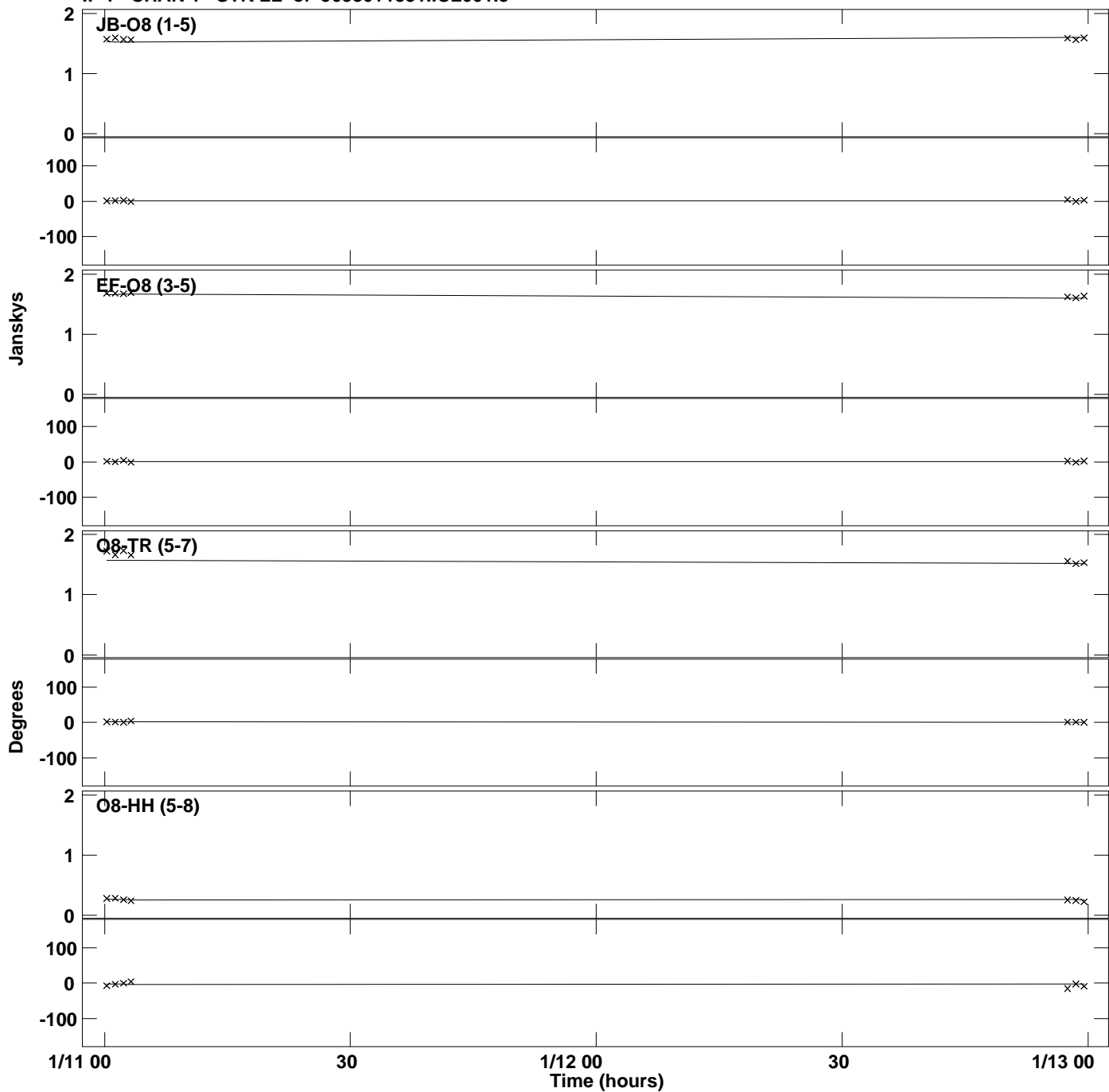
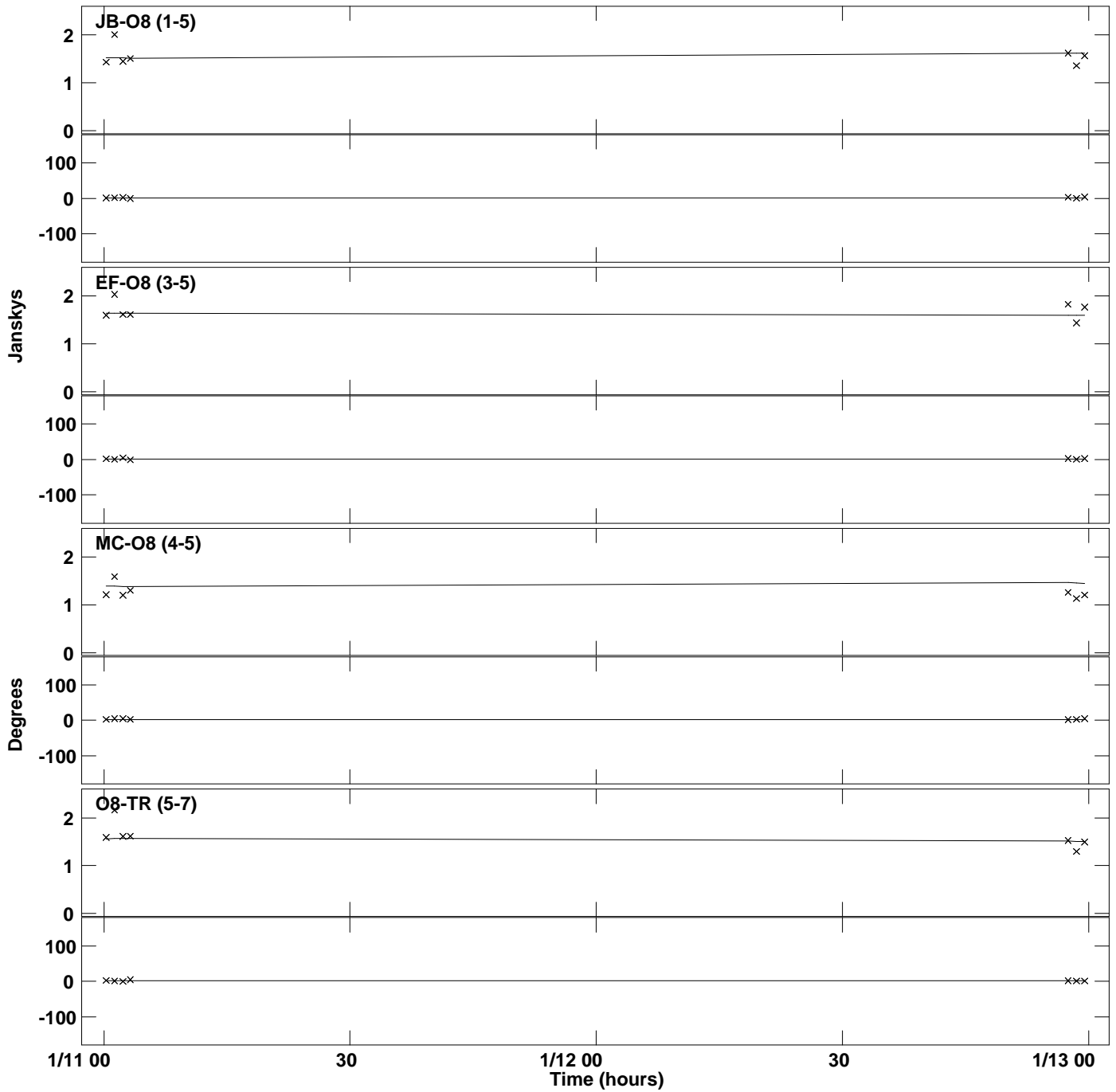


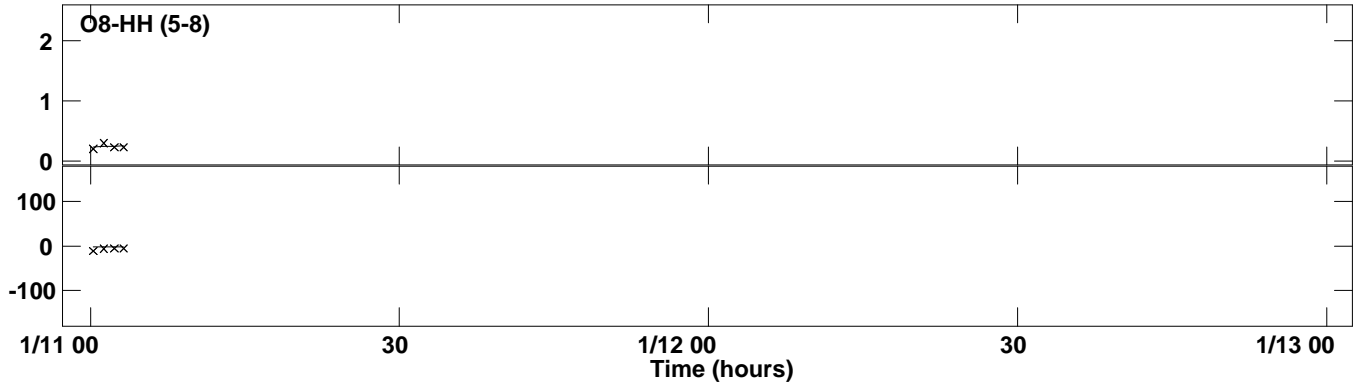
Plot file version 1 created 23-MAY-2018 16:01:16
Amplitude andPhase vs Time for J0530+1331.MULTI.1 Vect aver. CL # 3
IF 1 CHAN 1 STK LL of J0530+1331.ICL001.3



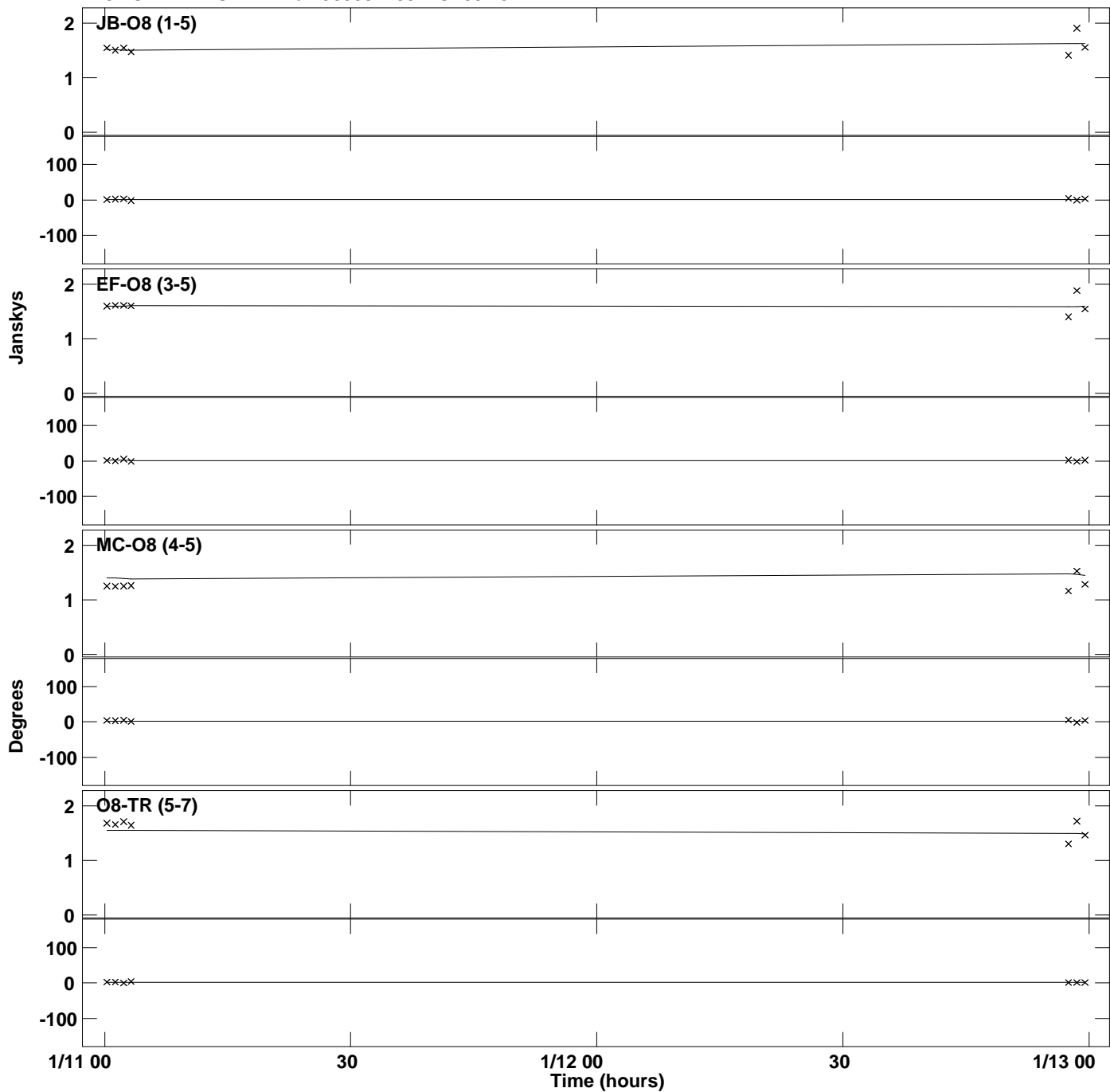
PLot file version 2 created 23-MAY-2018 16:01:16
Amplitude andPhase vs Time for J0530+1331.MULTI.1 Vect aver. CL # 3
IF 2 CHAN 1 STK LL of J0530+1331.ICL001.3



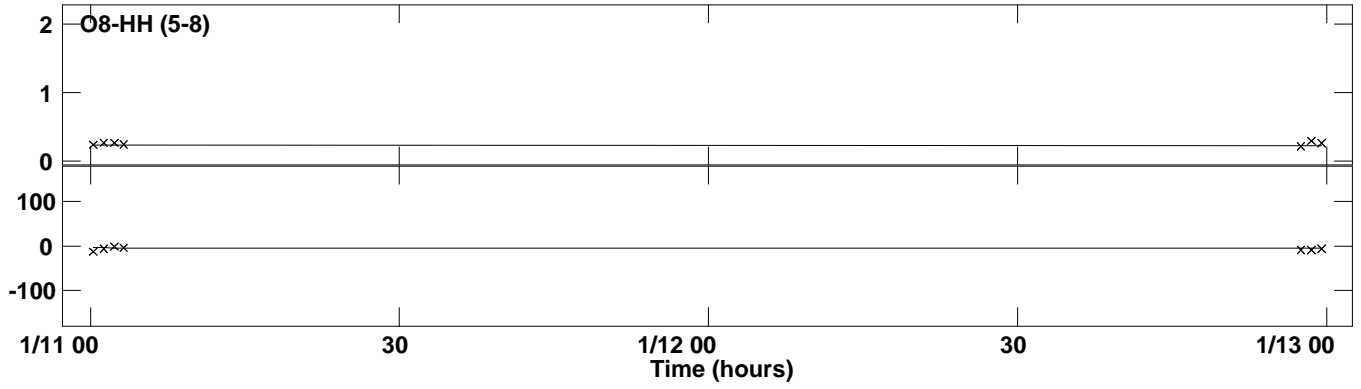
PLot file version 3 created 23-MAY-2018 16:01:16
Amplitude andPhase vs Time for J0530+1331.MULTI.1 Vect aver. CL # 3
IF 2 CHAN 1 STK LL of J0530+1331.ICL001.3



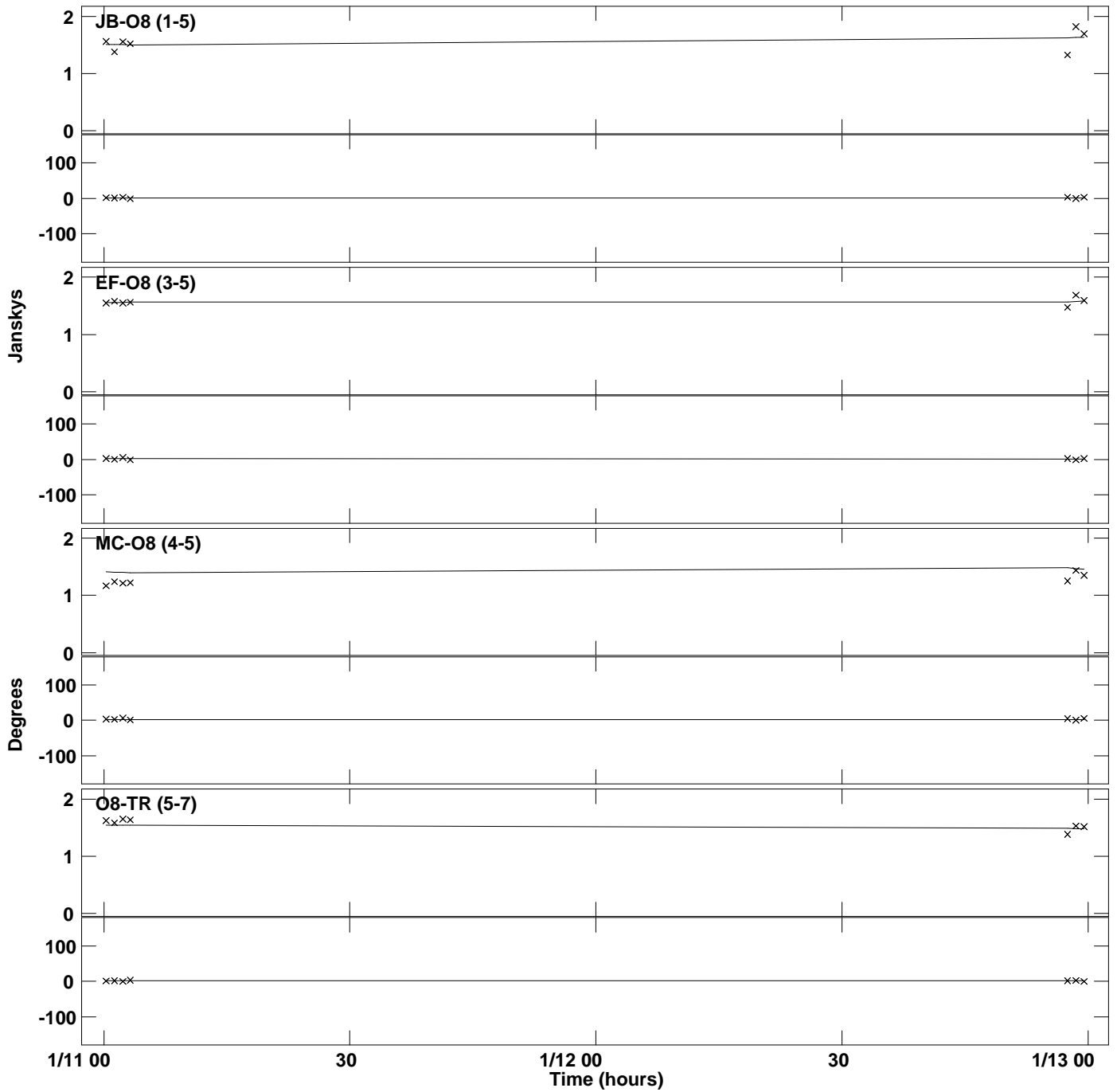
Plot file version 4 created 23-MAY-2018 16:01:16
Amplitude andPhase vs Time for J0530+1331.MULTI.1 Vect aver. CL # 3
IF 3 CHAN 1 STK LL of J0530+1331.ICL001.3



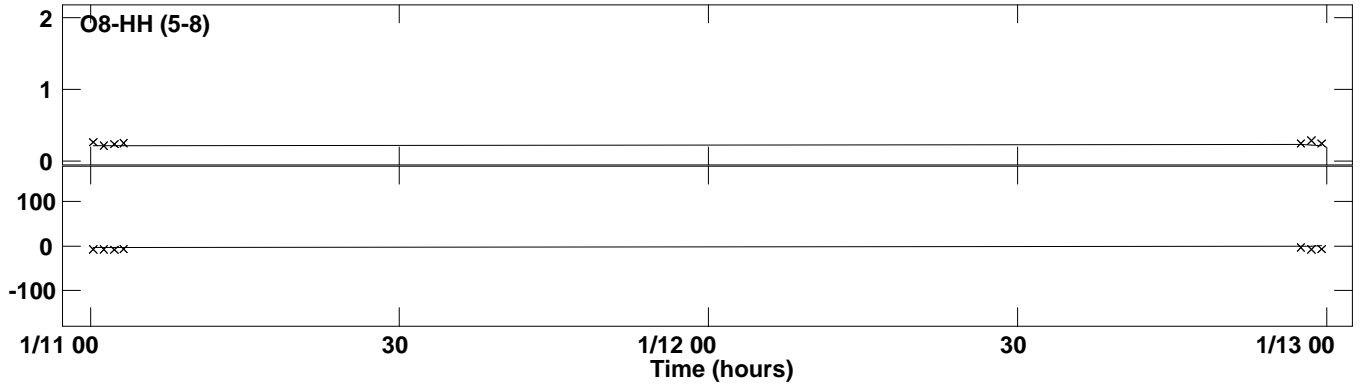
PLot file version 5 created 23-MAY-2018 16:01:16
Amplitude andPhase vs Time for J0530+1331.MULTI.1 Vect aver. CL # 3
IF 3 CHAN 1 STK LL of J0530+1331.ICL001.3




Plot file version 6 created 23-MAY-2018 16:01:16
Amplitude and Phase vs Time for J0530+1331.MULTI.1 Vect aver. CL # 3
IF 4 CHAN 1 STK LL of J0530+1331.ICL001.3




PLot file version 7 created 23-MAY-2018 16:01:16
Amplitude andPhase vs Time for J0530+1331.MULTI.1 Vect aver. CL # 3
IF 4 CHAN 1 STK LL of J0530+1331.ICL001.3




Plot file version 8 created 23-MAY-2018 16:01:16
Amplitude andPhase vs Time for J0530+1331.MULTI.1 Vect aver. CL # 3
IF 5 CHAN 1 STK LL of J0530+1331.ICL001.3




PLot file version 9 created 23-MAY-2018 16:01:16
Amplitude andPhase vs Time for J0530+1331.MULTI.1 Vect aver. CL # 3
IF 5 CHAN 1 STK LL of J0530+1331.ICL001.3




Plot file version 10 created 23-MAY-2018 16:01:16
Amplitude andPhase vs Time for J0530+1331.MULTI.1 Vect aver. CL # 3
IF 6 CHAN 1 STK LL of J0530+1331.ICL001.3



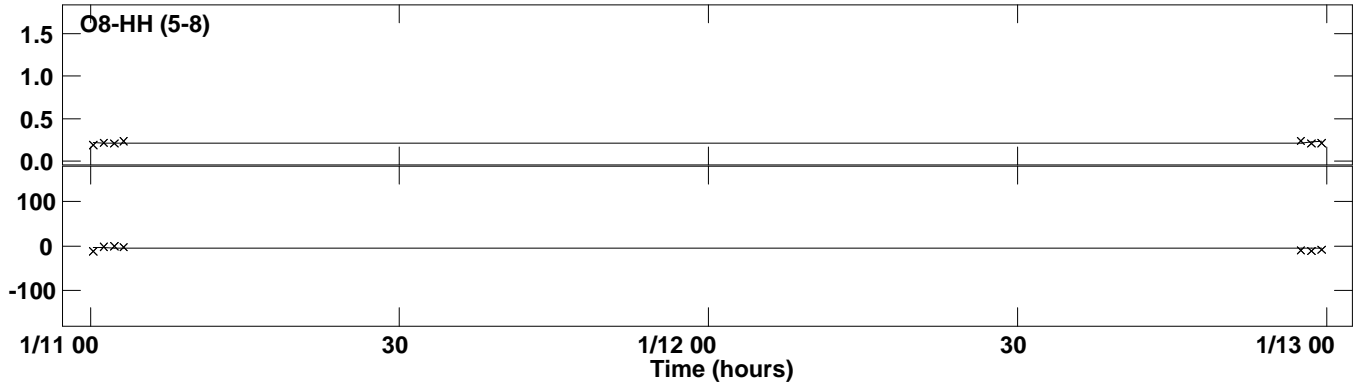
PLot file version 11 created 23-MAY-2018 16:01:16
Amplitude andPhase vs Time for J0530+1331.MULTI.1 Vect aver. CL # 3
IF 6 CHAN 1 STK LL of J0530+1331.ICL001.3




Plot file version 12 created 23-MAY-2018 16:01:17
Amplitude and Phase vs Time for J0530+1331.MULTI.1 Vect aver. CL # 3
IF 7 CHAN 1 STK LL of J0530+1331.ICL001.3



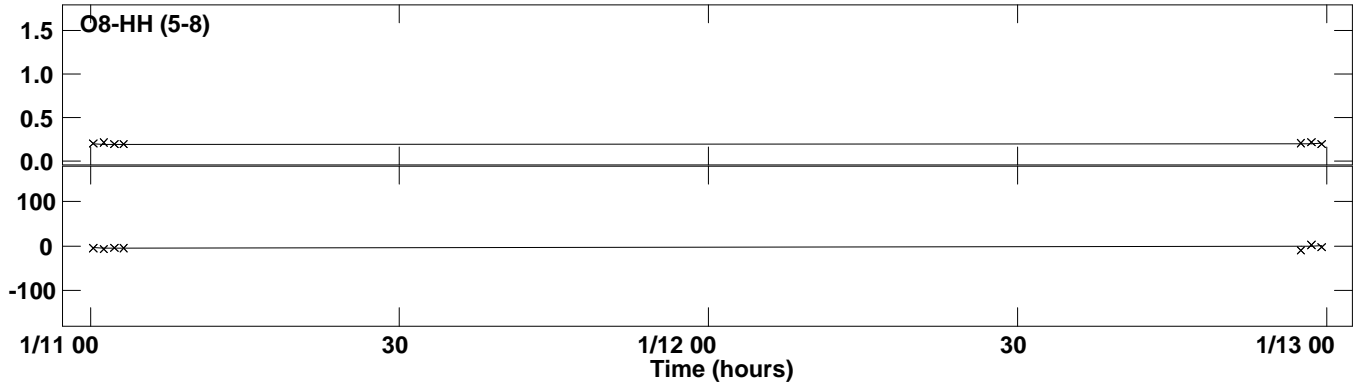
PLot file version 13 created 23-MAY-2018 16:01:17
Amplitude andPhase vs Time for J0530+1331.MULTI.1 Vect aver. CL # 3
IF 7 CHAN 1 STK LL of J0530+1331.ICL001.3



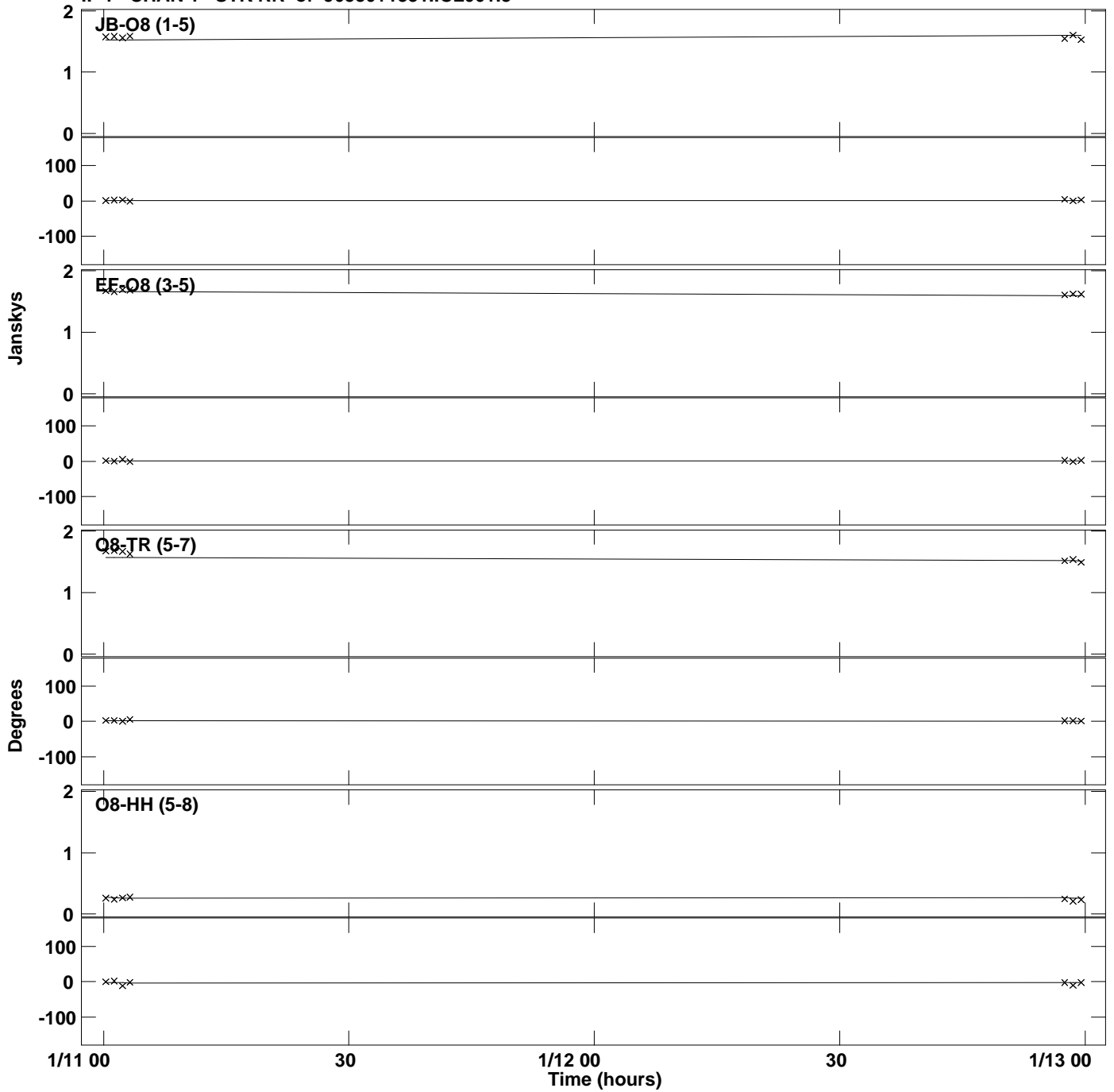
Plot file version 14 created 23-MAY-2018 16:01:17
Amplitude and Phase vs Time for J0530+1331.MULTI.1 Vect aver. CL # 3
IF 8 CHAN 1 STK LL of J0530+1331.ICL001.3




PLot file version 15 created 23-MAY-2018 16:01:17
Amplitude andPhase vs Time for J0530+1331.MULTI.1 Vect aver. CL # 3
IF 8 CHAN 1 STK LL of J0530+1331.ICL001.3



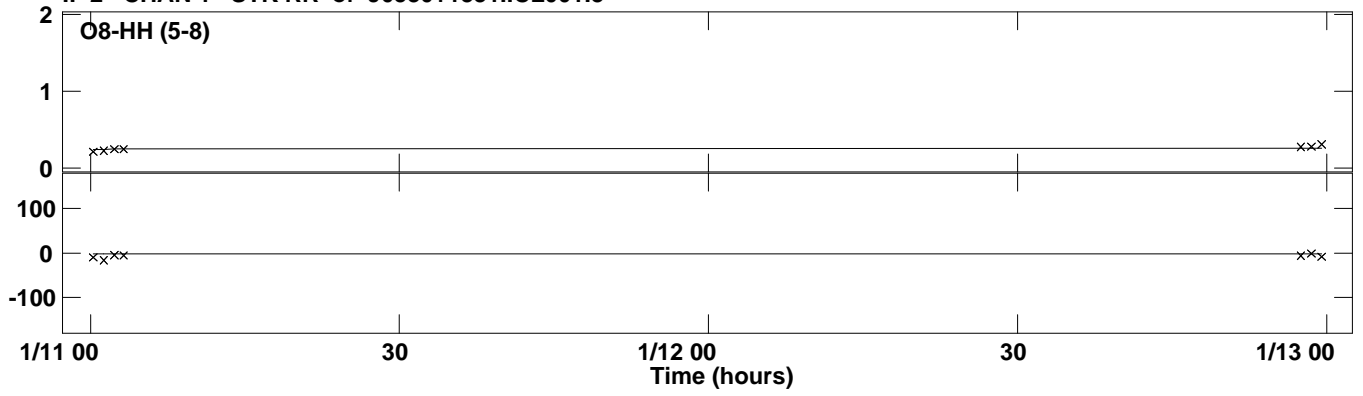
Plot file version 16 created 23-MAY-2018 16:01:17
Amplitude and Phase vs Time for J0530+1331.MULTI.1 Vect aver. CL # 3
IF 1 CHAN 1 STK RR of J0530+1331.ICL001.3




Plot file version 17 created 23-MAY-2018 16:01:17
Amplitude and Phase vs Time for J0530+1331.MULTI.1 Vect aver. CL # 3
IF 2 CHAN 1 STK RR of J0530+1331.ICL001.3



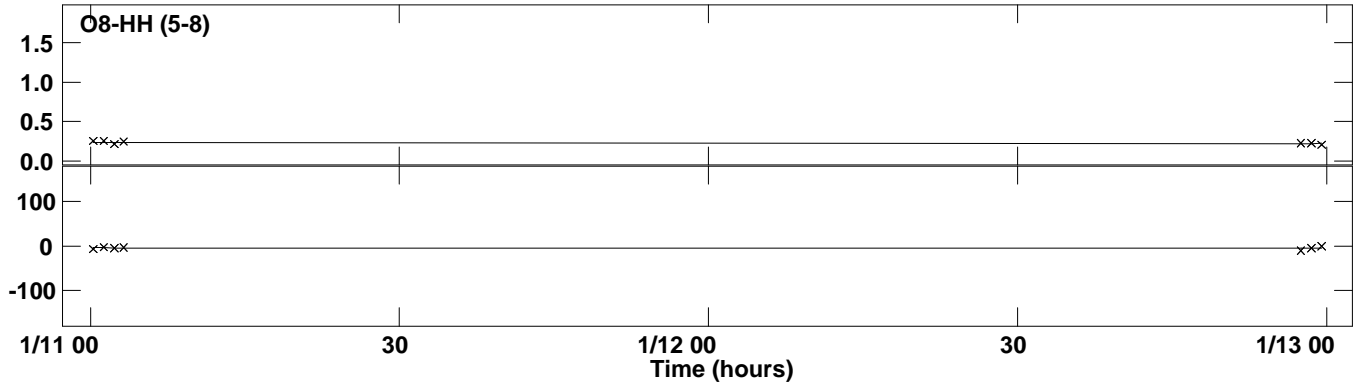
PLot file version 18 created 23-MAY-2018 16:01:17
Amplitude andPhase vs Time for J0530+1331.MULTI.1 Vect aver. CL # 3
IF 2 CHAN 1 STK RR of J0530+1331.ICL001.3



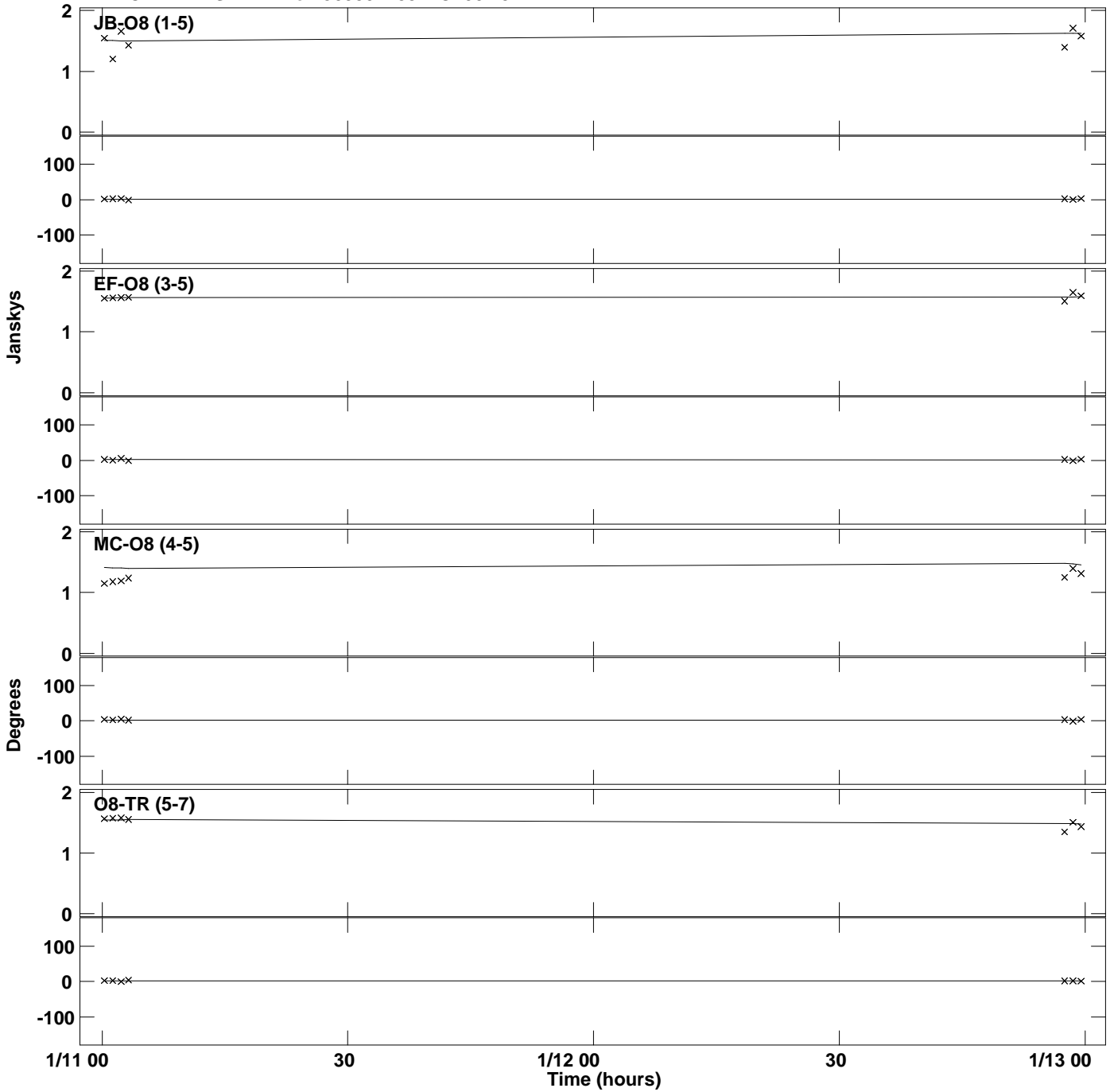
PLot file version 19 created 23-MAY-2018 16:01:17
Amplitude andPhase vs Time for J0530+1331.MULTI.1 Vect aver. CL # 3
IF 3 CHAN 1 STK RR of J0530+1331.ICL001.3



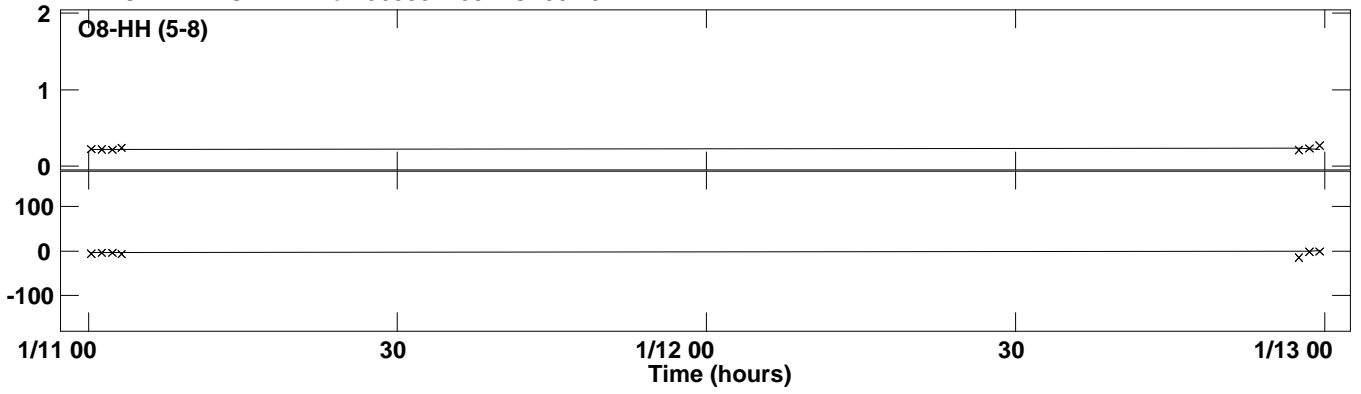
PLot file version 20 created 23-MAY-2018 16:01:17
Amplitude andPhase vs Time for J0530+1331.MULTI.1 Vect aver. CL # 3
IF 3 CHAN 1 STK RR of J0530+1331.ICL001.3




Plot file version 21 created 23-MAY-2018 16:01:17
Amplitude and Phase vs Time for J0530+1331.MULTI.1 Vect aver. CL # 3
IF 4 CHAN 1 STK RR of J0530+1331.ICL001.3



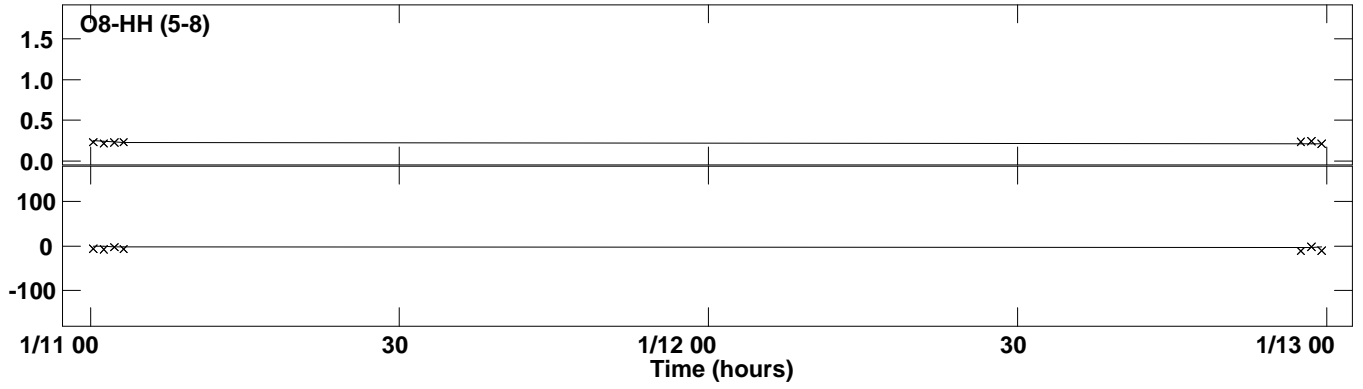
PLot file version 22 created 23-MAY-2018 16:01:17
Amplitude andPhase vs Time for J0530+1331.MULTI.1 Vect aver. CL # 3
IF 4 CHAN 1 STK RR of J0530+1331.ICL001.3




Plot file version 23 created 23-MAY-2018 16:01:17
Amplitude andPhase vs Time for J0530+1331.MULTI.1 Vect aver. CL # 3
IF 5 CHAN 1 STK RR of J0530+1331.ICL001.3



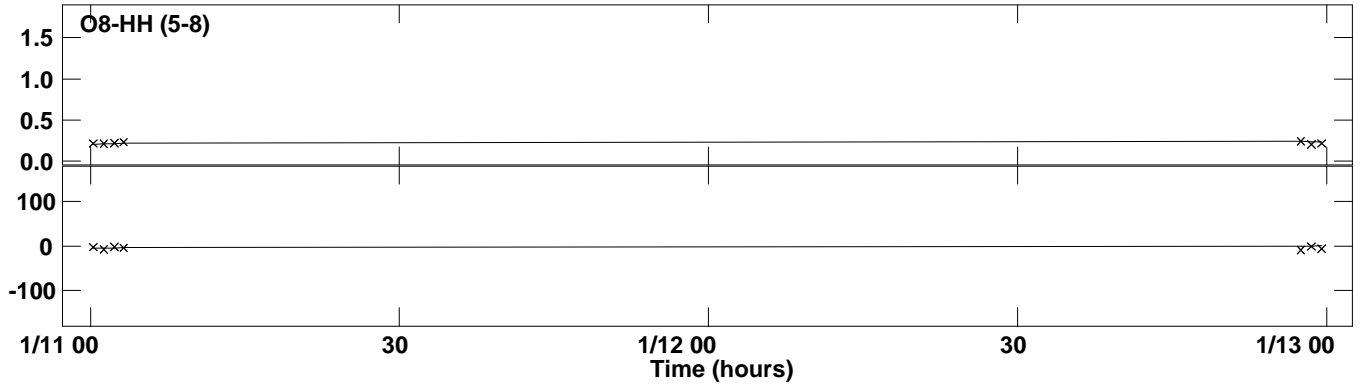
PLot file version 24 created 23-MAY-2018 16:01:17
Amplitude andPhase vs Time for J0530+1331.MULTI.1 Vect aver. CL # 3
IF 5 CHAN 1 STK RR of J0530+1331.ICL001.3




Plot file version 25 created 23-MAY-2018 16:01:17
Amplitude andPhase vs Time for J0530+1331.MULTI.1 Vect aver. CL # 3
IF 6 CHAN 1 STK RR of J0530+1331.ICL001.3



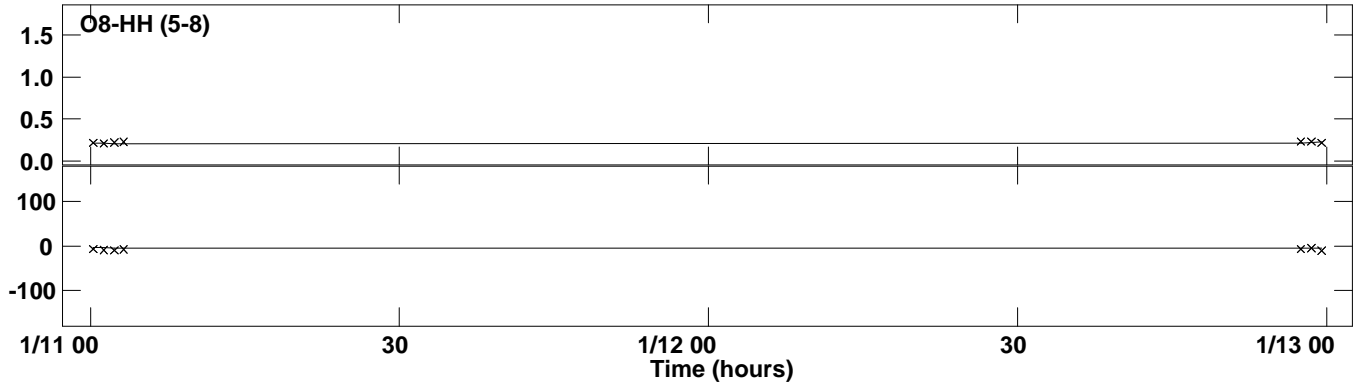
PLot file version 26 created 23-MAY-2018 16:01:17
Amplitude andPhase vs Time for J0530+1331.MULTI.1 Vect aver. CL # 3
IF 6 CHAN 1 STK RR of J0530+1331.ICL001.3




PLot file version 27 created 23-MAY-2018 16:01:17
Amplitude andPhase vs Time for J0530+1331.MULTI.1 Vect aver. CL # 3
IF 7 CHAN 1 STK RR of J0530+1331.ICL001.3



PLot file version 28 created 23-MAY-2018 16:01:17
Amplitude andPhase vs Time for J0530+1331.MULTI.1 Vect aver. CL # 3
IF 7 CHAN 1 STK RR of J0530+1331.ICL001.3



Plot file version 29 created 23-MAY-2018 16:01:17
Amplitude andPhase vs Time for J0530+1331.MULTI.1 Vect aver. CL # 3
IF 8 CHAN 1 STK RR of J0530+1331.ICL001.3



PLot file version 30 created 23-MAY-2018 16:01:17
Amplitude andPhase vs Time for J0530+1331.MULTI.1 Vect aver. CL # 3
IF 8 CHAN 1 STK RR of J0530+1331.ICL001.3

