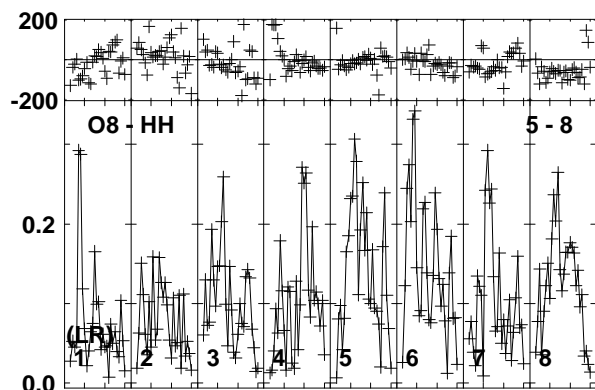
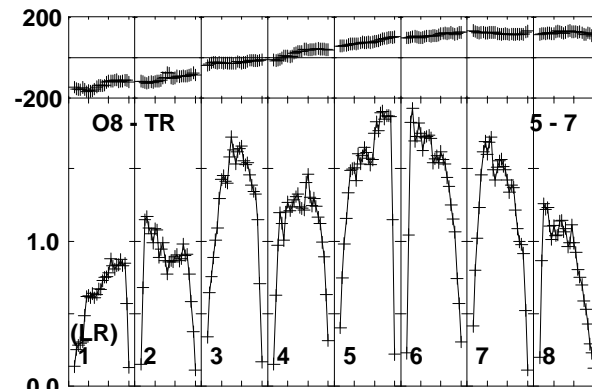
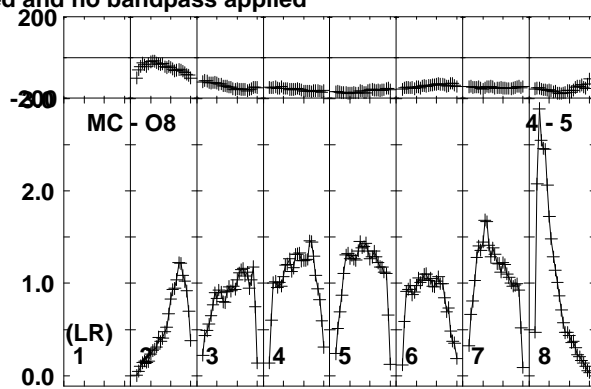
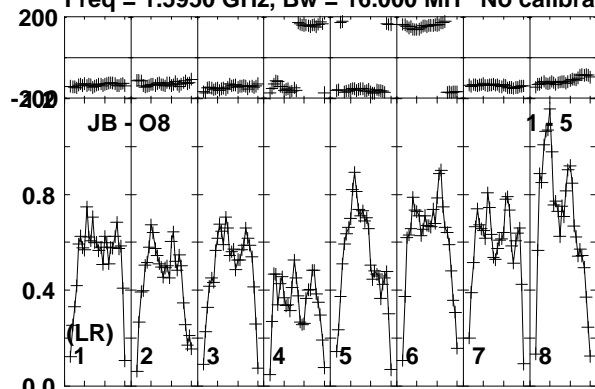


Plot file version 1 created 23-MAY-2018 15:53:38

J0745+1011 EG102D.UVDATA.1

Freq = 1.5950 GHz, Bw = 16.000 MH No calibration applied and no bandpass applied

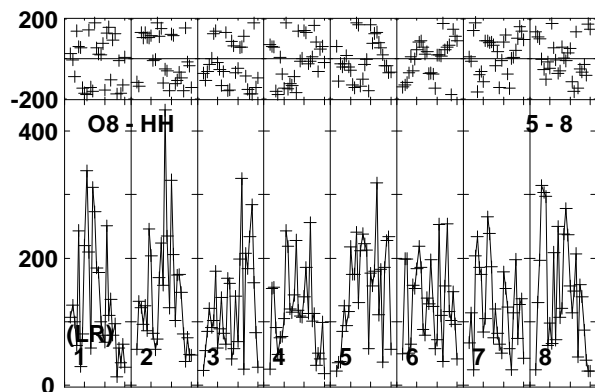
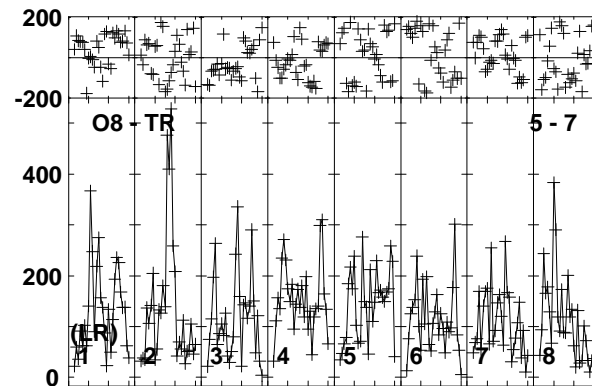
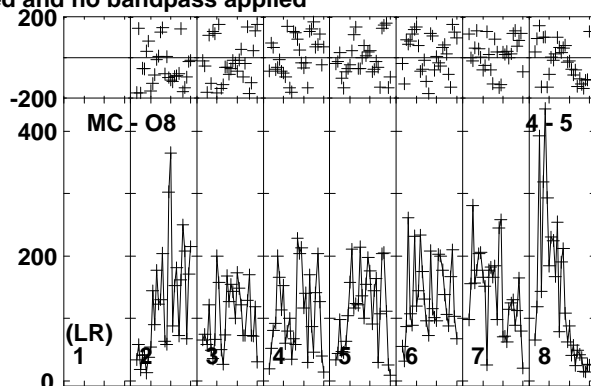
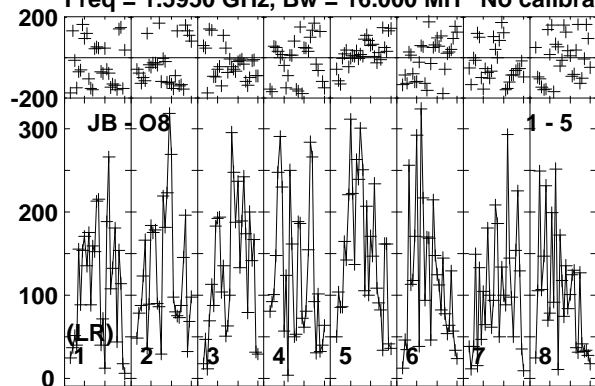


Lower frame: Milli Ampl Jy Top frame: Phas deg  
Vector averaged cross-power spectrum Baseline: JB (01) - O8 (05)  
Timerange: 00/12:55:05 to 00/12:57:59

Plot file version 2 created 23-MAY-2018 15:53:38

J0915+0745 EG102D.UVDATA.1

Freq = 1.5950 GHz, Bw = 16.000 MH No calibration applied and no bandpass applied

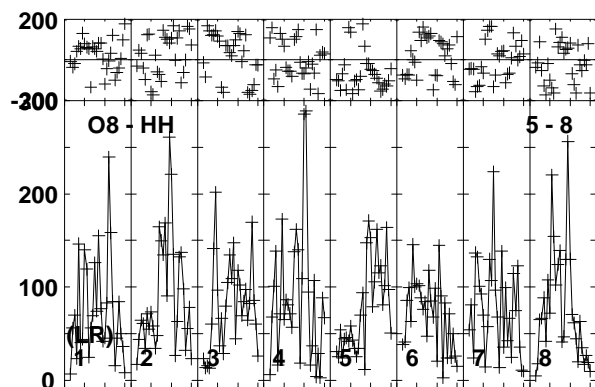
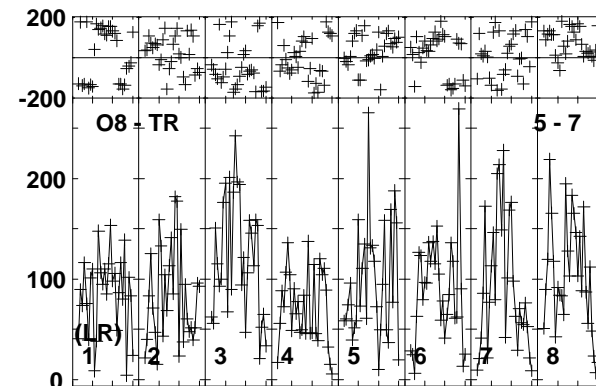
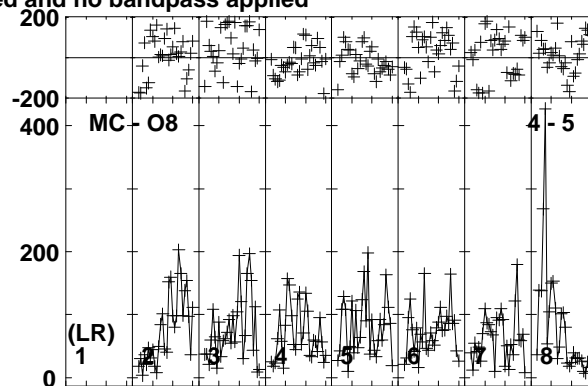
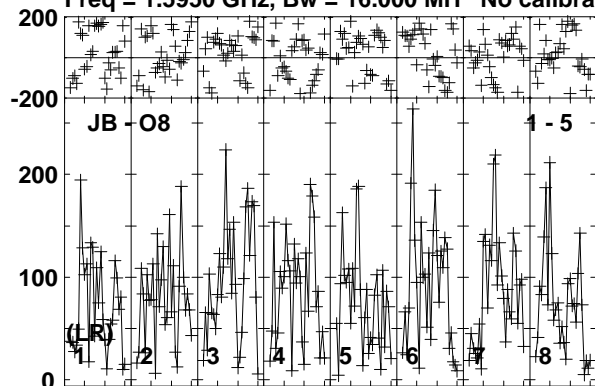


Lower frame: Micro Ampl Jy Top frame: Phas deg  
Vector averaged cross-power spectrum Baseline: JB (01) - O8 (05)  
Timerange: 00/12:59:31 to 00/13:00:59

Plot file version 3 created 23-MAY-2018 15:53:38

B0915+068 EG102D.UVDATA.1

Freq = 1.5950 GHz, Bw = 16.000 MH No calibration applied and no bandpass applied

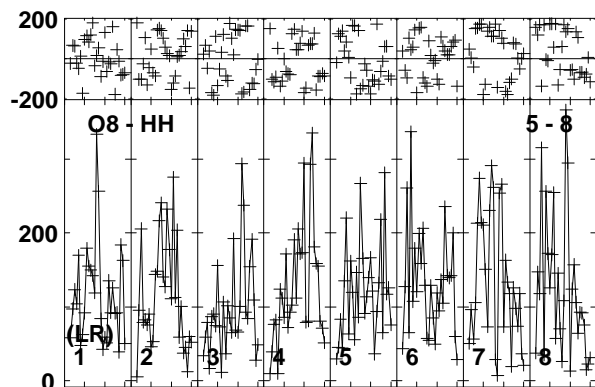
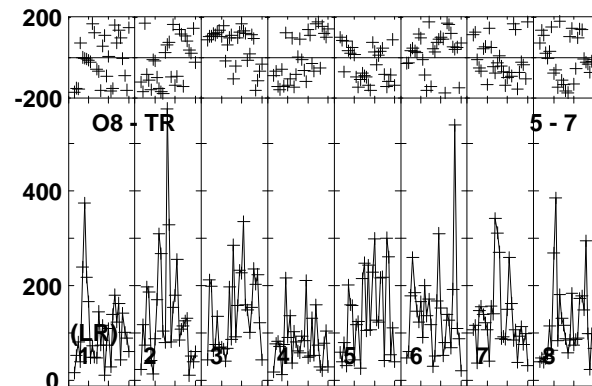
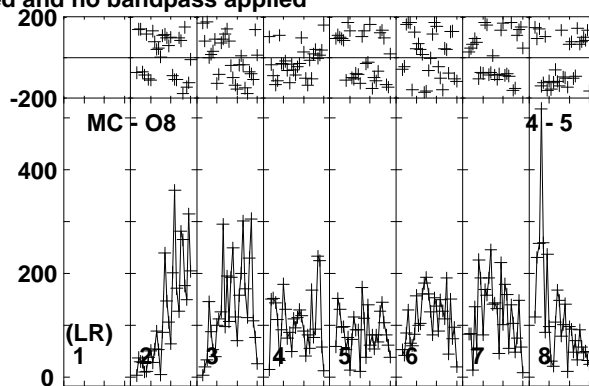
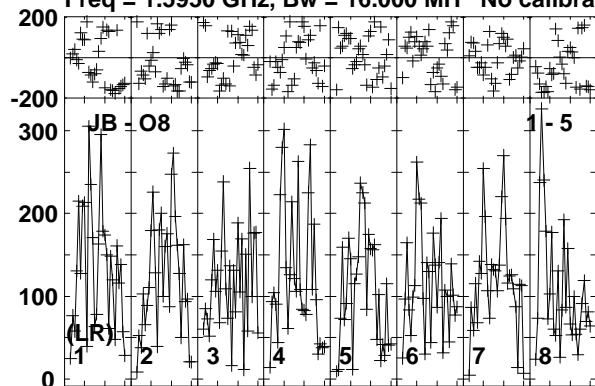


Lower frame: Micro Ampl Jy Top frame: Phas deg  
Vector averaged cross-power spectrum Baseline: JB (01) - O8 (05)  
Timerange: 00/13:01:01 to 00/13:04:29

Plot file version 4 created 23-MAY-2018 15:53:38

J0915+0745 EG102D.UVDATA.1

Freq = 1.5950 GHz, Bw = 16.000 MH No calibration applied and no bandpass applied

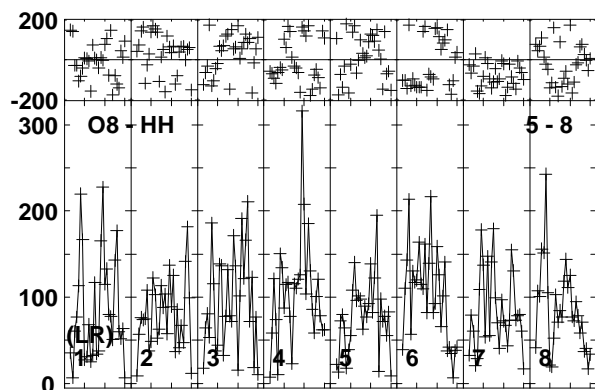
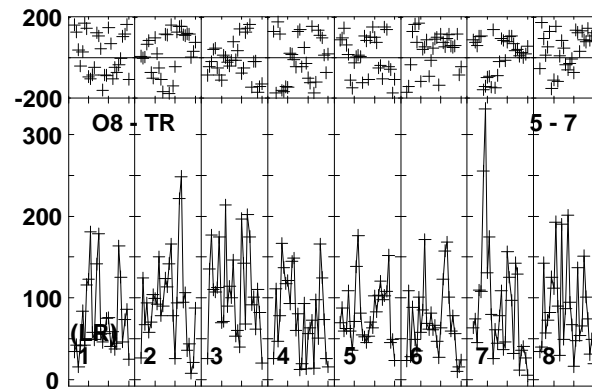
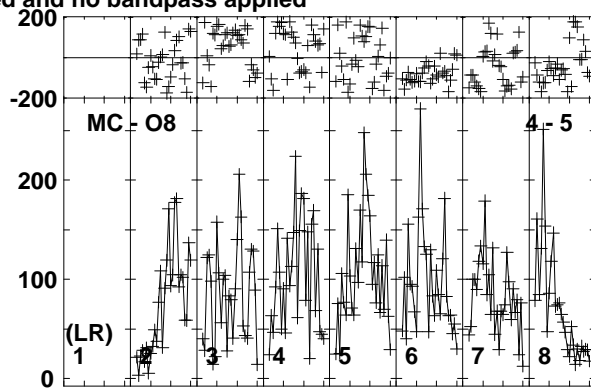
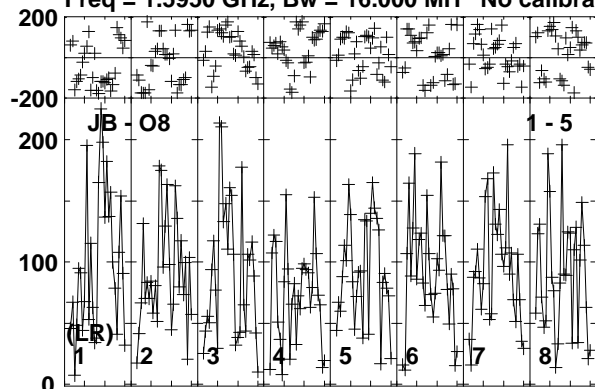


Lower frame: Micro Ampl Jy Top frame: Phas deg  
Vector averaged cross-power spectrum Baseline: JB (01) - O8 (05)  
Timerange: 00/13:05:01 to 00/13:06:29

Plot file version 5 created 23-MAY-2018 15:53:38

B0915+068 EG102D.UVDATA.1

Freq = 1.5950 GHz, Bw = 16.000 MH No calibration applied and no bandpass applied

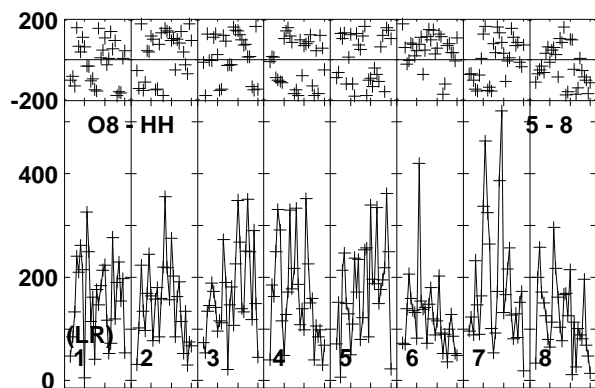
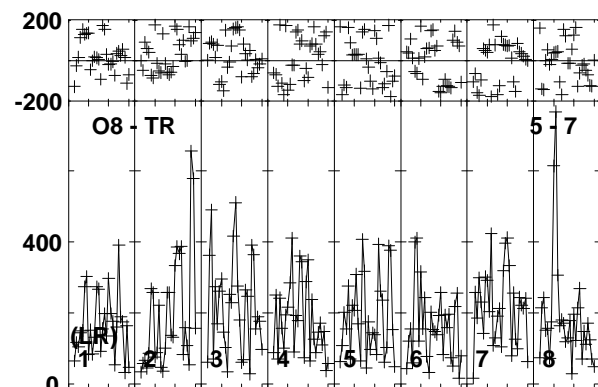
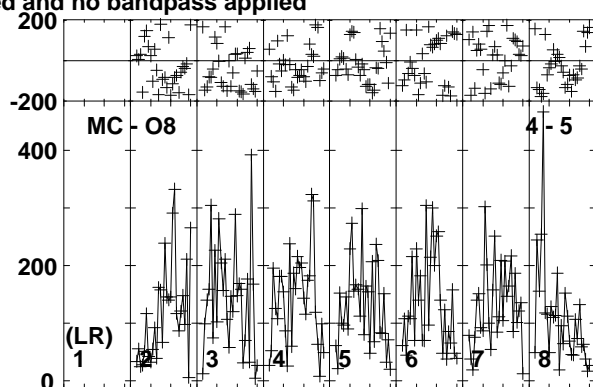
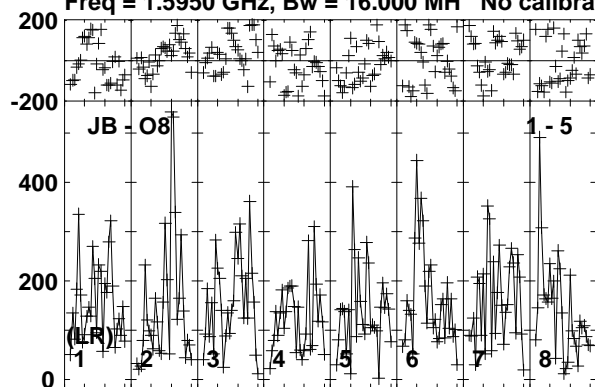


Lower frame: Micro Ampl Jy Top frame: Phas deg  
Vector averaged cross-power spectrum Baseline: JB (01) - O8 (05)  
Timerange: 00/13:06:31 to 00/13:09:59

Plot file version 6 created 23-MAY-2018 15:53:38

J0915+0745 EG102D.UVDATA.1

Freq = 1.5950 GHz, Bw = 16.000 MH No calibration applied and no bandpass applied

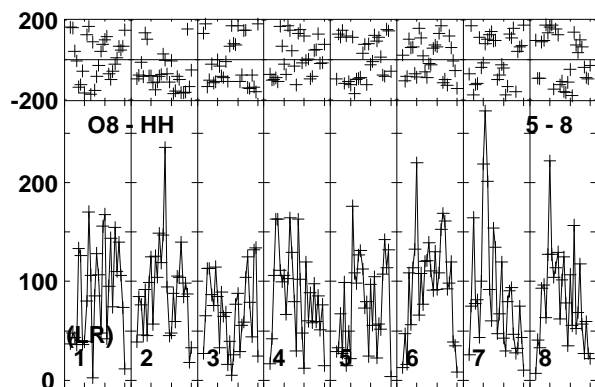
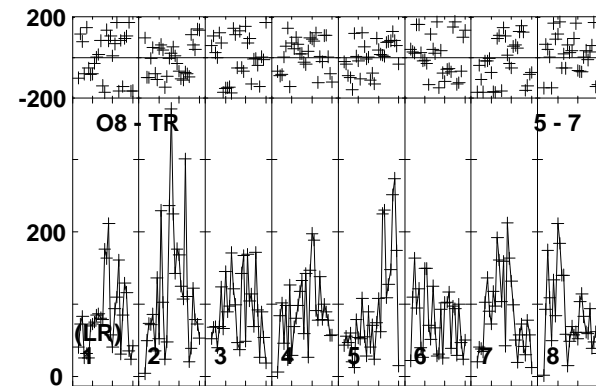
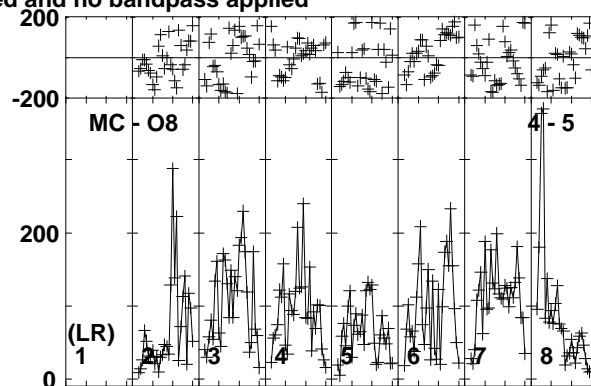
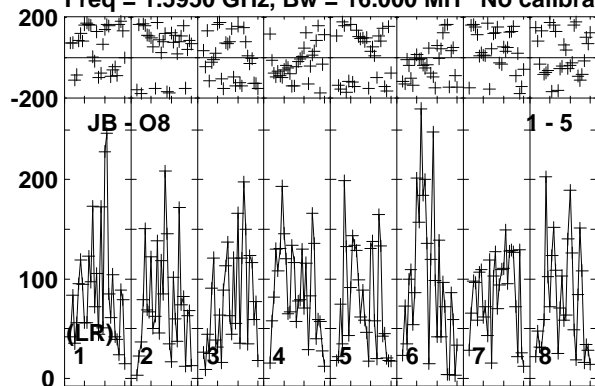


Lower frame: Micro Ampl Jy Top frame: Phas deg  
Vector averaged cross-power spectrum Baseline: JB (01) - O8 (05)  
Timerange: 00/13:10:01 to 00/13:11:29

Plot file version 7 created 23-MAY-2018 15:53:38

B0915+068 EG102D.UVDATA.1

Freq = 1.5950 GHz, Bw = 16.000 MH No calibration applied and no bandpass applied

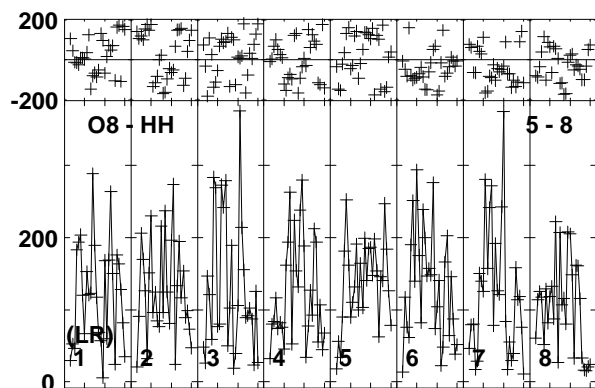
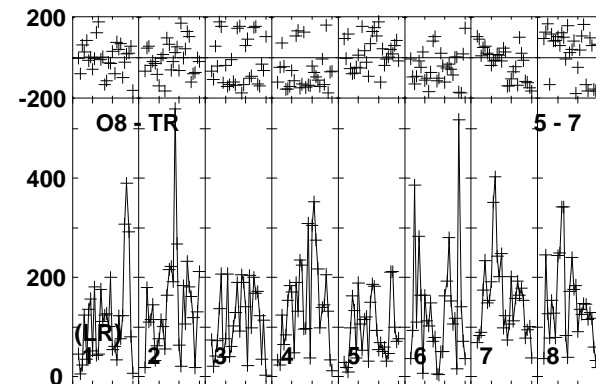
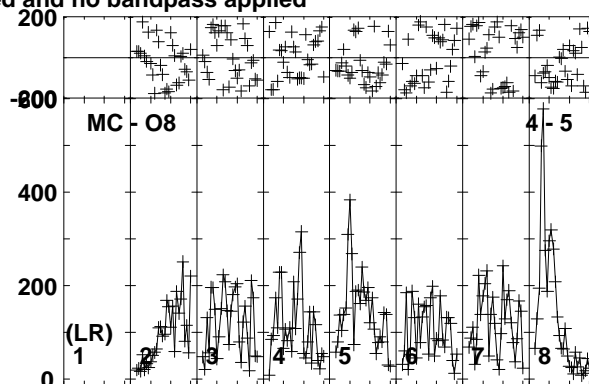
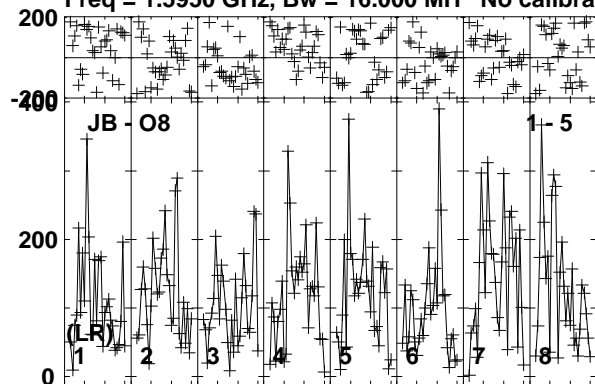


Lower frame: Micro Ampl Jy Top frame: Phas deg  
Vector averaged cross-power spectrum Baseline: JB (01) - O8 (05)  
Timerange: 00/13:11:31 to 00/13:14:59

Plot file version 8 created 23-MAY-2018 15:53:38

J0915+0745 EG102D.UVDATA.1

Freq = 1.5950 GHz, Bw = 16.000 MH No calibration applied and no bandpass applied



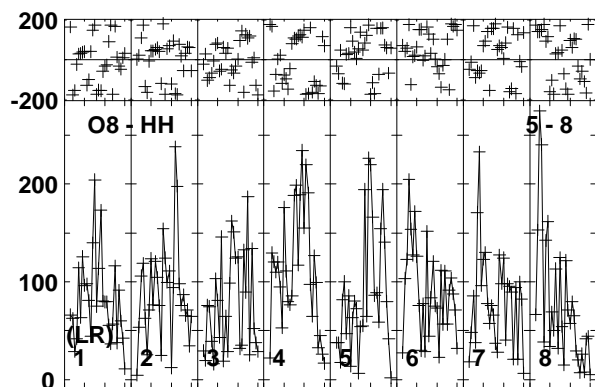
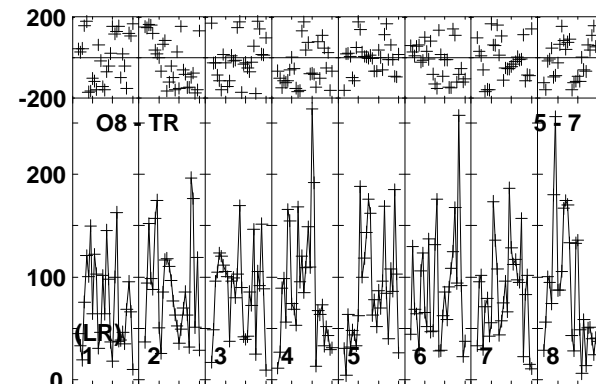
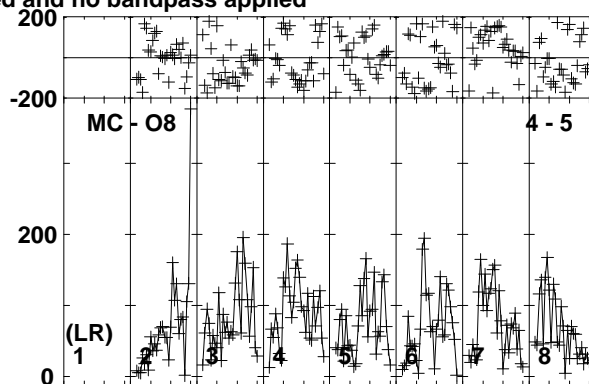
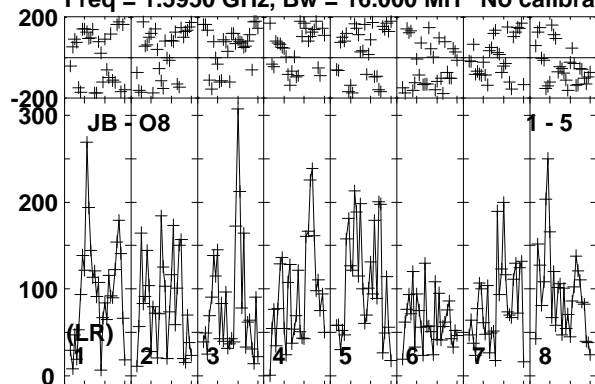
Lower frame: Micro Ampl Jy Top frame: Phas deg  
Vector averaged cross-power spectrum Baseline: JB (01) - O8 (05)  
Timerange: 00/13:15:31 to 00/13:16:59



Plot file version 9 created 23-MAY-2018 15:53:38

B0915+068 EG102D.UVDATA.1

Freq = 1.5950 GHz, Bw = 16.000 MH No calibration applied and no bandpass applied

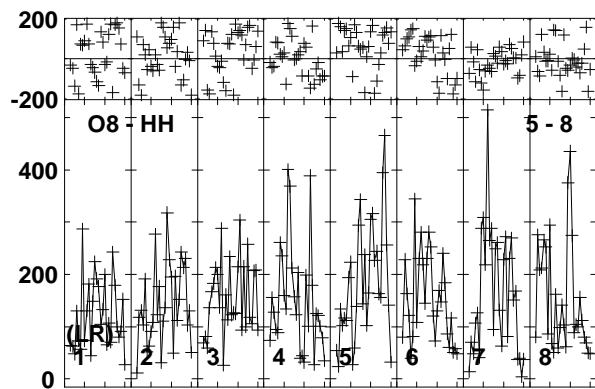
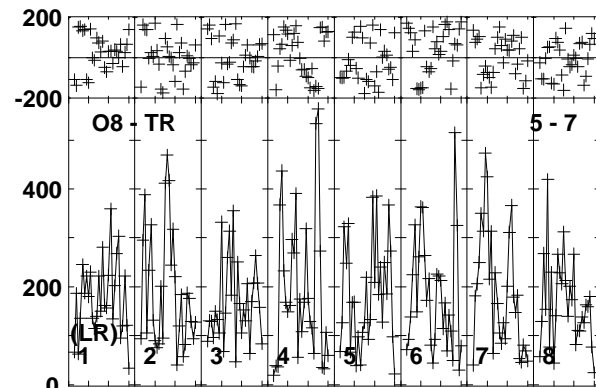
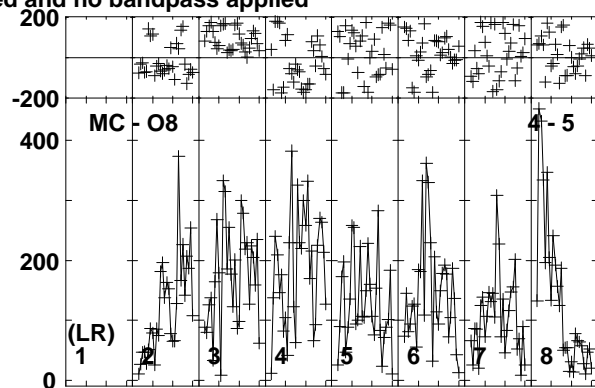
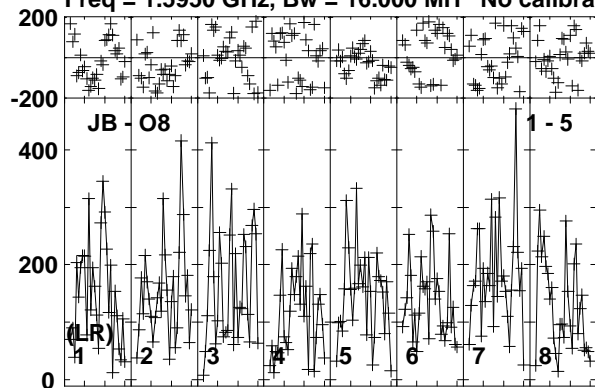


Lower frame: Micro Ampl Jy Top frame: Phas deg  
Vector averaged cross-power spectrum Baseline: JB (01) - O8 (05)  
Timerange: 00/13:17:01 to 00/13:20:29

Plot file version 10 created 23-MAY-2018 15:53:38

J0915+0745 EG102D.UVDATA.1

Freq = 1.5950 GHz, Bw = 16.000 MH No calibration applied and no bandpass applied

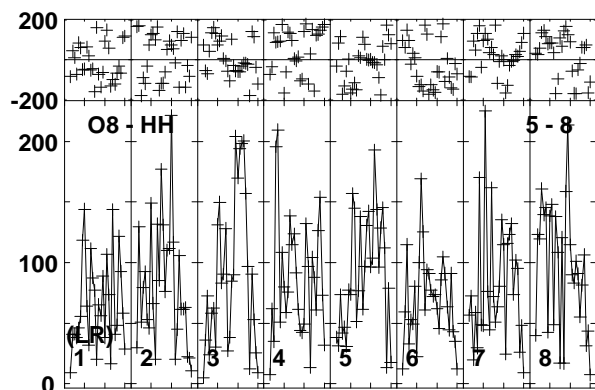
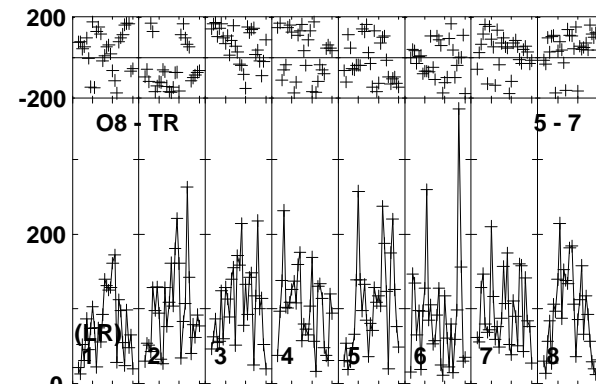
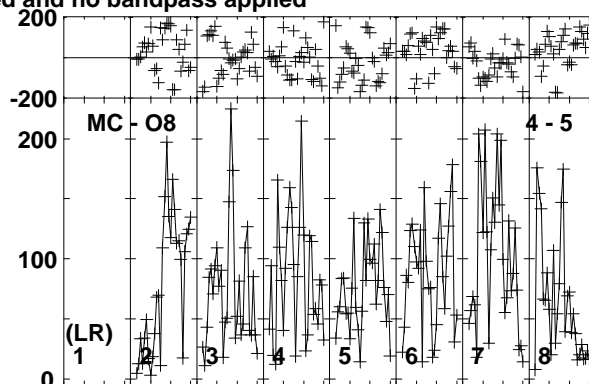
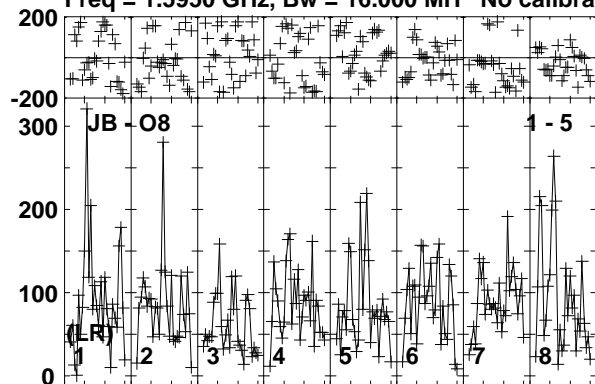


Lower frame: Micro Ampl Jy Top frame: Phas deg  
Vector averaged cross-power spectrum Baseline: JB (01) - O8 (05)  
Timerange: 00/13:20:31 to 00/13:21:59

Plot file version 11 created 23-MAY-2018 15:53:39

B0915+068 EG102D.UVDATA.1

Freq = 1.5950 GHz, Bw = 16.000 MH No calibration applied and no bandpass applied

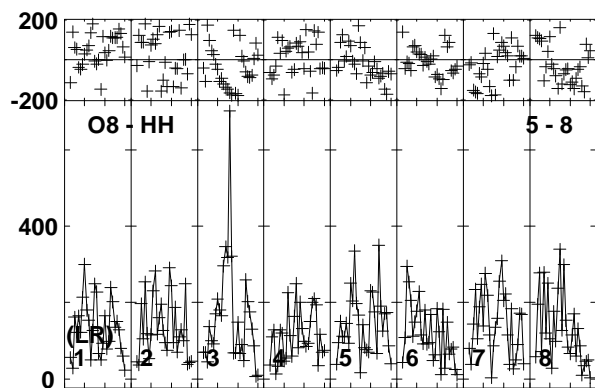
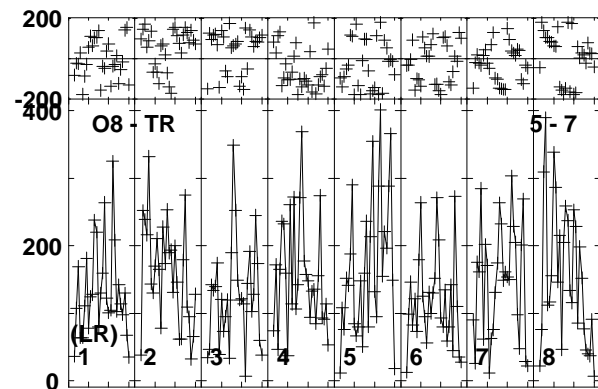
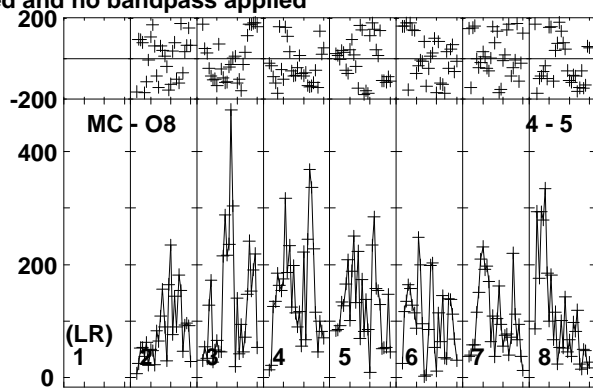
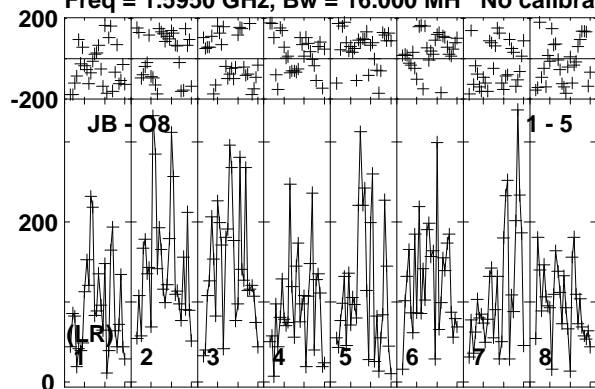


Lower frame: Micro Ampl Jy Top frame: Phas deg  
Vector averaged cross-power spectrum Baseline: JB (01) - O8 (05)  
Timerange: 00/13:22:01 to 00/13:25:29

Plot file version 12 created 23-MAY-2018 15:53:39

J0915+0745 EG102D.UVDATA.1

Freq = 1.5950 GHz, Bw = 16.000 MH No calibration applied and no bandpass applied

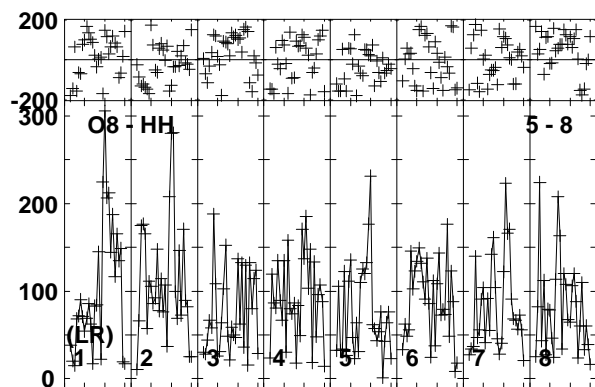
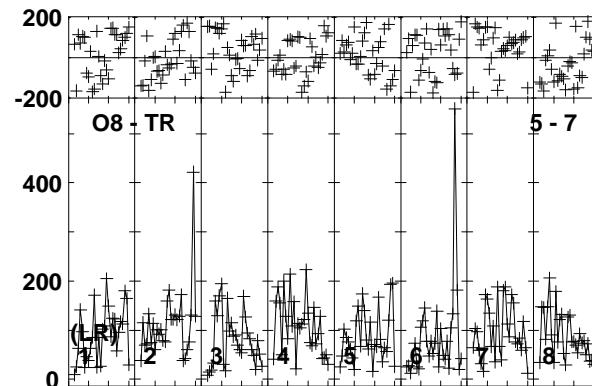
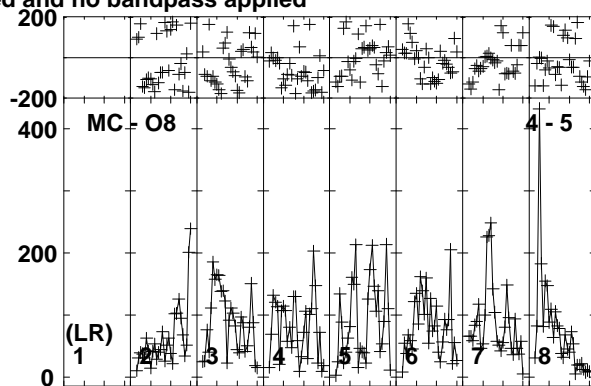
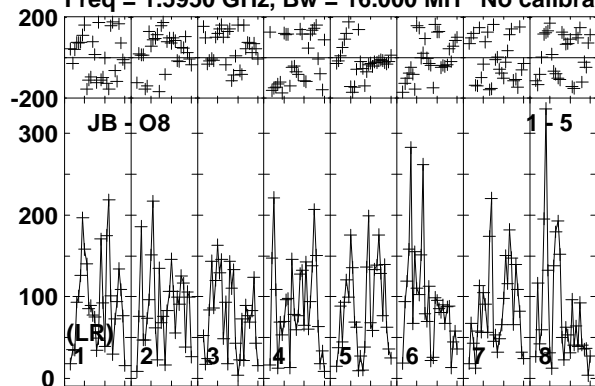


Lower frame: Micro Ampl Jy Top frame: Phas deg  
Vector averaged cross-power spectrum Baseline: JB (01) - O8 (05)  
Timerange: 00/13:26:01 to 00/13:27:29

Plot file version 13 created 23-MAY-2018 15:53:39

B0915+068 EG102D.UVDATA.1

Freq = 1.5950 GHz, Bw = 16.000 MH No calibration applied and no bandpass applied

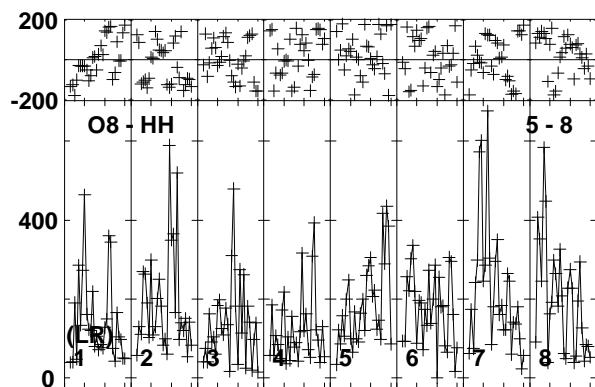
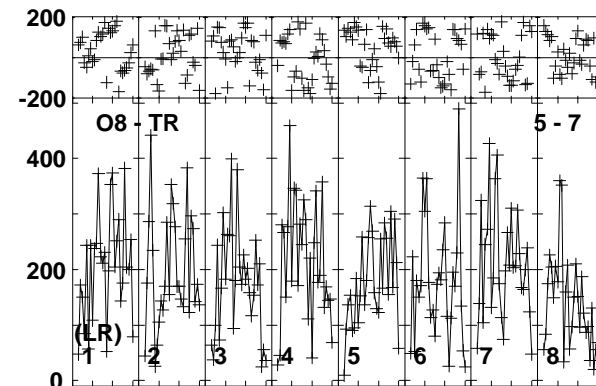
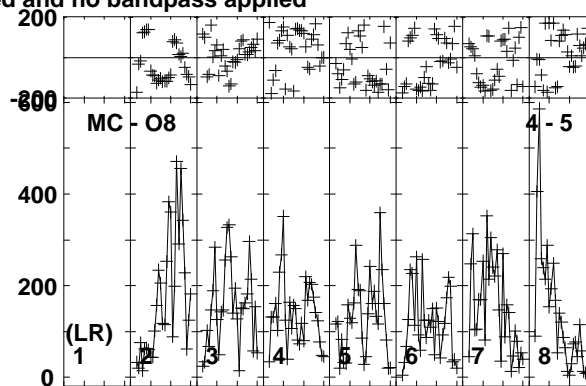
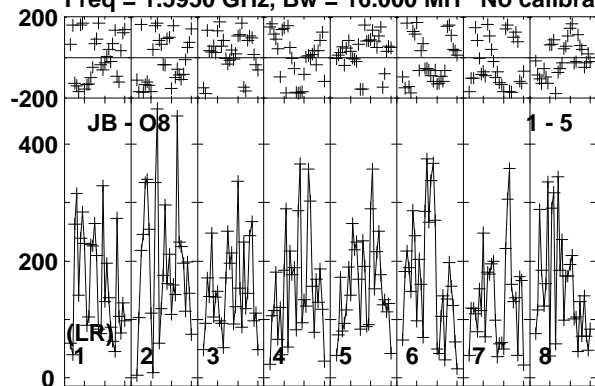


Lower frame: Micro Ampl Jy Top frame: Phas deg  
Vector averaged cross-power spectrum Baseline: JB (01) - O8 (05)  
Timerange: 00/13:27:31 to 00/13:30:59

Plot file version 14 created 23-MAY-2018 15:53:39

J0915+0745 EG102D.UVDATA.1

Freq = 1.5950 GHz, Bw = 16.000 MH No calibration applied and no bandpass applied

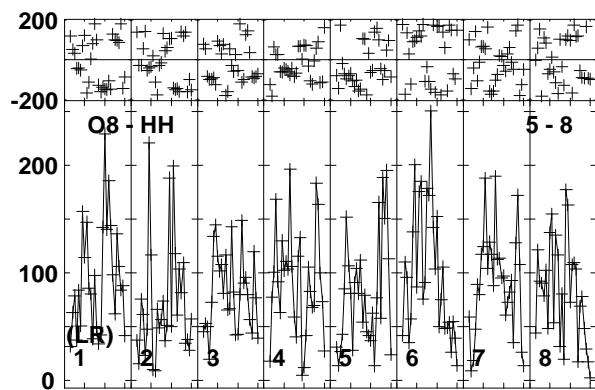
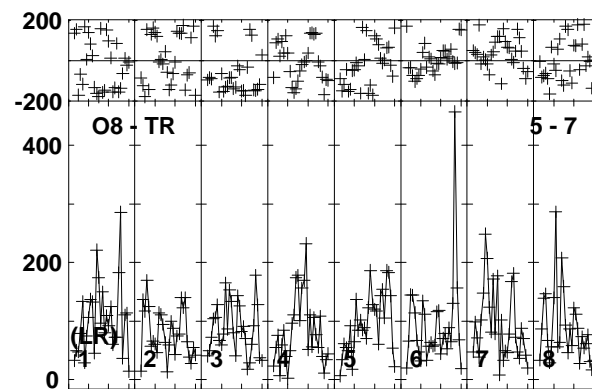
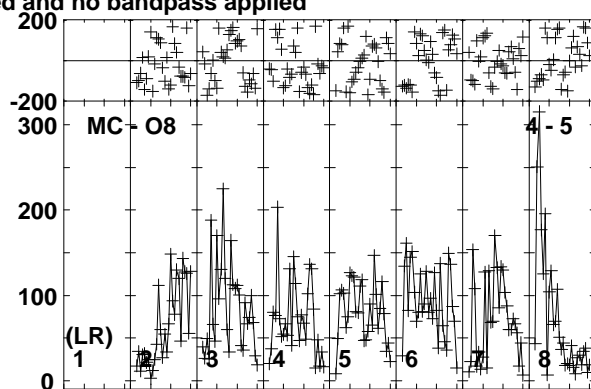
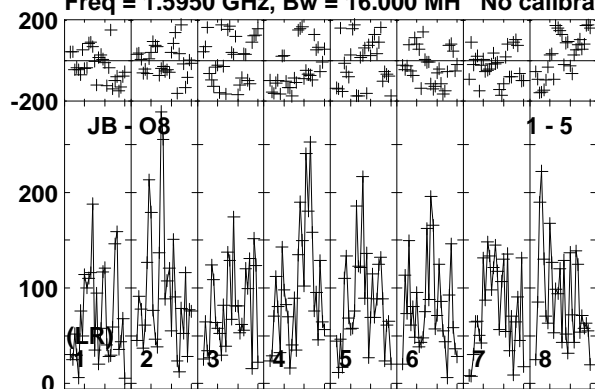


Lower frame: Micro Ampl Jy Top frame: Phas deg  
Vector averaged cross-power spectrum Baseline: JB (01) - O8 (05)  
Timerange: 00/13:31:01 to 00/13:32:29

Plot file version 15 created 23-MAY-2018 15:53:39

B0915+068 EG102D.UVDATA.1

Freq = 1.5950 GHz, Bw = 16.000 MH No calibration applied and no bandpass applied

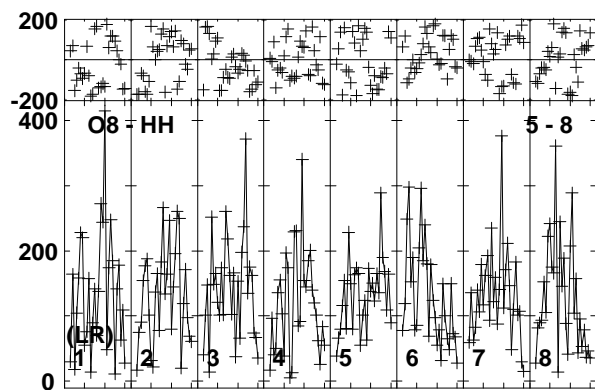
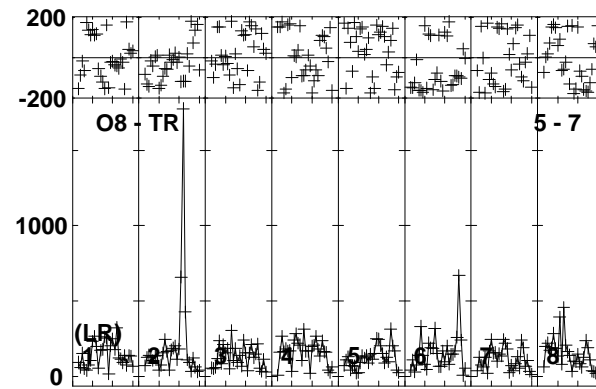
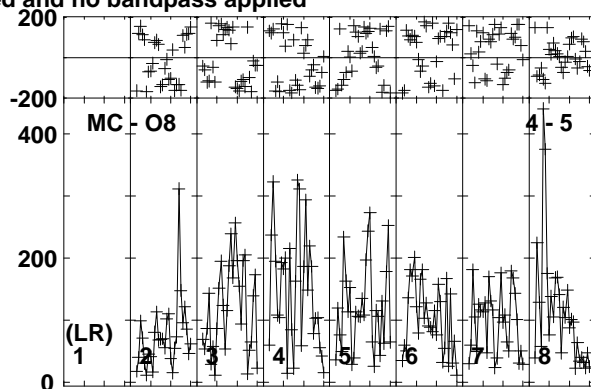
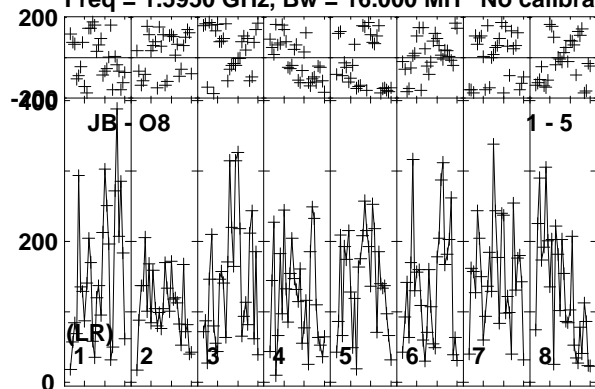


Lower frame: Micro Ampl Jy Top frame: Phas deg  
Vector averaged cross-power spectrum Baseline: JB (01) - O8 (05)  
Timerange: 00/13:32:31 to 00/13:35:59

Plot file version 16 created 23-MAY-2018 15:53:39

J0915+0745 EG102D.UVDATA.1

Freq = 1.5950 GHz, Bw = 16.000 MH No calibration applied and no bandpass applied



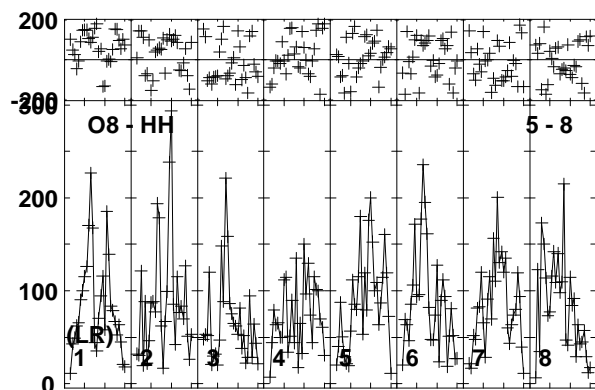
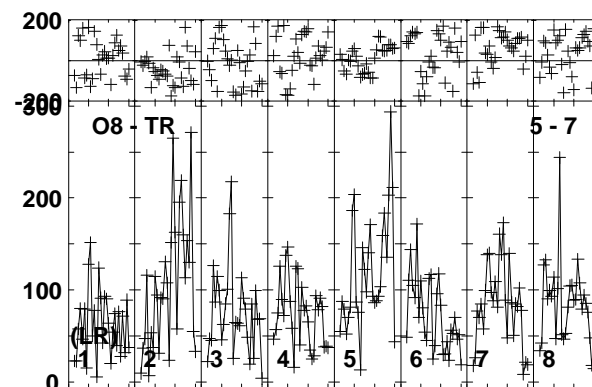
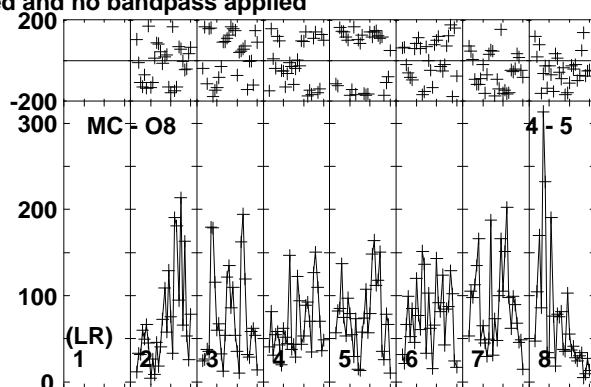
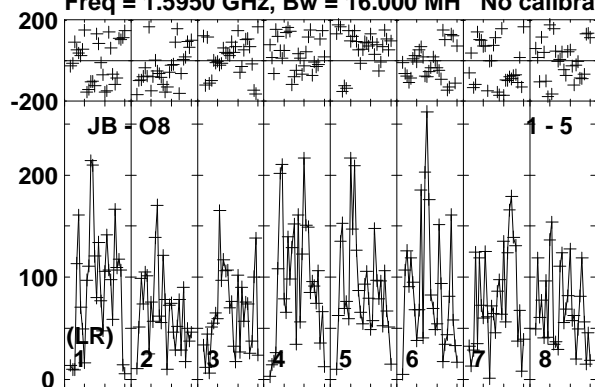
Lower frame: Micro Ampl Jy Top frame: Phas deg  
Vector averaged cross-power spectrum Baseline: JB (01) - O8 (05)  
Timerange: 00/13:36:31 to 00/13:37:59



Plot file version 17 created 23-MAY-2018 15:53:39

B0915+068 EG102D.UVDATA.1

Freq = 1.5950 GHz, Bw = 16.000 MH No calibration applied and no bandpass applied

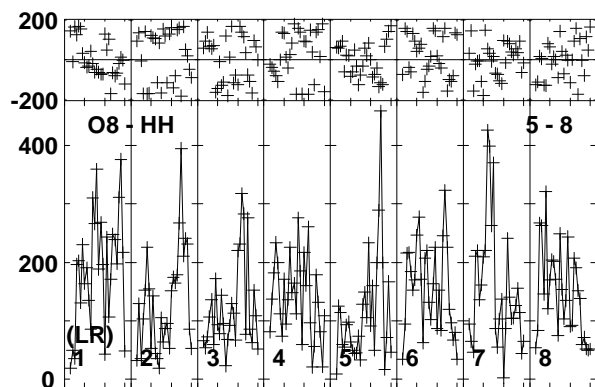
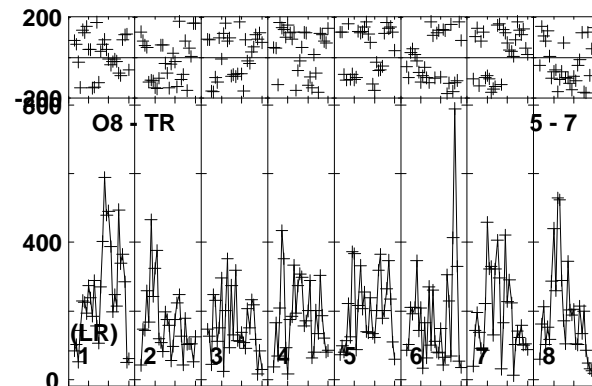
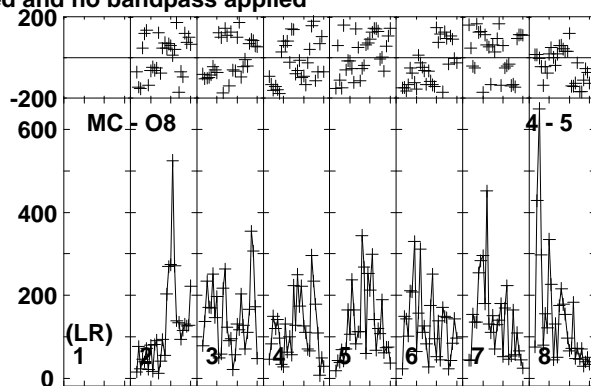
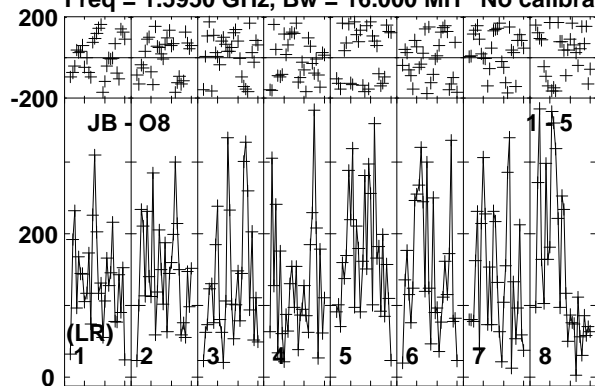


Lower frame: Micro Ampl Jy Top frame: Phas deg  
Vector averaged cross-power spectrum Baseline: JB (01) - O8 (05)  
Timerange: 00/13:38:01 to 00/13:41:29

Plot file version 18 created 23-MAY-2018 15:53:39

J0915+0745 EG102D.UVDATA.1

Freq = 1.5950 GHz, Bw = 16.000 MH No calibration applied and no bandpass applied

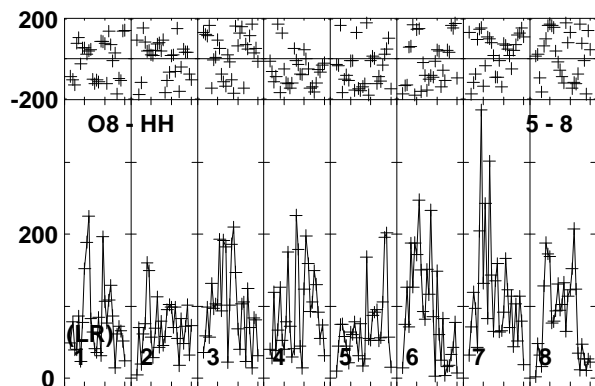
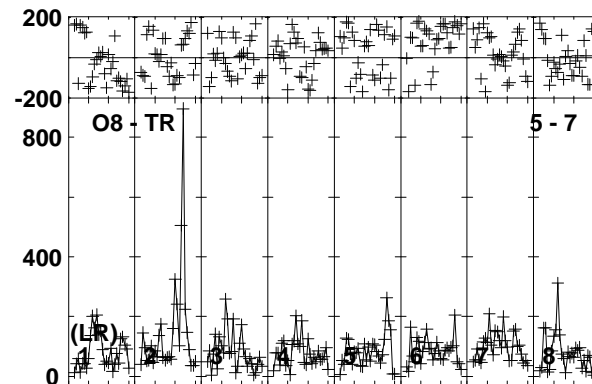
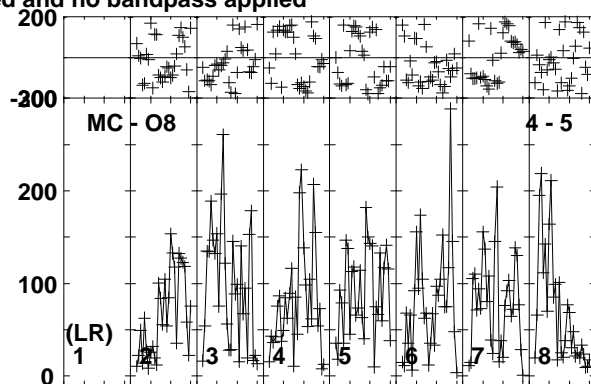
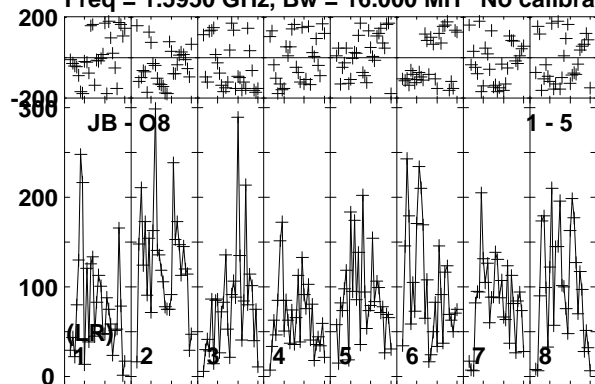


Lower frame: Micro Ampl Jy Top frame: Phas deg  
Vector averaged cross-power spectrum Baseline: JB (01) - O8 (05)  
Timerange: 00/13:41:31 to 00/13:42:59

Plot file version 19 created 23-MAY-2018 15:53:39

B0915+068 EG102D.UVDATA.1

Freq = 1.5950 GHz, Bw = 16.000 MH No calibration applied and no bandpass applied

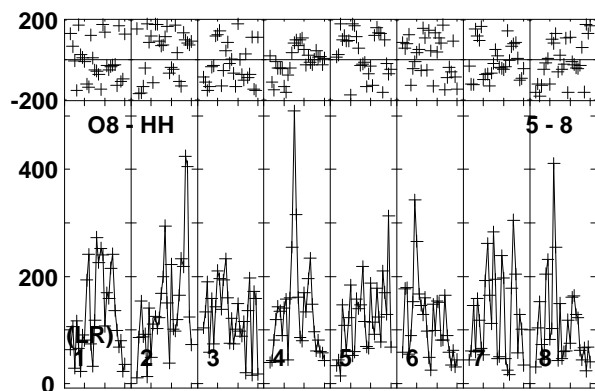
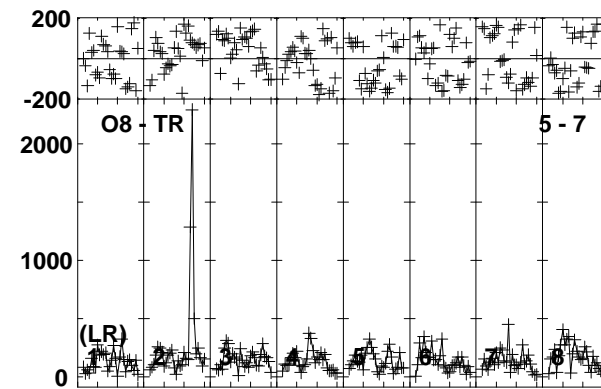
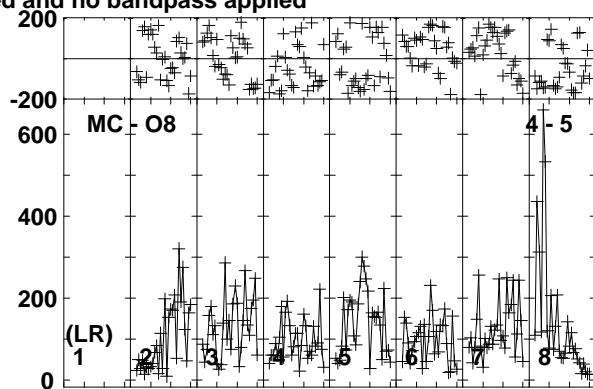
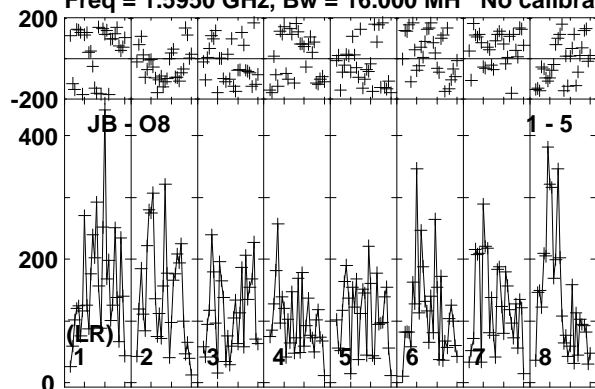


Lower frame: Micro Ampl Jy Top frame: Phas deg  
Vector averaged cross-power spectrum Baseline: JB (01) - O8 (05)  
Timerange: 00/13:43:01 to 00/13:46:29

Plot file version 20 created 23-MAY-2018 15:53:39

J0915+0745 EG102D.UVDATA.1

Freq = 1.5950 GHz, Bw = 16.000 MH No calibration applied and no bandpass applied

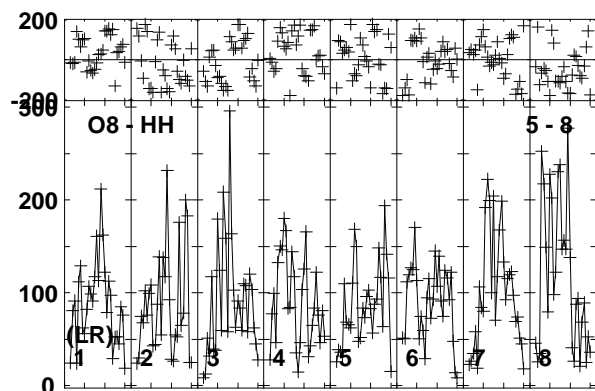
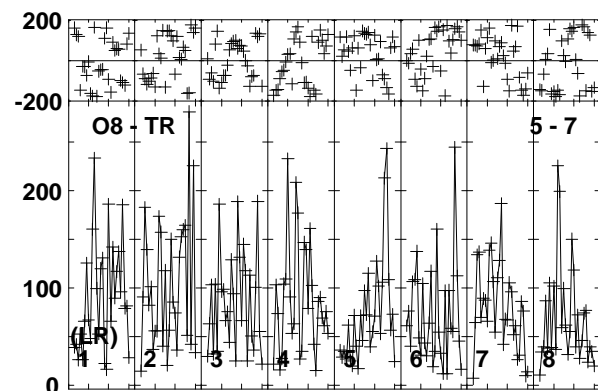
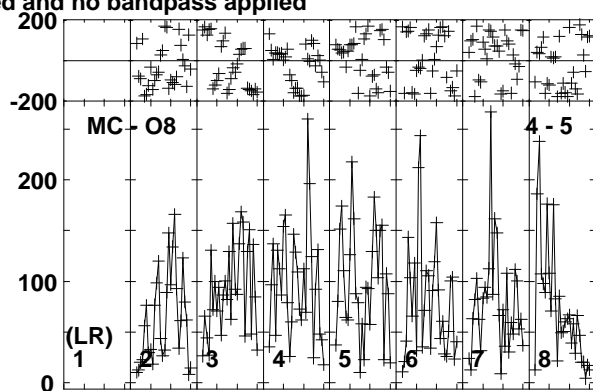
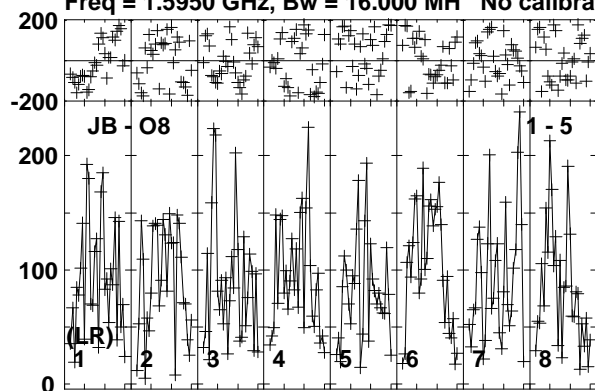


Lower frame: Micro Ampl Jy Top frame: Phas deg  
Vector averaged cross-power spectrum Baseline: JB (01) - O8 (05)  
Timerange: 00/13:47:01 to 00/13:48:29

Plot file version 21 created 23-MAY-2018 15:53:39

B0915+068 EG102D.UVDATA.1

Freq = 1.5950 GHz, Bw = 16.000 MH No calibration applied and no bandpass applied

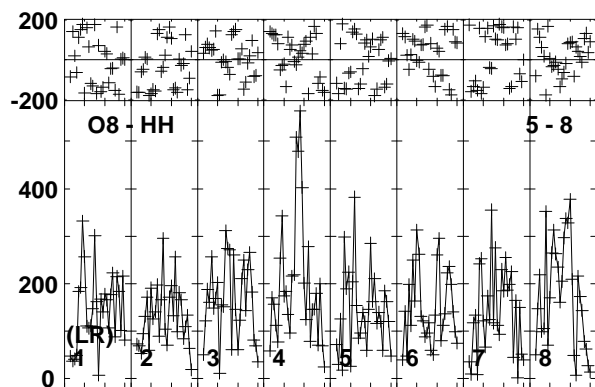
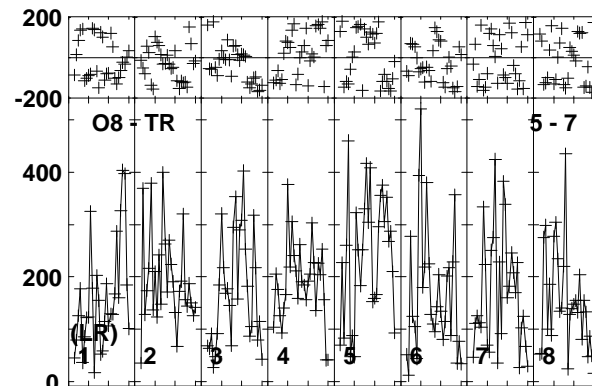
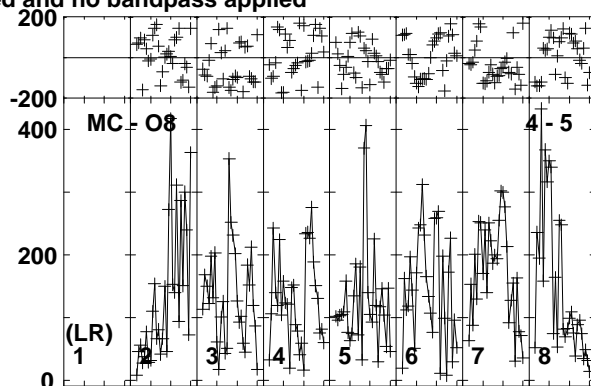
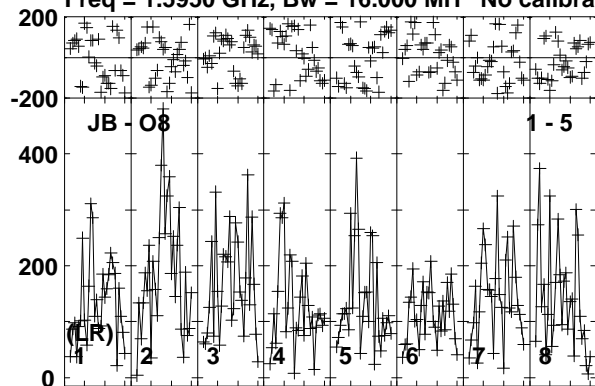


Lower frame: Micro Ampl Jy Top frame: Phas deg  
Vector averaged cross-power spectrum Baseline: JB (01) - O8 (05)  
Timerange: 00/13:48:31 to 00/13:51:59

Plot file version 22 created 23-MAY-2018 15:53:39

J0915+0745 EG102D.UVDATA.1

Freq = 1.5950 GHz, Bw = 16.000 MH No calibration applied and no bandpass applied

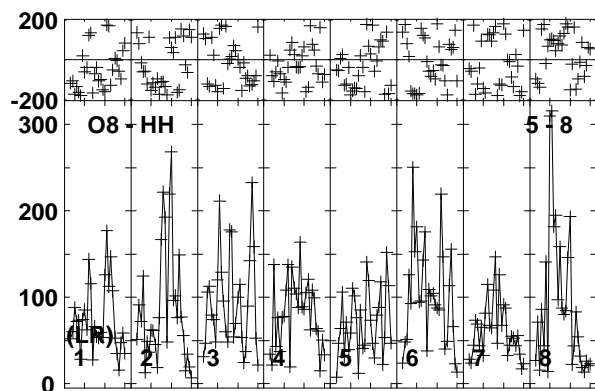
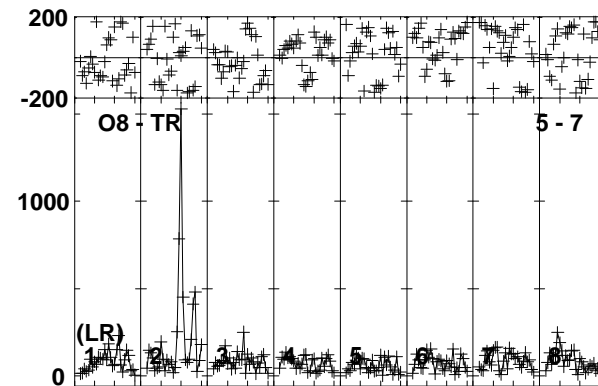
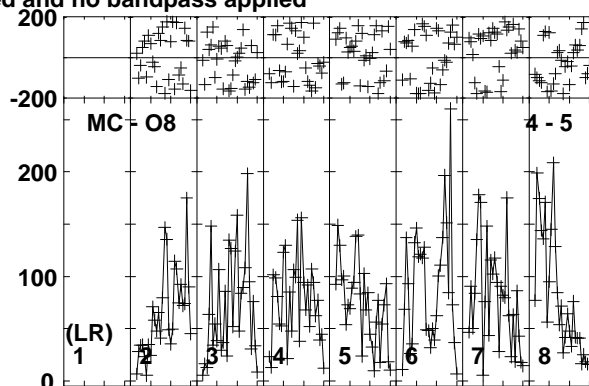
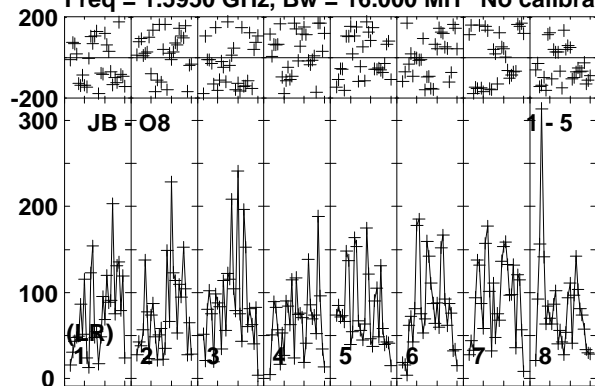


Lower frame: Micro Ampl Jy Top frame: Phas deg  
Vector averaged cross-power spectrum Baseline: JB (01) - O8 (05)  
Timerange: 00/13:52:01 to 00/13:53:29

Plot file version 23 created 23-MAY-2018 15:53:40

B0915+068 EG102D.UVDATA.1

Freq = 1.5950 GHz, Bw = 16.000 MH No calibration applied and no bandpass applied

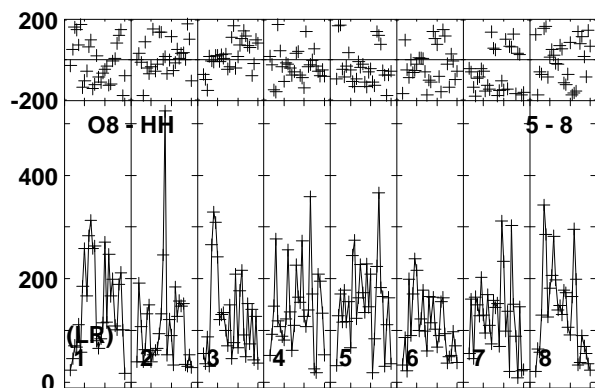
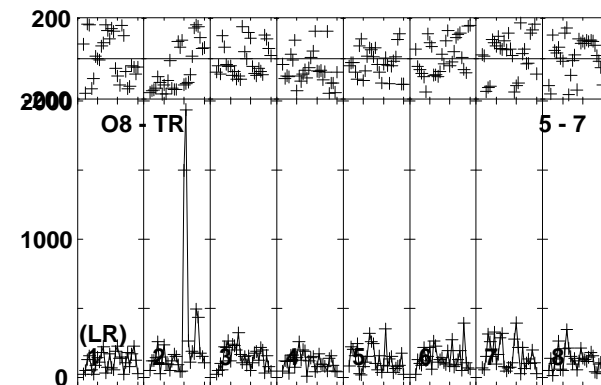
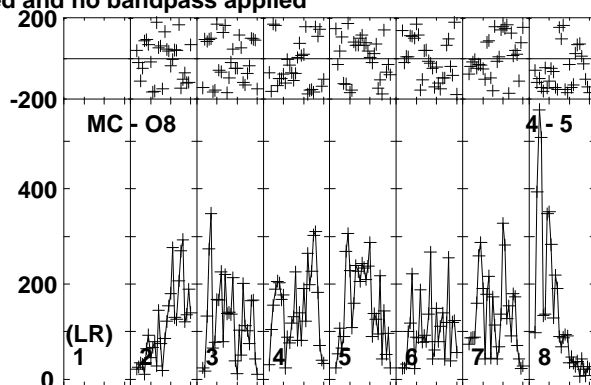
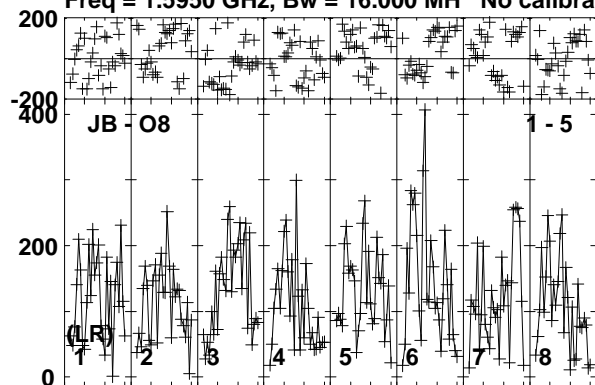


Lower frame: Micro Ampl Jy Top frame: Phas deg  
Vector averaged cross-power spectrum Baseline: JB (01) - O8 (05)  
Timerange: 00/13:53:31 to 00/13:56:59

Plot file version 24 created 23-MAY-2018 15:53:40

J0915+0745 EG102D.UVDATA.1

Freq = 1.5950 GHz, Bw = 16.000 MH No calibration applied and no bandpass applied



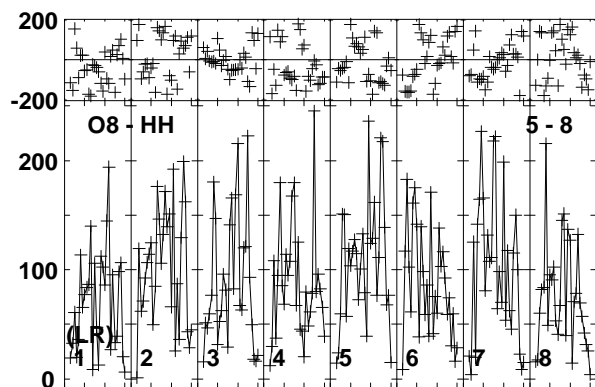
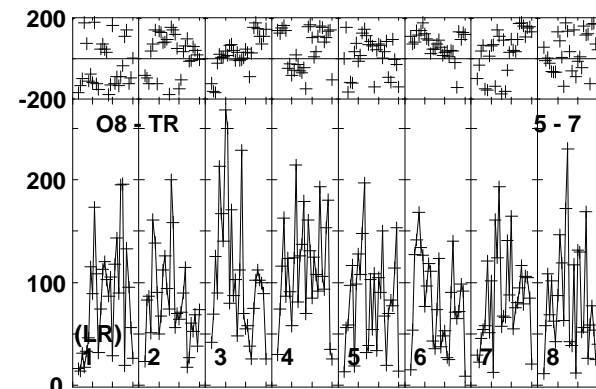
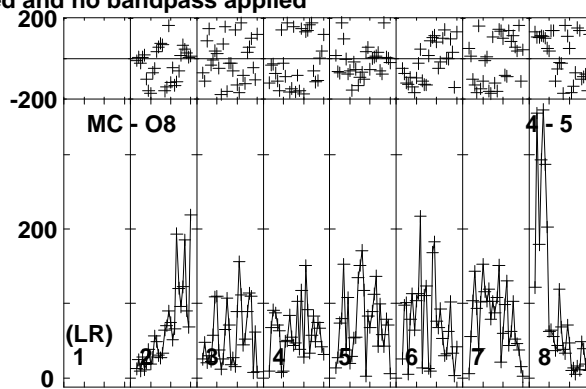
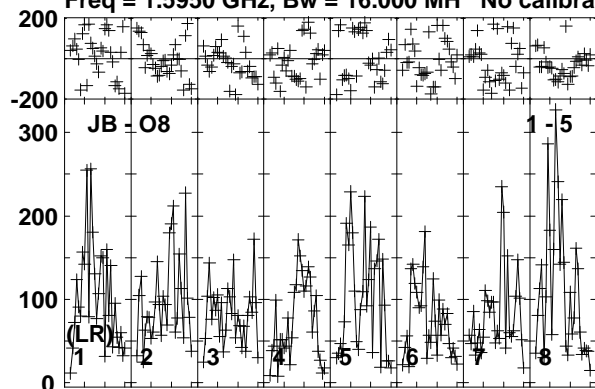
Lower frame: Micro Ampl Jy Top frame: Phas deg  
Vector averaged cross-power spectrum Baseline: JB (01) - O8 (05)  
Timerange: 00/13:57:31 to 00/13:58:59



Plot file version 25 created 23-MAY-2018 15:53:40

B0915+068 EG102D.UVDATA.1

Freq = 1.5950 GHz, Bw = 16.000 MH No calibration applied and no bandpass applied

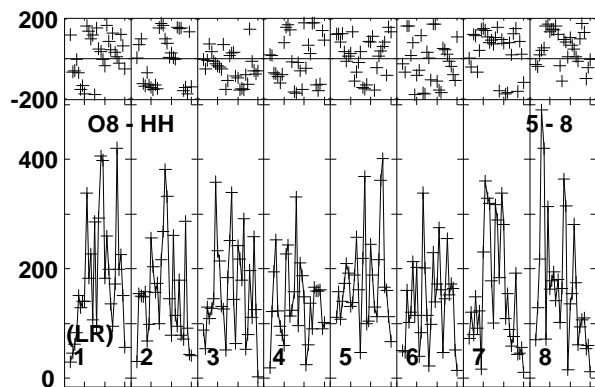
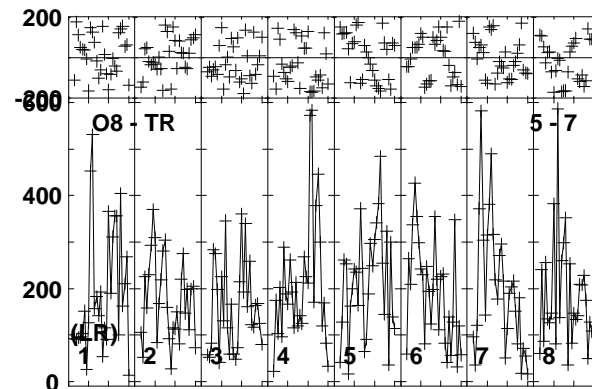
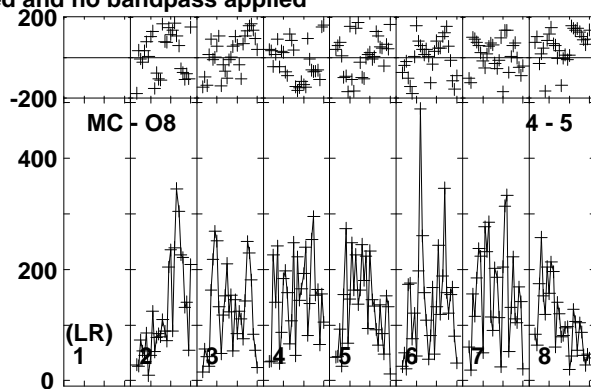
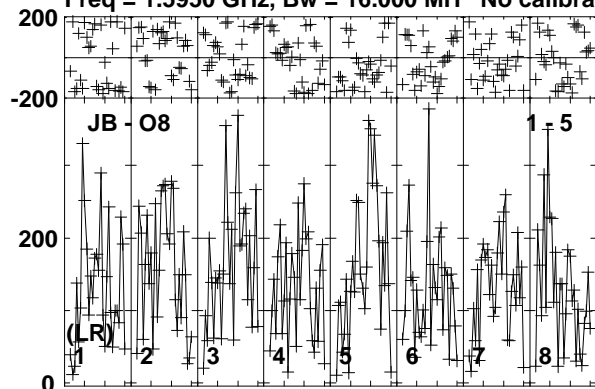


Lower frame: Micro Ampl Jy Top frame: Phas deg  
Vector averaged cross-power spectrum Baseline: JB (01) - O8 (05)  
Timerange: 00/13:59:01 to 00/14:02:29

Plot file version 26 created 23-MAY-2018 15:53:40

J0915+0745 EG102D.UVDATA.1

Freq = 1.5950 GHz, Bw = 16.000 MH No calibration applied and no bandpass applied

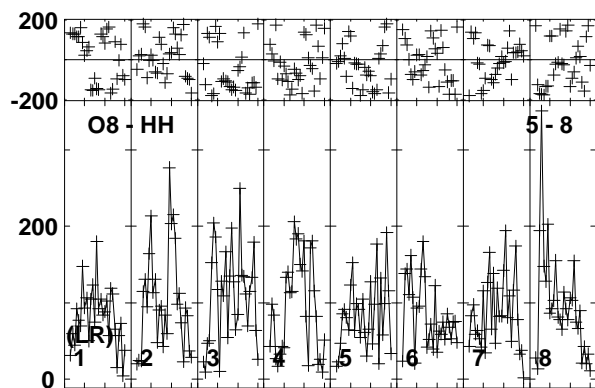
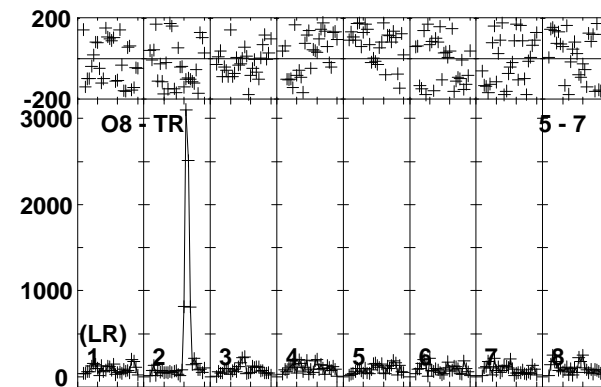
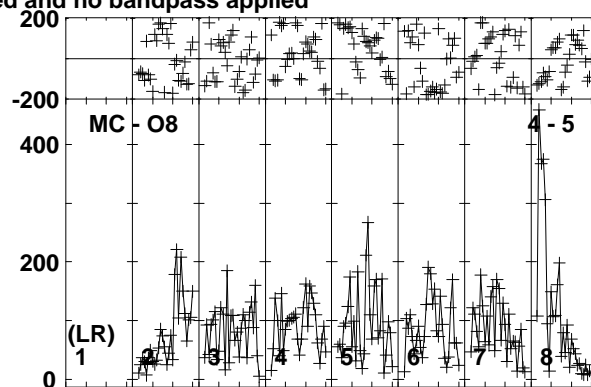
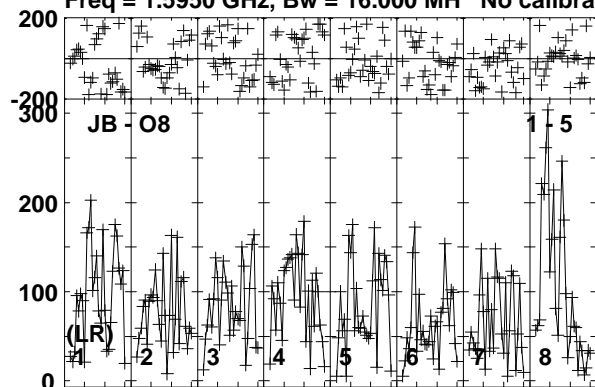


Lower frame: Micro Ampl Jy Top frame: Phas deg  
Vector averaged cross-power spectrum Baseline: JB (01) - O8 (05)  
Timerange: 00/14:02:31 to 00/14:03:59

Plot file version 27 created 23-MAY-2018 15:53:40

B0915+068 EG102D.UVDATA.1

Freq = 1.5950 GHz, Bw = 16.000 MH No calibration applied and no bandpass applied

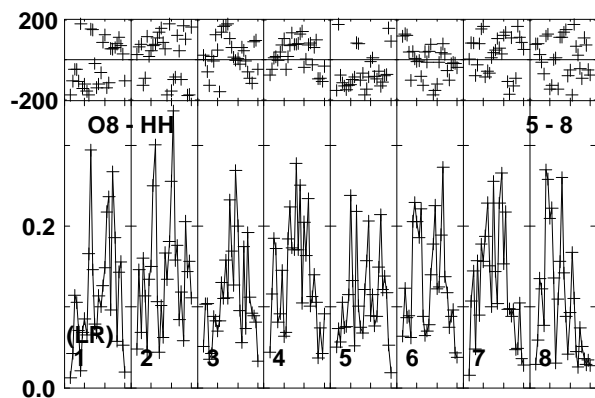
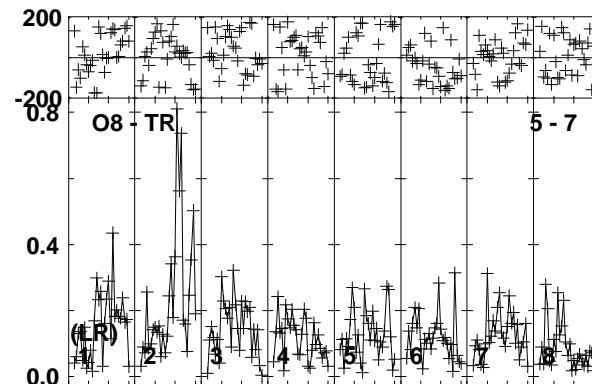
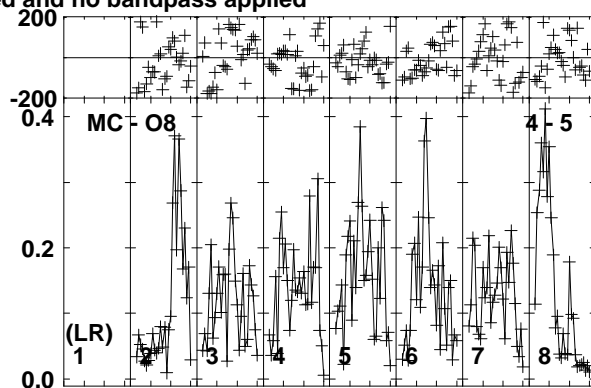
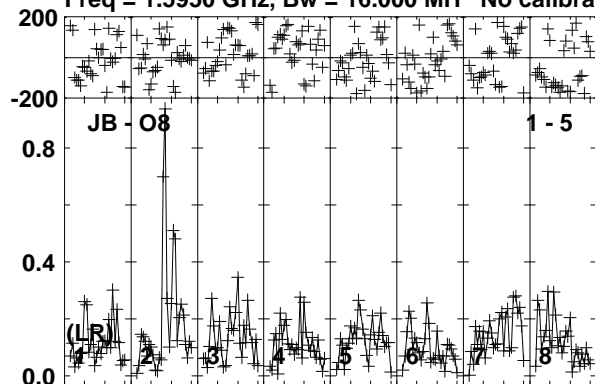


Lower frame: Micro Ampl Jy Top frame: Phas deg  
Vector averaged cross-power spectrum Baseline: JB (01) - O8 (05)  
Timerange: 00/14:04:01 to 00/14:07:29

Plot file version 28 created 23-MAY-2018 15:53:40

J0915+0745 EG102D.UVDATA.1

Freq = 1.5950 GHz, Bw = 16.000 MH No calibration applied and no bandpass applied

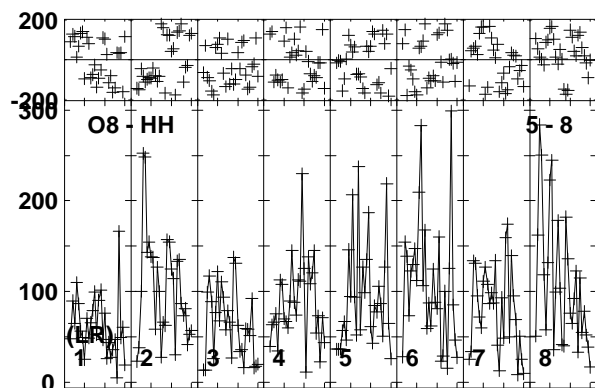
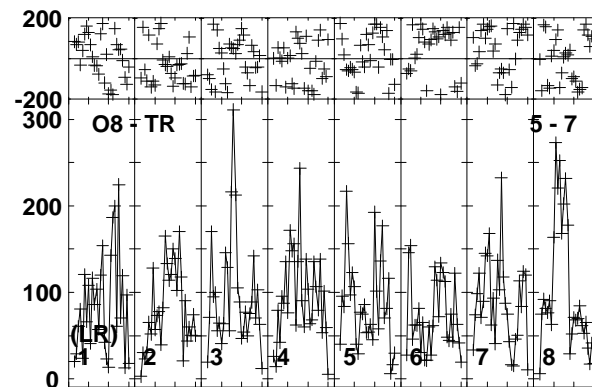
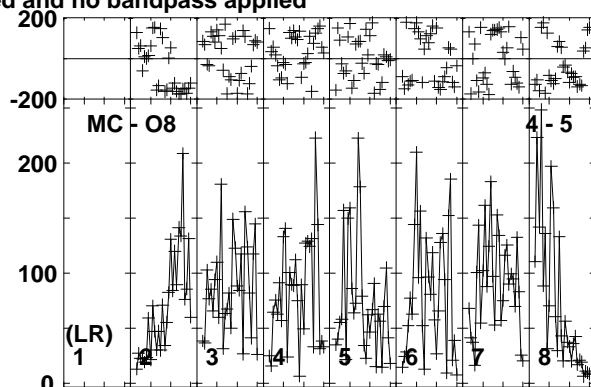
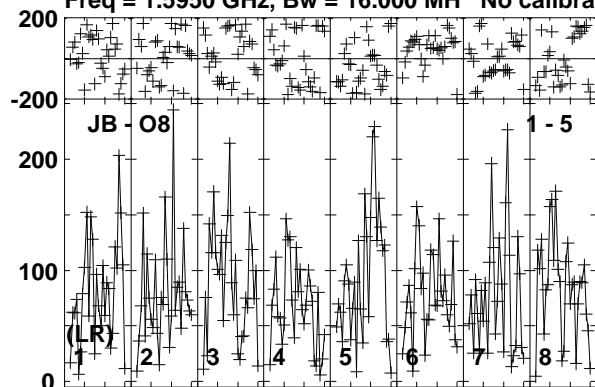


Lower frame: Milli Ampl Jy Top frame: Phas deg  
Vector averaged cross-power spectrum Baseline: JB (01) - O8 (05)  
Timerange: 00/14:08:01 to 00/14:09:29

Plot file version 29 created 23-MAY-2018 15:53:40

B0915+068 EG102D.UVDATA.1

Freq = 1.5950 GHz, Bw = 16.000 MH No calibration applied and no bandpass applied

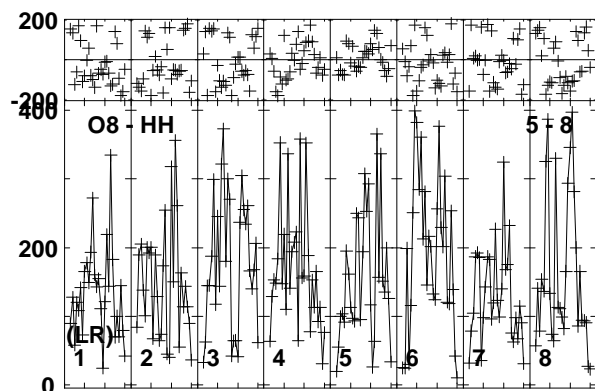
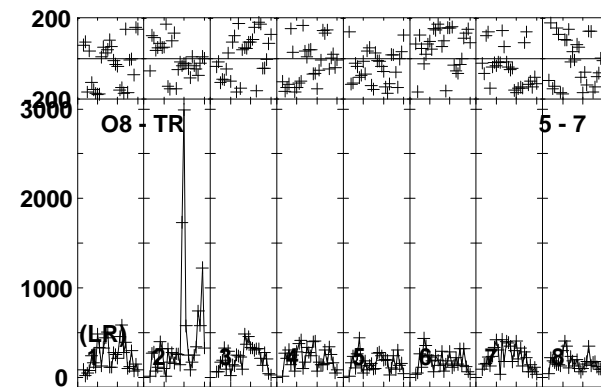
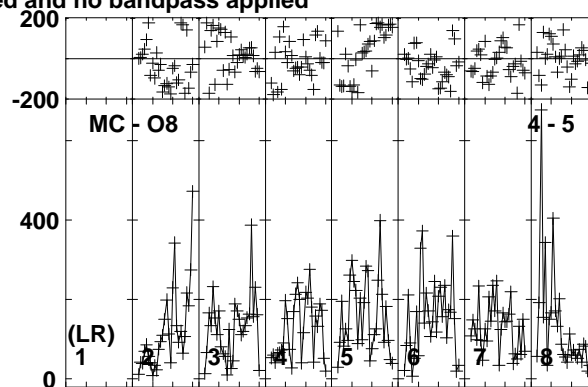
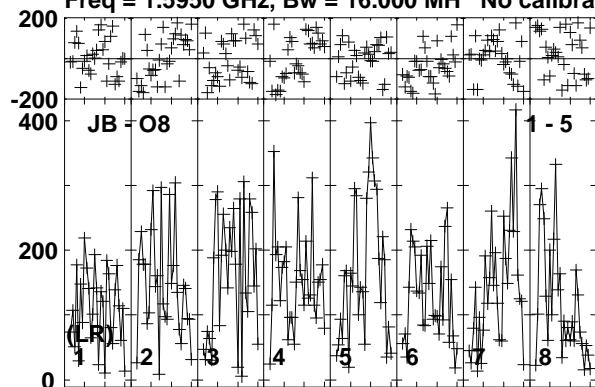


Lower frame: Micro Ampl Jy Top frame: Phas deg  
Vector averaged cross-power spectrum Baseline: JB (01) - O8 (05)  
Timerange: 00/14:09:31 to 00/14:12:59

Plot file version 30 created 23-MAY-2018 15:53:40

J0915+0745 EG102D.UVDATA.1

Freq = 1.5950 GHz, Bw = 16.000 MH No calibration applied and no bandpass applied

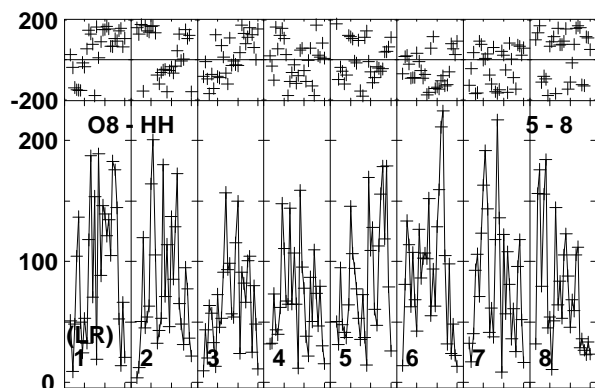
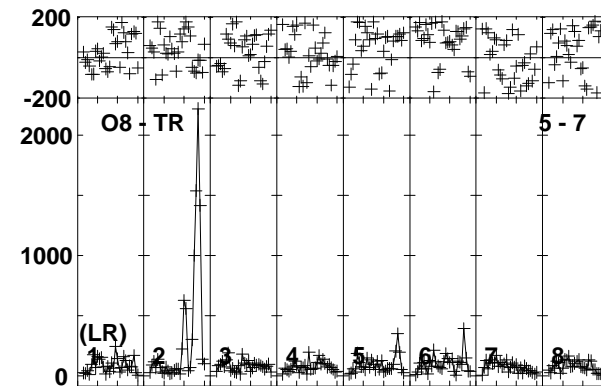
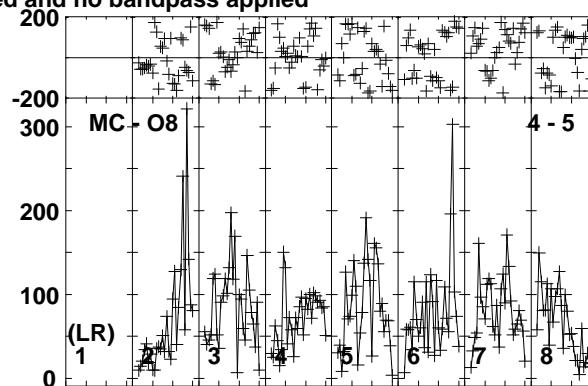
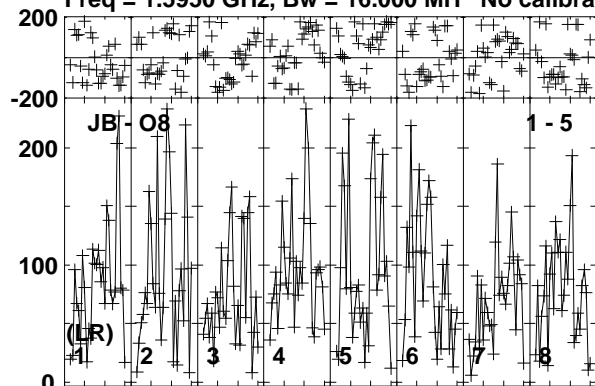


Lower frame: Micro Ampl Jy Top frame: Phas deg  
Vector averaged cross-power spectrum Baseline: JB (01) - O8 (05)  
Timerange: 00/14:13:01 to 00/14:14:29

Plot file version 31 created 23-MAY-2018 15:53:40

B0915+068 EG102D.UVDATA.1

Freq = 1.5950 GHz, Bw = 16.000 MH No calibration applied and no bandpass applied

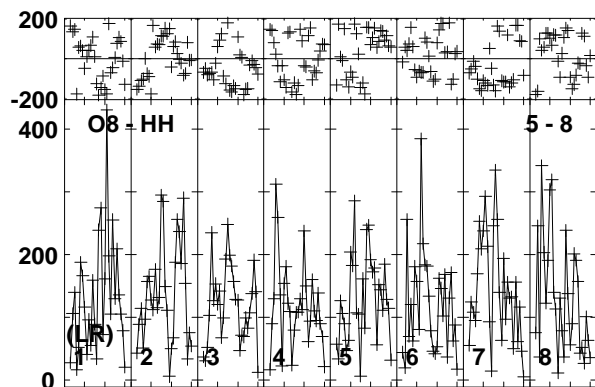
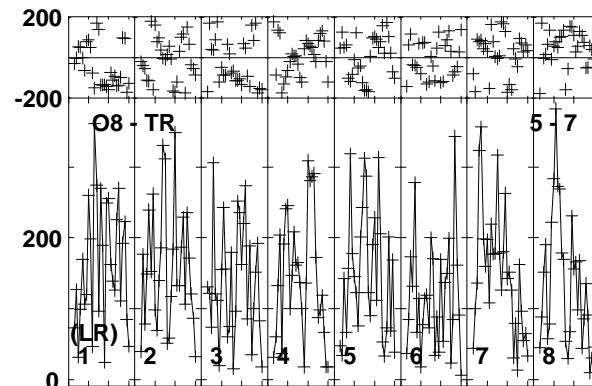
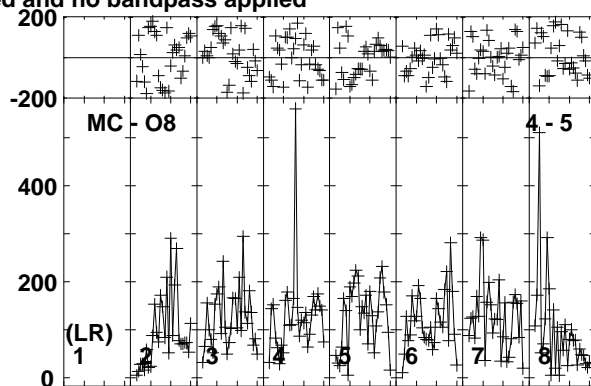
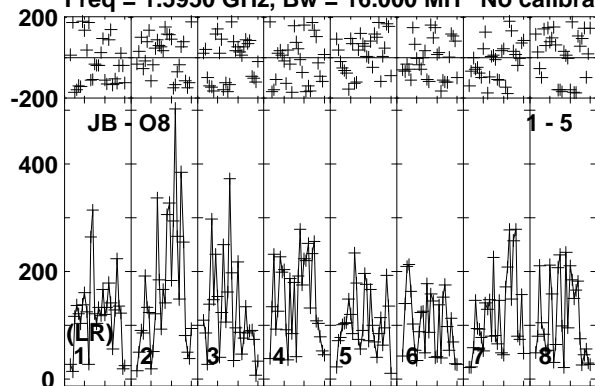


Lower frame: Micro Ampl Jy Top frame: Phas deg  
Vector averaged cross-power spectrum Baseline: JB (01) - O8 (05)  
Timerange: 00/14:14:31 to 00/14:17:59

Plot file version 32 created 23-MAY-2018 15:53:40

J0915+0745 EG102D.UVDATA.1

Freq = 1.5950 GHz, Bw = 16.000 MH No calibration applied and no bandpass applied



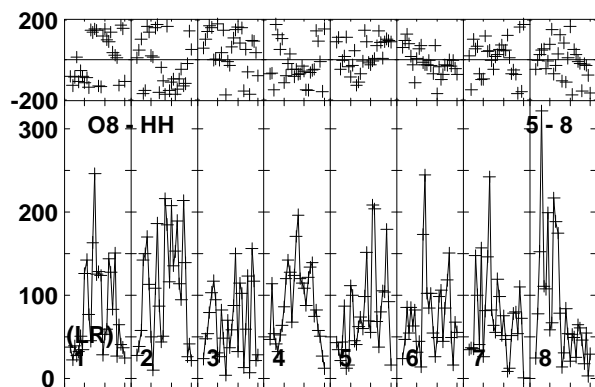
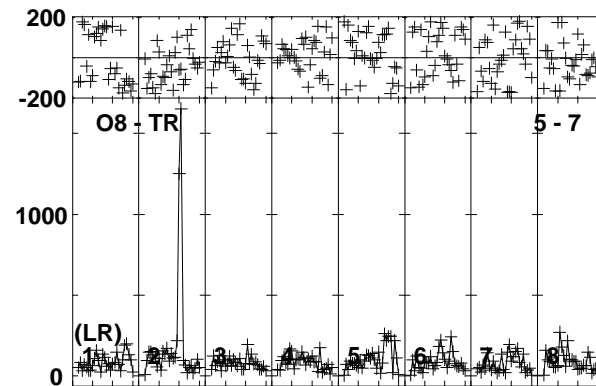
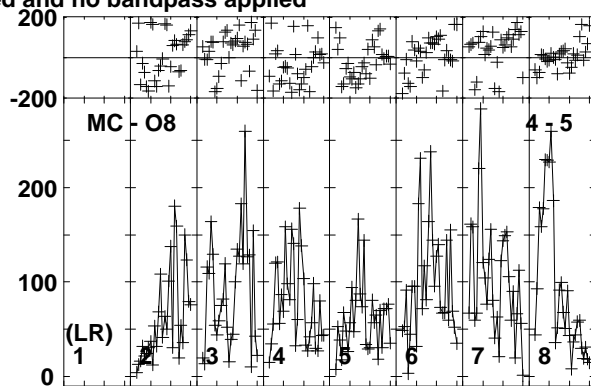
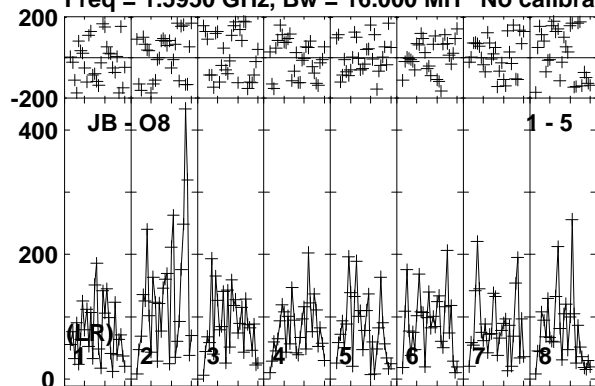
Lower frame: Micro Ampl Jy Top frame: Phas deg  
Vector averaged cross-power spectrum Baseline: JB (01) - O8 (05)  
Timerange: 00/14:18:31 to 00/14:19:59



Plot file version 33 created 23-MAY-2018 15:53:40

B0915+068 EG102D.UVDATA.1

Freq = 1.5950 GHz, Bw = 16.000 MH No calibration applied and no bandpass applied

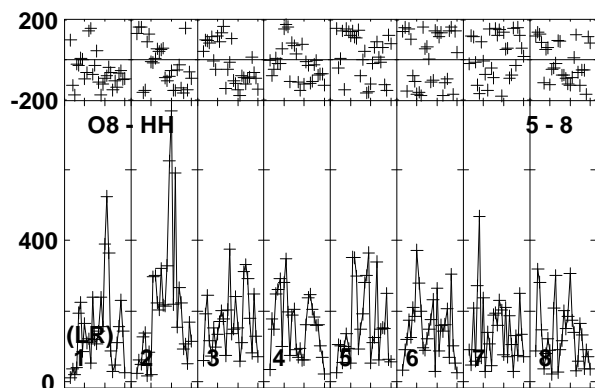

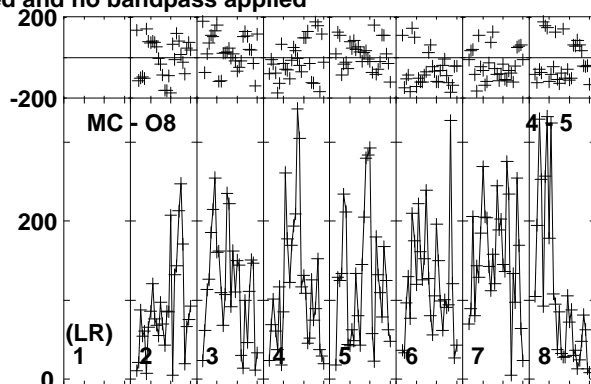
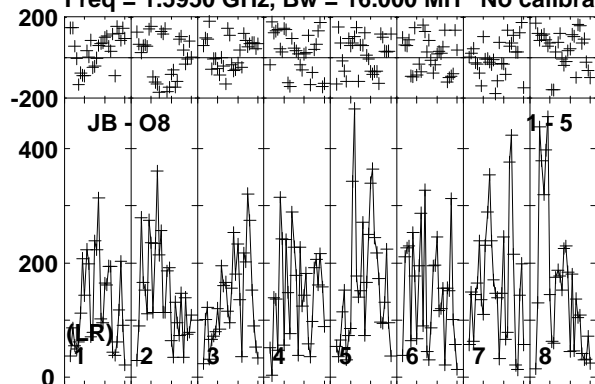


Lower frame: Micro Ampl Jy Top frame: Phas deg  
Vector averaged cross-power spectrum Baseline: JB (01) - O8 (05)  
Timerange: 00/14:20:01 to 00/14:23:29

Plot file version 34 created 23-MAY-2018 15:53:40

J0915+0745 EG102D.UVDATA.1

Freq = 1.5950 GHz, Bw = 16.000 MH No calibration applied and no bandpass applied

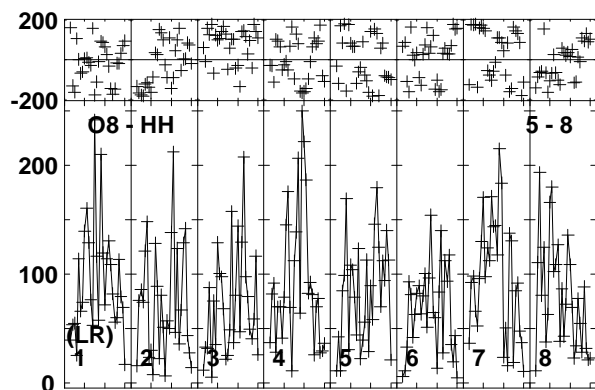
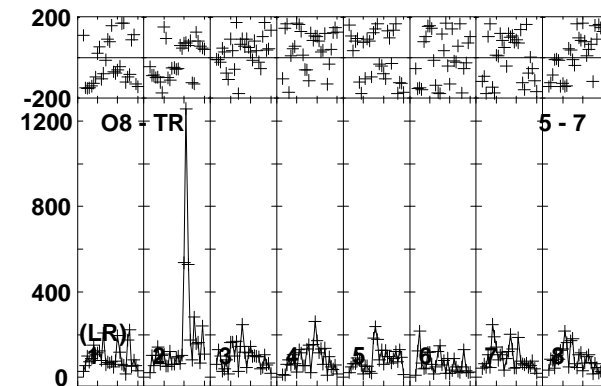
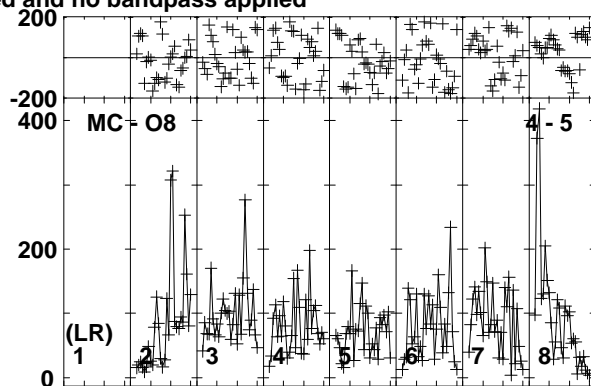
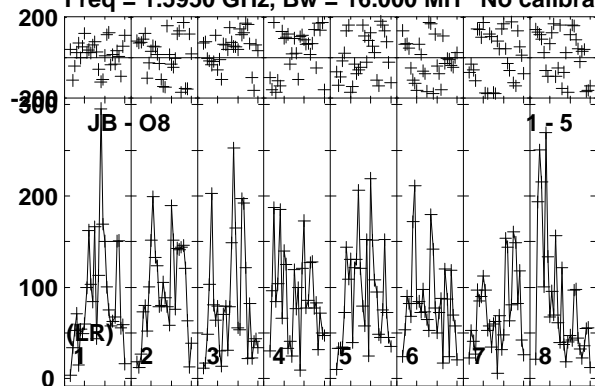


Lower frame: Micro Ampl Jy Top frame: Phas deg  
Vector averaged cross-power spectrum Baseline: JB (01) - O8 (05)  
Timerange: 00/14:23:31 to 00/14:24:59

Plot file version 35 created 23-MAY-2018 15:53:41

B0915+068 EG102D.UVDATA.1

Freq = 1.5950 GHz, Bw = 16.000 MH No calibration applied and no bandpass applied

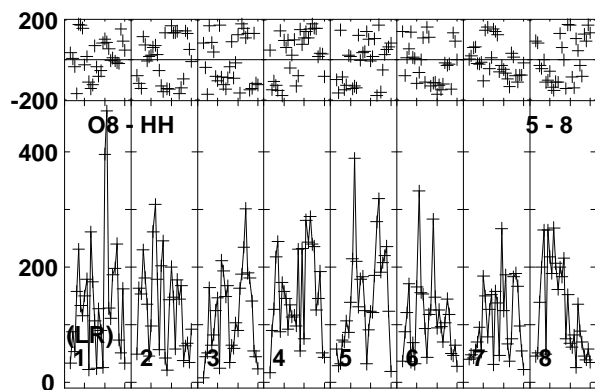
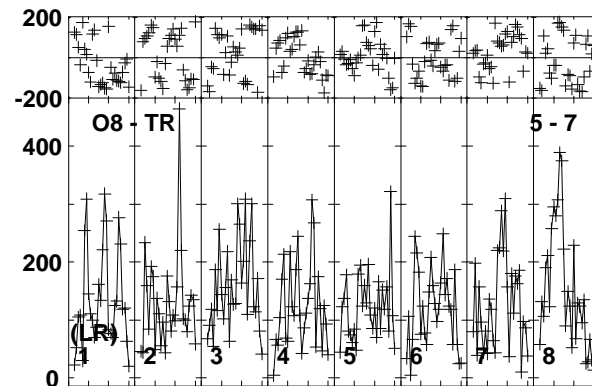
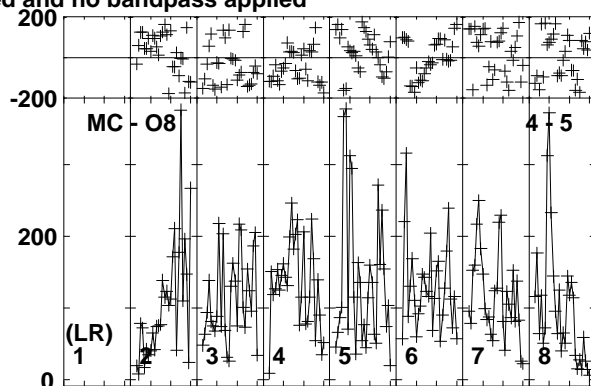
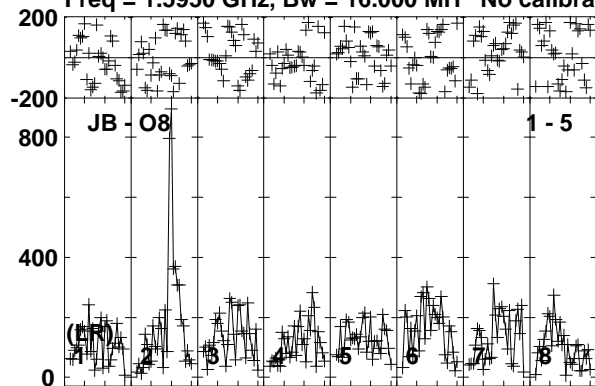


Lower frame: Micro Ampl Jy Top frame: Phas deg  
Vector averaged cross-power spectrum Baseline: JB (01) - O8 (05)  
Timerange: 00/14:25:01 to 00/14:28:29

Plot file version 36 created 23-MAY-2018 15:53:41

J0915+0745 EG102D.UVDATA.1

Freq = 1.5950 GHz, Bw = 16.000 MH No calibration applied and no bandpass applied

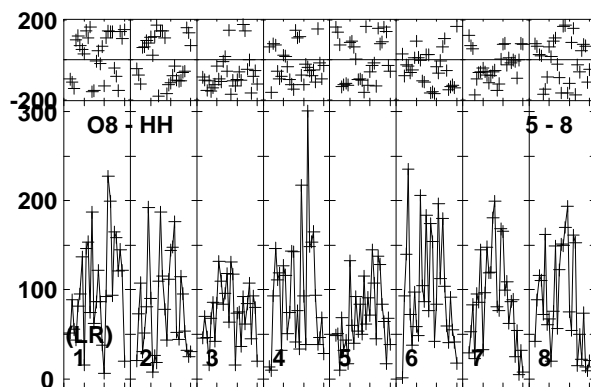
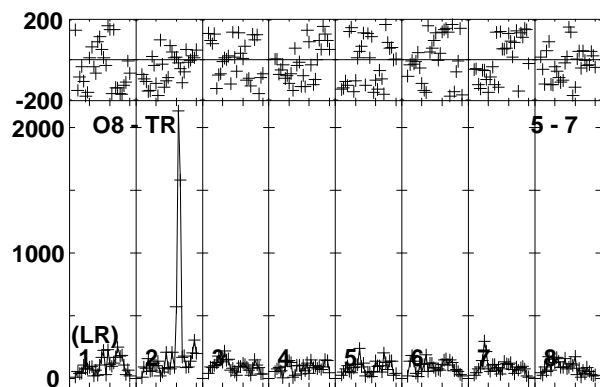
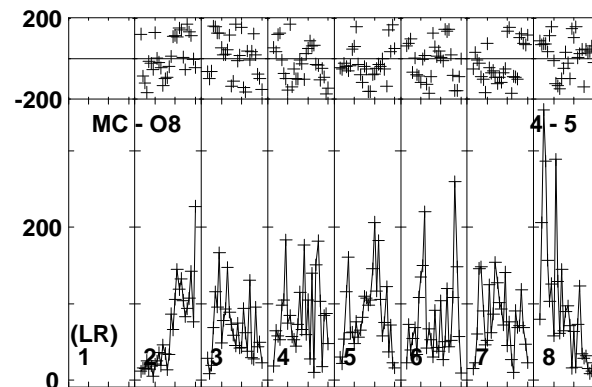
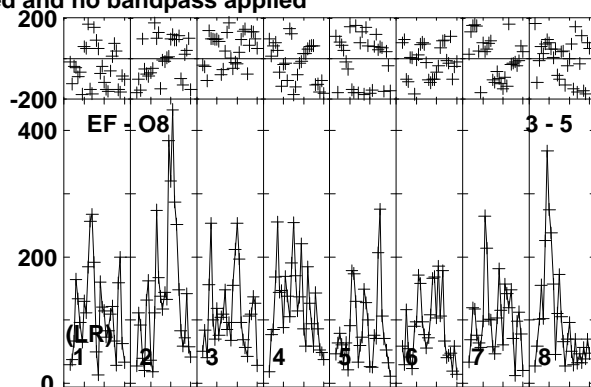
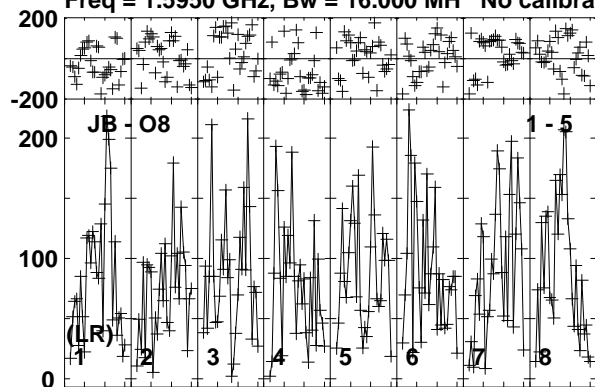


Lower frame: Micro Ampl Jy Top frame: Phas deg  
Vector averaged cross-power spectrum Baseline: JB (01) - O8 (05)  
Timerange: 00/14:29:01 to 00/14:30:29

Plot file version 37 created 23-MAY-2018 15:53:41

B0915+068 EG102D.UVDATA.1

Freq = 1.5950 GHz, Bw = 16.000 MH No calibration applied and no bandpass applied

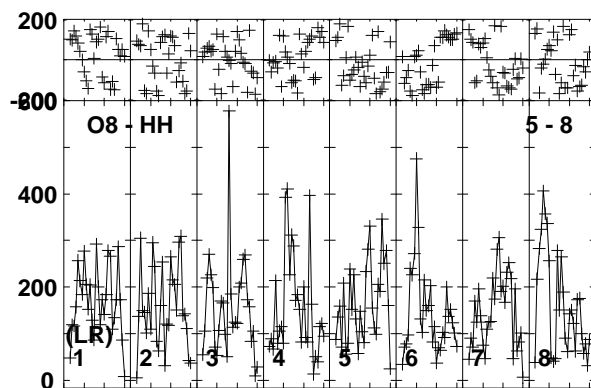
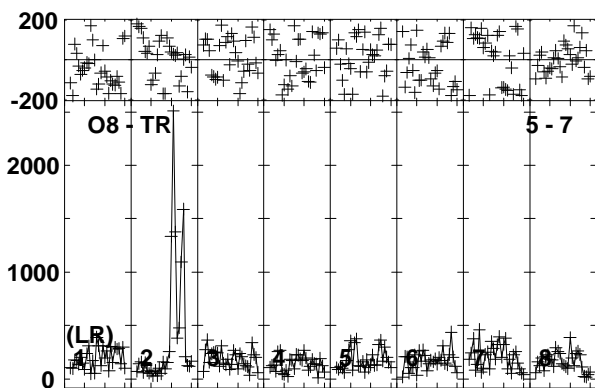
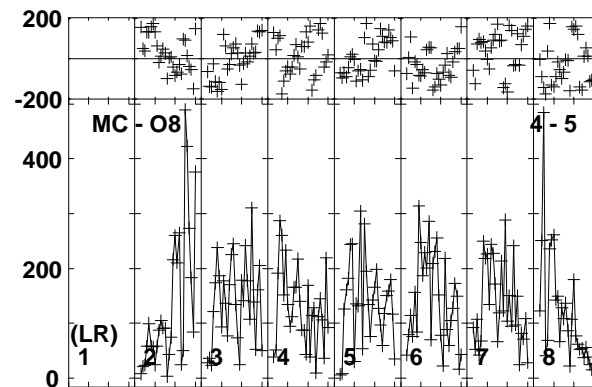
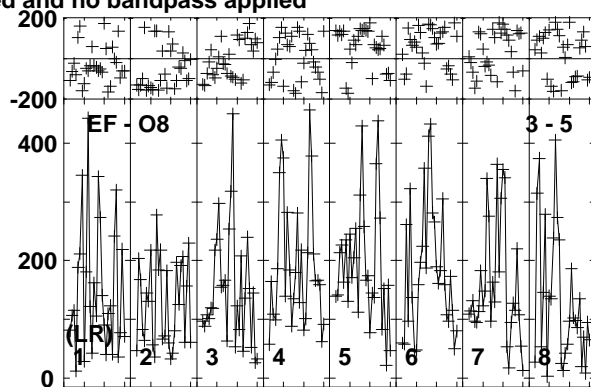
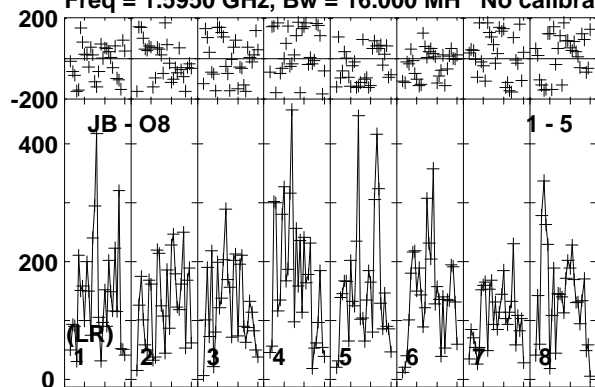


Lower frame: Micro Ampl Jy Top frame: Phas deg  
Vector averaged cross-power spectrum Baseline: JB (01) - O8 (05)  
Timerange: 00/14:30:31 to 00/14:33:59

Plot file version 38 created 23-MAY-2018 15:53:41

J0915+0745 EG102D.UVDATA.1

Freq = 1.5950 GHz, Bw = 16.000 MH No calibration applied and no bandpass applied

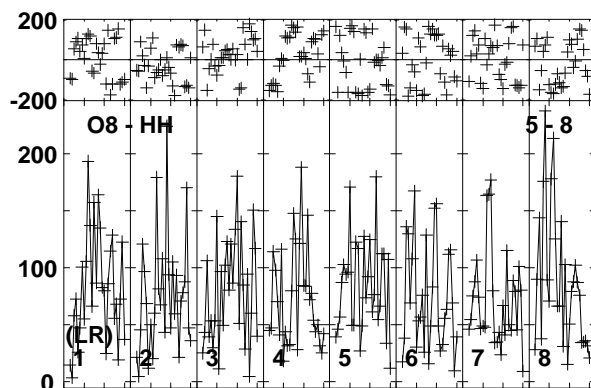
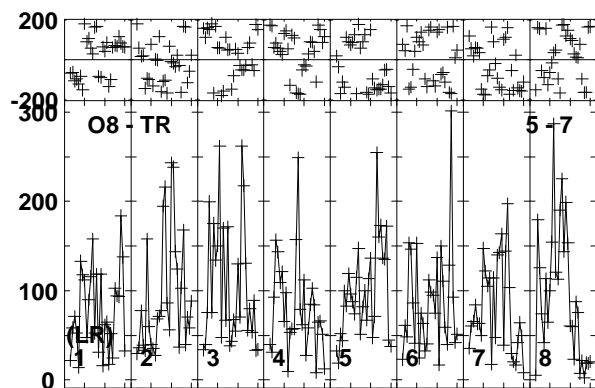
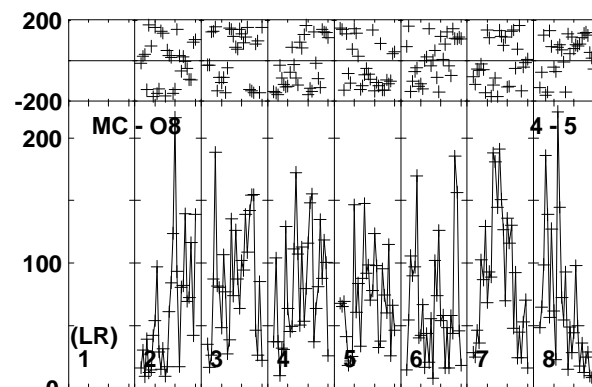
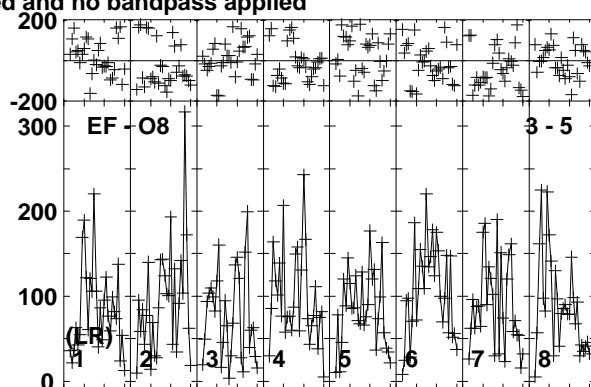
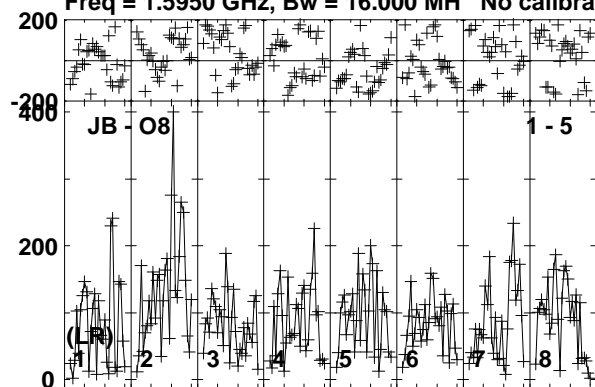


Lower frame: Micro Ampl Jy Top frame: Phas deg  
Vector averaged cross-power spectrum Baseline: JB (01) - O8 (05)  
Timerange: 00/14:34:01 to 00/14:35:29

Plot file version 39 created 23-MAY-2018 15:53:41

B0915+068 EG102D.UVDATA.1

Freq = 1.5950 GHz, Bw = 16.000 MH No calibration applied and no bandpass applied

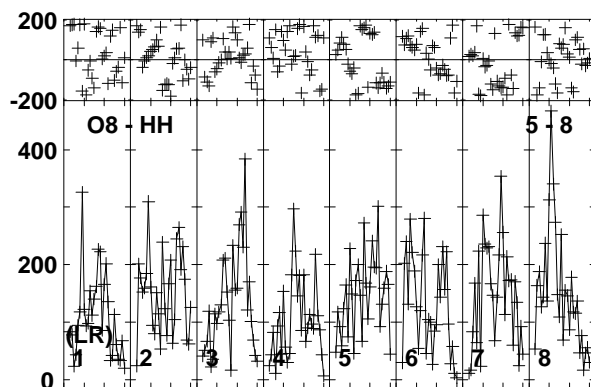
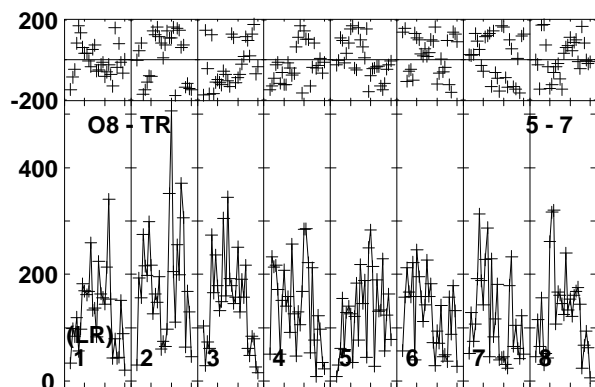
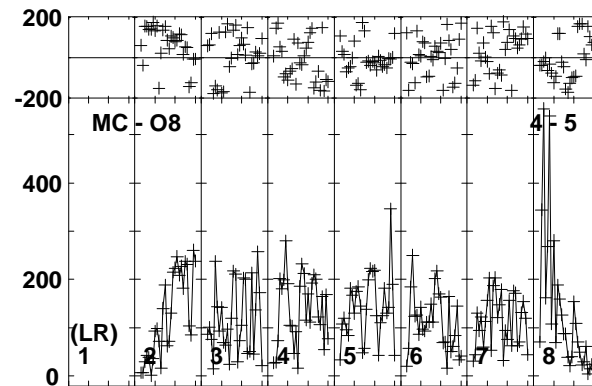
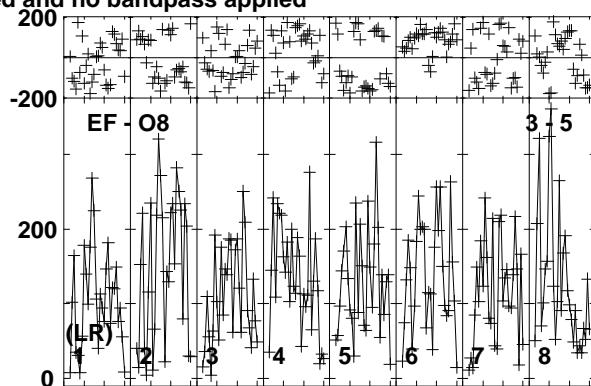
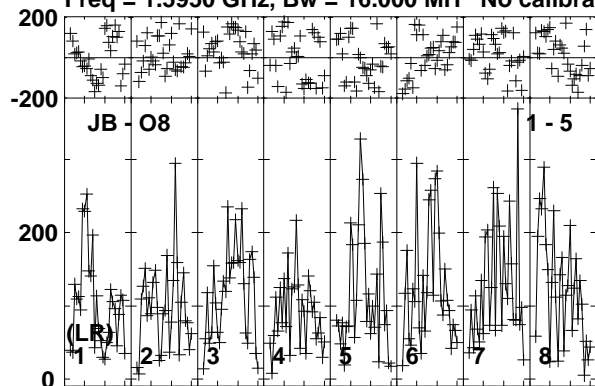


Lower frame: Micro Ampl Jy Top frame: Phas deg  
Vector averaged cross-power spectrum Baseline: JB (01) - O8 (05)  
Timerange: 00/14:35:31 to 00/14:38:59

Plot file version 40 created 23-MAY-2018 15:53:42

J0915+0745 EG102D.UVDATA.1

Freq = 1.5950 GHz, Bw = 16.000 MH No calibration applied and no bandpass applied



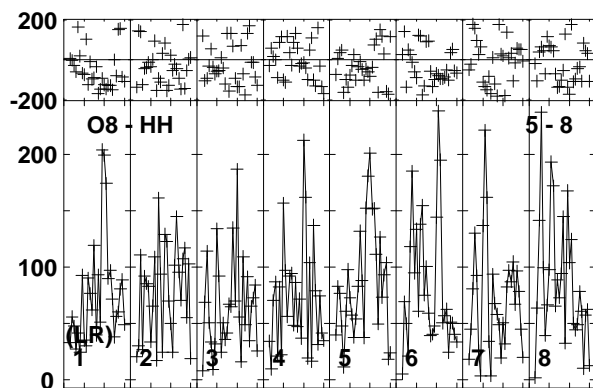

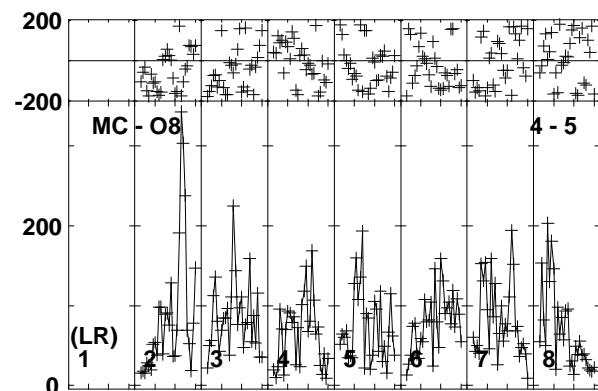
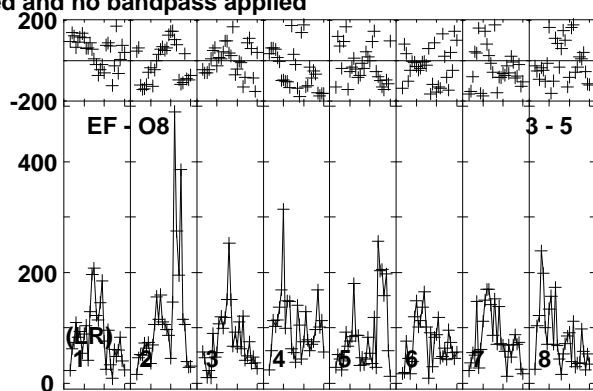
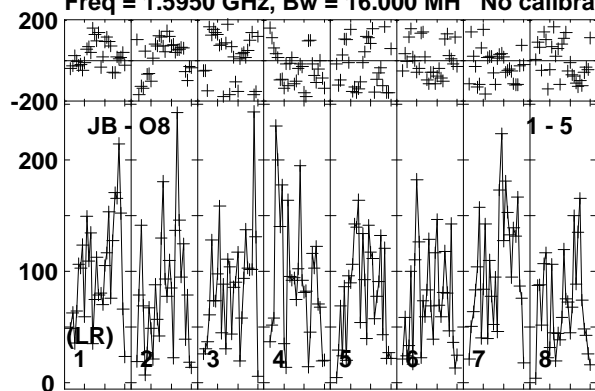
Lower frame: Micro Ampl Jy Top frame: Phas deg  
Vector averaged cross-power spectrum Baseline: JB (01) - O8 (05)  
Timerange: 00/14:39:31 to 00/14:40:59



Plot file version 41 created 23-MAY-2018 15:53:42

B0915+068 EG102D.UVDATA.1

Freq = 1.5950 GHz, Bw = 16.000 MH No calibration applied and no bandpass applied

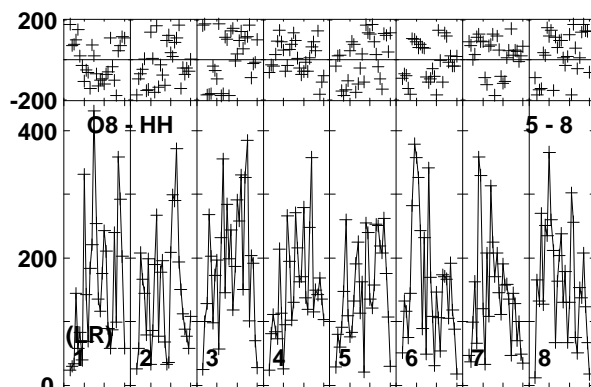
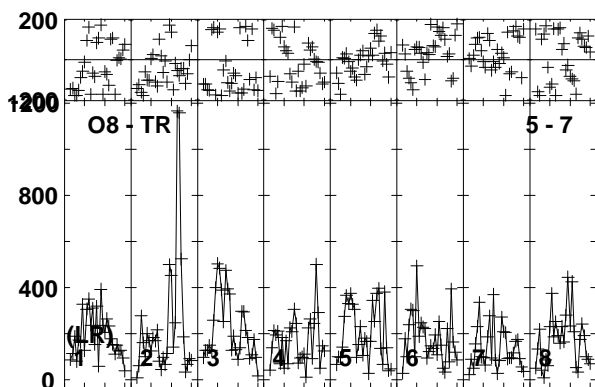
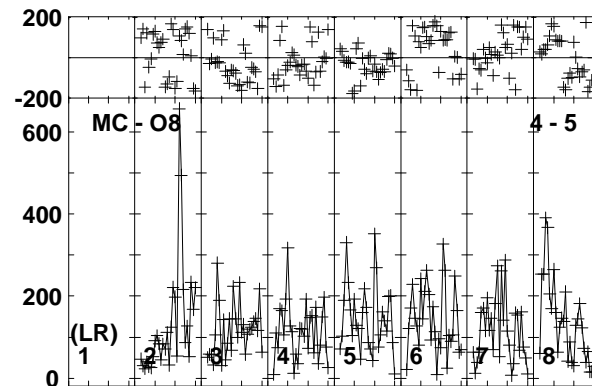
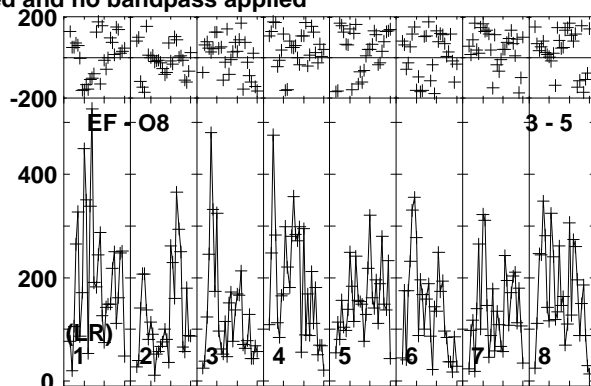
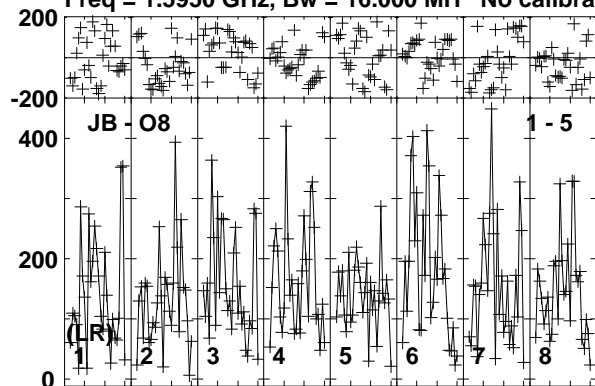


Lower frame: Micro Ampl Jy Top frame: Phas deg  
Vector averaged cross-power spectrum Baseline: JB (01) - O8 (05)  
Timerange: 00/14:41:01 to 00/14:44:29

Plot file version 42 created 23-MAY-2018 15:53:42

J0915+0745 EG102D.UVDATA.1

Freq = 1.5950 GHz, Bw = 16.000 MH No calibration applied and no bandpass applied

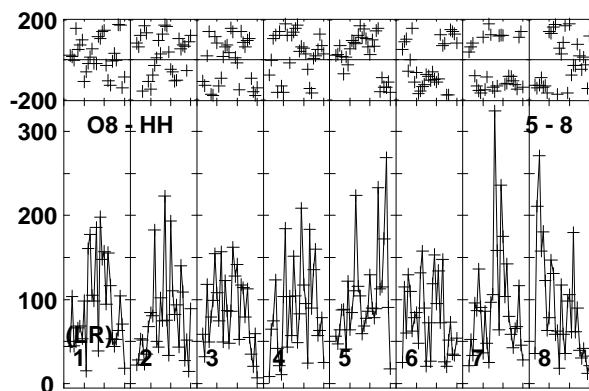
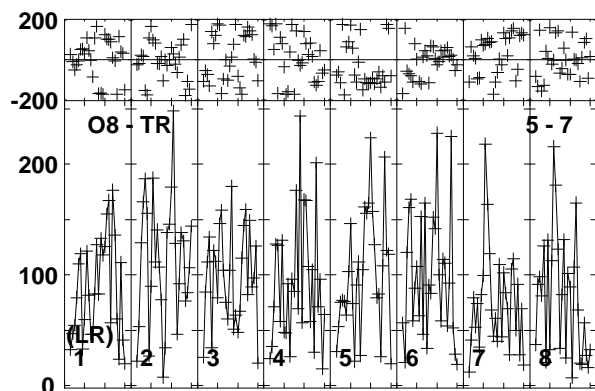
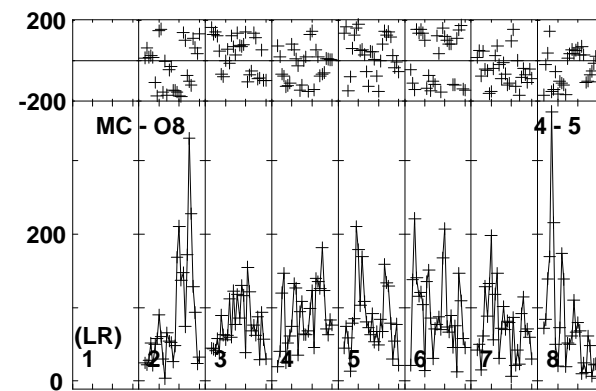
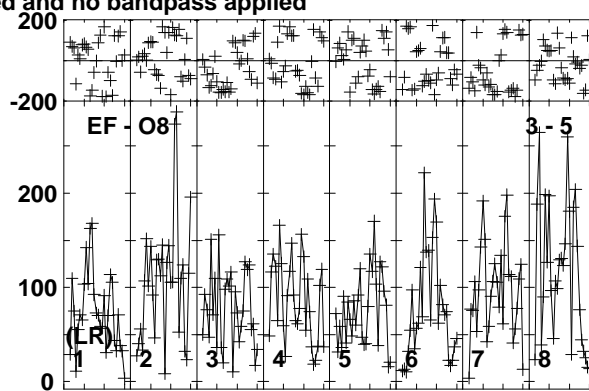
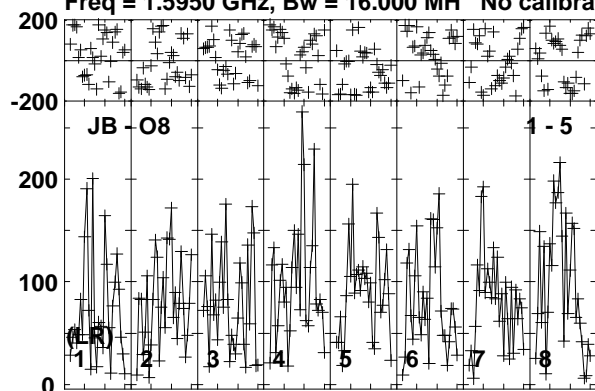


Lower frame: Micro Ampl Jy Top frame: Phas deg  
Vector averaged cross-power spectrum Baseline: JB (01) - O8 (05)  
Timerange: 00/14:44:31 to 00/14:45:59

Plot file version 43 created 23-MAY-2018 15:53:42

B0915+068 EG102D.UVDATA.1

Freq = 1.5950 GHz, Bw = 16.000 MH No calibration applied and no bandpass applied

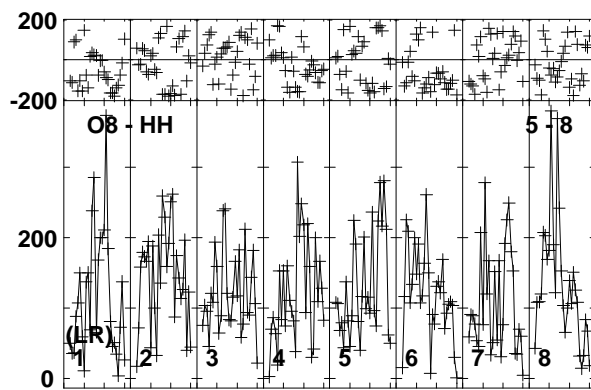
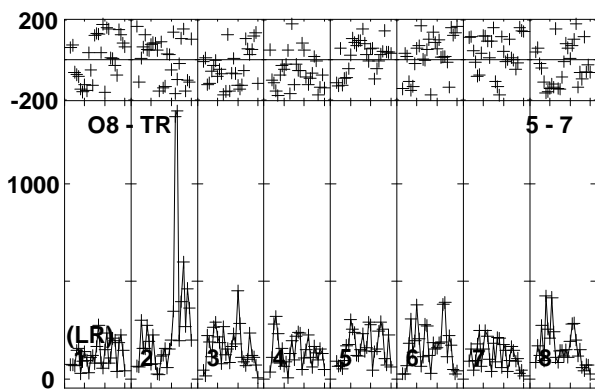
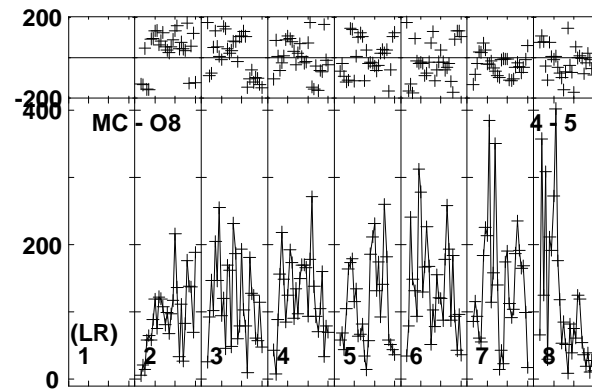
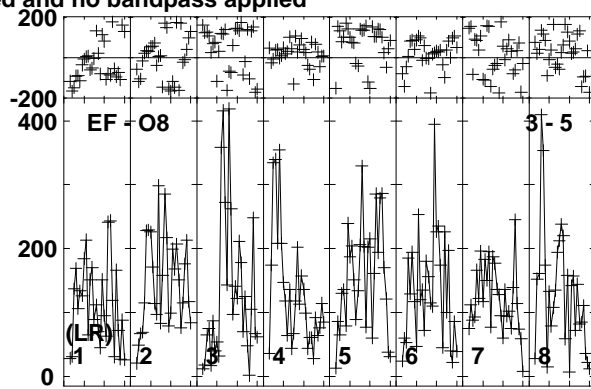
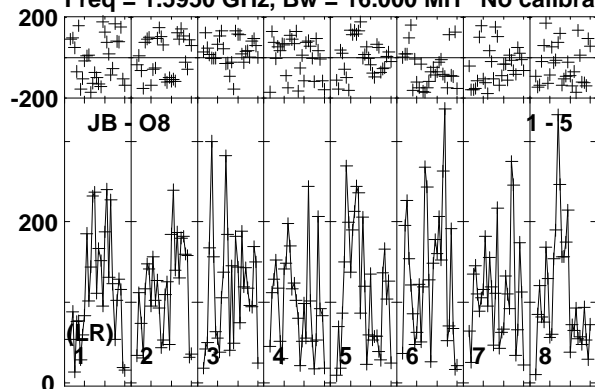


Lower frame: Micro Ampl Jy Top frame: Phas deg  
Vector averaged cross-power spectrum Baseline: JB (01) - O8 (05)  
Timerange: 00/14:46:01 to 00/14:49:29

Plot file version 44 created 23-MAY-2018 15:53:42

J0915+0745 EG102D.UVDATA.1

Freq = 1.5950 GHz, Bw = 16.000 MH No calibration applied and no bandpass applied

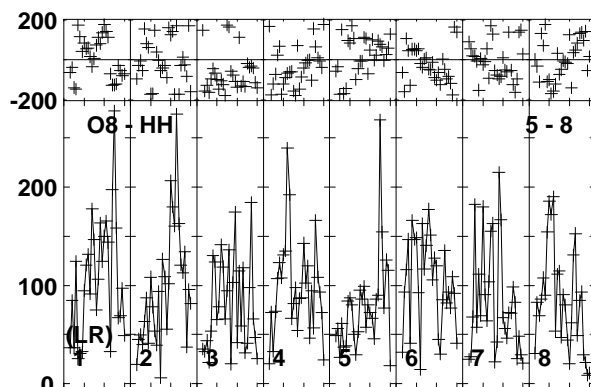
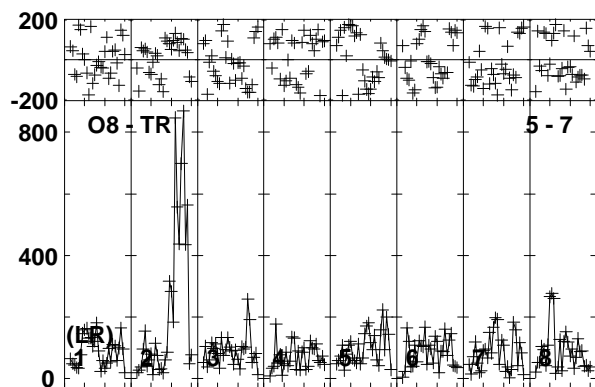
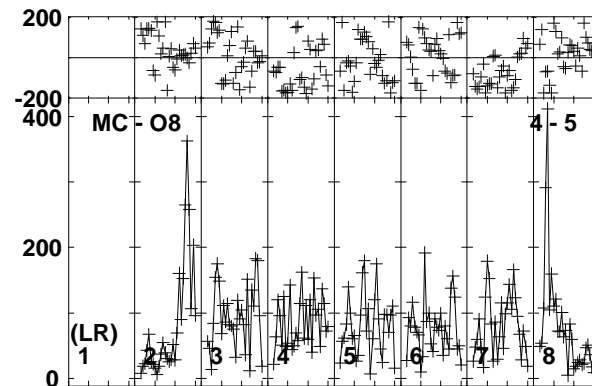
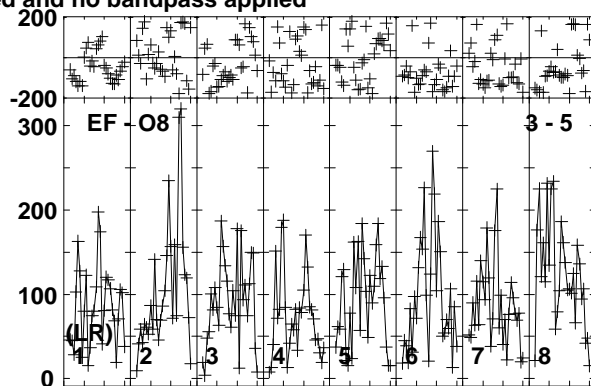
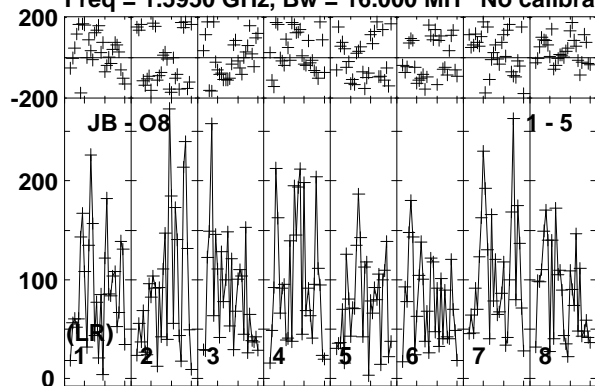


Lower frame: Micro Ampl Jy Top frame: Phas deg  
Vector averaged cross-power spectrum Baseline: JB (01) - O8 (05)  
Timerange: 00/14:50:01 to 00/14:51:29

Plot file version 45 created 23-MAY-2018 15:53:42

B0915+068 EG102D.UVDATA.1

Freq = 1.5950 GHz, Bw = 16.000 MH No calibration applied and no bandpass applied

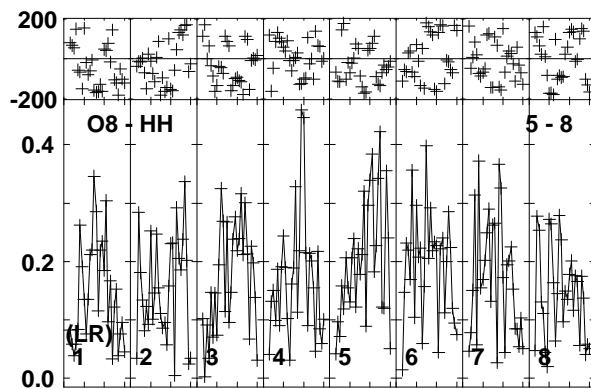
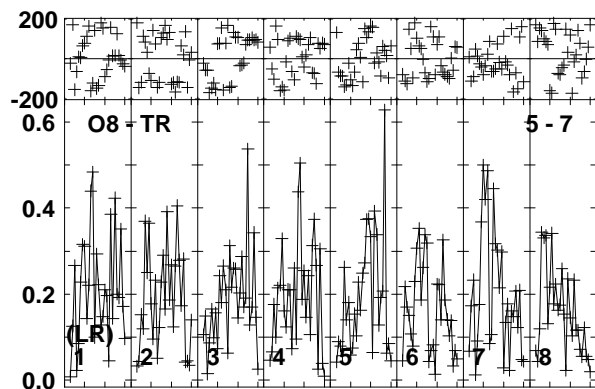
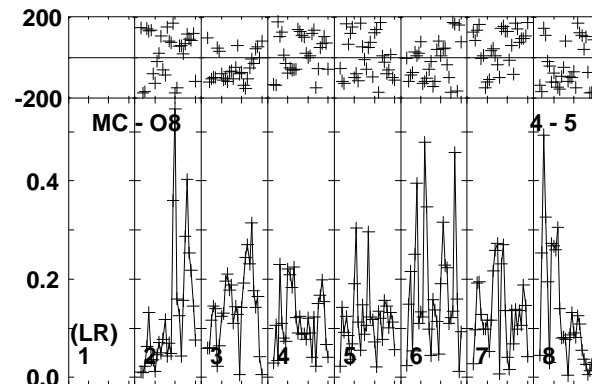
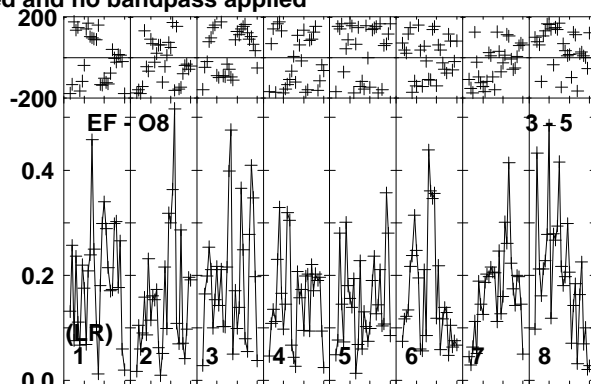
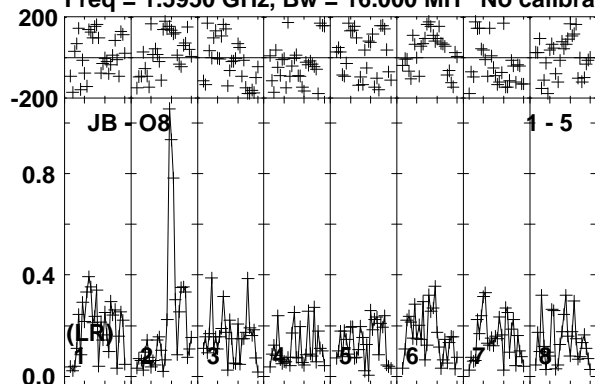


Lower frame: Micro Ampl Jy Top frame: Phas deg  
Vector averaged cross-power spectrum Baseline: JB (01) - O8 (05)  
Timerange: 00/14:51:31 to 00/14:54:59

Plot file version 46 created 23-MAY-2018 15:53:42

J0915+0745 EG102D.UVDATA.1

Freq = 1.5950 GHz, Bw = 16.000 MH No calibration applied and no bandpass applied

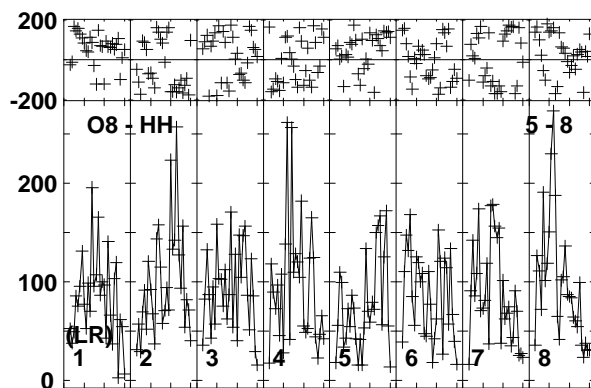
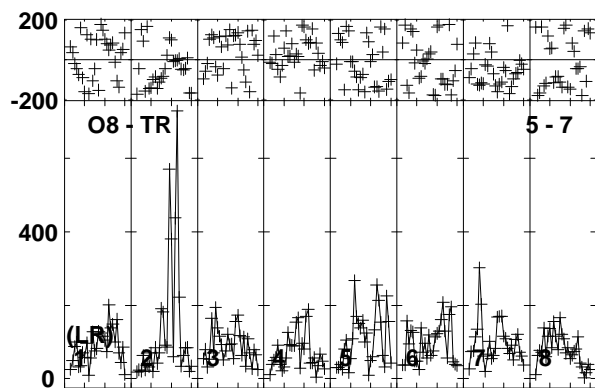
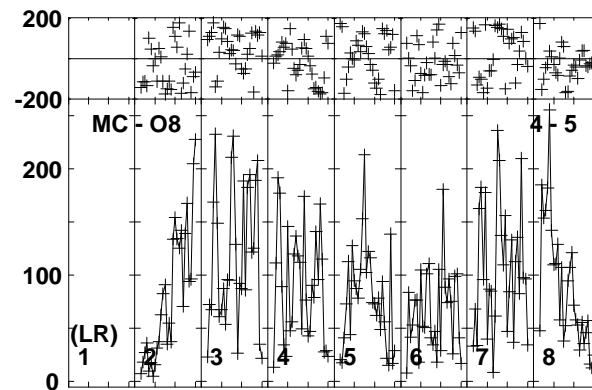
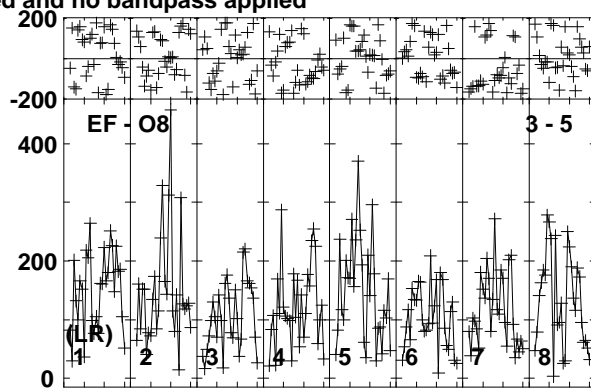
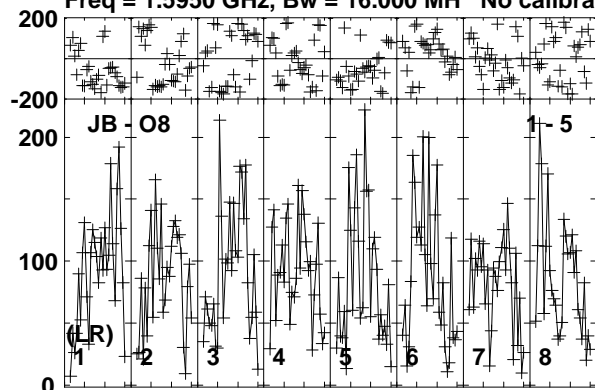


Lower frame: Milli Ampl Jy Top frame: Phas deg  
Vector averaged cross-power spectrum Baseline: JB (01) - O8 (05)  
Timerange: 00/14:55:01 to 00/14:56:29

Plot file version 47 created 23-MAY-2018 15:53:42

B0915+068 EG102D.UVDATA.1

Freq = 1.5950 GHz, Bw = 16.000 MH No calibration applied and no bandpass applied

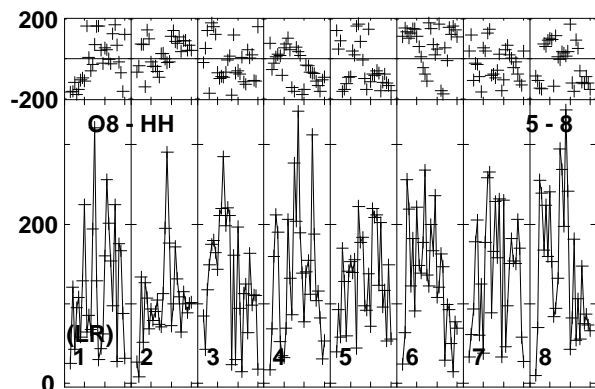
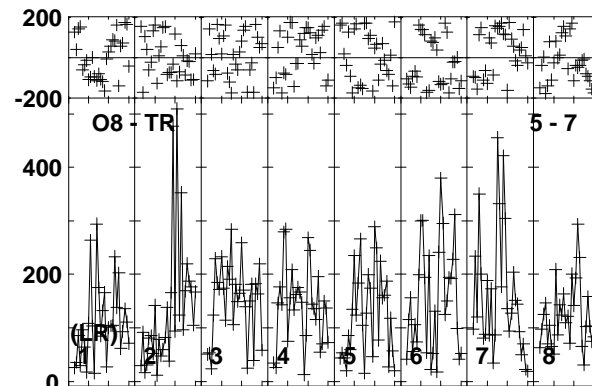
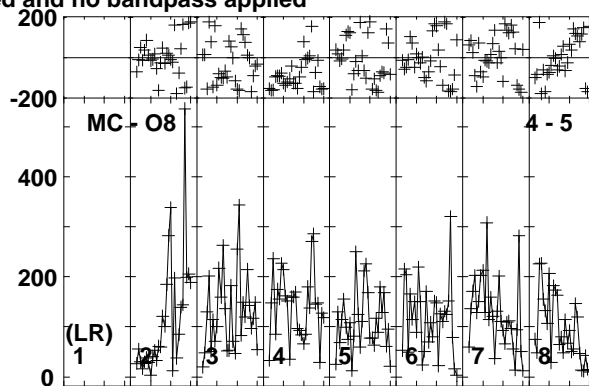
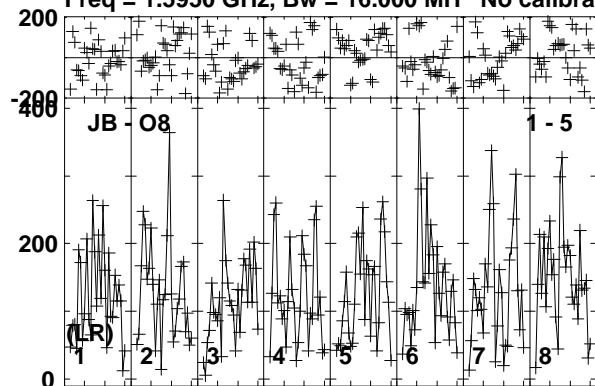


Lower frame: Micro Ampl Jy Top frame: Phas deg  
Vector averaged cross-power spectrum Baseline: JB (01) - O8 (05)  
Timerange: 00/14:56:31 to 00/14:59:59

Plot file version 48 created 23-MAY-2018 15:53:42

J0915+0745 EG102D.UVDATA.1

Freq = 1.5950 GHz, Bw = 16.000 MH No calibration applied and no bandpass applied



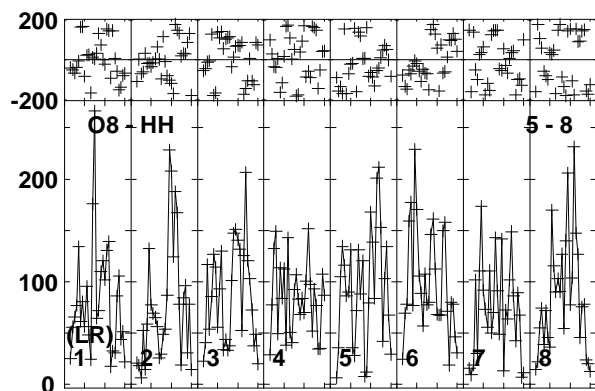
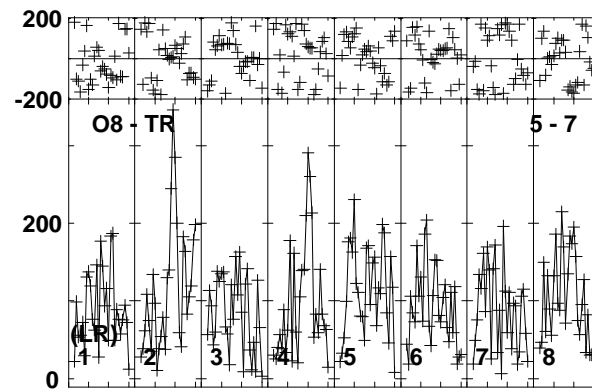
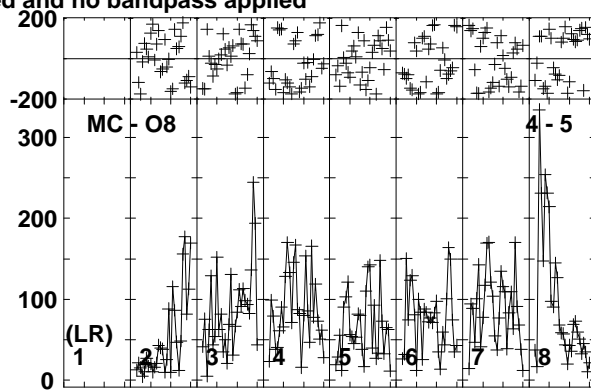
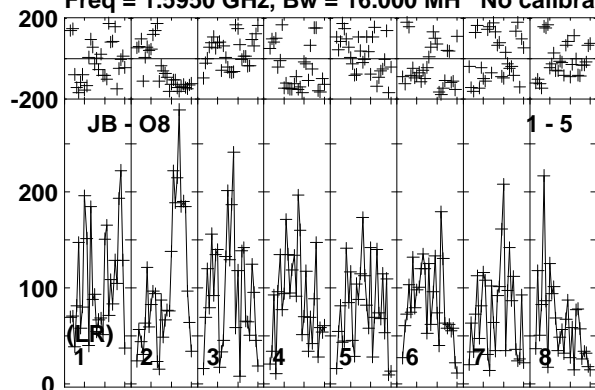
Lower frame: Micro Ampl Jy Top frame: Phas deg  
Vector averaged cross-power spectrum Baseline: JB (01) - O8 (05)  
Timerange: 00/15:00:31 to 00/15:01:59



Plot file version 49 created 23-MAY-2018 15:53:42

B0915+068 EG102D.UVDATA.1

Freq = 1.5950 GHz, Bw = 16.000 MH No calibration applied and no bandpass applied

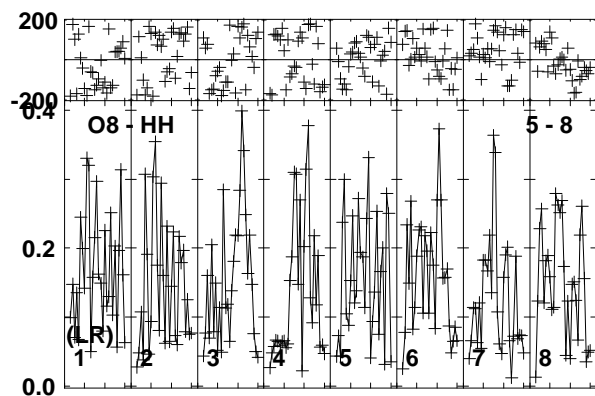
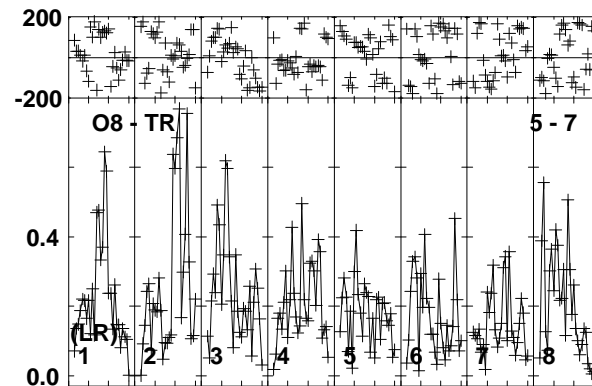
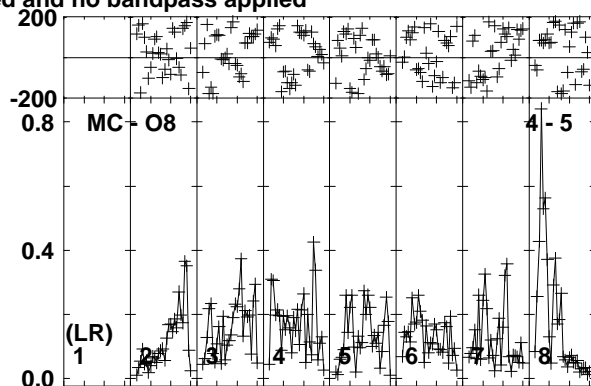
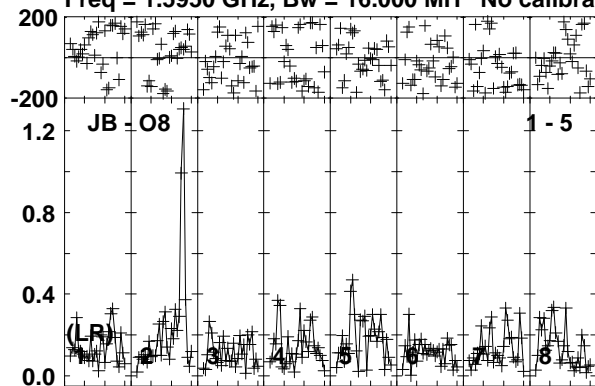


Lower frame: Micro Ampl Jy Top frame: Phas deg  
Vector averaged cross-power spectrum Baseline: JB (01) - O8 (05)  
Timerange: 00/15:02:01 to 00/15:05:29

Plot file version 50 created 23-MAY-2018 15:53:43

J0915+0745 EG102D.UVDATA.1

Freq = 1.5950 GHz, Bw = 16.000 MH No calibration applied and no bandpass applied

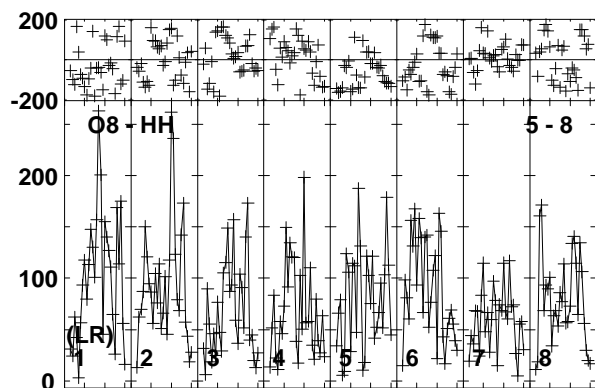
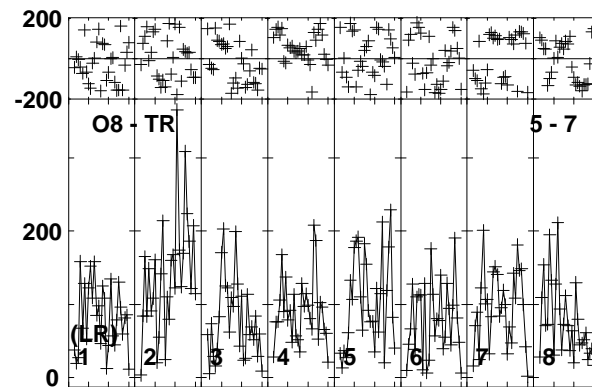
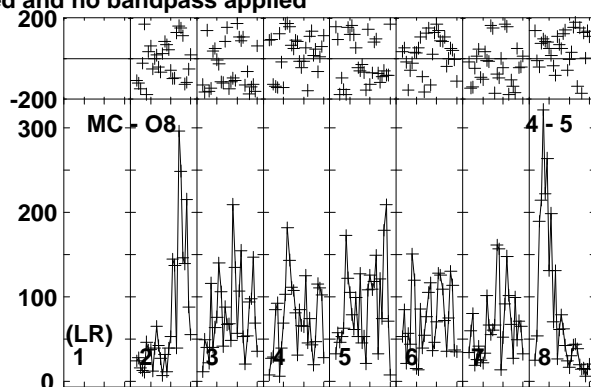
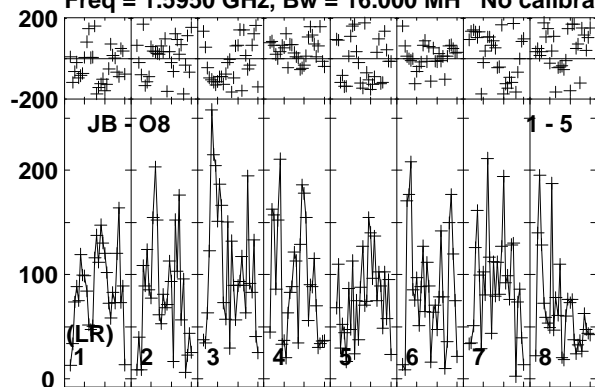


Lower frame: Milli Ampl Jy Top frame: Phas deg  
Vector averaged cross-power spectrum Baseline: JB (01) - O8 (05)  
Timerange: 00/15:05:31 to 00/15:06:59

Plot file version 51 created 23-MAY-2018 15:53:43

B0915+068 EG102D.UVDATA.1

Freq = 1.5950 GHz, Bw = 16.000 MH No calibration applied and no bandpass applied

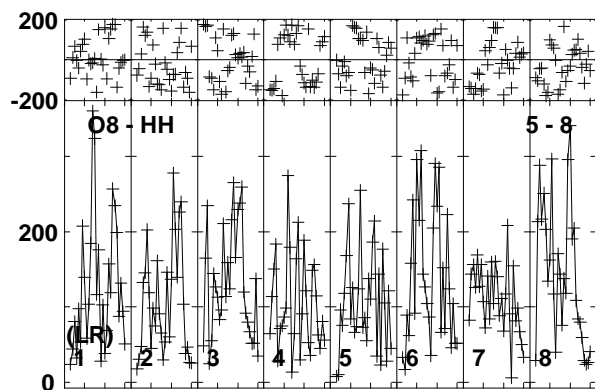
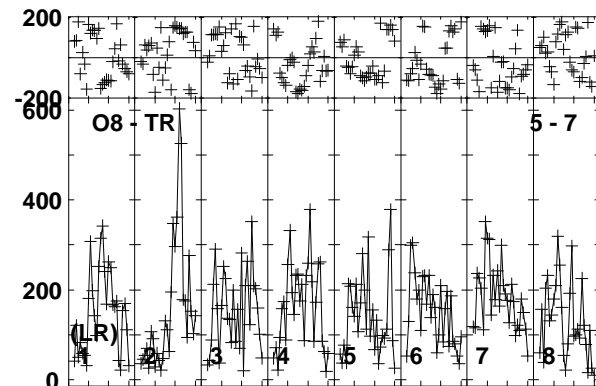
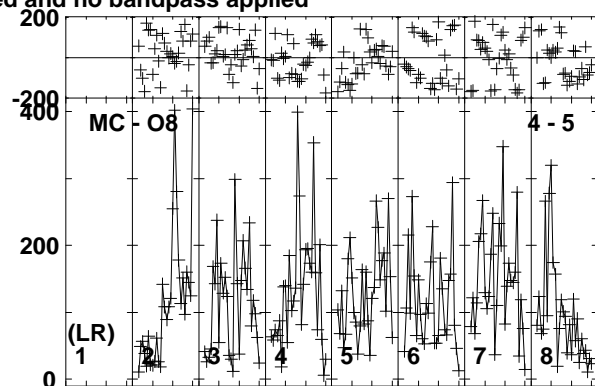
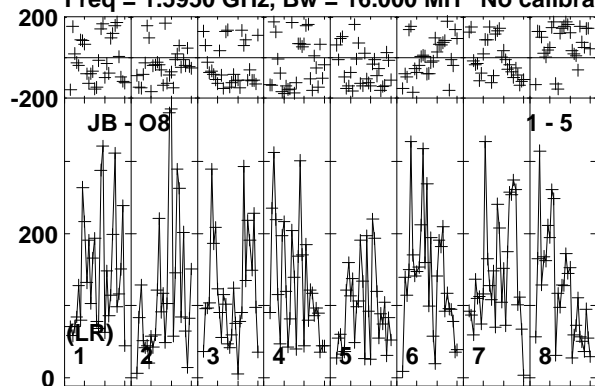


Lower frame: Micro Ampl Jy Top frame: Phas deg  
Vector averaged cross-power spectrum Baseline: JB (01) - O8 (05)  
Timerange: 00/15:07:01 to 00/15:10:29

Plot file version 52 created 23-MAY-2018 15:53:43

J0915+0745 EG102D.UVDATA.1

Freq = 1.5950 GHz, Bw = 16.000 MH No calibration applied and no bandpass applied

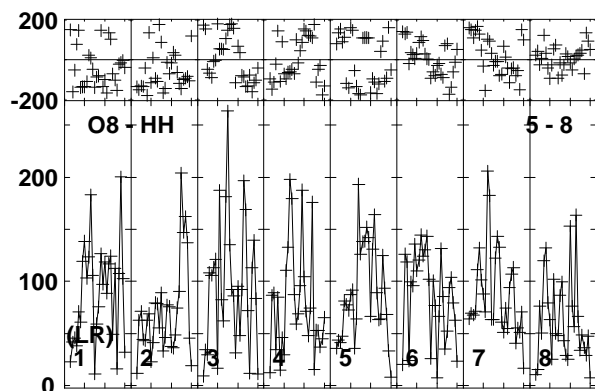
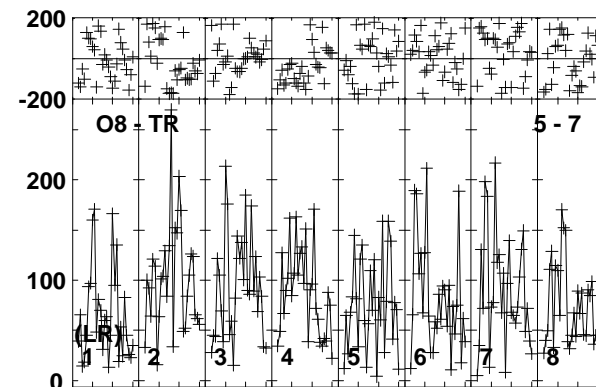
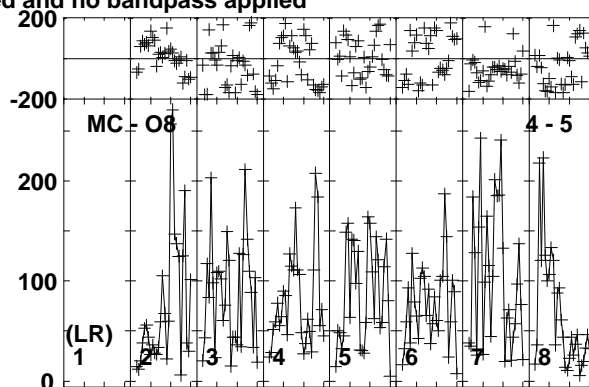
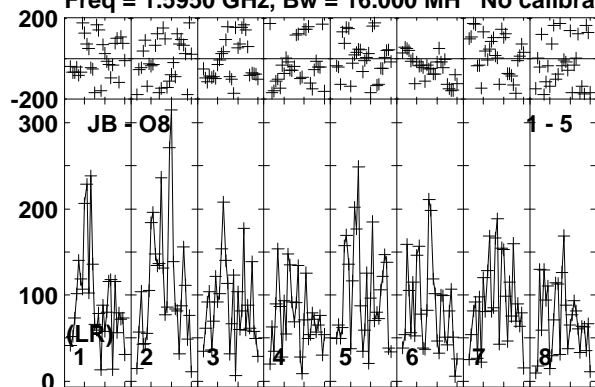


Lower frame: Micro Ampl Jy Top frame: Phas deg  
Vector averaged cross-power spectrum Baseline: JB (01) - O8 (05)  
Timerange: 00/15:11:01 to 00/15:12:29

Plot file version 53 created 23-MAY-2018 15:53:43

B0915+068 EG102D.UVDATA.1

Freq = 1.5950 GHz, Bw = 16.000 MH No calibration applied and no bandpass applied

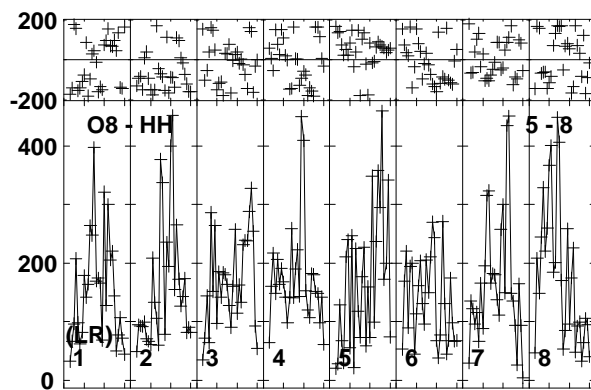
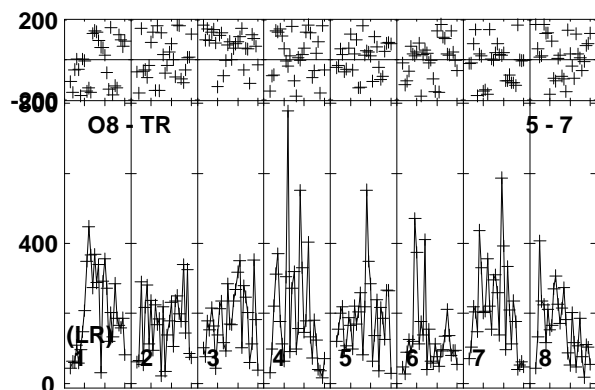
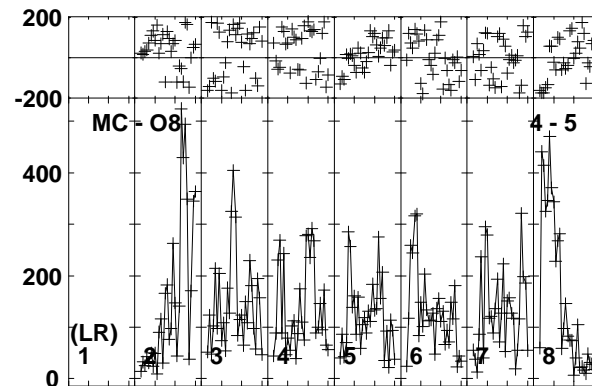
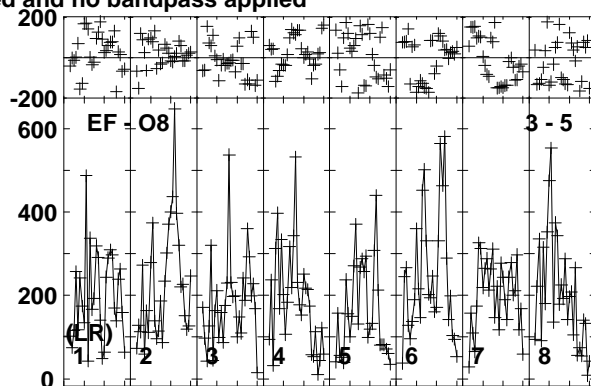
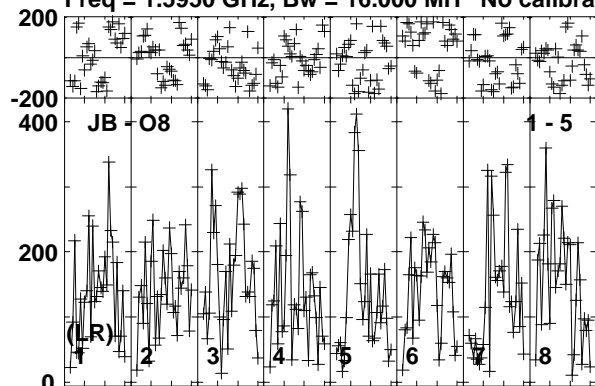


Lower frame: Micro Ampl Jy Top frame: Phas deg  
Vector averaged cross-power spectrum Baseline: JB (01) - O8 (05)  
Timerange: 00/15:12:31 to 00/15:15:59

Plot file version 54 created 23-MAY-2018 15:53:43

J0915+0745 EG102D.UVDATA.1

Freq = 1.5950 GHz, Bw = 16.000 MH No calibration applied and no bandpass applied

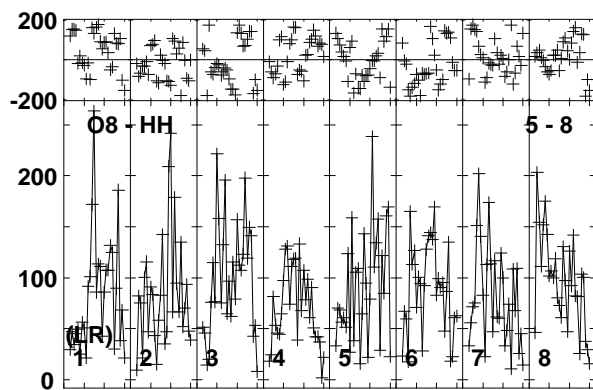
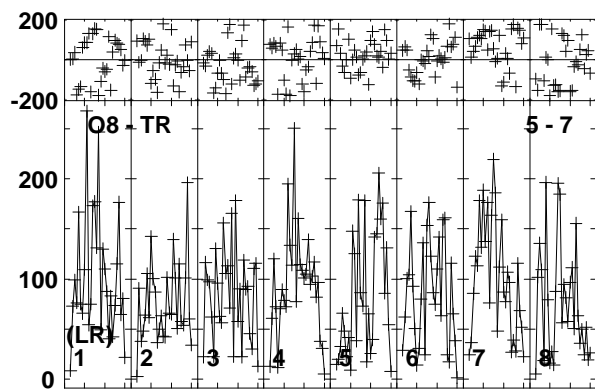
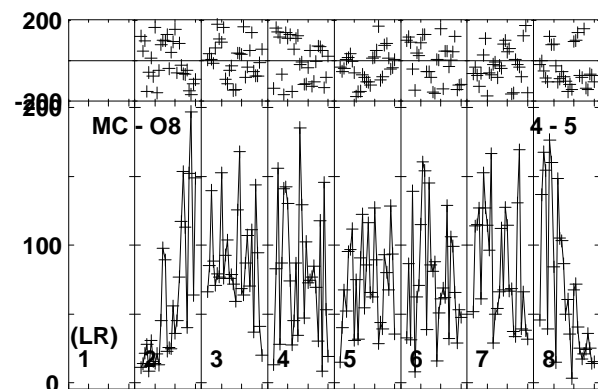
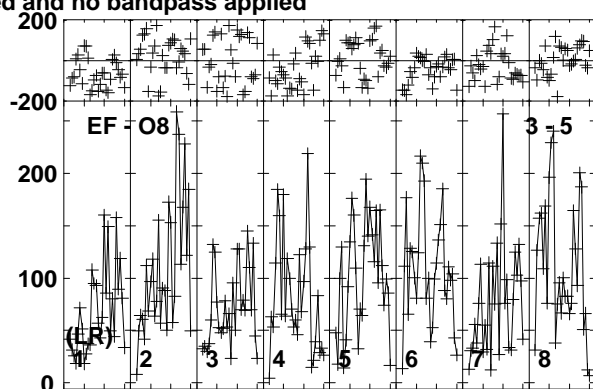
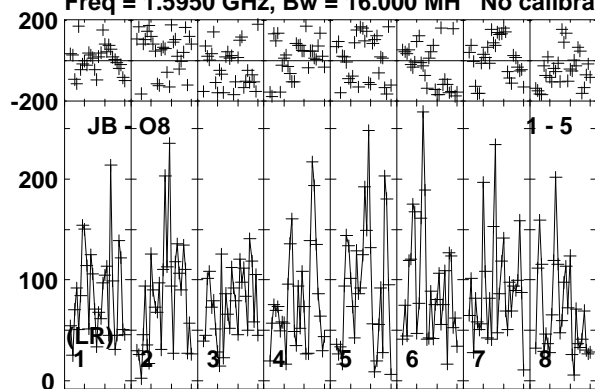


Lower frame: Micro Ampl Jy Top frame: Phas deg  
Vector averaged cross-power spectrum Baseline: JB (01) - O8 (05)  
Timerange: 00/15:16:01 to 00/15:17:29

Plot file version 55 created 23-MAY-2018 15:53:43

B0915+068 EG102D.UVDATA.1

Freq = 1.5950 GHz, Bw = 16.000 MH No calibration applied and no bandpass applied

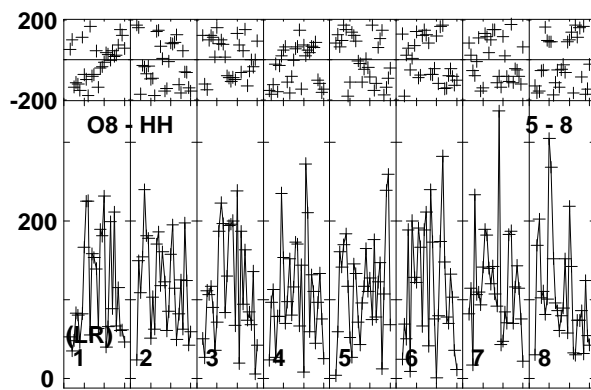
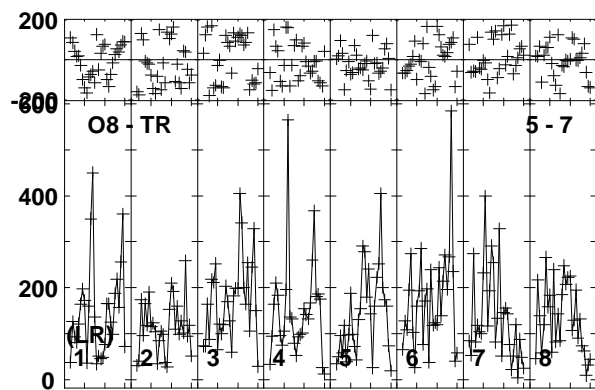
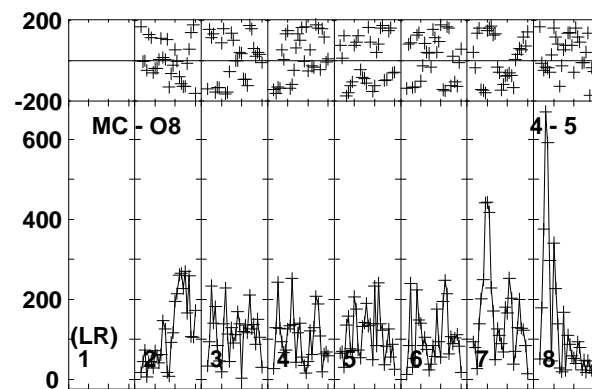
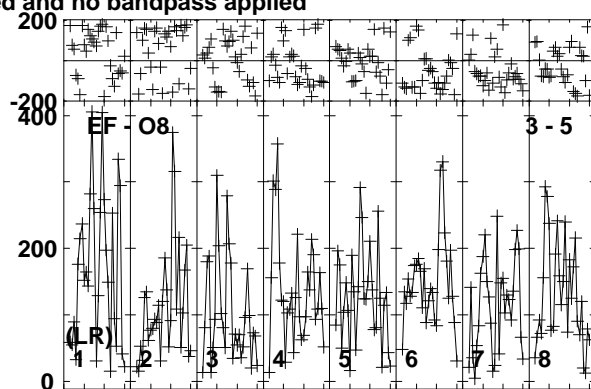
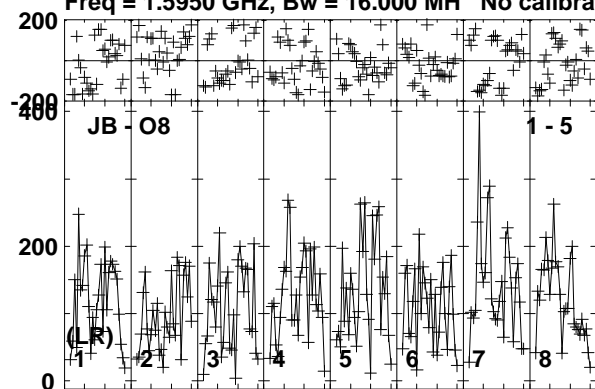


Lower frame: Micro Ampl Jy Top frame: Phas deg  
Vector averaged cross-power spectrum Baseline: JB (01) - O8 (05)  
Timerange: 00/15:17:31 to 00/15:20:59

Plot file version 56 created 23-MAY-2018 15:53:43

J0915+0745 EG102D.UVDATA.1

Freq = 1.5950 GHz, Bw = 16.000 MH No calibration applied and no bandpass applied



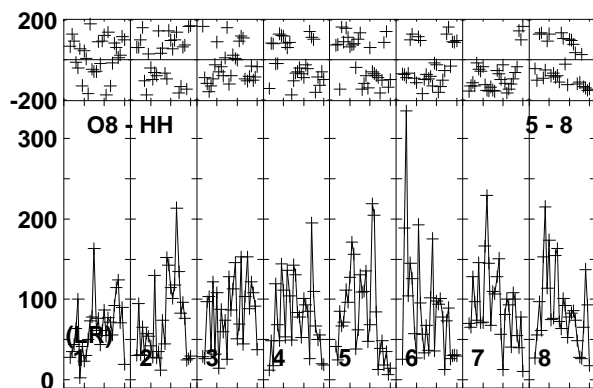
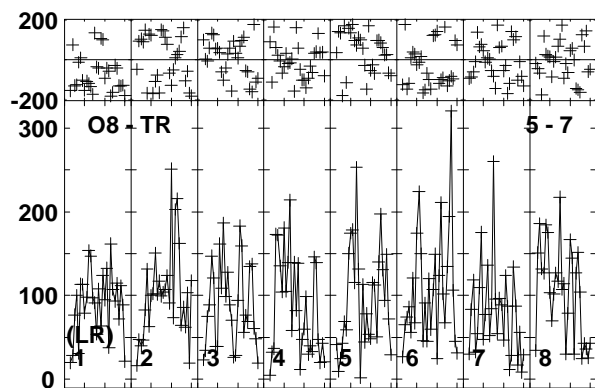
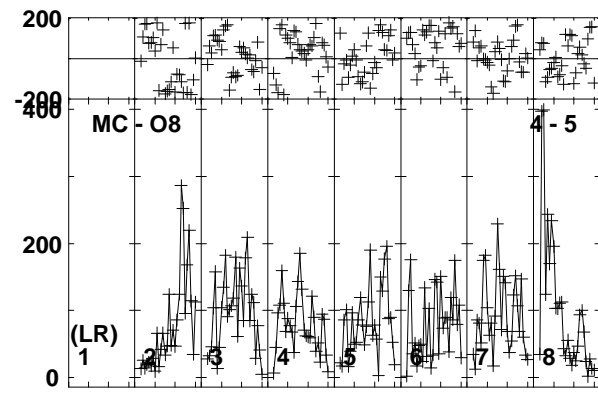
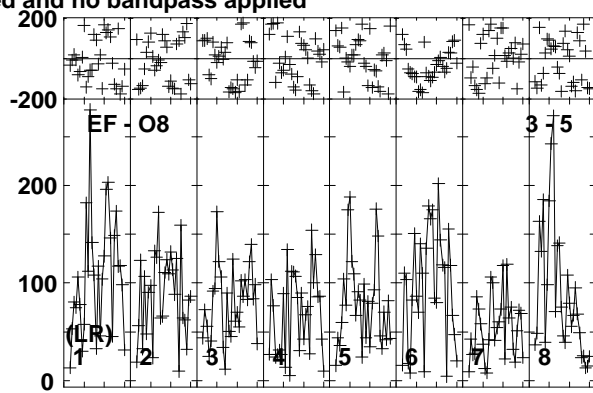
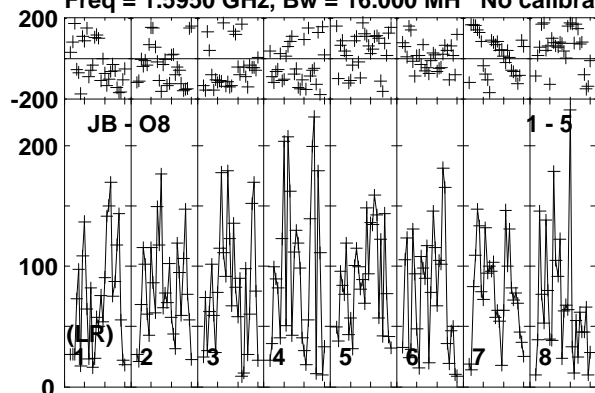
Lower frame: Micro Ampl Jy Top frame: Phas deg  
Vector averaged cross-power spectrum Baseline: JB (01) - O8 (05)  
Timerange: 00/15:21:31 to 00/15:22:59



Plot file version 57 created 23-MAY-2018 15:53:43

B0915+068 EG102D.UVDATA.1

Freq = 1.5950 GHz, Bw = 16.000 MH No calibration applied and no bandpass applied

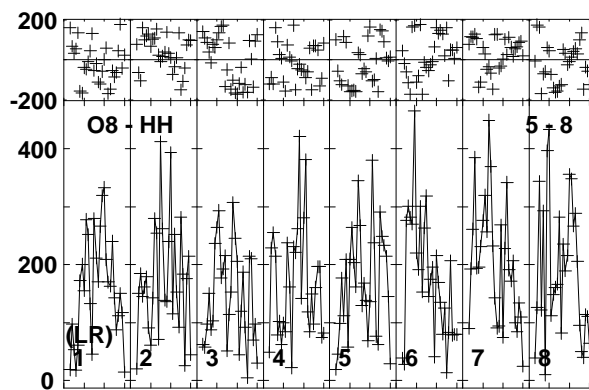
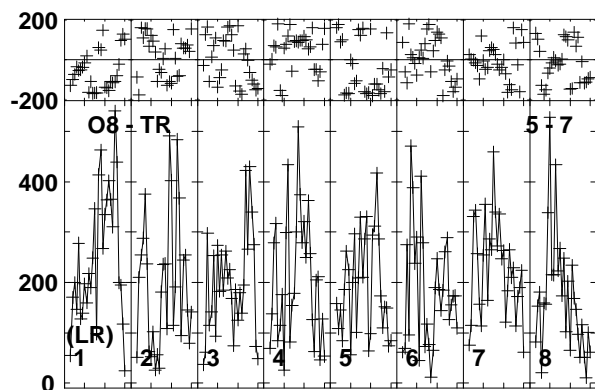
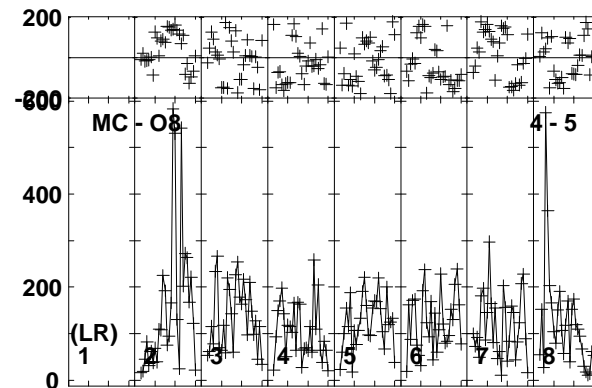
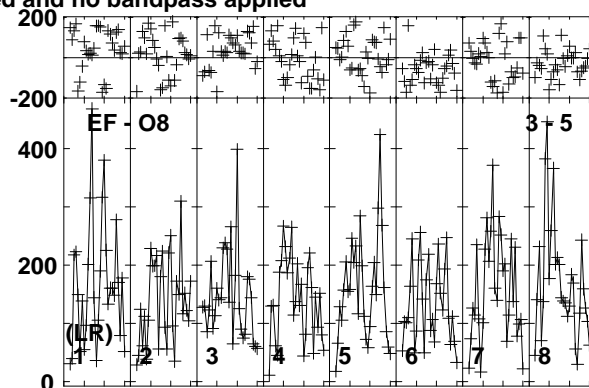
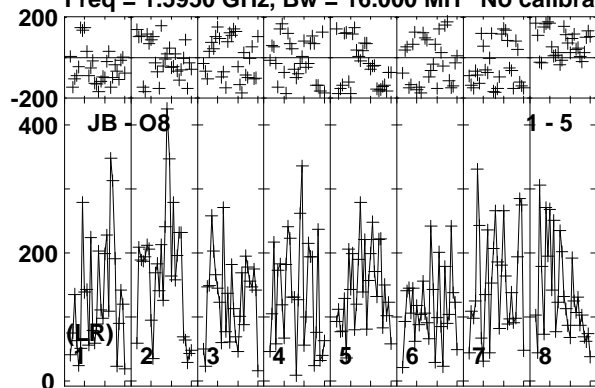


Lower frame: Micro Ampl Jy Top frame: Phas deg  
Vector averaged cross-power spectrum Baseline: JB (01) - O8 (05)  
Timerange: 00/15:23:01 to 00/15:26:29

Plot file version 58 created 23-MAY-2018 15:53:43

J0915+0745 EG102D.UVDATA.1

Freq = 1.5950 GHz, Bw = 16.000 MH No calibration applied and no bandpass applied

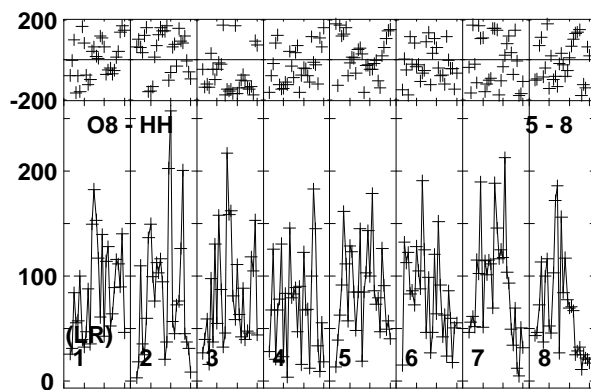
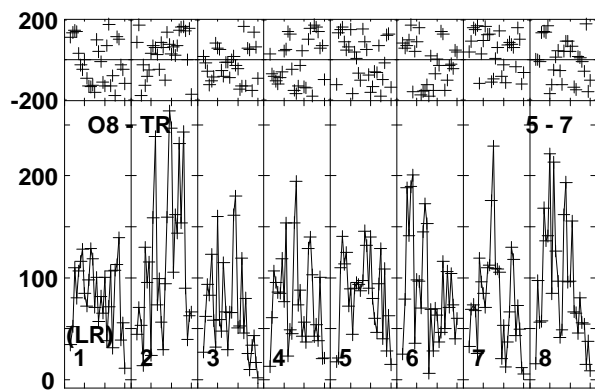
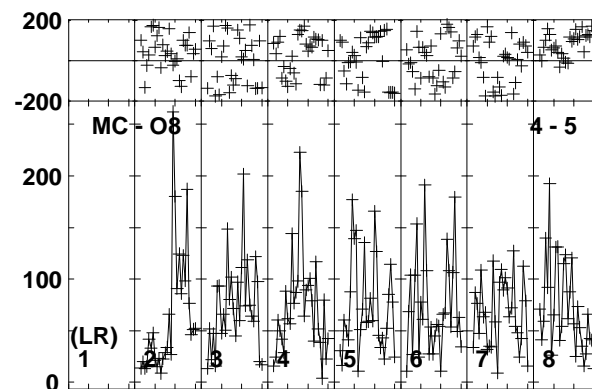
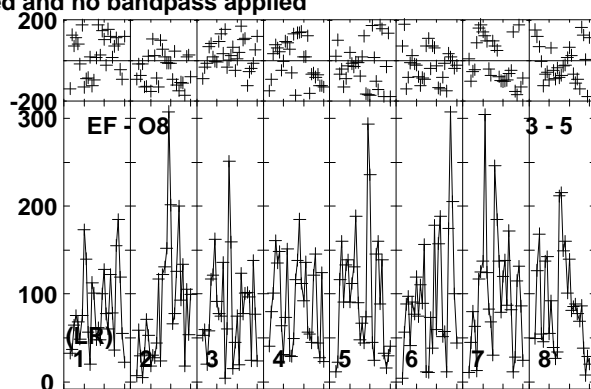
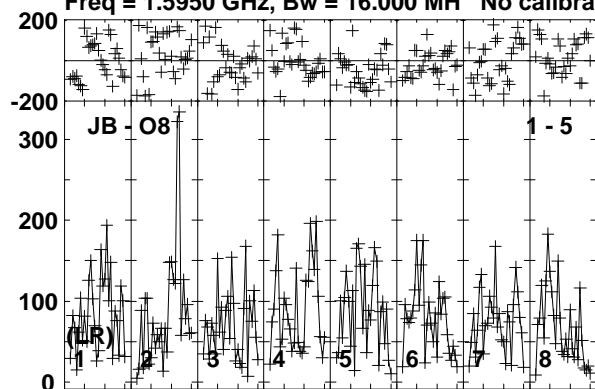


Lower frame: Micro Ampl Jy Top frame: Phas deg  
Vector averaged cross-power spectrum Baseline: JB (01) - O8 (05)  
Timerange: 00/15:26:31 to 00/15:27:59

Plot file version 59 created 23-MAY-2018 15:53:43

B0915+068 EG102D.UVDATA.1

Freq = 1.5950 GHz, Bw = 16.000 MH No calibration applied and no bandpass applied

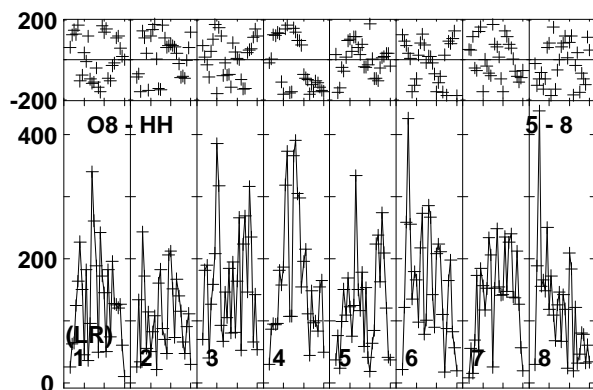
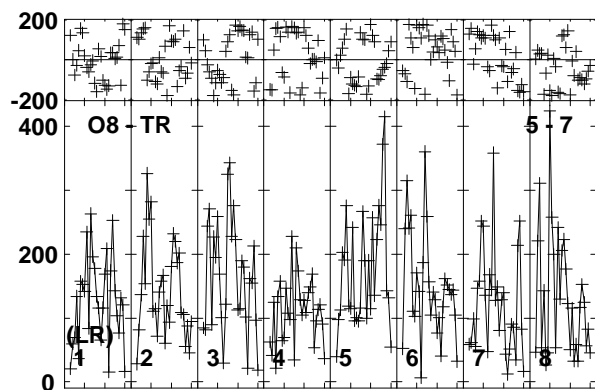
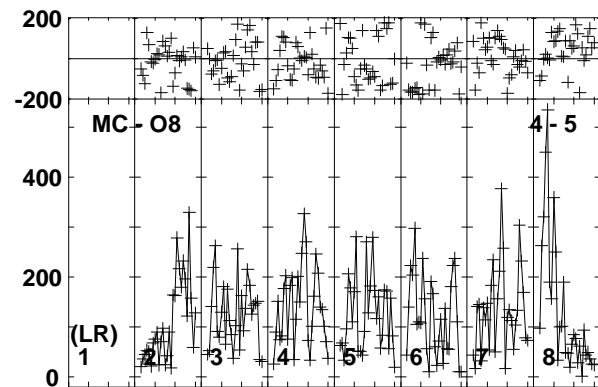
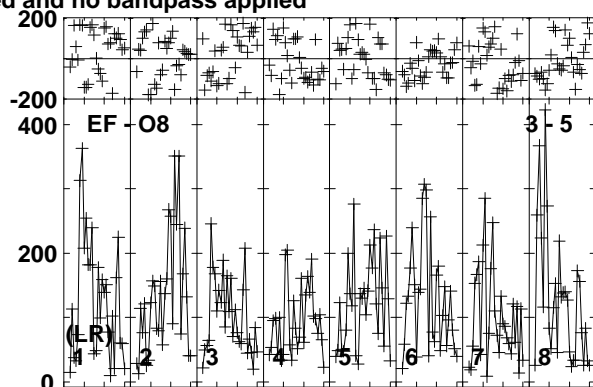
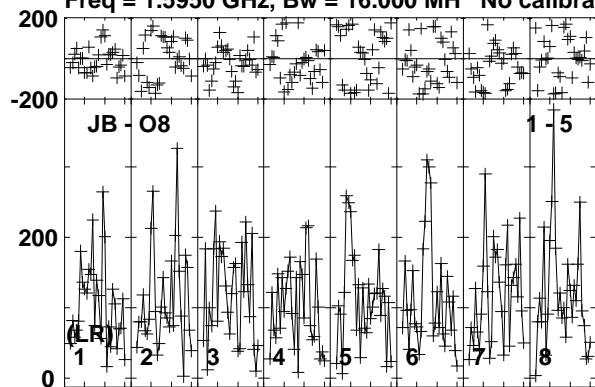


Lower frame: Micro Ampl Jy Top frame: Phas deg  
Vector averaged cross-power spectrum Baseline: JB (01) - O8 (05)  
Timerange: 00/15:28:01 to 00/15:31:29

Plot file version 60 created 23-MAY-2018 15:53:44

J0915+0745 EG102D.UVDATA.1

Freq = 1.5950 GHz, Bw = 16.000 MH No calibration applied and no bandpass applied

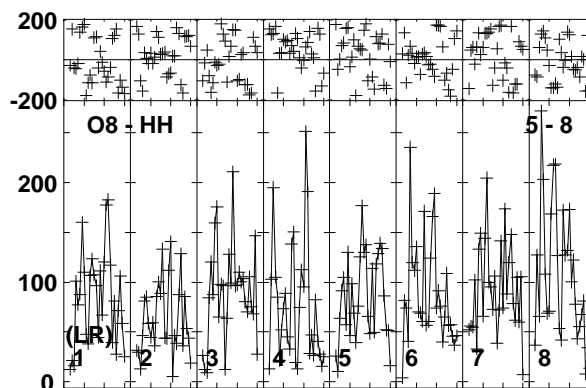
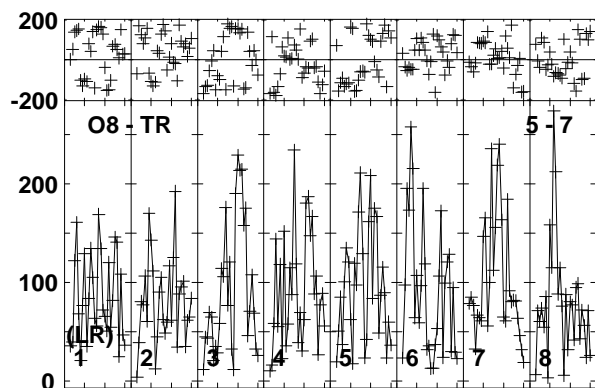
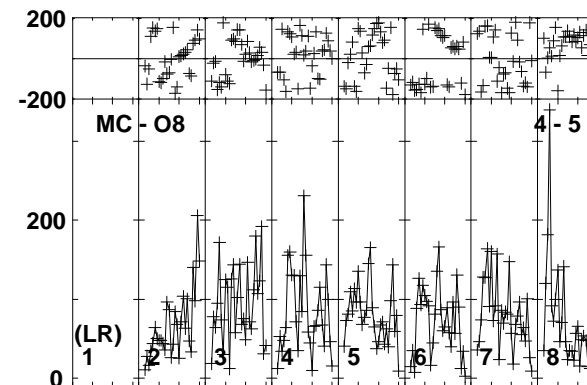
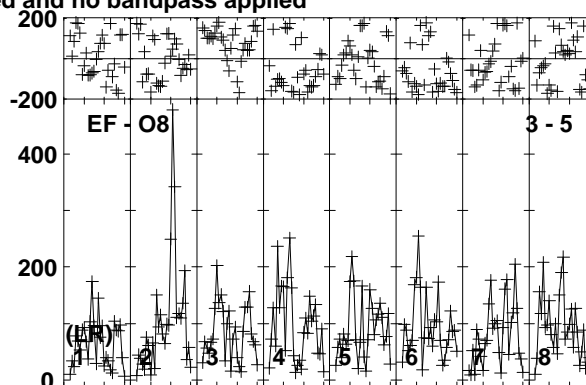
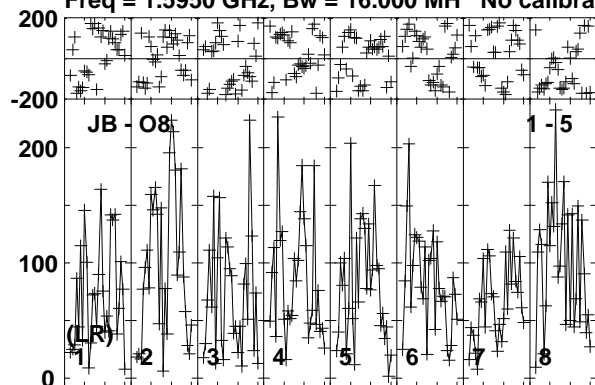


Lower frame: Micro Ampl Jy Top frame: Phas deg  
Vector averaged cross-power spectrum Baseline: JB (01) - O8 (05)  
Timerange: 00/15:32:01 to 00/15:33:29

Plot file version 61 created 23-MAY-2018 15:53:44

B0915+068 EG102D.UVDATA.1

Freq = 1.5950 GHz, Bw = 16.000 MH No calibration applied and no bandpass applied

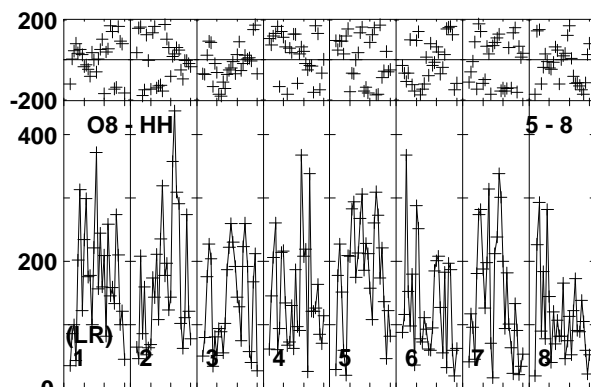
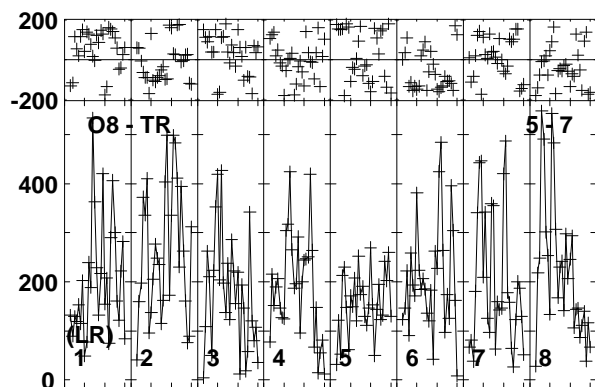
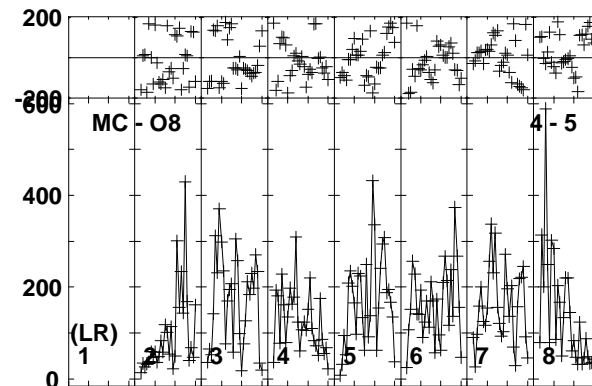
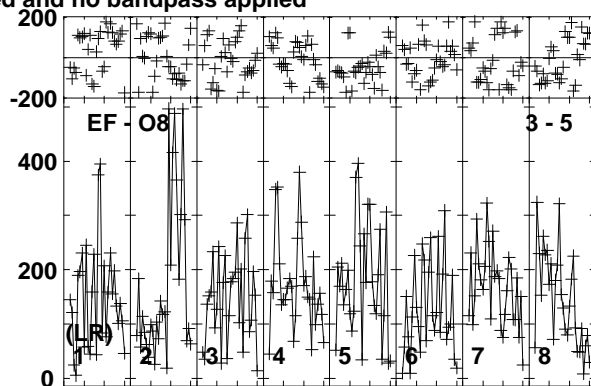
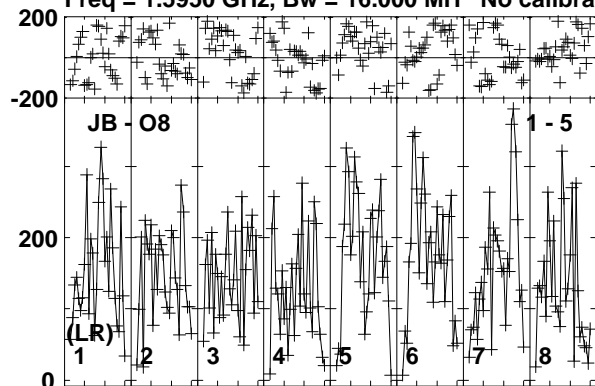


Lower frame: Micro Ampl Jy Top frame: Phas deg  
Vector averaged cross-power spectrum Baseline: JB (01) - O8 (05)  
Timerange: 00/15:33:31 to 00/15:36:59

Plot file version 62 created 23-MAY-2018 15:53:44

J0915+0745 EG102D.UVDATA.1

Freq = 1.5950 GHz, Bw = 16.000 MH No calibration applied and no bandpass applied

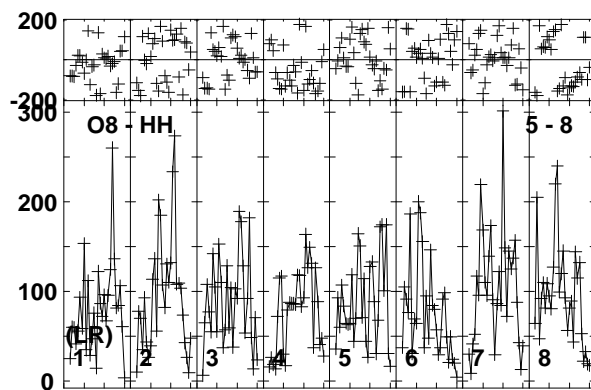
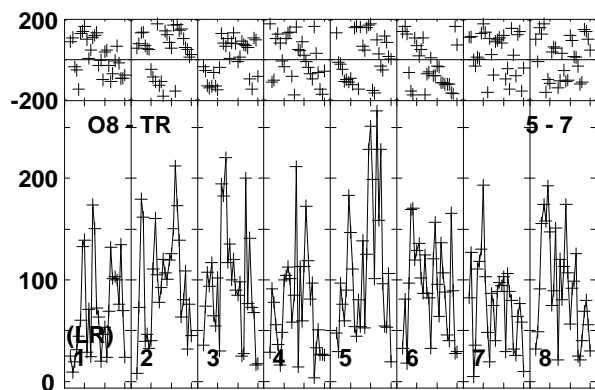
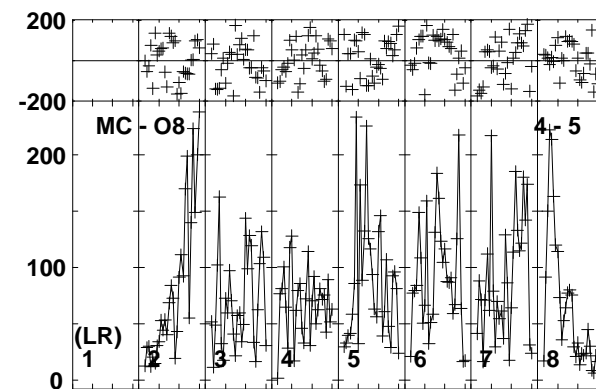
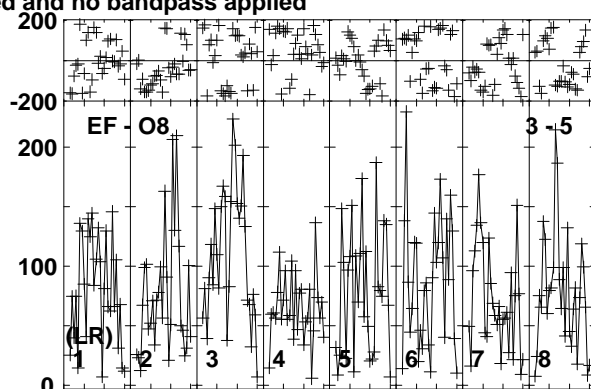
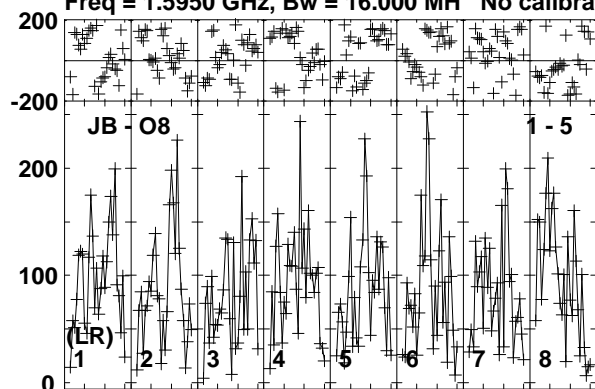


Lower frame: Micro Ampl Jy Top frame: Phas deg  
Vector averaged cross-power spectrum Baseline: JB (01) - O8 (05)  
Timerange: 00/15:37:01 to 00/15:38:29

Plot file version 63 created 23-MAY-2018 15:53:44

B0915+068 EG102D.UVDATA.1

Freq = 1.5950 GHz, Bw = 16.000 MH No calibration applied and no bandpass applied

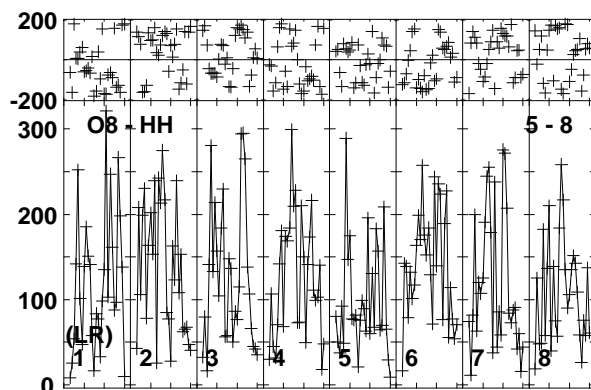
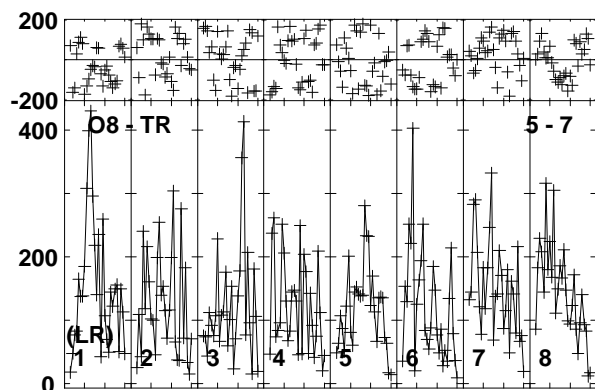
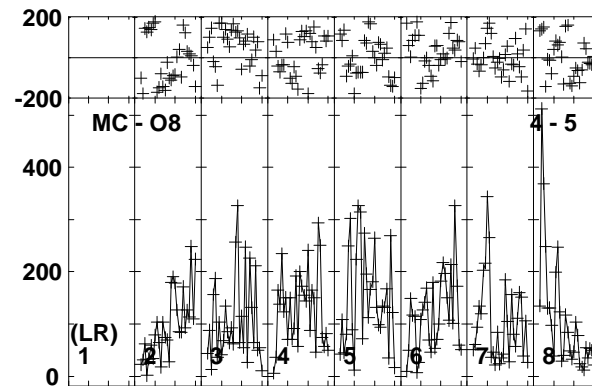
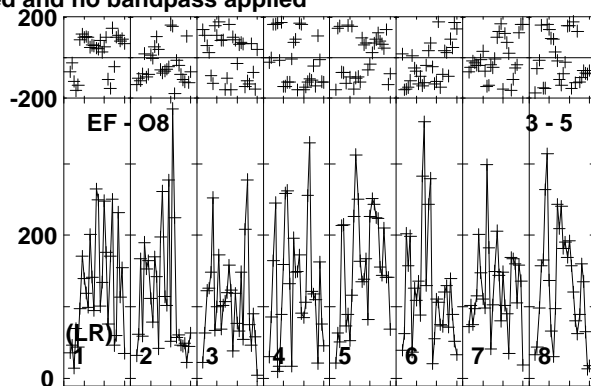
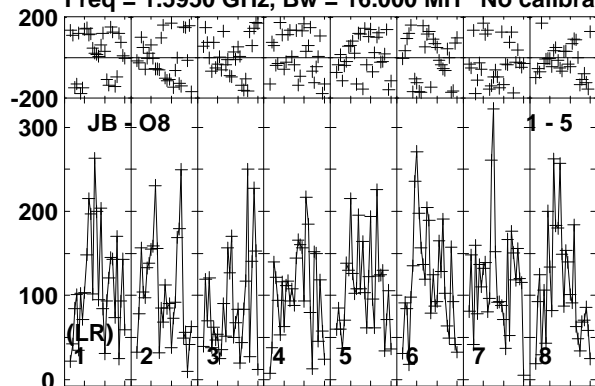


Lower frame: Micro Ampl Jy Top frame: Phas deg  
Vector averaged cross-power spectrum Baseline: JB (01) - O8 (05)  
Timerange: 00/15:38:31 to 00/15:41:59

Plot file version 64 created 23-MAY-2018 15:53:44

J0915+0745 EG102D.UVDATA.1

Freq = 1.5950 GHz, Bw = 16.000 MH No calibration applied and no bandpass applied



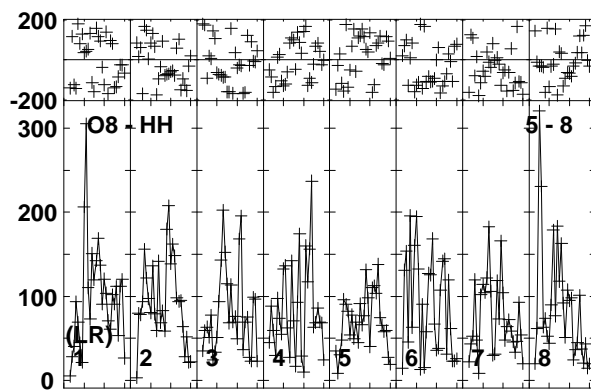
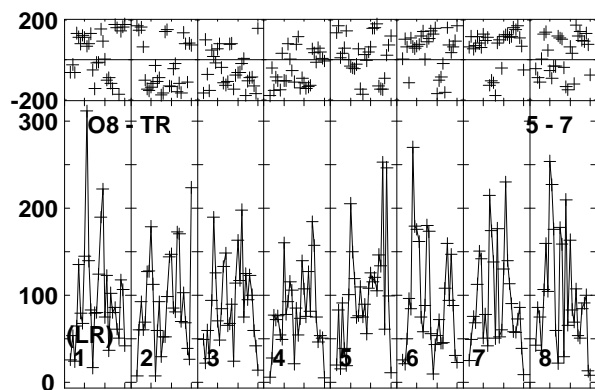
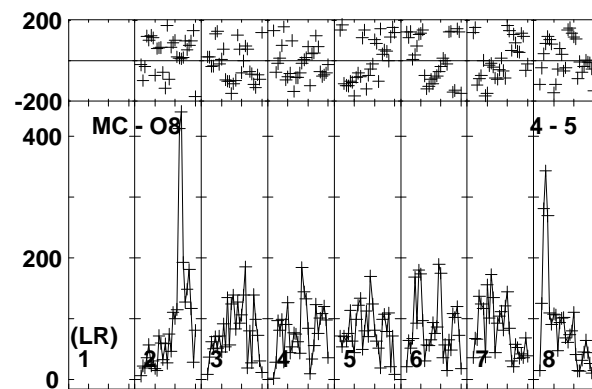
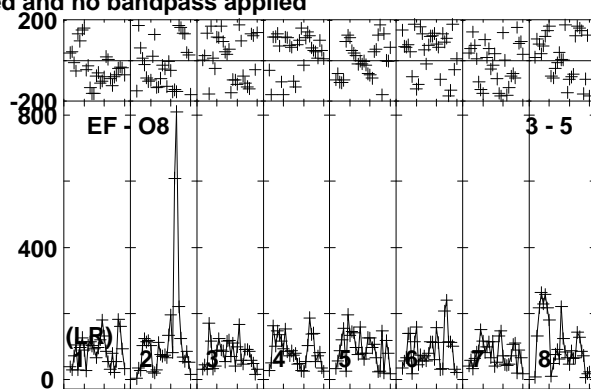
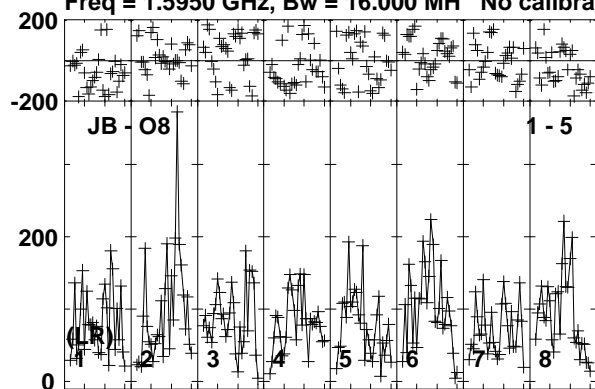
Lower frame: Micro Ampl Jy Top frame: Phas deg  
Vector averaged cross-power spectrum Baseline: JB (01) - O8 (05)  
Timerange: 00/15:42:31 to 00/15:43:59



Plot file version 65 created 23-MAY-2018 15:53:44

B0915+068 EG102D.UVDATA.1

Freq = 1.5950 GHz, Bw = 16.000 MH No calibration applied and no bandpass applied

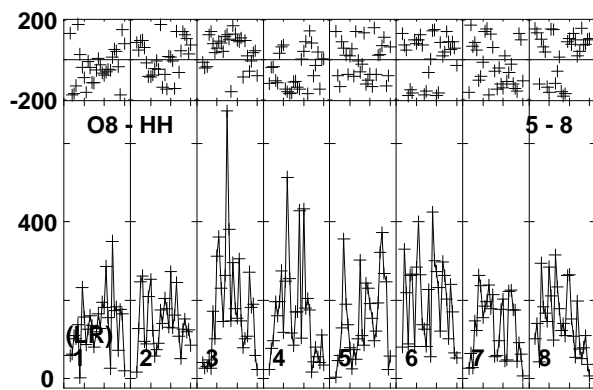
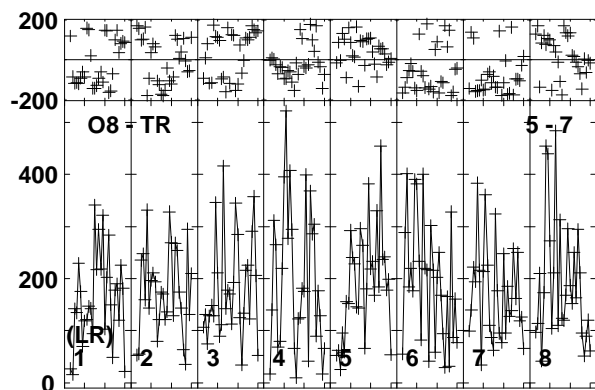
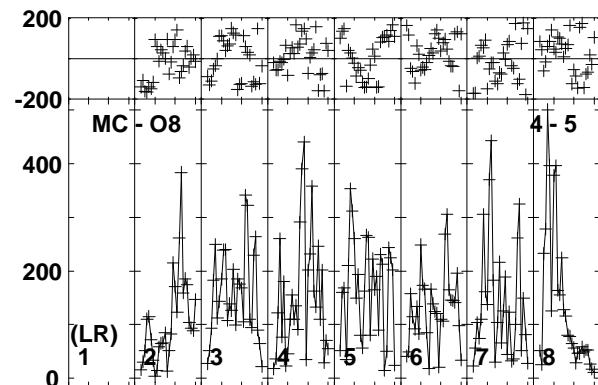
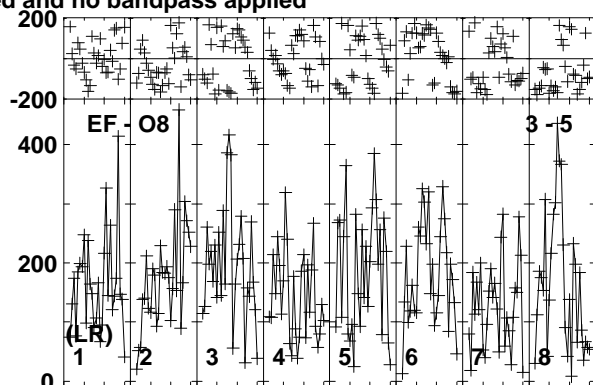
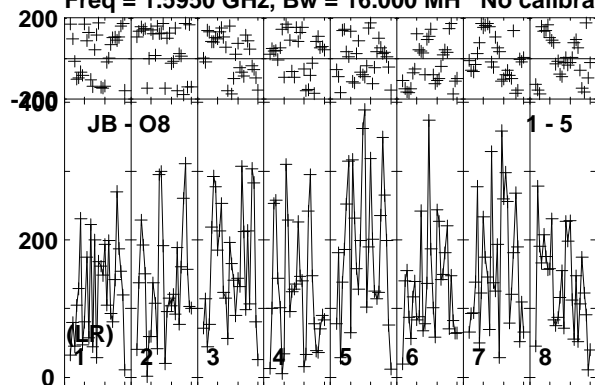


Lower frame: Micro Ampl Jy Top frame: Phas deg  
Vector averaged cross-power spectrum Baseline: JB (01) - O8 (05)  
Timerange: 00/15:44:01 to 00/15:47:29

Plot file version 66 created 23-MAY-2018 15:53:44

J0915+0745 EG102D.UVDATA.1

Freq = 1.5950 GHz, Bw = 16.000 MH No calibration applied and no bandpass applied

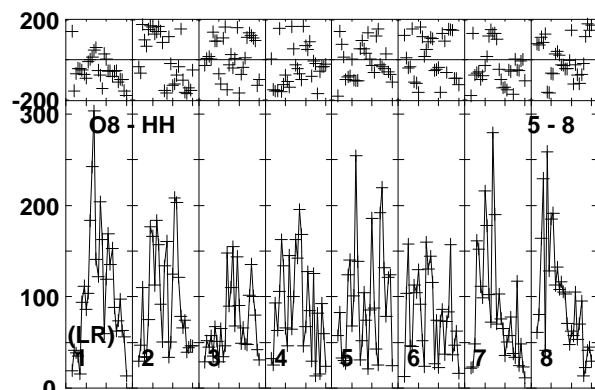
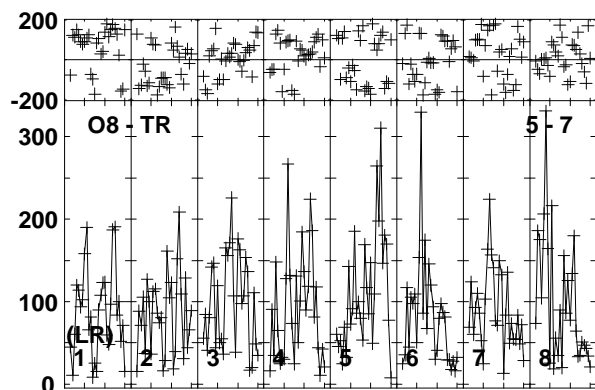
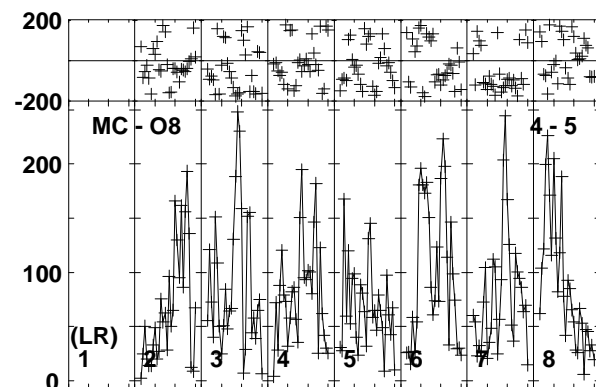
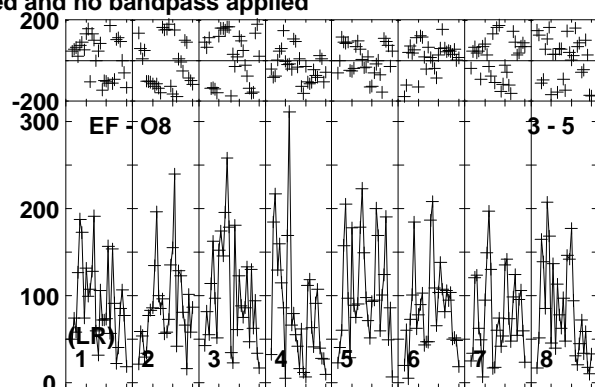
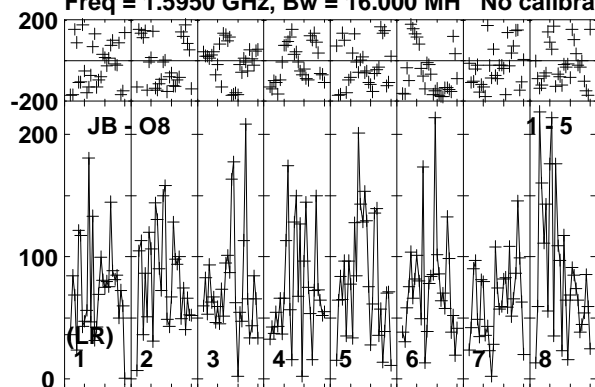


Lower frame: Micro Ampl Jy Top frame: Phas deg  
Vector averaged cross-power spectrum Baseline: JB (01) - O8 (05)  
Timerange: 00/15:47:31 to 00/15:48:59

Plot file version 67 created 23-MAY-2018 15:53:44

B0915+068 EG102D.UVDATA.1

Freq = 1.5950 GHz, Bw = 16.000 MH No calibration applied and no bandpass applied

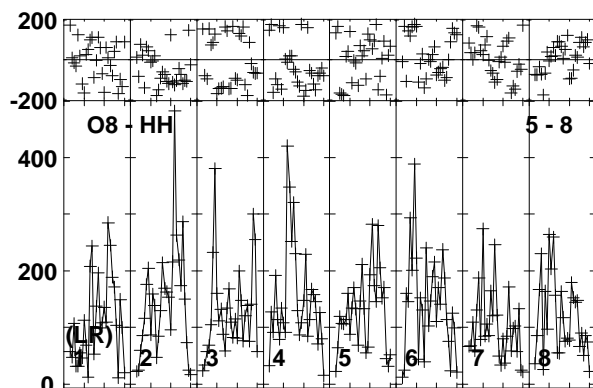
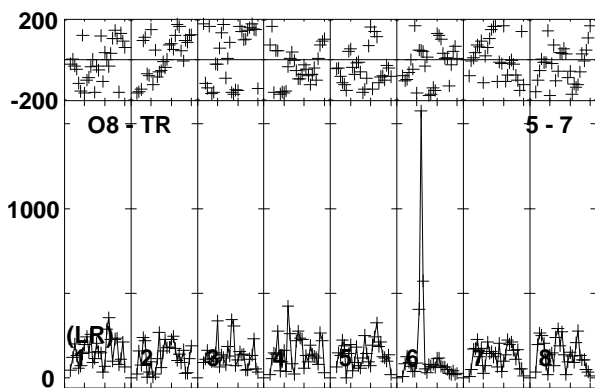
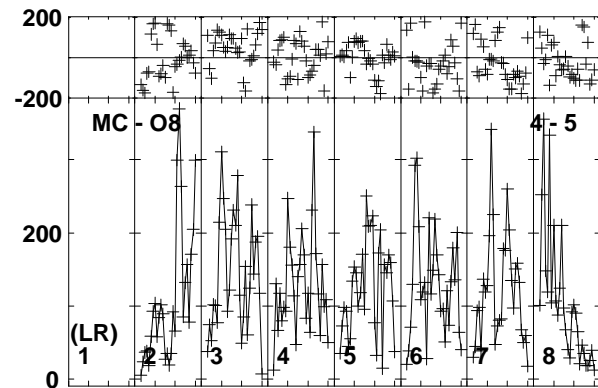
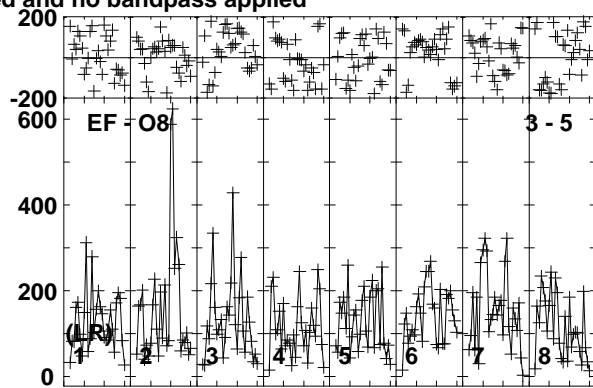
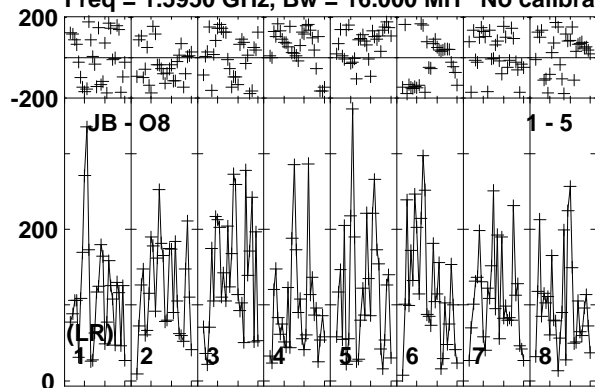


Lower frame: Micro Ampl Jy Top frame: Phas deg  
Vector averaged cross-power spectrum Baseline: JB (01) - O8 (05)  
Timerange: 00/15:49:01 to 00/15:52:29

Plot file version 68 created 23-MAY-2018 15:53:44

J0915+0745 EG102D.UVDATA.1

Freq = 1.5950 GHz, Bw = 16.000 MH No calibration applied and no bandpass applied

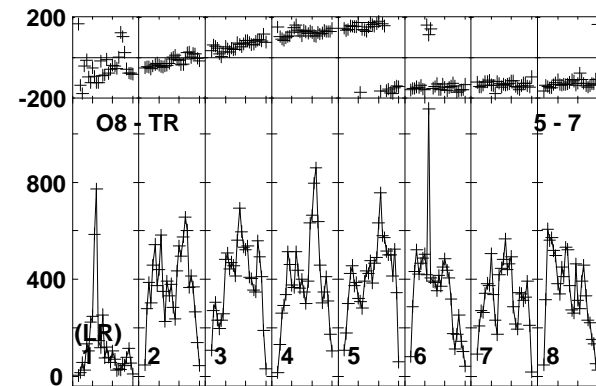
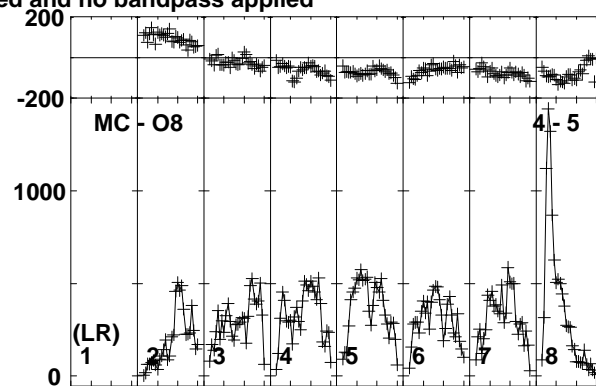
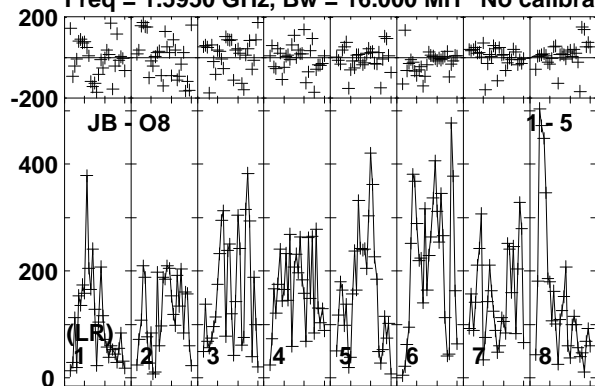


Lower frame: Micro Ampl Jy Top frame: Phas deg  
Vector averaged cross-power spectrum Baseline: JB (01) - O8 (05)  
Timerange: 00/15:53:01 to 00/15:54:29

Plot file version 69 created 23-MAY-2018 15:53:44

J1302+5748 EG102D.UVDATA.1

Freq = 1.5950 GHz, Bw = 16.000 MH No calibration applied and no bandpass applied

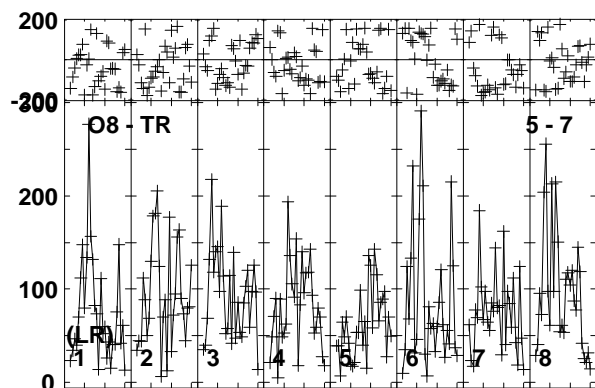
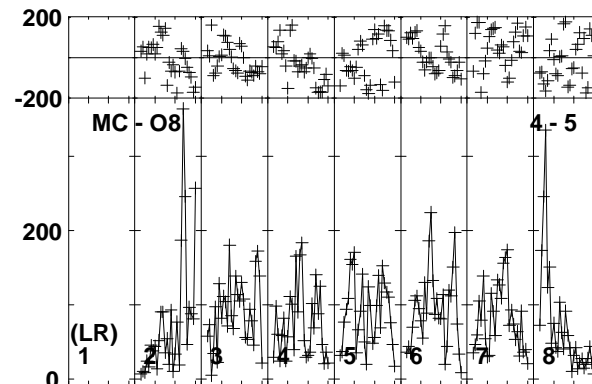
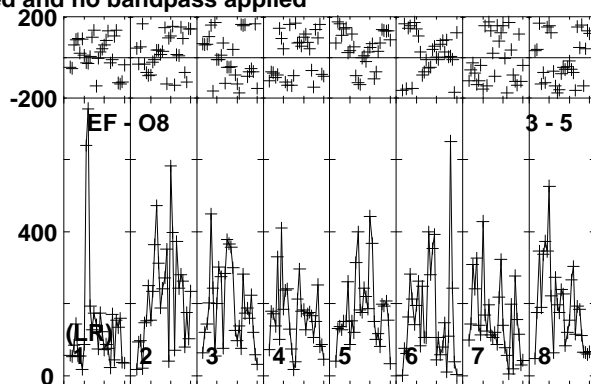
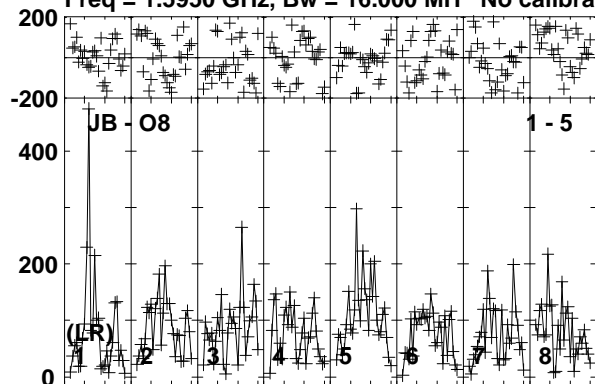


Lower frame: Micro Ampl Jy Top frame: Phas deg  
Vector averaged cross-power spectrum Baseline: JB (01) - O8 (05)  
Timerange: 00/15:59:31 to 00/16:00:59

Plot file version 70 created 23-MAY-2018 15:53:45

J1309+5733 EG102D.UVDATA.1

Freq = 1.5950 GHz, Bw = 16.000 MH No calibration applied and no bandpass applied

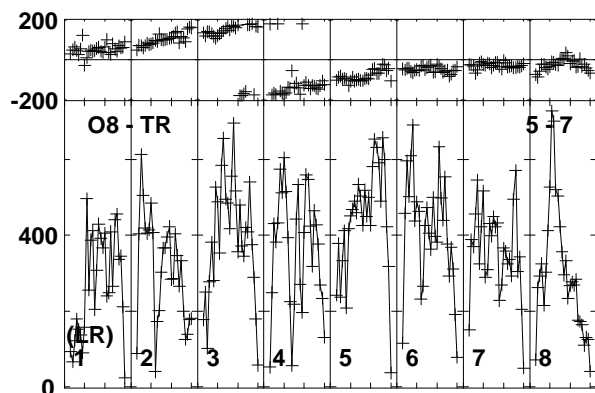
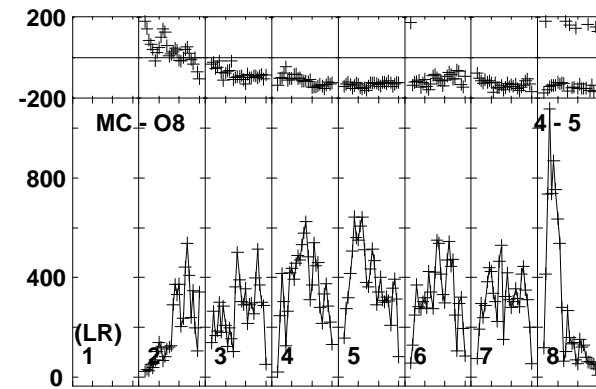
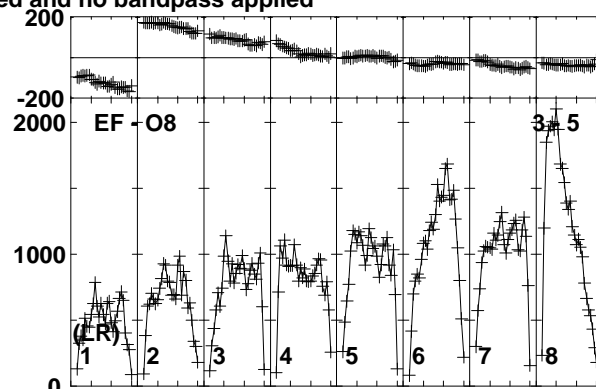
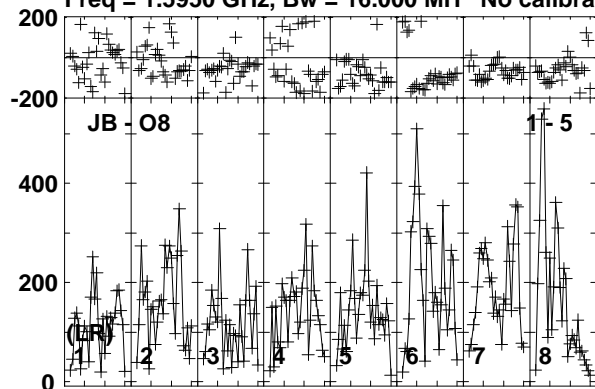


Lower frame: Micro Ampl Jy Top frame: Phas deg  
Vector averaged cross-power spectrum Baseline: JB (01) - O8 (05)  
Timerange: 00/16:01:01 to 00/16:04:29

Plot file version 71 created 23-MAY-2018 15:53:45

J1302+5748 EG102D.UVDATA.1

Freq = 1.5950 GHz, Bw = 16.000 MH No calibration applied and no bandpass applied

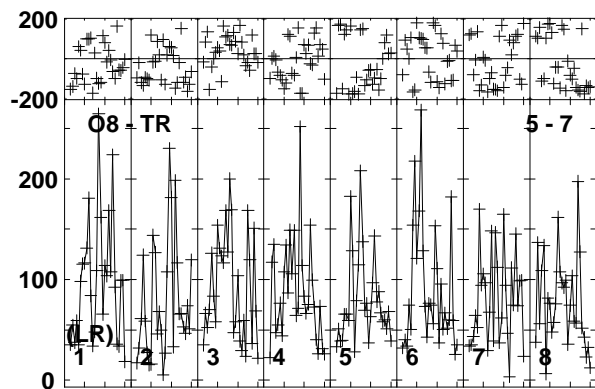
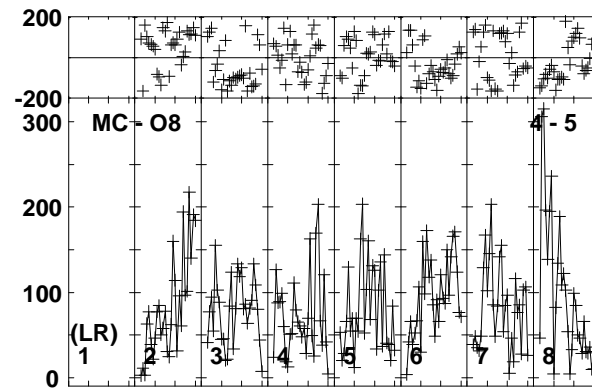
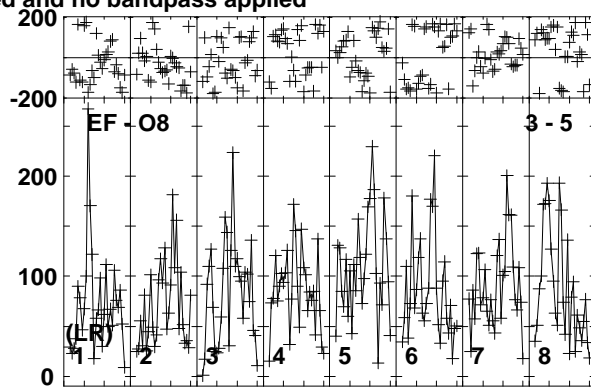
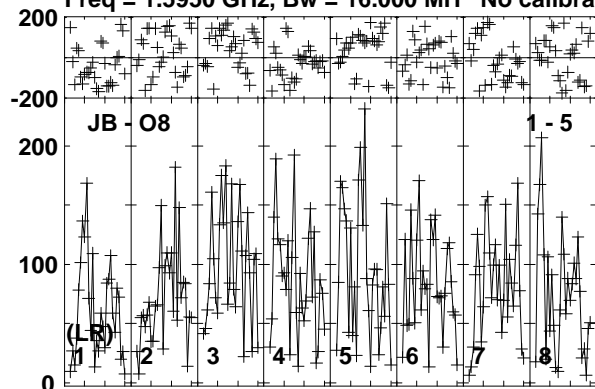


Lower frame: Micro Ampl Jy Top frame: Phas deg  
Vector averaged cross-power spectrum Baseline: JB (01) - O8 (05)  
Timerange: 00/16:05:01 to 00/16:06:29

Plot file version 72 created 23-MAY-2018 15:53:45

J1309+5733 EG102D.UVDATA.1

Freq = 1.5950 GHz, Bw = 16.000 MH No calibration applied and no bandpass applied



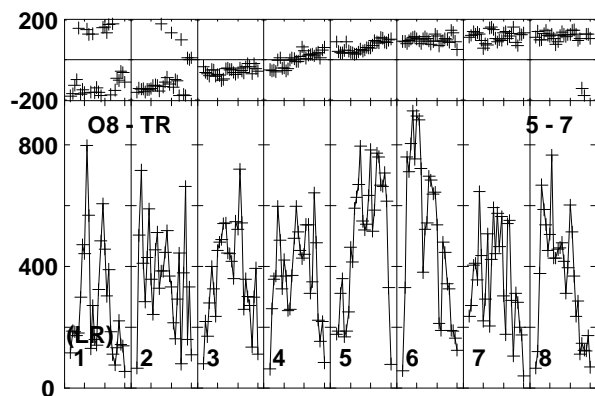
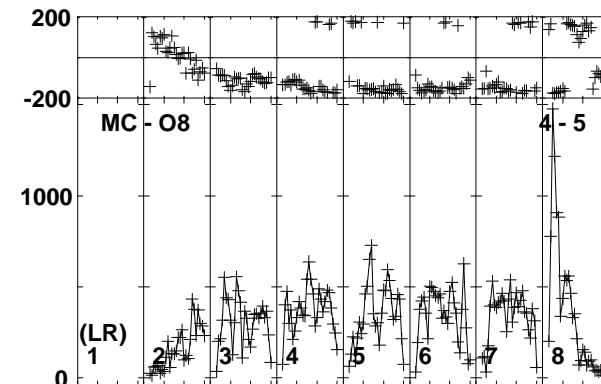
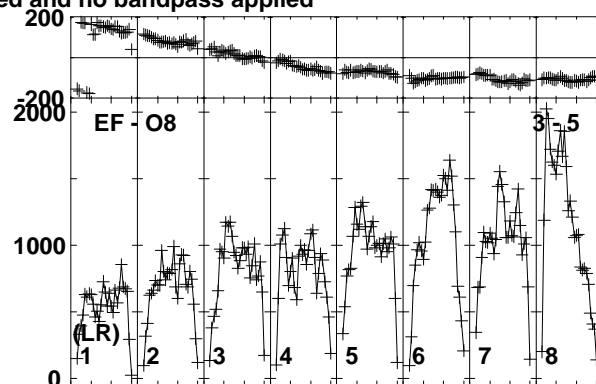
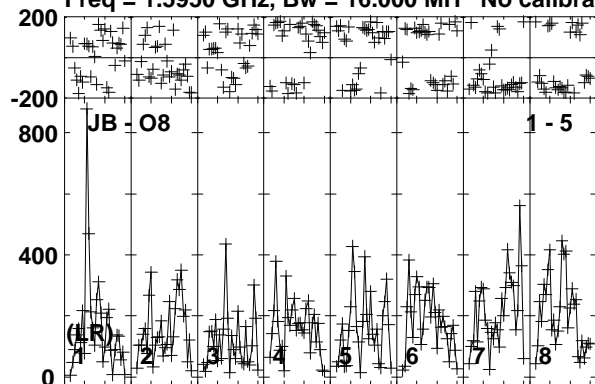
Lower frame: Micro Ampl Jy Top frame: Phas deg  
Vector averaged cross-power spectrum Baseline: JB (01) - O8 (05)  
Timerange: 00/16:06:31 to 00/16:09:59



Plot file version 73 created 23-MAY-2018 15:53:45

J1302+5748 EG102D.UVDATA.1

Freq = 1.5950 GHz, Bw = 16.000 MH No calibration applied and no bandpass applied

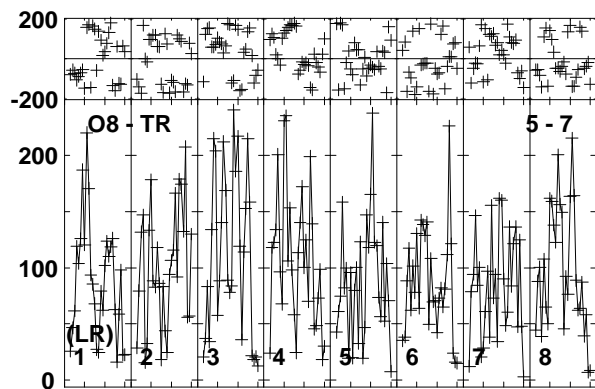
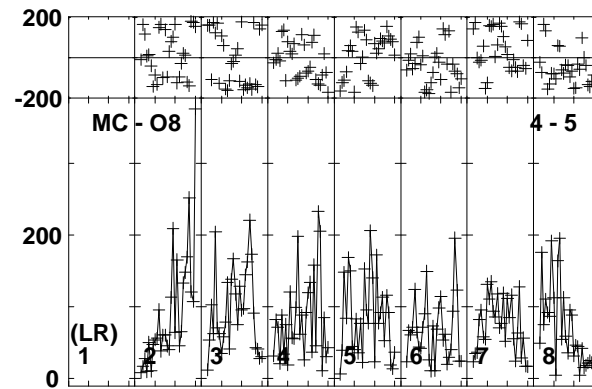
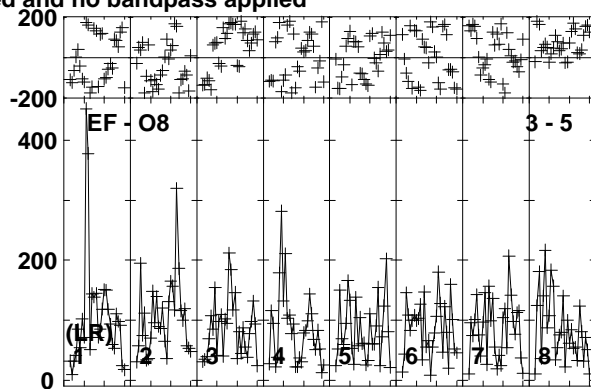
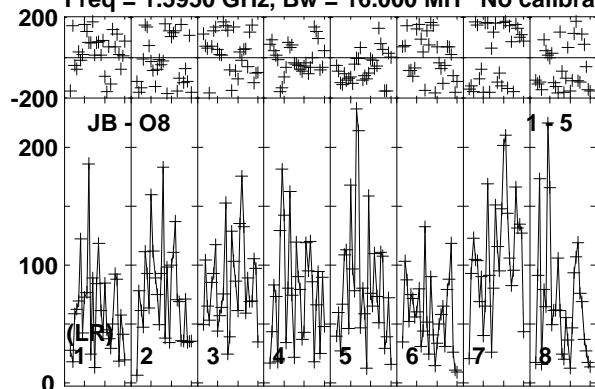


Lower frame: Micro Ampl Jy Top frame: Phas deg  
Vector averaged cross-power spectrum Baseline: JB (01) - O8 (05)  
Timerange: 00/16:10:01 to 00/16:11:29

Plot file version 74 created 23-MAY-2018 15:53:45

J1309+5733 EG102D.UVDATA.1

Freq = 1.5950 GHz, Bw = 16.000 MH No calibration applied and no bandpass applied

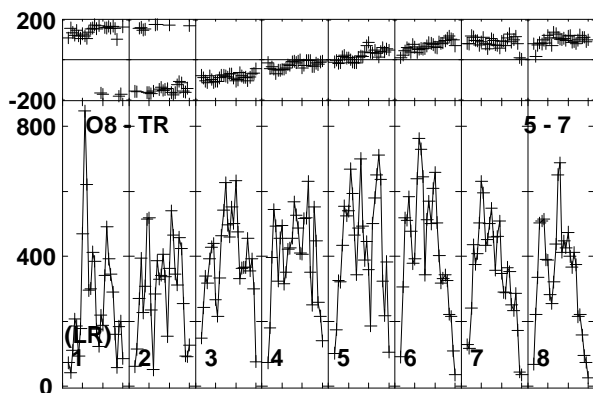
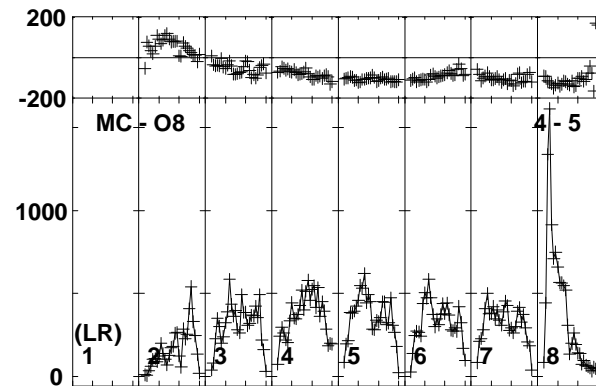
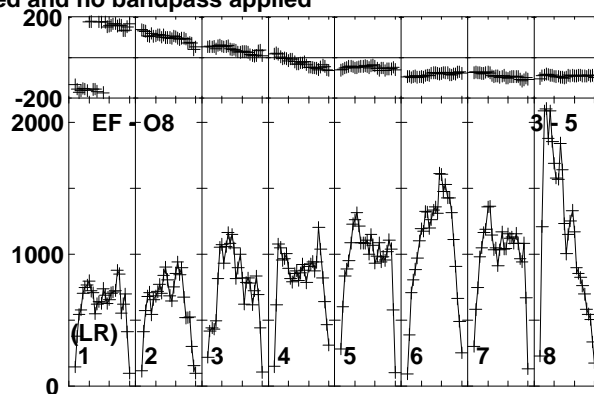
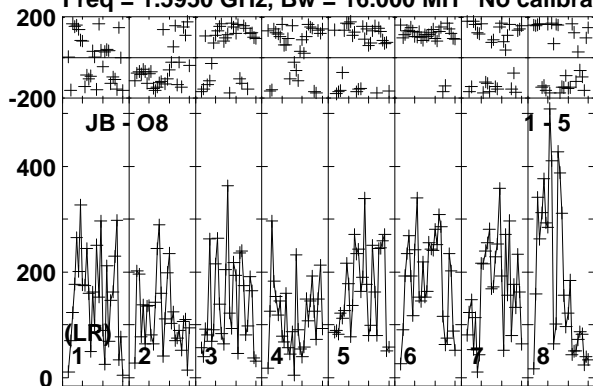


Lower frame: Micro Ampl Jy Top frame: Phas deg  
Vector averaged cross-power spectrum Baseline: JB (01) - O8 (05)  
Timerange: 00/16:11:31 to 00/16:14:59

Plot file version 75 created 23-MAY-2018 15:53:45

J1302+5748 EG102D.UVDATA.1

Freq = 1.5950 GHz, Bw = 16.000 MH No calibration applied and no bandpass applied

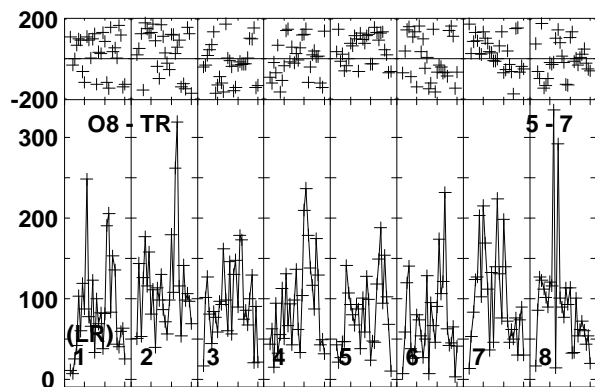
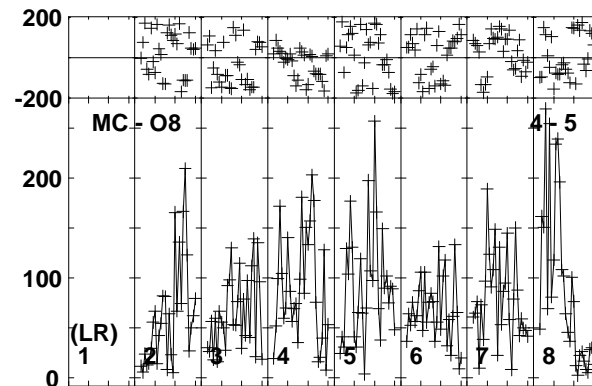
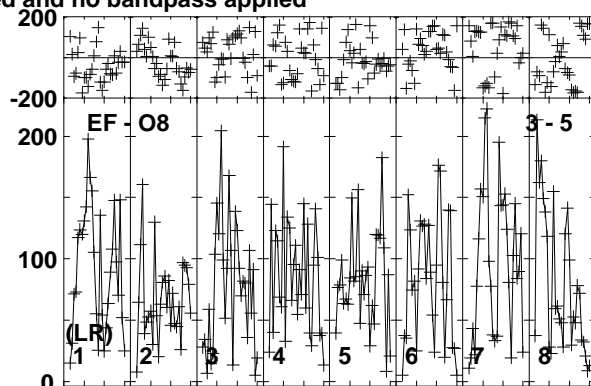
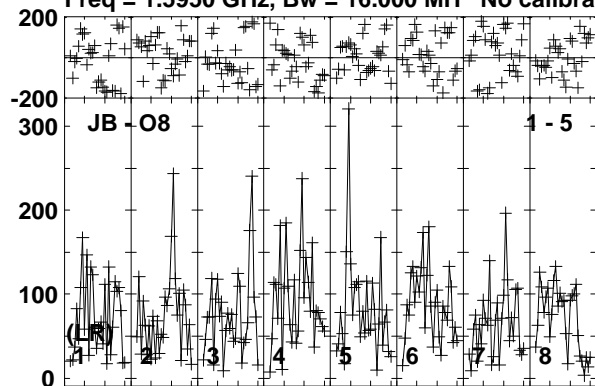


Lower frame: Micro Ampl Jy Top frame: Phas deg  
Vector averaged cross-power spectrum Baseline: JB (01) - O8 (05)  
Timerange: 00/16:15:31 to 00/16:16:59

Plot file version 76 created 23-MAY-2018 15:53:45

J1309+5733 EG102D.UVDATA.1

Freq = 1.5950 GHz, Bw = 16.000 MH No calibration applied and no bandpass applied

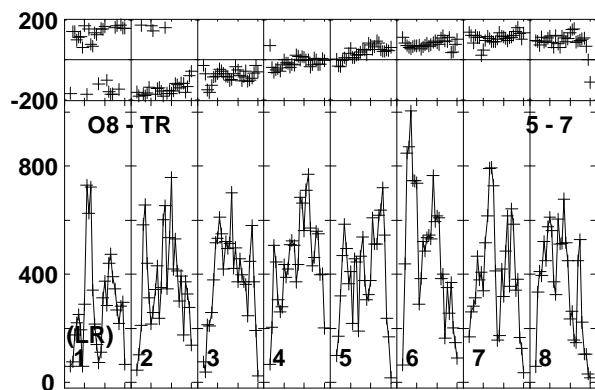
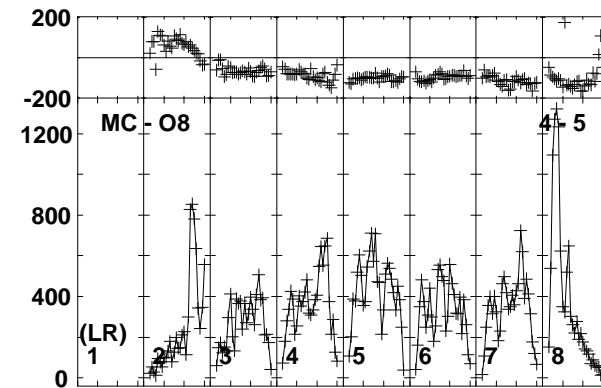
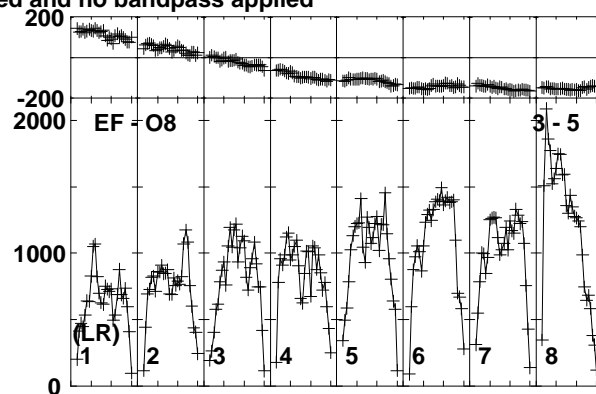
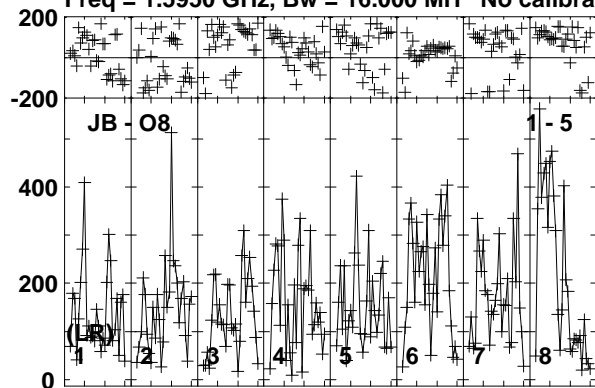


Lower frame: Micro Ampl Jy Top frame: Phas deg  
Vector averaged cross-power spectrum Baseline: JB (01) - O8 (05)  
Timerange: 00/16:17:01 to 00/16:20:29

Plot file version 77 created 23-MAY-2018 15:53:45

J1302+5748 EG102D.UVDATA.1

Freq = 1.5950 GHz, Bw = 16.000 MH No calibration applied and no bandpass applied

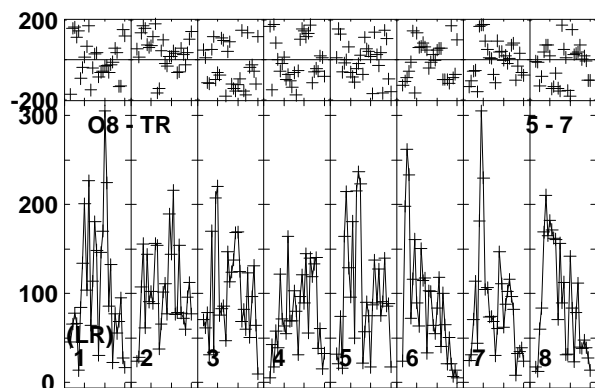
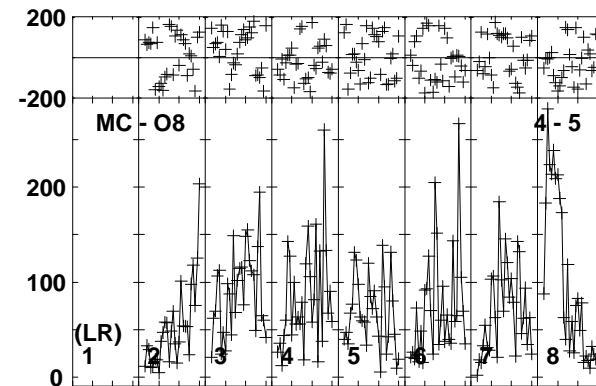
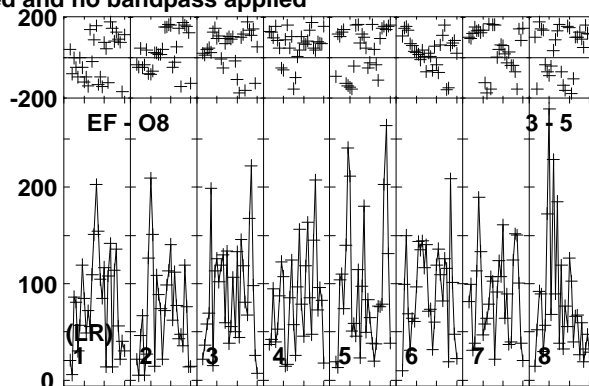
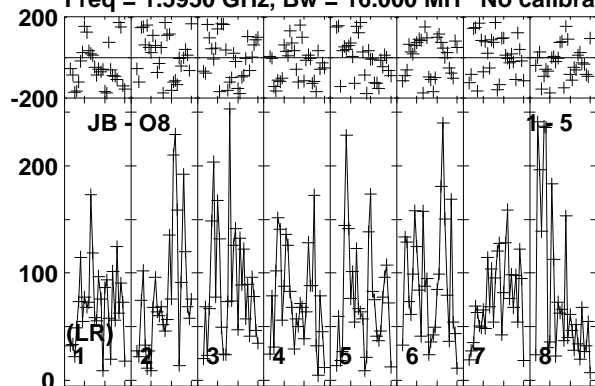


Lower frame: Micro Ampl Jy Top frame: Phas deg  
Vector averaged cross-power spectrum Baseline: JB (01) - O8 (05)  
Timerange: 00/16:20:31 to 00/16:21:59

Plot file version 78 created 23-MAY-2018 15:53:45

J1309+5733 EG102D.UVDATA.1

Freq = 1.5950 GHz, Bw = 16.000 MH No calibration applied and no bandpass applied

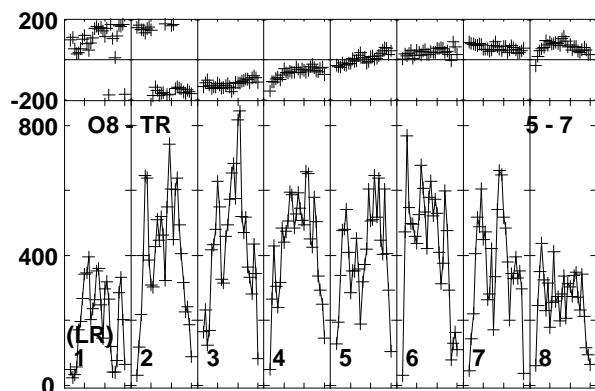
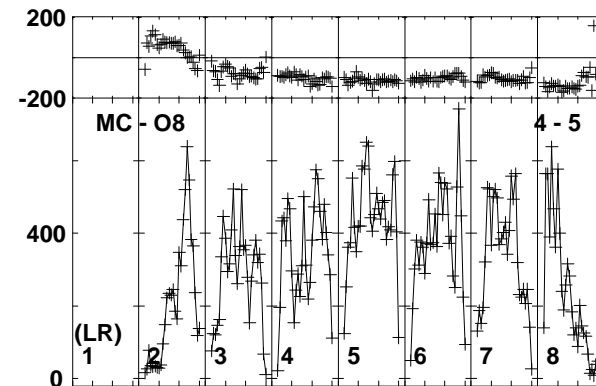
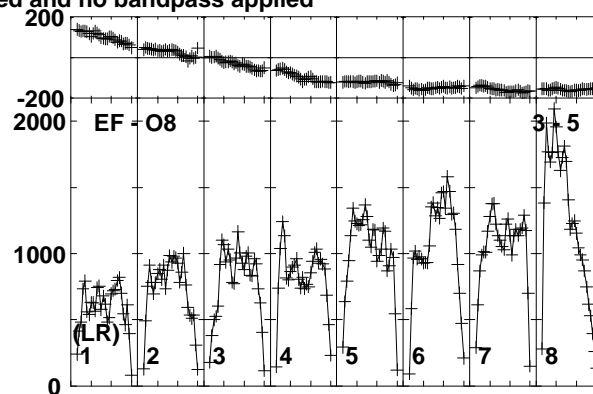
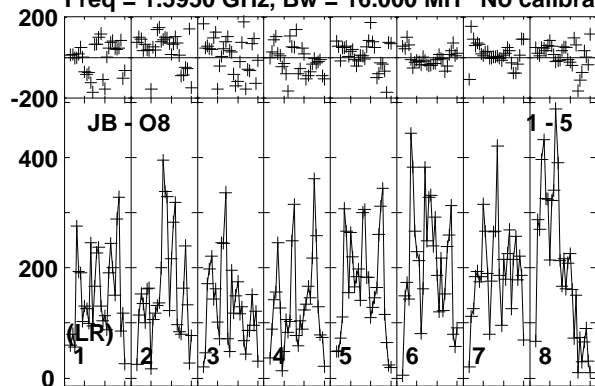


Lower frame: Micro Ampl Jy Top frame: Phas deg  
Vector averaged cross-power spectrum Baseline: JB (01) - O8 (05)  
Timerange: 00/16:22:01 to 00/16:25:29

Plot file version 79 created 23-MAY-2018 15:53:45

J1302+5748 EG102D.UVDATA.1

Freq = 1.5950 GHz, Bw = 16.000 MH No calibration applied and no bandpass applied

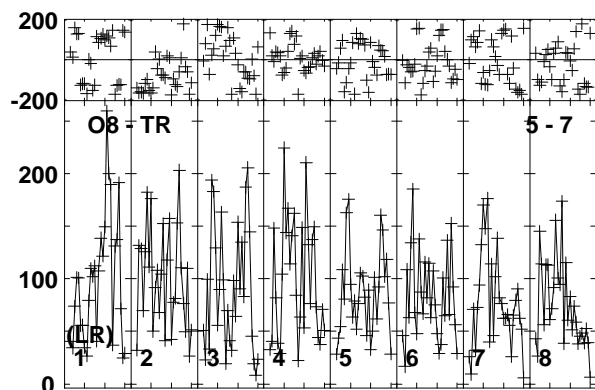
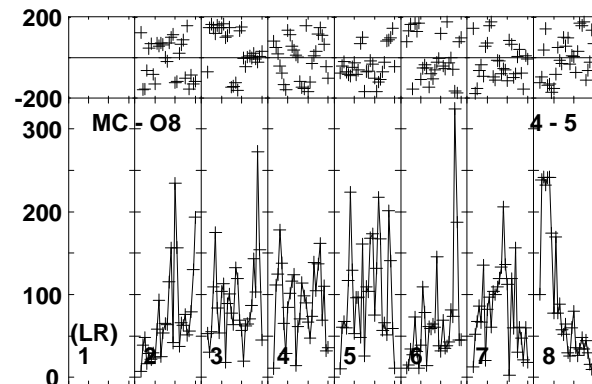
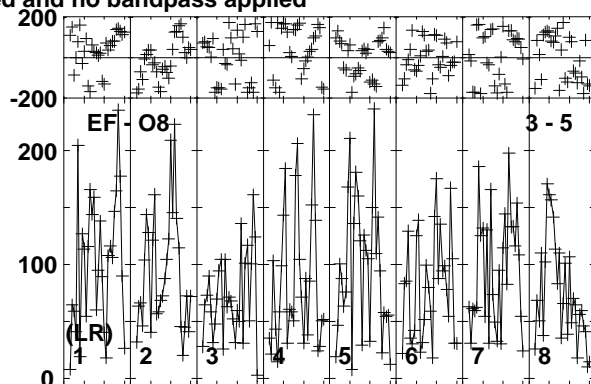
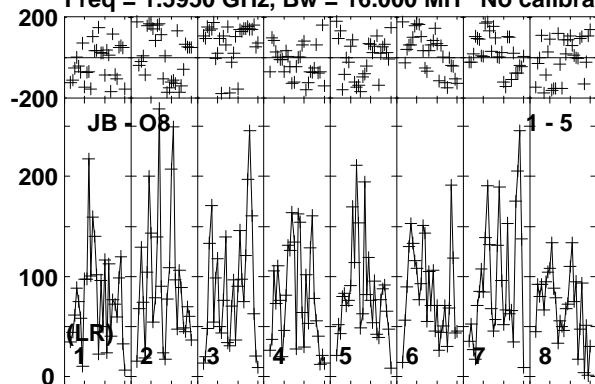


Lower frame: Micro Ampl Jy Top frame: Phas deg  
Vector averaged cross-power spectrum Baseline: JB (01) - O8 (05)  
Timerange: 00/16:26:01 to 00/16:27:29

Plot file version 80 created 23-MAY-2018 15:53:45

J1309+5733 EG102D.UVDATA.1

Freq = 1.5950 GHz, Bw = 16.000 MH No calibration applied and no bandpass applied



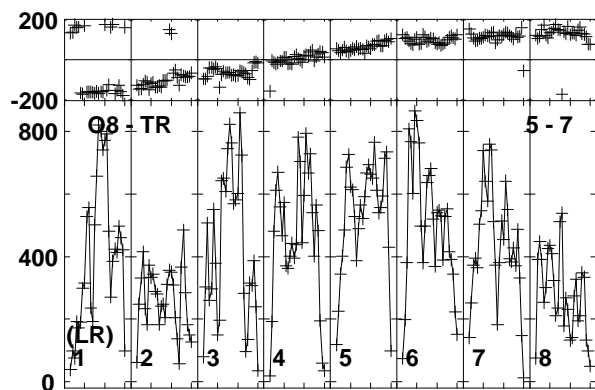
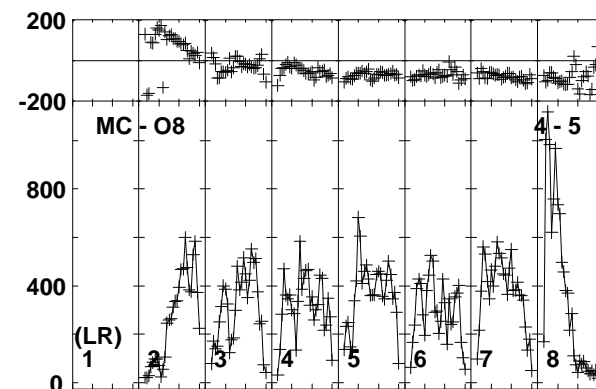
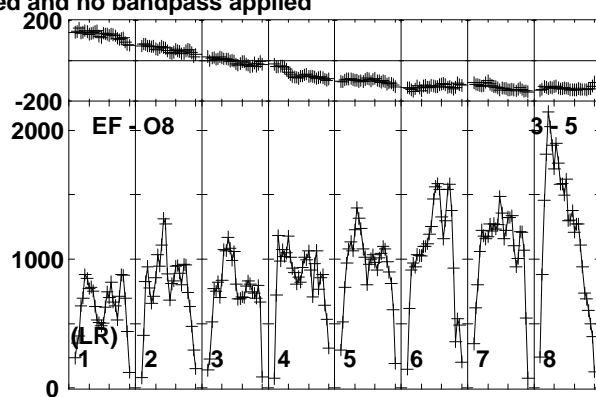
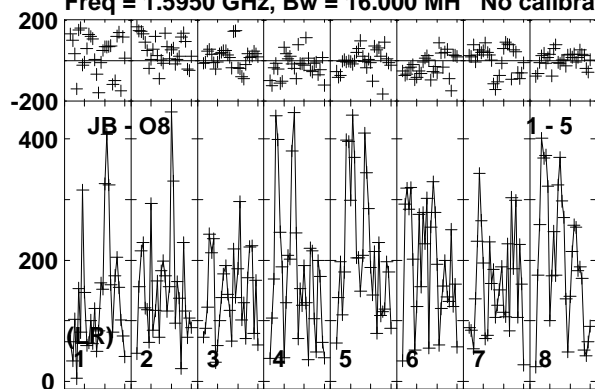
Lower frame: Micro Ampl Jy Top frame: Phas deg  
Vector averaged cross-power spectrum Baseline: JB (01) - O8 (05)  
Timerange: 00/16:27:31 to 00/16:30:59



Plot file version 81 created 23-MAY-2018 15:53:45

J1302+5748 EG102D.UVDATA.1

Freq = 1.5950 GHz, Bw = 16.000 MH No calibration applied and no bandpass applied

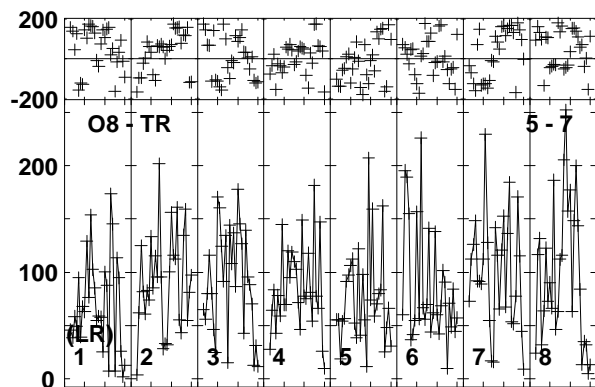
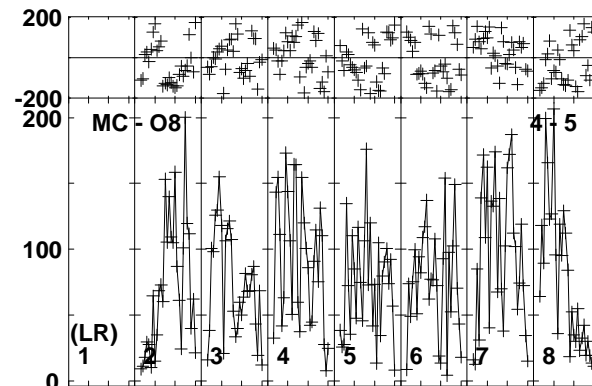
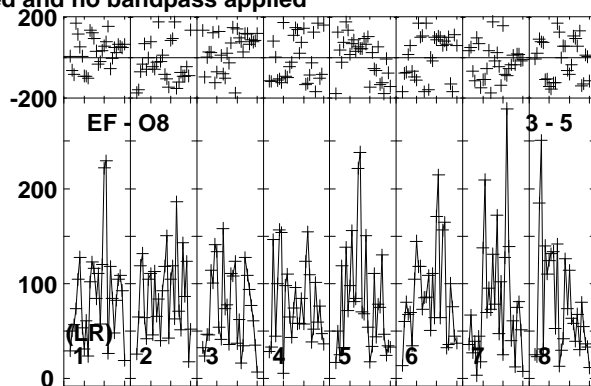
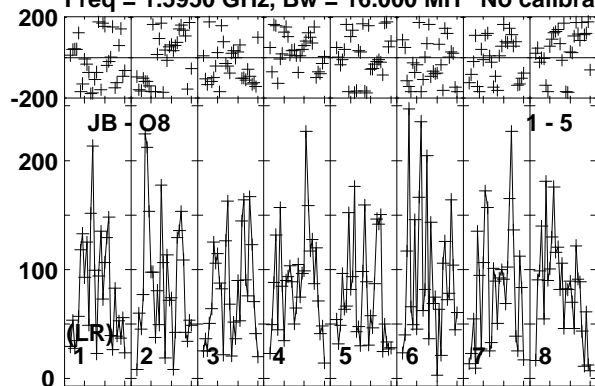


Lower frame: Micro Ampl Jy Top frame: Phas deg  
Vector averaged cross-power spectrum Baseline: JB (01) - O8 (05)  
Timerange: 00/16:31:01 to 00/16:32:29

Plot file version 82 created 23-MAY-2018 15:53:45

J1309+5733 EG102D.UVDATA.1

Freq = 1.5950 GHz, Bw = 16.000 MH No calibration applied and no bandpass applied

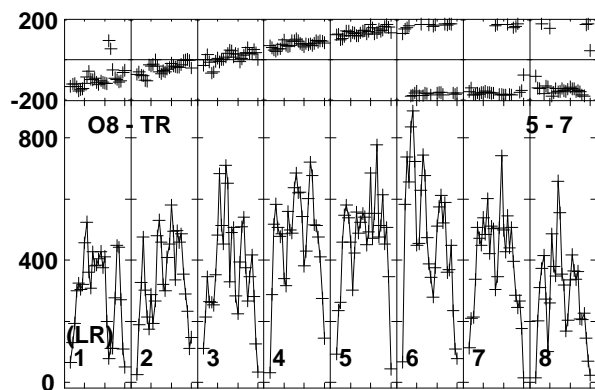
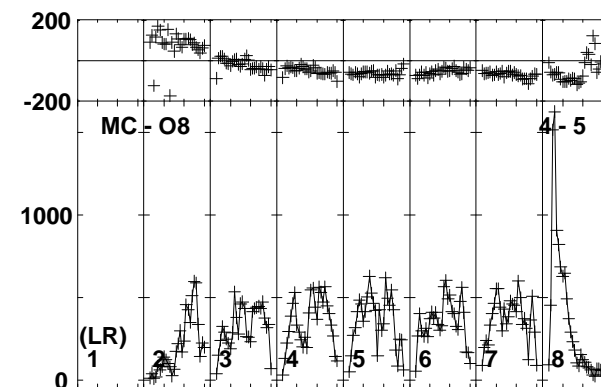
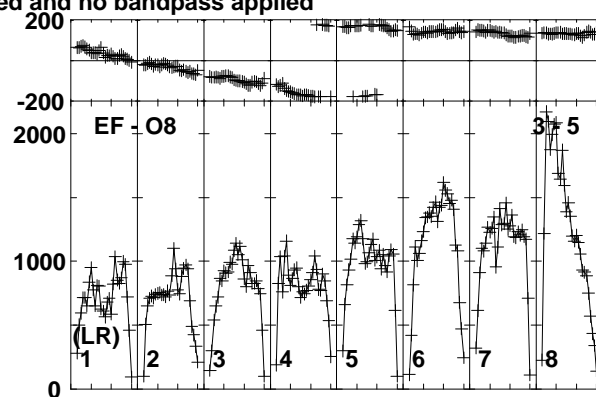
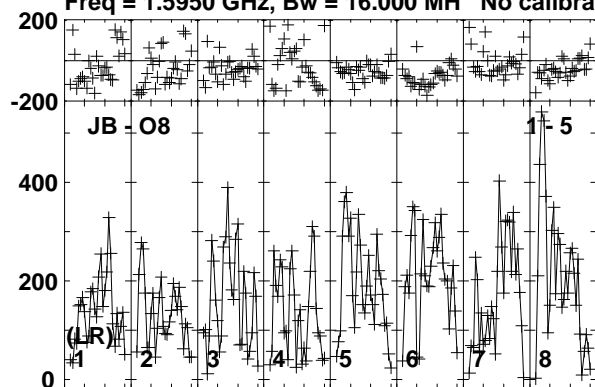


Lower frame: Micro Ampl Jy Top frame: Phas deg  
Vector averaged cross-power spectrum Baseline: JB (01) - O8 (05)  
Timerange: 00/16:32:31 to 00/16:35:59

Plot file version 83 created 23-MAY-2018 15:53:46

J1302+5748 EG102D.UVDATA.1

Freq = 1.5950 GHz, Bw = 16.000 MH No calibration applied and no bandpass applied

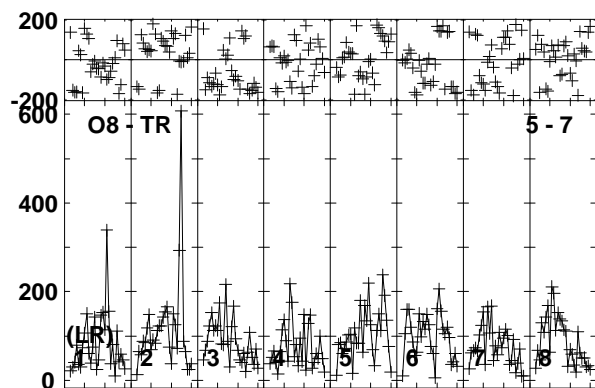
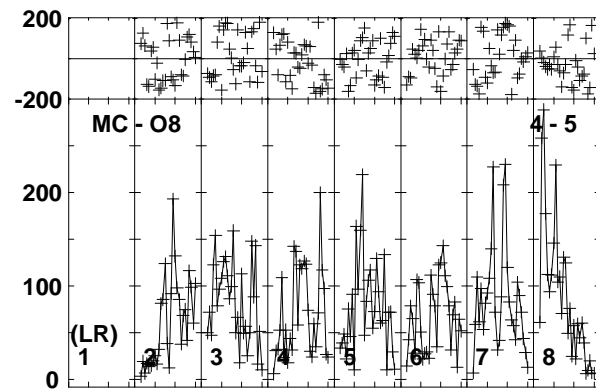
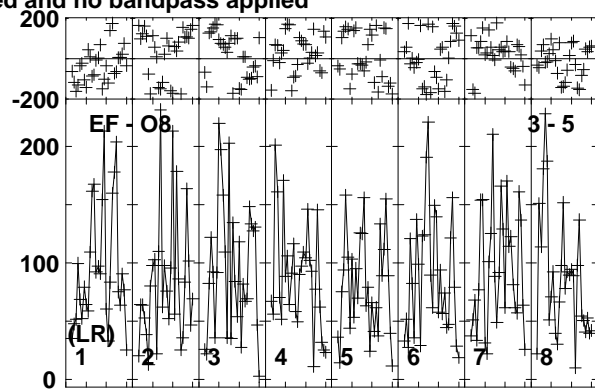
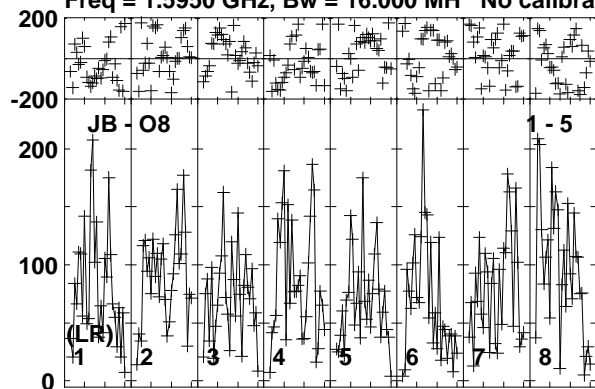


Lower frame: Micro Ampl Jy Top frame: Phas deg  
Vector averaged cross-power spectrum Baseline: JB (01) - O8 (05)  
Timerange: 00/16:36:31 to 00/16:37:59

Plot file version 84 created 23-MAY-2018 15:53:46

J1309+5733 EG102D.UVDATA.1

Freq = 1.5950 GHz, Bw = 16.000 MH No calibration applied and no bandpass applied

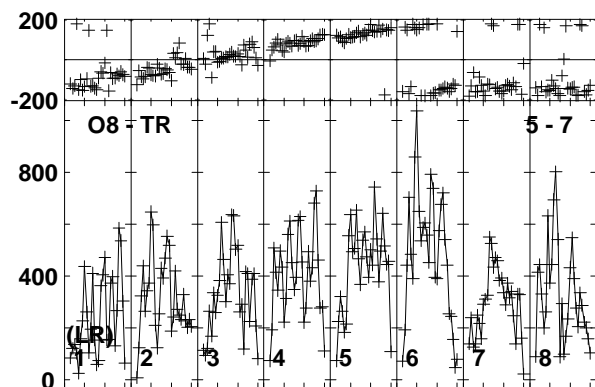
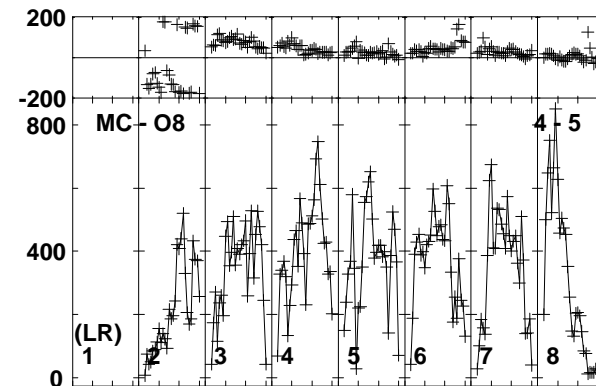
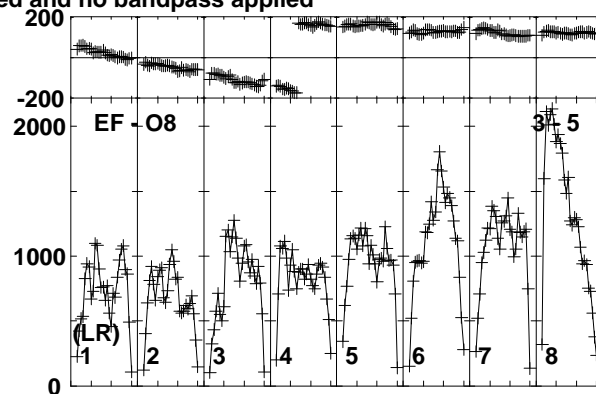
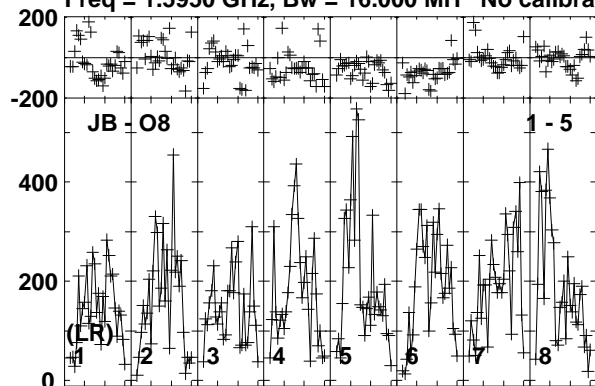


Lower frame: Micro Ampl Jy Top frame: Phas deg  
Vector averaged cross-power spectrum Baseline: JB (01) - O8 (05)  
Timerange: 00/16:38:01 to 00/16:41:29

Plot file version 85 created 23-MAY-2018 15:53:46

J1302+5748 EG102D.UVDATA.1

Freq = 1.5950 GHz, Bw = 16.000 MH No calibration applied and no bandpass applied

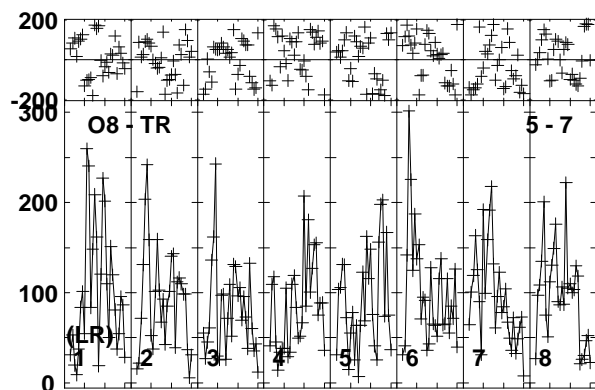
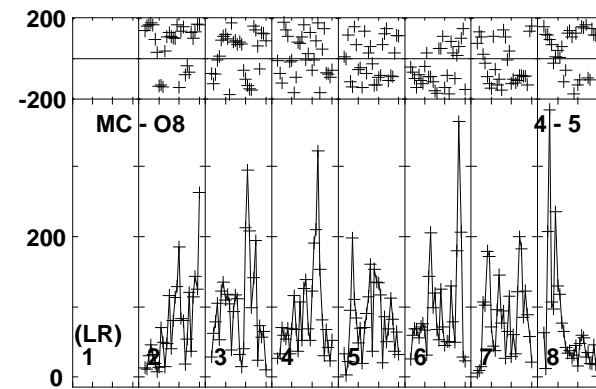
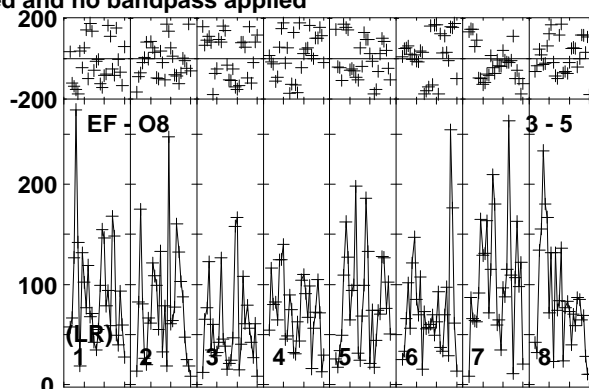
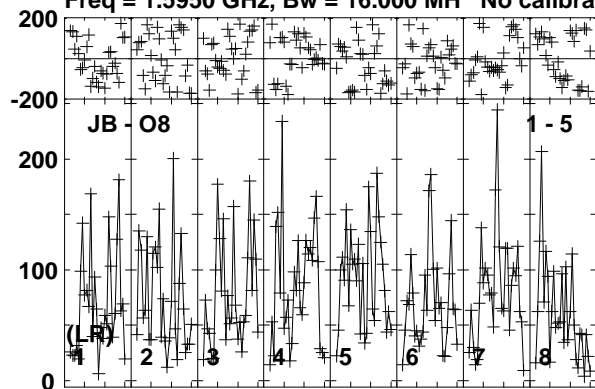


Lower frame: Micro Ampl Jy Top frame: Phas deg  
Vector averaged cross-power spectrum Baseline: JB (01) - O8 (05)  
Timerange: 00/16:41:31 to 00/16:42:59

Plot file version 86 created 23-MAY-2018 15:53:46

J1309+5733 EG102D.UVDATA.1

Freq = 1.5950 GHz, Bw = 16.000 MH No calibration applied and no bandpass applied

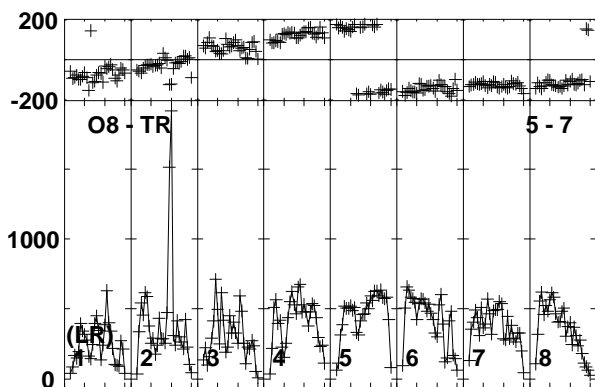
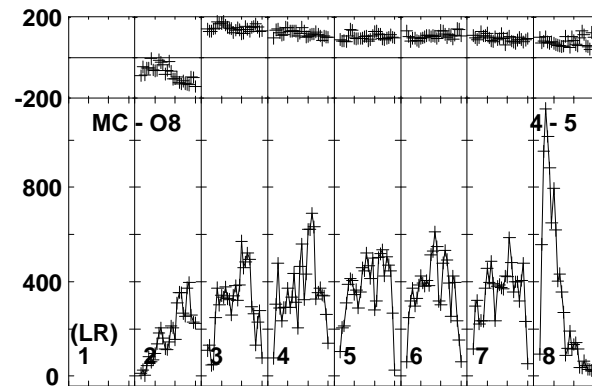
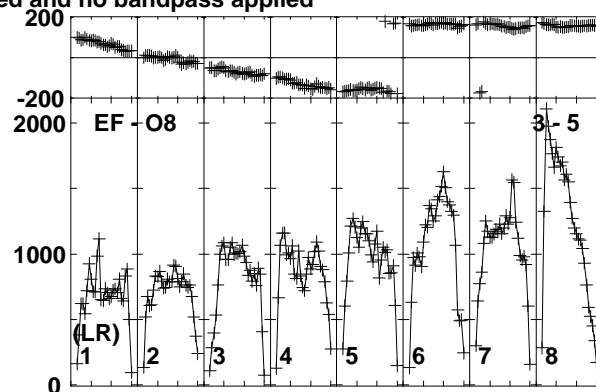
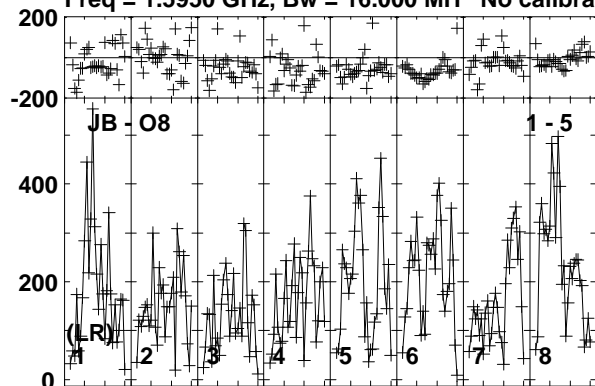


Lower frame: Micro Ampl Jy Top frame: Phas deg  
Vector averaged cross-power spectrum Baseline: JB (01) - O8 (05)  
Timerange: 00/16:43:01 to 00/16:46:29

Plot file version 87 created 23-MAY-2018 15:53:46

J1302+5748 EG102D.UVDATA.1

Freq = 1.5950 GHz, Bw = 16.000 MH No calibration applied and no bandpass applied

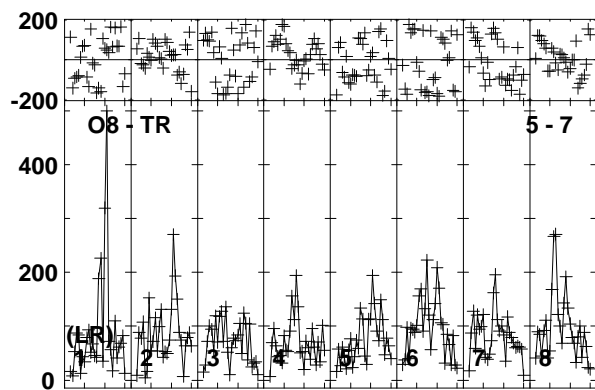
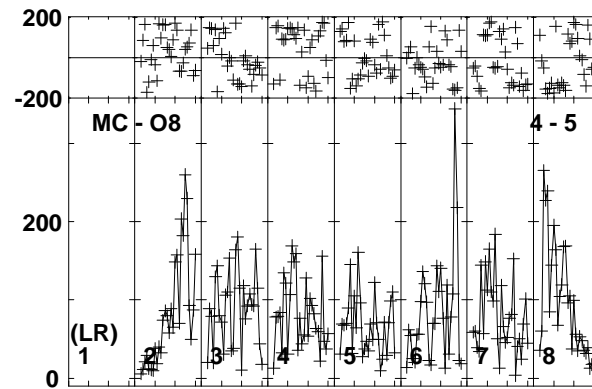
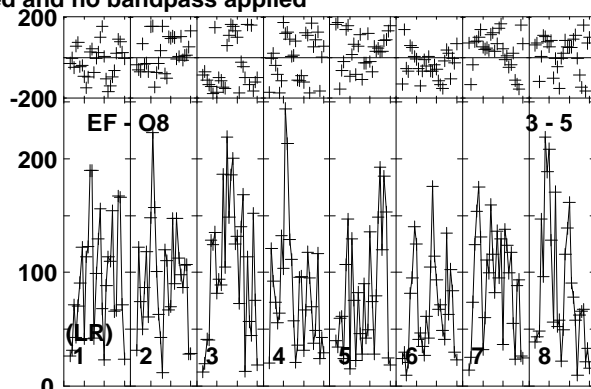
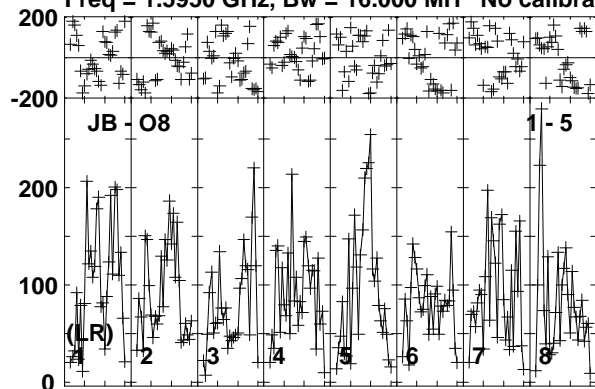


Lower frame: Micro Ampl Jy Top frame: Phas deg  
Vector averaged cross-power spectrum Baseline: JB (01) - O8 (05)  
Timerange: 00/16:47:01 to 00/16:48:29

Plot file version 88 created 23-MAY-2018 15:53:46

J1309+5733 EG102D.UVDATA.1

Freq = 1.5950 GHz, Bw = 16.000 MH No calibration applied and no bandpass applied



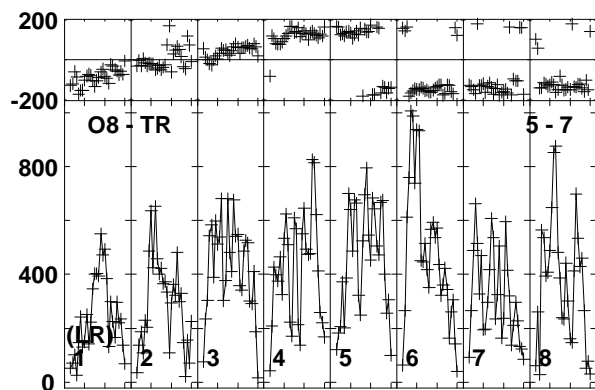
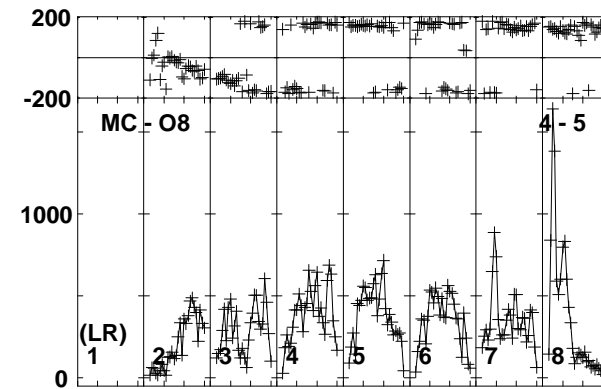
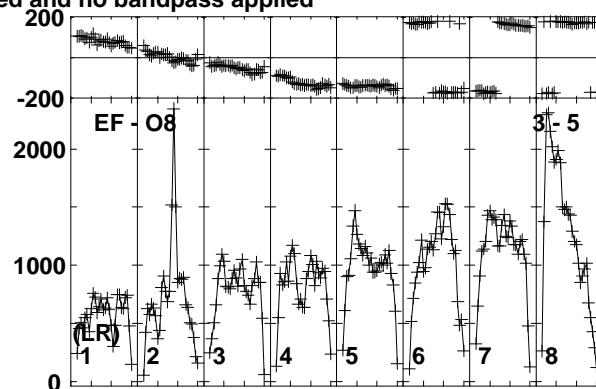
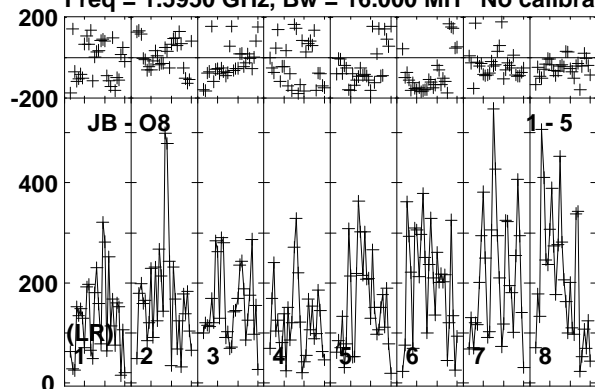
Lower frame: Micro Ampl Jy Top frame: Phas deg  
Vector averaged cross-power spectrum Baseline: JB (01) - O8 (05)  
Timerange: 00/16:48:31 to 00/16:51:59



Plot file version 89 created 23-MAY-2018 15:53:46

J1302+5748 EG102D.UVDATA.1

Freq = 1.5950 GHz, Bw = 16.000 MH No calibration applied and no bandpass applied

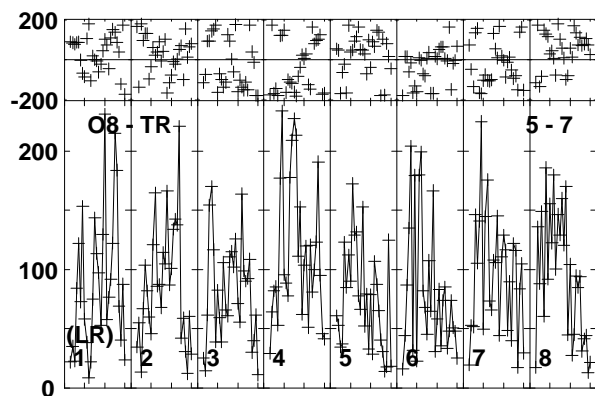
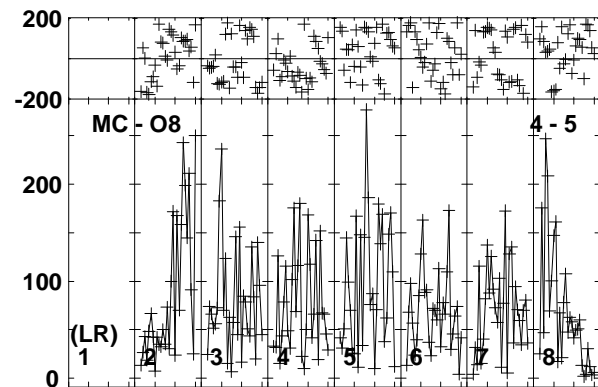
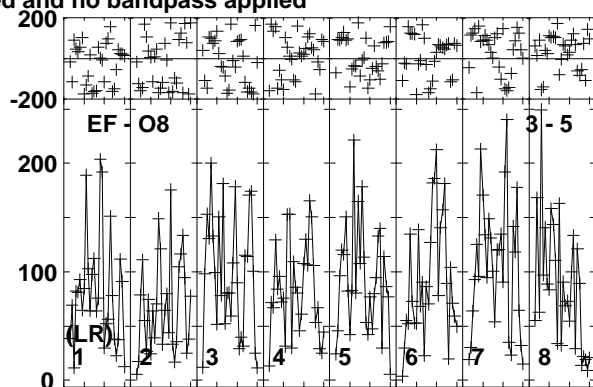
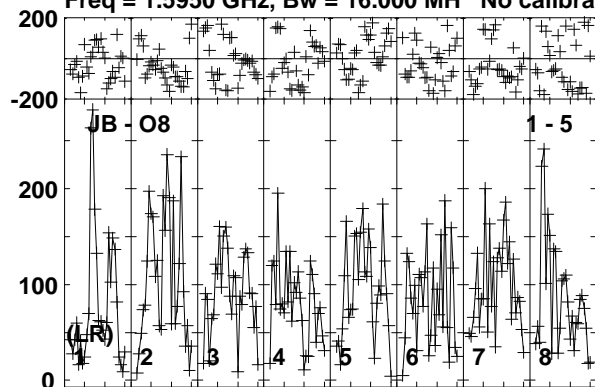


Lower frame: Micro Ampl Jy Top frame: Phas deg  
Vector averaged cross-power spectrum Baseline: JB (01) - O8 (05)  
Timerange: 00/16:52:01 to 00/16:53:29

Plot file version 90 created 23-MAY-2018 15:53:46

J1309+5733 EG102D.UVDATA.1

Freq = 1.5950 GHz, Bw = 16.000 MH No calibration applied and no bandpass applied

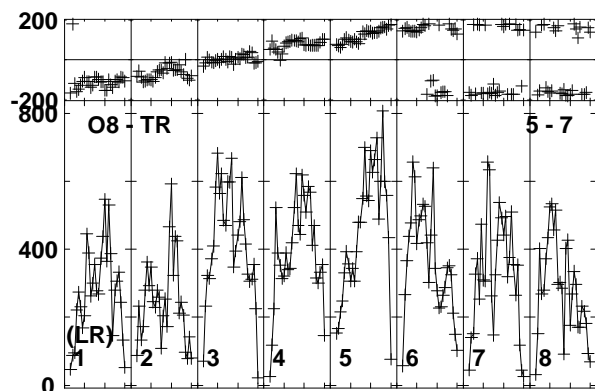
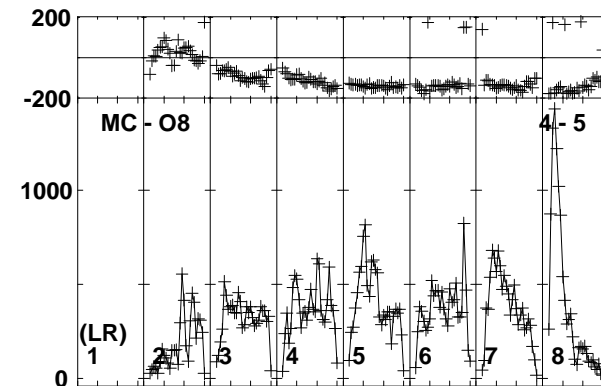
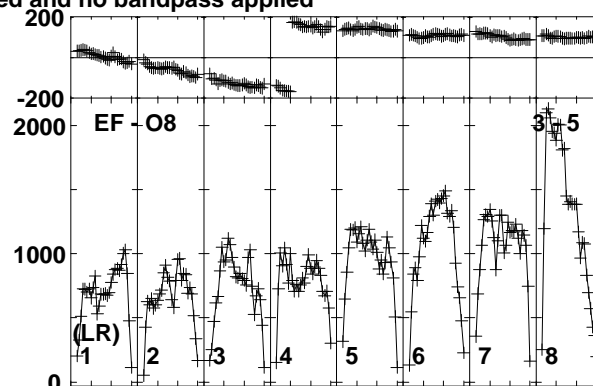
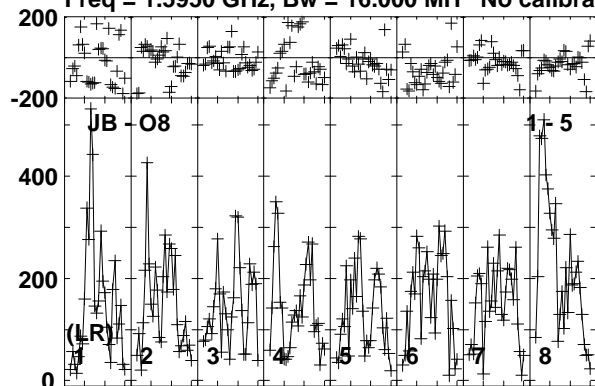


Lower frame: Micro Ampl Jy Top frame: Phas deg  
Vector averaged cross-power spectrum Baseline: JB (01) - O8 (05)  
Timerange: 00/16:53:31 to 00/16:56:59

Plot file version 91 created 23-MAY-2018 15:53:46

J1302+5748 EG102D.UVDATA.1

Freq = 1.5950 GHz, Bw = 16.000 MH No calibration applied and no bandpass applied

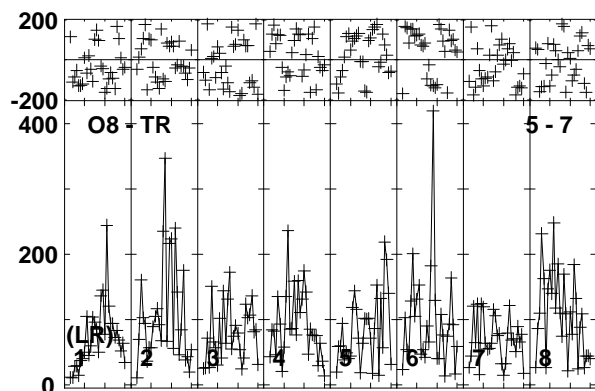
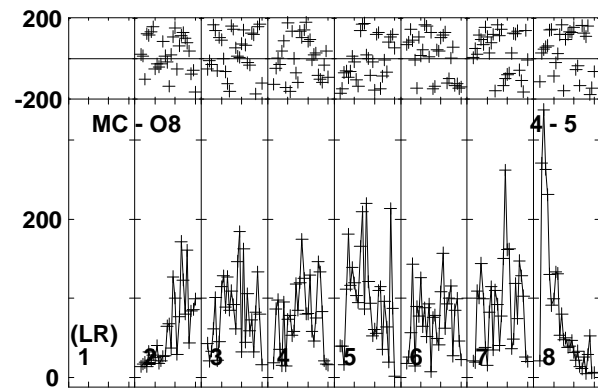
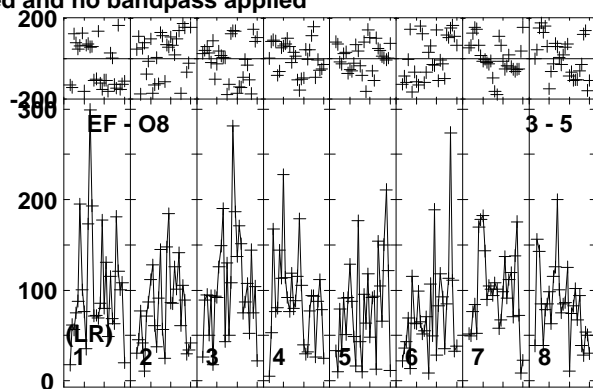
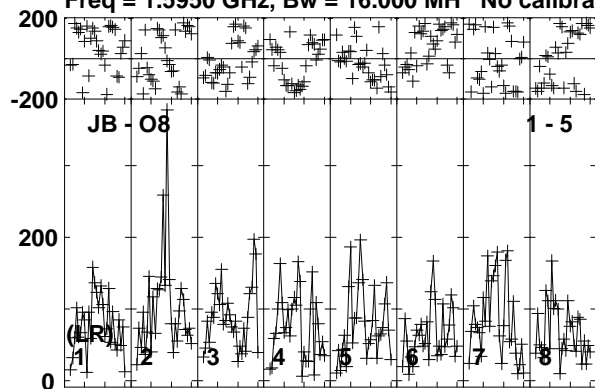


Lower frame: Micro Ampl Jy Top frame: Phas deg  
Vector averaged cross-power spectrum Baseline: JB (01) - O8 (05)  
Timerange: 00/16:57:31 to 00/16:58:59

Plot file version 92 created 23-MAY-2018 15:53:46

J1309+5733 EG102D.UVDATA.1

Freq = 1.5950 GHz, Bw = 16.000 MH No calibration applied and no bandpass applied

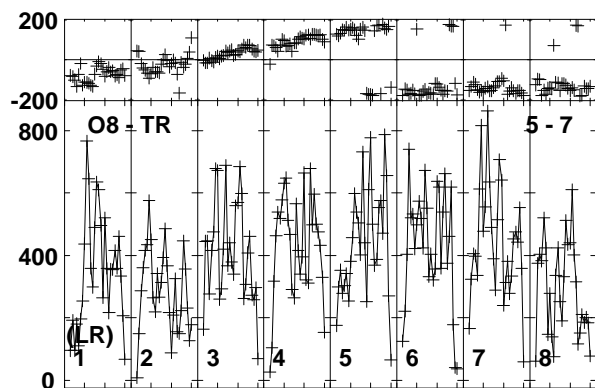
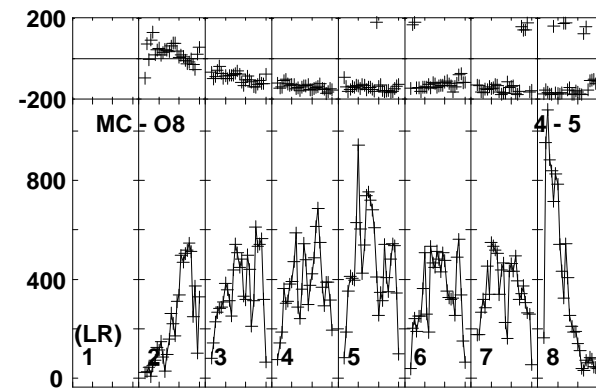
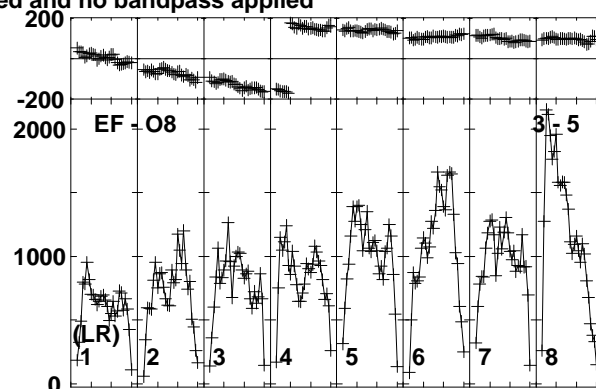
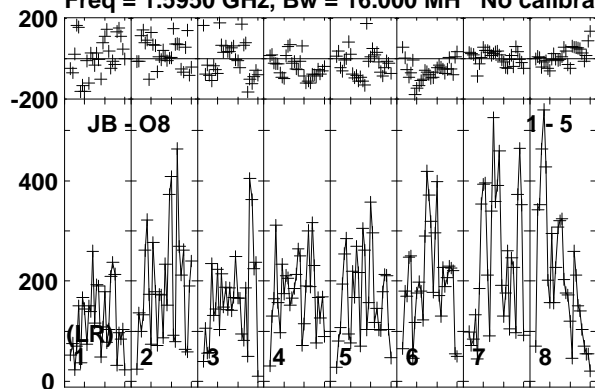


Lower frame: Micro Ampl Jy Top frame: Phas deg  
Vector averaged cross-power spectrum Baseline: JB (01) - O8 (05)  
Timerange: 00/16:59:01 to 00/17:02:29

Plot file version 93 created 23-MAY-2018 15:53:46

J1302+5748 EG102D.UVDATA.1

Freq = 1.5950 GHz, Bw = 16.000 MH No calibration applied and no bandpass applied

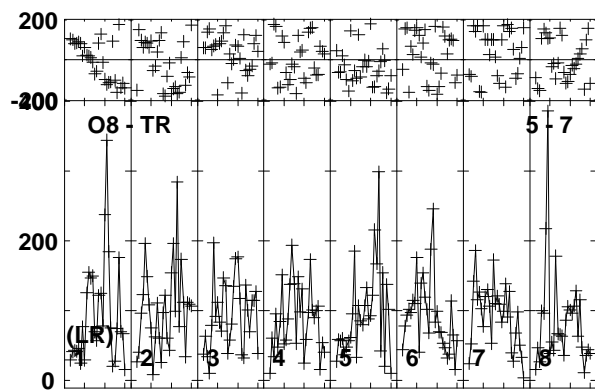
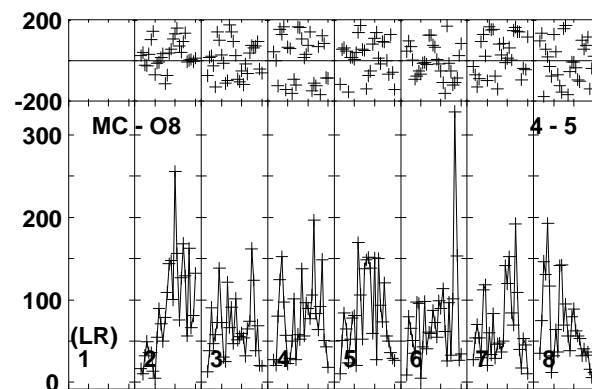
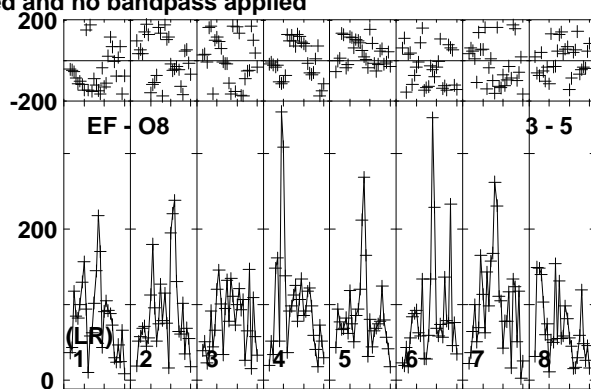
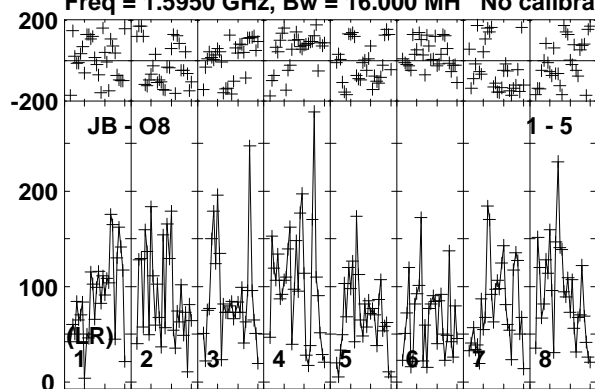


Lower frame: Micro Ampl Jy Top frame: Phas deg  
Vector averaged cross-power spectrum Baseline: JB (01) - O8 (05)  
Timerange: 00/17:02:31 to 00/17:03:59

Plot file version 94 created 23-MAY-2018 15:53:46

J1309+5733 EG102D.UVDATA.1

Freq = 1.5950 GHz, Bw = 16.000 MH No calibration applied and no bandpass applied

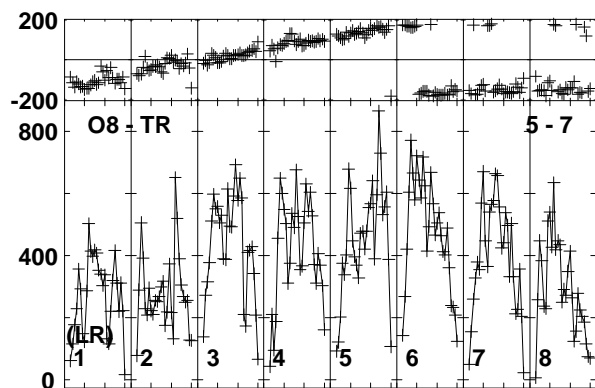
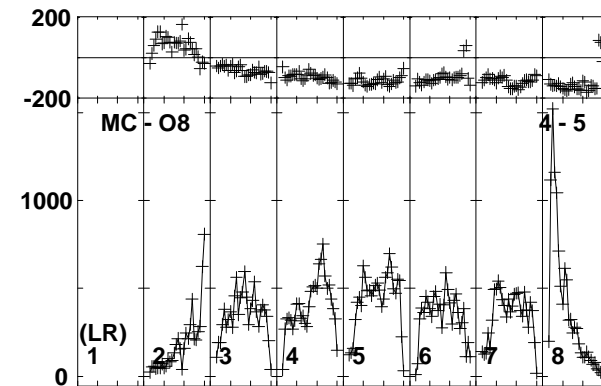
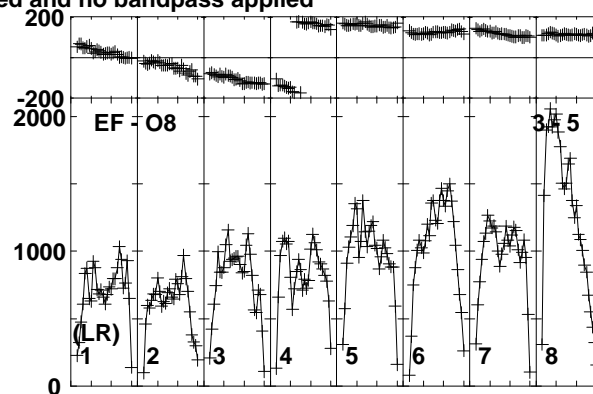
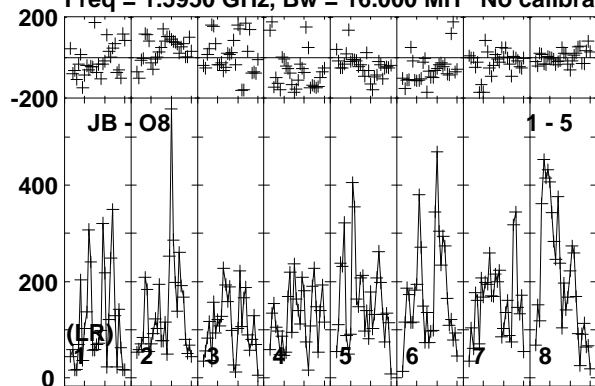


Lower frame: Micro Ampl Jy Top frame: Phas deg  
Vector averaged cross-power spectrum Baseline: JB (01) - O8 (05)  
Timerange: 00/17:04:01 to 00/17:07:29

Plot file version 95 created 23-MAY-2018 15:53:46

J1302+5748 EG102D.UVDATA.1

Freq = 1.5950 GHz, Bw = 16.000 MH No calibration applied and no bandpass applied

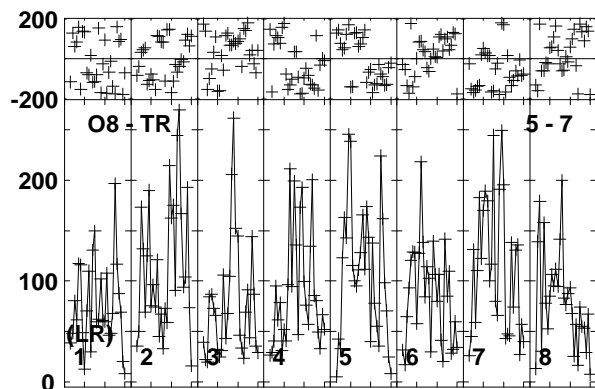
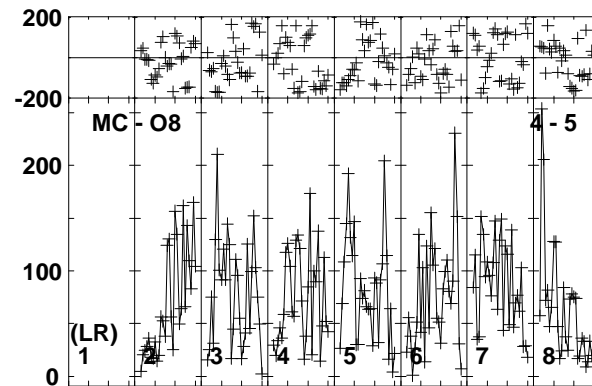
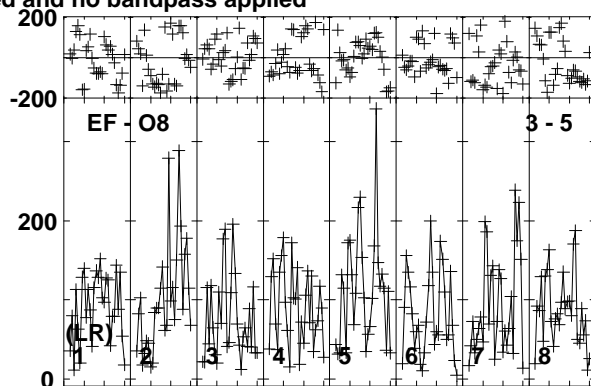
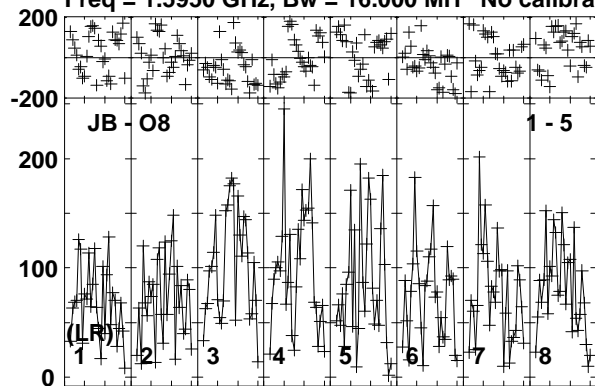


Lower frame: Micro Ampl Jy Top frame: Phas deg  
Vector averaged cross-power spectrum Baseline: JB (01) - O8 (05)  
Timerange: 00/17:08:01 to 00/17:09:29

Plot file version 96 created 23-MAY-2018 15:53:47

J1309+5733 EG102D.UVDATA.1

Freq = 1.5950 GHz, Bw = 16.000 MH No calibration applied and no bandpass applied



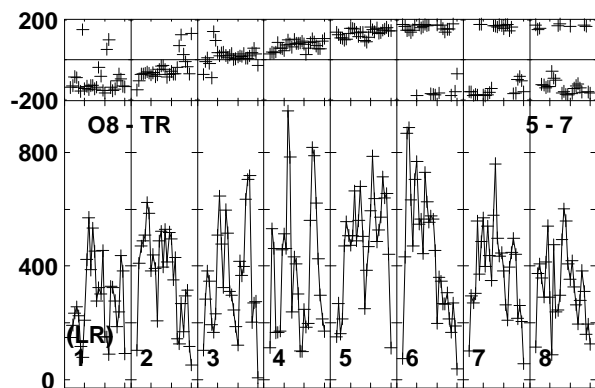
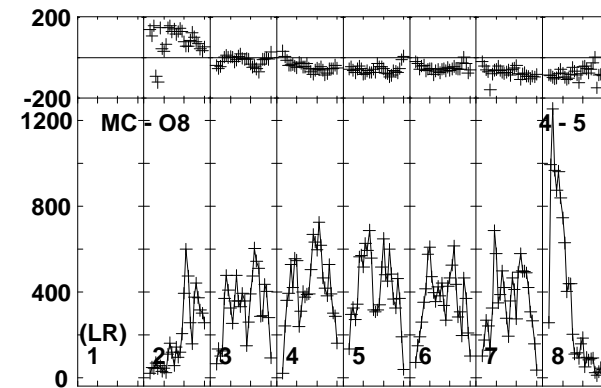
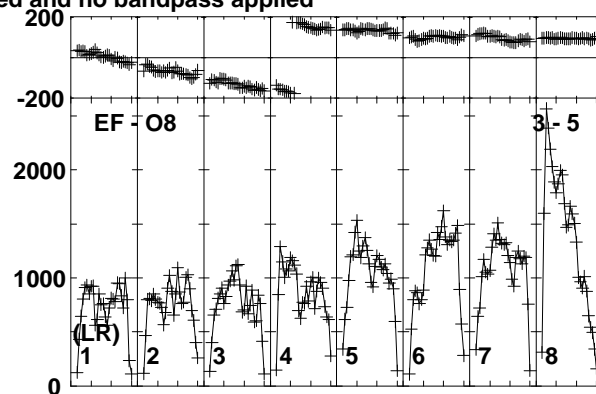
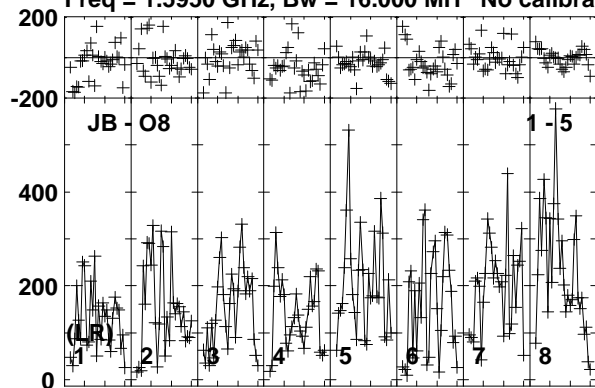
Lower frame: Micro Ampl Jy Top frame: Phas deg  
Vector averaged cross-power spectrum Baseline: JB (01) - O8 (05)  
Timerange: 00/17:09:31 to 00/17:12:59



Plot file version 97 created 23-MAY-2018 15:53:47

J1302+5748 EG102D.UVDATA.1

Freq = 1.5950 GHz, Bw = 16.000 MH No calibration applied and no bandpass applied

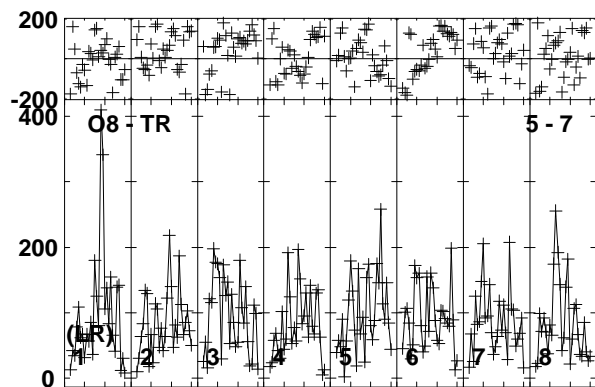
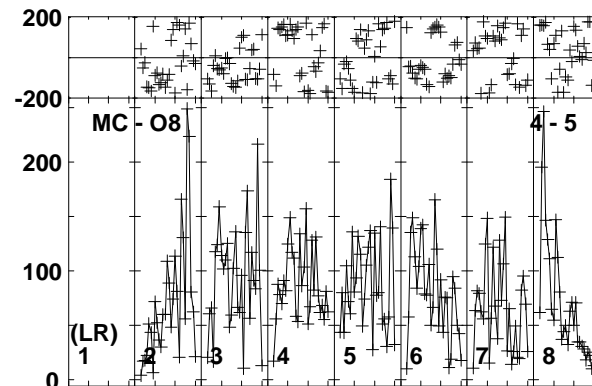
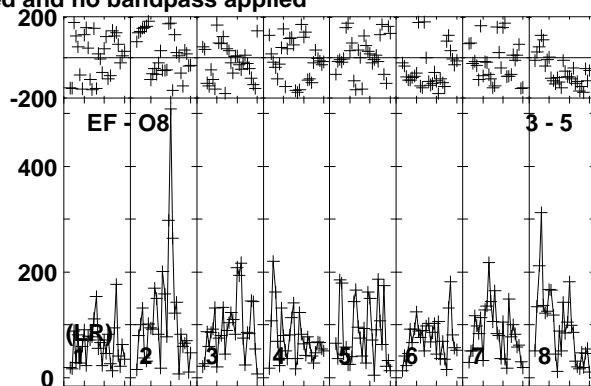
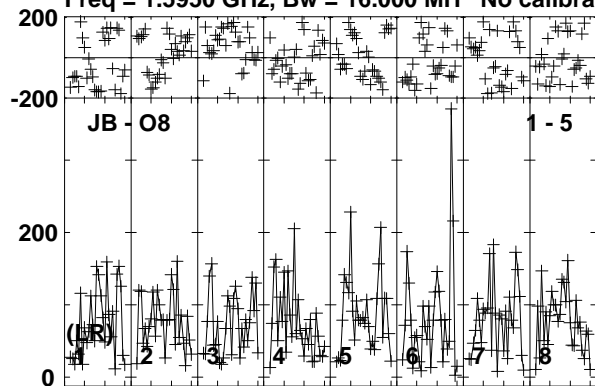


Lower frame: Micro Ampl Jy Top frame: Phas deg  
Vector averaged cross-power spectrum Baseline: JB (01) - O8 (05)  
Timerange: 00/17:13:01 to 00/17:14:29

Plot file version 98 created 23-MAY-2018 15:53:47

J1309+5733 EG102D.UVDATA.1

Freq = 1.5950 GHz, Bw = 16.000 MH No calibration applied and no bandpass applied

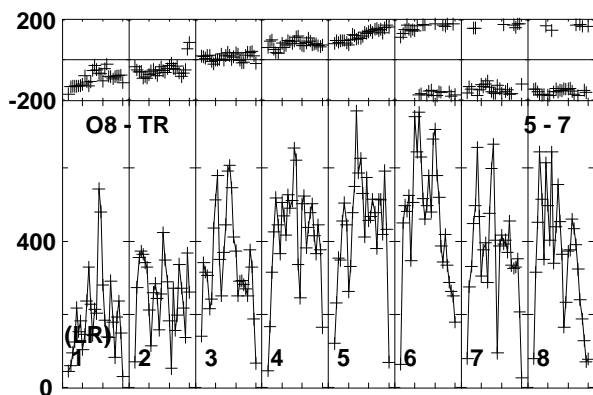
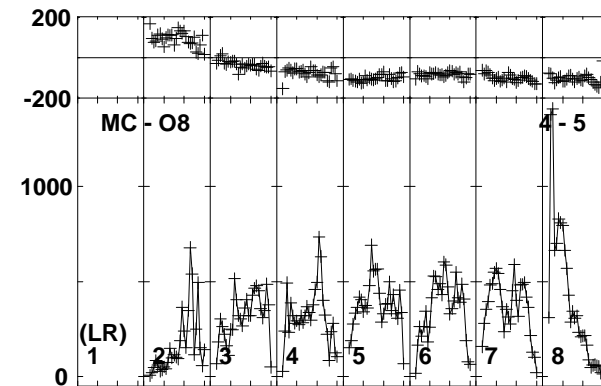
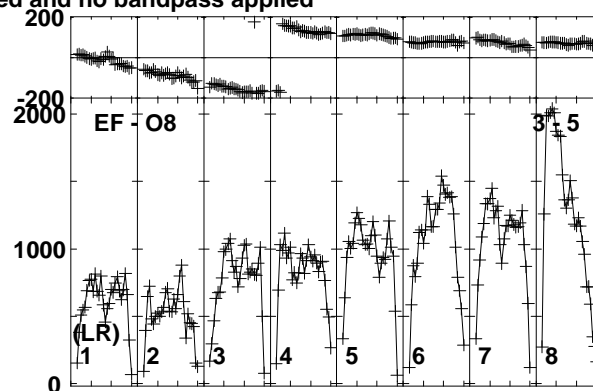
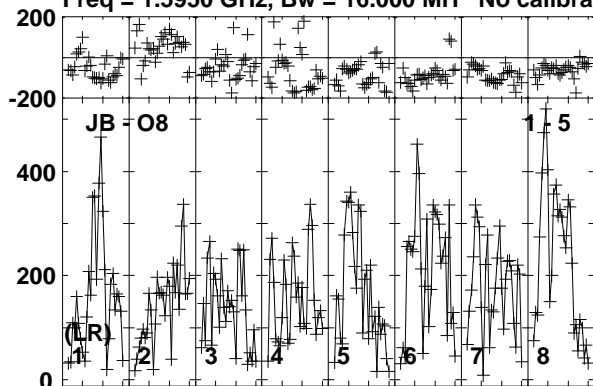


Lower frame: Micro Ampl Jy Top frame: Phas deg  
Vector averaged cross-power spectrum Baseline: JB (01) - O8 (05)  
Timerange: 00/17:14:31 to 00/17:17:59

Plot file version 99 created 23-MAY-2018 15:53:47

J1302+5748 EG102D.UVDATA.1

Freq = 1.5950 GHz, Bw = 16.000 MH No calibration applied and no bandpass applied

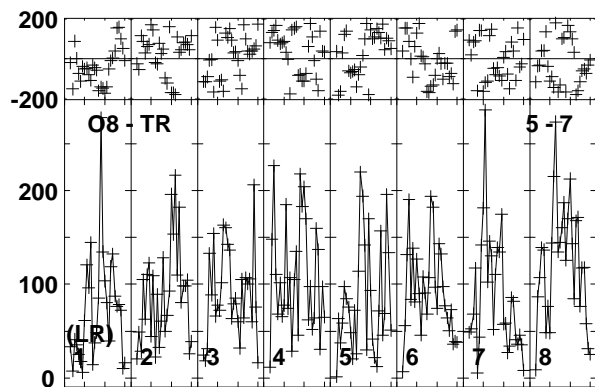
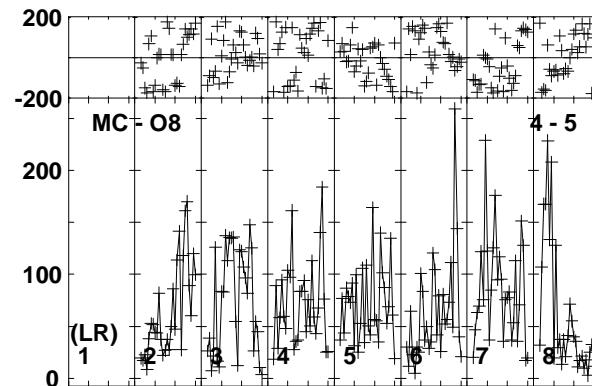
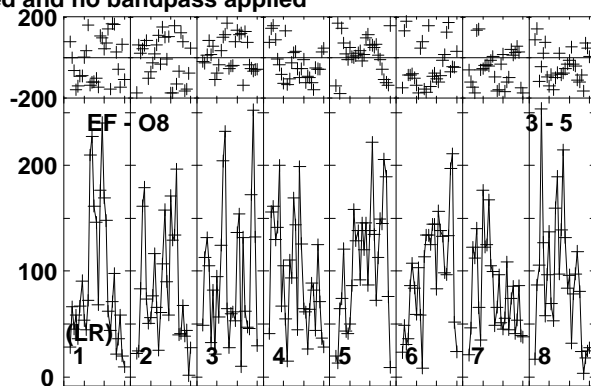
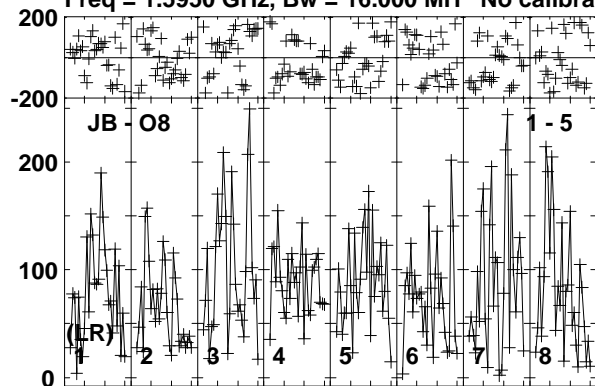


Lower frame: Micro Ampl Jy Top frame: Phas deg  
Vector averaged cross-power spectrum Baseline: JB (01) - O8 (05)  
Timerange: 00/17:18:31 to 00/17:19:59

Plot file version 100 created 23-MAY-2018 15:53:47

J1309+5733 EG102D.UVDATA.1

Freq = 1.5950 GHz, Bw = 16.000 MH No calibration applied and no bandpass applied

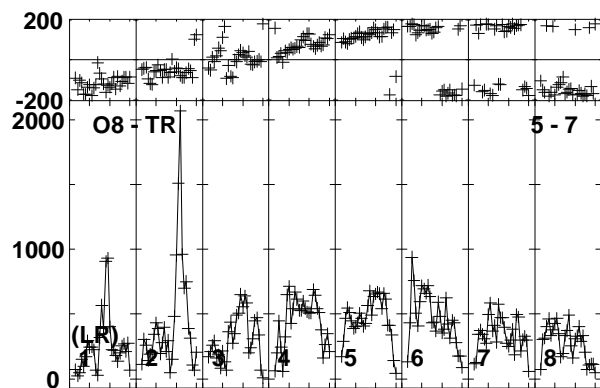
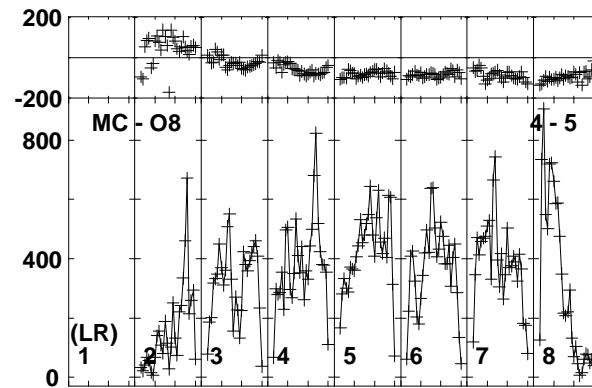
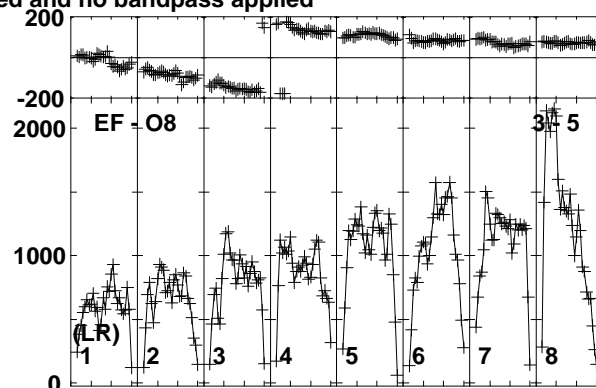
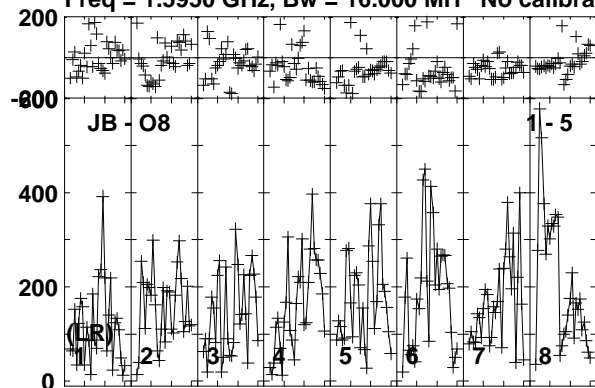


Lower frame: Micro Ampl Jy Top frame: Phas deg  
Vector averaged cross-power spectrum Baseline: JB (01) - O8 (05)  
Timerange: 00/17:20:01 to 00/17:23:29

Plot file version 101 created 23-MAY-2018 15:53:47

J1302+5748 EG102D.UVDATA.1

Freq = 1.5950 GHz, Bw = 16.000 MH No calibration applied and no bandpass applied

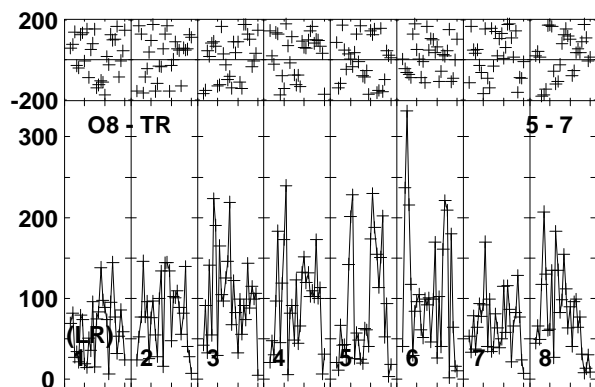
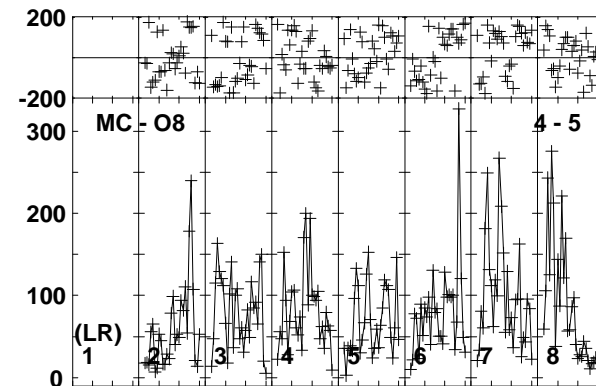
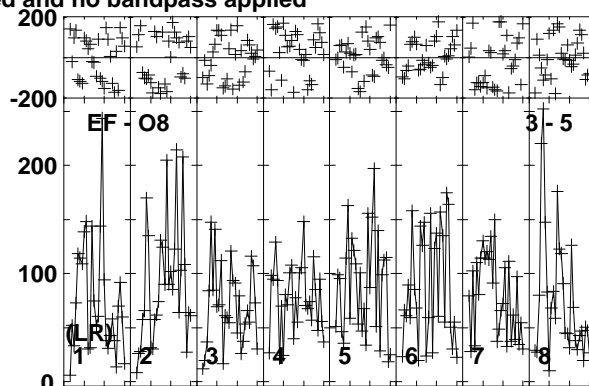
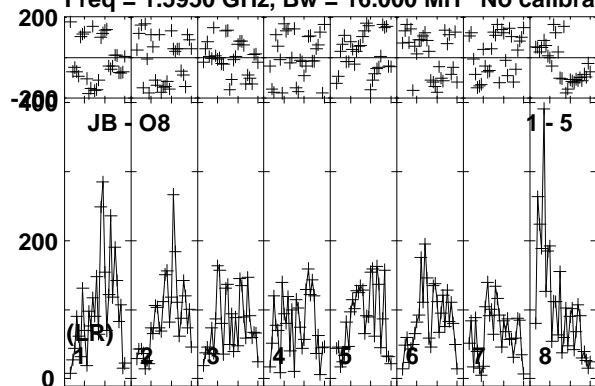


Lower frame: Micro Ampl Jy Top frame: Phas deg  
Vector averaged cross-power spectrum Baseline: JB (01) - O8 (05)  
Timerange: 00/17:23:31 to 00/17:24:59

Plot file version 102 created 23-MAY-2018 15:53:47

J1309+5733 EG102D.UVDATA.1

Freq = 1.5950 GHz, Bw = 16.000 MH No calibration applied and no bandpass applied

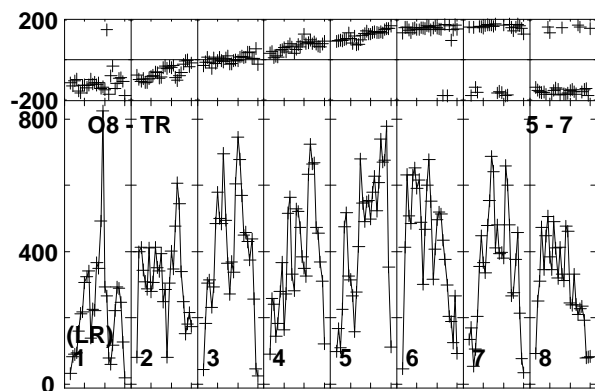
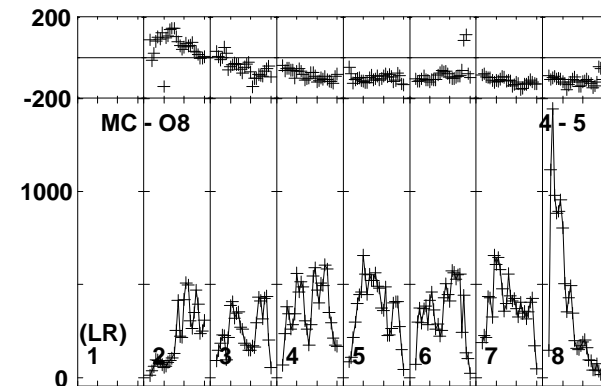
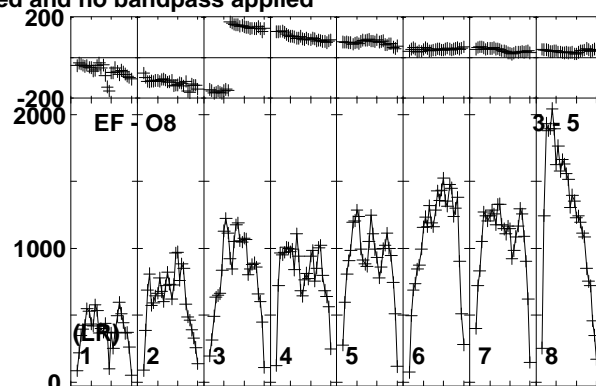
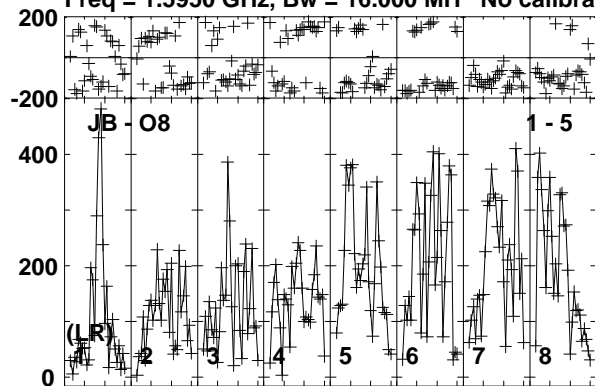


Lower frame: Micro Ampl Jy Top frame: Phas deg  
Vector averaged cross-power spectrum Baseline: JB (01) - O8 (05)  
Timerange: 00/17:25:01 to 00/17:28:29

Plot file version 103 created 23-MAY-2018 15:53:47

J1302+5748 EG102D.UVDATA.1

Freq = 1.5950 GHz, Bw = 16.000 MH No calibration applied and no bandpass applied

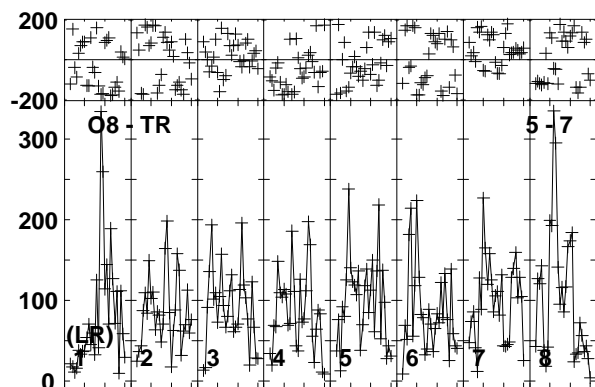
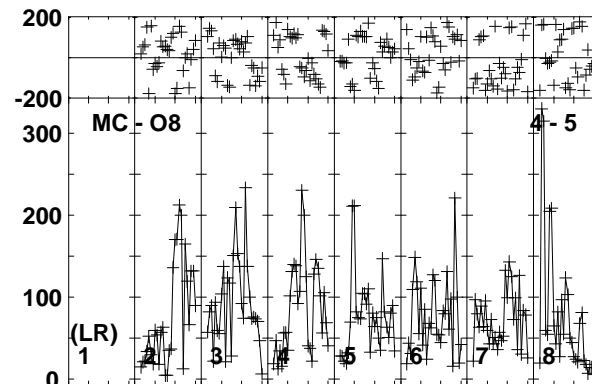
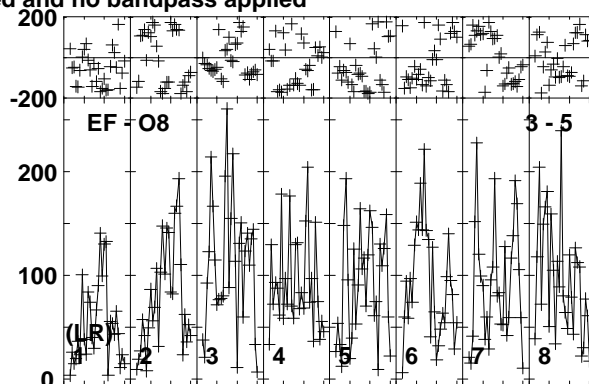
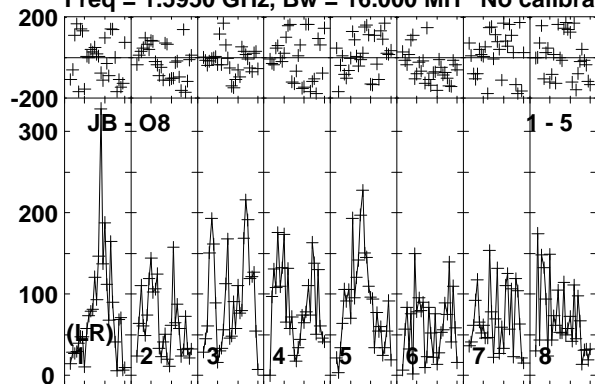


Lower frame: Micro Ampl Jy Top frame: Phas deg  
Vector averaged cross-power spectrum Baseline: JB (01) - O8 (05)  
Timerange: 00/17:29:01 to 00/17:30:29

Plot file version 104 created 23-MAY-2018 15:53:47

J1309+5733 EG102D.UVDATA.1

Freq = 1.5950 GHz, Bw = 16.000 MH No calibration applied and no bandpass applied



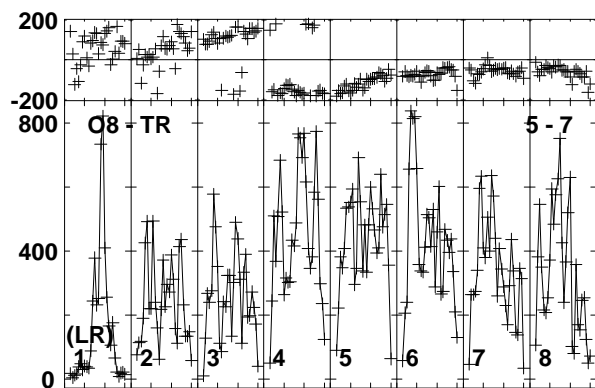
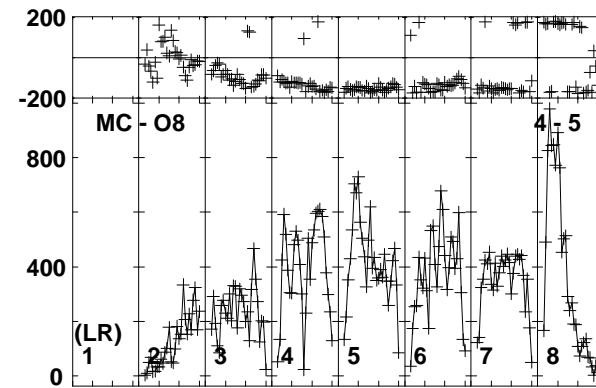
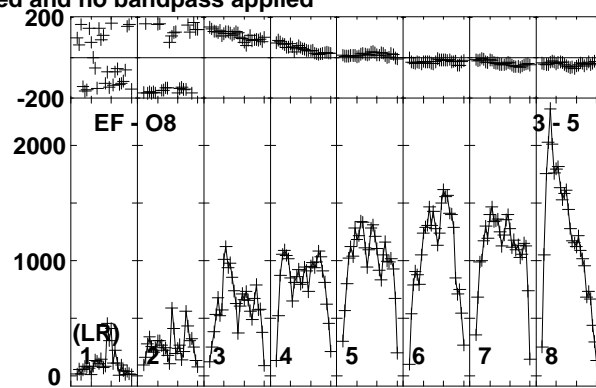
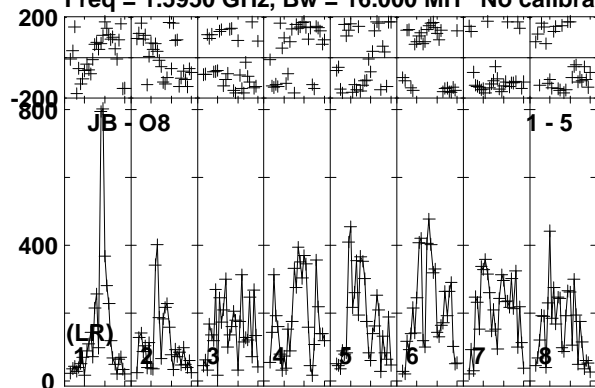
Lower frame: Micro Ampl Jy Top frame: Phas deg  
Vector averaged cross-power spectrum Baseline: JB (01) - O8 (05)  
Timerange: 00/17:30:31 to 00/17:33:59



Plot file version 105 created 23-MAY-2018 15:53:47

J1302+5748 EG102D.UVDATA.1

Freq = 1.5950 GHz, Bw = 16.000 MH No calibration applied and no bandpass applied

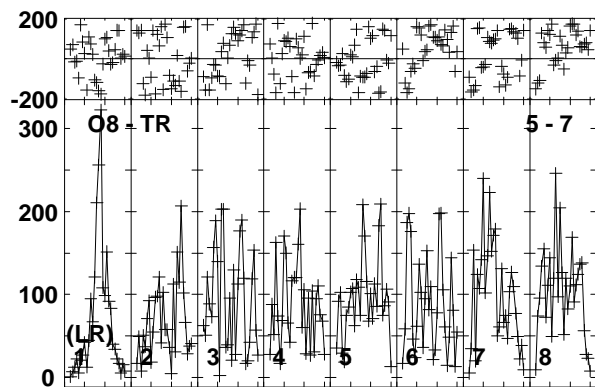
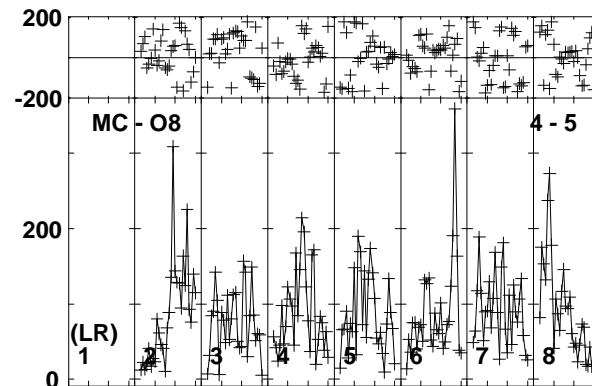
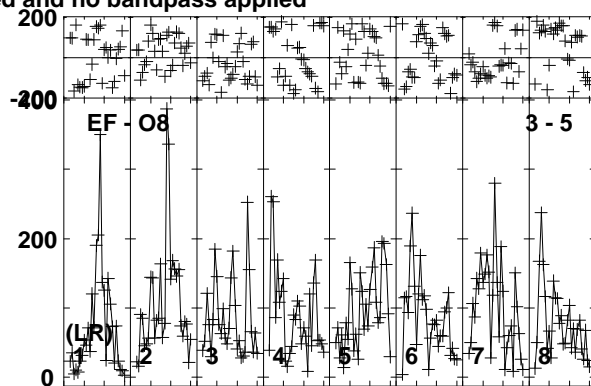
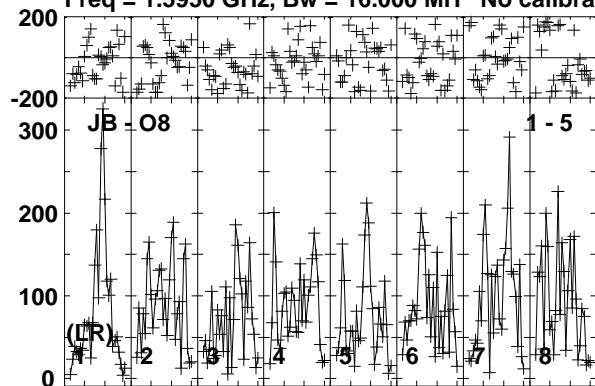


Lower frame: Micro Ampl Jy Top frame: Phas deg  
Vector averaged cross-power spectrum Baseline: JB (01) - O8 (05)  
Timerange: 00/17:34:01 to 00/17:35:29

Plot file version 106 created 23-MAY-2018 15:53:47

J1309+5733 EG102D.UVDATA.1

Freq = 1.5950 GHz, Bw = 16.000 MH No calibration applied and no bandpass applied

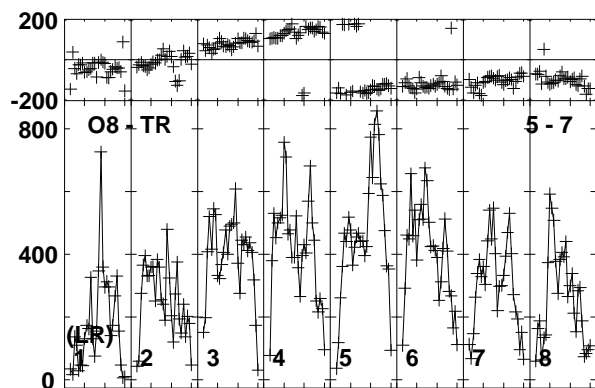
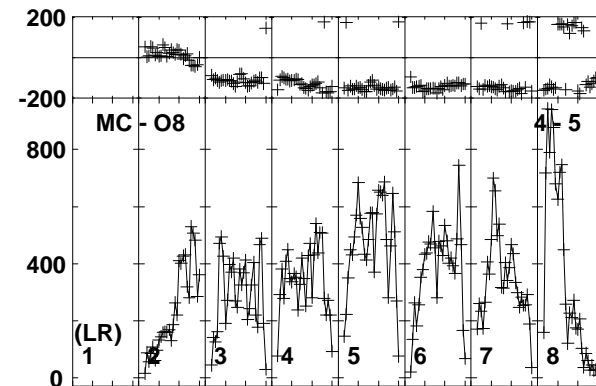
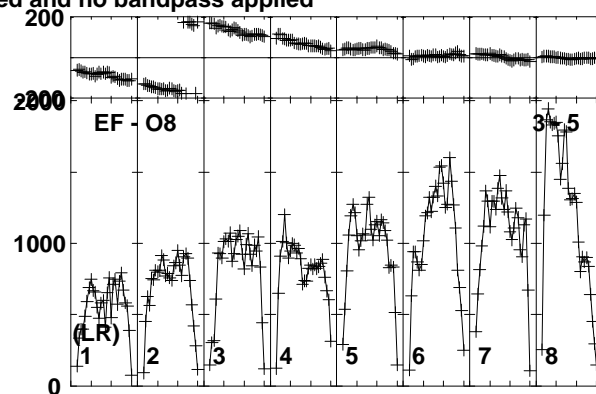
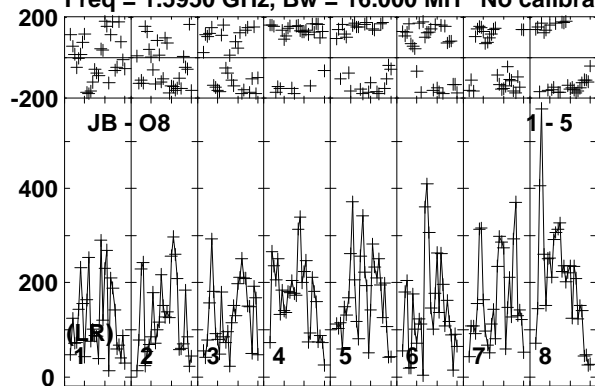


Lower frame: Micro Ampl Jy Top frame: Phas deg  
Vector averaged cross-power spectrum Baseline: JB (01) - O8 (05)  
Timerange: 00/17:35:31 to 00/17:38:59

Plot file version 107 created 23-MAY-2018 15:53:47

J1302+5748 EG102D.UVDATA.1

Freq = 1.5950 GHz, Bw = 16.000 MH No calibration applied and no bandpass applied

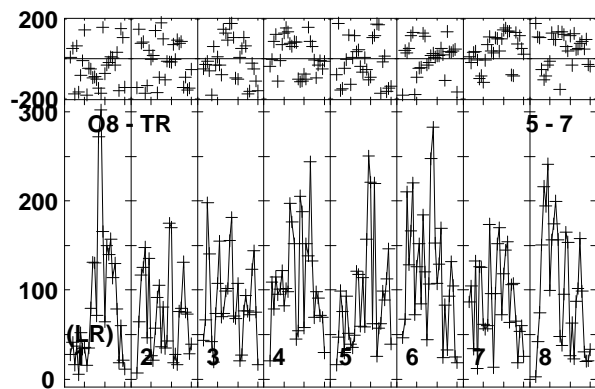
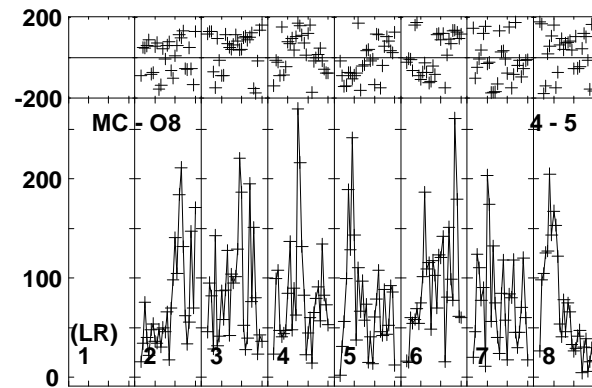
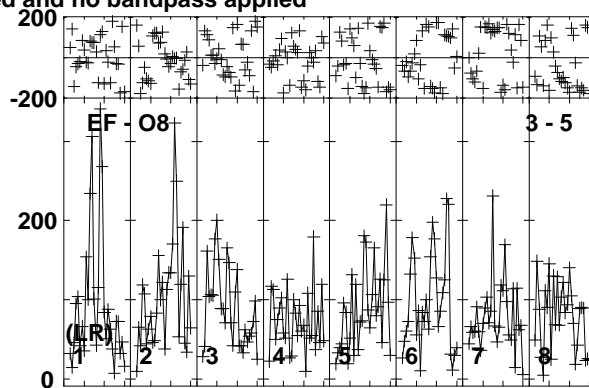
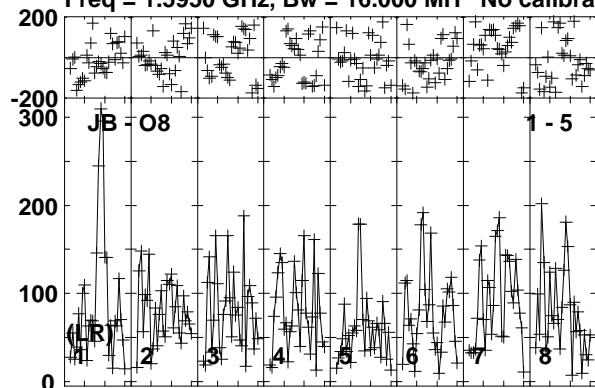


Lower frame: Micro Ampl Jy Top frame: Phas deg  
Vector averaged cross-power spectrum Baseline: JB (01) - O8 (05)  
Timerange: 00/17:39:31 to 00/17:40:59

Plot file version 108 created 23-MAY-2018 15:53:48

J1309+5733 EG102D.UVDATA.1

Freq = 1.5950 GHz, Bw = 16.000 MH No calibration applied and no bandpass applied

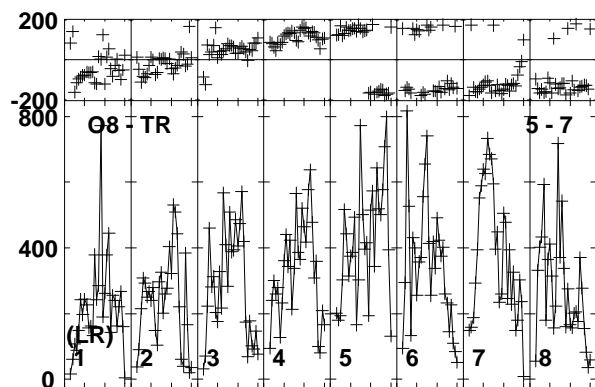
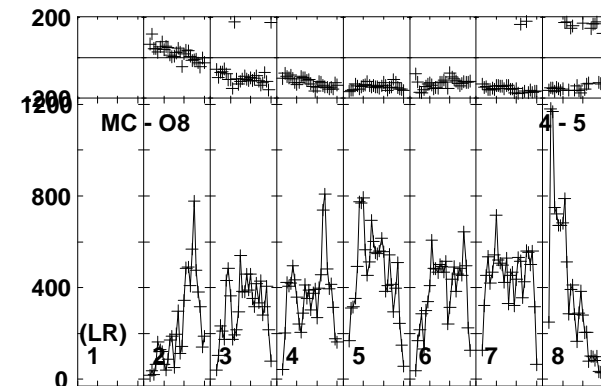
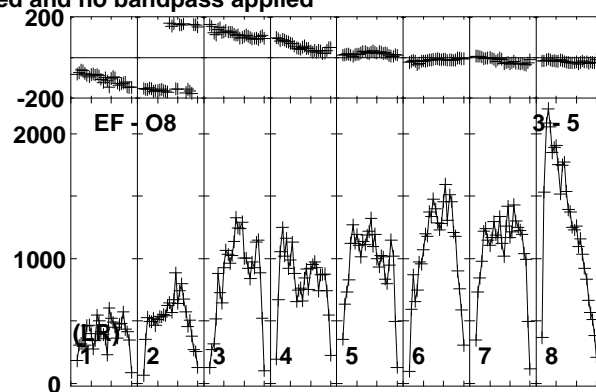
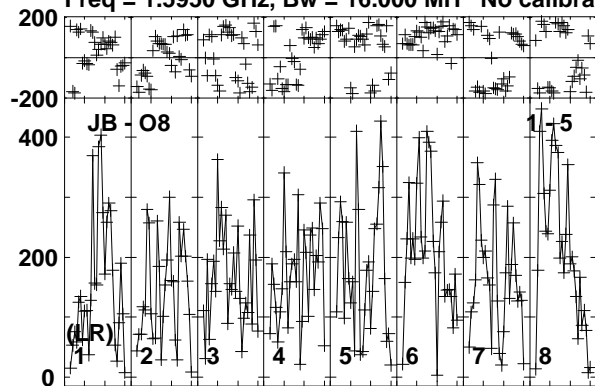


Lower frame: Micro Ampl Jy Top frame: Phas deg  
Vector averaged cross-power spectrum Baseline: JB (01) - O8 (05)  
Timerange: 00/17:41:01 to 00/17:44:29

Plot file version 109 created 23-MAY-2018 15:53:48

J1302+5748 EG102D.UVDATA.1

Freq = 1.5950 GHz, Bw = 16.000 MH No calibration applied and no bandpass applied

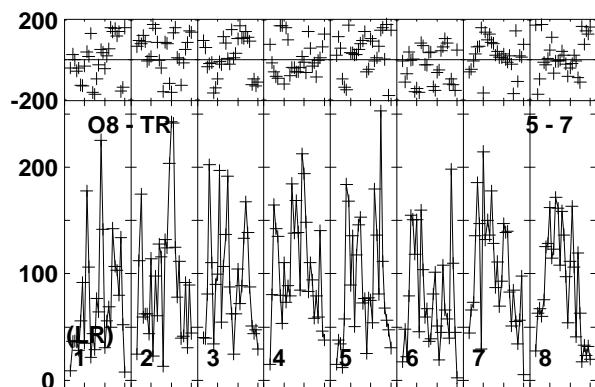
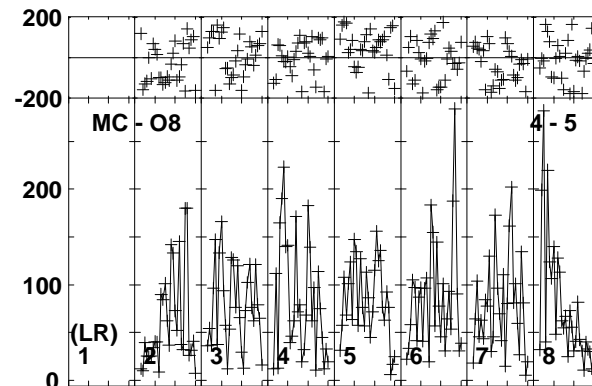
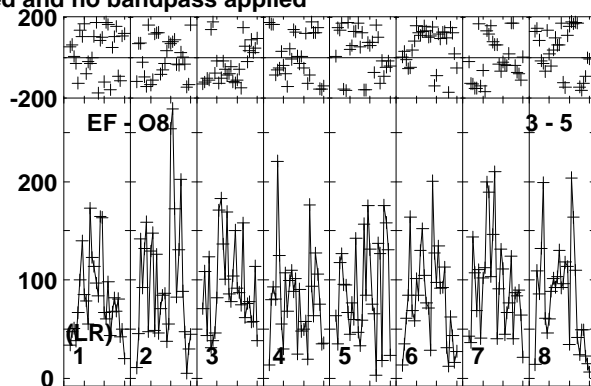
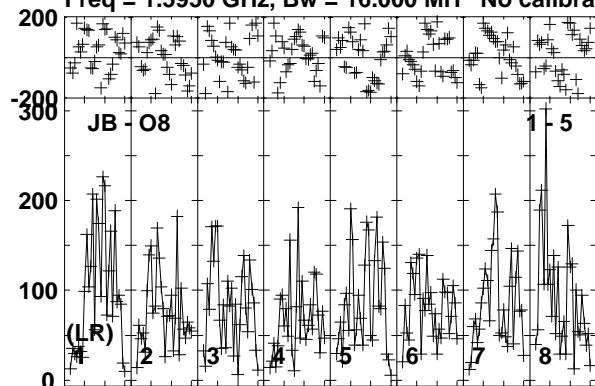


Lower frame: Micro Ampl Jy Top frame: Phas deg  
Vector averaged cross-power spectrum Baseline: JB (01) - O8 (05)  
Timerange: 00/17:44:31 to 00/17:45:59

Plot file version 110 created 23-MAY-2018 15:53:48

J1309+5733 EG102D.UVDATA.1

Freq = 1.5950 GHz, Bw = 16.000 MH No calibration applied and no bandpass applied

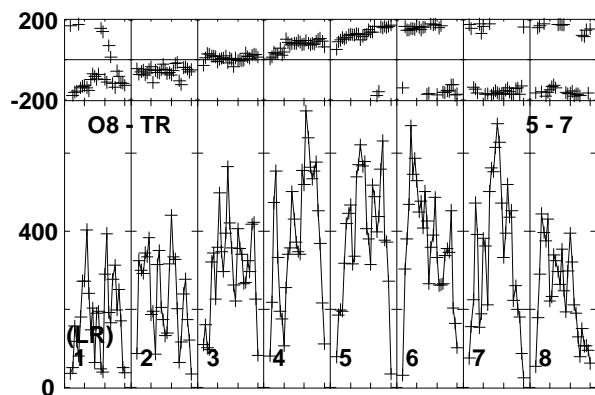
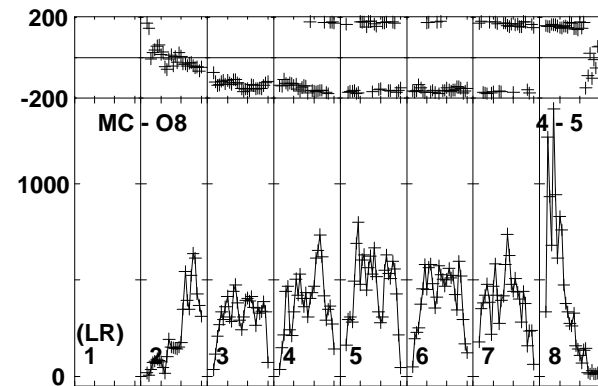
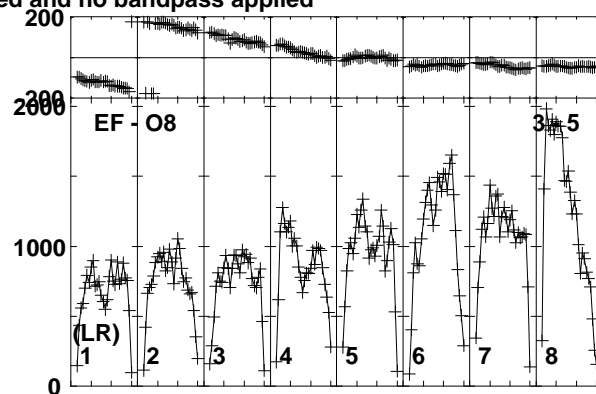
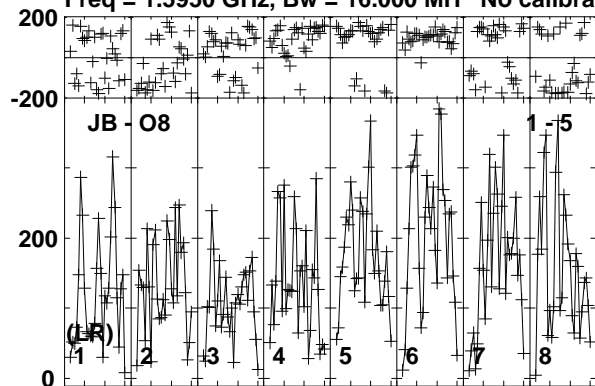


Lower frame: Micro Ampl Jy Top frame: Phas deg  
Vector averaged cross-power spectrum Baseline: JB (01) - O8 (05)  
Timerange: 00/17:46:01 to 00/17:49:29

Plot file version 111 created 23-MAY-2018 15:53:48

J1302+5748 EG102D.UVDATA.1

Freq = 1.5950 GHz, Bw = 16.000 MH No calibration applied and no bandpass applied

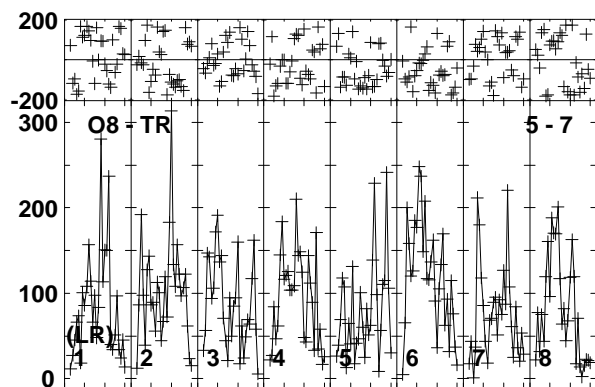
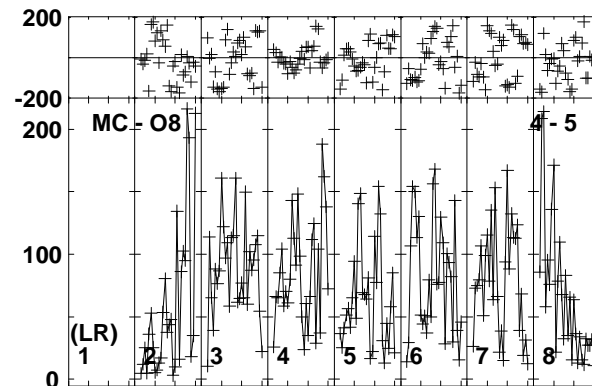
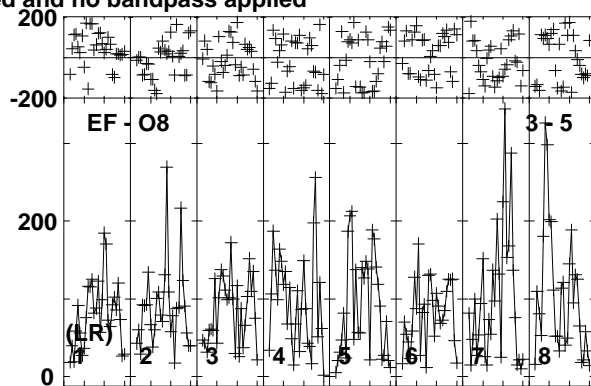
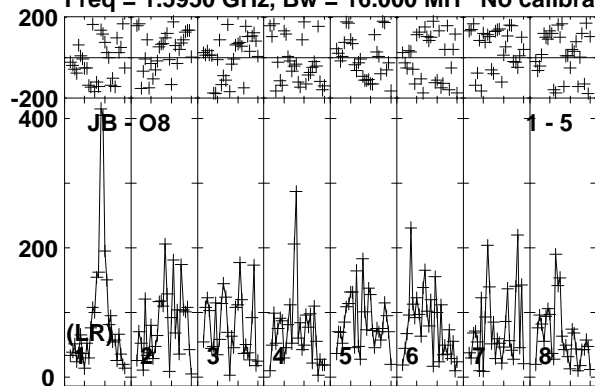


Lower frame: Micro Ampl Jy Top frame: Phas deg  
Vector averaged cross-power spectrum Baseline: JB (01) - O8 (05)  
Timerange: 00/17:50:01 to 00/17:51:29

Plot file version 112 created 23-MAY-2018 15:53:48

J1309+5733 EG102D.UVDATA.1

Freq = 1.5950 GHz, Bw = 16.000 MH No calibration applied and no bandpass applied



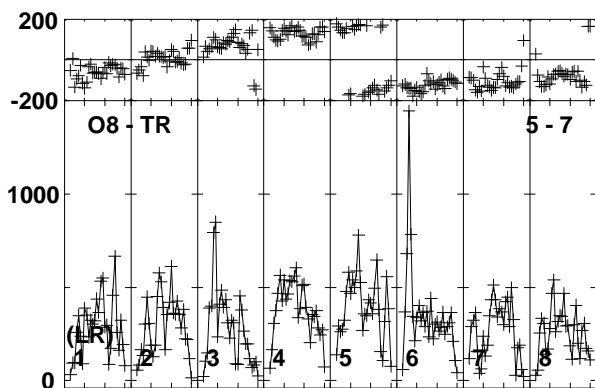
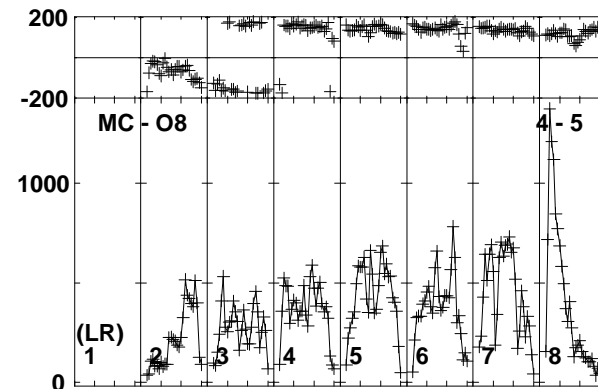
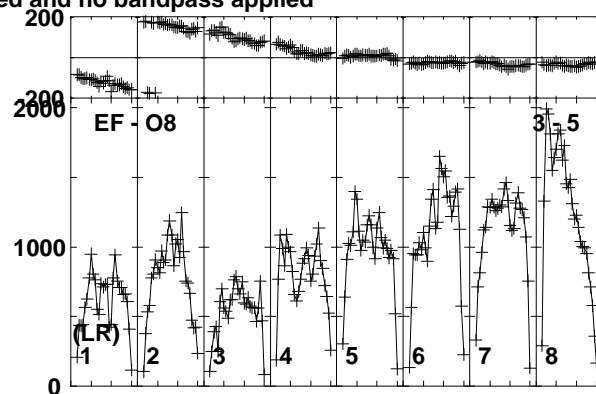
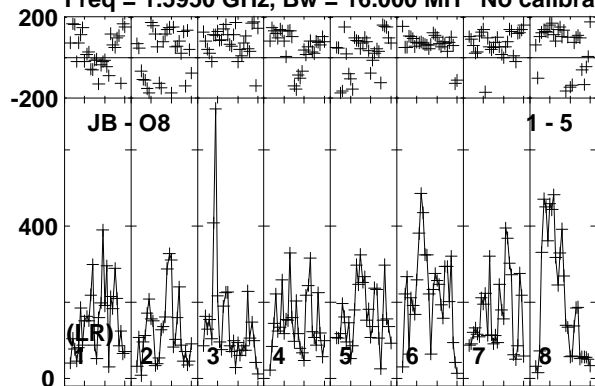
Lower frame: Micro Ampl Jy Top frame: Phas deg  
Vector averaged cross-power spectrum Baseline: JB (01) - O8 (05)  
Timerange: 00/17:51:31 to 00/17:54:59



Plot file version 113 created 23-MAY-2018 15:53:48

J1302+5748 EG102D.UVDATA.1

Freq = 1.5950 GHz, Bw = 16.000 MH No calibration applied and no bandpass applied

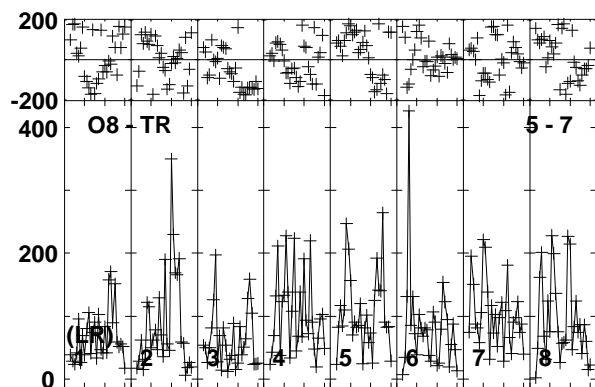
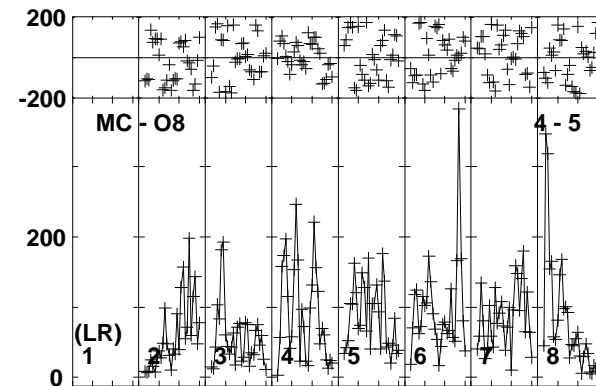
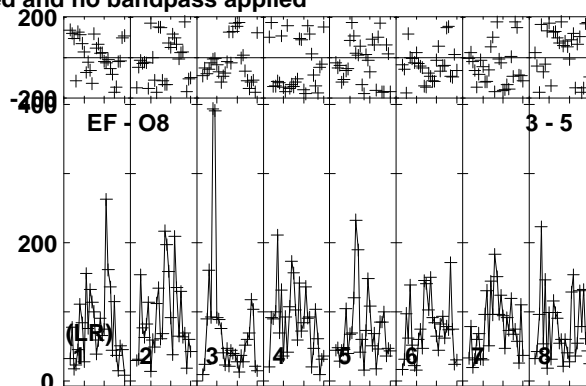
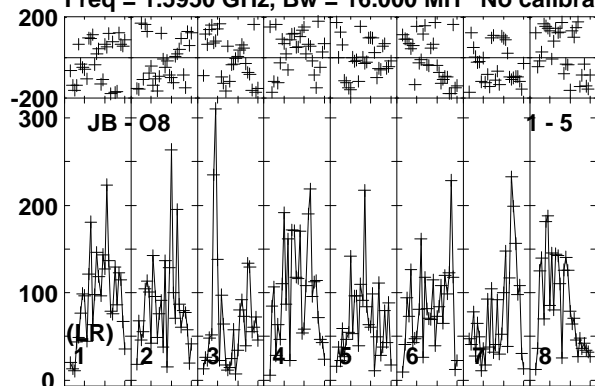


Lower frame: Micro Ampl Jy Top frame: Phas deg  
Vector averaged cross-power spectrum Baseline: JB (01) - O8 (05)  
Timerange: 00/17:55:01 to 00/17:56:29

Plot file version 114 created 23-MAY-2018 15:53:48

J1309+5733 EG102D.UVDATA.1

Freq = 1.5950 GHz, Bw = 16.000 MH No calibration applied and no bandpass applied

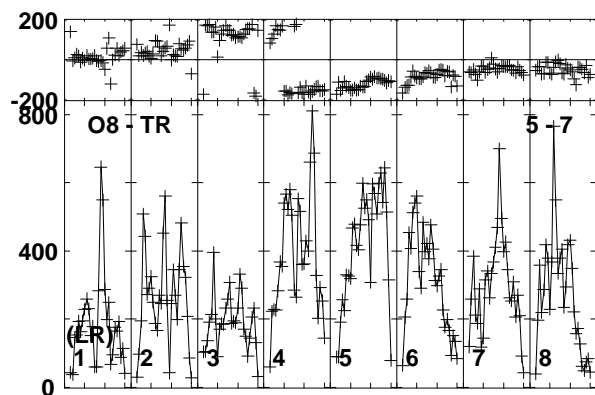
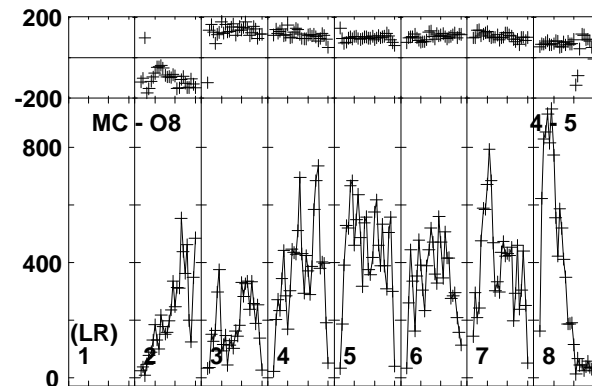
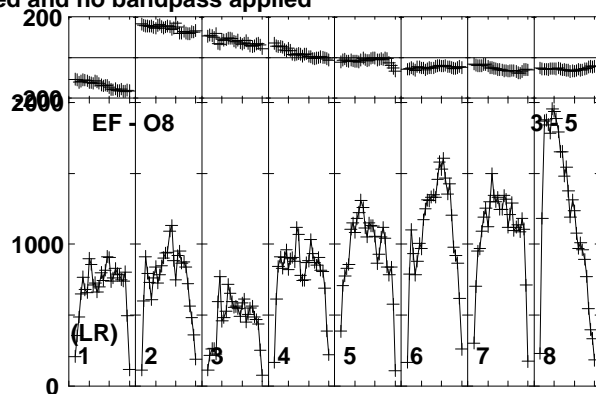
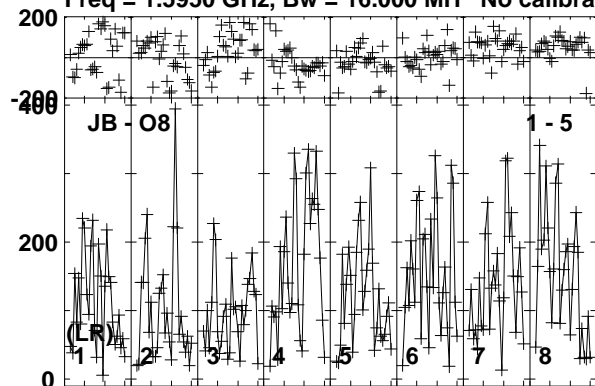


Lower frame: Micro Ampl Jy Top frame: Phas deg  
Vector averaged cross-power spectrum Baseline: JB (01) - O8 (05)  
Timerange: 00/17:56:31 to 00/17:59:59

Plot file version 115 created 23-MAY-2018 15:53:48

J1302+5748 EG102D.UVDATA.1

Freq = 1.5950 GHz, Bw = 16.000 MH No calibration applied and no bandpass applied

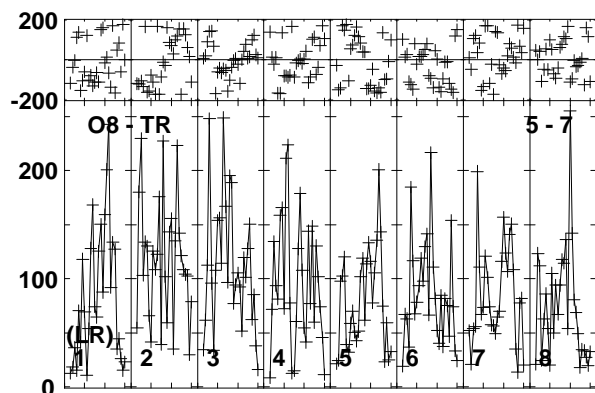
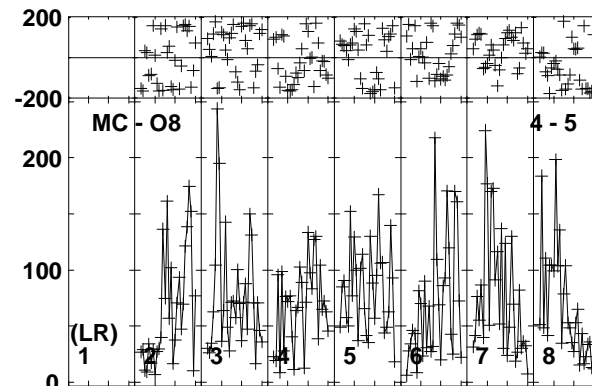
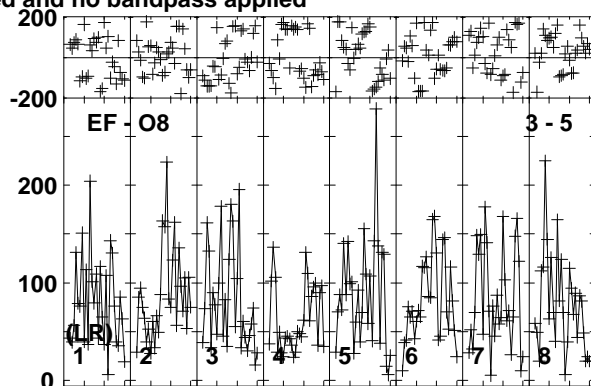
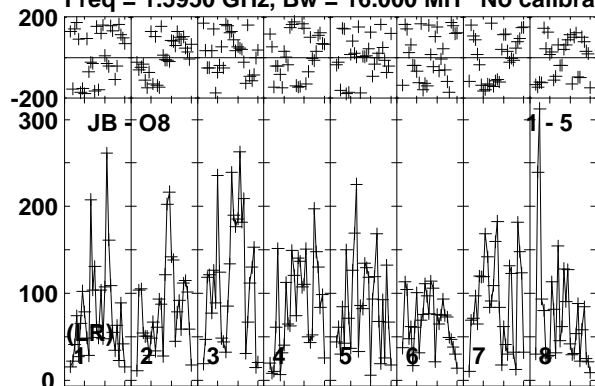


Lower frame: Micro Ampl Jy Top frame: Phas deg  
Vector averaged cross-power spectrum Baseline: JB (01) - O8 (05)  
Timerange: 00/18:00:31 to 00/18:01:59

Plot file version 116 created 23-MAY-2018 15:53:48

J1309+5733 EG102D.UVDATA.1

Freq = 1.5950 GHz, Bw = 16.000 MH No calibration applied and no bandpass applied

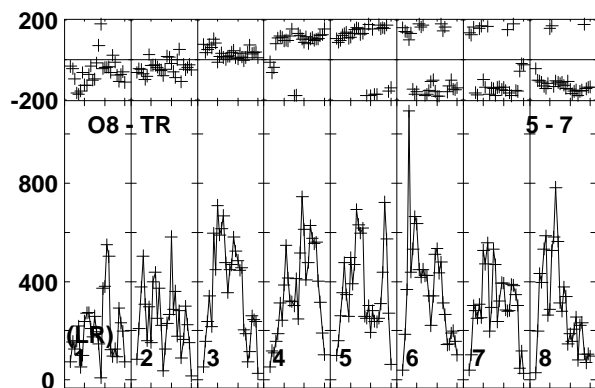
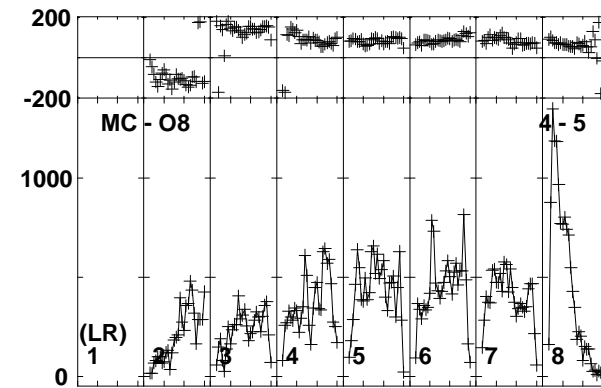
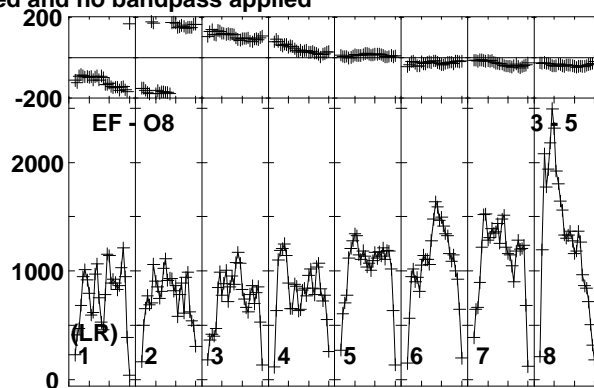
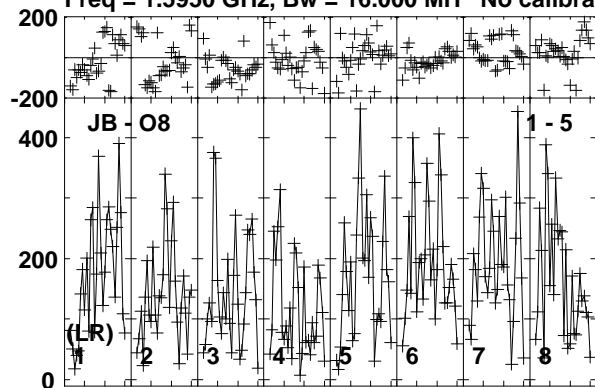


Lower frame: Micro Ampl Jy Top frame: Phas deg  
Vector averaged cross-power spectrum Baseline: JB (01) - O8 (05)  
Timerange: 00/18:02:01 to 00/18:05:29

Plot file version 117 created 23-MAY-2018 15:53:48

J1302+5748 EG102D.UVDATA.1

Freq = 1.5950 GHz, Bw = 16.000 MH No calibration applied and no bandpass applied

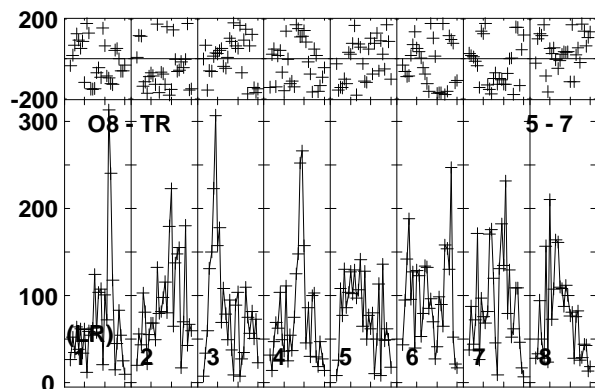
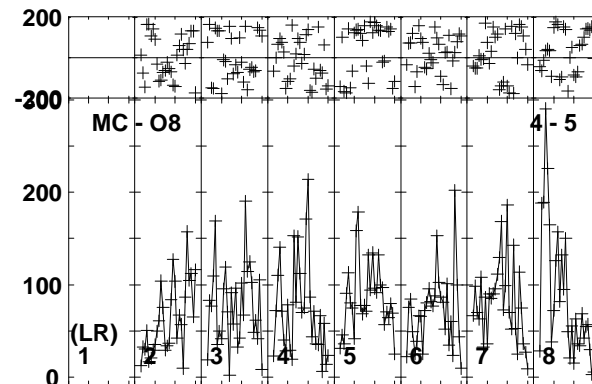
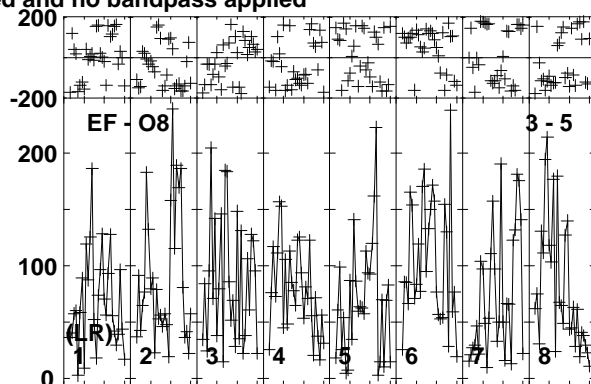
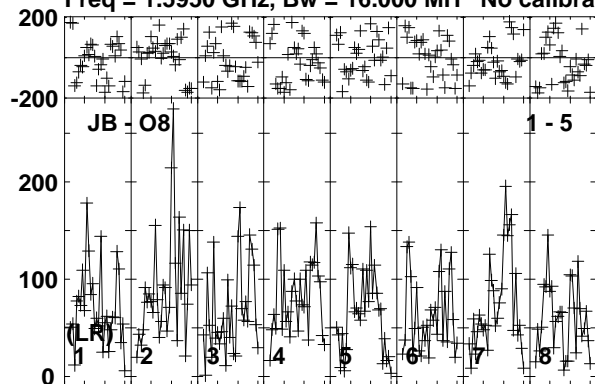


Lower frame: Micro Ampl Jy Top frame: Phas deg  
Vector averaged cross-power spectrum Baseline: JB (01) - O8 (05)  
Timerange: 00:18:05:31 to 00:18:06:59

Plot file version 118 created 23-MAY-2018 15:53:48

J1309+5733 EG102D.UVDATA.1

Freq = 1.5950 GHz, Bw = 16.000 MH No calibration applied and no bandpass applied

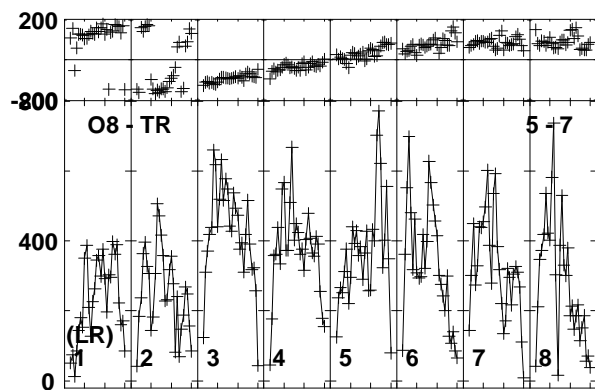
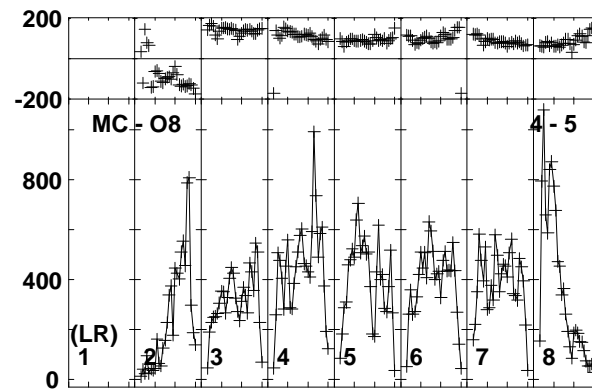
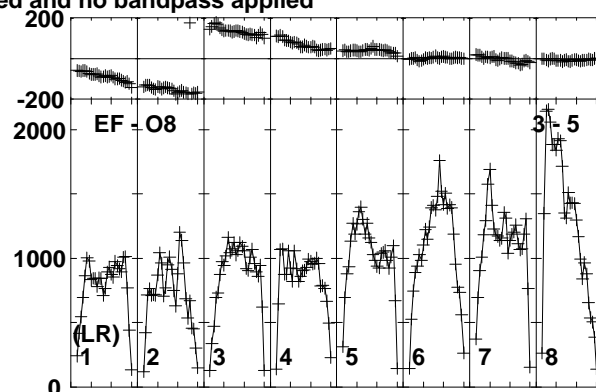
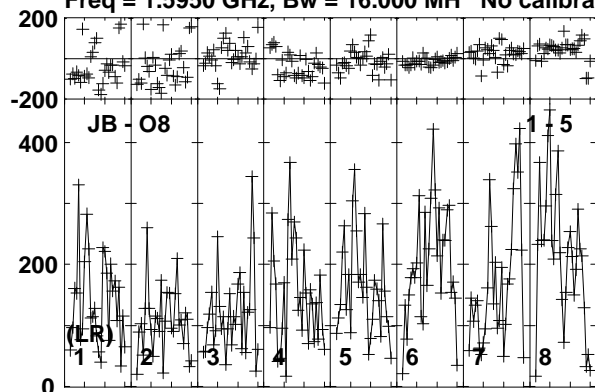


Lower frame: Micro Ampl Jy Top frame: Phas deg  
Vector averaged cross-power spectrum Baseline: JB (01) - O8 (05)  
Timerange: 00/18:07:01 to 00/18:10:29

Plot file version 119 created 23-MAY-2018 15:53:48

J1302+5748 EG102D.UVDATA.1

Freq = 1.5950 GHz, Bw = 16.000 MH No calibration applied and no bandpass applied

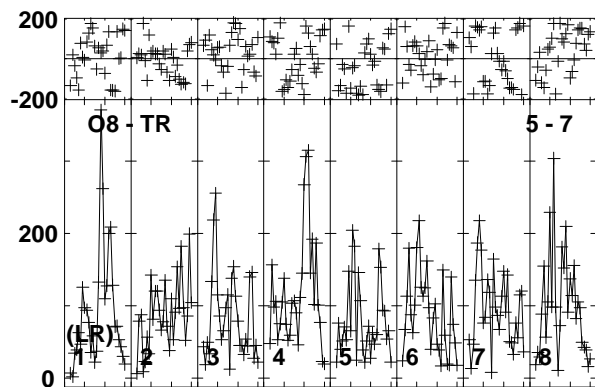
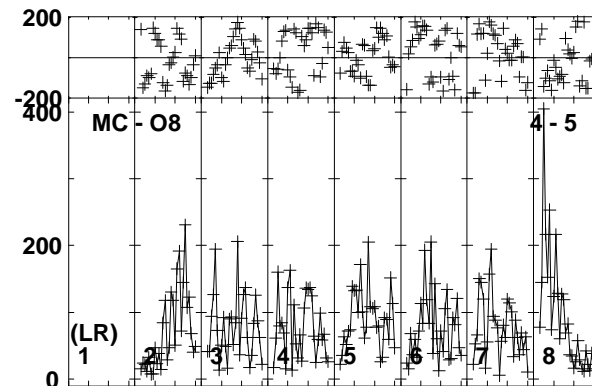
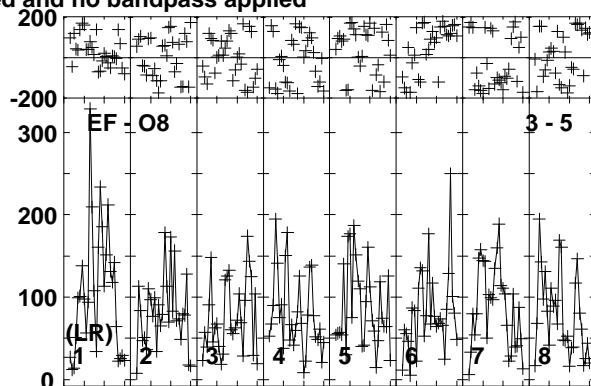
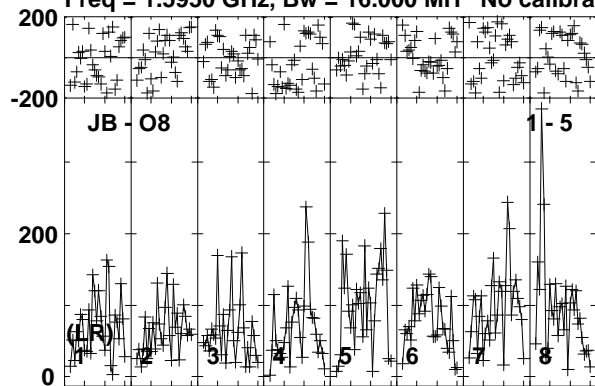


Lower frame: Micro Ampl Jy Top frame: Phas deg  
Vector averaged cross-power spectrum Baseline: JB (01) - O8 (05)  
Timerange: 00/18:11:01 to 00/18:12:29

Plot file version 120 created 23-MAY-2018 15:53:48

J1309+5733 EG102D.UVDATA.1

Freq = 1.5950 GHz, Bw = 16.000 MH No calibration applied and no bandpass applied



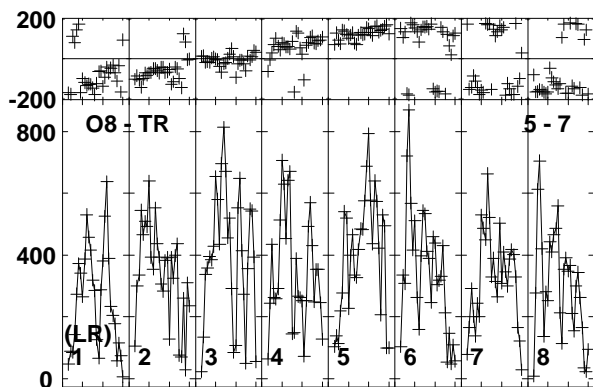
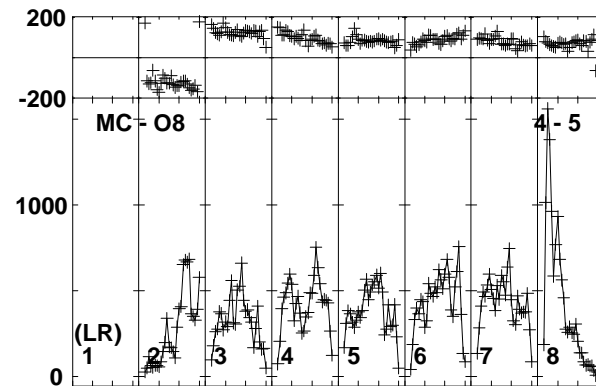
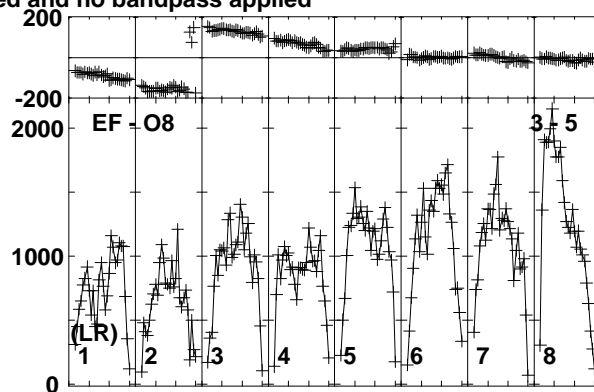
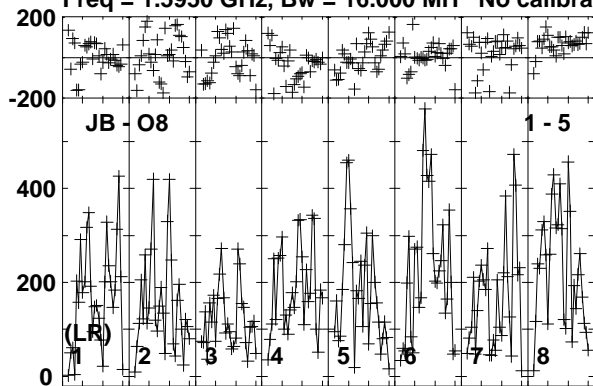
Lower frame: Micro Ampl Jy Top frame: Phas deg  
Vector averaged cross-power spectrum Baseline: JB (01) - O8 (05)  
Timerange: 00/18:12:31 to 00/18:15:59



Plot file version 121 created 23-MAY-2018 15:53:49

J1302+5748 EG102D.UVDATA.1

Freq = 1.5950 GHz, Bw = 16.000 MH No calibration applied and no bandpass applied

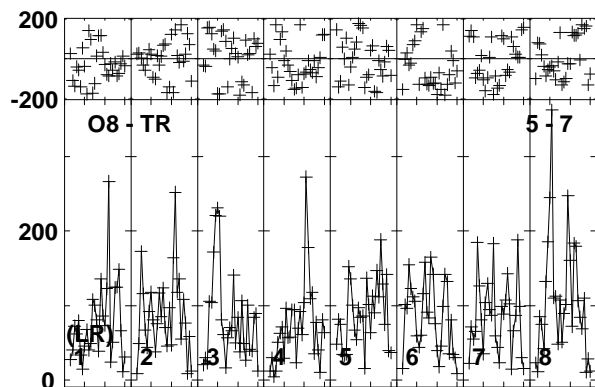
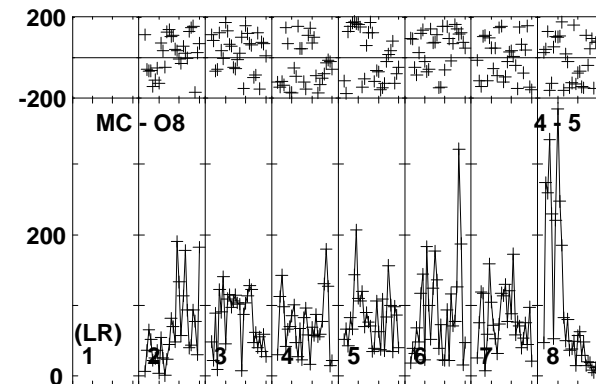
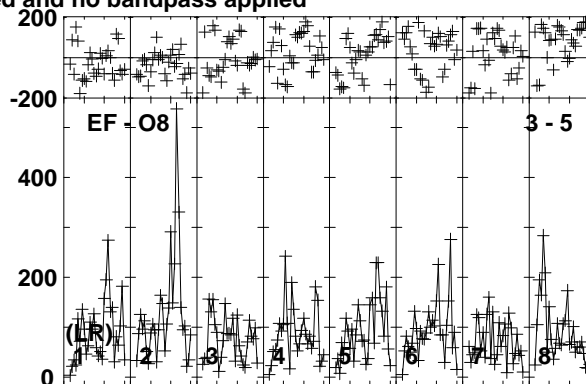
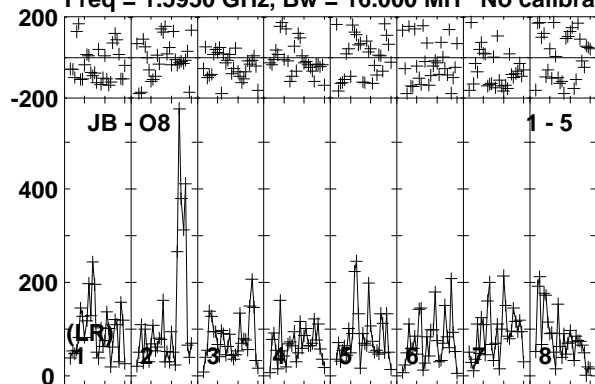


Lower frame: Micro Ampl Jy Top frame: Phas deg  
Vector averaged cross-power spectrum Baseline: JB (01) - O8 (05)  
Timerange: 00/18:16:01 to 00/18:17:29

Plot file version 122 created 23-MAY-2018 15:53:49

J1309+5733 EG102D.UVDATA.1

Freq = 1.5950 GHz, Bw = 16.000 MH No calibration applied and no bandpass applied

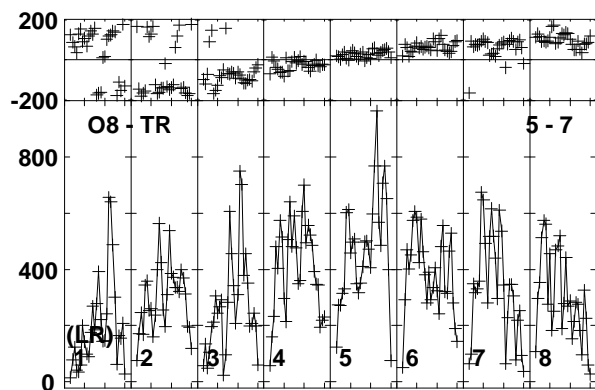
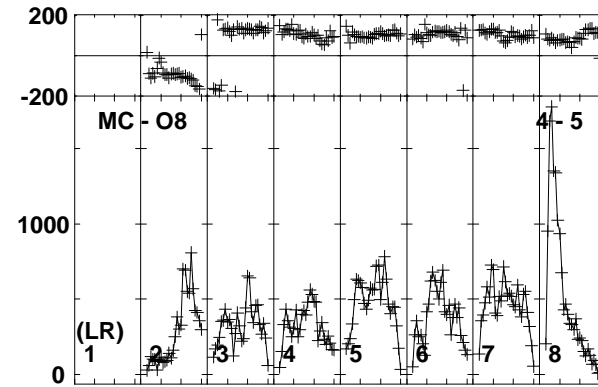
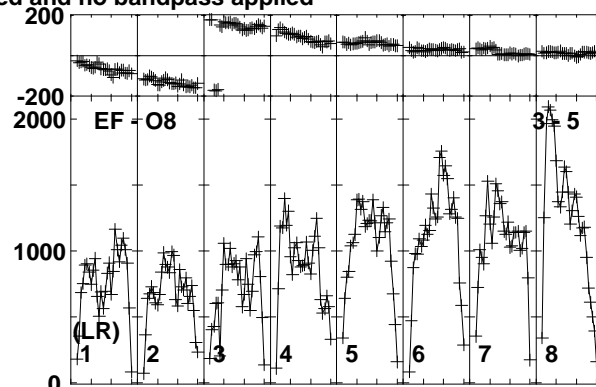
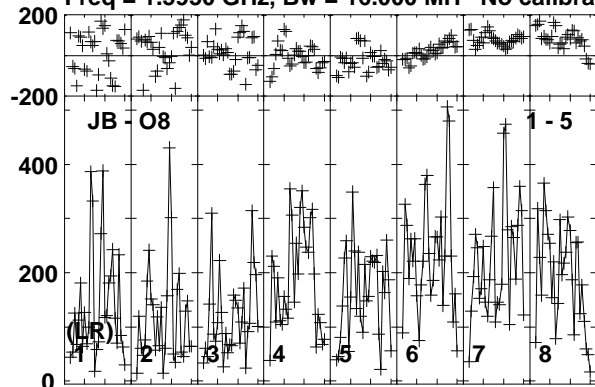


Lower frame: Micro Ampl Jy Top frame: Phas deg  
Vector averaged cross-power spectrum Baseline: JB (01) - O8 (05)  
Timerange: 00/18:17:31 to 00/18:20:59

Plot file version 123 created 23-MAY-2018 15:53:49

J1302+5748 EG102D.UVDATA.1

Freq = 1.5950 GHz, Bw = 16.000 MH No calibration applied and no bandpass applied

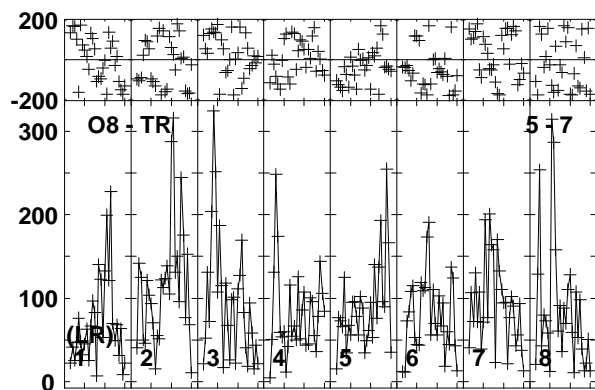
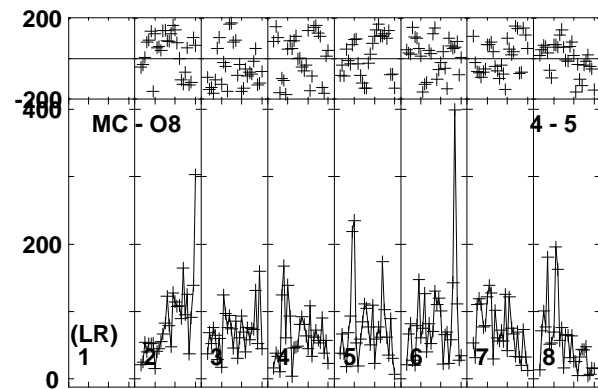
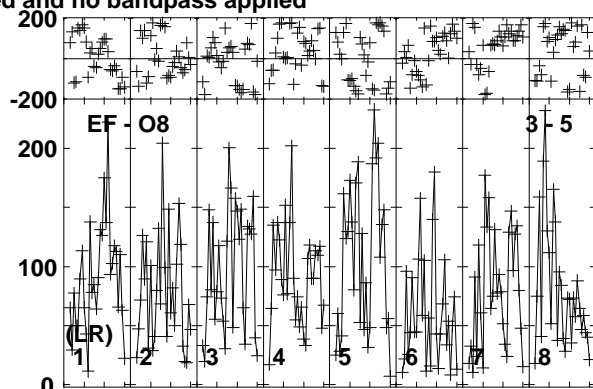
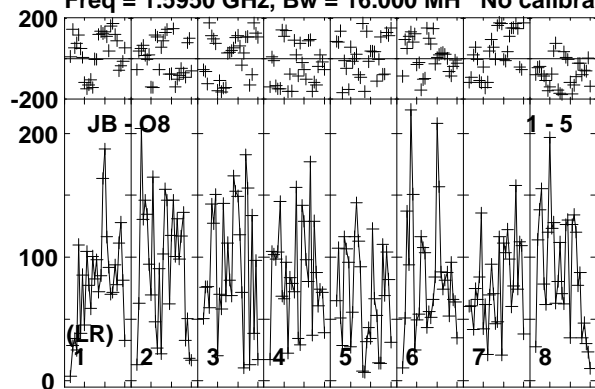


Lower frame: Micro Ampl Jy Top frame: Phas deg  
Vector averaged cross-power spectrum Baseline: JB (01) - O8 (05)  
Timerange: 00:18:21:01 to 00:18:22:29

Plot file version 124 created 23-MAY-2018 15:53:49

J1309+5733 EG102D.UVDATA.1

Freq = 1.5950 GHz, Bw = 16.000 MH No calibration applied and no bandpass applied

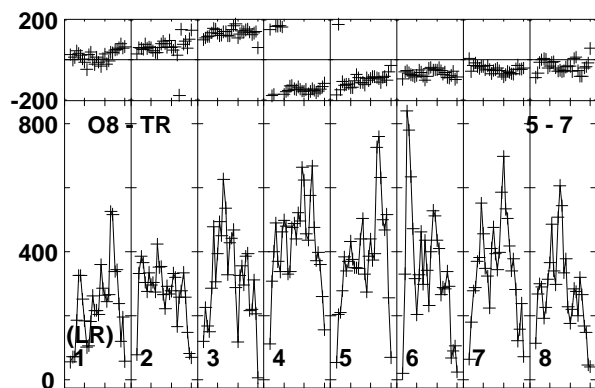
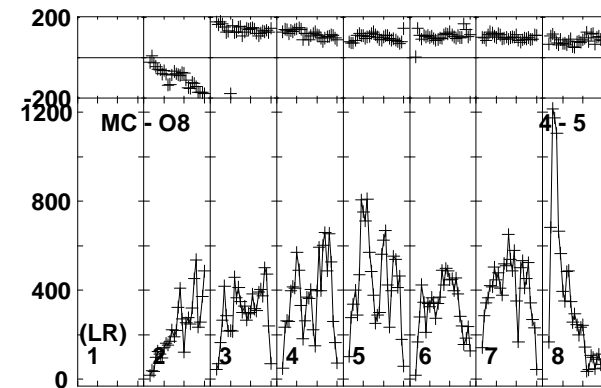
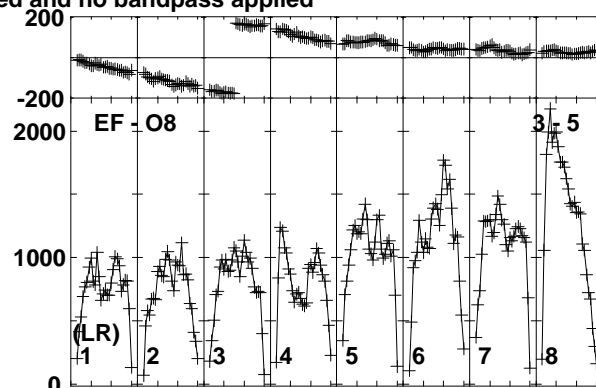
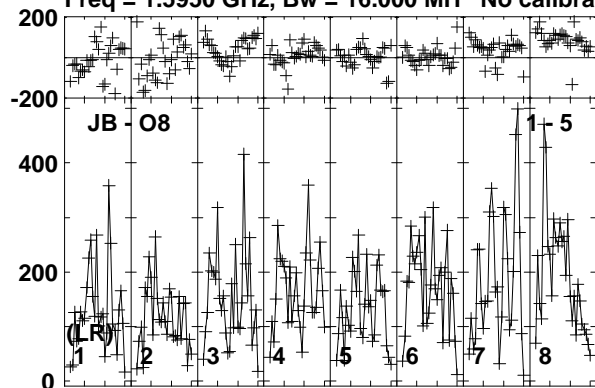


Lower frame: Micro Ampl Jy Top frame: Phas deg  
Vector averaged cross-power spectrum Baseline: JB (01) - O8 (05)  
Timerange: 00/18:22:31 to 00/18:25:59

Plot file version 125 created 23-MAY-2018 15:53:49

J1302+5748 EG102D.UVDATA.1

Freq = 1.5950 GHz, Bw = 16.000 MH No calibration applied and no bandpass applied

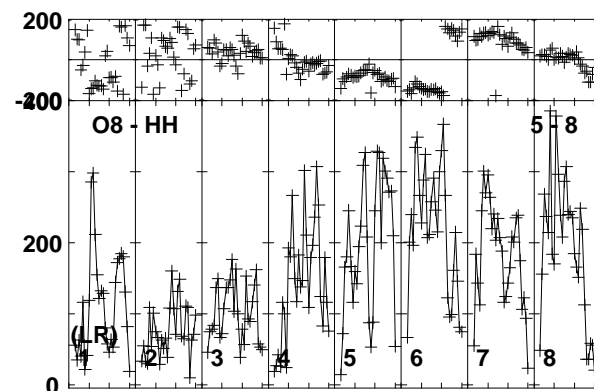
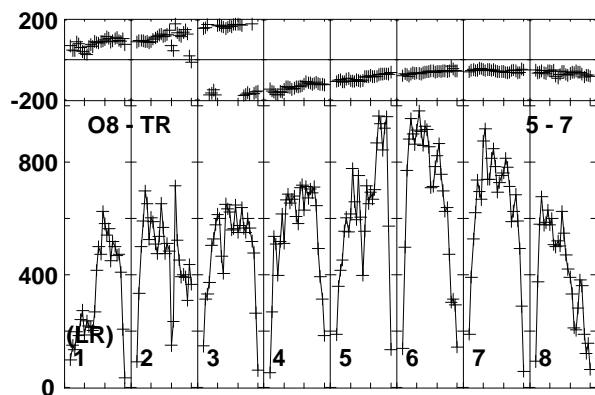
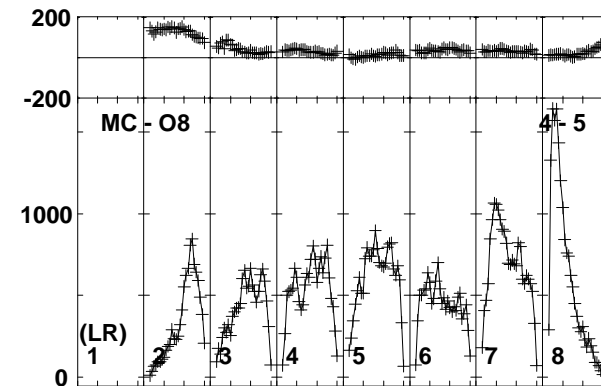
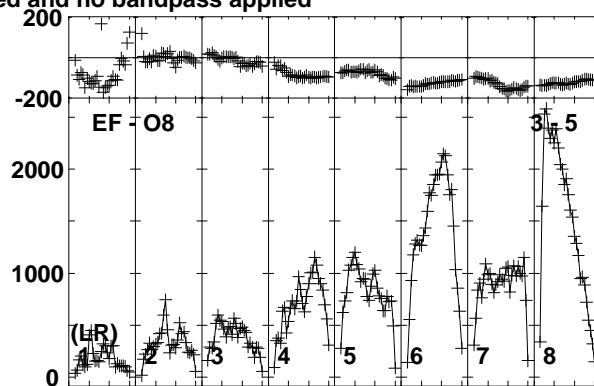
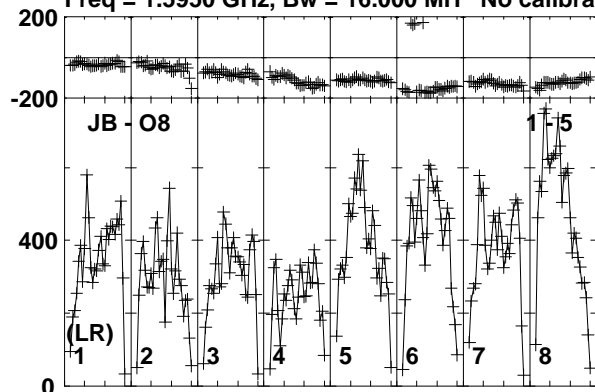


Lower frame: Micro Ampl Jy Top frame: Phas deg  
Vector averaged cross-power spectrum Baseline: JB (01) - O8 (05)  
Timerange: 00:18:26:31 to 00:18:27:59

Plot file version 126 created 23-MAY-2018 15:53:49

J1337-1257 EG102D.UVDATA.1

Freq = 1.5950 GHz, Bw = 16.000 MH No calibration applied and no bandpass applied

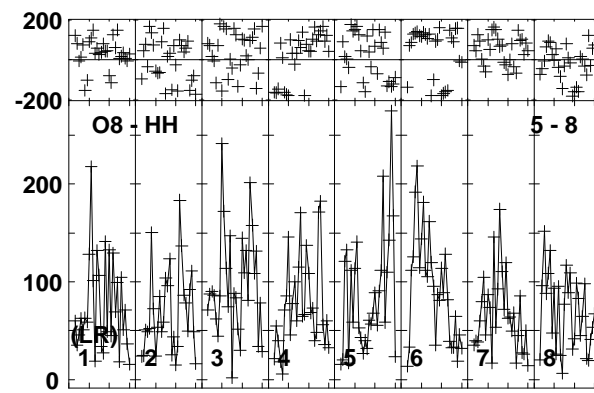
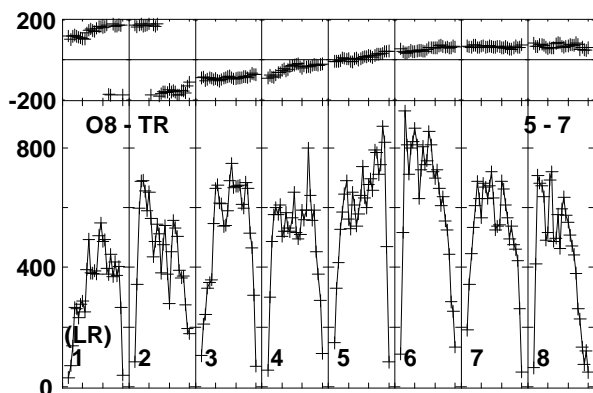
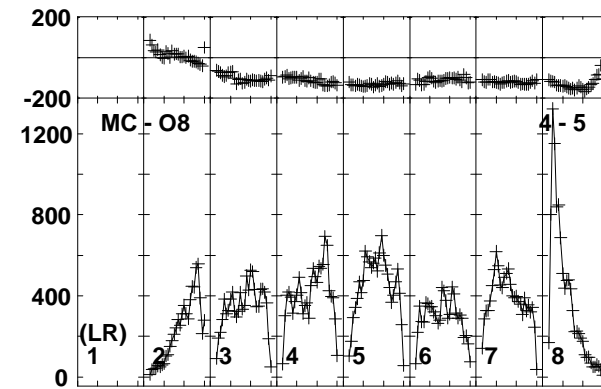
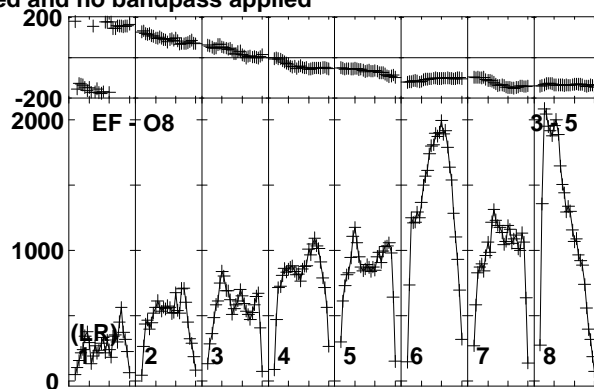
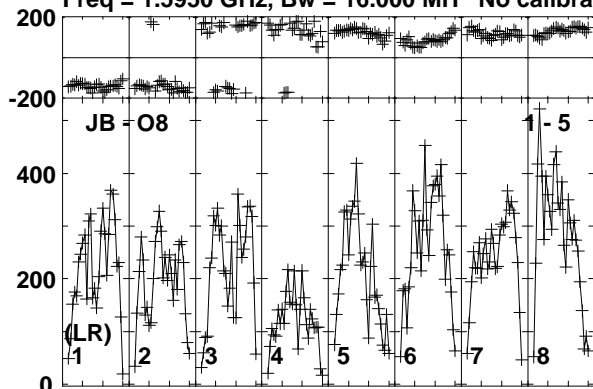


Lower frame: Micro Ampl Jy Top frame: Phas deg  
Vector averaged cross-power spectrum Baseline: JB (01) - O8 (05)  
Timerange: 00/18:37:07 to 00/18:39:59

Plot file version 127 created 23-MAY-2018 15:53:49

J0530+1331 EG102D.UVDATA.1

Freq = 1.5950 GHz, Bw = 16.000 MH No calibration applied and no bandpass applied

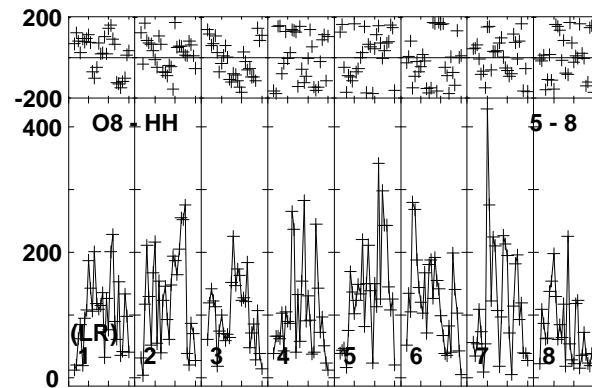
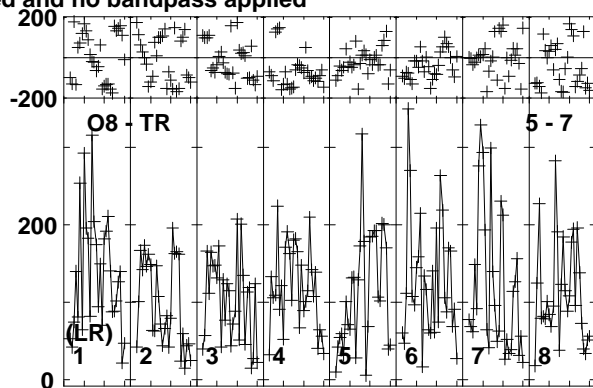
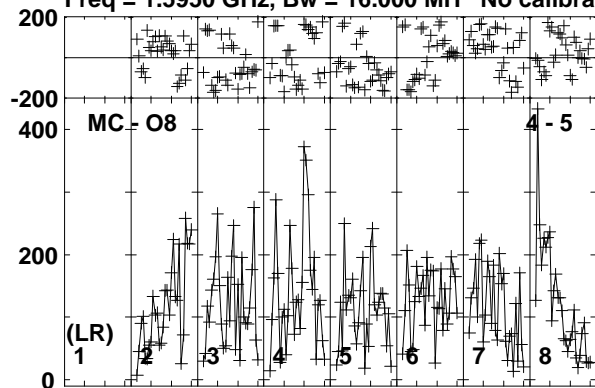


Lower frame: Micro Ampl Jy Top frame: Phas deg  
Vector averaged cross-power spectrum Baseline: JB (01) - O8 (05)  
Timerange: 01/10:59:45 to 01/11:03:39

Plot file version 128 created 23-MAY-2018 15:53:49

J0915+0745 EG102D.UVDATA.1

Freq = 1.5950 GHz, Bw = 16.000 MH No calibration applied and no bandpass applied



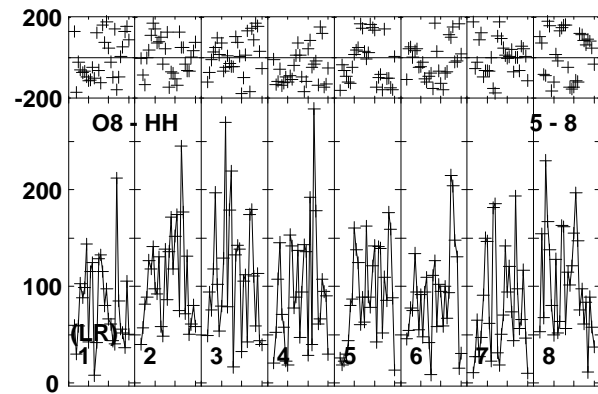
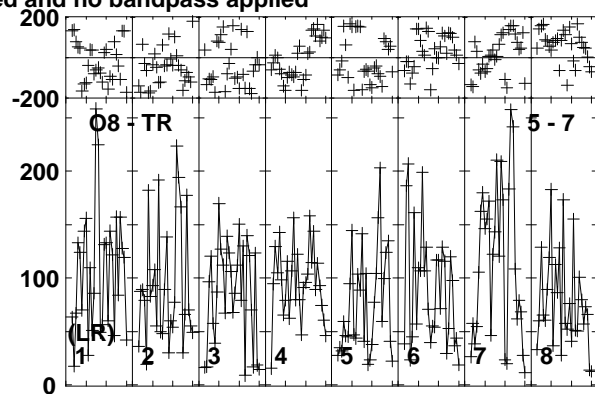
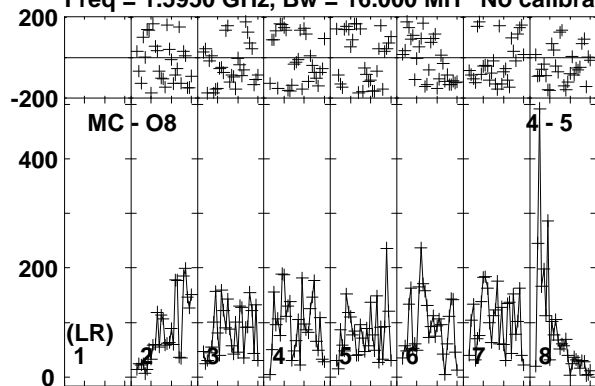
Lower frame: Micro Ampl Jy Top frame: Phas deg  
Vector averaged cross-power spectrum Baseline: MC (04) - O8 (05)  
Timerange: 01/11:07:11 to 01/11:08:39



Plot file version 129 created 23-MAY-2018 15:53:49

B0915+068 EG102D.UVDATA.1

Freq = 1.5950 GHz, Bw = 16.000 MH No calibration applied and no bandpass applied

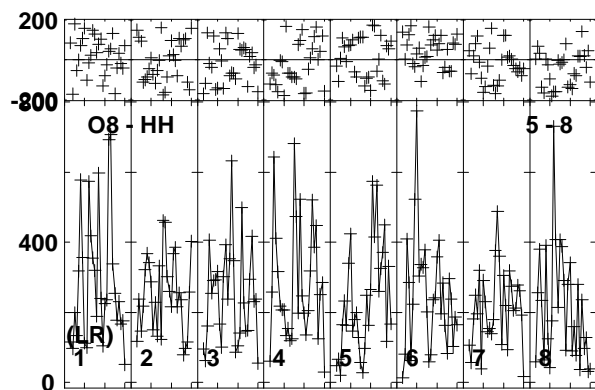
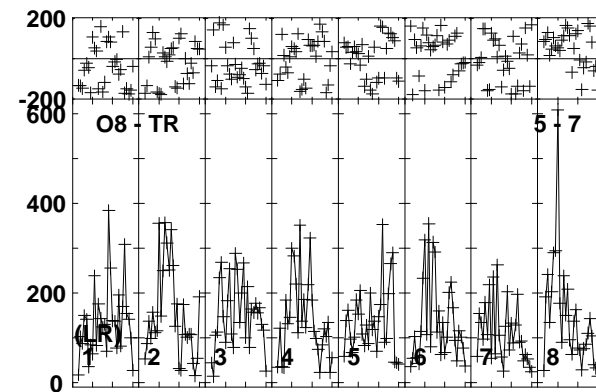
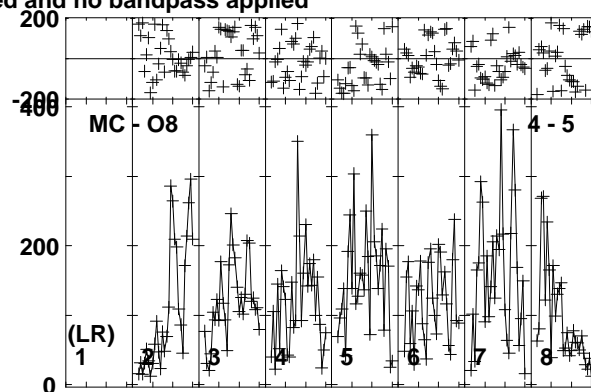
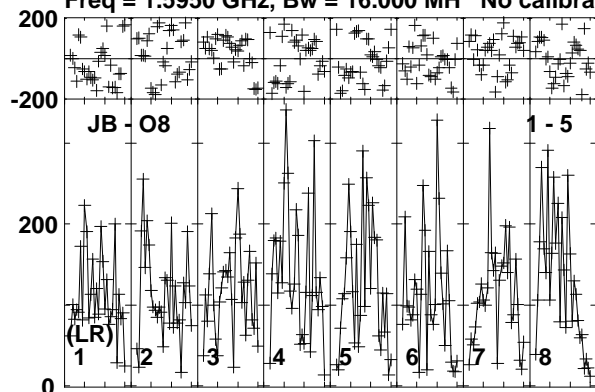


Lower frame: Micro Ampl Jy Top frame: Phas deg  
Vector averaged cross-power spectrum Baseline: MC (04) - O8 (05)  
Timerange: 01/11:08:41 to 01/11:12:09

Plot file version 130 created 23-MAY-2018 15:53:49

J0915+0745 EG102D.UVDATA.1

Freq = 1.5950 GHz, Bw = 16.000 MH No calibration applied and no bandpass applied

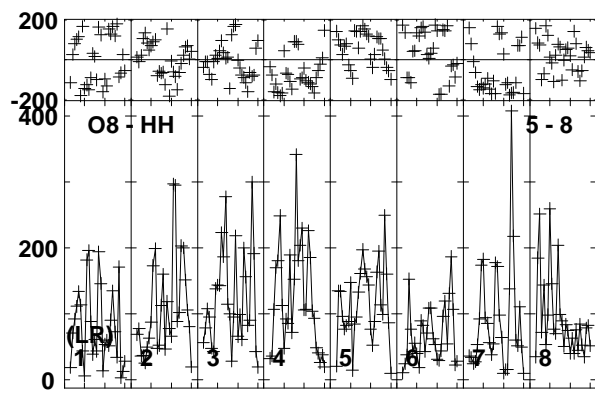
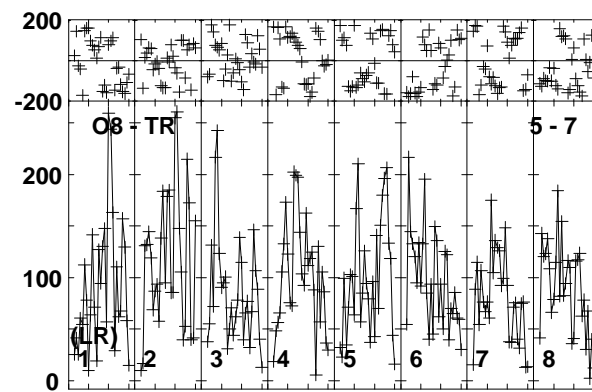
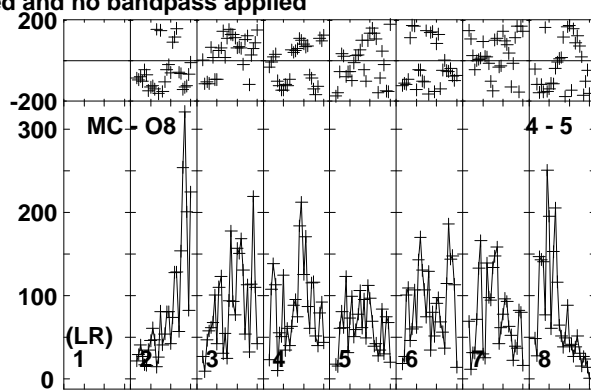
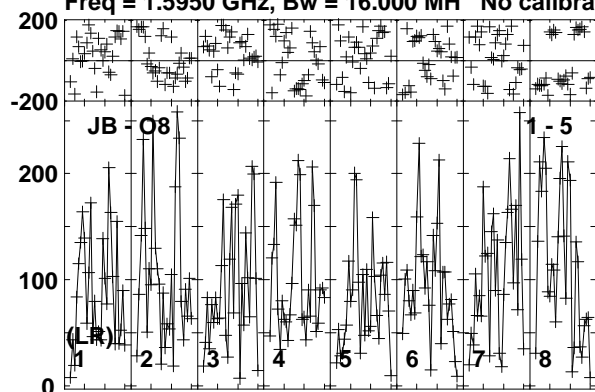


Lower frame: Micro Ampl Jy Top frame: Phas deg  
Vector averaged cross-power spectrum Baseline: JB (01) - O8 (05)  
Timerange: 01/11:12:41 to 01/11:14:09

Plot file version 131 created 23-MAY-2018 15:53:49

B0915+068 EG102D.UVDATA.1

Freq = 1.5950 GHz, Bw = 16.000 MH No calibration applied and no bandpass applied

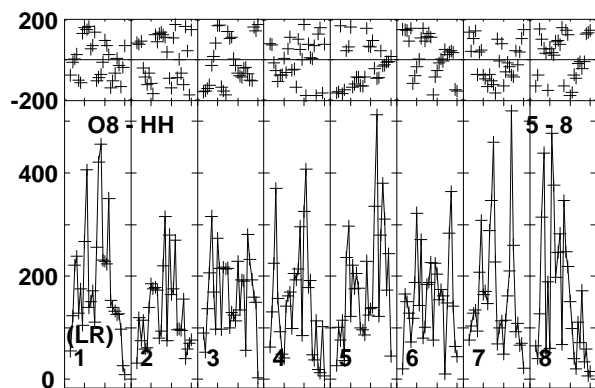
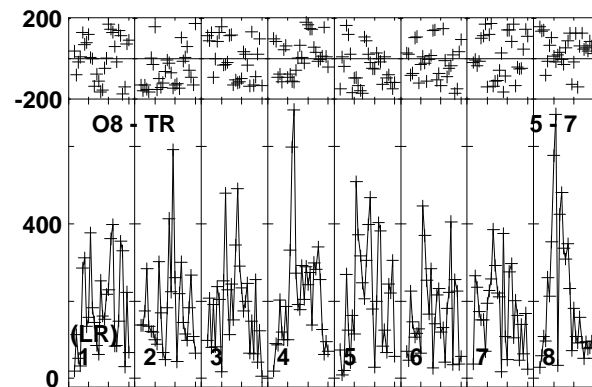
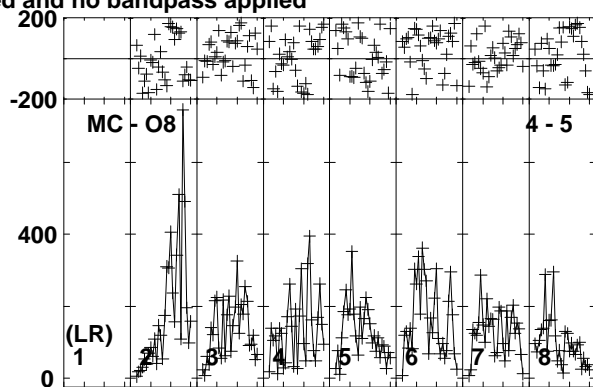
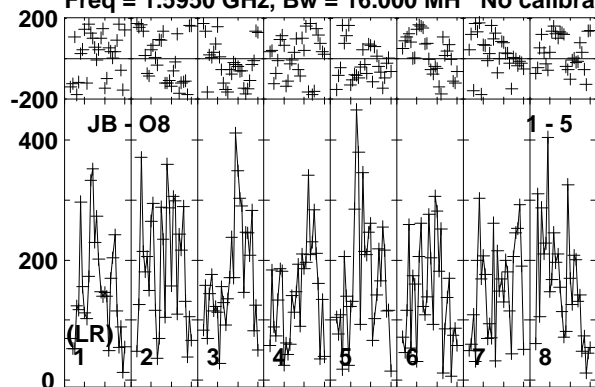


Lower frame: Micro Ampl Jy Top frame: Phas deg  
Vector averaged cross-power spectrum Baseline: JB (01) - O8 (05)  
Timerange: 01/11:14:11 to 01/11:17:39

Plot file version 132 created 23-MAY-2018 15:53:49

J0915+0745 EG102D.UVDATA.1

Freq = 1.5950 GHz, Bw = 16.000 MH No calibration applied and no bandpass applied

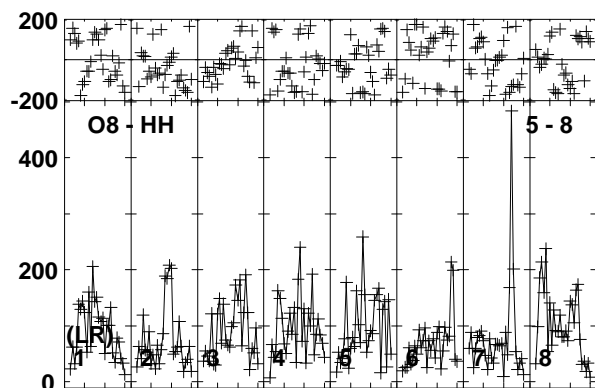
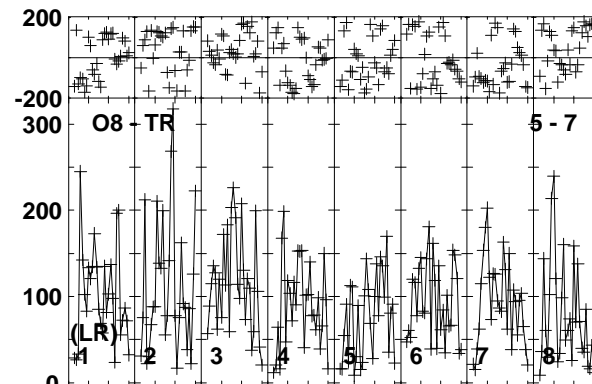
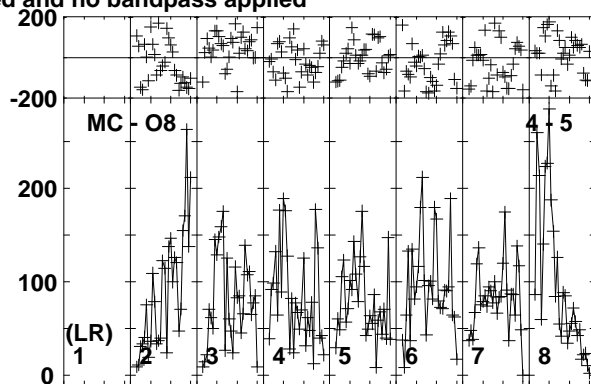
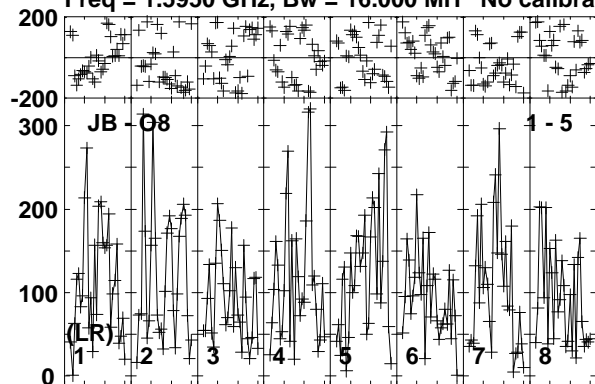


Lower frame: Micro Ampl Jy Top frame: Phas deg  
Vector averaged cross-power spectrum Baseline: JB (01) - O8 (05)  
Timerange: 01/11:17:41 to 01/11:19:09

Plot file version 133 created 23-MAY-2018 15:53:50

B0915+068 EG102D.UVDATA.1

Freq = 1.5950 GHz, Bw = 16.000 MH No calibration applied and no bandpass applied

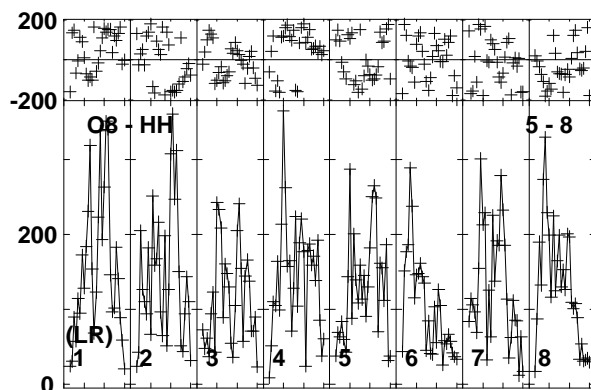
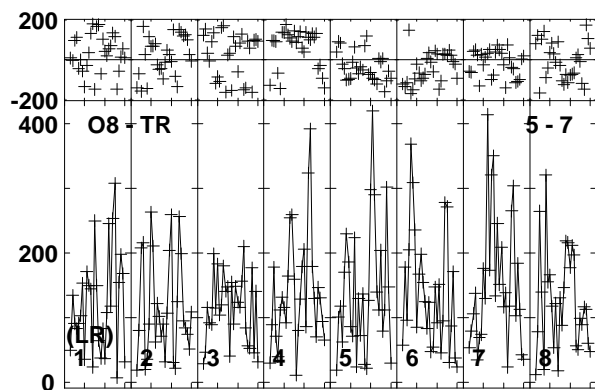
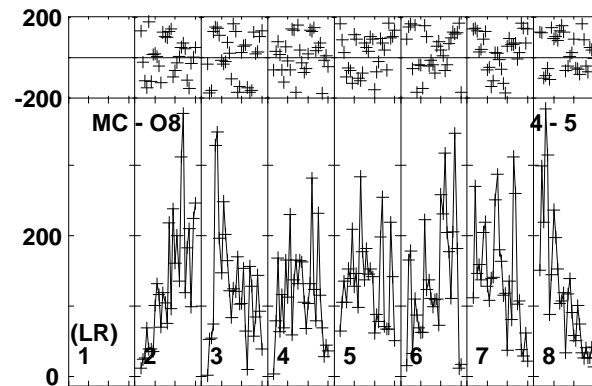
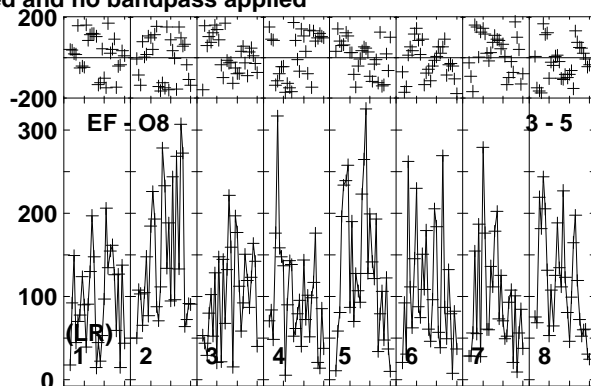
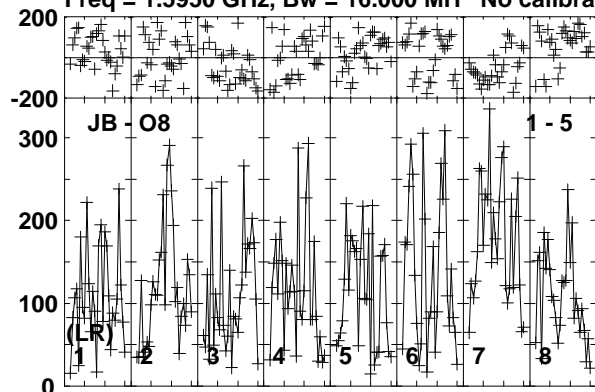


Lower frame: Micro Ampl Jy Top frame: Phas deg  
Vector averaged cross-power spectrum Baseline: JB (01) - O8 (05)  
Timerange: 01/11:19:11 to 01/11:22:39

Plot file version 134 created 23-MAY-2018 15:53:50

J0915+0745 EG102D.UVDATA.1

Freq = 1.5950 GHz, Bw = 16.000 MH No calibration applied and no bandpass applied

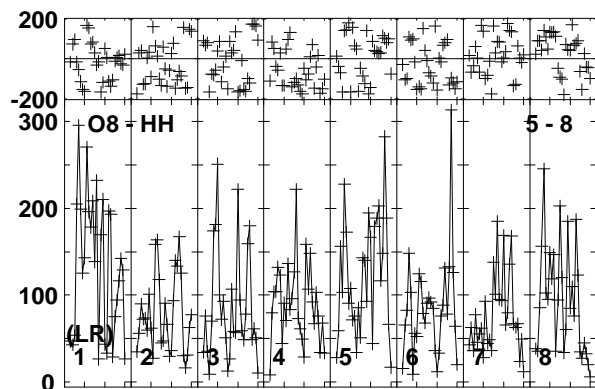
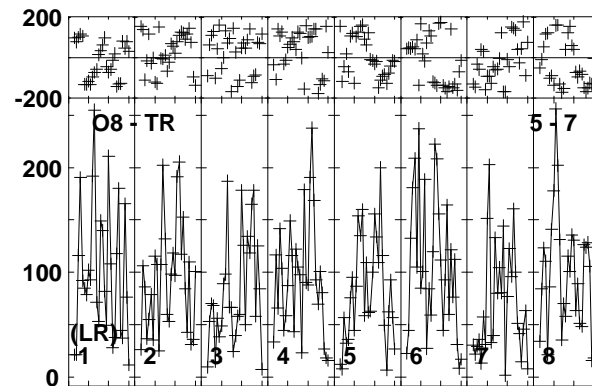
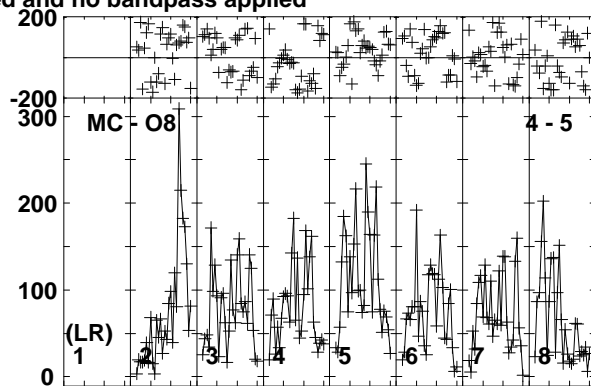
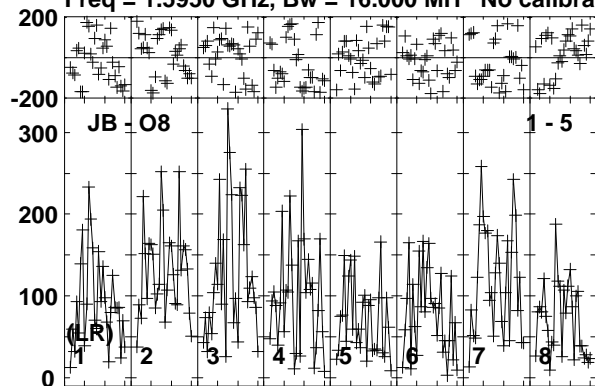


Lower frame: Micro Ampl Jy Top frame: Phas deg  
Vector averaged cross-power spectrum Baseline: JB (01) - O8 (05)  
Timerange: 01/11:23:11 to 01/11:24:39

Plot file version 135 created 23-MAY-2018 15:53:50

B0915+068 EG102D.UVDATA.1

Freq = 1.5950 GHz, Bw = 16.000 MH No calibration applied and no bandpass applied

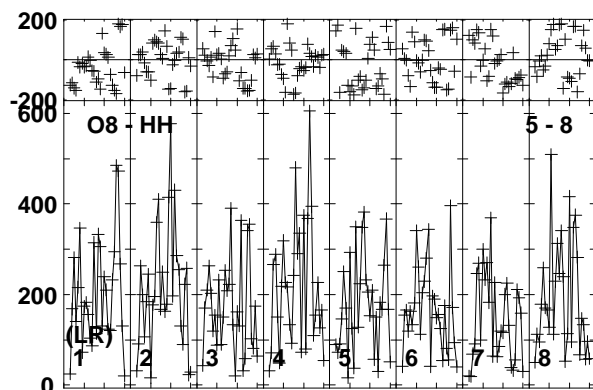
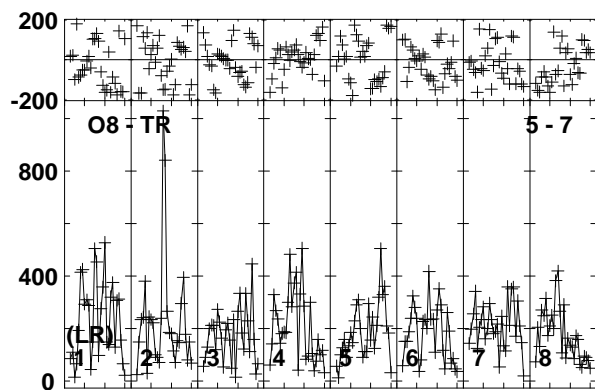
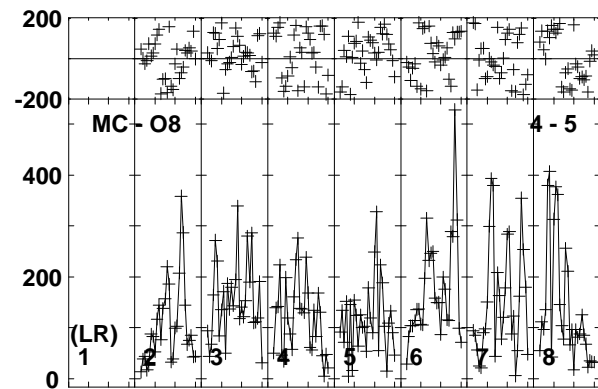
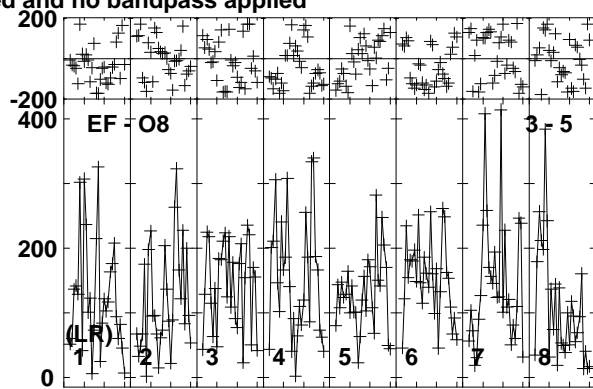
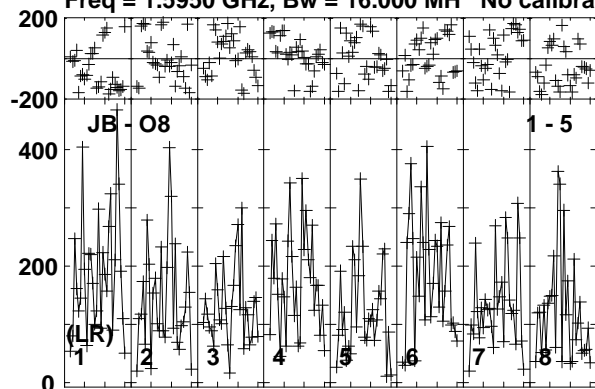


Lower frame: Micro Ampl Jy Top frame: Phas deg  
Vector averaged cross-power spectrum Baseline: JB (01) - O8 (05)  
Timerange: 01/11:24:41 to 01/11:28:09

Plot file version 136 created 23-MAY-2018 15:53:50

J0915+0745 EG102D.UVDATA.1

Freq = 1.5950 GHz, Bw = 16.000 MH No calibration applied and no bandpass applied



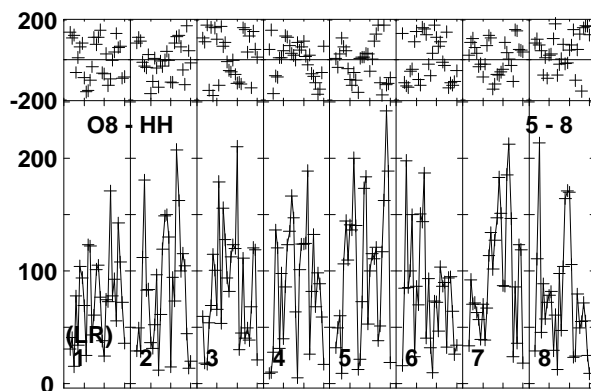
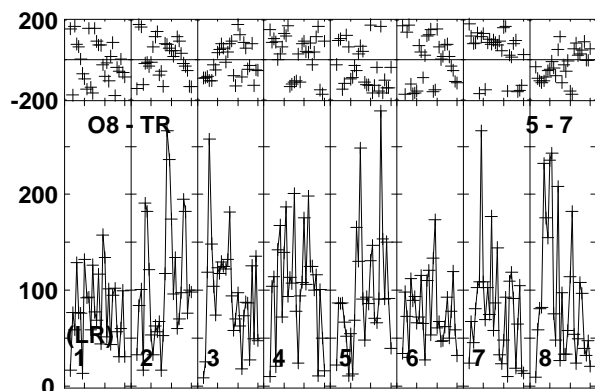
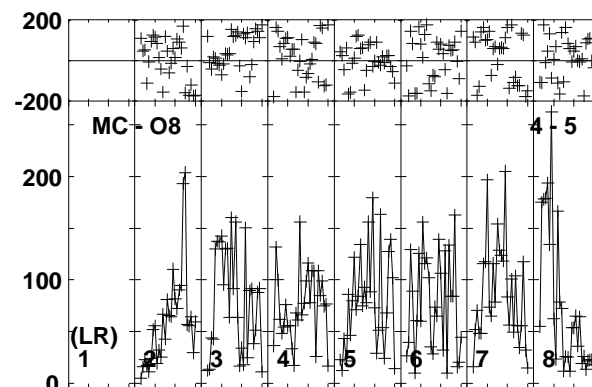
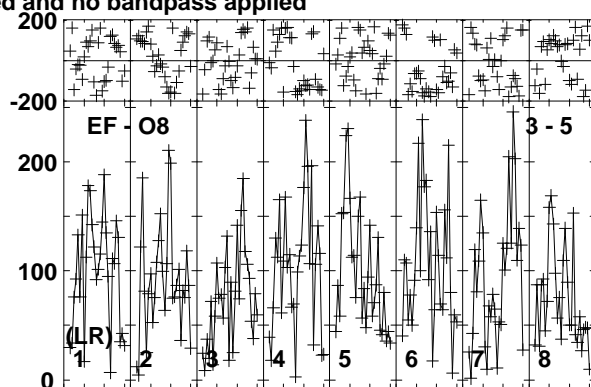
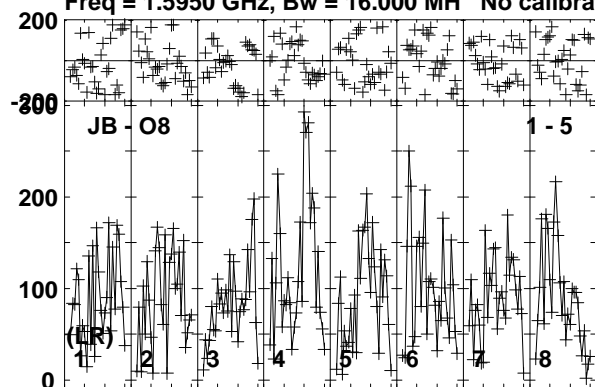
Lower frame: Micro Ampl Jy Top frame: Phas deg  
Vector averaged cross-power spectrum Baseline: JB (01) - O8 (05)  
Timerange: 01/11:28:11 to 01/11:29:39



Plot file version 137 created 23-MAY-2018 15:53:50

B0915+068 EG102D.UVDATA.1

Freq = 1.5950 GHz, Bw = 16.000 MH No calibration applied and no bandpass applied

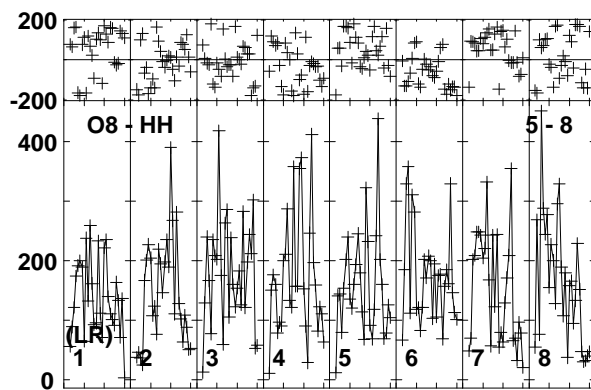
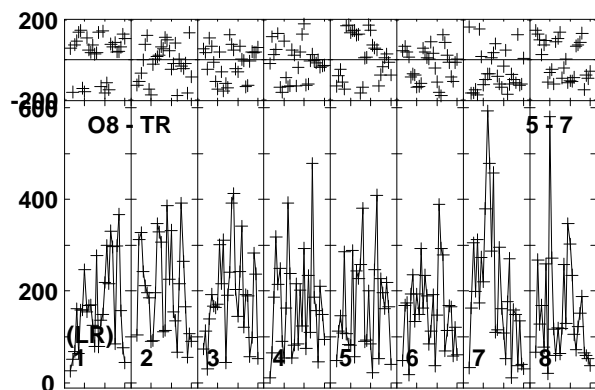
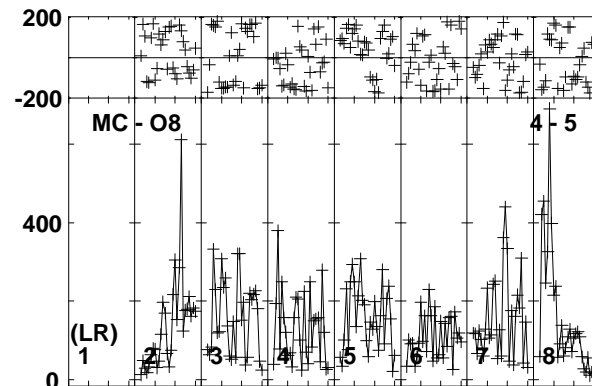
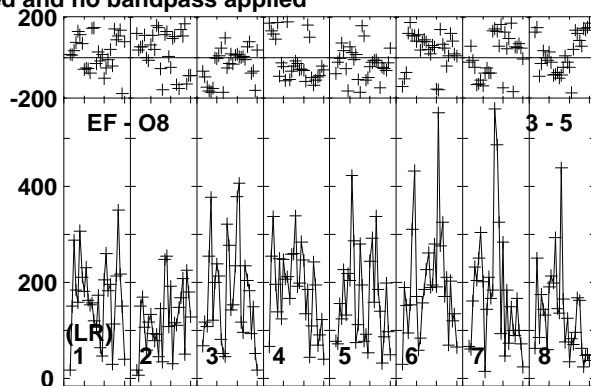
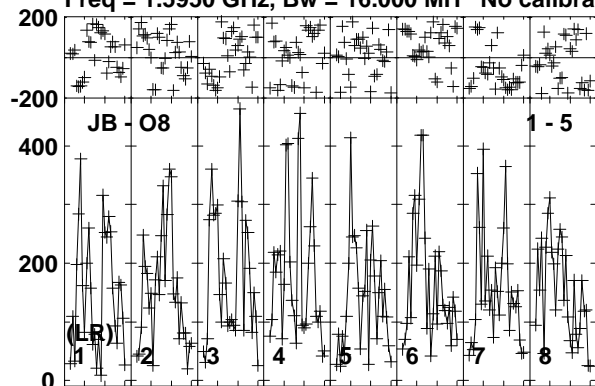


Lower frame: Micro Ampl Jy Top frame: Phas deg  
Vector averaged cross-power spectrum Baseline: JB (01) - O8 (05)  
Timerange: 01/11:29:41 to 01/11:33:09

Plot file version 138 created 23-MAY-2018 15:53:50

J0915+0745 EG102D.UVDATA.1

Freq = 1.5950 GHz, Bw = 16.000 MH No calibration applied and no bandpass applied

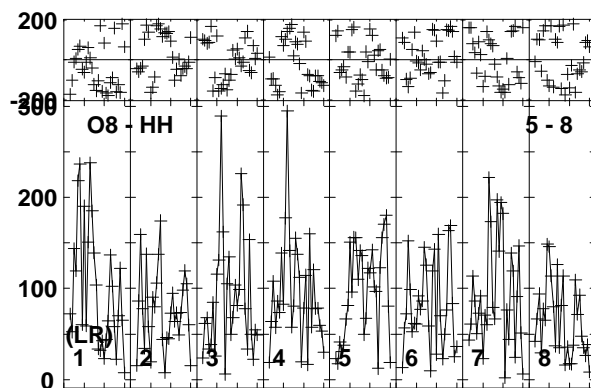
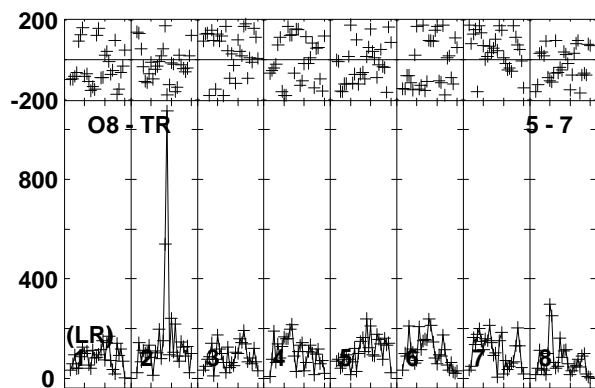
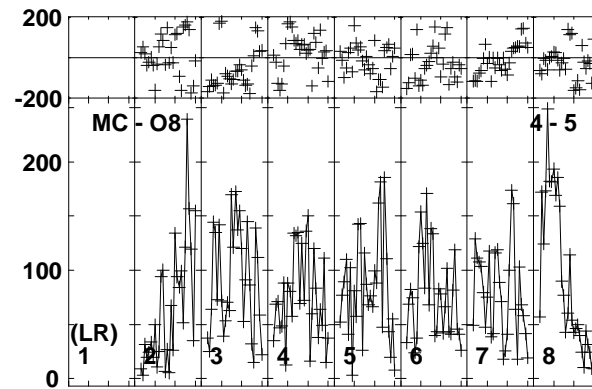
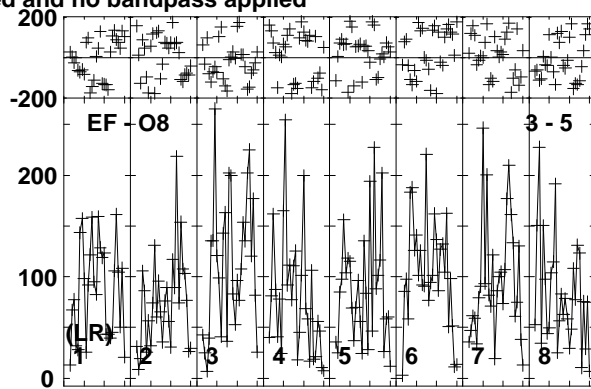
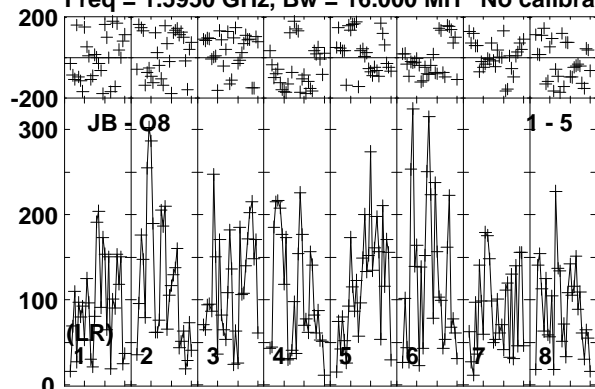


Lower frame: Micro Ampl Jy Top frame: Phas deg  
Vector averaged cross-power spectrum Baseline: JB (01) - O8 (05)  
Timerange: 01/11:33:41 to 01/11:35:09

Plot file version 139 created 23-MAY-2018 15:53:50

B0915+068 EG102D.UVDATA.1

Freq = 1.5950 GHz, Bw = 16.000 MH No calibration applied and no bandpass applied

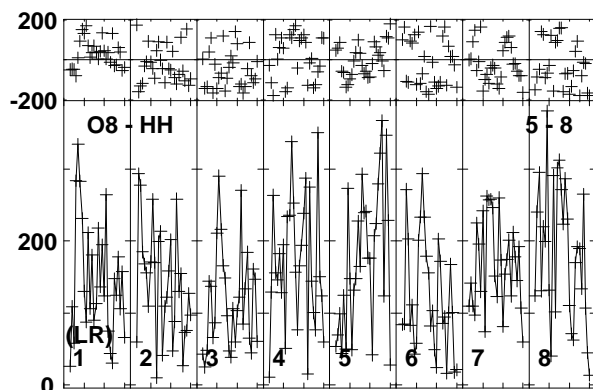
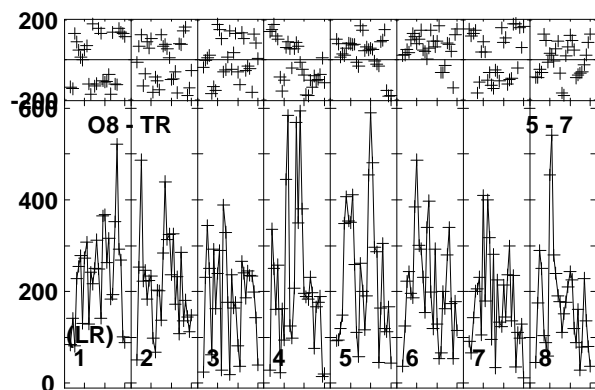
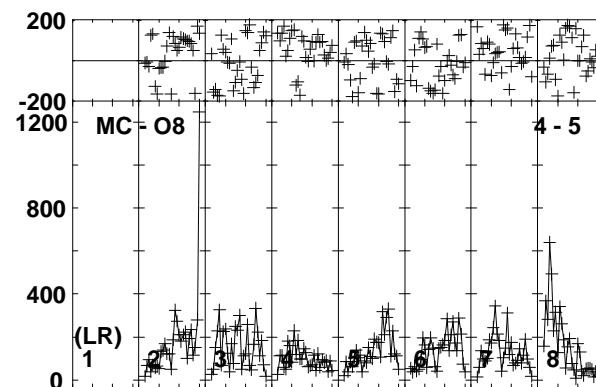
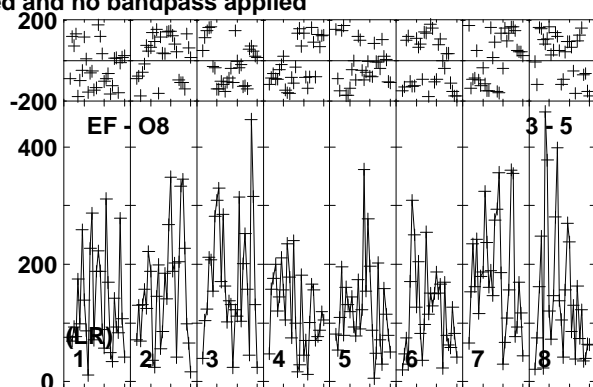
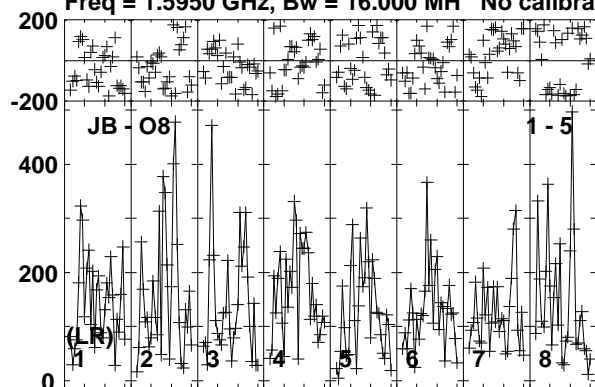


Lower frame: Micro Ampl Jy Top frame: Phas deg  
Vector averaged cross-power spectrum Baseline: JB (01) - O8 (05)  
Timerange: 01/11:35:11 to 01/11:38:39

Plot file version 140 created 23-MAY-2018 15:53:50

J0915+0745 EG102D.UVDATA.1

Freq = 1.5950 GHz, Bw = 16.000 MH No calibration applied and no bandpass applied

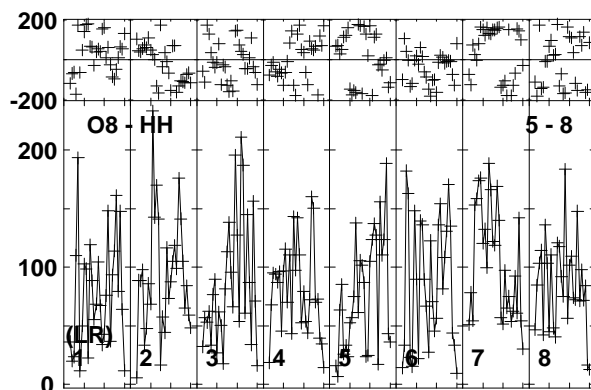
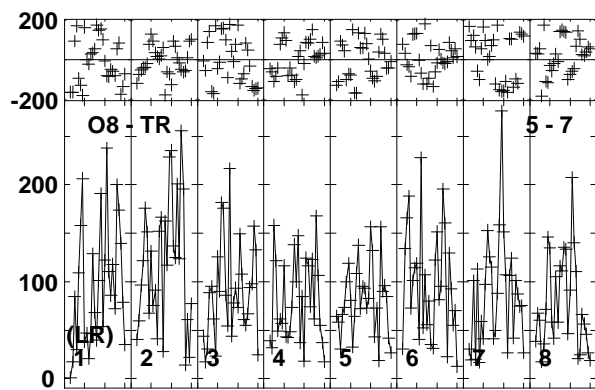
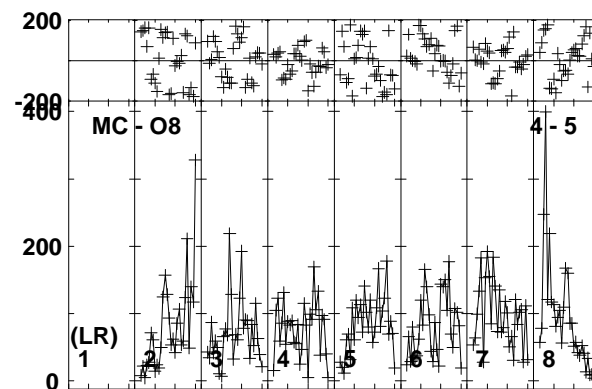
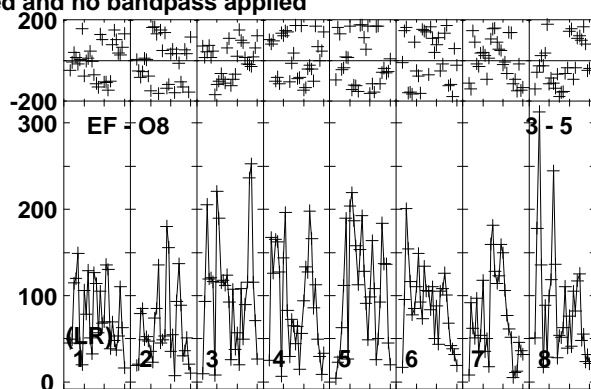
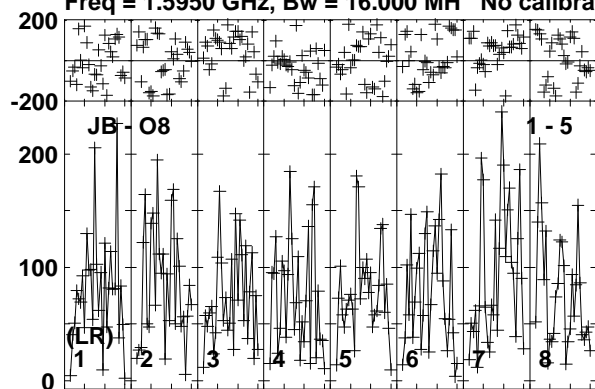


Lower frame: Micro Ampl Jy Top frame: Phas deg  
Vector averaged cross-power spectrum Baseline: JB (01) - O8 (05)  
Timerange: 01/11:38:41 to 01/11:40:09

Plot file version 141 created 23-MAY-2018 15:53:50

B0915+068 EG102D.UVDATA.1

Freq = 1.5950 GHz, Bw = 16.000 MH No calibration applied and no bandpass applied

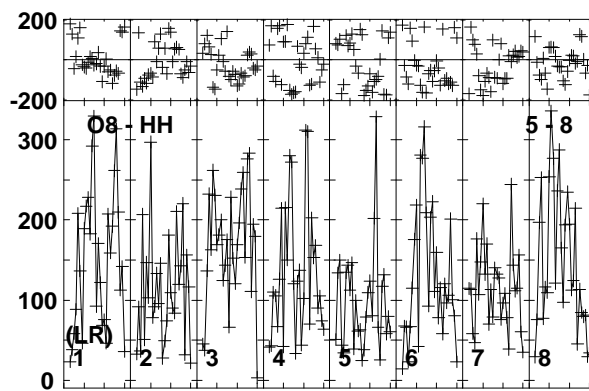
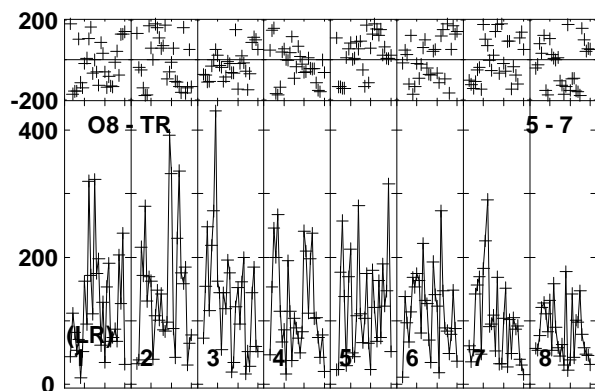
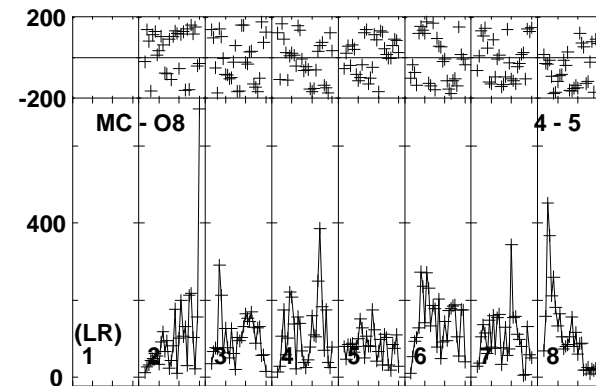
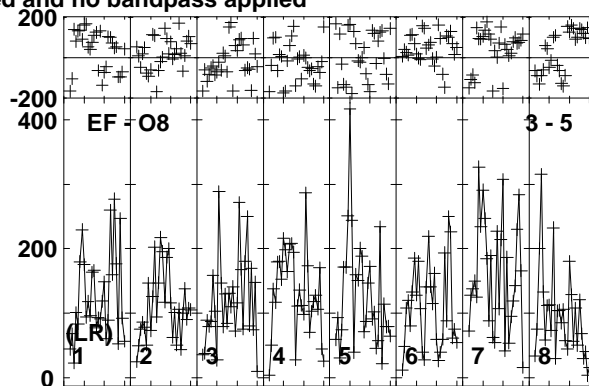
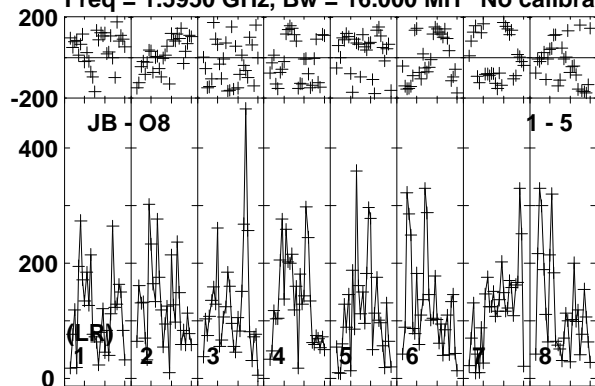


Lower frame: Micro Ampl Jy Top frame: Phas deg  
Vector averaged cross-power spectrum Baseline: JB (01) - O8 (05)  
Timerange: 01/11:40:11 to 01/11:43:39

Plot file version 142 created 23-MAY-2018 15:53:50

J0915+0745 EG102D.UVDATA.1

Freq = 1.5950 GHz, Bw = 16.000 MH No calibration applied and no bandpass applied

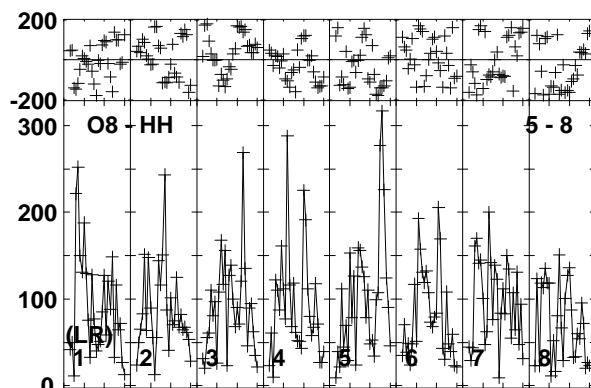
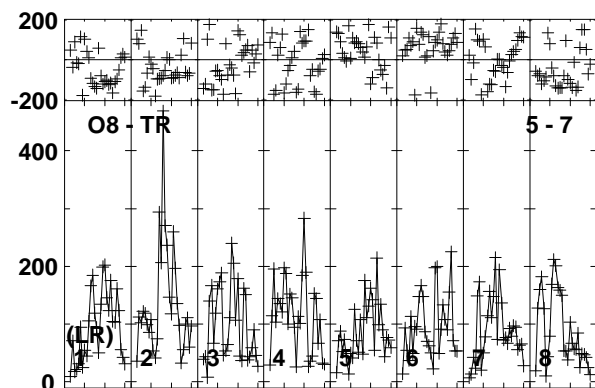
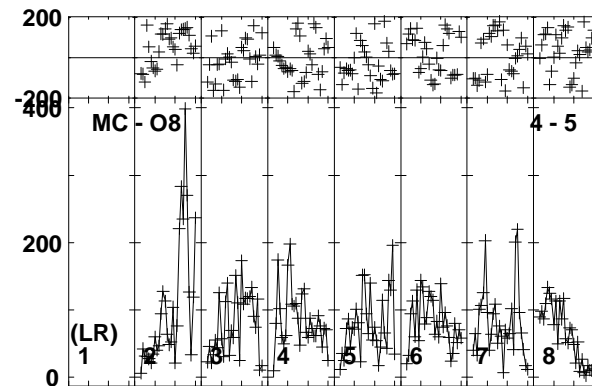
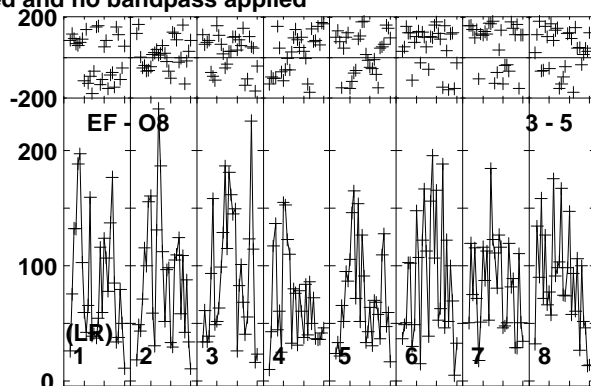
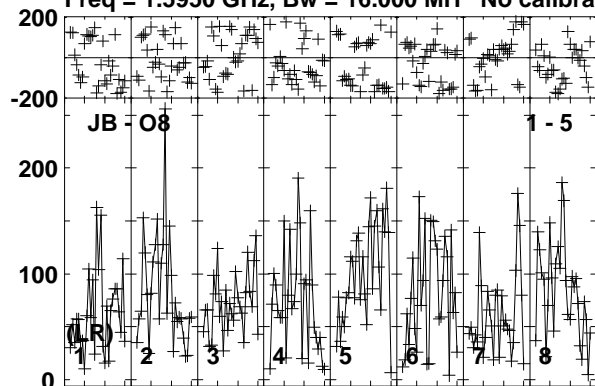


Lower frame: Micro Ampl Jy Top frame: Phas deg  
Vector averaged cross-power spectrum Baseline: JB (01) - O8 (05)  
Timerange: 01/11:44:11 to 01/11:45:39

Plot file version 143 created 23-MAY-2018 15:53:50

B0915+068 EG102D.UVDATA.1

Freq = 1.5950 GHz, Bw = 16.000 MH No calibration applied and no bandpass applied

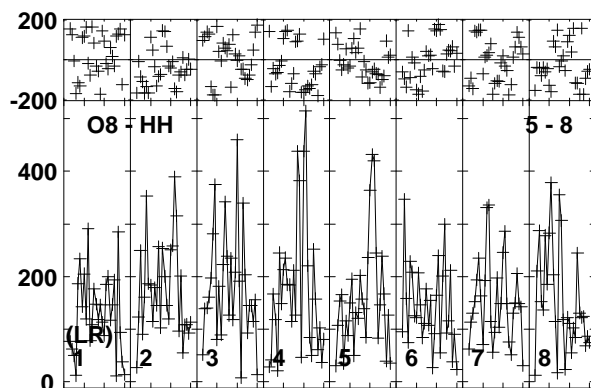
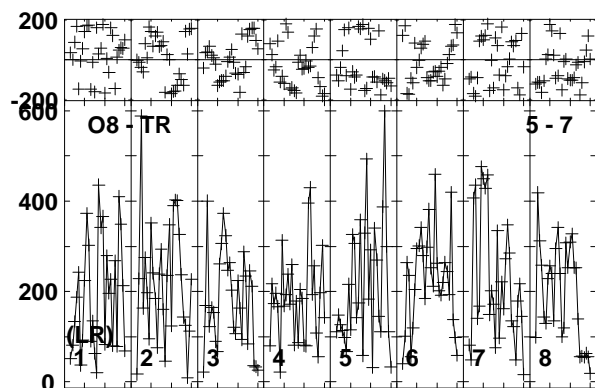
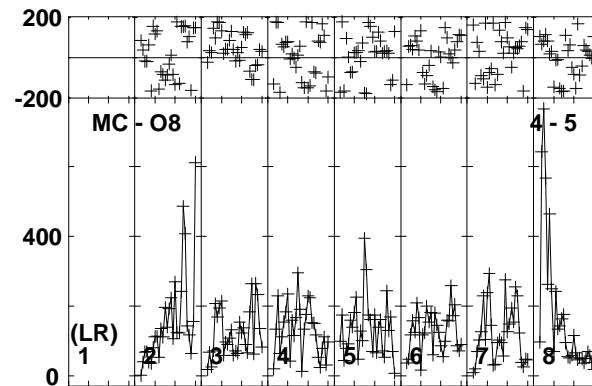
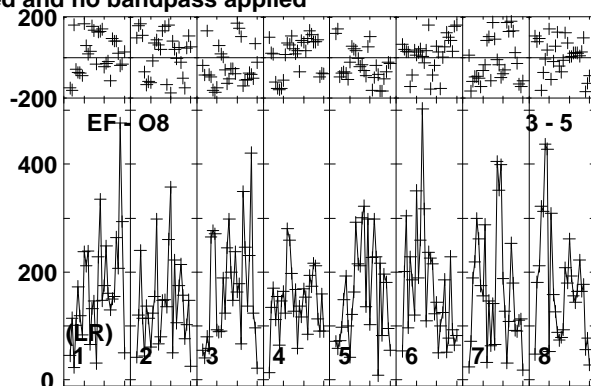
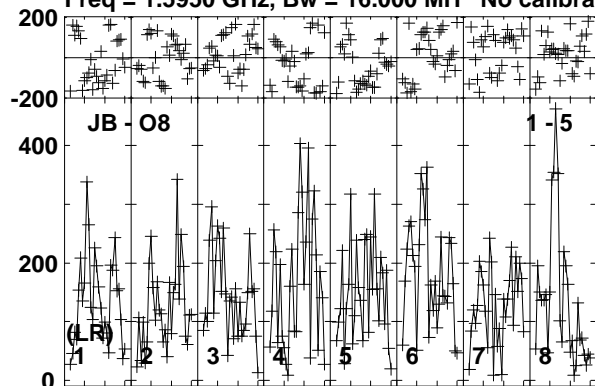


Lower frame: Micro Ampl Jy Top frame: Phas deg  
Vector averaged cross-power spectrum Baseline: JB (01) - O8 (05)  
Timerange: 01/11:45:41 to 01/11:49:09

Plot file version 144 created 23-MAY-2018 15:53:51

J0915+0745 EG102D.UVDATA.1

Freq = 1.5950 GHz, Bw = 16.000 MH No calibration applied and no bandpass applied



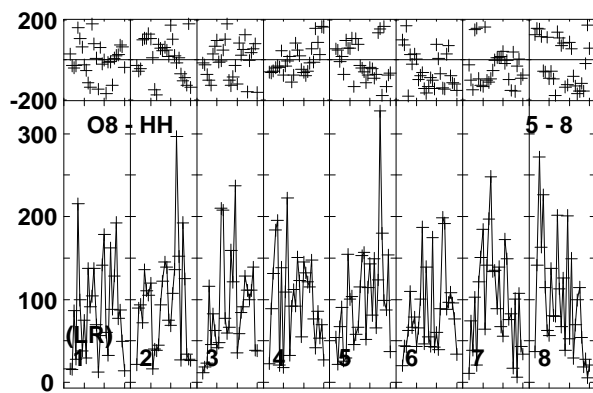
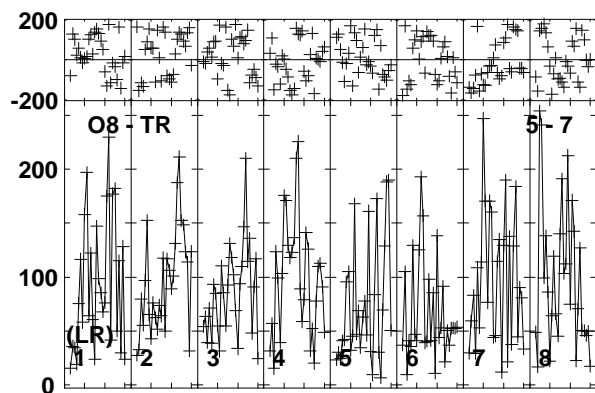
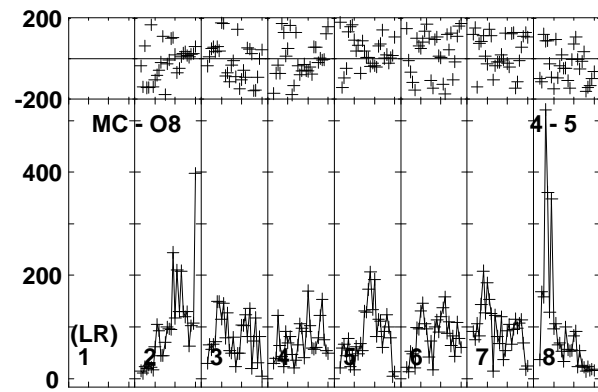
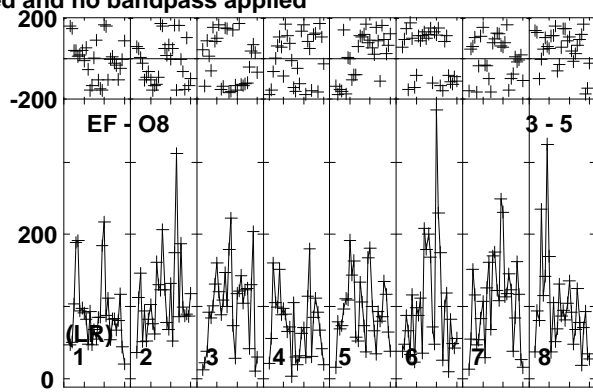
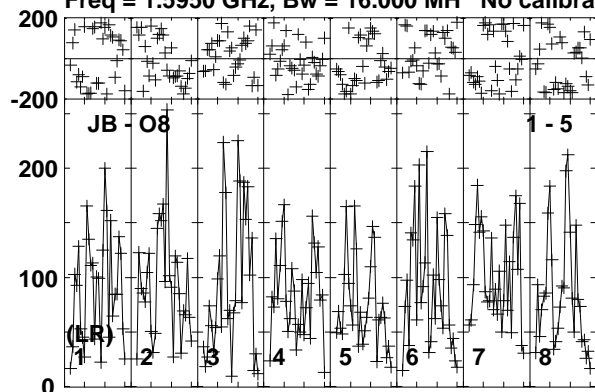
Lower frame: Micro Ampl Jy Top frame: Phas deg  
Vector averaged cross-power spectrum Baseline: JB (01) - O8 (05)  
Timerange: 01/11:49:11 to 01/11:50:39



Plot file version 145 created 23-MAY-2018 15:53:51

B0915+068 EG102D.UVDATA.1

Freq = 1.5950 GHz, Bw = 16.000 MH No calibration applied and no bandpass applied

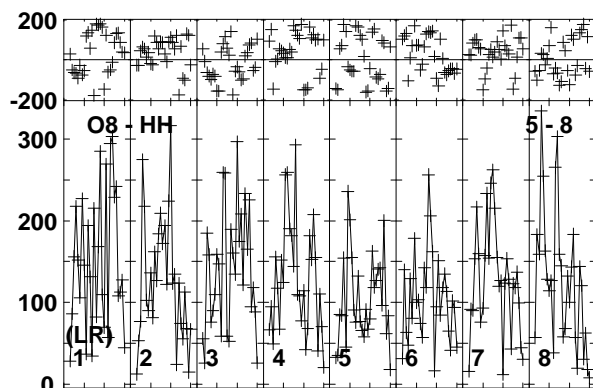
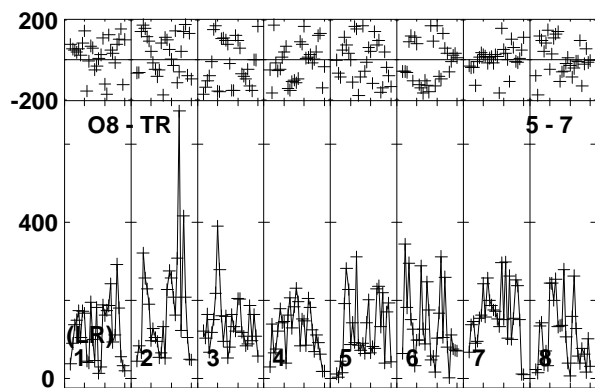
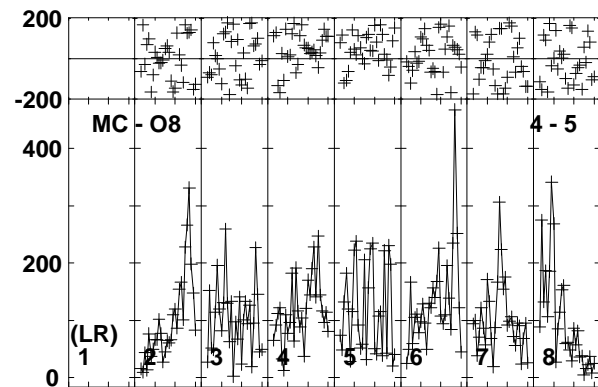
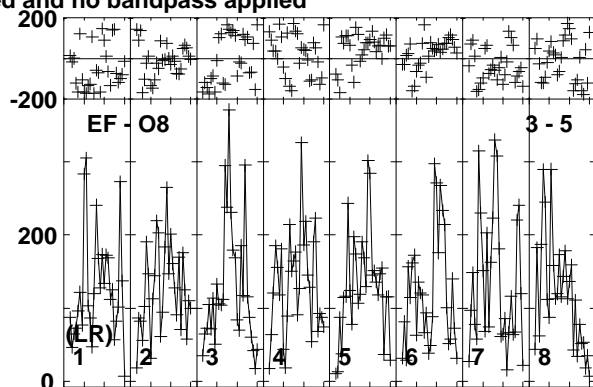
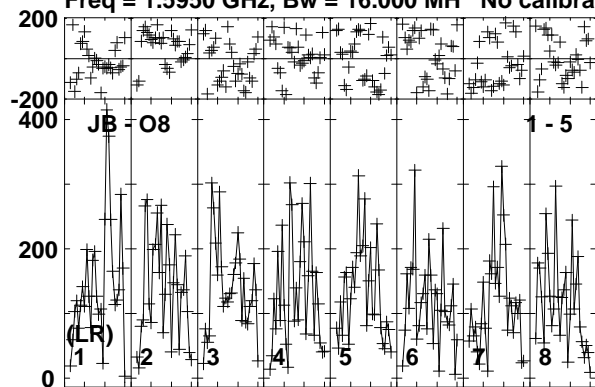


Lower frame: Micro Ampl Jy Top frame: Phas deg  
Vector averaged cross-power spectrum Baseline: JB (01) - O8 (05)  
Timerange: 01/11:50:41 to 01/11:54:09

Plot file version 146 created 23-MAY-2018 15:53:51

J0915+0745 EG102D.UVDATA.1

Freq = 1.5950 GHz, Bw = 16.000 MH No calibration applied and no bandpass applied

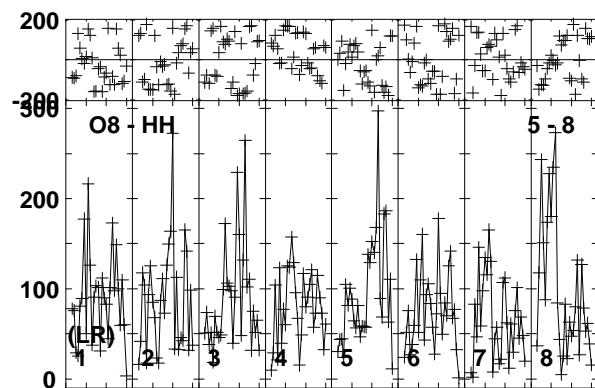
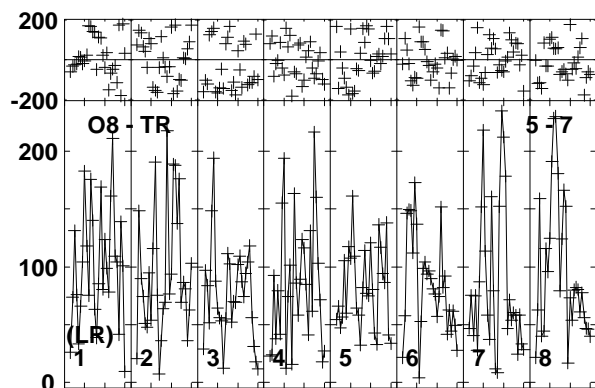
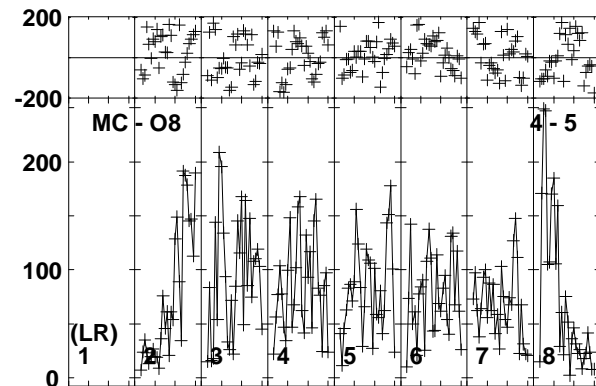
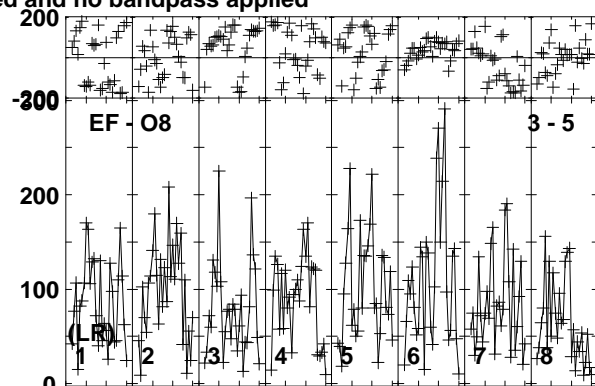
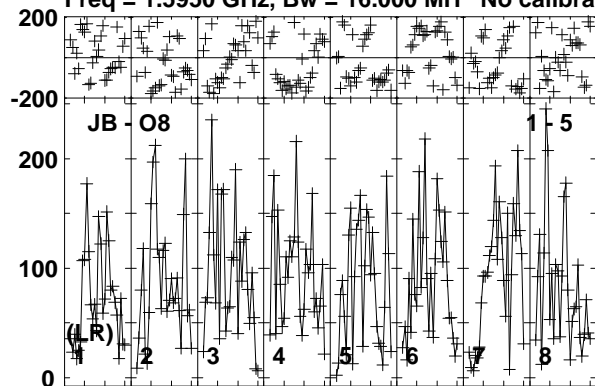


Lower frame: Micro Ampl Jy Top frame: Phas deg  
Vector averaged cross-power spectrum Baseline: JB (01) - O8 (05)  
Timerange: 01/11:54:41 to 01/11:56:09

Plot file version 147 created 23-MAY-2018 15:53:51

B0915+068 EG102D.UVDATA.1

Freq = 1.5950 GHz, Bw = 16.000 MH No calibration applied and no bandpass applied

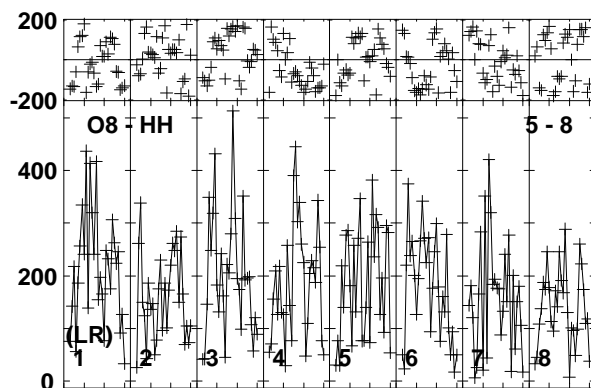
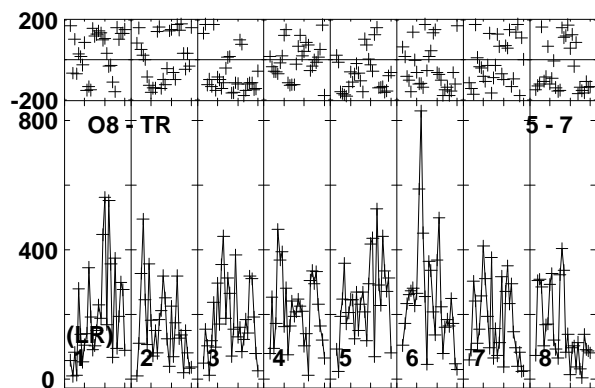
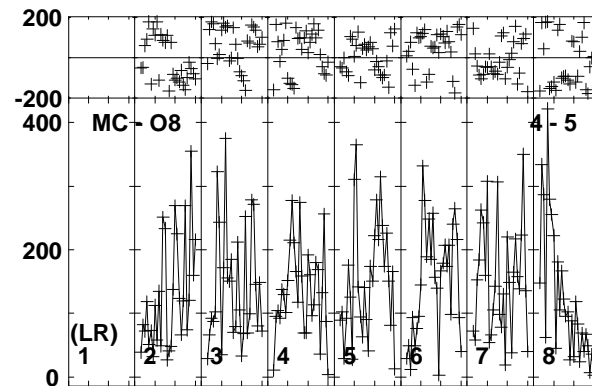
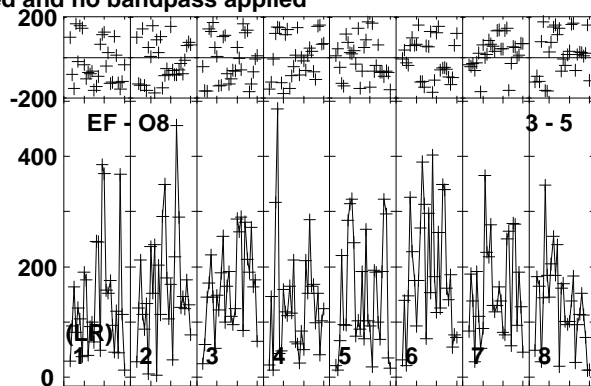
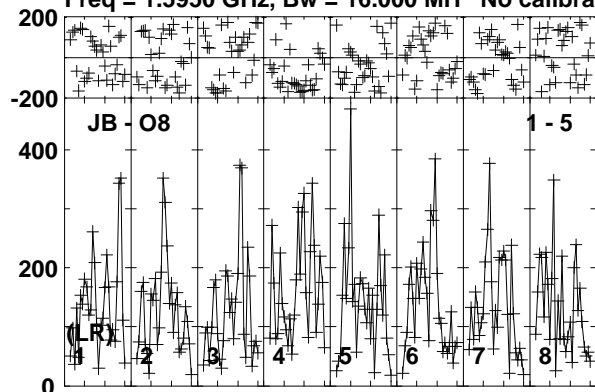


Lower frame: Micro Ampl Jy Top frame: Phas deg  
Vector averaged cross-power spectrum Baseline: JB (01) - O8 (05)  
Timerange: 01/11:56:11 to 01/11:59:39

Plot file version 148 created 23-MAY-2018 15:53:51

J0915+0745 EG102D.UVDATA.1

Freq = 1.5950 GHz, Bw = 16.000 MH No calibration applied and no bandpass applied

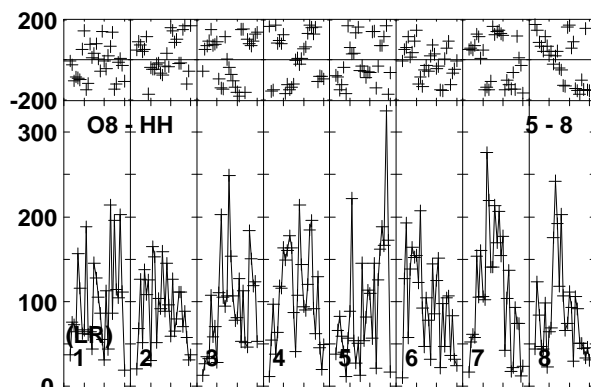
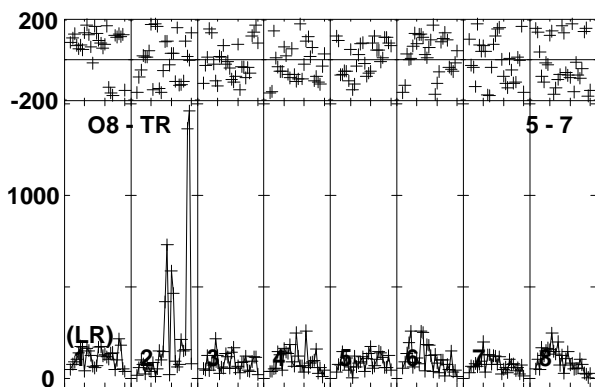
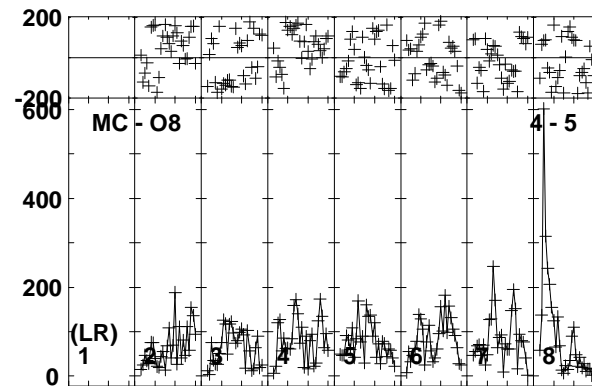
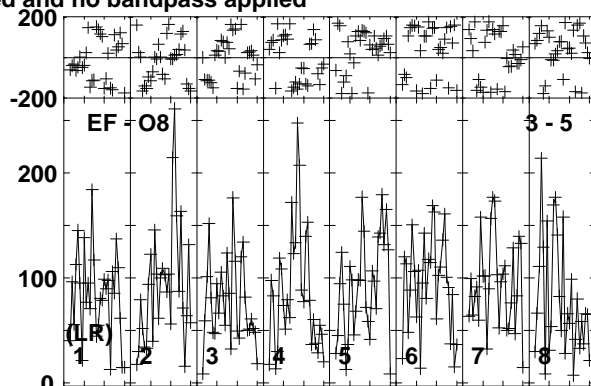
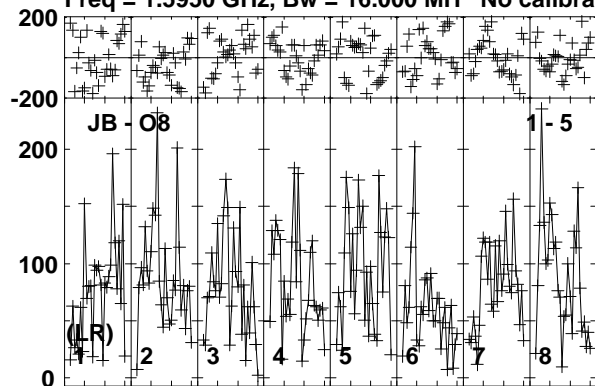


Lower frame: Micro Ampl Jy Top frame: Phas deg  
Vector averaged cross-power spectrum Baseline: JB (01) - O8 (05)  
Timerange: 01/11:59:41 to 01/12:01:09

Plot file version 149 created 23-MAY-2018 15:53:51

B0915+068 EG102D.UVDATA.1

Freq = 1.5950 GHz, Bw = 16.000 MH No calibration applied and no bandpass applied

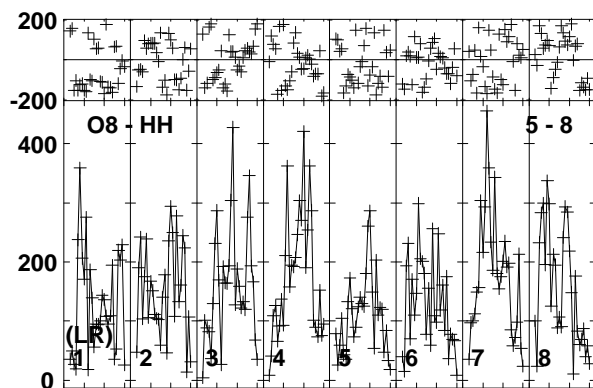
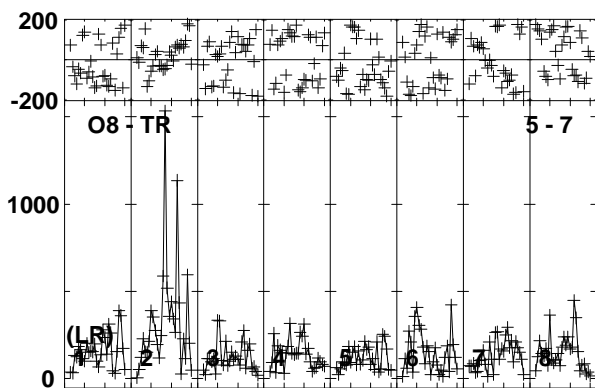
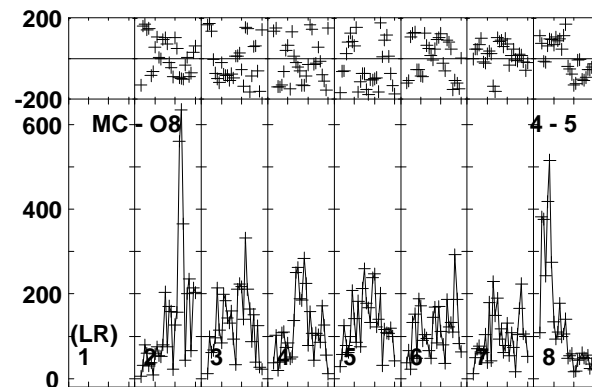
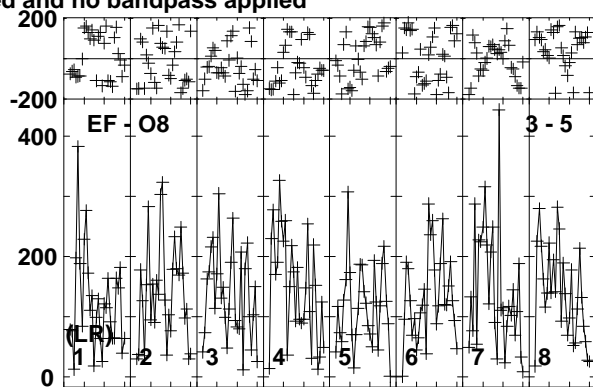
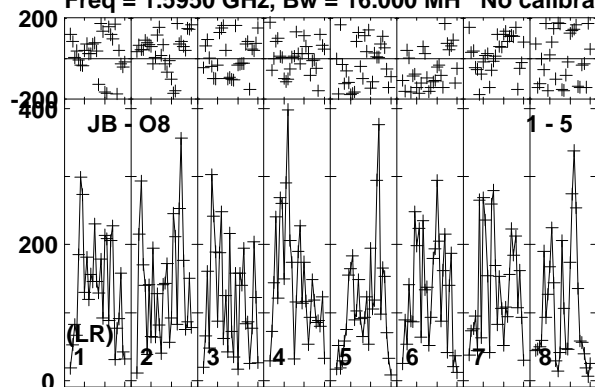


Lower frame: Micro Ampl Jy Top frame: Phas deg  
Vector averaged cross-power spectrum Baseline: JB (01) - O8 (05)  
Timerange: 01/12:01:11 to 01/12:04:39

Plot file version 150 created 23-MAY-2018 15:53:51

J0915+0745 EG102D.UVDATA.1

Freq = 1.5950 GHz, Bw = 16.000 MH No calibration applied and no bandpass applied

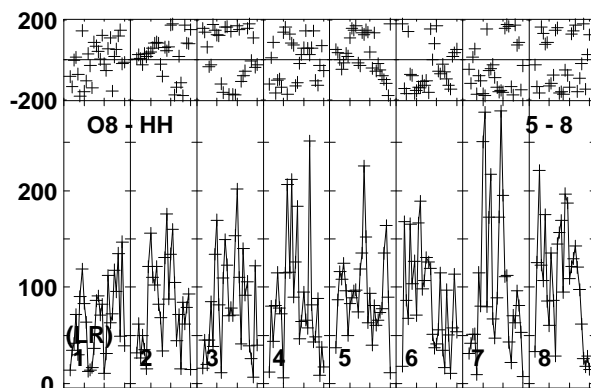
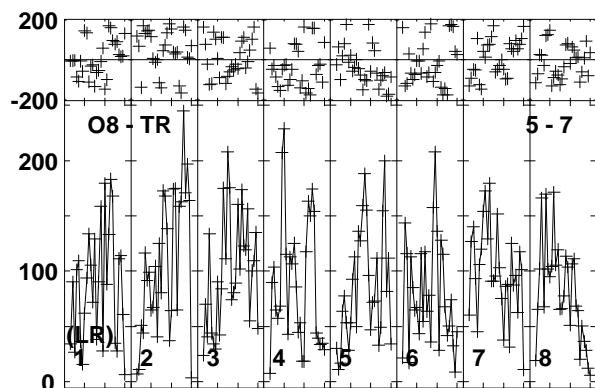
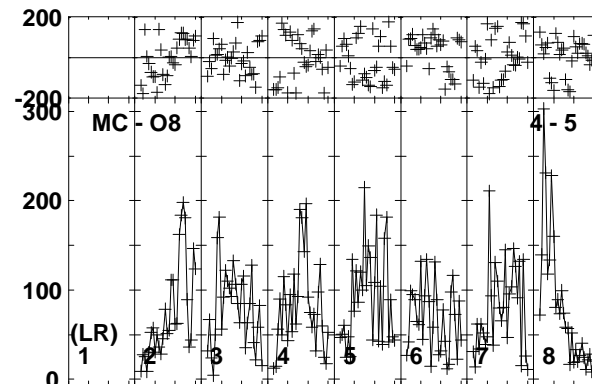
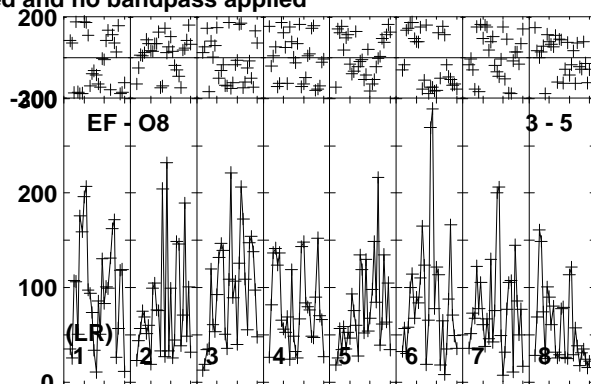
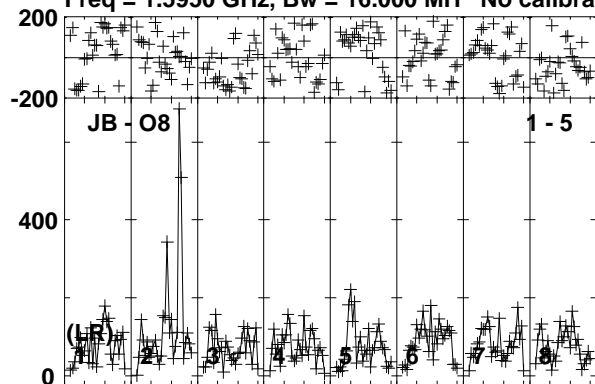


Lower frame: Micro Ampl Jy Top frame: Phas deg  
Vector averaged cross-power spectrum Baseline: JB (01) - O8 (05)  
Timerange: 01/12:05:11 to 01/12:06:39

Plot file version 151 created 23-MAY-2018 15:53:51

B0915+068 EG102D.UVDATA.1

Freq = 1.5950 GHz, Bw = 16.000 MH No calibration applied and no bandpass applied

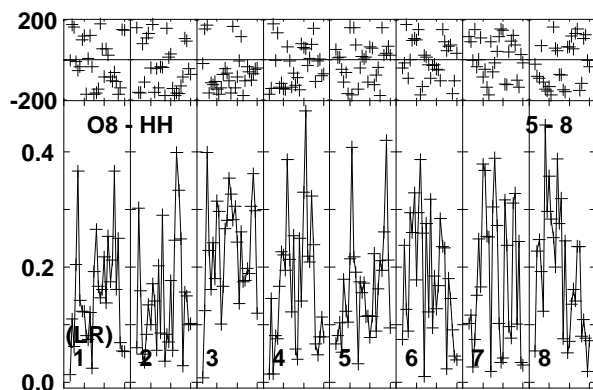
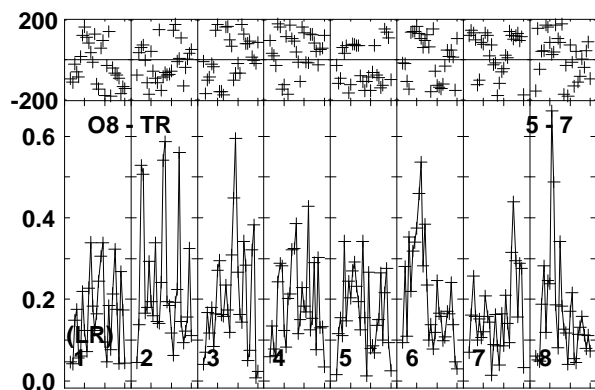
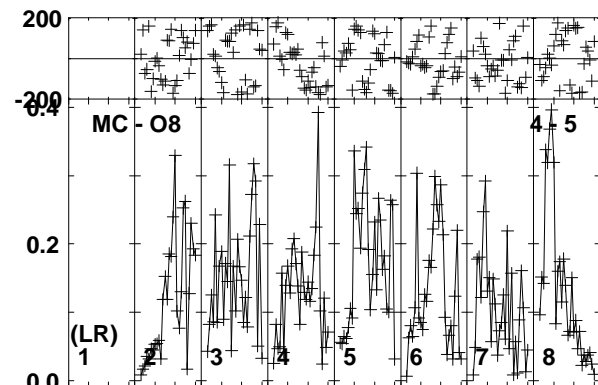
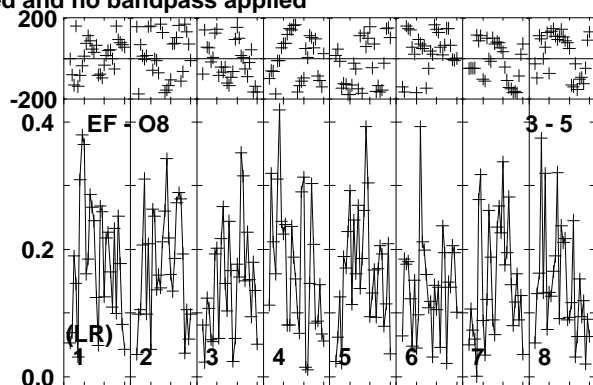
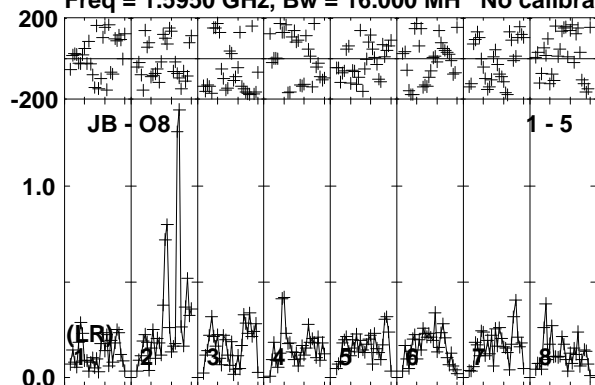


Lower frame: Micro Ampl Jy Top frame: Phas deg  
Vector averaged cross-power spectrum Baseline: JB (01) - O8 (05)  
Timerange: 01/12:06:41 to 01/12:10:09

Plot file version 152 created 23-MAY-2018 15:53:51

J0915+0745 EG102D.UVDATA.1

Freq = 1.5950 GHz, Bw = 16.000 MH No calibration applied and no bandpass applied



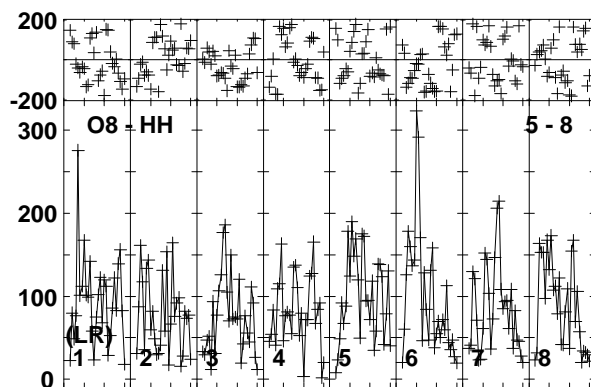
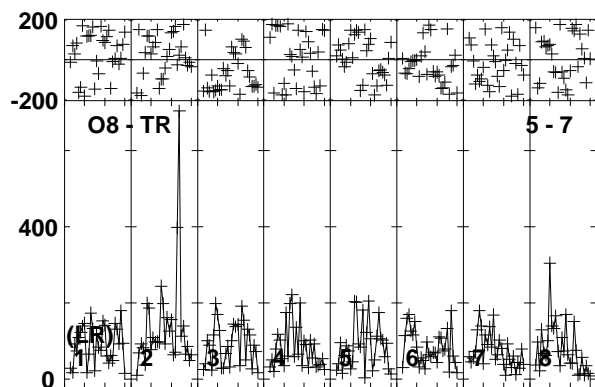
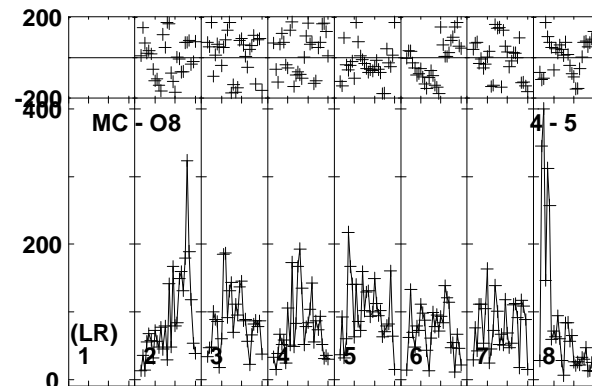
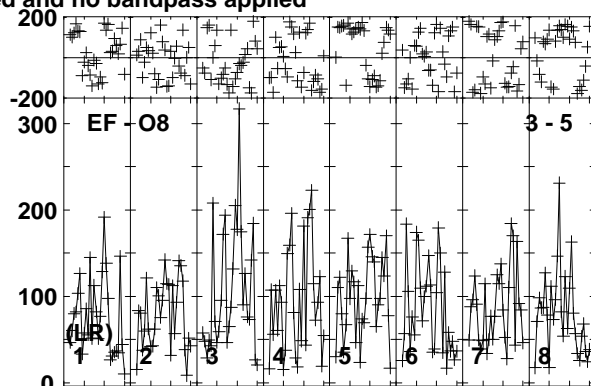
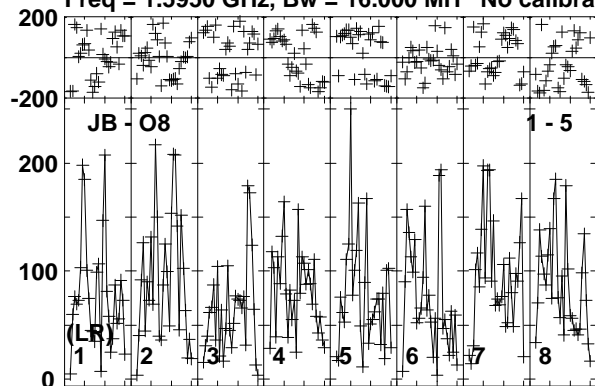
Lower frame: Milli Ampl Jy Top frame: Phas deg  
Vector averaged cross-power spectrum Baseline: JB (01) - O8 (05)  
Timerange: 01/12:10:11 to 01/12:11:39



Plot file version 153 created 23-MAY-2018 15:53:52

B0915+068 EG102D.UVDATA.1

Freq = 1.5950 GHz, Bw = 16.000 MH No calibration applied and no bandpass applied

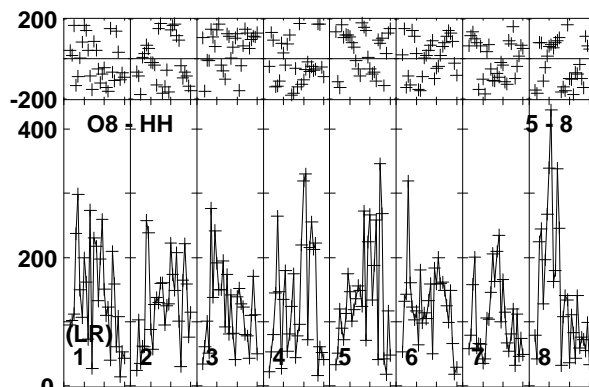
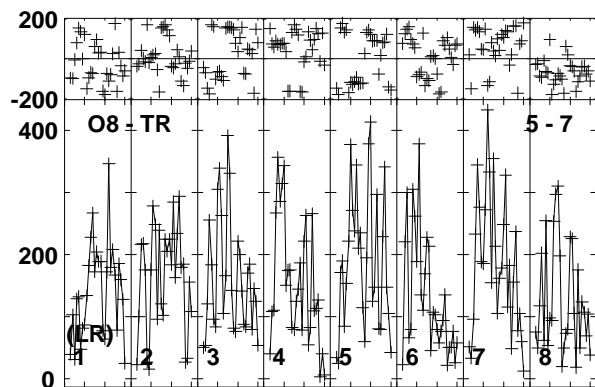
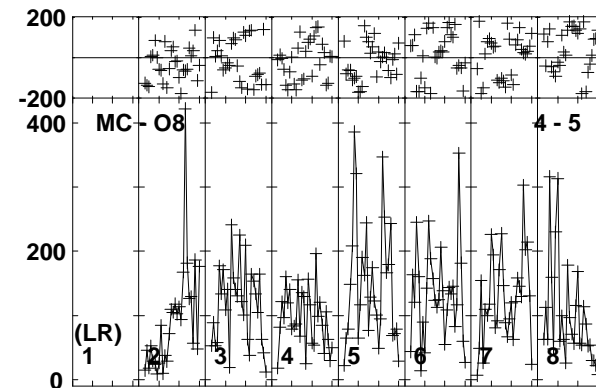
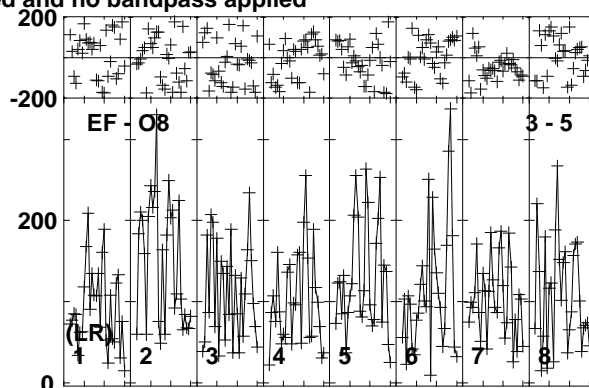
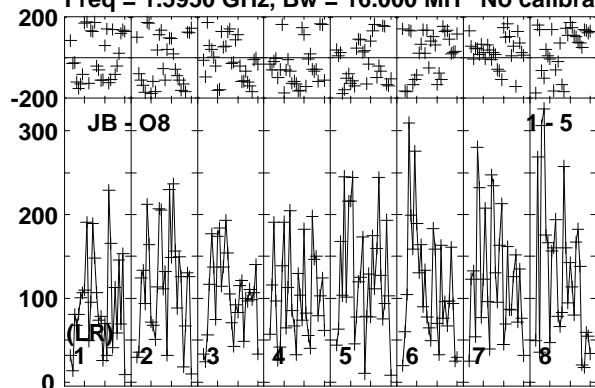


Lower frame: Micro Ampl Jy Top frame: Phas deg  
Vector averaged cross-power spectrum Baseline: JB (01) - O8 (05)  
Timerange: 01/12:11:41 to 01/12:15:09

Plot file version 154 created 23-MAY-2018 15:53:52

J0915+0745 EG102D.UVDATA.1

Freq = 1.5950 GHz, Bw = 16.000 MH No calibration applied and no bandpass applied

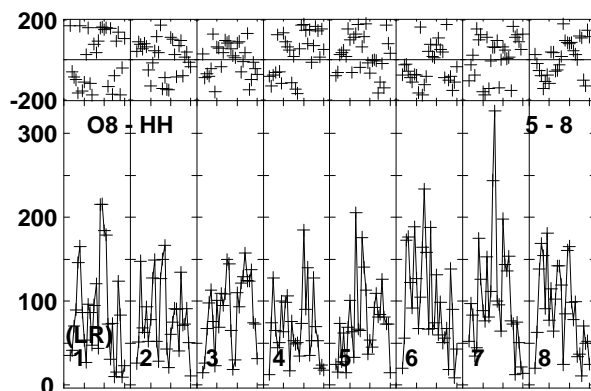
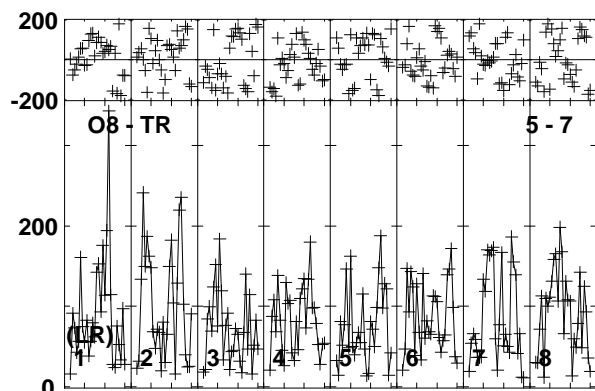
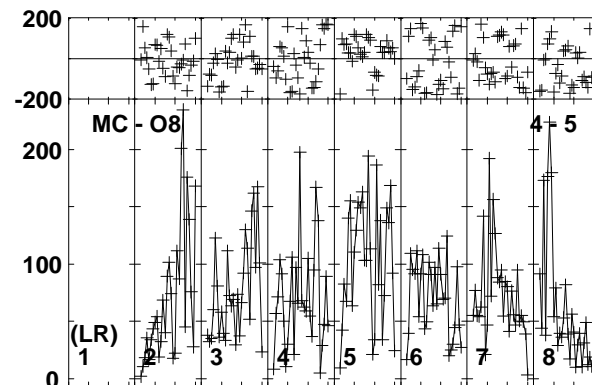
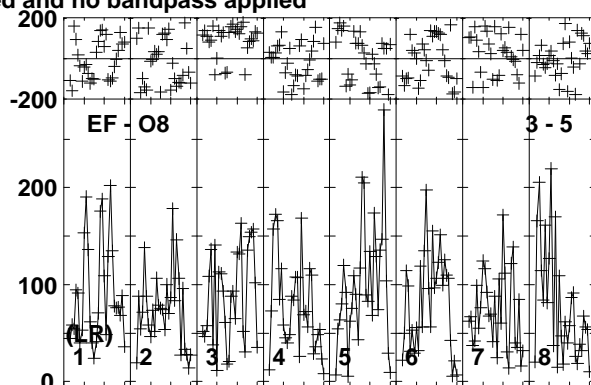
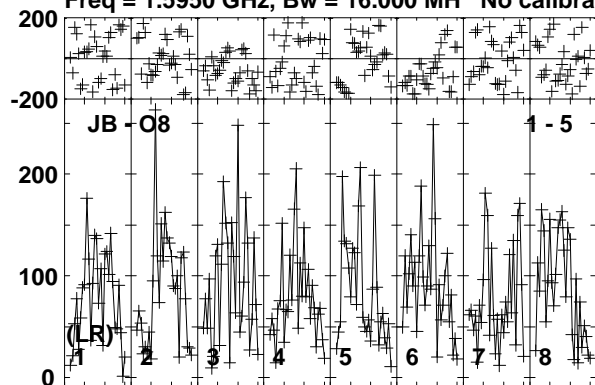


Lower frame: Micro Ampl Jy Top frame: Phas deg  
Vector averaged cross-power spectrum Baseline: JB (01) - O8 (05)  
Timerange: 01/12:15:41 to 01/12:17:09

Plot file version 155 created 23-MAY-2018 15:53:52

B0915+068 EG102D.UVDATA.1

Freq = 1.5950 GHz, Bw = 16.000 MH No calibration applied and no bandpass applied

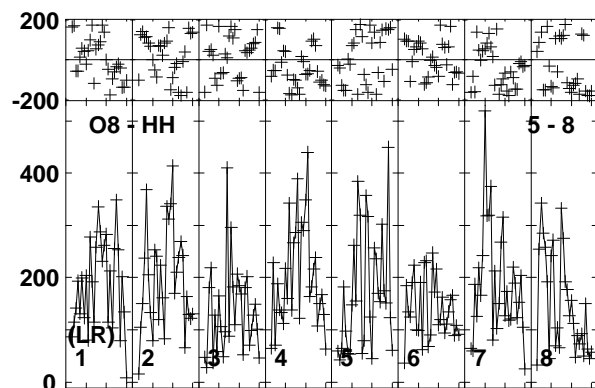
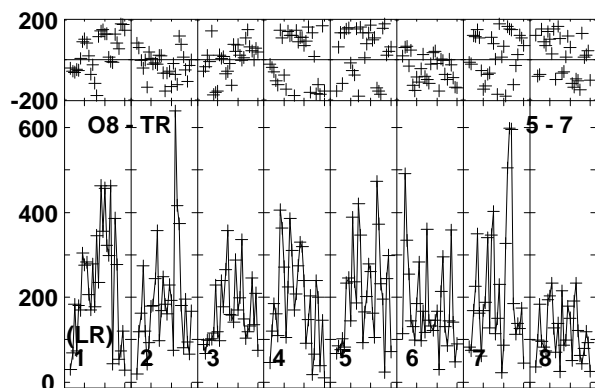
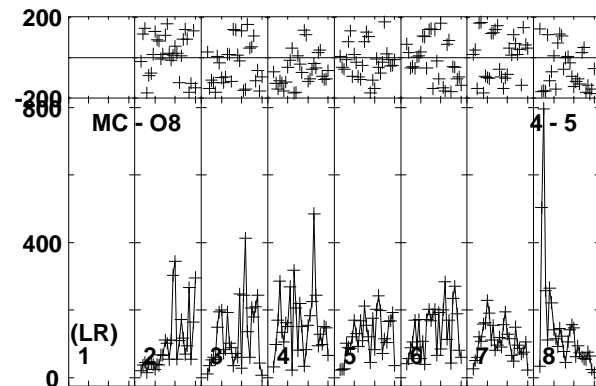
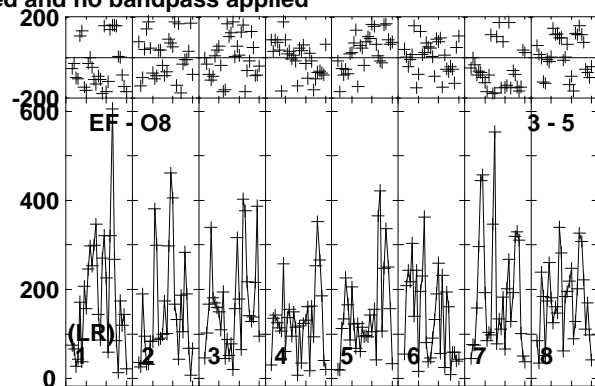
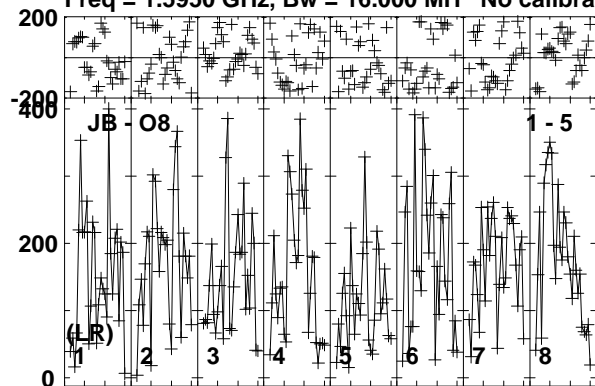


Lower frame: Micro Ampl Jy Top frame: Phas deg  
Vector averaged cross-power spectrum Baseline: JB (01) - O8 (05)  
Timerange: 01/12:17:11 to 01/12:20:39

Plot file version 156 created 23-MAY-2018 15:53:52

J0915+0745 EG102D.UVDATA.1

Freq = 1.5950 GHz, Bw = 16.000 MH No calibration applied and no bandpass applied

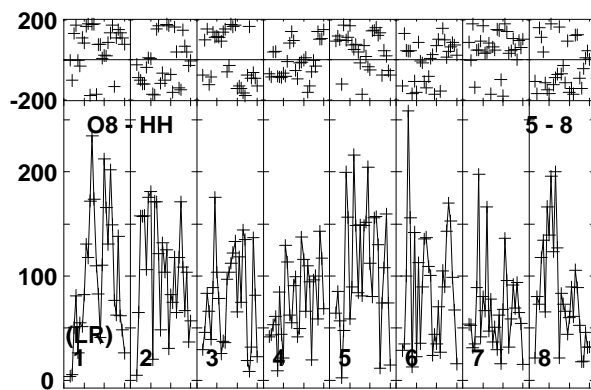
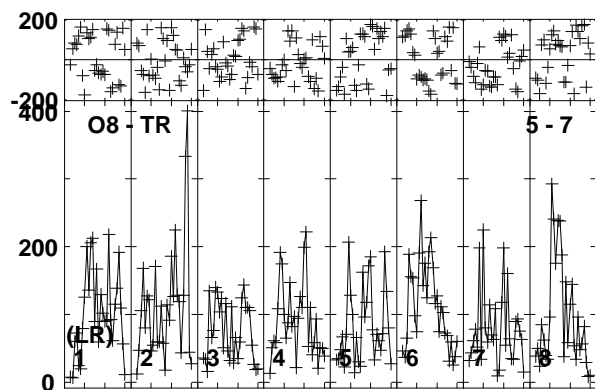
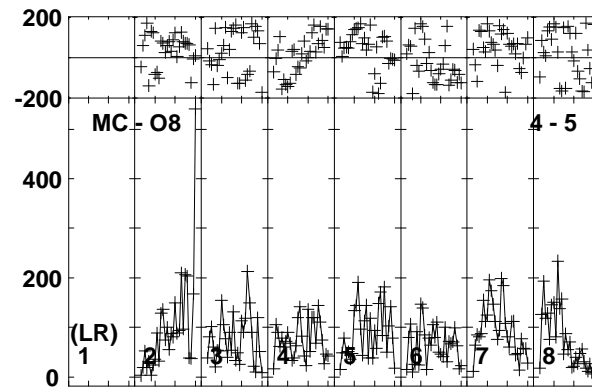
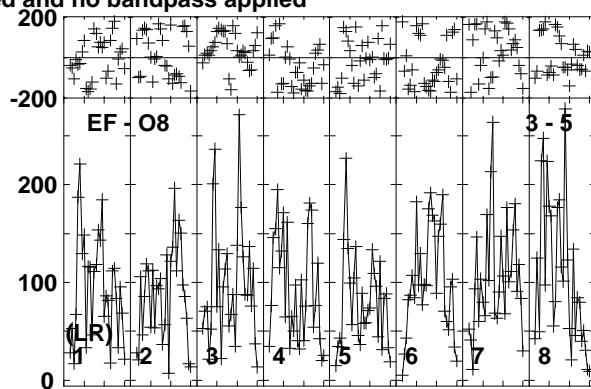
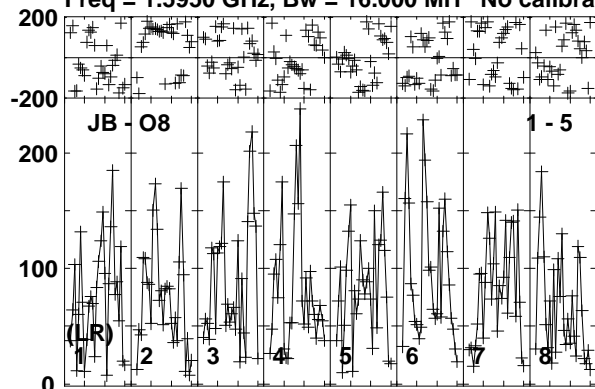


Lower frame: Micro Ampl Jy Top frame: Phas deg  
Vector averaged cross-power spectrum Baseline: JB (01) - O8 (05)  
Timerange: 01/12:20:41 to 01/12:22:09

Plot file version 157 created 23-MAY-2018 15:53:52

B0915+068 EG102D.UVDATA.1

Freq = 1.5950 GHz, Bw = 16.000 MH No calibration applied and no bandpass applied

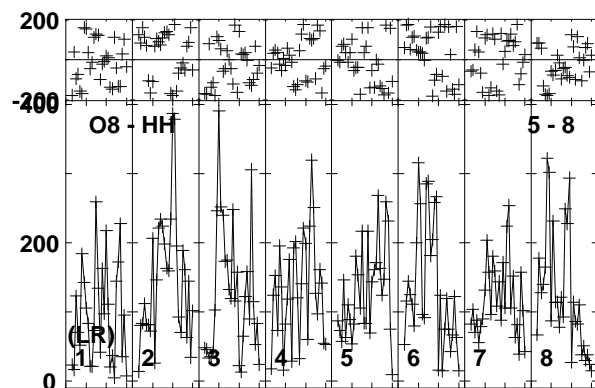
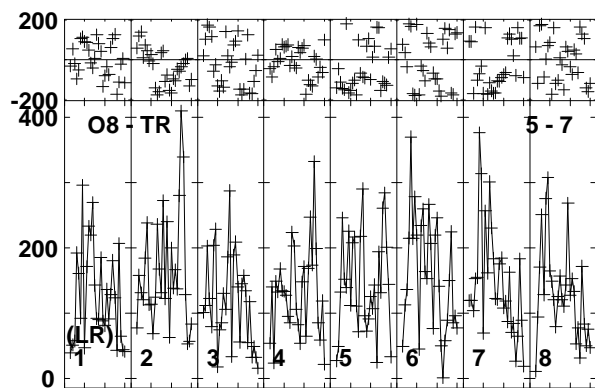
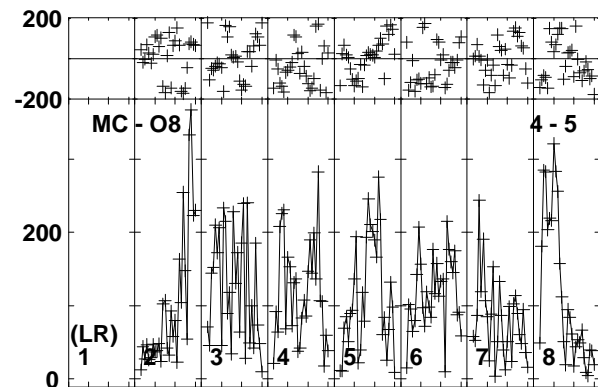
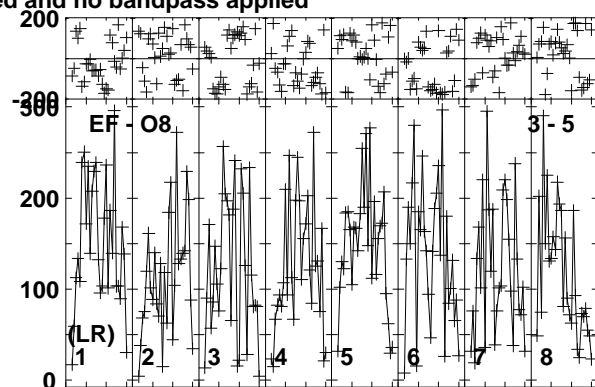
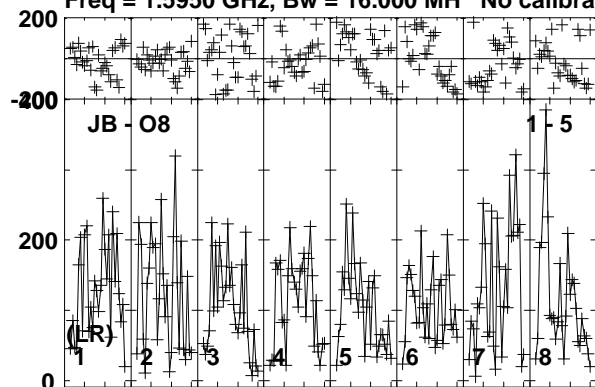


Lower frame: Micro Ampl Jy Top frame: Phas deg  
Vector averaged cross-power spectrum Baseline: JB (01) - O8 (05)  
Timerange: 01/12:22:11 to 01/12:25:39

Plot file version 158 created 23-MAY-2018 15:53:52

J0915+0745 EG102D.UVDATA.1

Freq = 1.5950 GHz, Bw = 16.000 MH No calibration applied and no bandpass applied

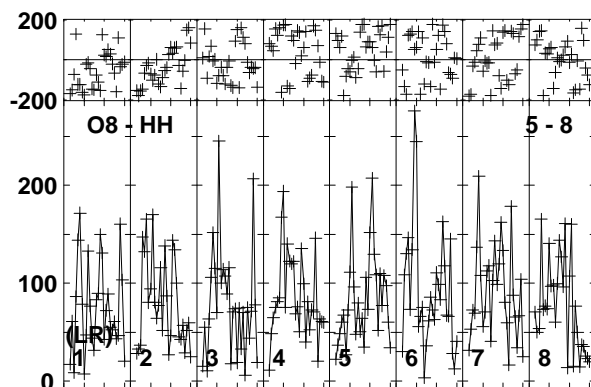
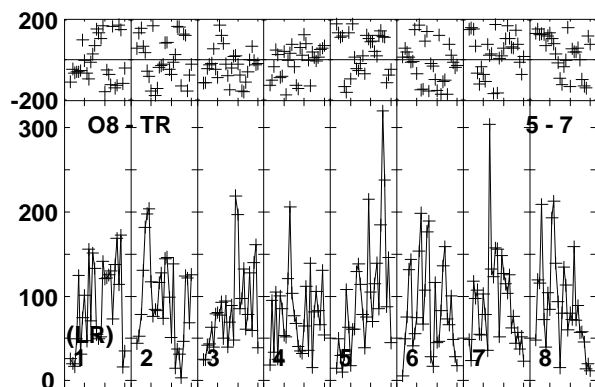
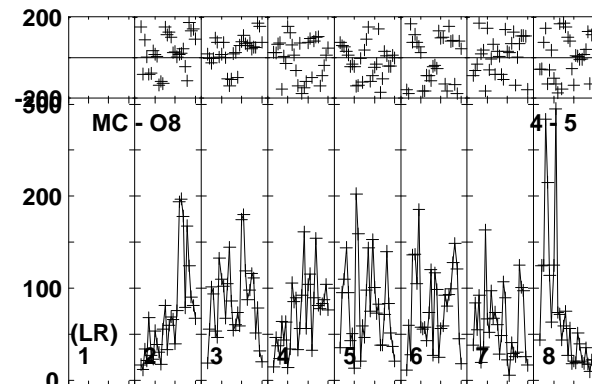
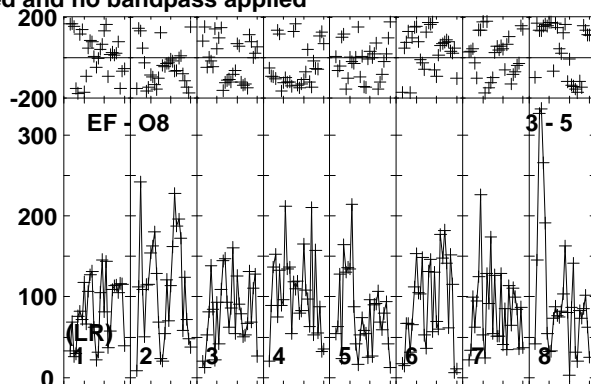
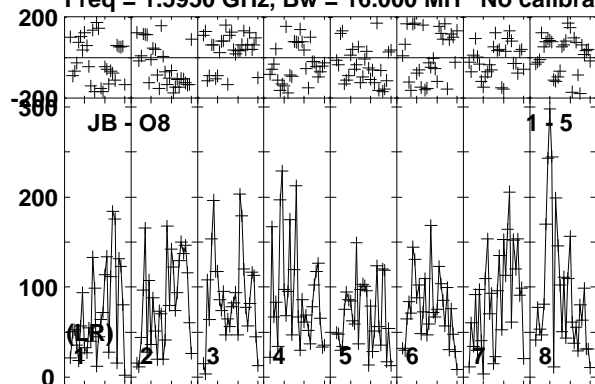


Lower frame: Micro Ampl Jy Top frame: Phas deg  
Vector averaged cross-power spectrum Baseline: JB (01) - O8 (05)  
Timerange: 01/12:26:11 to 01/12:27:39

Plot file version 159 created 23-MAY-2018 15:53:52

B0915+068 EG102D.UVDATA.1

Freq = 1.5950 GHz, Bw = 16.000 MH No calibration applied and no bandpass applied

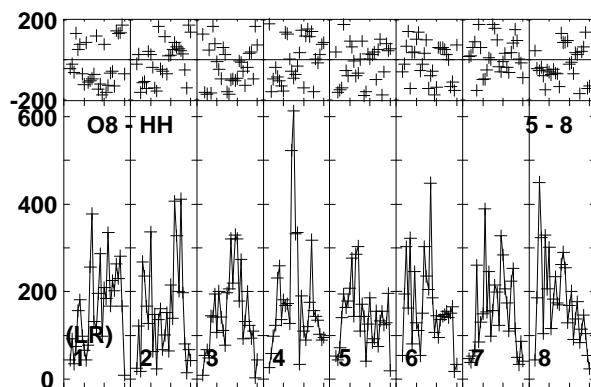
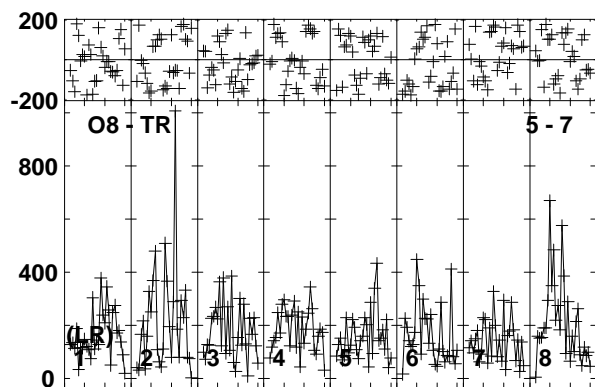
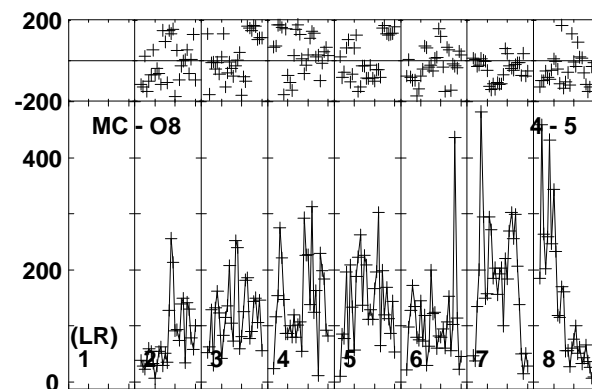
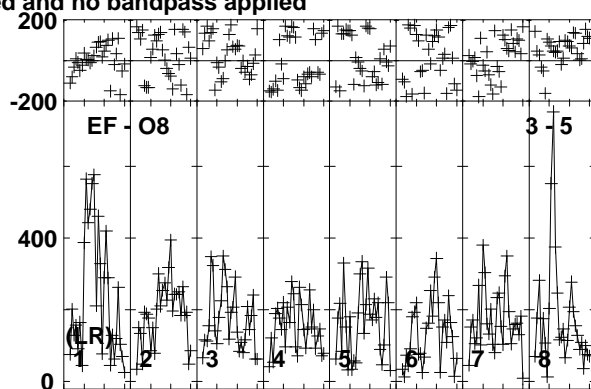
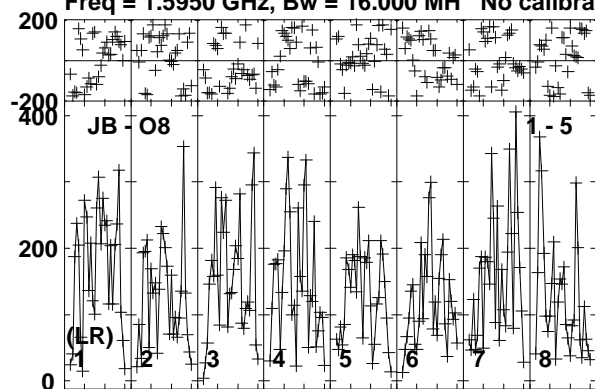


Lower frame: Micro Ampl Jy Top frame: Phas deg  
Vector averaged cross-power spectrum Baseline: JB (01) - O8 (05)  
Timerange: 01/12:27:41 to 01/12:31:09

Plot file version 160 created 23-MAY-2018 15:53:52

J0915+0745 EG102D.UVDATA.1

Freq = 1.5950 GHz, Bw = 16.000 MH No calibration applied and no bandpass applied



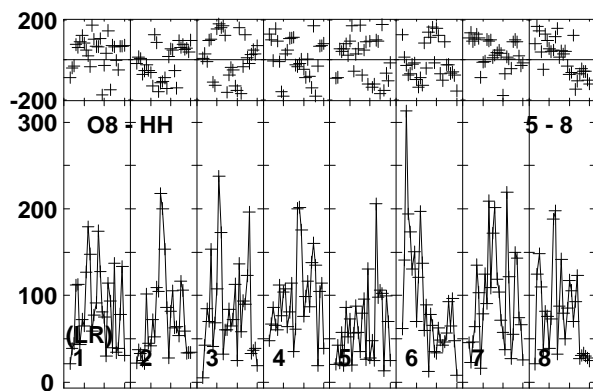
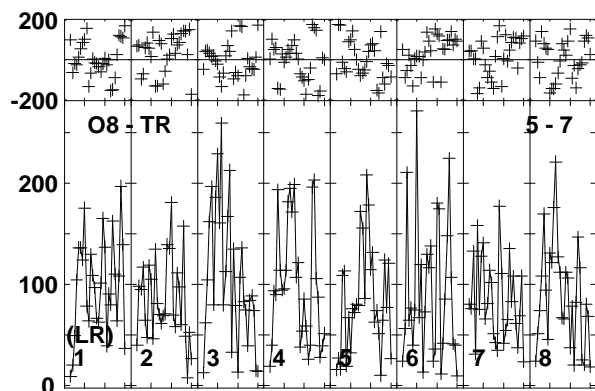
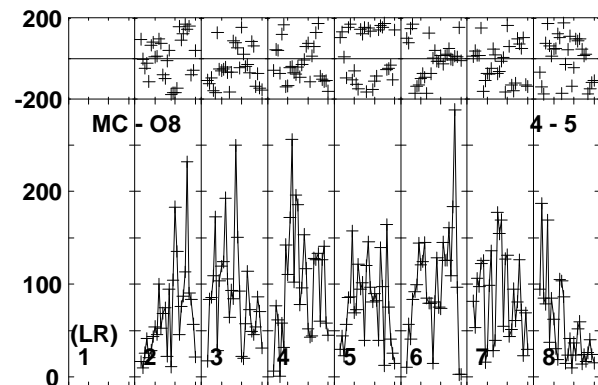
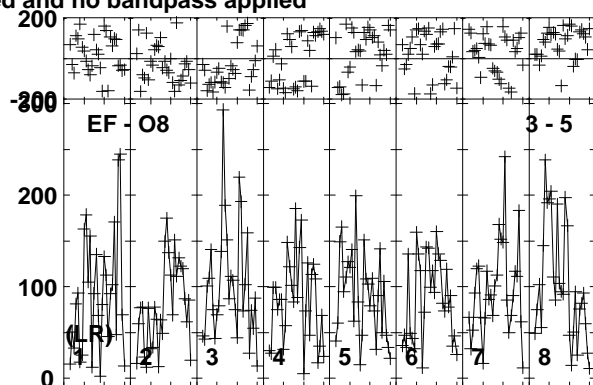
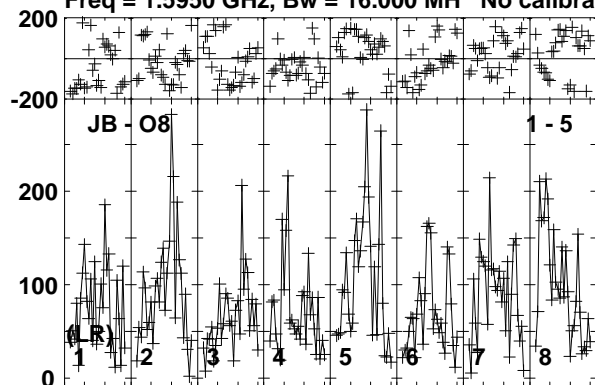
Lower frame: Micro Ampl Jy Top frame: Phas deg  
Vector averaged cross-power spectrum Baseline: JB (01) - O8 (05)  
Timerange: 01/12:31:11 to 01/12:32:39



Plot file version 161 created 23-MAY-2018 15:53:52

B0915+068 EG102D.UVDATA.1

Freq = 1.5950 GHz, Bw = 16.000 MH No calibration applied and no bandpass applied

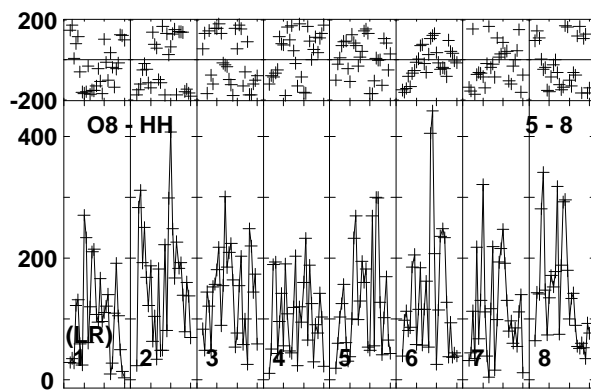
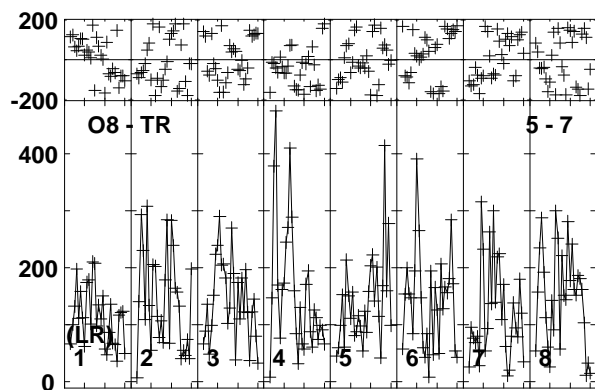
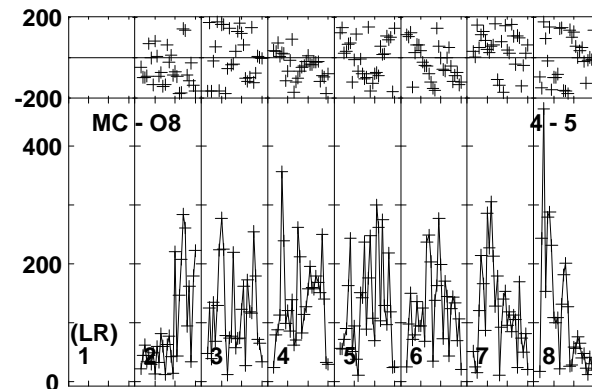
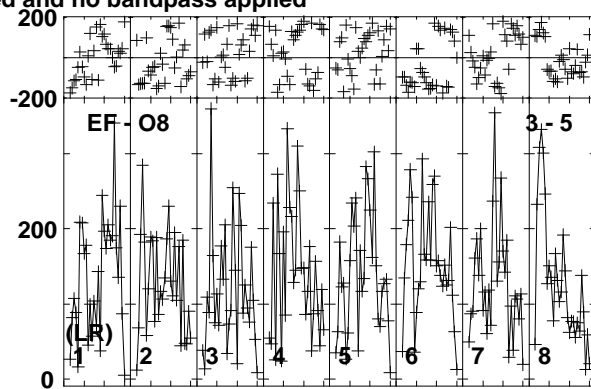
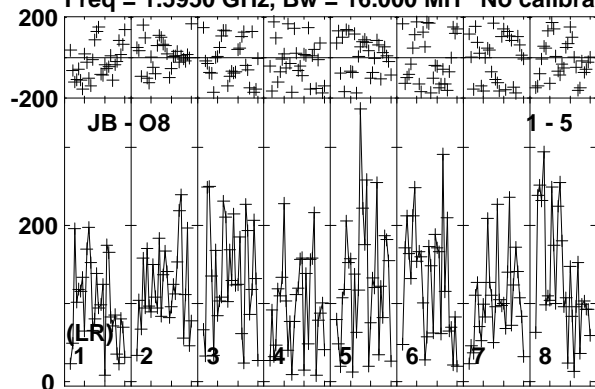


Lower frame: Micro Ampl Jy Top frame: Phas deg  
Vector averaged cross-power spectrum Baseline: JB (01) - O8 (05)  
Timerange: 01/12:32:41 to 01/12:36:09

Plot file version 162 created 23-MAY-2018 15:53:52

J0915+0745 EG102D.UVDATA.1

Freq = 1.5950 GHz, Bw = 16.000 MH No calibration applied and no bandpass applied

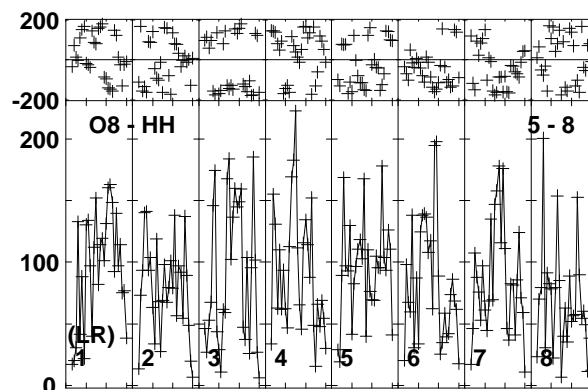
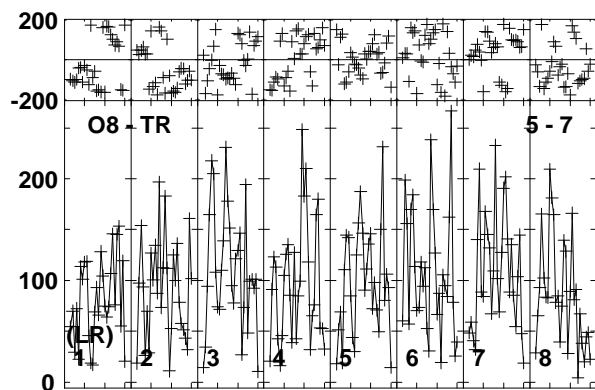
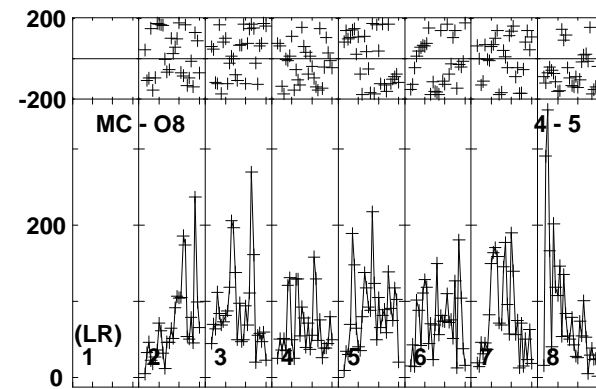
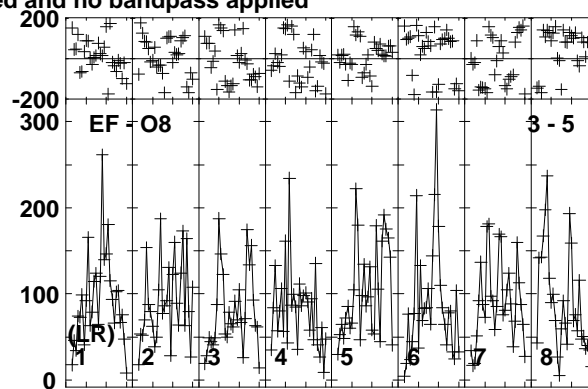
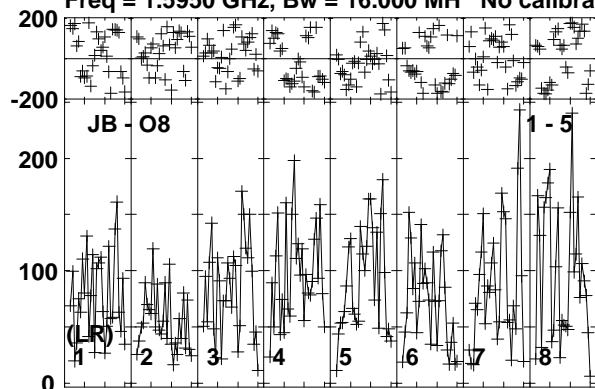


Lower frame: Micro Ampl Jy Top frame: Phas deg  
Vector averaged cross-power spectrum Baseline: JB (01) - O8 (05)  
Timerange: 01/12:36:41 to 01/12:38:09

Plot file version 163 created 23-MAY-2018 15:53:53

B0915+068 EG102D.UVDATA.1

Freq = 1.5950 GHz, Bw = 16.000 MH No calibration applied and no bandpass applied

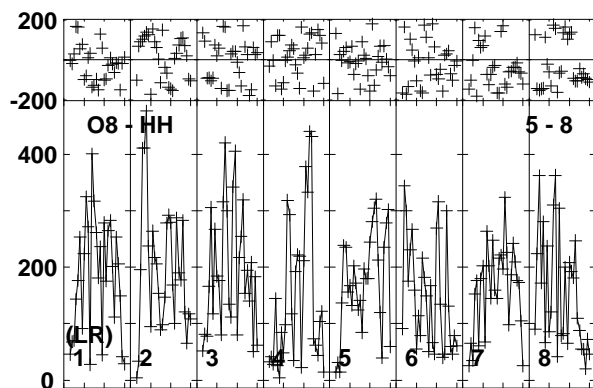
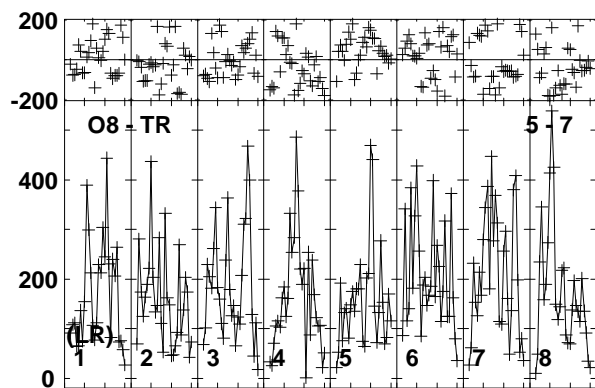
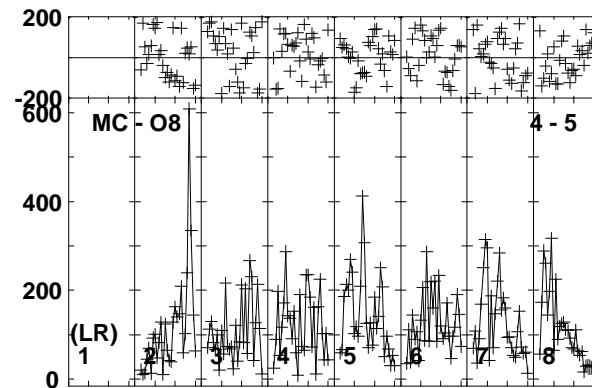
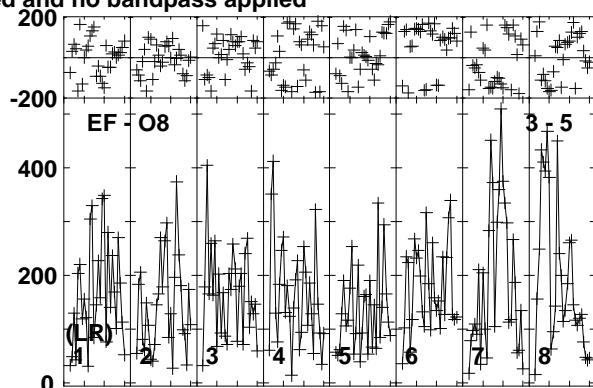
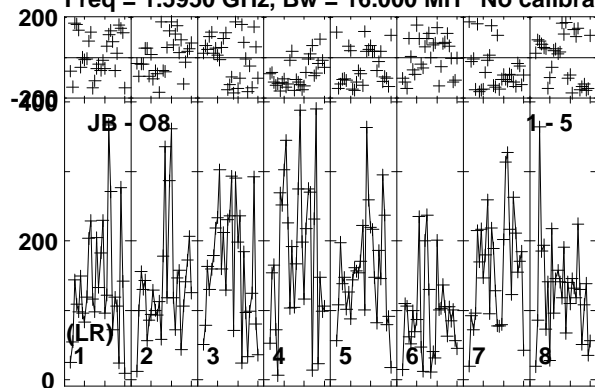


Lower frame: Micro Ampl Jy Top frame: Phas deg  
Vector averaged cross-power spectrum Baseline: JB (01) - O8 (05)  
Timerange: 01/12:38:11 to 01/12:41:39

Plot file version 164 created 23-MAY-2018 15:53:53

J0915+0745 EG102D.UVDATA.1

Freq = 1.5950 GHz, Bw = 16.000 MH No calibration applied and no bandpass applied

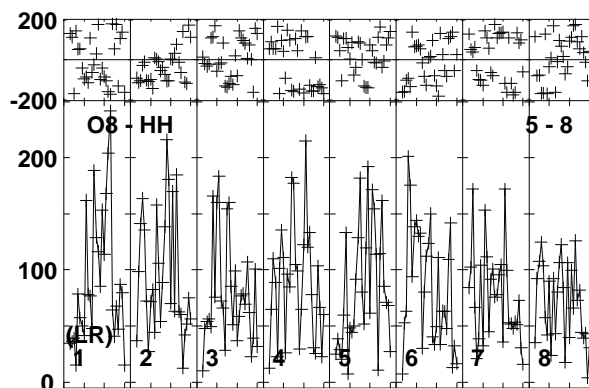
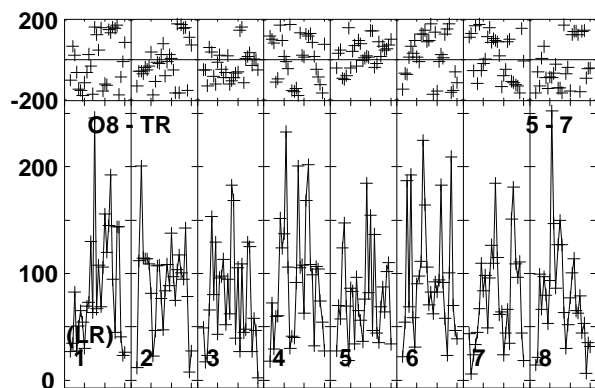
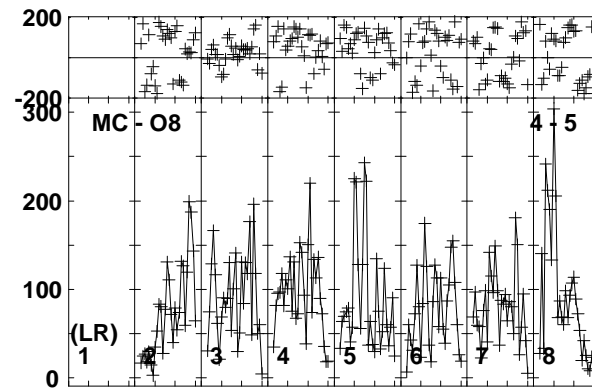
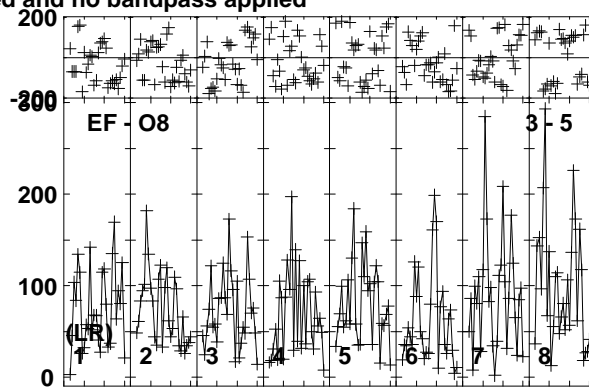
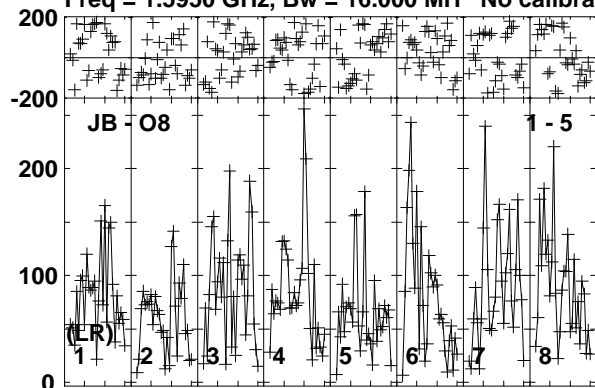


Lower frame: Micro Ampl Jy Top frame: Phas deg  
Vector averaged cross-power spectrum Baseline: JB (01) - O8 (05)  
Timerange: 01/12:41:41 to 01/12:43:09

Plot file version 165 created 23-MAY-2018 15:53:53

B0915+068 EG102D.UVDATA.1

Freq = 1.5950 GHz, Bw = 16.000 MH No calibration applied and no bandpass applied

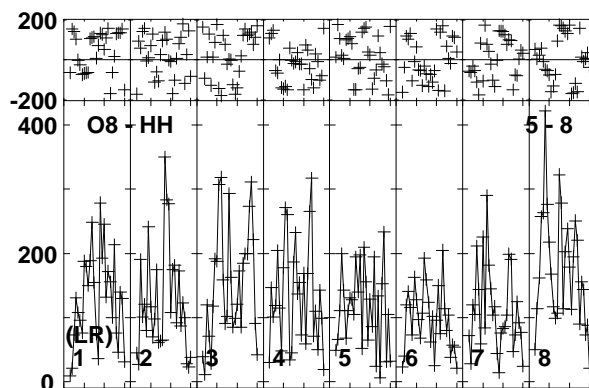
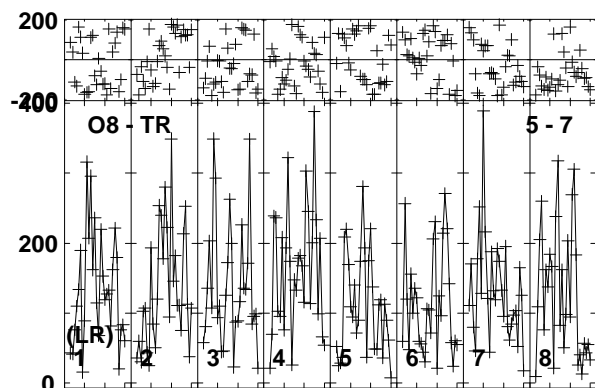
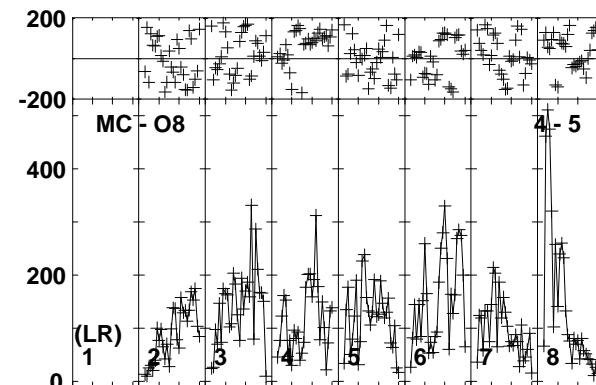
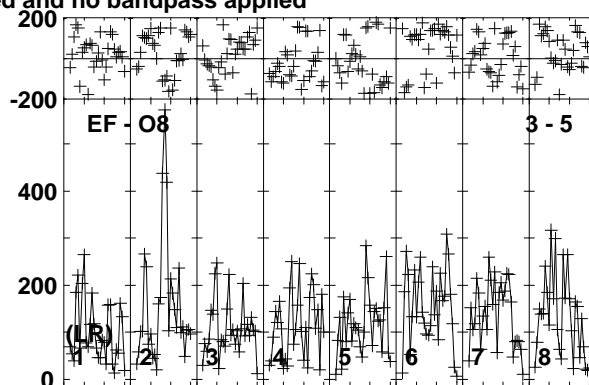
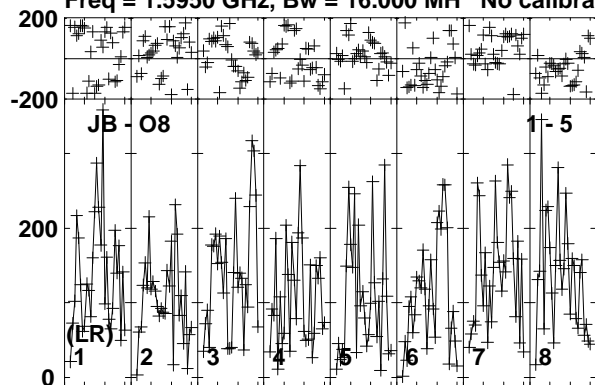


Lower frame: Micro Ampl Jy Top frame: Phas deg  
Vector averaged cross-power spectrum Baseline: JB (01) - O8 (05)  
Timerange: 01/12:43:11 to 01/12:46:39

Plot file version 166 created 23-MAY-2018 15:53:53

J0915+0745 EG102D.UVDATA.1

Freq = 1.5950 GHz, Bw = 16.000 MH No calibration applied and no bandpass applied

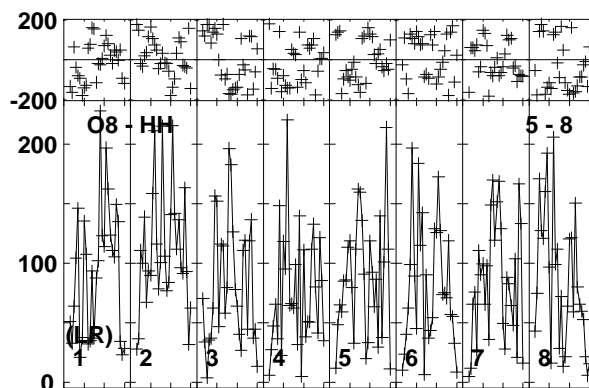
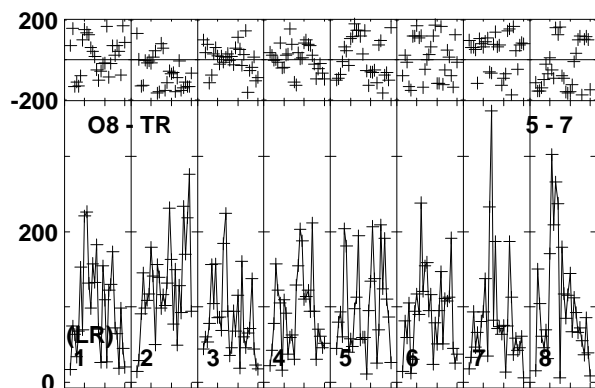
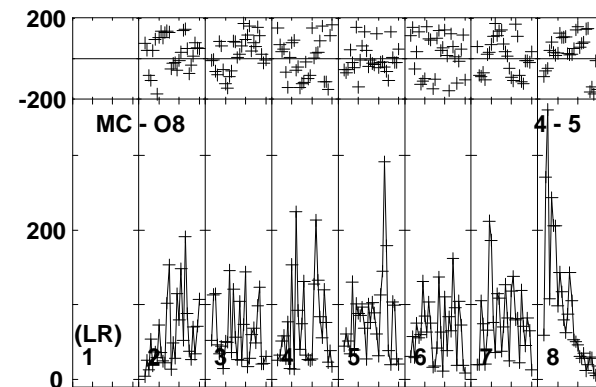
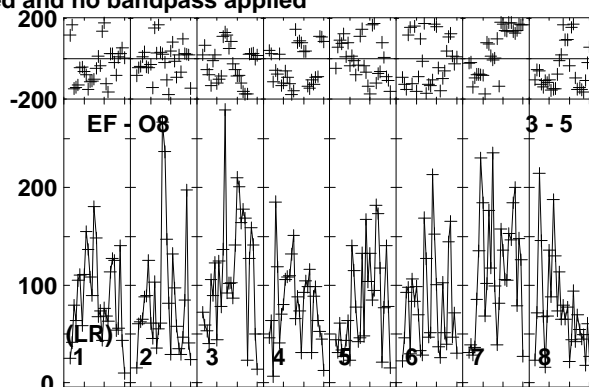
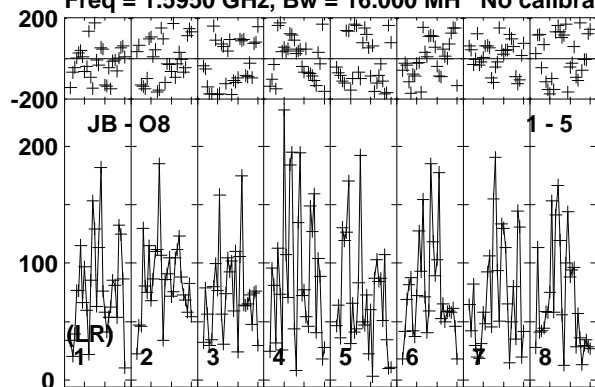


Lower frame: Micro Ampl Jy Top frame: Phas deg  
Vector averaged cross-power spectrum Baseline: JB (01) - O8 (05)  
Timerange: 01/12:47:11 to 01/12:48:39

Plot file version 167 created 23-MAY-2018 15:53:53

B0915+068 EG102D.UVDATA.1

Freq = 1.5950 GHz, Bw = 16.000 MH No calibration applied and no bandpass applied

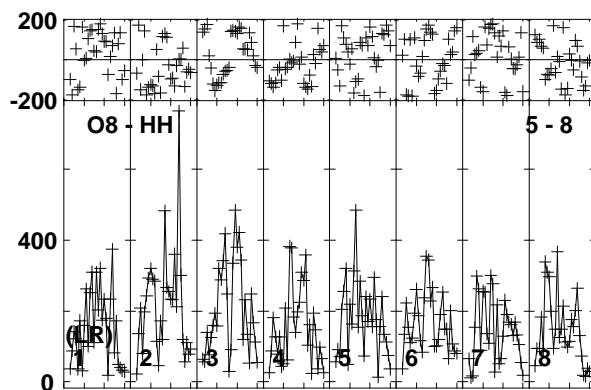
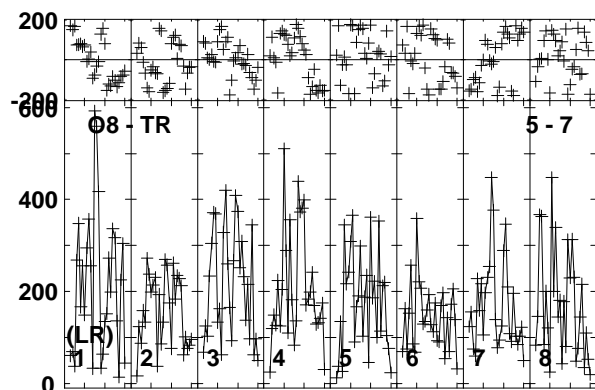
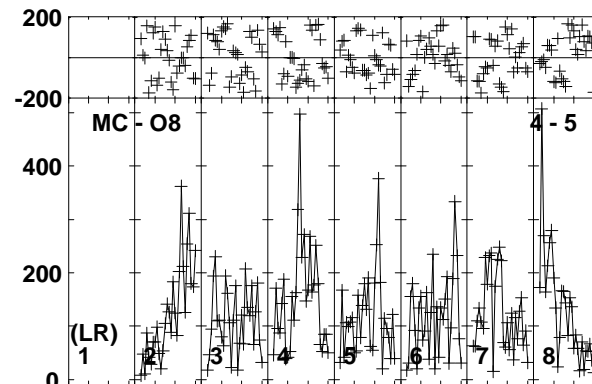
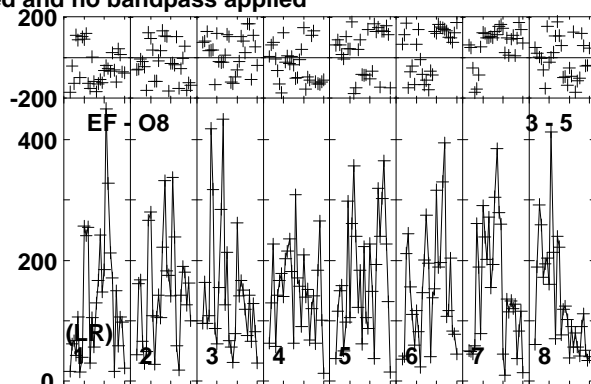
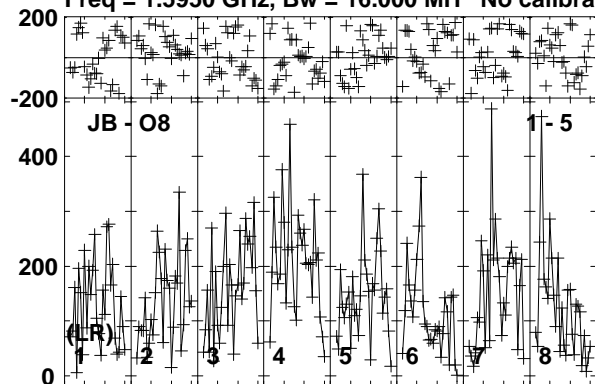


Lower frame: Micro Ampl Jy Top frame: Phas deg  
Vector averaged cross-power spectrum Baseline: JB (01) - O8 (05)  
Timerange: 01/12:48:41 to 01/12:52:09

Plot file version 168 created 23-MAY-2018 15:53:53

J0915+0745 EG102D.UVDATA.1

Freq = 1.5950 GHz, Bw = 16.000 MH No calibration applied and no bandpass applied



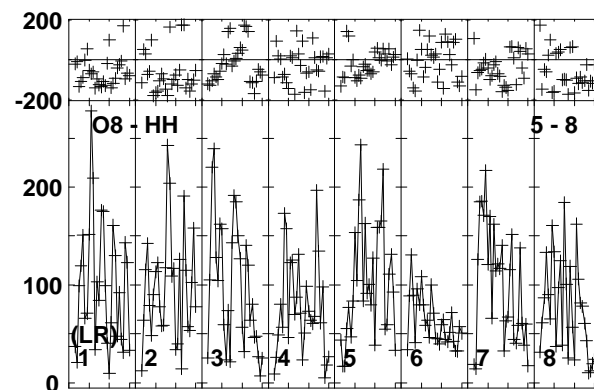
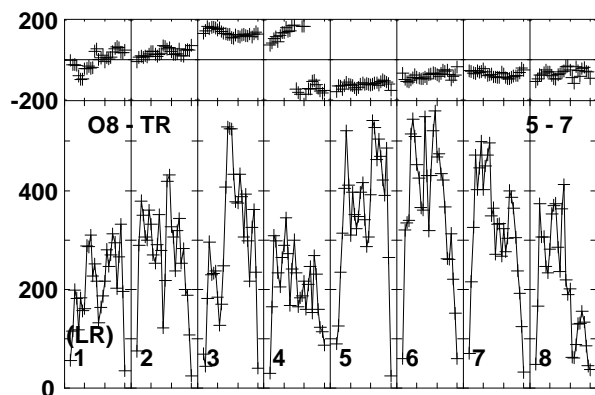
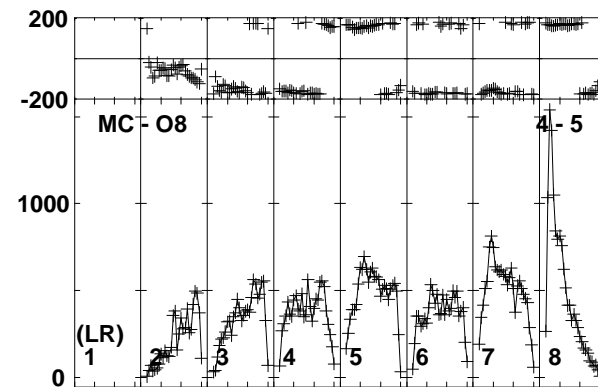
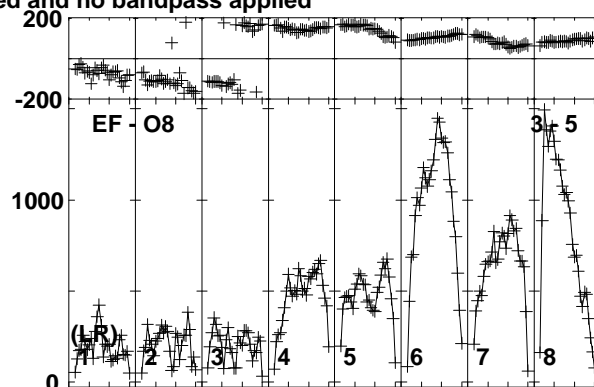
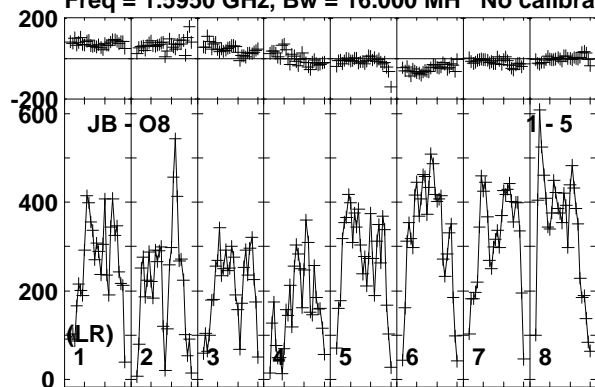
Lower frame: Micro Ampl Jy Top frame: Phas deg  
Vector averaged cross-power spectrum Baseline: JB (01) - O8 (05)  
Timerange: 01/12:52:11 to 01/12:53:39



Plot file version 169 created 23-MAY-2018 15:53:53

J0530+1331 EG102D.UVDATA.1

Freq = 1.5950 GHz, Bw = 16.000 MH No calibration applied and no bandpass applied



Lower frame: Micro Ampl Jy Top frame: Phas deg  
Vector averaged cross-power spectrum Baseline: JB (01) - O8 (05)  
Timerange: 01/12:56:01 to 01/12:59:59