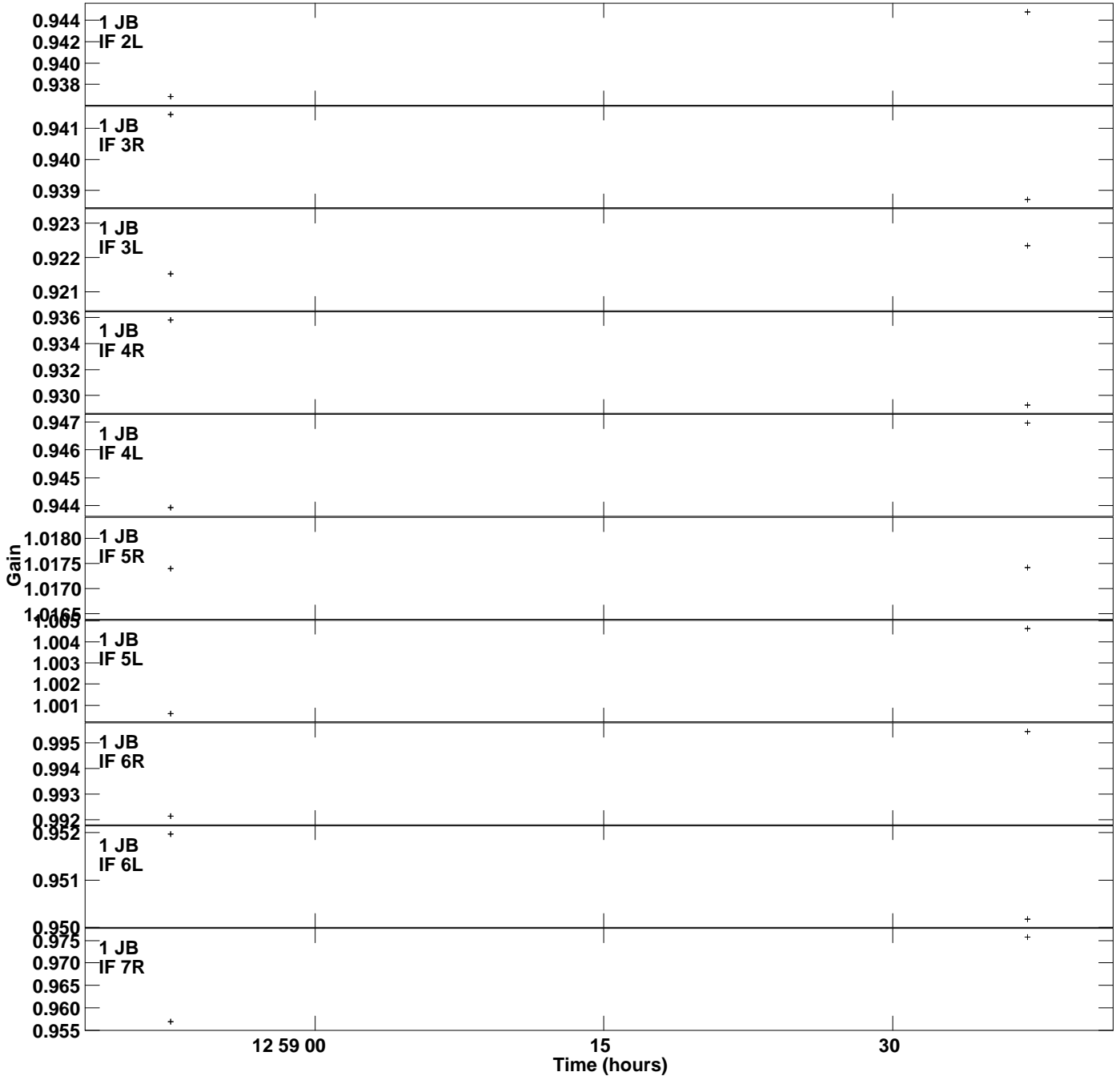




Plot file version 1 created 23-MAY-2019 12:00:49
 Gain amp vs UTC time for J0750+1231.MULTI.1
 SN 2 Rpol & Lpol IF 1 - 8



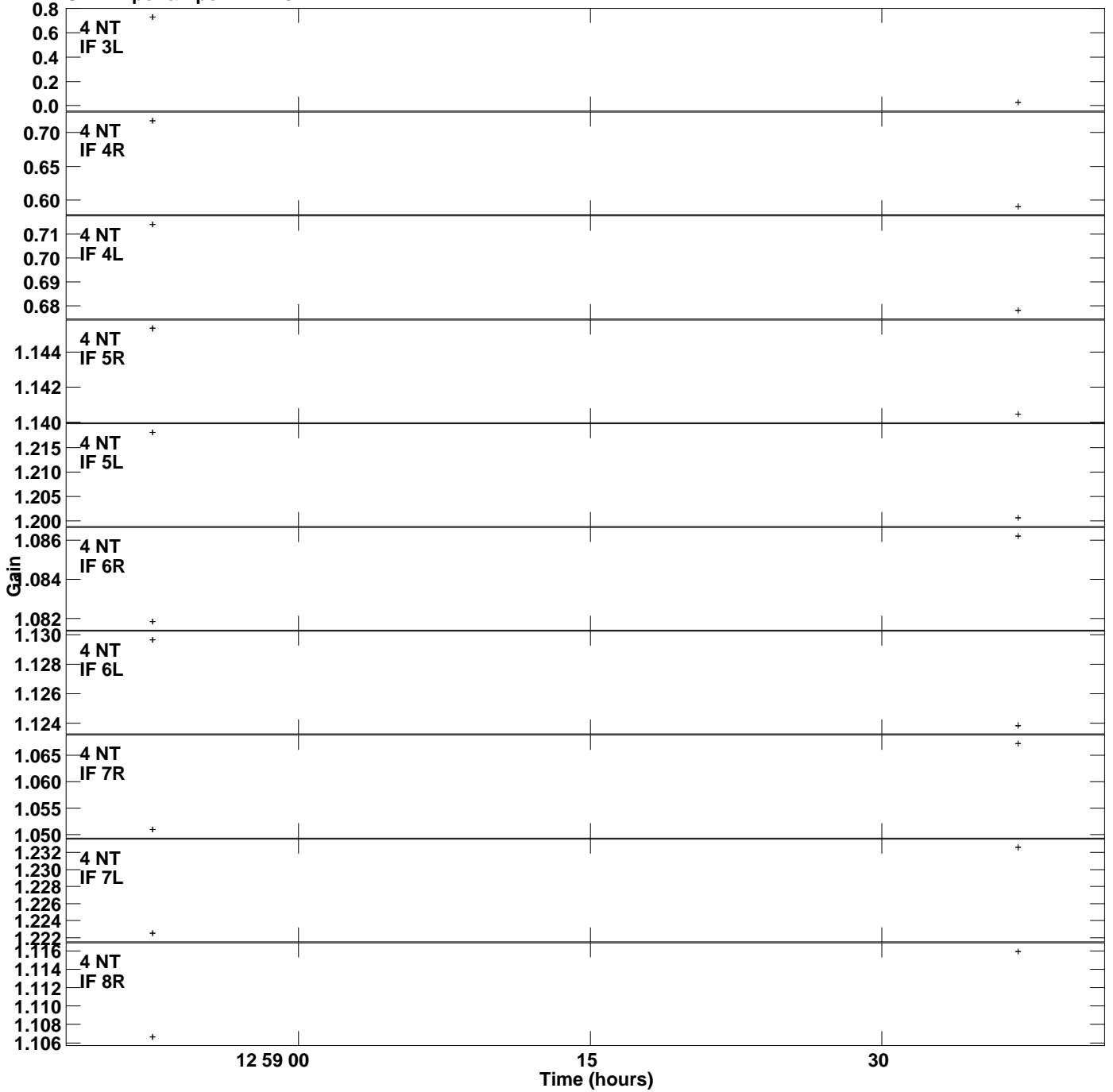
Plot file version 2 created 23-MAY-2019 12:00:49
 Gain amp vs UTC time for J0750+1231.MULTI.1
 SN 2 Rpol & Lpol IF 1 - 8




Plot file version 4 created 23-MAY-2019 12:00:49
 Gain amp vs UTC time for J0750+1231.MULTI.1
 SN 2 Rpol & Lpol IF 1 - 8




Plot file version 5 created 23-MAY-2019 12:00:49
 Gain amp vs UTC time for J0750+1231.MULTI.1
 SN 2 Rpol & Lpol IF 1 - 8




Plot file version 6 created 23-MAY-2019 12:00:49
 Gain amp vs UTC time for J0750+1231.MULTI.1
 SN 2 Rpol & Lpol IF 1 - 8



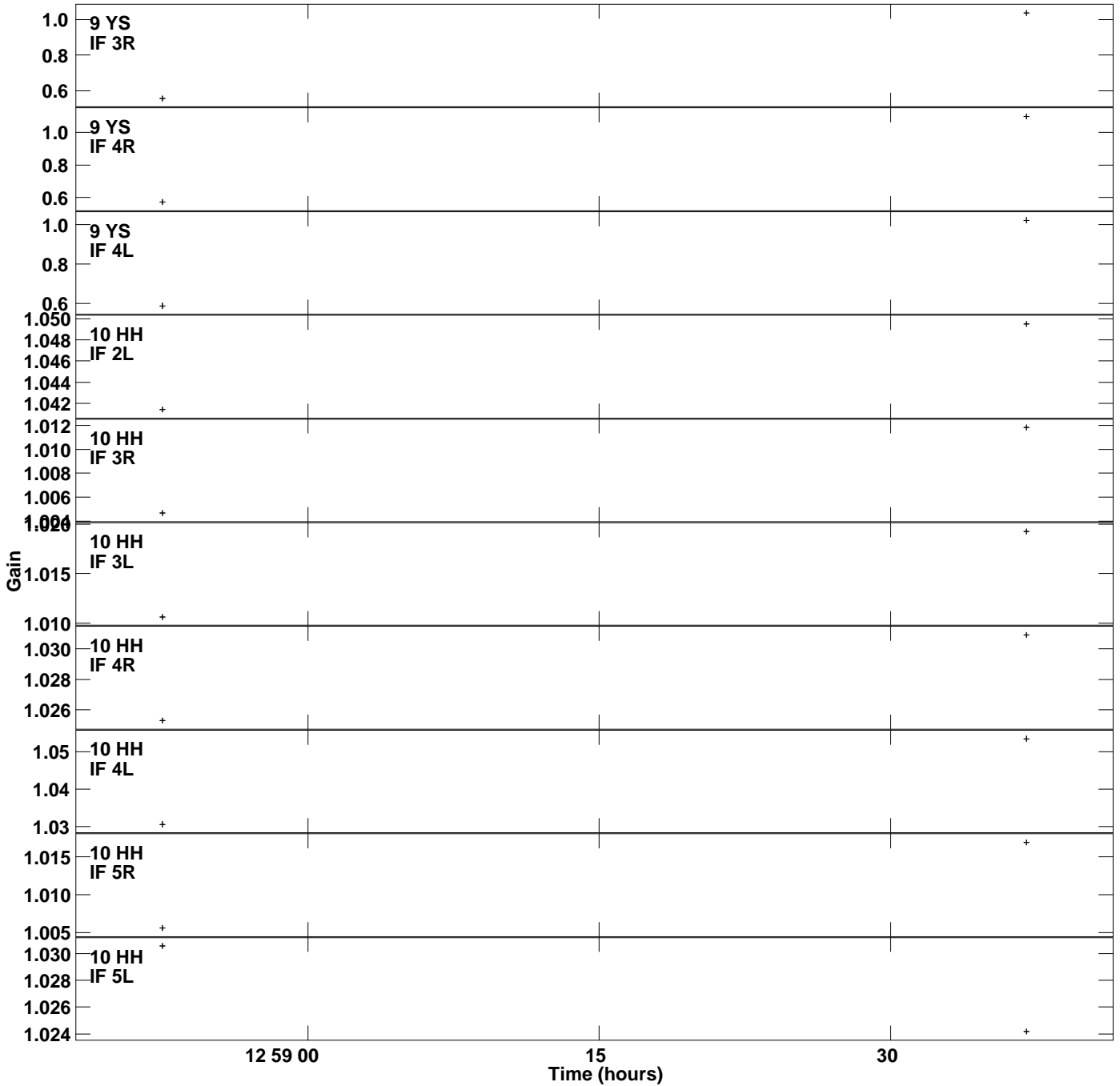
Plot file version 7 created 23-MAY-2019 12:00:49
 Gain amp vs UTC time for J0750+1231.MULTI.1
 SN 2 Rpol & Lpol IF 1 - 8




Plot file version 8 created 23-MAY-2019 12:00:49
 Gain amp vs UTC time for J0750+1231.MULTI.1
 SN 2 Rpol & Lpol IF 1 - 8



Plot file version 9 created 23-MAY-2019 12:00:49
 Gain amp vs UTC time for J0750+1231.MULTI.1
 SN 2 Rpol & Lpol IF 1 - 8



Plot file version 10 created 23-MAY-2019 12:00:49
 Gain amp vs UTC time for J0750+1231.MULTI.1
 SN 2 Rpol & Lpol IF 1 - 8



Plot file version 11 created 23-MAY-2019 12:00:49
 Gain amp vs UTC time for J0750+1231.MULTI.1
 SN 2 Rpol & Lpol IF 1 - 8

