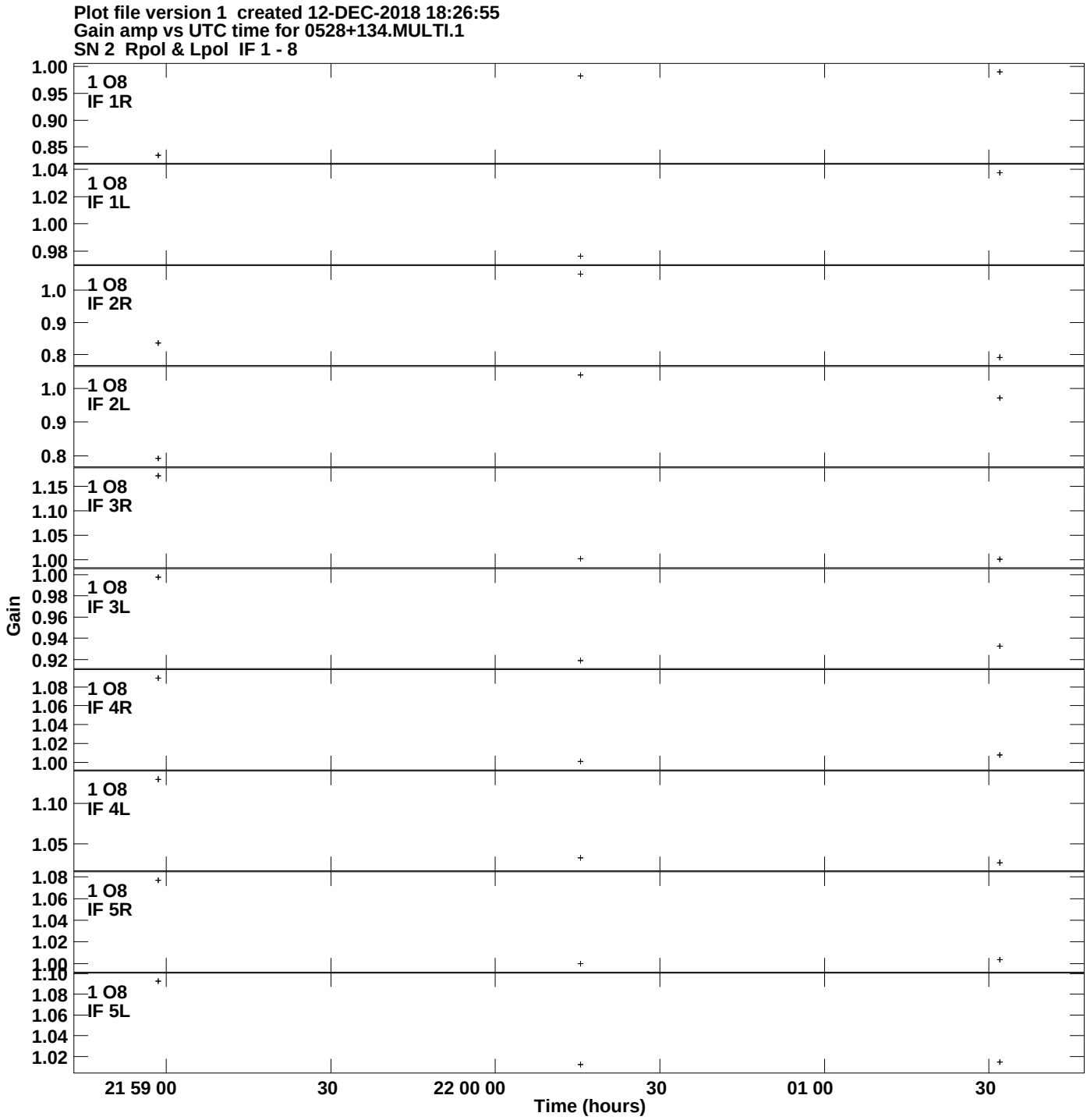
Plot file version 1 created 12-DEC-2018 18:26:55
Gain amp vs UTC time for 0528+134.MULTI.1
SN 2 Rpol & Lpol IF 1 - 8
1 O8
IF 1R
1 O8
IF 1L
1 O8
IF 2R
1 O8
IF 2L
1 O8
IF 3R
1 O8
IF 3L
1 O8
IF 4R
1 O8
IF 4L
1 O8
IF 5R
1 O8
IF 5L
Gain
21 59 00
30
22 00 00
30
01 00
30
Time (hours)

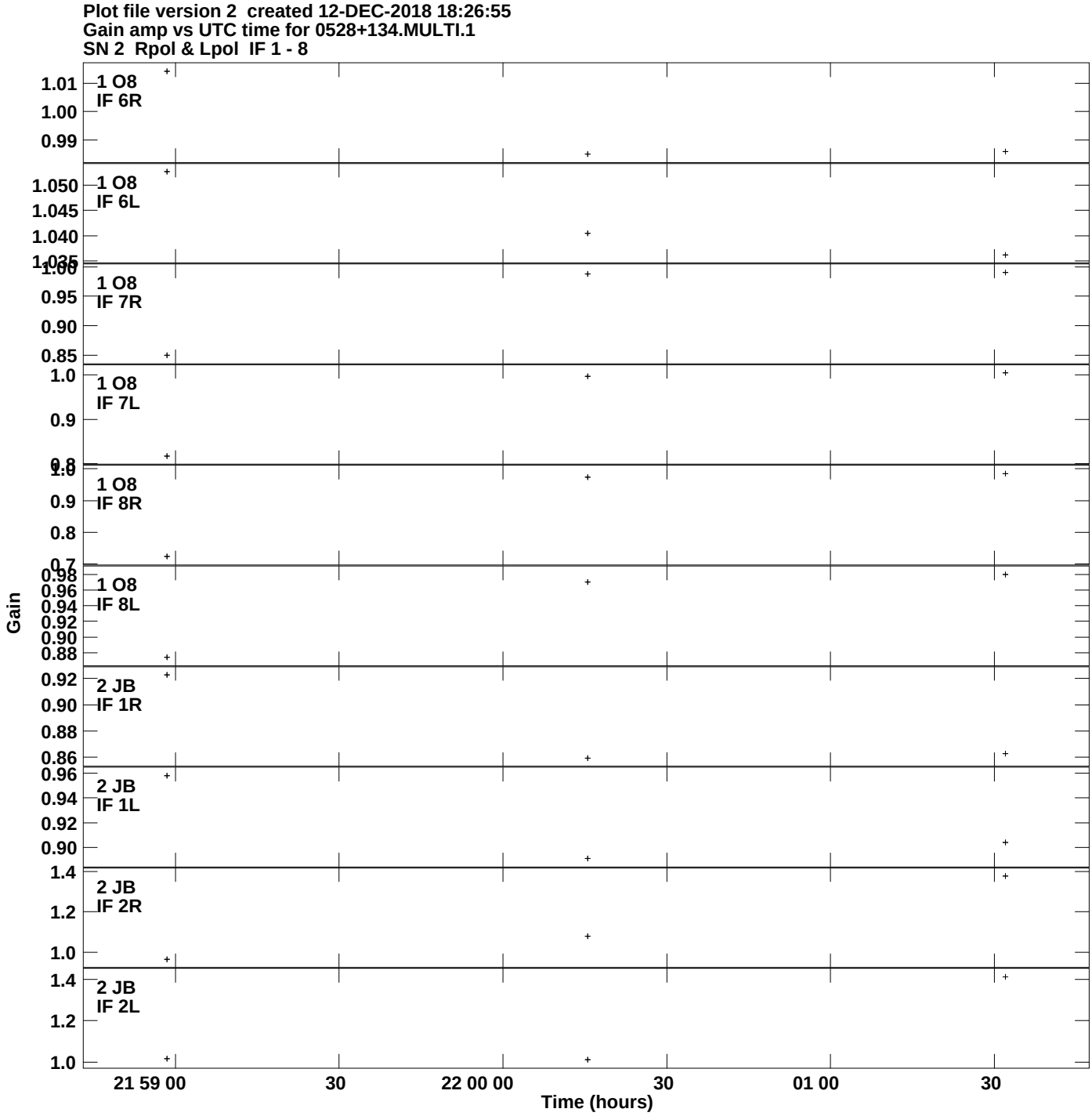
Plot file version 2 created 12-DEC-2018 18:26:55
Gain amp vs UTC time for 0528+134.MULTI.1
SN 2 Rpol & Lpol IF 1 - 8
1 O8
IF 6R
1 O8
IF 6L
1 O8
IF 7R
1 O8
IF 7L
1 O8
IF 8R
1 O8
IF 8L
2 JB
IF 1R
2 JB
IF 1L
2 JB
IF 2R
2 JB
IF 2L
Gain
21 59 00
30
22 00 00
30
01 00
30
Time (hours)

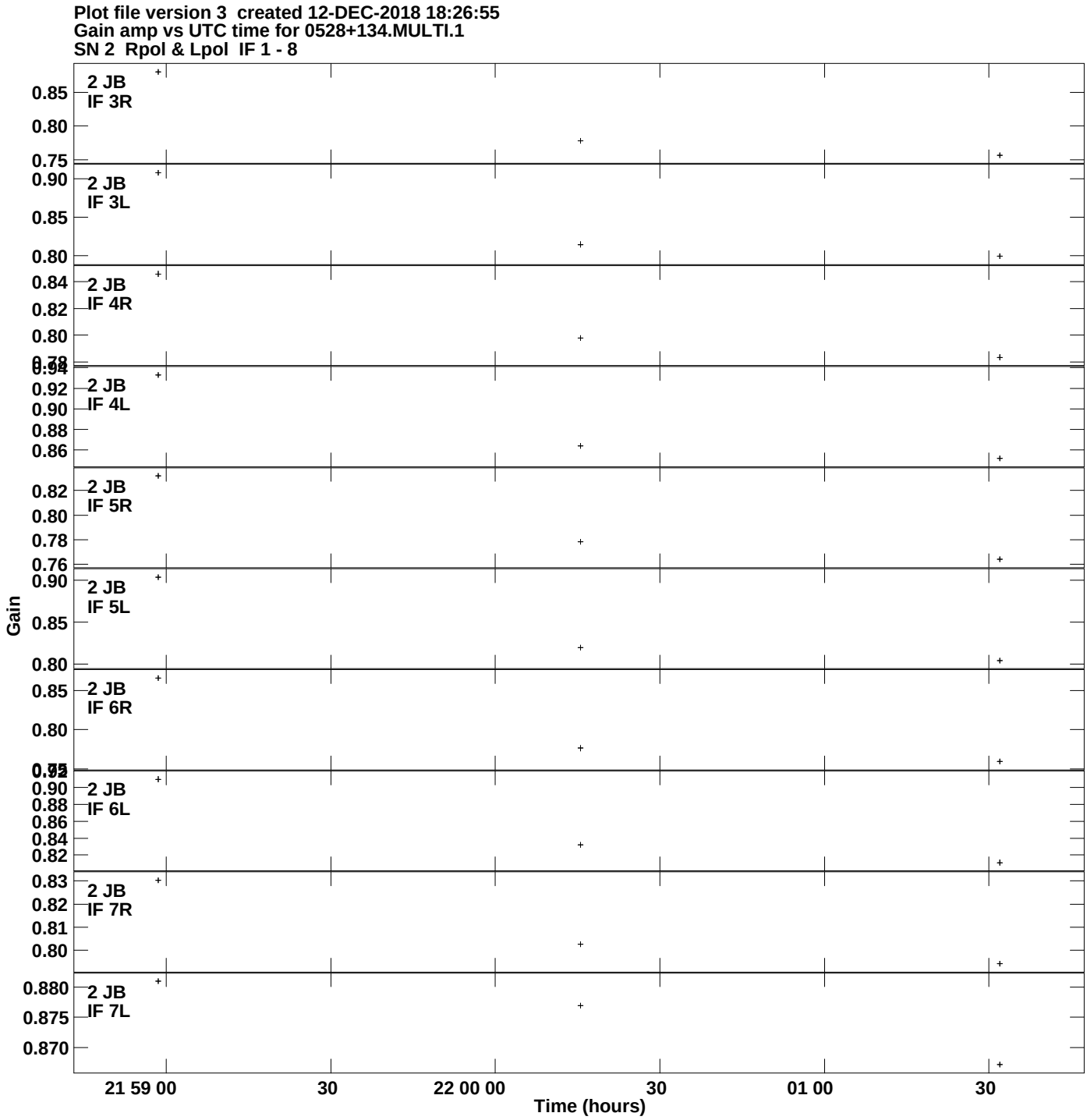
Plot file version 3 created 12-DEC-2018 18:26:55
Gain amp vs UTC time for 0528+134.MULTI.1
SN 2 Rpol & Lpol IF 1 - 8
2 JB
IF 3R
2 JB
IF 3L
2 JB
IF 4R
2 JB
IF 4L
2 JB
IF 5R
2 JB
IF 5L
2 JB
IF 6R
2 JB
IF 6L
2 JB
IF 7R
2 JB
IF 7L
Gain
21 59 00
30
22 00 00
30
01 00
30
Time (hours)

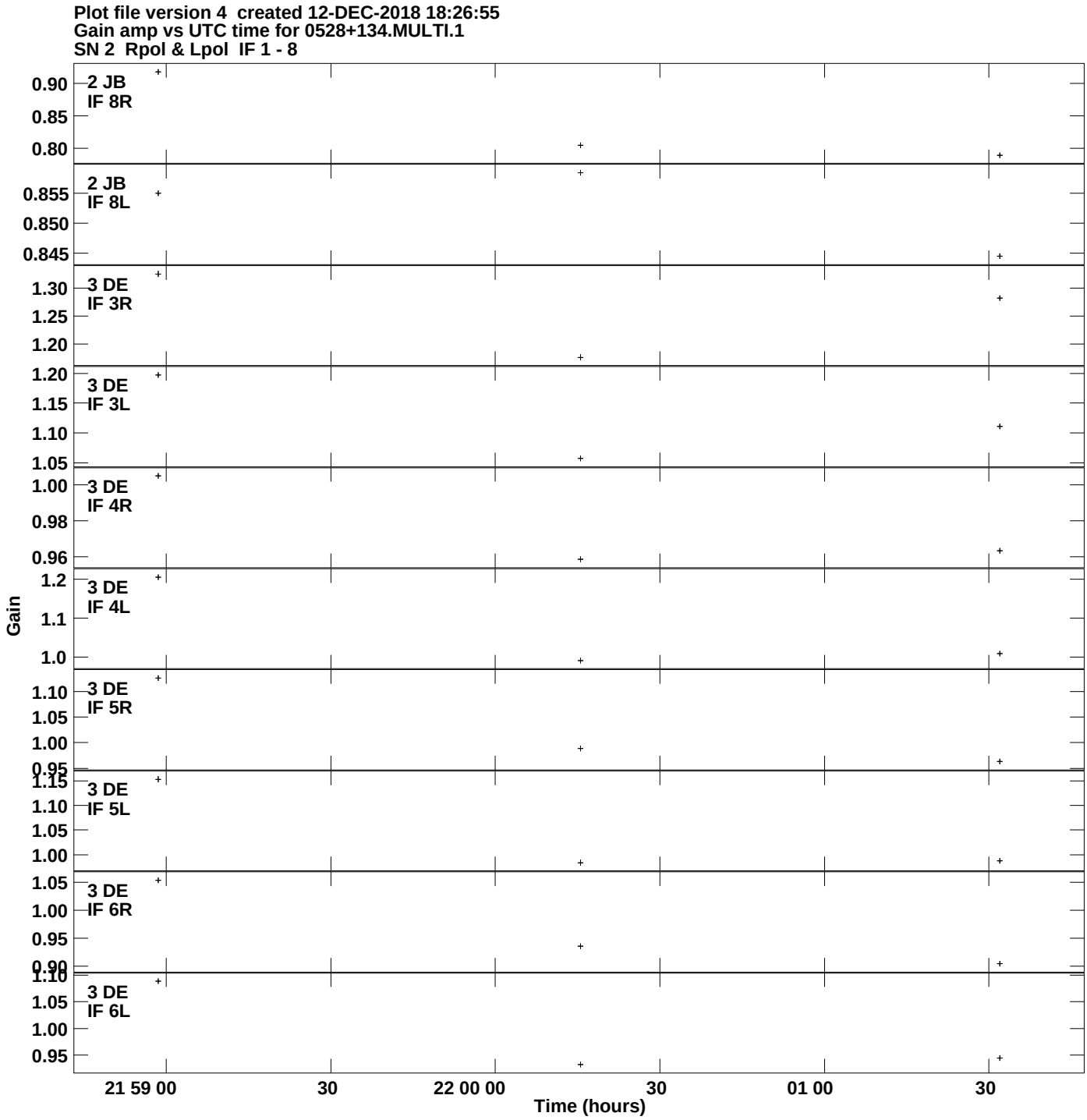
Plot file version 4 created 12-DEC-2018 18:26:55
Gain amp vs UTC time for 0528+134.MULTI.1
SN 2 Rpol & Lpol IF 1 - 8
2 JB
IF 8R
2 JB
IF 8L
3 DE
IF 3R
3 DE
IF 3L
3 DE
IF 4R
3 DE
IF 4L
3 DE
IF 5R
3 DE
IF 5L
3 DE
IF 6R
3 DE
IF 6L
Gain
21 59 00
30
22 00 00
30
01 00
30
Time (hours)


Plot file version 5 created 12-DEC-2018 18:26:55
Gain amp vs UTC time for 0528+134.MULTI.1
SN 2 Rpol & Lpol IF 1 - 8
4 EF
IF 1R
4 EF
IF 1L
4 EF
IF 2R
4 EF
IF 2L
4 EF
IF 3R
4 EF
IF 3L
4 EF
IF 4R
4 EF
IF 4L
4 EF
IF 5R
4 EF
IF 5L
Gain
21 59 00
30
22 00 00
30
01 00
30
Time (hours)

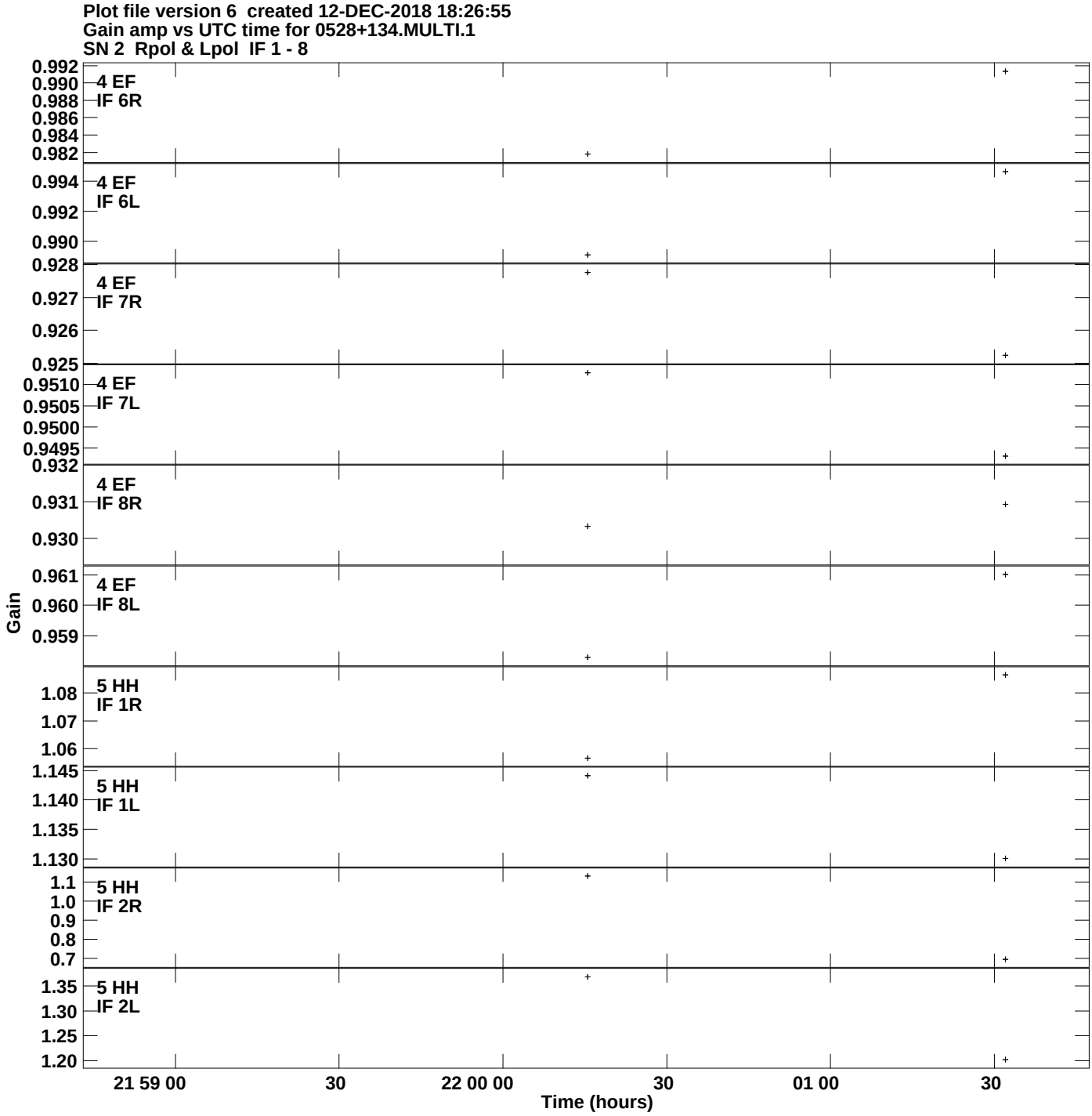
Plot file version 6 created 12-DEC-2018 18:26:55
Gain amp vs UTC time for 0528+134.MULTI.1
SN 2 Rpol & Lpol IF 1 - 8
4 EF
IF 6R
4 EF
IF 6L
4 EF
IF 7R
4 EF
IF 7L
4 EF
IF 8R
4 EF
IF 8L
5 HH
IF 1R
5 HH
IF 1L
5 HH
IF 2R
5 HH
IF 2L
Gain
21 59 00
30
22 00 00
30
01 00
30
Time (hours)

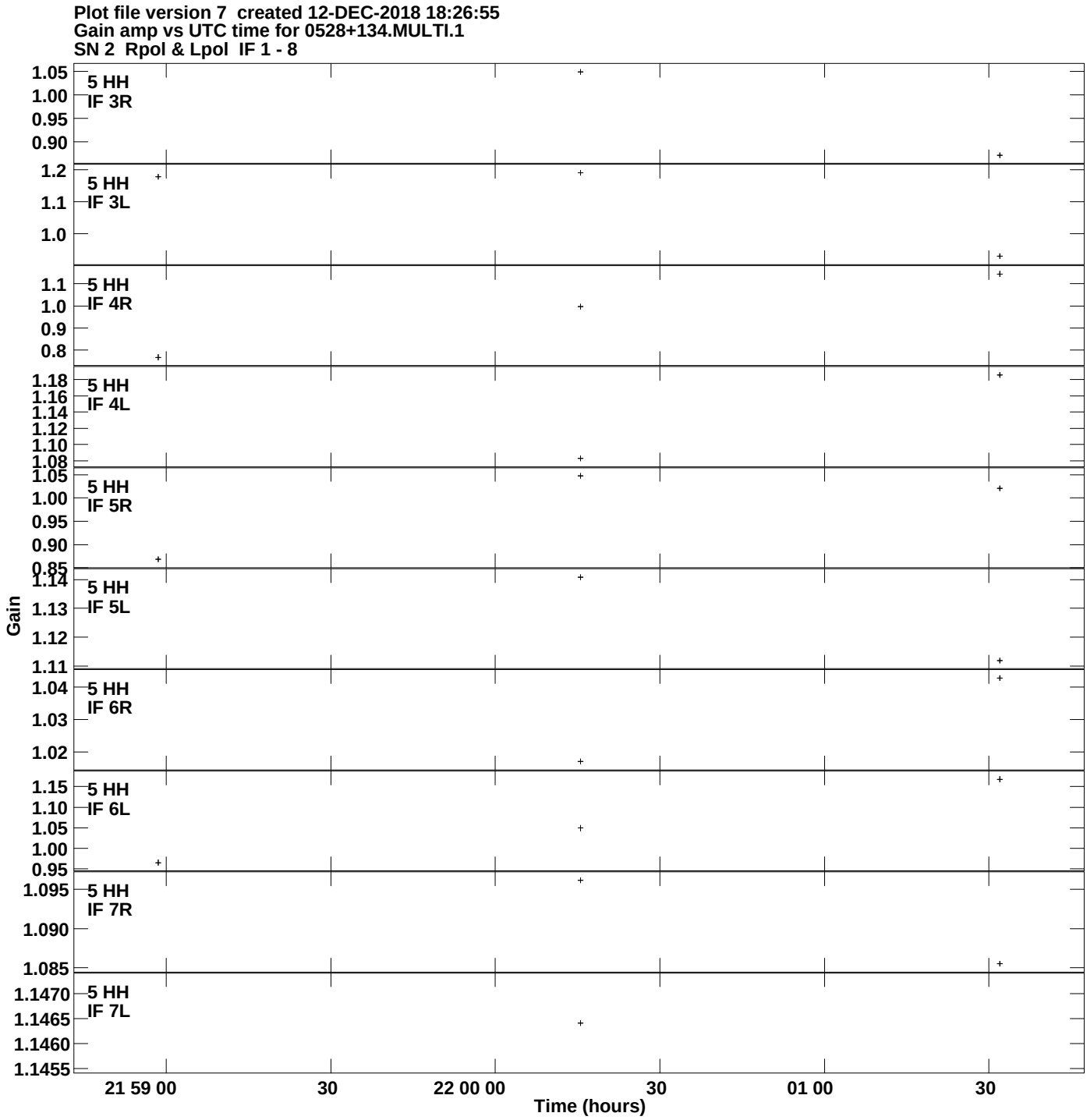
Plot file version 7 created 12-DEC-2018 18:26:55
Gain amp vs UTC time for 0528+134.MULTI.1
SN 2 Rpol & Lpol IF 1 - 8
5 HH
IF 3R
5 HH
IF 3L
5 HH
IF 4R
5 HH
IF 4L
5 HH
IF 5R
5 HH
IF 5L
5 HH
IF 6R
5 HH
IF 6L
5 HH
IF 7R
5 HH
IF 7L
Gain
21 59 00
30
22 00 00
30
01 00
30
Time (hours)

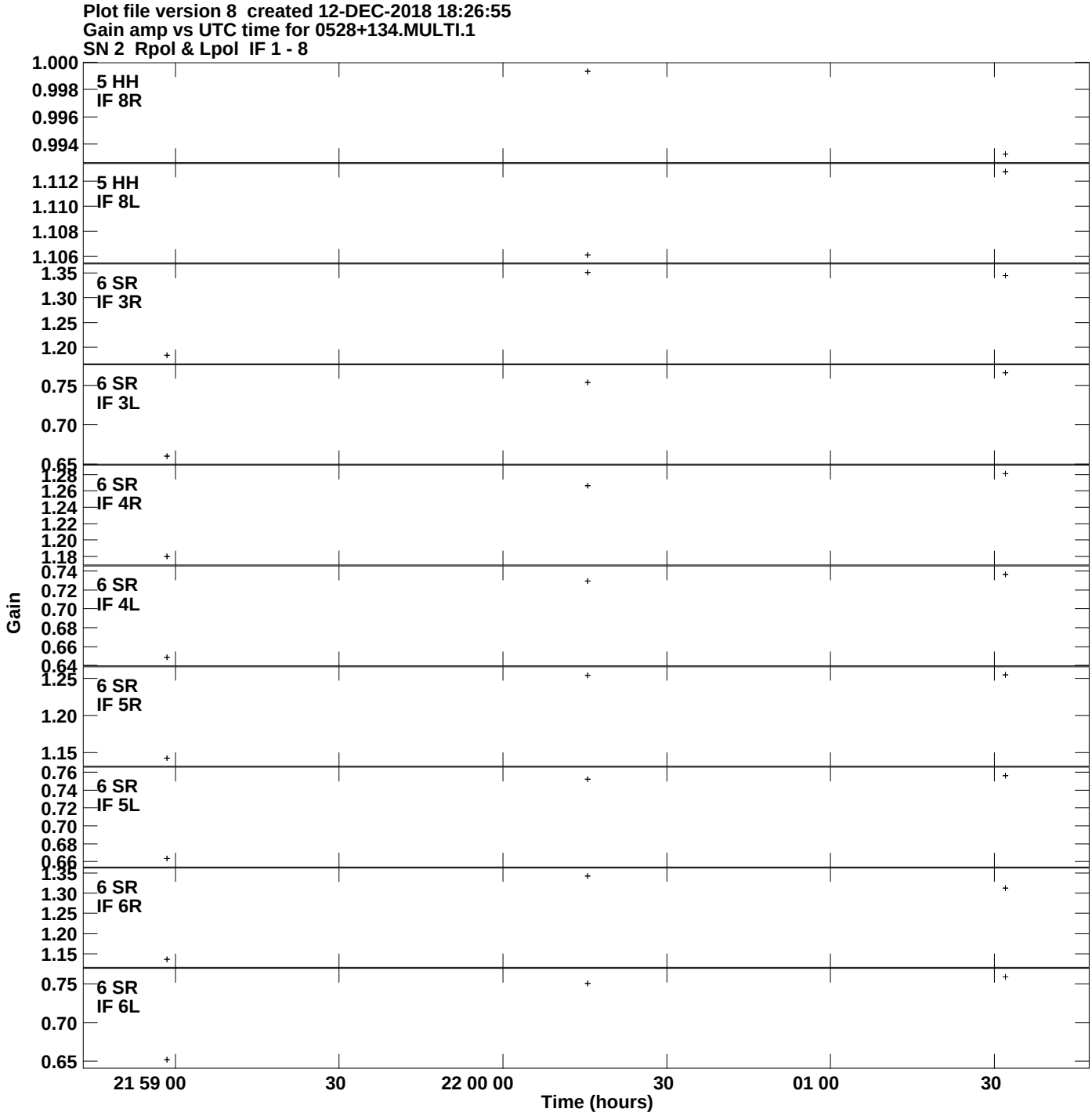
Plot file version 8 created 12-DEC-2018 18:26:55
Gain amp vs UTC time for 0528+134.MULTI.1
SN 2 Rpol & Lpol IF 1 - 8
5 HH
IF 8R
5 HH
IF 8L
6 SR
IF 3R
6 SR
IF 3L
6 SR
IF 4R
6 SR
IF 4L
6 SR
IF 5R
6 SR
IF 5L
6 SR
IF 6R
6 SR
IF 6L
Gain
21 59 00
30
22 00 00
30
01 00
30
Time (hours)

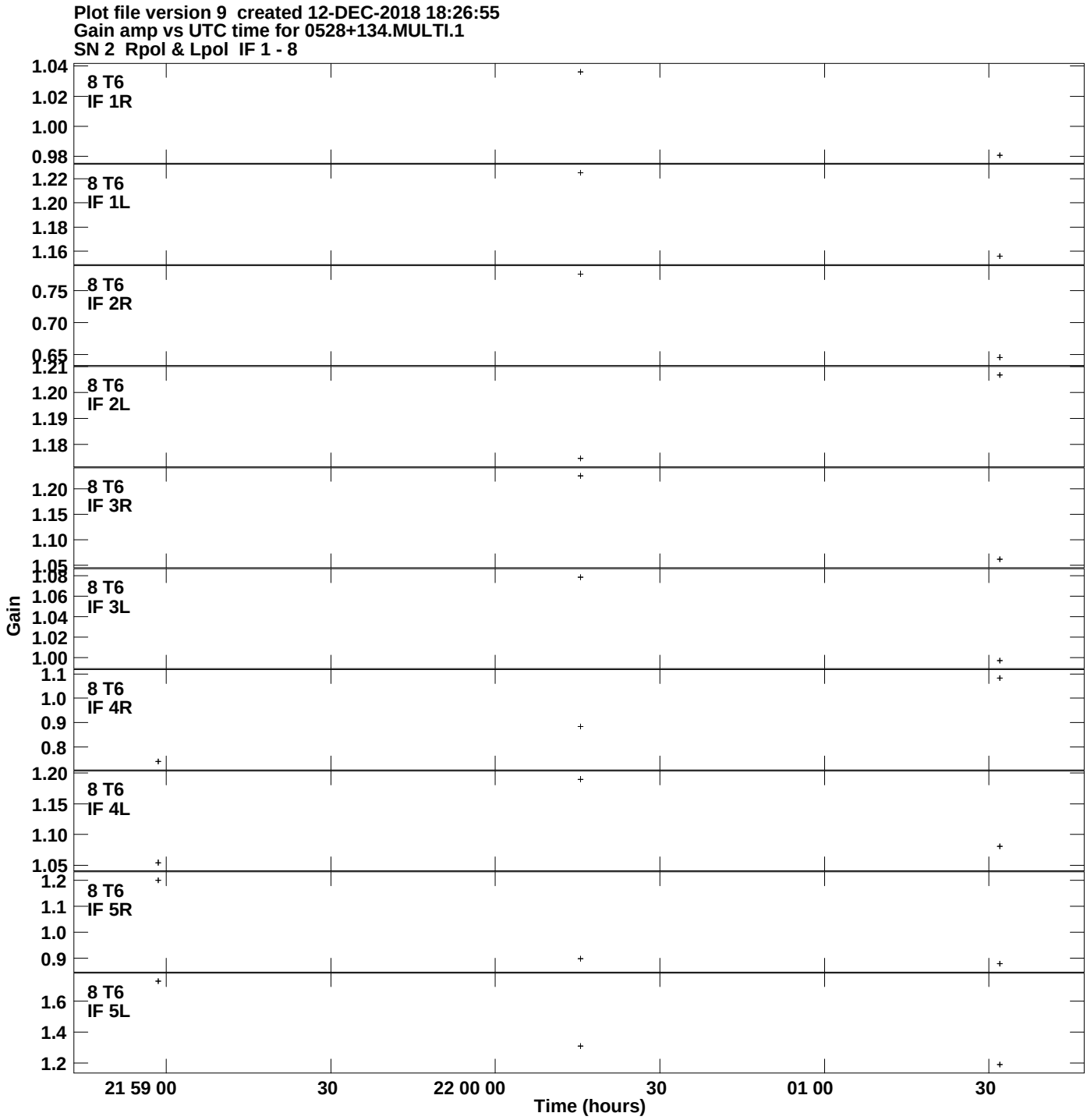
Plot file version 9 created 12-DEC-2018 18:26:55
Gain amp vs UTC time for 0528+134.MULTI.1
SN 2 Rpol & Lpol IF 1 - 8
8 T6
IF 1R
8 T6
IF 1L
8 T6
IF 2R
8 T6
IF 2L
8 T6
IF 3R
8 T6
IF 3L
8 T6
IF 4R
8 T6
IF 4L
8 T6
IF 5R
8 T6
IF 5L
Gain
21 59 00
30
22 00 00
30
01 00
30
Time (hours)

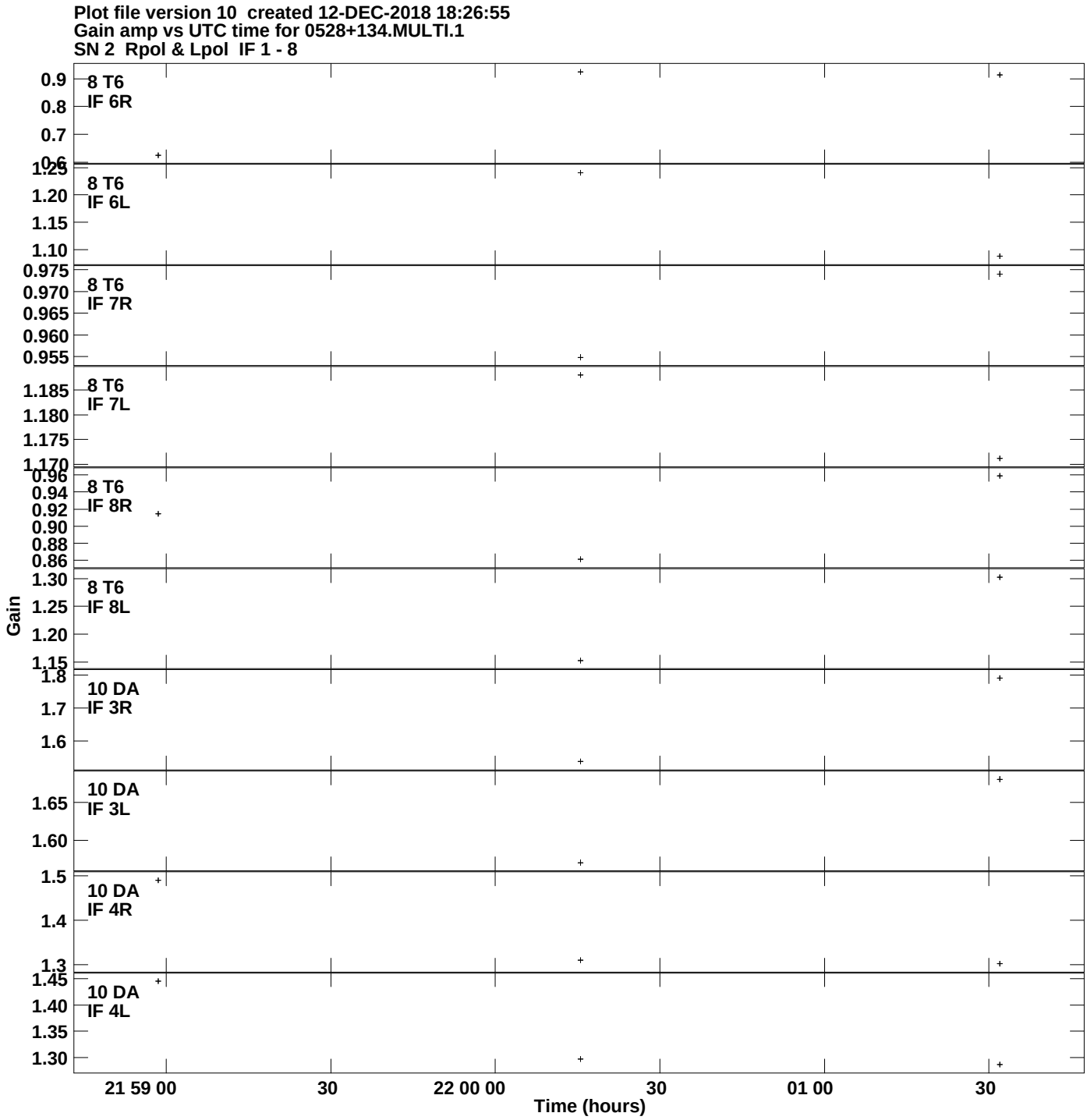
Plot file version 10 created 12-DEC-2018 18:26:55
Gain amp vs UTC time for 0528+134.MULTI.1
SN 2 Rpol & Lpol IF 1 - 8
8 T6
IF 6R
8 T6
IF 6L
8 T6
IF 7R
8 T6
IF 7L
8 T6
IF 8R
8 T6
IF 8L
10 DA
IF 3R
10 DA
IF 3L
10 DA
IF 4R
10 DA
IF 4L
Gain
21 59 00
30
22 00 00
30
01 00
30
Time (hours)

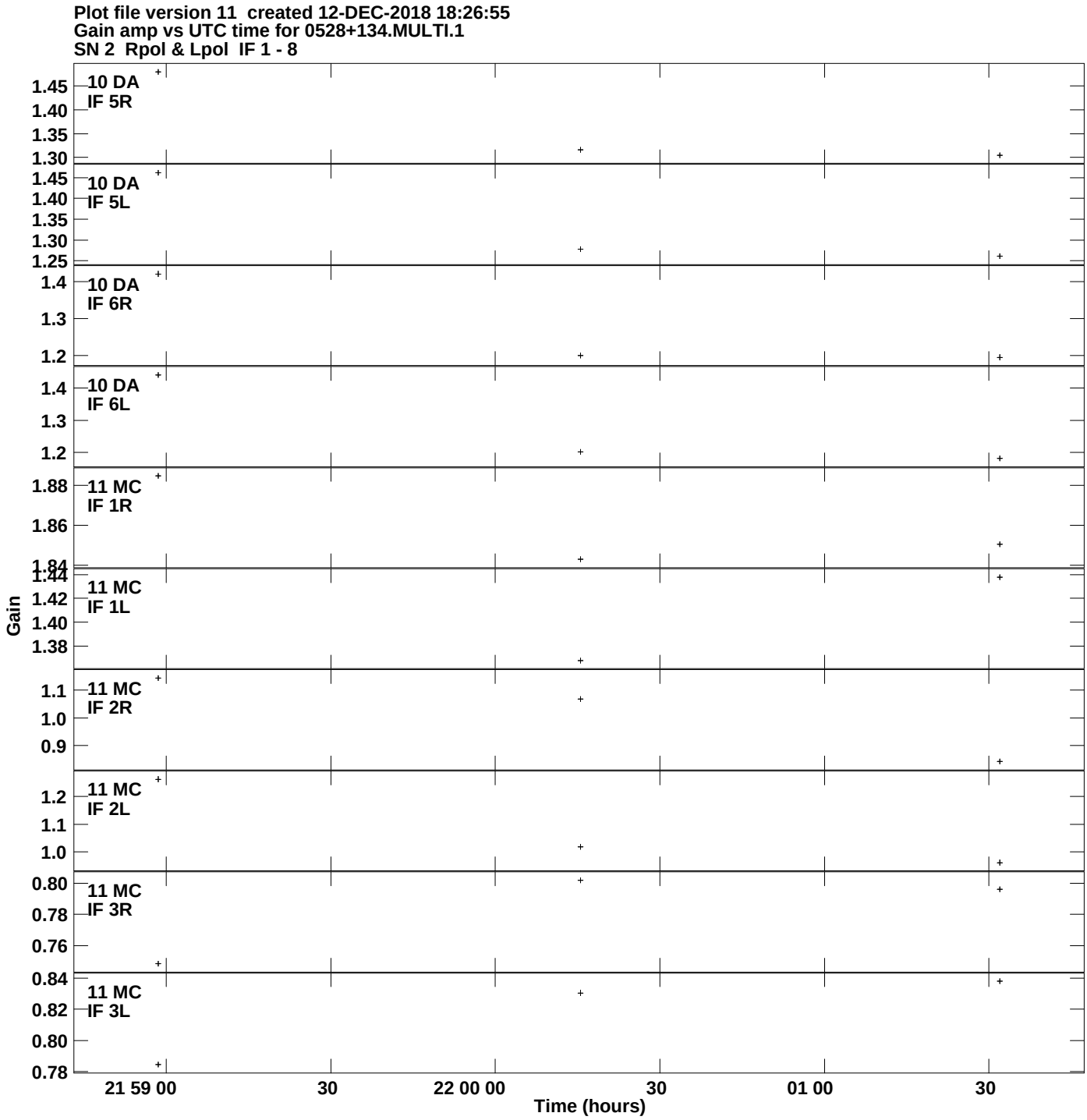
Plot file version 11 created 12-DEC-2018 18:26:55
Gain amp vs UTC time for 0528+134.MULTI.1
SN 2 Rpol & Lpol IF 1 - 8
10 DA
IF 5R
10 DA
IF 5L
10 DA
IF 6R
10 DA
IF 6L
11 MC
IF 1R
11 MC
IF 1L
11 MC
IF 2R
11 MC
IF 2L
11 MC
IF 3R
11 MC
IF 3L
Gain
21 59 00
30
22 00 00
30
01 00
30
Time (hours)

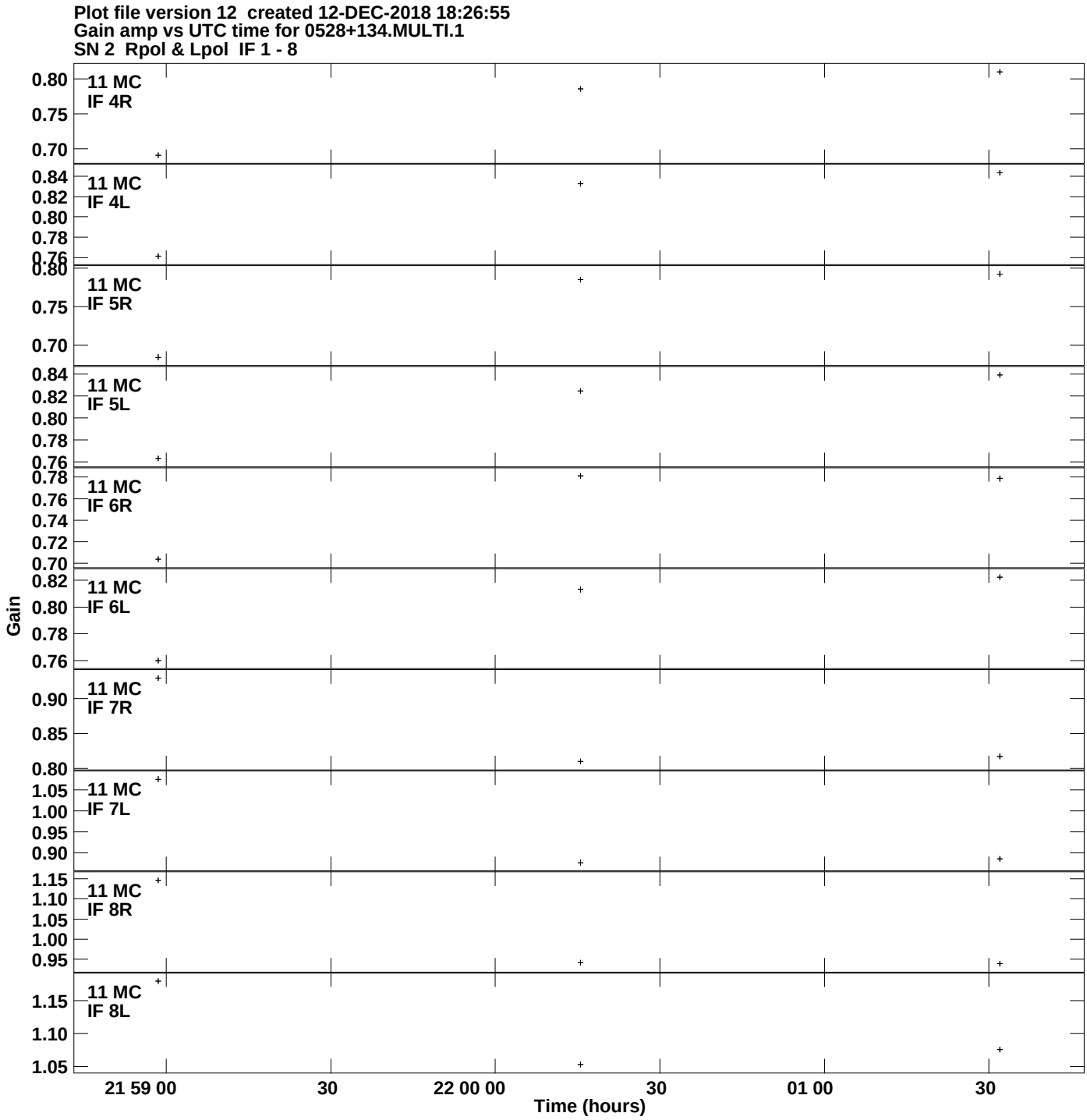
Plot file version 12 created 12-DEC-2018 18:26:55
Gain amp vs UTC time for 0528+134.MULTI.1
SN 2 Rpol & Lpol IF 1 - 8
11 MC
IF 4R
11 MC
IF 4L
11 MC
IF 5R
11 MC
IF 5L
11 MC
IF 6R
11 MC
IF 6L
11 MC
IF 7R
11 MC
IF 7L
11 MC
IF 8R
11 MC
IF 8L
Gain
21 59 00
30
22 00 00
30
01 00
30
Time (hours)

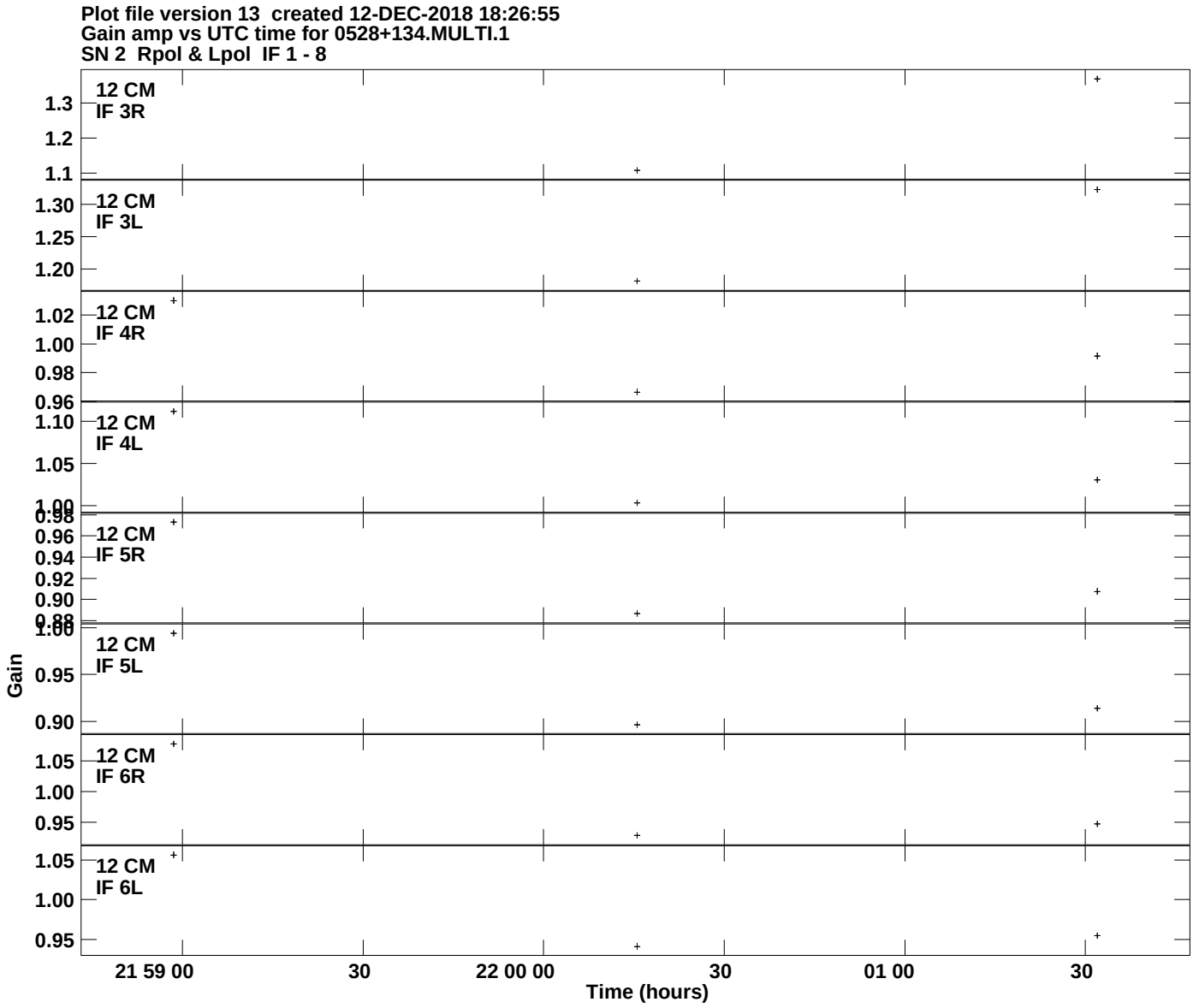
Plot file version 13 created 12-DEC-2018 18:26:55
Gain amp vs UTC time for 0528+134.MULTI.1
SN 2 Rpol & Lpol IF 1 - 8
12 CM
IF 3R
12 CM
IF 3L
12 CM
IF 4R
12 CM
IF 4L
12 CM
IF 5R
12 CM
IF 5L
12 CM
IF 6R
12 CM
IF 6L
Gain
21 59 00
30
22 00 00
30
01 00
30
Time (hours)