



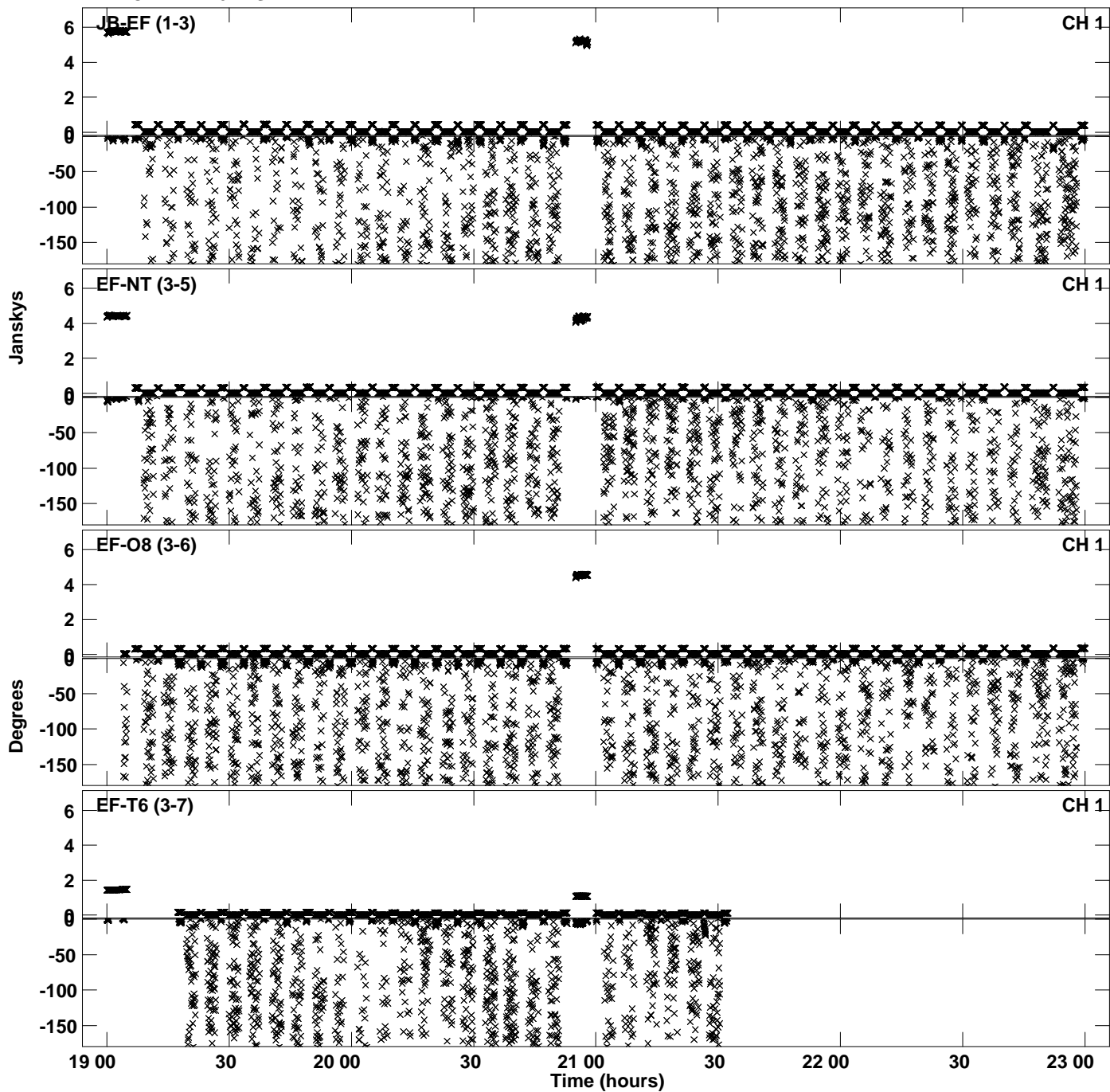
Plot file version 1 created 17-NOV-2022 14:03:18  
Amplitude andPhase vs Time for EG111D.UVDATA.1 Vect aver. CL # 4  
IF 1 CHAN 1 - 64 STK LL




PLot file version 2 created 17-NOV-2022 14:03:18  
Amplitude andPhase vs Time for EG111D.UVDATA.1 Vect aver. CL # 4  
IF 1 CHAN 1 - 64 STK LL



Plot file version 3 created 17-NOV-2022 14:03:24  
Amplitude andPhase vs Time for EG111D.UVDATA.1 Vect aver. CL # 4  
IF 2 CHAN 1 - 64 STK LL

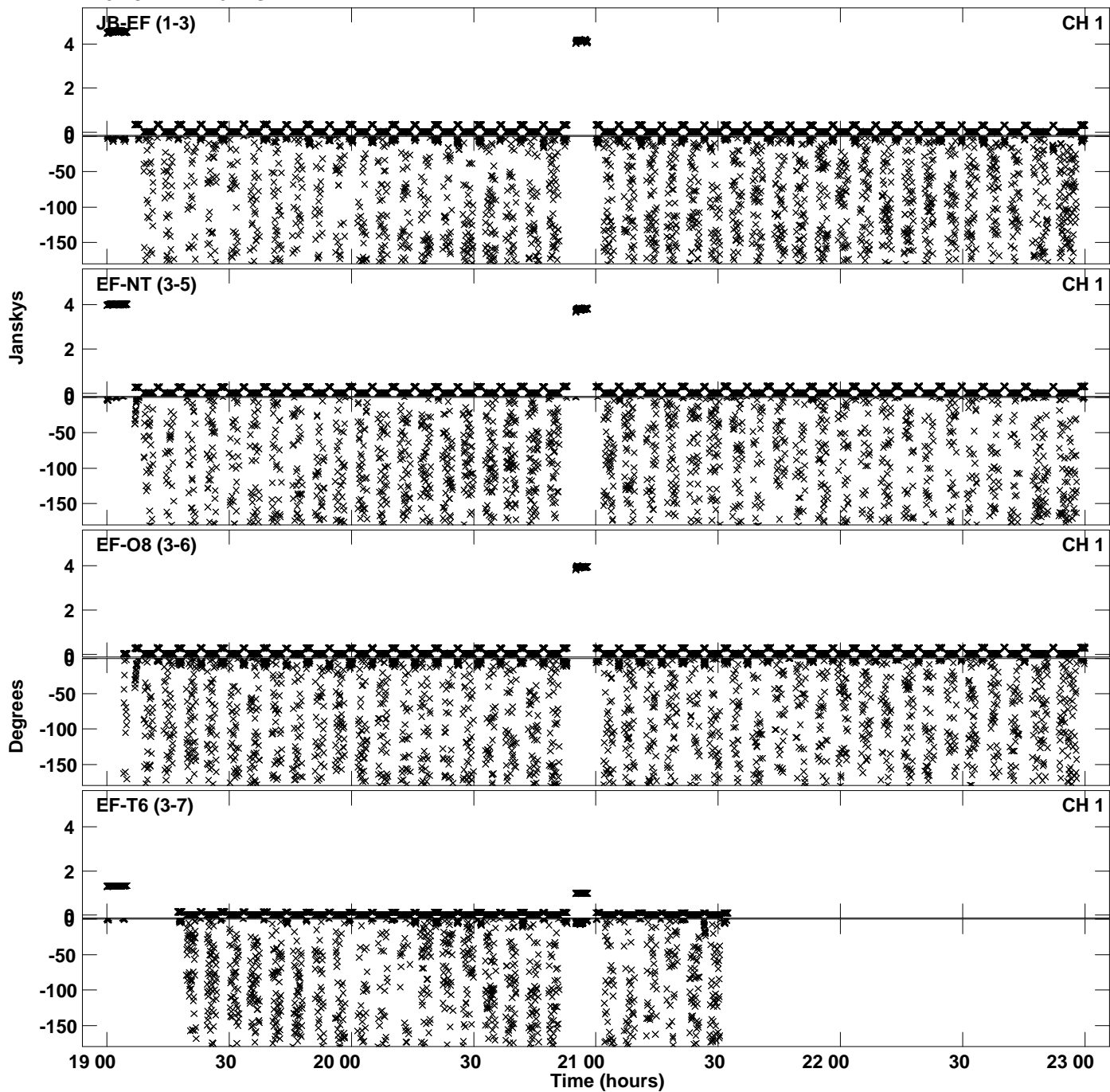


Plot file version 4 created 17-NOV-2022 14:03:24  
Amplitude andPhase vs Time for EG111D.UVDATA.1 Vect aver. CL # 4  
IF 2 CHAN 1 - 64 STK LL







Plot file version 5 created 17-NOV-2022 14:03:31  
Amplitude andPhase vs Time for EG111D.UVDATA.1 Vect aver. CL # 4  
IF 3 CHAN 1 - 64 STK LL




Plot file version 6 created 17-NOV-2022 14:03:31  
Amplitude andPhase vs Time for EG111D.UVDATA.1 Vect aver. CL # 4  
IF 3 CHAN 1 - 64 STK LL




Plot file version 7 created 17-NOV-2022 14:03:37  
Amplitude andPhase vs Time for EG111D.UVDATA.1 Vect aver. CL # 4  
IF 4 CHAN 1 - 64 STK LL



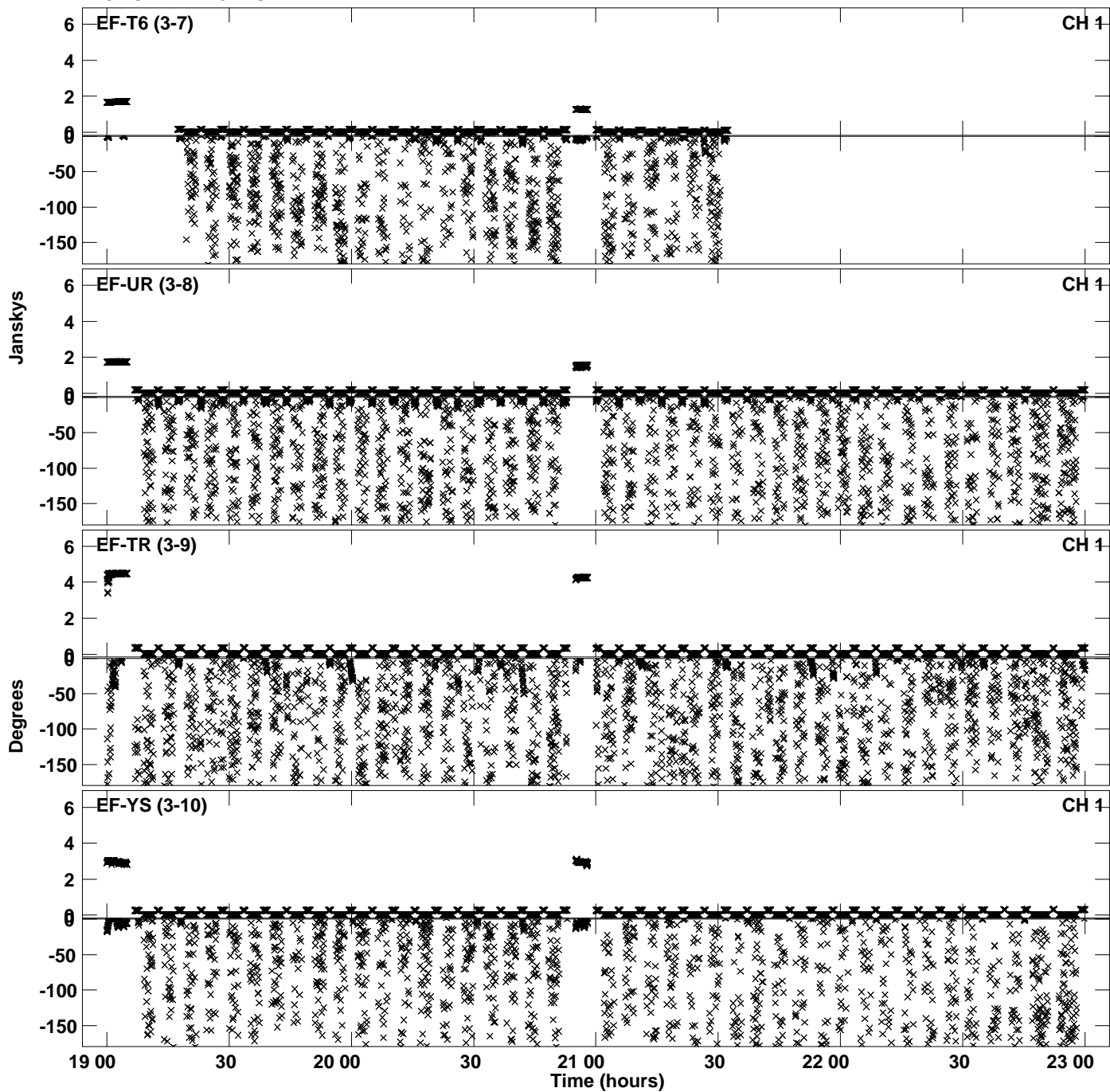
PLot file version 8 created 17-NOV-2022 14:03:37  
Amplitude andPhase vs Time for EG111D.UVDATA.1 Vect aver. CL # 4  
IF 4 CHAN 1 - 64 STK LL



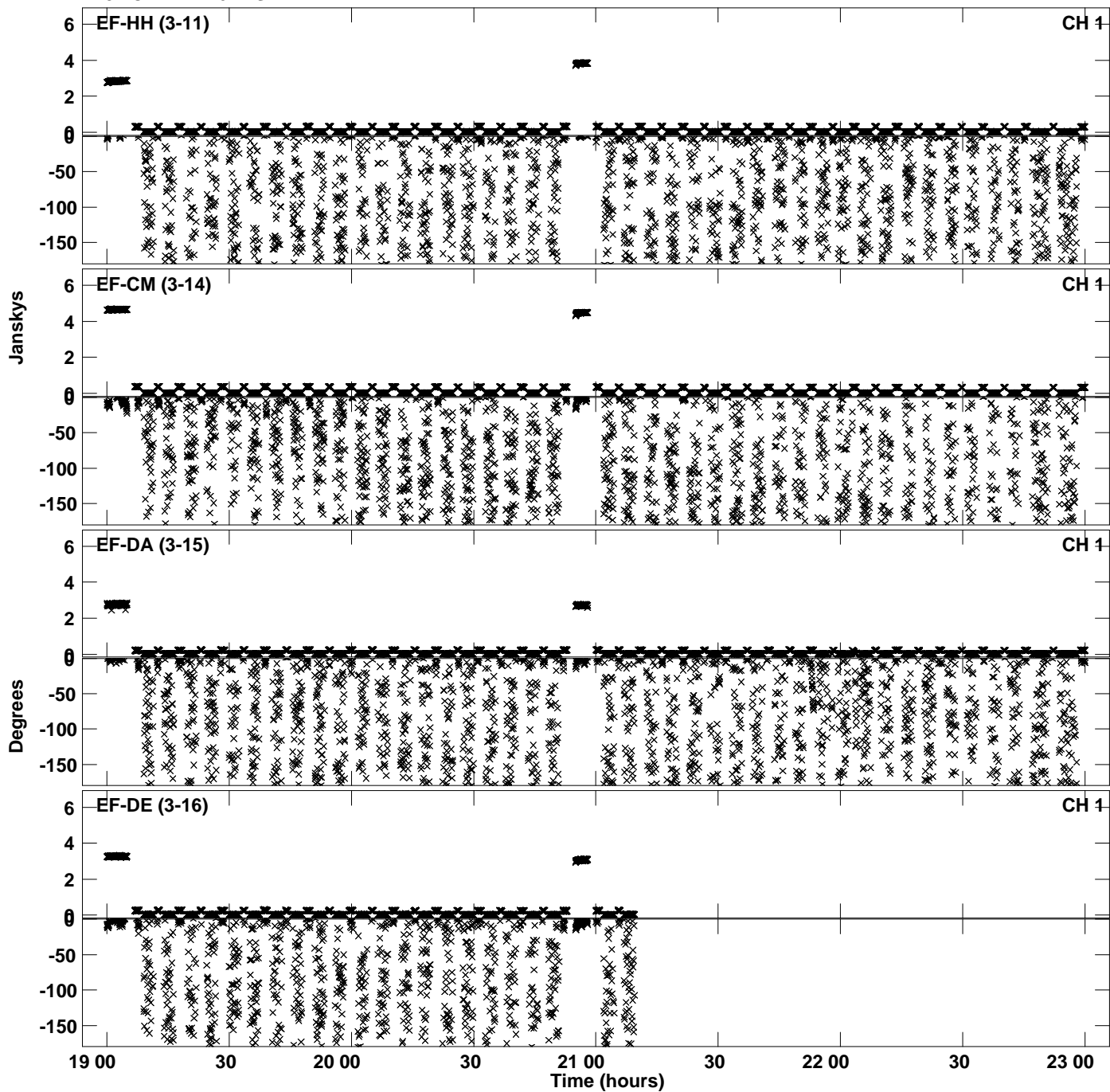
PLot file version 9 created 17-NOV-2022 14:03:46  
Amplitude andPhase vs Time for EG111D.UVDATA.1 Vect aver. CL # 4  
IF 5 CHAN 1 - 64 STK LL



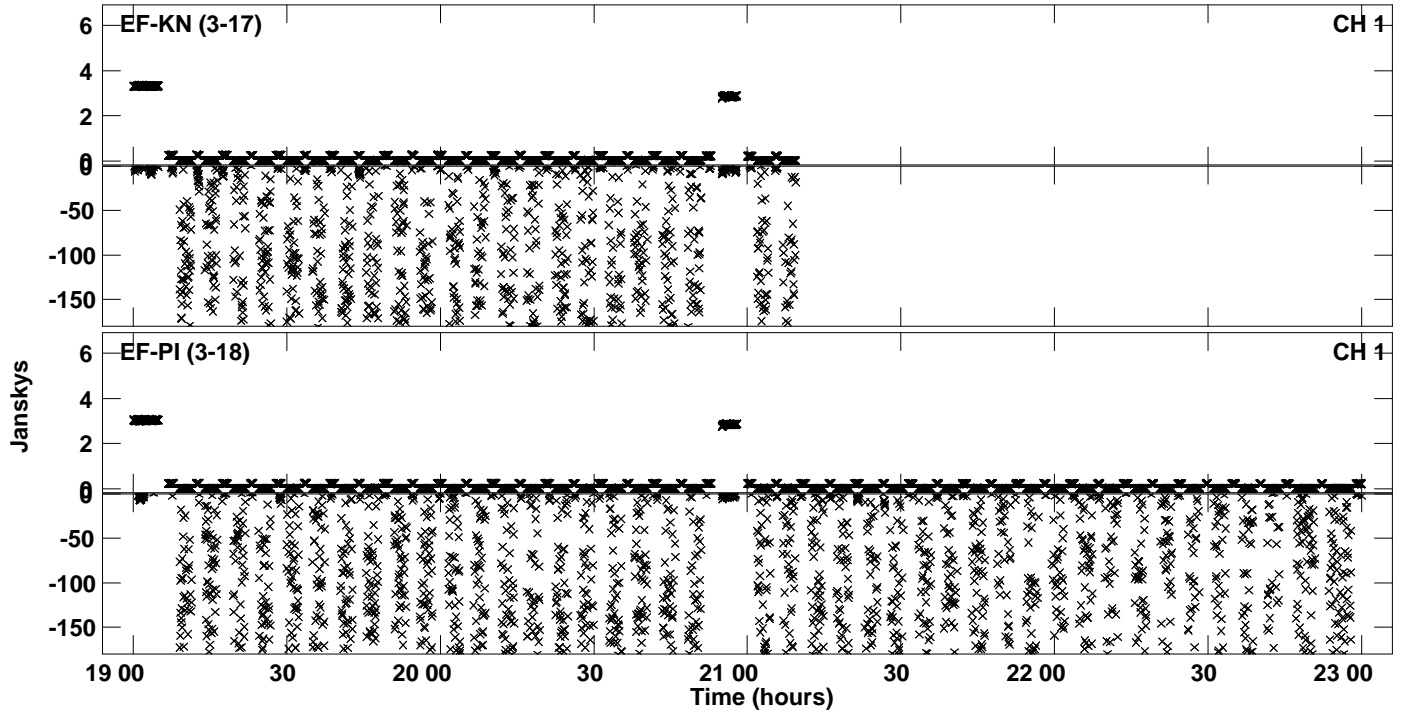
Plot file version 10 created 17-NOV-2022 14:03:46  
Amplitude andPhase vs Time for EG111D.UVDATA.1 Vect aver. CL # 4  
IF 5 CHAN 1 - 64 STK LL



Plot file version 11 created 17-NOV-2022 14:03:46  
Amplitude andPhase vs Time for EG111D.UVDATA.1 Vect aver. CL # 4  
IF 5 CHAN 1 - 64 STK LL




Plot file version 12 created 17-NOV-2022 14:03:46  
Amplitude and Phase vs Time for EG111D.UVDATA.1 Vect aver. CL # 4  
IF 5 CHAN 1 - 64 STK LL

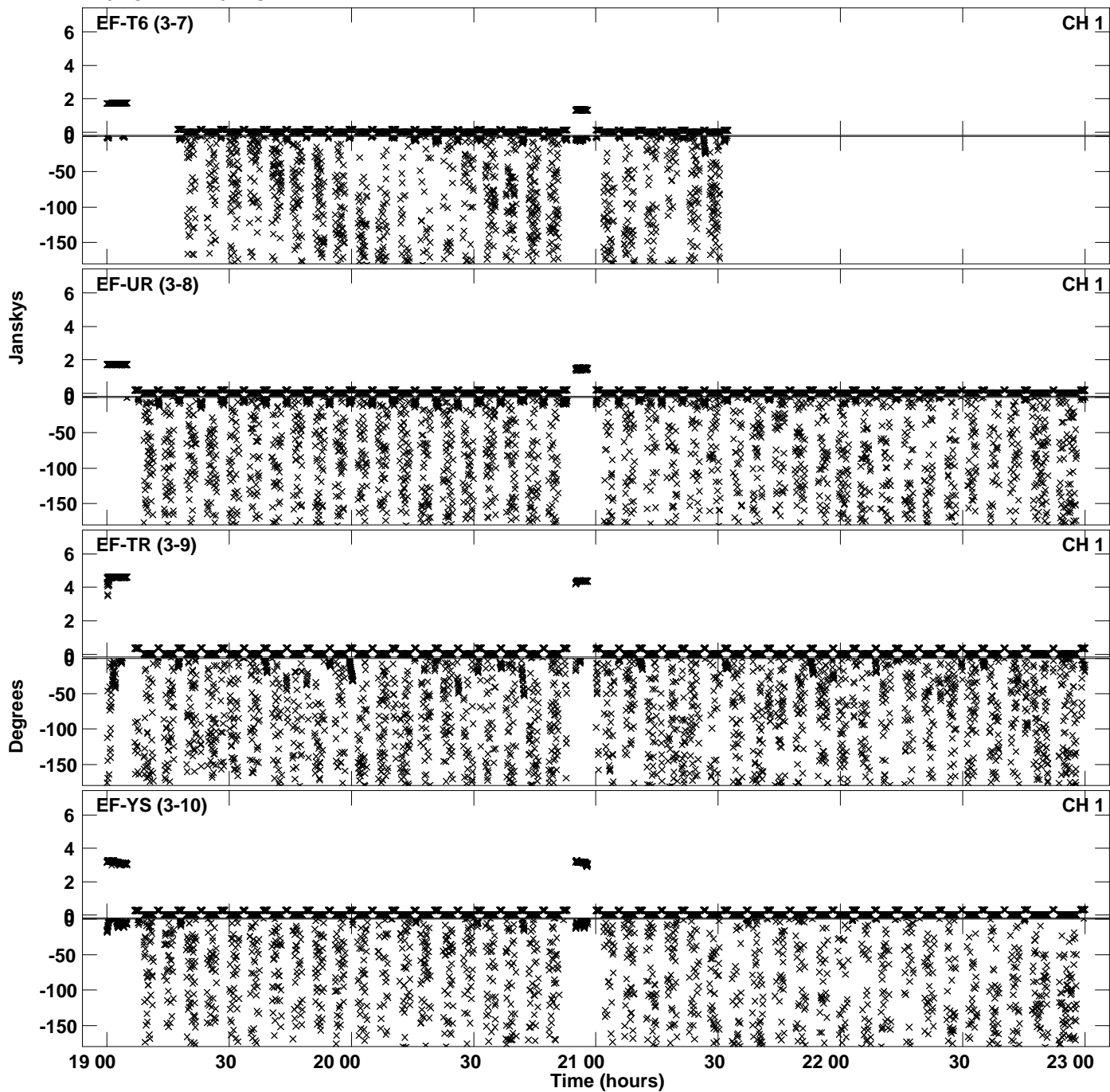




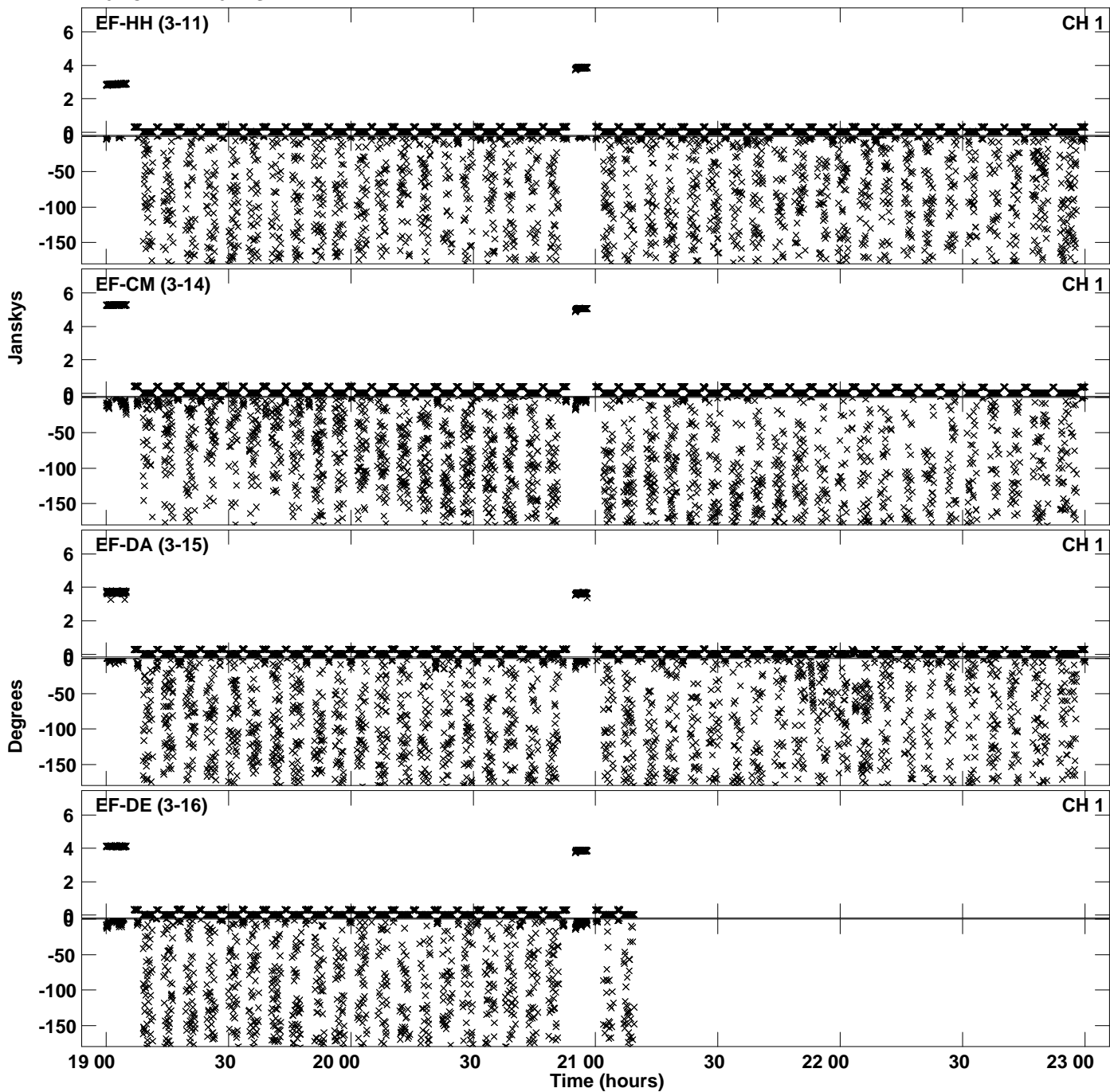
Plot file version 13 created 17-NOV-2022 14:03:55  
Amplitude andPhase vs Time for EG111D.UVDATA.1 Vect aver. CL # 4  
IF 6 CHAN 1 - 64 STK LL



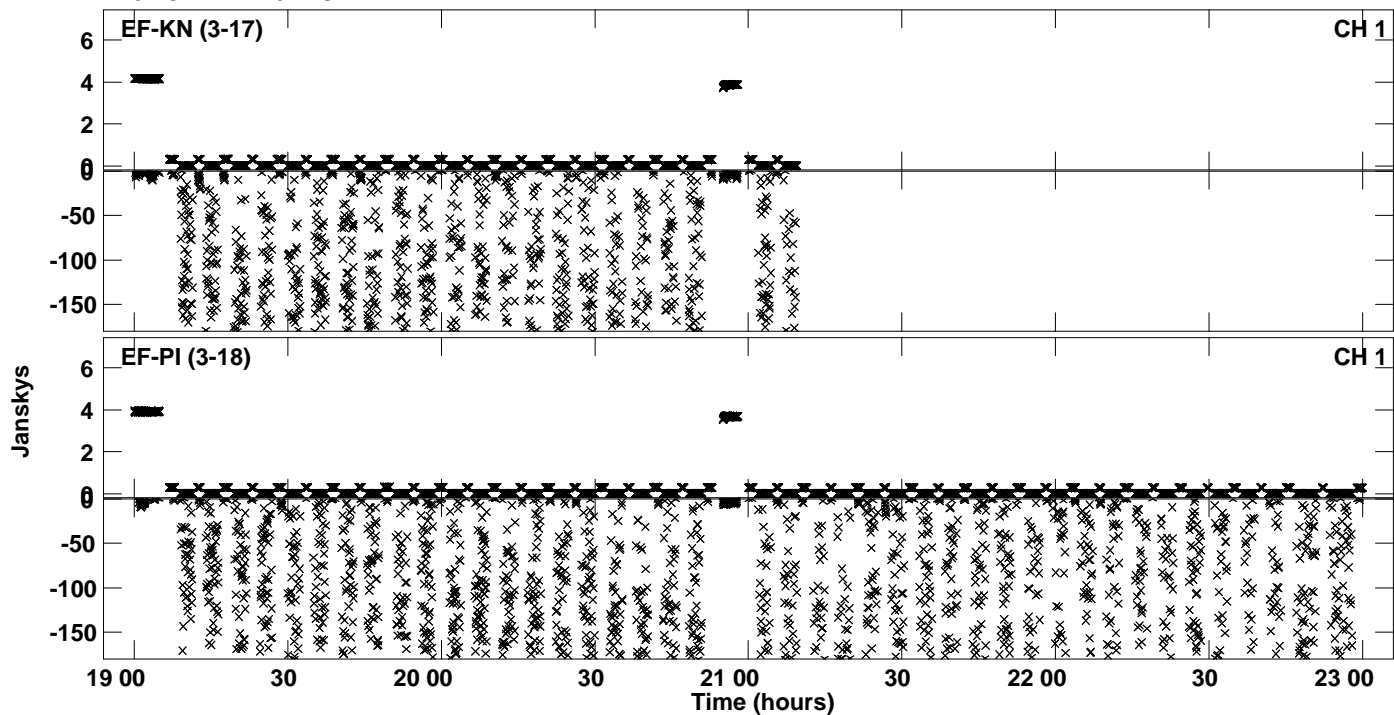
Plot file version 14 created 17-NOV-2022 14:03:55  
Amplitude andPhase vs Time for EG111D.UVDATA.1 Vect aver. CL # 4  
IF 6 CHAN 1 - 64 STK LL




Plot file version 15 created 17-NOV-2022 14:03:55  
Amplitude andPhase vs Time for EG111D.UVDATA.1 Vect aver. CL # 4  
IF 6 CHAN 1 - 64 STK LL




PLot file version 16 created 17-NOV-2022 14:03:55  
Amplitude andPhase vs Time for EG111D.UVDATA.1 Vect aver. CL # 4  
IF 6 CHAN 1 - 64 STK LL



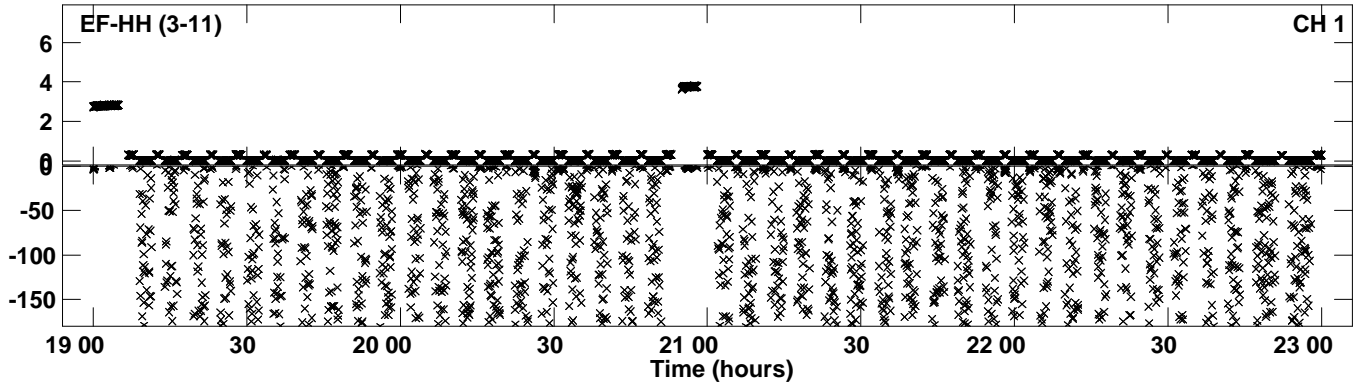
Plot file version 17 created 17-NOV-2022 14:04:02  
Amplitude andPhase vs Time for EG111D.UVDATA.1 Vect aver. CL # 4  
IF 7 CHAN 1 - 64 STK LL




Plot file version 18 created 17-NOV-2022 14:04:02  
Amplitude andPhase vs Time for EG111D.UVDATA.1 Vect aver. CL # 4  
IF 7 CHAN 1 - 64 STK LL



Plot file version 19 created 17-NOV-2022 14:04:02  
Amplitude andPhase vs Time for EG111D.UVDATA.1 Vect aver. CL # 4  
IF 7 CHAN 1 - 64 STK LL

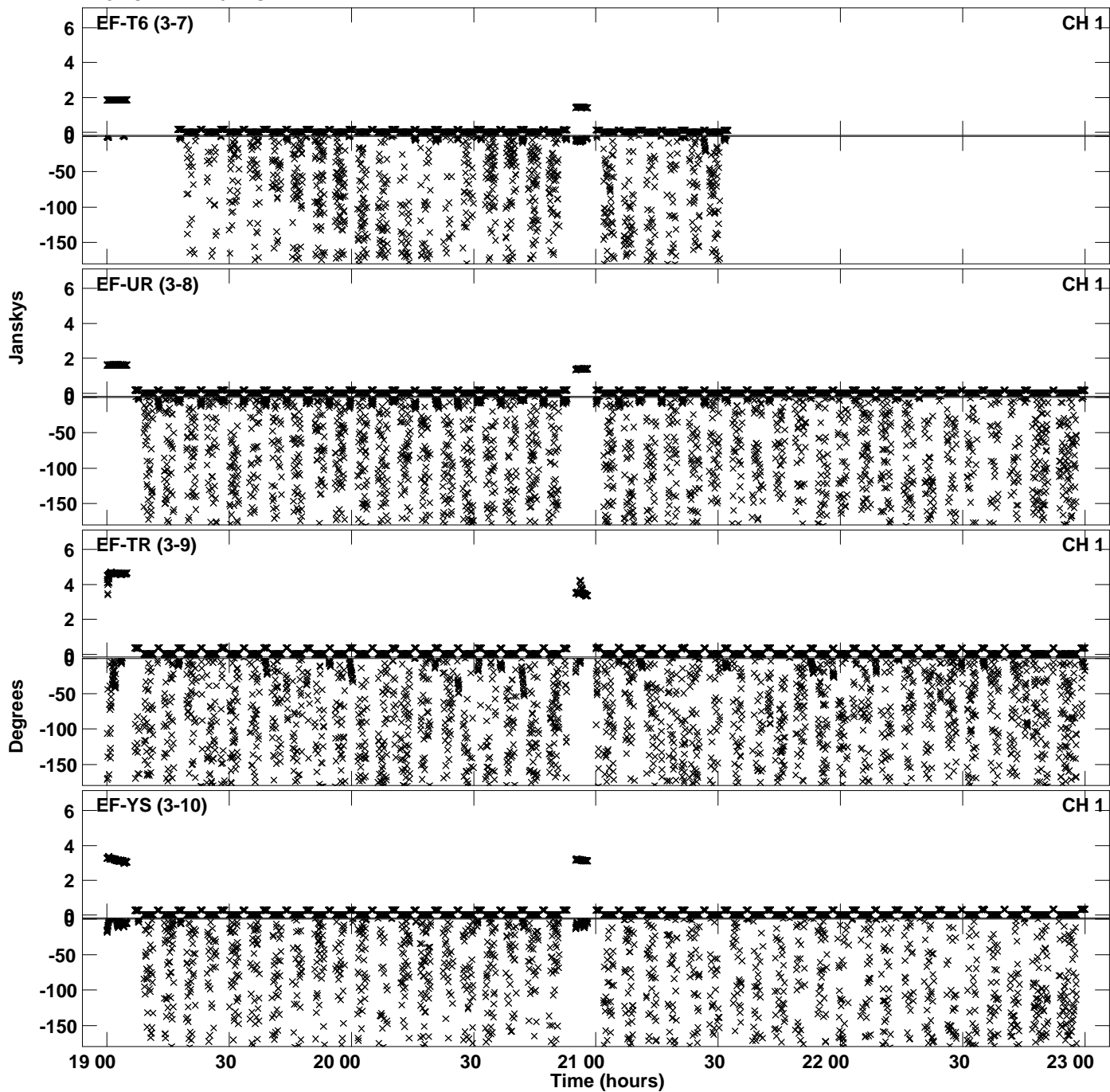


Plot file version 20 created 17-NOV-2022 14:04:09  
Amplitude andPhase vs Time for EG111D.UVDATA.1 Vect aver. CL # 4  
IF 8 CHAN 1 - 64 STK LL

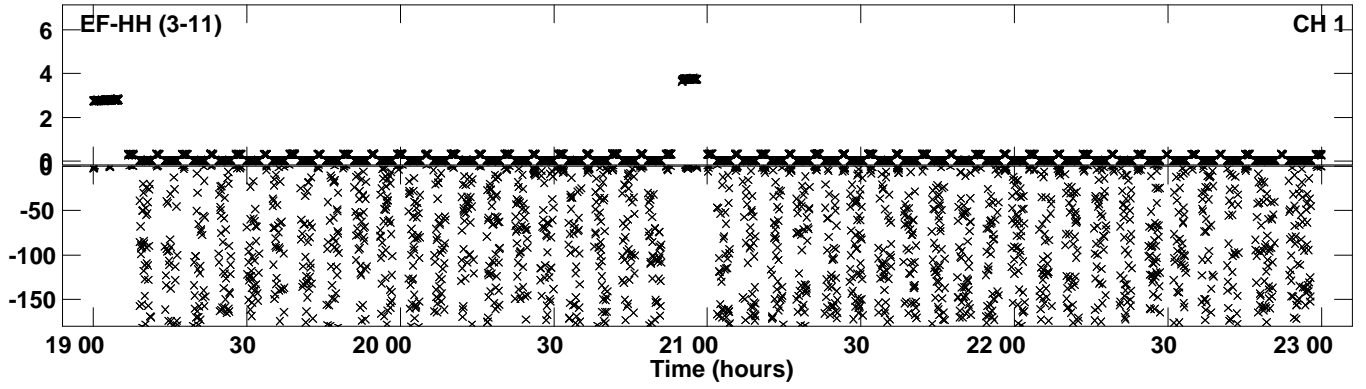





Plot file version 21 created 17-NOV-2022 14:04:09  
Amplitude andPhase vs Time for EG111D.UVDATA.1 Vect aver. CL # 4  
IF 8 CHAN 1 - 64 STK LL




Plot file version 22 created 17-NOV-2022 14:04:09  
Amplitude andPhase vs Time for EG111D.UVDATA.1 Vect aver. CL # 4  
IF 8 CHAN 1 - 64 STK LL




Plot file version 23 created 17-NOV-2022 14:04:16  
Amplitude andPhase vs Time for EG111D.UVDATA.1 Vect aver. CL # 4  
IF 1 CHAN 1 - 64 STK RR




Plot file version 24 created 17-NOV-2022 14:04:16  
Amplitude andPhase vs Time for EG111D.UVDATA.1 Vect aver. CL # 4  
IF 1 CHAN 1 - 64 STK RR



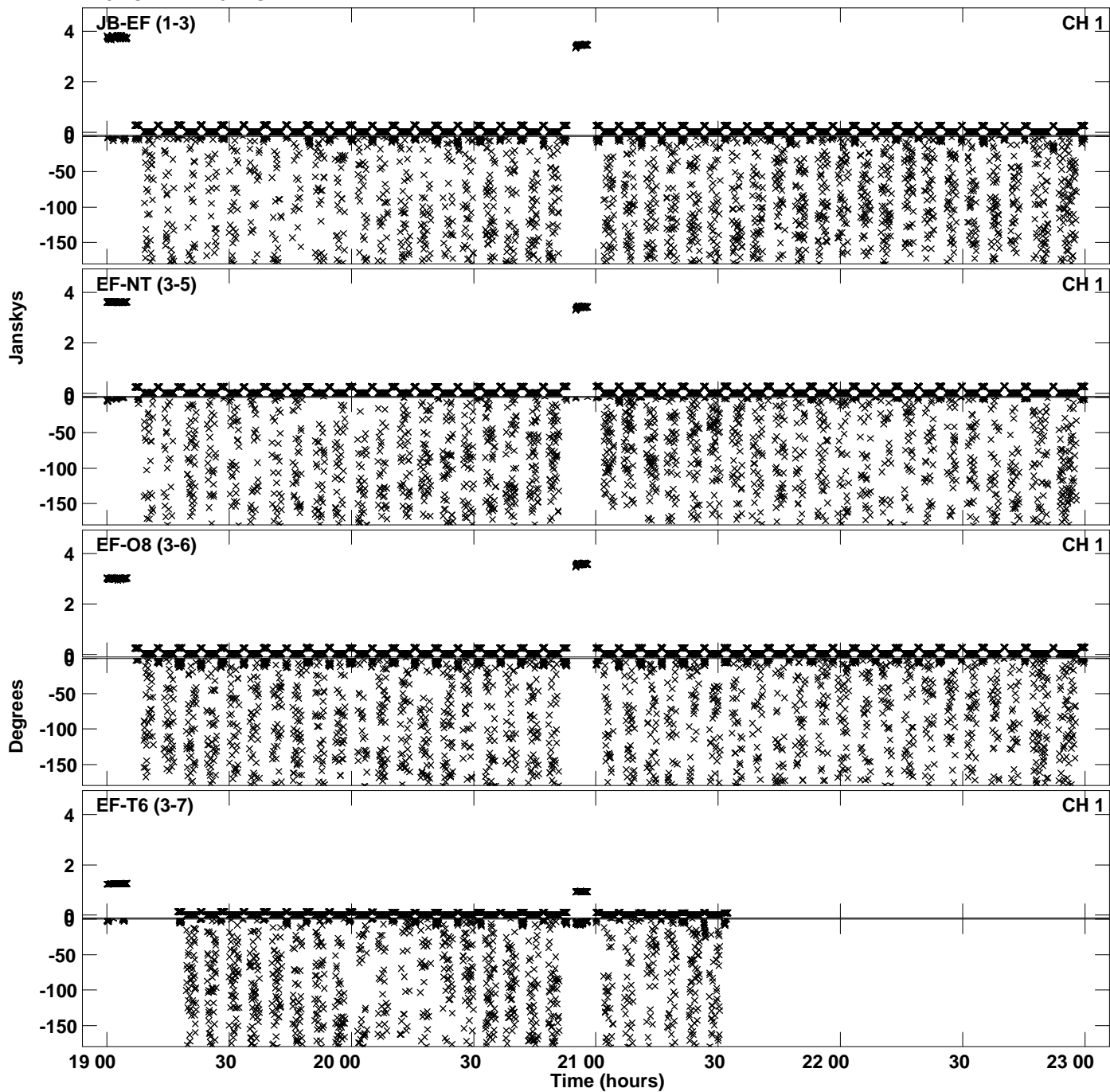
Plot file version 25 created 17-NOV-2022 14:04:22  
Amplitude andPhase vs Time for EG111D.UVDATA.1 Vect aver. CL # 4  
IF 2 CHAN 1 - 64 STK RR




PLot file version 26 created 17-NOV-2022 14:04:22  
Amplitude andPhase vs Time for EG111D.UVDATA.1 Vect aver. CL # 4  
IF 2 CHAN 1 - 64 STK RR



Plot file version 27 created 17-NOV-2022 14:04:28  
Amplitude andPhase vs Time for EG111D.UVDATA.1 Vect aver. CL # 4  
IF 3 CHAN 1 - 64 STK RR




Plot file version 28 created 17-NOV-2022 14:04:28  
Amplitude andPhase vs Time for EG111D.UVDATA.1 Vect aver. CL # 4  
IF 3 CHAN 1 - 64 STK RR







PLot file version 29 created 17-NOV-2022 14:04:35  
Amplitude andPhase vs Time for EG111D.UVDATA.1 Vect aver. CL # 4  
IF 4 CHAN 1 - 64 STK RR



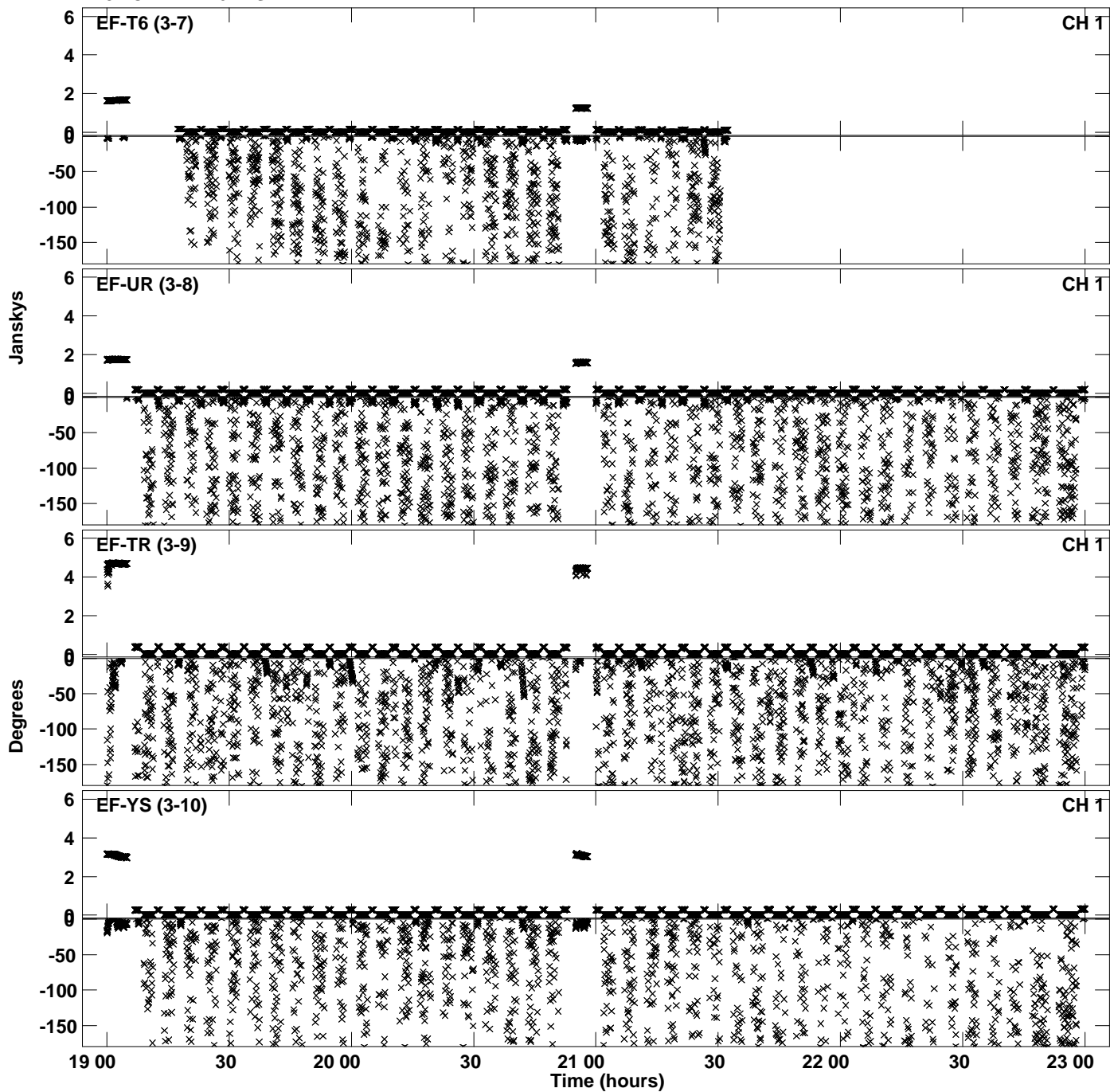
PLot file version 30 created 17-NOV-2022 14:04:35  
Amplitude andPhase vs Time for EG111D.UVDATA.1 Vect aver. CL # 4  
IF 4 CHAN 1 - 64 STK RR



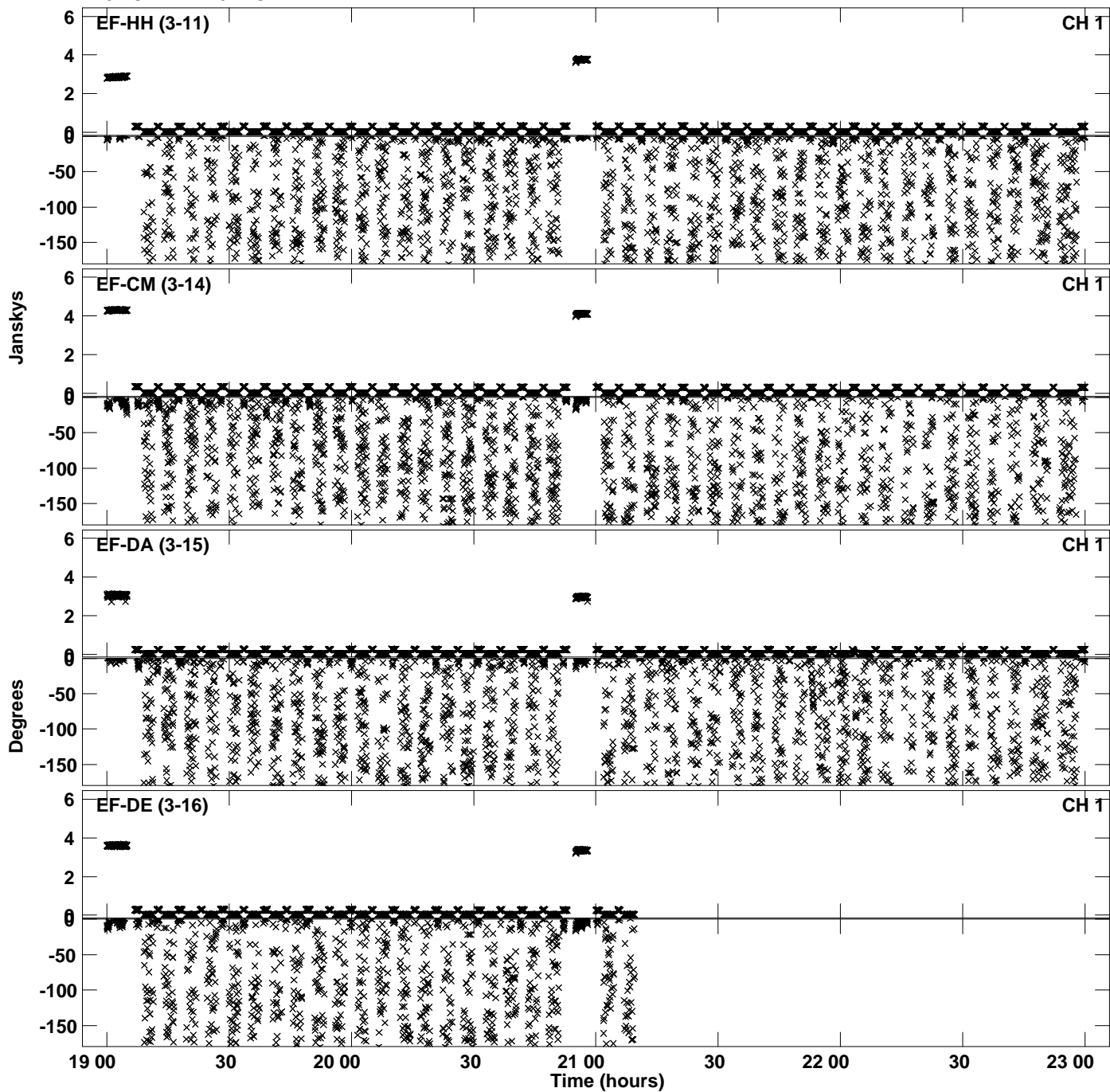
Plot file version 31 created 17-NOV-2022 14:04:43  
Amplitude andPhase vs Time for EG111D.UVDATA.1 Vect aver. CL # 4  
IF 5 CHAN 1 - 64 STK RR



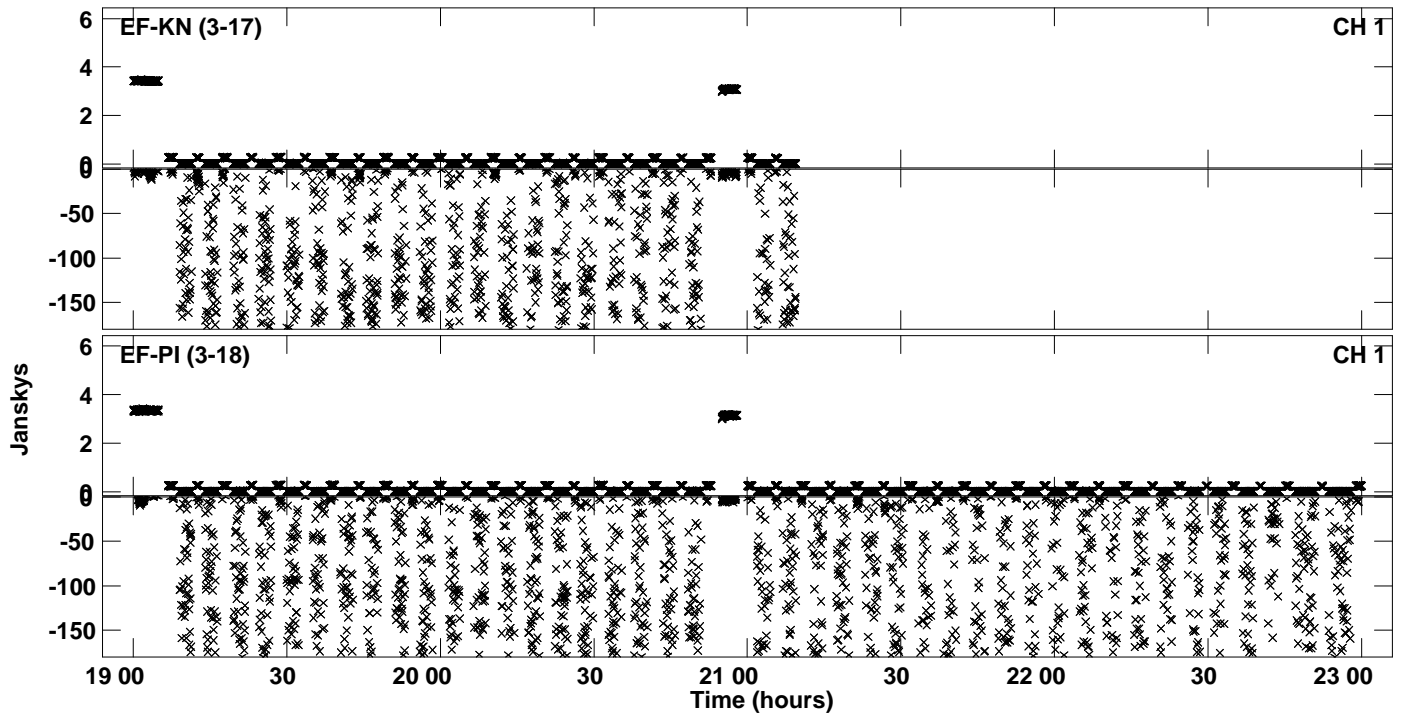
Plot file version 32 created 17-NOV-2022 14:04:43  
Amplitude andPhase vs Time for EG111D.UVDATA.1 Vect aver. CL # 4  
IF 5 CHAN 1 - 64 STK RR




Plot file version 33 created 17-NOV-2022 14:04:43  
Amplitude andPhase vs Time for EG111D.UVDATA.1 Vect aver. CL # 4  
IF 5 CHAN 1 - 64 STK RR




PLot file version 34 created 17-NOV-2022 14:04:43  
Amplitude andPhase vs Time for EG111D.UVDATA.1 Vect aver. CL # 4  
IF 5 CHAN 1 - 64 STK RR



Plot file version 35 created 17-NOV-2022 14:04:52  
Amplitude andPhase vs Time for EG111D.UVDATA.1 Vect aver. CL # 4  
IF 6 CHAN 1 - 64 STK RR

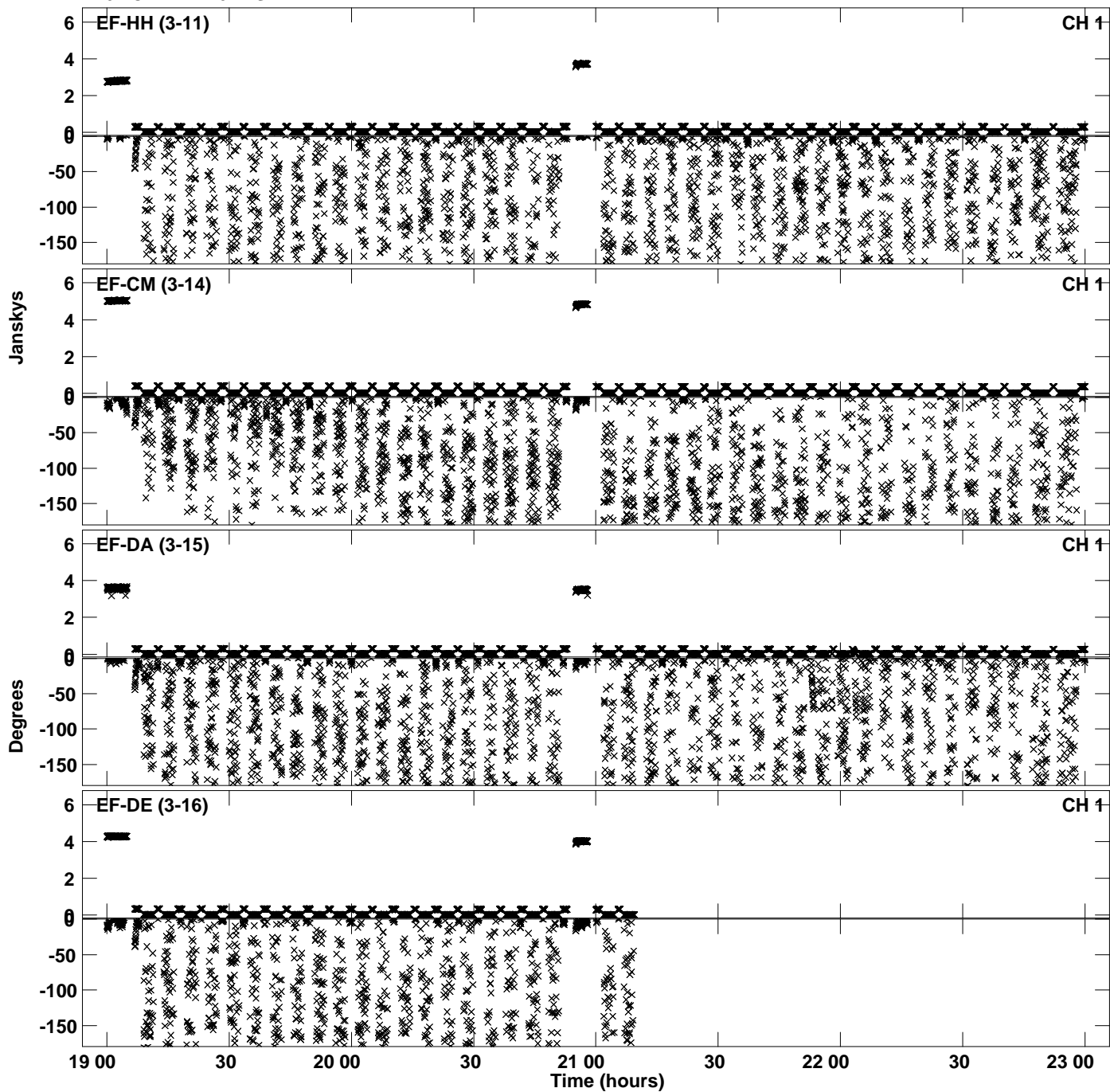


PLot file version 36 created 17-NOV-2022 14:04:52  
Amplitude andPhase vs Time for EG111D.UVDATA.1 Vect aver. CL # 4  
IF 6 CHAN 1 - 64 STK RR

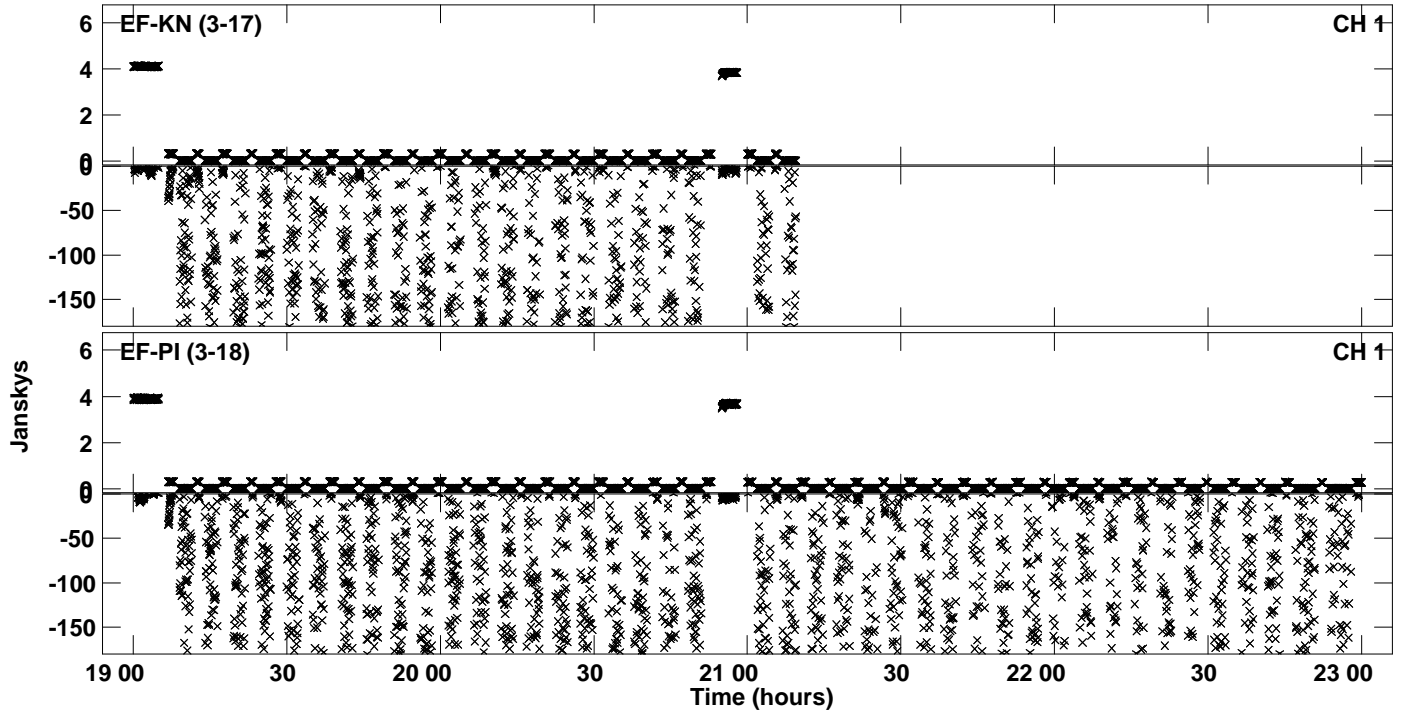





Plot file version 37 created 17-NOV-2022 14:04:52  
Amplitude andPhase vs Time for EG111D.UVDATA.1 Vect aver. CL # 4  
IF 6 CHAN 1 - 64 STK RR




PLot file version 38 created 17-NOV-2022 14:04:52  
Amplitude andPhase vs Time for EG111D.UVDATA.1 Vect aver. CL # 4  
IF 6 CHAN 1 - 64 STK RR



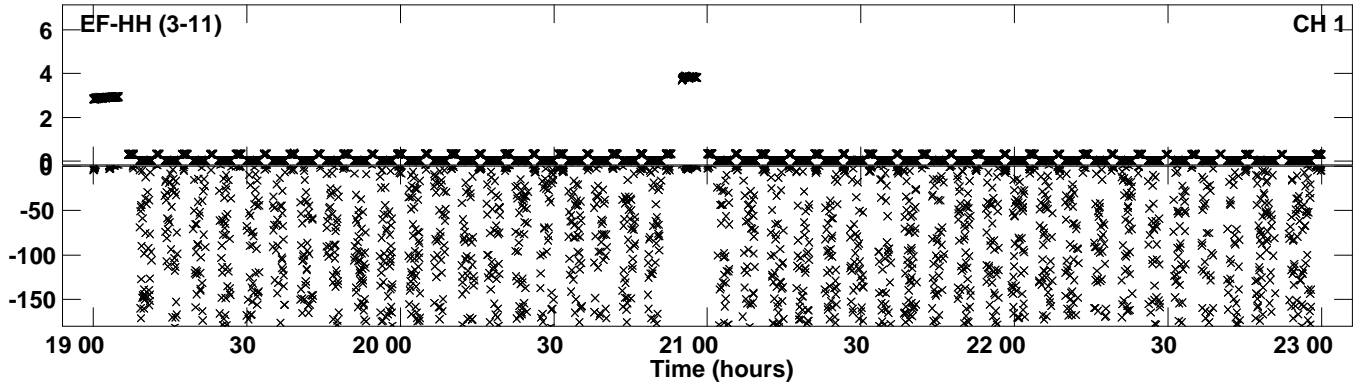
Plot file version 39 created 17-NOV-2022 14:04:58  
Amplitude andPhase vs Time for EG111D.UVDATA.1 Vect aver. CL # 4  
IF 7 CHAN 1 - 64 STK RR




Plot file version 40 created 17-NOV-2022 14:04:58  
Amplitude andPhase vs Time for EG111D.UVDATA.1 Vect aver. CL # 4  
IF 7 CHAN 1 - 64 STK RR




PLot file version 41 created 17-NOV-2022 14:04:58  
Amplitude andPhase vs Time for EG111D.UVDATA.1 Vect aver. CL # 4  
IF 7 CHAN 1 - 64 STK RR



Plot file version 42 created 17-NOV-2022 14:05:04  
Amplitude andPhase vs Time for EG111D.UVDATA.1 Vect aver. CL # 4  
IF 8 CHAN 1 - 64 STK RR



Plot file version 43 created 17-NOV-2022 14:05:04  
Amplitude andPhase vs Time for EG111D.UVDATA.1 Vect aver. CL # 4  
IF 8 CHAN 1 - 64 STK RR



Plot file version 44 created 17-NOV-2022 14:05:04  
Amplitude and Phase vs Time for EG111D.UVDATA.1 Vect aver. CL # 4  
IF 8 CHAN 1 - 64 STK RR

