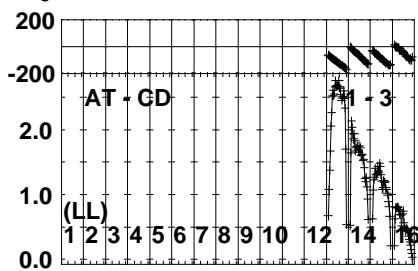
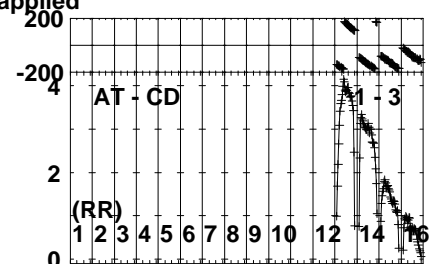
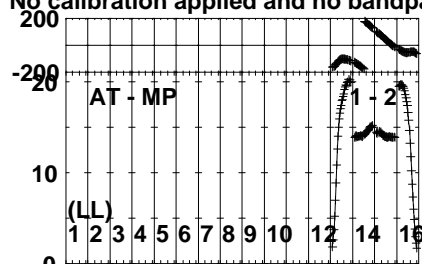
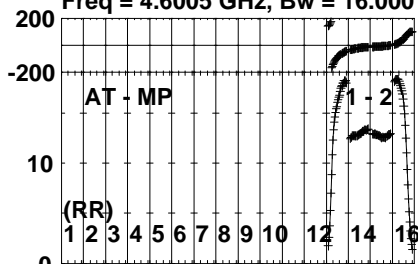


Plot file version 1 created 01-DEC-2023 16:31:46

0537-441 EG120.UVDATA.1

Freq = 4.6005 GHz, Bw = 16.000 MH No calibration applied and no bandpass applied

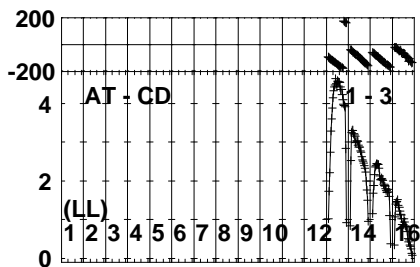
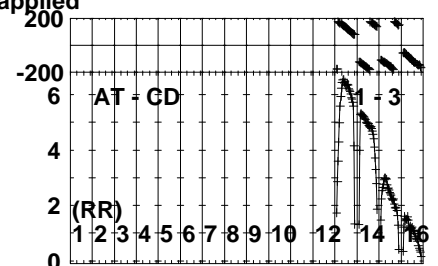
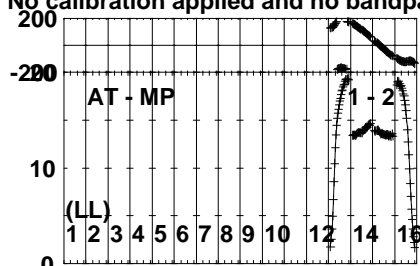
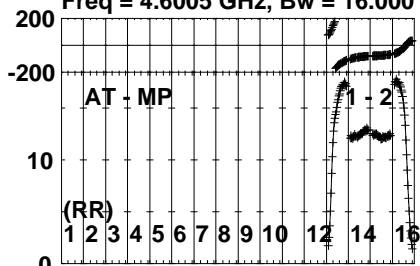


Lower frame: Milli Ampl Jy Top frame: Phas deg  
Vector averaged cross-power spectrum Several baselines displayed  
Timerange: 00/17:32:01 to 00/17:34:59

Plot file version 2 created 01-DEC-2023 16:31:46

0537-441 EG120.UVDATA.1

Freq = 4.6005 GHz, Bw = 16.000 MH No calibration applied and no bandpass applied

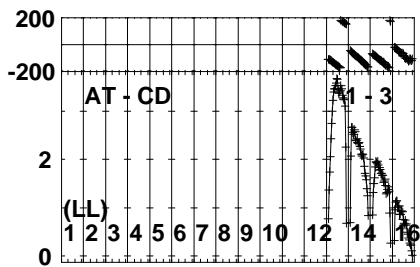
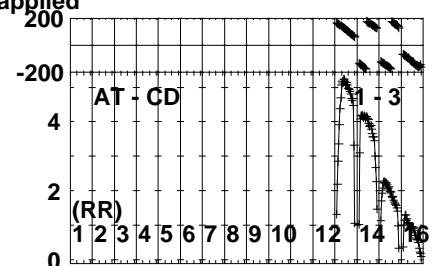
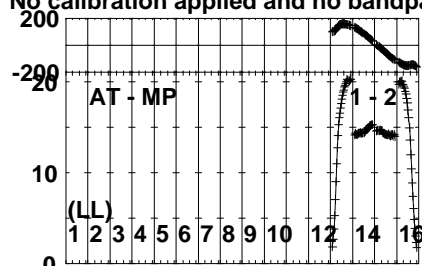
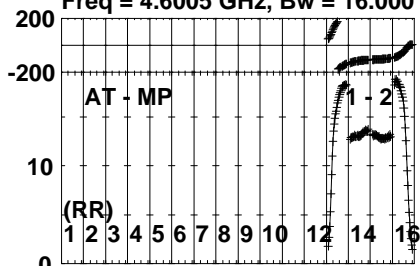


Lower frame: Milli Ampl Jy Top frame: Phas deg  
Vector averaged cross-power spectrum Several baselines displayed  
Timerange: 00/17:36:01 to 00/17:38:59

Plot file version 3 created 01-DEC-2023 16:31:46

0537-441 EG120.UVDATA.1

Freq = 4.6005 GHz, Bw = 16.000 MH No calibration applied and no bandpass applied

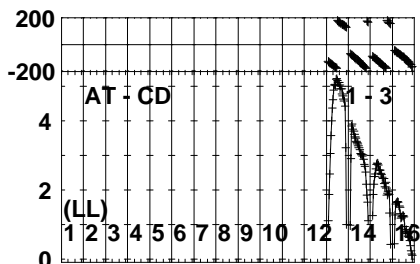
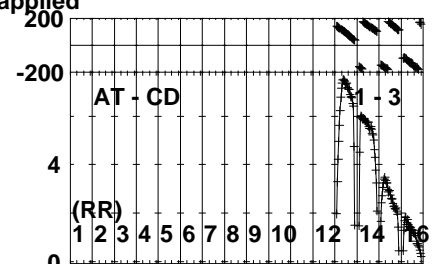
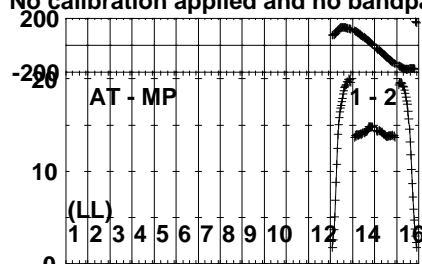
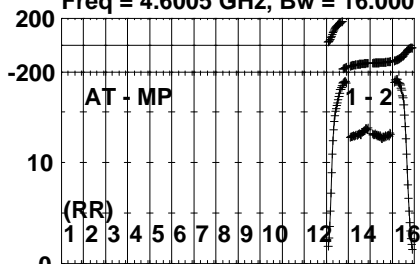


Lower frame: Milli Ampl Jy Top frame: Phas deg  
Vector averaged cross-power spectrum Several baselines displayed  
Timerange: 00/17:40:01 to 00/17:42:59

Plot file version 4 created 01-DEC-2023 16:31:46

0537-441 EG120.UVDATA.1

Freq = 4.6005 GHz, Bw = 16.000 MH No calibration applied and no bandpass applied

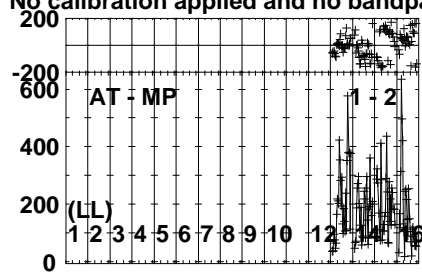
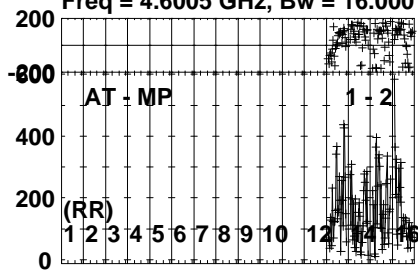


Lower frame: Milli Ampl Jy Top frame: Phas deg  
Vector averaged cross-power spectrum Several baselines displayed  
Timerange: 00/17:44:01 to 00/17:46:59

Plot file version 5 created 01-DEC-2023 16:31:46

J1108-1231 EG120.UVDATA.1

Freq = 4.6005 GHz, Bw = 16.000 MH No calibration applied and no bandpass applied

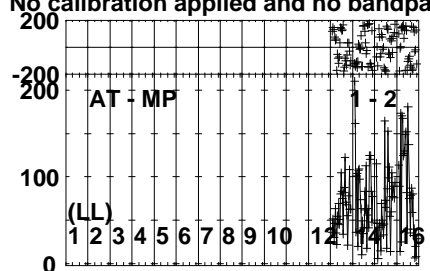
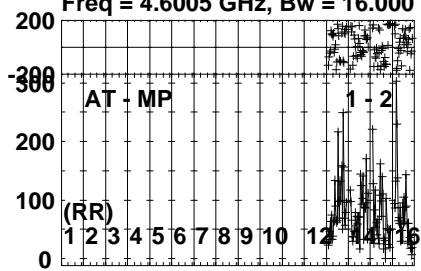


Lower frame: Micro Ampl Jy Top frame: Phas deg  
Vector averaged cross-power spectrum Several baselines displayed  
Timerange: 00/17:50:25 to 00/17:51:13

Plot file version 6 created 01-DEC-2023 16:31:46

GRB171205A EG120.UVDATA.1

Freq = 4.6005 GHz, Bw = 16.000 MH No calibration applied and no bandpass applied



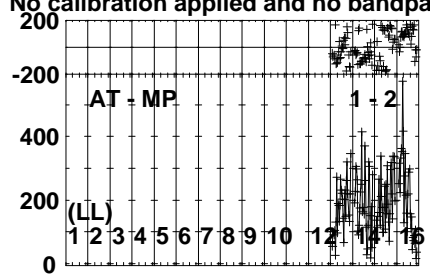
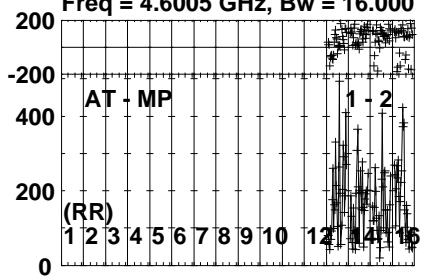
Lower frame: Micro Ampl Jy Top frame: Phas deg  
Vector averaged cross-power spectrum Several baselines displayed  
Timerange: 00/17:51:17 to 00/17:54:01

Plot file version 7 created 01-DEC-2023 16:31:46

J1108-1231 EG120.UVDATA.1

Freq = 4.6005 GHz, Bw = 16.000 MH

No calibration applied and no bandpass applied

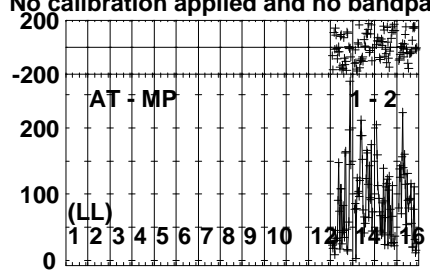
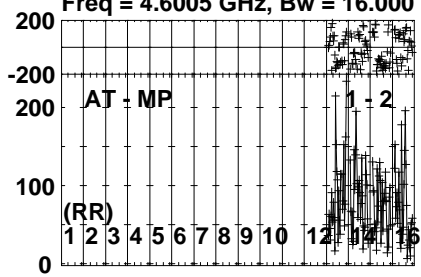


Lower frame: Micro Ampl Jy Top frame: Phas deg  
Vector averaged cross-power spectrum Several baselines displayed  
Timerange: 00/17:54:04 to 00/17:55:00

Plot file version 8 created 01-DEC-2023 16:31:46

GRB171205A EG120.UVDATA.1

Freq = 4.6005 GHz, Bw = 16.000 MH No calibration applied and no bandpass applied



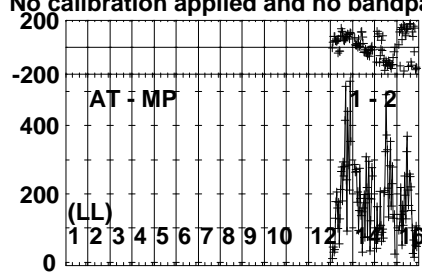
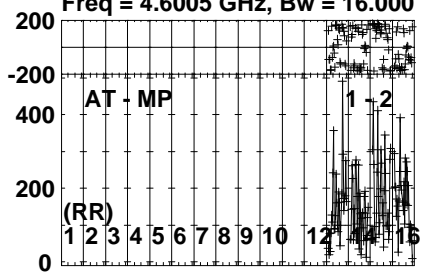
Lower frame: Micro Ampl Jy Top frame: Phas deg  
Vector averaged cross-power spectrum Several baselines displayed  
Timerange: 00/17:55:03 to 00/17:57:49



Plot file version 9 created 01-DEC-2023 16:31:46

J1108-1231 EG120.UVDATA.1

Freq = 4.6005 GHz, Bw = 16.000 MH No calibration applied and no bandpass applied


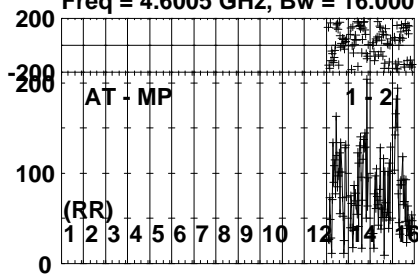


Lower frame: Micro Ampl Jy Top frame: Phas deg  
Vector averaged cross-power spectrum Several baselines displayed  
Timerange: 00/17:57:52 to 00/17:58:48

Plot file version 10 created 01-DEC-2023 16:31:46

GRB171205A EG120.UVDATA.1

Freq = 4.6005 GHz, Bw = 16.000 MH No calibration applied and no bandpass applied

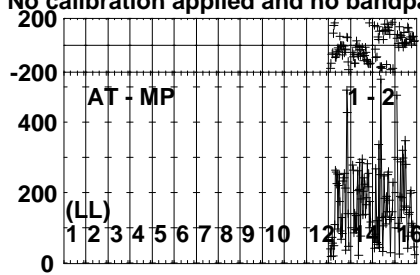
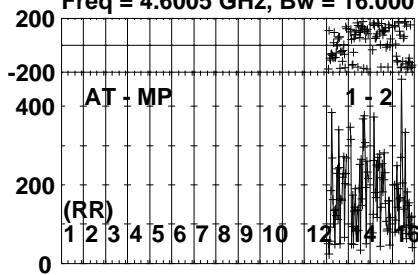


Lower frame: Micro Ampl Jy Top frame: Phas deg  
Vector averaged cross-power spectrum Several baselines displayed  
Timerange: 00/17:58:53 to 00/18:01:37

Plot file version 11 created 01-DEC-2023 16:31:46

J1108-1231 EG120.UVDATA.1

Freq = 4.6005 GHz, Bw = 16.000 MH No calibration applied and no bandpass applied

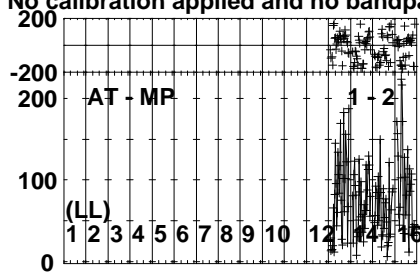
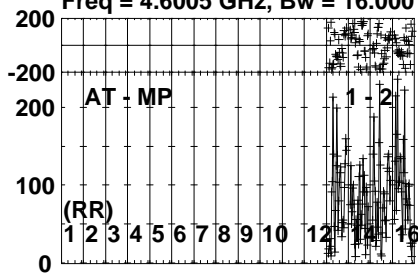


Lower frame: Micro Ampl Jy Top frame: Phas deg  
Vector averaged cross-power spectrum Several baselines displayed  
Timerange: 00/18:01:42 to 00/18:02:36

Plot file version 12 created 01-DEC-2023 16:31:47

GRB171205A EG120.UVDATA.1

Freq = 4.6005 GHz, Bw = 16.000 MH No calibration applied and no bandpass applied

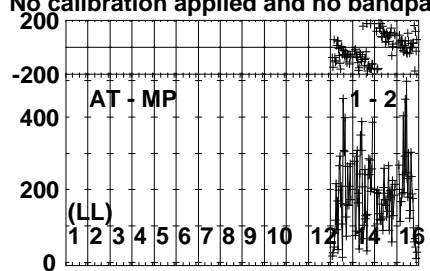
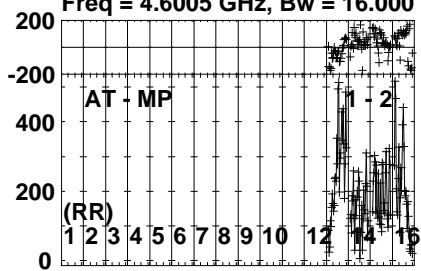


Lower frame: Micro Ampl Jy Top frame: Phas deg  
Vector averaged cross-power spectrum Several baselines displayed  
Timerange: 00/18:02:39 to 00/18:05:25

Plot file version 13 created 01-DEC-2023 16:31:47

J1108-1231 EG120.UVDATA.1

Freq = 4.6005 GHz, Bw = 16.000 MH No calibration applied and no bandpass applied

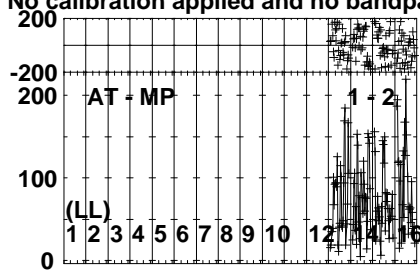
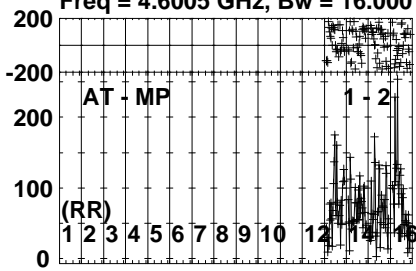


Lower frame: Micro Ampl Jy Top frame: Phas deg  
Vector averaged cross-power spectrum Several baselines displayed  
Timerange: 00/18:05:30 to 00/18:06:24

Plot file version 14 created 01-DEC-2023 16:31:47

GRB171205A EG120.UVDATA.1

Freq = 4.6005 GHz, Bw = 16.000 MH No calibration applied and no bandpass applied



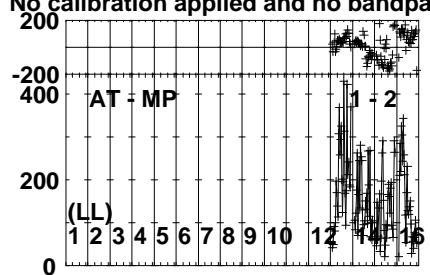
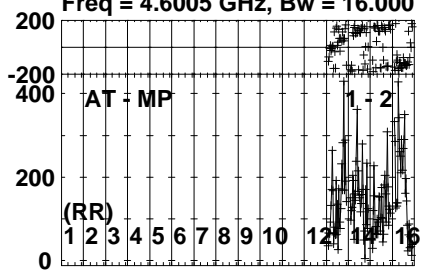
Lower frame: Micro Ampl Jy Top frame: Phas deg  
Vector averaged cross-power spectrum Several baselines displayed  
Timerange: 00/18:06:27 to 00/18:09:13

Plot file version 15 created 01-DEC-2023 16:31:47

J1108-1231 EG120.UVDATA.1

Freq = 4.6005 GHz, Bw = 16.000 MH

No calibration applied and no bandpass applied

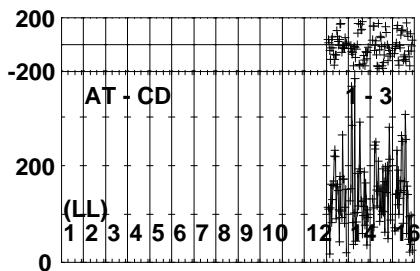
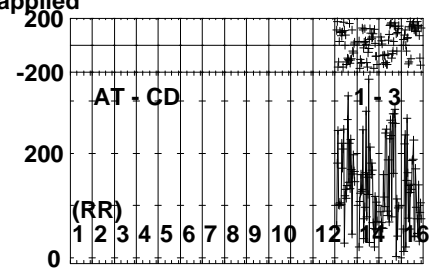
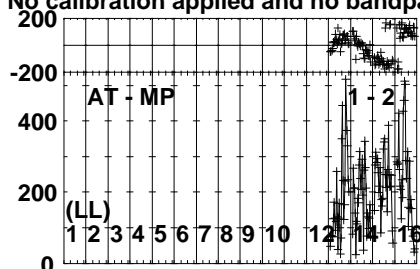
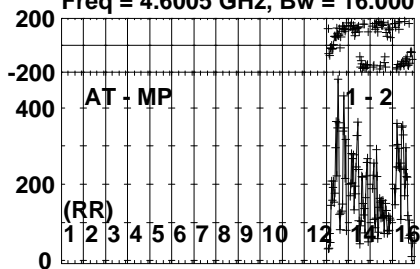


Lower frame: Micro Ampl Jy Top frame: Phas deg  
Vector averaged cross-power spectrum Several baselines displayed  
Timerange: 00/18:09:16 to 00/18:10:22

Plot file version 16 created 01-DEC-2023 16:31:47

J1107-1226 EG120.UVDATA.1

Freq = 4.6005 GHz, Bw = 16.000 MH No calibration applied and no bandpass applied



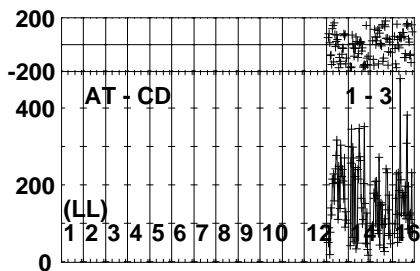
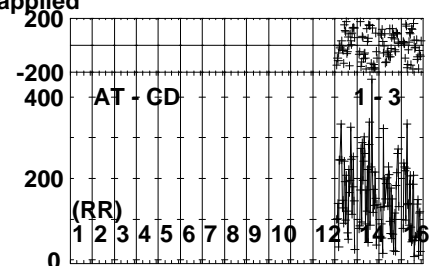
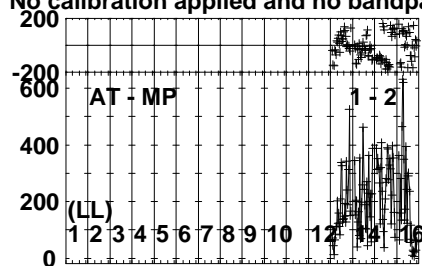
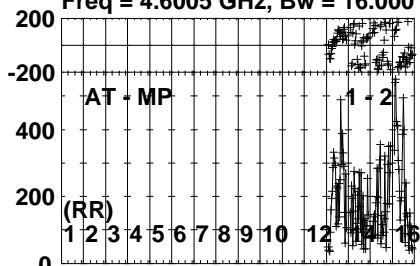
Lower frame: Micro Ampl Jy Top frame: Phas deg  
Vector averaged cross-power spectrum Several baselines displayed  
Timerange: 00/18:10:45 to 00/18:11:43



Plot file version 17 created 01-DEC-2023 16:31:47

J1108-1231 EG120.UVDATA.1

Freq = 4.6005 GHz, Bw = 16.000 MH No calibration applied and no bandpass applied

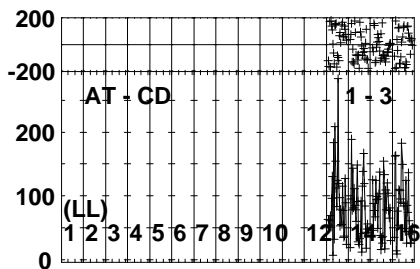
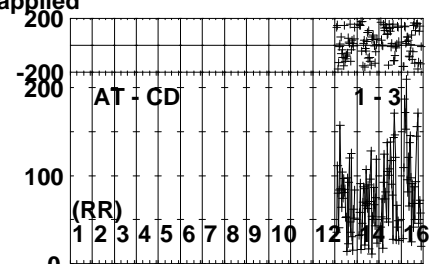
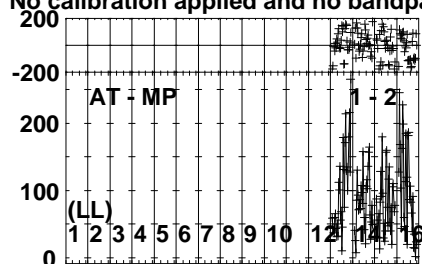
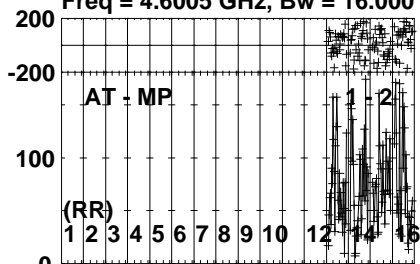


Lower frame: Micro Ampl Jy Top frame: Phas deg  
Vector averaged cross-power spectrum Several baselines displayed  
Timerange: 00/18:11:45 to 00/18:12:41

Plot file version 18 created 01-DEC-2023 16:31:47

GRB171205A EG120.UVDATA.1

Freq = 4.6005 GHz, Bw = 16.000 MH No calibration applied and no bandpass applied

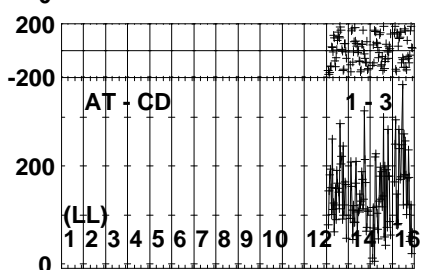
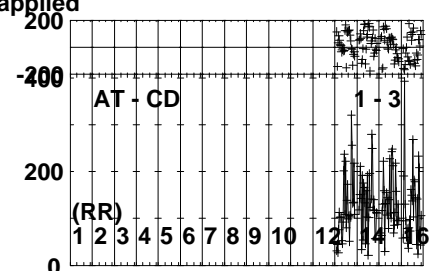
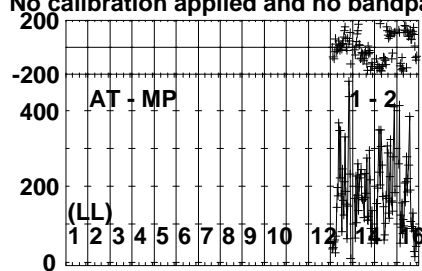
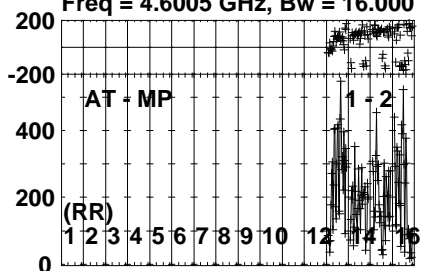


Lower frame: Micro Ampl Jy Top frame: Phas deg  
Vector averaged cross-power spectrum Several baselines displayed  
Timerange: 00/18:12:44 to 00/18:15:30

Plot file version 19 created 01-DEC-2023 16:31:47

J1108-1231 EG120.UVDATA.1

Freq = 4.6005 GHz, Bw = 16.000 MH No calibration applied and no bandpass applied

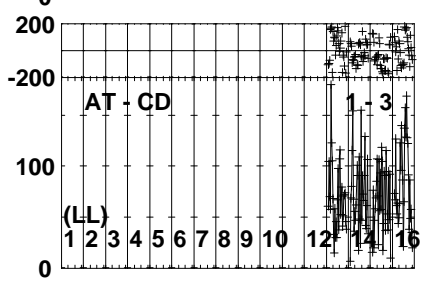
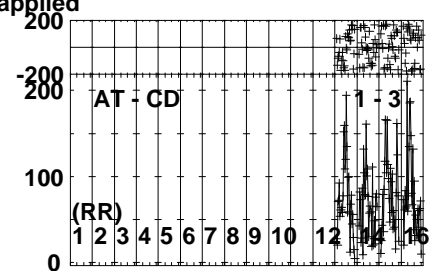
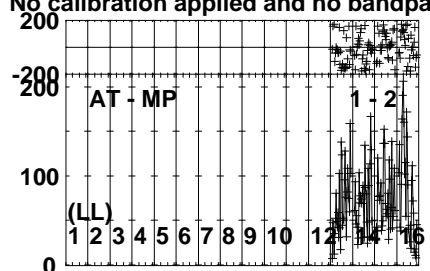
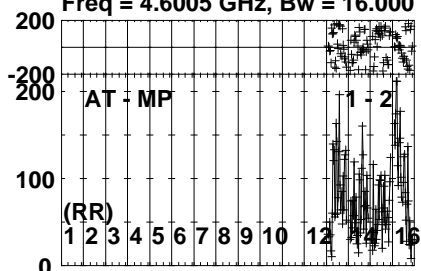


Lower frame: Micro Ampl Jy Top frame: Phas deg  
Vector averaged cross-power spectrum Several baselines displayed  
Timerange: 00/18:15:33 to 00/18:16:29

Plot file version 20 created 01-DEC-2023 16:31:47

GRB171205A EG120.UVDATA.1

Freq = 4.6005 GHz, Bw = 16.000 MH No calibration applied and no bandpass applied

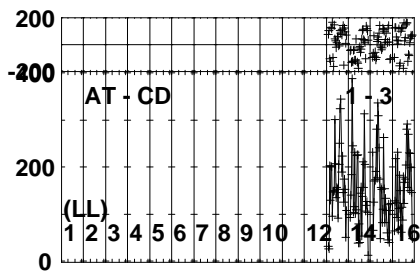
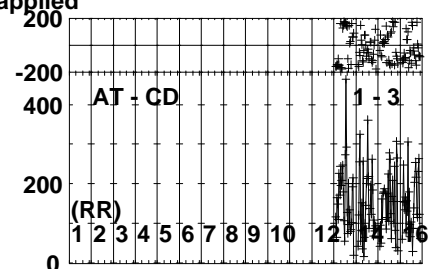
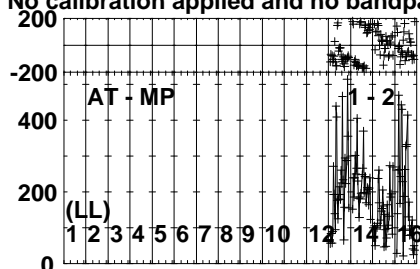
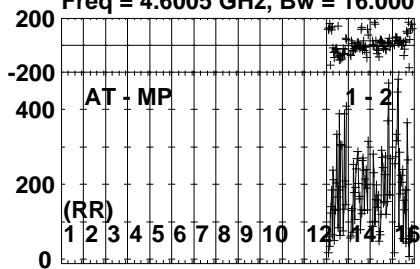


Lower frame: Micro Ampl Jy Top frame: Phas deg  
Vector averaged cross-power spectrum Several baselines displayed  
Timerange: 00/18:16:32 to 00/18:19:18

Plot file version 21 created 01-DEC-2023 16:31:47

J1108-1231 EG120.UVDATA.1

Freq = 4.6005 GHz, Bw = 16.000 MH No calibration applied and no bandpass applied

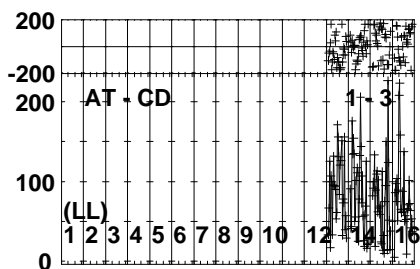
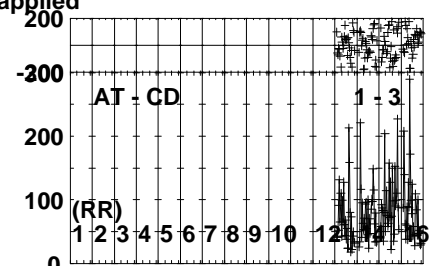
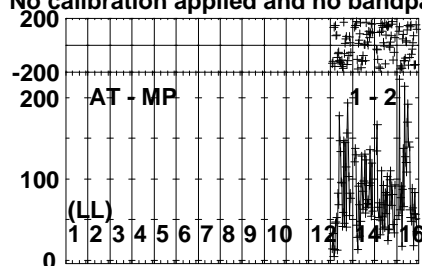
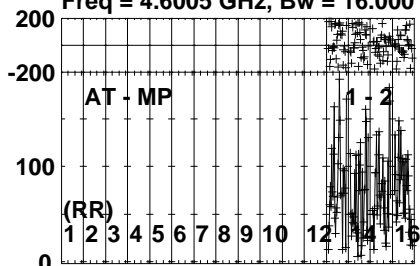


Lower frame: Micro Ampl Jy Top frame: Phas deg  
Vector averaged cross-power spectrum Several baselines displayed  
Timerange: 00/18:19:21 to 00/18:20:17

Plot file version 22 created 01-DEC-2023 16:31:47

GRB171205A EG120.UVDATA.1

Freq = 4.6005 GHz, Bw = 16.000 MH No calibration applied and no bandpass applied

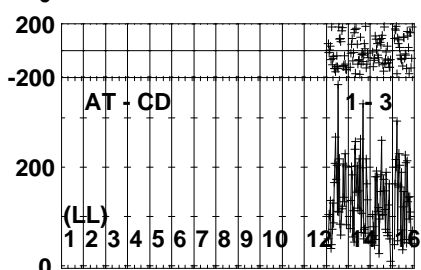
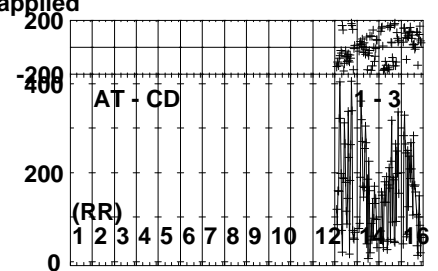
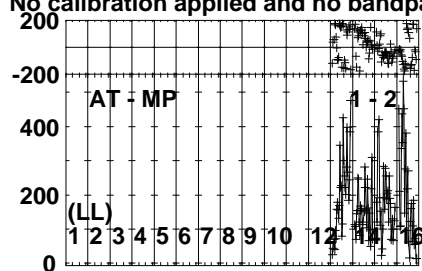
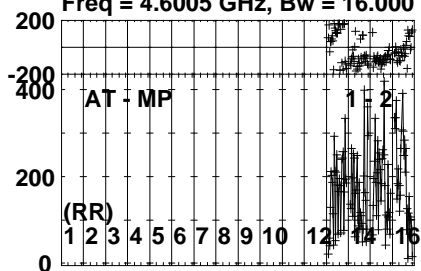


Lower frame: Micro Ampl Jy Top frame: Phas deg  
Vector averaged cross-power spectrum Several baselines displayed  
Timerange: 00/18:20:20 to 00/18:23:06

Plot file version 23 created 01-DEC-2023 16:31:47

J1108-1231 EG120.UVDATA.1

Freq = 4.6005 GHz, Bw = 16.000 MH No calibration applied and no bandpass applied

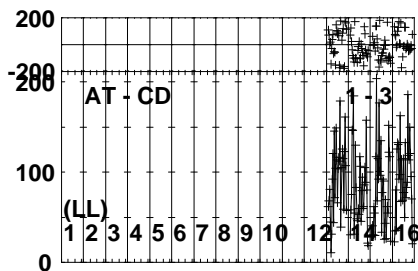
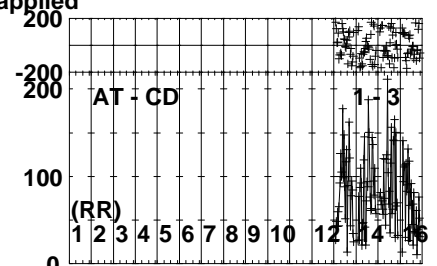
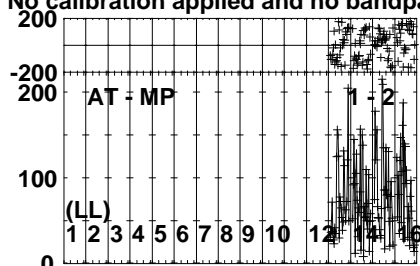
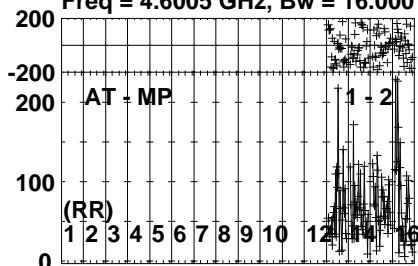


Lower frame: Micro Ampl Jy Top frame: Phas deg  
Vector averaged cross-power spectrum Several baselines displayed  
Timerange: 00/18:23:09 to 00/18:24:05

Plot file version 24 created 01-DEC-2023 16:31:47

GRB171205A EG120.UVDATA.1

Freq = 4.6005 GHz, Bw = 16.000 MH No calibration applied and no bandpass applied



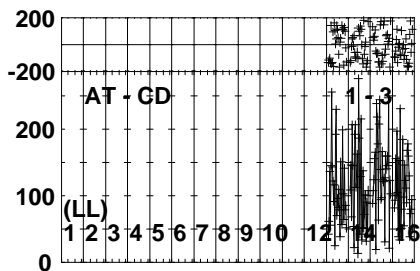
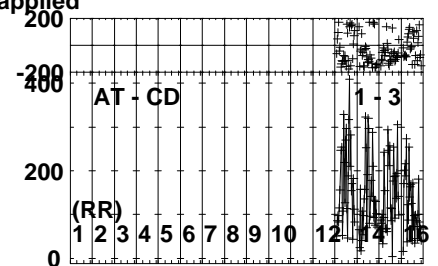
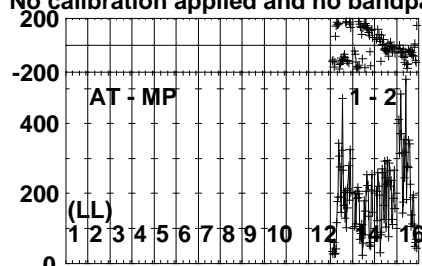
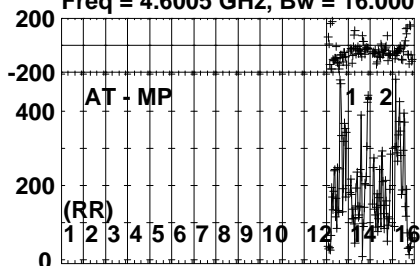
Lower frame: Micro Ampl Jy Top frame: Phas deg  
Vector averaged cross-power spectrum Several baselines displayed  
Timerange: 00/18:24:08 to 00/18:26:54



Plot file version 25 created 01-DEC-2023 16:31:47

J1108-1231 EG120.UVDATA.1

Freq = 4.6005 GHz, Bw = 16.000 MH No calibration applied and no bandpass applied

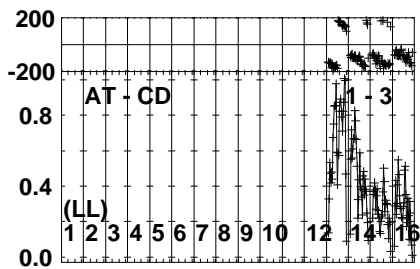
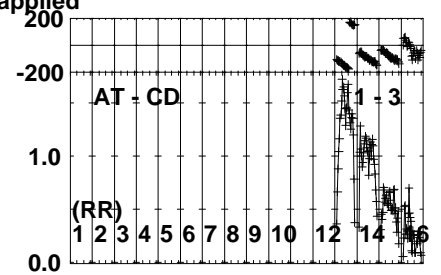
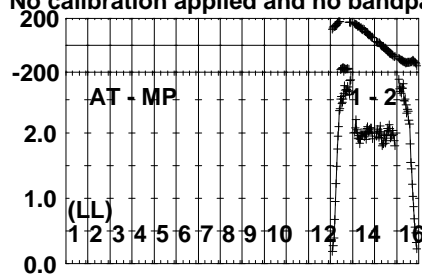
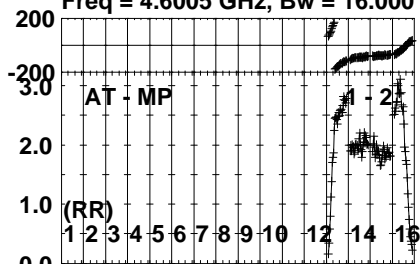


Lower frame: Micro Ampl Jy Top frame: Phas deg  
Vector averaged cross-power spectrum Several baselines displayed  
Timerange: 00/18:26:57 to 00/18:28:03

Plot file version 26 created 01-DEC-2023 16:31:47

J1118-1232 EG120.UVDATA.1

Freq = 4.6005 GHz, Bw = 16.000 MH No calibration applied and no bandpass applied



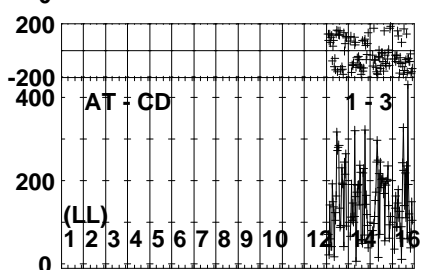
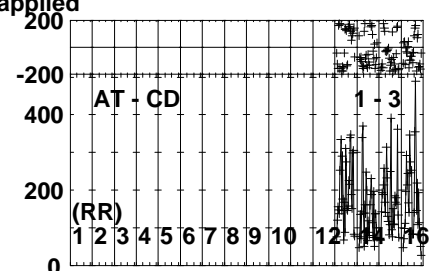
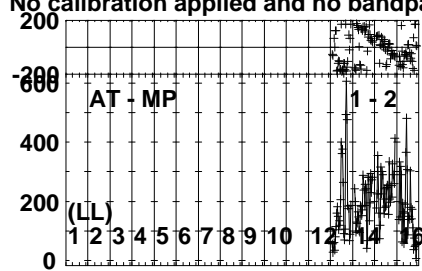
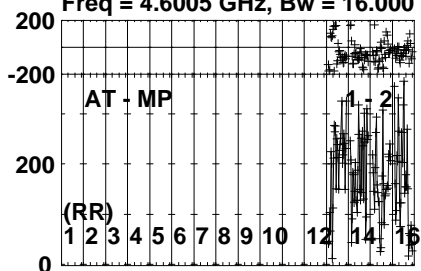
Lower frame: Milli Ampl Jy Top frame: Phas deg  
Vector averaged cross-power spectrum Several baselines displayed  
Timerange: 00/18:28:26 to 00/18:29:24

Plot file version 27 created 01-DEC-2023 16:31:47

J1108-1231 EG120.UVDATA.1

Freq = 4.6005 GHz, Bw = 16.000 MH

No calibration applied and no bandpass applied



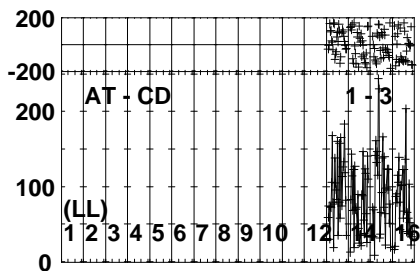
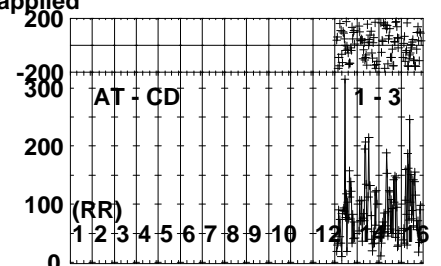
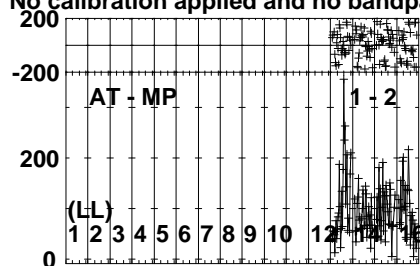
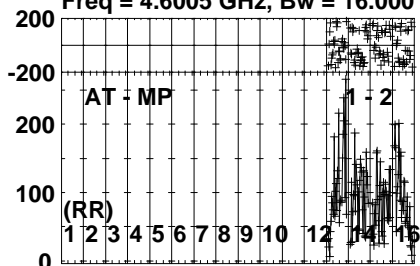
Lower frame: Micro Ampl Jy Top frame: Phas deg  
Vector averaged cross-power spectrum Several baselines displayed  
Timerange: 00/18:29:56 to 00/18:30:44

Plot file version 28 created 01-DEC-2023 16:31:47

GRB171205A EG120.UVDATA.1

Freq = 4.6005 GHz, Bw = 16.000 MH

No calibration applied and no bandpass applied



Lower frame: Micro Ampl Jy Top frame: Phas deg

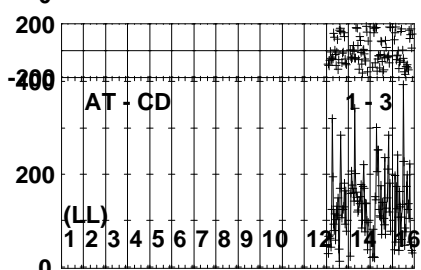
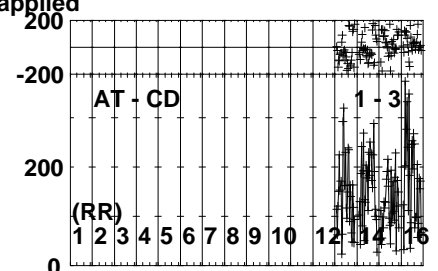
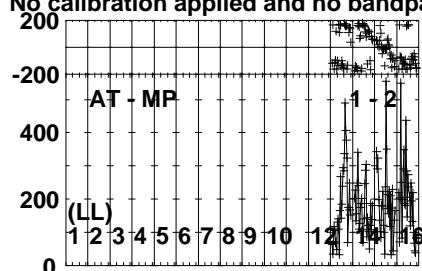
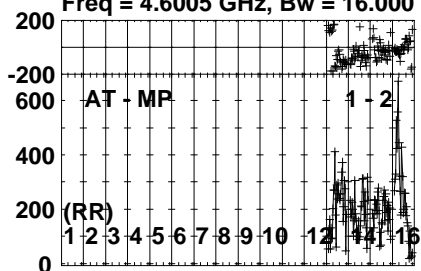
Vector averaged cross-power spectrum Several baselines displayed

Timerange: 00/18:30:46 to 00/18:33:32

Plot file version 29 created 01-DEC-2023 16:31:47

J1108-1231 EG120.UVDATA.1

Freq = 4.6005 GHz, Bw = 16.000 MH No calibration applied and no bandpass applied

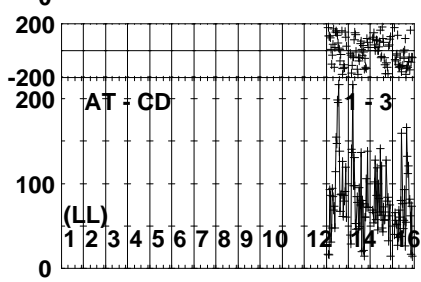
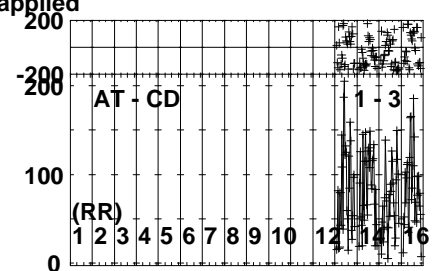
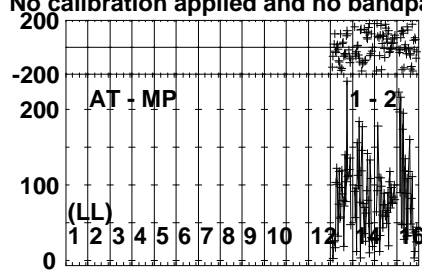
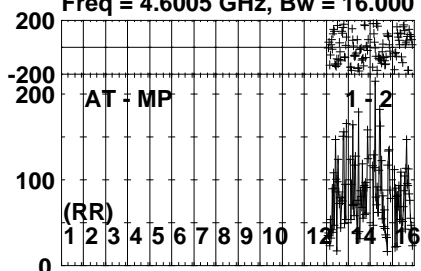


Lower frame: Micro Ampl Jy Top frame: Phas deg  
Vector averaged cross-power spectrum Several baselines displayed  
Timerange: 00/18:33:35 to 00/18:34:31

Plot file version 30 created 01-DEC-2023 16:31:48

GRB171205A EG120.UVDATA.1

Freq = 4.6005 GHz, Bw = 16.000 MH No calibration applied and no bandpass applied

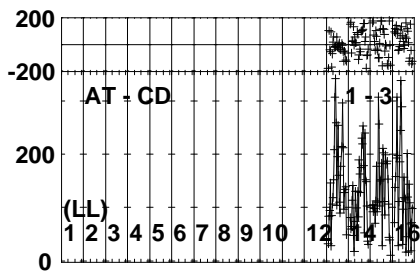
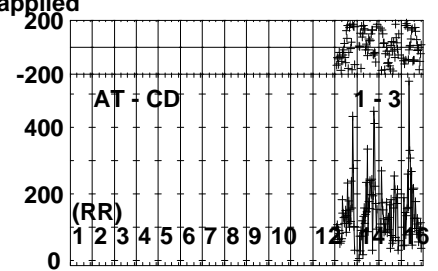
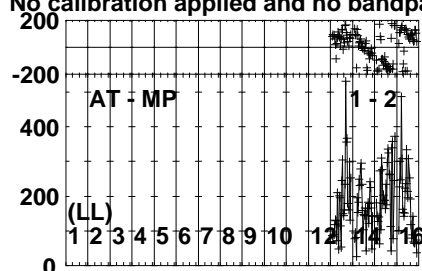
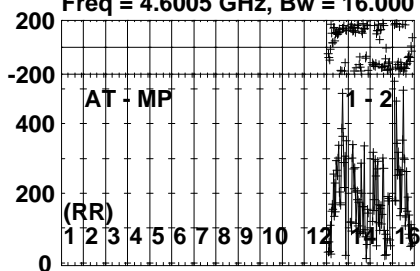


Lower frame: Micro Ampl Jy Top frame: Phas deg  
Vector averaged cross-power spectrum Several baselines displayed  
Timerange: 00/18:34:34 to 00/18:37:20

Plot file version 31 created 01-DEC-2023 16:31:48

J1108-1231 EG120.UVDATA.1

Freq = 4.6005 GHz, Bw = 16.000 MH No calibration applied and no bandpass applied

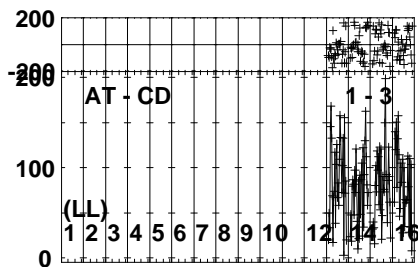
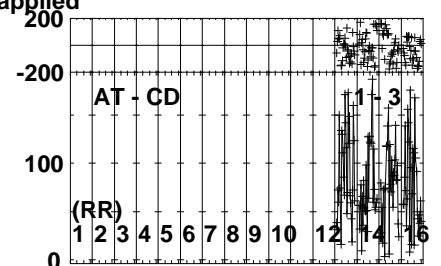
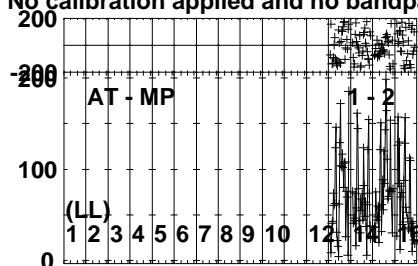
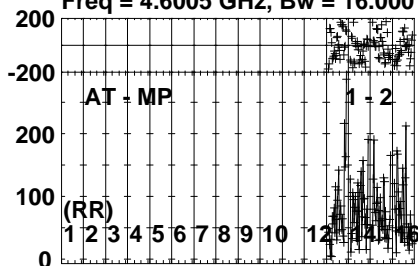


Lower frame: Micro Ampl Jy Top frame: Phas deg  
Vector averaged cross-power spectrum Several baselines displayed  
Timerange: 00/18:37:23 to 00/18:38:19

Plot file version 32 created 01-DEC-2023 16:31:48

GRB171205A EG120.UVDATA.1

Freq = 4.6005 GHz, Bw = 16.000 MH No calibration applied and no bandpass applied



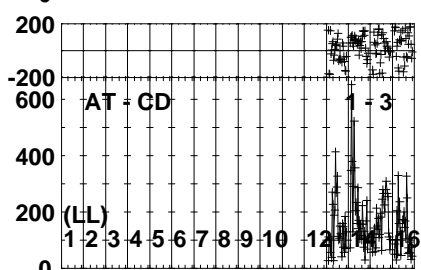
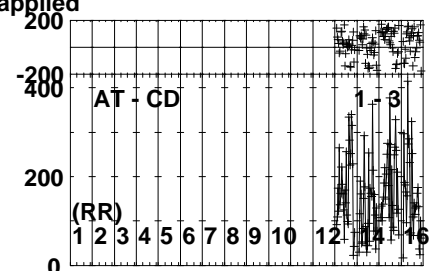
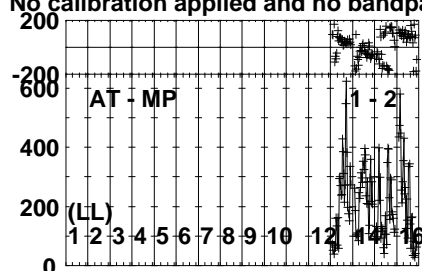
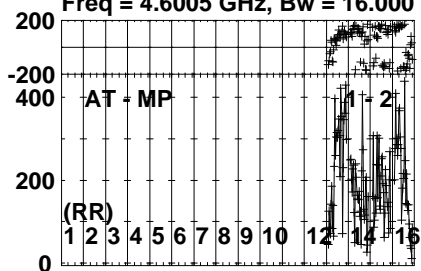
Lower frame: Micro Ampl Jy Top frame: Phas deg  
Vector averaged cross-power spectrum Several baselines displayed  
Timerange: 00/18:38:22 to 00/18:41:08



Plot file version 33 created 01-DEC-2023 16:31:48

J1108-1231 EG120.UVDATA.1

Freq = 4.6005 GHz, Bw = 16.000 MH No calibration applied and no bandpass applied

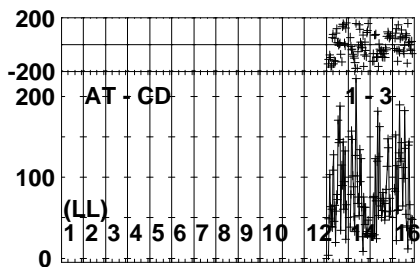
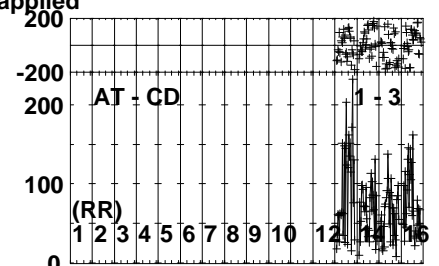
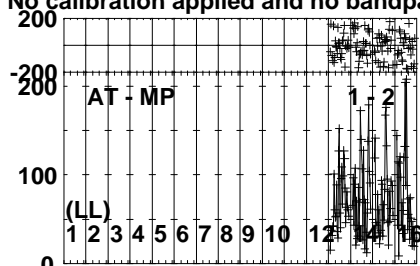
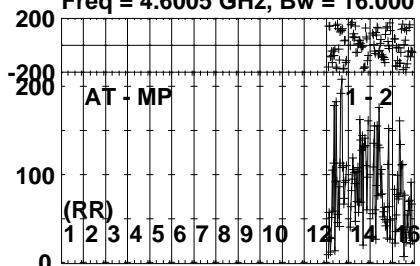


Lower frame: Micro Ampl Jy Top frame: Phas deg  
Vector averaged cross-power spectrum Several baselines displayed  
Timerange: 00/18:41:11 to 00/18:42:07

Plot file version 34 created 01-DEC-2023 16:31:48

GRB171205A EG120.UVDATA.1

Freq = 4.6005 GHz, Bw = 16.000 MH No calibration applied and no bandpass applied

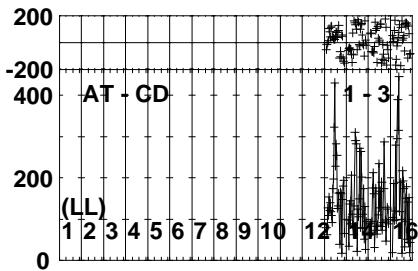
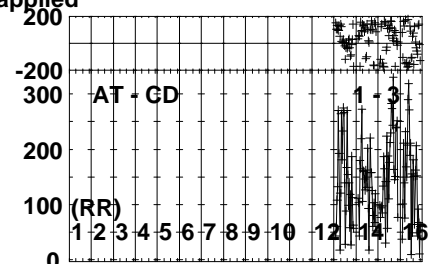
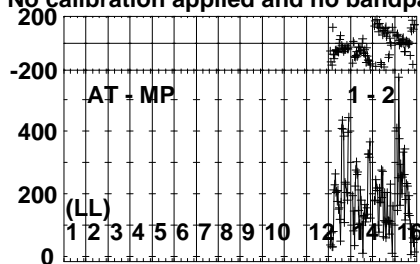
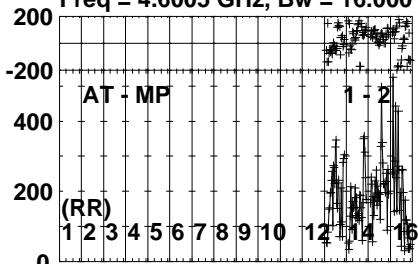


Lower frame: Micro Ampl Jy Top frame: Phas deg  
Vector averaged cross-power spectrum Several baselines displayed  
Timerange: 00/18:42:10 to 00/18:44:56

Plot file version 35 created 01-DEC-2023 16:31:48

J1108-1231 EG120.UVDATA.1

Freq = 4.6005 GHz, Bw = 16.000 MH No calibration applied and no bandpass applied



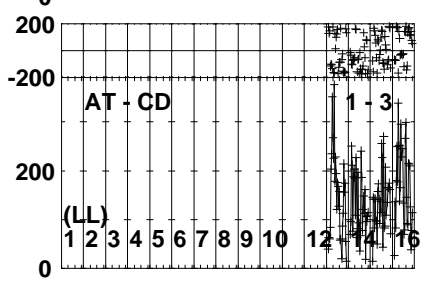
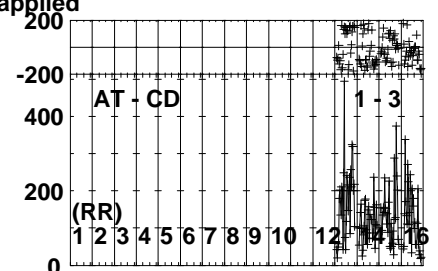
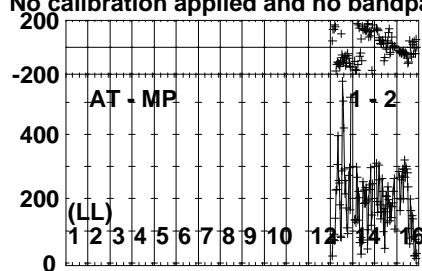
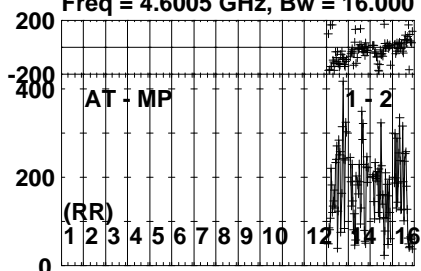
Lower frame: Micro Ampl Jy Top frame: Phas deg  
Vector averaged cross-power spectrum Several baselines displayed  
Timerange: 00/18:44:59 to 00/18:46:05

Plot file version 36 created 01-DEC-2023 16:31:48

J1107-1226 EG120.UVDATA.1

Freq = 4.6005 GHz, Bw = 16.000 MH

No calibration applied and no bandpass applied

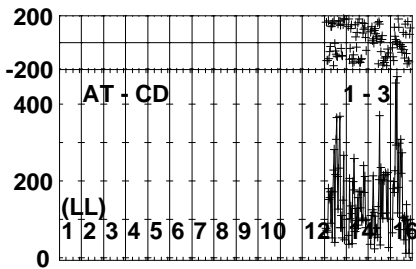
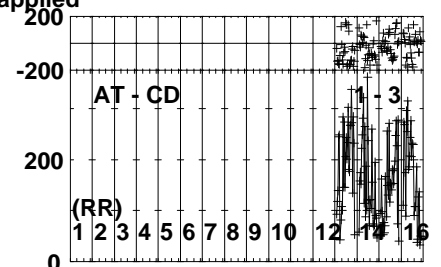

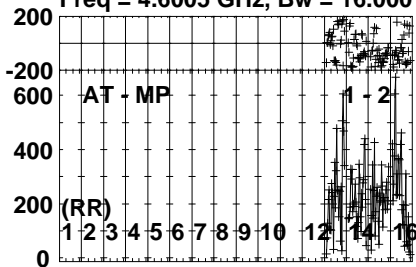


Lower frame: Micro Ampl Jy Top frame: Phas deg  
Vector averaged cross-power spectrum Several baselines displayed  
Timerange: 00/18:46:28 to 00/18:47:26

Plot file version 37 created 01-DEC-2023 16:31:48

J1108-1231 EG120.UVDATA.1

Freq = 4.6005 GHz, Bw = 16.000 MH No calibration applied and no bandpass applied



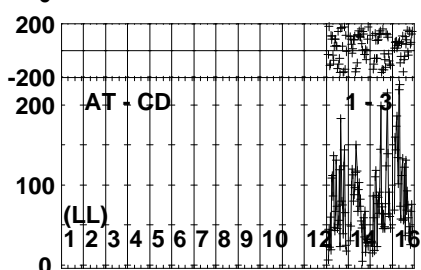
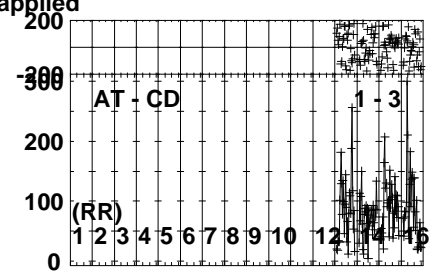
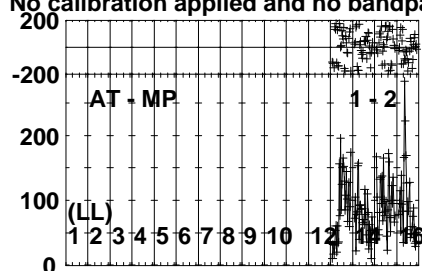
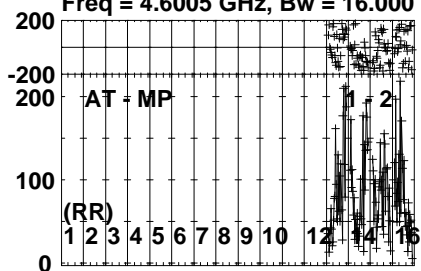
Lower frame: Micro Ampl Jy Top frame: Phas deg  
Vector averaged cross-power spectrum Several baselines displayed  
Timerange: 00/18:47:30 to 00/18:48:24

Plot file version 38 created 01-DEC-2023 16:31:48

GRB171205A EG120.UVDATA.1

Freq = 4.6005 GHz, Bw = 16.000 MH

No calibration applied and no bandpass applied

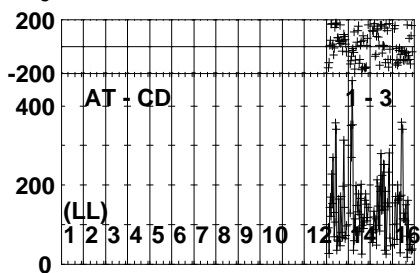
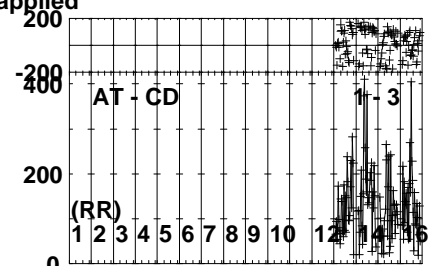
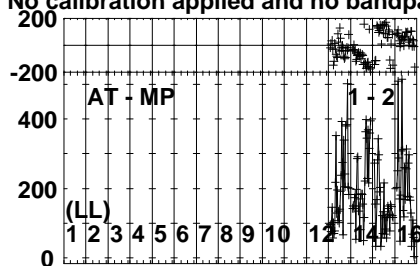
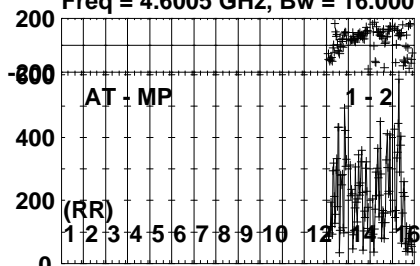


Lower frame: Micro Ampl Jy Top frame: Phas deg  
Vector averaged cross-power spectrum Several baselines displayed  
Timerange: 00/18:48:27 to 00/18:51:13

Plot file version 39 created 01-DEC-2023 16:31:48

J1108-1231 EG120.UVDATA.1

Freq = 4.6005 GHz, Bw = 16.000 MH No calibration applied and no bandpass applied

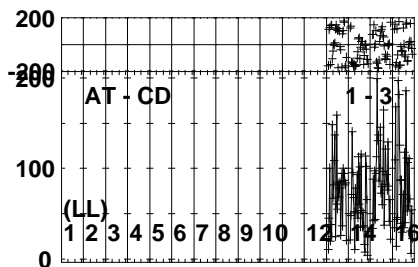
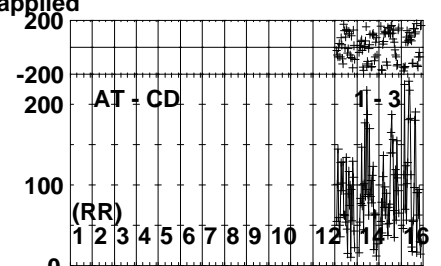
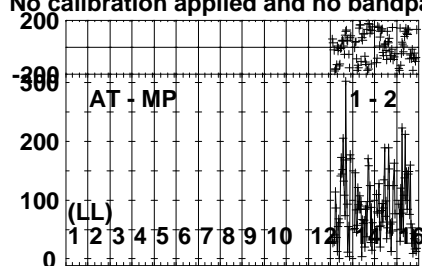
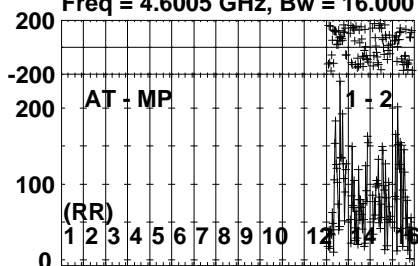


Lower frame: Micro Ampl Jy Top frame: Phas deg  
Vector averaged cross-power spectrum Several baselines displayed  
Timerange: 00/18:51:16 to 00/18:52:12

Plot file version 40 created 01-DEC-2023 16:31:48

GRB171205A EG120.UVDATA.1

Freq = 4.6005 GHz, Bw = 16.000 MH No calibration applied and no bandpass applied



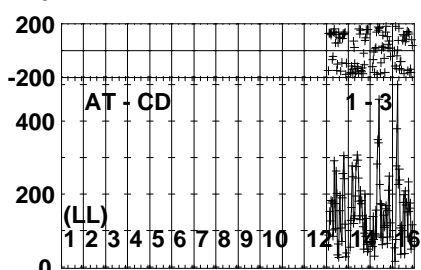
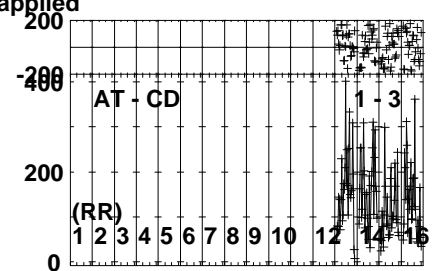
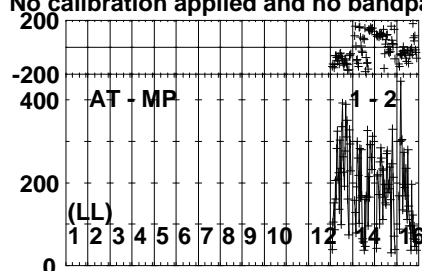
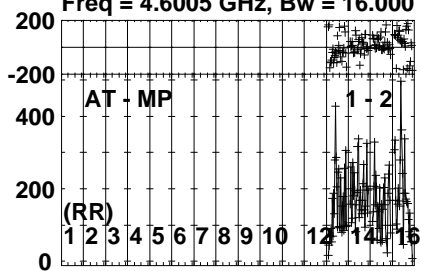
Lower frame: Micro Ampl Jy Top frame: Phas deg  
Vector averaged cross-power spectrum Several baselines displayed  
Timerange: 00/18:52:15 to 00/18:55:01



Plot file version 41 created 01-DEC-2023 16:31:48

J1108-1231 EG120.UVDATA.1

Freq = 4.6005 GHz, Bw = 16.000 MH No calibration applied and no bandpass applied

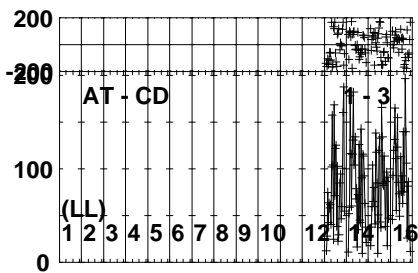
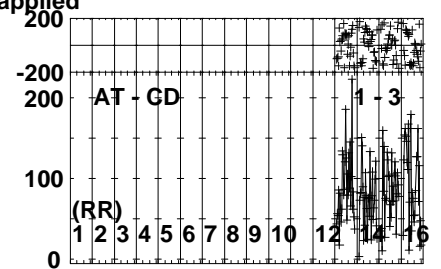
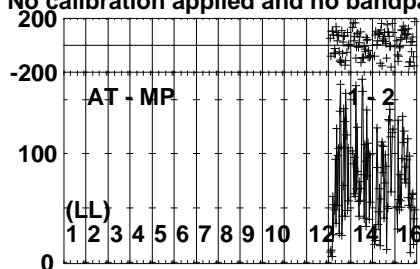
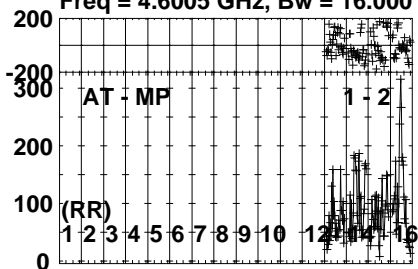


Lower frame: Micro Ampl Jy Top frame: Phas deg  
Vector averaged cross-power spectrum Several baselines displayed  
Timerange: 00/18:55:04 to 00/18:56:00

Plot file version 42 created 01-DEC-2023 16:31:48

GRB171205A EG120.UVDATA.1

Freq = 4.6005 GHz, Bw = 16.000 MH No calibration applied and no bandpass applied

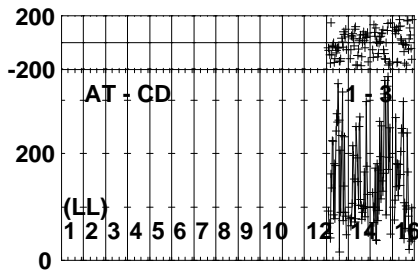
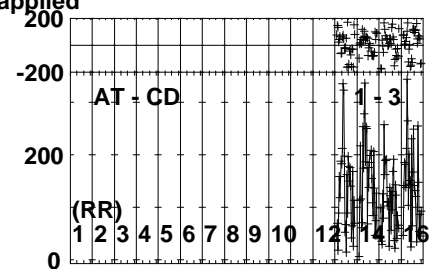
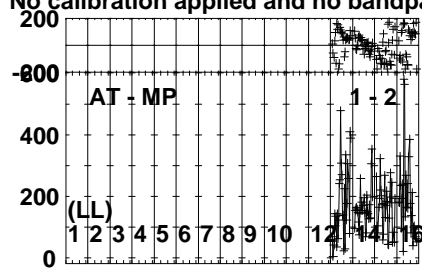
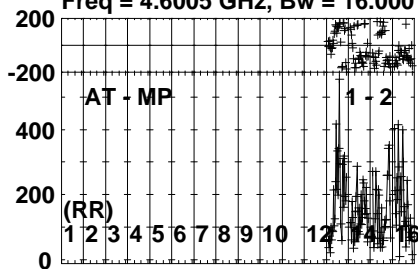


Lower frame: Micro Ampl Jy Top frame: Phas deg  
Vector averaged cross-power spectrum Several baselines displayed  
Timerange: 00/18:56:03 to 00/18:58:49

Plot file version 43 created 01-DEC-2023 16:31:48

J1108-1231 EG120.UVDATA.1

Freq = 4.6005 GHz, Bw = 16.000 MH No calibration applied and no bandpass applied

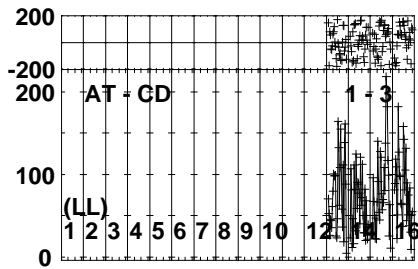
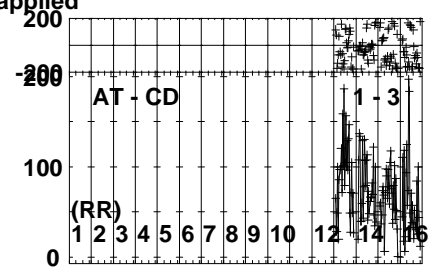
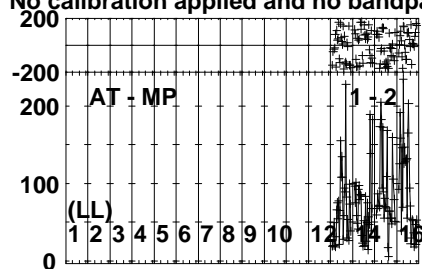
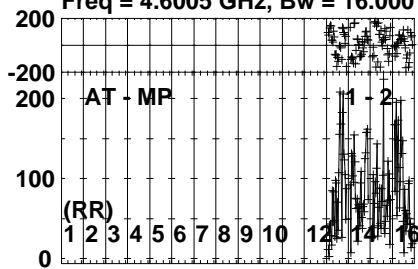


Lower frame: Micro Ampl Jy Top frame: Phas deg  
Vector averaged cross-power spectrum Several baselines displayed  
Timerange: 00/18:58:52 to 00/18:59:48

Plot file version 44 created 01-DEC-2023 16:31:48

GRB171205A EG120.UVDATA.1

Freq = 4.6005 GHz, Bw = 16.000 MH No calibration applied and no bandpass applied

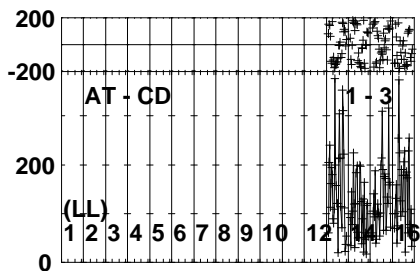
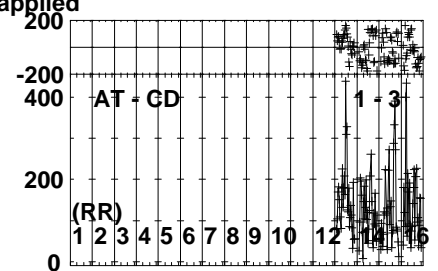
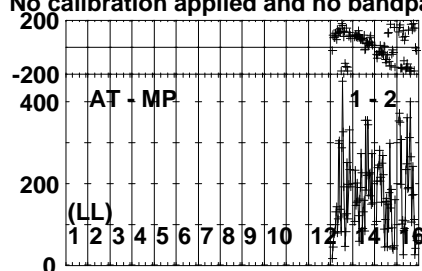
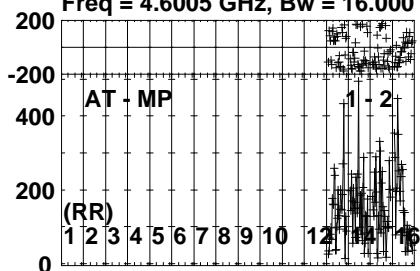


Lower frame: Micro Ampl Jy Top frame: Phas deg  
Vector averaged cross-power spectrum Several baselines displayed  
Timerange: 00/18:59:51 to 00/19:02:37

Plot file version 45 created 01-DEC-2023 16:31:49

J1108-1231 EG120.UVDATA.1

Freq = 4.6005 GHz, Bw = 16.000 MH No calibration applied and no bandpass applied

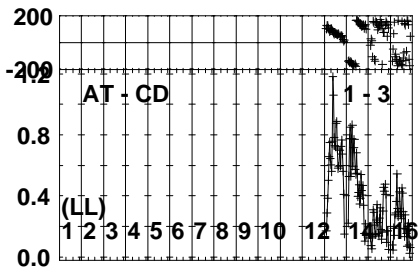
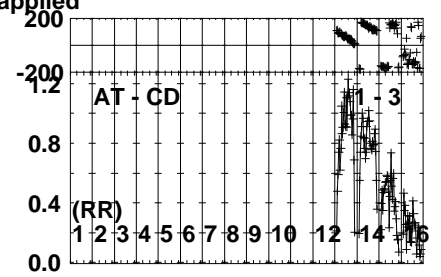
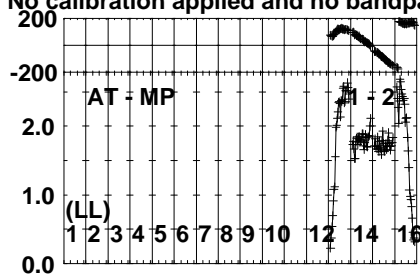
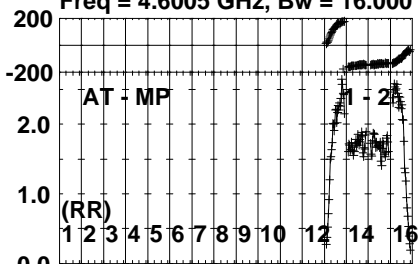


Lower frame: Micro Ampl Jy Top frame: Phas deg  
Vector averaged cross-power spectrum Several baselines displayed  
Timerange: 00/19:02:40 to 00/19:03:46

Plot file version 46 created 01-DEC-2023 16:31:49

J1118-1232 EG120.UVDATA.1

Freq = 4.6005 GHz, Bw = 16.000 MH No calibration applied and no bandpass applied

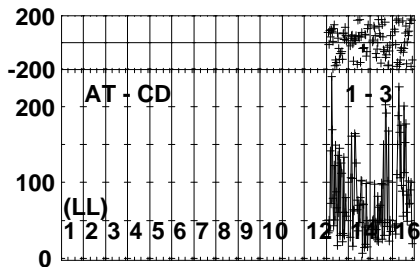
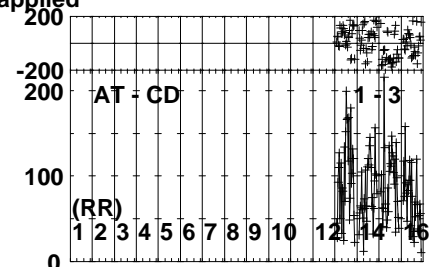
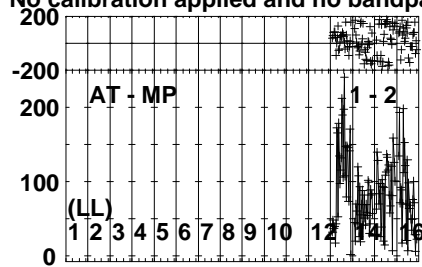
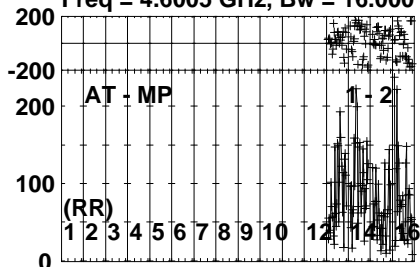


Lower frame: Milli Ampl Jy Top frame: Phas deg  
Vector averaged cross-power spectrum Several baselines displayed  
Timerange: 00/19:04:09 to 00/19:05:07

Plot file version 47 created 01-DEC-2023 16:31:49

J1108-1231 EG120.UVDATA.1

Freq = 4.6005 GHz, Bw = 16.000 MH No calibration applied and no bandpass applied



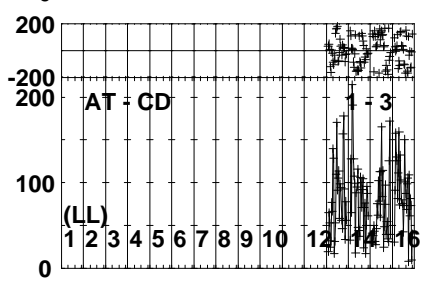
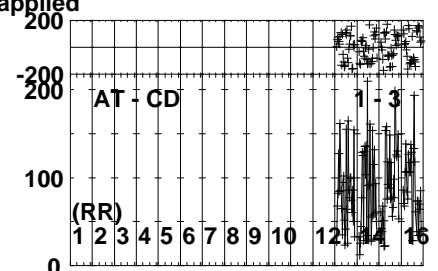
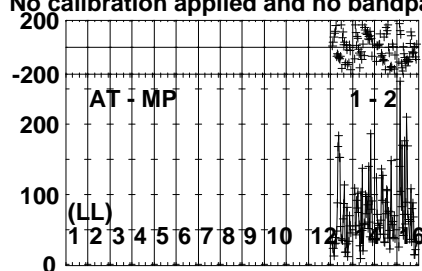
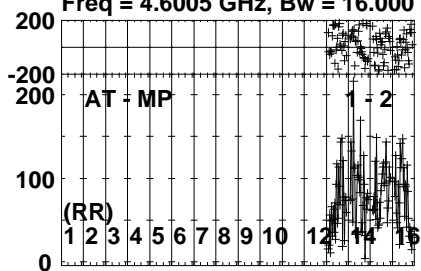
Lower frame: Micro Ampl Jy Top frame: Phas deg  
Vector averaged cross-power spectrum Several baselines displayed  
Timerange: 00/19:05:29 to 00/19:07:55

Plot file version 48 created 01-DEC-2023 16:31:49

GRB171205A EG120.UVDATA.1

Freq = 4.6005 GHz, Bw = 16.000 MH

No calibration applied and no bandpass applied



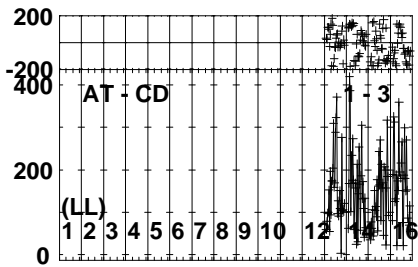
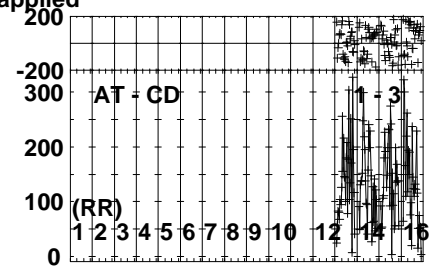

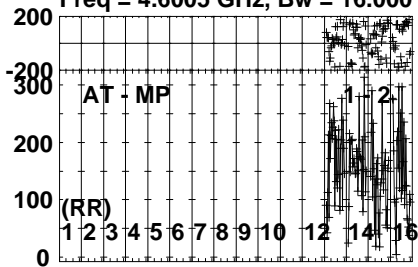
Lower frame: Micro Ampl Jy Top frame: Phas deg  
Vector averaged cross-power spectrum Several baselines displayed  
Timerange: 00/19:07:58 to 00/19:10:44



Plot file version 49 created 01-DEC-2023 16:31:49

J1108-1231 EG120.UVDATA.1

Freq = 4.6005 GHz, Bw = 16.000 MH No calibration applied and no bandpass applied

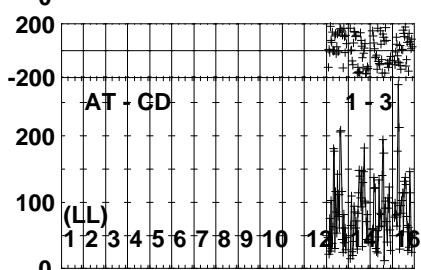
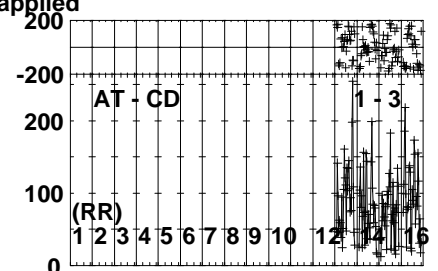
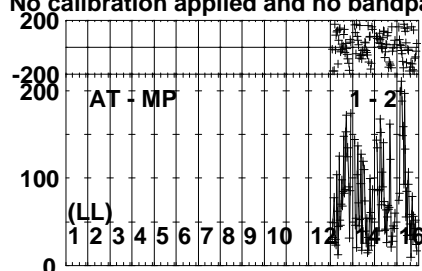
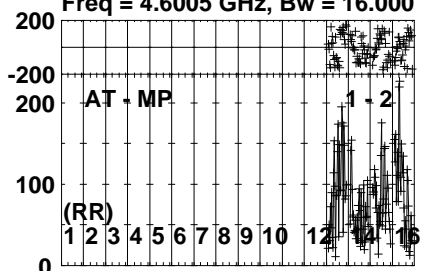


Lower frame: Micro Ampl Jy Top frame: Phas deg  
Vector averaged cross-power spectrum Several baselines displayed  
Timerange: 00/19:10:47 to 00/19:11:43

Plot file version 50 created 01-DEC-2023 16:31:49

GRB171205A EG120.UVDATA.1

Freq = 4.6005 GHz, Bw = 16.000 MH No calibration applied and no bandpass applied

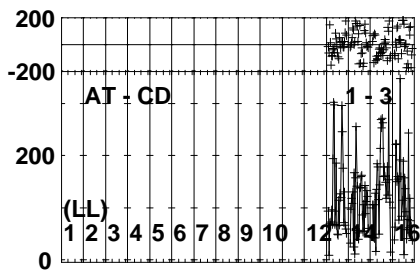
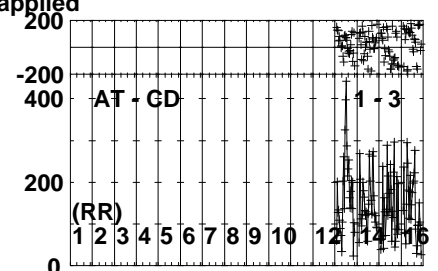
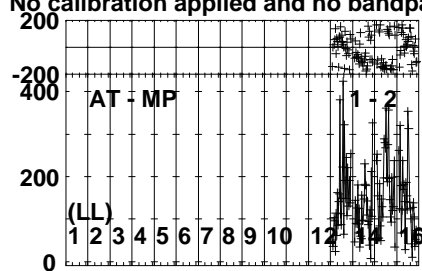
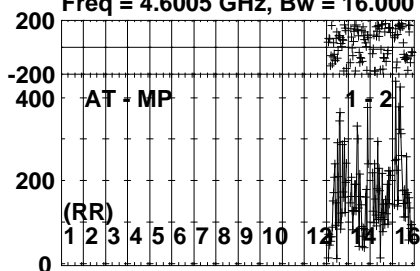


Lower frame: Micro Ampl Jy Top frame: Phas deg  
Vector averaged cross-power spectrum Several baselines displayed  
Timerange: 00/19:11:46 to 00/19:14:32

Plot file version 51 created 01-DEC-2023 16:31:49

J1108-1231 EG120.UVDATA.1

Freq = 4.6005 GHz, Bw = 16.000 MH No calibration applied and no bandpass applied

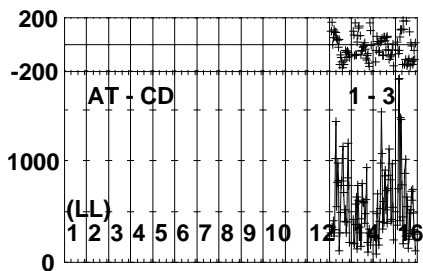
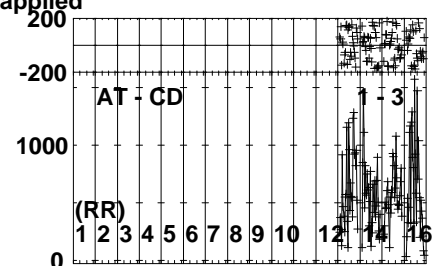
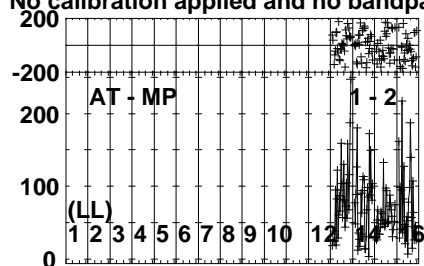
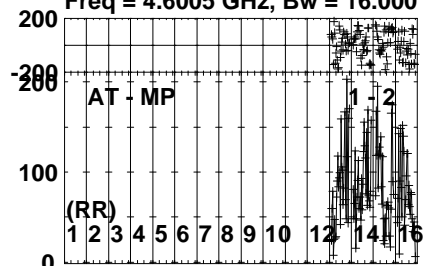


Lower frame: Micro Ampl Jy Top frame: Phas deg  
Vector averaged cross-power spectrum Several baselines displayed  
Timerange: 00/19:14:35 to 00/19:15:31

Plot file version 52 created 01-DEC-2023 16:31:49

GRB171205A EG120.UVDATA.1

Freq = 4.6005 GHz, Bw = 16.000 MH No calibration applied and no bandpass applied



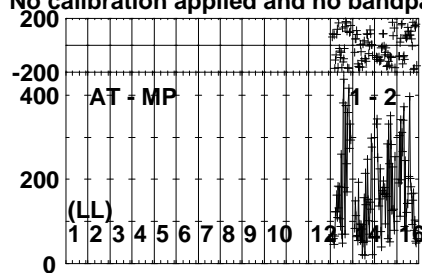
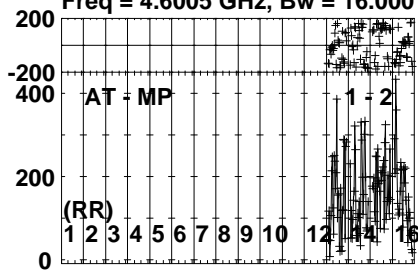
Lower frame: Micro Ampl Jy Top frame: Phas deg  
Vector averaged cross-power spectrum Several baselines displayed  
Timerange: 00/19:15:36 to 00/19:18:20

Plot file version 53 created 01-DEC-2023 16:31:49

J1108-1231 EG120.UVDATA.1

Freq = 4.6005 GHz, Bw = 16.000 MH

No calibration applied and no bandpass applied

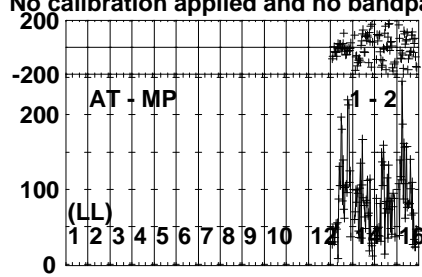
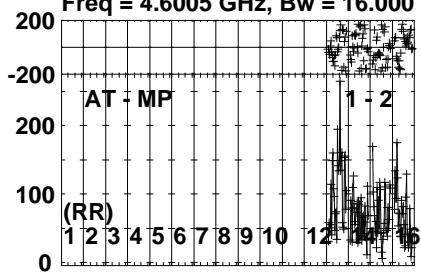


Lower frame: Micro Ampl Jy Top frame: Phas deg  
Vector averaged cross-power spectrum Several baselines displayed  
Timerange: 00/19:18:23 to 00/19:19:19

Plot file version 54 created 01-DEC-2023 16:31:49

GRB171205A EG120.UVDATA.1

Freq = 4.6005 GHz, Bw = 16.000 MH No calibration applied and no bandpass applied


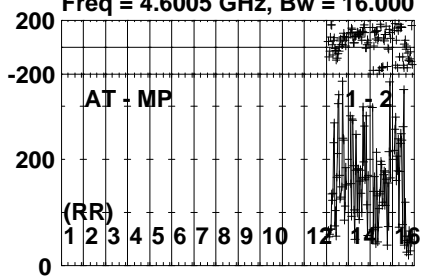


Lower frame: Micro Ampl Jy Top frame: Phas deg  
Vector averaged cross-power spectrum Several baselines displayed  
Timerange: 00/19:19:22 to 00/19:22:08

Plot file version 55 created 01-DEC-2023 16:31:49

J1108-1231 EG120.UVDATA.1

Freq = 4.6005 GHz, Bw = 16.000 MH No calibration applied and no bandpass applied

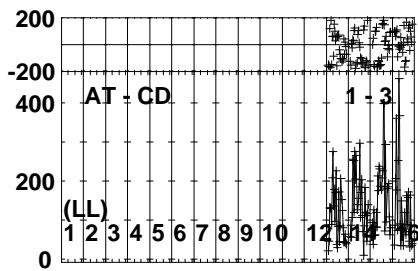
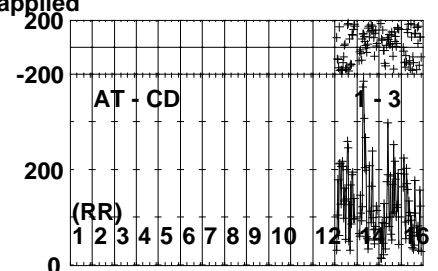
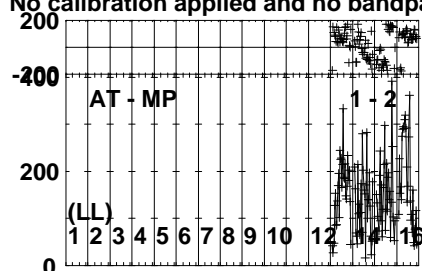
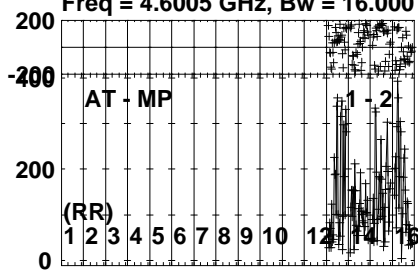


Lower frame: Micro Ampl Jy Top frame: Phas deg  
Vector averaged cross-power spectrum Several baselines displayed  
Timerange: 00/19:22:13 to 00/19:23:17

Plot file version 56 created 01-DEC-2023 16:31:49

J1107-1226 EG120.UVDATA.1

Freq = 4.6005 GHz, Bw = 16.000 MH No calibration applied and no bandpass applied



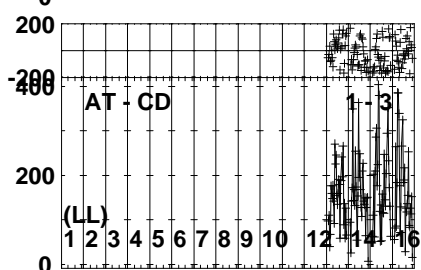
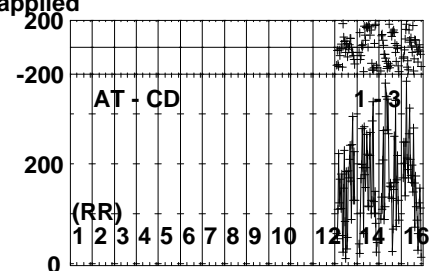
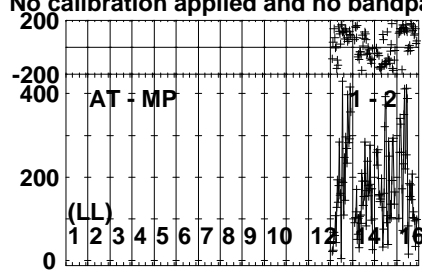
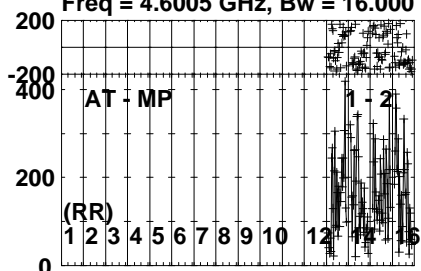
Lower frame: Micro Ampl Jy Top frame: Phas deg  
Vector averaged cross-power spectrum Several baselines displayed  
Timerange: 00/19:23:40 to 00/19:24:38



Plot file version 57 created 01-DEC-2023 16:31:49

J1108-1231 EG120.UVDATA.1

Freq = 4.6005 GHz, Bw = 16.000 MH No calibration applied and no bandpass applied

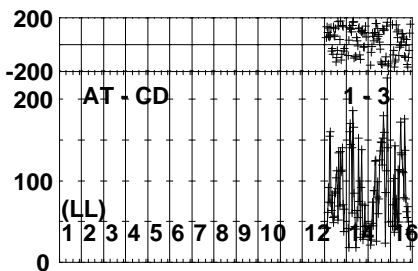
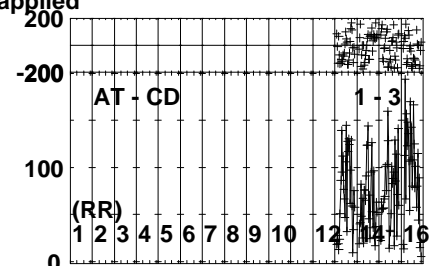
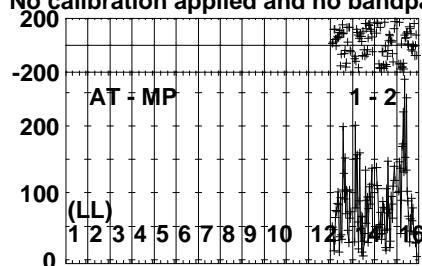
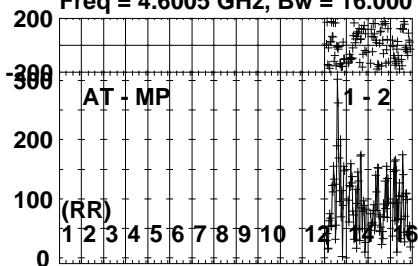


Lower frame: Micro Ampl Jy Top frame: Phas deg  
Vector averaged cross-power spectrum Several baselines displayed  
Timerange: 00/19:24:42 to 00/19:25:36

Plot file version 58 created 01-DEC-2023 16:31:49

GRB171205A EG120.UVDATA.1

Freq = 4.6005 GHz, Bw = 16.000 MH No calibration applied and no bandpass applied

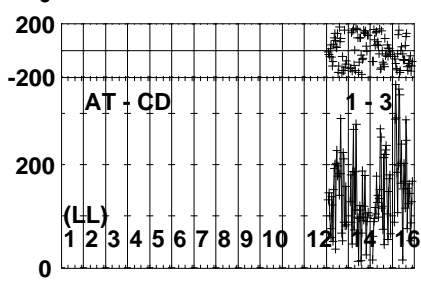
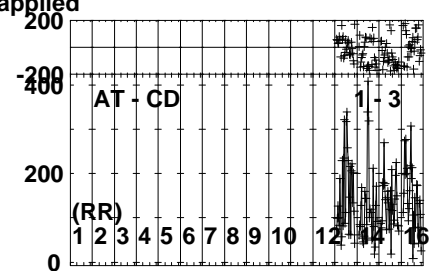
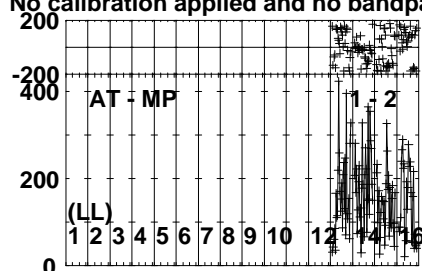
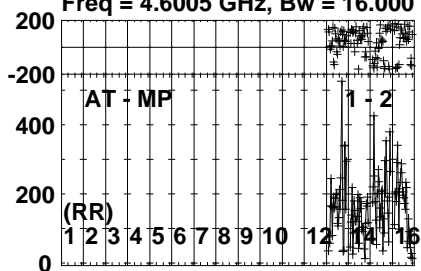


Lower frame: Micro Ampl Jy Top frame: Phas deg  
Vector averaged cross-power spectrum Several baselines displayed  
Timerange: 00/19:25:39 to 00/19:28:25

Plot file version 59 created 01-DEC-2023 16:31:49

J1108-1231 EG120.UVDATA.1

Freq = 4.6005 GHz, Bw = 16.000 MH No calibration applied and no bandpass applied

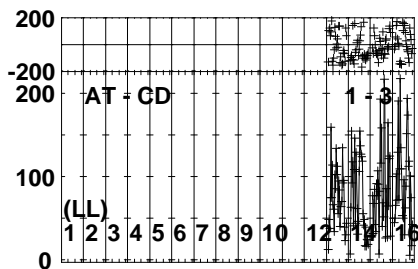
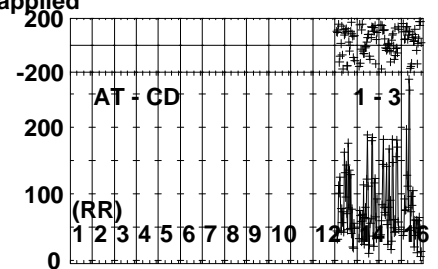
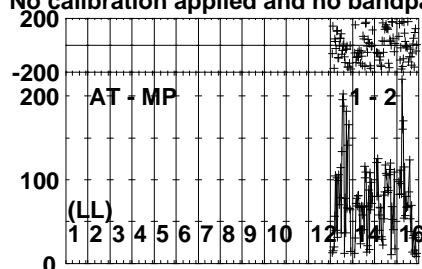
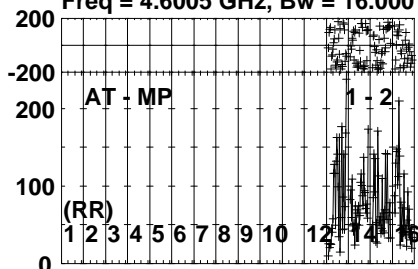


Lower frame: Micro Ampl Jy Top frame: Phas deg  
Vector averaged cross-power spectrum Several baselines displayed  
Timerange: 00/19:28:30 to 00/19:29:24

Plot file version 60 created 01-DEC-2023 16:31:49

GRB171205A EG120.UVDATA.1

Freq = 4.6005 GHz, Bw = 16.000 MH No calibration applied and no bandpass applied

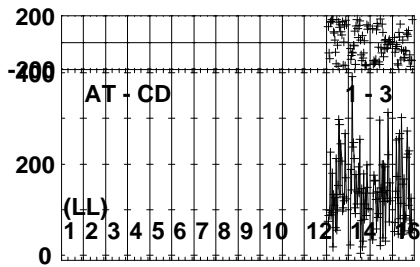
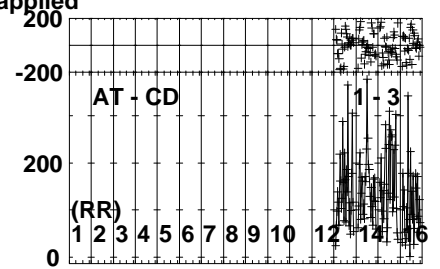
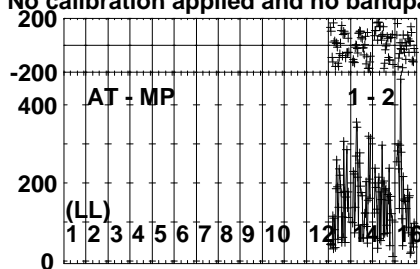
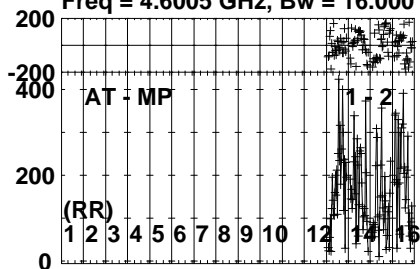


Lower frame: Micro Ampl Jy Top frame: Phas deg  
Vector averaged cross-power spectrum Several baselines displayed  
Timerange: 00/19:29:27 to 00/19:32:13

Plot file version 61 created 01-DEC-2023 16:31:50

J1108-1231 EG120.UVDATA.1

Freq = 4.6005 GHz, Bw = 16.000 MH No calibration applied and no bandpass applied

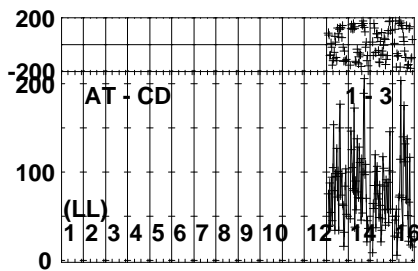
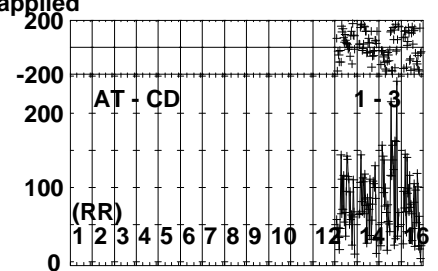
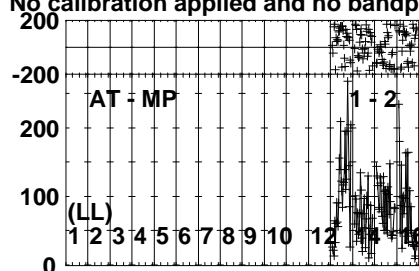
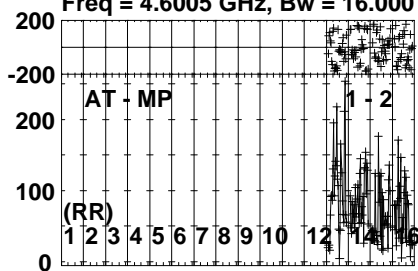


Lower frame: Micro Ampl Jy Top frame: Phas deg  
Vector averaged cross-power spectrum Several baselines displayed  
Timerange: 00/19:32:16 to 00/19:33:12

Plot file version 62 created 01-DEC-2023 16:31:50

GRB171205A EG120.UVDATA.1

Freq = 4.6005 GHz, Bw = 16.000 MH No calibration applied and no bandpass applied

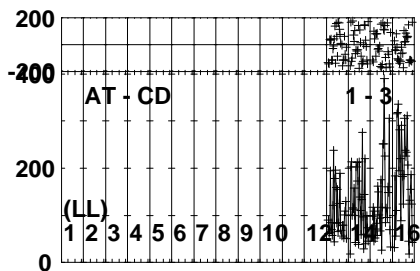
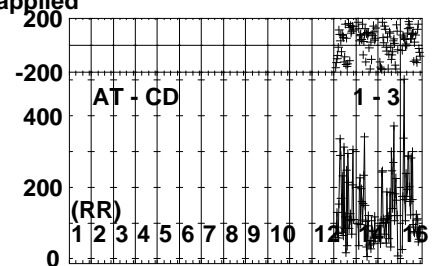
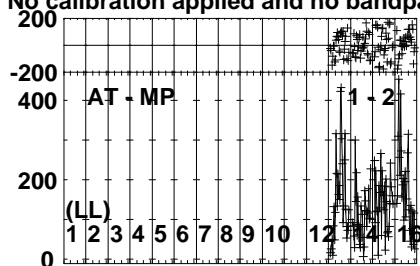
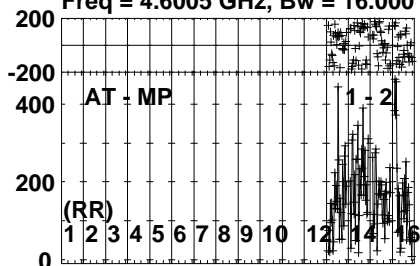


Lower frame: Micro Ampl Jy Top frame: Phas deg  
Vector averaged cross-power spectrum Several baselines displayed  
Timerange: 00/19:33:15 to 00/19:36:01

Plot file version 63 created 01-DEC-2023 16:31:50

J1108-1231 EG120.UVDATA.1

Freq = 4.6005 GHz, Bw = 16.000 MH No calibration applied and no bandpass applied

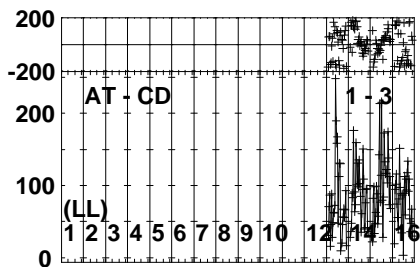
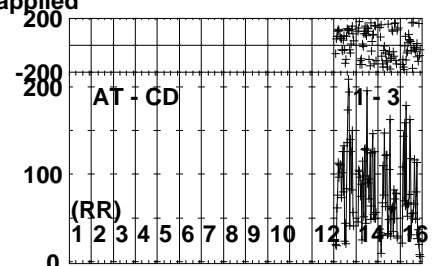
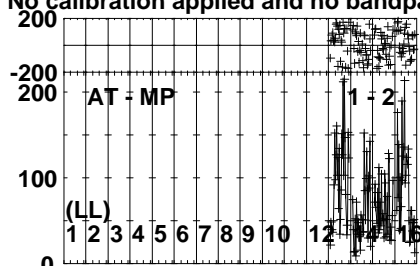
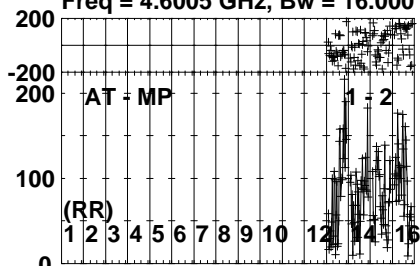


Lower frame: Micro Ampl Jy Top frame: Phas deg  
Vector averaged cross-power spectrum Several baselines displayed  
Timerange: 00/19:36:04 to 00/19:37:00

Plot file version 64 created 01-DEC-2023 16:31:50

GRB171205A EG120.UVDATA.1

Freq = 4.6005 GHz, Bw = 16.000 MH No calibration applied and no bandpass applied



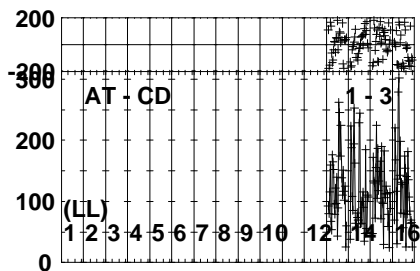
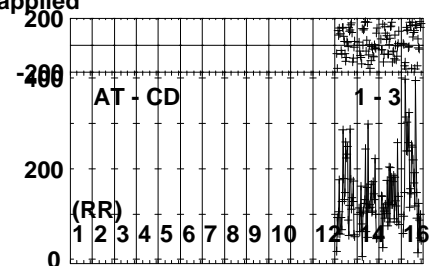
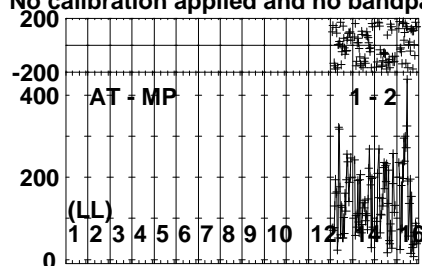
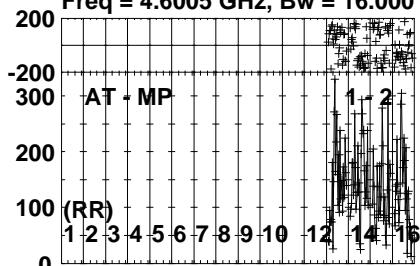
Lower frame: Micro Ampl Jy Top frame: Phas deg  
Vector averaged cross-power spectrum Several baselines displayed  
Timerange: 00/19:37:03 to 00/19:39:49



Plot file version 65 created 01-DEC-2023 16:31:50

J1108-1231 EG120.UVDATA.1

Freq = 4.6005 GHz, Bw = 16.000 MH No calibration applied and no bandpass applied

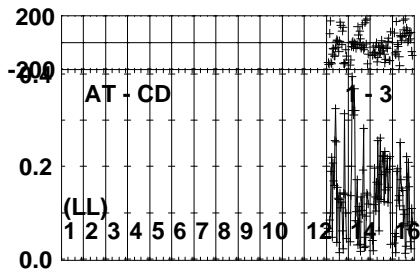
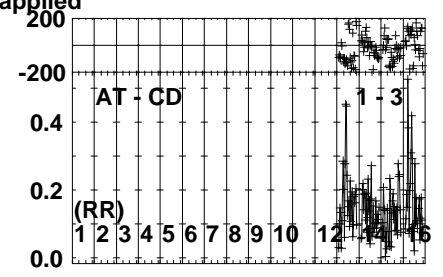
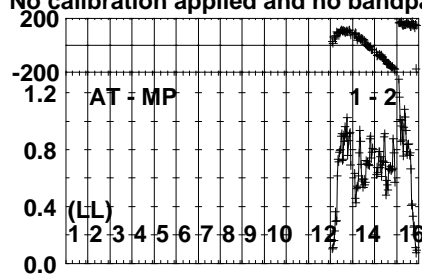
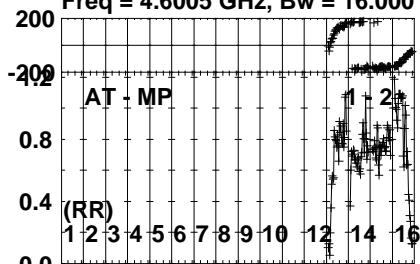


Lower frame: Micro Ampl Jy Top frame: Phas deg  
Vector averaged cross-power spectrum Several baselines displayed  
Timerange: 00/19:39:52 to 00/19:40:58

Plot file version 66 created 01-DEC-2023 16:31:50

J1118-1232 EG120.UVDATA.1

Freq = 4.6005 GHz, Bw = 16.000 MH No calibration applied and no bandpass applied

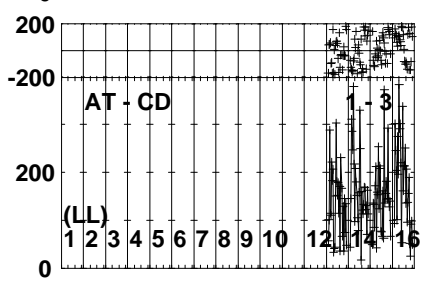
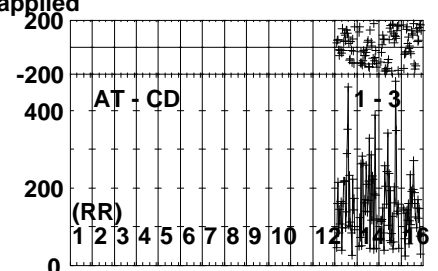
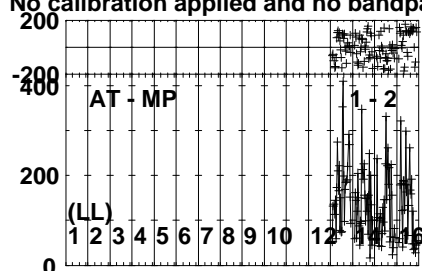
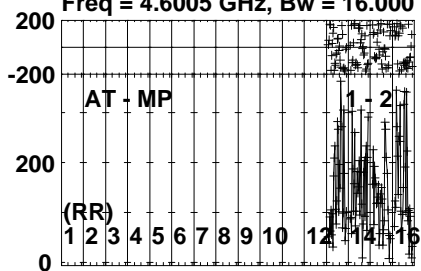


Lower frame: Milli Ampl Jy Top frame: Phas deg  
Vector averaged cross-power spectrum Several baselines displayed  
Timerange: 00/19:41:21 to 00/19:42:19

Plot file version 67 created 01-DEC-2023 16:31:50

J1108-1231 EG120.UVDATA.1

Freq = 4.6005 GHz, Bw = 16.000 MH No calibration applied and no bandpass applied

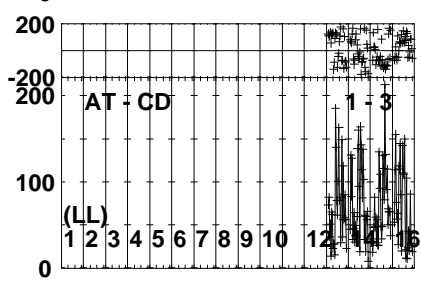
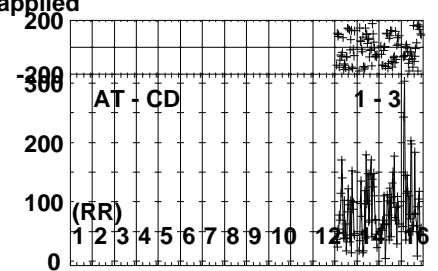
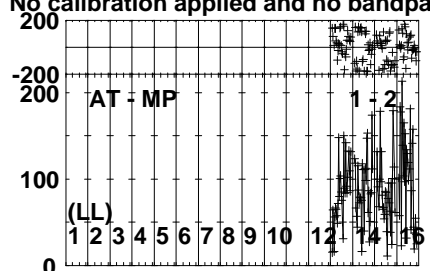
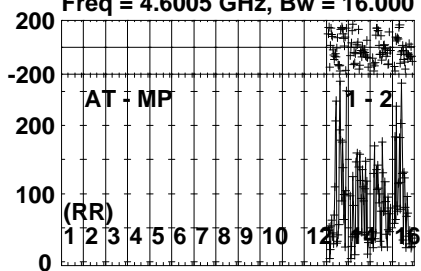


Lower frame: Micro Ampl Jy Top frame: Phas deg  
Vector averaged cross-power spectrum Several baselines displayed  
Timerange: 00/19:42:51 to 00/19:43:39

Plot file version 68 created 01-DEC-2023 16:31:50

GRB171205A EG120.UVDATA.1

Freq = 4.6005 GHz, Bw = 16.000 MH No calibration applied and no bandpass applied

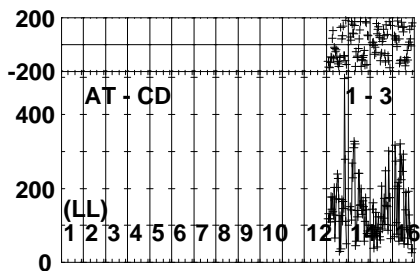
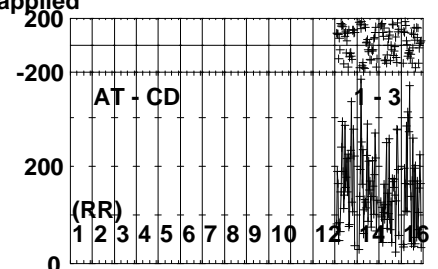
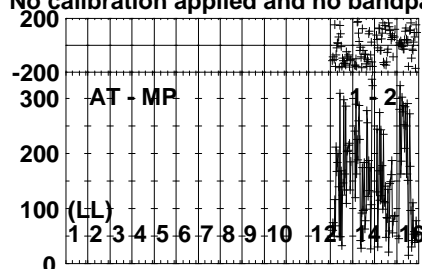
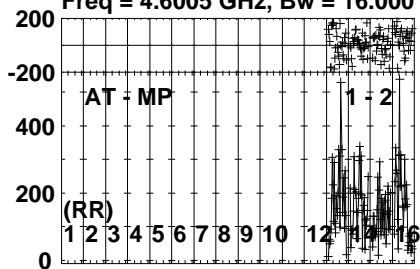


Lower frame: Micro Ampl Jy Top frame: Phas deg  
Vector averaged cross-power spectrum Several baselines displayed  
Timerange: 00/19:43:41 to 00/19:46:27

Plot file version 69 created 01-DEC-2023 16:31:50

J1108-1231 EG120.UVDATA.1

Freq = 4.6005 GHz, Bw = 16.000 MH No calibration applied and no bandpass applied

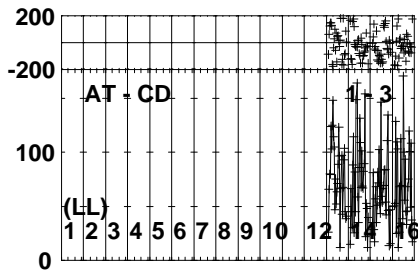
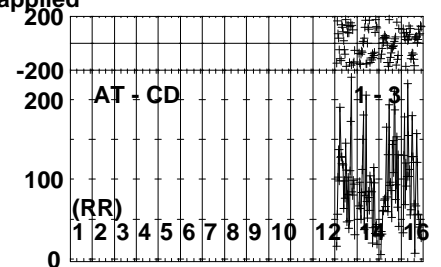
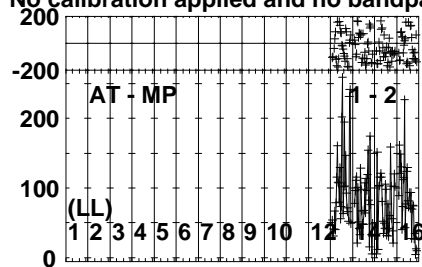
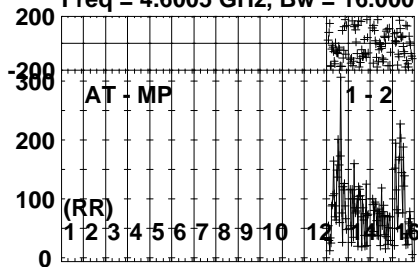


Lower frame: Micro Ampl Jy Top frame: Phas deg  
Vector averaged cross-power spectrum Several baselines displayed  
Timerange: 00/19:46:32 to 00/19:47:26

Plot file version 70 created 01-DEC-2023 16:31:50

GRB171205A EG120.UVDATA.1

Freq = 4.6005 GHz, Bw = 16.000 MH No calibration applied and no bandpass applied

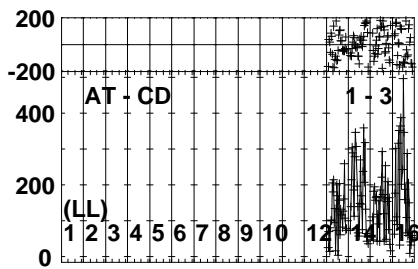
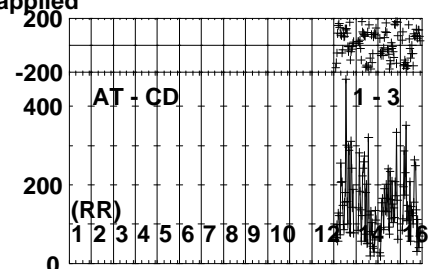
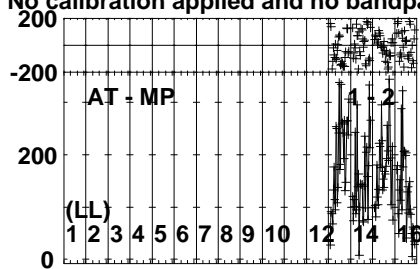
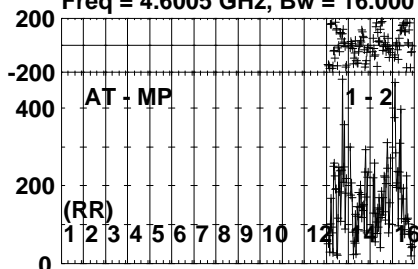


Lower frame: Micro Ampl Jy Top frame: Phas deg  
Vector averaged cross-power spectrum Several baselines displayed  
Timerange: 00/19:47:29 to 00/19:50:15

Plot file version 71 created 01-DEC-2023 16:31:50

J1108-1231 EG120.UVDATA.1

Freq = 4.6005 GHz, Bw = 16.000 MH No calibration applied and no bandpass applied

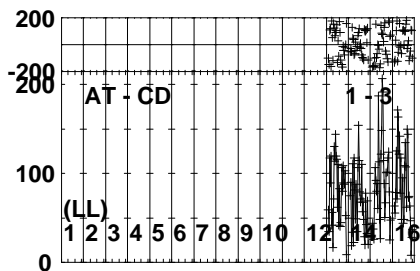
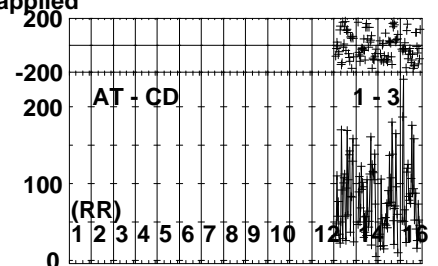
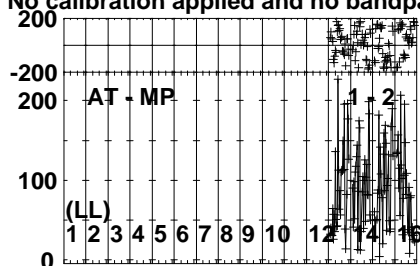
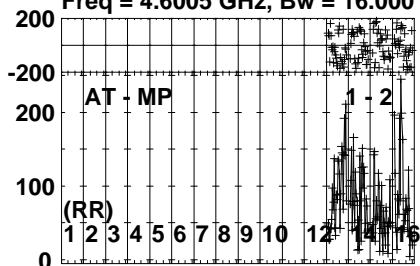


Lower frame: Micro Ampl Jy Top frame: Phas deg  
Vector averaged cross-power spectrum Several baselines displayed  
Timerange: 00/19:50:18 to 00/19:51:14

Plot file version 72 created 01-DEC-2023 16:31:50

GRB171205A EG120.UVDATA.1

Freq = 4.6005 GHz, Bw = 16.000 MH No calibration applied and no bandpass applied



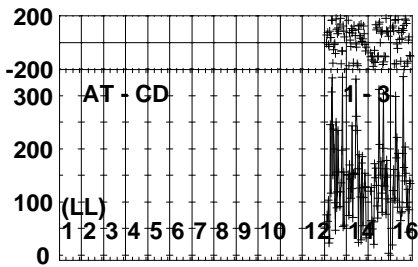
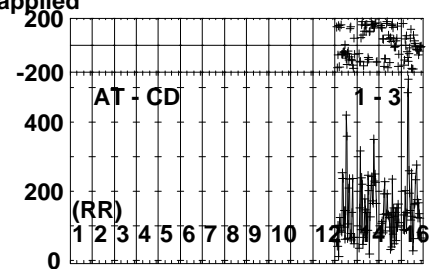
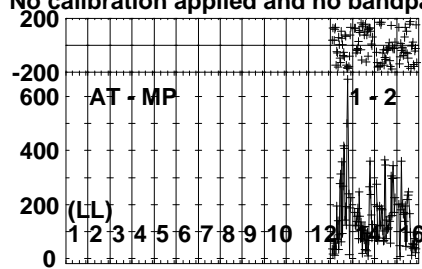
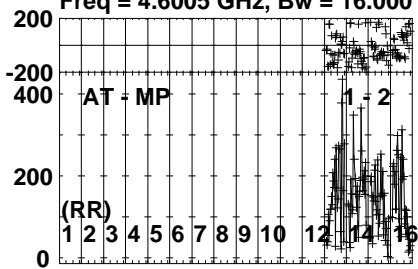
Lower frame: Micro Ampl Jy Top frame: Phas deg  
Vector averaged cross-power spectrum Several baselines displayed  
Timerange: 00/19:51:17 to 00/19:54:03



Plot file version 73 created 01-DEC-2023 16:31:50

J1108-1231 EG120.UVDATA.1

Freq = 4.6005 GHz, Bw = 16.000 MH No calibration applied and no bandpass applied

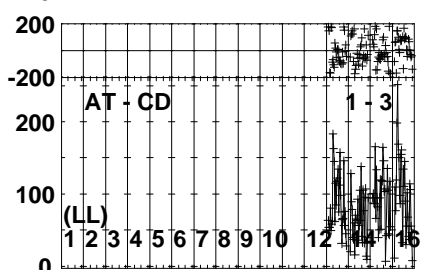
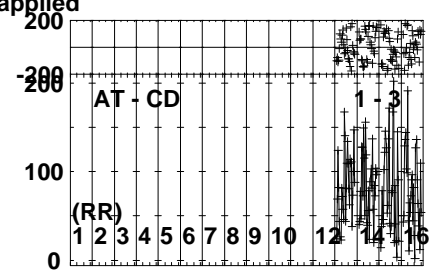
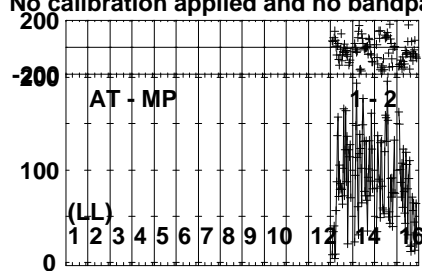
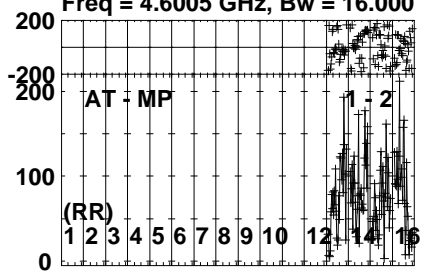


Lower frame: Micro Ampl Jy Top frame: Phas deg  
Vector averaged cross-power spectrum Several baselines displayed  
Timerange: 00/19:54:06 to 00/19:55:02

Plot file version 74 created 01-DEC-2023 16:31:50

GRB171205A EG120.UVDATA.1

Freq = 4.6005 GHz, Bw = 16.000 MH No calibration applied and no bandpass applied

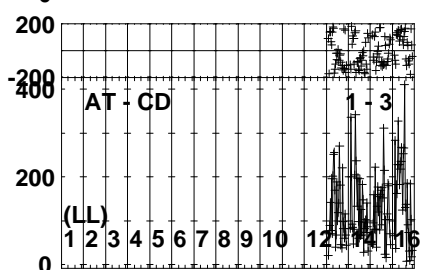
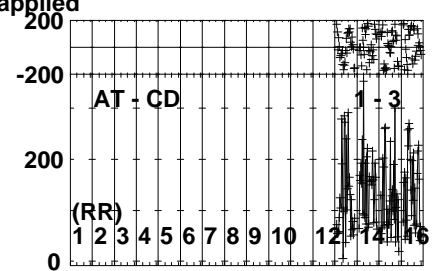
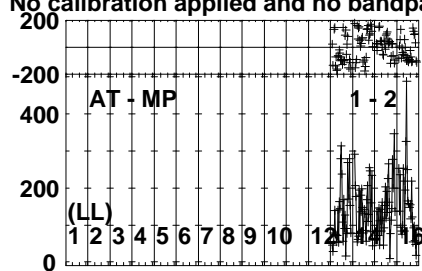
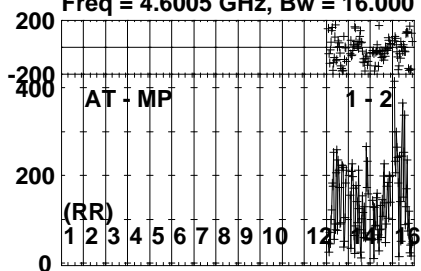


Lower frame: Micro Ampl Jy Top frame: Phas deg  
Vector averaged cross-power spectrum Several baselines displayed  
Timerange: 00/19:55:05 to 00/19:57:51

Plot file version 75 created 01-DEC-2023 16:31:50

J1108-1231 EG120.UVDATA.1

Freq = 4.6005 GHz, Bw = 16.000 MH No calibration applied and no bandpass applied

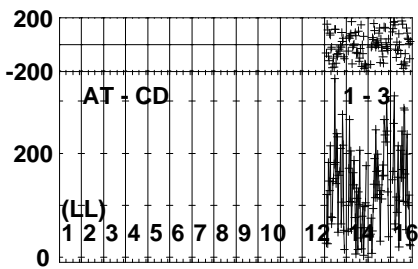
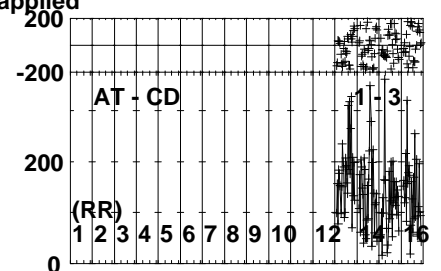
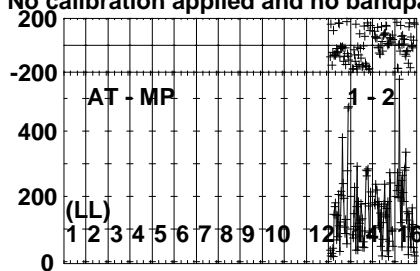
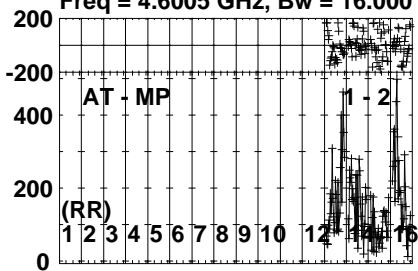


Lower frame: Micro Ampl Jy Top frame: Phas deg  
Vector averaged cross-power spectrum Several baselines displayed  
Timerange: 00/19:57:54 to 00/19:59:00

Plot file version 76 created 01-DEC-2023 16:31:50

J1107-1226 EG120.UVDATA.1

Freq = 4.6005 GHz, Bw = 16.000 MH No calibration applied and no bandpass applied

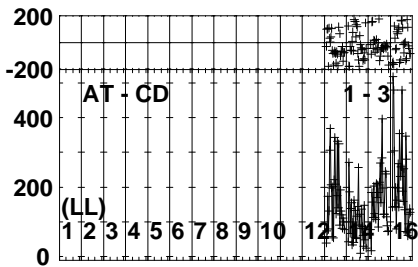
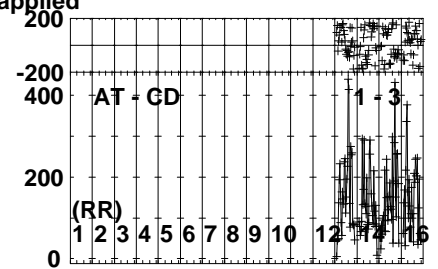
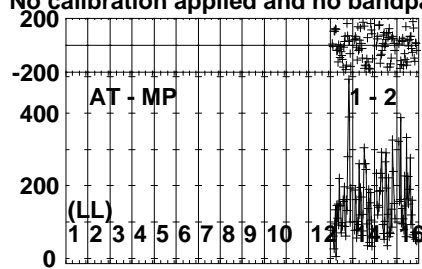
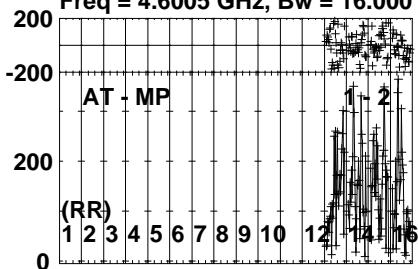


Lower frame: Micro Ampl Jy Top frame: Phas deg  
Vector averaged cross-power spectrum Several baselines displayed  
Timerange: 00/19:59:23 to 00/20:00:21

Plot file version 77 created 01-DEC-2023 16:31:51

J1108-1231 EG120.UVDATA.1

Freq = 4.6005 GHz, Bw = 16.000 MH No calibration applied and no bandpass applied

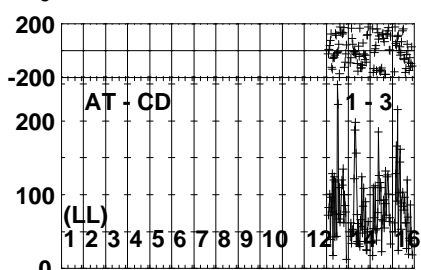
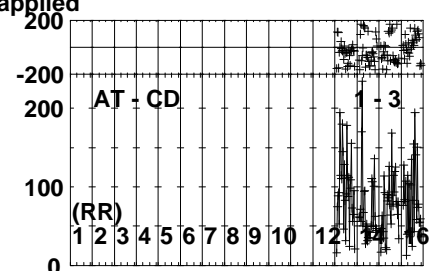
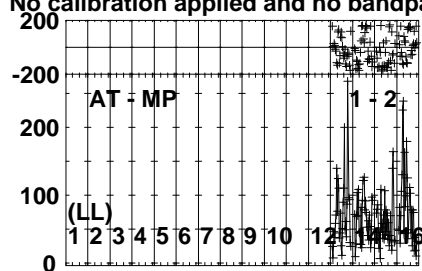
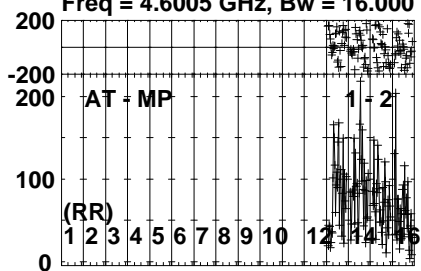


Lower frame: Micro Ampl Jy Top frame: Phas deg  
Vector averaged cross-power spectrum Several baselines displayed  
Timerange: 00/20:00:23 to 00/20:01:19

Plot file version 78 created 01-DEC-2023 16:31:51

GRB171205A EG120.UVDATA.1

Freq = 4.6005 GHz, Bw = 16.000 MH No calibration applied and no bandpass applied

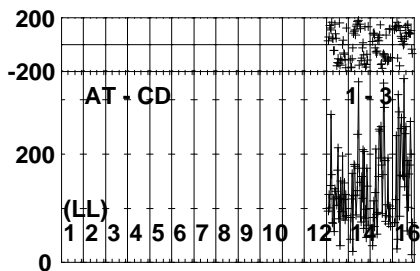
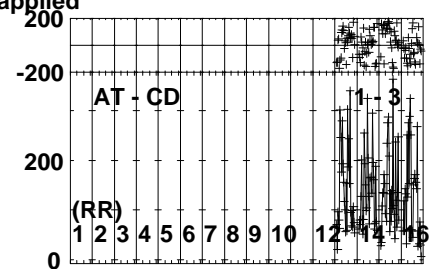
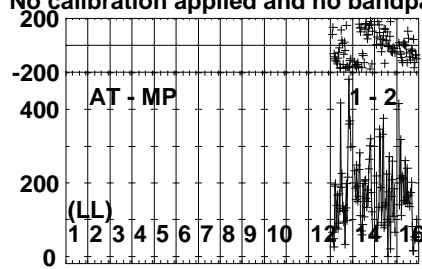
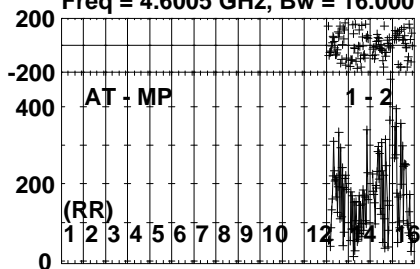


Lower frame: Micro Ampl Jy Top frame: Phas deg  
Vector averaged cross-power spectrum Several baselines displayed  
Timerange: 00/20:01:22 to 00/20:04:08

Plot file version 79 created 01-DEC-2023 16:31:51

J1108-1231 EG120.UVDATA.1

Freq = 4.6005 GHz, Bw = 16.000 MH No calibration applied and no bandpass applied

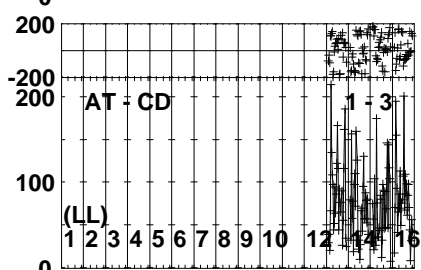
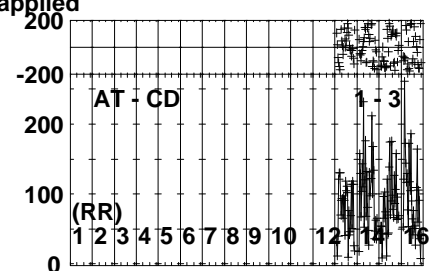
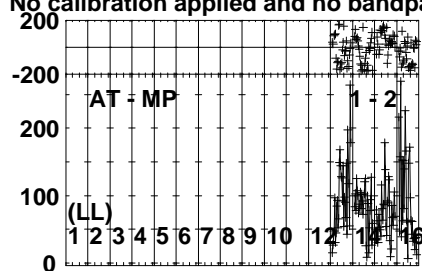
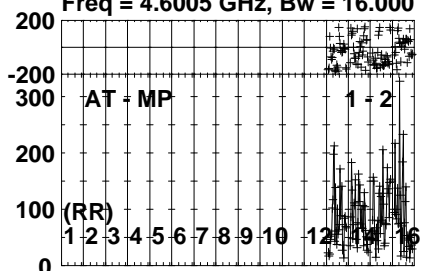


Lower frame: Micro Ampl Jy Top frame: Phas deg  
Vector averaged cross-power spectrum Several baselines displayed  
Timerange: 00/20:04:13 to 00/20:05:07

Plot file version 80 created 01-DEC-2023 16:31:51

GRB171205A EG120.UVDATA.1

Freq = 4.6005 GHz, Bw = 16.000 MH No calibration applied and no bandpass applied



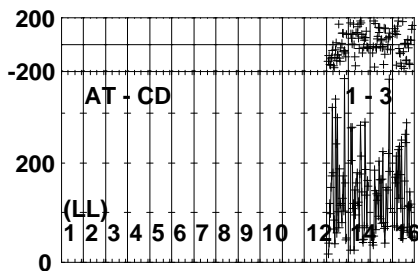
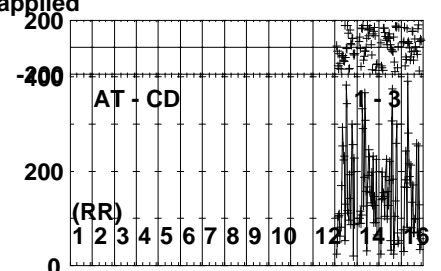
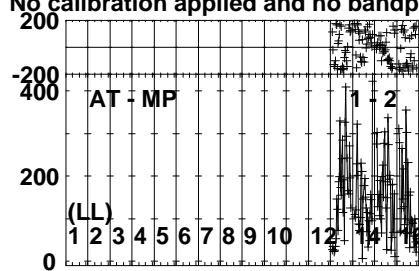
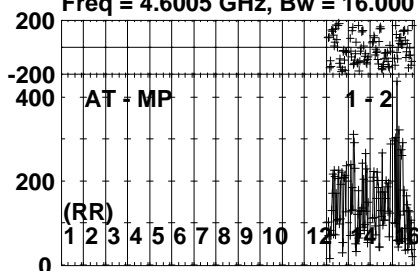
Lower frame: Micro Ampl Jy Top frame: Phas deg  
Vector averaged cross-power spectrum Several baselines displayed  
Timerange: 00/20:05:10 to 00/20:07:56



Plot file version 81 created 01-DEC-2023 16:31:51

J1108-1231 EG120.UVDATA.1

Freq = 4.6005 GHz, Bw = 16.000 MH No calibration applied and no bandpass applied

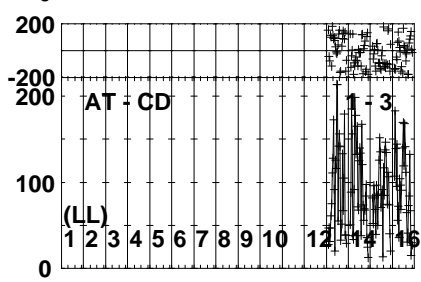
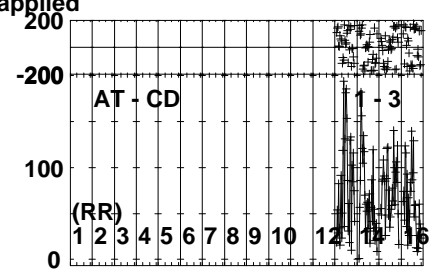
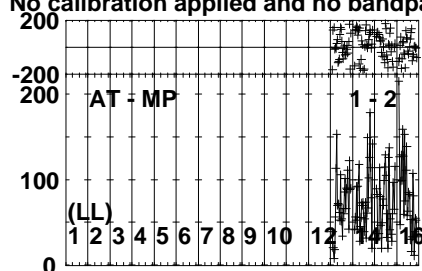
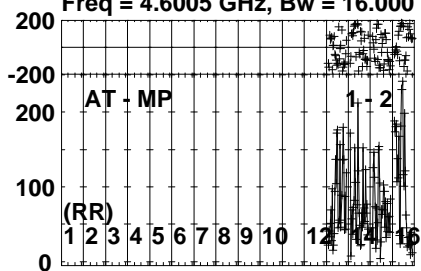


Lower frame: Micro Ampl Jy Top frame: Phas deg  
Vector averaged cross-power spectrum Several baselines displayed  
Timerange: 00/20:07:59 to 00/20:08:55

Plot file version 82 created 01-DEC-2023 16:31:51

GRB171205A EG120.UVDATA.1

Freq = 4.6005 GHz, Bw = 16.000 MH No calibration applied and no bandpass applied

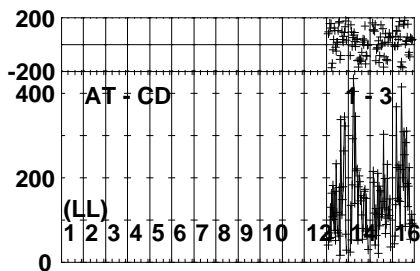
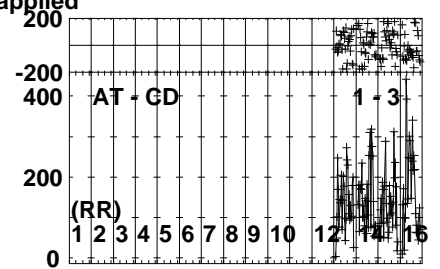
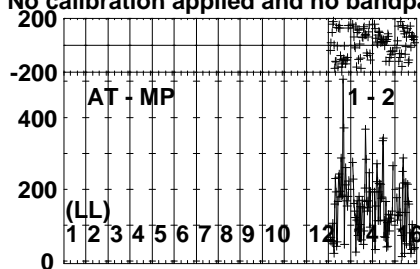
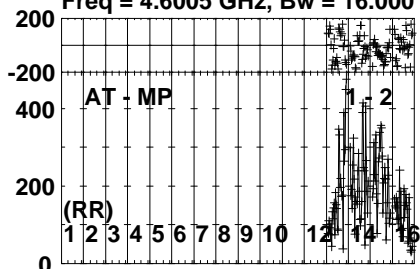


Lower frame: Micro Ampl Jy Top frame: Phas deg  
Vector averaged cross-power spectrum Several baselines displayed  
Timerange: 00/20:08:58 to 00/20:11:44

Plot file version 83 created 01-DEC-2023 16:31:51

J1108-1231 EG120.UVDATA.1

Freq = 4.6005 GHz, Bw = 16.000 MH No calibration applied and no bandpass applied

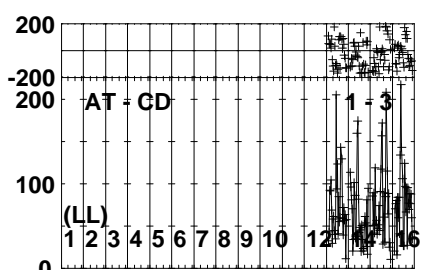
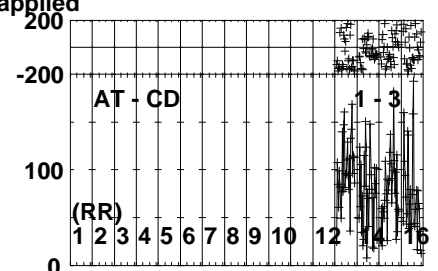
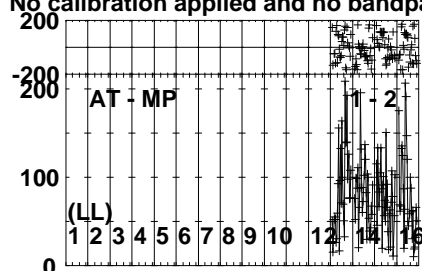
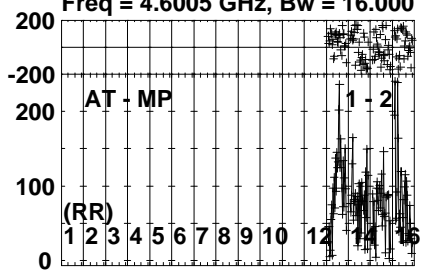


Lower frame: Micro Ampl Jy Top frame: Phas deg  
Vector averaged cross-power spectrum Several baselines displayed  
Timerange: 00/20:11:47 to 00/20:12:43

Plot file version 84 created 01-DEC-2023 16:31:51

GRB171205A EG120.UVDATA.1

Freq = 4.6005 GHz, Bw = 16.000 MH No calibration applied and no bandpass applied

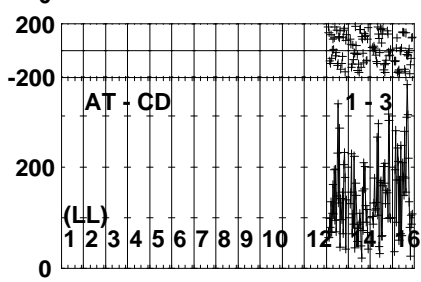
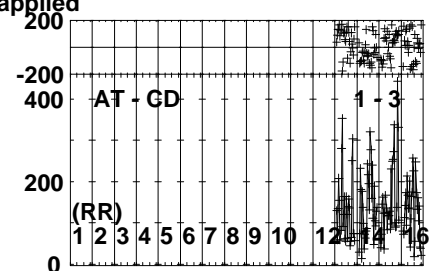
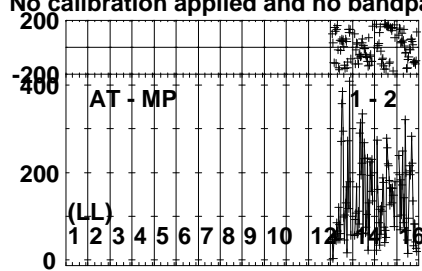
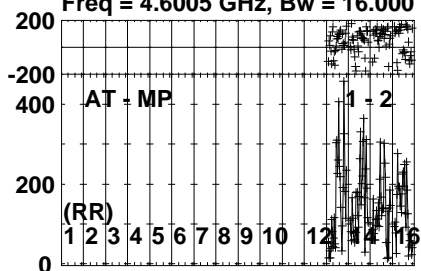


Lower frame: Micro Ampl Jy Top frame: Phas deg  
Vector averaged cross-power spectrum Several baselines displayed  
Timerange: 00/20:12:46 to 00/20:15:32

Plot file version 85 created 01-DEC-2023 16:31:51

J1108-1231 EG120.UVDATA.1

Freq = 4.6005 GHz, Bw = 16.000 MH No calibration applied and no bandpass applied

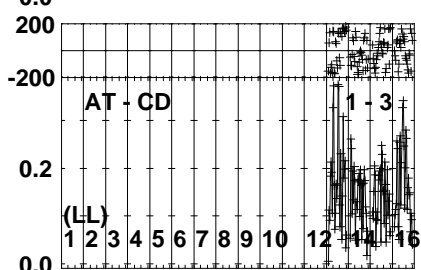
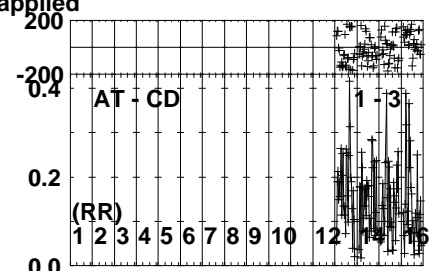

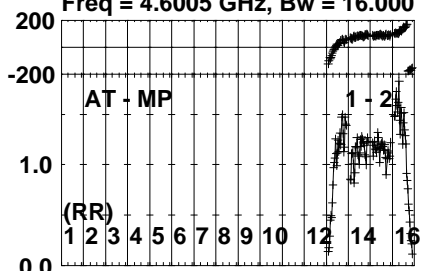


Lower frame: Micro Ampl Jy Top frame: Phas deg  
Vector averaged cross-power spectrum Several baselines displayed  
Timerange: 00/20:15:35 to 00/20:16:41

Plot file version 86 created 01-DEC-2023 16:31:51

J1118-1232 EG120.UVDATA.1

Freq = 4.6005 GHz, Bw = 16.000 MH No calibration applied and no bandpass applied

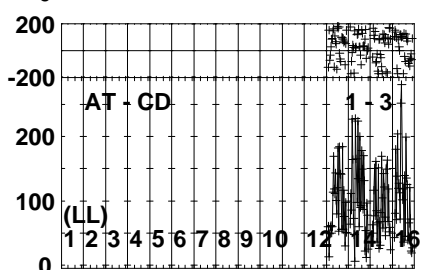
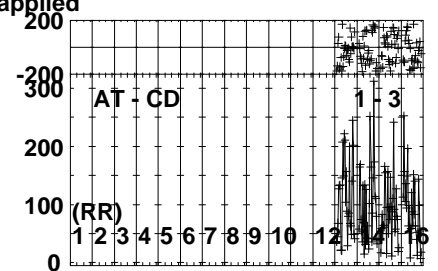
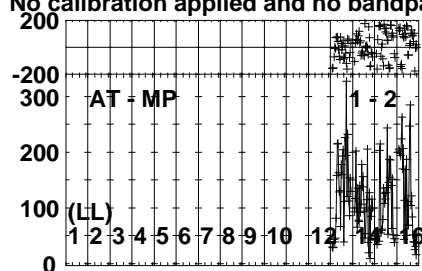
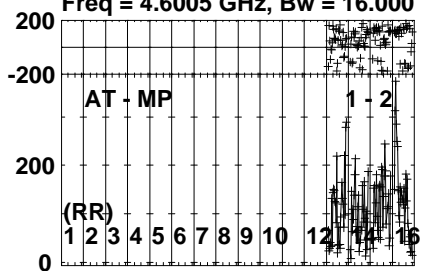


Lower frame: Milli Ampl Jy Top frame: Phas deg  
Vector averaged cross-power spectrum Several baselines displayed  
Timerange: 00/20:17:04 to 00/20:18:02

Plot file version 87 created 01-DEC-2023 16:31:51

J1108-1231 EG120.UVDATA.1

Freq = 4.6005 GHz, Bw = 16.000 MH No calibration applied and no bandpass applied

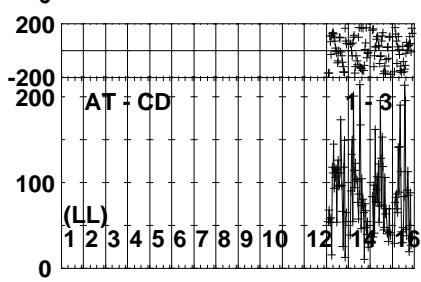
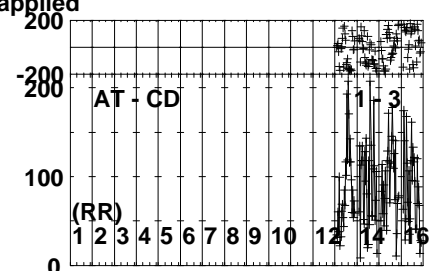
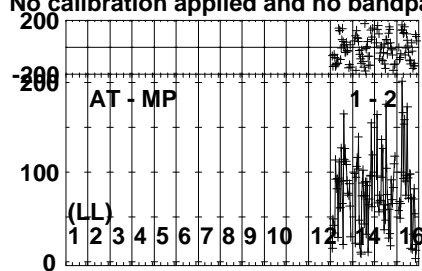
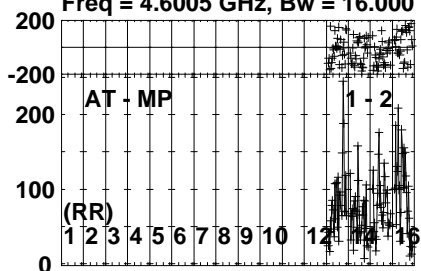


Lower frame: Micro Ampl Jy Top frame: Phas deg  
Vector averaged cross-power spectrum Several baselines displayed  
Timerange: 00/20:18:24 to 00/20:20:50

Plot file version 88 created 01-DEC-2023 16:31:51

GRB171205A EG120.UVDATA.1

Freq = 4.6005 GHz, Bw = 16.000 MH No calibration applied and no bandpass applied



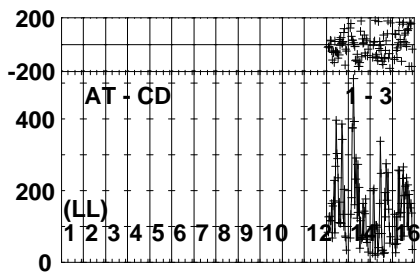
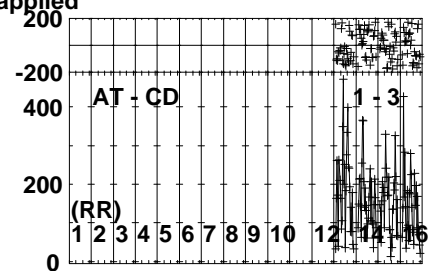
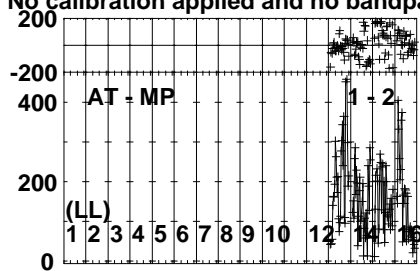
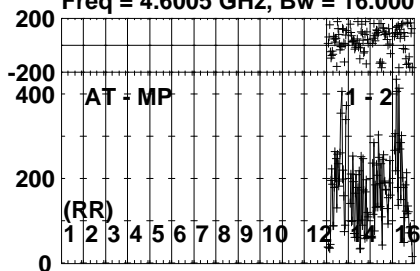
Lower frame: Micro Ampl Jy Top frame: Phas deg  
Vector averaged cross-power spectrum Several baselines displayed  
Timerange: 00/20:20:53 to 00/20:23:39



Plot file version 89 created 01-DEC-2023 16:31:51

J1108-1231 EG120.UVDATA.1

Freq = 4.6005 GHz, Bw = 16.000 MH No calibration applied and no bandpass applied

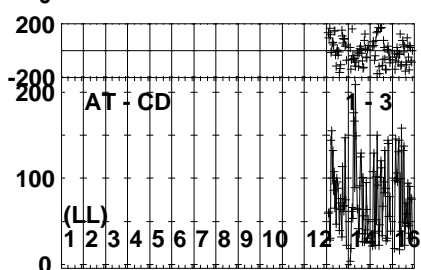
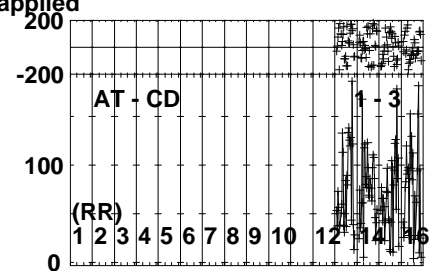
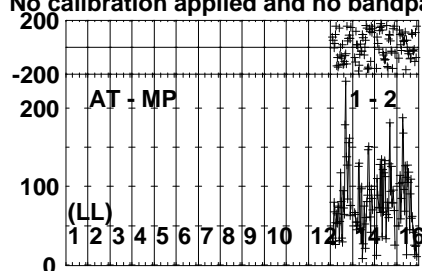
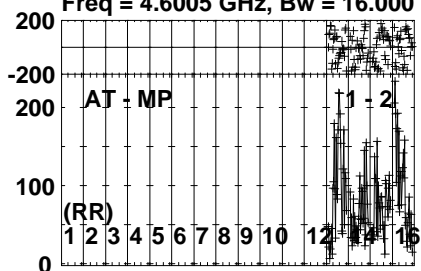


Lower frame: Micro Ampl Jy Top frame: Phas deg  
Vector averaged cross-power spectrum Several baselines displayed  
Timerange: 00/20:24:02 to 00/20:24:50

Plot file version 90 created 01-DEC-2023 16:31:51

GRB171205A EG120.UVDATA.1

Freq = 4.6005 GHz, Bw = 16.000 MH No calibration applied and no bandpass applied

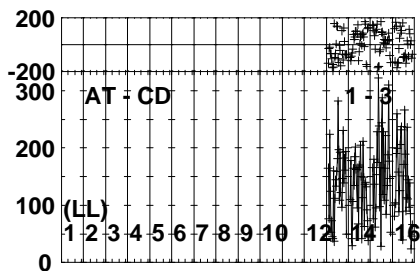
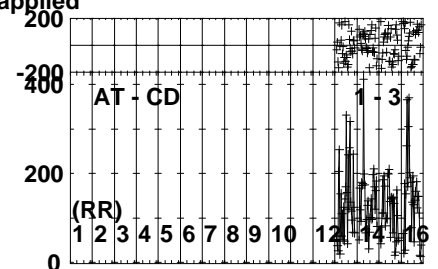
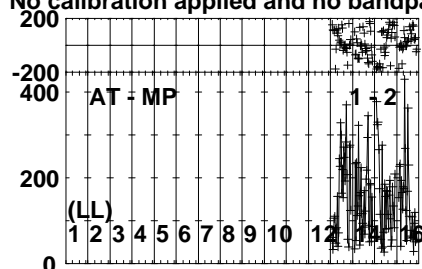
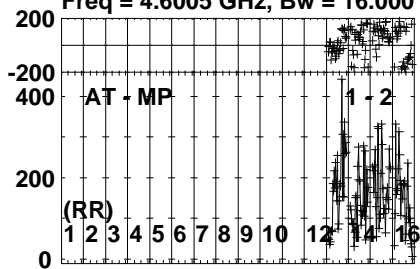


Lower frame: Micro Ampl Jy Top frame: Phas deg  
Vector averaged cross-power spectrum Several baselines displayed  
Timerange: 00/20:24:52 to 00/20:27:38

Plot file version 91 created 01-DEC-2023 16:31:51

J1108-1231 EG120.UVDATA.1

Freq = 4.6005 GHz, Bw = 16.000 MH No calibration applied and no bandpass applied

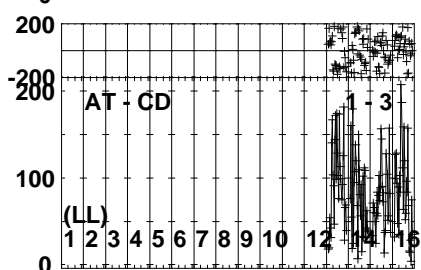
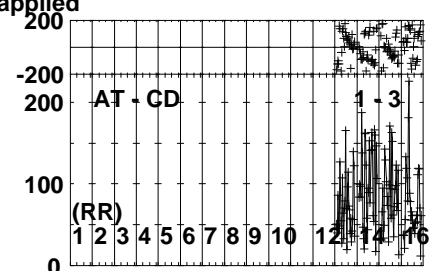
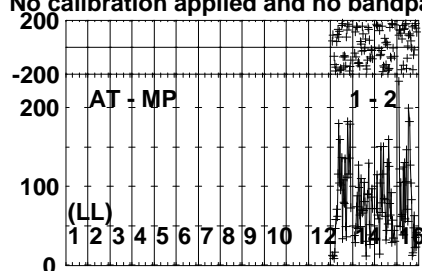
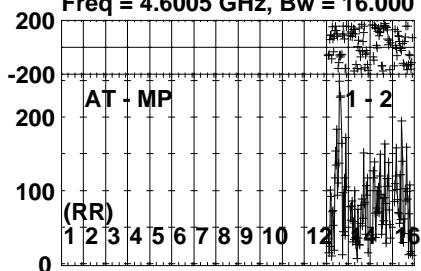


Lower frame: Micro Ampl Jy Top frame: Phas deg  
Vector averaged cross-power spectrum Several baselines displayed  
Timerange: 00/20:27:41 to 00/20:28:37

Plot file version 92 created 01-DEC-2023 16:31:51

GRB171205A EG120.UVDATA.1

Freq = 4.6005 GHz, Bw = 16.000 MH No calibration applied and no bandpass applied

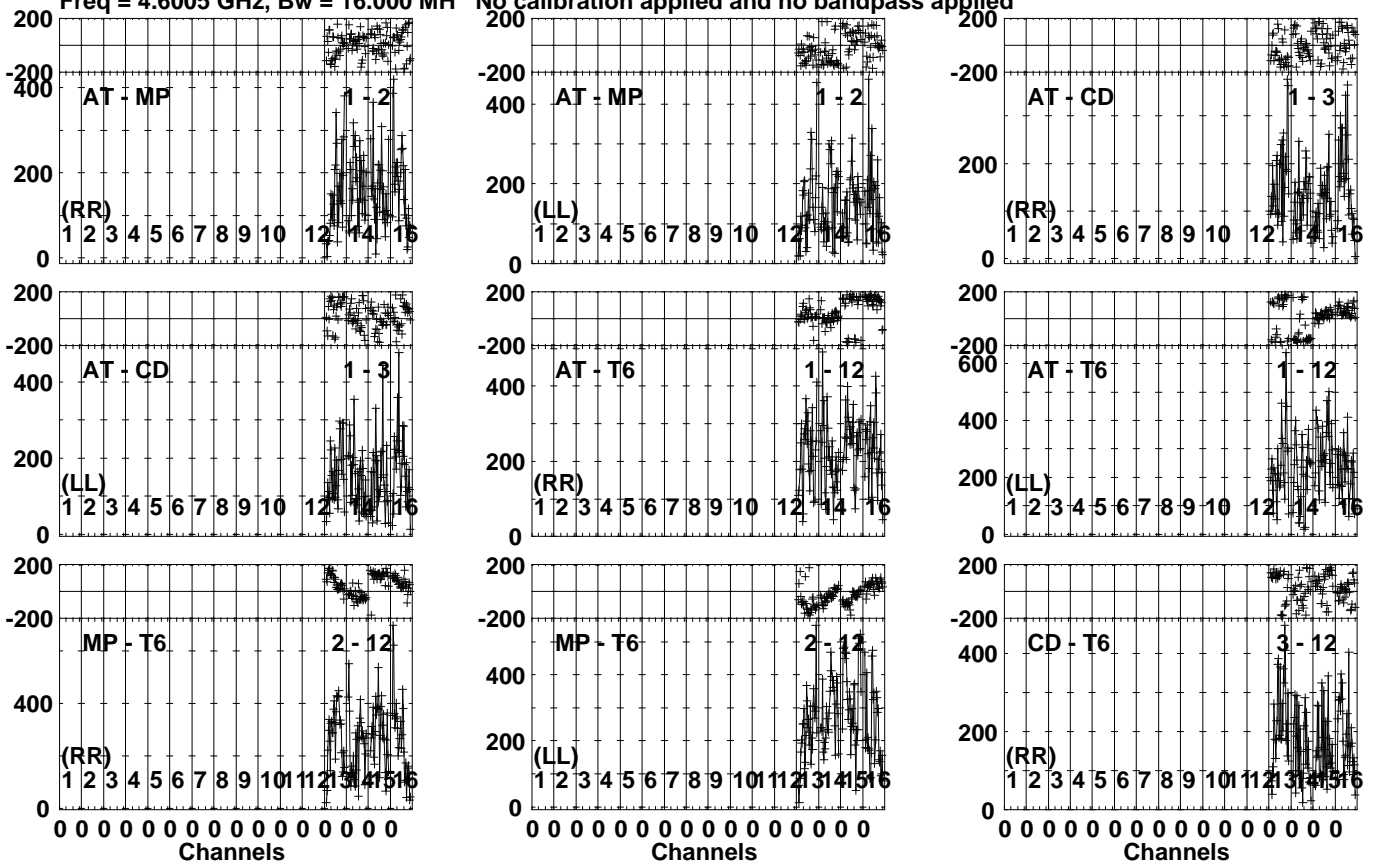


Lower frame: Micro Ampl Jy Top frame: Phas deg  
Vector averaged cross-power spectrum Several baselines displayed  
Timerange: 00/20:28:40 to 00/20:31:26

Plot file version 93 created 01-DEC-2023 16:31:51

J1108-1231 EG120.UVDATA.1

Freq = 4.6005 GHz, Bw = 16.000 MH No calibration applied and no bandpass applied

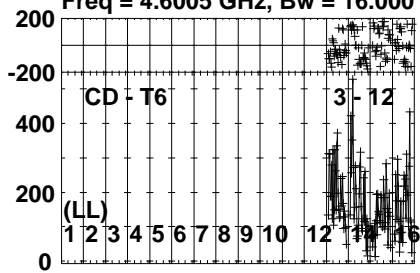


Lower frame: Micro Ampl Jy Top frame: Phas deg  
Vector averaged cross-power spectrum Several baselines displayed  
Timerange: 00/20:31:49 to 00/20:32:37

Plot file version 94 created 01-DEC-2023 16:31:52

J1108-1231 EG120.UVDATA.1

Freq = 4.6005 GHz, Bw = 16.000 MH No calibration applied and no bandpass applied

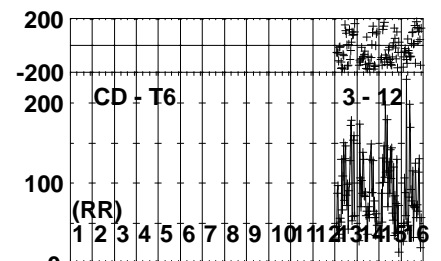
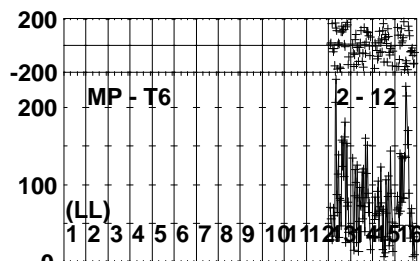
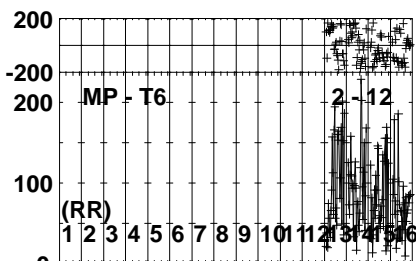
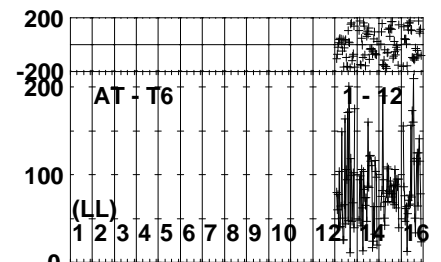
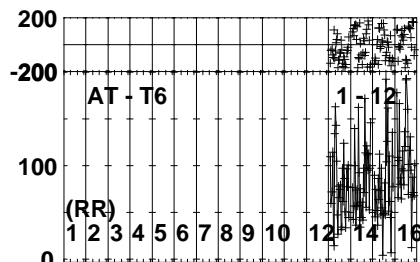
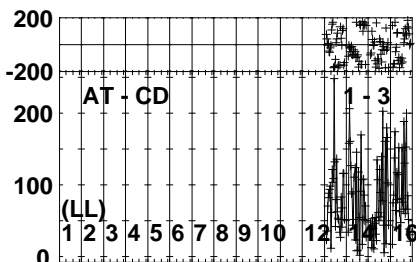
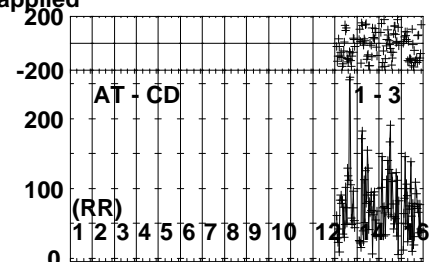
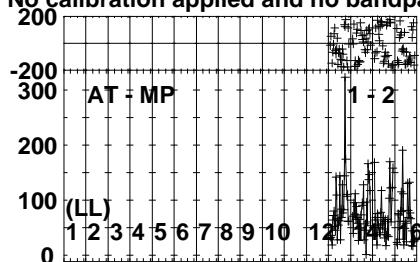
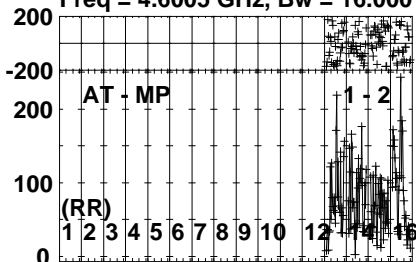


Lower frame: Micro Ampl Jy Top frame: Phas deg  
Vector averaged cross-power spectrum Several baselines displayed  
Timerange: 00/20:31:49 to 00/20:32:37

Plot file version 95 created 01-DEC-2023 16:31:52

GRB171205A EG120.UVDATA.1

Freq = 4.6005 GHz, Bw = 16.000 MH No calibration applied and no bandpass applied

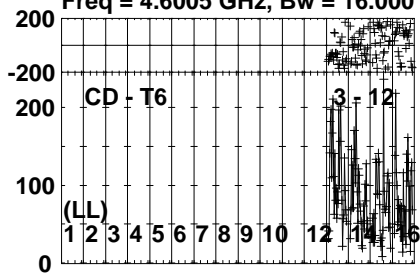


Lower frame: Micro Ampl Jy Top frame: Phas deg  
Vector averaged cross-power spectrum Several baselines displayed  
Timerange: 00/20:32:39 to 00/20:35:25

Plot file version 96 created 01-DEC-2023 16:31:52

GRB171205A EG120.UVDATA.1

Freq = 4.6005 GHz, Bw = 16.000 MH No calibration applied and no bandpass applied



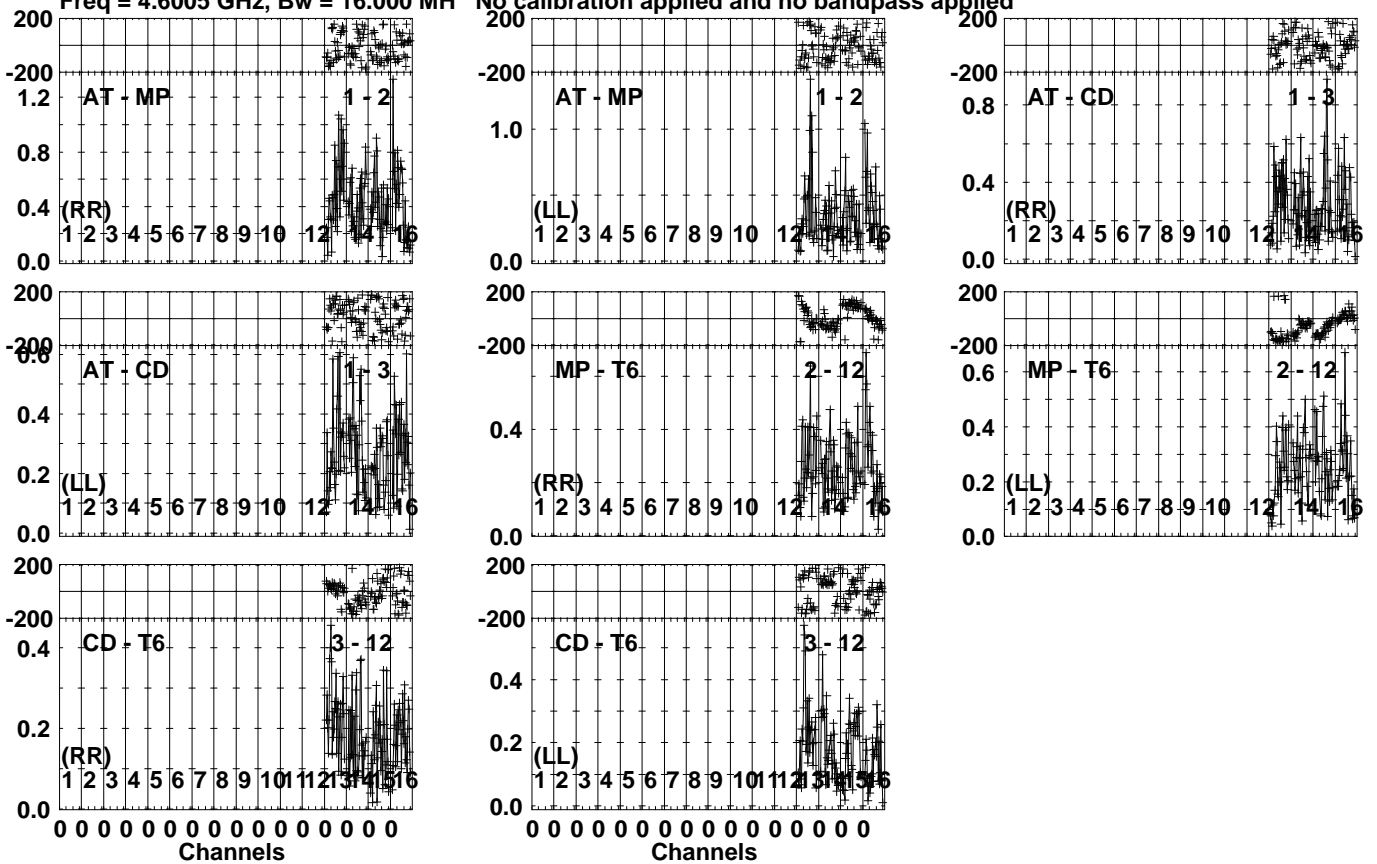
Lower frame: Micro Ampl Jy Top frame: Phas deg  
Vector averaged cross-power spectrum Several baselines displayed  
Timerange: 00/20:32:39 to 00/20:35:25



Plot file version 97 created 01-DEC-2023 16:31:52

J1108-1231 EG120.UVDATA.1

Freq = 4.6005 GHz, Bw = 16.000 MH No calibration applied and no bandpass applied

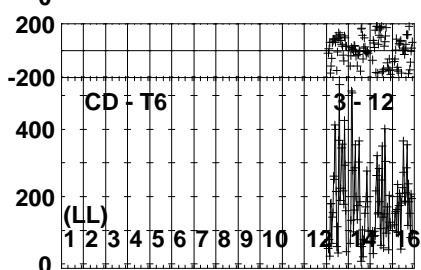
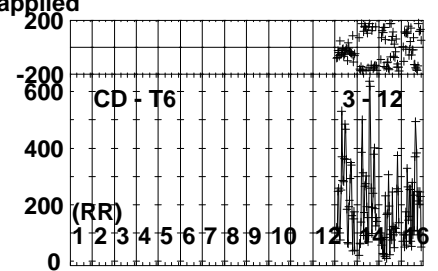
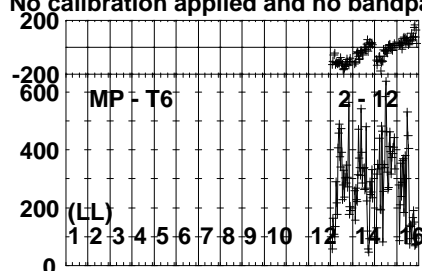
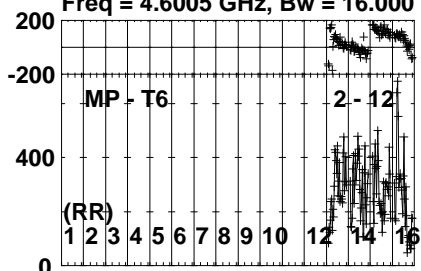


Lower frame: Milli Ampl Jy Top frame: Phas deg  
Vector averaged cross-power spectrum Several baselines displayed  
Timerange: 00/20:35:30 to 00/20:36:34

Plot file version 98 created 01-DEC-2023 16:31:52

J1107-1226 EG120.UVDATA.1

Freq = 4.6005 GHz, Bw = 16.000 MH No calibration applied and no bandpass applied

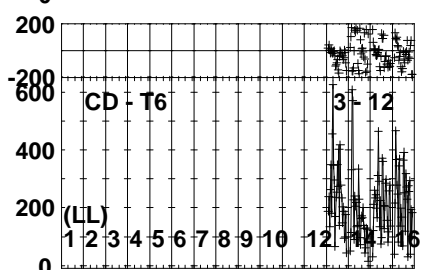
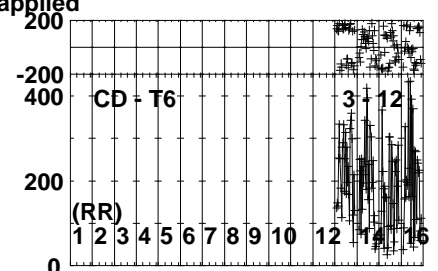
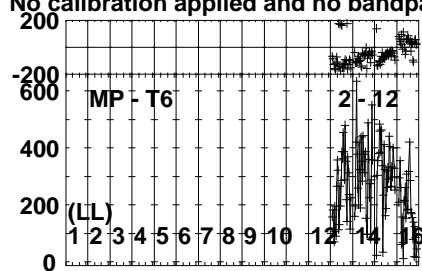
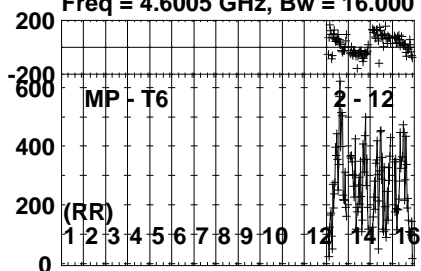


Lower frame: Micro Ampl Jy Top frame: Phas deg  
Vector averaged cross-power spectrum Several baselines displayed  
Timerange: 00/20:36:37 to 00/20:37:43

Plot file version 99 created 01-DEC-2023 16:31:52

J1108-1231 EG120.UVDATA.1

Freq = 4.6005 GHz, Bw = 16.000 MH No calibration applied and no bandpass applied

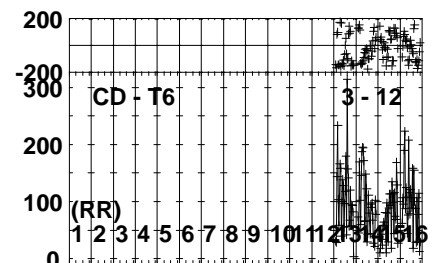
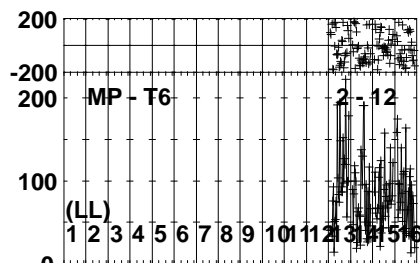
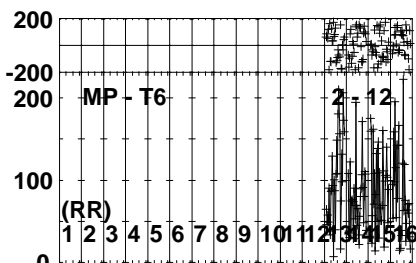
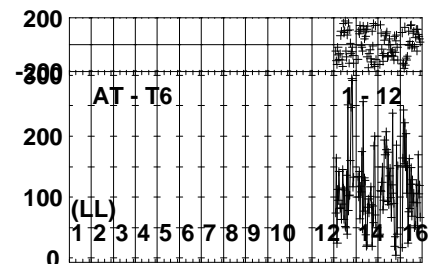
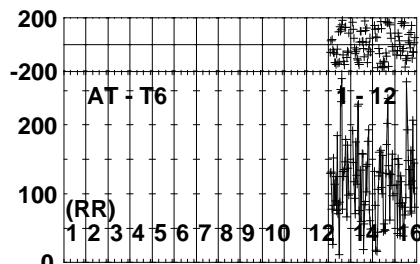
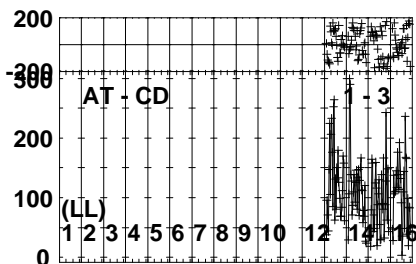
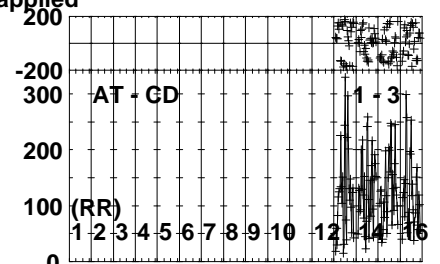

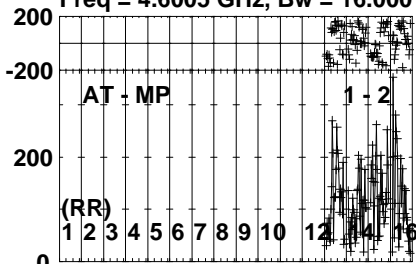


Lower frame: Micro Ampl Jy Top frame: Phas deg  
Vector averaged cross-power spectrum Several baselines displayed  
Timerange: 00/20:37:46 to 00/20:38:42

Plot file version 100 created 01-DEC-2023 16:31:52

GRB171205A EG120.UVDATA.1

Freq = 4.6005 GHz, Bw = 16.000 MH No calibration applied and no bandpass applied

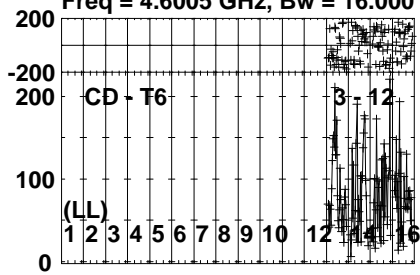


Lower frame: Micro Ampl Jy Top frame: Phas deg  
Vector averaged cross-power spectrum Several baselines displayed  
Timerange: 00/20:38:45 to 00/20:41:31

Plot file version 101 created 01-DEC-2023 16:31:52

GRB171205A EG120.UVDATA.1

Freq = 4.6005 GHz, Bw = 16.000 MH No calibration applied and no bandpass applied

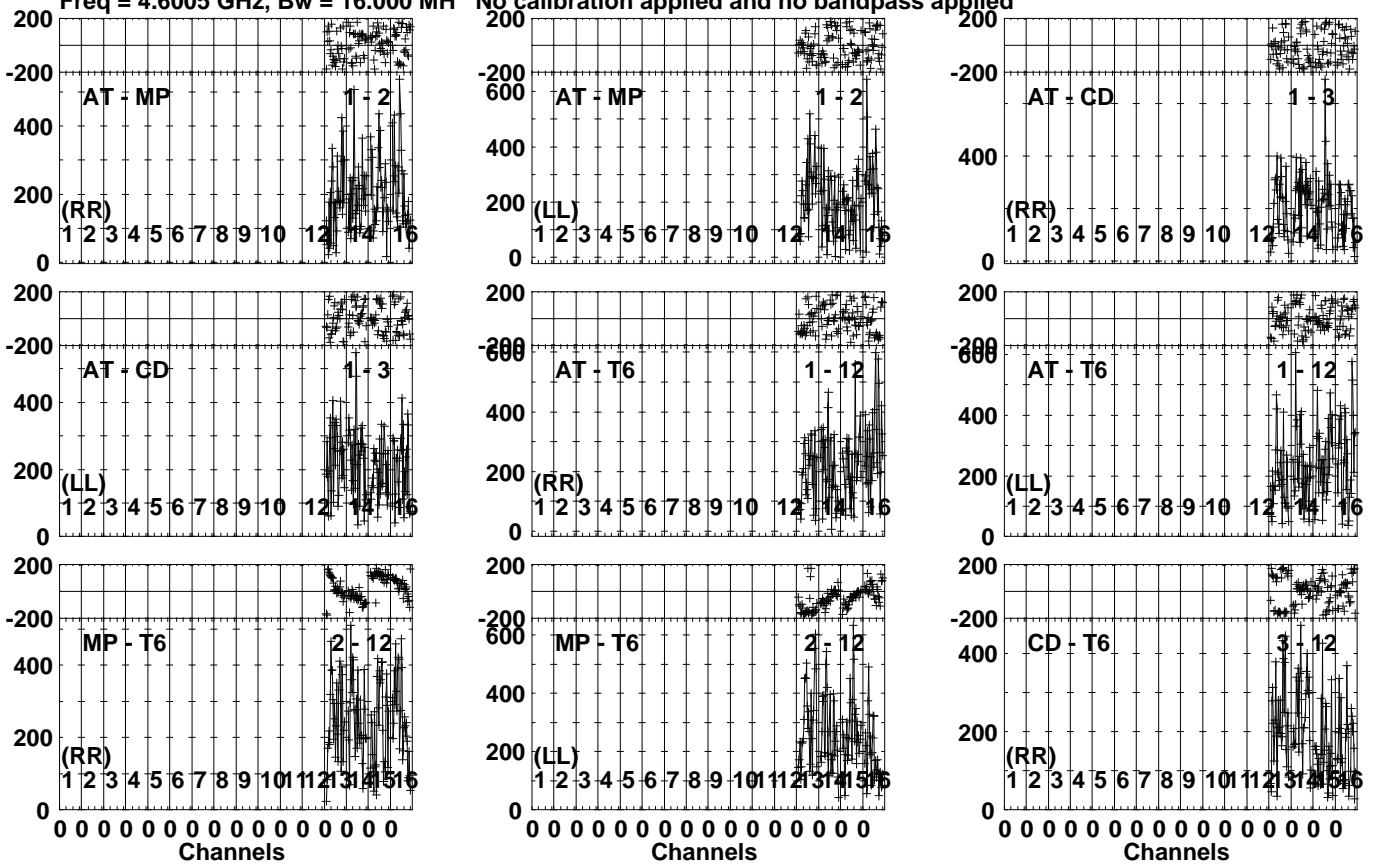


Lower frame: Micro Ampl Jy Top frame: Phas deg  
Vector averaged cross-power spectrum Several baselines displayed  
Timerange: 00/20:38:45 to 00/20:41:31

Plot file version 102 created 01-DEC-2023 16:31:52

J1108-1231 EG120.UVDATA.1

Freq = 4.6005 GHz, Bw = 16.000 MH No calibration applied and no bandpass applied

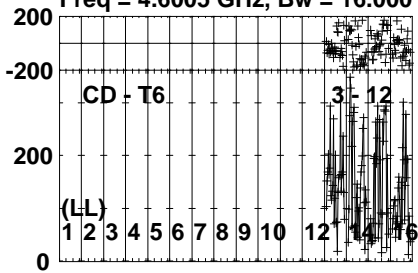


Lower frame: Micro Ampl Jy Top frame: Phas deg  
Vector averaged cross-power spectrum Several baselines displayed  
Timerange: 00/20:41:54 to 00/20:42:42

Plot file version 103 created 01-DEC-2023 16:31:52

J1108-1231 EG120.UVDATA.1

Freq = 4.6005 GHz, Bw = 16.000 MH No calibration applied and no bandpass applied

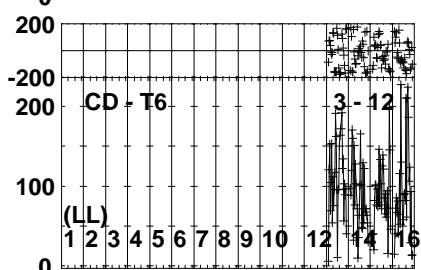
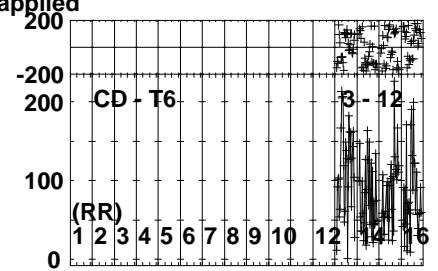
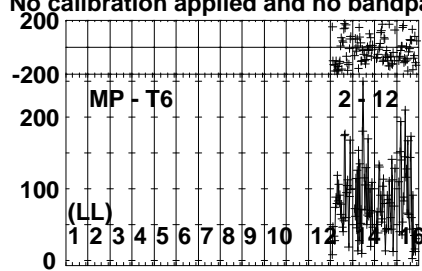
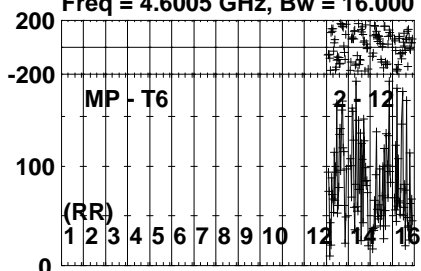


Lower frame: Micro Ampl Jy Top frame: Phas deg  
Vector averaged cross-power spectrum Several baselines displayed  
Timerange: 00/20:41:54 to 00/20:42:42

Plot file version 104 created 01-DEC-2023 16:31:52

GRB171205A EG120.UVDATA.1

Freq = 4.6005 GHz, Bw = 16.000 MH No calibration applied and no bandpass applied



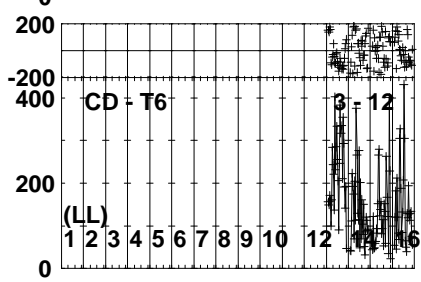
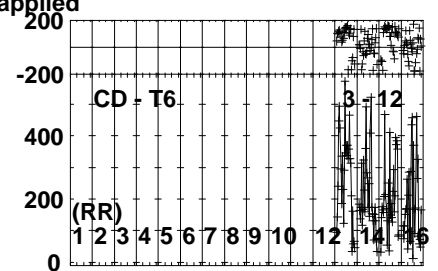
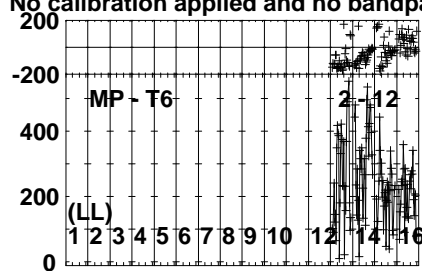
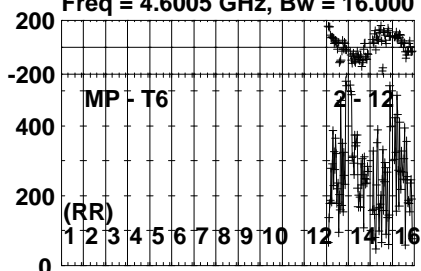
Lower frame: Micro Ampl Jy Top frame: Phas deg  
Vector averaged cross-power spectrum Several baselines displayed  
Timerange: 00/20:42:44 to 00/20:45:30



Plot file version 105 created 01-DEC-2023 16:31:52

J1108-1231 EG120.UVDATA.1

Freq = 4.6005 GHz, Bw = 16.000 MH No calibration applied and no bandpass applied



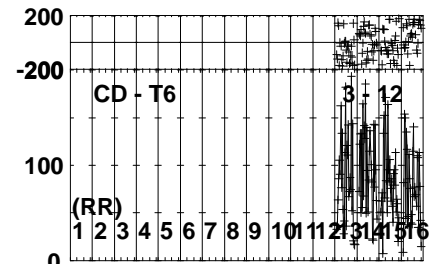
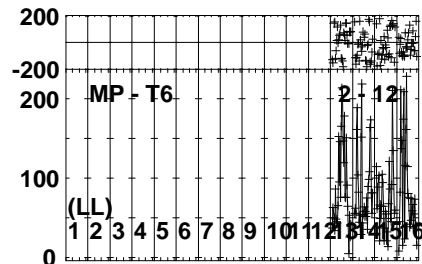
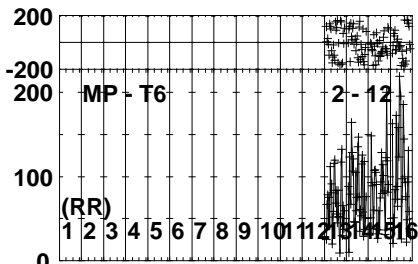
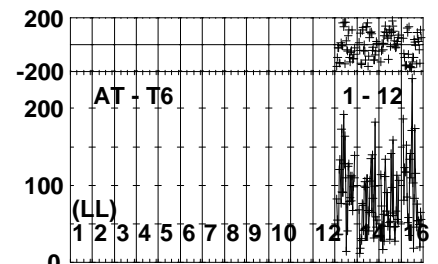
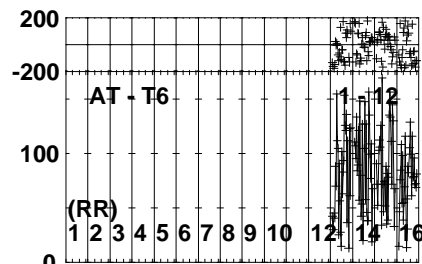
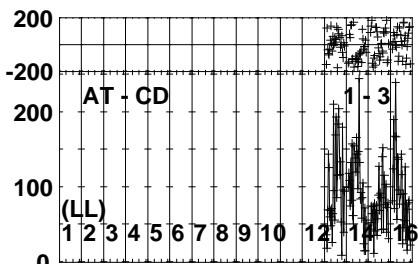
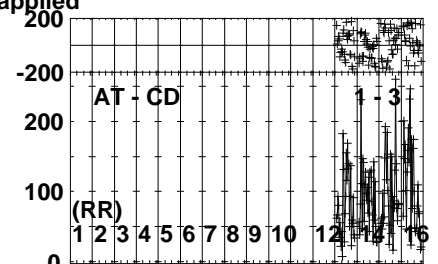
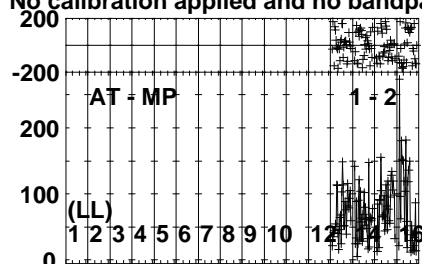
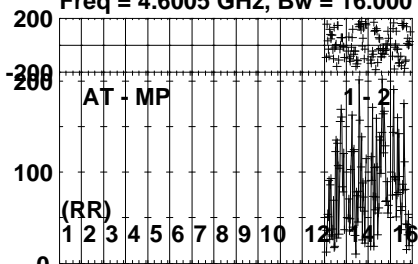
Lower frame: Micro Ampl Jy Top frame: Phas deg  
Vector averaged cross-power spectrum Several baselines displayed  
Timerange: 00/20:45:33 to 00/20:46:29

Plot file version 106 created 01-DEC-2023 16:31:52

GRB171205A EG120.UVDATA.1

Freq = 4.6005 GHz, Bw = 16.000 MH

No calibration applied and no bandpass applied

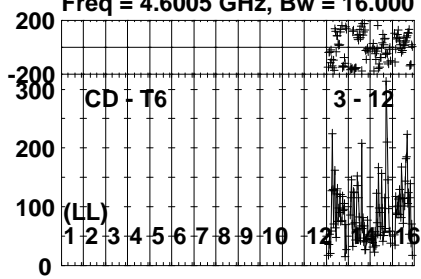


Lower frame: Micro Ampl Jy Top frame: Phas deg  
Vector averaged cross-power spectrum Several baselines displayed  
Timerange: 00/20:46:32 to 00/20:49:18

Plot file version 107 created 01-DEC-2023 16:31:52

GRB171205A EG120.UVDATA.1

Freq = 4.6005 GHz, Bw = 16.000 MH No calibration applied and no bandpass applied



Lower frame: Micro Ampl Jy Top frame: Phas deg

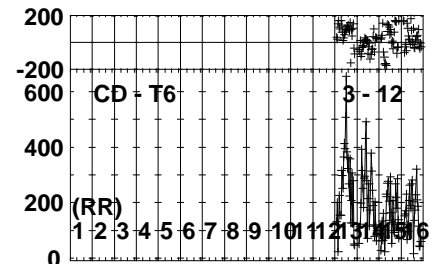
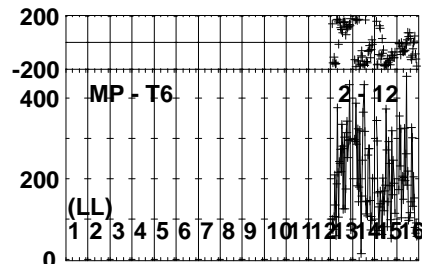
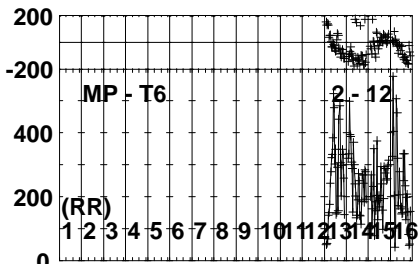
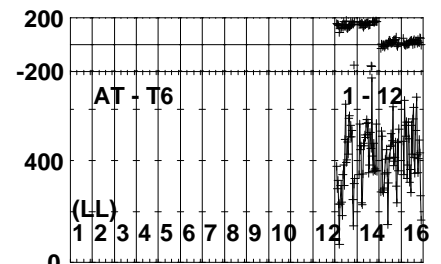
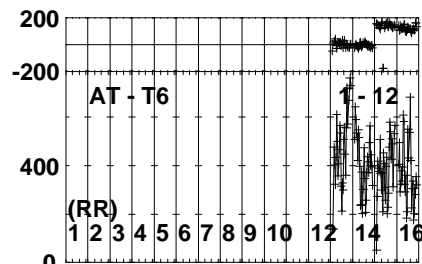
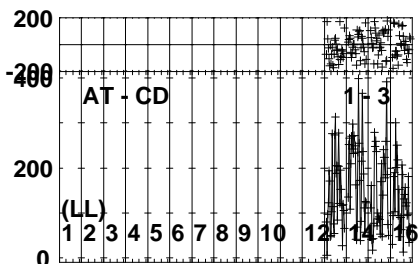
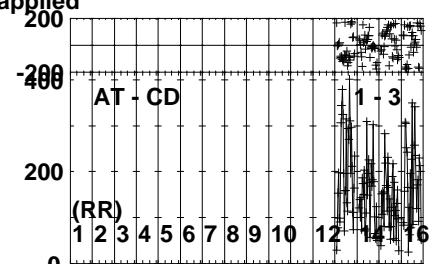
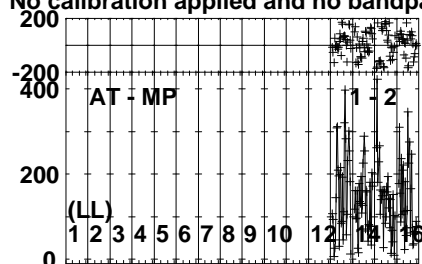
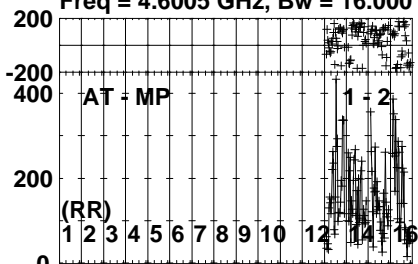
Vector averaged cross-power spectrum Several baselines displayed

Timerange: 00/20:46:32 to 00/20:49:18

Plot file version 108 created 01-DEC-2023 16:31:52

J1108-1231 EG120.UVDATA.1

Freq = 4.6005 GHz, Bw = 16.000 MH No calibration applied and no bandpass applied

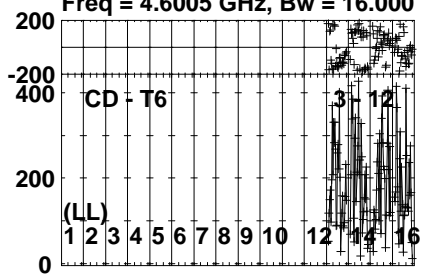


Lower frame: Micro Ampl Jy Top frame: Phas deg  
Vector averaged cross-power spectrum Several baselines displayed  
Timerange: 00/20:49:41 to 00/20:50:29

Plot file version 109 created 01-DEC-2023 16:31:52

J1108-1231 EG120.UVDATA.1

Freq = 4.6005 GHz, Bw = 16.000 MH No calibration applied and no bandpass applied

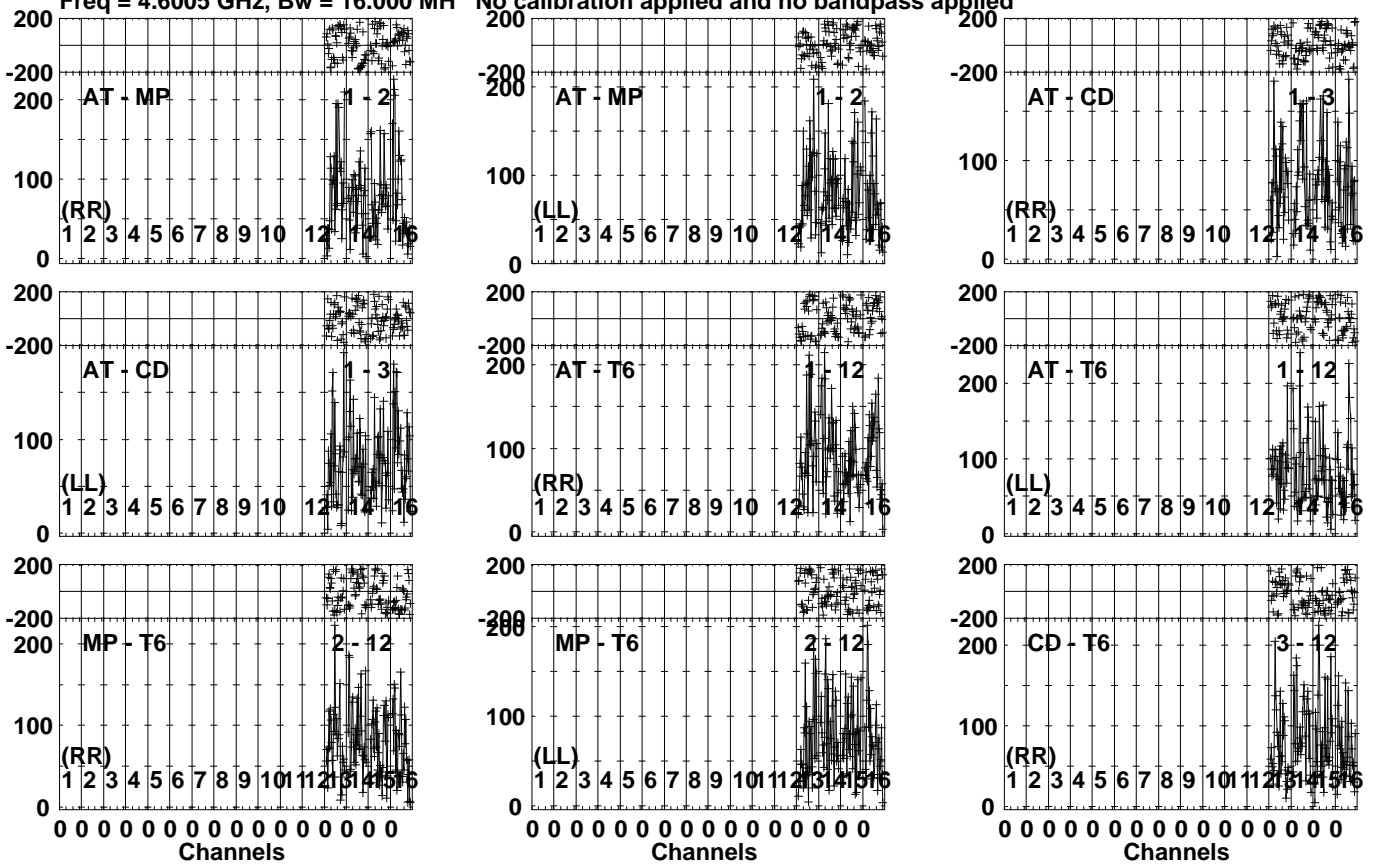


Lower frame: Micro Ampl Jy Top frame: Phas deg  
Vector averaged cross-power spectrum Several baselines displayed  
Timerange: 00/20:49:41 to 00/20:50:29

Plot file version 110 created 01-DEC-2023 16:31:52

GRB171205A EG120.UVDATA.1

Freq = 4.6005 GHz, Bw = 16.000 MH No calibration applied and no bandpass applied

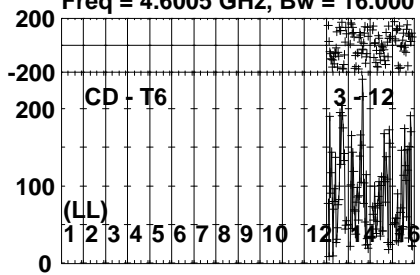


Lower frame: Micro Ampl Jy Top frame: Phas deg  
Vector averaged cross-power spectrum Several baselines displayed  
Timerange: 00/20:50:31 to 00/20:53:17

Plot file version 111 created 01-DEC-2023 16:31:52

GRB171205A EG120.UVDATA.1

Freq = 4.6005 GHz, Bw = 16.000 MH No calibration applied and no bandpass applied

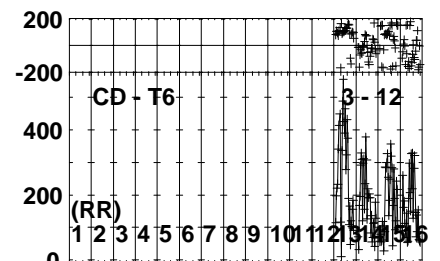
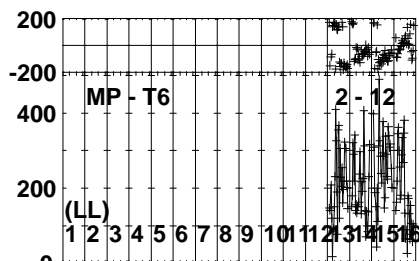
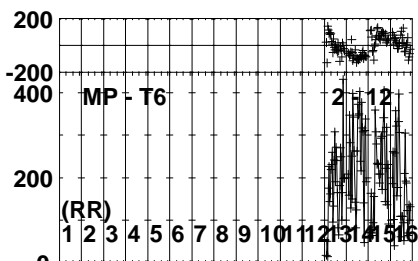
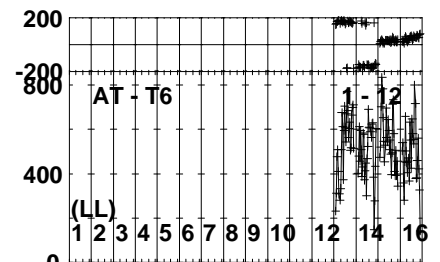
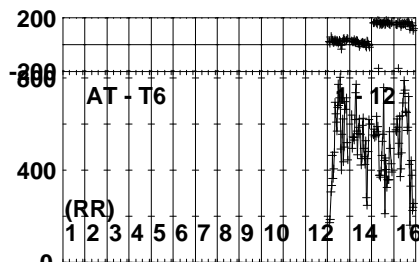
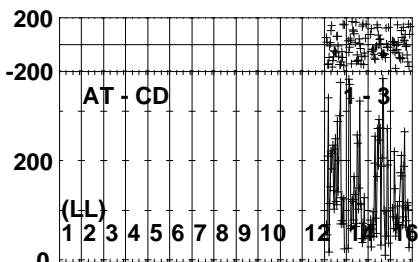
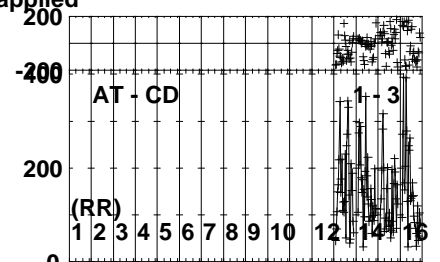

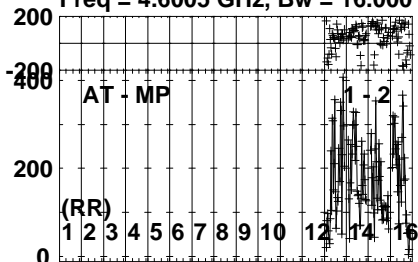


Lower frame: Micro Ampl Jy Top frame: Phas deg  
Vector averaged cross-power spectrum Several baselines displayed  
Timerange: 00/20:50:31 to 00/20:53:17

Plot file version 112 created 01-DEC-2023 16:31:52

J1108-1231 EG120.UVDATA.1

Freq = 4.6005 GHz, Bw = 16.000 MH No calibration applied and no bandpass applied



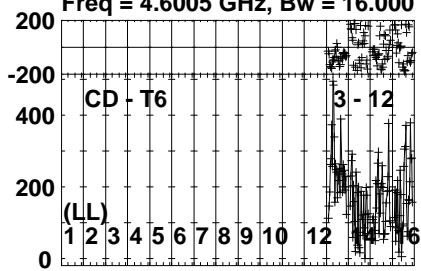
Lower frame: Micro Ampl Jy Top frame: Phas deg  
Vector averaged cross-power spectrum Several baselines displayed  
Timerange: 00/20:53:20 to 00/20:54:26



Plot file version 113 created 01-DEC-2023 16:31:53

J1108-1231 EG120.UVDATA.1

Freq = 4.6005 GHz, Bw = 16.000 MH No calibration applied and no bandpass applied

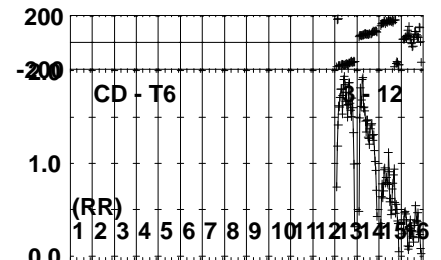
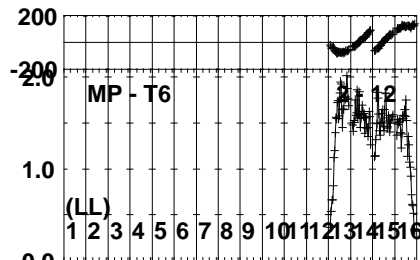
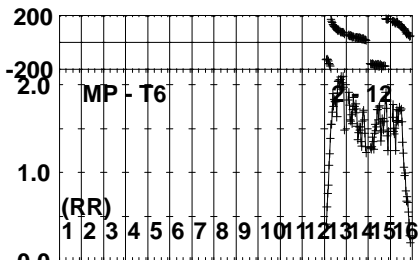
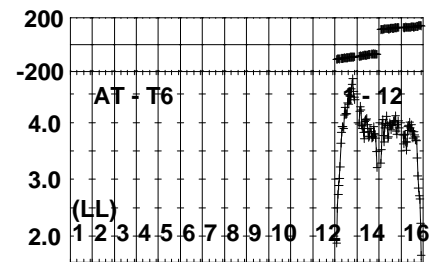
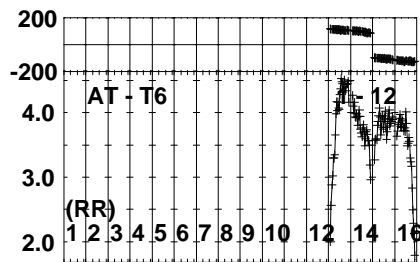
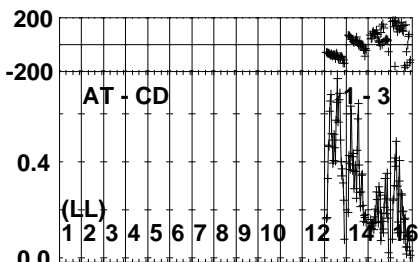
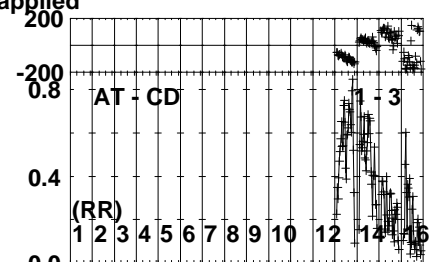
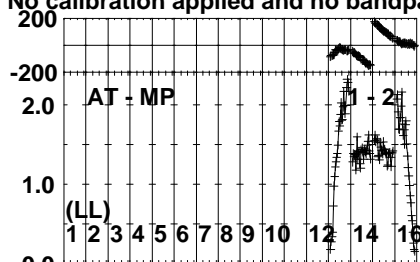
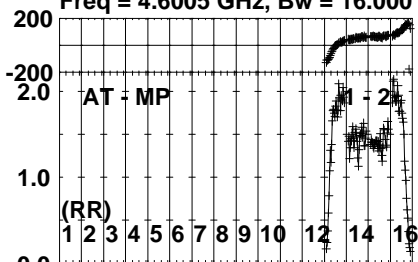


Lower frame: Micro Ampl Jy Top frame: Phas deg  
Vector averaged cross-power spectrum Several baselines displayed  
Timerange: 00/20:53:20 to 00/20:54:26

Plot file version 114 created 01-DEC-2023 16:31:53

J1118-1232 EG120.UVDATA.1

Freq = 4.6005 GHz, Bw = 16.000 MH No calibration applied and no bandpass applied

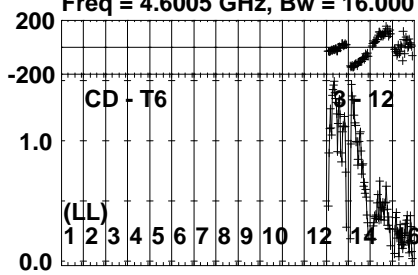


Lower frame: Milli Ampl Jy Top frame: Phas deg  
Vector averaged cross-power spectrum Several baselines displayed  
Timerange: 00/20:54:48 to 00/20:55:46

Plot file version 115 created 01-DEC-2023 16:31:53

J1118-1232 EG120.UVDATA.1

Freq = 4.6005 GHz, Bw = 16.000 MH No calibration applied and no bandpass applied



Lower frame: Milli Ampl Jy Top frame: Phas deg

Vector averaged cross-power spectrum Several baselines displayed

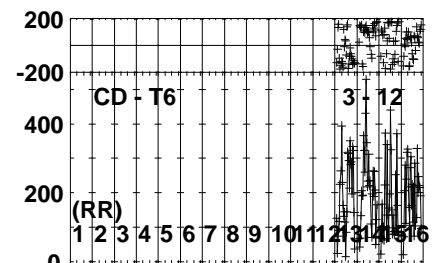
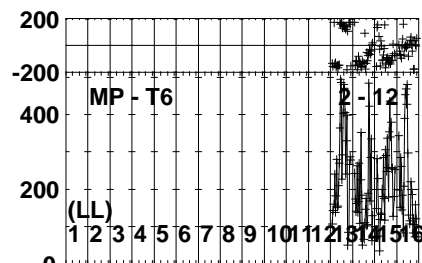
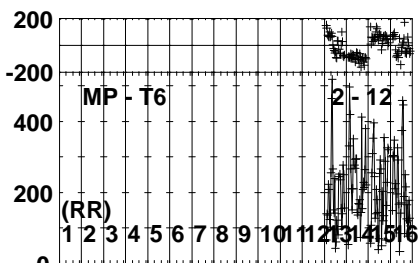
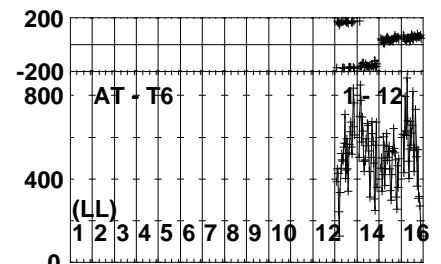
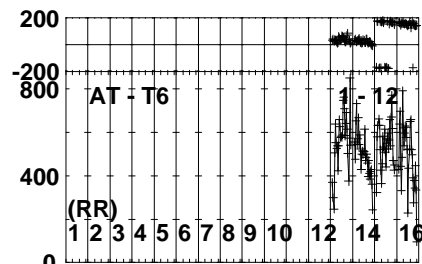
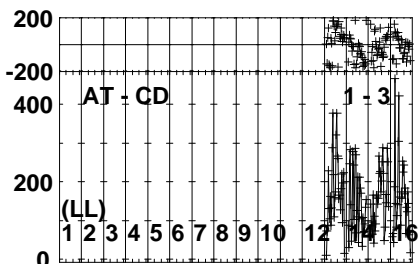
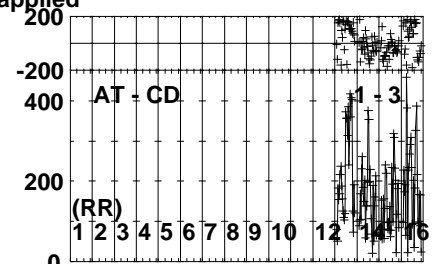
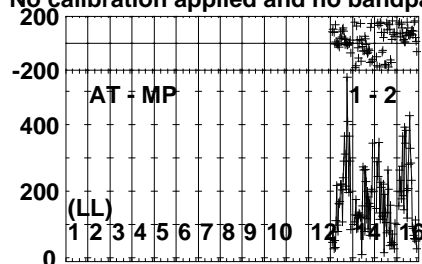
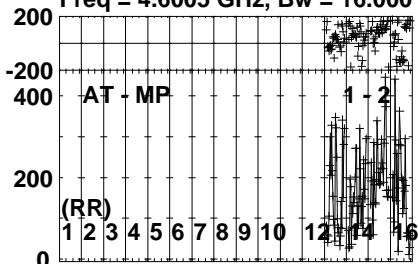
Timerange: 00/20:54:48 to 00/20:55:46

Plot file version 116 created 01-DEC-2023 16:31:53

J1108-1231 EG120.UVDATA.1

Freq = 4.6005 GHz, Bw = 16.000 MH

No calibration applied and no bandpass applied

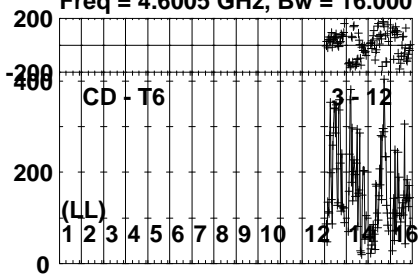


Lower frame: Micro Ampl Jy Top frame: Phas deg  
Vector averaged cross-power spectrum Several baselines displayed  
Timerange: 00/20:56:18 to 00/20:57:06

Plot file version 117 created 01-DEC-2023 16:31:53

J1108-1231 EG120.UVDATA.1

Freq = 4.6005 GHz, Bw = 16.000 MH No calibration applied and no bandpass applied

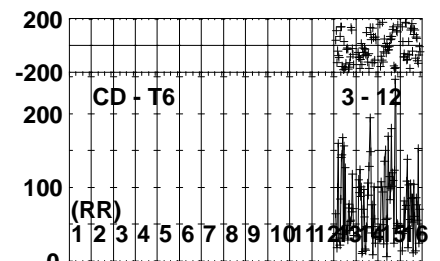
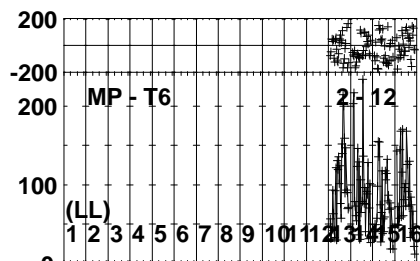
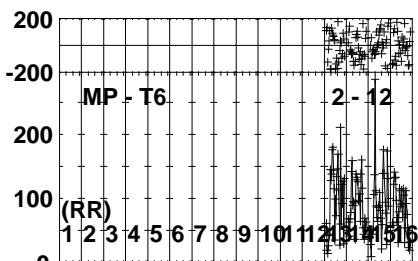
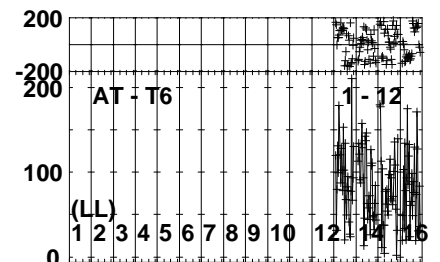
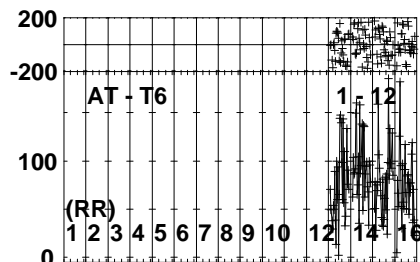
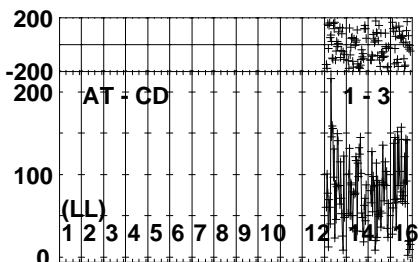
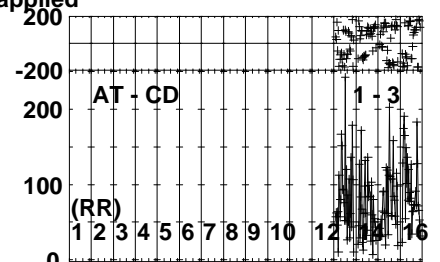
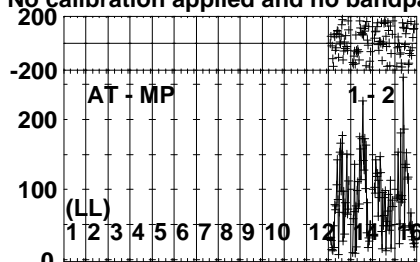
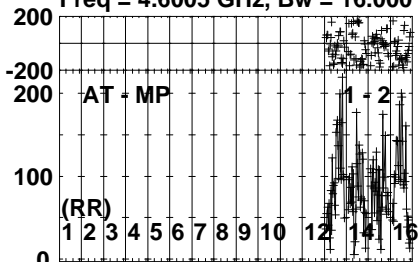


Lower frame: Micro Ampl Jy Top frame: Phas deg  
Vector averaged cross-power spectrum Several baselines displayed  
Timerange: 00/20:56:18 to 00/20:57:06

Plot file version 118 created 01-DEC-2023 16:31:53

GRB171205A EG120.UVDATA.1

Freq = 4.6005 GHz, Bw = 16.000 MH No calibration applied and no bandpass applied

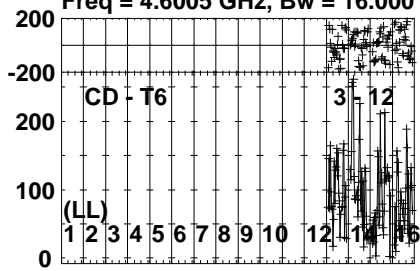


Lower frame: Micro Ampl Jy Top frame: Phas deg  
Vector averaged cross-power spectrum Several baselines displayed  
Timerange: 00/20:57:18 to 00/20:59:56

Plot file version 119 created 01-DEC-2023 16:31:53

GRB171205A EG120.UVDATA.1

Freq = 4.6005 GHz, Bw = 16.000 MH No calibration applied and no bandpass applied



Lower frame: Micro Ampl Jy Top frame: Phas deg

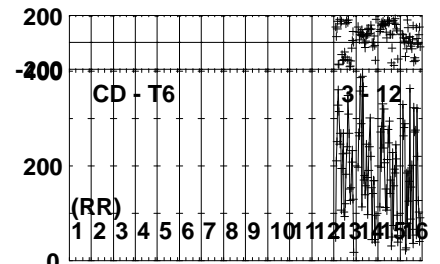
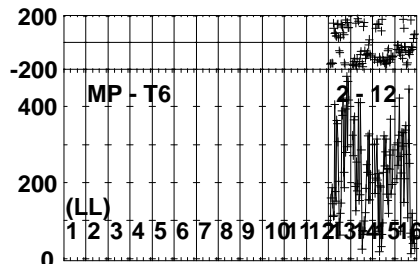
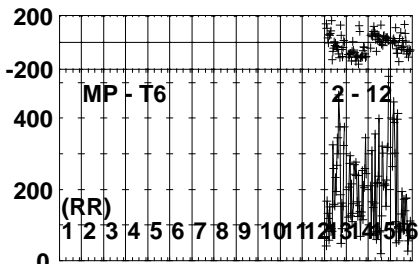
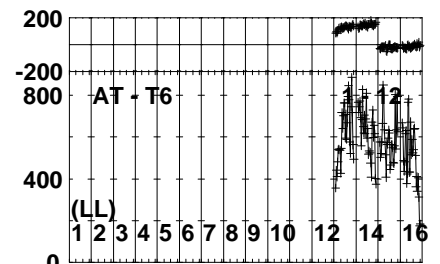
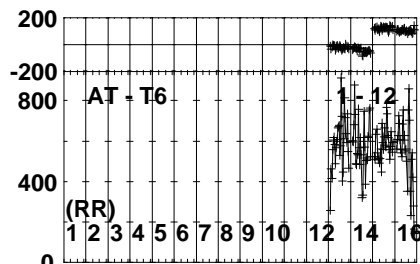
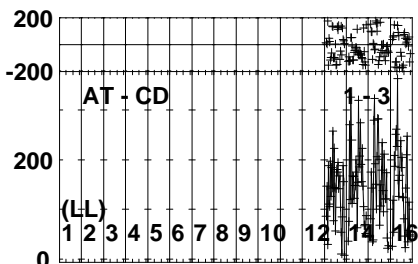
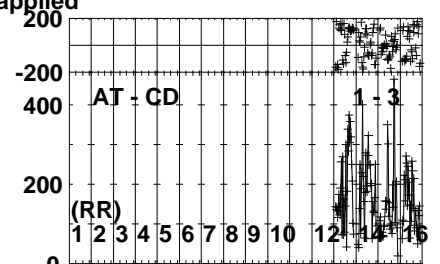
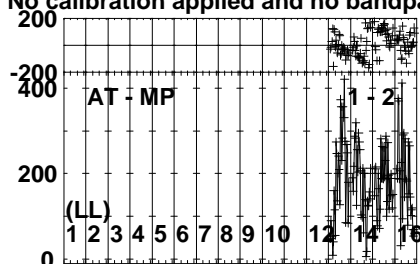
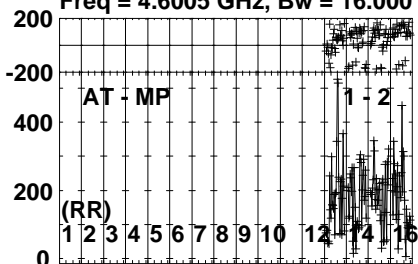
Vector averaged cross-power spectrum Several baselines displayed

Timerange: 00/20:57:18 to 00/20:59:56

Plot file version 120 created 01-DEC-2023 16:31:53

J1108-1231 EG120.UVDATA.1

Freq = 4.6005 GHz, Bw = 16.000 MH No calibration applied and no bandpass applied



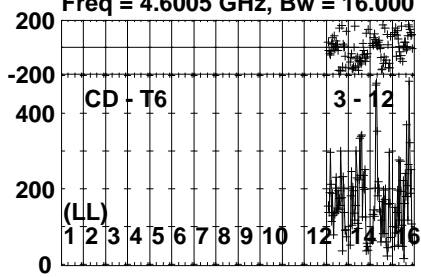
Lower frame: Micro Ampl Jy Top frame: Phas deg  
Vector averaged cross-power spectrum Several baselines displayed  
Timerange: 00/21:00:18 to 00/21:01:06



Plot file version 121 created 01-DEC-2023 16:31:53

J1108-1231 EG120.UVDATA.1

Freq = 4.6005 GHz, Bw = 16.000 MH No calibration applied and no bandpass applied



Lower frame: Micro Ampl Jy Top frame: Phas deg

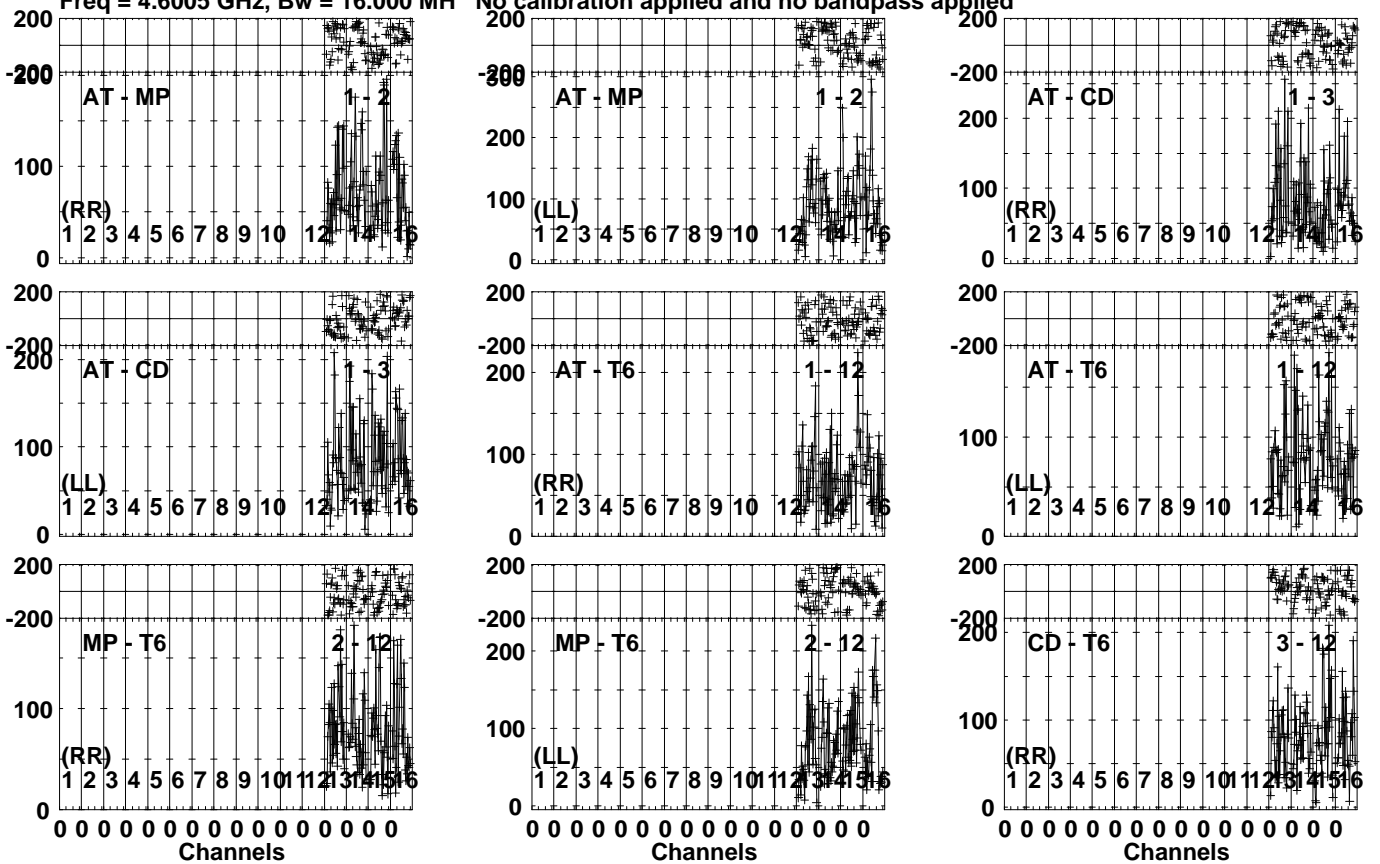
Vector averaged cross-power spectrum Several baselines displayed

Timerange: 00/21:00:18 to 00/21:01:06

Plot file version 122 created 01-DEC-2023 16:31:53

GRB171205A EG120.UVDATA.1

Freq = 4.6005 GHz, Bw = 16.000 MH No calibration applied and no bandpass applied

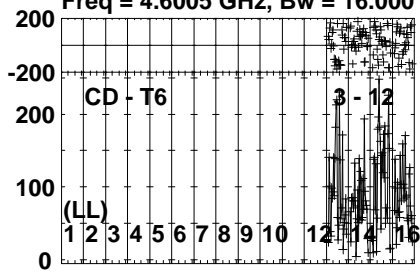


Lower frame: Micro Ampl Jy Top frame: Phas deg  
Vector averaged cross-power spectrum Several baselines displayed  
Timerange: 00/21:01:18 to 00/21:03:56

Plot file version 123 created 01-DEC-2023 16:31:53

GRB171205A EG120.UVDATA.1

Freq = 4.6005 GHz, Bw = 16.000 MH No calibration applied and no bandpass applied



Lower frame: Micro Ampl Jy Top frame: Phas deg

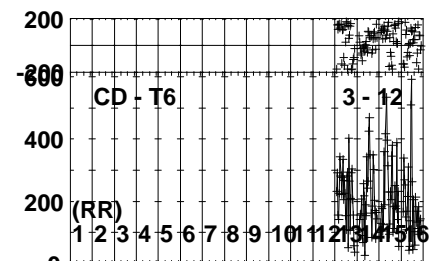
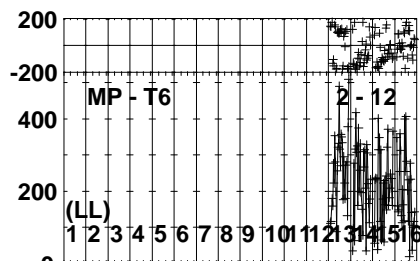
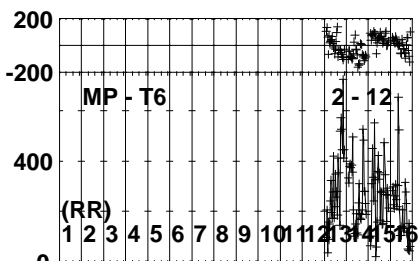
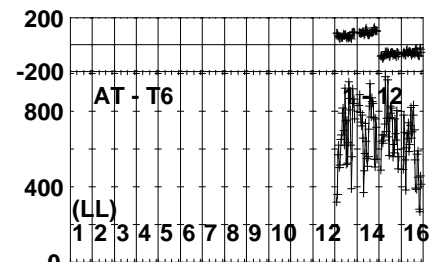
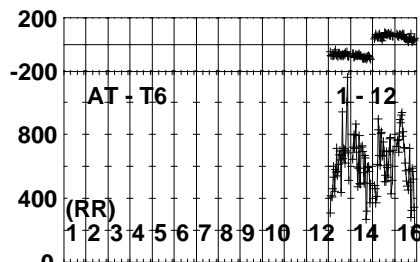
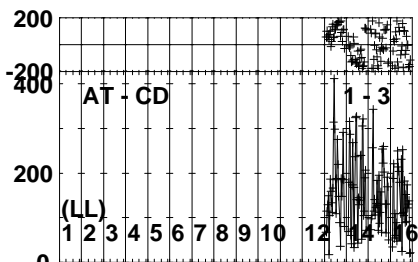
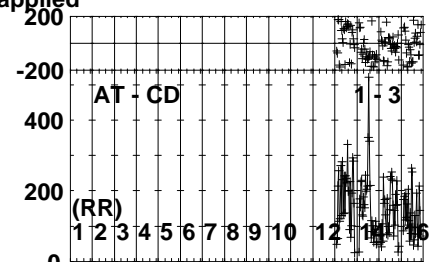

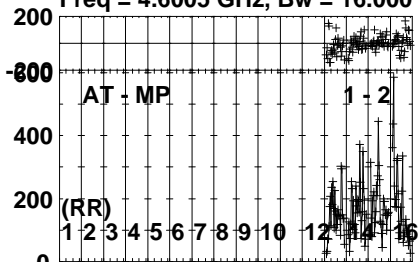
Vector averaged cross-power spectrum Several baselines displayed

Timerange: 00/21:01:18 to 00/21:03:56

Plot file version 124 created 01-DEC-2023 16:31:53

J1108-1231 EG120.UVDATA.1

Freq = 4.6005 GHz, Bw = 16.000 MH No calibration applied and no bandpass applied

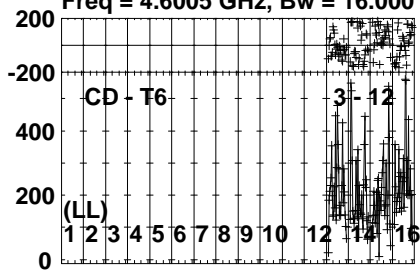


Lower frame: Micro Ampl Jy Top frame: Phas deg  
Vector averaged cross-power spectrum Several baselines displayed  
Timerange: 00/21:04:08 to 00/21:04:56

Plot file version 125 created 01-DEC-2023 16:31:53

J1108-1231 EG120.UVDATA.1

Freq = 4.6005 GHz, Bw = 16.000 MH No calibration applied and no bandpass applied

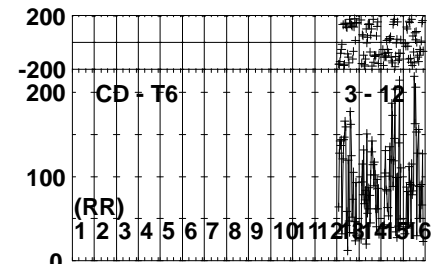
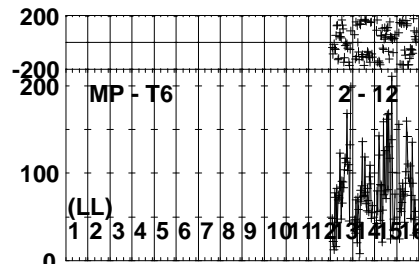
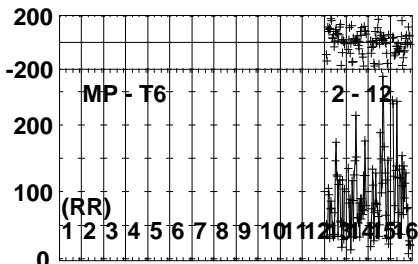
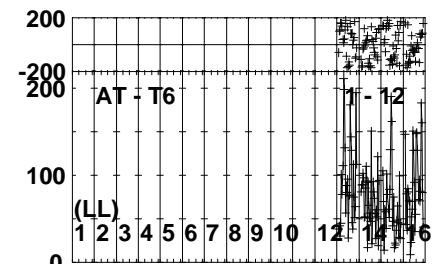
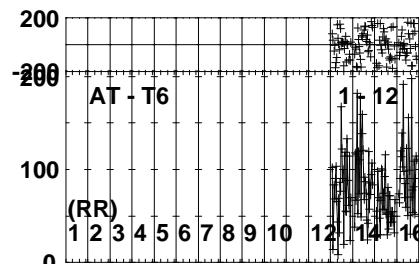
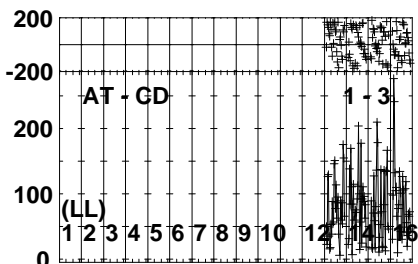
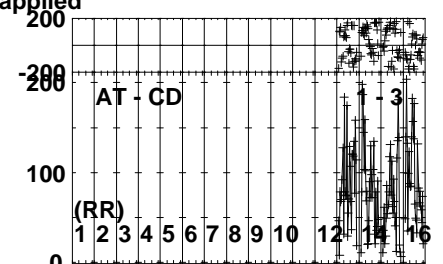
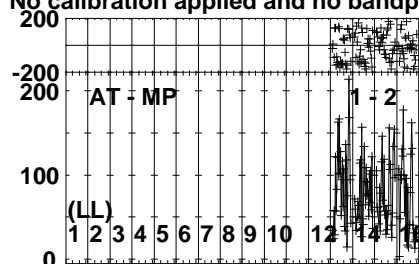
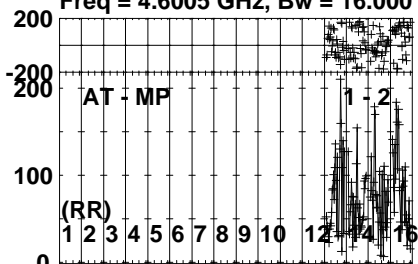


Lower frame: Micro Ampl Jy Top frame: Phas deg  
Vector averaged cross-power spectrum Several baselines displayed  
Timerange: 00/21:04:08 to 00/21:04:56

Plot file version 126 created 01-DEC-2023 16:31:53

GRB171205A EG120.UVDATA.1

Freq = 4.6005 GHz, Bw = 16.000 MH No calibration applied and no bandpass applied

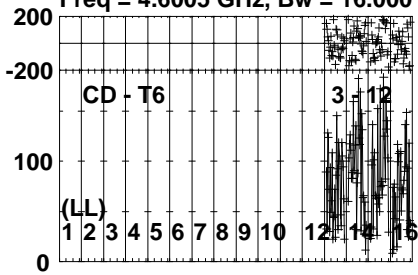


Lower frame: Micro Ampl Jy Top frame: Phas deg  
Vector averaged cross-power spectrum Several baselines displayed  
Timerange: 00/21:05:08 to 00/21:07:46

Plot file version 127 created 01-DEC-2023 16:31:53

GRB171205A EG120.UVDATA.1

Freq = 4.6005 GHz, Bw = 16.000 MH No calibration applied and no bandpass applied

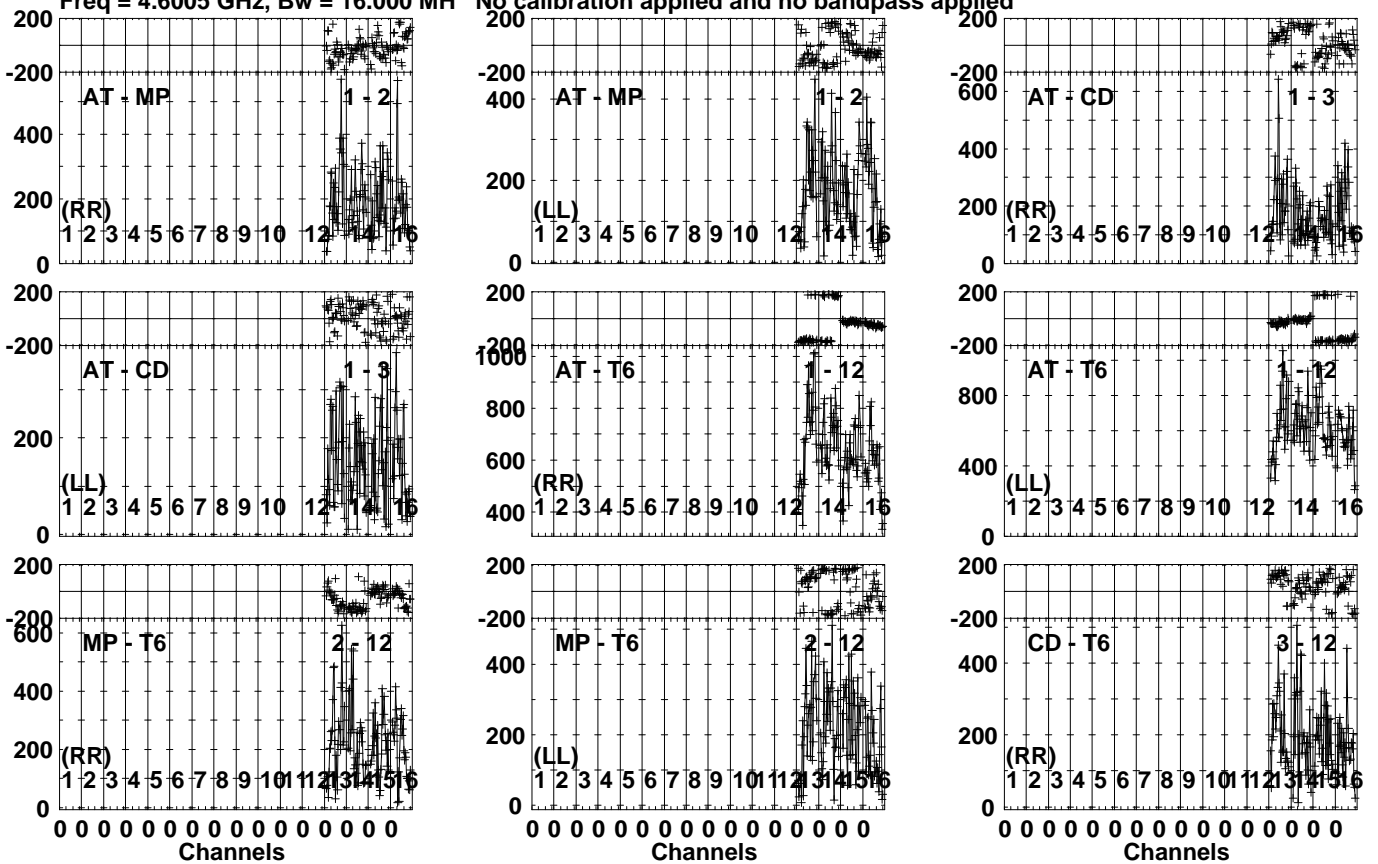


Lower frame: Micro Ampl Jy Top frame: Phas deg  
Vector averaged cross-power spectrum Several baselines displayed  
Timerange: 00/21:05:08 to 00/21:07:46

Plot file version 128 created 01-DEC-2023 16:31:53

J1108-1231 EG120.UVDATA.1

Freq = 4.6005 GHz, Bw = 16.000 MH No calibration applied and no bandpass applied



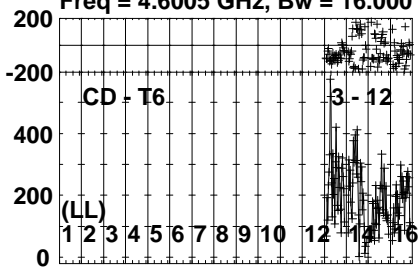
Lower frame: Micro Ampl Jy Top frame: Phas deg  
Vector averaged cross-power spectrum Several baselines displayed  
Timerange: 00/21:08:08 to 00/21:08:56



Plot file version 129 created 01-DEC-2023 16:31:53

J1108-1231 EG120.UVDATA.1

Freq = 4.6005 GHz, Bw = 16.000 MH No calibration applied and no bandpass applied

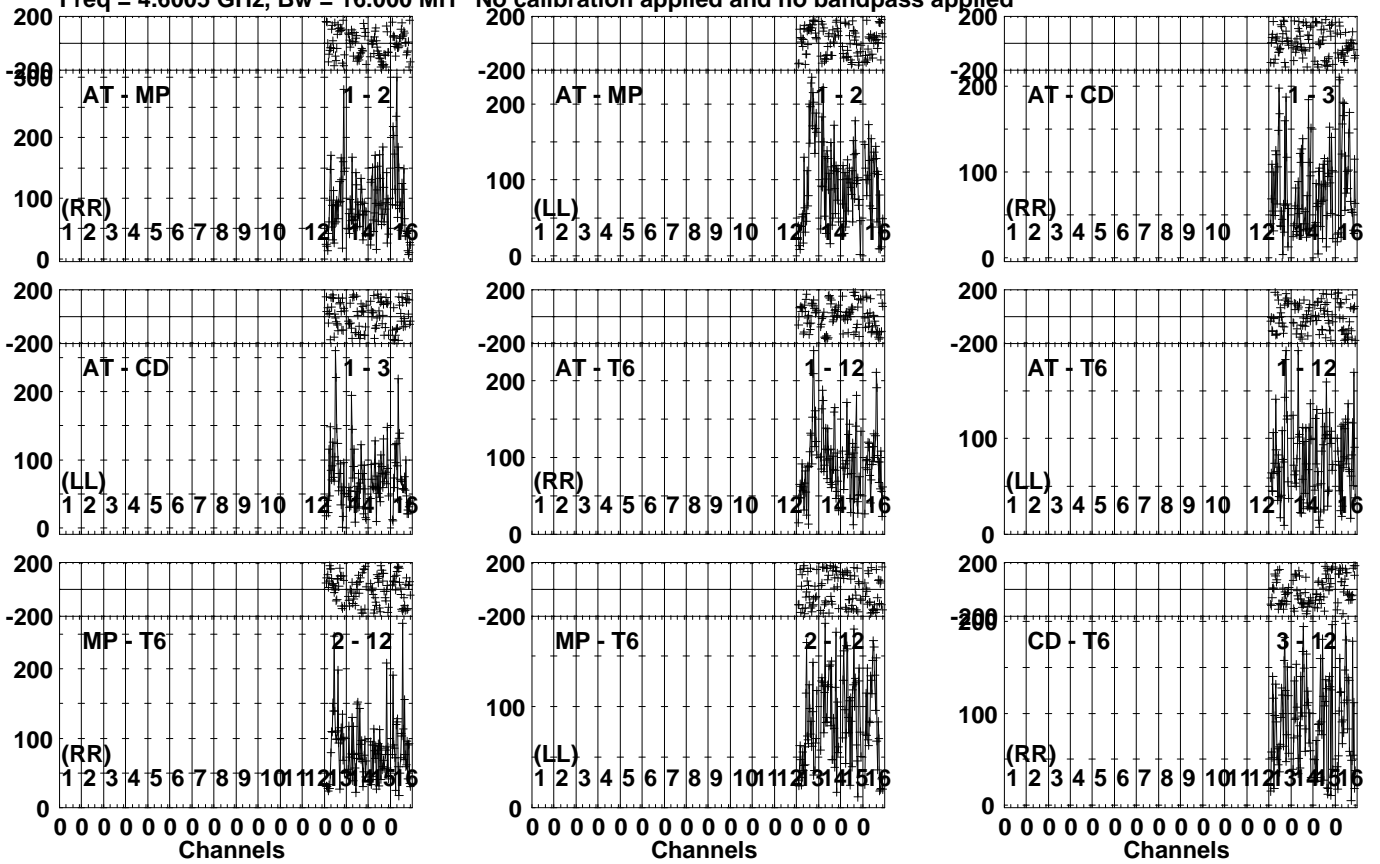


Lower frame: Micro Ampl Jy Top frame: Phas deg  
Vector averaged cross-power spectrum Several baselines displayed  
Timerange: 00/21:08:08 to 00/21:08:56

Plot file version 130 created 01-DEC-2023 16:31:53

GRB171205A EG120.UVDATA.1

Freq = 4.6005 GHz, Bw = 16.000 MH No calibration applied and no bandpass applied

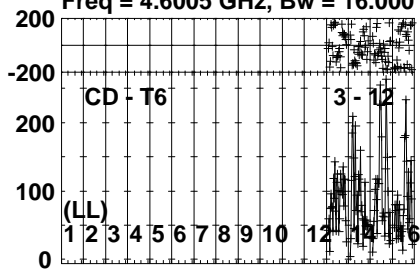


Lower frame: Micro Ampl Jy Top frame: Phas deg  
Vector averaged cross-power spectrum Several baselines displayed  
Timerange: 00/21:09:08 to 00/21:11:46

Plot file version 131 created 01-DEC-2023 16:31:53

GRB171205A EG120.UVDATA.1

Freq = 4.6005 GHz, Bw = 16.000 MH No calibration applied and no bandpass applied

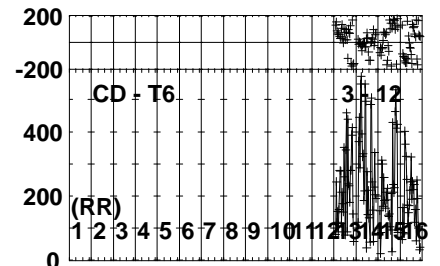
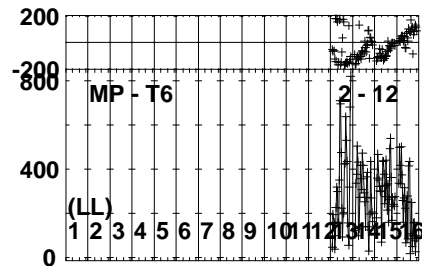
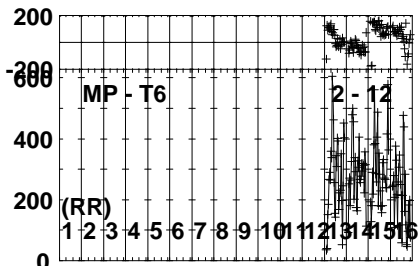
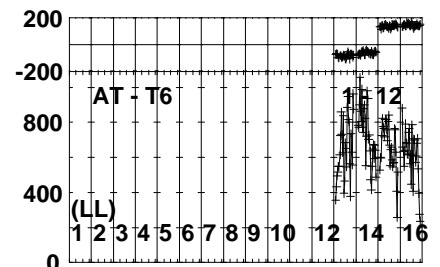
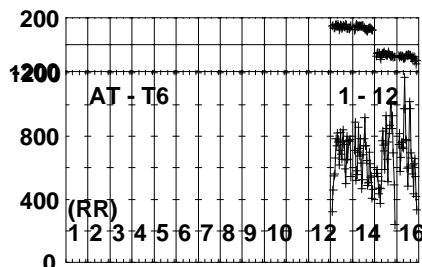
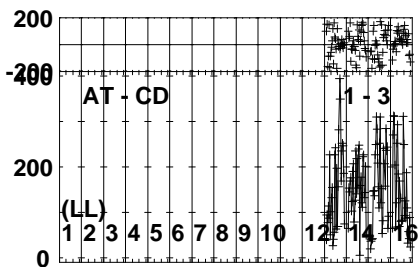
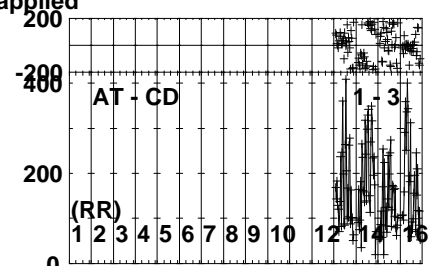
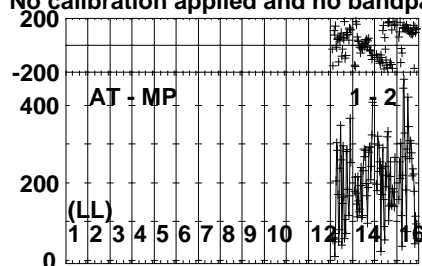
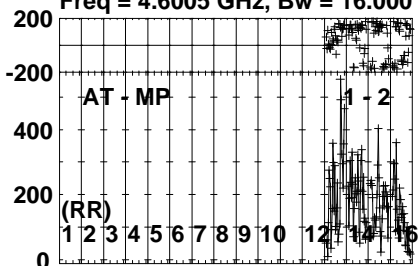


Lower frame: Micro Ampl Jy Top frame: Phas deg  
Vector averaged cross-power spectrum Several baselines displayed  
Timerange: 00/21:09:08 to 00/21:11:46

Plot file version 132 created 01-DEC-2023 16:31:53

J1108-1231 EG120.UVDATA.1

Freq = 4.6005 GHz, Bw = 16.000 MH No calibration applied and no bandpass applied

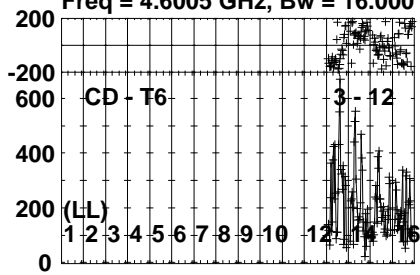


Lower frame: Micro Ampl Jy Top frame: Phas deg  
Vector averaged cross-power spectrum Several baselines displayed  
Timerange: 00/21:11:58 to 00/21:12:46

Plot file version 133 created 01-DEC-2023 16:31:53

J1108-1231 EG120.UVDATA.1

Freq = 4.6005 GHz, Bw = 16.000 MH No calibration applied and no bandpass applied



Lower frame: Micro Ampl Jy Top frame: Phas deg

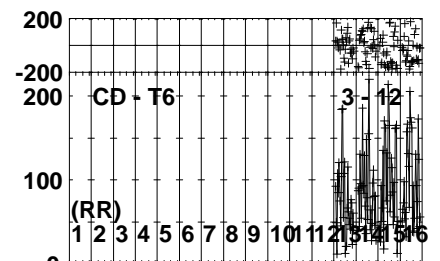
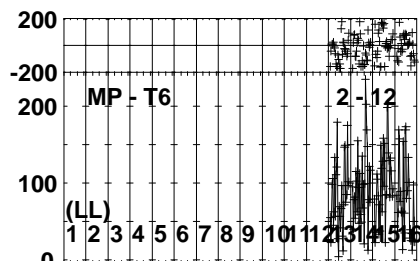
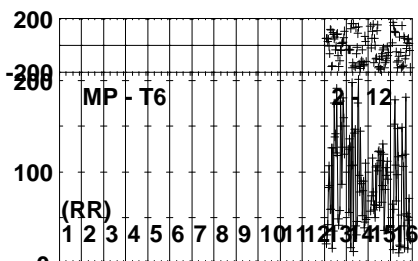
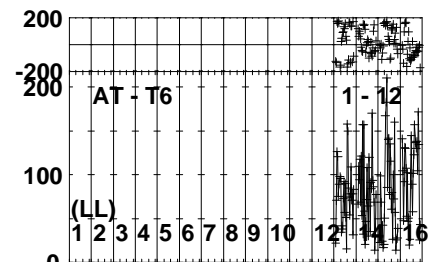
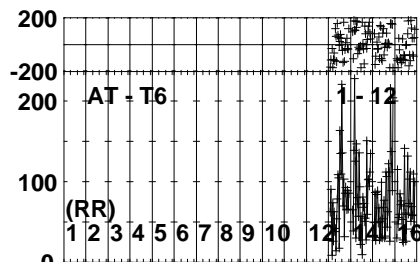
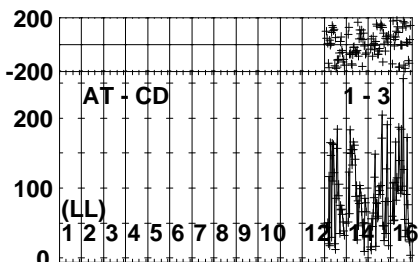
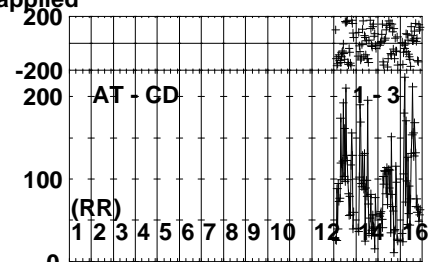
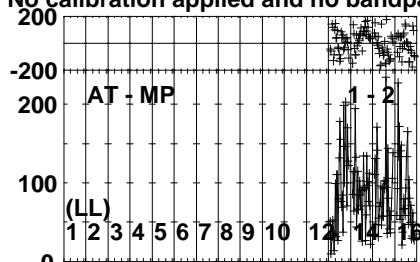
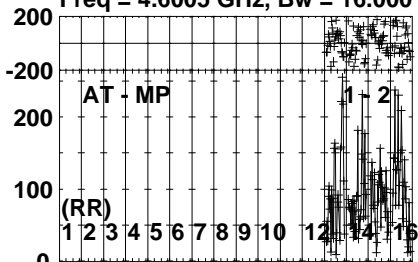
Vector averaged cross-power spectrum Several baselines displayed

Timerange: 00/21:11:58 to 00/21:12:46

Plot file version 134 created 01-DEC-2023 16:31:53

GRB171205A EG120.UVDATA.1

Freq = 4.6005 GHz, Bw = 16.000 MH No calibration applied and no bandpass applied

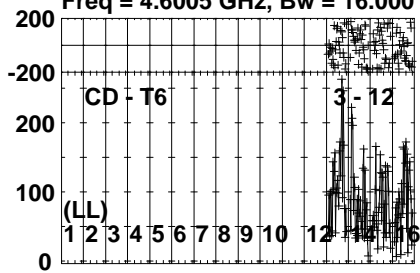


Lower frame: Micro Ampl Jy Top frame: Phas deg  
Vector averaged cross-power spectrum Several baselines displayed  
Timerange: 00/21:12:58 to 00/21:15:36

Plot file version 135 created 01-DEC-2023 16:31:54

GRB171205A EG120.UVDATA.1

Freq = 4.6005 GHz, Bw = 16.000 MH No calibration applied and no bandpass applied



Lower frame: Micro Ampl Jy Top frame: Phas deg

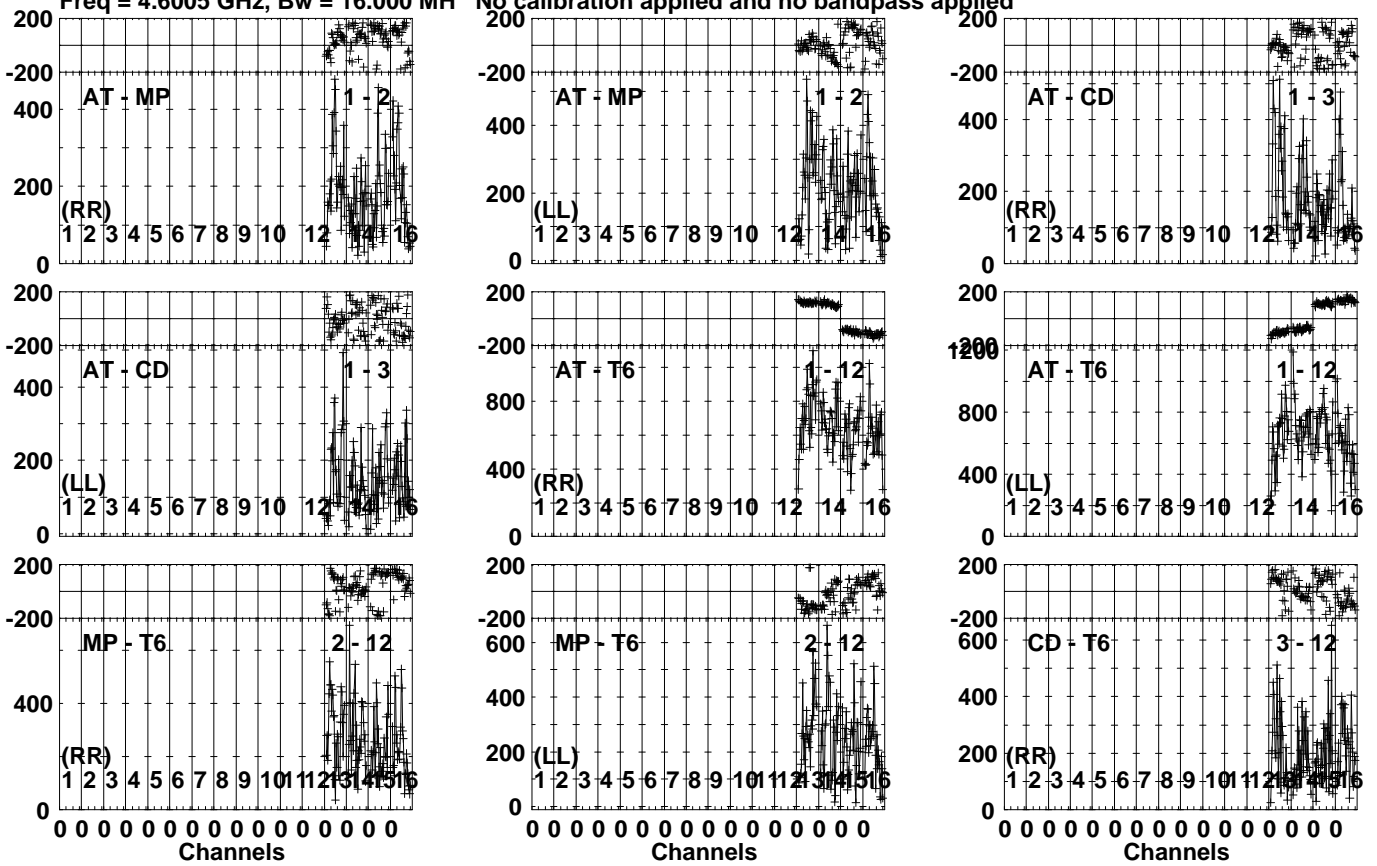
Vector averaged cross-power spectrum Several baselines displayed

Timerange: 00/21:12:58 to 00/21:15:36

Plot file version 136 created 01-DEC-2023 16:31:54

J1108-1231 EG120.UVDATA.1

Freq = 4.6005 GHz, Bw = 16.000 MH No calibration applied and no bandpass applied



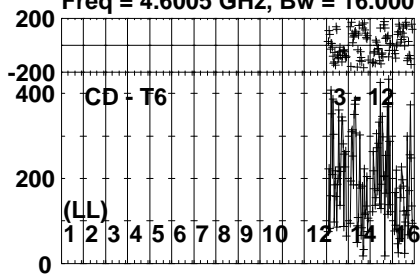
Lower frame: Micro Ampl Jy Top frame: Phas deg  
Vector averaged cross-power spectrum Several baselines displayed  
Timerange: 00/21:15:48 to 00/21:16:36



Plot file version 137 created 01-DEC-2023 16:31:54

J1108-1231 EG120.UVDATA.1

Freq = 4.6005 GHz, Bw = 16.000 MH No calibration applied and no bandpass applied

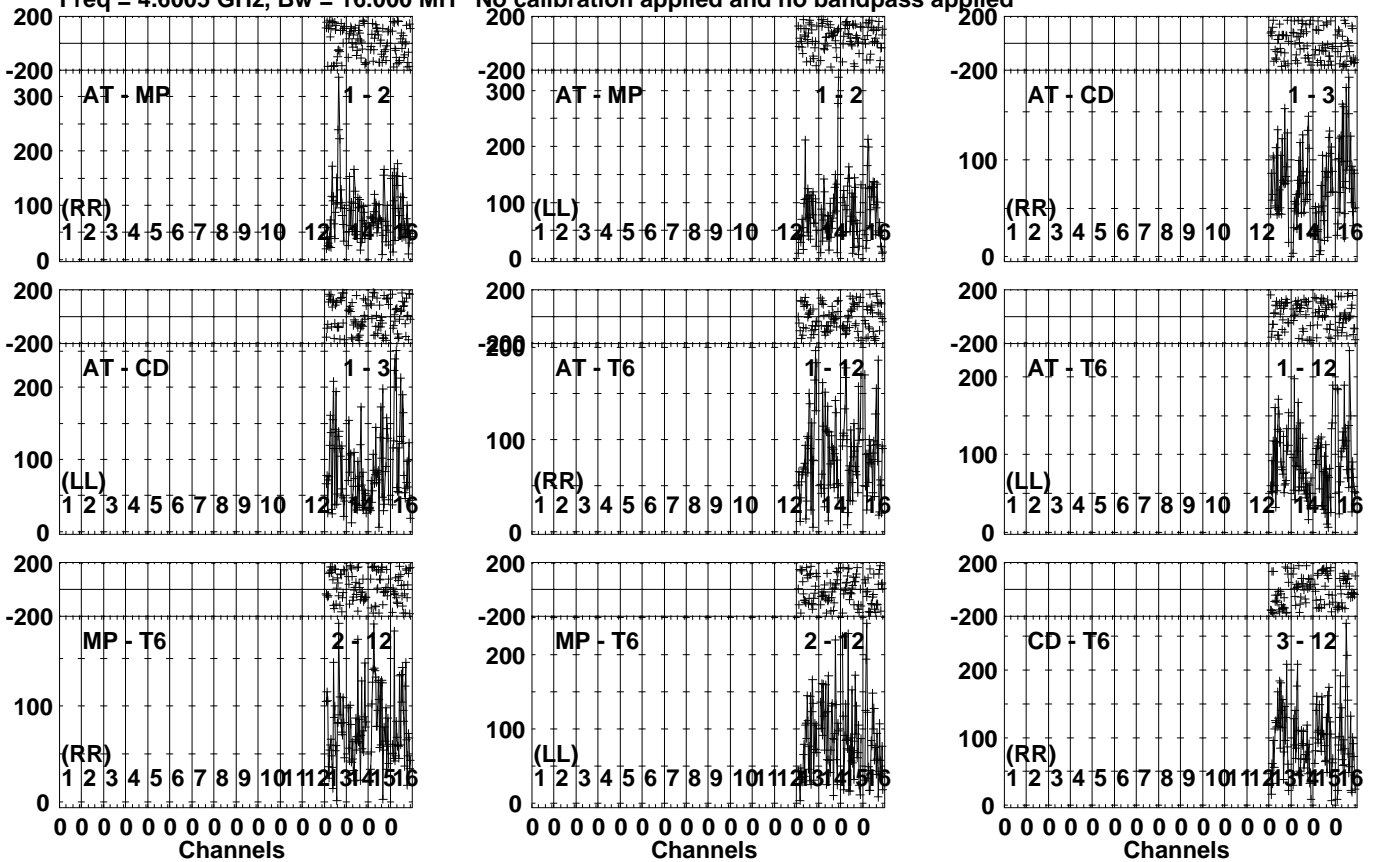


Lower frame: Micro Ampl Jy Top frame: Phas deg  
Vector averaged cross-power spectrum Several baselines displayed  
Timerange: 00/21:15:48 to 00/21:16:36

Plot file version 138 created 01-DEC-2023 16:31:54

GRB171205A EG120.UVDATA.1

Freq = 4.6005 GHz, Bw = 16.000 MH No calibration applied and no bandpass applied

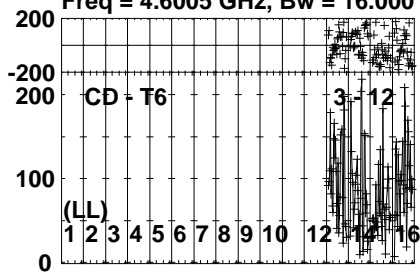


Lower frame: Micro Ampl Jy Top frame: Phas deg  
Vector averaged cross-power spectrum Several baselines displayed  
Timerange: 00/21:16:48 to 00/21:19:26

Plot file version 139 created 01-DEC-2023 16:31:54

GRB171205A EG120.UVDATA.1

Freq = 4.6005 GHz, Bw = 16.000 MH No calibration applied and no bandpass applied



Lower frame: Micro Ampl Jy Top frame: Phas deg

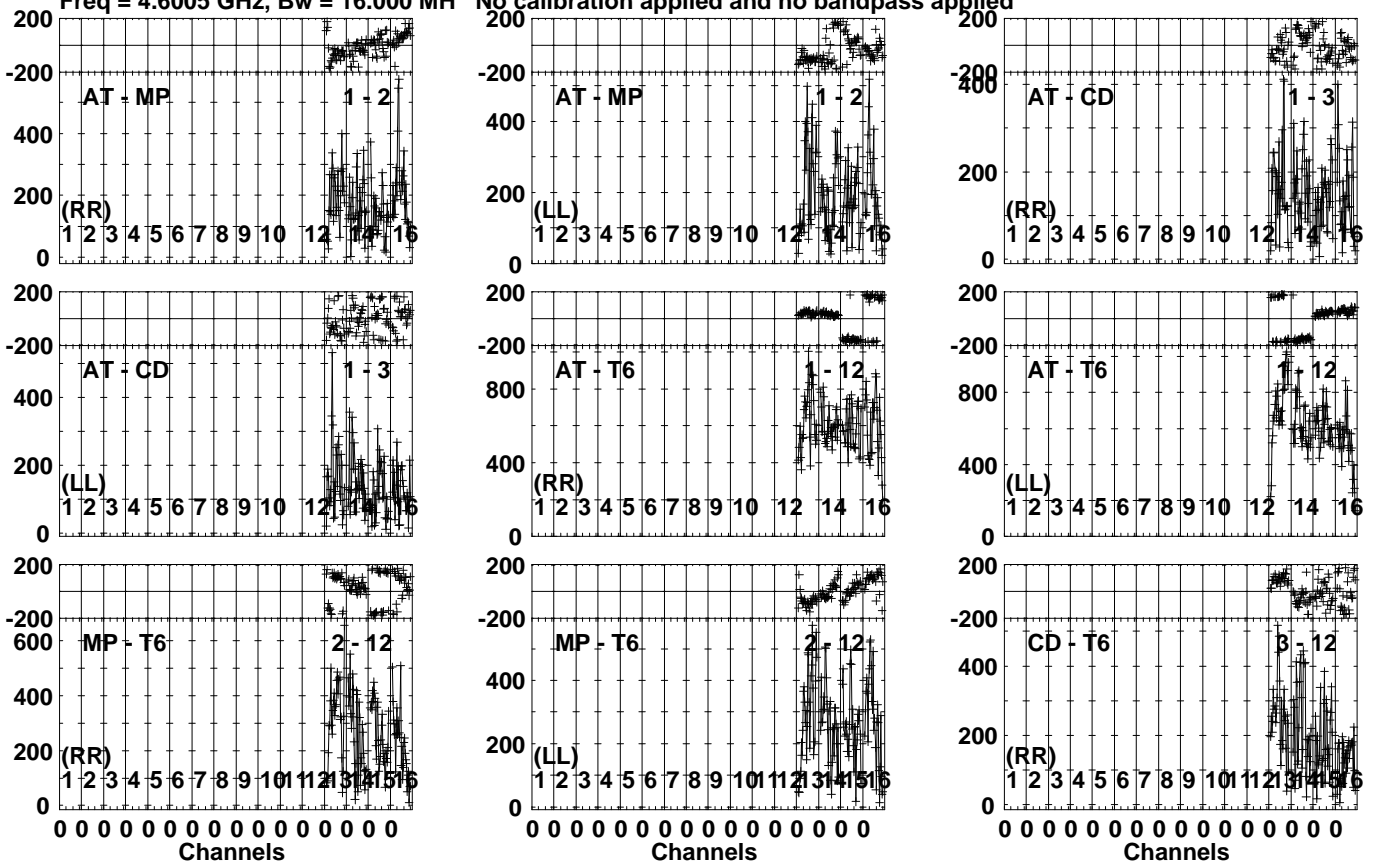
Vector averaged cross-power spectrum Several baselines displayed

Timerange: 00/21:16:48 to 00/21:19:26

Plot file version 140 created 01-DEC-2023 16:31:54

J1108-1231 EG120.UVDATA.1

Freq = 4.6005 GHz, Bw = 16.000 MH No calibration applied and no bandpass applied

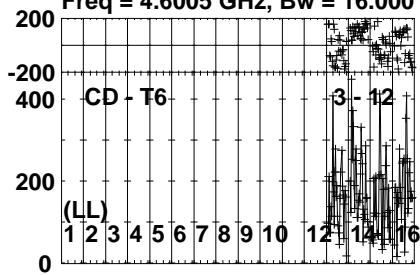


Lower frame: Micro Ampl Jy Top frame: Phas deg  
Vector averaged cross-power spectrum Several baselines displayed  
Timerange: 00/21:19:38 to 00/21:20:36

Plot file version 141 created 01-DEC-2023 16:31:54

J1108-1231 EG120.UVDATA.1

Freq = 4.6005 GHz, Bw = 16.000 MH No calibration applied and no bandpass applied



Lower frame: Micro Ampl Jy Top frame: Phas deg

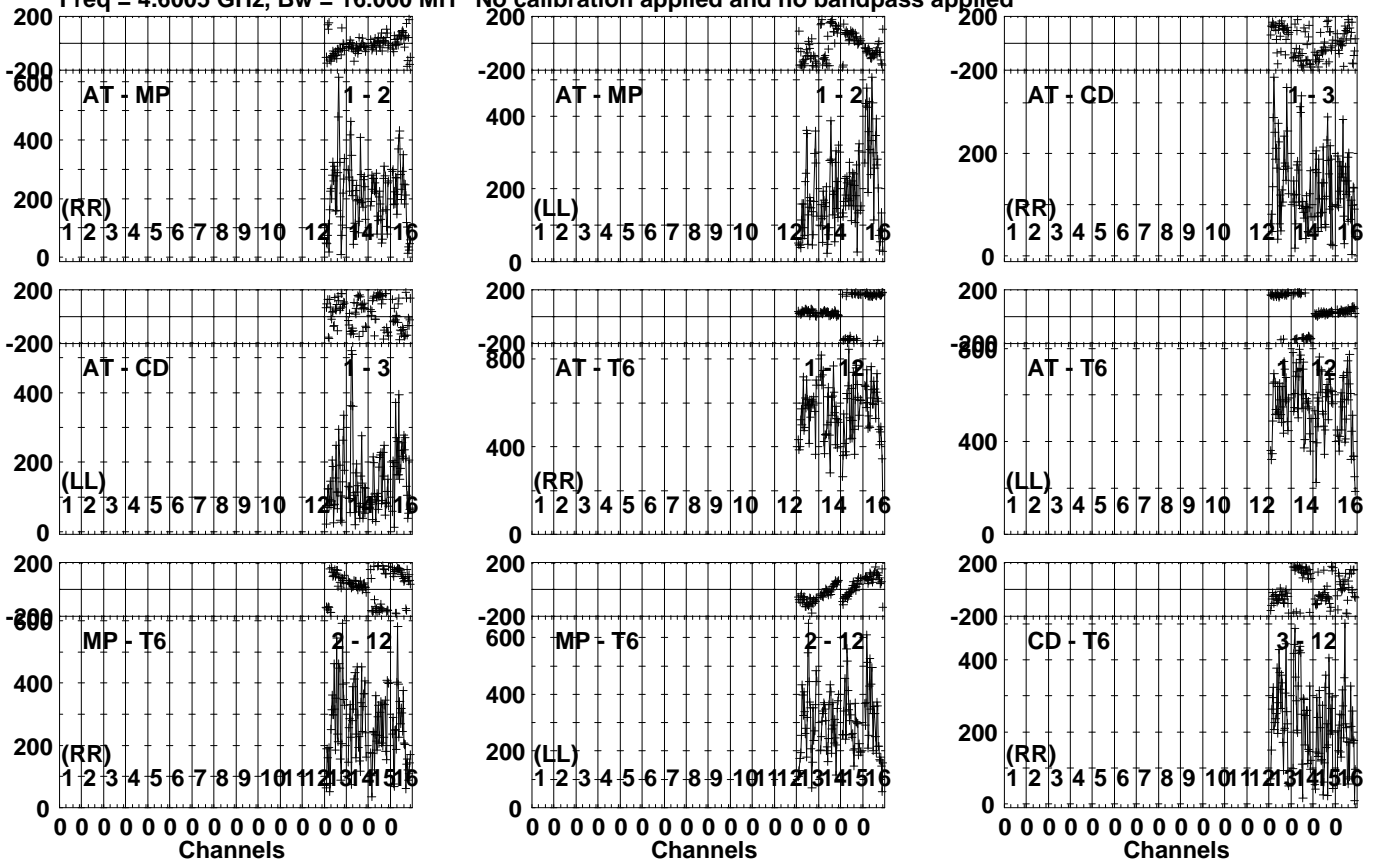
Vector averaged cross-power spectrum Several baselines displayed

Timerange: 00/21:19:38 to 00/21:20:36

Plot file version 142 created 01-DEC-2023 16:31:54

J1107-1226 EG120.UVDATA.1

Freq = 4.6005 GHz, Bw = 16.000 MH No calibration applied and no bandpass applied

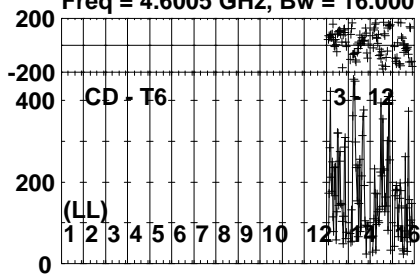


Lower frame: Micro Ampl Jy Top frame: Phas deg  
Vector averaged cross-power spectrum Several baselines displayed  
Timerange: 00/21:21:08 to 00/21:22:06

Plot file version 143 created 01-DEC-2023 16:31:54

J1107-1226 EG120.UVDATA.1

Freq = 4.6005 GHz, Bw = 16.000 MH No calibration applied and no bandpass applied

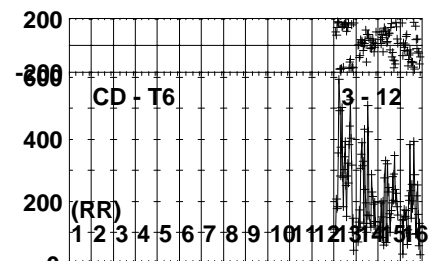
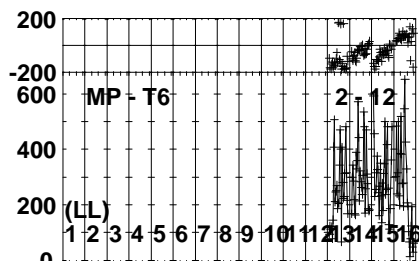
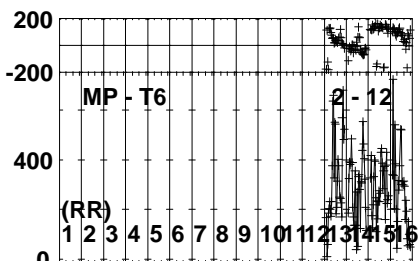
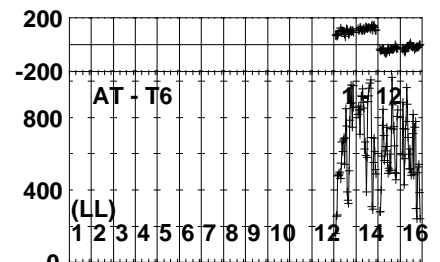
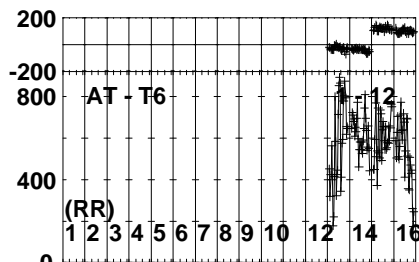
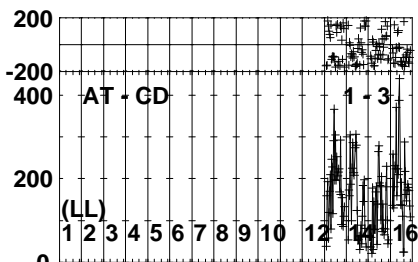
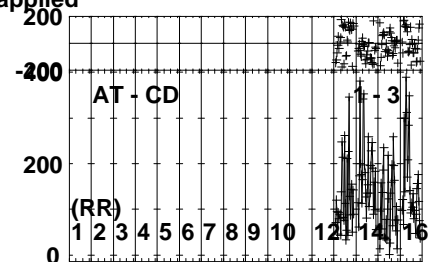
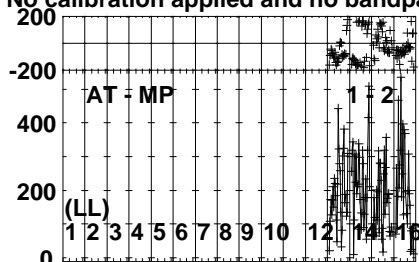
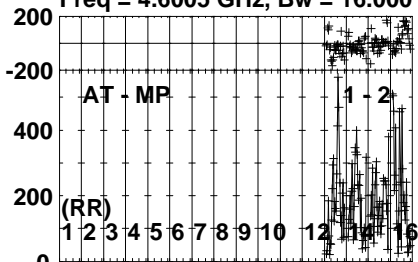


Lower frame: Micro Ampl Jy Top frame: Phas deg  
Vector averaged cross-power spectrum Several baselines displayed  
Timerange: 00/21:21:08 to 00/21:22:06

Plot file version 144 created 01-DEC-2023 16:31:54

J1108-1231 EG120.UVDATA.1

Freq = 4.6005 GHz, Bw = 16.000 MH No calibration applied and no bandpass applied



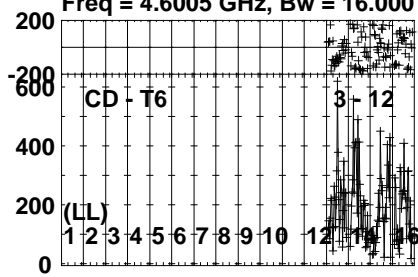
Lower frame: Micro Ampl Jy Top frame: Phas deg  
Vector averaged cross-power spectrum Several baselines displayed  
Timerange: 00/21:22:08 to 00/21:23:04



Plot file version 145 created 01-DEC-2023 16:31:54

J1108-1231 EG120.UVDATA.1

Freq = 4.6005 GHz, Bw = 16.000 MH No calibration applied and no bandpass applied

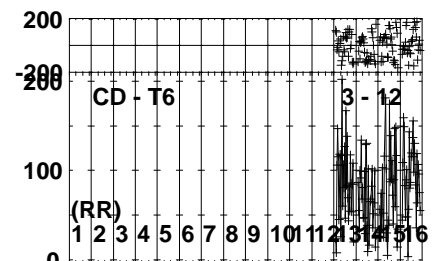
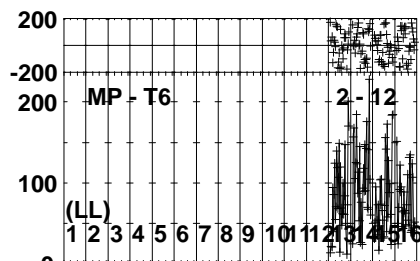
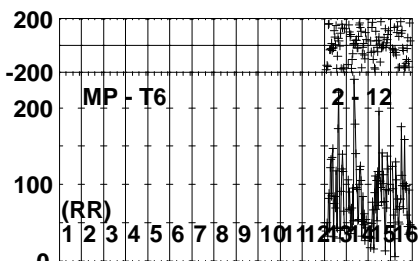
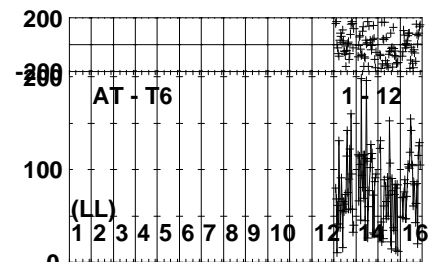
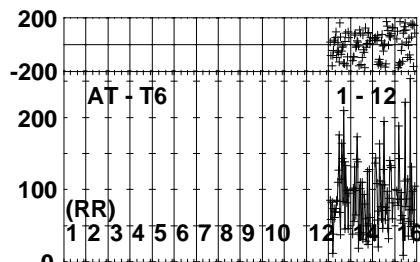
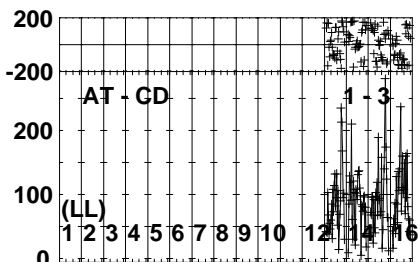
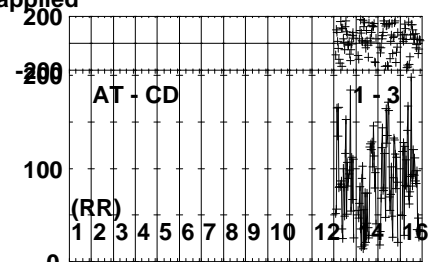

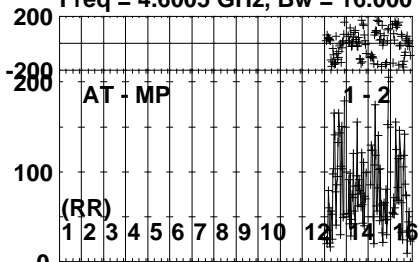


Lower frame: Micro Ampl Jy Top frame: Phas deg  
Vector averaged cross-power spectrum Several baselines displayed  
Timerange: 00/21:22:08 to 00/21:23:04

Plot file version 146 created 01-DEC-2023 16:31:54

GRB171205A EG120.UVDATA.1

Freq = 4.6005 GHz, Bw = 16.000 MH No calibration applied and no bandpass applied

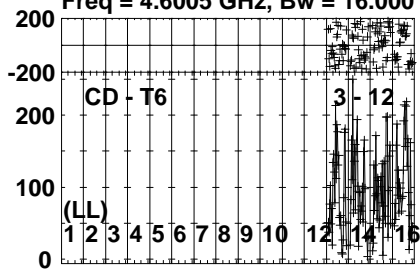


Lower frame: Micro Ampl Jy Top frame: Phas deg  
Vector averaged cross-power spectrum Several baselines displayed  
Timerange: 00/21:23:07 to 00/21:25:53

Plot file version 147 created 01-DEC-2023 16:31:54

GRB171205A EG120.UVDATA.1

Freq = 4.6005 GHz, Bw = 16.000 MH No calibration applied and no bandpass applied



Lower frame: Micro Ampl Jy Top frame: Phas deg

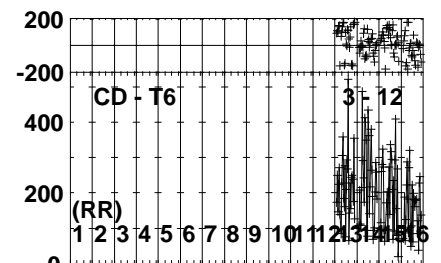
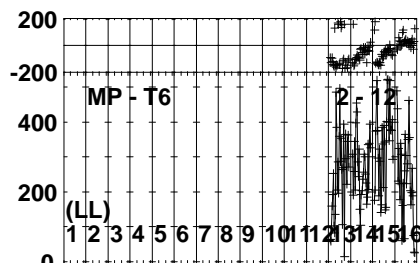
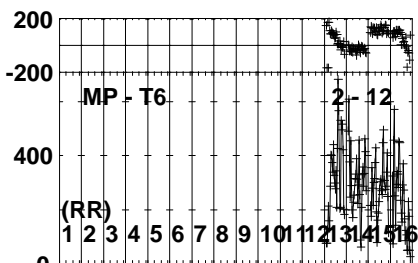
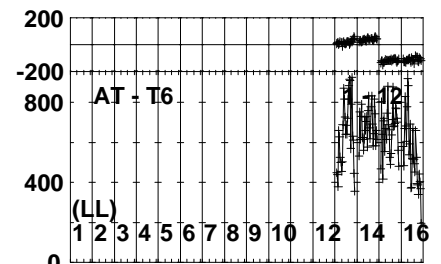
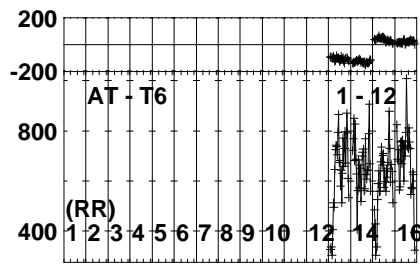
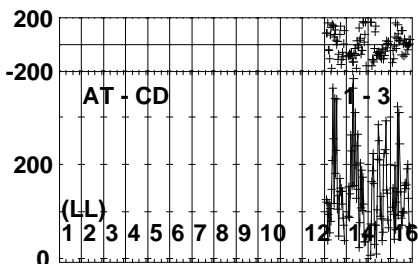
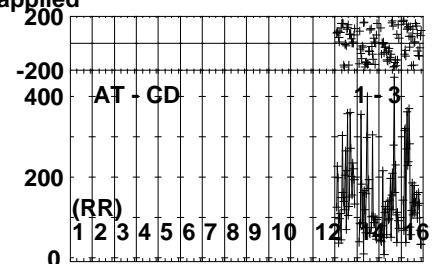
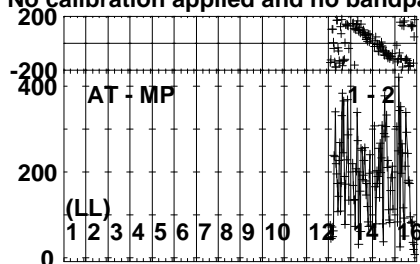
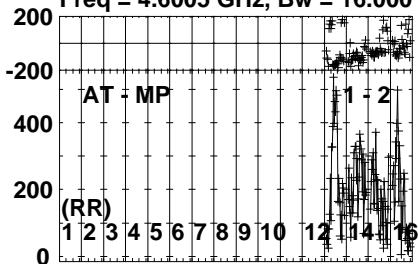
Vector averaged cross-power spectrum Several baselines displayed

Timerange: 00/21:23:07 to 00/21:25:53

Plot file version 148 created 01-DEC-2023 16:31:54

J1108-1231 EG120.UVDATA.1

Freq = 4.6005 GHz, Bw = 16.000 MH No calibration applied and no bandpass applied

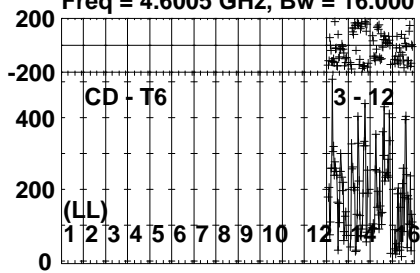


Lower frame: Micro Ampl Jy Top frame: Phas deg  
Vector averaged cross-power spectrum Several baselines displayed  
Timerange: 00/21:26:16 to 00/21:27:04

Plot file version 149 created 01-DEC-2023 16:31:54

J1108-1231 EG120.UVDATA.1

Freq = 4.6005 GHz, Bw = 16.000 MH No calibration applied and no bandpass applied



Lower frame: Micro Ampl Jy Top frame: Phas deg

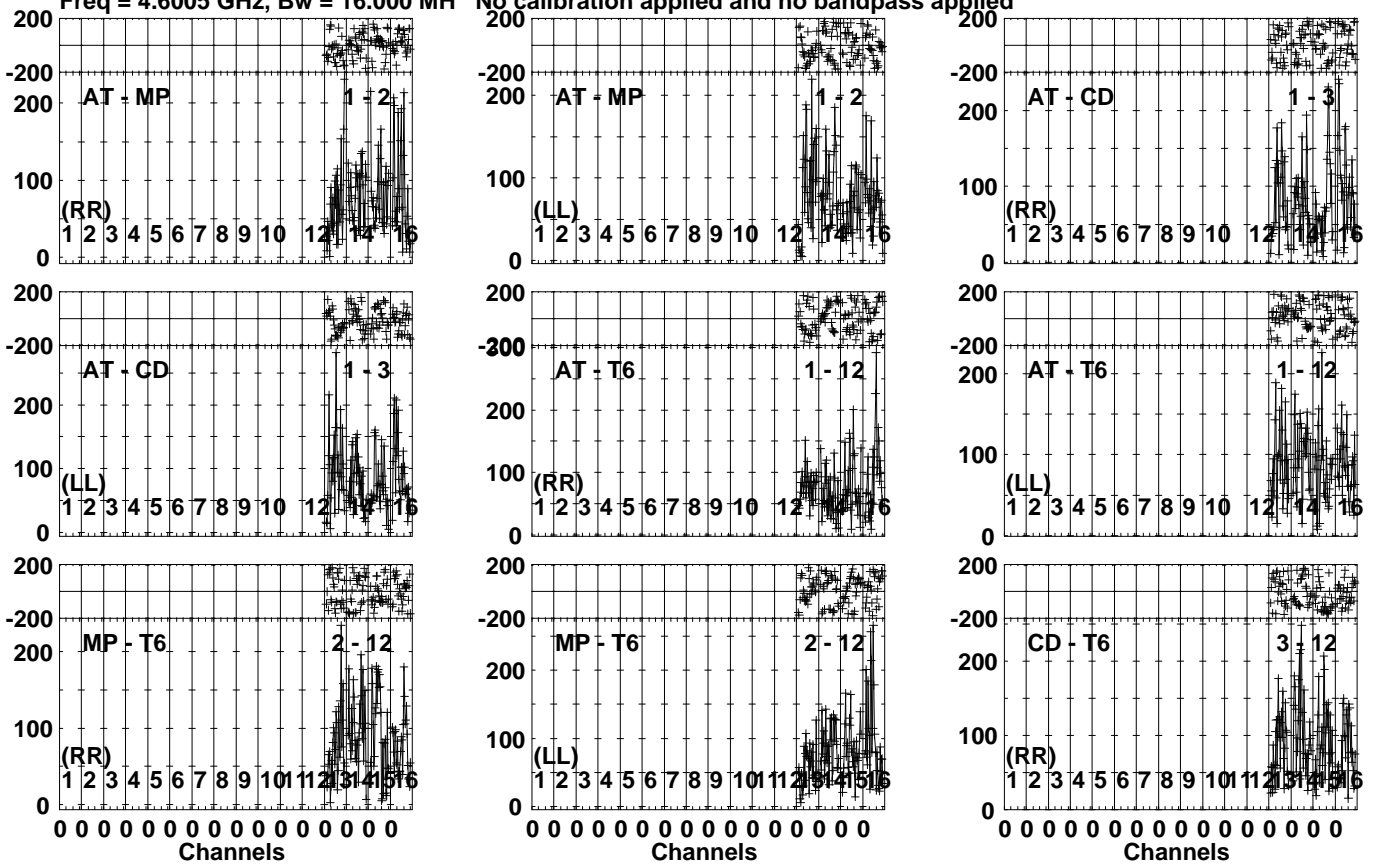
Vector averaged cross-power spectrum Several baselines displayed

Timerange: 00/21:26:16 to 00/21:27:04

Plot file version 150 created 01-DEC-2023 16:31:54

GRB171205A EG120.UVDATA.1

Freq = 4.6005 GHz, Bw = 16.000 MH No calibration applied and no bandpass applied

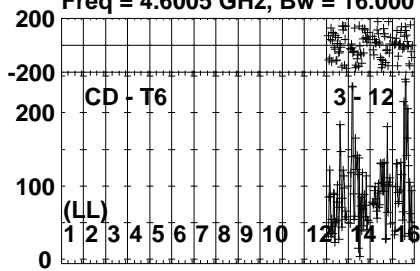


Lower frame: Micro Ampl Jy Top frame: Phas deg  
Vector averaged cross-power spectrum Several baselines displayed  
Timerange: 00/21:27:06 to 00/21:29:52

Plot file version 151 created 01-DEC-2023 16:31:54

GRB171205A EG120.UVDATA.1

Freq = 4.6005 GHz, Bw = 16.000 MH No calibration applied and no bandpass applied

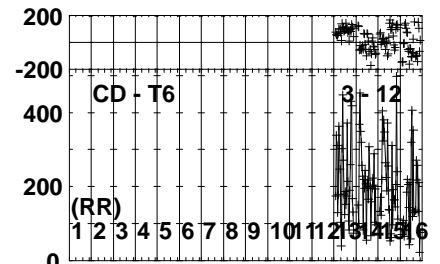
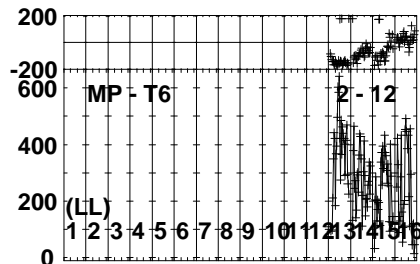
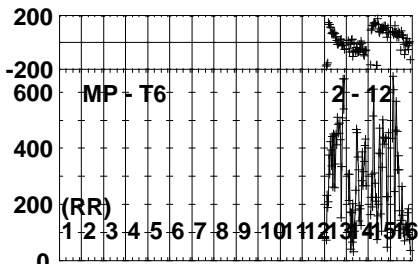
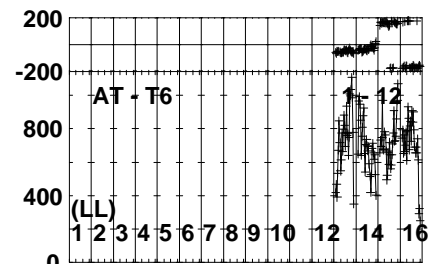
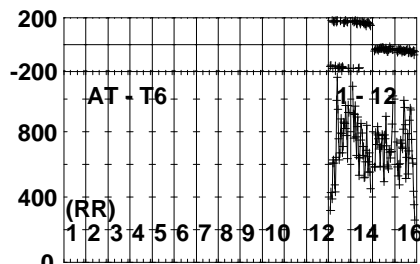
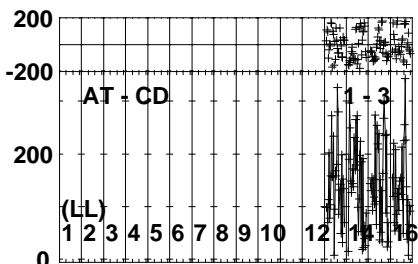
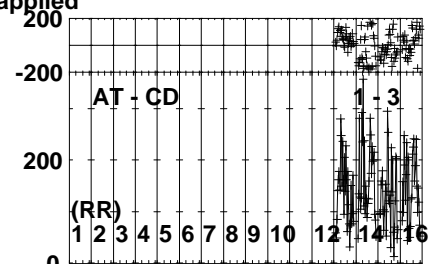

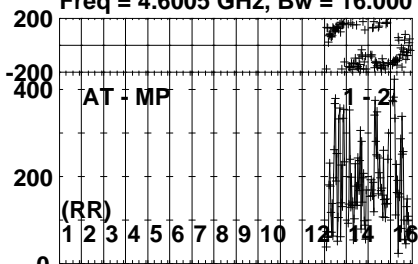


Lower frame: Micro Ampl Jy Top frame: Phas deg  
Vector averaged cross-power spectrum Several baselines displayed  
Timerange: 00/21:27:06 to 00/21:29:52

Plot file version 152 created 01-DEC-2023 16:31:54

J1108-1231 EG120.UVDATA.1

Freq = 4.6005 GHz, Bw = 16.000 MH No calibration applied and no bandpass applied



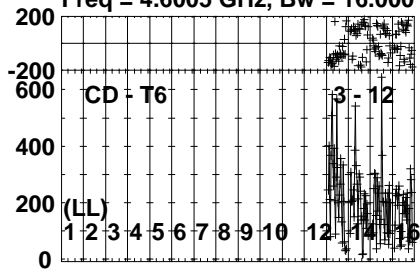
Lower frame: Micro Ampl Jy Top frame: Phas deg  
Vector averaged cross-power spectrum Several baselines displayed  
Timerange: 00/21:29:57 to 00/21:30:51



Plot file version 153 created 01-DEC-2023 16:31:54

J1108-1231 EG120.UVDATA.1

Freq = 4.6005 GHz, Bw = 16.000 MH No calibration applied and no bandpass applied



Lower frame: Micro Ampl Jy Top frame: Phas deg

Vector averaged cross-power spectrum Several baselines displayed

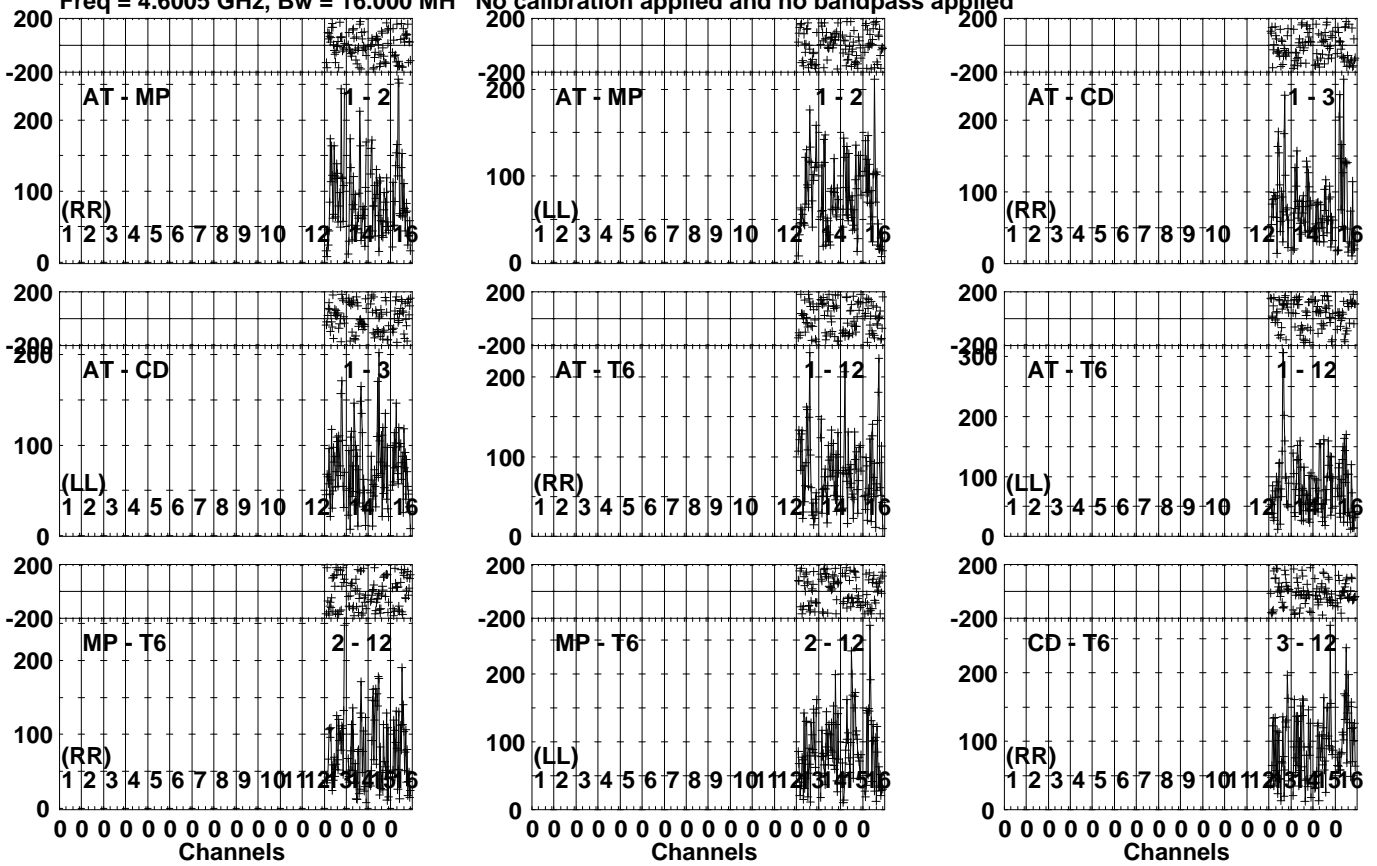
Timerange: 00/21:29:57 to 00/21:30:51

Plot file version 154 created 01-DEC-2023 16:31:54

GRB171205A EG120.UVDATA.1

Freq = 4.6005 GHz, Bw = 16.000 MH

No calibration applied and no bandpass applied

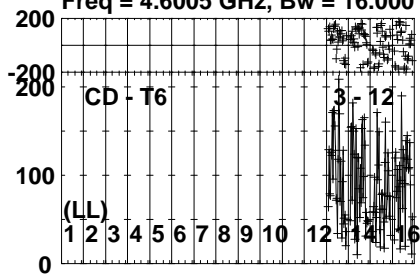


Lower frame: Micro Ampl Jy Top frame: Phas deg  
Vector averaged cross-power spectrum Several baselines displayed  
Timerange: 00/21:30:54 to 00/21:33:40

Plot file version 155 created 01-DEC-2023 16:31:54

GRB171205A EG120.UVDATA.1

Freq = 4.6005 GHz, Bw = 16.000 MH No calibration applied and no bandpass applied

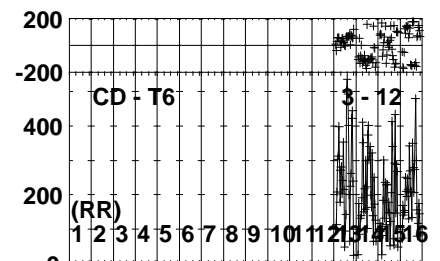
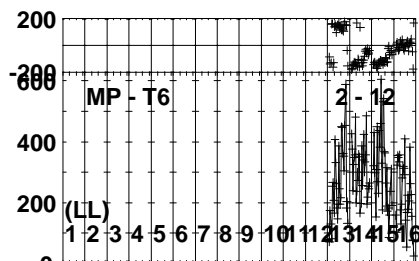
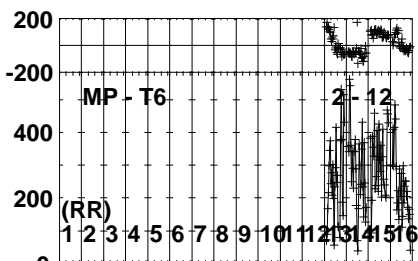
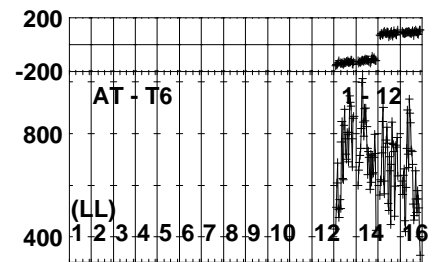
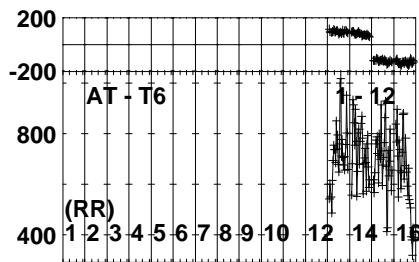
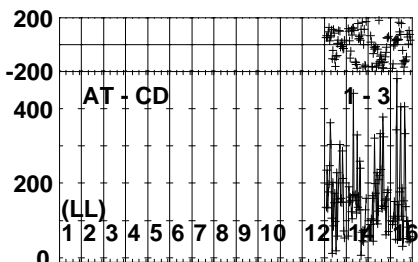
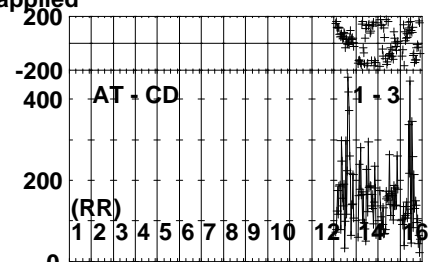
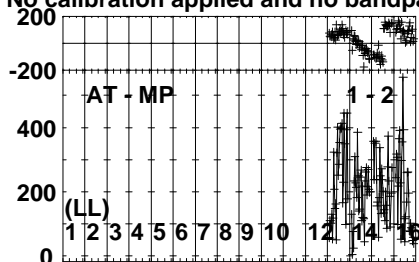
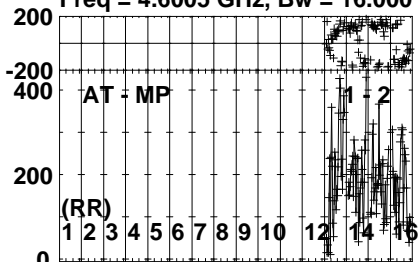


Lower frame: Micro Ampl Jy Top frame: Phas deg  
Vector averaged cross-power spectrum Several baselines displayed  
Timerange: 00/21:30:54 to 00/21:33:40

Plot file version 156 created 01-DEC-2023 16:31:55

J1108-1231 EG120.UVDATA.1

Freq = 4.6005 GHz, Bw = 16.000 MH No calibration applied and no bandpass applied

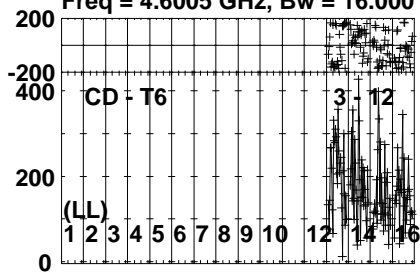


Lower frame: Micro Ampl Jy Top frame: Phas deg  
Vector averaged cross-power spectrum Several baselines displayed  
Timerange: 00/21:34:03 to 00/21:34:51

Plot file version 157 created 01-DEC-2023 16:31:55

J1108-1231 EG120.UVDATA.1

Freq = 4.6005 GHz, Bw = 16.000 MH No calibration applied and no bandpass applied

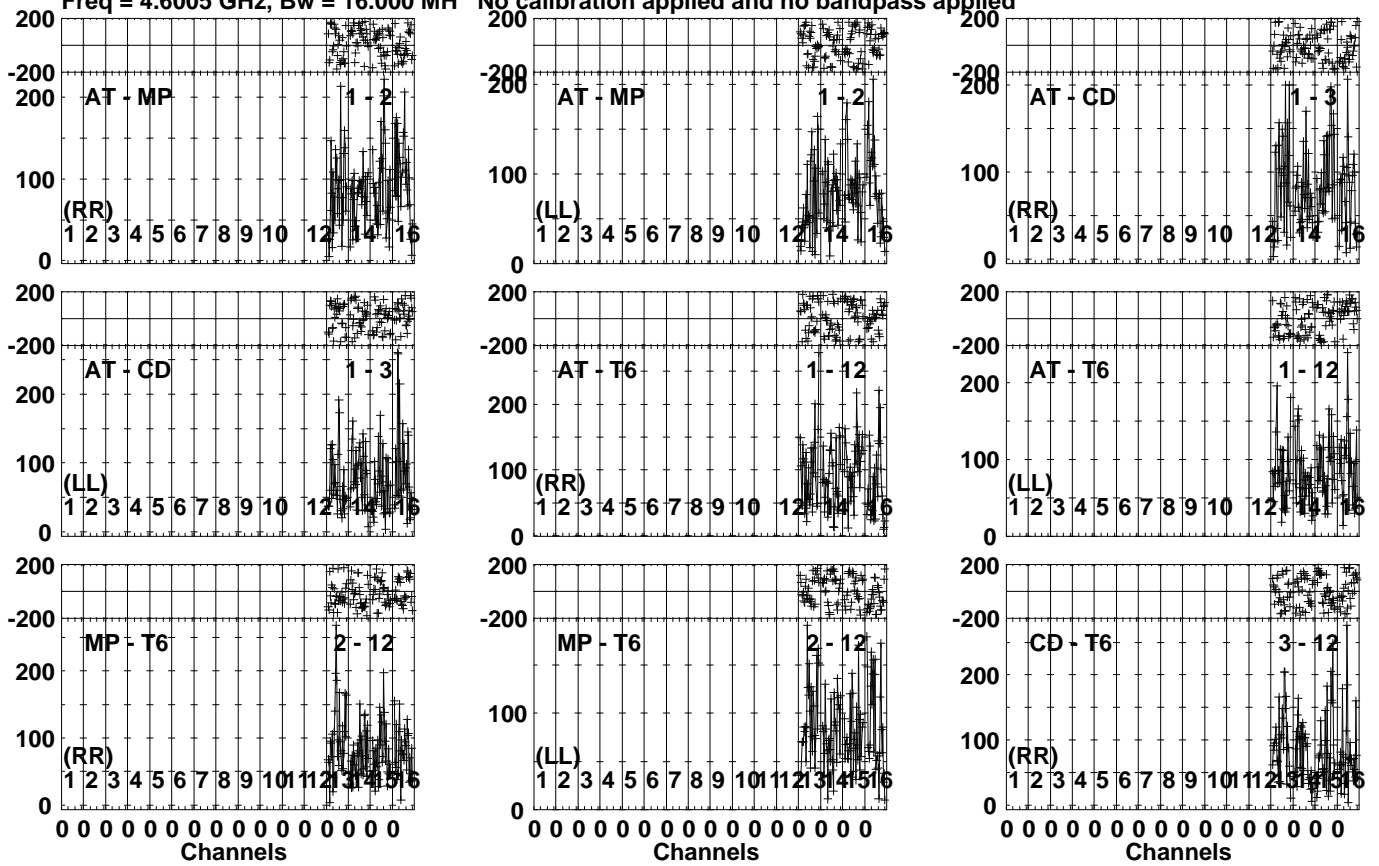


Lower frame: Micro Ampl Jy Top frame: Phas deg  
Vector averaged cross-power spectrum Several baselines displayed  
Timerange: 00/21:34:03 to 00/21:34:51

Plot file version 158 created 01-DEC-2023 16:31:55

GRB171205A EG120.UVDATA.1

Freq = 4.6005 GHz, Bw = 16.000 MH No calibration applied and no bandpass applied

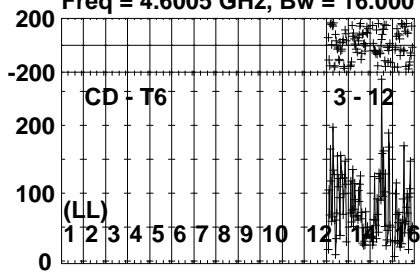


Lower frame: Micro Ampl Jy Top frame: Phas deg  
Vector averaged cross-power spectrum Several baselines displayed  
Timerange: 00/21:34:53 to 00/21:37:39

Plot file version 159 created 01-DEC-2023 16:31:55

GRB171205A EG120.UVDATA.1

Freq = 4.6005 GHz, Bw = 16.000 MH No calibration applied and no bandpass applied



Lower frame: Micro Ampl Jy Top frame: Phas deg

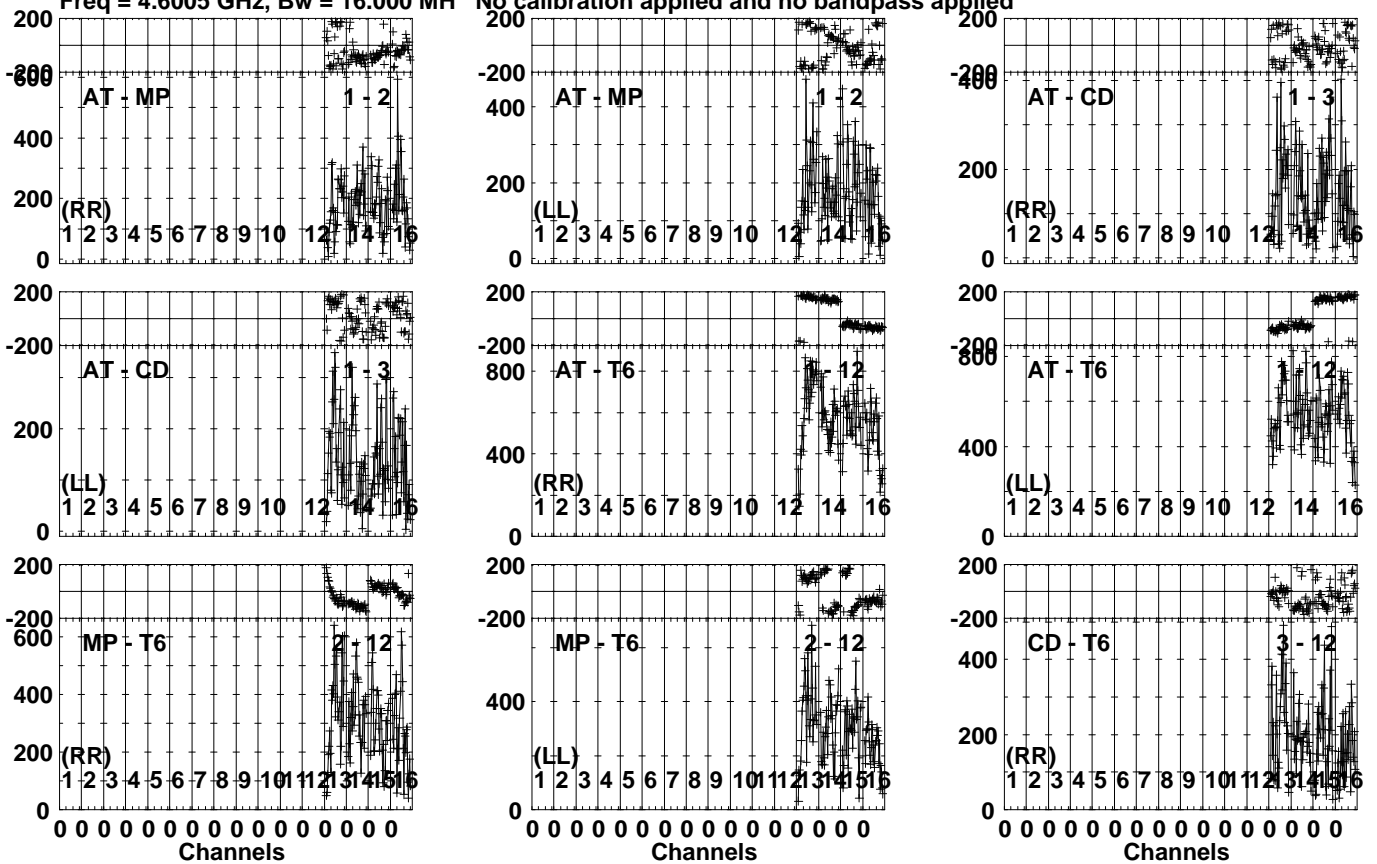
Vector averaged cross-power spectrum Several baselines displayed

Timerange: 00/21:34:53 to 00/21:37:39

Plot file version 160 created 01-DEC-2023 16:31:55

J1108-1231 EG120.UVDATA.1

Freq = 4.6005 GHz, Bw = 16.000 MH No calibration applied and no bandpass applied



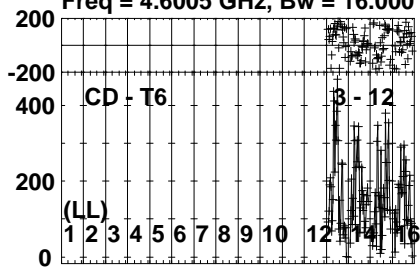
Lower frame: Micro Ampl Jy Top frame: Phas deg  
Vector averaged cross-power spectrum Several baselines displayed  
Timerange: 00/21:37:44 to 00/21:38:48



Plot file version 161 created 01-DEC-2023 16:31:55

J1108-1231 EG120.UVDATA.1

Freq = 4.6005 GHz, Bw = 16.000 MH No calibration applied and no bandpass applied



Lower frame: Micro Ampl Jy Top frame: Phas deg

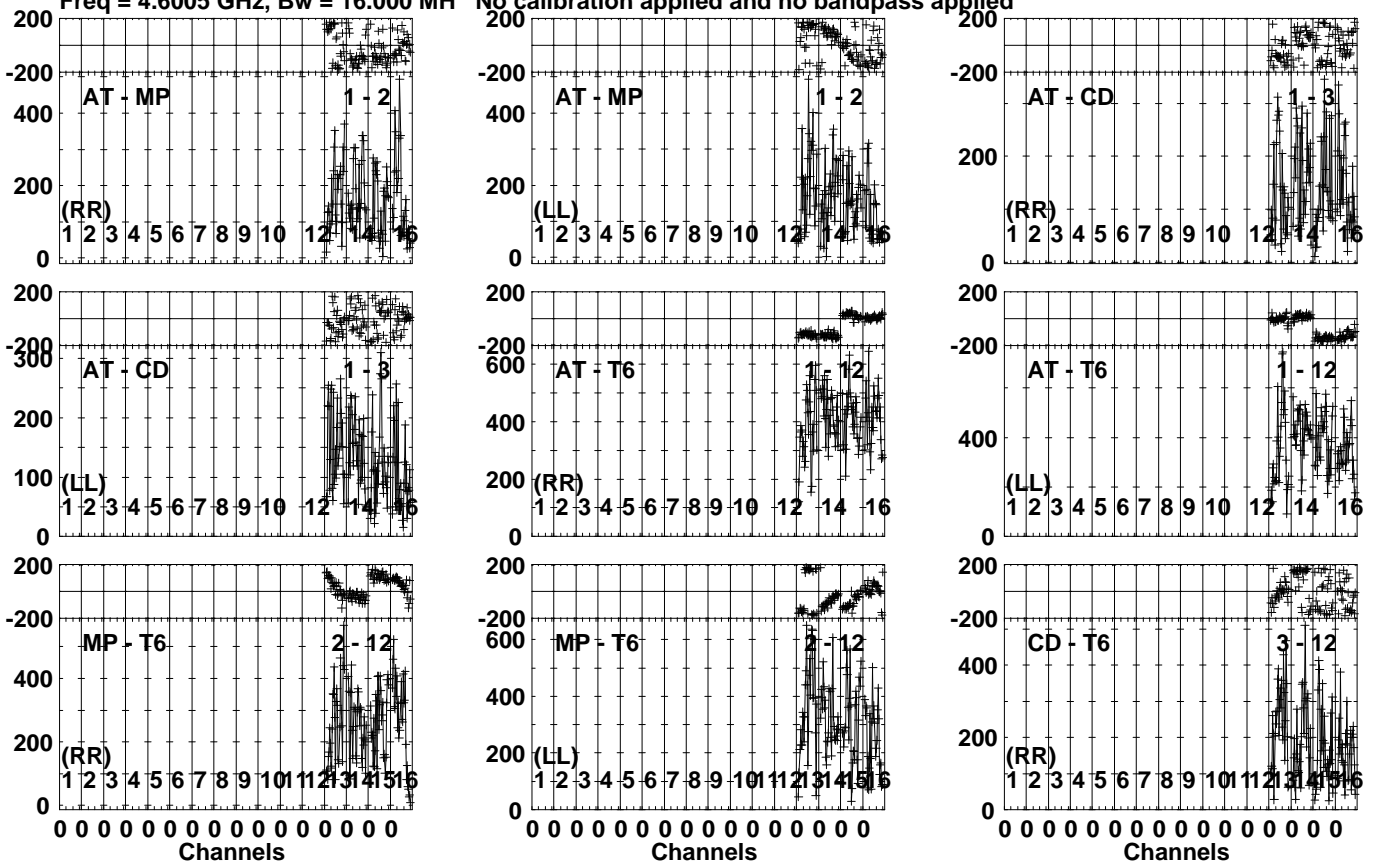
Vector averaged cross-power spectrum Several baselines displayed

Timerange: 00/21:37:44 to 00/21:38:48

Plot file version 162 created 01-DEC-2023 16:31:55

J1107-1226 EG120.UVDATA.1

Freq = 4.6005 GHz, Bw = 16.000 MH No calibration applied and no bandpass applied

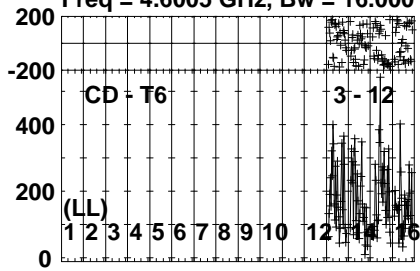


Lower frame: Micro Ampl Jy Top frame: Phas deg  
Vector averaged cross-power spectrum Several baselines displayed  
Timerange: 00/21:38:53 to 00/21:39:57

Plot file version 163 created 01-DEC-2023 16:31:55

J1107-1226 EG120.UVDATA.1

Freq = 4.6005 GHz, Bw = 16.000 MH No calibration applied and no bandpass applied

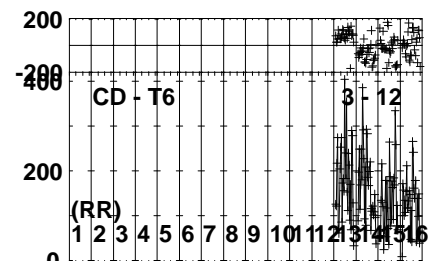
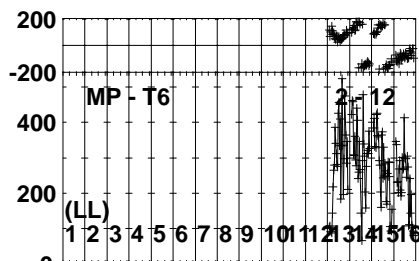
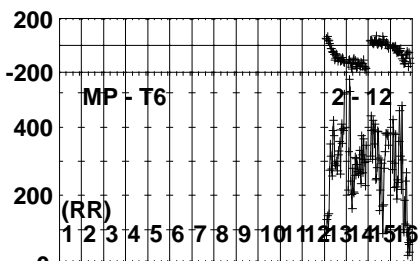
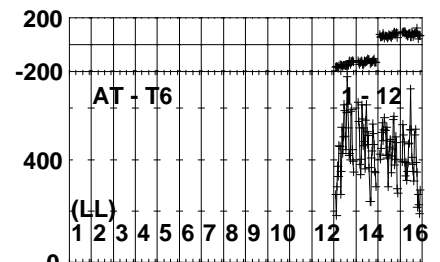
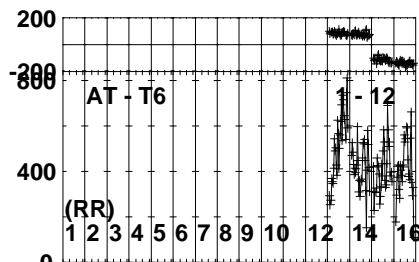
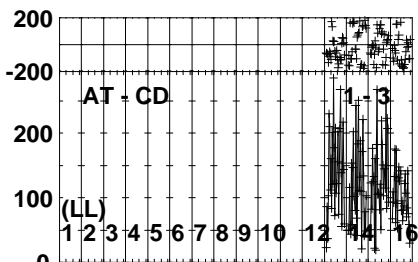
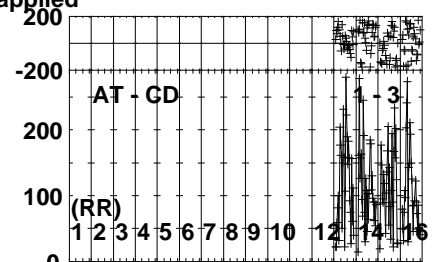

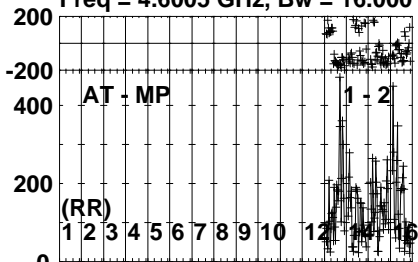


Lower frame: Micro Ampl Jy Top frame: Phas deg  
Vector averaged cross-power spectrum Several baselines displayed  
Timerange: 00/21:38:53 to 00/21:39:57

Plot file version 164 created 01-DEC-2023 16:31:55

J1108-1231 EG120.UVDATA.1

Freq = 4.6005 GHz, Bw = 16.000 MH No calibration applied and no bandpass applied

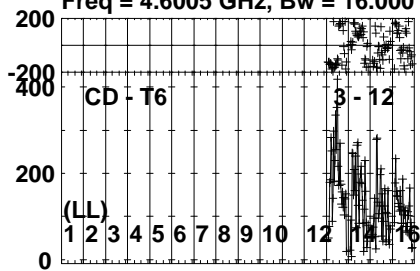


Lower frame: Micro Ampl Jy Top frame: Phas deg  
Vector averaged cross-power spectrum Several baselines displayed  
Timerange: 00/21:40:00 to 00/21:41:36

Plot file version 165 created 01-DEC-2023 16:31:55

J1108-1231 EG120.UVDATA.1

Freq = 4.6005 GHz, Bw = 16.000 MH No calibration applied and no bandpass applied



Lower frame: Micro Ampl Jy Top frame: Phas deg

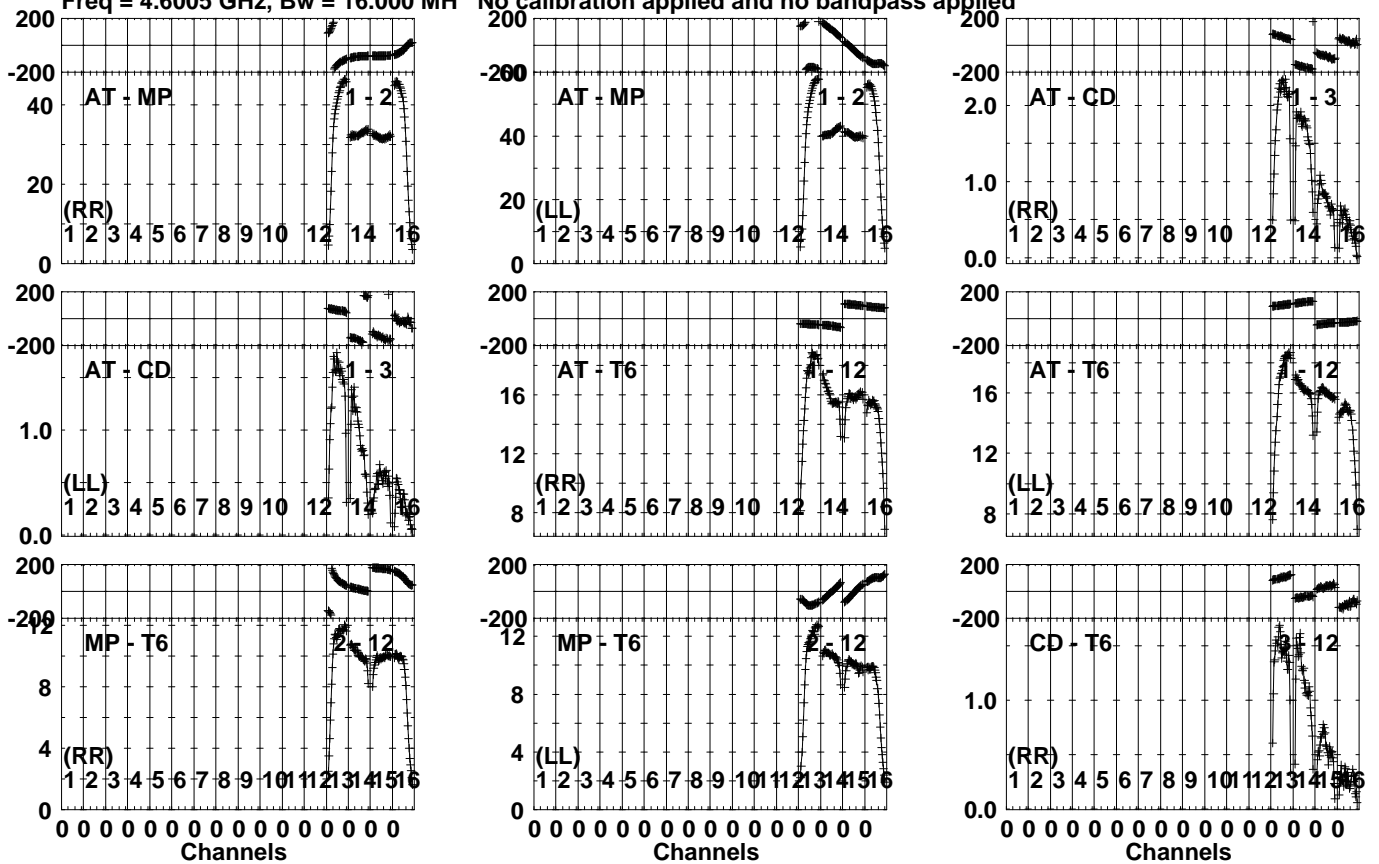
Vector averaged cross-power spectrum Several baselines displayed

Timerange: 00/21:40:00 to 00/21:41:36

Plot file version 166 created 01-DEC-2023 16:31:55

3C273 EG120.UVDATA.1

Freq = 4.6005 GHz, Bw = 16.000 MH No calibration applied and no bandpass applied

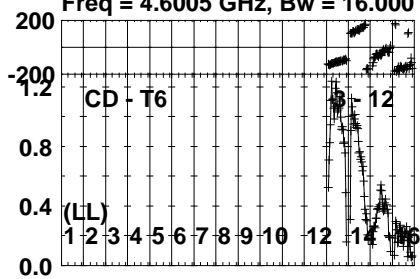


Lower frame: Milli Ampl Jy Top frame: Phas deg  
Vector averaged cross-power spectrum Several baselines displayed  
Timerange: 00/21:43:00 to 00/21:45:58

Plot file version 167 created 01-DEC-2023 16:31:55

3C273 EG120.UVDATA.1

Freq = 4.6005 GHz, Bw = 16.000 MH No calibration applied and no bandpass applied



Lower frame: Milli Ampl Jy Top frame: Phas deg

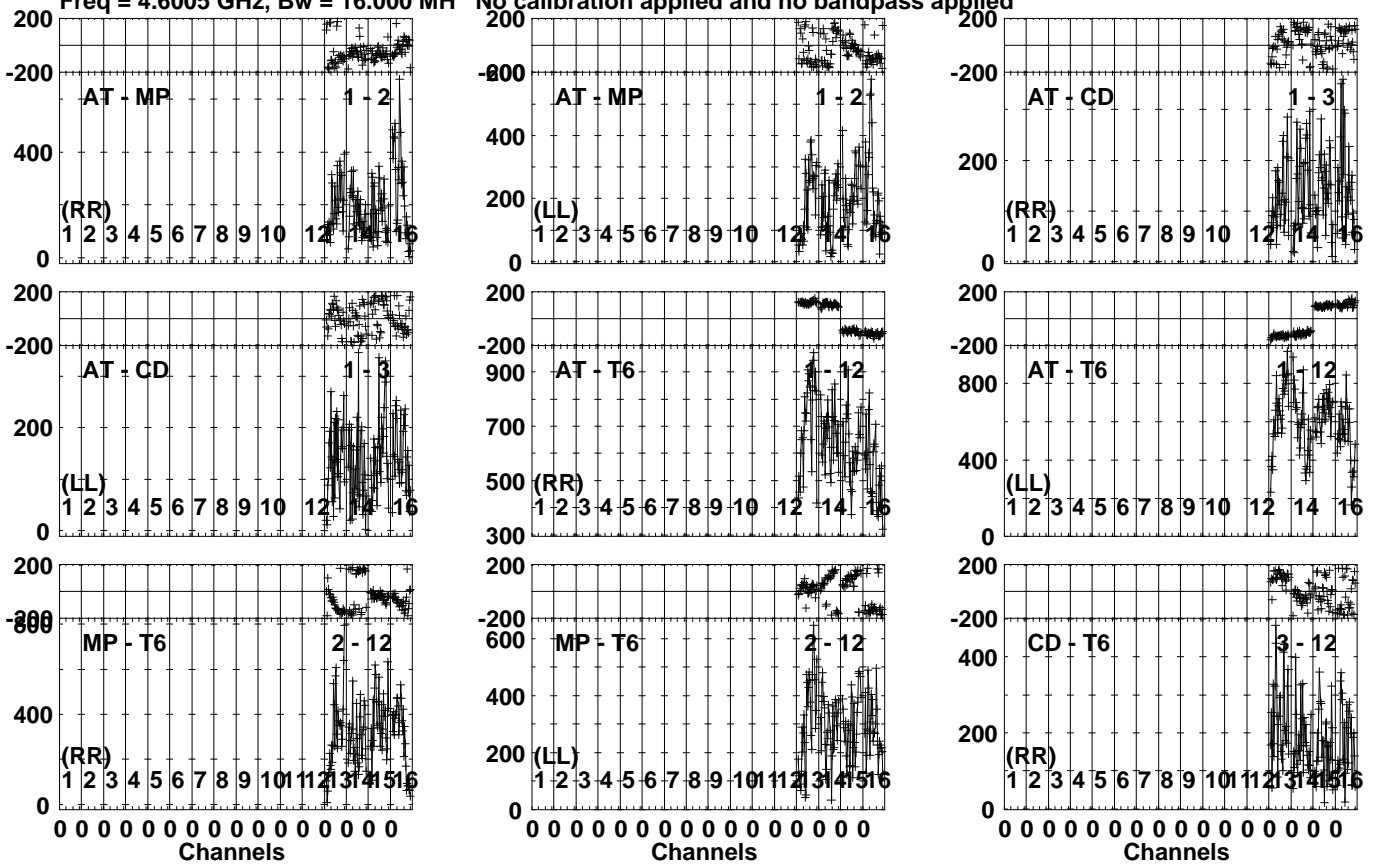
Vector averaged cross-power spectrum Several baselines displayed

Timerange: 00/21:43:00 to 00/21:45:58

Plot file version 168 created 01-DEC-2023 16:31:55

J1108-1231 EG120.UVDATA.1

Freq = 4.6005 GHz, Bw = 16.000 MH No calibration applied and no bandpass applied



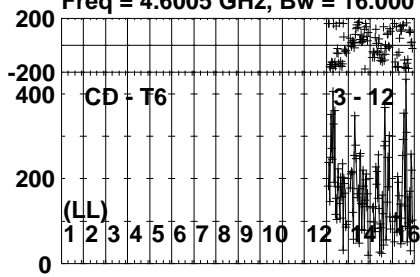
Lower frame: Micro Ampl Jy Top frame: Phas deg  
Vector averaged cross-power spectrum Several baselines displayed  
Timerange: 00/21:47:22 to 00/21:48:10



Plot file version 169 created 01-DEC-2023 16:31:55

J1108-1231 EG120.UVDATA.1

Freq = 4.6005 GHz, Bw = 16.000 MH No calibration applied and no bandpass applied

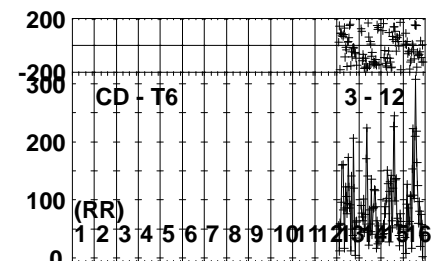
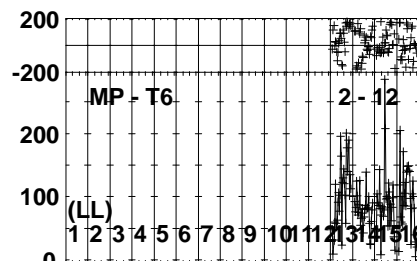
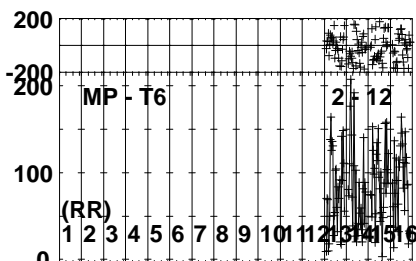
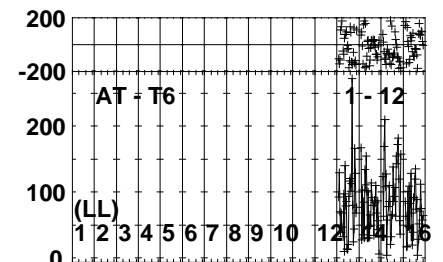
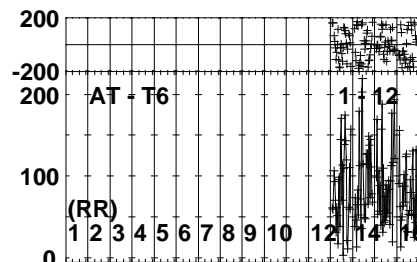
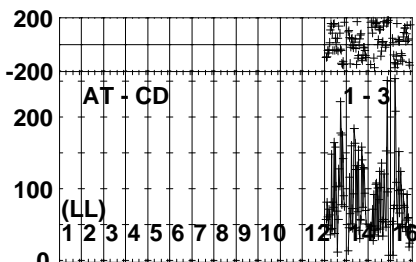
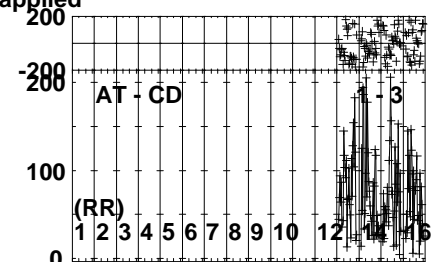
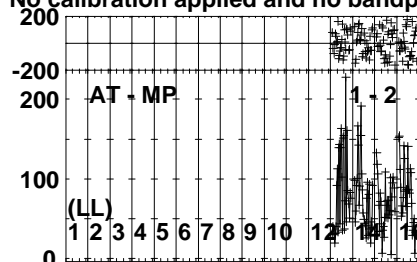
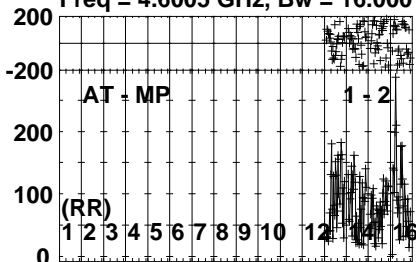


Lower frame: Micro Ampl Jy Top frame: Phas deg  
Vector averaged cross-power spectrum Several baselines displayed  
Timerange: 00/21:47:22 to 00/21:48:10

Plot file version 170 created 01-DEC-2023 16:31:55

GRB171205A EG120.UVDATA.1

Freq = 4.6005 GHz, Bw = 16.000 MH No calibration applied and no bandpass applied



0 0 0 0 0 0 0 0 0 0 0 0 0 0 0 0  
Channels

0 0 0 0 0 0 0 0 0 0 0 0 0 0 0 0  
Channels

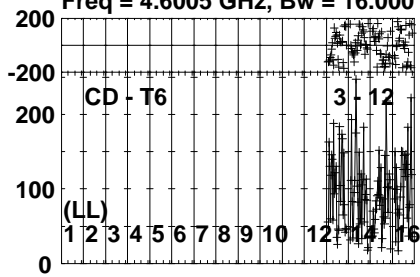
0 0 0 0 0 0 0 0 0 0 0 0 0 0 0 0  
Channels

Lower frame: Micro Ampl Jy Top frame: Phas deg  
Vector averaged cross-power spectrum Several baselines displayed  
Timerange: 00/21:48:22 to 00/21:51:00

Plot file version 171 created 01-DEC-2023 16:31:55

GRB171205A EG120.UVDATA.1

Freq = 4.6005 GHz, Bw = 16.000 MH No calibration applied and no bandpass applied



Lower frame: Micro Ampl Jy Top frame: Phas deg

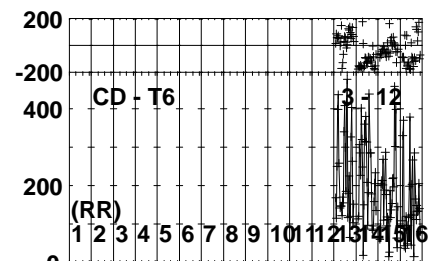
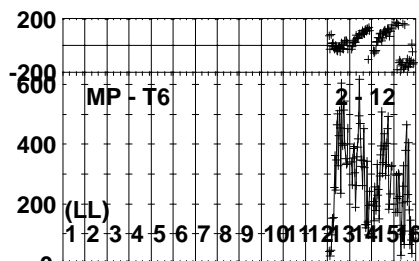
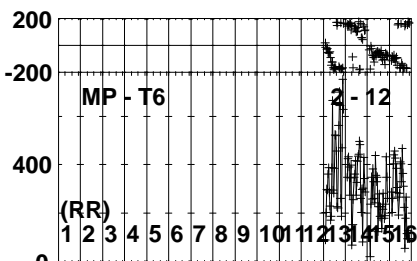
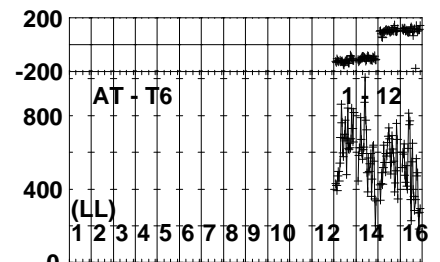
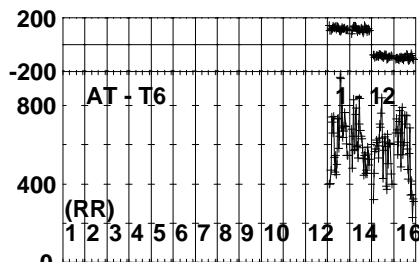
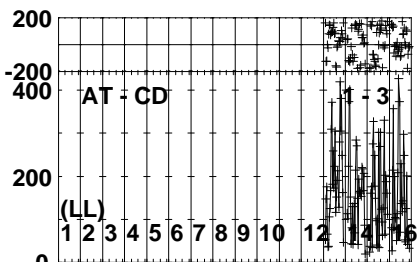
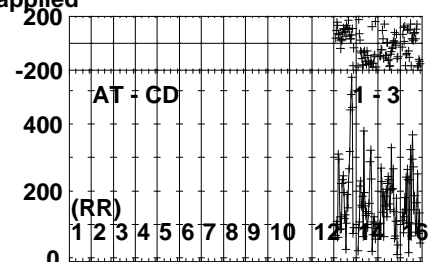
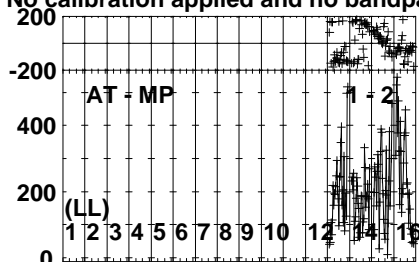
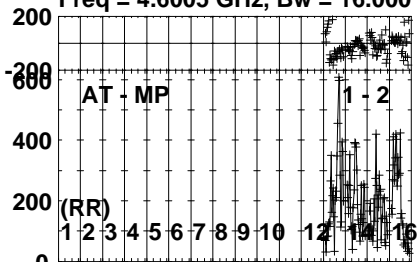
Vector averaged cross-power spectrum Several baselines displayed

Timerange: 00/21:48:22 to 00/21:51:00

Plot file version 172 created 01-DEC-2023 16:31:55

J1108-1231 EG120.UVDATA.1

Freq = 4.6005 GHz, Bw = 16.000 MH No calibration applied and no bandpass applied

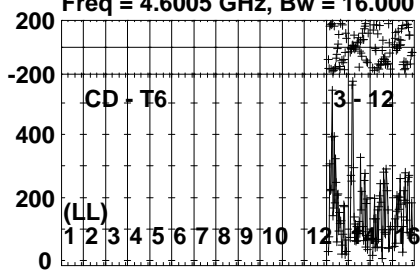


Lower frame: Micro Ampl Jy Top frame: Phas deg  
Vector averaged cross-power spectrum Several baselines displayed  
Timerange: 00/21:51:22 to 00/21:52:10

Plot file version 173 created 01-DEC-2023 16:31:55

J1108-1231 EG120.UVDATA.1

Freq = 4.6005 GHz, Bw = 16.000 MH No calibration applied and no bandpass applied

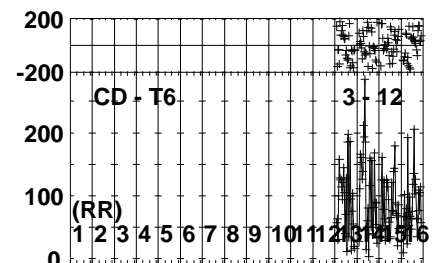
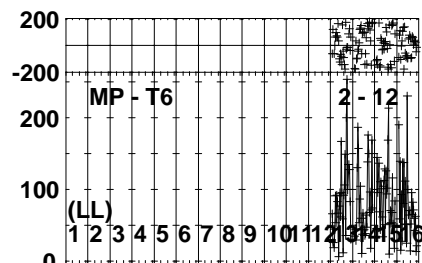
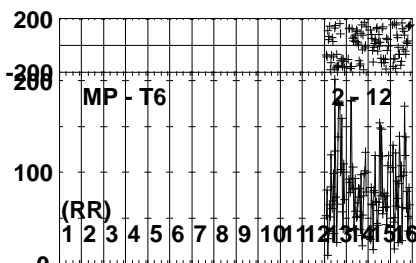
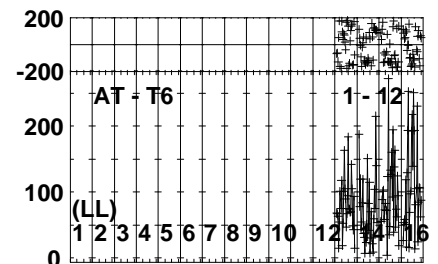
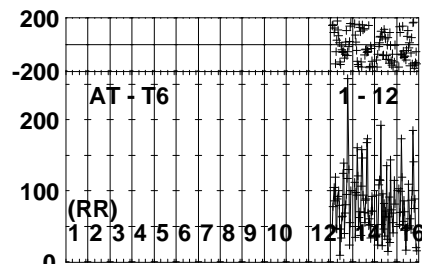
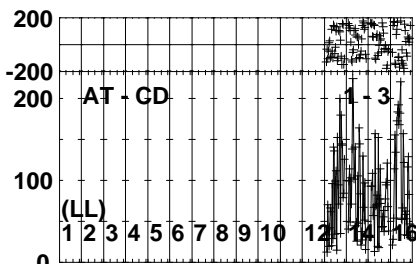
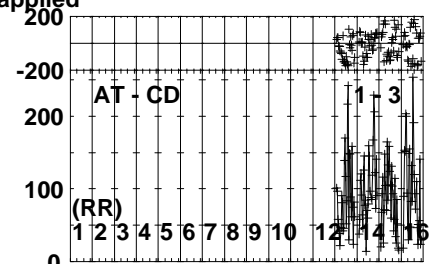

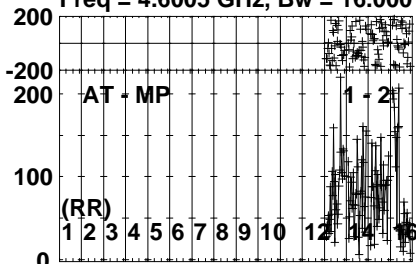


Lower frame: Micro Ampl Jy Top frame: Phas deg  
Vector averaged cross-power spectrum Several baselines displayed  
Timerange: 00/21:51:22 to 00/21:52:10

Plot file version 174 created 01-DEC-2023 16:31:56

GRB171205A EG120.UVDATA.1

Freq = 4.6005 GHz, Bw = 16.000 MH No calibration applied and no bandpass applied

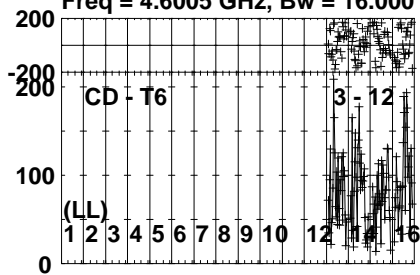


Lower frame: Micro Ampl Jy Top frame: Phas deg  
Vector averaged cross-power spectrum Several baselines displayed  
Timerange: 00/21:52:22 to 00/21:55:00

Plot file version 175 created 01-DEC-2023 16:31:56

GRB171205A EG120.UVDATA.1

Freq = 4.6005 GHz, Bw = 16.000 MH No calibration applied and no bandpass applied



Lower frame: Micro Ampl Jy Top frame: Phas deg

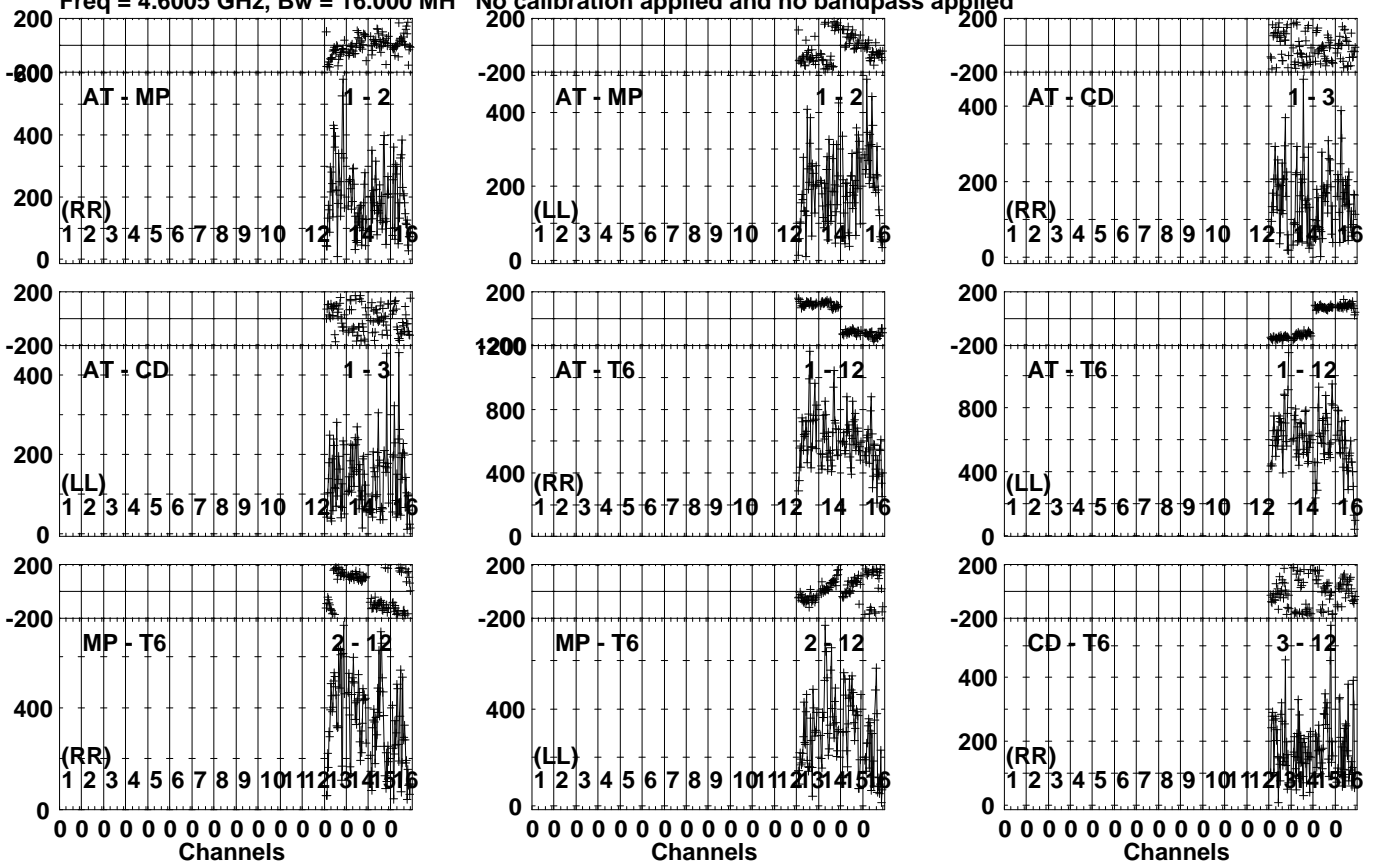
Vector averaged cross-power spectrum Several baselines displayed

Timerange: 00/21:52:22 to 00/21:55:00

Plot file version 176 created 01-DEC-2023 16:31:56

J1108-1231 EG120.UVDATA.1

Freq = 4.6005 GHz, Bw = 16.000 MH No calibration applied and no bandpass applied



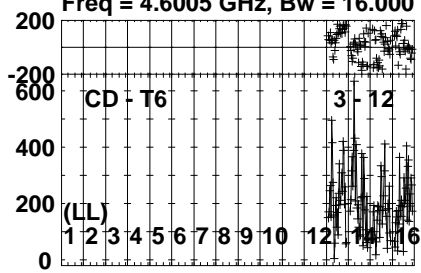
Lower frame: Micro Ampl Jy Top frame: Phas deg  
Vector averaged cross-power spectrum Several baselines displayed  
Timerange: 00/21:55:12 to 00/21:56:00



Plot file version 177 created 01-DEC-2023 16:31:56

J1108-1231 EG120.UVDATA.1

Freq = 4.6005 GHz, Bw = 16.000 MH No calibration applied and no bandpass applied



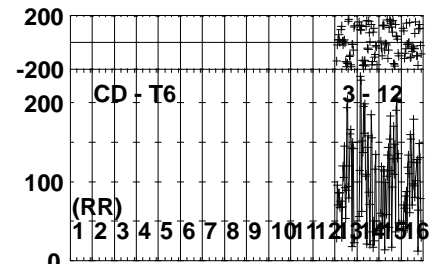
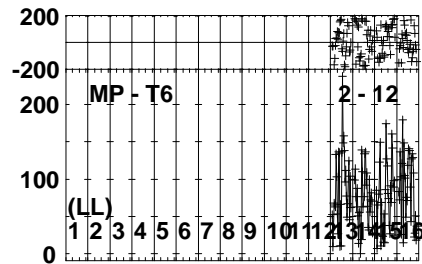
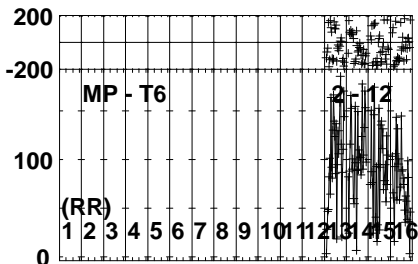
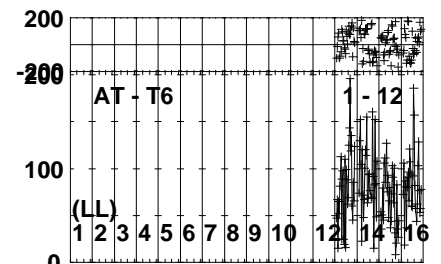
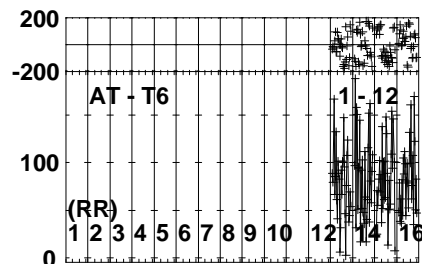
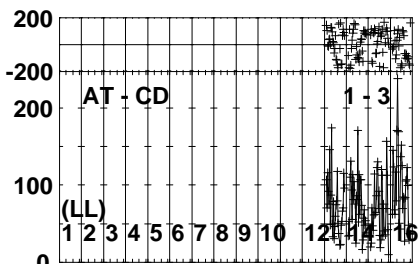
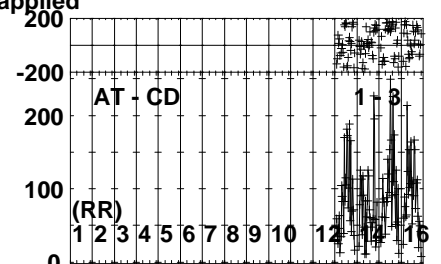
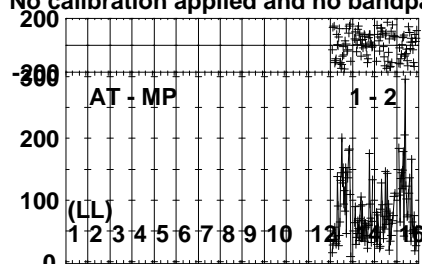
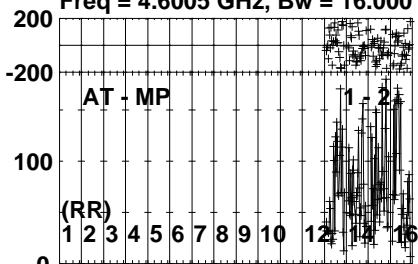
Lower frame: Micro Ampl Jy Top frame: Phas deg  
Vector averaged cross-power spectrum Several baselines displayed  
Timerange: 00/21:55:12 to 00/21:56:00

Plot file version 178 created 01-DEC-2023 16:31:56

GRB171205A EG120.UVDATA.1

Freq = 4.6005 GHz, Bw = 16.000 MH

No calibration applied and no bandpass applied

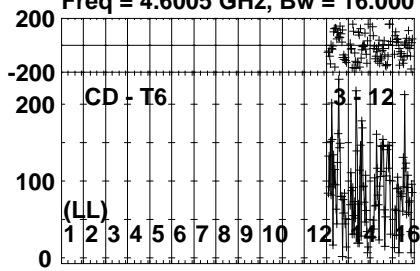


Lower frame: Micro Ampl Jy Top frame: Phas deg  
Vector averaged cross-power spectrum Several baselines displayed  
Timerange: 00/21:56:12 to 00/21:58:50

Plot file version 179 created 01-DEC-2023 16:31:56

GRB171205A EG120.UVDATA.1

Freq = 4.6005 GHz, Bw = 16.000 MH No calibration applied and no bandpass applied

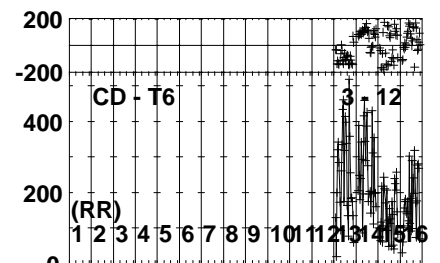
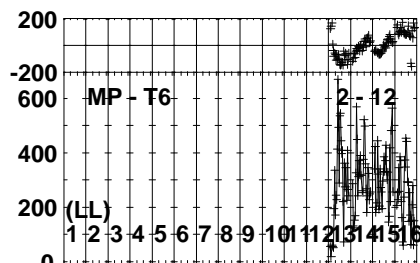
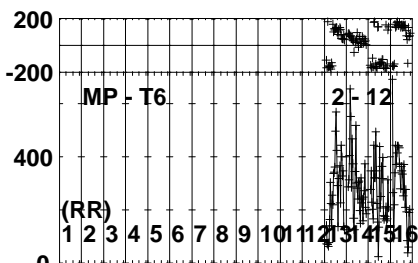
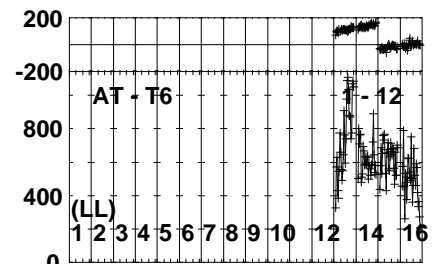
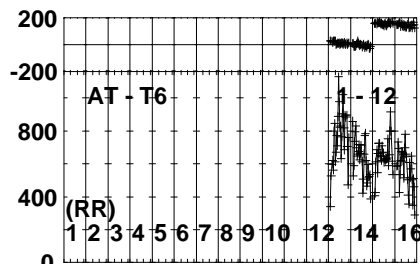
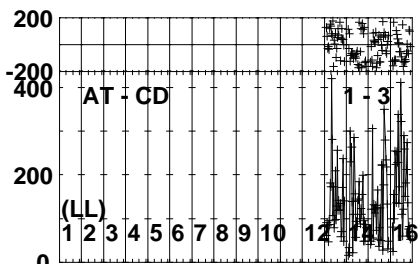
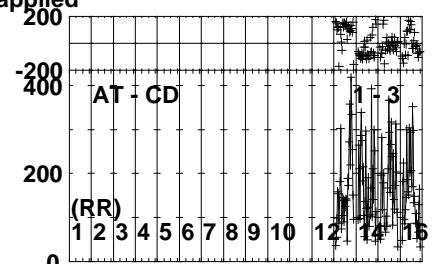
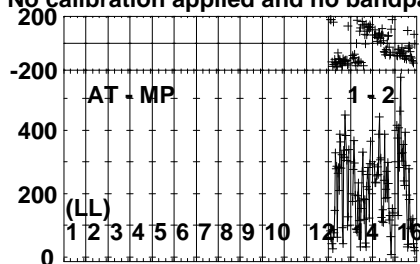
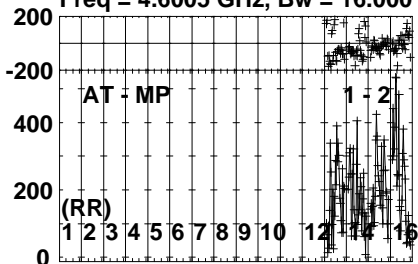


Lower frame: Micro Ampl Jy Top frame: Phas deg  
Vector averaged cross-power spectrum Several baselines displayed  
Timerange: 00/21:56:12 to 00/21:58:50

Plot file version 180 created 01-DEC-2023 16:31:56

J1108-1231 EG120.UVDATA.1

Freq = 4.6005 GHz, Bw = 16.000 MH No calibration applied and no bandpass applied

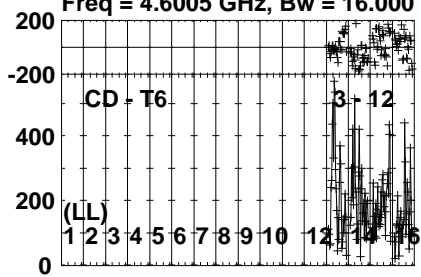


Lower frame: Micro Ampl Jy Top frame: Phas deg  
Vector averaged cross-power spectrum Several baselines displayed  
Timerange: 00/21:59:12 to 00/22:00:00

Plot file version 181 created 01-DEC-2023 16:31:56

J1108-1231 EG120.UVDATA.1

Freq = 4.6005 GHz, Bw = 16.000 MH No calibration applied and no bandpass applied

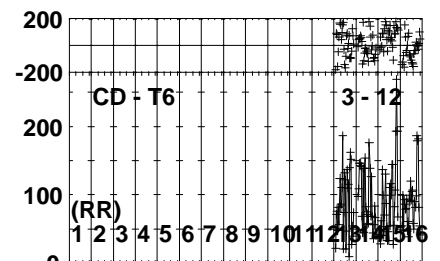
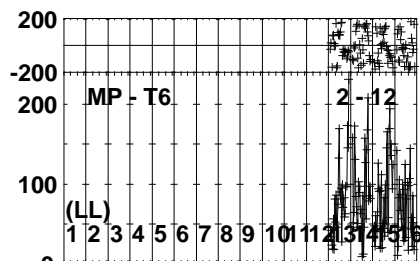
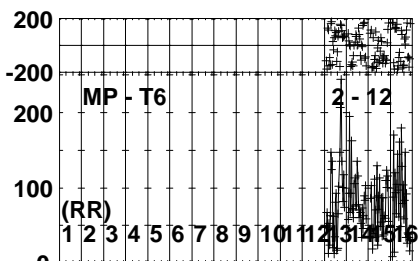
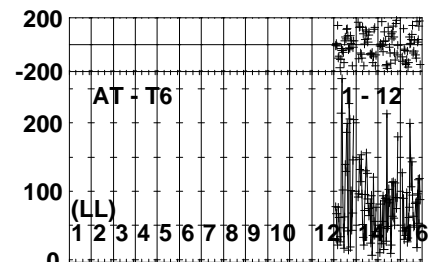
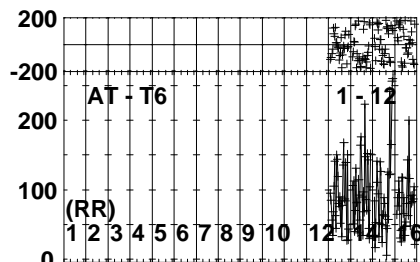
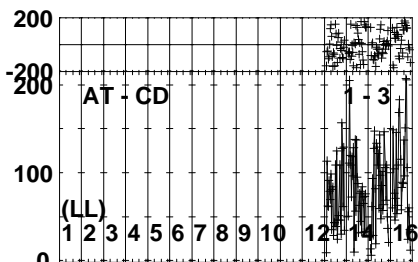
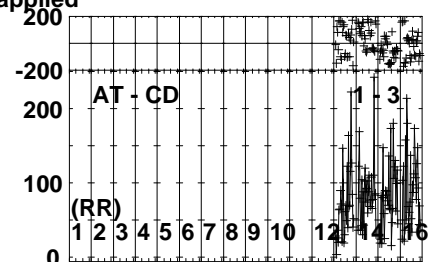

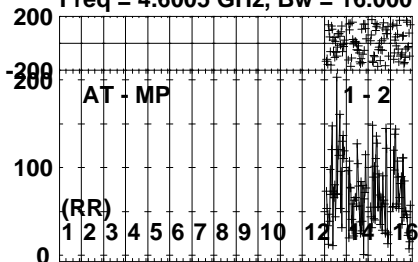


Lower frame: Micro Ampl Jy Top frame: Phas deg  
Vector averaged cross-power spectrum Several baselines displayed  
Timerange: 00/21:59:12 to 00/22:00:00

Plot file version 182 created 01-DEC-2023 16:31:56

GRB171205A EG120.UVDATA.1

Freq = 4.6005 GHz, Bw = 16.000 MH No calibration applied and no bandpass applied

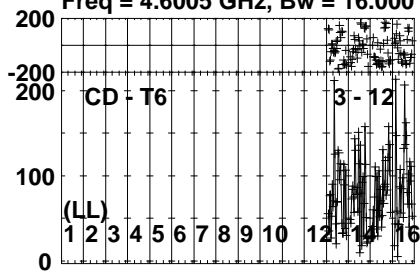


Lower frame: Micro Ampl Jy Top frame: Phas deg  
Vector averaged cross-power spectrum Several baselines displayed  
Timerange: 00/22:00:12 to 00/22:02:50

Plot file version 183 created 01-DEC-2023 16:31:56

GRB171205A EG120.UVDATA.1

Freq = 4.6005 GHz, Bw = 16.000 MH No calibration applied and no bandpass applied

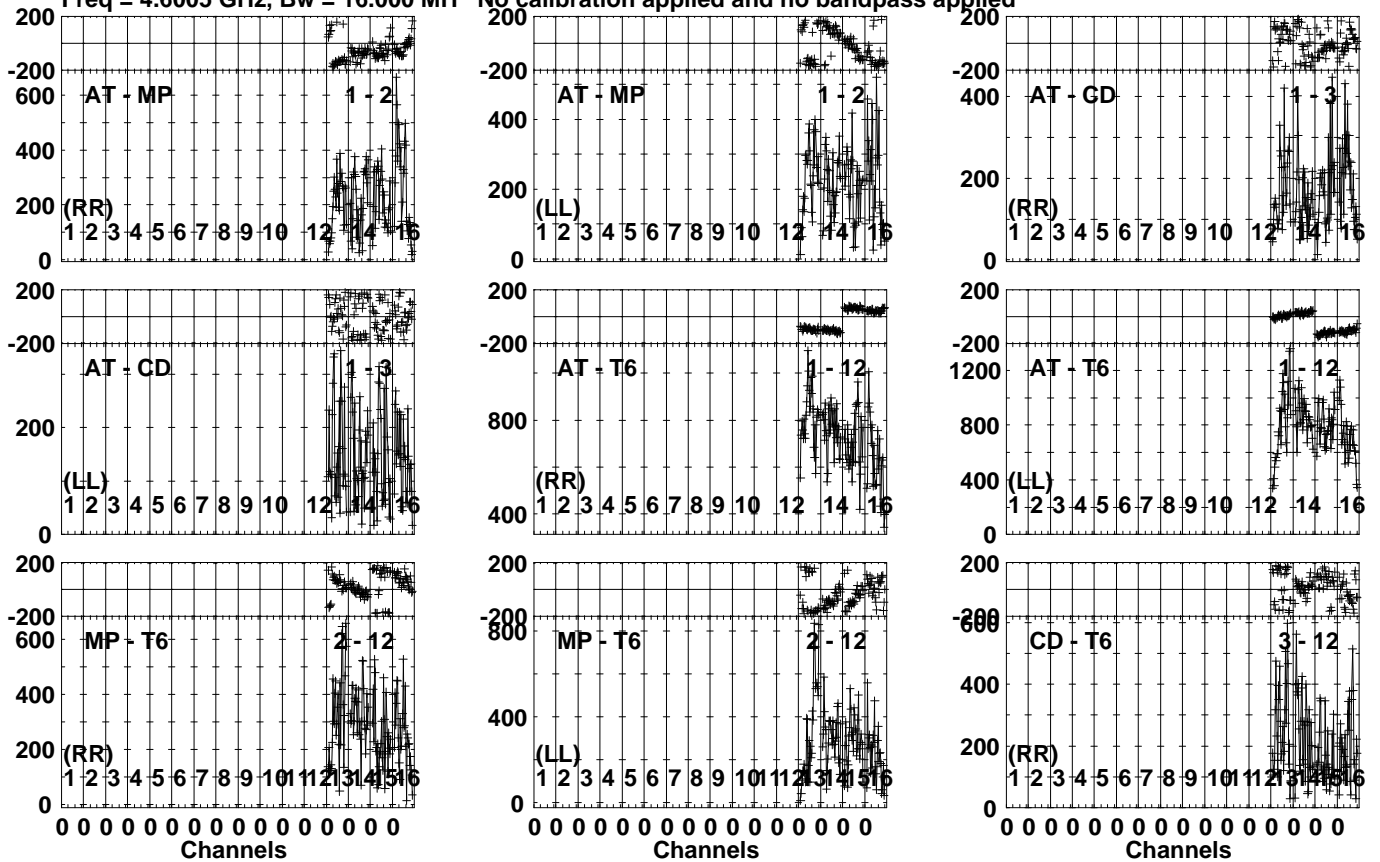


Lower frame: Micro Ampl Jy Top frame: Phas deg  
Vector averaged cross-power spectrum Several baselines displayed  
Timerange: 00/22:00:12 to 00/22:02:50

Plot file version 184 created 01-DEC-2023 16:31:56

J1108-1231 EG120.UVDATA.1

Freq = 4.6005 GHz, Bw = 16.000 MH No calibration applied and no bandpass applied




Lower frame: Micro Ampl Jy Top frame: Phas deg  
Vector averaged cross-power spectrum Several baselines displayed  
Timerange: 00/22:03:02 to 00/22:03:50



Plot file version 185 created 01-DEC-2023 16:31:56

J1108-1231 EG120.UVDATA.1

Freq = 4.6005 GHz, Bw = 16.000 MH No calibration applied and no bandpass applied



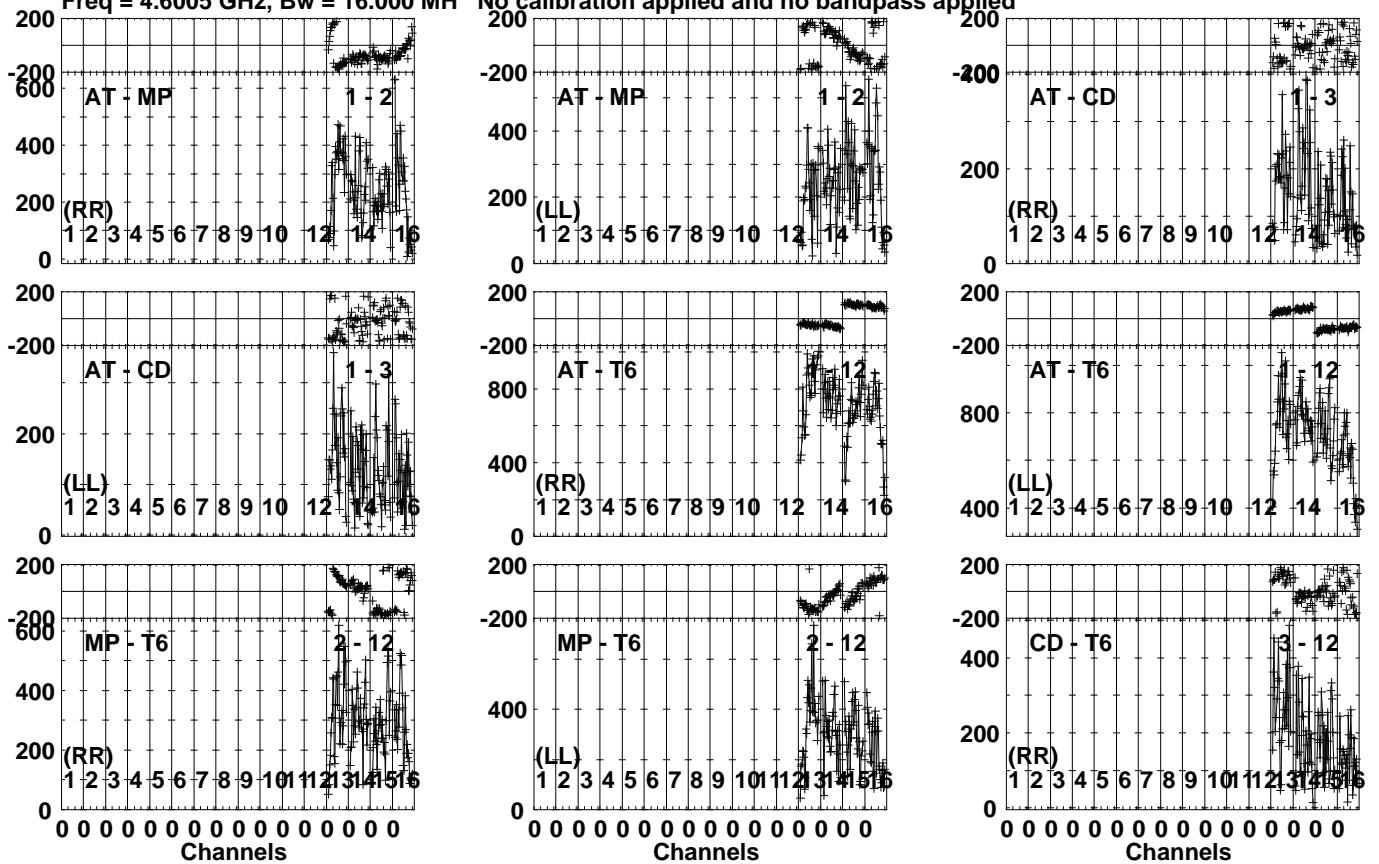
Lower frame: Micro Ampl Jy Top frame: Phas deg  
Vector averaged cross-power spectrum Several baselines displayed  
Timerange: 00/22:03:02 to 00/22:03:50

Plot file version 186 created 01-DEC-2023 16:31:56

J1107-1226 EG120.UVDATA.1

Freq = 4.6005 GHz, Bw = 16.000 MH

No calibration applied and no bandpass applied

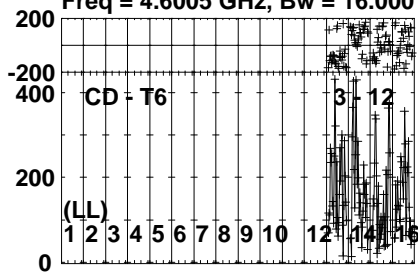


Lower frame: Micro Ampl Jy Top frame: Phas deg  
Vector averaged cross-power spectrum Several baselines displayed  
Timerange: 00/22:04:22 to 00/22:05:20

Plot file version 187 created 01-DEC-2023 16:31:56

J1107-1226 EG120.UVDATA.1

Freq = 4.6005 GHz, Bw = 16.000 MH No calibration applied and no bandpass applied

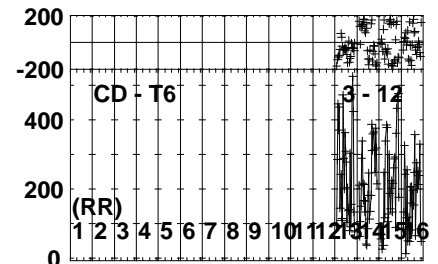
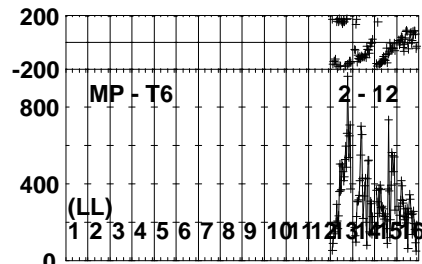
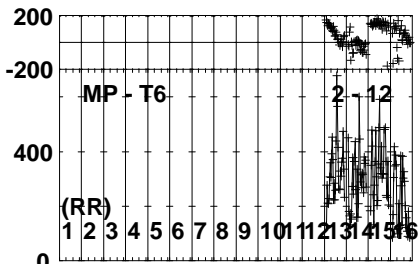
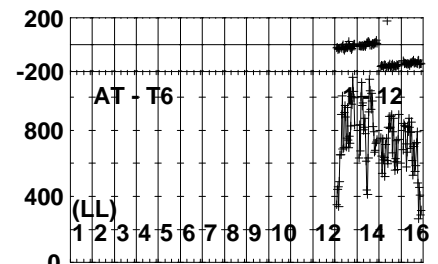
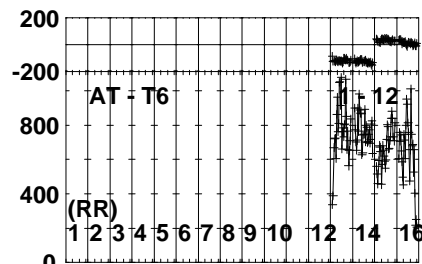
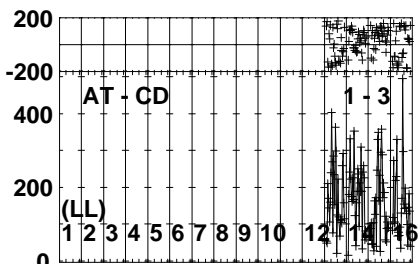
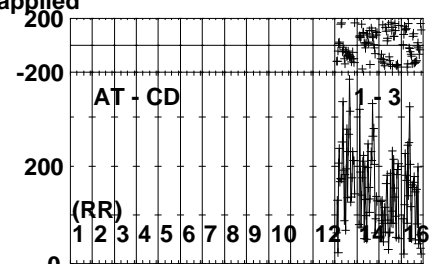
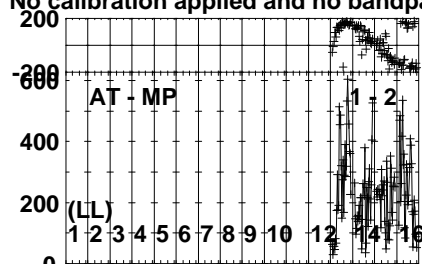
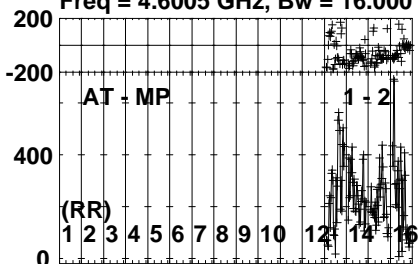


Lower frame: Micro Ampl Jy Top frame: Phas deg  
Vector averaged cross-power spectrum Several baselines displayed  
Timerange: 00/22:04:22 to 00/22:05:20

Plot file version 188 created 01-DEC-2023 16:31:56

J1108-1231 EG120.UVDATA.1

Freq = 4.6005 GHz, Bw = 16.000 MH No calibration applied and no bandpass applied

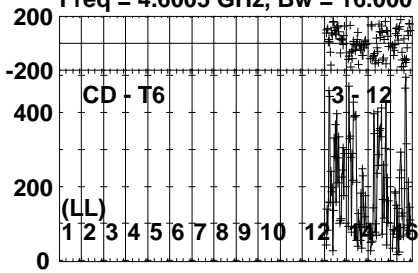


Lower frame: Micro Ampl Jy Top frame: Phas deg  
Vector averaged cross-power spectrum Several baselines displayed  
Timerange: 00/22:05:22 to 00/22:06:18

Plot file version 189 created 01-DEC-2023 16:31:56

J1108-1231 EG120.UVDATA.1

Freq = 4.6005 GHz, Bw = 16.000 MH No calibration applied and no bandpass applied



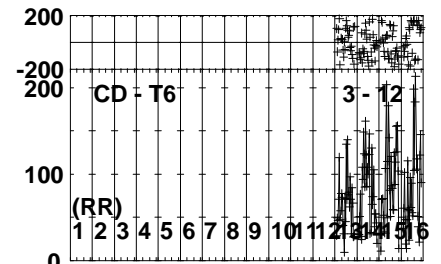
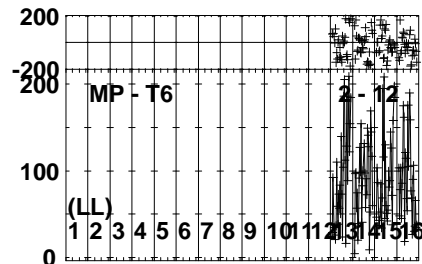
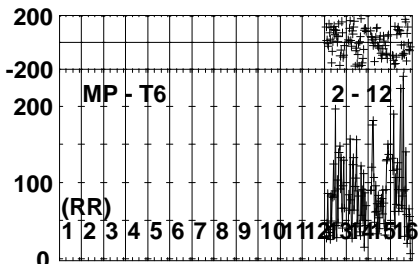
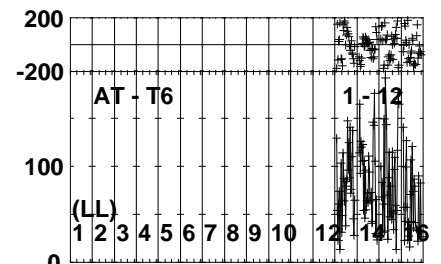
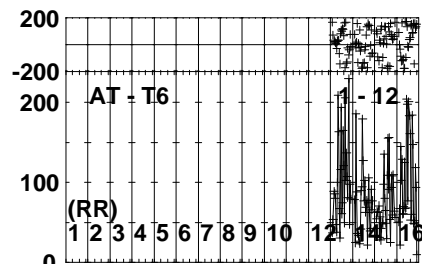
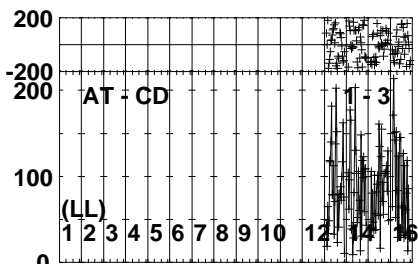
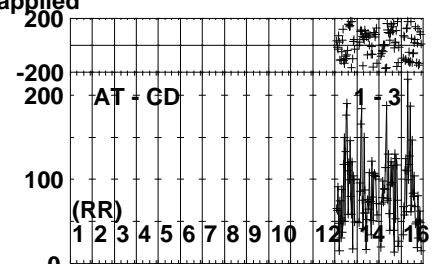
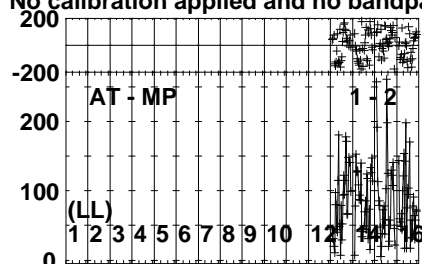
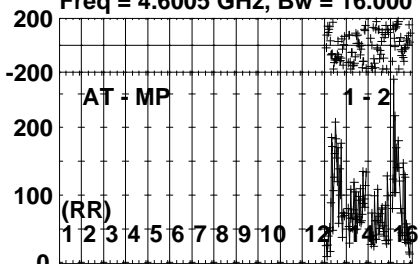
Lower frame: Micro Ampl Jy Top frame: Phas deg  
Vector averaged cross-power spectrum Several baselines displayed  
Timerange: 00/22:05:22 to 00/22:06:18

Plot file version 190 created 01-DEC-2023 16:31:56

GRB171205A EG120.UVDATA.1

Freq = 4.6005 GHz, Bw = 16.000 MH

No calibration applied and no bandpass applied

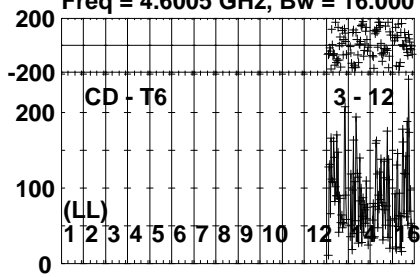


Lower frame: Micro Ampl Jy Top frame: Phas deg  
Vector averaged cross-power spectrum Several baselines displayed  
Timerange: 00/22:06:21 to 00/22:09:07

Plot file version 191 created 01-DEC-2023 16:31:56

GRB171205A EG120.UVDATA.1

Freq = 4.6005 GHz, Bw = 16.000 MH No calibration applied and no bandpass applied



Lower frame: Micro Ampl Jy Top frame: Phas deg

Vector averaged cross-power spectrum Several baselines displayed

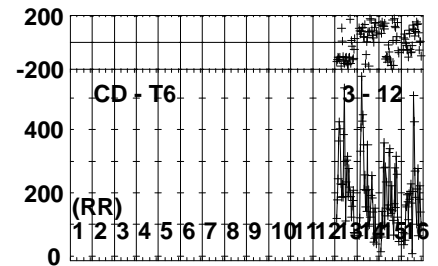
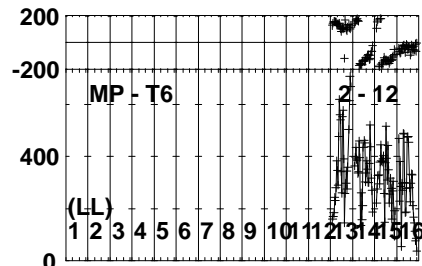
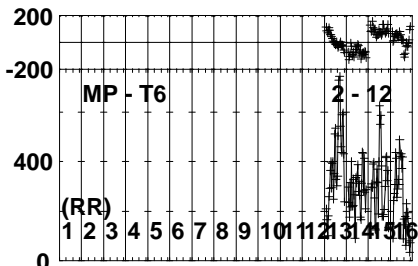
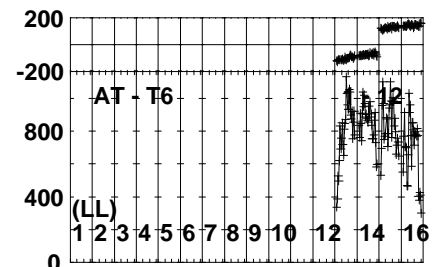
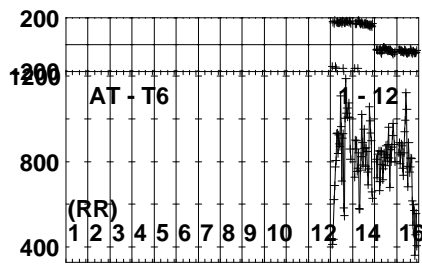
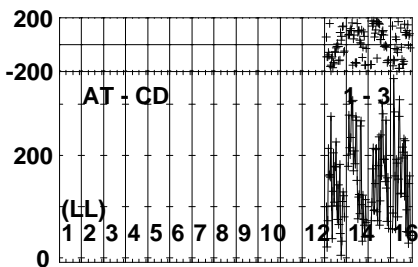
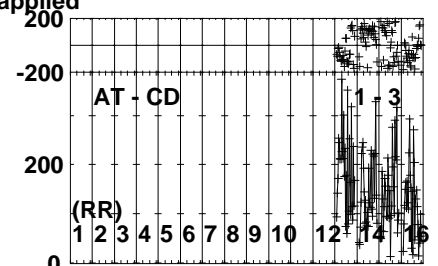
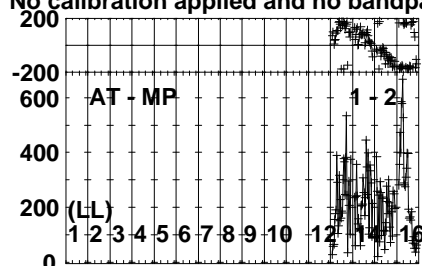
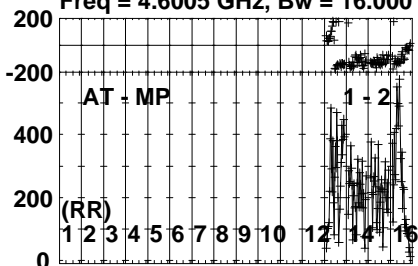
Timerange: 00/22:06:21 to 00/22:09:07

Plot file version 192 created 01-DEC-2023 16:31:56

J1108-1231 EG120.UVDATA.1

Freq = 4.6005 GHz, Bw = 16.000 MH

No calibration applied and no bandpass applied



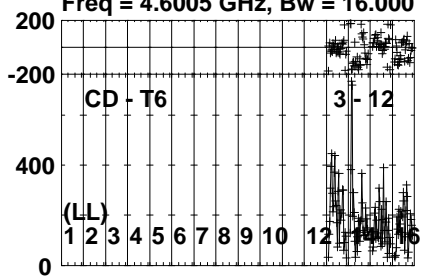
Lower frame: Micro Ampl Jy Top frame: Phas deg  
Vector averaged cross-power spectrum Several baselines displayed  
Timerange: 00/22:09:30 to 00/22:10:18



Plot file version 193 created 01-DEC-2023 16:31:56

J1108-1231 EG120.UVDATA.1

Freq = 4.6005 GHz, Bw = 16.000 MH No calibration applied and no bandpass applied

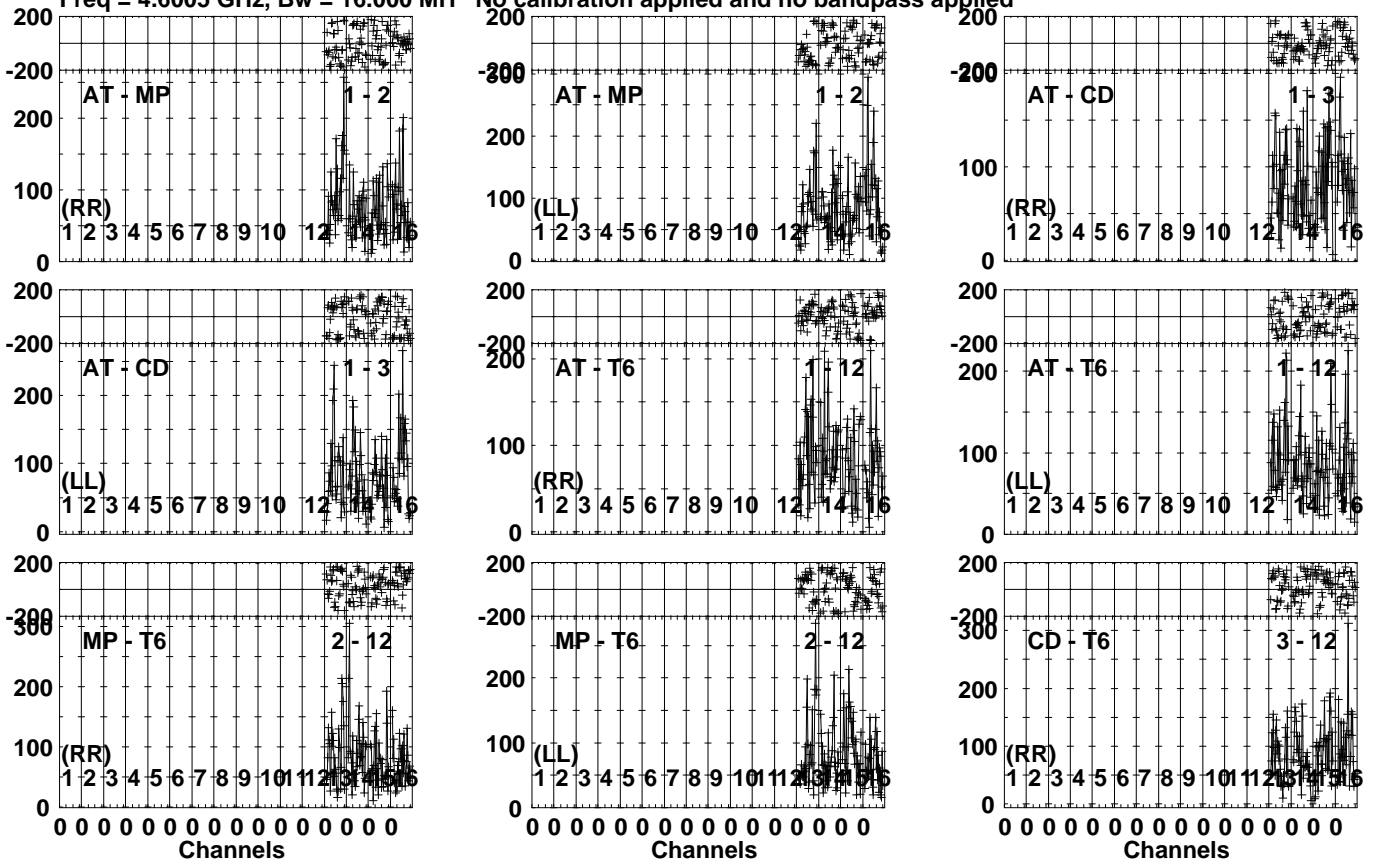


Lower frame: Micro Ampl Jy Top frame: Phas deg  
Vector averaged cross-power spectrum Several baselines displayed  
Timerange: 00/22:09:30 to 00/22:10:18

Plot file version 194 created 01-DEC-2023 16:31:56

GRB171205A EG120.UVDATA.1

Freq = 4.6005 GHz, Bw = 16.000 MH No calibration applied and no bandpass applied

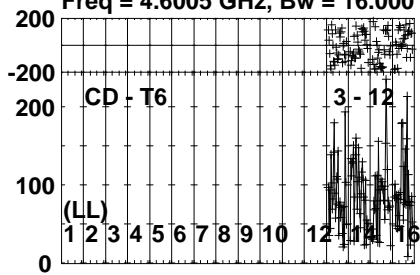


Lower frame: Micro Ampl Jy Top frame: Phas deg  
Vector averaged cross-power spectrum Several baselines displayed  
Timerange: 00/22:10:20 to 00/22:13:06

Plot file version 195 created 01-DEC-2023 16:31:57

GRB171205A EG120.UVDATA.1

Freq = 4.6005 GHz, Bw = 16.000 MH No calibration applied and no bandpass applied

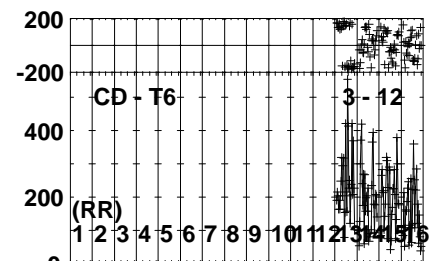
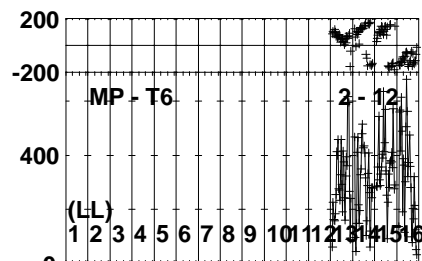
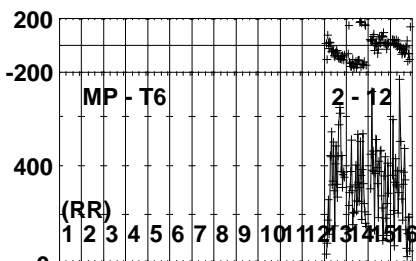
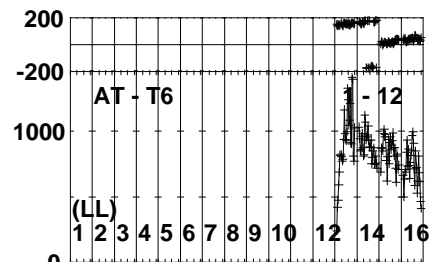
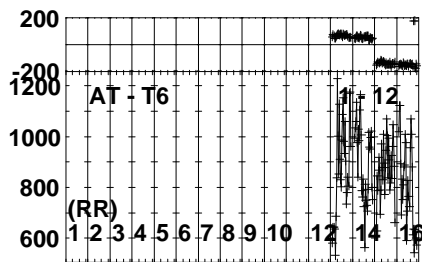
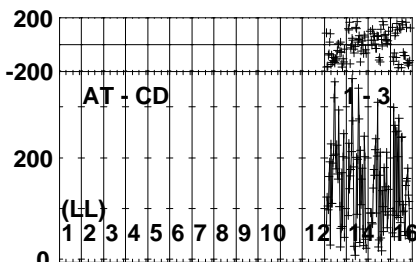
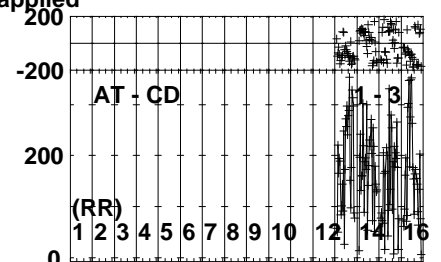
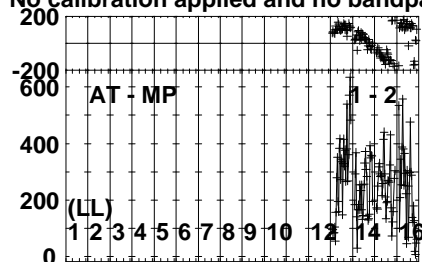
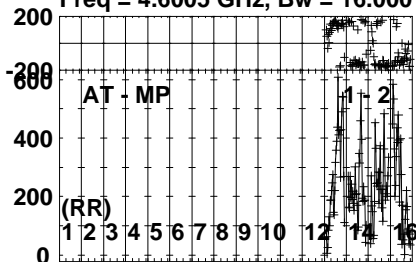


Lower frame: Micro Ampl Jy Top frame: Phas deg  
Vector averaged cross-power spectrum Several baselines displayed  
Timerange: 00/22:10:20 to 00/22:13:06

Plot file version 196 created 01-DEC-2023 16:31:57

J1108-1231 EG120.UVDATA.1

Freq = 4.6005 GHz, Bw = 16.000 MH No calibration applied and no bandpass applied

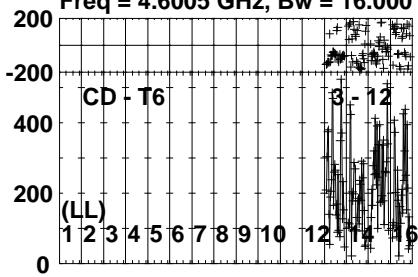


Lower frame: Micro Ampl Jy Top frame: Phas deg  
Vector averaged cross-power spectrum Several baselines displayed  
Timerange: 00/22:13:11 to 00/22:14:05

Plot file version 197 created 01-DEC-2023 16:31:57

J1108-1231 EG120.UVDATA.1

Freq = 4.6005 GHz, Bw = 16.000 MH No calibration applied and no bandpass applied

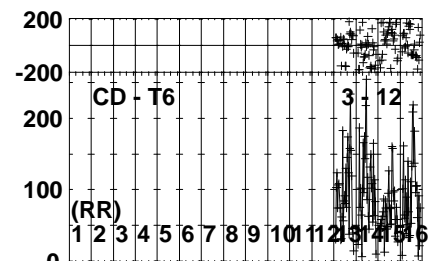
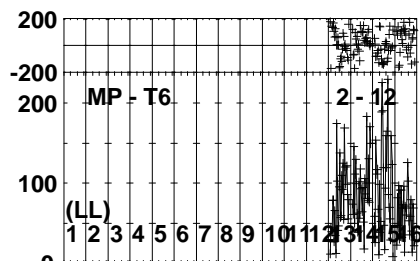
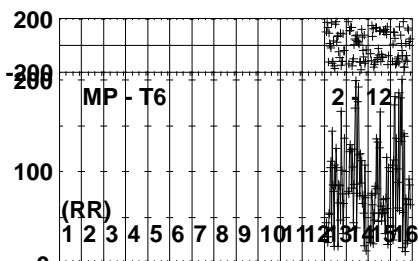
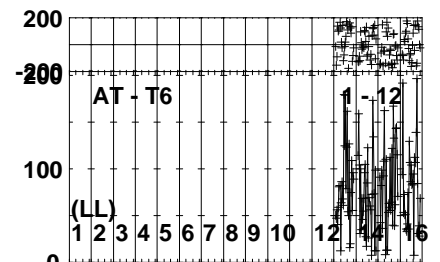
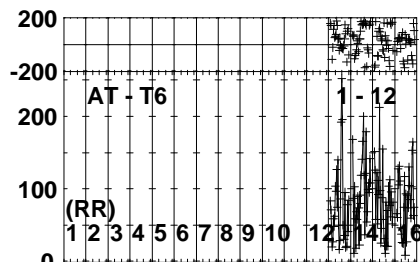
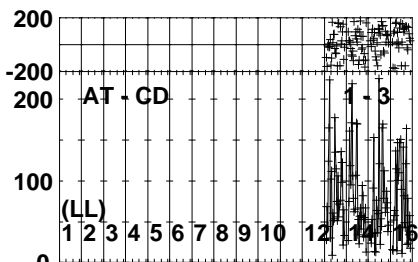
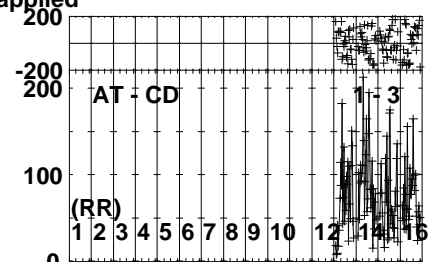
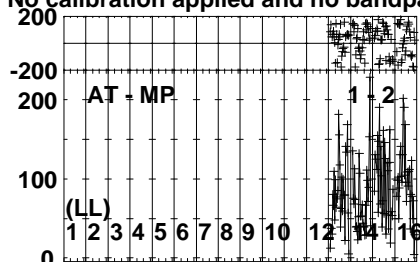
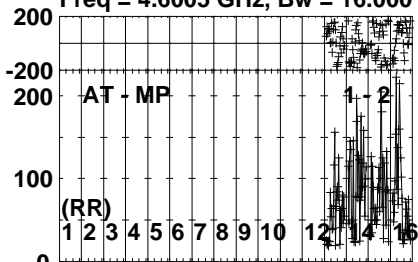


Lower frame: Micro Ampl Jy Top frame: Phas deg  
Vector averaged cross-power spectrum Several baselines displayed  
Timerange: 00/22:13:11 to 00/22:14:05

Plot file version 198 created 01-DEC-2023 16:31:57

GRB171205A EG120.UVDATA.1

Freq = 4.6005 GHz, Bw = 16.000 MH No calibration applied and no bandpass applied

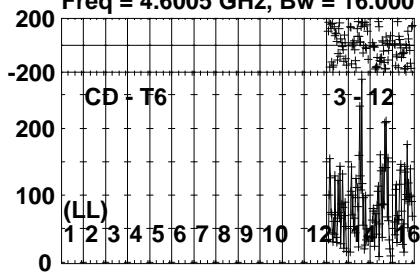


Lower frame: Micro Ampl Jy Top frame: Phas deg  
Vector averaged cross-power spectrum Several baselines displayed  
Timerange: 00/22:14:08 to 00/22:16:54

Plot file version 199 created 01-DEC-2023 16:31:57

GRB171205A EG120.UVDATA.1

Freq = 4.6005 GHz, Bw = 16.000 MH No calibration applied and no bandpass applied

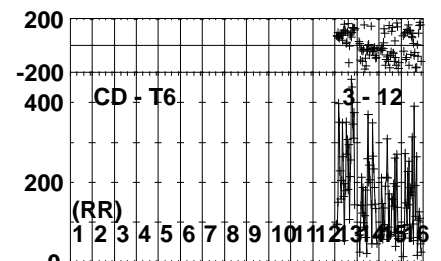
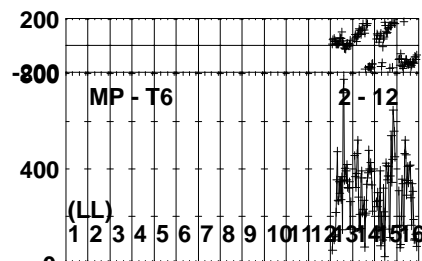
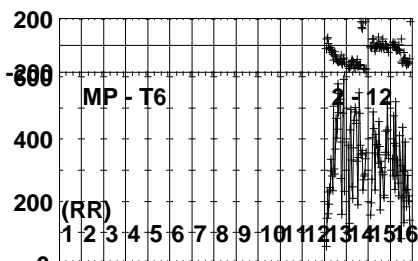
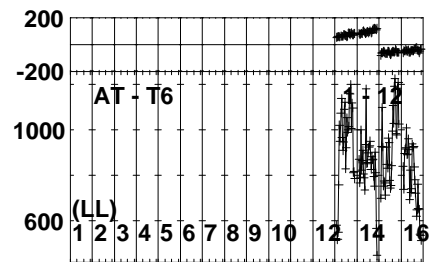
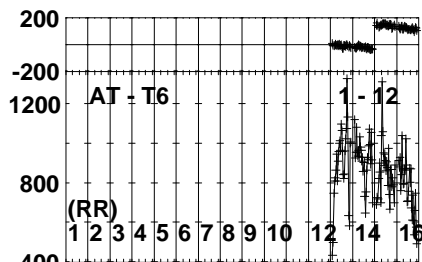
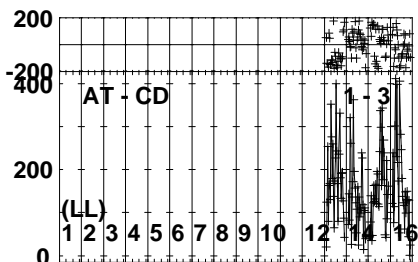
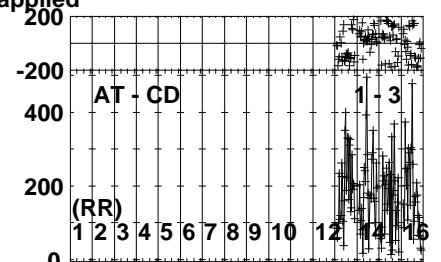
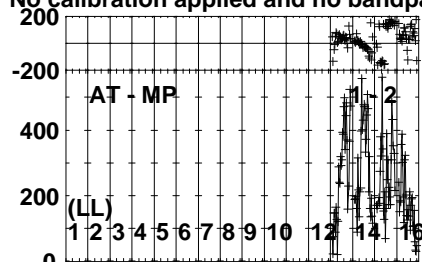
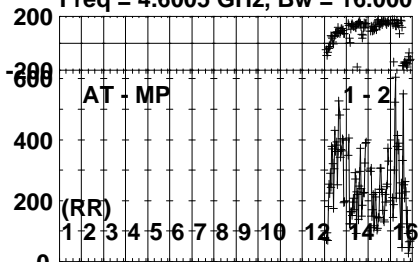


Lower frame: Micro Ampl Jy Top frame: Phas deg  
Vector averaged cross-power spectrum Several baselines displayed  
Timerange: 00/22:14:08 to 00/22:16:54

Plot file version 200 created 01-DEC-2023 16:31:57

J1108-1231 EG120.UVDATA.1

Freq = 4.6005 GHz, Bw = 16.000 MH No calibration applied and no bandpass applied



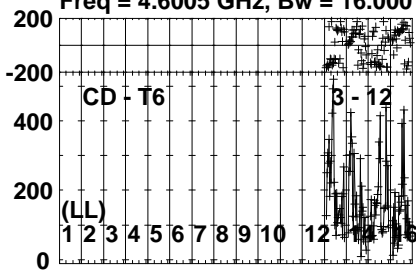
Lower frame: Micro Ampl Jy Top frame: Phas deg  
Vector averaged cross-power spectrum Several baselines displayed  
Timerange: 00/22:17:17 to 00/22:18:05



Plot file version 201 created 01-DEC-2023 16:31:57

J1108-1231 EG120.UVDATA.1

Freq = 4.6005 GHz, Bw = 16.000 MH No calibration applied and no bandpass applied

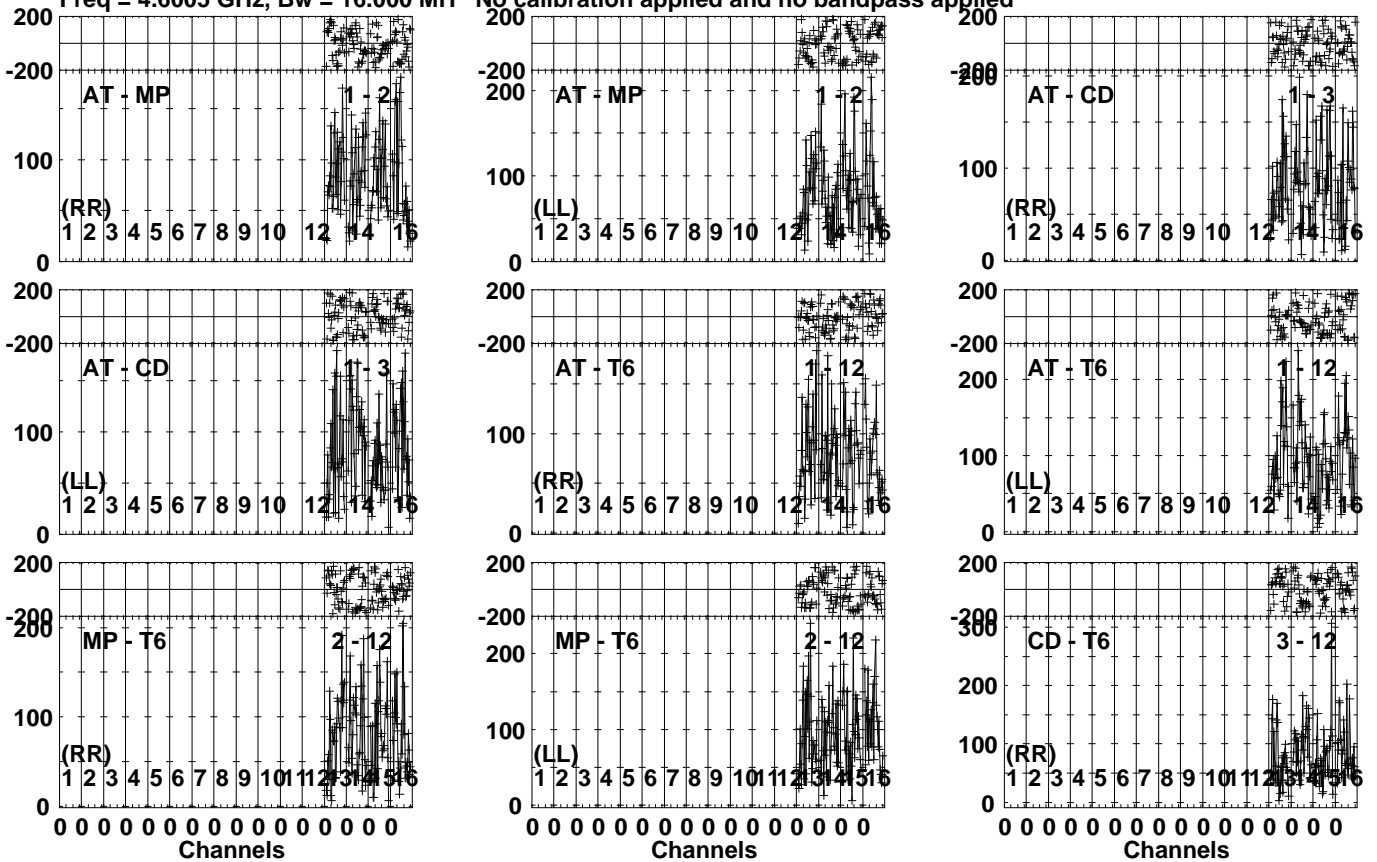


Lower frame: Micro Ampl Jy Top frame: Phas deg  
Vector averaged cross-power spectrum Several baselines displayed  
Timerange: 00/22:17:17 to 00/22:18:05

Plot file version 202 created 01-DEC-2023 16:31:57

GRB171205A EG120.UVDATA.1

Freq = 4.6005 GHz, Bw = 16.000 MH No calibration applied and no bandpass applied

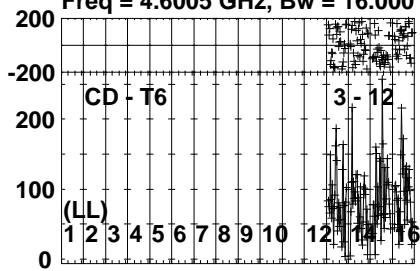


Lower frame: Micro Ampl Jy Top frame: Phas deg  
Vector averaged cross-power spectrum Several baselines displayed  
Timerange: 00/22:18:07 to 00/22:20:53

Plot file version 203 created 01-DEC-2023 16:31:57

GRB171205A EG120.UVDATA.1

Freq = 4.6005 GHz, Bw = 16.000 MH No calibration applied and no bandpass applied



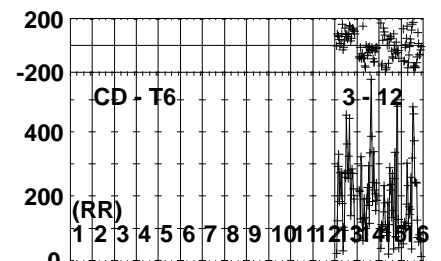
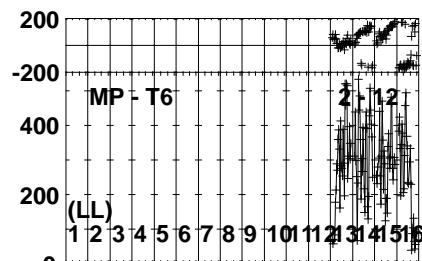
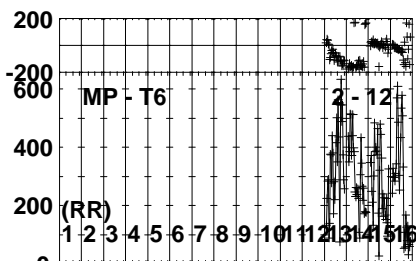
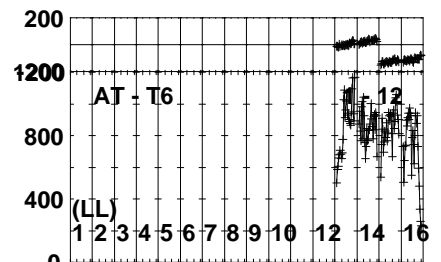
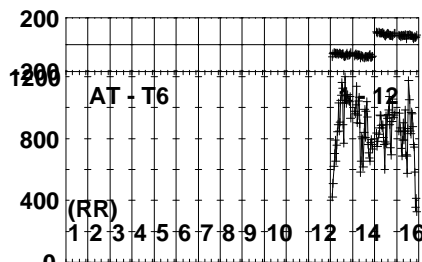
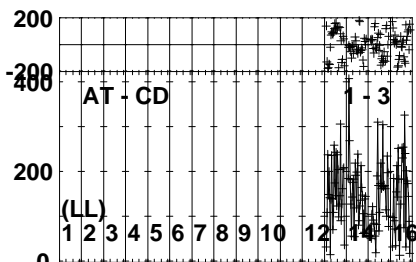
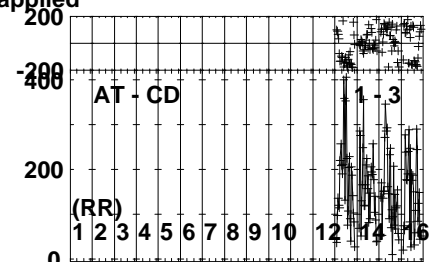
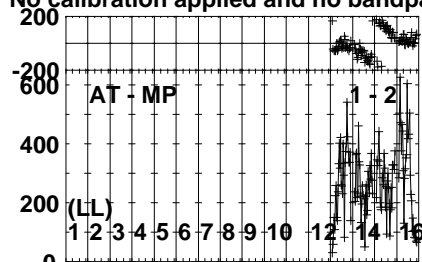
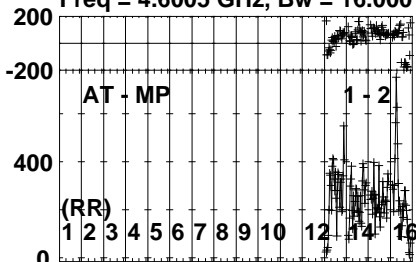
Lower frame: Micro Ampl Jy Top frame: Phas deg  
Vector averaged cross-power spectrum Several baselines displayed  
Timerange: 00/22:18:07 to 00/22:20:53

Plot file version 204 created 01-DEC-2023 16:31:57

J1108-1231 EG120.UVDATA.1

Freq = 4.6005 GHz, Bw = 16.000 MH

No calibration applied and no bandpass applied

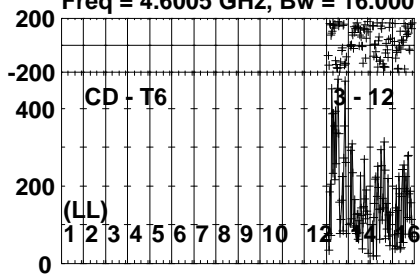


Lower frame: Micro Ampl Jy Top frame: Phas deg  
Vector averaged cross-power spectrum Several baselines displayed  
Timerange: 00/22:20:56 to 00/22:22:02

Plot file version 205 created 01-DEC-2023 16:31:57

J1108-1231 EG120.UVDATA.1

Freq = 4.6005 GHz, Bw = 16.000 MH No calibration applied and no bandpass applied



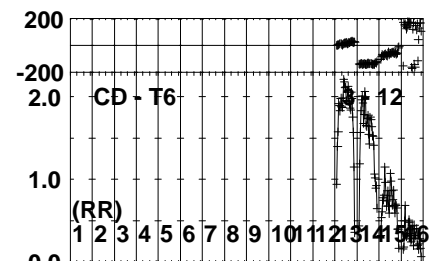
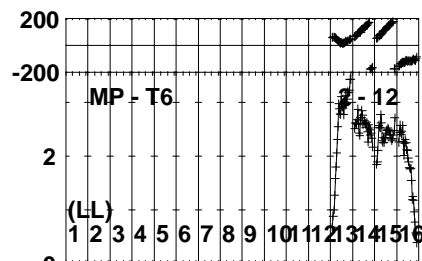

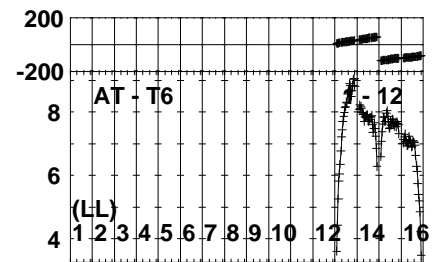
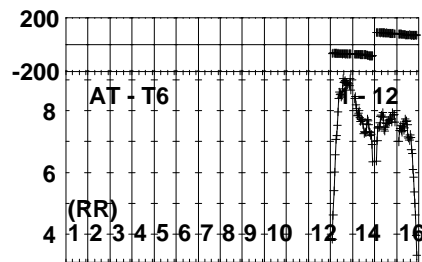
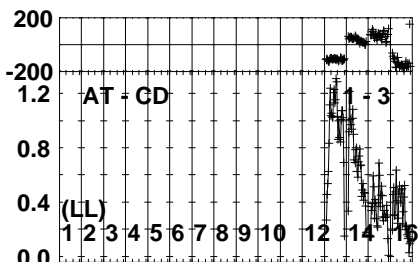
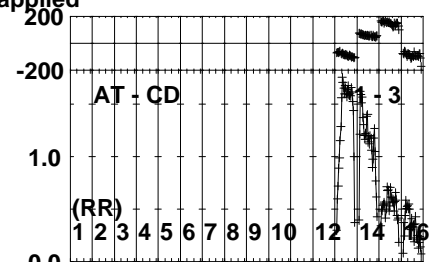
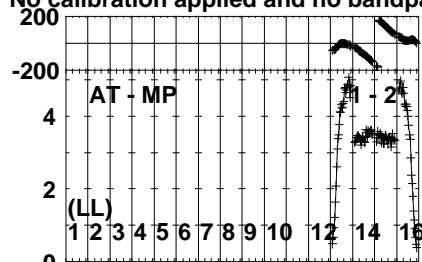
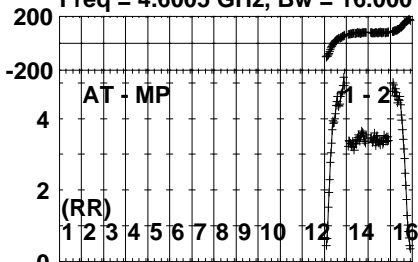
Lower frame: Micro Ampl Jy Top frame: Phas deg  
Vector averaged cross-power spectrum Several baselines displayed  
Timerange: 00/22:20:56 to 00/22:22:02

Plot file version 206 created 01-DEC-2023 16:31:57

J1118-1232 EG120.UVDATA.1

Freq = 4.6005 GHz, Bw = 16.000 MH

No calibration applied and no bandpass applied

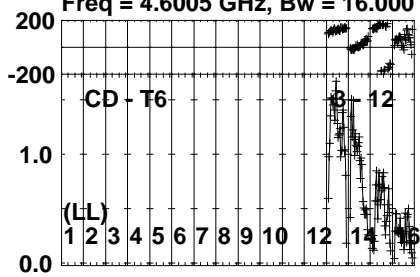


Lower frame: Milli Ampl Jy Top frame: Phas deg  
Vector averaged cross-power spectrum Several baselines displayed  
Timerange: 00/22:22:24 to 00/22:23:22

Plot file version 207 created 01-DEC-2023 16:31:57

J1118-1232 EG120.UVDATA.1

Freq = 4.6005 GHz, Bw = 16.000 MH No calibration applied and no bandpass applied



Lower frame: Milli Ampl Jy Top frame: Phas deg

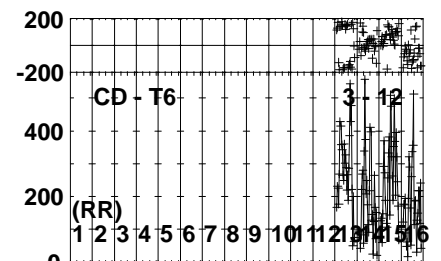
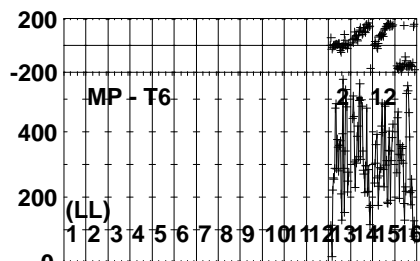
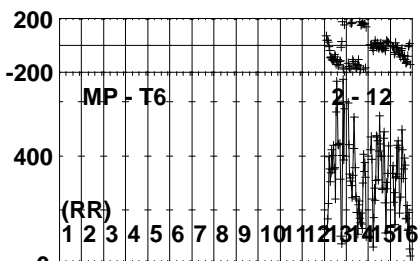
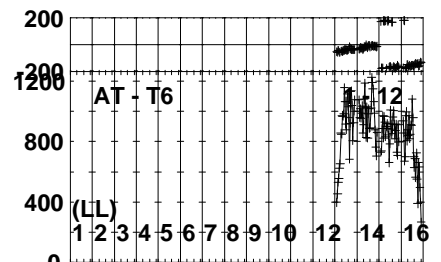
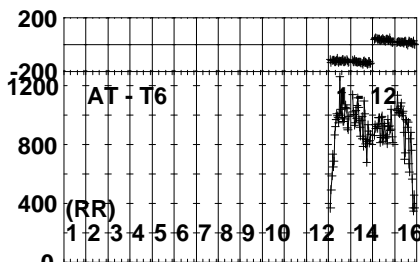
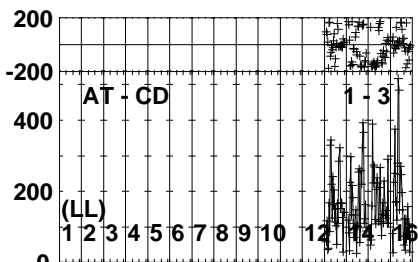
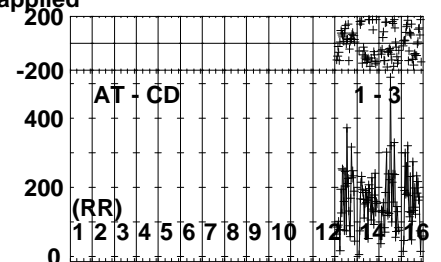
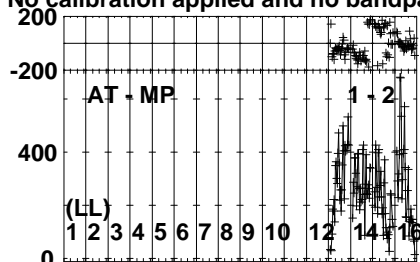
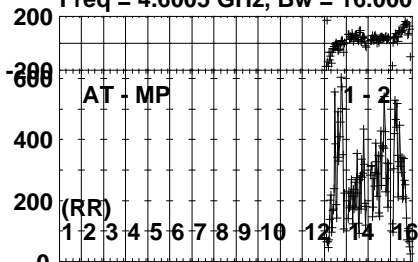
Vector averaged cross-power spectrum Several baselines displayed

Timerange: 00/22:22:24 to 00/22:23:22

Plot file version 208 created 01-DEC-2023 16:31:57

J1108-1231 EG120.UVDATA.1

Freq = 4.6005 GHz, Bw = 16.000 MH No calibration applied and no bandpass applied



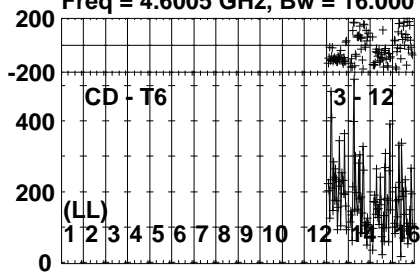
Lower frame: Micro Ampl Jy Top frame: Phas deg  
Vector averaged cross-power spectrum Several baselines displayed  
Timerange: 00/22:23:54 to 00/22:24:42



Plot file version 209 created 01-DEC-2023 16:31:57

J1108-1231 EG120.UVDATA.1

Freq = 4.6005 GHz, Bw = 16.000 MH No calibration applied and no bandpass applied



Lower frame: Micro Ampl Jy Top frame: Phas deg

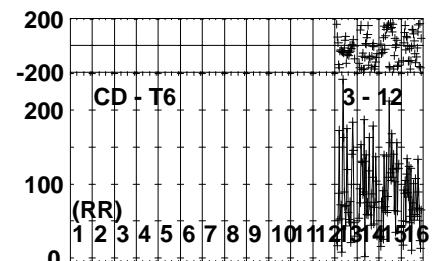
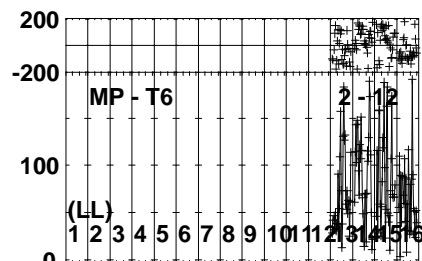
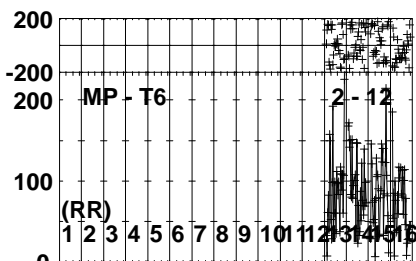
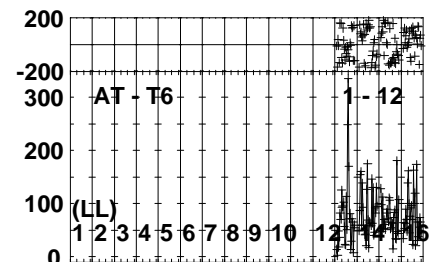
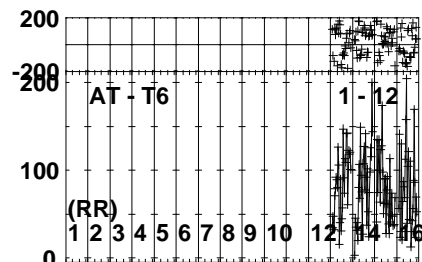
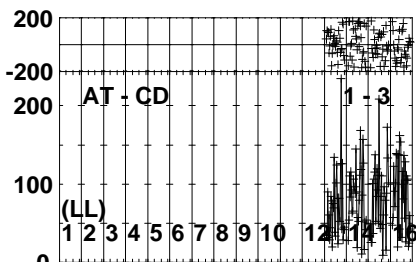
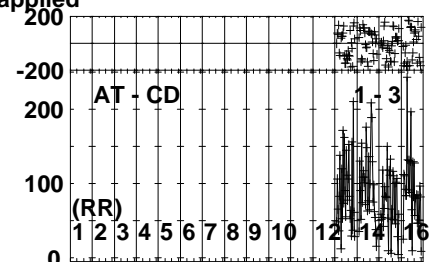
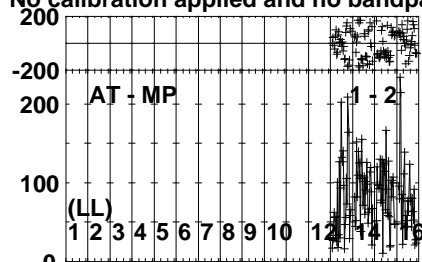
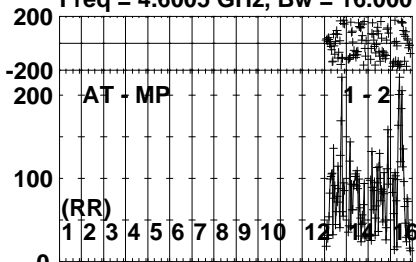
Vector averaged cross-power spectrum Several baselines displayed

Timerange: 00/22:23:54 to 00/22:24:42

Plot file version 210 created 01-DEC-2023 16:31:57

GRB171205A EG120.UVDATA.1

Freq = 4.6005 GHz, Bw = 16.000 MH No calibration applied and no bandpass applied

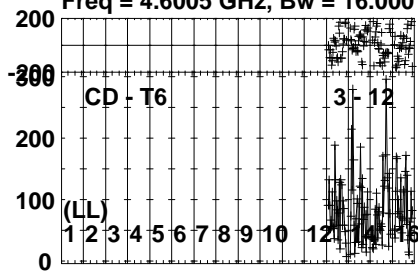


Lower frame: Micro Ampl Jy Top frame: Phas deg  
Vector averaged cross-power spectrum Several baselines displayed  
Timerange: 00/22:24:54 to 00/22:27:32

Plot file version 211 created 01-DEC-2023 16:31:57

GRB171205A EG120.UVDATA.1

Freq = 4.6005 GHz, Bw = 16.000 MH No calibration applied and no bandpass applied

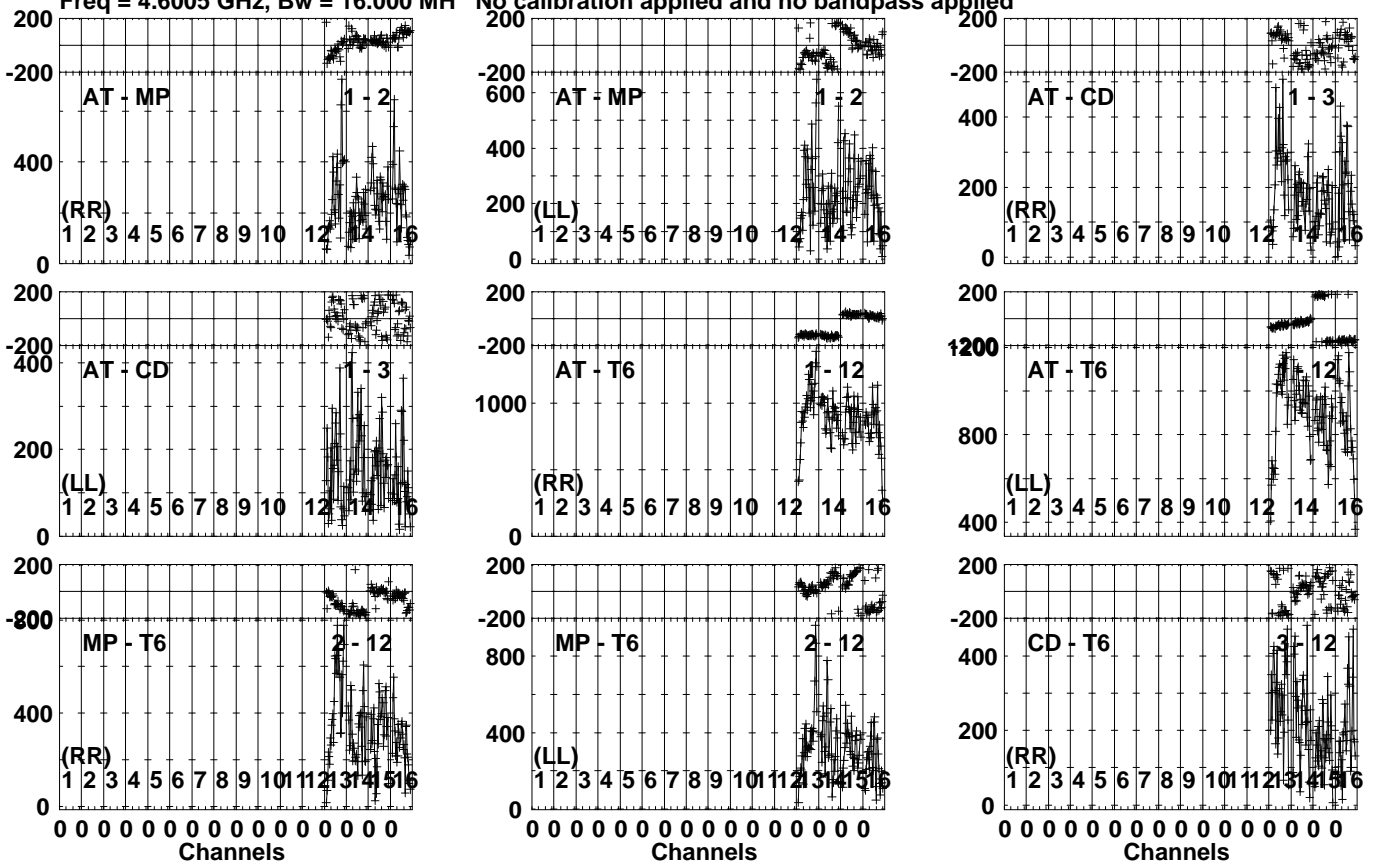


Lower frame: Micro Ampl Jy Top frame: Phas deg  
Vector averaged cross-power spectrum Several baselines displayed  
Timerange: 00/22:24:54 to 00/22:27:32

Plot file version 212 created 01-DEC-2023 16:31:57

J1108-1231 EG120.UVDATA.1

Freq = 4.6005 GHz, Bw = 16.000 MH No calibration applied and no bandpass applied

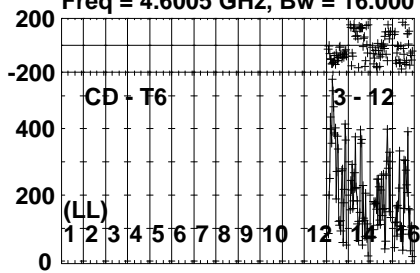


Lower frame: Micro Ampl Jy Top frame: Phas deg  
Vector averaged cross-power spectrum Several baselines displayed  
Timerange: 00/22:27:54 to 00/22:28:42

Plot file version 213 created 01-DEC-2023 16:31:57

J1108-1231 EG120.UVDATA.1

Freq = 4.6005 GHz, Bw = 16.000 MH No calibration applied and no bandpass applied

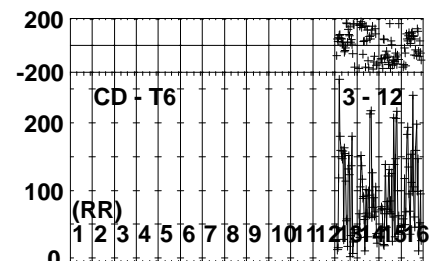
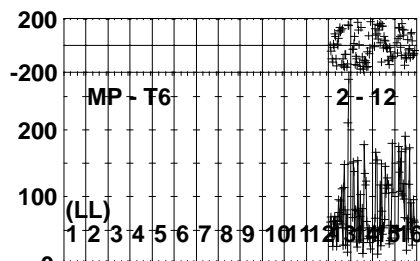
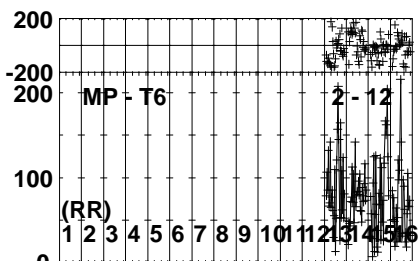
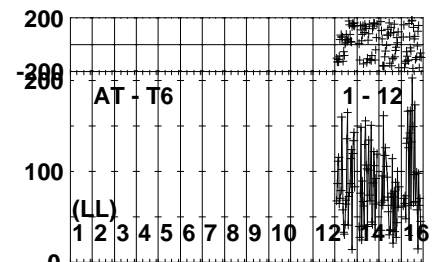
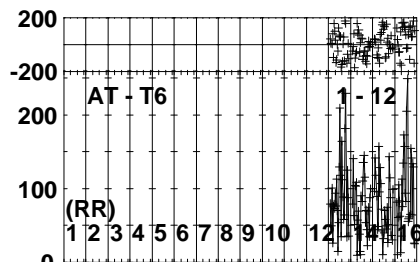
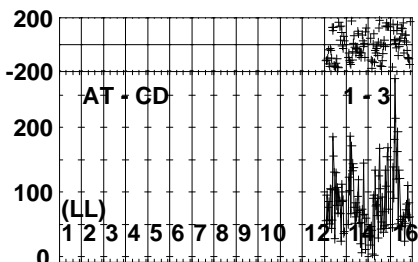
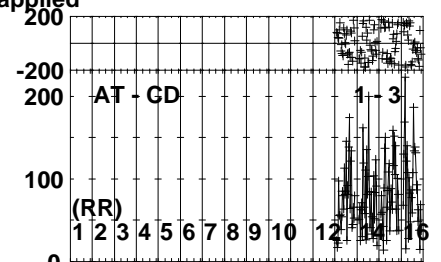

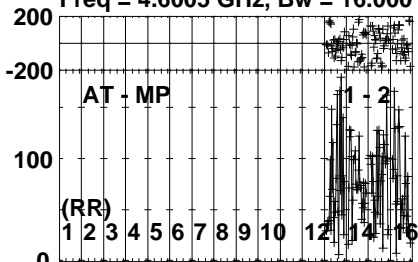


Lower frame: Micro Ampl Jy Top frame: Phas deg  
Vector averaged cross-power spectrum Several baselines displayed  
Timerange: 00/22:27:54 to 00/22:28:42

Plot file version 214 created 01-DEC-2023 16:31:57

GRB171205A EG120.UVDATA.1

Freq = 4.6005 GHz, Bw = 16.000 MH No calibration applied and no bandpass applied

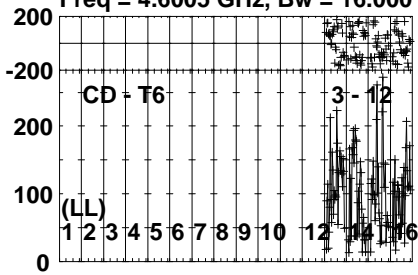


Lower frame: Micro Ampl Jy Top frame: Phas deg  
Vector averaged cross-power spectrum Several baselines displayed  
Timerange: 00/22:28:54 to 00/22:31:32

Plot file version 215 created 01-DEC-2023 16:31:57

GRB171205A EG120.UVDATA.1

Freq = 4.6005 GHz, Bw = 16.000 MH No calibration applied and no bandpass applied

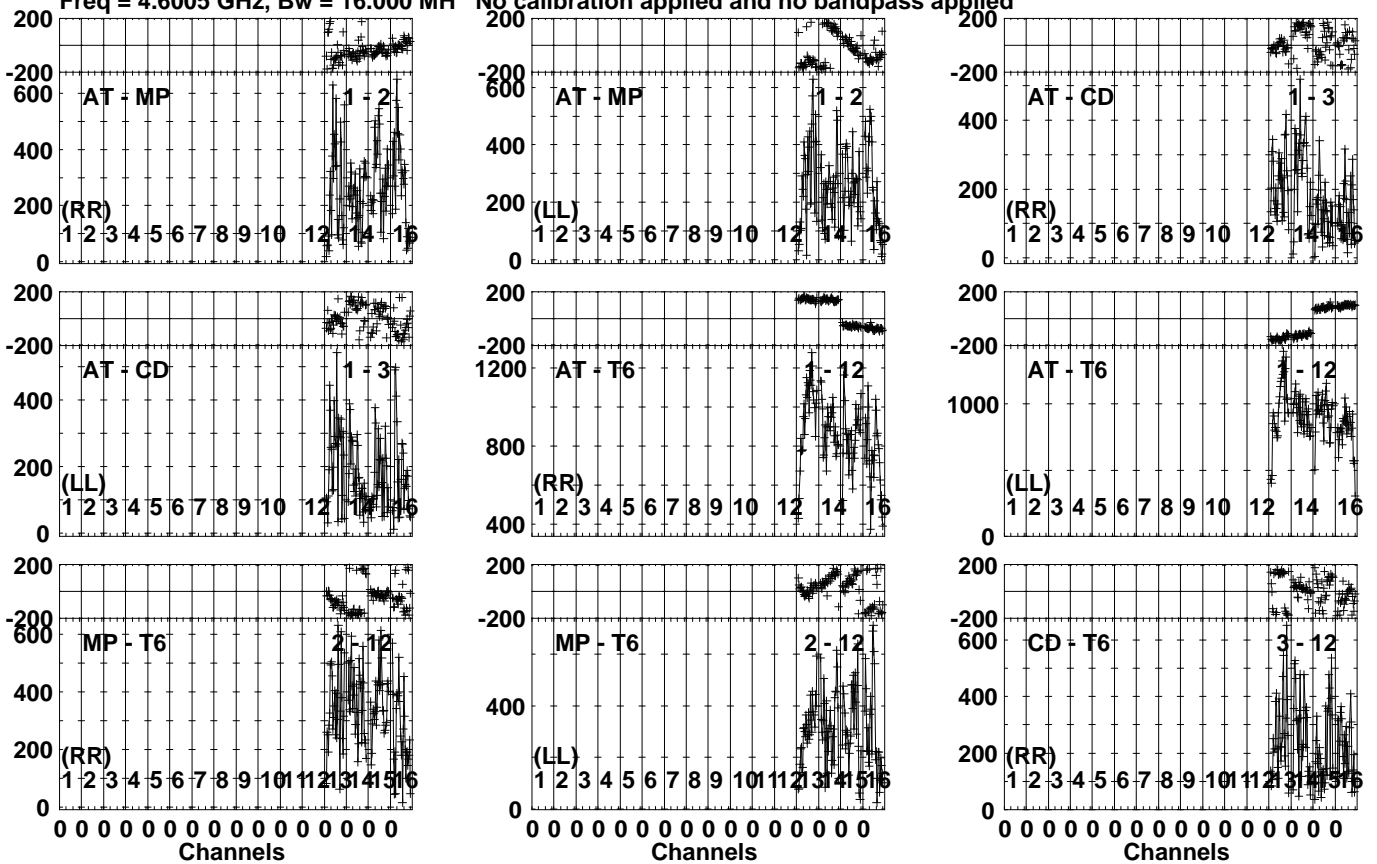


Lower frame: Micro Ampl Jy Top frame: Phas deg  
Vector averaged cross-power spectrum Several baselines displayed  
Timerange: 00/22:28:54 to 00/22:31:32

Plot file version 216 created 01-DEC-2023 16:31:57

J1108-1231 EG120.UVDATA.1

Freq = 4.6005 GHz, Bw = 16.000 MH No calibration applied and no bandpass applied



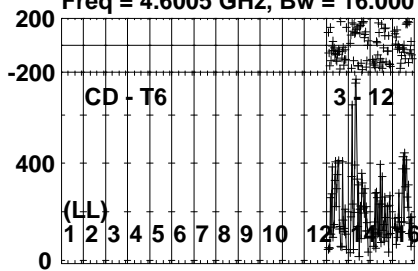
Lower frame: Micro Ampl Jy Top frame: Phas deg  
Vector averaged cross-power spectrum Several baselines displayed  
Timerange: 00/22:31:44 to 00/22:32:32



Plot file version 217 created 01-DEC-2023 16:31:57

J1108-1231 EG120.UVDATA.1

Freq = 4.6005 GHz, Bw = 16.000 MH No calibration applied and no bandpass applied

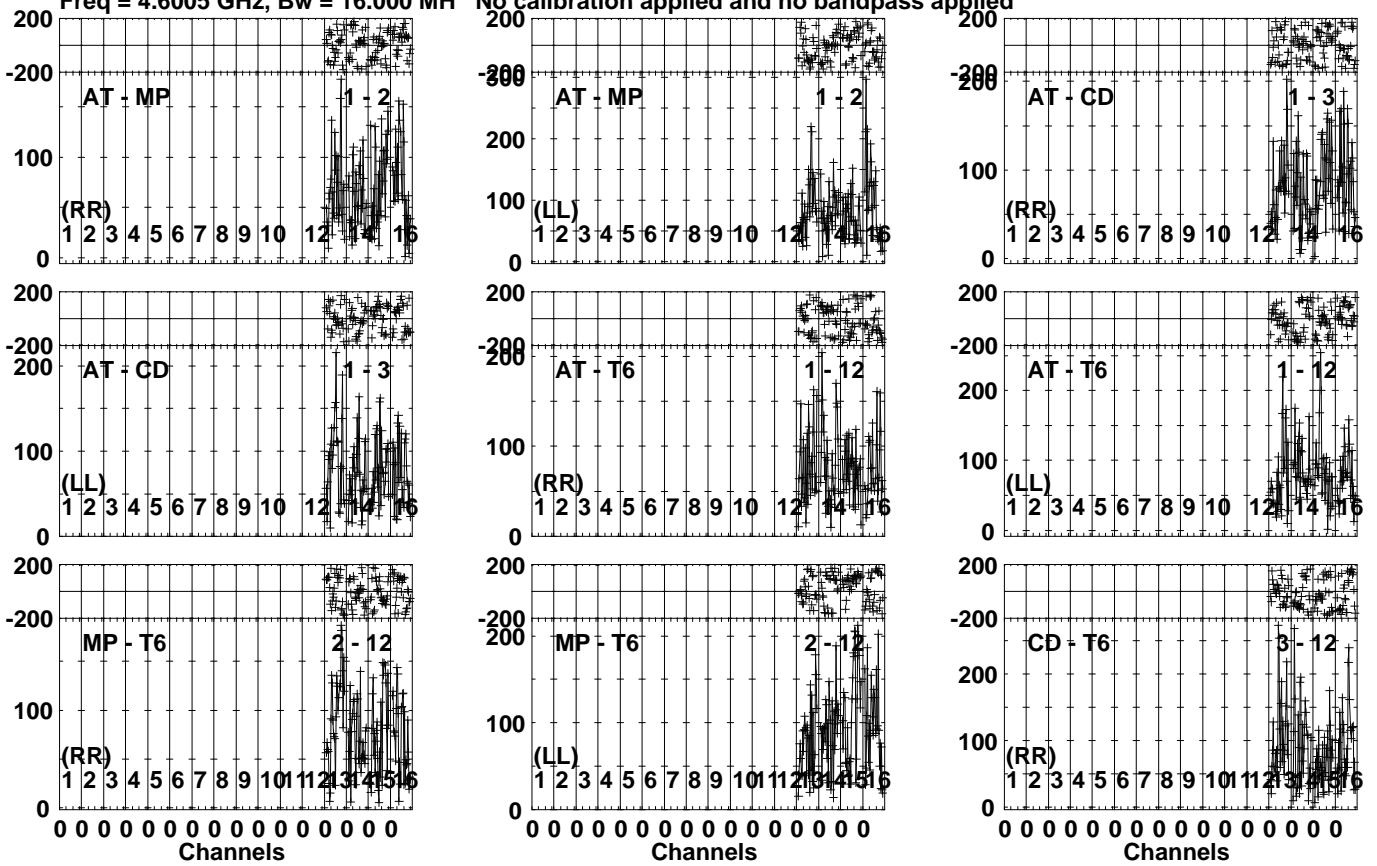


Lower frame: Micro Ampl Jy Top frame: Phas deg  
Vector averaged cross-power spectrum Several baselines displayed  
Timerange: 00/22:31:44 to 00/22:32:32

Plot file version 218 created 01-DEC-2023 16:31:57

GRB171205A EG120.UVDATA.1

Freq = 4.6005 GHz, Bw = 16.000 MH No calibration applied and no bandpass applied

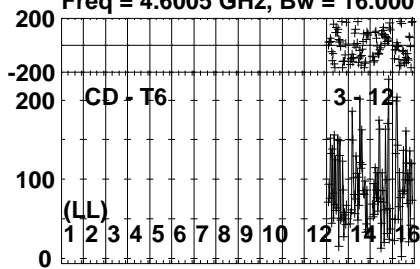


Lower frame: Micro Ampl Jy Top frame: Phas deg  
Vector averaged cross-power spectrum Several baselines displayed  
Timerange: 00/22:32:46 to 00/22:35:22

Plot file version 219 created 01-DEC-2023 16:31:58

GRB171205A EG120.UVDATA.1

Freq = 4.6005 GHz, Bw = 16.000 MH No calibration applied and no bandpass applied

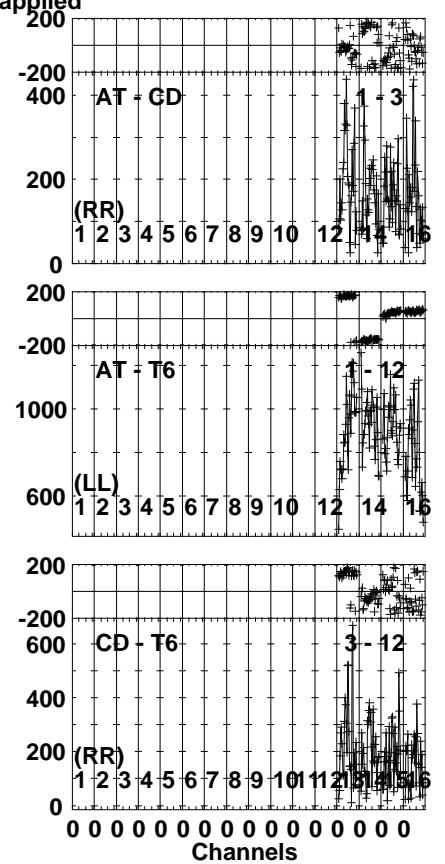
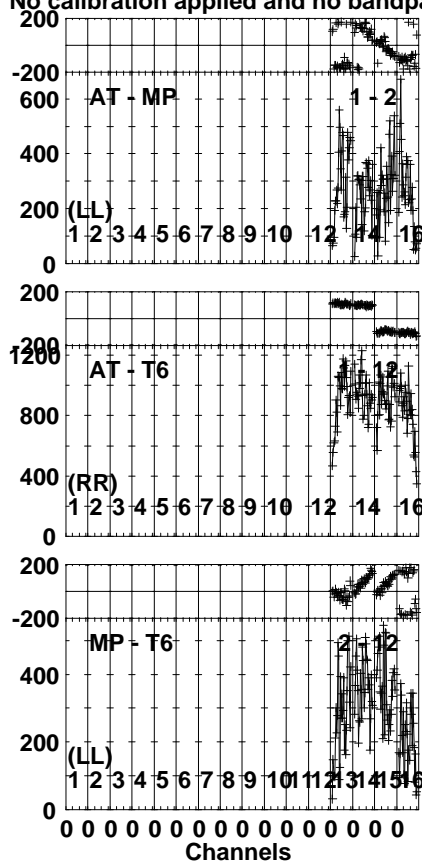
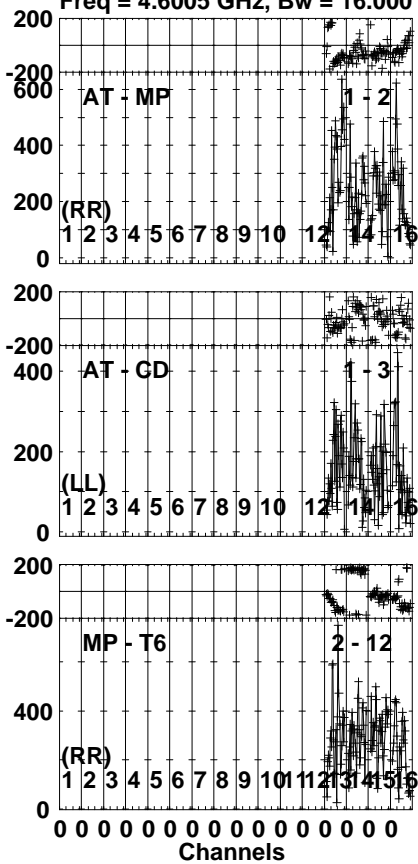


Lower frame: Micro Ampl Jy Top frame: Phas deg  
Vector averaged cross-power spectrum Several baselines displayed  
Timerange: 00/22:32:46 to 00/22:35:22

Plot file version 220 created 01-DEC-2023 16:31:58

J1108-1231 EG120.UVDATA.1

Freq = 4.6005 GHz, Bw = 16.000 MH No calibration applied and no bandpass applied

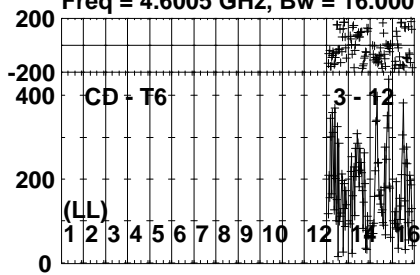


Lower frame: Micro Ampl Jy Top frame: Phas deg  
Vector averaged cross-power spectrum Several baselines displayed  
Timerange: 00/22:35:44 to 00/22:36:32

Plot file version 221 created 01-DEC-2023 16:31:58

J1108-1231 EG120.UVDATA.1

Freq = 4.6005 GHz, Bw = 16.000 MH No calibration applied and no bandpass applied

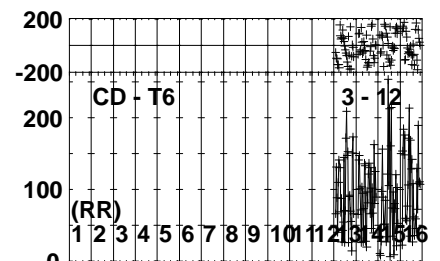
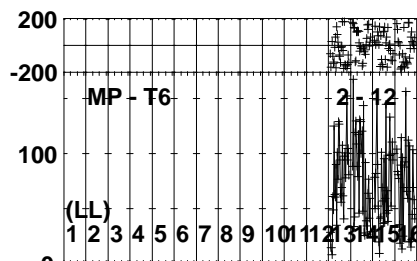
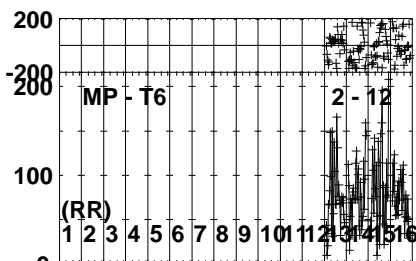
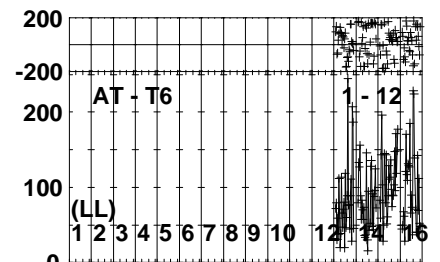
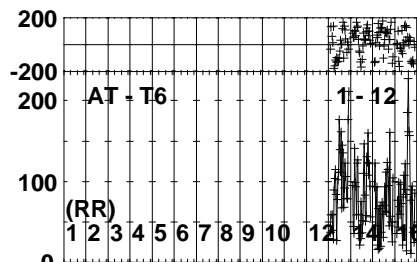
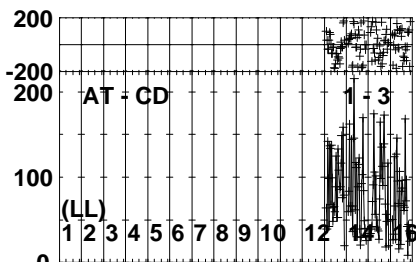
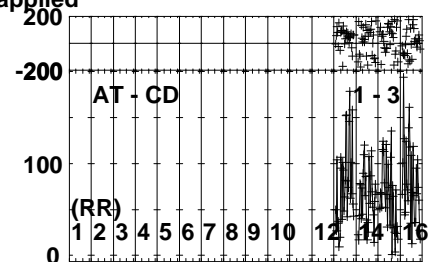
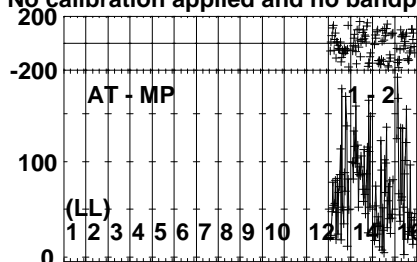
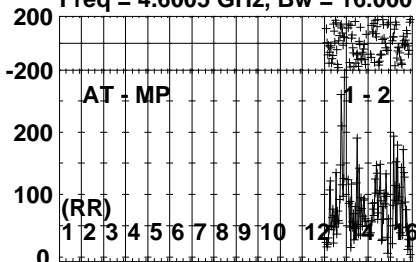


Lower frame: Micro Ampl Jy Top frame: Phas deg  
Vector averaged cross-power spectrum Several baselines displayed  
Timerange: 00/22:35:44 to 00/22:36:32

Plot file version 222 created 01-DEC-2023 16:31:58

GRB171205A EG120.UVDATA.1

Freq = 4.6005 GHz, Bw = 16.000 MH No calibration applied and no bandpass applied

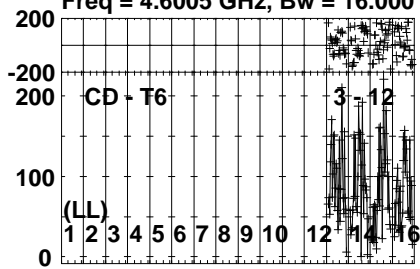


Lower frame: Micro Ampl Jy Top frame: Phas deg  
Vector averaged cross-power spectrum Several baselines displayed  
Timerange: 00/22:36:46 to 00/22:39:22

Plot file version 223 created 01-DEC-2023 16:31:58

GRB171205A EG120.UVDATA.1

Freq = 4.6005 GHz, Bw = 16.000 MH No calibration applied and no bandpass applied



Lower frame: Micro Ampl Jy Top frame: Phas deg

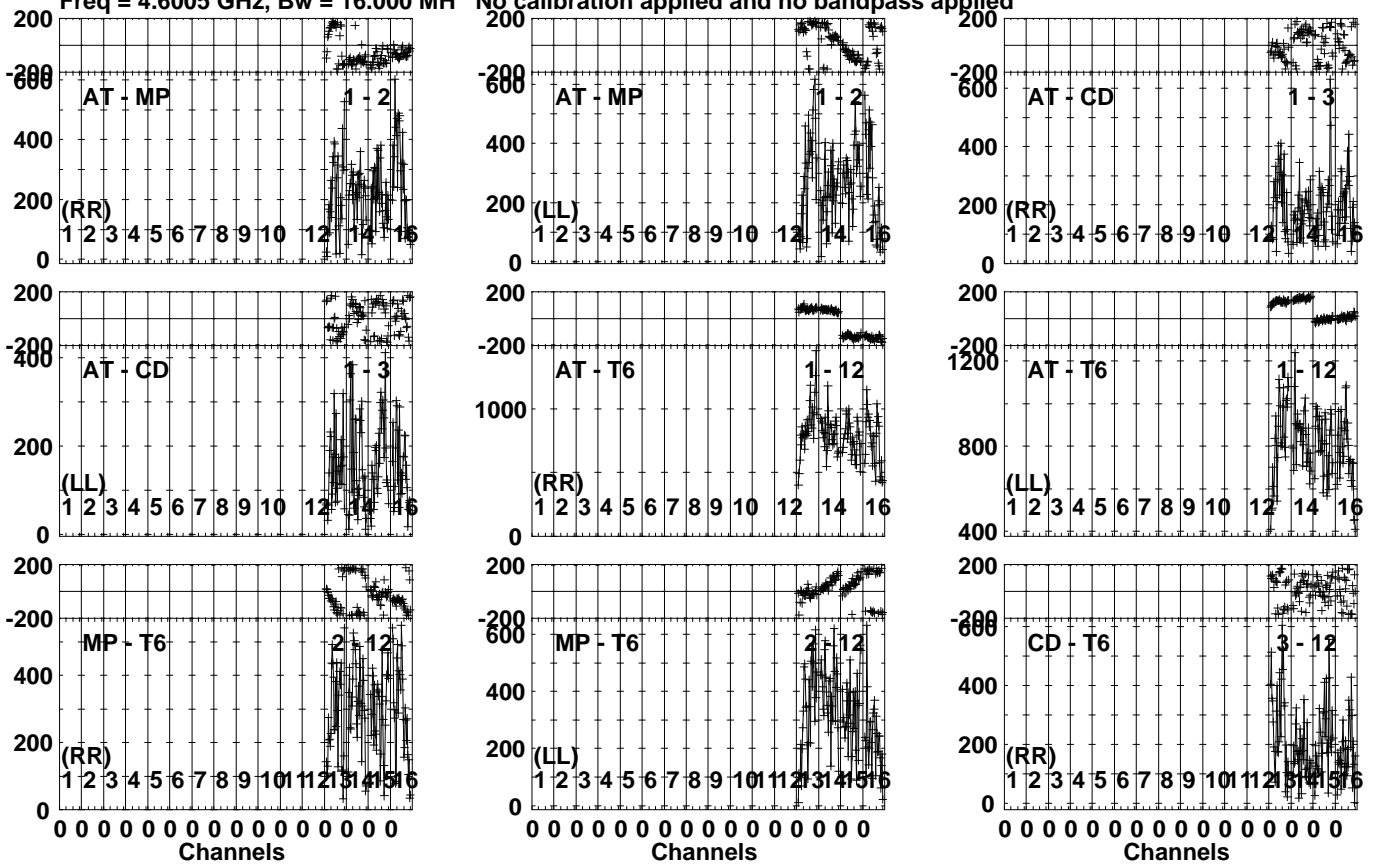
Vector averaged cross-power spectrum Several baselines displayed

Timerange: 00/22:36:46 to 00/22:39:22

Plot file version 224 created 01-DEC-2023 16:31:58

J1108-1231 EG120.UVDATA.1

Freq = 4.6005 GHz, Bw = 16.000 MH No calibration applied and no bandpass applied



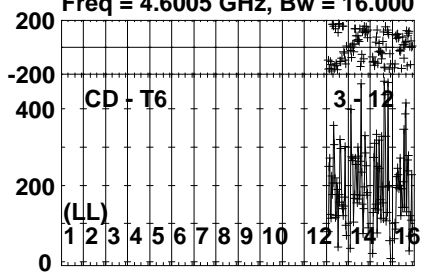
Lower frame: Micro Ampl Jy Top frame: Phas deg  
Vector averaged cross-power spectrum Several baselines displayed  
Timerange: 00/22:39:34 to 00/22:40:22



Plot file version 225 created 01-DEC-2023 16:31:58

J1108-1231 EG120.UVDATA.1

Freq = 4.6005 GHz, Bw = 16.000 MH No calibration applied and no bandpass applied



Lower frame: Micro Ampl Jy Top frame: Phas deg

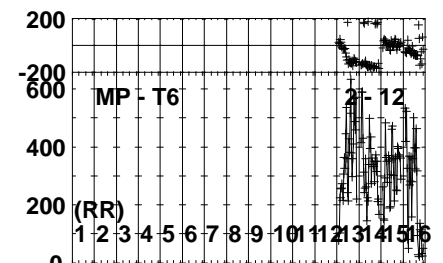
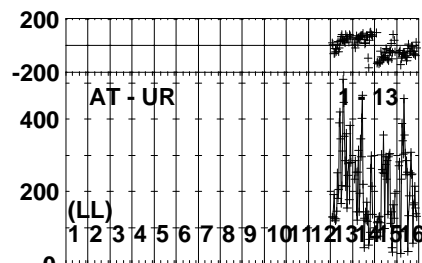
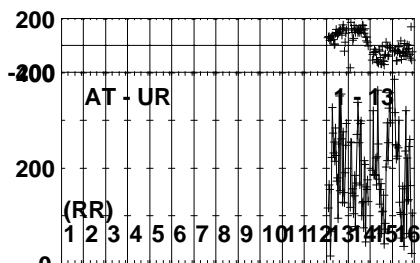
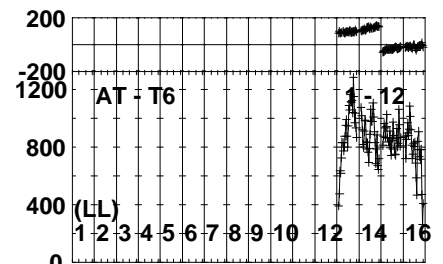
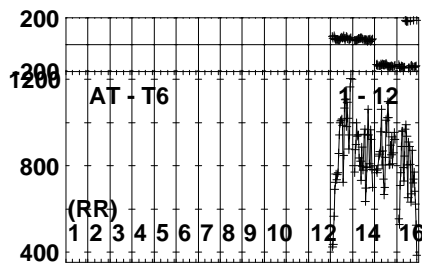
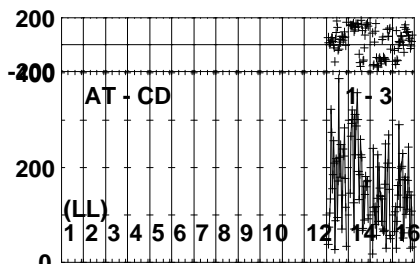
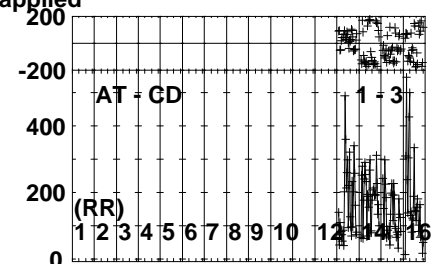
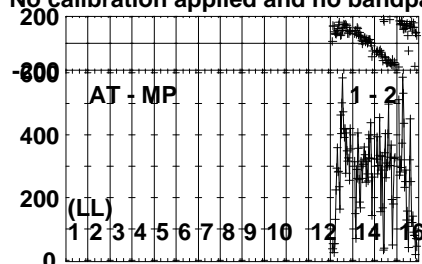
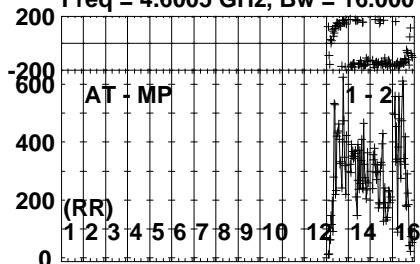
Vector averaged cross-power spectrum Several baselines displayed

Timerange: 00/22:39:34 to 00/22:40:22

Plot file version 226 created 01-DEC-2023 16:31:58

J1107-1226 EG120.UVDATA.1

Freq = 4.6005 GHz, Bw = 16.000 MH No calibration applied and no bandpass applied



0 0 0 0 0 0 0 0 0 0 0 0 0 0 0 0  
Channels

0 0 0 0 0 0 0 0 0 0 0 0 0 0 0 0  
Channels

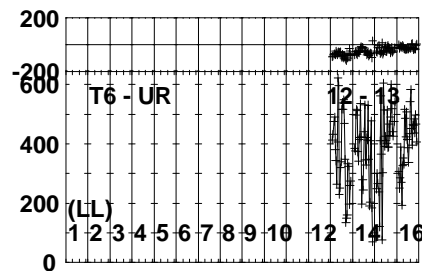
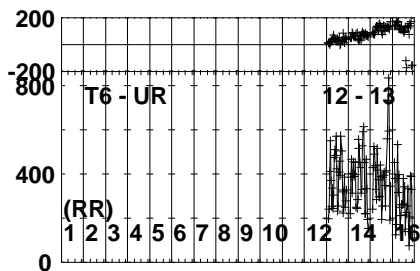
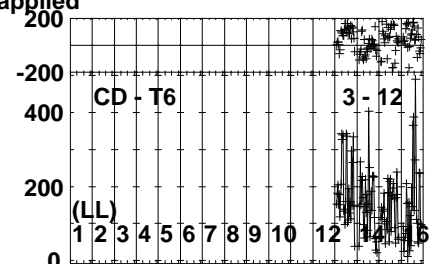
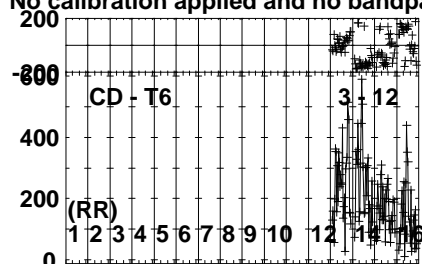
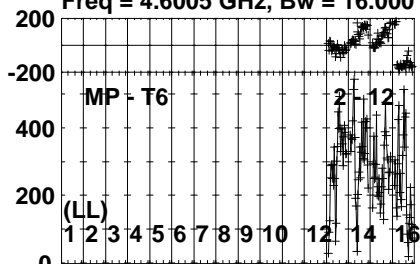
0 0 0 0 0 0 0 0 0 0 0 0 0 0 0 0  
Channels

Lower frame: Micro Ampl Jy Top frame: Phas deg  
Vector averaged cross-power spectrum Several baselines displayed  
Timerange: 00/22:40:54 to 00/22:41:52

Plot file version 227 created 01-DEC-2023 16:31:58

J1107-1226 EG120.UVDATA.1

Freq = 4.6005 GHz, Bw = 16.000 MH No calibration applied and no bandpass applied

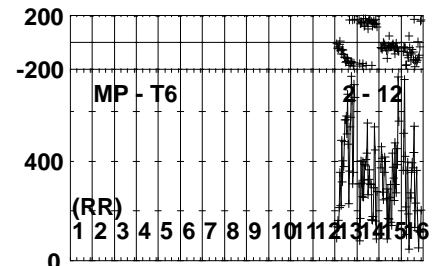
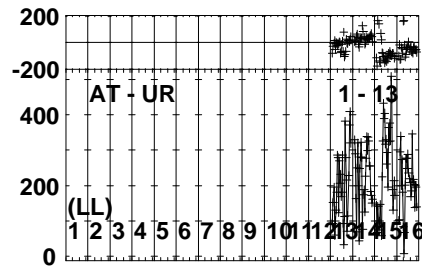
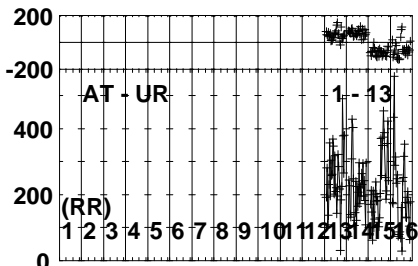
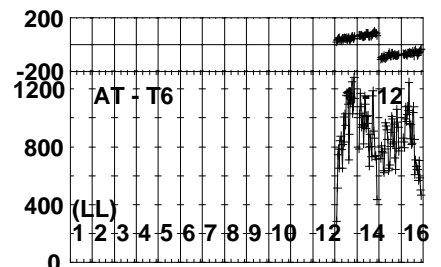
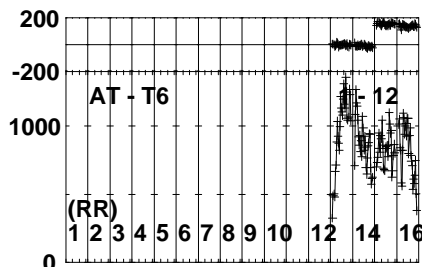
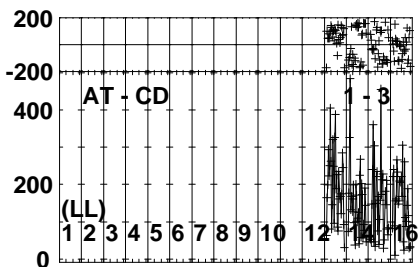
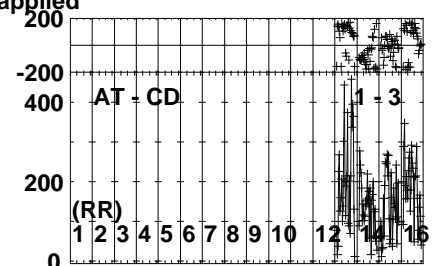
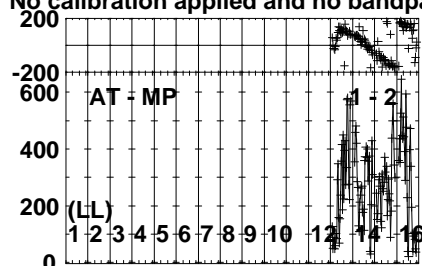
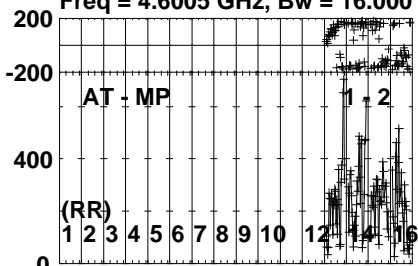


Lower frame: Micro Ampl Jy Top frame: Phas deg  
Vector averaged cross-power spectrum Several baselines displayed  
Timerange: 00/22:40:54 to 00/22:41:52

Plot file version 228 created 01-DEC-2023 16:31:58

J1108-1231 EG120.UVDATA.1

Freq = 4.6005 GHz, Bw = 16.000 MH No calibration applied and no bandpass applied

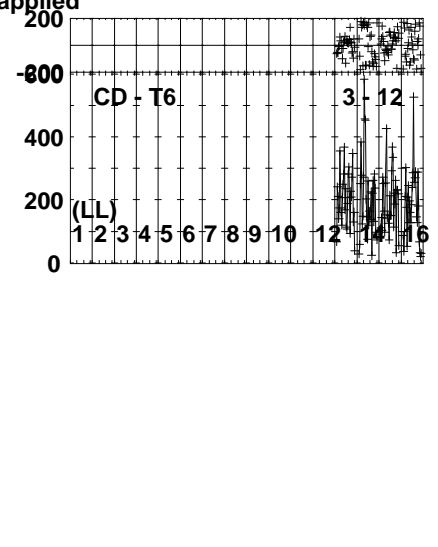
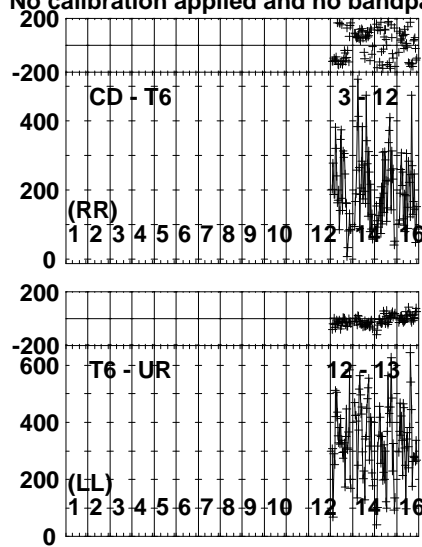
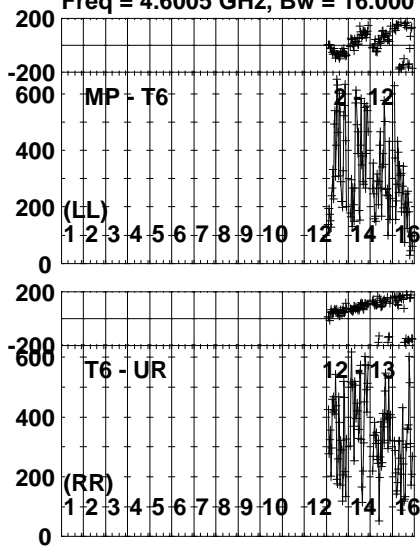


Lower frame: Micro Ampl Jy Top frame: Phas deg  
Vector averaged cross-power spectrum Several baselines displayed  
Timerange: 00/22:41:54 to 00/22:42:50

Plot file version 229 created 01-DEC-2023 16:31:58

J1108-1231 EG120.UVDATA.1

Freq = 4.6005 GHz, Bw = 16.000 MH No calibration applied and no bandpass applied

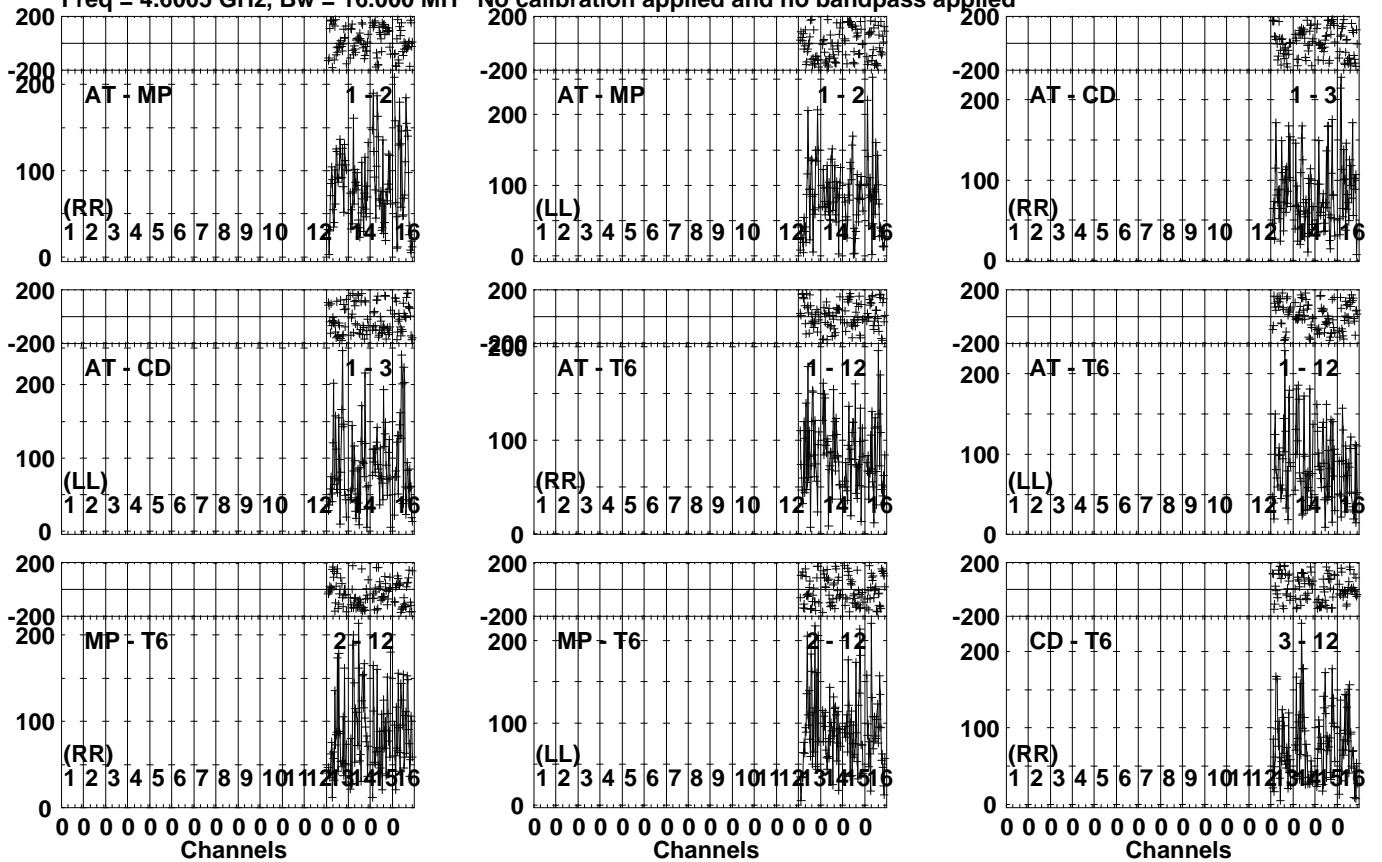


Lower frame: Micro Ampl Jy Top frame: Phas deg  
Vector averaged cross-power spectrum Several baselines displayed  
Timerange: 00/22:41:54 to 00/22:42:50

Plot file version 230 created 01-DEC-2023 16:31:58

GRB171205A EG120.UVDATA.1

Freq = 4.6005 GHz, Bw = 16.000 MH No calibration applied and no bandpass applied

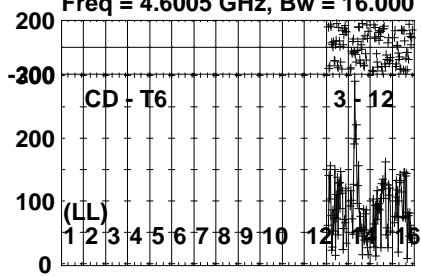


Lower frame: Micro Ampl Jy Top frame: Phas deg  
Vector averaged cross-power spectrum Several baselines displayed  
Timerange: 00/22:42:53 to 00/22:45:39

Plot file version 231 created 01-DEC-2023 16:31:58

GRB171205A EG120.UVDATA.1

Freq = 4.6005 GHz, Bw = 16.000 MH No calibration applied and no bandpass applied

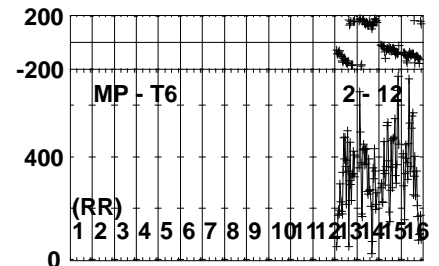
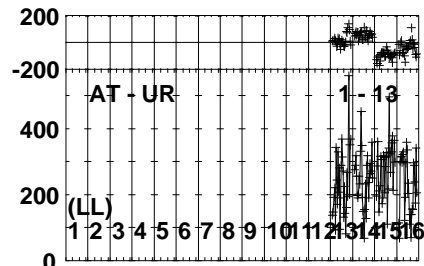
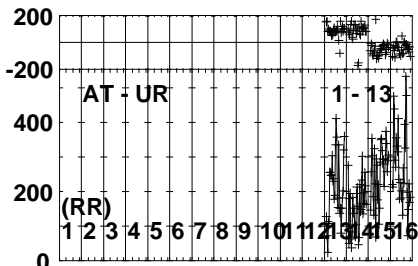
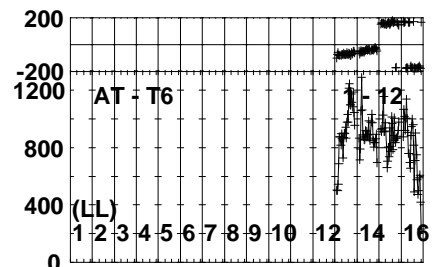
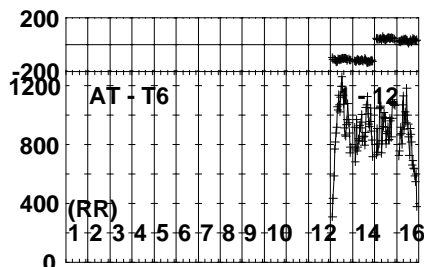
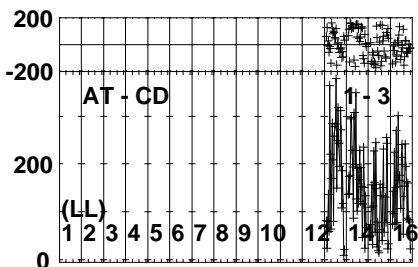
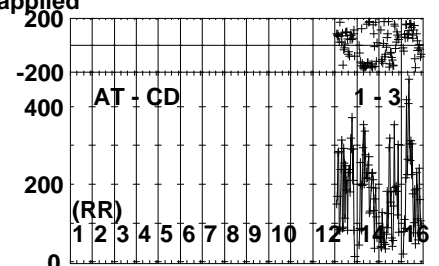
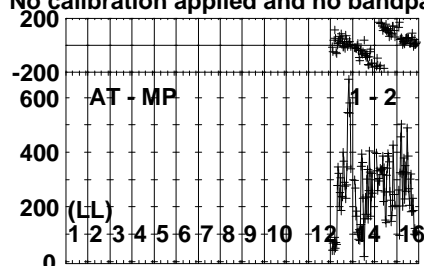
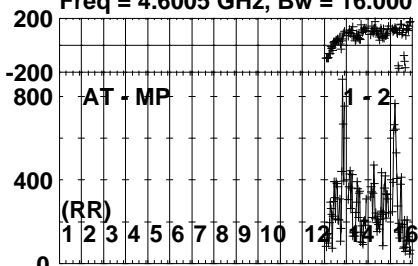


Lower frame: Micro Ampl Jy Top frame: Phas deg  
Vector averaged cross-power spectrum Several baselines displayed  
Timerange: 00/22:42:53 to 00/22:45:39

Plot file version 232 created 01-DEC-2023 16:31:58

J1108-1231 EG120.UVDATA.1

Freq = 4.6005 GHz, Bw = 16.000 MH No calibration applied and no bandpass applied



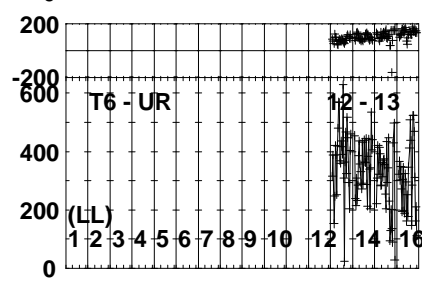
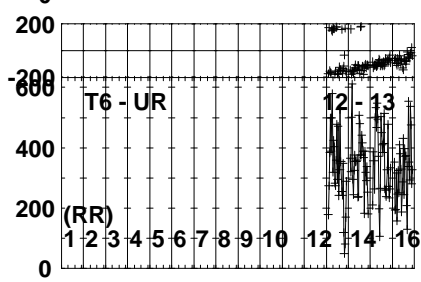
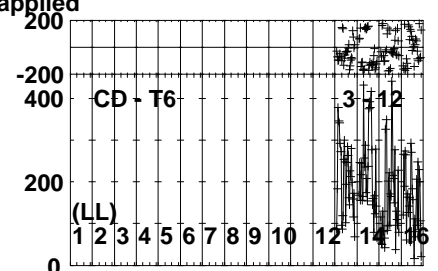
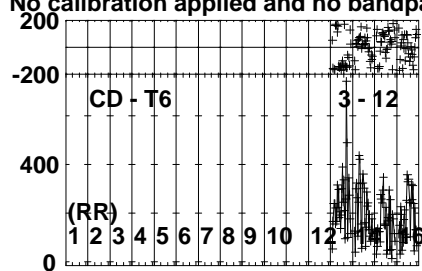
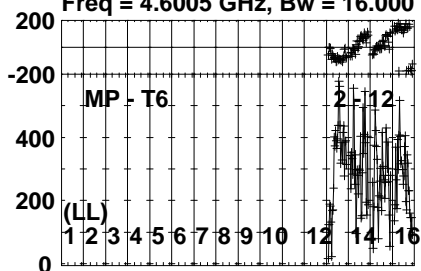
Lower frame: Micro Ampl Jy Top frame: Phas deg  
Vector averaged cross-power spectrum Several baselines displayed  
Timerange: 00/22:46:02 to 00/22:46:50



Plot file version 233 created 01-DEC-2023 16:31:58

J1108-1231 EG120.UVDATA.1

Freq = 4.6005 GHz, Bw = 16.000 MH No calibration applied and no bandpass applied

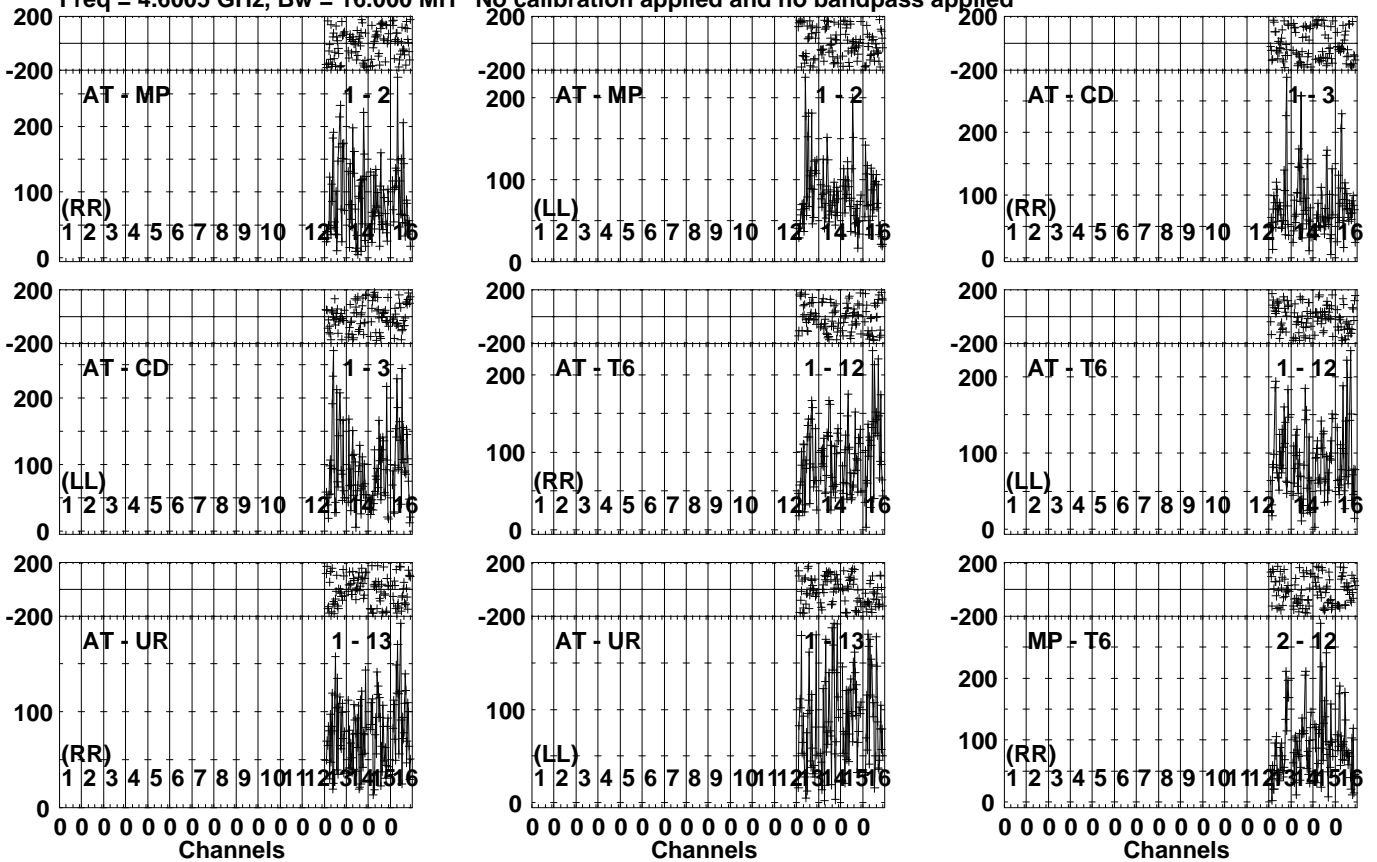


Lower frame: Micro Ampl Jy Top frame: Phas deg  
Vector averaged cross-power spectrum Several baselines displayed  
Timerange: 00/22:46:02 to 00/22:46:50

Plot file version 234 created 01-DEC-2023 16:31:58

GRB171205A EG120.UVDATA.1

Freq = 4.6005 GHz, Bw = 16.000 MH No calibration applied and no bandpass applied

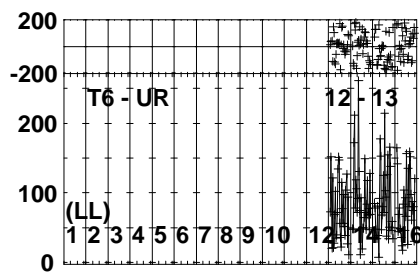
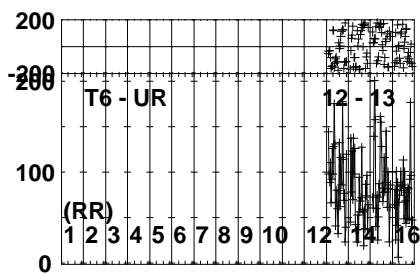
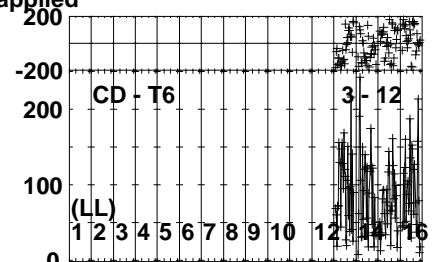
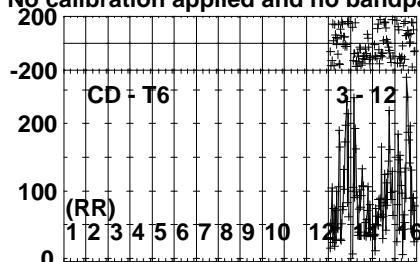
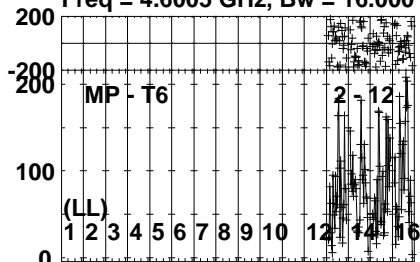


Lower frame: Micro Ampl Jy Top frame: Phas deg  
Vector averaged cross-power spectrum Several baselines displayed  
Timerange: 00/22:46:52 to 00/22:49:38

Plot file version 235 created 01-DEC-2023 16:31:58

GRB171205A EG120.UVDATA.1

Freq = 4.6005 GHz, Bw = 16.000 MH No calibration applied and no bandpass applied

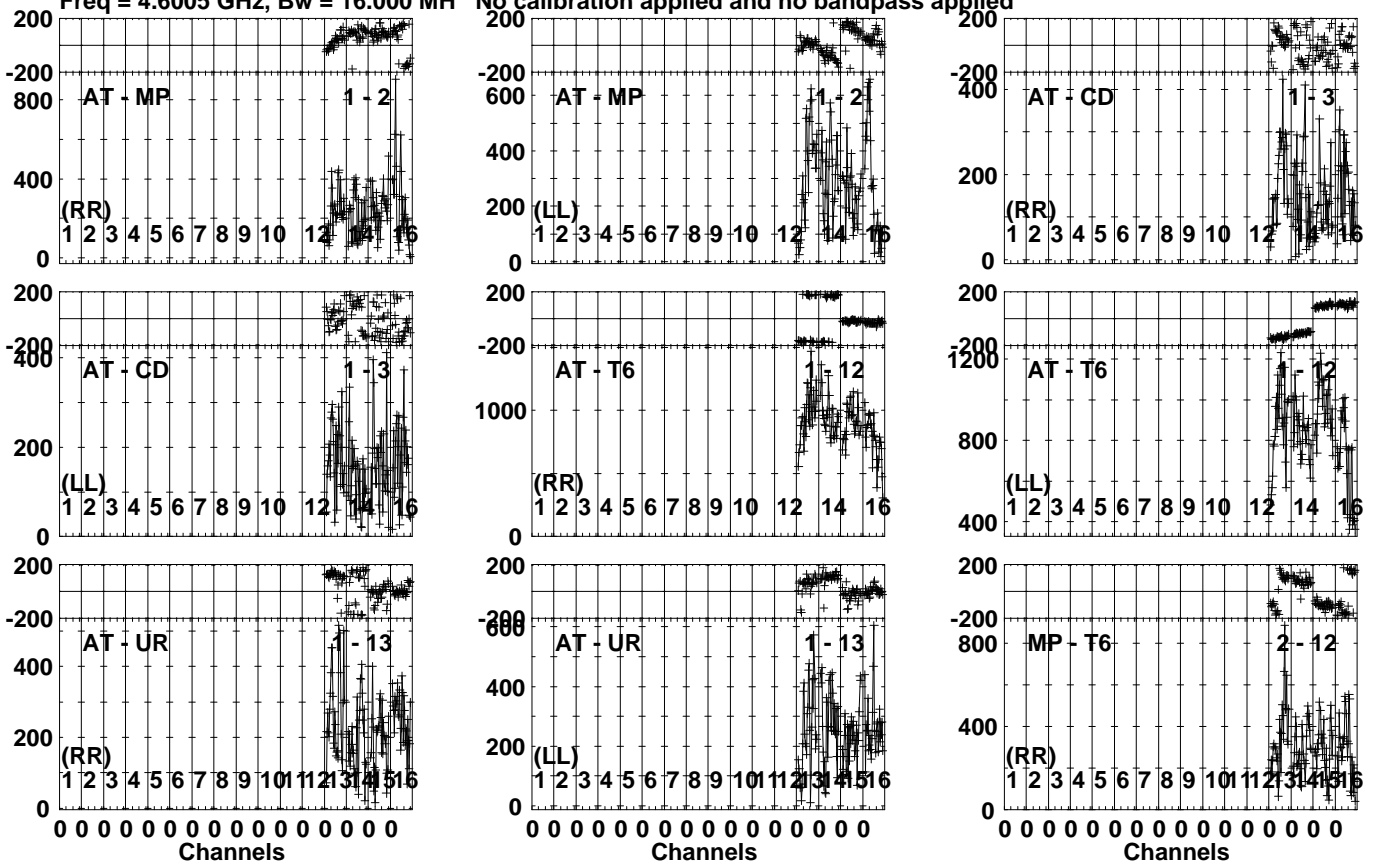


Lower frame: Micro Ampl Jy Top frame: Phas deg  
Vector averaged cross-power spectrum Several baselines displayed  
Timerange: 00/22:46:52 to 00/22:49:38

Plot file version 236 created 01-DEC-2023 16:31:58

J1108-1231 EG120.UVDATA.1

Freq = 4.6005 GHz, Bw = 16.000 MH No calibration applied and no bandpass applied

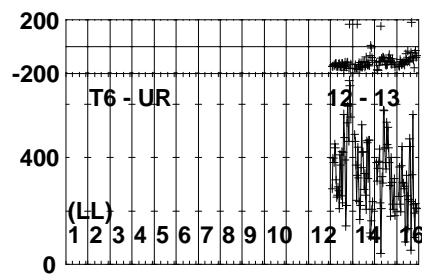
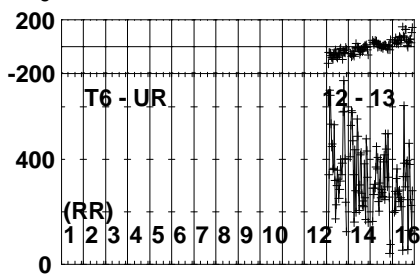
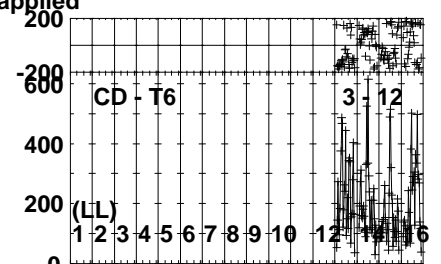
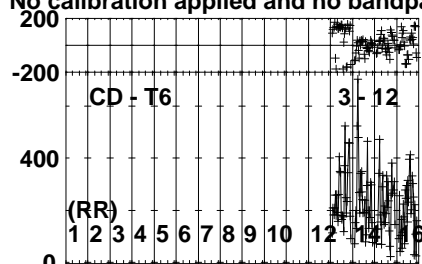
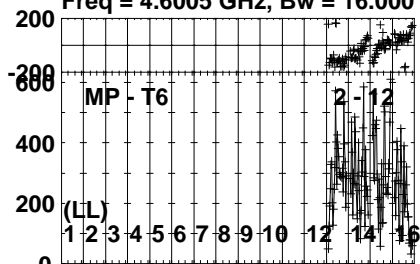


Lower frame: Micro Ampl Jy Top frame: Phas deg  
Vector averaged cross-power spectrum Several baselines displayed  
Timerange: 00/22:49:41 to 00/22:50:37

Plot file version 237 created 01-DEC-2023 16:31:58

J1108-1231 EG120.UVDATA.1

Freq = 4.6005 GHz, Bw = 16.000 MH No calibration applied and no bandpass applied

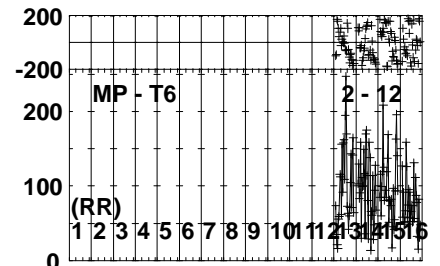
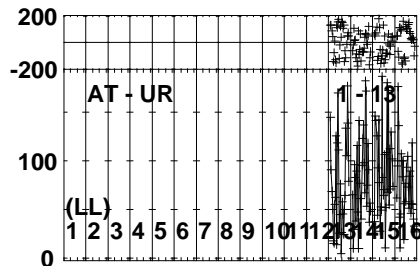
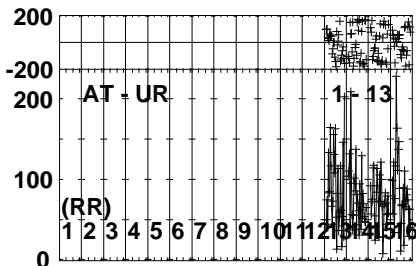
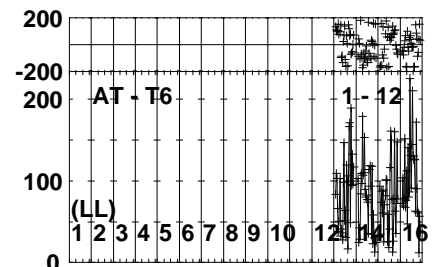
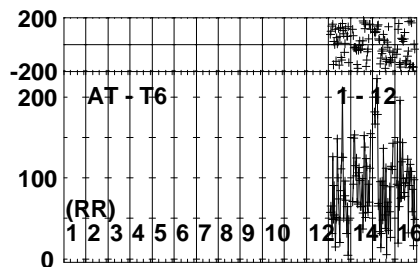
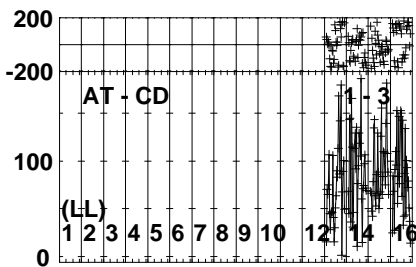
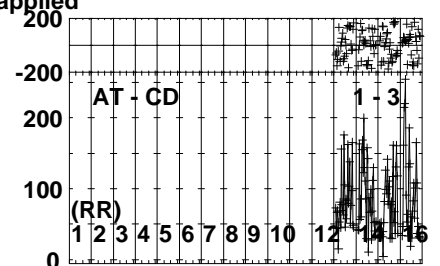
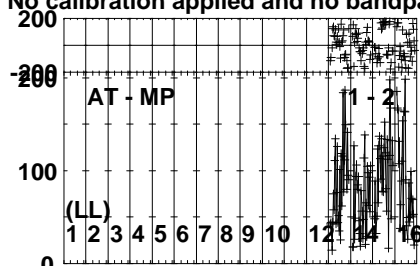
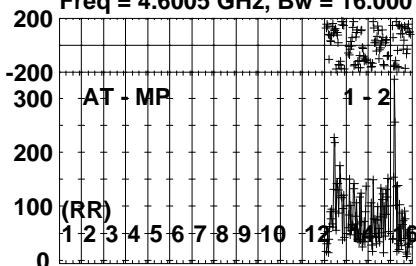


Lower frame: Micro Ampl Jy Top frame: Phas deg  
Vector averaged cross-power spectrum Several baselines displayed  
Timerange: 00/22:49:41 to 00/22:50:37

Plot file version 238 created 01-DEC-2023 16:31:58

GRB171205A EG120.UVDATA.1

Freq = 4.6005 GHz, Bw = 16.000 MH No calibration applied and no bandpass applied

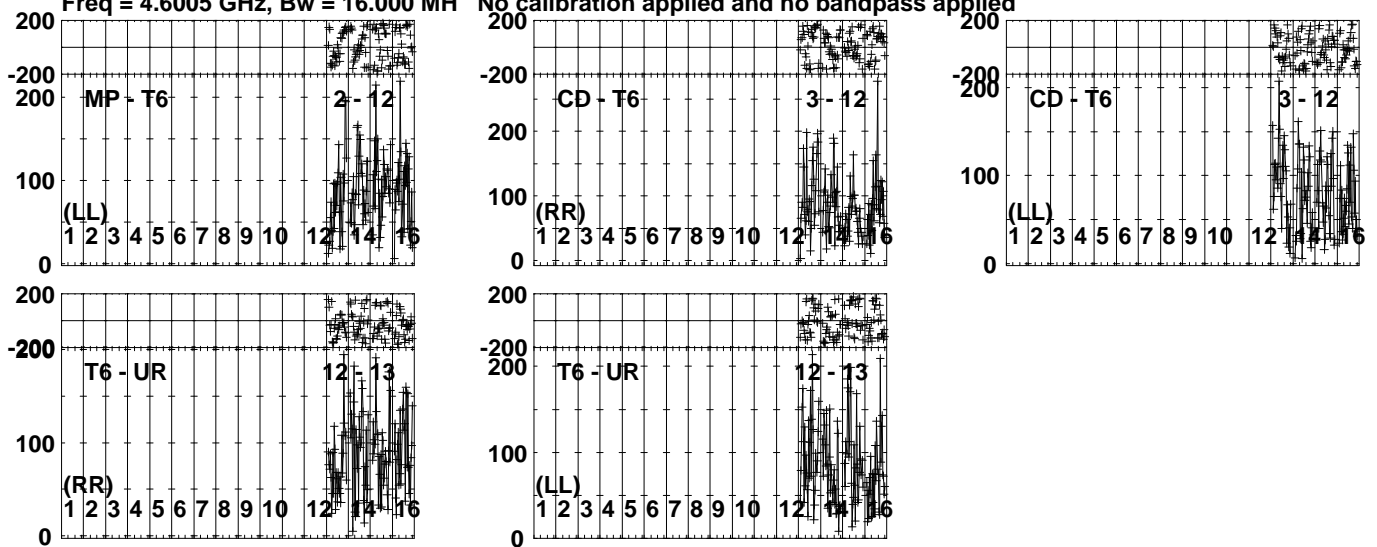


Lower frame: Micro Ampl Jy Top frame: Phas deg  
Vector averaged cross-power spectrum Several baselines displayed  
Timerange: 00/22:50:40 to 00/22:53:26

Plot file version 239 created 01-DEC-2023 16:31:59

GRB171205A EG120.UVDATA.1

Freq = 4.6005 GHz, Bw = 16.000 MH No calibration applied and no bandpass applied

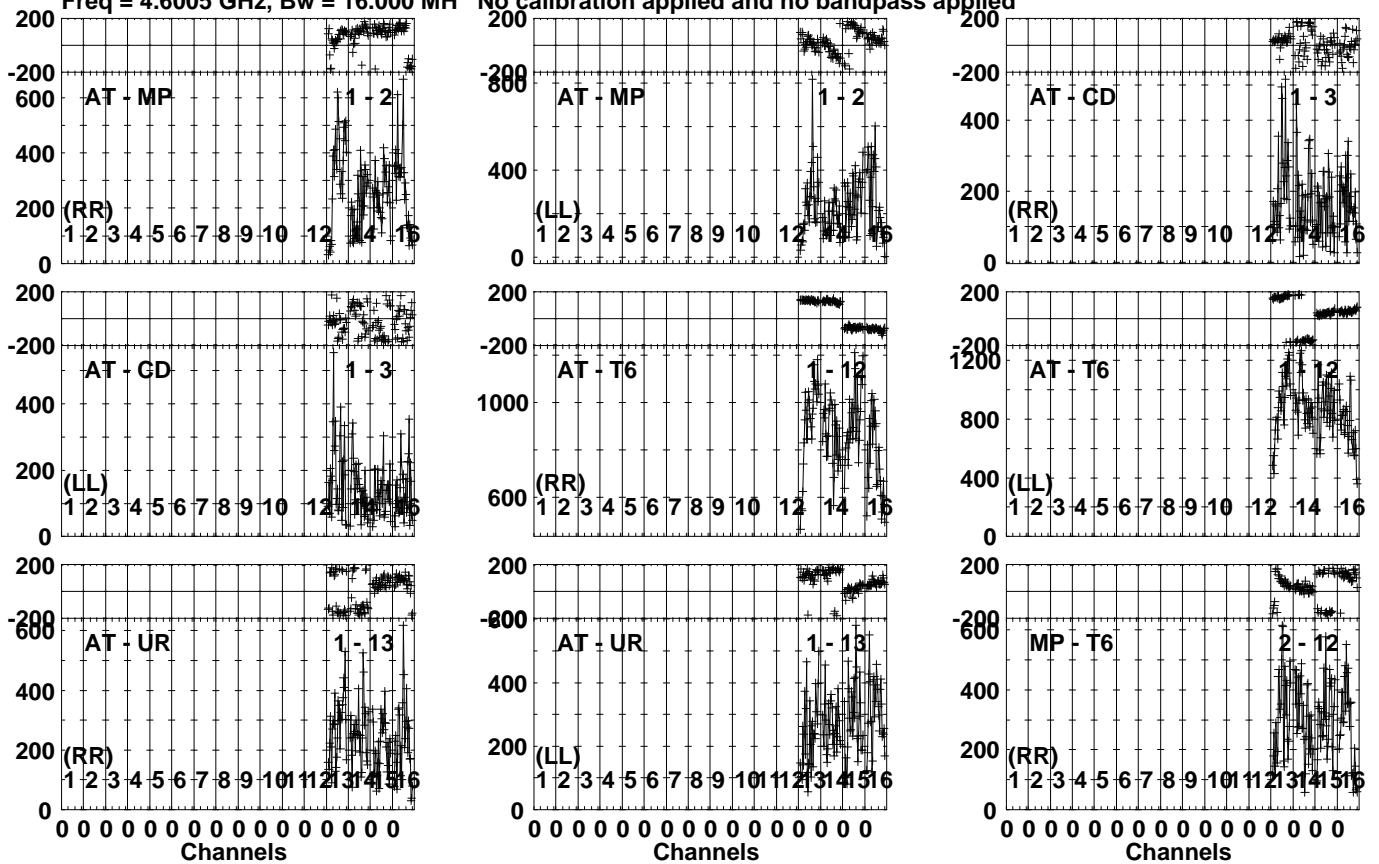


Lower frame: Micro Ampl Jy Top frame: Phas deg  
Vector averaged cross-power spectrum Several baselines displayed  
Timerange: 00/22:50:40 to 00/22:53:26

Plot file version 240 created 01-DEC-2023 16:31:59

J1108-1231 EG120.UVDATA.1

Freq = 4.6005 GHz, Bw = 16.000 MH No calibration applied and no bandpass applied



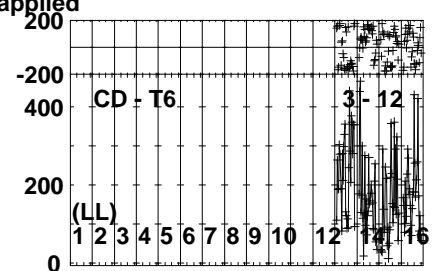
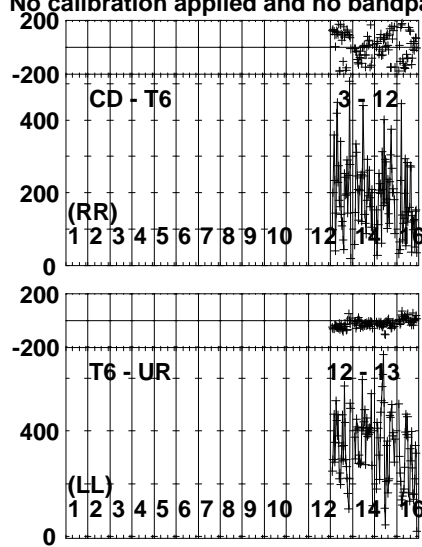
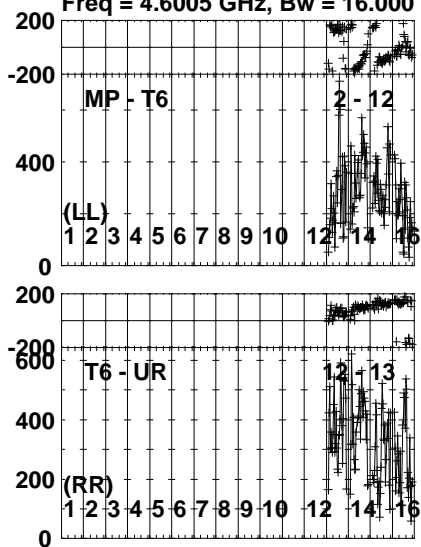
Lower frame: Micro Ampl Jy Top frame: Phas deg  
Vector averaged cross-power spectrum Several baselines displayed  
Timerange: 00/22:53:49 to 00/22:54:37



Plot file version 241 created 01-DEC-2023 16:31:59

J1108-1231 EG120.UVDATA.1

Freq = 4.6005 GHz, Bw = 16.000 MH No calibration applied and no bandpass applied

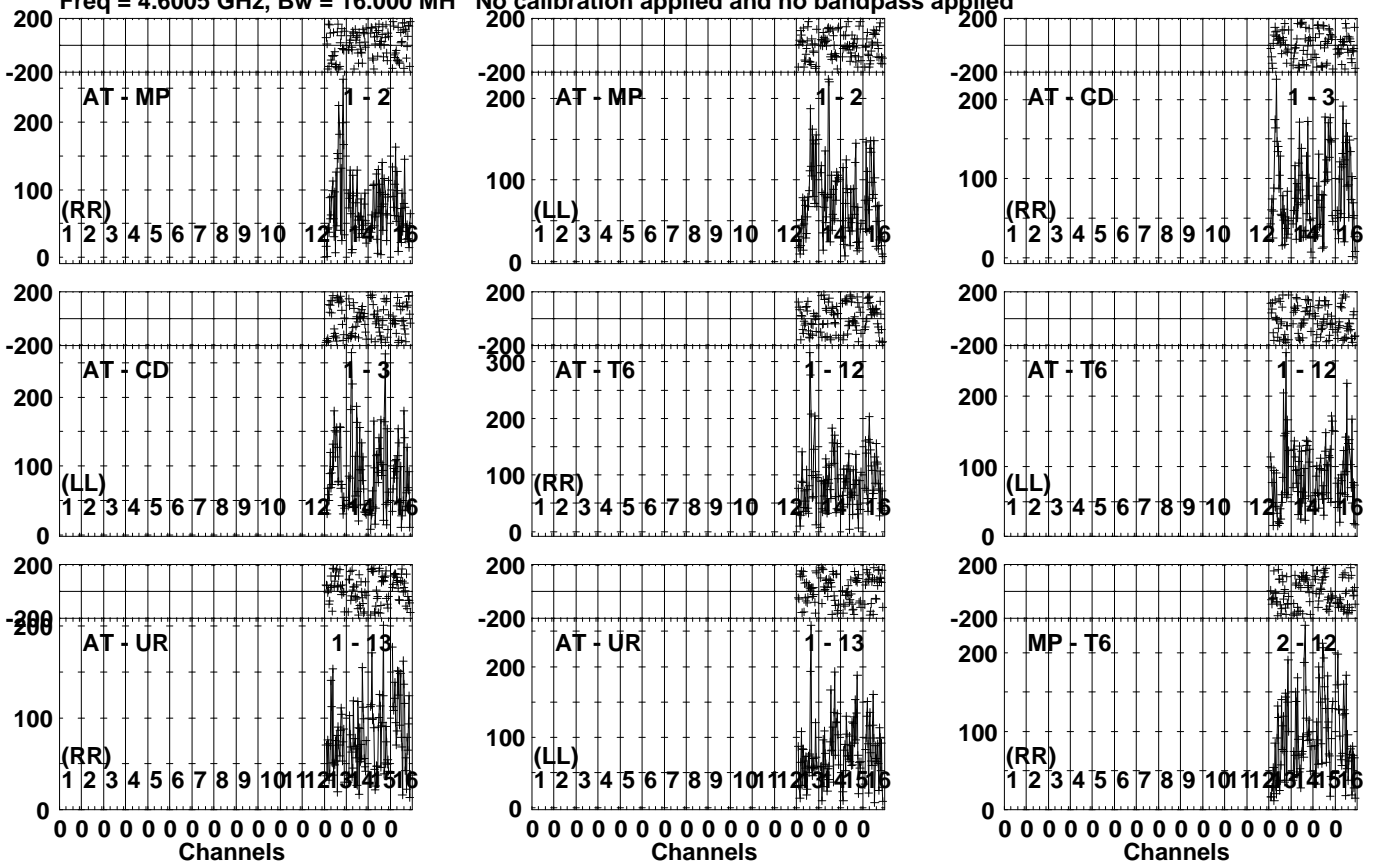


Lower frame: Micro Ampl Jy Top frame: Phas deg  
Vector averaged cross-power spectrum Several baselines displayed  
Timerange: 00/22:53:49 to 00/22:54:37

Plot file version 242 created 01-DEC-2023 16:31:59

GRB171205A EG120.UVDATA.1

Freq = 4.6005 GHz, Bw = 16.000 MH No calibration applied and no bandpass applied

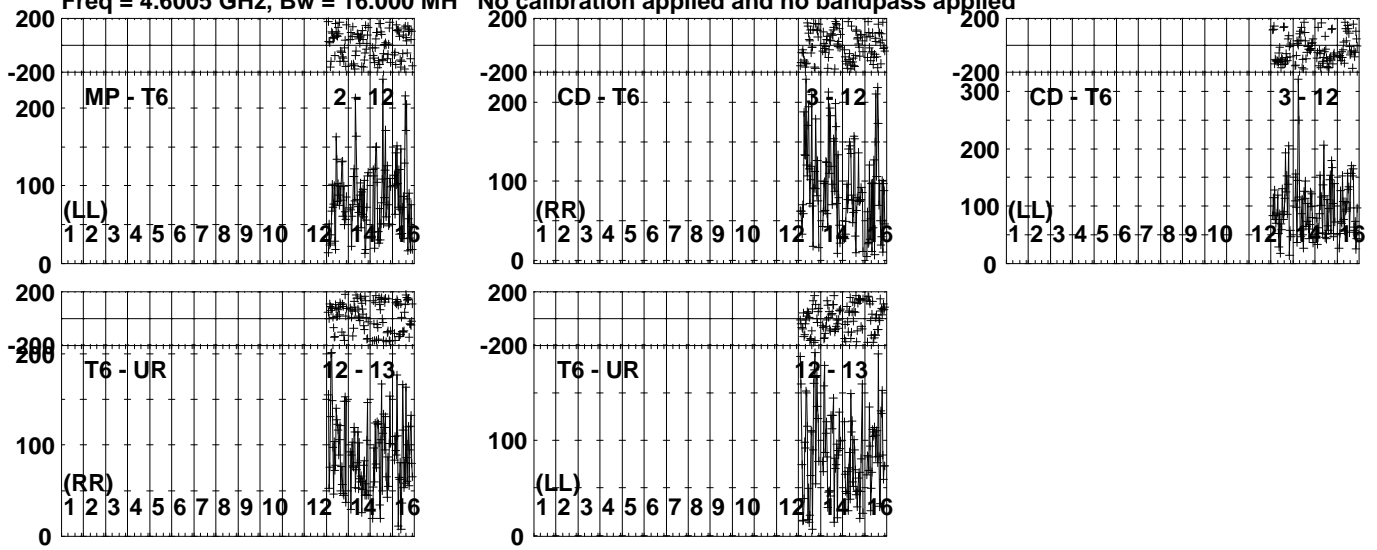


Lower frame: Micro Ampl Jy Top frame: Phas deg  
Vector averaged cross-power spectrum Several baselines displayed  
Timerange: 00/22:54:39 to 00/22:57:25

Plot file version 243 created 01-DEC-2023 16:31:59

GRB171205A EG120.UVDATA.1

Freq = 4.6005 GHz, Bw = 16.000 MH No calibration applied and no bandpass applied



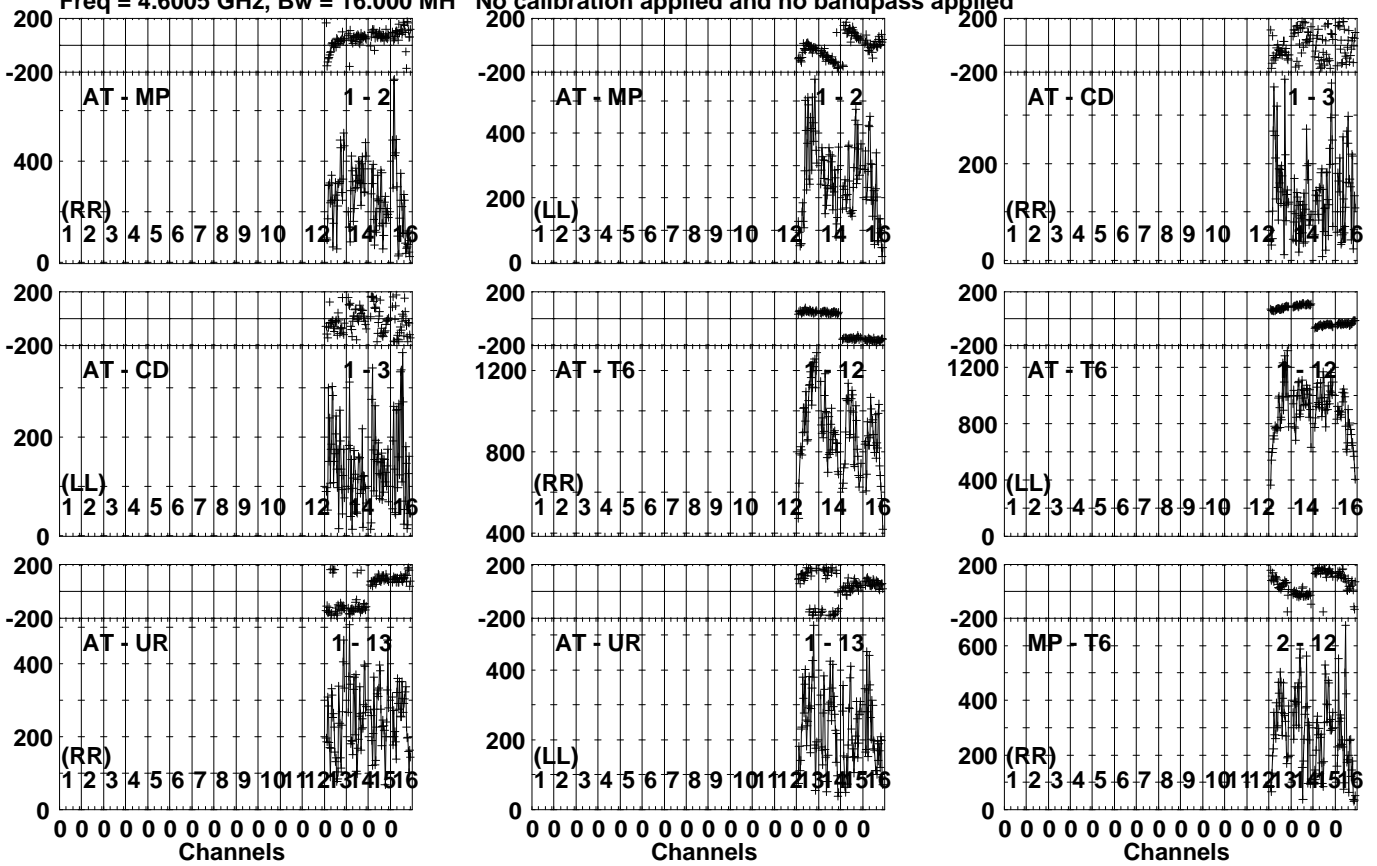
Lower frame: Micro Ampl Jy Top frame: Phas deg  
Vector averaged cross-power spectrum Several baselines displayed  
Timerange: 00/22:54:39 to 00/22:57:25

Plot file version 244 created 01-DEC-2023 16:31:59

J1108-1231 EG120.UVDATA.1

Freq = 4.6005 GHz, Bw = 16.000 MH

No calibration applied and no bandpass applied

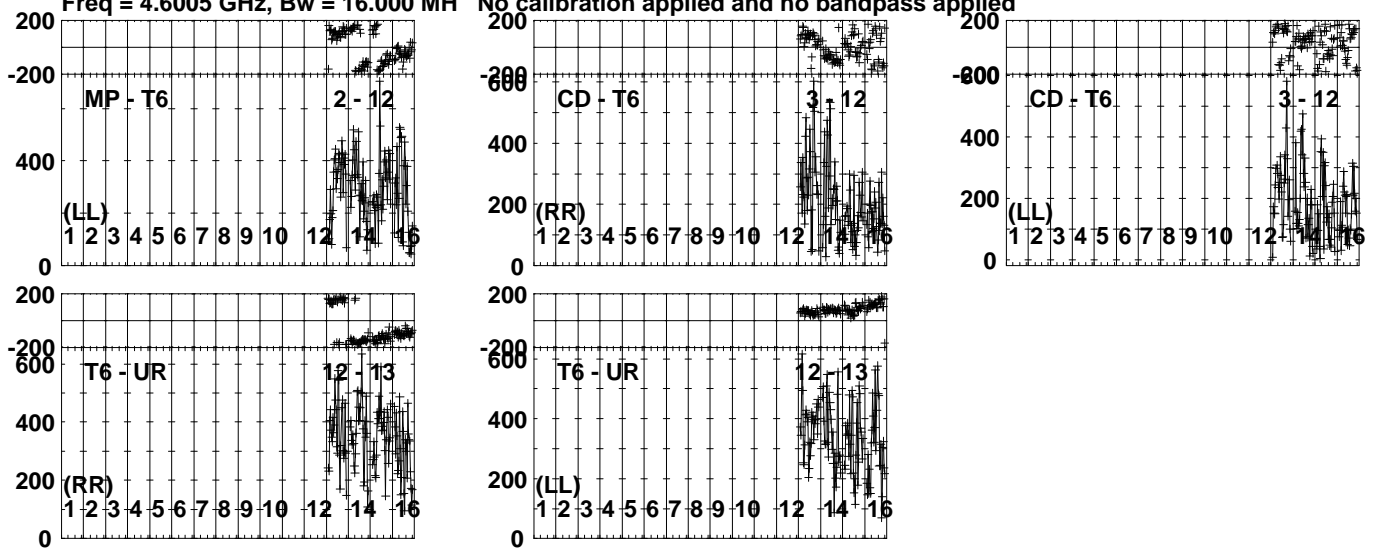


Lower frame: Micro Ampl Jy Top frame: Phas deg  
Vector averaged cross-power spectrum Several baselines displayed  
Timerange: 00/22:57:30 to 00/22:58:34

Plot file version 245 created 01-DEC-2023 16:31:59

J1108-1231 EG120.UVDATA.1

Freq = 4.6005 GHz, Bw = 16.000 MH No calibration applied and no bandpass applied

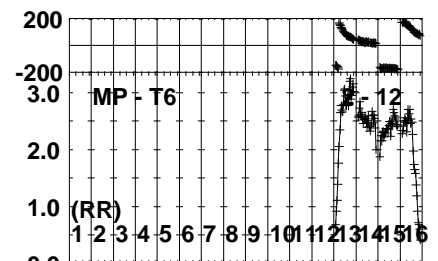
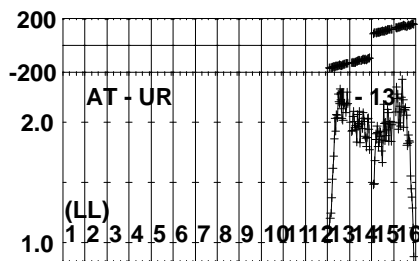
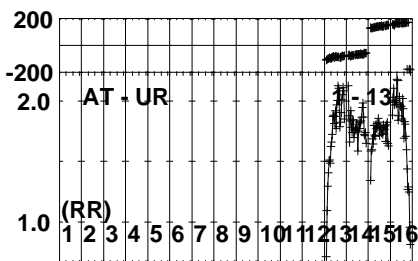
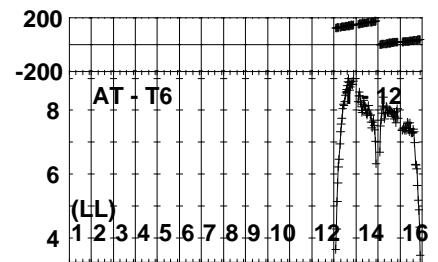
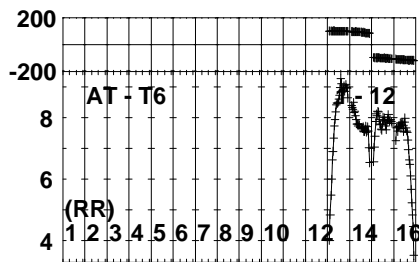
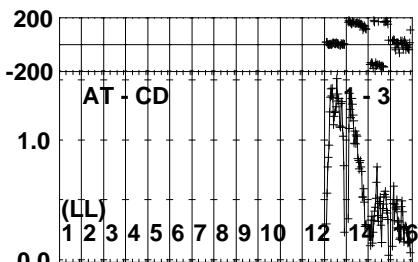
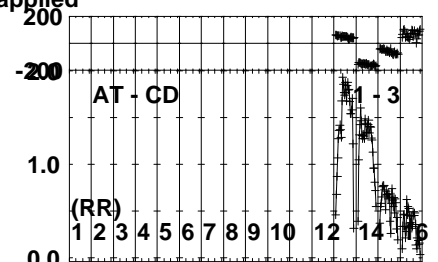
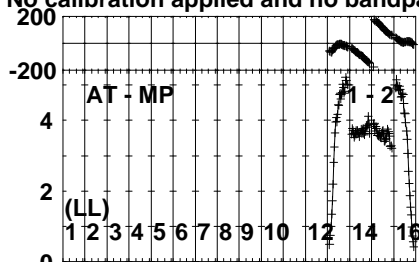
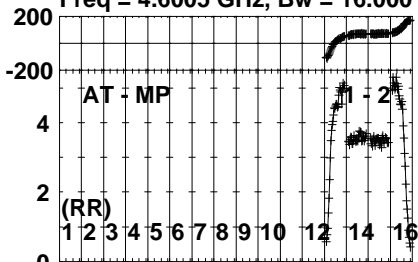


Lower frame: Micro Ampl Jy Top frame: Phas deg  
Vector averaged cross-power spectrum Several baselines displayed  
Timerange: 00/22:57:30 to 00/22:58:34

Plot file version 246 created 01-DEC-2023 16:31:59

J1118-1232 EG120.UVDATA.1

Freq = 4.6005 GHz, Bw = 16.000 MH No calibration applied and no bandpass applied



0 0 0 0 0 0 0 0 0 0 0 0 0 0 0 0  
Channels

0 0 0 0 0 0 0 0 0 0 0 0 0 0 0 0  
Channels

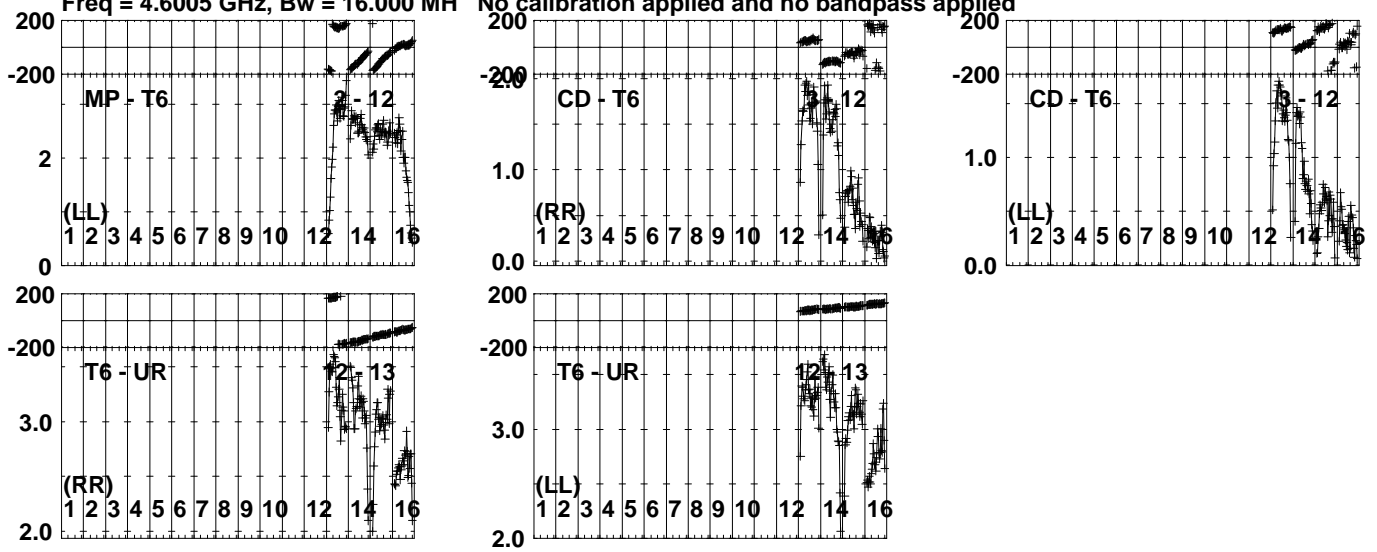
0 0 0 0 0 0 0 0 0 0 0 0 0 0 0 0  
Channels

Lower frame: Milli Ampl Jy Top frame: Phas deg  
Vector averaged cross-power spectrum Several baselines displayed  
Timerange: 00/22:58:56 to 00/22:59:54

Plot file version 247 created 01-DEC-2023 16:31:59

J1118-1232 EG120.UVDATA.1

Freq = 4.6005 GHz, Bw = 16.000 MH No calibration applied and no bandpass applied

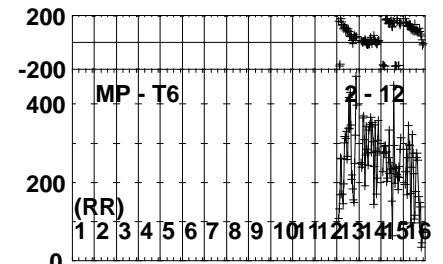
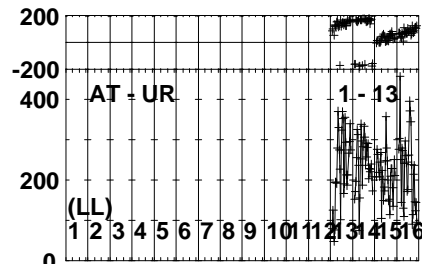
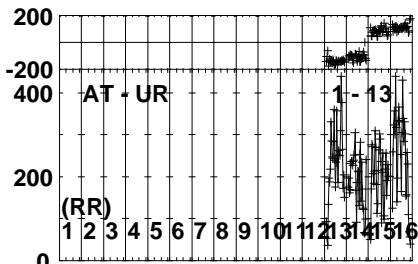
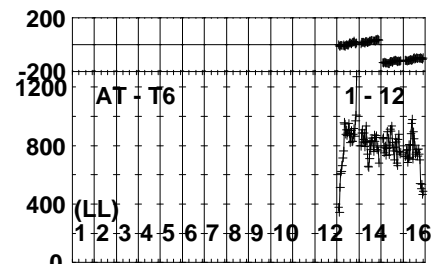
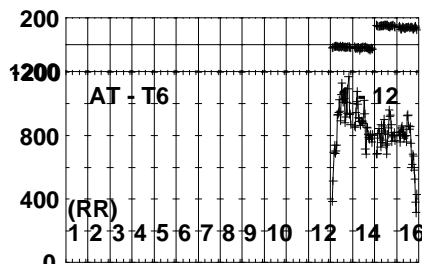
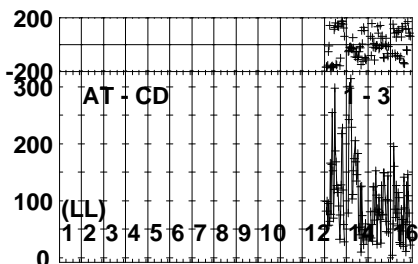
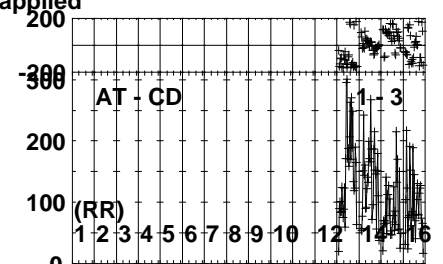
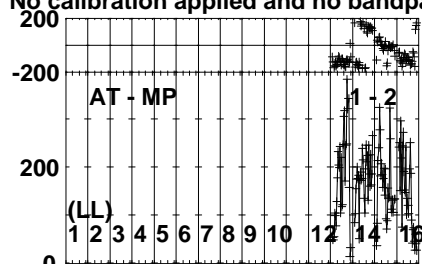
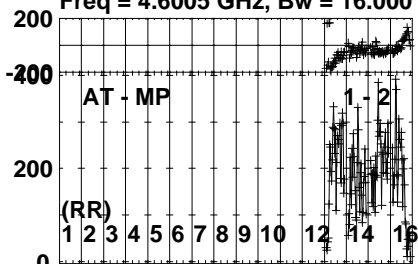


Lower frame: Milli Ampl Jy Top frame: Phas deg  
Vector averaged cross-power spectrum Several baselines displayed  
Timerange: 00/22:58:56 to 00/22:59:54

Plot file version 248 created 01-DEC-2023 16:31:59

J1108-1231 EG120.UVDATA.1

Freq = 4.6005 GHz, Bw = 16.000 MH No calibration applied and no bandpass applied



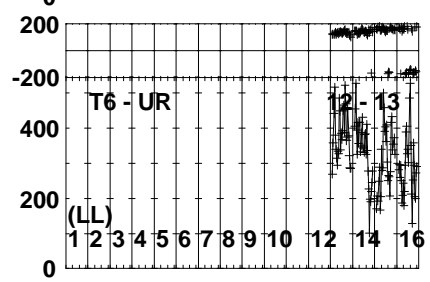
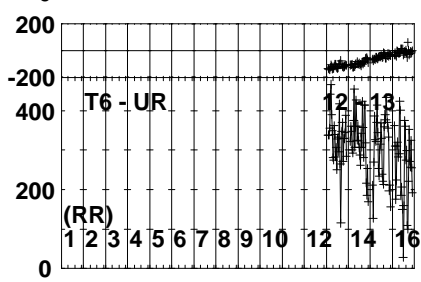
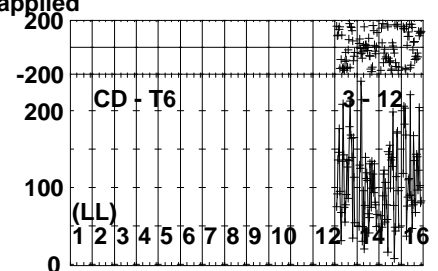
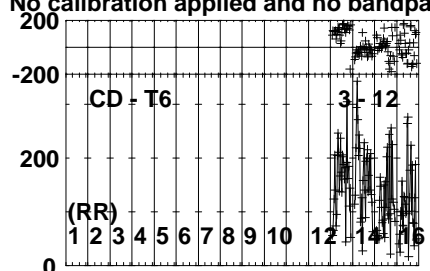
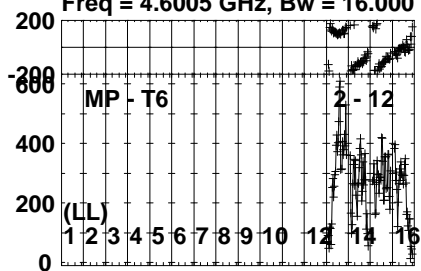
Lower frame: Micro Ampl Jy Top frame: Phas deg  
Vector averaged cross-power spectrum Several baselines displayed  
Timerange: 00/23:00:17 to 00/23:02:41



Plot file version 249 created 01-DEC-2023 16:31:59

J1108-1231 EG120.UVDATA.1

Freq = 4.6005 GHz, Bw = 16.000 MH No calibration applied and no bandpass applied



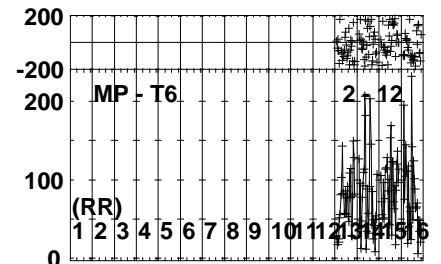
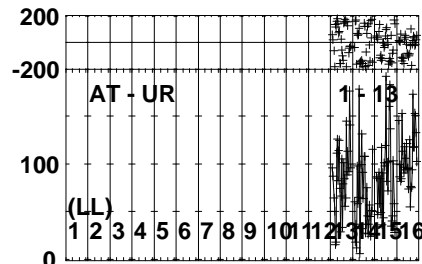
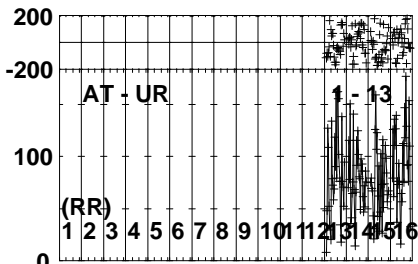
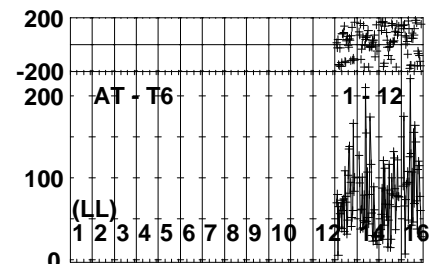
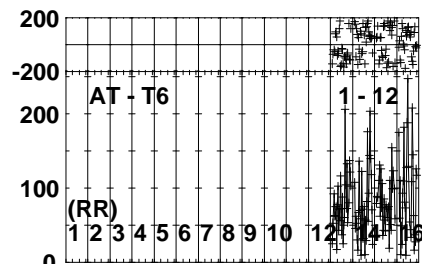
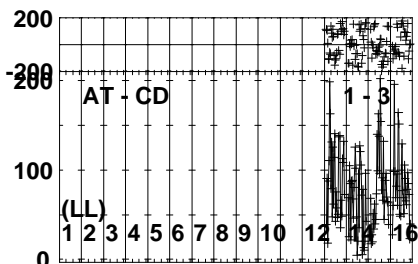
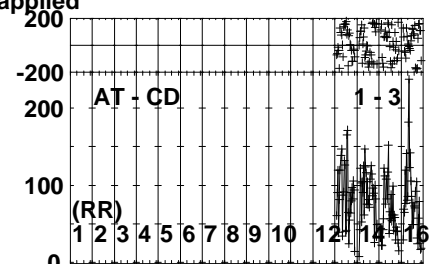
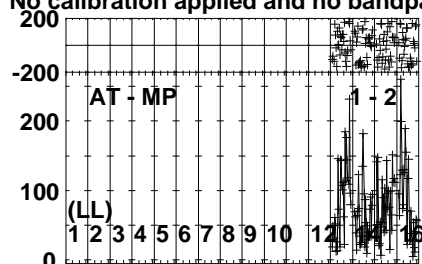
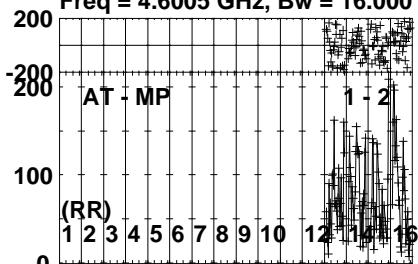
Lower frame: Micro Ampl Jy Top frame: Phas deg  
Vector averaged cross-power spectrum Several baselines displayed  
Timerange: 00/23:00:17 to 00/23:02:41

Plot file version 250 created 01-DEC-2023 16:31:59

GRB171205A EG120.UVDATA.1

Freq = 4.6005 GHz, Bw = 16.000 MH

No calibration applied and no bandpass applied

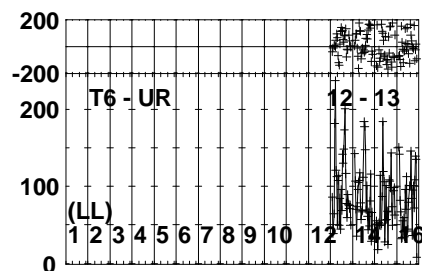
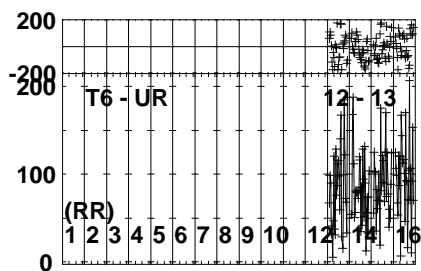
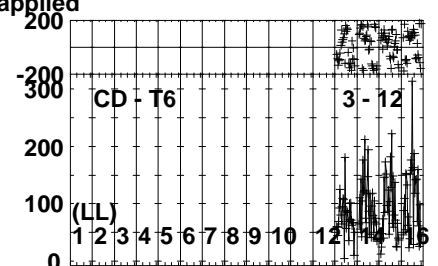
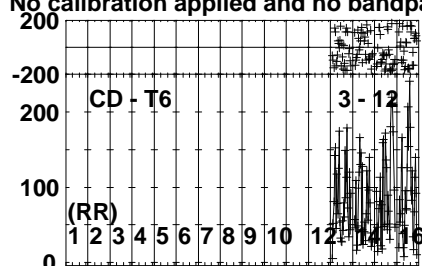
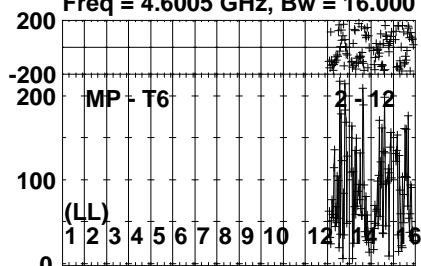


Lower frame: Micro Ampl Jy Top frame: Phas deg  
Vector averaged cross-power spectrum Several baselines displayed  
Timerange: 00/23:02:44 to 00/23:05:30

Plot file version 251 created 01-DEC-2023 16:31:59

GRB171205A EG120.UVDATA.1

Freq = 4.6005 GHz, Bw = 16.000 MH No calibration applied and no bandpass applied



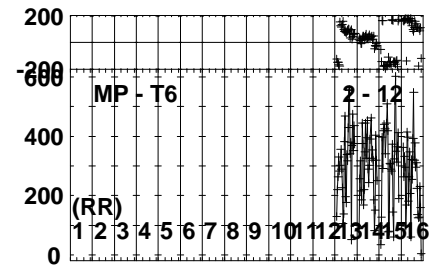
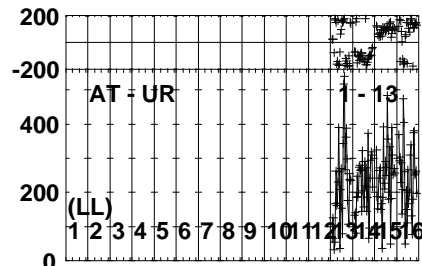
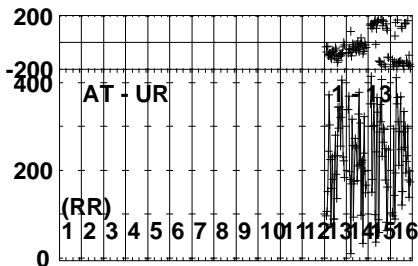
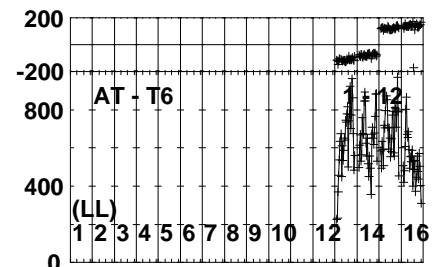
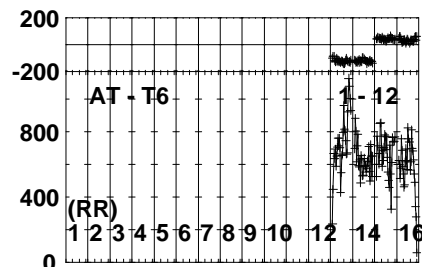
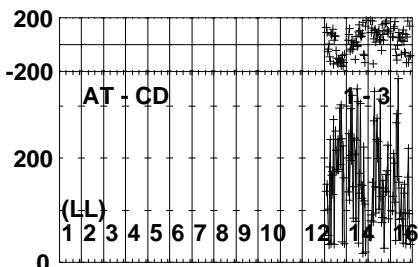
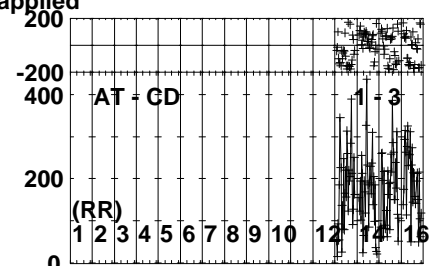
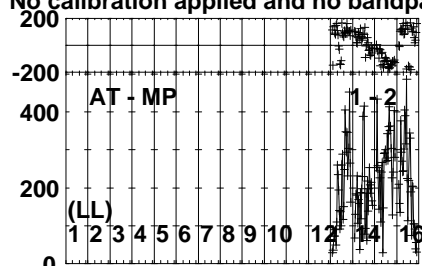
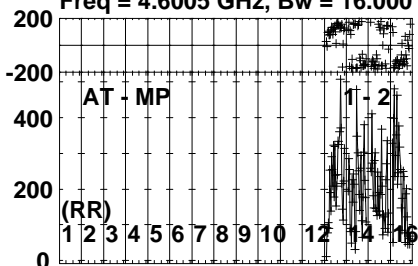
Lower frame: Micro Ampl Jy Top frame: Phas deg  
Vector averaged cross-power spectrum Several baselines displayed  
Timerange: 00/23:02:44 to 00/23:05:30

Plot file version 252 created 01-DEC-2023 16:31:59

J1108-1231 EG120.UVDATA.1

Freq = 4.6005 GHz, Bw = 16.000 MH

No calibration applied and no bandpass applied

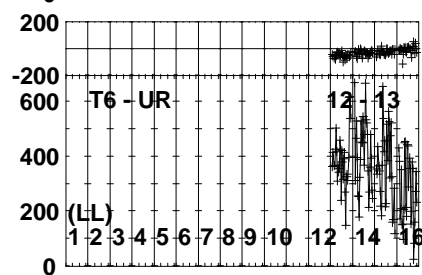
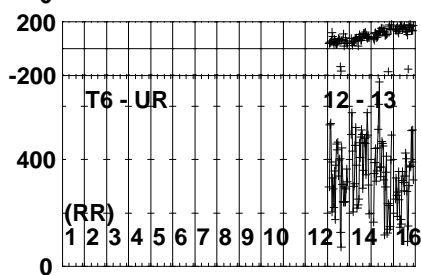
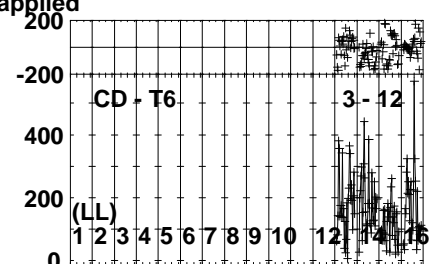
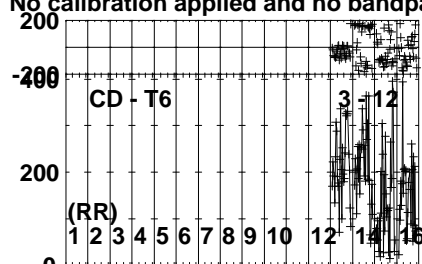
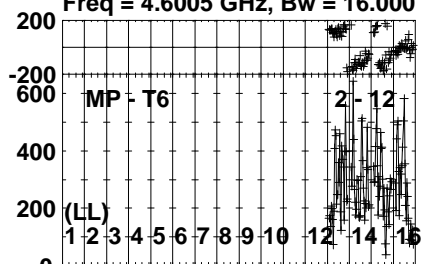


Lower frame: Micro Ampl Jy Top frame: Phas deg  
Vector averaged cross-power spectrum Several baselines displayed  
Timerange: 00/23:05:53 to 00/23:06:41

Plot file version 253 created 01-DEC-2023 16:31:59

J1108-1231 EG120.UVDATA.1

Freq = 4.6005 GHz, Bw = 16.000 MH No calibration applied and no bandpass applied

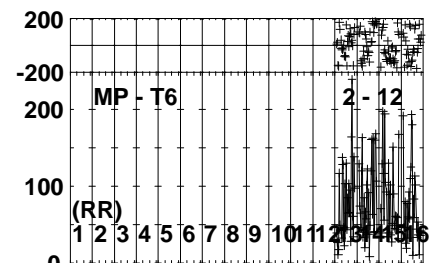
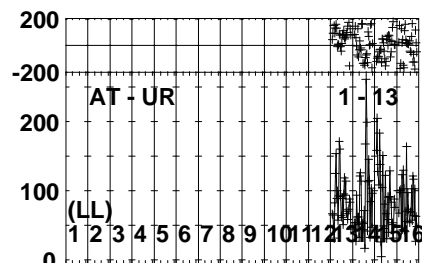
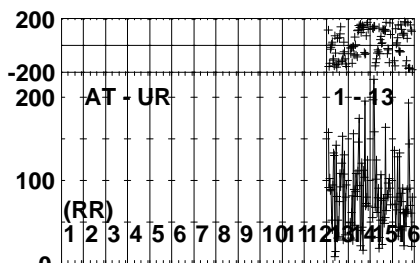
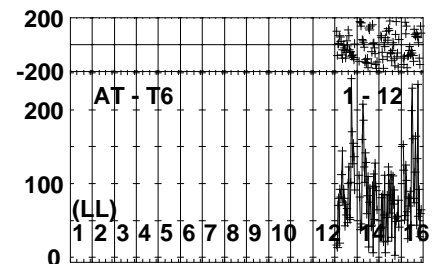
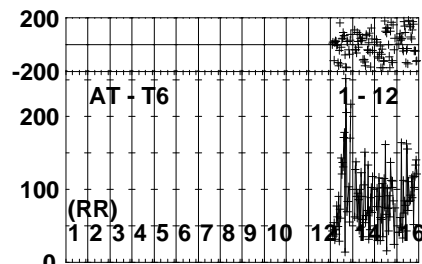
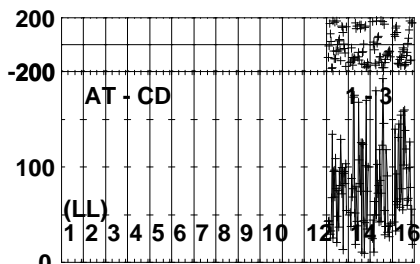
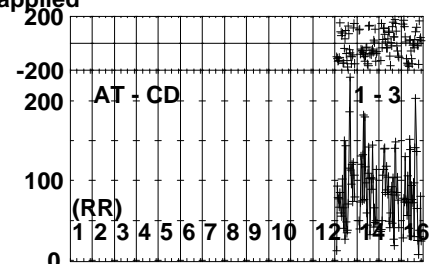
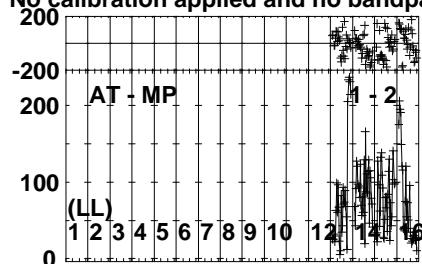
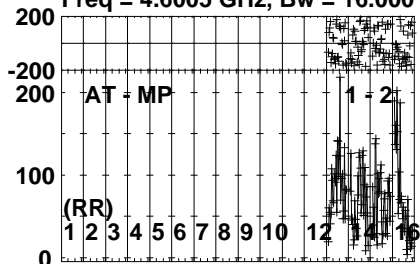


Lower frame: Micro Ampl Jy Top frame: Phas deg  
Vector averaged cross-power spectrum Several baselines displayed  
Timerange: 00/23:05:53 to 00/23:06:41

Plot file version 254 created 01-DEC-2023 16:32:00

GRB171205A EG120.UVDATA.1

Freq = 4.6005 GHz, Bw = 16.000 MH No calibration applied and no bandpass applied

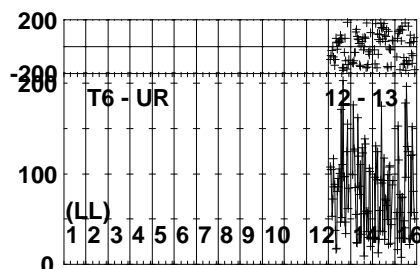
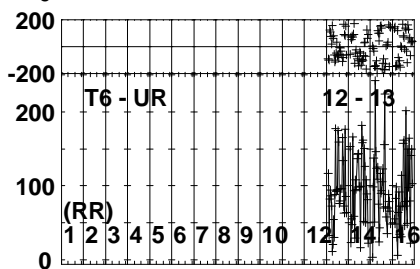
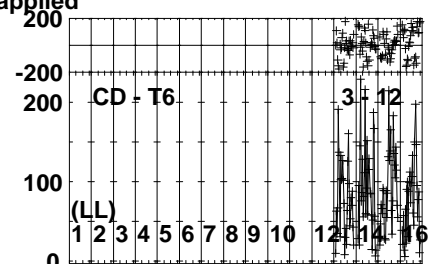
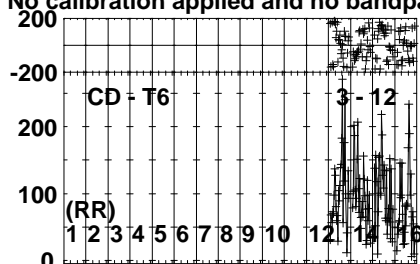
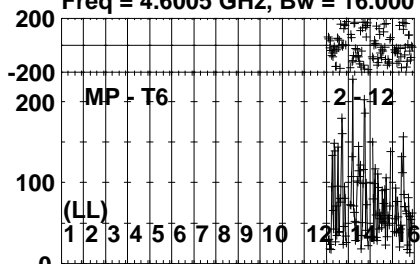


Lower frame: Micro Ampl Jy Top frame: Phas deg  
Vector averaged cross-power spectrum Several baselines displayed  
Timerange: 00/23:06:43 to 00/23:09:29

Plot file version 255 created 01-DEC-2023 16:32:00

GRB171205A EG120.UVDATA.1

Freq = 4.6005 GHz, Bw = 16.000 MH No calibration applied and no bandpass applied



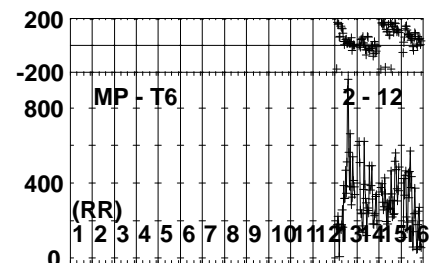
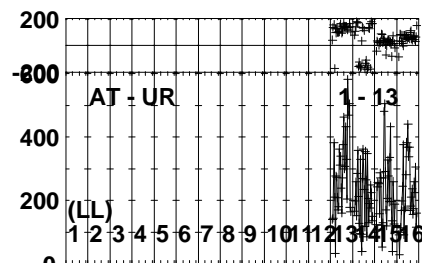
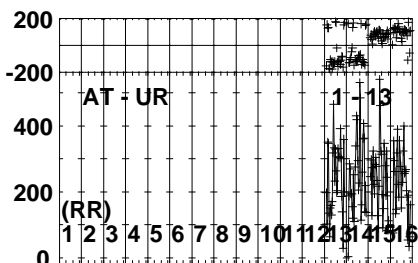
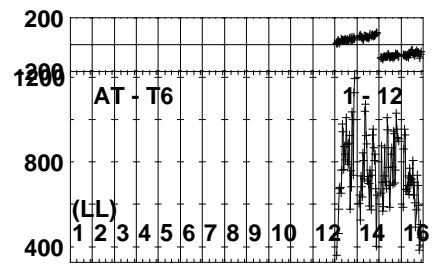
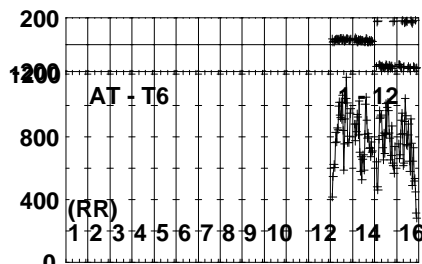
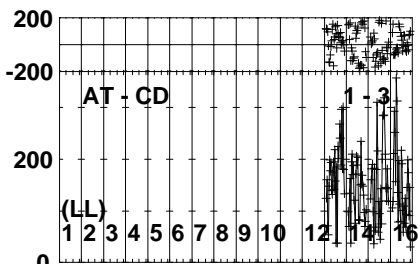
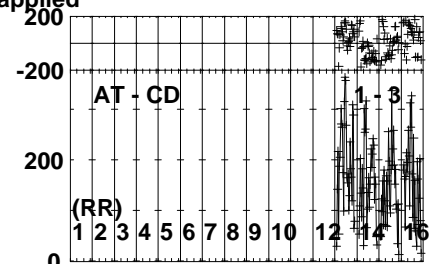

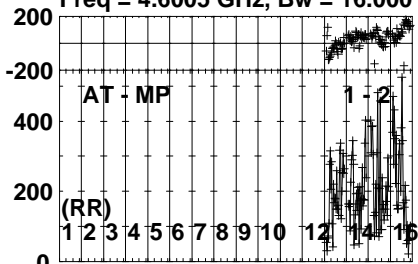
Lower frame: Micro Ampl Jy Top frame: Phas deg  
Vector averaged cross-power spectrum Several baselines displayed  
Timerange: 00/23:06:43 to 00/23:09:29

Plot file version 256 created 01-DEC-2023 16:32:00

J1108-1231 EG120.UVDATA.1

Freq = 4.6005 GHz, Bw = 16.000 MH

No calibration applied and no bandpass applied



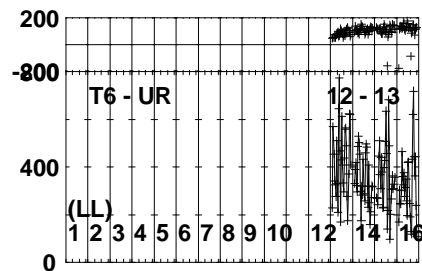
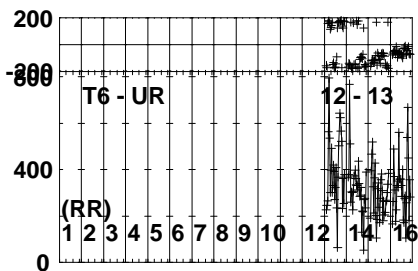
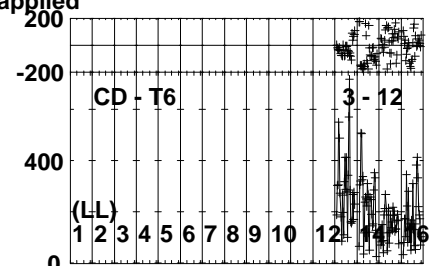
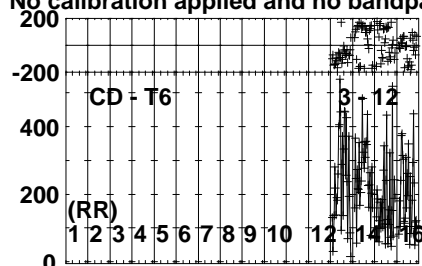
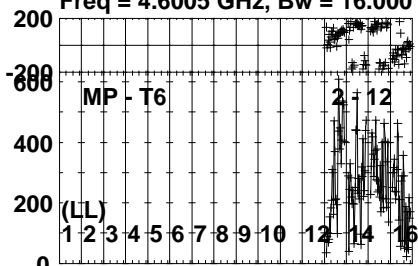
Lower frame: Micro Ampl Jy Top frame: Phas deg  
Vector averaged cross-power spectrum Several baselines displayed  
Timerange: 00/23:09:34 to 00/23:10:28



Plot file version 257 created 01-DEC-2023 16:32:00

J1108-1231 EG120.UVDATA.1

Freq = 4.6005 GHz, Bw = 16.000 MH No calibration applied and no bandpass applied

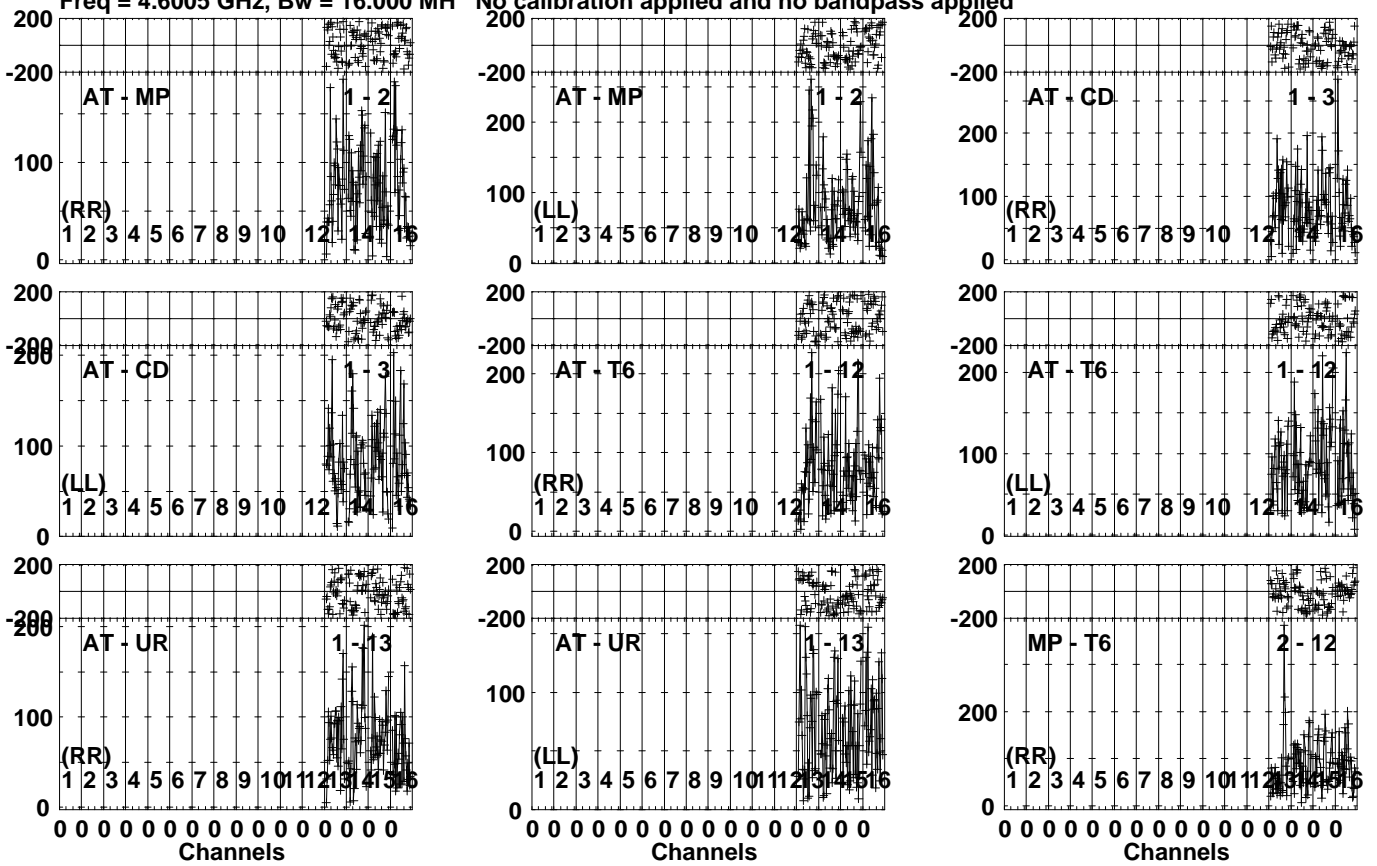


Lower frame: Micro Ampl Jy Top frame: Phas deg  
Vector averaged cross-power spectrum Several baselines displayed  
Timerange: 00/23:09:34 to 00/23:10:28

Plot file version 258 created 01-DEC-2023 16:32:00

GRB171205A EG120.UVDATA.1

Freq = 4.6005 GHz, Bw = 16.000 MH No calibration applied and no bandpass applied

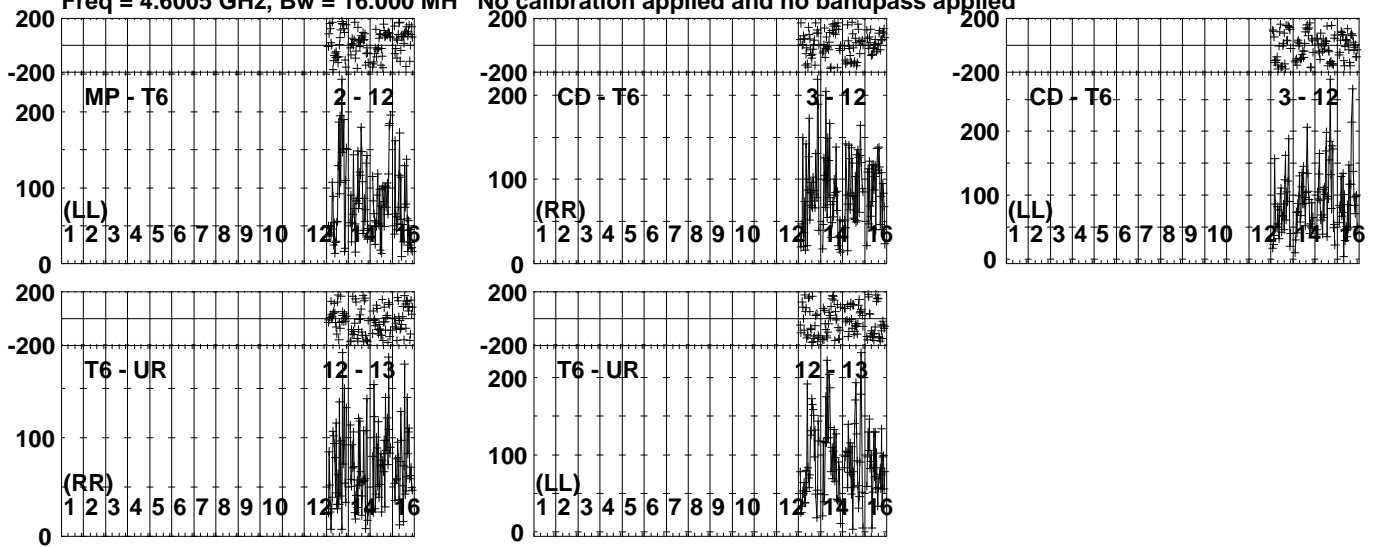


Lower frame: Micro Ampl Jy Top frame: Phas deg  
Vector averaged cross-power spectrum Several baselines displayed  
Timerange: 00/23:10:31 to 00/23:13:17

Plot file version 259 created 01-DEC-2023 16:32:00

GRB171205A EG120.UVDATA.1

Freq = 4.6005 GHz, Bw = 16.000 MH No calibration applied and no bandpass applied



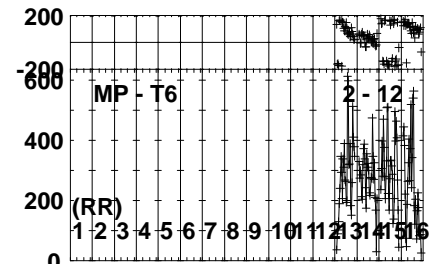
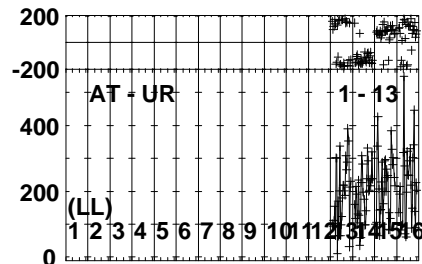
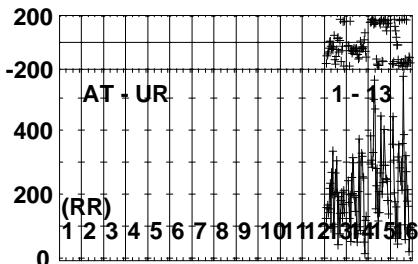
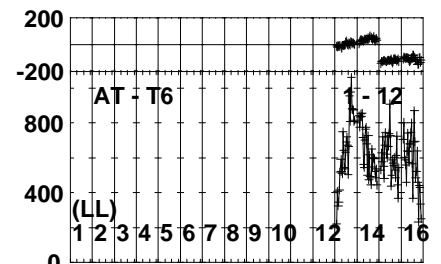
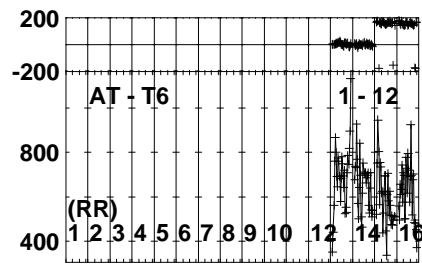
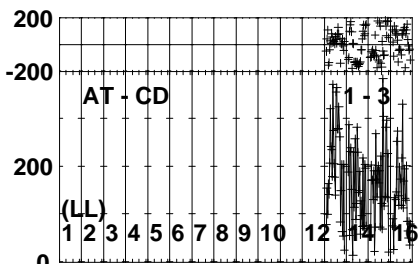
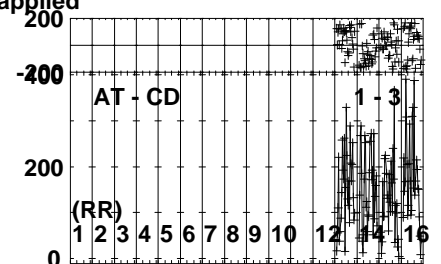
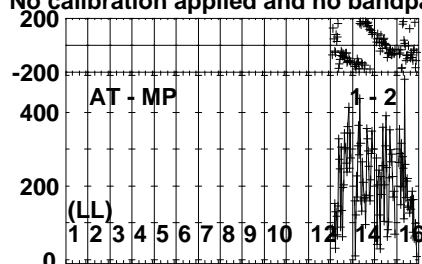
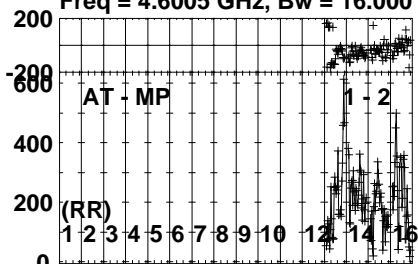
Lower frame: Micro Ampl Jy Top frame: Phas deg  
Vector averaged cross-power spectrum Several baselines displayed  
Timerange: 00/23:10:31 to 00/23:13:17

Plot file version 260 created 01-DEC-2023 16:32:00

J1108-1231 EG120.UVDATA.1

Freq = 4.6005 GHz, Bw = 16.000 MH

No calibration applied and no bandpass applied

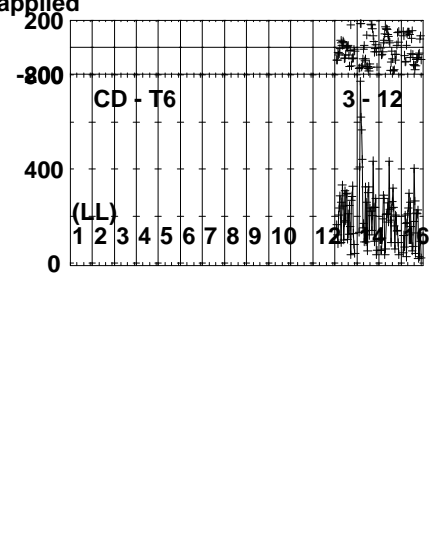
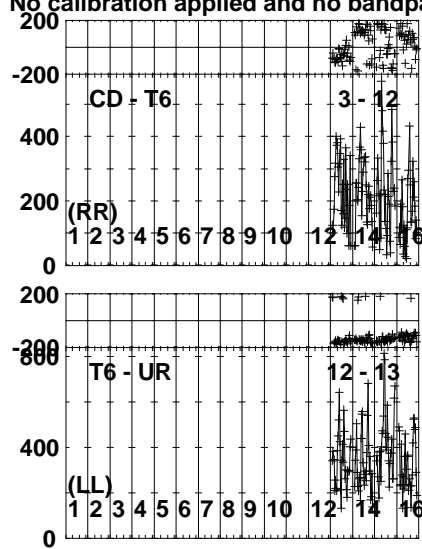
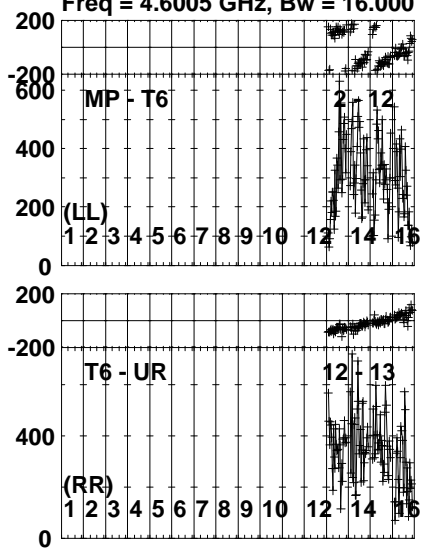


Lower frame: Micro Ampl Jy Top frame: Phas deg  
Vector averaged cross-power spectrum Several baselines displayed  
Timerange: 00/23:13:40 to 00/23:14:28

Plot file version 261 created 01-DEC-2023 16:32:00

J1108-1231 EG120.UVDATA.1

Freq = 4.6005 GHz, Bw = 16.000 MH No calibration applied and no bandpass applied

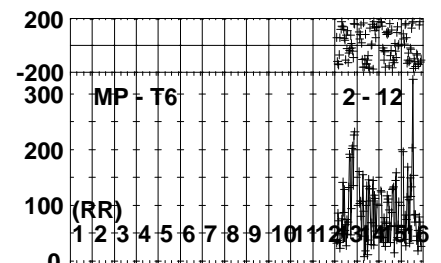
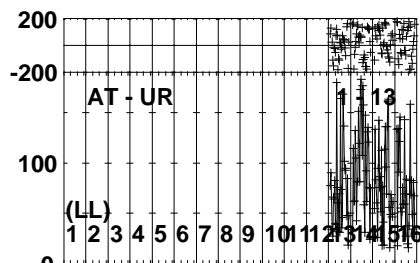
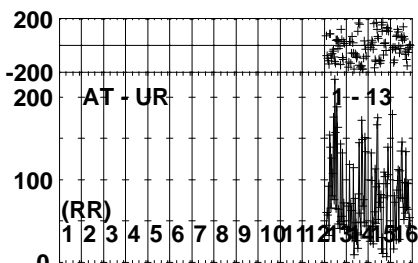
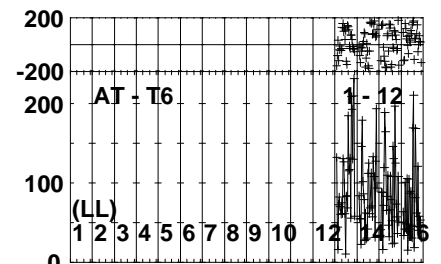
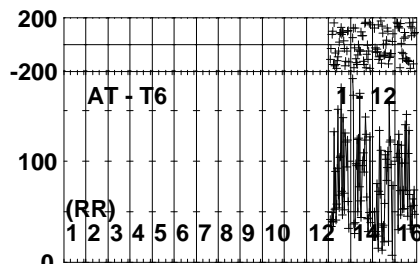
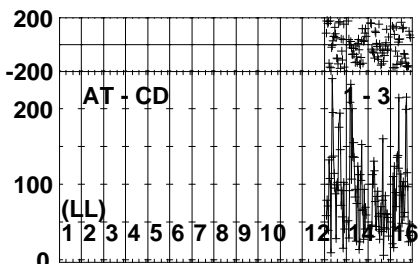
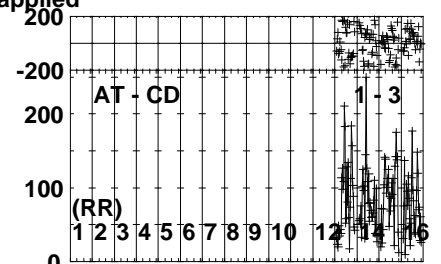
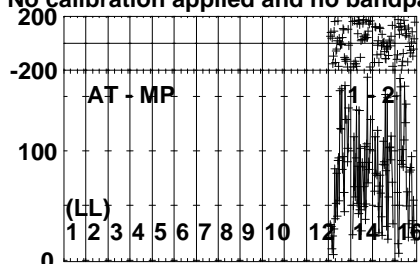
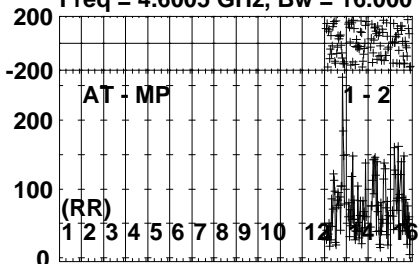


Lower frame: Micro Ampl Jy Top frame: Phas deg  
Vector averaged cross-power spectrum Several baselines displayed  
Timerange: 00/23:13:40 to 00/23:14:28

Plot file version 262 created 01-DEC-2023 16:32:00

GRB171205A EG120.UVDATA.1

Freq = 4.6005 GHz, Bw = 16.000 MH No calibration applied and no bandpass applied

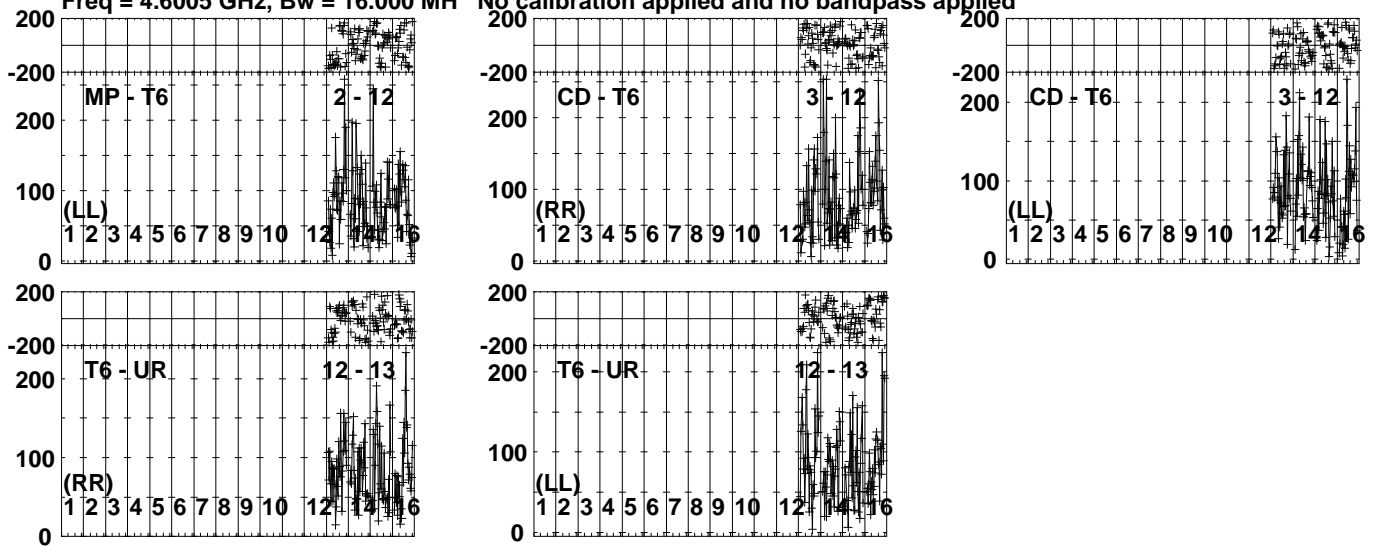


Lower frame: Micro Ampl Jy Top frame: Phas deg  
Vector averaged cross-power spectrum Several baselines displayed  
Timerange: 00/23:14:30 to 00/23:17:16

Plot file version 263 created 01-DEC-2023 16:32:00

GRB171205A EG120.UVDATA.1

Freq = 4.6005 GHz, Bw = 16.000 MH No calibration applied and no bandpass applied

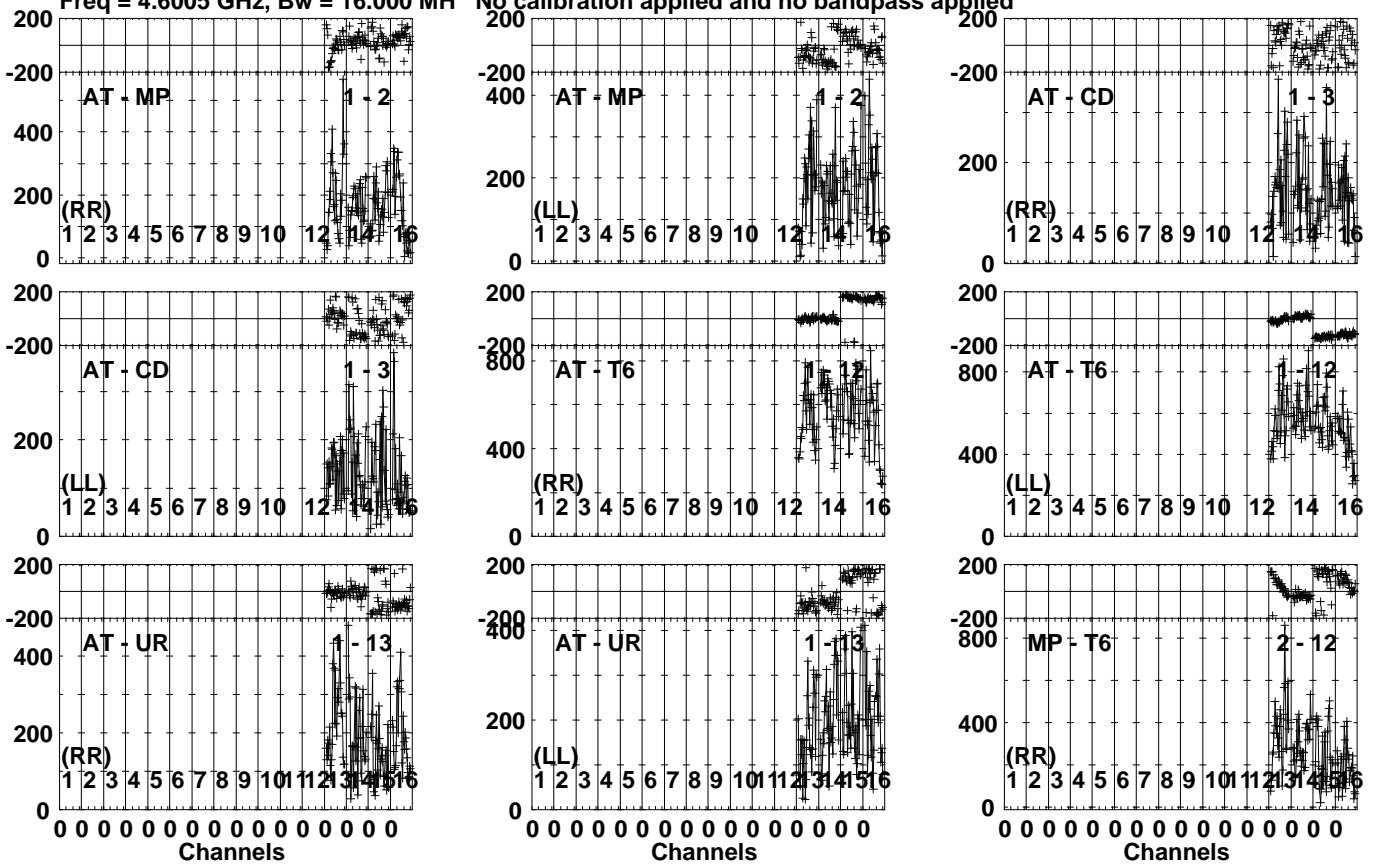


Lower frame: Micro Ampl Jy Top frame: Phas deg  
Vector averaged cross-power spectrum Several baselines displayed  
Timerange: 00/23:14:30 to 00/23:17:16

Plot file version 264 created 01-DEC-2023 16:32:00

J1108-1231 EG120.UVDATA.1

Freq = 4.6005 GHz, Bw = 16.000 MH No calibration applied and no bandpass applied



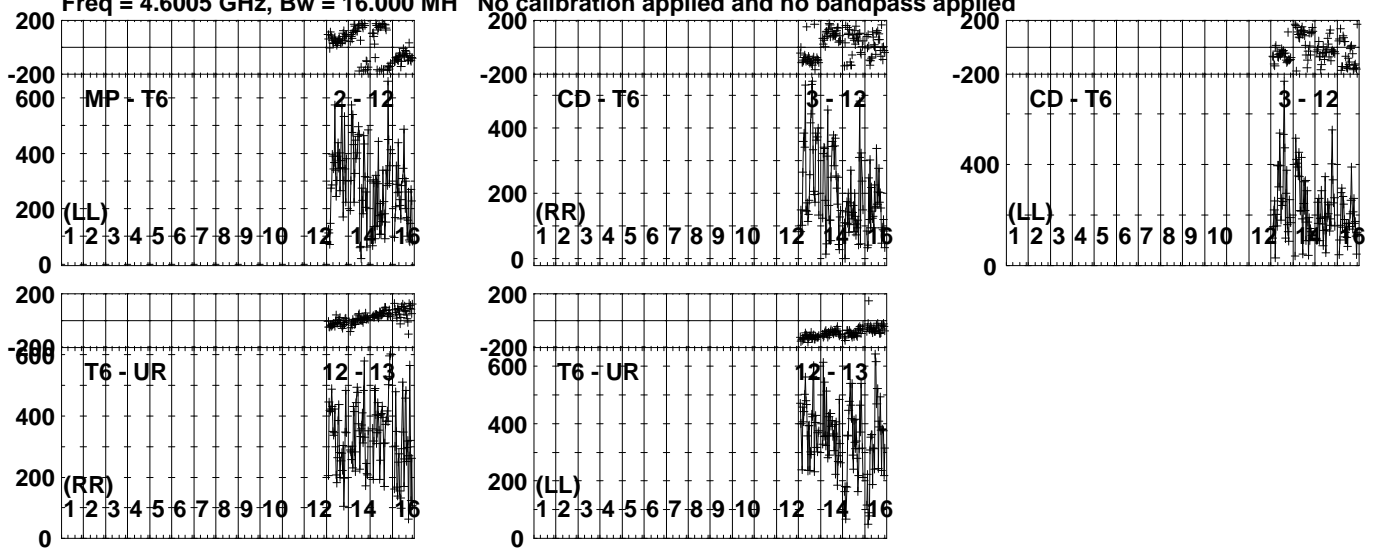
Lower frame: Micro Ampl Jy Top frame: Phas deg  
Vector averaged cross-power spectrum Several baselines displayed  
Timerange: 00/23:17:21 to 00/23:18:25



Plot file version 265 created 01-DEC-2023 16:32:00

J1108-1231 EG120.UVDATA.1

Freq = 4.6005 GHz, Bw = 16.000 MH No calibration applied and no bandpass applied



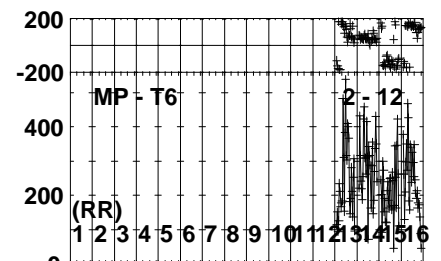
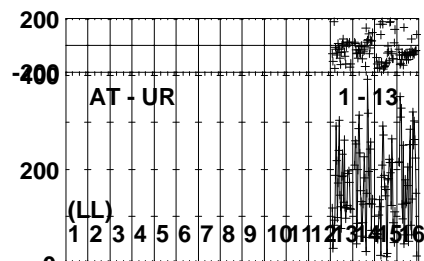
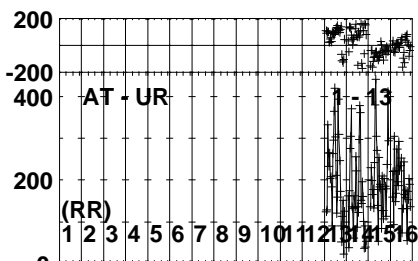
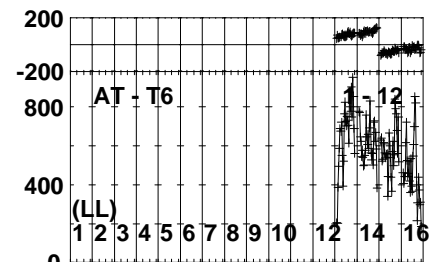
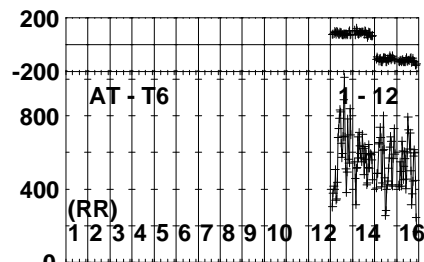
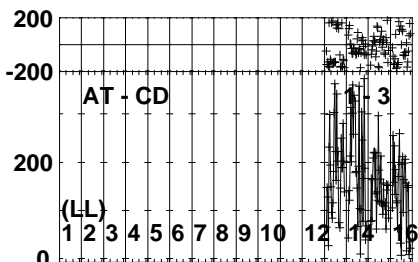
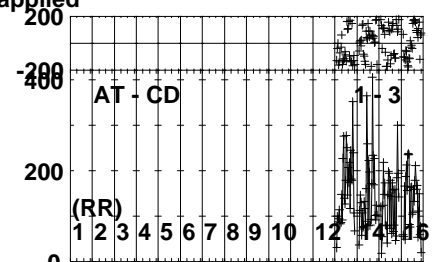

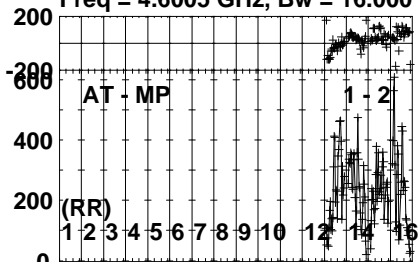
Lower frame: Micro Ampl Jy Top frame: Phas deg  
Vector averaged cross-power spectrum Several baselines displayed  
Timerange: 00/23:17:21 to 00/23:18:25

Plot file version 266 created 01-DEC-2023 16:32:00

J1107-1226 EG120.UVDATA.1

Freq = 4.6005 GHz, Bw = 16.000 MH

No calibration applied and no bandpass applied



0 0 0 0 0 0 0 0 0 0 0 0 0 0 0 0  
Channels

0 0 0 0 0 0 0 0 0 0 0 0 0 0 0 0  
Channels

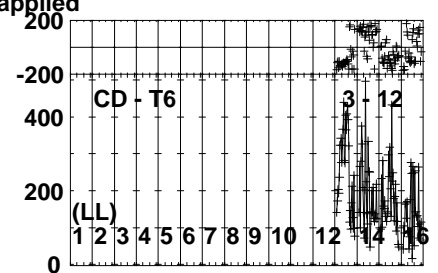
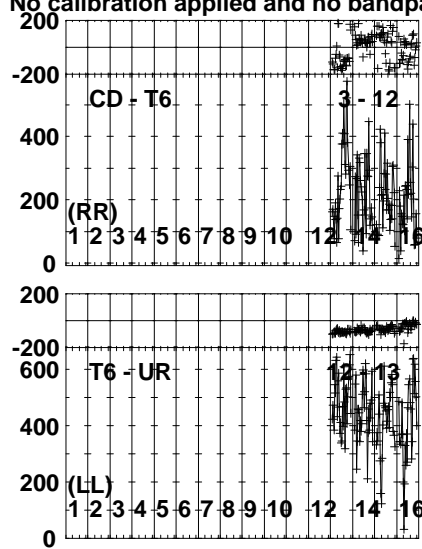
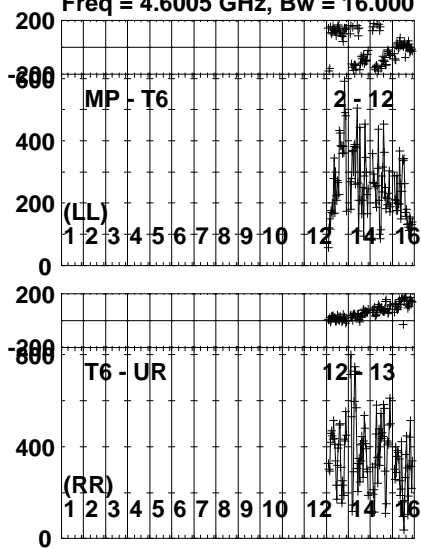
0 0 0 0 0 0 0 0 0 0 0 0 0 0 0 0  
Channels

Lower frame: Micro Ampl Jy Top frame: Phas deg  
Vector averaged cross-power spectrum Several baselines displayed  
Timerange: 00/23:18:30 to 00/23:19:34

Plot file version 267 created 01-DEC-2023 16:32:00

J1107-1226 EG120.UVDATA.1

Freq = 4.6005 GHz, Bw = 16.000 MH No calibration applied and no bandpass applied

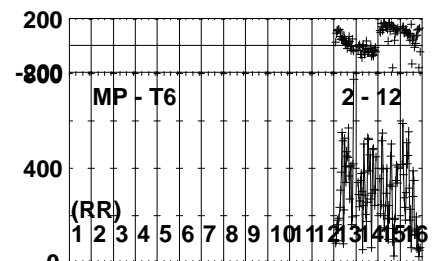
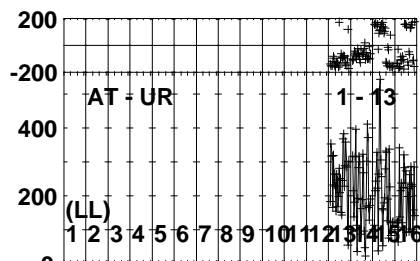
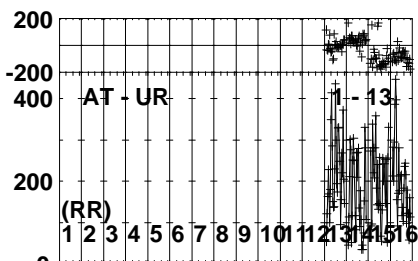
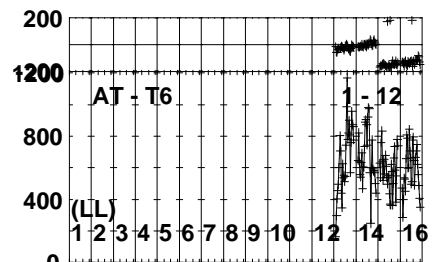
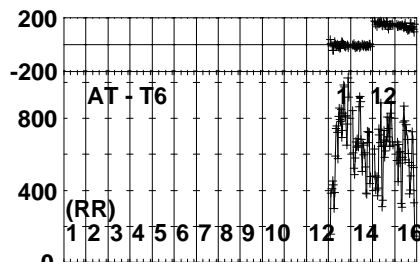
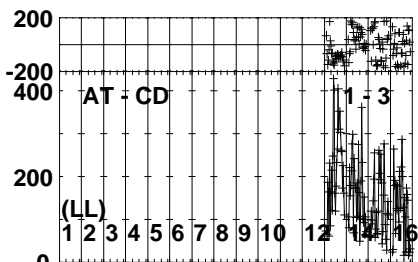
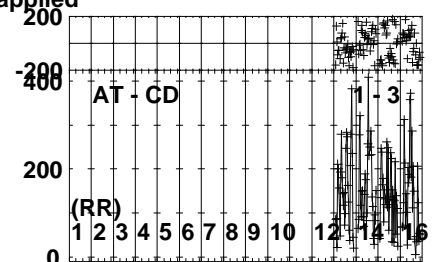
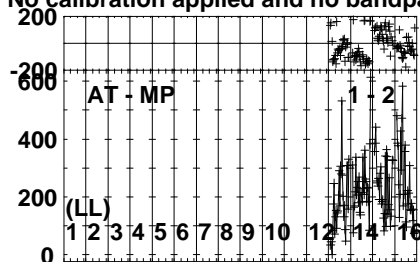
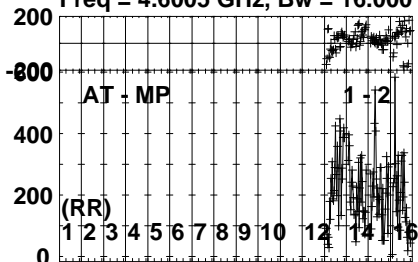


Lower frame: Micro Ampl Jy Top frame: Phas deg  
Vector averaged cross-power spectrum Several baselines displayed  
Timerange: 00/23:18:30 to 00/23:19:34

Plot file version 268 created 01-DEC-2023 16:32:00

J1108-1231 EG120.UVDATA.1

Freq = 4.6005 GHz, Bw = 16.000 MH No calibration applied and no bandpass applied



0 0 0 0 0 0 0 0 0 0 0 0 0 0 0 0  
Channels

0 0 0 0 0 0 0 0 0 0 0 0 0 0 0 0  
Channels

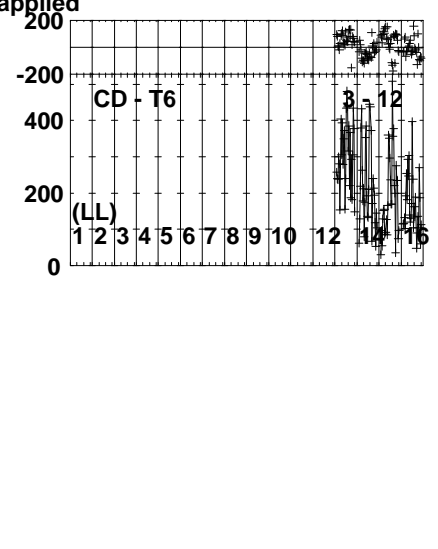
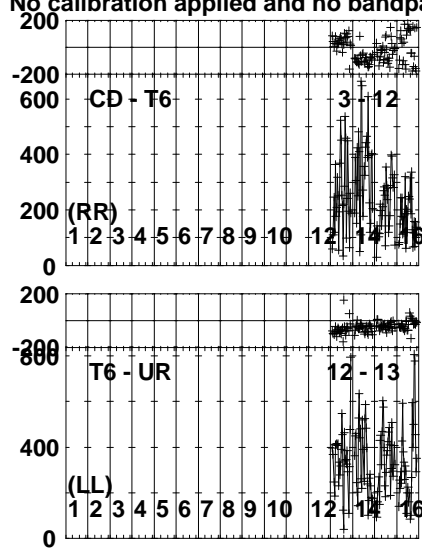
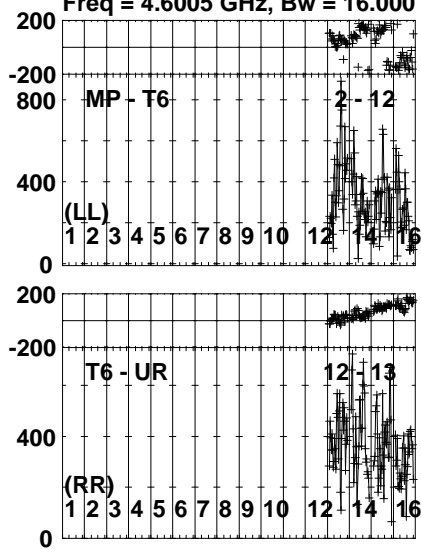
0 0 0 0 0 0 0 0 0 0 0 0 0 0 0 0  
Channels

Lower frame: Micro Ampl Jy Top frame: Phas deg  
Vector averaged cross-power spectrum Several baselines displayed  
Timerange: 00/23:19:37 to 00/23:20:33

Plot file version 269 created 01-DEC-2023 16:32:01

J1108-1231 EG120.UVDATA.1

Freq = 4.6005 GHz, Bw = 16.000 MH No calibration applied and no bandpass applied



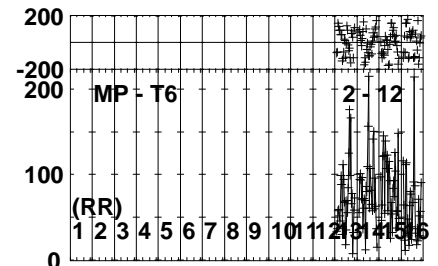
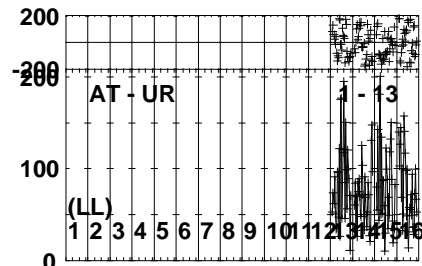
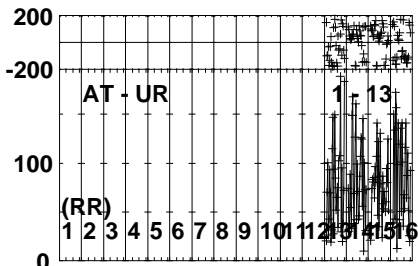
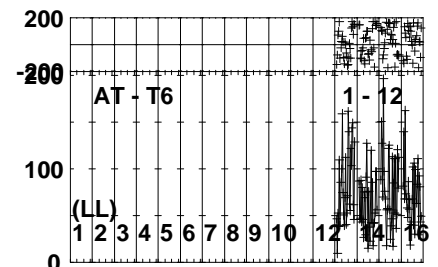
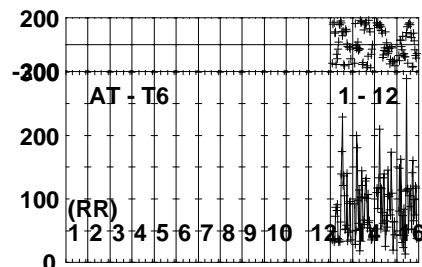
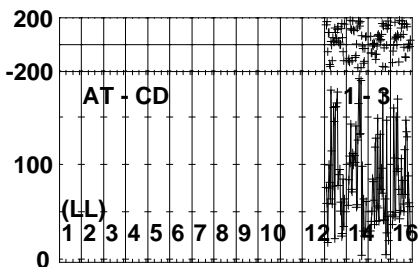
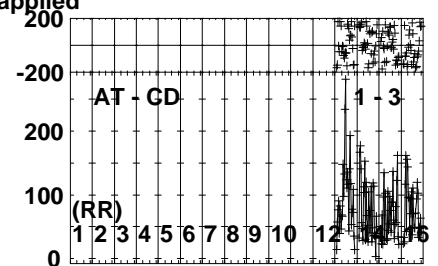
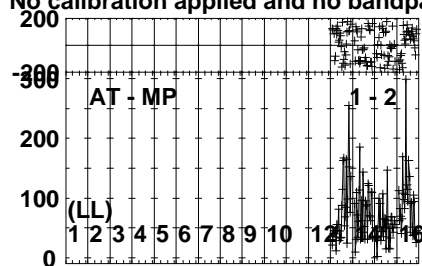
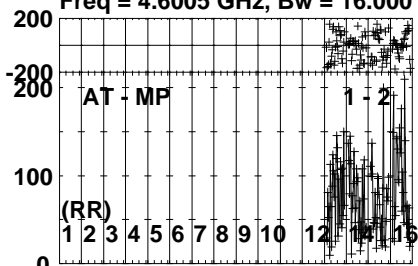
Lower frame: Micro Ampl Jy Top frame: Phas deg  
Vector averaged cross-power spectrum Several baselines displayed  
Timerange: 00/23:19:37 to 00/23:20:33

Plot file version 270 created 01-DEC-2023 16:32:01

GRB171205A EG120.UVDATA.1

Freq = 4.6005 GHz, Bw = 16.000 MH

No calibration applied and no bandpass applied

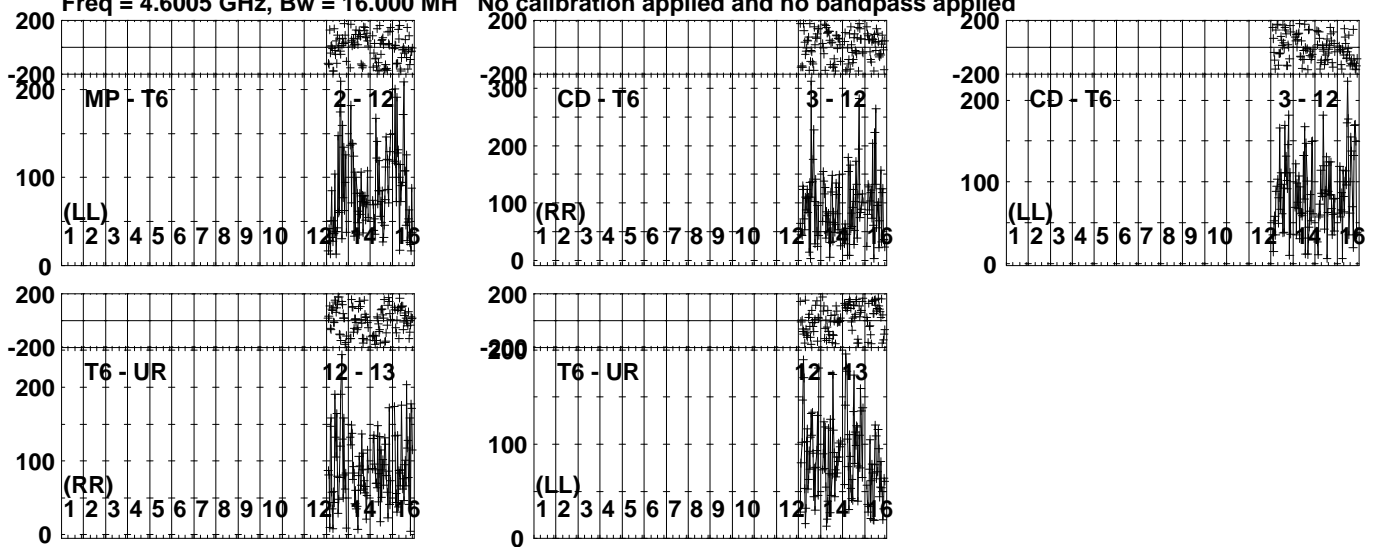


Lower frame: Micro Ampl Jy Top frame: Phas deg  
Vector averaged cross-power spectrum Several baselines displayed  
Timerange: 00/23:20:36 to 00/23:23:22

Plot file version 271 created 01-DEC-2023 16:32:01

GRB171205A EG120.UVDATA.1

Freq = 4.6005 GHz, Bw = 16.000 MH No calibration applied and no bandpass applied

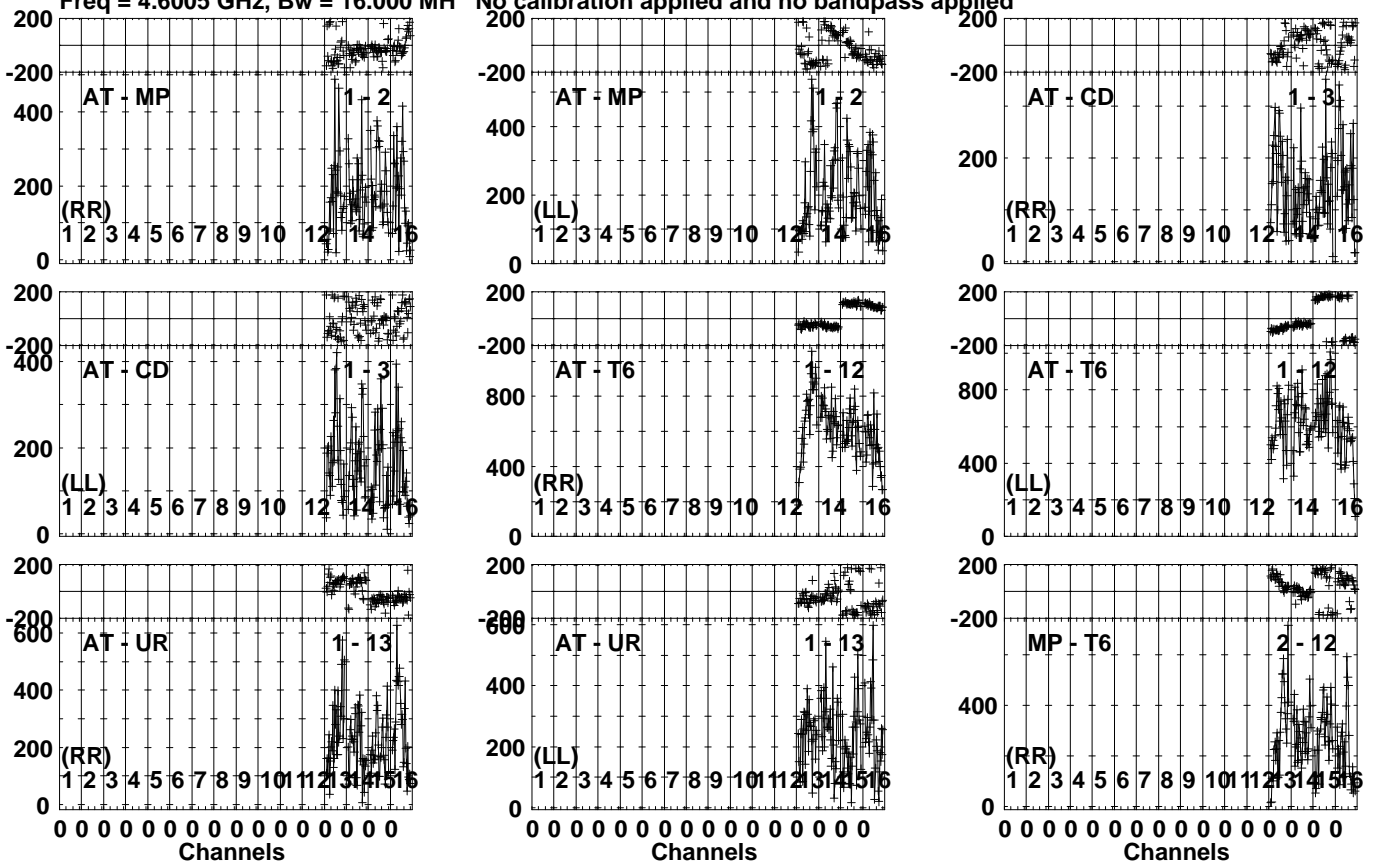


Lower frame: Micro Ampl Jy Top frame: Phas deg  
Vector averaged cross-power spectrum Several baselines displayed  
Timerange: 00/23:20:36 to 00/23:23:22

Plot file version 272 created 01-DEC-2023 16:32:01

J1108-1231 EG120.UVDATA.1

Freq = 4.6005 GHz, Bw = 16.000 MH No calibration applied and no bandpass applied



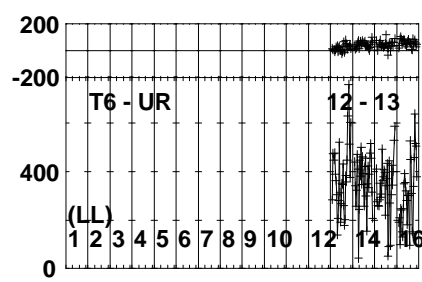
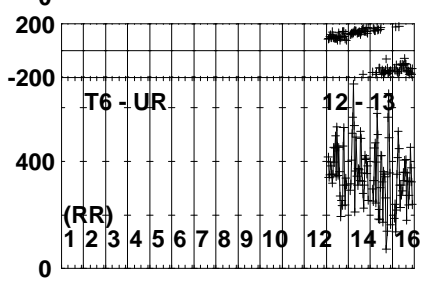
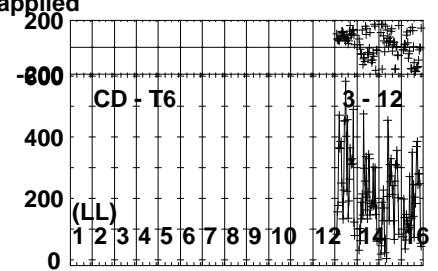
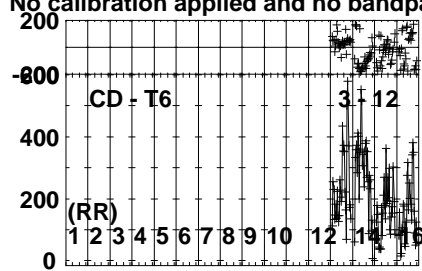
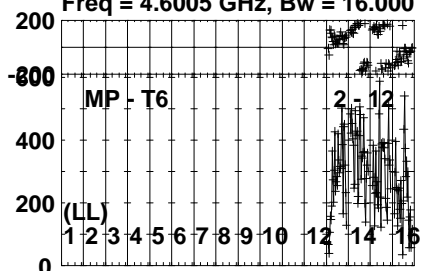
Lower frame: Micro Ampl Jy Top frame: Phas deg  
Vector averaged cross-power spectrum Several baselines displayed  
Timerange: 00/23:23:45 to 00/23:24:33



Plot file version 273 created 01-DEC-2023 16:32:01

J1108-1231 EG120.UVDATA.1

Freq = 4.6005 GHz, Bw = 16.000 MH No calibration applied and no bandpass applied



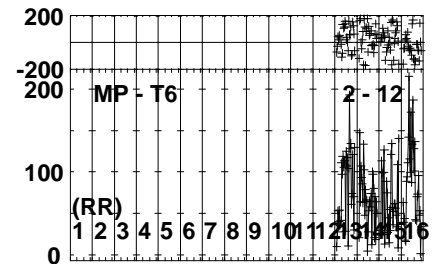
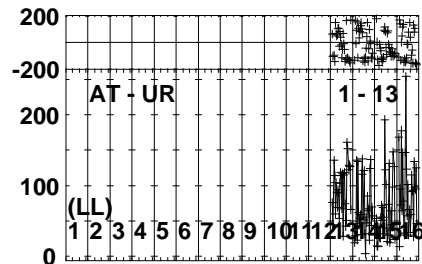
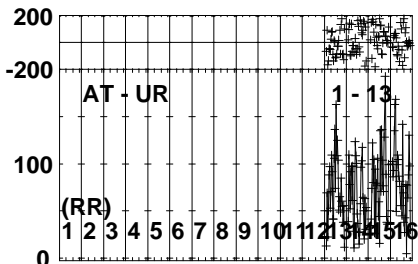
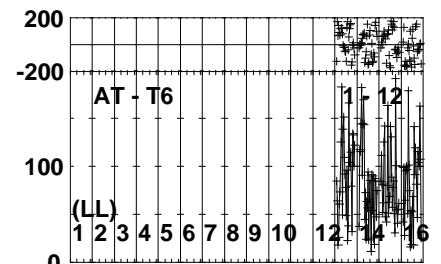
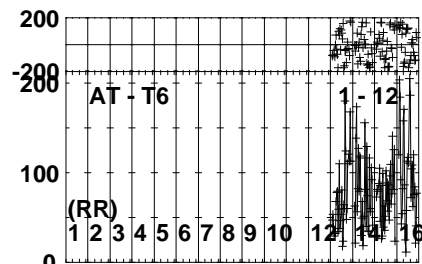
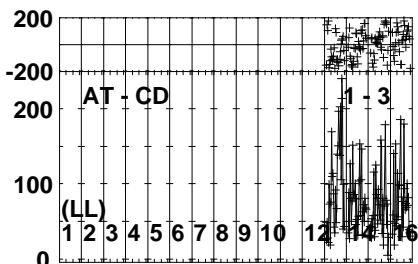
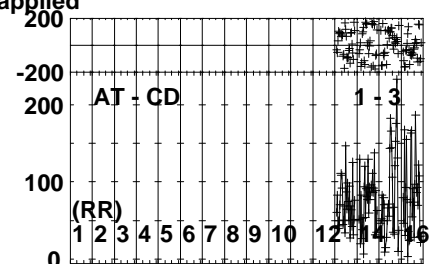
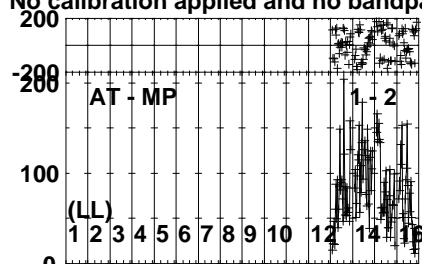
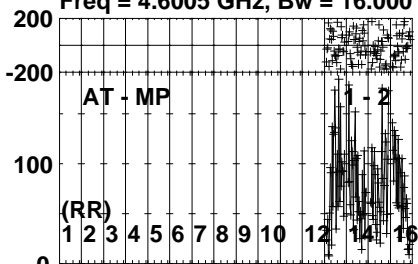
Lower frame: Micro Ampl Jy Top frame: Phas deg  
Vector averaged cross-power spectrum Several baselines displayed  
Timerange: 00/23:23:45 to 00/23:24:33

Plot file version 274 created 01-DEC-2023 16:32:01

GRB171205A EG120.UVDATA.1

Freq = 4.6005 GHz, Bw = 16.000 MH

No calibration applied and no bandpass applied

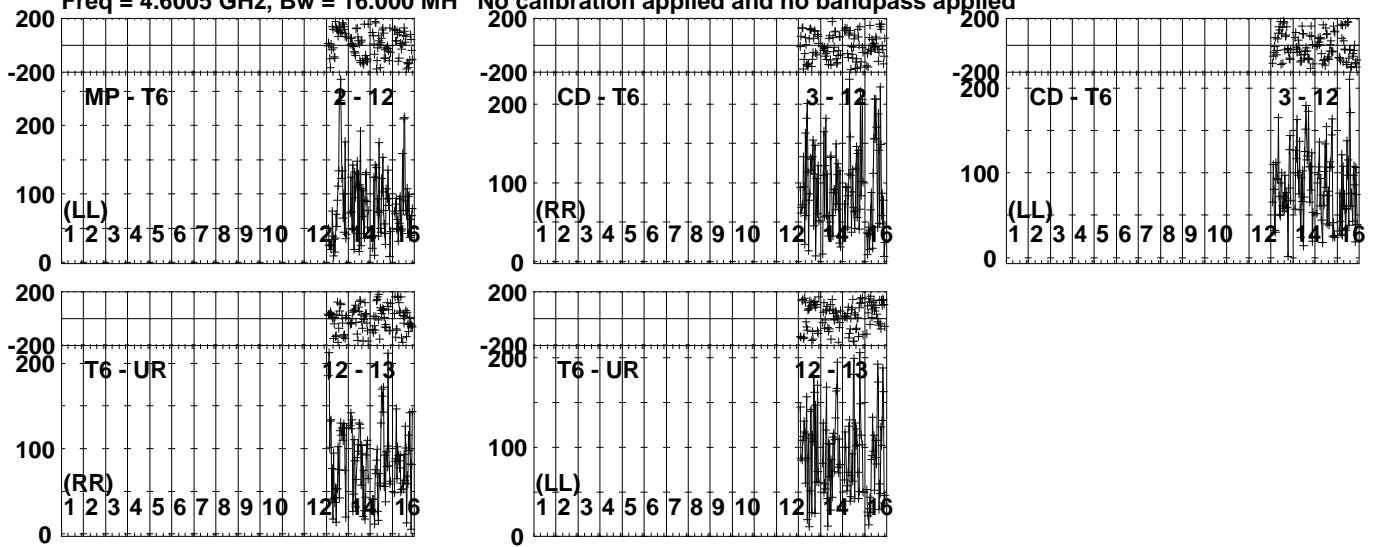


Lower frame: Micro Ampl Jy Top frame: Phas deg  
Vector averaged cross-power spectrum Several baselines displayed  
Timerange: 00/23:24:35 to 00/23:27:21

Plot file version 275 created 01-DEC-2023 16:32:01

GRB171205A EG120.UVDATA.1

Freq = 4.6005 GHz, Bw = 16.000 MH No calibration applied and no bandpass applied

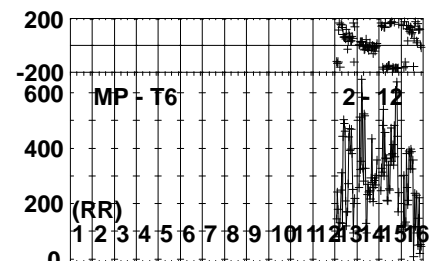
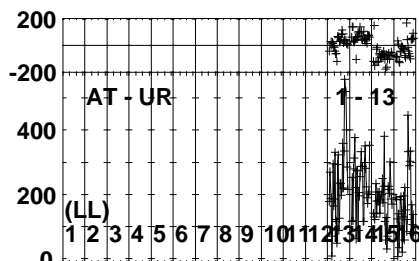
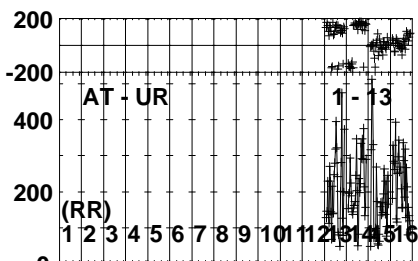
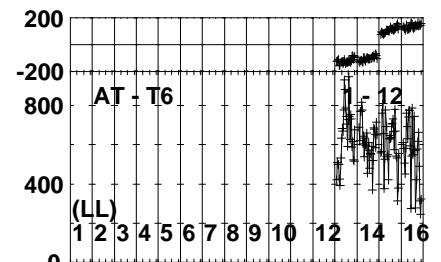
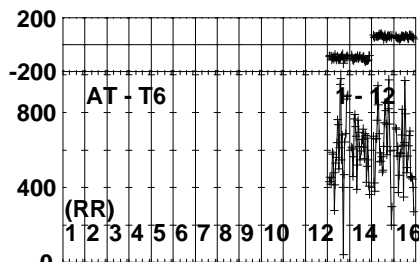
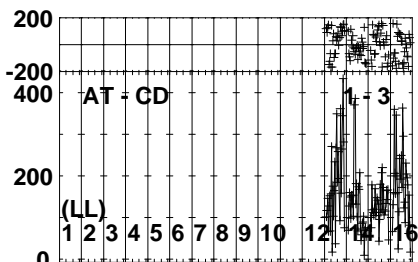
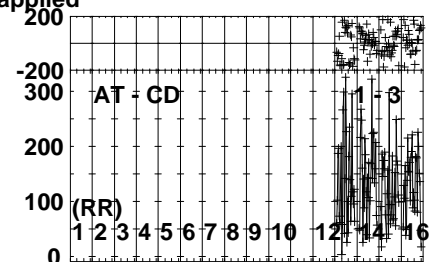
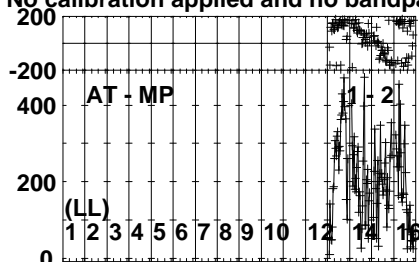
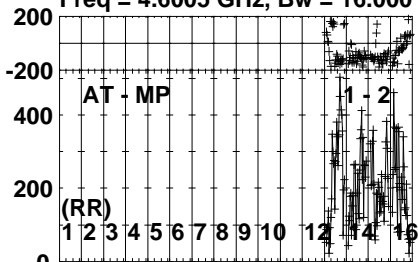


Lower frame: Micro Ampl Jy Top frame: Phas deg  
Vector averaged cross-power spectrum Several baselines displayed  
Timerange: 00/23:24:35 to 00/23:27:21

Plot file version 276 created 01-DEC-2023 16:32:01

J1108-1231 EG120.UVDATA.1

Freq = 4.6005 GHz, Bw = 16.000 MH No calibration applied and no bandpass applied



0 0 0 0 0 0 0 0 0 0 0 0 0 0 0 0  
Channels

0 0 0 0 0 0 0 0 0 0 0 0 0 0 0 0  
Channels

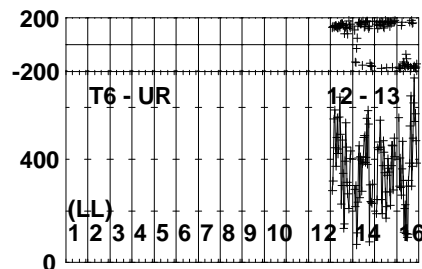
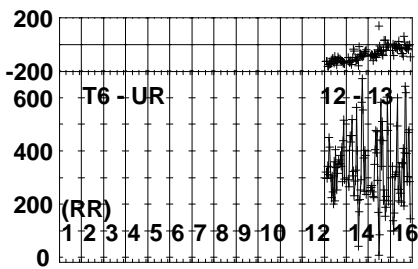
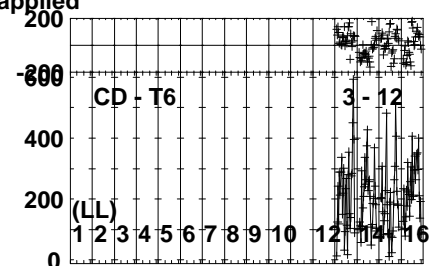
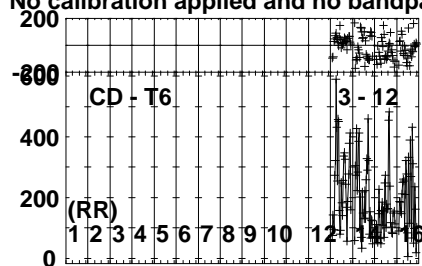
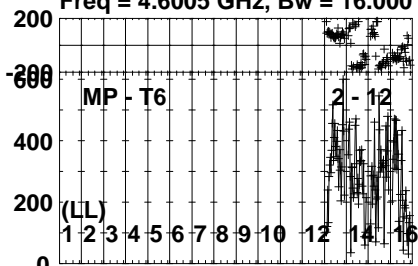
0 0 0 0 0 0 0 0 0 0 0 0 0 0 0 0  
Channels

Lower frame: Micro Ampl Jy Top frame: Phas deg  
Vector averaged cross-power spectrum Several baselines displayed  
Timerange: 00/23:27:24 to 00/23:28:20

Plot file version 277 created 01-DEC-2023 16:32:01

J1108-1231 EG120.UVDATA.1

Freq = 4.6005 GHz, Bw = 16.000 MH No calibration applied and no bandpass applied



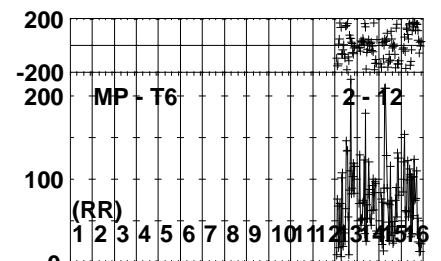
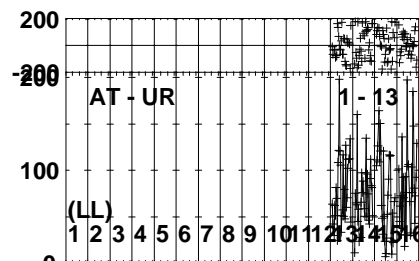
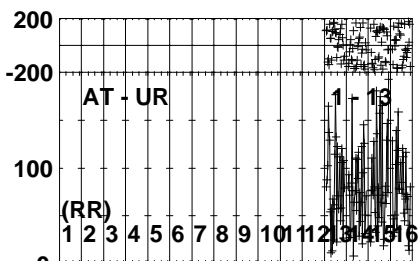
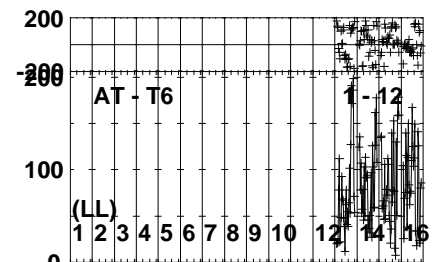
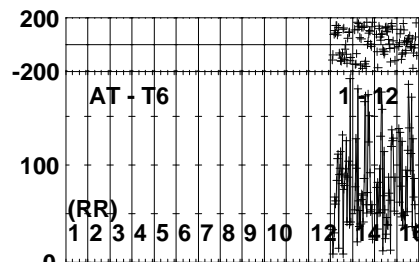
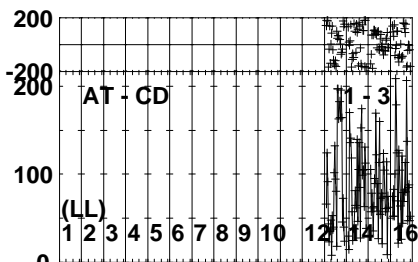
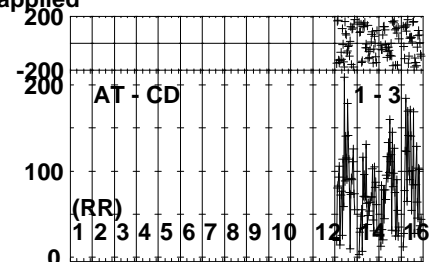
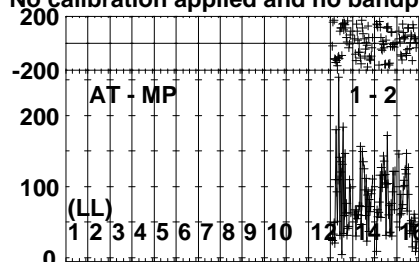
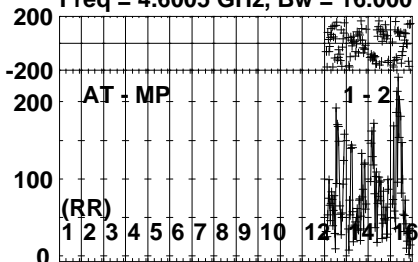
Lower frame: Micro Ampl Jy Top frame: Phas deg  
Vector averaged cross-power spectrum Several baselines displayed  
Timerange: 00/23:27:24 to 00/23:28:20

Plot file version 278 created 01-DEC-2023 16:32:01

GRB171205A EG120.UVDATA.1

Freq = 4.6005 GHz, Bw = 16.000 MH

No calibration applied and no bandpass applied

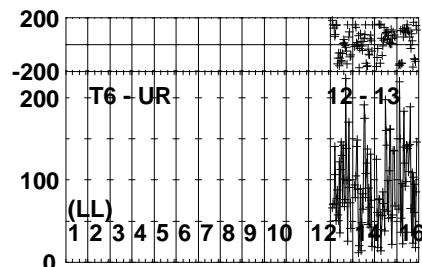
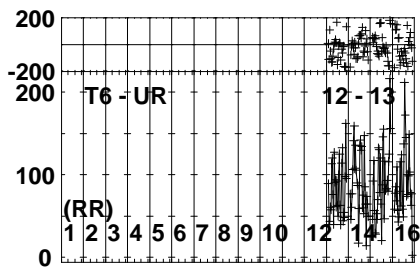
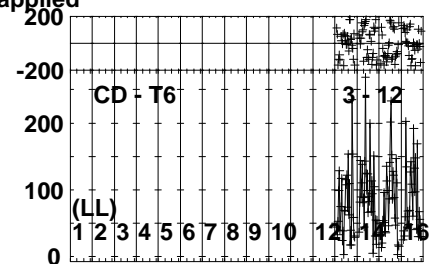
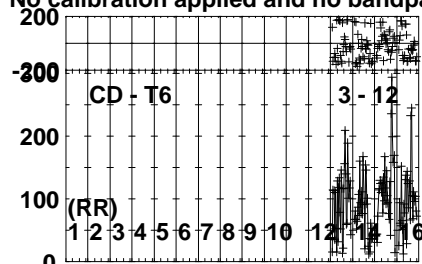
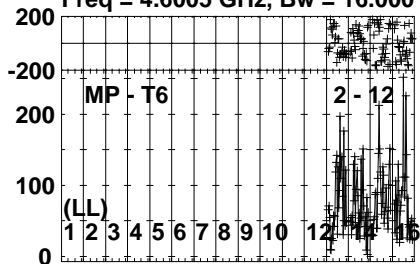


Lower frame: Micro Ampl Jy Top frame: Phas deg  
Vector averaged cross-power spectrum Several baselines displayed  
Timerange: 00/23:28:23 to 00/23:31:09

Plot file version 279 created 01-DEC-2023 16:32:01

GRB171205A EG120.UVDATA.1

Freq = 4.6005 GHz, Bw = 16.000 MH No calibration applied and no bandpass applied

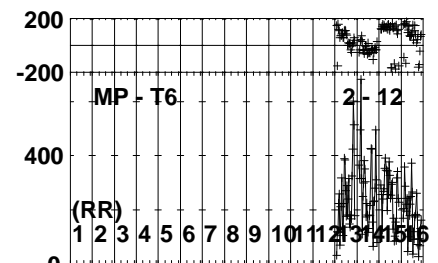
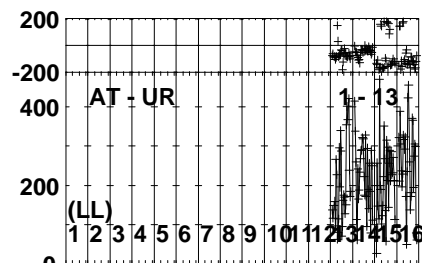
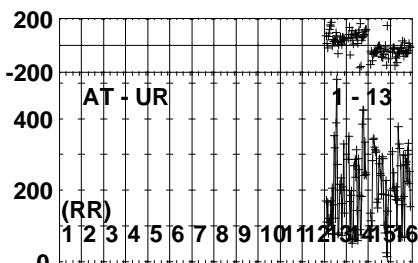
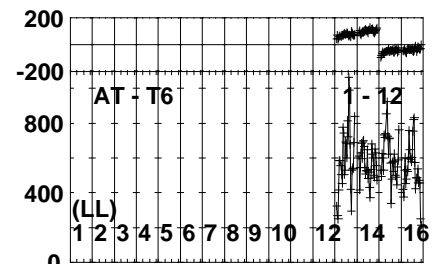
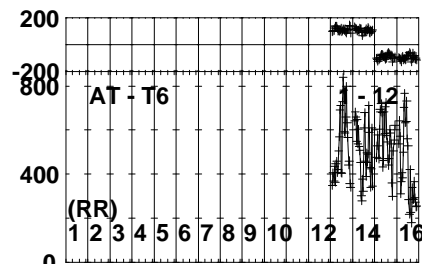
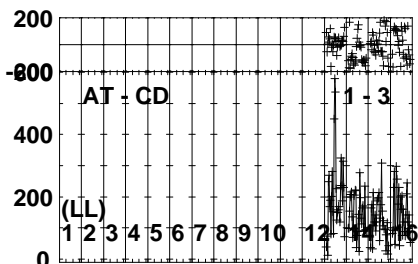
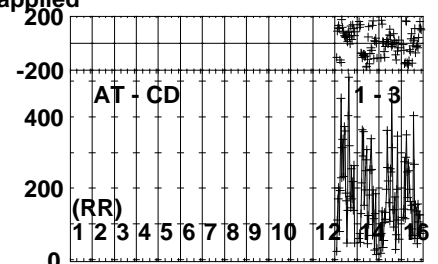

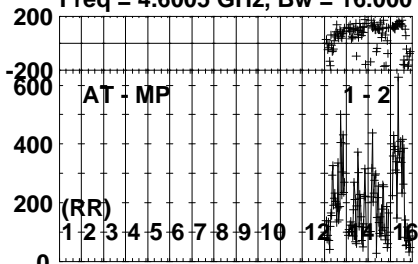


Lower frame: Micro Ampl Jy Top frame: Phas deg  
Vector averaged cross-power spectrum Several baselines displayed  
Timerange: 00/23:28:23 to 00/23:31:09

Plot file version 280 created 01-DEC-2023 16:32:01

J1108-1231 EG120.UVDATA.1

Freq = 4.6005 GHz, Bw = 16.000 MH No calibration applied and no bandpass applied



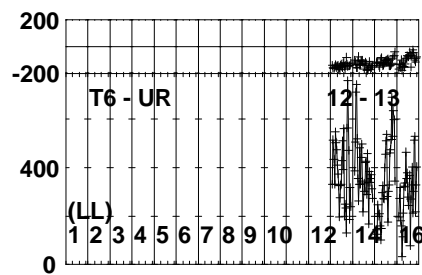
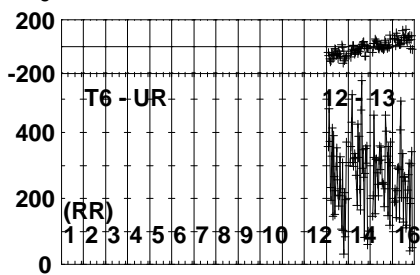
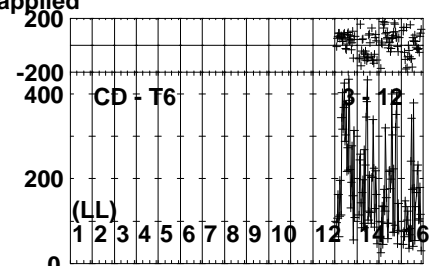
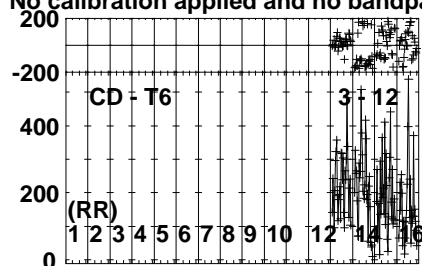
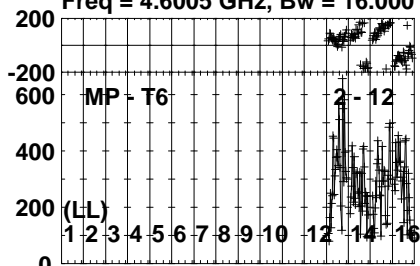
Lower frame: Micro Ampl Jy Top frame: Phas deg  
Vector averaged cross-power spectrum Several baselines displayed  
Timerange: 00/23:31:32 to 00/23:32:20



Plot file version 281 created 01-DEC-2023 16:32:01

J1108-1231 EG120.UVDATA.1

Freq = 4.6005 GHz, Bw = 16.000 MH No calibration applied and no bandpass applied

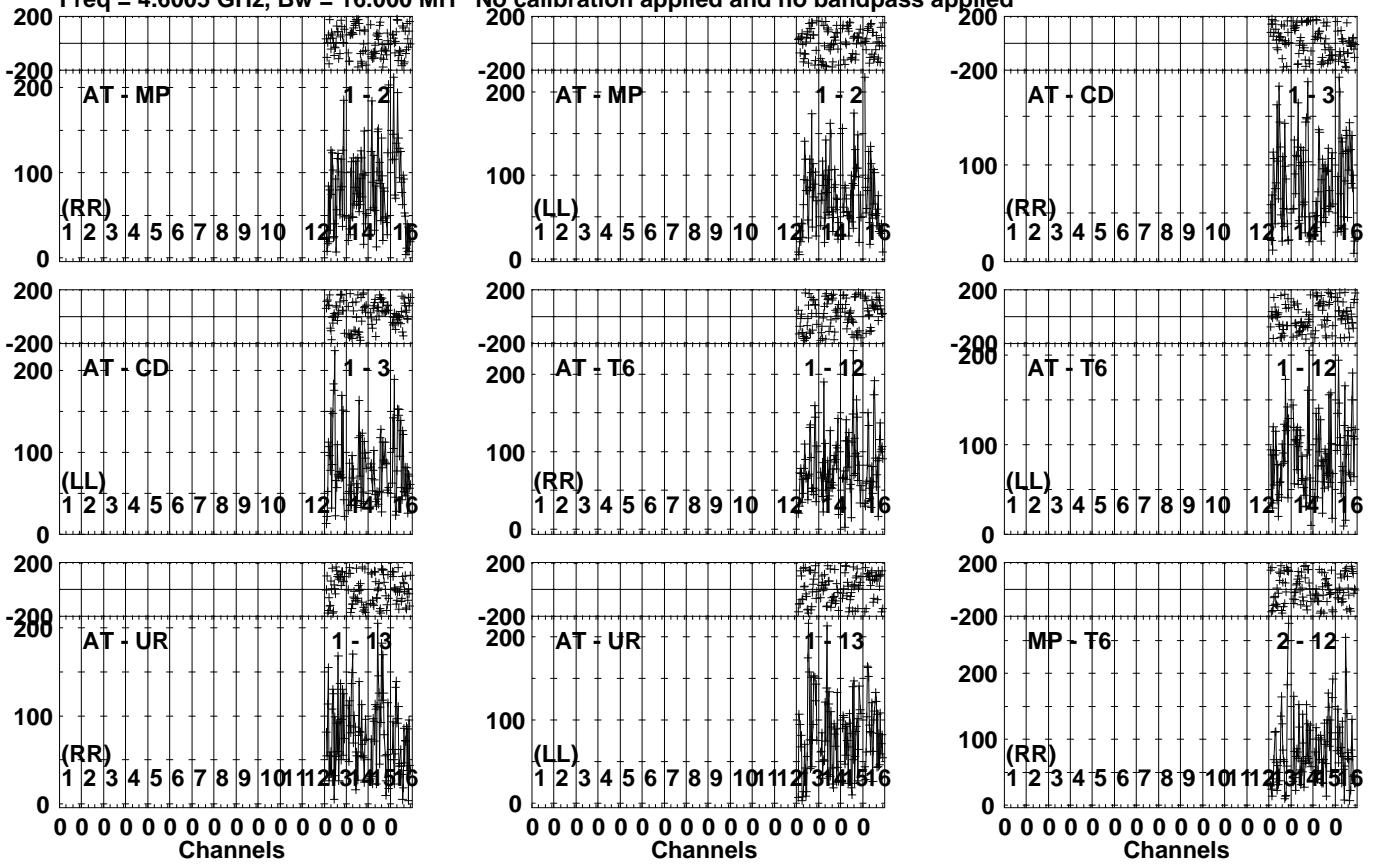


Lower frame: Micro Ampl Jy Top frame: Phas deg  
Vector averaged cross-power spectrum Several baselines displayed  
Timerange: 00/23:31:32 to 00/23:32:20

Plot file version 282 created 01-DEC-2023 16:32:01

GRB171205A EG120.UVDATA.1

Freq = 4.6005 GHz, Bw = 16.000 MH No calibration applied and no bandpass applied

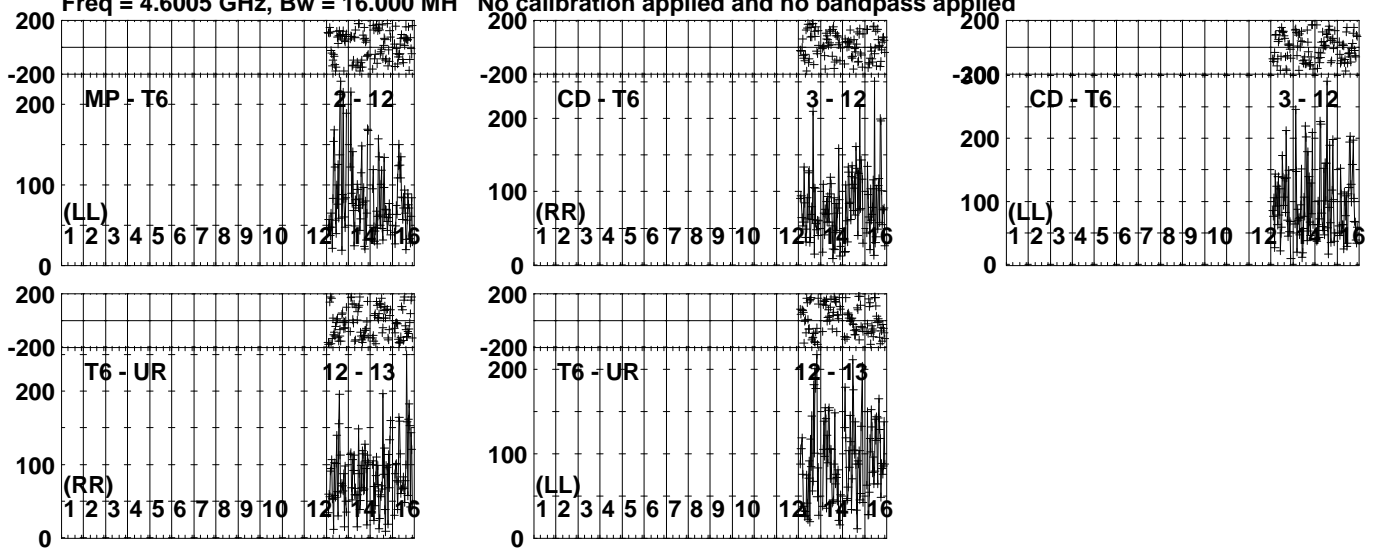


Lower frame: Micro Ampl Jy Top frame: Phas deg  
Vector averaged cross-power spectrum Several baselines displayed  
Timerange: 00/23:32:22 to 00/23:35:08

Plot file version 283 created 01-DEC-2023 16:32:01

GRB171205A EG120.UVDATA.1

Freq = 4.6005 GHz, Bw = 16.000 MH No calibration applied and no bandpass applied

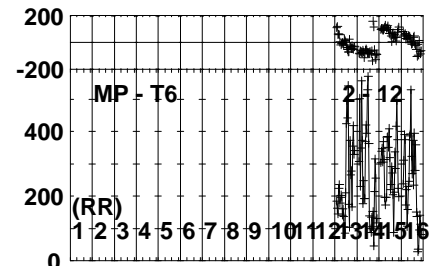
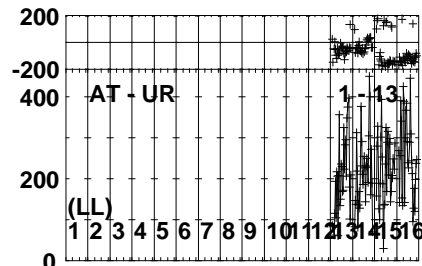
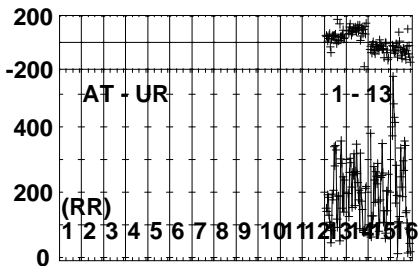
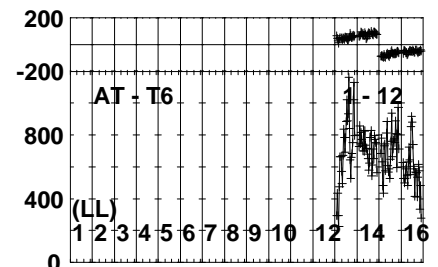
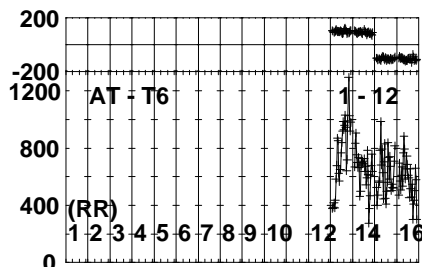
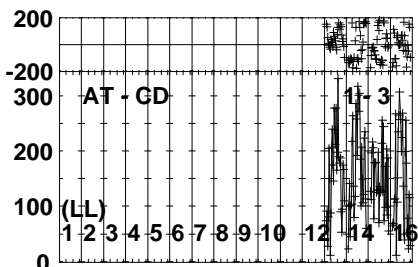
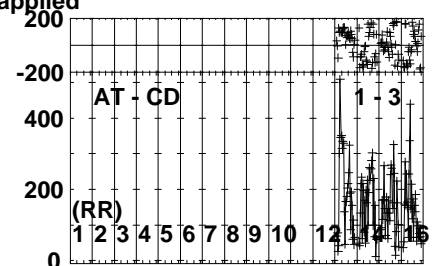
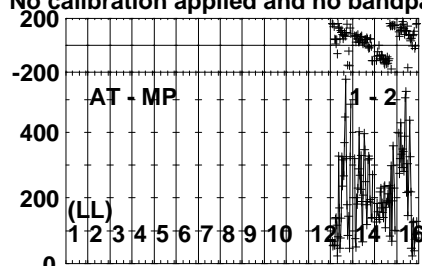
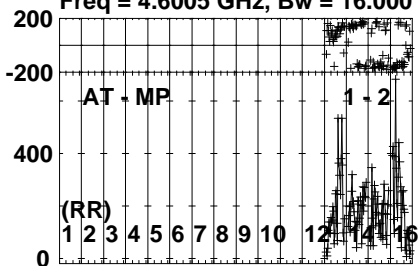


Lower frame: Micro Ampl Jy Top frame: Phas deg  
Vector averaged cross-power spectrum Several baselines displayed  
Timerange: 00/23:32:22 to 00/23:35:08

Plot file version 284 created 01-DEC-2023 16:32:02

J1108-1231 EG120.UVDATA.1

Freq = 4.6005 GHz, Bw = 16.000 MH No calibration applied and no bandpass applied

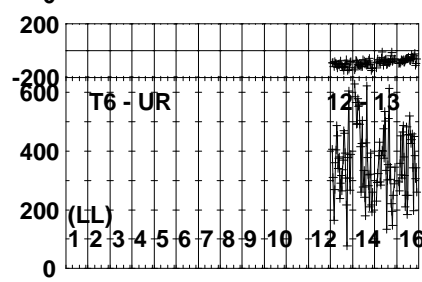
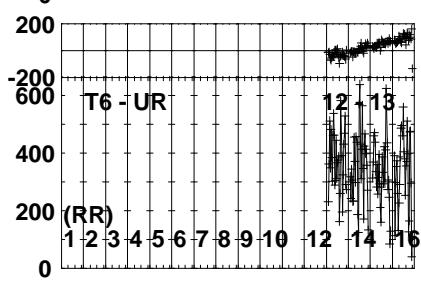
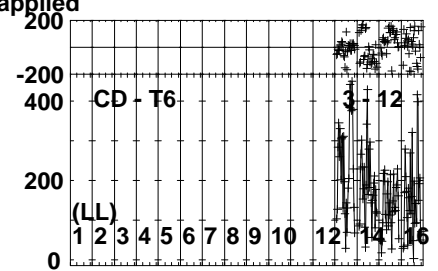
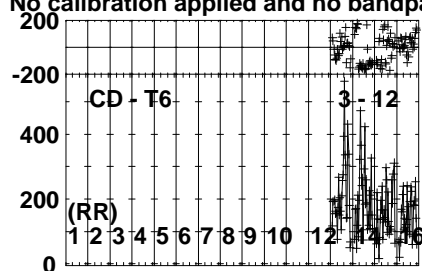
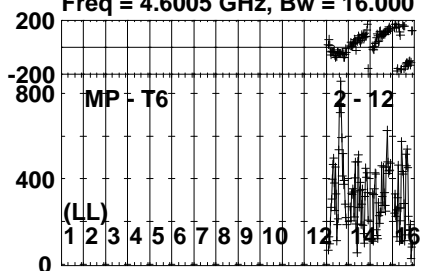


Lower frame: Micro Ampl Jy Top frame: Phas deg  
Vector averaged cross-power spectrum Several baselines displayed  
Timerange: 00/23:35:13 to 00/23:36:17

Plot file version 285 created 01-DEC-2023 16:32:02

J1108-1231 EG120.UVDATA.1

Freq = 4.6005 GHz, Bw = 16.000 MH No calibration applied and no bandpass applied

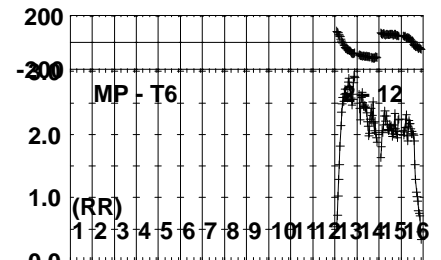
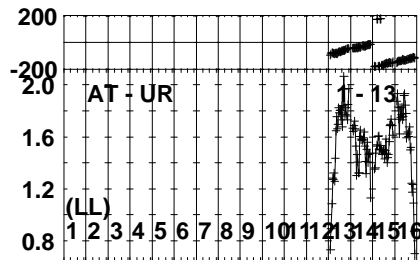
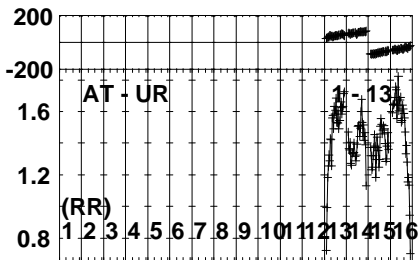
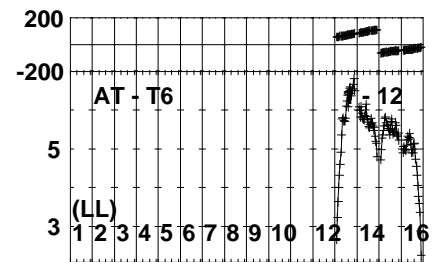
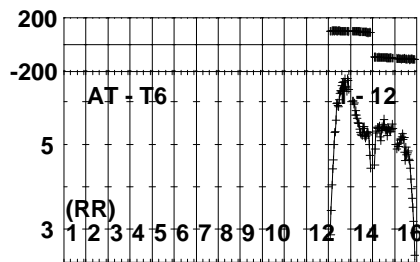
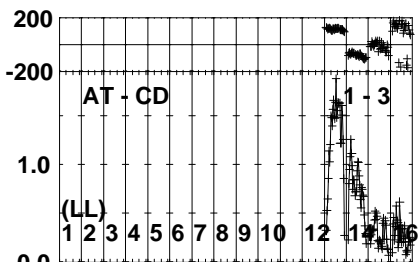
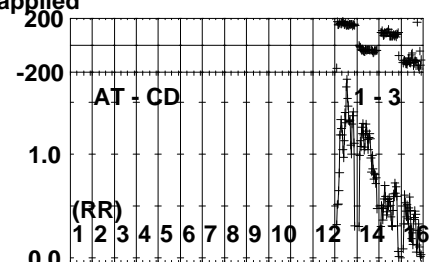
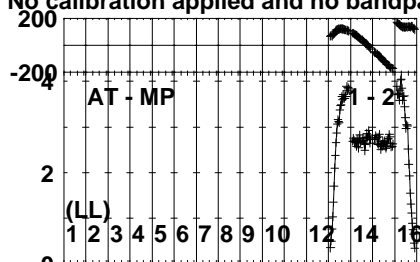
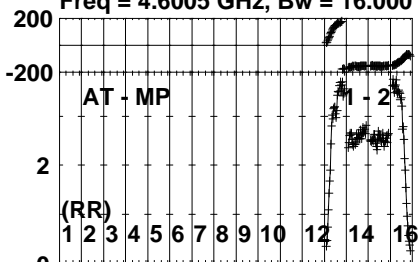


Lower frame: Micro Ampl Jy Top frame: Phas deg  
Vector averaged cross-power spectrum Several baselines displayed  
Timerange: 00/23:35:13 to 00/23:36:17

Plot file version 286 created 01-DEC-2023 16:32:02

J1118-1232 EG120.UVDATA.1

Freq = 4.6005 GHz, Bw = 16.000 MH No calibration applied and no bandpass applied

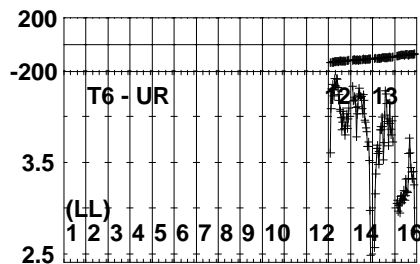
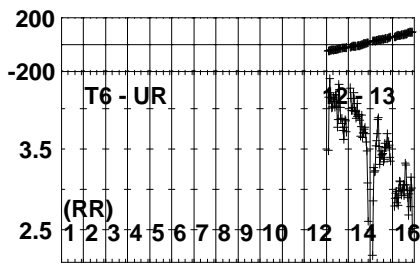
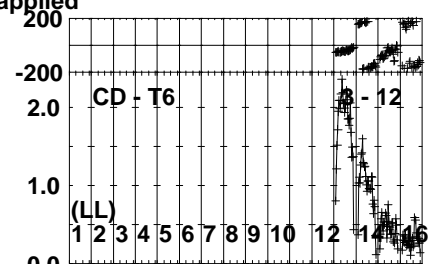
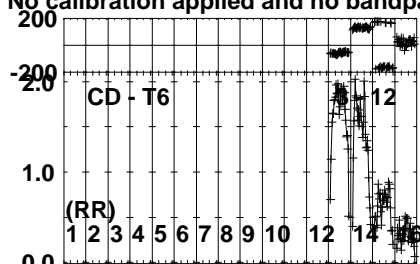
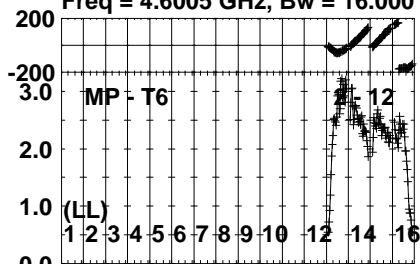


Lower frame: Milli Ampl Jy Top frame: Phas deg  
Vector averaged cross-power spectrum Several baselines displayed  
Timerange: 00/23:36:39 to 00/23:37:37

Plot file version 287 created 01-DEC-2023 16:32:02

J1118-1232 EG120.UVDATA.1

Freq = 4.6005 GHz, Bw = 16.000 MH No calibration applied and no bandpass applied

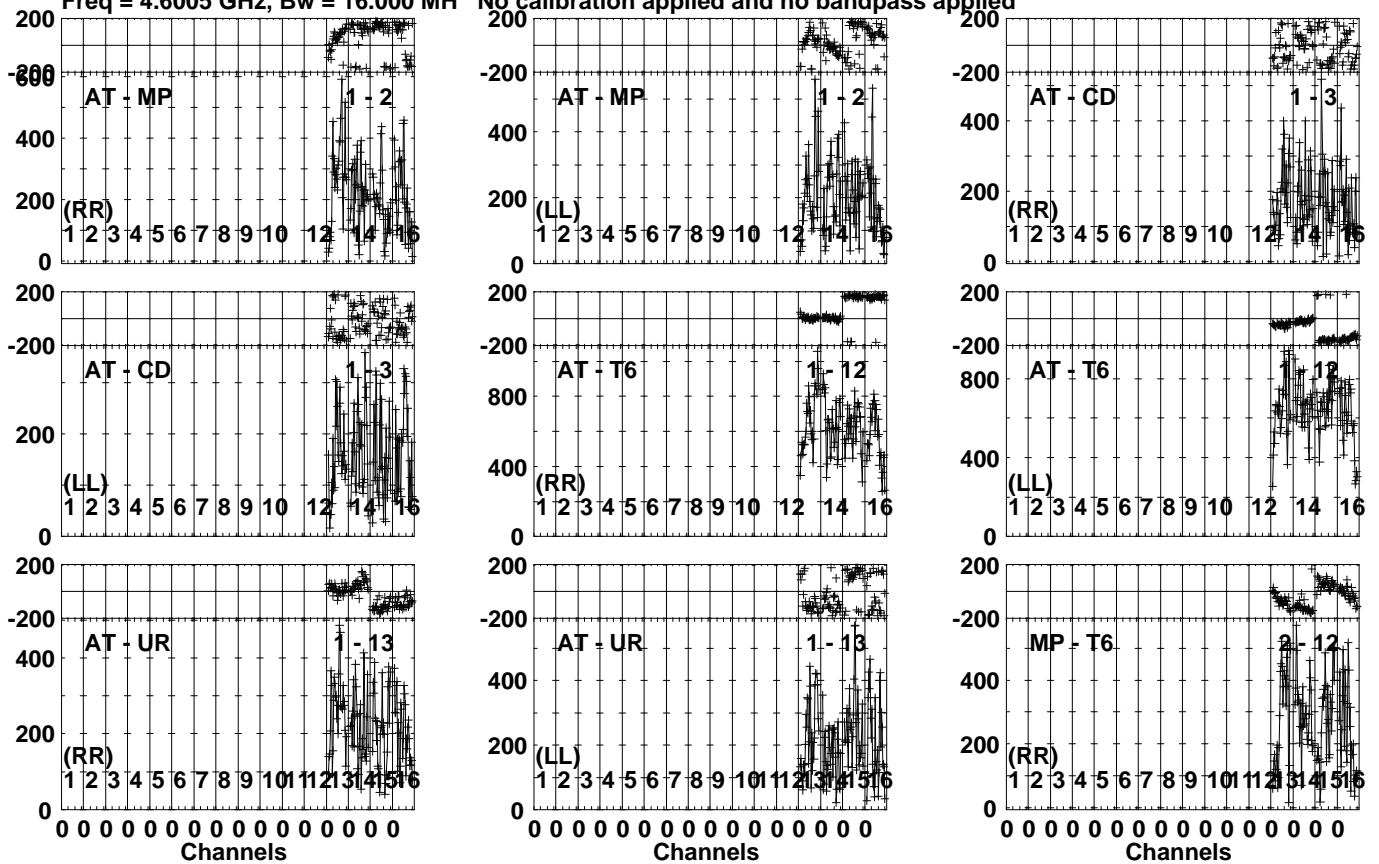


Lower frame: Milli Ampl Jy Top frame: Phas deg  
Vector averaged cross-power spectrum Several baselines displayed  
Timerange: 00/23:36:39 to 00/23:37:37

Plot file version 288 created 01-DEC-2023 16:32:02

J1108-1231 EG120.UVDATA.1

Freq = 4.6005 GHz, Bw = 16.000 MH No calibration applied and no bandpass applied



Lower frame: Micro Ampl Jy Top frame: Phas deg  
Vector averaged cross-power spectrum Several baselines displayed  
Timerange: 00/23:38:11 to 00/23:38:57

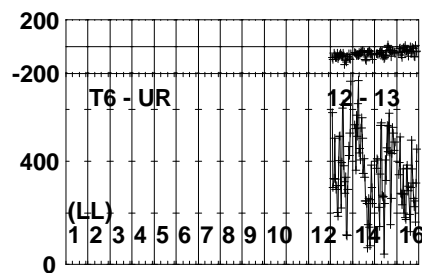
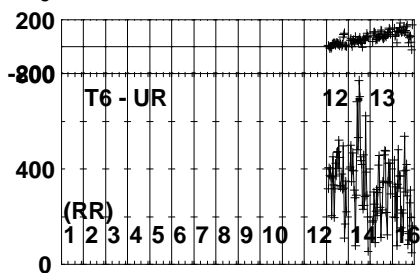
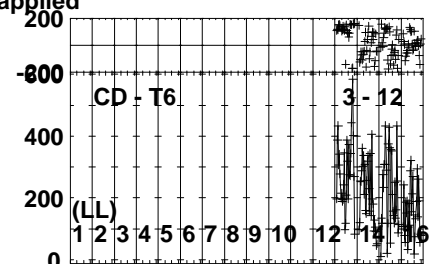
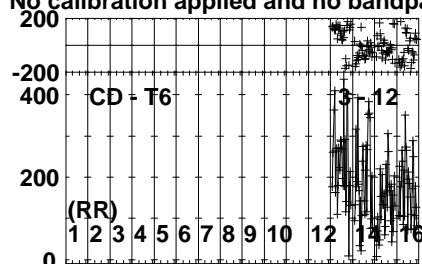
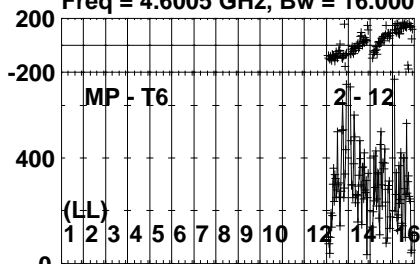


Plot file version 289 created 01-DEC-2023 16:32:02

J1108-1231 EG120.UVDATA.1

Freq = 4.6005 GHz, Bw = 16.000 MH

No calibration applied and no bandpass applied

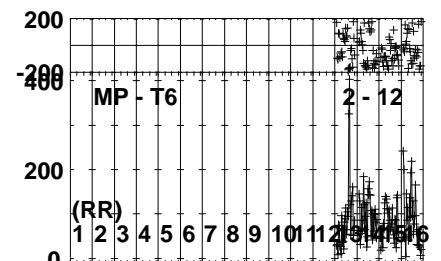
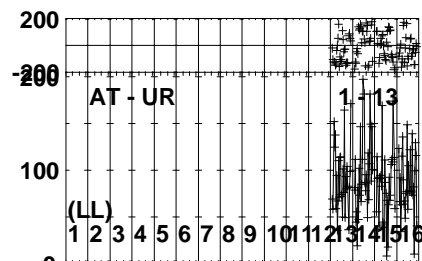
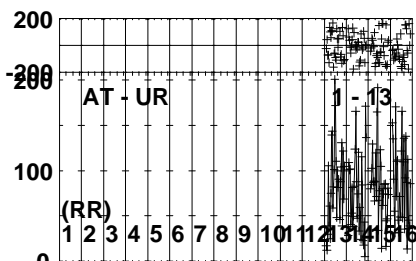
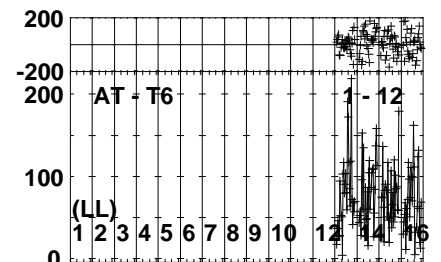
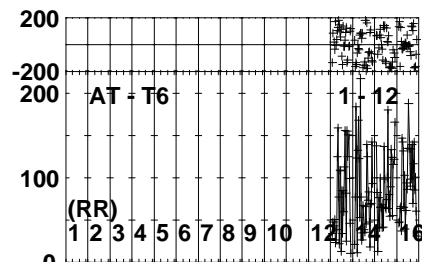
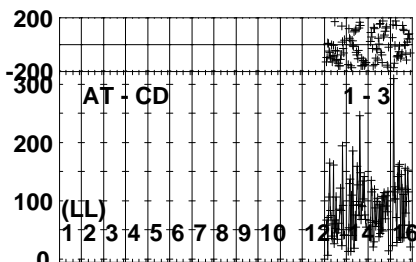
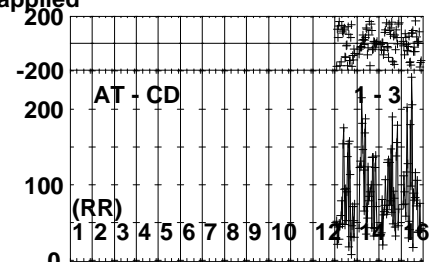
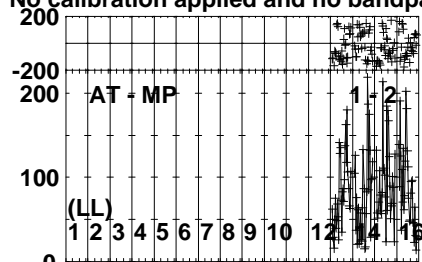
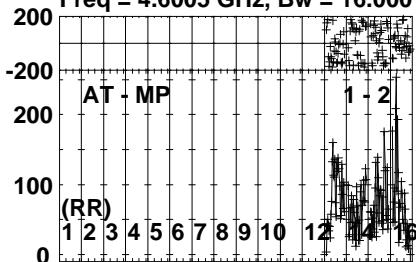


Lower frame: Micro Ampl Jy Top frame: Phas deg  
Vector averaged cross-power spectrum Several baselines displayed  
Timerange: 00/23:38:11 to 00/23:38:57

Plot file version 290 created 01-DEC-2023 16:32:02

GRB171205A EG120.UVDATA.1

Freq = 4.6005 GHz, Bw = 16.000 MH No calibration applied and no bandpass applied



0 0 0 0 0 0 0 0 0 0 0 0 0 0 0 0  
Channels

0 0 0 0 0 0 0 0 0 0 0 0 0 0 0 0  
Channels

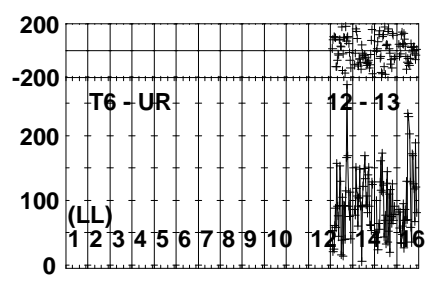
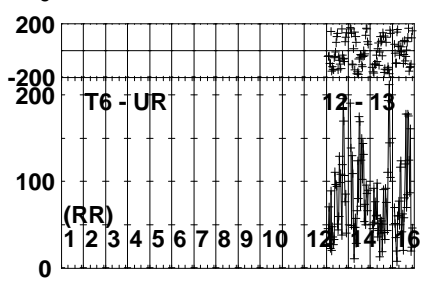
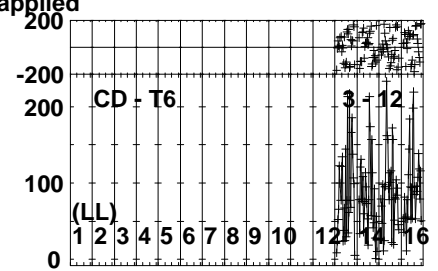
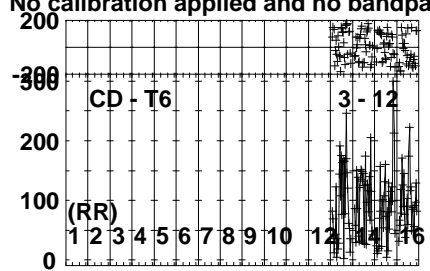
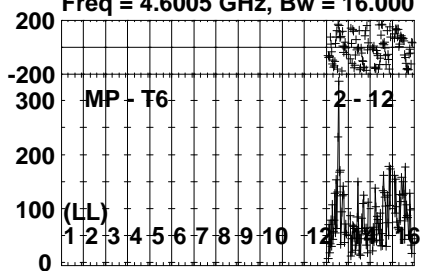
0 0 0 0 0 0 0 0 0 0 0 0 0 0 0 0  
Channels

Lower frame: Micro Ampl Jy Top frame: Phas deg  
Vector averaged cross-power spectrum Several baselines displayed  
Timerange: 00/23:39:11 to 00/23:41:47

Plot file version 291 created 01-DEC-2023 16:32:02

GRB171205A EG120.UVDATA.1

Freq = 4.6005 GHz, Bw = 16.000 MH No calibration applied and no bandpass applied

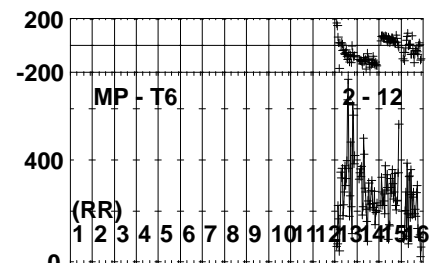
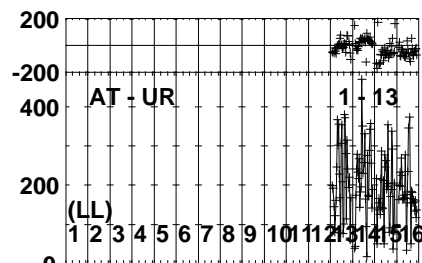
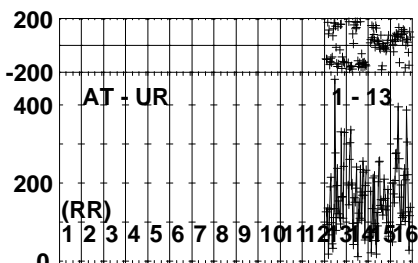
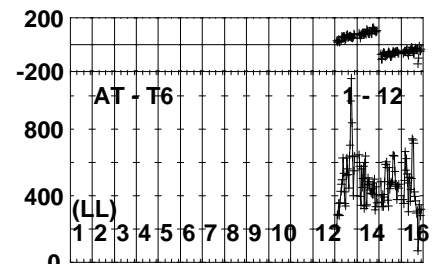
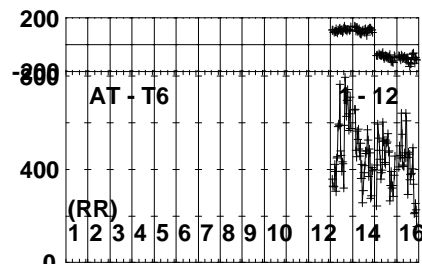
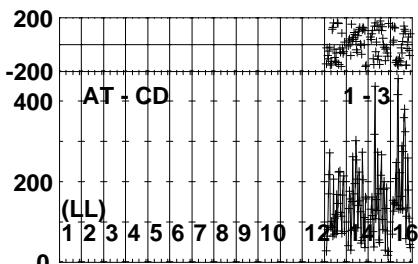
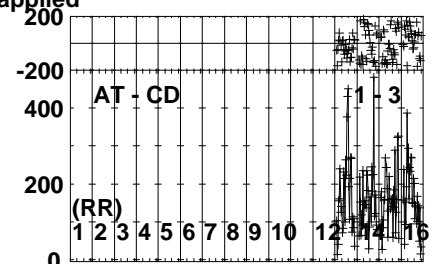
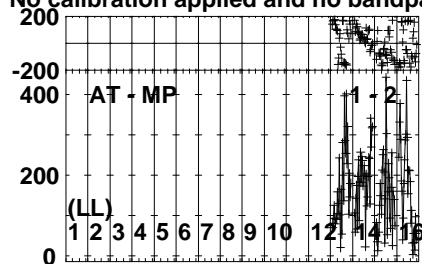
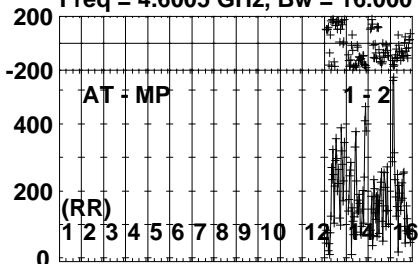


Lower frame: Micro Ampl Jy Top frame: Phas deg  
Vector averaged cross-power spectrum Several baselines displayed  
Timerange: 00/23:39:11 to 00/23:41:47

Plot file version 292 created 01-DEC-2023 16:32:02

J1108-1231 EG120.UVDATA.1

Freq = 4.6005 GHz, Bw = 16.000 MH No calibration applied and no bandpass applied

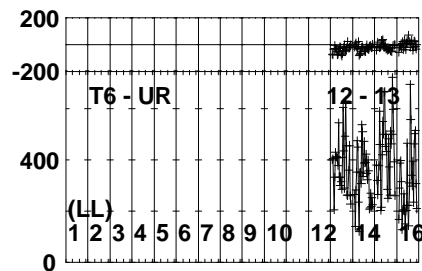
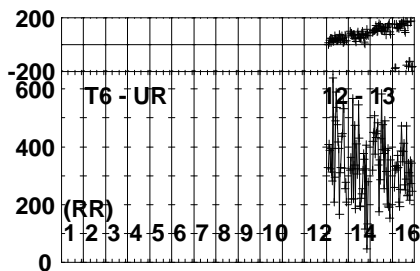
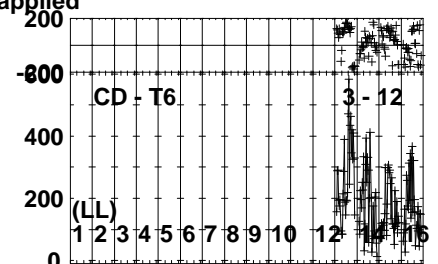
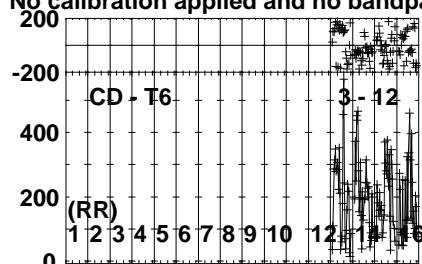
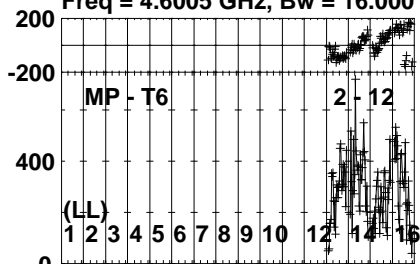


Lower frame: Micro Ampl Jy Top frame: Phas deg  
Vector averaged cross-power spectrum Several baselines displayed  
Timerange: 00/23:42:09 to 00/23:42:57

Plot file version 293 created 01-DEC-2023 16:32:02

J1108-1231 EG120.UVDATA.1

Freq = 4.6005 GHz, Bw = 16.000 MH No calibration applied and no bandpass applied



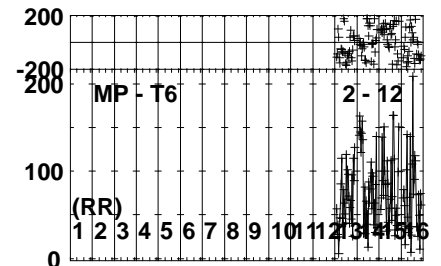
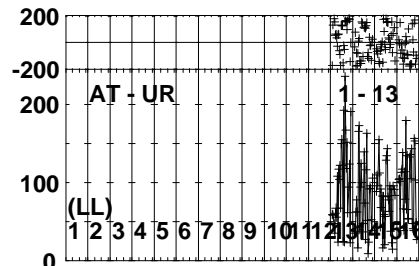
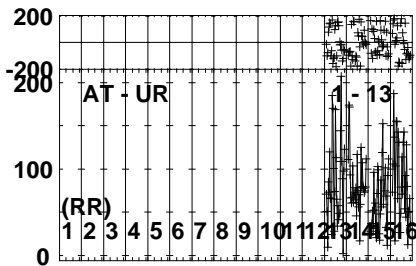
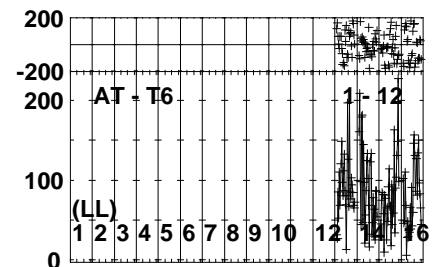
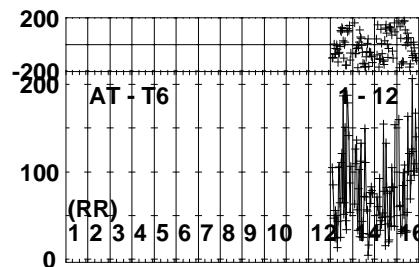
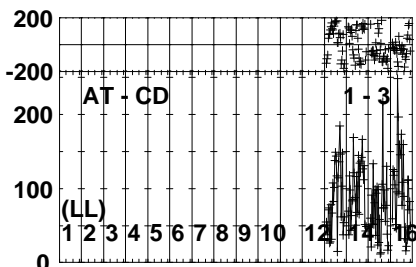
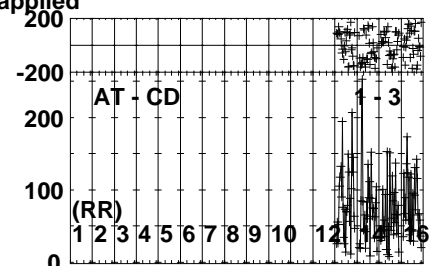
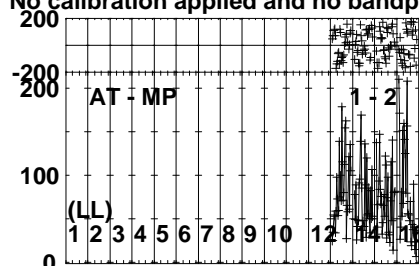
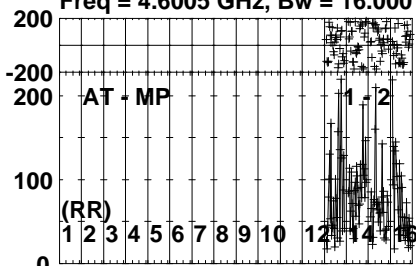
Lower frame: Micro Ampl Jy Top frame: Phas deg  
Vector averaged cross-power spectrum Several baselines displayed  
Timerange: 00/23:42:09 to 00/23:42:57

Plot file version 294 created 01-DEC-2023 16:32:02

GRB171205A EG120.UVDATA.1

Freq = 4.6005 GHz, Bw = 16.000 MH

No calibration applied and no bandpass applied

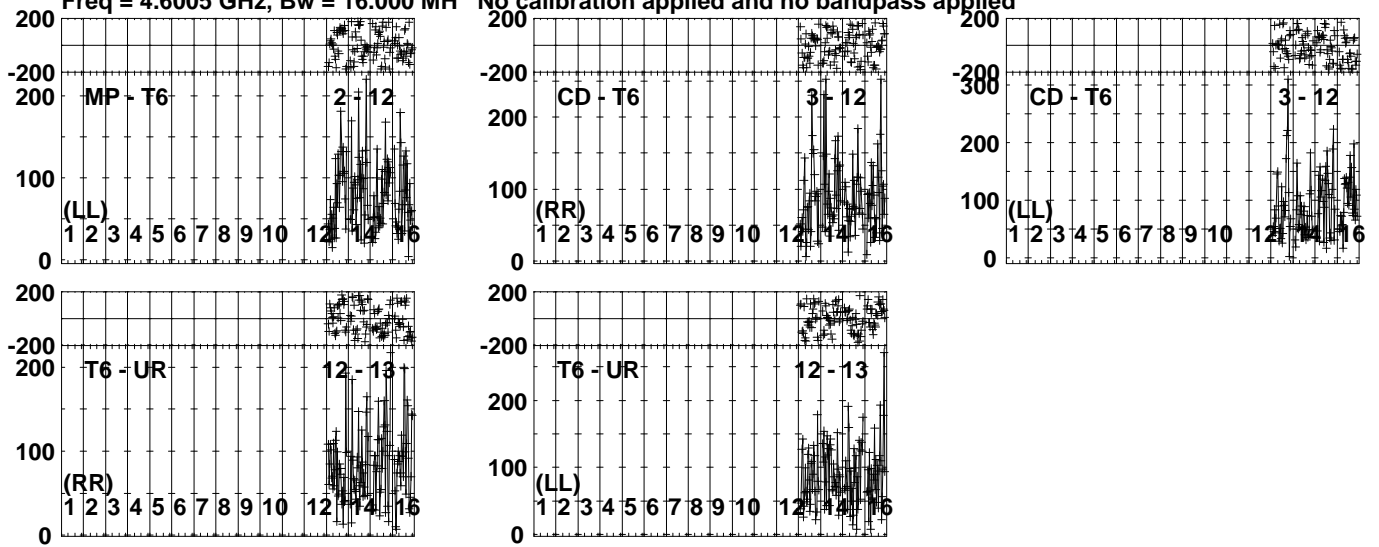


Lower frame: Micro Ampl Jy Top frame: Phas deg  
Vector averaged cross-power spectrum Several baselines displayed  
Timerange: 00/23:43:09 to 00/23:45:47

Plot file version 295 created 01-DEC-2023 16:32:02

GRB171205A EG120.UVDATA.1

Freq = 4.6005 GHz, Bw = 16.000 MH No calibration applied and no bandpass applied

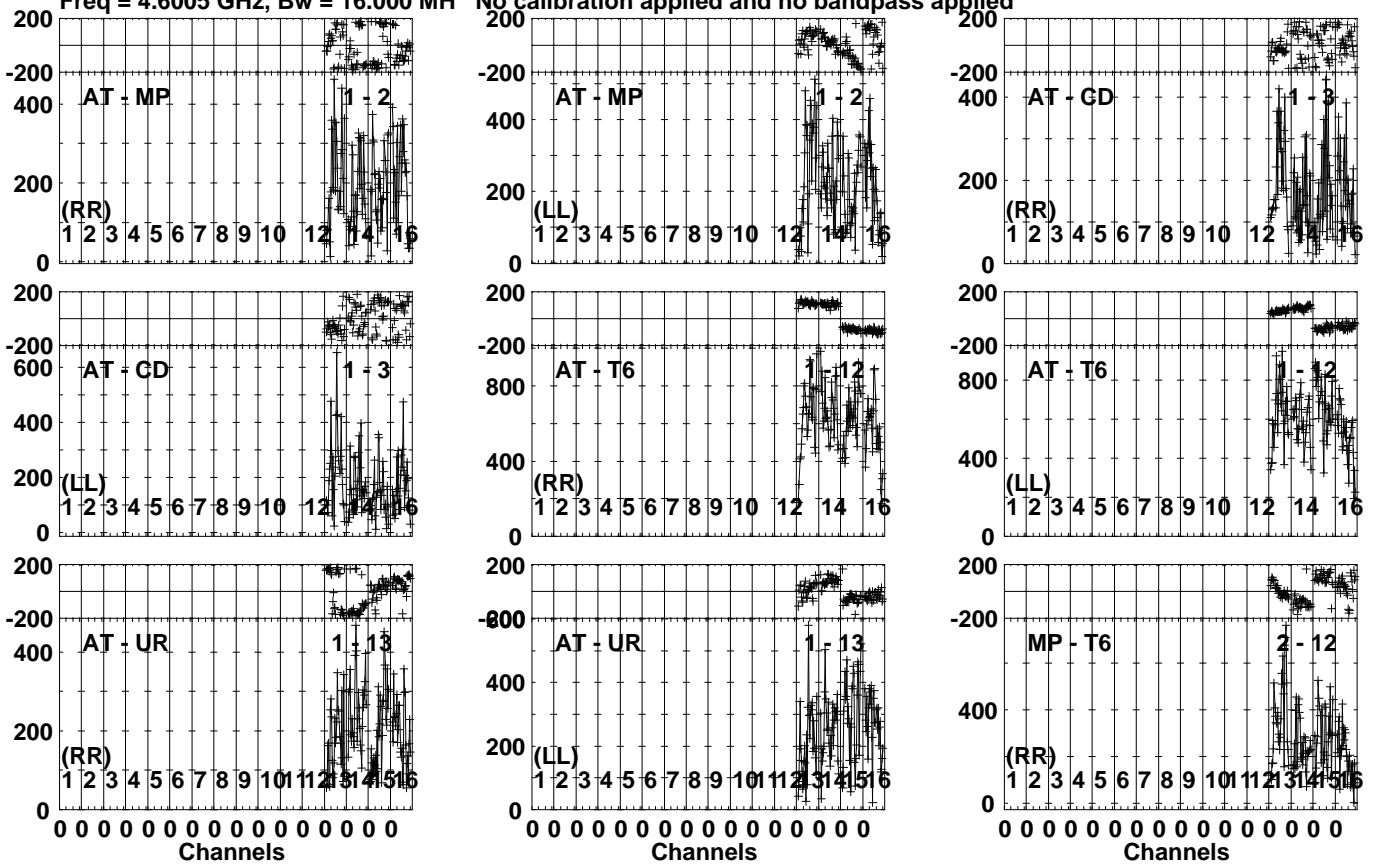


Lower frame: Micro Ampl Jy Top frame: Phas deg  
Vector averaged cross-power spectrum Several baselines displayed  
Timerange: 00/23:43:09 to 00/23:45:47

Plot file version 296 created 01-DEC-2023 16:32:02

J1108-1231 EG120.UVDATA.1

Freq = 4.6005 GHz, Bw = 16.000 MH No calibration applied and no bandpass applied



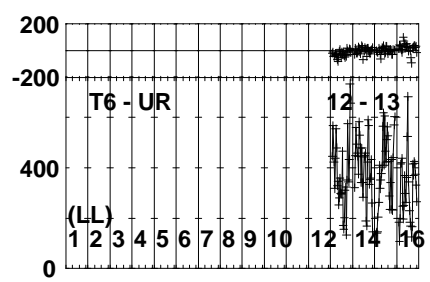
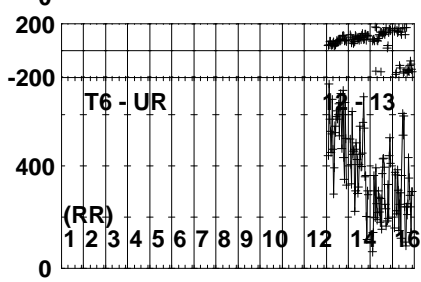
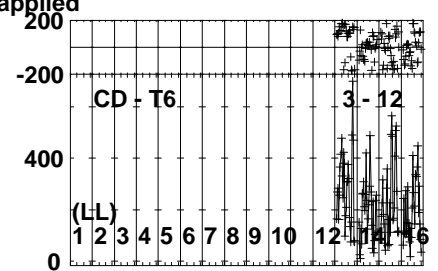
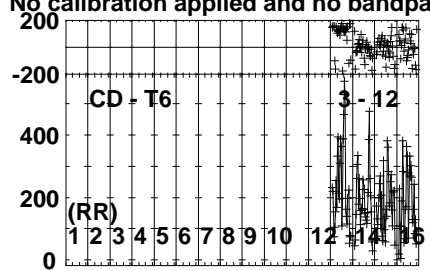
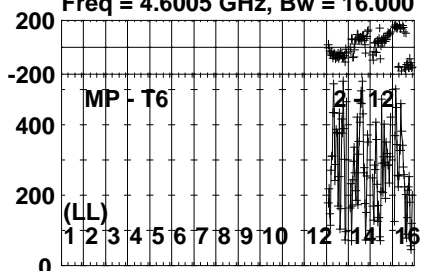
Lower frame: Micro Ampl Jy Top frame: Phas deg  
Vector averaged cross-power spectrum Several baselines displayed  
Timerange: 00/23:45:59 to 00/23:46:47



Plot file version 297 created 01-DEC-2023 16:32:02

J1108-1231 EG120.UVDATA.1

Freq = 4.6005 GHz, Bw = 16.000 MH No calibration applied and no bandpass applied

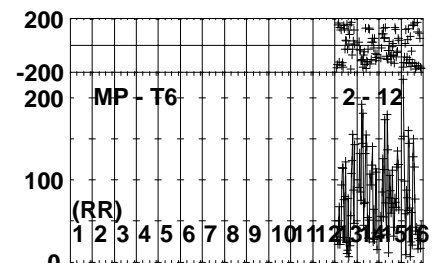
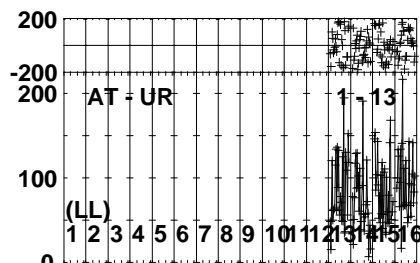
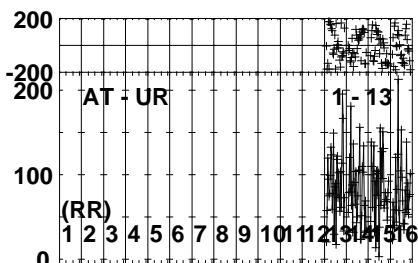
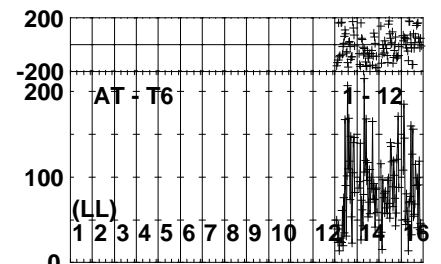
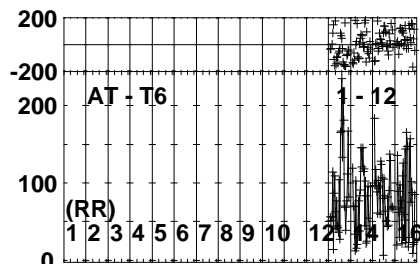
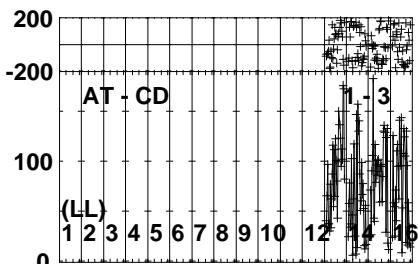
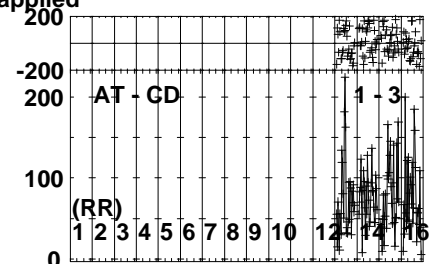
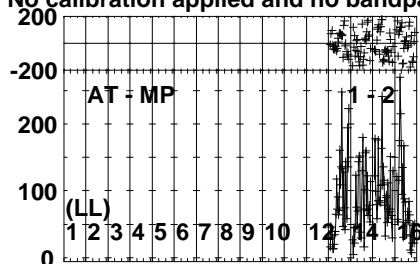
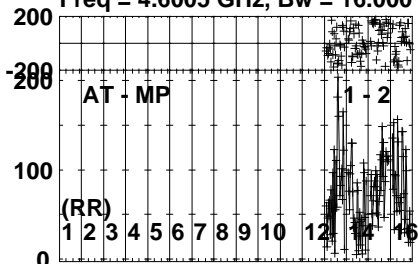


Lower frame: Micro Ampl Jy Top frame: Phas deg  
Vector averaged cross-power spectrum Several baselines displayed  
Timerange: 00/23:45:59 to 00/23:46:47

Plot file version 298 created 01-DEC-2023 16:32:02

GRB171205A EG120.UVDATA.1

Freq = 4.6005 GHz, Bw = 16.000 MH No calibration applied and no bandpass applied

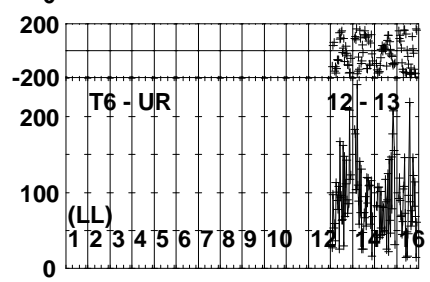
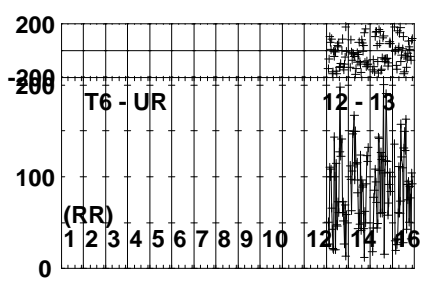
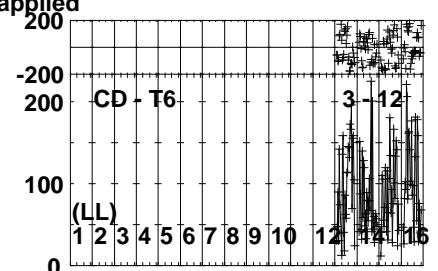
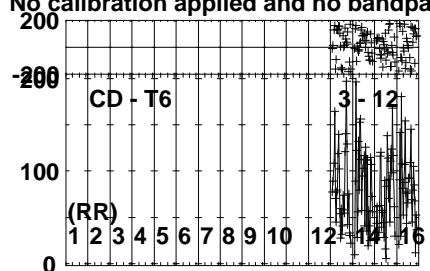
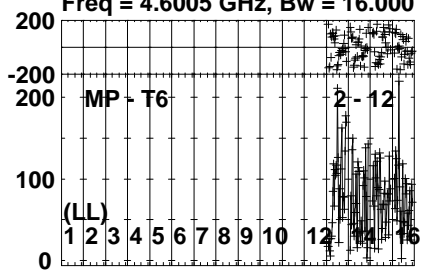


Lower frame: Micro Ampl Jy Top frame: Phas deg  
Vector averaged cross-power spectrum Several baselines displayed  
Timerange: 00/23:47:01 to 00/23:49:37

Plot file version 299 created 01-DEC-2023 16:32:02

GRB171205A EG120.UVDATA.1

Freq = 4.6005 GHz, Bw = 16.000 MH No calibration applied and no bandpass applied

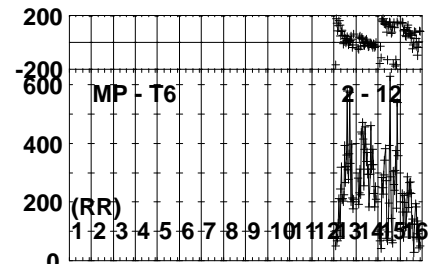
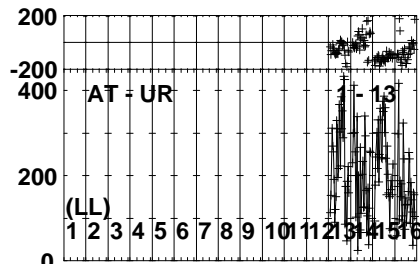
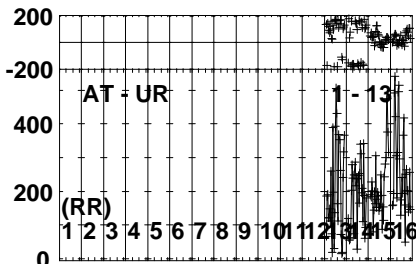
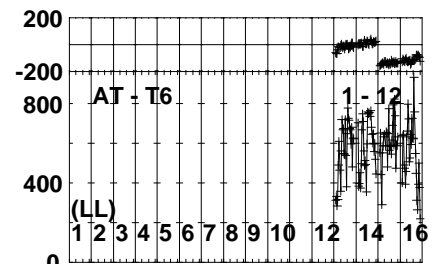
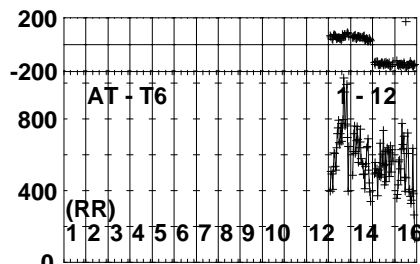
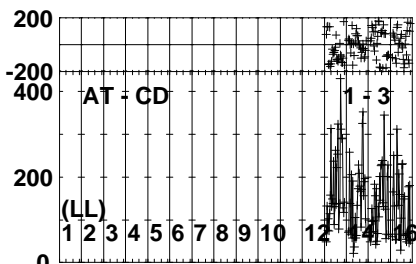
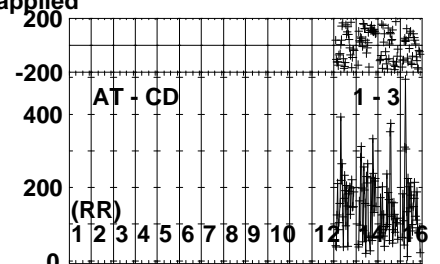
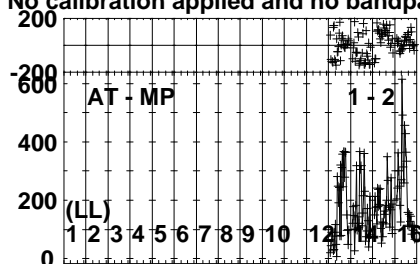
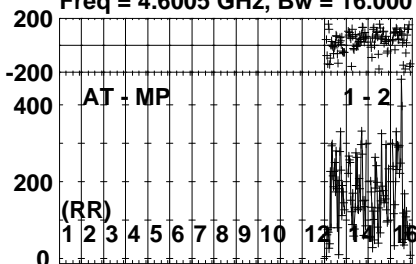


Lower frame: Micro Ampl Jy Top frame: Phas deg  
Vector averaged cross-power spectrum Several baselines displayed  
Timerange: 00/23:47:01 to 00/23:49:37

Plot file version 300 created 01-DEC-2023 16:32:02

J1108-1231 EG120.UVDATA.1

Freq = 4.6005 GHz, Bw = 16.000 MH No calibration applied and no bandpass applied

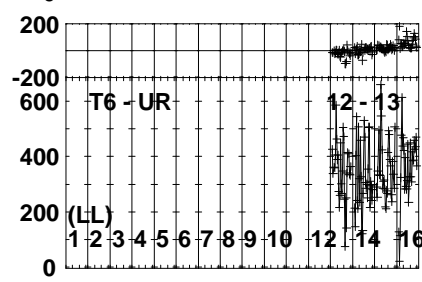
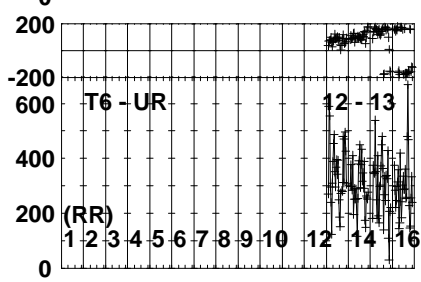
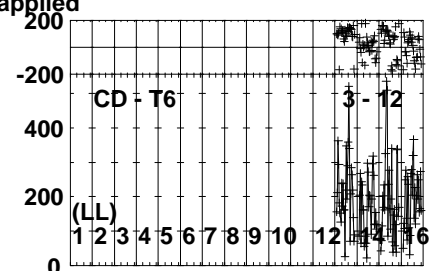
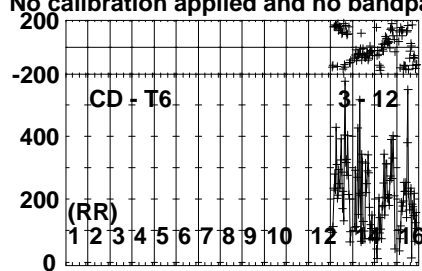
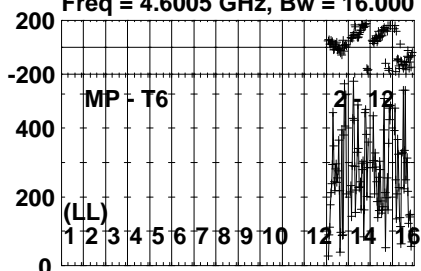


Lower frame: Micro Ampl Jy Top frame: Phas deg  
Vector averaged cross-power spectrum Several baselines displayed  
Timerange: 00/23:49:59 to 00/23:50:47

Plot file version 301 created 01-DEC-2023 16:32:02

J1108-1231 EG120.UVDATA.1

Freq = 4.6005 GHz, Bw = 16.000 MH No calibration applied and no bandpass applied

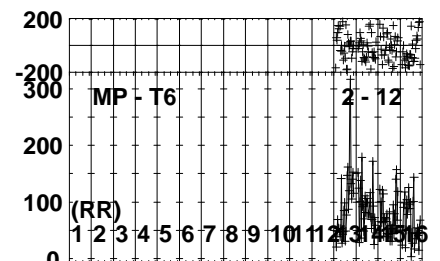
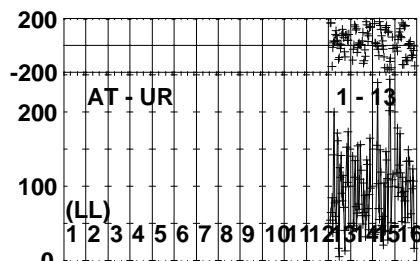
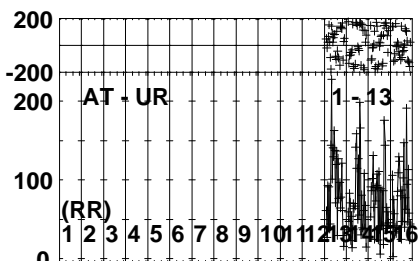
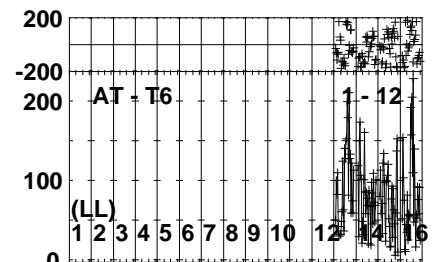
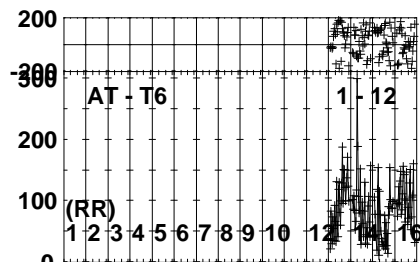
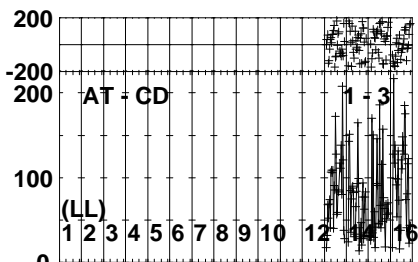
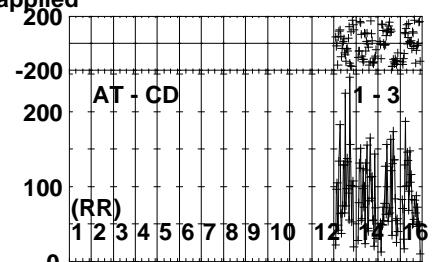
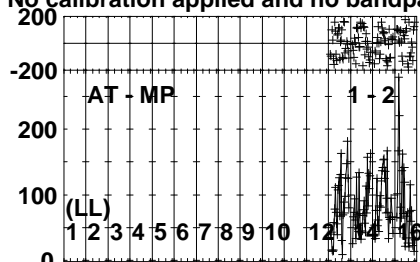
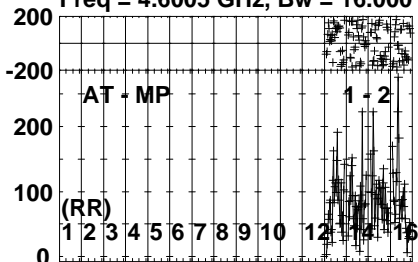


Lower frame: Micro Ampl Jy Top frame: Phas deg  
Vector averaged cross-power spectrum Several baselines displayed  
Timerange: 00/23:49:59 to 00/23:50:47

Plot file version 302 created 01-DEC-2023 16:32:02

GRB171205A EG120.UVDATA.1

Freq = 4.6005 GHz, Bw = 16.000 MH No calibration applied and no bandpass applied

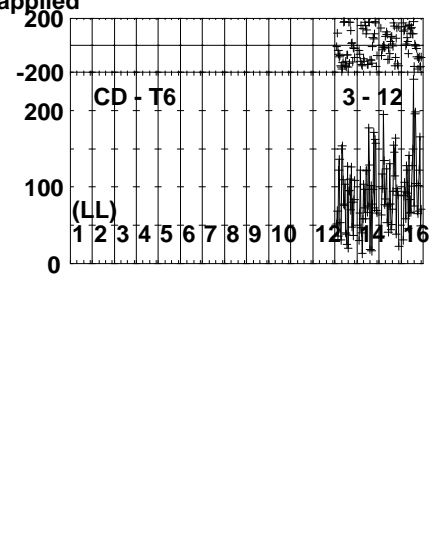
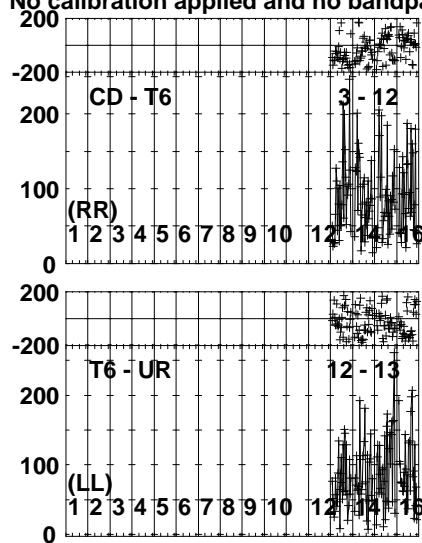
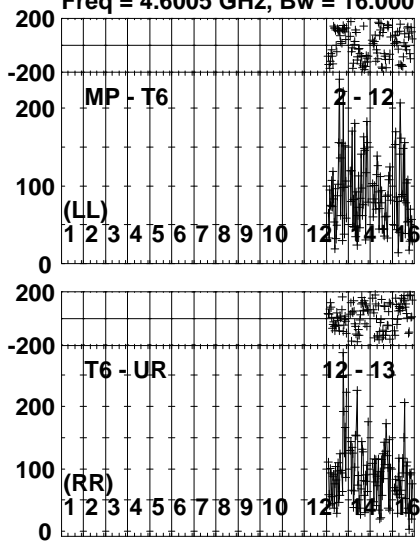


Lower frame: Micro Ampl Jy Top frame: Phas deg  
Vector averaged cross-power spectrum Several baselines displayed  
Timerange: 00/23:50:59 to 00/23:53:37

Plot file version 303 created 01-DEC-2023 16:32:03

GRB171205A EG120.UVDATA.1

Freq = 4.6005 GHz, Bw = 16.000 MH No calibration applied and no bandpass applied

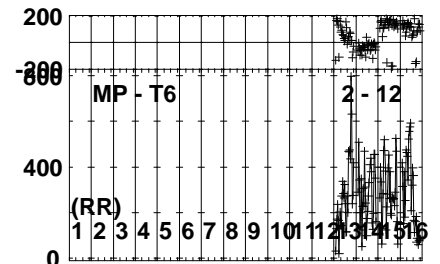
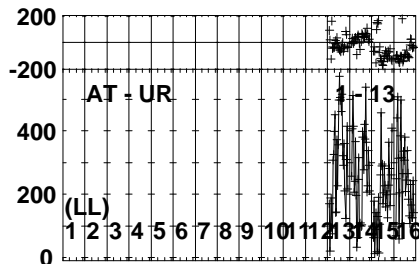
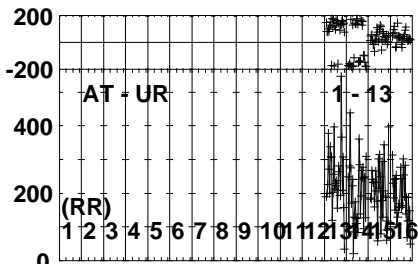
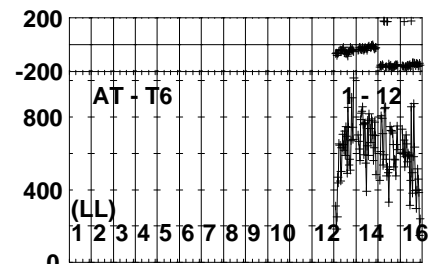
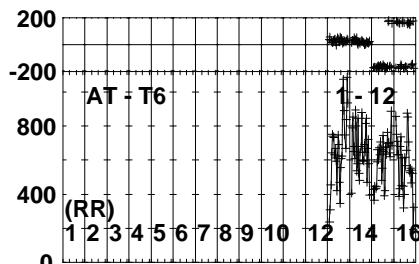
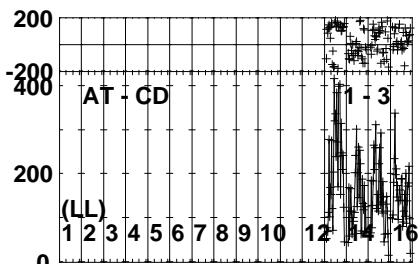
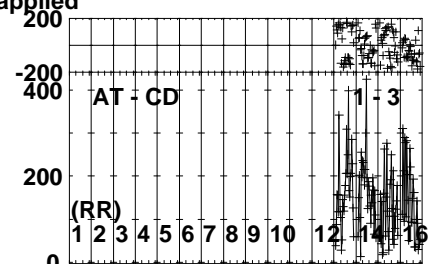
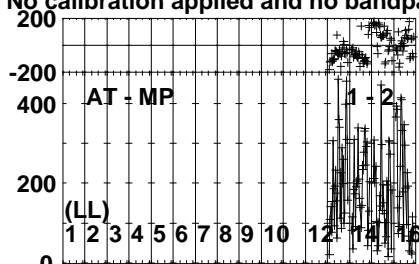
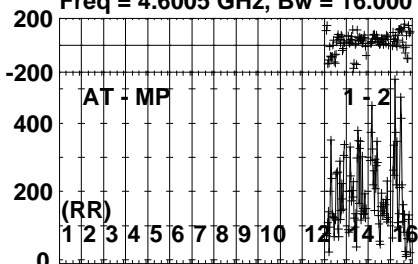


Lower frame: Micro Ampl Jy Top frame: Phas deg  
Vector averaged cross-power spectrum Several baselines displayed  
Timerange: 00/23:50:59 to 00/23:53:37

Plot file version 304 created 01-DEC-2023 16:32:03

J1108-1231 EG120.UVDATA.1

Freq = 4.6005 GHz, Bw = 16.000 MH No calibration applied and no bandpass applied



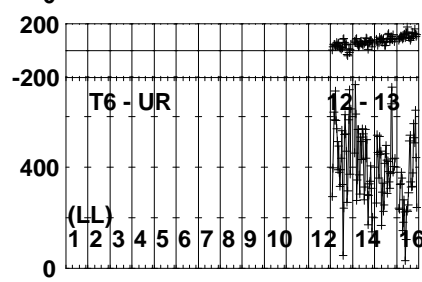
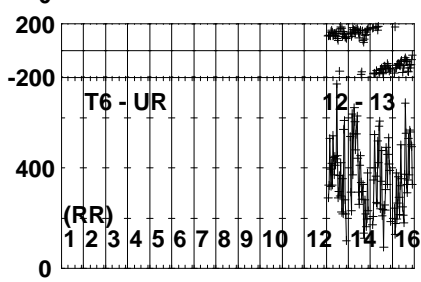
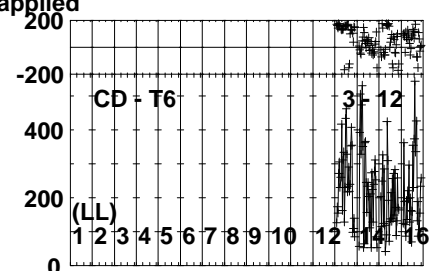
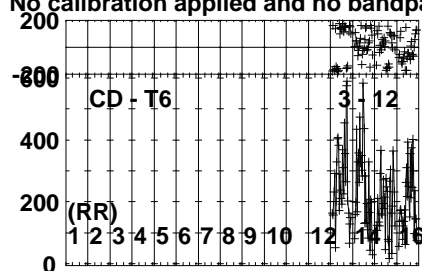
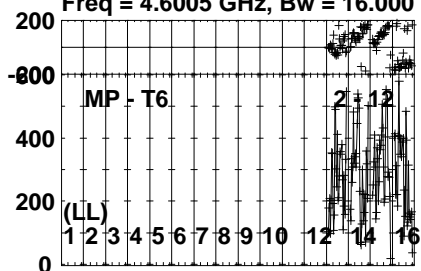
Lower frame: Micro Ampl Jy Top frame: Phas deg  
Vector averaged cross-power spectrum Several baselines displayed  
Timerange: 00/23:53:49 to 00/23:54:37



Plot file version 305 created 01-DEC-2023 16:32:03

J1108-1231 EG120.UVDATA.1

Freq = 4.6005 GHz, Bw = 16.000 MH No calibration applied and no bandpass applied

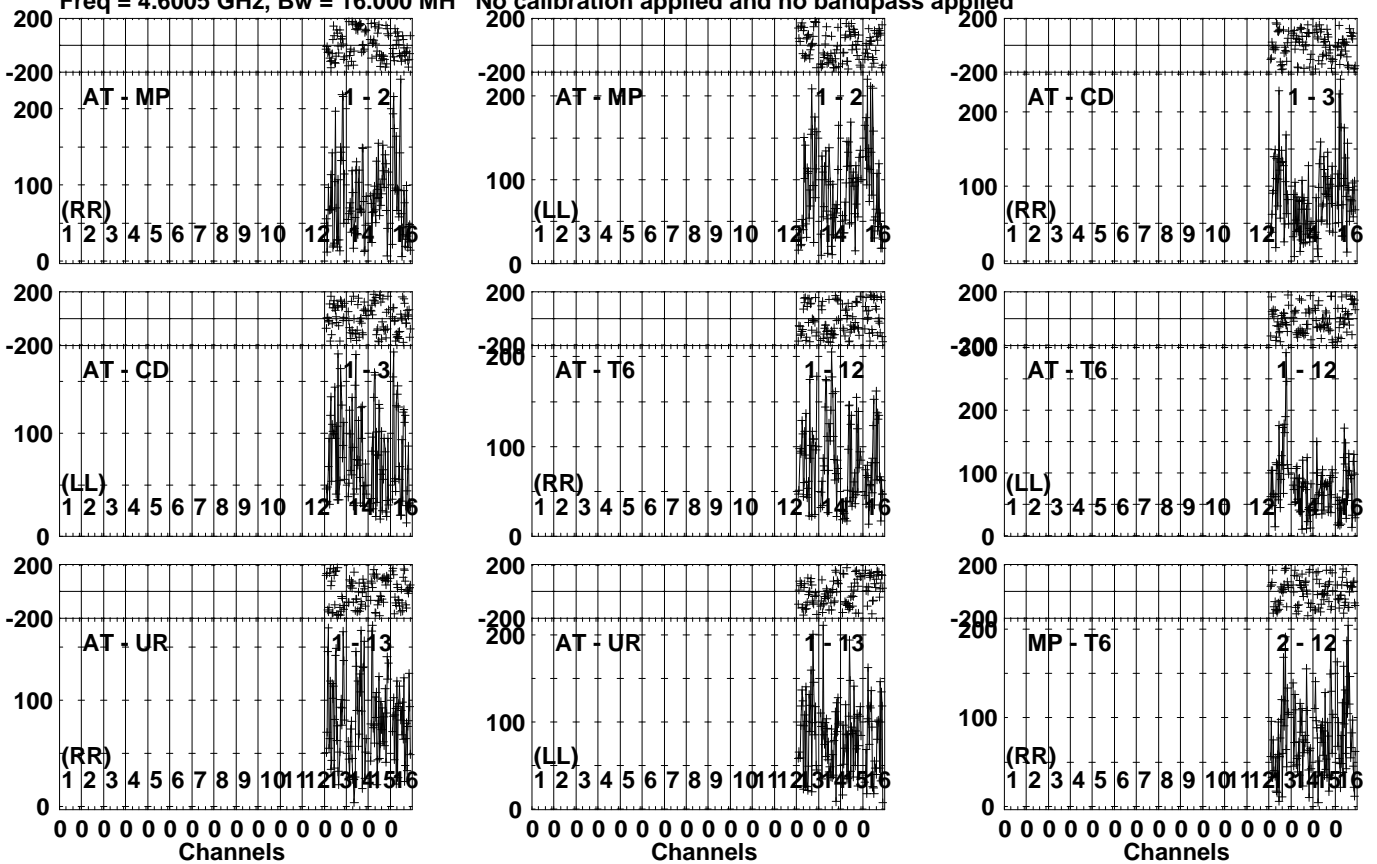


Lower frame: Micro Ampl Jy Top frame: Phas deg  
Vector averaged cross-power spectrum Several baselines displayed  
Timerange: 00/23:53:49 to 00/23:54:37

Plot file version 306 created 01-DEC-2023 16:32:03

GRB171205A EG120.UVDATA.1

Freq = 4.6005 GHz, Bw = 16.000 MH No calibration applied and no bandpass applied

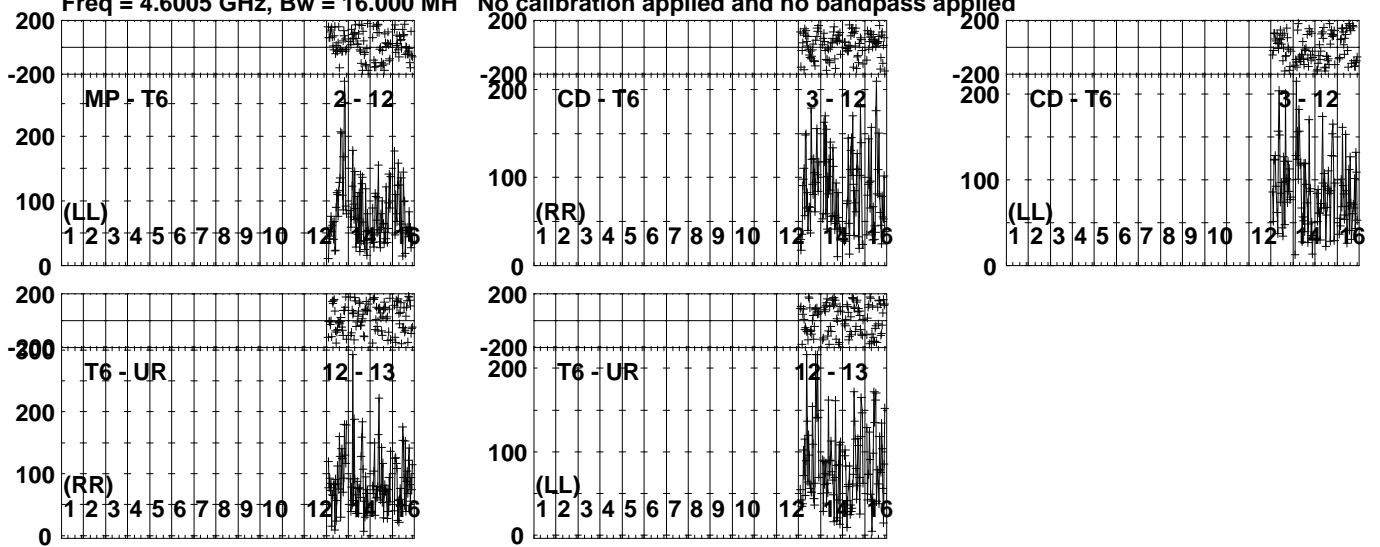


Lower frame: Micro Ampl Jy Top frame: Phas deg  
Vector averaged cross-power spectrum Several baselines displayed  
Timerange: 00/23:54:49 to 00/23:57:27

Plot file version 307 created 01-DEC-2023 16:32:03

GRB171205A EG120.UVDATA.1

Freq = 4.6005 GHz, Bw = 16.000 MH No calibration applied and no bandpass applied

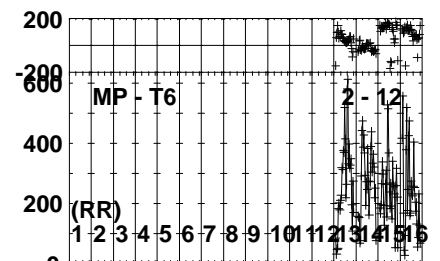
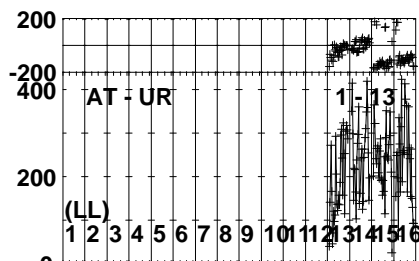
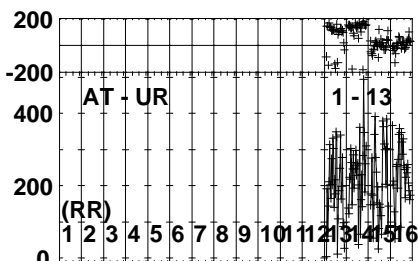
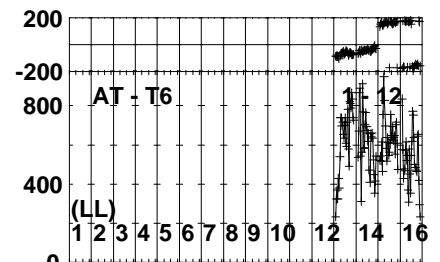
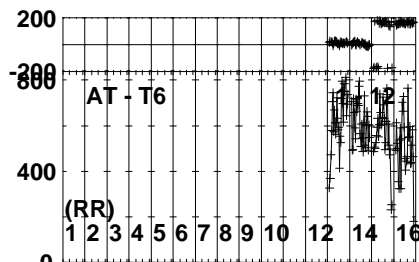
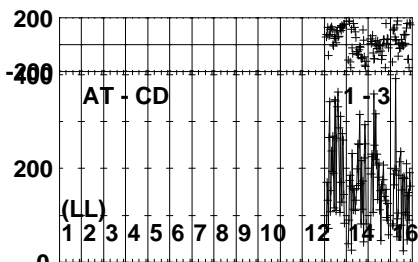
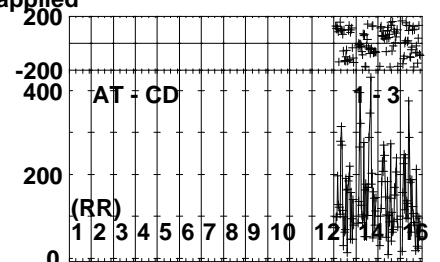

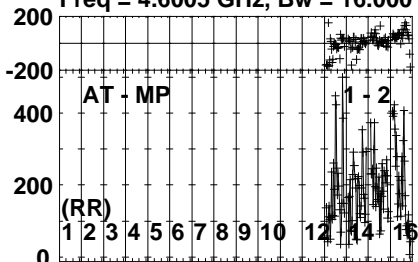


Lower frame: Micro Ampl Jy Top frame: Phas deg  
Vector averaged cross-power spectrum Several baselines displayed  
Timerange: 00/23:54:49 to 00/23:57:27

Plot file version 308 created 01-DEC-2023 16:32:03

J1108-1231 EG120.UVDATA.1

Freq = 4.6005 GHz, Bw = 16.000 MH No calibration applied and no bandpass applied

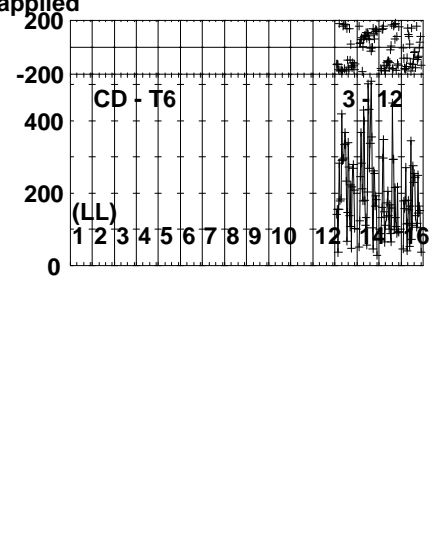
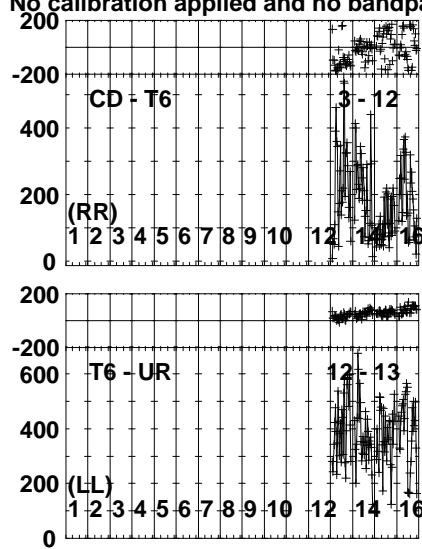
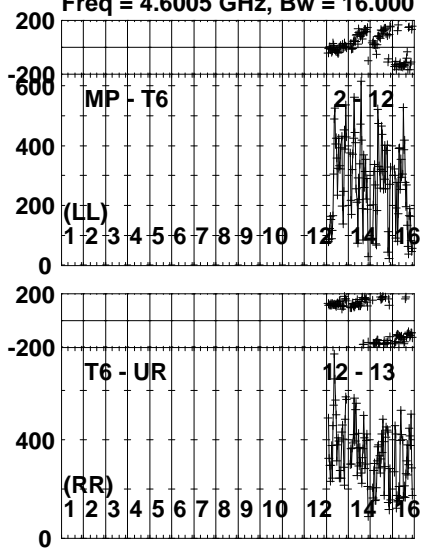


Lower frame: Micro Ampl Jy Top frame: Phas deg  
Vector averaged cross-power spectrum Several baselines displayed  
Timerange: 00/23:57:39 to 00/23:58:37

Plot file version 309 created 01-DEC-2023 16:32:03

J1108-1231 EG120.UVDATA.1

Freq = 4.6005 GHz, Bw = 16.000 MH No calibration applied and no bandpass applied

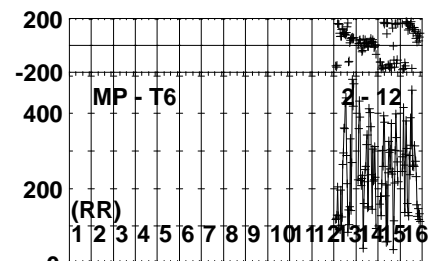
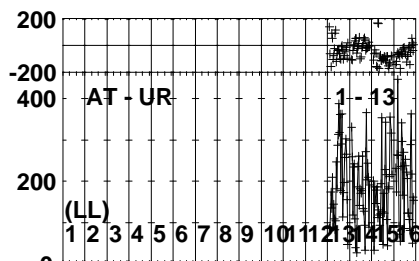
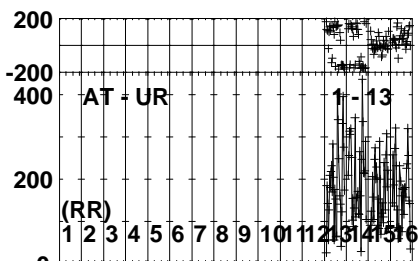
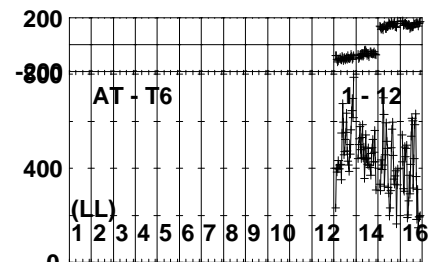
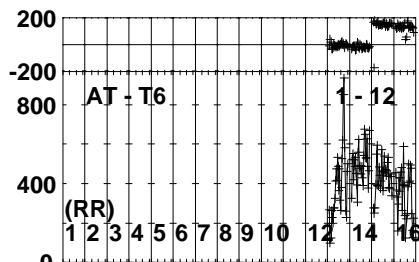
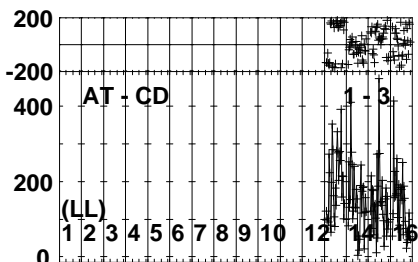
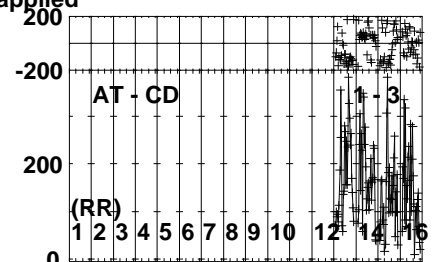
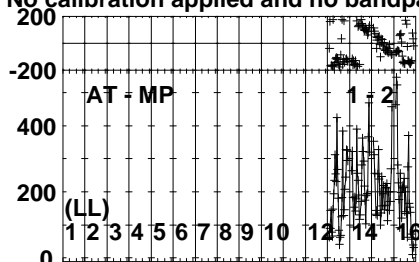
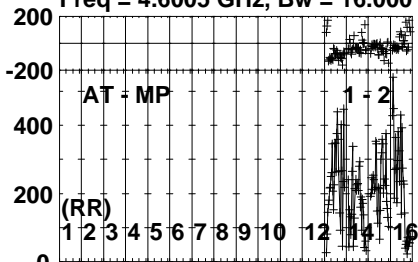


Lower frame: Micro Ampl Jy Top frame: Phas deg  
Vector averaged cross-power spectrum Several baselines displayed  
Timerange: 00/23:57:39 to 00/23:58:37

Plot file version 310 created 01-DEC-2023 16:32:03

J1107-1226 EG120.UVDATA.1

Freq = 4.6005 GHz, Bw = 16.000 MH No calibration applied and no bandpass applied



0 0 0 0 0 0 0 0 0 0 0 0 0 0 0 0  
Channels

0 0 0 0 0 0 0 0 0 0 0 0 0 0 0 0  
Channels

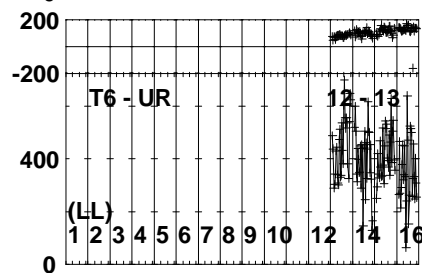
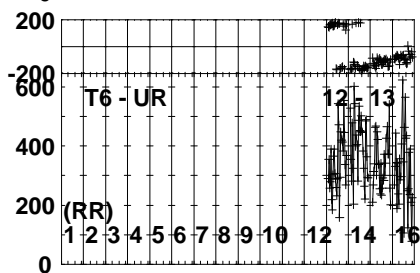
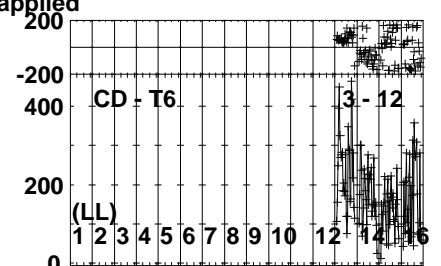
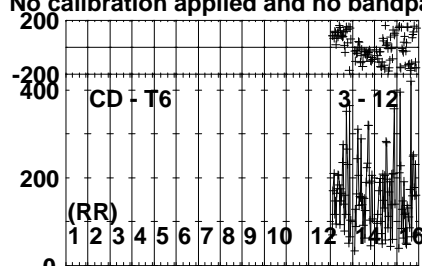
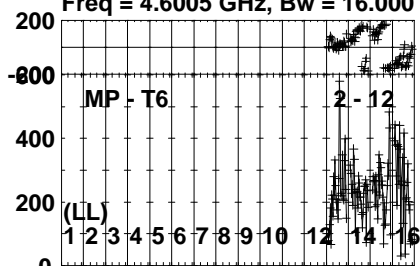
0 0 0 0 0 0 0 0 0 0 0 0 0 0 0 0  
Channels

Lower frame: Micro Ampl Jy Top frame: Phas deg  
Vector averaged cross-power spectrum Several baselines displayed  
Timerange: 00/23:59:09 to 01/00:00:07

Plot file version 311 created 01-DEC-2023 16:32:03

J1107-1226 EG120.UVDATA.1

Freq = 4.6005 GHz, Bw = 16.000 MH No calibration applied and no bandpass applied

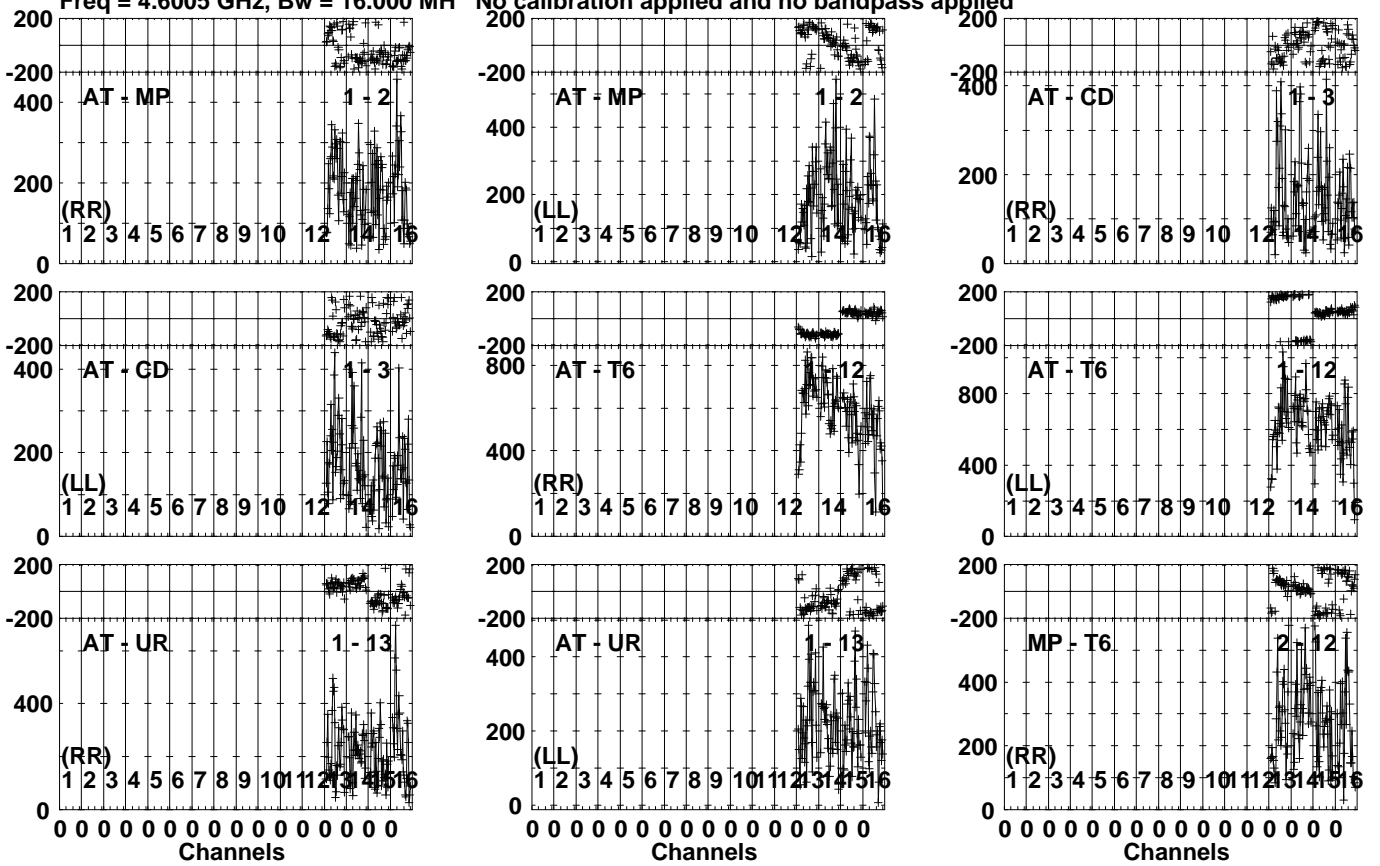


Lower frame: Micro Ampl Jy Top frame: Phas deg  
Vector averaged cross-power spectrum Several baselines displayed  
Timerange: 00/23:59:09 to 01/00:00:07

Plot file version 312 created 01-DEC-2023 16:32:03

J1108-1231 EG120.UVDATA.1

Freq = 4.6005 GHz, Bw = 16.000 MH No calibration applied and no bandpass applied



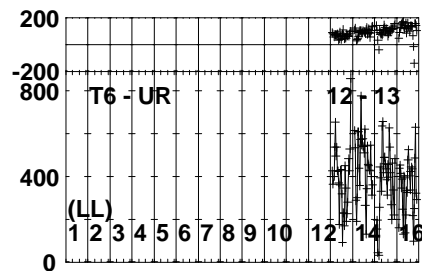
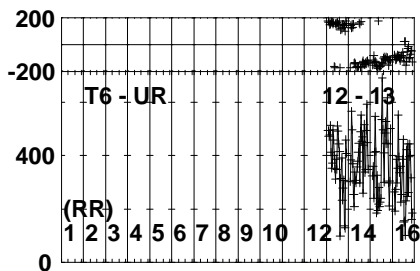
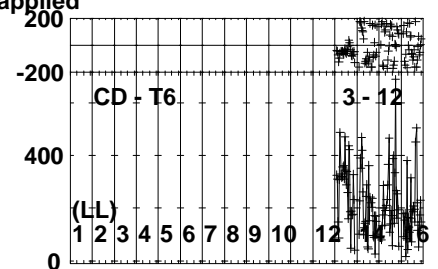
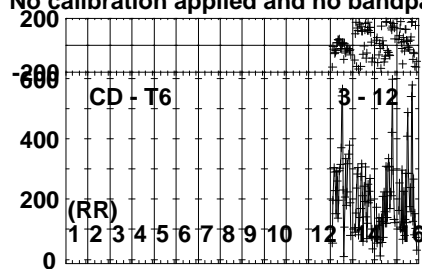
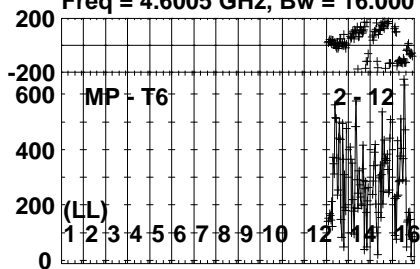
Lower frame: Micro Ampl Jy Top frame: Phas deg  
Vector averaged cross-power spectrum Several baselines displayed  
Timerange: 01/00:00:11 to 01/00:01:05



Plot file version 313 created 01-DEC-2023 16:32:03

J1108-1231 EG120.UVDATA.1

Freq = 4.6005 GHz, Bw = 16.000 MH No calibration applied and no bandpass applied

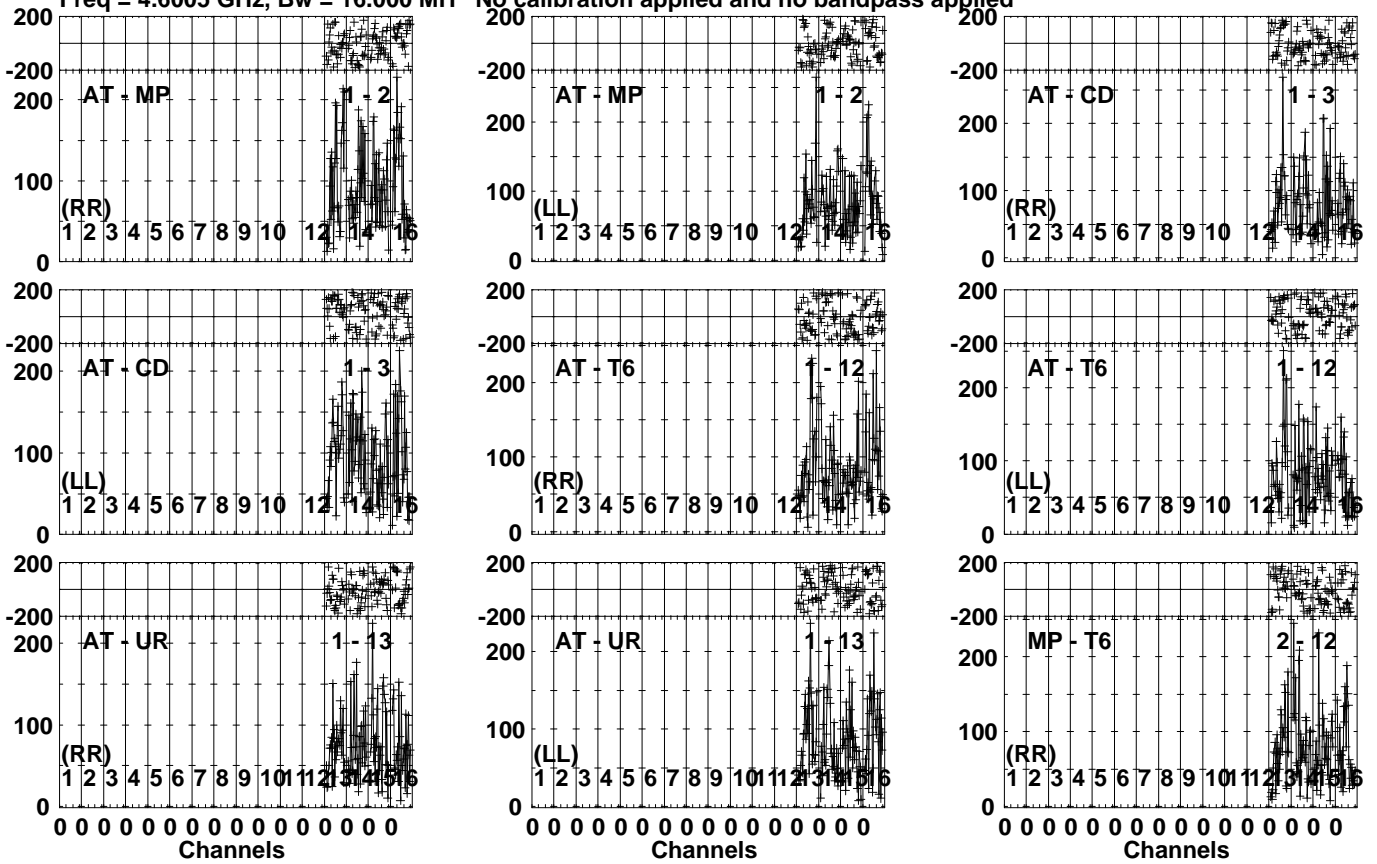


Lower frame: Micro Ampl Jy Top frame: Phas deg  
Vector averaged cross-power spectrum Several baselines displayed  
Timerange: 01/00:00:11 to 01/00:01:05

Plot file version 314 created 01-DEC-2023 16:32:03

GRB171205A EG120.UVDATA.1

Freq = 4.6005 GHz, Bw = 16.000 MH No calibration applied and no bandpass applied

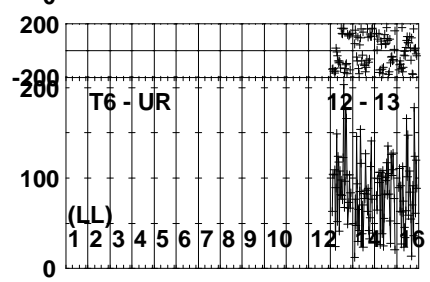
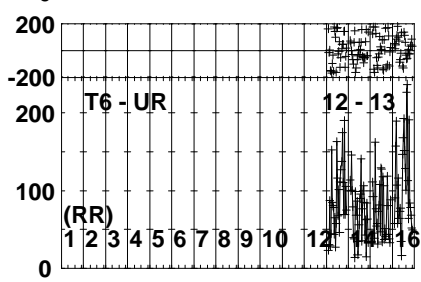
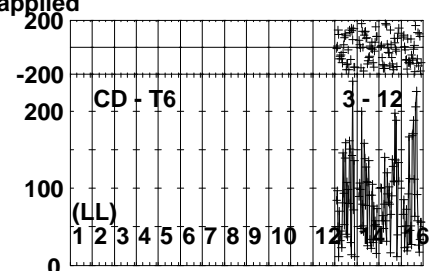
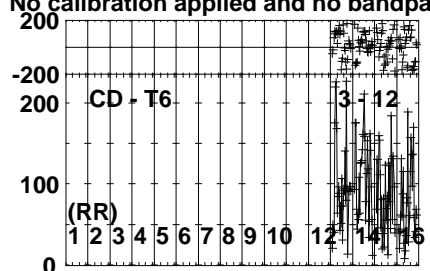
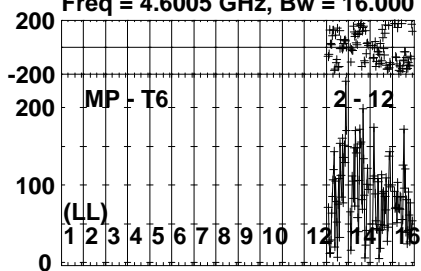


Lower frame: Micro Ampl Jy Top frame: Phas deg  
Vector averaged cross-power spectrum Several baselines displayed  
Timerange: 01/00:01:08 to 01/00:03:54

Plot file version 315 created 01-DEC-2023 16:32:03

GRB171205A EG120.UVDATA.1

Freq = 4.6005 GHz, Bw = 16.000 MH No calibration applied and no bandpass applied

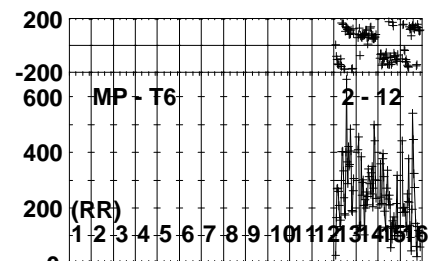
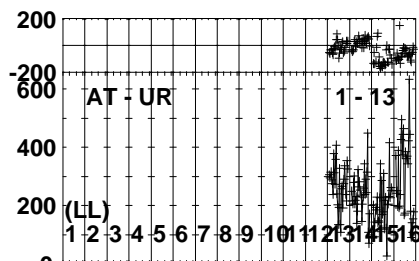
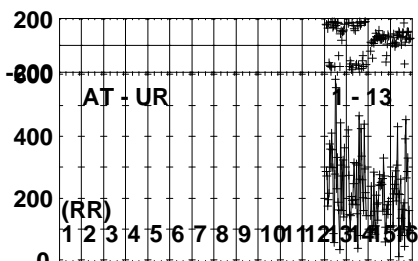
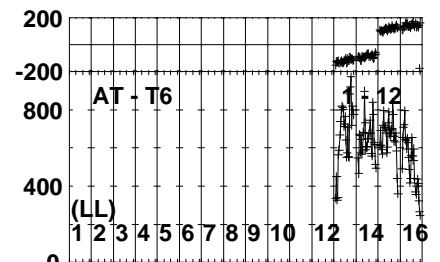
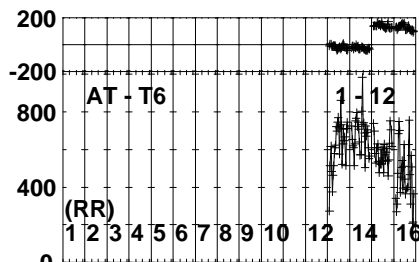
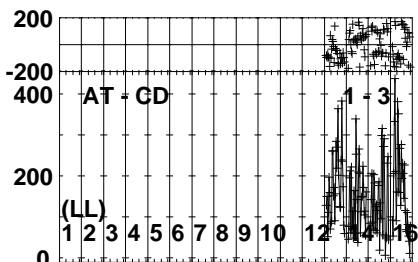
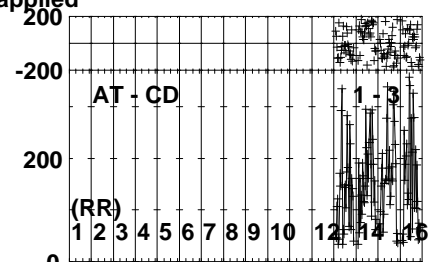
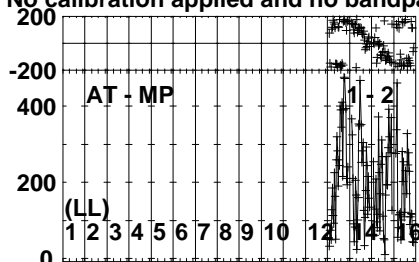
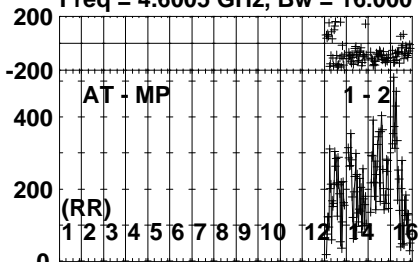


Lower frame: Micro Ampl Jy Top frame: Phas deg  
Vector averaged cross-power spectrum Several baselines displayed  
Timerange: 01/00:01:08 to 01/00:03:54

Plot file version 316 created 01-DEC-2023 16:32:03

J1108-1231 EG120.UVDATA.1

Freq = 4.6005 GHz, Bw = 16.000 MH No calibration applied and no bandpass applied

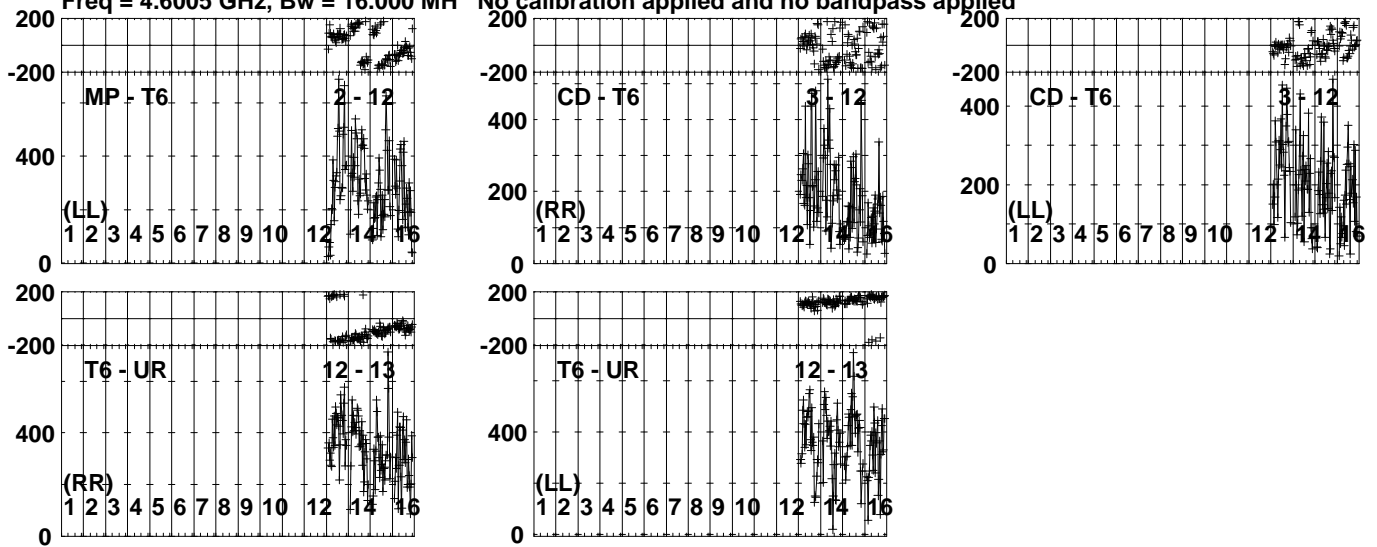


Lower frame: Micro Ampl Jy Top frame: Phas deg  
Vector averaged cross-power spectrum Several baselines displayed  
Timerange: 01/00:04:17 to 01/00:05:05

Plot file version 317 created 01-DEC-2023 16:32:03

J1108-1231 EG120.UVDATA.1

Freq = 4.6005 GHz, Bw = 16.000 MH No calibration applied and no bandpass applied

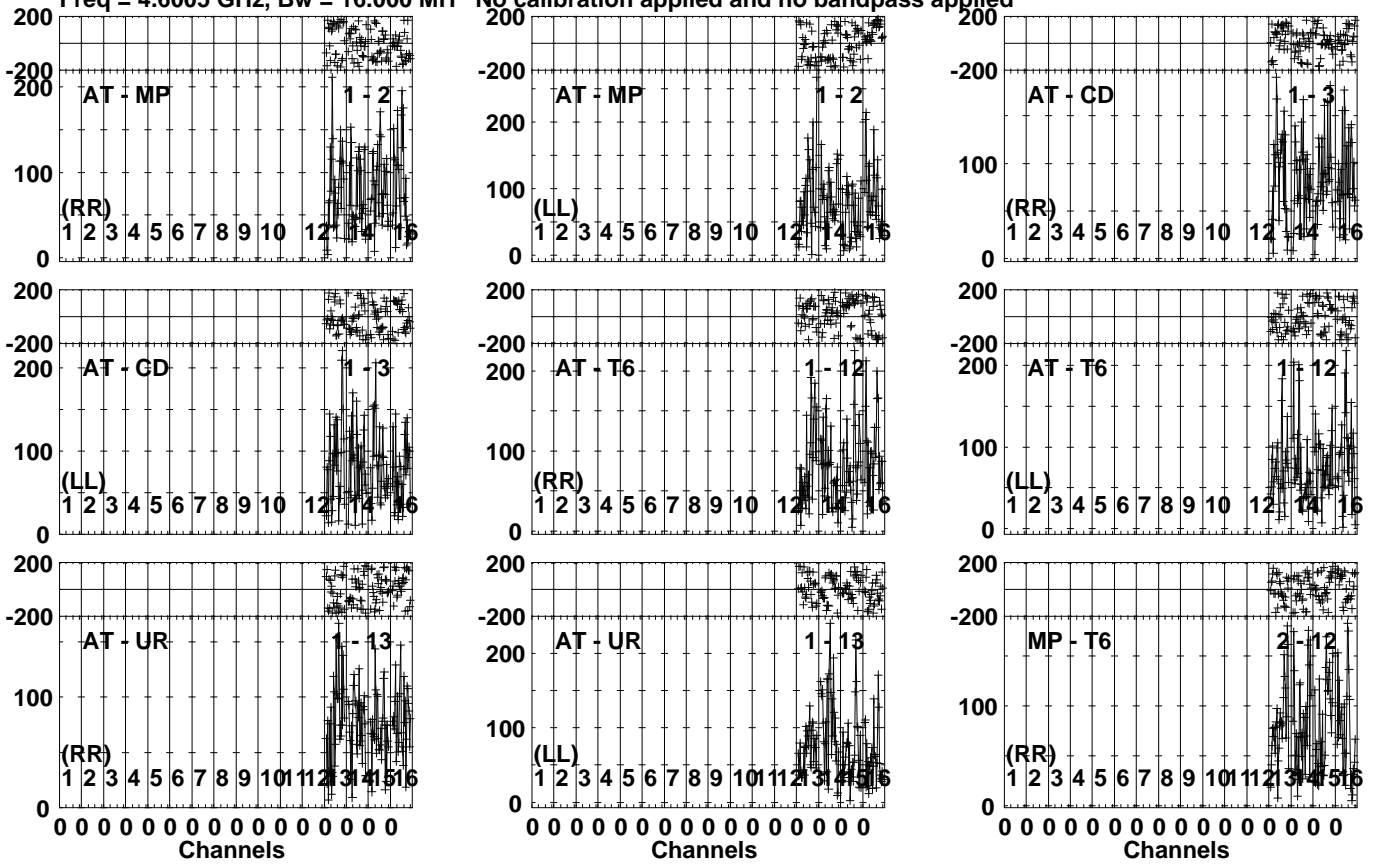


Lower frame: Micro Ampl Jy Top frame: Phas deg  
Vector averaged cross-power spectrum Several baselines displayed  
Timerange: 01/00:04:17 to 01/00:05:05

Plot file version 318 created 01-DEC-2023 16:32:03

GRB171205A EG120.UVDATA.1

Freq = 4.6005 GHz, Bw = 16.000 MH No calibration applied and no bandpass applied

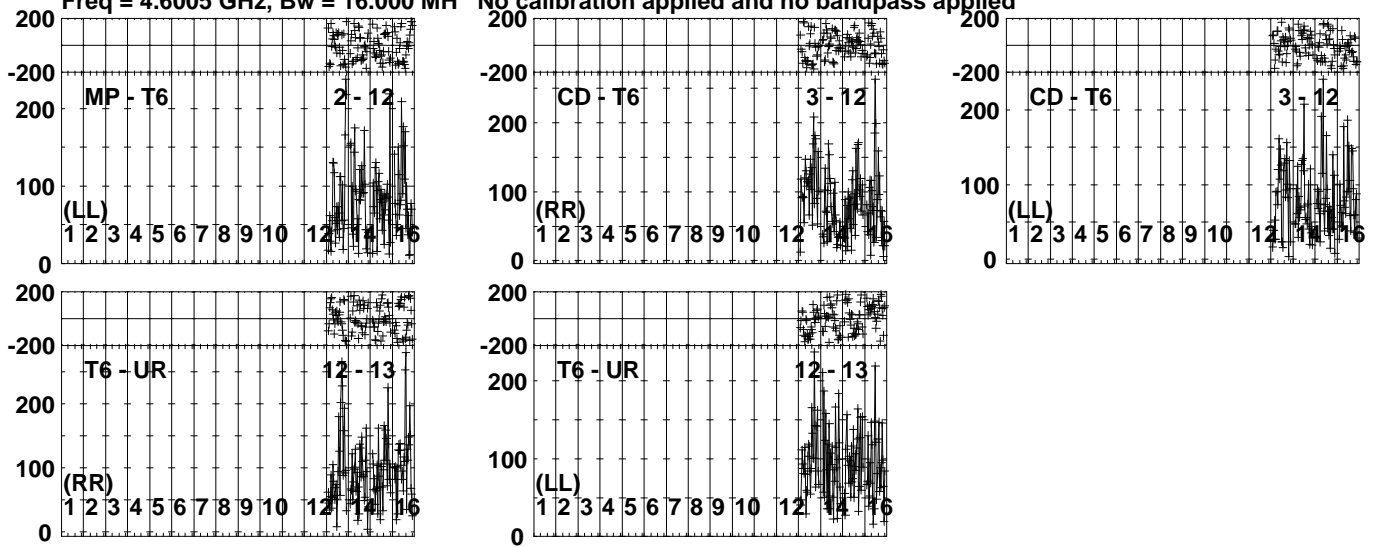


Lower frame: Micro Ampl Jy Top frame: Phas deg  
Vector averaged cross-power spectrum Several baselines displayed  
Timerange: 01/00:05:07 to 01/00:07:53

Plot file version 319 created 01-DEC-2023 16:32:04

GRB171205A EG120.UVDATA.1

Freq = 4.6005 GHz, Bw = 16.000 MH No calibration applied and no bandpass applied

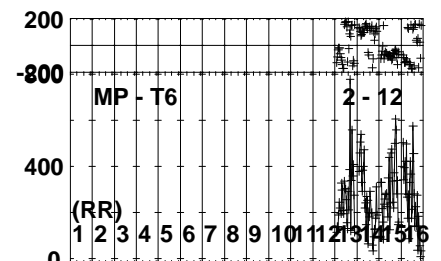
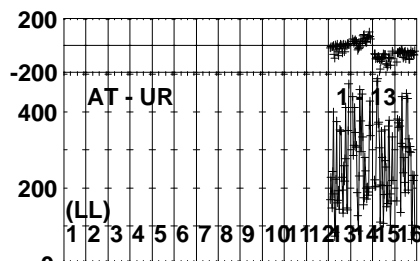
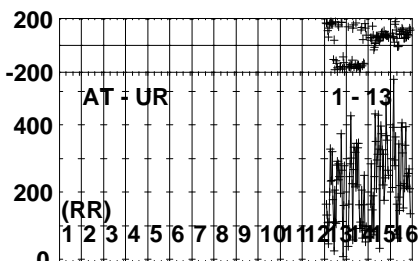
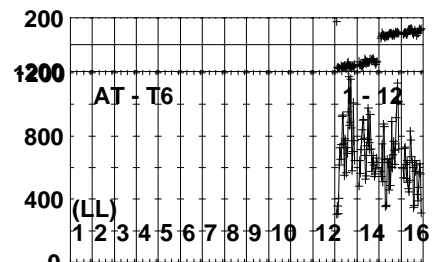
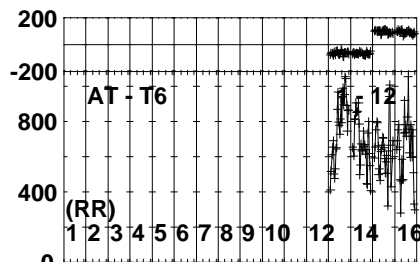
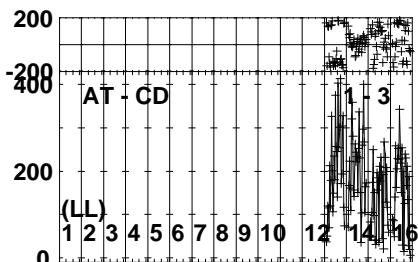
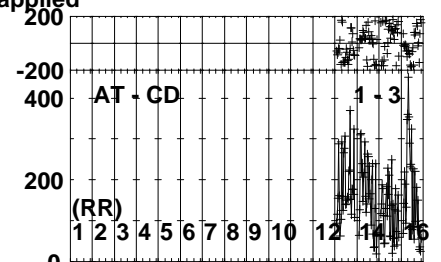
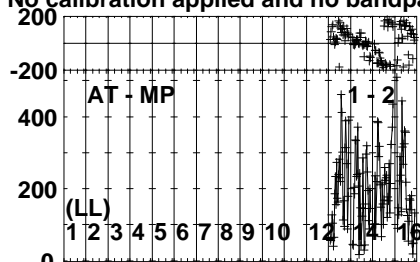
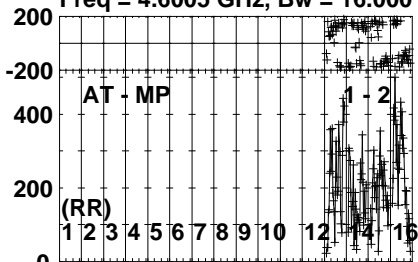


Lower frame: Micro Ampl Jy Top frame: Phas deg  
Vector averaged cross-power spectrum Several baselines displayed  
Timerange: 01/00:05:07 to 01/00:07:53

Plot file version 320 created 01-DEC-2023 16:32:04

J1108-1231 EG120.UVDATA.1

Freq = 4.6005 GHz, Bw = 16.000 MH No calibration applied and no bandpass applied



0 0 0 0 0 0 0 0 0 0 0 0 0 0 0 0  
Channels

0 0 0 0 0 0 0 0 0 0 0 0 0 0 0 0  
Channels

0 0 0 0 0 0 0 0 0 0 0 0 0 0 0 0  
Channels

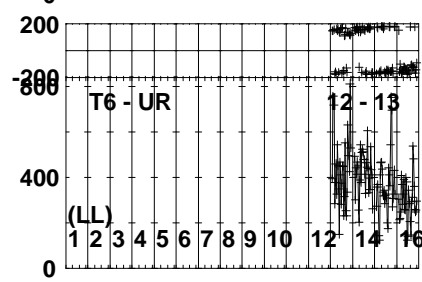
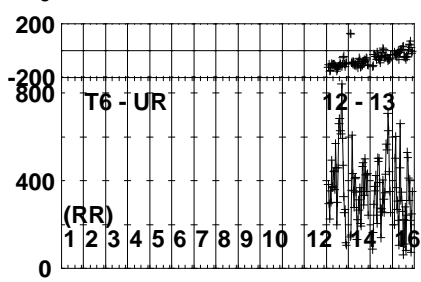
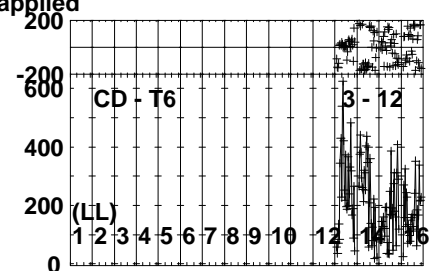
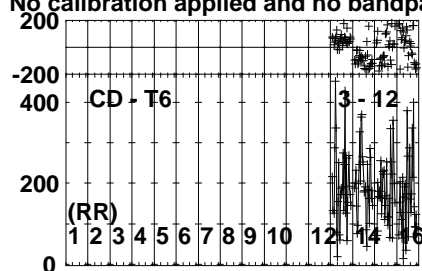
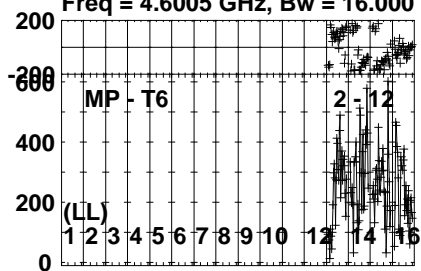
Lower frame: Micro Ampl Jy Top frame: Phas deg  
Vector averaged cross-power spectrum Several baselines displayed  
Timerange: 01/00:07:56 to 01/00:08:52



Plot file version 321 created 01-DEC-2023 16:32:04

J1108-1231 EG120.UVDATA.1

Freq = 4.6005 GHz, Bw = 16.000 MH No calibration applied and no bandpass applied

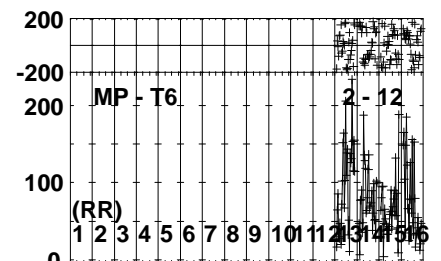
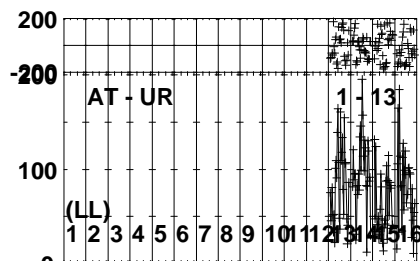
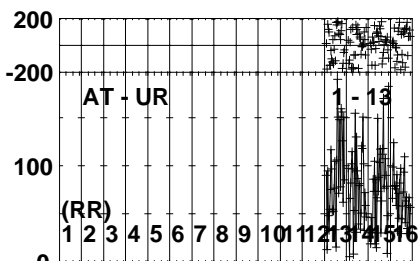
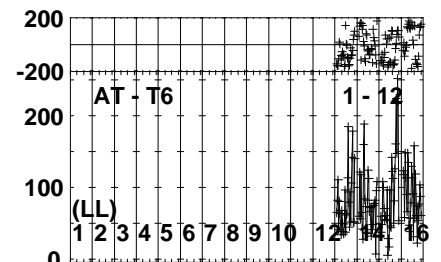
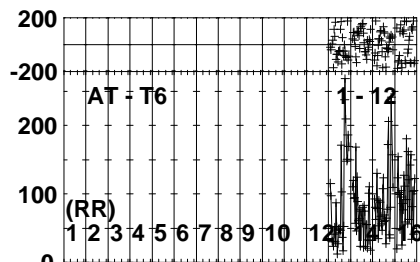
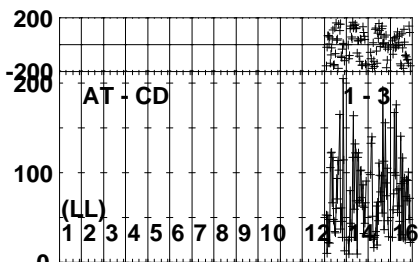
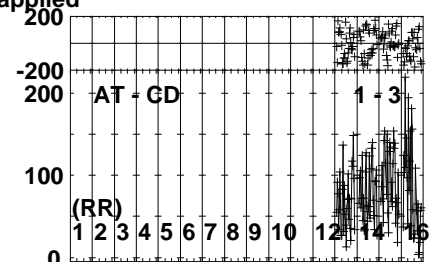
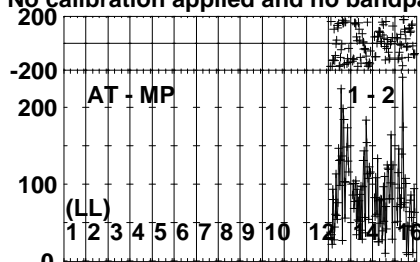
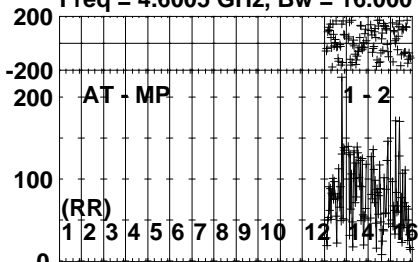


Lower frame: Micro Ampl Jy Top frame: Phas deg  
Vector averaged cross-power spectrum Several baselines displayed  
Timerange: 01/00:07:56 to 01/00:08:52

Plot file version 322 created 01-DEC-2023 16:32:04

GRB171205A EG120.UVDATA.1

Freq = 4.6005 GHz, Bw = 16.000 MH No calibration applied and no bandpass applied

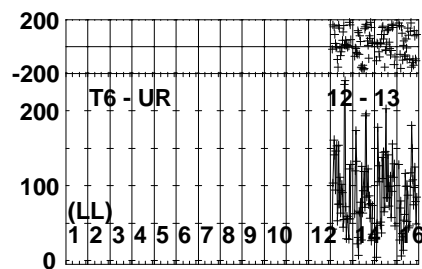
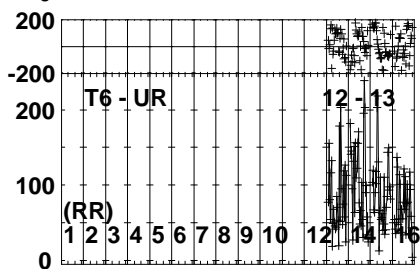
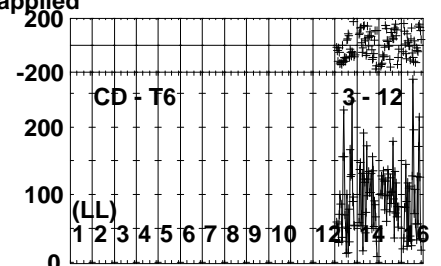
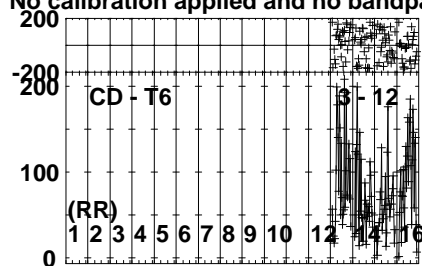
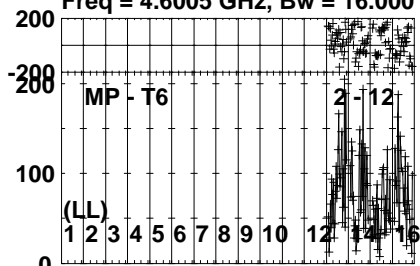


Lower frame: Micro Ampl Jy Top frame: Phas deg  
Vector averaged cross-power spectrum Several baselines displayed  
Timerange: 01/00:08:55 to 01/00:11:41

Plot file version 323 created 01-DEC-2023 16:32:04

GRB171205A EG120.UVDATA.1

Freq = 4.6005 GHz, Bw = 16.000 MH No calibration applied and no bandpass applied

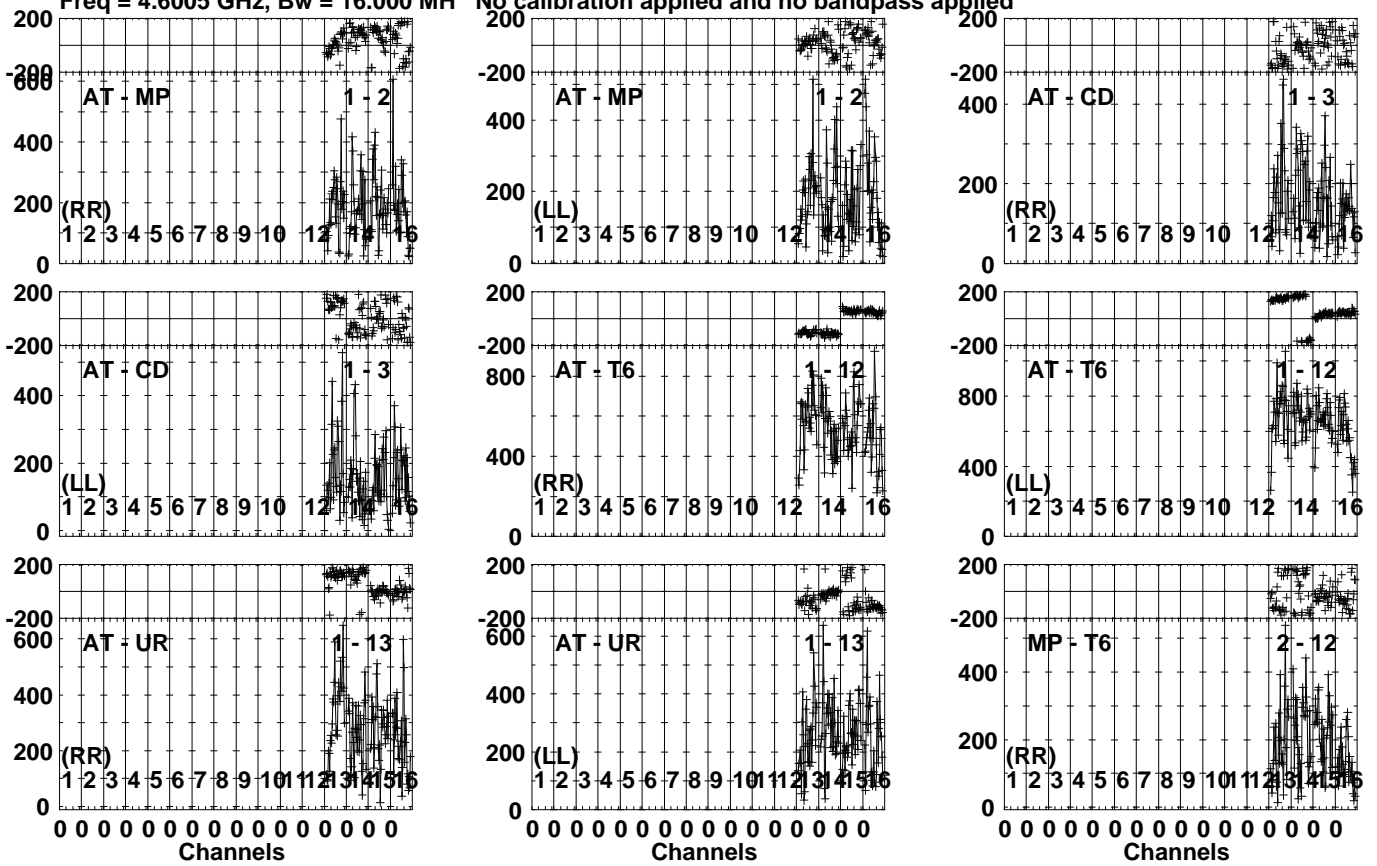


Lower frame: Micro Ampl Jy Top frame: Phas deg  
Vector averaged cross-power spectrum Several baselines displayed  
Timerange: 01/00:08:55 to 01/00:11:41

Plot file version 324 created 01-DEC-2023 16:32:04

J1108-1231 EG120.UVDATA.1

Freq = 4.6005 GHz, Bw = 16.000 MH No calibration applied and no bandpass applied

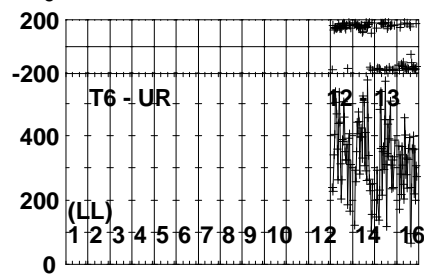
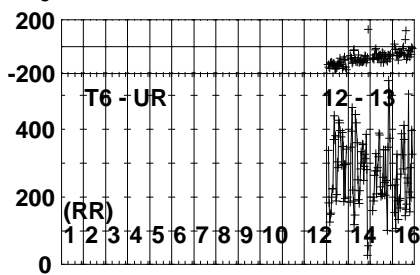
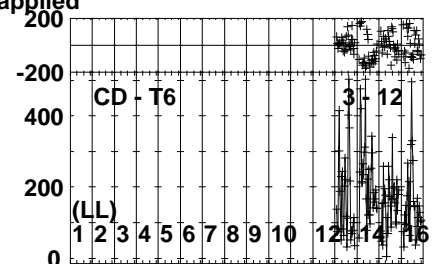
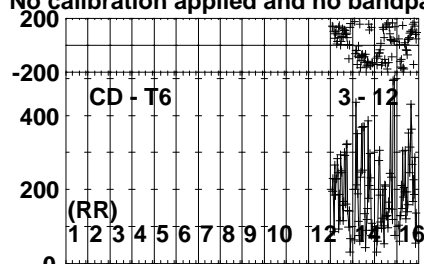
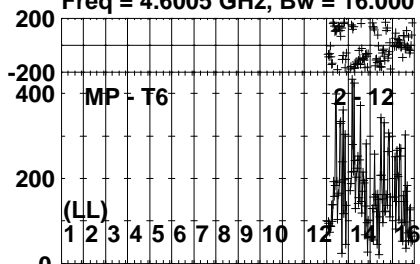


Lower frame: Micro Ampl Jy Top frame: Phas deg  
Vector averaged cross-power spectrum Several baselines displayed  
Timerange: 01/00:12:04 to 01/00:12:52

Plot file version 325 created 01-DEC-2023 16:32:04

J1108-1231 EG120.UVDATA.1

Freq = 4.6005 GHz, Bw = 16.000 MH No calibration applied and no bandpass applied

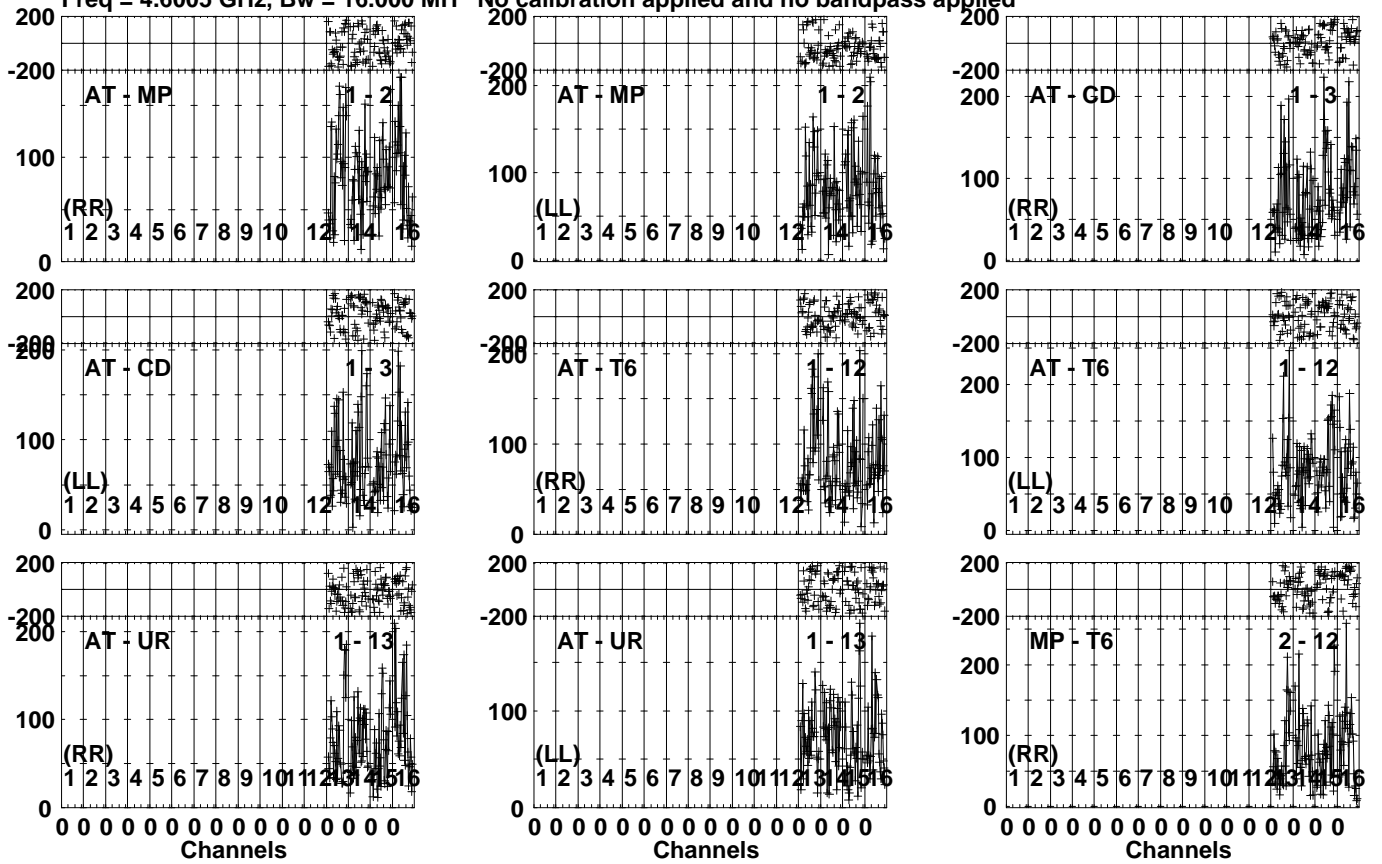


Lower frame: Micro Ampl Jy Top frame: Phas deg  
Vector averaged cross-power spectrum Several baselines displayed  
Timerange: 01/00:12:04 to 01/00:12:52

Plot file version 326 created 01-DEC-2023 16:32:04

GRB171205A EG120.UVDATA.1

Freq = 4.6005 GHz, Bw = 16.000 MH No calibration applied and no bandpass applied

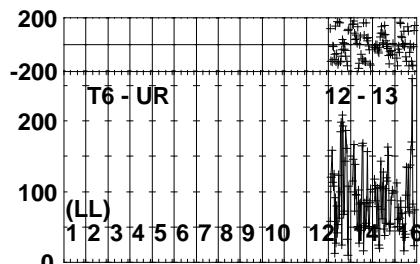
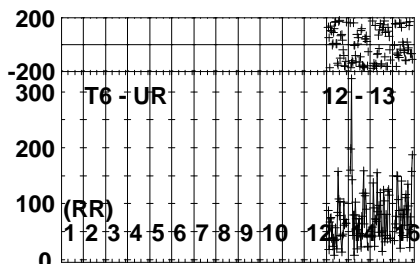
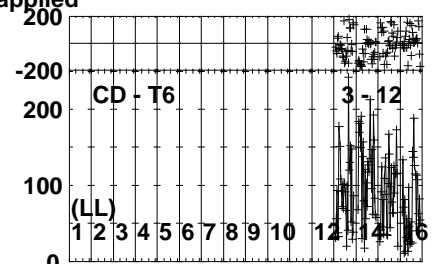
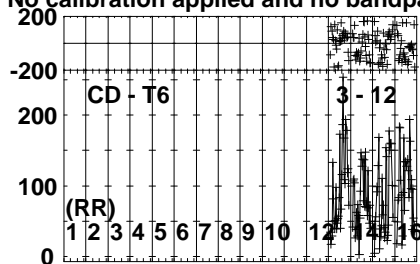
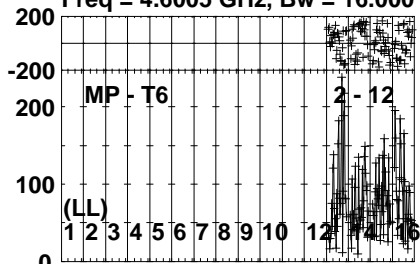


Lower frame: Micro Ampl Jy Top frame: Phas deg  
Vector averaged cross-power spectrum Several baselines displayed  
Timerange: 01/00:12:54 to 01/00:15:40

Plot file version 327 created 01-DEC-2023 16:32:04

GRB171205A EG120.UVDATA.1

Freq = 4.6005 GHz, Bw = 16.000 MH No calibration applied and no bandpass applied

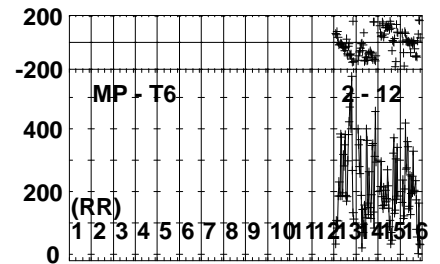
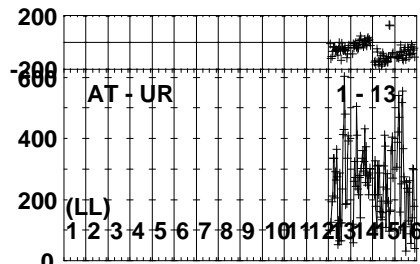
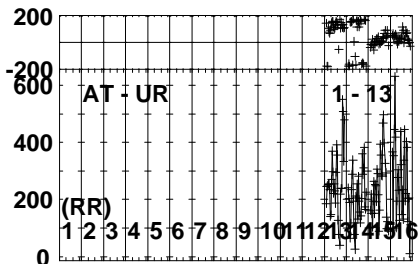
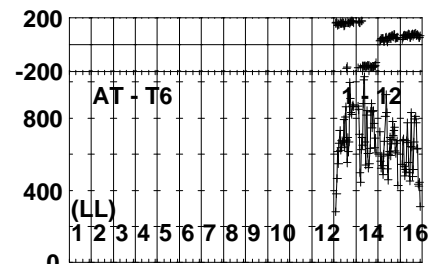
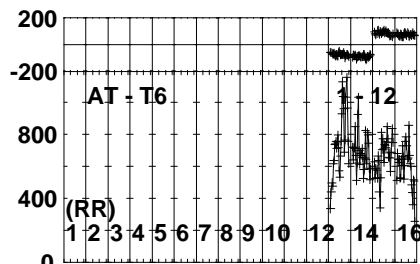
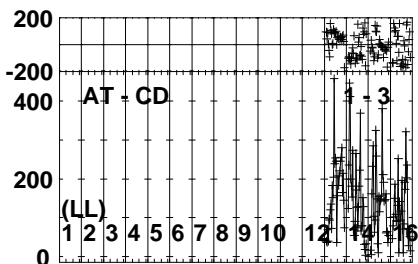
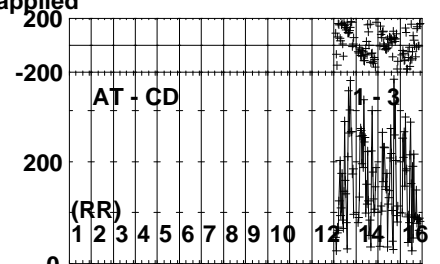
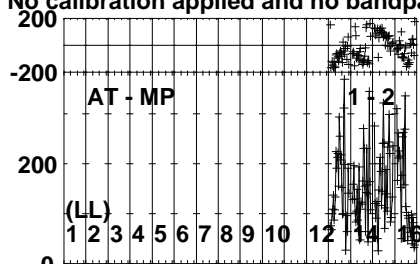
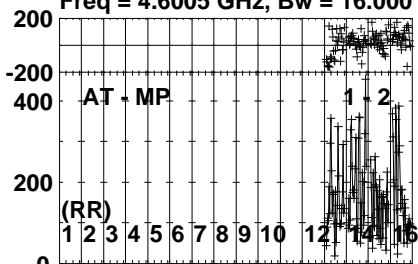


Lower frame: Micro Ampl Jy Top frame: Phas deg  
Vector averaged cross-power spectrum Several baselines displayed  
Timerange: 01/00:12:54 to 01/00:15:40

Plot file version 328 created 01-DEC-2023 16:32:04

J1108-1231 EG120.UVDATA.1

Freq = 4.6005 GHz, Bw = 16.000 MH No calibration applied and no bandpass applied



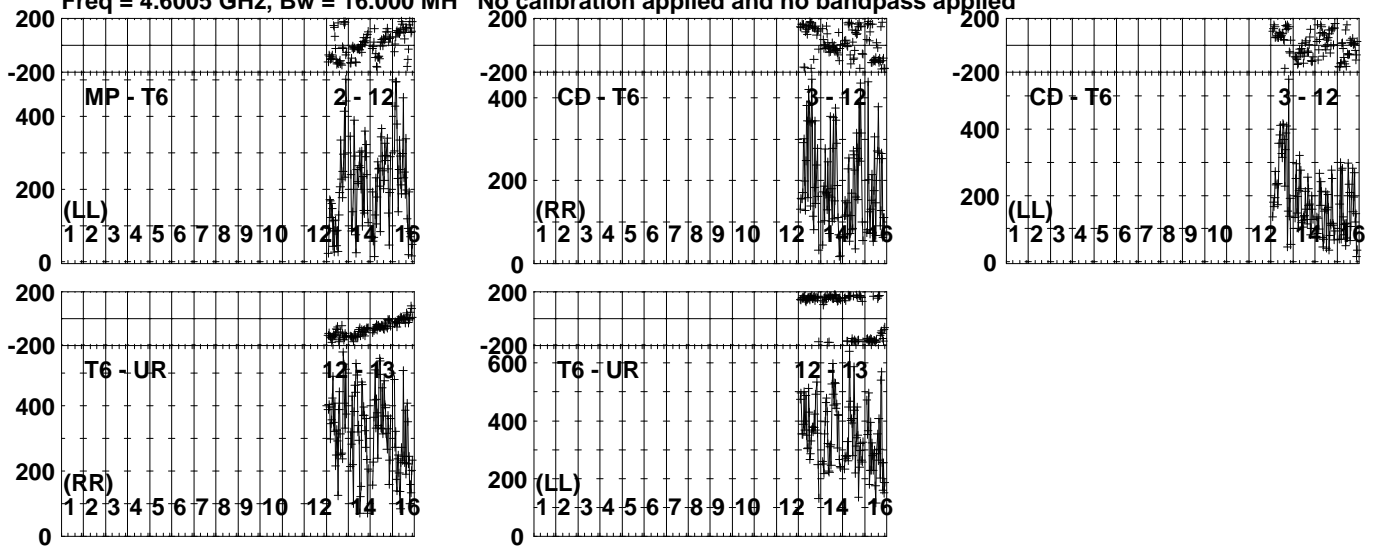
Lower frame: Micro Ampl Jy Top frame: Phas deg  
Vector averaged cross-power spectrum Several baselines displayed  
Timerange: 01/00:15:55 to 01/00:16:51



Plot file version 329 created 01-DEC-2023 16:32:04

J1108-1231 EG120.UVDATA.1

Freq = 4.6005 GHz, Bw = 16.000 MH No calibration applied and no bandpass applied

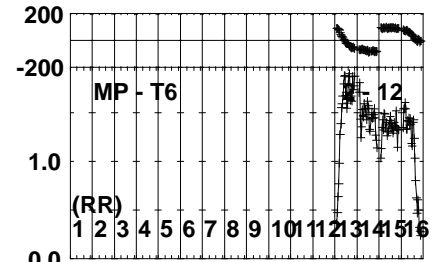
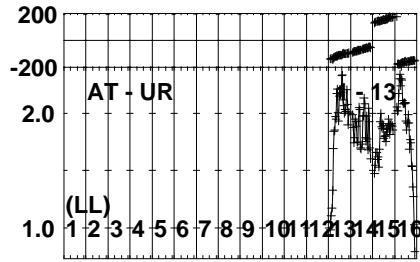
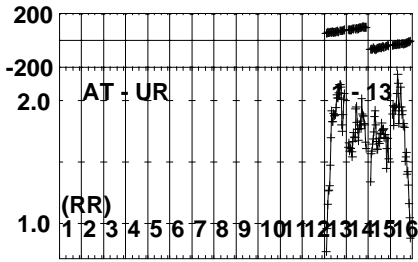
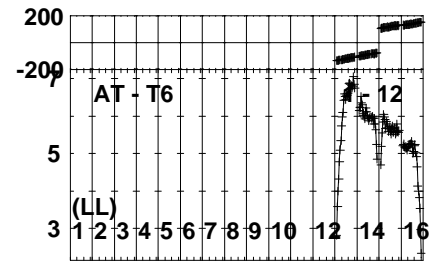
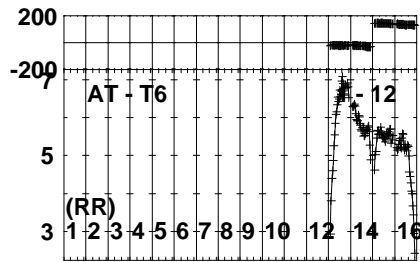
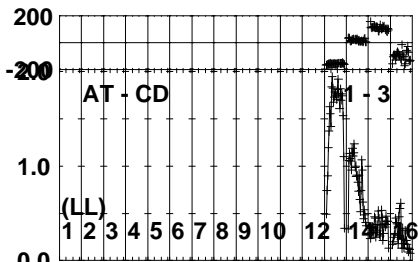
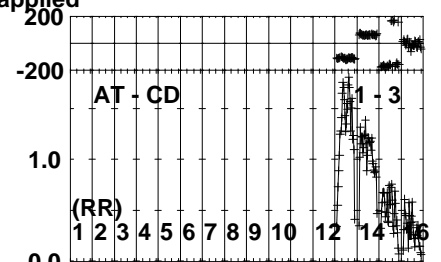
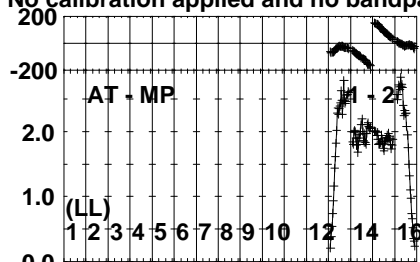
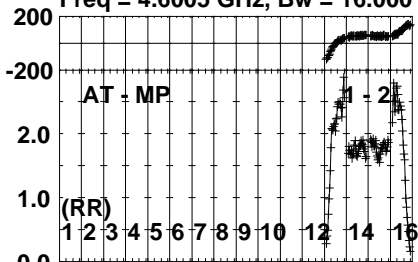


Lower frame: Micro Ampl Jy Top frame: Phas deg  
Vector averaged cross-power spectrum Several baselines displayed  
Timerange: 01/00:15:55 to 01/00:16:51

Plot file version 330 created 01-DEC-2023 16:32:04

J1118-1232 EG120.UVDATA.1

Freq = 4.6005 GHz, Bw = 16.000 MH No calibration applied and no bandpass applied

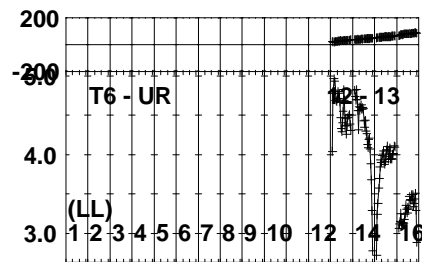
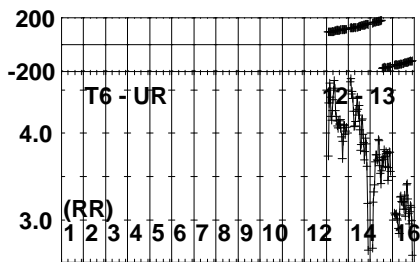
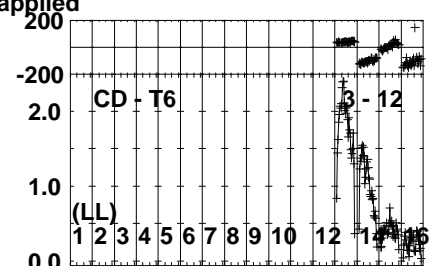
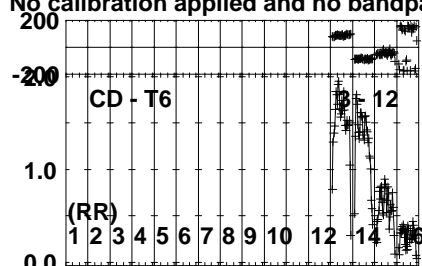
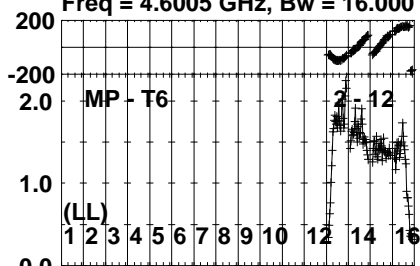


Lower frame: Milli Ampl Jy Top frame: Phas deg  
Vector averaged cross-power spectrum Several baselines displayed  
Timerange: 01/00:17:23 to 01/00:18:21

Plot file version 331 created 01-DEC-2023 16:32:04

J1118-1232 EG120.UVDATA.1

Freq = 4.6005 GHz, Bw = 16.000 MH No calibration applied and no bandpass applied

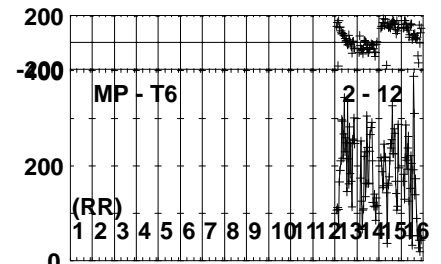
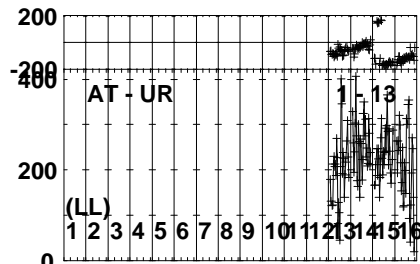
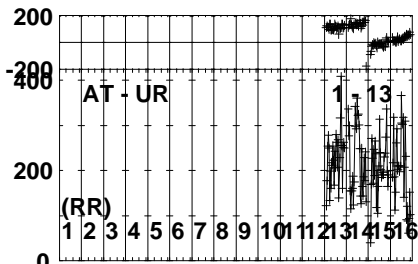
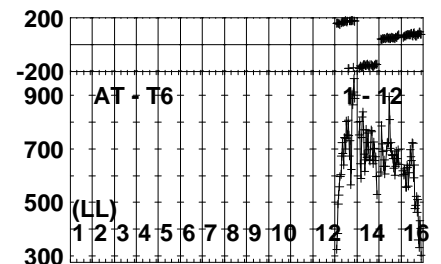
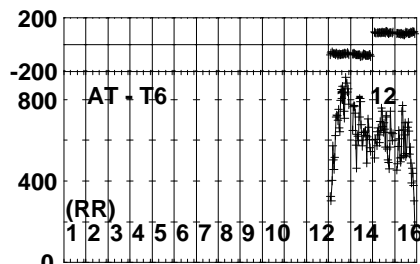
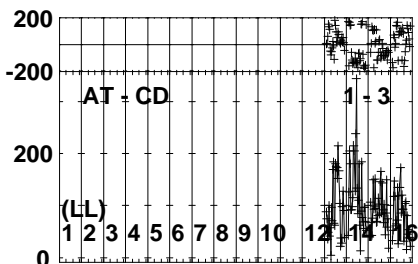
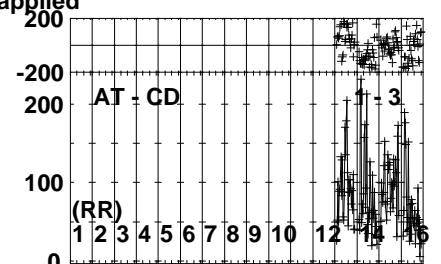
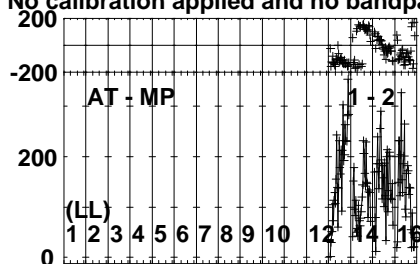
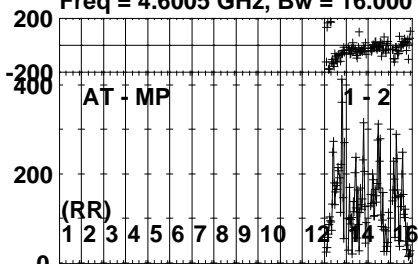


Lower frame: Milli Ampl Jy Top frame: Phas deg  
Vector averaged cross-power spectrum Several baselines displayed  
Timerange: 01/00:17:23 to 01/00:18:21

Plot file version 332 created 01-DEC-2023 16:32:04

J1108-1231 EG120.UVDATA.1

Freq = 4.6005 GHz, Bw = 16.000 MH No calibration applied and no bandpass applied

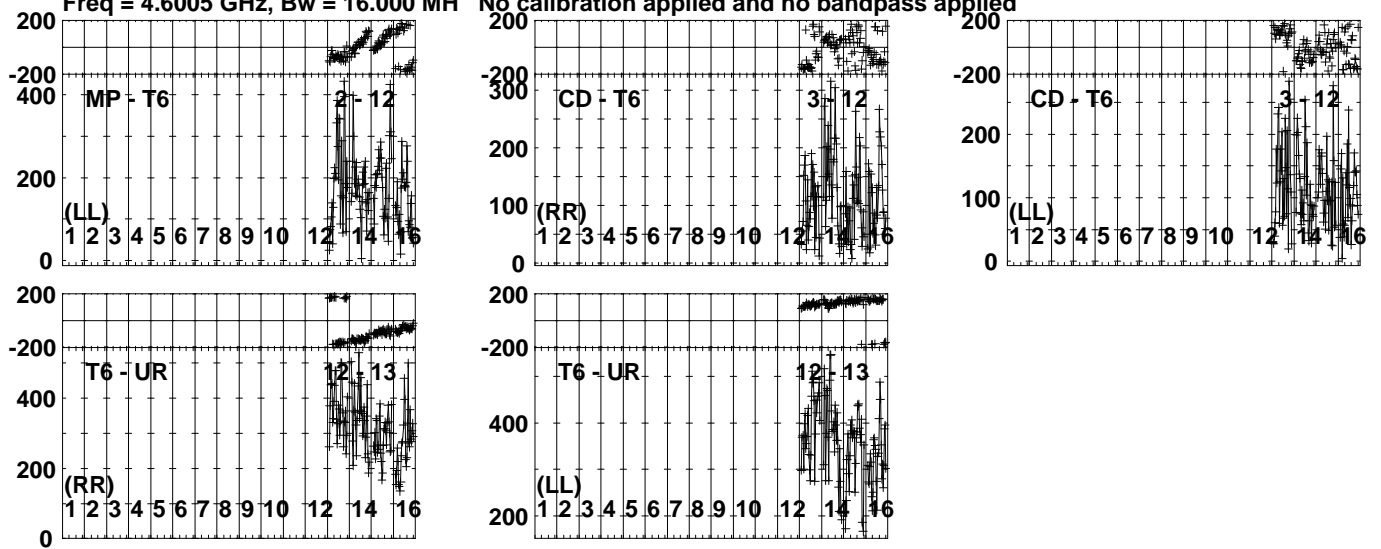


Lower frame: Micro Ampl Jy Top frame: Phas deg  
Vector averaged cross-power spectrum Several baselines displayed  
Timerange: 01/00:18:55 to 01/00:21:19

Plot file version 333 created 01-DEC-2023 16:32:04

J1108-1231 EG120.UVDATA.1

Freq = 4.6005 GHz, Bw = 16.000 MH No calibration applied and no bandpass applied

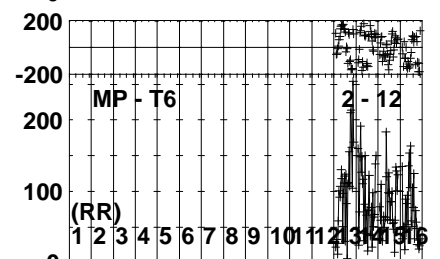
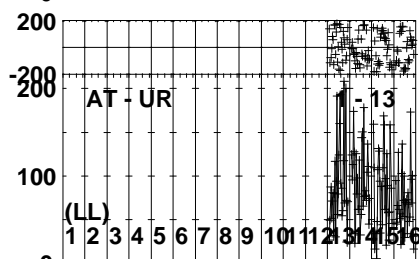
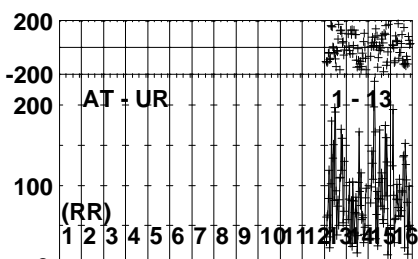
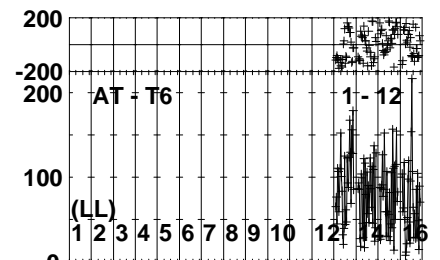
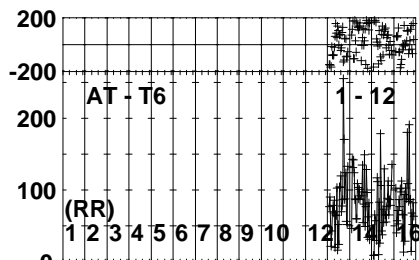
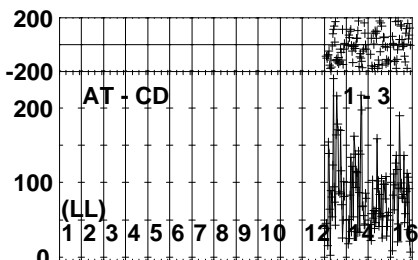
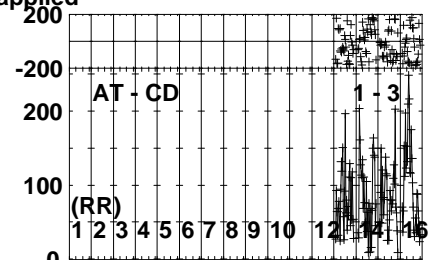
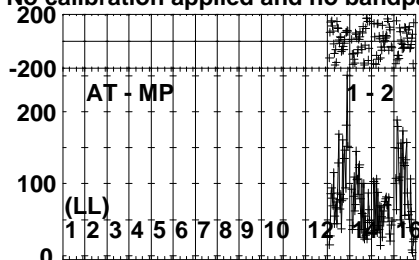
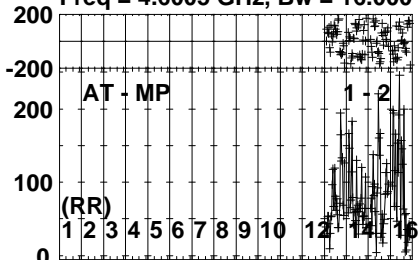


Lower frame: Micro Ampl Jy Top frame: Phas deg  
Vector averaged cross-power spectrum Several baselines displayed  
Timerange: 01/00:18:55 to 01/00:21:19

Plot file version 334 created 01-DEC-2023 16:32:05

GRB171205A EG120.UVDATA.1

Freq = 4.6005 GHz, Bw = 16.000 MH No calibration applied and no bandpass applied

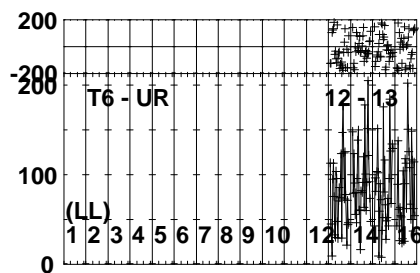
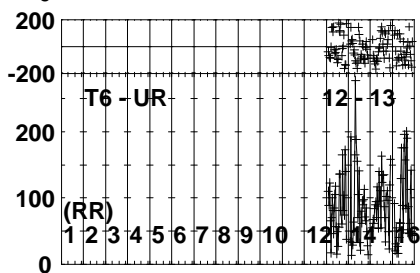
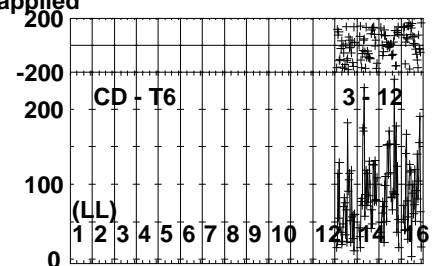
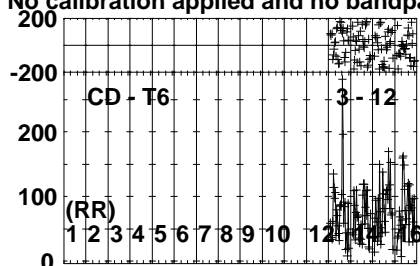
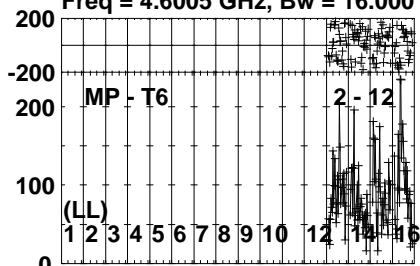


Lower frame: Micro Ampl Jy Top frame: Phas deg  
Vector averaged cross-power spectrum Several baselines displayed  
Timerange: 01/00:21:22 to 01/00:24:08

Plot file version 335 created 01-DEC-2023 16:32:05

GRB171205A EG120.UVDATA.1

Freq = 4.6005 GHz, Bw = 16.000 MH No calibration applied and no bandpass applied

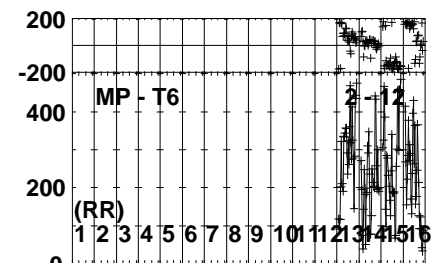
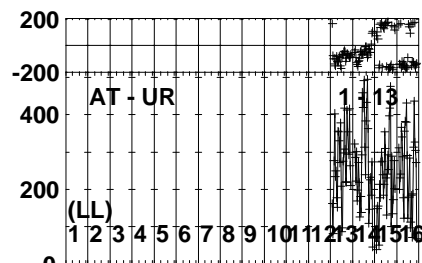
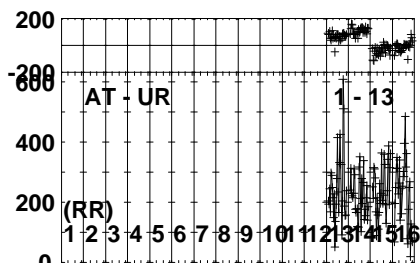
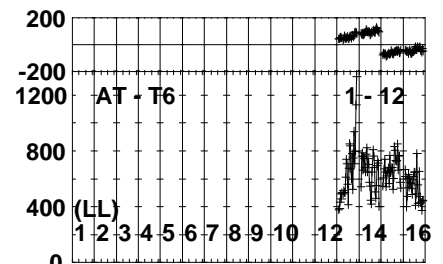
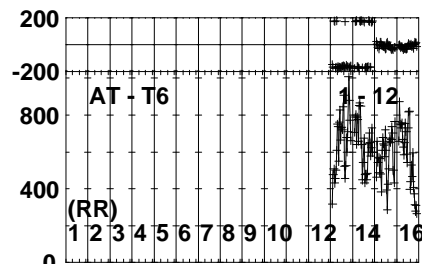
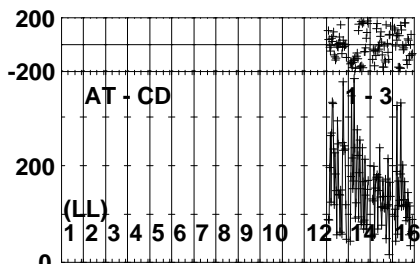
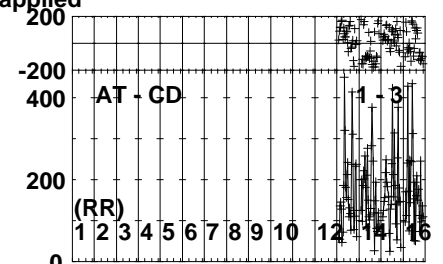

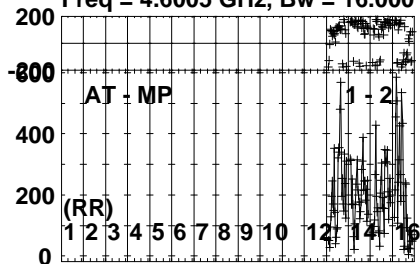


Lower frame: Micro Ampl Jy Top frame: Phas deg  
Vector averaged cross-power spectrum Several baselines displayed  
Timerange: 01/00:21:22 to 01/00:24:08

Plot file version 336 created 01-DEC-2023 16:32:05

J1108-1231 EG120.UVDATA.1

Freq = 4.6005 GHz, Bw = 16.000 MH No calibration applied and no bandpass applied



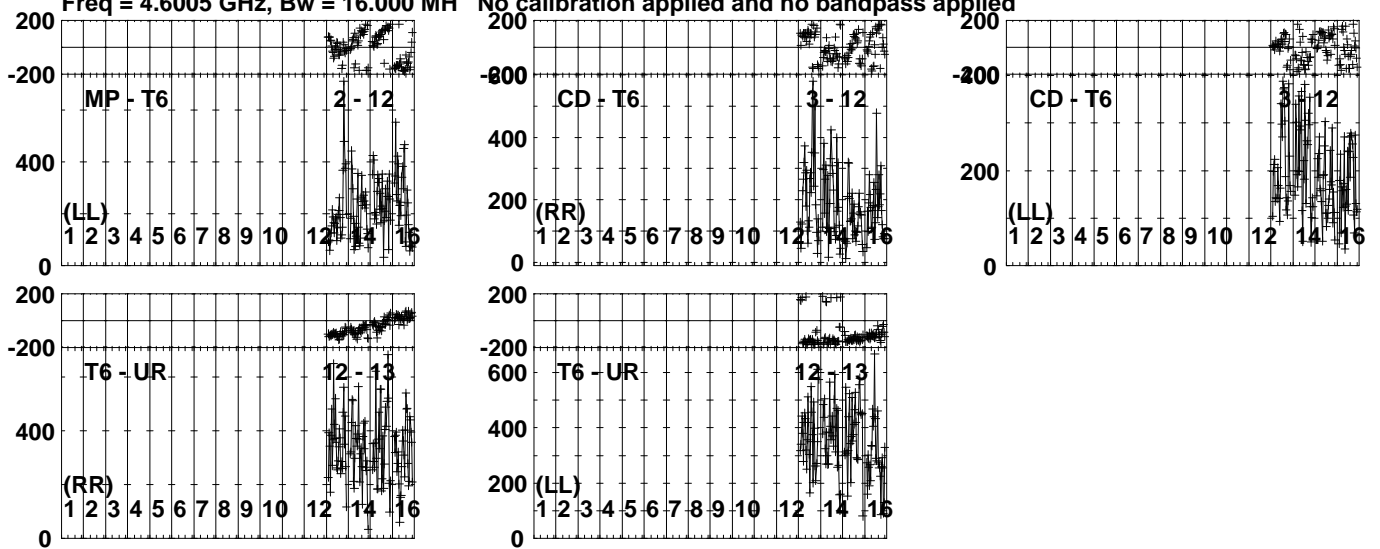
Lower frame: Micro Ampl Jy Top frame: Phas deg  
Vector averaged cross-power spectrum Several baselines displayed  
Timerange: 01/00:24:46 to 01/00:25:34



Plot file version 337 created 01-DEC-2023 16:32:05

J1108-1231 EG120.UVDATA.1

Freq = 4.6005 GHz, Bw = 16.000 MH No calibration applied and no bandpass applied

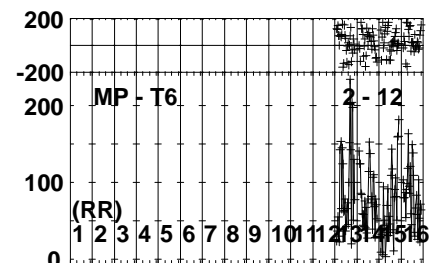
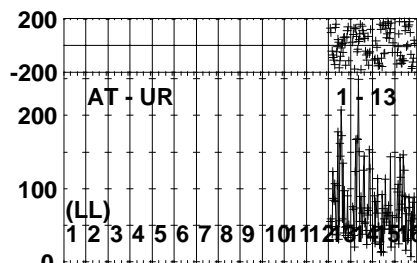
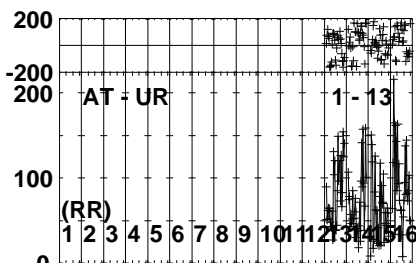
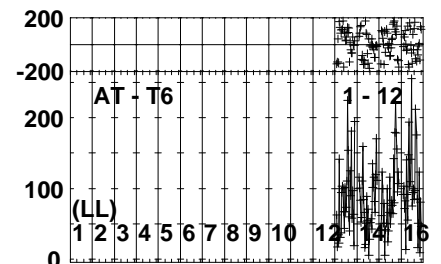
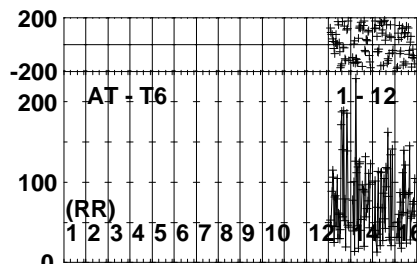
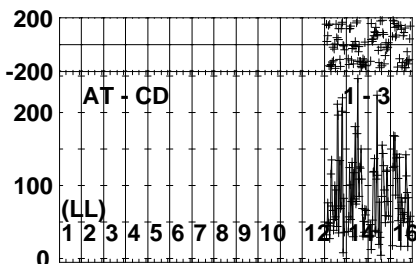
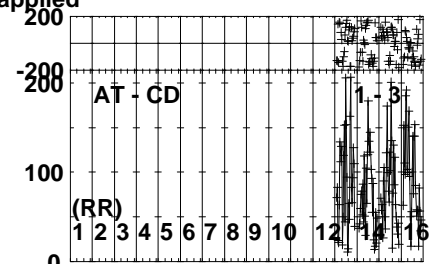
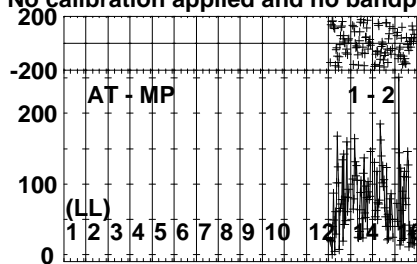
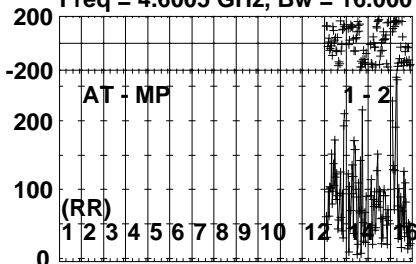


Lower frame: Micro Ampl Jy Top frame: Phas deg  
Vector averaged cross-power spectrum Several baselines displayed  
Timerange: 01/00:24:46 to 01/00:25:34

Plot file version 338 created 01-DEC-2023 16:32:05

GRB171205A EG120.UVDATA.1

Freq = 4.6005 GHz, Bw = 16.000 MH No calibration applied and no bandpass applied

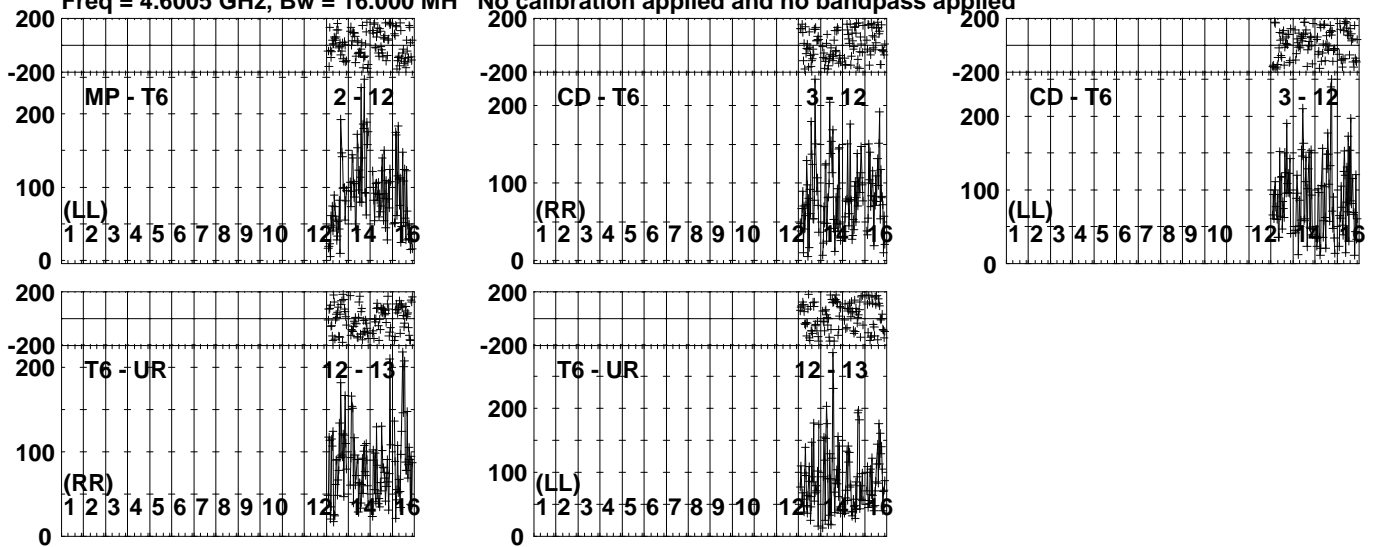


Lower frame: Micro Ampl Jy Top frame: Phas deg  
Vector averaged cross-power spectrum Several baselines displayed  
Timerange: 01/00:25:36 to 01/00:28:22

Plot file version 339 created 01-DEC-2023 16:32:05

GRB171205A EG120.UVDATA.1

Freq = 4.6005 GHz, Bw = 16.000 MH No calibration applied and no bandpass applied

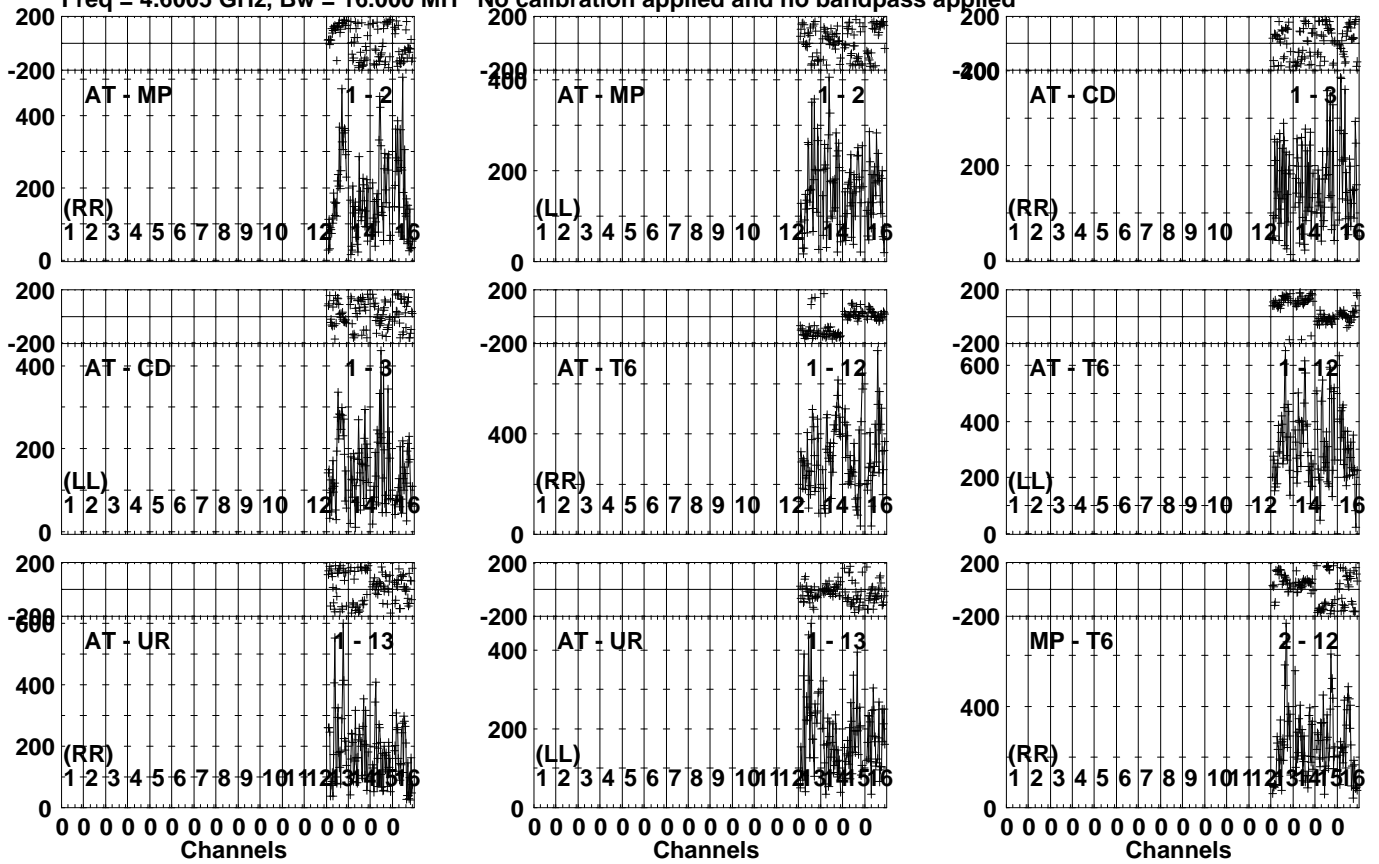


Lower frame: Micro Ampl Jy Top frame: Phas deg  
Vector averaged cross-power spectrum Several baselines displayed  
Timerange: 01/00:25:36 to 01/00:28:22

Plot file version 340 created 01-DEC-2023 16:32:05

J1108-1231 EG120.UVDATA.1

Freq = 4.6005 GHz, Bw = 16.000 MH No calibration applied and no bandpass applied

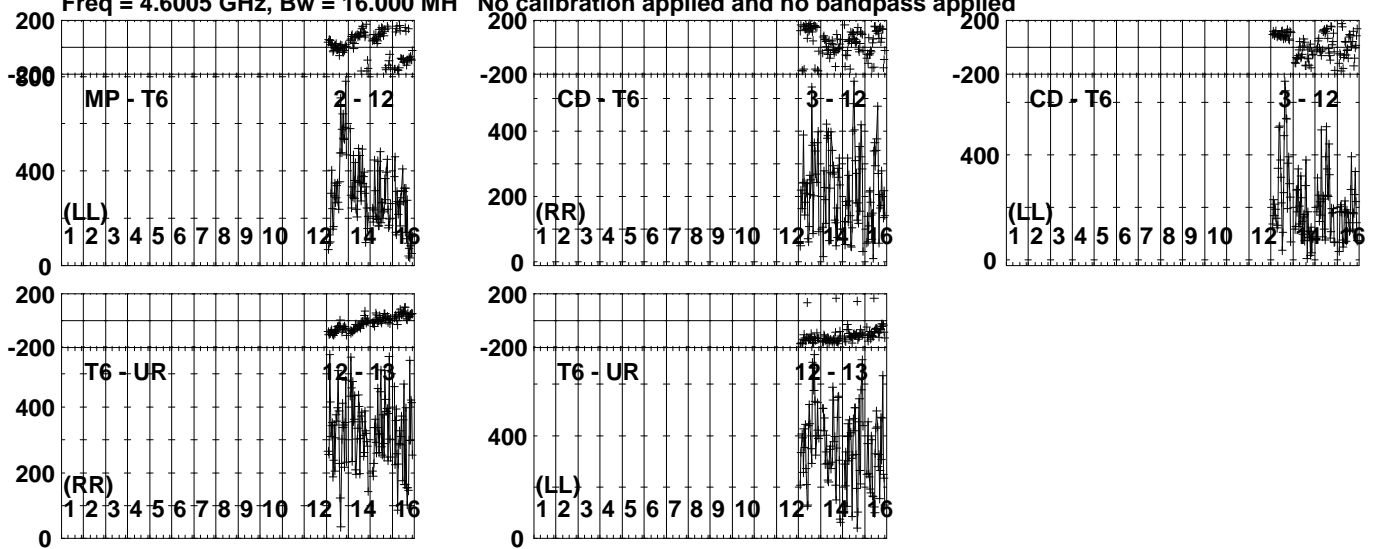


Lower frame: Micro Ampl Jy Top frame: Phas deg  
Vector averaged cross-power spectrum Several baselines displayed  
Timerange: 01/00:28:25 to 01/00:29:21

Plot file version 341 created 01-DEC-2023 16:32:05

J1108-1231 EG120.UVDATA.1

Freq = 4.6005 GHz, Bw = 16.000 MH No calibration applied and no bandpass applied

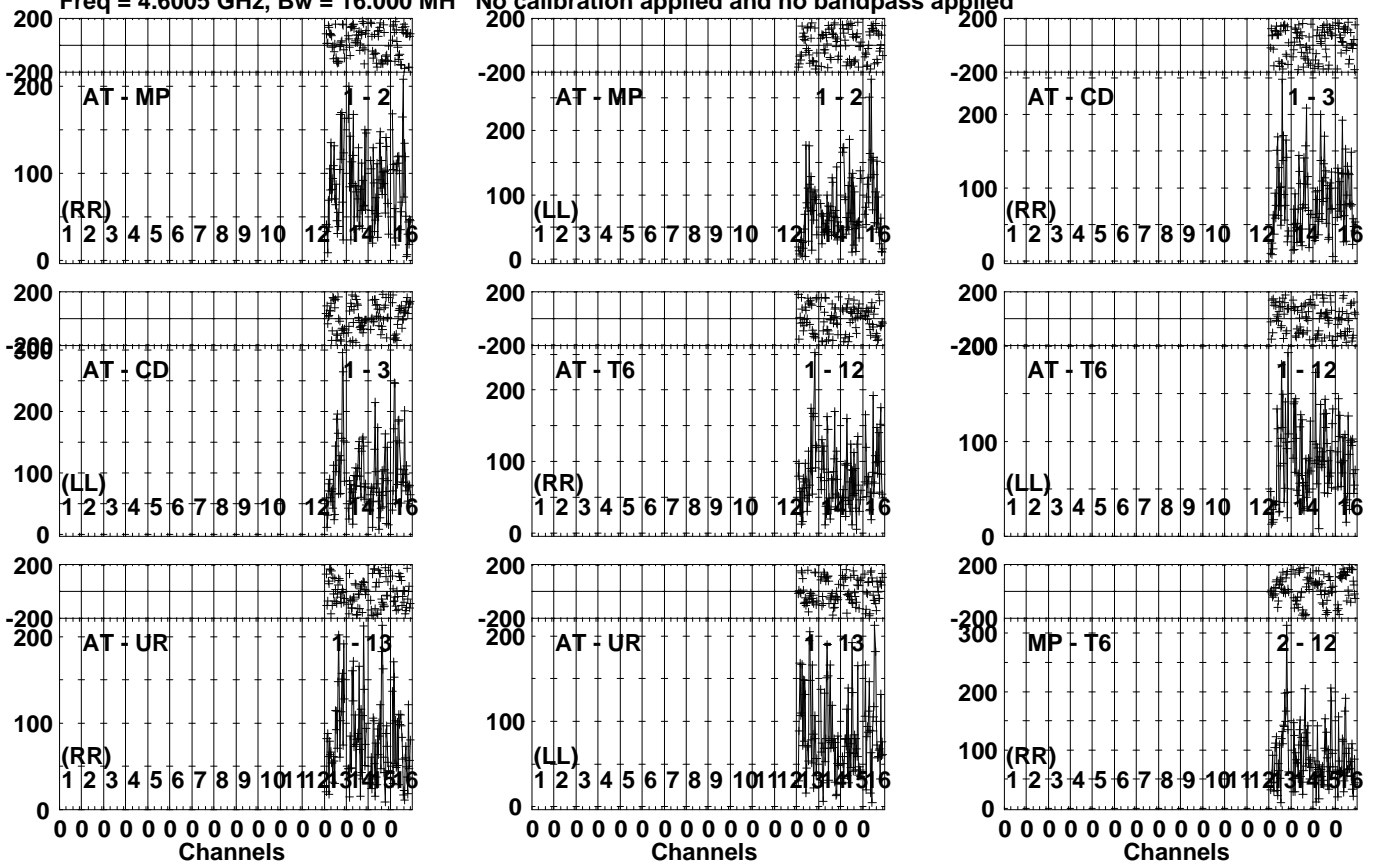


Lower frame: Micro Ampl Jy Top frame: Phas deg  
Vector averaged cross-power spectrum Several baselines displayed  
Timerange: 01/00:28:25 to 01/00:29:21

Plot file version 342 created 01-DEC-2023 16:32:05

GRB171205A EG120.UVDATA.1

Freq = 4.6005 GHz, Bw = 16.000 MH No calibration applied and no bandpass applied

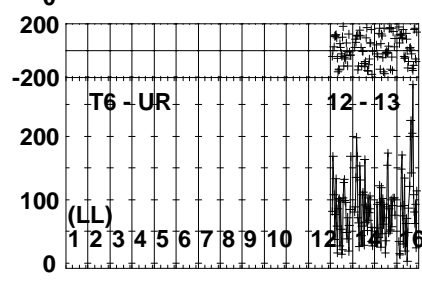
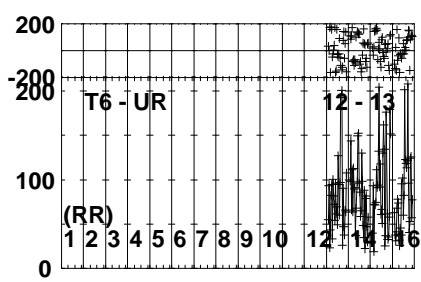
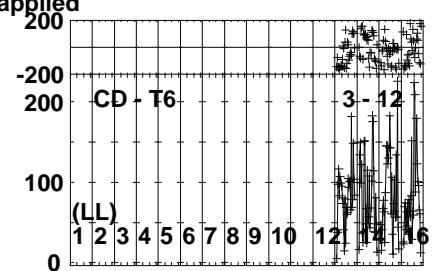
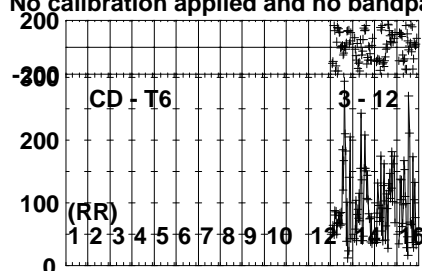
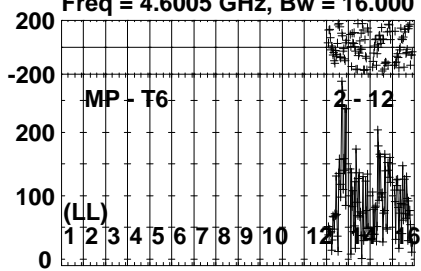


Lower frame: Micro Ampl Jy Top frame: Phas deg  
Vector averaged cross-power spectrum Several baselines displayed  
Timerange: 01/00:29:24 to 01/00:32:10

Plot file version 343 created 01-DEC-2023 16:32:05

GRB171205A EG120.UVDATA.1

Freq = 4.6005 GHz, Bw = 16.000 MH No calibration applied and no bandpass applied

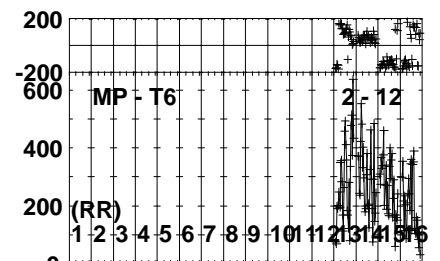
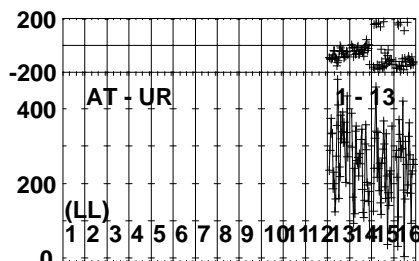
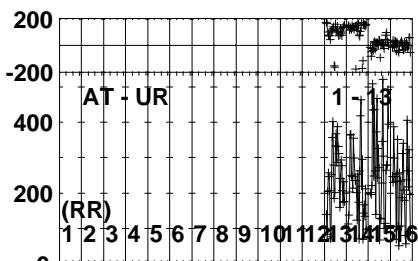
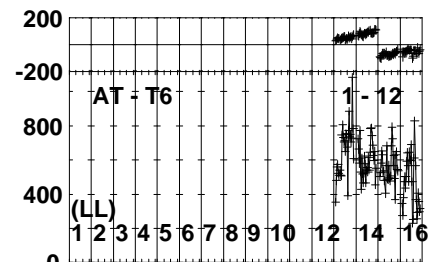
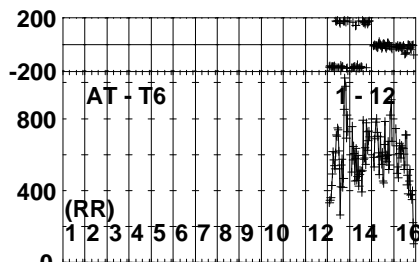
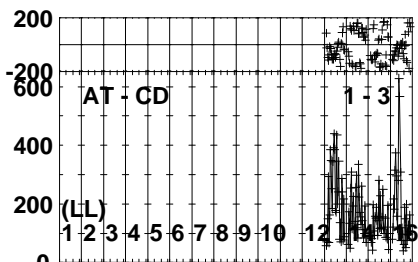
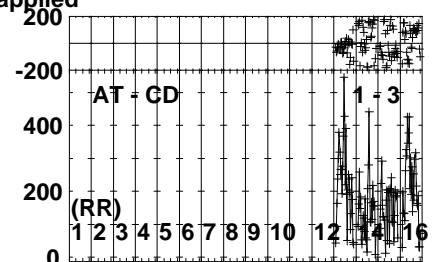
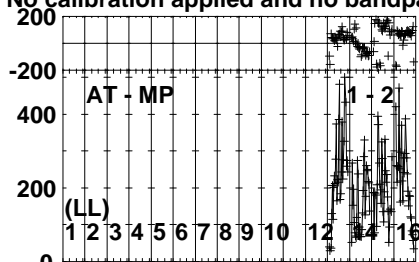
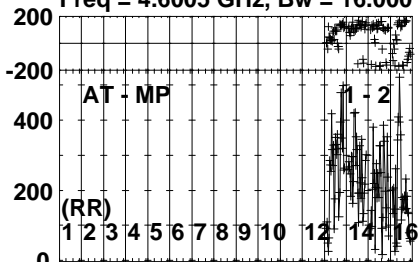


Lower frame: Micro Ampl Jy Top frame: Phas deg  
Vector averaged cross-power spectrum Several baselines displayed  
Timerange: 01/00:29:24 to 01/00:32:10

Plot file version 344 created 01-DEC-2023 16:32:05

J1108-1231 EG120.UVDATA.1

Freq = 4.6005 GHz, Bw = 16.000 MH No calibration applied and no bandpass applied



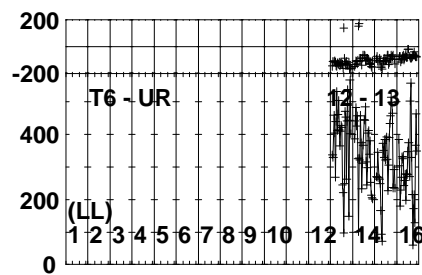
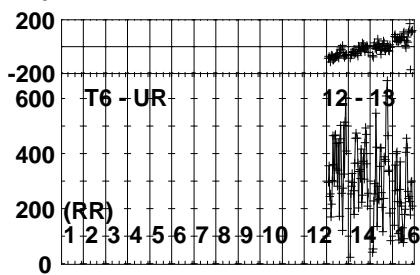
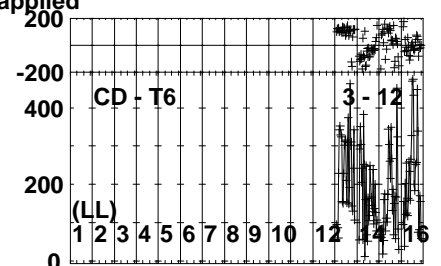
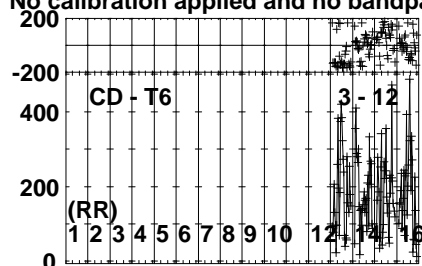
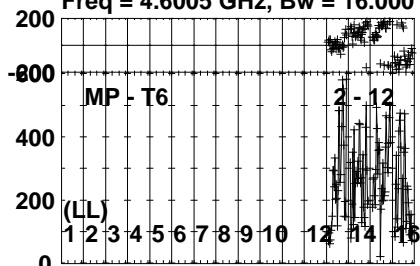
Lower frame: Micro Ampl Jy Top frame: Phas deg  
Vector averaged cross-power spectrum Several baselines displayed  
Timerange: 01/00:32:48 to 01/00:33:36



Plot file version 345 created 01-DEC-2023 16:32:05

J1108-1231 EG120.UVDATA.1

Freq = 4.6005 GHz, Bw = 16.000 MH No calibration applied and no bandpass applied

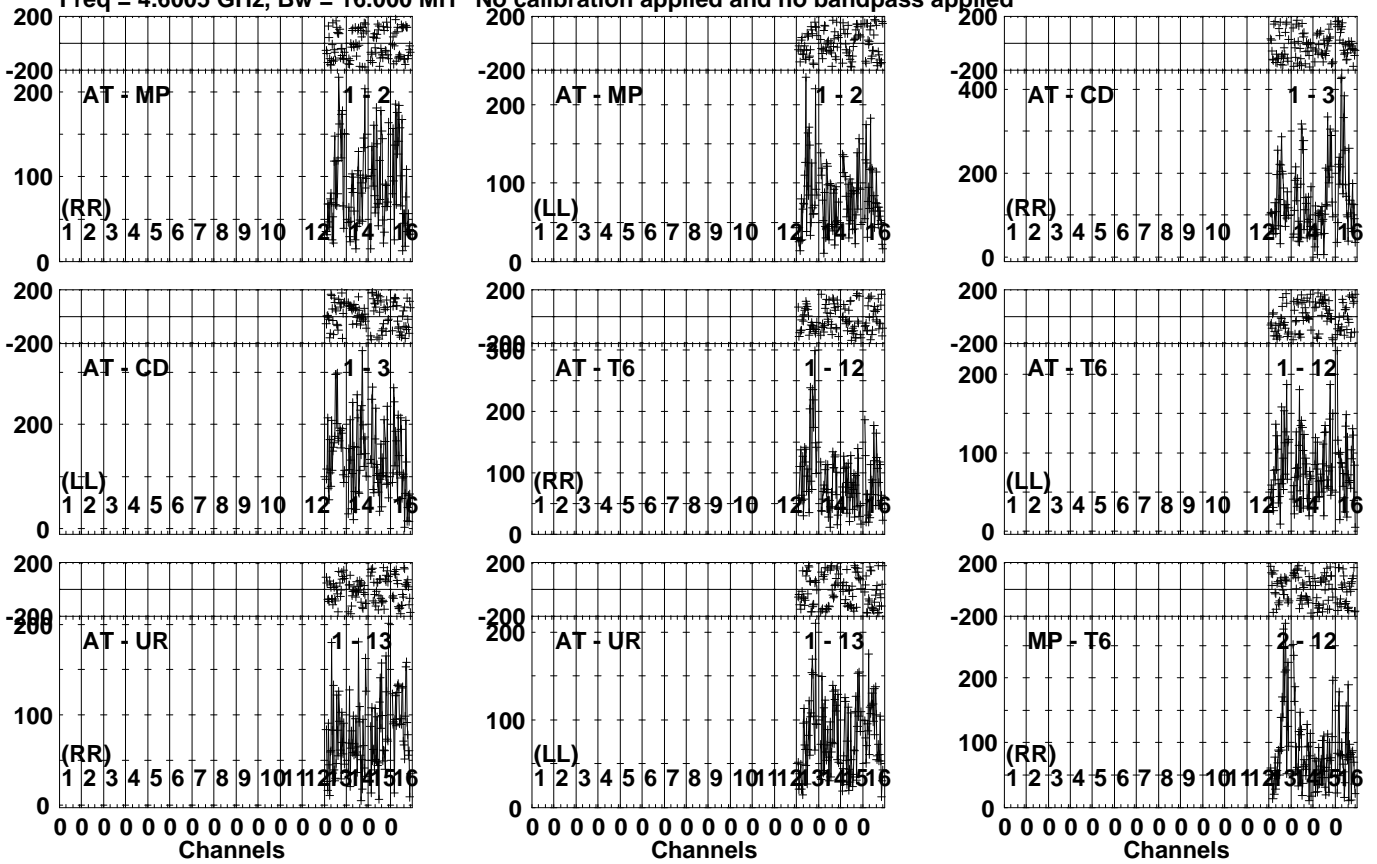


Lower frame: Micro Ampl Jy Top frame: Phas deg  
Vector averaged cross-power spectrum Several baselines displayed  
Timerange: 01/00:32:48 to 01/00:33:36

Plot file version 346 created 01-DEC-2023 16:32:05

GRB171205A EG120.UVDATA.1

Freq = 4.6005 GHz, Bw = 16.000 MH No calibration applied and no bandpass applied

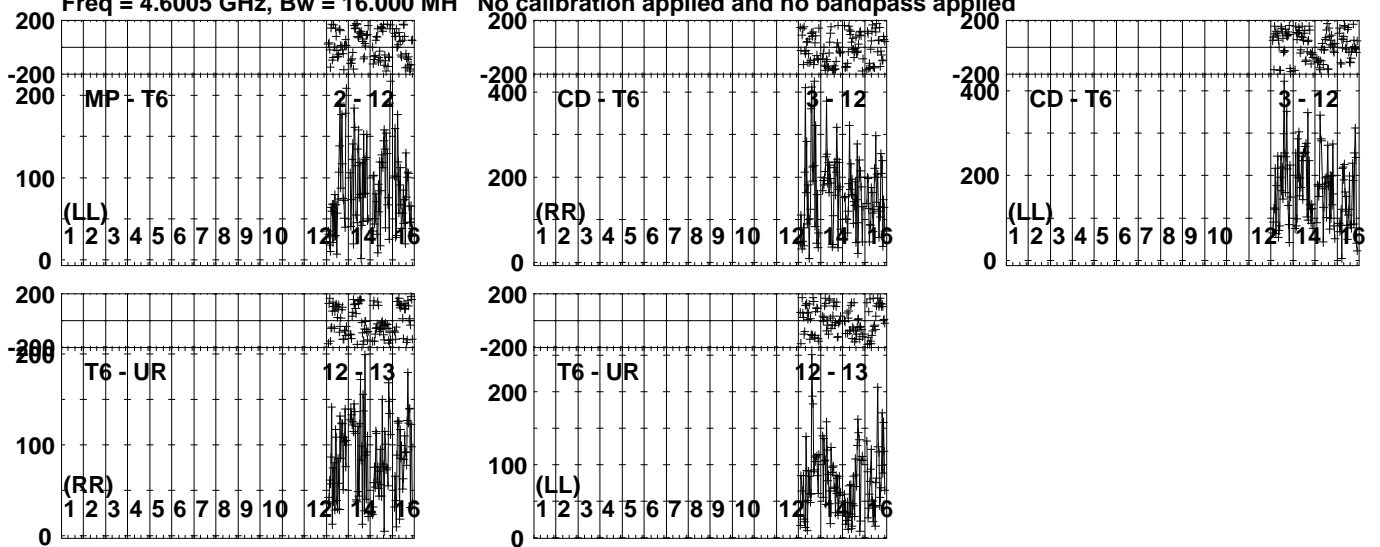


Lower frame: Micro Ampl Jy Top frame: Phas deg  
Vector averaged cross-power spectrum Several baselines displayed  
Timerange: 01/00:33:38 to 01/00:36:24

Plot file version 347 created 01-DEC-2023 16:32:05

GRB171205A EG120.UVDATA.1

Freq = 4.6005 GHz, Bw = 16.000 MH No calibration applied and no bandpass applied

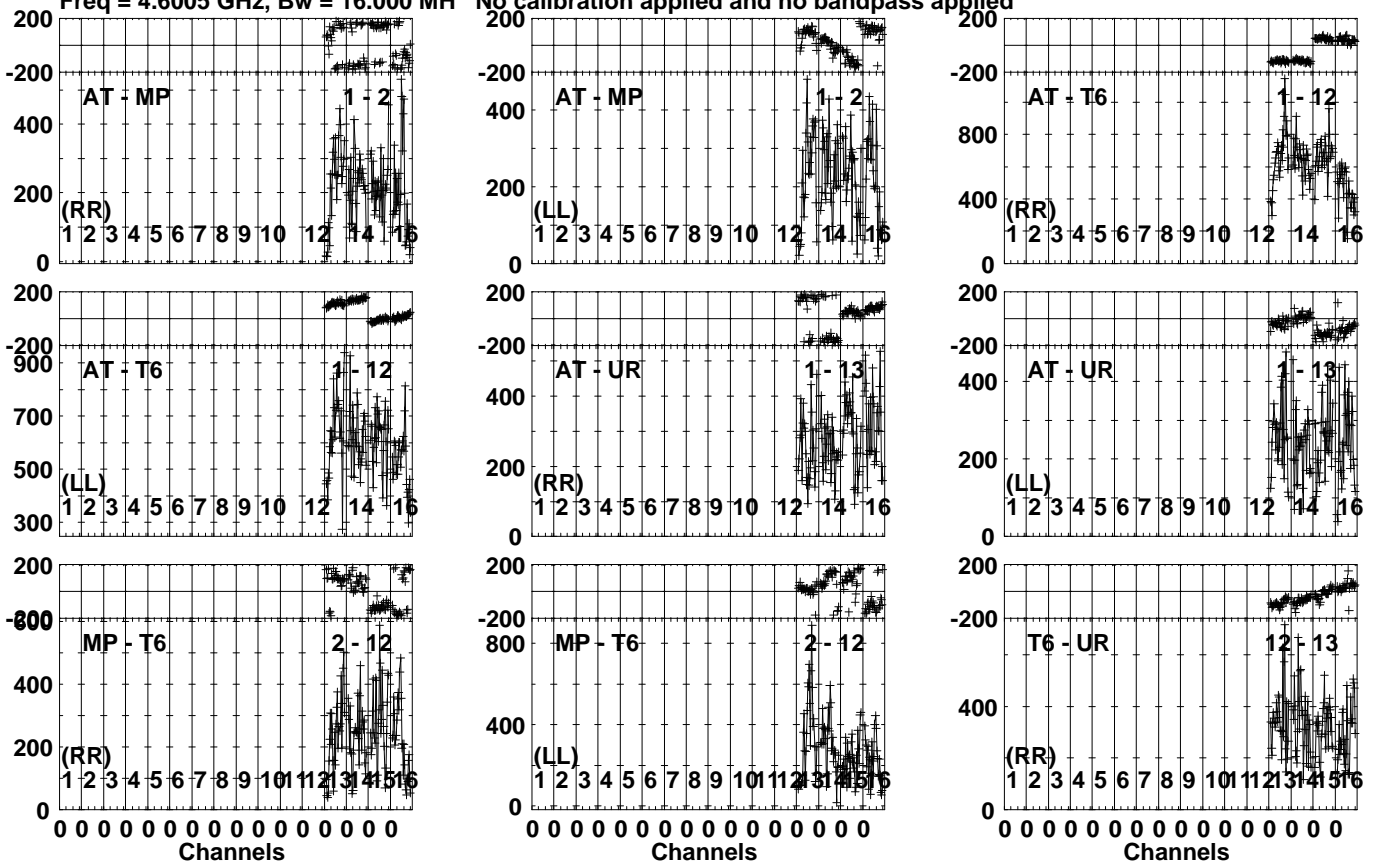


Lower frame: Micro Ampl Jy Top frame: Phas deg  
Vector averaged cross-power spectrum Several baselines displayed  
Timerange: 01/00:33:38 to 01/00:36:24

Plot file version 348 created 01-DEC-2023 16:32:05

J1108-1231 EG120.UVDATA.1

Freq = 4.6005 GHz, Bw = 16.000 MH No calibration applied and no bandpass applied

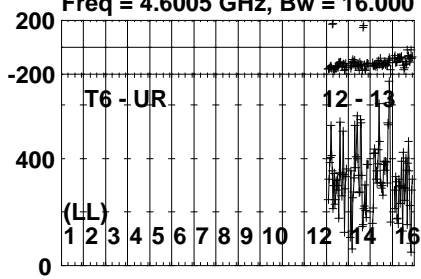


Lower frame: Micro Ampl Jy Top frame: Phas deg  
Vector averaged cross-power spectrum Several baselines displayed  
Timerange: 01/00:36:27 to 01/00:37:33

Plot file version 349 created 01-DEC-2023 16:32:05

J1108-1231 EG120.UVDATA.1

Freq = 4.6005 GHz, Bw = 16.000 MH No calibration applied and no bandpass applied



Lower frame: Micro Ampl Jy Top frame: Phas deg

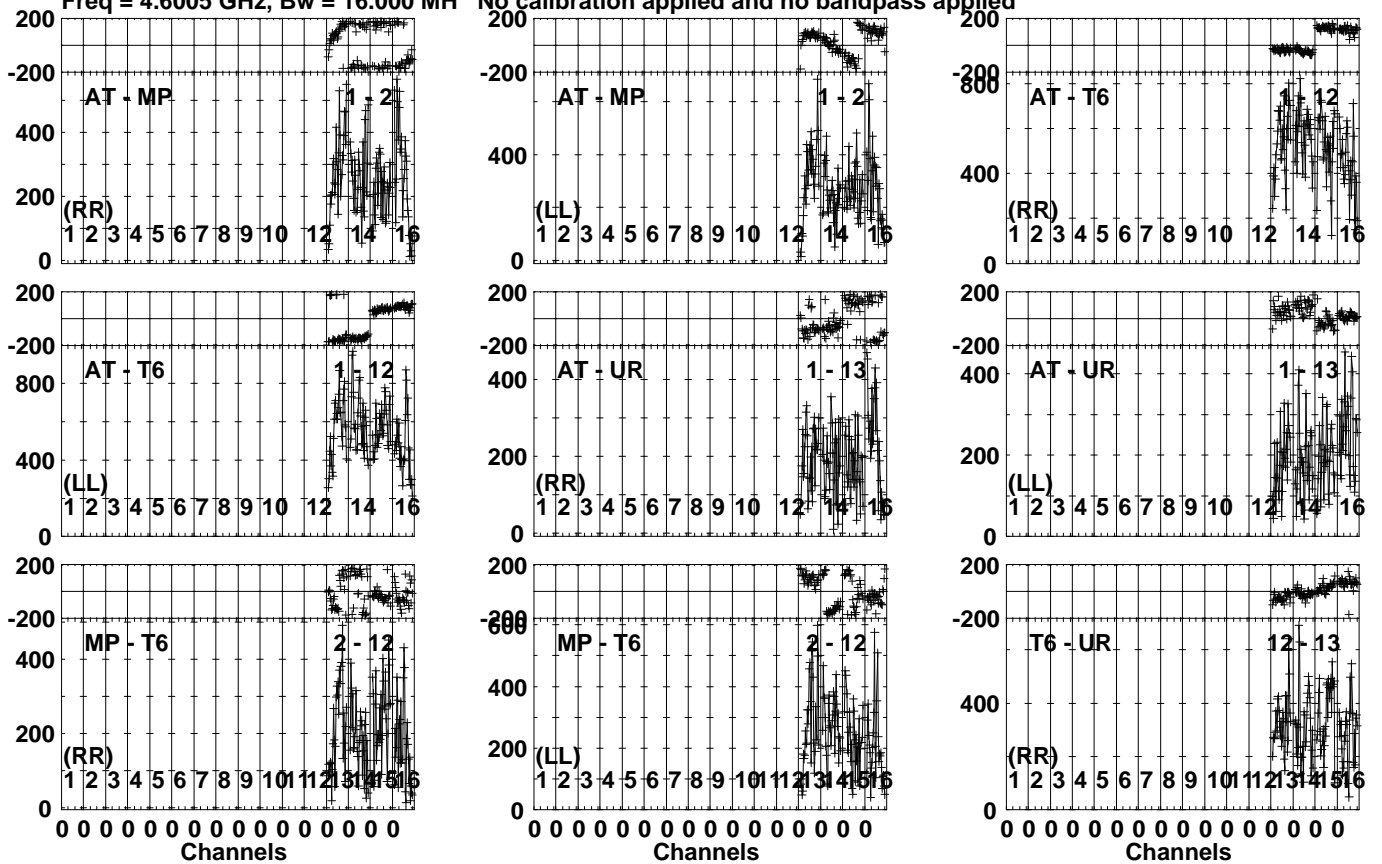
Vector averaged cross-power spectrum Several baselines displayed

Timerange: 01/00:36:27 to 01/00:37:33

Plot file version 350 created 01-DEC-2023 16:32:05

J1107-1226 EG120.UVDATA.1

Freq = 4.6005 GHz, Bw = 16.000 MH No calibration applied and no bandpass applied

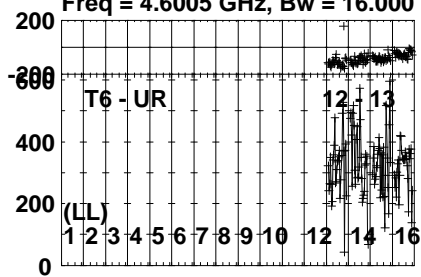


Lower frame: Micro Ampl Jy Top frame: Phas deg  
Vector averaged cross-power spectrum Several baselines displayed  
Timerange: 01/00:37:38 to 01/00:38:42

Plot file version 351 created 01-DEC-2023 16:32:06

J1107-1226 EG120.UVDATA.1

Freq = 4.6005 GHz, Bw = 16.000 MH No calibration applied and no bandpass applied



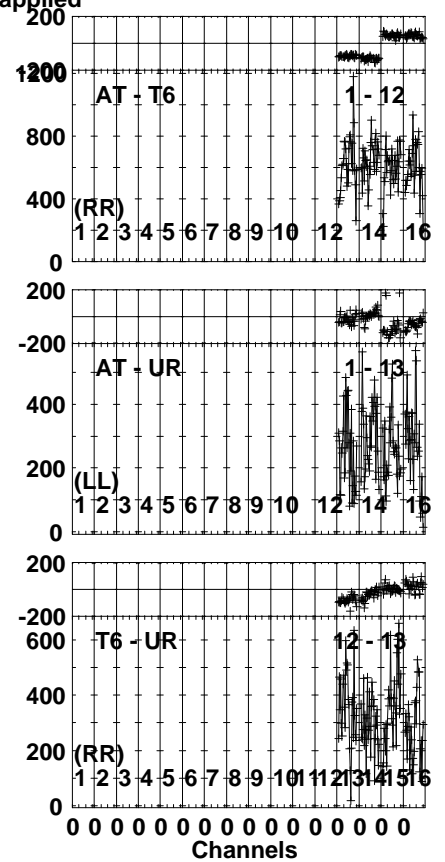
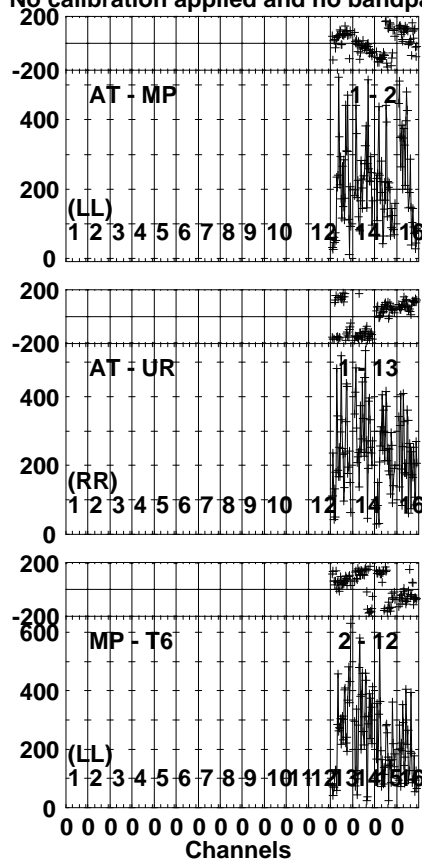
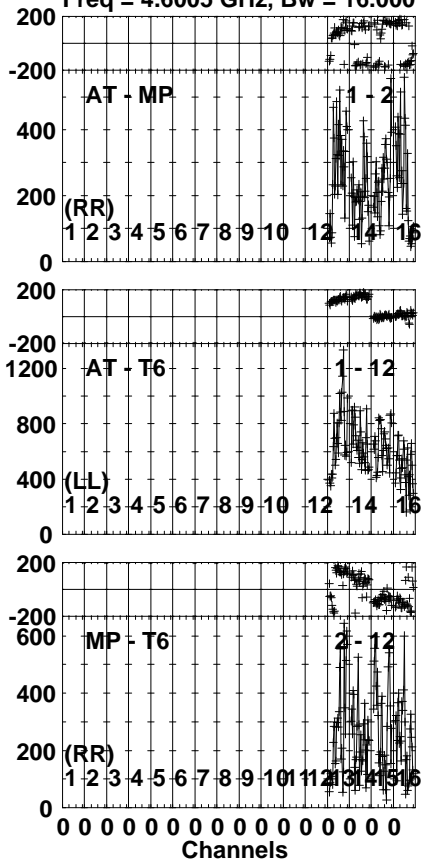
Lower frame: Micro Ampl Jy Top frame: Phas deg  
Vector averaged cross-power spectrum Several baselines displayed  
Timerange: 01/00:37:38 to 01/00:38:42

Plot file version 352 created 01-DEC-2023 16:32:06

J1108-1231 EG120.UVDATA.1

Freq = 4.6005 GHz, Bw = 16.000 MH

No calibration applied and no bandpass applied



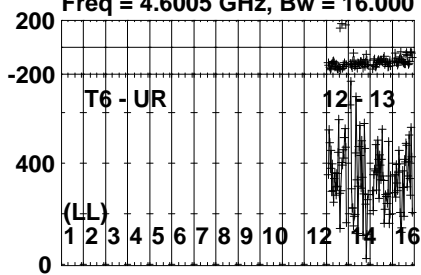
Lower frame: Micro Ampl Jy Top frame: Phas deg  
Vector averaged cross-power spectrum Several baselines displayed  
Timerange: 01/00:38:45 to 01/00:39:41



Plot file version 353 created 01-DEC-2023 16:32:06

J1108-1231 EG120.UVDATA.1

Freq = 4.6005 GHz, Bw = 16.000 MH No calibration applied and no bandpass applied



Lower frame: Micro Ampl Jy Top frame: Phas deg

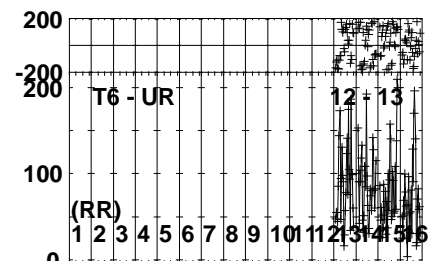
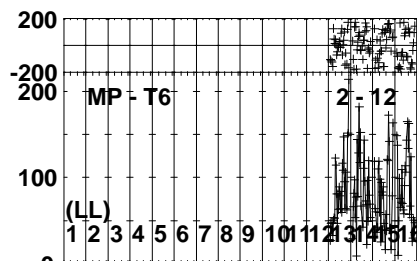
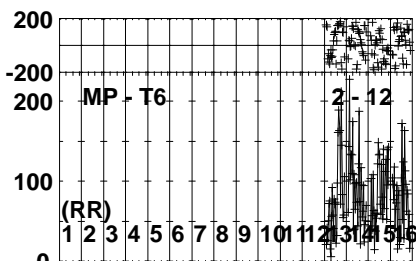
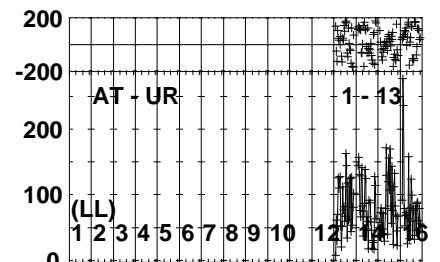
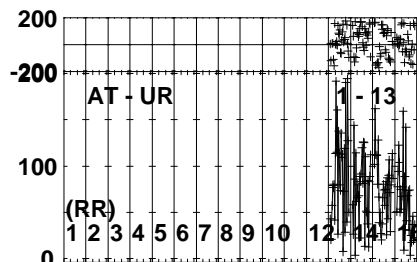
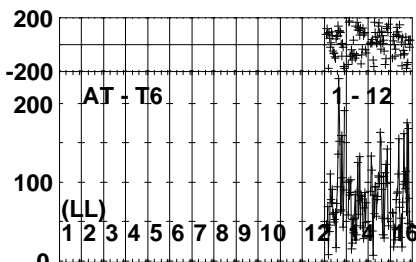
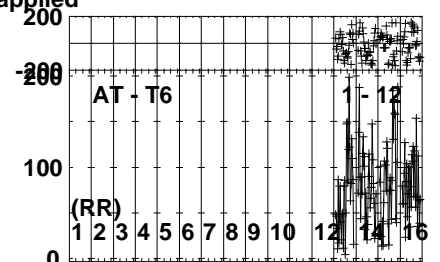
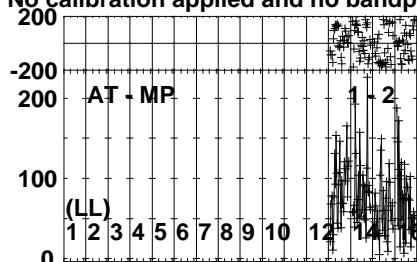
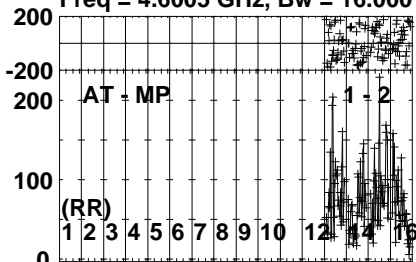
Vector averaged cross-power spectrum Several baselines displayed

Timerange: 01/00:38:45 to 01/00:39:41

Plot file version 354 created 01-DEC-2023 16:32:06

GRB171205A EG120.UVDATA.1

Freq = 4.6005 GHz, Bw = 16.000 MH No calibration applied and no bandpass applied

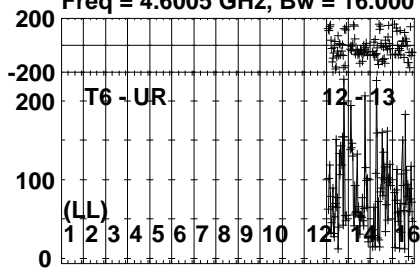


Lower frame: Micro Ampl Jy Top frame: Phas deg  
Vector averaged cross-power spectrum Several baselines displayed  
Timerange: 01/00:39:46 to 01/00:42:30

Plot file version 355 created 01-DEC-2023 16:32:06

GRB171205A EG120.UVDATA.1

Freq = 4.6005 GHz, Bw = 16.000 MH No calibration applied and no bandpass applied

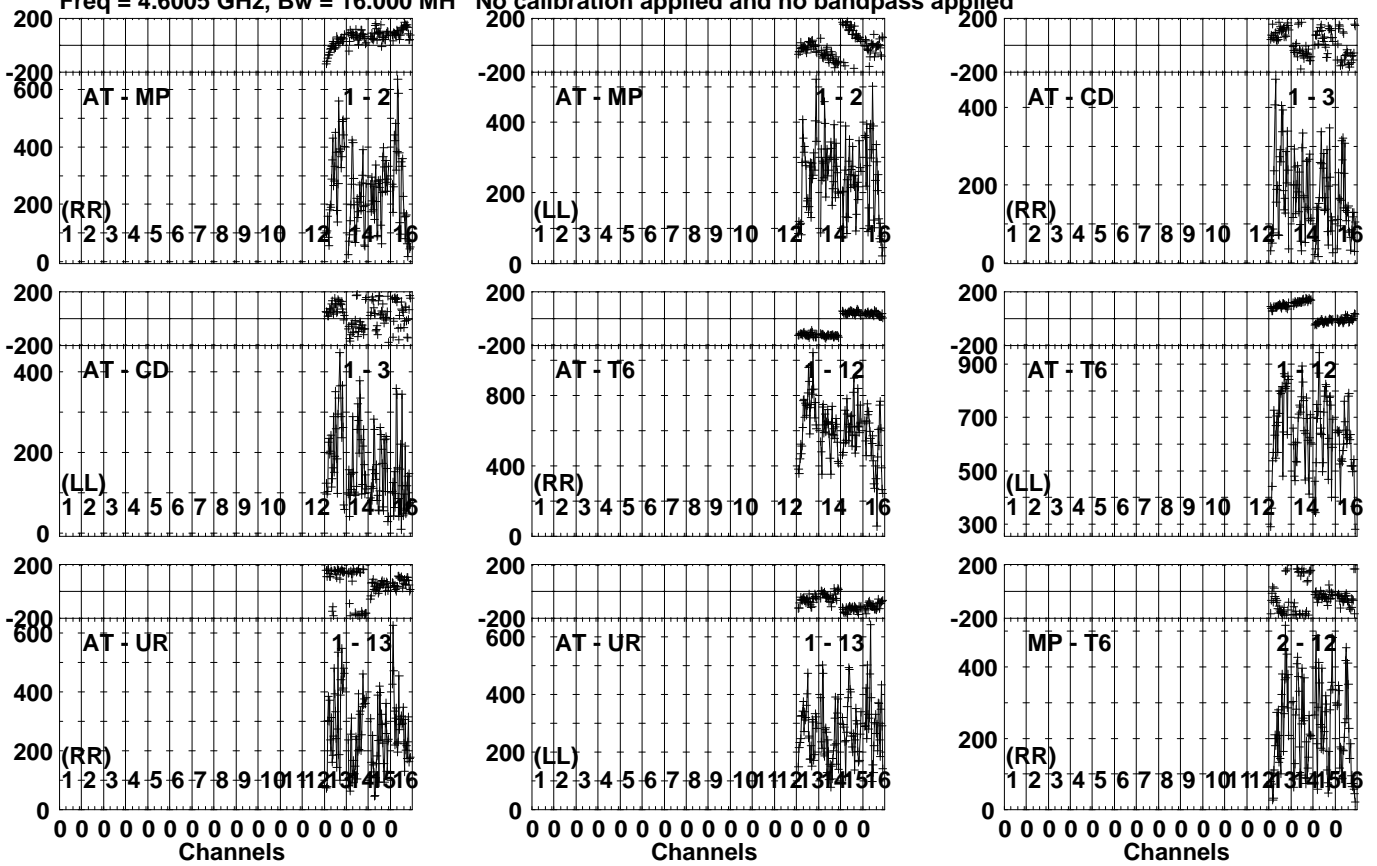


Lower frame: Micro Ampl Jy Top frame: Phas deg  
Vector averaged cross-power spectrum Several baselines displayed  
Timerange: 01/00:39:46 to 01/00:42:30

Plot file version 356 created 01-DEC-2023 16:32:06

J1108-1231 EG120.UVDATA.1

Freq = 4.6005 GHz, Bw = 16.000 MH No calibration applied and no bandpass applied



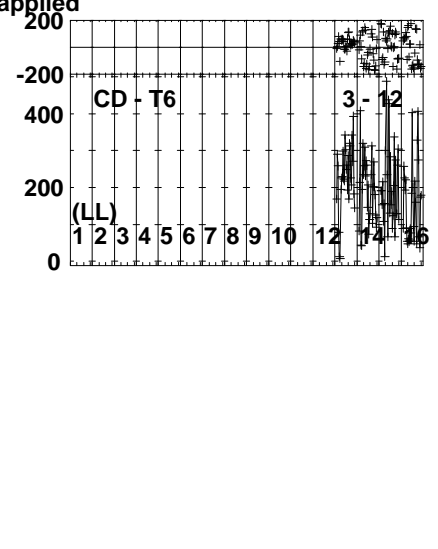
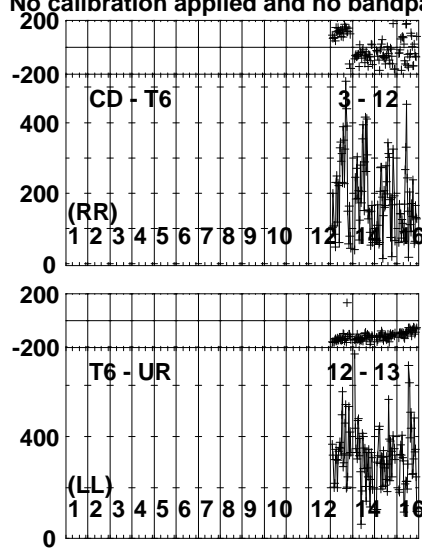
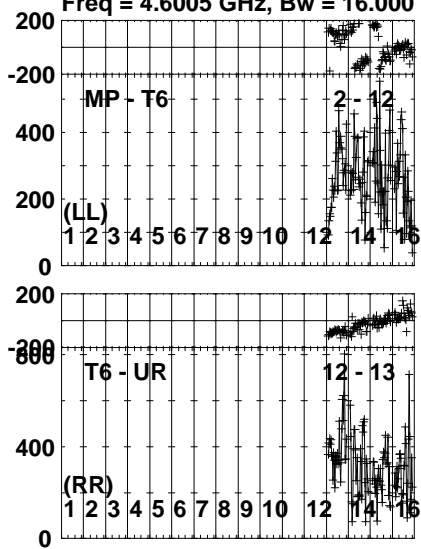
Lower frame: Micro Ampl Jy Top frame: Phas deg  
Vector averaged cross-power spectrum Several baselines displayed  
Timerange: 01/00:43:08 to 01/00:43:56

Plot file version 357 created 01-DEC-2023 16:32:06

J1108-1231 EG120.UVDATA.1

Freq = 4.6005 GHz, Bw = 16.000 MH

No calibration applied and no bandpass applied

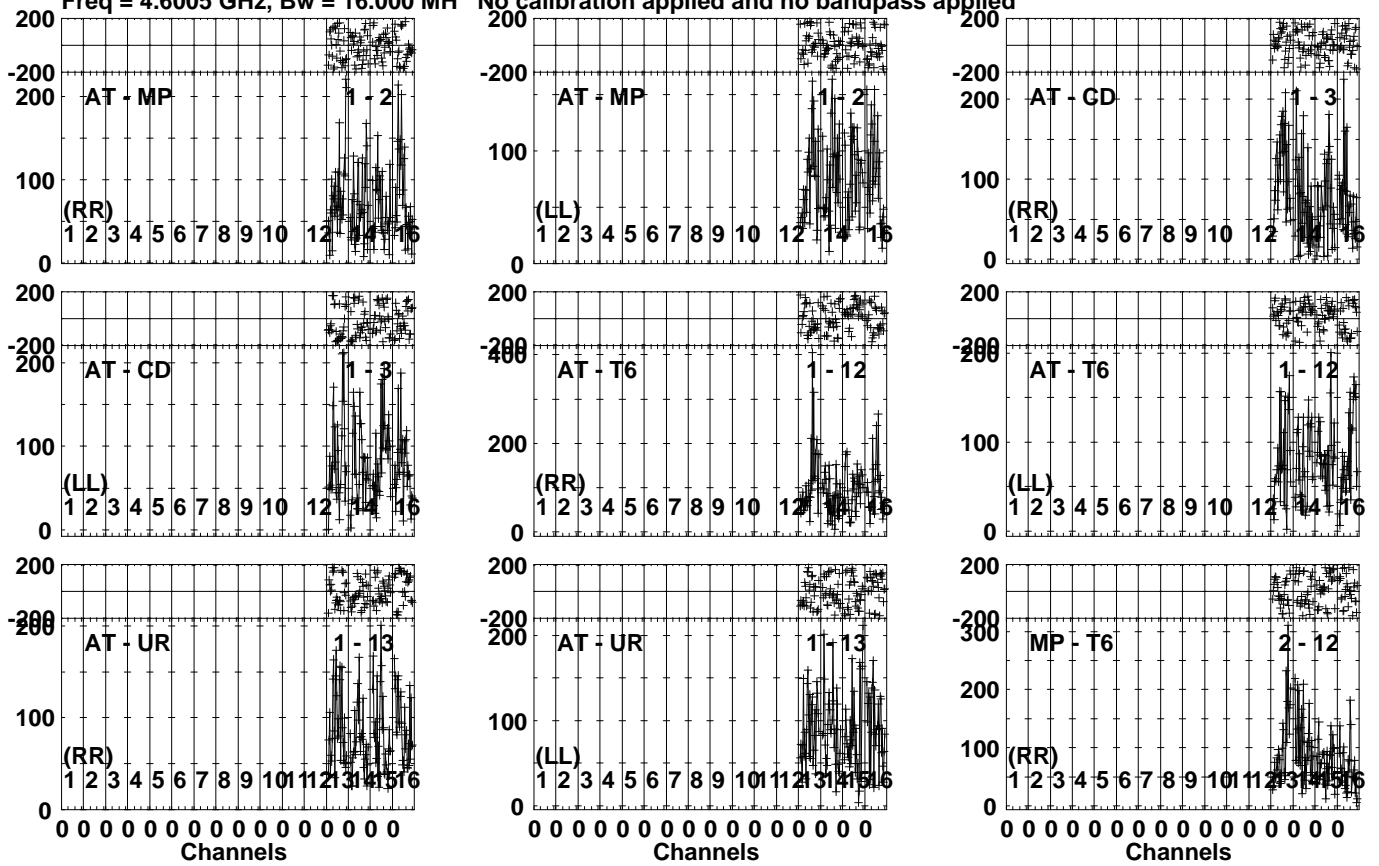


Lower frame: Micro Ampl Jy Top frame: Phas deg  
Vector averaged cross-power spectrum Several baselines displayed  
Timerange: 01/00:43:08 to 01/00:43:56

Plot file version 358 created 01-DEC-2023 16:32:06

GRB171205A EG120.UVDATA.1

Freq = 4.6005 GHz, Bw = 16.000 MH No calibration applied and no bandpass applied

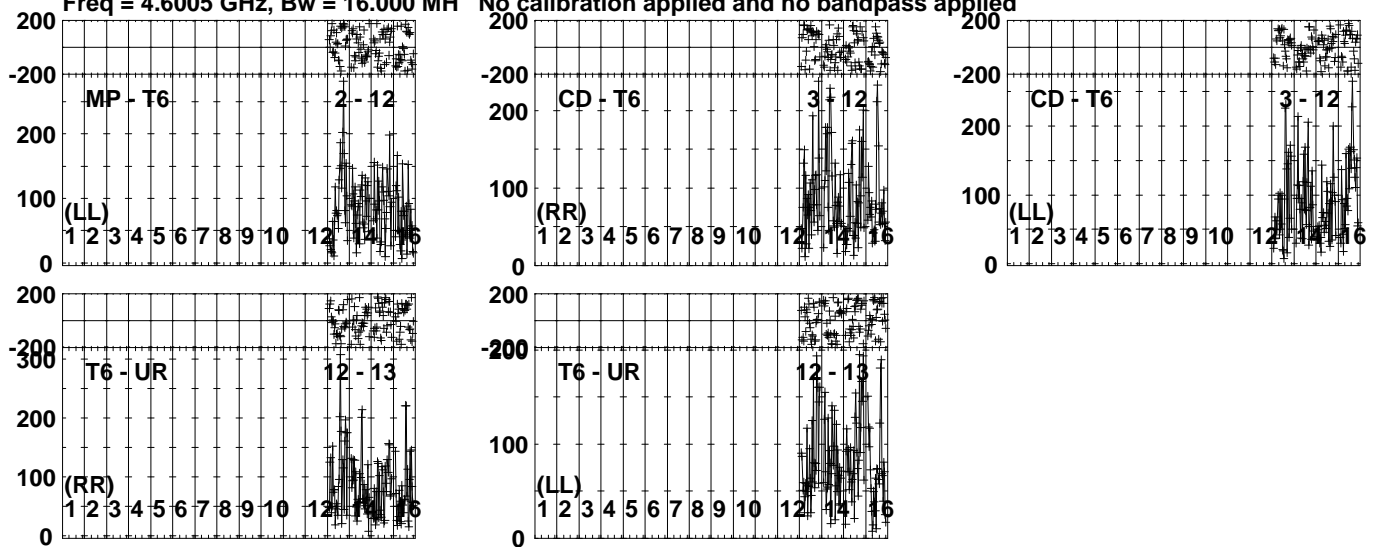


Lower frame: Micro Ampl Jy Top frame: Phas deg  
Vector averaged cross-power spectrum Several baselines displayed  
Timerange: 01/00:43:58 to 01/00:46:44

Plot file version 359 created 01-DEC-2023 16:32:06

GRB171205A EG120.UVDATA.1

Freq = 4.6005 GHz, Bw = 16.000 MH No calibration applied and no bandpass applied



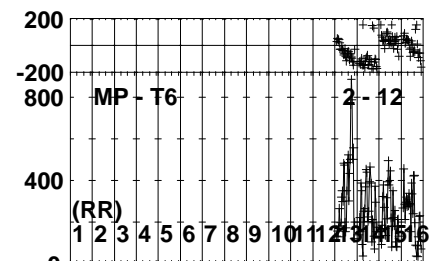
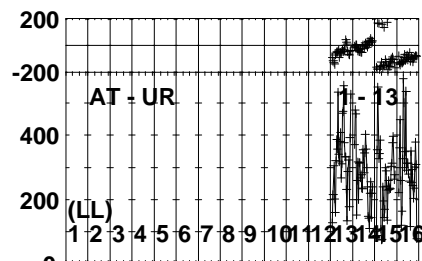
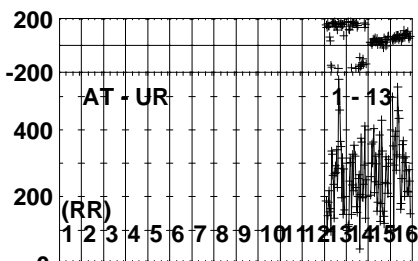
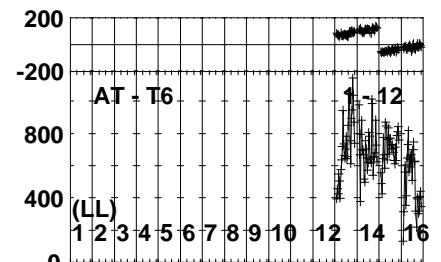
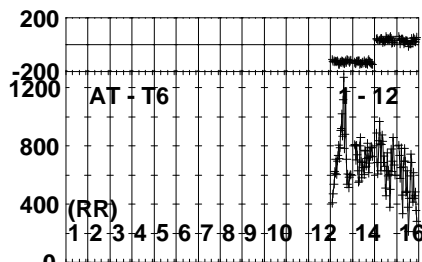
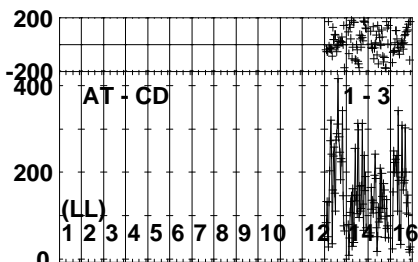
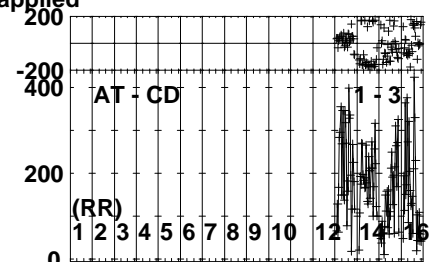
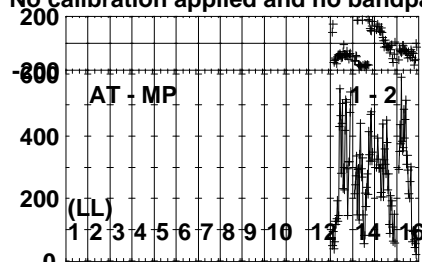
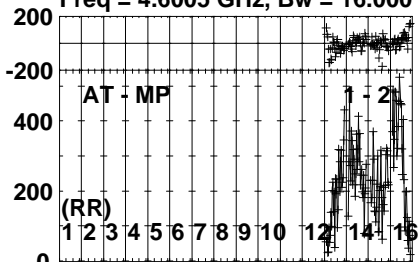
Lower frame: Micro Ampl Jy Top frame: Phas deg  
Vector averaged cross-power spectrum Several baselines displayed  
Timerange: 01/00:43:58 to 01/00:46:44

Plot file version 360 created 01-DEC-2023 16:32:06

J1108-1231 EG120.UVDATA.1

Freq = 4.6005 GHz, Bw = 16.000 MH

No calibration applied and no bandpass applied



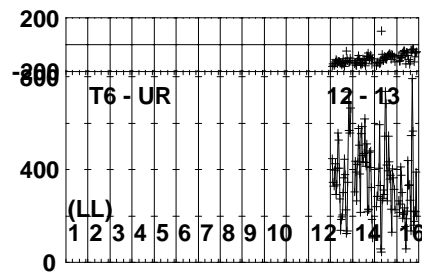
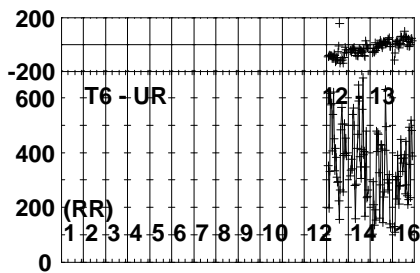
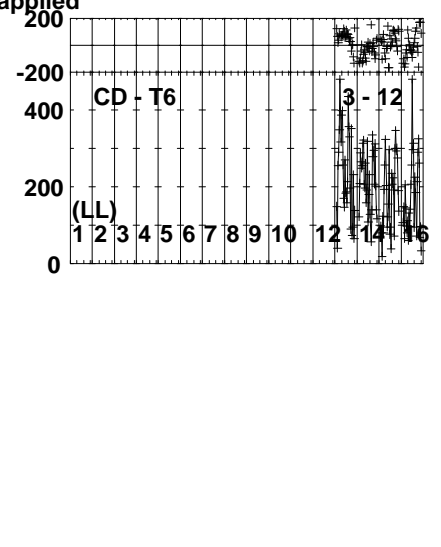
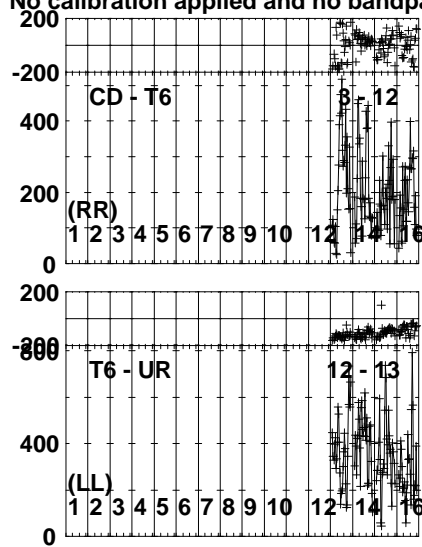
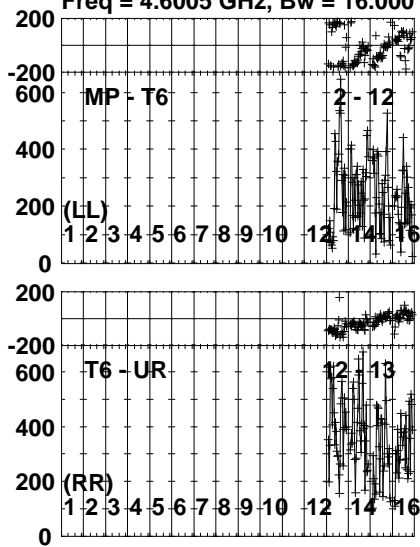
Lower frame: Micro Ampl Jy Top frame: Phas deg  
Vector averaged cross-power spectrum Several baselines displayed  
Timerange: 01/00:46:47 to 01/00:47:43



Plot file version 361 created 01-DEC-2023 16:32:06

J1108-1231 EG120.UVDATA.1

Freq = 4.6005 GHz, Bw = 16.000 MH No calibration applied and no bandpass applied

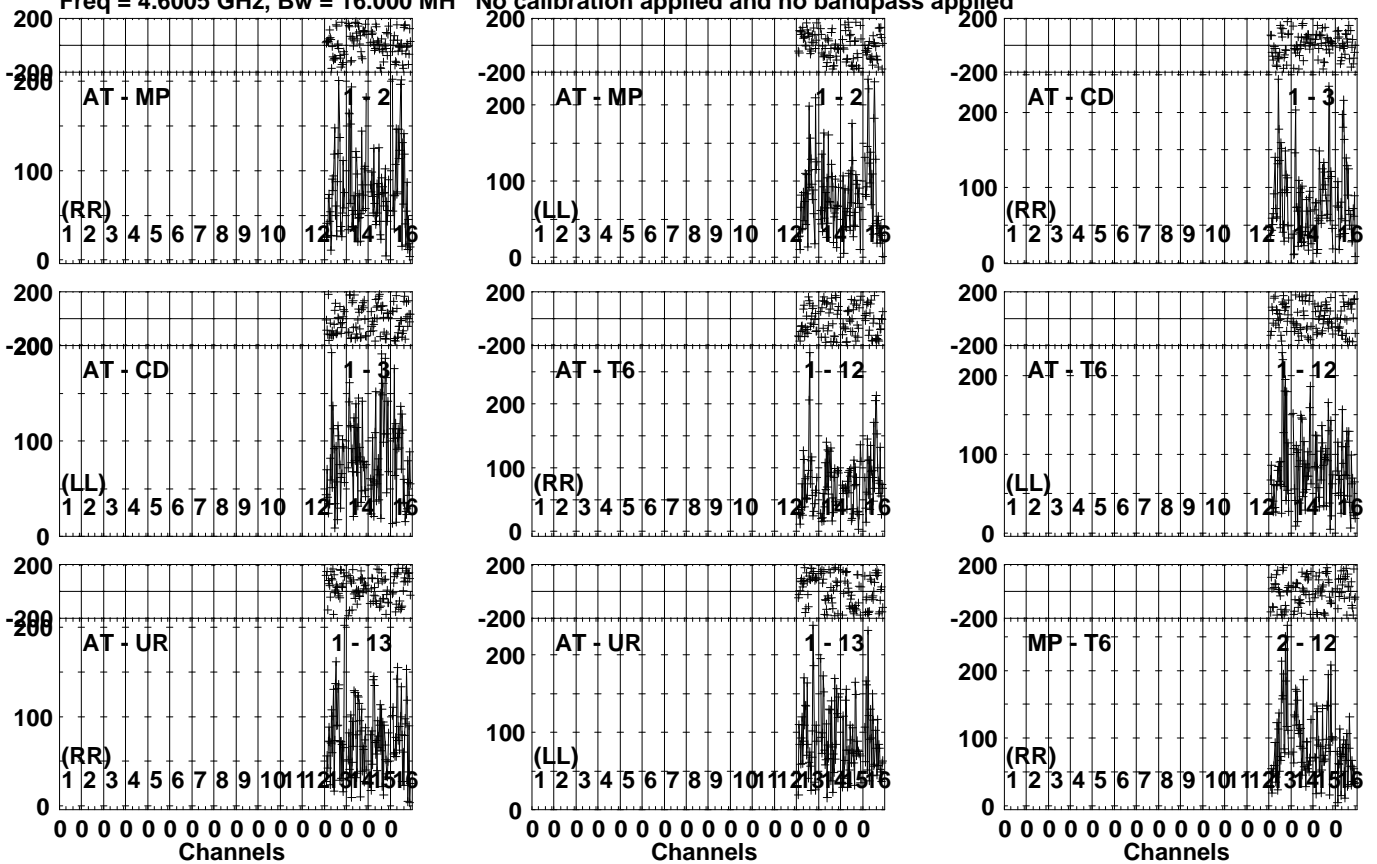


Lower frame: Micro Ampl Jy Top frame: Phas deg  
Vector averaged cross-power spectrum Several baselines displayed  
Timerange: 01/00:46:47 to 01/00:47:43

Plot file version 362 created 01-DEC-2023 16:32:06

GRB171205A EG120.UVDATA.1

Freq = 4.6005 GHz, Bw = 16.000 MH No calibration applied and no bandpass applied

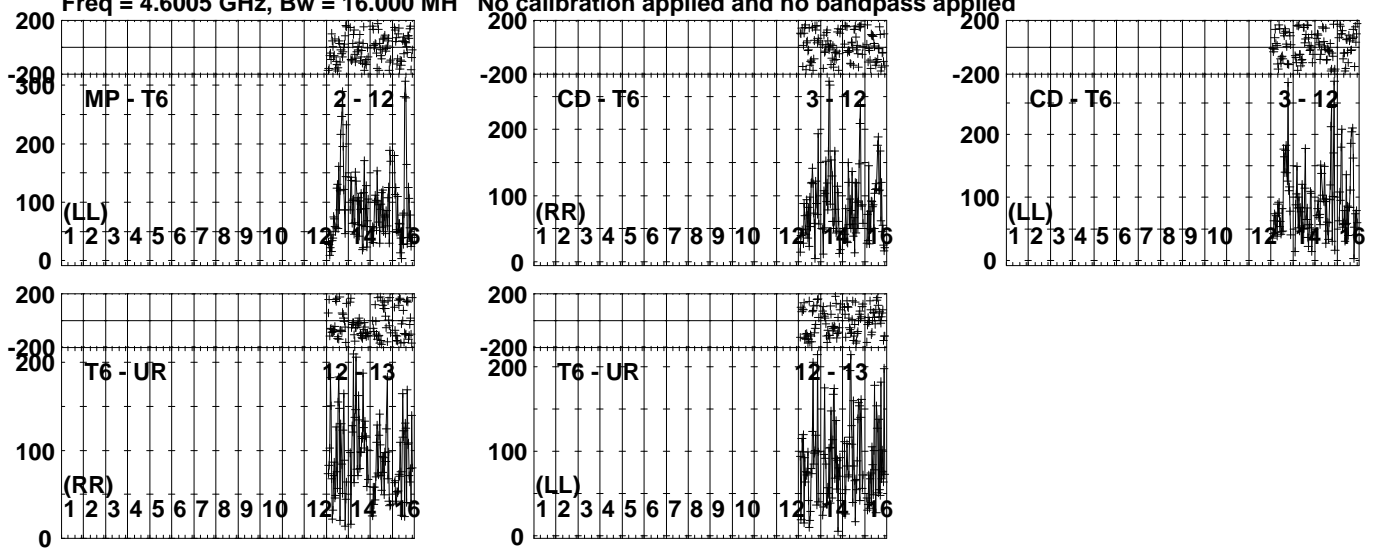


Lower frame: Micro Ampl Jy Top frame: Phas deg  
Vector averaged cross-power spectrum Several baselines displayed  
Timerange: 01/00:47:46 to 01/00:50:32

Plot file version 363 created 01-DEC-2023 16:32:06

GRB171205A EG120.UVDATA.1

Freq = 4.6005 GHz, Bw = 16.000 MH No calibration applied and no bandpass applied

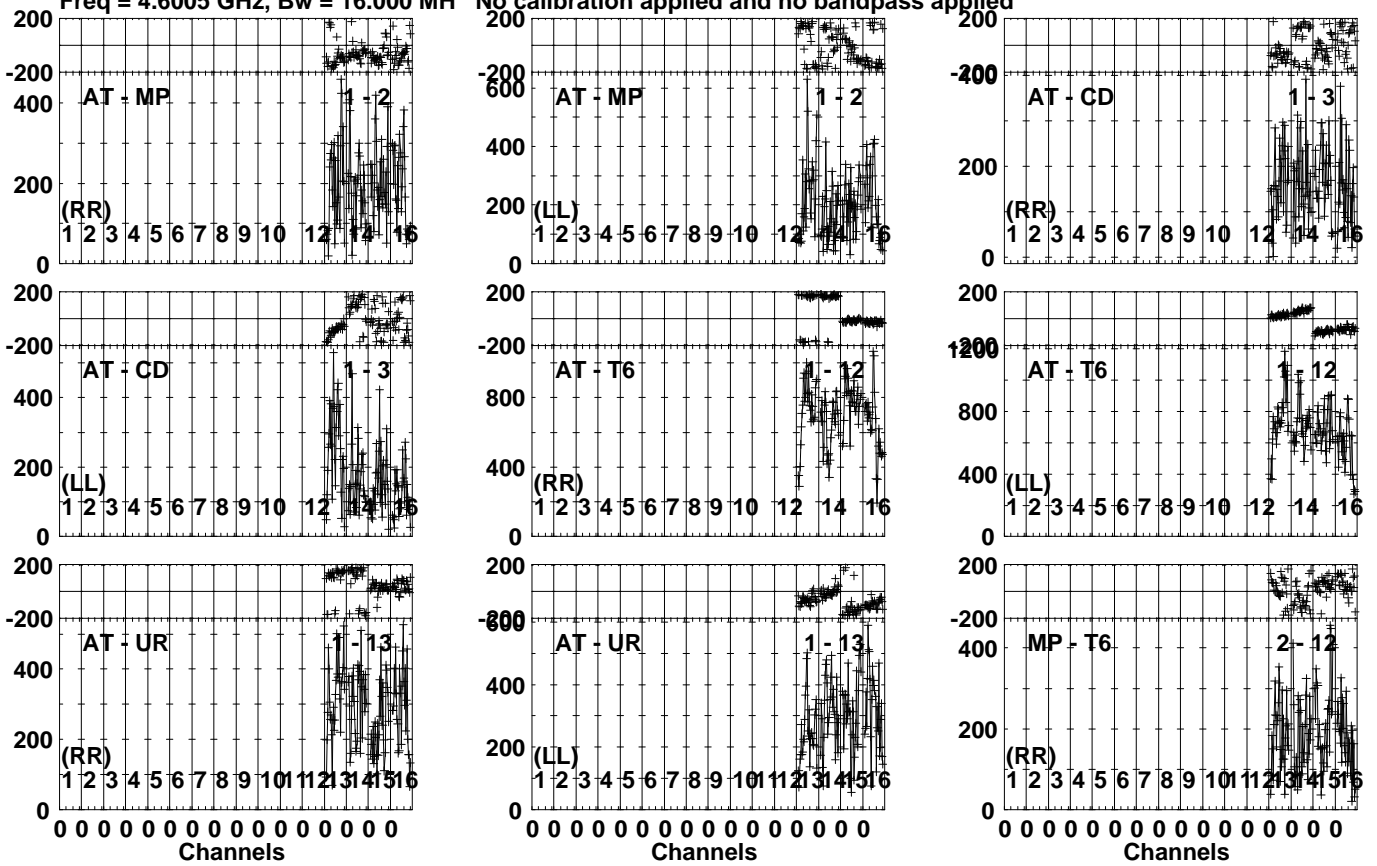


Lower frame: Micro Ampl Jy Top frame: Phas deg  
Vector averaged cross-power spectrum Several baselines displayed  
Timerange: 01/00:47:46 to 01/00:50:32

Plot file version 364 created 01-DEC-2023 16:32:06

J1108-1231 EG120.UVDATA.1

Freq = 4.6005 GHz, Bw = 16.000 MH No calibration applied and no bandpass applied

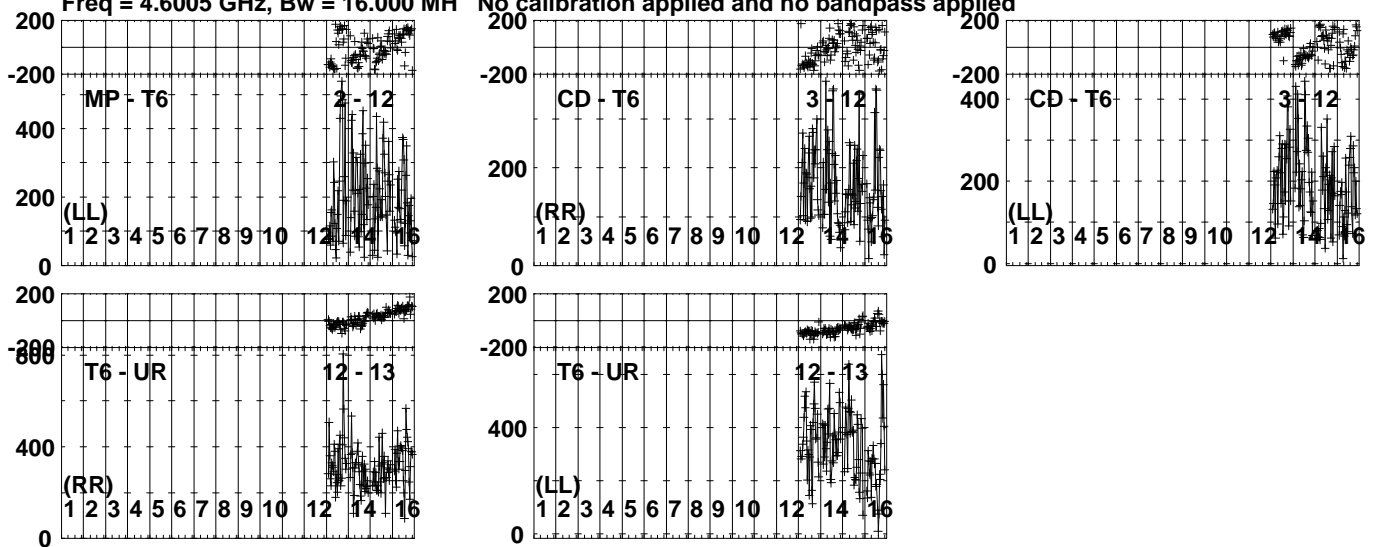


Lower frame: Micro Ampl Jy Top frame: Phas deg  
Vector averaged cross-power spectrum Several baselines displayed  
Timerange: 01/00:51:10 to 01/00:51:58

Plot file version 365 created 01-DEC-2023 16:32:06

J1108-1231 EG120.UVDATA.1

Freq = 4.6005 GHz, Bw = 16.000 MH No calibration applied and no bandpass applied



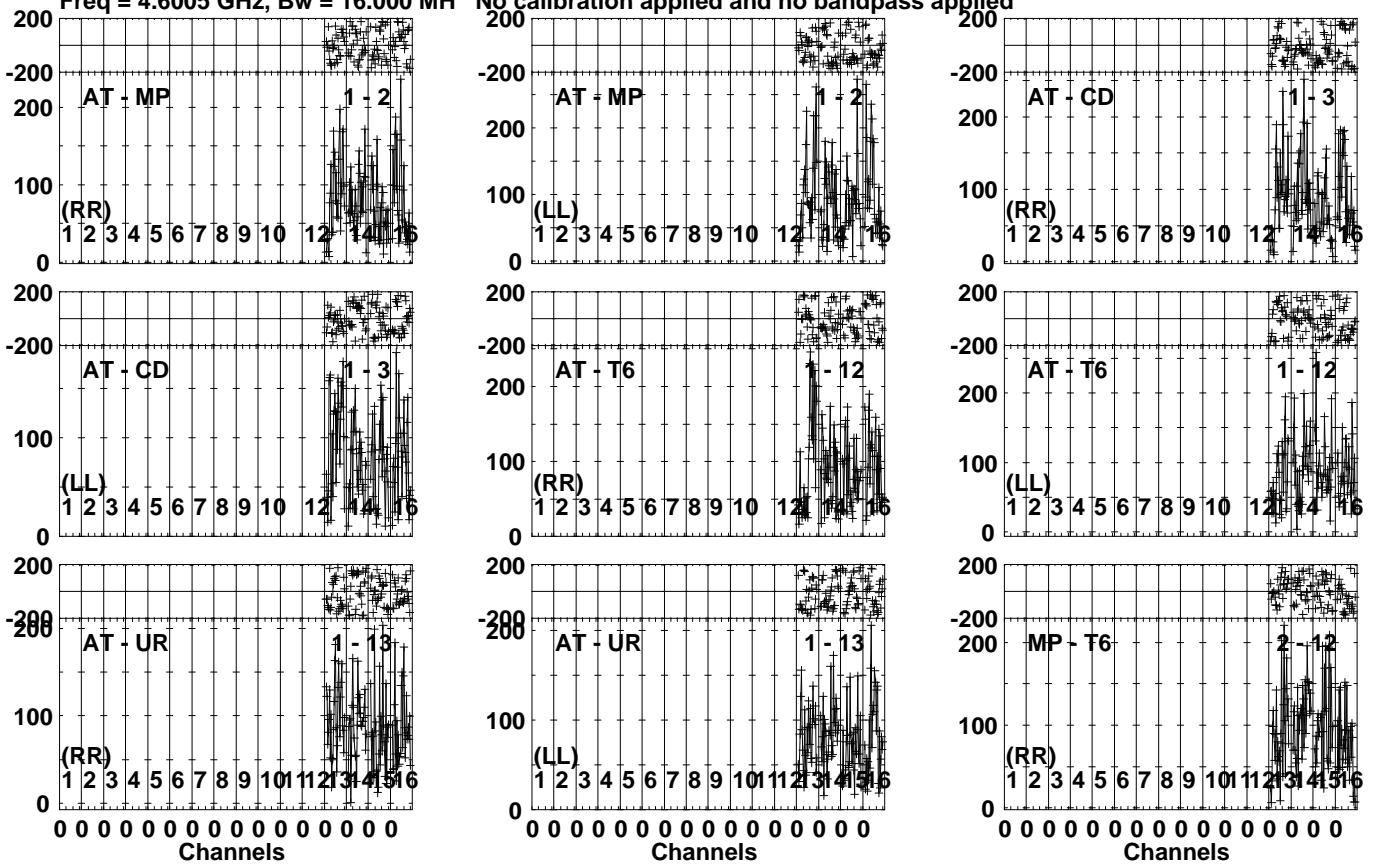
Lower frame: Micro Ampl Jy Top frame: Phas deg  
Vector averaged cross-power spectrum Several baselines displayed  
Timerange: 01/00:51:10 to 01/00:51:58

Plot file version 366 created 01-DEC-2023 16:32:06

GRB171205A EG120.UVDATA.1

Freq = 4.6005 GHz, Bw = 16.000 MH

No calibration applied and no bandpass applied

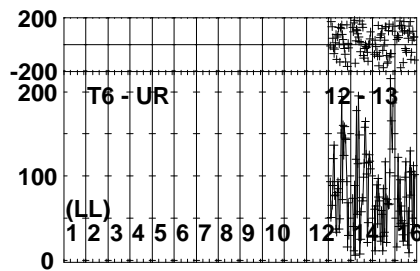
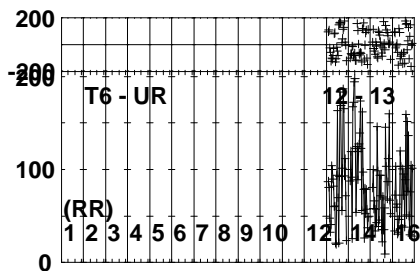
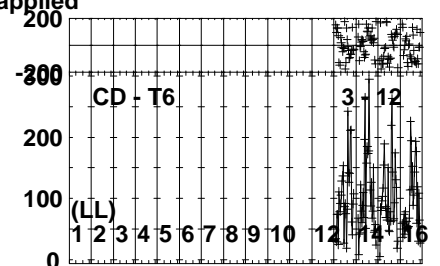
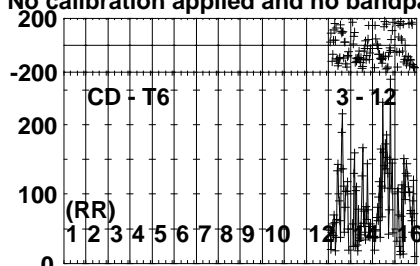
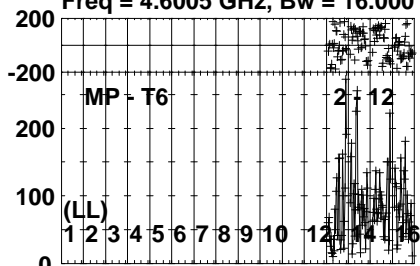


Lower frame: Micro Ampl Jy Top frame: Phas deg  
Vector averaged cross-power spectrum Several baselines displayed  
Timerange: 01/00:52:00 to 01/00:54:46

Plot file version 367 created 01-DEC-2023 16:32:06

GRB171205A EG120.UVDATA.1

Freq = 4.6005 GHz, Bw = 16.000 MH No calibration applied and no bandpass applied

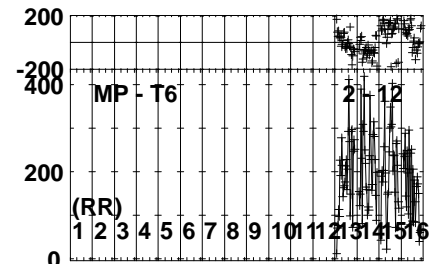
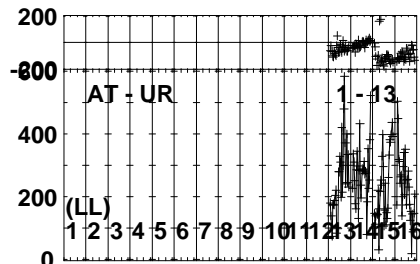
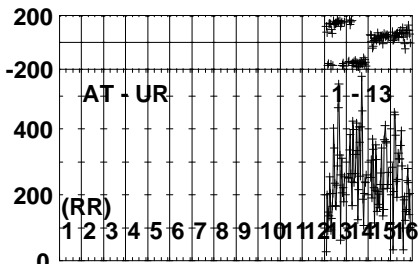
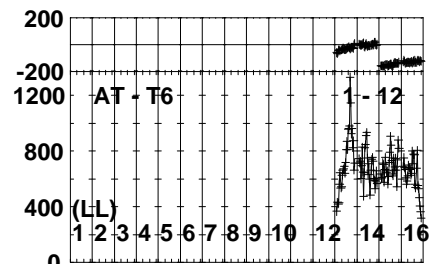
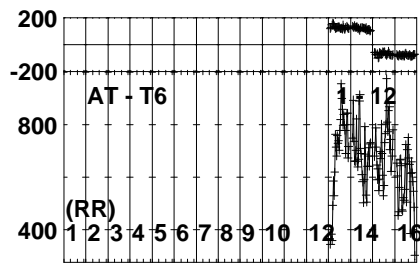
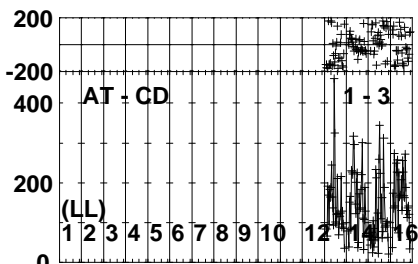
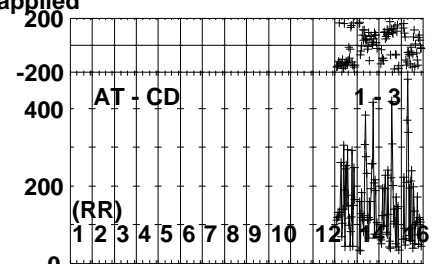
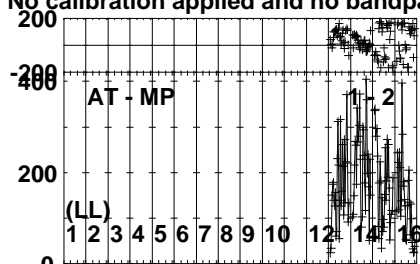
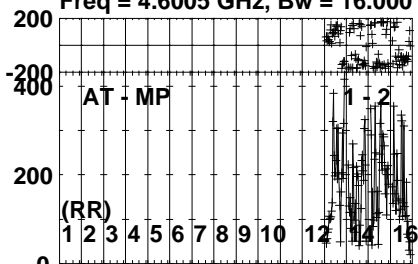


Lower frame: Micro Ampl Jy Top frame: Phas deg  
Vector averaged cross-power spectrum Several baselines displayed  
Timerange: 01/00:52:00 to 01/00:54:46

Plot file version 368 created 01-DEC-2023 16:32:07

J1108-1231 EG120.UVDATA.1

Freq = 4.6005 GHz, Bw = 16.000 MH No calibration applied and no bandpass applied



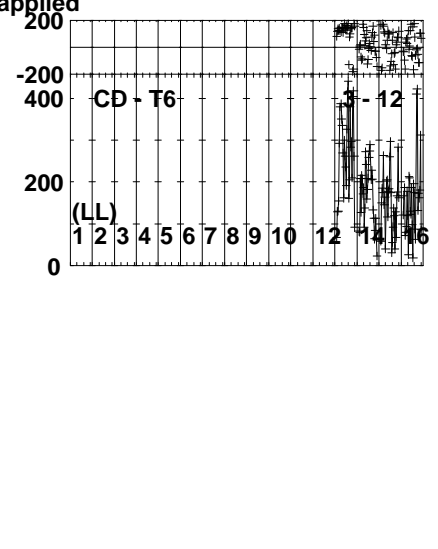
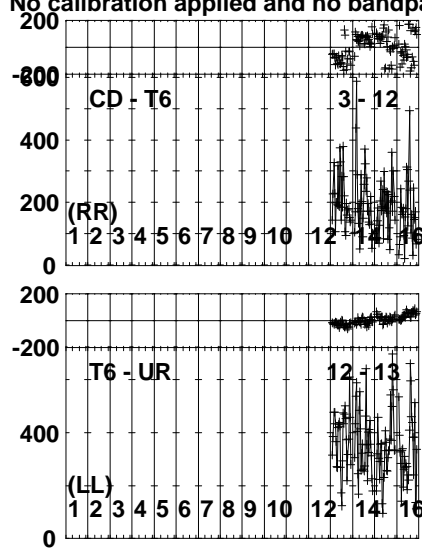
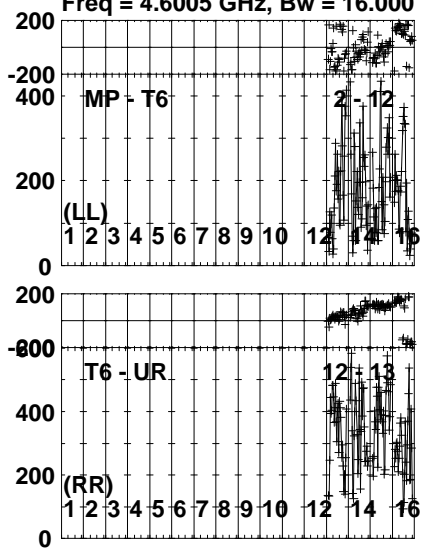
Lower frame: Micro Ampl Jy Top frame: Phas deg  
Vector averaged cross-power spectrum Several baselines displayed  
Timerange: 01/00:54:49 to 01/00:55:55



Plot file version 369 created 01-DEC-2023 16:32:07

J1108-1231 EG120.UVDATA.1

Freq = 4.6005 GHz, Bw = 16.000 MH No calibration applied and no bandpass applied

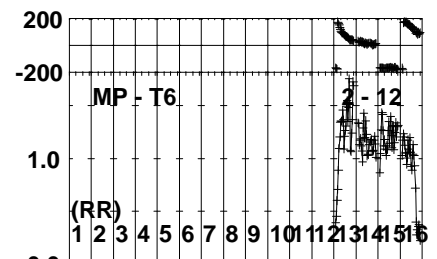
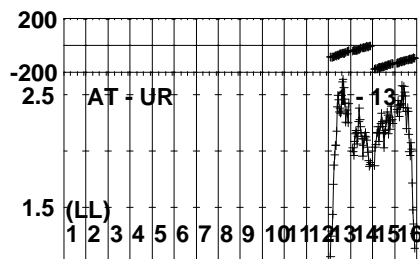
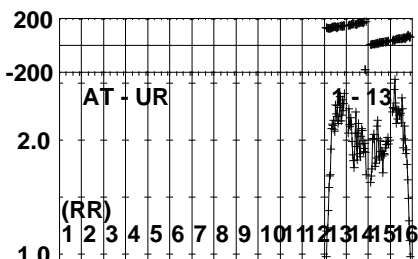
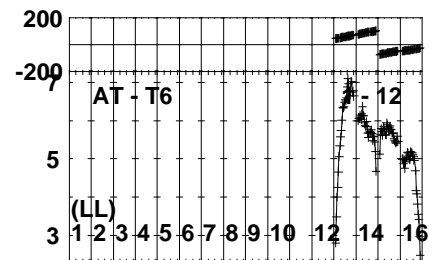
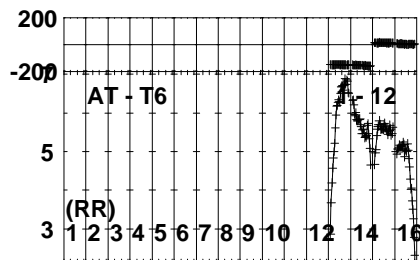
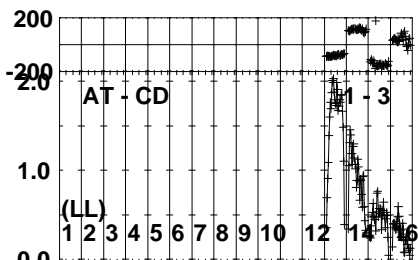
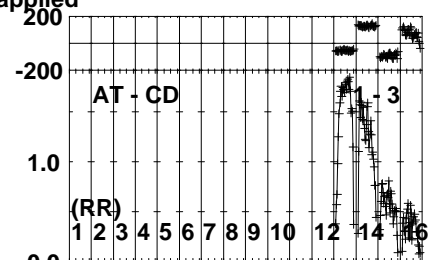

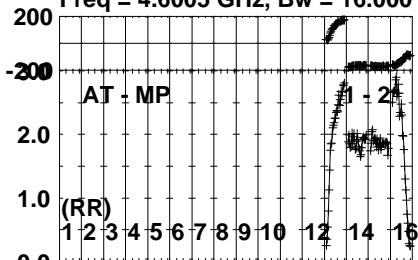


Lower frame: Micro Ampl Jy Top frame: Phas deg  
Vector averaged cross-power spectrum Several baselines displayed  
Timerange: 01/00:54:49 to 01/00:55:55

Plot file version 370 created 01-DEC-2023 16:32:07

J1118-1232 EG120.UVDATA.1

Freq = 4.6005 GHz, Bw = 16.000 MH No calibration applied and no bandpass applied

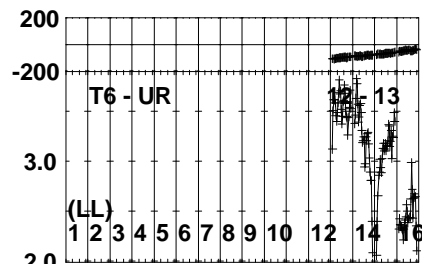
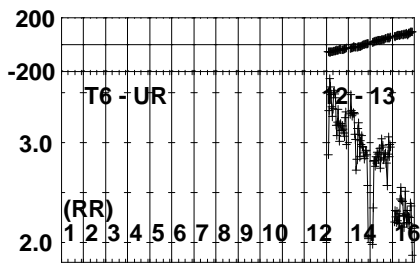
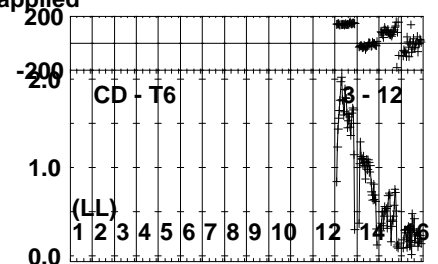
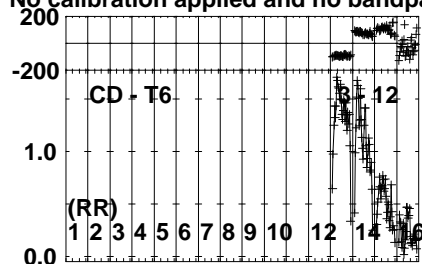
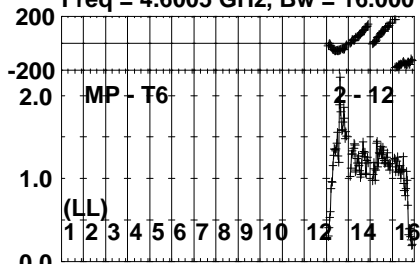


Lower frame: Milli Ampl Jy Top frame: Phas deg  
Vector averaged cross-power spectrum Several baselines displayed  
Timerange: 01/00:56:19 to 01/00:57:15

Plot file version 371 created 01-DEC-2023 16:32:07

J1118-1232 EG120.UVDATA.1

Freq = 4.6005 GHz, Bw = 16.000 MH No calibration applied and no bandpass applied

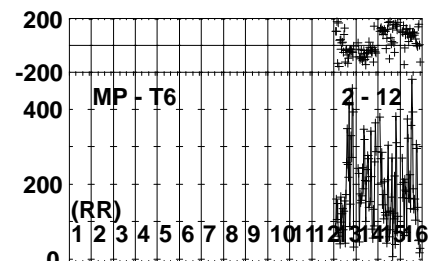
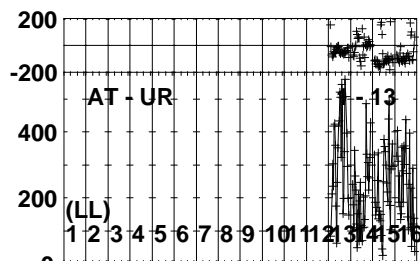
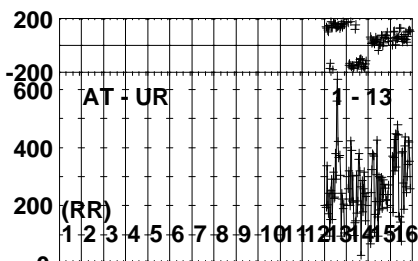
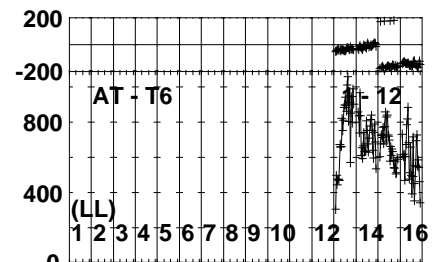
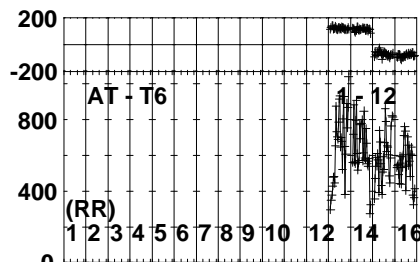
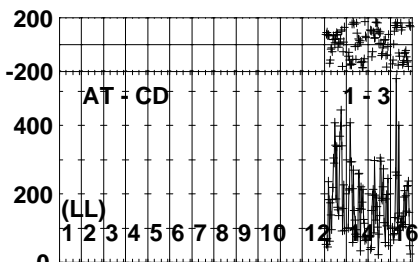
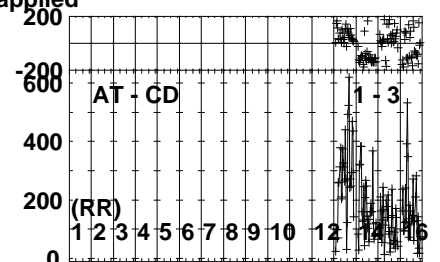

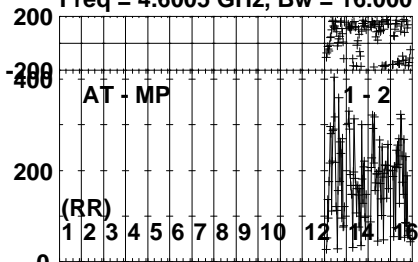


Lower frame: Milli Ampl Jy Top frame: Phas deg  
Vector averaged cross-power spectrum Several baselines displayed  
Timerange: 01/00:56:19 to 01/00:57:15

Plot file version 372 created 01-DEC-2023 16:32:07

J1108-1231 EG120.UVDATA.1

Freq = 4.6005 GHz, Bw = 16.000 MH No calibration applied and no bandpass applied

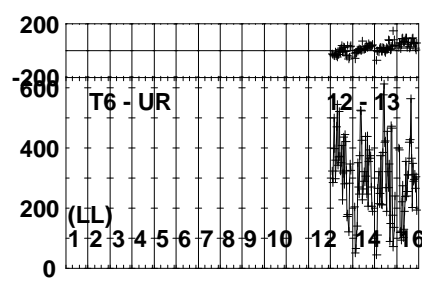
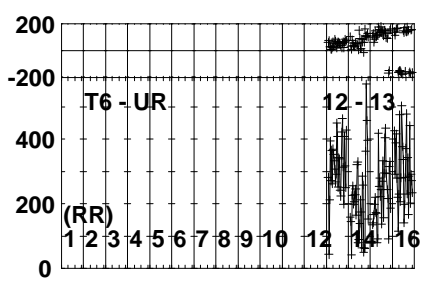
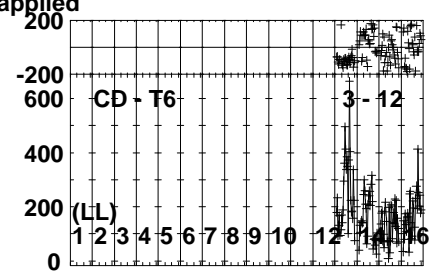
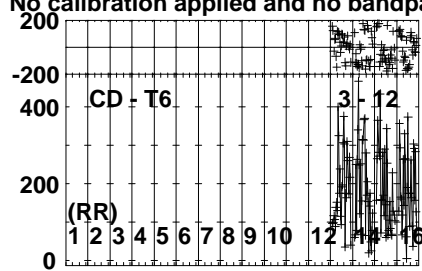
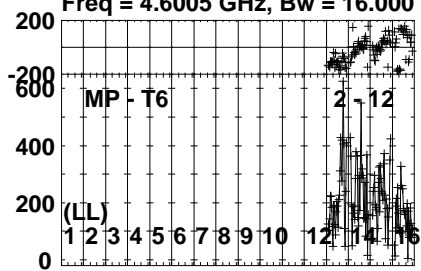


Lower frame: Micro Ampl Jy Top frame: Phas deg  
Vector averaged cross-power spectrum Several baselines displayed  
Timerange: 01/00:57:47 to 01/00:58:35

Plot file version 373 created 01-DEC-2023 16:32:07

J1108-1231 EG120.UVDATA.1

Freq = 4.6005 GHz, Bw = 16.000 MH No calibration applied and no bandpass applied



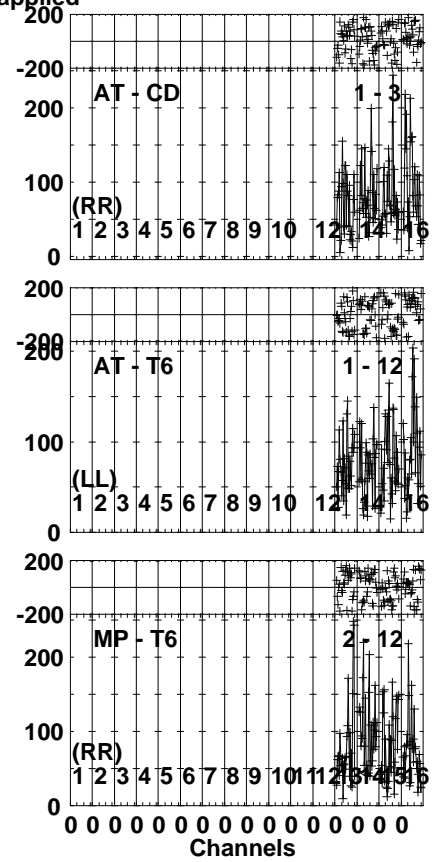
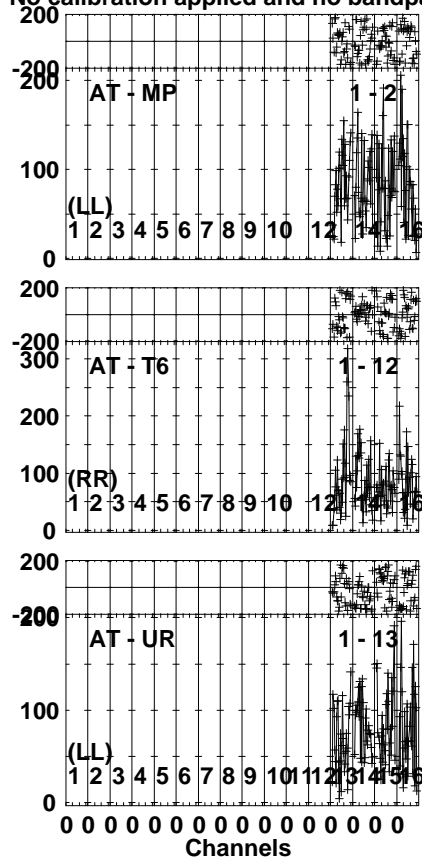
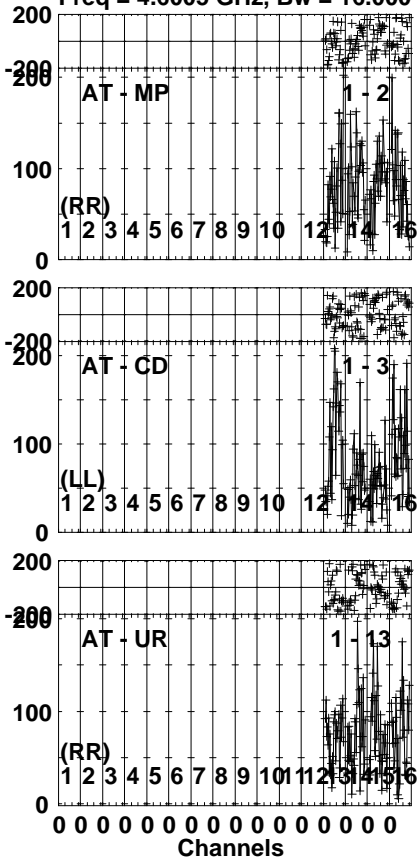
Lower frame: Micro Ampl Jy Top frame: Phas deg  
Vector averaged cross-power spectrum Several baselines displayed  
Timerange: 01/00:57:47 to 01/00:58:35

Plot file version 374 created 01-DEC-2023 16:32:07

GRB171205A EG120.UVDATA.1

Freq = 4.6005 GHz, Bw = 16.000 MH

No calibration applied and no bandpass applied

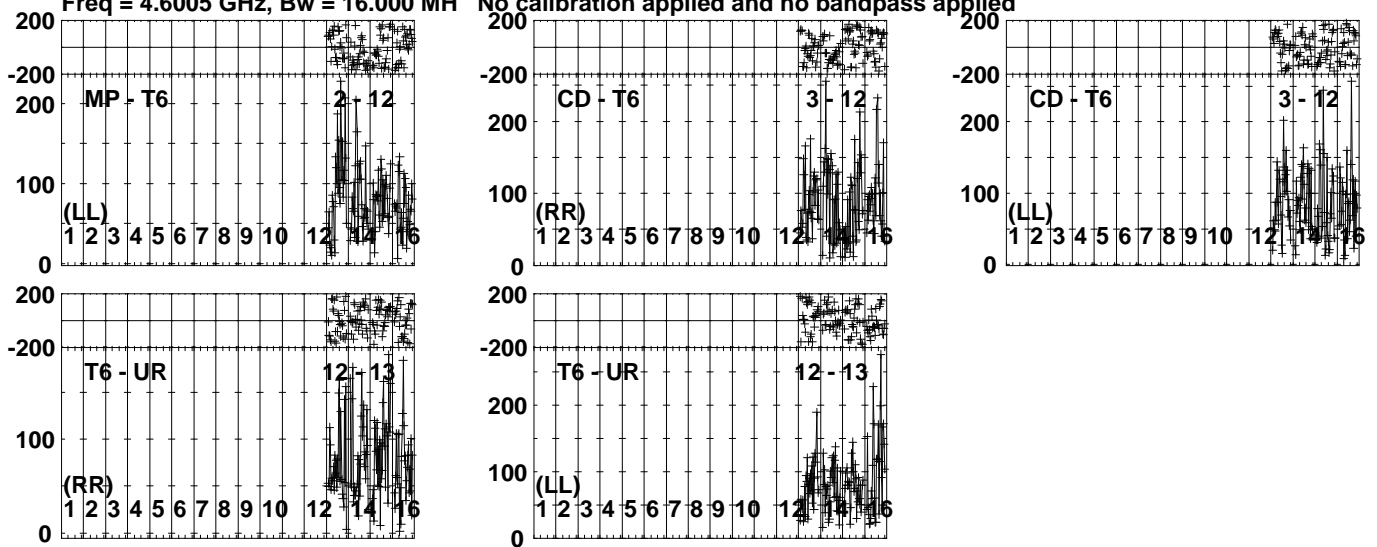


Lower frame: Micro Ampl Jy Top frame: Phas deg  
 Vector averaged cross-power spectrum Several baselines displayed  
 Timerange: 01/00:58:47 to 01/01:01:25

Plot file version 375 created 01-DEC-2023 16:32:07

GRB171205A EG120.UVDATA.1

Freq = 4.6005 GHz, Bw = 16.000 MH No calibration applied and no bandpass applied

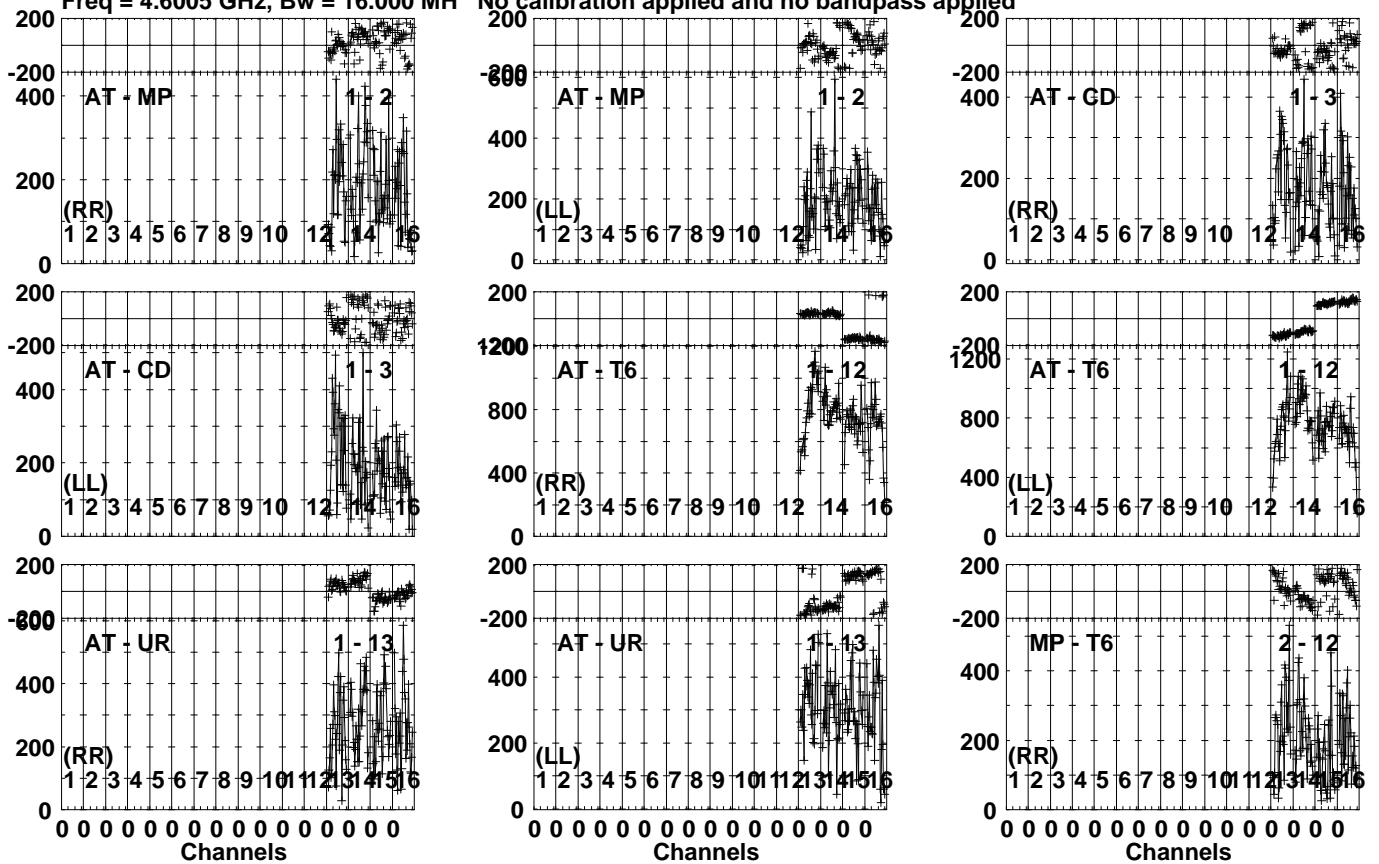


Lower frame: Micro Ampl Jy Top frame: Phas deg  
Vector averaged cross-power spectrum Several baselines displayed  
Timerange: 01/00:58:47 to 01/01:01:25

Plot file version 376 created 01-DEC-2023 16:32:07

J1108-1231 EG120.UVDATA.1

Freq = 4.6005 GHz, Bw = 16.000 MH No calibration applied and no bandpass applied



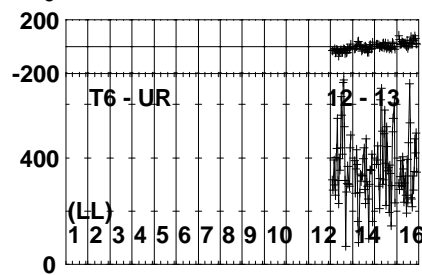
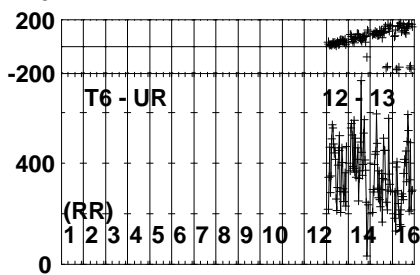
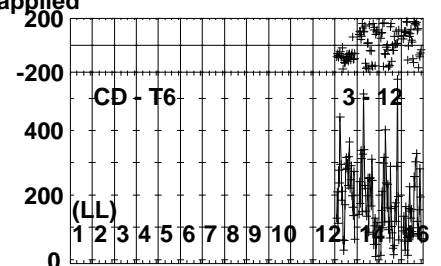
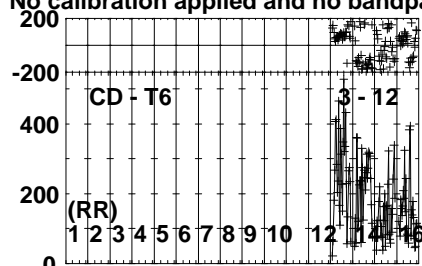
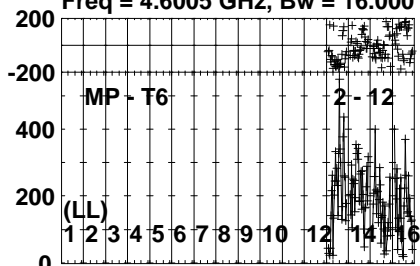
Lower frame: Micro Ampl Jy Top frame: Phas deg  
Vector averaged cross-power spectrum Several baselines displayed  
Timerange: 01/01:02:02 to 01/01:02:50



Plot file version 377 created 01-DEC-2023 16:32:07

J1108-1231 EG120.UVDATA.1

Freq = 4.6005 GHz, Bw = 16.000 MH No calibration applied and no bandpass applied

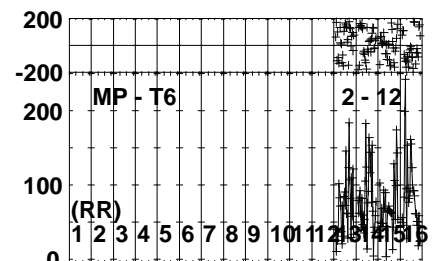
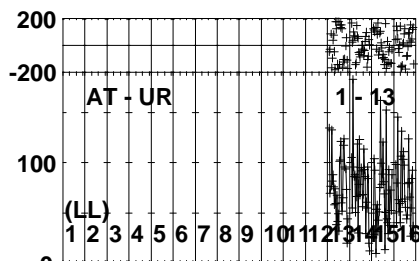
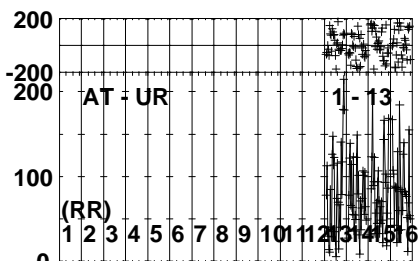
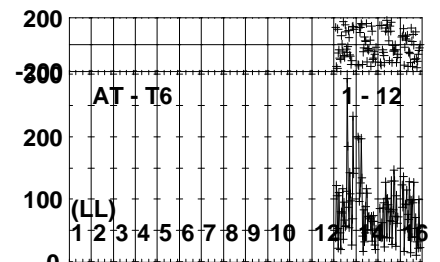
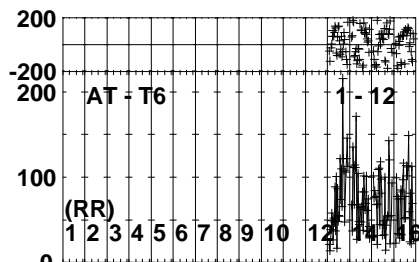
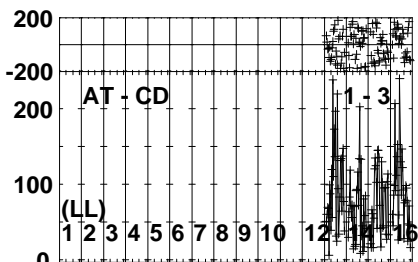
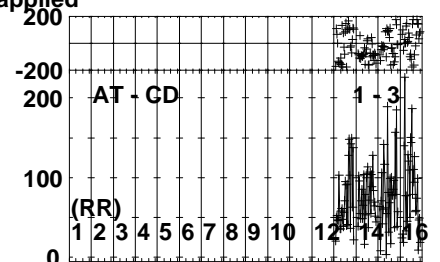
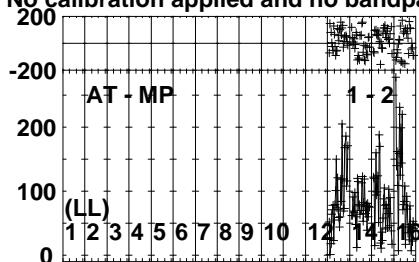
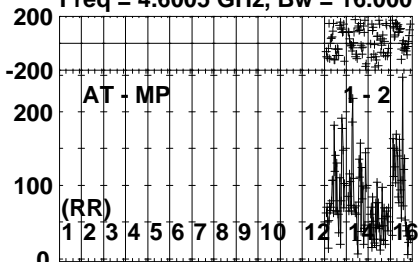


Lower frame: Micro Ampl Jy Top frame: Phas deg  
Vector averaged cross-power spectrum Several baselines displayed  
Timerange: 01/01:02:02 to 01/01:02:50

Plot file version 378 created 01-DEC-2023 16:32:07

GRB171205A EG120.UVDATA.1

Freq = 4.6005 GHz, Bw = 16.000 MH No calibration applied and no bandpass applied



0 0 0 0 0 0 0 0 0 0 0 0 0 0 0 0  
Channels

0 0 0 0 0 0 0 0 0 0 0 0 0 0 0 0  
Channels

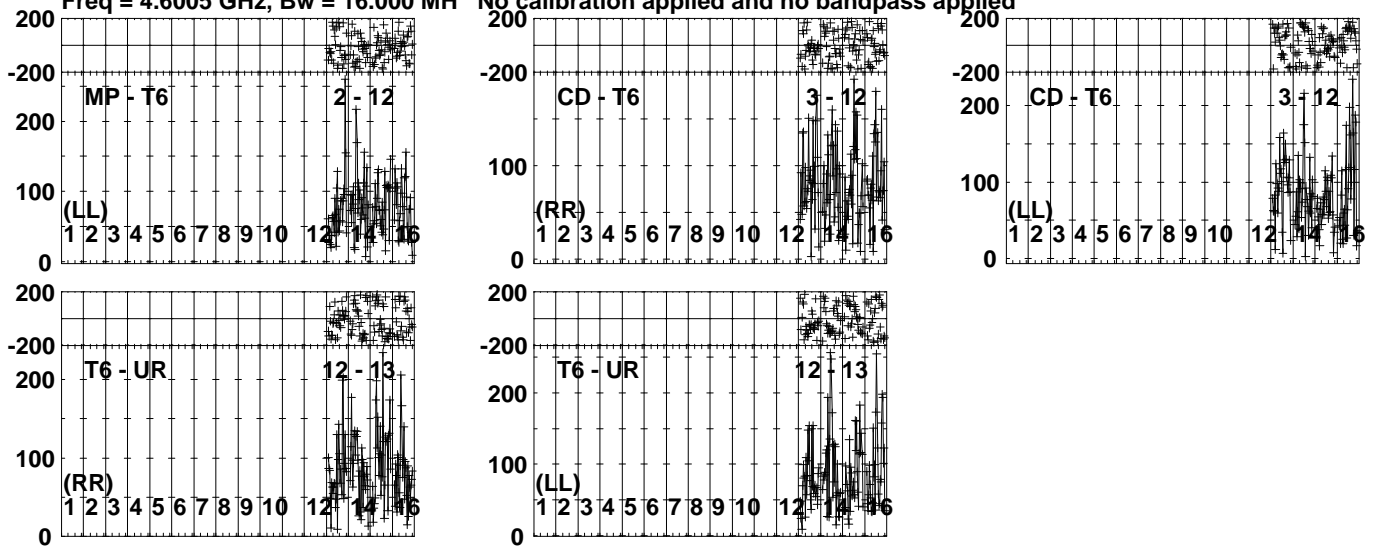
0 0 0 0 0 0 0 0 0 0 0 0 0 0 0 0  
Channels

Lower frame: Micro Ampl Jy Top frame: Phas deg  
Vector averaged cross-power spectrum Several baselines displayed  
Timerange: 01/01:03:02 to 01/01:05:40

Plot file version 379 created 01-DEC-2023 16:32:07

GRB171205A EG120.UVDATA.1

Freq = 4.6005 GHz, Bw = 16.000 MH No calibration applied and no bandpass applied

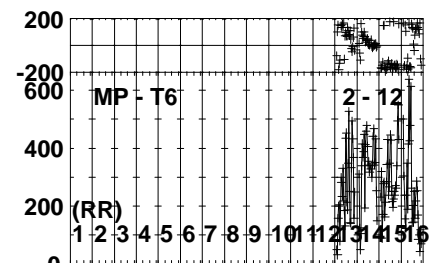
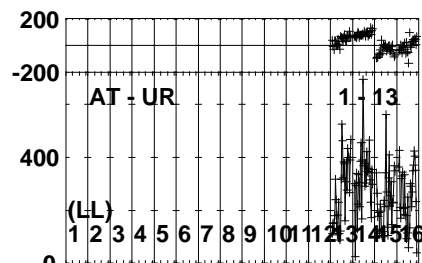
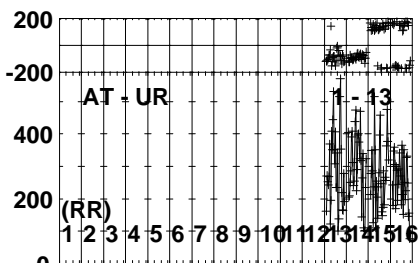
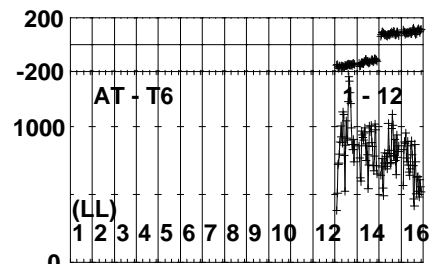
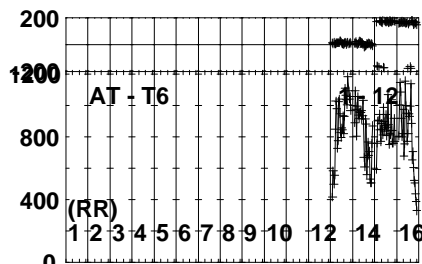
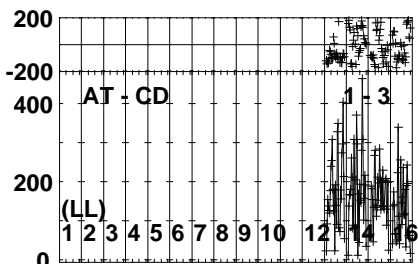
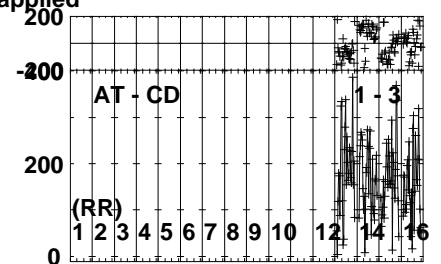

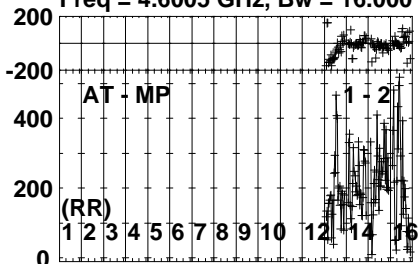


Lower frame: Micro Ampl Jy Top frame: Phas deg  
Vector averaged cross-power spectrum Several baselines displayed  
Timerange: 01/01:03:02 to 01/01:05:40

Plot file version 380 created 01-DEC-2023 16:32:07

J1108-1231 EG120.UVDATA.1

Freq = 4.6005 GHz, Bw = 16.000 MH No calibration applied and no bandpass applied

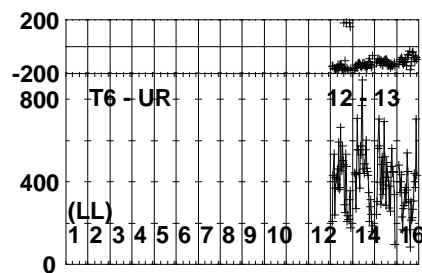
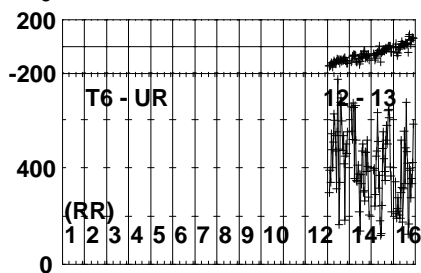
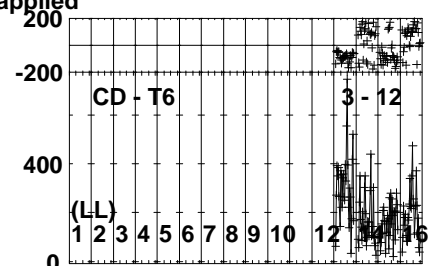
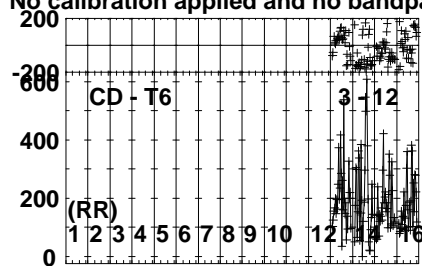
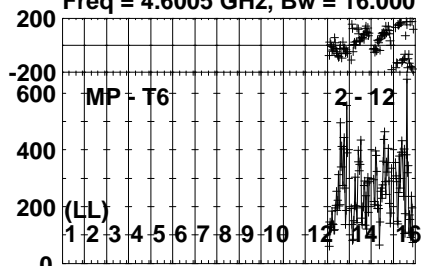


Lower frame: Micro Ampl Jy Top frame: Phas deg  
Vector averaged cross-power spectrum Several baselines displayed  
Timerange: 01/01:05:52 to 01/01:06:40

Plot file version 381 created 01-DEC-2023 16:32:07

J1108-1231 EG120.UVDATA.1

Freq = 4.6005 GHz, Bw = 16.000 MH No calibration applied and no bandpass applied

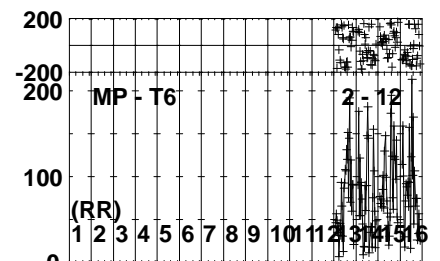
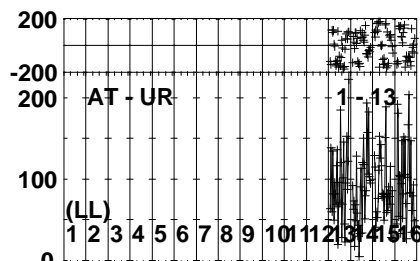
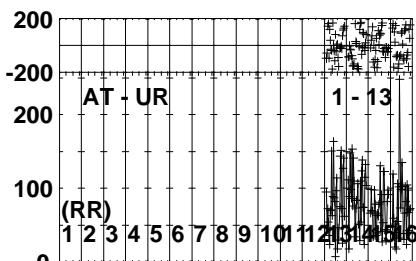
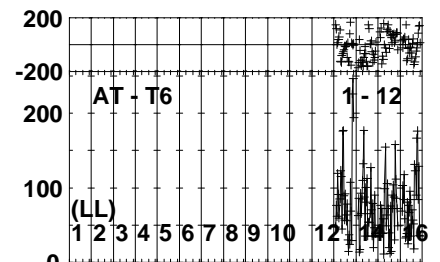
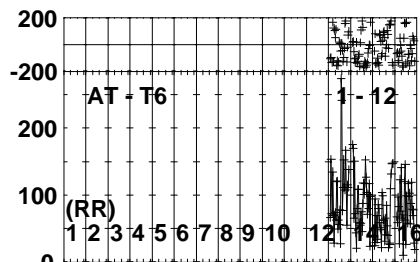
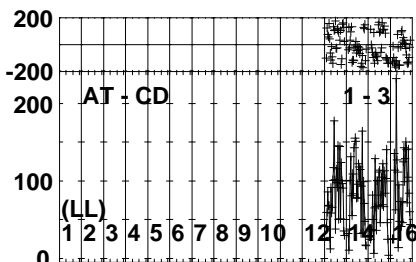
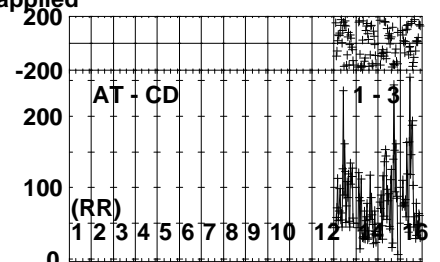
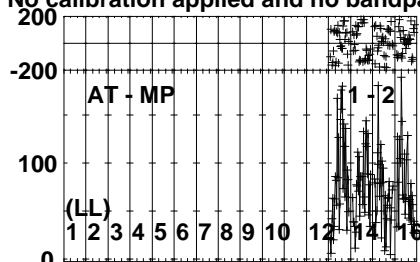
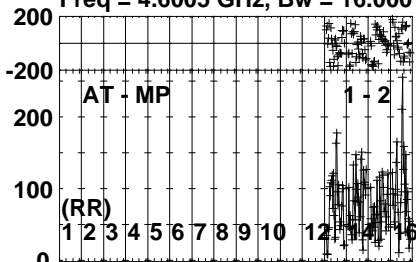


Lower frame: Micro Ampl Jy Top frame: Phas deg  
Vector averaged cross-power spectrum Several baselines displayed  
Timerange: 01/01:05:52 to 01/01:06:40

Plot file version 382 created 01-DEC-2023 16:32:07

GRB171205A EG120.UVDATA.1

Freq = 4.6005 GHz, Bw = 16.000 MH No calibration applied and no bandpass applied



0 0 0 0 0 0 0 0 0 0 0 0 0 0 0 0  
Channels

0 0 0 0 0 0 0 0 0 0 0 0 0 0 0 0  
Channels

0 0 0 0 0 0 0 0 0 0 0 0 0 0 0 0  
Channels

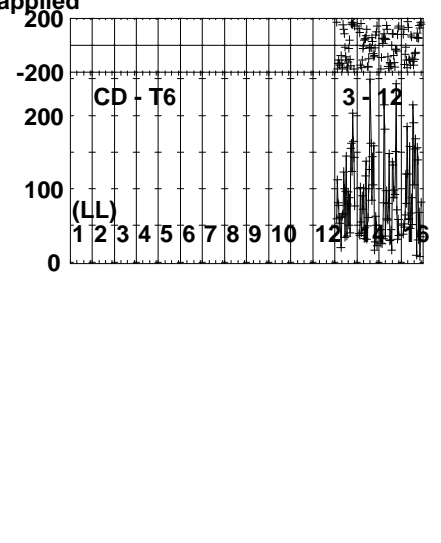
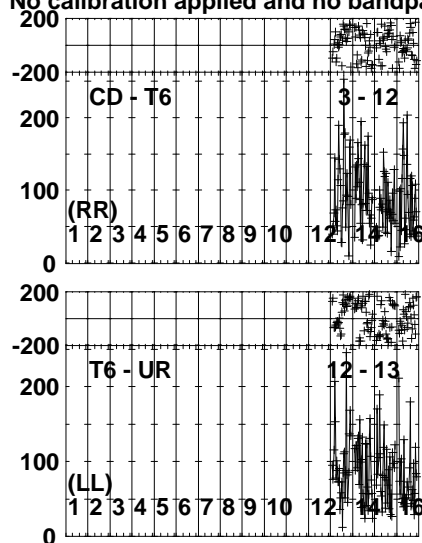
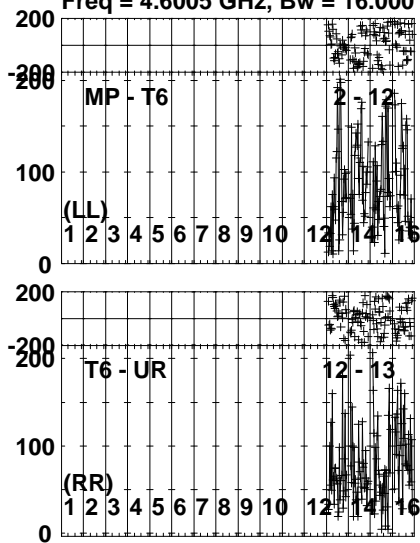
Lower frame: Micro Ampl Jy Top frame: Phas deg  
Vector averaged cross-power spectrum Several baselines displayed  
Timerange: 01/01:06:52 to 01/01:09:30

Plot file version 383 created 01-DEC-2023 16:32:07

GRB171205A EG120.UVDATA.1

Freq = 4.6005 GHz, Bw = 16.000 MH

No calibration applied and no bandpass applied

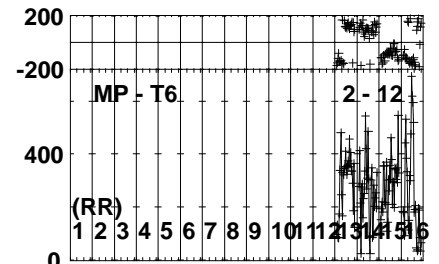
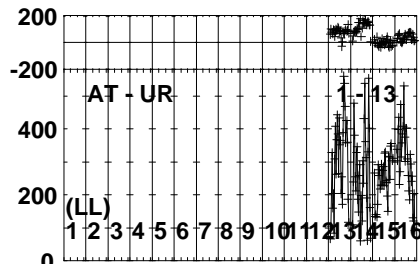
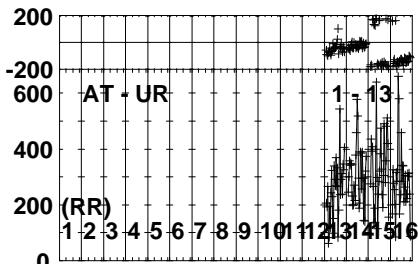
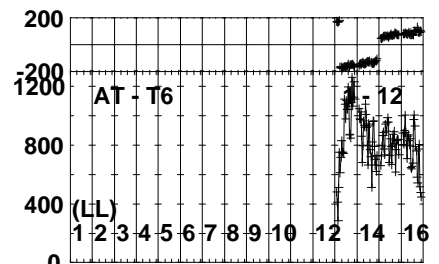
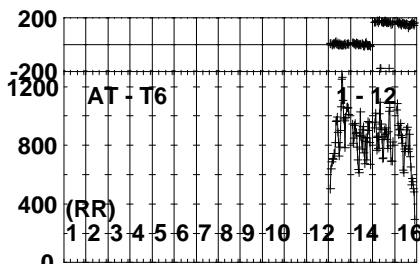
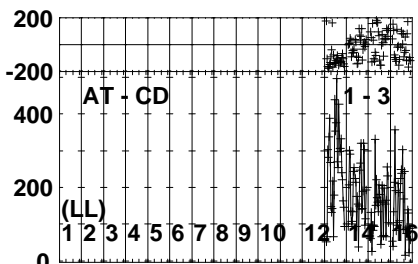
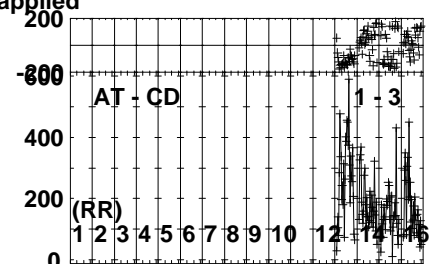
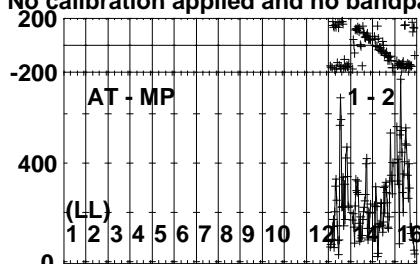
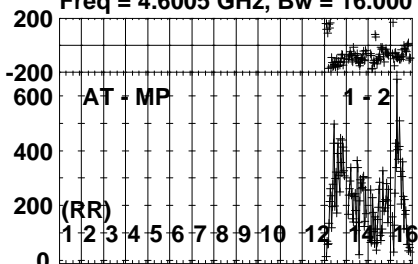


Lower frame: Micro Ampl Jy Top frame: Phas deg  
Vector averaged cross-power spectrum Several baselines displayed  
Timerange: 01/01:06:52 to 01/01:09:30

Plot file version 384 created 01-DEC-2023 16:32:07

J1108-1231 EG120.UVDATA.1

Freq = 4.6005 GHz, Bw = 16.000 MH No calibration applied and no bandpass applied



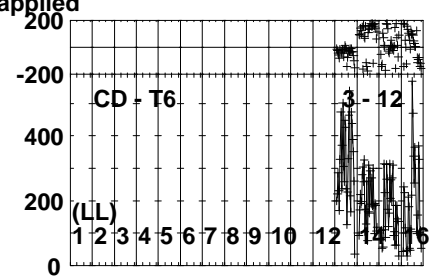
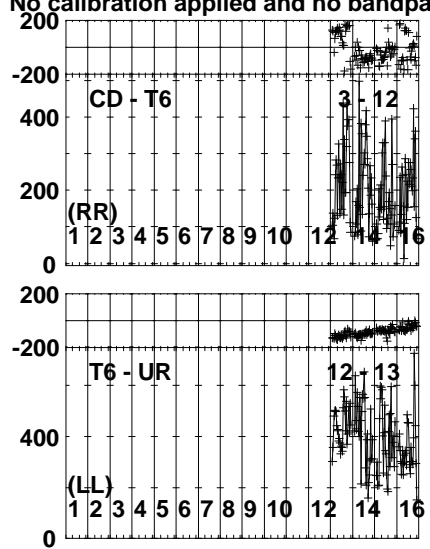
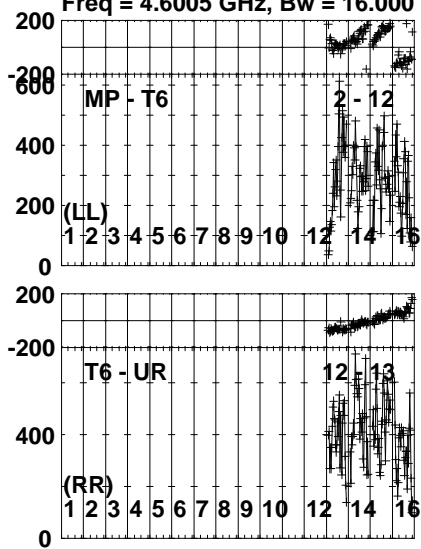
Lower frame: Micro Ampl Jy Top frame: Phas deg  
Vector averaged cross-power spectrum Several baselines displayed  
Timerange: 01/01:10:07 to 01/01:10:55



Plot file version 385 created 01-DEC-2023 16:32:07

J1108-1231 EG120.UVDATA.1

Freq = 4.6005 GHz, Bw = 16.000 MH No calibration applied and no bandpass applied

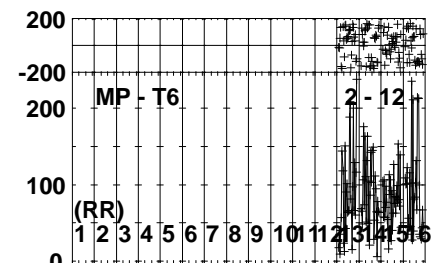
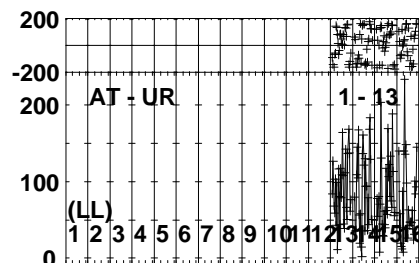
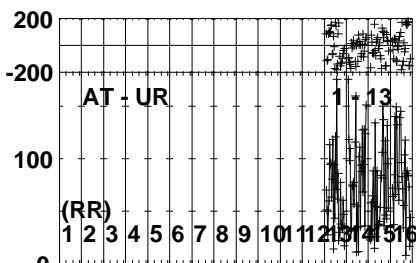
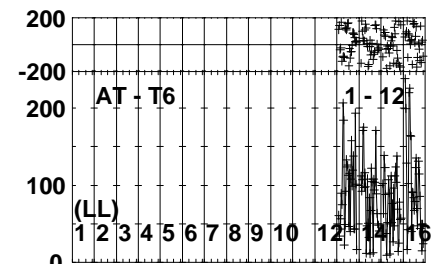
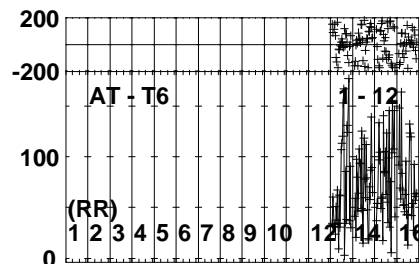
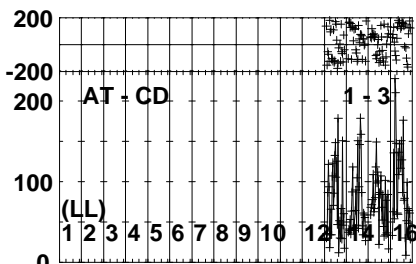
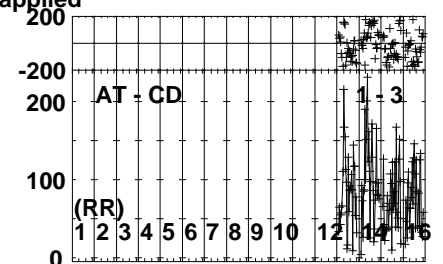
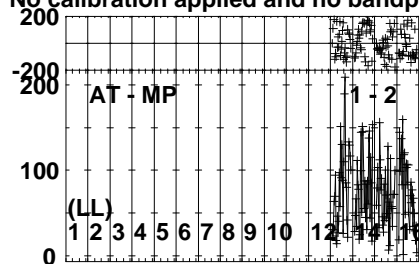
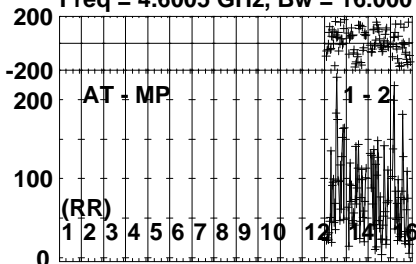


Lower frame: Micro Ampl Jy Top frame: Phas deg  
Vector averaged cross-power spectrum Several baselines displayed  
Timerange: 01/01:10:07 to 01/01:10:55

Plot file version 386 created 01-DEC-2023 16:32:07

GRB171205A EG120.UVDATA.1

Freq = 4.6005 GHz, Bw = 16.000 MH No calibration applied and no bandpass applied

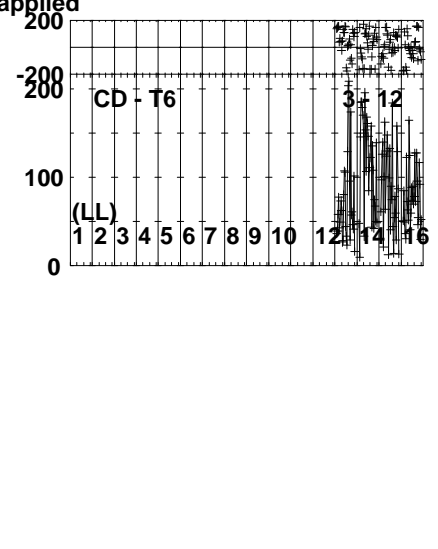
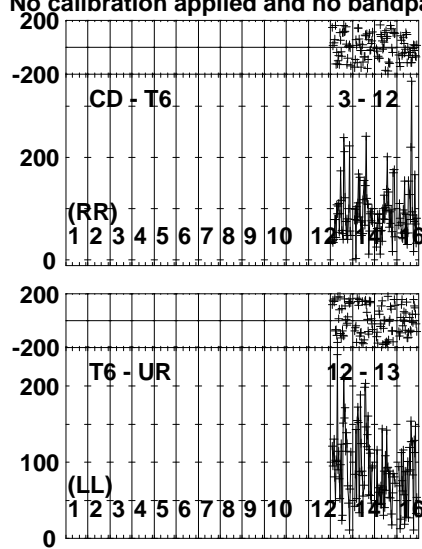
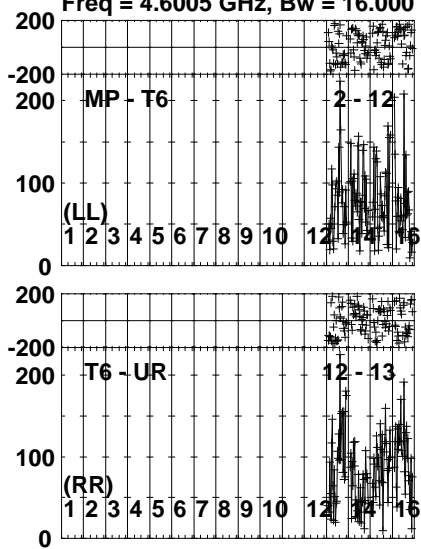


Lower frame: Micro Ampl Jy Top frame: Phas deg  
Vector averaged cross-power spectrum Several baselines displayed  
Timerange: 01/01:11:07 to 01/01:13:45

Plot file version 387 created 01-DEC-2023 16:32:08

GRB171205A EG120.UVDATA.1

Freq = 4.6005 GHz, Bw = 16.000 MH No calibration applied and no bandpass applied

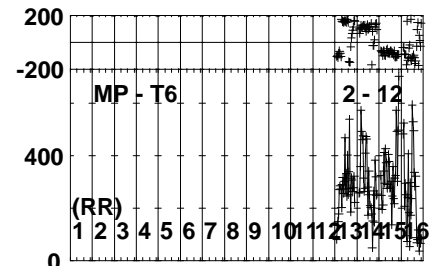
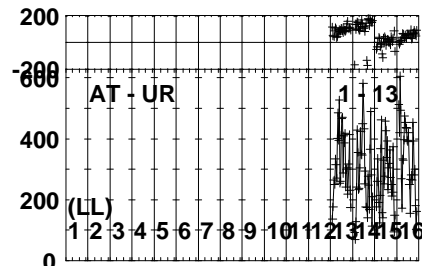
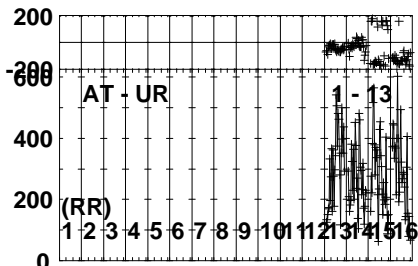
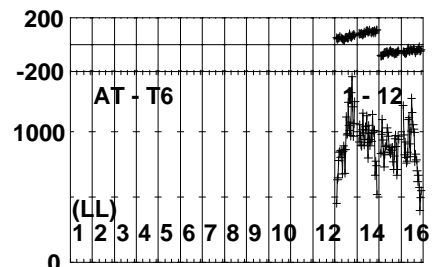
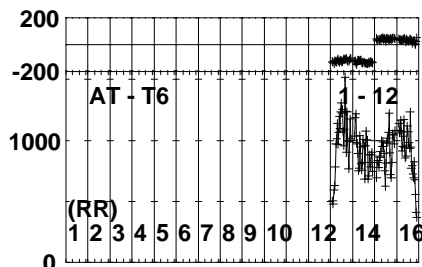
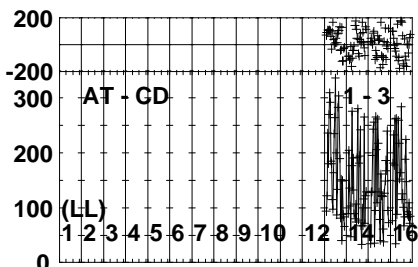
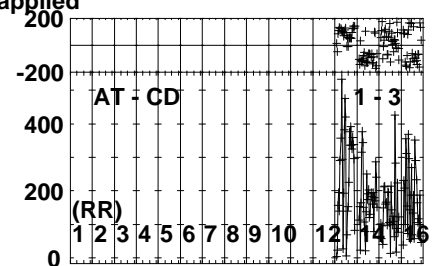
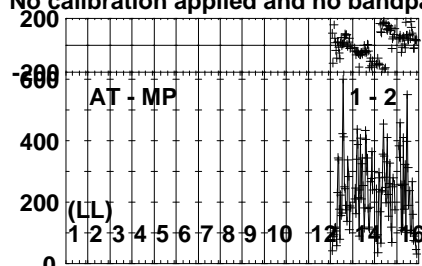
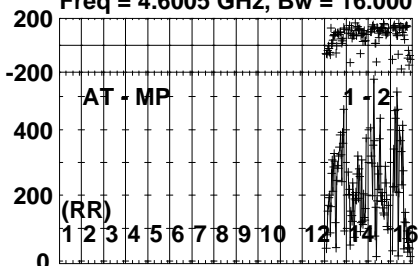


Lower frame: Micro Ampl Jy Top frame: Phas deg  
Vector averaged cross-power spectrum Several baselines displayed  
Timerange: 01/01:11:07 to 01/01:13:45

Plot file version 388 created 01-DEC-2023 16:32:08

J1108-1231 EG120.UVDATA.1

Freq = 4.6005 GHz, Bw = 16.000 MH No calibration applied and no bandpass applied

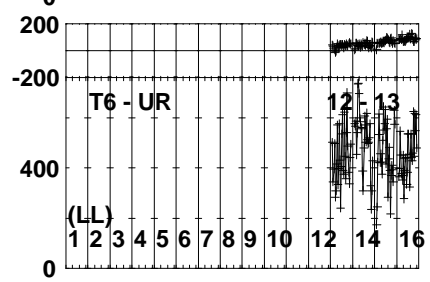
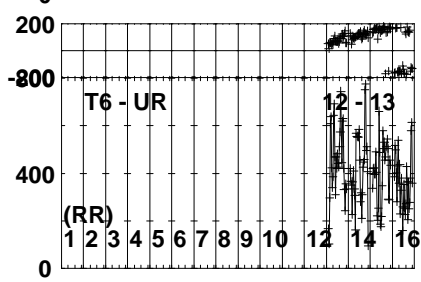
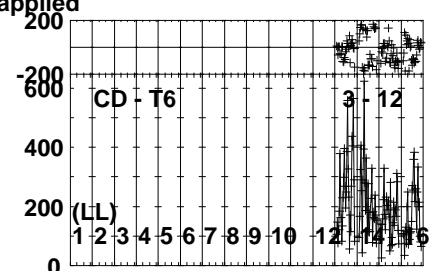
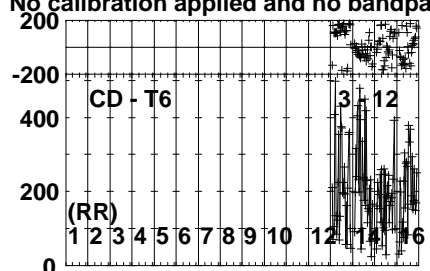
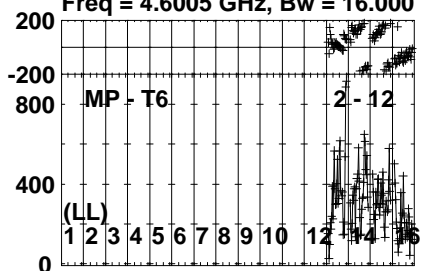


Lower frame: Micro Ampl Jy Top frame: Phas deg  
Vector averaged cross-power spectrum Several baselines displayed  
Timerange: 01/01:13:57 to 01/01:14:45

Plot file version 389 created 01-DEC-2023 16:32:08

J1108-1231 EG120.UVDATA.1

Freq = 4.6005 GHz, Bw = 16.000 MH No calibration applied and no bandpass applied

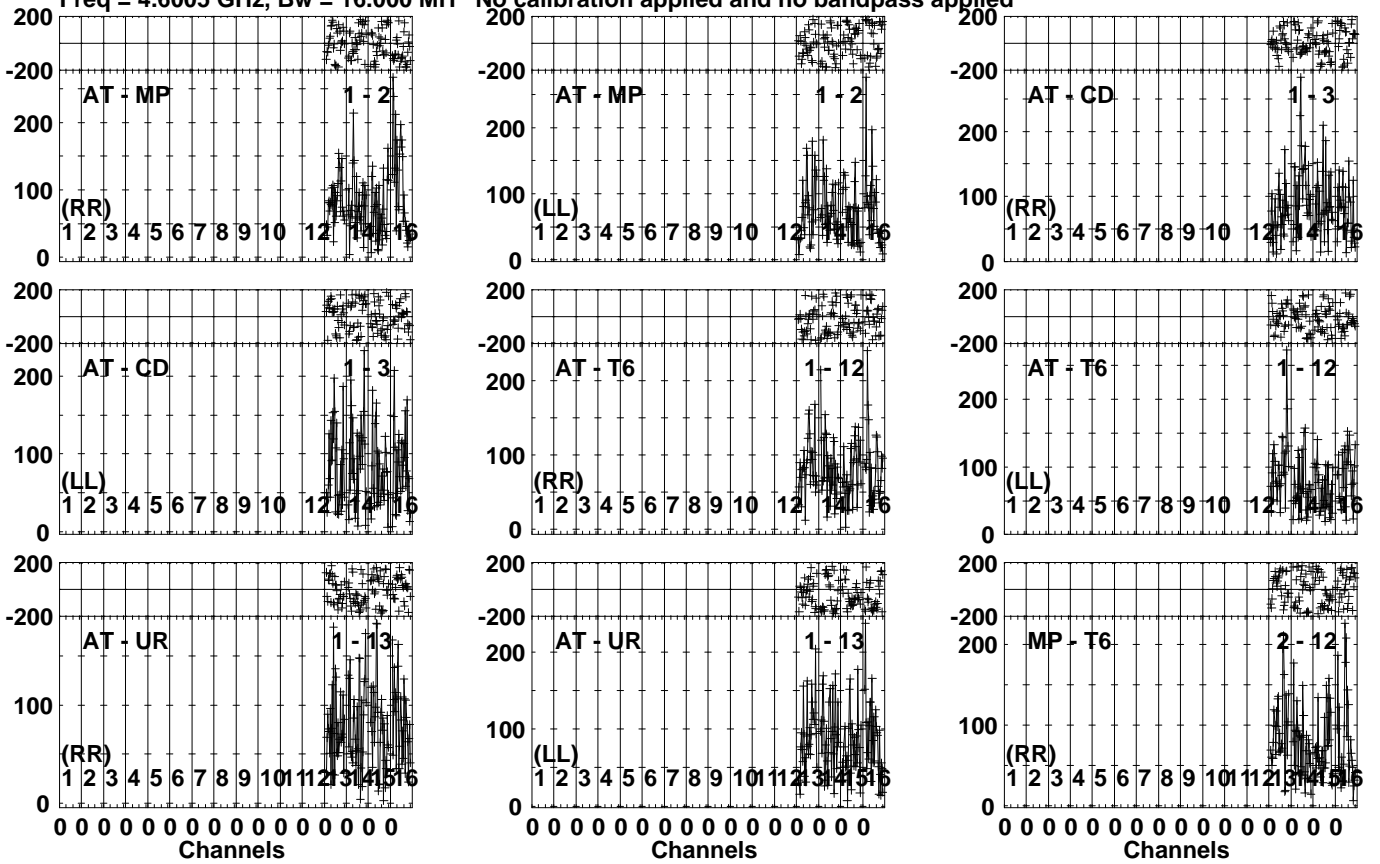


Lower frame: Micro Ampl Jy Top frame: Phas deg  
Vector averaged cross-power spectrum Several baselines displayed  
Timerange: 01/01:13:57 to 01/01:14:45

Plot file version 390 created 01-DEC-2023 16:32:08

GRB171205A EG120.UVDATA.1

Freq = 4.6005 GHz, Bw = 16.000 MH No calibration applied and no bandpass applied

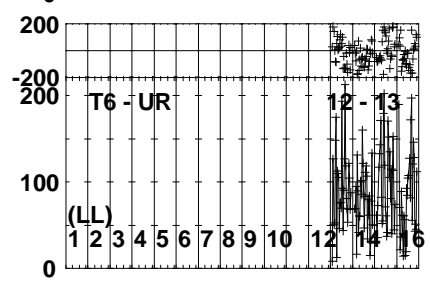
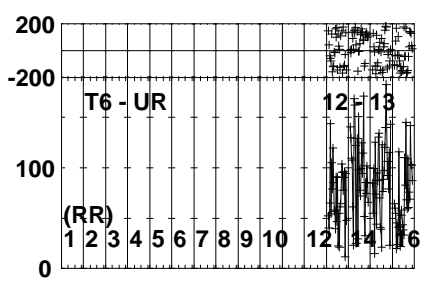
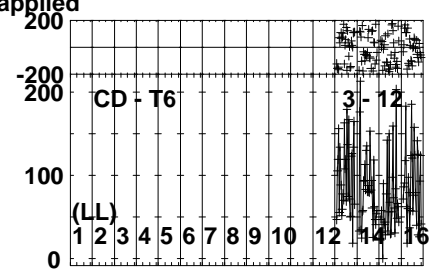
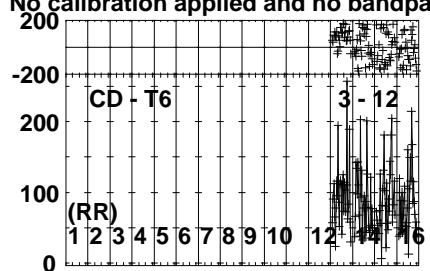
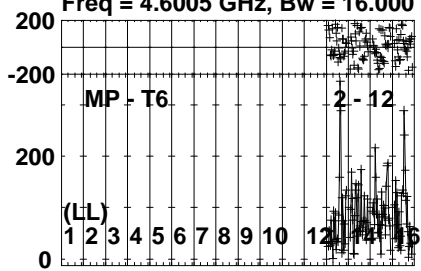


Lower frame: Micro Ampl Jy Top frame: Phas deg  
Vector averaged cross-power spectrum Several baselines displayed  
Timerange: 01/01:14:59 to 01/01:17:35

Plot file version 391 created 01-DEC-2023 16:32:08

GRB171205A EG120.UVDATA.1

Freq = 4.6005 GHz, Bw = 16.000 MH No calibration applied and no bandpass applied

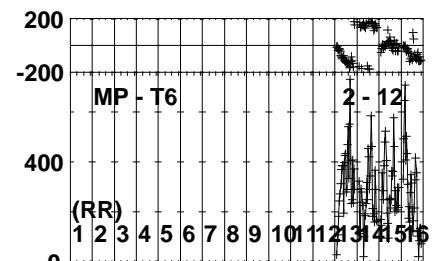
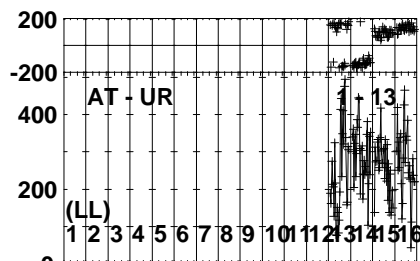
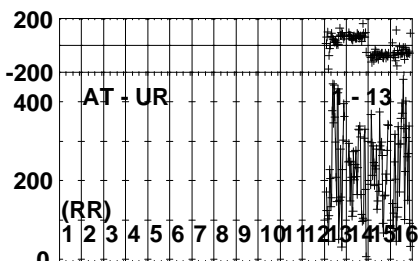
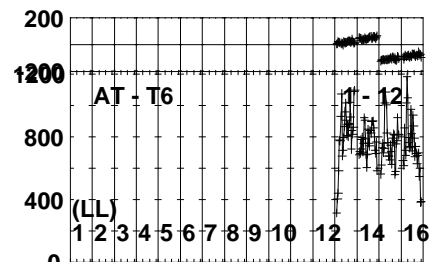
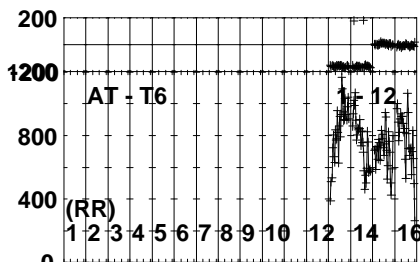
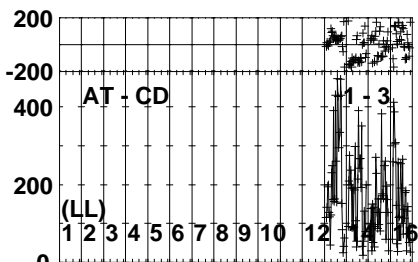
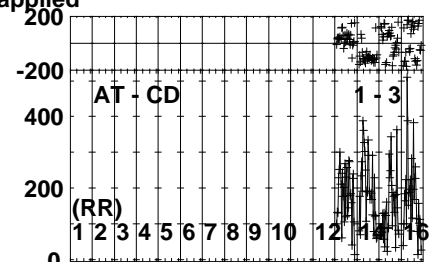
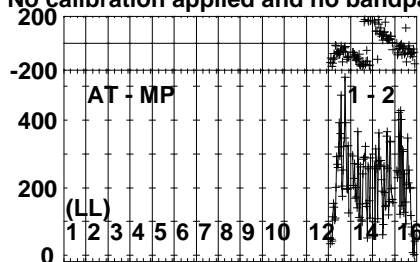
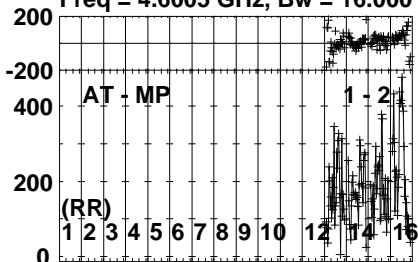


Lower frame: Micro Ampl Jy Top frame: Phas deg  
Vector averaged cross-power spectrum Several baselines displayed  
Timerange: 01/01:14:59 to 01/01:17:35

Plot file version 392 created 01-DEC-2023 16:32:08

J1108-1231 EG120.UVDATA.1

Freq = 4.6005 GHz, Bw = 16.000 MH No calibration applied and no bandpass applied



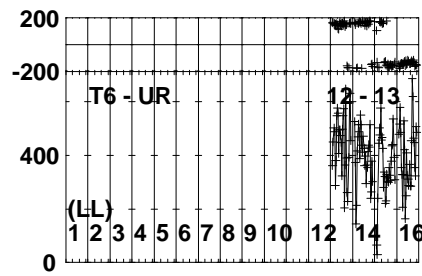
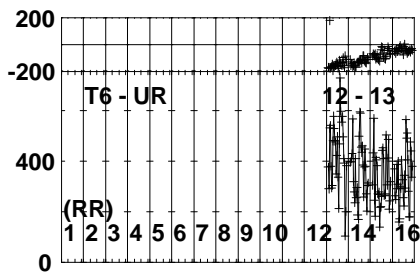
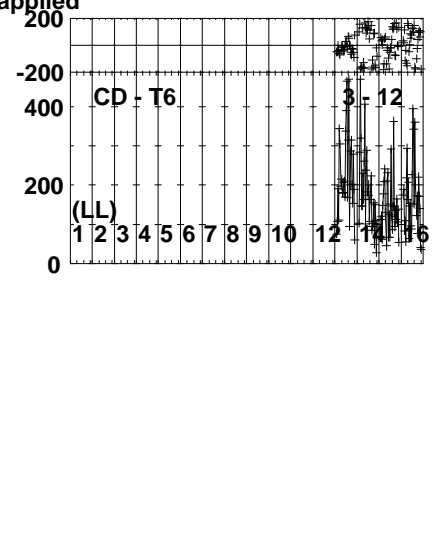
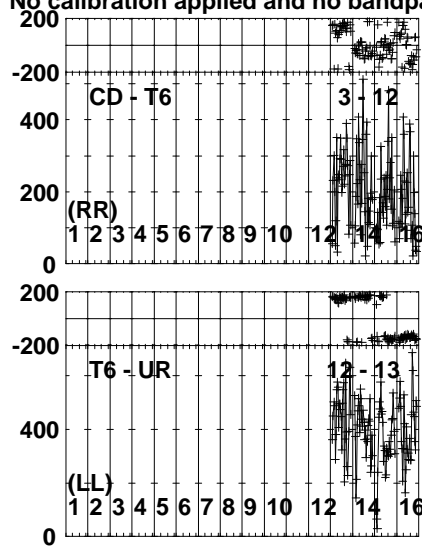
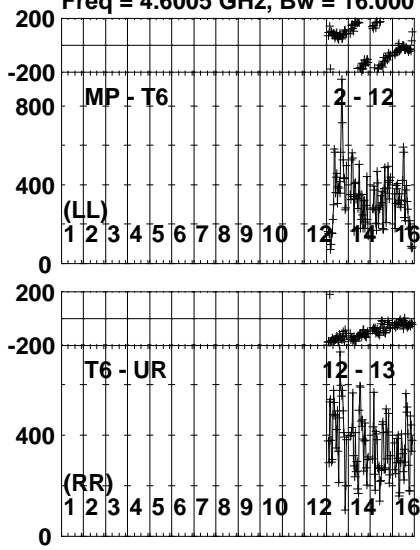
Lower frame: Micro Ampl Jy Top frame: Phas deg  
Vector averaged cross-power spectrum Several baselines displayed  
Timerange: 01/01:17:47 to 01/01:18:45



Plot file version 393 created 01-DEC-2023 16:32:08

J1108-1231 EG120.UVDATA.1

Freq = 4.6005 GHz, Bw = 16.000 MH No calibration applied and no bandpass applied

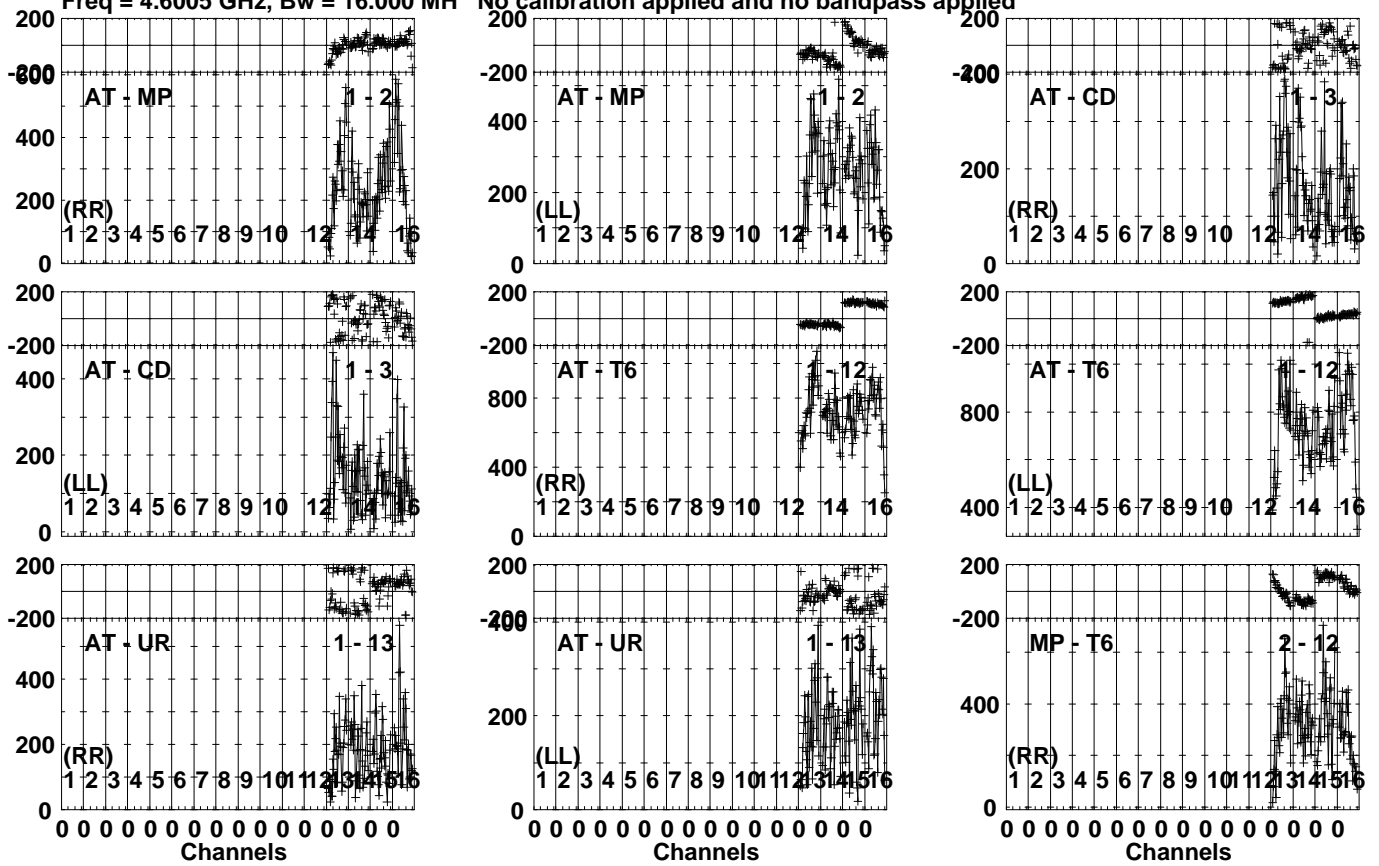


Lower frame: Micro Ampl Jy Top frame: Phas deg  
Vector averaged cross-power spectrum Several baselines displayed  
Timerange: 01/01:17:47 to 01/01:18:45

Plot file version 394 created 01-DEC-2023 16:32:08

J1107-1226 EG120.UVDATA.1

Freq = 4.6005 GHz, Bw = 16.000 MH No calibration applied and no bandpass applied

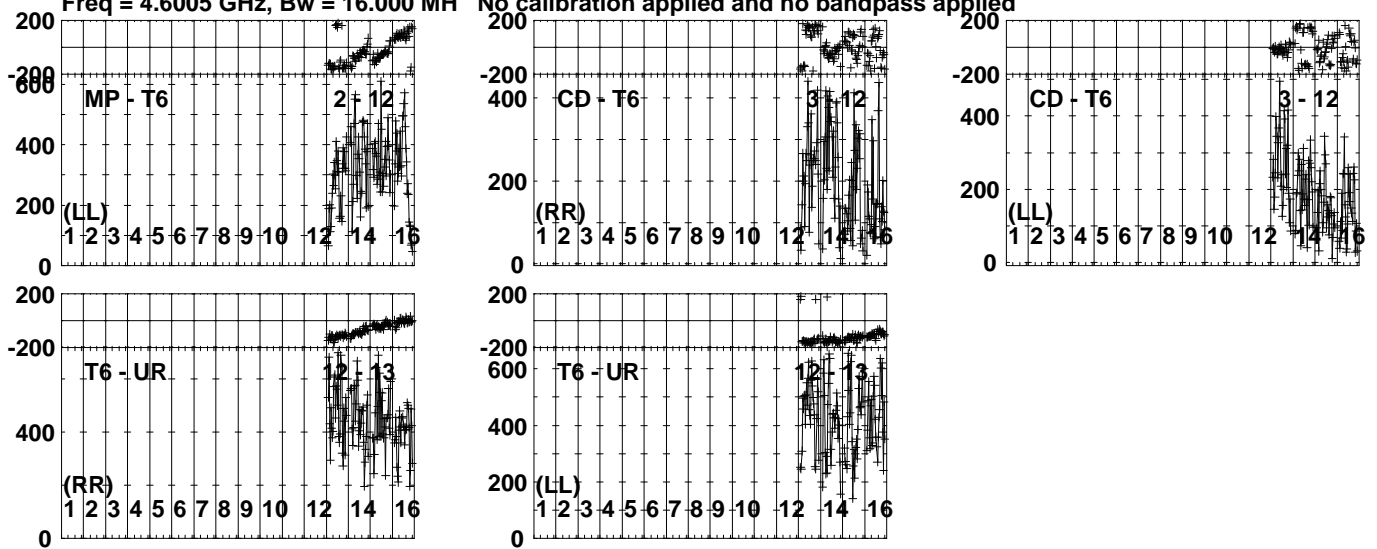


Lower frame: Micro Ampl Jy Top frame: Phas deg  
Vector averaged cross-power spectrum Several baselines displayed  
Timerange: 01/01:19:17 to 01/01:20:15

Plot file version 395 created 01-DEC-2023 16:32:08

J1107-1226 EG120.UVDATA.1

Freq = 4.6005 GHz, Bw = 16.000 MH No calibration applied and no bandpass applied



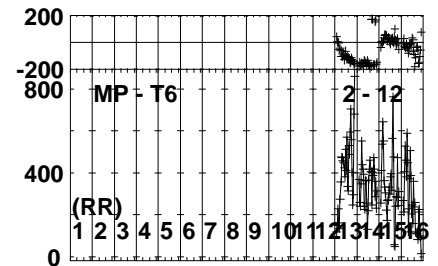
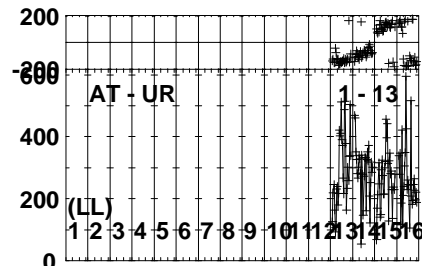
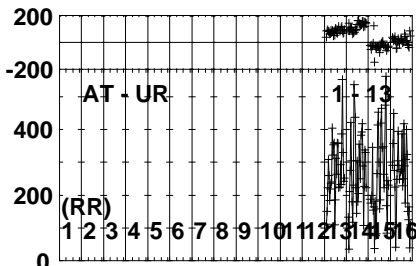
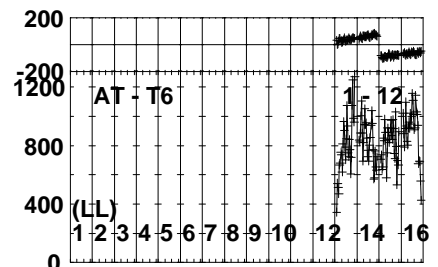
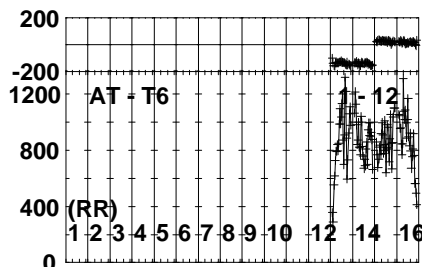
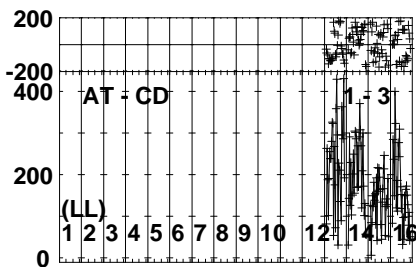
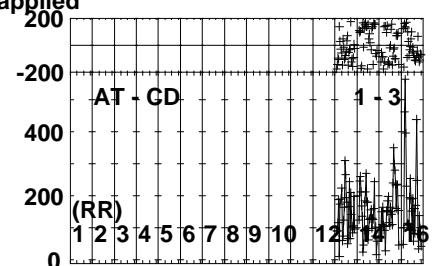
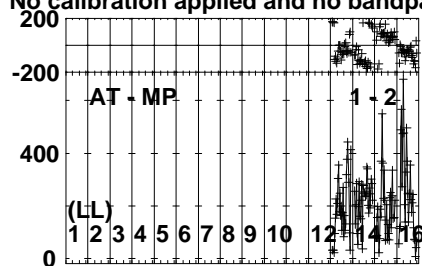
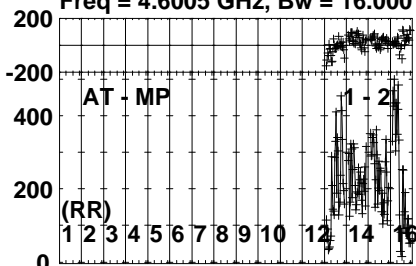
Lower frame: Micro Ampl Jy Top frame: Phas deg  
Vector averaged cross-power spectrum Several baselines displayed  
Timerange: 01/01:19:17 to 01/01:20:15

Plot file version 396 created 01-DEC-2023 16:32:08

J1108-1231 EG120.UVDATA.1

Freq = 4.6005 GHz, Bw = 16.000 MH

No calibration applied and no bandpass applied

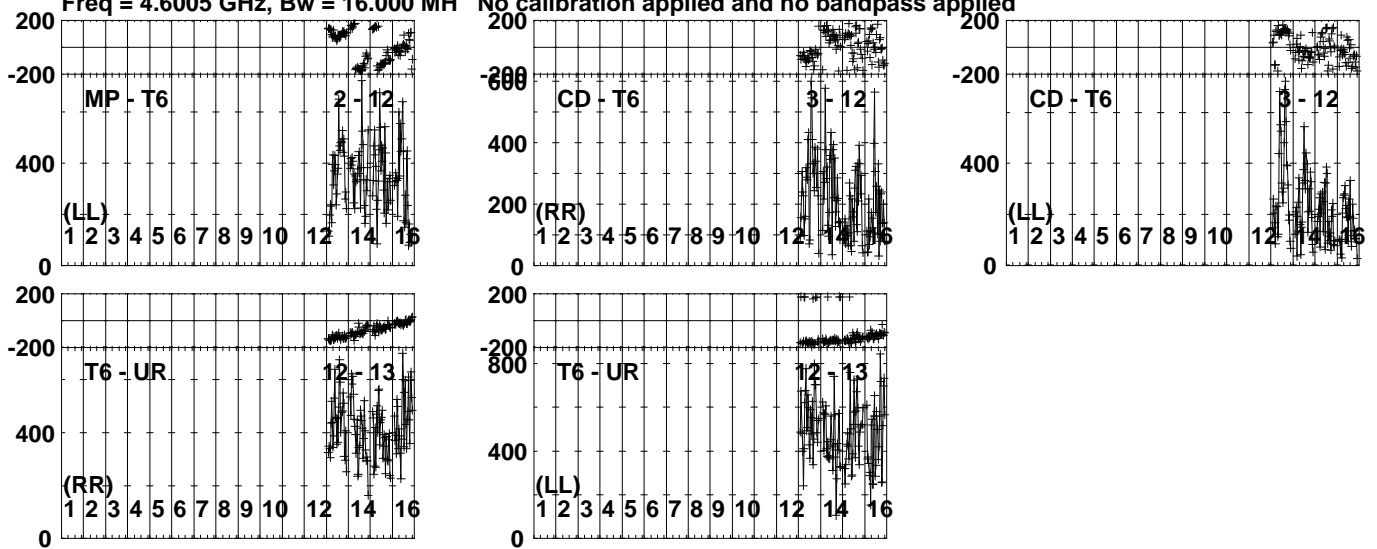


Lower frame: Micro Ampl Jy Top frame: Phas deg  
Vector averaged cross-power spectrum Several baselines displayed  
Timerange: 01/01:20:19 to 01/01:21:13

Plot file version 397 created 01-DEC-2023 16:32:08

J1108-1231 EG120.UVDATA.1

Freq = 4.6005 GHz, Bw = 16.000 MH No calibration applied and no bandpass applied

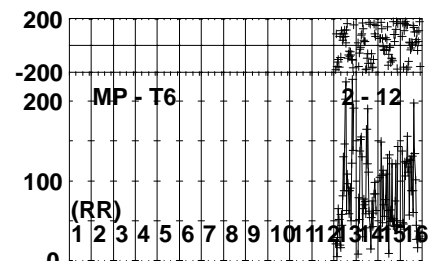
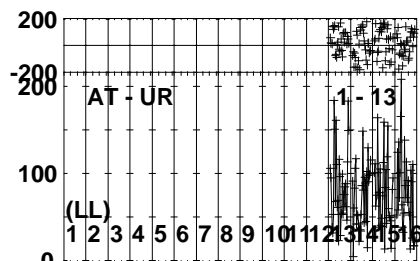
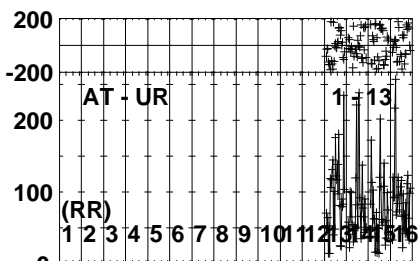
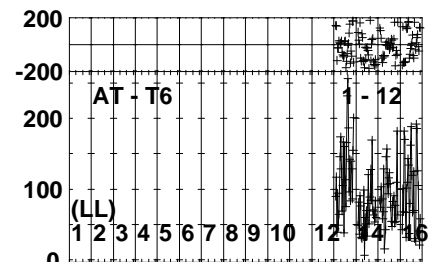
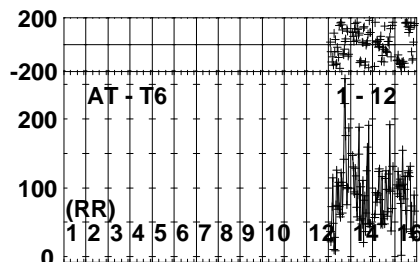
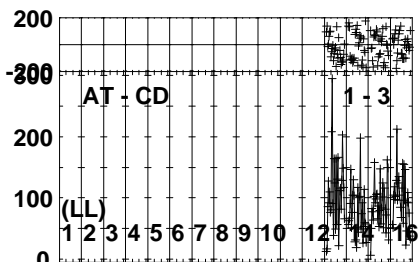
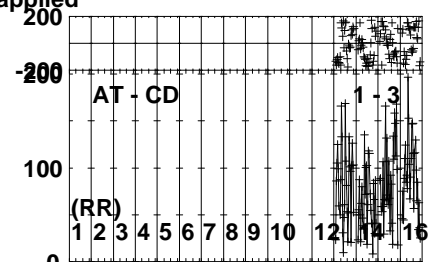
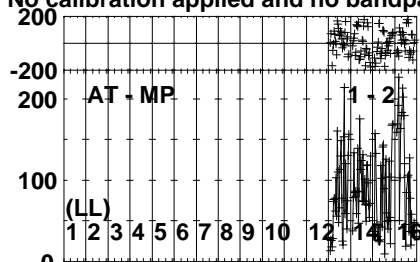
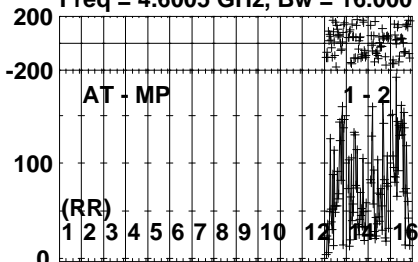


Lower frame: Micro Ampl Jy Top frame: Phas deg  
Vector averaged cross-power spectrum Several baselines displayed  
Timerange: 01/01:20:19 to 01/01:21:13

Plot file version 398 created 01-DEC-2023 16:32:08

GRB171205A EG120.UVDATA.1

Freq = 4.6005 GHz, Bw = 16.000 MH No calibration applied and no bandpass applied

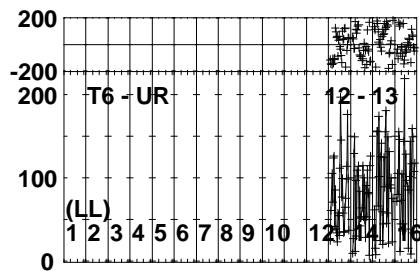
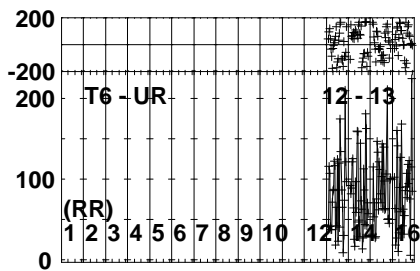
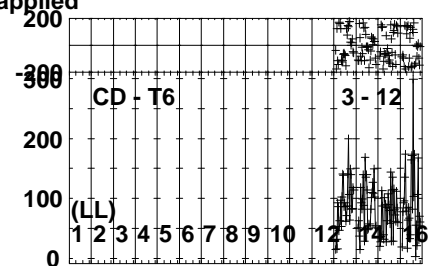
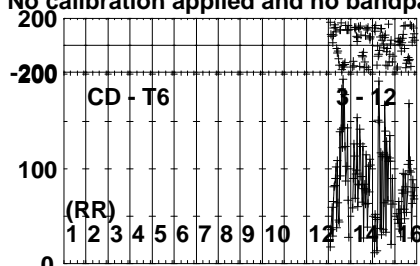
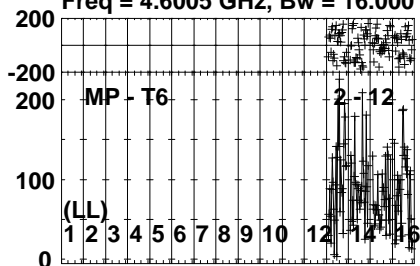


Lower frame: Micro Ampl Jy Top frame: Phas deg  
Vector averaged cross-power spectrum Several baselines displayed  
Timerange: 01/01:21:16 to 01/01:24:02

Plot file version 399 created 01-DEC-2023 16:32:08

GRB171205A EG120.UVDATA.1

Freq = 4.6005 GHz, Bw = 16.000 MH No calibration applied and no bandpass applied

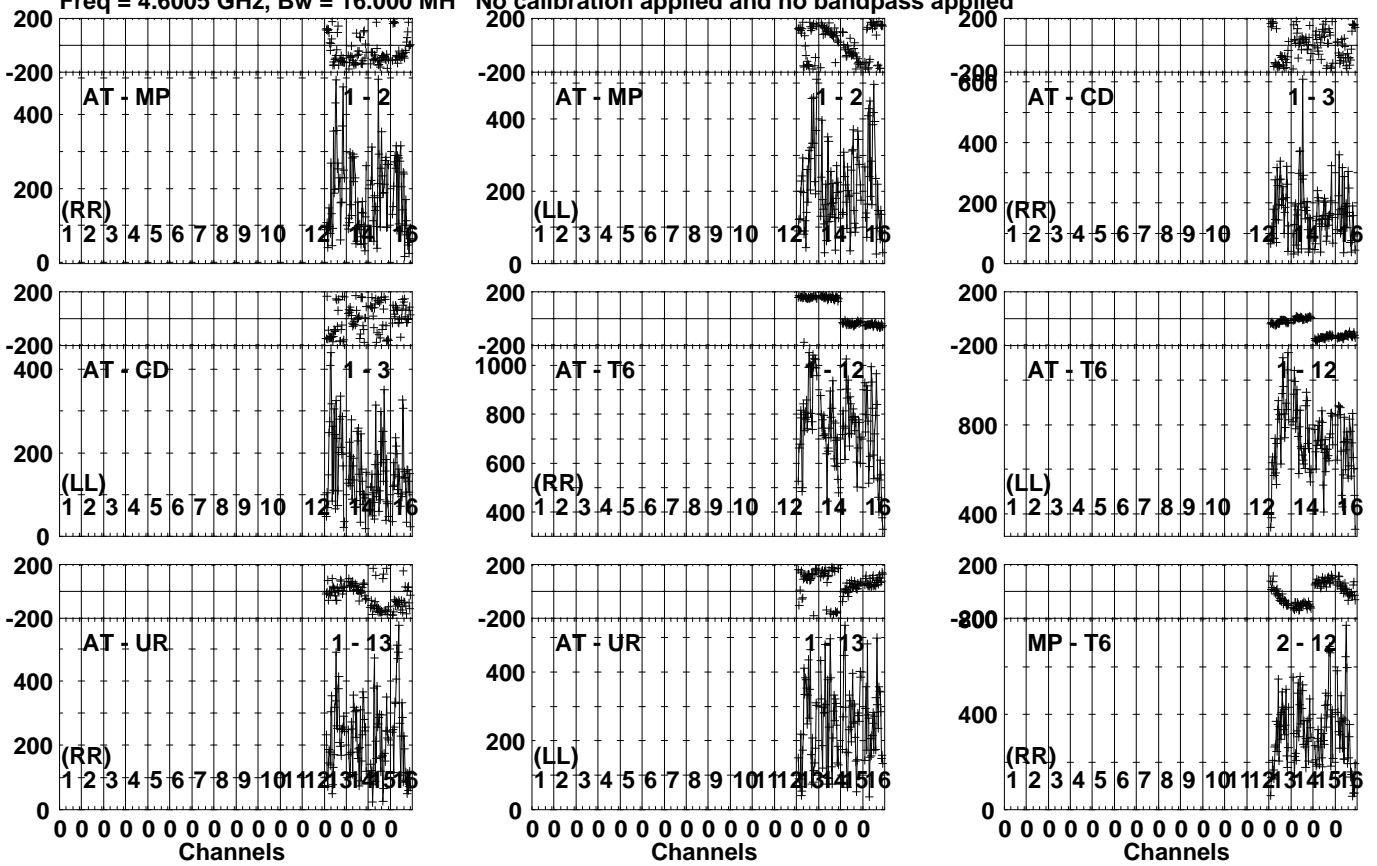


Lower frame: Micro Ampl Jy Top frame: Phas deg  
Vector averaged cross-power spectrum Several baselines displayed  
Timerange: 01/01:21:16 to 01/01:24:02

Plot file version 400 created 01-DEC-2023 16:32:08

J1108-1231 EG120.UVDATA.1

Freq = 4.6005 GHz, Bw = 16.000 MH No calibration applied and no bandpass applied



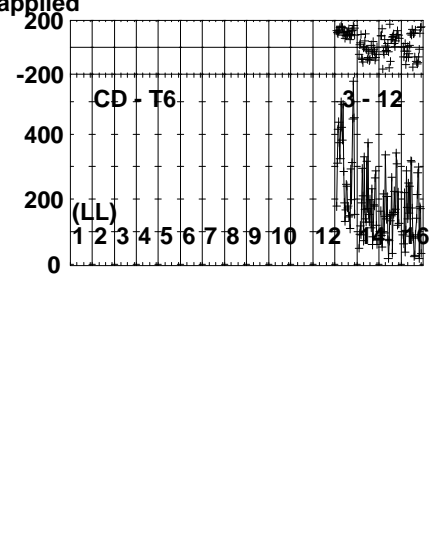
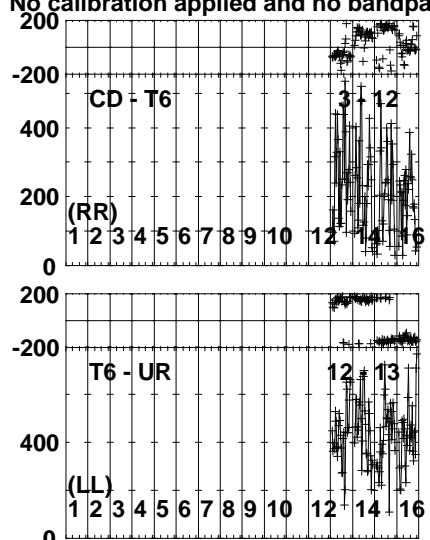
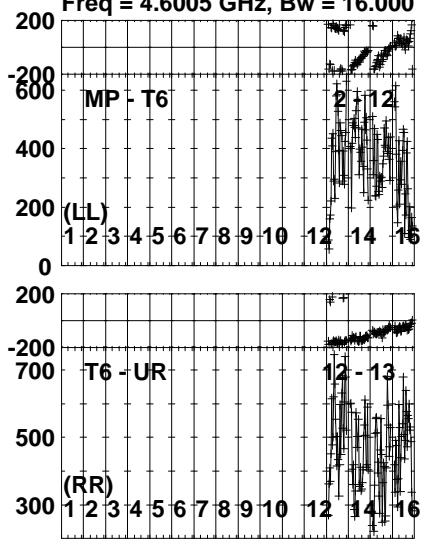
Lower frame: Micro Ampl Jy Top frame: Phas deg  
Vector averaged cross-power spectrum Several baselines displayed  
Timerange: 01/01:24:40 to 01/01:25:28



Plot file version 401 created 01-DEC-2023 16:32:08

J1108-1231 EG120.UVDATA.1

Freq = 4.6005 GHz, Bw = 16.000 MH No calibration applied and no bandpass applied

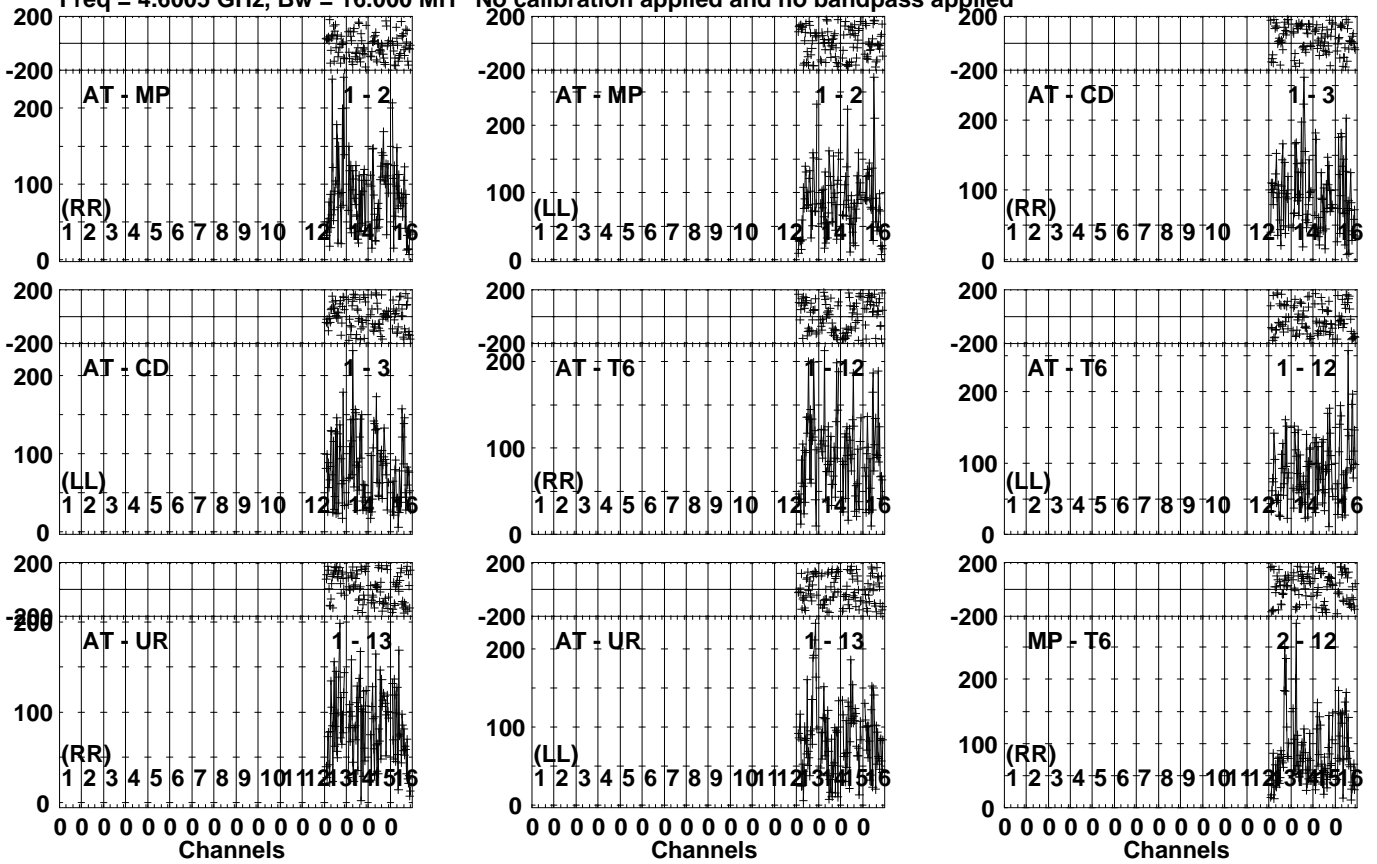


Lower frame: Micro Ampl Jy Top frame: Phas deg  
Vector averaged cross-power spectrum Several baselines displayed  
Timerange: 01/01:24:40 to 01/01:25:28

Plot file version 402 created 01-DEC-2023 16:32:08

GRB171205A EG120.UVDATA.1

Freq = 4.6005 GHz, Bw = 16.000 MH No calibration applied and no bandpass applied

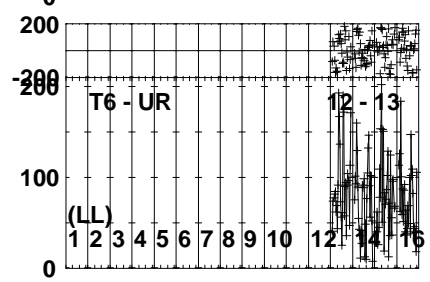
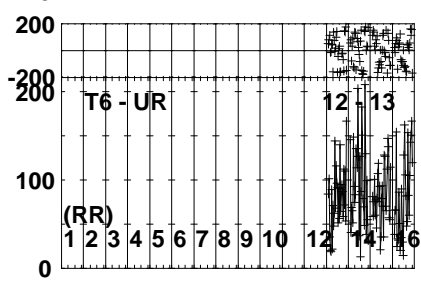
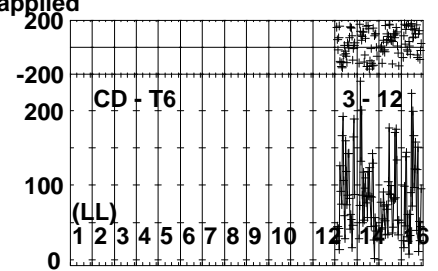
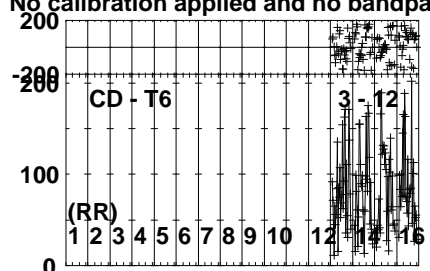
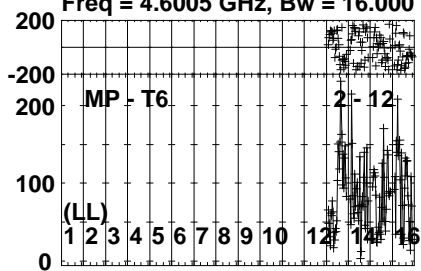


Lower frame: Micro Ampl Jy Top frame: Phas deg  
Vector averaged cross-power spectrum Several baselines displayed  
Timerange: 01/01:25:30 to 01/01:28:16

Plot file version 403 created 01-DEC-2023 16:32:09

GRB171205A EG120.UVDATA.1

Freq = 4.6005 GHz, Bw = 16.000 MH No calibration applied and no bandpass applied



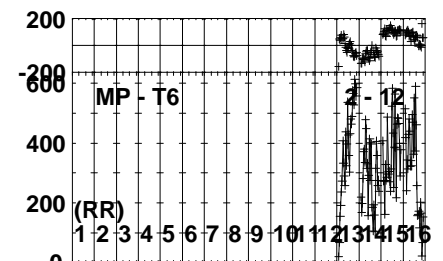
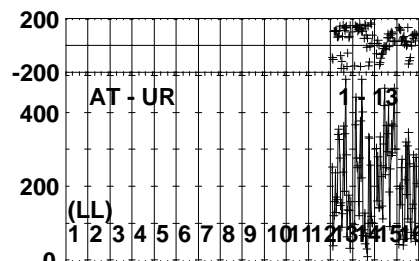
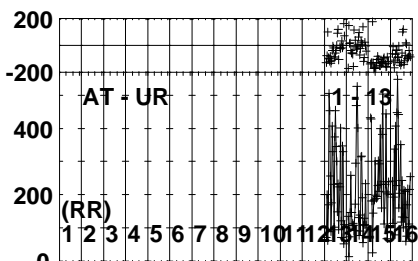
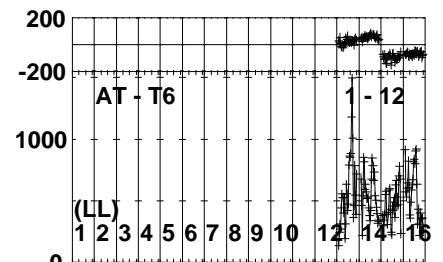
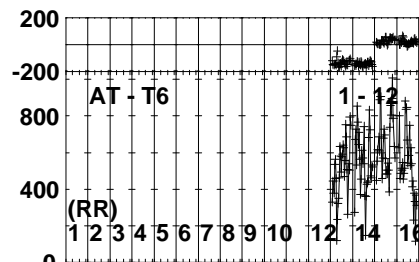
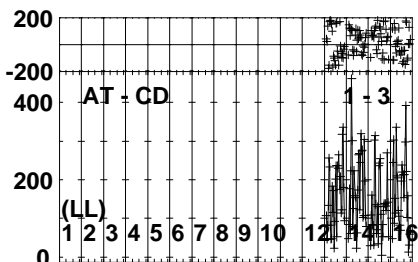
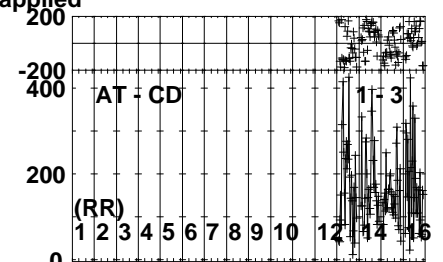
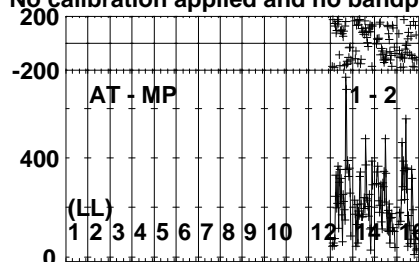
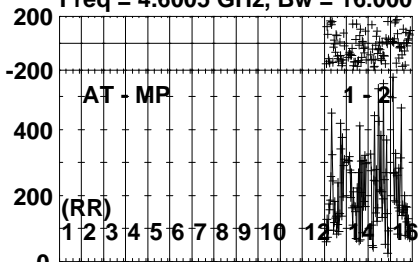
Lower frame: Micro Ampl Jy Top frame: Phas deg  
Vector averaged cross-power spectrum Several baselines displayed  
Timerange: 01/01:25:30 to 01/01:28:16

Plot file version 404 created 01-DEC-2023 16:32:09

J1108-1231 EG120.UVDATA.1

Freq = 4.6005 GHz, Bw = 16.000 MH

No calibration applied and no bandpass applied

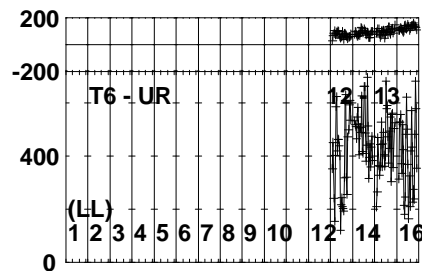
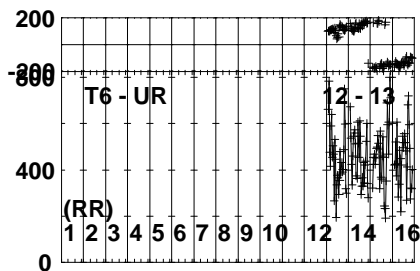
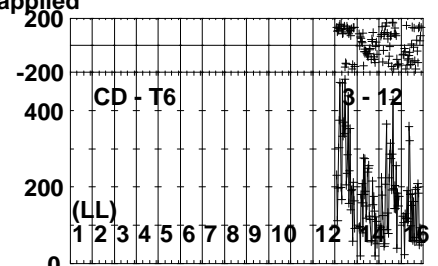
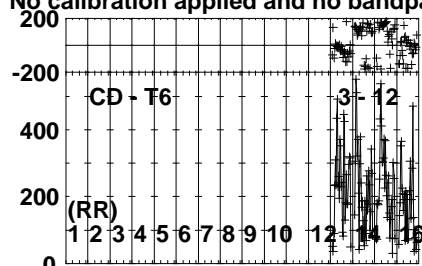
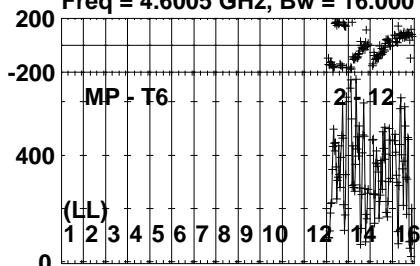


Lower frame: Micro Ampl Jy Top frame: Phas deg  
Vector averaged cross-power spectrum Several baselines displayed  
Timerange: 01/01:28:21 to 01/01:29:15

Plot file version 405 created 01-DEC-2023 16:32:09

J1108-1231 EG120.UVDATA.1

Freq = 4.6005 GHz, Bw = 16.000 MH No calibration applied and no bandpass applied

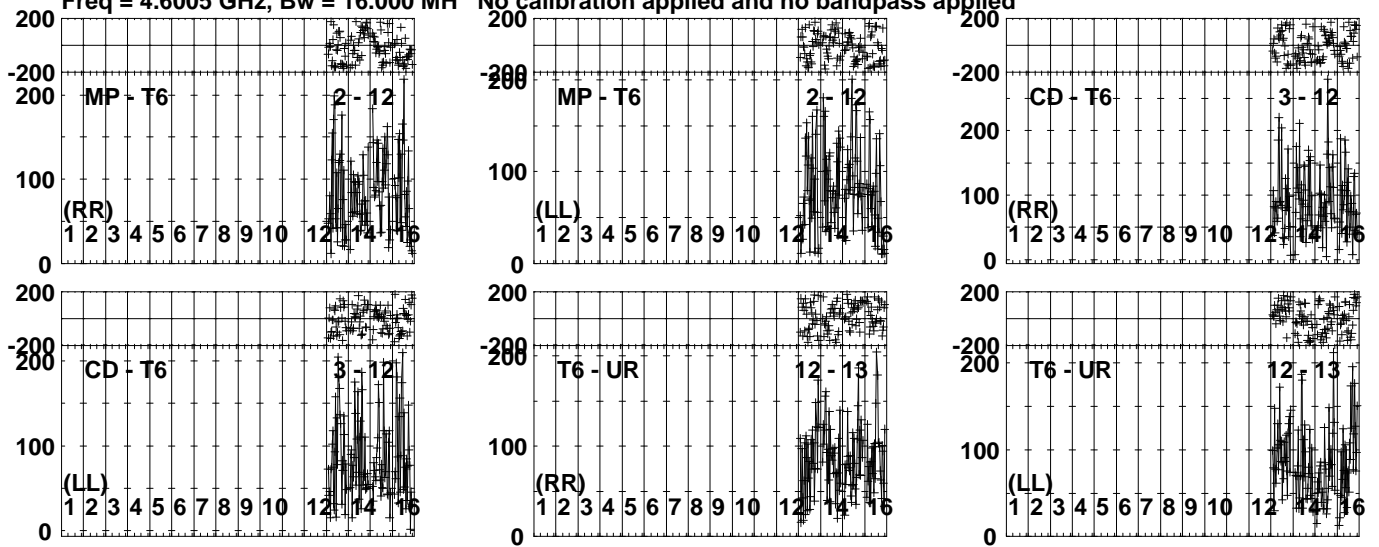


Lower frame: Micro Ampl Jy Top frame: Phas deg  
Vector averaged cross-power spectrum Several baselines displayed  
Timerange: 01/01:28:21 to 01/01:29:15

Plot file version 406 created 01-DEC-2023 16:32:09

GRB171205A EG120.UVDATA.1

Freq = 4.6005 GHz, Bw = 16.000 MH No calibration applied and no bandpass applied

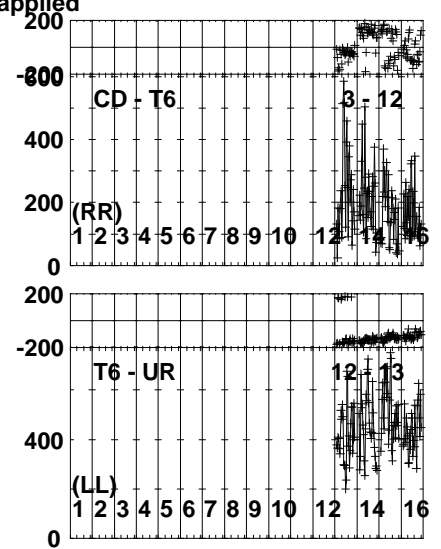
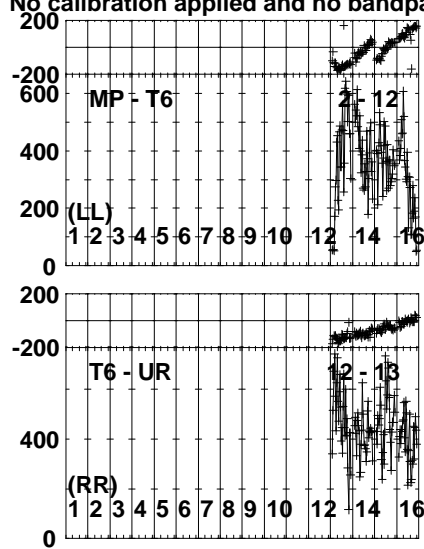
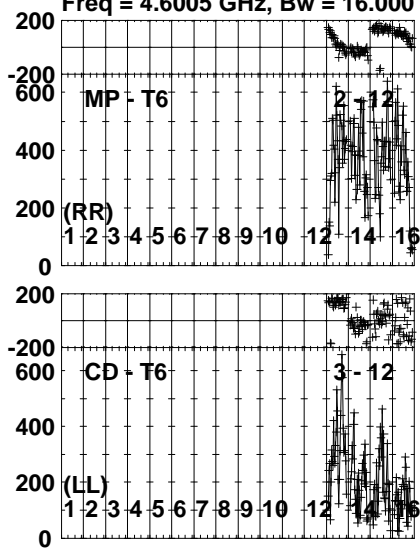


Lower frame: Micro Ampl Jy Top frame: Phas deg  
Vector averaged cross-power spectrum Several baselines displayed  
Timerange: 01/01:29:18 to 01/01:32:04

Plot file version 407 created 01-DEC-2023 16:32:09

J1108-1231 EG120.UVDATA.1

Freq = 4.6005 GHz, Bw = 16.000 MH No calibration applied and no bandpass applied

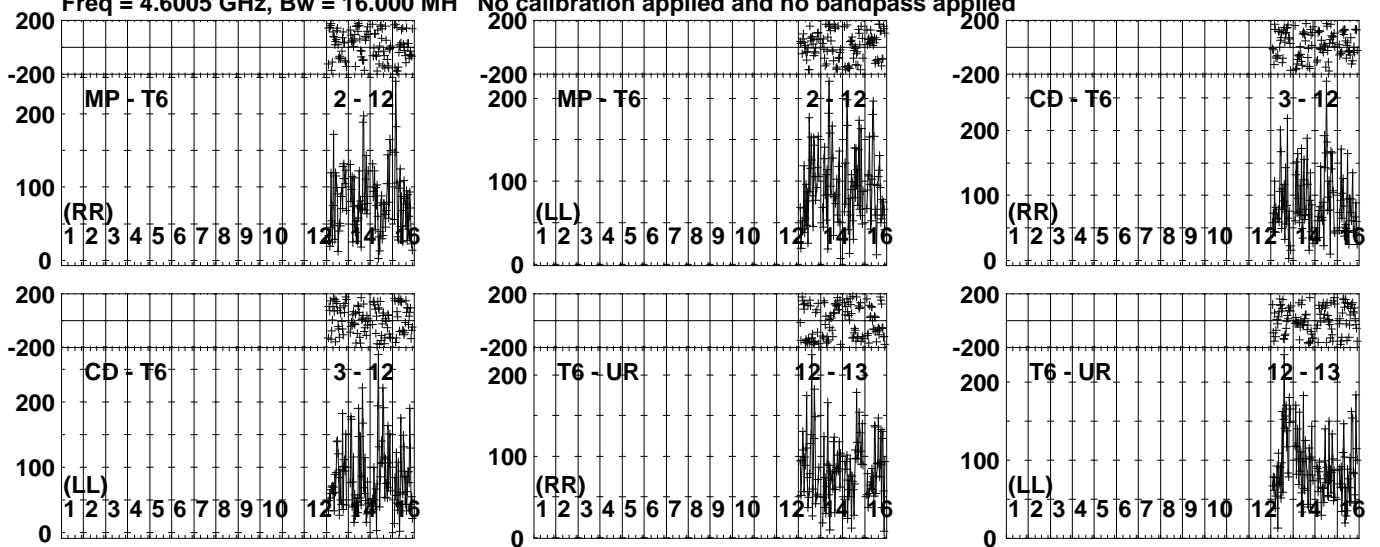


Lower frame: Micro Ampl Jy Top frame: Phas deg  
Vector averaged cross-power spectrum Several baselines displayed  
Timerange: 01/01:32:42 to 01/01:33:30

Plot file version 408 created 01-DEC-2023 16:32:09

GRB171205A EG120.UVDATA.1

Freq = 4.6005 GHz, Bw = 16.000 MH No calibration applied and no bandpass applied



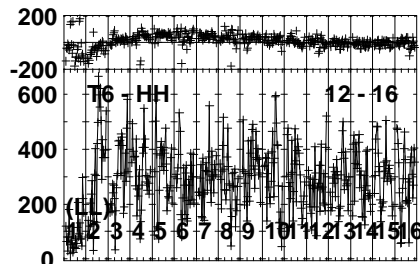
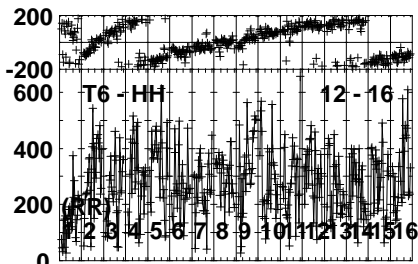
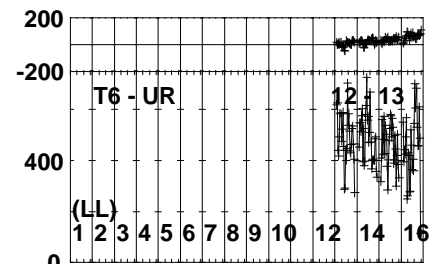
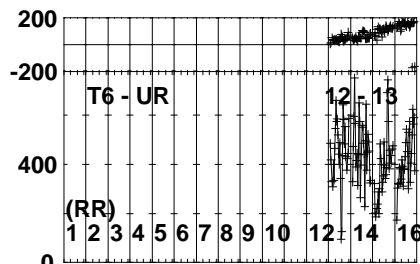
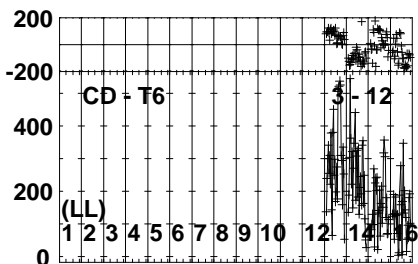
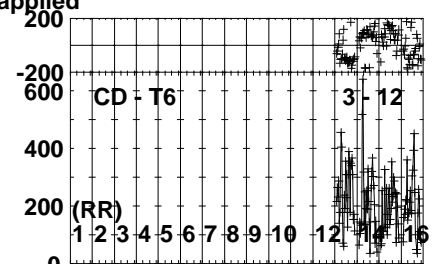
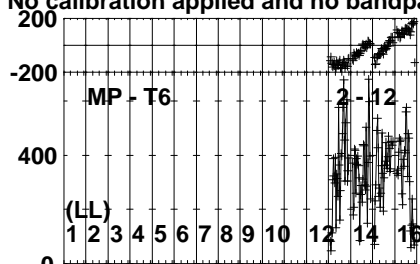
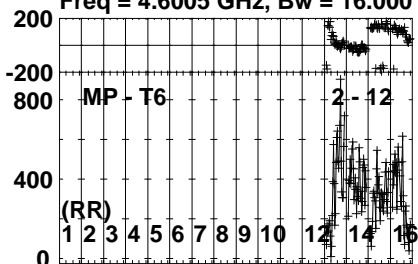
Lower frame: Micro Ampl Jy Top frame: Phas deg  
Vector averaged cross-power spectrum Several baselines displayed  
Timerange: 01/01:33:32 to 01/01:36:18



Plot file version 409 created 01-DEC-2023 16:32:09

J1108-1231 EG120.UVDATA.1

Freq = 4.6005 GHz, Bw = 16.000 MH No calibration applied and no bandpass applied

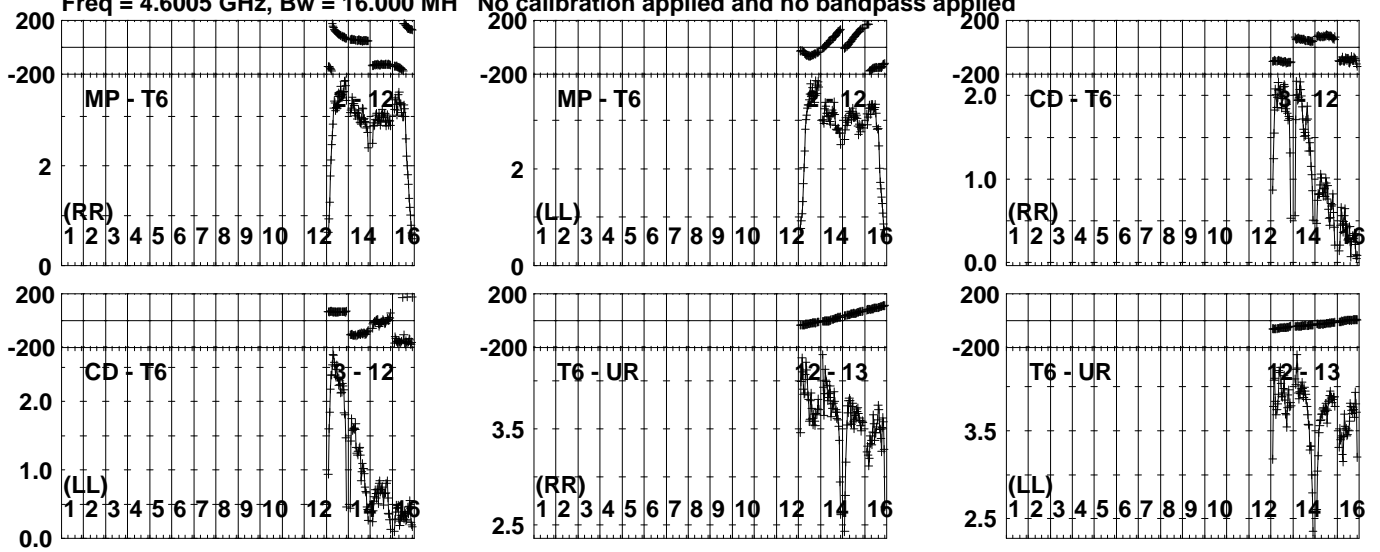


Lower frame: Micro Ampl Jy Top frame: Phas deg  
Vector averaged cross-power spectrum Several baselines displayed  
Timerange: 01/01:36:31 to 01/01:37:29

Plot file version 410 created 01-DEC-2023 16:32:09

J1118-1232 EG120.UVDATA.1

Freq = 4.6005 GHz, Bw = 16.000 MH No calibration applied and no bandpass applied

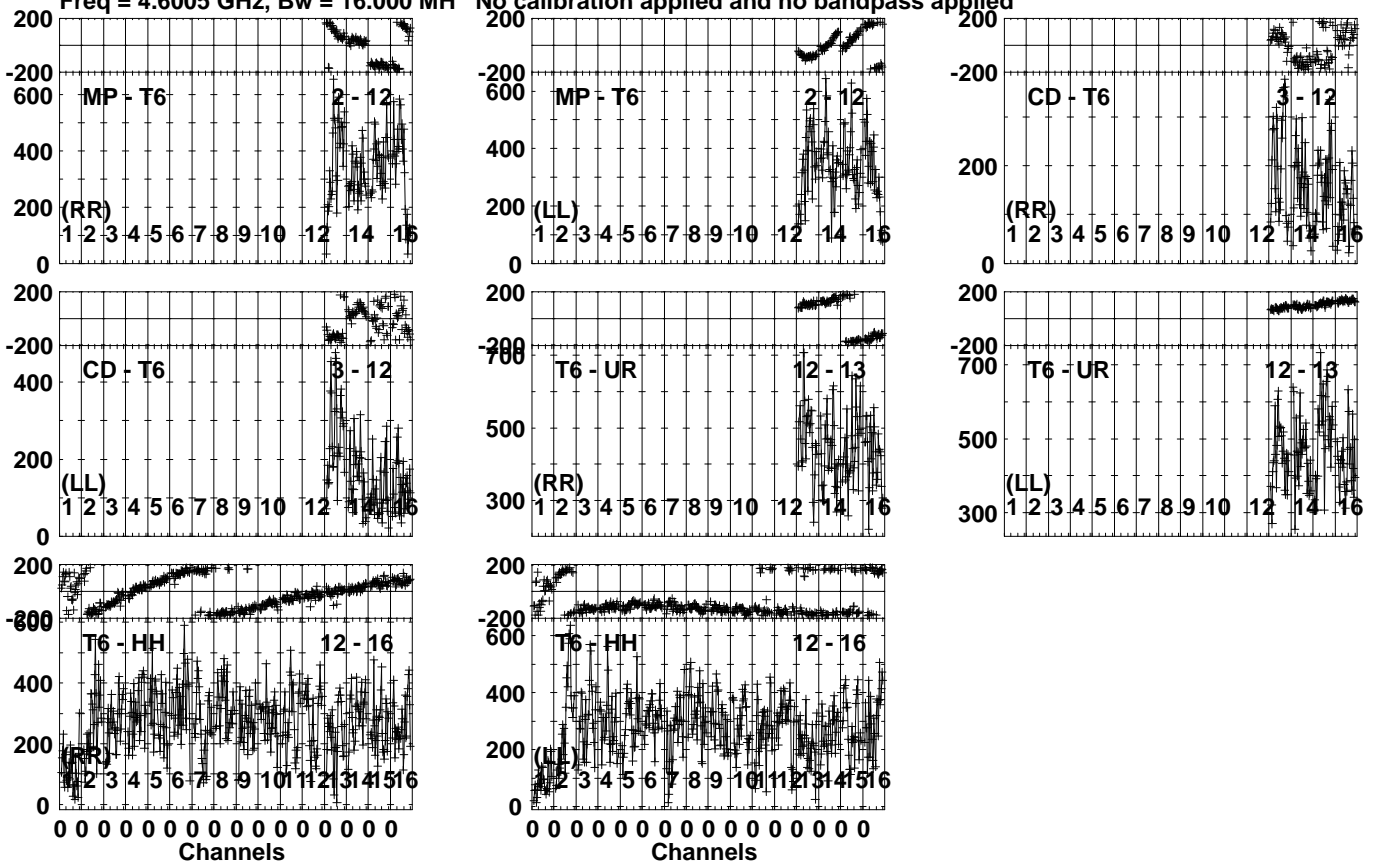


Lower frame: Milli Ampl Jy Top frame: Phas deg  
Vector averaged cross-power spectrum Several baselines displayed  
Timerange: 01/01:38:01 to 01/01:38:59

Plot file version 411 created 01-DEC-2023 16:32:09

J1108-1231 EG120.UVDATA.1

Freq = 4.6005 GHz, Bw = 16.000 MH No calibration applied and no bandpass applied

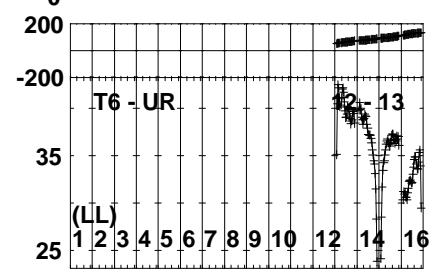
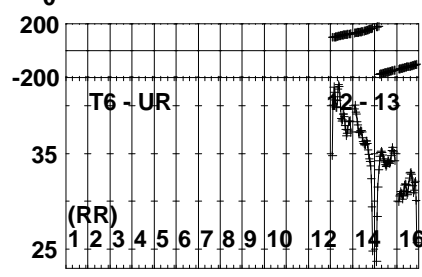
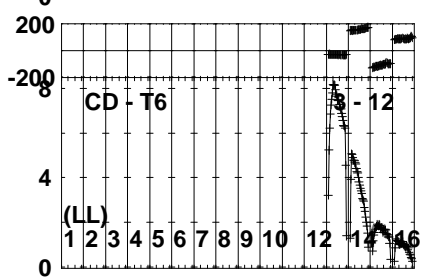
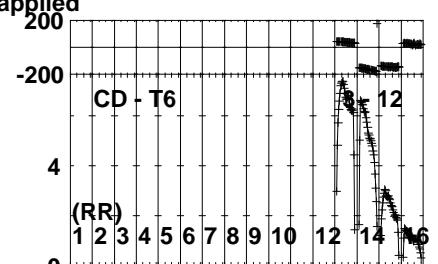
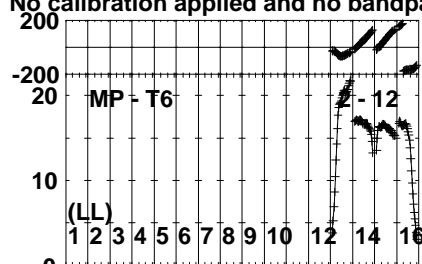
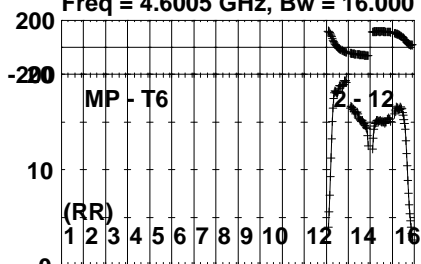


Lower frame: Micro Ampl Jy Top frame: Phas deg  
Vector averaged cross-power spectrum Several baselines displayed  
Timerange: 01/01:39:31 to 01/01:40:59

Plot file version 412 created 01-DEC-2023 16:32:10

3C273 EG120.UVDATA.1

Freq = 4.6005 GHz, Bw = 16.000 MH No calibration applied and no bandpass applied

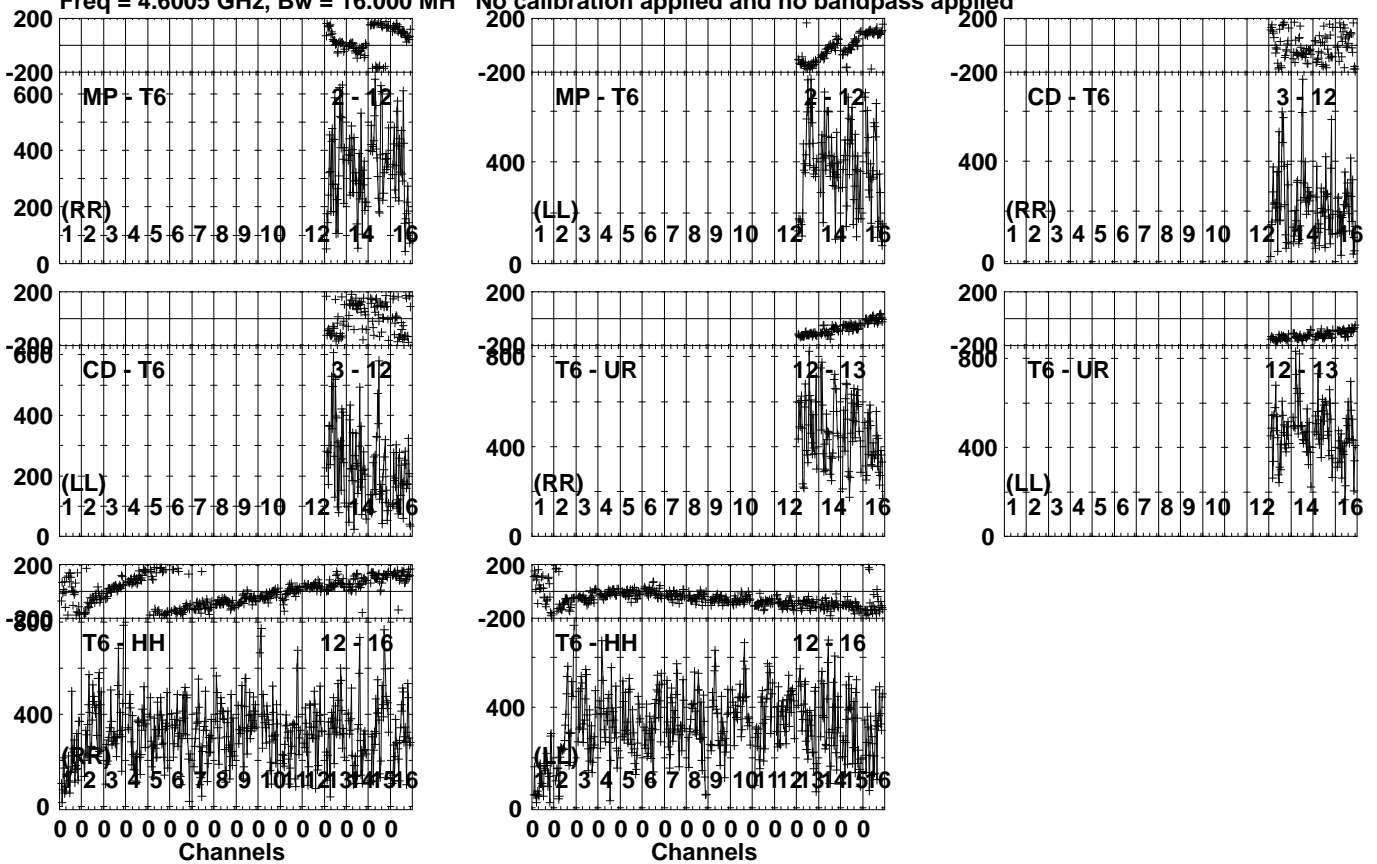


Lower frame: Milli Ampl Jy Top frame: Phas deg  
Vector averaged cross-power spectrum Several baselines displayed  
Timerange: 01/01:42:38 to 01/01:45:36

Plot file version 413 created 01-DEC-2023 16:32:10

J1108-1231 EG120.UVDATA.1

Freq = 4.6005 GHz, Bw = 16.000 MH No calibration applied and no bandpass applied

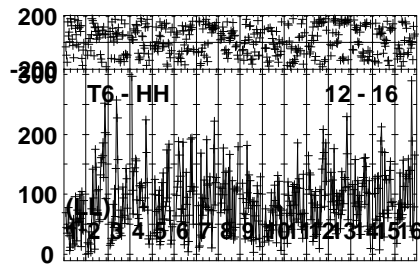
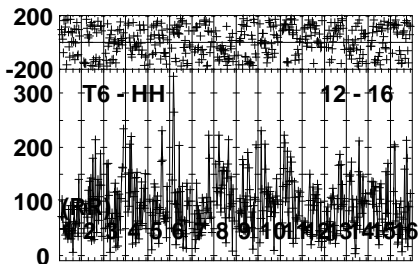
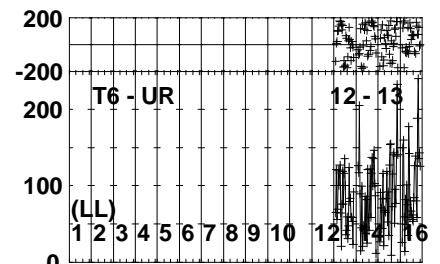
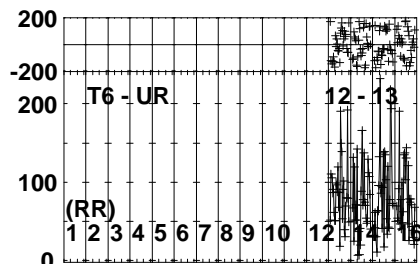
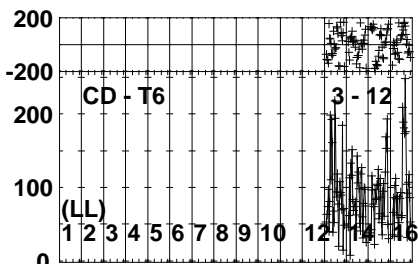
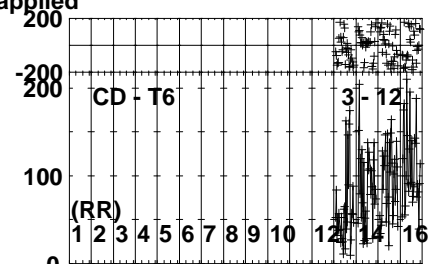
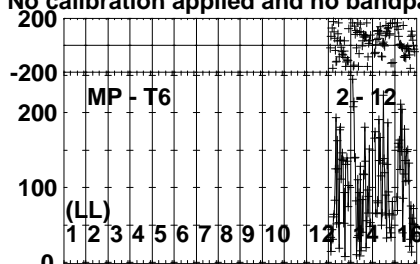
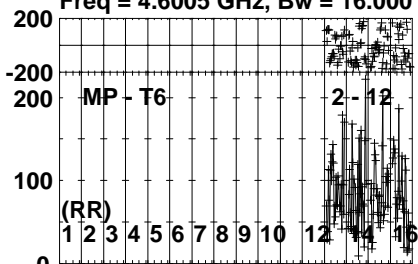


Lower frame: Micro Ampl Jy Top frame: Phas deg  
Vector averaged cross-power spectrum Several baselines displayed  
Timerange: 01/01:47:01 to 01/01:47:47

Plot file version 414 created 01-DEC-2023 16:32:10

GRB171205A EG120.UVDATA.1

Freq = 4.6005 GHz, Bw = 16.000 MH No calibration applied and no bandpass applied



0 0 0 0 0 0 0 0 0 0 0 0 0 0 0 0  
Channels

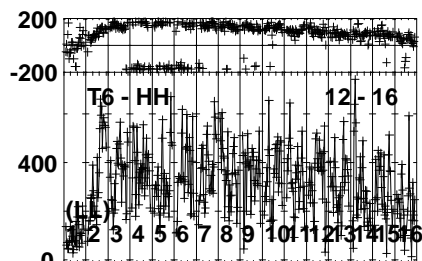
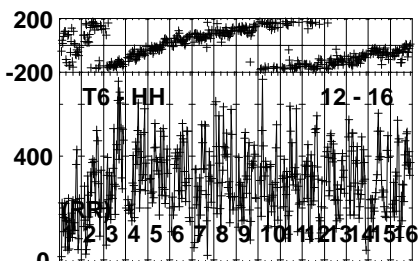
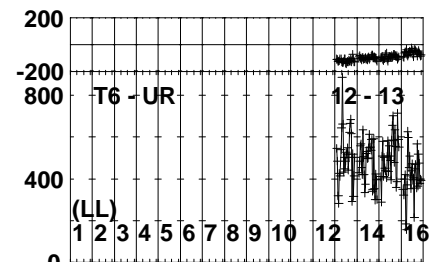
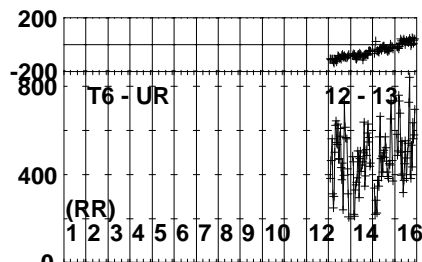
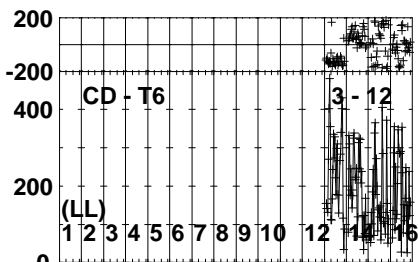
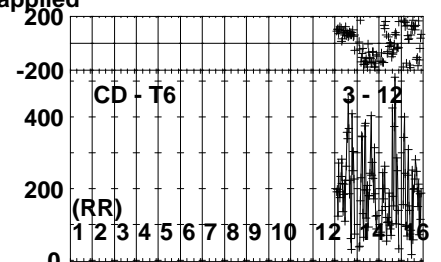
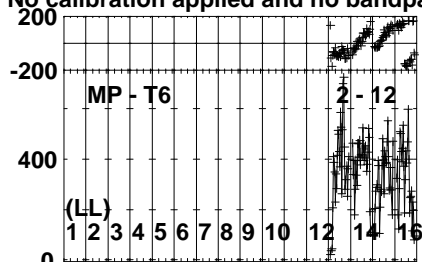
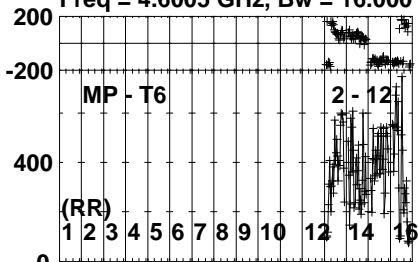
0 0 0 0 0 0 0 0 0 0 0 0 0 0 0 0  
Channels

Lower frame: Micro Ampl Jy Top frame: Phas deg  
Vector averaged cross-power spectrum Several baselines displayed  
Timerange: 01/01:47:59 to 01/01:50:37

Plot file version 415 created 01-DEC-2023 16:32:10

J1108-1231 EG120.UVDATA.1

Freq = 4.6005 GHz, Bw = 16.000 MH No calibration applied and no bandpass applied



0 0 0 0 0 0 0 0 0 0 0 0 0 0 0 0  
Channels

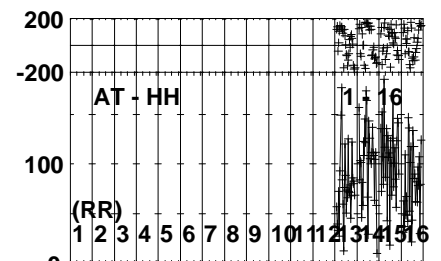
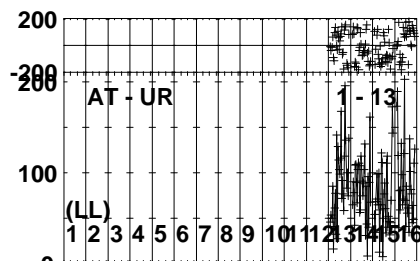
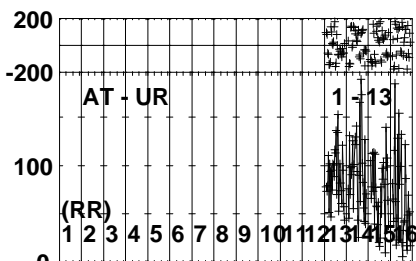
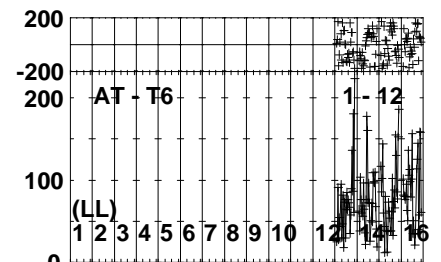
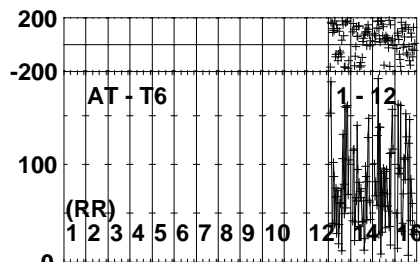
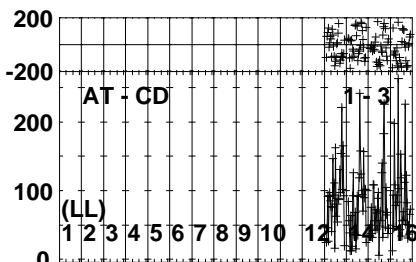
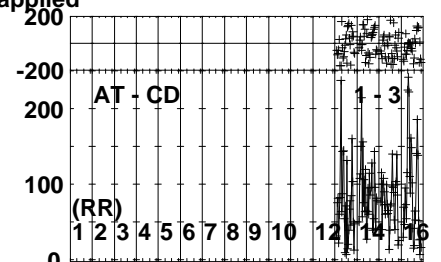
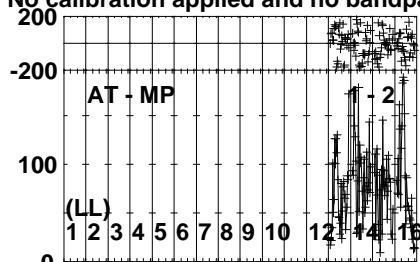
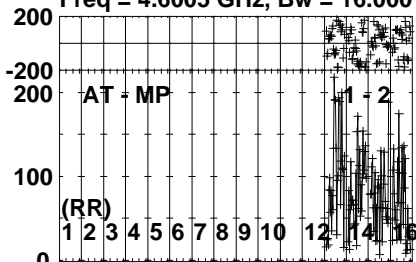
0 0 0 0 0 0 0 0 0 0 0 0 0 0 0 0  
Channels

Lower frame: Micro Ampl Jy Top frame: Phas deg  
Vector averaged cross-power spectrum Several baselines displayed  
Timerange: 01/01:51:14 to 01/01:52:02

Plot file version 416 created 01-DEC-2023 16:32:10

GRB171205A EG120.UVDATA.1

Freq = 4.6005 GHz, Bw = 16.000 MH No calibration applied and no bandpass applied



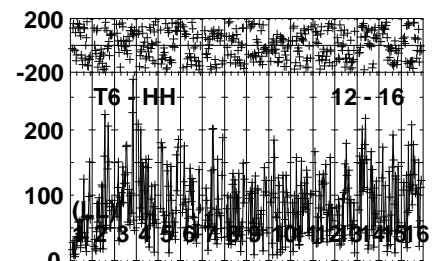
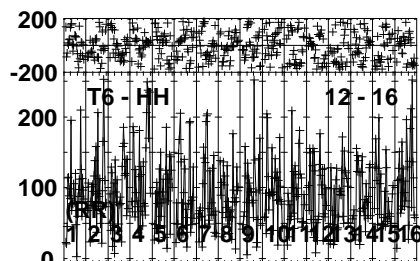
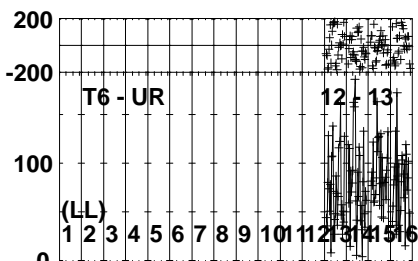
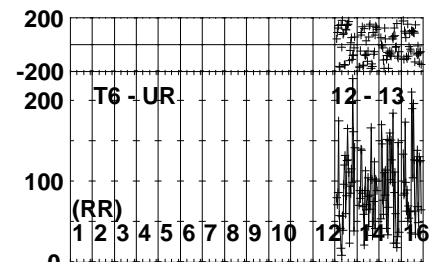
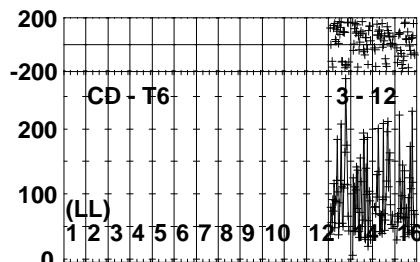
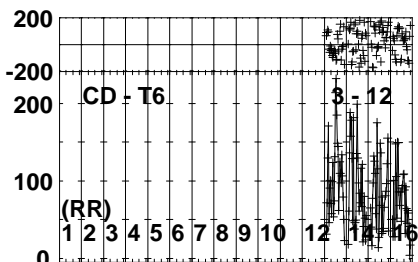
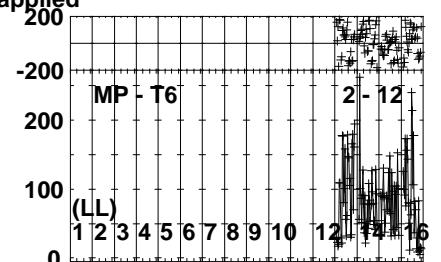
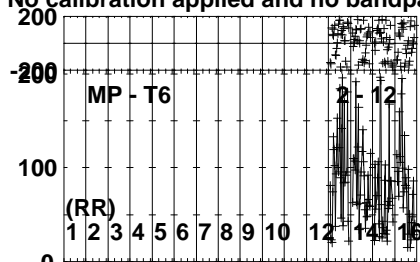
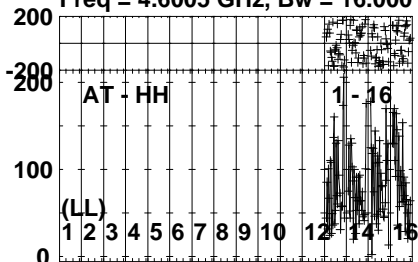
Lower frame: Micro Ampl Jy Top frame: Phas deg  
Vector averaged cross-power spectrum Several baselines displayed  
Timerange: 01/01:52:14 to 01/01:54:52



Plot file version 417 created 01-DEC-2023 16:32:10

GRB171205A EG120.UVDATA.1

Freq = 4.6005 GHz, Bw = 16.000 MH No calibration applied and no bandpass applied



0 0 0 0 0 0 0 0 0 0 0 0 0 0 0 0  
Channels

0 0 0 0 0 0 0 0 0 0 0 0 0 0 0 0  
Channels

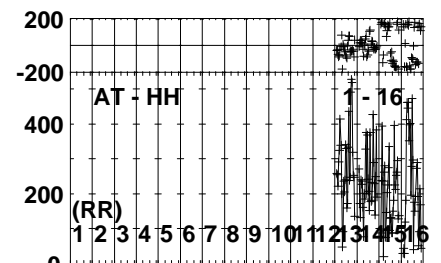
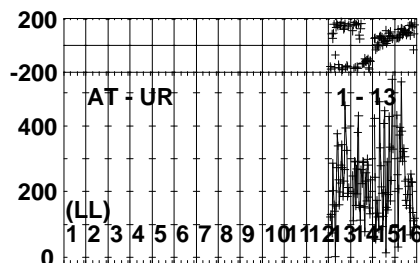
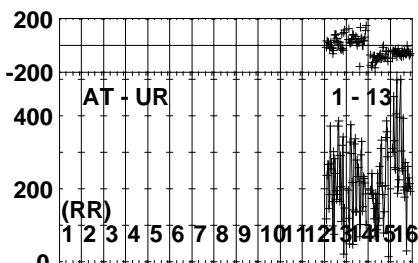
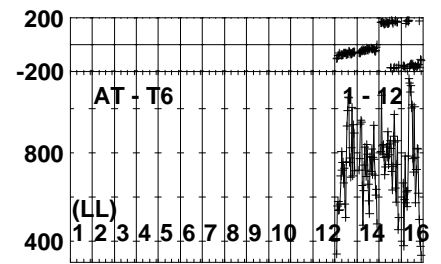
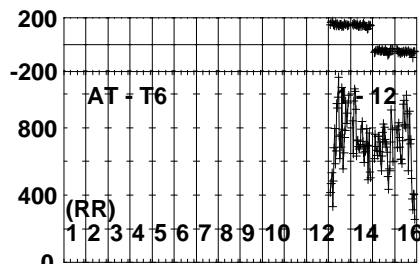
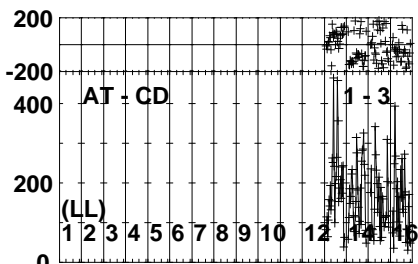
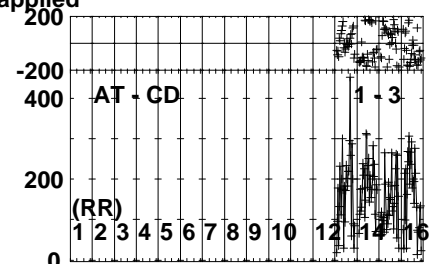
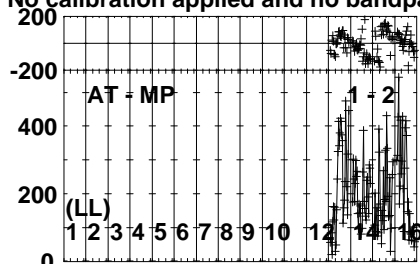
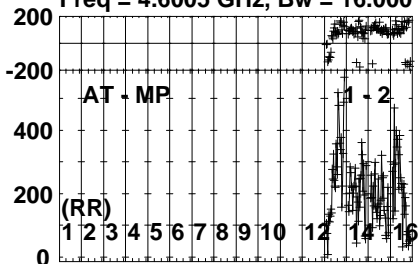
0 0 0 0 0 0 0 0 0 0 0 0 0 0 0 0  
Channels

Lower frame: Micro Ampl Jy Top frame: Phas deg  
Vector averaged cross-power spectrum Several baselines displayed  
Timerange: 01/01:52:14 to 01/01:54:52

Plot file version 418 created 01-DEC-2023 16:32:10

J1108-1231 EG120.UVDATA.1

Freq = 4.6005 GHz, Bw = 16.000 MH No calibration applied and no bandpass applied

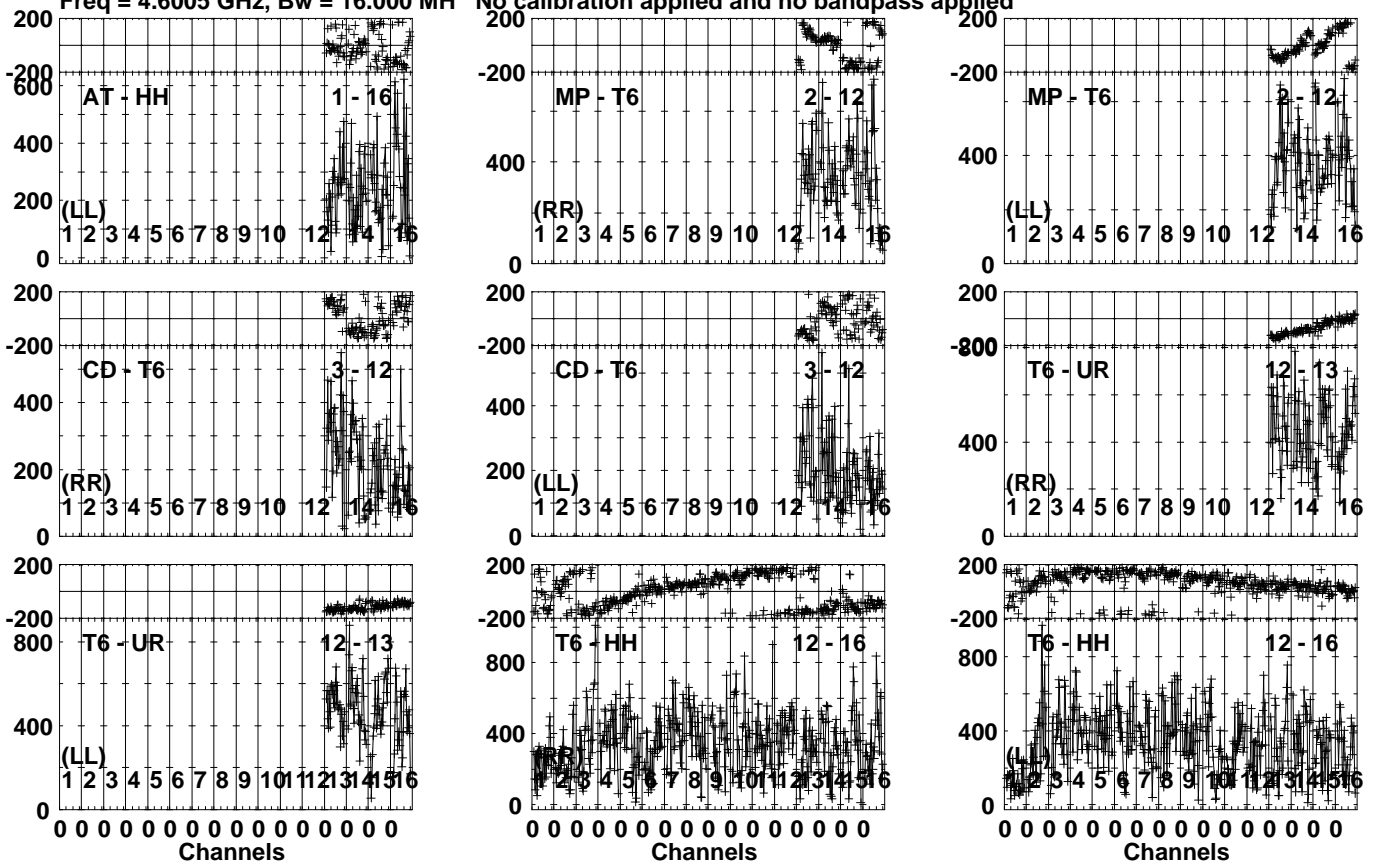


Lower frame: Micro Ampl Jy Top frame: Phas deg  
Vector averaged cross-power spectrum Several baselines displayed  
Timerange: 01/01:55:04 to 01/01:55:52

Plot file version 419 created 01-DEC-2023 16:32:11

J1108-1231 EG120.UVDATA.1

Freq = 4.6005 GHz, Bw = 16.000 MH No calibration applied and no bandpass applied

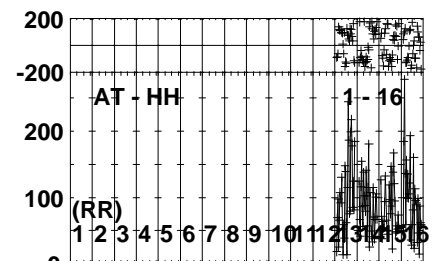
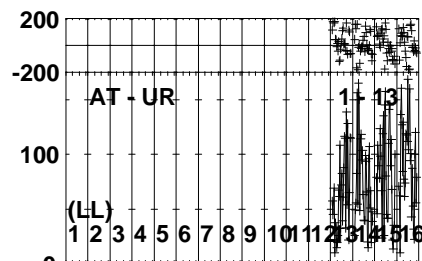
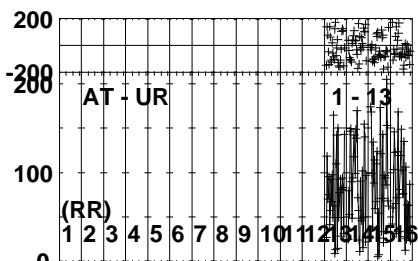
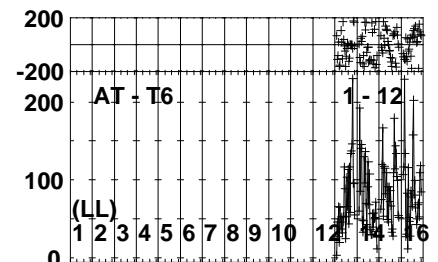
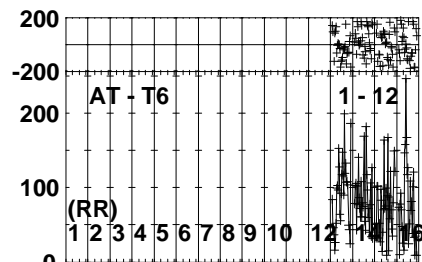
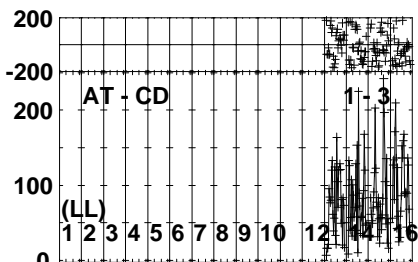
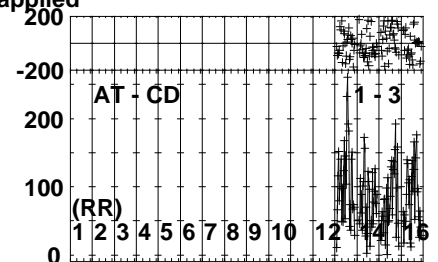
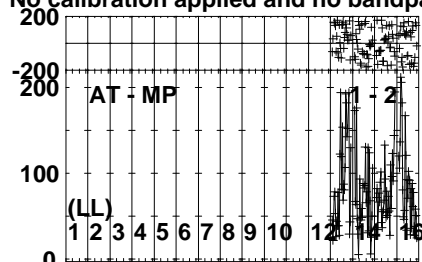
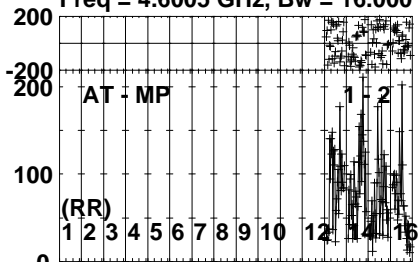


Lower frame: Micro Ampl Jy Top frame: Phas deg  
Vector averaged cross-power spectrum Several baselines displayed  
Timerange: 01/01:55:04 to 01/01:55:52

Plot file version 420 created 01-DEC-2023 16:32:11

GRB171205A EG120.UVDATA.1

Freq = 4.6005 GHz, Bw = 16.000 MH No calibration applied and no bandpass applied

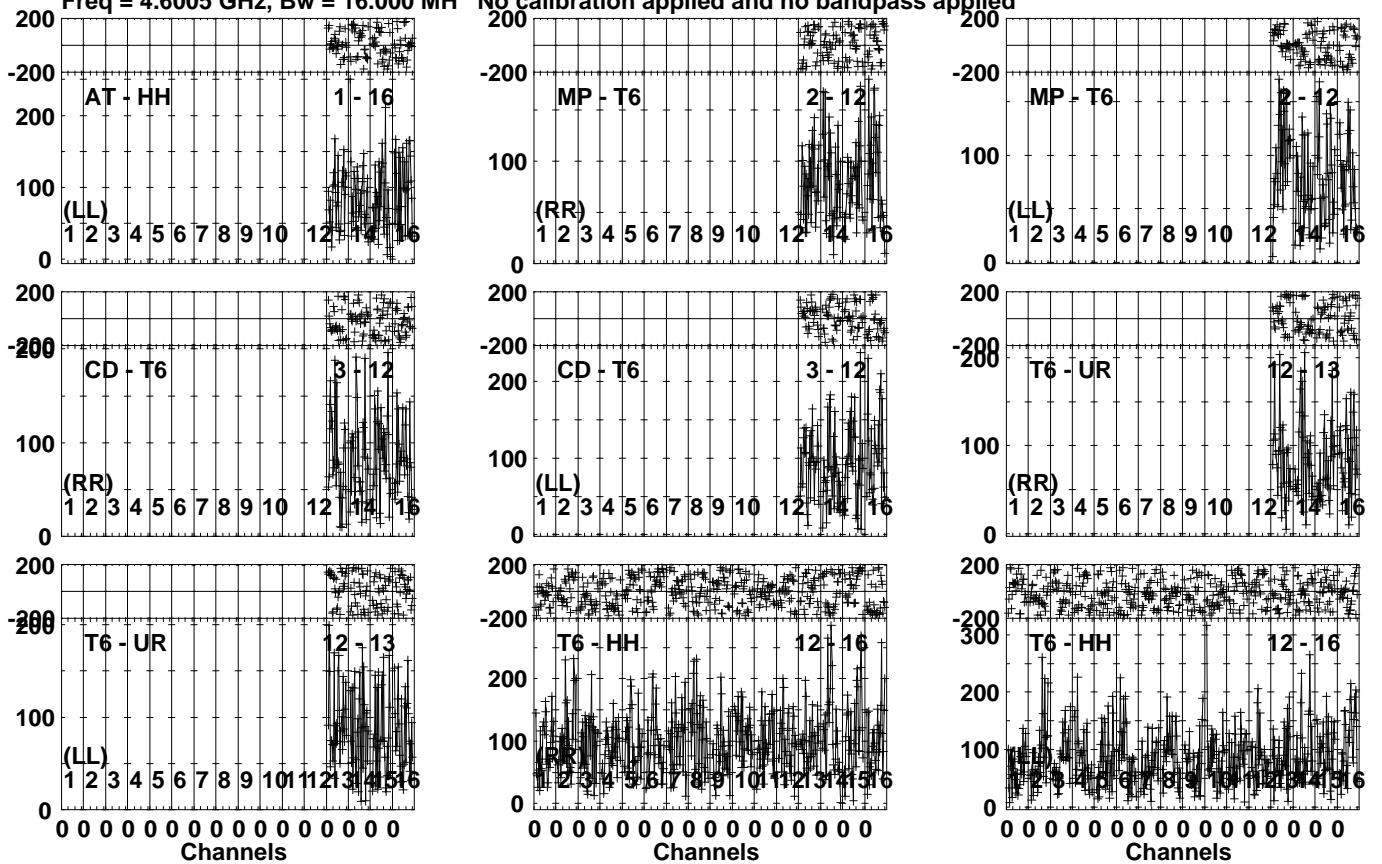


Lower frame: Micro Ampl Jy Top frame: Phas deg  
Vector averaged cross-power spectrum Several baselines displayed  
Timerange: 01/01:56:04 to 01/01:58:42

Plot file version 421 created 01-DEC-2023 16:32:11

GRB171205A EG120.UVDATA.1

Freq = 4.6005 GHz, Bw = 16.000 MH No calibration applied and no bandpass applied

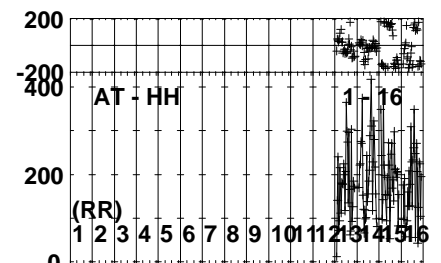
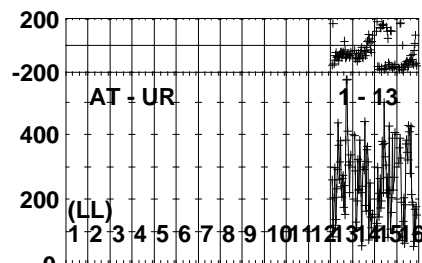
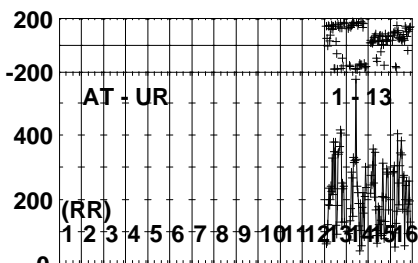
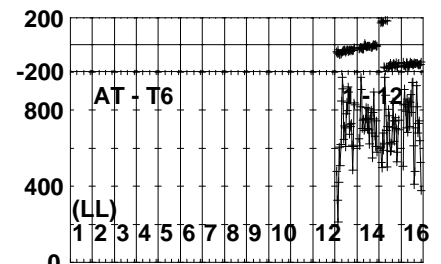
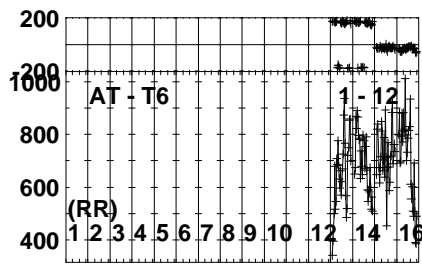
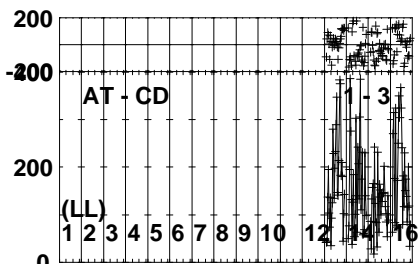
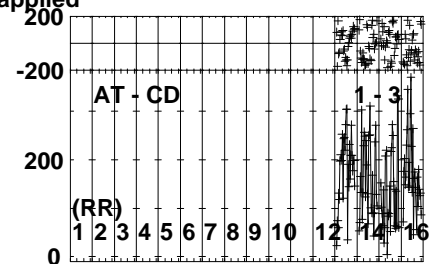
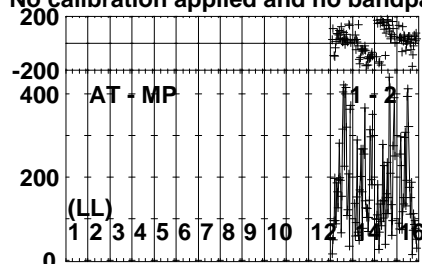
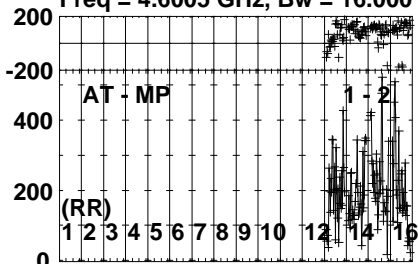


Lower frame: Micro Ampl Jy Top frame: Phas deg  
Vector averaged cross-power spectrum Several baselines displayed  
Timerange: 01/01:56:04 to 01/01:58:42

Plot file version 422 created 01-DEC-2023 16:32:11

J1108-1231 EG120.UVDATA.1

Freq = 4.6005 GHz, Bw = 16.000 MH No calibration applied and no bandpass applied

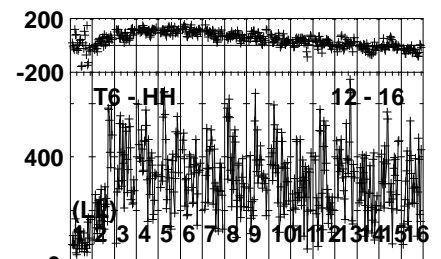
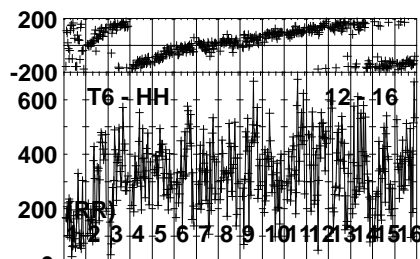
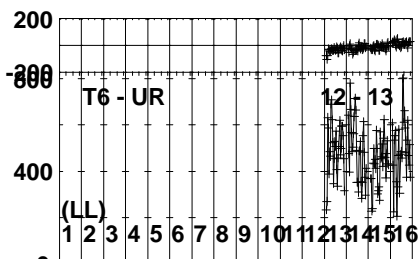
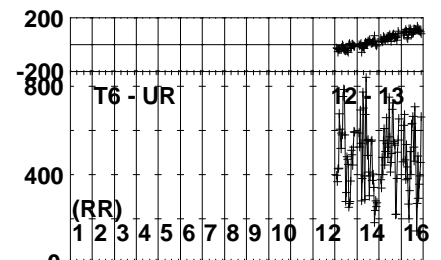
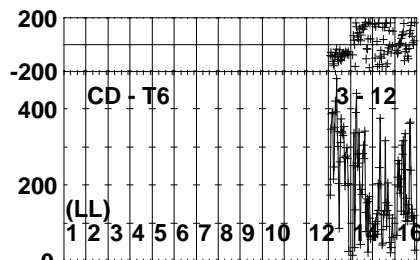
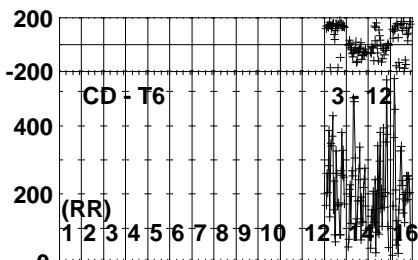
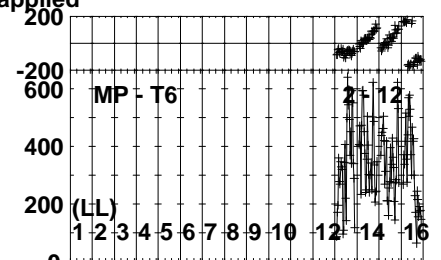
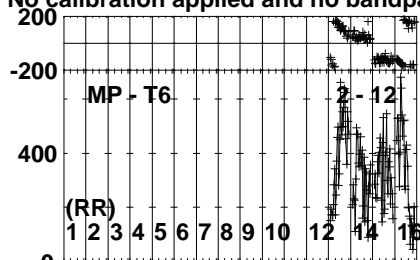
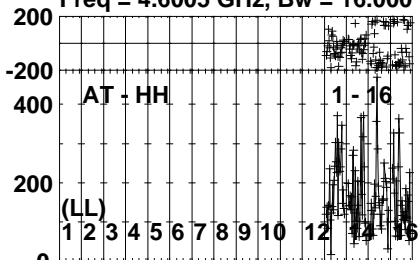


Lower frame: Micro Ampl Jy Top frame: Phas deg  
Vector averaged cross-power spectrum Several baselines displayed  
Timerange: 01/01:59:19 to 01/02:00:07

Plot file version 423 created 01-DEC-2023 16:32:11

J1108-1231 EG120.UVDATA.1

Freq = 4.6005 GHz, Bw = 16.000 MH No calibration applied and no bandpass applied

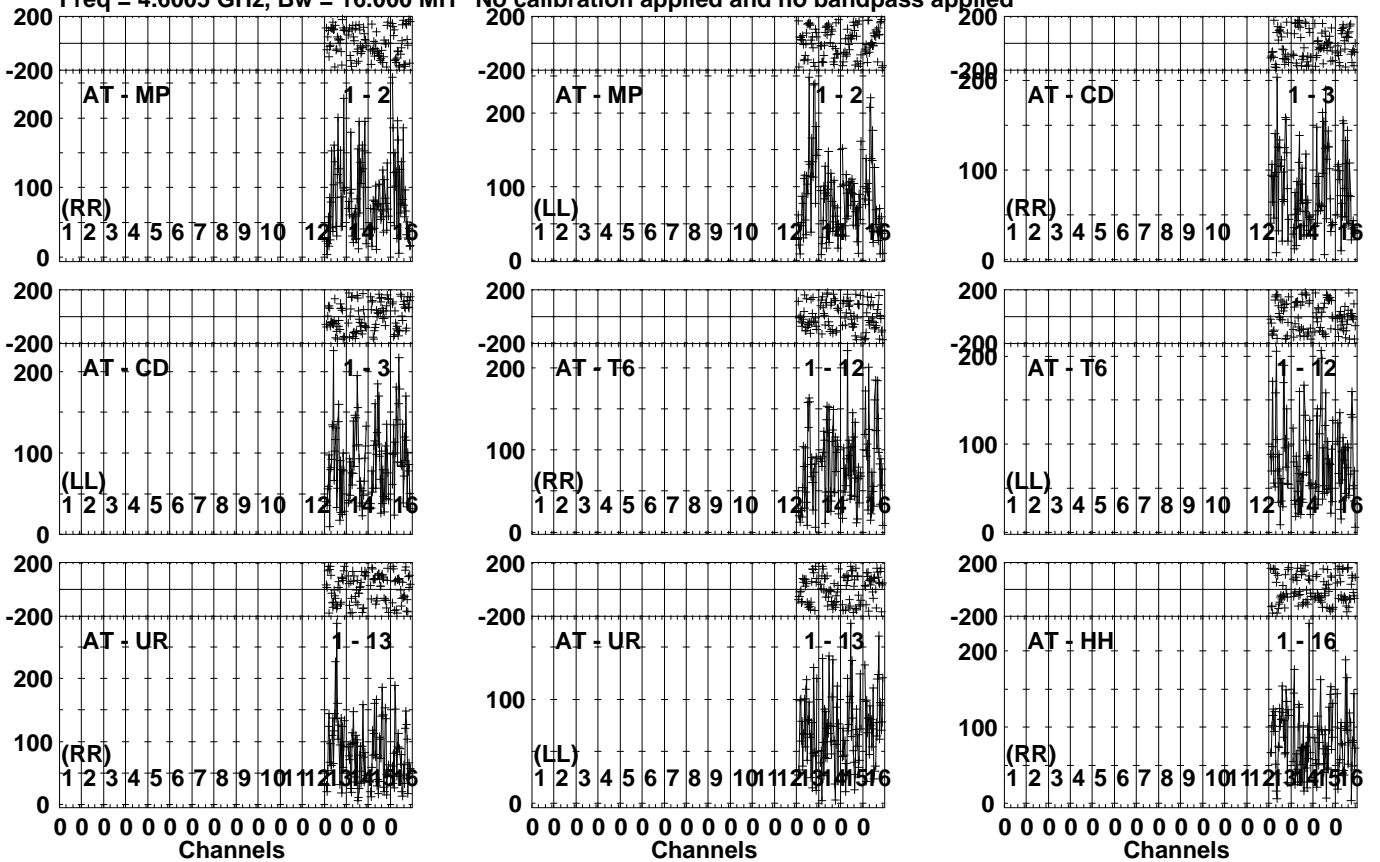


Lower frame: Micro Ampl Jy Top frame: Phas deg  
Vector averaged cross-power spectrum Several baselines displayed  
Timerange: 01/01:59:19 to 01/02:00:07

Plot file version 424 created 01-DEC-2023 16:32:11

GRB171205A EG120.UVDATA.1

Freq = 4.6005 GHz, Bw = 16.000 MH No calibration applied and no bandpass applied



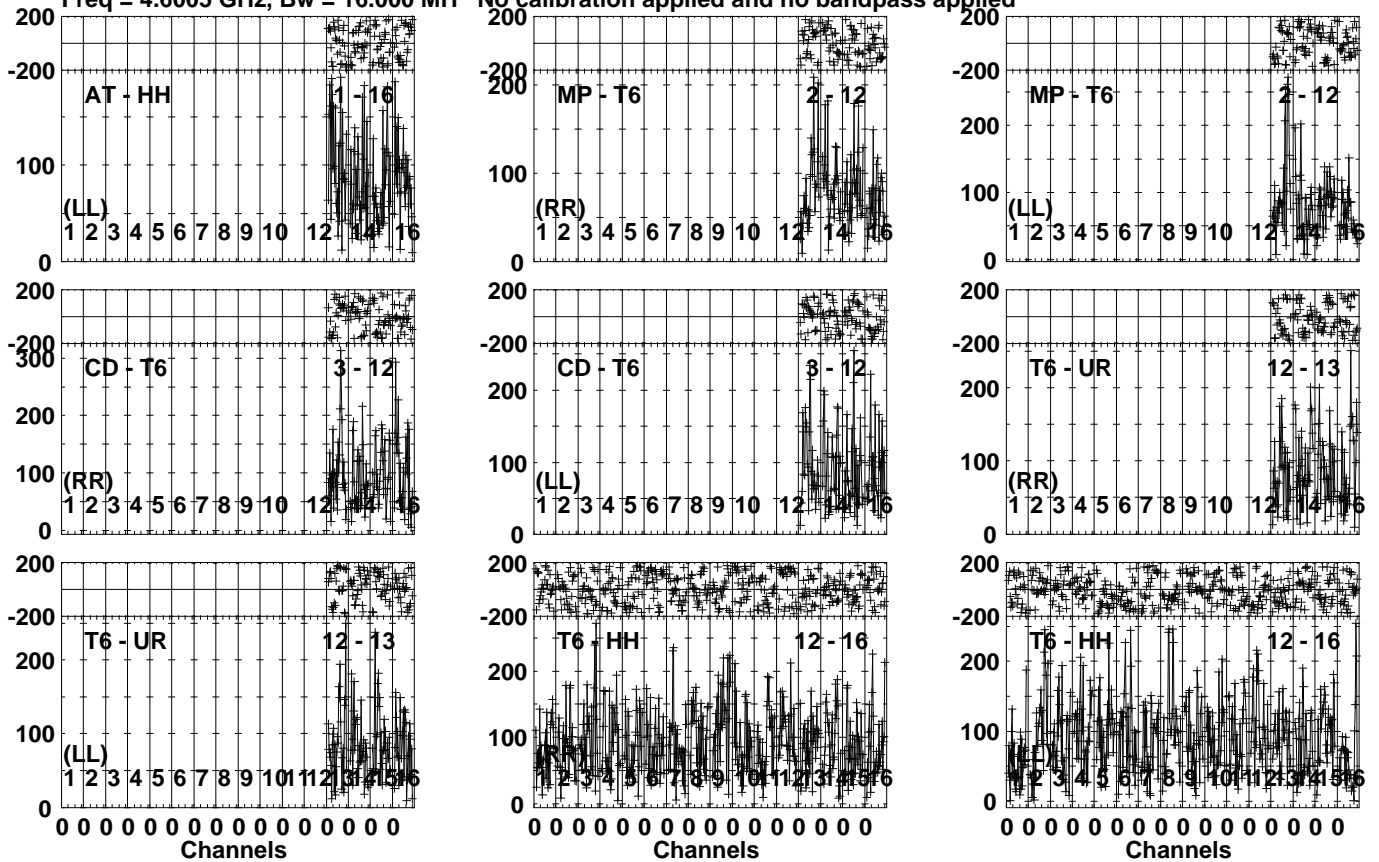
Lower frame: Micro Ampl Jy Top frame: Phas deg  
Vector averaged cross-power spectrum Several baselines displayed  
Timerange: 01/02:00:21 to 01/02:02:57



Plot file version 425 created 01-DEC-2023 16:32:11

GRB171205A EG120.UVDATA.1

Freq = 4.6005 GHz, Bw = 16.000 MH No calibration applied and no bandpass applied

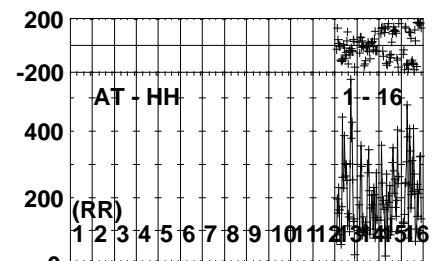
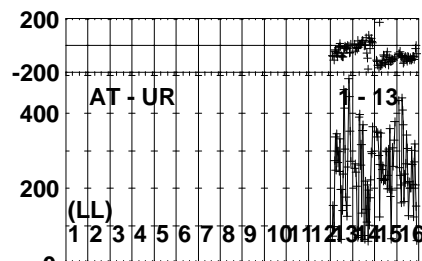
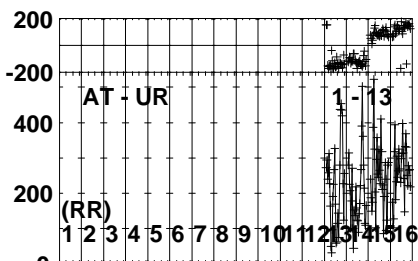
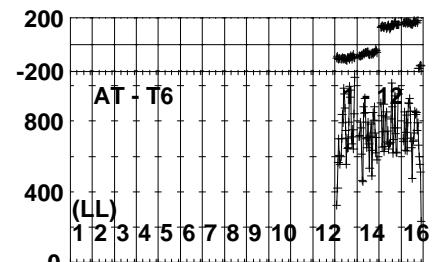
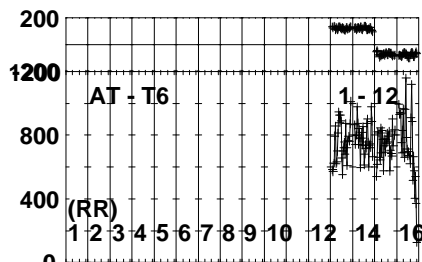
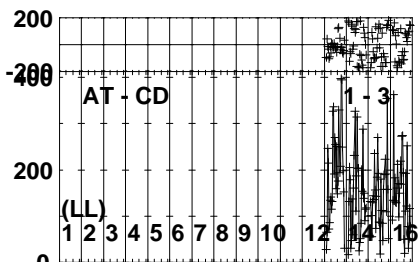
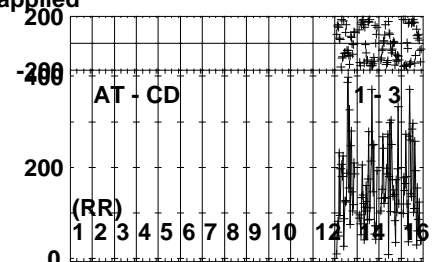

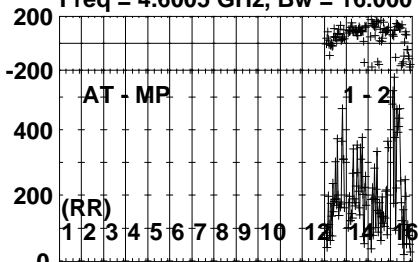


Lower frame: Micro Ampl Jy Top frame: Phas deg  
Vector averaged cross-power spectrum Several baselines displayed  
Timerange: 01/02:00:21 to 01/02:02:57

Plot file version 426 created 01-DEC-2023 16:32:11

J1108-1231 EG120.UVDATA.1

Freq = 4.6005 GHz, Bw = 16.000 MH No calibration applied and no bandpass applied

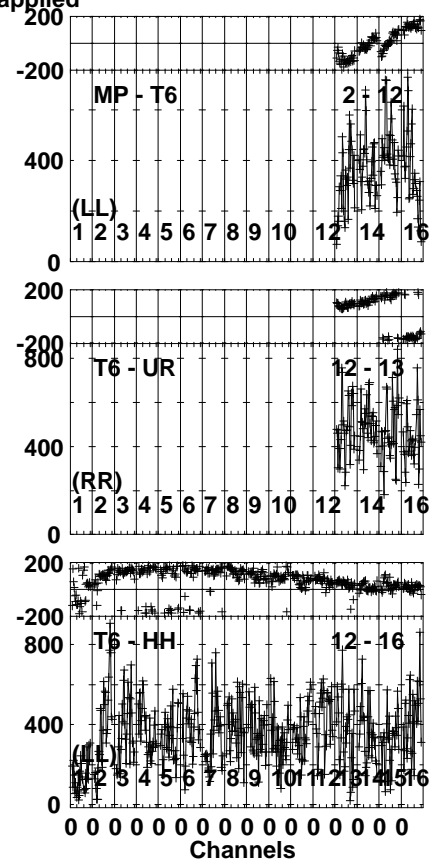
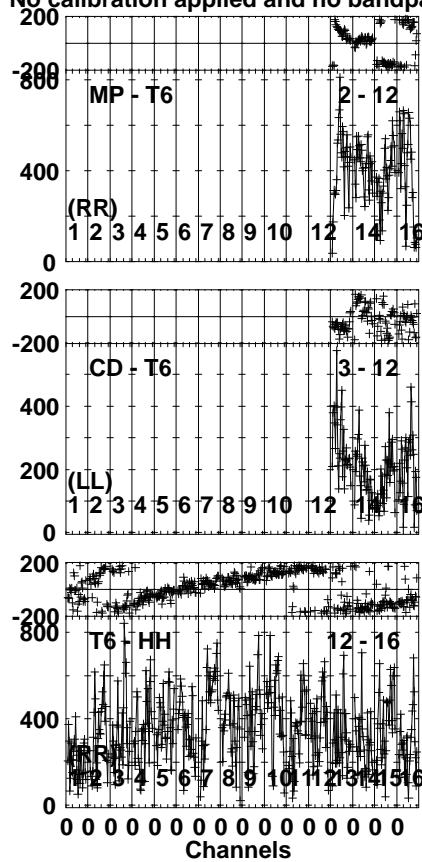
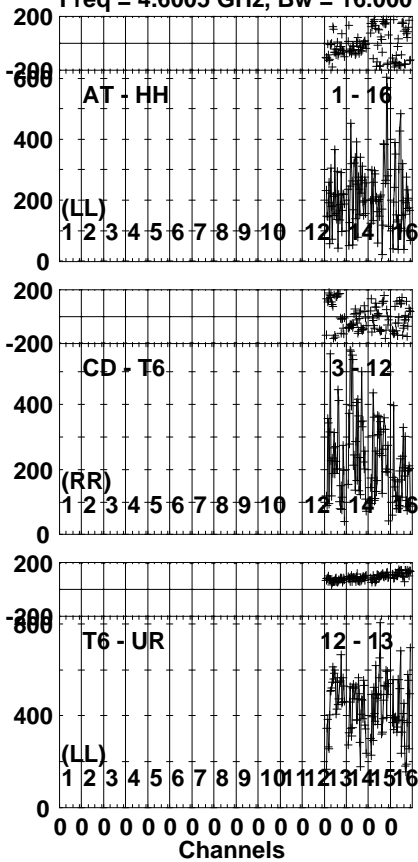


Lower frame: Micro Ampl Jy Top frame: Phas deg  
Vector averaged cross-power spectrum Several baselines displayed  
Timerange: 01/02:03:09 to 01/02:03:57

Plot file version 427 created 01-DEC-2023 16:32:11

J1108-1231 EG120.UVDATA.1

Freq = 4.6005 GHz, Bw = 16.000 MH No calibration applied and no bandpass applied

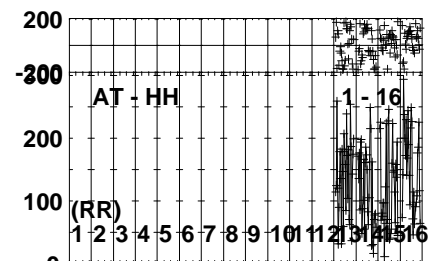
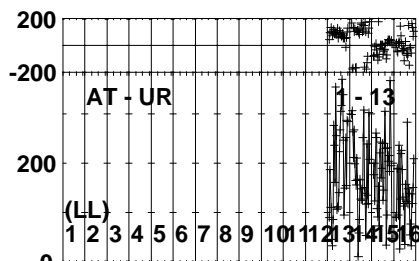
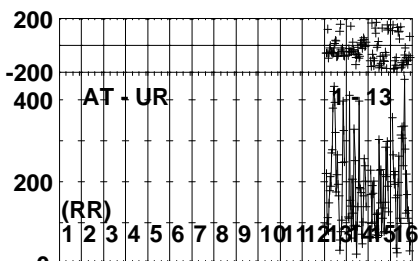
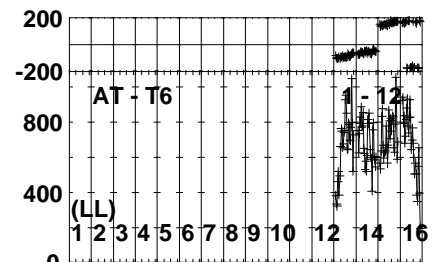
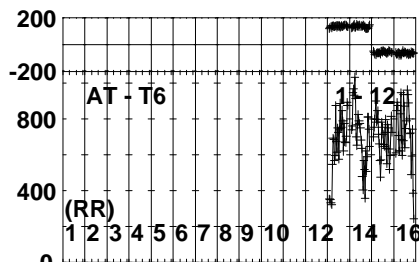
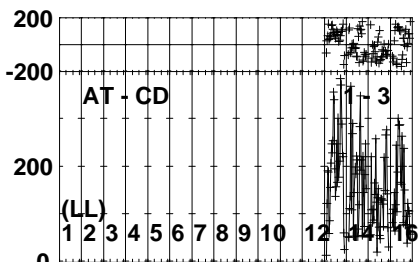
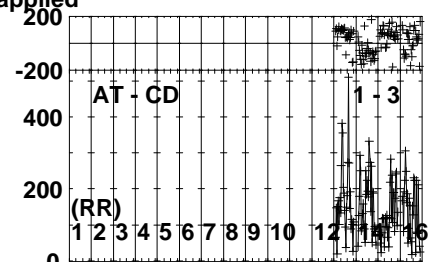
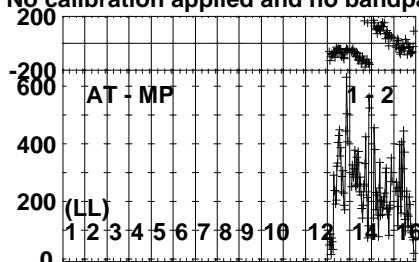
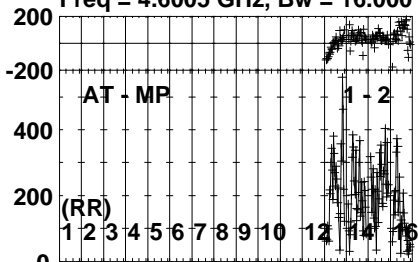


Lower frame: Micro Ampl Jy Top frame: Phas deg  
Vector averaged cross-power spectrum Several baselines displayed  
Timerange: 01/02:03:09 to 01/02:03:57

Plot file version 428 created 01-DEC-2023 16:32:11

J1107-1226 EG120.UVDATA.1

Freq = 4.6005 GHz, Bw = 16.000 MH No calibration applied and no bandpass applied

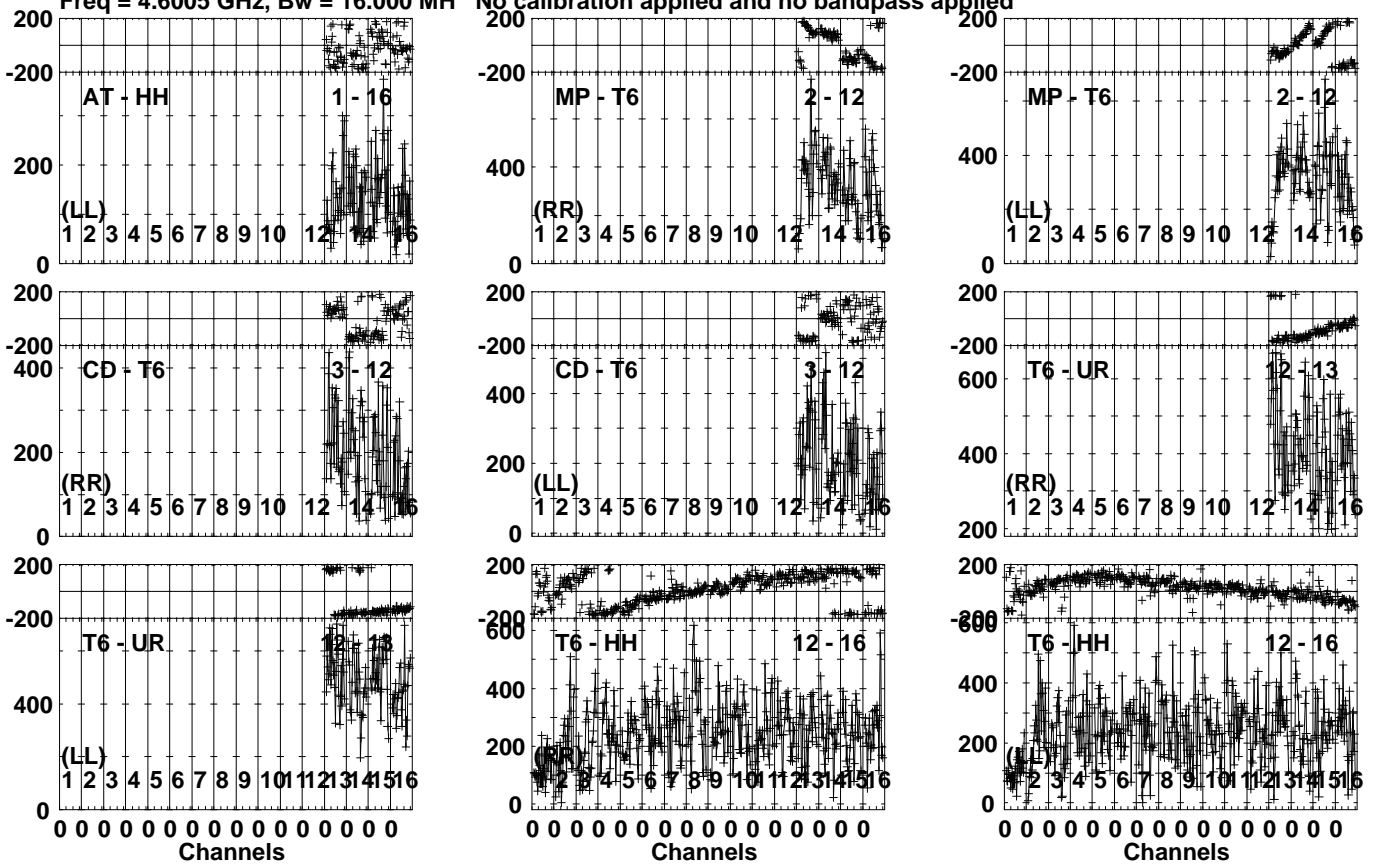


Lower frame: Micro Ampl Jy Top frame: Phas deg  
Vector averaged cross-power spectrum Several baselines displayed  
Timerange: 01/02:04:29 to 01/02:05:27

Plot file version 429 created 01-DEC-2023 16:32:11

J1107-1226 EG120.UVDATA.1

Freq = 4.6005 GHz, Bw = 16.000 MH No calibration applied and no bandpass applied

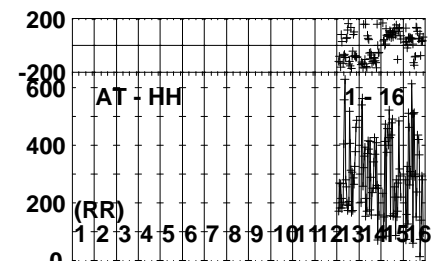
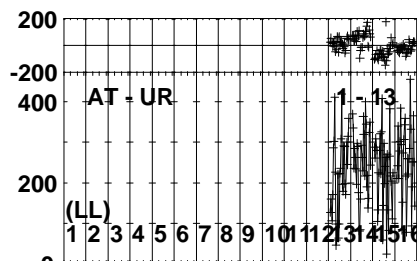
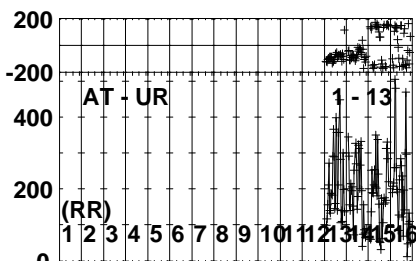
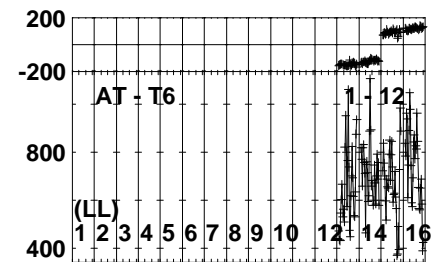
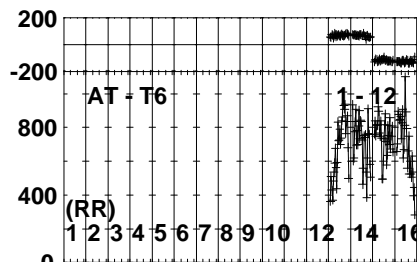
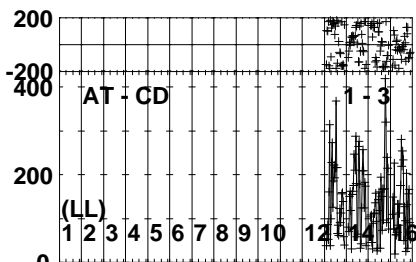
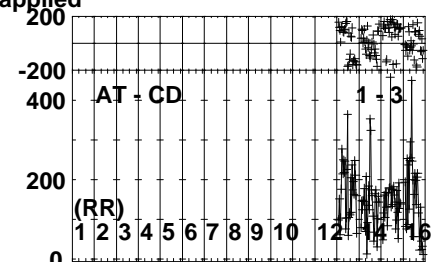

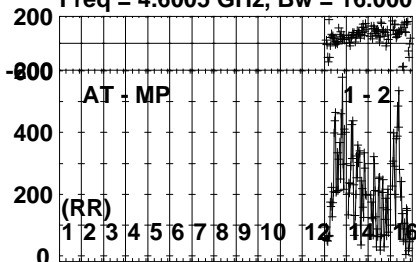


Lower frame: Micro Ampl Jy Top frame: Phas deg  
Vector averaged cross-power spectrum Several baselines displayed  
Timerange: 01/02:04:29 to 01/02:05:27

Plot file version 430 created 01-DEC-2023 16:32:11

J1108-1231 EG120.UVDATA.1

Freq = 4.6005 GHz, Bw = 16.000 MH No calibration applied and no bandpass applied

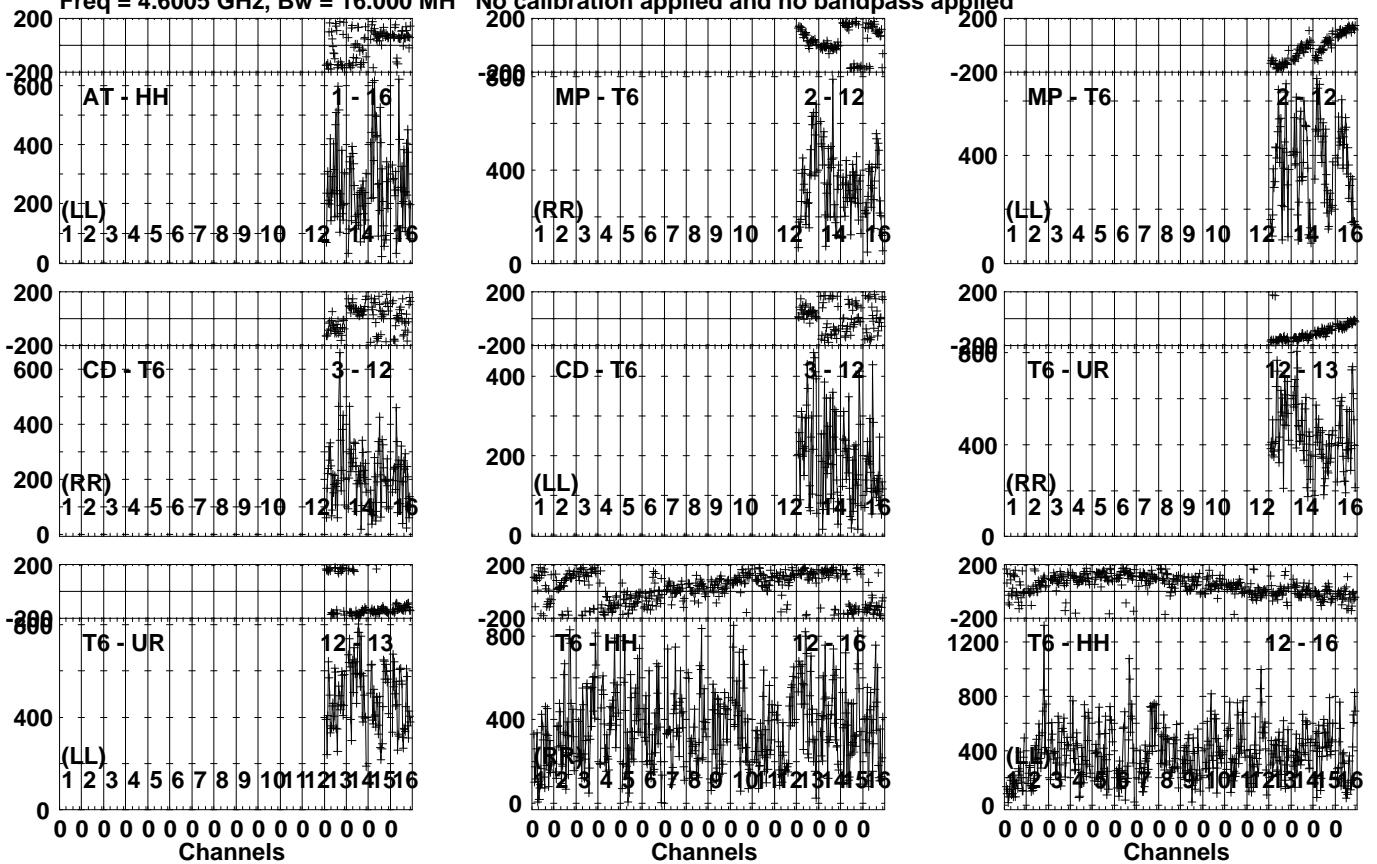


Lower frame: Micro Ampl Jy Top frame: Phas deg  
Vector averaged cross-power spectrum Several baselines displayed  
Timerange: 01/02:05:29 to 01/02:06:25

Plot file version 431 created 01-DEC-2023 16:32:11

J1108-1231 EG120.UVDATA.1

Freq = 4.6005 GHz, Bw = 16.000 MH No calibration applied and no bandpass applied



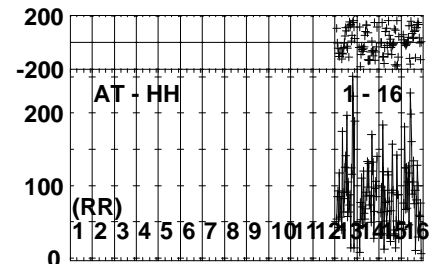
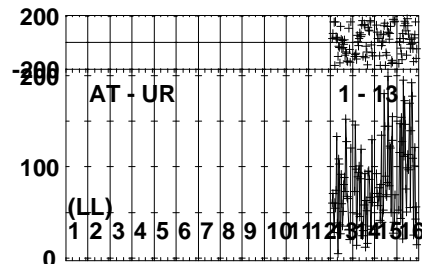
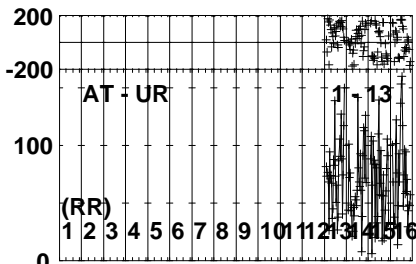
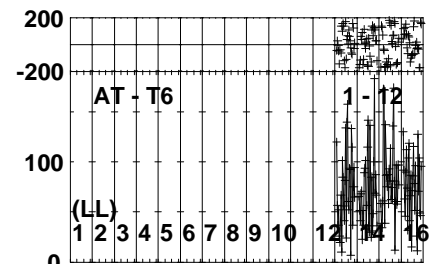
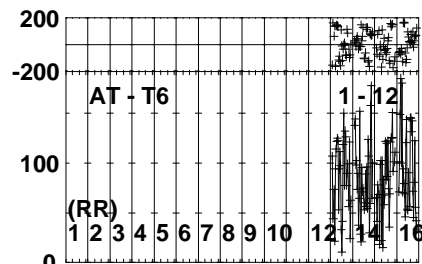
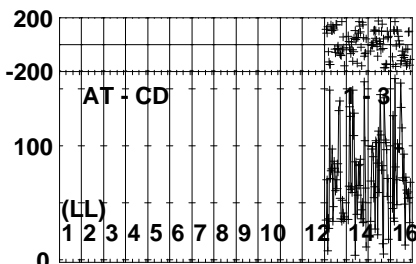
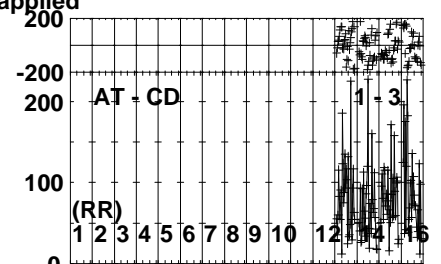
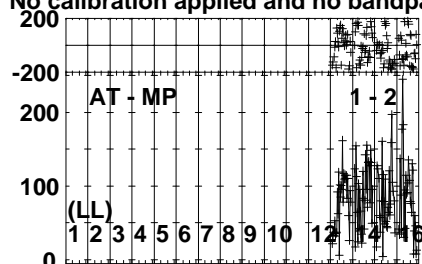
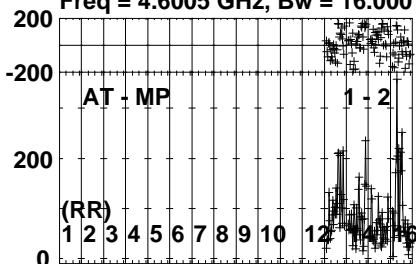
Lower frame: Micro Ampl Jy Top frame: Phas deg  
Vector averaged cross-power spectrum Several baselines displayed  
Timerange: 01/02:05:29 to 01/02:06:25

Plot file version 432 created 01-DEC-2023 16:32:12

GRB171205A EG120.UVDATA.1

Freq = 4.6005 GHz, Bw = 16.000 MH

No calibration applied and no bandpass applied



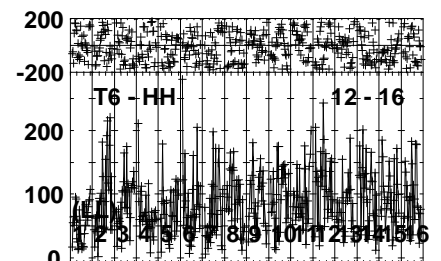
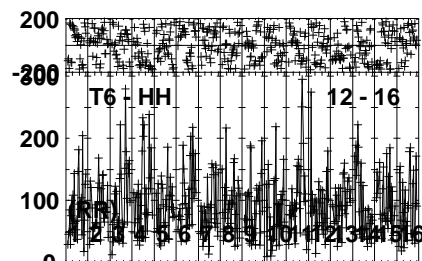
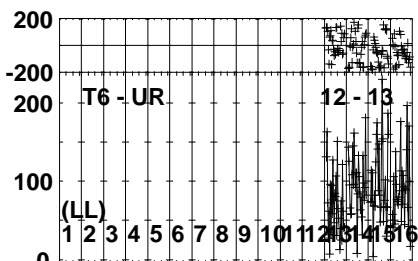
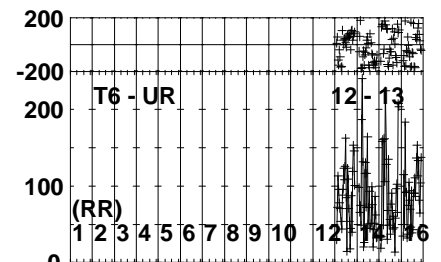
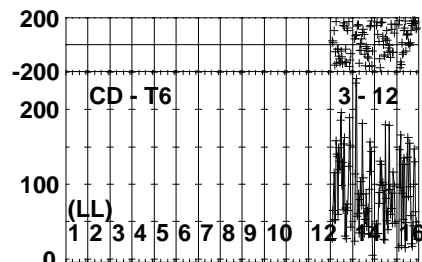
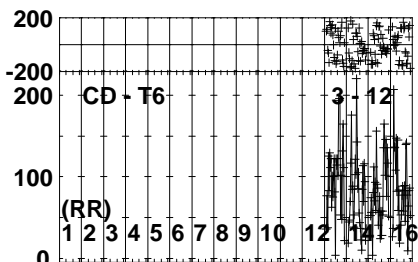
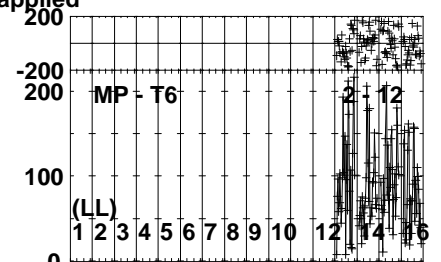
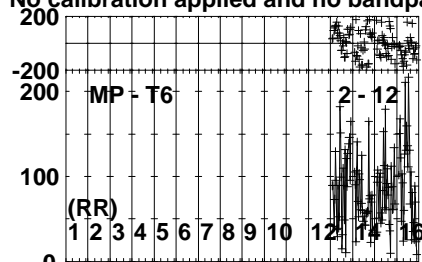
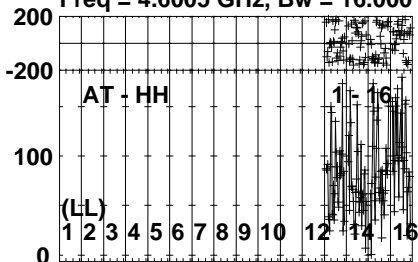
Lower frame: Micro Ampl Jy Top frame: Phas deg  
Vector averaged cross-power spectrum Several baselines displayed  
Timerange: 01/02:06:28 to 01/02:09:14



Plot file version 433 created 01-DEC-2023 16:32:12

GRB171205A EG120.UVDATA.1

Freq = 4.6005 GHz, Bw = 16.000 MH No calibration applied and no bandpass applied

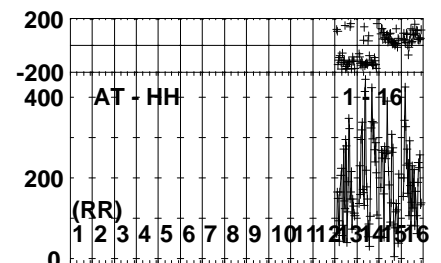
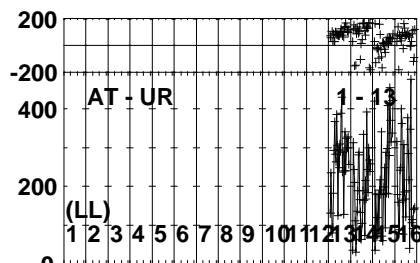
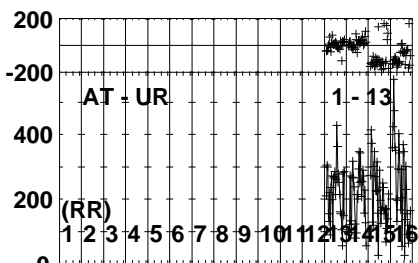
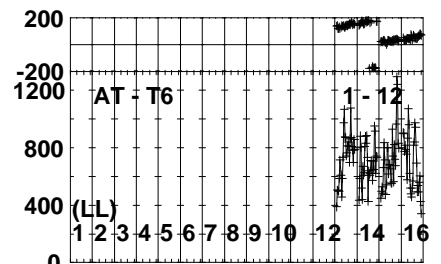
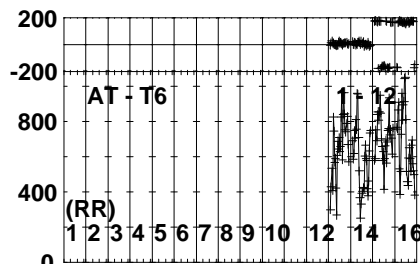
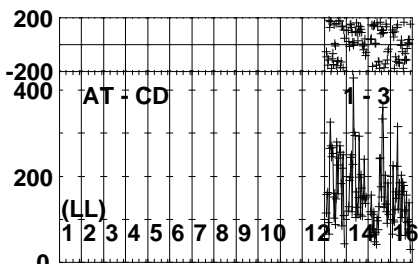
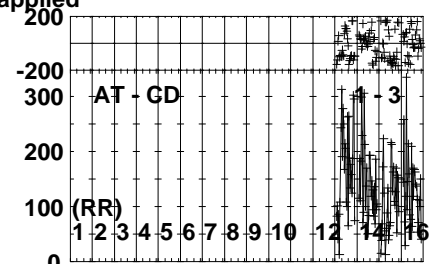
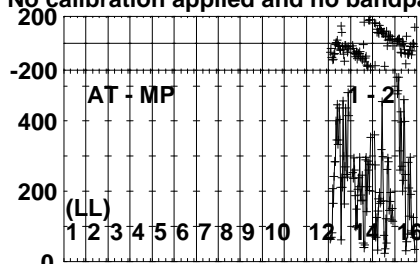
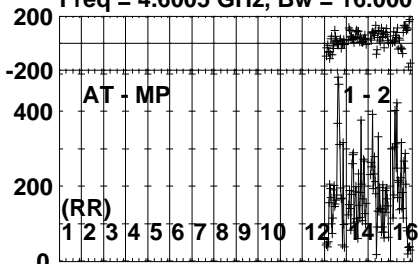


Lower frame: Micro Ampl Jy Top frame: Phas deg  
Vector averaged cross-power spectrum Several baselines displayed  
Timerange: 01/02:06:28 to 01/02:09:14

Plot file version 434 created 01-DEC-2023 16:32:12

J1108-1231 EG120.UVDATA.1

Freq = 4.6005 GHz, Bw = 16.000 MH No calibration applied and no bandpass applied

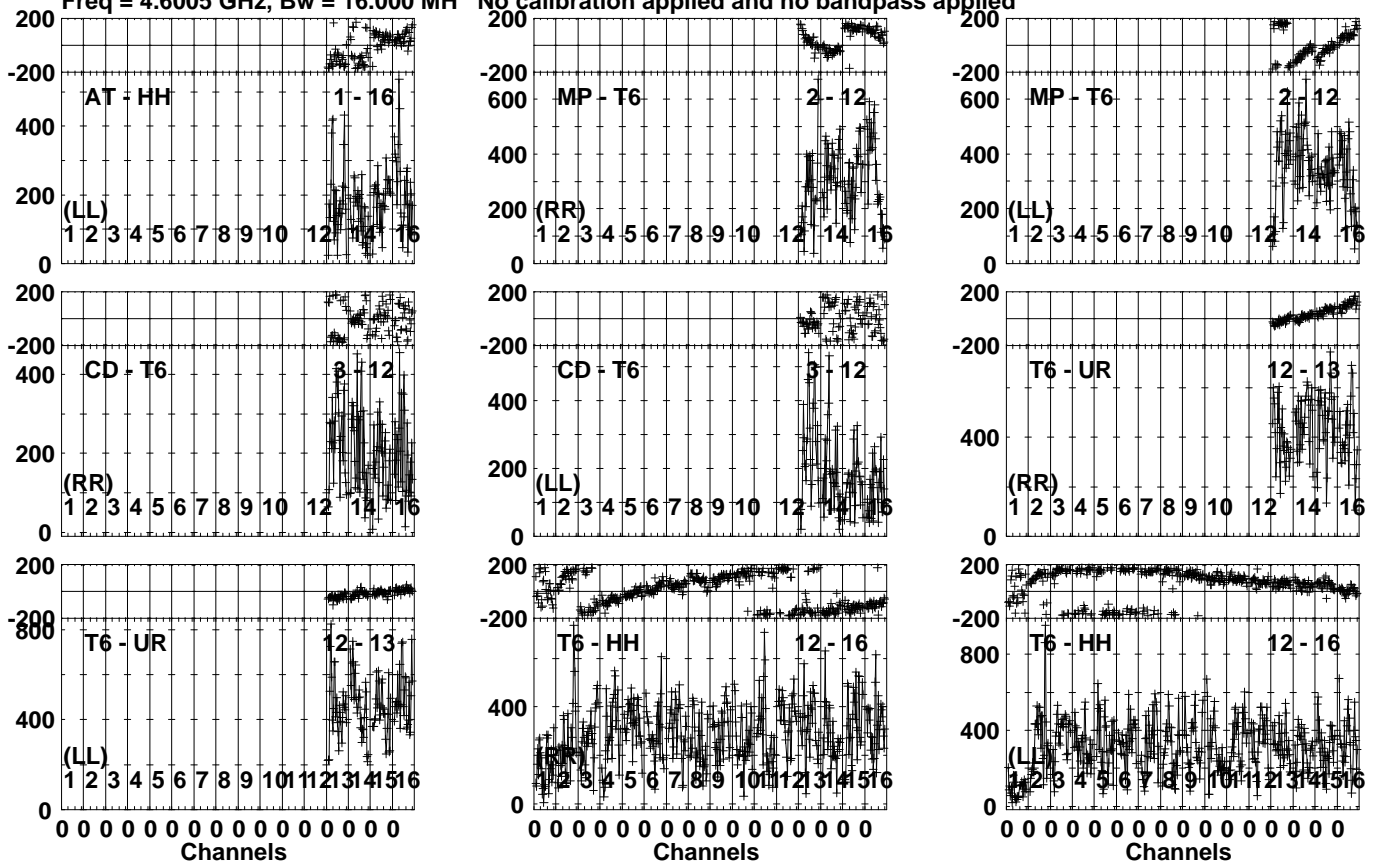


Lower frame: Micro Ampl Jy Top frame: Phas deg  
Vector averaged cross-power spectrum Several baselines displayed  
Timerange: 01/02:09:52 to 01/02:10:40

Plot file version 435 created 01-DEC-2023 16:32:12

J1108-1231 EG120.UVDATA.1

Freq = 4.6005 GHz, Bw = 16.000 MH No calibration applied and no bandpass applied



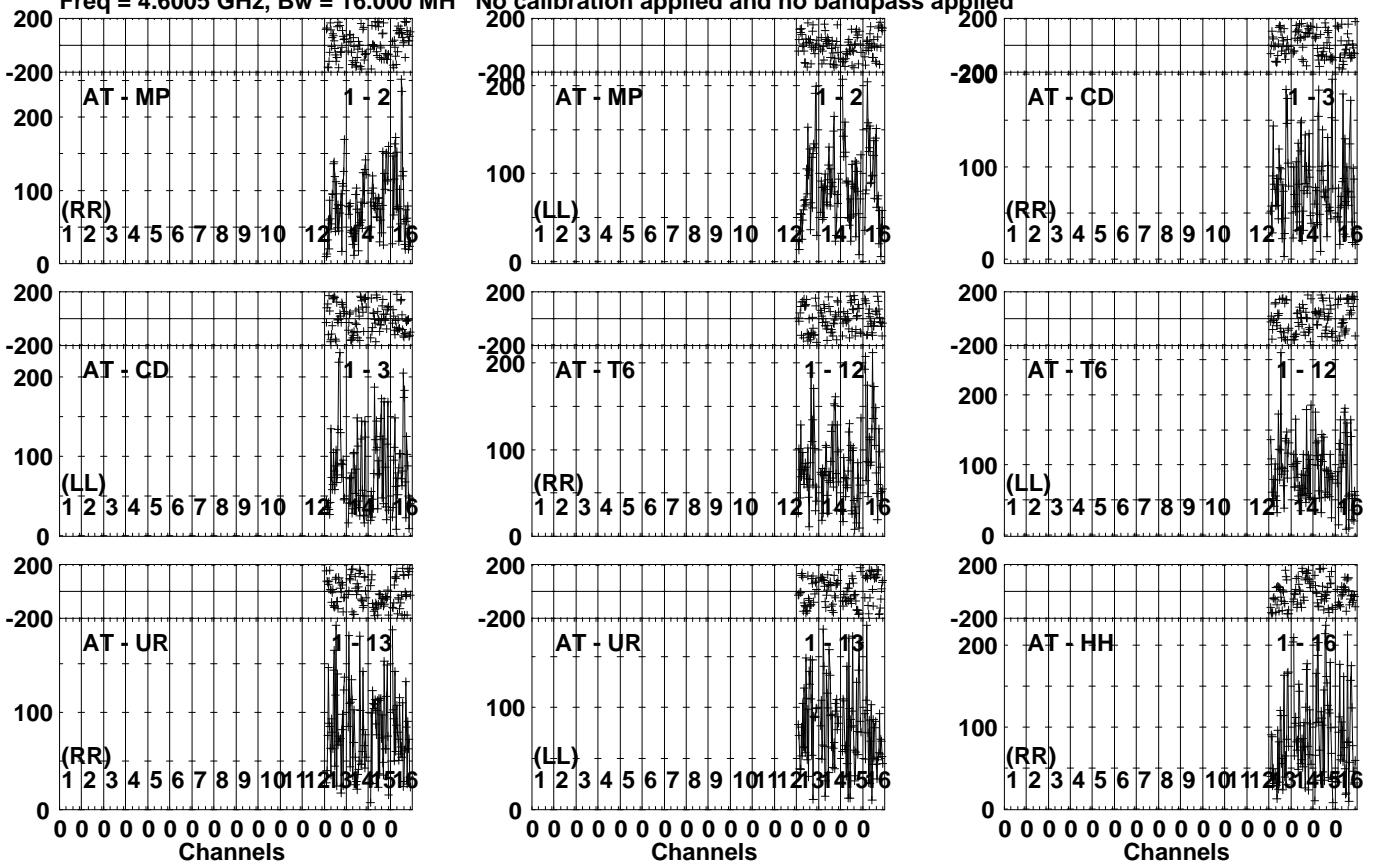
Lower frame: Micro Ampl Jy Top frame: Phas deg  
Vector averaged cross-power spectrum Several baselines displayed  
Timerange: 01/02:09:52 to 01/02:10:40

Plot file version 436 created 01-DEC-2023 16:32:12

GRB171205A EG120.UVDATA.1

Freq = 4.6005 GHz, Bw = 16.000 MH

No calibration applied and no bandpass applied

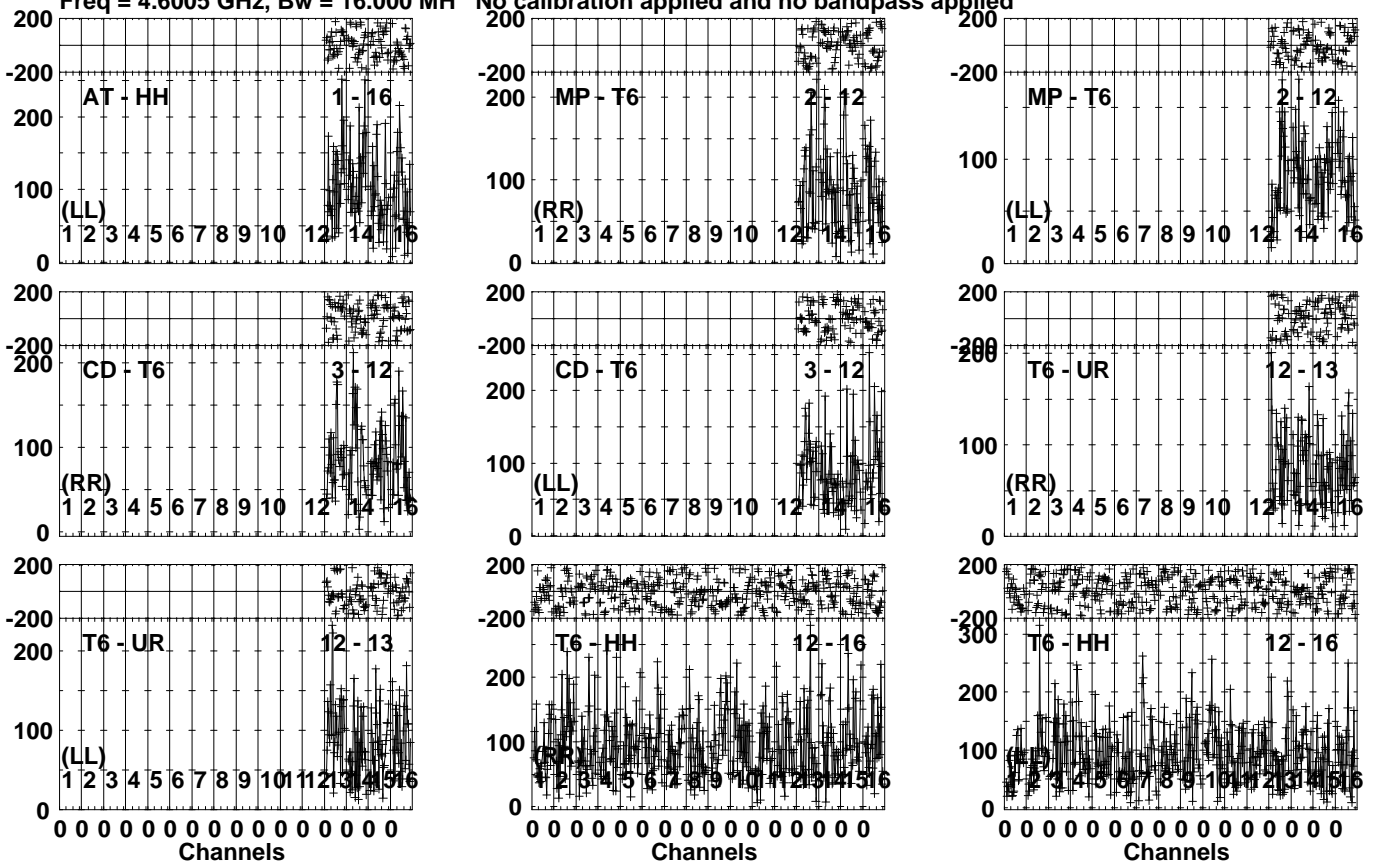


Lower frame: Micro Ampl Jy Top frame: Phas deg  
Vector averaged cross-power spectrum Several baselines displayed  
Timerange: 01/02:10:42 to 01/02:13:28

Plot file version 437 created 01-DEC-2023 16:32:12

GRB171205A EG120.UVDATA.1

Freq = 4.6005 GHz, Bw = 16.000 MH No calibration applied and no bandpass applied

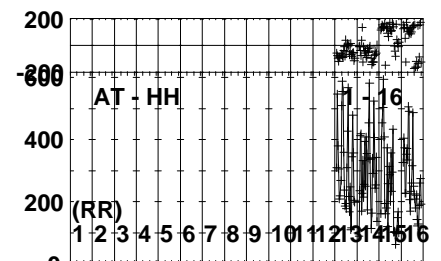
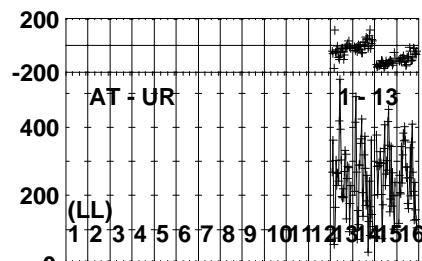
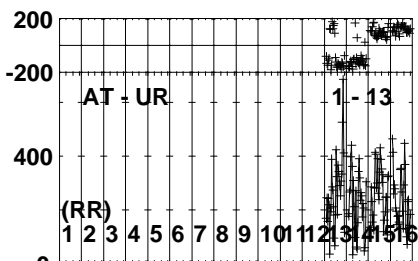
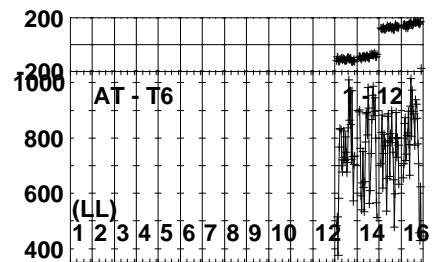
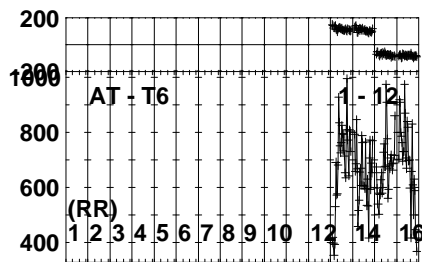
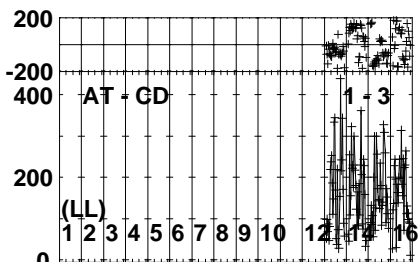
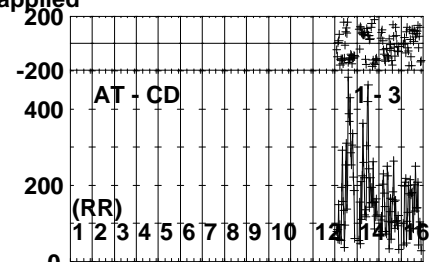
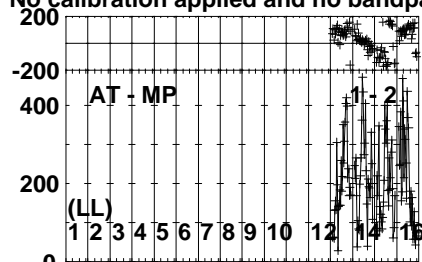
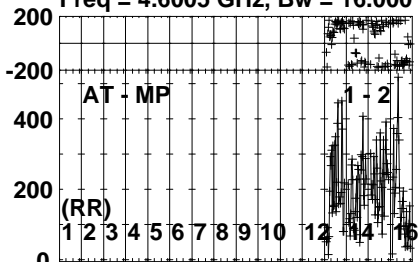


Lower frame: Micro Ampl Jy Top frame: Phas deg  
Vector averaged cross-power spectrum Several baselines displayed  
Timerange: 01/02:10:42 to 01/02:13:28

Plot file version 438 created 01-DEC-2023 16:32:12

J1108-1231 EG120.UVDATA.1

Freq = 4.6005 GHz, Bw = 16.000 MH No calibration applied and no bandpass applied

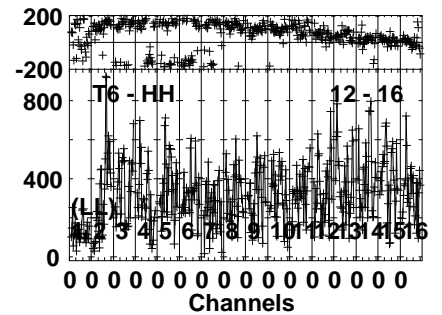
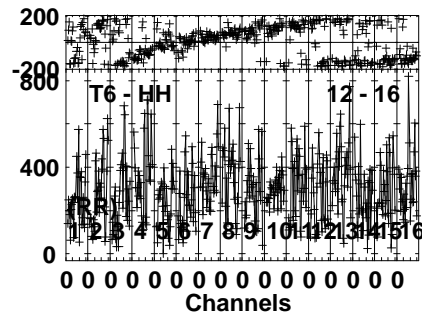
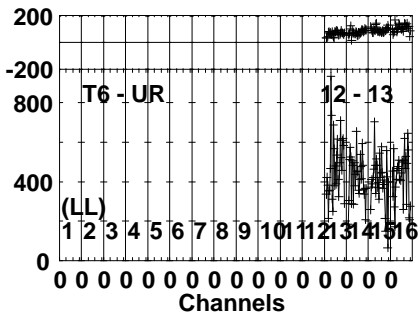
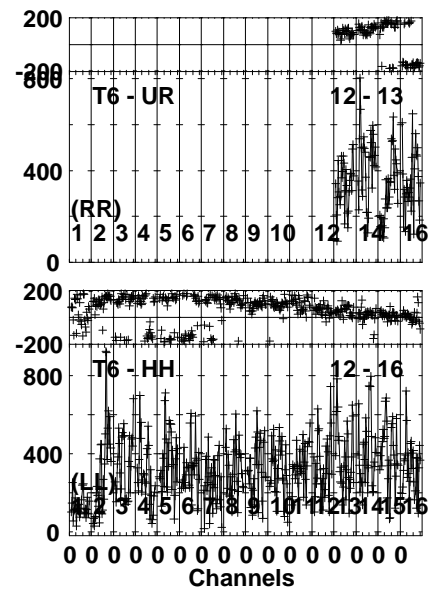
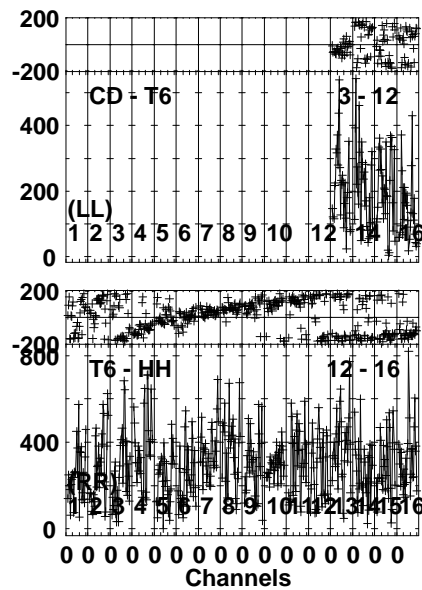
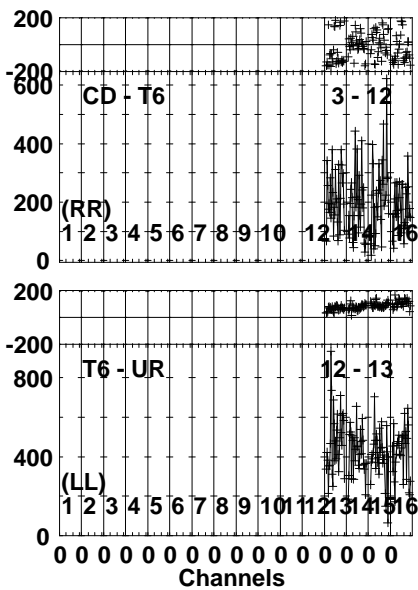
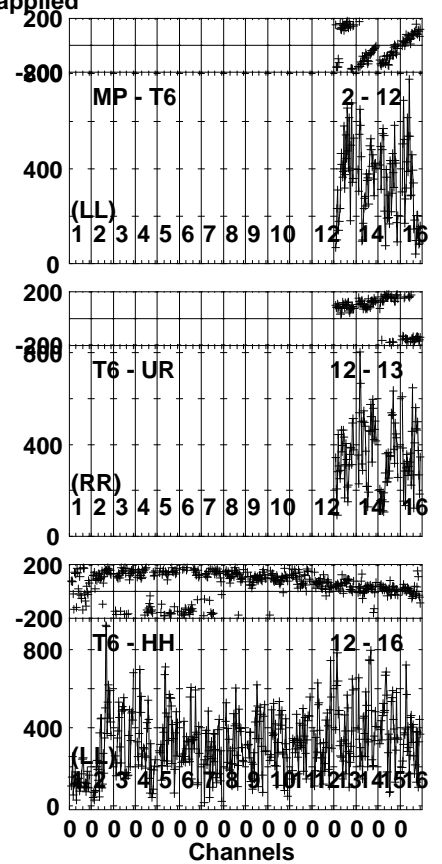
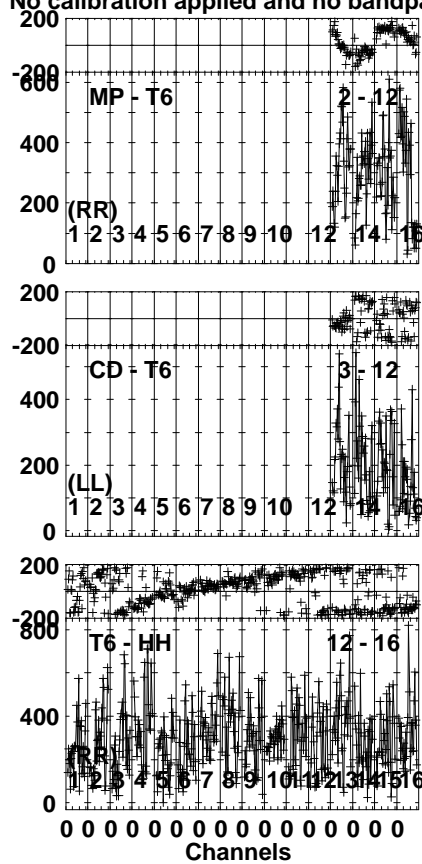
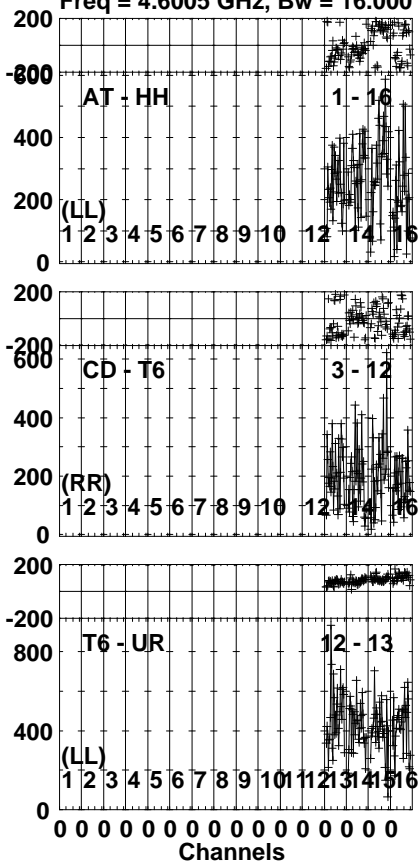


Lower frame: Micro Ampl Jy Top frame: Phas deg  
Vector averaged cross-power spectrum Several baselines displayed  
Timerange: 01/02:13:31 to 01/02:14:27

Plot file version 439 created 01-DEC-2023 16:32:12

J1108-1231 EG120.UVDATA.1

Freq = 4.6005 GHz, Bw = 16.000 MH No calibration applied and no bandpass applied



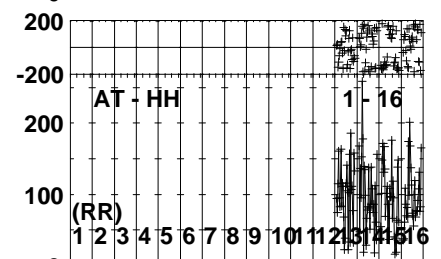
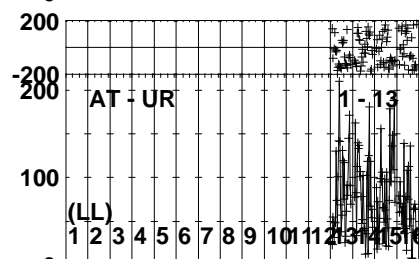
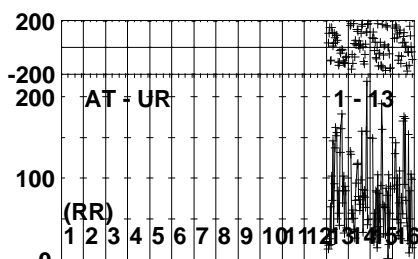
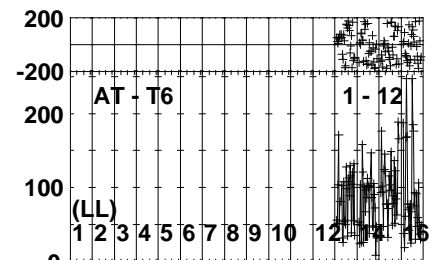
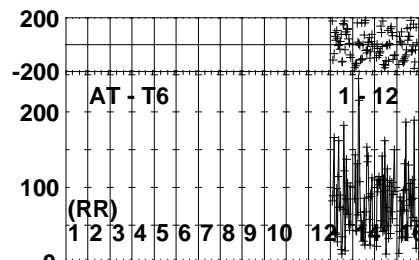
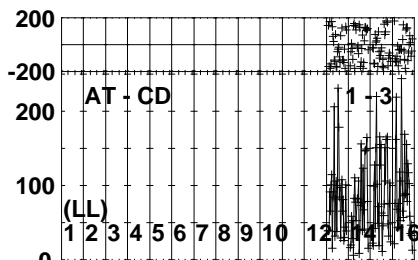
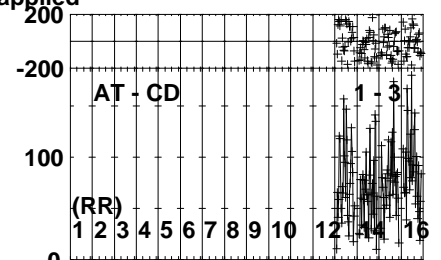
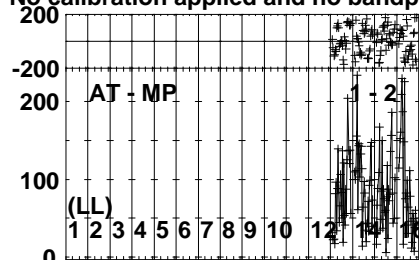
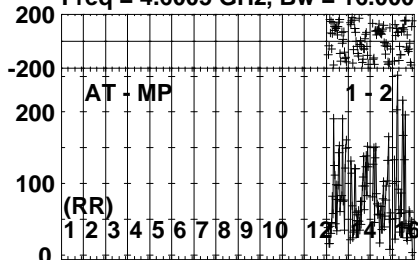
Lower frame: Micro Ampl Jy Top frame: Phas deg  
Vector averaged cross-power spectrum Several baselines displayed  
Timerange: 01/02:13:31 to 01/02:14:27

Plot file version 440 created 01-DEC-2023 16:32:12

GRB171205A EG120.UVDATA.1

Freq = 4.6005 GHz, Bw = 16.000 MH

No calibration applied and no bandpass applied



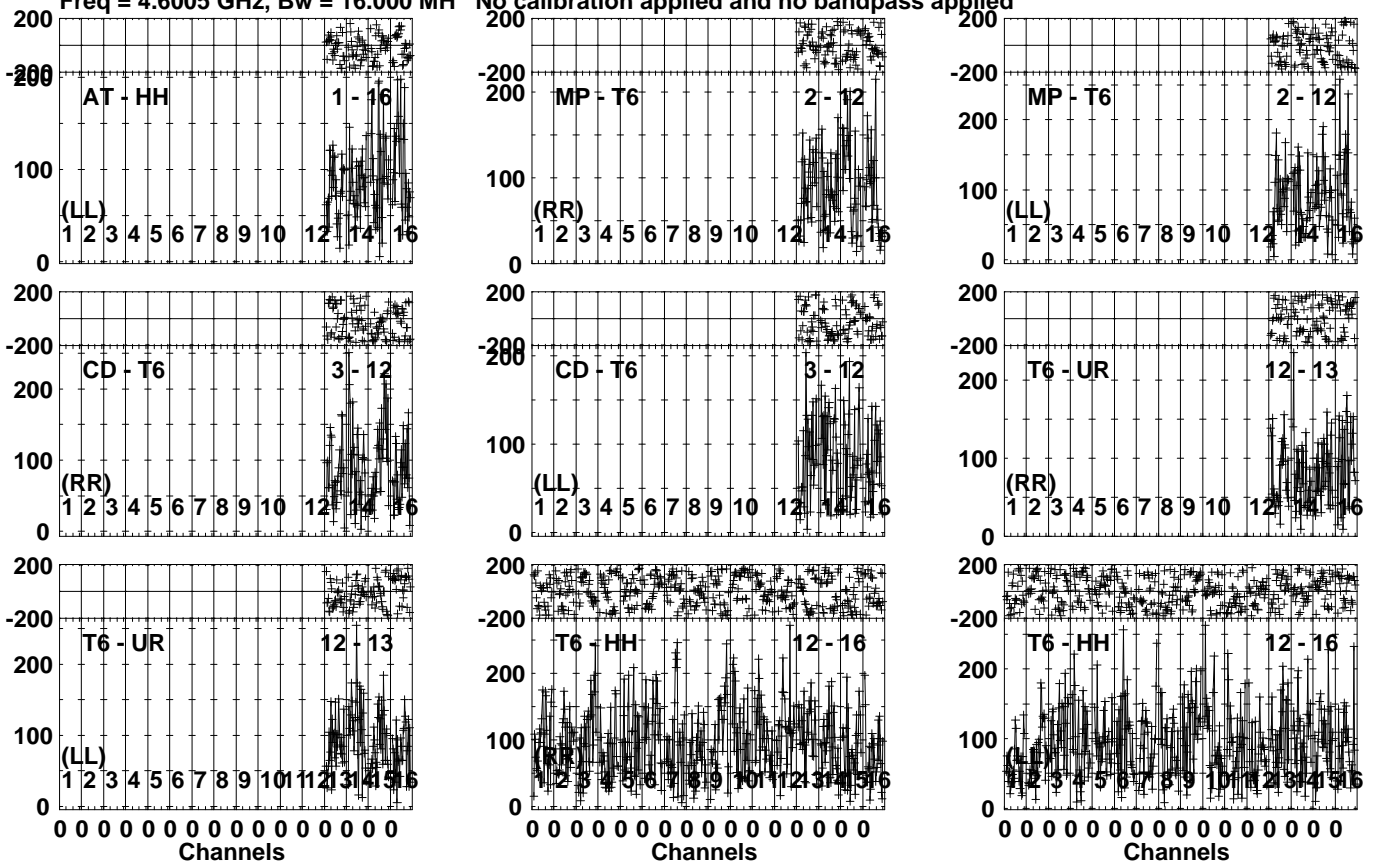
Lower frame: Micro Ampl Jy Top frame: Phas deg  
Vector averaged cross-power spectrum Several baselines displayed  
Timerange: 01/02:14:30 to 01/02:17:16



Plot file version 441 created 01-DEC-2023 16:32:12

GRB171205A EG120.UVDATA.1

Freq = 4.6005 GHz, Bw = 16.000 MH No calibration applied and no bandpass applied

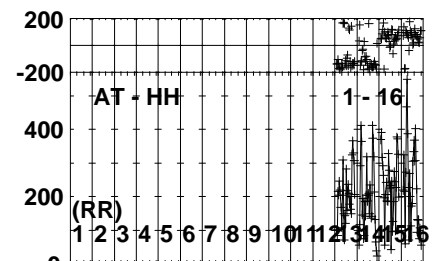
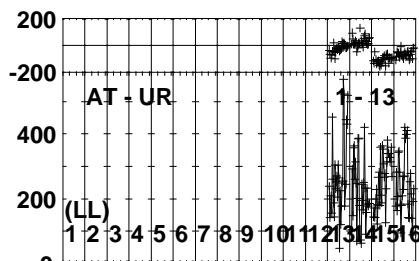
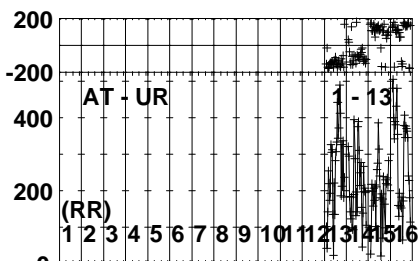
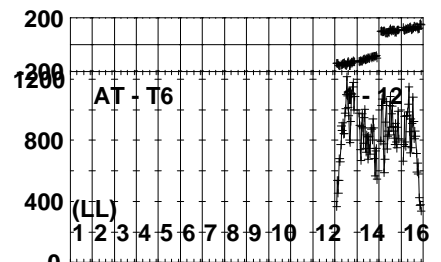
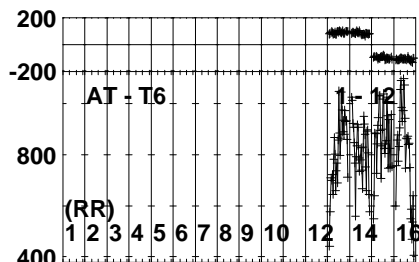
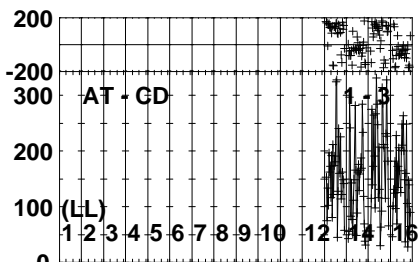
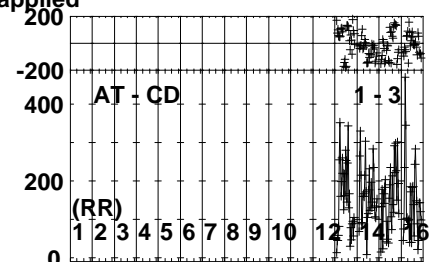
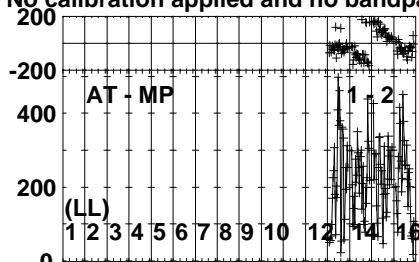
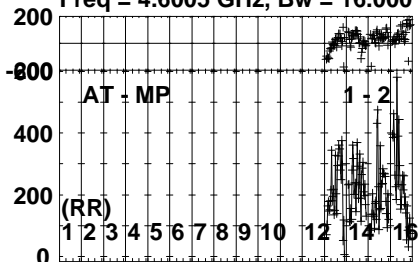


Lower frame: Micro Ampl Jy Top frame: Phas deg  
Vector averaged cross-power spectrum Several baselines displayed  
Timerange: 01/02:14:30 to 01/02:17:16

Plot file version 442 created 01-DEC-2023 16:32:13

J1108-1231 EG120.UVDATA.1

Freq = 4.6005 GHz, Bw = 16.000 MH No calibration applied and no bandpass applied

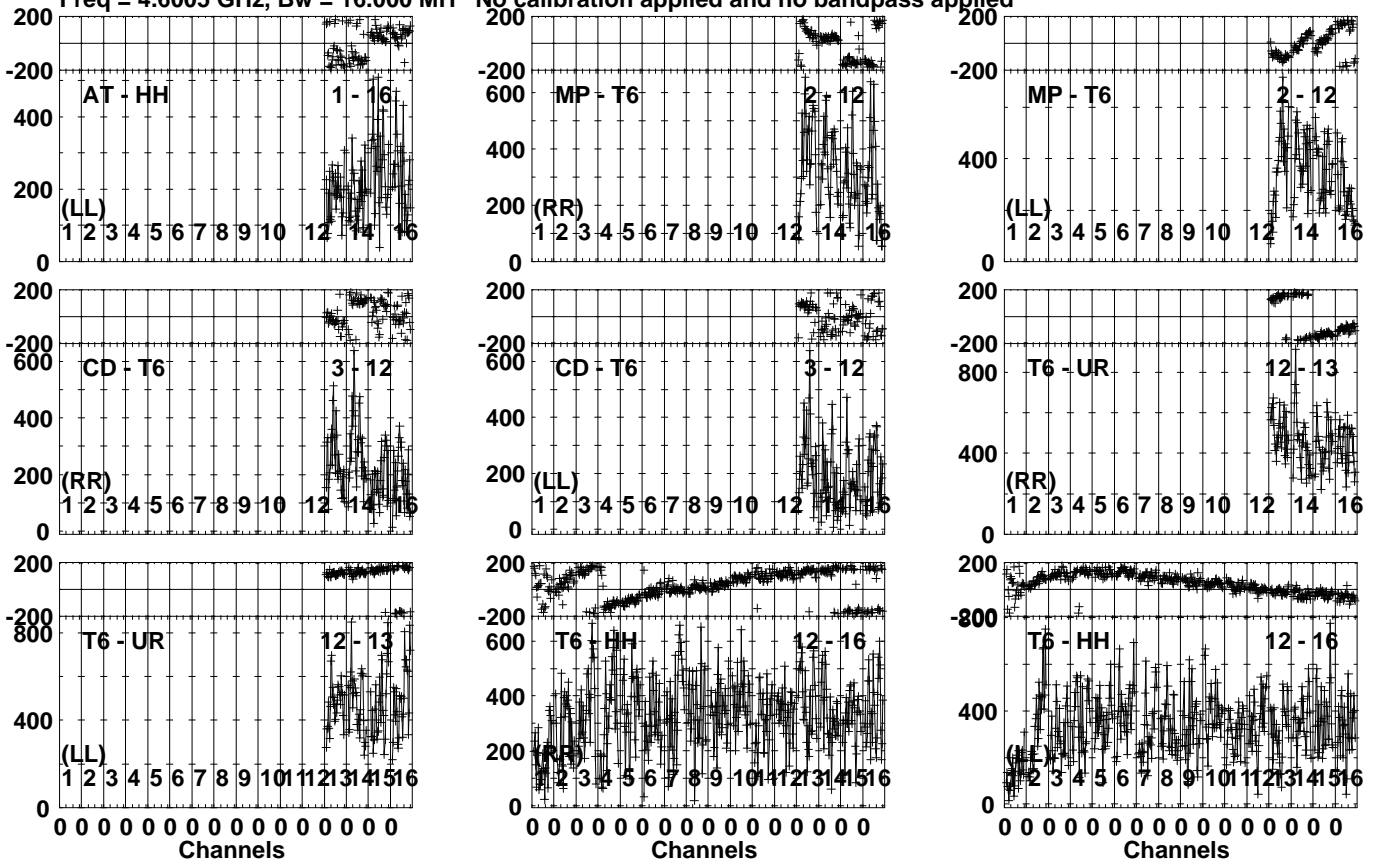


Lower frame: Micro Ampl Jy Top frame: Phas deg  
Vector averaged cross-power spectrum Several baselines displayed  
Timerange: 01/02:17:54 to 01/02:18:42

Plot file version 443 created 01-DEC-2023 16:32:13

J1108-1231 EG120.UVDATA.1

Freq = 4.6005 GHz, Bw = 16.000 MH No calibration applied and no bandpass applied

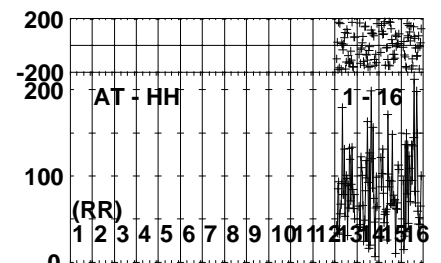
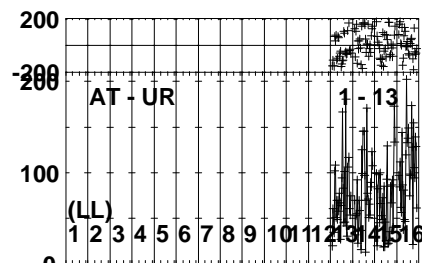
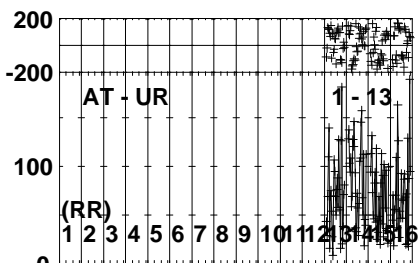
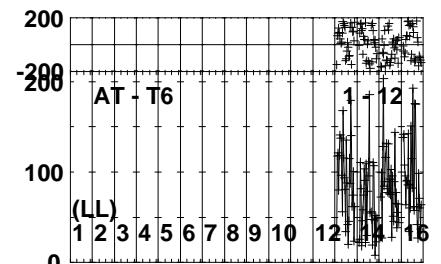
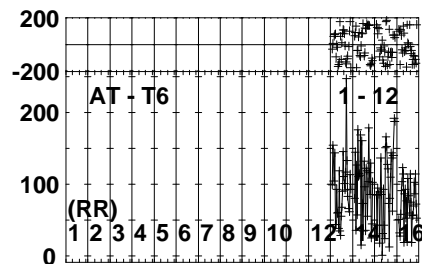
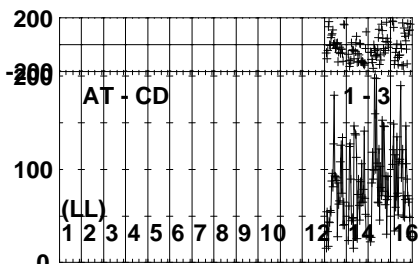
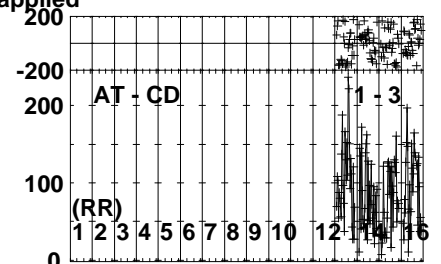
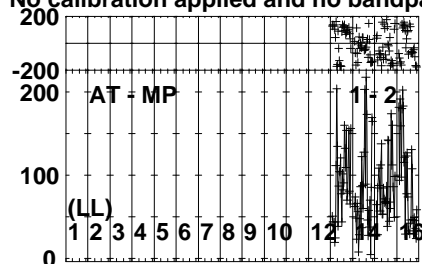
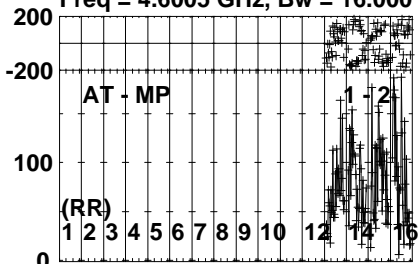


Lower frame: Micro Ampl Jy Top frame: Phas deg  
Vector averaged cross-power spectrum Several baselines displayed  
Timerange: 01/02:17:54 to 01/02:18:42

Plot file version 444 created 01-DEC-2023 16:32:13

GRB171205A EG120.UVDATA.1

Freq = 4.6005 GHz, Bw = 16.000 MH No calibration applied and no bandpass applied

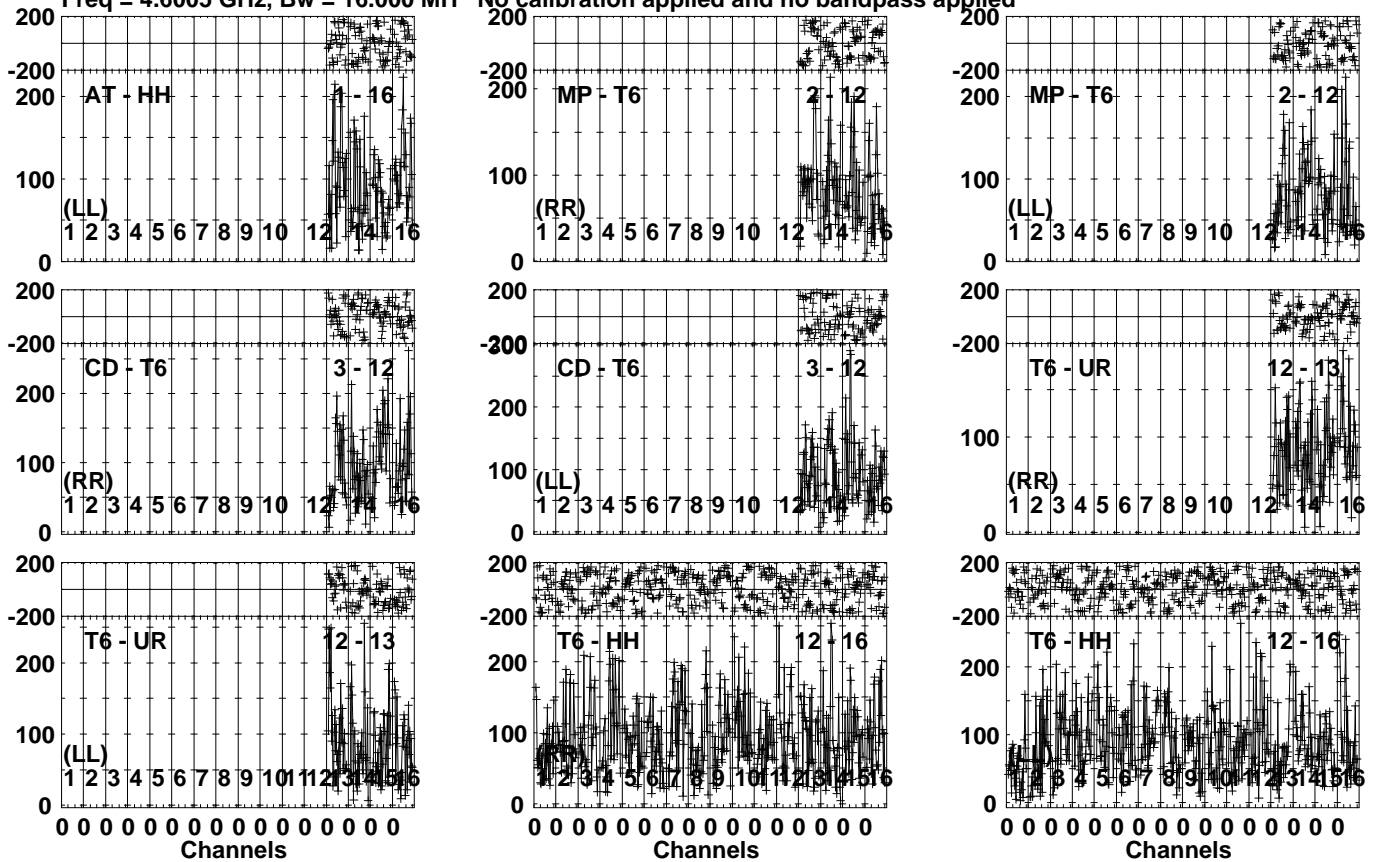


Lower frame: Micro Ampl Jy Top frame: Phas deg  
Vector averaged cross-power spectrum Several baselines displayed  
Timerange: 01/02:18:44 to 01/02:21:30

Plot file version 445 created 01-DEC-2023 16:32:13

GRB171205A EG120.UVDATA.1

Freq = 4.6005 GHz, Bw = 16.000 MH No calibration applied and no bandpass applied

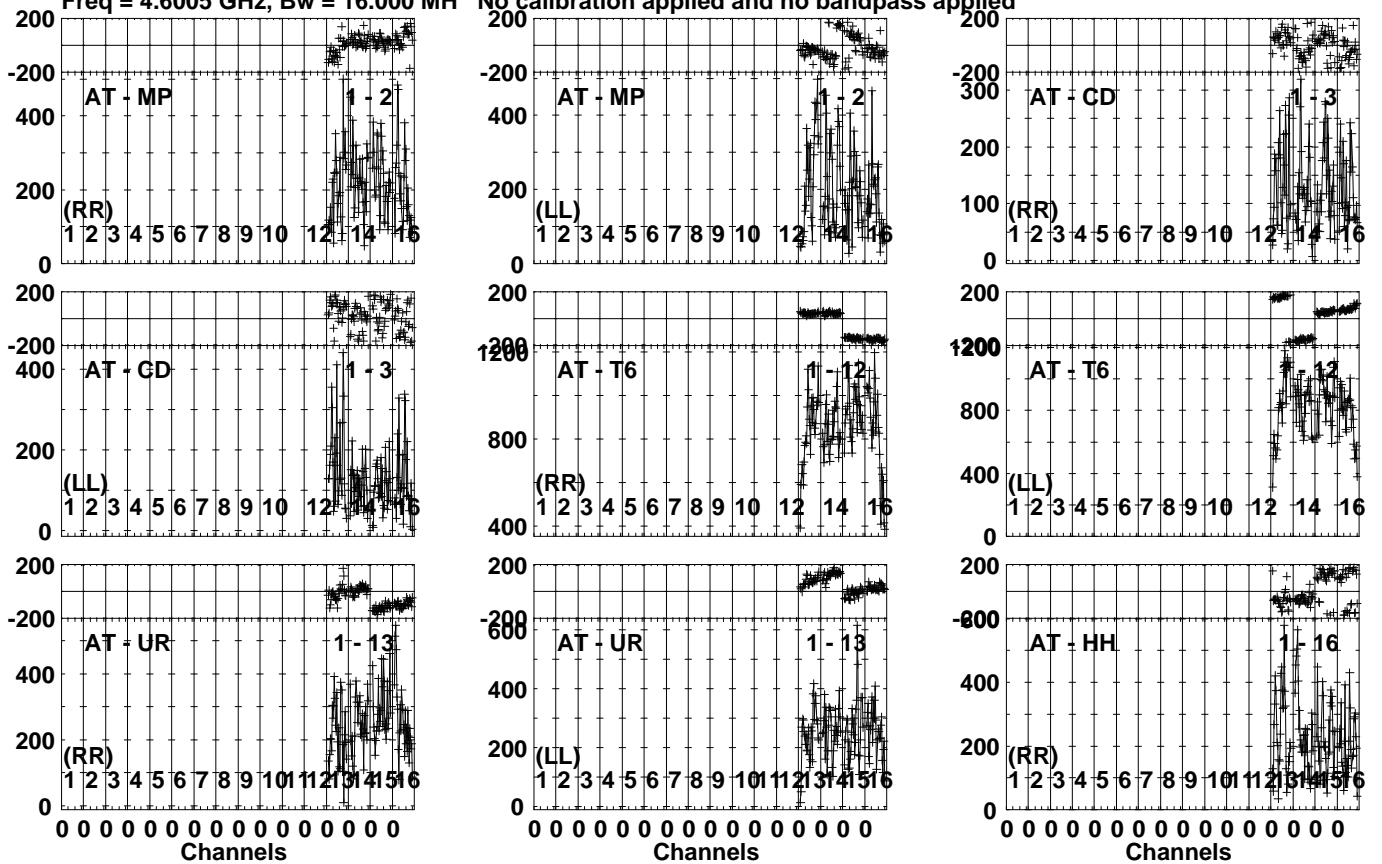


Lower frame: Micro Ampl Jy Top frame: Phas deg  
Vector averaged cross-power spectrum Several baselines displayed  
Timerange: 01/02:18:44 to 01/02:21:30

Plot file version 446 created 01-DEC-2023 16:32:13

J1108-1231 EG120.UVDATA.1

Freq = 4.6005 GHz, Bw = 16.000 MH No calibration applied and no bandpass applied

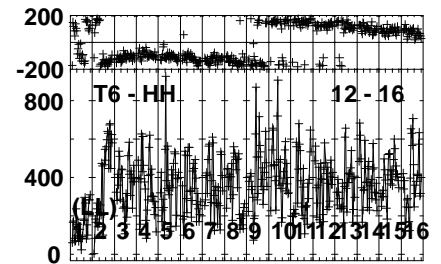
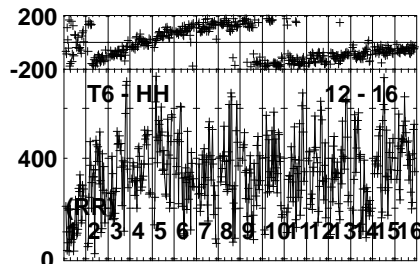
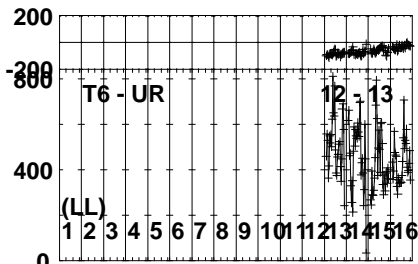
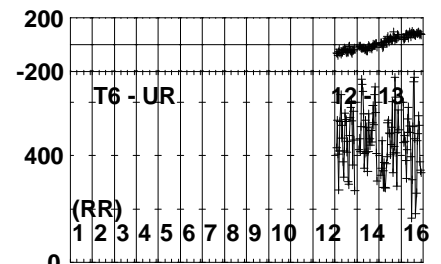
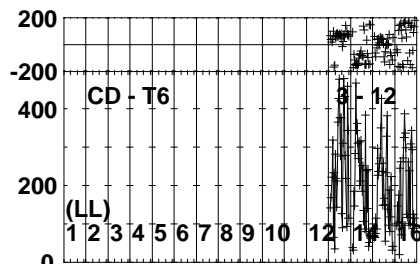
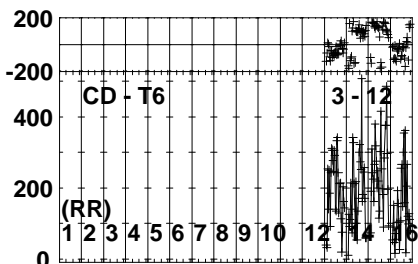
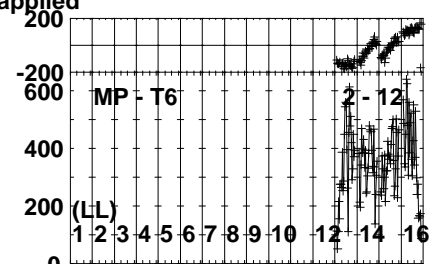
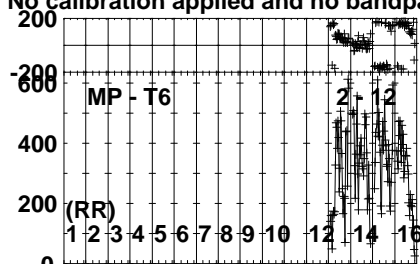
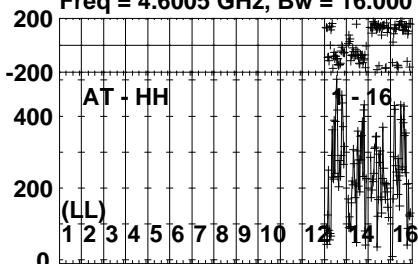


Lower frame: Micro Ampl Jy Top frame: Phas deg  
Vector averaged cross-power spectrum Several baselines displayed  
Timerange: 01/02:21:33 to 01/02:22:39

Plot file version 447 created 01-DEC-2023 16:32:13

J1108-1231 EG120.UVDATA.1

Freq = 4.6005 GHz, Bw = 16.000 MH No calibration applied and no bandpass applied



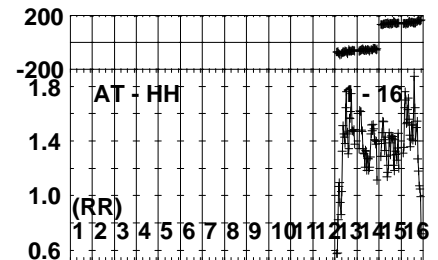
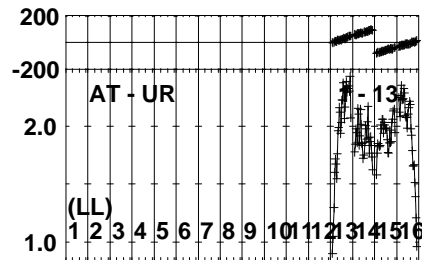
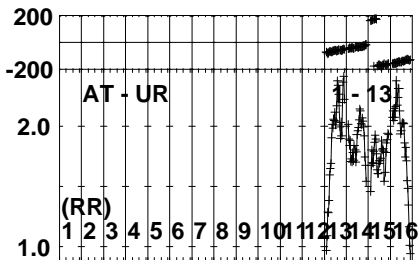
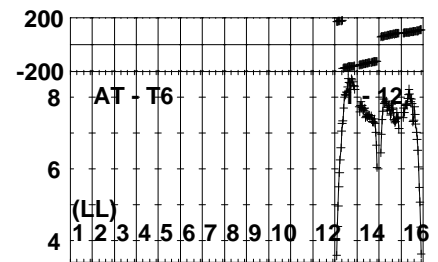
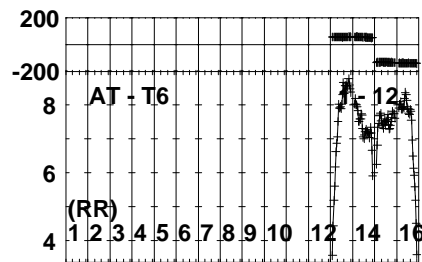
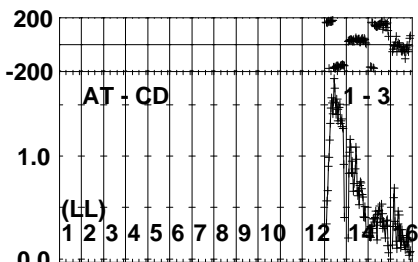
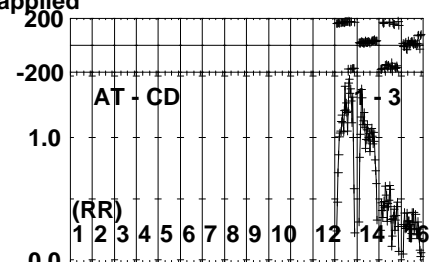
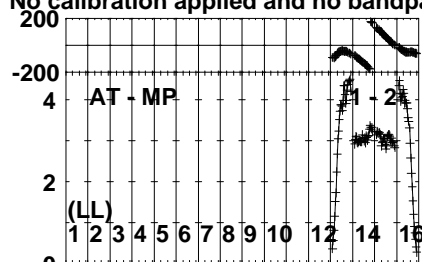
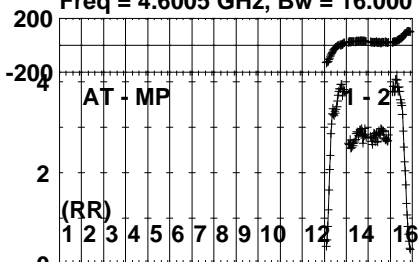
Lower frame: Micro Ampl Jy Top frame: Phas deg  
Vector averaged cross-power spectrum Several baselines displayed  
Timerange: 01/02:21:33 to 01/02:22:39

Plot file version 448 created 01-DEC-2023 16:32:13

J1118-1232 EG120.UVDATA.1

Freq = 4.6005 GHz, Bw = 16.000 MH

No calibration applied and no bandpass applied



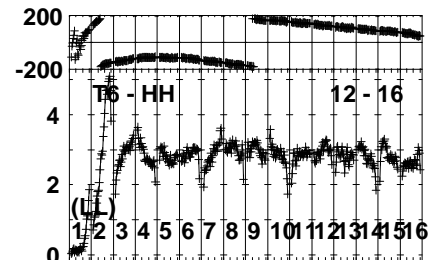
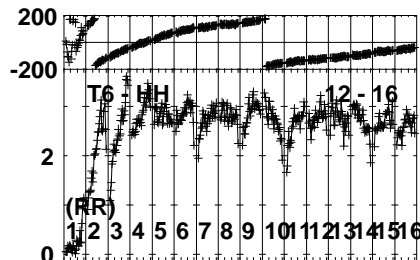
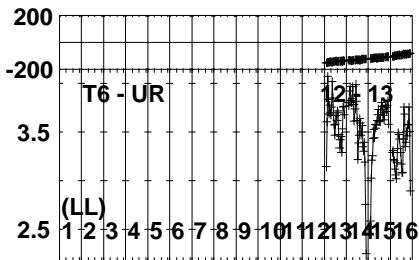
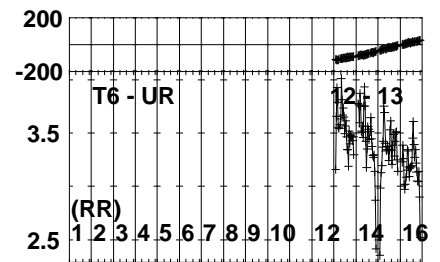
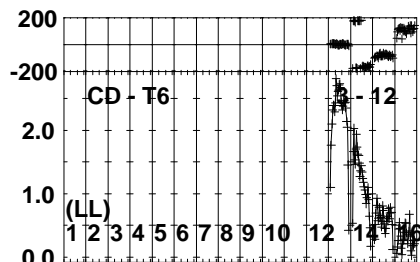
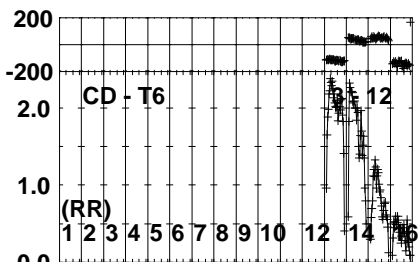
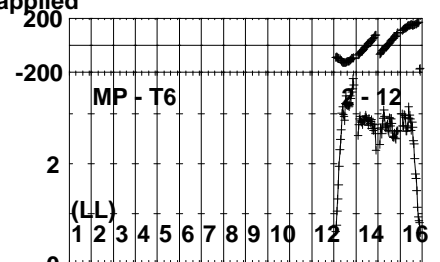
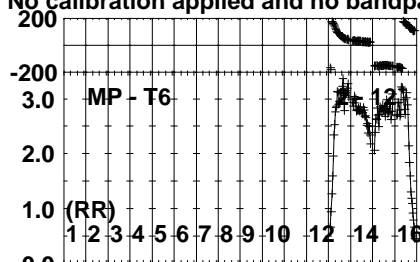
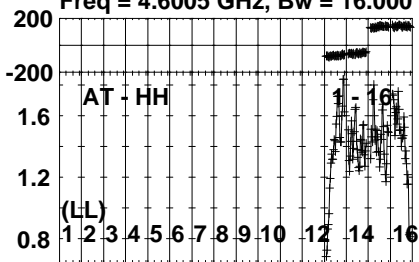
Lower frame: Milli Ampl Jy Top frame: Phas deg  
Vector averaged cross-power spectrum Several baselines displayed  
Timerange: 01/02:23:01 to 01/02:23:59



Plot file version 449 created 01-DEC-2023 16:32:13

J1118-1232 EG120.UVDATA.1

Freq = 4.6005 GHz, Bw = 16.000 MH No calibration applied and no bandpass applied



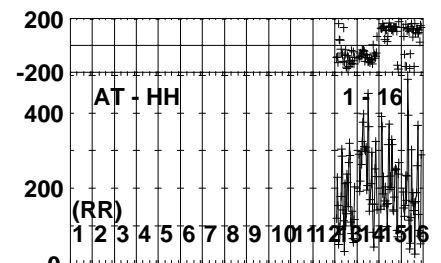
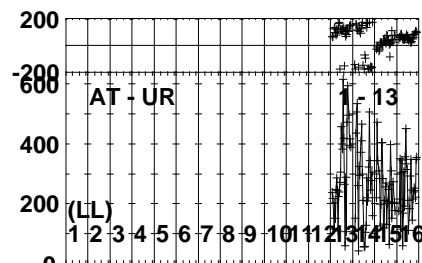
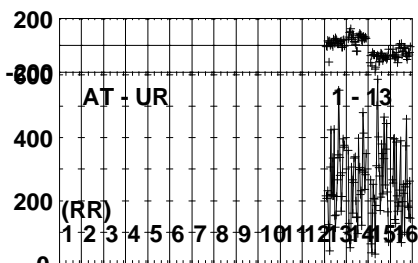
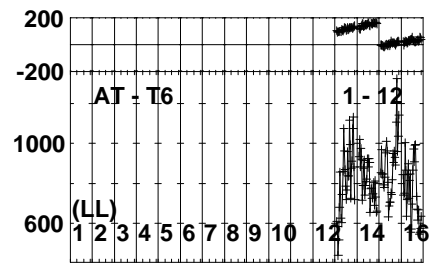
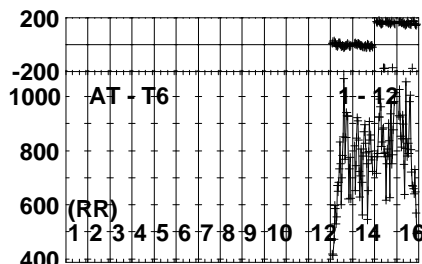
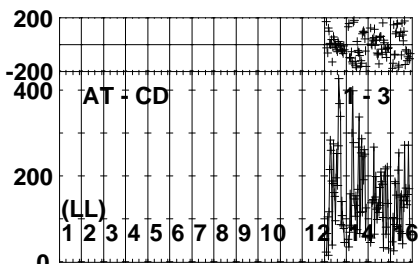
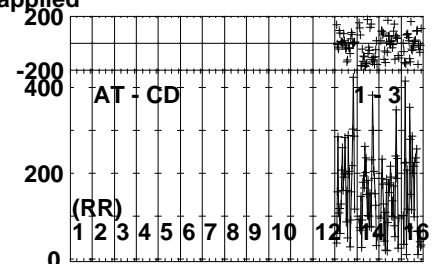
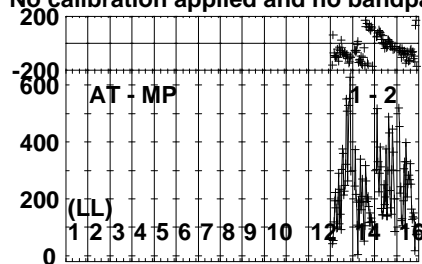
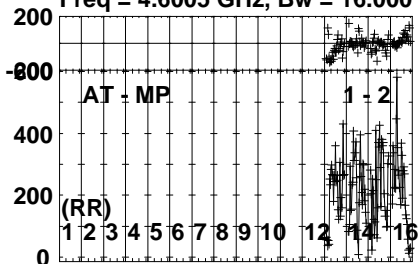
Lower frame: Milli Ampl Jy Top frame: Phas deg  
Vector averaged cross-power spectrum Several baselines displayed  
Timerange: 01/02:23:01 to 01/02:23:59

Plot file version 450 created 01-DEC-2023 16:32:13

J1108-1231 EG120.UVDATA.1

Freq = 4.6005 GHz, Bw = 16.000 MH

No calibration applied and no bandpass applied

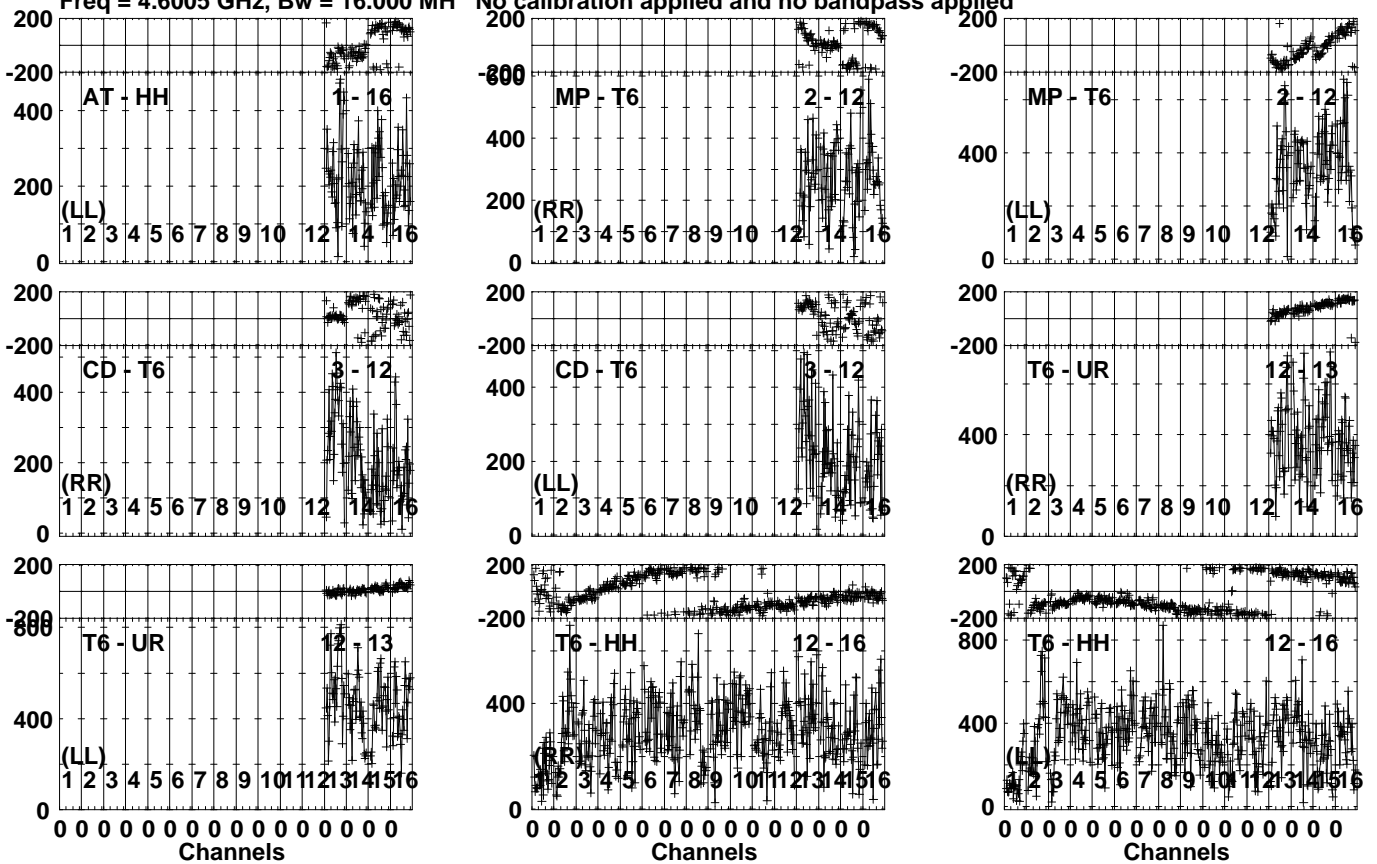


Lower frame: Micro Ampl Jy Top frame: Phas deg  
Vector averaged cross-power spectrum Several baselines displayed  
Timerange: 01/02:24:31 to 01/02:25:19

Plot file version 451 created 01-DEC-2023 16:32:13

J1108-1231 EG120.UVDATA.1

Freq = 4.6005 GHz, Bw = 16.000 MH No calibration applied and no bandpass applied

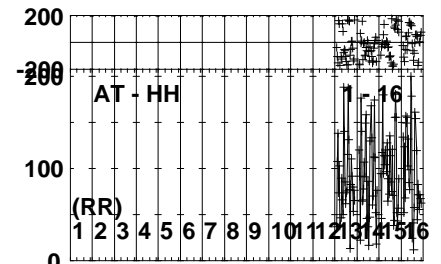
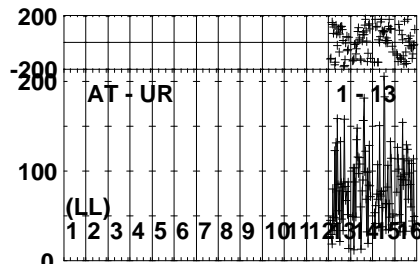
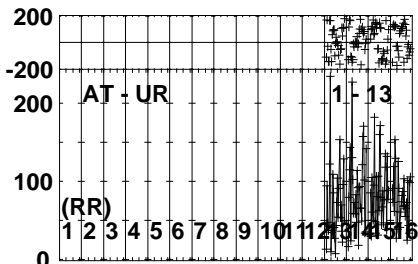
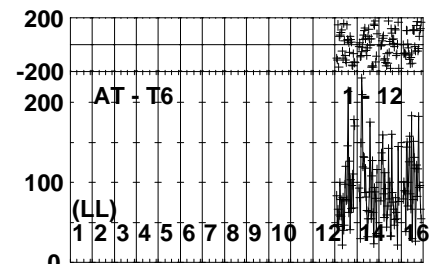
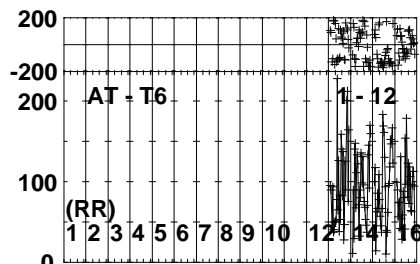
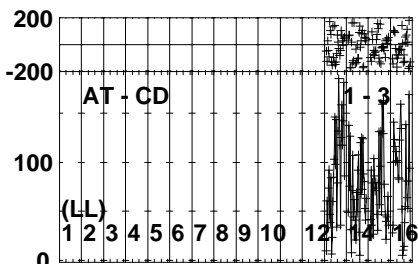
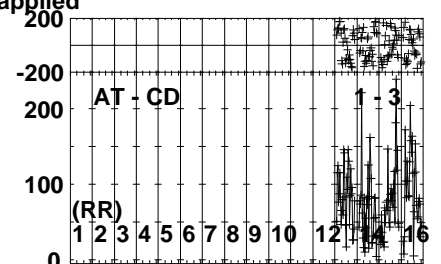

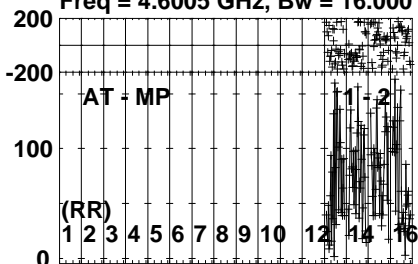


Lower frame: Micro Ampl Jy Top frame: Phas deg  
Vector averaged cross-power spectrum Several baselines displayed  
Timerange: 01/02:24:31 to 01/02:25:19

Plot file version 452 created 01-DEC-2023 16:32:13

GRB171205A EG120.UVDATA.1

Freq = 4.6005 GHz, Bw = 16.000 MH No calibration applied and no bandpass applied

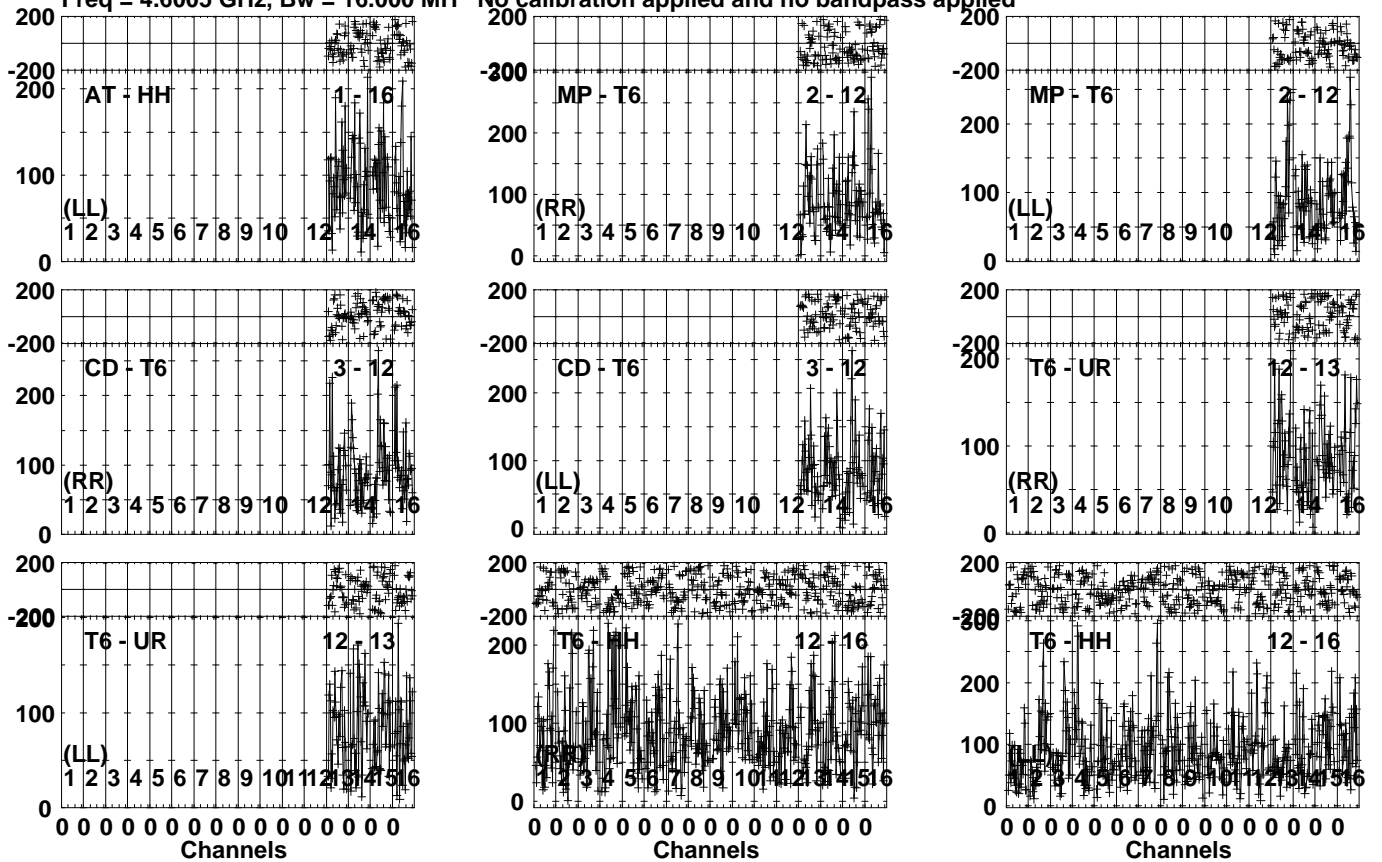


Lower frame: Micro Ampl Jy Top frame: Phas deg  
Vector averaged cross-power spectrum Several baselines displayed  
Timerange: 01/02:25:31 to 01/02:28:09

Plot file version 453 created 01-DEC-2023 16:32:13

GRB171205A EG120.UVDATA.1

Freq = 4.6005 GHz, Bw = 16.000 MH No calibration applied and no bandpass applied



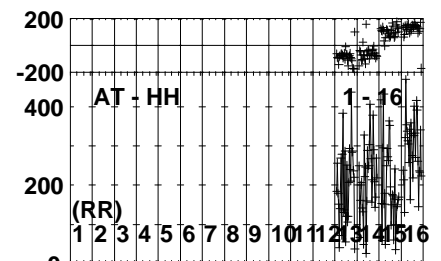
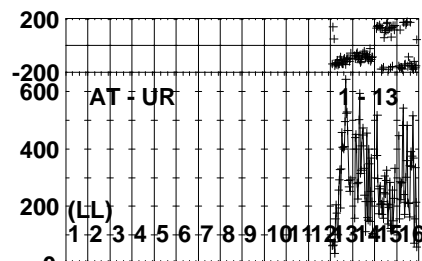
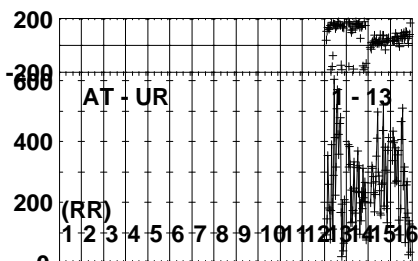
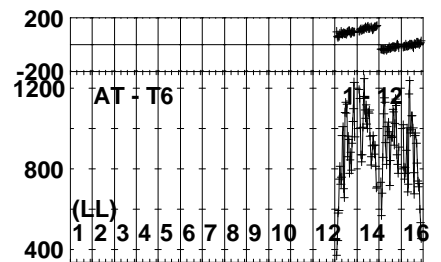
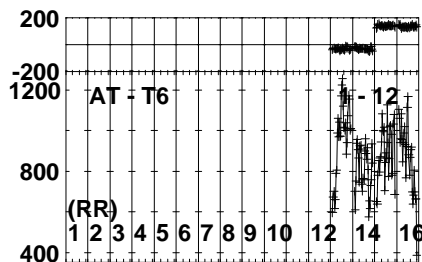
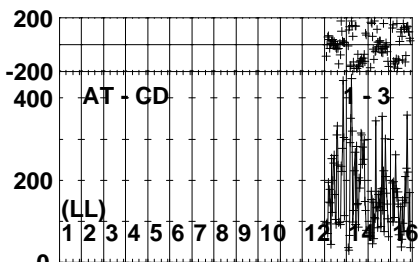
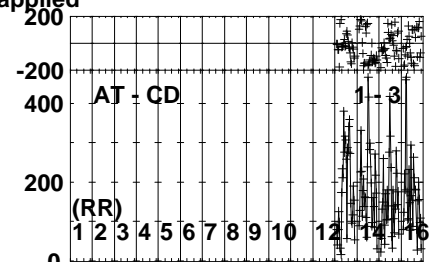
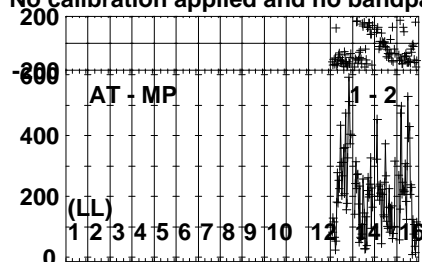
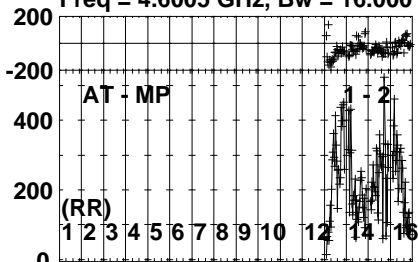
Lower frame: Micro Ampl Jy Top frame: Phas deg  
Vector averaged cross-power spectrum Several baselines displayed  
Timerange: 01/02:25:31 to 01/02:28:09

Plot file version 454 created 01-DEC-2023 16:32:14

J1108-1231 EG120.UVDATA.1

Freq = 4.6005 GHz, Bw = 16.000 MH

No calibration applied and no bandpass applied

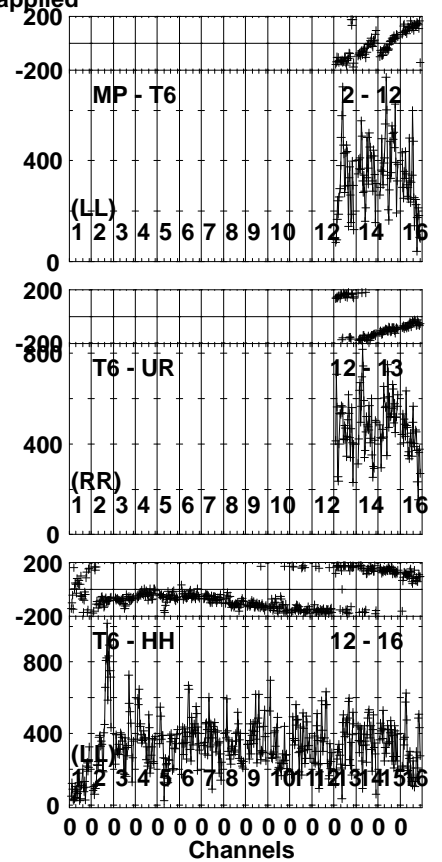
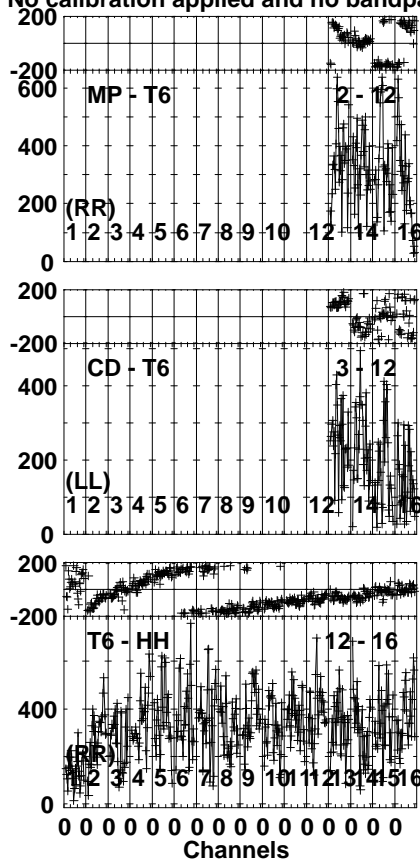
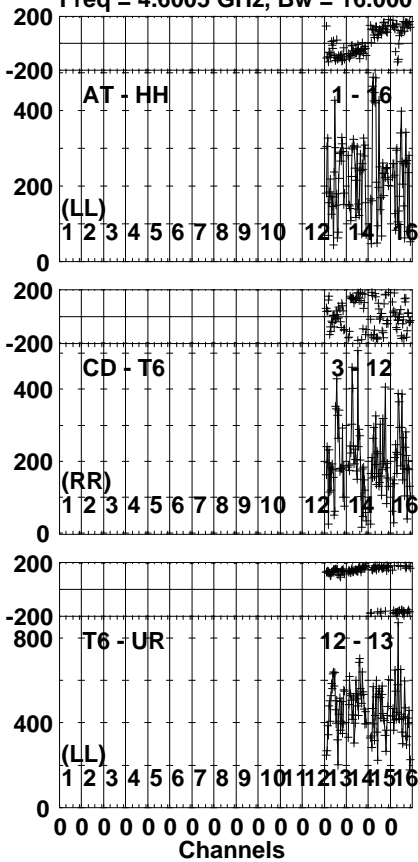


Lower frame: Micro Ampl Jy Top frame: Phas deg  
Vector averaged cross-power spectrum Several baselines displayed  
Timerange: 01/02:28:46 to 01/02:29:34

Plot file version 455 created 01-DEC-2023 16:32:14

J1108-1231 EG120.UVDATA.1

Freq = 4.6005 GHz, Bw = 16.000 MH No calibration applied and no bandpass applied

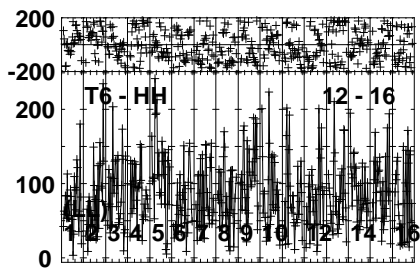
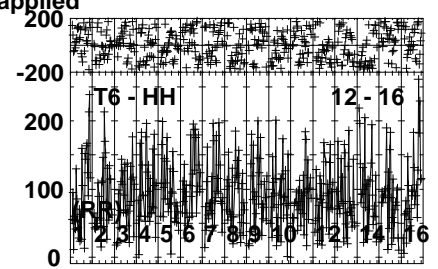
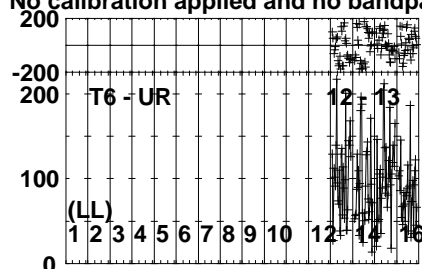
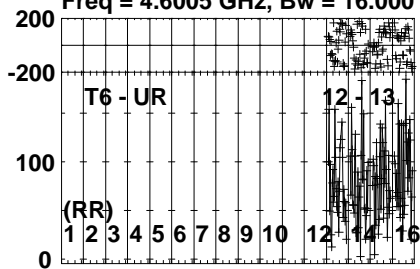


Lower frame: Micro Ampl Jy Top frame: Phas deg  
Vector averaged cross-power spectrum Several baselines displayed  
Timerange: 01/02:28:46 to 01/02:29:34

Plot file version 456 created 01-DEC-2023 16:32:14

GRB171205A EG120.UVDATA.1

Freq = 4.6005 GHz, Bw = 16.000 MH No calibration applied and no bandpass applied



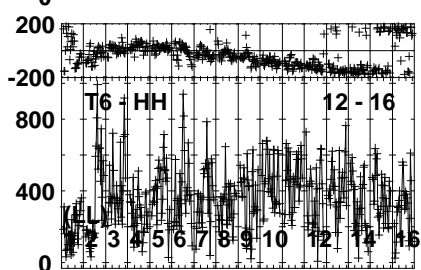
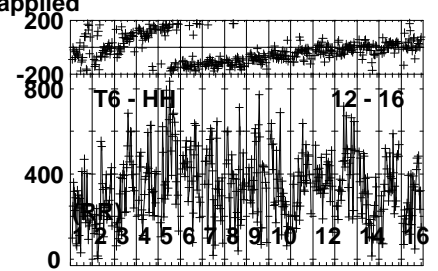
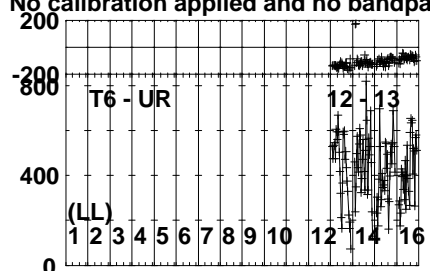
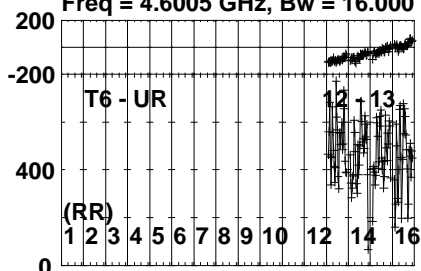
Lower frame: Micro Ampl Jy Top frame: Phas deg  
Vector averaged cross-power spectrum Several baselines displayed  
Timerange: 01/02:29:46 to 01/02:32:24



Plot file version 457 created 01-DEC-2023 16:32:14

J1108-1231 EG120.UVDATA.1

Freq = 4.6005 GHz, Bw = 16.000 MH No calibration applied and no bandpass applied

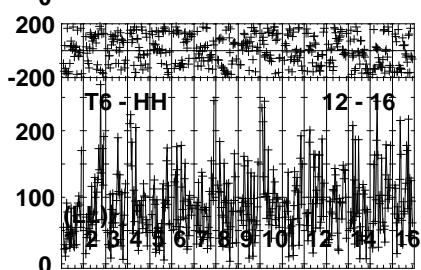
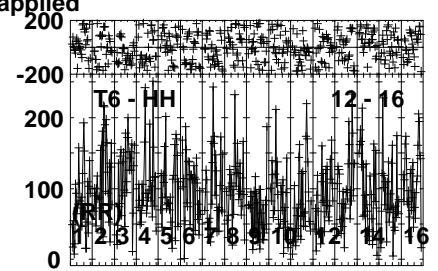
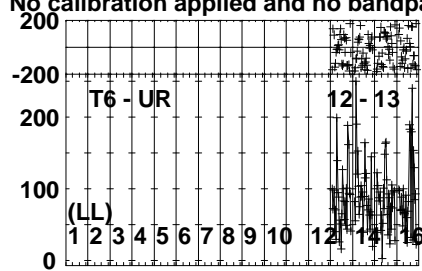
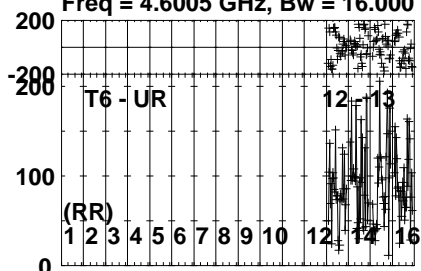


Lower frame: Micro Ampl Jy Top frame: Phas deg  
Vector averaged cross-power spectrum Several baselines displayed  
Timerange: 01/02:32:38 to 01/02:33:24

Plot file version 458 created 01-DEC-2023 16:32:14

GRB171205A EG120.UVDATA.1

Freq = 4.6005 GHz, Bw = 16.000 MH No calibration applied and no bandpass applied

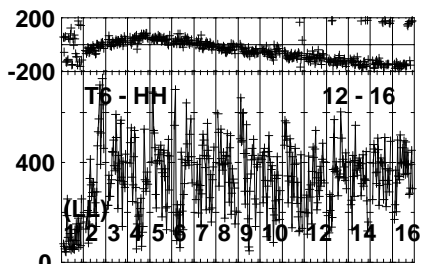
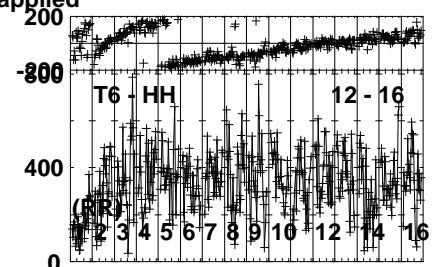
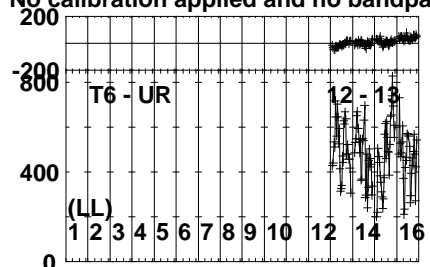
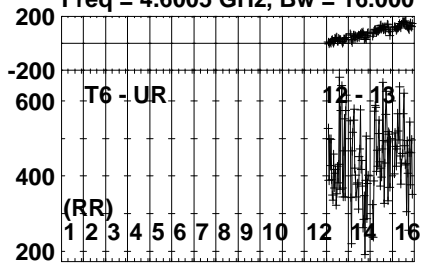


Lower frame: Micro Ampl Jy Top frame: Phas deg  
Vector averaged cross-power spectrum Several baselines displayed  
Timerange: 01/02:33:38 to 01/02:36:14

Plot file version 459 created 01-DEC-2023 16:32:14

J1108-1231 EG120.UVDATA.1

Freq = 4.6005 GHz, Bw = 16.000 MH No calibration applied and no bandpass applied

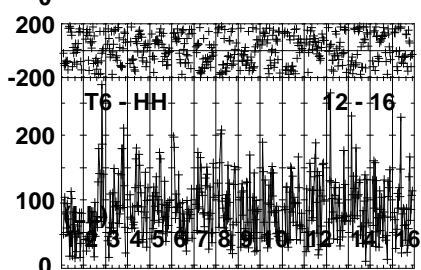
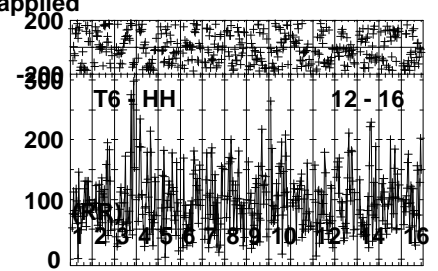
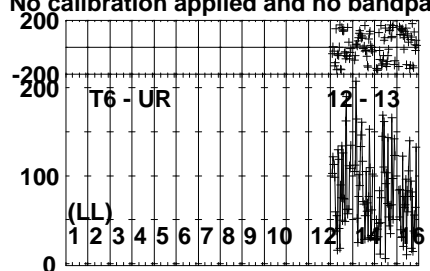
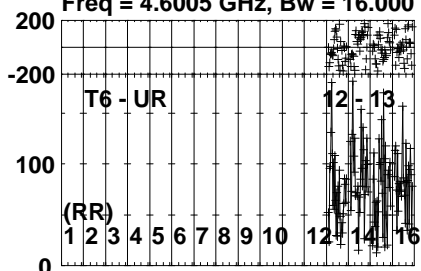


Lower frame: Micro Ampl Jy Top frame: Phas deg  
Vector averaged cross-power spectrum Several baselines displayed  
Timerange: 01/02:36:53 to 01/02:37:39

Plot file version 460 created 01-DEC-2023 16:32:14

GRB171205A EG120.UVDATA.1

Freq = 4.6005 GHz, Bw = 16.000 MH No calibration applied and no bandpass applied

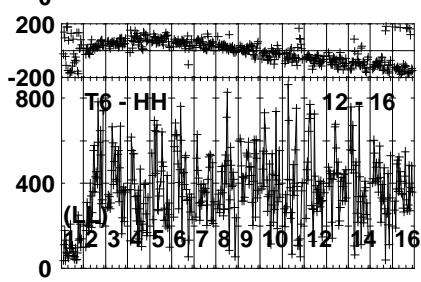
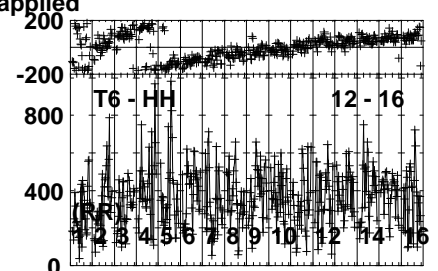
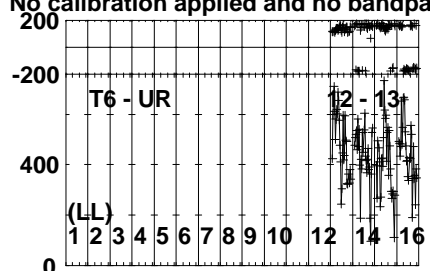
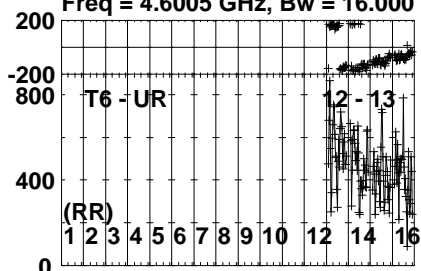


Lower frame: Micro Ampl Jy Top frame: Phas deg  
Vector averaged cross-power spectrum Several baselines displayed  
Timerange: 01/02:37:53 to 01/02:40:29

Plot file version 461 created 01-DEC-2023 16:32:14

J1108-1231 EG120.UVDATA.1

Freq = 4.6005 GHz, Bw = 16.000 MH No calibration applied and no bandpass applied

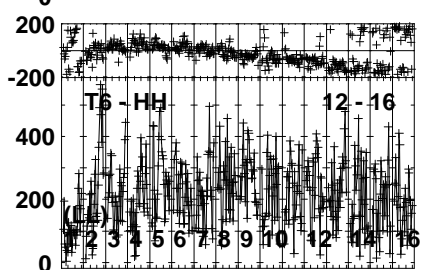
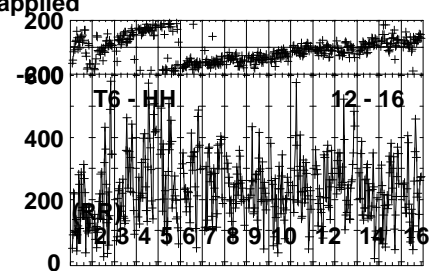
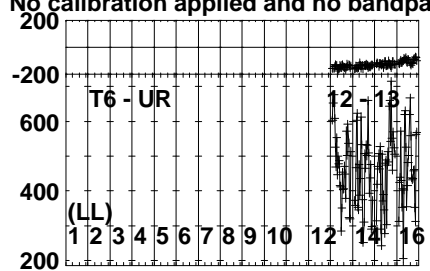
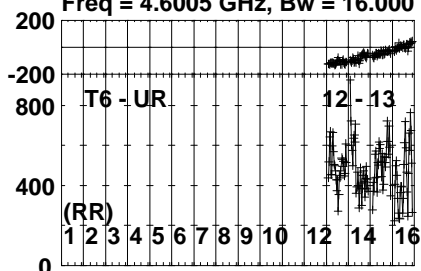


Lower frame: Micro Ampl Jy Top frame: Phas deg  
Vector averaged cross-power spectrum Several baselines displayed  
Timerange: 01/02:40:43 to 01/02:41:29

Plot file version 462 created 01-DEC-2023 16:32:14

J1107-1226 EG120.UVDATA.1

Freq = 4.6005 GHz, Bw = 16.000 MH No calibration applied and no bandpass applied

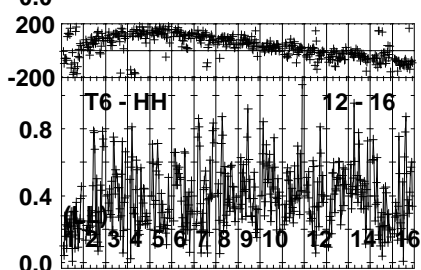
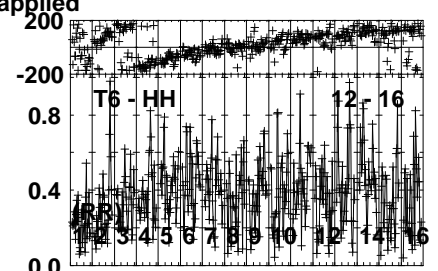

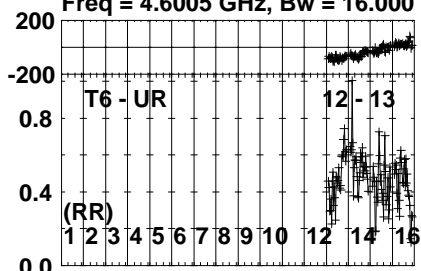


Lower frame: Micro Ampl Jy Top frame: Phas deg  
Vector averaged cross-power spectrum Several baselines displayed  
Timerange: 01/02:42:03 to 01/02:42:59

Plot file version 463 created 01-DEC-2023 16:32:14

J1108-1231 EG120.UVDATA.1

Freq = 4.6005 GHz, Bw = 16.000 MH No calibration applied and no bandpass applied

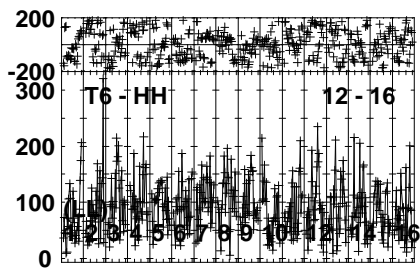
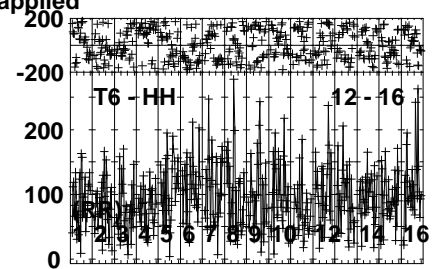
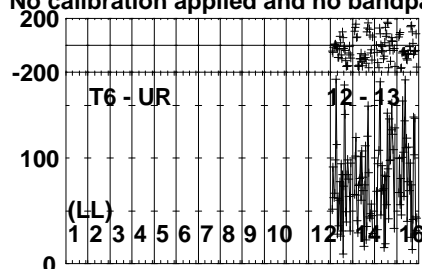
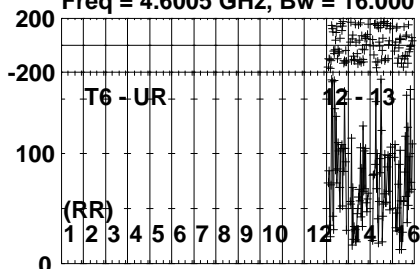


Lower frame: Milli Ampl Jy Top frame: Phas deg  
Vector averaged cross-power spectrum Several baselines displayed  
Timerange: 01/02:43:03 to 01/02:43:57

Plot file version 464 created 01-DEC-2023 16:32:14

GRB171205A EG120.UVDATA.1

Freq = 4.6005 GHz, Bw = 16.000 MH No calibration applied and no bandpass applied



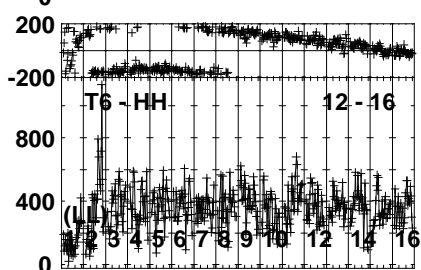
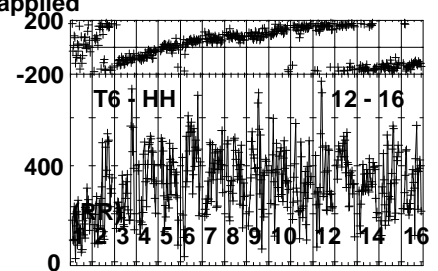
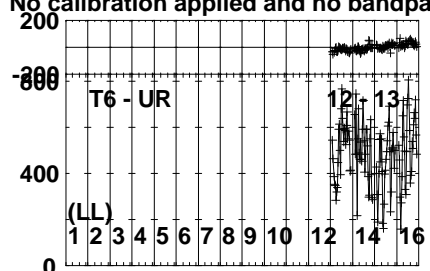
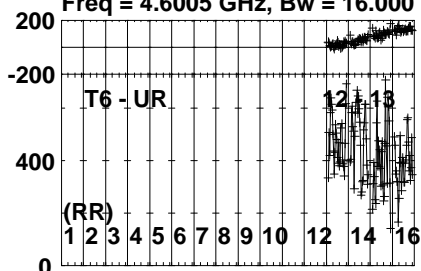
Lower frame: Micro Ampl Jy Top frame: Phas deg  
Vector averaged cross-power spectrum Several baselines displayed  
Timerange: 01/02:44:02 to 01/02:46:46



Plot file version 465 created 01-DEC-2023 16:32:14

J1108-1231 EG120.UVDATA.1

Freq = 4.6005 GHz, Bw = 16.000 MH No calibration applied and no bandpass applied



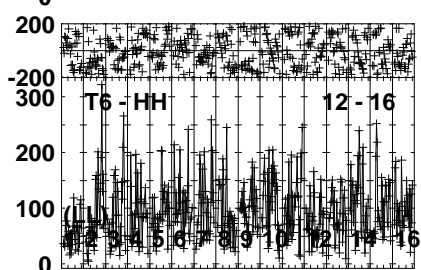
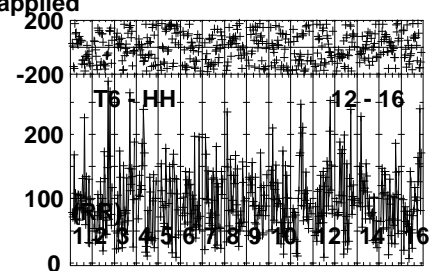
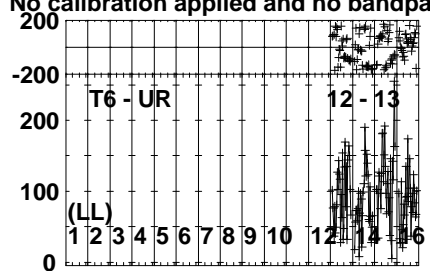
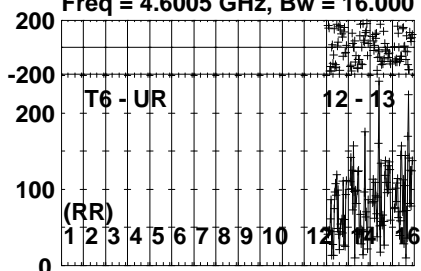
Lower frame: Micro Ampl Jy Top frame: Phas deg  
Vector averaged cross-power spectrum Several baselines displayed  
Timerange: 01/02:47:26 to 01/02:48:12

Plot file version 466 created 01-DEC-2023 16:32:14

GRB171205A EG120.UVDATA.1

Freq = 4.6005 GHz, Bw = 16.000 MH

No calibration applied and no bandpass applied

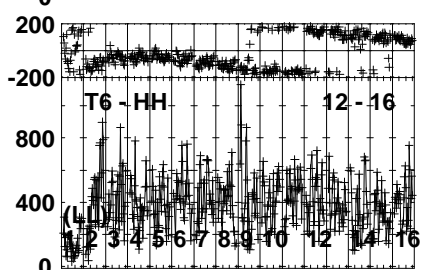
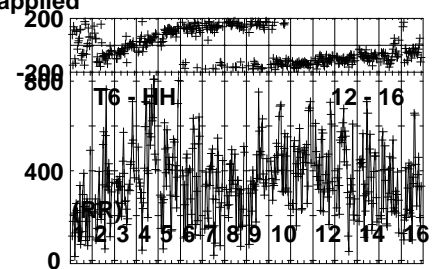
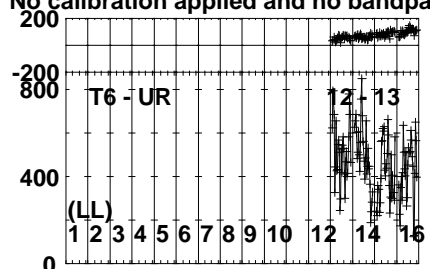
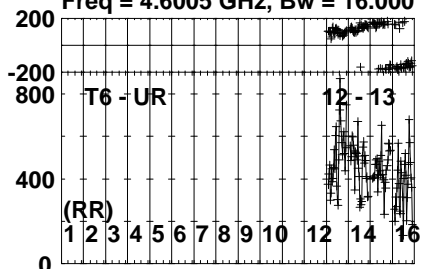


Lower frame: Micro Ampl Jy Top frame: Phas deg  
Vector averaged cross-power spectrum Several baselines displayed  
Timerange: 01/02:48:14 to 01/02:51:00

Plot file version 467 created 01-DEC-2023 16:32:15

J1108-1231 EG120.UVDATA.1

Freq = 4.6005 GHz, Bw = 16.000 MH No calibration applied and no bandpass applied

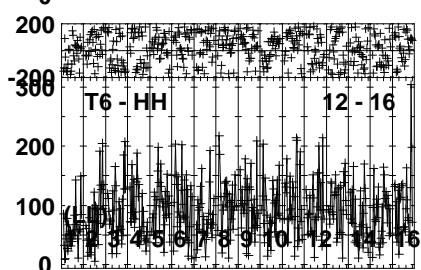
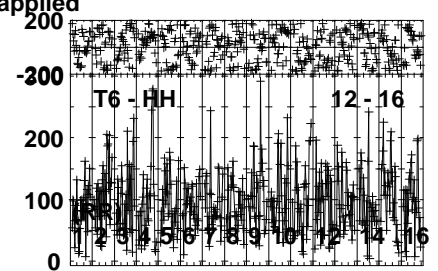
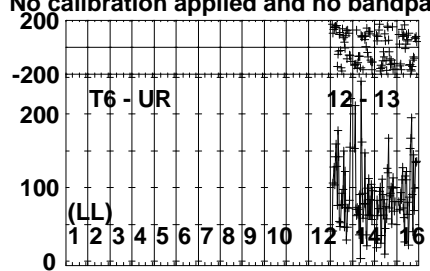
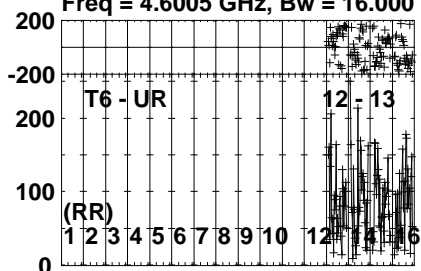


Lower frame: Micro Ampl Jy Top frame: Phas deg  
Vector averaged cross-power spectrum Several baselines displayed  
Timerange: 01/02:51:05 to 01/02:51:59

Plot file version 468 created 01-DEC-2023 16:32:15

GRB171205A EG120.UVDATA.1

Freq = 4.6005 GHz, Bw = 16.000 MH No calibration applied and no bandpass applied

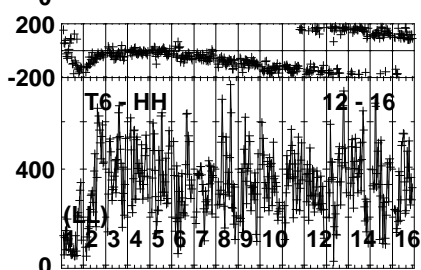
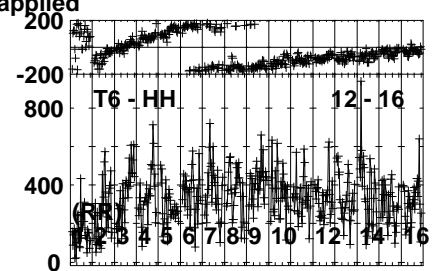
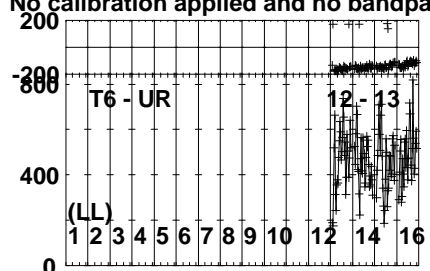
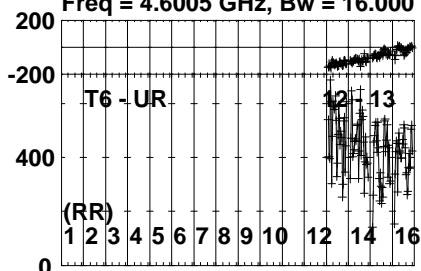


Lower frame: Micro Ampl Jy Top frame: Phas deg  
Vector averaged cross-power spectrum Several baselines displayed  
Timerange: 01/02:52:04 to 01/02:54:48

Plot file version 469 created 01-DEC-2023 16:32:15

J1108-1231 EG120.UVDATA.1

Freq = 4.6005 GHz, Bw = 16.000 MH No calibration applied and no bandpass applied

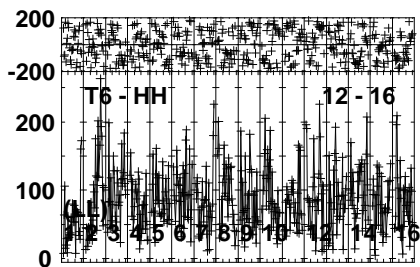
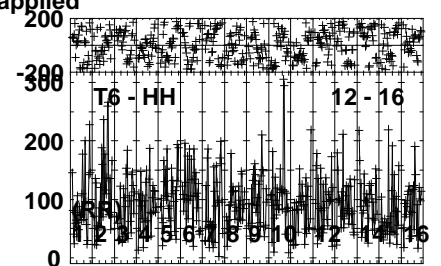
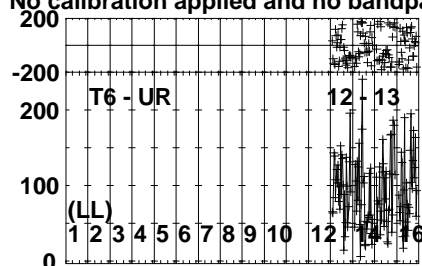
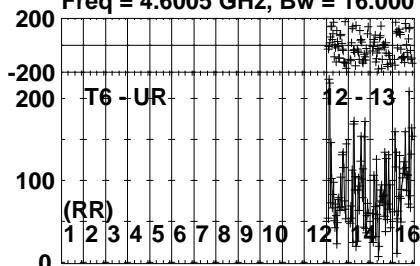


Lower frame: Micro Ampl Jy Top frame: Phas deg  
Vector averaged cross-power spectrum Several baselines displayed  
Timerange: 01/02:55:28 to 01/02:56:14

Plot file version 470 created 01-DEC-2023 16:32:15

GRB171205A EG120.UVDATA.1

Freq = 4.6005 GHz, Bw = 16.000 MH No calibration applied and no bandpass applied

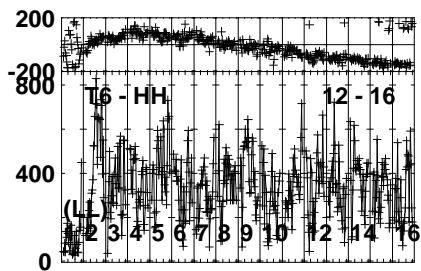
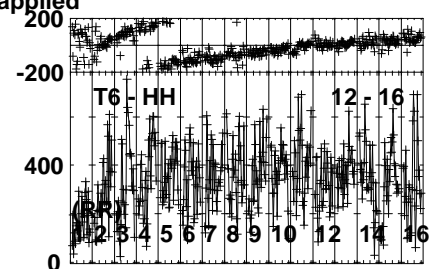
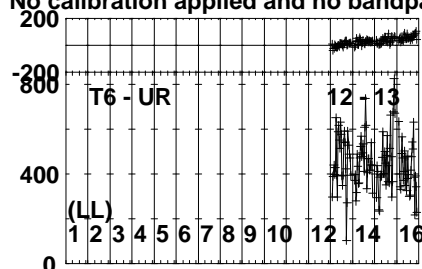
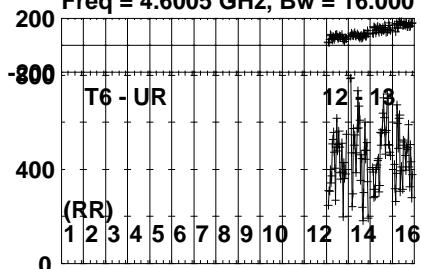


Lower frame: Micro Ampl Jy Top frame: Phas deg  
Vector averaged cross-power spectrum Several baselines displayed  
Timerange: 01/02:56:16 to 01/02:59:02

Plot file version 471 created 01-DEC-2023 16:32:15

J1108-1231 EG120.UVDATA.1

Freq = 4.6005 GHz, Bw = 16.000 MH No calibration applied and no bandpass applied



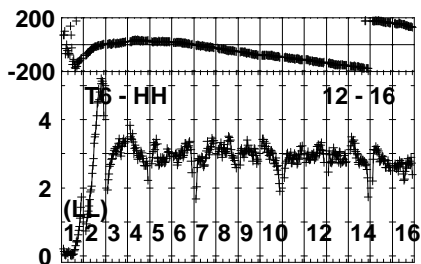
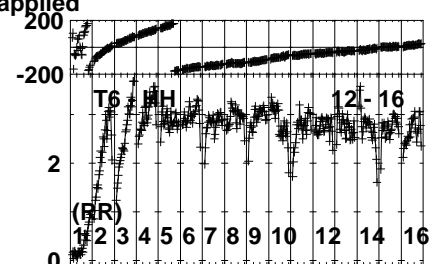
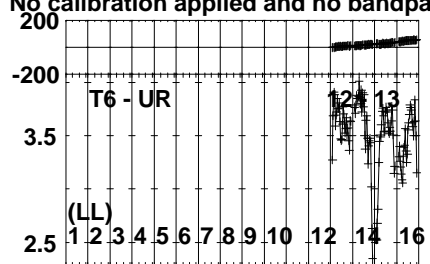
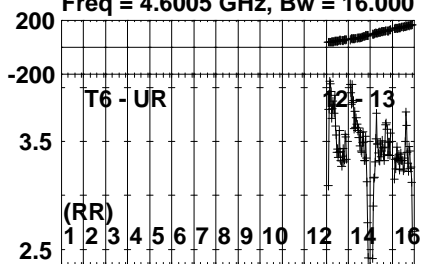
Lower frame: Micro Ampl Jy Top frame: Phas deg  
Vector averaged cross-power spectrum Several baselines displayed  
Timerange: 01/02:59:07 to 01/03:00:11

Plot file version 472 created 01-DEC-2023 16:32:15

J1118-1232 EG120.UVDATA.1

Freq = 4.6005 GHz, Bw = 16.000 MH

No calibration applied and no bandpass applied



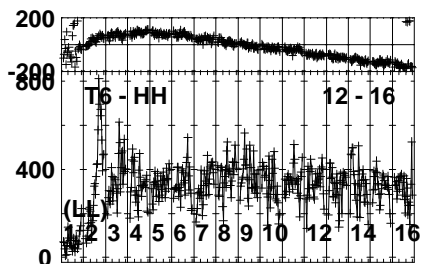
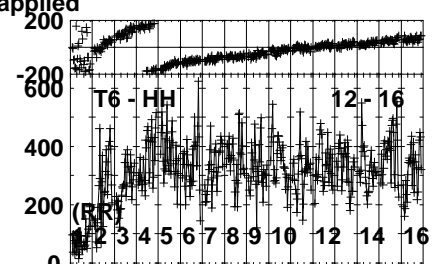
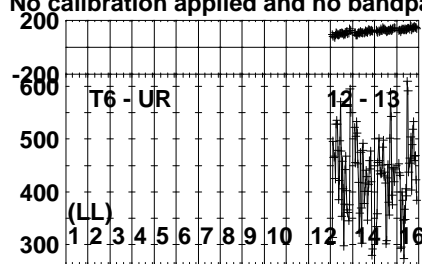
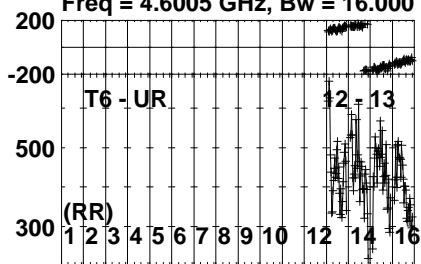
Lower frame: Milli Ampl Jy Top frame: Phas deg  
Vector averaged cross-power spectrum Several baselines displayed  
Timerange: 01/03:00:35 to 01/03:01:31



Plot file version 473 created 01-DEC-2023 16:32:15

J1108-1231 EG120.UVDATA.1

Freq = 4.6005 GHz, Bw = 16.000 MH No calibration applied and no bandpass applied

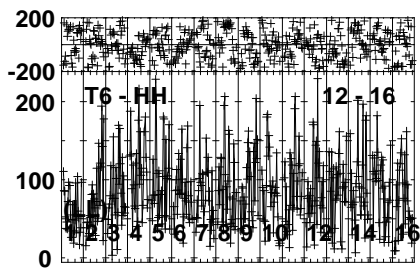
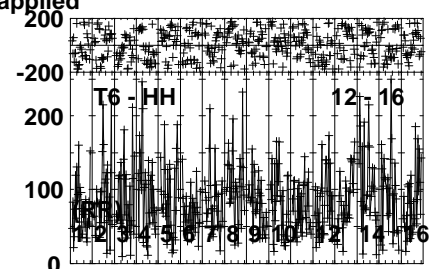
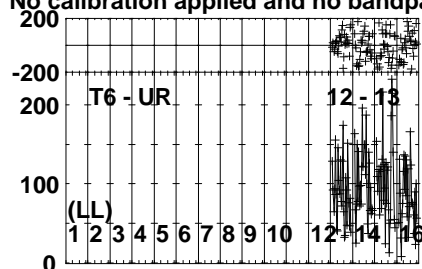
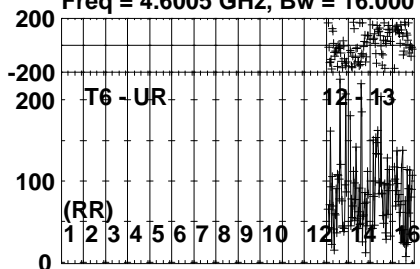


Lower frame: Micro Ampl Jy Top frame: Phas deg  
Vector averaged cross-power spectrum Several baselines displayed  
Timerange: 01/03:01:54 to 01/03:04:18

Plot file version 474 created 01-DEC-2023 16:32:15

GRB171205A EG120.UVDATA.1

Freq = 4.6005 GHz, Bw = 16.000 MH No calibration applied and no bandpass applied

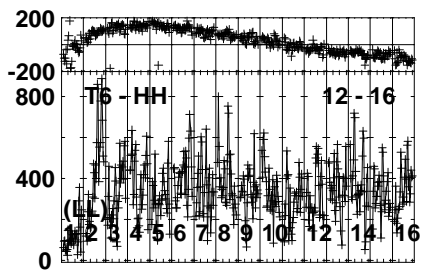
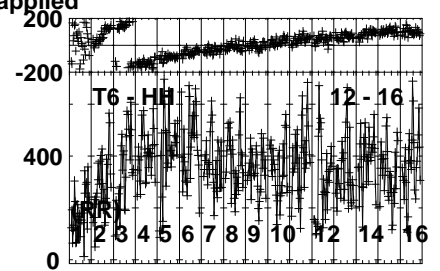
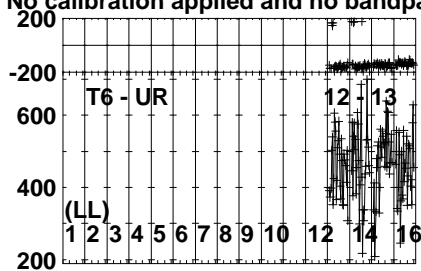
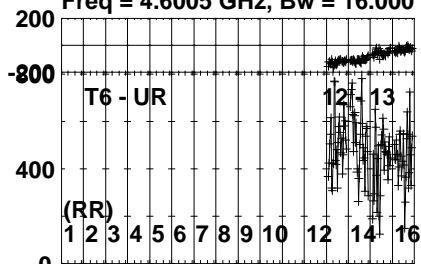


Lower frame: Micro Ampl Jy Top frame: Phas deg  
Vector averaged cross-power spectrum Several baselines displayed  
Timerange: 01/03:04:23 to 01/03:07:07

Plot file version 475 created 01-DEC-2023 16:32:15

J1108-1231 EG120.UVDATA.1

Freq = 4.6005 GHz, Bw = 16.000 MH No calibration applied and no bandpass applied

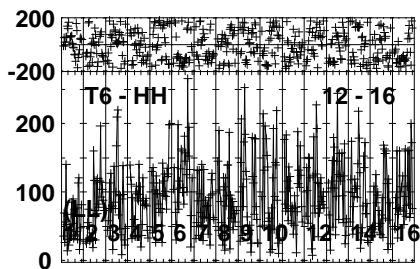
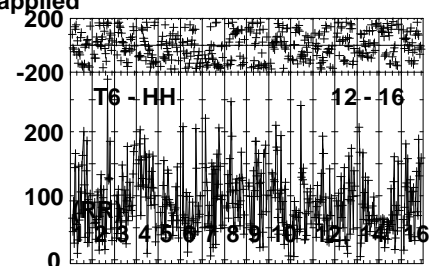
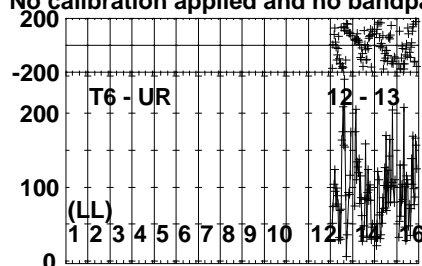
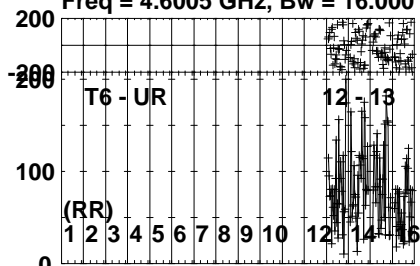


Lower frame: Micro Ampl Jy Top frame: Phas deg  
Vector averaged cross-power spectrum Several baselines displayed  
Timerange: 01/03:07:47 to 01/03:08:33

Plot file version 476 created 01-DEC-2023 16:32:15

GRB171205A EG120.UVDATA.1

Freq = 4.6005 GHz, Bw = 16.000 MH No calibration applied and no bandpass applied



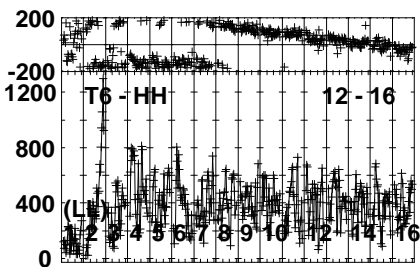
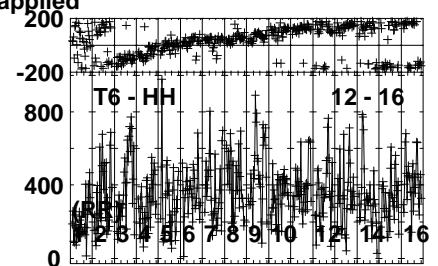
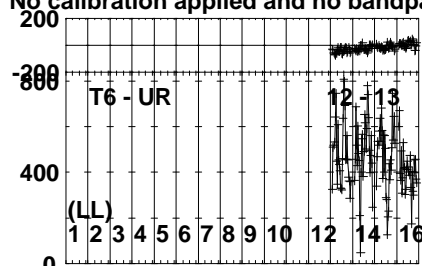
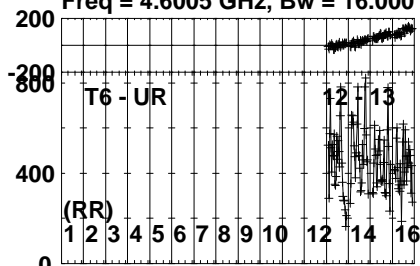
Lower frame: Micro Ampl Jy Top frame: Phas deg  
Vector averaged cross-power spectrum Several baselines displayed  
Timerange: 01/03:08:35 to 01/03:11:21

Plot file version 477 created 01-DEC-2023 16:32:15

J1108-1231 EG120.UVDATA.1

Freq = 4.6005 GHz, Bw = 16.000 MH

No calibration applied and no bandpass applied



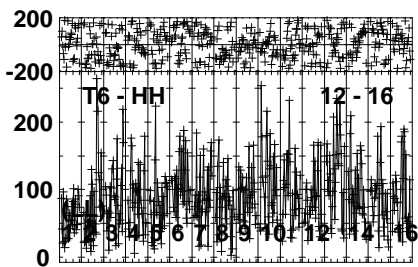
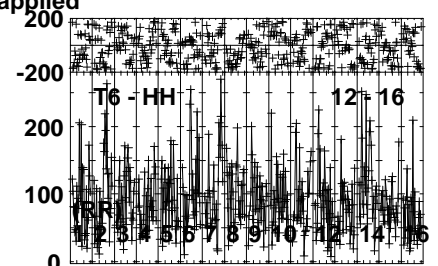
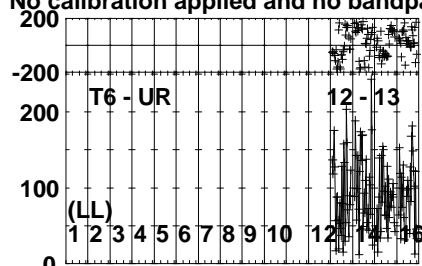
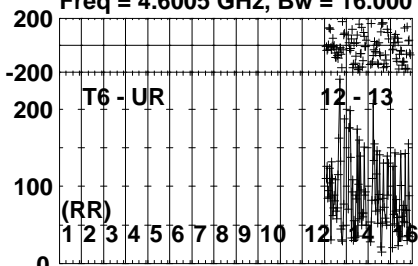
Lower frame: Micro Ampl Jy Top frame: Phas deg  
Vector averaged cross-power spectrum Several baselines displayed  
Timerange: 01/03:11:26 to 01/03:12:20

Plot file version 478 created 01-DEC-2023 16:32:15

GRB171205A EG120.UVDATA.1

Freq = 4.6005 GHz, Bw = 16.000 MH

No calibration applied and no bandpass applied

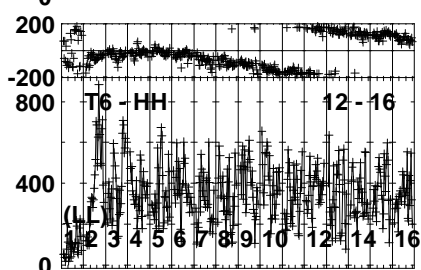
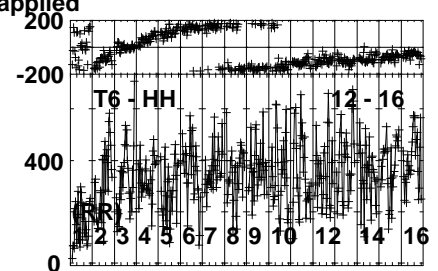
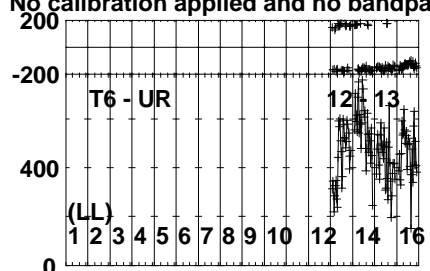
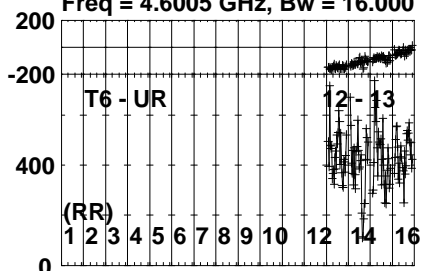


Lower frame: Micro Ampl Jy Top frame: Phas deg  
Vector averaged cross-power spectrum Several baselines displayed  
Timerange: 01/03:12:25 to 01/03:15:09

Plot file version 479 created 01-DEC-2023 16:32:15

J1108-1231 EG120.UVDATA.1

Freq = 4.6005 GHz, Bw = 16.000 MH No calibration applied and no bandpass applied

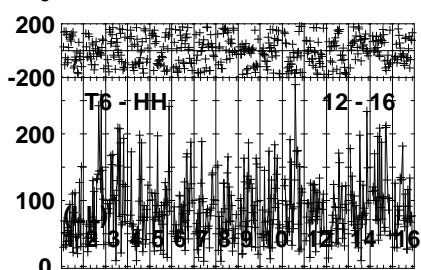
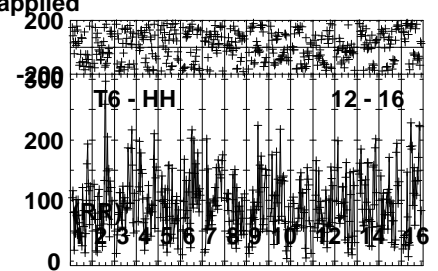
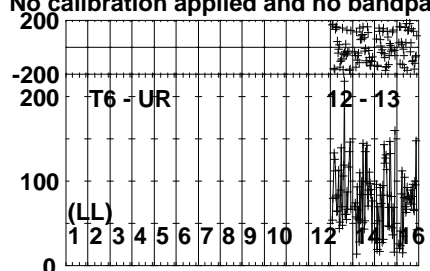
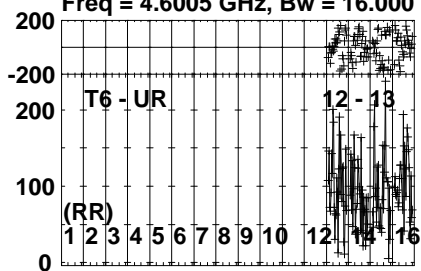


Lower frame: Micro Ampl Jy Top frame: Phas deg  
Vector averaged cross-power spectrum Several baselines displayed  
Timerange: 01/03:15:49 to 01/03:16:35

Plot file version 480 created 01-DEC-2023 16:32:15

GRB171205A EG120.UVDATA.1

Freq = 4.6005 GHz, Bw = 16.000 MH No calibration applied and no bandpass applied



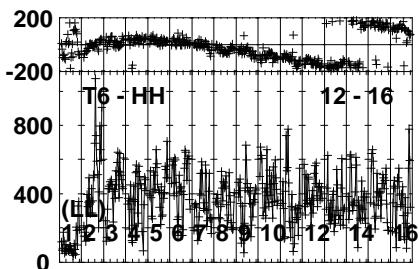
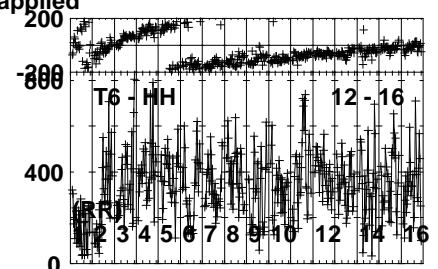
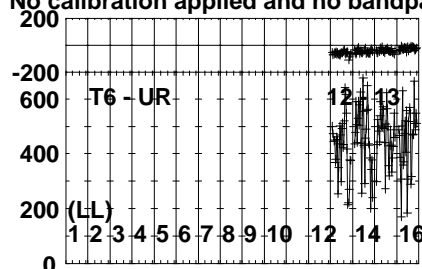
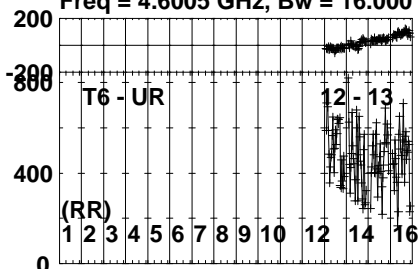
Lower frame: Micro Ampl Jy Top frame: Phas deg  
Vector averaged cross-power spectrum Several baselines displayed  
Timerange: 01/03:16:37 to 01/03:19:23



Plot file version 481 created 01-DEC-2023 16:32:15

J1108-1231 EG120.UVDATA.1

Freq = 4.6005 GHz, Bw = 16.000 MH No calibration applied and no bandpass applied

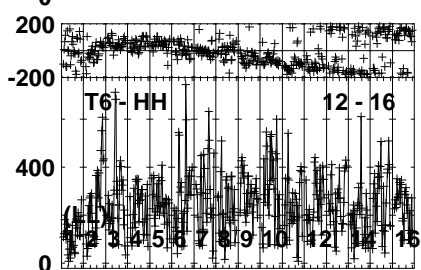
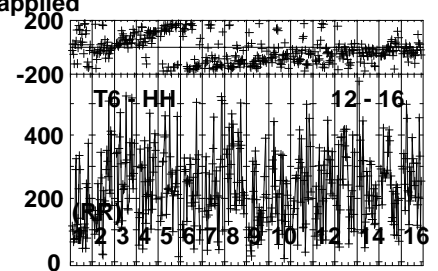
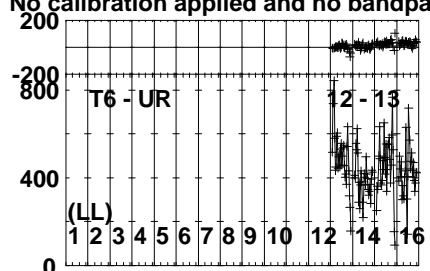
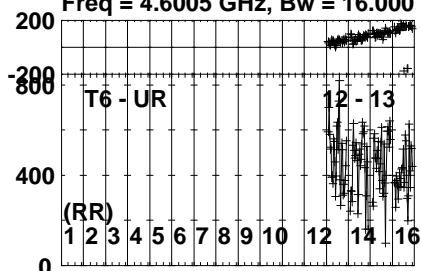


Lower frame: Micro Ampl Jy Top frame: Phas deg  
Vector averaged cross-power spectrum Several baselines displayed  
Timerange: 01/03:19:28 to 01/03:20:32

Plot file version 482 created 01-DEC-2023 16:32:16

J1107-1226 EG120.UVDATA.1

Freq = 4.6005 GHz, Bw = 16.000 MH No calibration applied and no bandpass applied

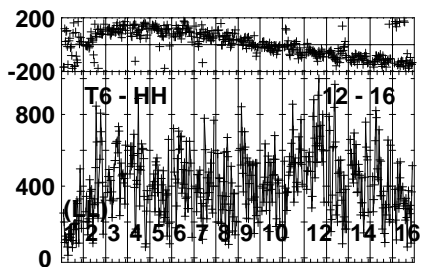
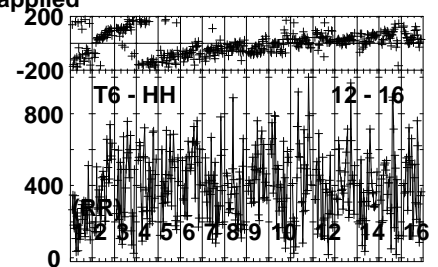
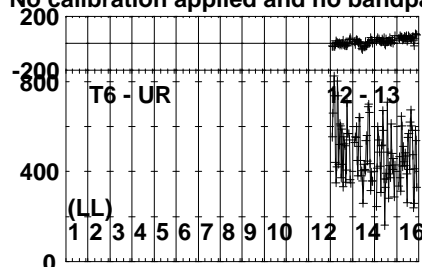
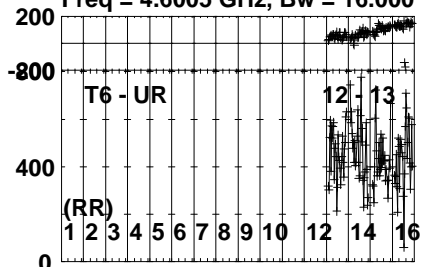


Lower frame: Micro Ampl Jy Top frame: Phas deg  
Vector averaged cross-power spectrum Several baselines displayed  
Timerange: 01/03:20:37 to 01/03:21:41

Plot file version 483 created 01-DEC-2023 16:32:16

J1108-1231 EG120.UVDATA.1

Freq = 4.6005 GHz, Bw = 16.000 MH No calibration applied and no bandpass applied



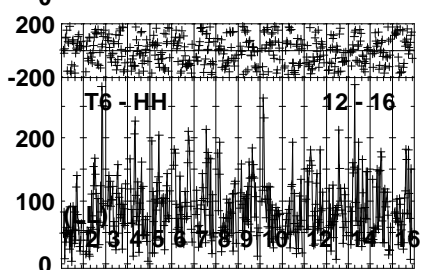
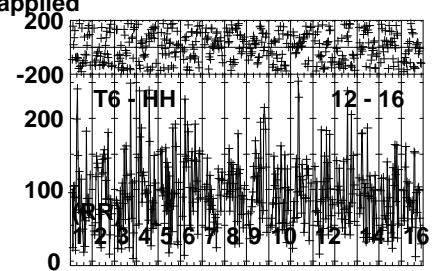
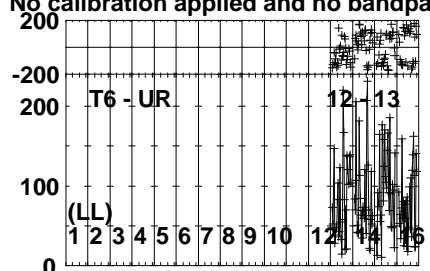
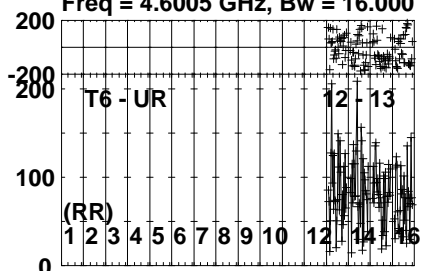
Lower frame: Micro Ampl Jy Top frame: Phas deg  
Vector averaged cross-power spectrum Several baselines displayed  
Timerange: 01/03:21:46 to 01/03:22:40

Plot file version 484 created 01-DEC-2023 16:32:16

GRB171205A EG120.UVDATA.1

Freq = 4.6005 GHz, Bw = 16.000 MH

No calibration applied and no bandpass applied

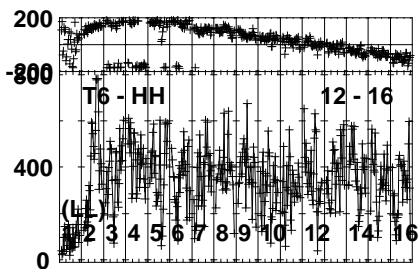
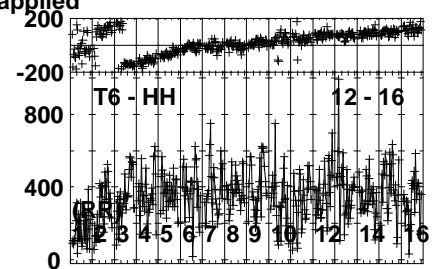
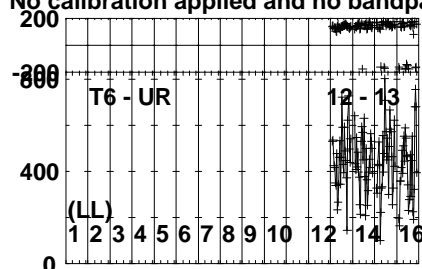
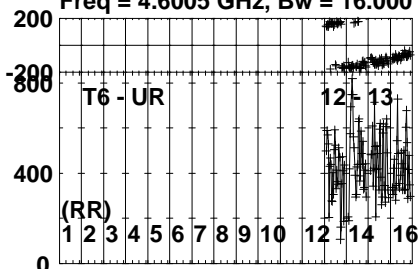


Lower frame: Micro Ampl Jy Top frame: Phas deg  
Vector averaged cross-power spectrum Several baselines displayed  
Timerange: 01/03:22:45 to 01/03:25:29

Plot file version 485 created 01-DEC-2023 16:32:16

J1108-1231 EG120.UVDATA.1

Freq = 4.6005 GHz, Bw = 16.000 MH No calibration applied and no bandpass applied

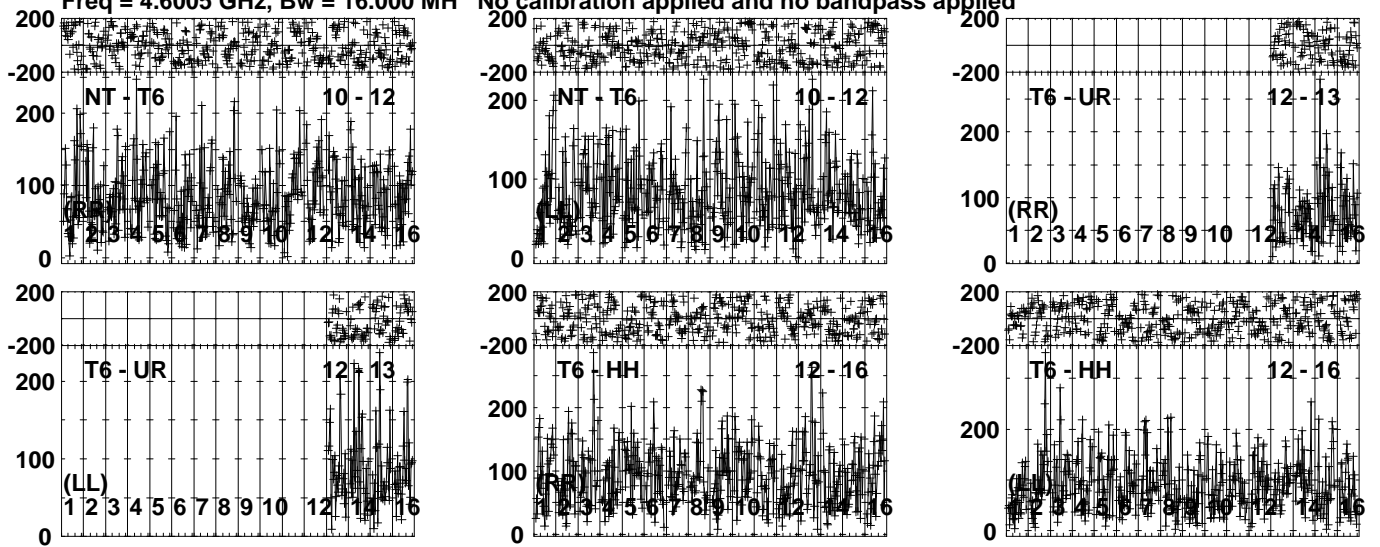


Lower frame: Micro Ampl Jy Top frame: Phas deg  
Vector averaged cross-power spectrum Several baselines displayed  
Timerange: 01/03:26:09 to 01/03:26:55

Plot file version 486 created 01-DEC-2023 16:32:16

GRB171205A EG120.UVDATA.1

Freq = 4.6005 GHz, Bw = 16.000 MH No calibration applied and no bandpass applied



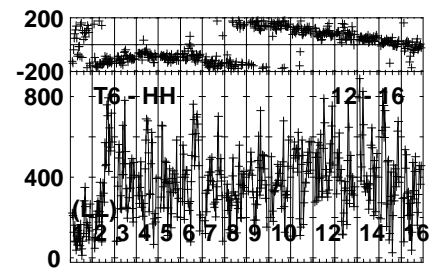
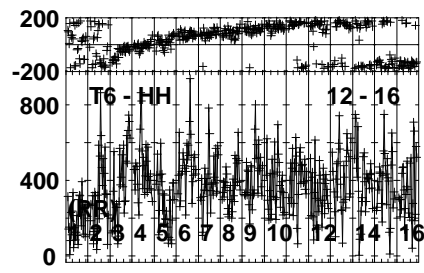
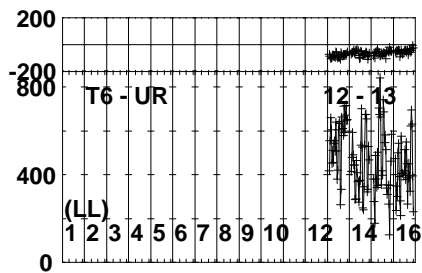
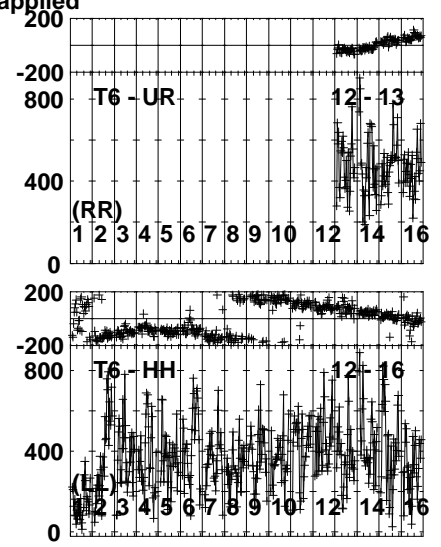
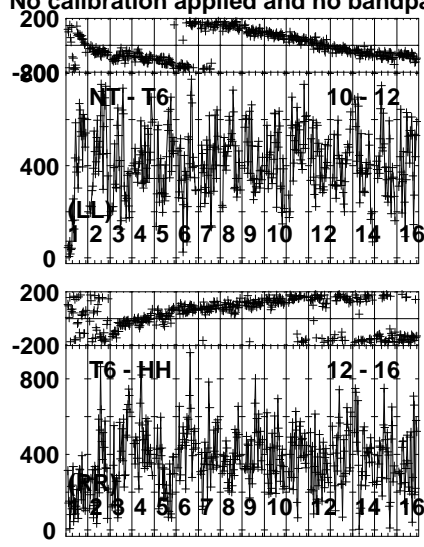
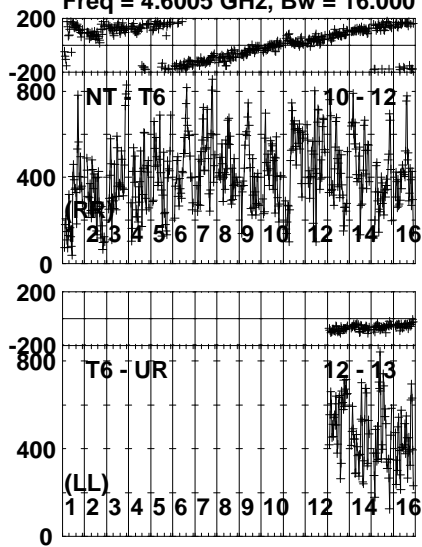
Lower frame: Micro Ampl Jy Top frame: Phas deg  
Vector averaged cross-power spectrum Several baselines displayed  
Timerange: 01/03:26:57 to 01/03:29:43

Plot file version 487 created 01-DEC-2023 16:32:16

J1108-1231 EG120.UVDATA.1

Freq = 4.6005 GHz, Bw = 16.000 MH

No calibration applied and no bandpass applied



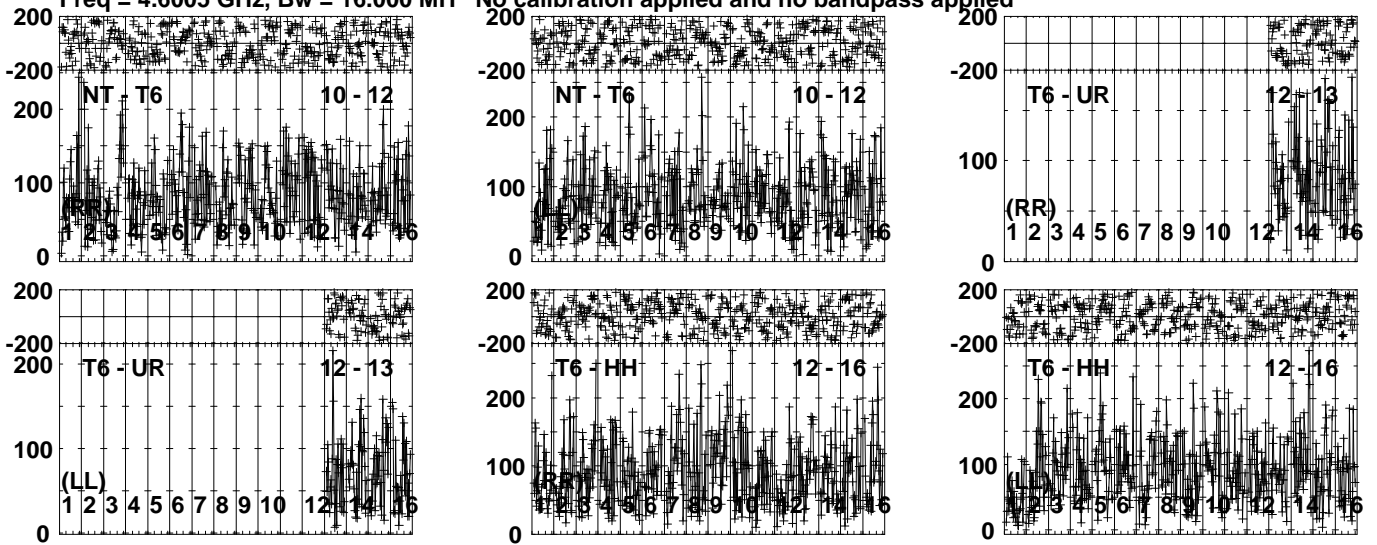
Lower frame: Micro Ampl Jy Top frame: Phas deg  
Vector averaged cross-power spectrum Several baselines displayed  
Timerange: 01/03:29:48 to 01/03:30:42

Plot file version 488 created 01-DEC-2023 16:32:16

GRB171205A EG120.UVDATA.1

Freq = 4.6005 GHz, Bw = 16.000 MH

No calibration applied and no bandpass applied



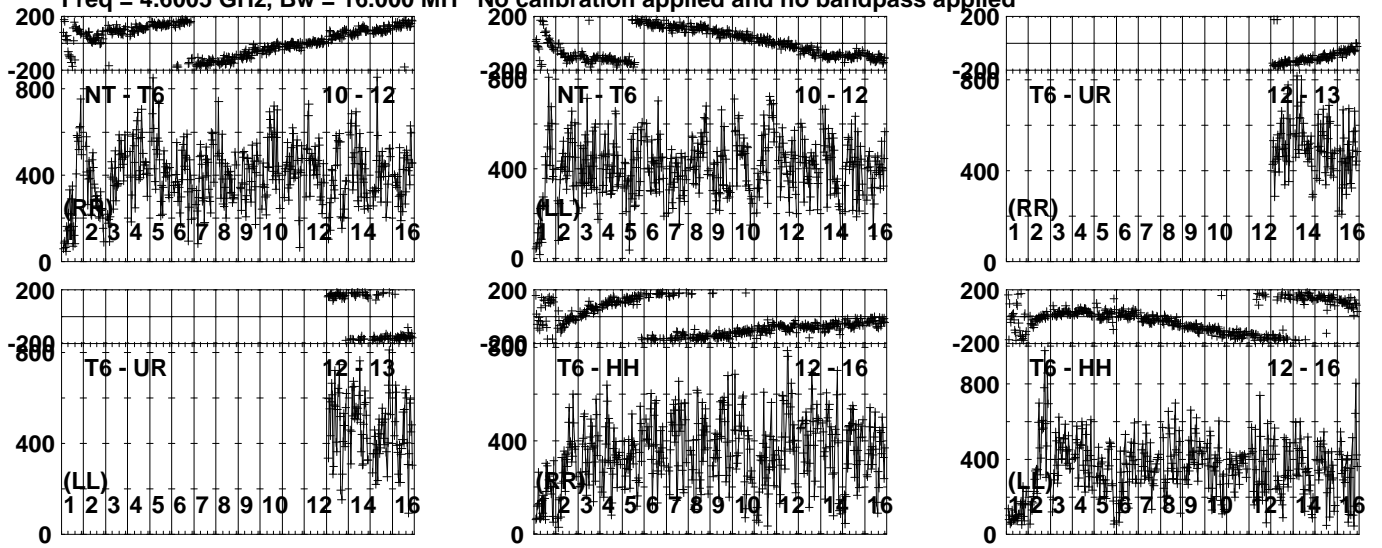
Lower frame: Micro Ampl Jy Top frame: Phas deg  
Vector averaged cross-power spectrum Several baselines displayed  
Timerange: 01/03:30:47 to 01/03:33:31



Plot file version 489 created 01-DEC-2023 16:32:16

J1108-1231 EG120.UVDATA.1

Freq = 4.6005 GHz, Bw = 16.000 MH No calibration applied and no bandpass applied

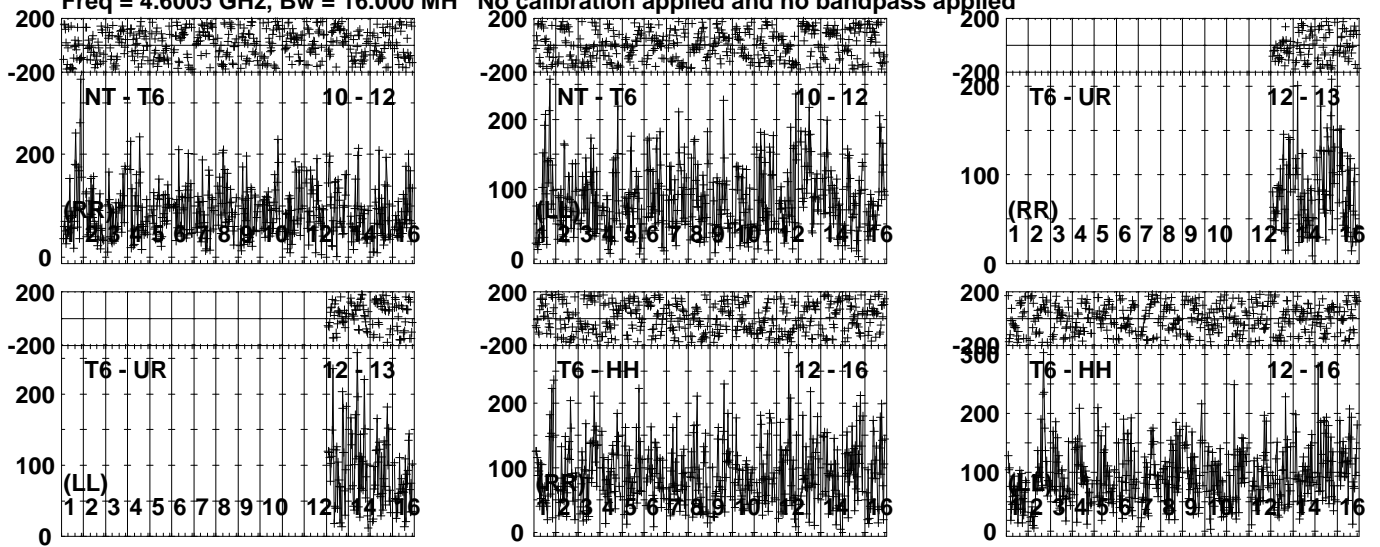


Lower frame: Micro Ampl Jy Top frame: Phas deg  
Vector averaged cross-power spectrum Several baselines displayed  
Timerange: 01/03:34:11 to 01/03:34:57

Plot file version 490 created 01-DEC-2023 16:32:16

GRB171205A EG120.UVDATA.1

Freq = 4.6005 GHz, Bw = 16.000 MH No calibration applied and no bandpass applied



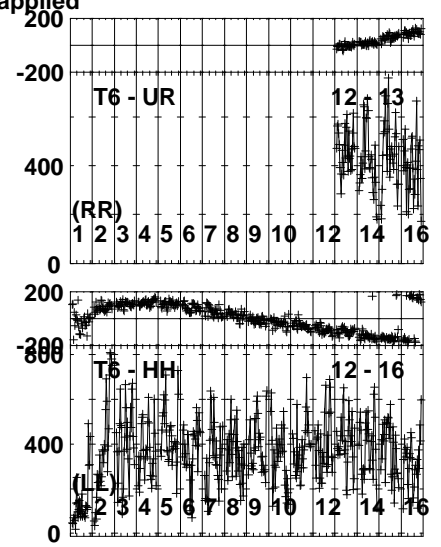
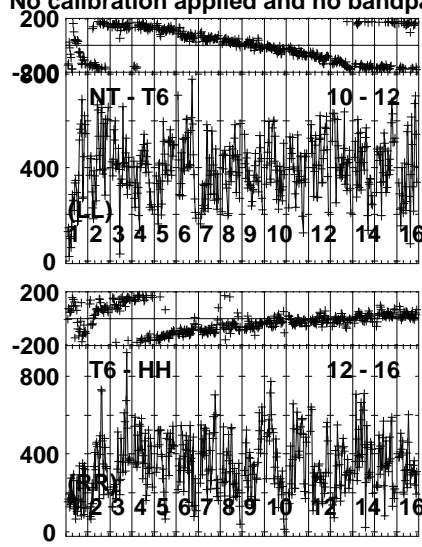
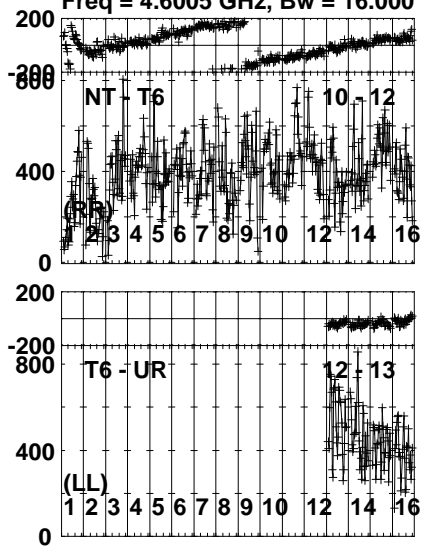
Lower frame: Micro Ampl Jy Top frame: Phas deg  
Vector averaged cross-power spectrum Several baselines displayed  
Timerange: 01/03:34:59 to 01/03:37:45

Plot file version 491 created 01-DEC-2023 16:32:16

J1108-1231 EG120.UVDATA.1

Freq = 4.6005 GHz, Bw = 16.000 MH

No calibration applied and no bandpass applied



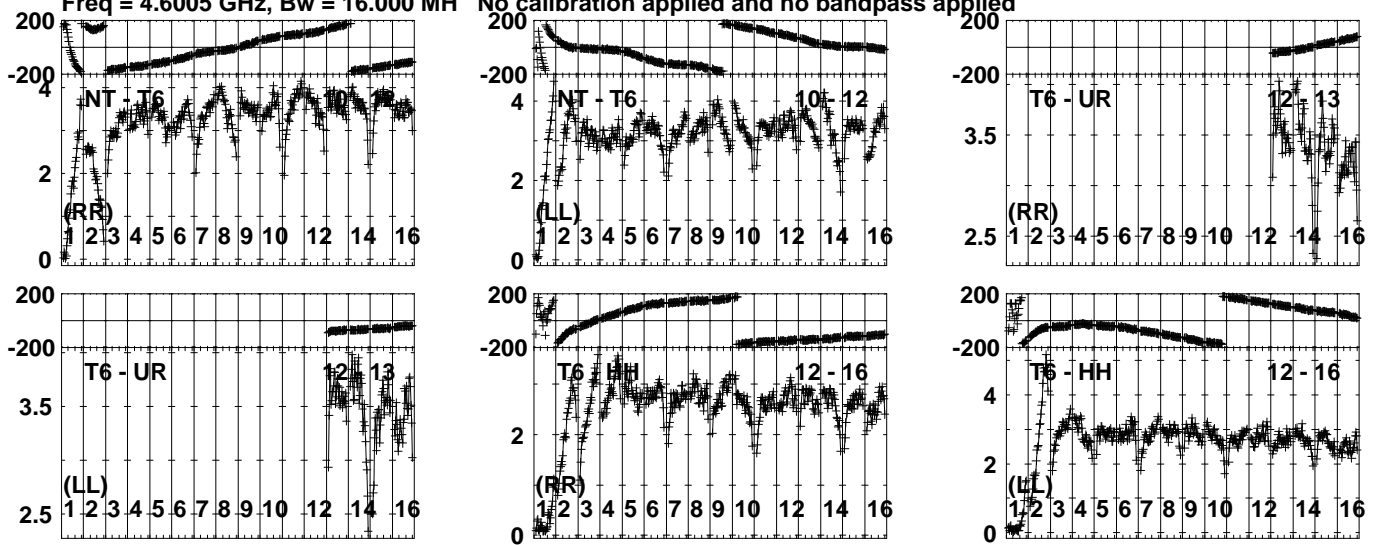
Lower frame: Micro Ampl Jy Top frame: Phas deg  
Vector averaged cross-power spectrum Several baselines displayed  
Timerange: 01/03:37:50 to 01/03:38:54

Plot file version 492 created 01-DEC-2023 16:32:16

J1118-1232 EG120.UVDATA.1

Freq = 4.6005 GHz, Bw = 16.000 MH

No calibration applied and no bandpass applied

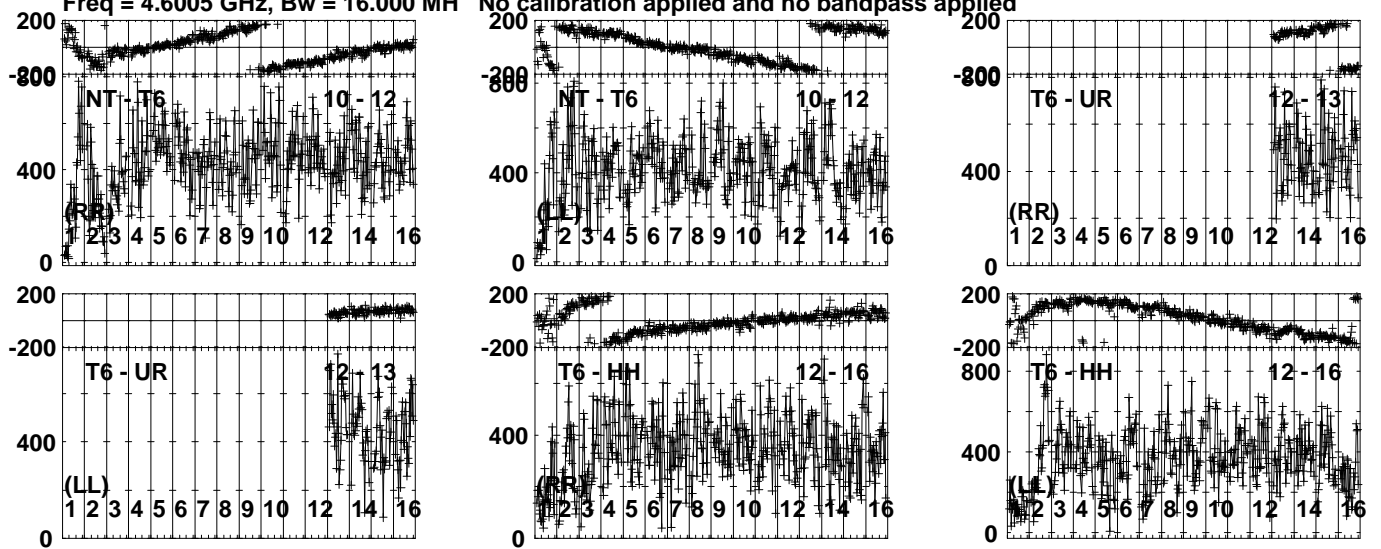


Lower frame: Milli Ampl Jy Top frame: Phas deg  
Vector averaged cross-power spectrum Several baselines displayed  
Timerange: 01/03:39:18 to 01/03:40:14

Plot file version 493 created 01-DEC-2023 16:32:16

J1108-1231 EG120.UVDATA.1

Freq = 4.6005 GHz, Bw = 16.000 MH No calibration applied and no bandpass applied

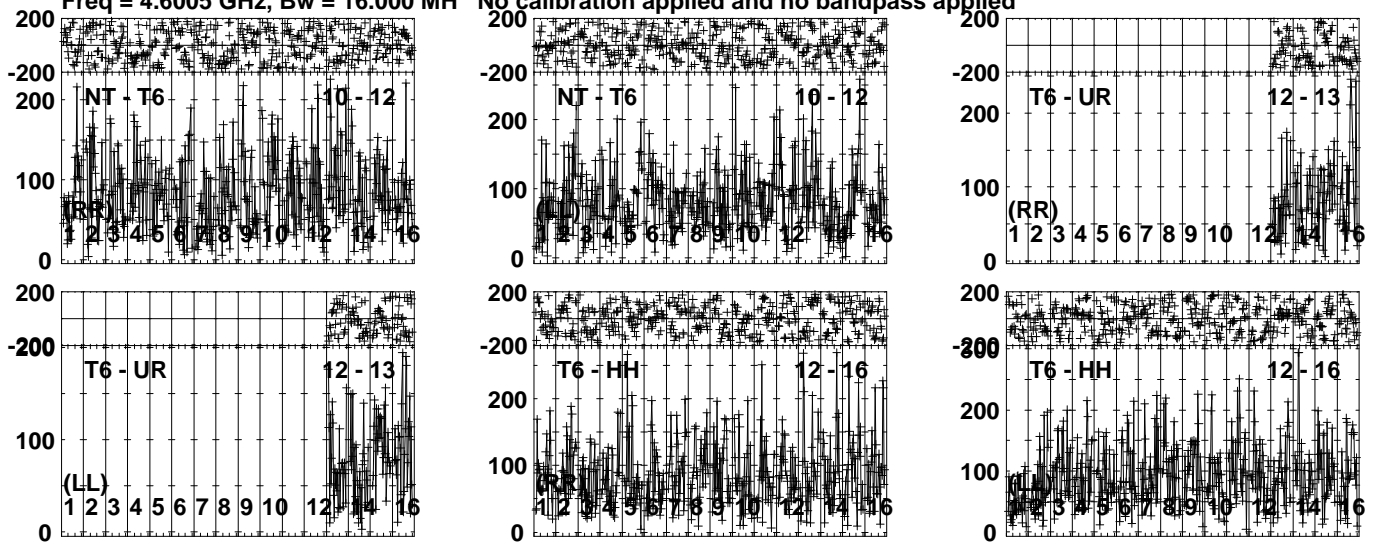


Lower frame: Micro Ampl Jy Top frame: Phas deg  
Vector averaged cross-power spectrum Several baselines displayed  
Timerange: 01/03:40:48 to 01/03:41:34

Plot file version 494 created 01-DEC-2023 16:32:17

GRB171205A EG120.UVDATA.1

Freq = 4.6005 GHz, Bw = 16.000 MH No calibration applied and no bandpass applied

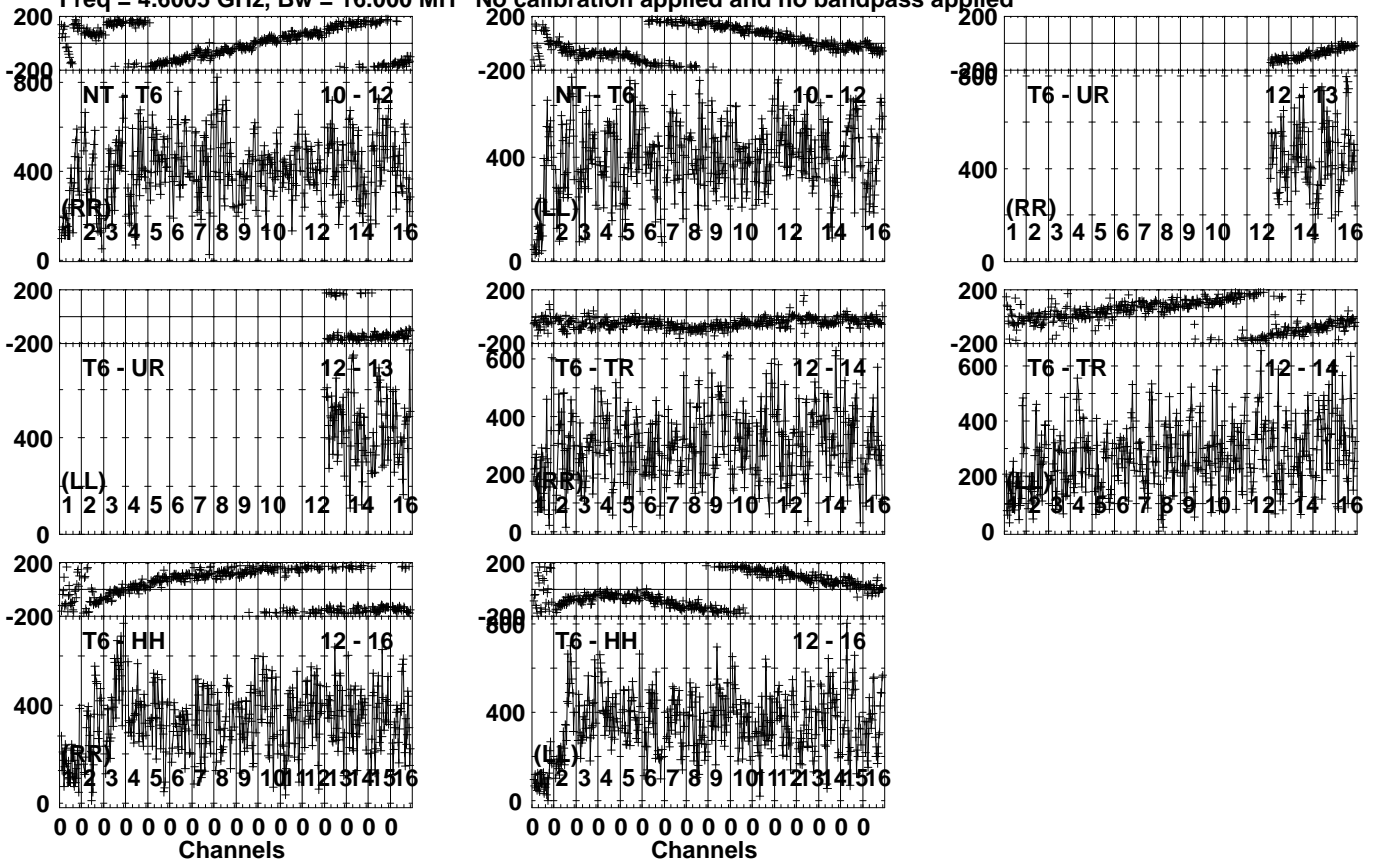


Lower frame: Micro Ampl Jy Top frame: Phas deg  
Vector averaged cross-power spectrum Several baselines displayed  
Timerange: 01/03:41:48 to 01/03:44:24

Plot file version 495 created 01-DEC-2023 16:32:17

J1108-1231 EG120.UVDATA.1

Freq = 4.6005 GHz, Bw = 16.000 MH No calibration applied and no bandpass applied



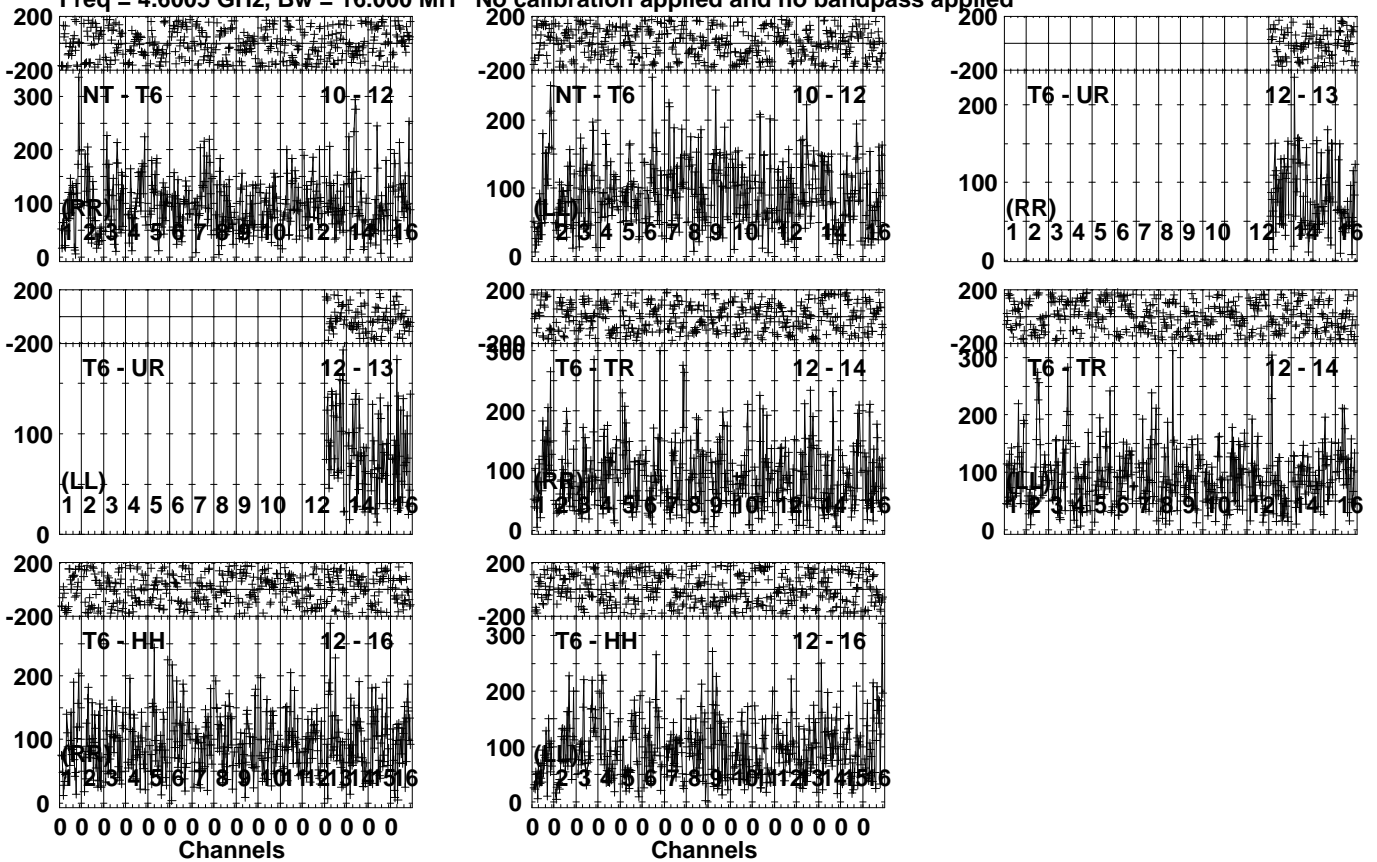
Lower frame: Micro Ampl Jy Top frame: Phas deg  
Vector averaged cross-power spectrum Several baselines displayed  
Timerange: 01/03:45:03 to 01/03:45:49

Plot file version 496 created 01-DEC-2023 16:32:17

GRB171205A EG120.UVDATA.1

Freq = 4.6005 GHz, Bw = 16.000 MH

No calibration applied and no bandpass applied



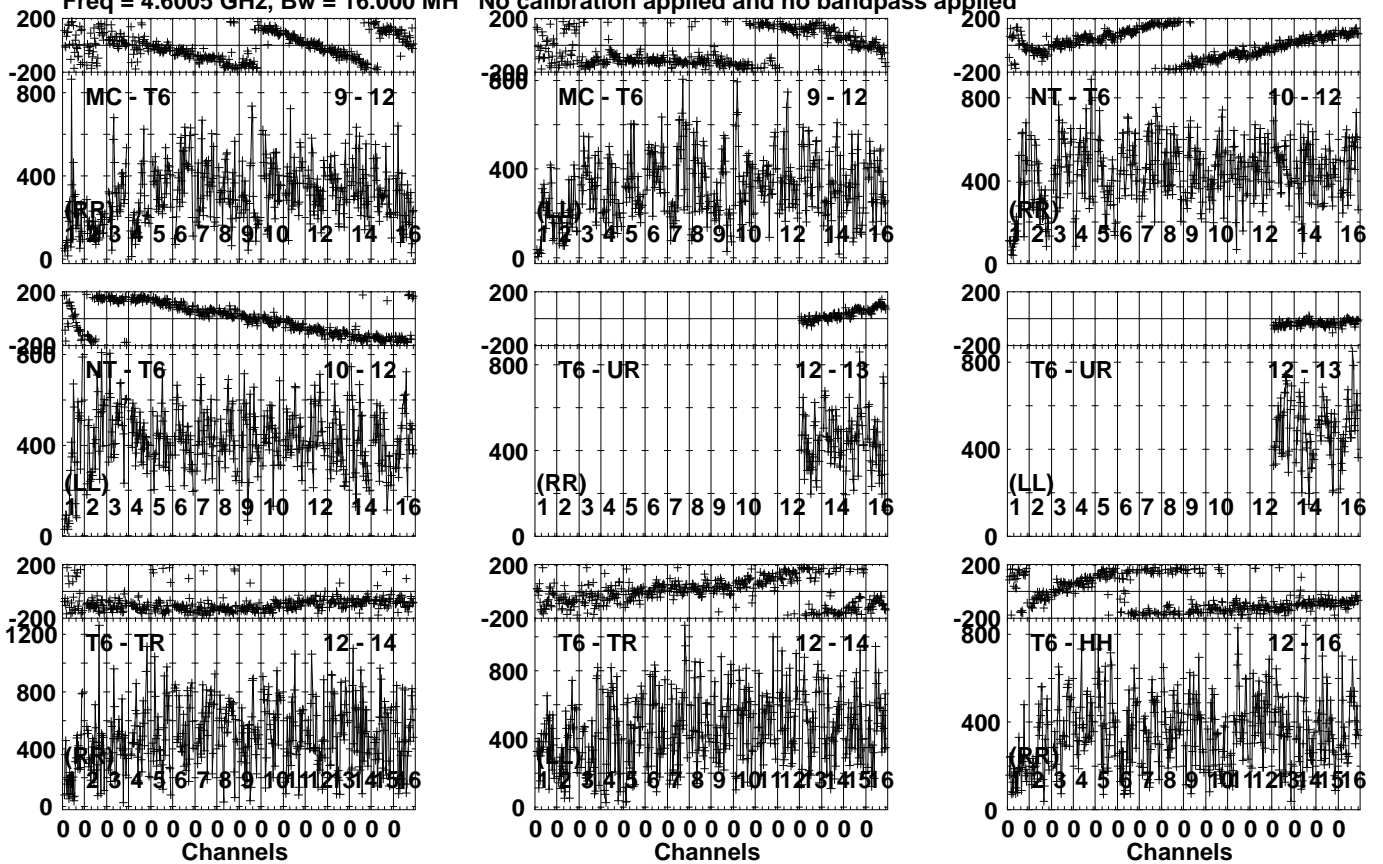
Lower frame: Micro Ampl Jy Top frame: Phas deg  
Vector averaged cross-power spectrum Several baselines displayed  
Timerange: 01/03:46:01 to 01/03:48:39



Plot file version 497 created 01-DEC-2023 16:32:17

J1108-1231 EG120.UVDATA.1

Freq = 4.6005 GHz, Bw = 16.000 MH No calibration applied and no bandpass applied

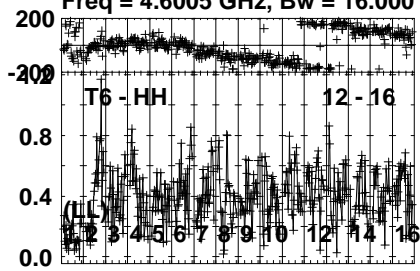


Lower frame: Micro Ampl Jy Top frame: Phas deg  
Vector averaged cross-power spectrum Several baselines displayed  
Timerange: 01/03:48:53 to 01/03:49:39

Plot file version 498 created 01-DEC-2023 16:32:17

J1108-1231 EG120.UVDATA.1

Freq = 4.6005 GHz, Bw = 16.000 MH No calibration applied and no bandpass applied



Lower frame: Milli Ampl Jy Top frame: Phas deg

Vector averaged cross-power spectrum Several baselines displayed

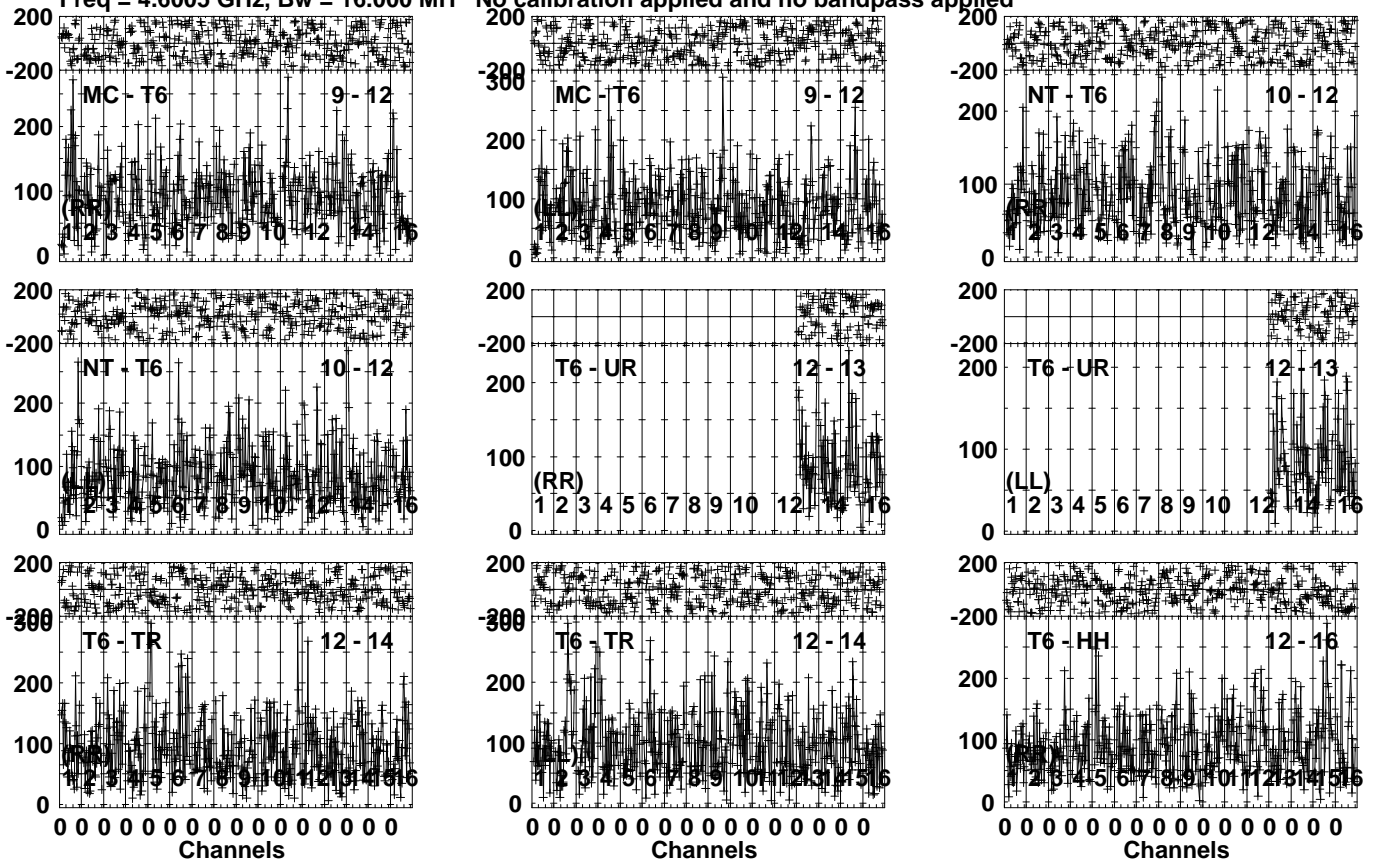
Timerange: 01/03:48:53 to 01/03:49:39

Plot file version 499 created 01-DEC-2023 16:32:17

GRB171205A EG120.UVDATA.1

Freq = 4.6005 GHz, Bw = 16.000 MH

No calibration applied and no bandpass applied

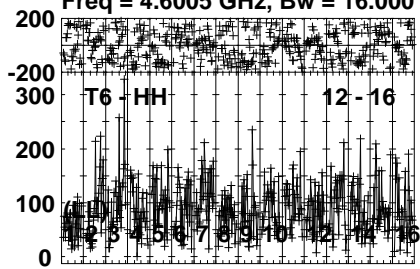


Lower frame: Micro Ampl Jy Top frame: Phas deg  
Vector averaged cross-power spectrum Several baselines displayed  
Timerange: 01/03:49:53 to 01/03:52:29

Plot file version 500 created 01-DEC-2023 16:32:17

GRB171205A EG120.UVDATA.1

Freq = 4.6005 GHz, Bw = 16.000 MH No calibration applied and no bandpass applied

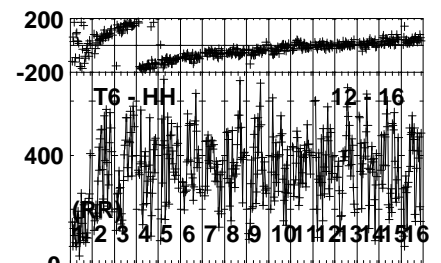
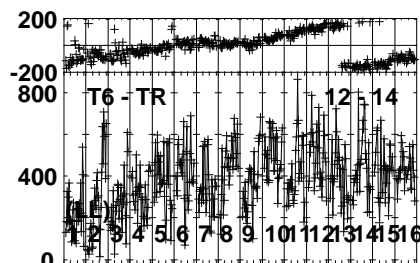
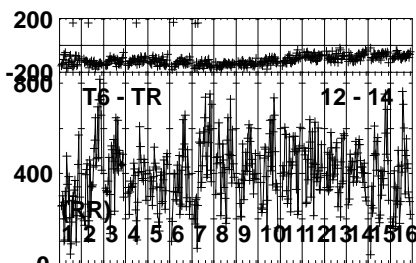
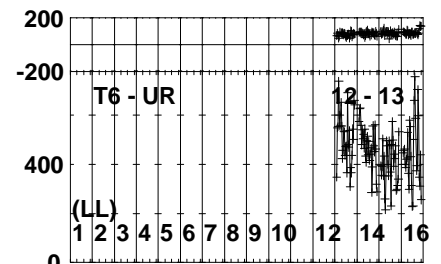
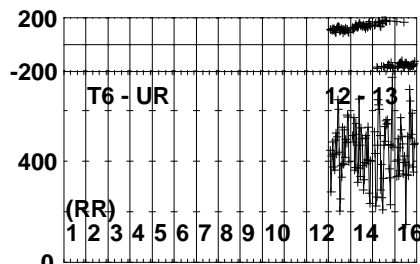
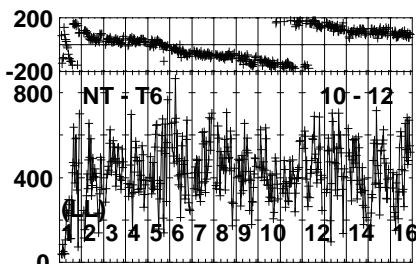
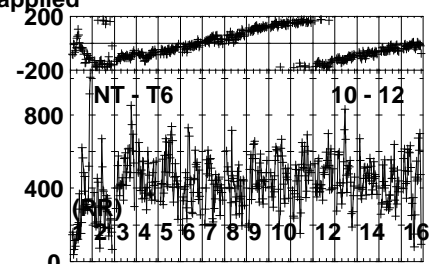
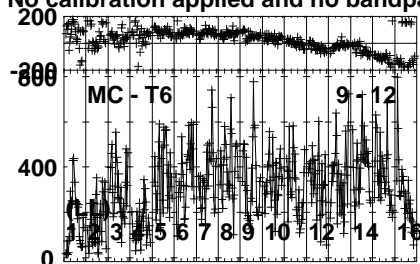
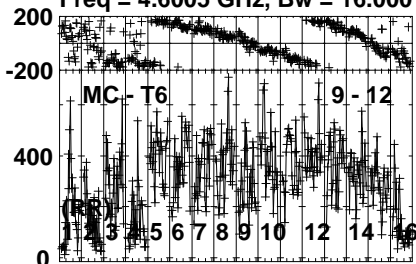


Lower frame: Micro Ampl Jy Top frame: Phas deg  
Vector averaged cross-power spectrum Several baselines displayed  
Timerange: 01/03:49:53 to 01/03:52:29

Plot file version 501 created 01-DEC-2023 16:32:17

J1108-1231 EG120.UVDATA.1

Freq = 4.6005 GHz, Bw = 16.000 MH No calibration applied and no bandpass applied



0 0 0 0 0 0 0 0 0 0 0 0 0 0 0 0  
Channels

0 0 0 0 0 0 0 0 0 0 0 0 0 0 0 0  
Channels

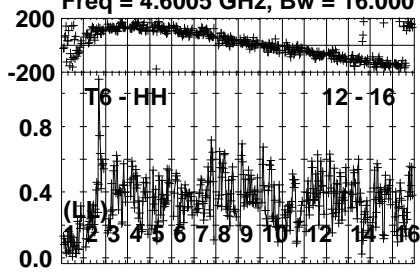
0 0 0 0 0 0 0 0 0 0 0 0 0 0 0 0  
Channels

Lower frame: Micro Ampl Jy Top frame: Phas deg  
Vector averaged cross-power spectrum Several baselines displayed  
Timerange: 01/03:53:08 to 01/03:53:54

Plot file version 502 created 01-DEC-2023 16:32:17

J1108-1231 EG120.UVDATA.1

Freq = 4.6005 GHz, Bw = 16.000 MH No calibration applied and no bandpass applied



Lower frame: Milli Ampl Jy Top frame: Phas deg

Vector averaged cross-power spectrum Several baselines displayed

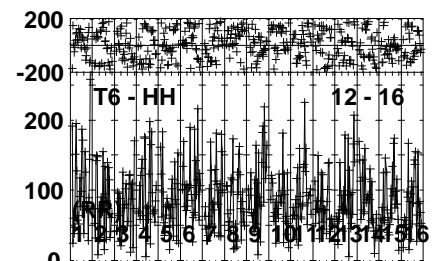
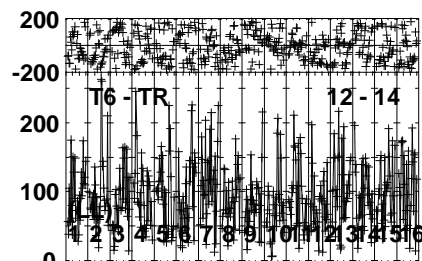
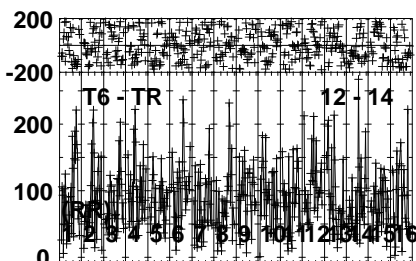
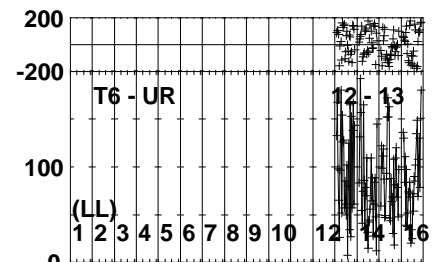
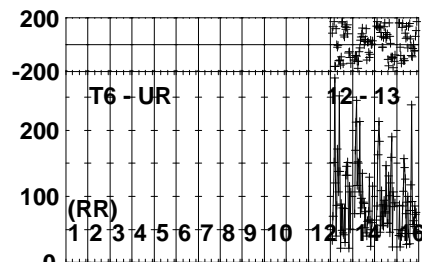
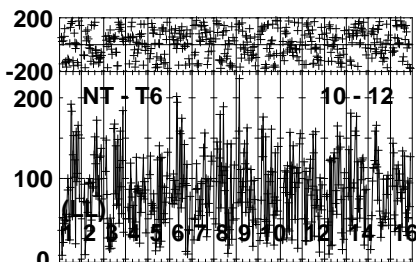
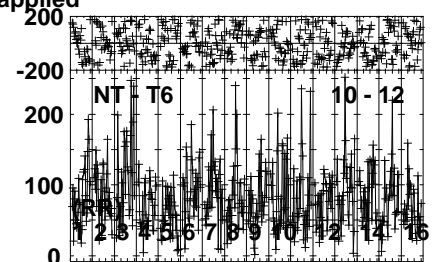
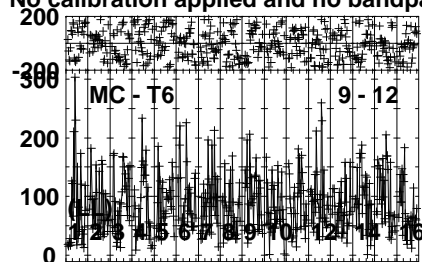
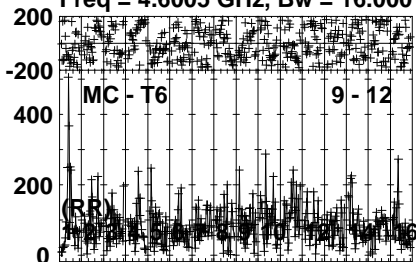
Timerange: 01/03:53:08 to 01/03:53:54

Plot file version 503 created 01-DEC-2023 16:32:17

GRB171205A EG120.UVDATA.1

Freq = 4.6005 GHz, Bw = 16.000 MH

No calibration applied and no bandpass applied

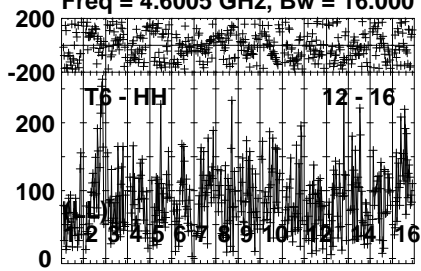


Lower frame: Micro Ampl Jy Top frame: Phas deg  
Vector averaged cross-power spectrum Several baselines displayed  
Timerange: 01/03:54:06 to 01/03:56:44

Plot file version 504 created 01-DEC-2023 16:32:18

GRB171205A EG120.UVDATA.1

Freq = 4.6005 GHz, Bw = 16.000 MH No calibration applied and no bandpass applied



Lower frame: Micro Ampl Jy Top frame: Phas deg  
Vector averaged cross-power spectrum Several baselines displayed  
Timerange: 01/03:54:06 to 01/03:56:44

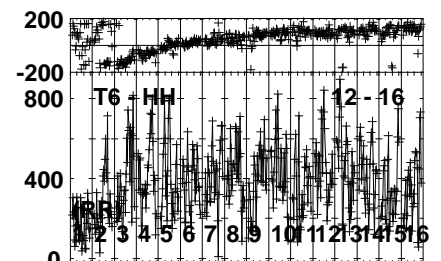
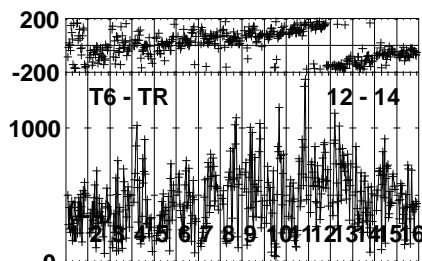
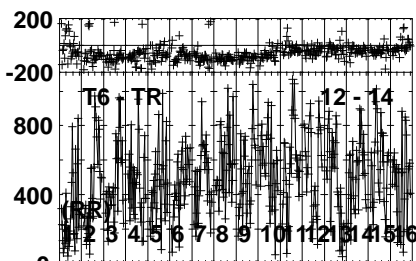
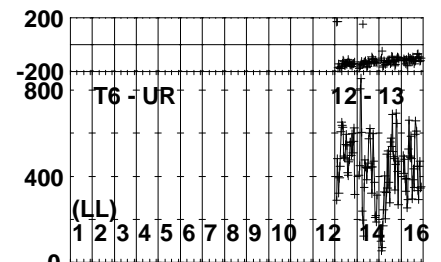
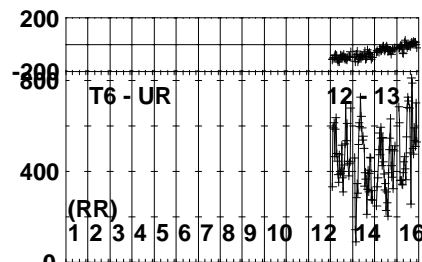
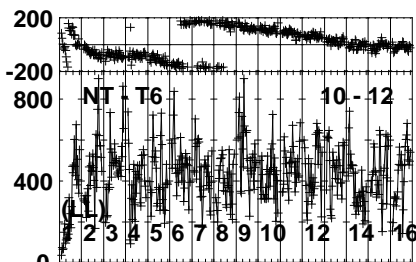
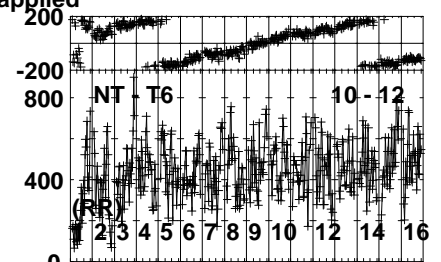
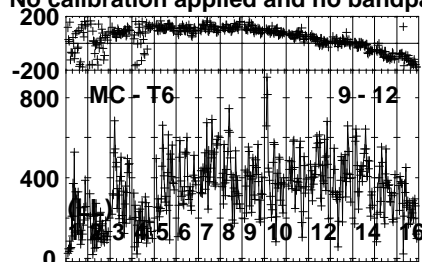
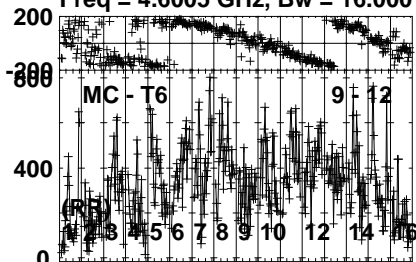


Plot file version 505 created 01-DEC-2023 16:32:18

J1108-1231 EG120.UVDATA.1

Freq = 4.6005 GHz, Bw = 16.000 MH

No calibration applied and no bandpass applied

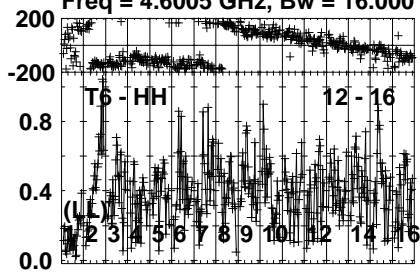


Lower frame: Micro Ampl Jy Top frame: Phas deg  
Vector averaged cross-power spectrum Several baselines displayed  
Timerange: 01/03:56:58 to 01/03:57:44

Plot file version 506 created 01-DEC-2023 16:32:18

J1108-1231 EG120.UVDATA.1

Freq = 4.6005 GHz, Bw = 16.000 MH No calibration applied and no bandpass applied



Lower frame: Milli Ampl Jy Top frame: Phas deg

Vector averaged cross-power spectrum Several baselines displayed

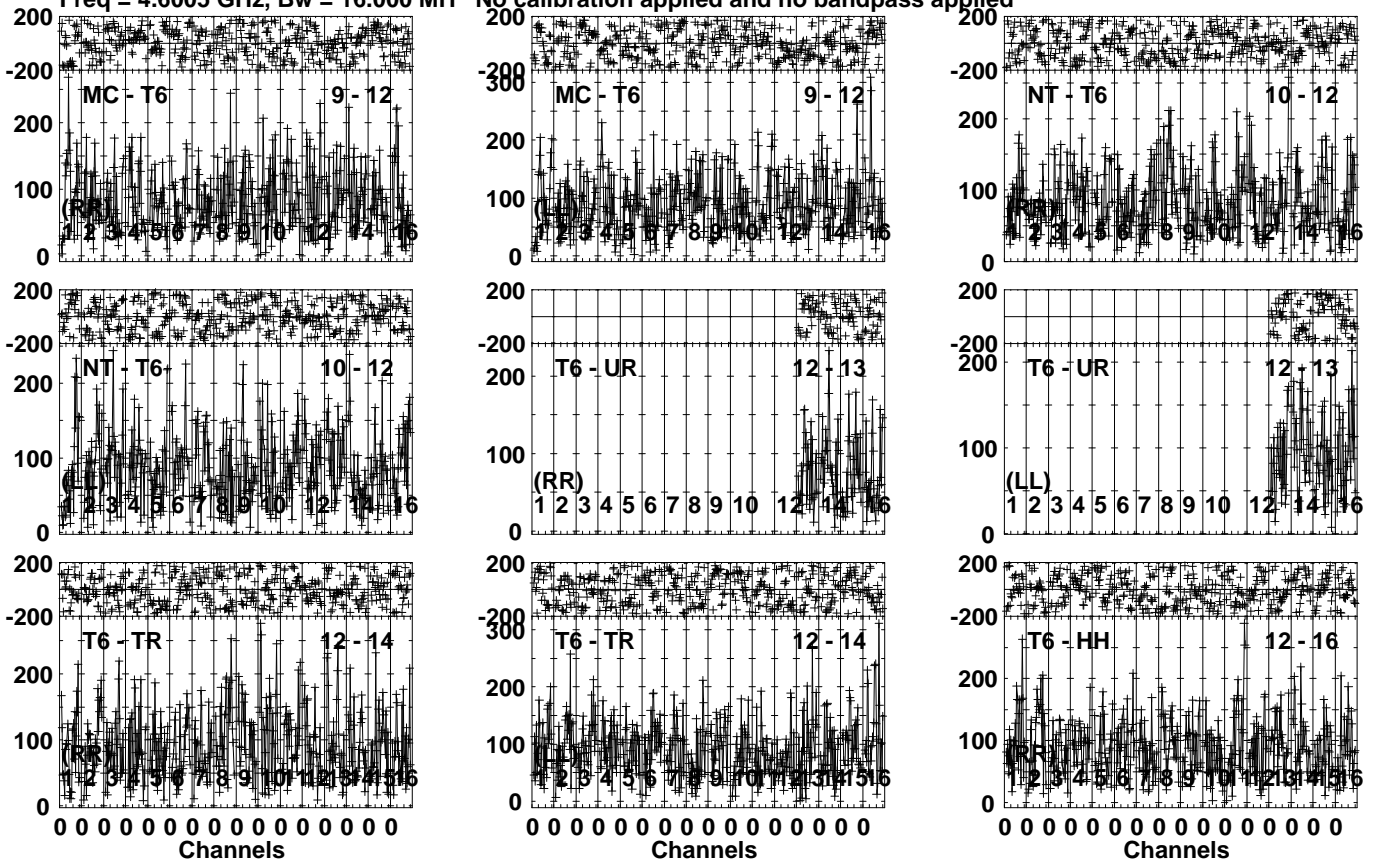
Timerange: 01/03:56:58 to 01/03:57:44

Plot file version 507 created 01-DEC-2023 16:32:18

GRB171205A EG120.UVDATA.1

Freq = 4.6005 GHz, Bw = 16.000 MH

No calibration applied and no bandpass applied

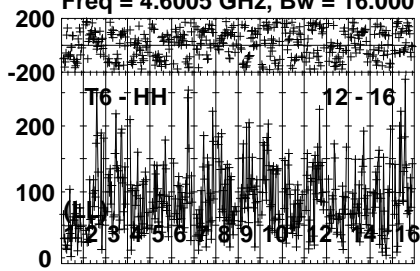


Lower frame: Micro Ampl Jy Top frame: Phas deg  
Vector averaged cross-power spectrum Several baselines displayed  
Timerange: 01/03:57:58 to 01/04:00:34

Plot file version 508 created 01-DEC-2023 16:32:18

GRB171205A EG120.UVDATA.1

Freq = 4.6005 GHz, Bw = 16.000 MH No calibration applied and no bandpass applied



Lower frame: Micro Ampl Jy Top frame: Phas deg

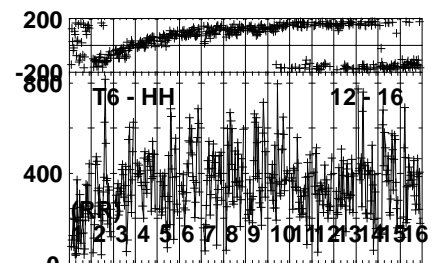
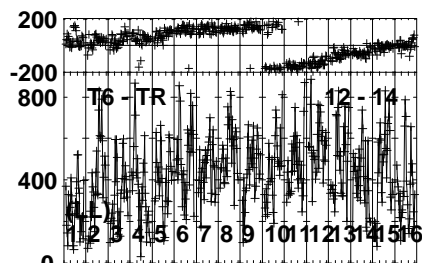
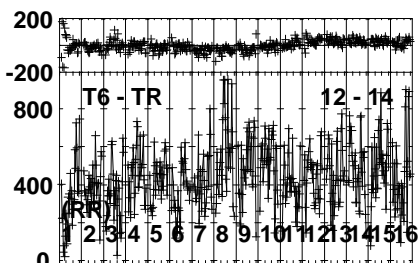
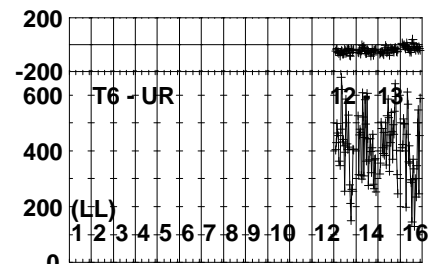
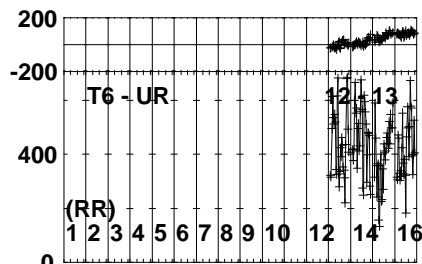
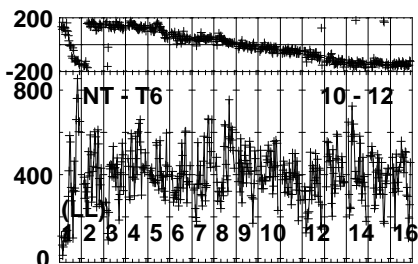
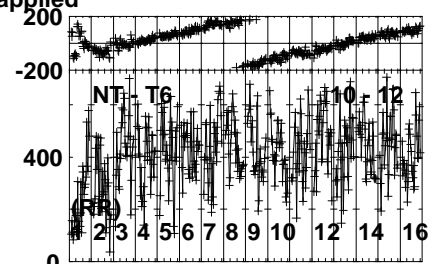
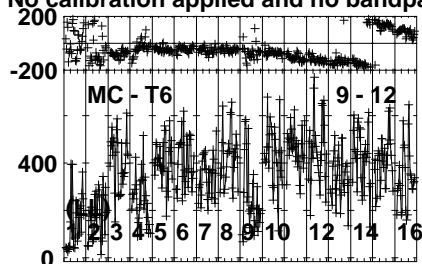
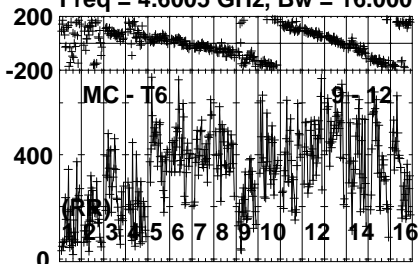
Vector averaged cross-power spectrum Several baselines displayed

Timerange: 01/03:57:58 to 01/04:00:34

Plot file version 509 created 01-DEC-2023 16:32:18

J1108-1231 EG120.UVDATA.1

Freq = 4.6005 GHz, Bw = 16.000 MH No calibration applied and no bandpass applied



0 0 0 0 0 0 0 0 0 0 0 0 0 0 0 0  
Channels

0 0 0 0 0 0 0 0 0 0 0 0 0 0 0 0  
Channels

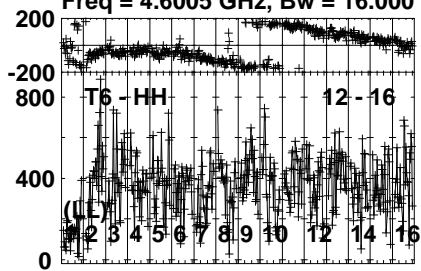
0 0 0 0 0 0 0 0 0 0 0 0 0 0 0 0  
Channels

Lower frame: Micro Ampl Jy Top frame: Phase deg  
Vector averaged cross-power spectrum Several baselines displayed  
Timerange: 01/04:00:48 to 01/04:01:44

Plot file version 510 created 01-DEC-2023 16:32:18

J1108-1231 EG120.UVDATA.1

Freq = 4.6005 GHz, Bw = 16.000 MH No calibration applied and no bandpass applied

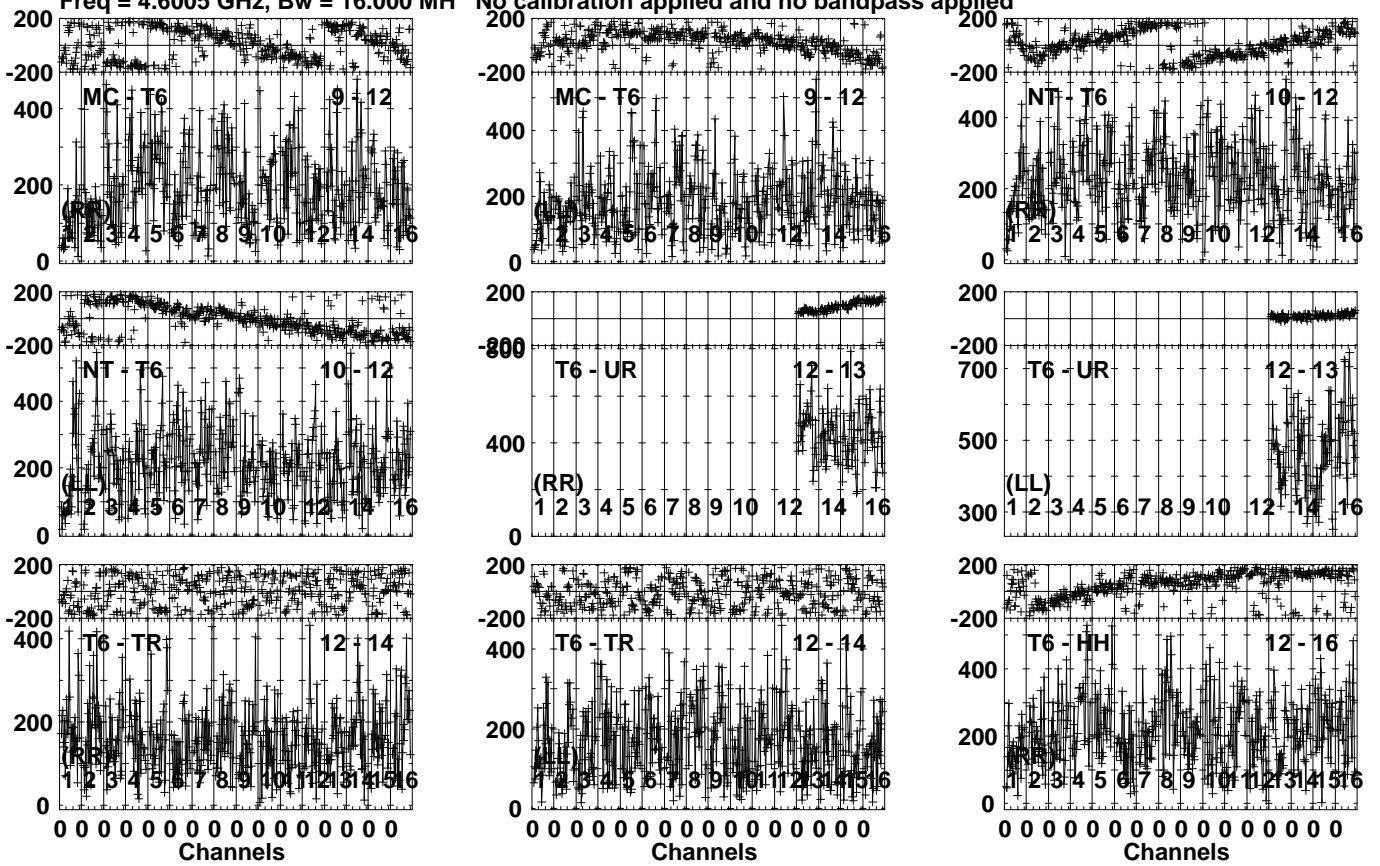


Lower frame: Micro Ampl Jy Top frame: Phas deg  
Vector averaged cross-power spectrum Several baselines displayed  
Timerange: 01/04:00:48 to 01/04:01:44

Plot file version 511 created 01-DEC-2023 16:32:18

J1107-1226 EG120.UVDATA.1

Freq = 4.6005 GHz, Bw = 16.000 MH No calibration applied and no bandpass applied

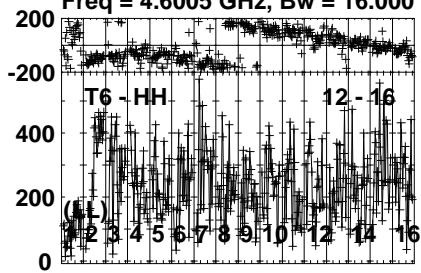


Lower frame: Micro Ampl Jy Top frame: Phas deg  
Vector averaged cross-power spectrum Several baselines displayed  
Timerange: 01/04:02:18 to 01/04:03:14

Plot file version 512 created 01-DEC-2023 16:32:18

J1107-1226 EG120.UVDATA.1

Freq = 4.6005 GHz, Bw = 16.000 MH No calibration applied and no bandpass applied



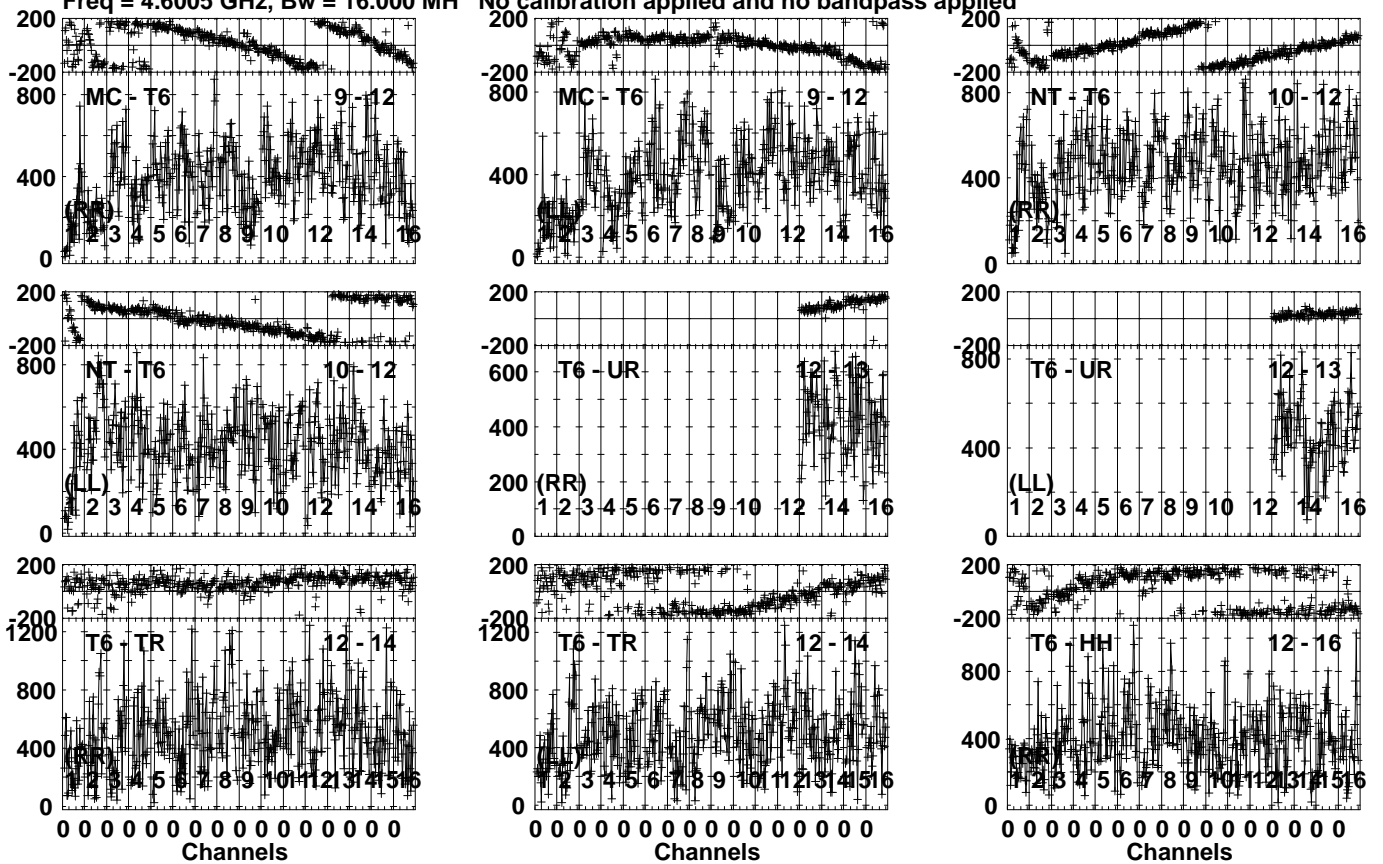
Lower frame: Micro Ampl Jy Top frame: Phas deg  
Vector averaged cross-power spectrum Several baselines displayed  
Timerange: 01/04:02:18 to 01/04:03:14



Plot file version 513 created 01-DEC-2023 16:32:18

J1108-1231 EG120.UVDATA.1

Freq = 4.6005 GHz, Bw = 16.000 MH No calibration applied and no bandpass applied

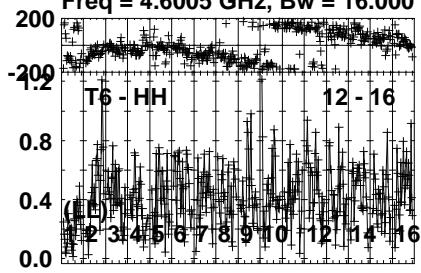


Lower frame: Micro Ampl Jy Top frame: Phas deg  
Vector averaged cross-power spectrum Several baselines displayed  
Timerange: 01/04:03:18 to 01/04:04:12

Plot file version 514 created 01-DEC-2023 16:32:18

J1108-1231 EG120.UVDATA.1

Freq = 4.6005 GHz, Bw = 16.000 MH No calibration applied and no bandpass applied



Lower frame: Milli Ampl Jy Top frame: Phas deg

Vector averaged cross-power spectrum Several baselines displayed

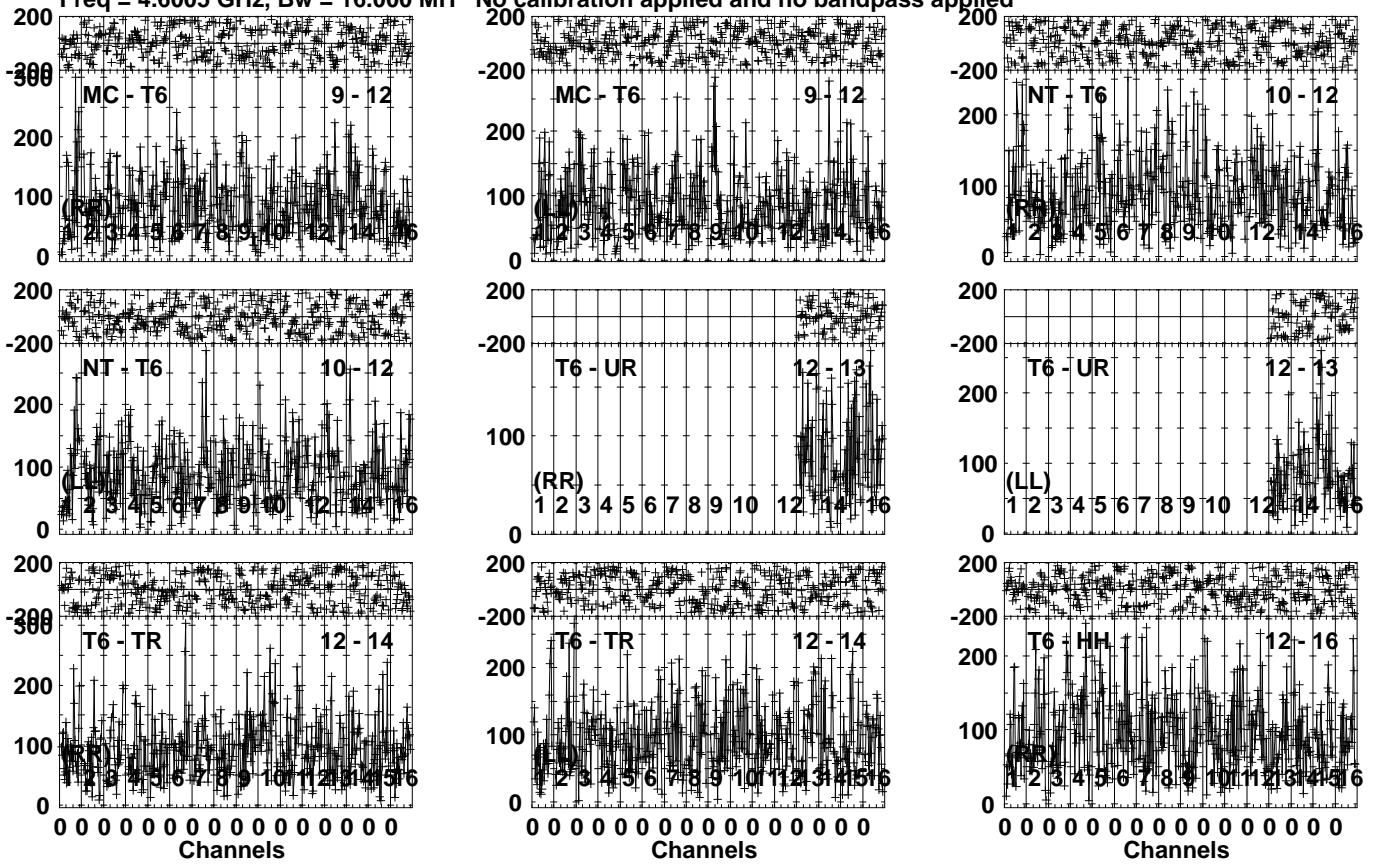
Timerange: 01/04:03:18 to 01/04:04:12

Plot file version 515 created 01-DEC-2023 16:32:18

GRB171205A EG120.UVDATA.1

Freq = 4.6005 GHz, Bw = 16.000 MH

No calibration applied and no bandpass applied

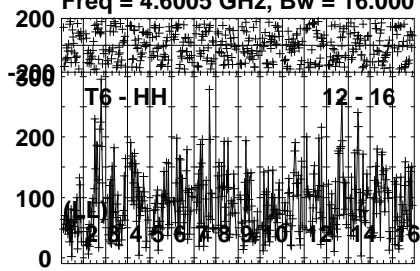


Lower frame: Micro Ampl Jy Top frame: Phas deg  
Vector averaged cross-power spectrum Several baselines displayed  
Timerange: 01/04:04:17 to 01/04:07:01

Plot file version 516 created 01-DEC-2023 16:32:18

GRB171205A EG120.UVDATA.1

Freq = 4.6005 GHz, Bw = 16.000 MH No calibration applied and no bandpass applied



Lower frame: Micro Ampl Jy Top frame: Phas deg

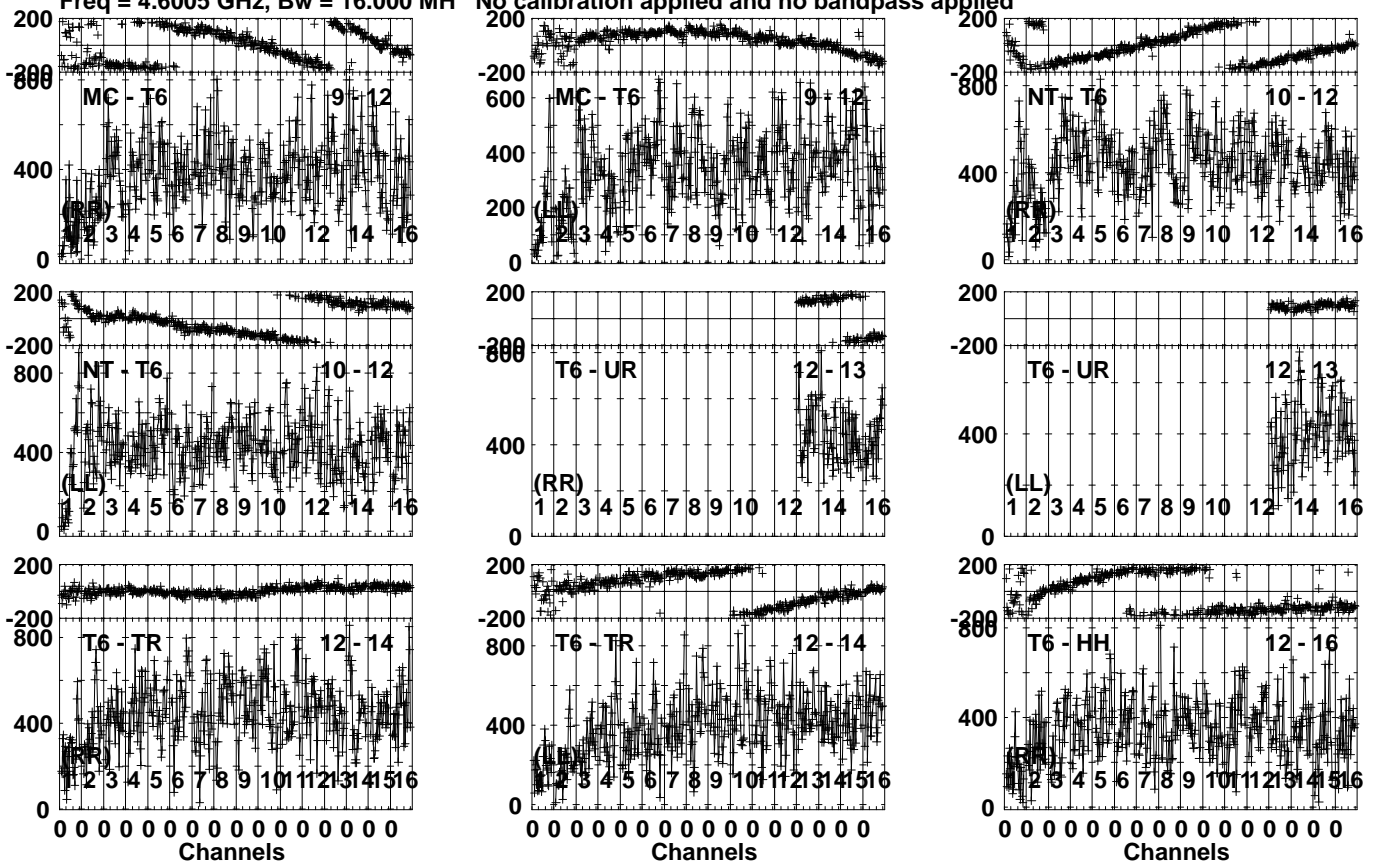
Vector averaged cross-power spectrum Several baselines displayed

Timerange: 01/04:04:17 to 01/04:07:01

Plot file version 517 created 01-DEC-2023 16:32:19

J1108-1231 EG120.UVDATA.1

Freq = 4.6005 GHz, Bw = 16.000 MH No calibration applied and no bandpass applied

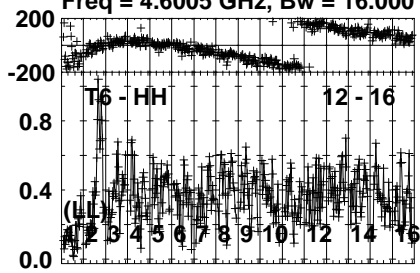


Lower frame: Micro Ampl Jy Top frame: Phas deg  
Vector averaged cross-power spectrum Several baselines displayed  
Timerange: 01/04:07:41 to 01/04:08:27

Plot file version 518 created 01-DEC-2023 16:32:19

J1108-1231 EG120.UVDATA.1

Freq = 4.6005 GHz, Bw = 16.000 MH No calibration applied and no bandpass applied



Lower frame: Milli Ampl Jy Top frame: Phas deg

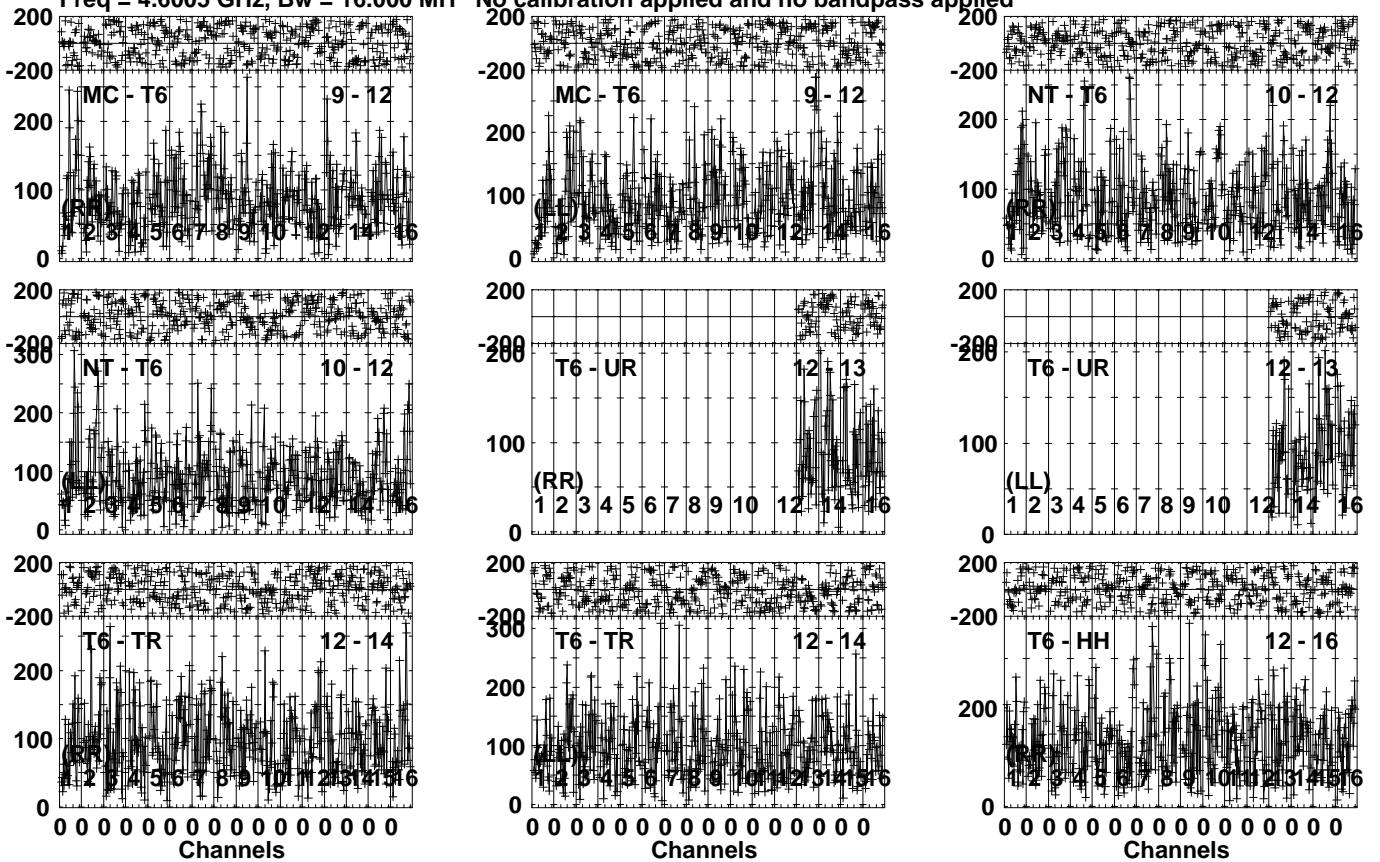
Vector averaged cross-power spectrum Several baselines displayed

Timerange: 01/04:07:41 to 01/04:08:27

Plot file version 519 created 01-DEC-2023 16:32:19

GRB171205A EG120.UVDATA.1

Freq = 4.6005 GHz, Bw = 16.000 MH No calibration applied and no bandpass applied

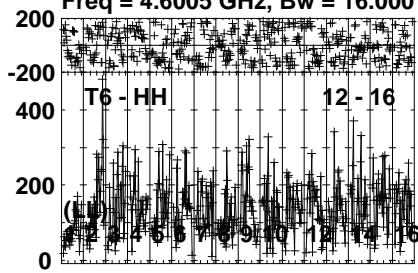


Lower frame: Micro Ampl Jy Top frame: Phas deg  
Vector averaged cross-power spectrum Several baselines displayed  
Timerange: 01/04:08:29 to 01/04:11:15

Plot file version 520 created 01-DEC-2023 16:32:19

GRB171205A EG120.UVDATA.1

Freq = 4.6005 GHz, Bw = 16.000 MH No calibration applied and no bandpass applied



Lower frame: Micro Ampl Jy Top frame: Phas deg

Vector averaged cross-power spectrum Several baselines displayed

Timerange: 01/04:08:29 to 01/04:11:15

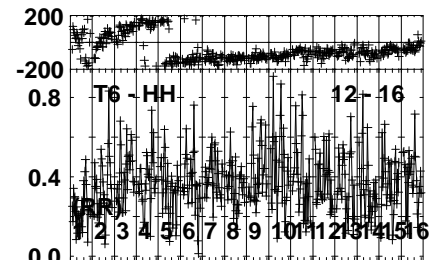
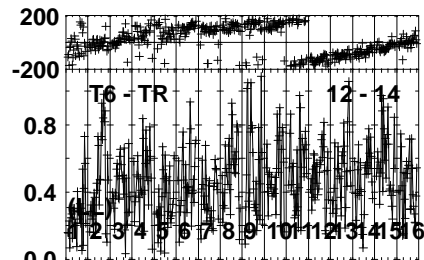
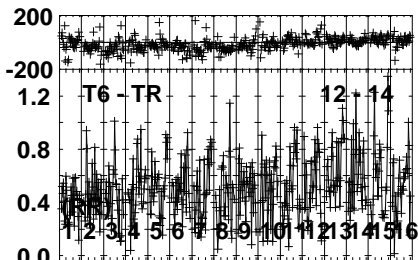
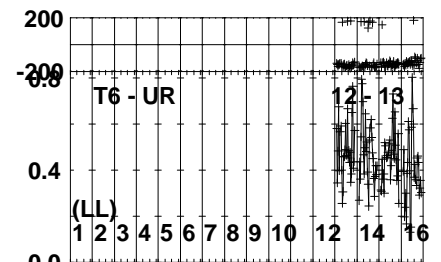
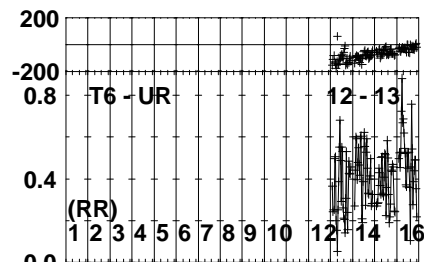
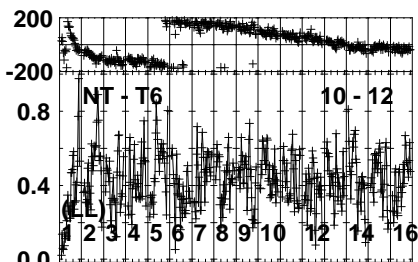
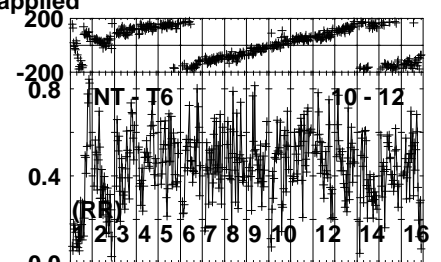
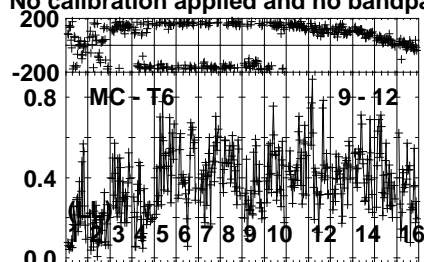
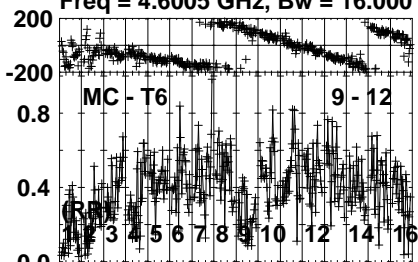


Plot file version 521 created 01-DEC-2023 16:32:19

J1108-1231 EG120.UVDATA.1

Freq = 4.6005 GHz, Bw = 16.000 MH

No calibration applied and no bandpass applied

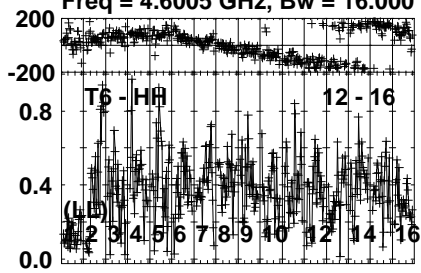


Lower frame: Milli Ampl Jy Top frame: Phas deg  
Vector averaged cross-power spectrum Several baselines displayed  
Timerange: 01/04:11:20 to 01/04:12:14

Plot file version 522 created 01-DEC-2023 16:32:19

J1108-1231 EG120.UVDATA.1

Freq = 4.6005 GHz, Bw = 16.000 MH No calibration applied and no bandpass applied



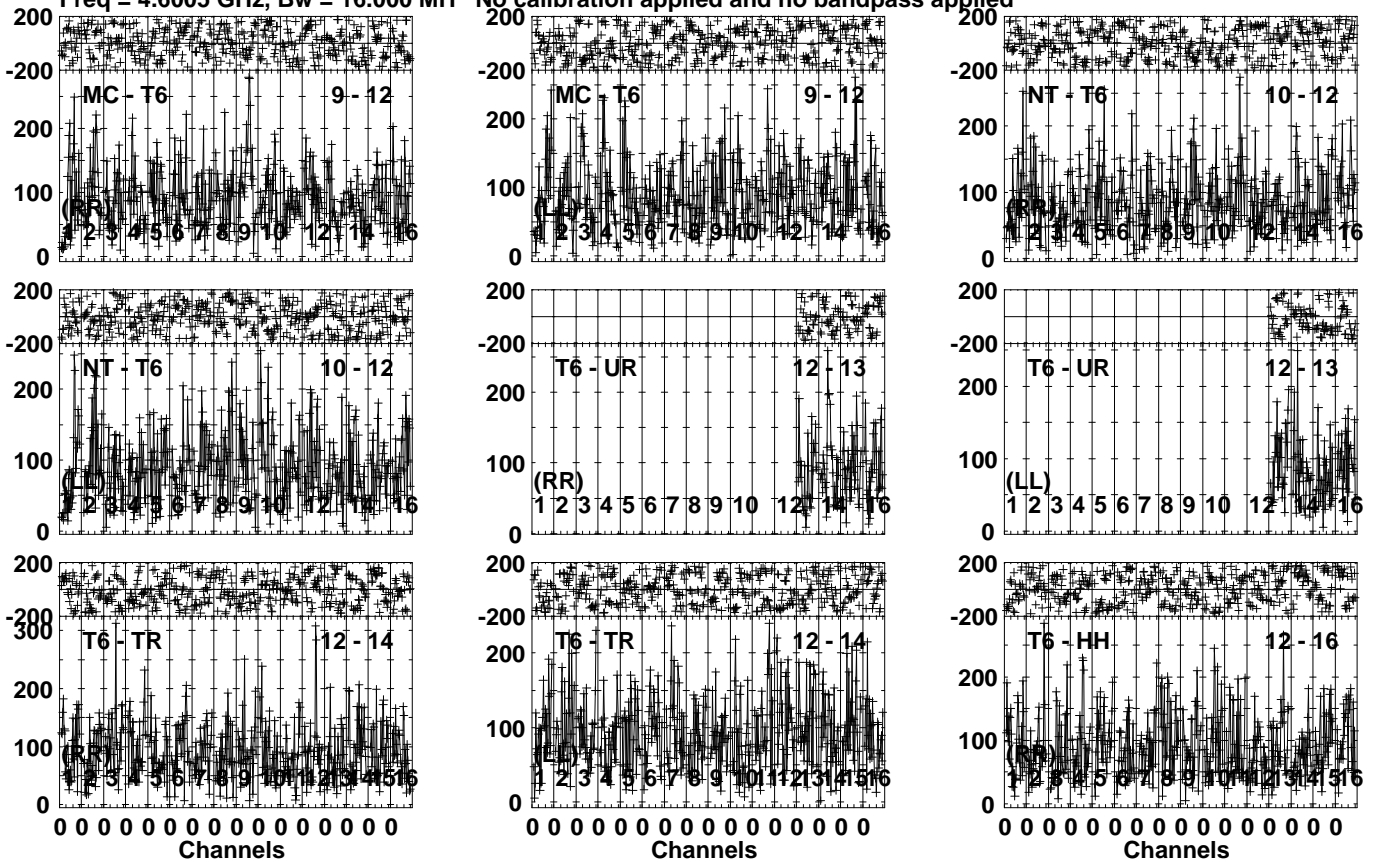
Lower frame: Milli Ampl Jy Top frame: Phas deg  
Vector averaged cross-power spectrum Several baselines displayed  
Timerange: 01/04:11:20 to 01/04:12:14

Plot file version 523 created 01-DEC-2023 16:32:19

GRB171205A EG120.UVDATA.1

Freq = 4.6005 GHz, Bw = 16.000 MH

No calibration applied and no bandpass applied

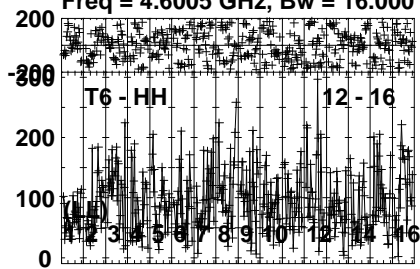


Lower frame: Micro Ampl Jy Top frame: Phas deg  
Vector averaged cross-power spectrum Several baselines displayed  
Timerange: 01/04:12:19 to 01/04:15:03

Plot file version 524 created 01-DEC-2023 16:32:19

GRB171205A EG120.UVDATA.1

Freq = 4.6005 GHz, Bw = 16.000 MH No calibration applied and no bandpass applied

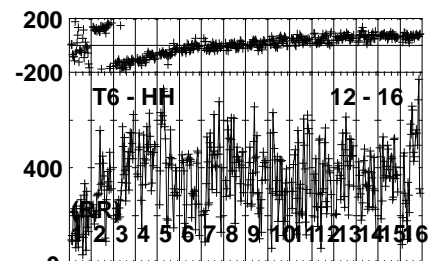
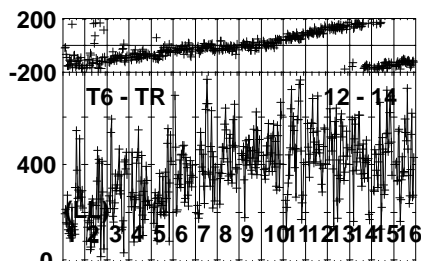
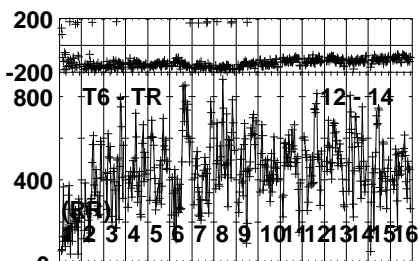
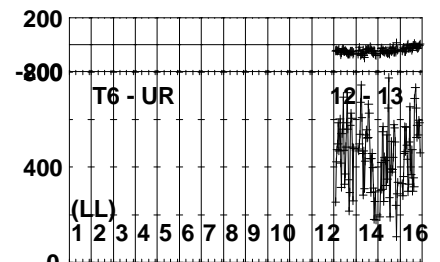
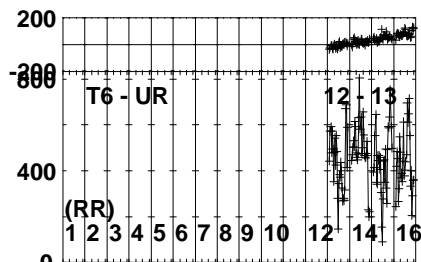
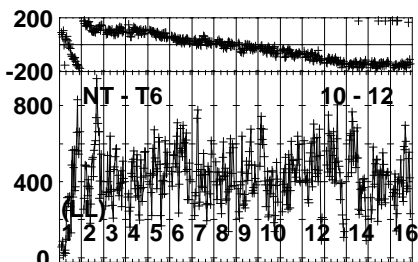
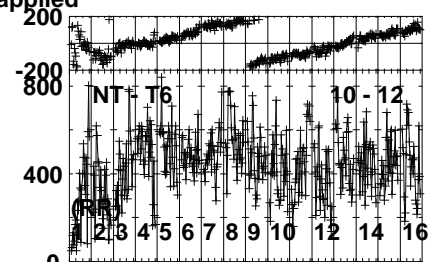
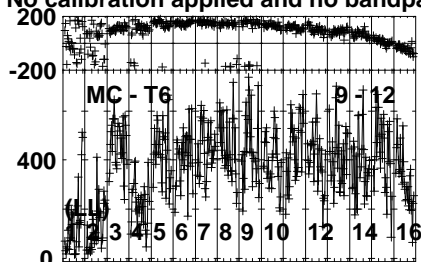
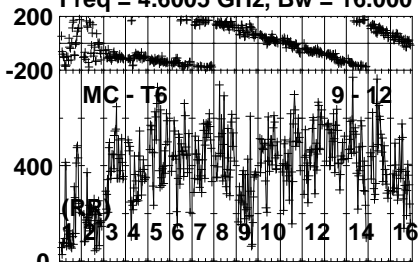


Lower frame: Micro Ampl Jy Top frame: Phas deg  
Vector averaged cross-power spectrum Several baselines displayed  
Timerange: 01/04:12:19 to 01/04:15:03

Plot file version 525 created 01-DEC-2023 16:32:19

J1108-1231 EG120.UVDATA.1

Freq = 4.6005 GHz, Bw = 16.000 MH No calibration applied and no bandpass applied



0 0 0 0 0 0 0 0 0 0 0 0 0 0 0 0  
Channels

0 0 0 0 0 0 0 0 0 0 0 0 0 0 0 0  
Channels

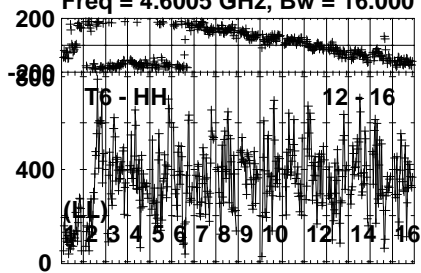
0 0 0 0 0 0 0 0 0 0 0 0 0 0 0 0  
Channels

Lower frame: Micro Ampl Jy Top frame: Phas deg  
Vector averaged cross-power spectrum Several baselines displayed  
Timerange: 01/04:15:43 to 01/04:16:29

Plot file version 526 created 01-DEC-2023 16:32:19

J1108-1231 EG120.UVDATA.1

Freq = 4.6005 GHz, Bw = 16.000 MH No calibration applied and no bandpass applied

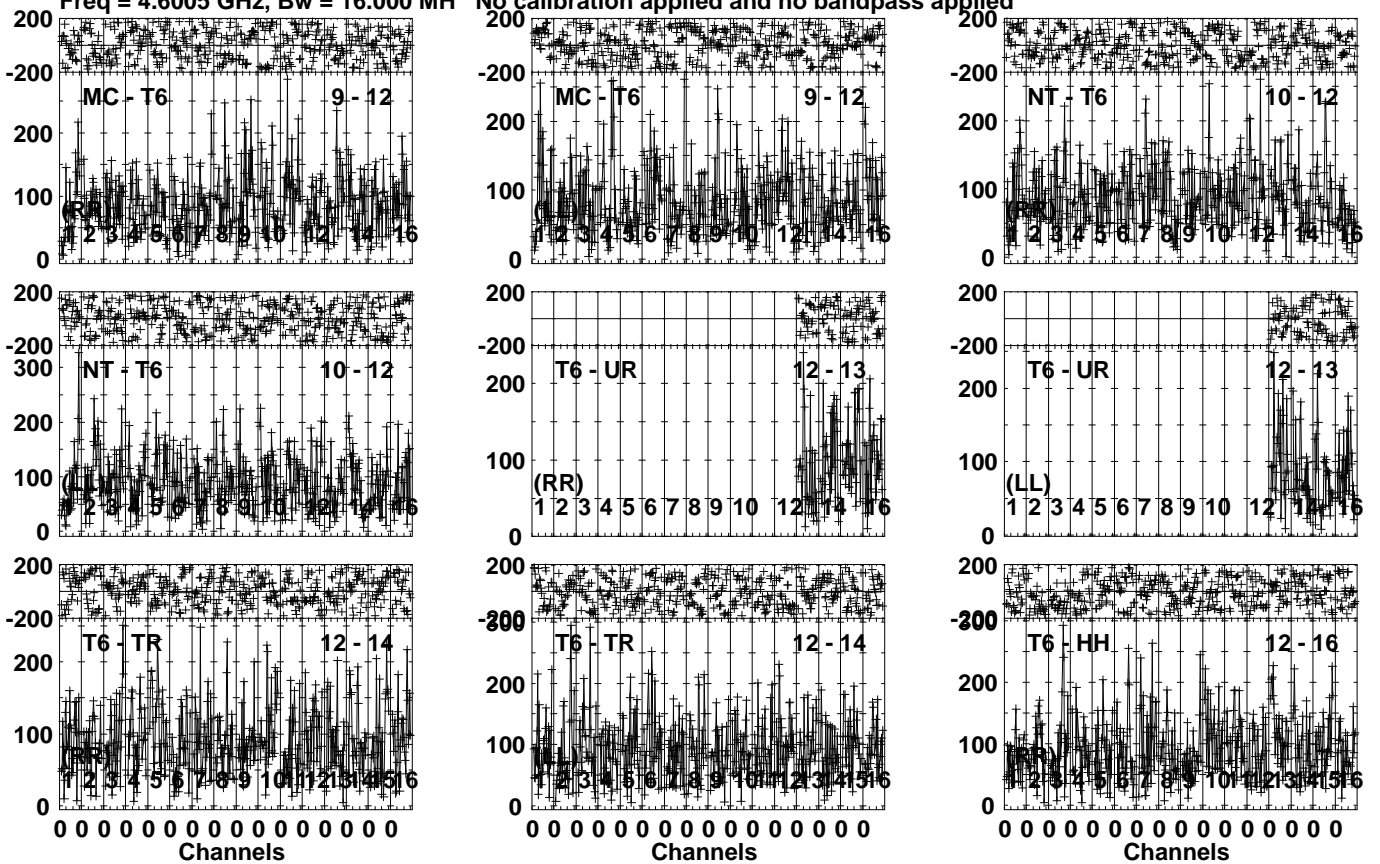


Lower frame: Micro Ampl Jy Top frame: Phas deg  
Vector averaged cross-power spectrum Several baselines displayed  
Timerange: 01/04:15:43 to 01/04:16:29

Plot file version 527 created 01-DEC-2023 16:32:19

GRB171205A EG120.UVDATA.1

Freq = 4.6005 GHz, Bw = 16.000 MH No calibration applied and no bandpass applied

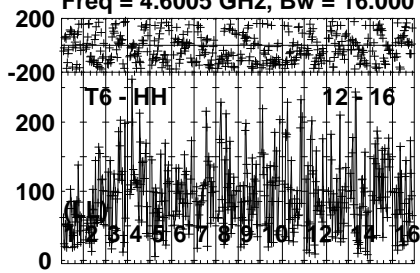


Lower frame: Micro Ampl Jy Top frame: Phas deg  
Vector averaged cross-power spectrum Several baselines displayed  
Timerange: 01/04:16:31 to 01/04:19:17

Plot file version 528 created 01-DEC-2023 16:32:20

GRB171205A EG120.UVDATA.1

Freq = 4.6005 GHz, Bw = 16.000 MH No calibration applied and no bandpass applied



Lower frame: Micro Ampl Jy Top frame: Phas deg  
Vector averaged cross-power spectrum Several baselines displayed  
Timerange: 01/04:16:31 to 01/04:19:17

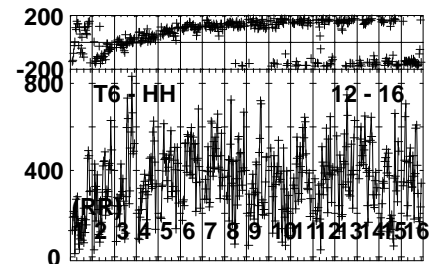
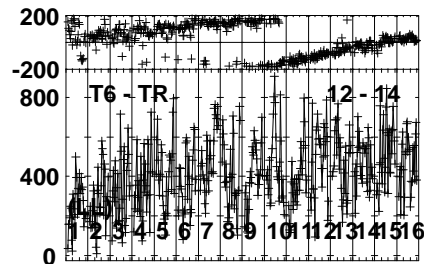
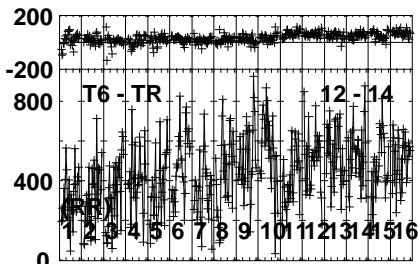
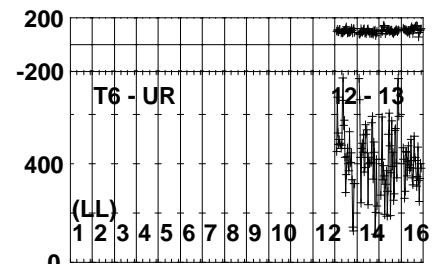
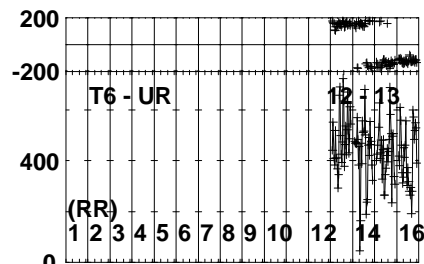
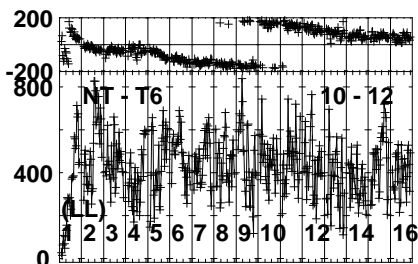
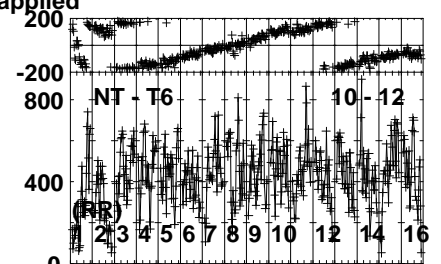
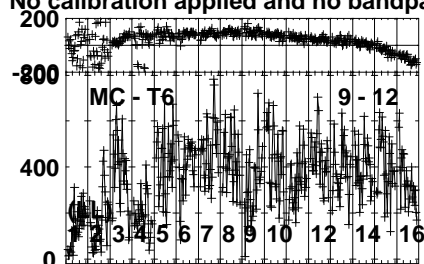
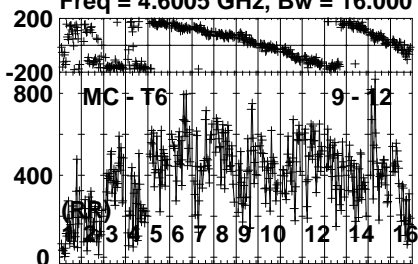


Plot file version 529 created 01-DEC-2023 16:32:20

J1108-1231 EG120.UVDATA.1

Freq = 4.6005 GHz, Bw = 16.000 MH

No calibration applied and no bandpass applied

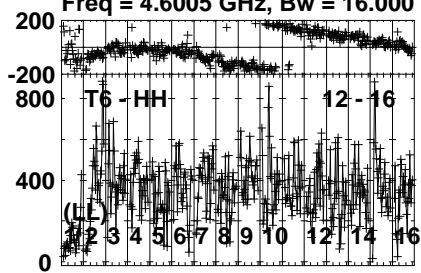


Lower frame: Micro Ampl Jy Top frame: Phas deg  
Vector averaged cross-power spectrum Several baselines displayed  
Timerange: 01/04:19:32 to 01/04:20:28

Plot file version 530 created 01-DEC-2023 16:32:20

J1108-1231 EG120.UVDATA.1

Freq = 4.6005 GHz, Bw = 16.000 MH No calibration applied and no bandpass applied

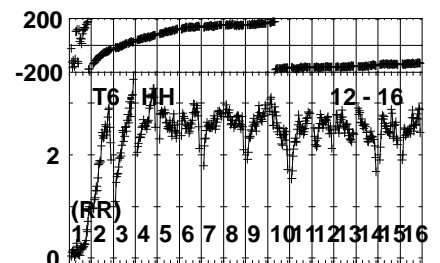
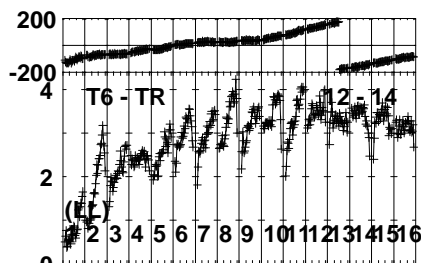
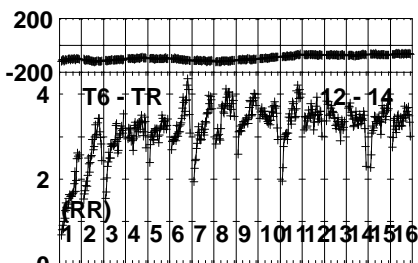
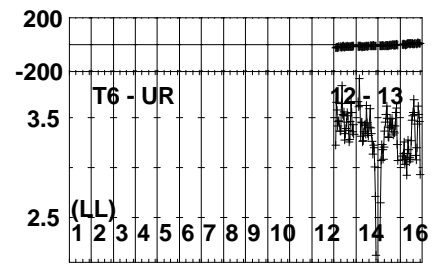
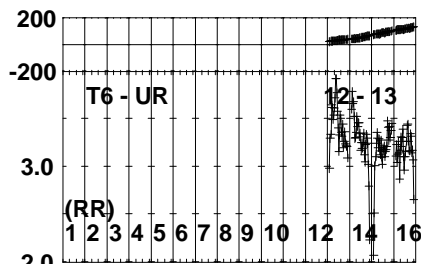
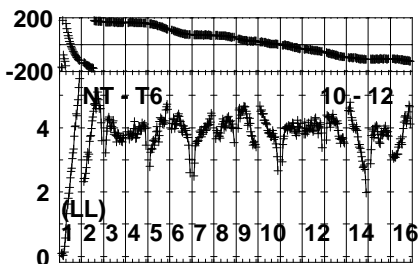
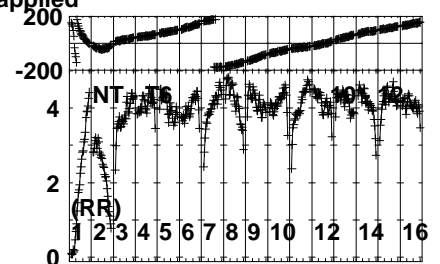
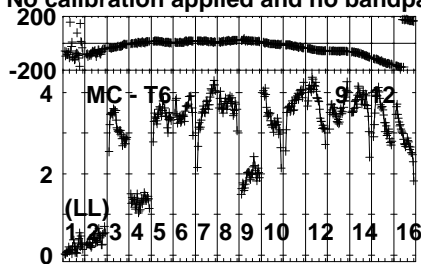
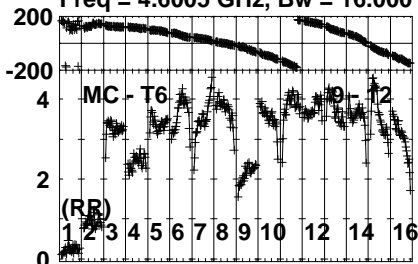


Lower frame: Micro Ampl Jy Top frame: Phas deg  
Vector averaged cross-power spectrum Several baselines displayed  
Timerange: 01/04:19:32 to 01/04:20:28

Plot file version 531 created 01-DEC-2023 16:32:20

J1118-1232 EG120.UVDATA.1

Freq = 4.6005 GHz, Bw = 16.000 MH No calibration applied and no bandpass applied

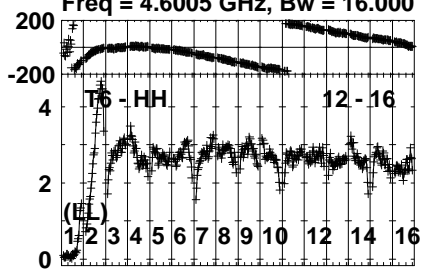


Lower frame: Milli Ampl Jy Top frame: Phas deg  
Vector averaged cross-power spectrum Several baselines displayed  
Timerange: 01/04:21:02 to 01/04:21:58

Plot file version 532 created 01-DEC-2023 16:32:20

J1118-1232 EG120.UVDATA.1

Freq = 4.6005 GHz, Bw = 16.000 MH No calibration applied and no bandpass applied



Lower frame: Milli Ampl Jy Top frame: Phas deg

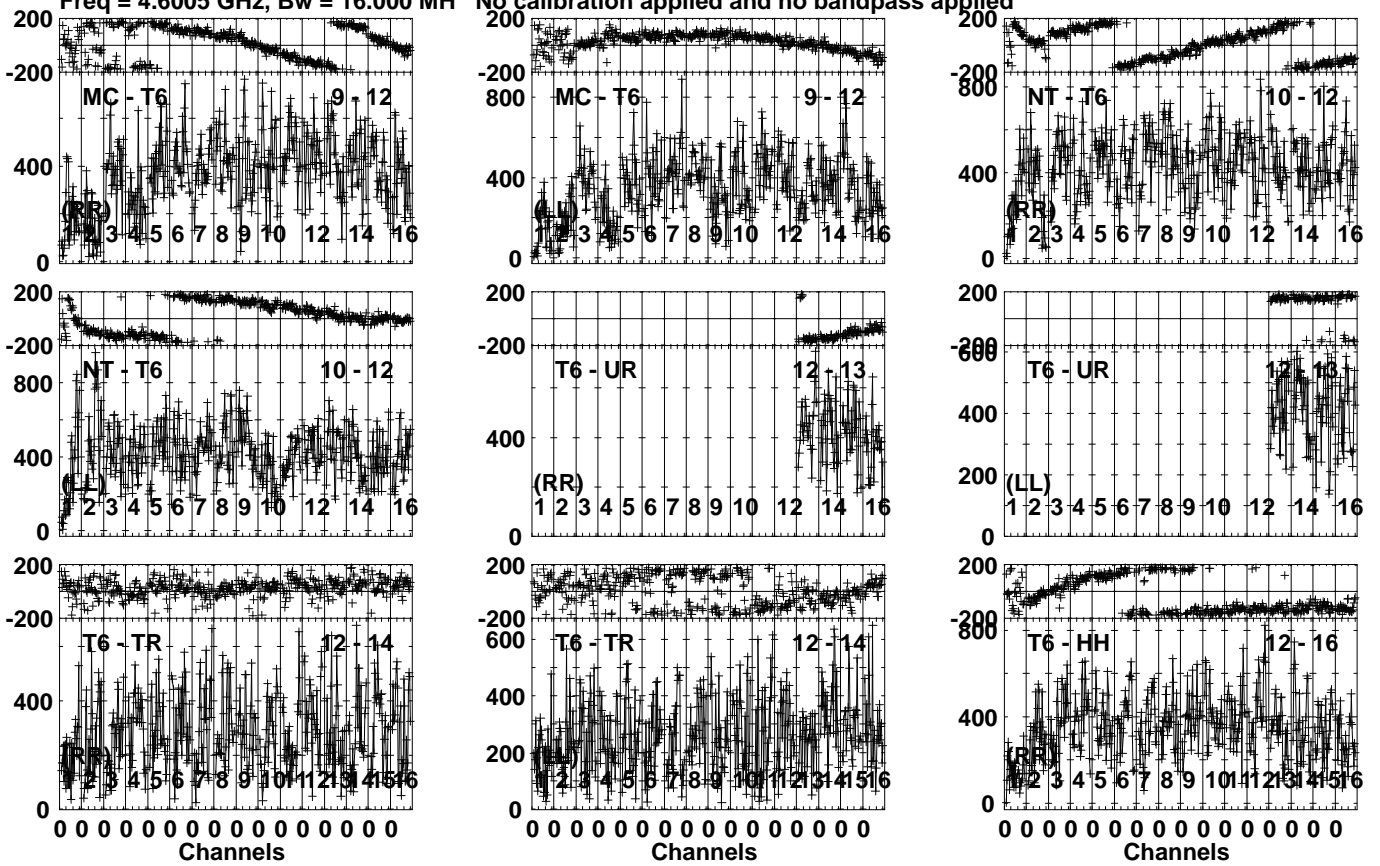
Vector averaged cross-power spectrum Several baselines displayed

Timerange: 01/04:21:02 to 01/04:21:58

Plot file version 533 created 01-DEC-2023 16:32:20

J1108-1231 EG120.UVDATA.1

Freq = 4.6005 GHz, Bw = 16.000 MH No calibration applied and no bandpass applied

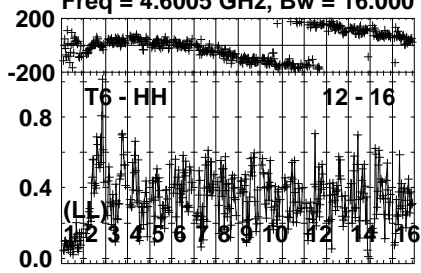


Lower frame: Micro Ampl Jy Top frame: Phas deg  
Vector averaged cross-power spectrum Several baselines displayed  
Timerange: 01/04:22:32 to 01/04:23:18

Plot file version 534 created 01-DEC-2023 16:32:20

J1108-1231 EG120.UVDATA.1

Freq = 4.6005 GHz, Bw = 16.000 MH No calibration applied and no bandpass applied



Lower frame: Milli Ampl Jy Top frame: Phas deg

Vector averaged cross-power spectrum Several baselines displayed

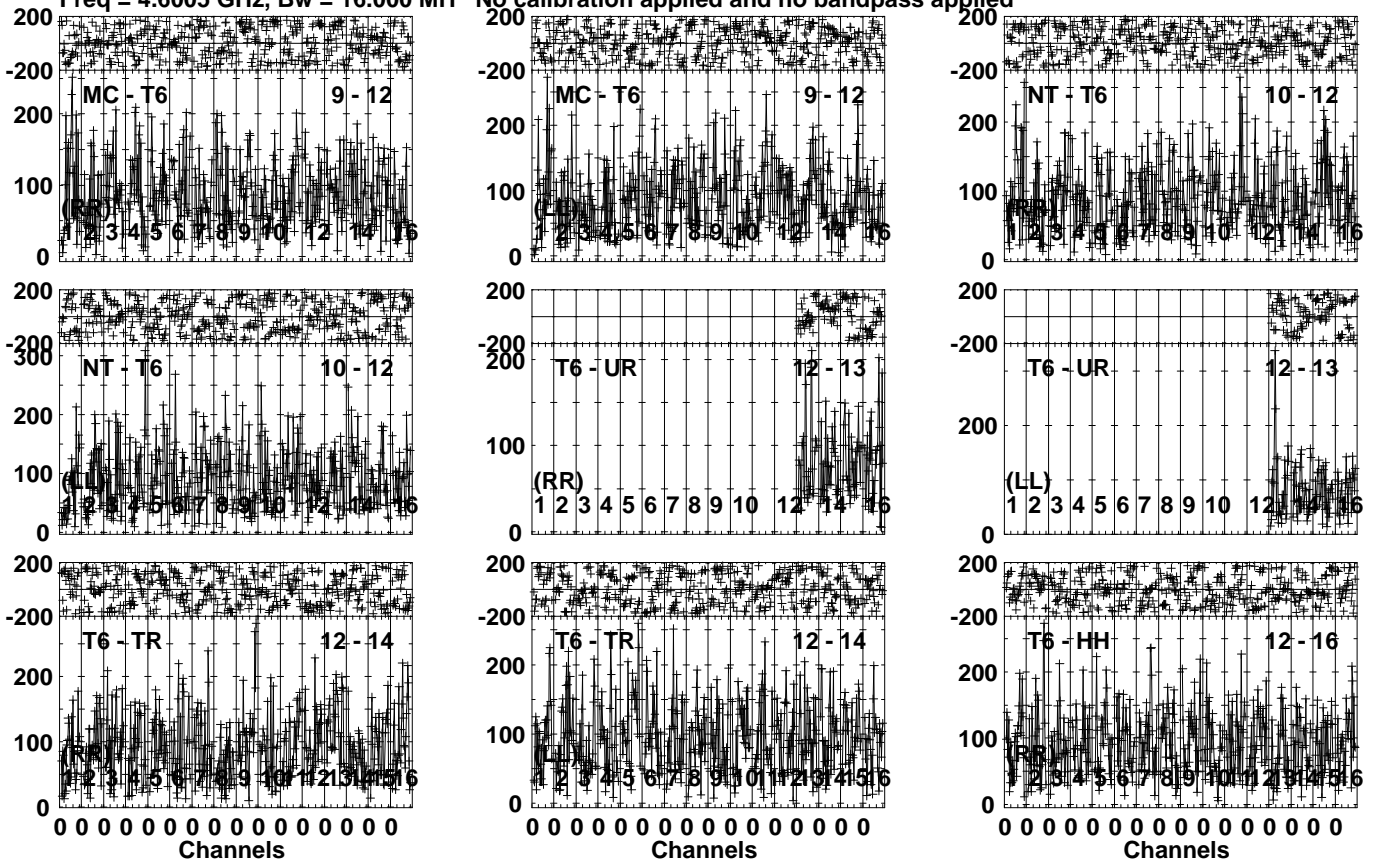
Timerange: 01/04:22:32 to 01/04:23:18

Plot file version 535 created 01-DEC-2023 16:32:20

GRB171205A EG120.UVDATA.1

Freq = 4.6005 GHz, Bw = 16.000 MH

No calibration applied and no bandpass applied

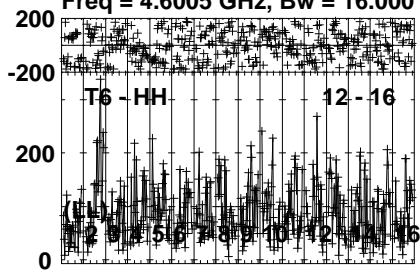


Lower frame: Micro Ampl Jy Top frame: Phas deg  
Vector averaged cross-power spectrum Several baselines displayed  
Timerange: 01/04:23:22 to 01/04:26:06

Plot file version 536 created 01-DEC-2023 16:32:20

GRB171205A EG120.UVDATA.1

Freq = 4.6005 GHz, Bw = 16.000 MH No calibration applied and no bandpass applied



Lower frame: Micro Ampl Jy Top frame: Phas deg

Vector averaged cross-power spectrum Several baselines displayed

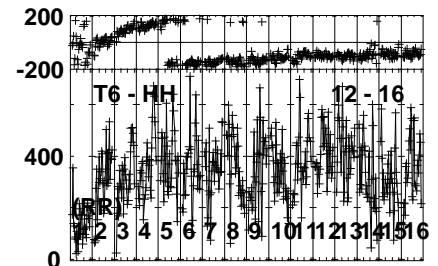
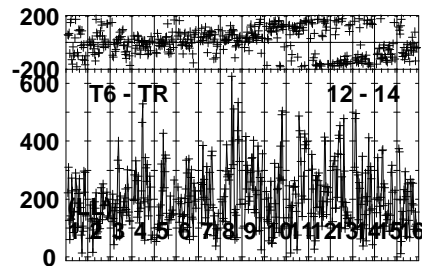
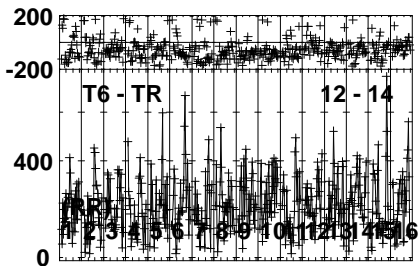
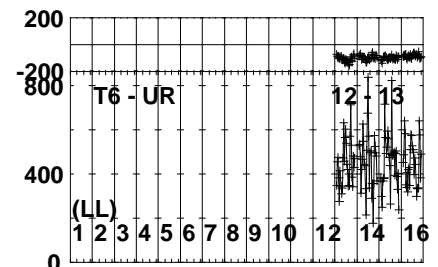
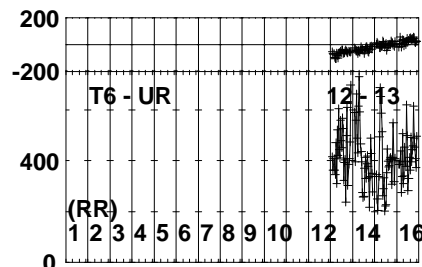
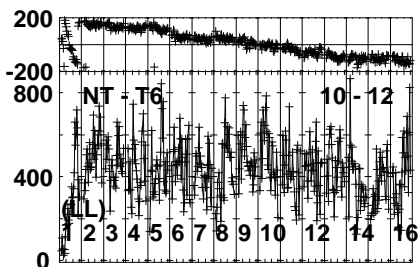
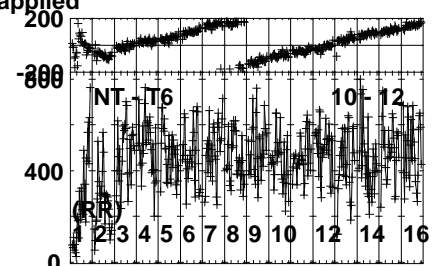
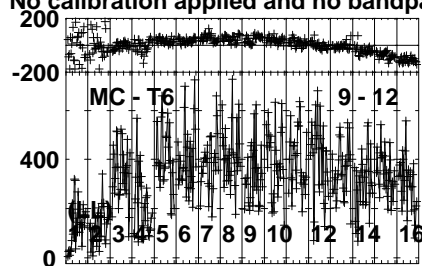
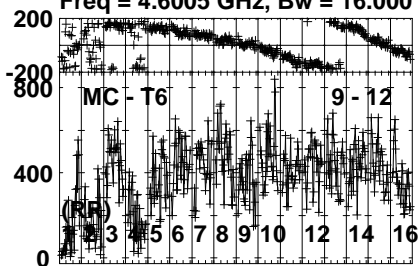
Timerange: 01/04:23:22 to 01/04:26:06



Plot file version 537 created 01-DEC-2023 16:32:20

J1108-1231 EG120.UVDATA.1

Freq = 4.6005 GHz, Bw = 16.000 MH No calibration applied and no bandpass applied

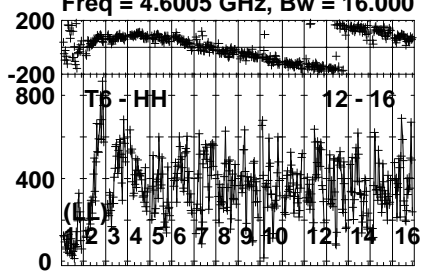


Lower frame: Micro Ampl Jy Top frame: Phase deg  
Vector averaged cross-power spectrum Several baselines displayed  
Timerange: 01/04:26:46 to 01/04:27:32

Plot file version 538 created 01-DEC-2023 16:32:20

J1108-1231 EG120.UVDATA.1

Freq = 4.6005 GHz, Bw = 16.000 MH No calibration applied and no bandpass applied



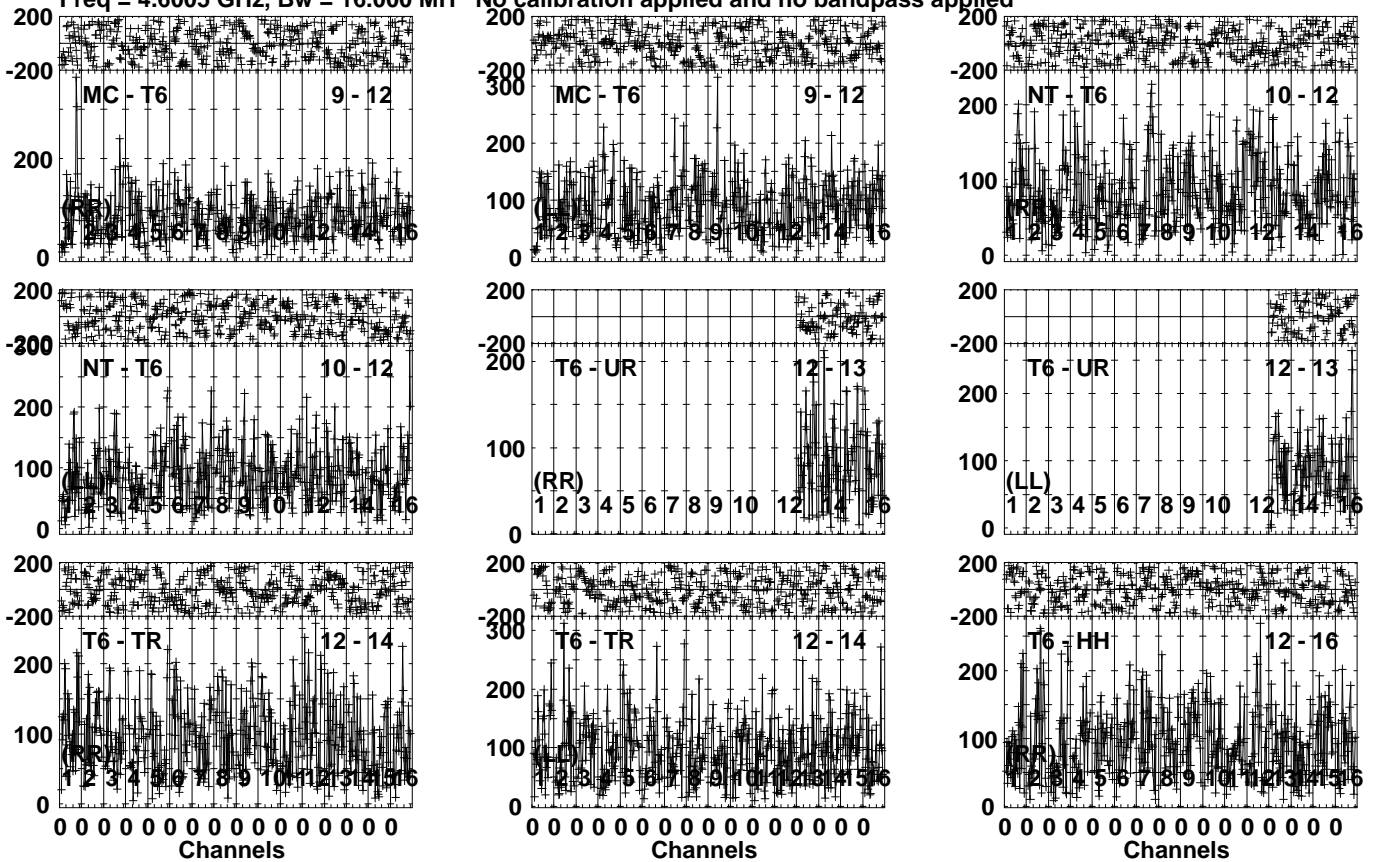
Lower frame: Micro Ampl Jy Top frame: Phas deg  
Vector averaged cross-power spectrum Several baselines displayed  
Timerange: 01/04:26:46 to 01/04:27:32

Plot file version 539 created 01-DEC-2023 16:32:20

GRB171205A EG120.UVDATA.1

Freq = 4.6005 GHz, Bw = 16.000 MH

No calibration applied and no bandpass applied

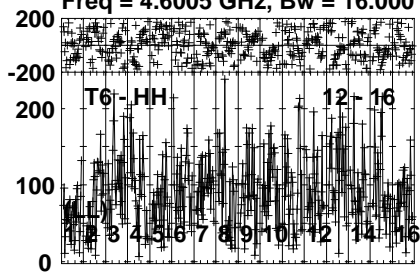


Lower frame: Micro Ampl Jy Top frame: Phas deg  
Vector averaged cross-power spectrum Several baselines displayed  
Timerange: 01/04:27:34 to 01/04:30:20

Plot file version 540 created 01-DEC-2023 16:32:20

GRB171205A EG120.UVDATA.1

Freq = 4.6005 GHz, Bw = 16.000 MH No calibration applied and no bandpass applied

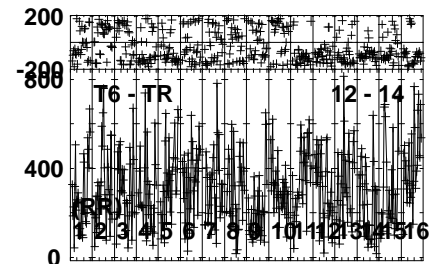
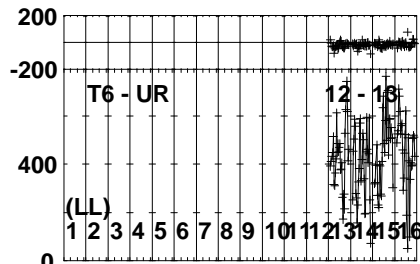
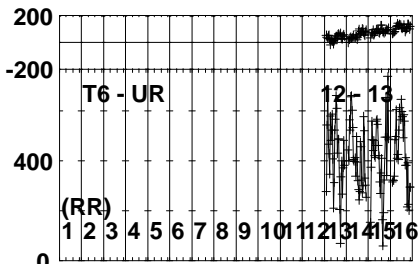
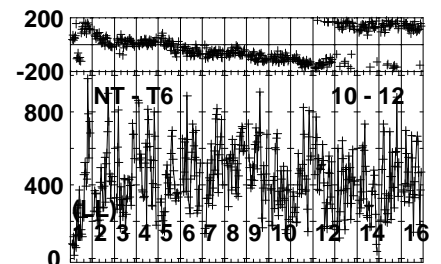
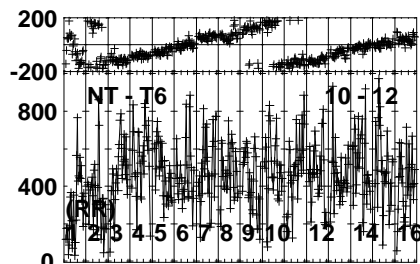
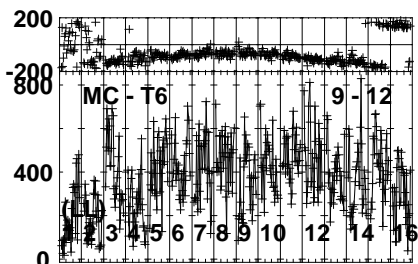
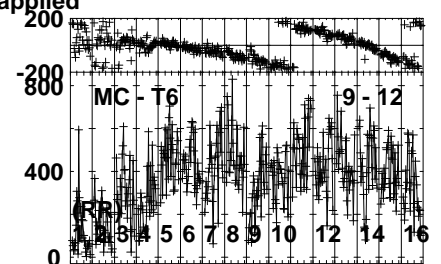

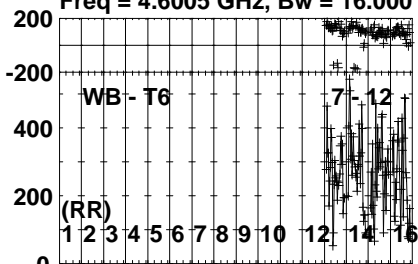


Lower frame: Micro Ampl Jy Top frame: Phas deg  
Vector averaged cross-power spectrum Several baselines displayed  
Timerange: 01/04:27:34 to 01/04:30:20

Plot file version 541 created 01-DEC-2023 16:32:21

J1108-1231 EG120.UVDATA.1

Freq = 4.6005 GHz, Bw = 16.000 MH No calibration applied and no bandpass applied

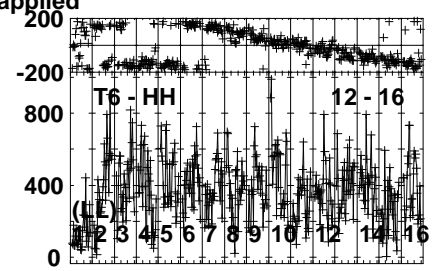
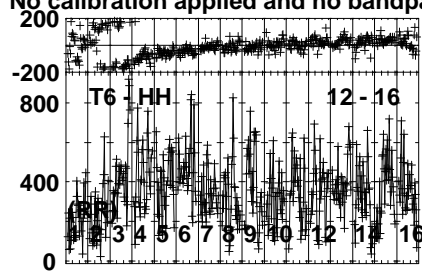
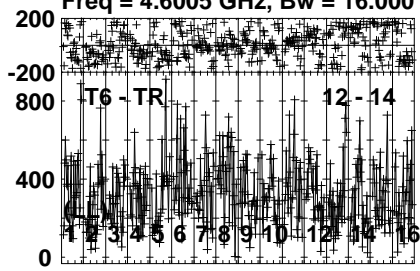


Lower frame: Micro Ampl Jy Top frame: Phas deg  
Vector averaged cross-power spectrum Several baselines displayed  
Timerange: 01/04:30:25 to 01/04:31:19

Plot file version 542 created 01-DEC-2023 16:32:21

J1108-1231 EG120.UVDATA.1

Freq = 4.6005 GHz, Bw = 16.000 MH No calibration applied and no bandpass applied



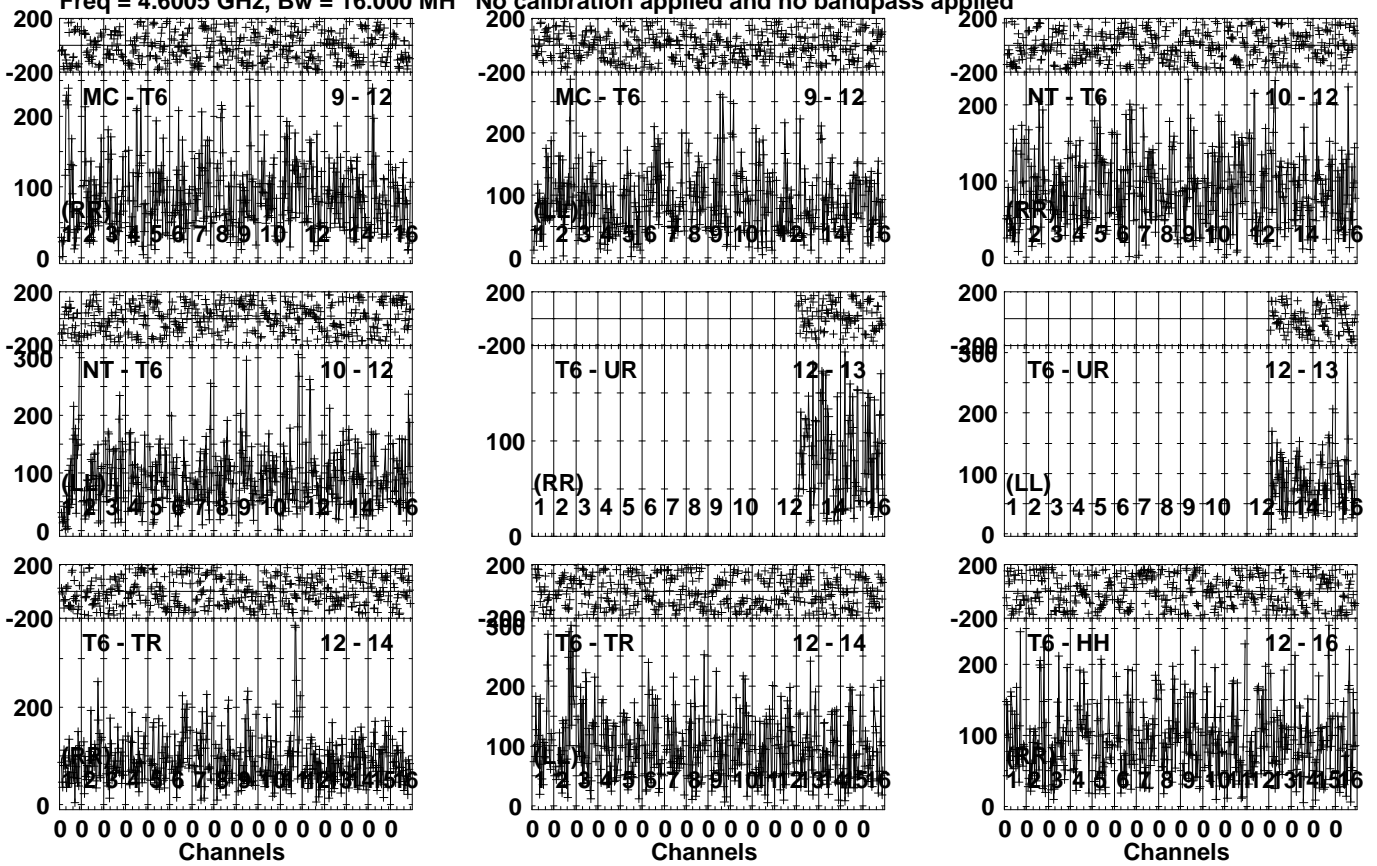
Lower frame: Micro Ampl Jy Top frame: Phas deg  
Vector averaged cross-power spectrum Several baselines displayed  
Timerange: 01/04:30:25 to 01/04:31:19

Plot file version 543 created 01-DEC-2023 16:32:21

GRB171205A EG120.UVDATA.1

Freq = 4.6005 GHz, Bw = 16.000 MH

No calibration applied and no bandpass applied

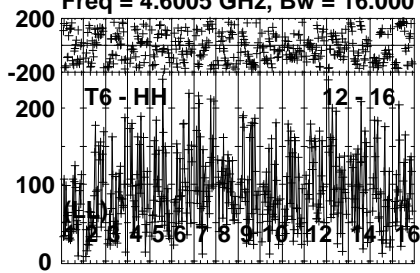


Lower frame: Micro Ampl Jy Top frame: Phas deg  
Vector averaged cross-power spectrum Several baselines displayed  
Timerange: 01/04:31:24 to 01/04:34:08

Plot file version 544 created 01-DEC-2023 16:32:21

GRB171205A EG120.UVDATA.1

Freq = 4.6005 GHz, Bw = 16.000 MH No calibration applied and no bandpass applied



Lower frame: Micro Ampl Jy Top frame: Phas deg

Vector averaged cross-power spectrum Several baselines displayed

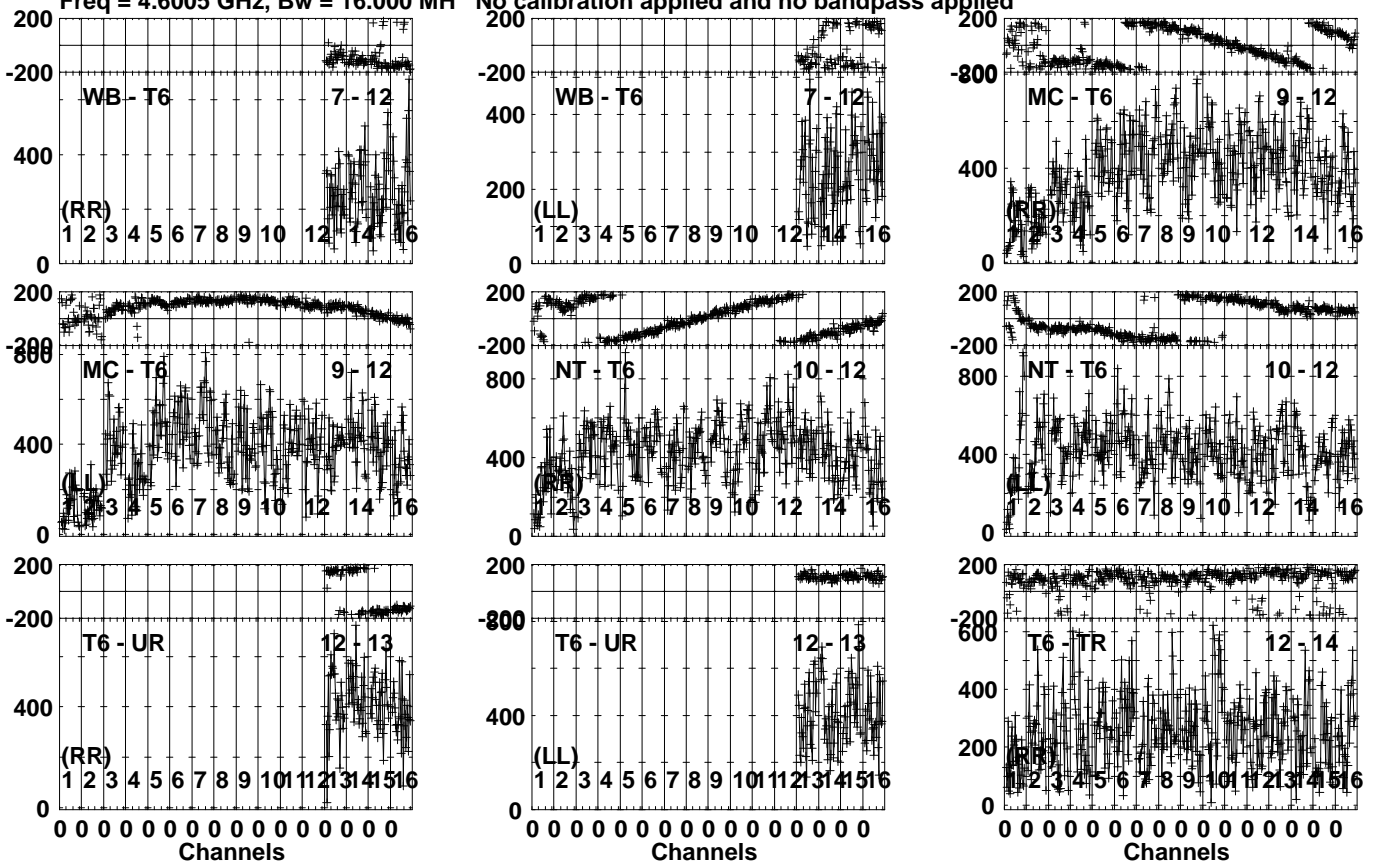
Timerange: 01/04:31:24 to 01/04:34:08



Plot file version 545 created 01-DEC-2023 16:32:21

J1108-1231 EG120.UVDATA.1

Freq = 4.6005 GHz, Bw = 16.000 MH No calibration applied and no bandpass applied

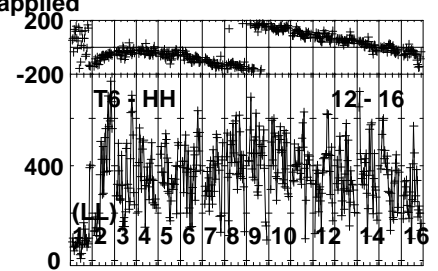
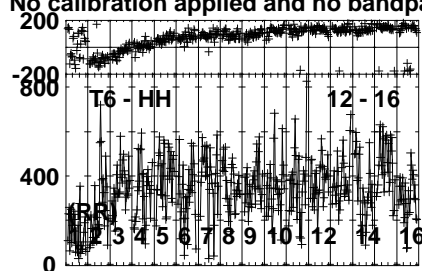
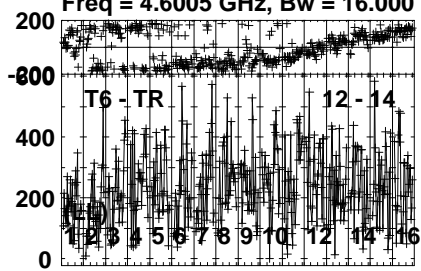


Lower frame: Micro Ampl Jy Top frame: Phas deg  
Vector averaged cross-power spectrum Several baselines displayed  
Timerange: 01/04:34:48 to 01/04:35:34

Plot file version 546 created 01-DEC-2023 16:32:21

J1108-1231 EG120.UVDATA.1

Freq = 4.6005 GHz, Bw = 16.000 MH No calibration applied and no bandpass applied



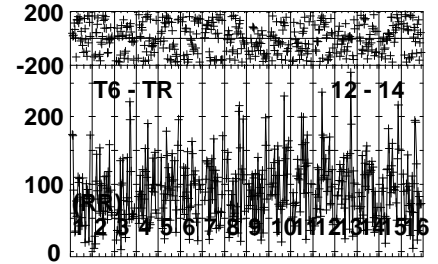
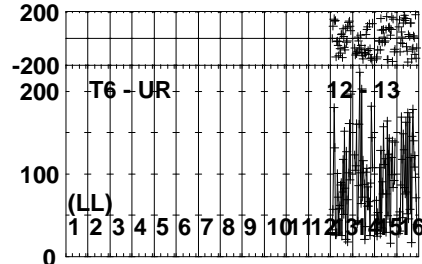
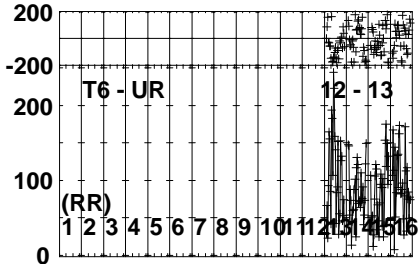
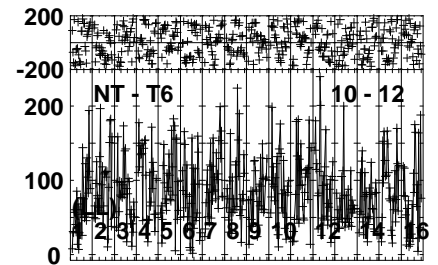
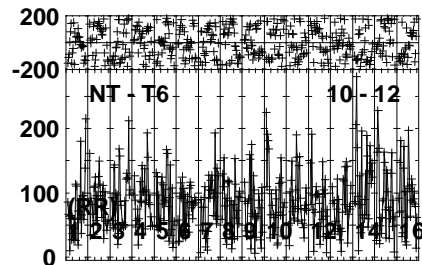
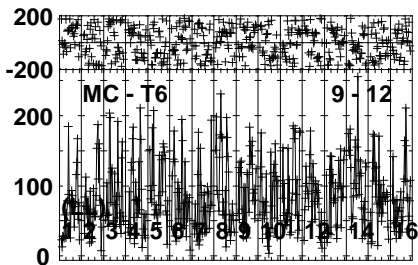
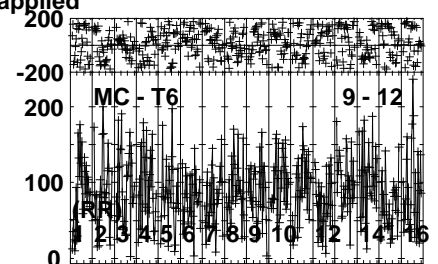
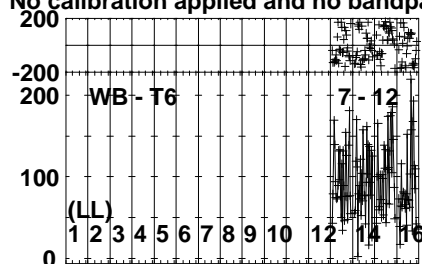
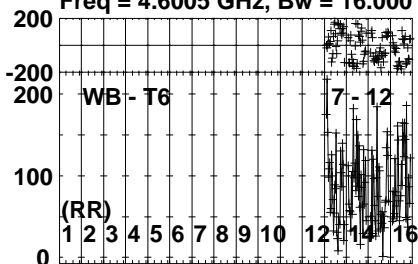
Lower frame: Micro Ampl Jy Top frame: Phas deg  
Vector averaged cross-power spectrum Several baselines displayed  
Timerange: 01/04:34:48 to 01/04:35:34

Plot file version 547 created 01-DEC-2023 16:32:21

GRB171205A EG120.UVDATA.1

Freq = 4.6005 GHz, Bw = 16.000 MH

No calibration applied and no bandpass applied

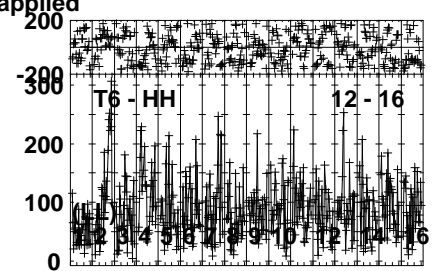
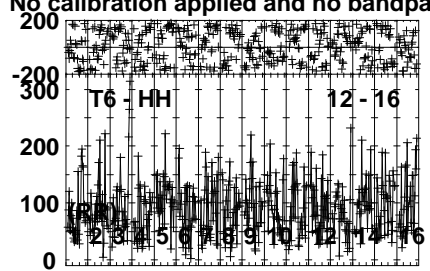
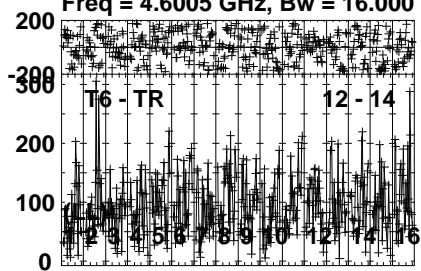


Lower frame: Micro Ampl Jy Top frame: Phas deg  
Vector averaged cross-power spectrum Several baselines displayed  
Timerange: 01/04:35:36 to 01/04:38:22

Plot file version 548 created 01-DEC-2023 16:32:21

GRB171205A EG120.UVDATA.1

Freq = 4.6005 GHz, Bw = 16.000 MH No calibration applied and no bandpass applied

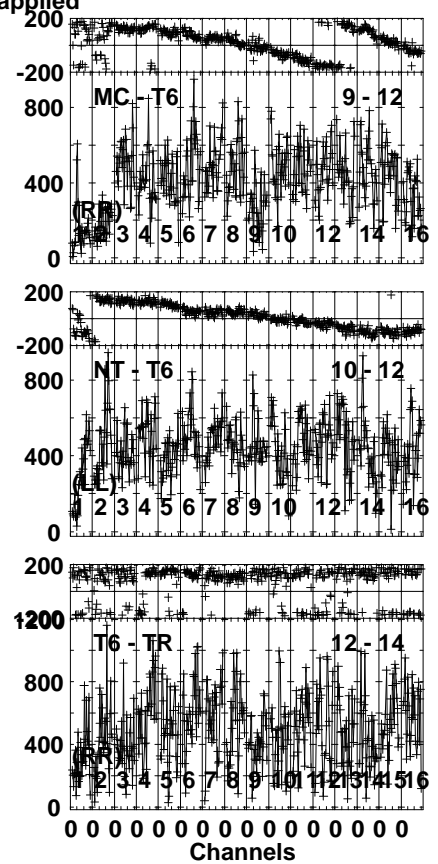
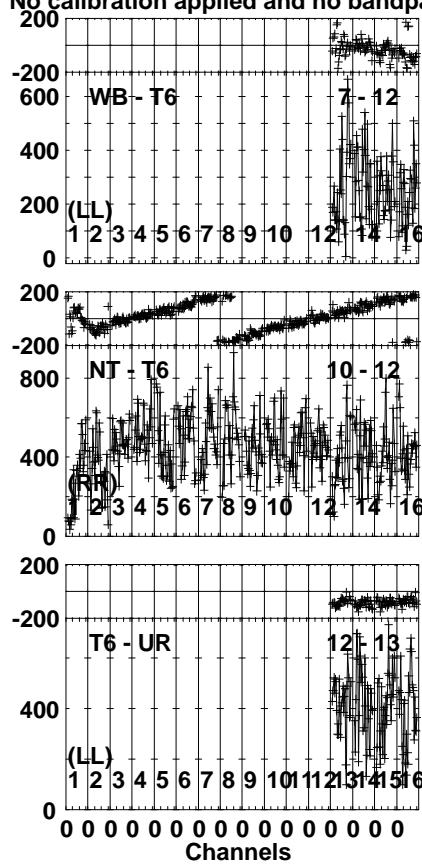
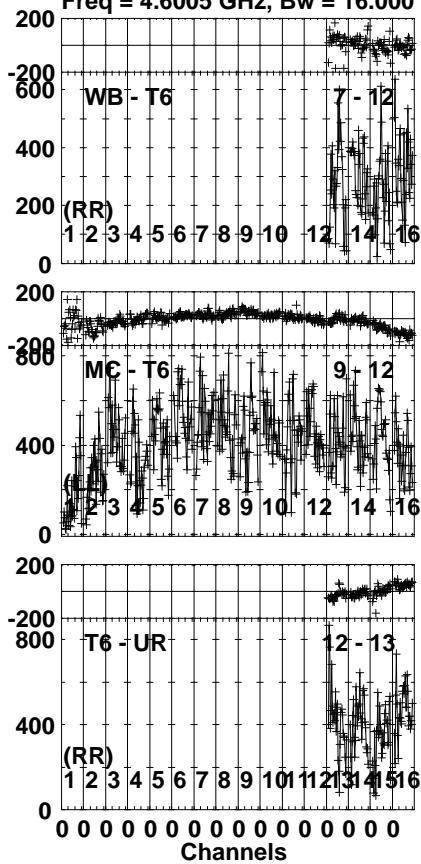


Lower frame: Micro Ampl Jy Top frame: Phas deg  
Vector averaged cross-power spectrum Several baselines displayed  
Timerange: 01/04:35:36 to 01/04:38:22

Plot file version 549 created 01-DEC-2023 16:32:21

J1108-1231 EG120.UVDATA.1

Freq = 4.6005 GHz, Bw = 16.000 MH No calibration applied and no bandpass applied

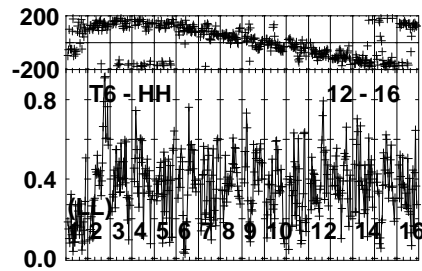
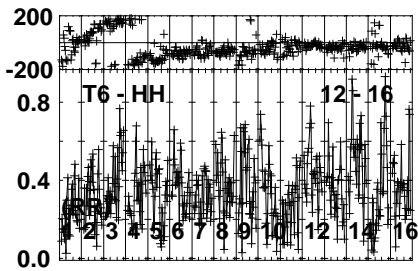
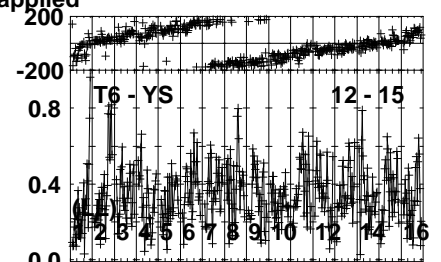
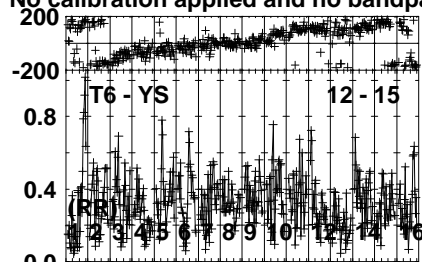
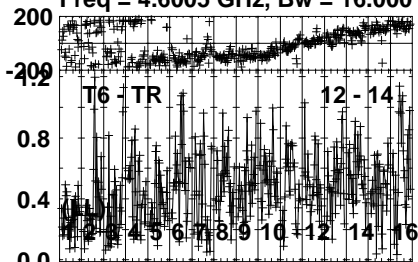


Lower frame: Micro Ampl Jy Top frame: Phas deg  
Vector averaged cross-power spectrum Several baselines displayed  
Timerange: 01/04:38:27 to 01/04:39:21

Plot file version 550 created 01-DEC-2023 16:32:21

J1108-1231 EG120.UVDATA.1

Freq = 4.6005 GHz, Bw = 16.000 MH No calibration applied and no bandpass applied

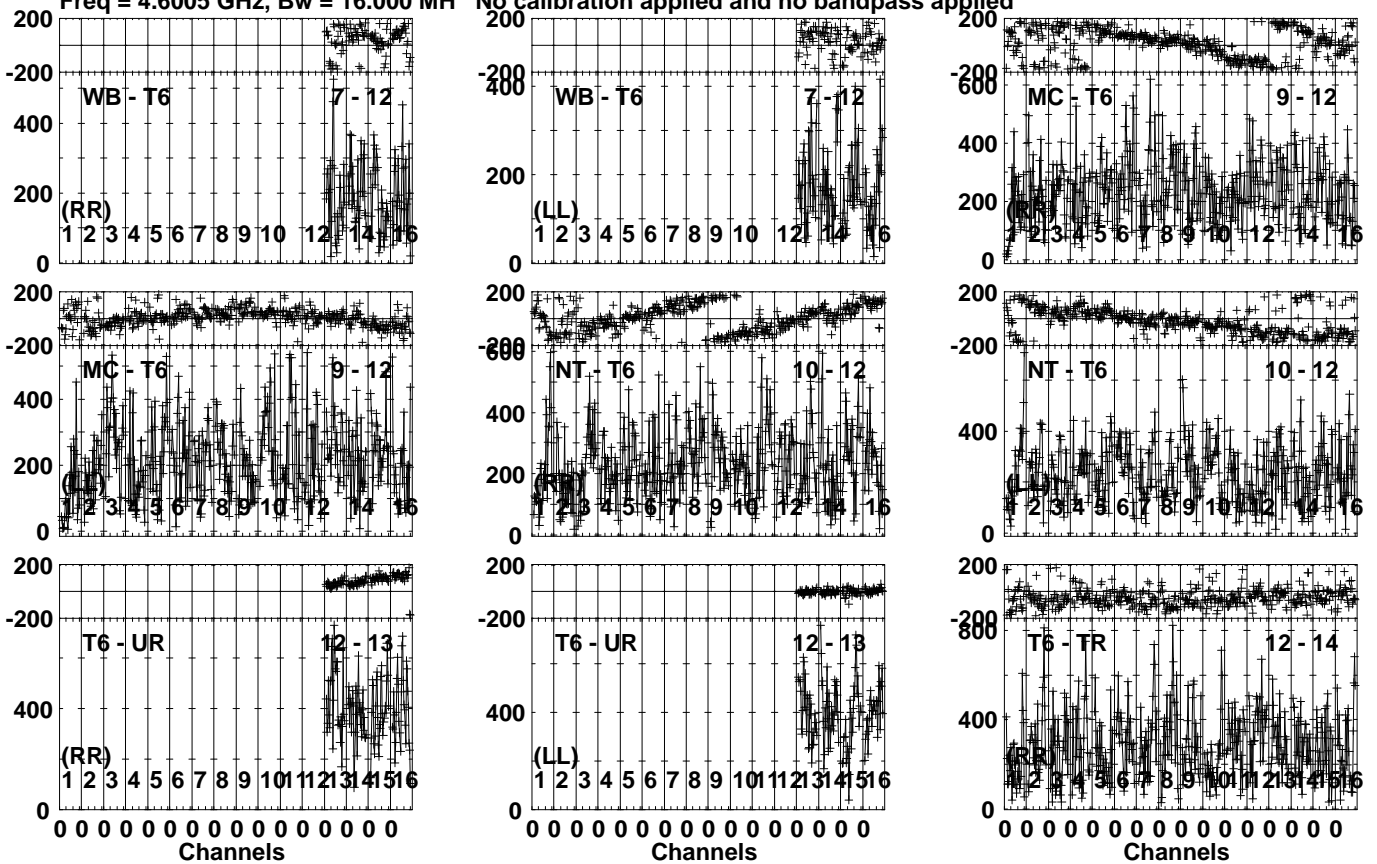


Lower frame: Milli Ampl Jy Top frame: Phas deg  
Vector averaged cross-power spectrum Several baselines displayed  
Timerange: 01/04:38:27 to 01/04:39:21

Plot file version 551 created 01-DEC-2023 16:32:22

J1107-1226 EG120.UVDATA.1

Freq = 4.6005 GHz, Bw = 16.000 MH No calibration applied and no bandpass applied

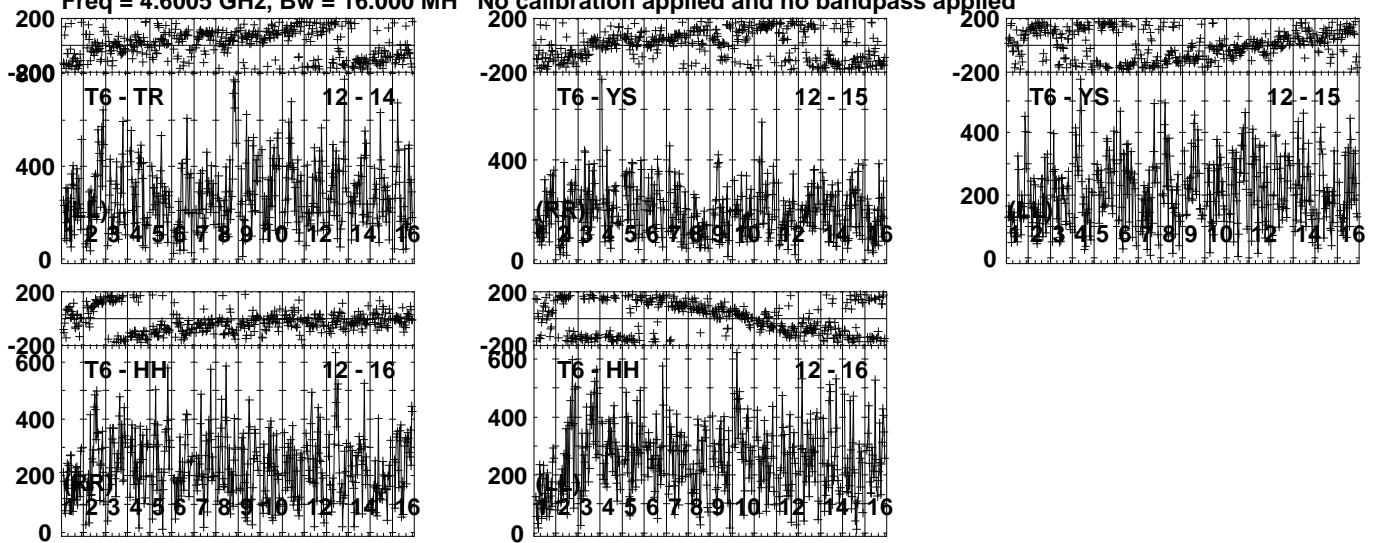


Lower frame: Micro Ampl Jy Top frame: Phas deg  
Vector averaged cross-power spectrum Several baselines displayed  
Timerange: 01/04:39:24 to 01/04:40:30

Plot file version 552 created 01-DEC-2023 16:32:22

J1107-1226 EG120.UVDATA.1

Freq = 4.6005 GHz, Bw = 16.000 MH No calibration applied and no bandpass applied



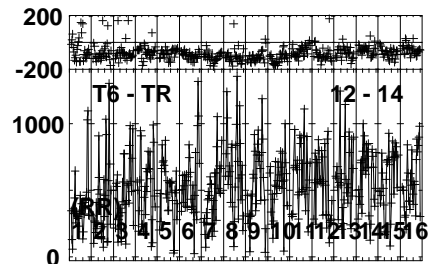
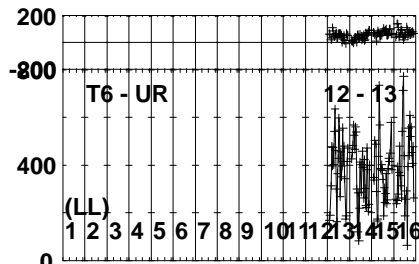
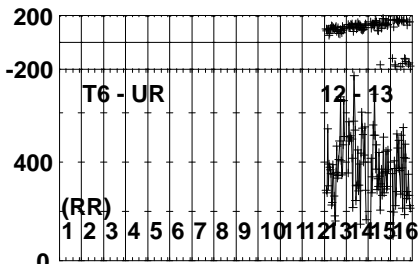
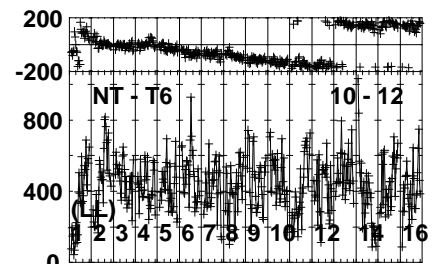
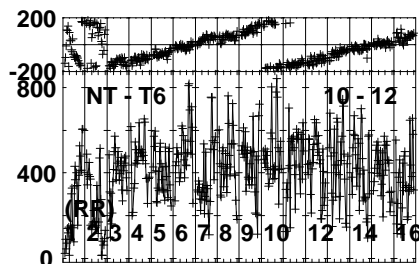
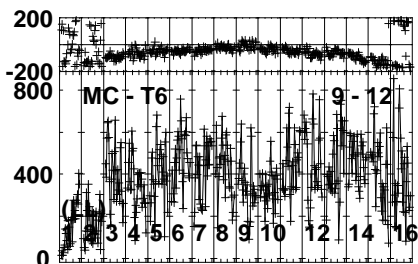
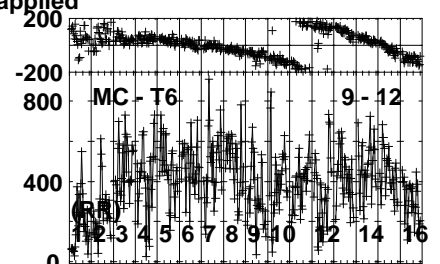
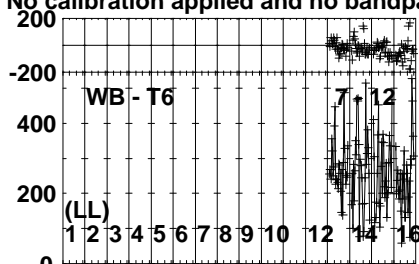
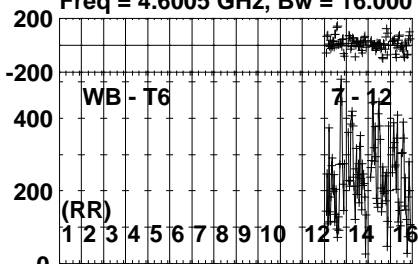
Lower frame: Micro Ampl Jy Top frame: Phas deg  
Vector averaged cross-power spectrum Several baselines displayed  
Timerange: 01/04:39:24 to 01/04:40:30



Plot file version 553 created 01-DEC-2023 16:32:22

J1108-1231 EG120.UVDATA.1

Freq = 4.6005 GHz, Bw = 16.000 MH No calibration applied and no bandpass applied

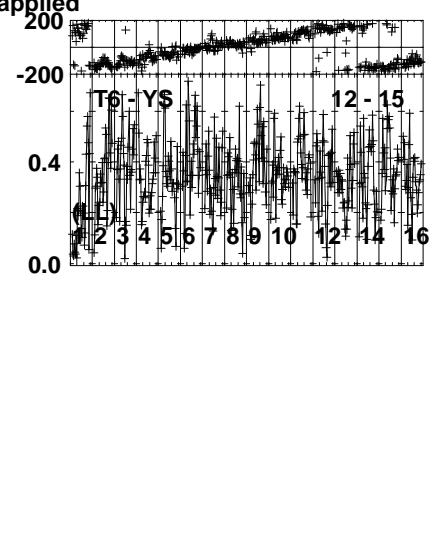
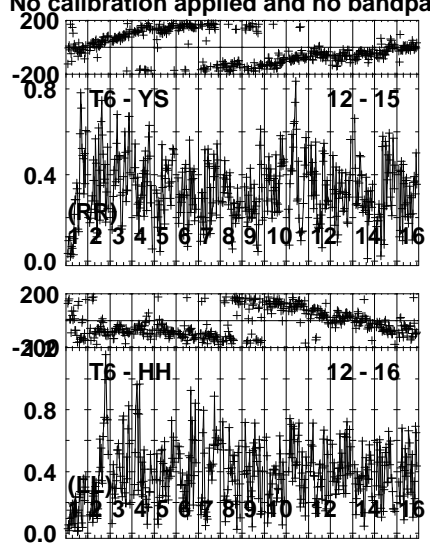
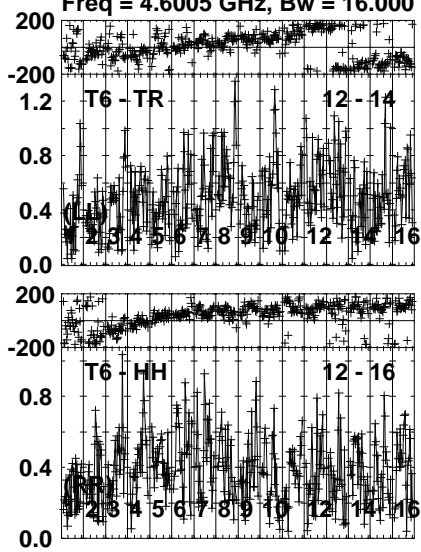


Lower frame: Micro Ampl Jy Top frame: Phas deg  
Vector averaged cross-power spectrum Several baselines displayed  
Timerange: 01/04:40:35 to 01/04:41:29

Plot file version 554 created 01-DEC-2023 16:32:22

J1108-1231 EG120.UVDATA.1

Freq = 4.6005 GHz, Bw = 16.000 MH No calibration applied and no bandpass applied



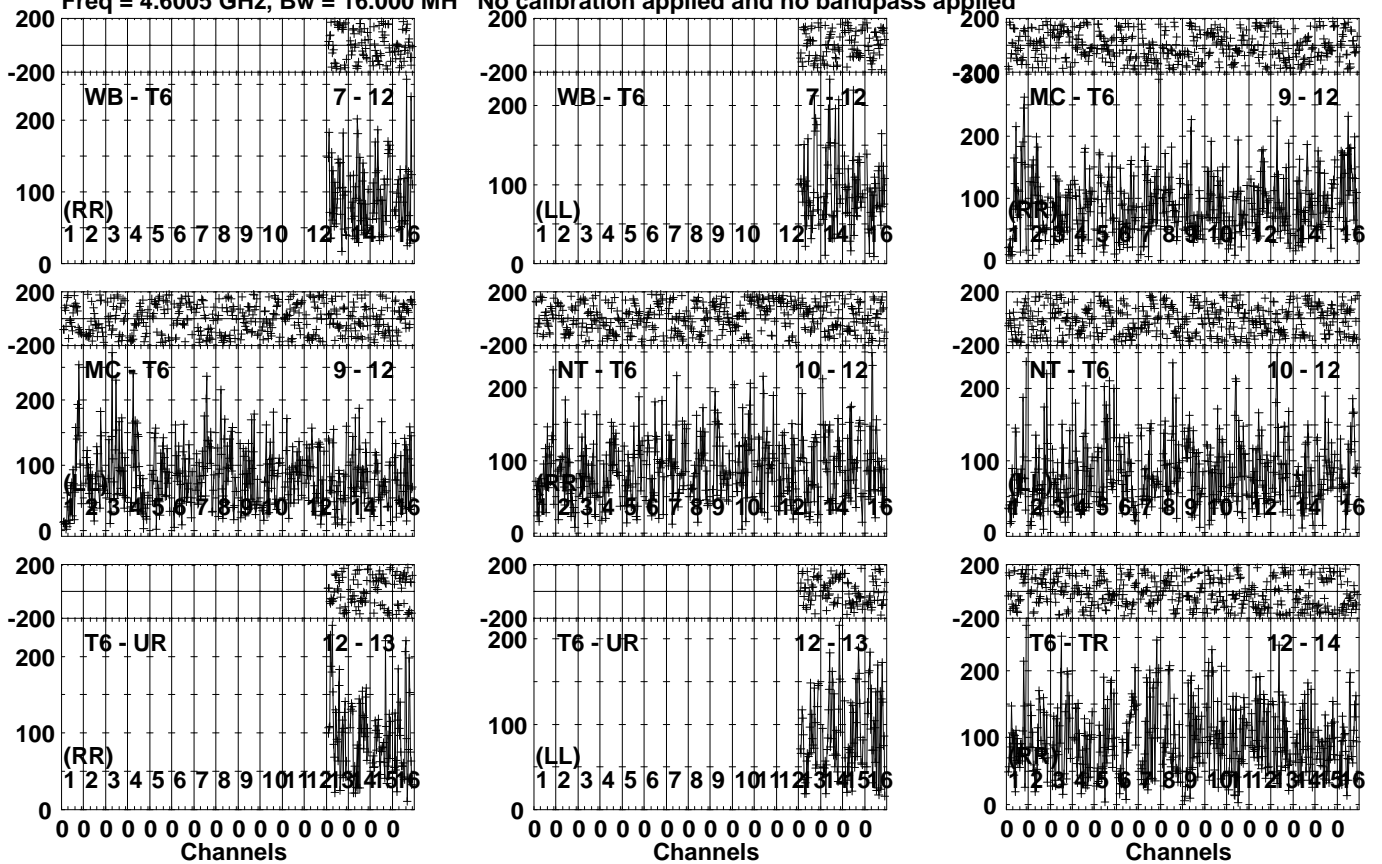
Lower frame: Milli Ampl Jy Top frame: Phas deg  
Vector averaged cross-power spectrum Several baselines displayed  
Timerange: 01/04:40:35 to 01/04:41:29

Plot file version 555 created 01-DEC-2023 16:32:22

GRB171205A EG120.UVDATA.1

Freq = 4.6005 GHz, Bw = 16.000 MH

No calibration applied and no bandpass applied



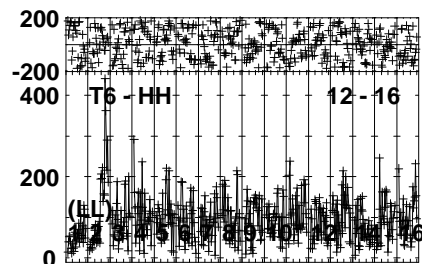
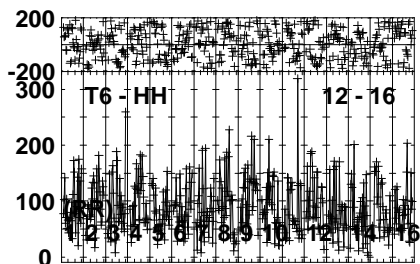
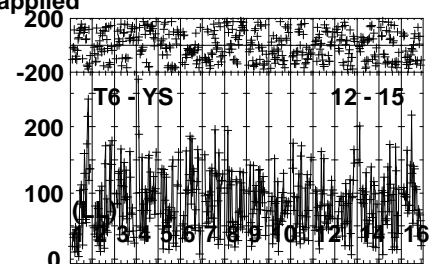
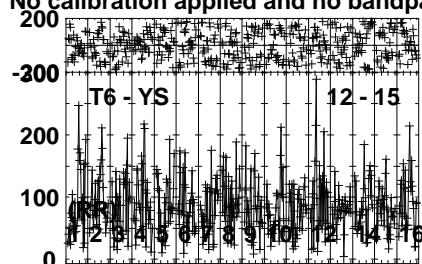
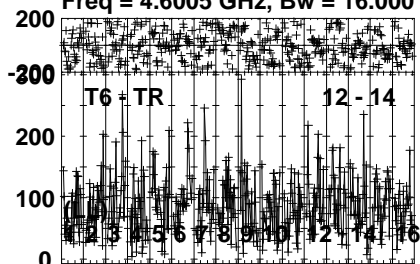
Lower frame: Micro Ampl Jy Top frame: Phas deg  
Vector averaged cross-power spectrum Several baselines displayed  
Timerange: 01/04:41:32 to 01/04:44:18

Plot file version 556 created 01-DEC-2023 16:32:22

GRB171205A EG120.UVDATA.1

Freq = 4.6005 GHz, Bw = 16.000 MH

No calibration applied and no bandpass applied

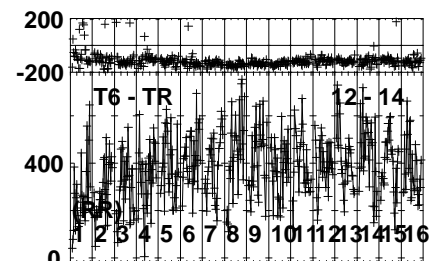
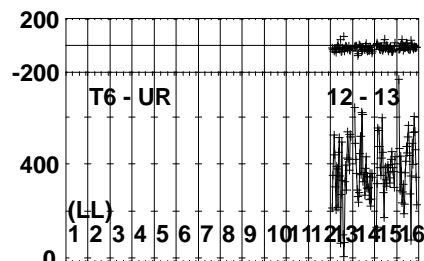
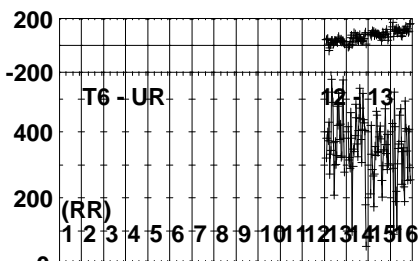
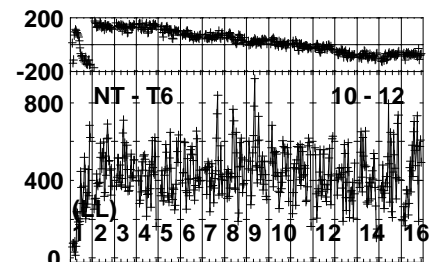
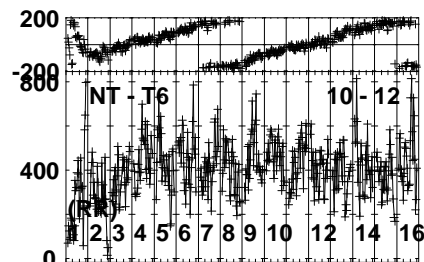
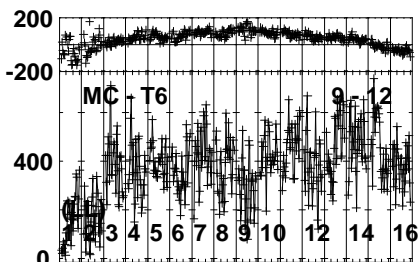
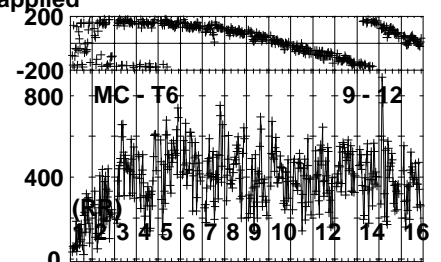

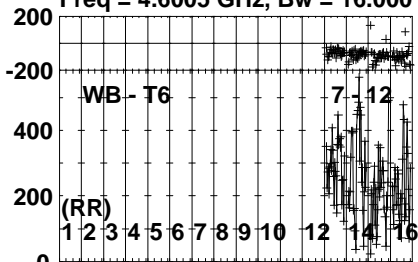


Lower frame: Micro Ampl Jy Top frame: Phas deg  
Vector averaged cross-power spectrum Several baselines displayed  
Timerange: 01/04:41:32 to 01/04:44:18

Plot file version 557 created 01-DEC-2023 16:32:23

J1108-1231 EG120.UVDATA.1

Freq = 4.6005 GHz, Bw = 16.000 MH No calibration applied and no bandpass applied



0 0 0 0 0 0 0 0 0 0 0 0 0 0 0 0  
Channels

0 0 0 0 0 0 0 0 0 0 0 0 0 0 0 0  
Channels

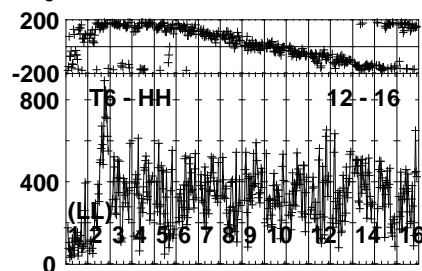
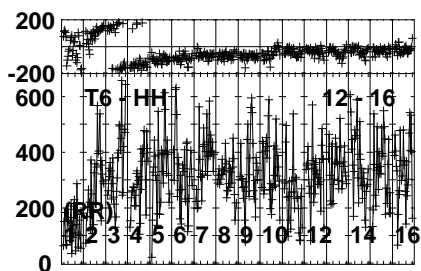
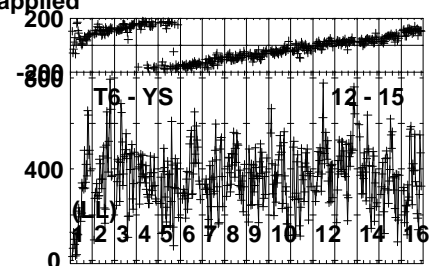
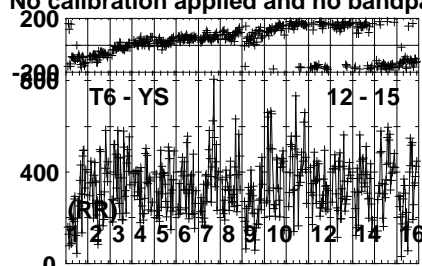
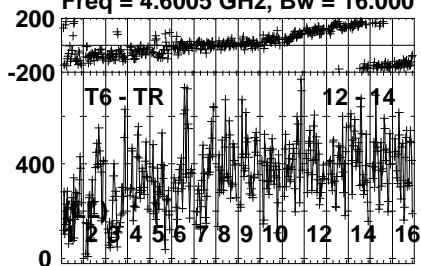
0 0 0 0 0 0 0 0 0 0 0 0 0 0 0 0  
Channels

Lower frame: Micro Ampl Jy Top frame: Phas deg  
Vector averaged cross-power spectrum Several baselines displayed  
Timerange: 01/04:44:58 to 01/04:45:44

Plot file version 558 created 01-DEC-2023 16:32:23

J1108-1231 EG120.UVDATA.1

Freq = 4.6005 GHz, Bw = 16.000 MH No calibration applied and no bandpass applied

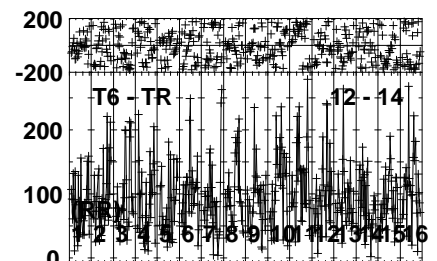
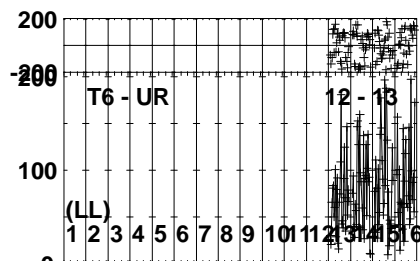
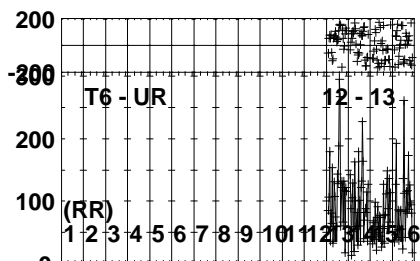
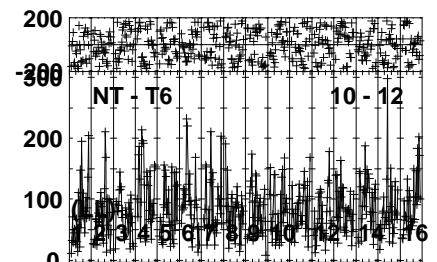
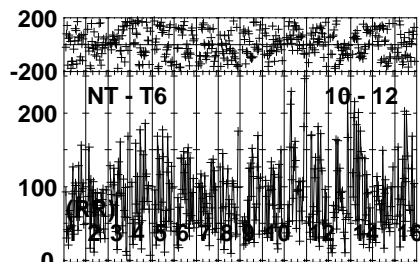
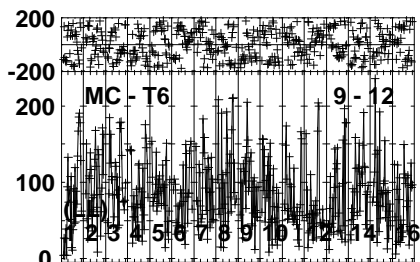
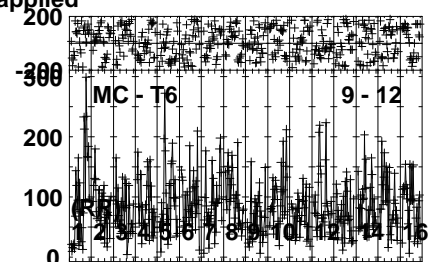
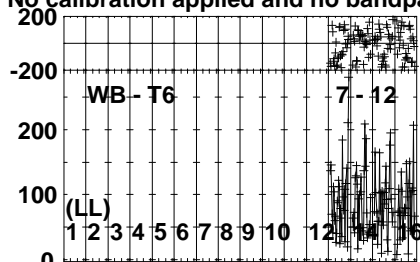
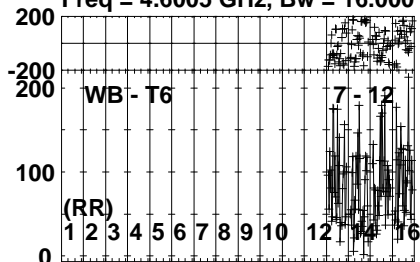


Lower frame: Micro Ampl Jy Top frame: Phas deg  
Vector averaged cross-power spectrum Several baselines displayed  
Timerange: 01/04:44:58 to 01/04:45:44

Plot file version 559 created 01-DEC-2023 16:32:23

GRB171205A EG120.UVDATA.1

Freq = 4.6005 GHz, Bw = 16.000 MH No calibration applied and no bandpass applied



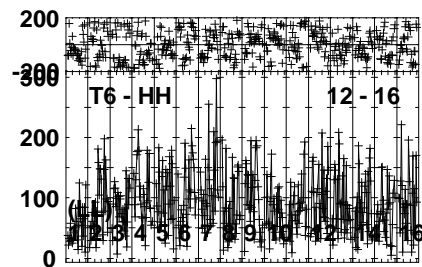
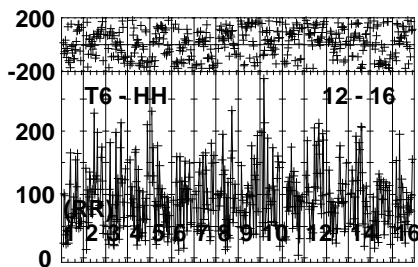
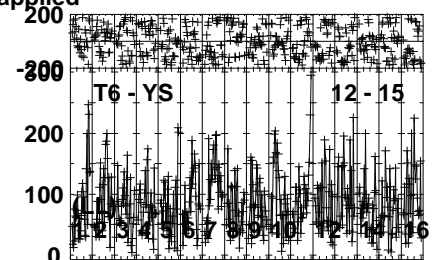
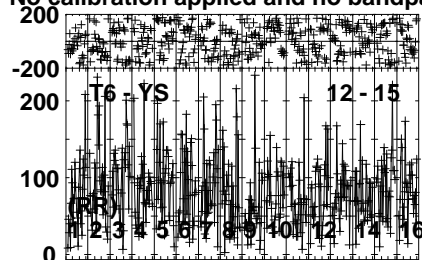
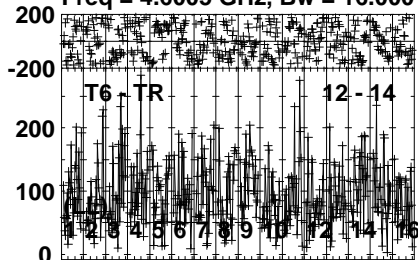
Lower frame: Micro Ampl Jy Top frame: Phas deg  
Vector averaged cross-power spectrum Several baselines displayed  
Timerange: 01/04:45:46 to 01/04:48:32

Plot file version 560 created 01-DEC-2023 16:32:23

GRB171205A EG120.UVDATA.1

Freq = 4.6005 GHz, Bw = 16.000 MH

No calibration applied and no bandpass applied



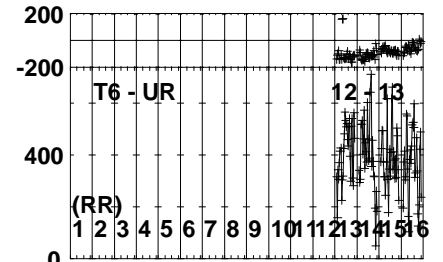
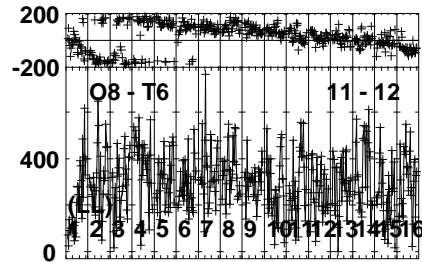
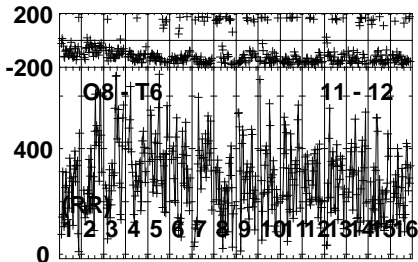
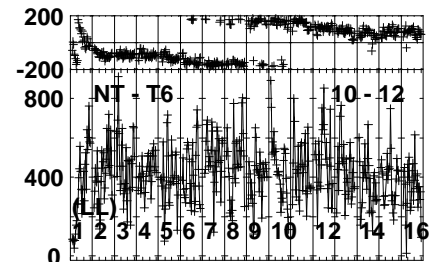
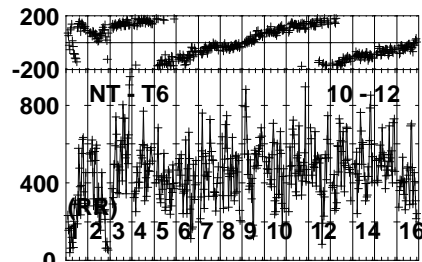
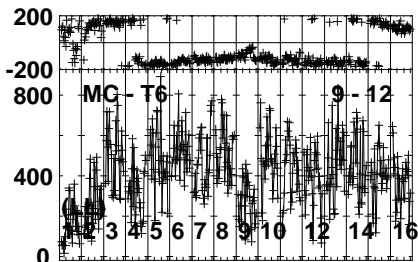
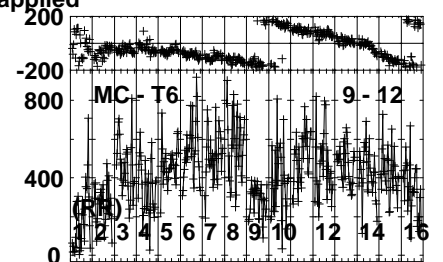
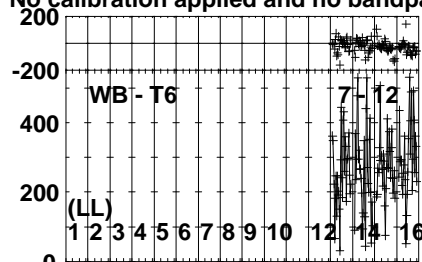
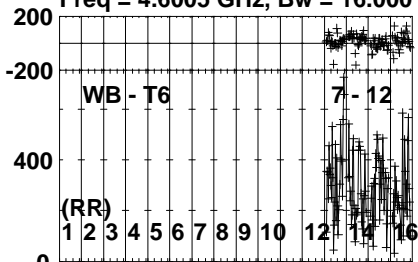
Lower frame: Micro Ampl Jy Top frame: Phas deg  
Vector averaged cross-power spectrum Several baselines displayed  
Timerange: 01/04:45:46 to 01/04:48:32



Plot file version 561 created 01-DEC-2023 16:32:23

J1108-1231 EG120.UVDATA.1

Freq = 4.6005 GHz, Bw = 16.000 MH No calibration applied and no bandpass applied



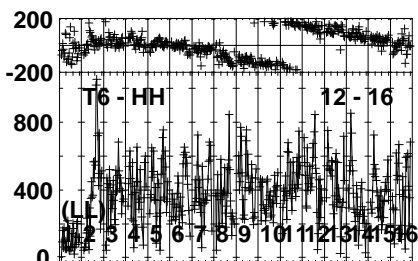
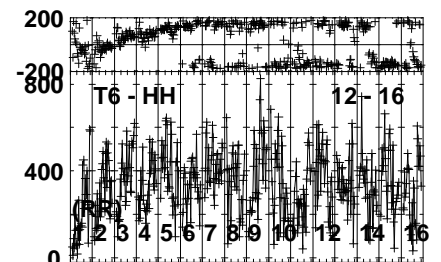
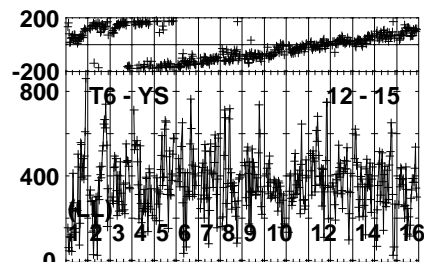
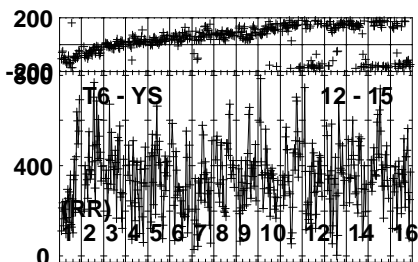
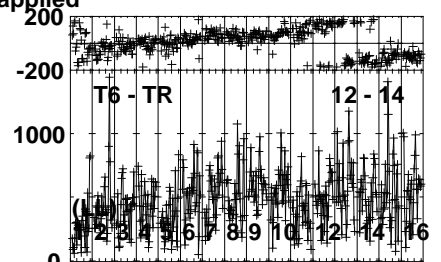
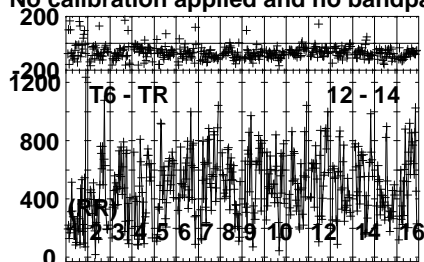
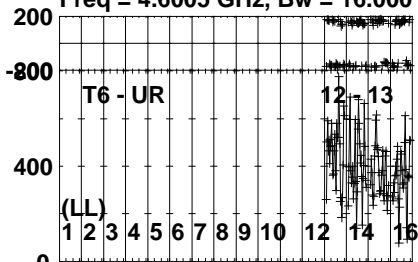
Lower frame: Micro Ampl Jy Top frame: Phas deg  
Vector averaged cross-power spectrum Several baselines displayed  
Timerange: 01/04:48:35 to 01/04:49:31

Plot file version 562 created 01-DEC-2023 16:32:23

J1108-1231 EG120.UVDATA.1

Freq = 4.6005 GHz, Bw = 16.000 MH

No calibration applied and no bandpass applied



0 0 0 0 0 0 0 0 0 0 0 0 0 0 0 0

Channels

Lower frame: Micro Ampl Jy Top frame: Phas deg

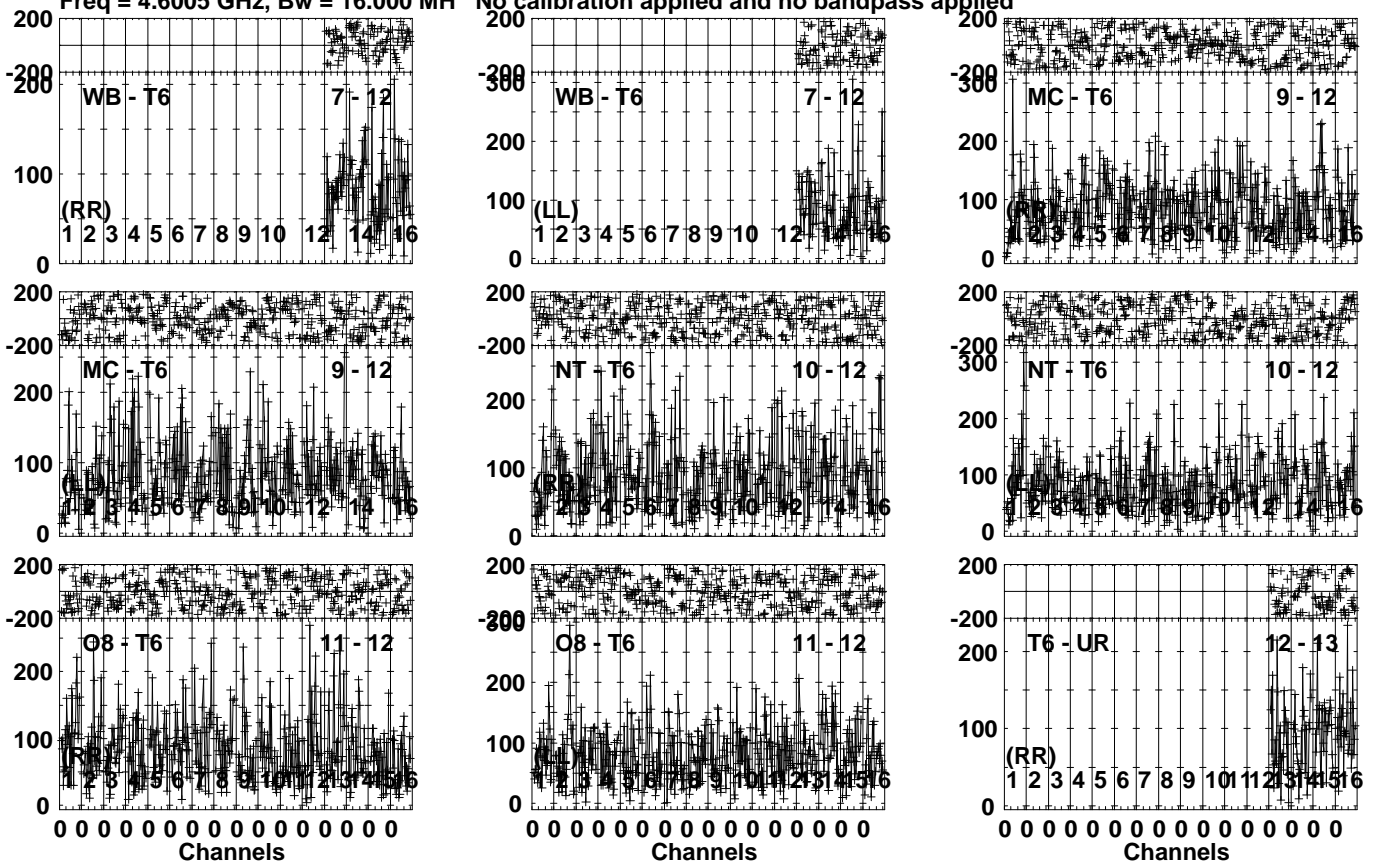
Vector averaged cross-power spectrum Several baselines displayed

Timerange: 01/04:48:35 to 01/04:49:31

Plot file version 563 created 01-DEC-2023 16:32:23

GRB171205A EG120.UVDATA.1

Freq = 4.6005 GHz, Bw = 16.000 MH No calibration applied and no bandpass applied



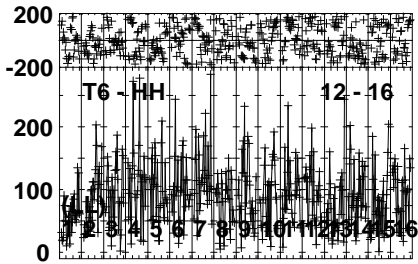
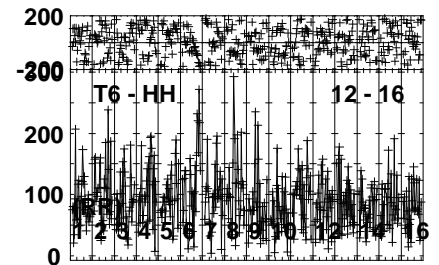
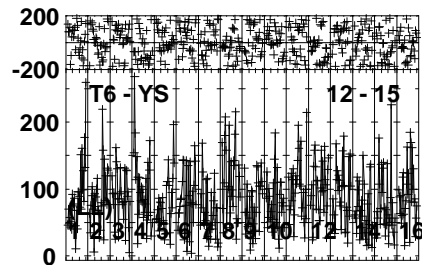
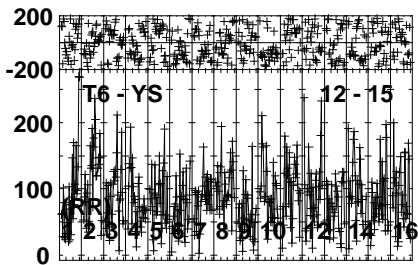
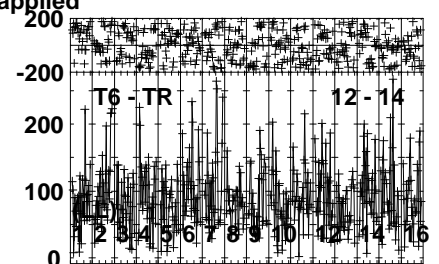
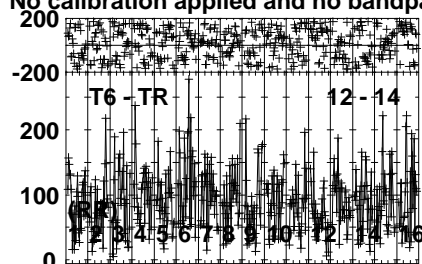
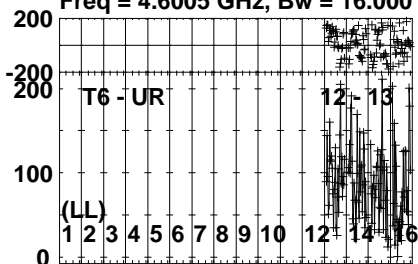
Lower frame: Micro Ampl Jy Top frame: Phas deg  
Vector averaged cross-power spectrum Several baselines displayed  
Timerange: 01/04:49:34 to 01/04:52:20

Plot file version 564 created 01-DEC-2023 16:32:24

GRB171205A EG120.UVDATA.1

Freq = 4.6005 GHz, Bw = 16.000 MH

No calibration applied and no bandpass applied



0 0 0 0 0 0 0 0 0 0 0 0 0 0 0

Channels

Lower frame: Micro Ampl Jy Top frame: Phas deg

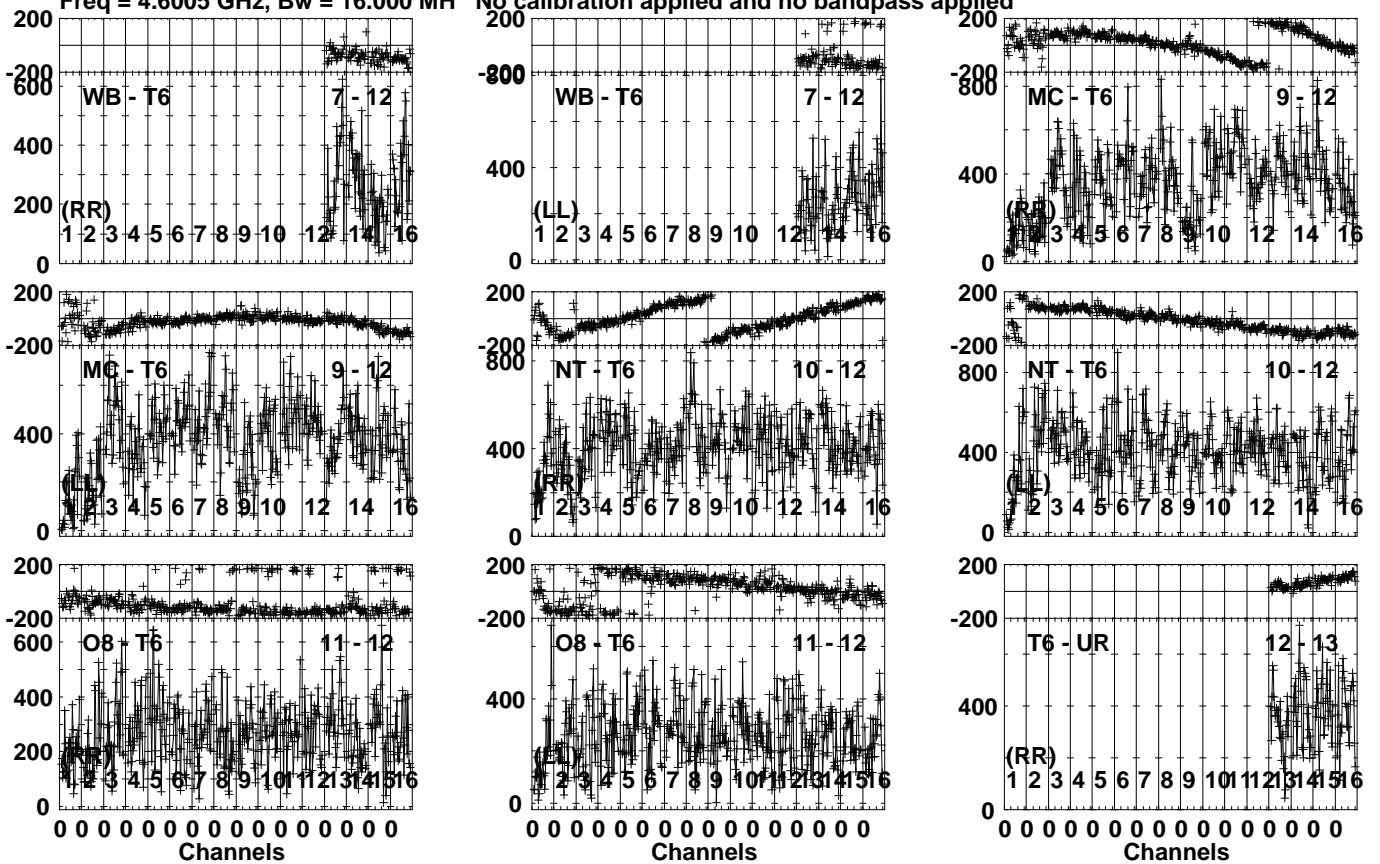
Vector averaged cross-power spectrum Several baselines displayed

Timerange: 01/04:49:34 to 01/04:52:20

Plot file version 565 created 01-DEC-2023 16:32:24

J1108-1231 EG120.UVDATA.1

Freq = 4.6005 GHz, Bw = 16.000 MH No calibration applied and no bandpass applied

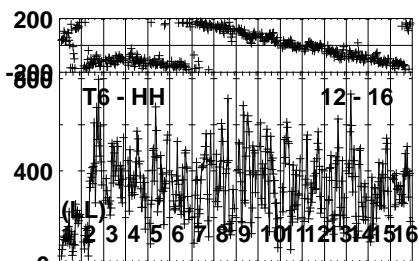
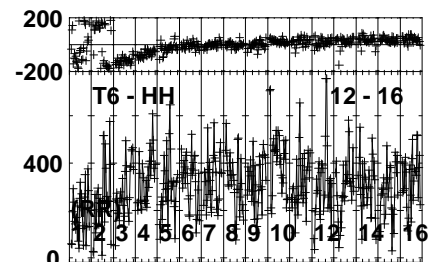
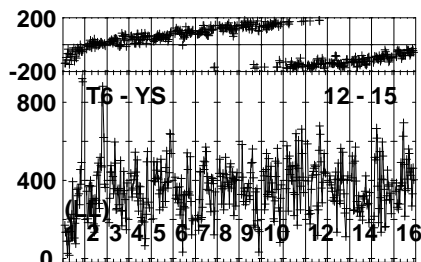
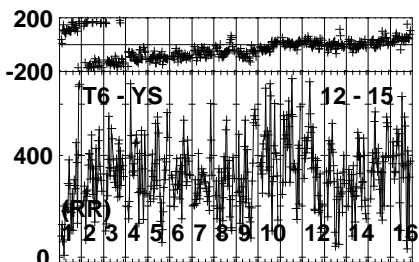
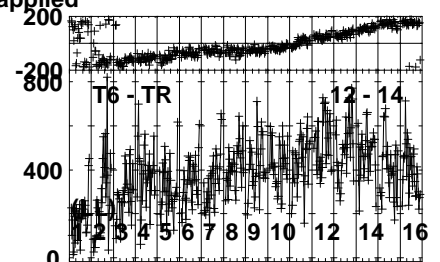
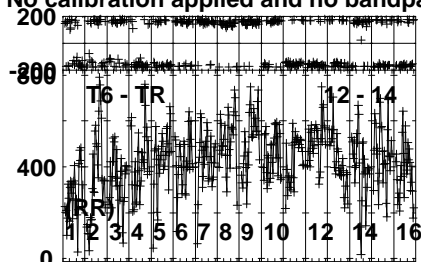
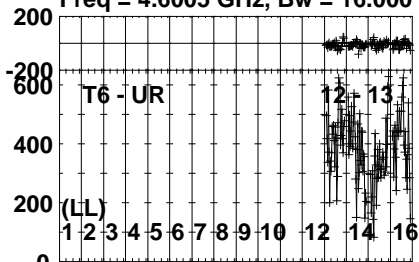


Lower frame: Micro Ampl Jy Top frame: Phas deg  
Vector averaged cross-power spectrum Several baselines displayed  
Timerange: 01/04:53:00 to 01/04:53:46

Plot file version 566 created 01-DEC-2023 16:32:24

J1108-1231 EG120.UVDATA.1

Freq = 4.6005 GHz, Bw = 16.000 MH No calibration applied and no bandpass applied



0 0 0 0 0 0 0 0 0 0 0 0 0 0 0 0

Channels

Lower frame: Micro Ampl Jy Top frame: Phas deg

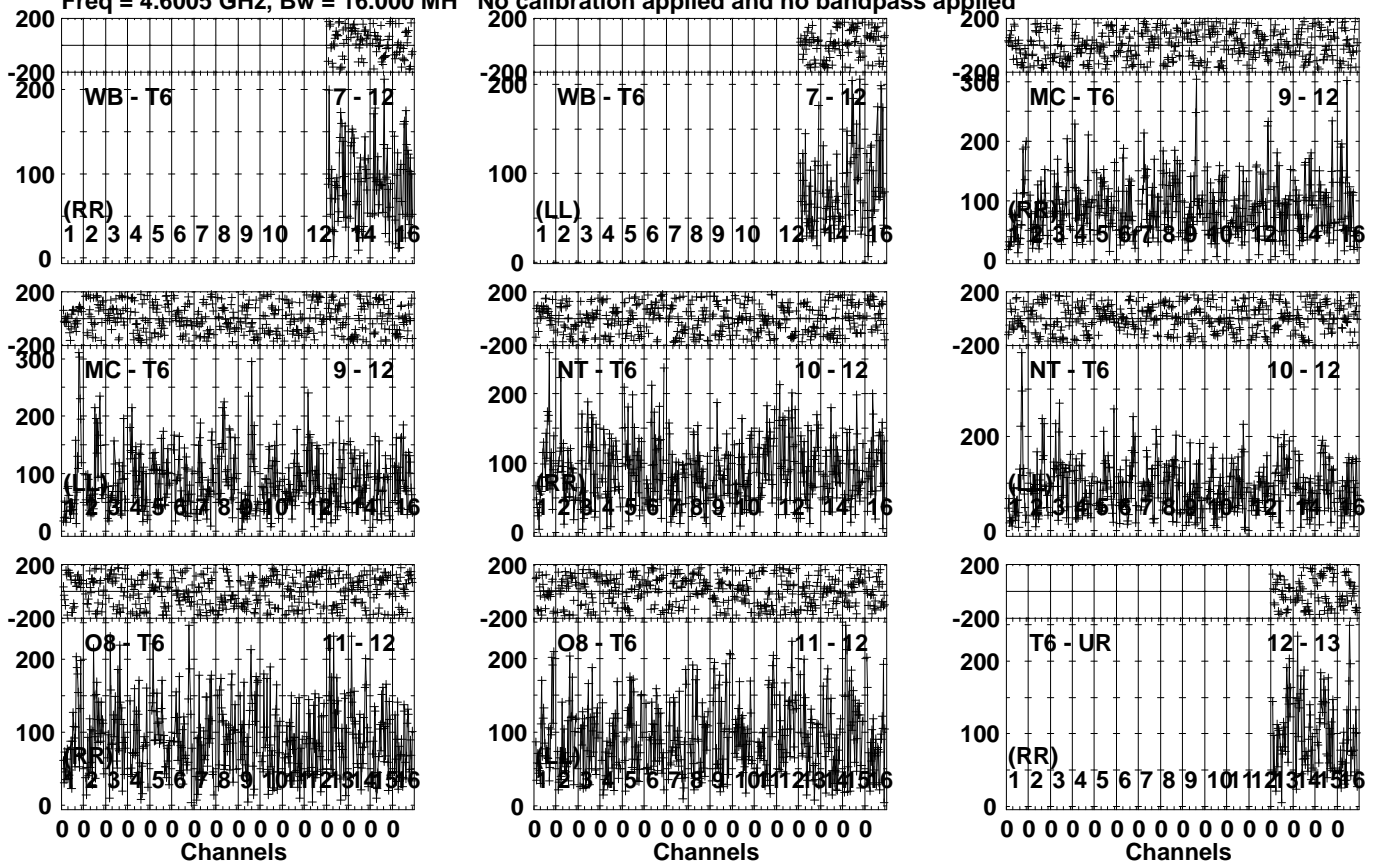
Vector averaged cross-power spectrum Several baselines displayed

Timerange: 01/04:53:00 to 01/04:53:46

Plot file version 567 created 01-DEC-2023 16:32:24

GRB171205A EG120.UVDATA.1

Freq = 4.6005 GHz, Bw = 16.000 MH No calibration applied and no bandpass applied

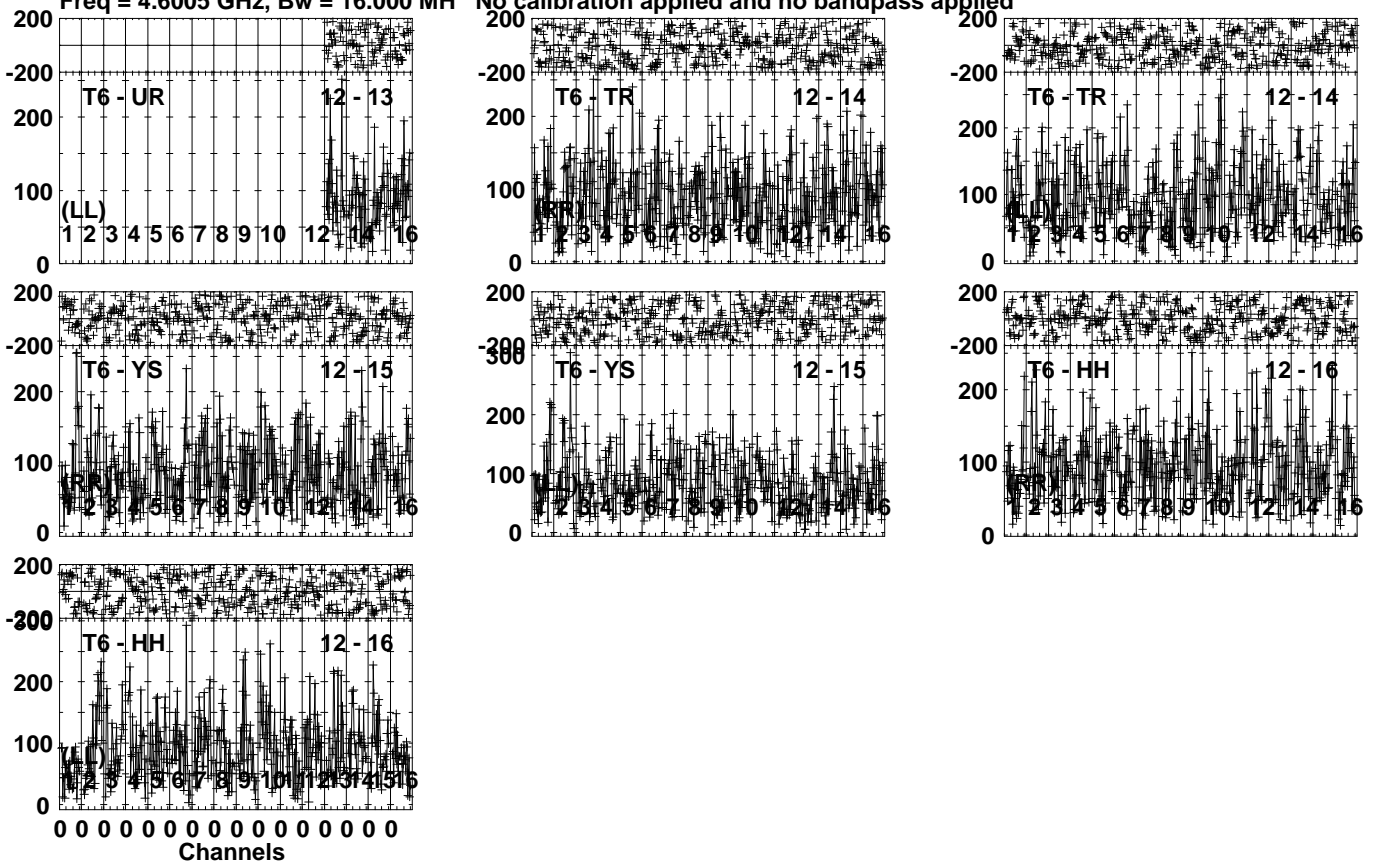


Lower frame: Micro Ampl Jy Top frame: Phas deg  
Vector averaged cross-power spectrum Several baselines displayed  
Timerange: 01/04:53:48 to 01/04:56:34

Plot file version 568 created 01-DEC-2023 16:32:24

GRB171205A EG120.UVDATA.1

Freq = 4.6005 GHz, Bw = 16.000 MH No calibration applied and no bandpass applied



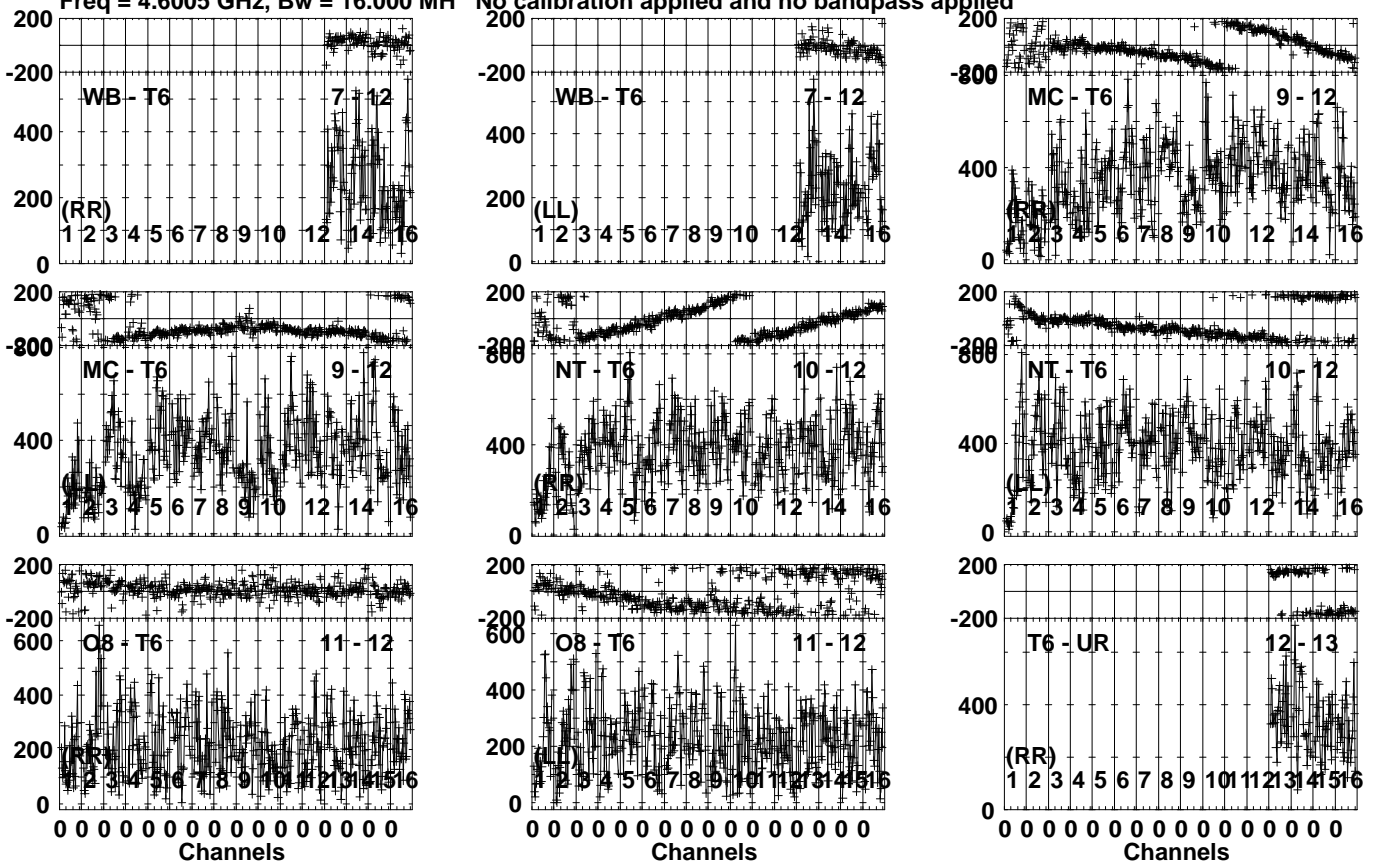
Lower frame: Micro Ampl Jy Top frame: Phas deg  
Vector averaged cross-power spectrum Several baselines displayed  
Timerange: 01/04:53:48 to 01/04:56:34



Plot file version 569 created 01-DEC-2023 16:32:24

J1108-1231 EG120.UVDATA.1

Freq = 4.6005 GHz, Bw = 16.000 MH No calibration applied and no bandpass applied

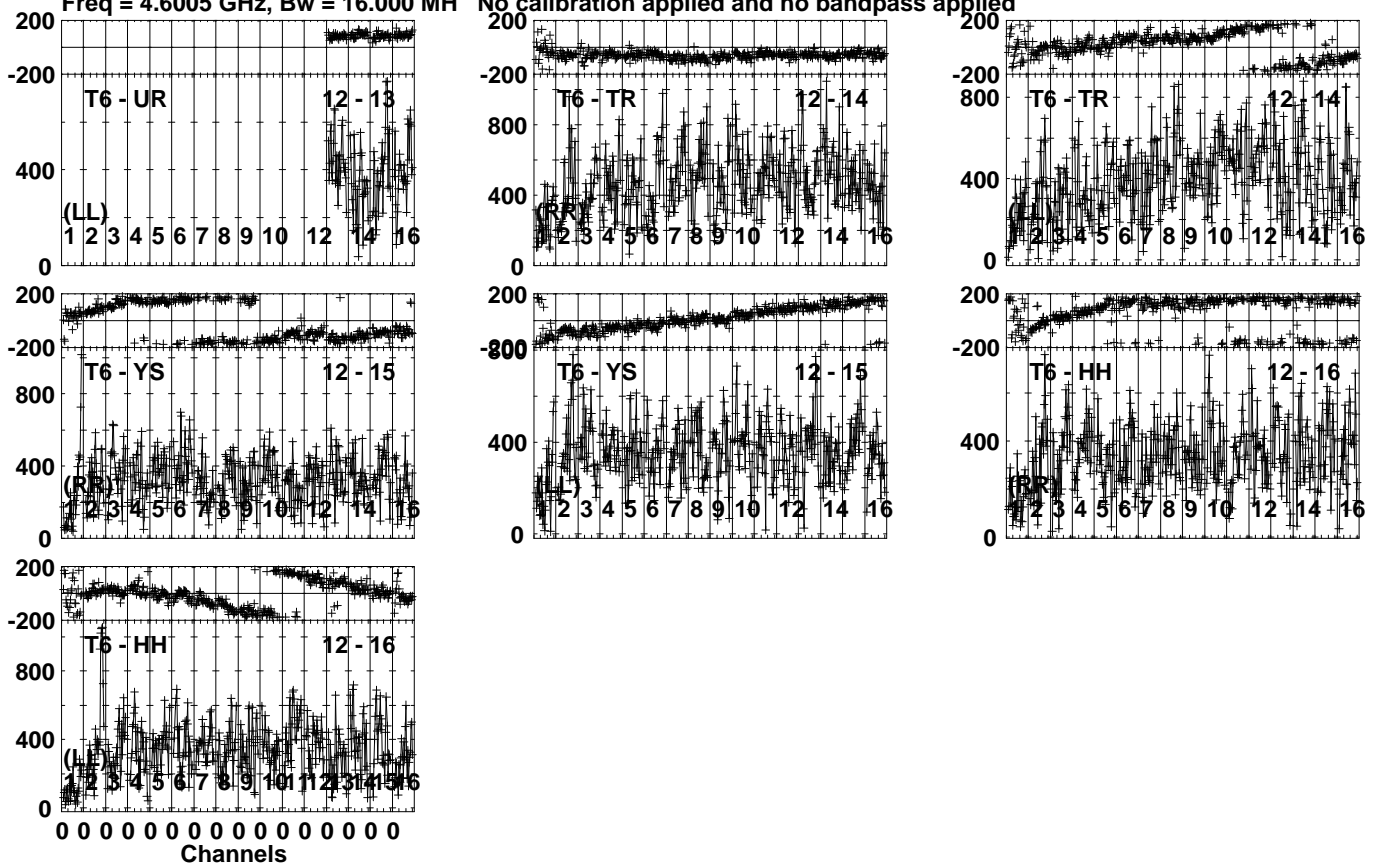


Lower frame: Micro Ampl Jy Top frame: Phas deg  
Vector averaged cross-power spectrum Several baselines displayed  
Timerange: 01/04:56:37 to 01/04:57:43

Plot file version 570 created 01-DEC-2023 16:32:25

J1108-1231 EG120.UVDATA.1

Freq = 4.6005 GHz, Bw = 16.000 MH No calibration applied and no bandpass applied

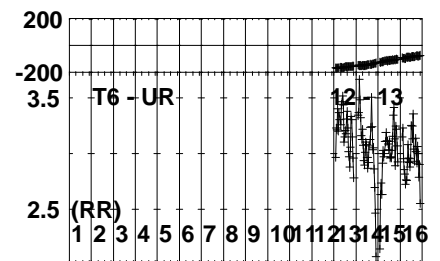
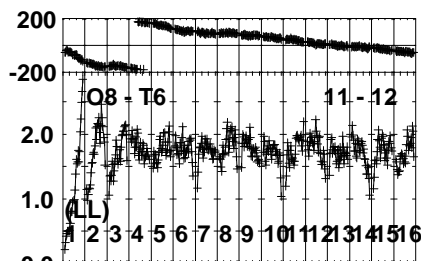
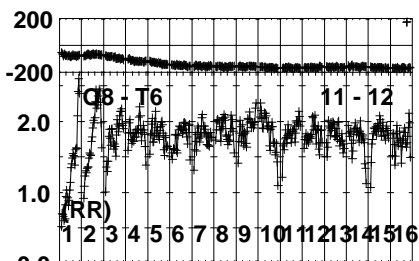
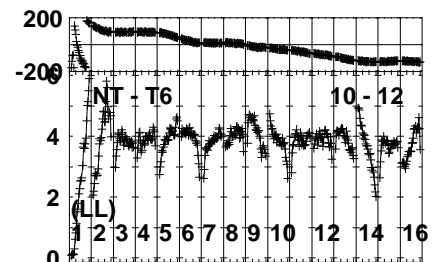
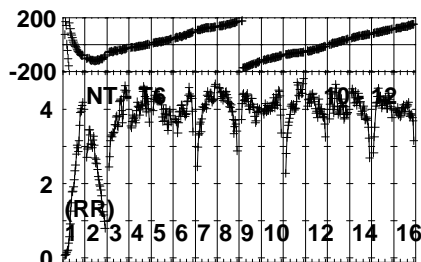
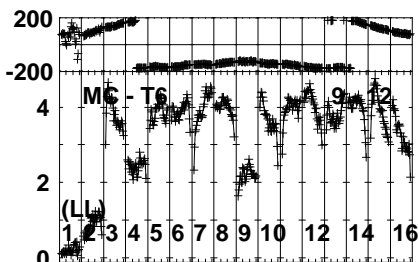
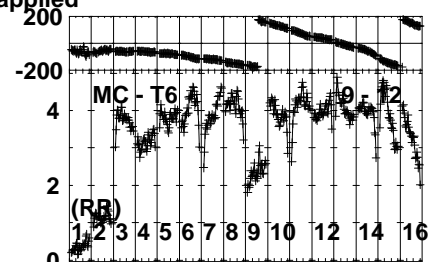
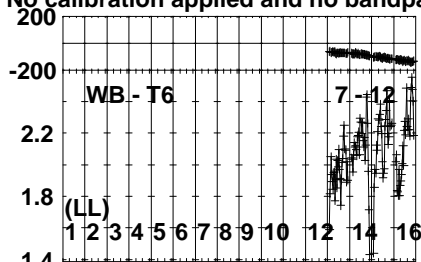
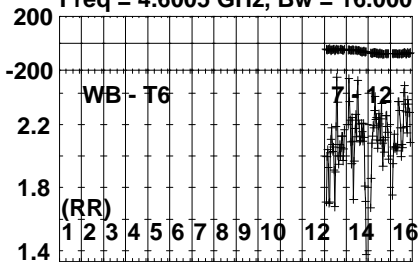


Lower frame: Micro Ampl Jy Top frame: Phas deg  
Vector averaged cross-power spectrum Several baselines displayed  
Timerange: 01/04:56:37 to 01/04:57:43

Plot file version 571 created 01-DEC-2023 16:32:25

J1118-1232 EG120.UVDATA.1

Freq = 4.6005 GHz, Bw = 16.000 MH No calibration applied and no bandpass applied



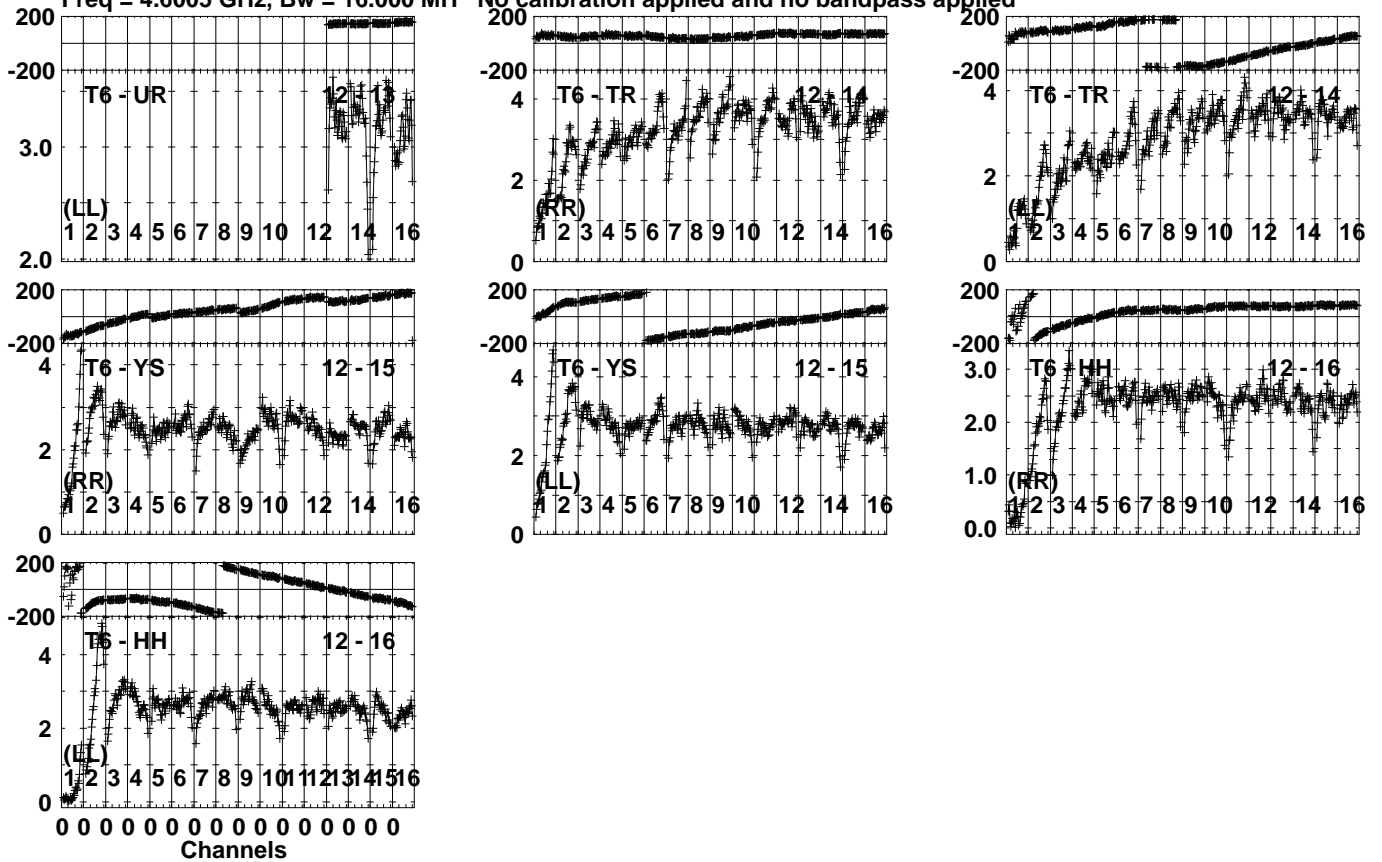
Lower frame: Milli Ampl Jy Top frame: Phas deg  
Vector averaged cross-power spectrum Several baselines displayed  
Timerange: 01/04:58:07 to 01/04:59:03

Plot file version 572 created 01-DEC-2023 16:32:25

J1118-1232 EG120.UVDATA.1

Freq = 4.6005 GHz, Bw = 16.000 MH

No calibration applied and no bandpass applied

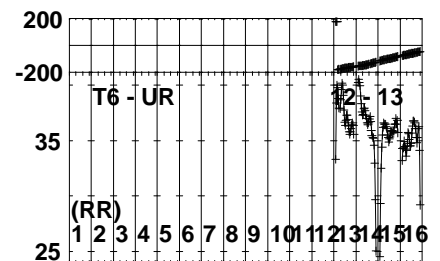
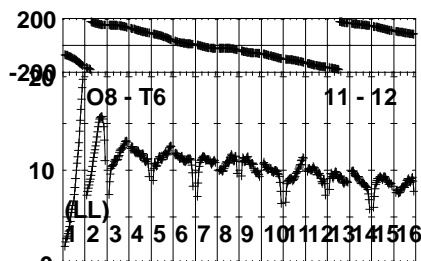
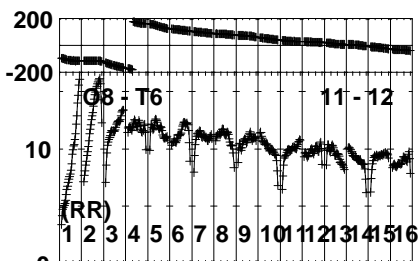
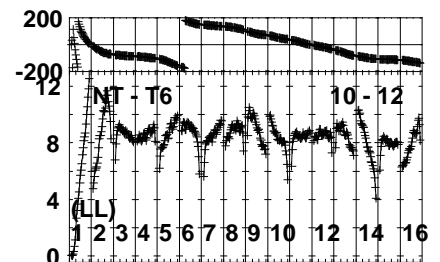
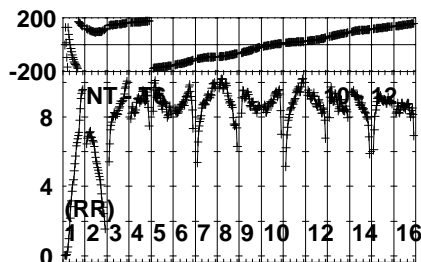
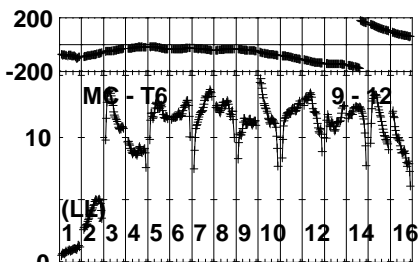
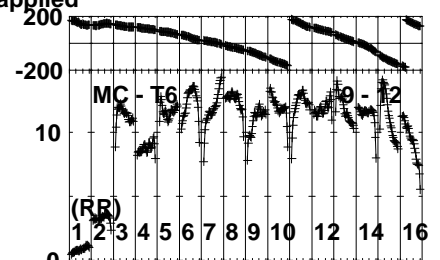
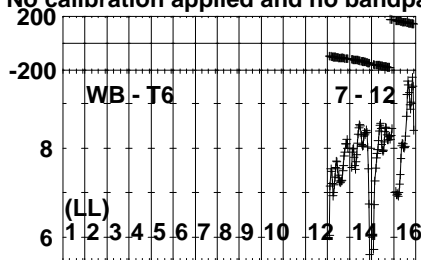
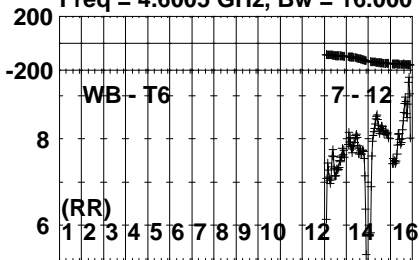


Lower frame: Milli Ampl Jy Top frame: Phas deg  
Vector averaged cross-power spectrum Several baselines displayed  
Timerange: 01/04:58:07 to 01/04:59:03

Plot file version 573 created 01-DEC-2023 16:32:25

3C273 EG120.UVDATA.1

Freq = 4.6005 GHz, Bw = 16.000 MH No calibration applied and no bandpass applied

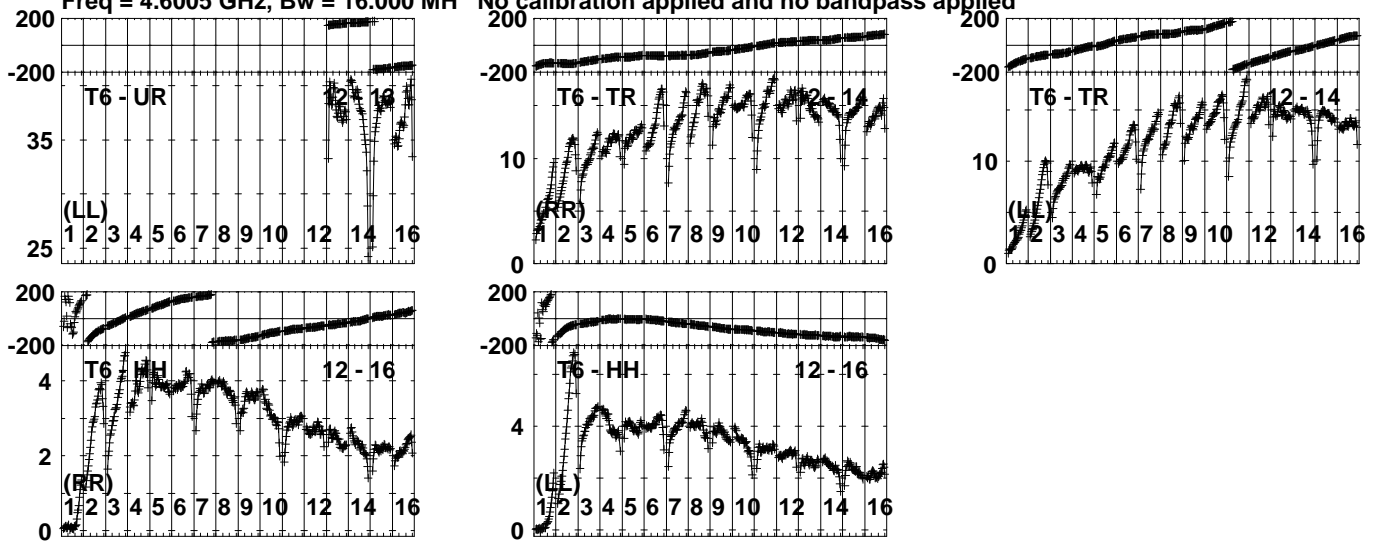


Lower frame: Milli Ampl Jy Top frame: Phas deg  
Vector averaged cross-power spectrum Several baselines displayed  
Timerange: 01/05:00:39 to 01/05:03:35

Plot file version 574 created 01-DEC-2023 16:32:25

3C273 EG120.UVDATA.1

Freq = 4.6005 GHz, Bw = 16.000 MH No calibration applied and no bandpass applied

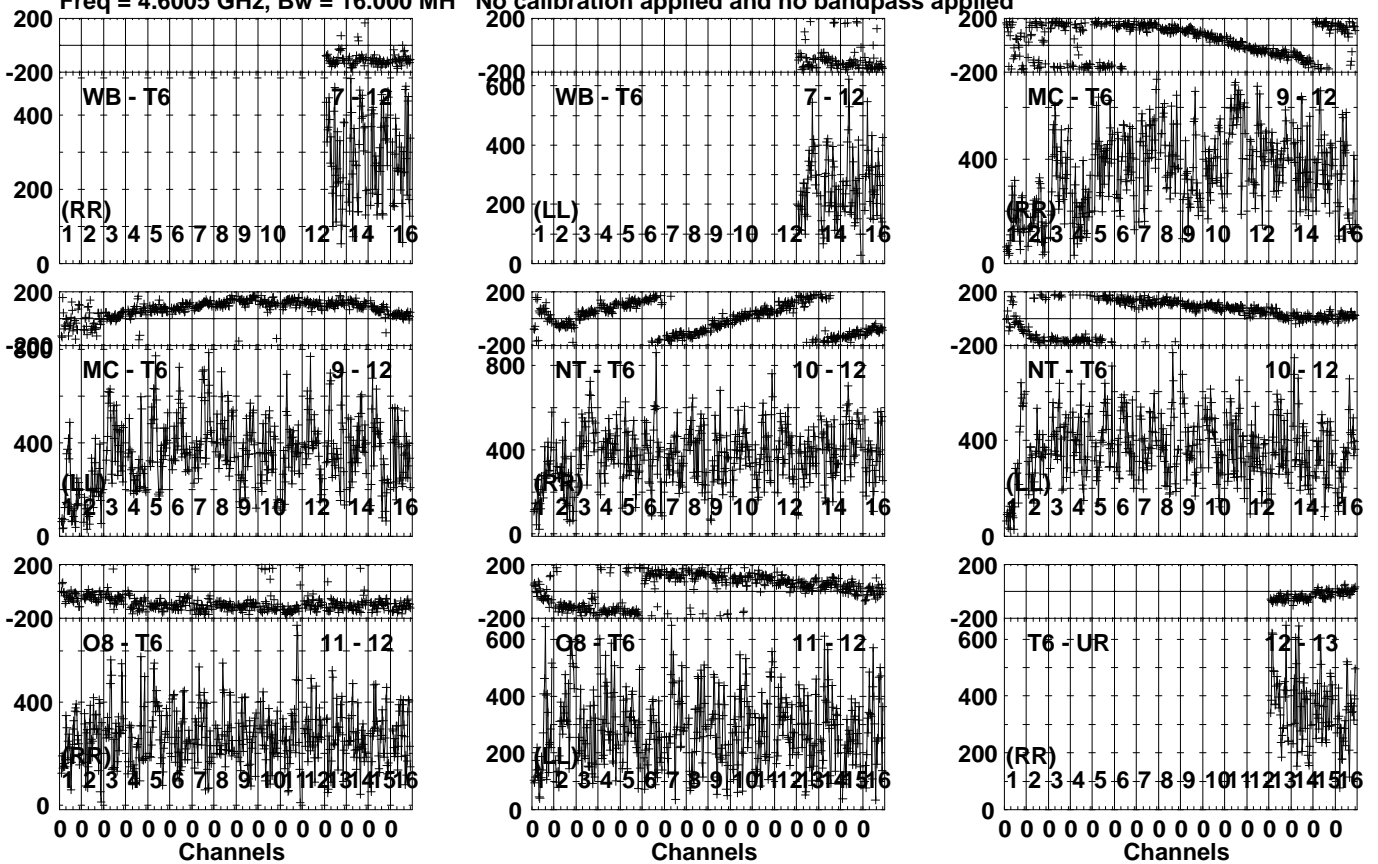


Lower frame: Milli Ampl Jy Top frame: Phas deg  
Vector averaged cross-power spectrum Several baselines displayed  
Timerange: 01/05:00:39 to 01/05:03:35

Plot file version 575 created 01-DEC-2023 16:32:25

J1108-1231 EG120.UVDATA.1

Freq = 4.6005 GHz, Bw = 16.000 MH No calibration applied and no bandpass applied

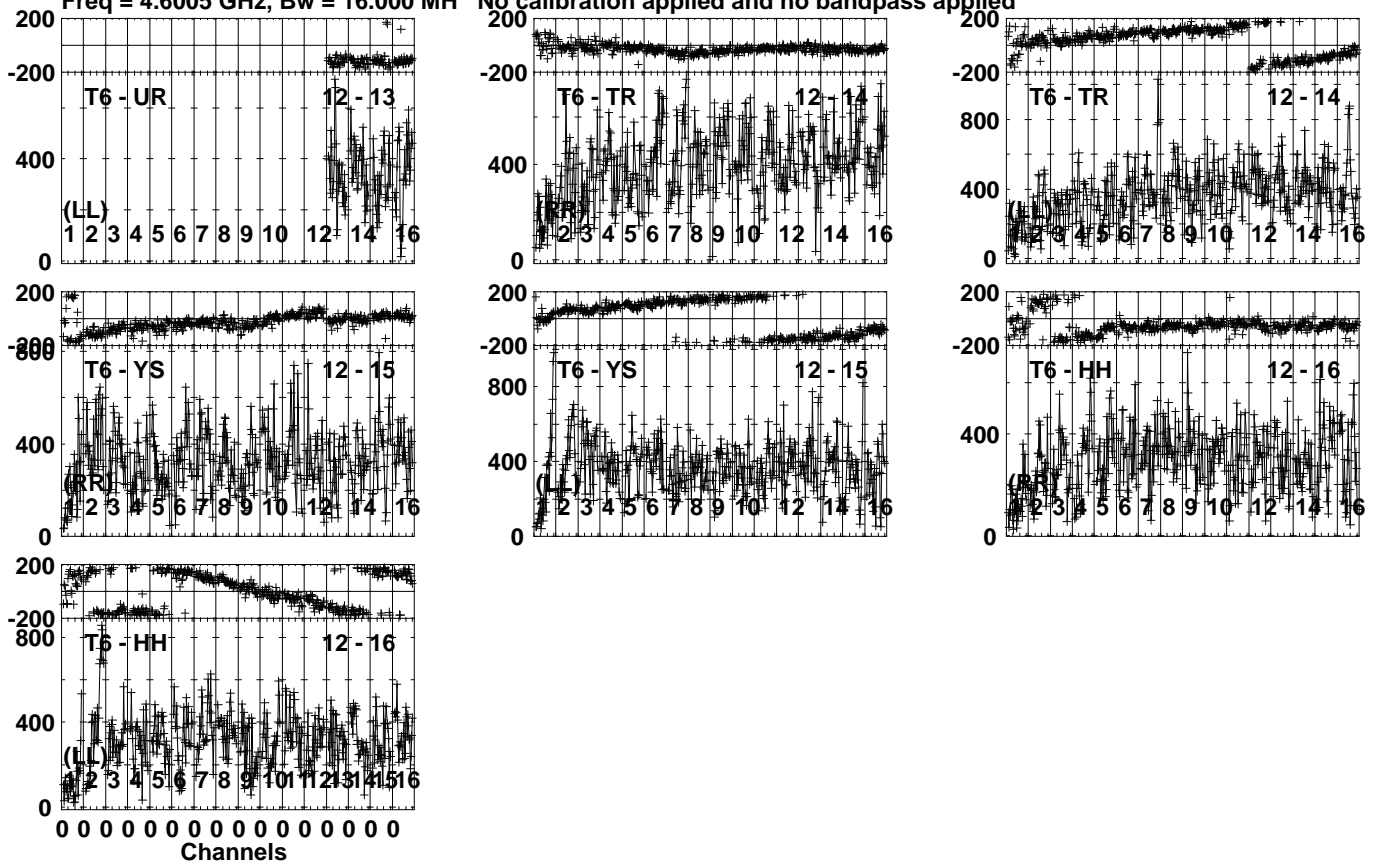


Lower frame: Micro Ampl Jy Top frame: Phas deg  
Vector averaged cross-power spectrum Several baselines displayed  
Timerange: 01/05:05:36 to 01/05:06:22

Plot file version 576 created 01-DEC-2023 16:32:26

J1108-1231 EG120.UVDATA.1

Freq = 4.6005 GHz, Bw = 16.000 MH No calibration applied and no bandpass applied



Lower frame: Micro Ampl Jy Top frame: Phas deg  
Vector averaged cross-power spectrum Several baselines displayed  
Timerange: 01/05:05:36 to 01/05:06:22

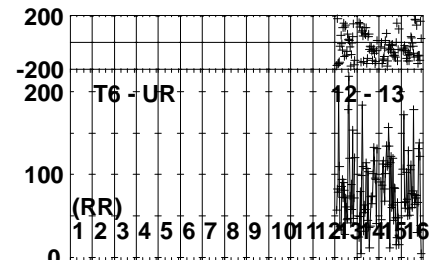
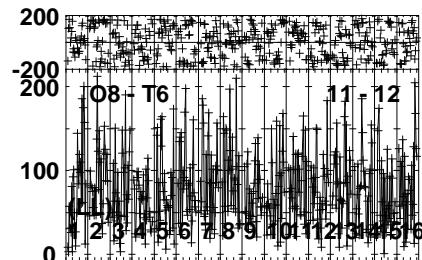
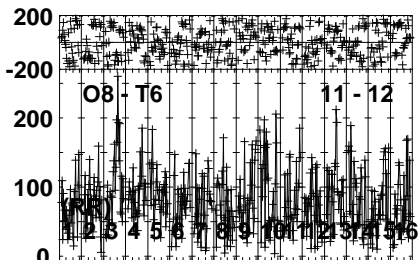
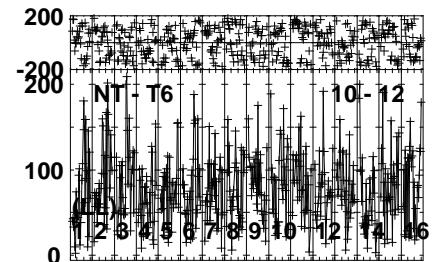
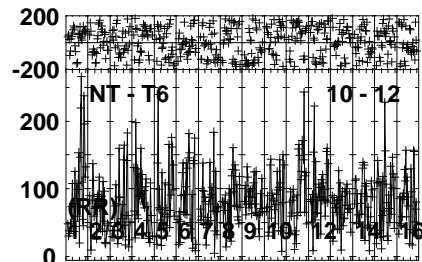
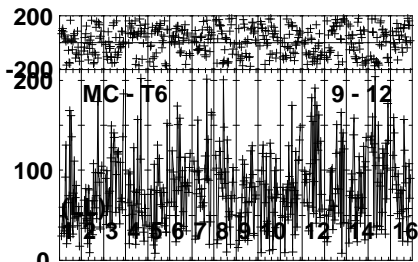
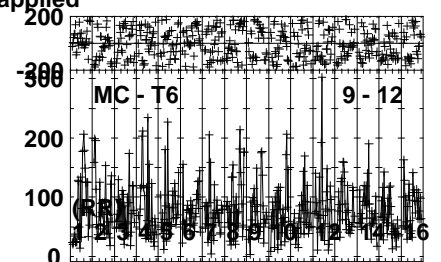
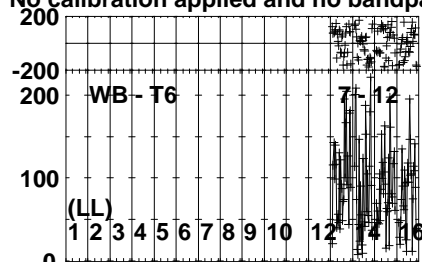
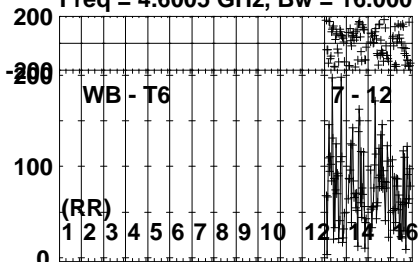


Plot file version 577 created 01-DEC-2023 16:32:26

GRB171205A EG120.UVDATA.1

Freq = 4.6005 GHz, Bw = 16.000 MH

No calibration applied and no bandpass applied



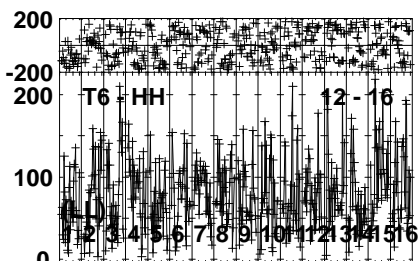
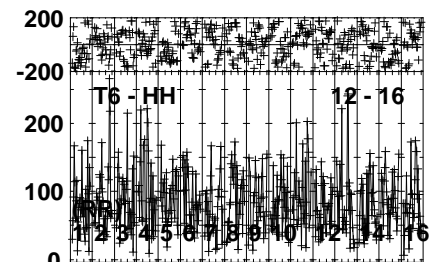
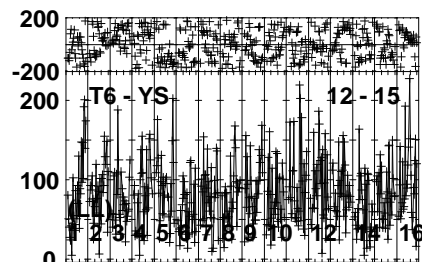
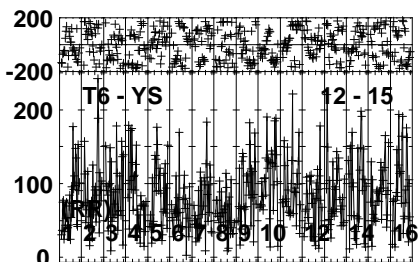
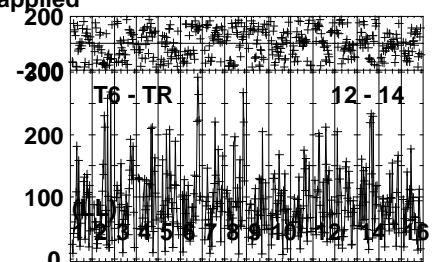
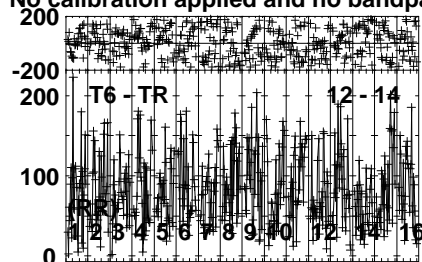
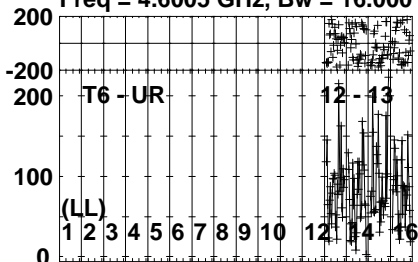
Lower frame: Micro Ampl Jy Top frame: Phas deg  
Vector averaged cross-power spectrum Several baselines displayed  
Timerange: 01/05:06:42 to 01/05:09:28

Plot file version 578 created 01-DEC-2023 16:32:26

GRB171205A EG120.UVDATA.1

Freq = 4.6005 GHz, Bw = 16.000 MH

No calibration applied and no bandpass applied



0 0 0 0 0 0 0 0 0 0 0 0 0 0 0 0

Channels

Lower frame: Micro Ampl Jy Top frame: Phas deg

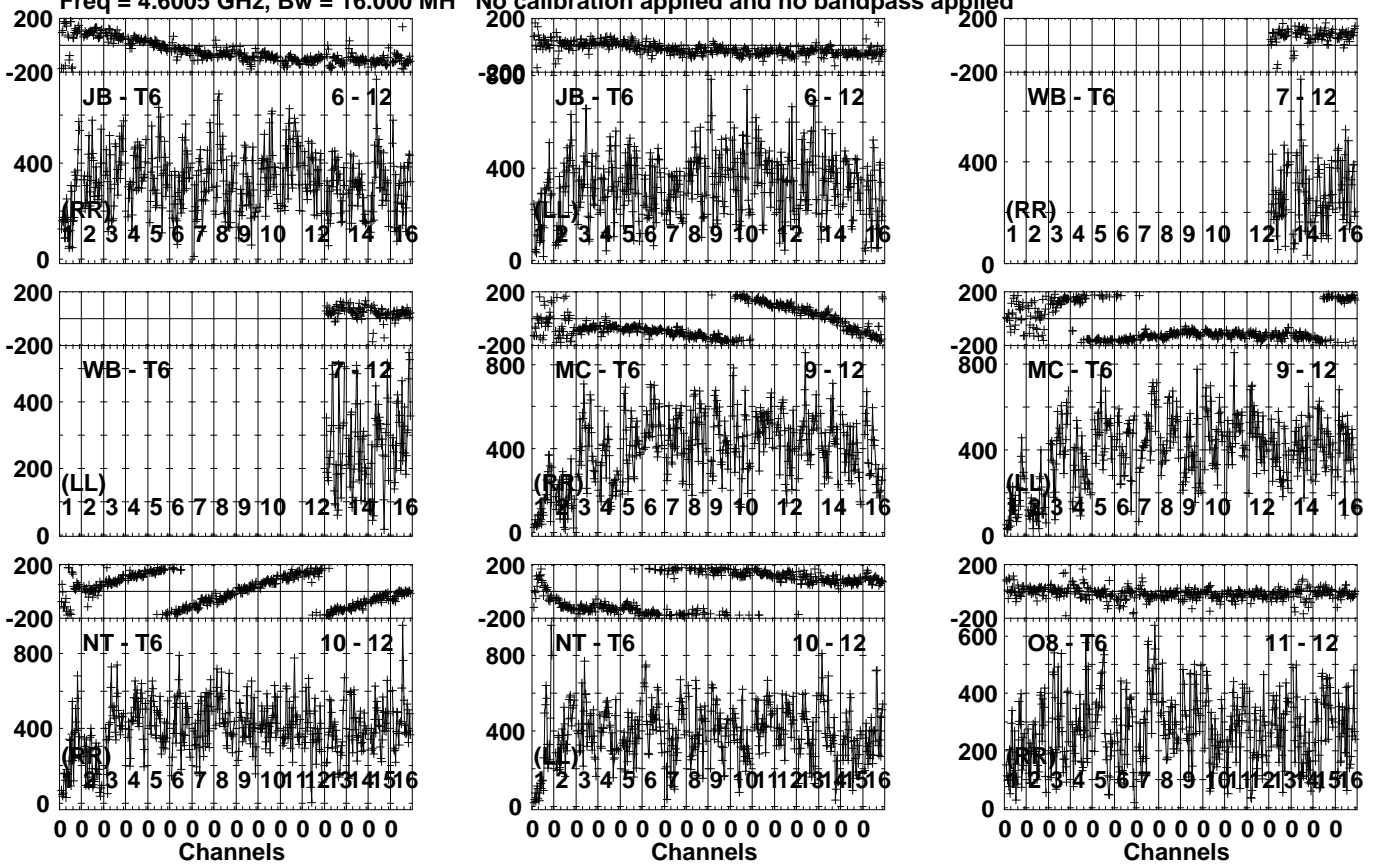
Vector averaged cross-power spectrum Several baselines displayed

Timerange: 01/05:06:42 to 01/05:09:28

Plot file version 579 created 01-DEC-2023 16:32:26

J1108-1231 EG120.UVDATA.1

Freq = 4.6005 GHz, Bw = 16.000 MH No calibration applied and no bandpass applied

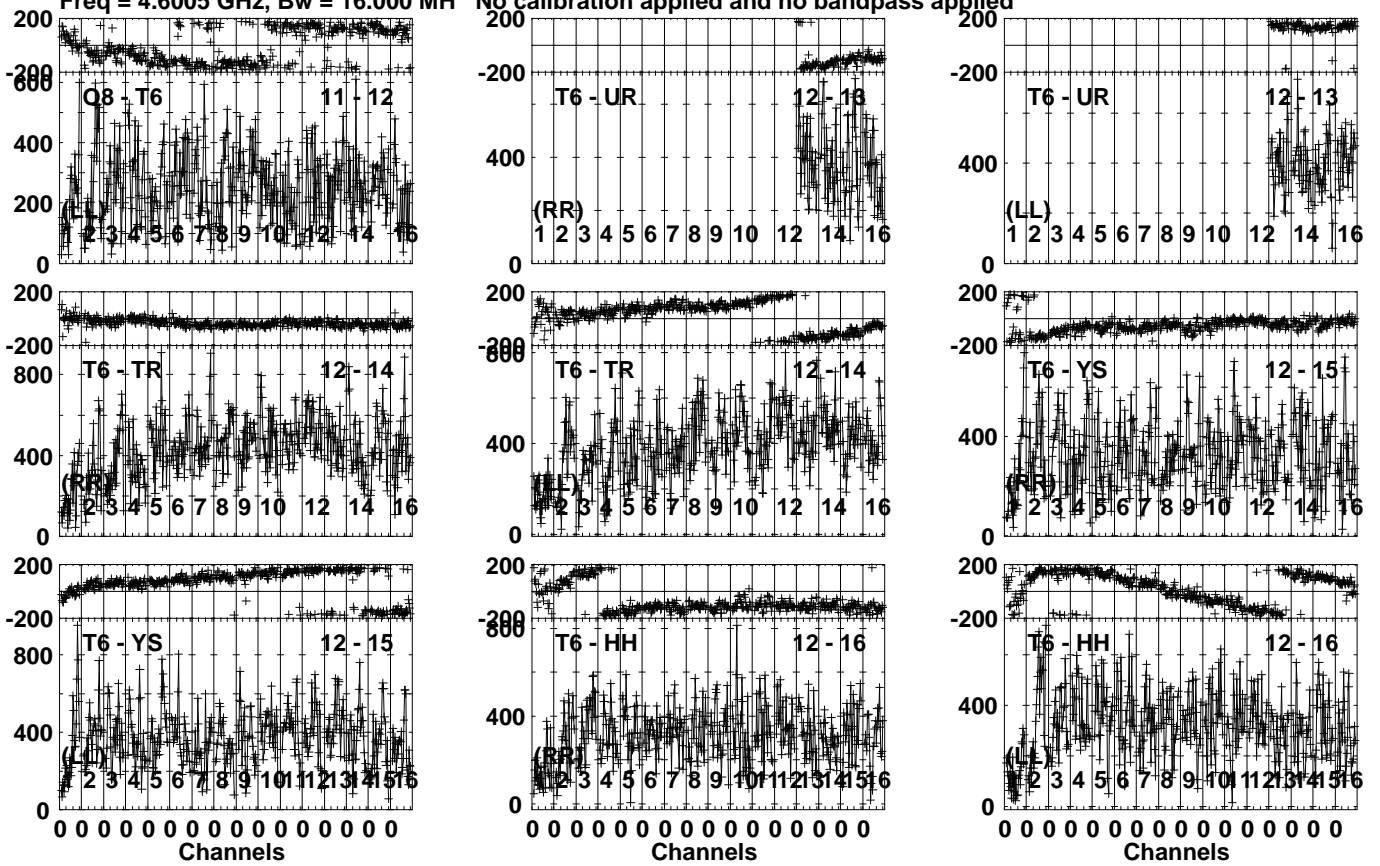


Lower frame: Micro Ampl Jy Top frame: Phas deg  
Vector averaged cross-power spectrum Several baselines displayed  
Timerange: 01/05:10:07 to 01/05:10:53

Plot file version 580 created 01-DEC-2023 16:32:26

J1108-1231 EG120.UVDATA.1

Freq = 4.6005 GHz, Bw = 16.000 MH No calibration applied and no bandpass applied

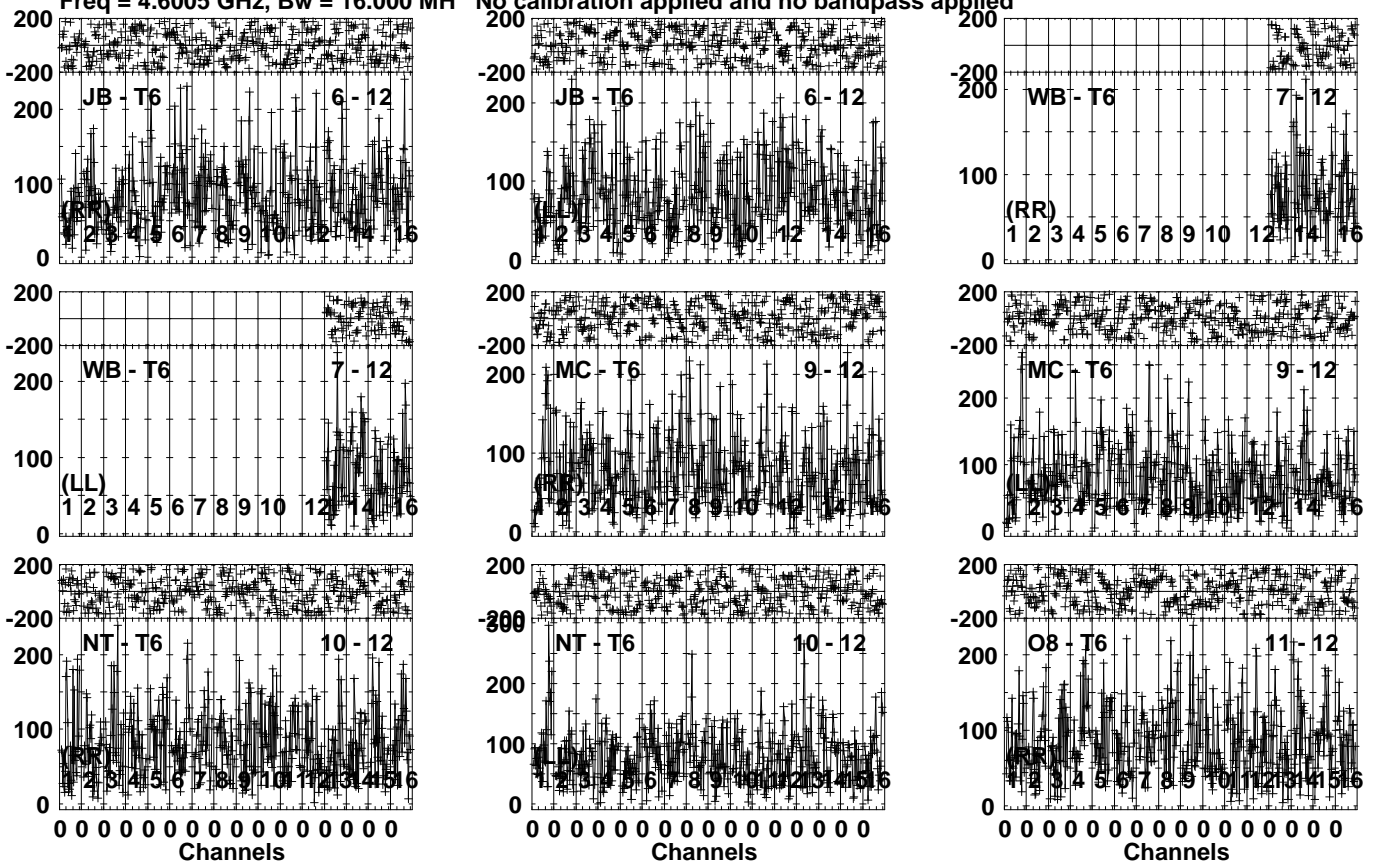


Lower frame: Micro Ampl Jy Top frame: Phas deg  
Vector averaged cross-power spectrum Several baselines displayed  
Timerange: 01/05:10:07 to 01/05:10:53

Plot file version 581 created 01-DEC-2023 16:32:27

GRB171205A EG120.UVDATA.1

Freq = 4.6005 GHz, Bw = 16.000 MH No calibration applied and no bandpass applied

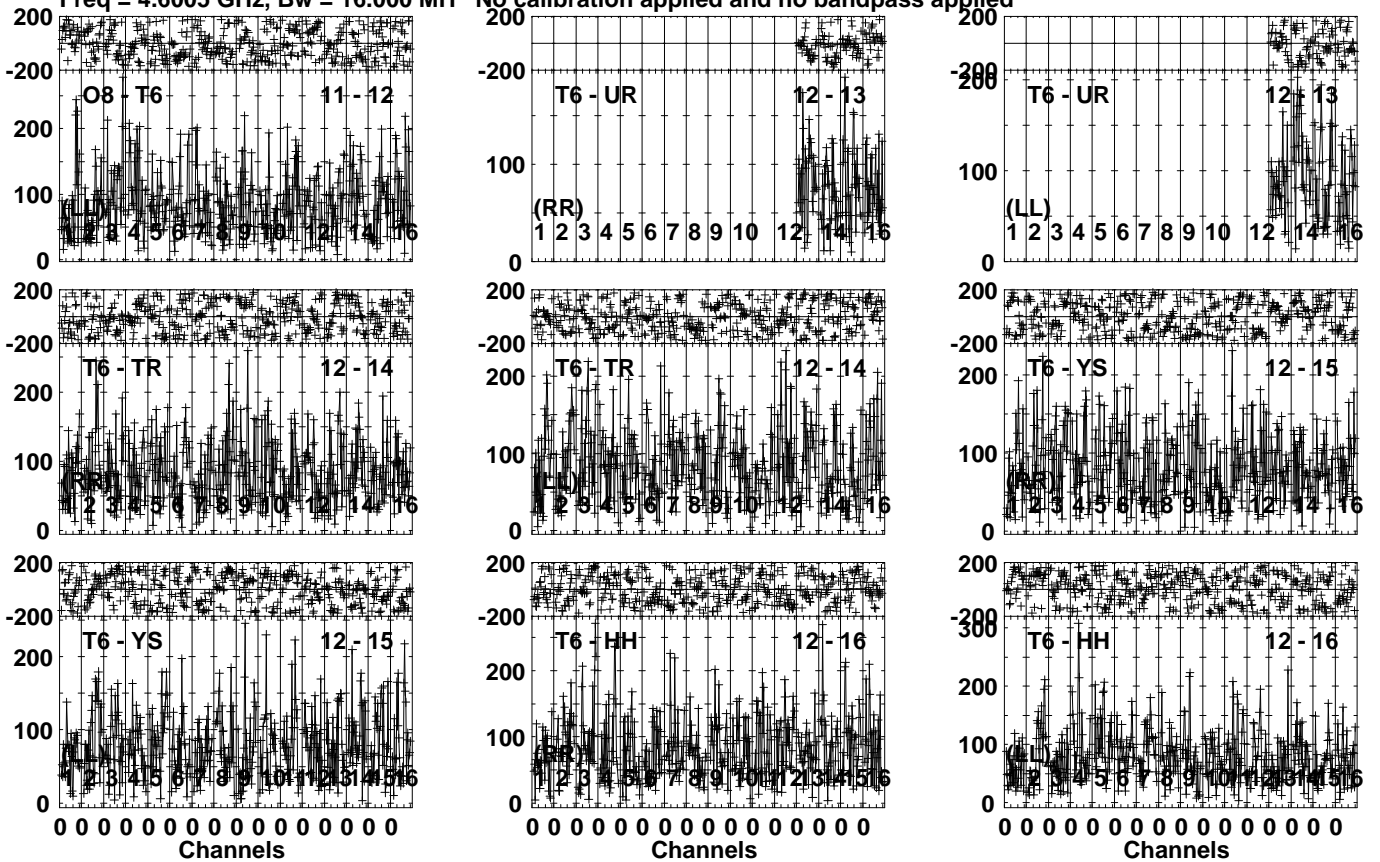


Lower frame: Micro Ampl Jy Top frame: Phas deg  
Vector averaged cross-power spectrum Several baselines displayed  
Timerange: 01/05:11:13 to 01/05:13:59

Plot file version 582 created 01-DEC-2023 16:32:27

GRB171205A EG120.UVDATA.1

Freq = 4.6005 GHz, Bw = 16.000 MH No calibration applied and no bandpass applied



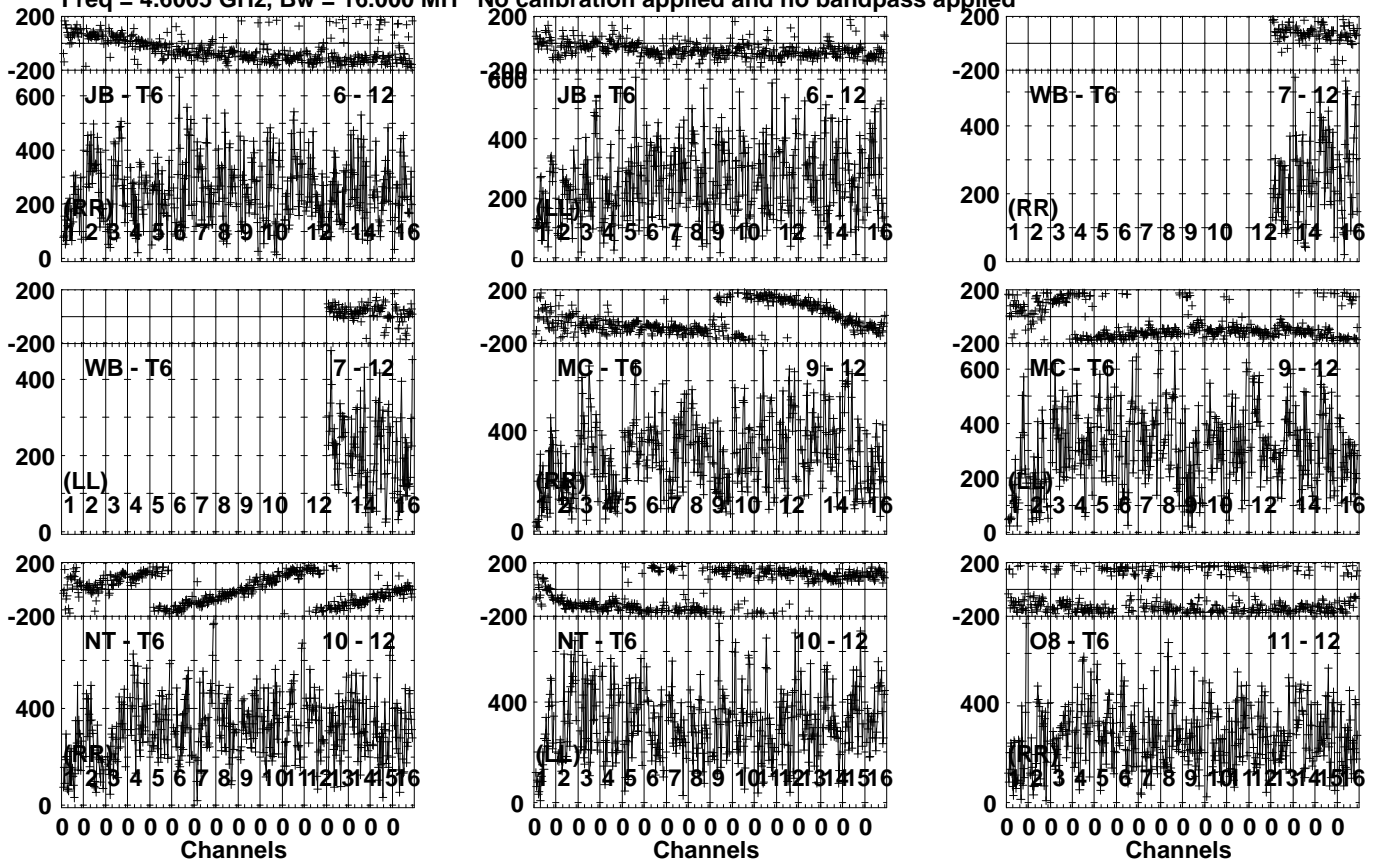
Lower frame: Micro Ampl Jy Top frame: Phas deg  
Vector averaged cross-power spectrum Several baselines displayed  
Timerange: 01/05:11:13 to 01/05:13:59

Plot file version 583 created 01-DEC-2023 16:32:27

J1108-1231 EG120.UVDATA.1

Freq = 4.6005 GHz, Bw = 16.000 MH

No calibration applied and no bandpass applied

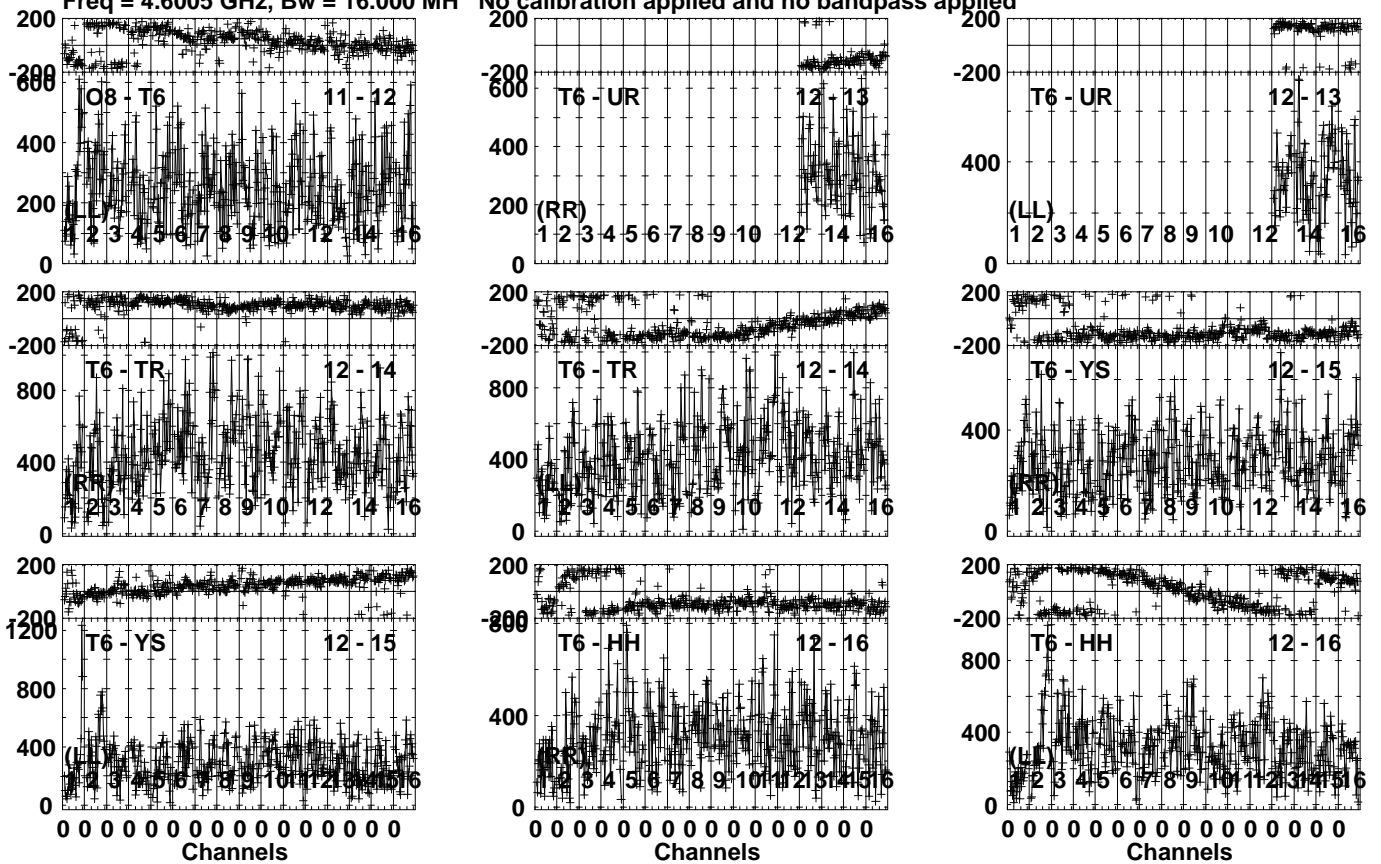


Lower frame: Micro Ampl Jy Top frame: Phas deg  
Vector averaged cross-power spectrum Several baselines displayed  
Timerange: 01/05:14:19 to 01/05:15:05

Plot file version 584 created 01-DEC-2023 16:32:27

J1108-1231 EG120.UVDATA.1

Freq = 4.6005 GHz, Bw = 16.000 MH No calibration applied and no bandpass applied



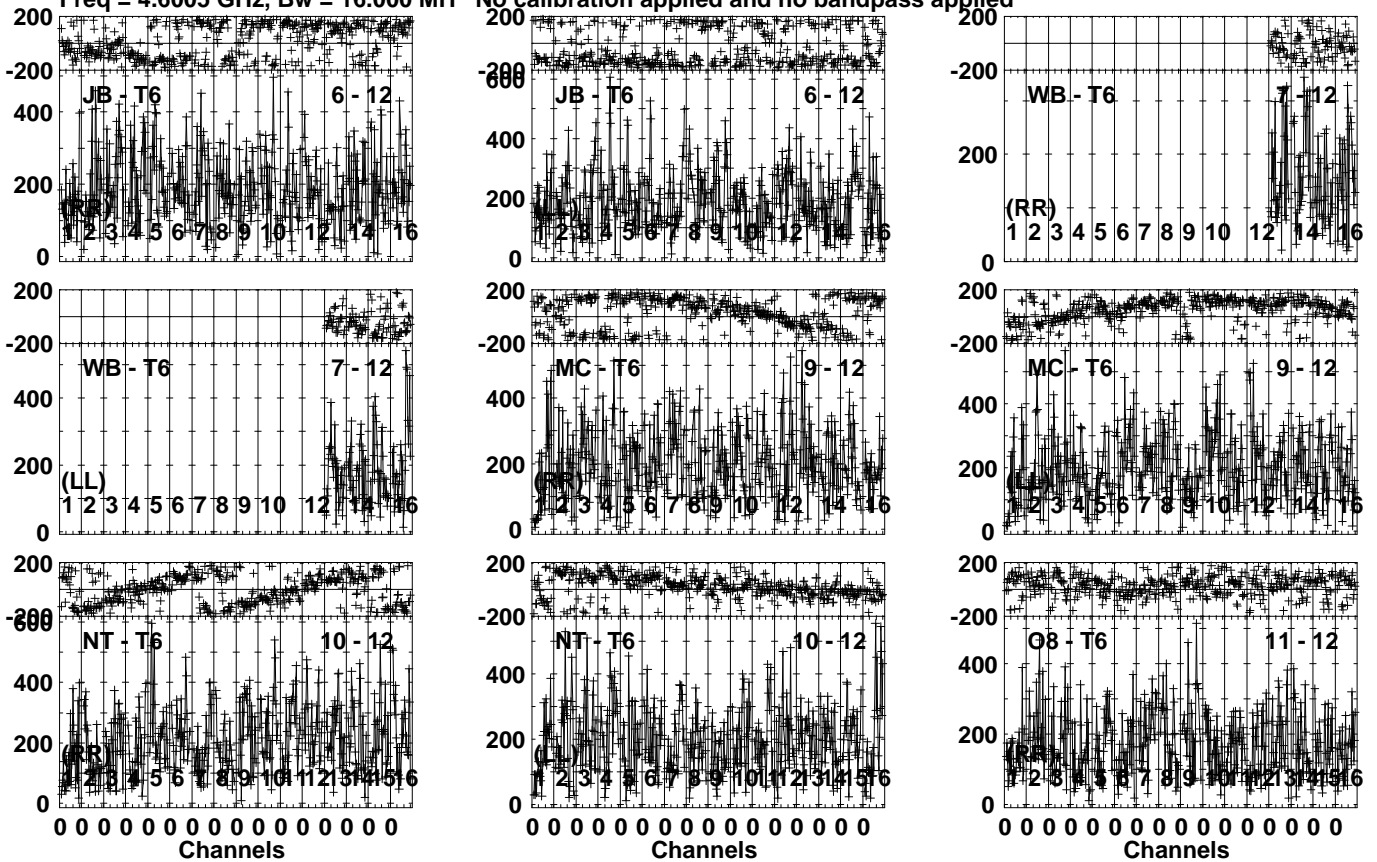
Lower frame: Micro Ampl Jy Top frame: Phas deg  
Vector averaged cross-power spectrum Several baselines displayed  
Timerange: 01/05:14:19 to 01/05:15:05



Plot file version 585 created 01-DEC-2023 16:32:27

J1107-1226 EG120.UVDATA.1

Freq = 4.6005 GHz, Bw = 16.000 MH No calibration applied and no bandpass applied

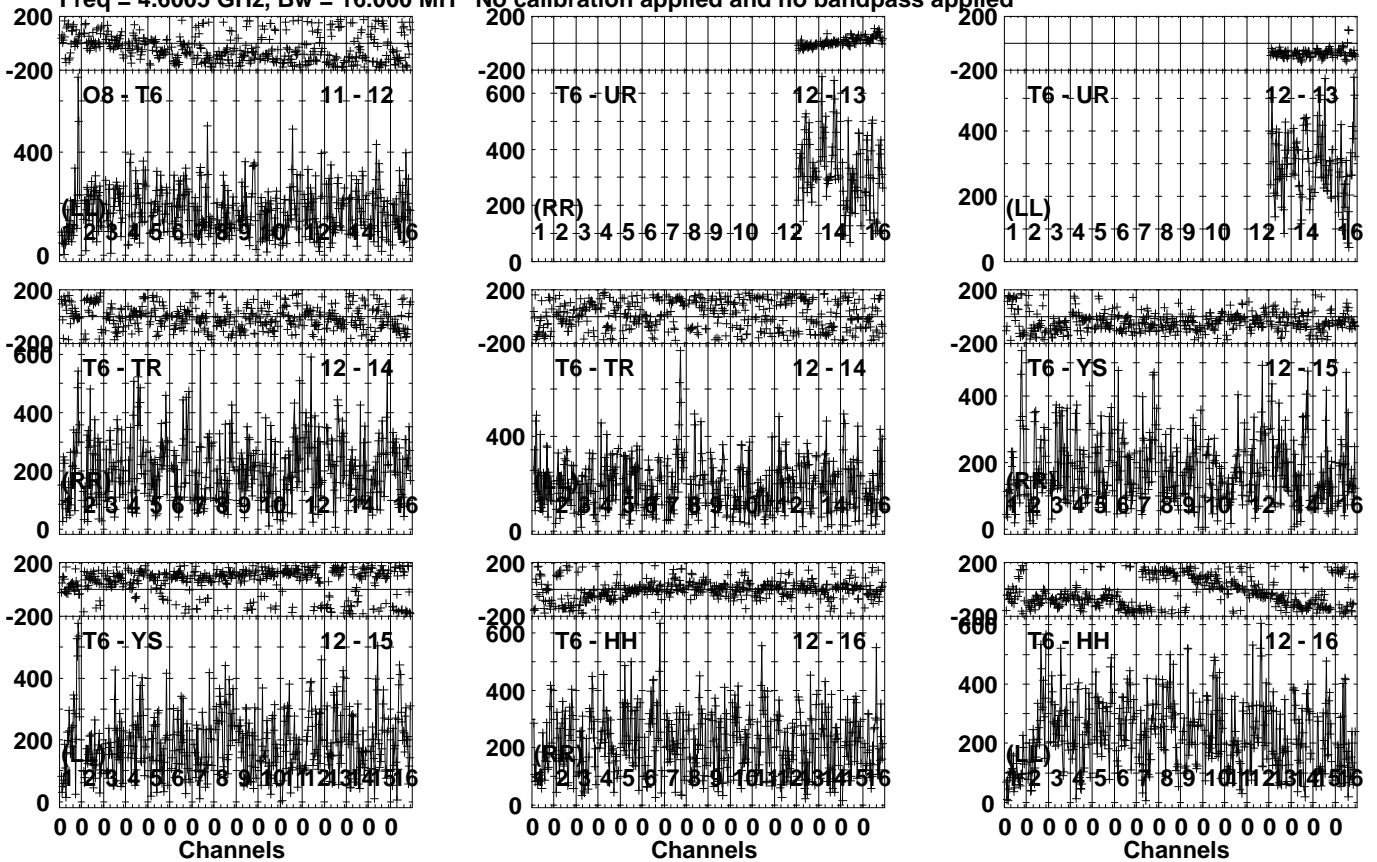


Lower frame: Micro Ampl Jy Top frame: Phas deg  
Vector averaged cross-power spectrum Several baselines displayed  
Timerange: 01/05:15:25 to 01/05:16:21

Plot file version 586 created 01-DEC-2023 16:32:27

J1107-1226 EG120.UVDATA.1

Freq = 4.6005 GHz, Bw = 16.000 MH No calibration applied and no bandpass applied

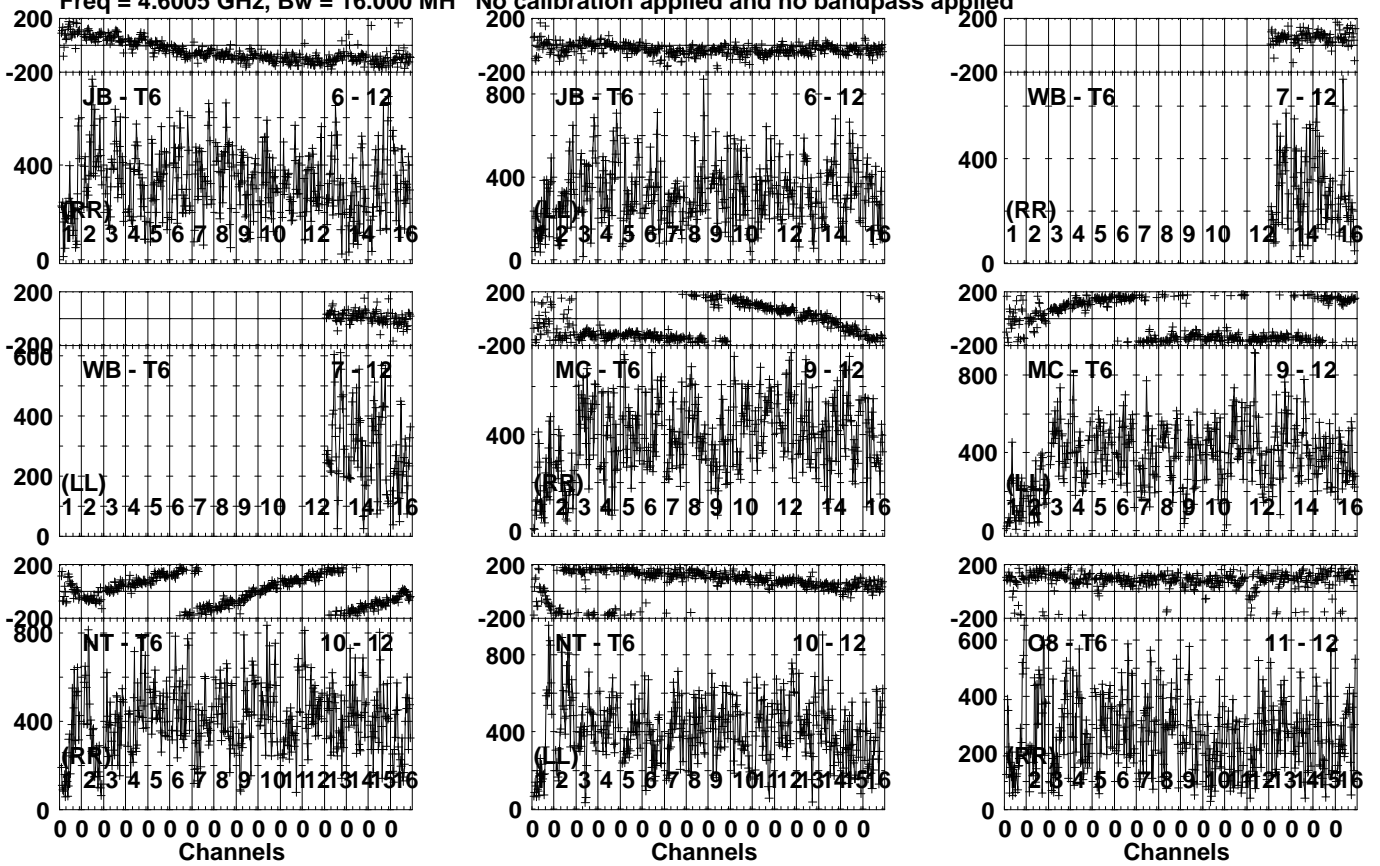


Lower frame: Micro Ampl Jy Top frame: Phas deg  
Vector averaged cross-power spectrum Several baselines displayed  
Timerange: 01/05:15:25 to 01/05:16:21

Plot file version 587 created 01-DEC-2023 16:32:28

J1108-1231 EG120.UVDATA.1

Freq = 4.6005 GHz, Bw = 16.000 MH No calibration applied and no bandpass applied

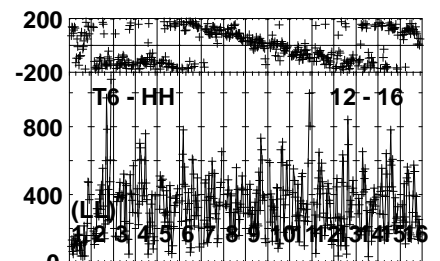
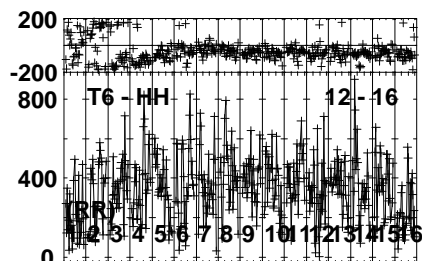
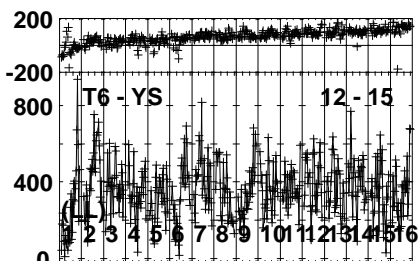
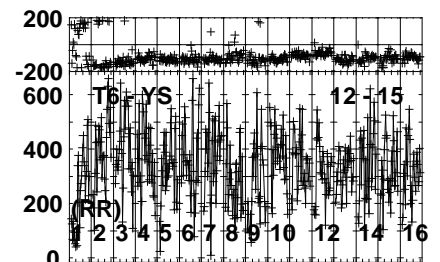
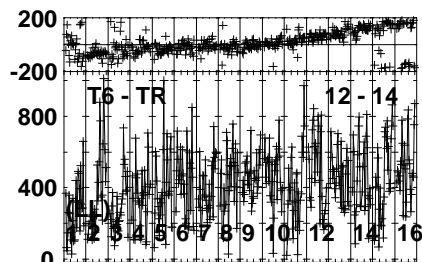
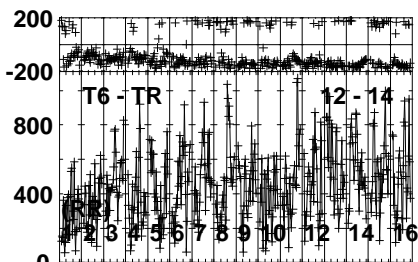
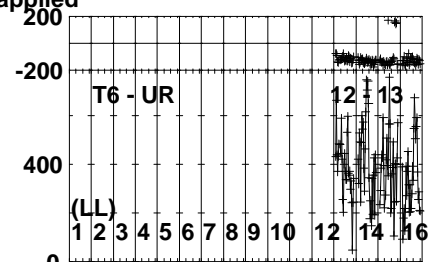
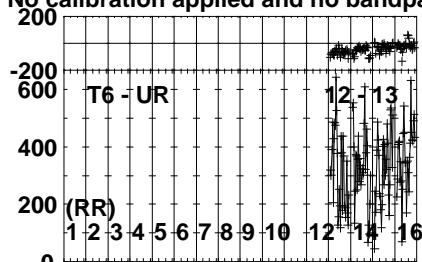
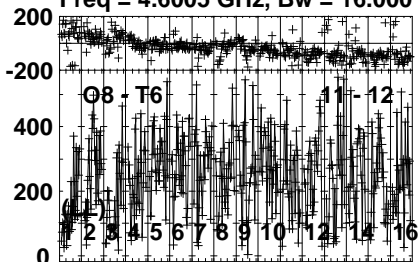


Lower frame: Micro Ampl Jy Top frame: Phas deg  
Vector averaged cross-power spectrum Several baselines displayed  
Timerange: 01/05:16:41 to 01/05:17:27

Plot file version 588 created 01-DEC-2023 16:32:28

J1108-1231 EG120.UVDATA.1

Freq = 4.6005 GHz, Bw = 16.000 MH No calibration applied and no bandpass applied

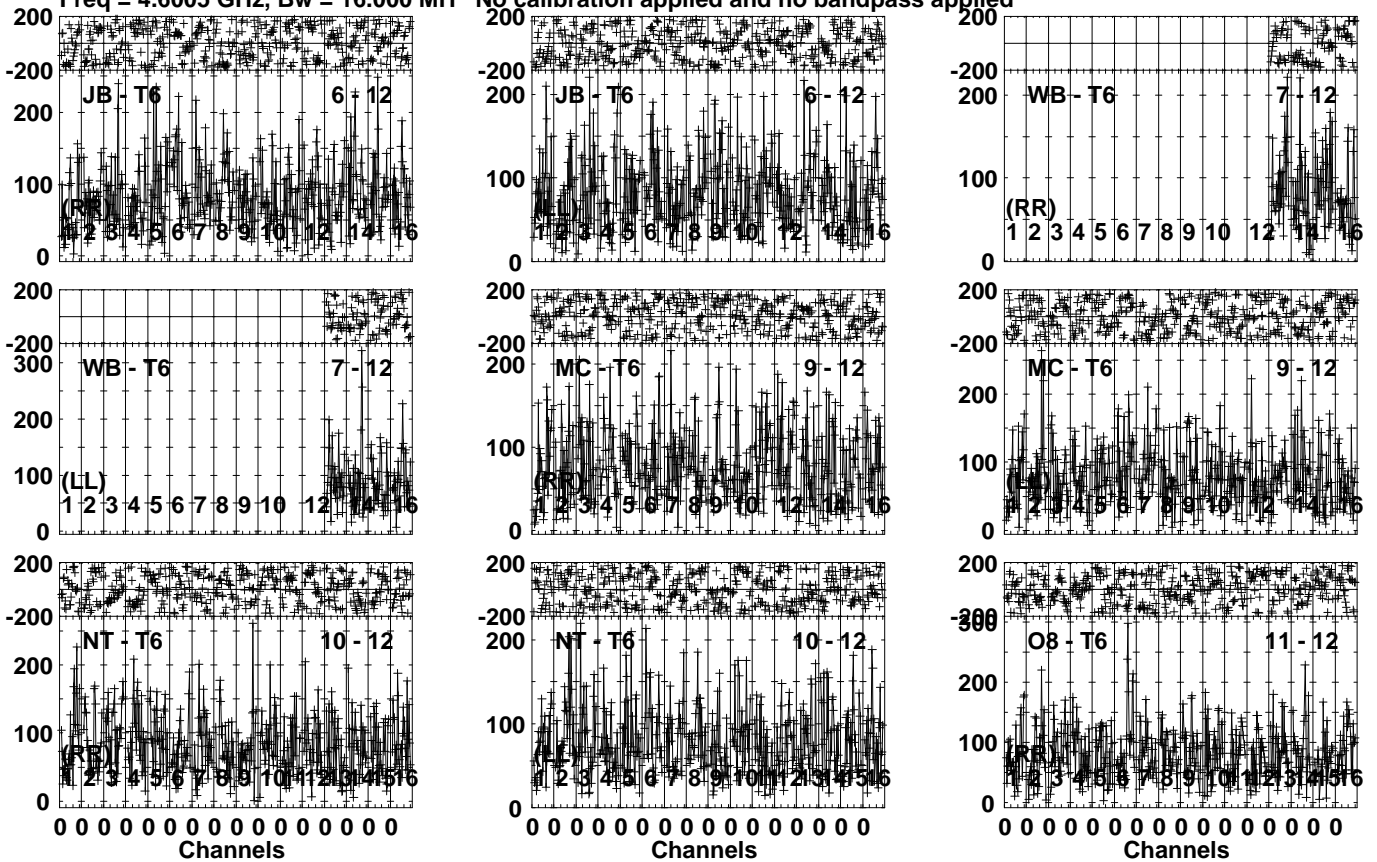


Lower frame: Micro Ampl Jy Top frame: Phas deg  
Vector averaged cross-power spectrum Several baselines displayed  
Timerange: 01/05:16:41 to 01/05:17:27

Plot file version 589 created 01-DEC-2023 16:32:28

GRB171205A EG120.UVDATA.1

Freq = 4.6005 GHz, Bw = 16.000 MH No calibration applied and no bandpass applied



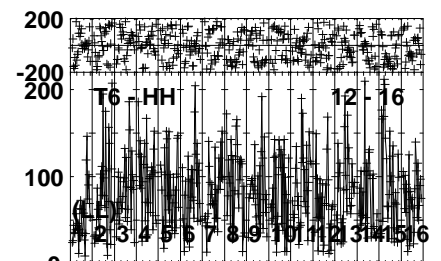
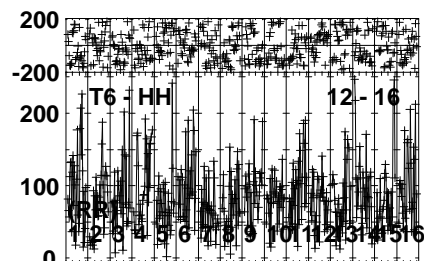
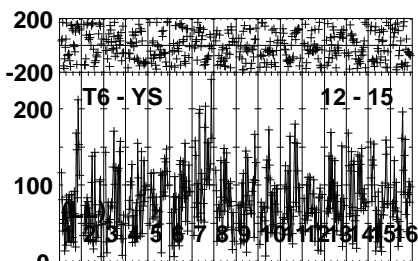
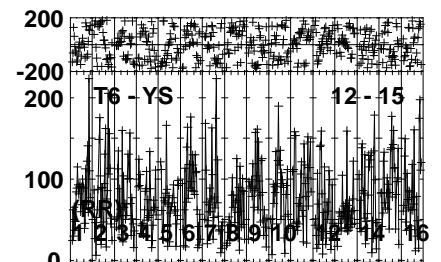
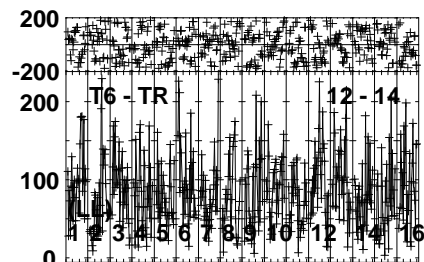
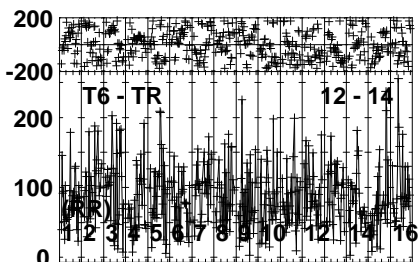
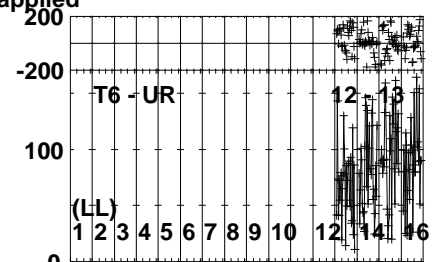
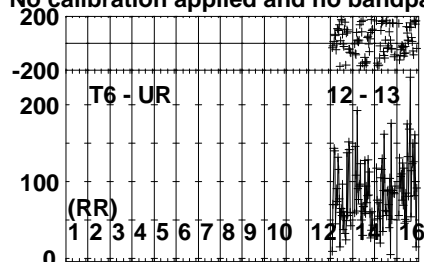
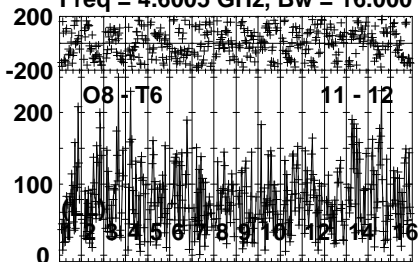
Lower frame: Micro Ampl Jy Top frame: Phas deg  
Vector averaged cross-power spectrum Several baselines displayed  
Timerange: 01/05:17:47 to 01/05:20:33

Plot file version 590 created 01-DEC-2023 16:32:28

GRB171205A EG120.UVDATA.1

Freq = 4.6005 GHz, Bw = 16.000 MH

No calibration applied and no bandpass applied

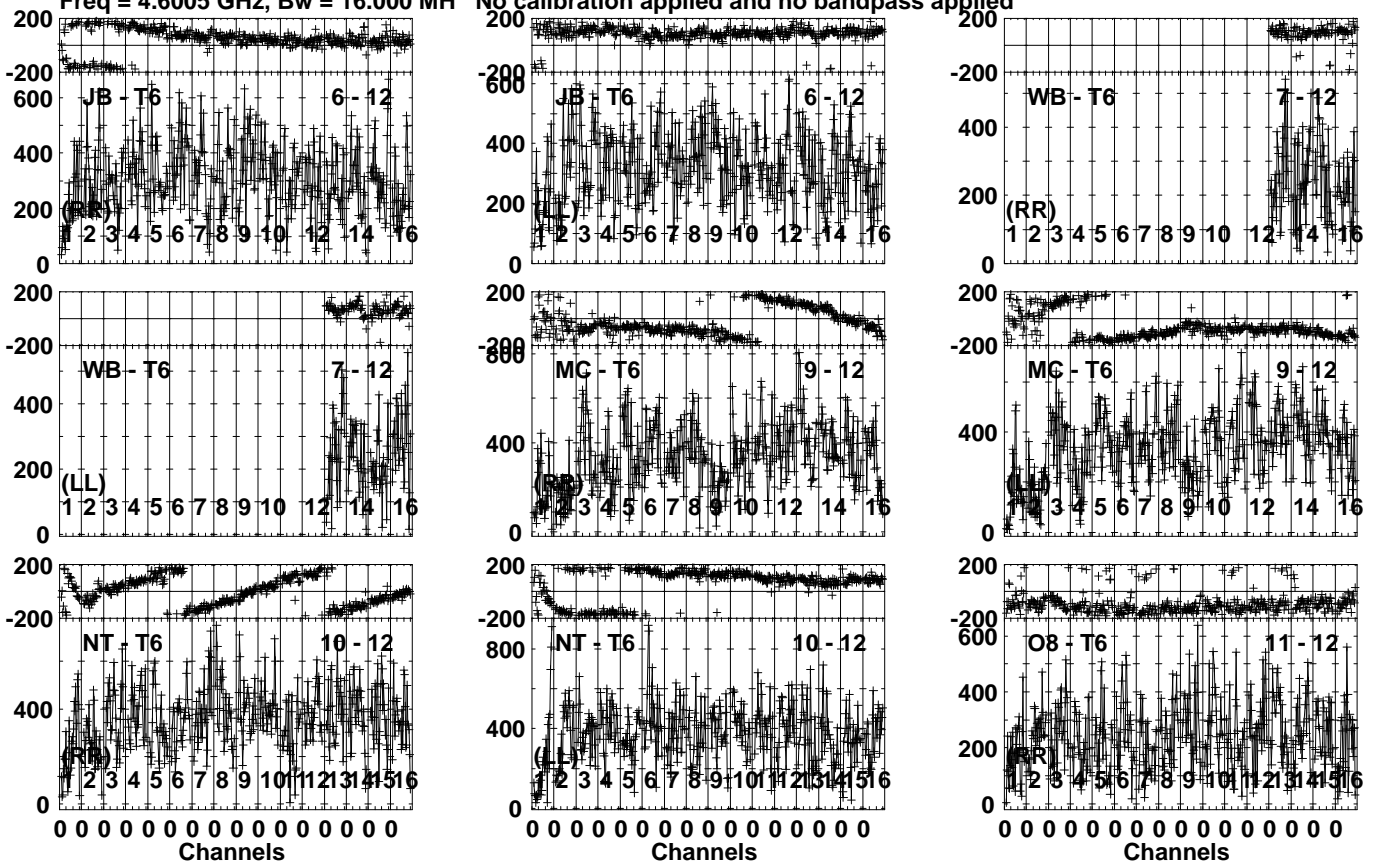


Lower frame: Micro Ampl Jy Top frame: Phas deg  
Vector averaged cross-power spectrum Several baselines displayed  
Timerange: 01/05:17:47 to 01/05:20:33

Plot file version 591 created 01-DEC-2023 16:32:29

J1108-1231 EG120.UVDATA.1

Freq = 4.6005 GHz, Bw = 16.000 MH No calibration applied and no bandpass applied

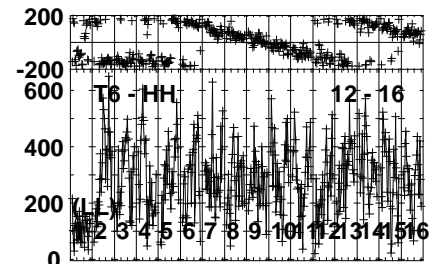
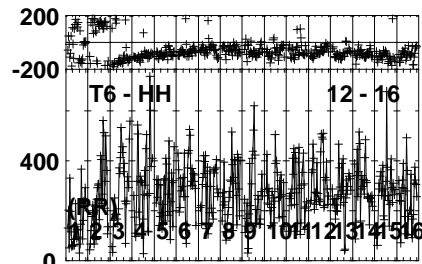
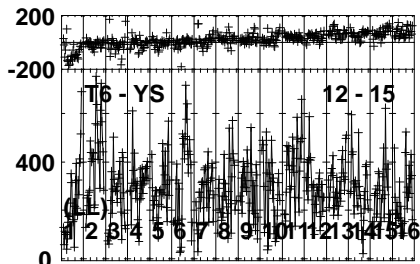
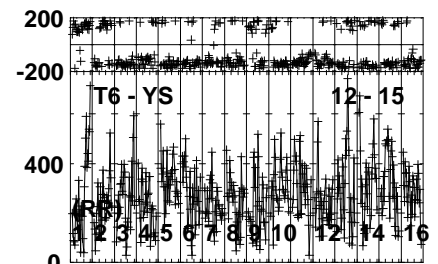
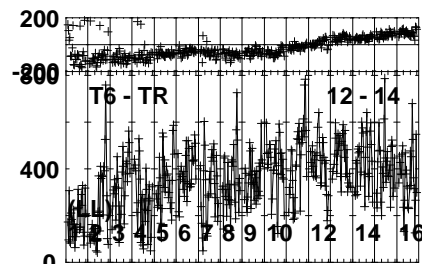
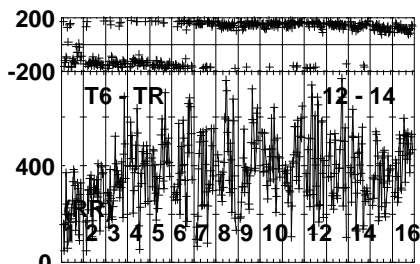
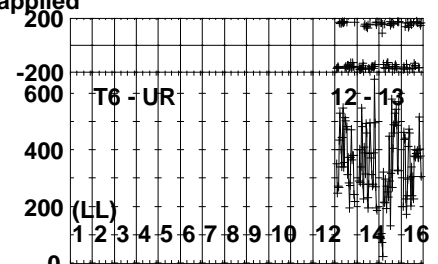
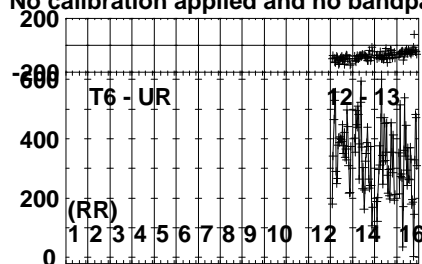
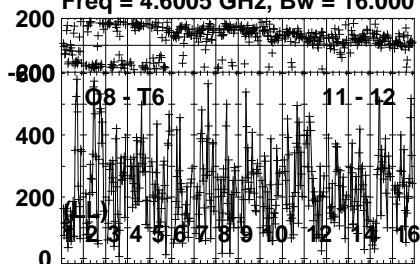


Lower frame: Micro Ampl Jy Top frame: Phas deg  
Vector averaged cross-power spectrum Several baselines displayed  
Timerange: 01/05:21:12 to 01/05:21:58

Plot file version 592 created 01-DEC-2023 16:32:29

J1108-1231 EG120.UVDATA.1

Freq = 4.6005 GHz, Bw = 16.000 MH No calibration applied and no bandpass applied



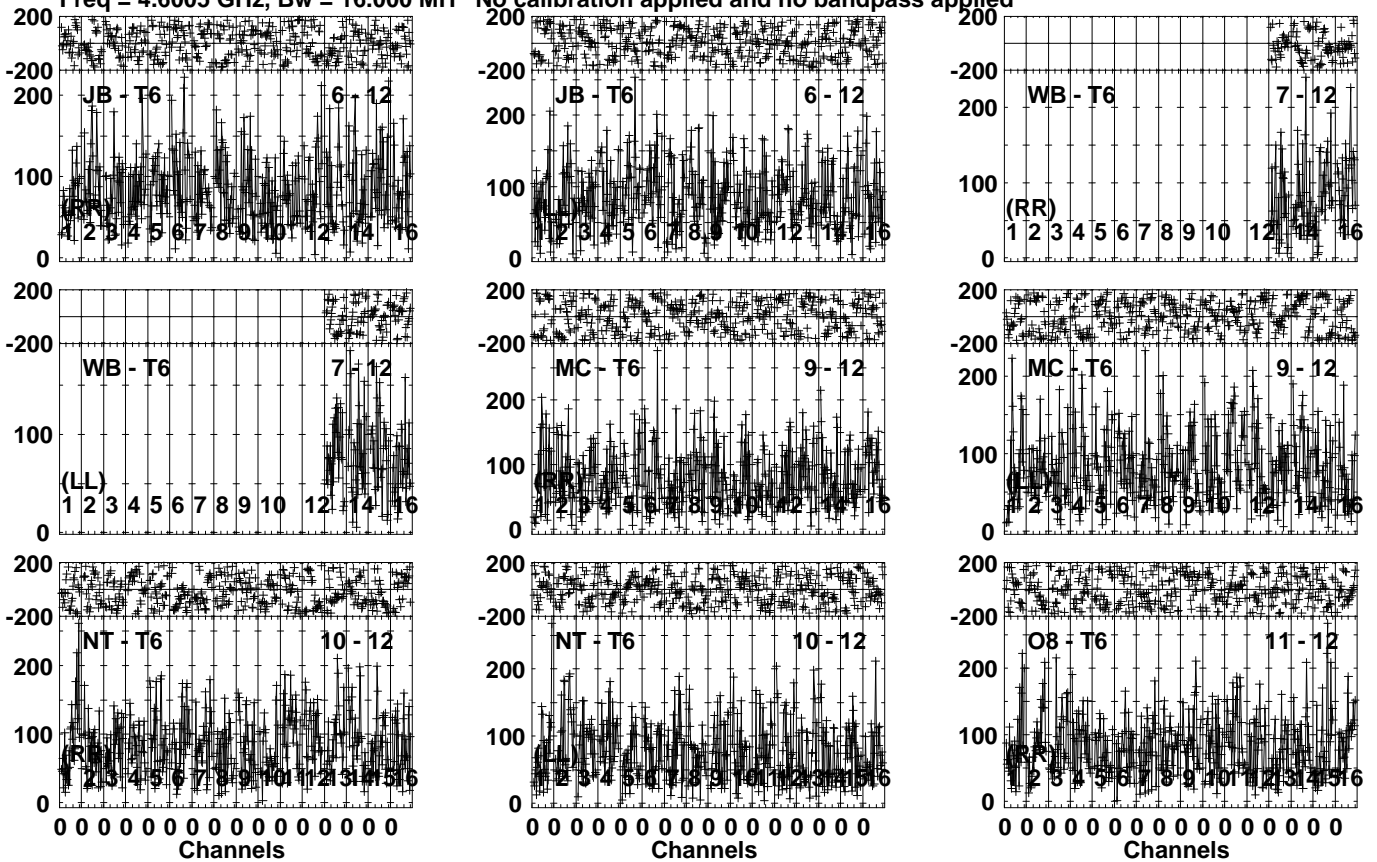
Lower frame: Micro Ampl Jy Top frame: Phas deg  
Vector averaged cross-power spectrum Several baselines displayed  
Timerange: 01/05:21:12 to 01/05:21:58



Plot file version 593 created 01-DEC-2023 16:32:29

GRB171205A EG120.UVDATA.1

Freq = 4.6005 GHz, Bw = 16.000 MH No calibration applied and no bandpass applied



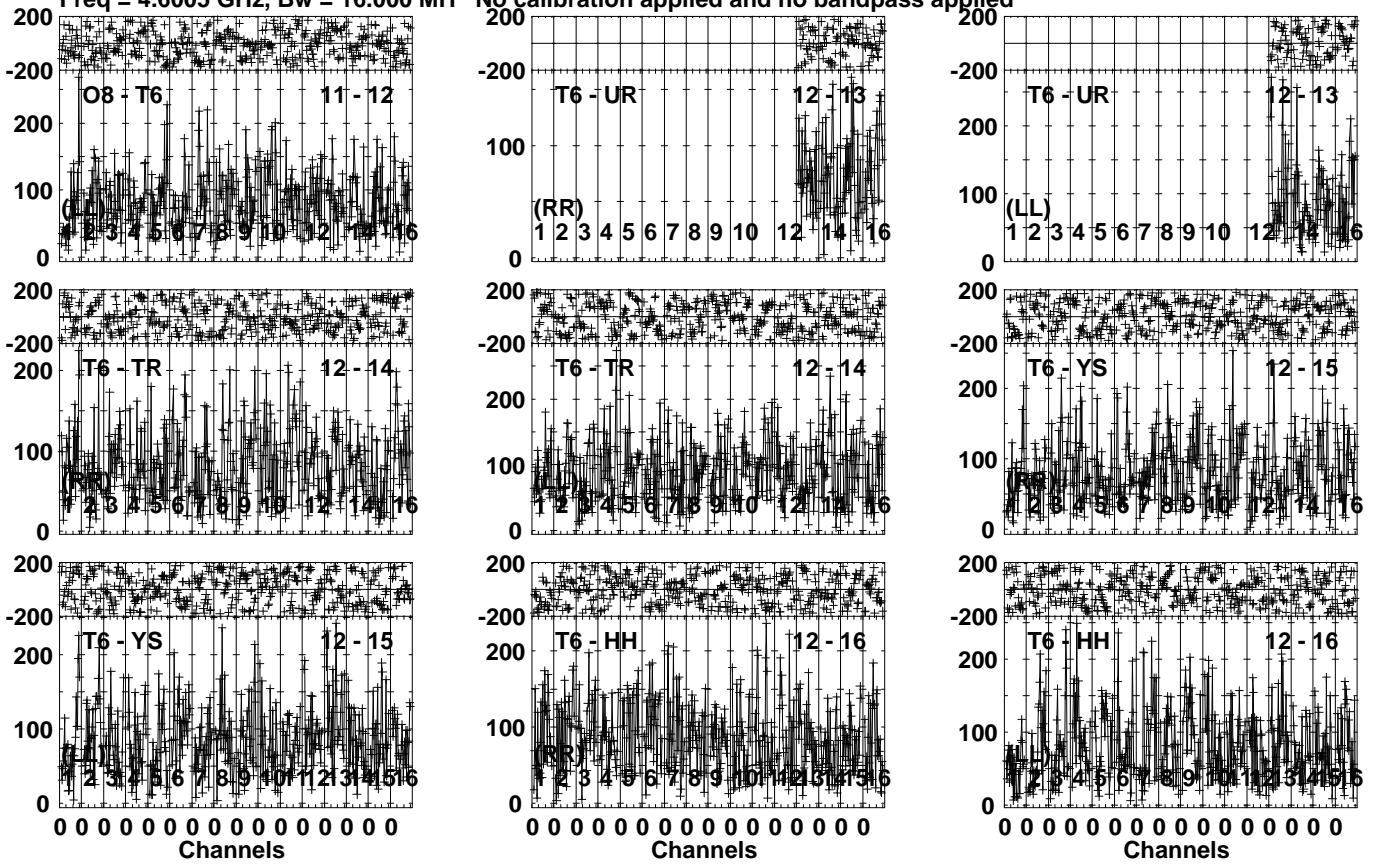
Lower frame: Micro Ampl Jy Top frame: Phas deg  
Vector averaged cross-power spectrum Several baselines displayed  
Timerange: 01/05:22:18 to 01/05:25:04

Plot file version 594 created 01-DEC-2023 16:32:29

GRB171205A EG120.UVDATA.1

Freq = 4.6005 GHz, Bw = 16.000 MH

No calibration applied and no bandpass applied

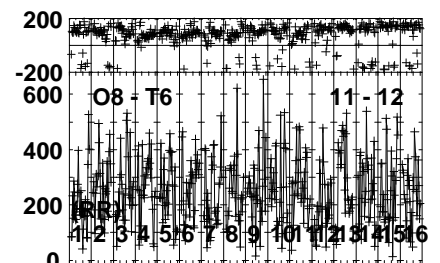
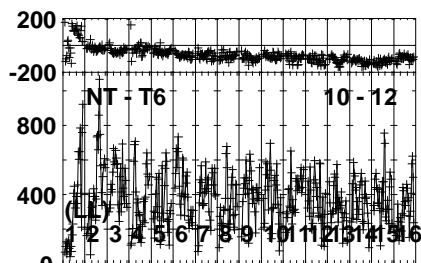
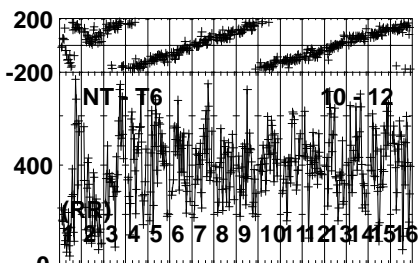
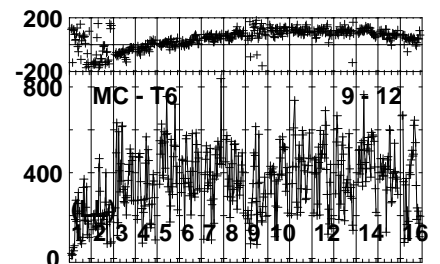
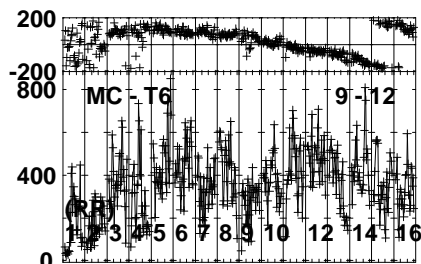
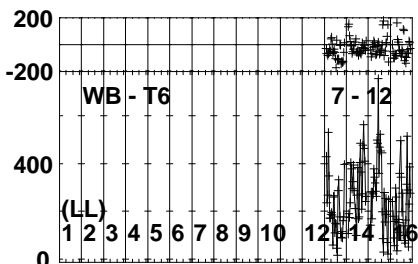
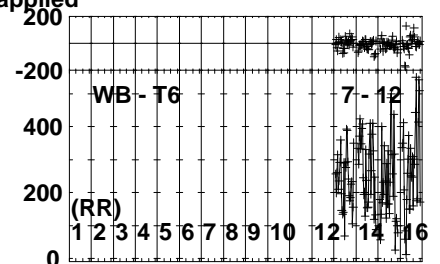
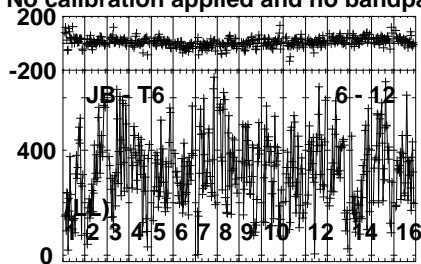
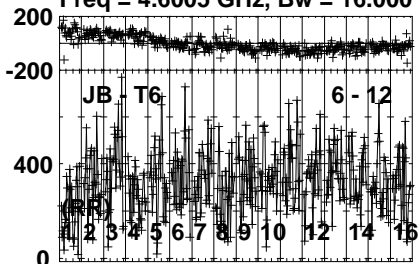


Lower frame: Micro Ampl Jy Top frame: Phas deg  
Vector averaged cross-power spectrum Several baselines displayed  
Timerange: 01/05:22:18 to 01/05:25:04

Plot file version 595 created 01-DEC-2023 16:32:29

J1108-1231 EG120.UVDATA.1

Freq = 4.6005 GHz, Bw = 16.000 MH No calibration applied and no bandpass applied



0 0 0 0 0 0 0 0 0 0 0 0 0 0 0 0  
Channels

0 0 0 0 0 0 0 0 0 0 0 0 0 0 0 0  
Channels

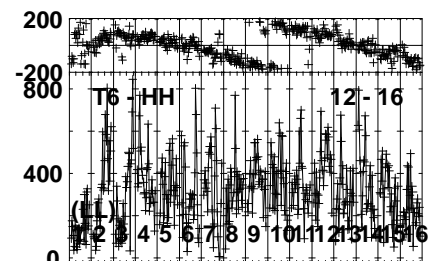
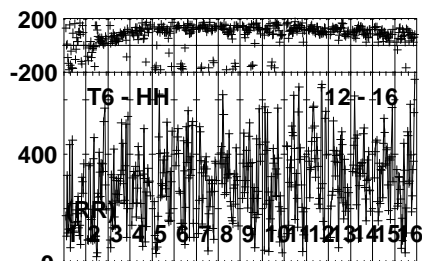
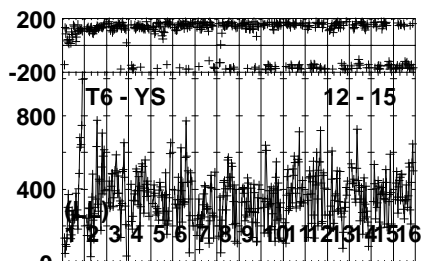
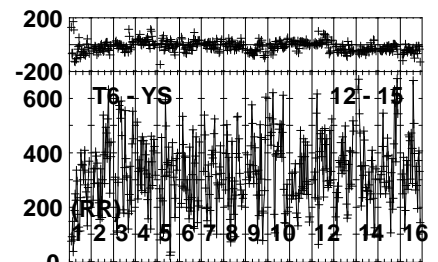
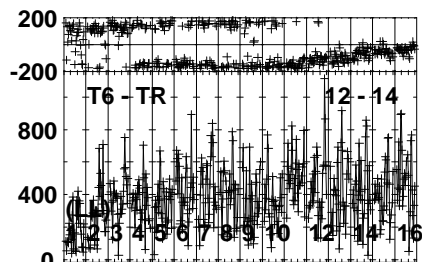
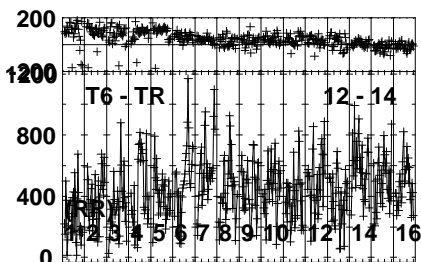
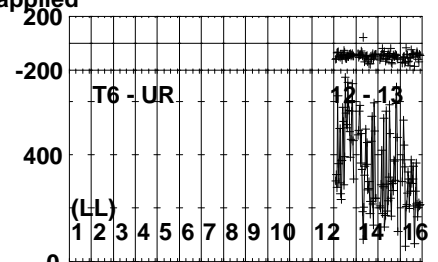
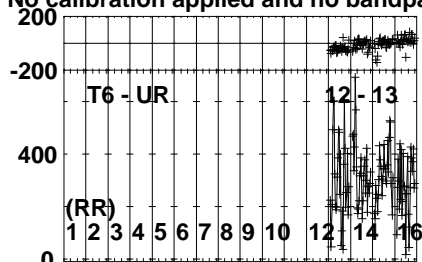
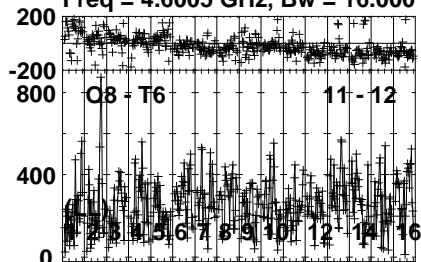
0 0 0 0 0 0 0 0 0 0 0 0 0 0 0 0  
Channels

Lower frame: Micro Ampl Jy Top frame: Phas deg  
Vector averaged cross-power spectrum Several baselines displayed  
Timerange: 01/05:25:24 to 01/05:26:10

Plot file version 596 created 01-DEC-2023 16:32:29

J1108-1231 EG120.UVDATA.1

Freq = 4.6005 GHz, Bw = 16.000 MH No calibration applied and no bandpass applied

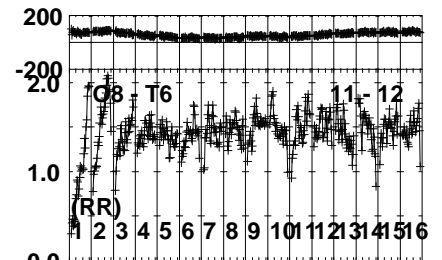
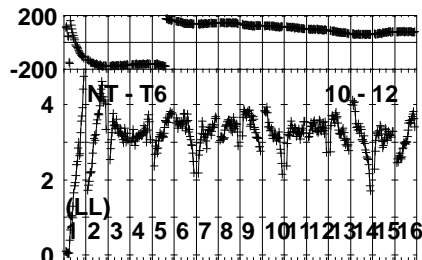
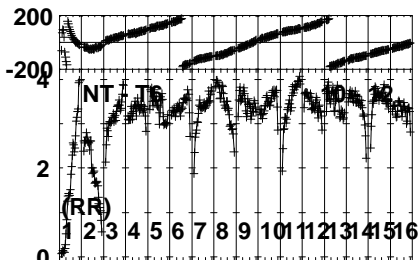
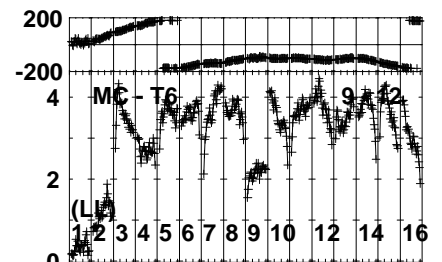
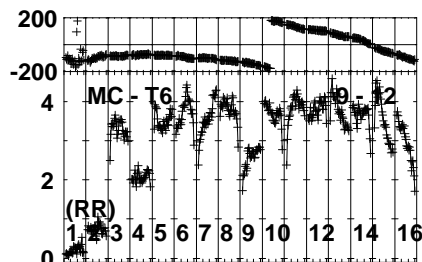
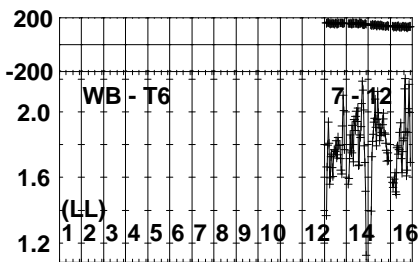
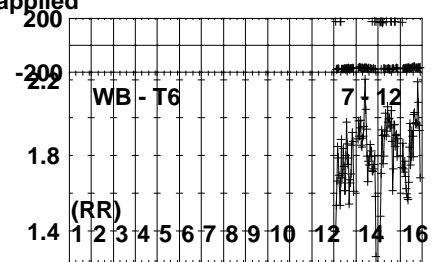
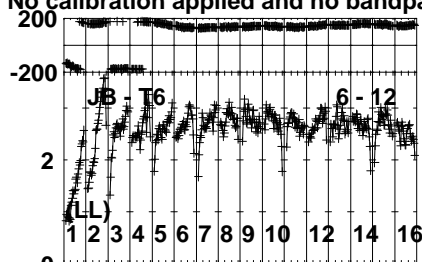
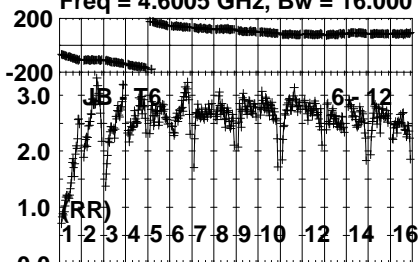


Lower frame: Micro Ampl Jy Top frame: Phas deg  
Vector averaged cross-power spectrum Several baselines displayed  
Timerange: 01/05:25:24 to 01/05:26:10

Plot file version 597 created 01-DEC-2023 16:32:29

J1118-1232 EG120.UVDATA.1

Freq = 4.6005 GHz, Bw = 16.000 MH No calibration applied and no bandpass applied

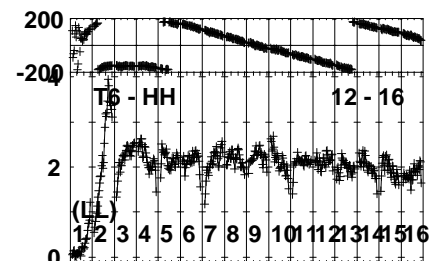
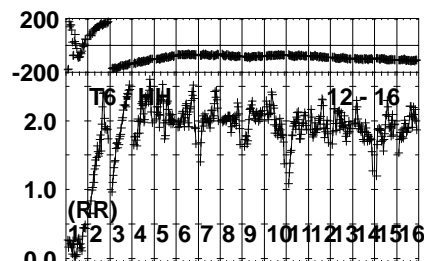
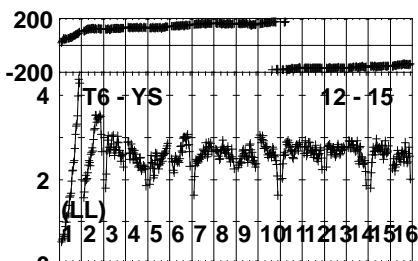
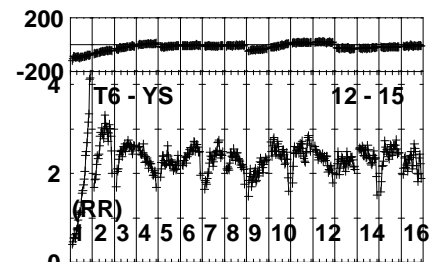
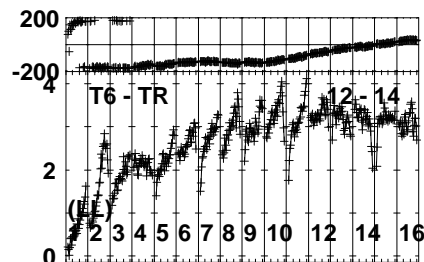
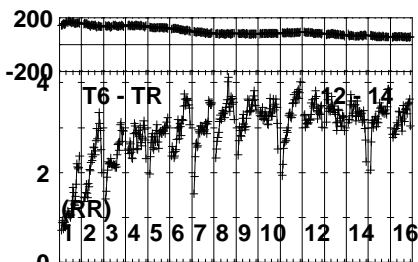
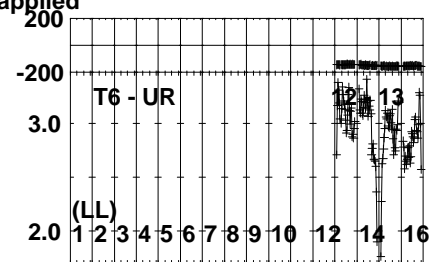
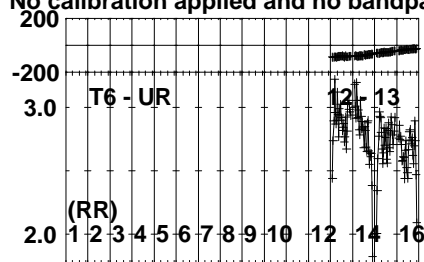
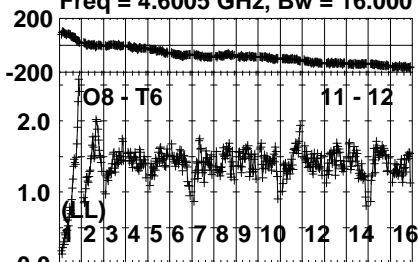


Lower frame: Milli Ampl Jy Top frame: Phas deg  
Vector averaged cross-power spectrum Several baselines displayed  
Timerange: 01/05:26:44 to 01/05:27:40

Plot file version 598 created 01-DEC-2023 16:32:30

J1118-1232 EG120.UVDATA.1

Freq = 4.6005 GHz, Bw = 16.000 MH No calibration applied and no bandpass applied

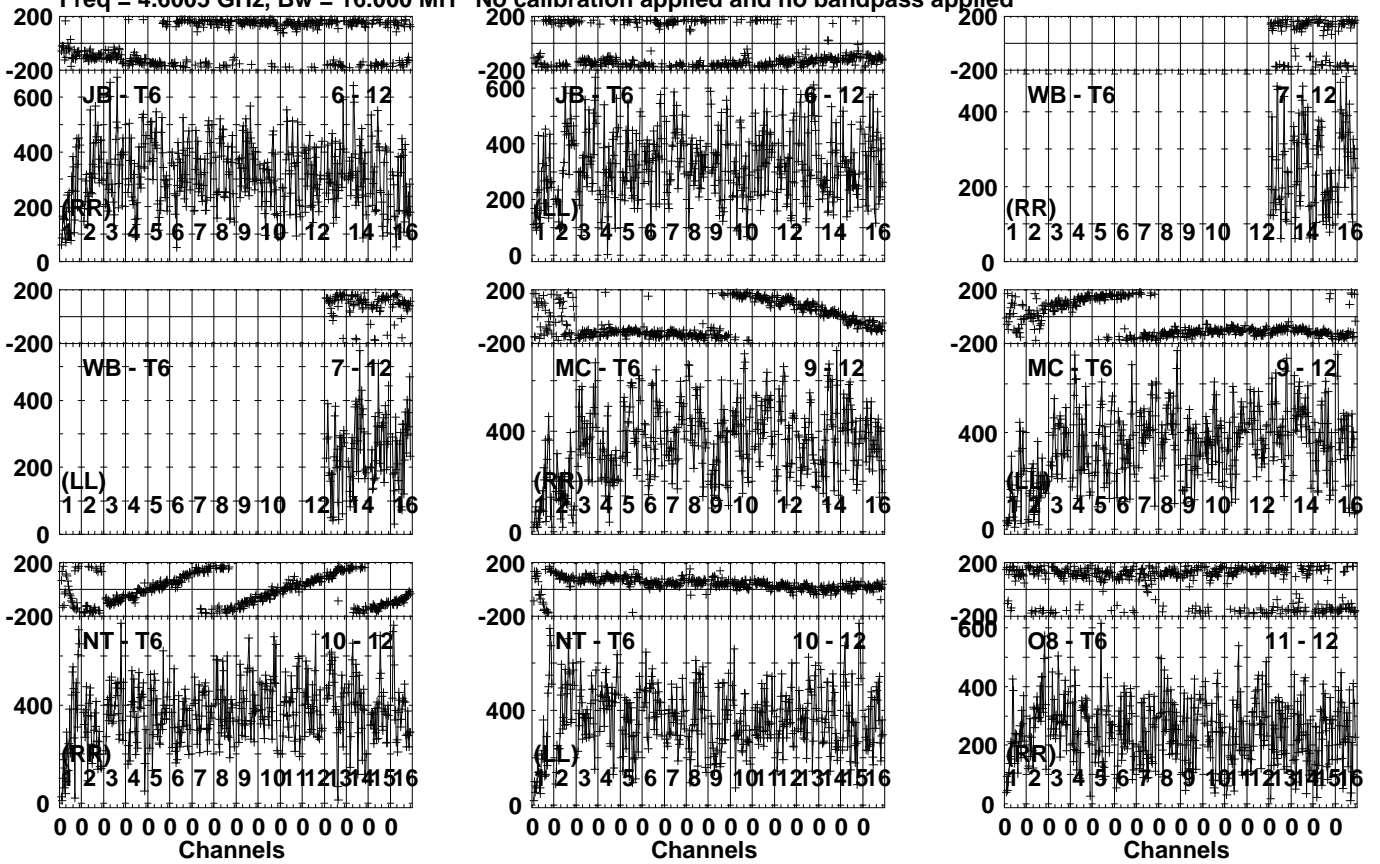


Lower frame: Milli Ampl Jy Top frame: Phas deg  
Vector averaged cross-power spectrum Several baselines displayed  
Timerange: 01/05:26:44 to 01/05:27:40

Plot file version 599 created 01-DEC-2023 16:32:30

J1108-1231 EG120.UVDATA.1

Freq = 4.6005 GHz, Bw = 16.000 MH No calibration applied and no bandpass applied



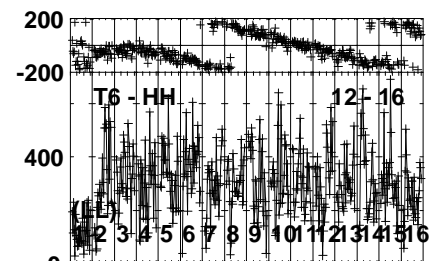
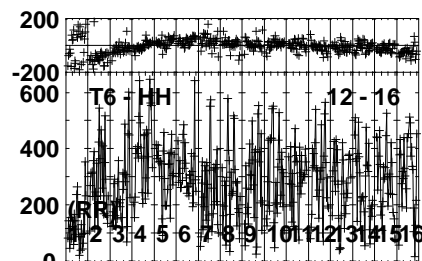
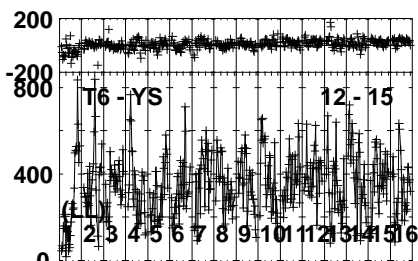
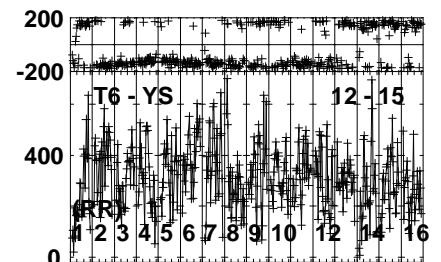
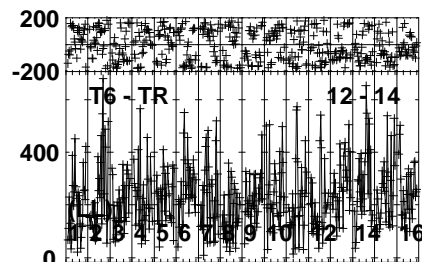
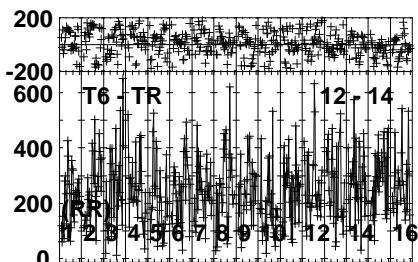
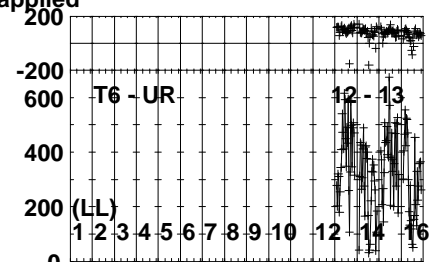
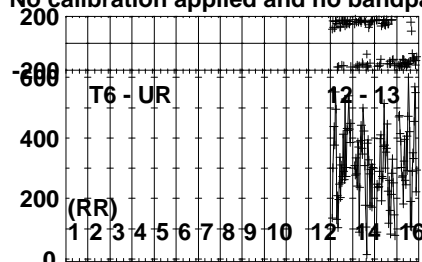
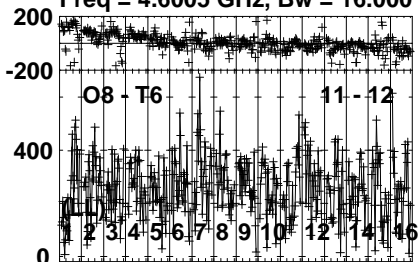
Lower frame: Micro Ampl Jy Top frame: Phas deg  
Vector averaged cross-power spectrum Several baselines displayed  
Timerange: 01/05:28:14 to 01/05:29:00

Plot file version 600 created 01-DEC-2023 16:32:30

J1108-1231 EG120.UVDATA.1

Freq = 4.6005 GHz, Bw = 16.000 MH

No calibration applied and no bandpass applied



Lower frame: Micro Ampl Jy Top frame: Phas deg  
Vector averaged cross-power spectrum Several baselines displayed  
Timerange: 01/05:28:14 to 01/05:29:00

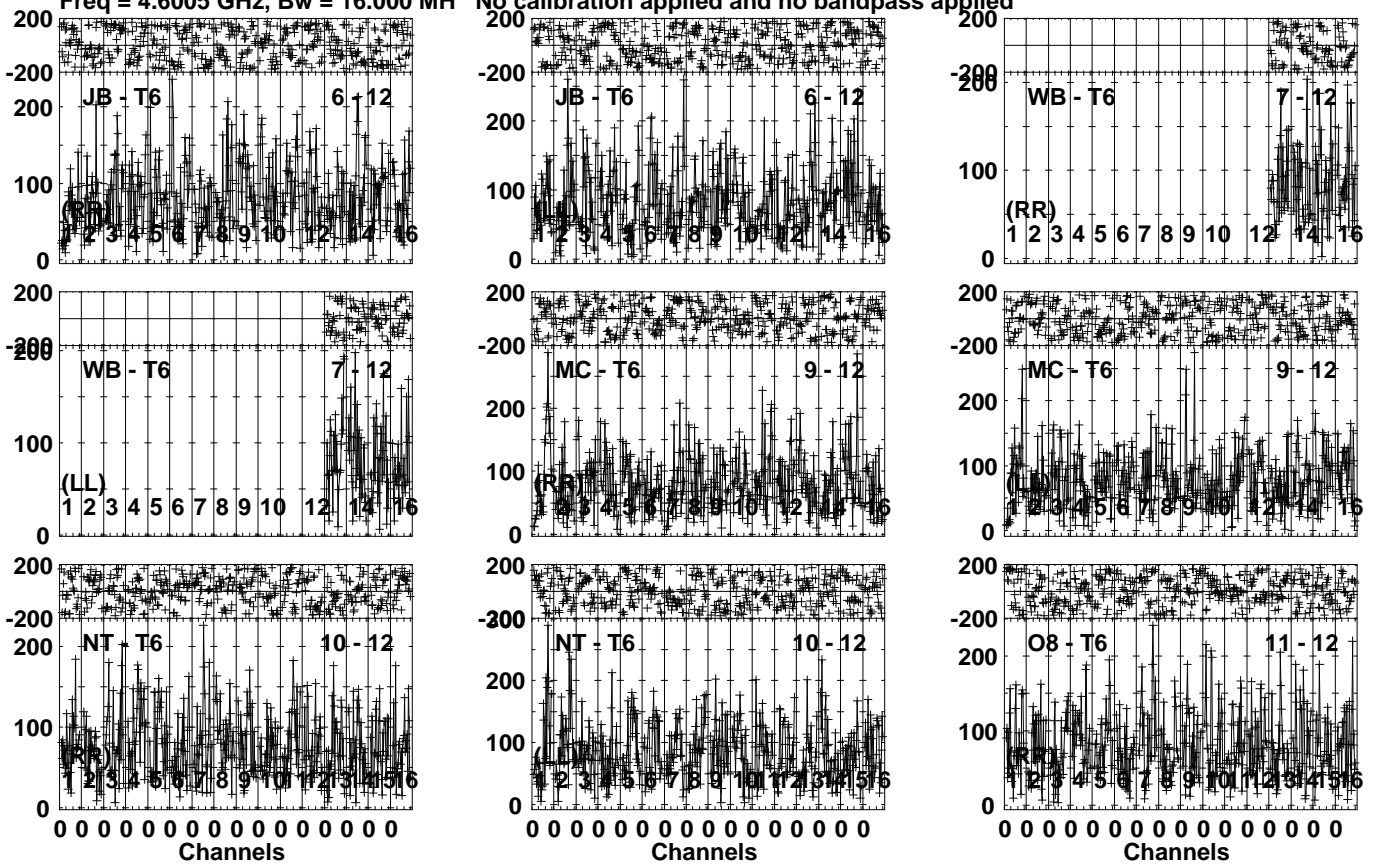


Plot file version 601 created 01-DEC-2023 16:32:30

GRB171205A EG120.UVDATA.1

Freq = 4.6005 GHz, Bw = 16.000 MH

No calibration applied and no bandpass applied

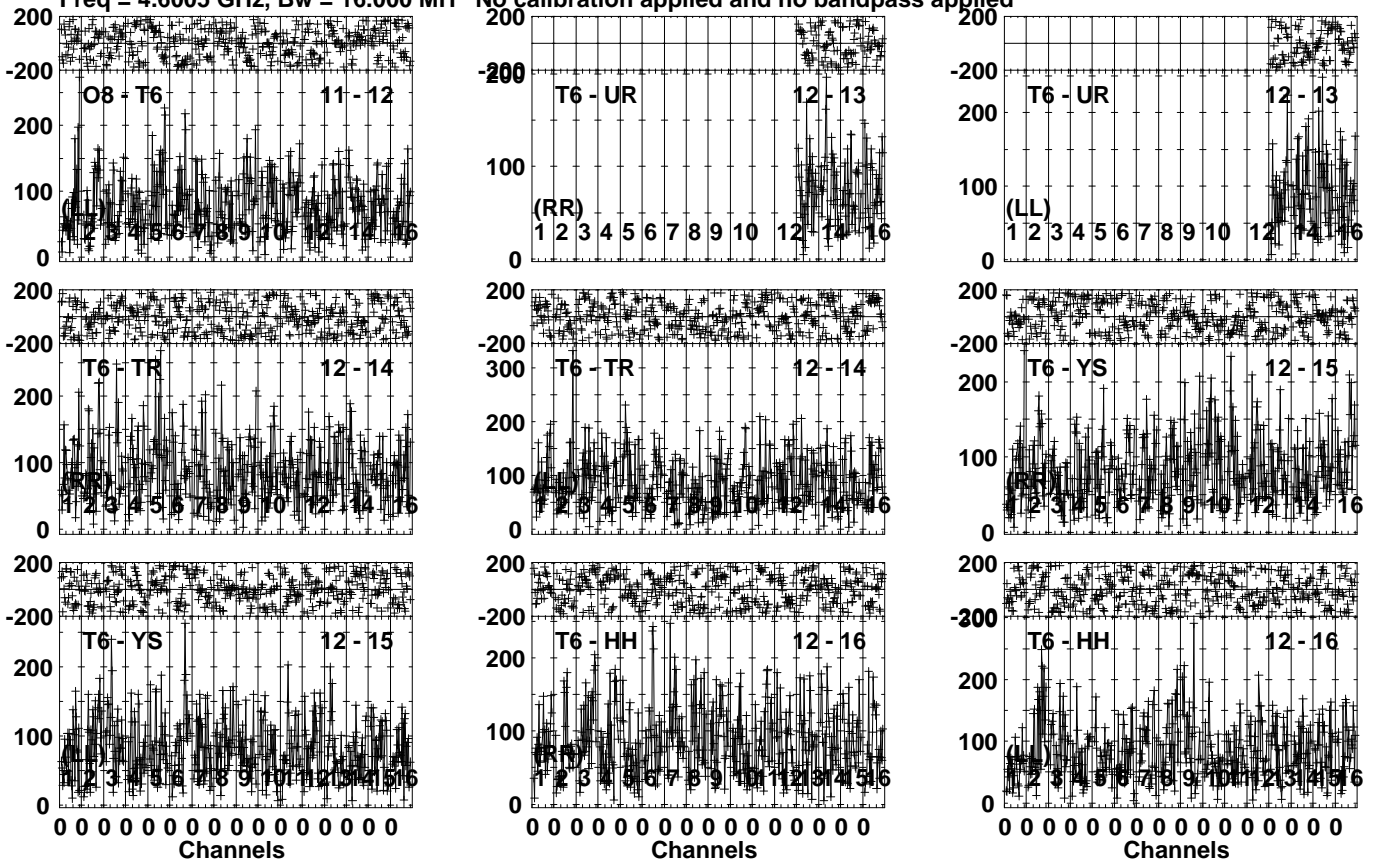


Lower frame: Micro Ampl Jy Top frame: Phas deg  
Vector averaged cross-power spectrum Several baselines displayed  
Timerange: 01/05:29:20 to 01/05:32:06

Plot file version 602 created 01-DEC-2023 16:32:30

GRB171205A EG120.UVDATA.1

Freq = 4.6005 GHz, Bw = 16.000 MH No calibration applied and no bandpass applied

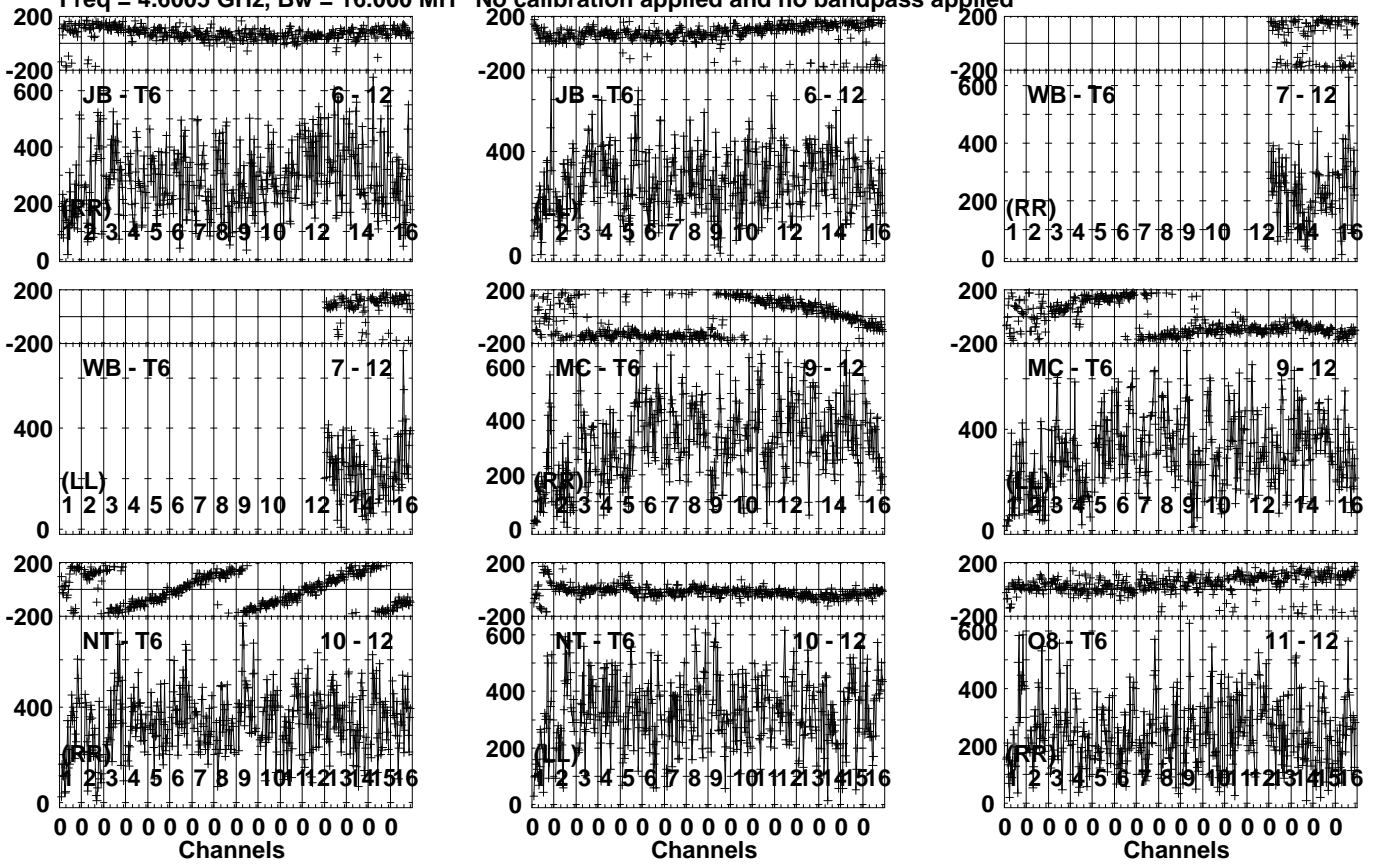


Lower frame: Micro Ampl Jy Top frame: Phas deg  
Vector averaged cross-power spectrum Several baselines displayed  
Timerange: 01/05:29:20 to 01/05:32:06

Plot file version 603 created 01-DEC-2023 16:32:31

J1108-1231 EG120.UVDATA.1

Freq = 4.6005 GHz, Bw = 16.000 MH No calibration applied and no bandpass applied

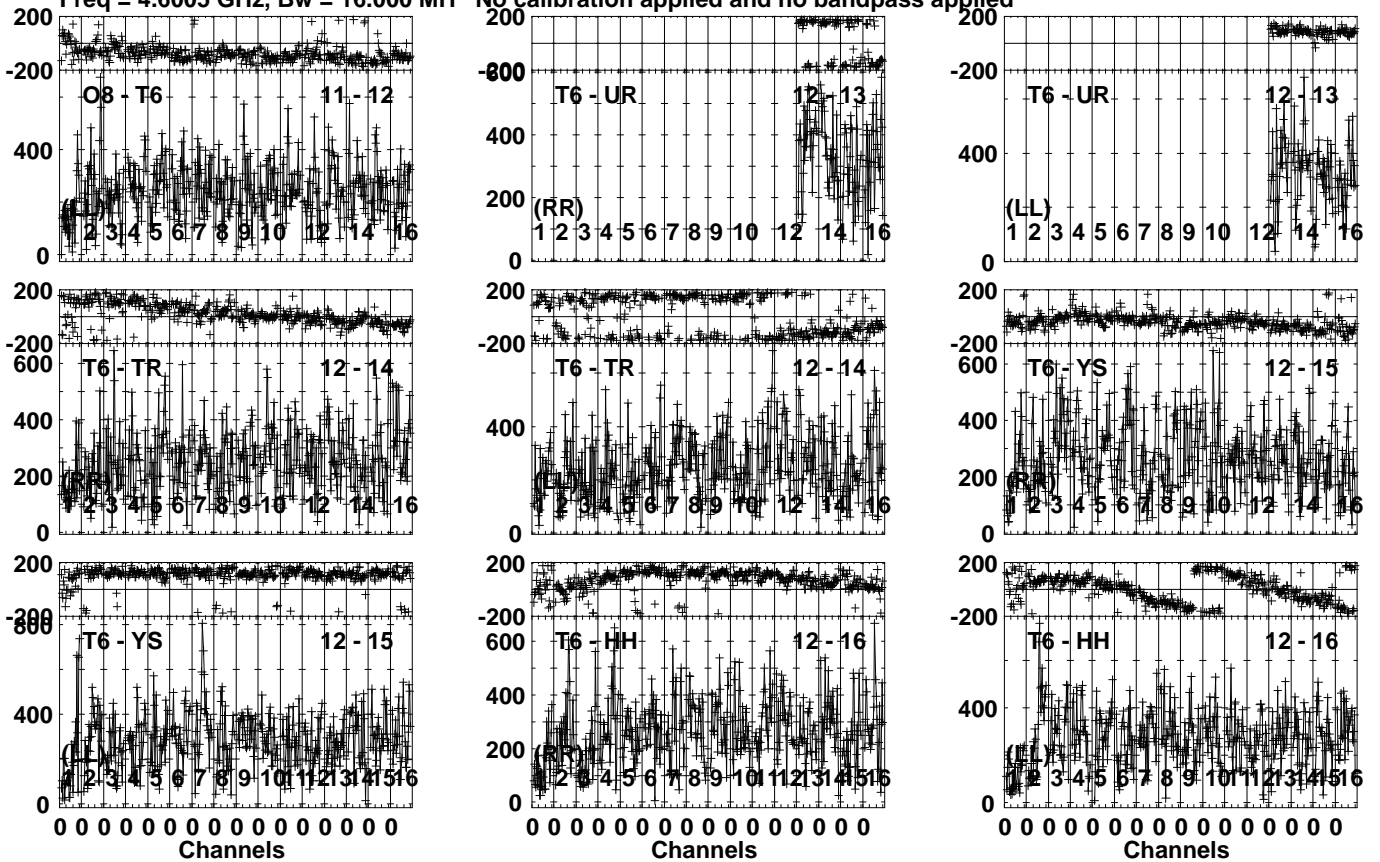


Lower frame: Micro Ampl Jy Top frame: Phas deg  
Vector averaged cross-power spectrum Several baselines displayed  
Timerange: 01/05:32:45 to 01/05:33:31

Plot file version 604 created 01-DEC-2023 16:32:31

J1108-1231 EG120.UVDATA.1

Freq = 4.6005 GHz, Bw = 16.000 MH No calibration applied and no bandpass applied

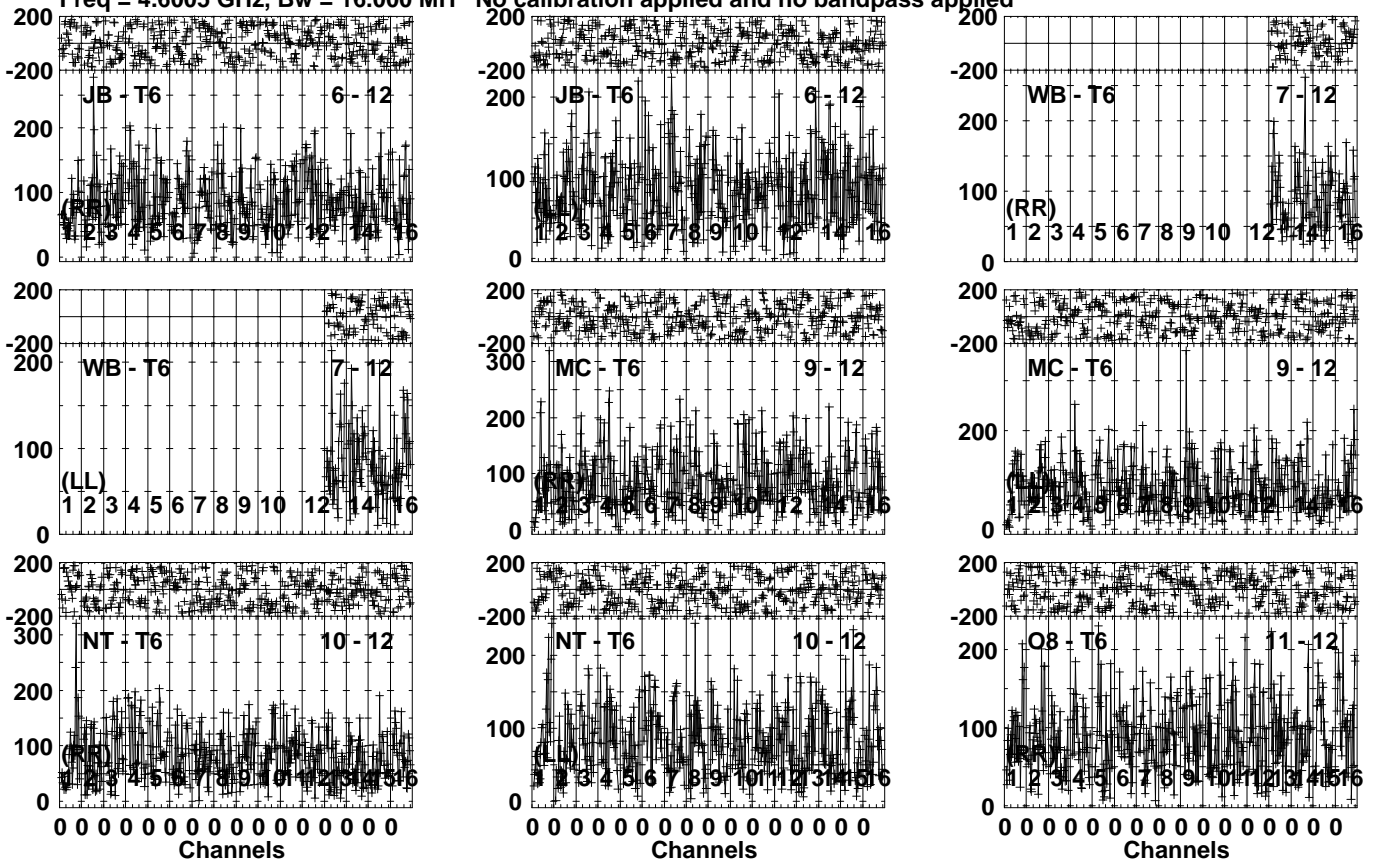


Lower frame: Micro Ampl Jy Top frame: Phas deg  
Vector averaged cross-power spectrum Several baselines displayed  
Timerange: 01/05:32:45 to 01/05:33:31

Plot file version 605 created 01-DEC-2023 16:32:31

GRB171205A EG120.UVDATA.1

Freq = 4.6005 GHz, Bw = 16.000 MH No calibration applied and no bandpass applied



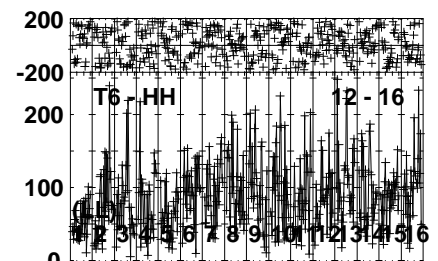
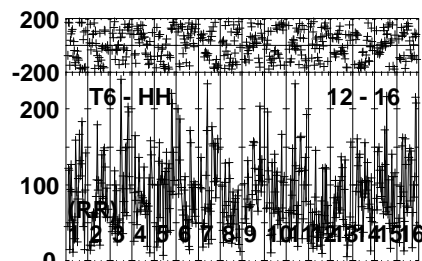
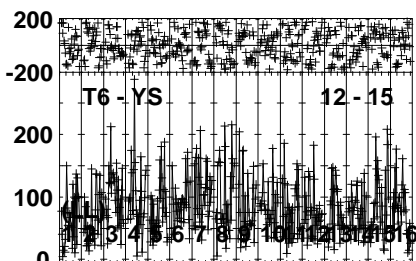
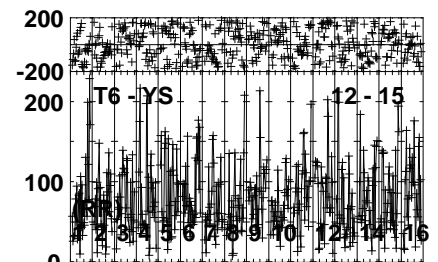
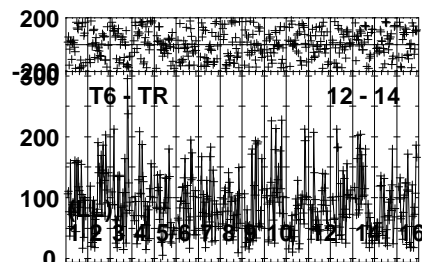
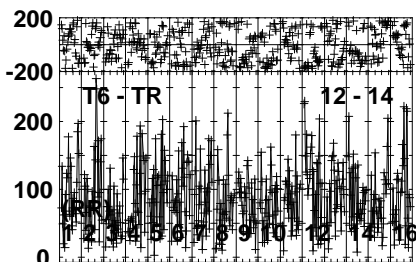
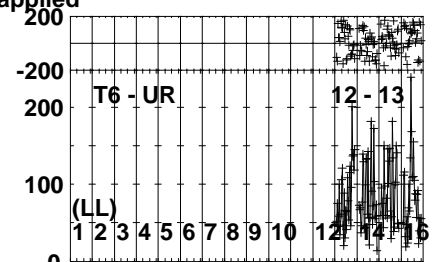
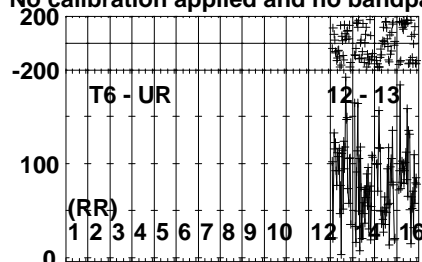
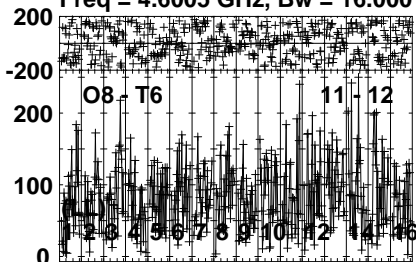
Lower frame: Micro Ampl Jy Top frame: Phas deg  
Vector averaged cross-power spectrum Several baselines displayed  
Timerange: 01/05:33:51 to 01/05:36:37

Plot file version 606 created 01-DEC-2023 16:32:31

GRB171205A EG120.UVDATA.1

Freq = 4.6005 GHz, Bw = 16.000 MH

No calibration applied and no bandpass applied



0 0 0 0 0 0 0 0 0 0 0 0 0 0 0 0  
Channels

0 0 0 0 0 0 0 0 0 0 0 0 0 0 0 0  
Channels

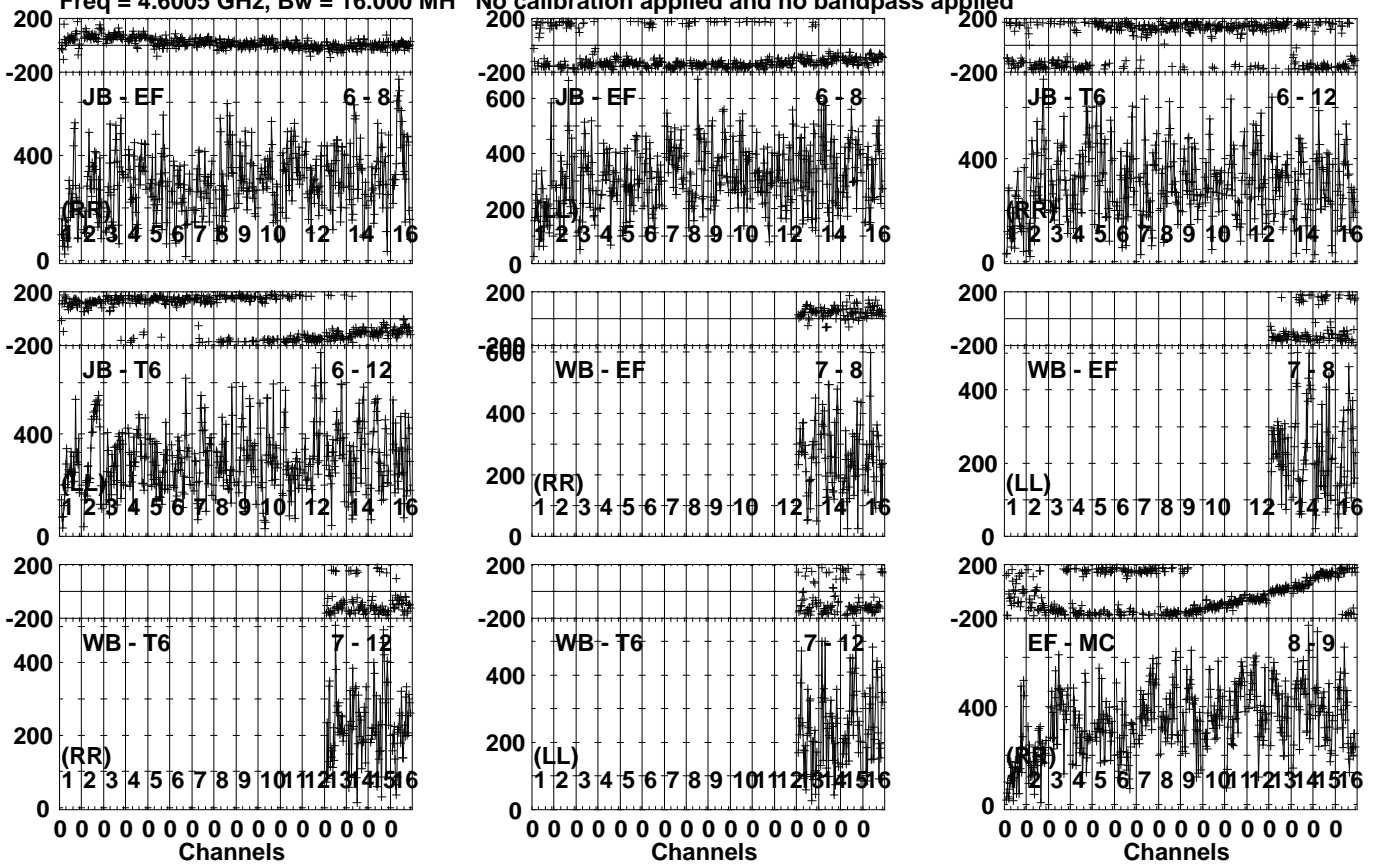
0 0 0 0 0 0 0 0 0 0 0 0 0 0 0 0  
Channels

Lower frame: Micro Ampl Jy Top frame: Phas deg  
Vector averaged cross-power spectrum Several baselines displayed  
Timerange: 01/05:33:51 to 01/05:36:37

Plot file version 607 created 01-DEC-2023 16:32:31

J1108-1231 EG120.UVDATA.1

Freq = 4.6005 GHz, Bw = 16.000 MH No calibration applied and no bandpass applied



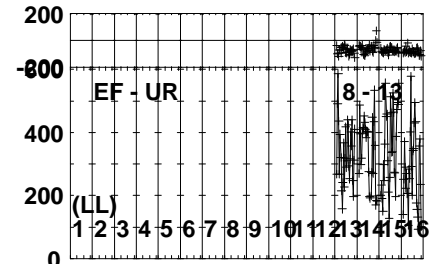
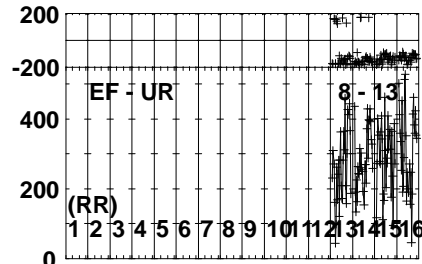
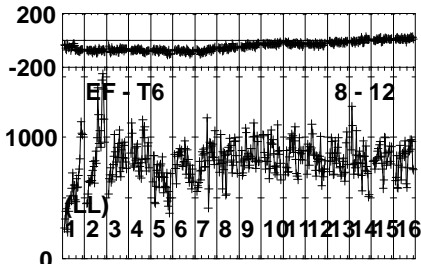
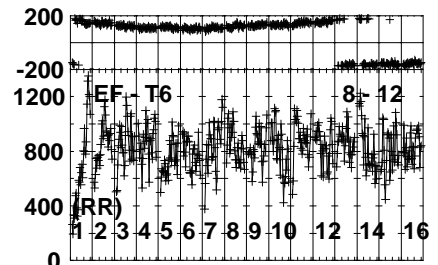
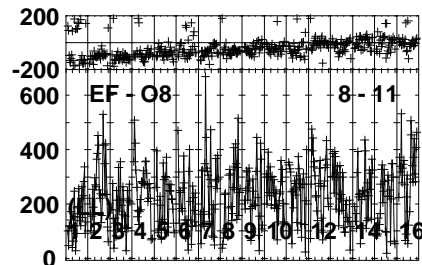
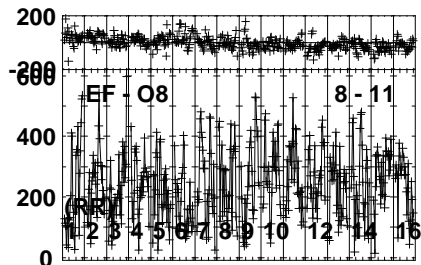
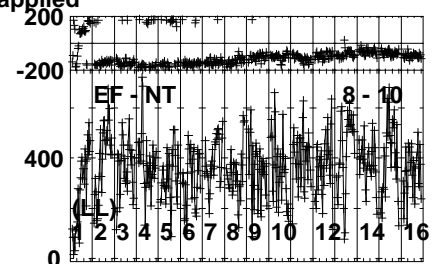
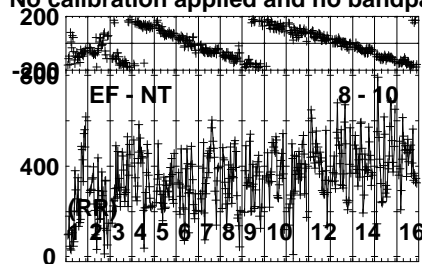
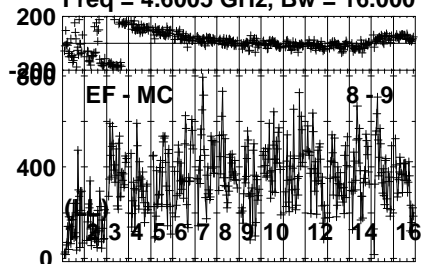
Lower frame: Micro Ampl Jy Top frame: Phas deg  
Vector averaged cross-power spectrum Several baselines displayed  
Timerange: 01/05:36:57 to 01/05:37:43

Plot file version 608 created 01-DEC-2023 16:32:31

J1108-1231 EG120.UVDATA.1

Freq = 4.6005 GHz, Bw = 16.000 MH

No calibration applied and no bandpass applied



Lower frame: Micro Ampl Jy Top frame: Phas deg  
Vector averaged cross-power spectrum Several baselines displayed  
Timerange: 01/05:36:57 to 01/05:37:43

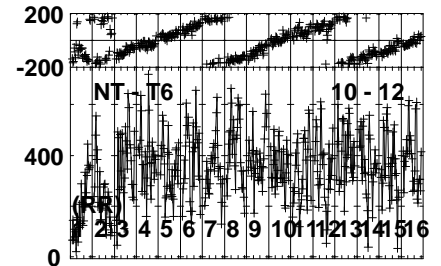
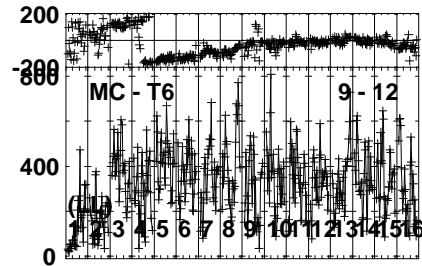
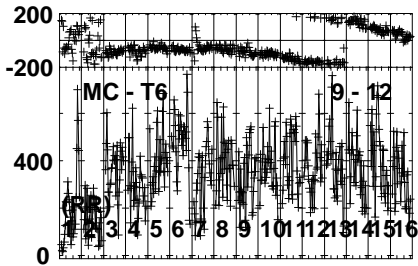
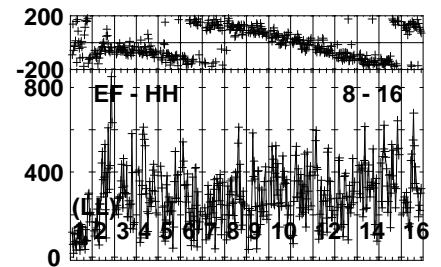
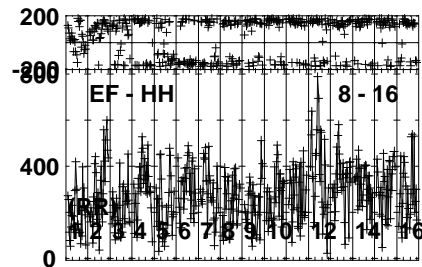
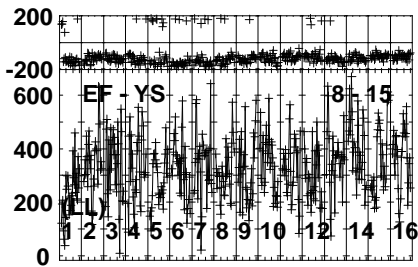
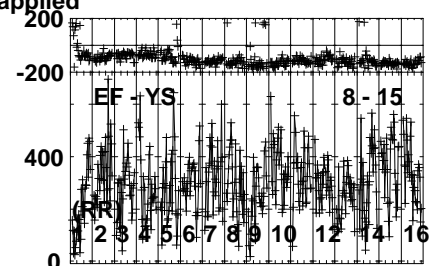
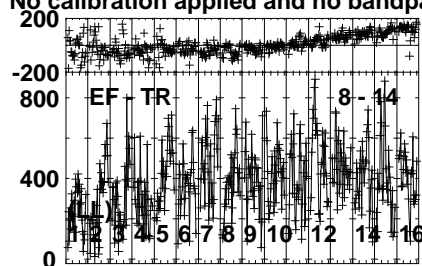
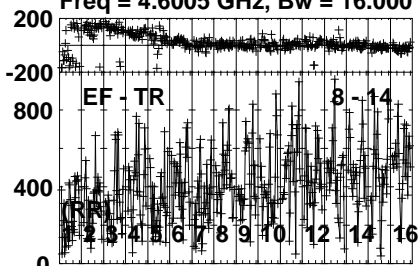


Plot file version 609 created 01-DEC-2023 16:32:31

J1108-1231 EG120.UVDATA.1

Freq = 4.6005 GHz, Bw = 16.000 MH

No calibration applied and no bandpass applied

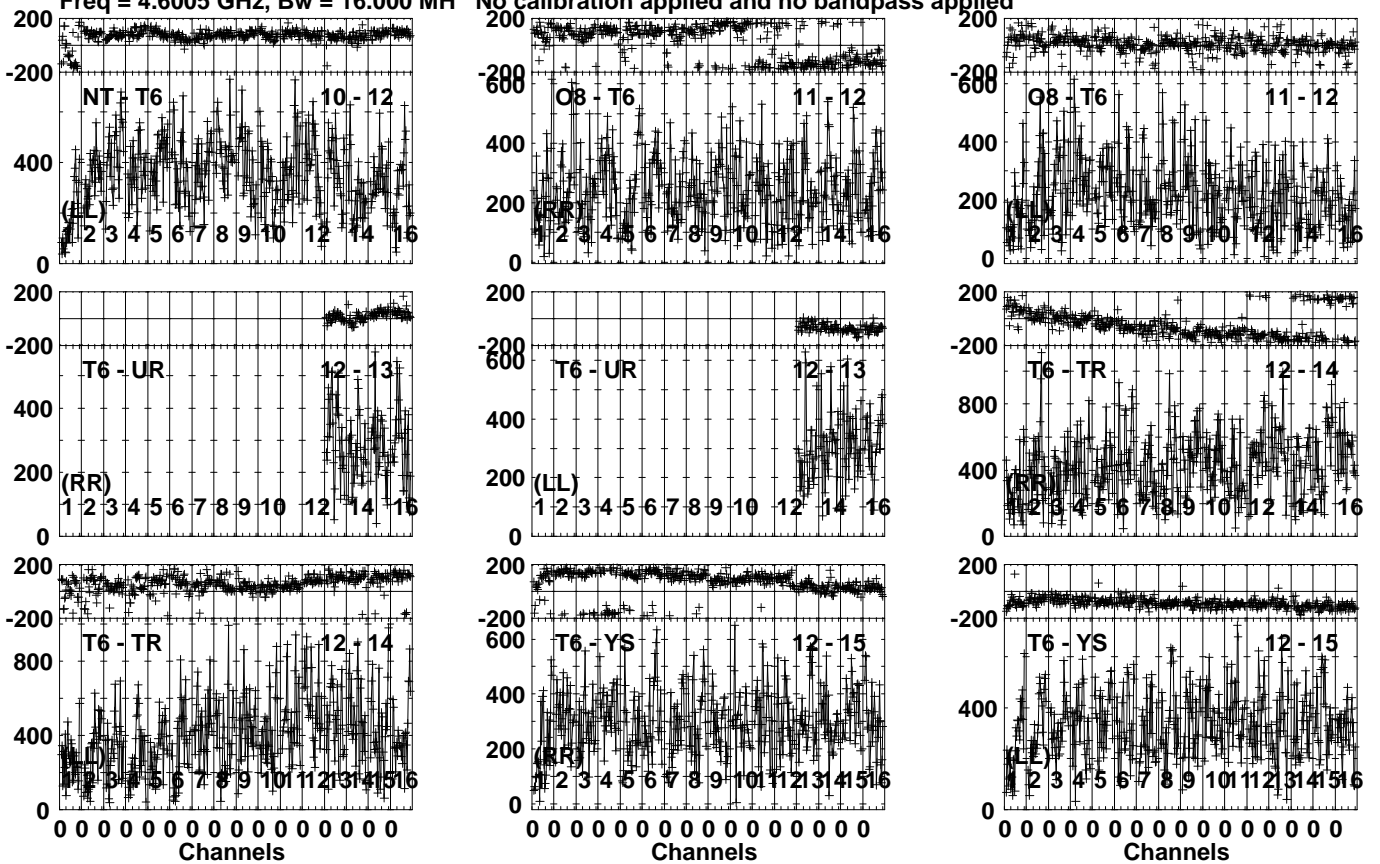


Lower frame: Micro Ampl Jy Top frame: Phas deg  
Vector averaged cross-power spectrum Several baselines displayed  
Timerange: 01/05:36:57 to 01/05:37:43

Plot file version 610 created 01-DEC-2023 16:32:31

J1108-1231 EG120.UVDATA.1

Freq = 4.6005 GHz, Bw = 16.000 MH No calibration applied and no bandpass applied

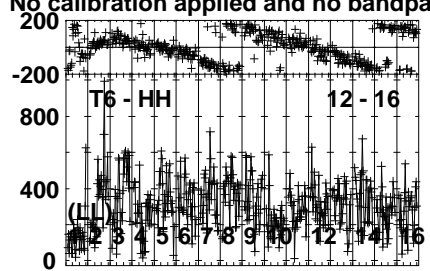
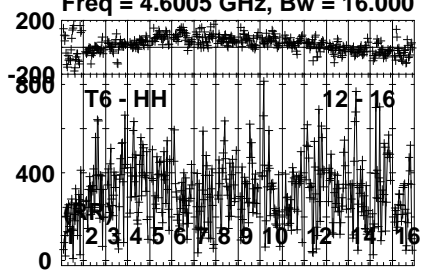


Lower frame: Micro Ampl Jy Top frame: Phas deg  
Vector averaged cross-power spectrum Several baselines displayed  
Timerange: 01/05:36:57 to 01/05:37:43

Plot file version 611 created 01-DEC-2023 16:32:32

J1108-1231 EG120.UVDATA.1

Freq = 4.6005 GHz, Bw = 16.000 MH No calibration applied and no bandpass applied



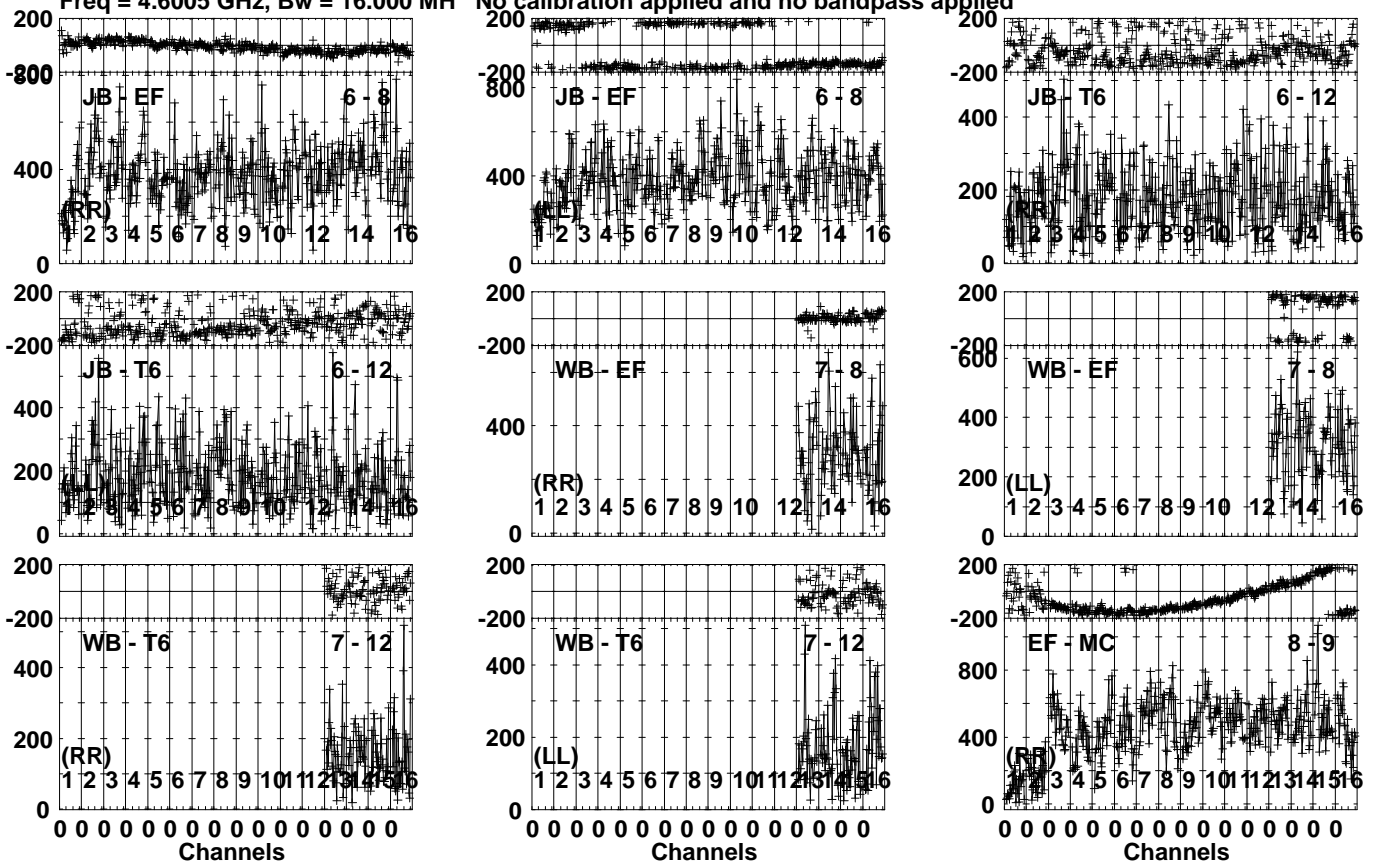
Lower frame: Micro Ampl Jy Top frame: Phas deg  
Vector averaged cross-power spectrum Several baselines displayed  
Timerange: 01/05:36:57 to 01/05:37:43

Plot file version 612 created 01-DEC-2023 16:32:32

J1107-1226 EG120.UVDATA.1

Freq = 4.6005 GHz, Bw = 16.000 MH

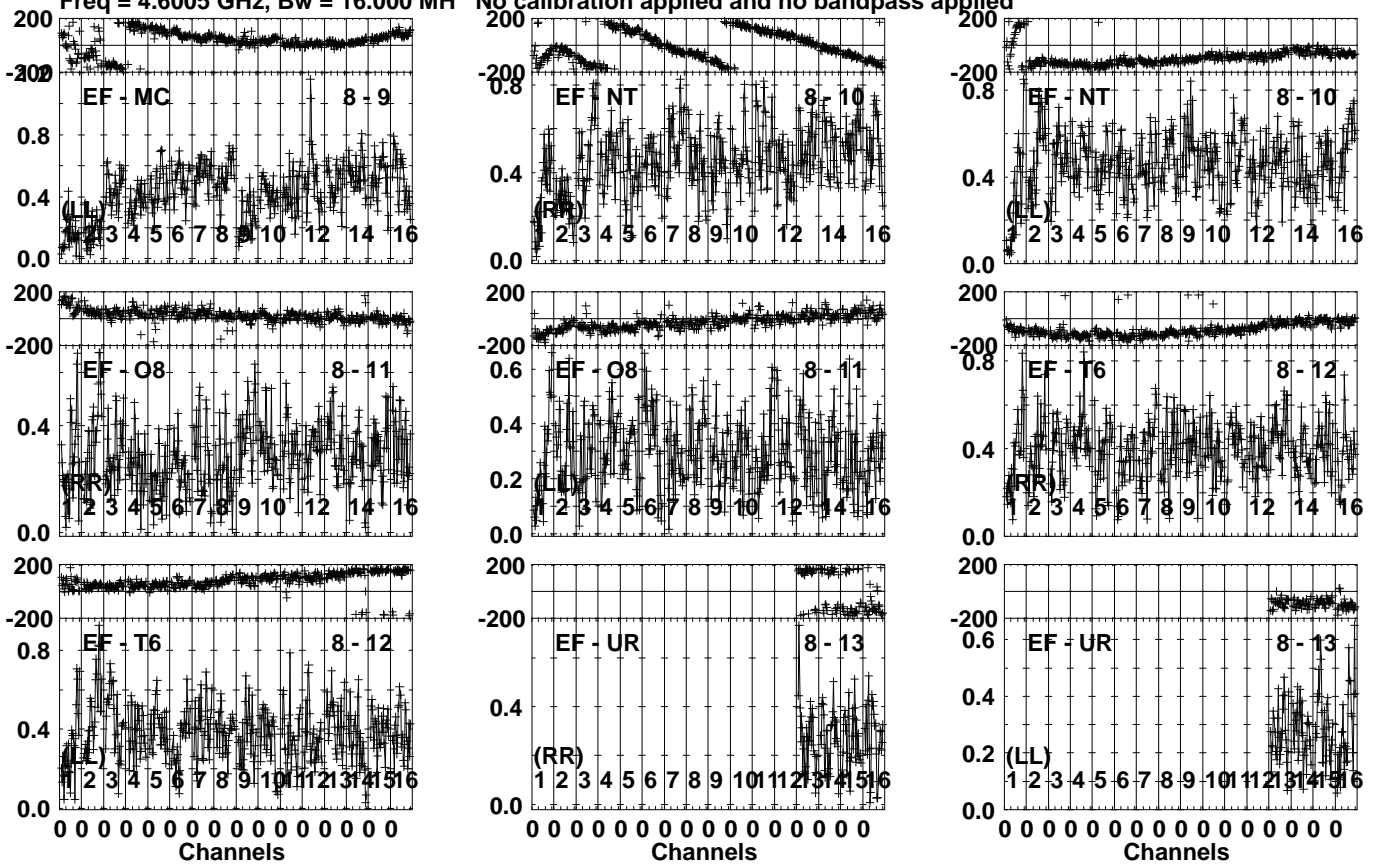
No calibration applied and no bandpass applied



Plot file version 613 created 01-DEC-2023 16:32:32

J1107-1226 EG120.UVDATA.1

Freq = 4.6005 GHz, Bw = 16.000 MH No calibration applied and no bandpass applied



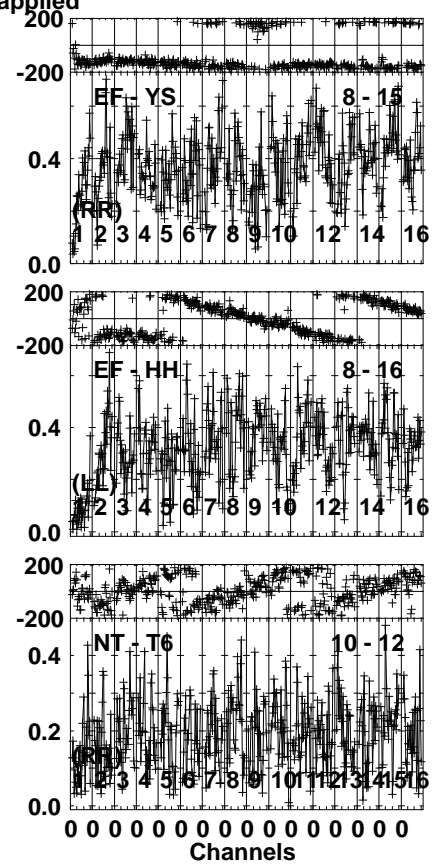
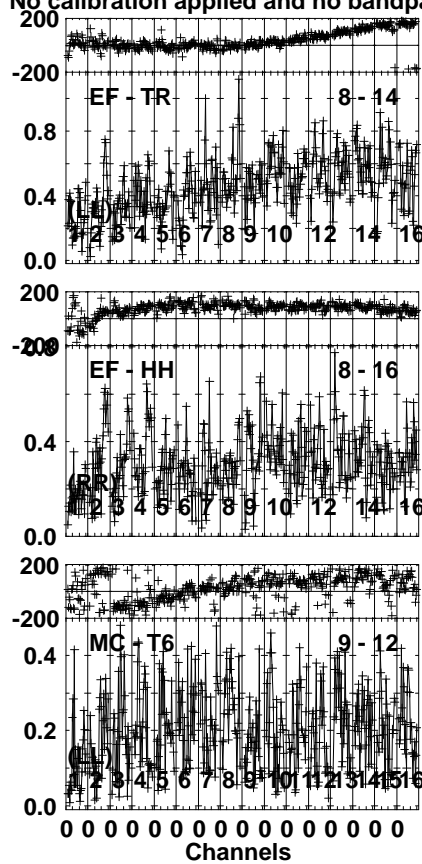
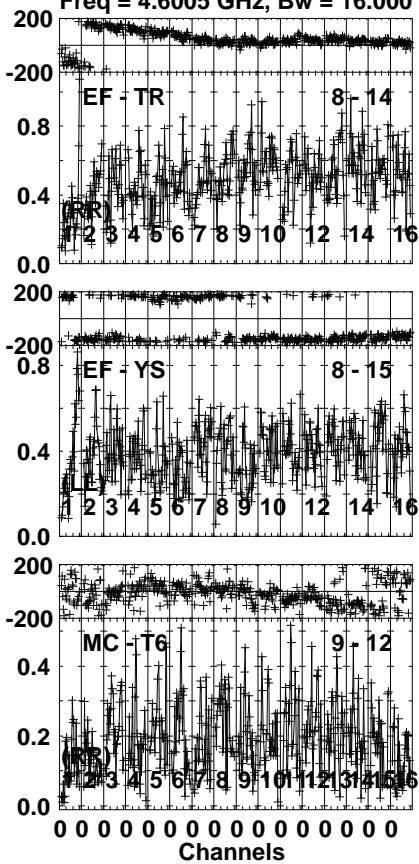
Lower frame: Milli Ampl Jy Top frame: Phas deg  
Vector averaged cross-power spectrum Several baselines displayed  
Timerange: 01/05:38:03 to 01/05:38:59

Plot file version 614 created 01-DEC-2023 16:32:32

J1107-1226 EG120.UVDATA.1

Freq = 4.6005 GHz, Bw = 16.000 MH

No calibration applied and no bandpass applied

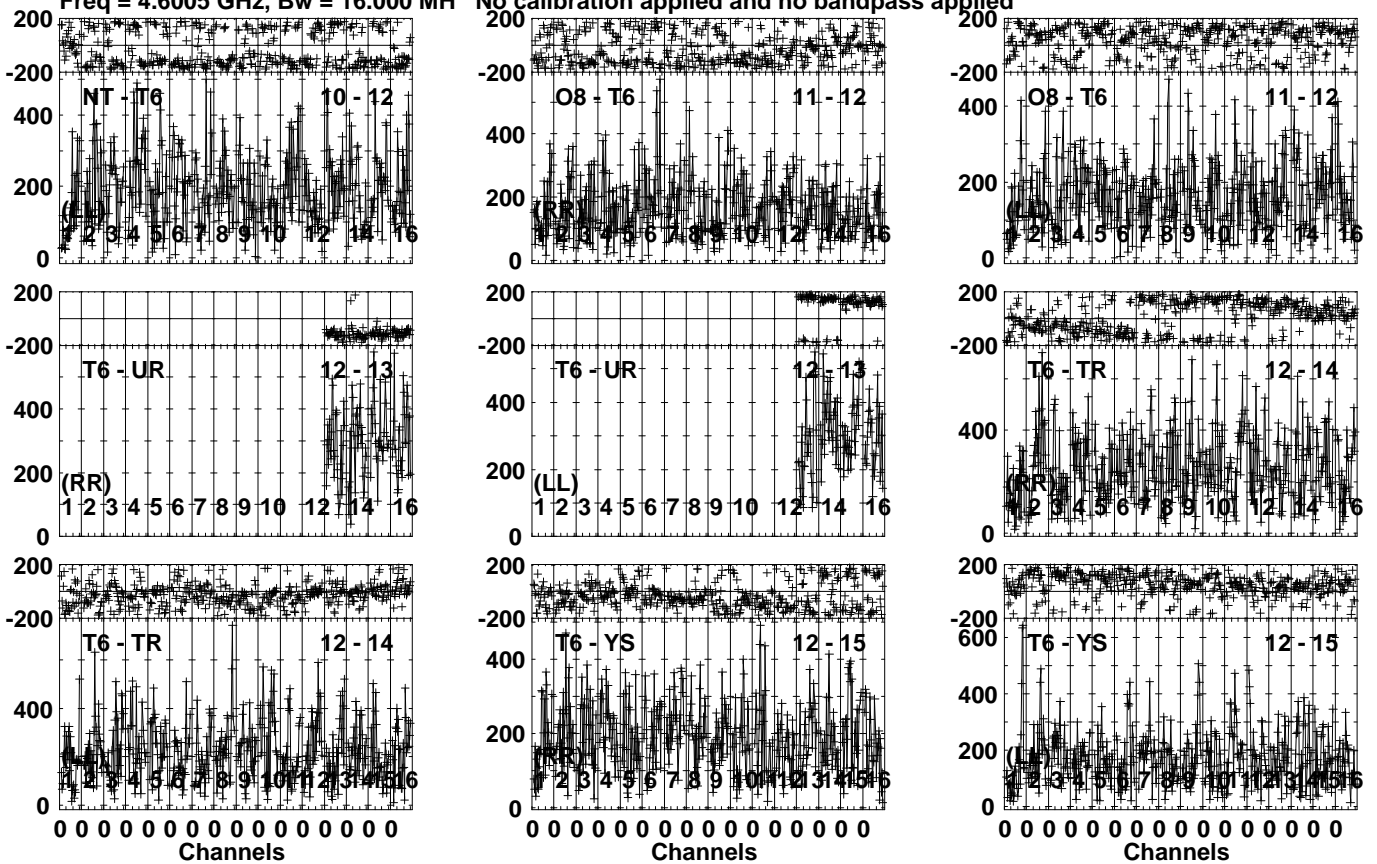


Lower frame: Milli Ampl Jy Top frame: Phas deg  
Vector averaged cross-power spectrum Several baselines displayed  
Timerange: 01/05:38:03 to 01/05:38:59

Plot file version 615 created 01-DEC-2023 16:32:32

J1107-1226 EG120.UVDATA.1

Freq = 4.6005 GHz, Bw = 16.000 MH No calibration applied and no bandpass applied

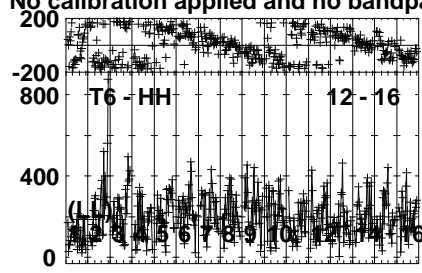
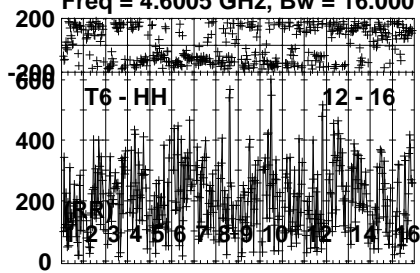


Lower frame: Micro Ampl Jy Top frame: Phas deg  
Vector averaged cross-power spectrum Several baselines displayed  
Timerange: 01/05:38:03 to 01/05:38:59

Plot file version 616 created 01-DEC-2023 16:32:32

J1107-1226 EG120.UVDATA.1

Freq = 4.6005 GHz, Bw = 16.000 MH No calibration applied and no bandpass applied



Lower frame: Micro Ampl Jy Top frame: Phas deg  
Vector averaged cross-power spectrum Several baselines displayed  
Timerange: 01/05:38:03 to 01/05:38:59

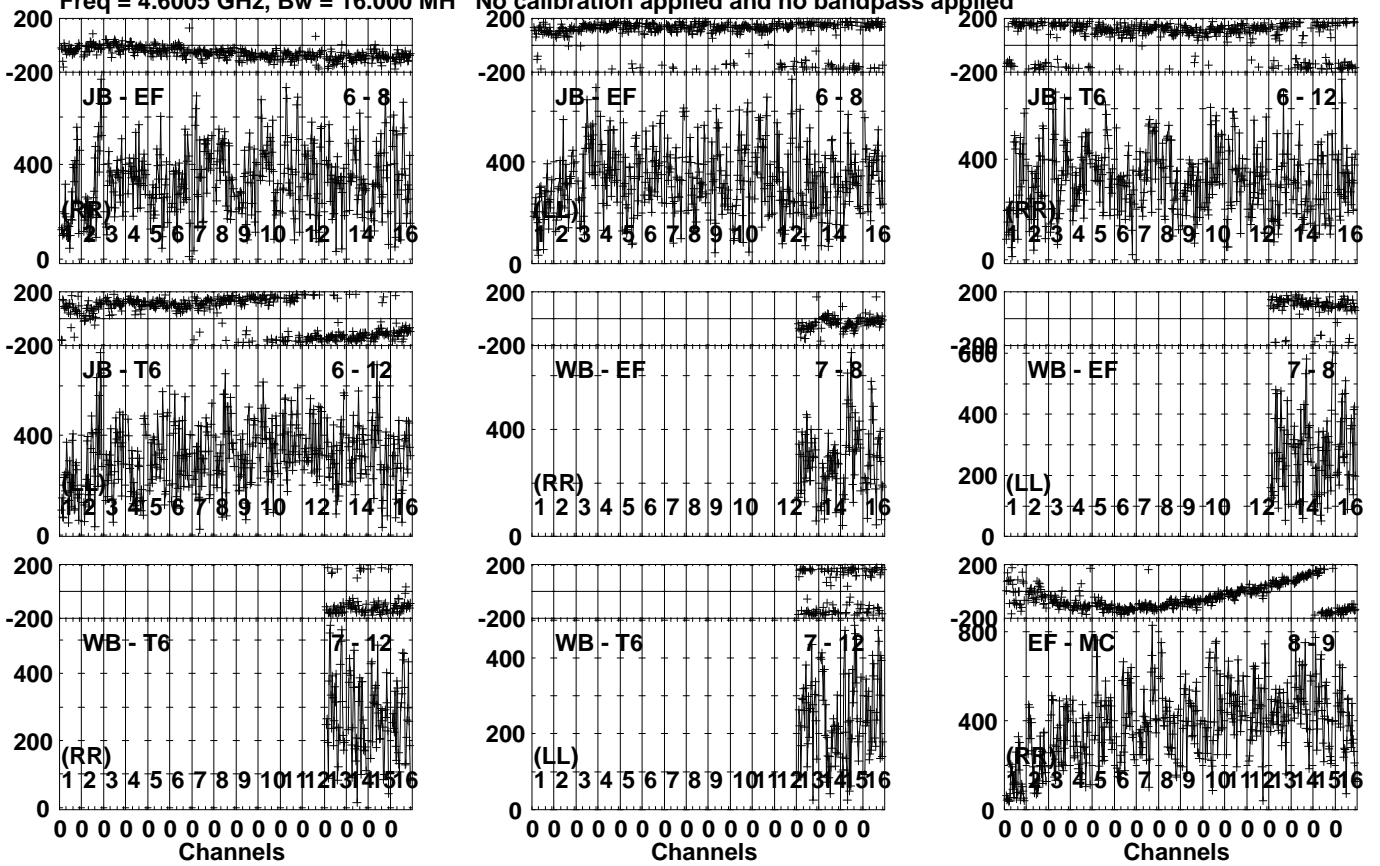


Plot file version 617 created 01-DEC-2023 16:32:32

J1108-1231 EG120.UVDATA.1

Freq = 4.6005 GHz, Bw = 16.000 MH

No calibration applied and no bandpass applied

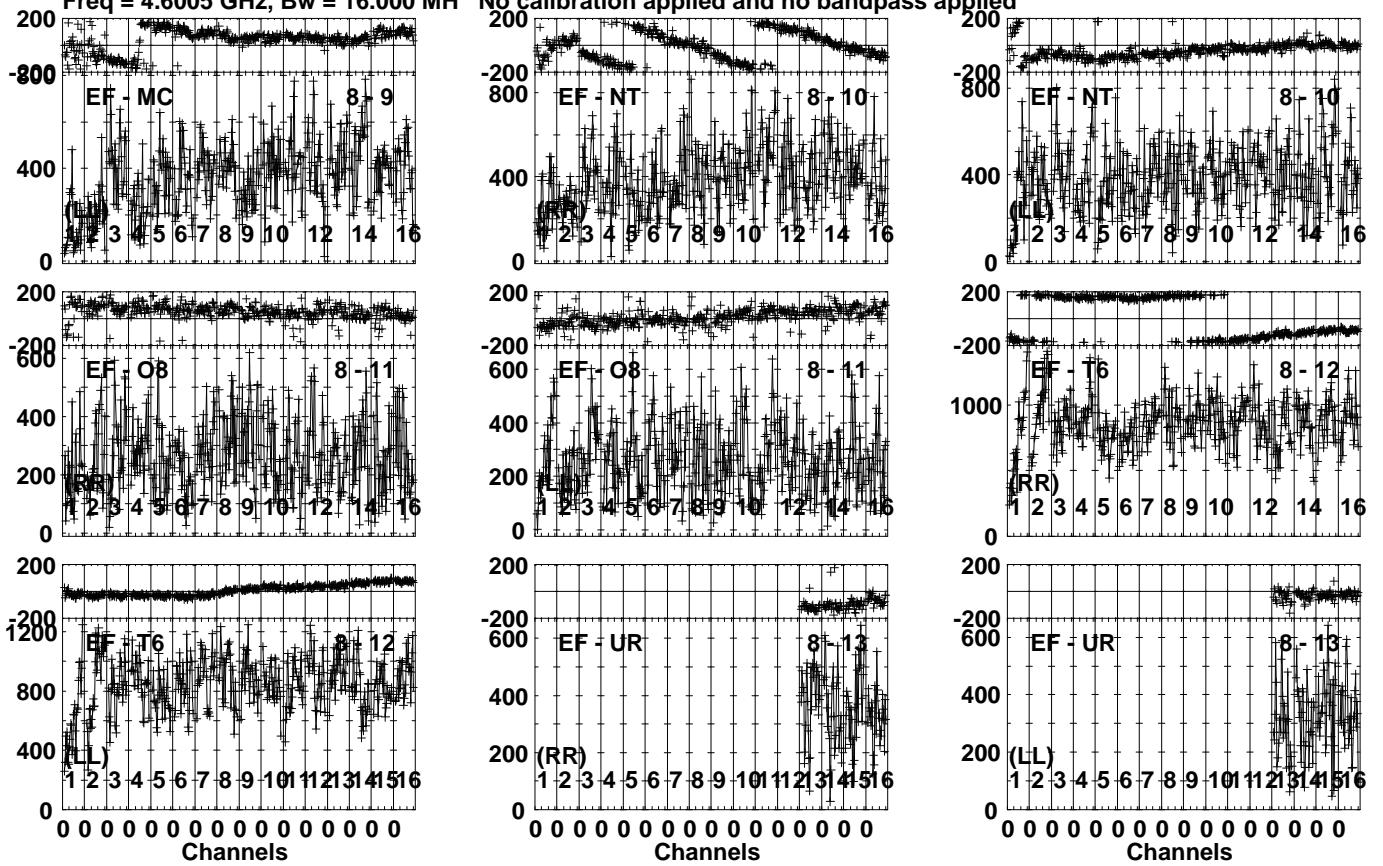


Lower frame: Micro Ampl Jy Top frame: Phas deg  
Vector averaged cross-power spectrum Several baselines displayed  
Timerange: 01/05:39:19 to 01/05:40:05

Plot file version 618 created 01-DEC-2023 16:32:32

J1108-1231 EG120.UVDATA.1

Freq = 4.6005 GHz, Bw = 16.000 MH No calibration applied and no bandpass applied



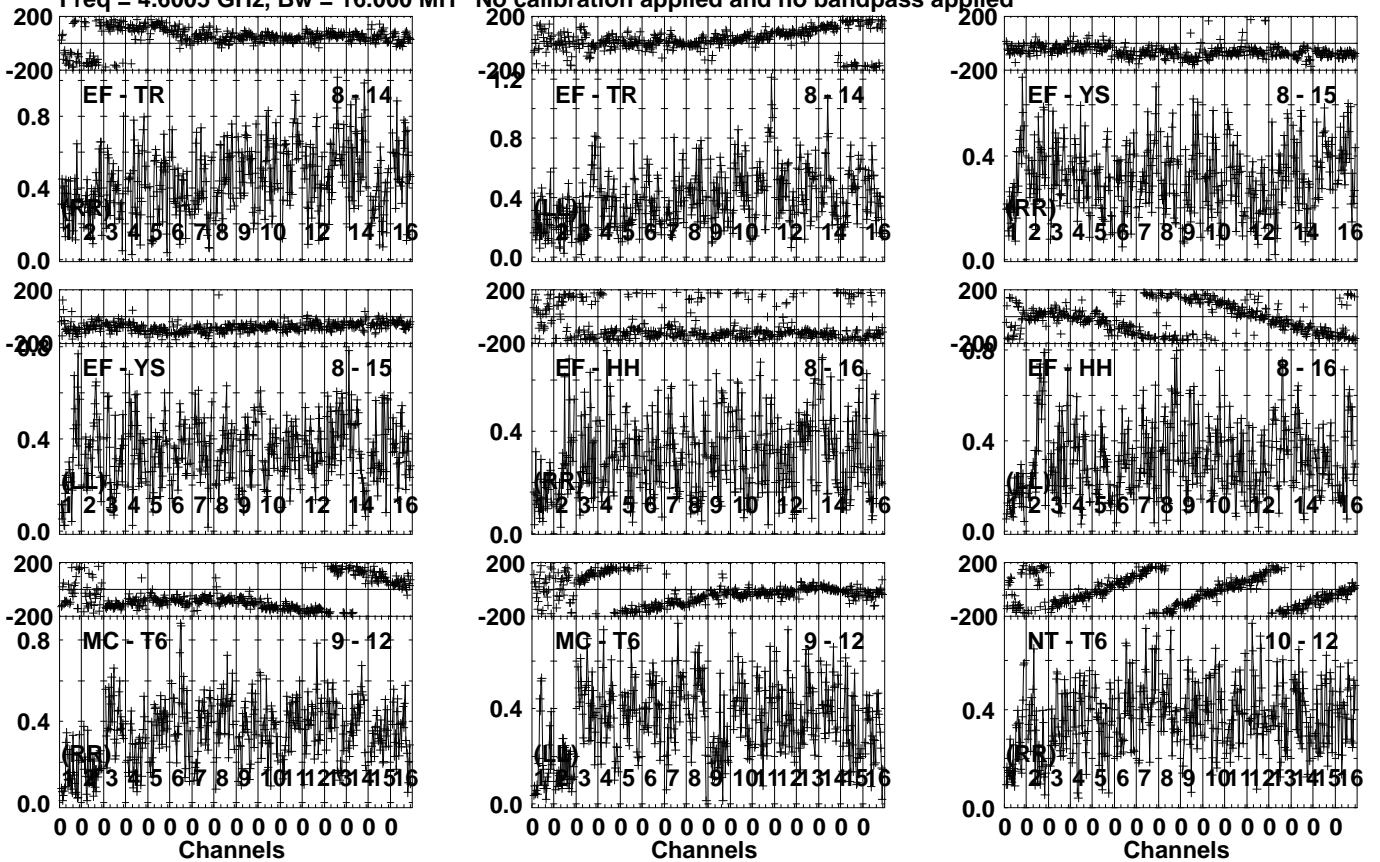
Lower frame: Micro Ampl Jy Top frame: Phas deg  
Vector averaged cross-power spectrum Several baselines displayed  
Timerange: 01/05:39:19 to 01/05:40:05

Plot file version 619 created 01-DEC-2023 16:32:32

J1108-1231 EG120.UVDATA.1

Freq = 4.6005 GHz, Bw = 16.000 MH

No calibration applied and no bandpass applied

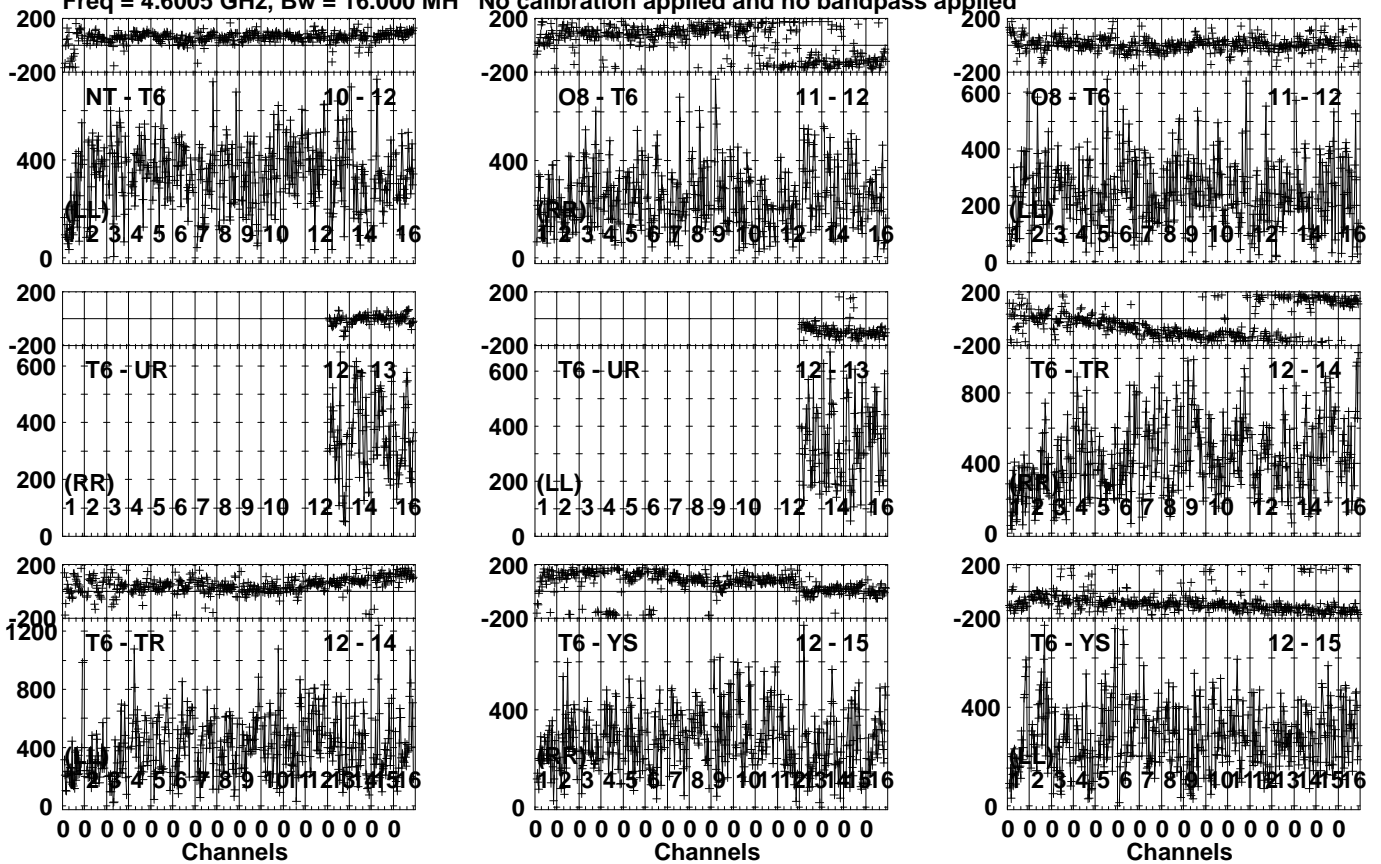


Lower frame: Milli Ampl Jy Top frame: Phas deg  
Vector averaged cross-power spectrum Several baselines displayed  
Timerange: 01/05:39:19 to 01/05:40:05

Plot file version 620 created 01-DEC-2023 16:32:32

J1108-1231 EG120.UVDATA.1

Freq = 4.6005 GHz, Bw = 16.000 MH No calibration applied and no bandpass applied

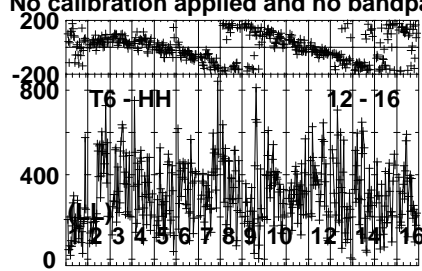
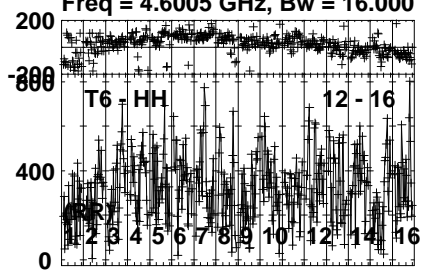


Lower frame: Micro Ampl Jy Top frame: Phas deg  
Vector averaged cross-power spectrum Several baselines displayed  
Timerange: 01/05:39:19 to 01/05:40:05

Plot file version 621 created 01-DEC-2023 16:32:32

J1108-1231 EG120.UVDATA.1

Freq = 4.6005 GHz, Bw = 16.000 MH No calibration applied and no bandpass applied



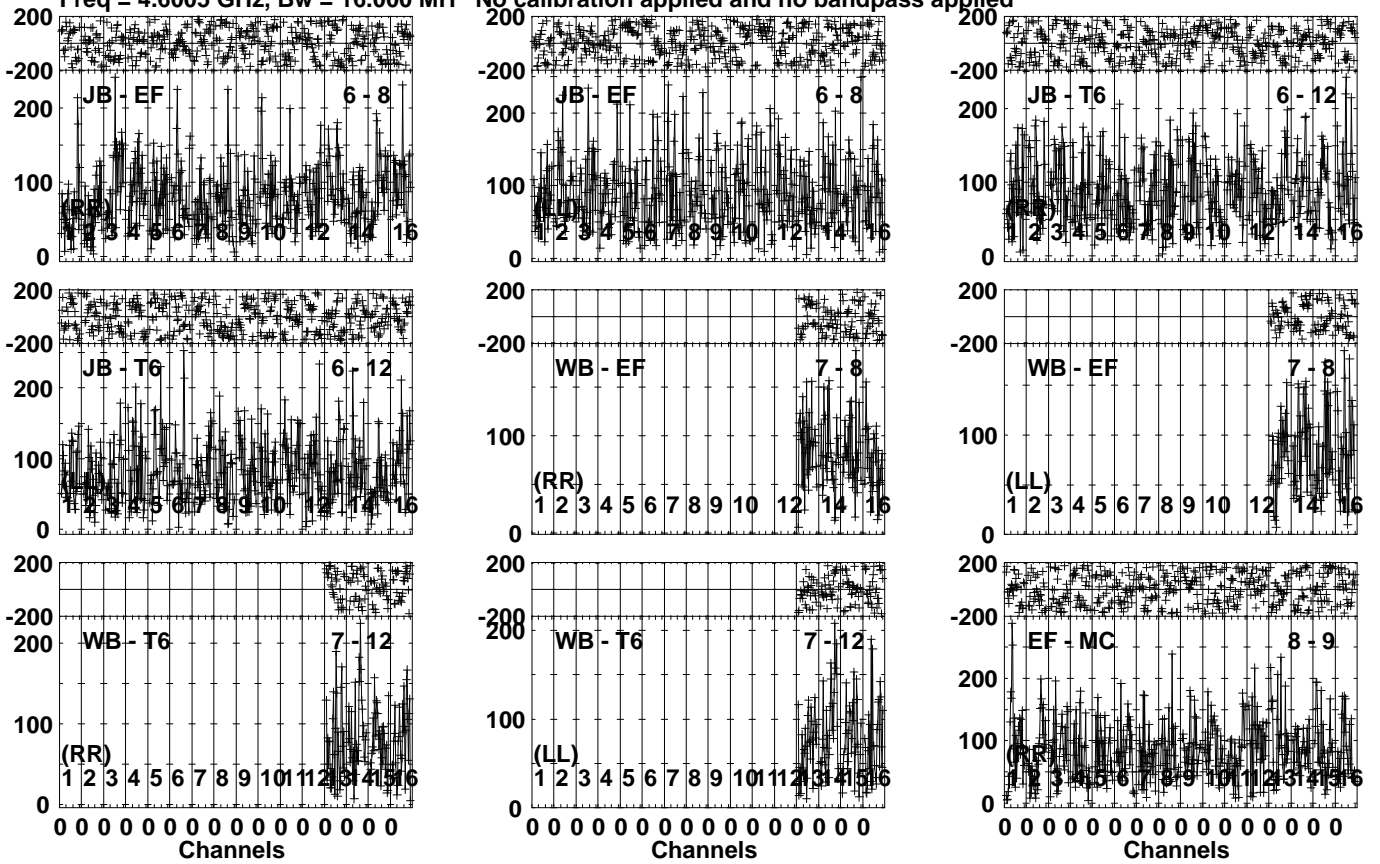
Lower frame: Micro Ampl Jy Top frame: Phas deg  
Vector averaged cross-power spectrum Several baselines displayed  
Timerange: 01/05:39:19 to 01/05:40:05

Plot file version 622 created 01-DEC-2023 16:32:32

GRB171205A EG120.UVDATA.1

Freq = 4.6005 GHz, Bw = 16.000 MH

No calibration applied and no bandpass applied

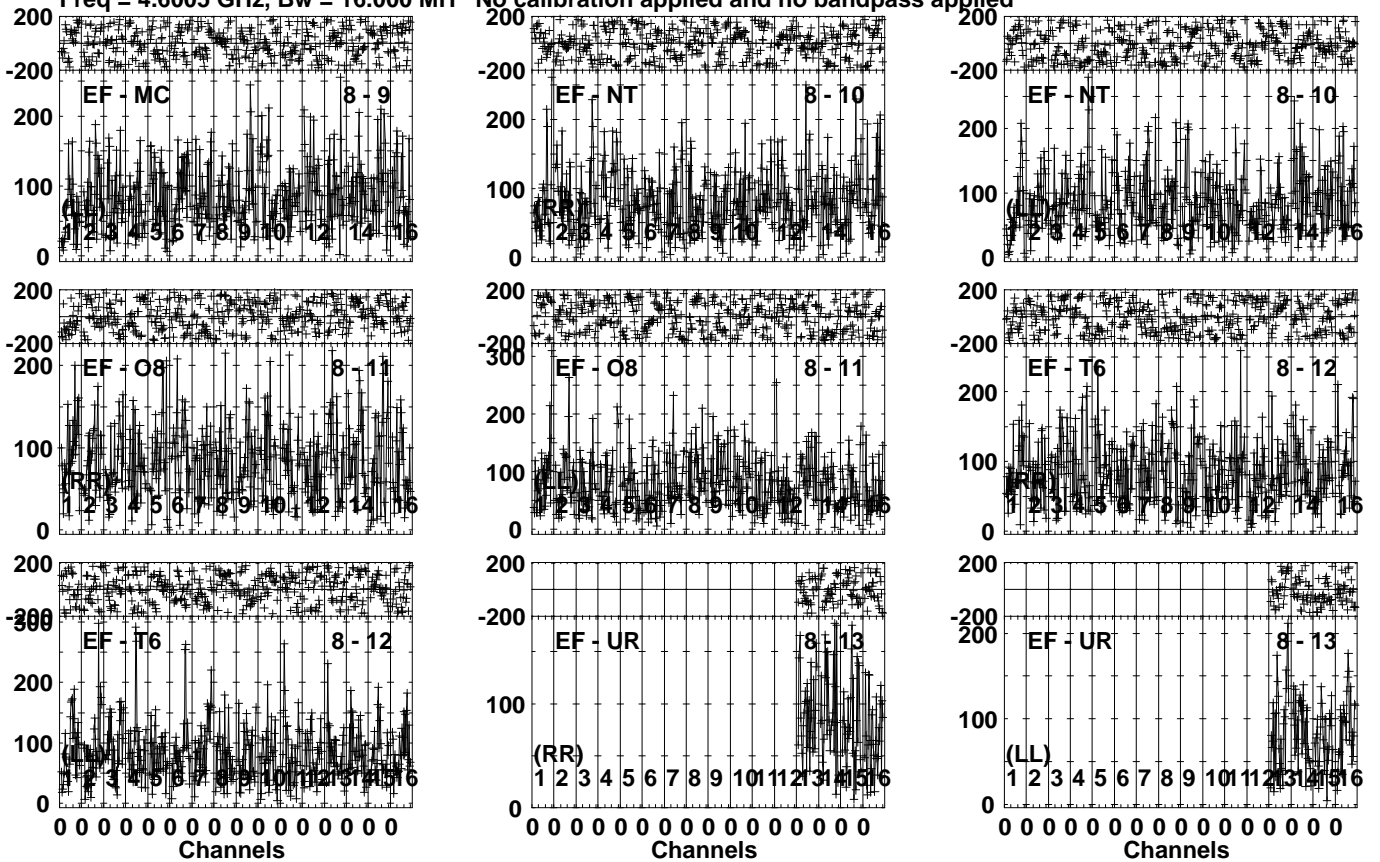


Lower frame: Micro Ampl Jy Top frame: Phas deg  
Vector averaged cross-power spectrum Several baselines displayed  
Timerange: 01/05:40:25 to 01/05:43:11

Plot file version 623 created 01-DEC-2023 16:32:33

GRB171205A EG120.UVDATA.1

Freq = 4.6005 GHz, Bw = 16.000 MH No calibration applied and no bandpass applied



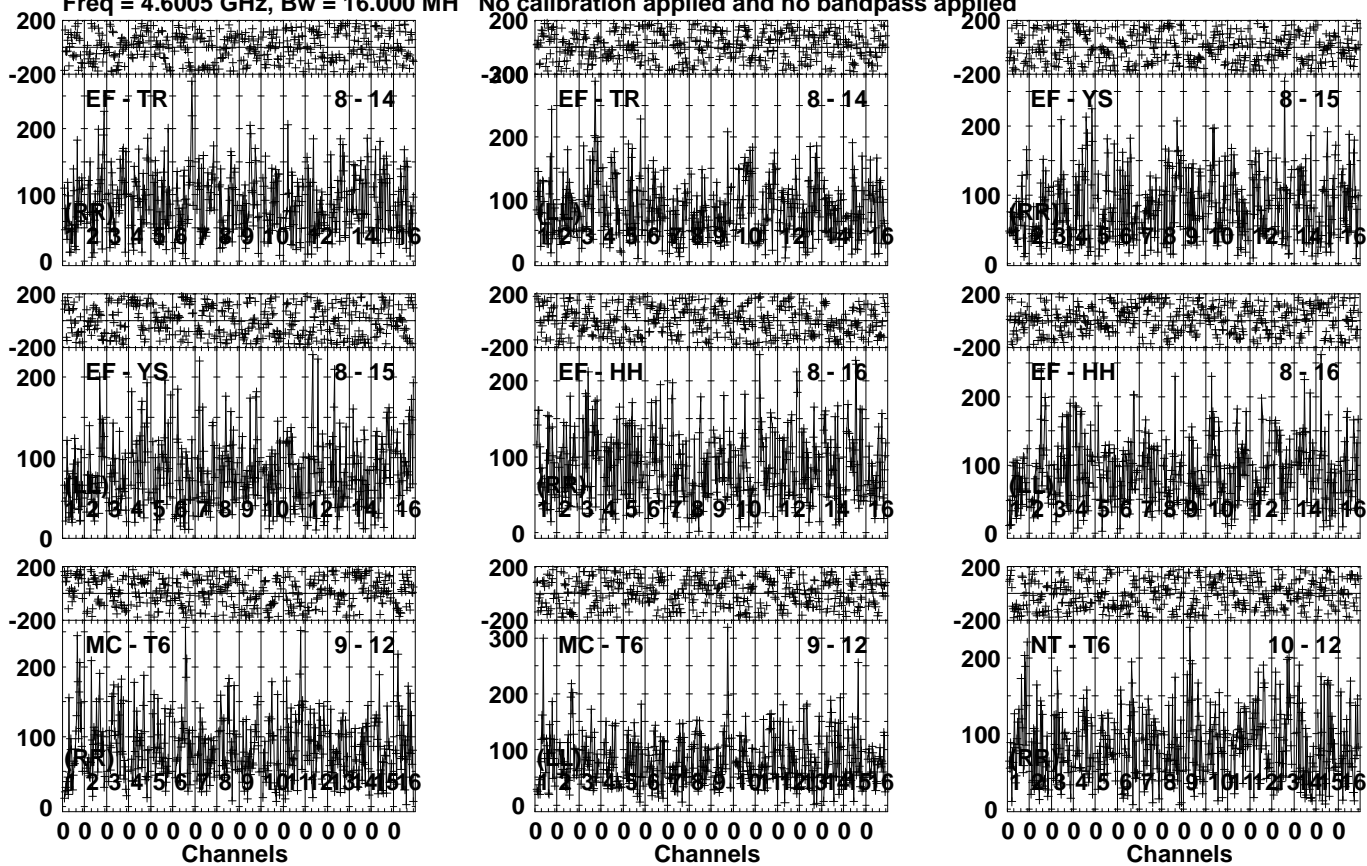
Lower frame: Micro Ampl Jy Top frame: Phas deg  
Vector averaged cross-power spectrum Several baselines displayed  
Timerange: 01/05:40:25 to 01/05:43:11

Plot file version 624 created 01-DEC-2023 16:32:33

GRB171205A EG120.UVDATA.1

Freq = 4.6005 GHz, Bw = 16.000 MH

No calibration applied and no bandpass applied



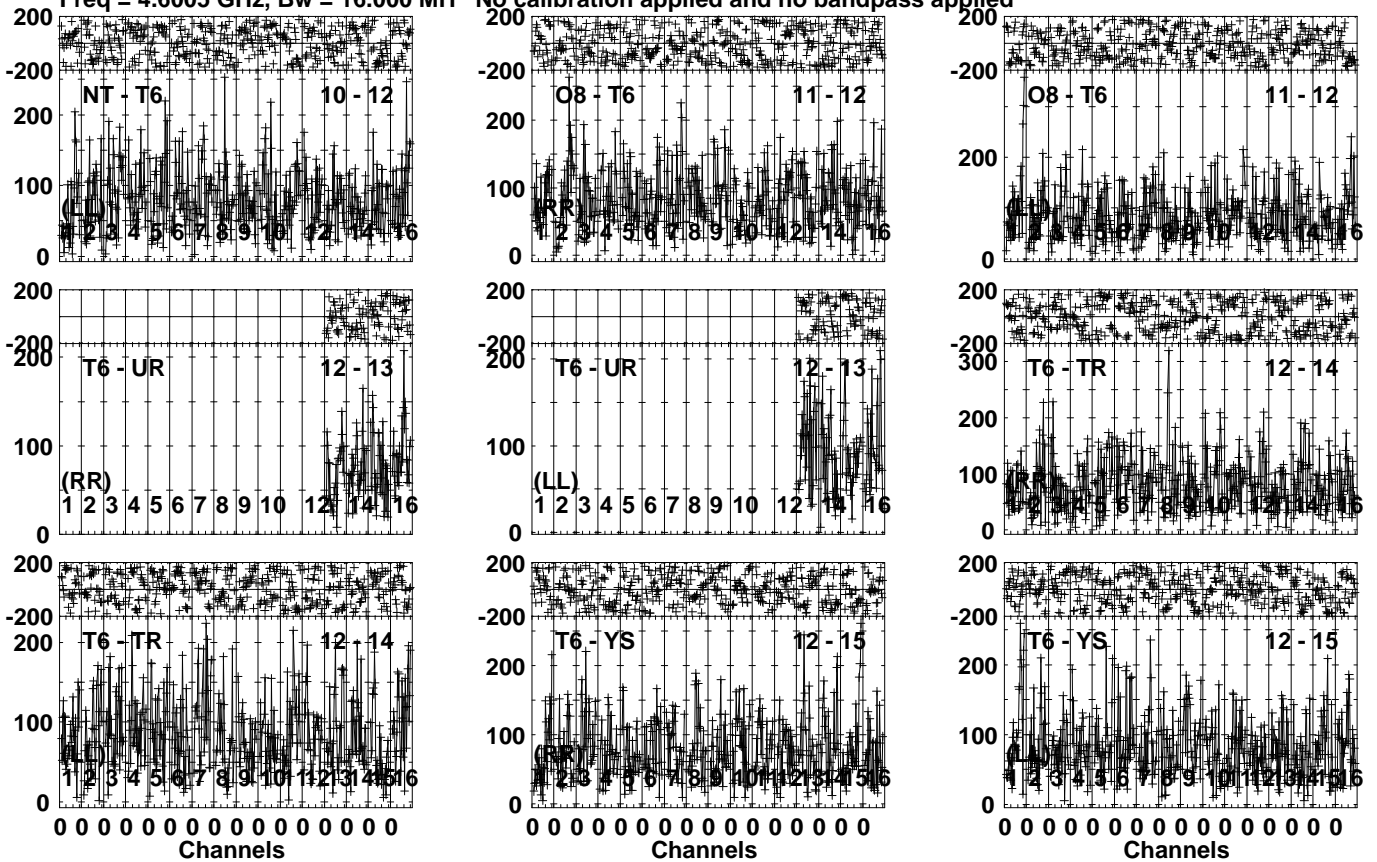
Lower frame: Micro Ampl Jy Top frame: Phas deg  
Vector averaged cross-power spectrum Several baselines displayed  
Timerange: 01/05:40:25 to 01/05:43:11



Plot file version 625 created 01-DEC-2023 16:32:33

GRB171205A EG120.UVDATA.1

Freq = 4.6005 GHz, Bw = 16.000 MH No calibration applied and no bandpass applied

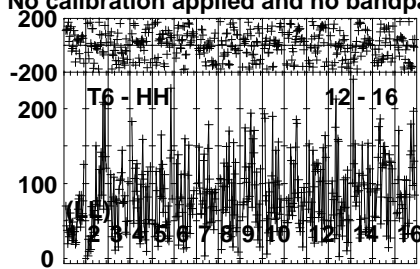
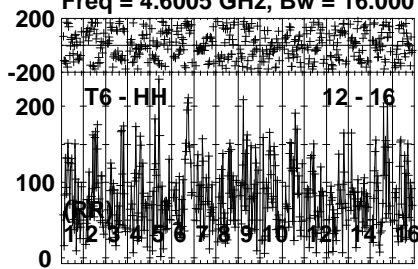


Lower frame: Micro Ampl Jy Top frame: Phas deg  
Vector averaged cross-power spectrum Several baselines displayed  
Timerange: 01/05:40:25 to 01/05:43:11

Plot file version 626 created 01-DEC-2023 16:32:33

GRB171205A EG120.UVDATA.1

Freq = 4.6005 GHz, Bw = 16.000 MH No calibration applied and no bandpass applied

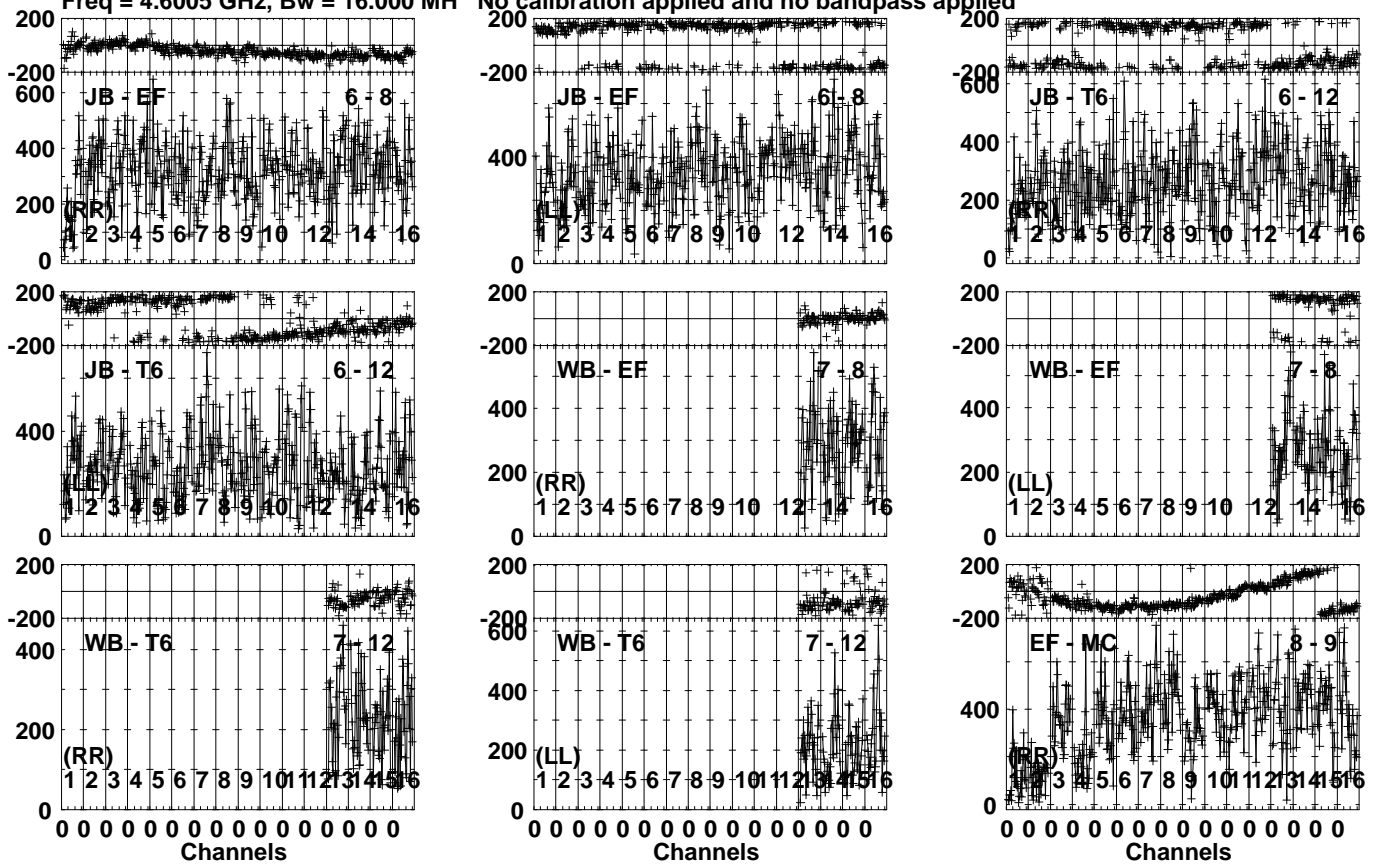


Lower frame: Micro Ampl Jy Top frame: Phas deg  
Vector averaged cross-power spectrum Several baselines displayed  
Timerange: 01/05:40:25 to 01/05:43:11

Plot file version 627 created 01-DEC-2023 16:32:33

J1108-1231 EG120.UVDATA.1

Freq = 4.6005 GHz, Bw = 16.000 MH No calibration applied and no bandpass applied



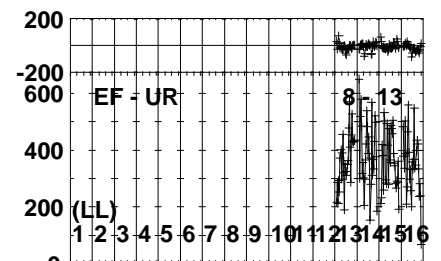
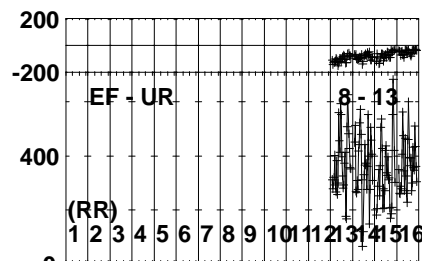
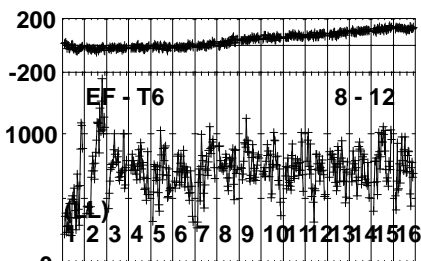
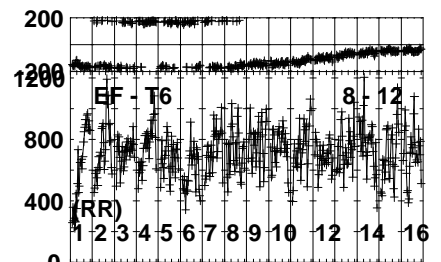
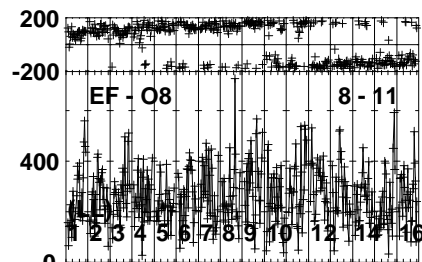
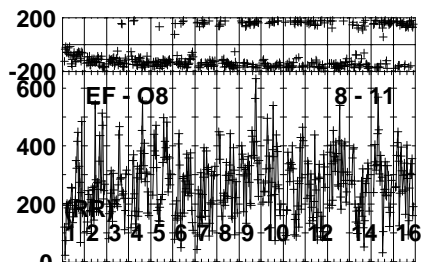
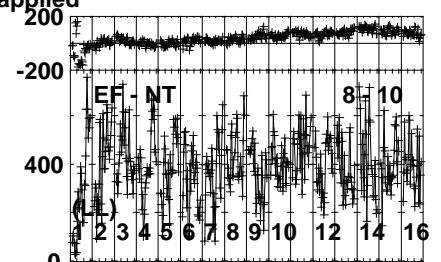
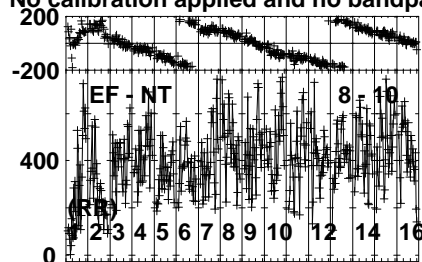
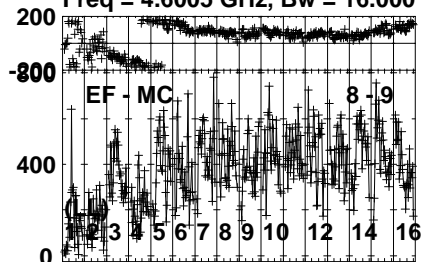
Lower frame: Micro Ampl Jy Top frame: Phas deg  
Vector averaged cross-power spectrum Several baselines displayed  
Timerange: 01/05:43:50 to 01/05:44:36

Plot file version 628 created 01-DEC-2023 16:32:33

J1108-1231 EG120.UVDATA.1

Freq = 4.6005 GHz, Bw = 16.000 MH

No calibration applied and no bandpass applied

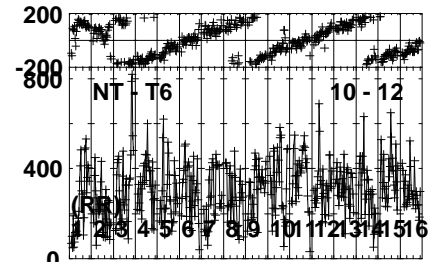
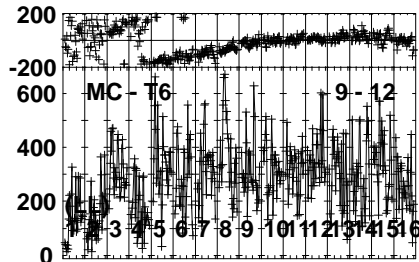
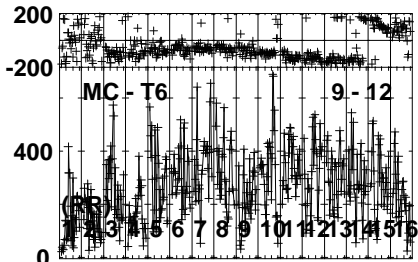
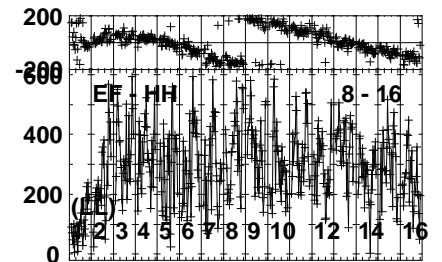
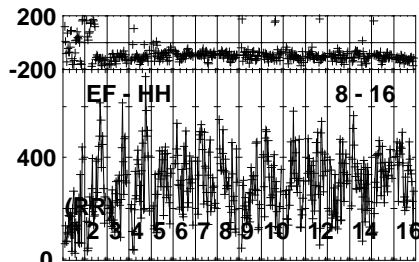
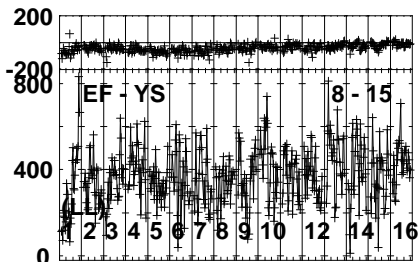
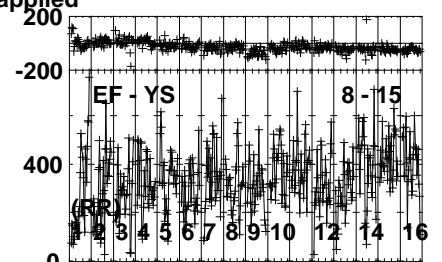
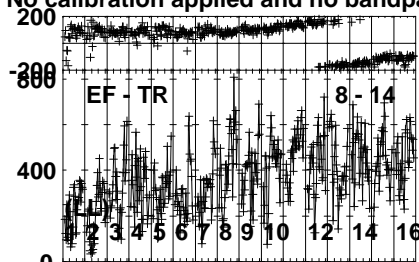
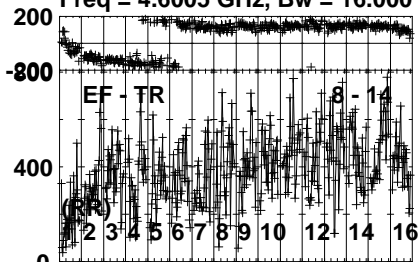


Lower frame: Micro Ampl Jy Top frame: Phas deg  
Vector averaged cross-power spectrum Several baselines displayed  
Timerange: 01/05:43:50 to 01/05:44:36

Plot file version 629 created 01-DEC-2023 16:32:33

J1108-1231 EG120.UVDATA.1

Freq = 4.6005 GHz, Bw = 16.000 MH No calibration applied and no bandpass applied

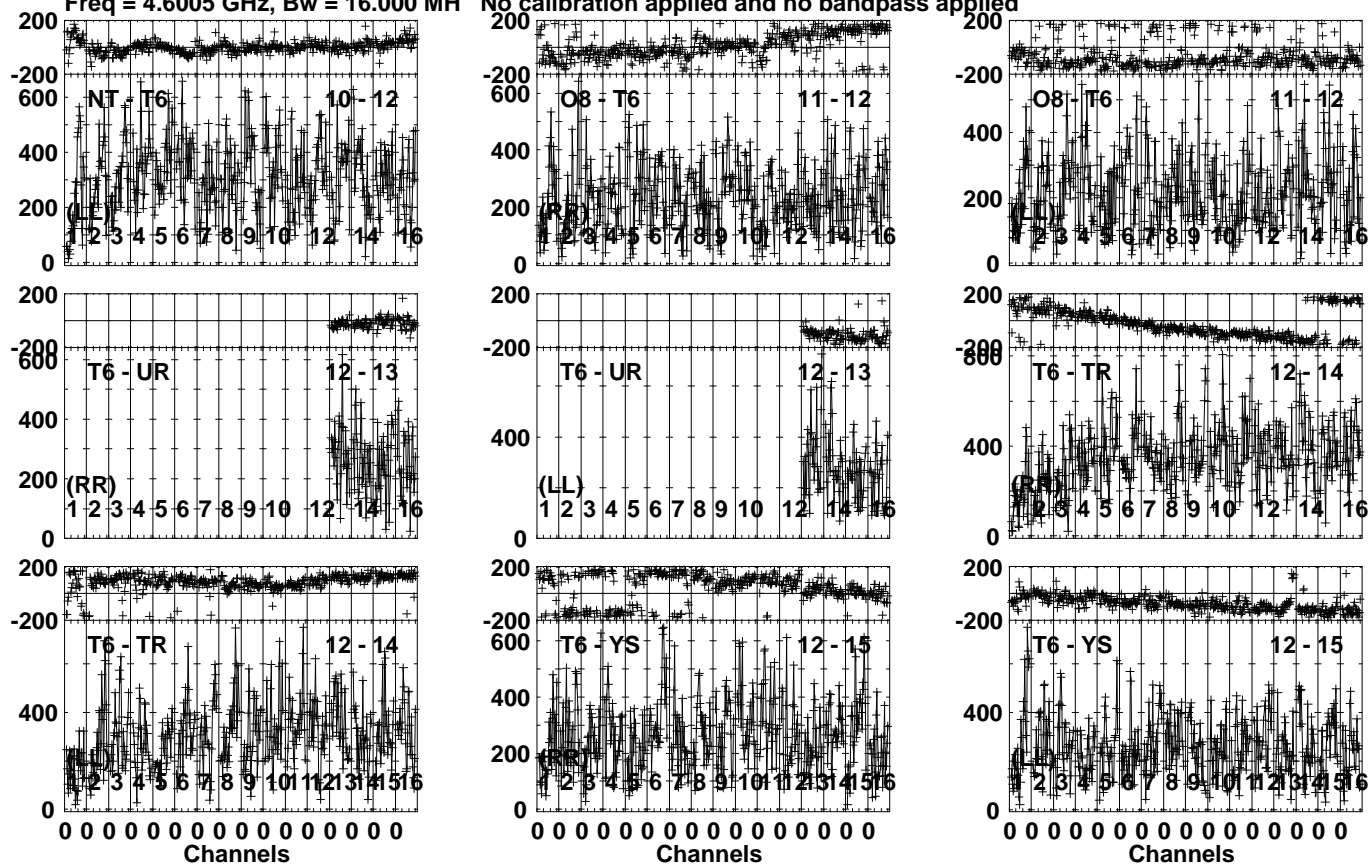


Lower frame: Micro Ampl Jy Top frame: Phas deg  
Vector averaged cross-power spectrum Several baselines displayed  
Timerange: 01/05:43:50 to 01/05:44:36

Plot file version 630 created 01-DEC-2023 16:32:33

J1108-1231 EG120.UVDATA.1

Freq = 4.6005 GHz, Bw = 16.000 MH No calibration applied and no bandpass applied

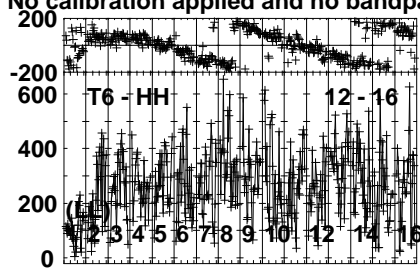
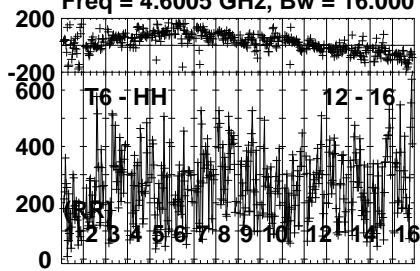


Lower frame: Micro Ampl Jy Top frame: Phas deg  
Vector averaged cross-power spectrum Several baselines displayed  
Timerange: 01/05:43:50 to 01/05:44:36

Plot file version 631 created 01-DEC-2023 16:32:33

J1108-1231 EG120.UVDATA.1

Freq = 4.6005 GHz, Bw = 16.000 MH No calibration applied and no bandpass applied

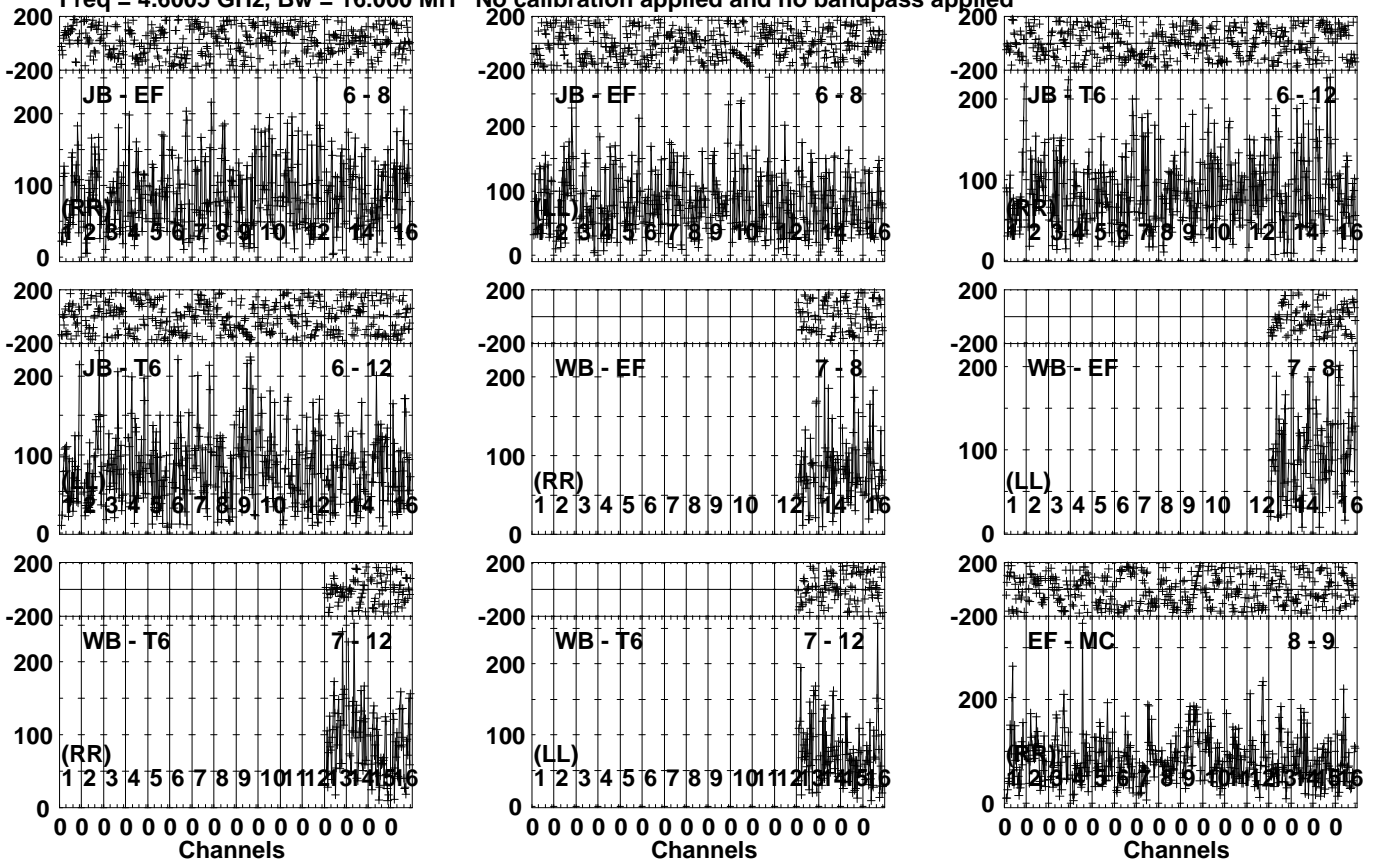


Lower frame: Micro Ampl Jy Top frame: Phas deg  
Vector averaged cross-power spectrum Several baselines displayed  
Timerange: 01/05:43:50 to 01/05:44:36

Plot file version 632 created 01-DEC-2023 16:32:34

GRB171205A EG120.UVDATA.1

Freq = 4.6005 GHz, Bw = 16.000 MH No calibration applied and no bandpass applied



Lower frame: Micro Ampl Jy Top frame: Phas deg  
Vector averaged cross-power spectrum Several baselines displayed  
Timerange: 01/05:44:56 to 01/05:47:42

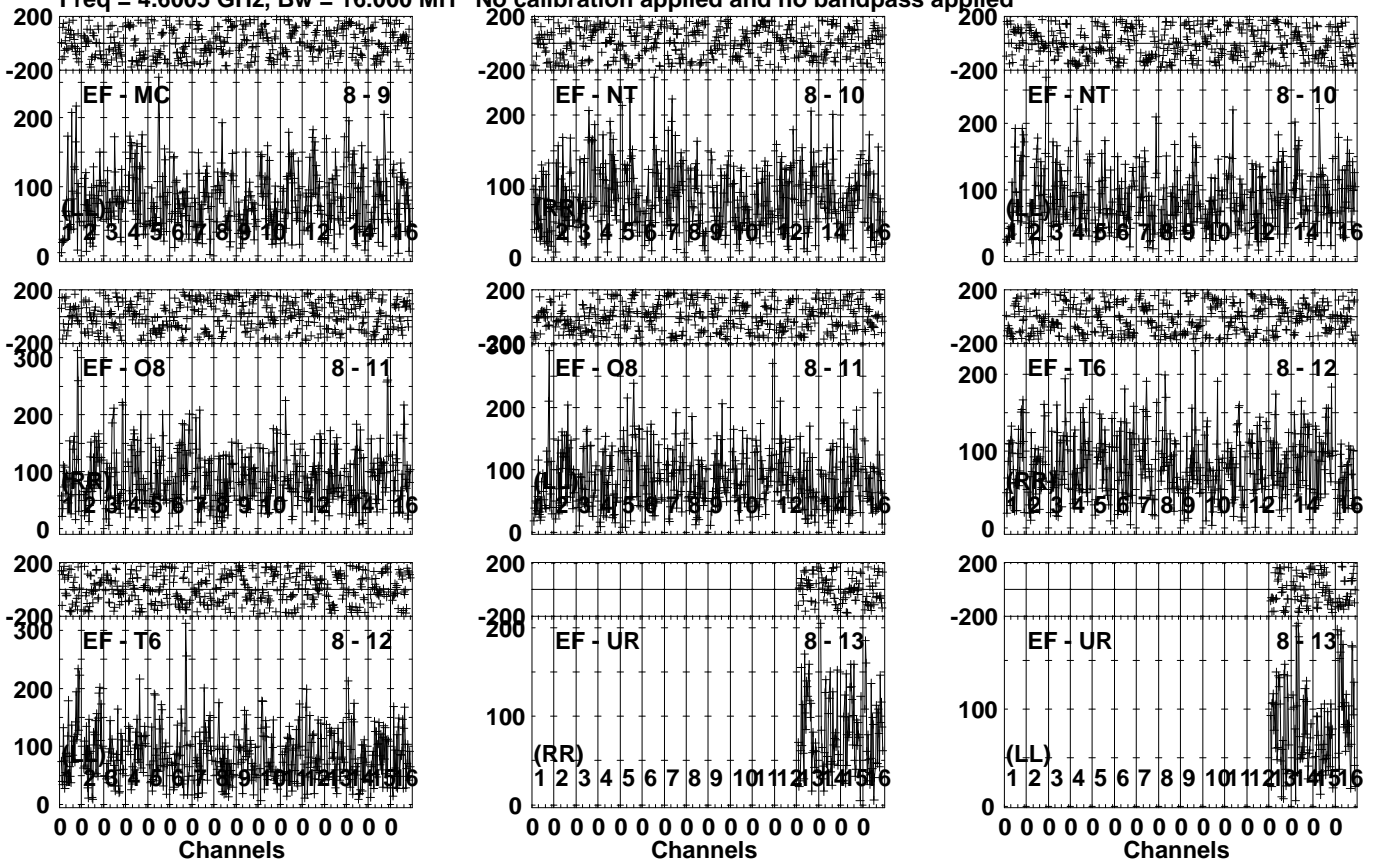


Plot file version 633 created 01-DEC-2023 16:32:34

GRB171205A EG120.UVDATA.1

Freq = 4.6005 GHz, Bw = 16.000 MH

No calibration applied and no bandpass applied

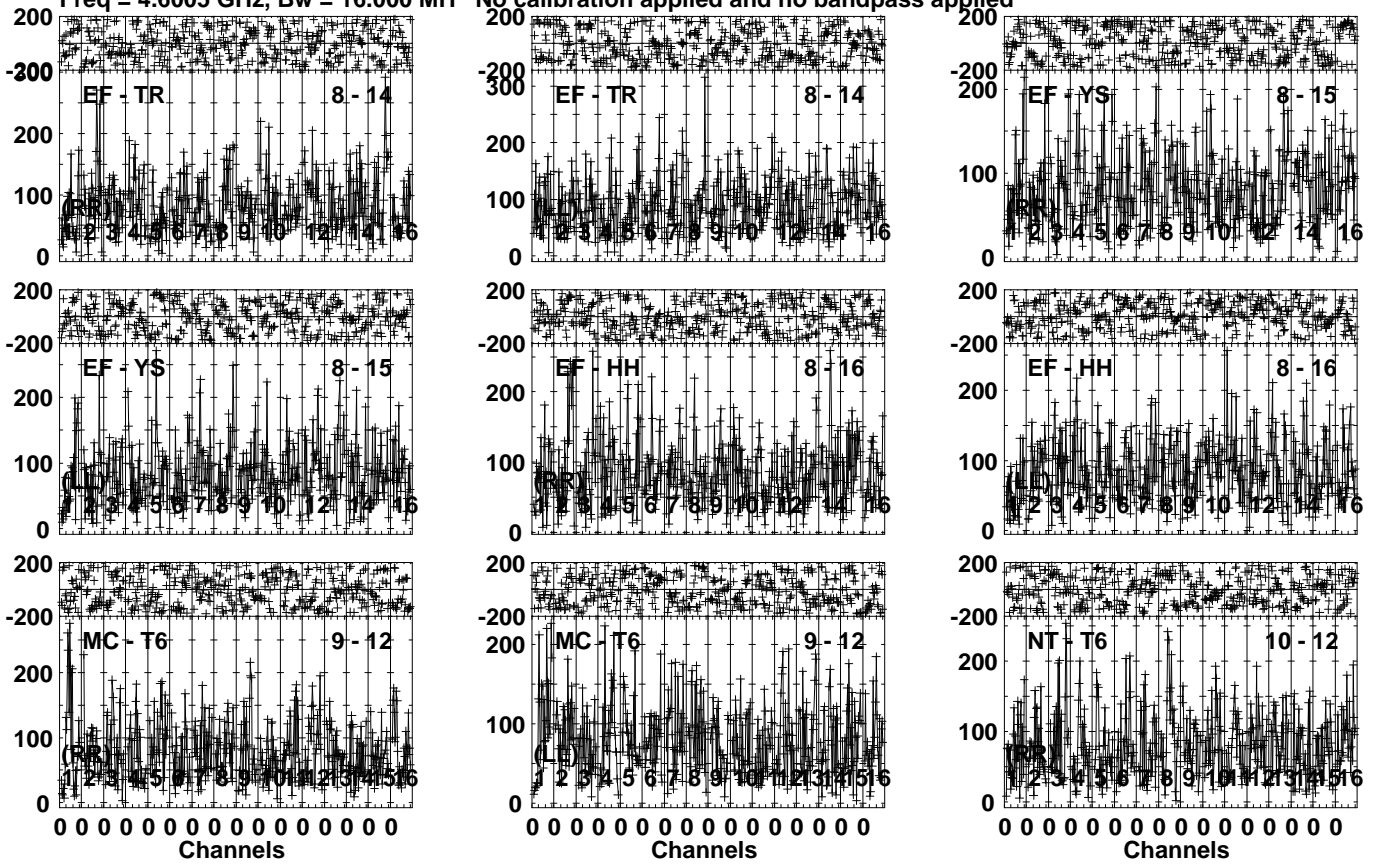


Lower frame: Micro Ampl Jy Top frame: Phas deg  
Vector averaged cross-power spectrum Several baselines displayed  
Timerange: 01/05:44:56 to 01/05:47:42

Plot file version 634 created 01-DEC-2023 16:32:34

GRB171205A EG120.UVDATA.1

Freq = 4.6005 GHz, Bw = 16.000 MH No calibration applied and no bandpass applied

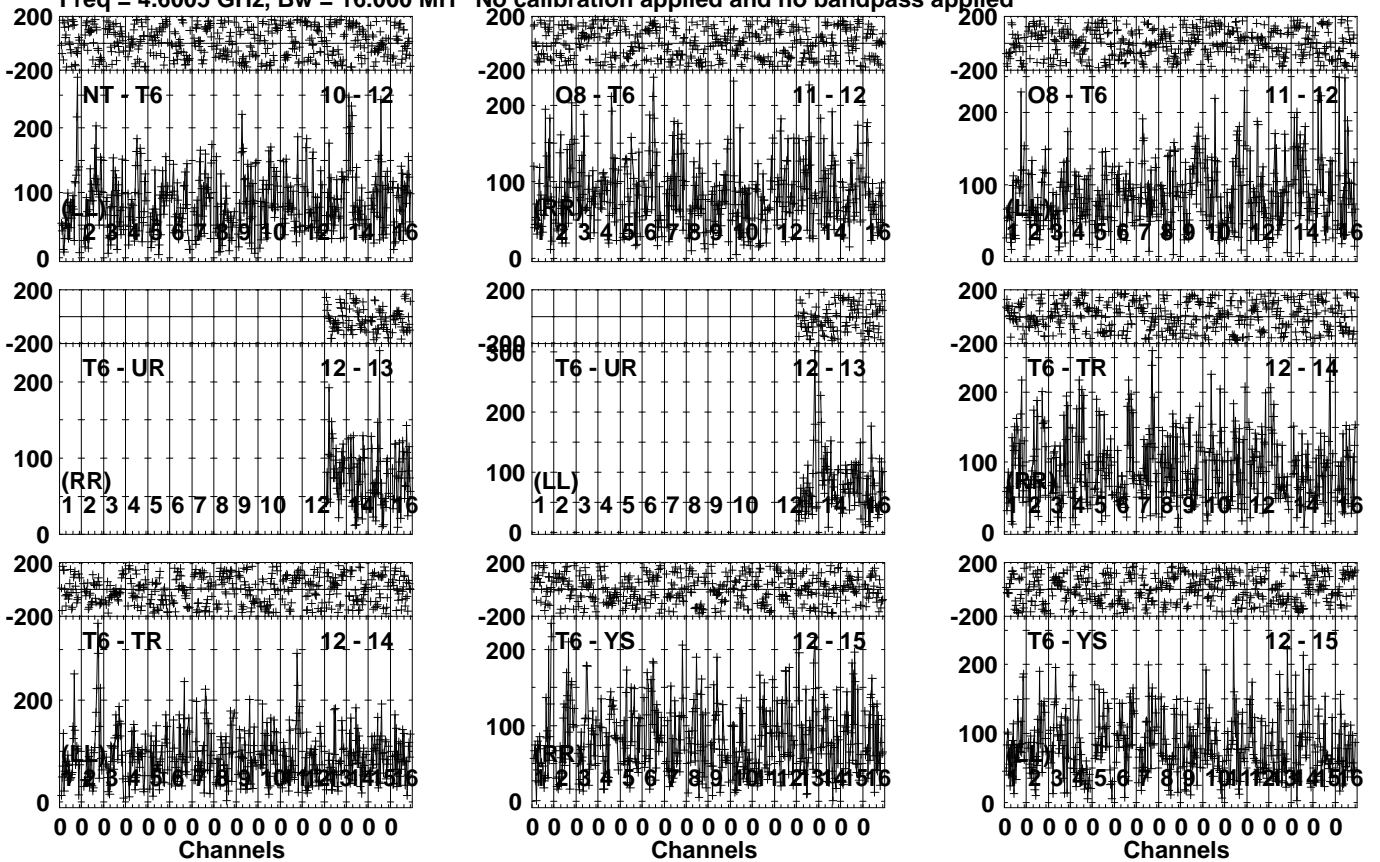


Lower frame: Micro Ampl Jy Top frame: Phas deg  
Vector averaged cross-power spectrum Several baselines displayed  
Timerange: 01/05:44:56 to 01/05:47:42

Plot file version 635 created 01-DEC-2023 16:32:34

GRB171205A EG120.UVDATA.1

Freq = 4.6005 GHz, Bw = 16.000 MH No calibration applied and no bandpass applied



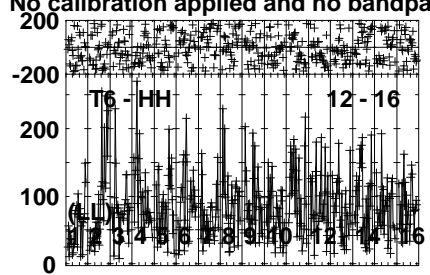
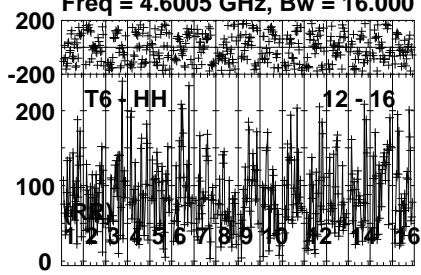
Lower frame: Micro Ampl Jy Top frame: Phas deg  
Vector averaged cross-power spectrum Several baselines displayed  
Timerange: 01/05:44:56 to 01/05:47:42

Plot file version 636 created 01-DEC-2023 16:32:34

GRB171205A EG120.UVDATA.1

Freq = 4.6005 GHz, Bw = 16.000 MH

No calibration applied and no bandpass applied



Lower frame: Micro Ampl Jy Top frame: Phas deg

Vector averaged cross-power spectrum Several baselines displayed

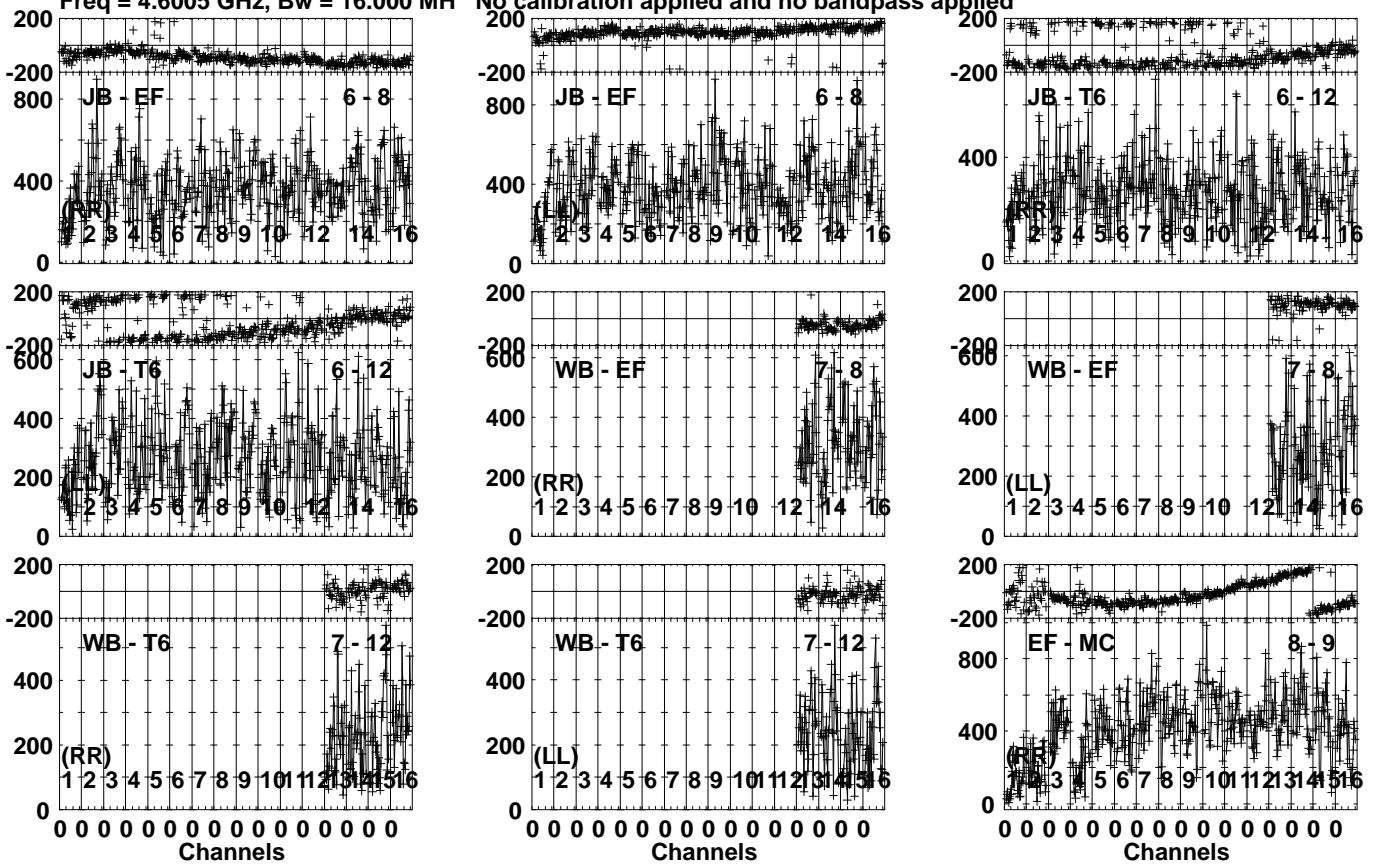
Timerange: 01/05:44:56 to 01/05:47:42

Plot file version 637 created 01-DEC-2023 16:32:34

J1108-1231 EG120.UVDATA.1

Freq = 4.6005 GHz, Bw = 16.000 MH

No calibration applied and no bandpass applied

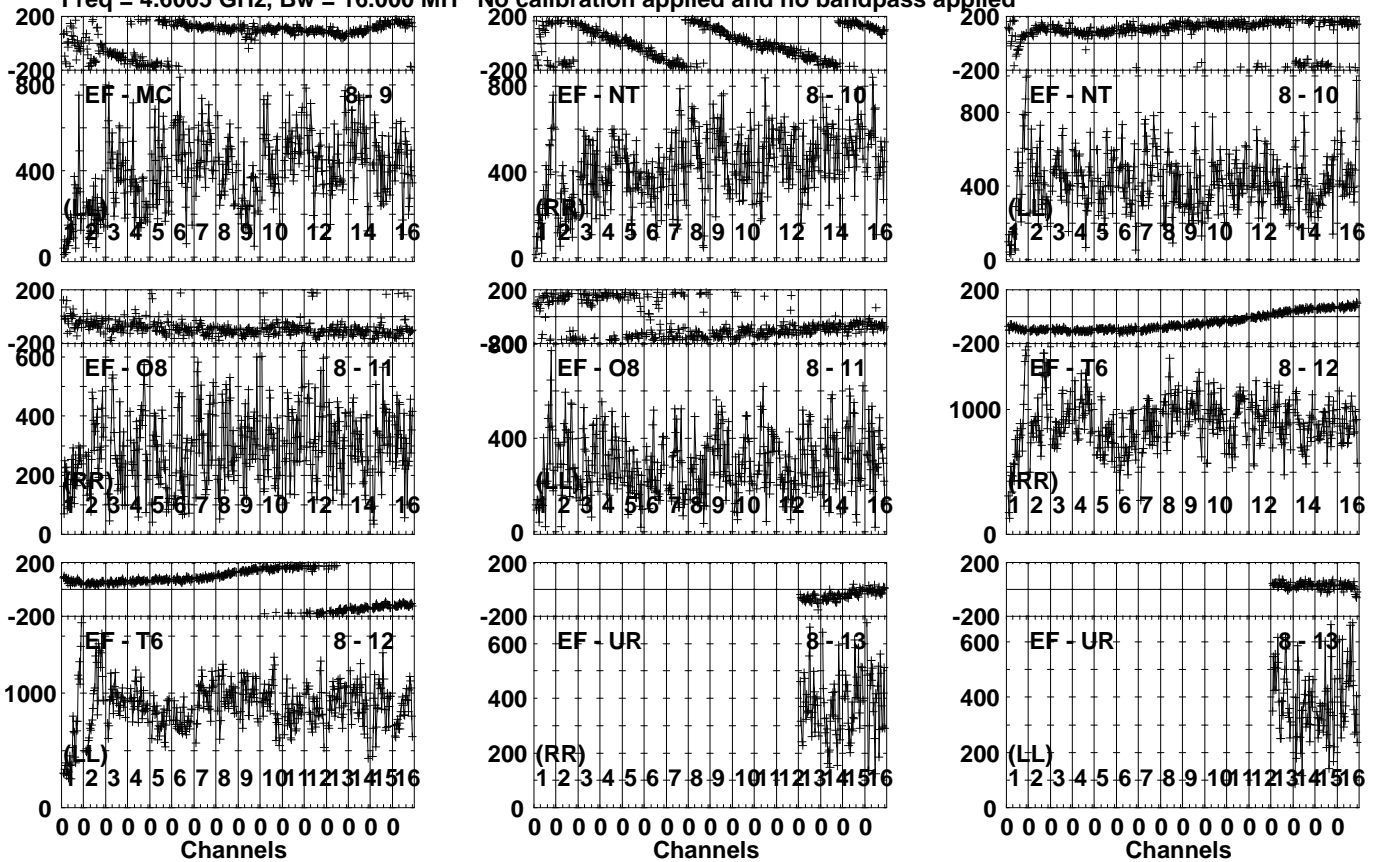


Lower frame: Micro Ampl Jy Top frame: Phas deg  
Vector averaged cross-power spectrum Several baselines displayed  
Timerange: 01/05:48:02 to 01/05:48:48

Plot file version 638 created 01-DEC-2023 16:32:34

J1108-1231 EG120.UVDATA.1

Freq = 4.6005 GHz, Bw = 16.000 MH No calibration applied and no bandpass applied

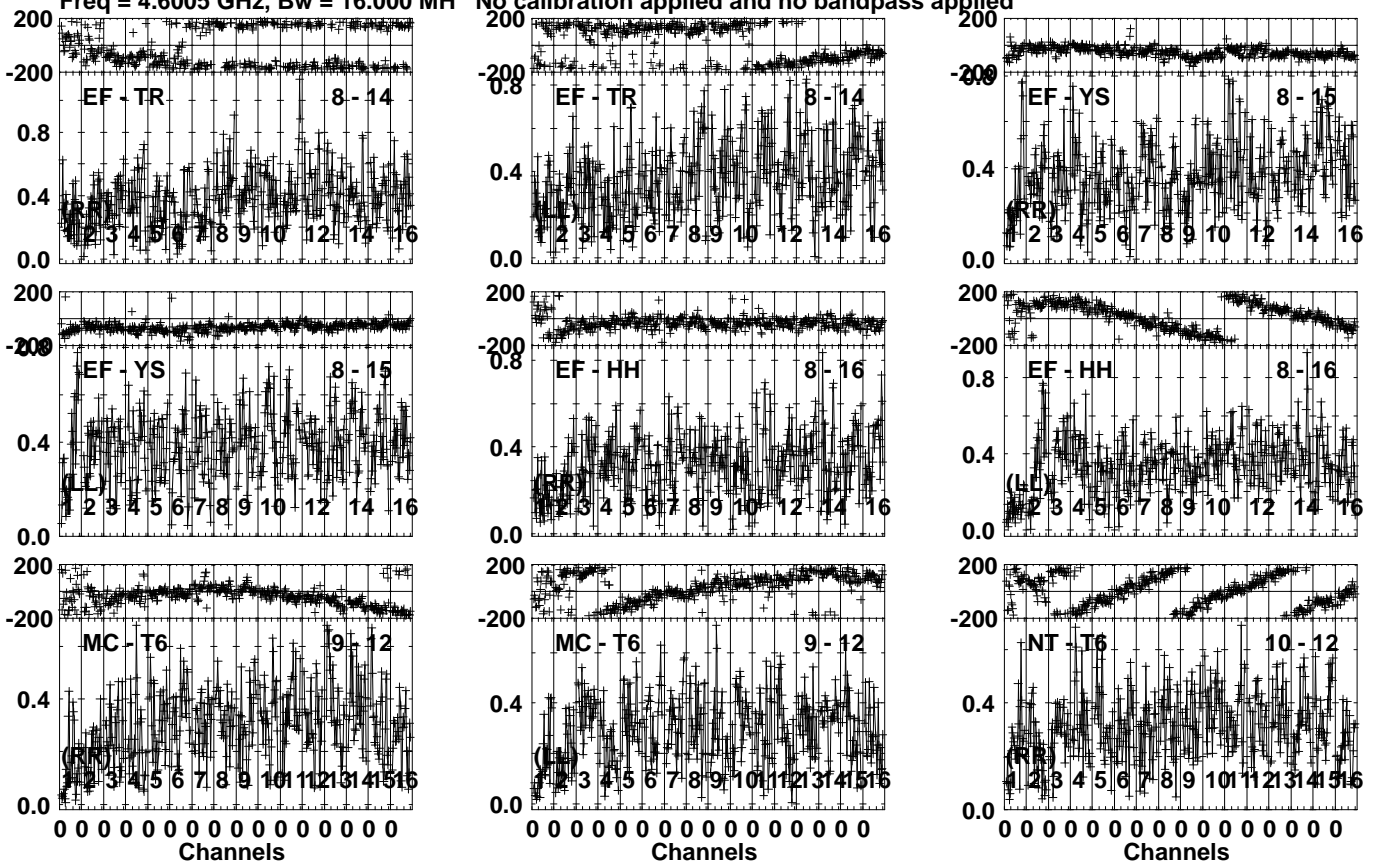


Lower frame: Micro Ampl Jy Top frame: Phas deg  
Vector averaged cross-power spectrum Several baselines displayed  
Timerange: 01/05:48:02 to 01/05:48:48

Plot file version 639 created 01-DEC-2023 16:32:34

J1108-1231 EG120.UVDATA.1

Freq = 4.6005 GHz, Bw = 16.000 MH No calibration applied and no bandpass applied

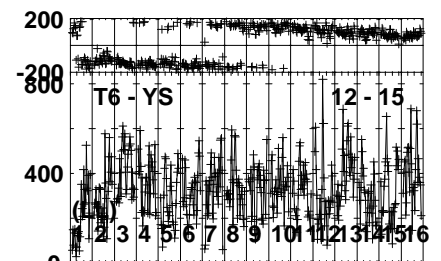
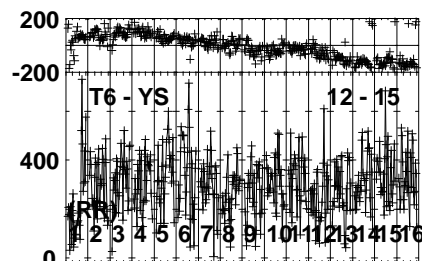
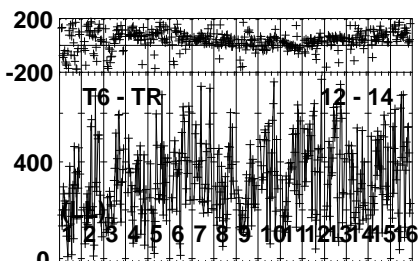
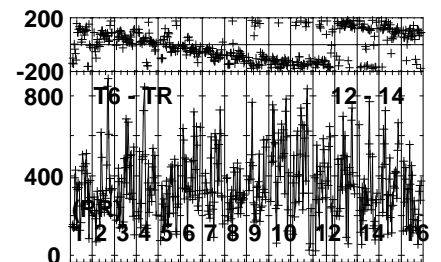
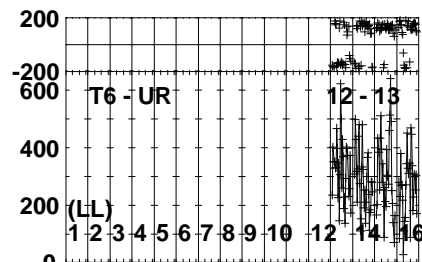
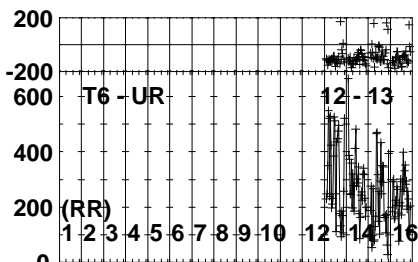
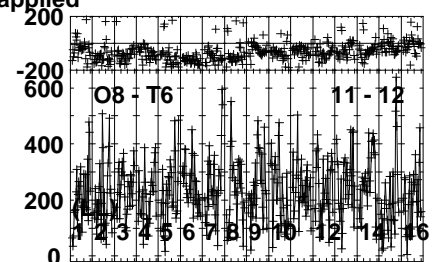
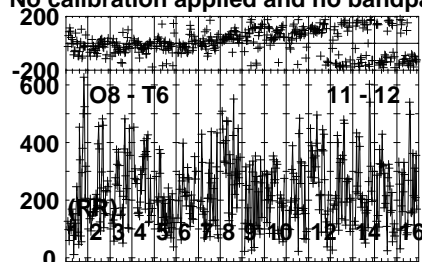
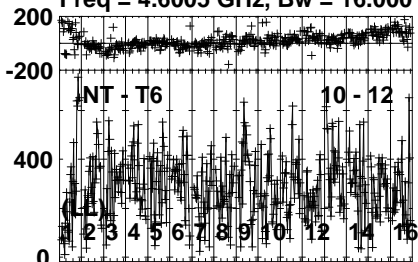


Lower frame: Milli Ampl Jy Top frame: Phas deg  
Vector averaged cross-power spectrum Several baselines displayed  
Timerange: 01/05:48:02 to 01/05:48:48

Plot file version 640 created 01-DEC-2023 16:32:34

J1108-1231 EG120.UVDATA.1

Freq = 4.6005 GHz, Bw = 16.000 MH No calibration applied and no bandpass applied



Lower frame: Micro Ampl Jy Top frame: Phas deg  
Vector averaged cross-power spectrum Several baselines displayed  
Timerange: 01/05:48:02 to 01/05:48:48

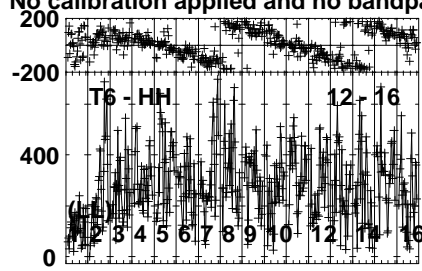
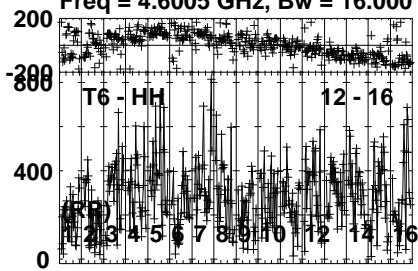


Plot file version 641 created 01-DEC-2023 16:32:34

J1108-1231 EG120.UVDATA.1

Freq = 4.6005 GHz, Bw = 16.000 MH

No calibration applied and no bandpass applied



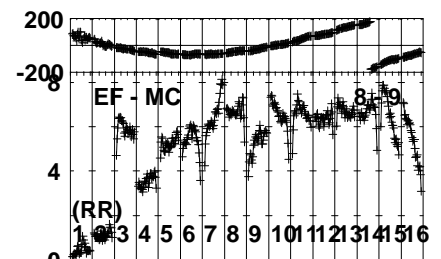
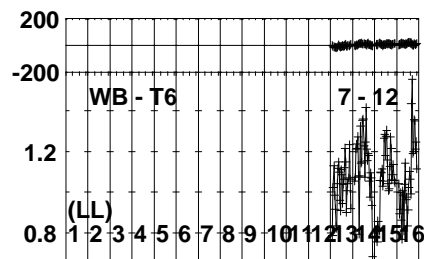
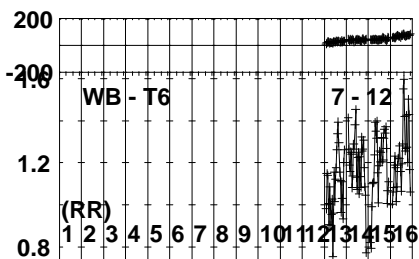
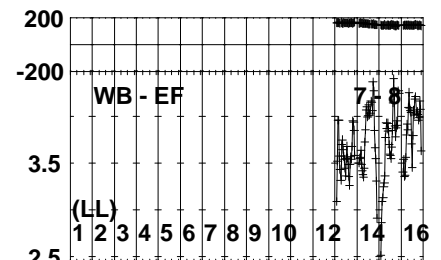
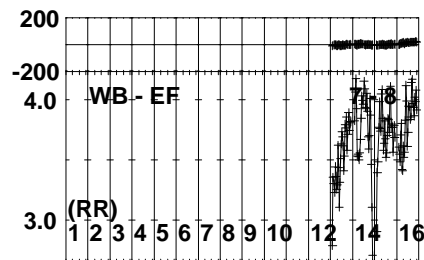
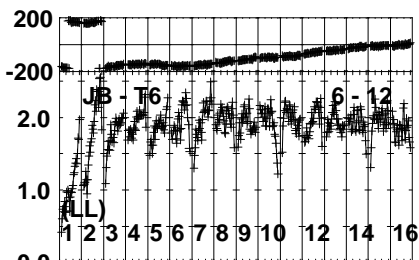
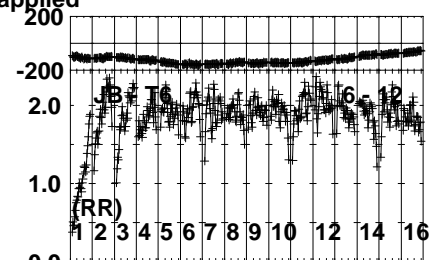
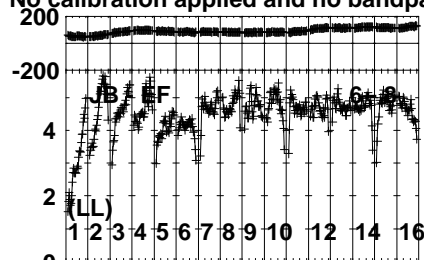
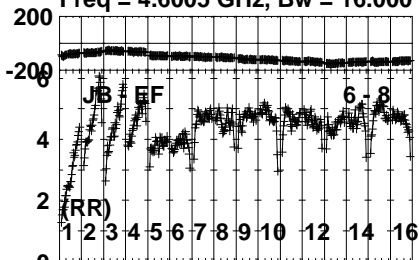
Lower frame: Micro Ampl Jy Top frame: Phas deg  
Vector averaged cross-power spectrum Several baselines displayed  
Timerange: 01/05:48:02 to 01/05:48:48

Plot file version 642 created 01-DEC-2023 16:32:34

J1118-1232 EG120.UVDATA.1

Freq = 4.6005 GHz, Bw = 16.000 MH

No calibration applied and no bandpass applied

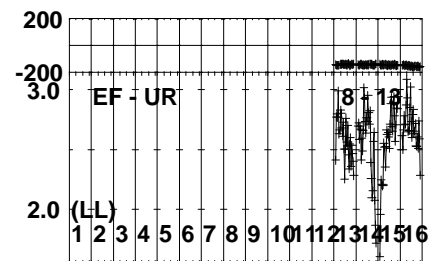
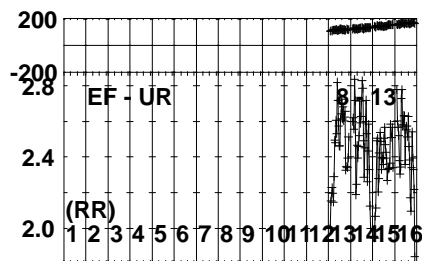
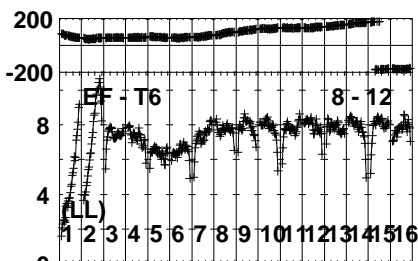
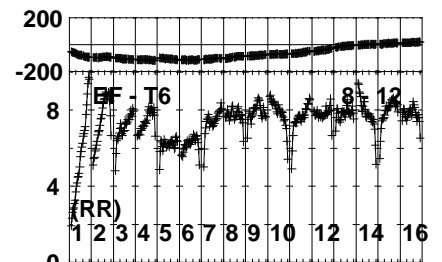
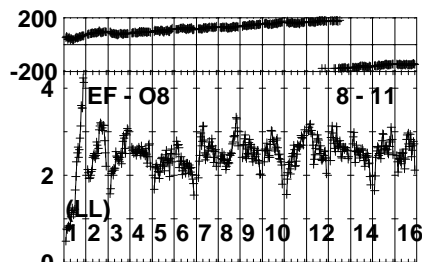
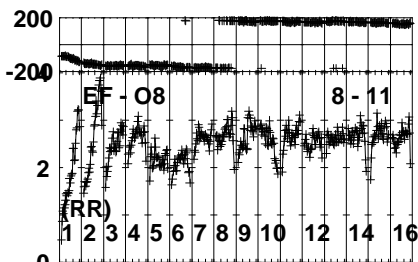
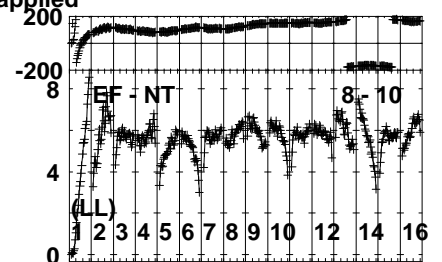
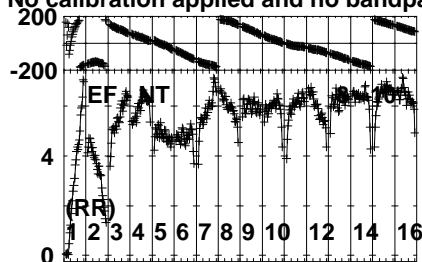
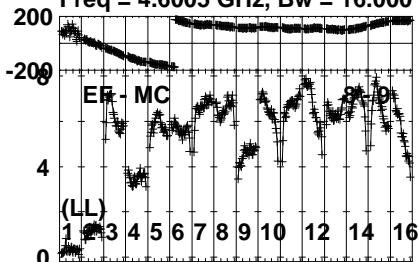


Lower frame: Milli Ampl Jy Top frame: Phas deg  
Vector averaged cross-power spectrum Several baselines displayed  
Timerange: 01/05:49:22 to 01/05:50:18

Plot file version 643 created 01-DEC-2023 16:32:34

J1118-1232 EG120.UVDATA.1

Freq = 4.6005 GHz, Bw = 16.000 MH No calibration applied and no bandpass applied



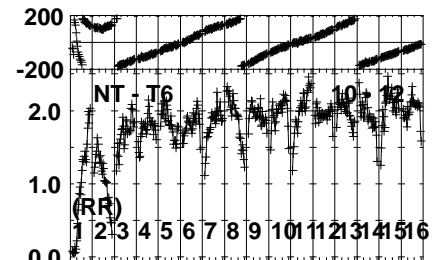
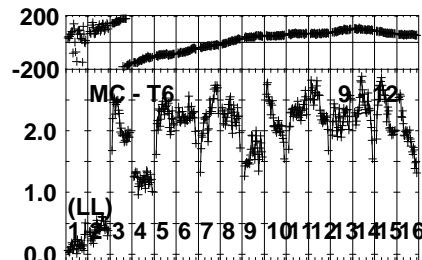
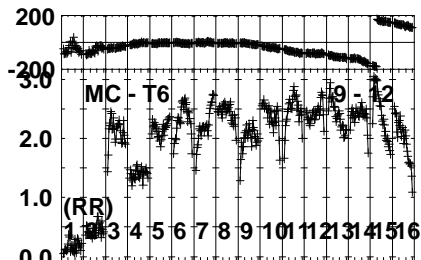
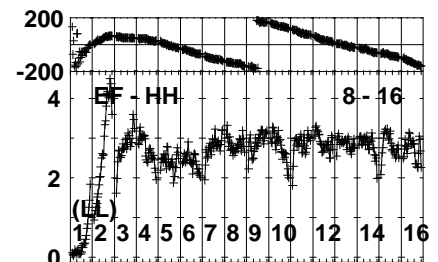
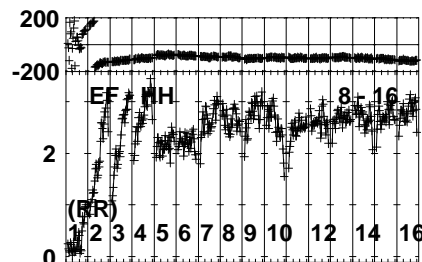
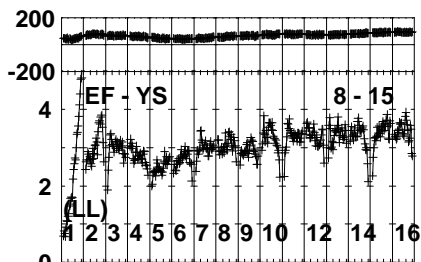
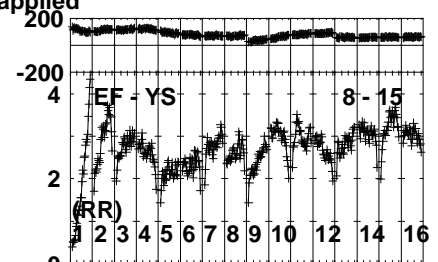
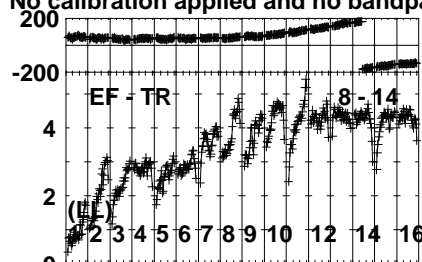
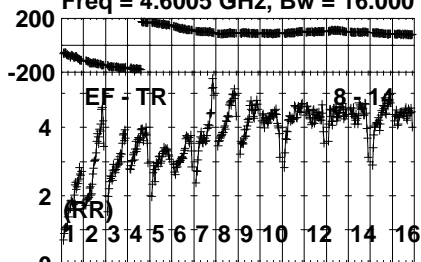
Lower frame: Milli Ampl Jy Top frame: Phas deg  
Vector averaged cross-power spectrum Several baselines displayed  
Timerange: 01/05:49:22 to 01/05:50:18

Plot file version 644 created 01-DEC-2023 16:32:34

J1118-1232 EG120.UVDATA.1

Freq = 4.6005 GHz, Bw = 16.000 MH

No calibration applied and no bandpass applied



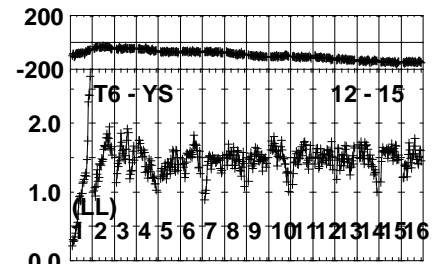
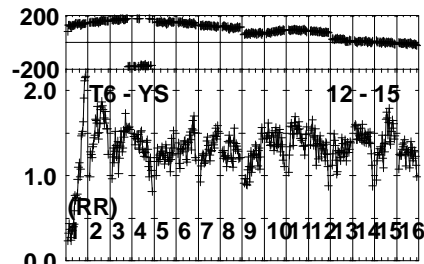
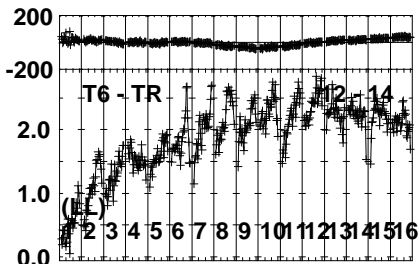
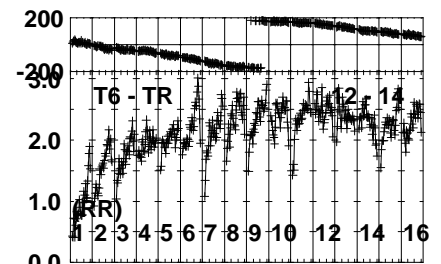
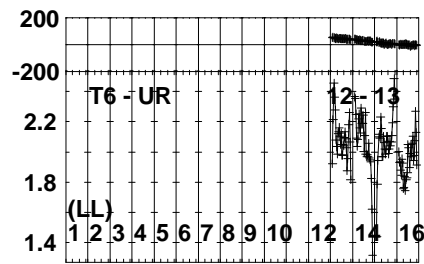
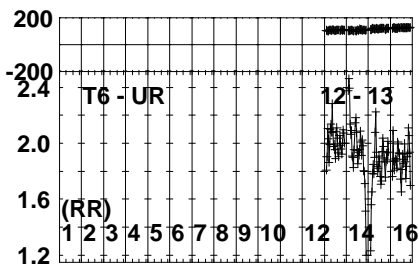
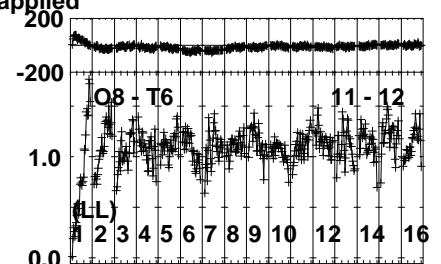
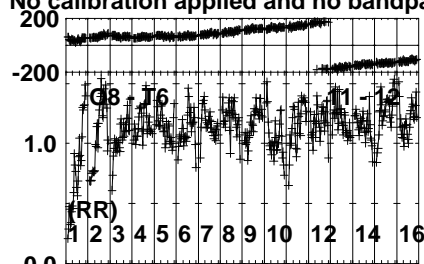
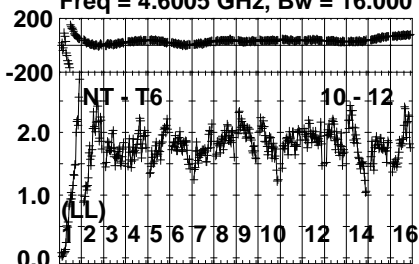
Lower frame: Milli Ampl Jy Top frame: Phas deg  
Vector averaged cross-power spectrum Several baselines displayed  
Timerange: 01/05:49:22 to 01/05:50:18

Plot file version 645 created 01-DEC-2023 16:32:34

J1118-1232 EG120.UVDATA.1

Freq = 4.6005 GHz, Bw = 16.000 MH

No calibration applied and no bandpass applied



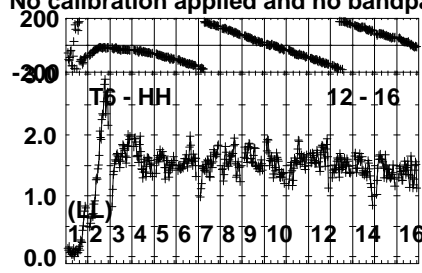
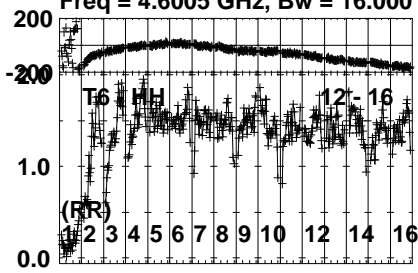
Lower frame: Milli Ampl Jy Top frame: Phas deg  
Vector averaged cross-power spectrum Several baselines displayed  
Timerange: 01/05:49:22 to 01/05:50:18

Plot file version 646 created 01-DEC-2023 16:32:35

J1118-1232 EG120.UVDATA.1

Freq = 4.6005 GHz, Bw = 16.000 MH

No calibration applied and no bandpass applied

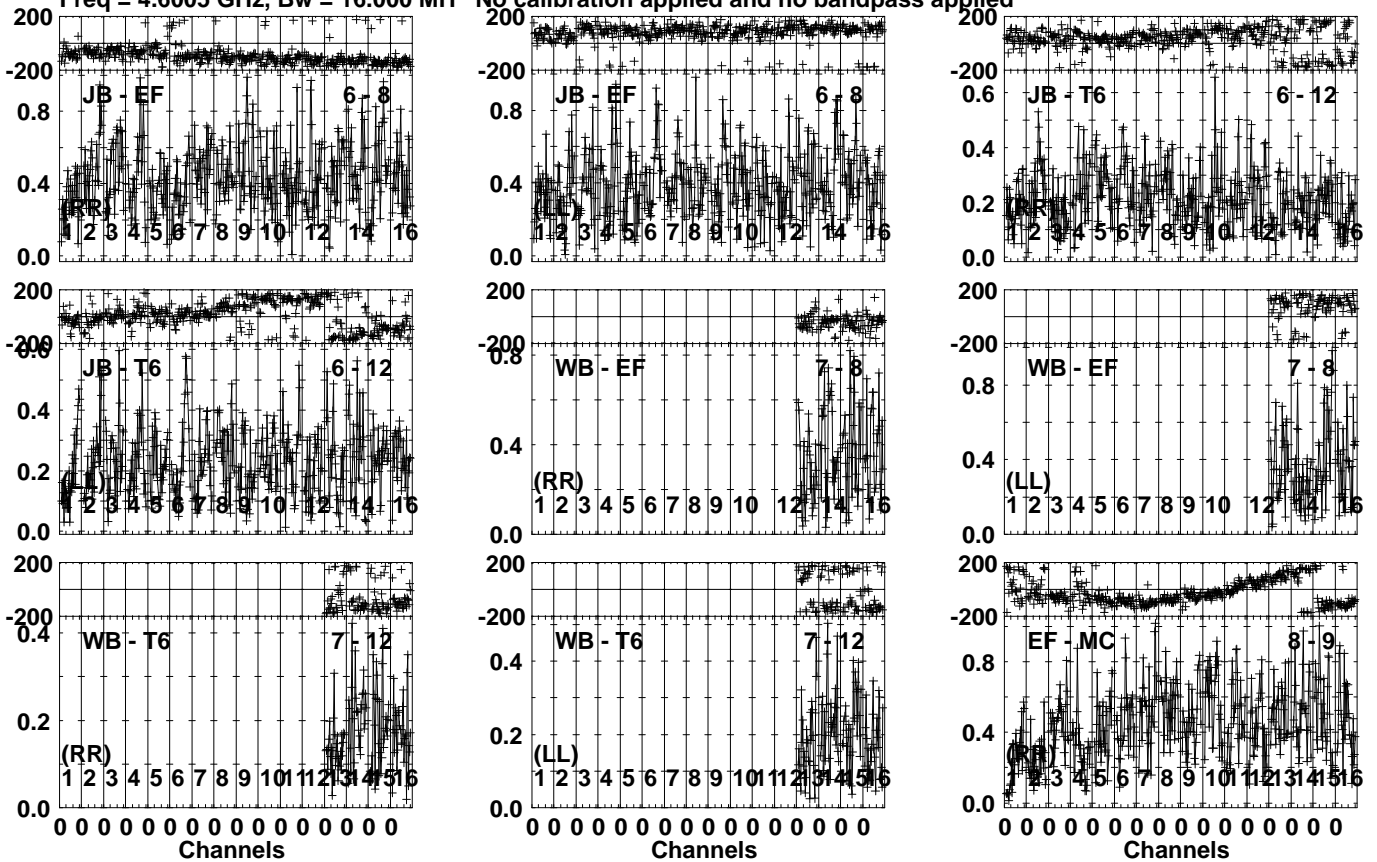


Lower frame: Milli Ampl Jy Top frame: Phas deg  
Vector averaged cross-power spectrum Several baselines displayed  
Timerange: 01/05:49:22 to 01/05:50:18

Plot file version 647 created 01-DEC-2023 16:32:35

J1108-1231 EG120.UVDATA.1

Freq = 4.6005 GHz, Bw = 16.000 MH No calibration applied and no bandpass applied

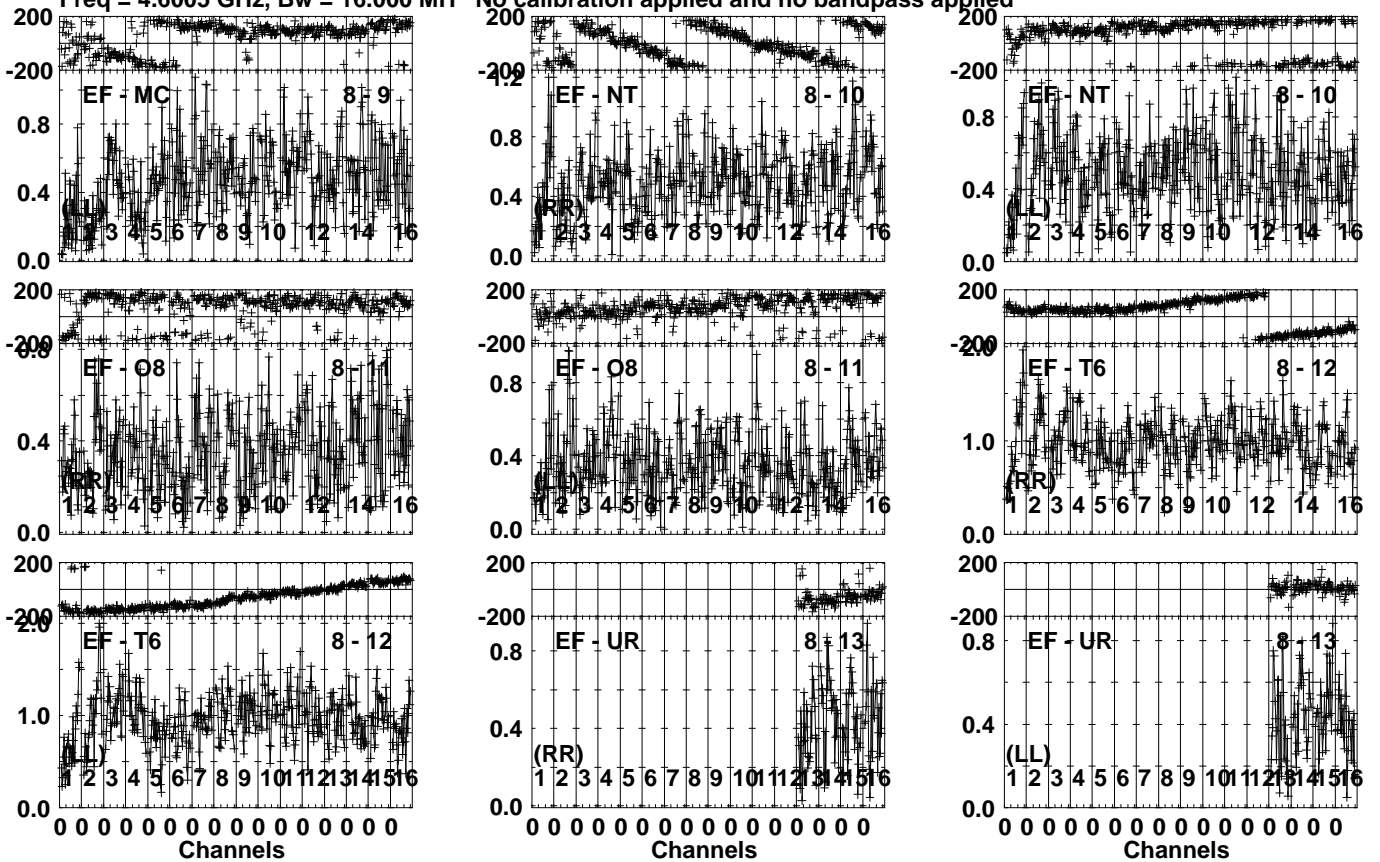


Lower frame: Milli Ampl Jy Top frame: Phas deg  
Vector averaged cross-power spectrum Several baselines displayed  
Timerange: 01/05:50:52 to 01/05:51:38

Plot file version 648 created 01-DEC-2023 16:32:35

J1108-1231 EG120.UVDATA.1

Freq = 4.6005 GHz, Bw = 16.000 MH No calibration applied and no bandpass applied



Lower frame: Milli Ampl Jy Top frame: Phas deg  
Vector averaged cross-power spectrum Several baselines displayed  
Timerange: 01/05:50:52 to 01/05:51:38

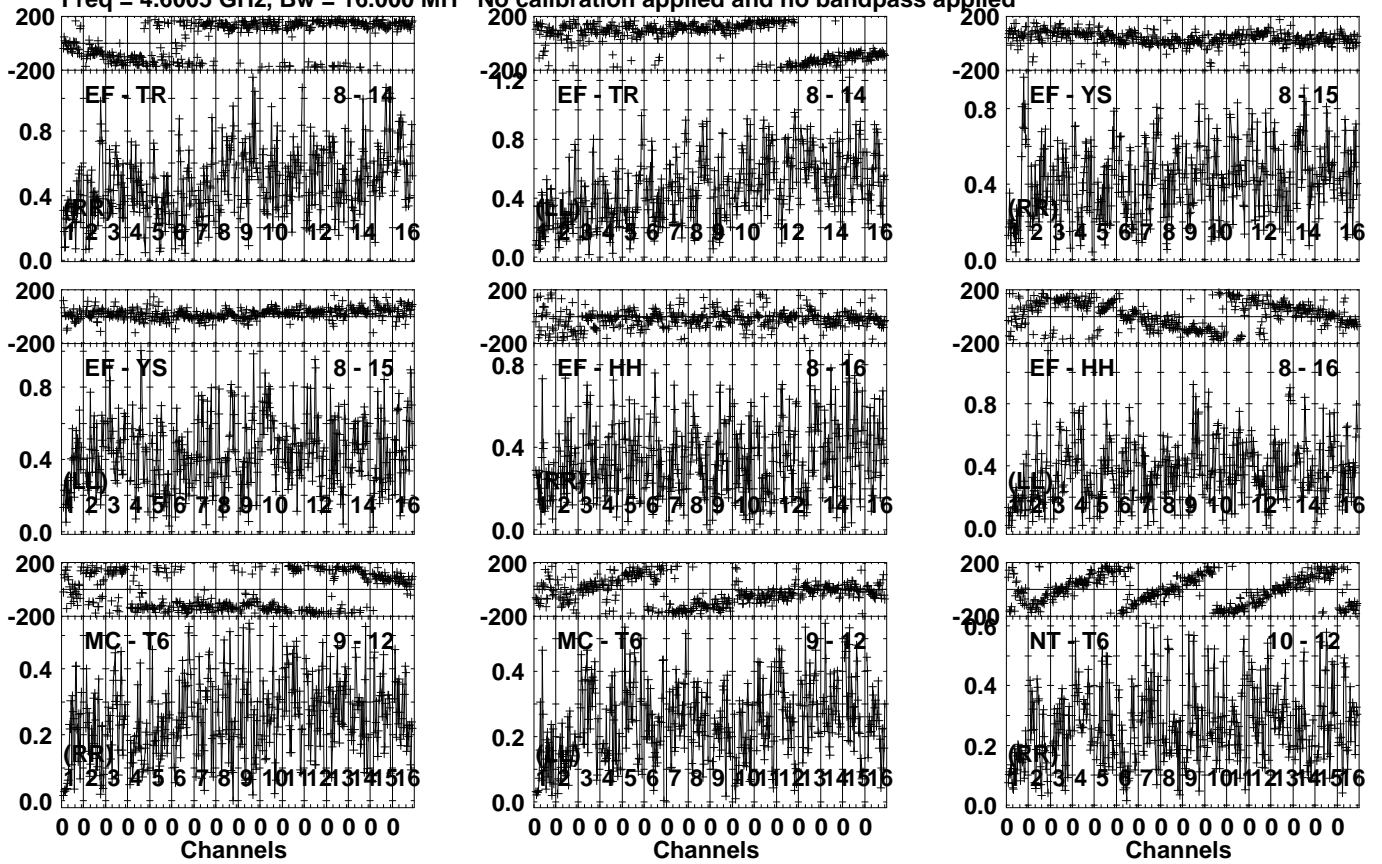


Plot file version 649 created 01-DEC-2023 16:32:35

J1108-1231 EG120.UVDATA.1

Freq = 4.6005 GHz, Bw = 16.000 MH

No calibration applied and no bandpass applied

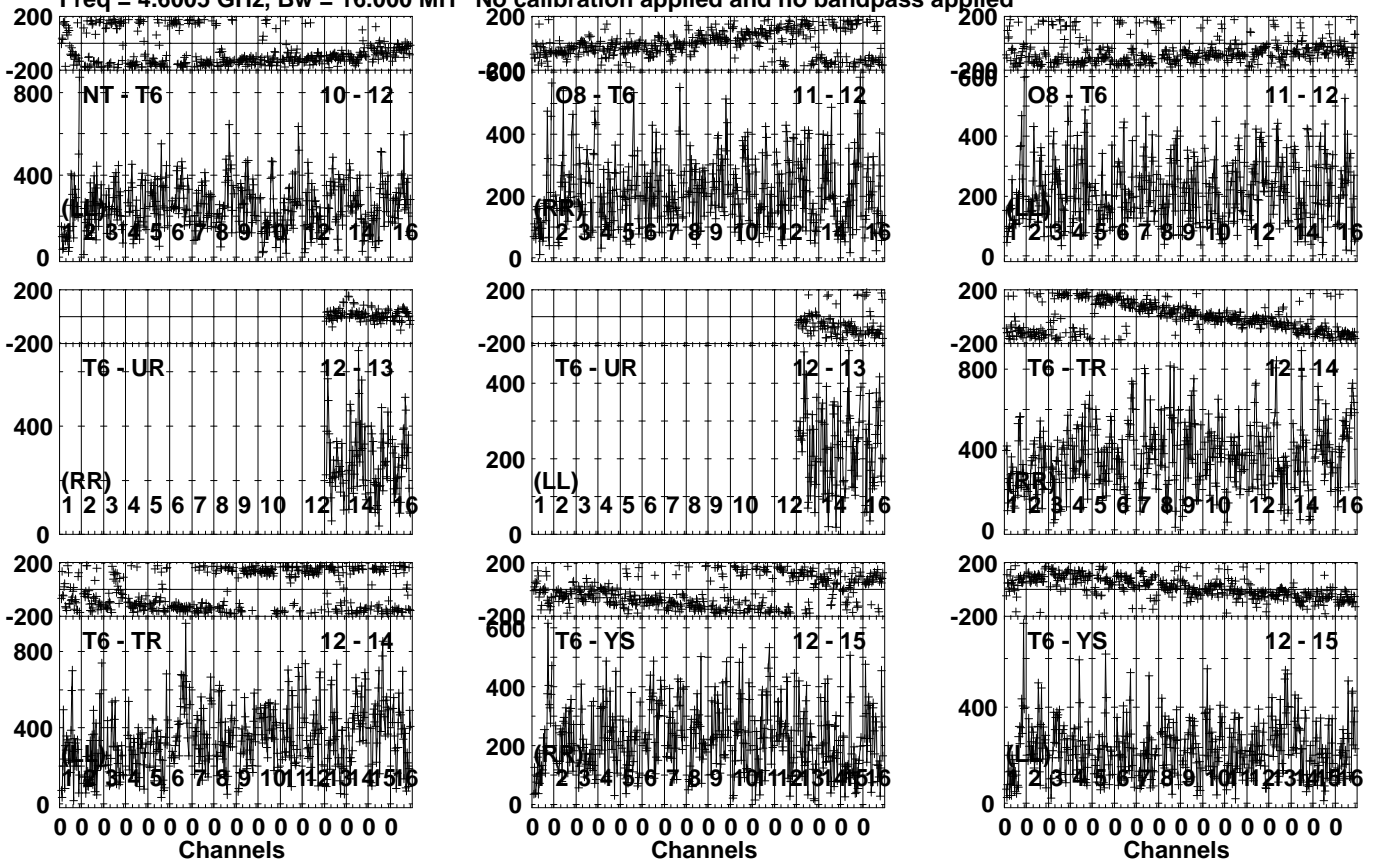


Lower frame: Milli Ampl Jy Top frame: Phas deg  
Vector averaged cross-power spectrum Several baselines displayed  
Timerange: 01/05:50:52 to 01/05:51:38

Plot file version 650 created 01-DEC-2023 16:32:35

J1108-1231 EG120.UVDATA.1

Freq = 4.6005 GHz, Bw = 16.000 MH No calibration applied and no bandpass applied

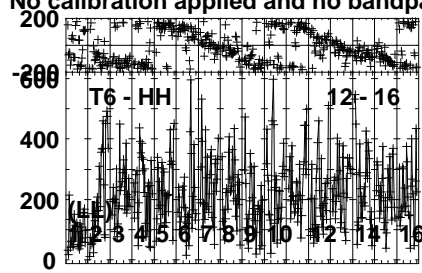
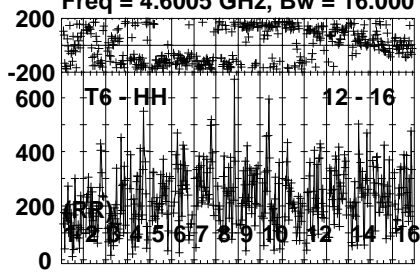


Lower frame: Micro Ampl Jy Top frame: Phas deg  
Vector averaged cross-power spectrum Several baselines displayed  
Timerange: 01/05:50:52 to 01/05:51:38

Plot file version 651 created 01-DEC-2023 16:32:35

J1108-1231 EG120.UVDATA.1

Freq = 4.6005 GHz, Bw = 16.000 MH No calibration applied and no bandpass applied

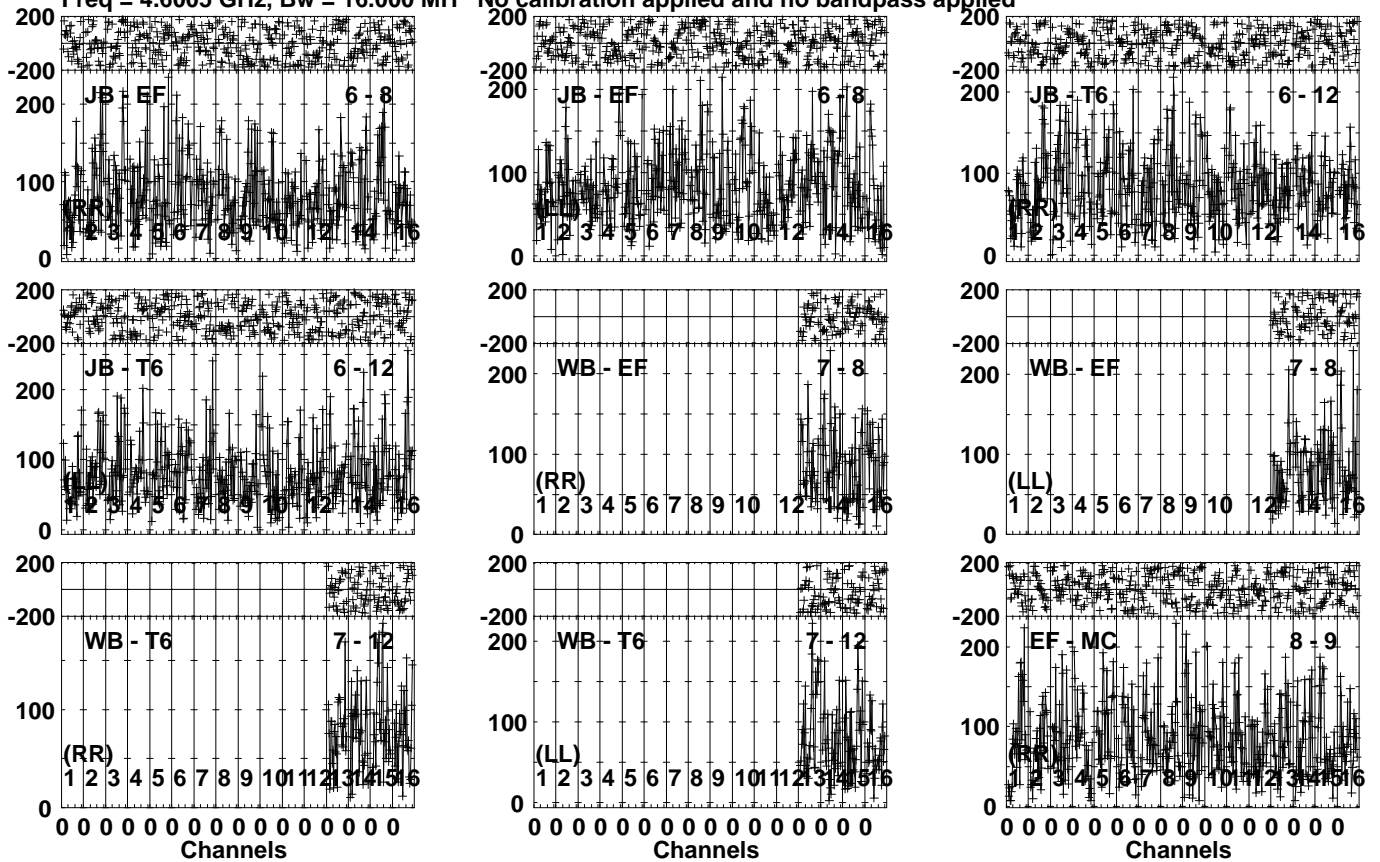


Lower frame: Micro Ampl Jy Top frame: Phas deg  
Vector averaged cross-power spectrum Several baselines displayed  
Timerange: 01/05:50:52 to 01/05:51:38

Plot file version 652 created 01-DEC-2023 16:32:35

GRB171205A EG120.UVDATA.1

Freq = 4.6005 GHz, Bw = 16.000 MH No calibration applied and no bandpass applied



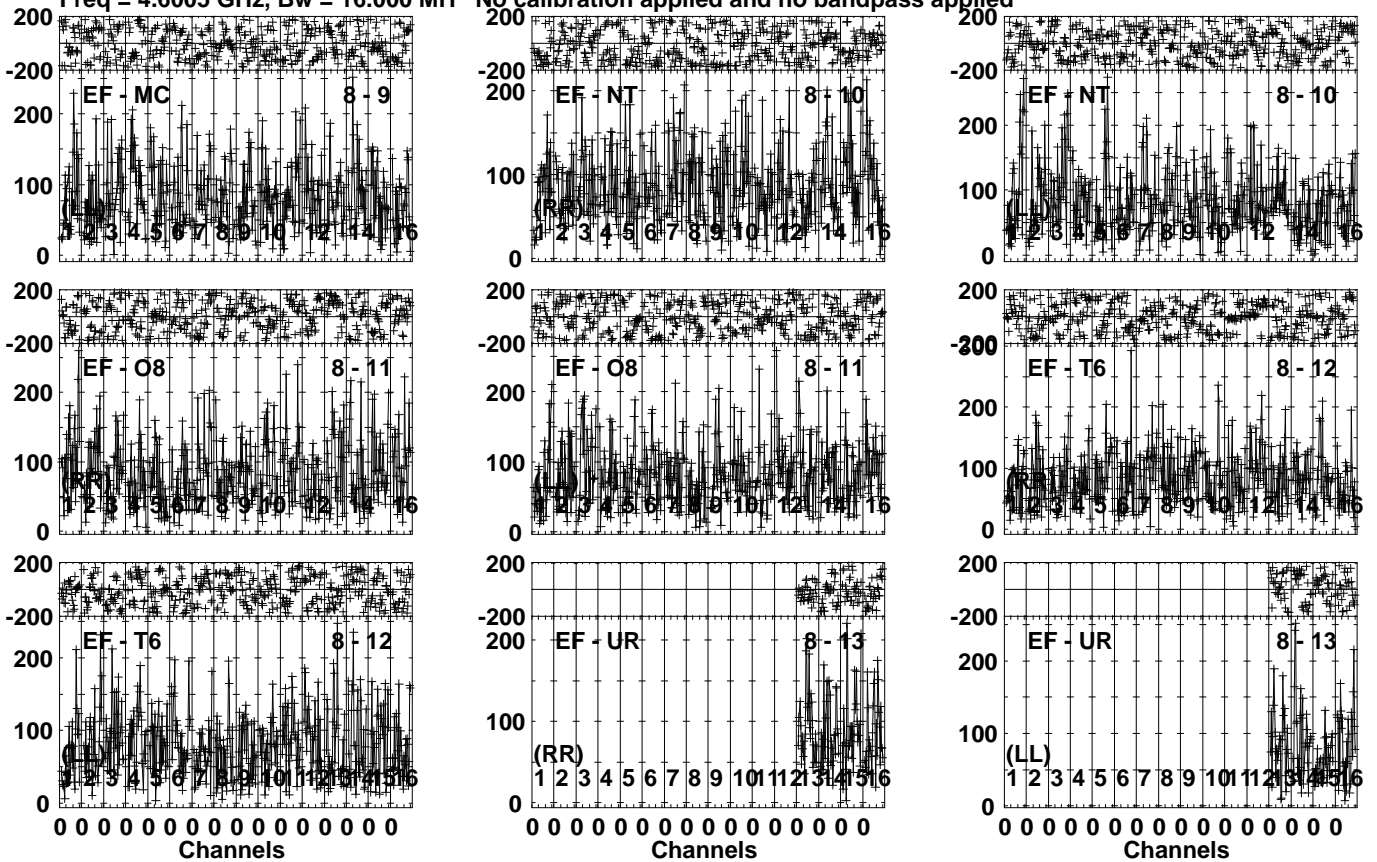
Lower frame: Micro Ampl Jy Top frame: Phas deg  
Vector averaged cross-power spectrum Several baselines displayed  
Timerange: 01/05:51:58 to 01/05:54:44

Plot file version 653 created 01-DEC-2023 16:32:35

GRB171205A EG120.UVDATA.1

Freq = 4.6005 GHz, Bw = 16.000 MH

No calibration applied and no bandpass applied



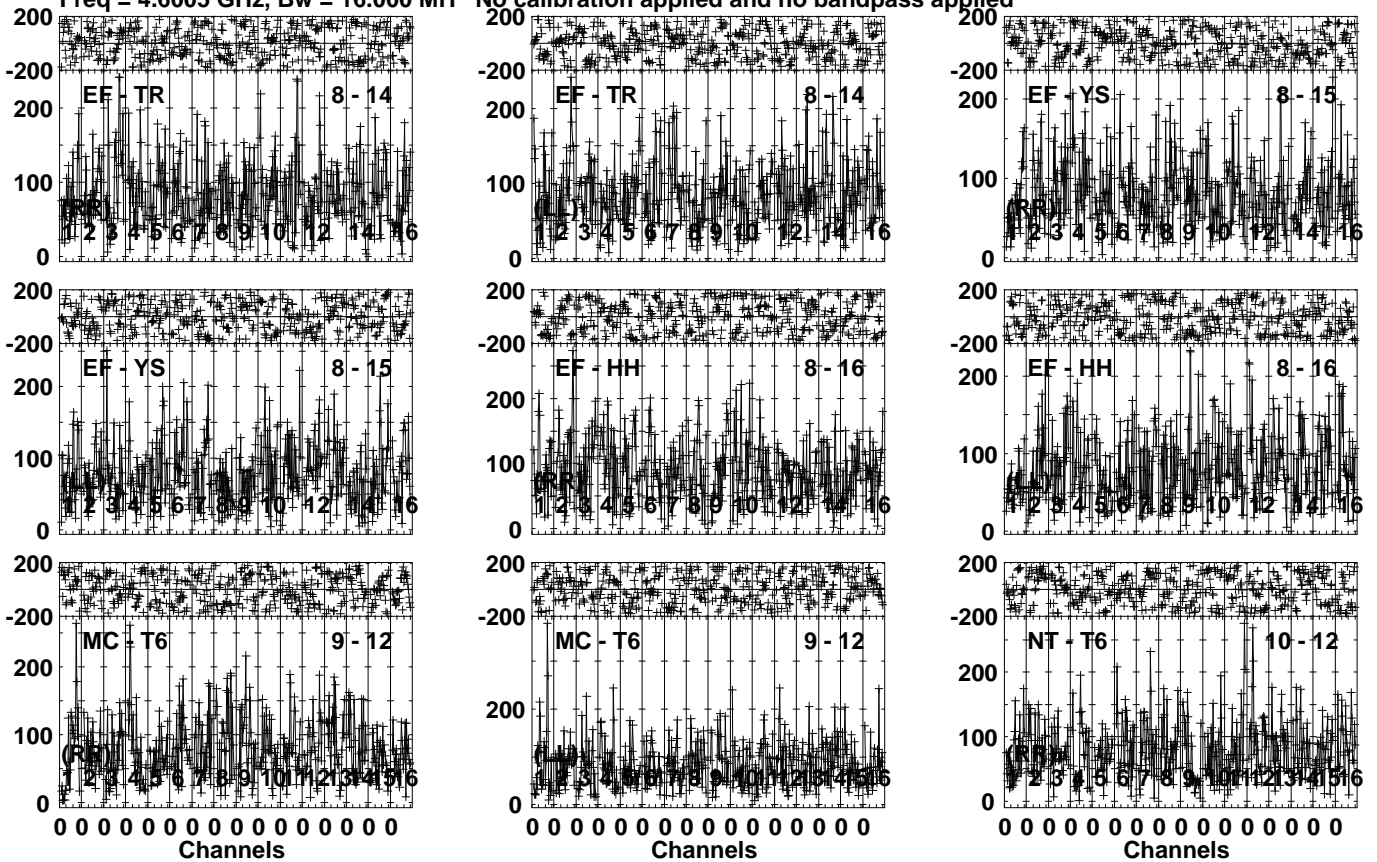
Lower frame: Micro Ampl Jy Top frame: Phas deg  
Vector averaged cross-power spectrum Several baselines displayed  
Timerange: 01/05:51:58 to 01/05:54:44

Plot file version 654 created 01-DEC-2023 16:32:35

GRB171205A EG120.UVDATA.1

Freq = 4.6005 GHz, Bw = 16.000 MH

No calibration applied and no bandpass applied

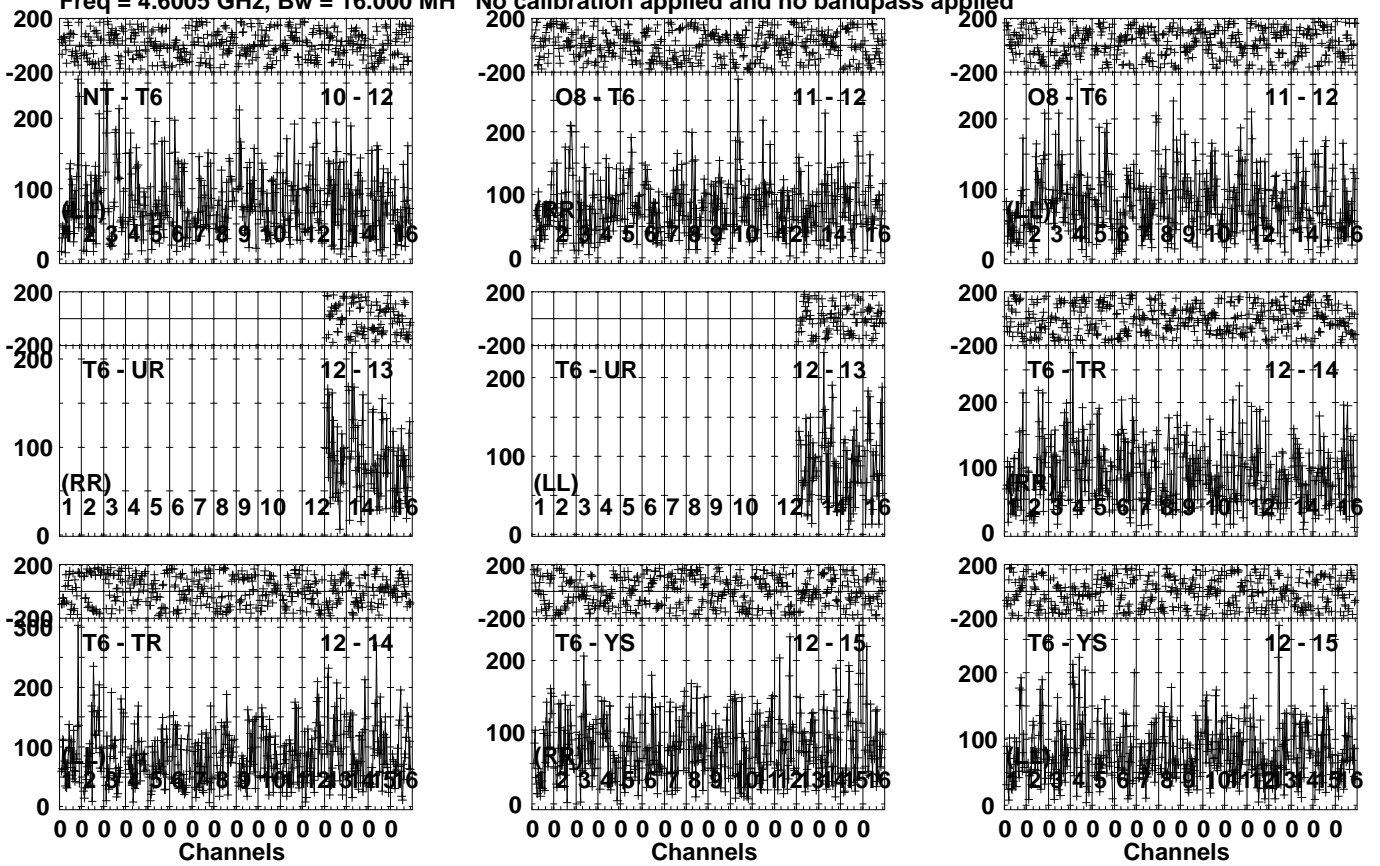


Lower frame: Micro Ampl Jy Top frame: Phas deg  
Vector averaged cross-power spectrum Several baselines displayed  
Timerange: 01/05:51:58 to 01/05:54:44

Plot file version 655 created 01-DEC-2023 16:32:36

GRB171205A EG120.UVDATA.1

Freq = 4.6005 GHz, Bw = 16.000 MH No calibration applied and no bandpass applied



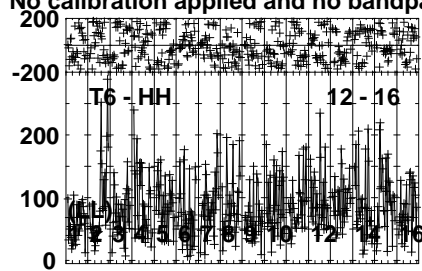
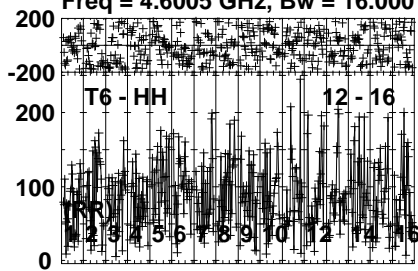
Lower frame: Micro Ampl Jy Top frame: Phas deg  
Vector averaged cross-power spectrum Several baselines displayed  
Timerange: 01/05:51:58 to 01/05:54:44

Plot file version 656 created 01-DEC-2023 16:32:36

GRB171205A EG120.UVDATA.1

Freq = 4.6005 GHz, Bw = 16.000 MH

No calibration applied and no bandpass applied



Lower frame: Micro Ampl Jy Top frame: Phas deg

Vector averaged cross-power spectrum Several baselines displayed

Timerange: 01/05:51:58 to 01/05:54:44

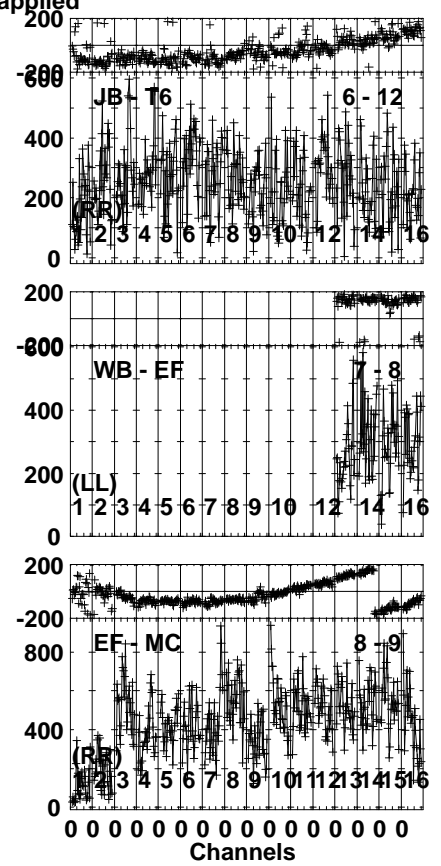
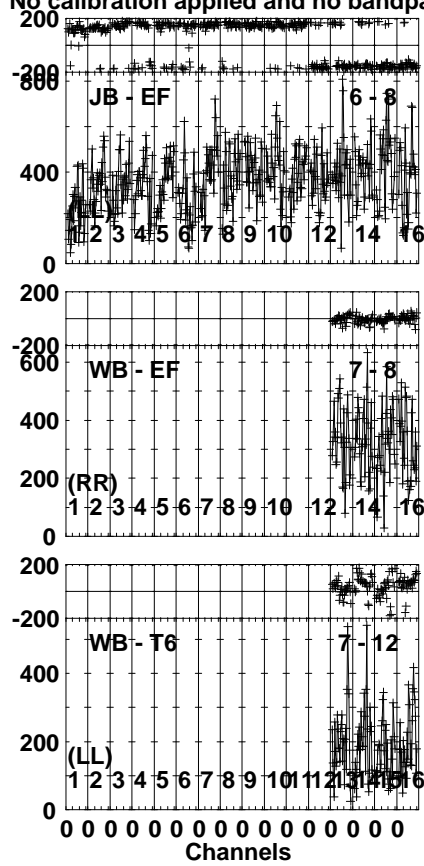
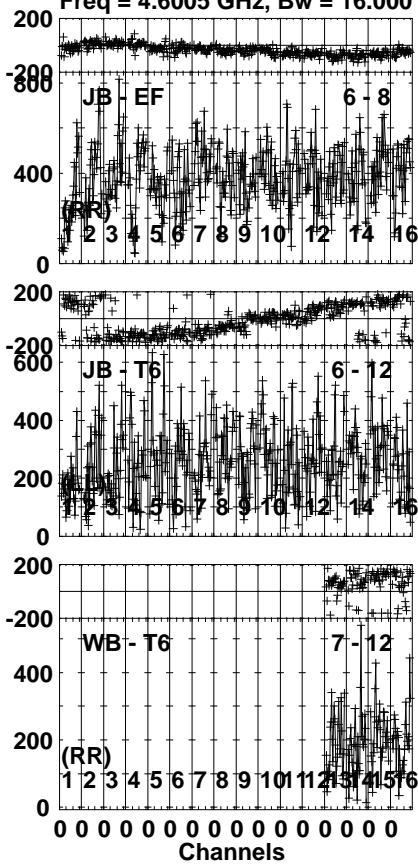


Plot file version 657 created 01-DEC-2023 16:32:36

J1108-1231 EG120.UVDATA.1

Freq = 4.6005 GHz, Bw = 16.000 MH

No calibration applied and no bandpass applied



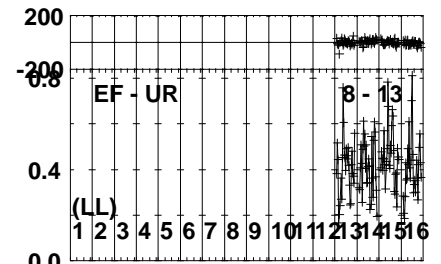
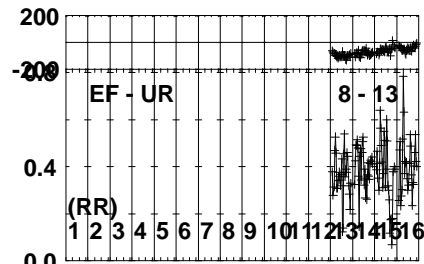
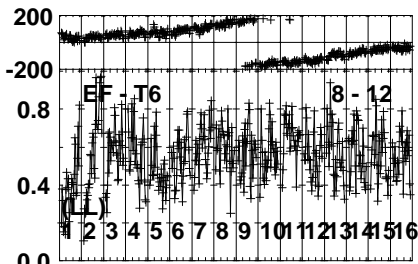
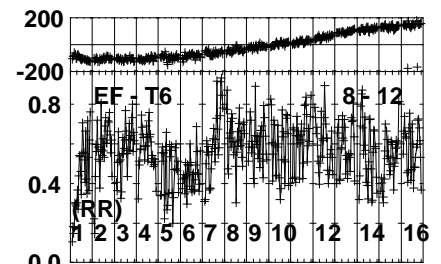
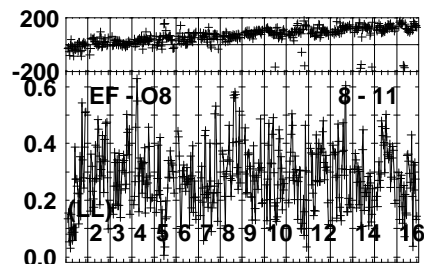
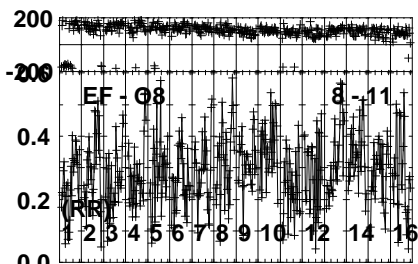
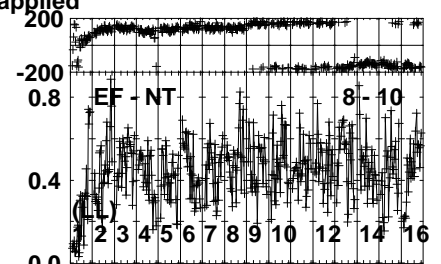
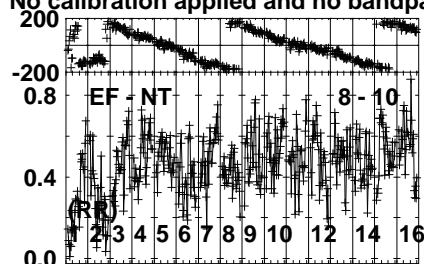
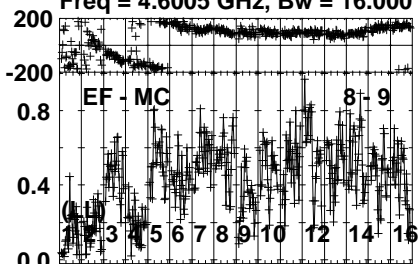
Lower frame: Micro Ampl Jy Top frame: Phas deg  
Vector averaged cross-power spectrum Several baselines displayed  
Timerange: 01/05:55:23 to 01/05:56:09

Plot file version 658 created 01-DEC-2023 16:32:36

J1108-1231 EG120.UVDATA.1

Freq = 4.6005 GHz, Bw = 16.000 MH

No calibration applied and no bandpass applied



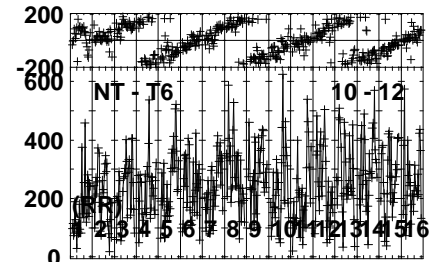
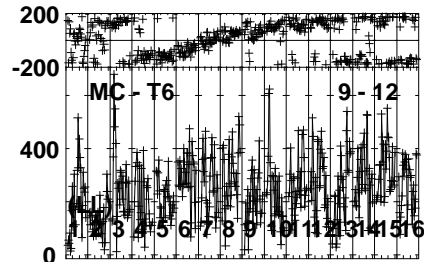
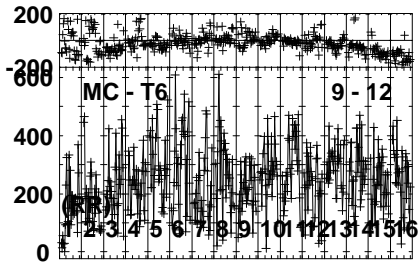
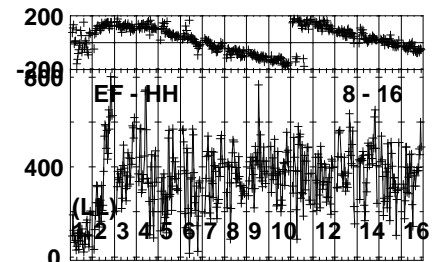
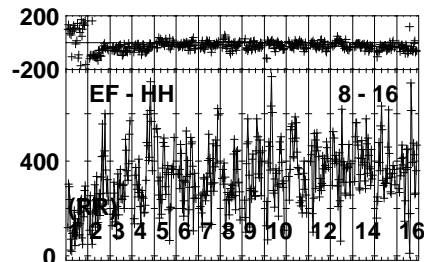
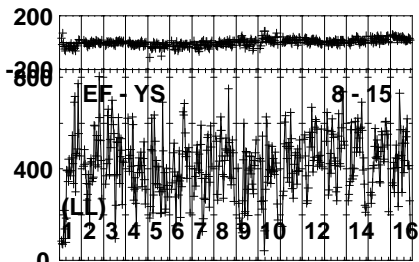
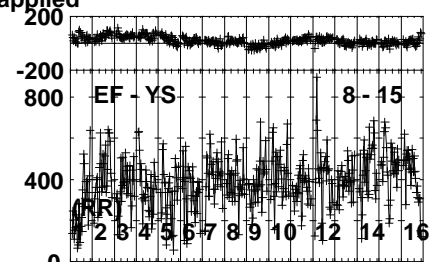
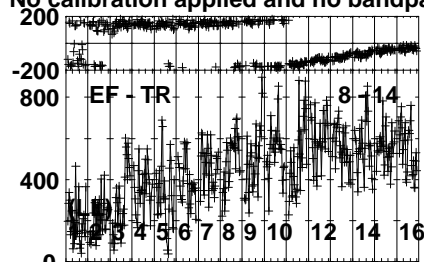
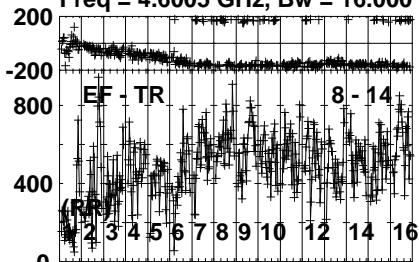
Lower frame: Milli Ampl Jy Top frame: Phas deg  
Vector averaged cross-power spectrum Several baselines displayed  
Timerange: 01/05:55:23 to 01/05:56:09

Plot file version 659 created 01-DEC-2023 16:32:36

J1108-1231 EG120.UVDATA.1

Freq = 4.6005 GHz, Bw = 16.000 MH

No calibration applied and no bandpass applied

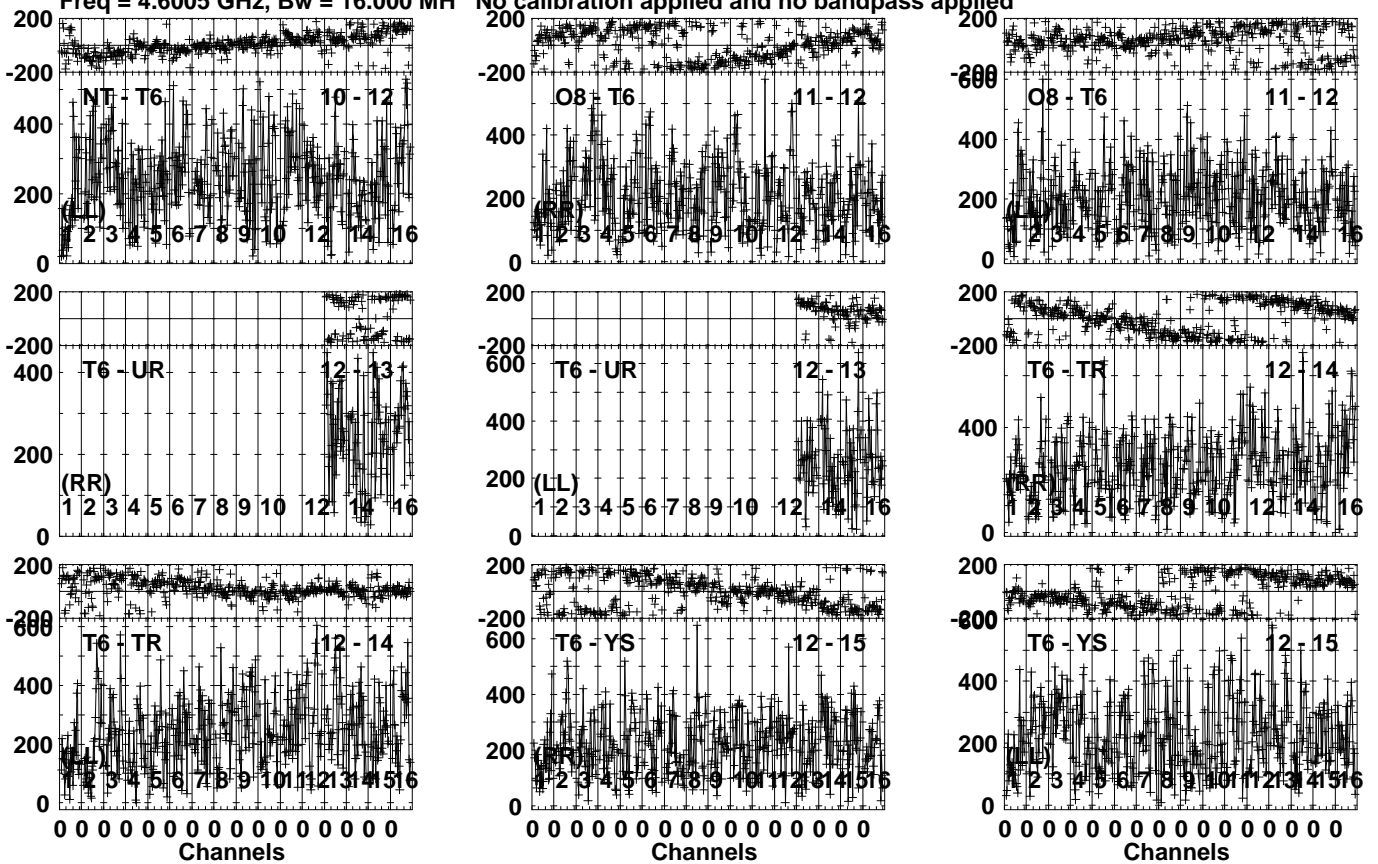


Lower frame: Micro Ampl Jy Top frame: Phas deg  
Vector averaged cross-power spectrum Several baselines displayed  
Timerange: 01/05:55:23 to 01/05:56:09

Plot file version 660 created 01-DEC-2023 16:32:36

J1108-1231 EG120.UVDATA.1

Freq = 4.6005 GHz, Bw = 16.000 MH No calibration applied and no bandpass applied



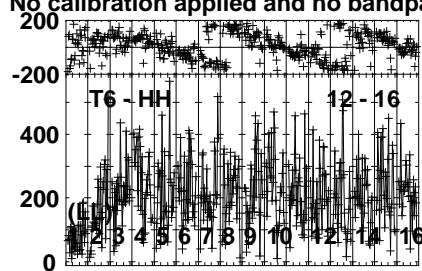
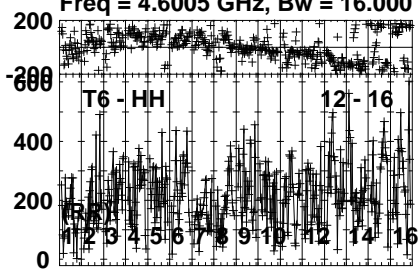
Lower frame: Micro Ampl Jy Top frame: Phas deg  
Vector averaged cross-power spectrum Several baselines displayed  
Timerange: 01/05:55:23 to 01/05:56:09

Plot file version 661 created 01-DEC-2023 16:32:36

J1108-1231 EG120.UVDATA.1

Freq = 4.6005 GHz, Bw = 16.000 MH

No calibration applied and no bandpass applied

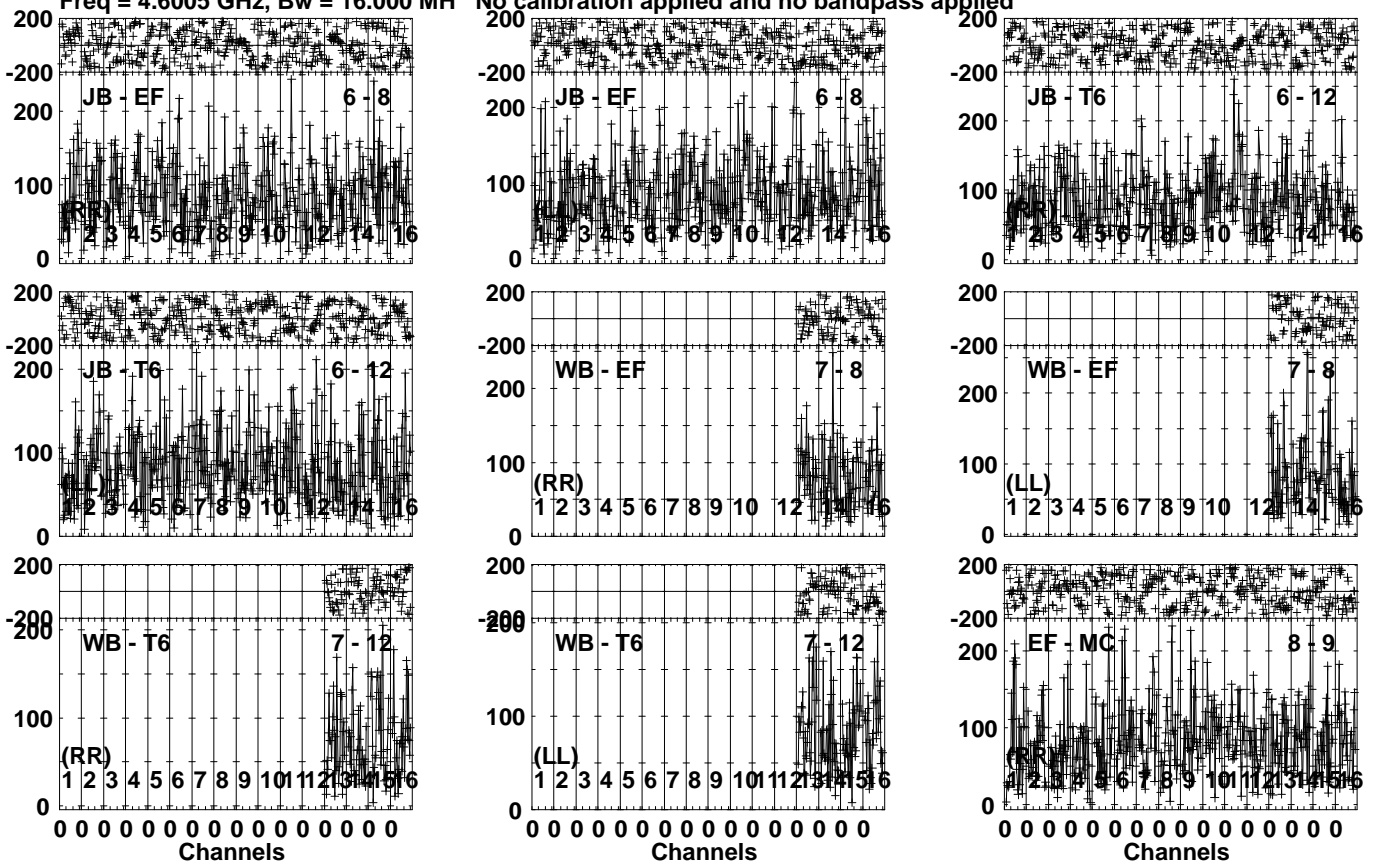


Lower frame: Micro Ampl Jy Top frame: Phas deg  
Vector averaged cross-power spectrum Several baselines displayed  
Timerange: 01/05:55:23 to 01/05:56:09

Plot file version 662 created 01-DEC-2023 16:32:36

GRB171205A EG120.UVDATA.1

Freq = 4.6005 GHz, Bw = 16.000 MH No calibration applied and no bandpass applied



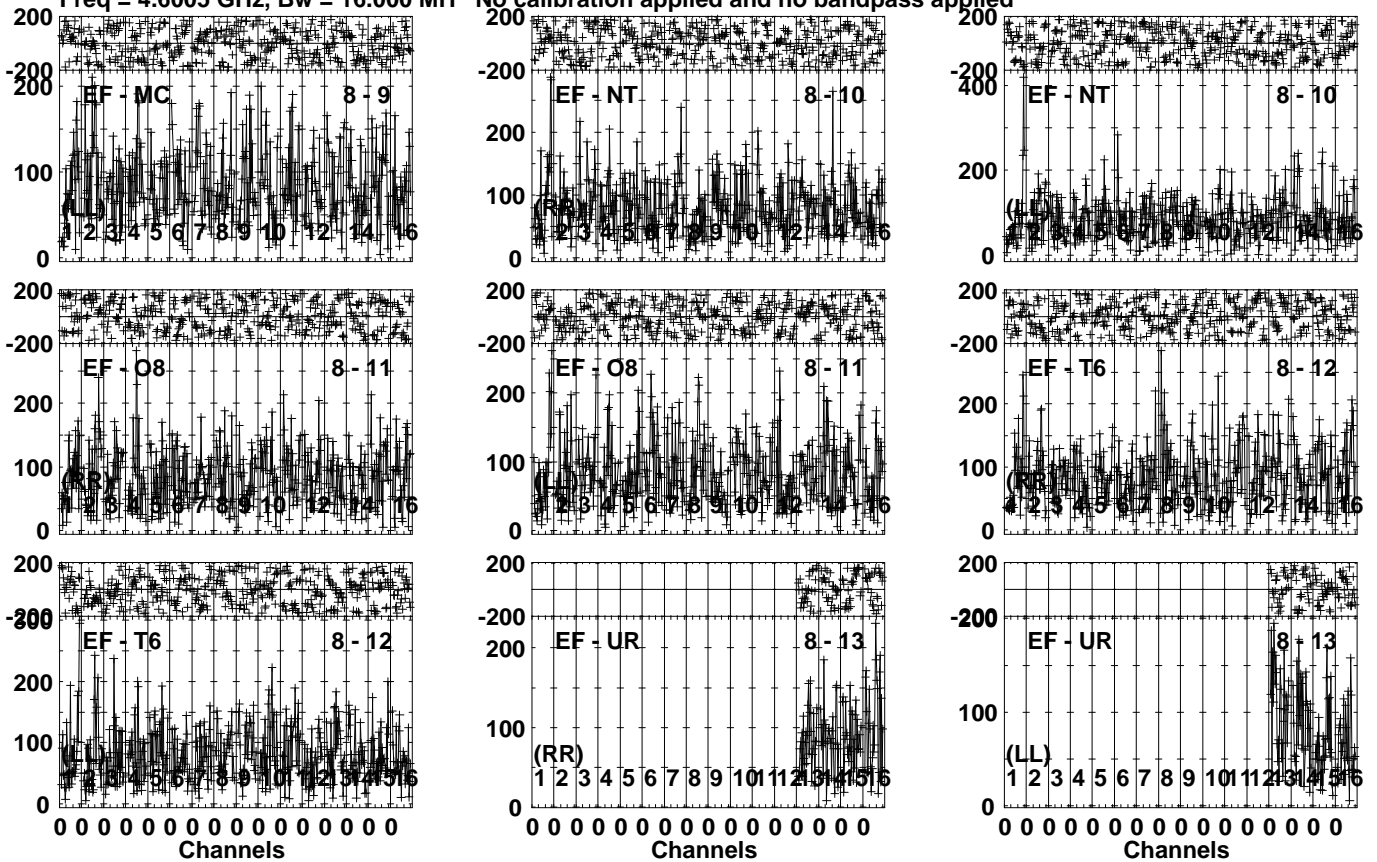
Lower frame: Micro Ampl Jy Top frame: Phas deg  
Vector averaged cross-power spectrum Several baselines displayed  
Timerange: 01/05:56:29 to 01/05:59:15

Plot file version 663 created 01-DEC-2023 16:32:36

GRB171205A EG120.UVDATA.1

Freq = 4.6005 GHz, Bw = 16.000 MH

No calibration applied and no bandpass applied



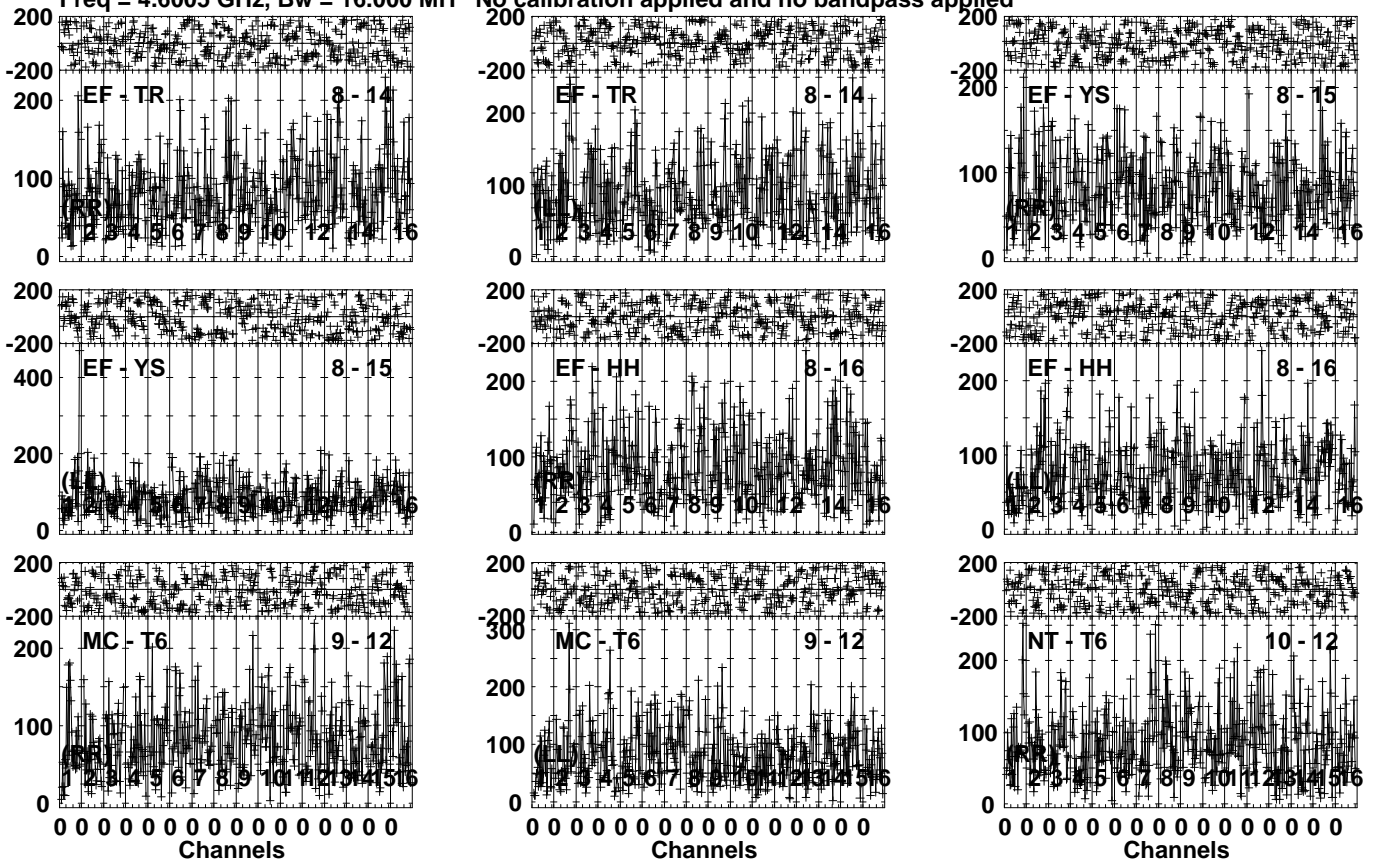
Lower frame: Micro Ampl Jy Top frame: Phas deg  
Vector averaged cross-power spectrum Several baselines displayed  
Timerange: 01/05:56:29 to 01/05:59:15

Plot file version 664 created 01-DEC-2023 16:32:37

GRB171205A EG120.UVDATA.1

Freq = 4.6005 GHz, Bw = 16.000 MH

No calibration applied and no bandpass applied



Lower frame: Micro Ampl Jy Top frame: Phas deg  
Vector averaged cross-power spectrum Several baselines displayed  
Timerange: 01/05:56:29 to 01/05:59:15

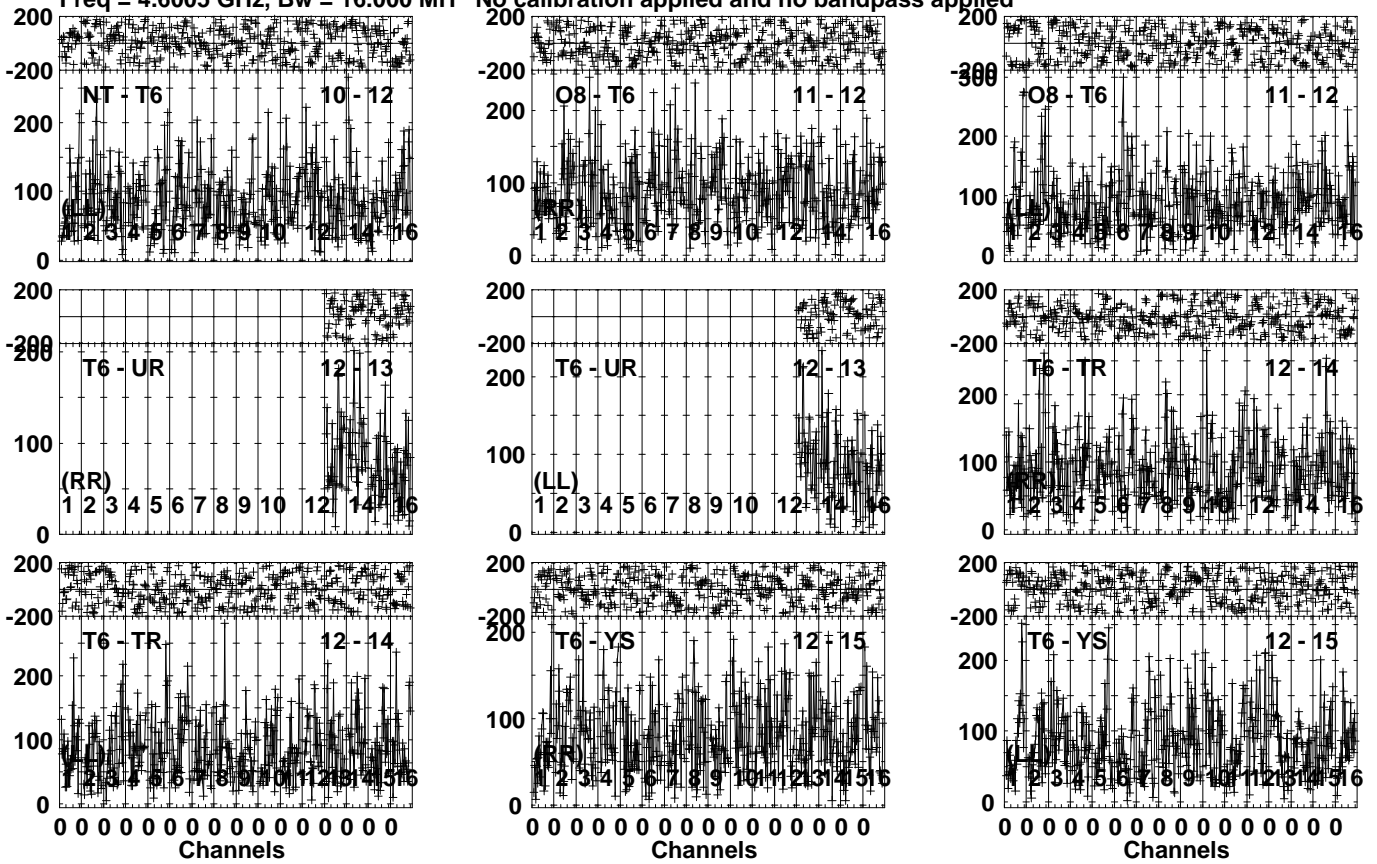


Plot file version 665 created 01-DEC-2023 16:32:37

GRB171205A EG120.UVDATA.1

Freq = 4.6005 GHz, Bw = 16.000 MH

No calibration applied and no bandpass applied

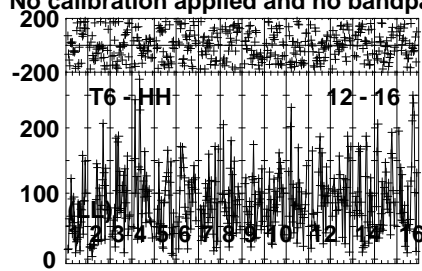
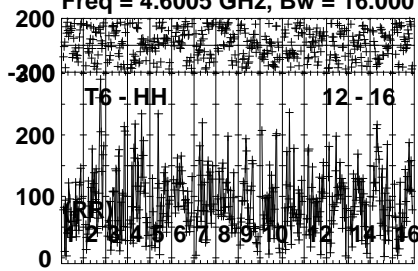


Lower frame: Micro Ampl Jy Top frame: Phas deg  
Vector averaged cross-power spectrum Several baselines displayed  
Timerange: 01/05:56:29 to 01/05:59:15

Plot file version 666 created 01-DEC-2023 16:32:37

GRB171205A EG120.UVDATA.1

Freq = 4.6005 GHz, Bw = 16.000 MH No calibration applied and no bandpass applied



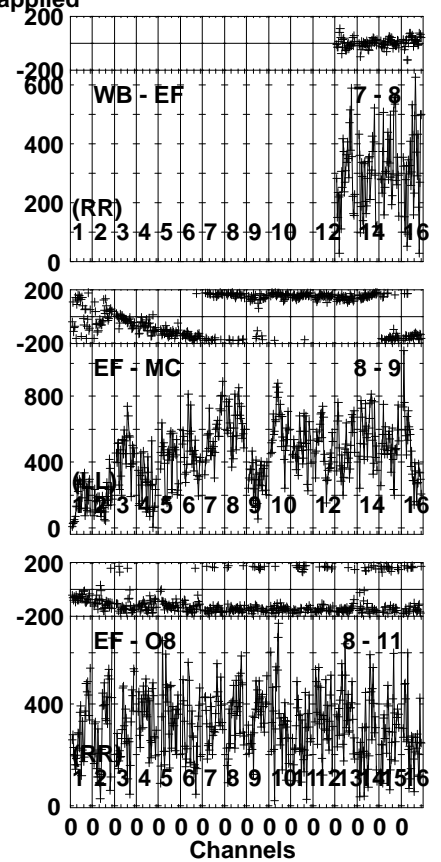
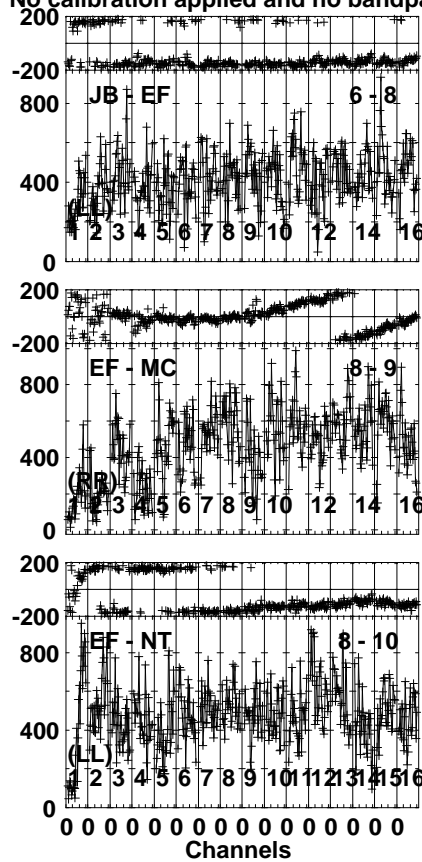
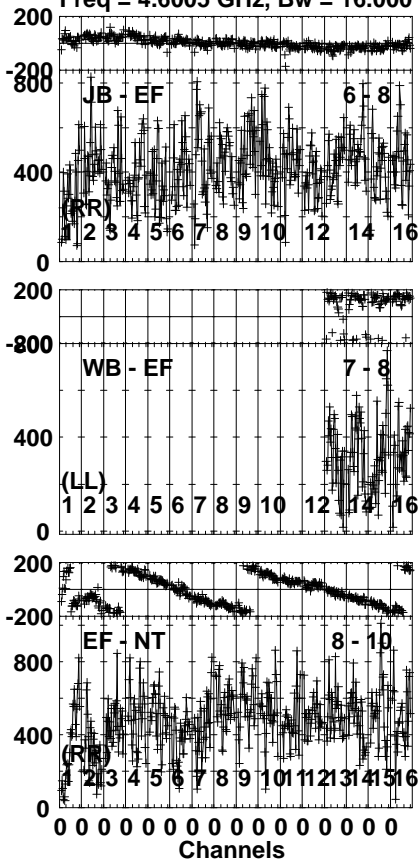
Lower frame: Micro Ampl Jy Top frame: Phas deg  
Vector averaged cross-power spectrum Several baselines displayed  
Timerange: 01/05:56:29 to 01/05:59:15

Plot file version 667 created 01-DEC-2023 16:32:37

J1108-1231 EG120.UVDATA.1

Freq = 4.6005 GHz, Bw = 16.000 MH

No calibration applied and no bandpass applied

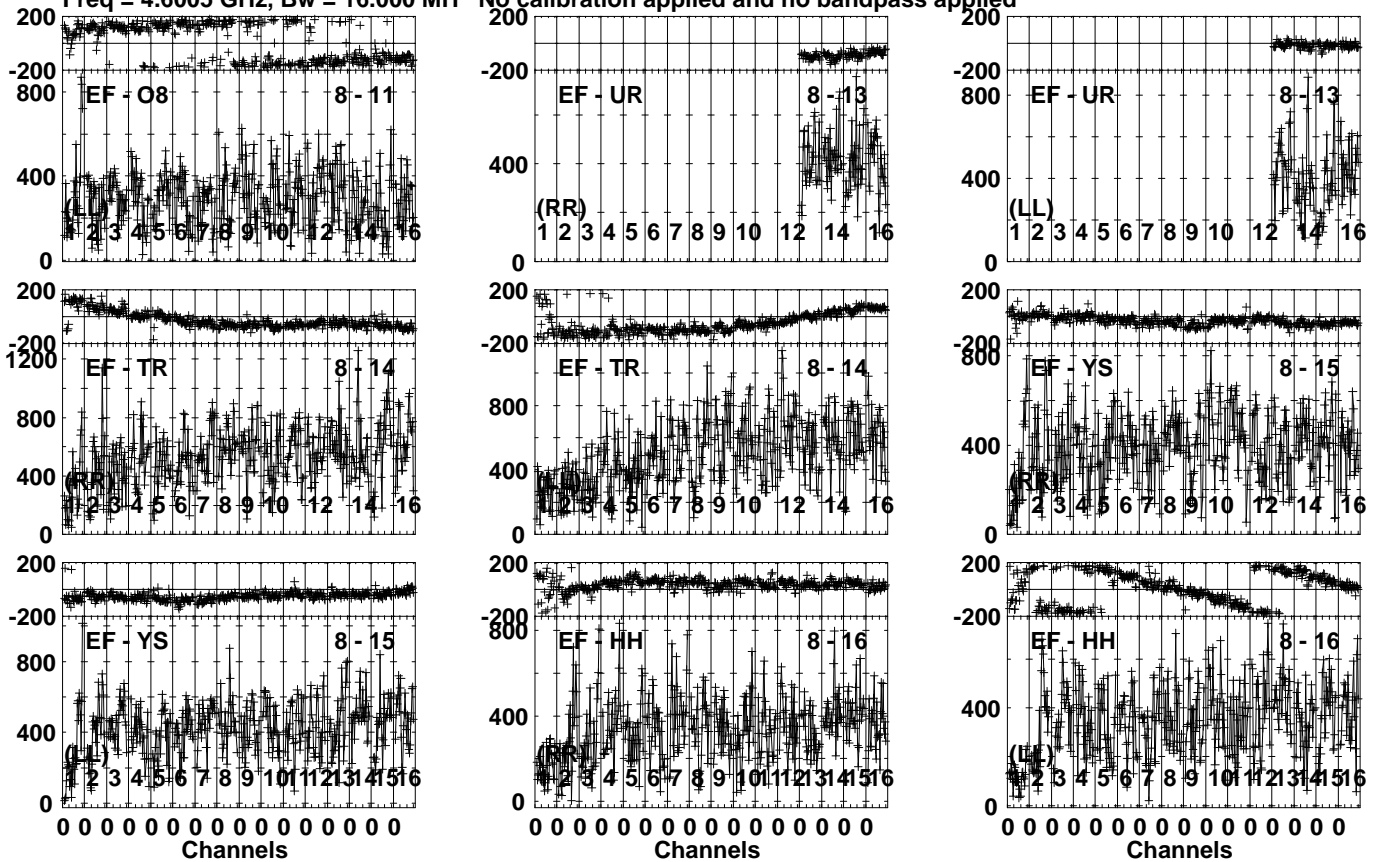


Lower frame: Micro Ampl Jy Top frame: Phas deg  
Vector averaged cross-power spectrum Several baselines displayed  
Timerange: 01/05:59:35 to 01/06:00:21

Plot file version 668 created 01-DEC-2023 16:32:37

J1108-1231 EG120.UVDATA.1

Freq = 4.6005 GHz, Bw = 16.000 MH No calibration applied and no bandpass applied



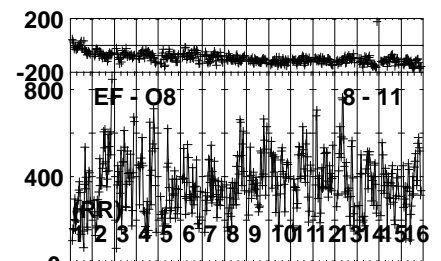
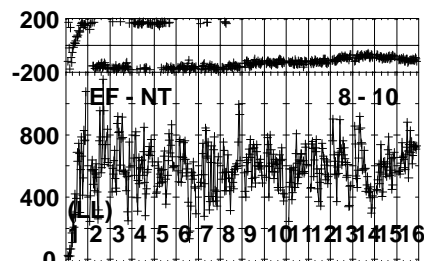
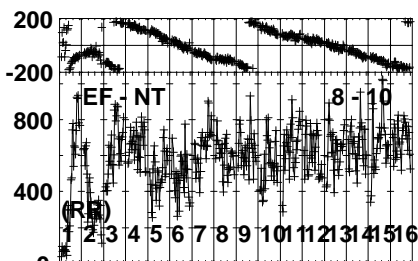
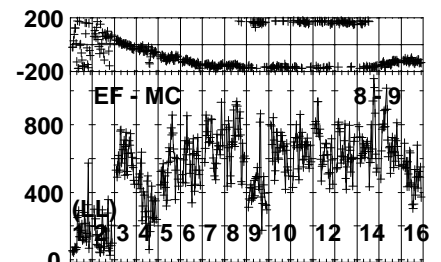
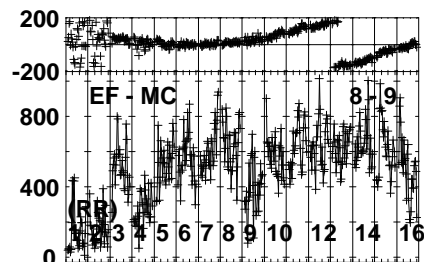
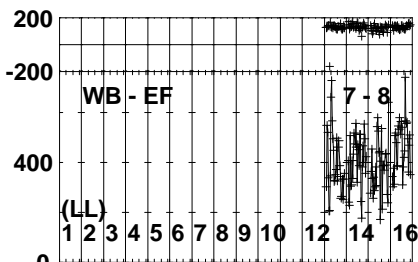
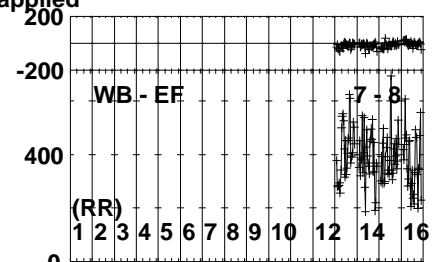
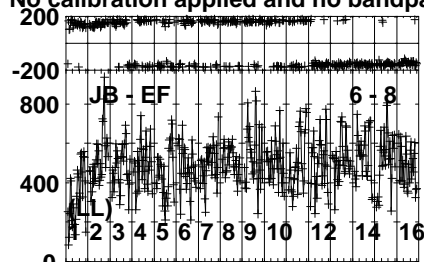
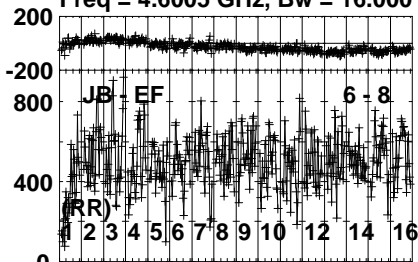
Lower frame: Micro Ampl Jy Top frame: Phas deg  
Vector averaged cross-power spectrum Several baselines displayed  
Timerange: 01/05:59:35 to 01/06:00:21

Plot file version 669 created 01-DEC-2023 16:32:37

J1107-1226 EG120.UVDATA.1

Freq = 4.6005 GHz, Bw = 16.000 MH

No calibration applied and no bandpass applied



0 0 0 0 0 0 0 0 0 0 0 0 0 0 0 0  
Channels

0 0 0 0 0 0 0 0 0 0 0 0 0 0 0 0  
Channels

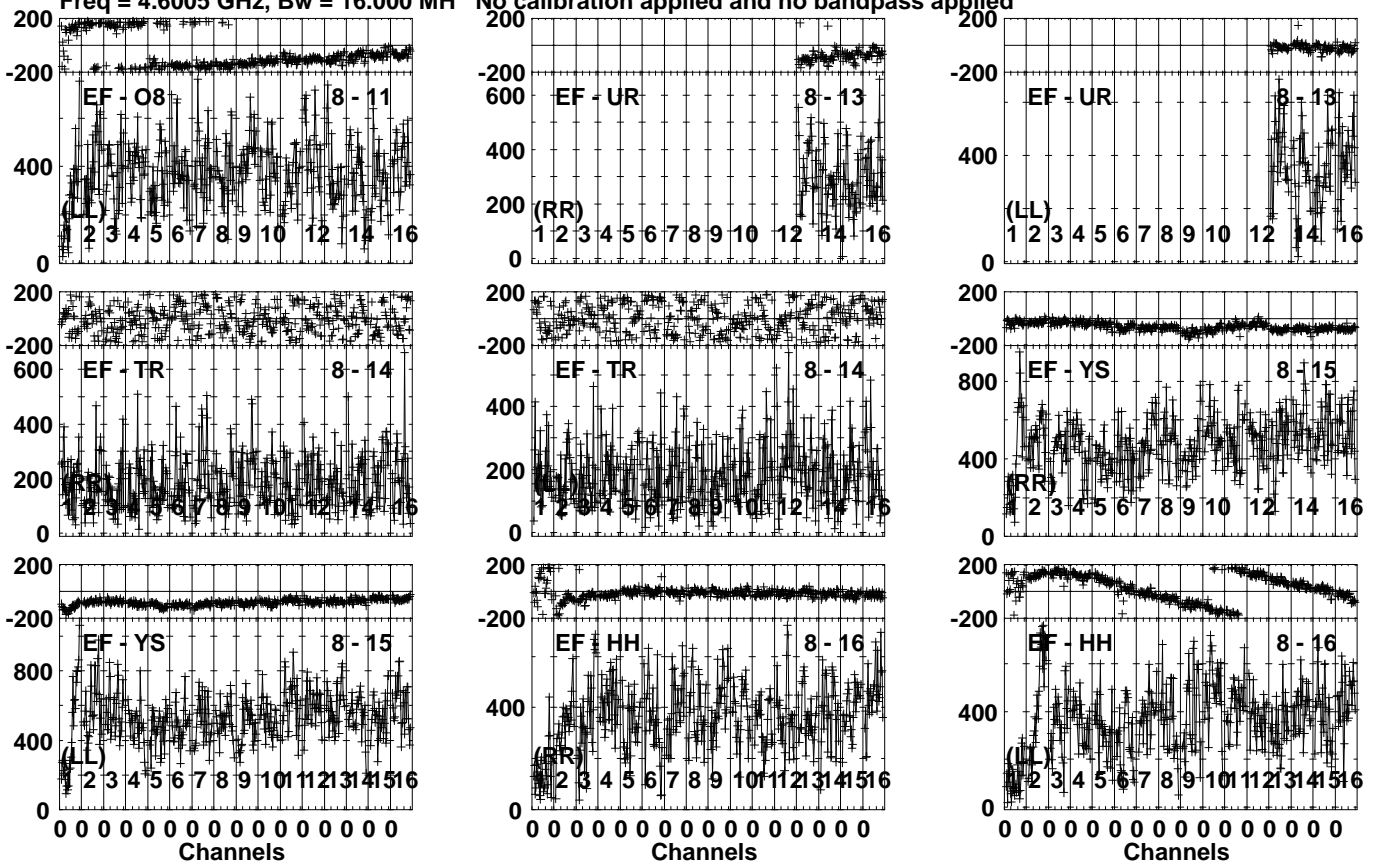
0 0 0 0 0 0 0 0 0 0 0 0 0 0 0 0  
Channels

Lower frame: Micro Ampl Jy Top frame: Phas deg  
Vector averaged cross-power spectrum Several baselines displayed  
Timerange: 01/06:00:41 to 01/06:01:37

Plot file version 670 created 01-DEC-2023 16:32:37

J1107-1226 EG120.UVDATA.1

Freq = 4.6005 GHz, Bw = 16.000 MH No calibration applied and no bandpass applied



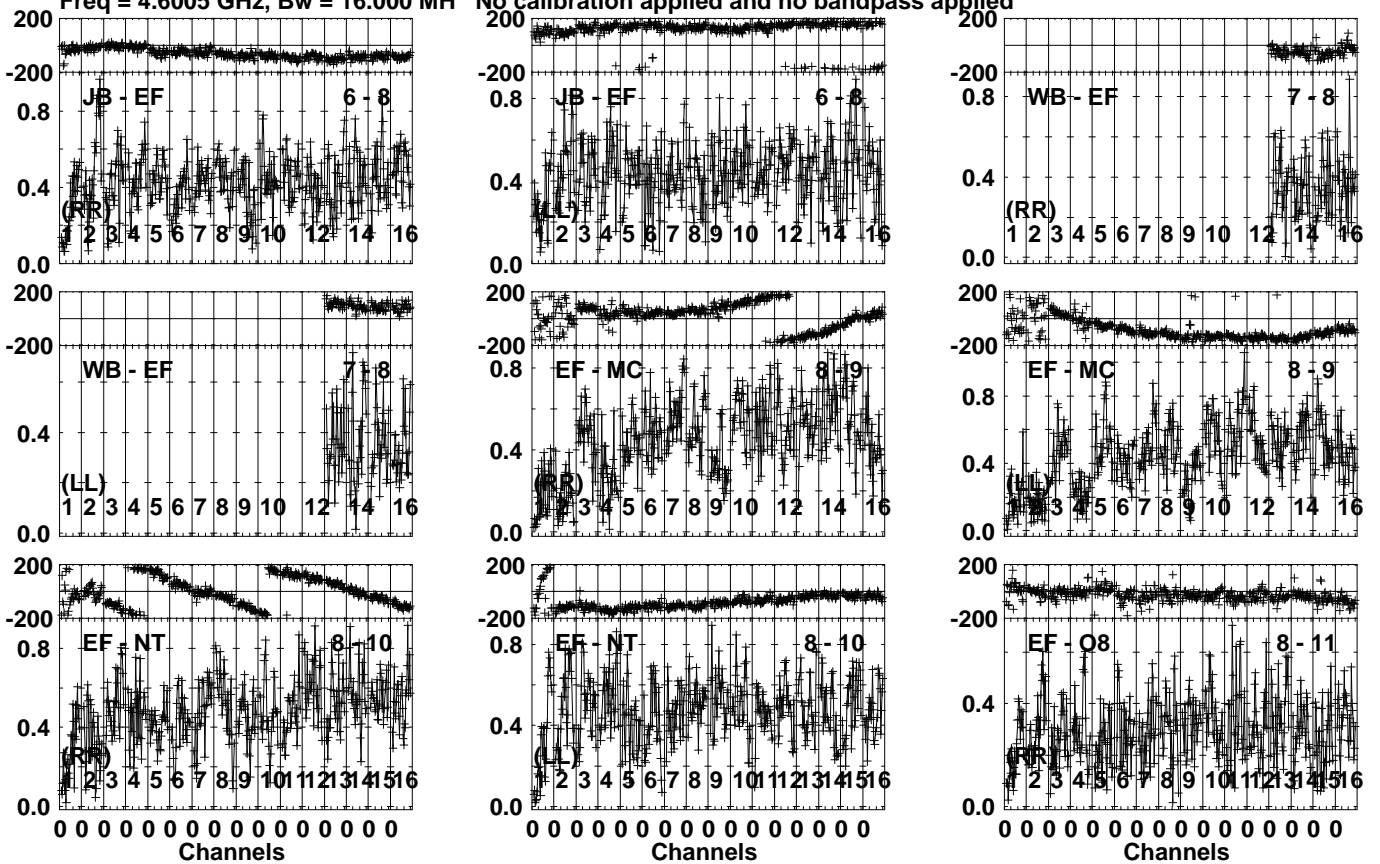
Lower frame: Micro Ampl Jy Top frame: Phas deg  
Vector averaged cross-power spectrum Several baselines displayed  
Timerange: 01/06:00:41 to 01/06:01:37

Plot file version 671 created 01-DEC-2023 16:32:37

J1108-1231 EG120.UVDATA.1

Freq = 4.6005 GHz, Bw = 16.000 MH

No calibration applied and no bandpass applied

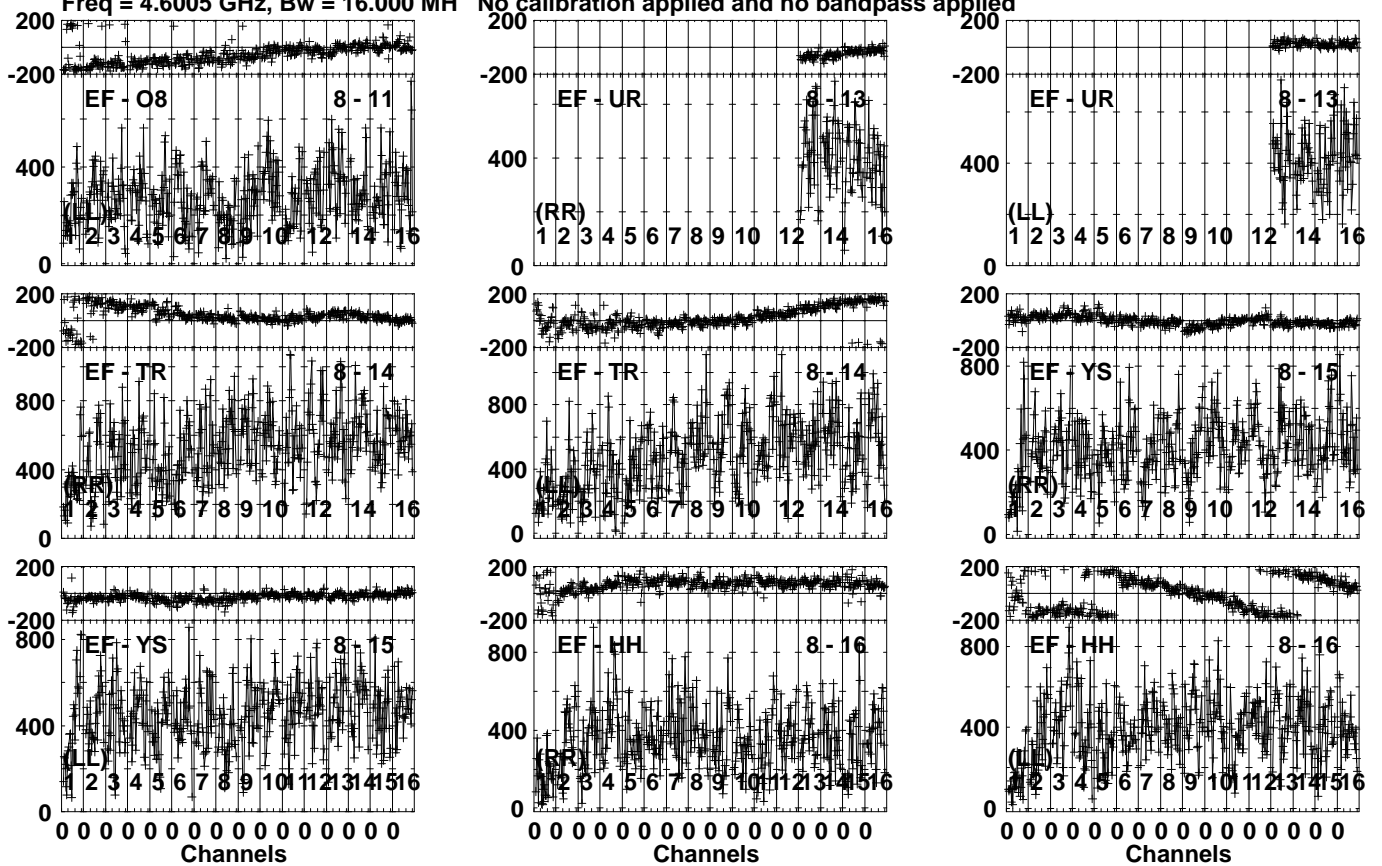


Lower frame: Milli Ampl Jy Top frame: Phas deg  
Vector averaged cross-power spectrum Several baselines displayed  
Timerange: 01/06:01:57 to 01/06:02:43

Plot file version 672 created 01-DEC-2023 16:32:37

J1108-1231 EG120.UVDATA.1

Freq = 4.6005 GHz, Bw = 16.000 MH No calibration applied and no bandpass applied



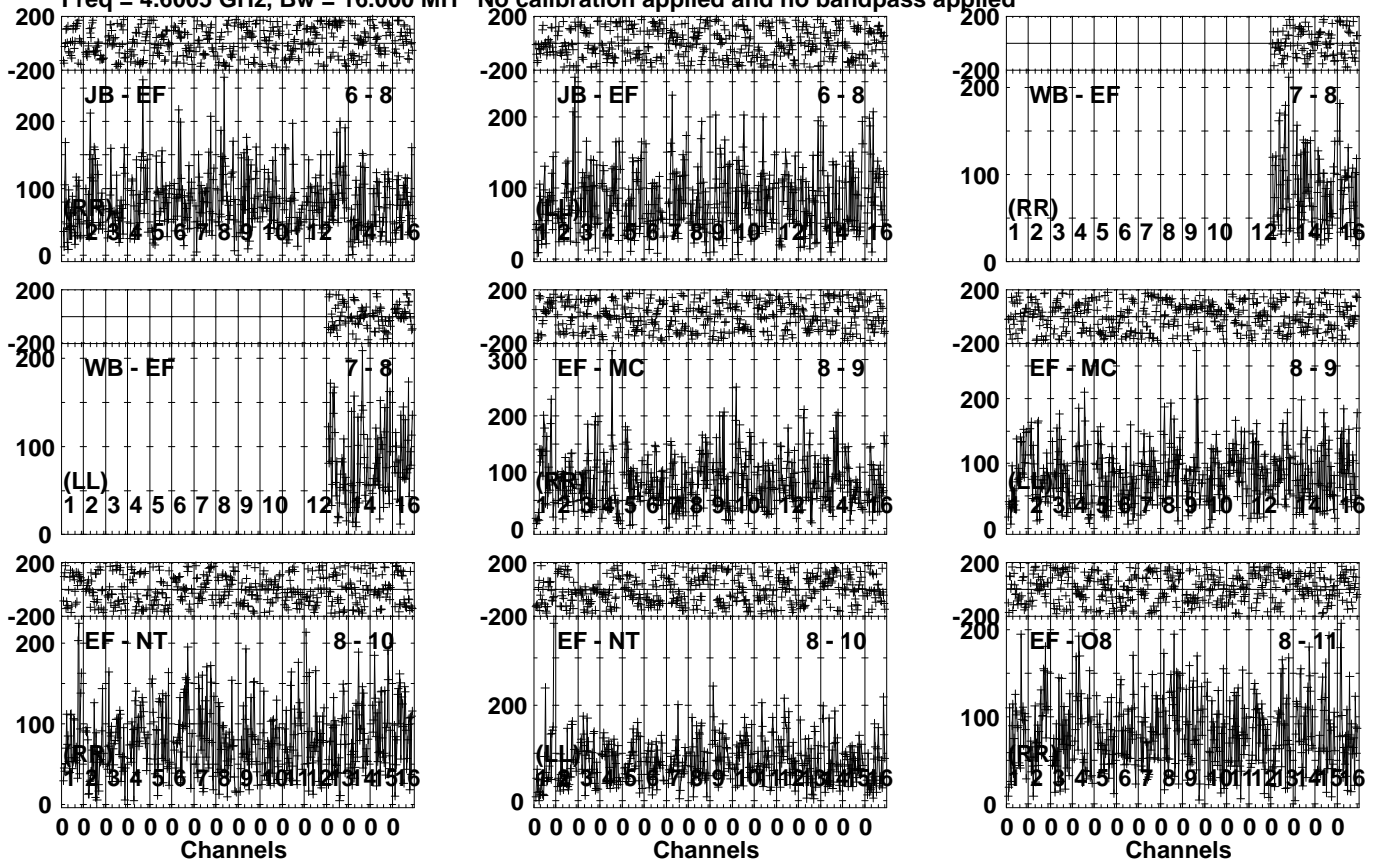
Lower frame: Micro Ampl Jy Top frame: Phas deg  
Vector averaged cross-power spectrum Several baselines displayed  
Timerange: 01/06:01:57 to 01/06:02:43



Plot file version 673 created 01-DEC-2023 16:32:38

GRB171205A EG120.UVDATA.1

Freq = 4.6005 GHz, Bw = 16.000 MH No calibration applied and no bandpass applied



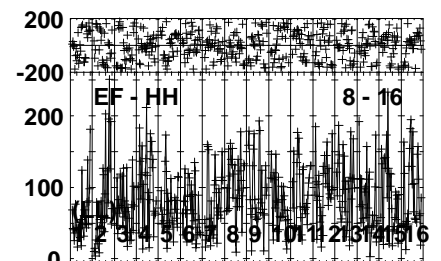
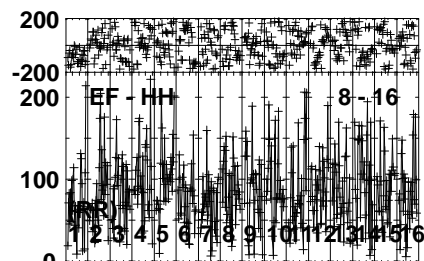
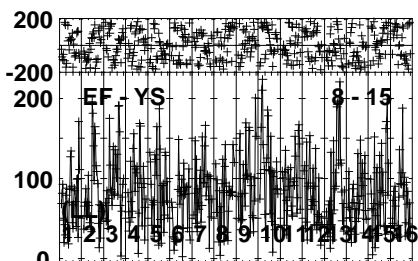
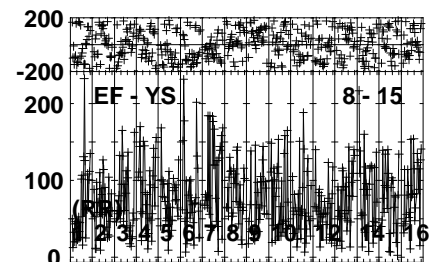
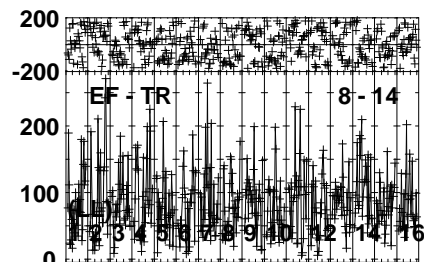
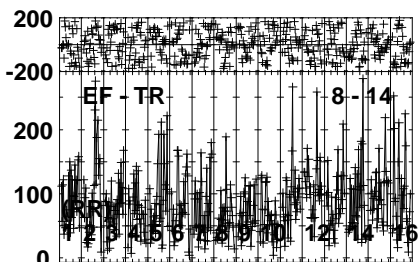
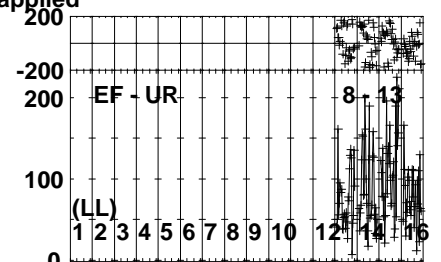
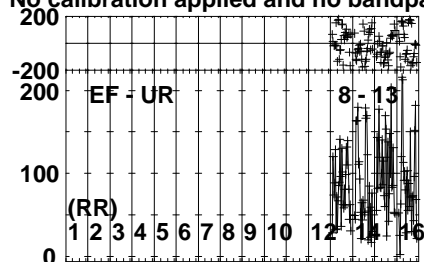
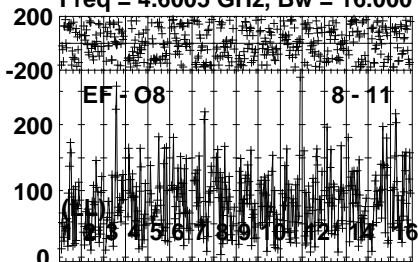
Lower frame: Micro Ampl Jy Top frame: Phas deg  
Vector averaged cross-power spectrum Several baselines displayed  
Timerange: 01/06:03:03 to 01/06:05:49

Plot file version 674 created 01-DEC-2023 16:32:38

GRB171205A EG120.UVDATA.1

Freq = 4.6005 GHz, Bw = 16.000 MH

No calibration applied and no bandpass applied



0 0 0 0 0 0 0 0 0 0 0 0 0 0 0 0  
Channels

0 0 0 0 0 0 0 0 0 0 0 0 0 0 0 0  
Channels

0 0 0 0 0 0 0 0 0 0 0 0 0 0 0 0  
Channels

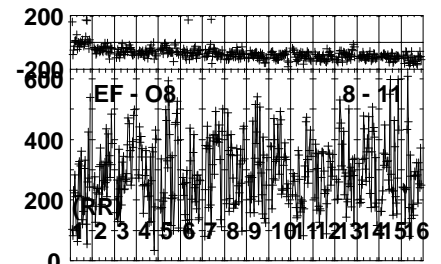
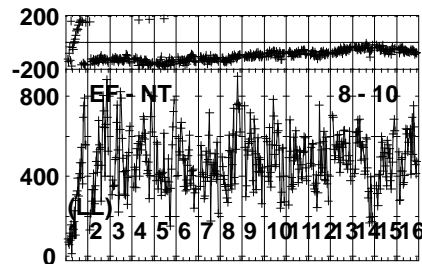
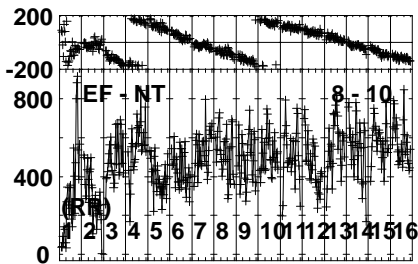
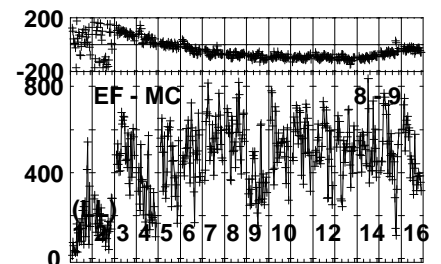
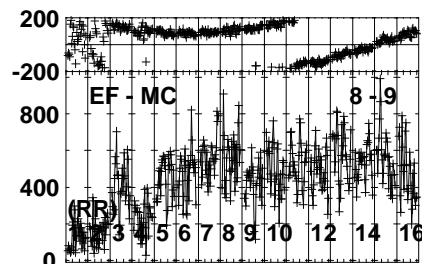
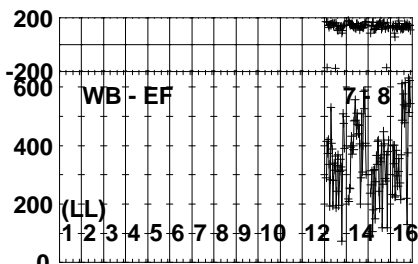
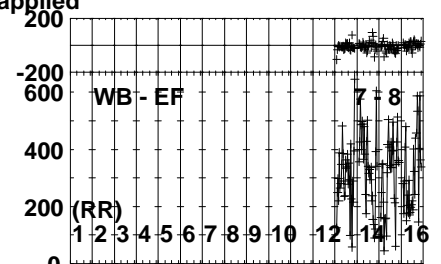
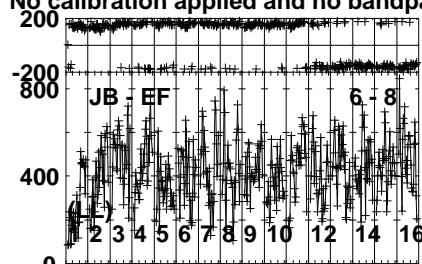
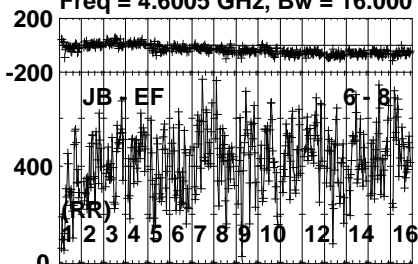
Lower frame: Micro Ampl Jy Top frame: Phas deg  
Vector averaged cross-power spectrum Several baselines displayed  
Timerange: 01/06:03:03 to 01/06:05:49

Plot file version 675 created 01-DEC-2023 16:32:38

J1108-1231 EG120.UVDATA.1

Freq = 4.6005 GHz, Bw = 16.000 MH

No calibration applied and no bandpass applied



0 0 0 0 0 0 0 0 0 0 0 0 0 0 0 0  
Channels

0 0 0 0 0 0 0 0 0 0 0 0 0 0 0 0  
Channels

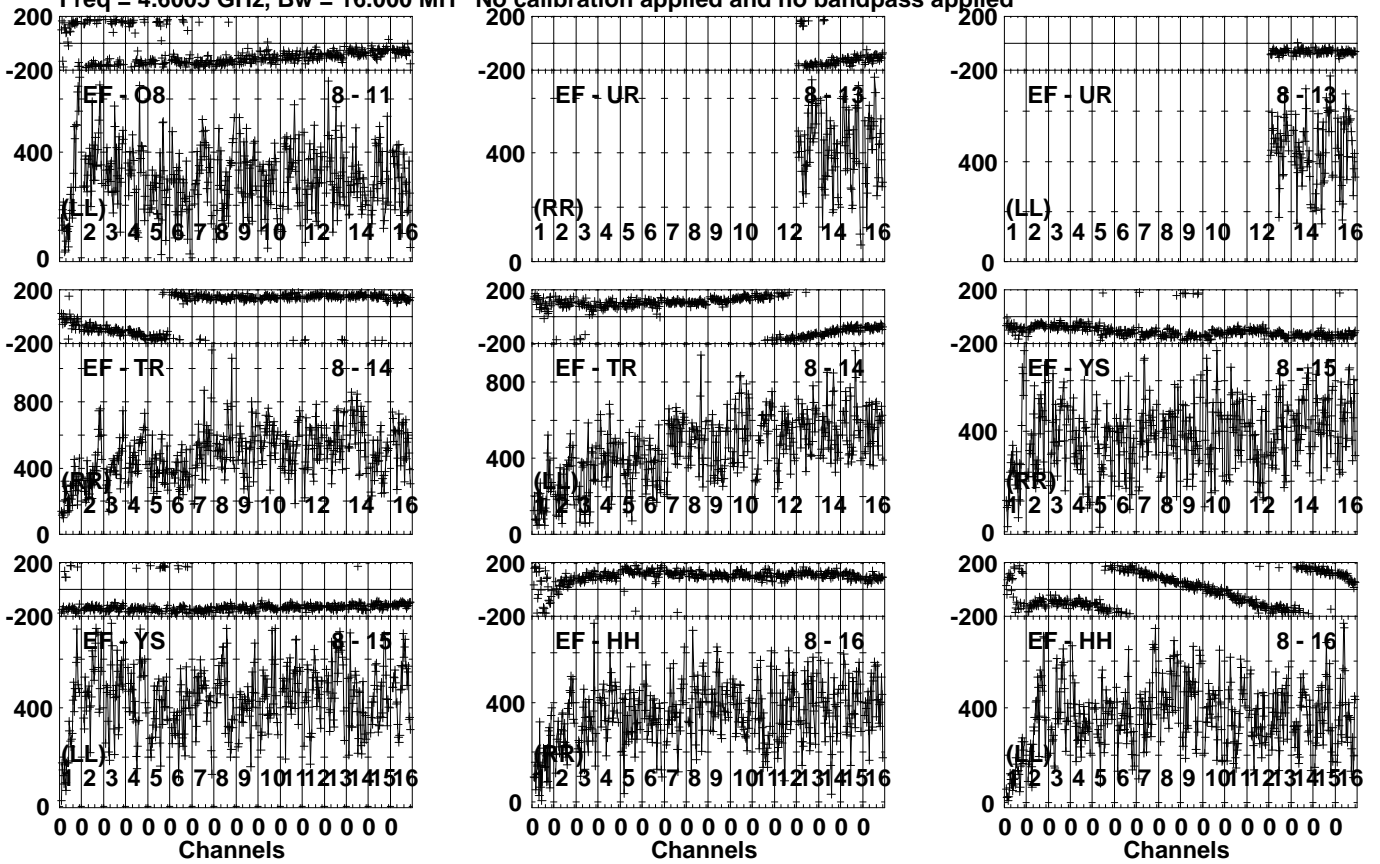
0 0 0 0 0 0 0 0 0 0 0 0 0 0 0 0  
Channels

Lower frame: Micro Ampl Jy Top frame: Phas deg  
Vector averaged cross-power spectrum Several baselines displayed  
Timerange: 01/06:06:28 to 01/06:07:14

Plot file version 676 created 01-DEC-2023 16:32:38

J1108-1231 EG120.UVDATA.1

Freq = 4.6005 GHz, Bw = 16.000 MH No calibration applied and no bandpass applied



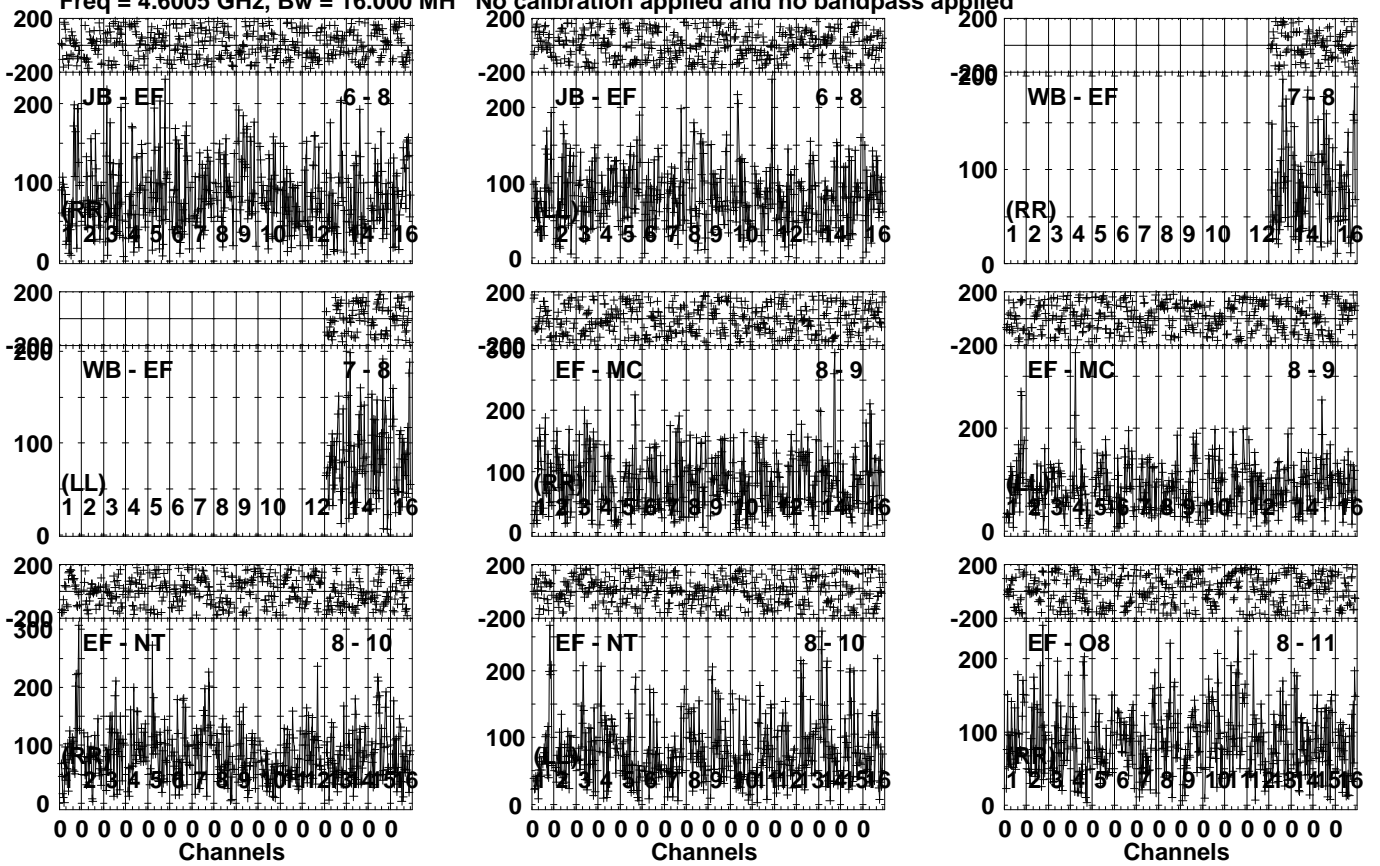
Lower frame: Micro Ampl Jy Top frame: Phas deg  
Vector averaged cross-power spectrum Several baselines displayed  
Timerange: 01/06:06:28 to 01/06:07:14

Plot file version 677 created 01-DEC-2023 16:32:39

GRB171205A EG120.UVDATA.1

Freq = 4.6005 GHz, Bw = 16.000 MH

No calibration applied and no bandpass applied



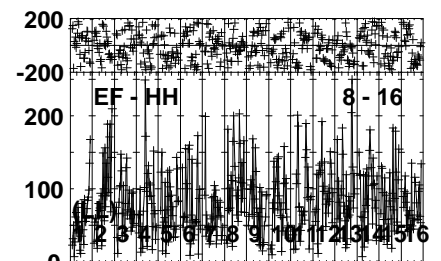
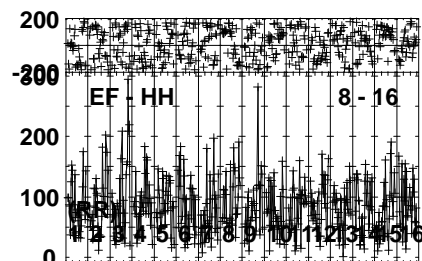
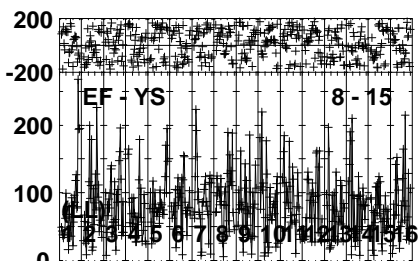
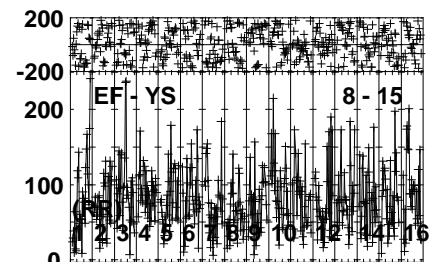
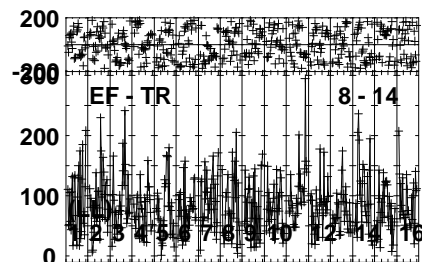
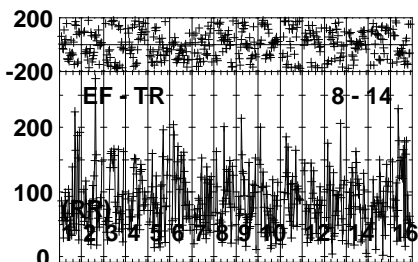
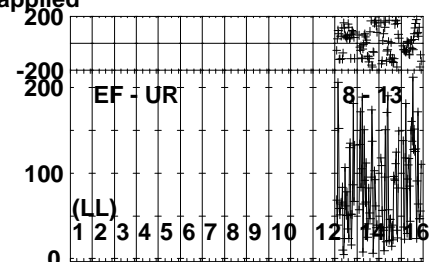
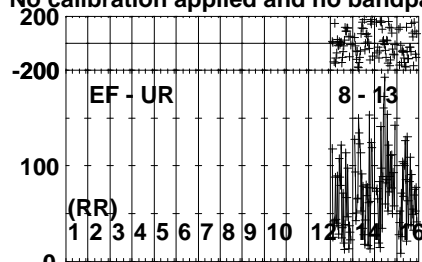
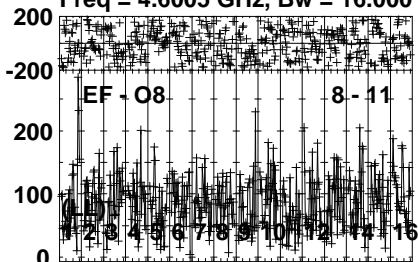
Lower frame: Micro Ampl Jy Top frame: Phas deg  
Vector averaged cross-power spectrum Several baselines displayed  
Timerange: 01/06:07:34 to 01/06:10:20

Plot file version 678 created 01-DEC-2023 16:32:39

GRB171205A EG120.UVDATA.1

Freq = 4.6005 GHz, Bw = 16.000 MH

No calibration applied and no bandpass applied



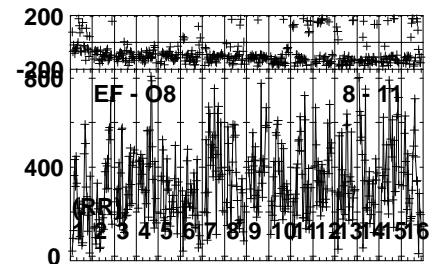
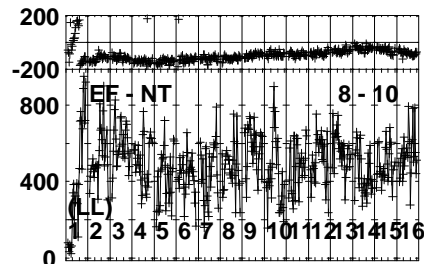
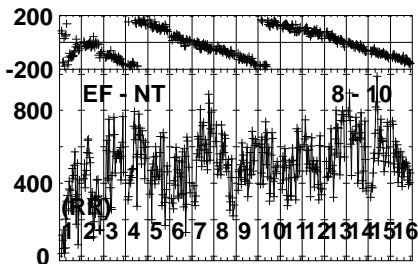
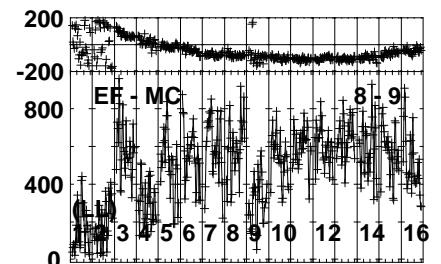
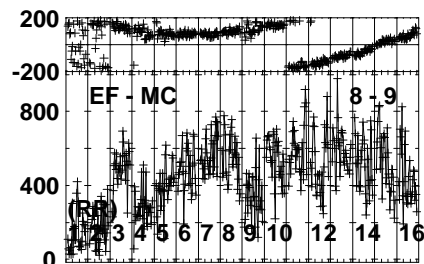
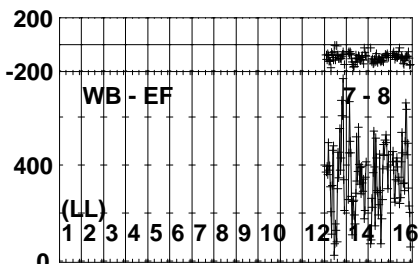
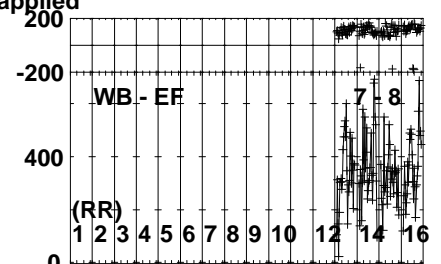
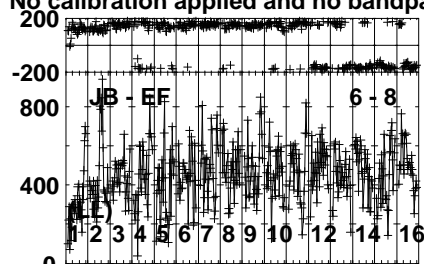
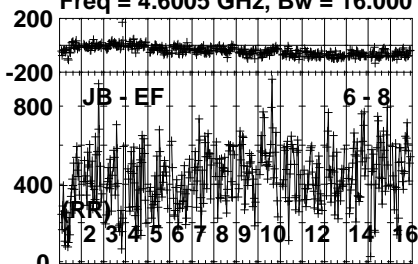
Lower frame: Micro Ampl Jy Top frame: Phas deg  
Vector averaged cross-power spectrum Several baselines displayed  
Timerange: 01/06:07:34 to 01/06:10:20

Plot file version 679 created 01-DEC-2023 16:32:39

J1108-1231 EG120.UVDATA.1

Freq = 4.6005 GHz, Bw = 16.000 MH

No calibration applied and no bandpass applied

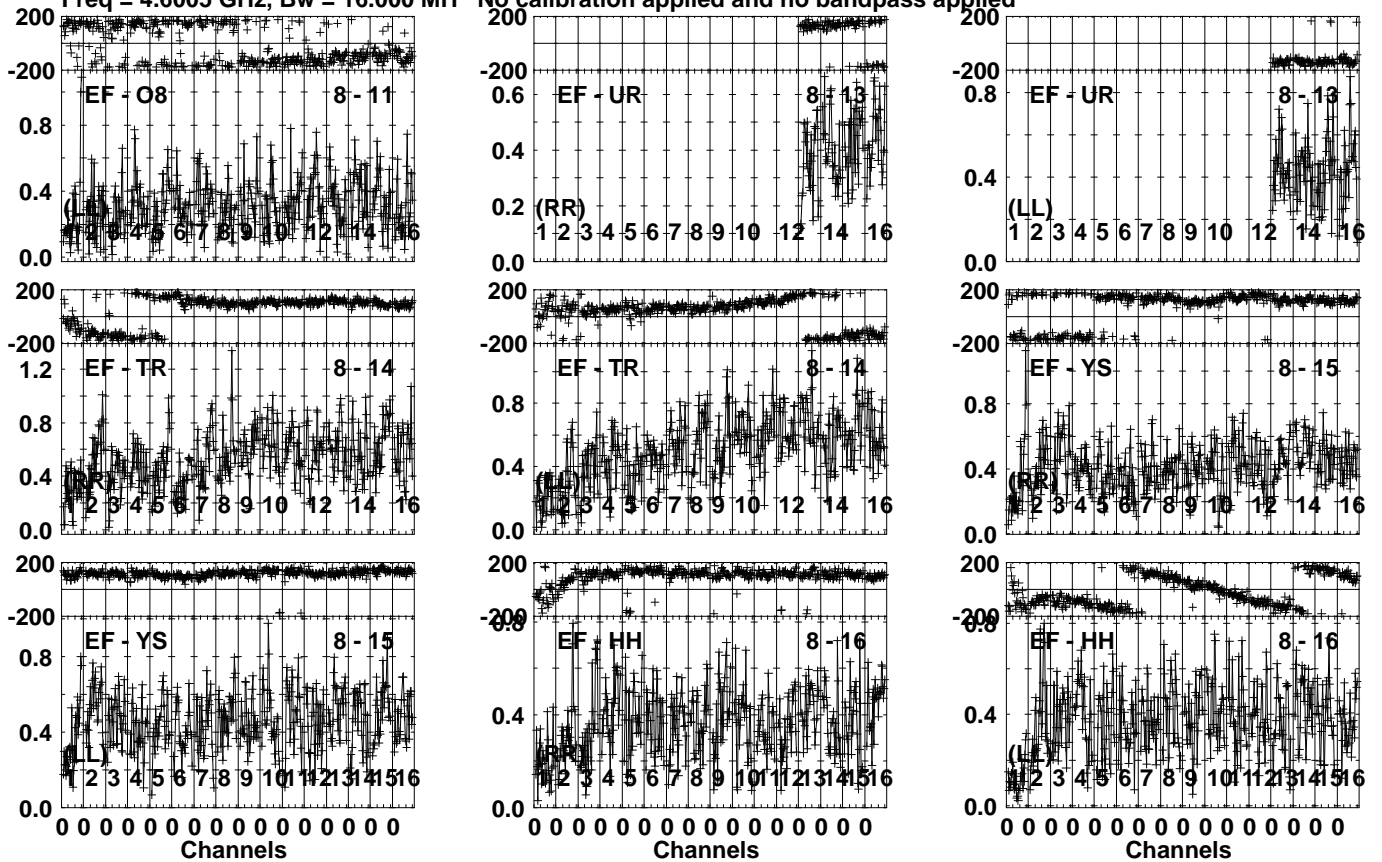


Lower frame: Micro Ampl Jy Top frame: Phas deg  
Vector averaged cross-power spectrum Several baselines displayed  
Timerange: 01/06:10:40 to 01/06:11:26

Plot file version 680 created 01-DEC-2023 16:32:39

J1108-1231 EG120.UVDATA.1

Freq = 4.6005 GHz, Bw = 16.000 MH No calibration applied and no bandpass applied



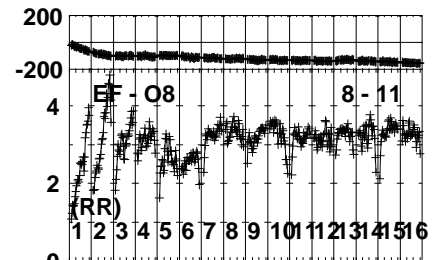
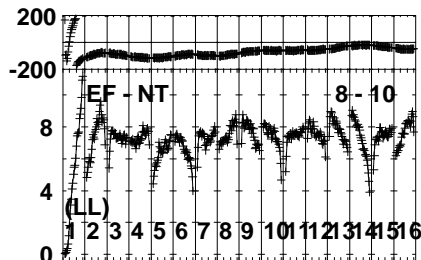
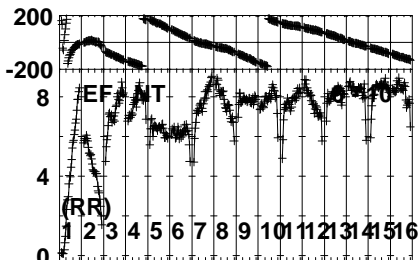
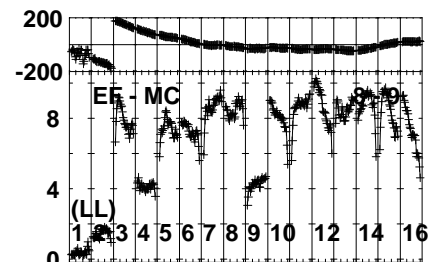
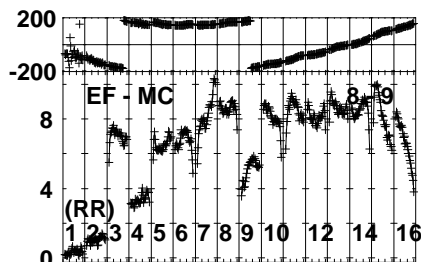
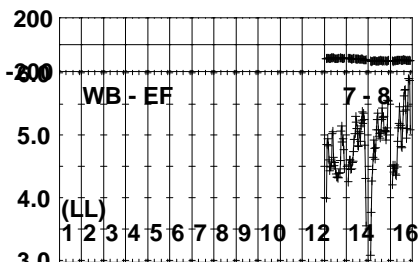
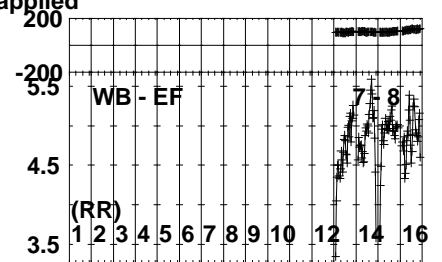
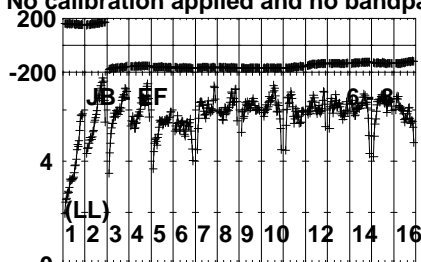
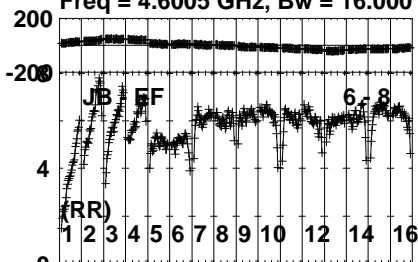
Lower frame: Milli Ampl Jy Top frame: Phas deg  
Vector averaged cross-power spectrum Several baselines displayed  
Timerange: 01/06:10:40 to 01/06:11:26



Plot file version 681 created 01-DEC-2023 16:32:39

J1118-1232 EG120.UVDATA.1

Freq = 4.6005 GHz, Bw = 16.000 MH No calibration applied and no bandpass applied

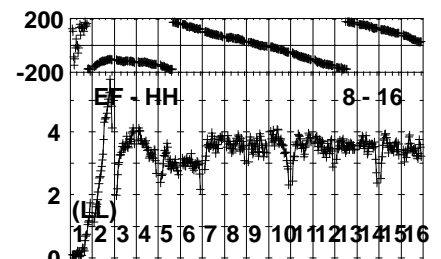
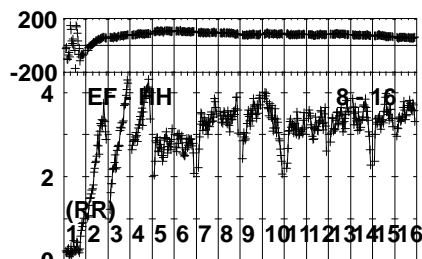
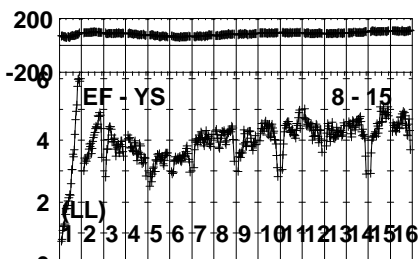
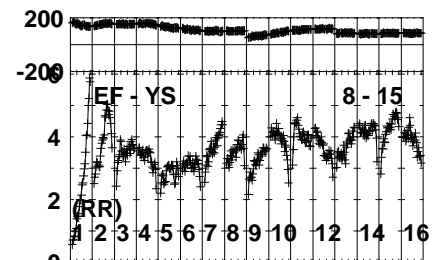
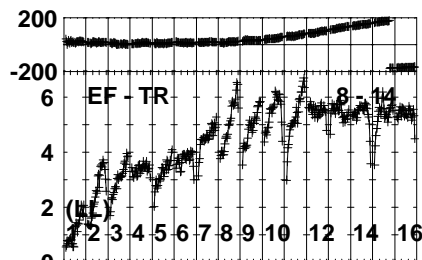
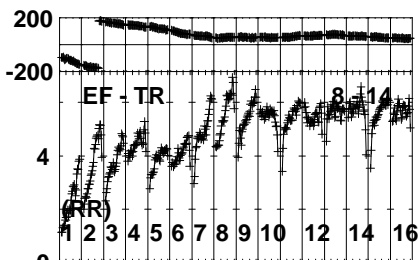
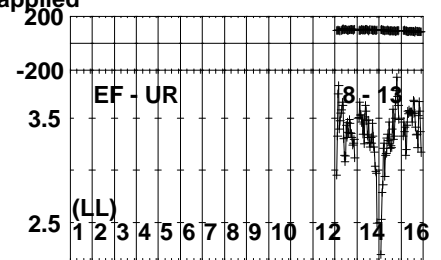
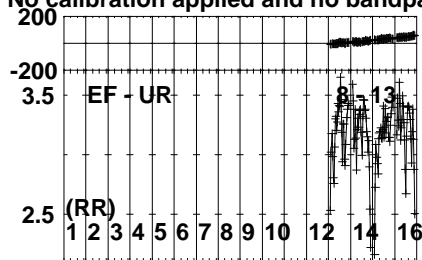
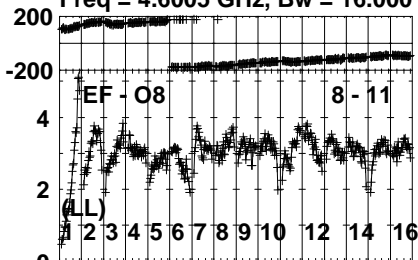


Lower frame: Milli Ampl Jy Top frame: Phas deg  
Vector averaged cross-power spectrum Several baselines displayed  
Timerange: 01/06:12:00 to 01/06:12:56

Plot file version 682 created 01-DEC-2023 16:32:39

J1118-1232 EG120.UVDATA.1

Freq = 4.6005 GHz, Bw = 16.000 MH No calibration applied and no bandpass applied

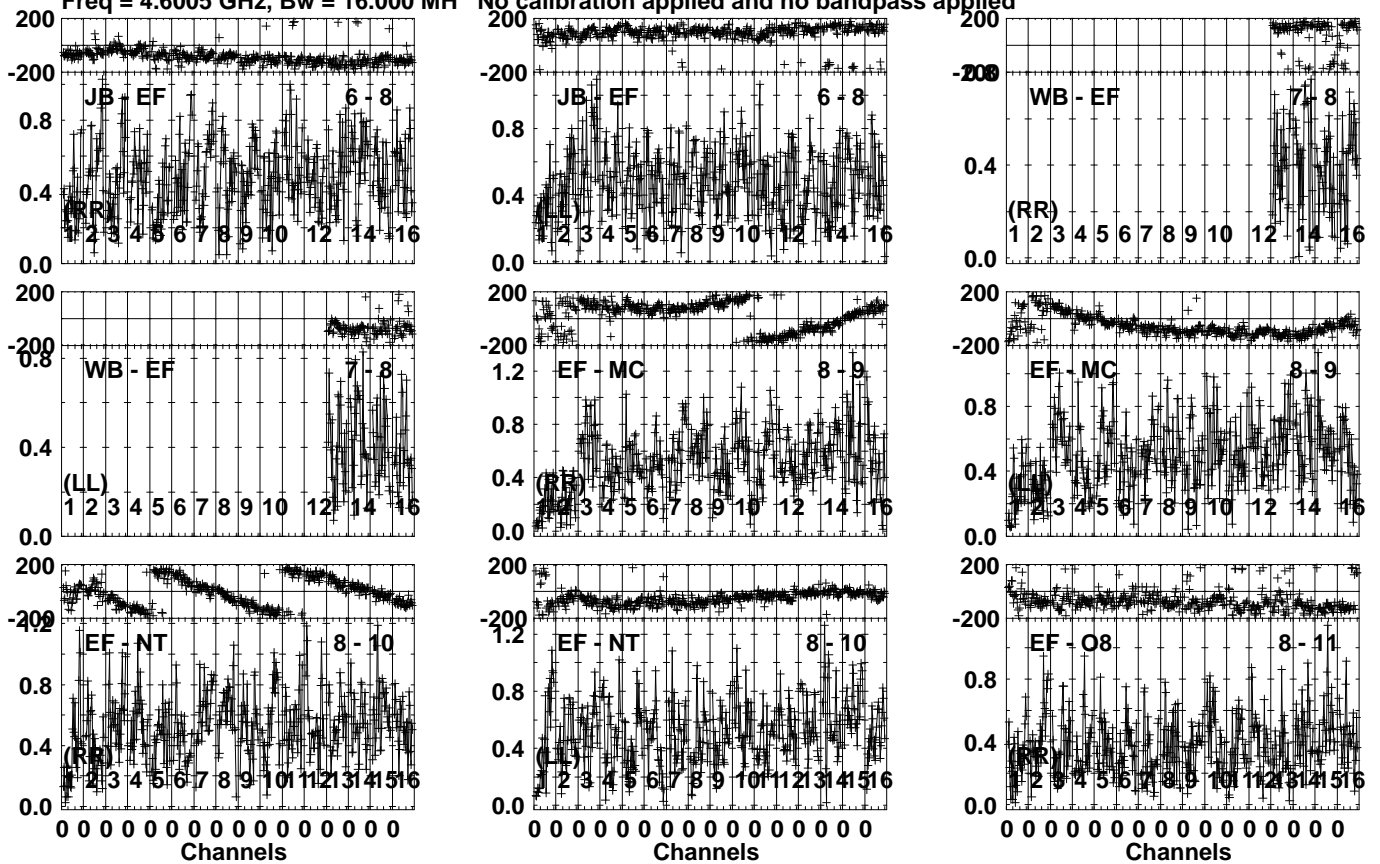


Lower frame: Milli Ampl Jy Top frame: Phas deg  
Vector averaged cross-power spectrum Several baselines displayed  
Timerange: 01/06:12:00 to 01/06:12:56

Plot file version 683 created 01-DEC-2023 16:32:40

J1108-1231 EG120.UVDATA.1

Freq = 4.6005 GHz, Bw = 16.000 MH No calibration applied and no bandpass applied

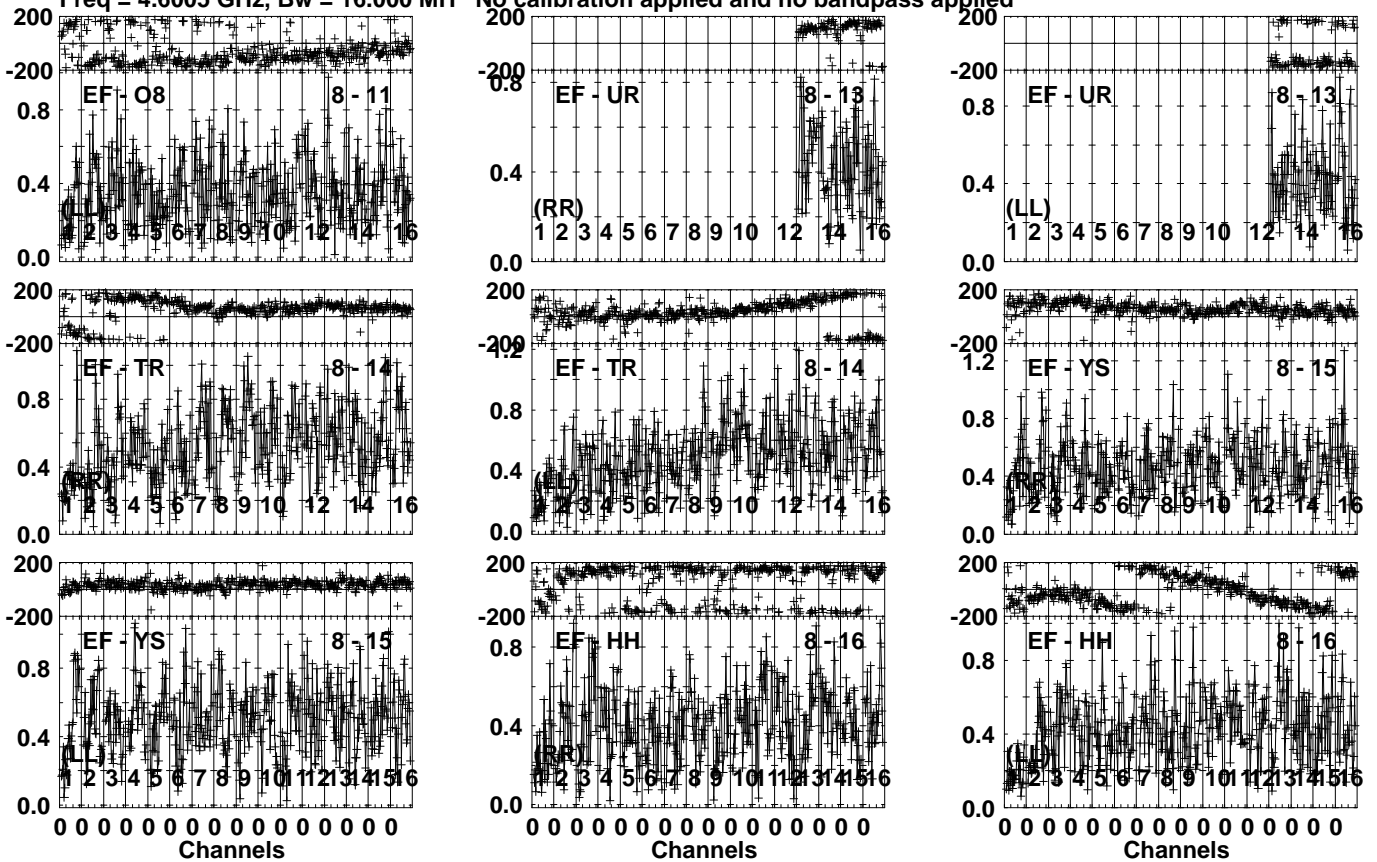


Lower frame: Milli Ampl Jy Top frame: Phas deg  
 Vector averaged cross-power spectrum Several baselines displayed  
 Timerange: 01/06:13:30 to 01/06:14:16

Plot file version 684 created 01-DEC-2023 16:32:40

J1108-1231 EG120.UVDATA.1

Freq = 4.6005 GHz, Bw = 16.000 MH No calibration applied and no bandpass applied

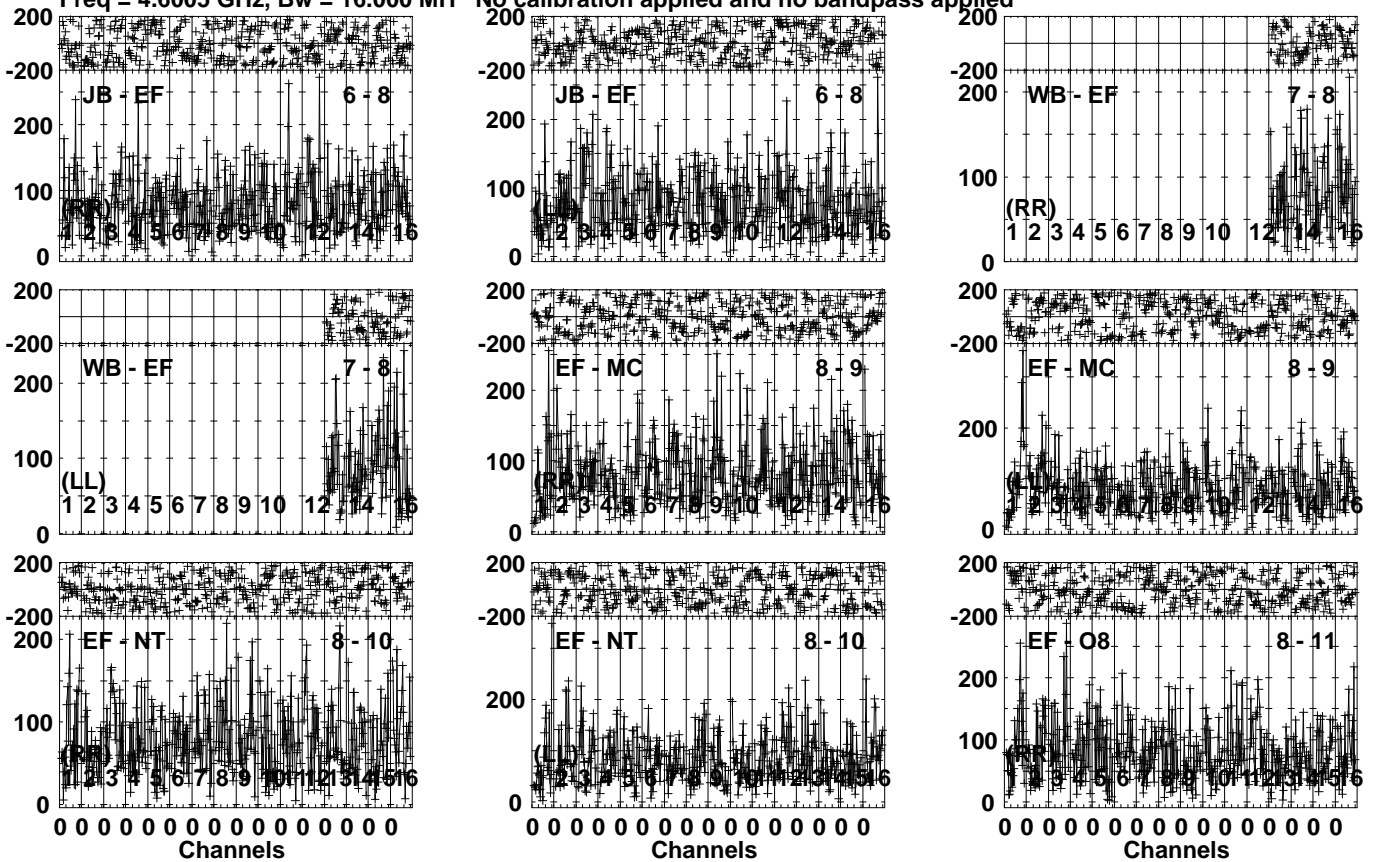


Lower frame: Milli Ampl Jy Top frame: Phas deg  
Vector averaged cross-power spectrum Several baselines displayed  
Timerange: 01/06:13:30 to 01/06:14:16

Plot file version 685 created 01-DEC-2023 16:32:40

GRB171205A EG120.UVDATA.1

Freq = 4.6005 GHz, Bw = 16.000 MH No calibration applied and no bandpass applied

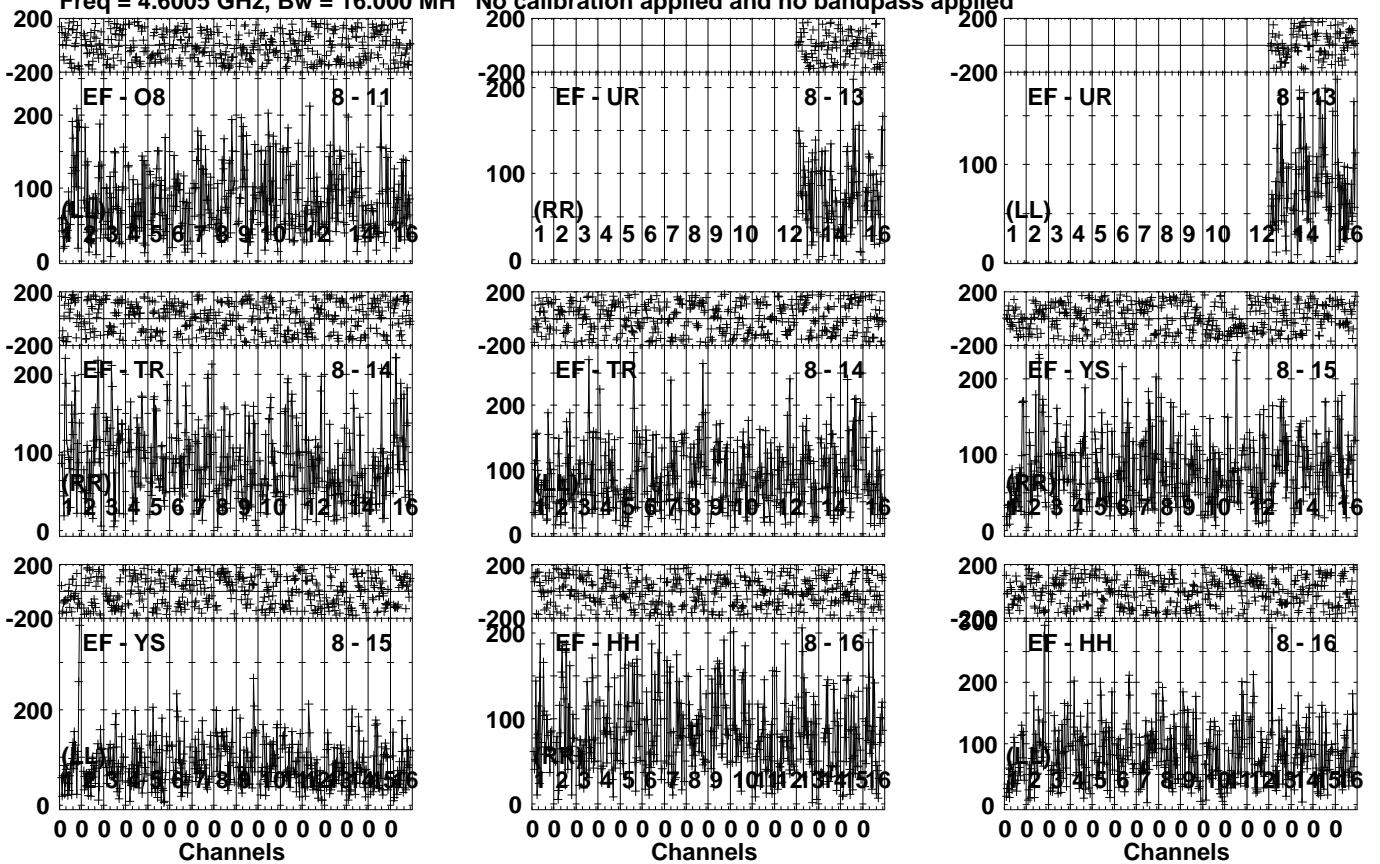


Lower frame: Micro Ampl Jy Top frame: Phas deg  
Vector averaged cross-power spectrum Several baselines displayed  
Timerange: 01/06:14:36 to 01/06:17:22

Plot file version 686 created 01-DEC-2023 16:32:40

GRB171205A EG120.UVDATA.1

Freq = 4.6005 GHz, Bw = 16.000 MH No calibration applied and no bandpass applied

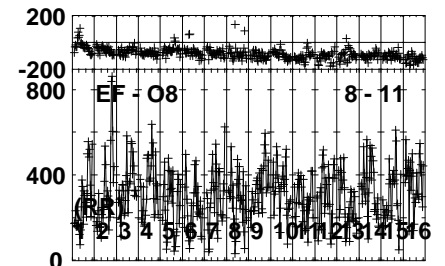
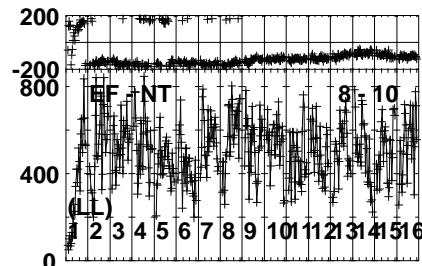
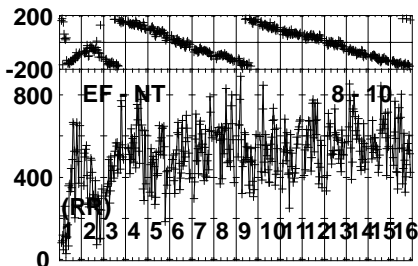
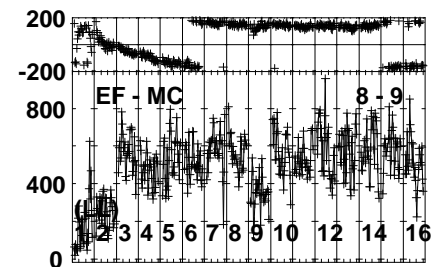
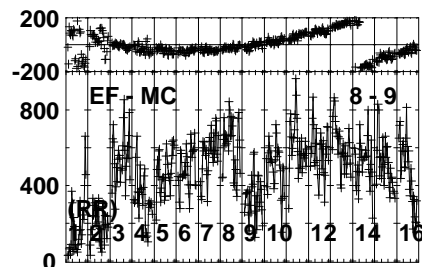
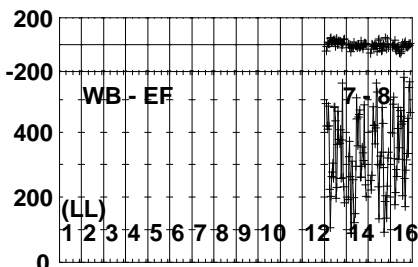
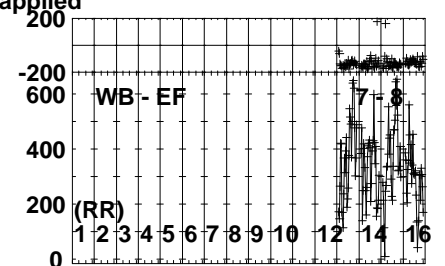
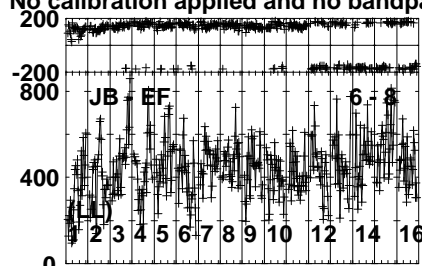
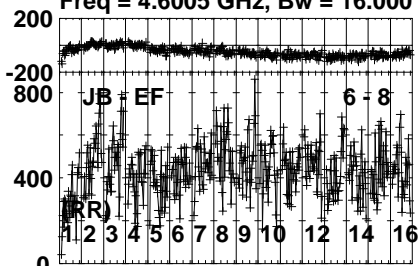


Lower frame: Micro Ampl Jy Top frame: Phas deg  
Vector averaged cross-power spectrum Several baselines displayed  
Timerange: 01/06:14:36 to 01/06:17:22

Plot file version 687 created 01-DEC-2023 16:32:41

J1108-1231 EG120.UVDATA.1

Freq = 4.6005 GHz, Bw = 16.000 MH No calibration applied and no bandpass applied

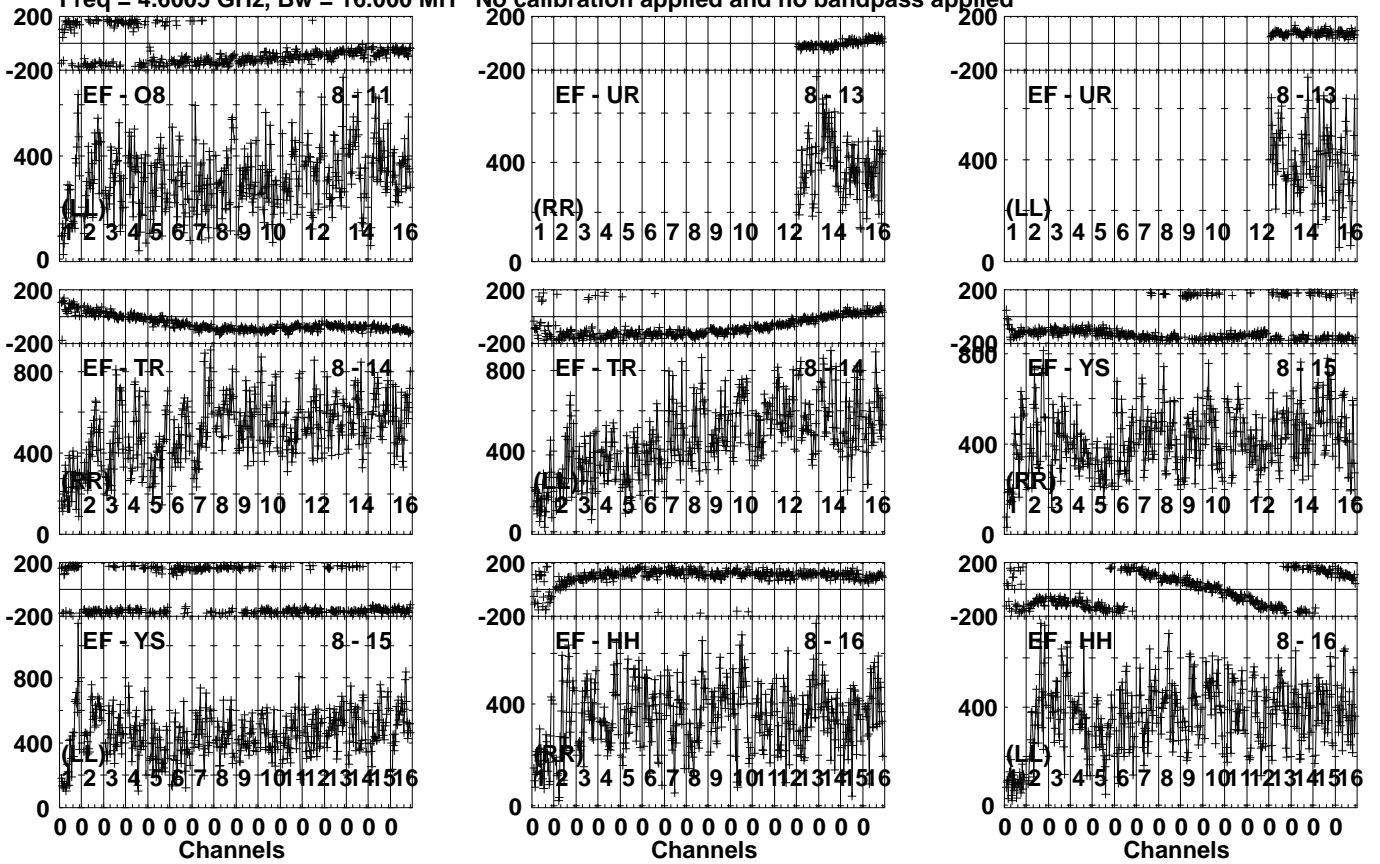


Lower frame: Micro Ampl Jy Top frame: Phas deg  
Vector averaged cross-power spectrum Several baselines displayed  
Timerange: 01/06:18:01 to 01/06:18:47

Plot file version 688 created 01-DEC-2023 16:32:41

J1108-1231 EG120.UVDATA.1

Freq = 4.6005 GHz, Bw = 16.000 MH No calibration applied and no bandpass applied



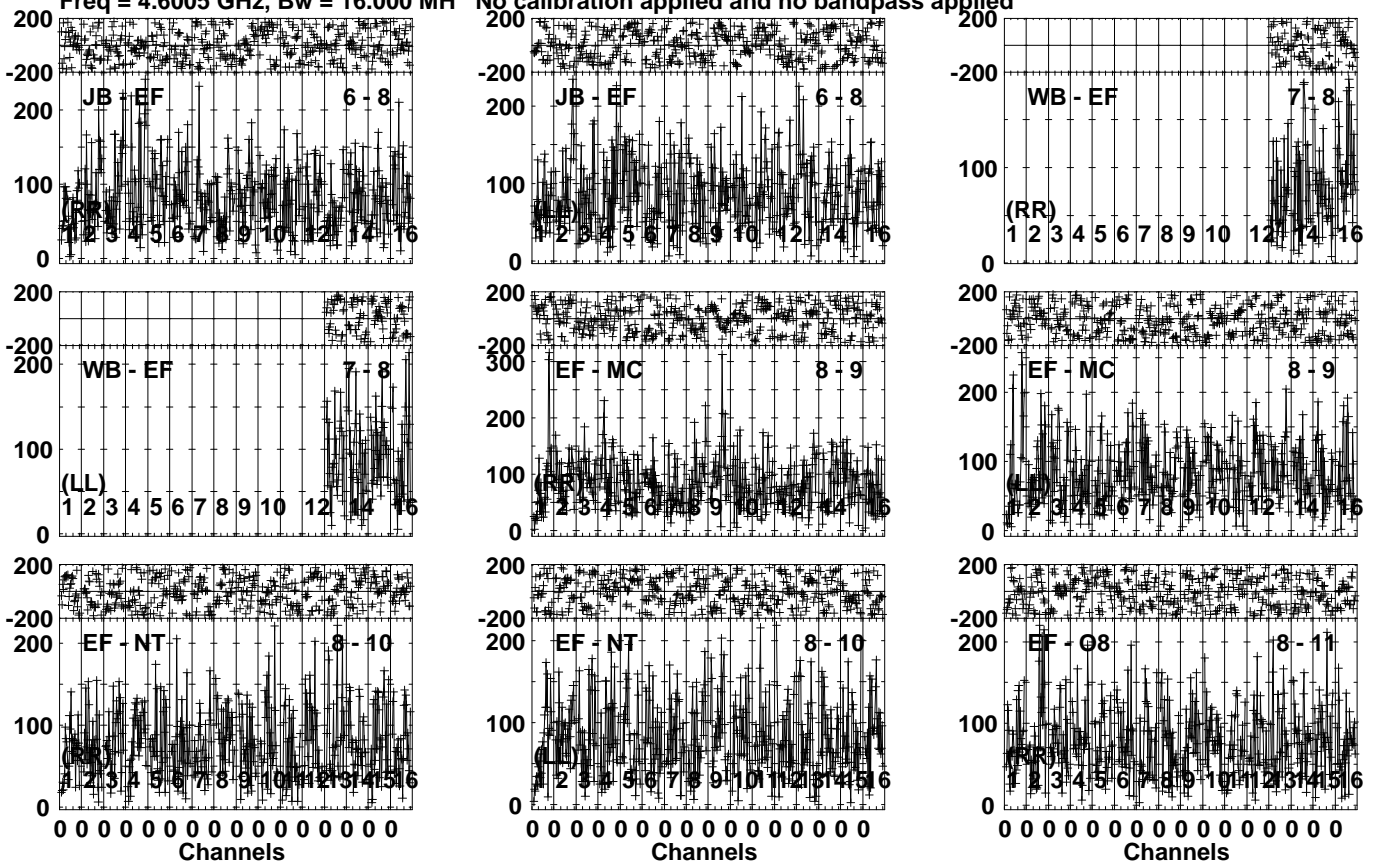
Lower frame: Micro Ampl Jy Top frame: Phas deg  
Vector averaged cross-power spectrum Several baselines displayed  
Timerange: 01/06:18:01 to 01/06:18:47



Plot file version 689 created 01-DEC-2023 16:32:41

GRB171205A EG120.UVDATA.1

Freq = 4.6005 GHz, Bw = 16.000 MH No calibration applied and no bandpass applied



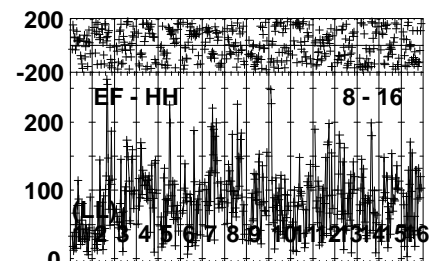
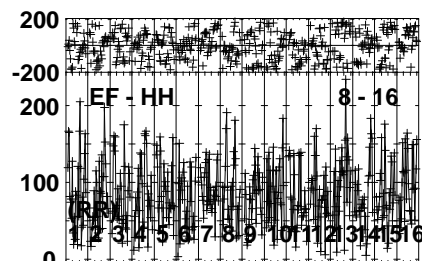
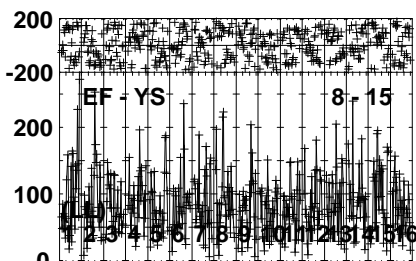
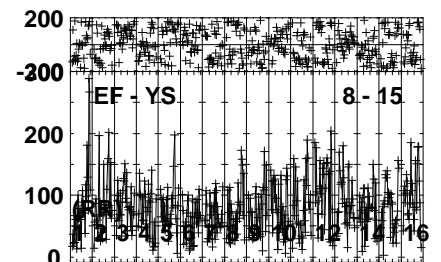
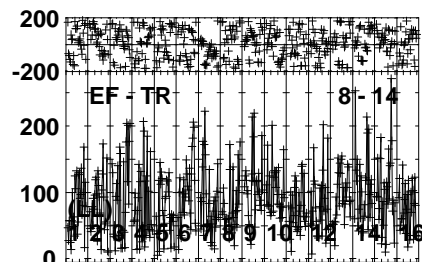
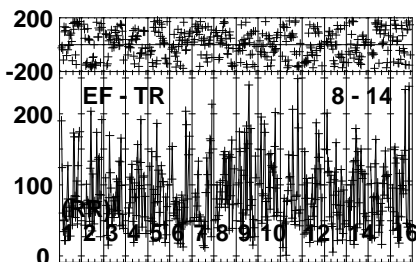
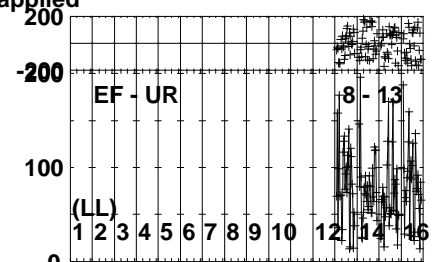
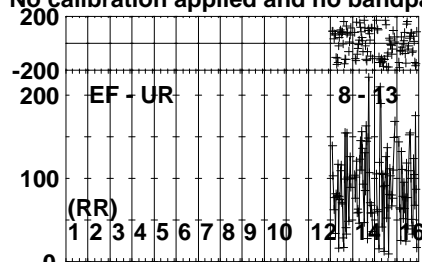
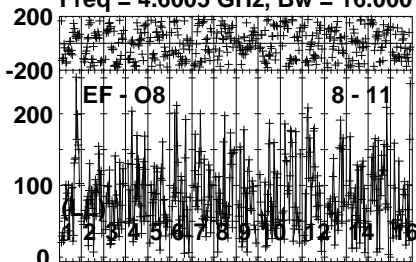
Lower frame: Micro Ampl Jy Top frame: Phas deg  
Vector averaged cross-power spectrum Several baselines displayed  
Timerange: 01/06:19:07 to 01/06:21:53

Plot file version 690 created 01-DEC-2023 16:32:41

GRB171205A EG120.UVDATA.1

Freq = 4.6005 GHz, Bw = 16.000 MH

No calibration applied and no bandpass applied

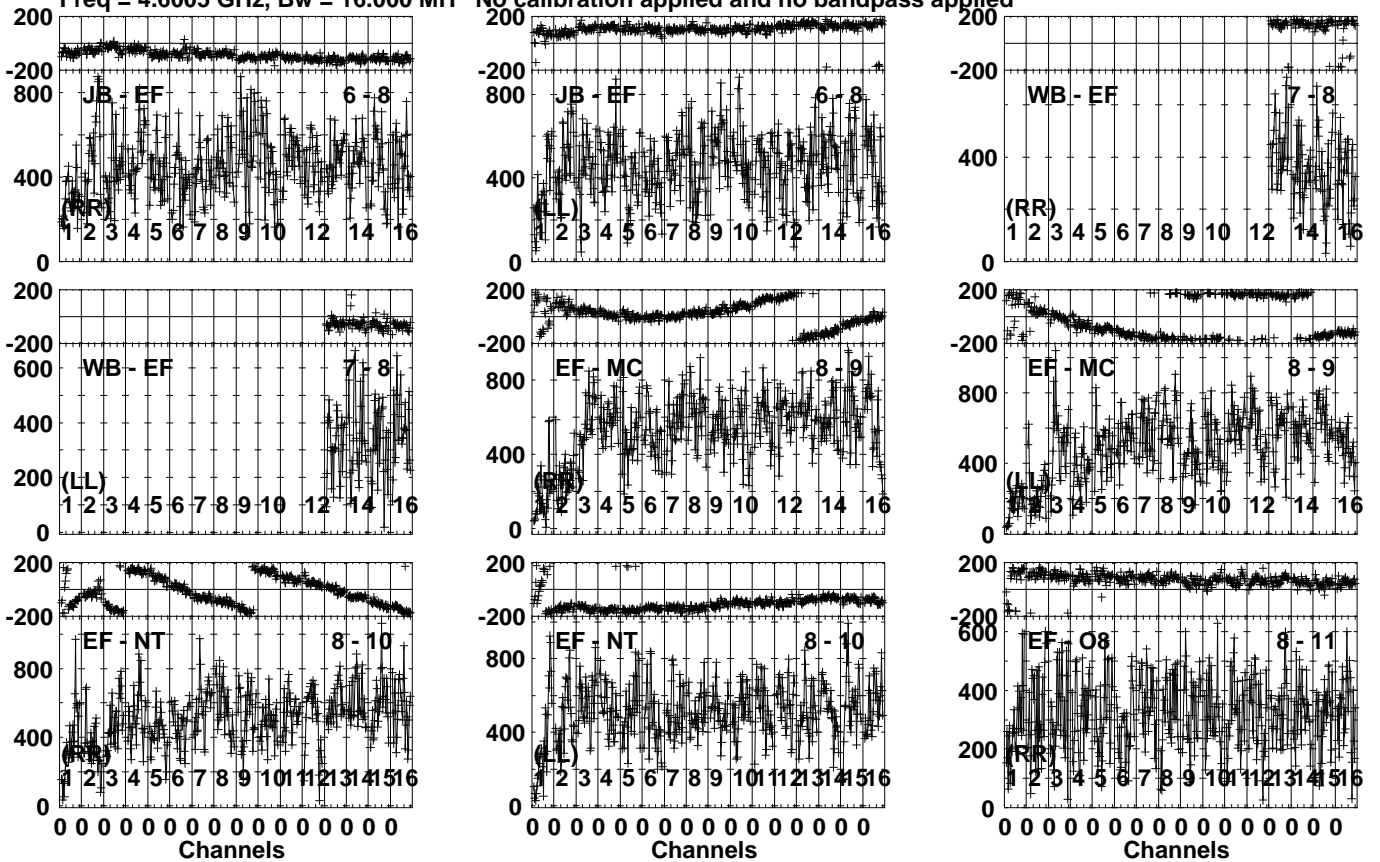


Lower frame: Micro Ampl Jy Top frame: Phas deg  
Vector averaged cross-power spectrum Several baselines displayed  
Timerange: 01/06:19:07 to 01/06:21:53

Plot file version 691 created 01-DEC-2023 16:32:41

J1108-1231 EG120.UVDATA.1

Freq = 4.6005 GHz, Bw = 16.000 MH No calibration applied and no bandpass applied

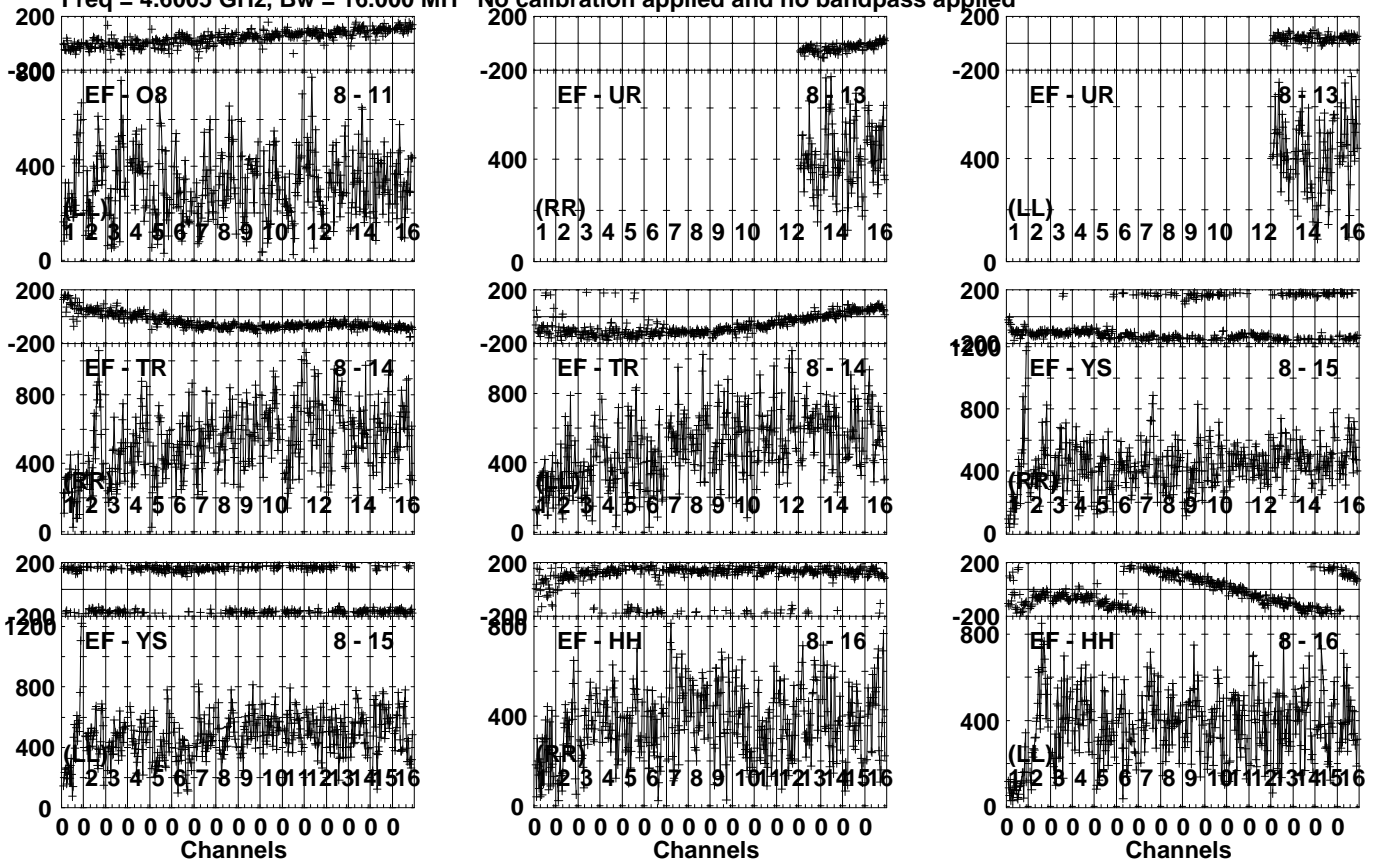


Lower frame: Micro Ampl Jy Top frame: Phas deg  
Vector averaged cross-power spectrum Several baselines displayed  
Timerange: 01/06:22:13 to 01/06:22:59

Plot file version 692 created 01-DEC-2023 16:32:41

J1108-1231 EG120.UVDATA.1

Freq = 4.6005 GHz, Bw = 16.000 MH No calibration applied and no bandpass applied

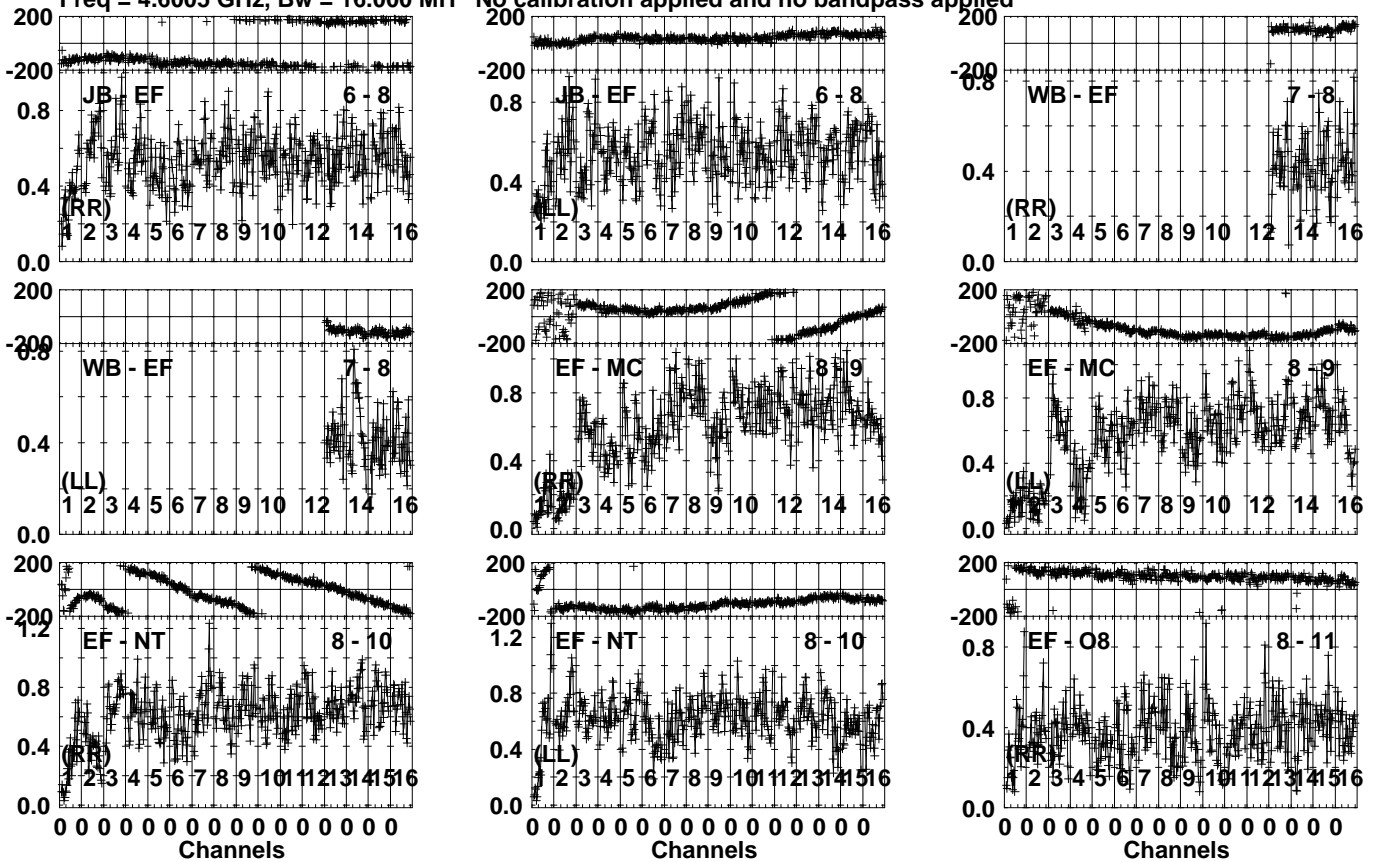


Lower frame: Micro Ampl Jy Top frame: Phas deg  
Vector averaged cross-power spectrum Several baselines displayed  
Timerange: 01/06:22:13 to 01/06:22:59

Plot file version 693 created 01-DEC-2023 16:32:41

J1107-1226 EG120.UVDATA.1

Freq = 4.6005 GHz, Bw = 16.000 MH No calibration applied and no bandpass applied



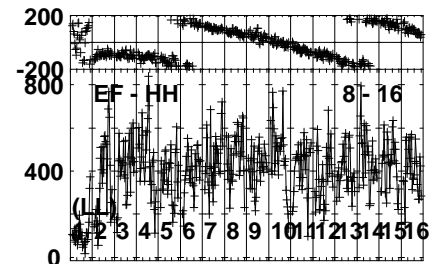
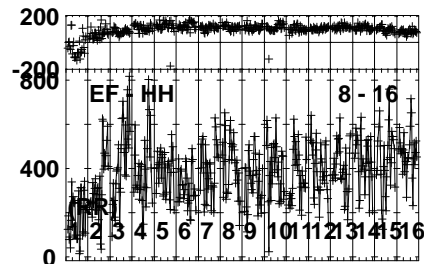
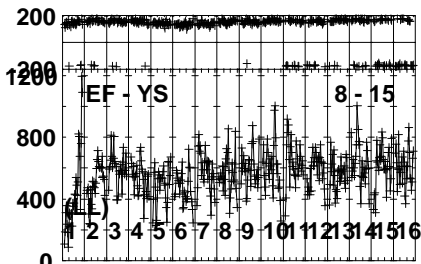
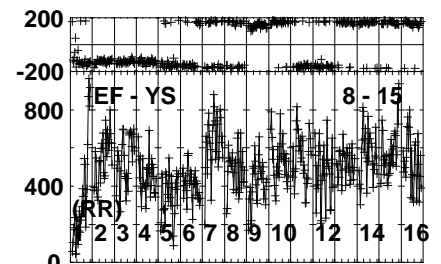
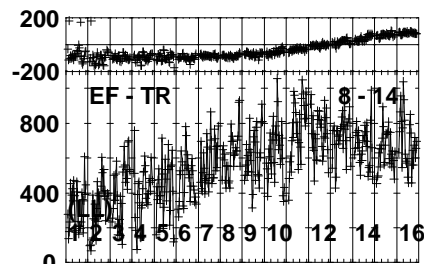
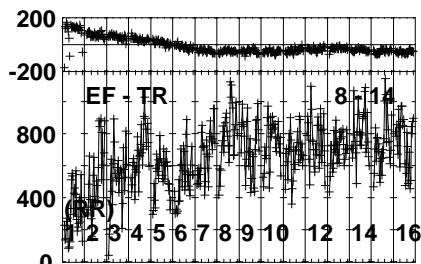
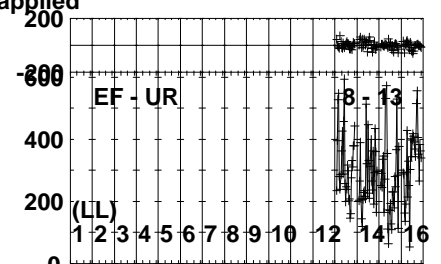
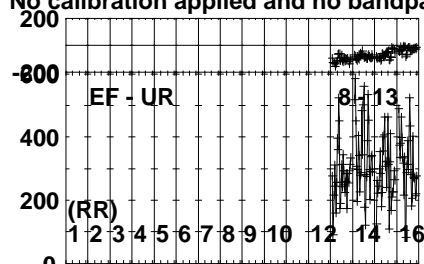
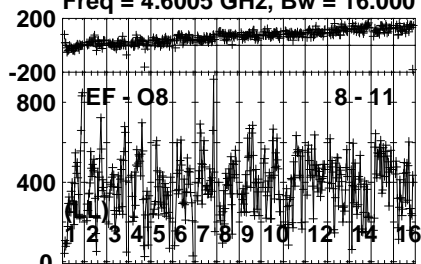
Lower frame: Milli Ampl Jy Top frame: Phas deg  
Vector averaged cross-power spectrum Several baselines displayed  
Timerange: 01/06:23:19 to 01/06:24:15

Plot file version 694 created 01-DEC-2023 16:32:42

J1107-1226 EG120.UVDATA.1

Freq = 4.6005 GHz, Bw = 16.000 MH

No calibration applied and no bandpass applied



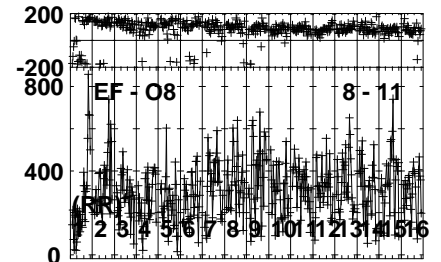
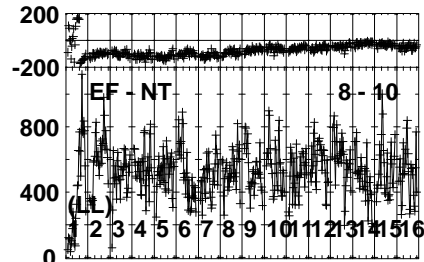
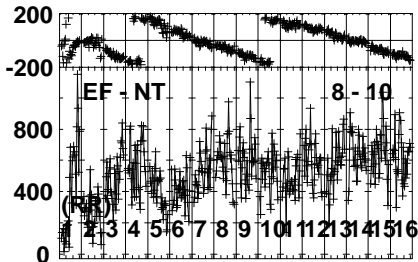
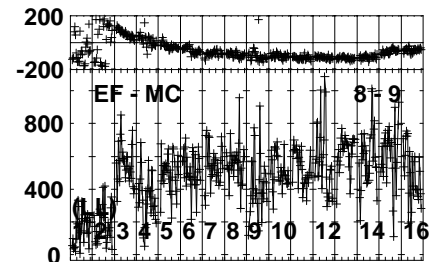
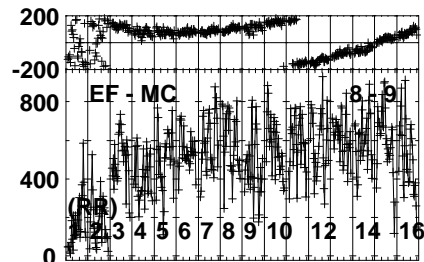
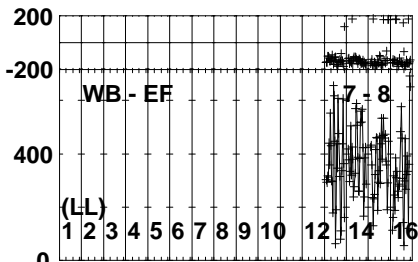
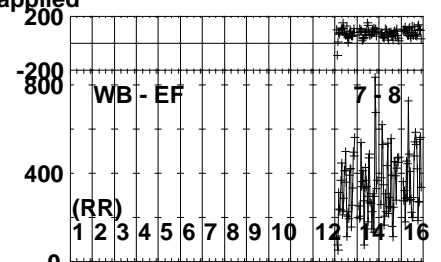
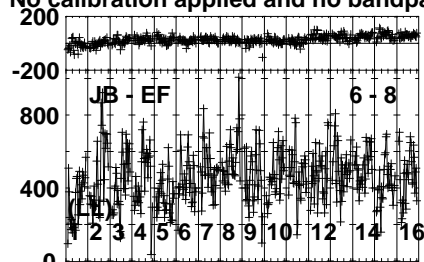
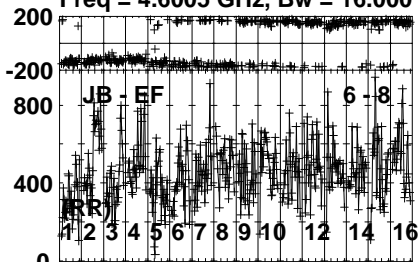
Lower frame: Micro Ampl Jy Top frame: Phas deg  
Vector averaged cross-power spectrum Several baselines displayed  
Timerange: 01/06:23:19 to 01/06:24:15

Plot file version 695 created 01-DEC-2023 16:32:42

J1108-1231 EG120.UVDATA.1

Freq = 4.6005 GHz, Bw = 16.000 MH

No calibration applied and no bandpass applied

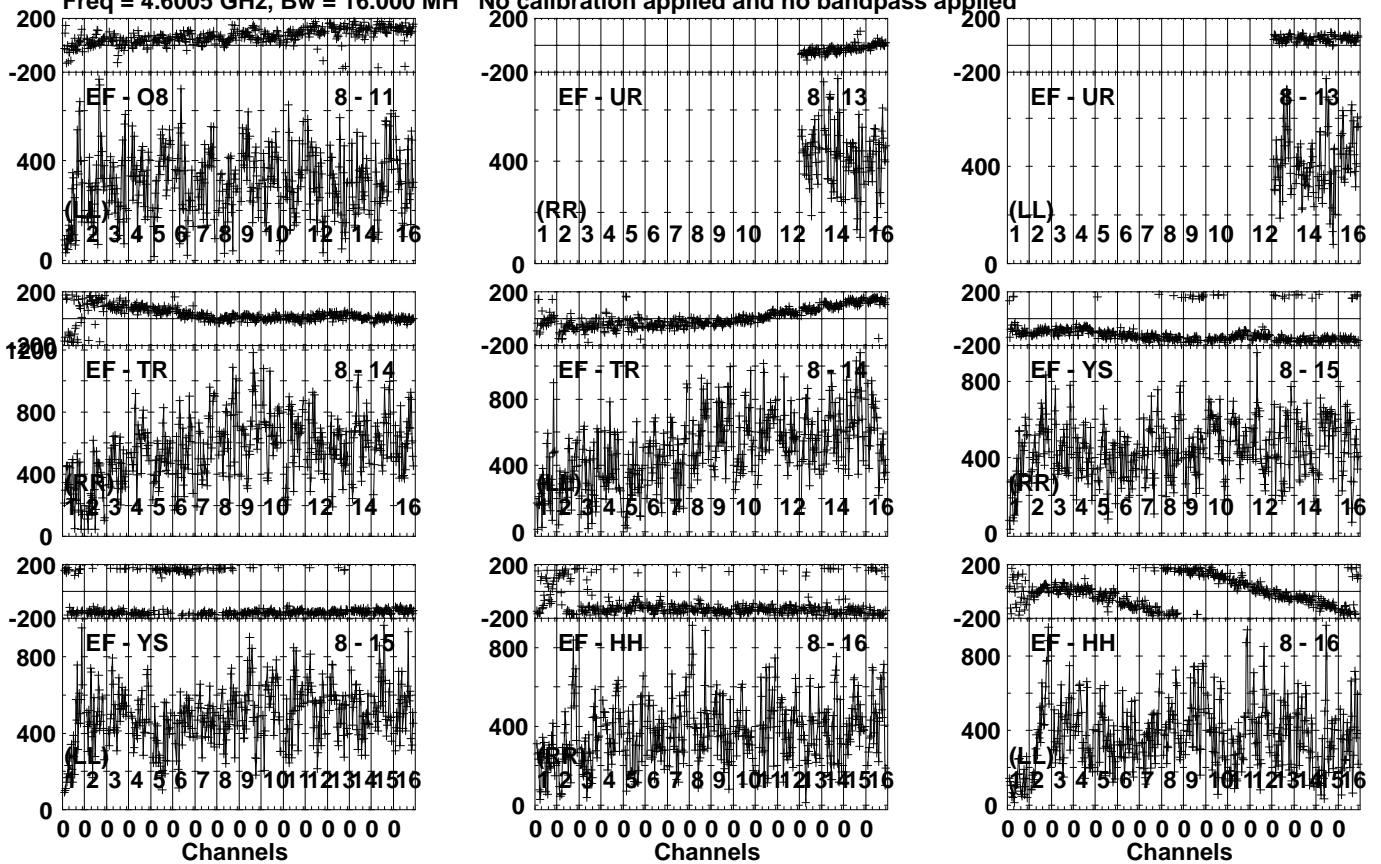


Lower frame: Micro Ampl Jy Top frame: Phas deg  
Vector averaged cross-power spectrum Several baselines displayed  
Timerange: 01/06:24:35 to 01/06:25:21

Plot file version 696 created 01-DEC-2023 16:32:42

J1108-1231 EG120.UVDATA.1

Freq = 4.6005 GHz, Bw = 16.000 MH No calibration applied and no bandpass applied



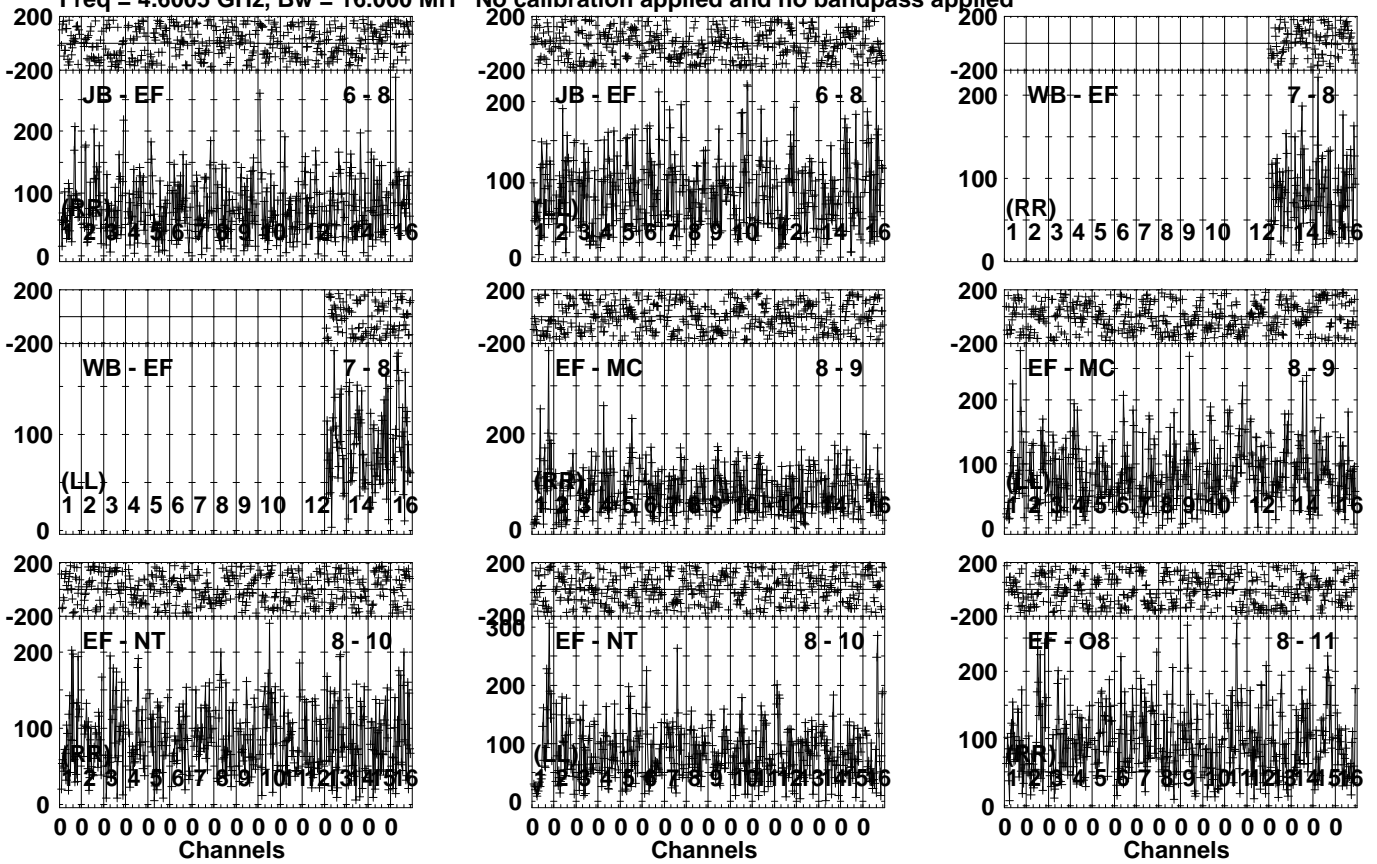
Lower frame: Micro Ampl Jy Top frame: Phas deg  
Vector averaged cross-power spectrum Several baselines displayed  
Timerange: 01/06:24:35 to 01/06:25:21



Plot file version 697 created 01-DEC-2023 16:32:42

GRB171205A EG120.UVDATA.1

Freq = 4.6005 GHz, Bw = 16.000 MH No calibration applied and no bandpass applied



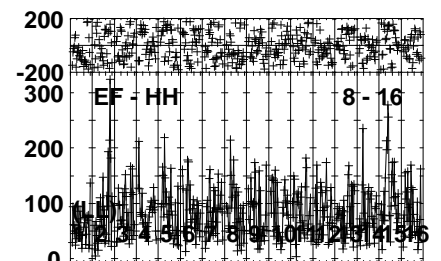
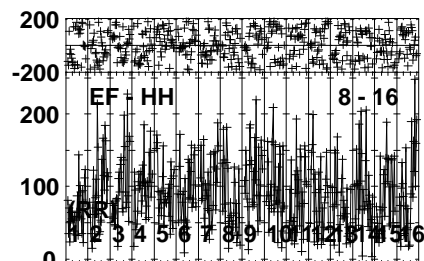
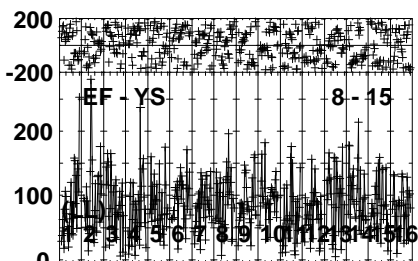
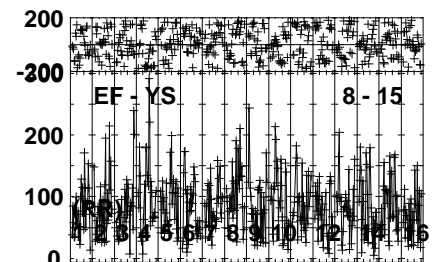
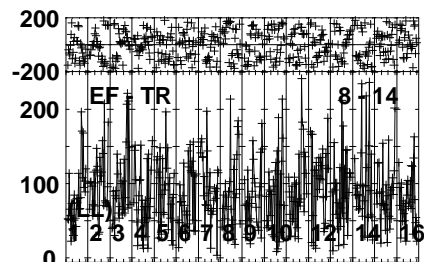
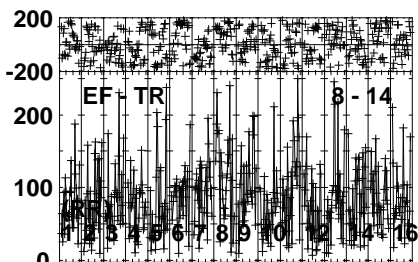
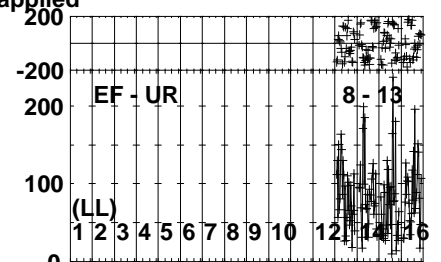
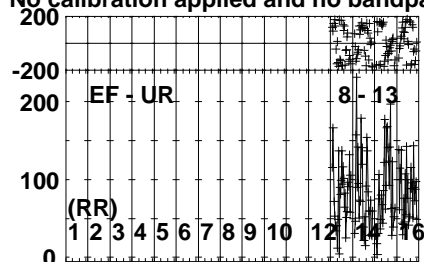
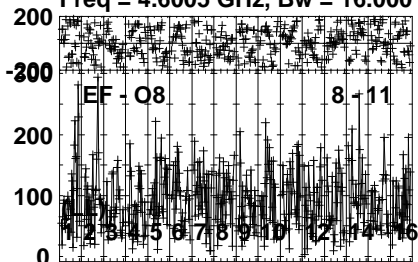
Lower frame: Micro Ampl Jy Top frame: Phas deg  
Vector averaged cross-power spectrum Several baselines displayed  
Timerange: 01/06:25:41 to 01/06:28:27

Plot file version 698 created 01-DEC-2023 16:32:42

GRB171205A EG120.UVDATA.1

Freq = 4.6005 GHz, Bw = 16.000 MH

No calibration applied and no bandpass applied

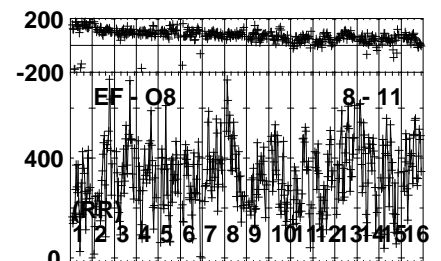
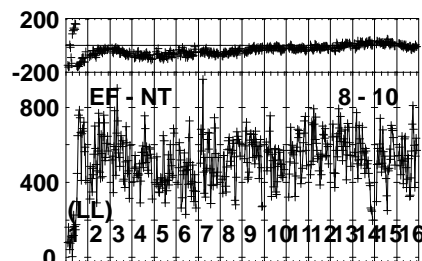
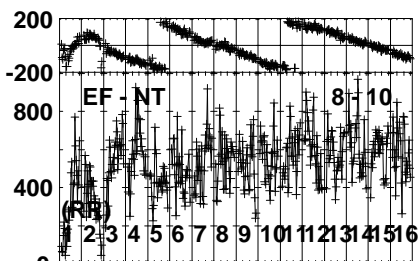
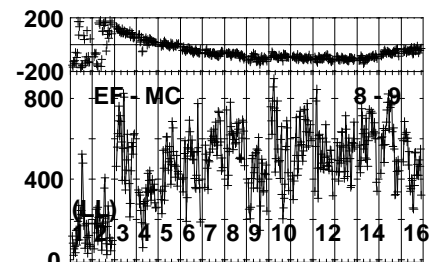
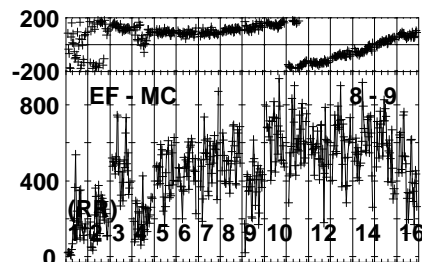
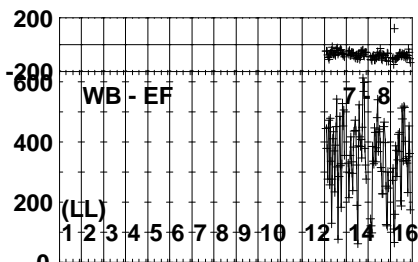
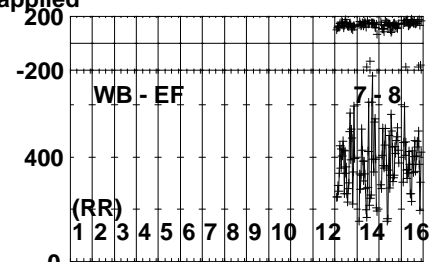
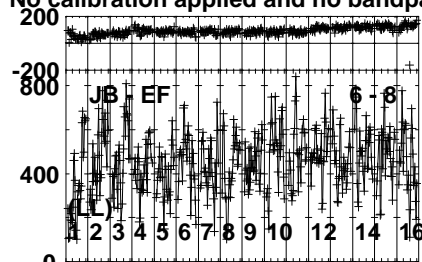
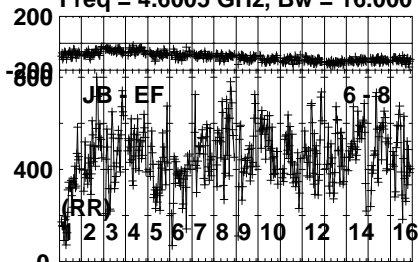


Lower frame: Micro Ampl Jy Top frame: Phas deg  
Vector averaged cross-power spectrum Several baselines displayed  
Timerange: 01/06:25:41 to 01/06:28:27

Plot file version 699 created 01-DEC-2023 16:32:43

J1108-1231 EG120.UVDATA.1

Freq = 4.6005 GHz, Bw = 16.000 MH No calibration applied and no bandpass applied

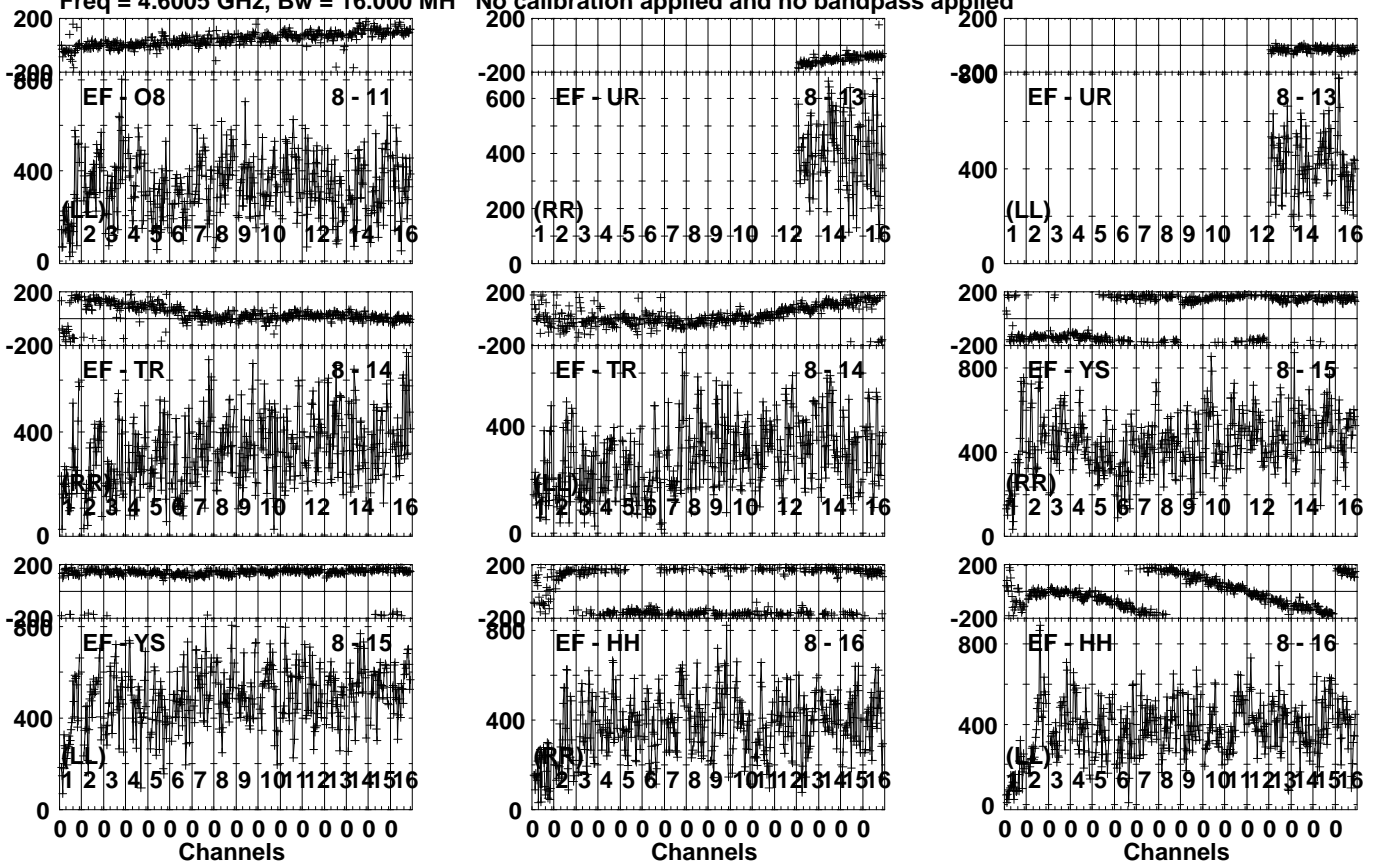


Lower frame: Micro Ampl Jy Top frame: Phas deg  
Vector averaged cross-power spectrum Several baselines displayed  
Timerange: 01/06:29:06 to 01/06:29:52

Plot file version 700 created 01-DEC-2023 16:32:43

J1108-1231 EG120.UVDATA.1

Freq = 4.6005 GHz, Bw = 16.000 MH No calibration applied and no bandpass applied



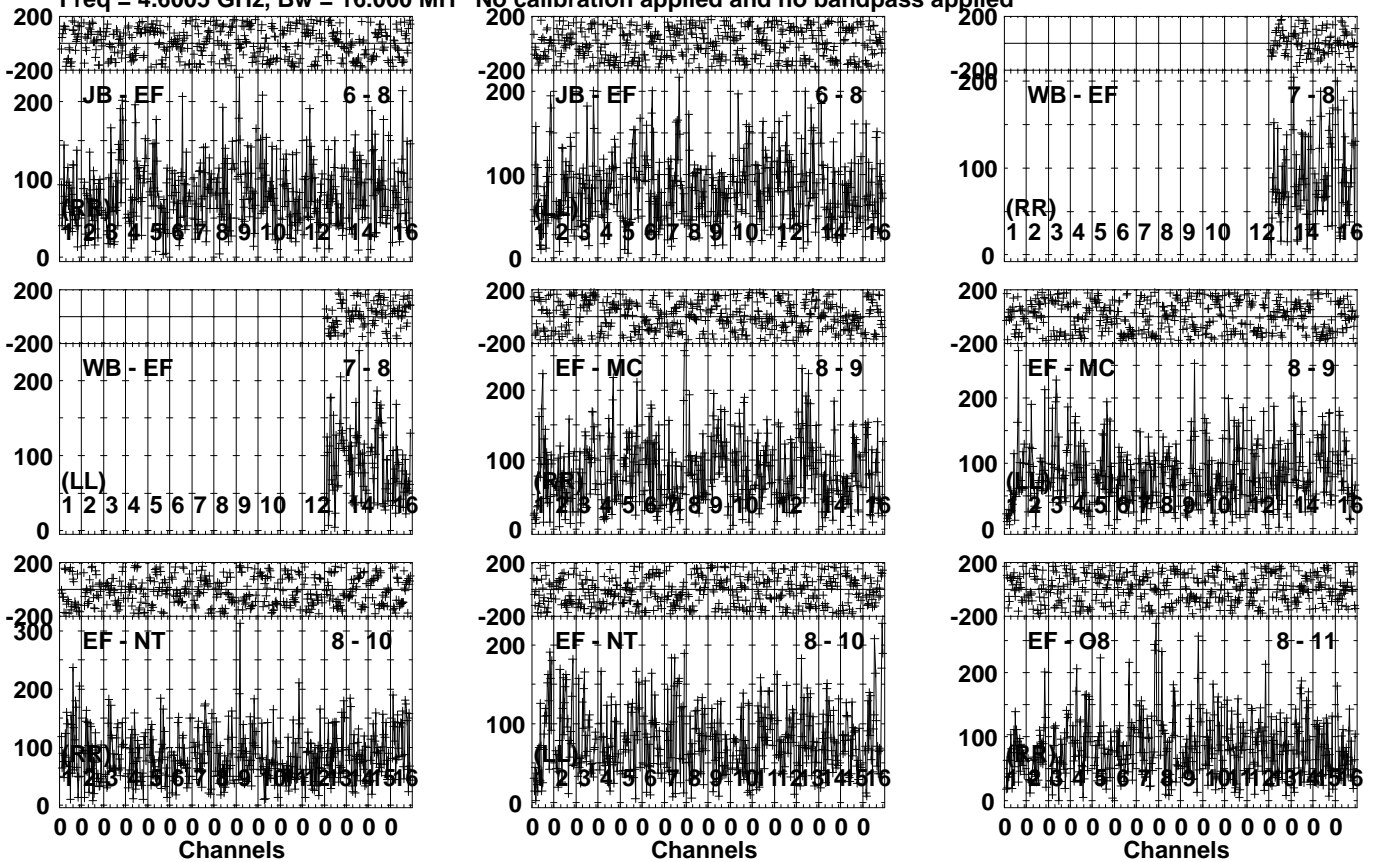
Lower frame: Micro Ampl Jy Top frame: Phas deg  
Vector averaged cross-power spectrum Several baselines displayed  
Timerange: 01/06:29:06 to 01/06:29:52

Plot file version 701 created 01-DEC-2023 16:32:43

GRB171205A EG120.UVDATA.1

Freq = 4.6005 GHz, Bw = 16.000 MH

No calibration applied and no bandpass applied

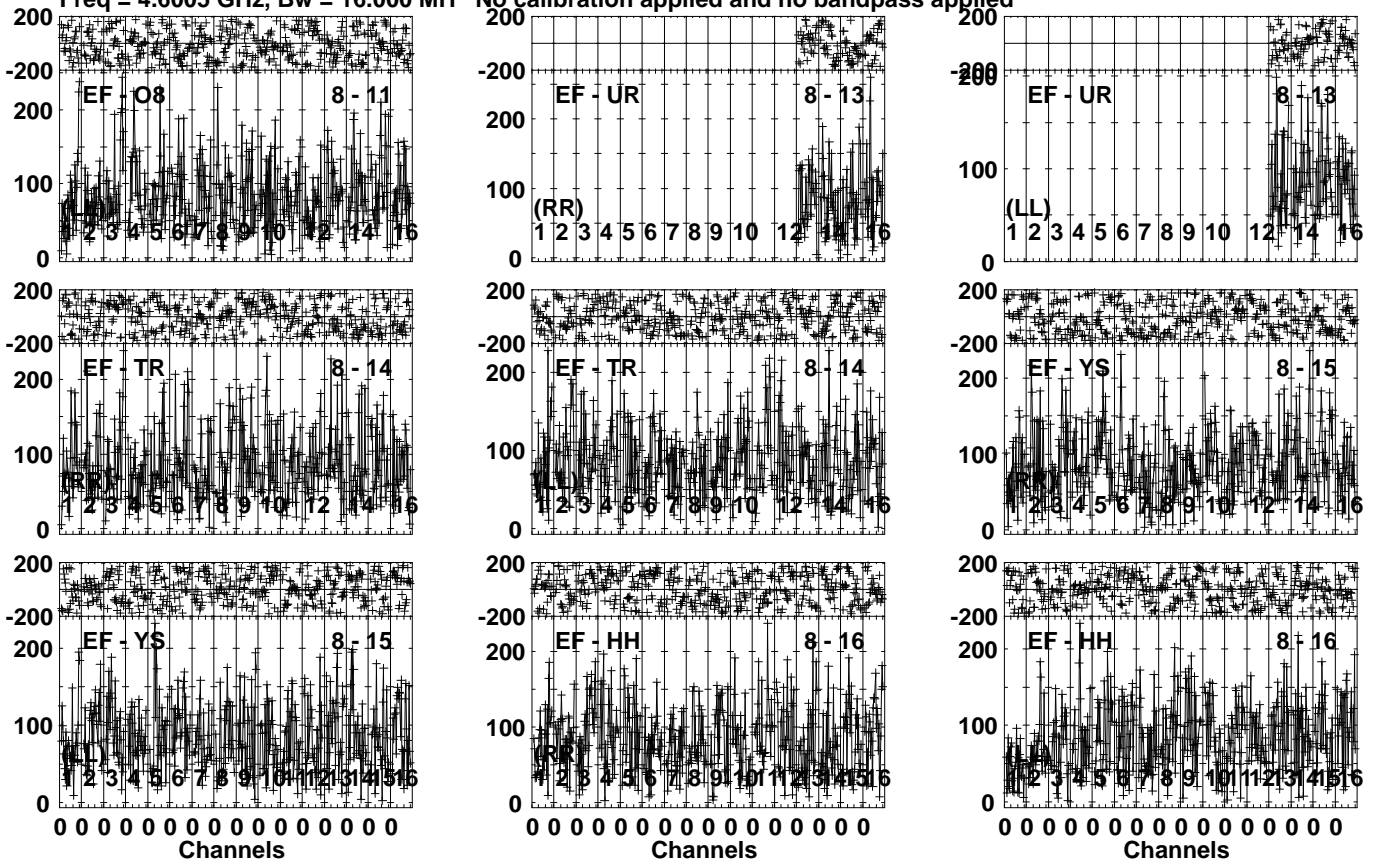


Lower frame: Micro Ampl Jy Top frame: Phas deg  
Vector averaged cross-power spectrum Several baselines displayed  
Timerange: 01/06:30:12 to 01/06:32:58

Plot file version 702 created 01-DEC-2023 16:32:43

GRB171205A EG120.UVDATA.1

Freq = 4.6005 GHz, Bw = 16.000 MH No calibration applied and no bandpass applied



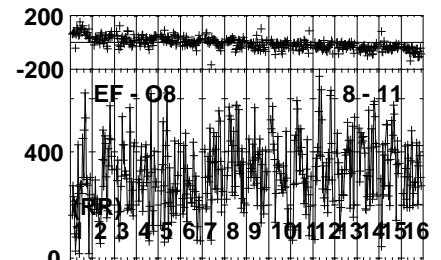
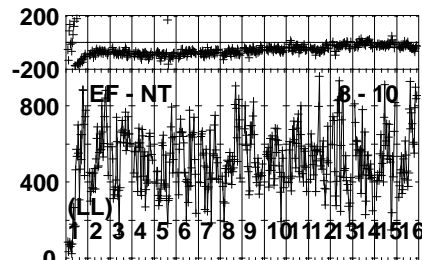
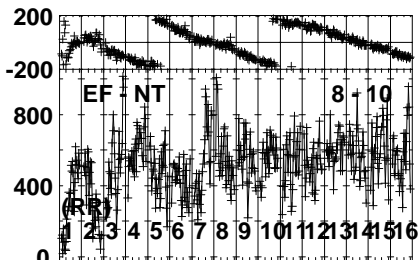
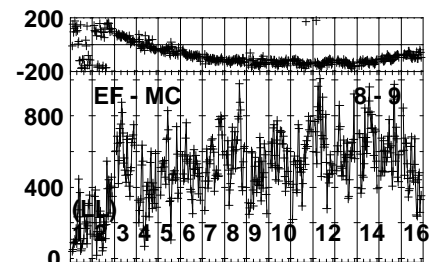
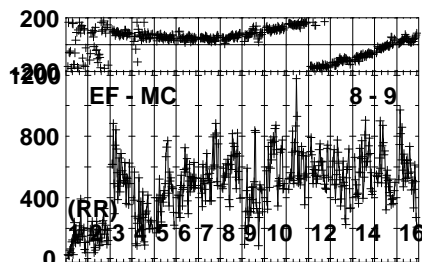
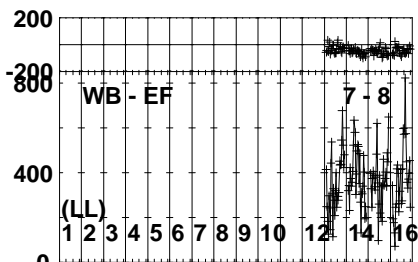
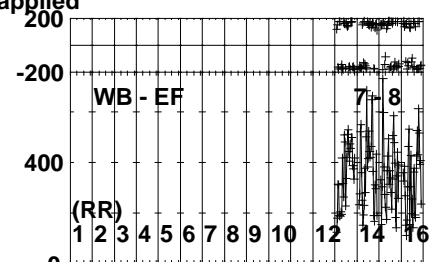
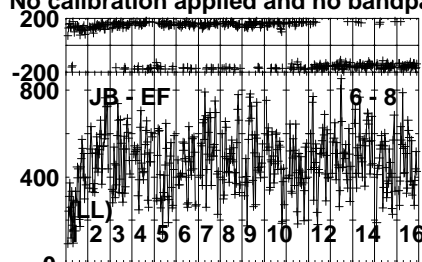
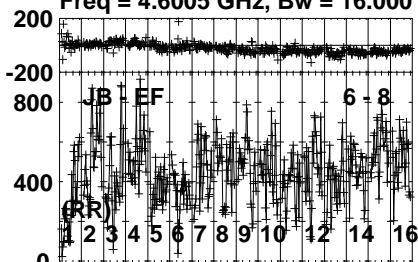
Lower frame: Micro Ampl Jy Top frame: Phas deg  
Vector averaged cross-power spectrum Several baselines displayed  
Timerange: 01/06:30:12 to 01/06:32:58

Plot file version 703 created 01-DEC-2023 16:32:43

J1108-1231 EG120.UVDATA.1

Freq = 4.6005 GHz, Bw = 16.000 MH

No calibration applied and no bandpass applied

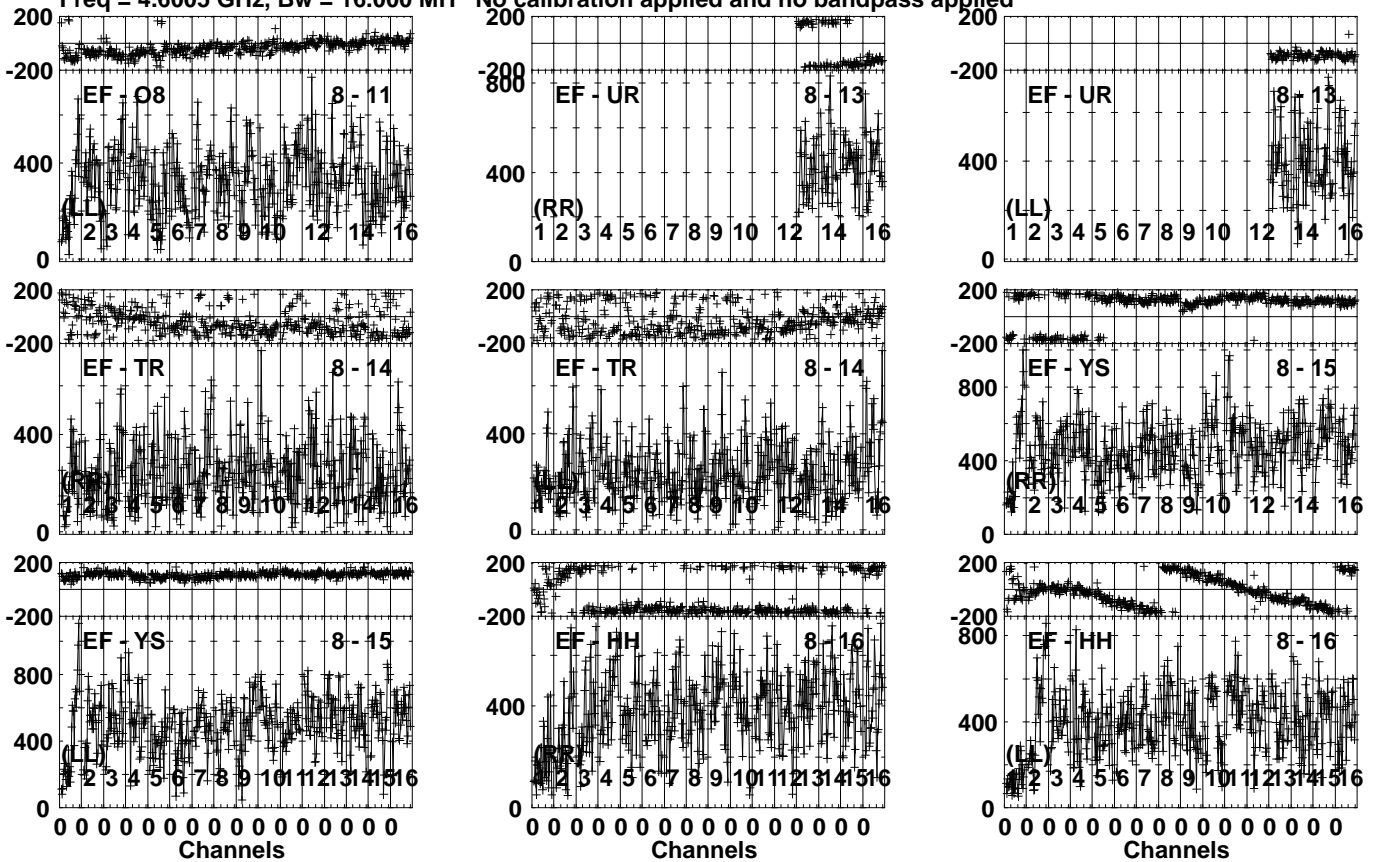


Lower frame: Micro Ampl Jy Top frame: Phas deg  
Vector averaged cross-power spectrum Several baselines displayed  
Timerange: 01/06:33:18 to 01/06:34:04

Plot file version 704 created 01-DEC-2023 16:32:43

J1108-1231 EG120.UVDATA.1

Freq = 4.6005 GHz, Bw = 16.000 MH No calibration applied and no bandpass applied



Lower frame: Micro Ampl Jy Top frame: Phas deg  
Vector averaged cross-power spectrum Several baselines displayed  
Timerange: 01/06:33:18 to 01/06:34:04

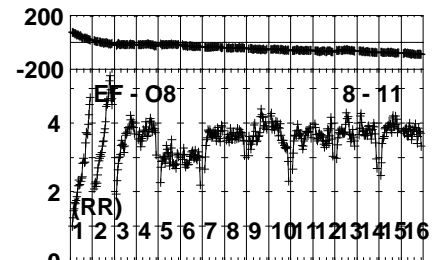
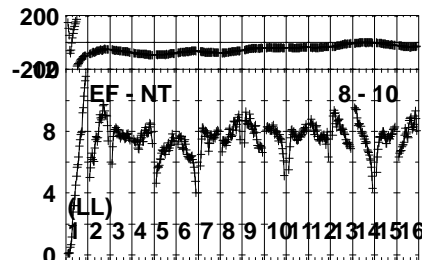
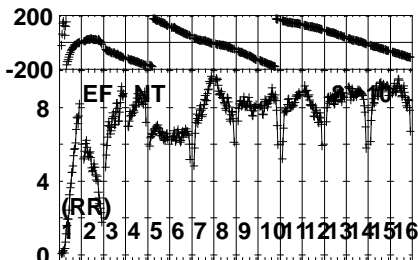
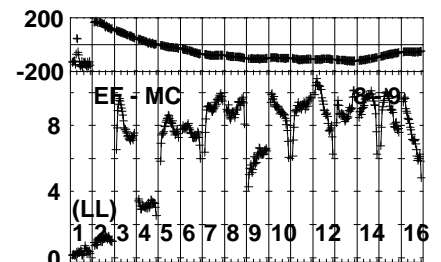
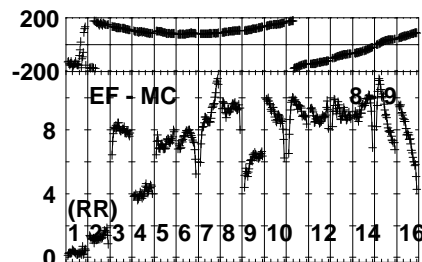
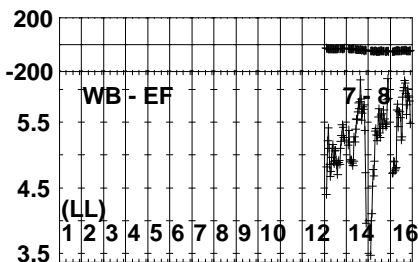
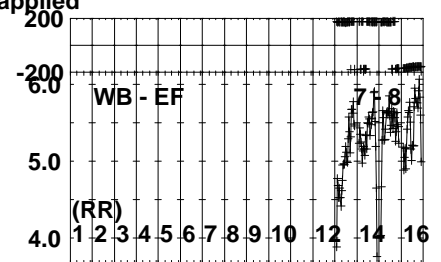
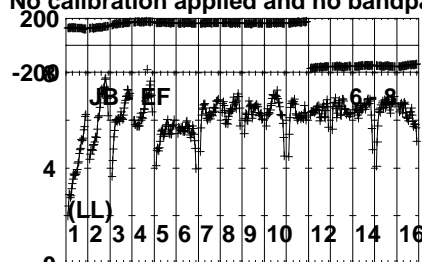
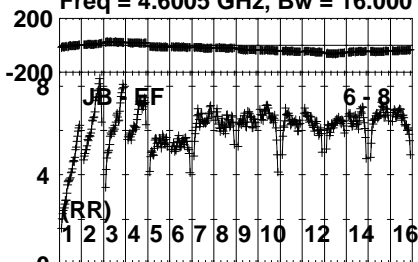


Plot file version 705 created 01-DEC-2023 16:32:44

J1118-1232 EG120.UVDATA.1

Freq = 4.6005 GHz, Bw = 16.000 MH

No calibration applied and no bandpass applied

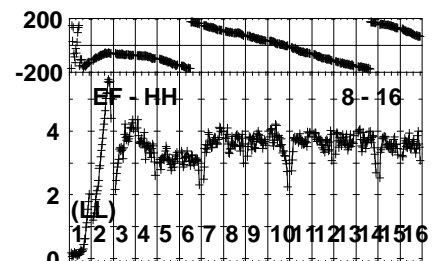
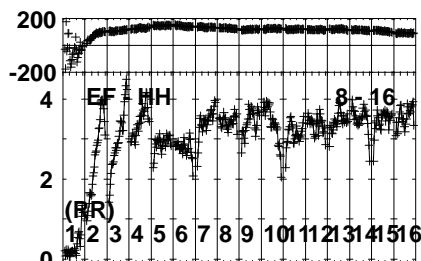
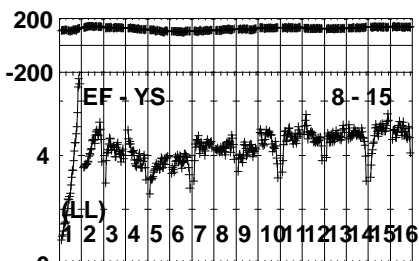
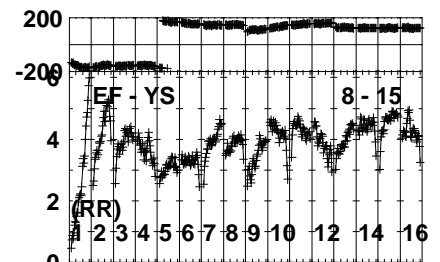
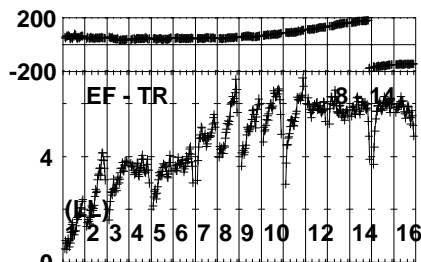
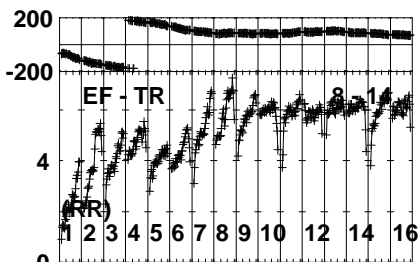
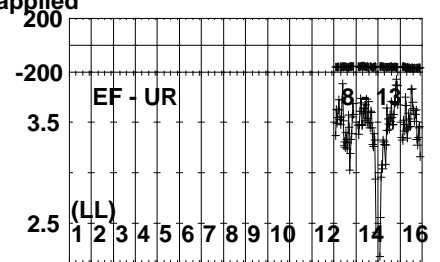
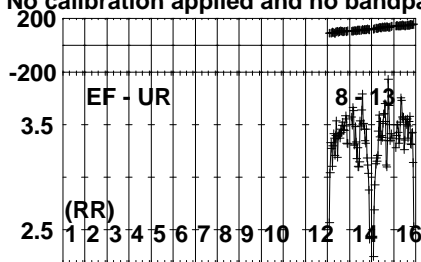
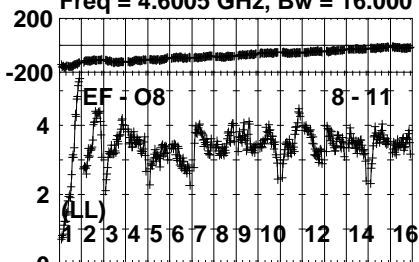


Lower frame: Milli Ampl Jy Top frame: Phas deg  
Vector averaged cross-power spectrum Several baselines displayed  
Timerange: 01/06:34:38 to 01/06:35:34

Plot file version 706 created 01-DEC-2023 16:32:44

J1118-1232 EG120.UVDATA.1

Freq = 4.6005 GHz, Bw = 16.000 MH No calibration applied and no bandpass applied



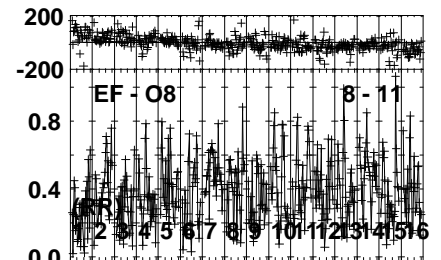
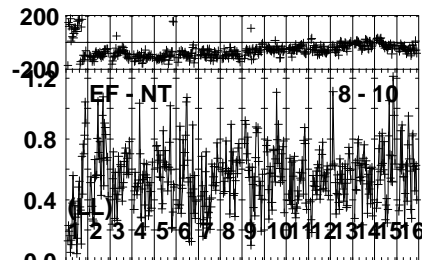
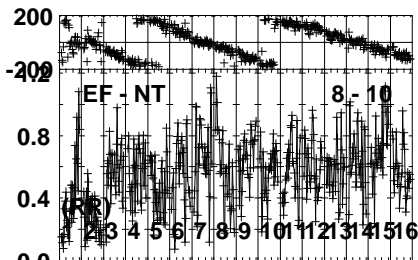
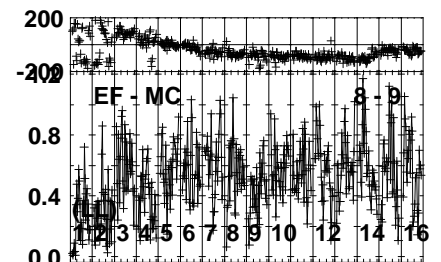
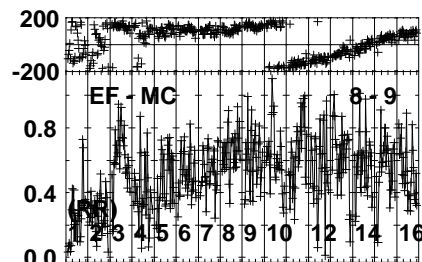
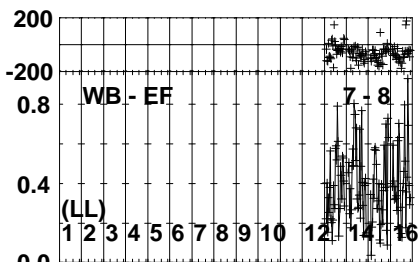
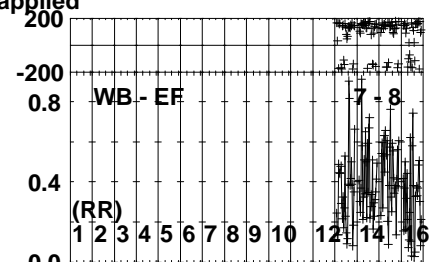
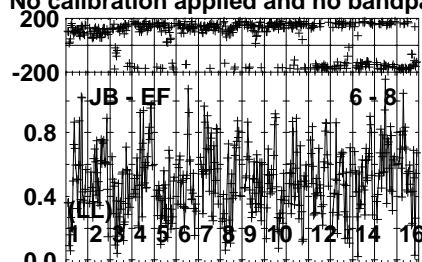
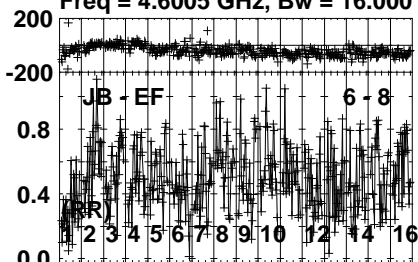
Lower frame: Milli Ampl Jy Top frame: Phas deg  
Vector averaged cross-power spectrum Several baselines displayed  
Timerange: 01/06:34:38 to 01/06:35:34

Plot file version 707 created 01-DEC-2023 16:32:44

J1108-1231 EG120.UVDATA.1

Freq = 4.6005 GHz, Bw = 16.000 MH

No calibration applied and no bandpass applied

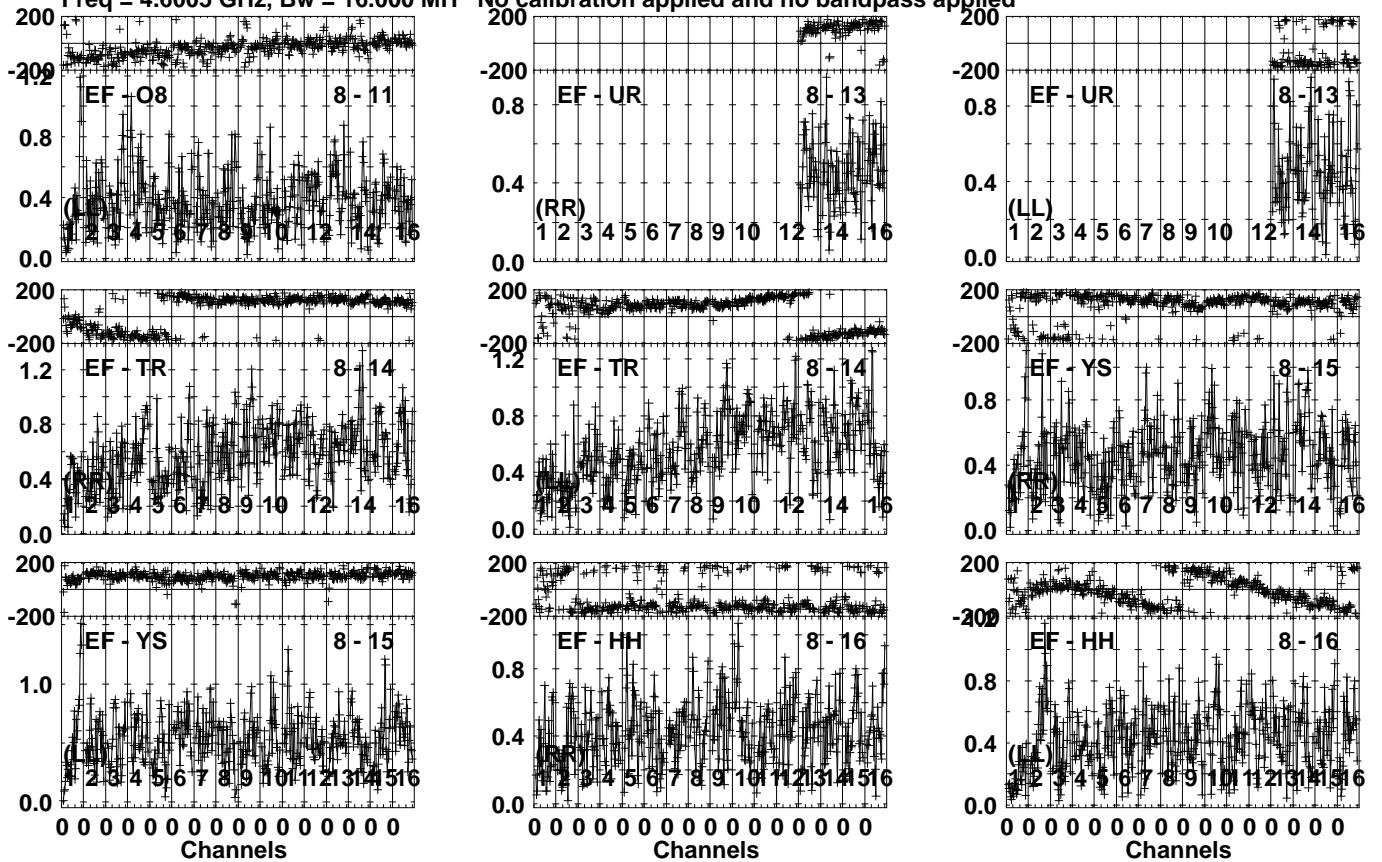


Lower frame: Milli Ampl Jy Top frame: Phas deg  
Vector averaged cross-power spectrum Several baselines displayed  
Timerange: 01/06:36:08 to 01/06:36:54

Plot file version 708 created 01-DEC-2023 16:32:44

J1108-1231 EG120.UVDATA.1

Freq = 4.6005 GHz, Bw = 16.000 MH No calibration applied and no bandpass applied

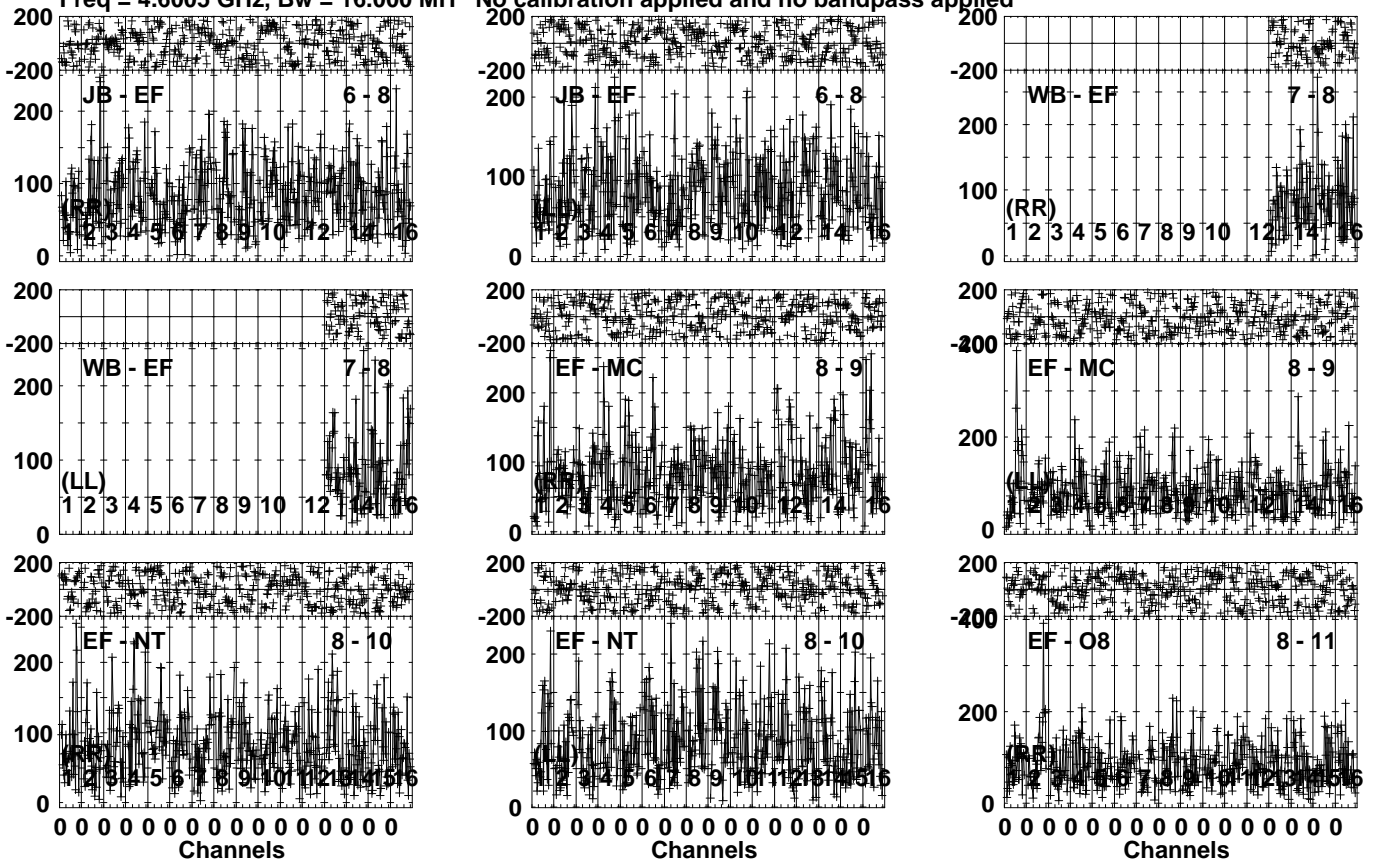


Lower frame: Milli Ampl Jy Top frame: Phas deg  
Vector averaged cross-power spectrum Several baselines displayed  
Timerange: 01/06:36:08 to 01/06:36:54

Plot file version 709 created 01-DEC-2023 16:32:44

GRB171205A EG120.UVDATA.1

Freq = 4.6005 GHz, Bw = 16.000 MH No calibration applied and no bandpass applied



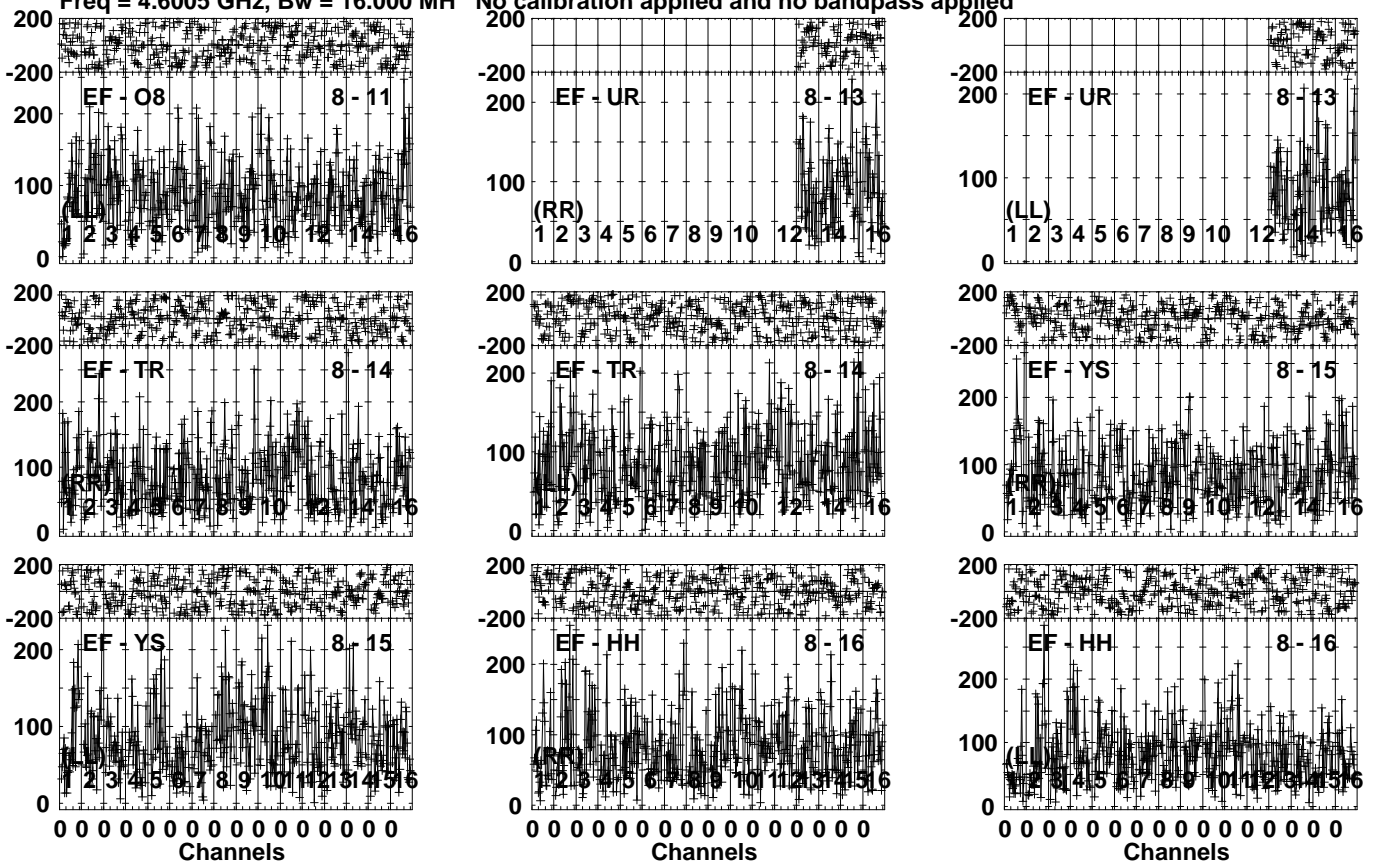
Lower frame: Micro Ampl Jy Top frame: Phas deg  
Vector averaged cross-power spectrum Several baselines displayed  
Timerange: 01/06:37:14 to 01/06:40:00

Plot file version 710 created 01-DEC-2023 16:32:44

GRB171205A EG120.UVDATA.1

Freq = 4.6005 GHz, Bw = 16.000 MH

No calibration applied and no bandpass applied

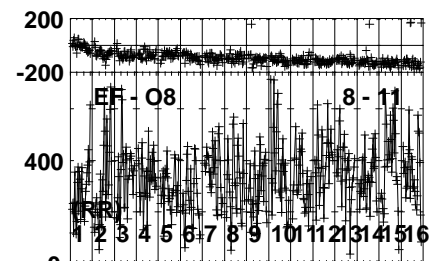
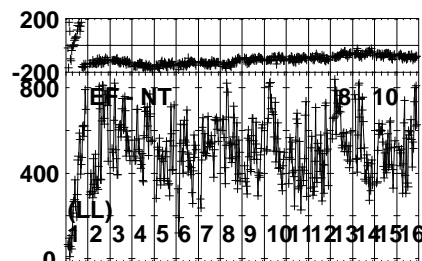
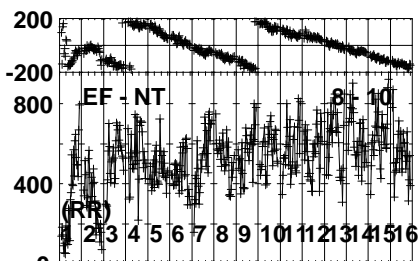
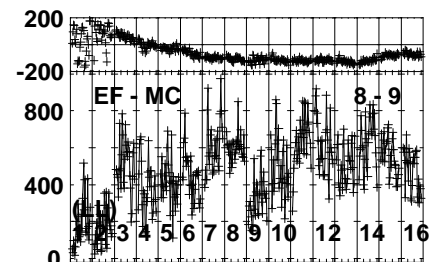
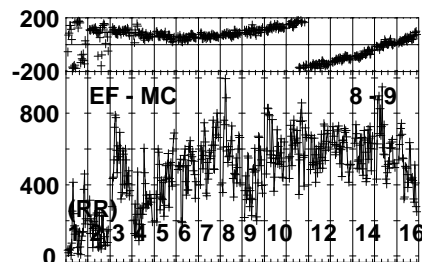
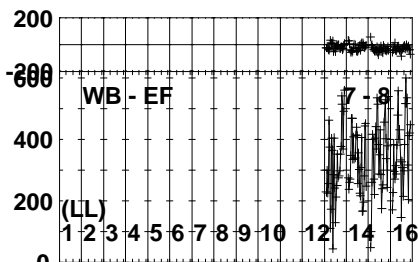
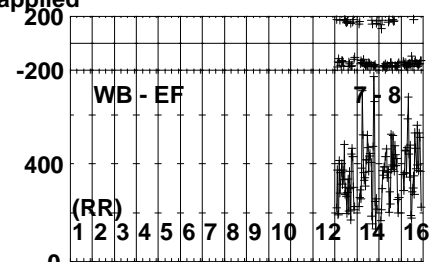
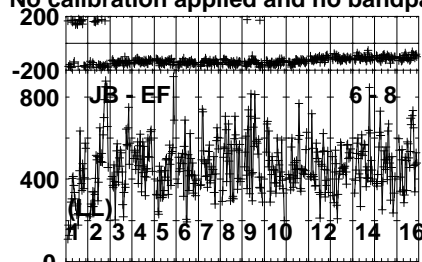
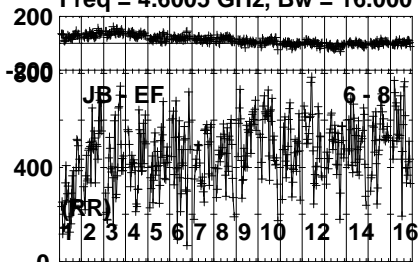


Lower frame: Micro Ampl Jy Top frame: Phas deg  
Vector averaged cross-power spectrum Several baselines displayed  
Timerange: 01/06:37:14 to 01/06:40:00

Plot file version 711 created 01-DEC-2023 16:32:45

J1108-1231 EG120.UVDATA.1

Freq = 4.6005 GHz, Bw = 16.000 MH No calibration applied and no bandpass applied

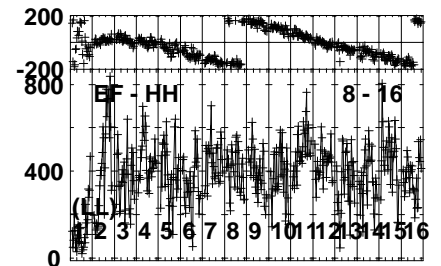
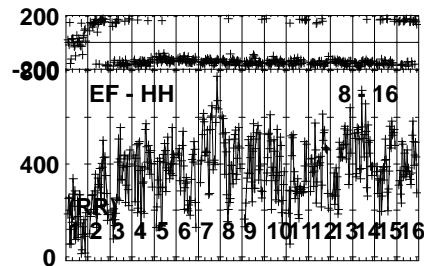
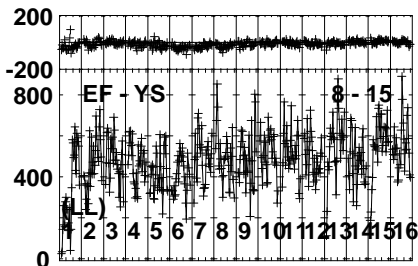
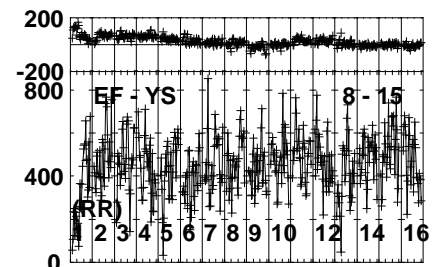
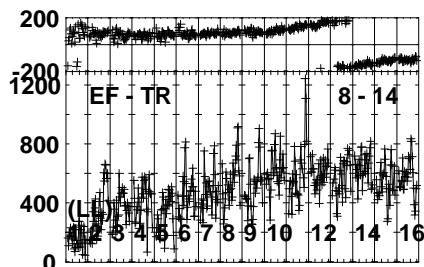
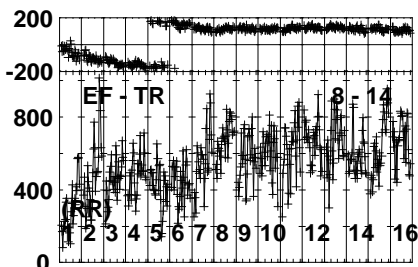
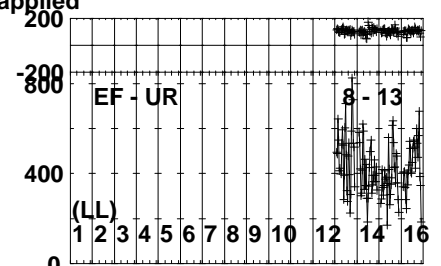
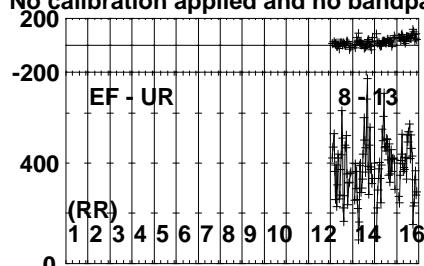
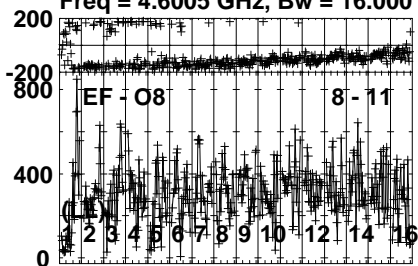


Lower frame: Micro Ampl Jy Top frame: Phas deg  
Vector averaged cross-power spectrum Several baselines displayed  
Timerange: 01/06:40:39 to 01/06:41:25

Plot file version 712 created 01-DEC-2023 16:32:45

J1108-1231 EG120.UVDATA.1

Freq = 4.6005 GHz, Bw = 16.000 MH No calibration applied and no bandpass applied



Lower frame: Micro Ampl Jy Top frame: Phas deg  
Vector averaged cross-power spectrum Several baselines displayed  
Timerange: 01/06:40:39 to 01/06:41:25

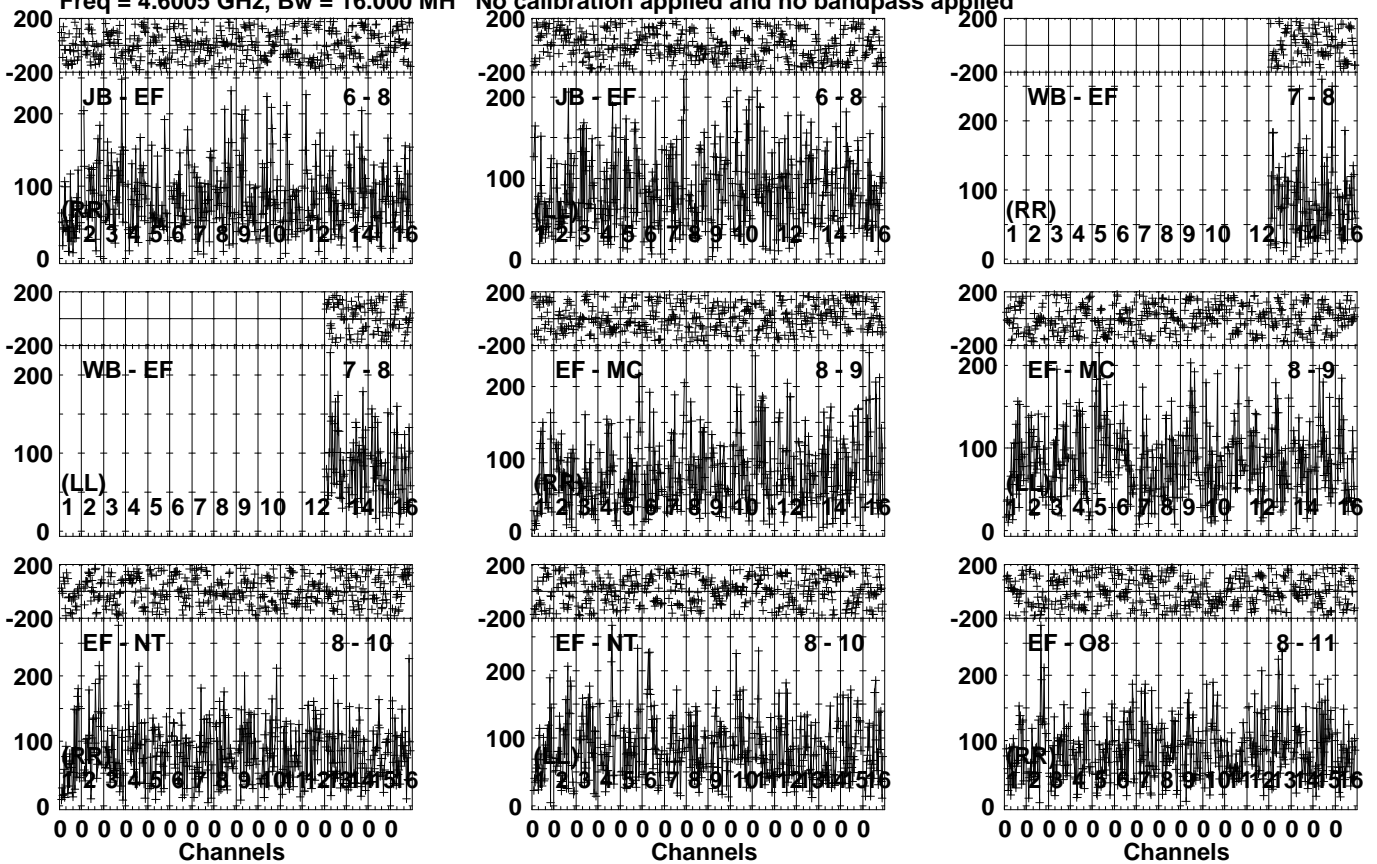


Plot file version 713 created 01-DEC-2023 16:32:45

GRB171205A EG120.UVDATA.1

Freq = 4.6005 GHz, Bw = 16.000 MH

No calibration applied and no bandpass applied



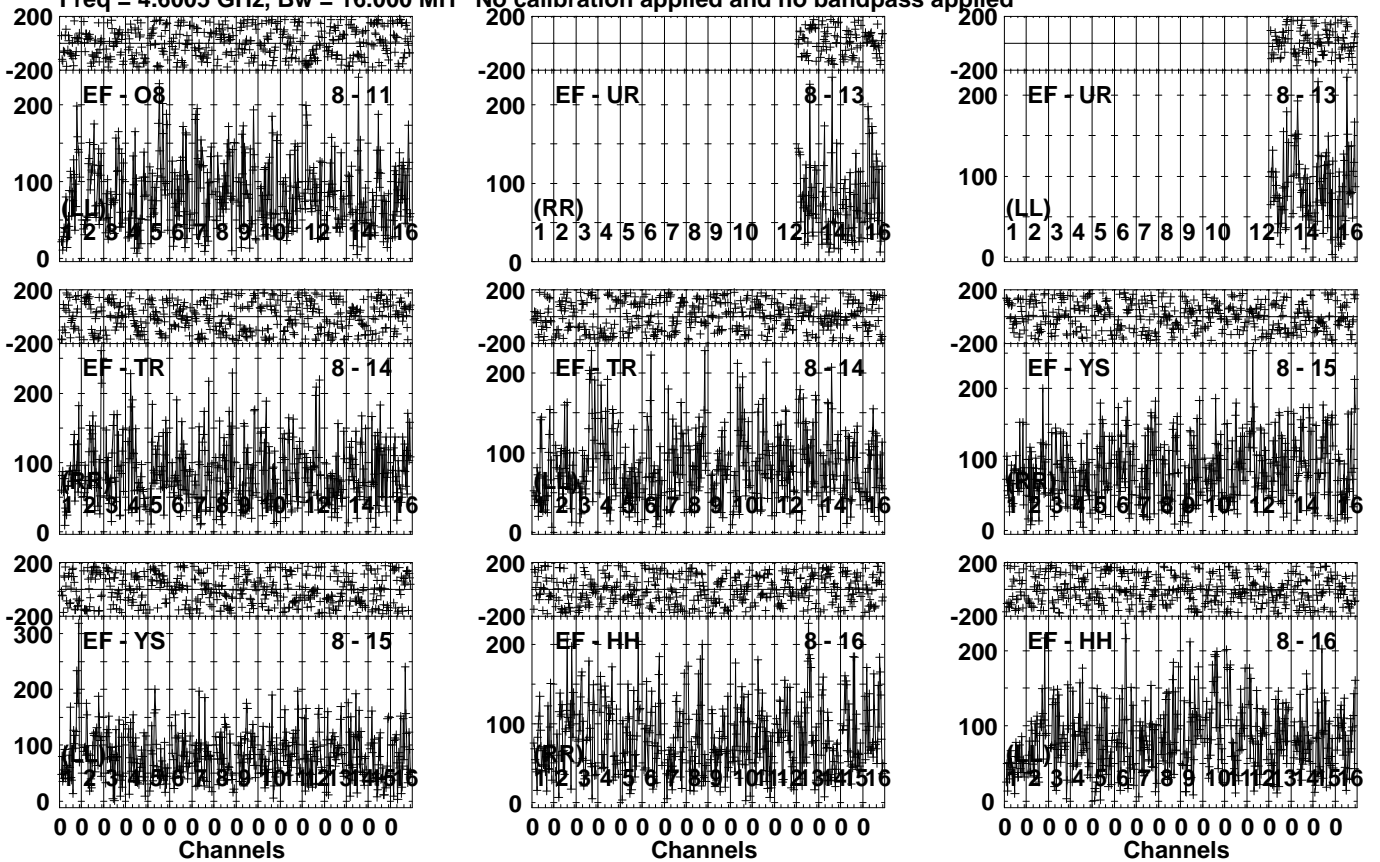
Lower frame: Micro Ampl Jy Top frame: Phas deg  
Vector averaged cross-power spectrum Several baselines displayed  
Timerange: 01/06:41:45 to 01/06:44:31

Plot file version 714 created 01-DEC-2023 16:32:45

GRB171205A EG120.UVDATA.1

Freq = 4.6005 GHz, Bw = 16.000 MH

No calibration applied and no bandpass applied



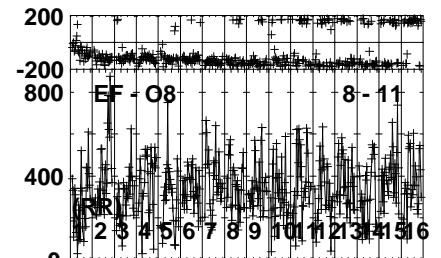
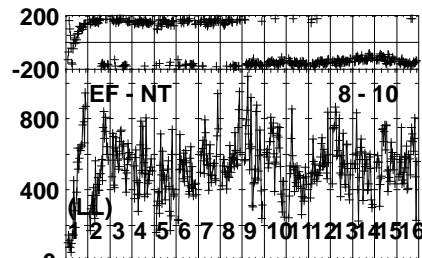
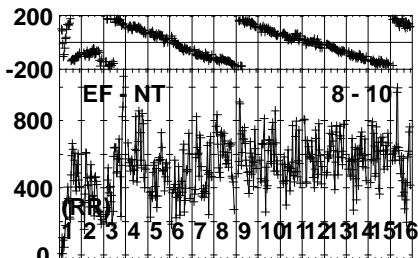
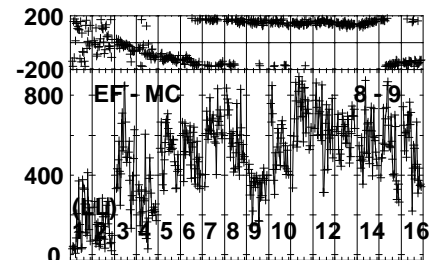
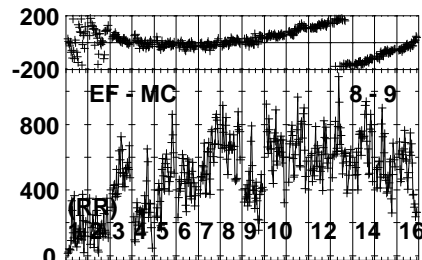
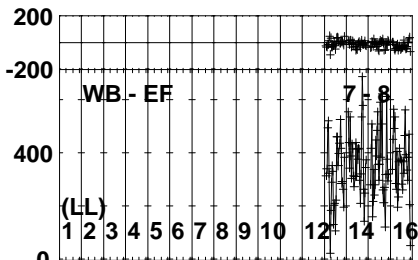
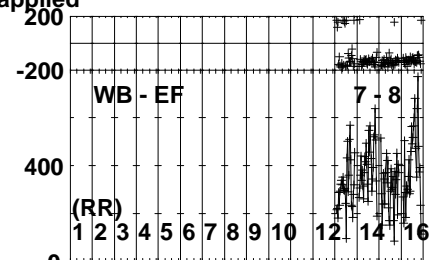
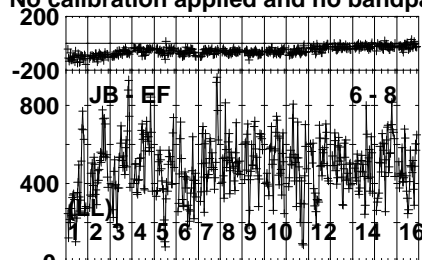
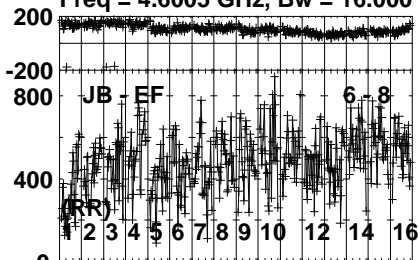
Lower frame: Micro Ampl Jy Top frame: Phas deg  
Vector averaged cross-power spectrum Several baselines displayed  
Timerange: 01/06:41:45 to 01/06:44:31

Plot file version 715 created 01-DEC-2023 16:32:45

J1108-1231 EG120.UVDATA.1

Freq = 4.6005 GHz, Bw = 16.000 MH

No calibration applied and no bandpass applied



0 0 0 0 0 0 0 0 0 0 0 0 0 0 0 0  
Channels

0 0 0 0 0 0 0 0 0 0 0 0 0 0 0 0  
Channels

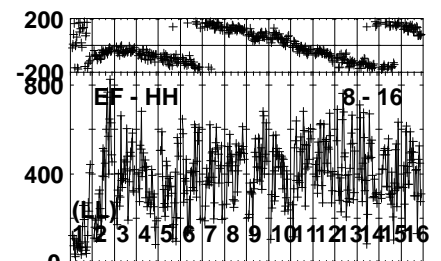
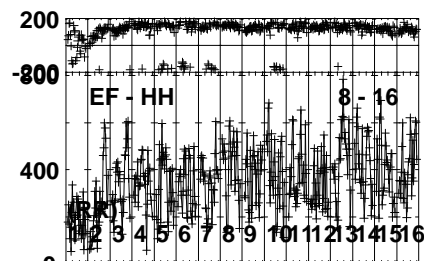
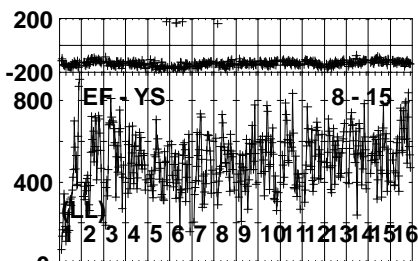
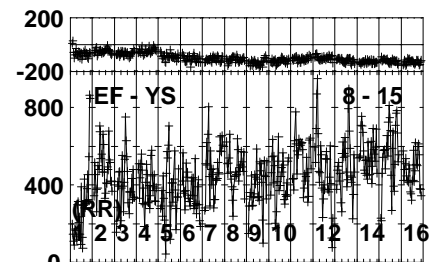
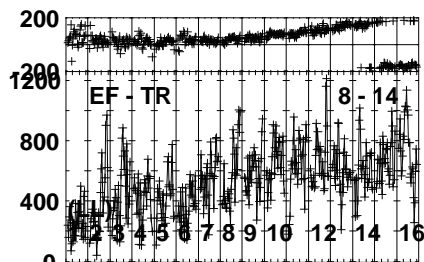
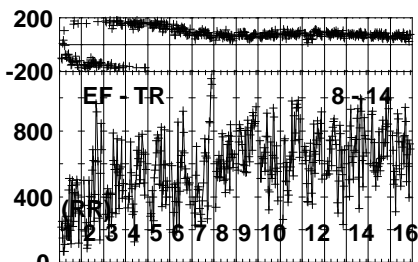
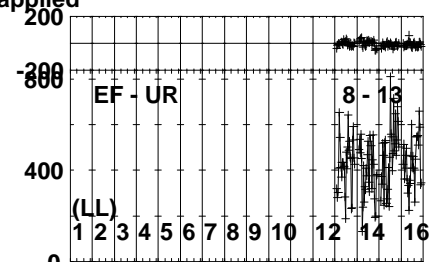
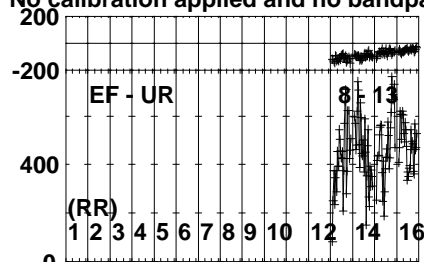
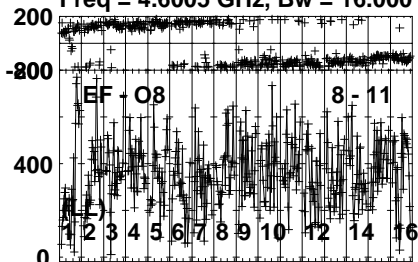
0 0 0 0 0 0 0 0 0 0 0 0 0 0 0 0  
Channels

Lower frame: Micro Ampl Jy Top frame: Phas deg  
Vector averaged cross-power spectrum Several baselines displayed  
Timerange: 01/06:44:51 to 01/06:45:37

Plot file version 716 created 01-DEC-2023 16:32:45

J1108-1231 EG120.UVDATA.1

Freq = 4.6005 GHz, Bw = 16.000 MH No calibration applied and no bandpass applied

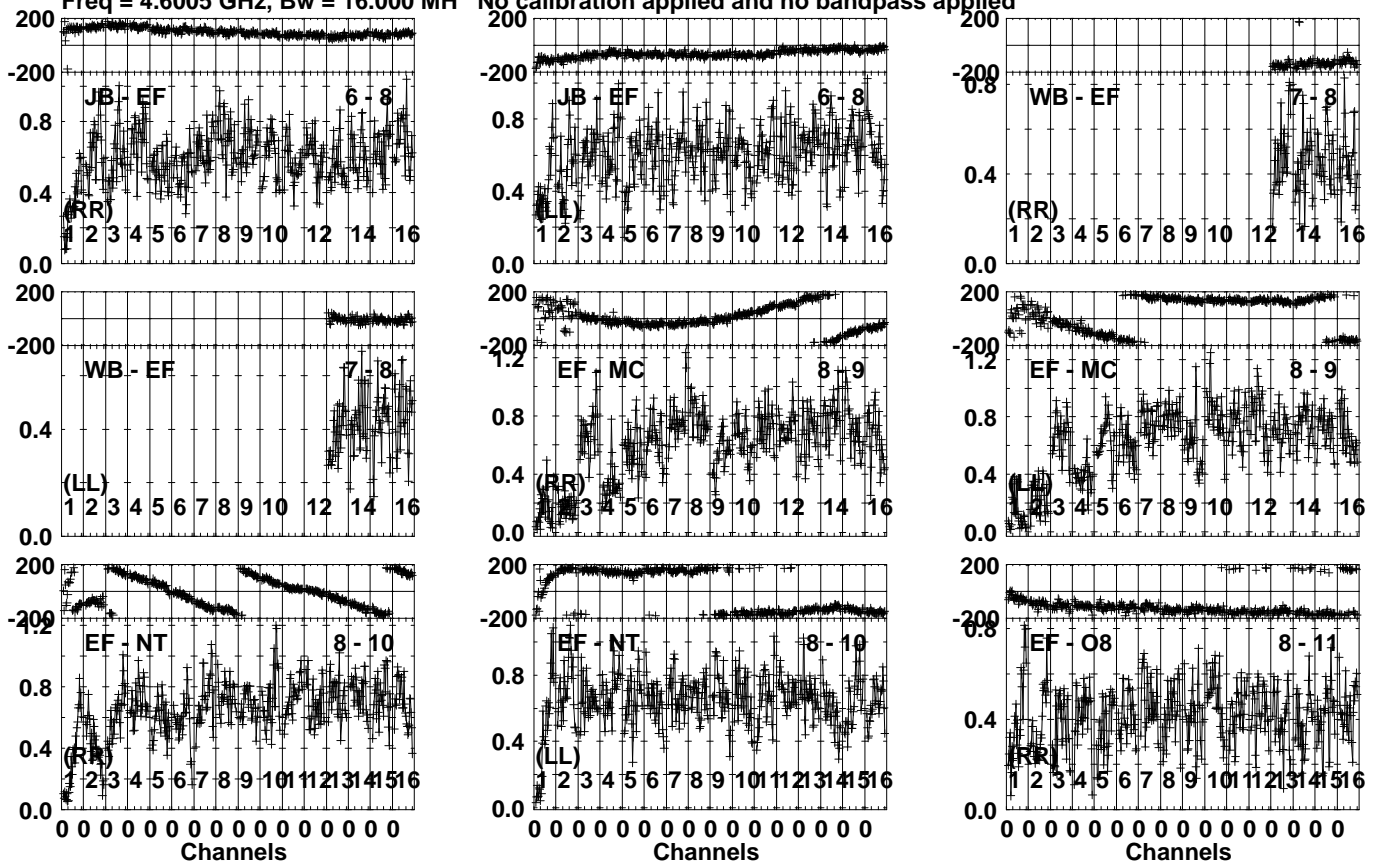


Lower frame: Micro Ampl Jy Top frame: Phas deg  
Vector averaged cross-power spectrum Several baselines displayed  
Timerange: 01/06:44:51 to 01/06:45:37

Plot file version 717 created 01-DEC-2023 16:32:46

J1107-1226 EG120.UVDATA.1

Freq = 4.6005 GHz, Bw = 16.000 MH No calibration applied and no bandpass applied

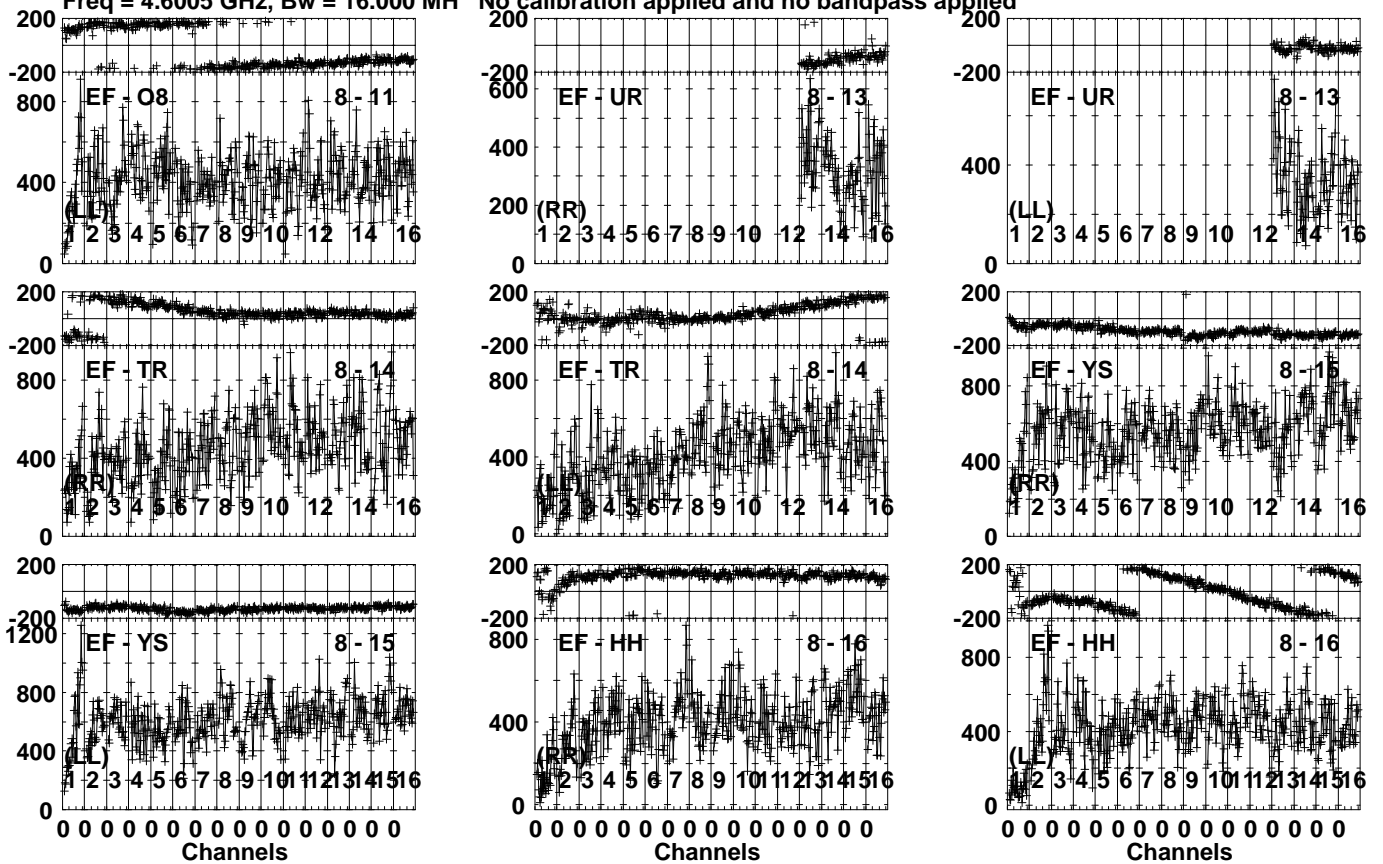


Lower frame: Milli Ampl Jy Top frame: Phas deg  
Vector averaged cross-power spectrum Several baselines displayed  
Timerange: 01/06:45:57 to 01/06:46:53

Plot file version 718 created 01-DEC-2023 16:32:46

J1107-1226 EG120.UVDATA.1

Freq = 4.6005 GHz, Bw = 16.000 MH No calibration applied and no bandpass applied

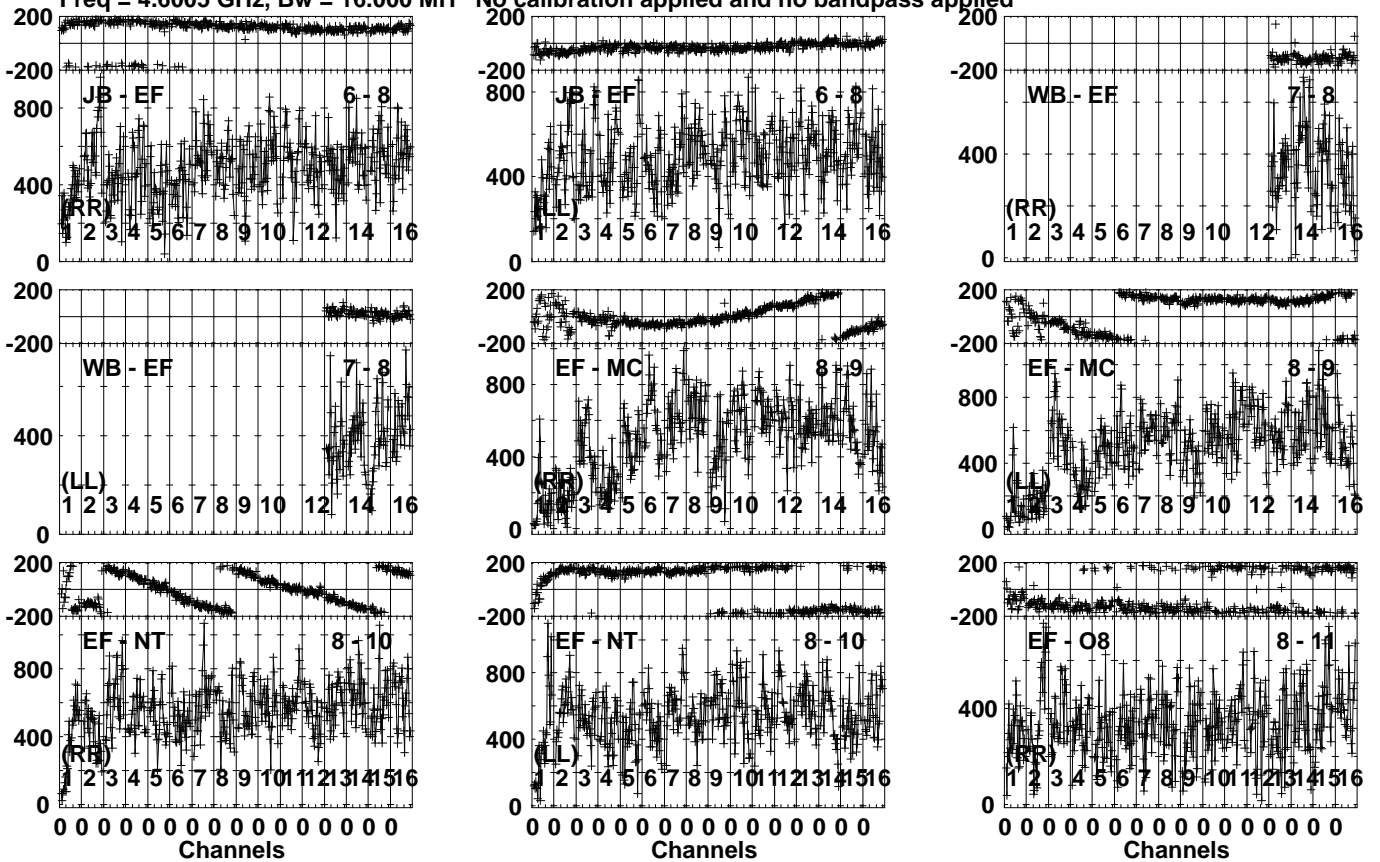


Lower frame: Micro Ampl Jy Top frame: Phas deg  
Vector averaged cross-power spectrum Several baselines displayed  
Timerange: 01/06:45:57 to 01/06:46:53

Plot file version 719 created 01-DEC-2023 16:32:46

J1108-1231 EG120.UVDATA.1

Freq = 4.6005 GHz, Bw = 16.000 MH No calibration applied and no bandpass applied

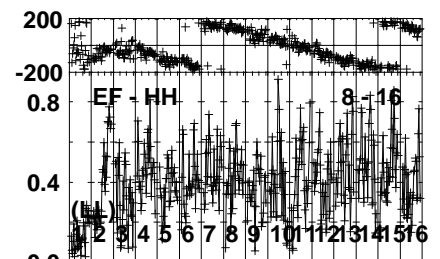
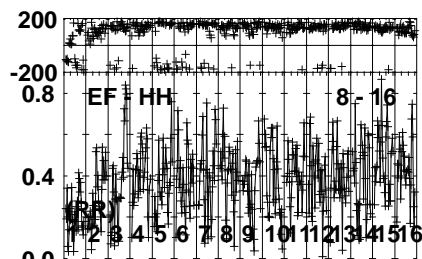
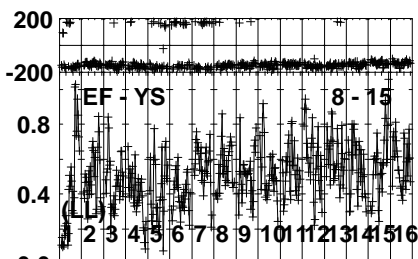
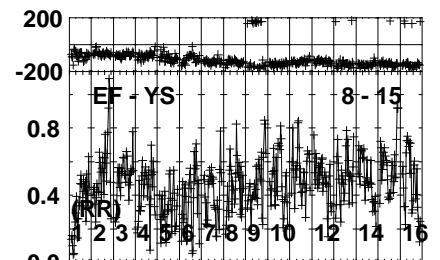
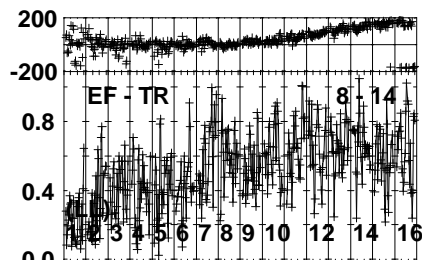
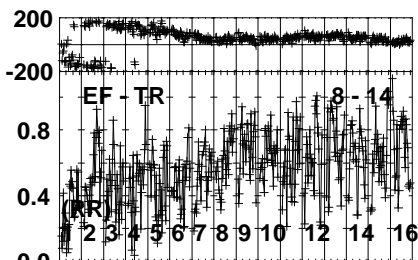
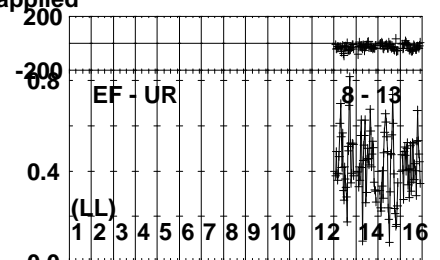
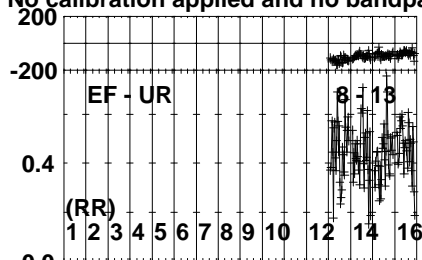
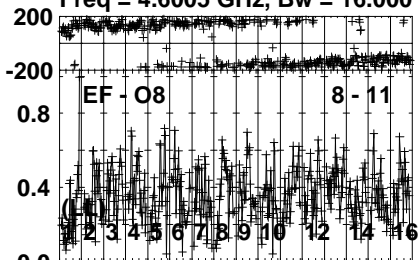


Lower frame: Micro Ampl Jy Top frame: Phas deg  
Vector averaged cross-power spectrum Several baselines displayed  
Timerange: 01/06:47:13 to 01/06:47:59

Plot file version 720 created 01-DEC-2023 16:32:46

J1108-1231 EG120.UVDATA.1

Freq = 4.6005 GHz, Bw = 16.000 MH No calibration applied and no bandpass applied



Lower frame: Milli Ampl Jy Top frame: Phas deg  
Vector averaged cross-power spectrum Several baselines displayed  
Timerange: 01/06:47:13 to 01/06:47:59

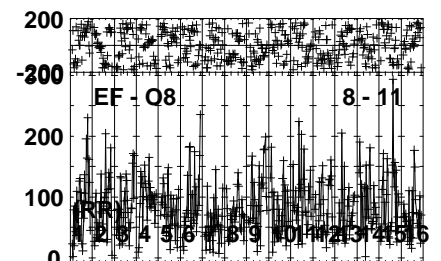
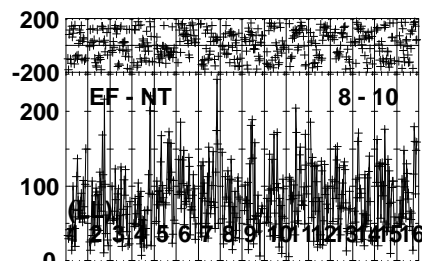
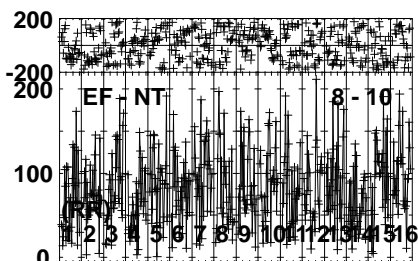
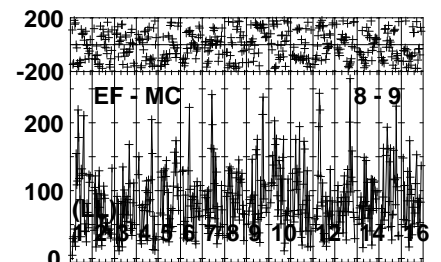
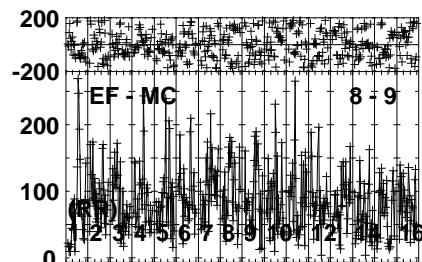
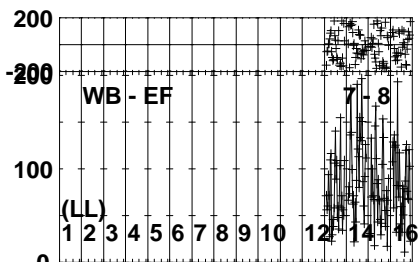
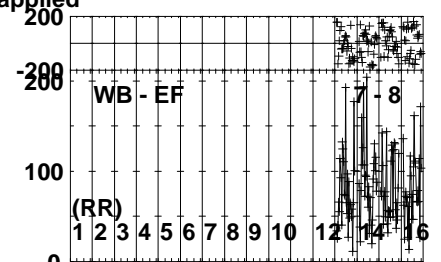
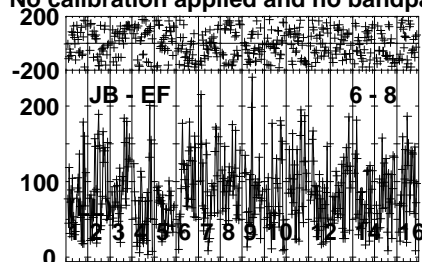
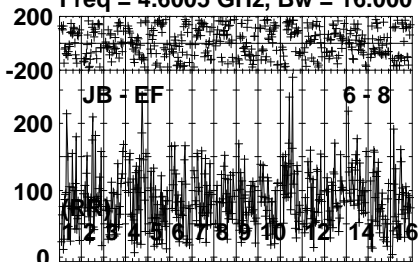


Plot file version 721 created 01-DEC-2023 16:32:46

GRB171205A EG120.UVDATA.1

Freq = 4.6005 GHz, Bw = 16.000 MH

No calibration applied and no bandpass applied



0 0 0 0 0 0 0 0 0 0 0 0 0 0 0 0  
Channels

0 0 0 0 0 0 0 0 0 0 0 0 0 0 0 0  
Channels

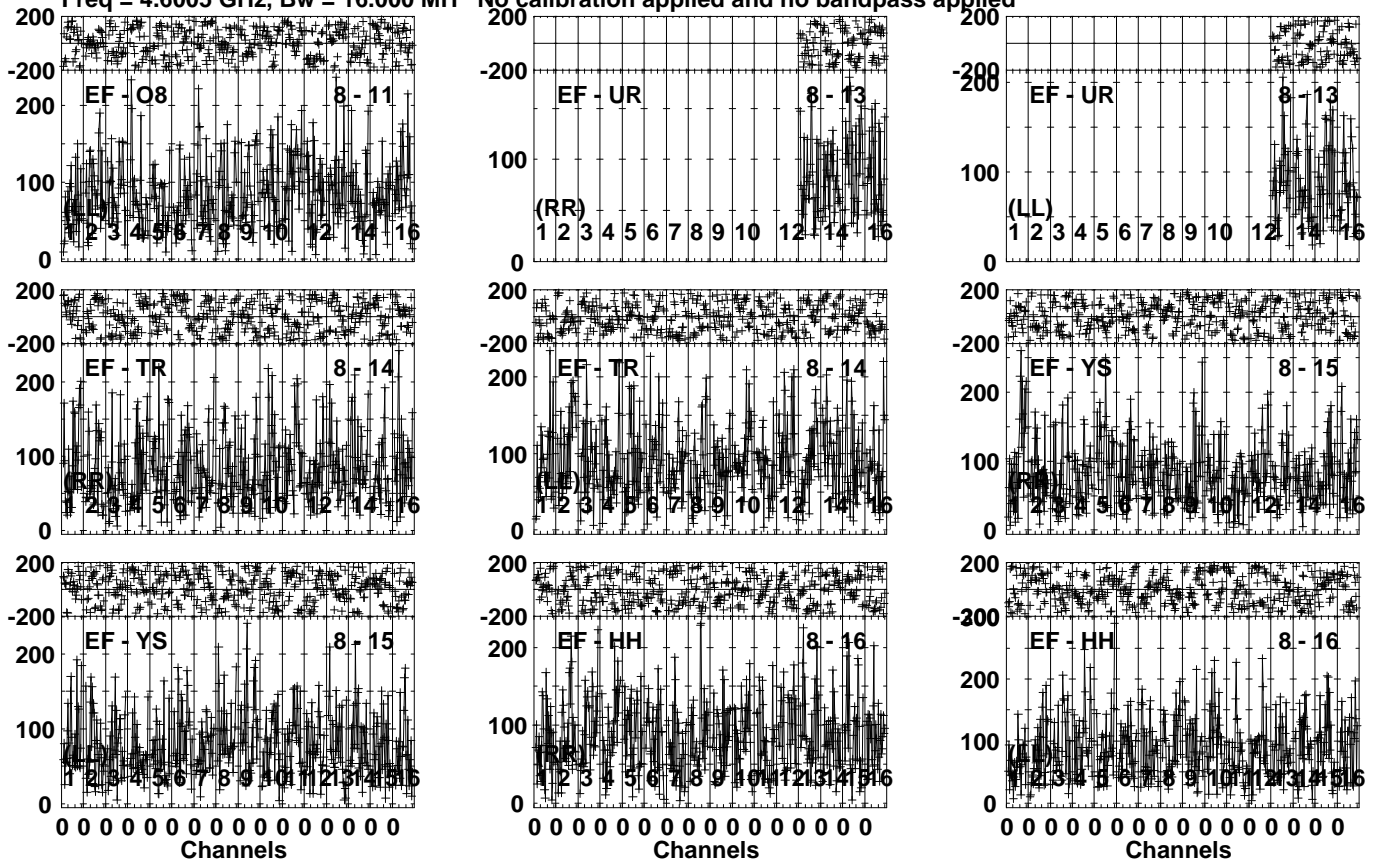
0 0 0 0 0 0 0 0 0 0 0 0 0 0 0 0  
Channels

Lower frame: Micro Ampl Jy Top frame: Phas deg  
Vector averaged cross-power spectrum Several baselines displayed  
Timerange: 01/06:48:19 to 01/06:51:05

Plot file version 722 created 01-DEC-2023 16:32:46

GRB171205A EG120.UVDATA.1

Freq = 4.6005 GHz, Bw = 16.000 MH No calibration applied and no bandpass applied

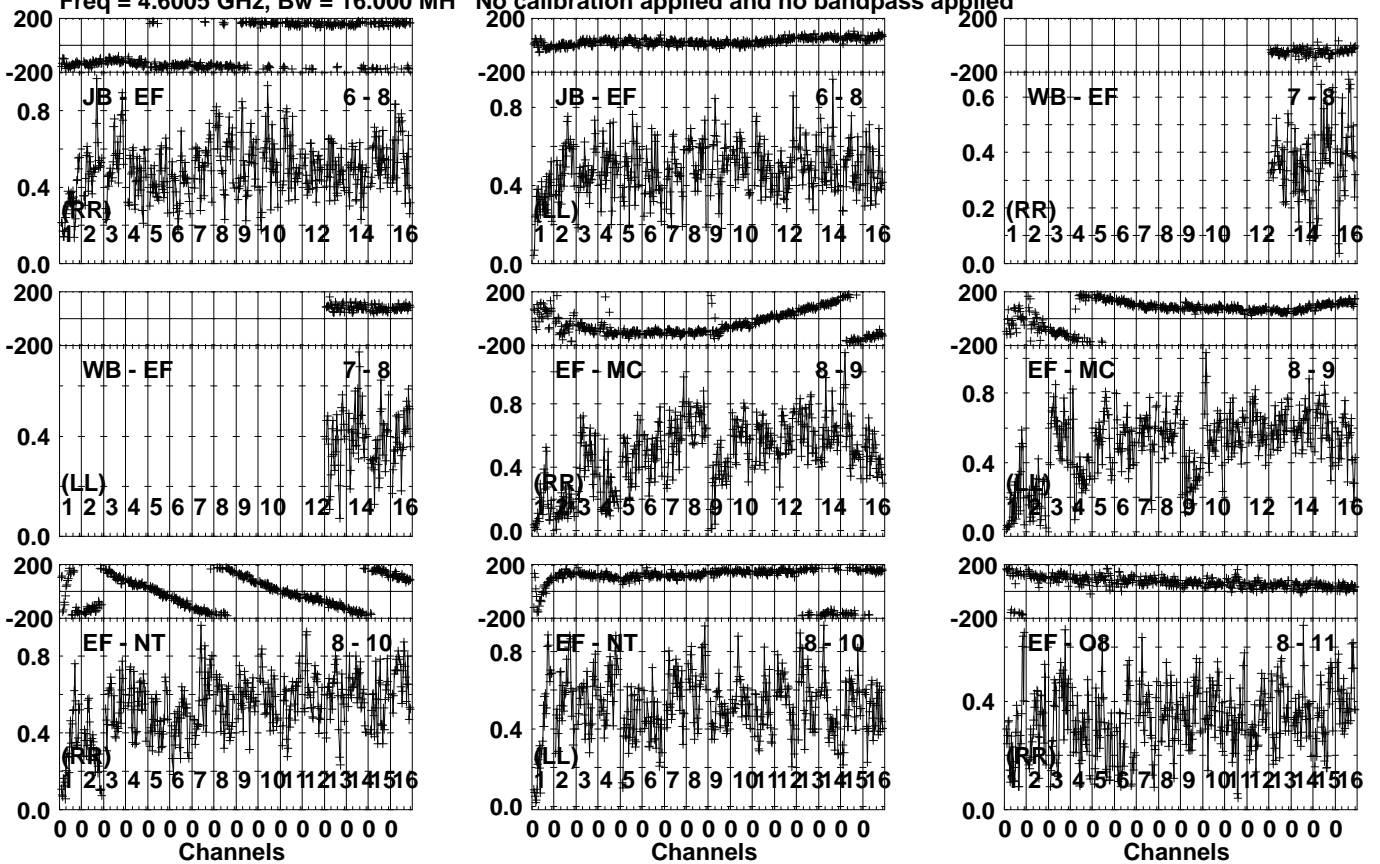


Lower frame: Micro Ampl Jy Top frame: Phas deg  
Vector averaged cross-power spectrum Several baselines displayed  
Timerange: 01/06:48:19 to 01/06:51:05

Plot file version 723 created 01-DEC-2023 16:32:47

J1108-1231 EG120.UVDATA.1

Freq = 4.6005 GHz, Bw = 16.000 MH No calibration applied and no bandpass applied

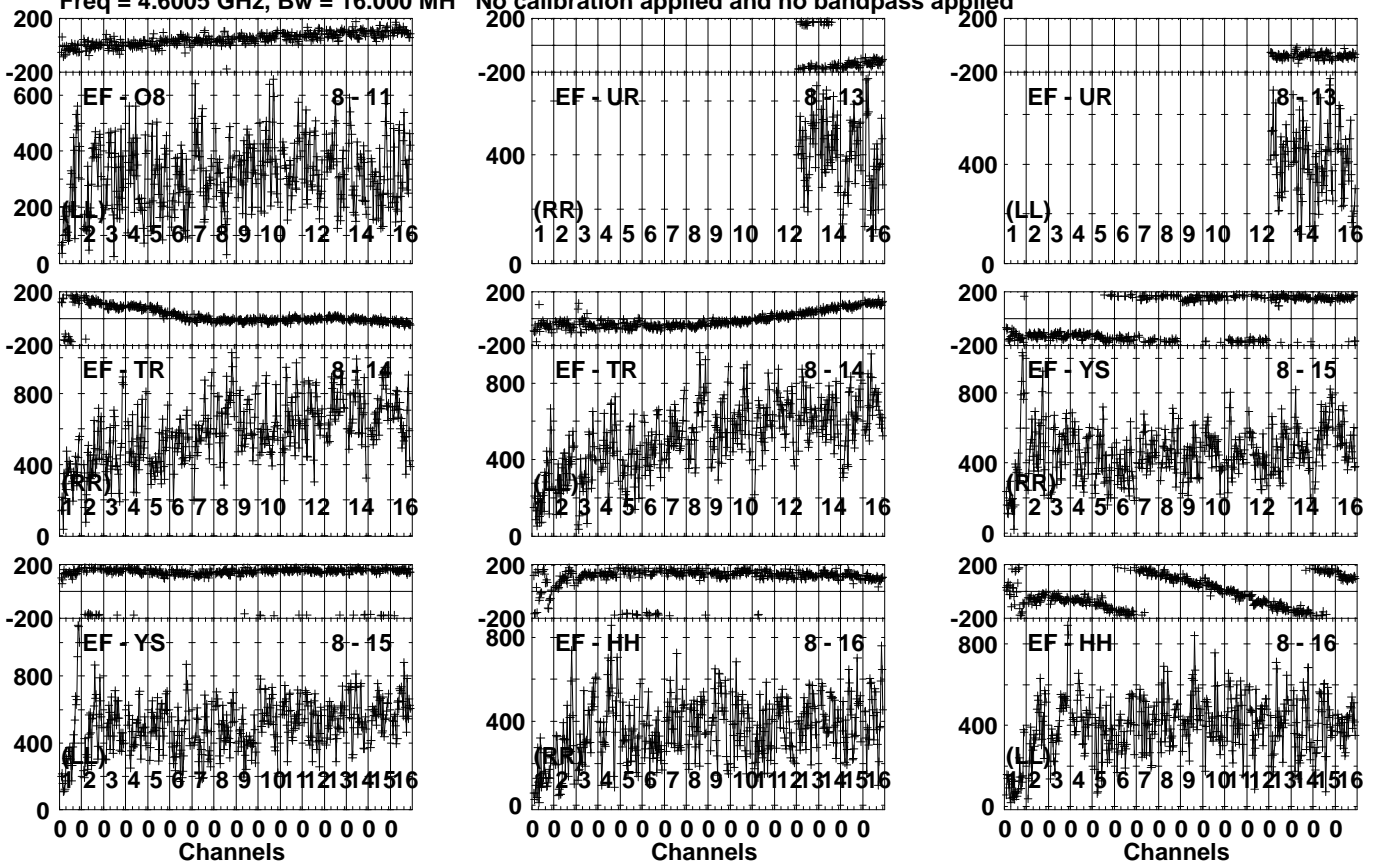


Lower frame: Milli Ampl Jy Top frame: Phas deg  
Vector averaged cross-power spectrum Several baselines displayed  
Timerange: 01/06:51:44 to 01/06:52:30

Plot file version 724 created 01-DEC-2023 16:32:47

J1108-1231 EG120.UVDATA.1

Freq = 4.6005 GHz, Bw = 16.000 MH No calibration applied and no bandpass applied

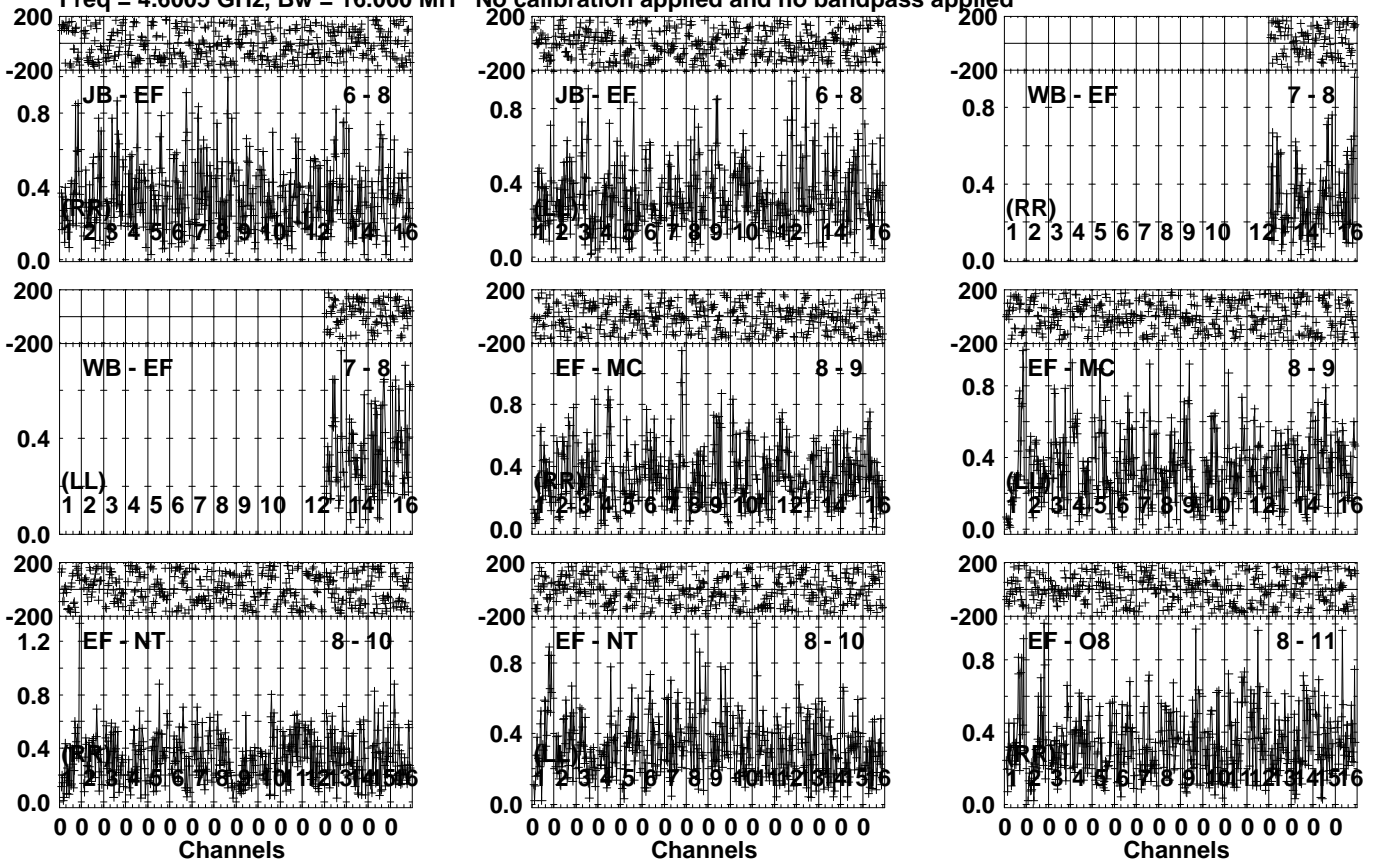


Lower frame: Micro Ampl Jy Top frame: Phas deg  
Vector averaged cross-power spectrum Several baselines displayed  
Timerange: 01/06:51:44 to 01/06:52:30

Plot file version 725 created 01-DEC-2023 16:32:47

GRB171205A EG120.UVDATA.1

Freq = 4.6005 GHz, Bw = 16.000 MH No calibration applied and no bandpass applied

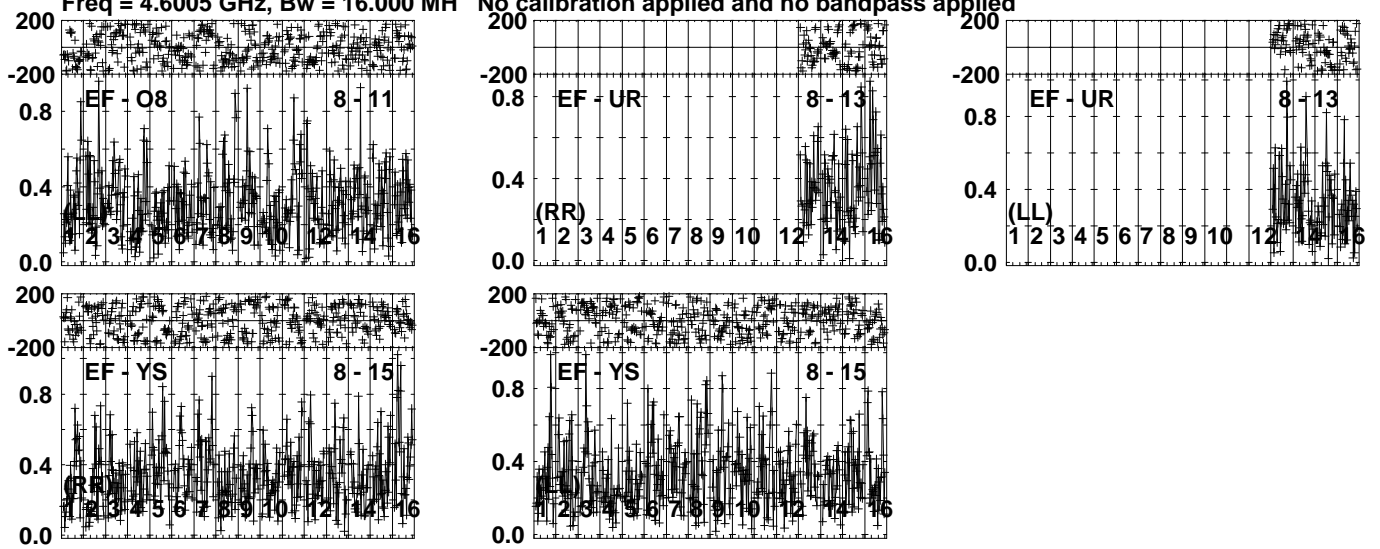


Lower frame: Milli Ampl Jy Top frame: Phas deg  
Vector averaged cross-power spectrum Several baselines displayed  
Timerange: 01/06:52:50 to 01/06:55:36

Plot file version 726 created 01-DEC-2023 16:32:47

GRB171205A EG120.UVDATA.1

Freq = 4.6005 GHz, Bw = 16.000 MH No calibration applied and no bandpass applied



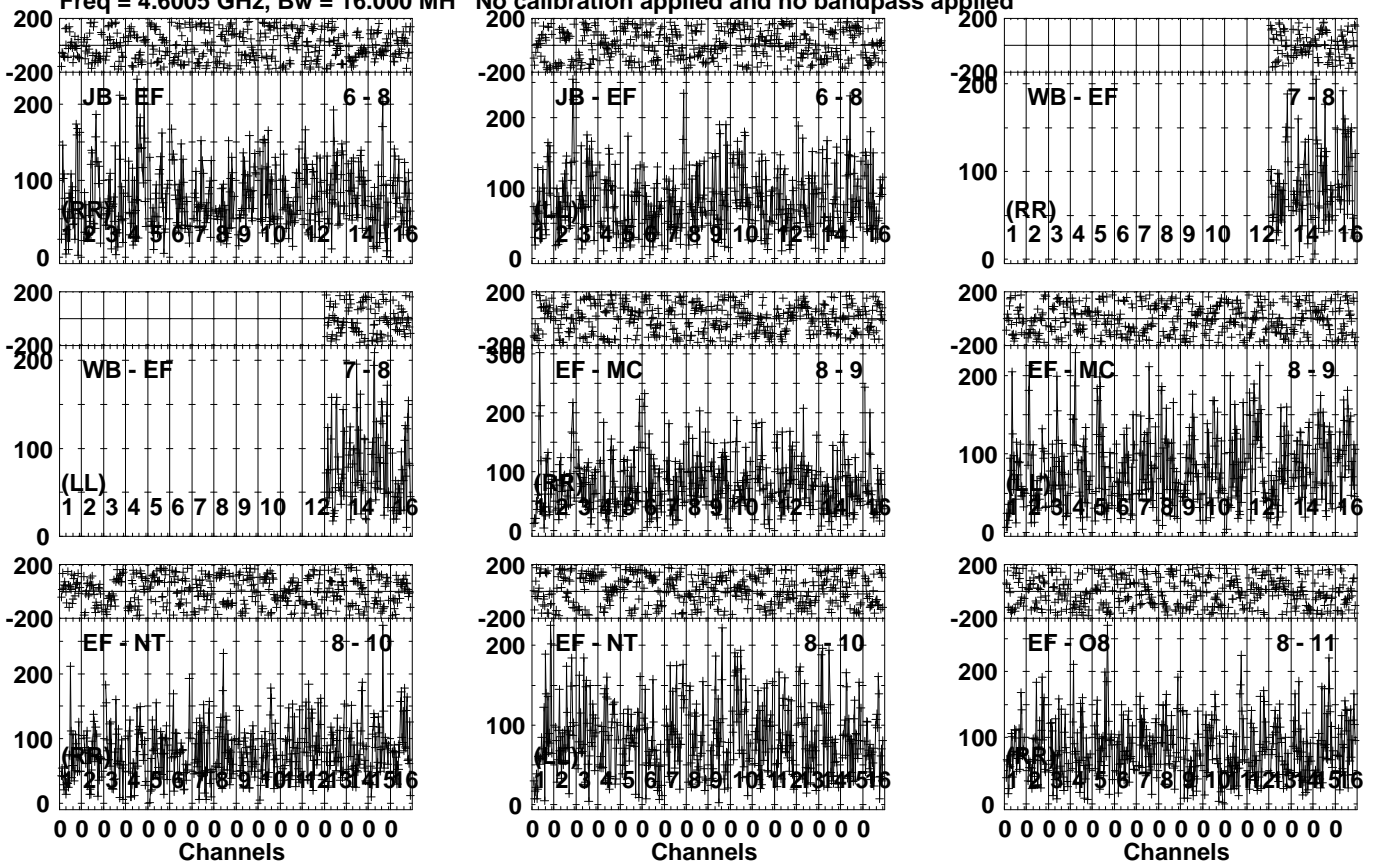
Lower frame: Milli Ampl Jy Top frame: Phas deg  
Vector averaged cross-power spectrum Several baselines displayed  
Timerange: 01/06:52:50 to 01/06:55:36

Plot file version 727 created 01-DEC-2023 16:32:56

GRB171205A EG120.UVDATA.1

Freq = 4.6005 GHz, Bw = 16.000 MH

No calibration applied and no bandpass applied

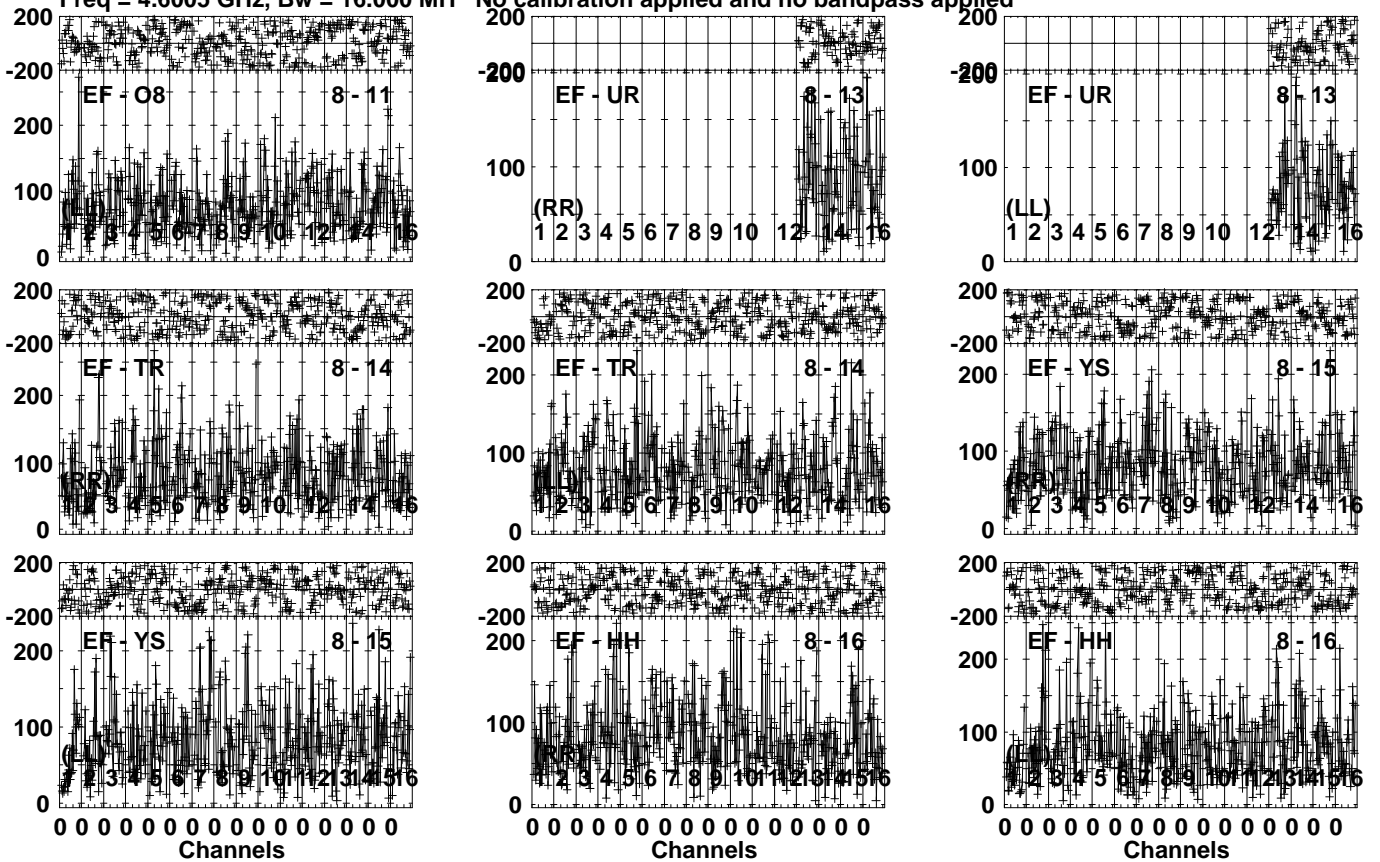


Lower frame: Micro Ampl Jy Top frame: Phas deg  
Vector averaged cross-power spectrum Several baselines displayed  
Timerange: 01/07:45:08 to 01/07:48:04

Plot file version 728 created 01-DEC-2023 16:32:56

GRB171205A EG120.UVDATA.1

Freq = 4.6005 GHz, Bw = 16.000 MH No calibration applied and no bandpass applied



Lower frame: Micro Ampl Jy Top frame: Phas deg  
Vector averaged cross-power spectrum Several baselines displayed  
Timerange: 01/07:45:08 to 01/07:48:04

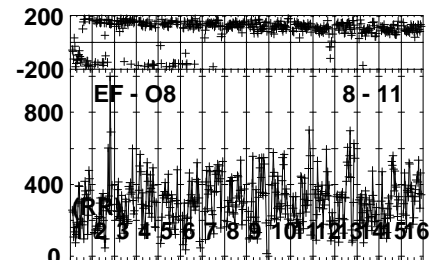
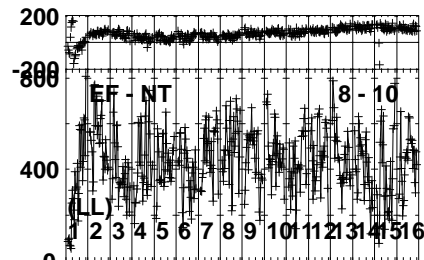
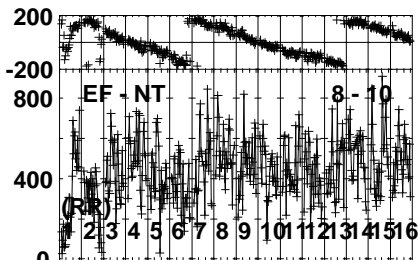
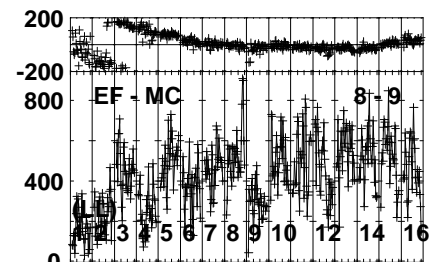
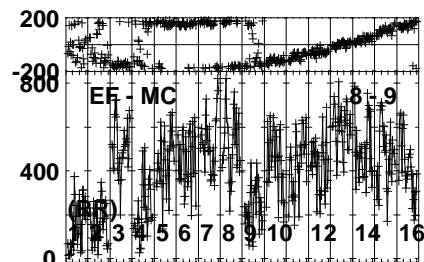
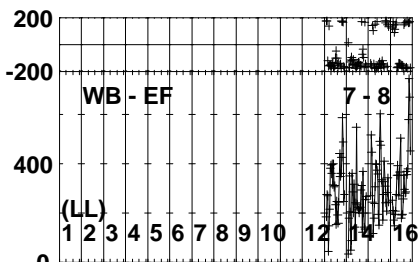
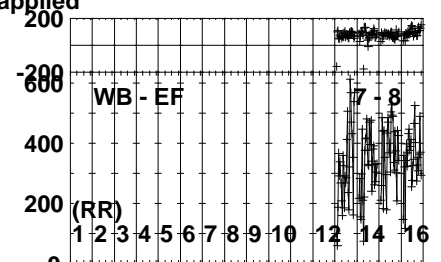
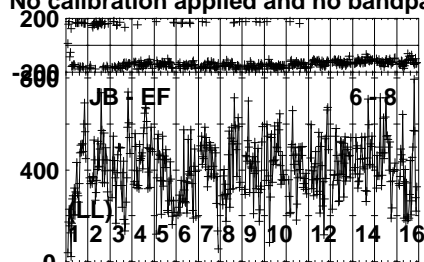
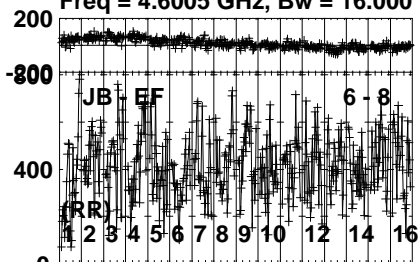


Plot file version 729 created 01-DEC-2023 16:32:56

J1108-1231 EG120.UVDATA.1

Freq = 4.6005 GHz, Bw = 16.000 MH

No calibration applied and no bandpass applied

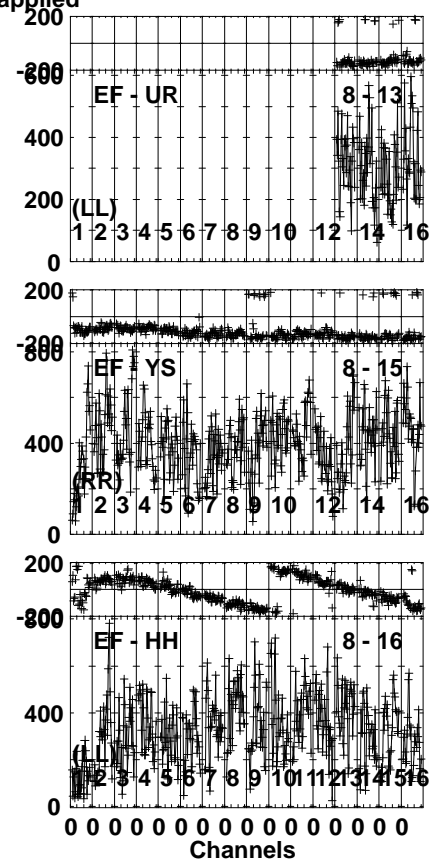
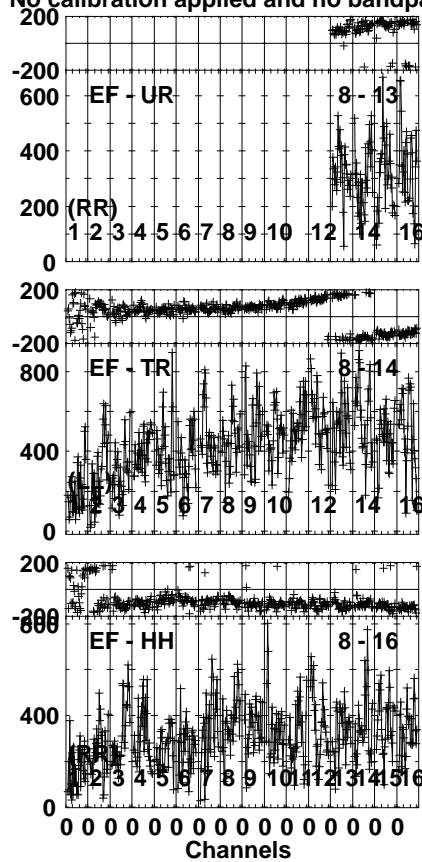
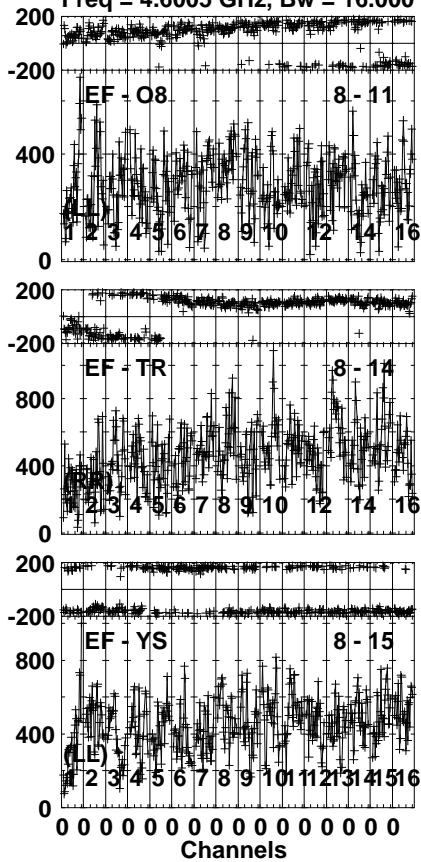


Lower frame: Micro Ampl Jy Top frame: Phas deg  
Vector averaged cross-power spectrum Several baselines displayed  
Timerange: 01/07:48:24 to 01/07:49:14

Plot file version 730 created 01-DEC-2023 16:32:56

J1108-1231 EG120.UVDATA.1

Freq = 4.6005 GHz, Bw = 16.000 MH No calibration applied and no bandpass applied

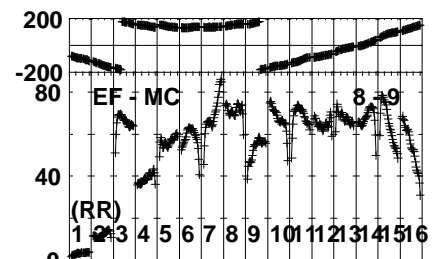
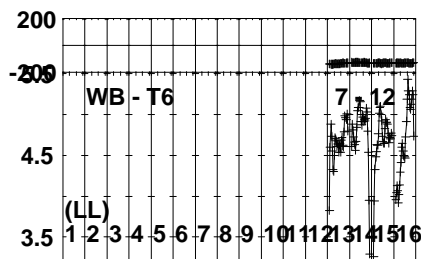
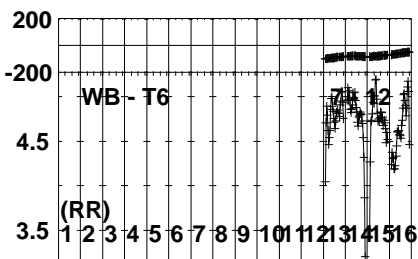
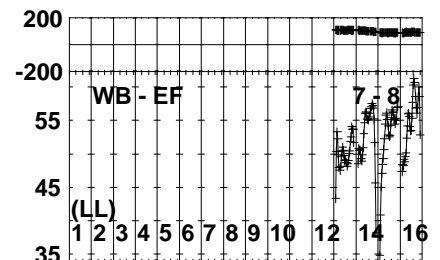
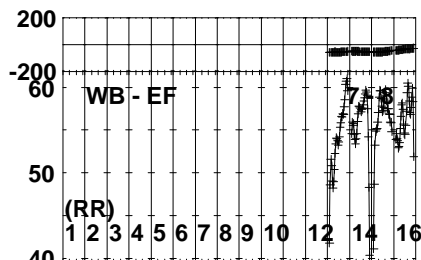
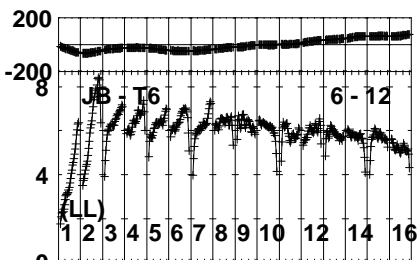
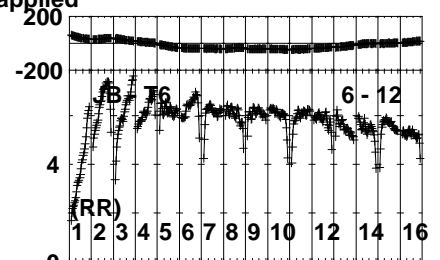
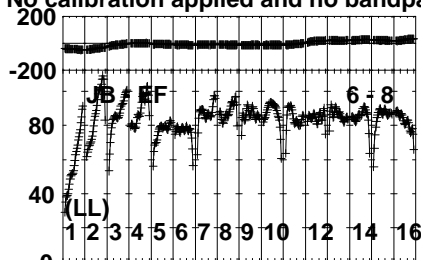
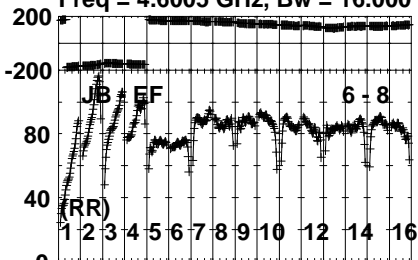


Lower frame: Micro Ampl Jy Top frame: Phas deg  
Vector averaged cross-power spectrum Several baselines displayed  
Timerange: 01/07:48:24 to 01/07:49:14

Plot file version 731 created 01-DEC-2023 16:32:57

3C273 EG120.UVDATA.1

Freq = 4.6005 GHz, Bw = 16.000 MH No calibration applied and no bandpass applied

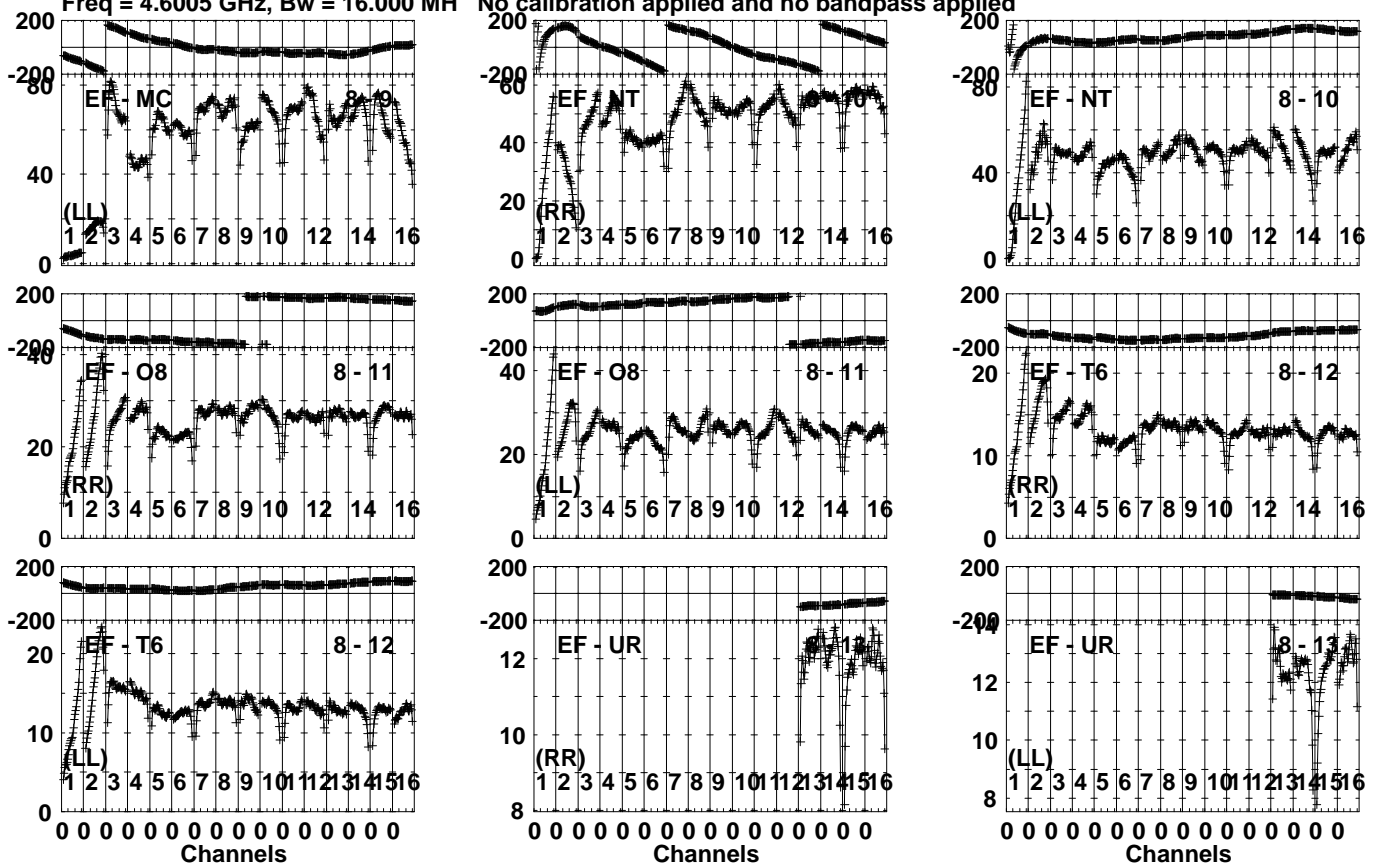


Lower frame: Milli Ampl Jy Top frame: Phas deg  
Vector averaged cross-power spectrum Several baselines displayed  
Timerange: 01/07:51:18 to 01/07:54:14

Plot file version 732 created 01-DEC-2023 16:32:57

3C273 EG120.UVDATA.1

Freq = 4.6005 GHz, Bw = 16.000 MH No calibration applied and no bandpass applied

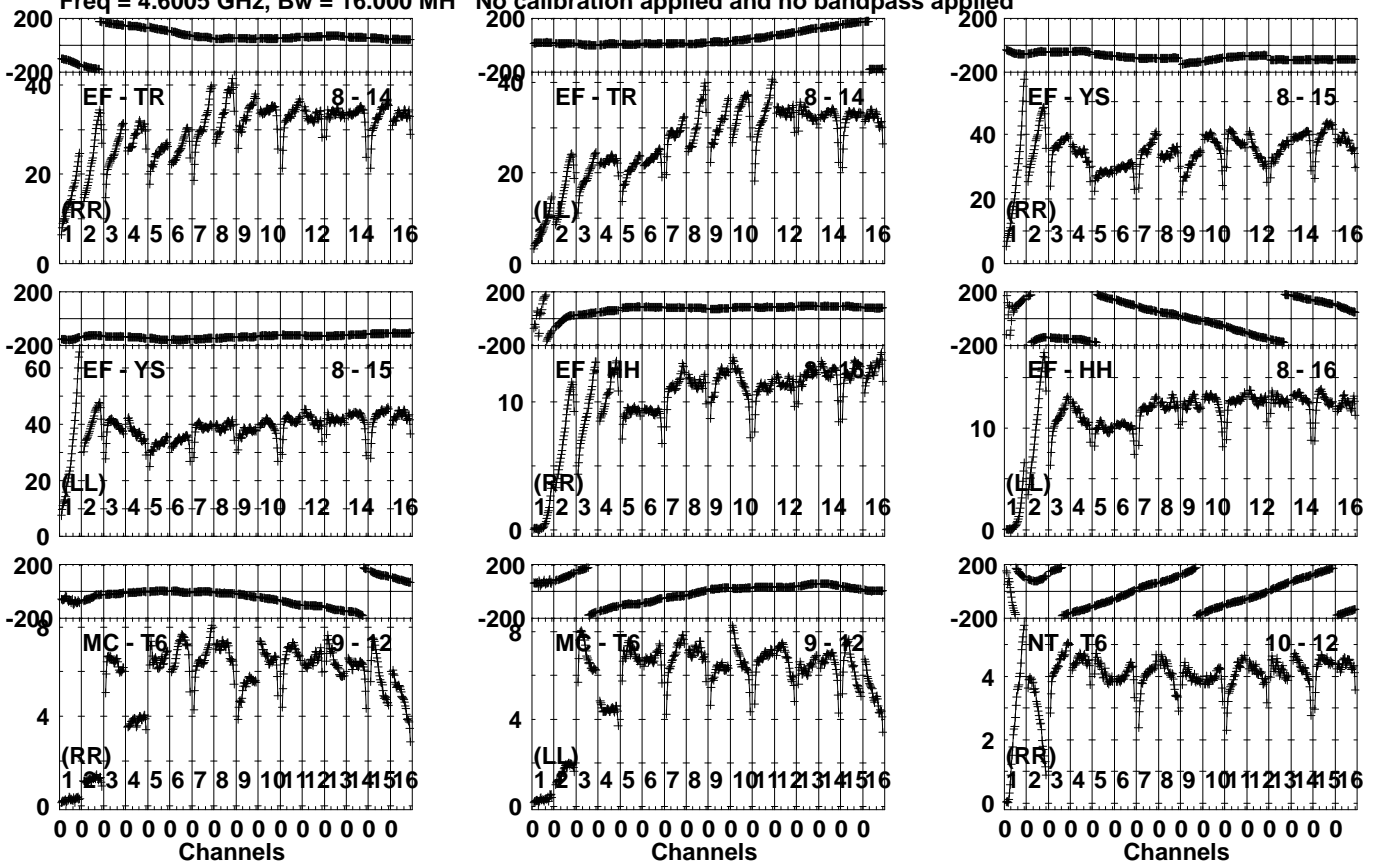


Lower frame: Milli Ampl Jy Top frame: Phas deg  
Vector averaged cross-power spectrum Several baselines displayed  
Timerange: 01/07:51:18 to 01/07:54:14

Plot file version 733 created 01-DEC-2023 16:32:57

3C273 EG120.UVDATA.1

Freq = 4.6005 GHz, Bw = 16.000 MH No calibration applied and no bandpass applied

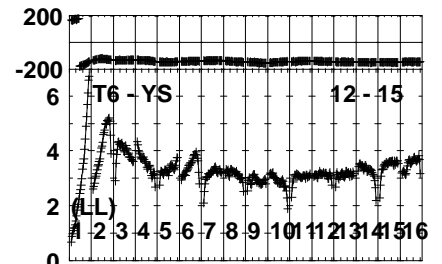
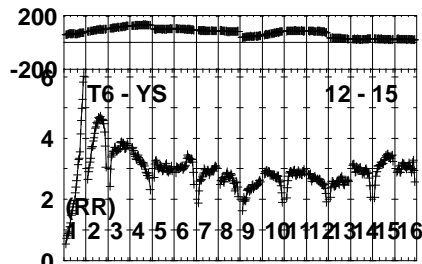
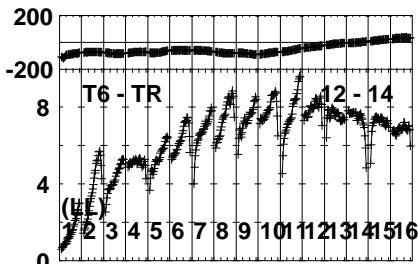
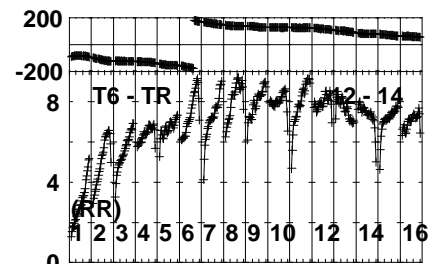
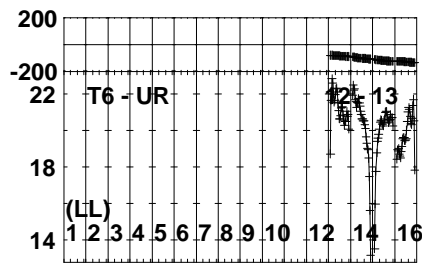
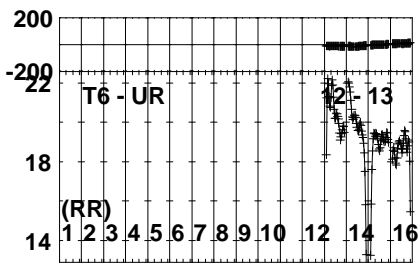
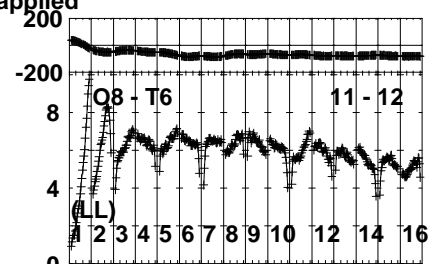
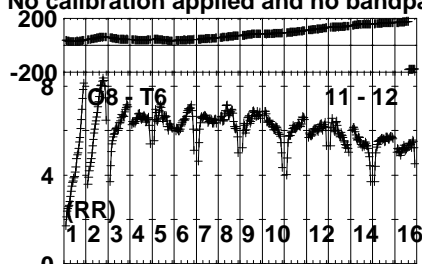
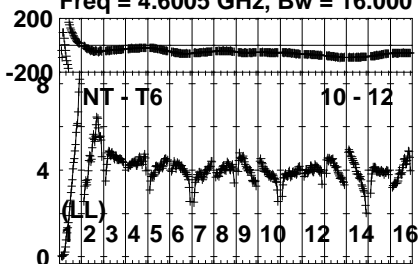


Lower frame: Milli Ampl Jy Top frame: Phas deg  
Vector averaged cross-power spectrum Several baselines displayed  
Timerange: 01/07:51:18 to 01/07:54:14

Plot file version 734 created 01-DEC-2023 16:32:57

3C273 EG120.UVDATA.1

Freq = 4.6005 GHz, Bw = 16.000 MH No calibration applied and no bandpass applied



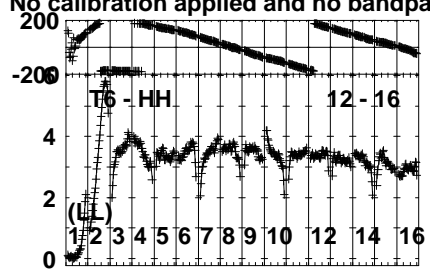
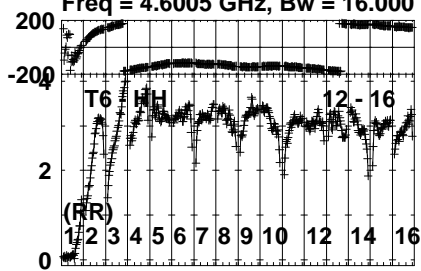
Lower frame: Milli Ampl Jy Top frame: Phas deg  
Vector averaged cross-power spectrum Several baselines displayed  
Timerange: 01/07:51:18 to 01/07:54:14

Plot file version 735 created 01-DEC-2023 16:32:57

3C273 EG120.UVDATA.1

Freq = 4.6005 GHz, Bw = 16.000 MH

No calibration applied and no bandpass applied

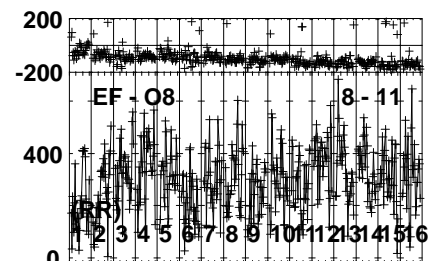
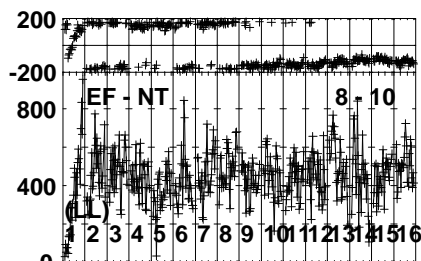
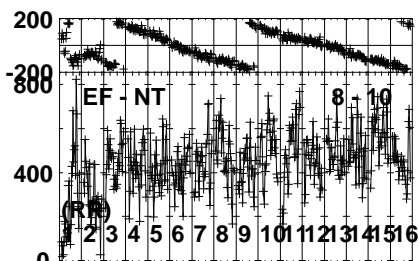
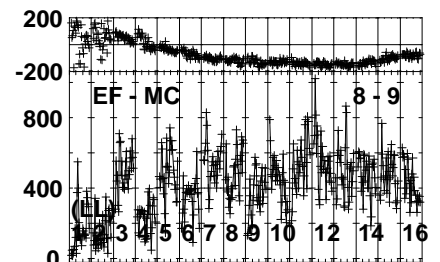
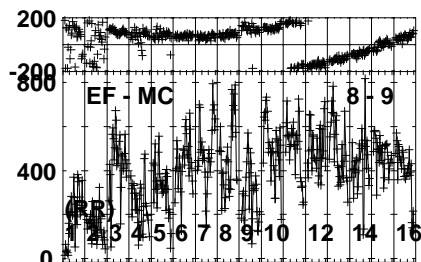
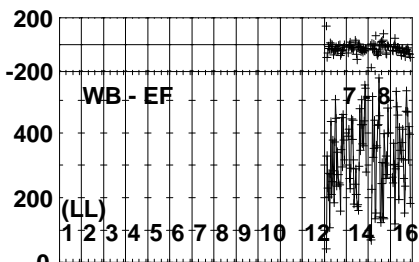
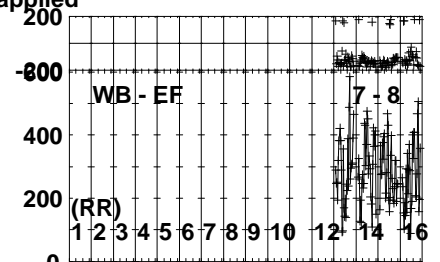
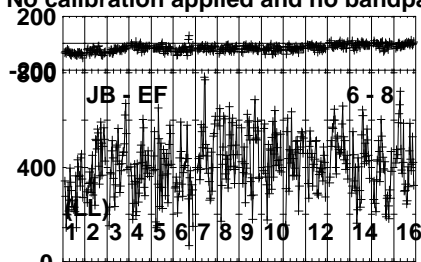
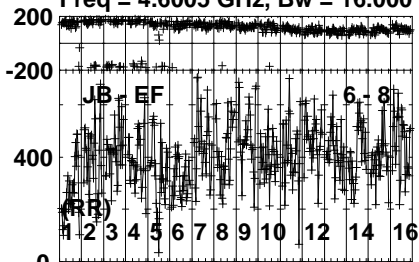


Lower frame: Milli Ampl Jy Top frame: Phas deg  
Vector averaged cross-power spectrum Several baselines displayed  
Timerange: 01/07:51:18 to 01/07:54:14

Plot file version 736 created 01-DEC-2023 16:32:59

J1108-1231 EG120.UVDATA.1

Freq = 4.6005 GHz, Bw = 16.000 MH No calibration applied and no bandpass applied



0 0 0 0 0 0 0 0 0 0 0 0 0 0 0 0  
Channels

0 0 0 0 0 0 0 0 0 0 0 0 0 0 0 0  
Channels

0 0 0 0 0 0 0 0 0 0 0 0 0 0 0 0  
Channels

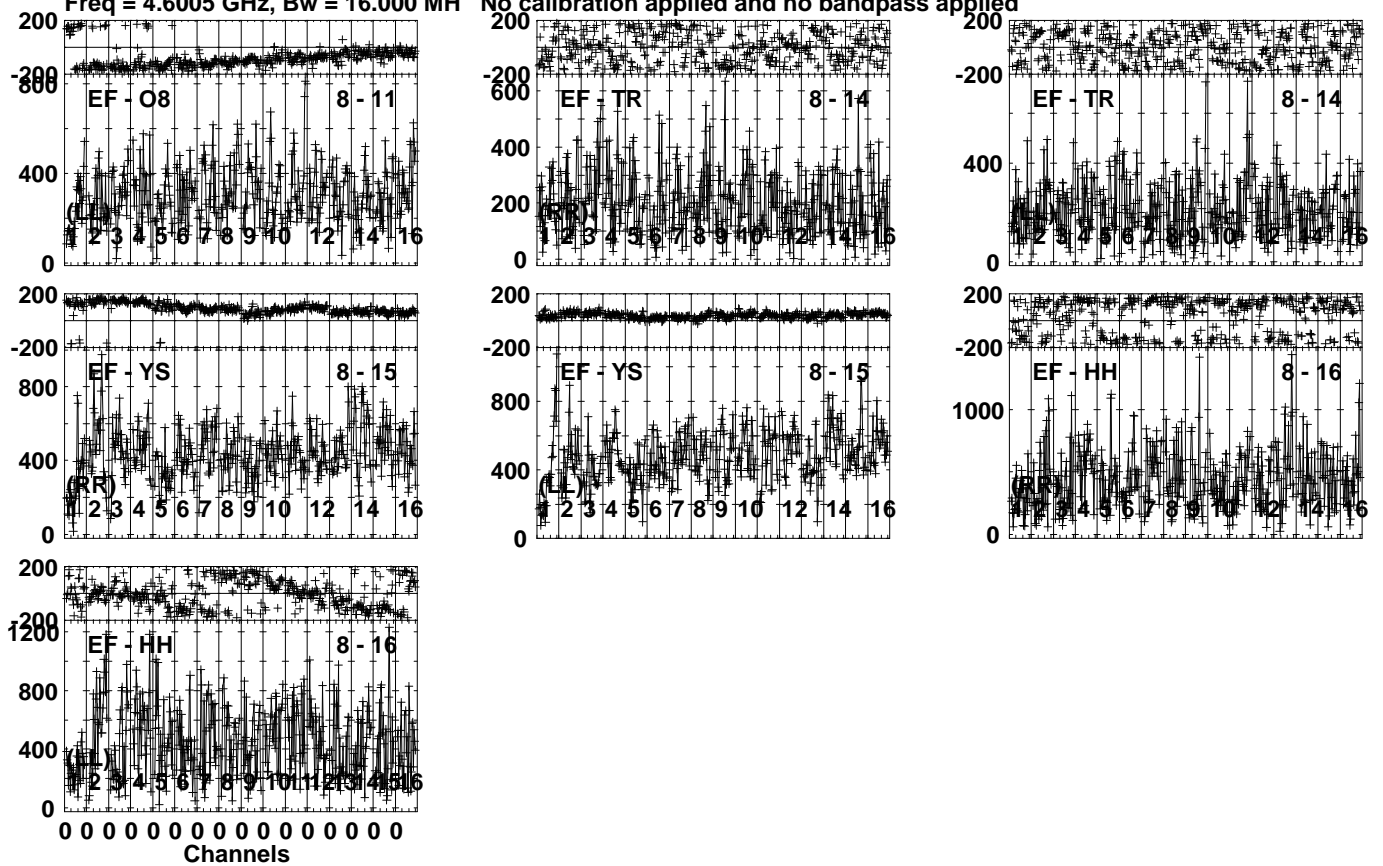
Lower frame: Micro Ampl Jy Top frame: Phas deg  
Vector averaged cross-power spectrum Several baselines displayed  
Timerange: 01/08:11:38 to 01/08:12:24



Plot file version 737 created 01-DEC-2023 16:32:59

J1108-1231 EG120.UVDATA.1

Freq = 4.6005 GHz, Bw = 16.000 MH No calibration applied and no bandpass applied



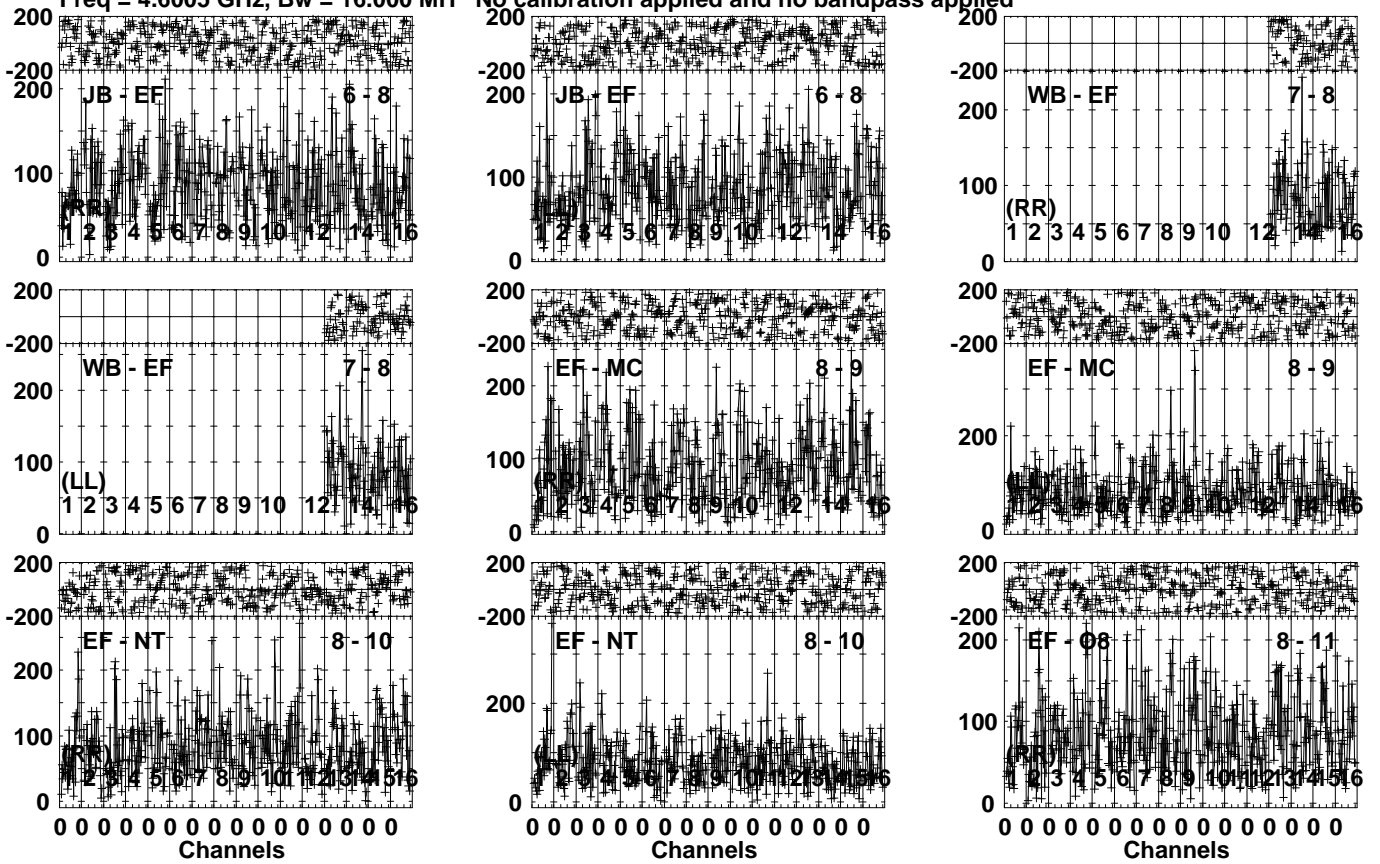
Lower frame: Micro Ampl Jy Top frame: Phas deg  
Vector averaged cross-power spectrum Several baselines displayed  
Timerange: 01/08:11:38 to 01/08:12:24

Plot file version 738 created 01-DEC-2023 16:32:59

GRB171205A EG120.UVDATA.1

Freq = 4.6005 GHz, Bw = 16.000 MH

No calibration applied and no bandpass applied



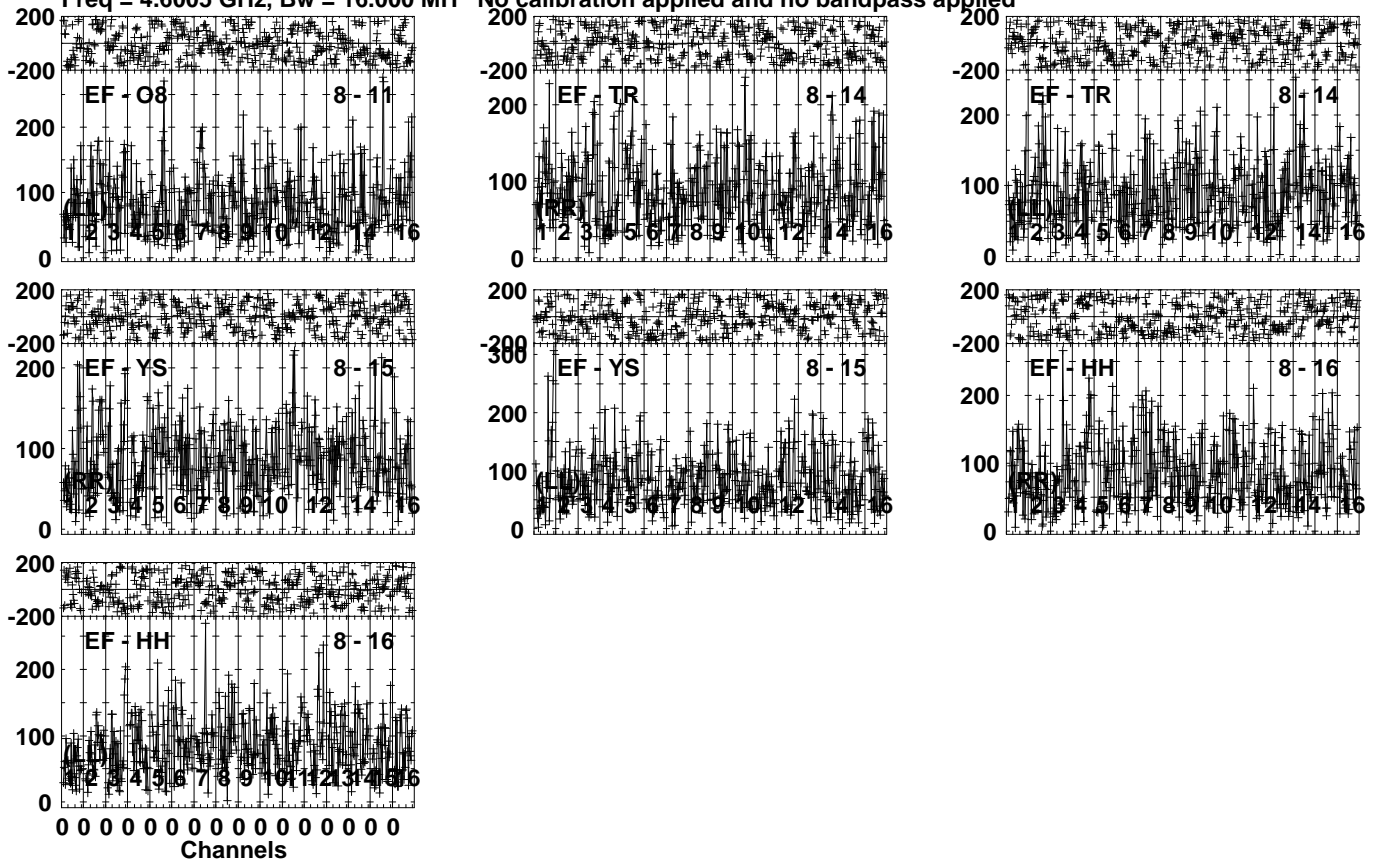
Lower frame: Micro Ampl Jy Top frame: Phas deg  
Vector averaged cross-power spectrum Several baselines displayed  
Timerange: 01/08:12:44 to 01/08:15:30

Plot file version 739 created 01-DEC-2023 16:32:59

GRB171205A EG120.UVDATA.1

Freq = 4.6005 GHz, Bw = 16.000 MH

No calibration applied and no bandpass applied



Lower frame: Micro Ampl Jy Top frame: Phas deg

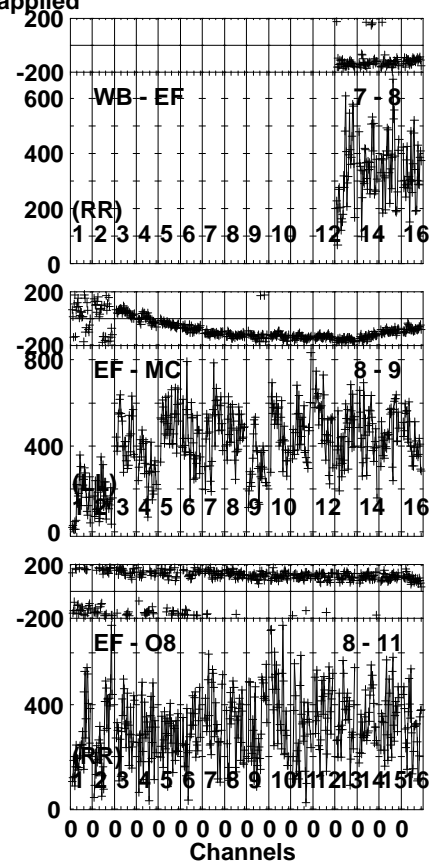
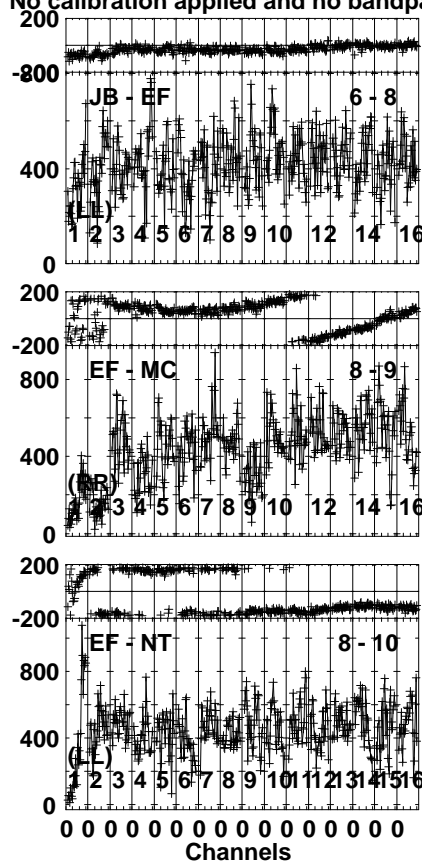
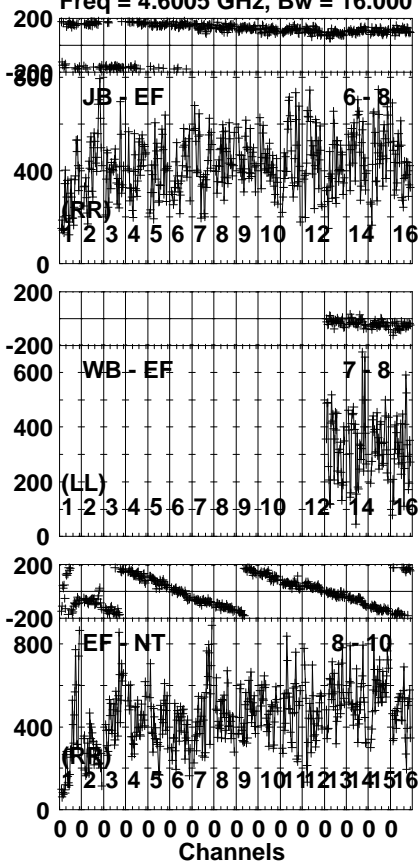
Vector averaged cross-power spectrum Several baselines displayed

Timerange: 01/08:12:44 to 01/08:15:30

Plot file version 740 created 01-DEC-2023 16:33:00

J1108-1231 EG120.UVDATA.1

Freq = 4.6005 GHz, Bw = 16.000 MH No calibration applied and no bandpass applied

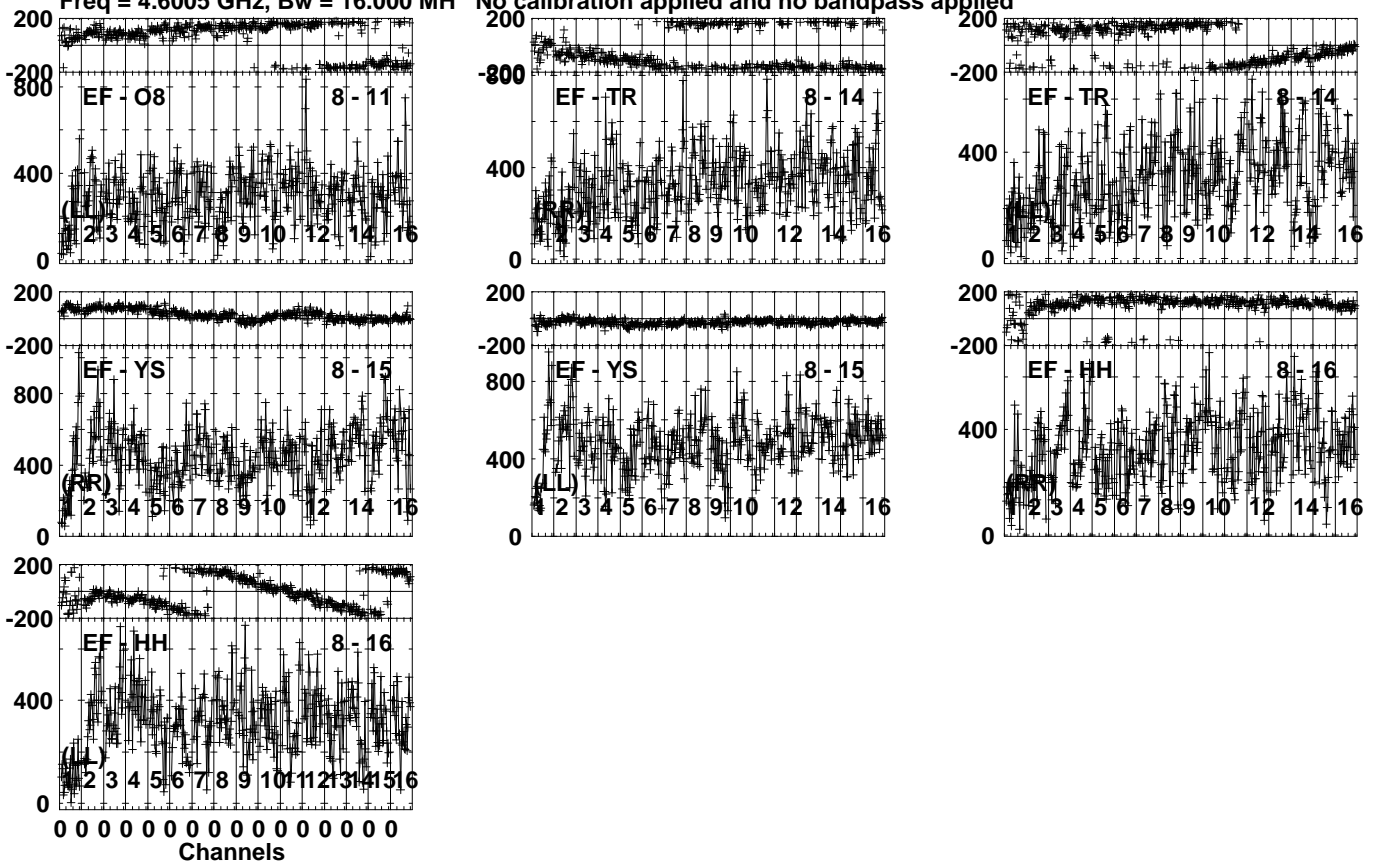


Lower frame: Micro Ampl Jy Top frame: Phas deg  
Vector averaged cross-power spectrum Several baselines displayed  
Timerange: 01/08:16:09 to 01/08:16:55

Plot file version 741 created 01-DEC-2023 16:33:00

J1108-1231 EG120.UVDATA.1

Freq = 4.6005 GHz, Bw = 16.000 MH No calibration applied and no bandpass applied



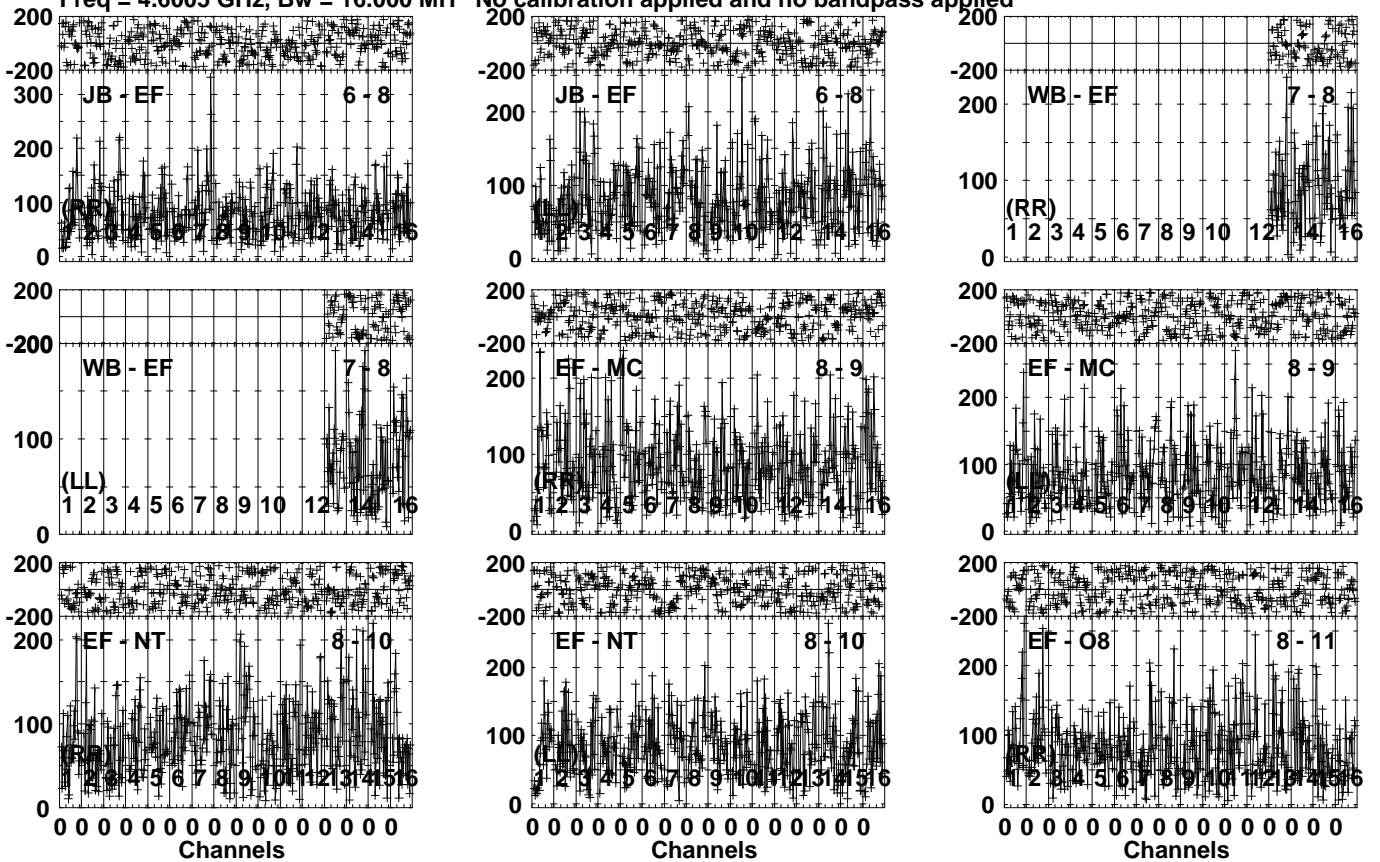
0 0 0 0 0 0 0 0 0 0 0 0 0 0 0 0  
Channels  
Lower frame: Micro Ampl Jy Top frame: Phas deg  
Vector averaged cross-power spectrum Several baselines displayed  
Timerange: 01/08:16:09 to 01/08:16:55

Plot file version 742 created 01-DEC-2023 16:33:00

GRB171205A EG120.UVDATA.1

Freq = 4.6005 GHz, Bw = 16.000 MH

No calibration applied and no bandpass applied

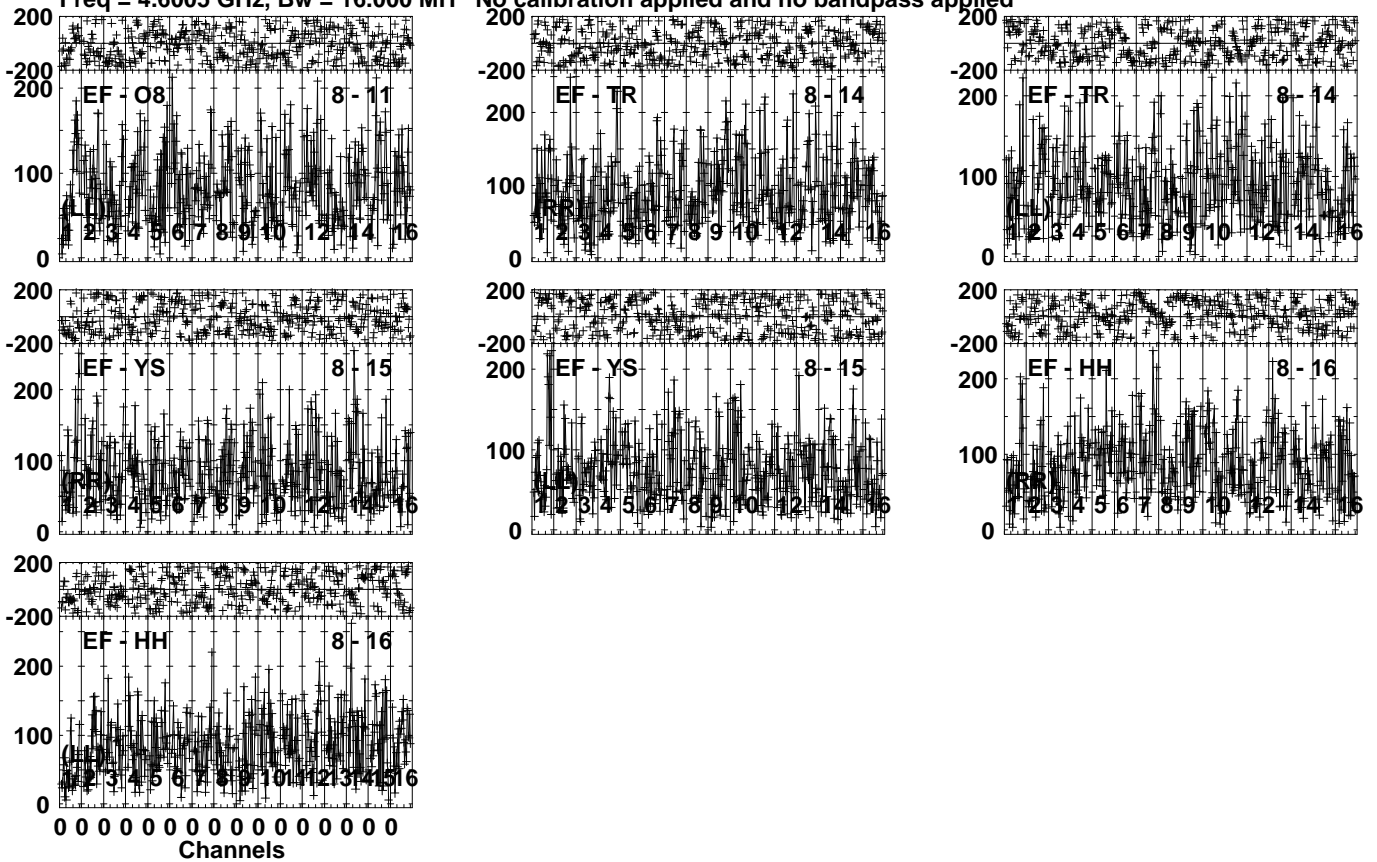


Lower frame: Micro Ampl Jy Top frame: Phas deg  
Vector averaged cross-power spectrum Several baselines displayed  
Timerange: 01/08:17:15 to 01/08:20:01

Plot file version 743 created 01-DEC-2023 16:33:00

GRB171205A EG120.UVDATA.1

Freq = 4.6005 GHz, Bw = 16.000 MH No calibration applied and no bandpass applied

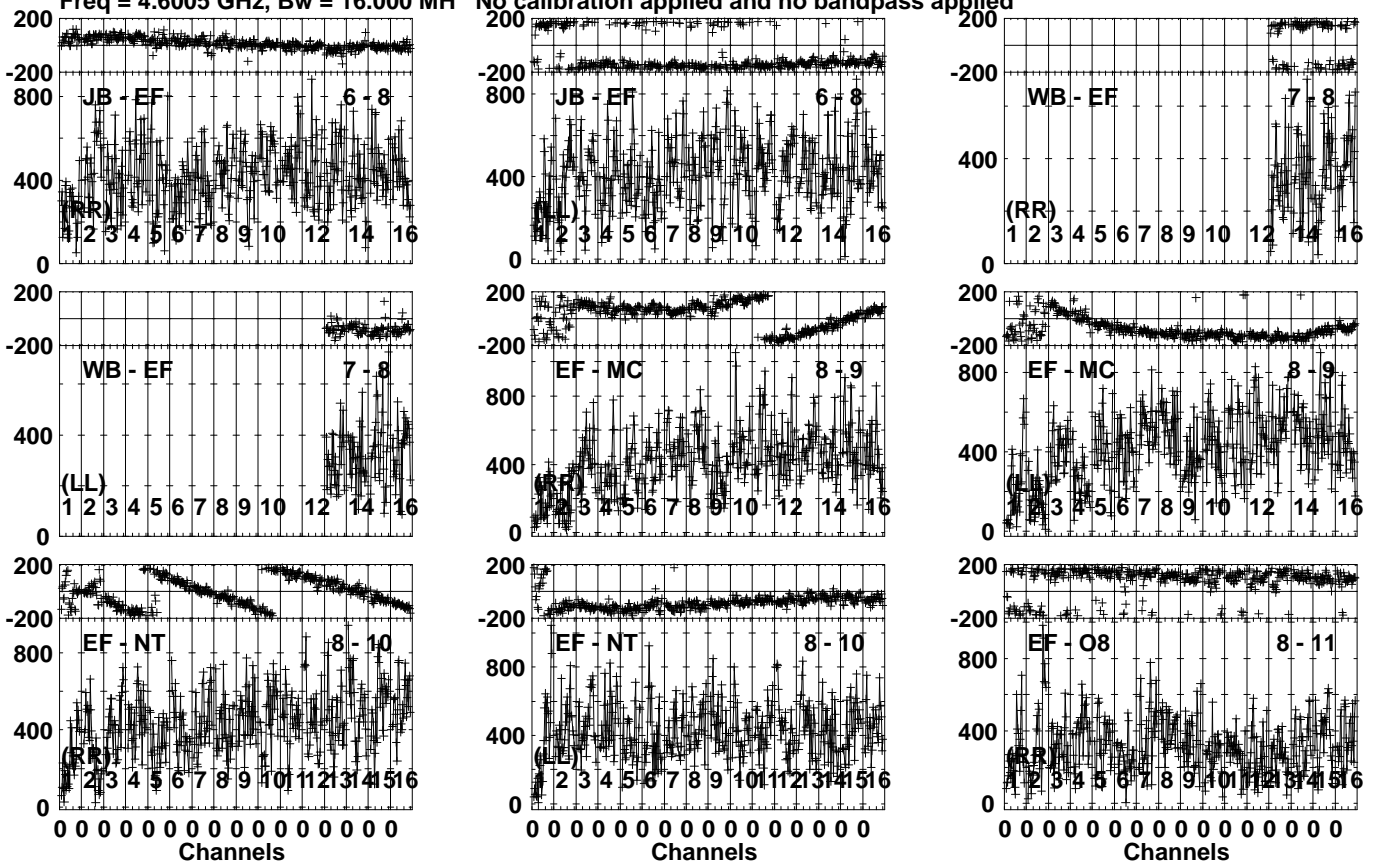


Lower frame: Micro Ampl Jy Top frame: Phas deg  
Vector averaged cross-power spectrum Several baselines displayed  
Timerange: 01/08:17:15 to 01/08:20:01

Plot file version 744 created 01-DEC-2023 16:33:00

J1108-1231 EG120.UVDATA.1

Freq = 4.6005 GHz, Bw = 16.000 MH No calibration applied and no bandpass applied



Lower frame: Micro Ampl Jy Top frame: Phas deg  
Vector averaged cross-power spectrum Several baselines displayed  
Timerange: 01/08:20:21 to 01/08:21:07

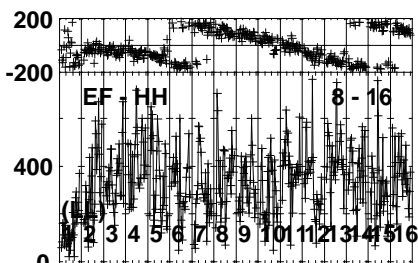
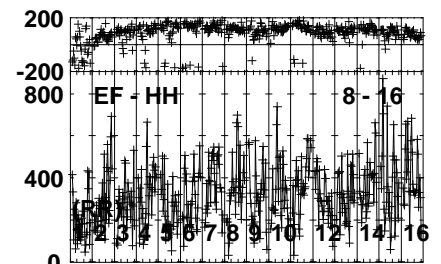
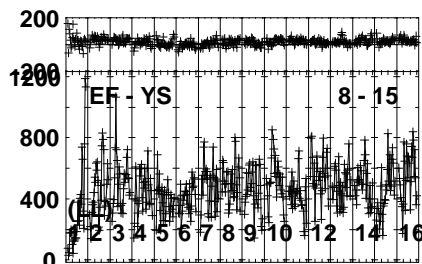
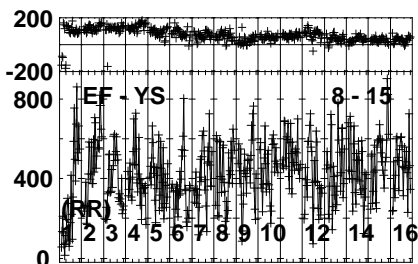
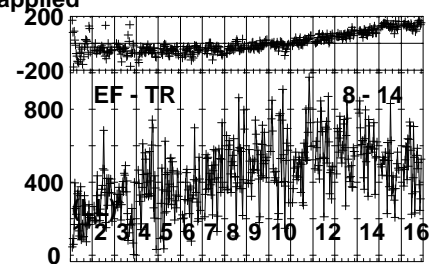
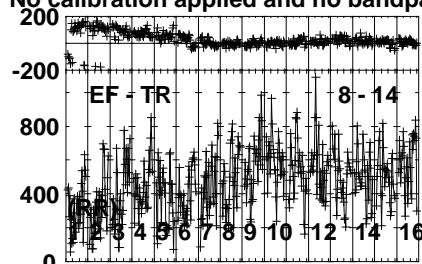
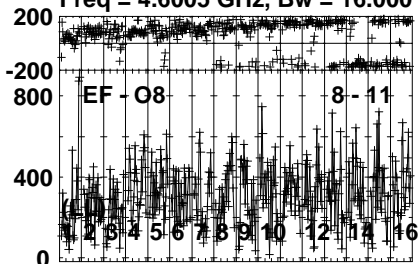


Plot file version 745 created 01-DEC-2023 16:33:00

J1108-1231 EG120.UVDATA.1

Freq = 4.6005 GHz, Bw = 16.000 MH

No calibration applied and no bandpass applied



0 0 0 0 0 0 0 0 0 0 0 0 0 0 0 0

Channels

Lower frame: Micro Ampl Jy Top frame: Phas deg

Vector averaged cross-power spectrum Several baselines displayed

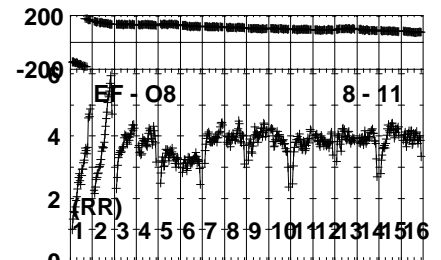
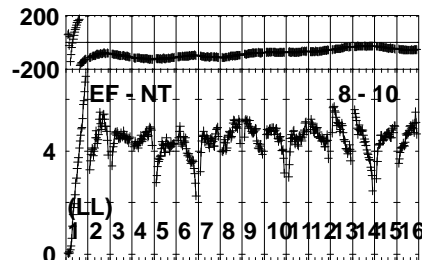
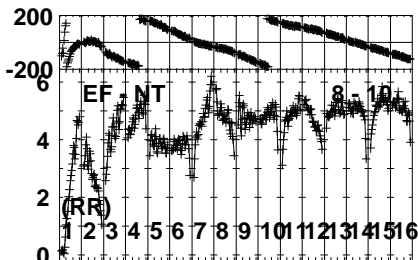
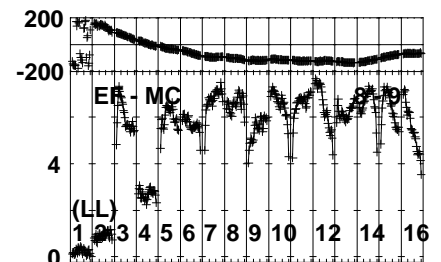
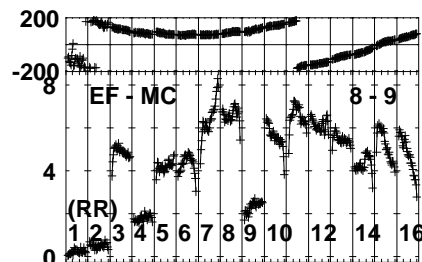
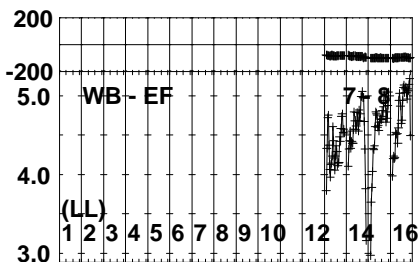
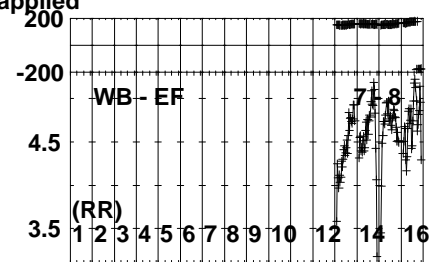
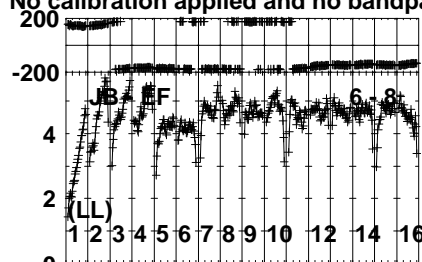
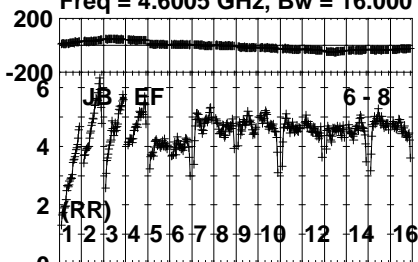
Timerange: 01/08:20:21 to 01/08:21:07

Plot file version 746 created 01-DEC-2023 16:33:00

J1118-1232 EG120.UVDATA.1

Freq = 4.6005 GHz, Bw = 16.000 MH

No calibration applied and no bandpass applied

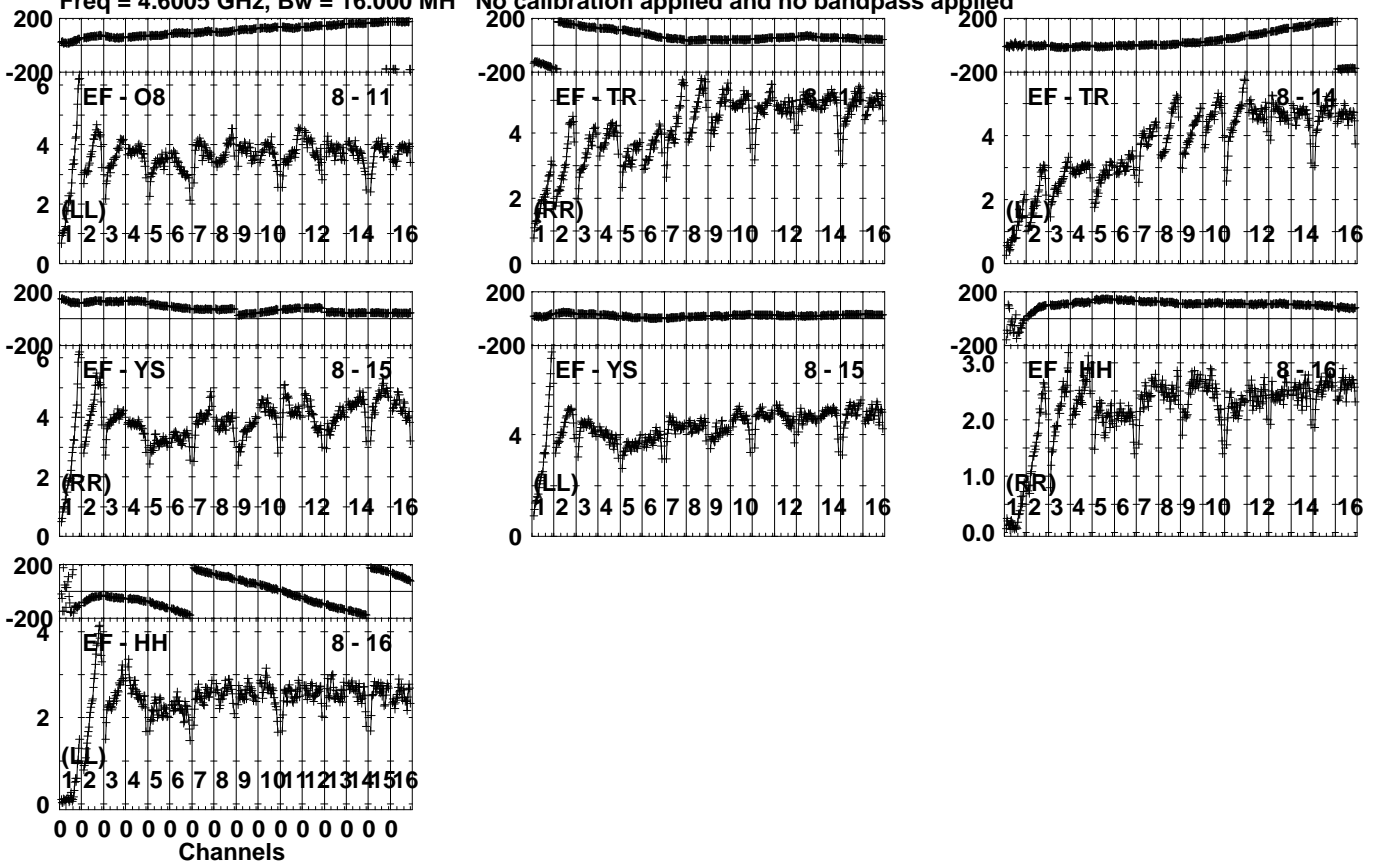


Lower frame: Milli Ampl Jy Top frame: Phas deg  
Vector averaged cross-power spectrum Several baselines displayed  
Timerange: 01/08:21:41 to 01/08:22:37

Plot file version 747 created 01-DEC-2023 16:33:01

J1118-1232 EG120.UVDATA.1

Freq = 4.6005 GHz, Bw = 16.000 MH No calibration applied and no bandpass applied



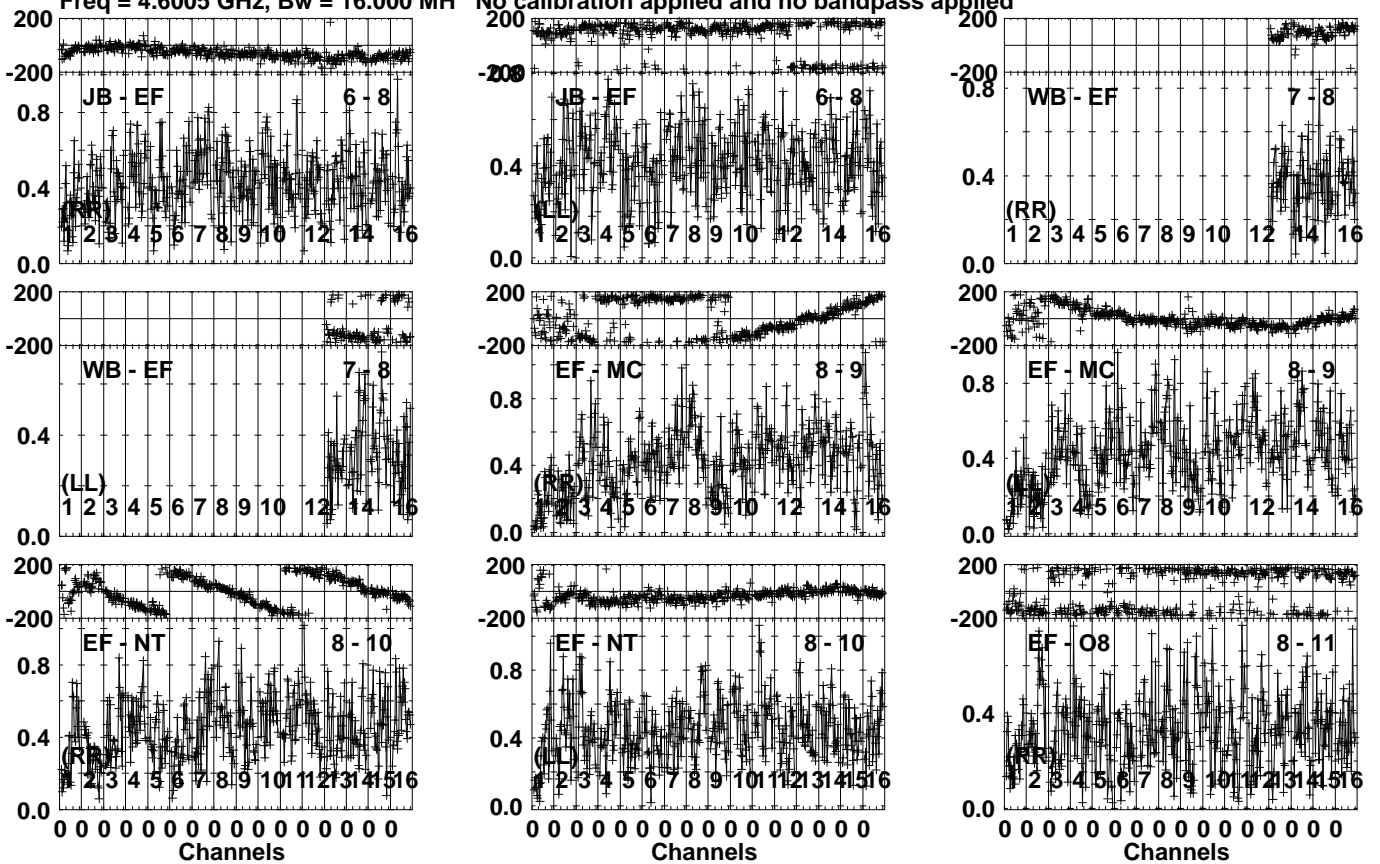
Lower frame: Milli Ampl Jy Top frame: Phas deg  
Vector averaged cross-power spectrum Several baselines displayed  
Timerange: 01/08:21:41 to 01/08:22:37

Plot file version 748 created 01-DEC-2023 16:33:01

J1108-1231 EG120.UVDATA.1

Freq = 4.6005 GHz, Bw = 16.000 MH

No calibration applied and no bandpass applied

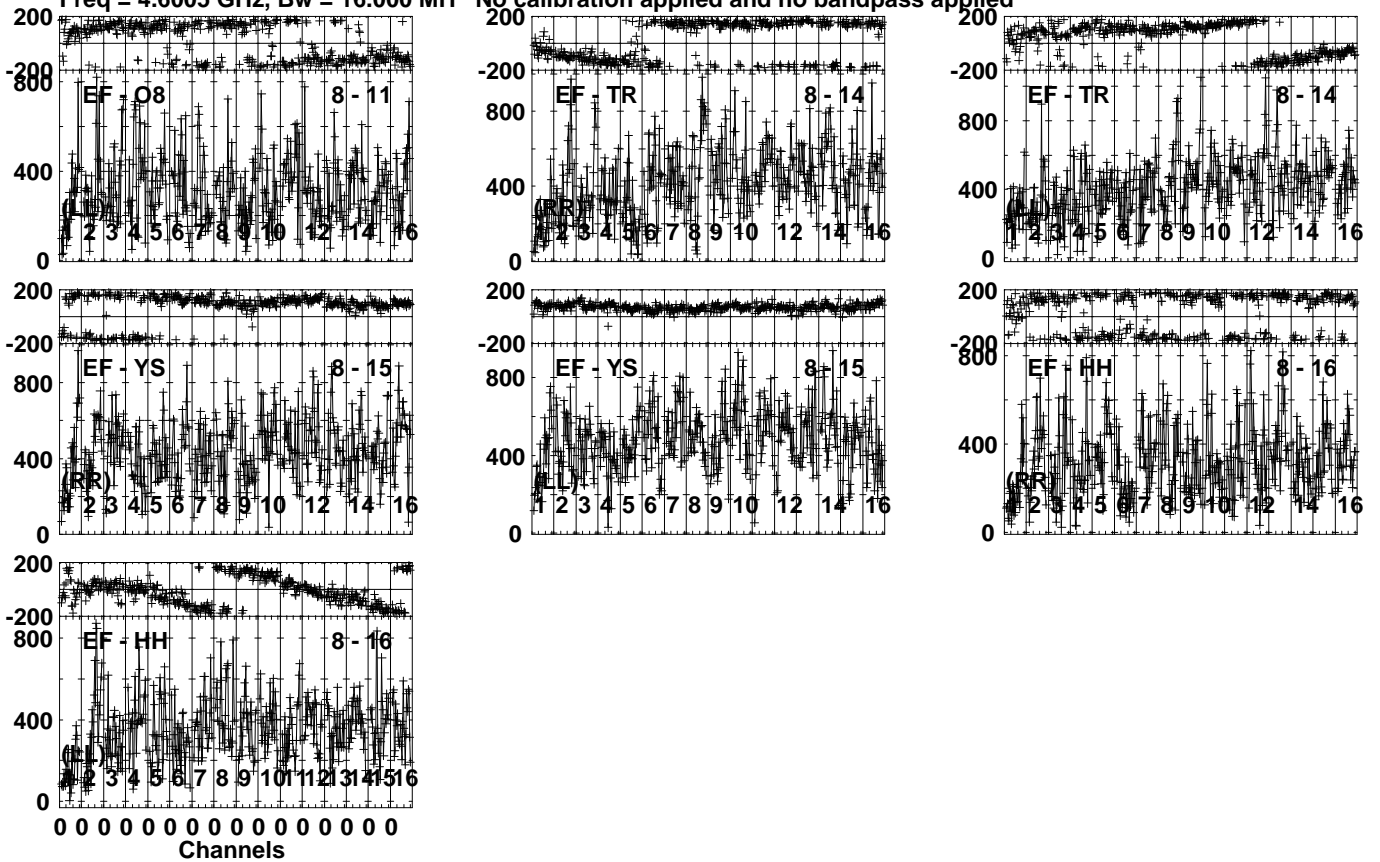


Lower frame: Milli Ampl Jy Top frame: Phas deg  
Vector averaged cross-power spectrum Several baselines displayed  
Timerange: 01/08:23:11 to 01/08:23:57

Plot file version 749 created 01-DEC-2023 16:33:01

J1108-1231 EG120.UVDATA.1

Freq = 4.6005 GHz, Bw = 16.000 MH No calibration applied and no bandpass applied



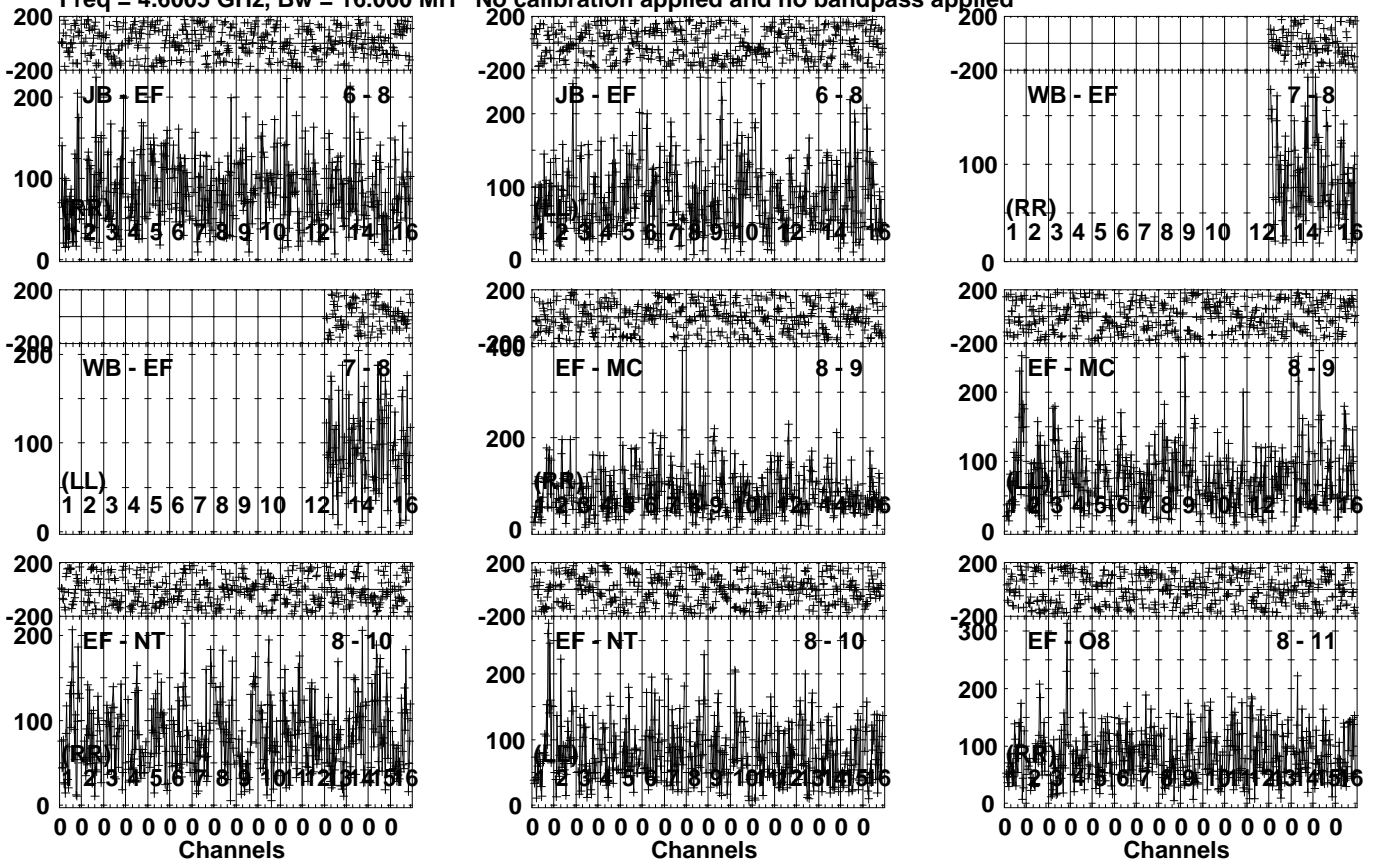
Lower frame: Micro Ampl Jy Top frame: Phas deg  
Vector averaged cross-power spectrum Several baselines displayed  
Timerange: 01/08:23:11 to 01/08:23:57

Plot file version 750 created 01-DEC-2023 16:33:01

GRB171205A EG120.UVDATA.1

Freq = 4.6005 GHz, Bw = 16.000 MH

No calibration applied and no bandpass applied



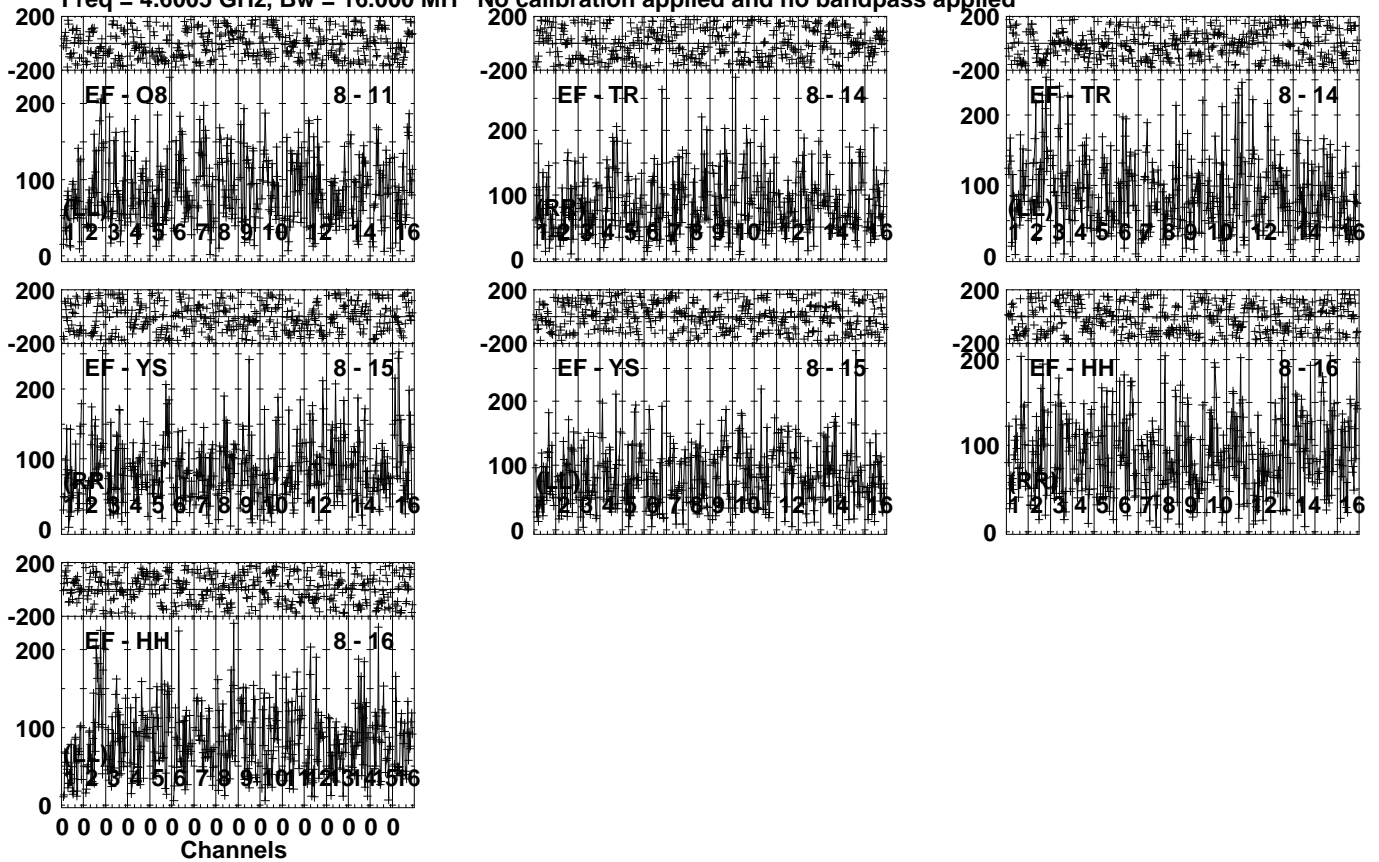
Lower frame: Micro Ampl Jy Top frame: Phas deg  
Vector averaged cross-power spectrum Several baselines displayed  
Timerange: 01/08:24:17 to 01/08:27:03

Plot file version 751 created 01-DEC-2023 16:33:01

GRB171205A EG120.UVDATA.1

Freq = 4.6005 GHz, Bw = 16.000 MH

No calibration applied and no bandpass applied



Lower frame: Micro Ampl Jy Top frame: Phas deg

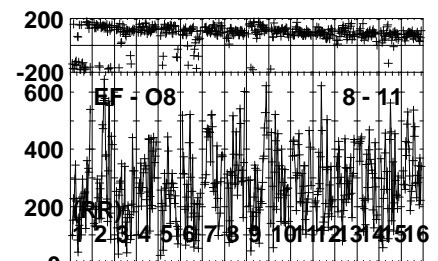
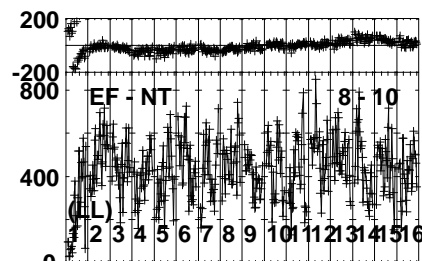
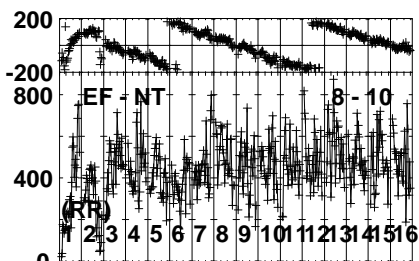
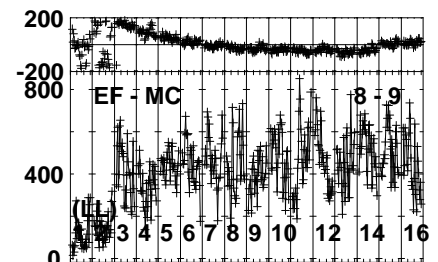
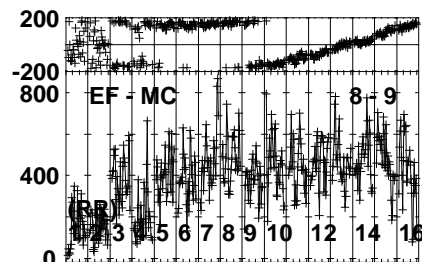
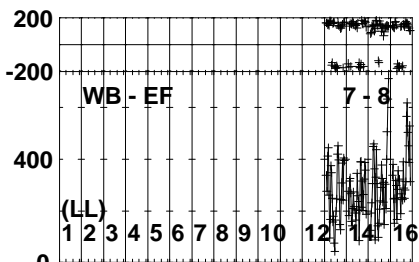
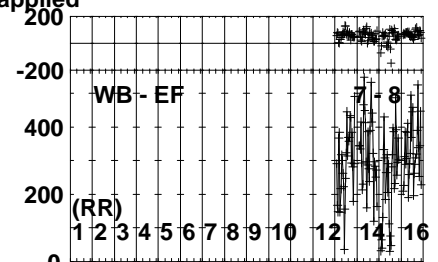
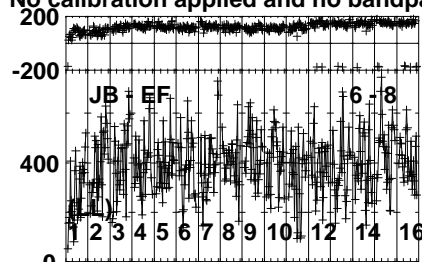
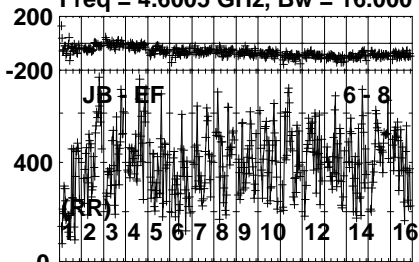
Vector averaged cross-power spectrum Several baselines displayed

Timerange: 01/08:24:17 to 01/08:27:03

Plot file version 752 created 01-DEC-2023 16:33:01

J1108-1231 EG120.UVDATA.1

Freq = 4.6005 GHz, Bw = 16.000 MH No calibration applied and no bandpass applied



0 0 0 0 0 0 0 0 0 0 0 0 0 0 0 0  
Channels

0 0 0 0 0 0 0 0 0 0 0 0 0 0 0 0  
Channels

0 0 0 0 0 0 0 0 0 0 0 0 0 0 0 0  
Channels

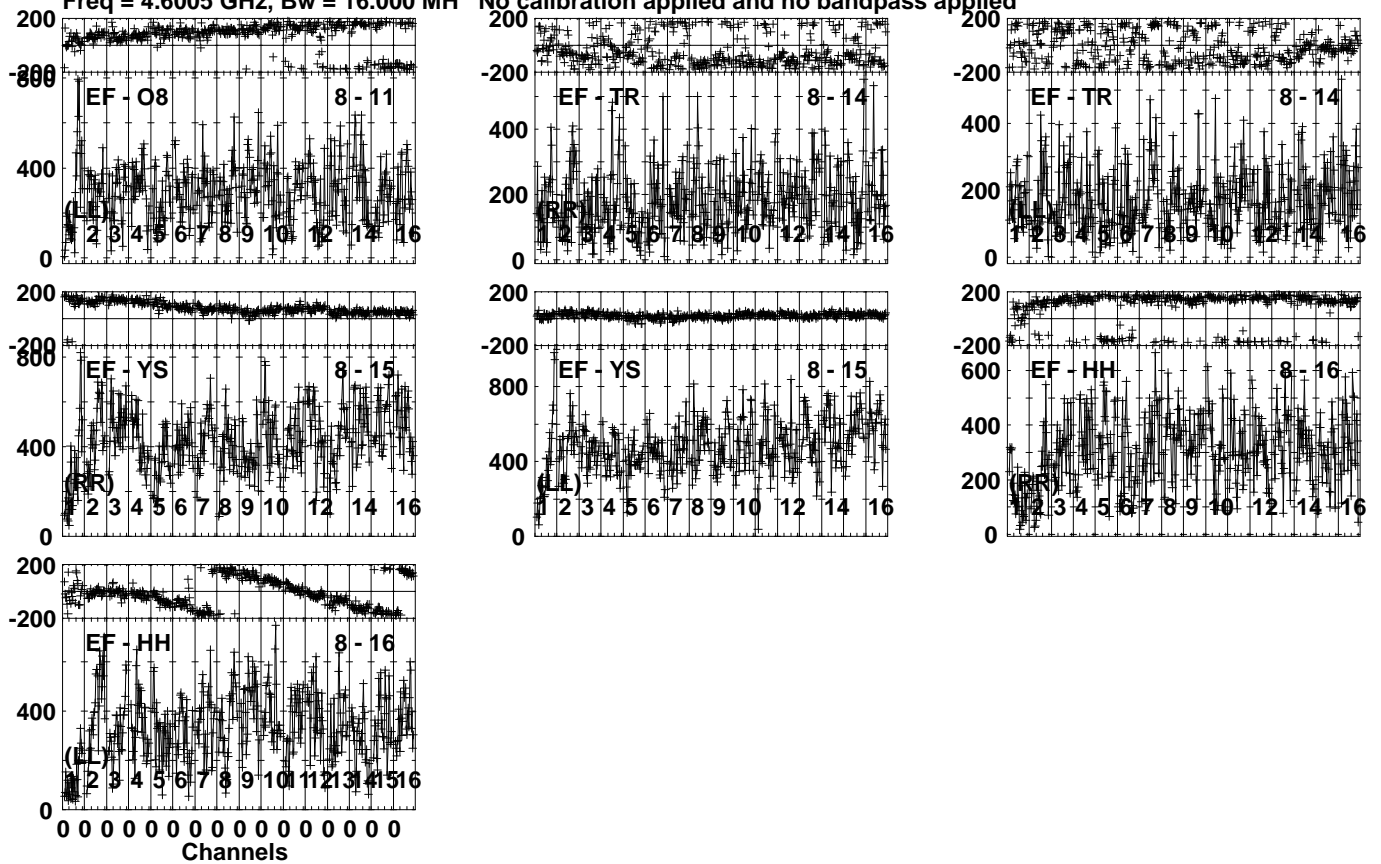
Lower frame: Micro Ampl Jy Top frame: Phas deg  
Vector averaged cross-power spectrum Several baselines displayed  
Timerange: 01/08:27:42 to 01/08:28:28



Plot file version 753 created 01-DEC-2023 16:33:01

J1108-1231 EG120.UVDATA.1

Freq = 4.6005 GHz, Bw = 16.000 MH No calibration applied and no bandpass applied

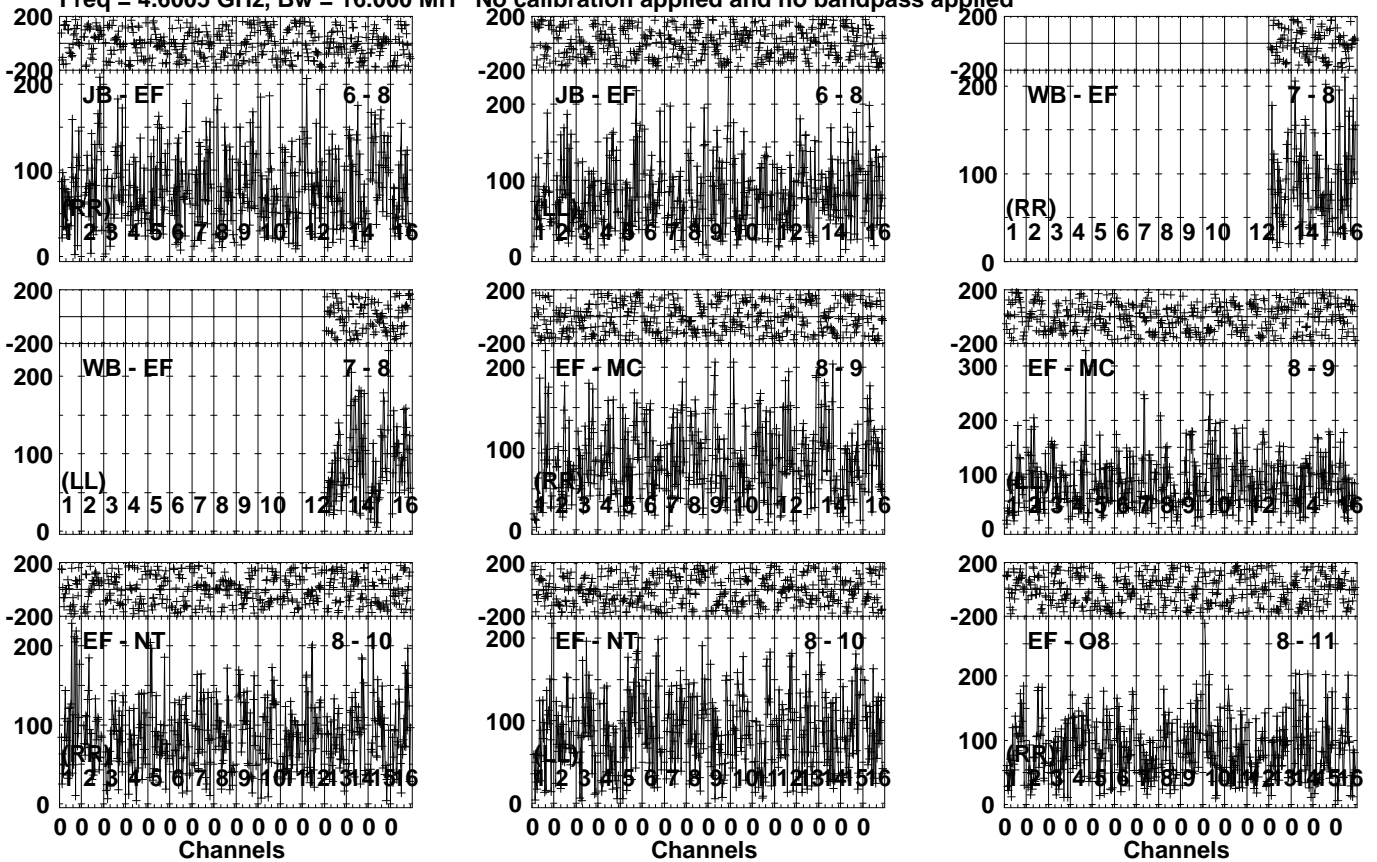


Lower frame: Micro Ampl Jy Top frame: Phas deg  
Vector averaged cross-power spectrum Several baselines displayed  
Timerange: 01/08:27:42 to 01/08:28:28

Plot file version 754 created 01-DEC-2023 16:33:02

GRB171205A EG120.UVDATA.1

Freq = 4.6005 GHz, Bw = 16.000 MH No calibration applied and no bandpass applied

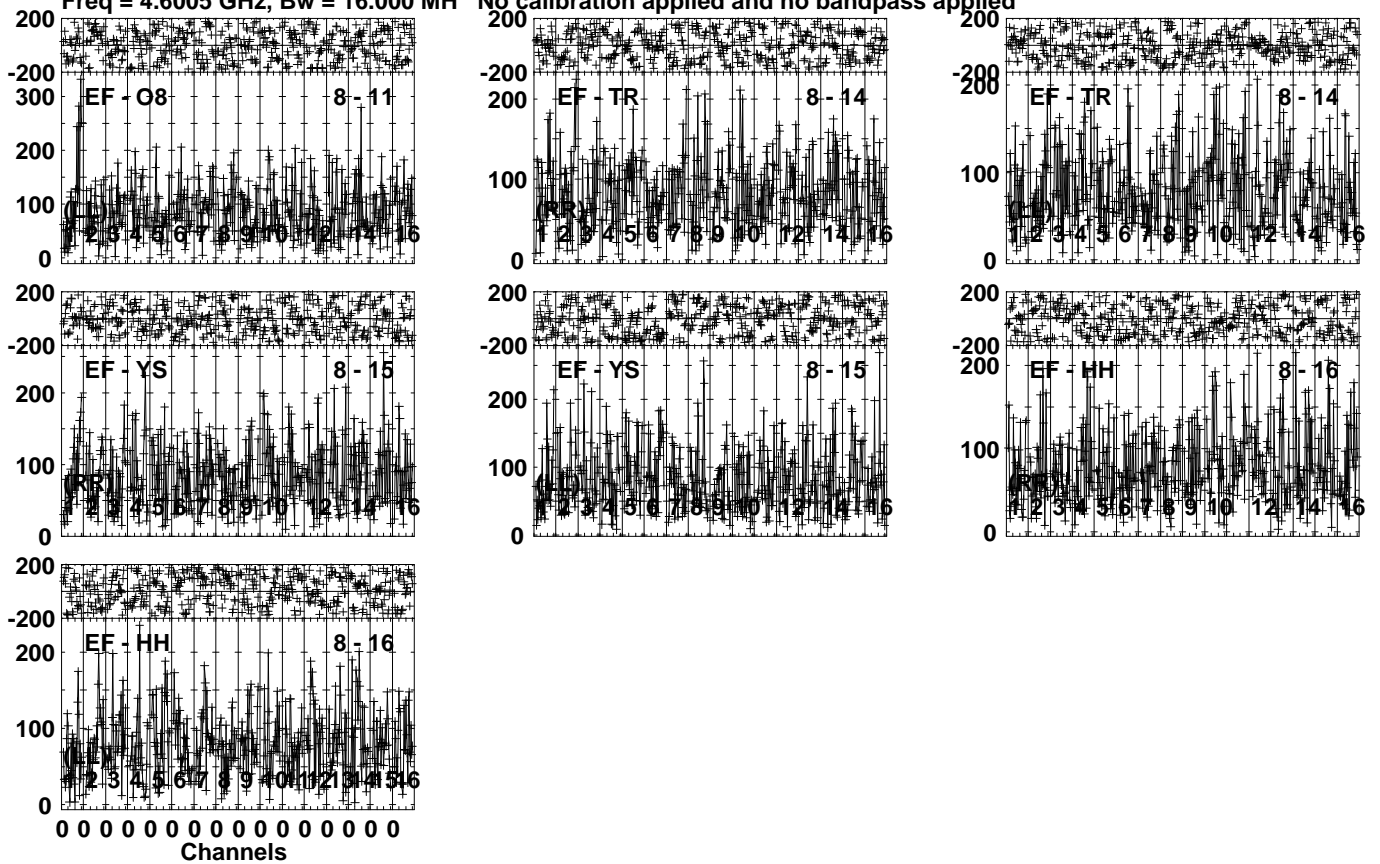


Lower frame: Micro Ampl Jy Top frame: Phas deg  
Vector averaged cross-power spectrum Several baselines displayed  
Timerange: 01/08:28:48 to 01/08:31:44

Plot file version 755 created 01-DEC-2023 16:33:02

GRB171205A EG120.UVDATA.1

Freq = 4.6005 GHz, Bw = 16.000 MH No calibration applied and no bandpass applied

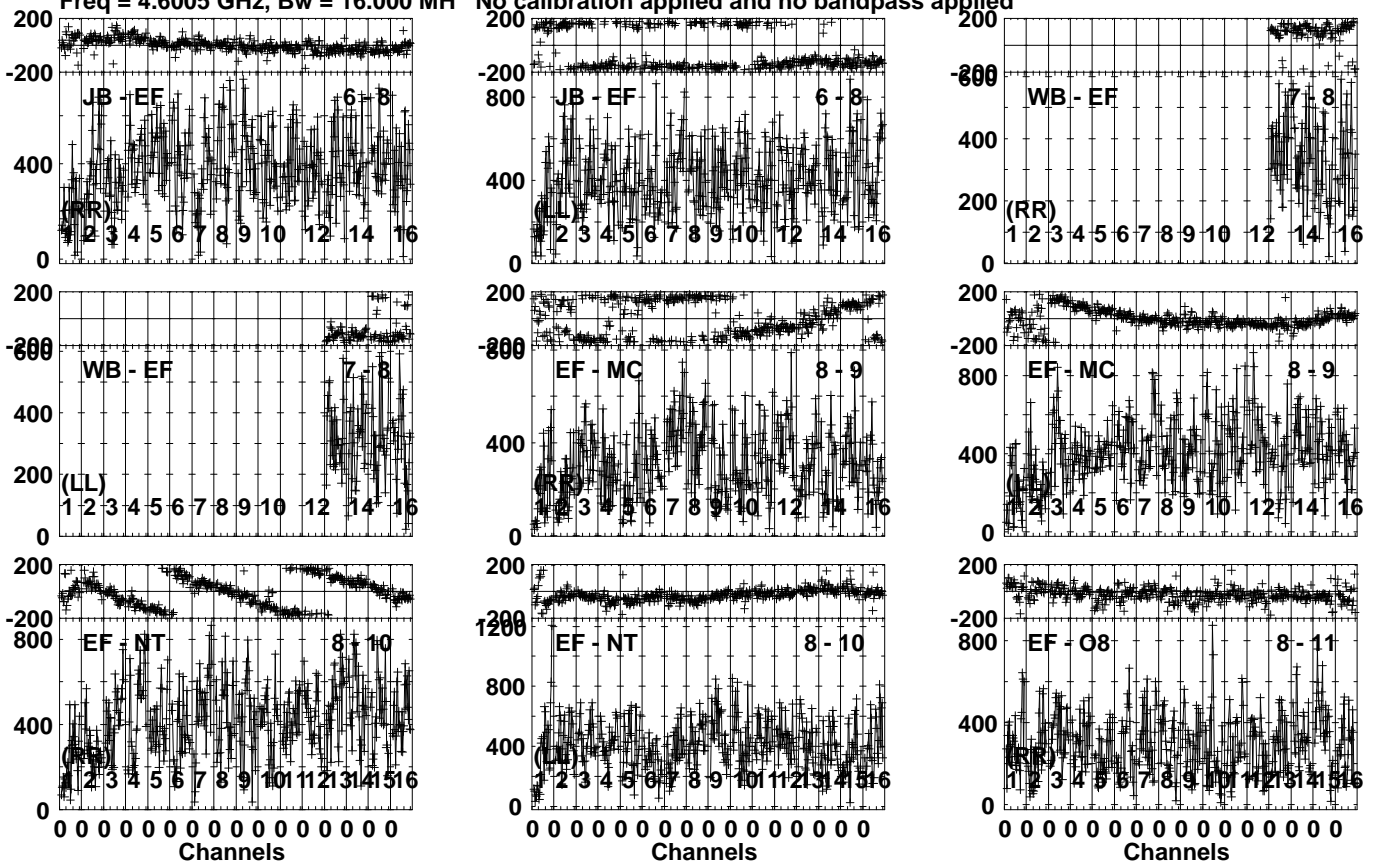


Lower frame: Micro Ampl Jy Top frame: Phas deg  
Vector averaged cross-power spectrum Several baselines displayed  
Timerange: 01/08:28:48 to 01/08:31:44

Plot file version 756 created 01-DEC-2023 16:33:02

J1108-1231 EG120.UVDATA.1

Freq = 4.6005 GHz, Bw = 16.000 MH No calibration applied and no bandpass applied

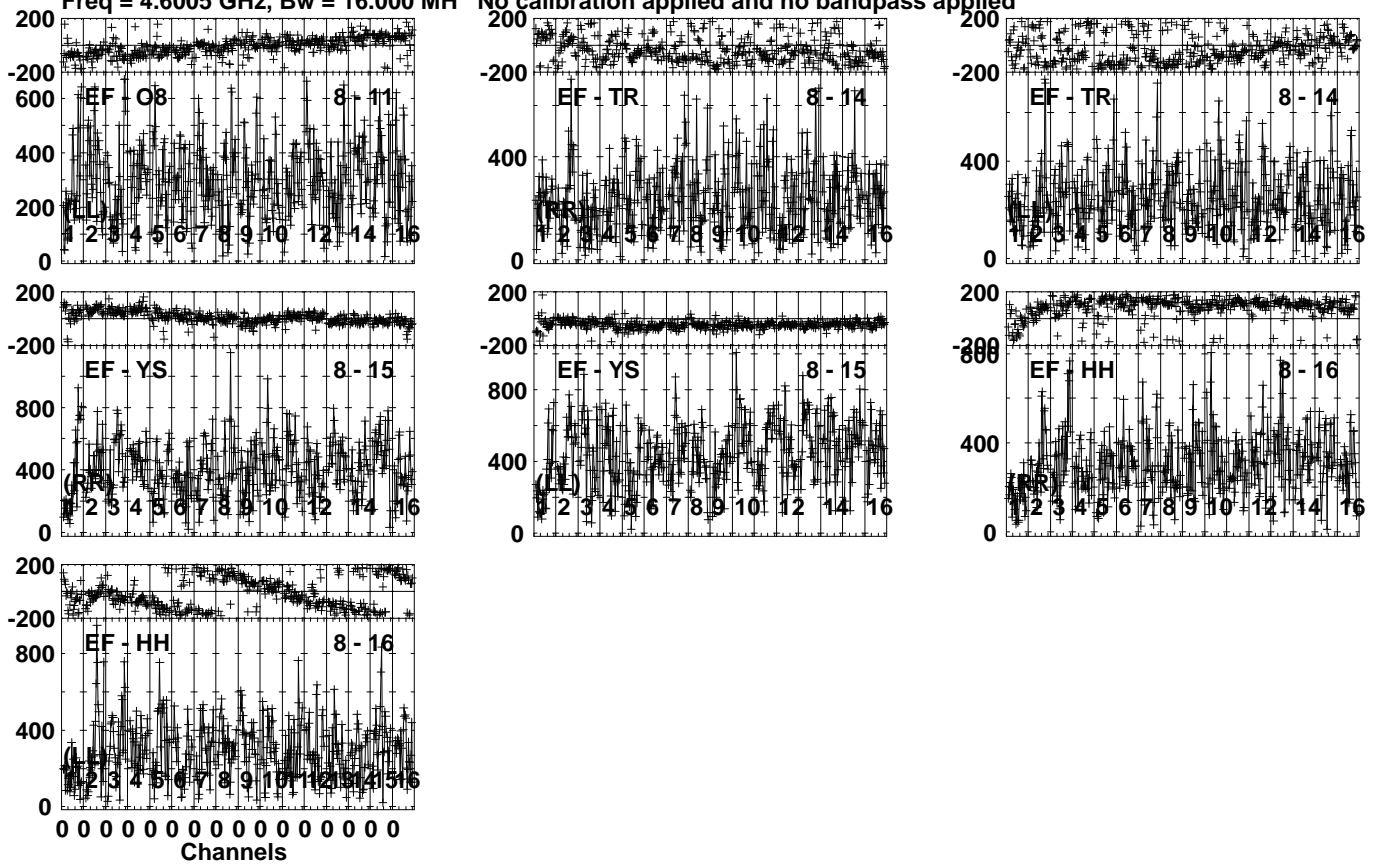


Lower frame: Micro Ampl Jy Top frame: Phas deg  
 Vector averaged cross-power spectrum Several baselines displayed  
 Timerange: 01/08:32:04 to 01/08:32:50

Plot file version 757 created 01-DEC-2023 16:33:02

J1108-1231 EG120.UVDATA.1

Freq = 4.6005 GHz, Bw = 16.000 MH No calibration applied and no bandpass applied



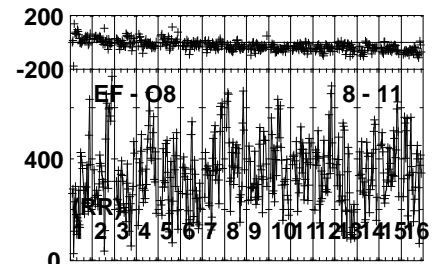
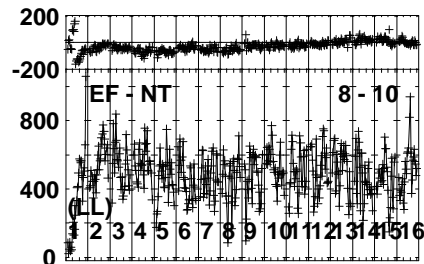
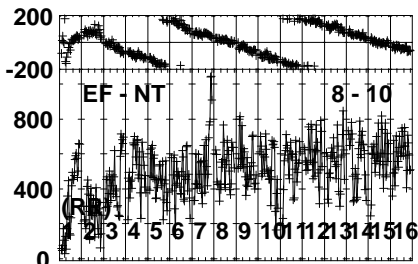
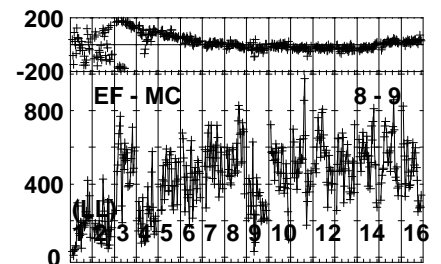
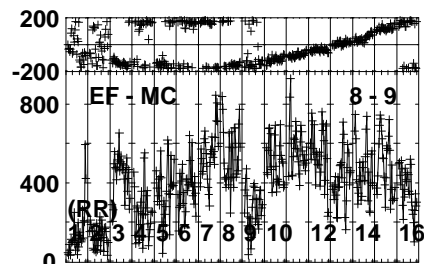
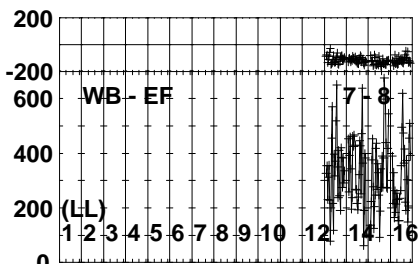
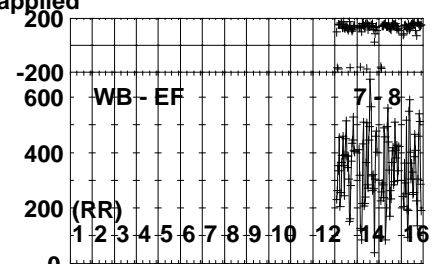
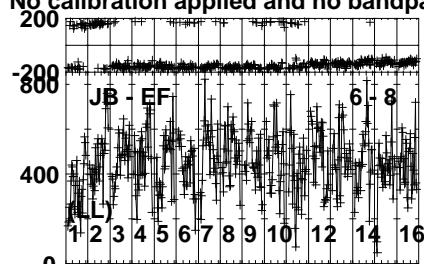
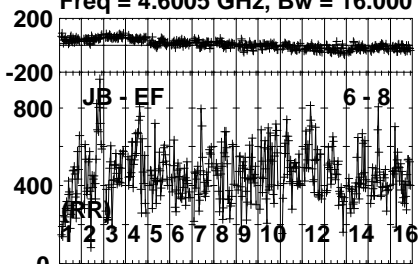
Lower frame: Micro Ampl Jy Top frame: Phas deg  
Vector averaged cross-power spectrum Several baselines displayed  
Timerange: 01/08:32:04 to 01/08:32:50

Plot file version 758 created 01-DEC-2023 16:33:02

J1107-1226 EG120.UVDATA.1

Freq = 4.6005 GHz, Bw = 16.000 MH

No calibration applied and no bandpass applied

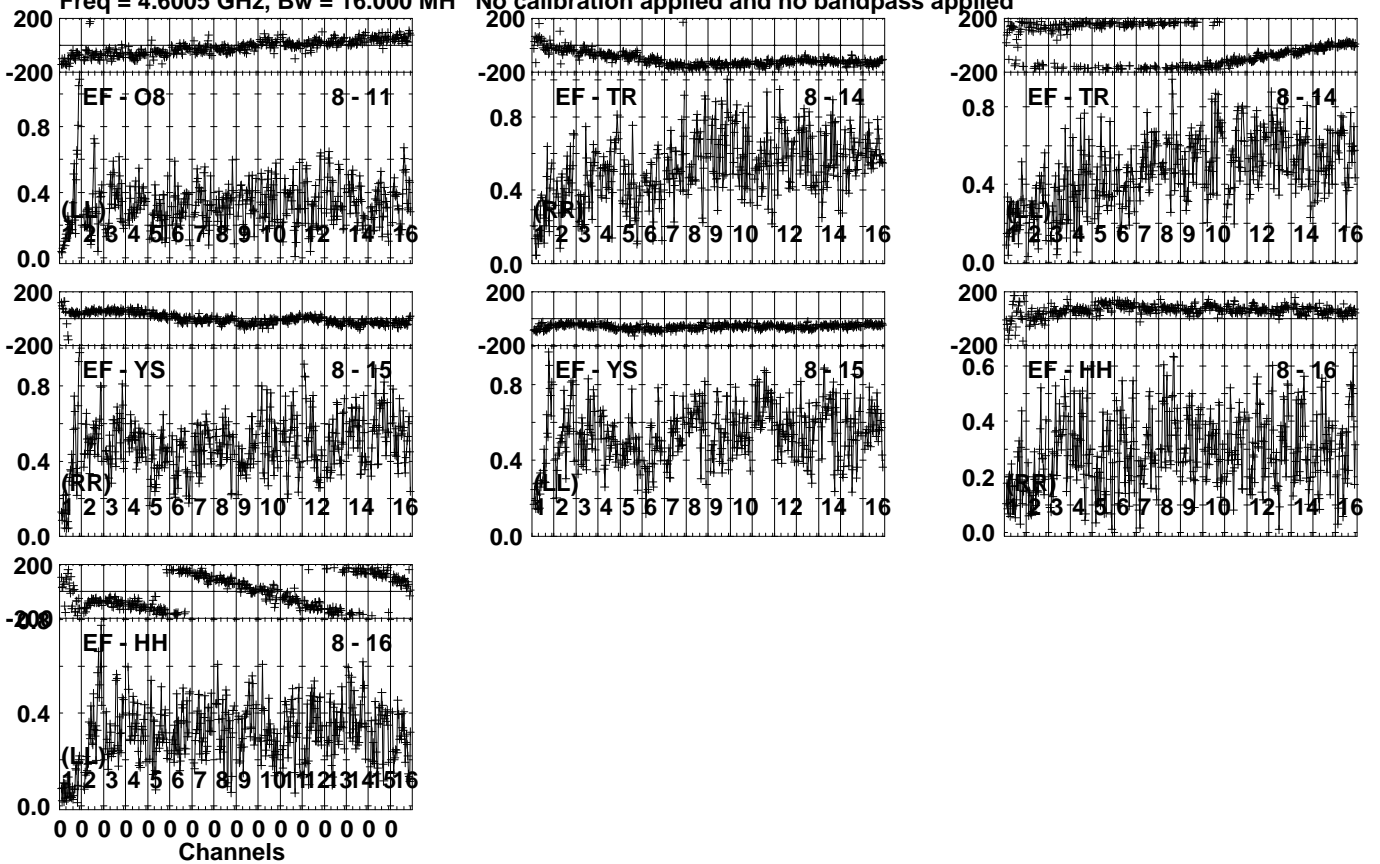


Lower frame: Micro Ampl Jy Top frame: Phas deg  
Vector averaged cross-power spectrum Several baselines displayed  
Timerange: 01/08:33:10 to 01/08:34:06

Plot file version 759 created 01-DEC-2023 16:33:02

J1107-1226 EG120.UVDATA.1

Freq = 4.6005 GHz, Bw = 16.000 MH No calibration applied and no bandpass applied



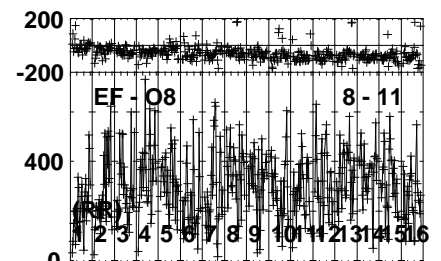
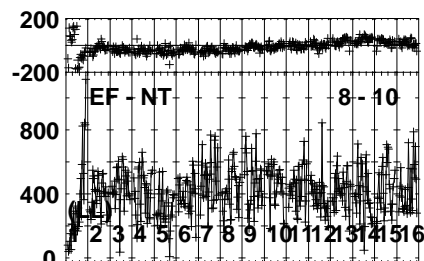
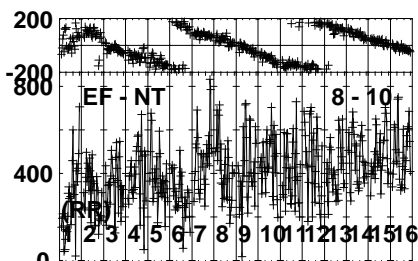
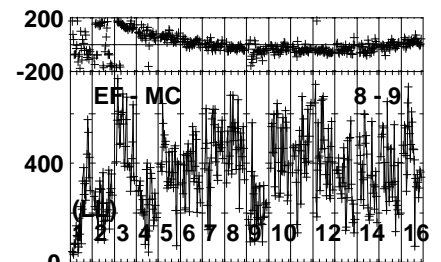
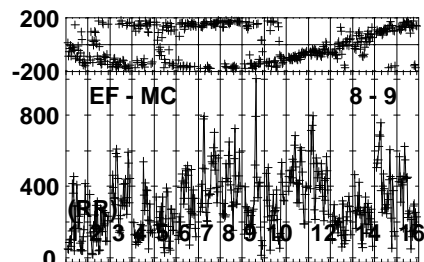
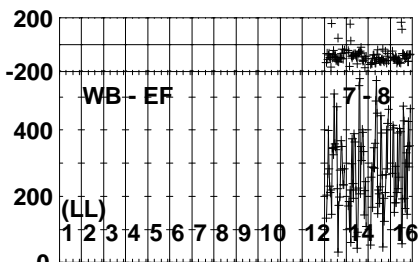
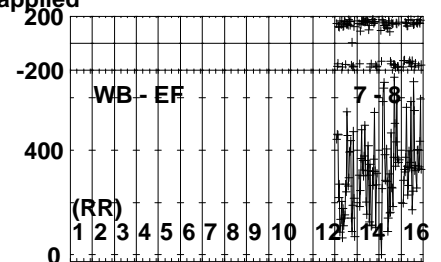
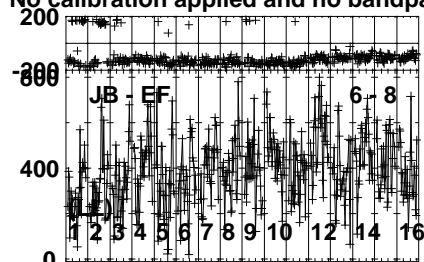
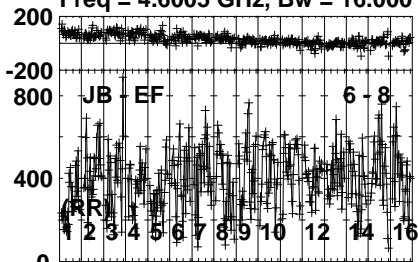
Lower frame: Milli Ampl Jy Top frame: Phas deg  
Vector averaged cross-power spectrum Several baselines displayed  
Timerange: 01/08:33:10 to 01/08:34:06

Plot file version 760 created 01-DEC-2023 16:33:02

J1108-1231 EG120.UVDATA.1

Freq = 4.6005 GHz, Bw = 16.000 MH

No calibration applied and no bandpass applied



0 0 0 0 0 0 0 0 0 0 0 0 0 0 0 0  
Channels

0 0 0 0 0 0 0 0 0 0 0 0 0 0 0 0  
Channels

0 0 0 0 0 0 0 0 0 0 0 0 0 0 0 0  
Channels

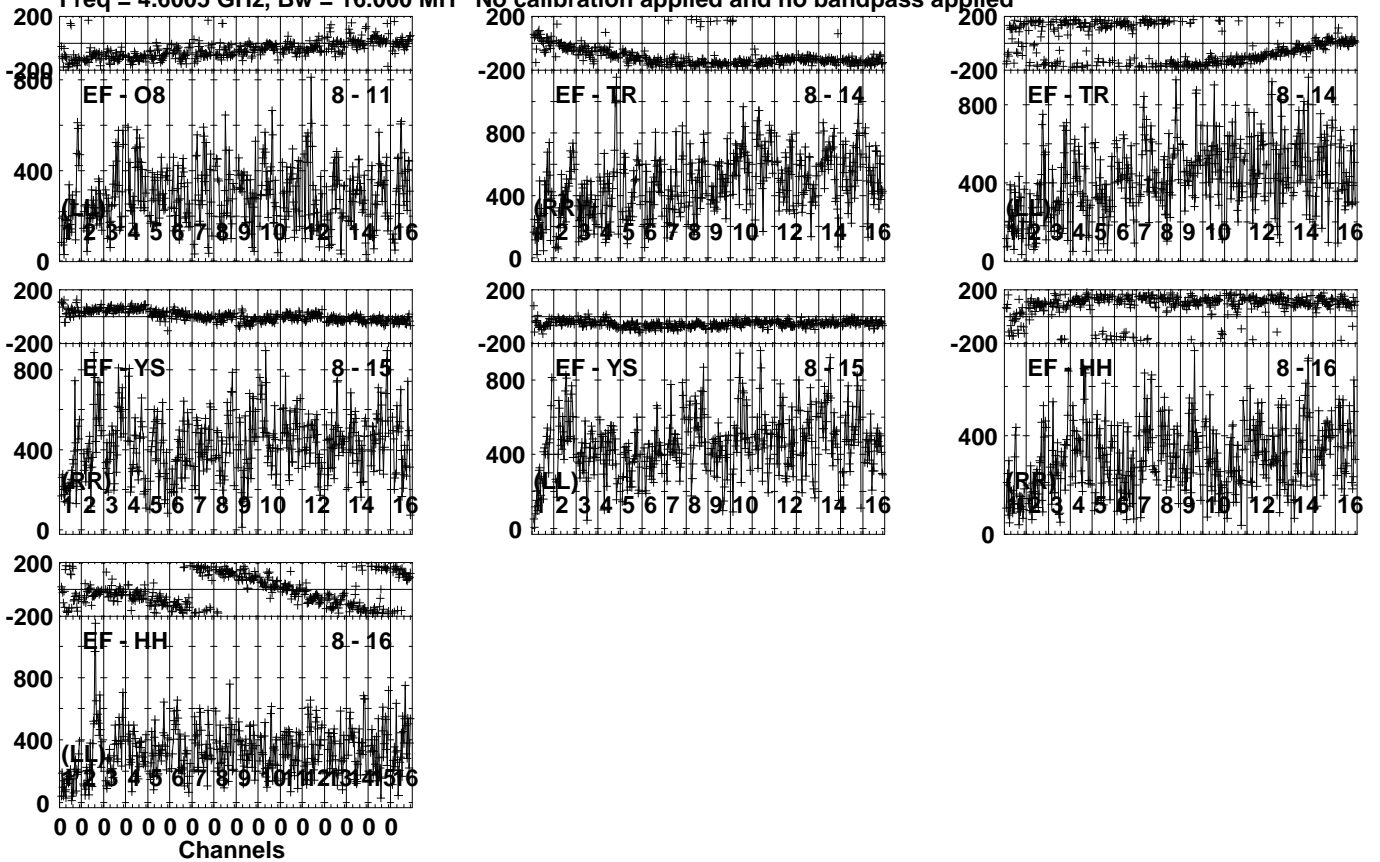
Lower frame: Micro Ampl Jy Top frame: Phas deg  
Vector averaged cross-power spectrum Several baselines displayed  
Timerange: 01/08:34:26 to 01/08:35:12



Plot file version 761 created 01-DEC-2023 16:33:03

J1108-1231 EG120.UVDATA.1

Freq = 4.6005 GHz, Bw = 16.000 MH No calibration applied and no bandpass applied



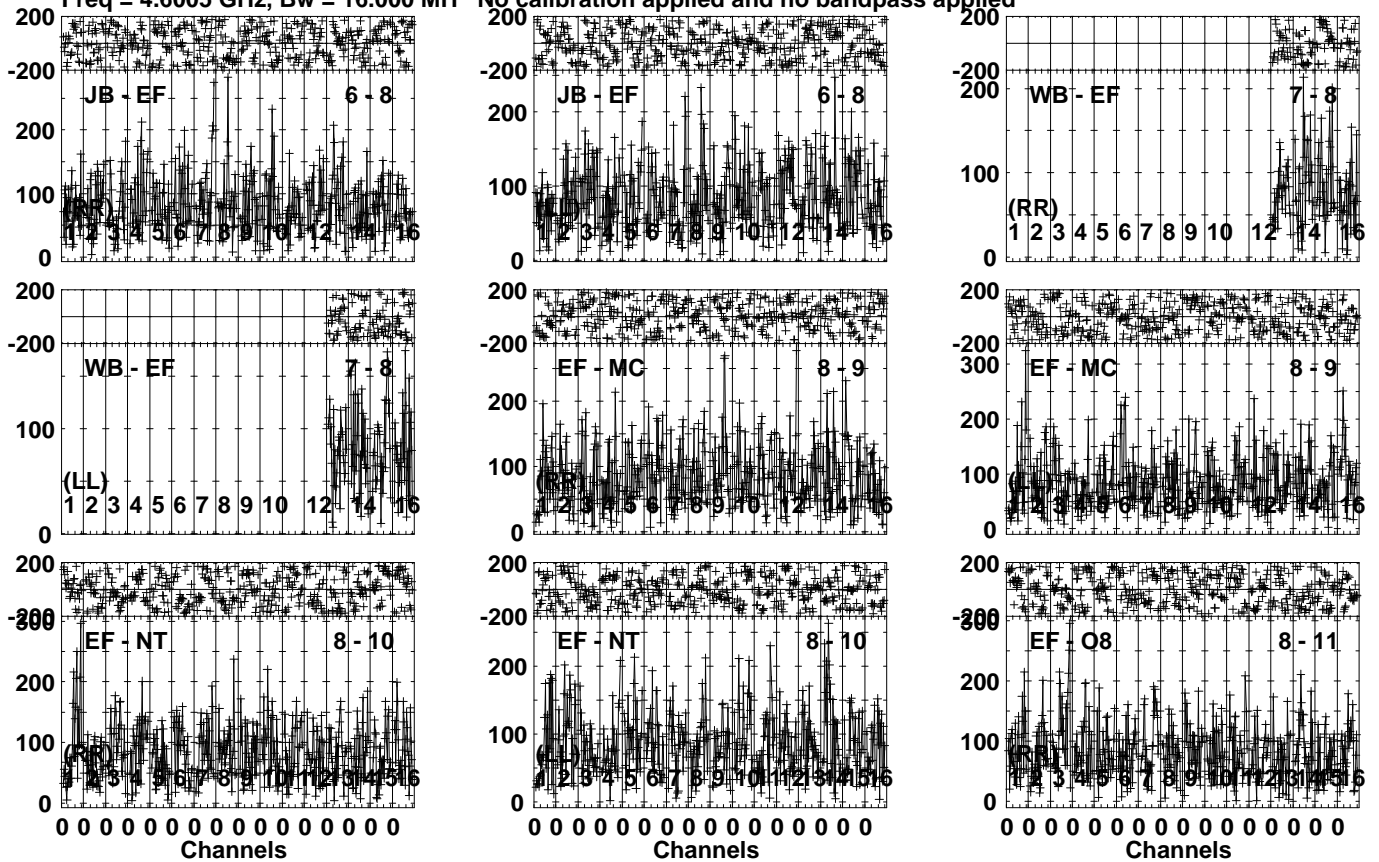
0 0 0 0 0 0 0 0 0 0 0 0 0 0 0 0  
Channels  
Lower frame: Micro Ampl Jy Top frame: Phas deg  
Vector averaged cross-power spectrum Several baselines displayed  
Timerange: 01/08:34:26 to 01/08:35:12

Plot file version 762 created 01-DEC-2023 16:33:03

GRB171205A EG120.UVDATA.1

Freq = 4.6005 GHz, Bw = 16.000 MH

No calibration applied and no bandpass applied



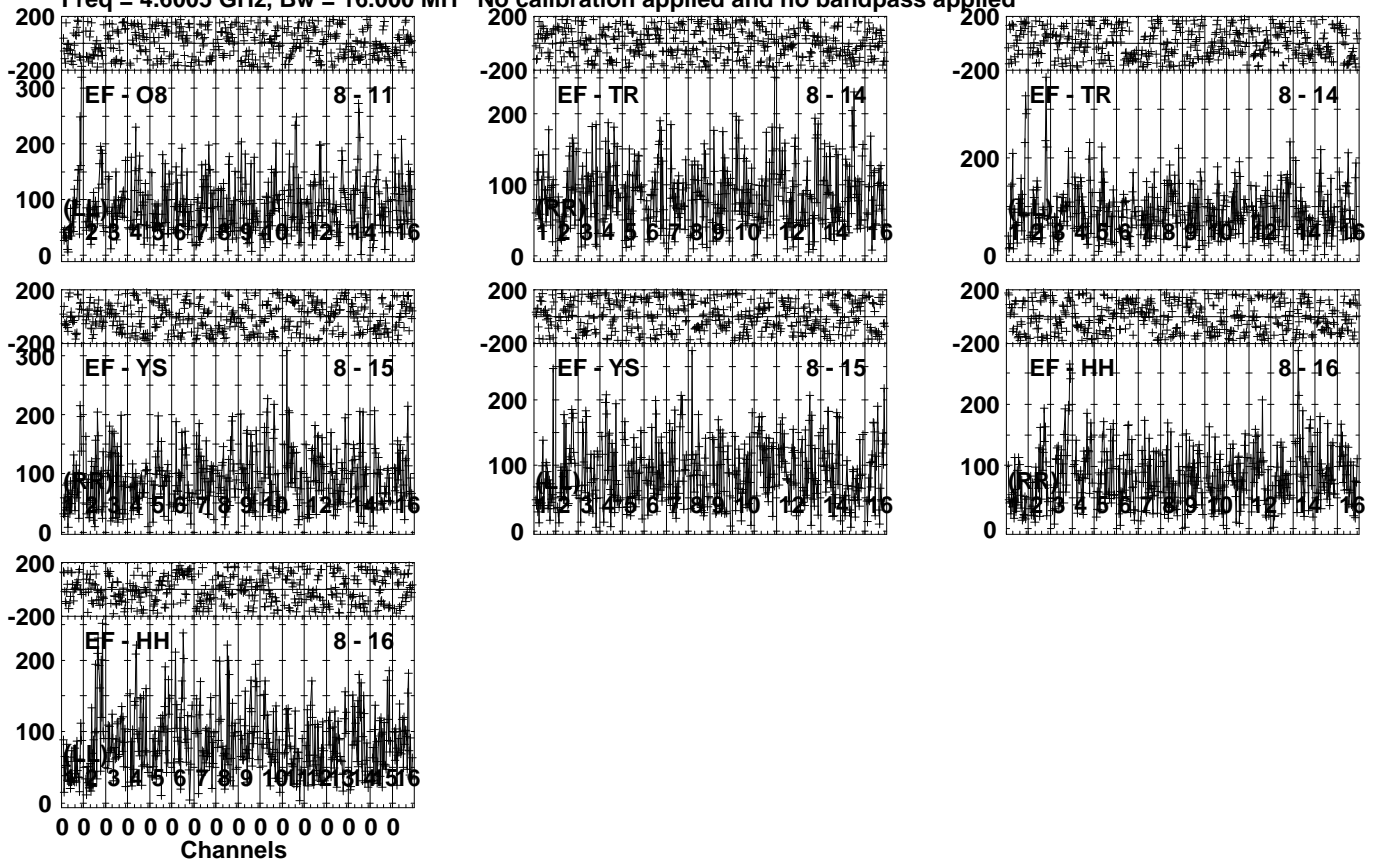
Lower frame: Micro Ampl Jy Top frame: Phas deg  
Vector averaged cross-power spectrum Several baselines displayed  
Timerange: 01/08:35:32 to 01/08:38:18

Plot file version 763 created 01-DEC-2023 16:33:03

GRB171205A EG120.UVDATA.1

Freq = 4.6005 GHz, Bw = 16.000 MH

No calibration applied and no bandpass applied



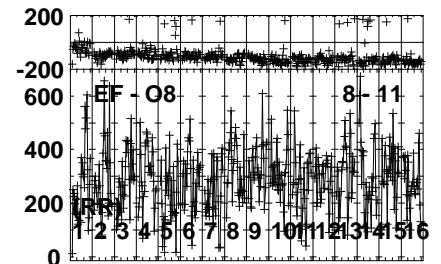
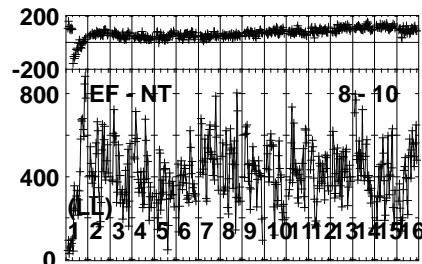
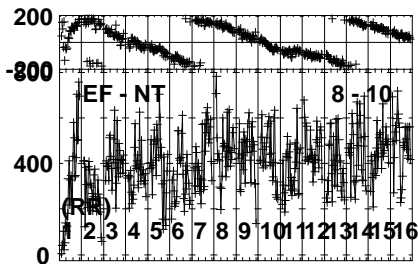
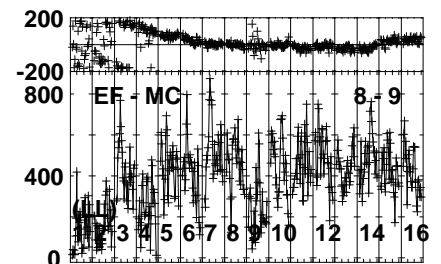
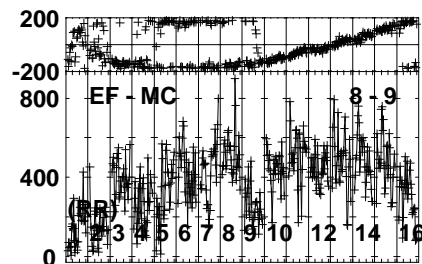
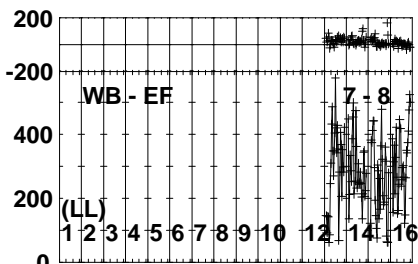
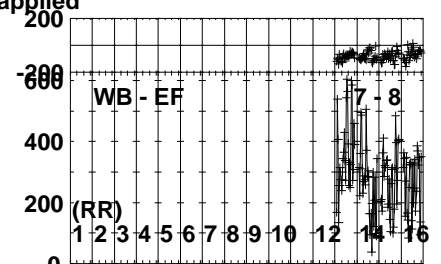
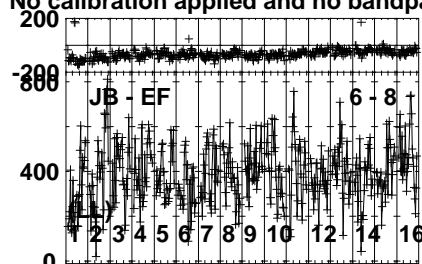
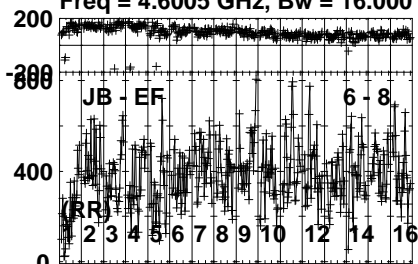
Lower frame: Micro Ampl Jy Top frame: Phas deg  
Vector averaged cross-power spectrum Several baselines displayed  
Timerange: 01/08:35:32 to 01/08:38:18

Plot file version 764 created 01-DEC-2023 16:33:03

J1108-1231 EG120.UVDATA.1

Freq = 4.6005 GHz, Bw = 16.000 MH

No calibration applied and no bandpass applied



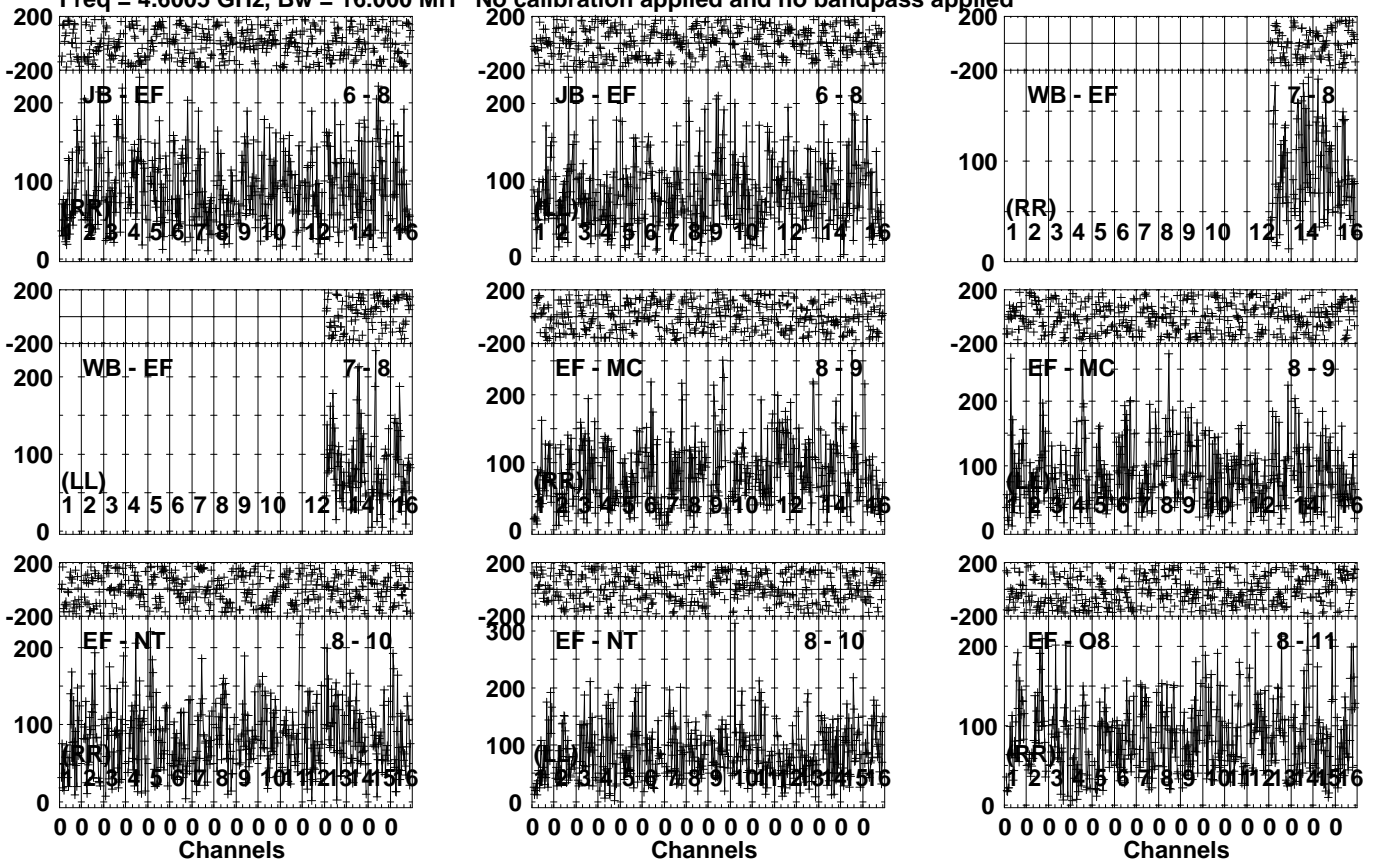
Lower frame: Micro Ampl Jy Top frame: Phase deg  
Vector averaged cross-power spectrum Several baselines displayed  
Timerange: 01/08:38:57 to 01/08:39:43



Plot file version 766 created 01-DEC-2023 16:33:04

GRB171205A EG120.UVDATA.1

Freq = 4.6005 GHz, Bw = 16.000 MH No calibration applied and no bandpass applied



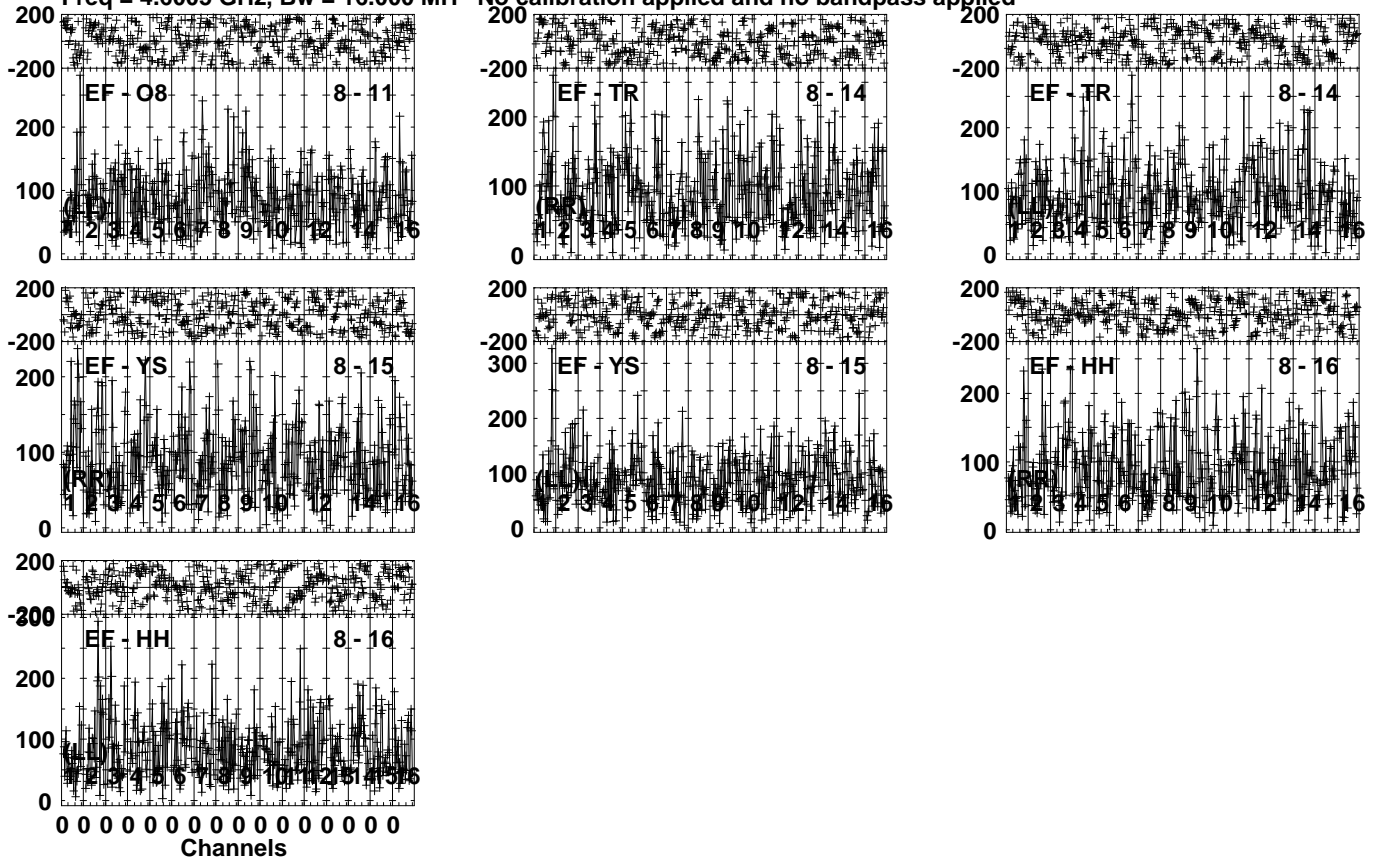
Lower frame: Micro Ampl Jy Top frame: Phas deg  
Vector averaged cross-power spectrum Several baselines displayed  
Timerange: 01/08:40:03 to 01/08:42:49

Plot file version 767 created 01-DEC-2023 16:33:04

GRB171205A EG120.UVDATA.1

Freq = 4.6005 GHz, Bw = 16.000 MH

No calibration applied and no bandpass applied

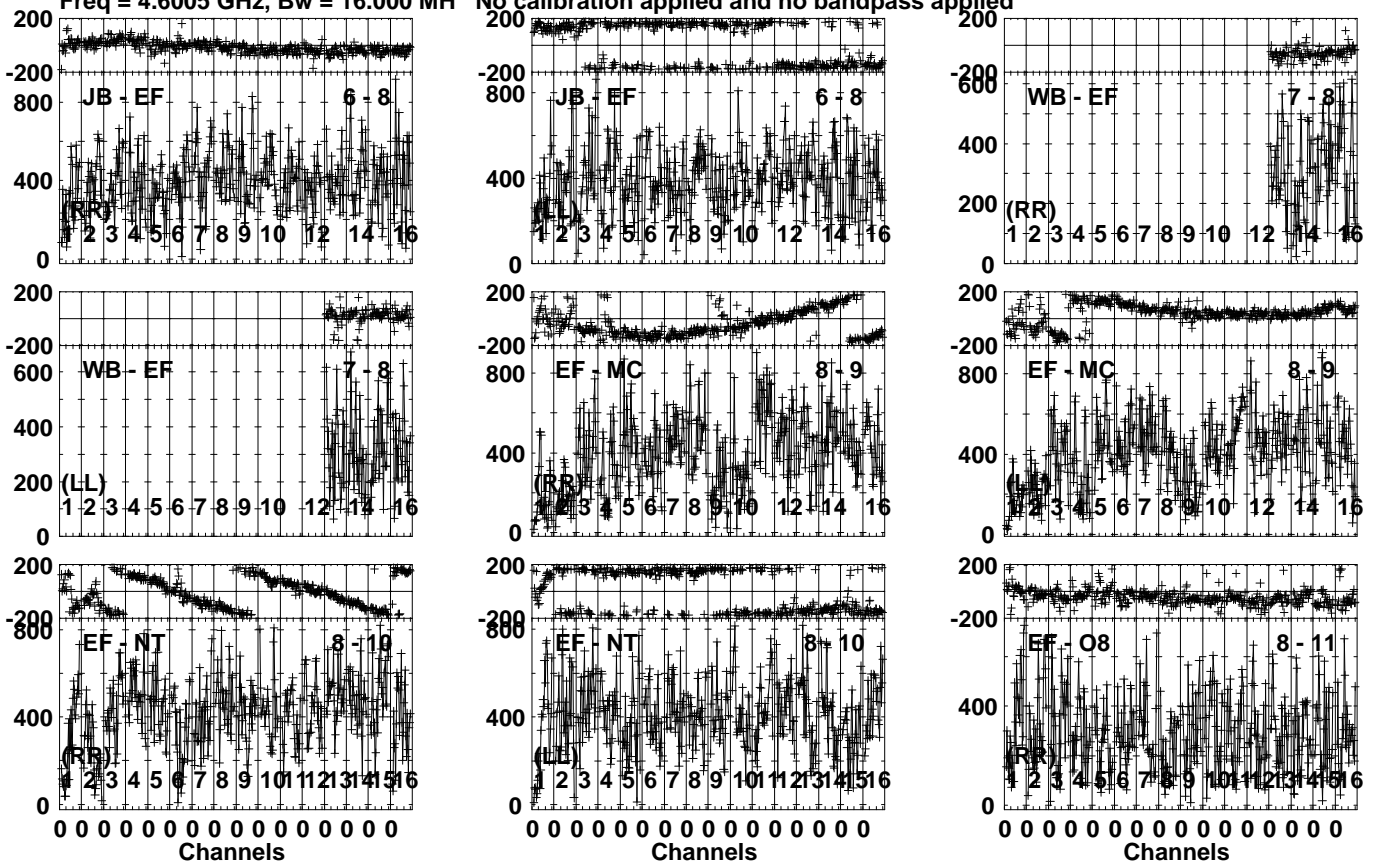


Lower frame: Micro Ampl Jy Top frame: Phas deg  
Vector averaged cross-power spectrum Several baselines displayed  
Timerange: 01/08:40:03 to 01/08:42:49

Plot file version 768 created 01-DEC-2023 16:33:04

J1108-1231 EG120.UVDATA.1

Freq = 4.6005 GHz, Bw = 16.000 MH No calibration applied and no bandpass applied



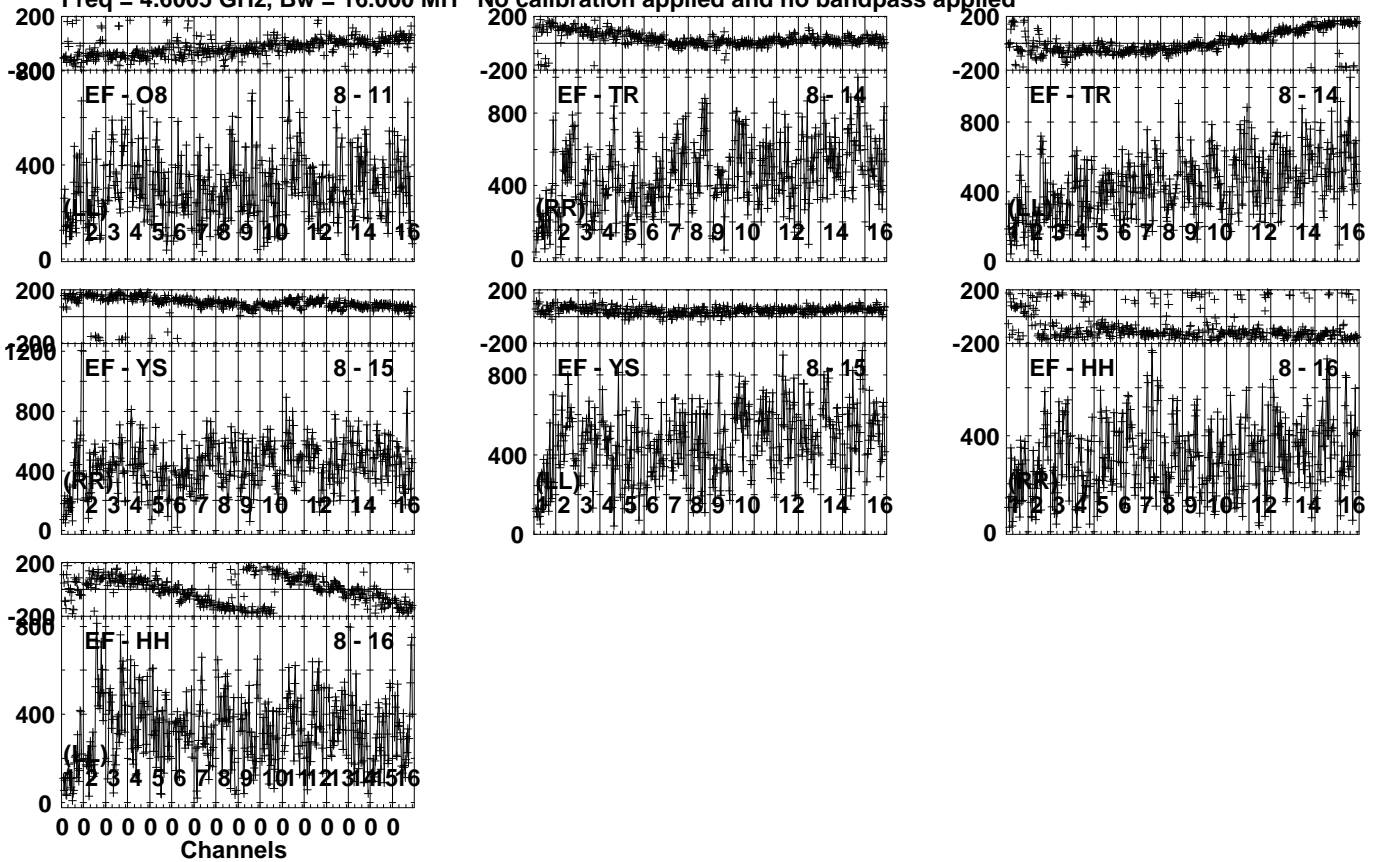
Lower frame: Micro Ampl Jy Top frame: Phas deg  
Vector averaged cross-power spectrum Several baselines displayed  
Timerange: 01/08:43:09 to 01/08:43:55



Plot file version 769 created 01-DEC-2023 16:33:04

J1108-1231 EG120.UVDATA.1

Freq = 4.6005 GHz, Bw = 16.000 MH No calibration applied and no bandpass applied



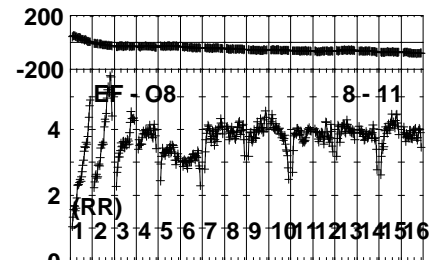
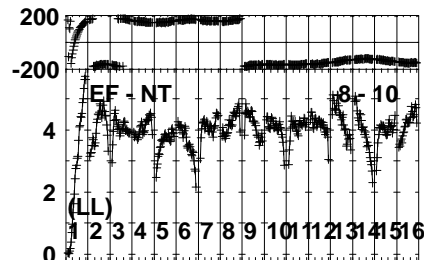
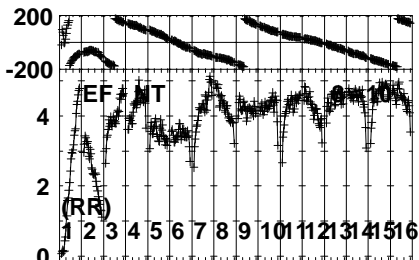
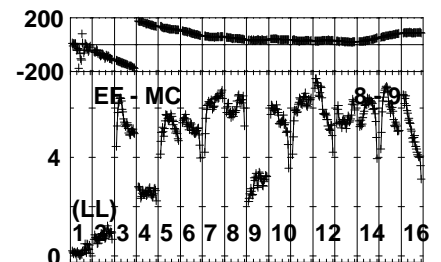
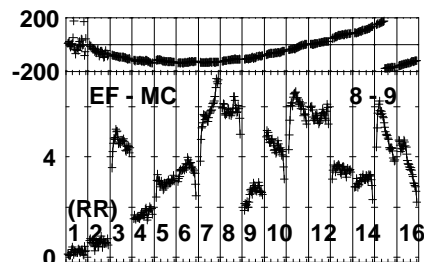
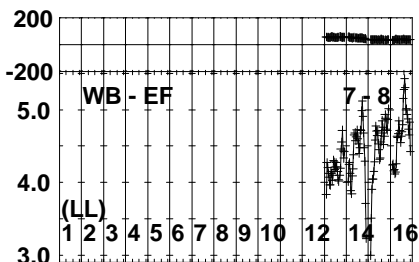
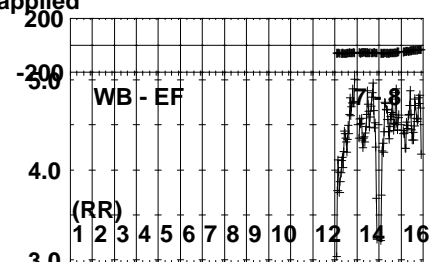
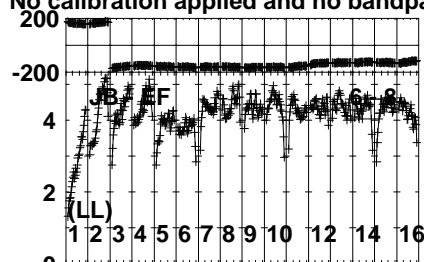
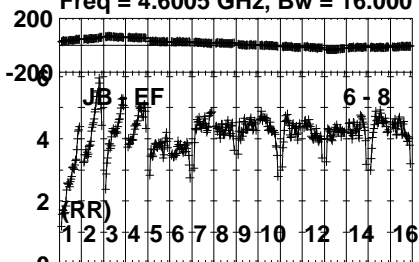
Lower frame: Micro Ampl Jy Top frame: Phas deg  
Vector averaged cross-power spectrum Several baselines displayed  
Timerange: 01/08:43:09 to 01/08:43:55

Plot file version 770 created 01-DEC-2023 16:33:04

J1118-1232 EG120.UVDATA.1

Freq = 4.6005 GHz, Bw = 16.000 MH

No calibration applied and no bandpass applied

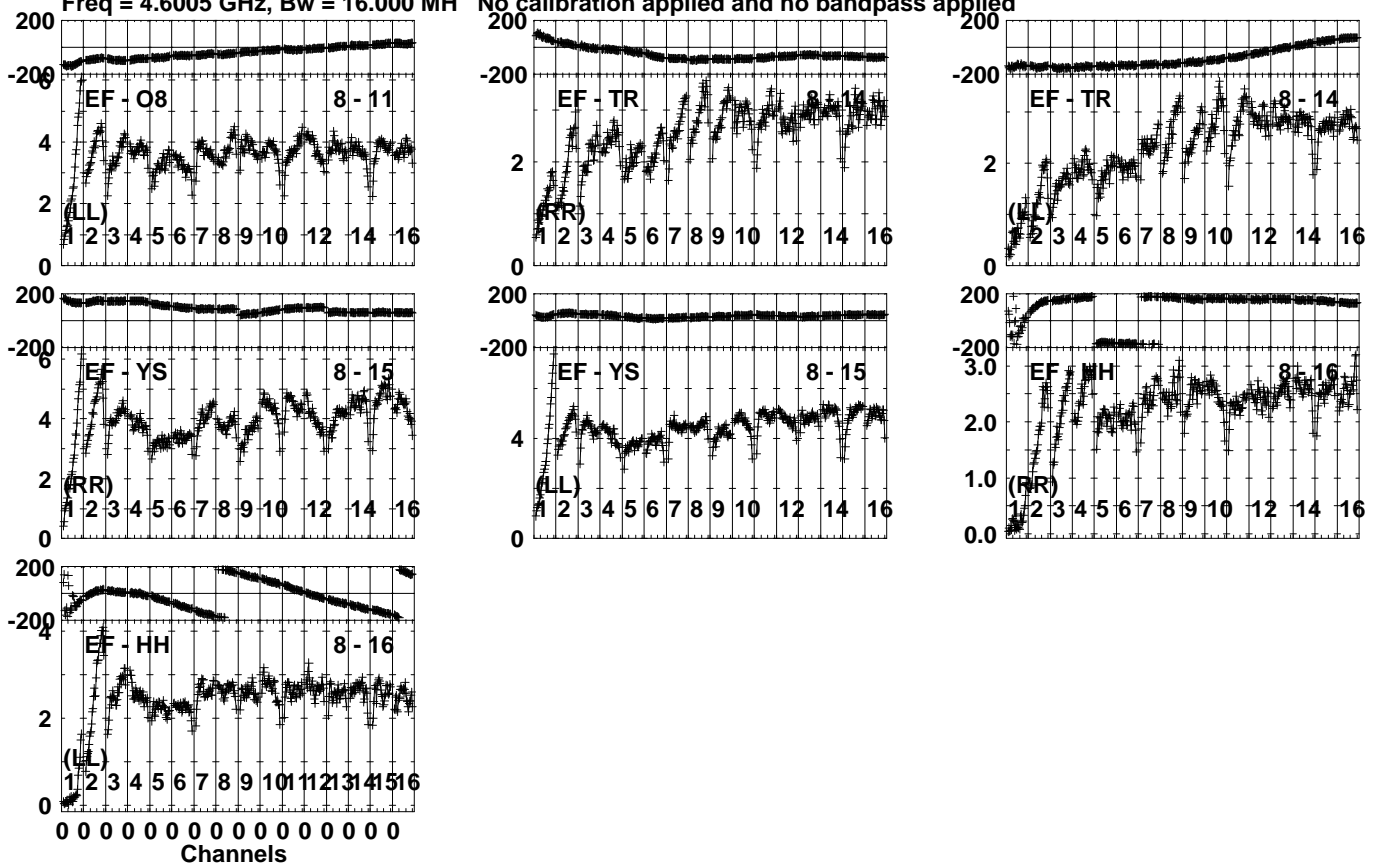


Lower frame: Milli Ampl Jy Top frame: Phas deg  
Vector averaged cross-power spectrum Several baselines displayed  
Timerange: 01/08:44:29 to 01/08:45:25

Plot file version 771 created 01-DEC-2023 16:33:04

J1118-1232 EG120.UVDATA.1

Freq = 4.6005 GHz, Bw = 16.000 MH No calibration applied and no bandpass applied



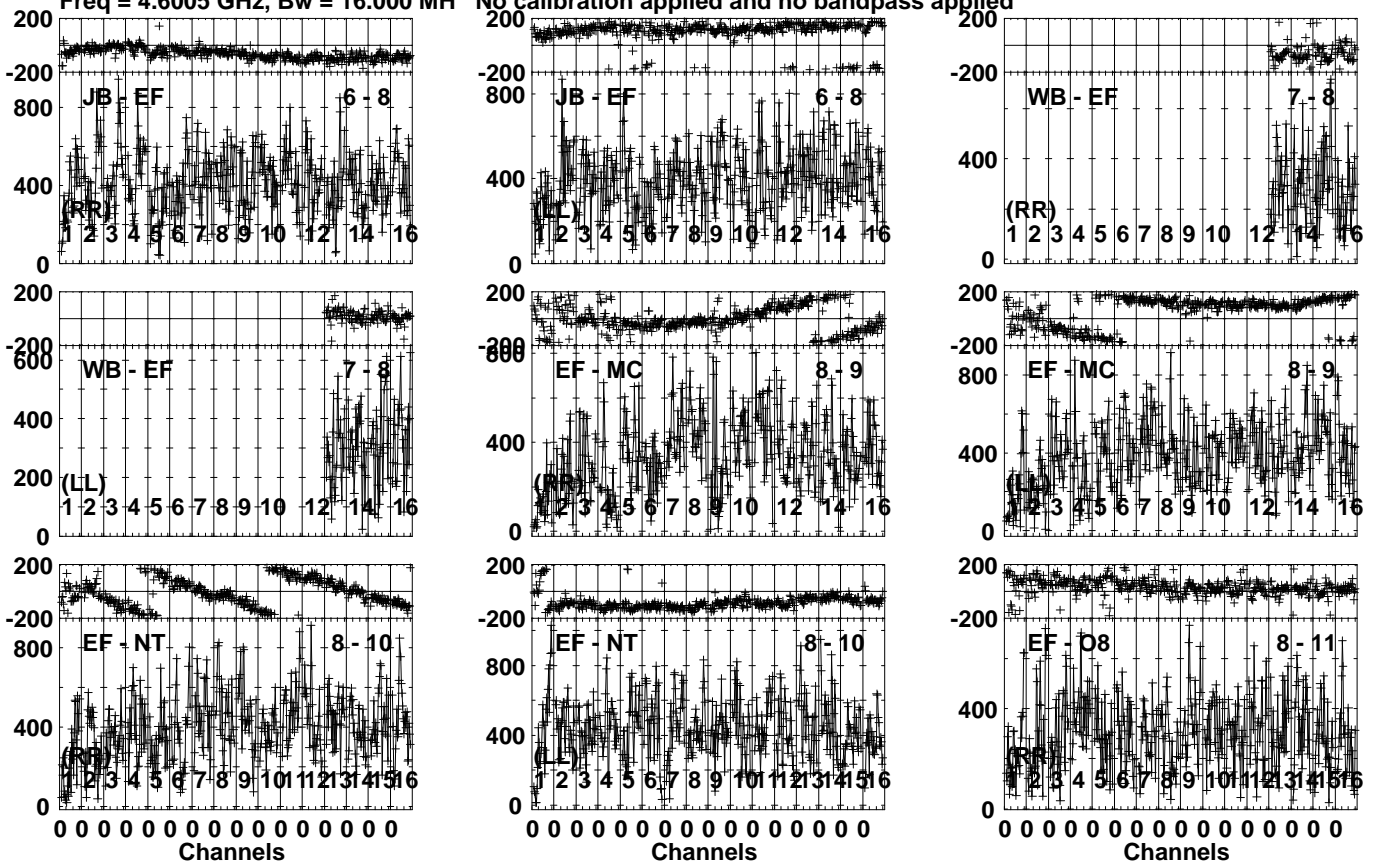
Lower frame: Milli Ampl Jy Top frame: Phas deg  
Vector averaged cross-power spectrum Several baselines displayed  
Timerange: 01/08:44:29 to 01/08:45:25

Plot file version 772 created 01-DEC-2023 16:33:04

J1108-1231 EG120.UVDATA.1

Freq = 4.6005 GHz, Bw = 16.000 MH

No calibration applied and no bandpass applied

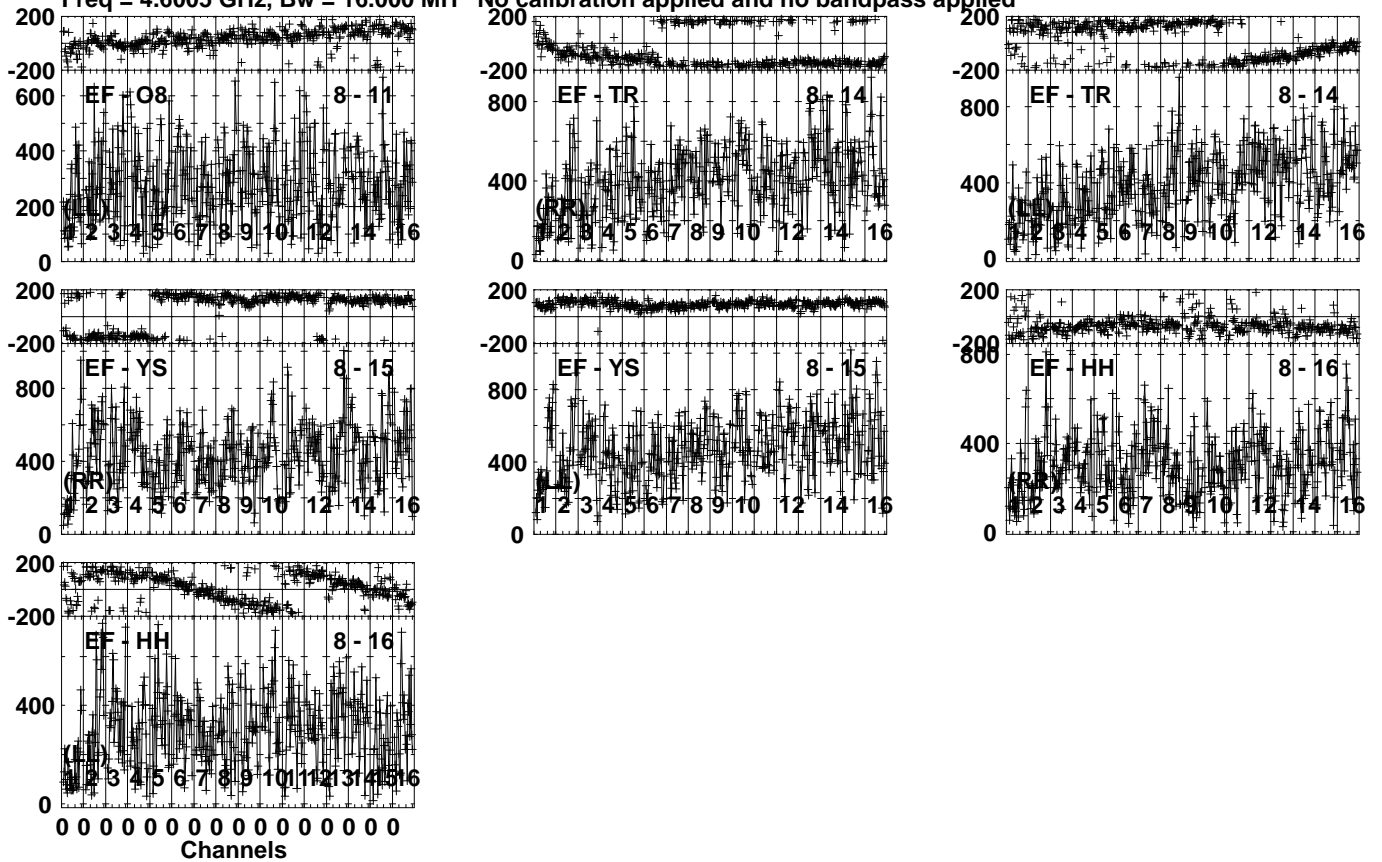


Lower frame: Micro Ampl Jy Top frame: Phas deg  
Vector averaged cross-power spectrum Several baselines displayed  
Timerange: 01/08:45:59 to 01/08:46:45

Plot file version 773 created 01-DEC-2023 16:33:04

J1108-1231 EG120.UVDATA.1

Freq = 4.6005 GHz, Bw = 16.000 MH No calibration applied and no bandpass applied

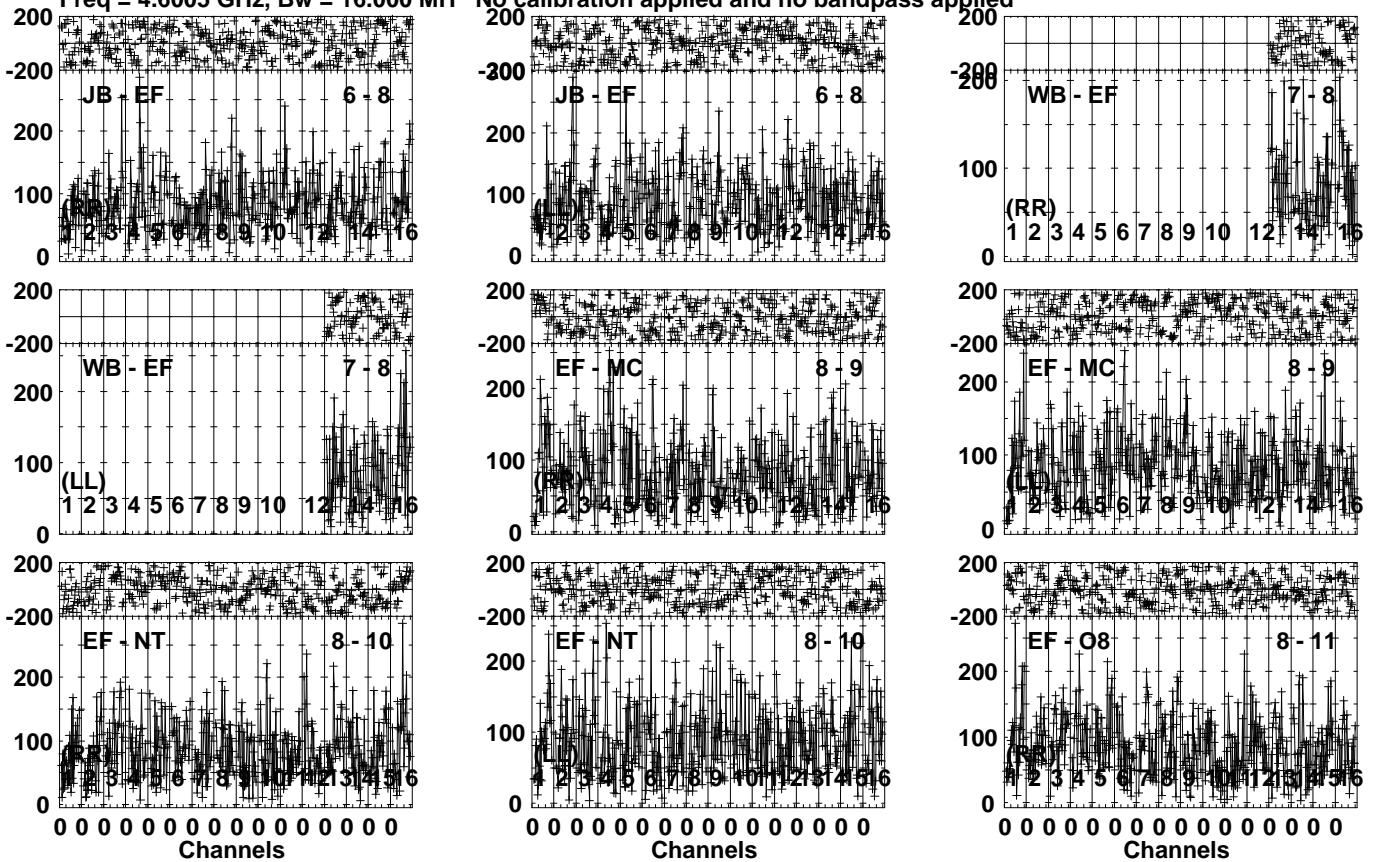


Lower frame: Micro Ampl Jy Top frame: Phas deg  
Vector averaged cross-power spectrum Several baselines displayed  
Timerange: 01/08:45:59 to 01/08:46:45

Plot file version 774 created 01-DEC-2023 16:33:05

GRB171205A EG120.UVDATA.1

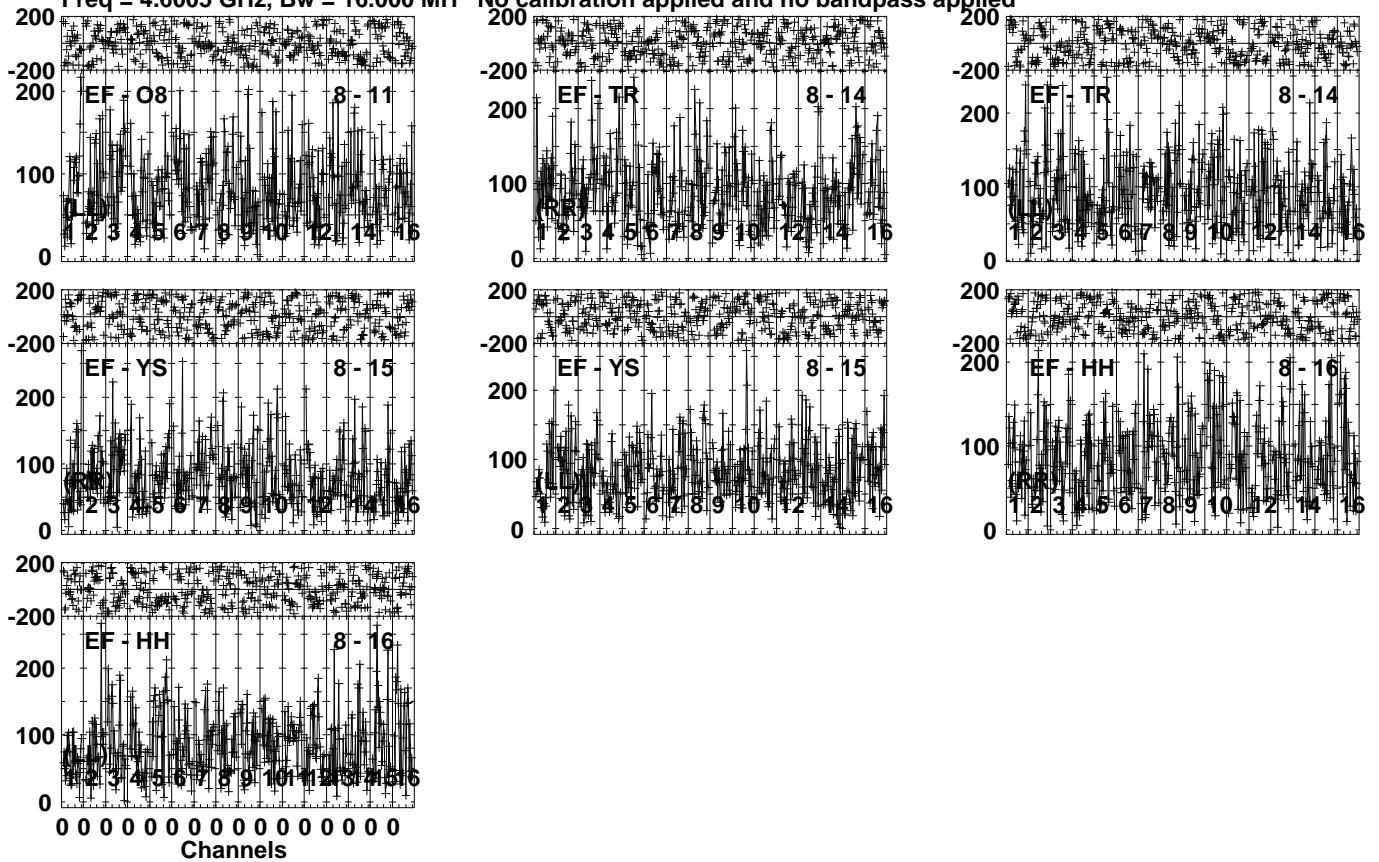
Freq = 4.6005 GHz, Bw = 16.000 MH No calibration applied and no bandpass applied



Plot file version 775 created 01-DEC-2023 16:33:05

GRB171205A EG120.UVDATA.1

Freq = 4.6005 GHz, Bw = 16.000 MH No calibration applied and no bandpass applied

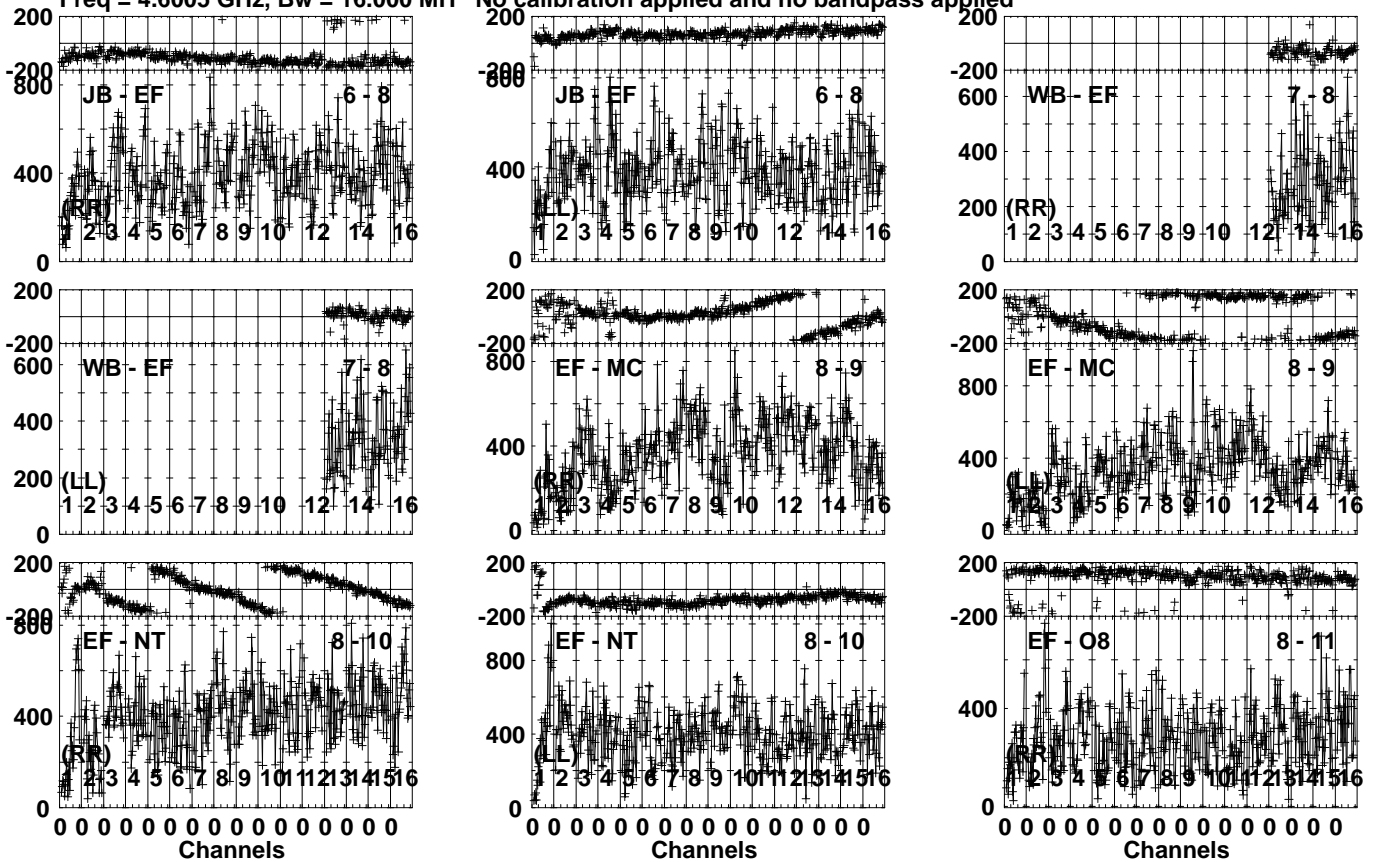


Lower frame: Micro Ampl Jy Top frame: Phas deg  
Vector averaged cross-power spectrum Several baselines displayed  
Timerange: 01/08:47:05 to 01/08:49:51

Plot file version 776 created 01-DEC-2023 16:33:05

J1108-1231 EG120.UVDATA.1

Freq = 4.6005 GHz, Bw = 16.000 MH No calibration applied and no bandpass applied



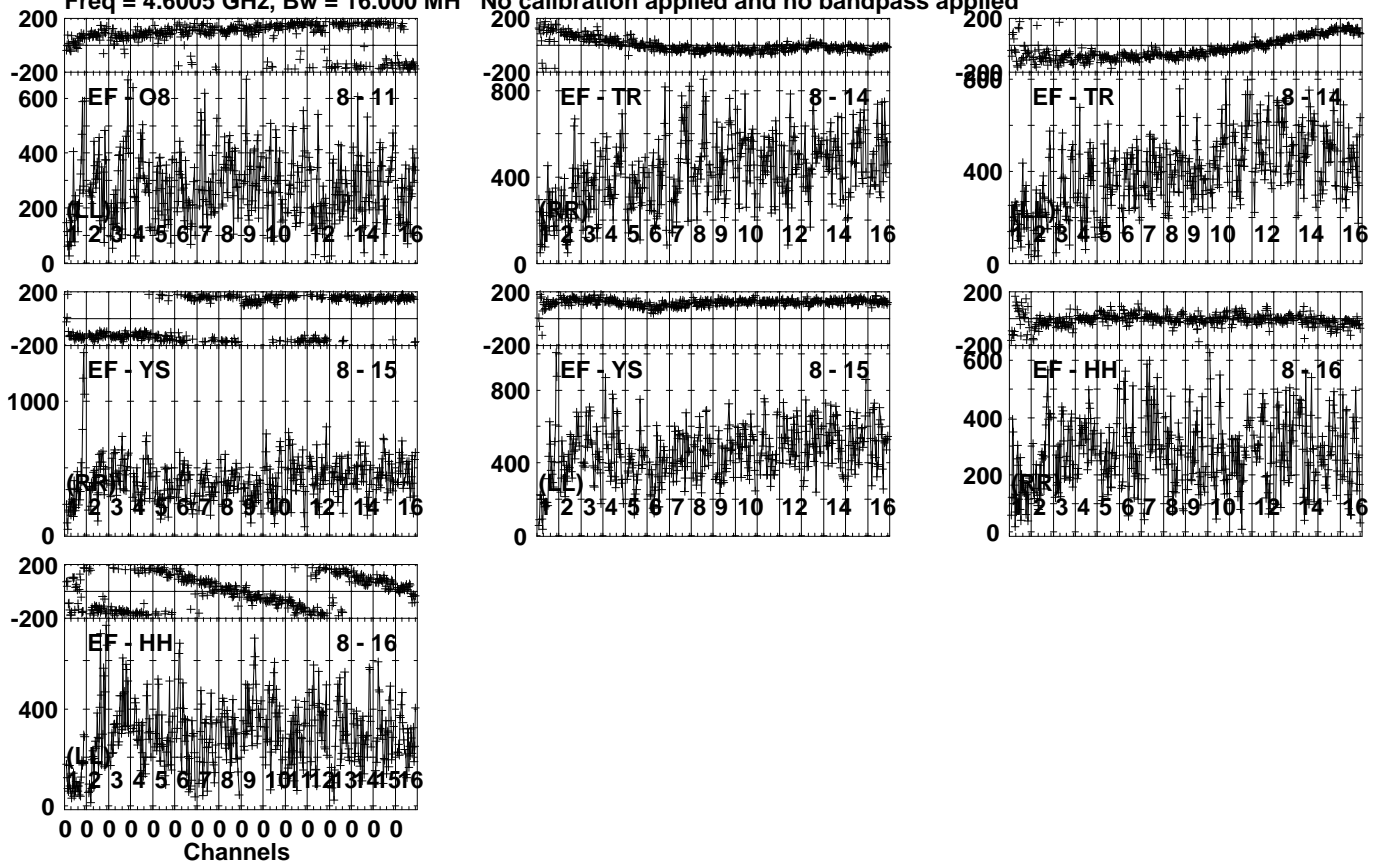
Lower frame: Micro Ampl Jy Top frame: Phas deg  
Vector averaged cross-power spectrum Several baselines displayed  
Timerange: 01/08:50:30 to 01/08:51:16



Plot file version 777 created 01-DEC-2023 16:33:05

J1108-1231 EG120.UVDATA.1

Freq = 4.6005 GHz, Bw = 16.000 MH No calibration applied and no bandpass applied

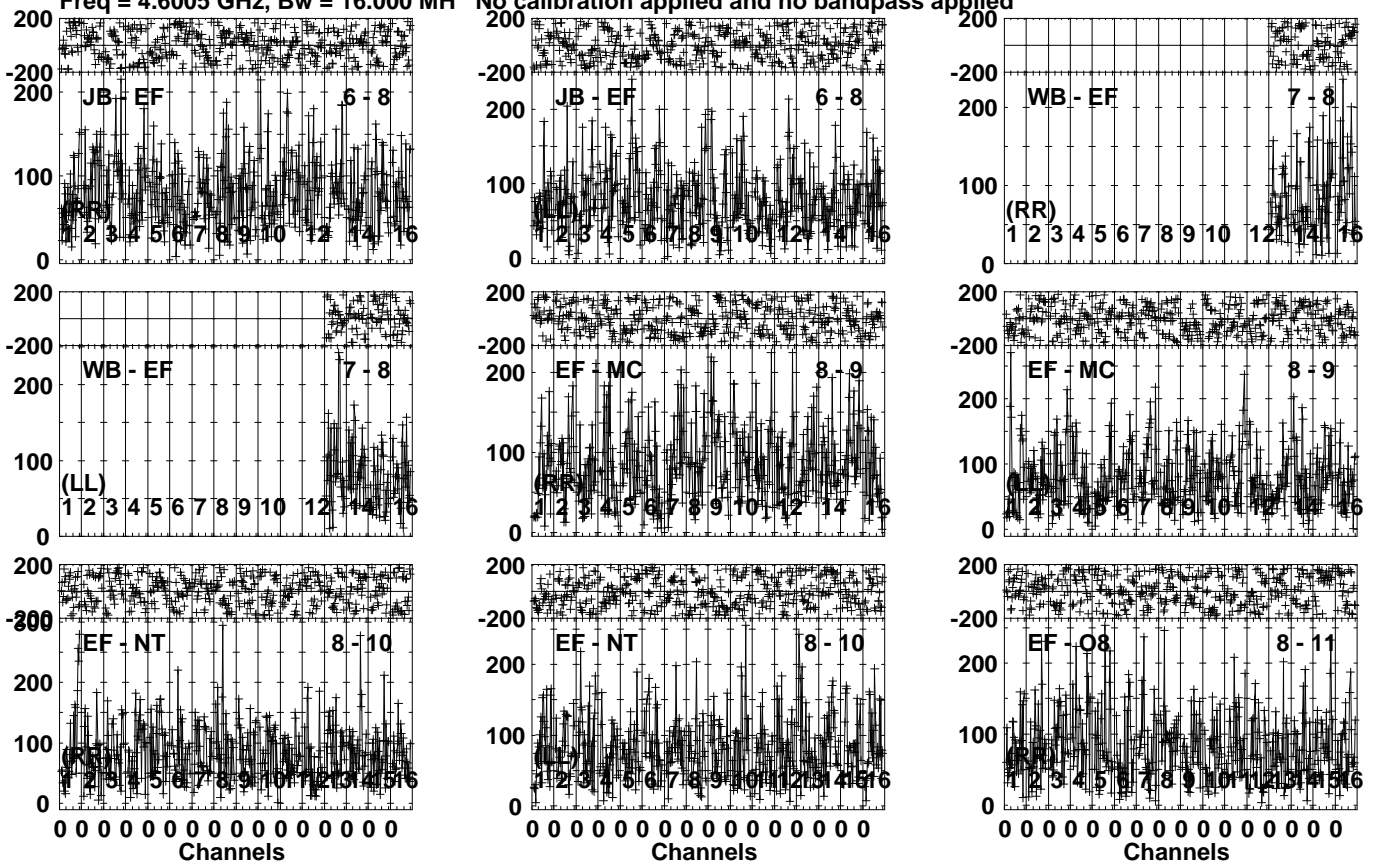


Lower frame: Micro Ampl Jy Top frame: Phas deg  
Vector averaged cross-power spectrum Several baselines displayed  
Timerange: 01/08:50:30 to 01/08:51:16

Plot file version 778 created 01-DEC-2023 16:33:05

GRB171205A EG120.UVDATA.1

Freq = 4.6005 GHz, Bw = 16.000 MH No calibration applied and no bandpass applied

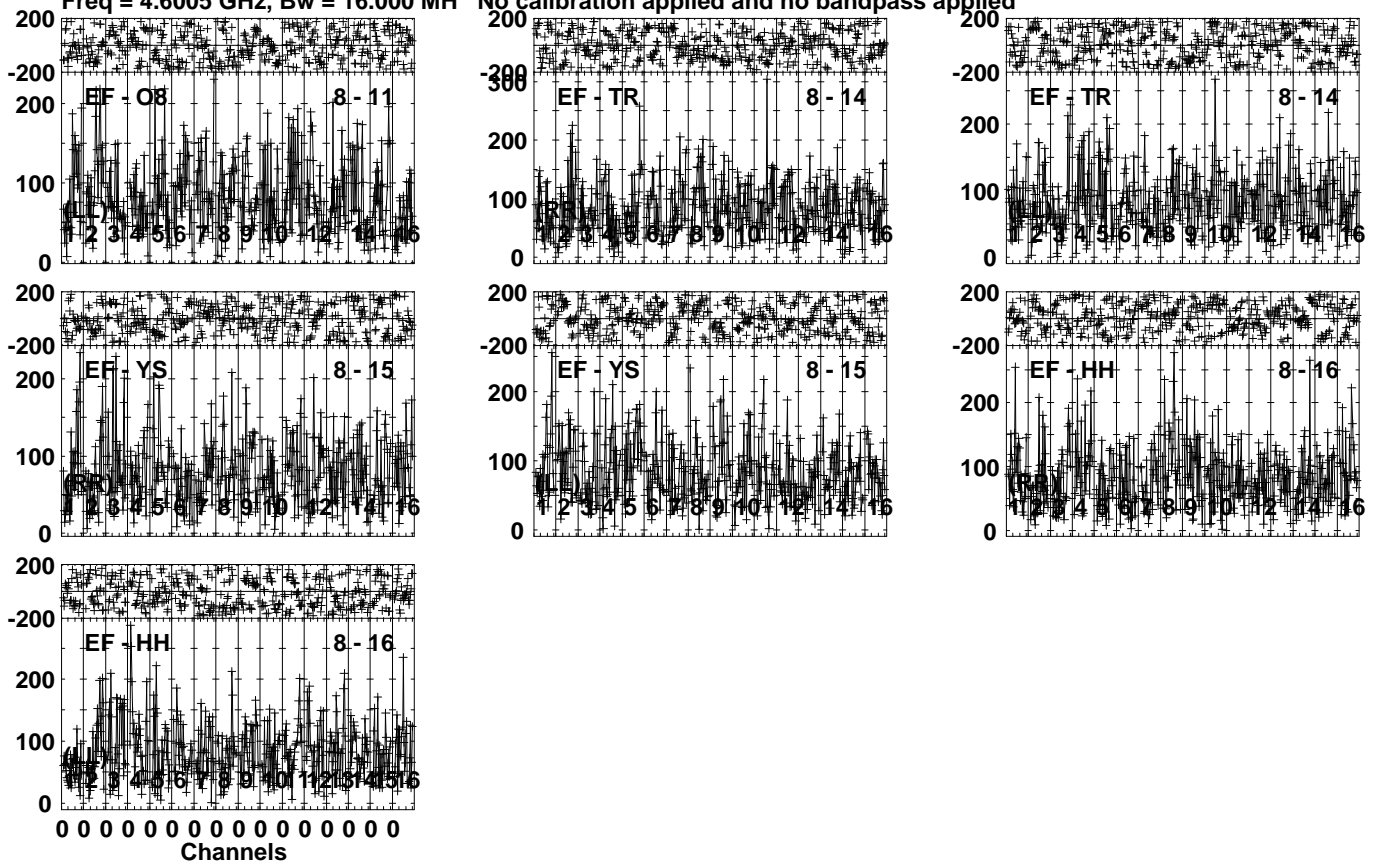


Lower frame: Micro Ampl Jy Top frame: Phas deg  
Vector averaged cross-power spectrum Several baselines displayed  
Timerange: 01/08:51:36 to 01/08:54:32

Plot file version 779 created 01-DEC-2023 16:33:05

GRB171205A EG120.UVDATA.1

Freq = 4.6005 GHz, Bw = 16.000 MH No calibration applied and no bandpass applied

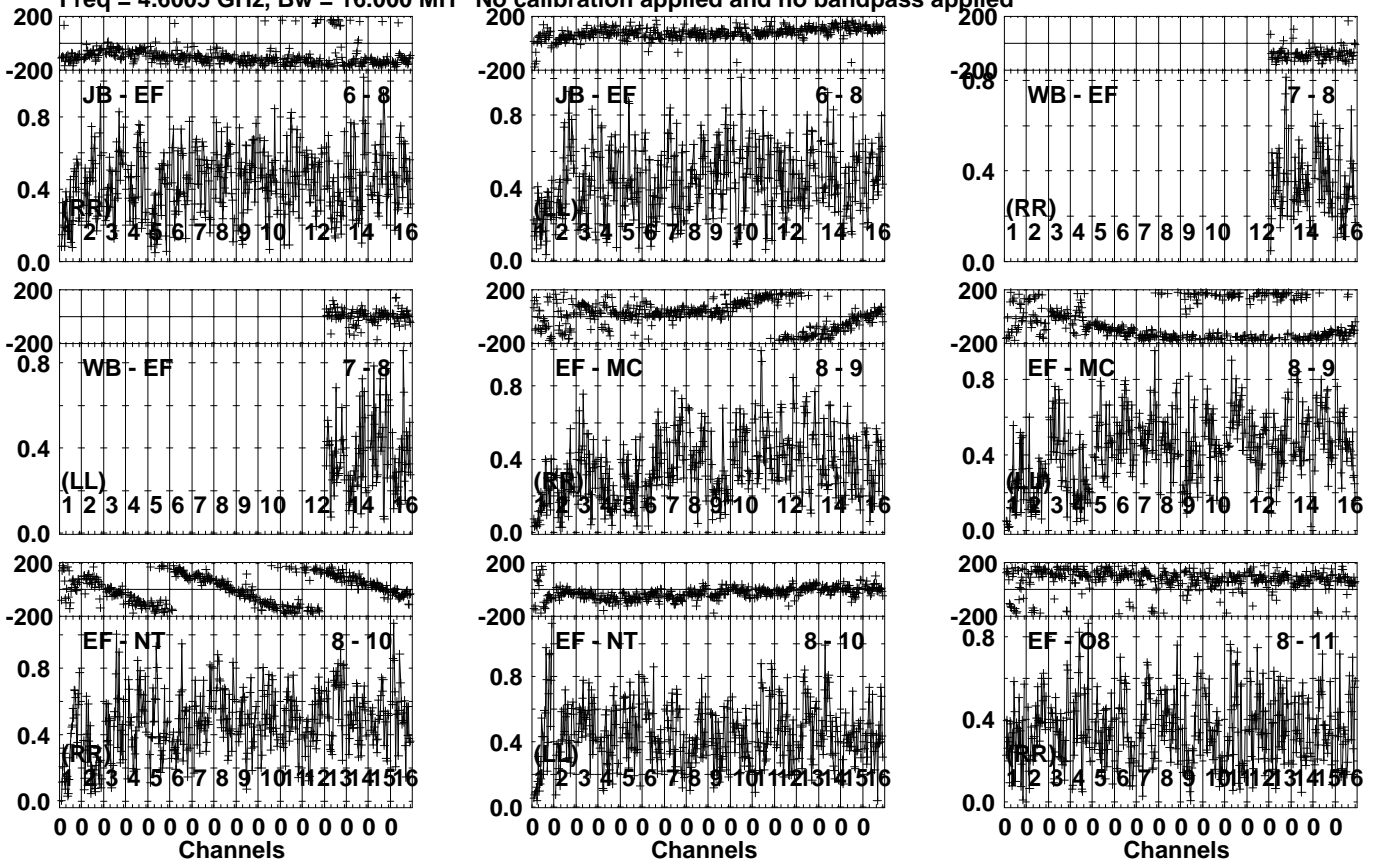


Lower frame: Micro Ampl Jy Top frame: Phas deg  
Vector averaged cross-power spectrum Several baselines displayed  
Timerange: 01/08:51:36 to 01/08:54:32

Plot file version 780 created 01-DEC-2023 16:33:06

J1108-1231 EG120.UVDATA.1

Freq = 4.6005 GHz, Bw = 16.000 MH No calibration applied and no bandpass applied

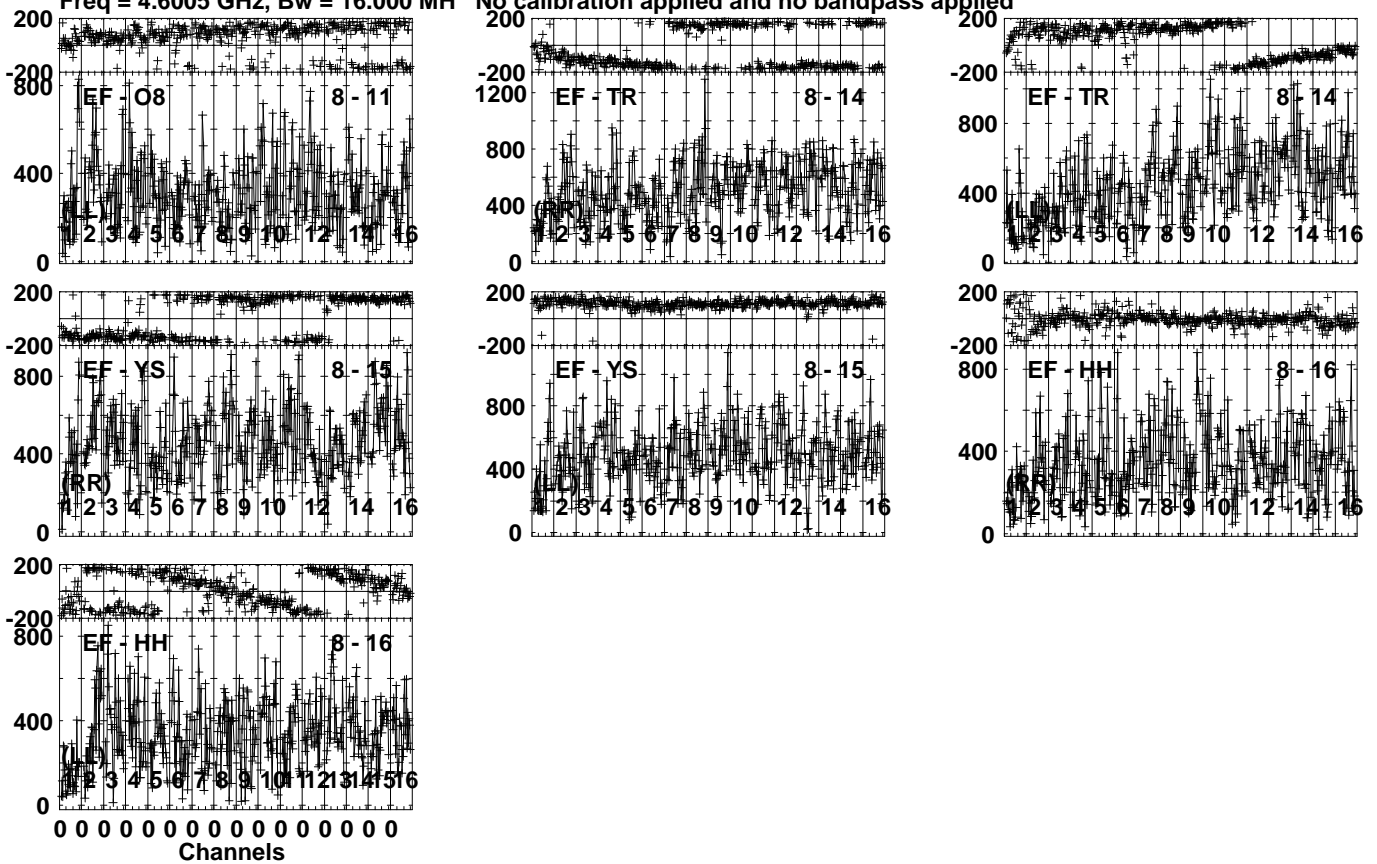


Lower frame: Milli Ampl Jy Top frame: Phas deg  
Vector averaged cross-power spectrum Several baselines displayed  
Timerange: 01/08:54:52 to 01/08:55:38

Plot file version 781 created 01-DEC-2023 16:33:06

J1108-1231 EG120.UVDATA.1

Freq = 4.6005 GHz, Bw = 16.000 MH No calibration applied and no bandpass applied

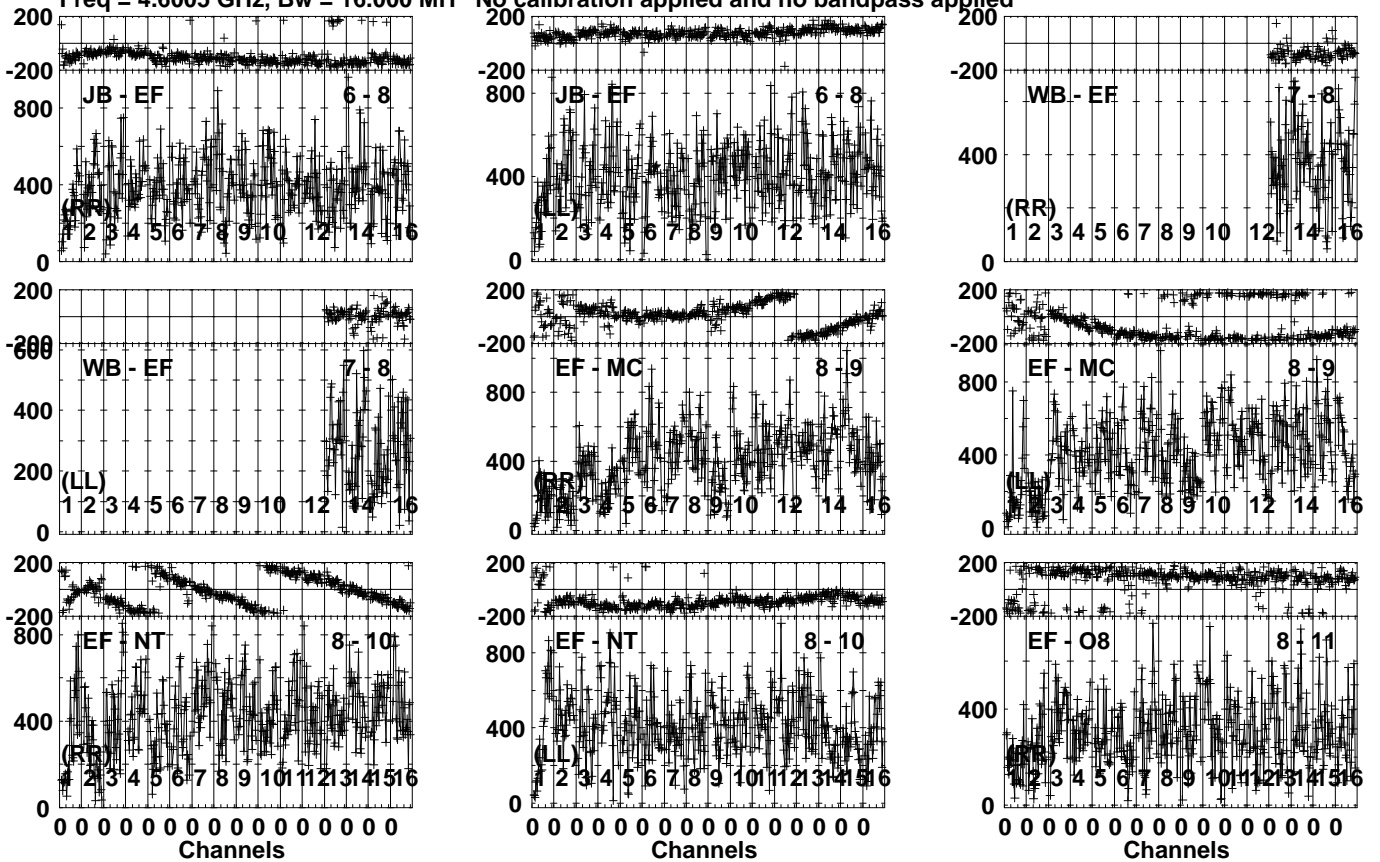


0 0 0 0 0 0 0 0 0 0 0 0 0 0 0 0  
Channels  
Lower frame: Micro Ampl Jy Top frame: Phas deg  
Vector averaged cross-power spectrum Several baselines displayed  
Timerange: 01/08:54:52 to 01/08:55:38

Plot file version 782 created 01-DEC-2023 16:33:06

J1108-1231 EG120.UVDATA.1

Freq = 4.6005 GHz, Bw = 16.000 MH No calibration applied and no bandpass applied

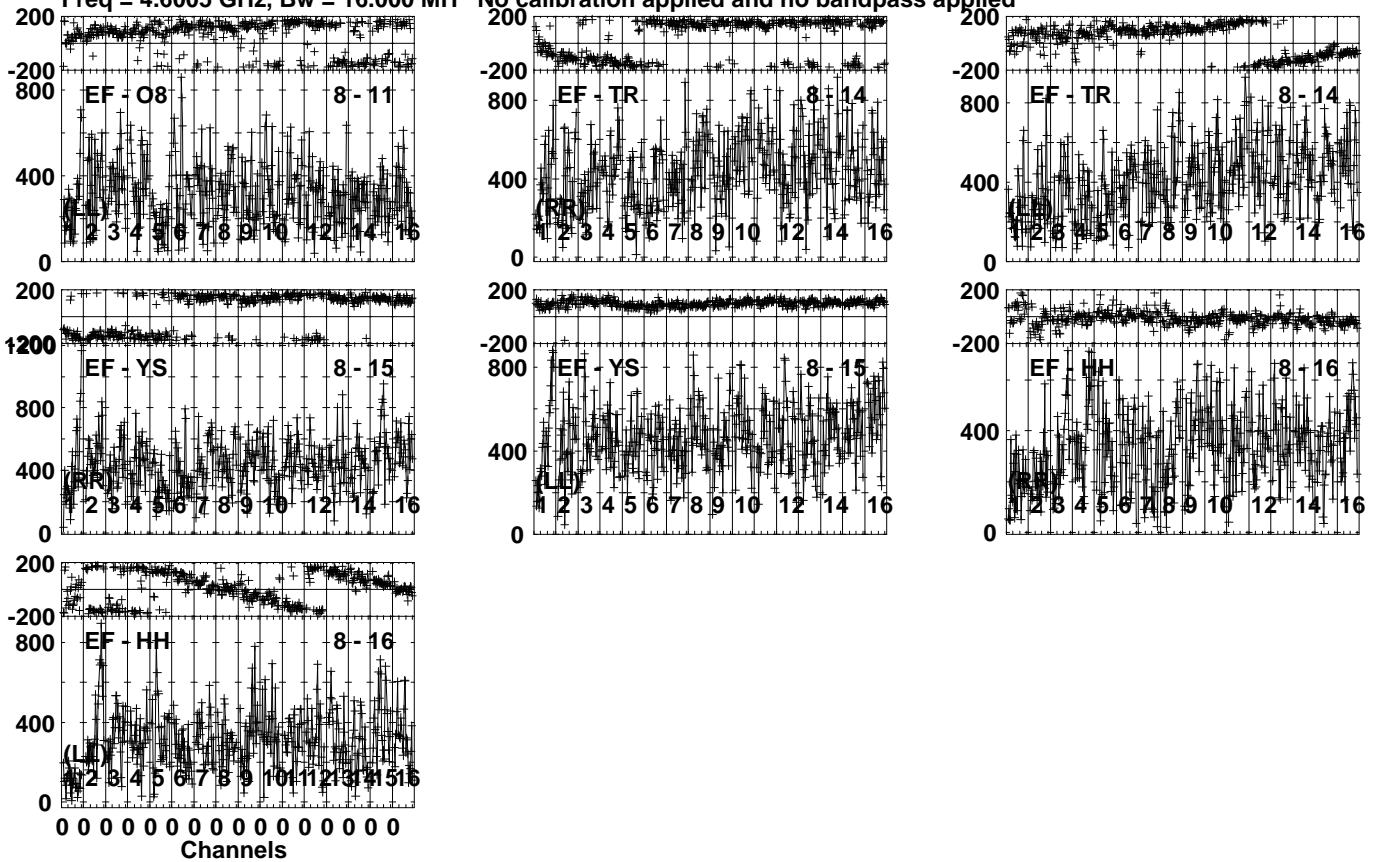


Lower frame: Micro Ampl Jy Top frame: Phas deg  
Vector averaged cross-power spectrum Several baselines displayed  
Timerange: 01/08:57:14 to 01/08:58:00

Plot file version 783 created 01-DEC-2023 16:33:06

J1108-1231 EG120.UVDATA.1

Freq = 4.6005 GHz, Bw = 16.000 MH No calibration applied and no bandpass applied



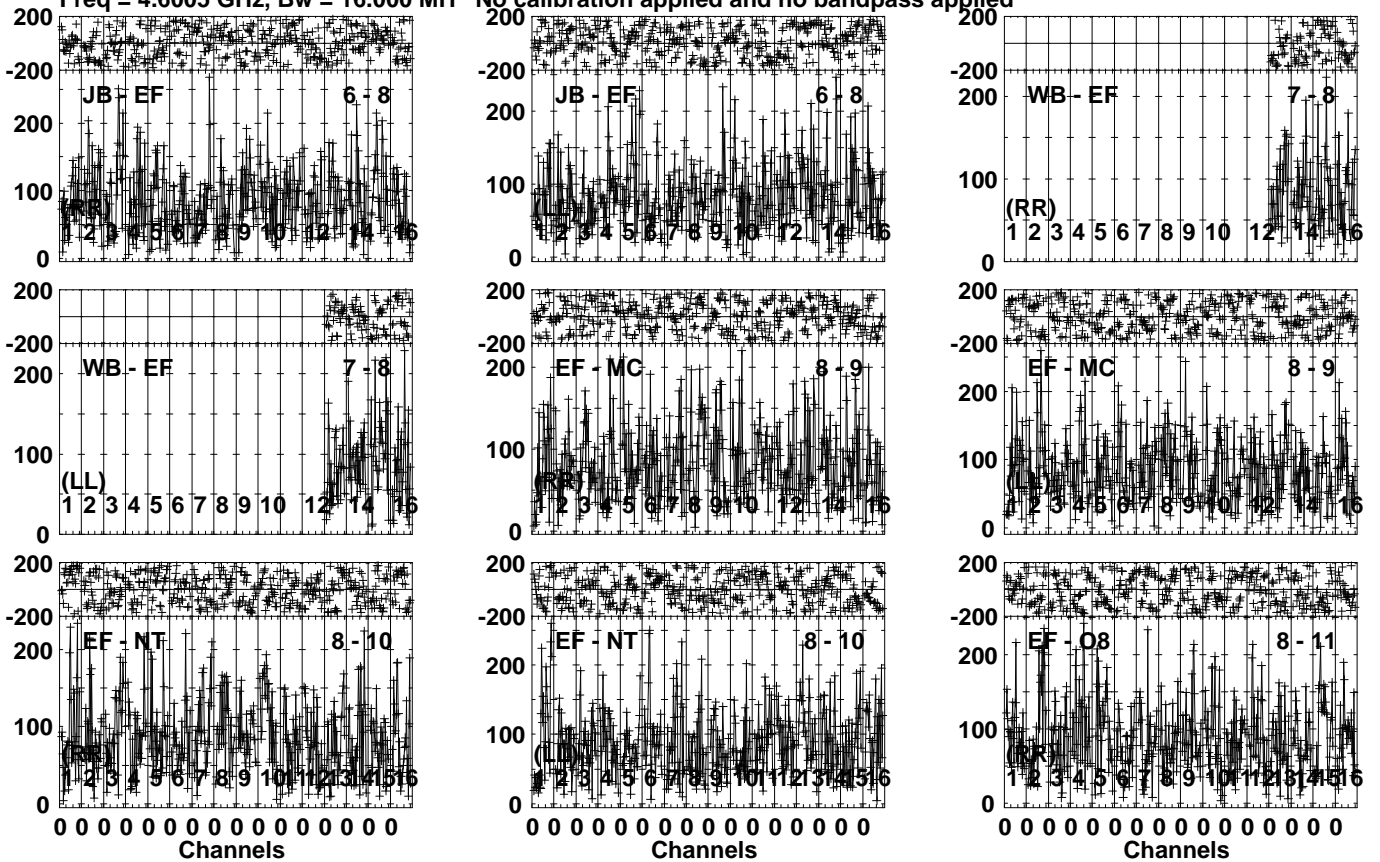
Lower frame: Micro Ampl Jy Top frame: Phas deg  
Vector averaged cross-power spectrum Several baselines displayed  
Timerange: 01/08:57:14 to 01/08:58:00

Plot file version 784 created 01-DEC-2023 16:33:06

GRB171205A EG120.UVDATA.1

Freq = 4.6005 GHz, Bw = 16.000 MH

No calibration applied and no bandpass applied



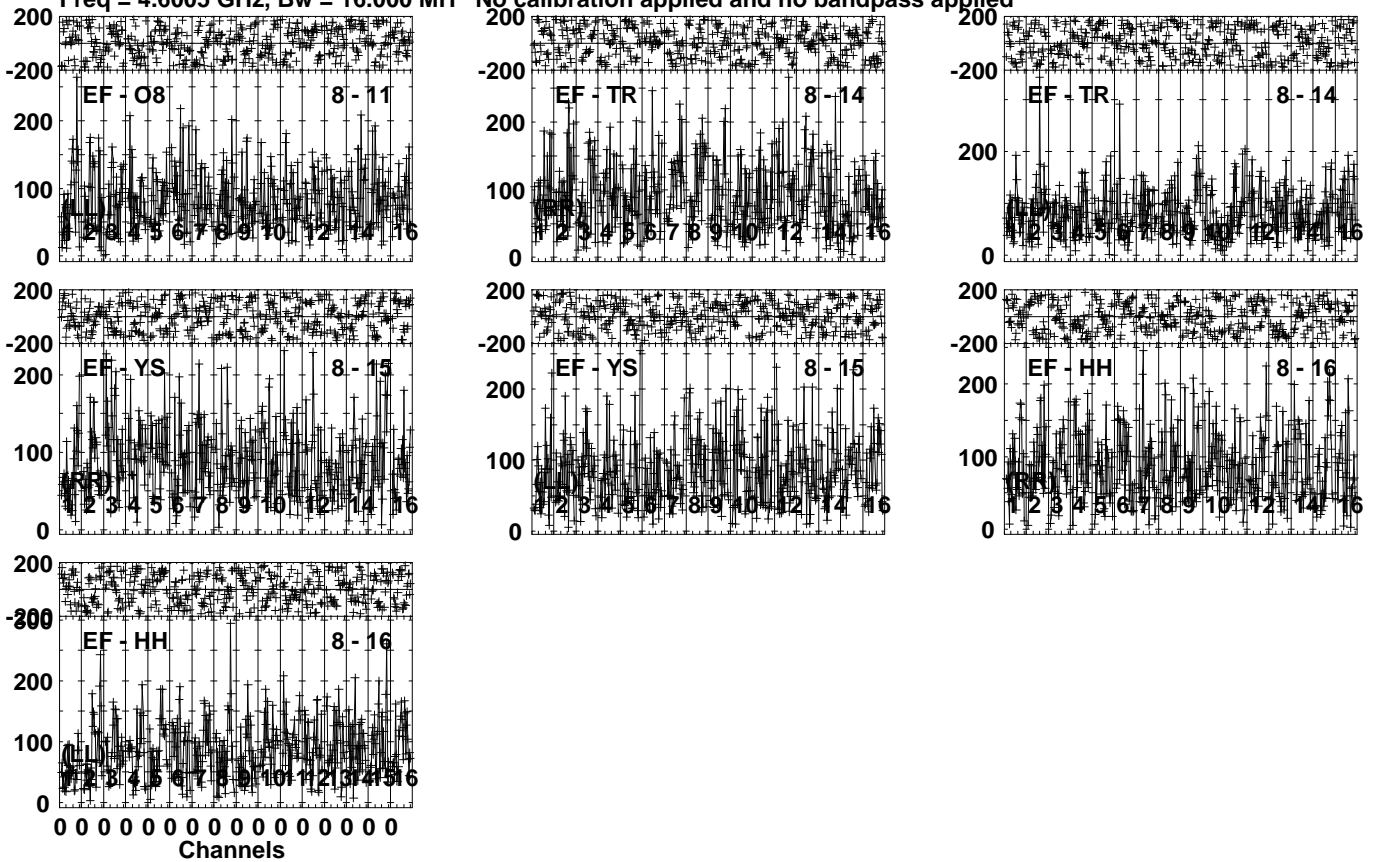
Lower frame: Micro Ampl Jy Top frame: Phas deg  
Vector averaged cross-power spectrum Several baselines displayed  
Timerange: 01/08:58:20 to 01/09:01:06



Plot file version 785 created 01-DEC-2023 16:33:06

GRB171205A EG120.UVDATA.1

Freq = 4.6005 GHz, Bw = 16.000 MH No calibration applied and no bandpass applied

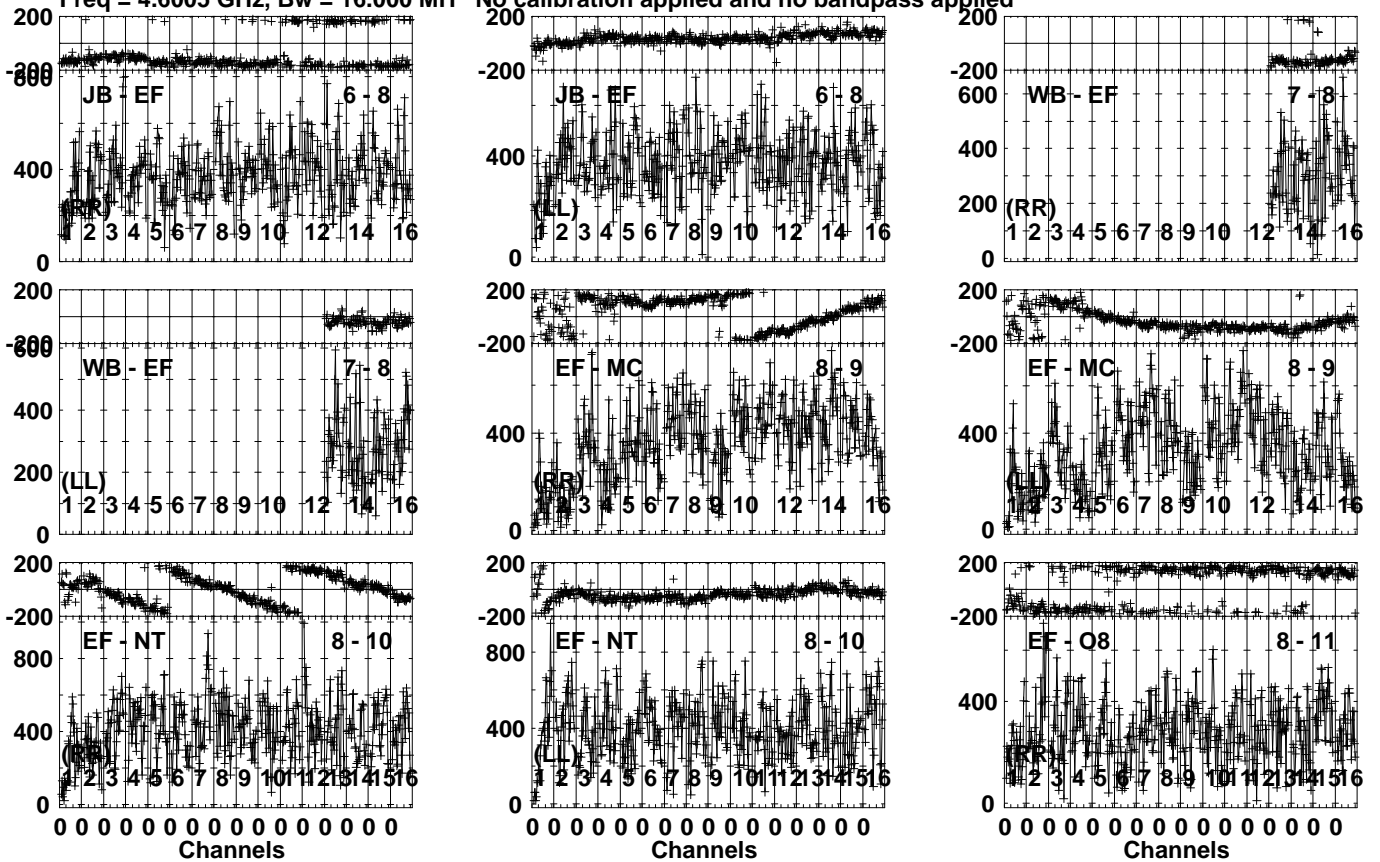


Lower frame: Micro Ampl Jy Top frame: Phas deg  
Vector averaged cross-power spectrum Several baselines displayed  
Timerange: 01/08:58:20 to 01/09:01:06

Plot file version 786 created 01-DEC-2023 16:33:07

J1108-1231 EG120.UVDATA.1

Freq = 4.6005 GHz, Bw = 16.000 MH No calibration applied and no bandpass applied

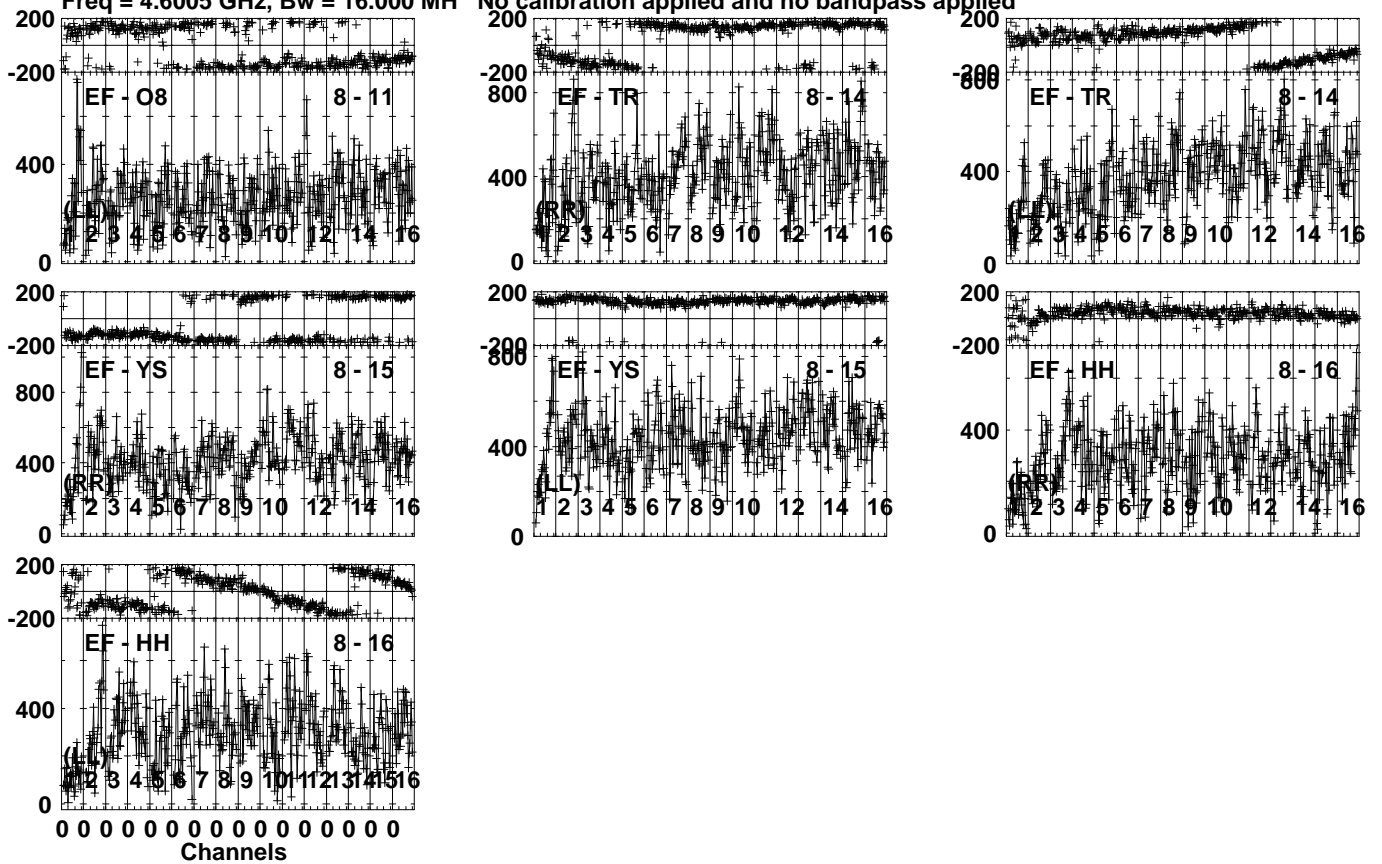


Lower frame: Micro Ampl Jy Top frame: Phas deg  
Vector averaged cross-power spectrum Several baselines displayed  
Timerange: 01/09:01:45 to 01/09:02:31

Plot file version 787 created 01-DEC-2023 16:33:07

J1108-1231 EG120.UVDATA.1

Freq = 4.6005 GHz, Bw = 16.000 MH No calibration applied and no bandpass applied

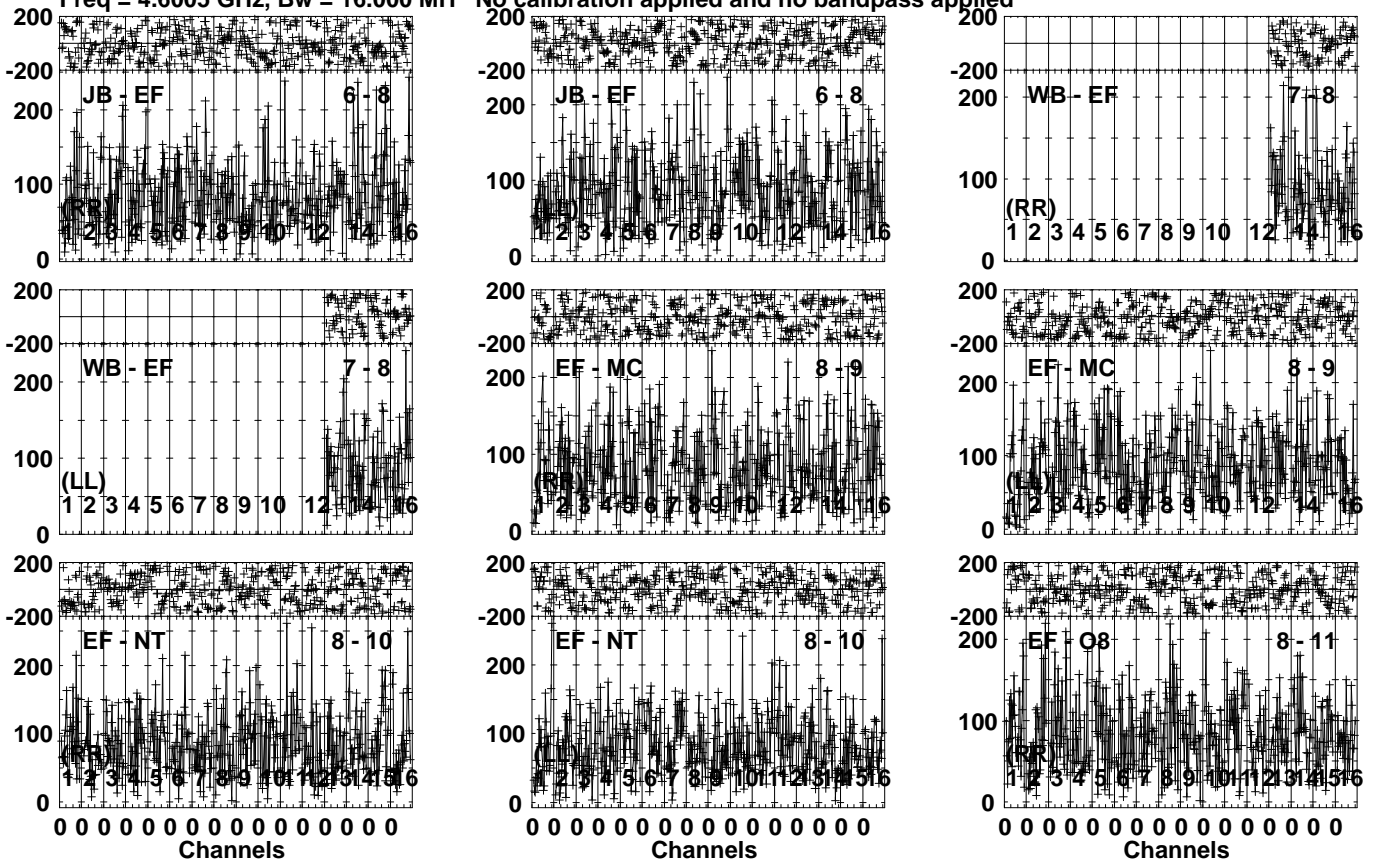


Lower frame: Micro Ampl Jy Top frame: Phas deg  
Vector averaged cross-power spectrum Several baselines displayed  
Timerange: 01/09:01:45 to 01/09:02:31

Plot file version 788 created 01-DEC-2023 16:33:07

GRB171205A EG120.UVDATA.1

Freq = 4.6005 GHz, Bw = 16.000 MH No calibration applied and no bandpass applied

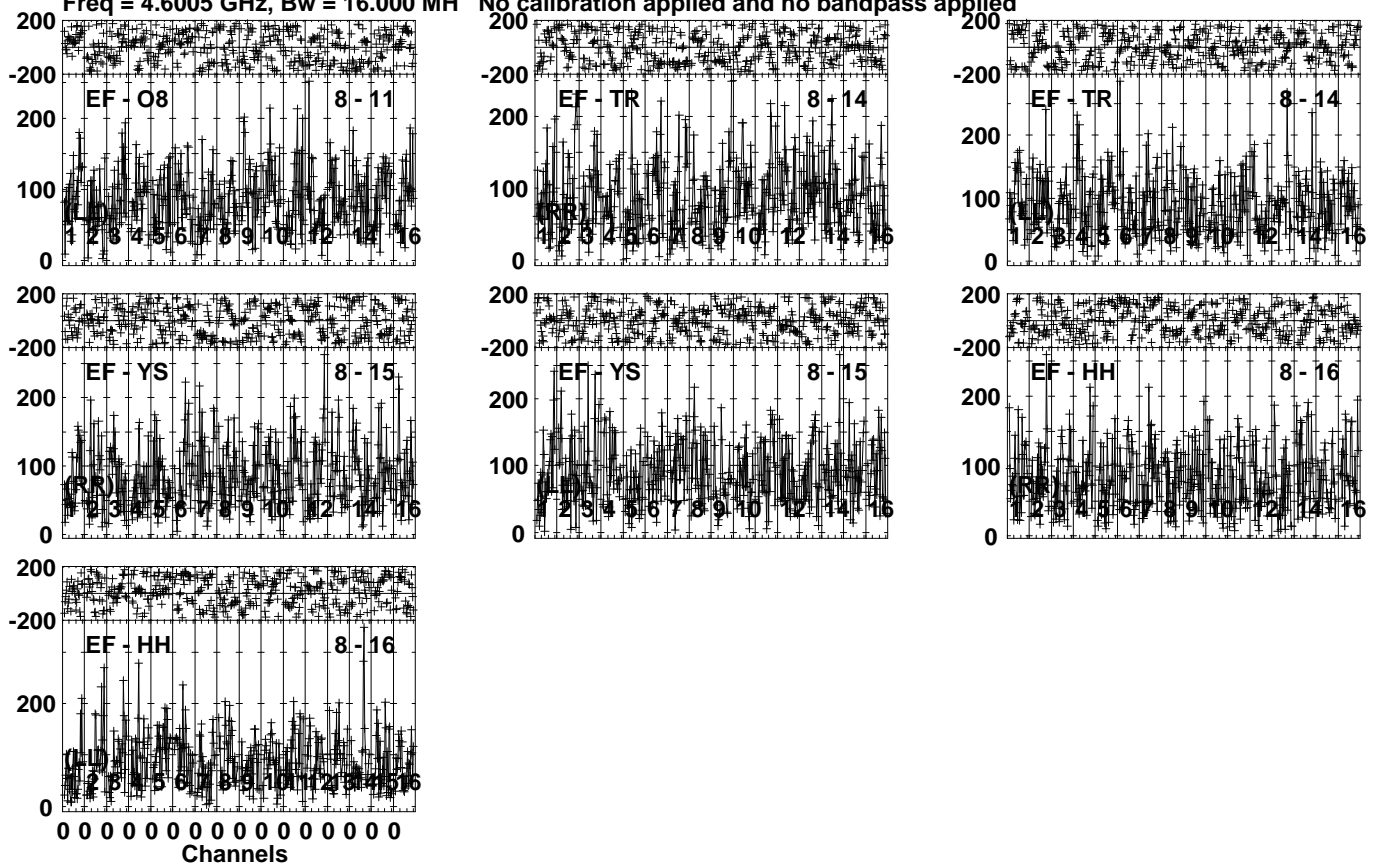


Lower frame: Micro Ampl Jy Top frame: Phas deg  
Vector averaged cross-power spectrum Several baselines displayed  
Timerange: 01/09:02:51 to 01/09:05:37

Plot file version 789 created 01-DEC-2023 16:33:07

GRB171205A EG120.UVDATA.1

Freq = 4.6005 GHz, Bw = 16.000 MH No calibration applied and no bandpass applied

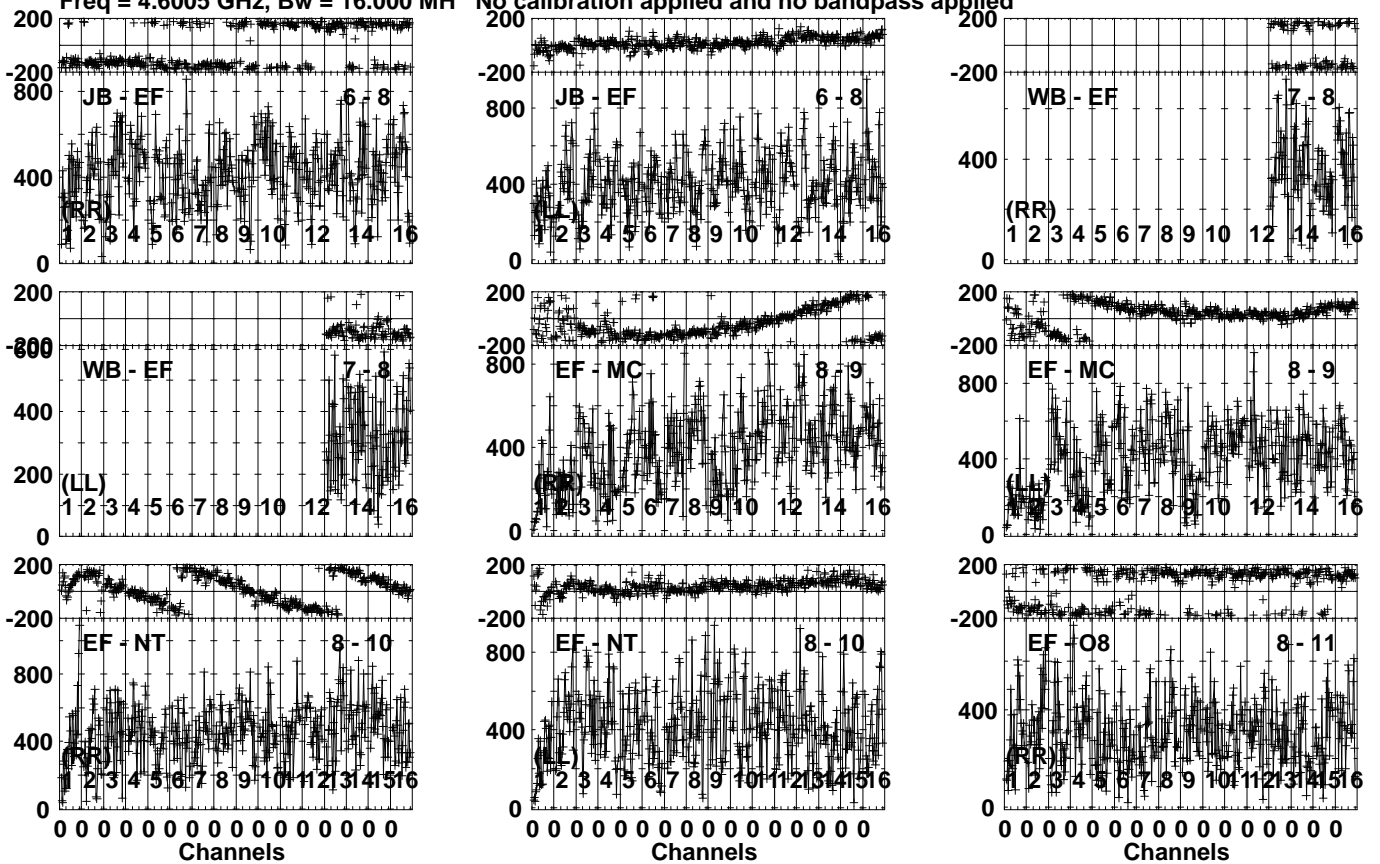


Lower frame: Micro Ampl Jy Top frame: Phas deg  
Vector averaged cross-power spectrum Several baselines displayed  
Timerange: 01/09:02:51 to 01/09:05:37

Plot file version 790 created 01-DEC-2023 16:33:07

J1108-1231 EG120.UVDATA.1

Freq = 4.6005 GHz, Bw = 16.000 MH No calibration applied and no bandpass applied

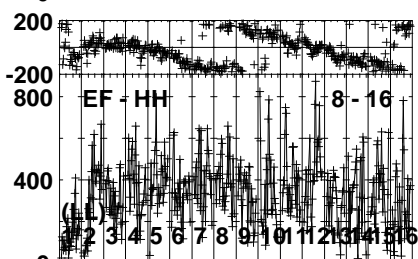
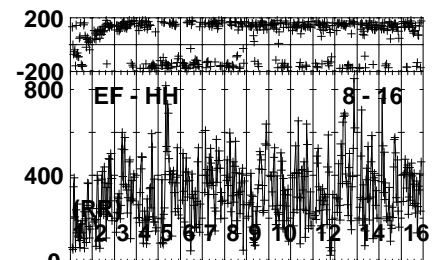
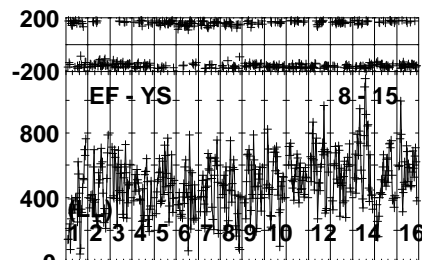
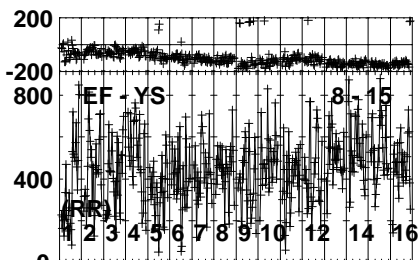
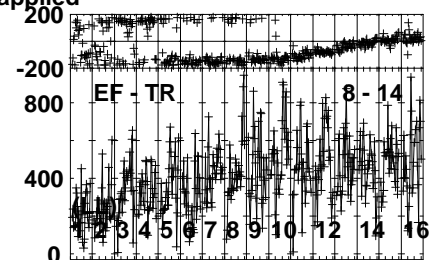
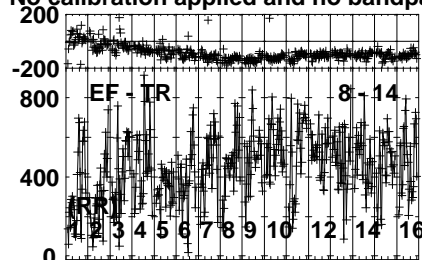
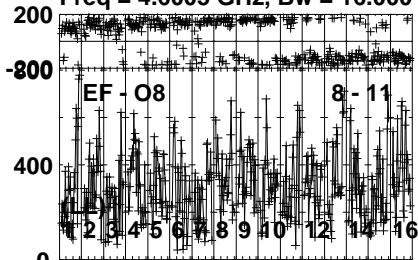


Lower frame: Micro Ampl Jy Top frame: Phas deg  
Vector averaged cross-power spectrum Several baselines displayed  
Timerange: 01/09:05:57 to 01/09:06:43

Plot file version 791 created 01-DEC-2023 16:33:07

J1108-1231 EG120.UVDATA.1

Freq = 4.6005 GHz, Bw = 16.000 MH No calibration applied and no bandpass applied



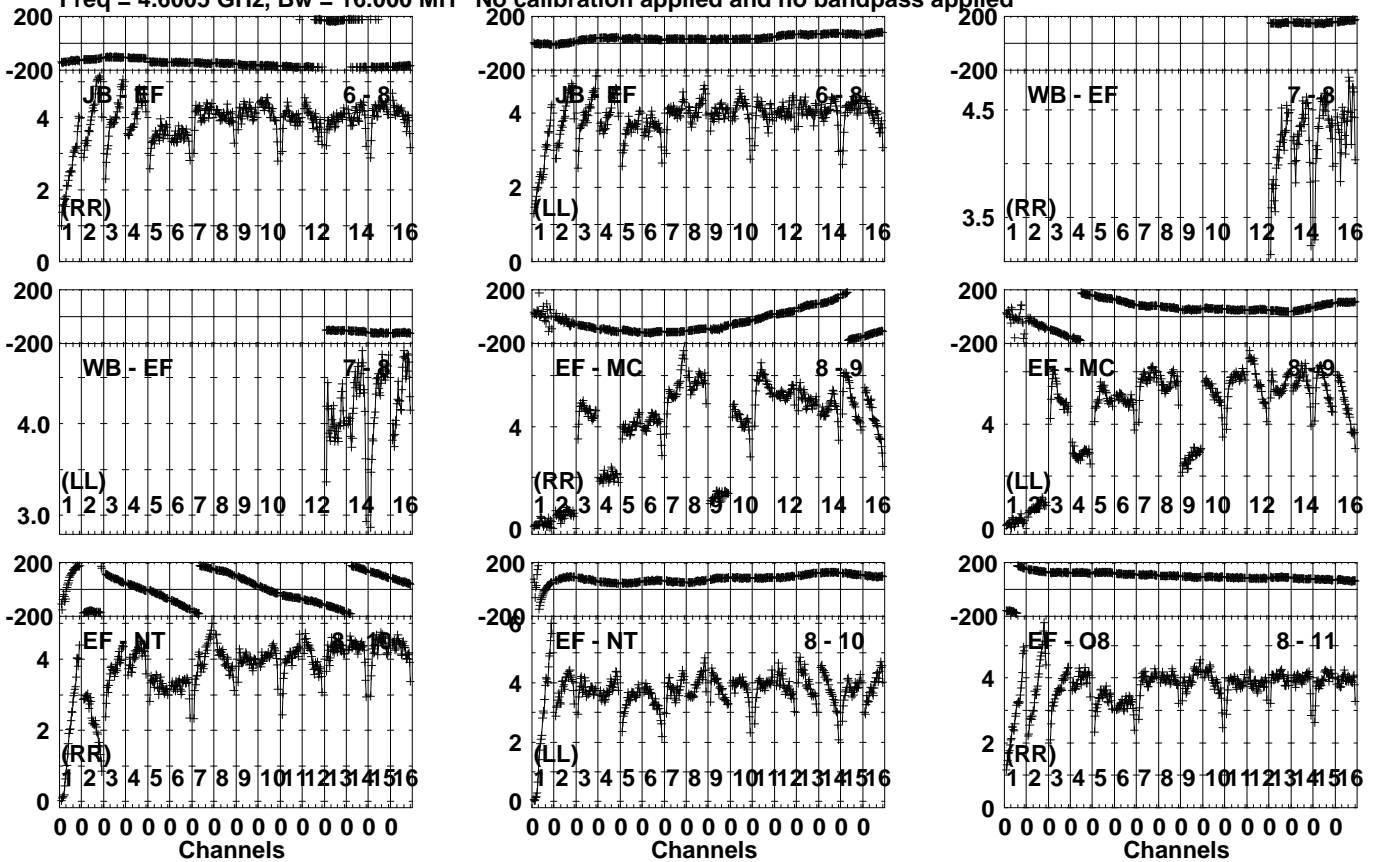
0 0 0 0 0 0 0 0 0 0 0 0 0 0 0 0

Channels  
Lower frame: Micro Ampl Jy Top frame: Phas deg  
Vector averaged cross-power spectrum Several baselines displayed  
Timerange: 01/09:05:57 to 01/09:06:43

Plot file version 792 created 01-DEC-2023 16:33:07

J1118-1232 EG120.UVDATA.1

Freq = 4.6005 GHz, Bw = 16.000 MH No calibration applied and no bandpass applied



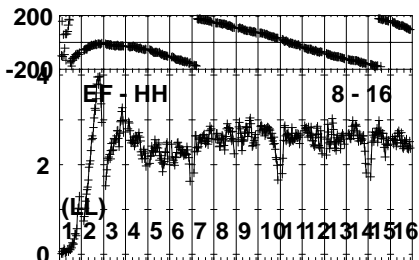
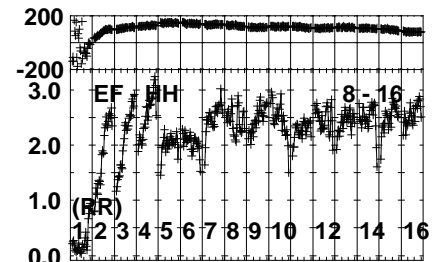
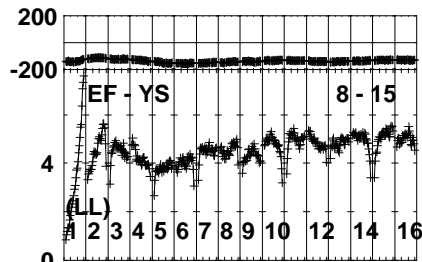
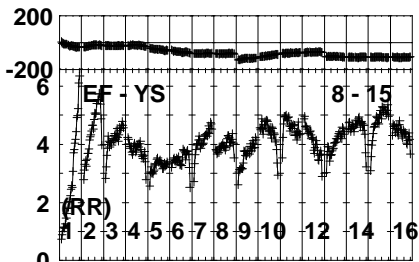
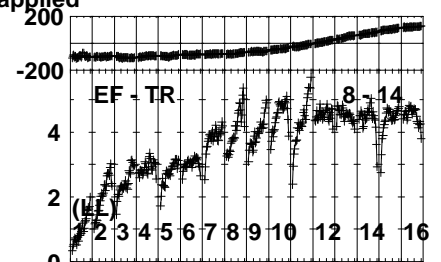
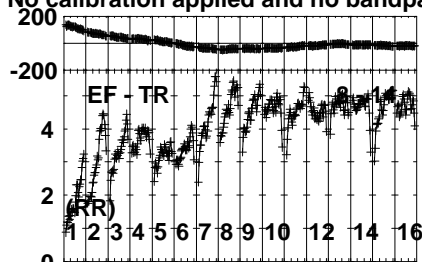
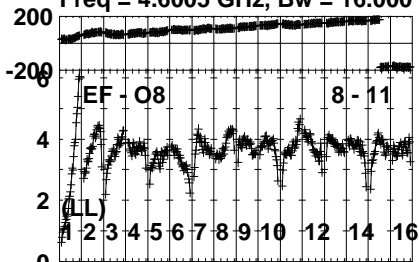
Lower frame: Milli Ampl Jy Top frame: Phas deg  
 Vector averaged cross-power spectrum Several baselines displayed  
 Timerange: 01/09:07:17 to 01/09:08:13



Plot file version 793 created 01-DEC-2023 16:33:08

J1118-1232 EG120.UVDATA.1

Freq = 4.6005 GHz, Bw = 16.000 MH No calibration applied and no bandpass applied



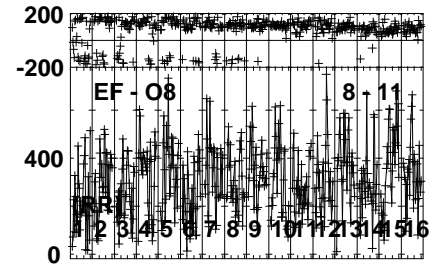
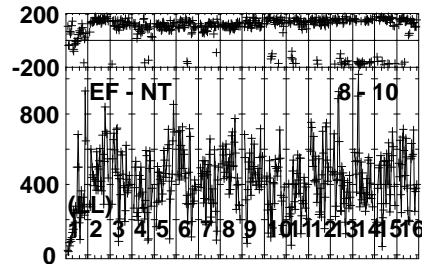
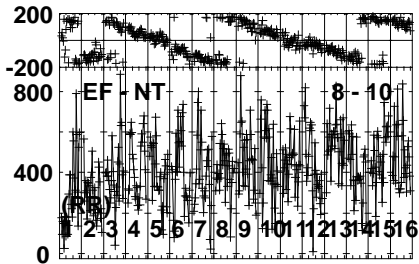
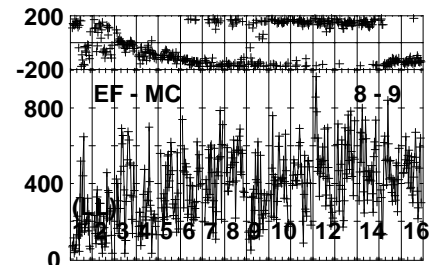
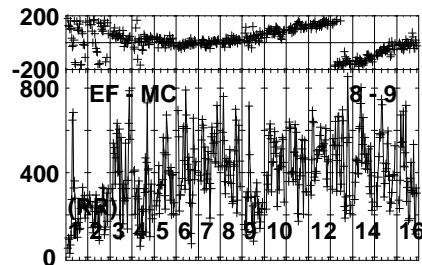
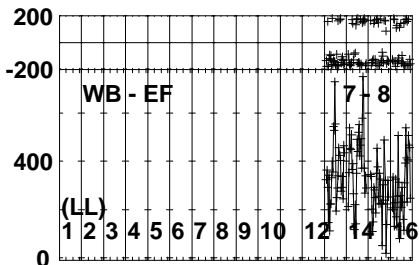
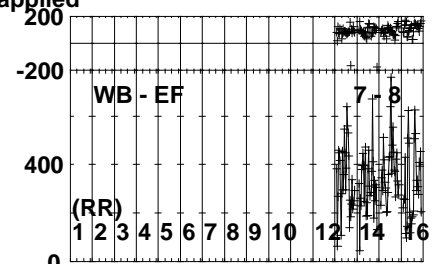
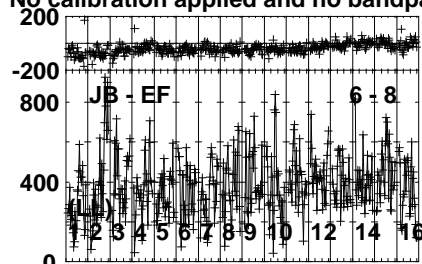
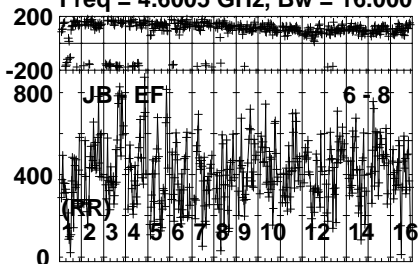
0 0 0 0 0 0 0 0 0 0 0 0 0 0 0 0  
Channels

Lower frame: Milli Ampl Jy Top frame: Phas deg  
Vector averaged cross-power spectrum Several baselines displayed  
Timerange: 01/09:07:17 to 01/09:08:13

Plot file version 794 created 01-DEC-2023 16:33:08

J1108-1231 EG120.UVDATA.1

Freq = 4.6005 GHz, Bw = 16.000 MH No calibration applied and no bandpass applied

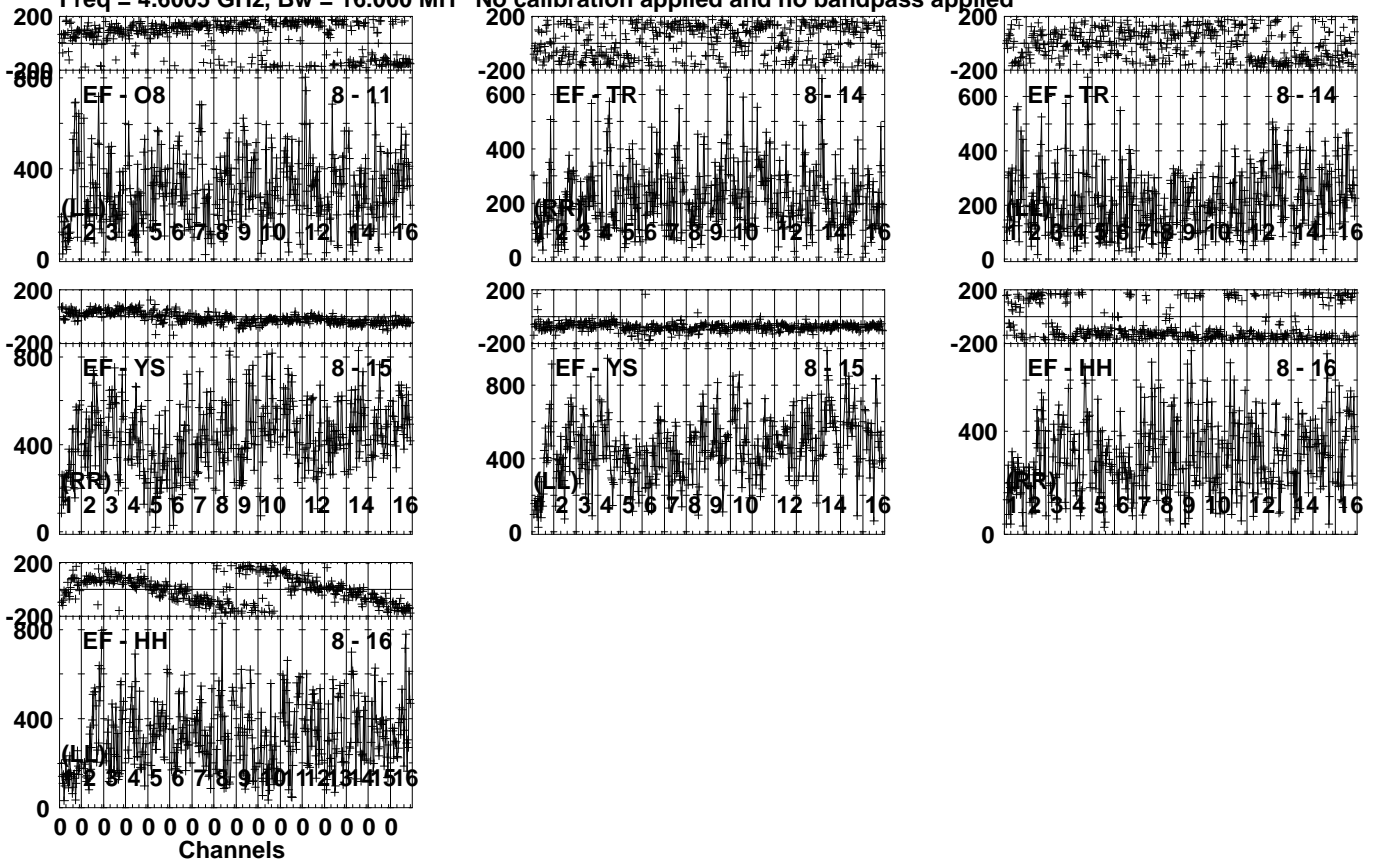


Lower frame: Micro Ampl Jy Top frame: Phas deg  
Vector averaged cross-power spectrum Several baselines displayed  
Timerange: 01/09:08:47 to 01/09:09:33

Plot file version 795 created 01-DEC-2023 16:33:08

J1108-1231 EG120.UVDATA.1

Freq = 4.6005 GHz, Bw = 16.000 MH No calibration applied and no bandpass applied

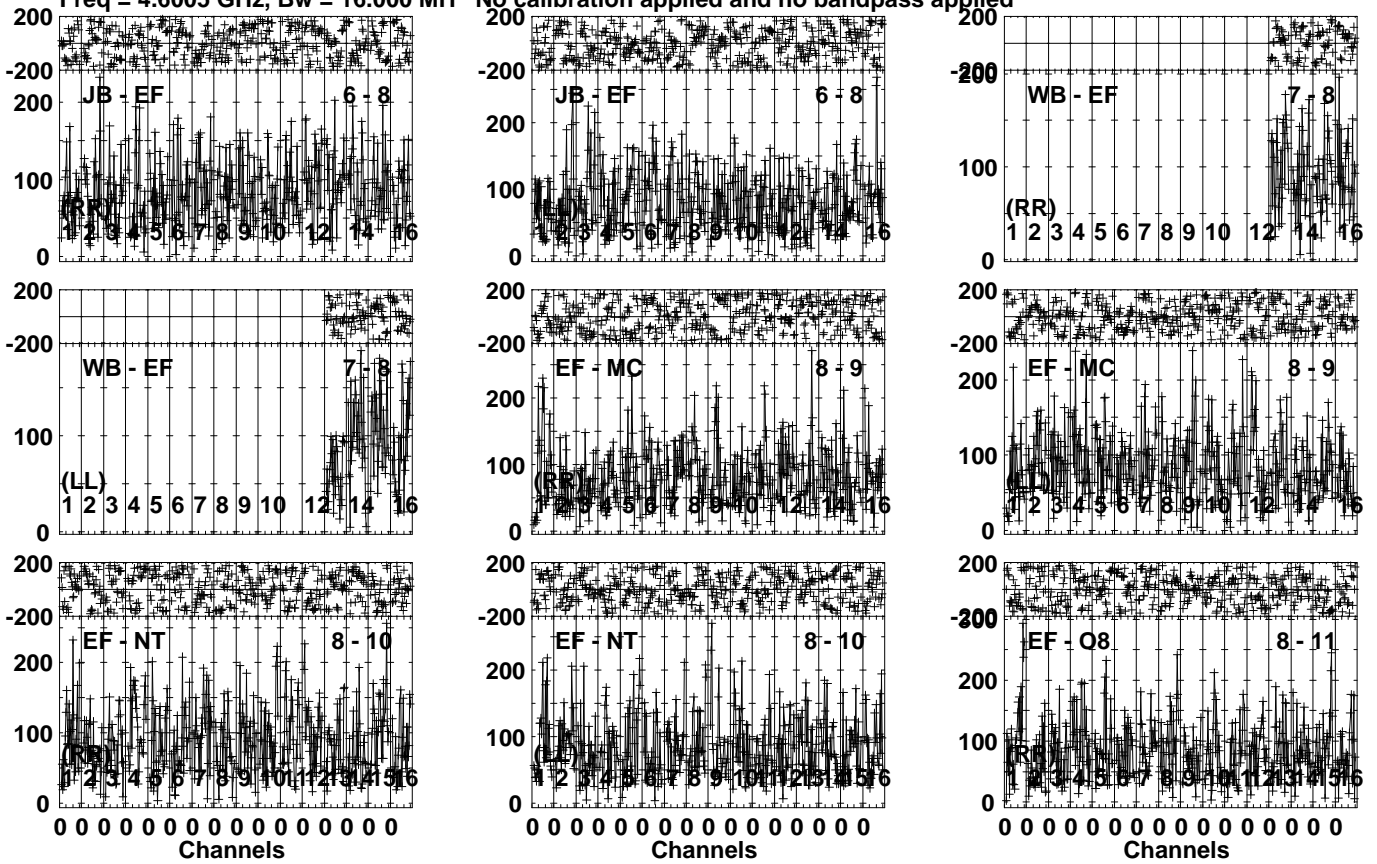


Lower frame: Micro Ampl Jy Top frame: Phas deg  
Vector averaged cross-power spectrum Several baselines displayed  
Timerange: 01/09:08:47 to 01/09:09:33

Plot file version 796 created 01-DEC-2023 16:33:08

GRB171205A EG120.UVDATA.1

Freq = 4.6005 GHz, Bw = 16.000 MH No calibration applied and no bandpass applied

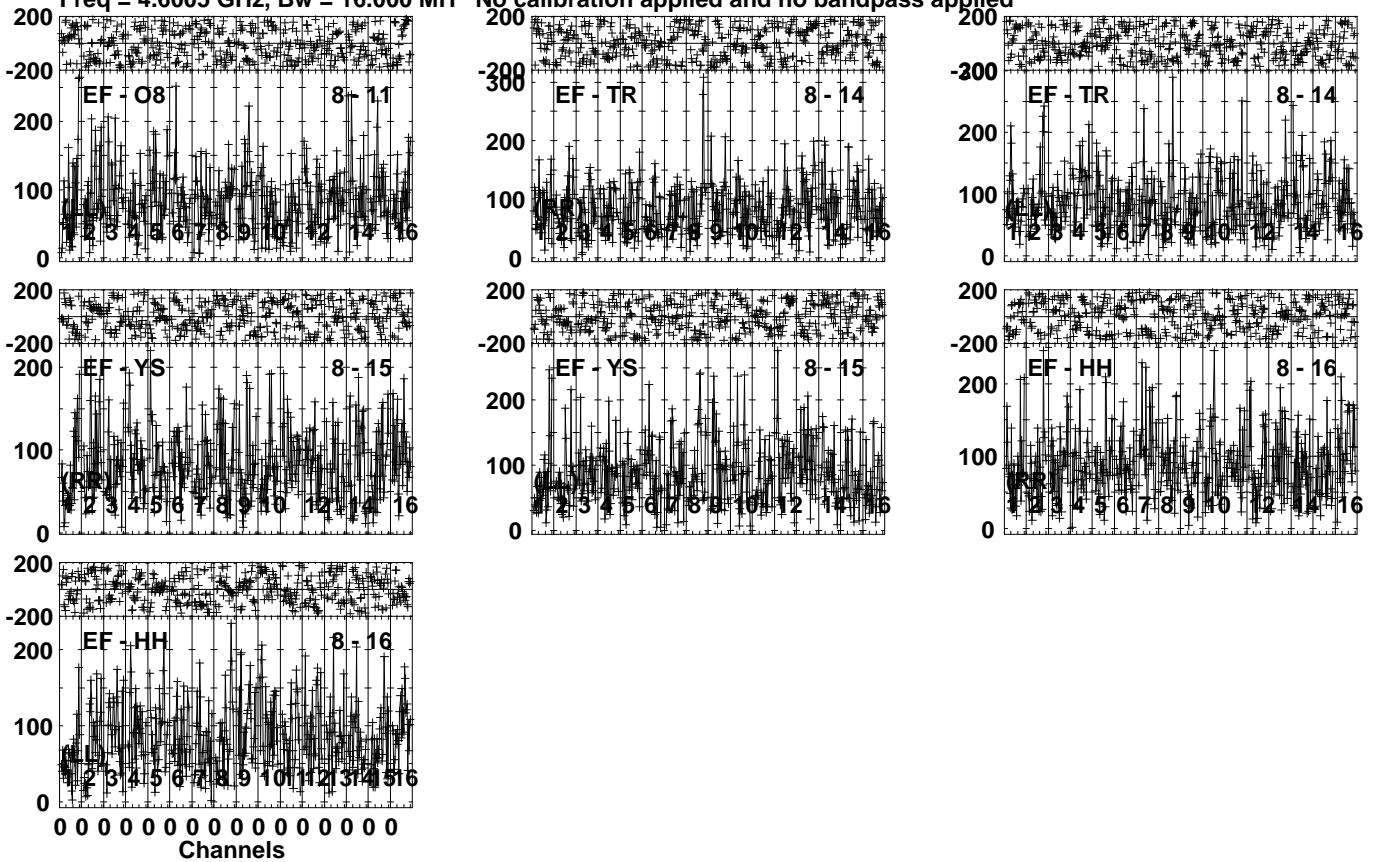


Lower frame: Micro Ampl Jy Top frame: Phas deg  
Vector averaged cross-power spectrum Several baselines displayed  
Timerange: 01/09:09:53 to 01/09:12:39

Plot file version 797 created 01-DEC-2023 16:33:08

GRB171205A EG120.UVDATA.1

Freq = 4.6005 GHz, Bw = 16.000 MH No calibration applied and no bandpass applied

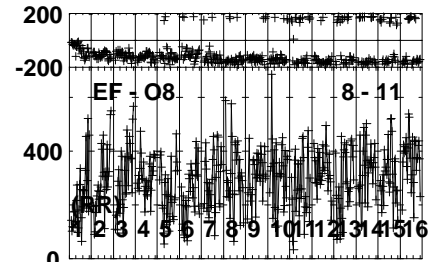
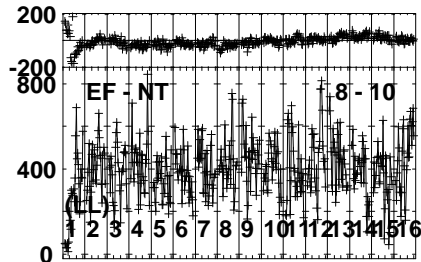
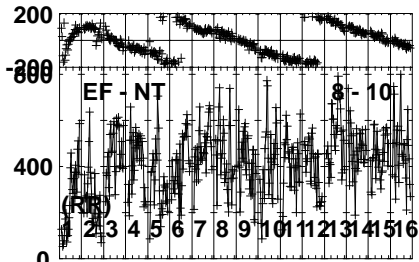
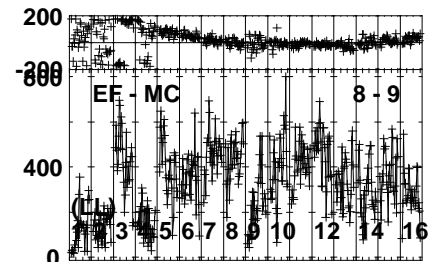
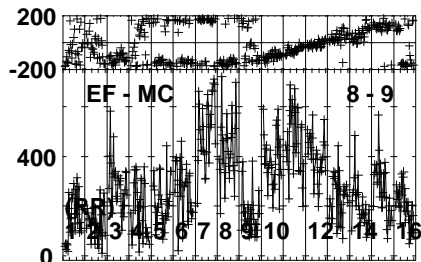
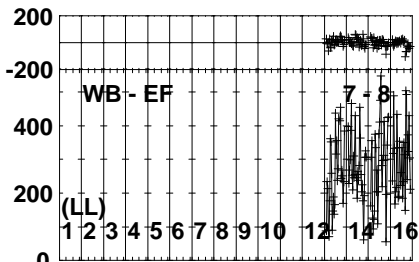
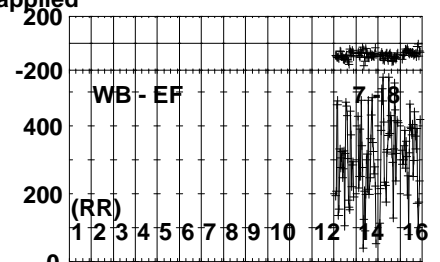
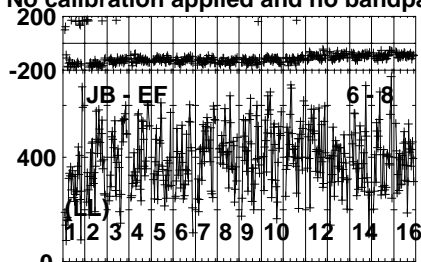
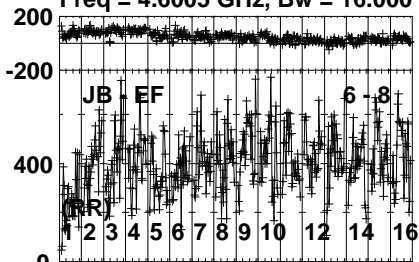


Lower frame: Micro Ampl Jy Top frame: Phas deg  
Vector averaged cross-power spectrum Several baselines displayed  
Timerange: 01/09:09:53 to 01/09:12:39

Plot file version 798 created 01-DEC-2023 16:33:09

J1108-1231 EG120.UVDATA.1

Freq = 4.6005 GHz, Bw = 16.000 MH No calibration applied and no bandpass applied



0 0 0 0 0 0 0 0 0 0 0 0 0 0 0 0  
Channels

0 0 0 0 0 0 0 0 0 0 0 0 0 0 0 0  
Channels

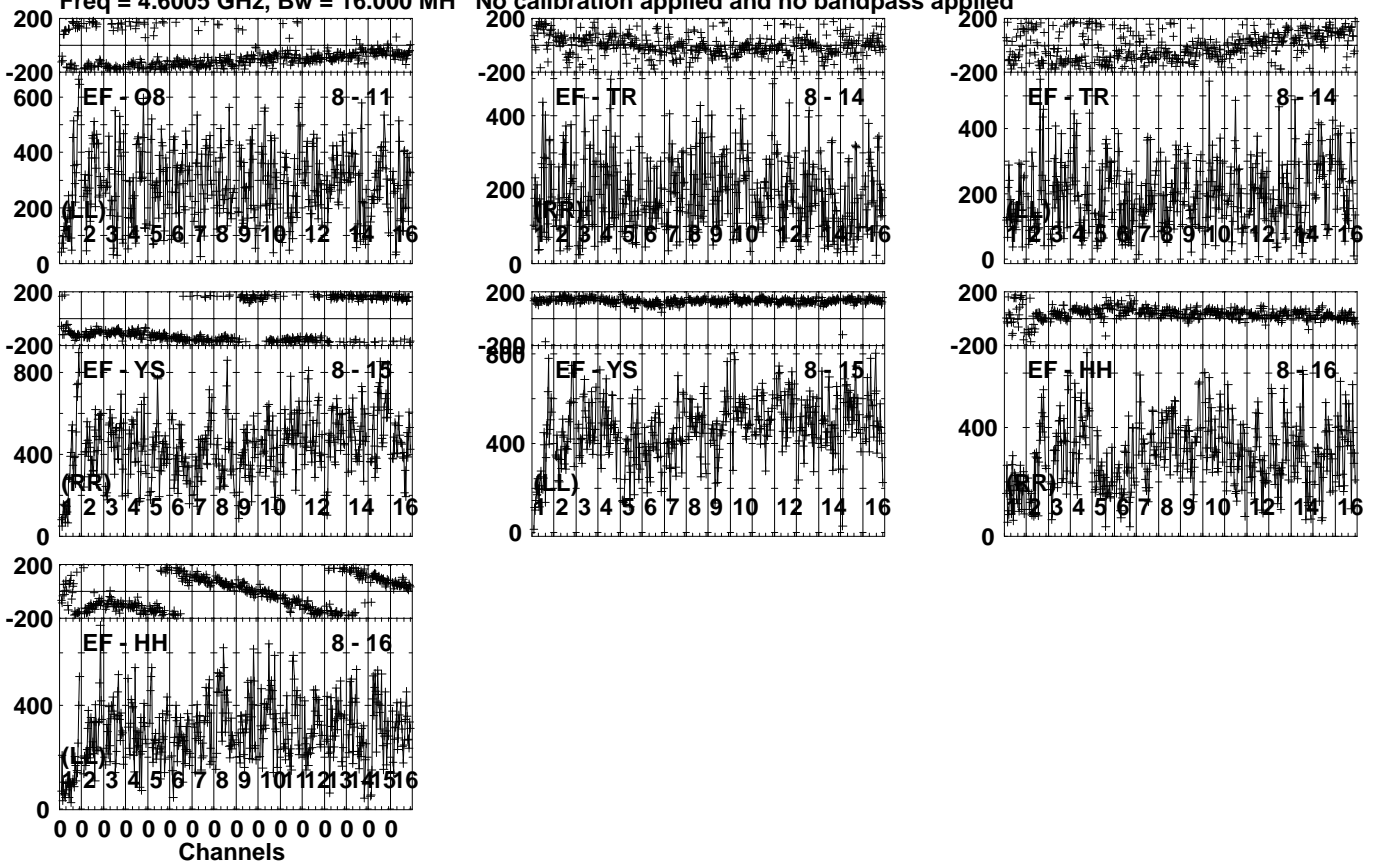
0 0 0 0 0 0 0 0 0 0 0 0 0 0 0 0  
Channels

Lower frame: Micro Ampl Jy Top frame: Phas deg  
Vector averaged cross-power spectrum Several baselines displayed  
Timerange: 01/09:13:18 to 01/09:14:04

Plot file version 799 created 01-DEC-2023 16:33:09

J1108-1231 EG120.UVDATA.1

Freq = 4.6005 GHz, Bw = 16.000 MH No calibration applied and no bandpass applied



Lower frame: Micro Ampl Jy Top frame: Phas deg  
Vector averaged cross-power spectrum Several baselines displayed  
Timerange: 01/09:13:18 to 01/09:14:04

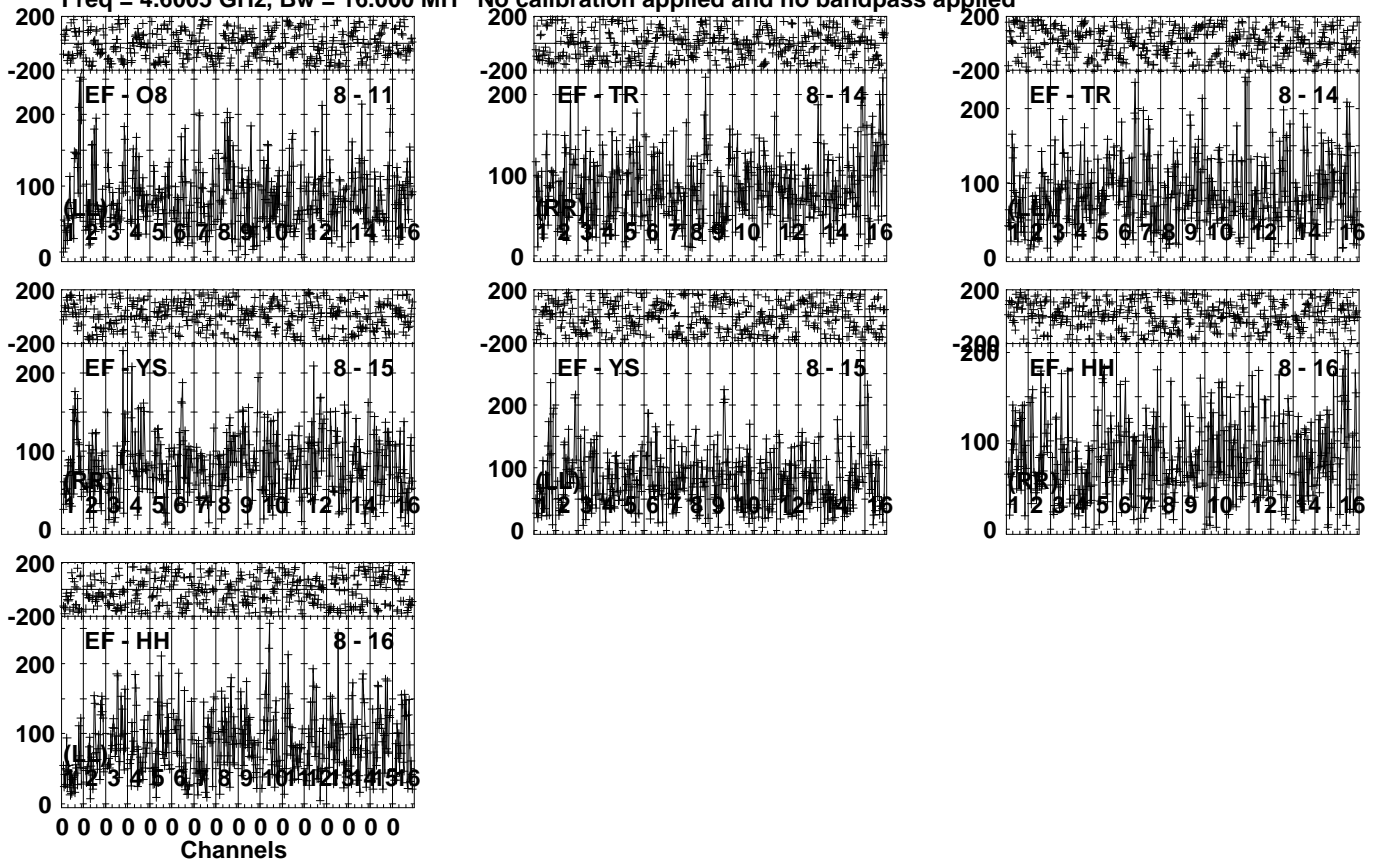




Plot file version 801 created 01-DEC-2023 16:33:09

GRB171205A EG120.UVDATA.1

Freq = 4.6005 GHz, Bw = 16.000 MH No calibration applied and no bandpass applied

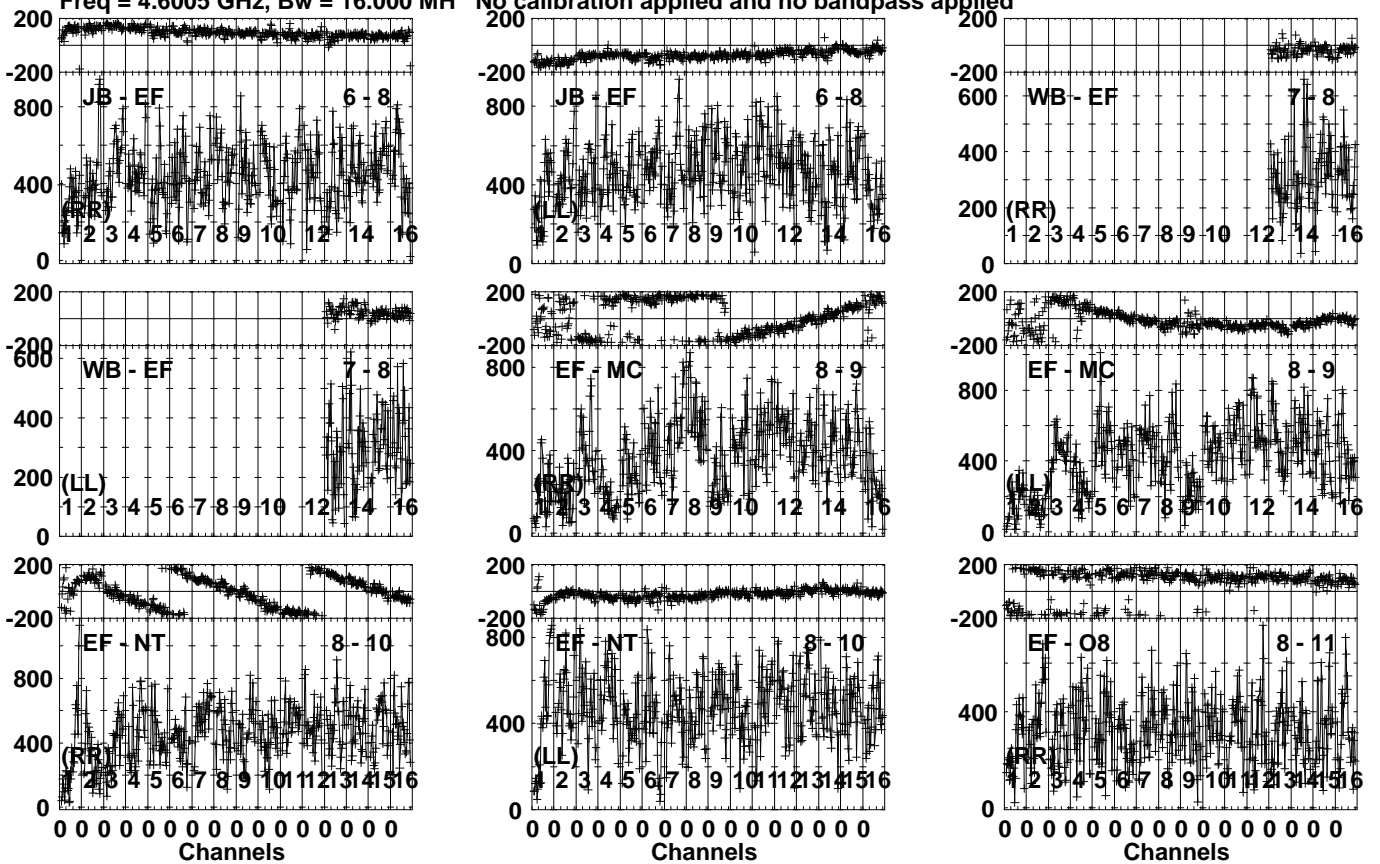


Lower frame: Micro Ampl Jy Top frame: Phas deg  
Vector averaged cross-power spectrum Several baselines displayed  
Timerange: 01/09:14:24 to 01/09:17:20

Plot file version 802 created 01-DEC-2023 16:33:09

J1108-1231 EG120.UVDATA.1

Freq = 4.6005 GHz, Bw = 16.000 MH No calibration applied and no bandpass applied

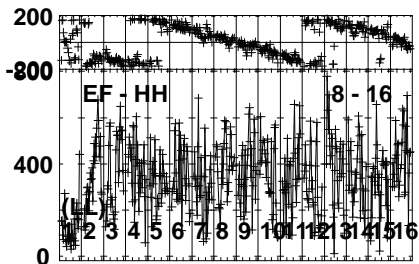
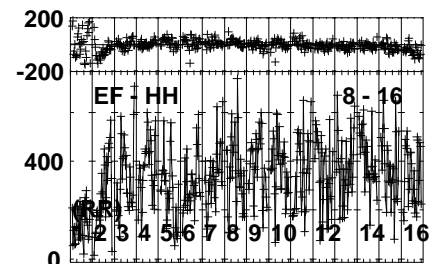
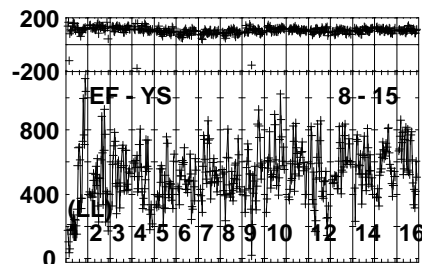
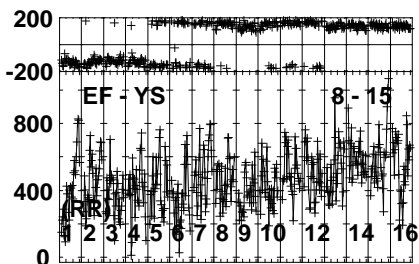
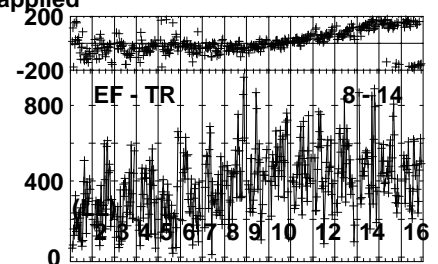
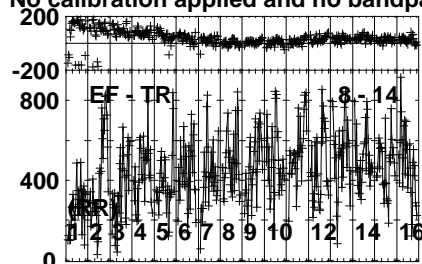
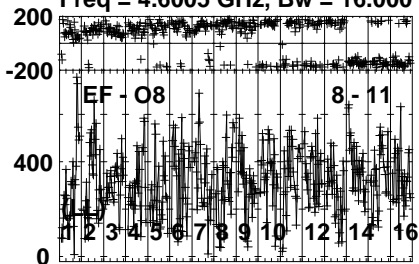


Lower frame: Micro Ampl Jy Top frame: Phas deg  
Vector averaged cross-power spectrum Several baselines displayed  
Timerange: 01/09:17:40 to 01/09:18:26

Plot file version 803 created 01-DEC-2023 16:33:09

J1108-1231 EG120.UVDATA.1

Freq = 4.6005 GHz, Bw = 16.000 MH No calibration applied and no bandpass applied



0 0 0 0 0 0 0 0 0 0 0 0 0 0 0 0

Channels

Lower frame: Micro Ampl Jy Top frame: Phas deg

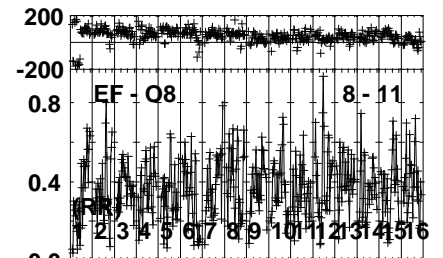
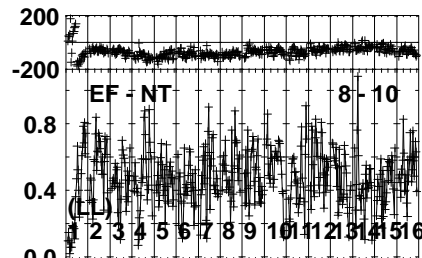
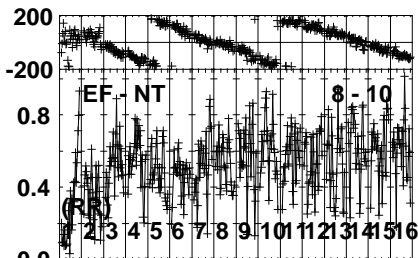
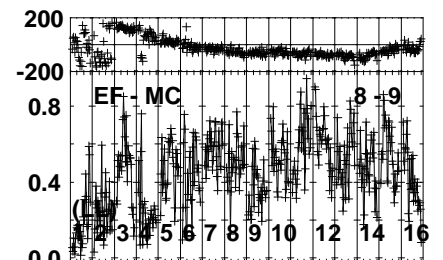
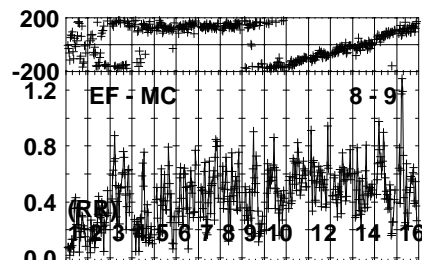
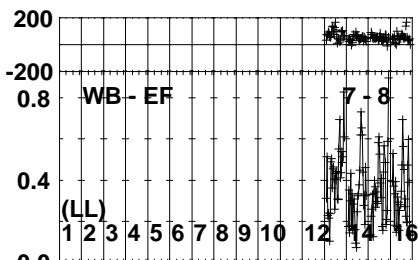
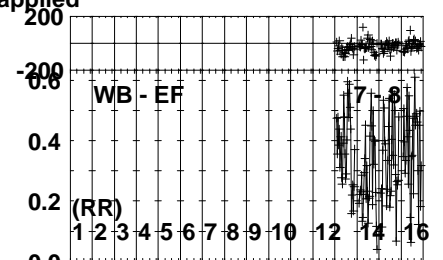
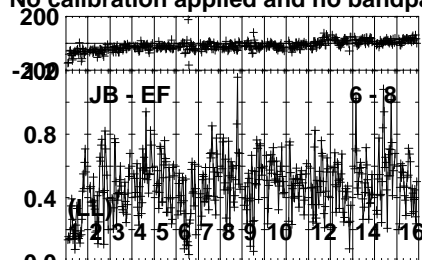
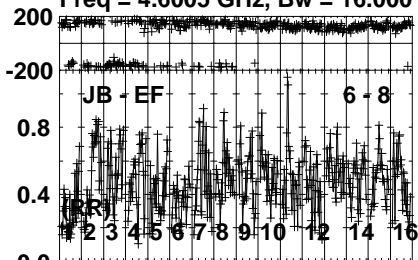
Vector averaged cross-power spectrum Several baselines displayed

Timerange: 01/09:17:40 to 01/09:18:26

Plot file version 804 created 01-DEC-2023 16:33:10

J1108-1231 EG120.UVDATA.1

Freq = 4.6005 GHz, Bw = 16.000 MH No calibration applied and no bandpass applied



0 0 0 0 0 0 0 0 0 0 0 0 0 0 0 0  
Channels

0 0 0 0 0 0 0 0 0 0 0 0 0 0 0 0  
Channels

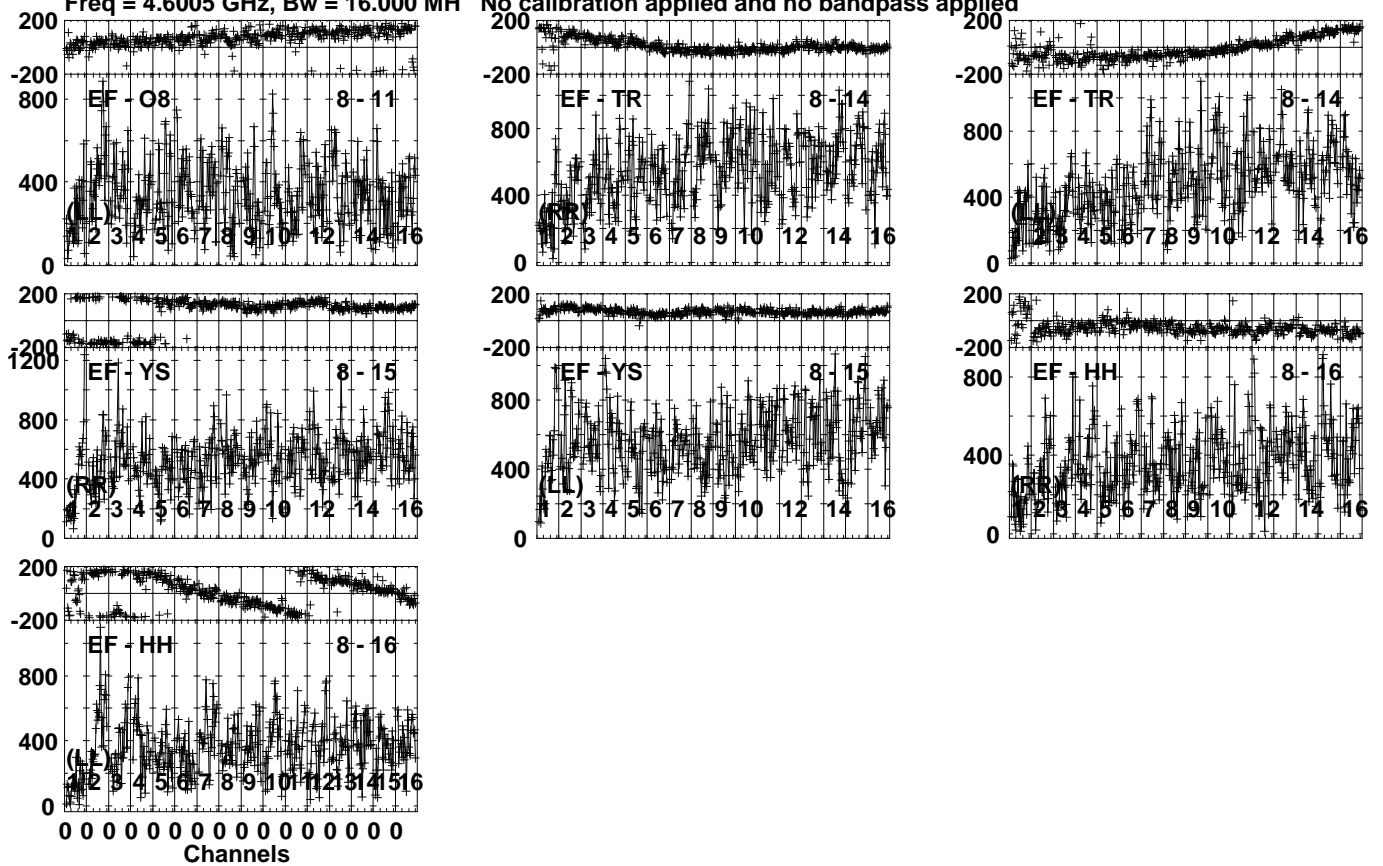
0 0 0 0 0 0 0 0 0 0 0 0 0 0 0 0  
Channels

Lower frame: Milli Ampl Jy Top frame: Phas deg  
Vector averaged cross-power spectrum Several baselines displayed  
Timerange: 01/09:20:02 to 01/09:20:48

Plot file version 805 created 01-DEC-2023 16:33:10

J1108-1231 EG120.UVDATA.1

Freq = 4.6005 GHz, Bw = 16.000 MH No calibration applied and no bandpass applied



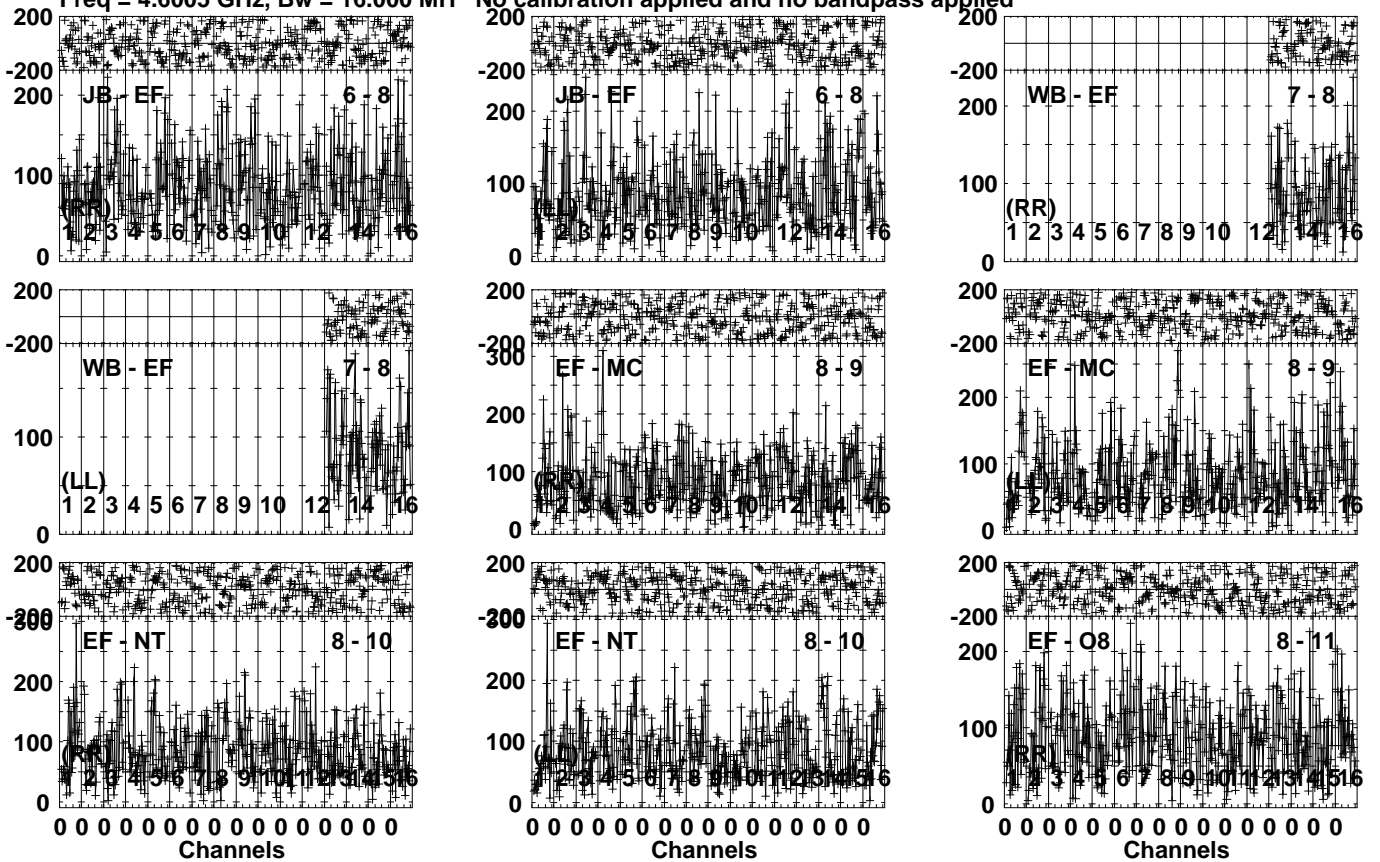
Lower frame: Micro Ampl Jy Top frame: Phas deg  
Vector averaged cross-power spectrum Several baselines displayed  
Timerange: 01/09:20:02 to 01/09:20:48

Plot file version 806 created 01-DEC-2023 16:33:10

GRB171205A EG120.UVDATA.1

Freq = 4.6005 GHz, Bw = 16.000 MH

No calibration applied and no bandpass applied

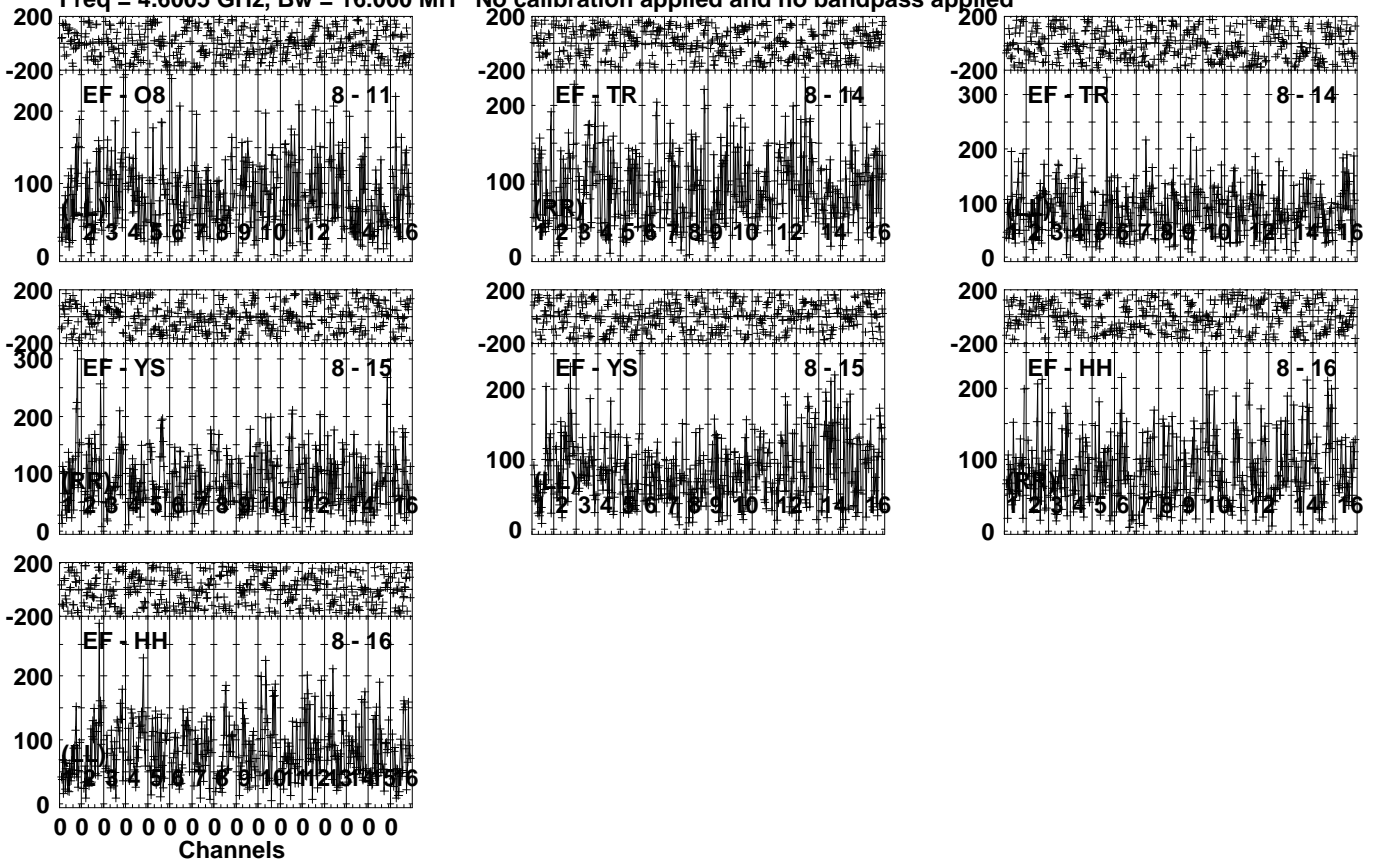


Lower frame: Micro Ampl Jy Top frame: Phas deg  
Vector averaged cross-power spectrum Several baselines displayed  
Timerange: 01/09:21:08 to 01/09:23:54

Plot file version 807 created 01-DEC-2023 16:33:10

GRB171205A EG120.UVDATA.1

Freq = 4.6005 GHz, Bw = 16.000 MH No calibration applied and no bandpass applied



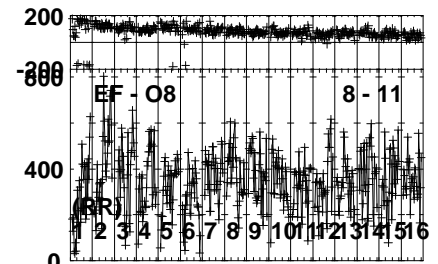
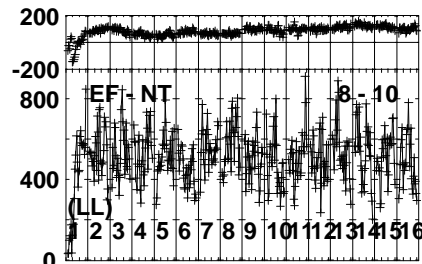
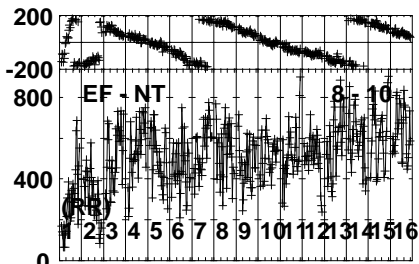
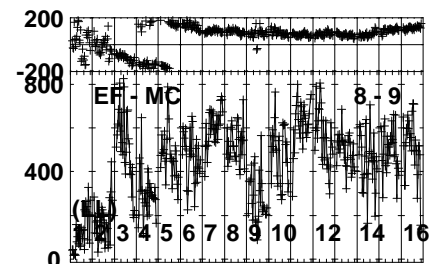
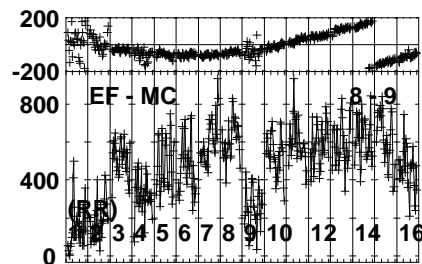
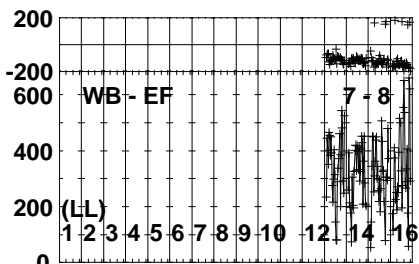
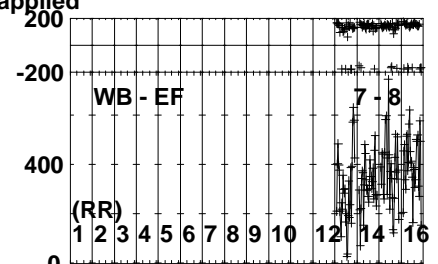
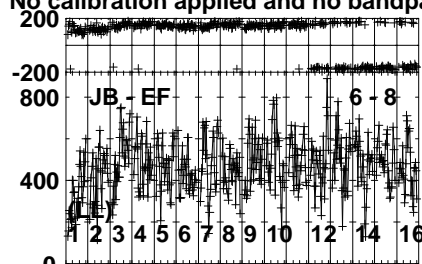
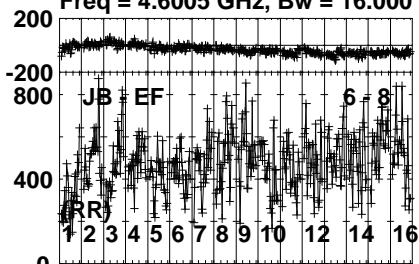
Lower frame: Micro Ampl Jy Top frame: Phas deg  
Vector averaged cross-power spectrum Several baselines displayed  
Timerange: 01/09:21:08 to 01/09:23:54

Plot file version 808 created 01-DEC-2023 16:33:10

J1108-1231 EG120.UVDATA.1

Freq = 4.6005 GHz, Bw = 16.000 MH

No calibration applied and no bandpass applied



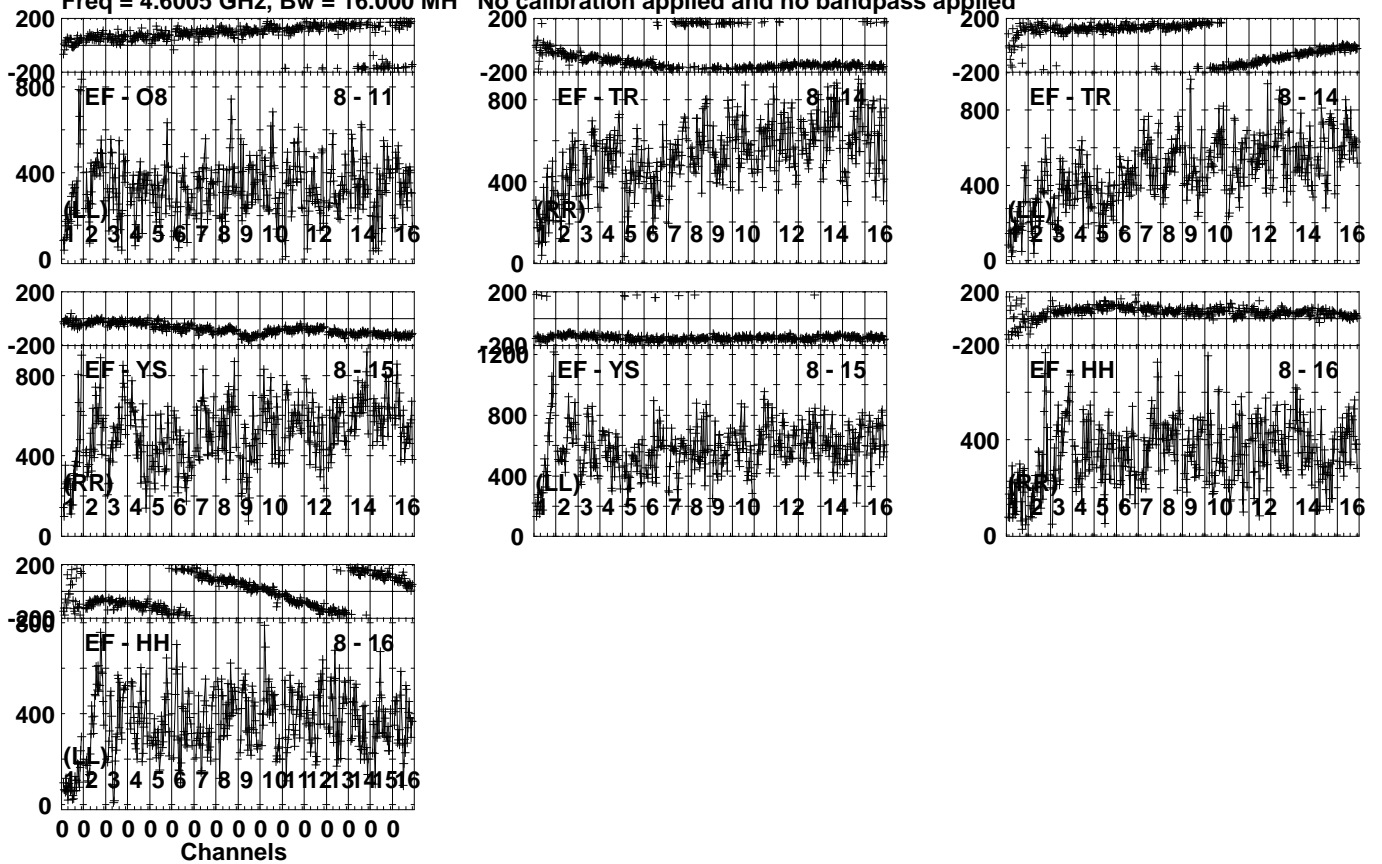
Lower frame: Micro Ampl Jy Top frame: Phas deg  
Vector averaged cross-power spectrum Several baselines displayed  
Timerange: 01/09:24:33 to 01/09:25:19



Plot file version 809 created 01-DEC-2023 16:33:10

J1108-1231 EG120.UVDATA.1

Freq = 4.6005 GHz, Bw = 16.000 MH No calibration applied and no bandpass applied



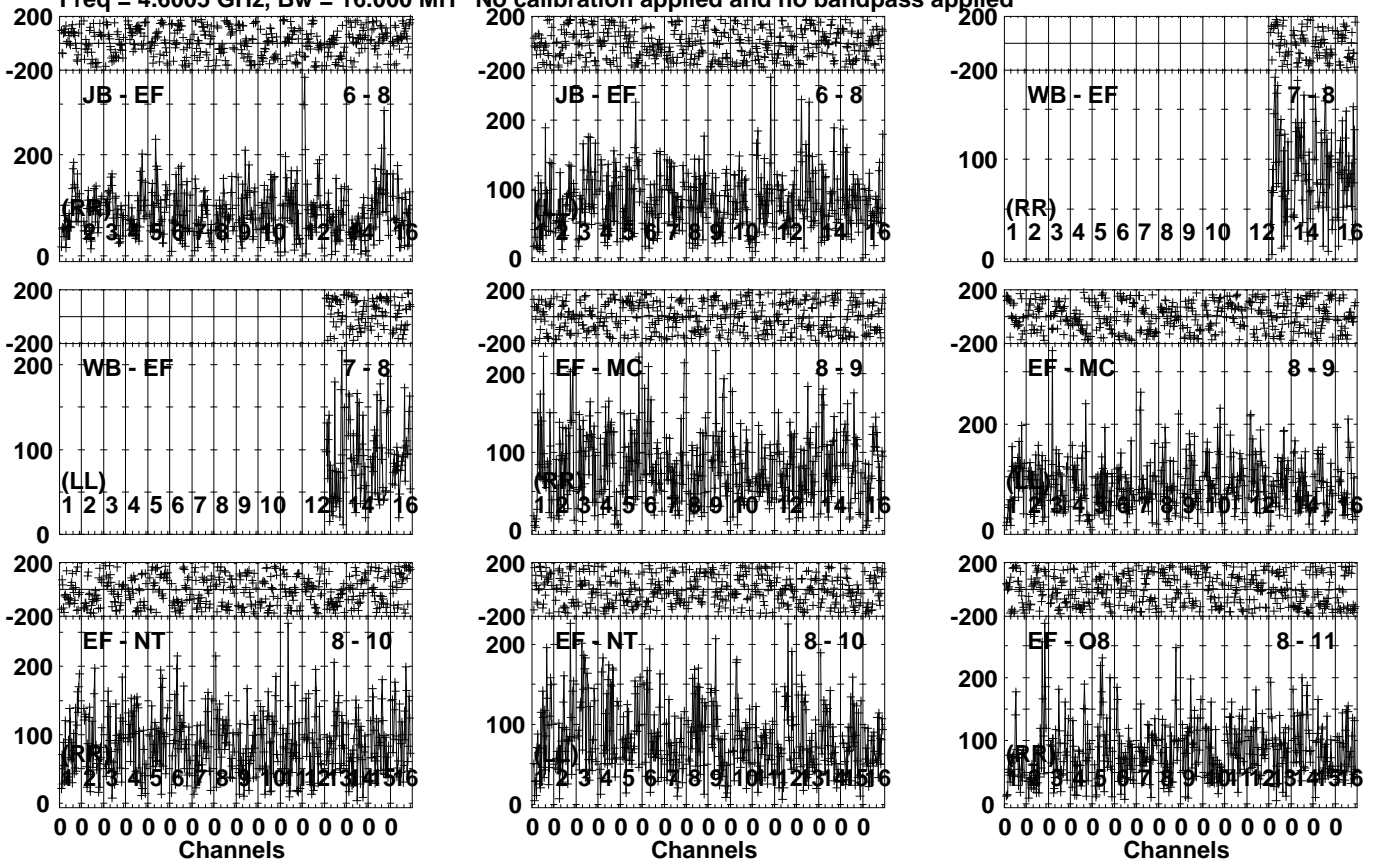
Lower frame: Micro Ampl Jy Top frame: Phas deg  
Vector averaged cross-power spectrum Several baselines displayed  
Timerange: 01/09:24:33 to 01/09:25:19

Plot file version 810 created 01-DEC-2023 16:33:11

GRB171205A EG120.UVDATA.1

Freq = 4.6005 GHz, Bw = 16.000 MH

No calibration applied and no bandpass applied

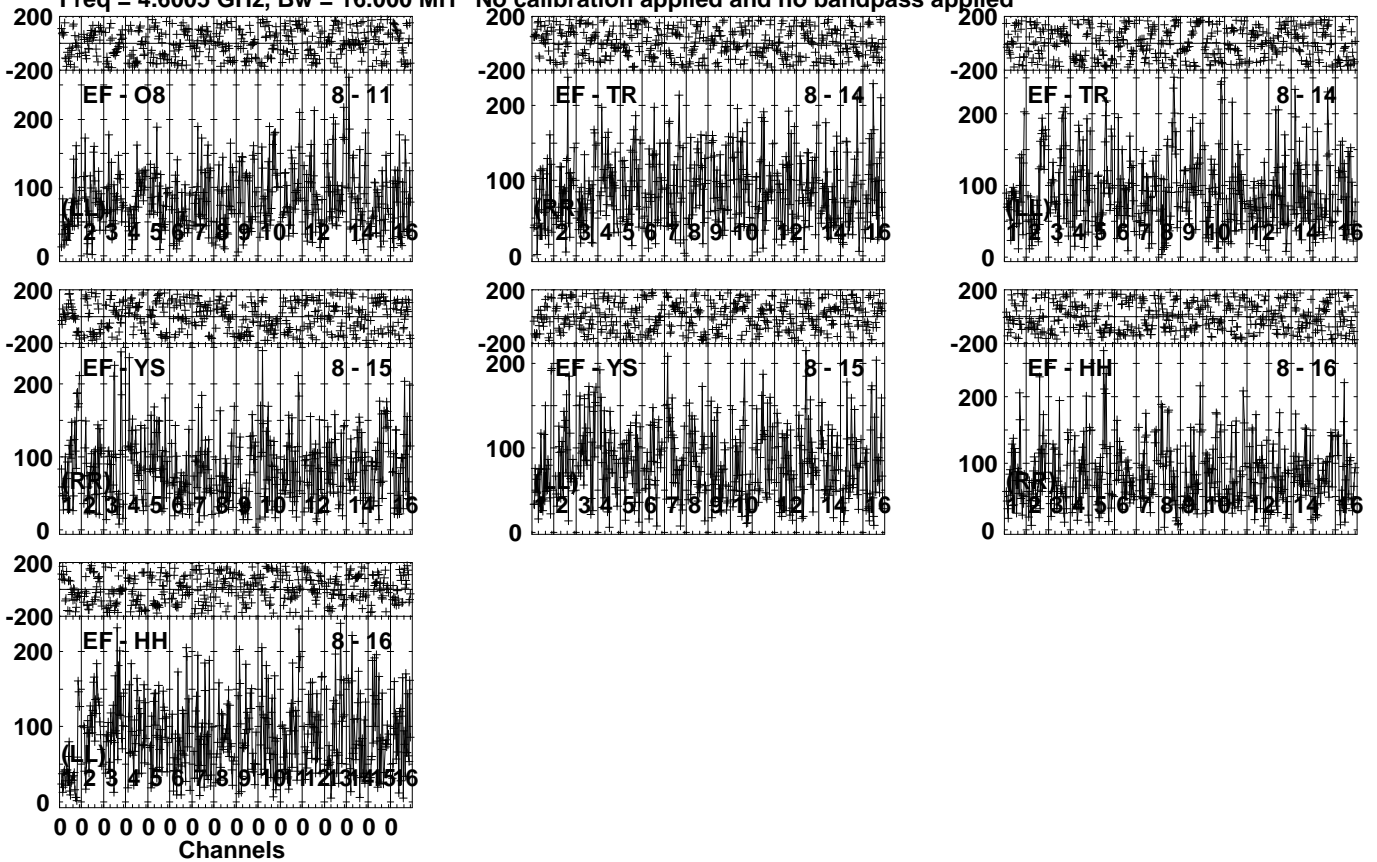


Lower frame: Micro Ampl Jy Top frame: Phas deg  
Vector averaged cross-power spectrum Several baselines displayed  
Timerange: 01/09:25:39 to 01/09:28:25

Plot file version 811 created 01-DEC-2023 16:33:11

GRB171205A EG120.UVDATA.1

Freq = 4.6005 GHz, Bw = 16.000 MH No calibration applied and no bandpass applied

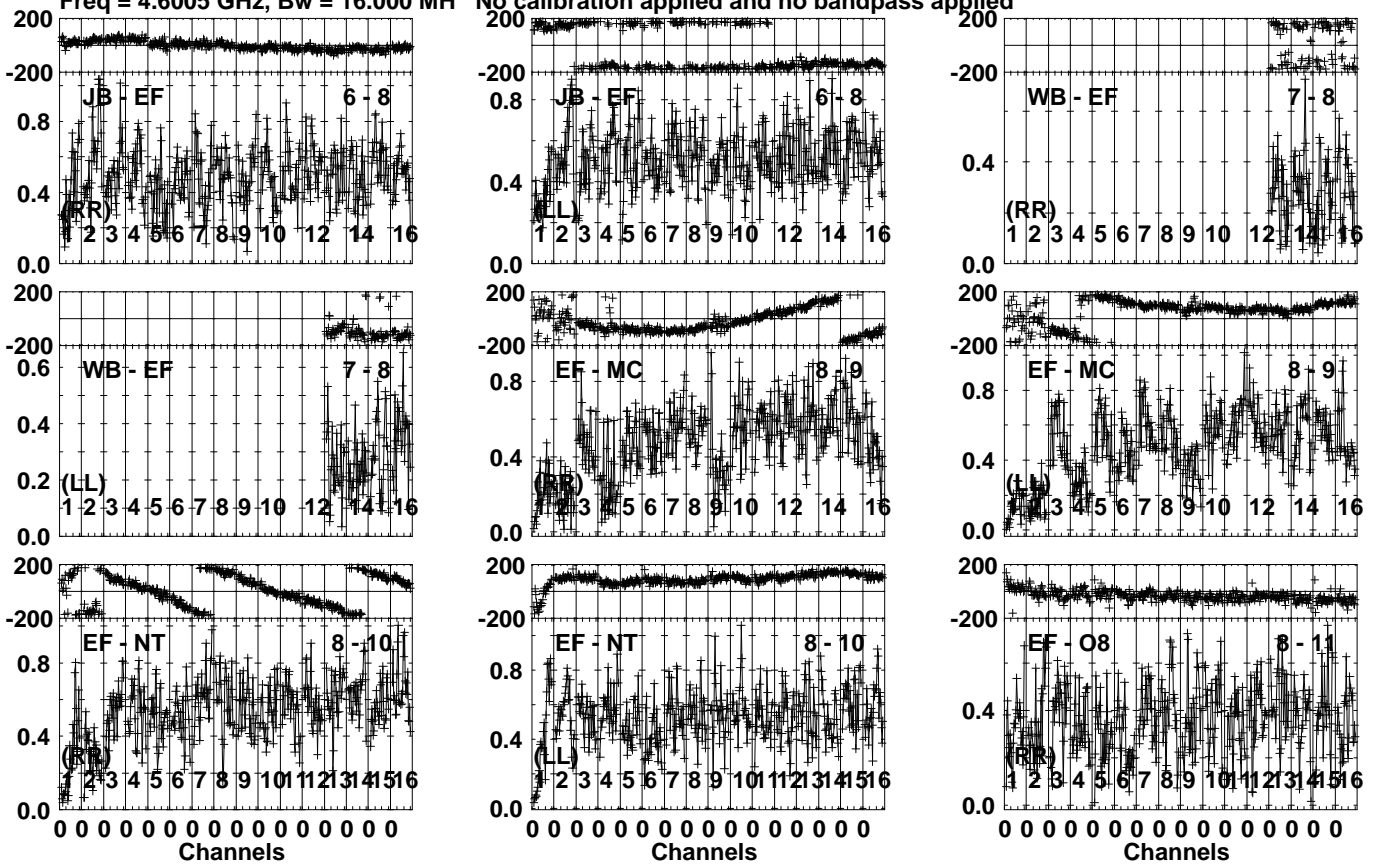


Lower frame: Micro Ampl Jy Top frame: Phas deg  
Vector averaged cross-power spectrum Several baselines displayed  
Timerange: 01/09:25:39 to 01/09:28:25

Plot file version 812 created 01-DEC-2023 16:33:11

J1108-1231 EG120.UVDATA.1

Freq = 4.6005 GHz, Bw = 16.000 MH No calibration applied and no bandpass applied

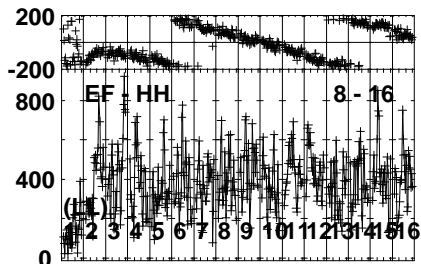
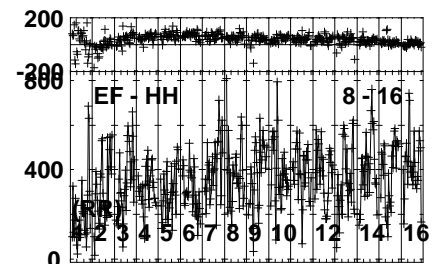
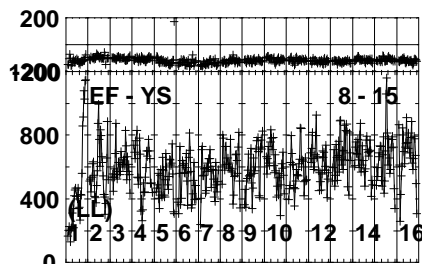
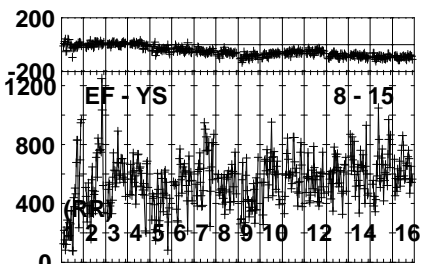
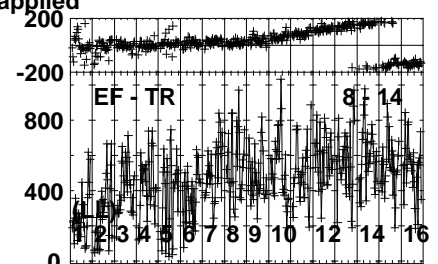
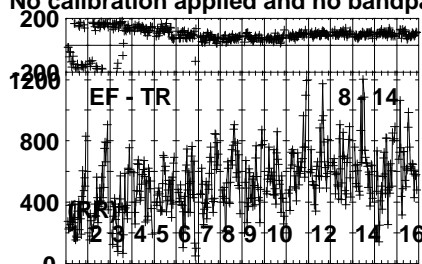
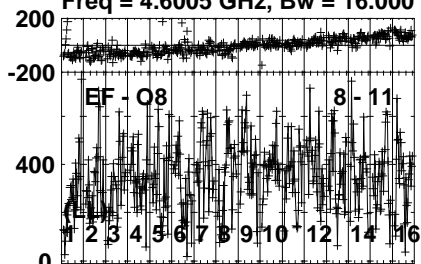


Lower frame: Milli Ampl Jy Top frame: Phas deg  
Vector averaged cross-power spectrum Several baselines displayed  
Timerange: 01/09:28:45 to 01/09:29:31

Plot file version 813 created 01-DEC-2023 16:33:11

J1108-1231 EG120.UVDATA.1

Freq = 4.6005 GHz, Bw = 16.000 MH No calibration applied and no bandpass applied



0 0 0 0 0 0 0 0 0 0 0 0 0 0 0 0

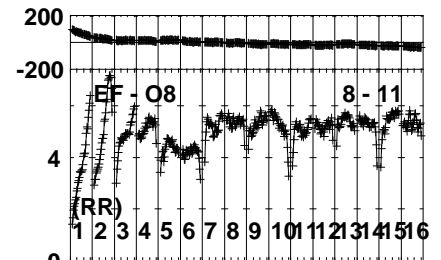
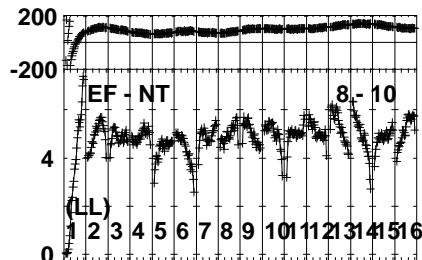
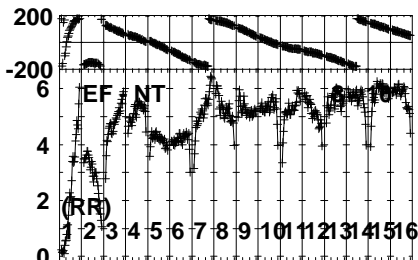
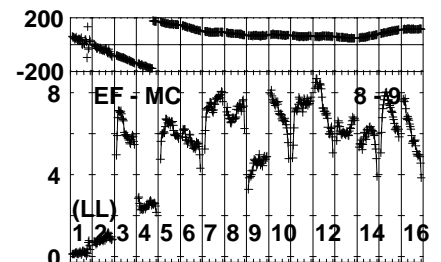
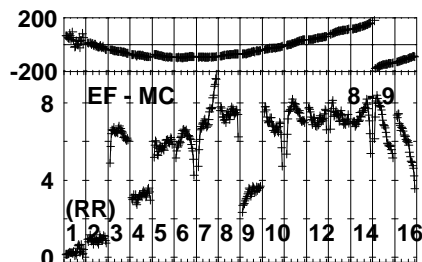
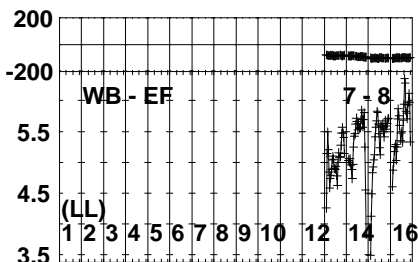
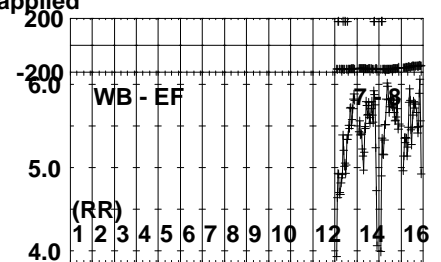
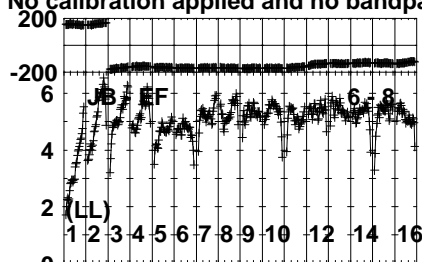
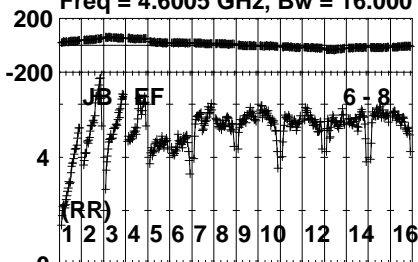
Channels

Lower frame: Micro Ampl Jy Top frame: Phas deg  
Vector averaged cross-power spectrum Several baselines displayed  
Timerange: 01/09:28:45 to 01/09:29:31

Plot file version 814 created 01-DEC-2023 16:33:11

J1118-1232 EG120.UVDATA.1

Freq = 4.6005 GHz, Bw = 16.000 MH No calibration applied and no bandpass applied

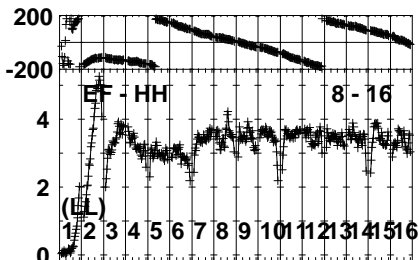
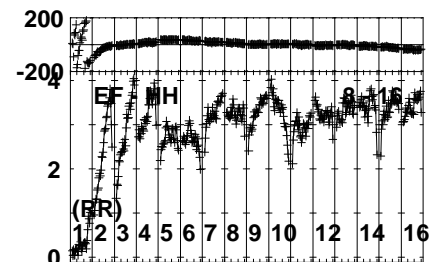
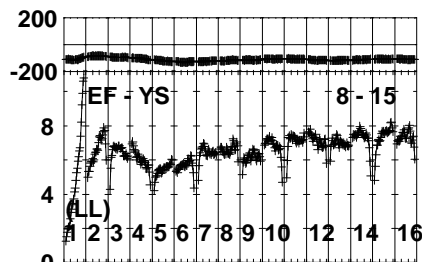
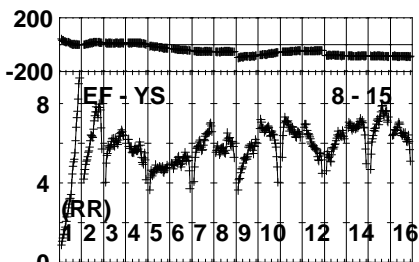
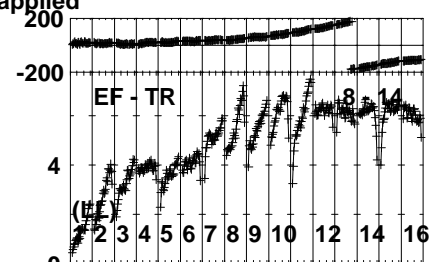
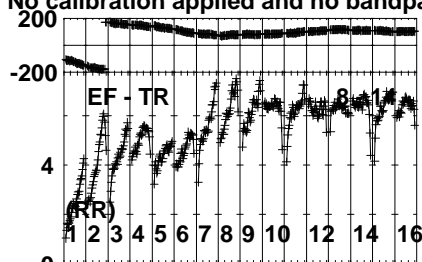
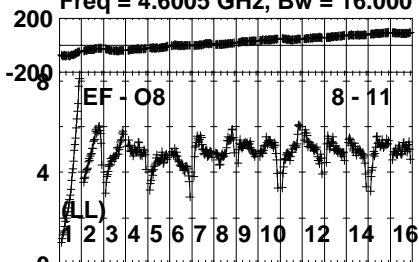


Lower frame: Milli Ampl Jy Top frame: Phas deg  
Vector averaged cross-power spectrum Several baselines displayed  
Timerange: 01/09:30:05 to 01/09:31:01

Plot file version 815 created 01-DEC-2023 16:33:11

J1118-1232 EG120.UVDATA.1

Freq = 4.6005 GHz, Bw = 16.000 MH No calibration applied and no bandpass applied



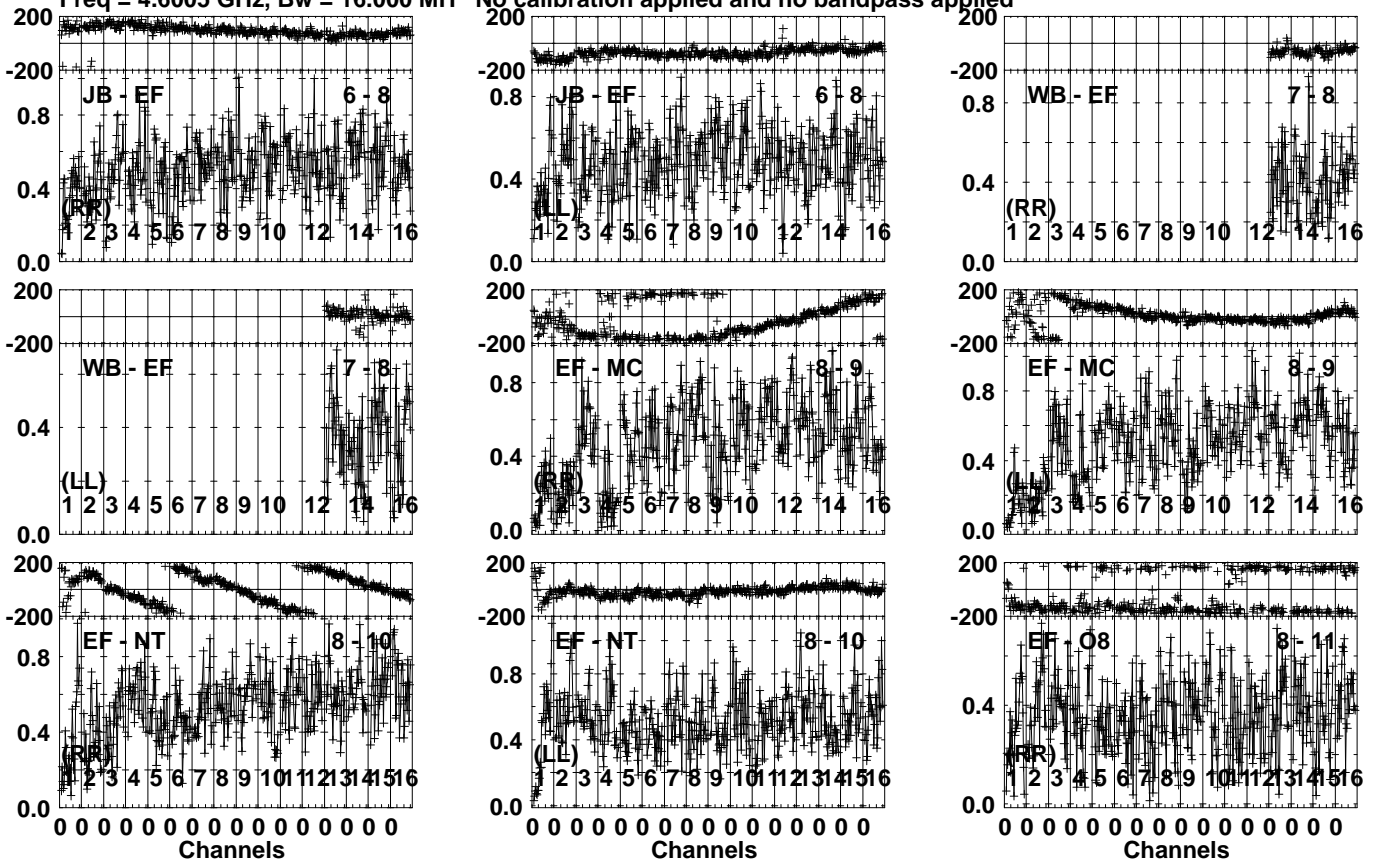
0 0 0 0 0 0 0 0 0 0 0 0 0 0 0 0  
Channels

Lower frame: Milli Ampl Jy Top frame: Phas deg  
Vector averaged cross-power spectrum Several baselines displayed  
Timerange: 01/09:30:05 to 01/09:31:01

Plot file version 816 created 01-DEC-2023 16:33:11

J1108-1231 EG120.UVDATA.1

Freq = 4.6005 GHz, Bw = 16.000 MH No calibration applied and no bandpass applied



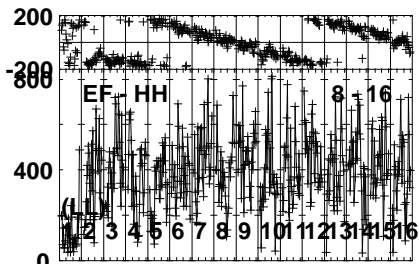
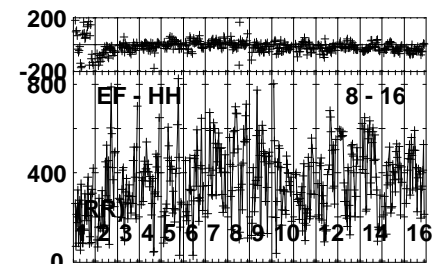
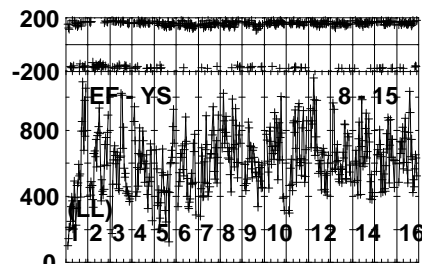
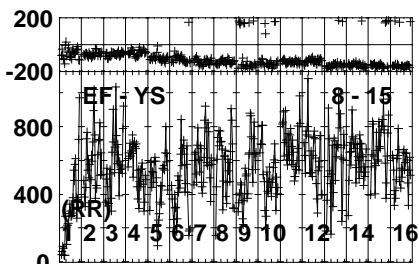
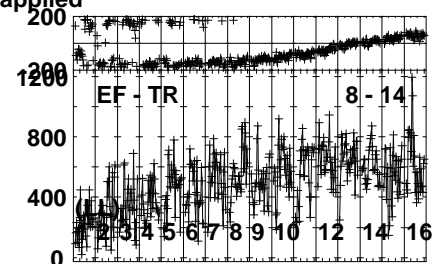
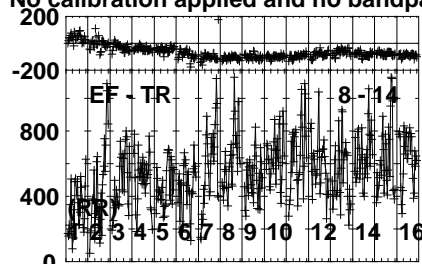
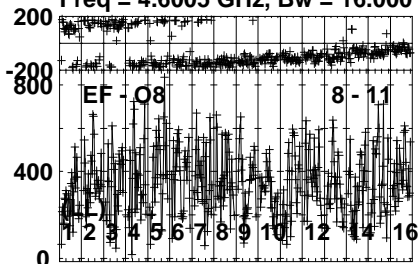
Lower frame: Milli Ampl Jy Top frame: Phas deg  
Vector averaged cross-power spectrum Several baselines displayed  
Timerange: 01/09:31:35 to 01/09:32:21



Plot file version 817 created 01-DEC-2023 16:33:11

J1108-1231 EG120.UVDATA.1

Freq = 4.6005 GHz, Bw = 16.000 MH No calibration applied and no bandpass applied



0 0 0 0 0 0 0 0 0 0 0 0 0 0 0 0

Channels

Lower frame: Micro Ampl Jy Top frame: Phas deg

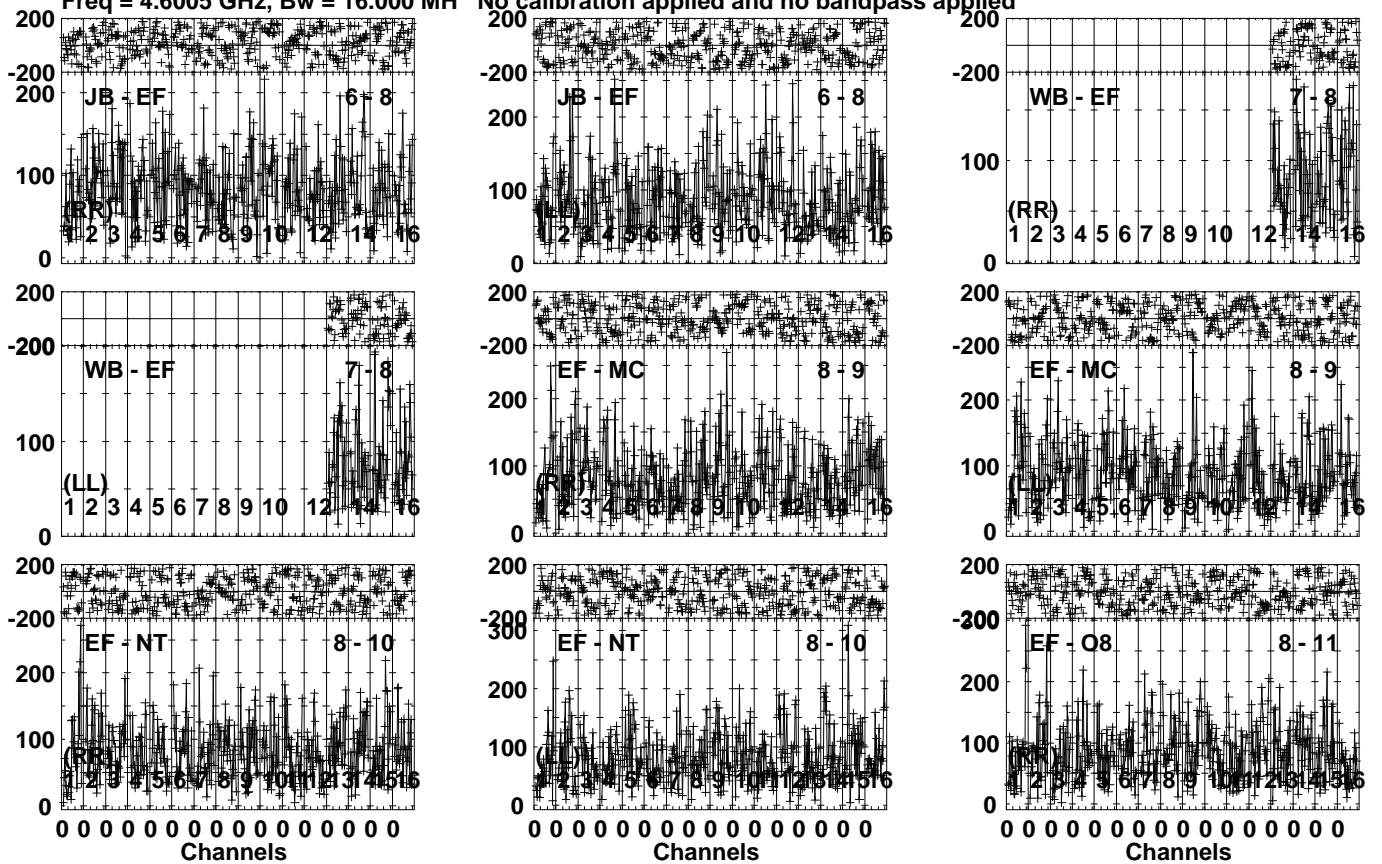
Vector averaged cross-power spectrum Several baselines displayed

Timerange: 01/09:31:35 to 01/09:32:21

Plot file version 818 created 01-DEC-2023 16:33:12

GRB171205A EG120.UVDATA.1

Freq = 4.6005 GHz, Bw = 16.000 MH No calibration applied and no bandpass applied

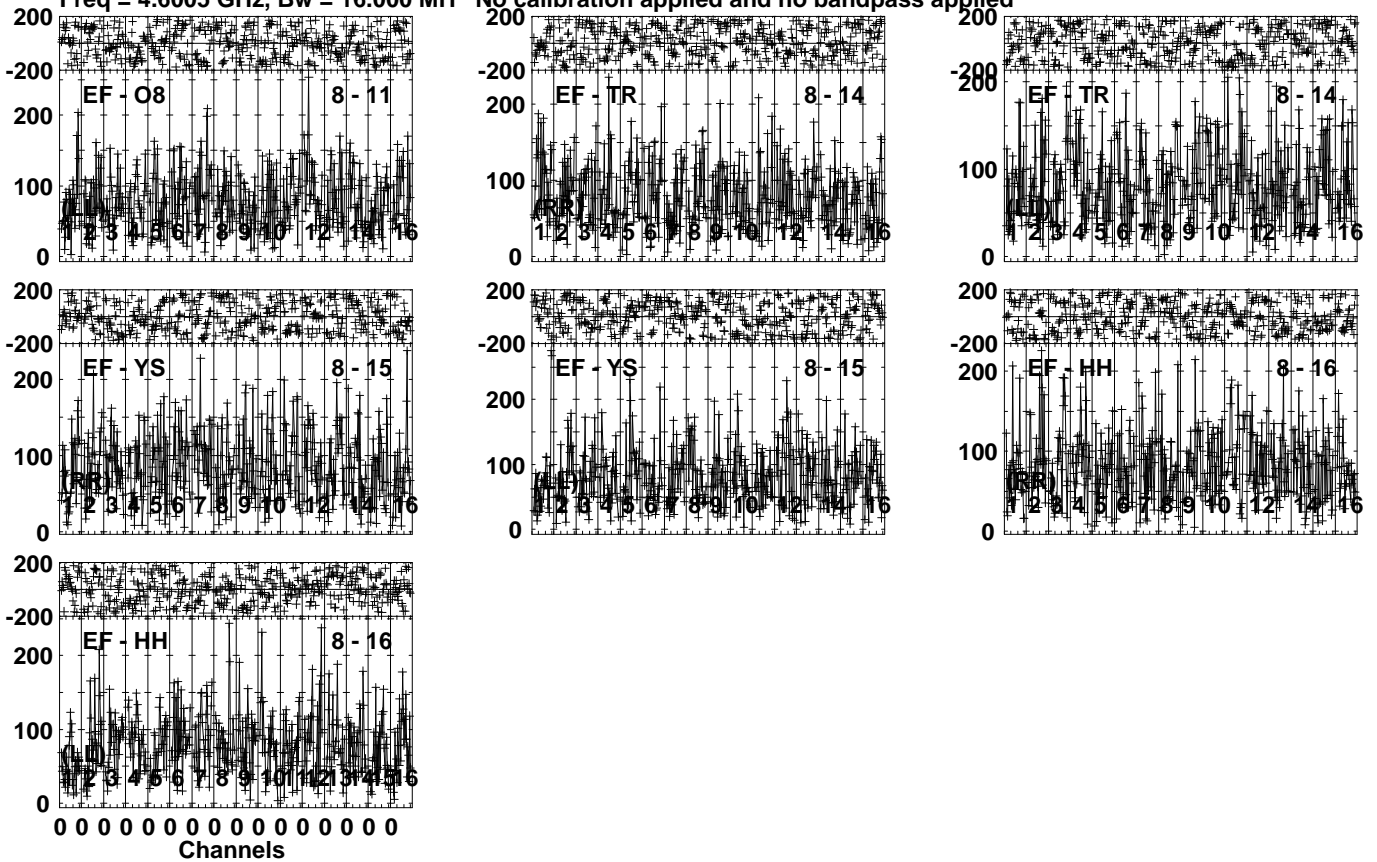


Lower frame: Micro Ampl Jy Top frame: Phas deg  
Vector averaged cross-power spectrum Several baselines displayed  
Timerange: 01/09:32:41 to 01/09:35:27

Plot file version 819 created 01-DEC-2023 16:33:12

GRB171205A EG120.UVDATA.1

Freq = 4.6005 GHz, Bw = 16.000 MH No calibration applied and no bandpass applied

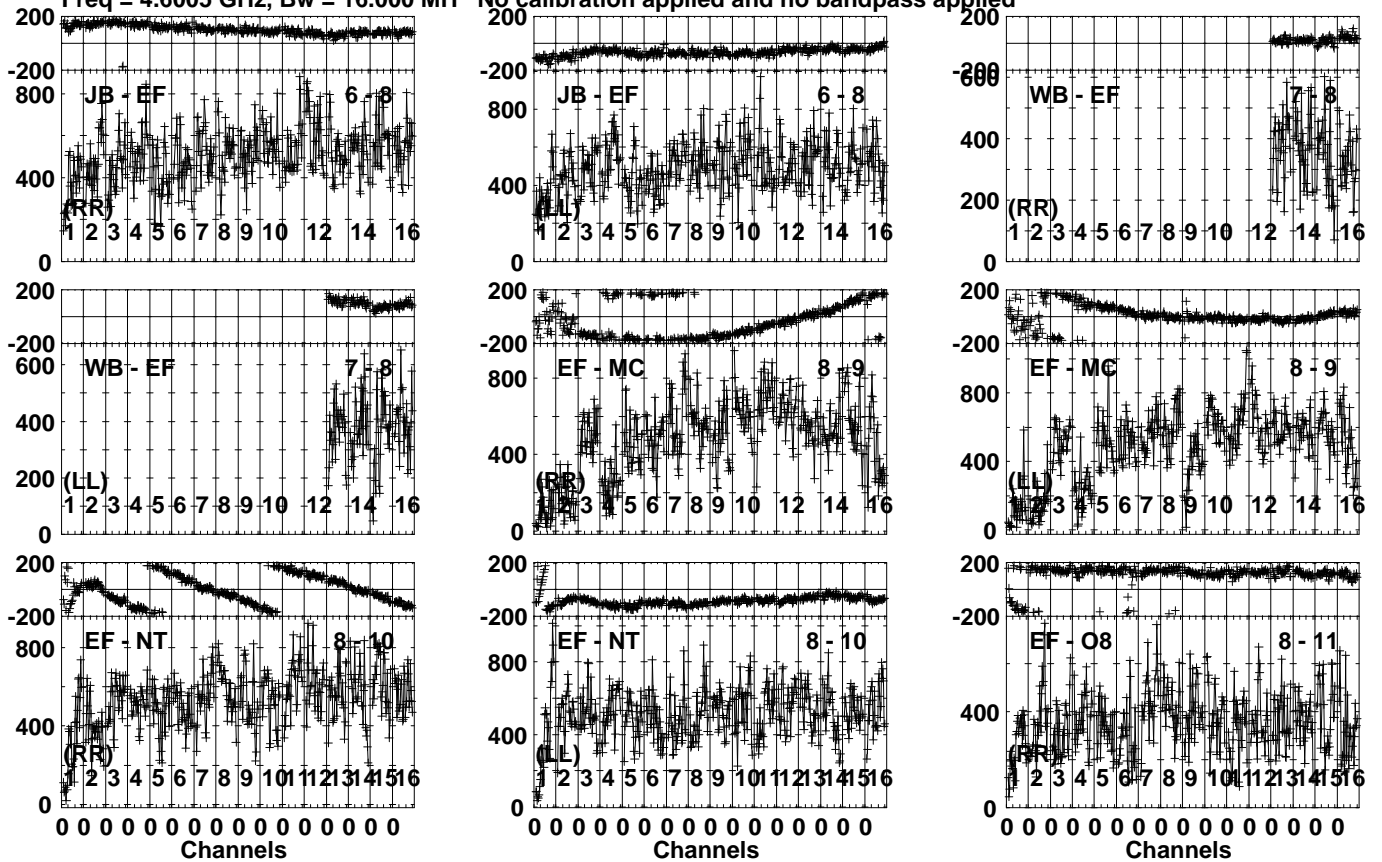


0 0 0 0 0 0 0 0 0 0 0 0 0 0 0 0  
Channels  
Lower frame: Micro Ampl Jy Top frame: Phas deg  
Vector averaged cross-power spectrum Several baselines displayed  
Timerange: 01/09:32:41 to 01/09:35:27

Plot file version 820 created 01-DEC-2023 16:33:12

J1108-1231 EG120.UVDATA.1

Freq = 4.6005 GHz, Bw = 16.000 MH No calibration applied and no bandpass applied

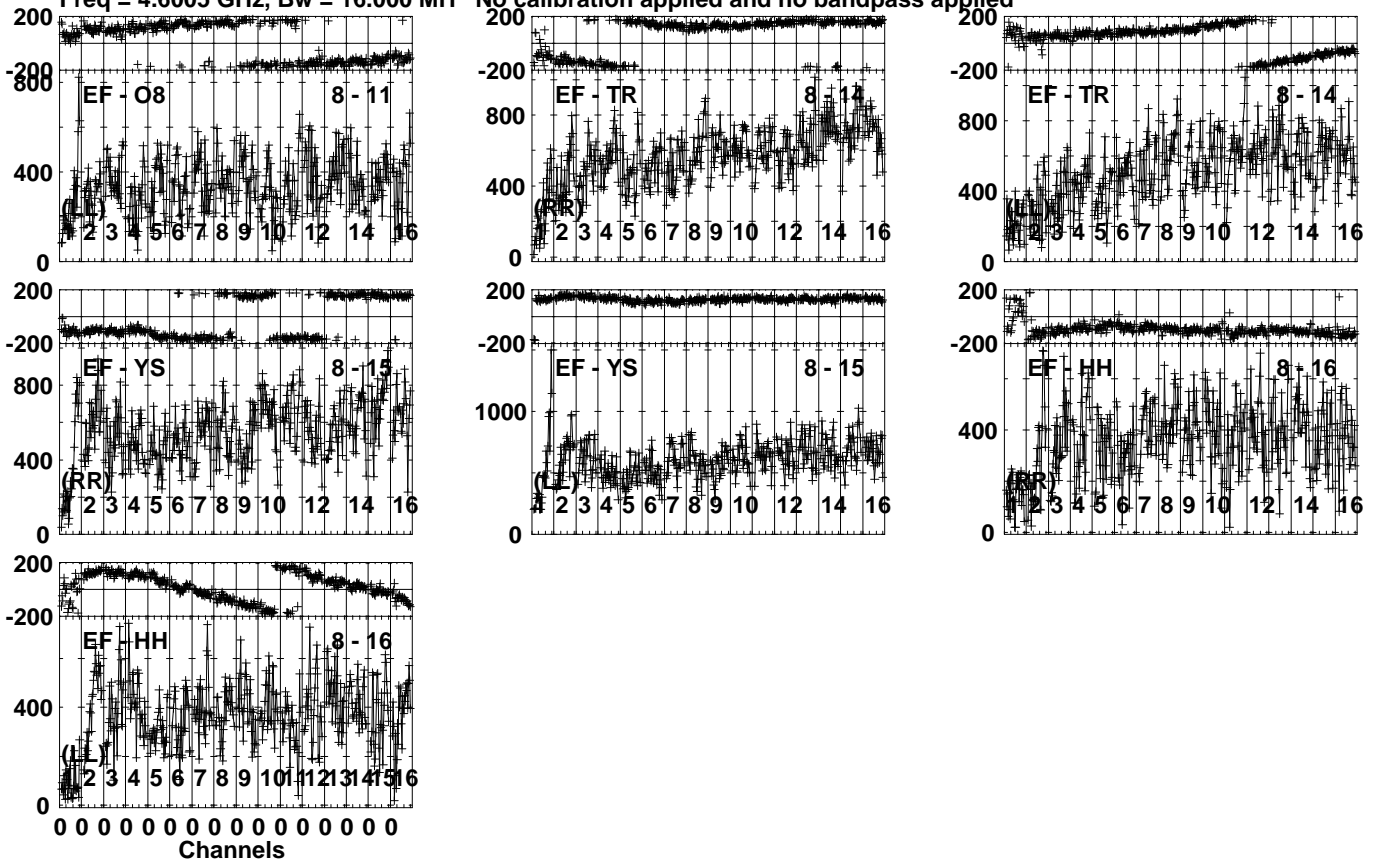


Lower frame: Micro Ampl Jy Top frame: Phas deg  
Vector averaged cross-power spectrum Several baselines displayed  
Timerange: 01/09:36:06 to 01/09:36:52

Plot file version 821 created 01-DEC-2023 16:33:12

J1108-1231 EG120.UVDATA.1

Freq = 4.6005 GHz, Bw = 16.000 MH No calibration applied and no bandpass applied



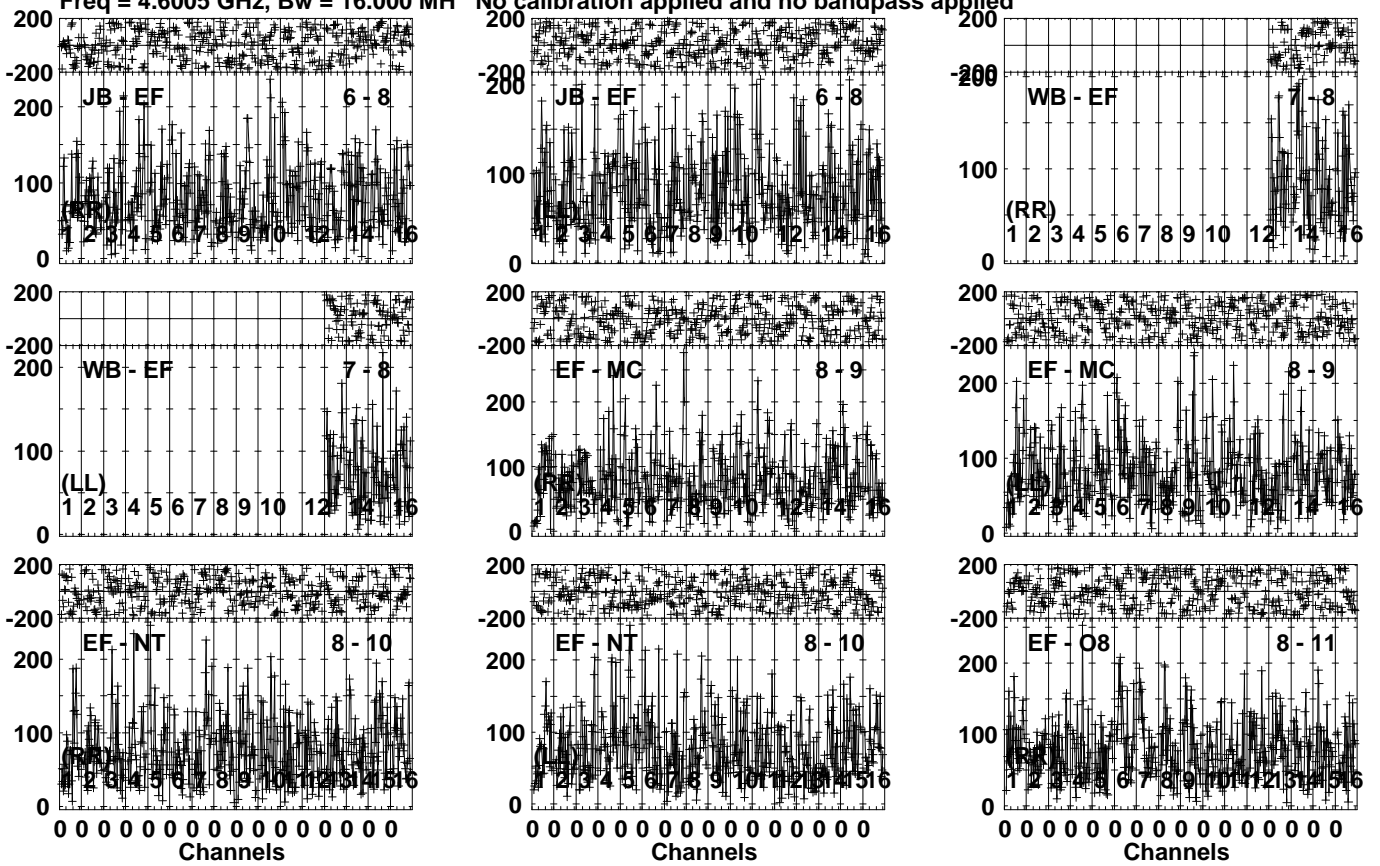
Lower frame: Micro Ampl Jy Top frame: Phas deg  
Vector averaged cross-power spectrum Several baselines displayed  
Timerange: 01/09:36:06 to 01/09:36:52

Plot file version 822 created 01-DEC-2023 16:33:12

GRB171205A EG120.UVDATA.1

Freq = 4.6005 GHz, Bw = 16.000 MH

No calibration applied and no bandpass applied

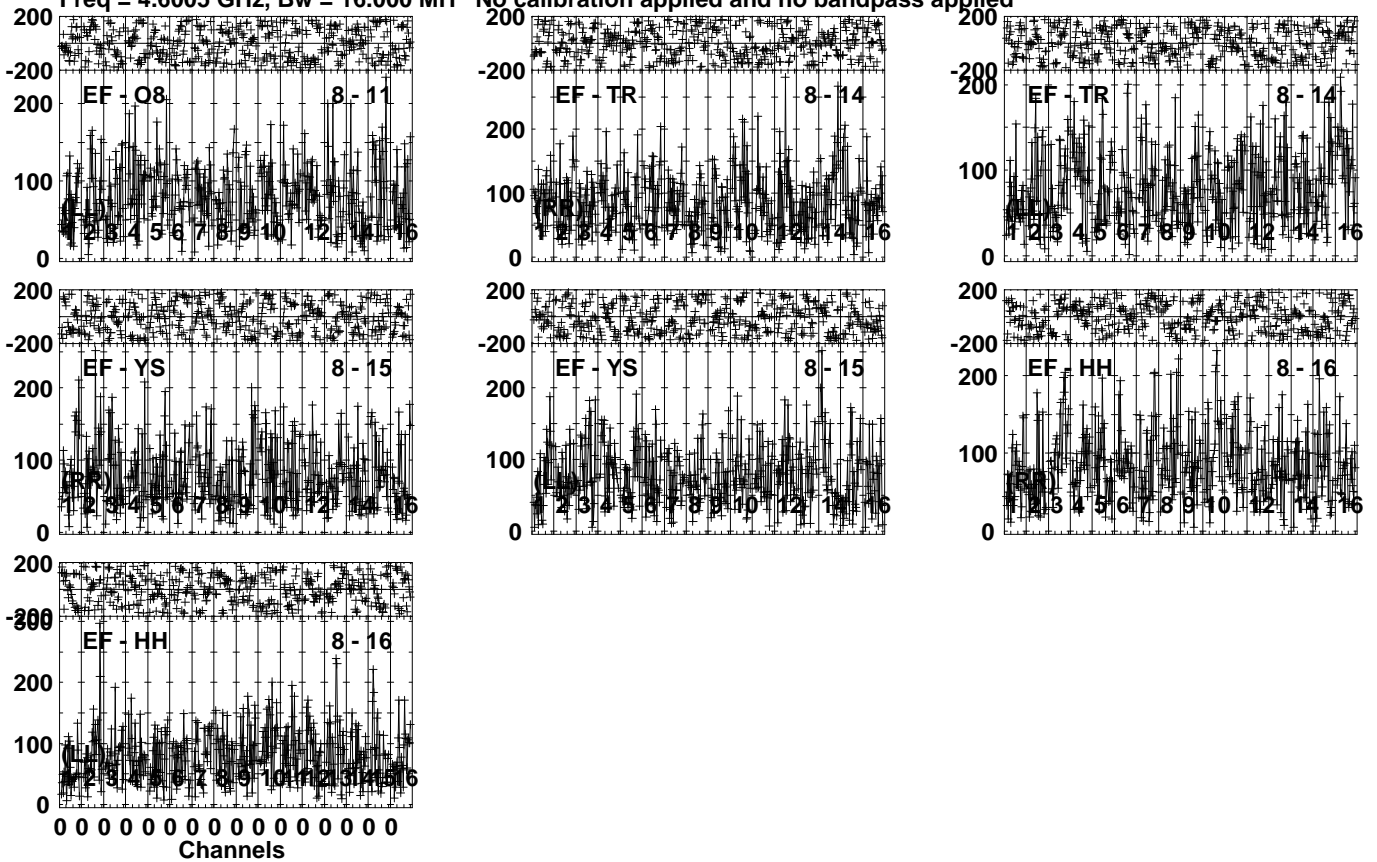


Lower frame: Micro Ampl Jy Top frame: Phas deg  
Vector averaged cross-power spectrum Several baselines displayed  
Timerange: 01/09:37:12 to 01/09:40:08

Plot file version 823 created 01-DEC-2023 16:33:12

GRB171205A EG120.UVDATA.1

Freq = 4.6005 GHz, Bw = 16.000 MH No calibration applied and no bandpass applied

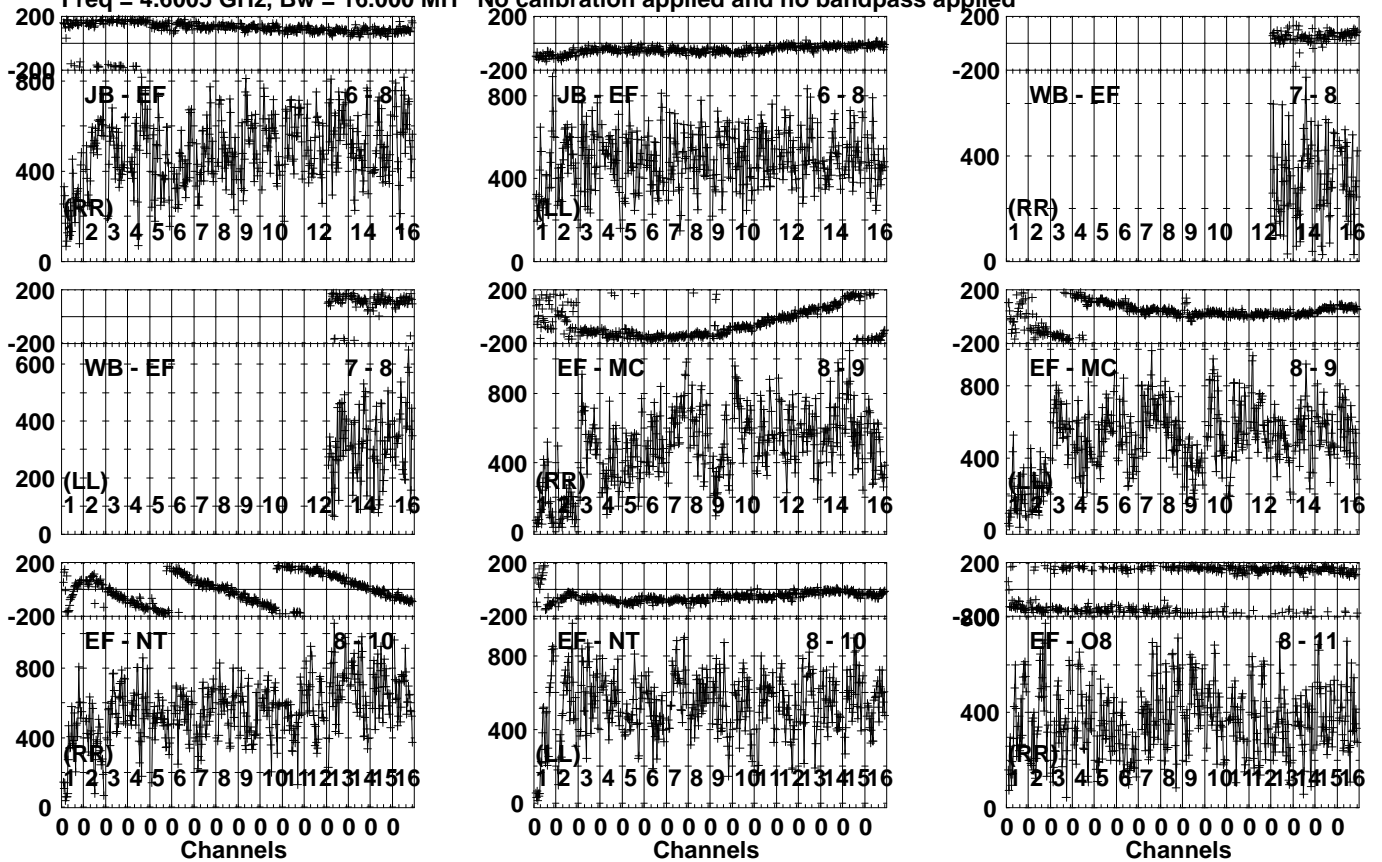


Lower frame: Micro Ampl Jy Top frame: Phas deg  
Vector averaged cross-power spectrum Several baselines displayed  
Timerange: 01/09:37:12 to 01/09:40:08

Plot file version 824 created 01-DEC-2023 16:33:13

J1108-1231 EG120.UVDATA.1

Freq = 4.6005 GHz, Bw = 16.000 MH No calibration applied and no bandpass applied



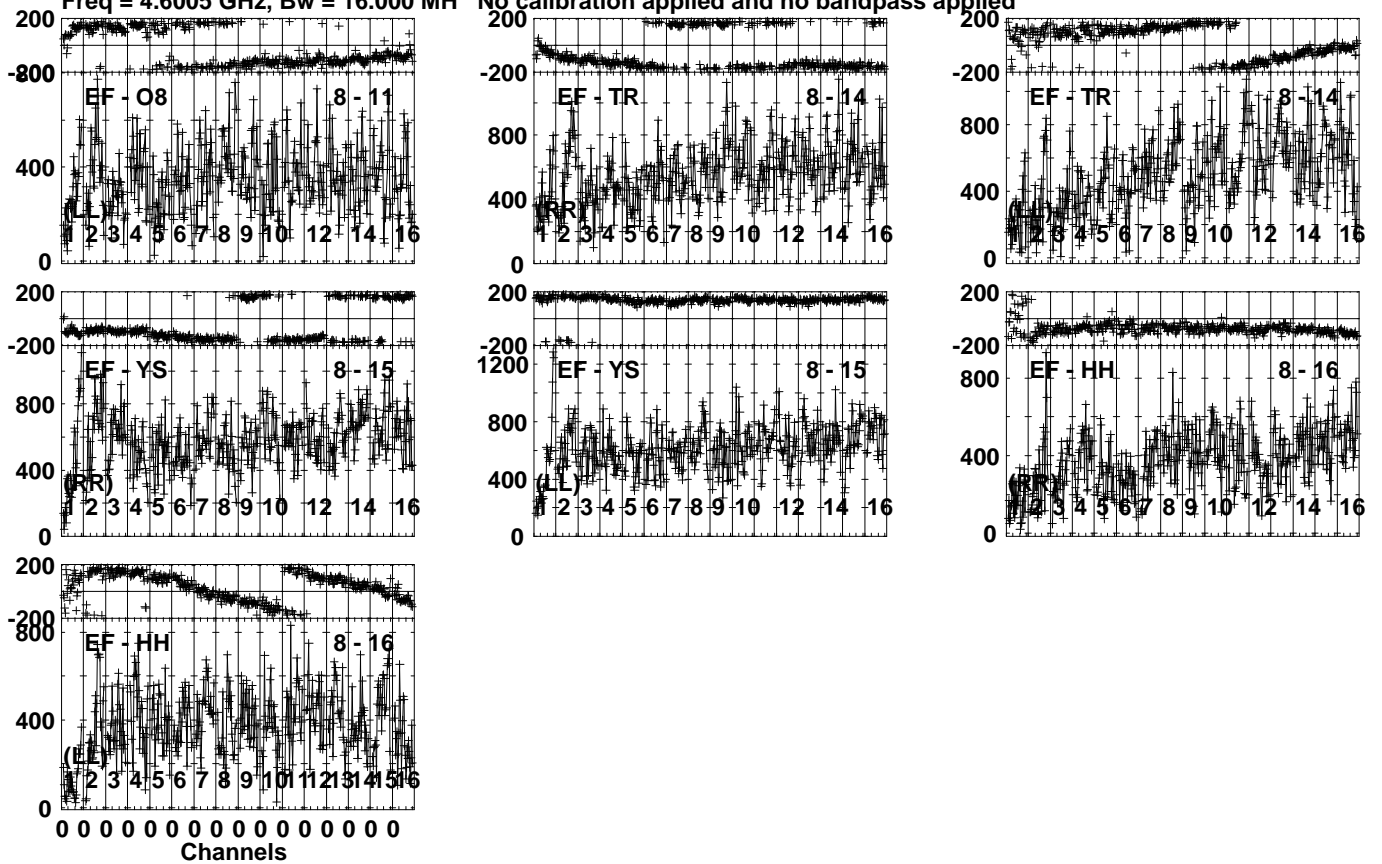
Lower frame: Micro Ampl Jy Top frame: Phas deg  
Vector averaged cross-power spectrum Several baselines displayed  
Timerange: 01/09:40:28 to 01/09:41:14



Plot file version 825 created 01-DEC-2023 16:33:13

J1108-1231 EG120.UVDATA.1

Freq = 4.6005 GHz, Bw = 16.000 MH No calibration applied and no bandpass applied

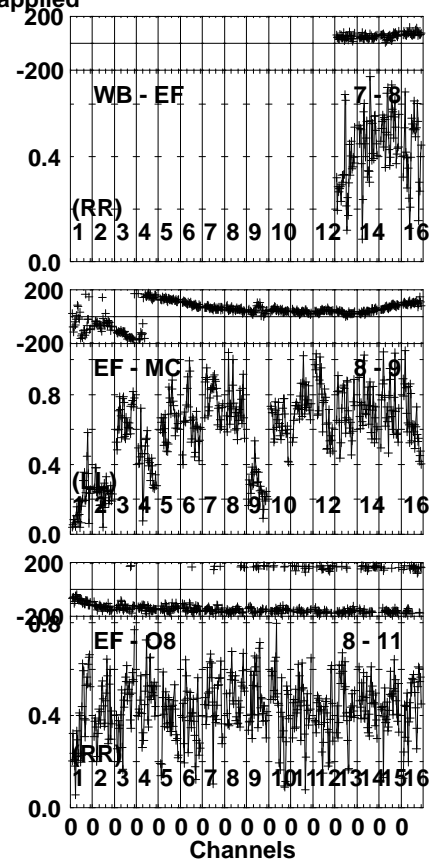
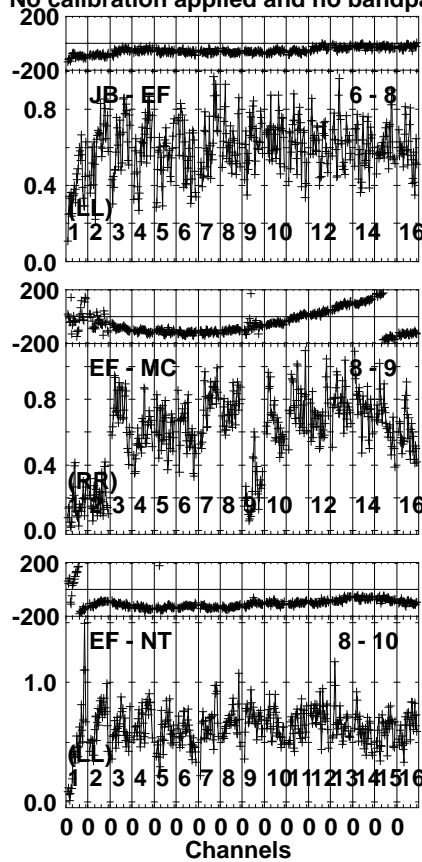
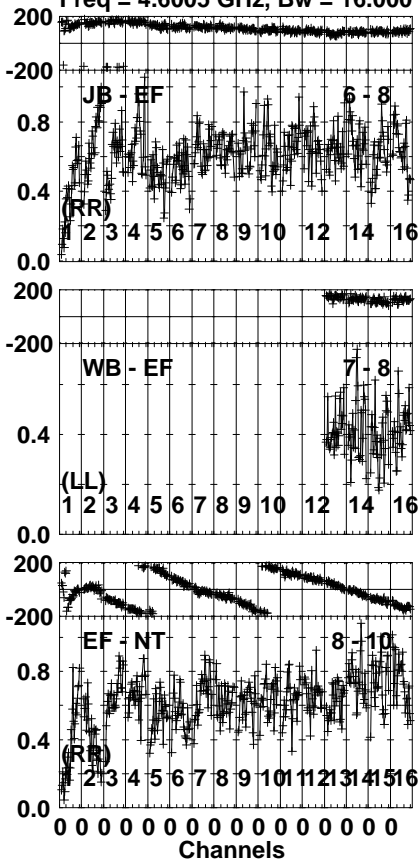


0 0 0 0 0 0 0 0 0 0 0 0 0 0 0 0  
Channels  
Lower frame: Micro Ampl Jy Top frame: Phas deg  
Vector averaged cross-power spectrum Several baselines displayed  
Timerange: 01/09:40:28 to 01/09:41:14

Plot file version 826 created 01-DEC-2023 16:33:13

J1107-1226 EG120.UVDATA.1

Freq = 4.6005 GHz, Bw = 16.000 MH No calibration applied and no bandpass applied

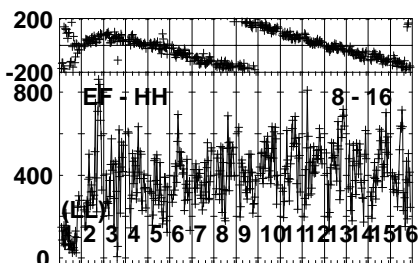
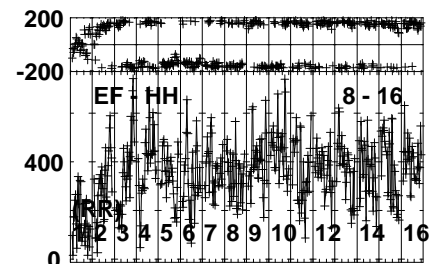
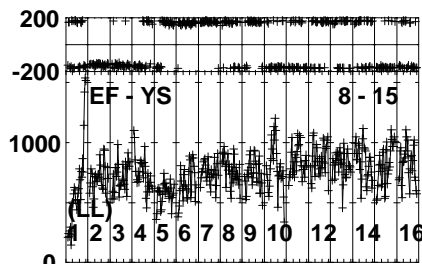
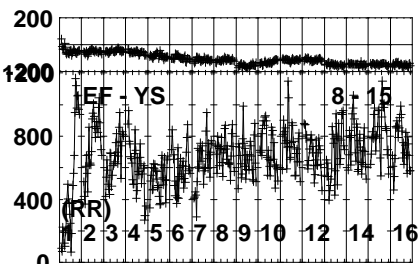
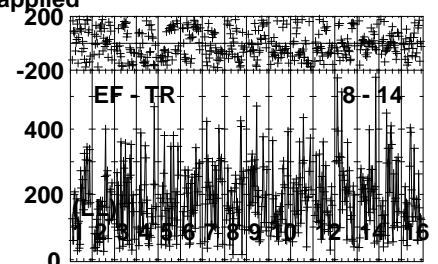
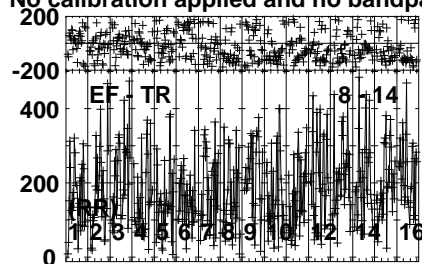
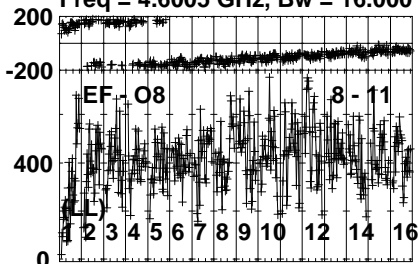


Lower frame: Milli Ampl Jy Top frame: Phas deg  
Vector averaged cross-power spectrum Several baselines displayed  
Timerange: 01/09:41:34 to 01/09:42:30

Plot file version 827 created 01-DEC-2023 16:33:13

J1107-1226 EG120.UVDATA.1

Freq = 4.6005 GHz, Bw = 16.000 MH No calibration applied and no bandpass applied



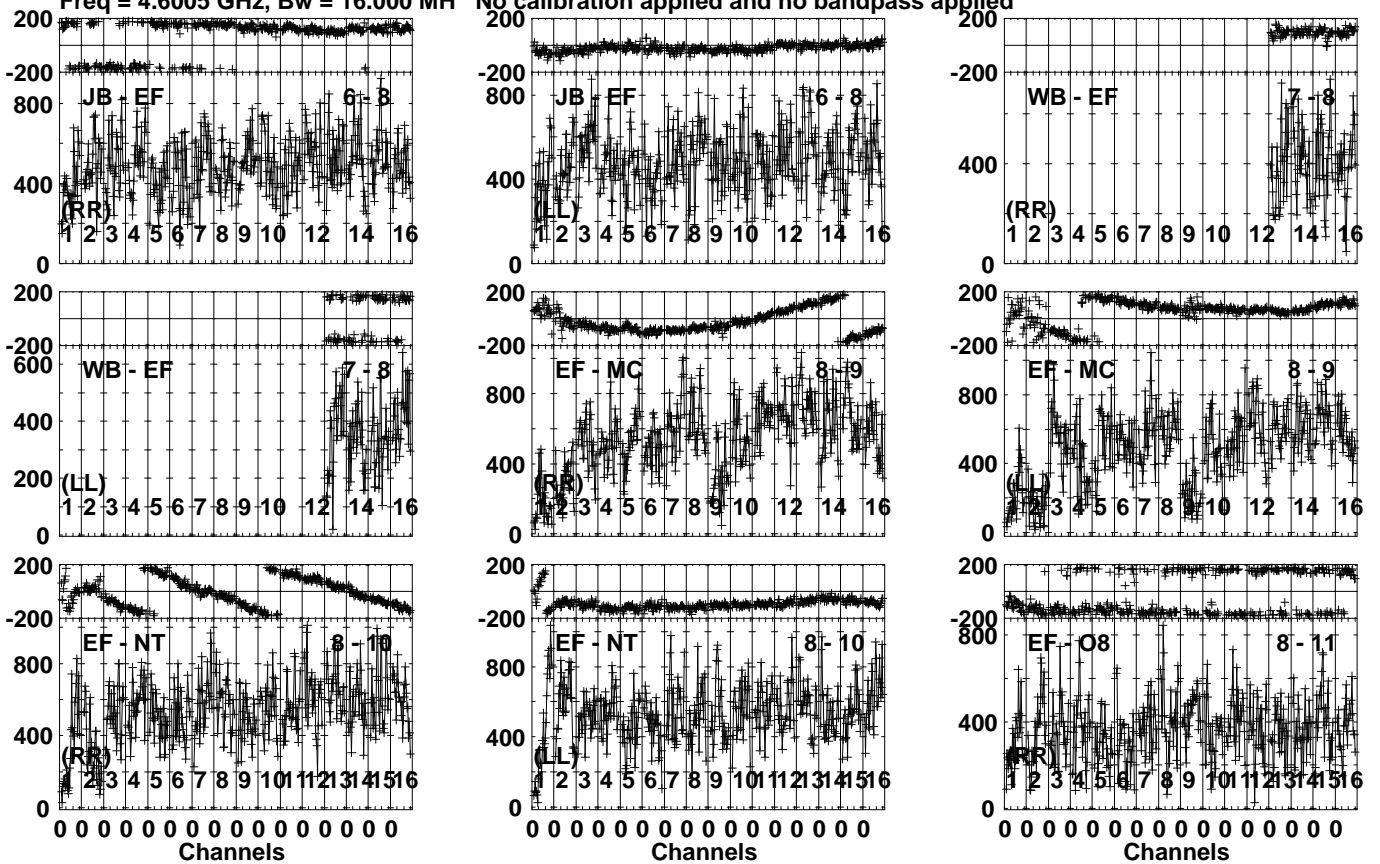
0 0 0 0 0 0 0 0 0 0 0 0 0 0 0 0  
Channels

Lower frame: Micro Ampl Jy Top frame: Phas deg  
Vector averaged cross-power spectrum Several baselines displayed  
Timerange: 01/09:41:34 to 01/09:42:30

Plot file version 828 created 01-DEC-2023 16:33:13

J1108-1231 EG120.UVDATA.1

Freq = 4.6005 GHz, Bw = 16.000 MH No calibration applied and no bandpass applied

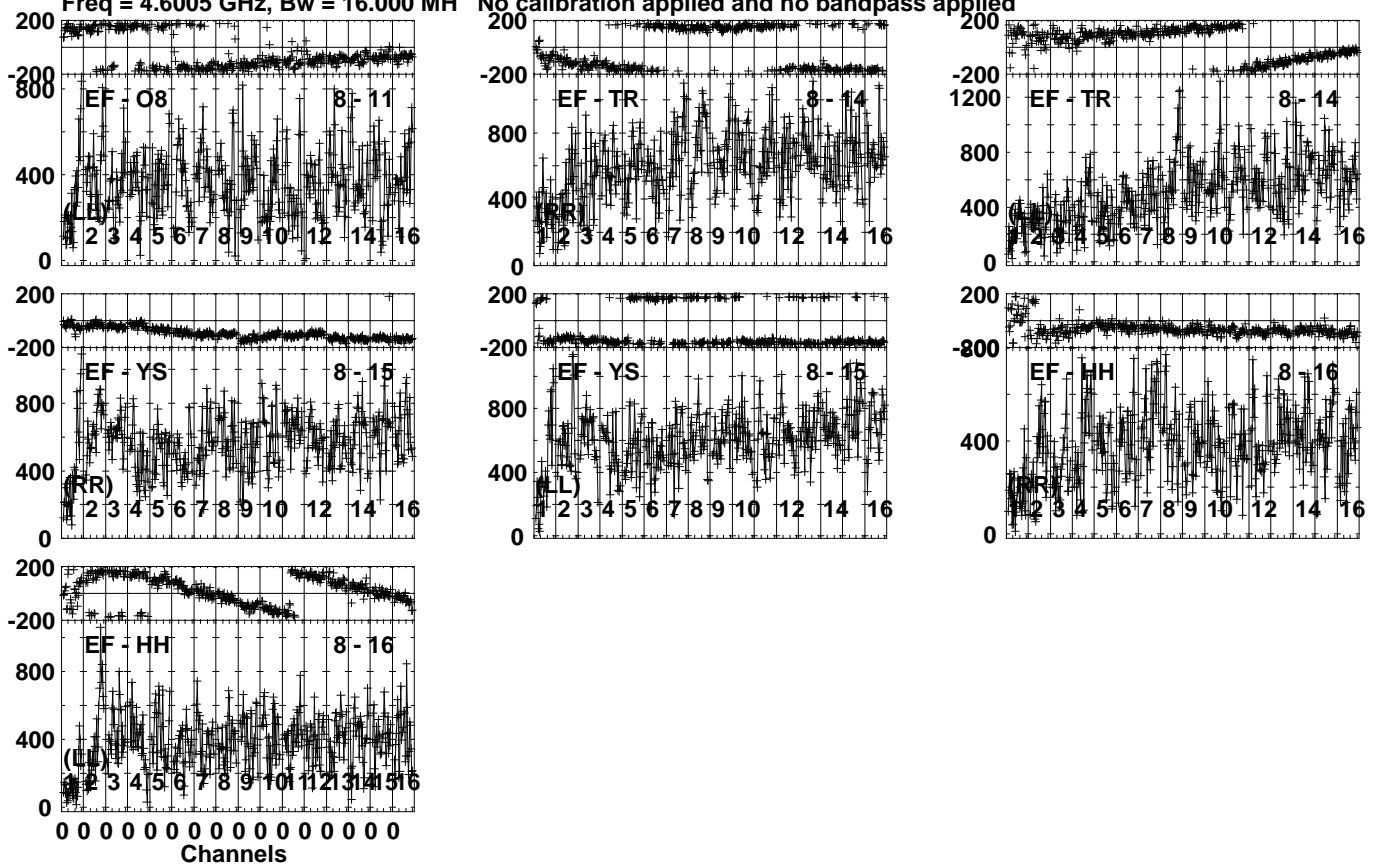


Lower frame: Micro Ampl Jy Top frame: Phas deg  
Vector averaged cross-power spectrum Several baselines displayed  
Timerange: 01/09:42:50 to 01/09:43:36

Plot file version 829 created 01-DEC-2023 16:33:13

J1108-1231 EG120.UVDATA.1

Freq = 4.6005 GHz, Bw = 16.000 MH No calibration applied and no bandpass applied

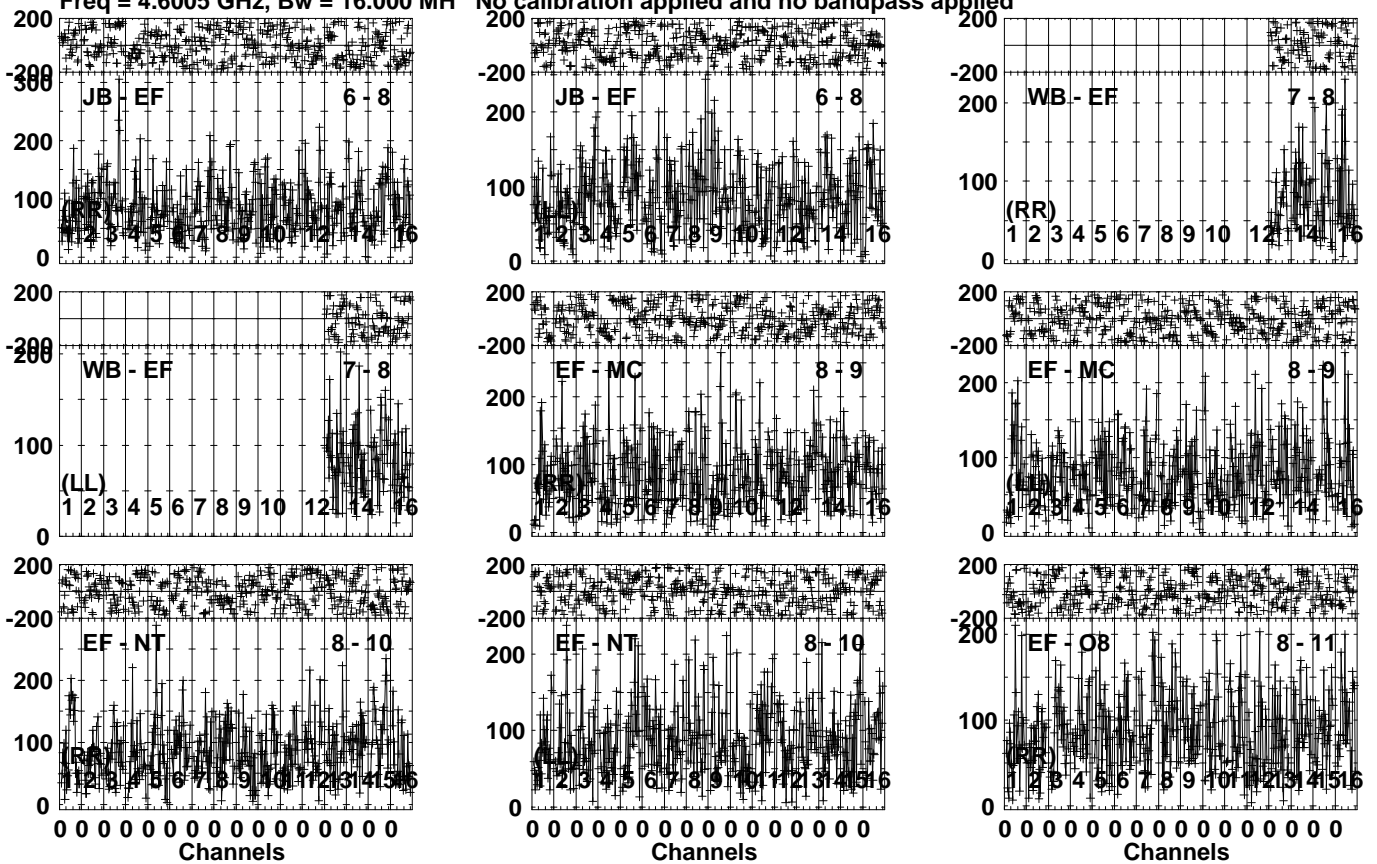


Lower frame: Micro Ampl Jy Top frame: Phas deg  
Vector averaged cross-power spectrum Several baselines displayed  
Timerange: 01/09:42:50 to 01/09:43:36

Plot file version 830 created 01-DEC-2023 16:33:13

GRB171205A EG120.UVDATA.1

Freq = 4.6005 GHz, Bw = 16.000 MH No calibration applied and no bandpass applied

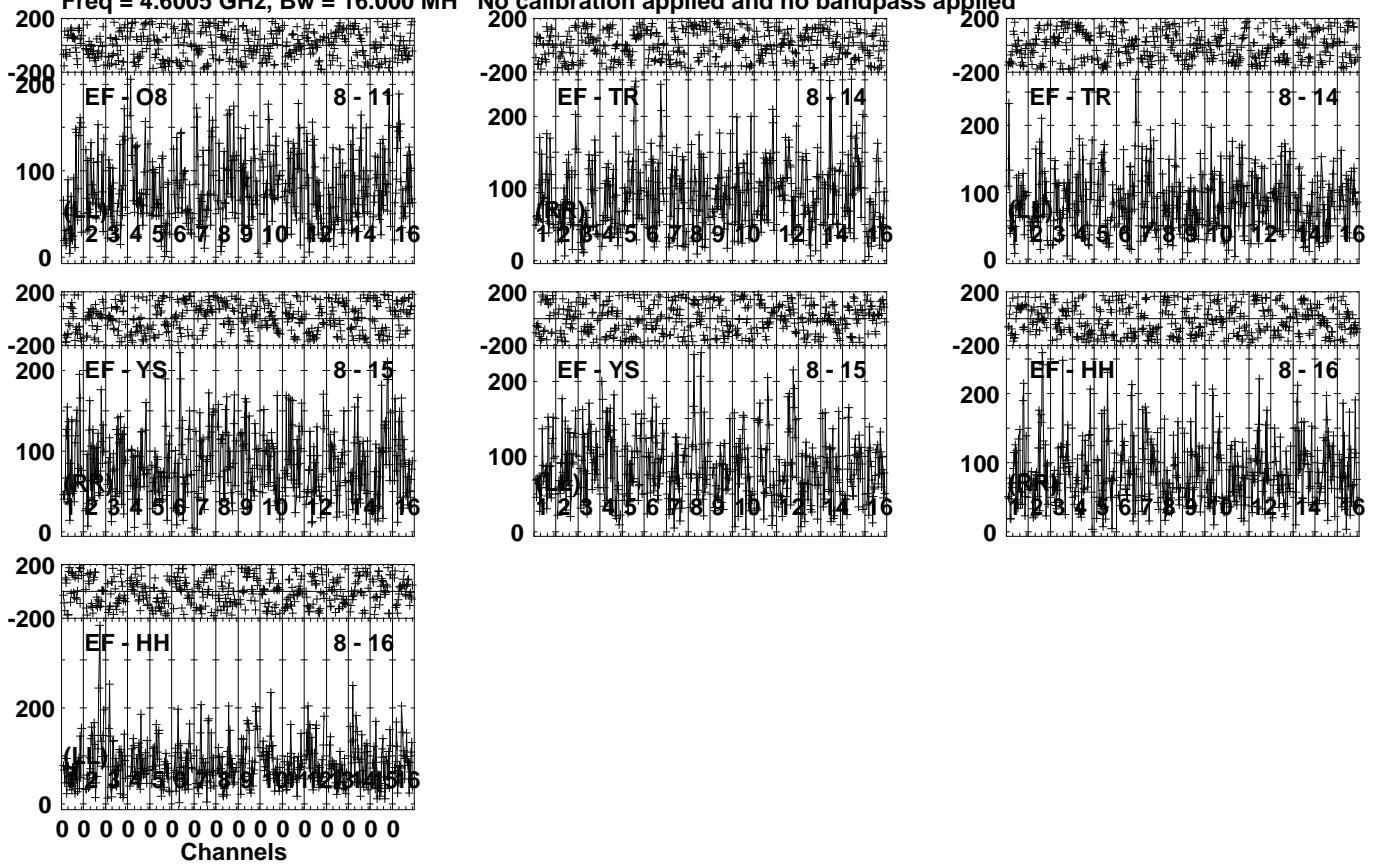


Lower frame: Micro Ampl Jy Top frame: Phas deg  
Vector averaged cross-power spectrum Several baselines displayed  
Timerange: 01/09:43:56 to 01/09:46:42

Plot file version 831 created 01-DEC-2023 16:33:13

GRB171205A EG120.UVDATA.1

Freq = 4.6005 GHz, Bw = 16.000 MH No calibration applied and no bandpass applied

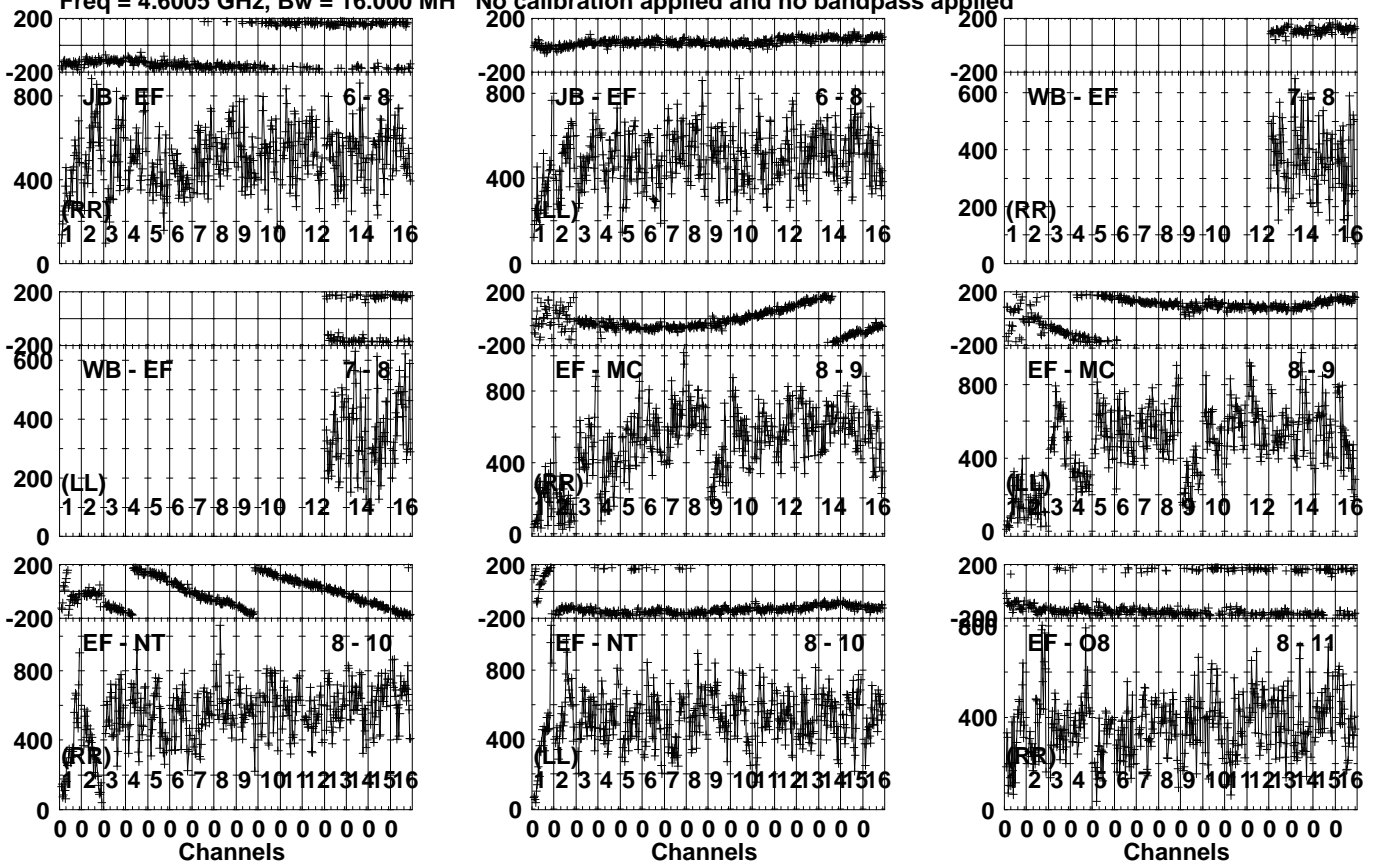


Lower frame: Micro Ampl Jy Top frame: Phas deg  
Vector averaged cross-power spectrum Several baselines displayed  
Timerange: 01/09:43:56 to 01/09:46:42

Plot file version 832 created 01-DEC-2023 16:33:14

J1108-1231 EG120.UVDATA.1

Freq = 4.6005 GHz, Bw = 16.000 MH No calibration applied and no bandpass applied



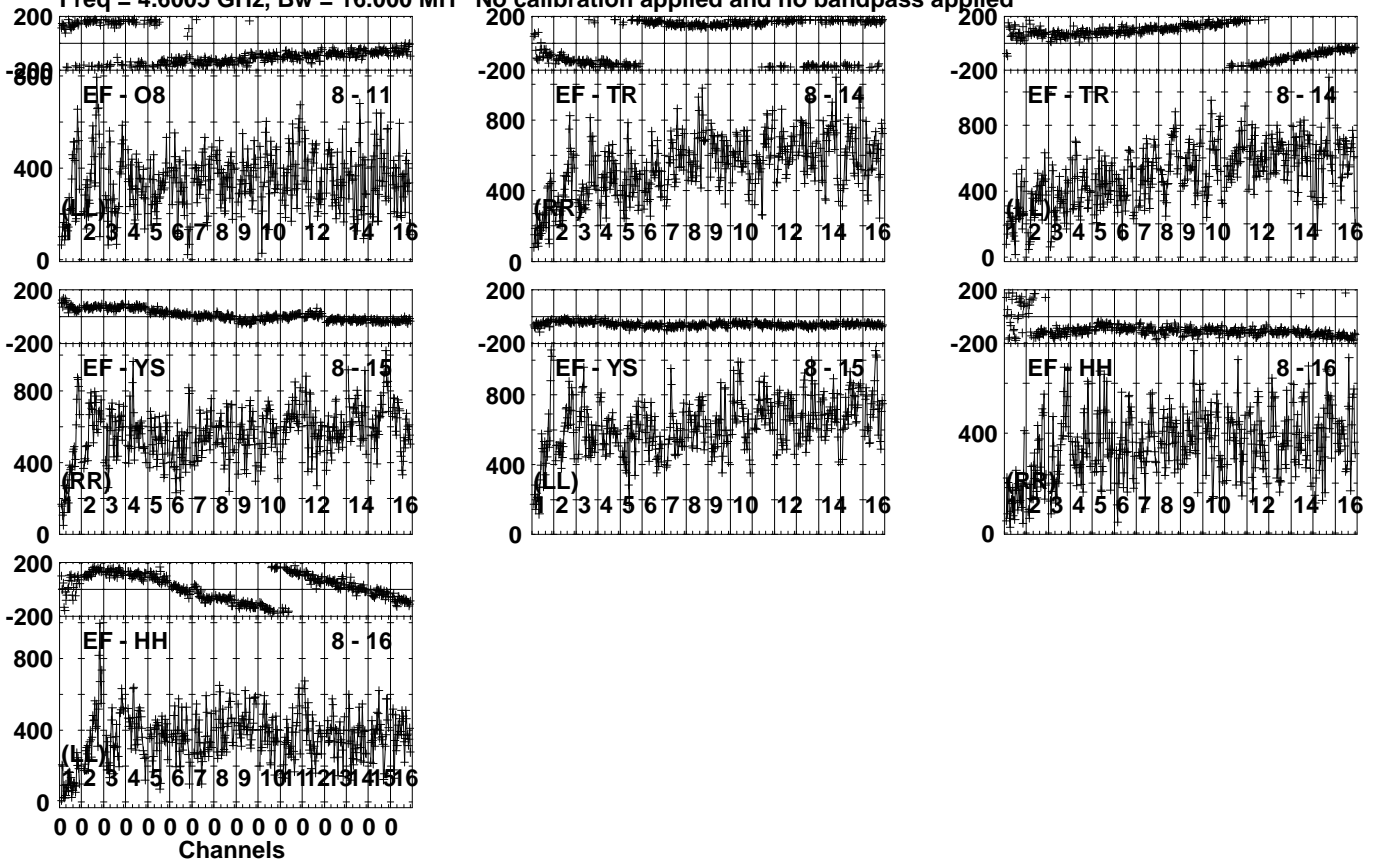
Lower frame: Micro Ampl Jy Top frame: Phas deg  
Vector averaged cross-power spectrum Several baselines displayed  
Timerange: 01/09:47:21 to 01/09:48:07



Plot file version 833 created 01-DEC-2023 16:33:14

J1108-1231 EG120.UVDATA.1

Freq = 4.6005 GHz, Bw = 16.000 MH No calibration applied and no bandpass applied



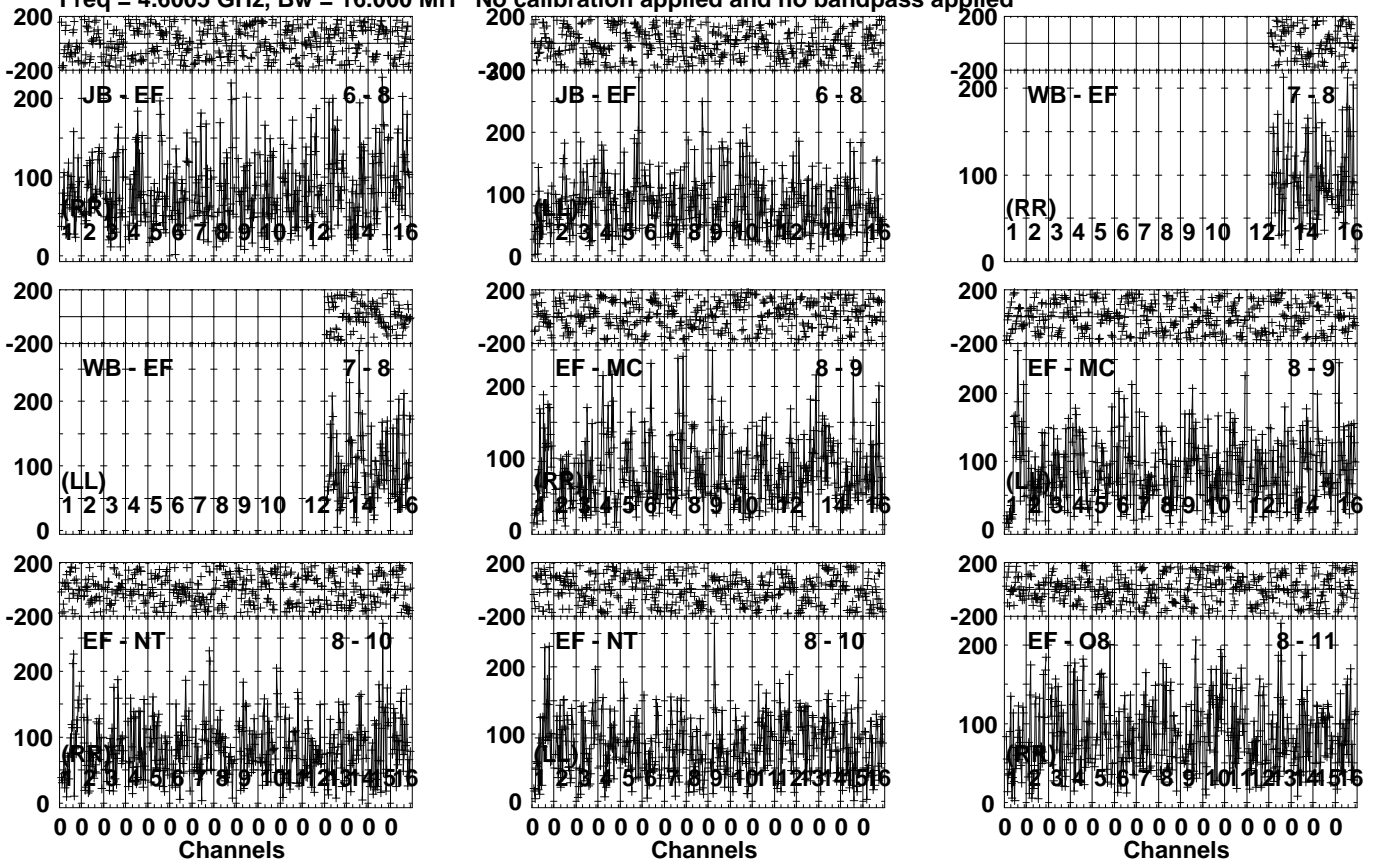
Lower frame: Micro Ampl Jy Top frame: Phas deg  
Vector averaged cross-power spectrum Several baselines displayed  
Timerange: 01/09:47:21 to 01/09:48:07

Plot file version 834 created 01-DEC-2023 16:33:14

GRB171205A EG120.UVDATA.1

Freq = 4.6005 GHz, Bw = 16.000 MH

No calibration applied and no bandpass applied



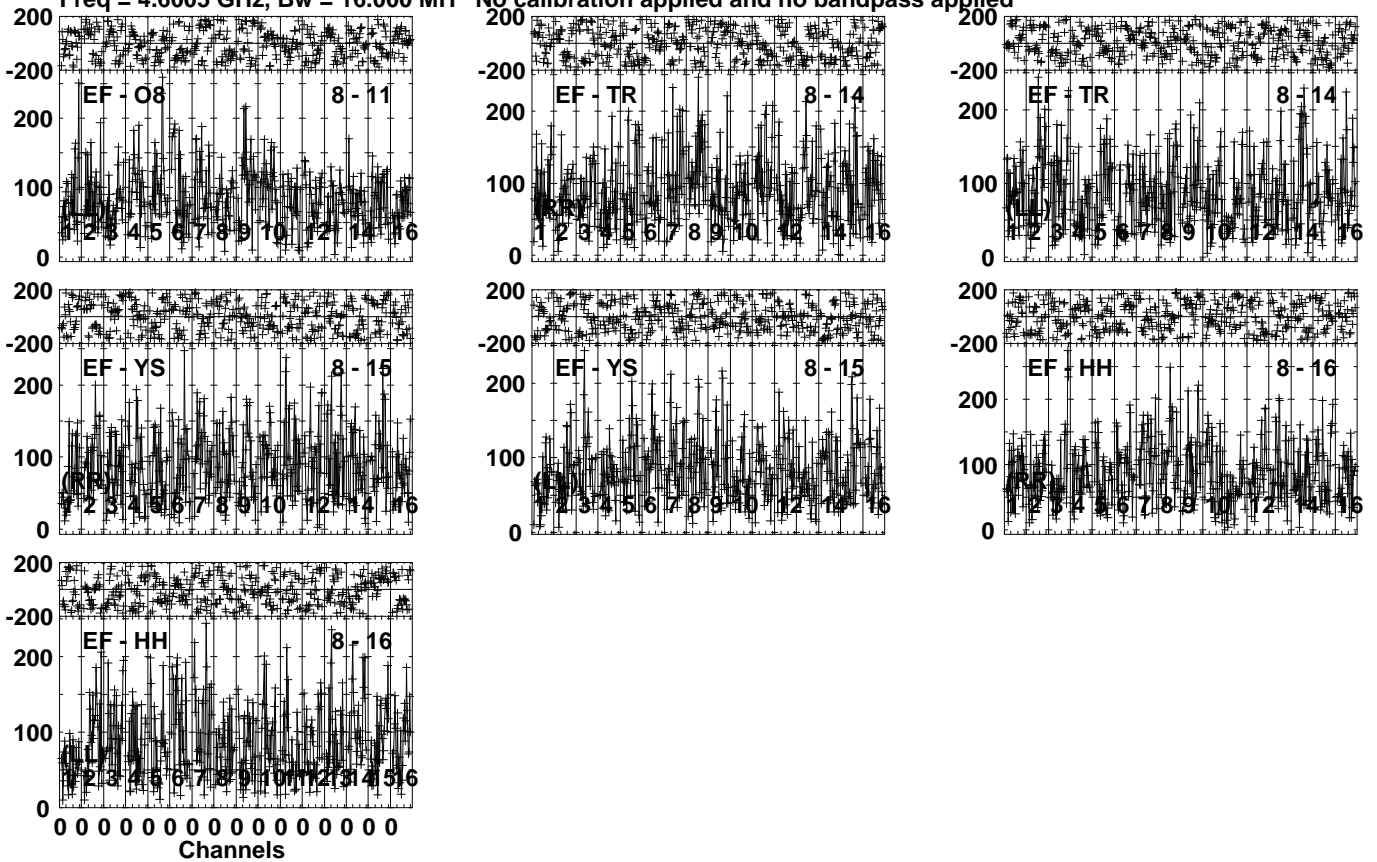
Lower frame: Micro Ampl Jy Top frame: Phas deg  
Vector averaged cross-power spectrum Several baselines displayed  
Timerange: 01/09:48:27 to 01/09:51:13

Plot file version 835 created 01-DEC-2023 16:33:14

GRB171205A EG120.UVDATA.1

Freq = 4.6005 GHz, Bw = 16.000 MH

No calibration applied and no bandpass applied

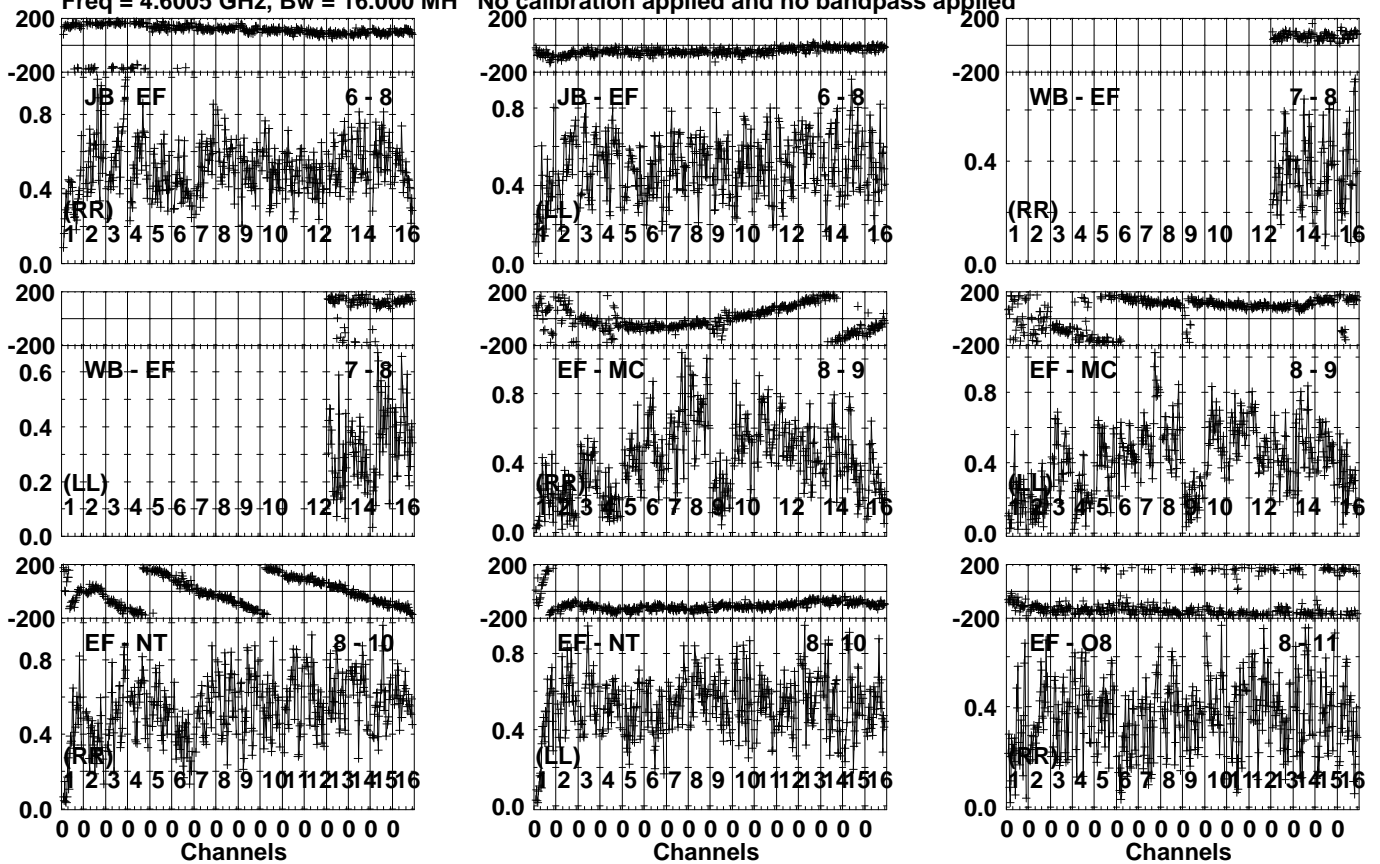


Lower frame: Micro Ampl Jy Top frame: Phas deg  
Vector averaged cross-power spectrum Several baselines displayed  
Timerange: 01/09:48:27 to 01/09:51:13

Plot file version 836 created 01-DEC-2023 16:33:14

J1108-1231 EG120.UVDATA.1

Freq = 4.6005 GHz, Bw = 16.000 MH No calibration applied and no bandpass applied



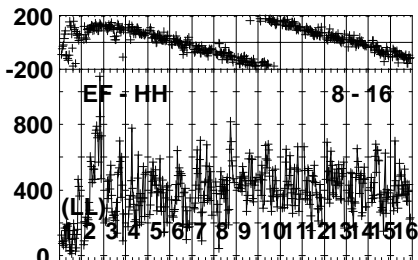
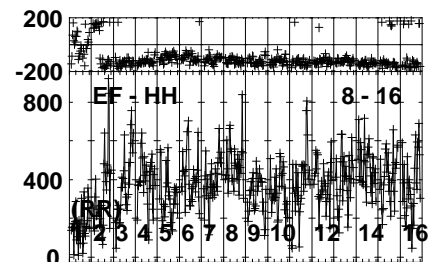
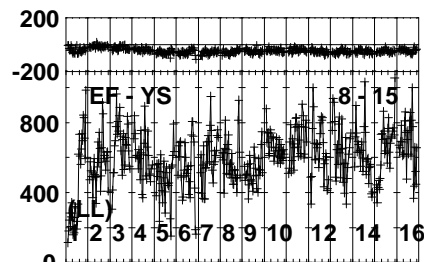
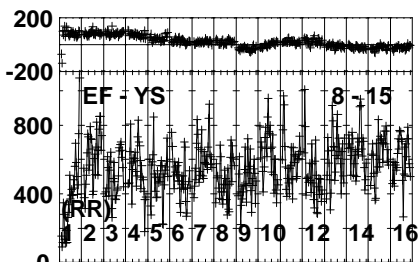
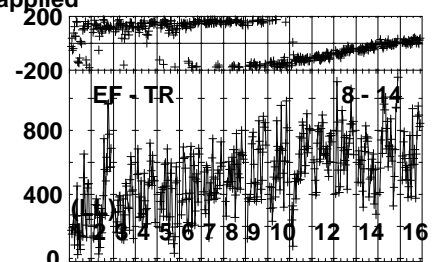
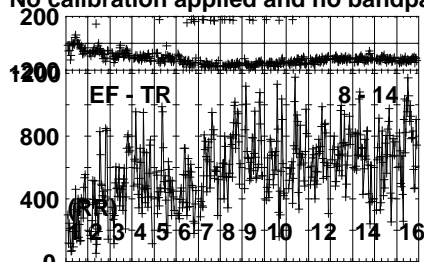
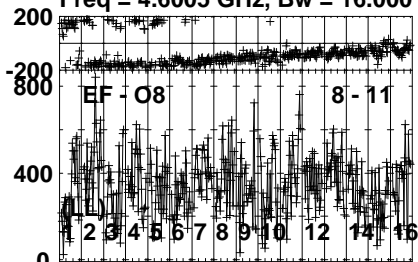
Lower frame: Milli Ampl Jy Top frame: Phas deg  
Vector averaged cross-power spectrum Several baselines displayed  
Timerange: 01/09:51:33 to 01/09:52:19

Plot file version 837 created 01-DEC-2023 16:33:14

J1108-1231 EG120.UVDATA.1

Freq = 4.6005 GHz, Bw = 16.000 MH

No calibration applied and no bandpass applied



0 0 0 0 0 0 0 0 0 0 0 0 0 0 0 0

Channels

Lower frame: Micro Ampl Jy Top frame: Phas deg

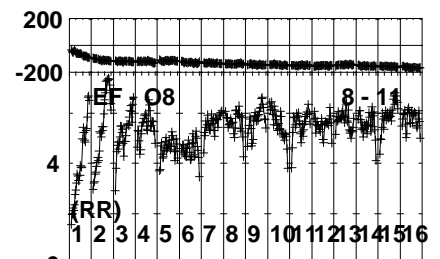
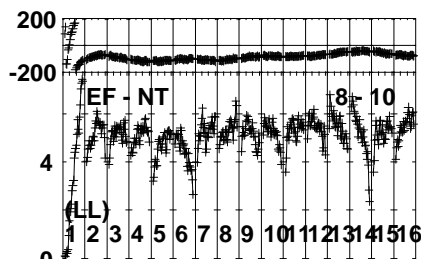
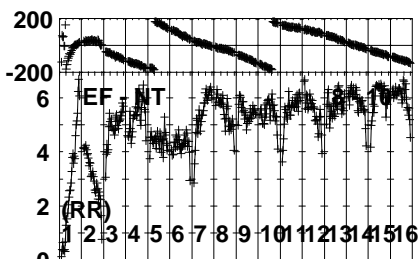
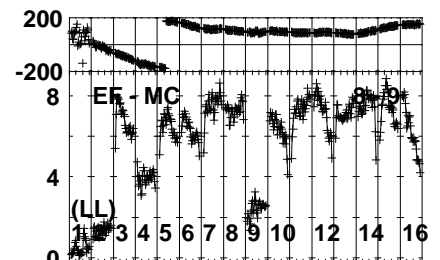
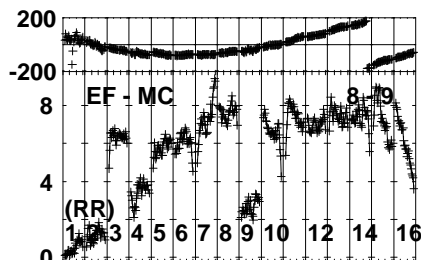
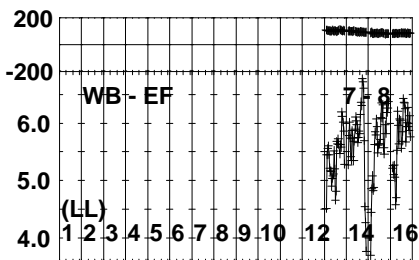
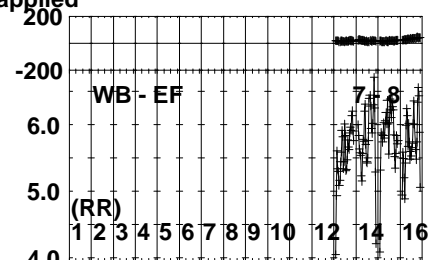
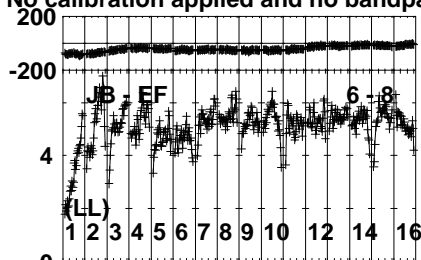
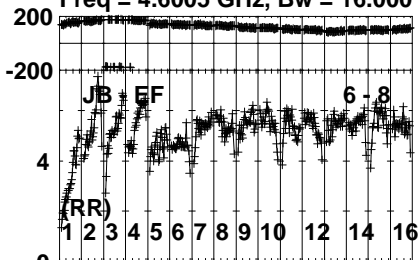
Vector averaged cross-power spectrum Several baselines displayed

Timerange: 01/09:51:33 to 01/09:52:19

Plot file version 838 created 01-DEC-2023 16:33:14

J1118-1232 EG120.UVDATA.1

Freq = 4.6005 GHz, Bw = 16.000 MH No calibration applied and no bandpass applied

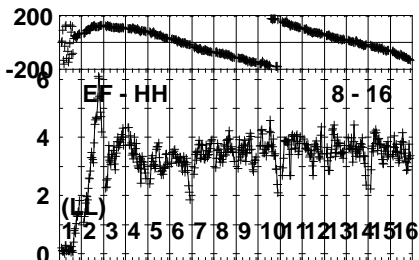
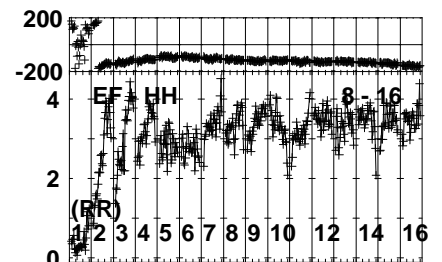
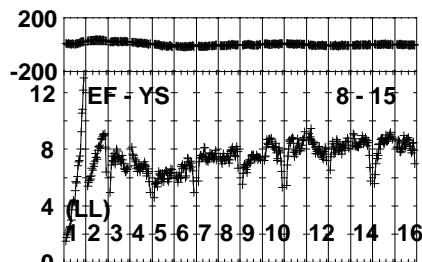
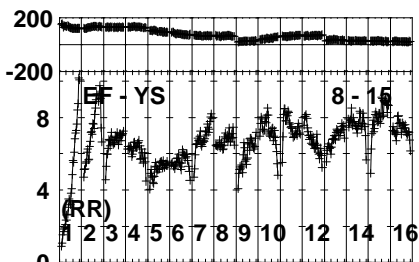
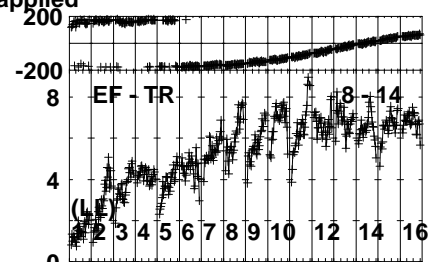
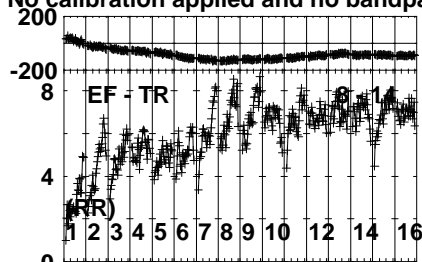
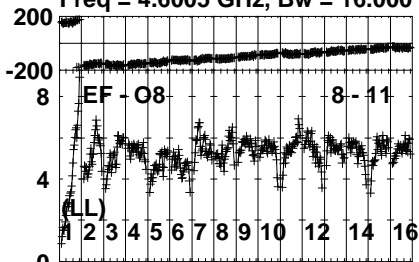


Lower frame: Milli Ampl Jy Top frame: Phas deg  
Vector averaged cross-power spectrum Several baselines displayed  
Timerange: 01/09:52:53 to 01/09:53:49

Plot file version 839 created 01-DEC-2023 16:33:14

J1118-1232 EG120.UVDATA.1

Freq = 4.6005 GHz, Bw = 16.000 MH No calibration applied and no bandpass applied



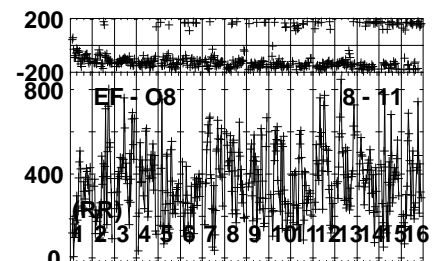
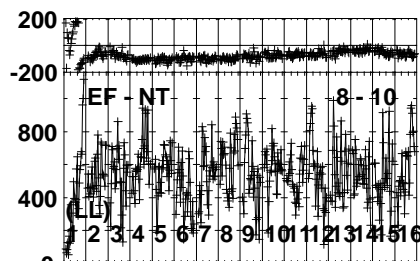
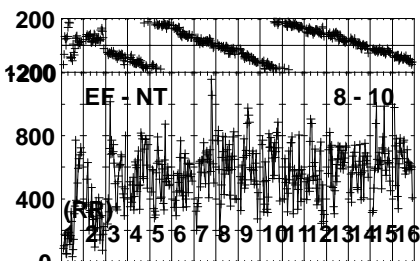
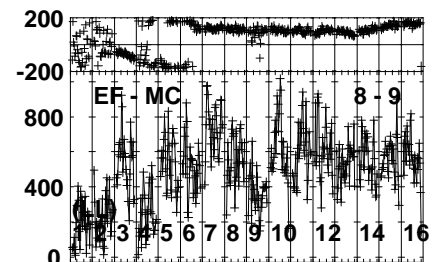
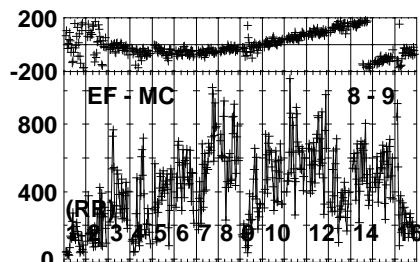
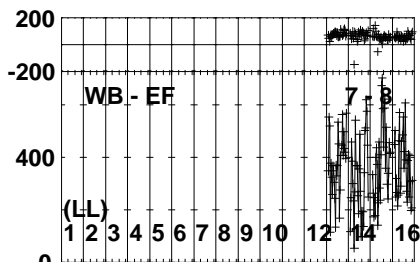
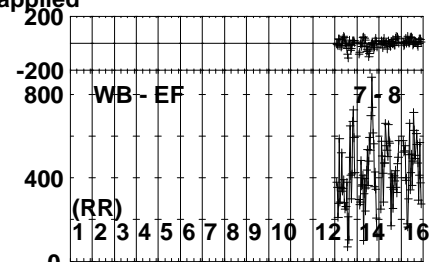
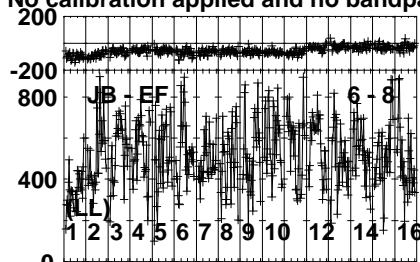
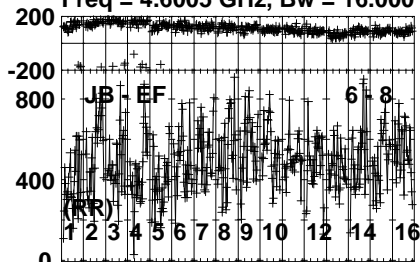
0 0 0 0 0 0 0 0 0 0 0 0 0 0 0 0  
Channels

Lower frame: Milli Ampl Jy Top frame: Phas deg  
Vector averaged cross-power spectrum Several baselines displayed  
Timerange: 01/09:52:53 to 01/09:53:49

Plot file version 840 created 01-DEC-2023 16:33:15

J1108-1231 EG120.UVDATA.1

Freq = 4.6005 GHz, Bw = 16.000 MH No calibration applied and no bandpass applied



0 0 0 0 0 0 0 0 0 0 0 0 0 0 0 0  
Channels

0 0 0 0 0 0 0 0 0 0 0 0 0 0 0 0  
Channels

0 0 0 0 0 0 0 0 0 0 0 0 0 0 0 0  
Channels

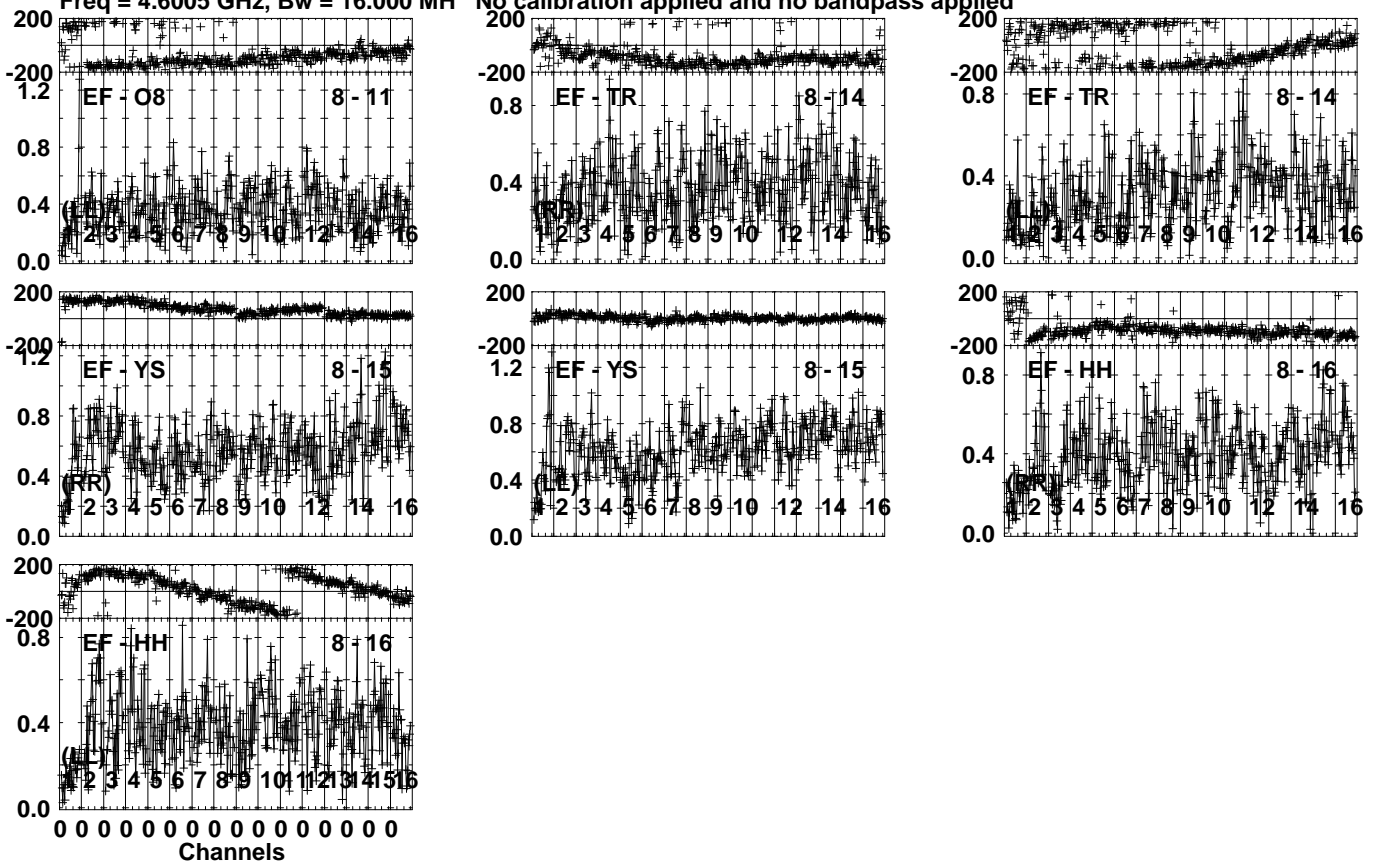
Lower frame: Micro Ampl Jy Top frame: Phas deg  
Vector averaged cross-power spectrum Several baselines displayed  
Timerange: 01/09:54:23 to 01/09:55:09



Plot file version 841 created 01-DEC-2023 16:33:15

J1108-1231 EG120.UVDATA.1

Freq = 4.6005 GHz, Bw = 16.000 MH No calibration applied and no bandpass applied

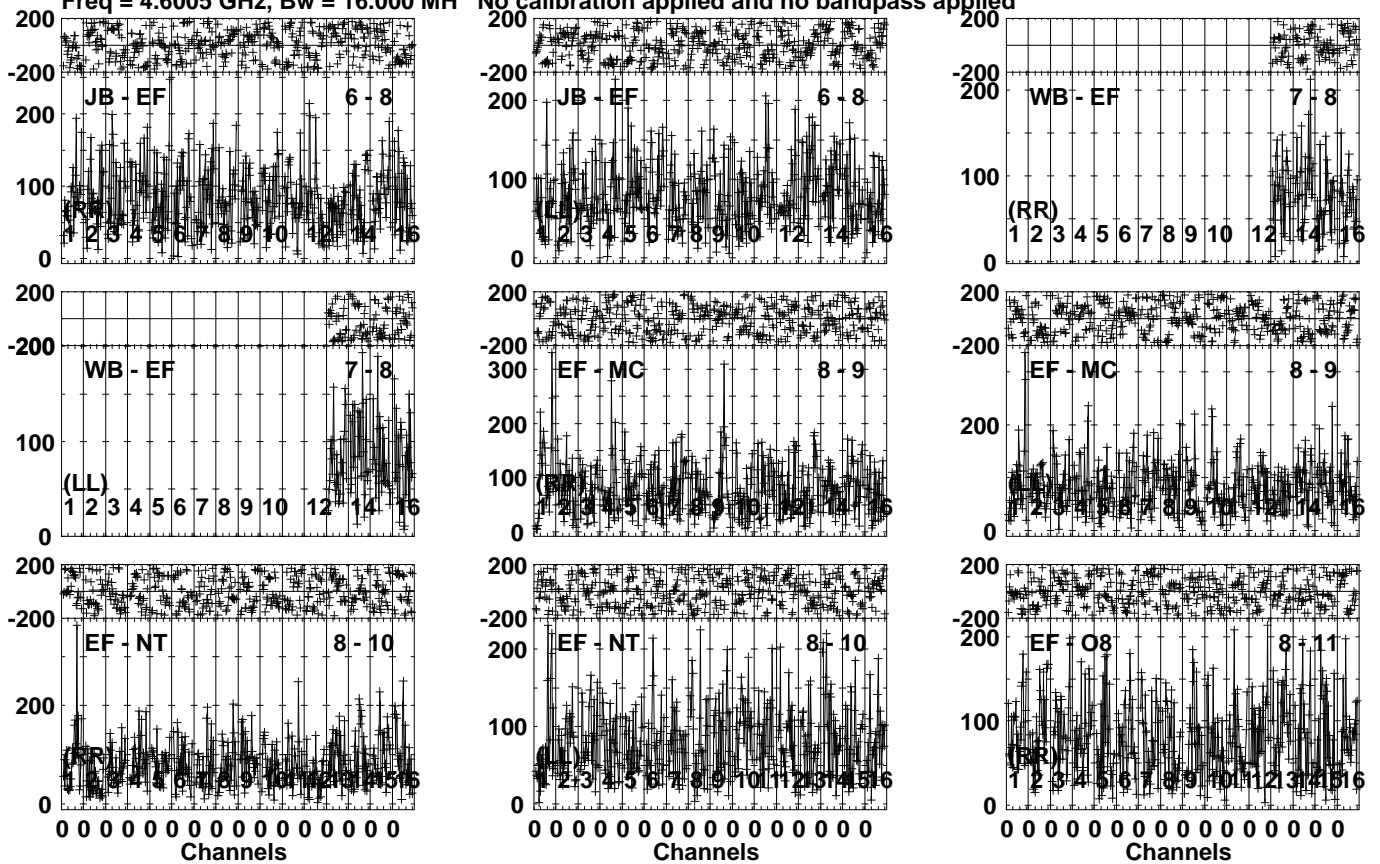


Lower frame: Milli Ampl Jy Top frame: Phas deg  
Vector averaged cross-power spectrum Several baselines displayed  
Timerange: 01/09:54:23 to 01/09:55:09

Plot file version 842 created 01-DEC-2023 16:33:15

GRB171205A EG120.UVDATA.1

Freq = 4.6005 GHz, Bw = 16.000 MH No calibration applied and no bandpass applied



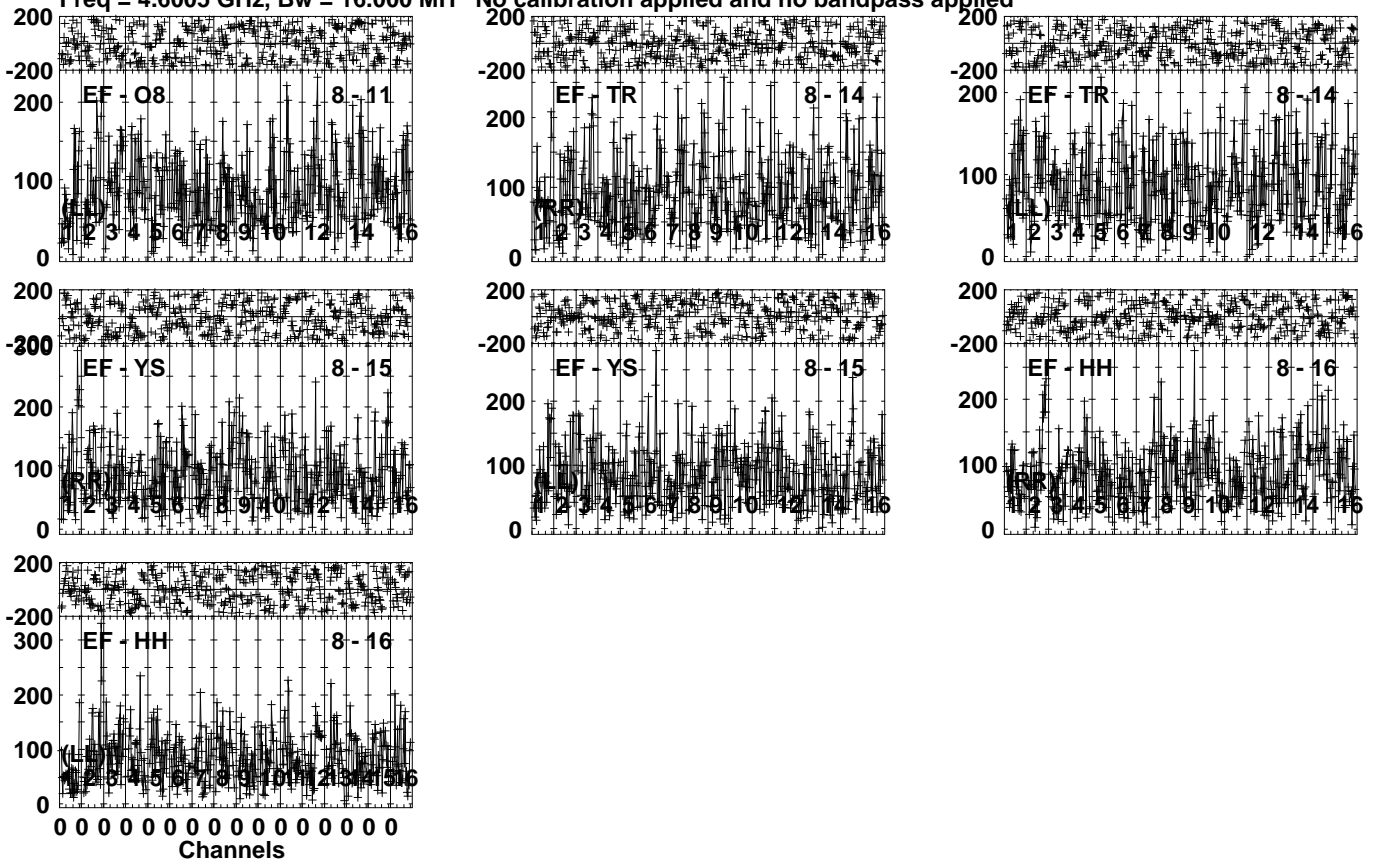
Lower frame: Micro Ampl Jy Top frame: Phas deg  
Vector averaged cross-power spectrum Several baselines displayed  
Timerange: 01/09:55:29 to 01/09:58:15

Plot file version 843 created 01-DEC-2023 16:33:15

GRB171205A EG120.UVDATA.1

Freq = 4.6005 GHz, Bw = 16.000 MH

No calibration applied and no bandpass applied

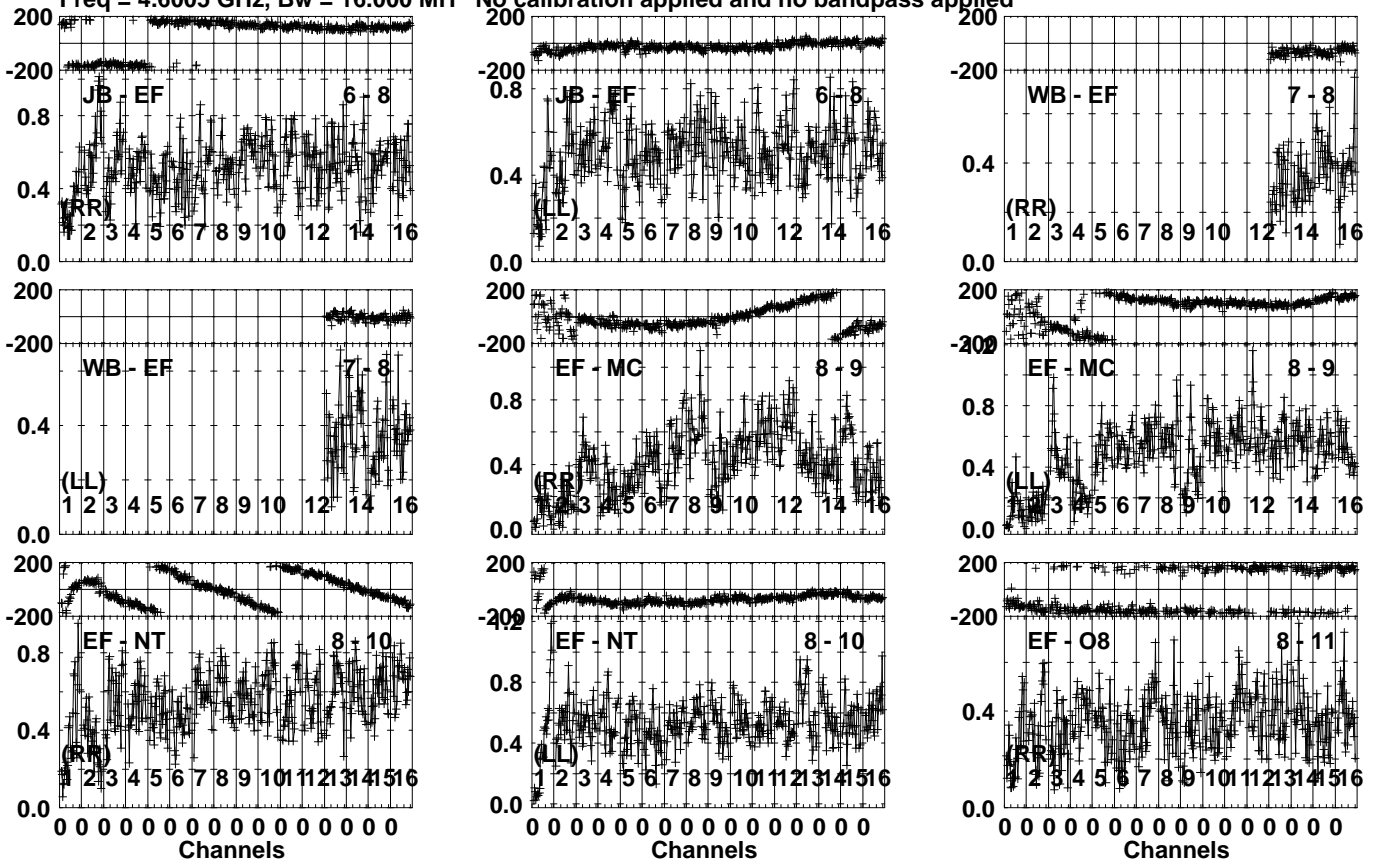


Lower frame: Micro Ampl Jy Top frame: Phas deg  
Vector averaged cross-power spectrum Several baselines displayed  
Timerange: 01/09:55:29 to 01/09:58:15

Plot file version 844 created 01-DEC-2023 16:33:15

J1108-1231 EG120.UVDATA.1

Freq = 4.6005 GHz, Bw = 16.000 MH No calibration applied and no bandpass applied

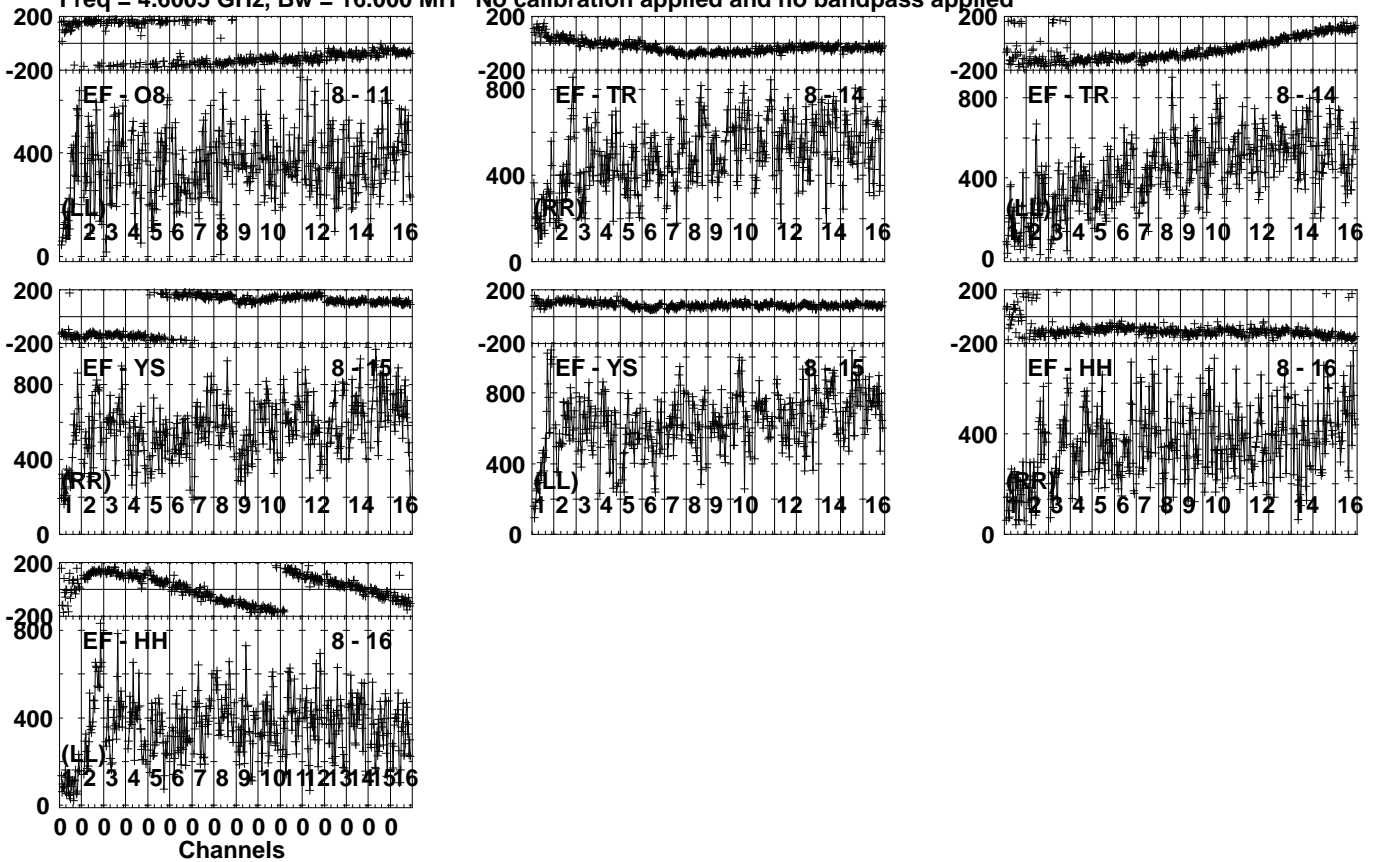


Lower frame: Milli Ampl Jy Top frame: Phas deg  
Vector averaged cross-power spectrum Several baselines displayed  
Timerange: 01/09:58:54 to 01/09:59:40

Plot file version 845 created 01-DEC-2023 16:33:15

J1108-1231 EG120.UVDATA.1

Freq = 4.6005 GHz, Bw = 16.000 MH No calibration applied and no bandpass applied

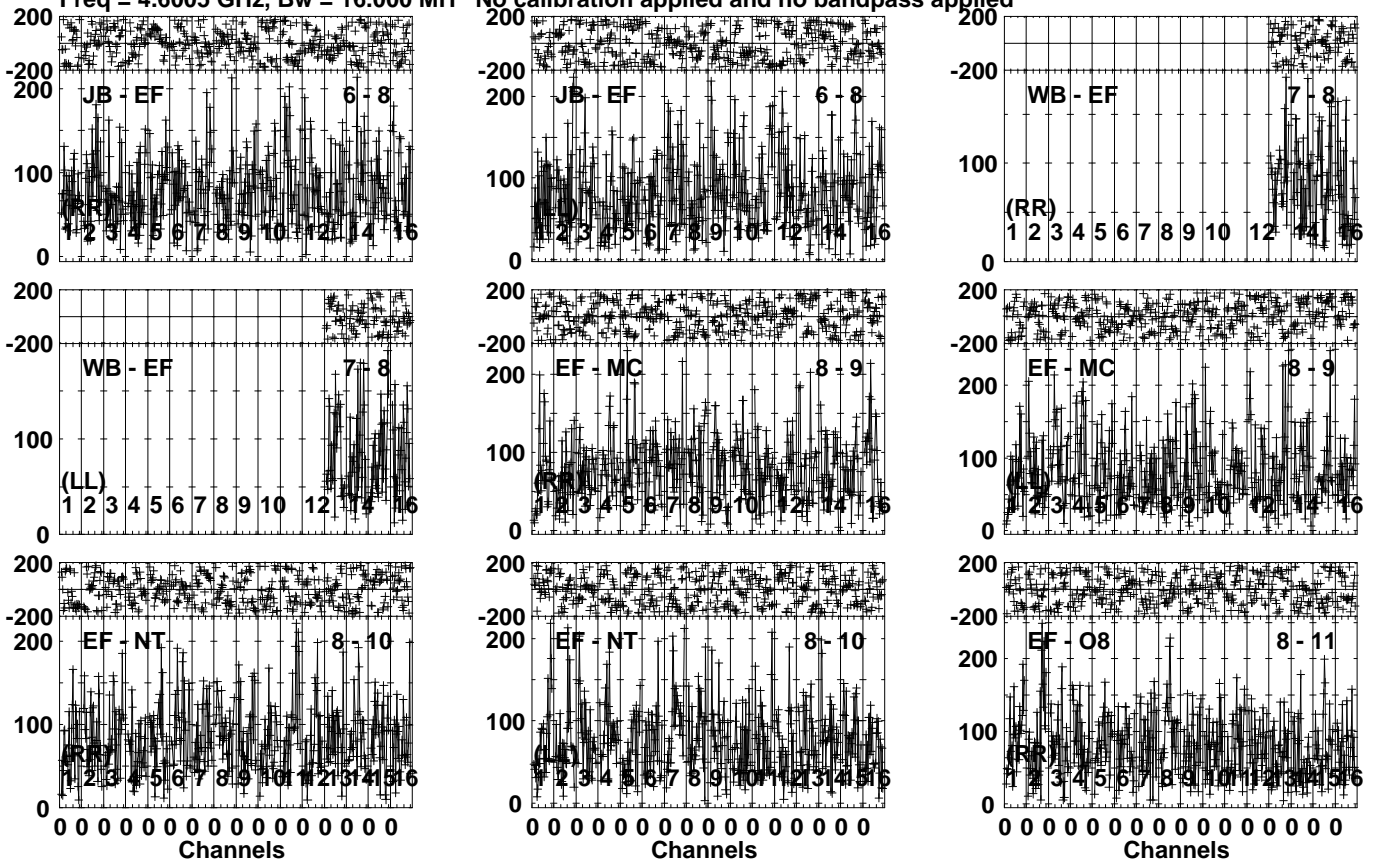


Lower frame: Micro Ampl Jy Top frame: Phas deg  
Vector averaged cross-power spectrum Several baselines displayed  
Timerange: 01/09:58:54 to 01/09:59:40

Plot file version 846 created 01-DEC-2023 16:33:16

GRB171205A EG120.UVDATA.1

Freq = 4.6005 GHz, Bw = 16.000 MH No calibration applied and no bandpass applied

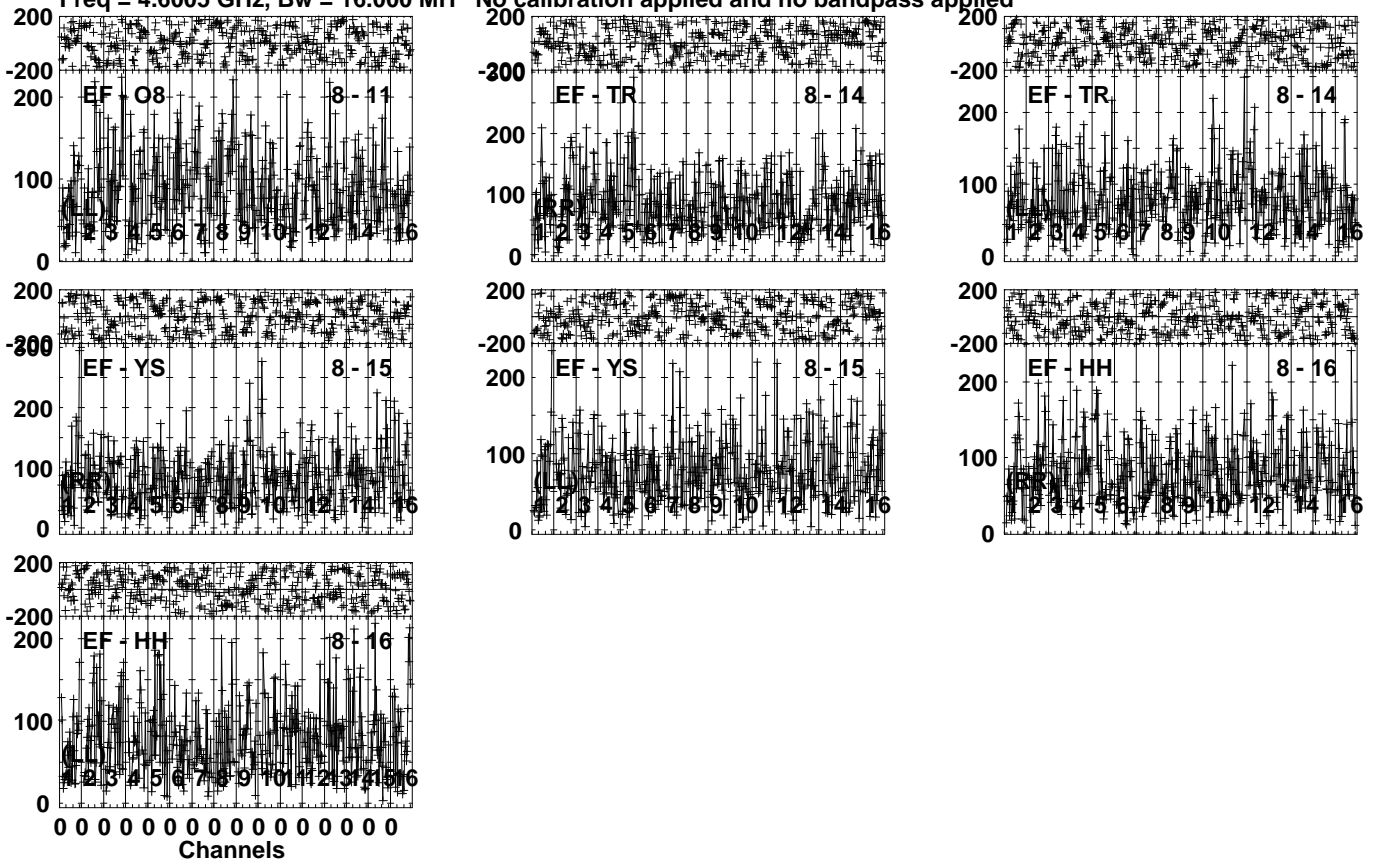


Lower frame: Micro Ampl Jy Top frame: Phas deg  
Vector averaged cross-power spectrum Several baselines displayed  
Timerange: 01/10:00:00 to 01/10:02:56

Plot file version 847 created 01-DEC-2023 16:33:16

GRB171205A EG120.UVDATA.1

Freq = 4.6005 GHz, Bw = 16.000 MH No calibration applied and no bandpass applied



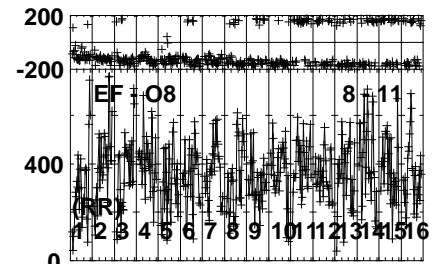
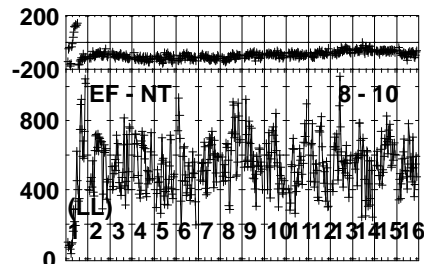
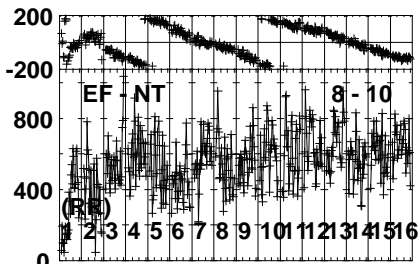
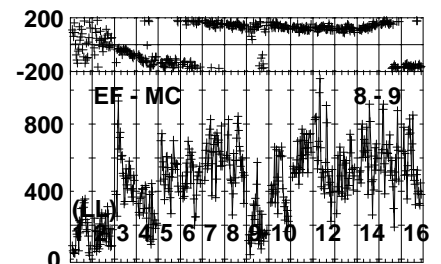
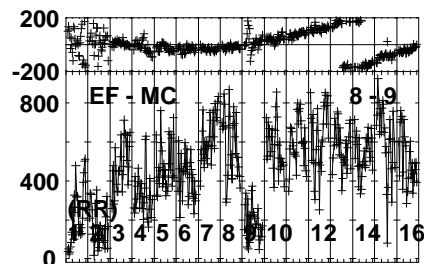
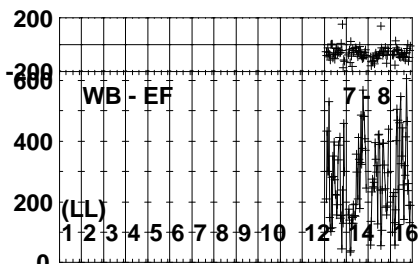
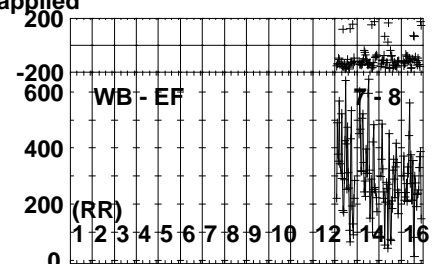
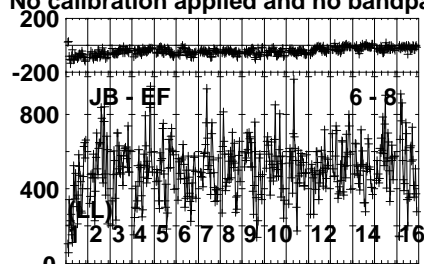
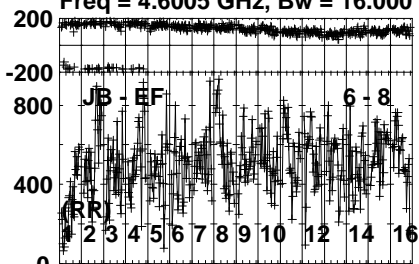
Lower frame: Micro Ampl Jy Top frame: Phas deg  
Vector averaged cross-power spectrum Several baselines displayed  
Timerange: 01/10:00:00 to 01/10:02:56

Plot file version 848 created 01-DEC-2023 16:33:16

J1108-1231 EG120.UVDATA.1

Freq = 4.6005 GHz, Bw = 16.000 MH

No calibration applied and no bandpass applied



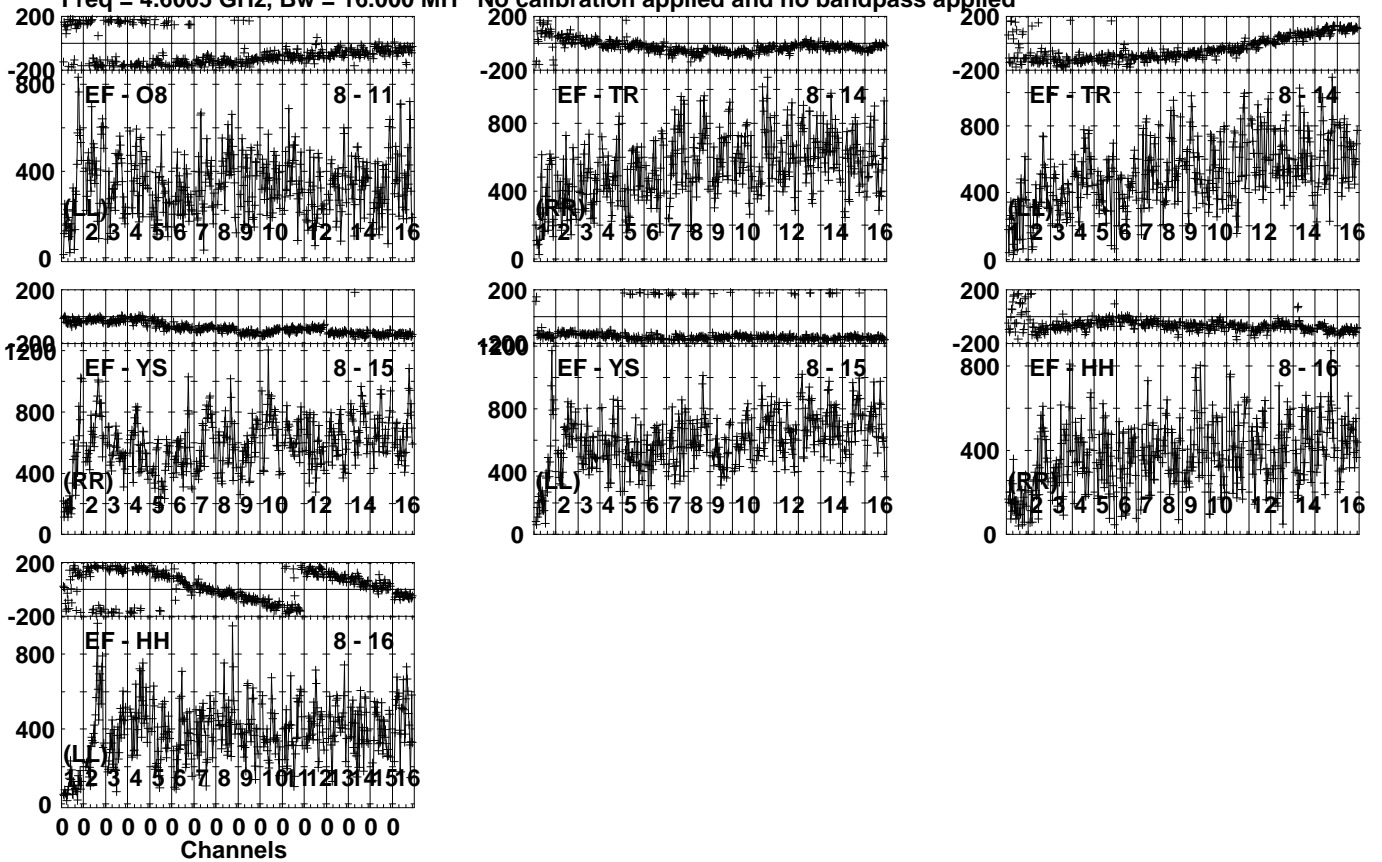
Lower frame: Micro Ampl Jy Top frame: Phas deg  
Vector averaged cross-power spectrum Several baselines displayed  
Timerange: 01/10:03:16 to 01/10:04:02



Plot file version 849 created 01-DEC-2023 16:33:16

J1108-1231 EG120.UVDATA.1

Freq = 4.6005 GHz, Bw = 16.000 MH No calibration applied and no bandpass applied

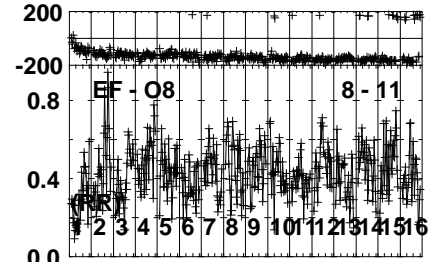
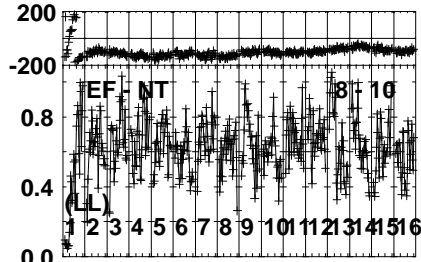
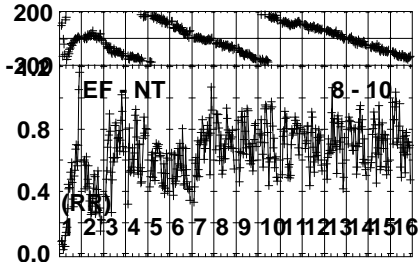
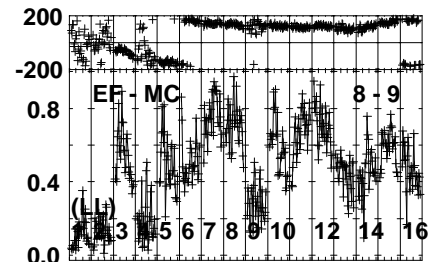
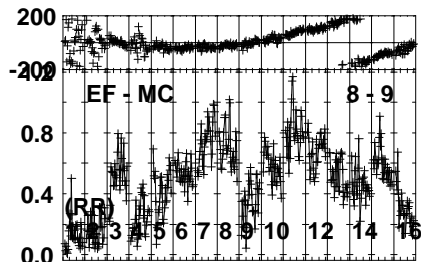
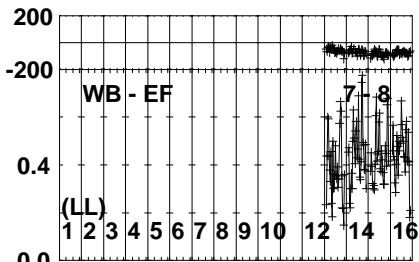
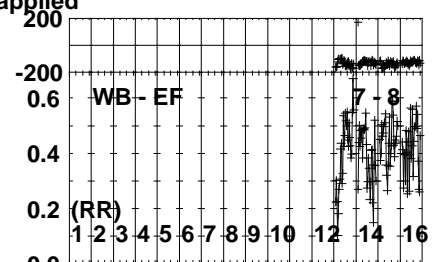
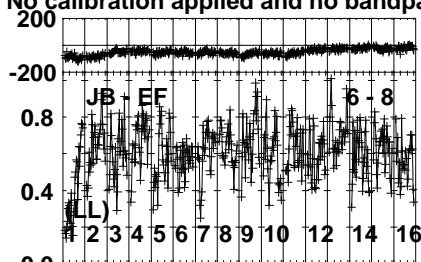
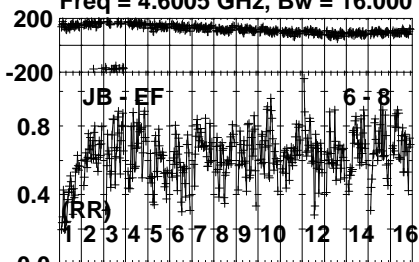


Lower frame: Micro Ampl Jy Top frame: Phas deg  
Vector averaged cross-power spectrum Several baselines displayed  
Timerange: 01/10:03:16 to 01/10:04:02

Plot file version 850 created 01-DEC-2023 16:33:16

J1107-1226 EG120.UVDATA.1

Freq = 4.6005 GHz, Bw = 16.000 MH No calibration applied and no bandpass applied

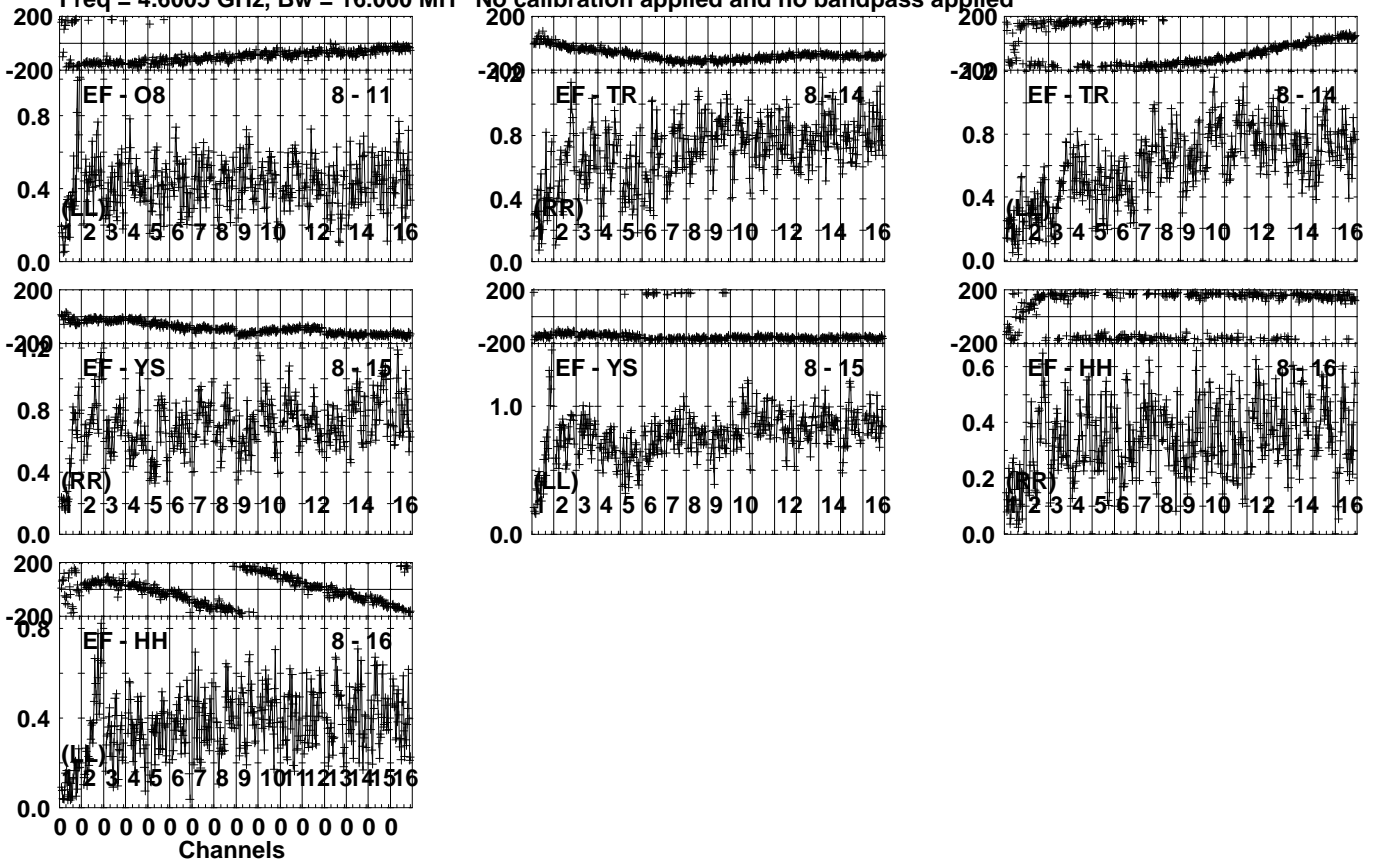


Lower frame: Milli Ampl Jy Top frame: Phas deg  
Vector averaged cross-power spectrum Several baselines displayed  
Timerange: 01/10:04:22 to 01/10:05:18

Plot file version 851 created 01-DEC-2023 16:33:16

J1107-1226 EG120.UVDATA.1

Freq = 4.6005 GHz, Bw = 16.000 MH No calibration applied and no bandpass applied

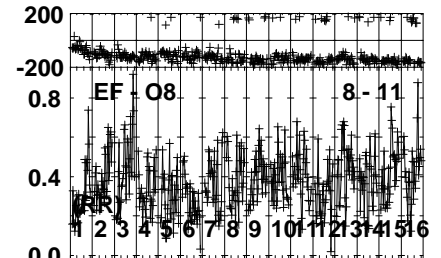
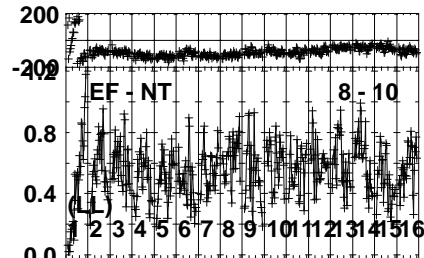
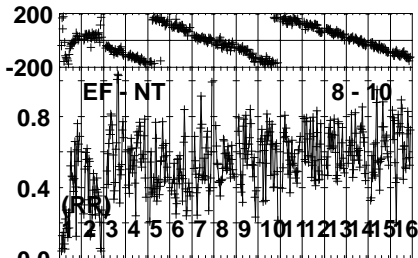
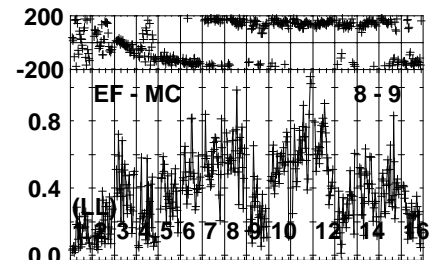
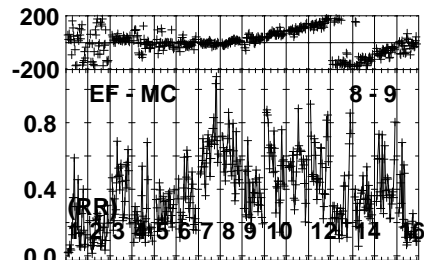
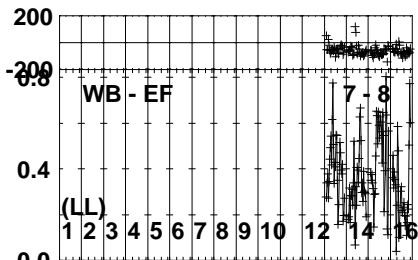
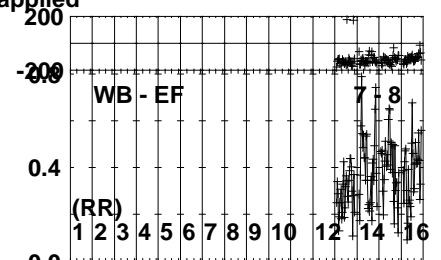
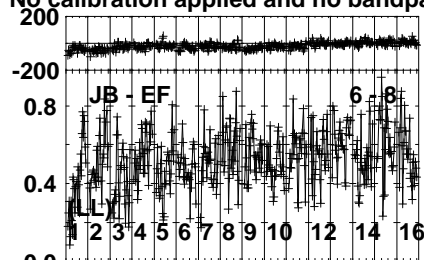
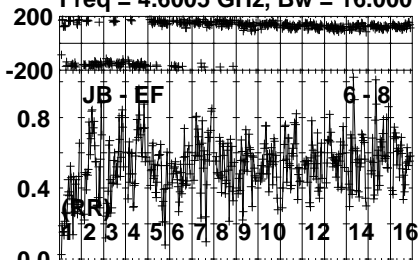


Lower frame: Milli Ampl Jy Top frame: Phas deg  
Vector averaged cross-power spectrum Several baselines displayed  
Timerange: 01/10:04:22 to 01/10:05:18

Plot file version 852 created 01-DEC-2023 16:33:16

J1108-1231 EG120.UVDATA.1

Freq = 4.6005 GHz, Bw = 16.000 MH No calibration applied and no bandpass applied

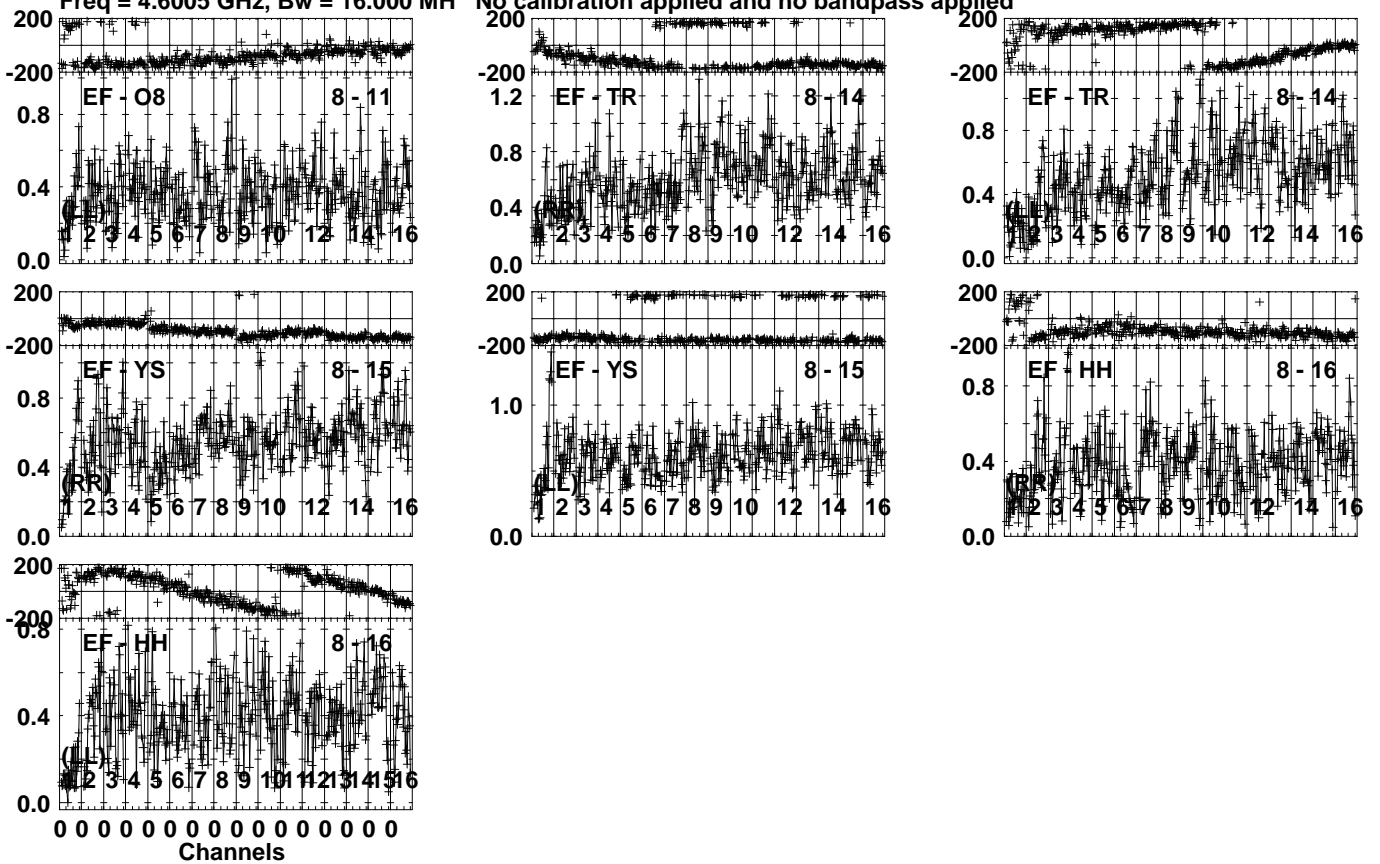


Lower frame: Milli Ampl Jy Top frame: Phas deg  
Vector averaged cross-power spectrum Several baselines displayed  
Timerange: 01/10:05:38 to 01/10:06:24

Plot file version 853 created 01-DEC-2023 16:33:16

J1108-1231 EG120.UVDATA.1

Freq = 4.6005 GHz, Bw = 16.000 MH No calibration applied and no bandpass applied

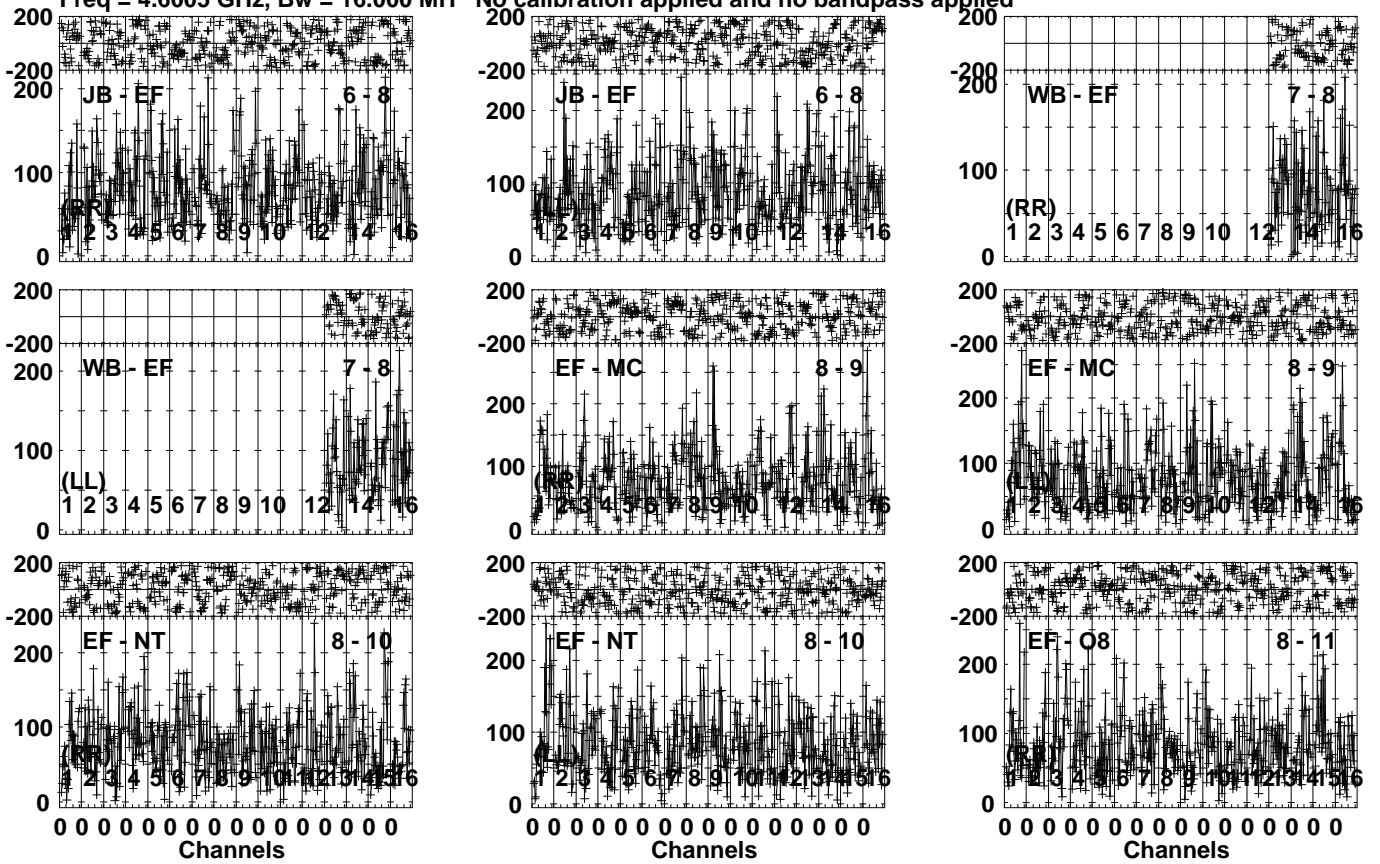


Lower frame: Milli Ampl Jy Top frame: Phas deg  
Vector averaged cross-power spectrum Several baselines displayed  
Timerange: 01/10:05:38 to 01/10:06:24

Plot file version 854 created 01-DEC-2023 16:33:17

GRB171205A EG120.UVDATA.1

Freq = 4.6005 GHz, Bw = 16.000 MH No calibration applied and no bandpass applied



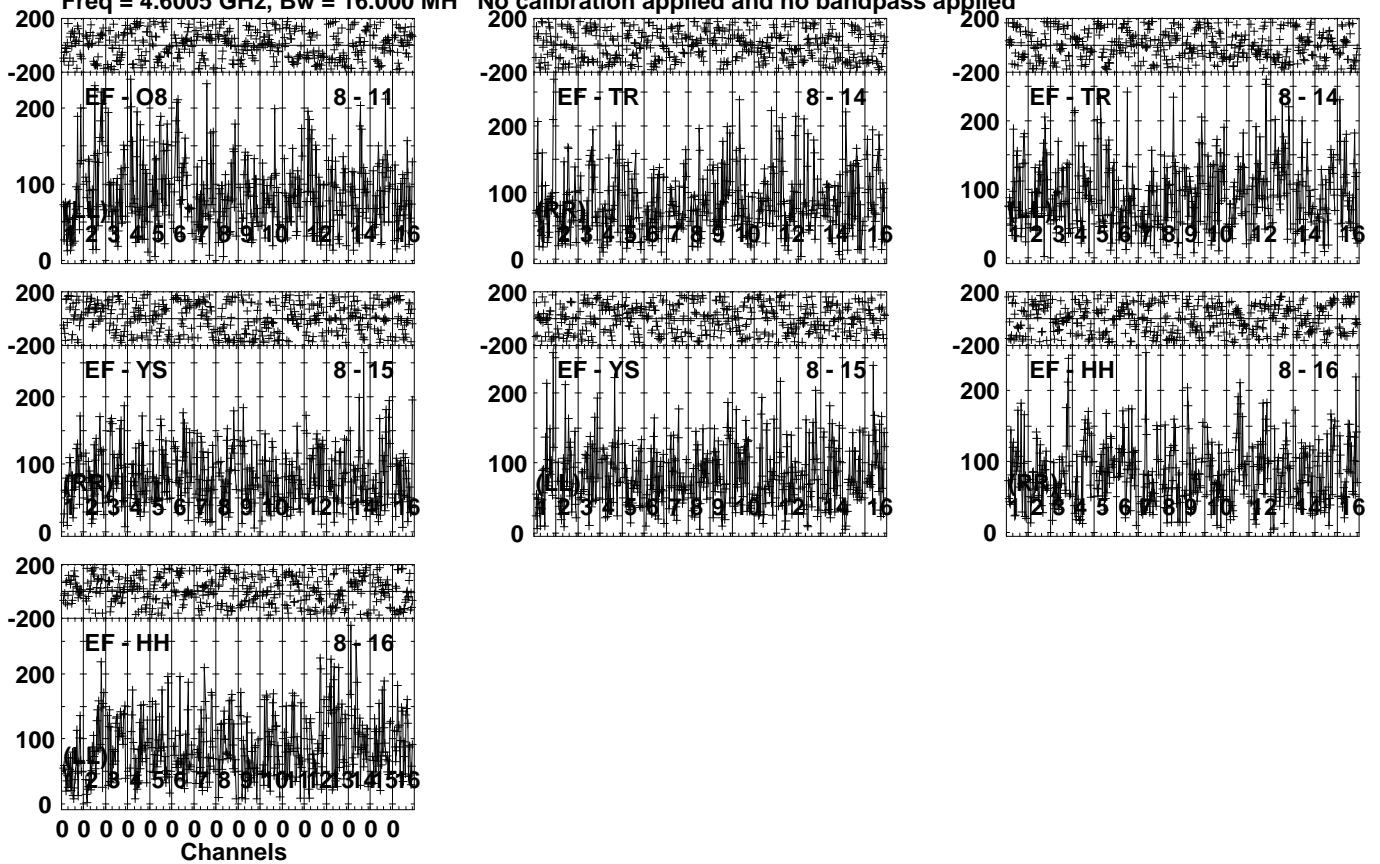
Lower frame: Micro Ampl Jy Top frame: Phas deg  
Vector averaged cross-power spectrum Several baselines displayed  
Timerange: 01/10:06:44 to 01/10:09:30

Plot file version 855 created 01-DEC-2023 16:33:17

GRB171205A EG120.UVDATA.1

Freq = 4.6005 GHz, Bw = 16.000 MH

No calibration applied and no bandpass applied

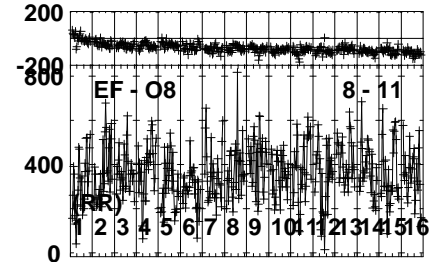
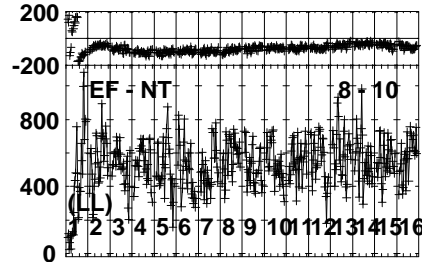
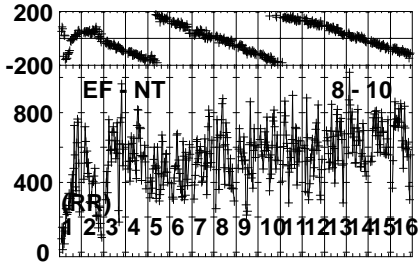
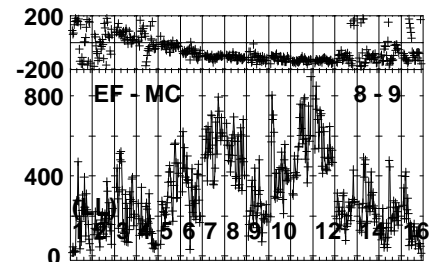
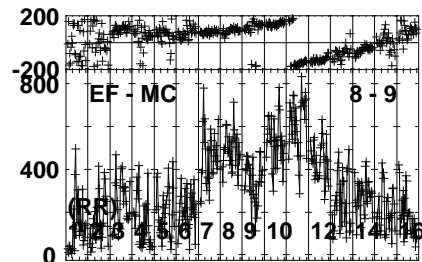
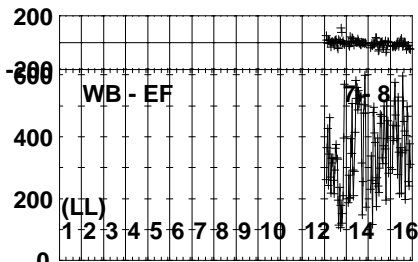
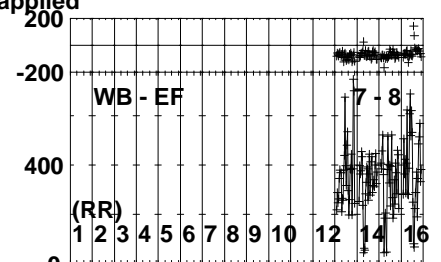
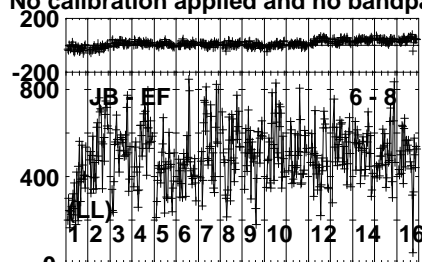
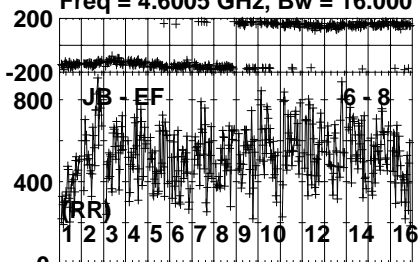


Lower frame: Micro Ampl Jy Top frame: Phas deg  
Vector averaged cross-power spectrum Several baselines displayed  
Timerange: 01/10:06:44 to 01/10:09:30

Plot file version 856 created 01-DEC-2023 16:33:17

J1108-1231 EG120.UVDATA.1

Freq = 4.6005 GHz, Bw = 16.000 MH No calibration applied and no bandpass applied



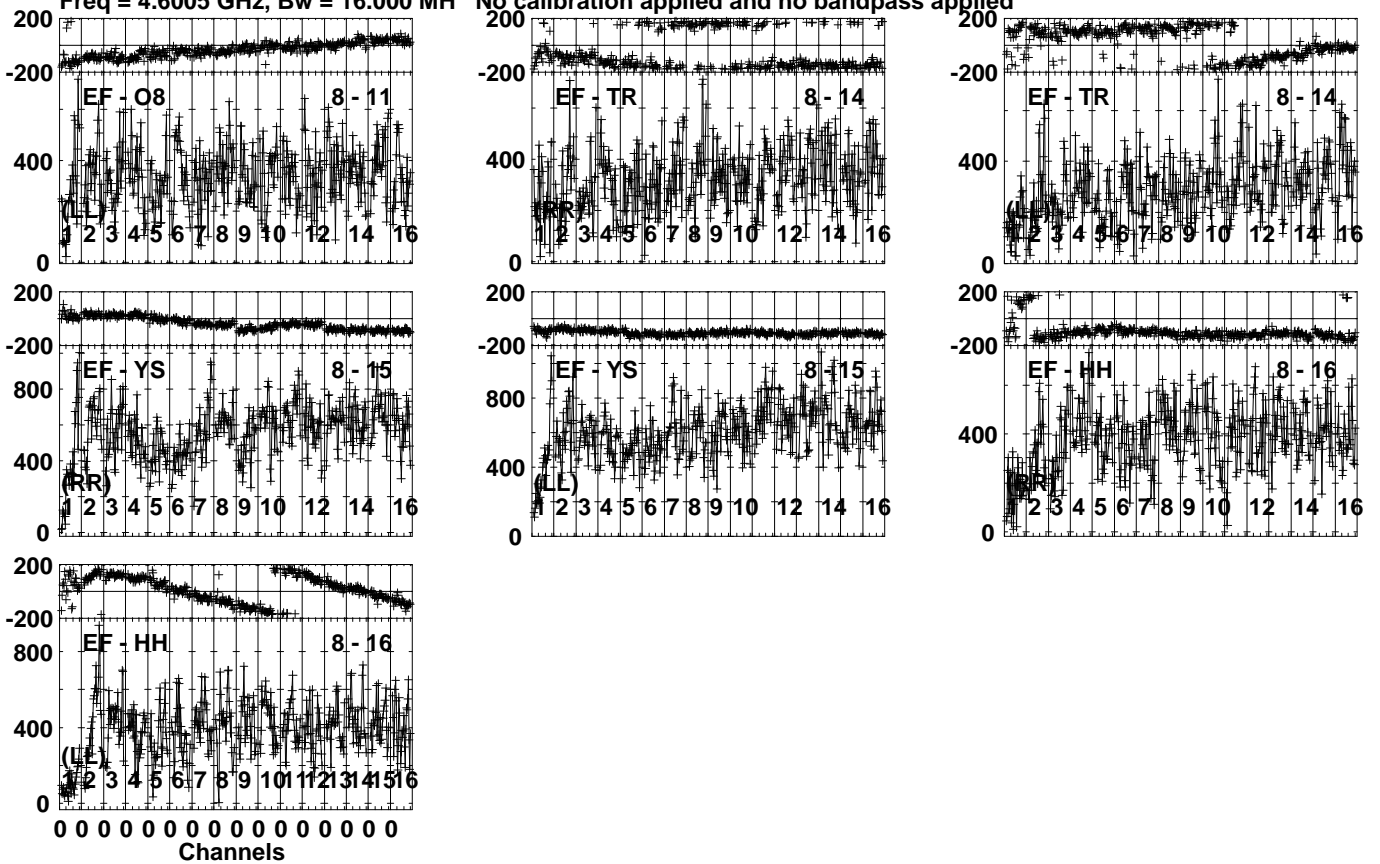
Lower frame: Micro Ampl Jy Top frame: Phas deg  
Vector averaged cross-power spectrum Several baselines displayed  
Timerange: 01/10:10:09 to 01/10:10:55



Plot file version 857 created 01-DEC-2023 16:33:17

J1108-1231 EG120.UVDATA.1

Freq = 4.6005 GHz, Bw = 16.000 MH No calibration applied and no bandpass applied



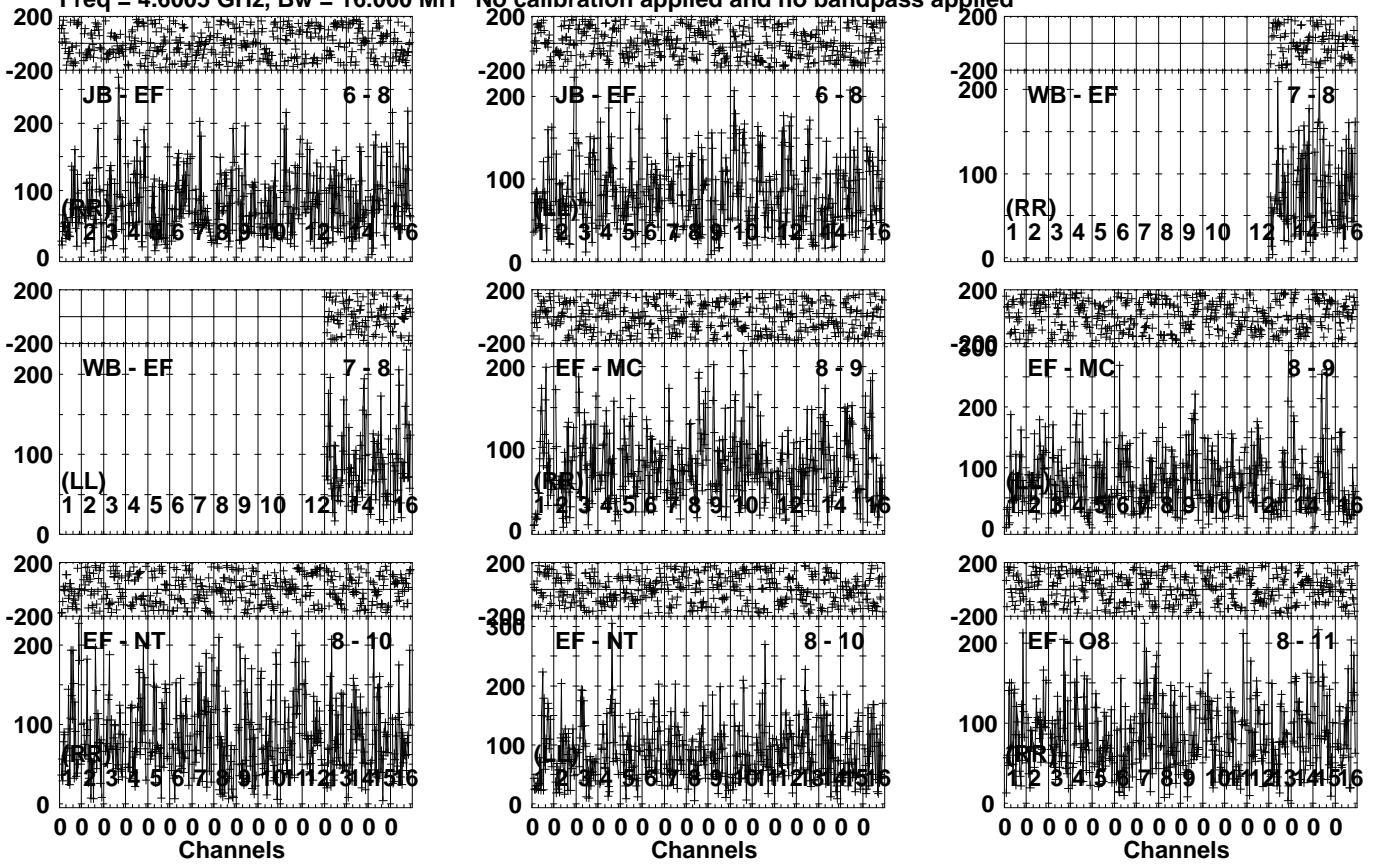
Lower frame: Micro Ampl Jy Top frame: Phas deg  
Vector averaged cross-power spectrum Several baselines displayed  
Timerange: 01/10:10:09 to 01/10:10:55

Plot file version 858 created 01-DEC-2023 16:33:17

GRB171205A EG120.UVDATA.1

Freq = 4.6005 GHz, Bw = 16.000 MH

No calibration applied and no bandpass applied

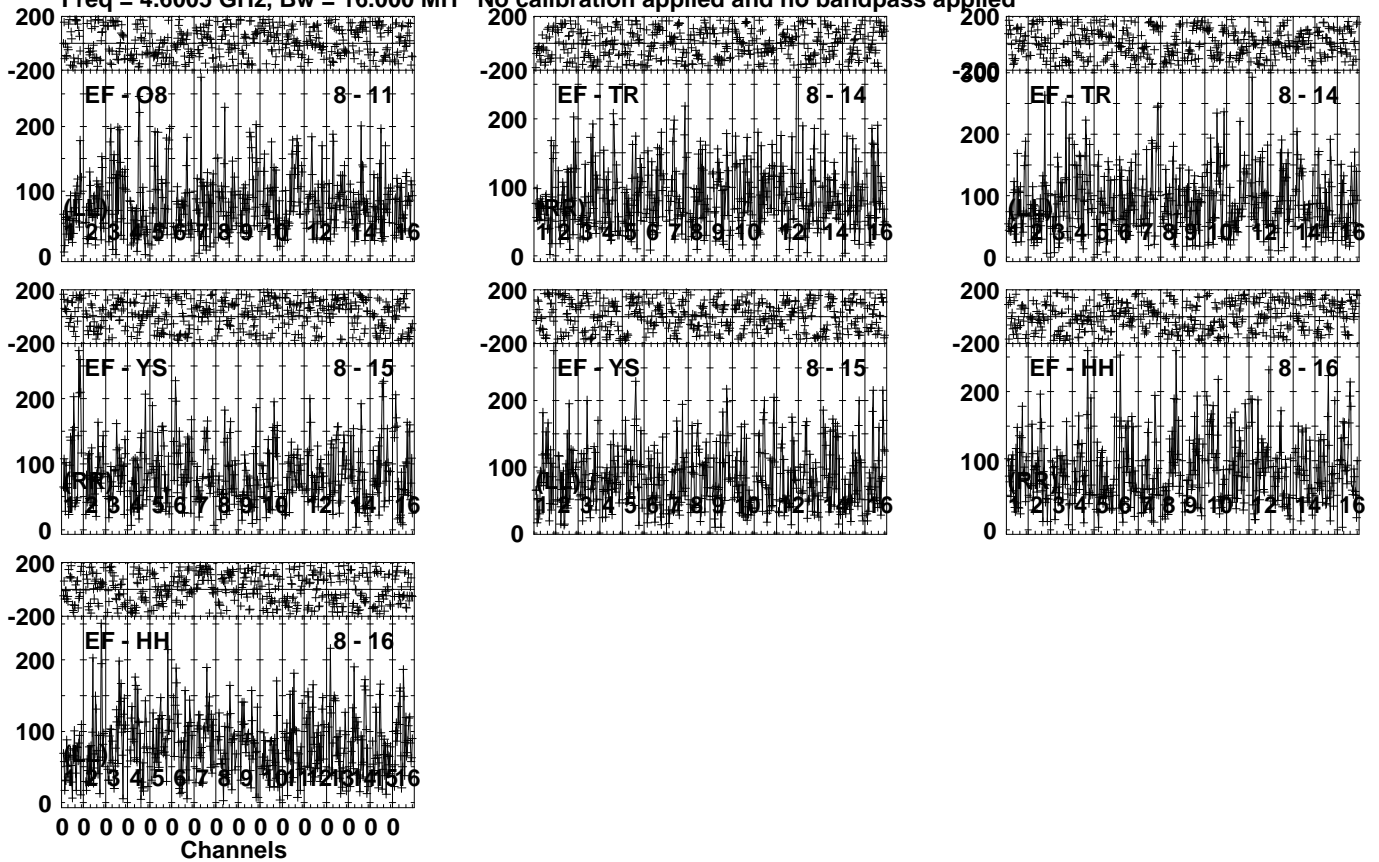


Lower frame: Micro Ampl Jy Top frame: Phas deg  
Vector averaged cross-power spectrum Several baselines displayed  
Timerange: 01/10:11:15 to 01/10:14:01

Plot file version 859 created 01-DEC-2023 16:33:17

GRB171205A EG120.UVDATA.1

Freq = 4.6005 GHz, Bw = 16.000 MH No calibration applied and no bandpass applied

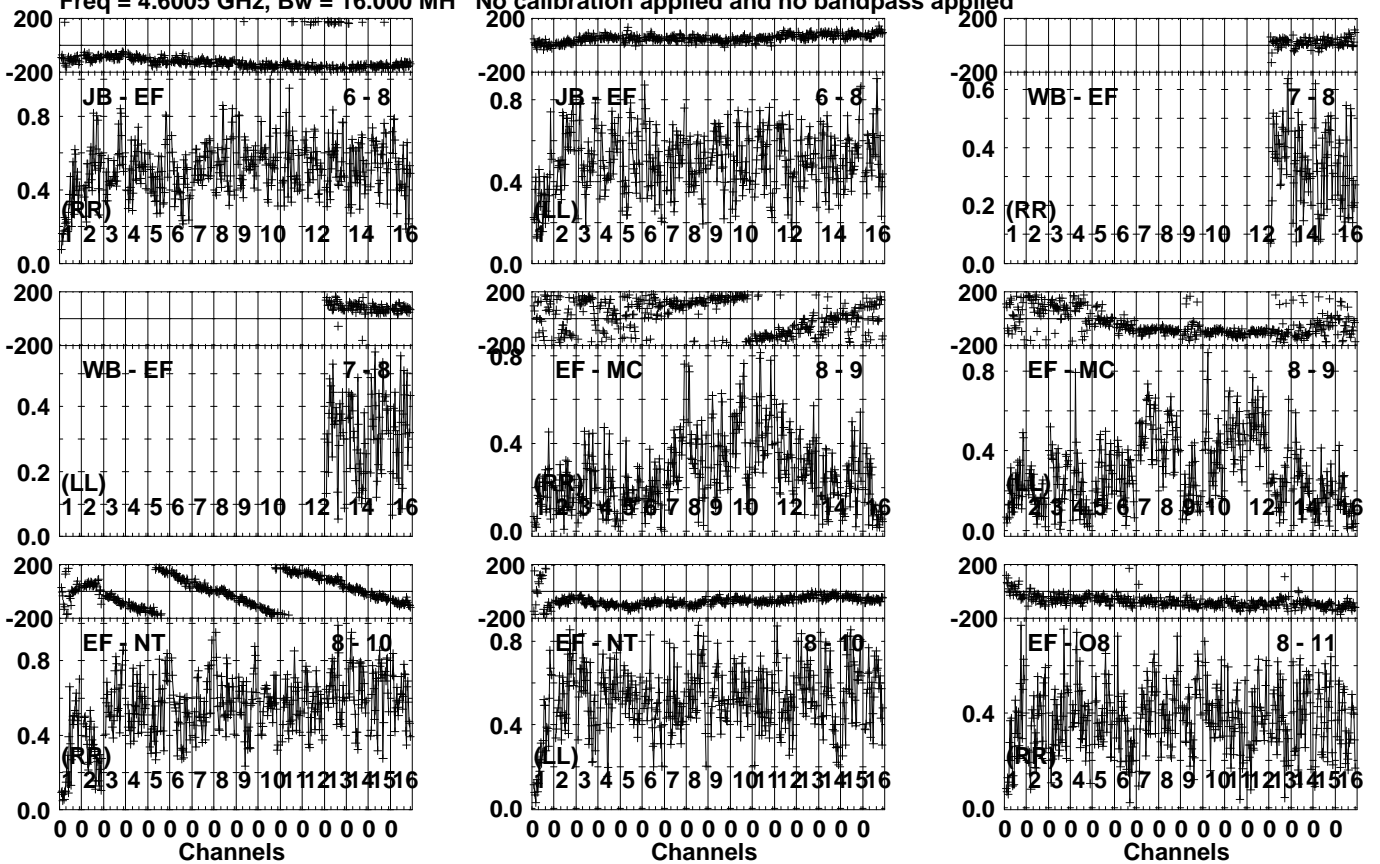


Lower frame: Micro Ampl Jy Top frame: Phas deg  
Vector averaged cross-power spectrum Several baselines displayed  
Timerange: 01/10:11:15 to 01/10:14:01

Plot file version 860 created 01-DEC-2023 16:33:18

J1108-1231 EG120.UVDATA.1

Freq = 4.6005 GHz, Bw = 16.000 MH No calibration applied and no bandpass applied

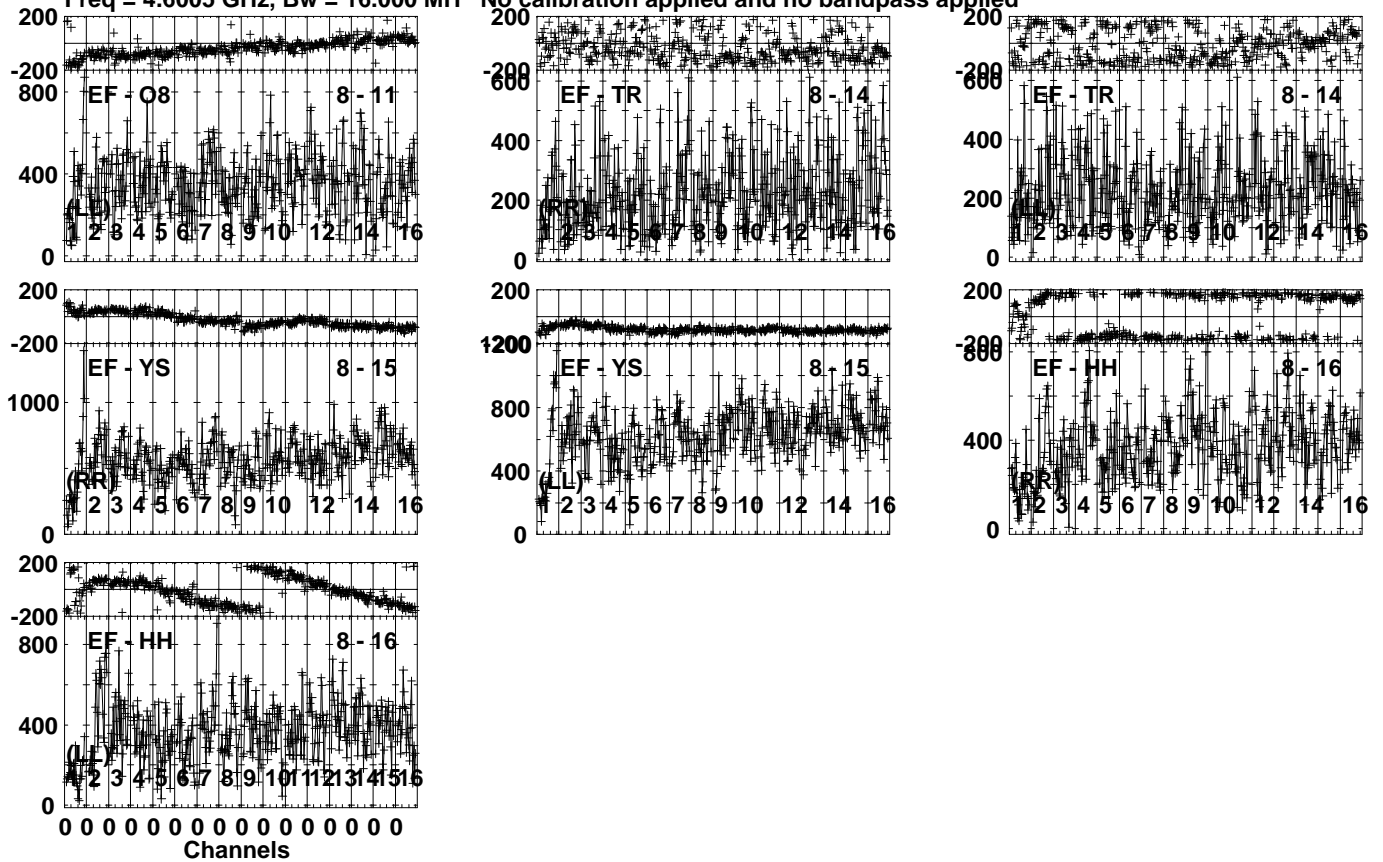


Lower frame: Milli Ampl Jy Top frame: Phas deg  
Vector averaged cross-power spectrum Several baselines displayed  
Timerange: 01/10:14:21 to 01/10:15:07

Plot file version 861 created 01-DEC-2023 16:33:18

J1108-1231 EG120.UVDATA.1

Freq = 4.6005 GHz, Bw = 16.000 MH No calibration applied and no bandpass applied



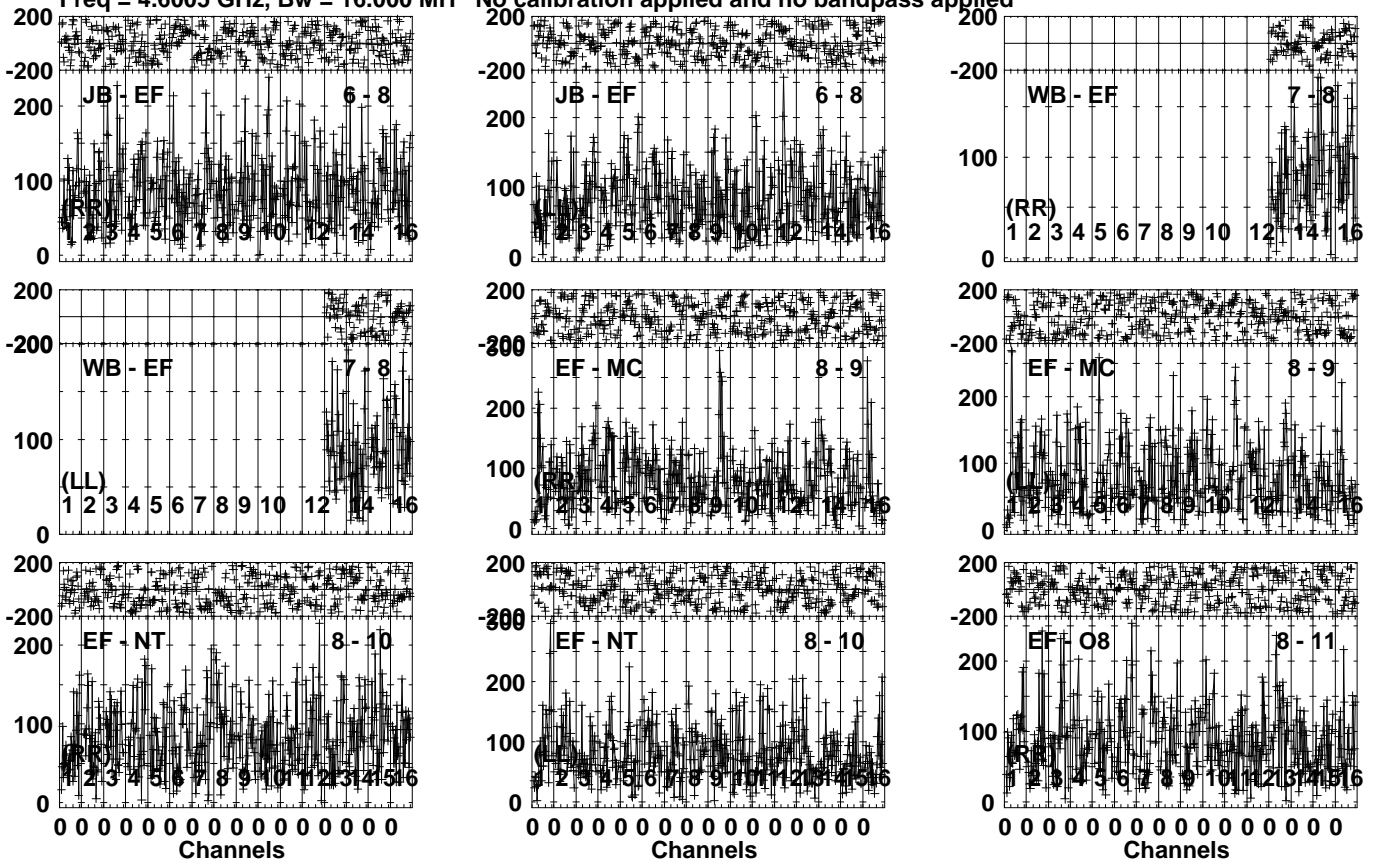
Lower frame: Micro Ampl Jy Top frame: Phas deg  
Vector averaged cross-power spectrum Several baselines displayed  
Timerange: 01/10:14:21 to 01/10:15:07

Plot file version 862 created 01-DEC-2023 16:33:18

GRB171205A EG120.UVDATA.1

Freq = 4.6005 GHz, Bw = 16.000 MH

No calibration applied and no bandpass applied

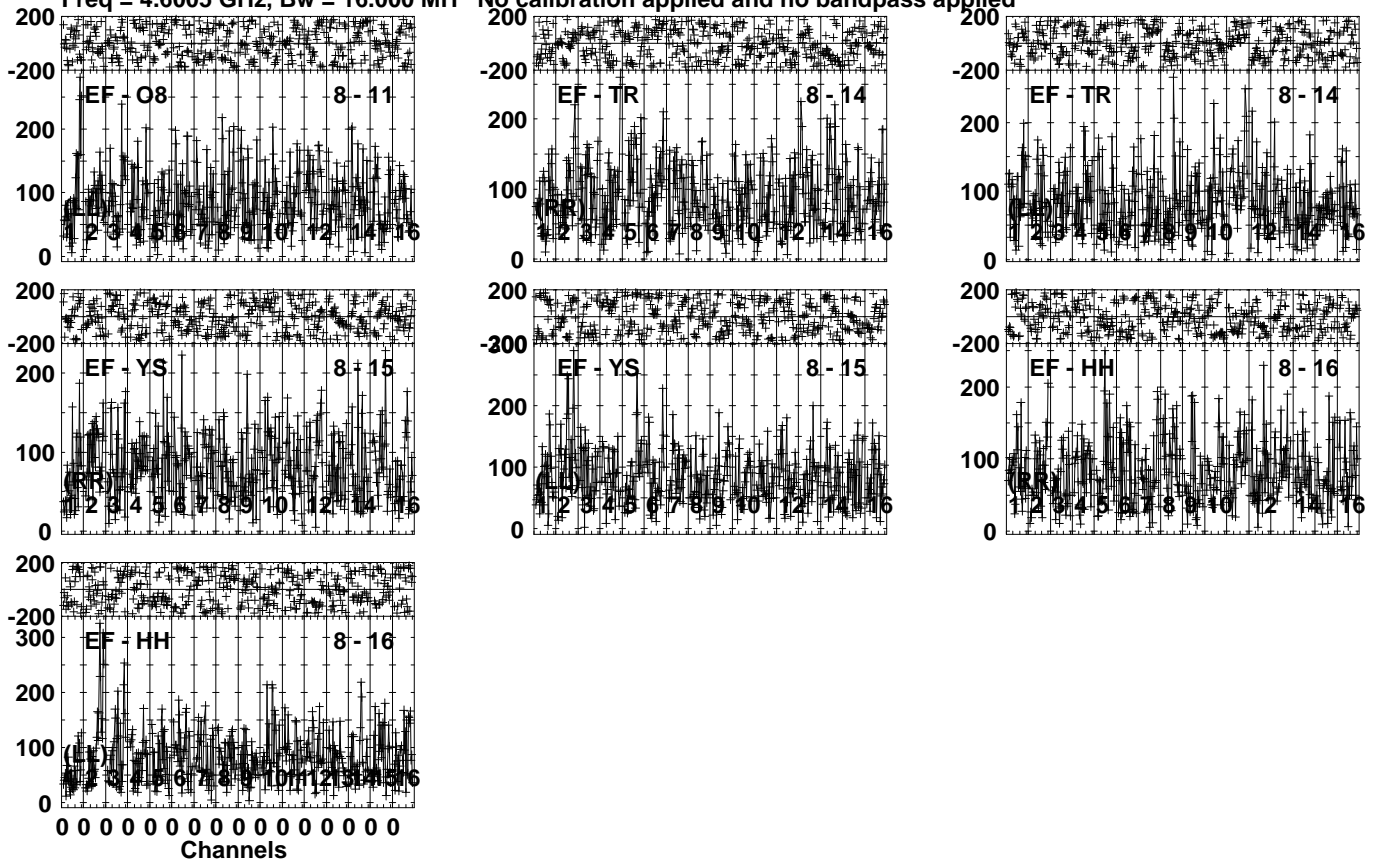


Lower frame: Micro Ampl Jy Top frame: Phas deg  
Vector averaged cross-power spectrum Several baselines displayed  
Timerange: 01/10:15:27 to 01/10:18:13

Plot file version 863 created 01-DEC-2023 16:33:18

GRB171205A EG120.UVDATA.1

Freq = 4.6005 GHz, Bw = 16.000 MH No calibration applied and no bandpass applied



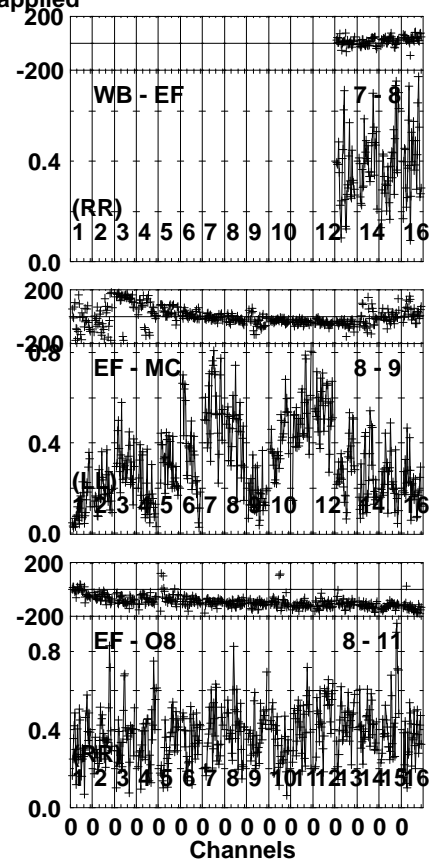
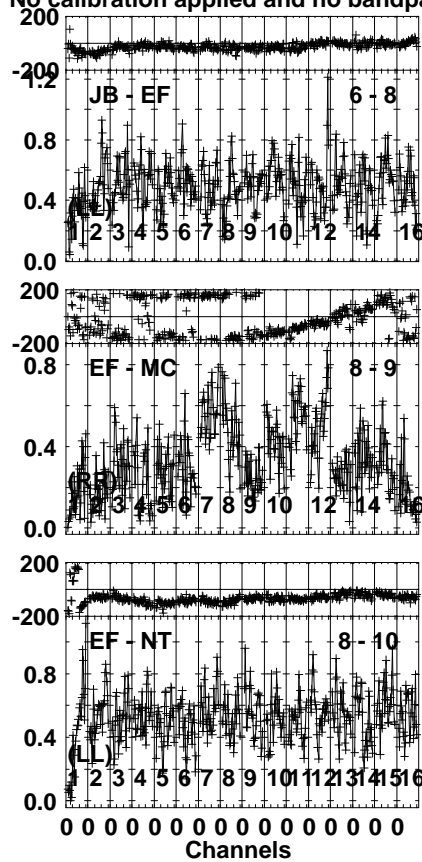
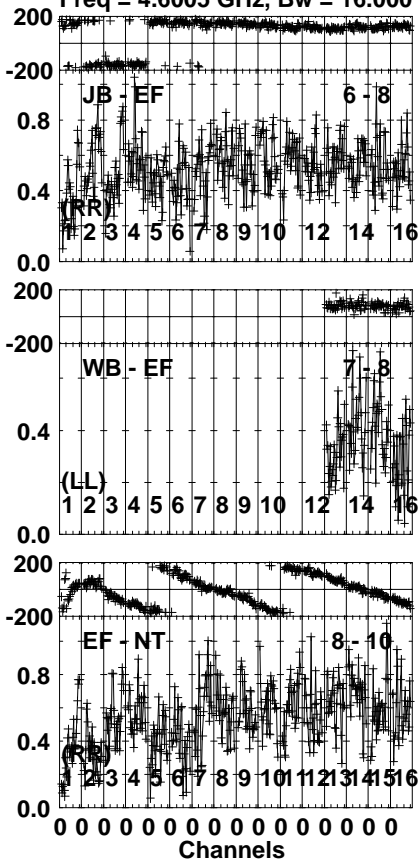
Lower frame: Micro Ampl Jy Top frame: Phas deg  
Vector averaged cross-power spectrum Several baselines displayed  
Timerange: 01/10:15:27 to 01/10:18:13

Plot file version 864 created 01-DEC-2023 16:33:18

J1108-1231 EG120.UVDATA.1

Freq = 4.6005 GHz, Bw = 16.000 MH

No calibration applied and no bandpass applied



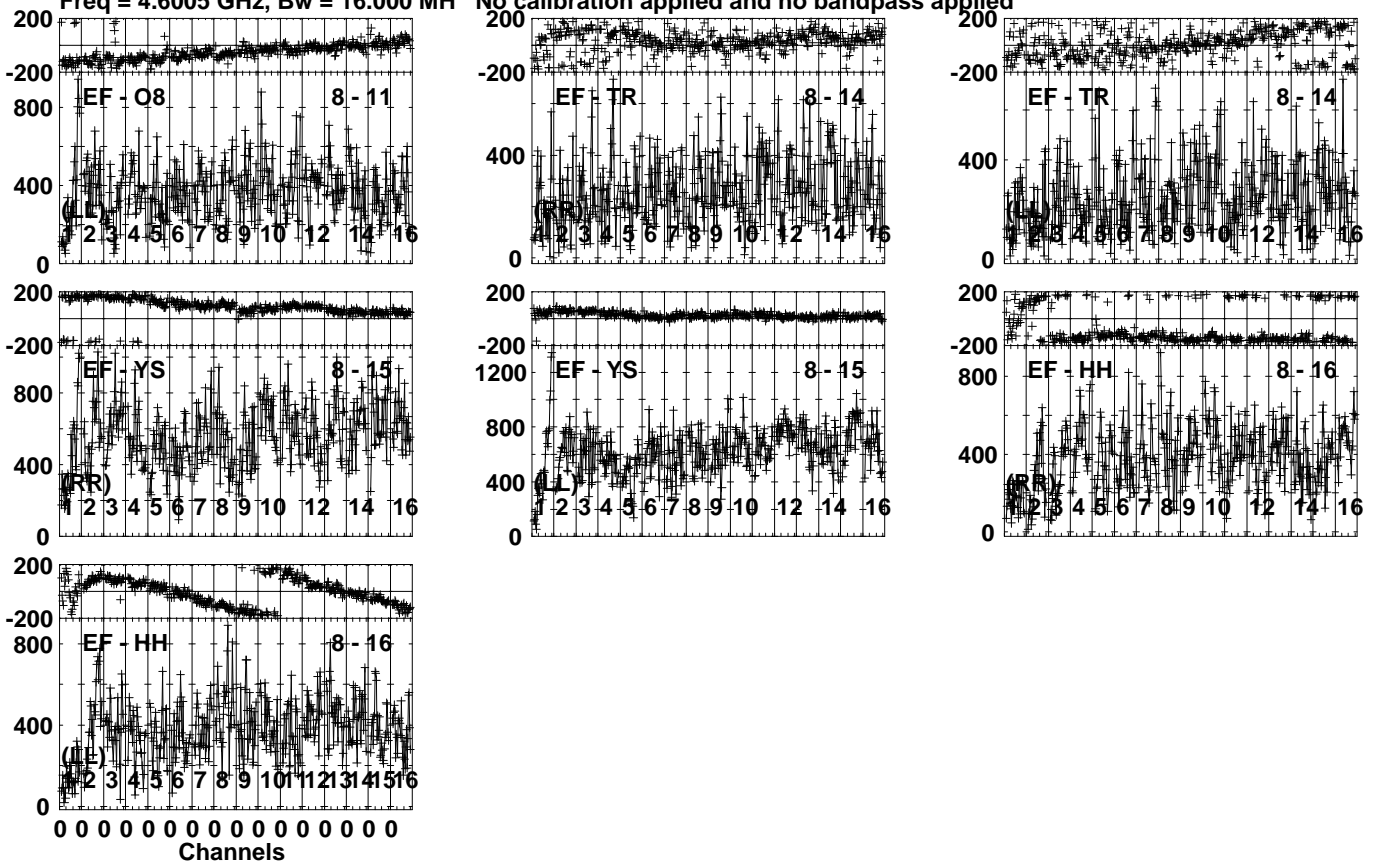
Lower frame: Milli Ampl Jy Top frame: Phas deg  
Vector averaged cross-power spectrum Several baselines displayed  
Timerange: 01/10:18:33 to 01/10:19:19



Plot file version 865 created 01-DEC-2023 16:33:18

J1108-1231 EG120.UVDATA.1

Freq = 4.6005 GHz, Bw = 16.000 MH No calibration applied and no bandpass applied

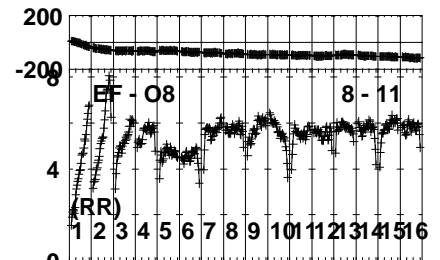
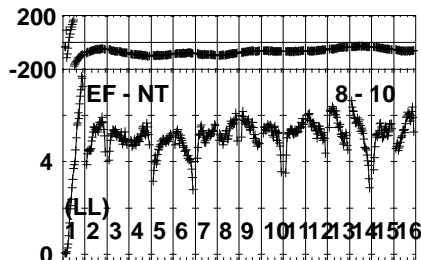
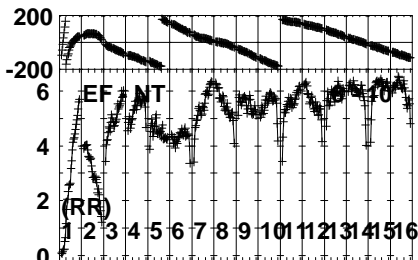
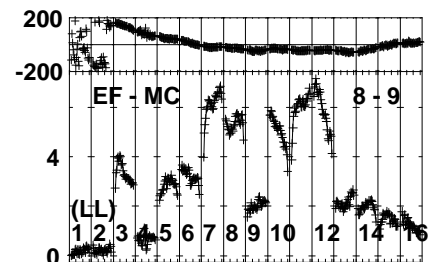
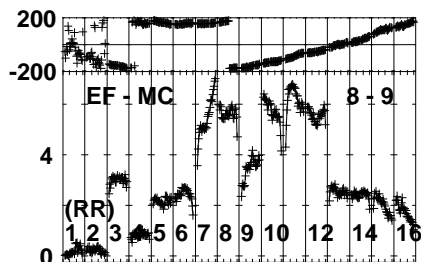
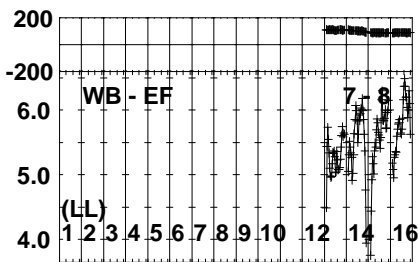
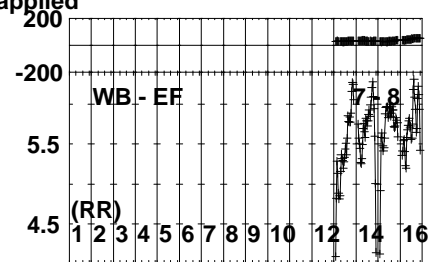
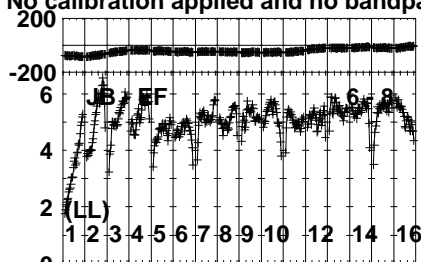
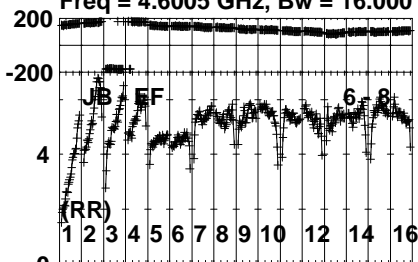


Lower frame: Micro Ampl Jy Top frame: Phas deg  
Vector averaged cross-power spectrum Several baselines displayed  
Timerange: 01/10:18:33 to 01/10:19:19

Plot file version 866 created 01-DEC-2023 16:33:18

J1118-1232 EG120.UVDATA.1

Freq = 4.6005 GHz, Bw = 16.000 MH No calibration applied and no bandpass applied

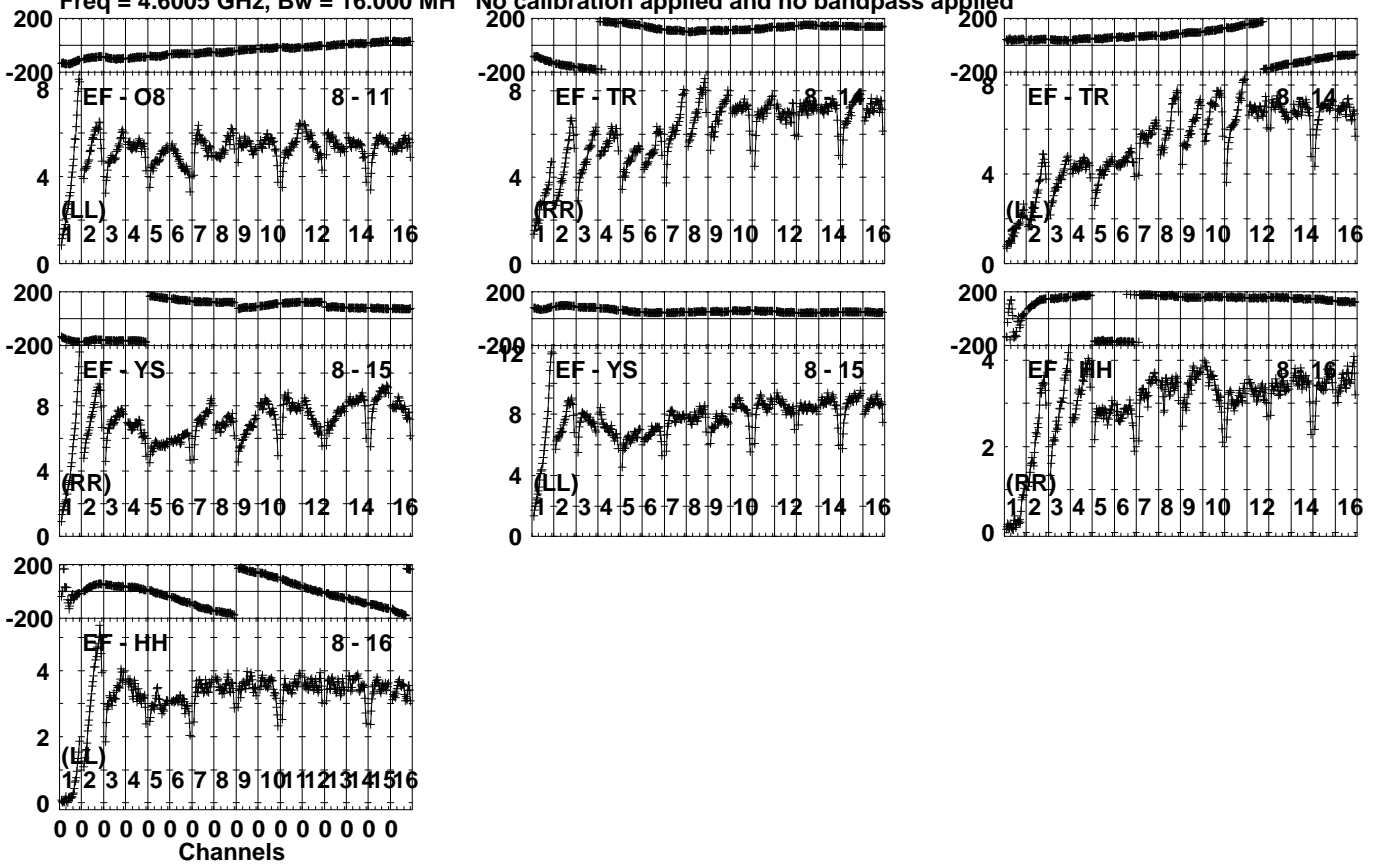


Lower frame: Milli Ampl Jy Top frame: Phas deg  
 Vector averaged cross-power spectrum Several baselines displayed  
 Timerange: 01/10:19:53 to 01/10:20:49

Plot file version 867 created 01-DEC-2023 16:33:19

J1118-1232 EG120.UVDATA.1

Freq = 4.6005 GHz, Bw = 16.000 MH No calibration applied and no bandpass applied



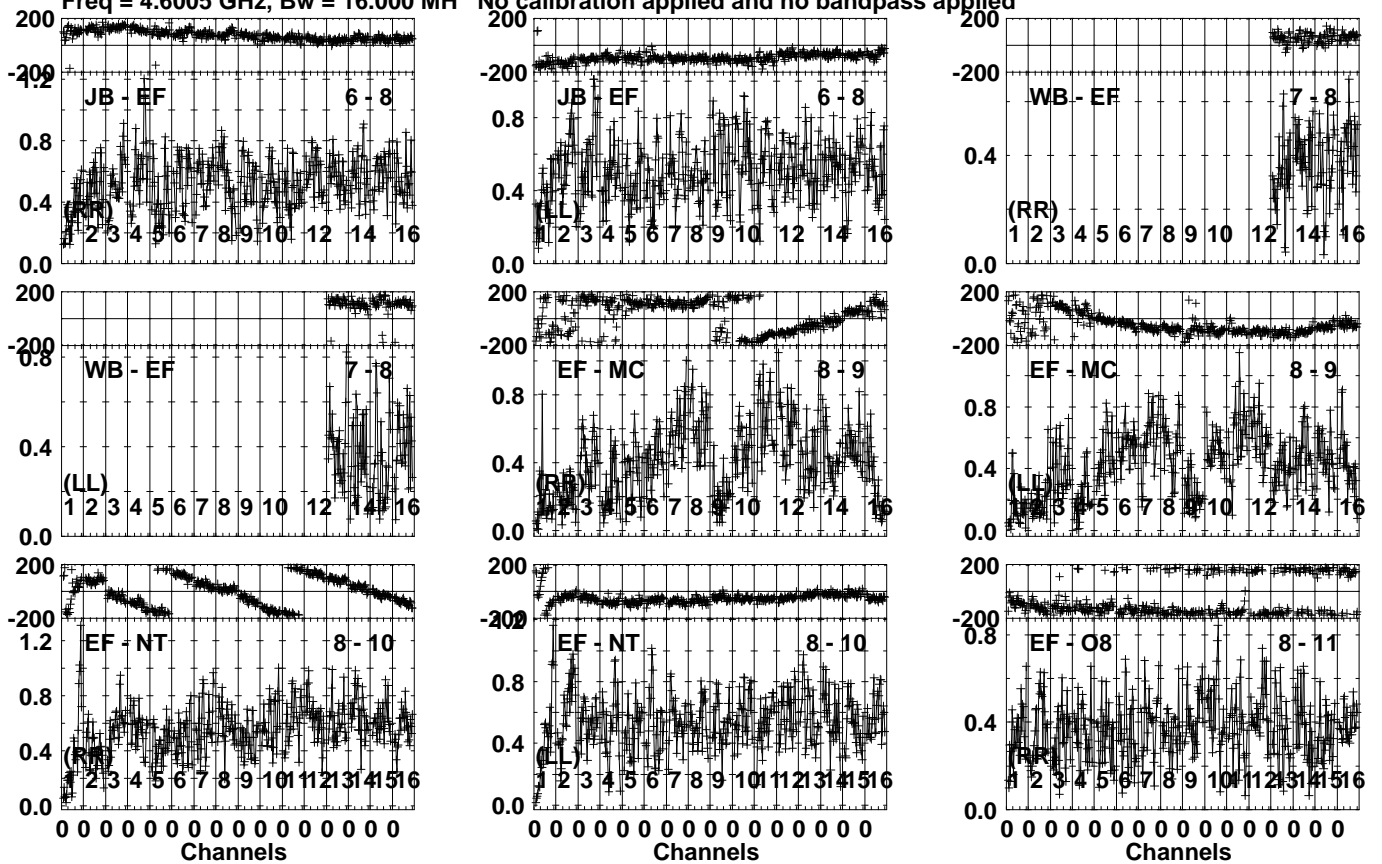
Lower frame: Milli Ampl Jy Top frame: Phas deg  
Vector averaged cross-power spectrum Several baselines displayed  
Timerange: 01/10:19:53 to 01/10:20:49

Plot file version 868 created 01-DEC-2023 16:33:19

J1108-1231 EG120.UVDATA.1

Freq = 4.6005 GHz, Bw = 16.000 MH

No calibration applied and no bandpass applied

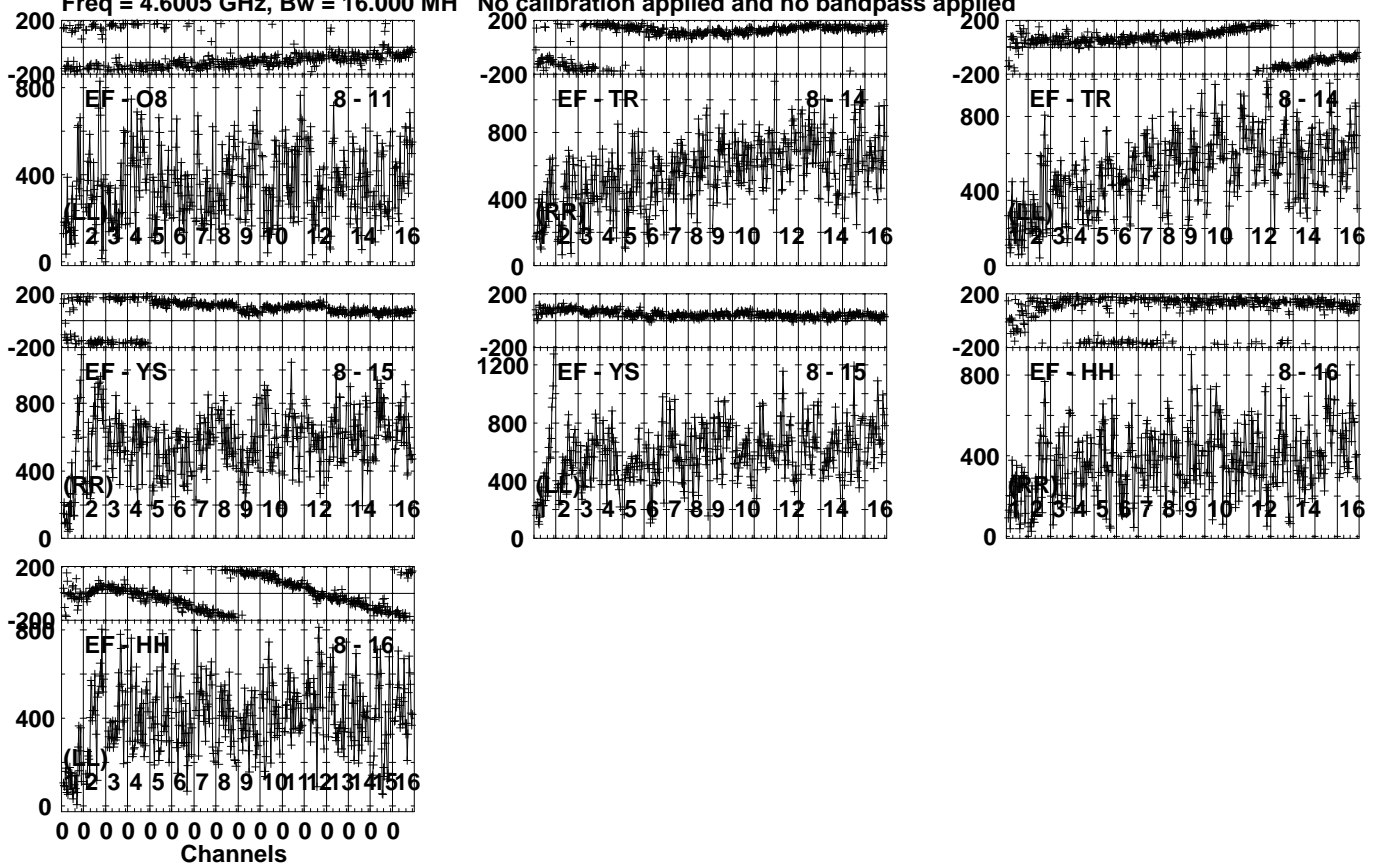


Lower frame: Milli Ampl Jy Top frame: Phas deg  
Vector averaged cross-power spectrum Several baselines displayed  
Timerange: 01/10:21:23 to 01/10:22:09

Plot file version 869 created 01-DEC-2023 16:33:19

J1108-1231 EG120.UVDATA.1

Freq = 4.6005 GHz, Bw = 16.000 MH No calibration applied and no bandpass applied

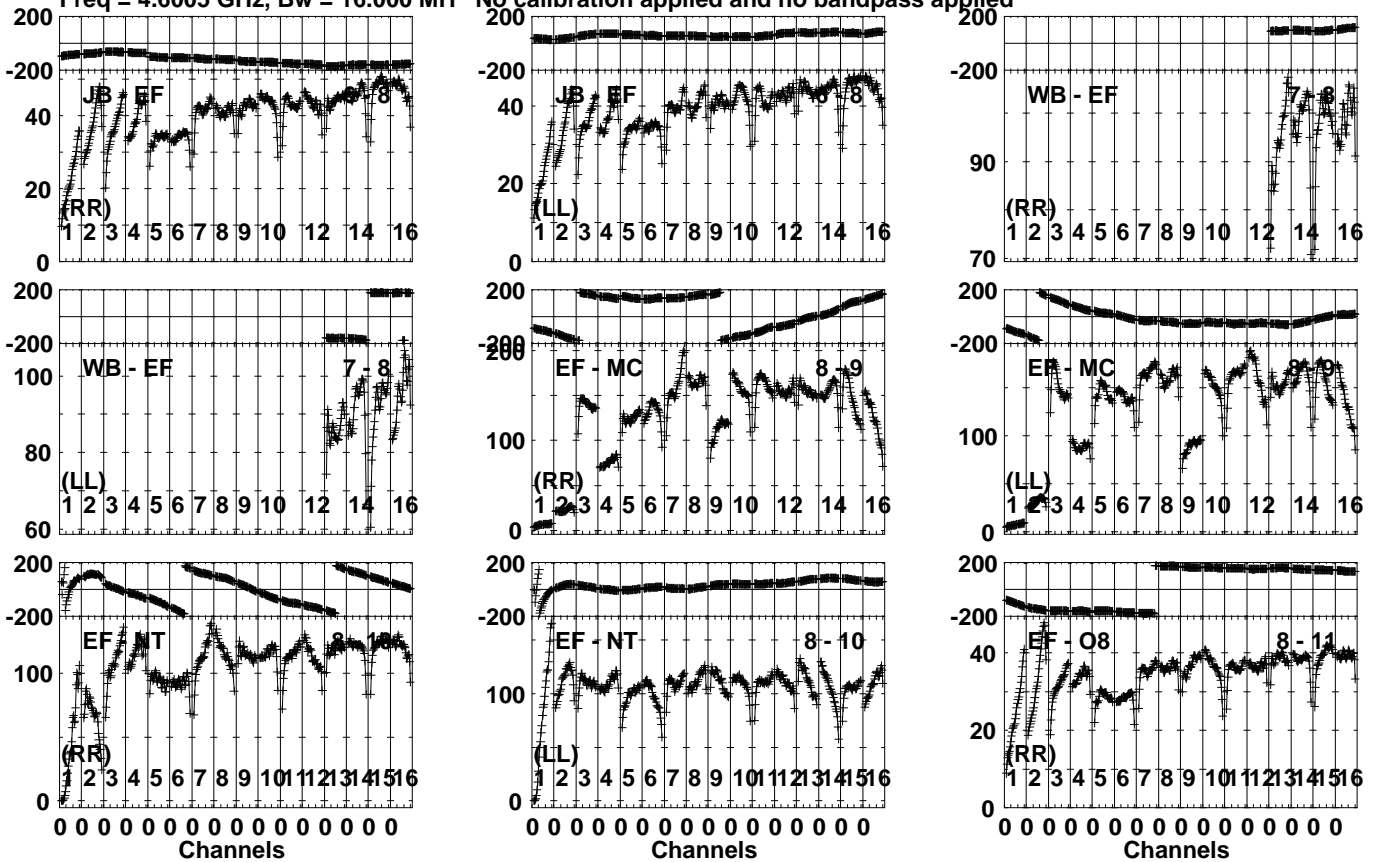


Lower frame: Micro Ampl Jy Top frame: Phas deg  
Vector averaged cross-power spectrum Several baselines displayed  
Timerange: 01/10:21:23 to 01/10:22:09

Plot file version 870 created 01-DEC-2023 16:33:19

3C273 EG120.UVDATA.1

Freq = 4.6005 GHz, Bw = 16.000 MH No calibration applied and no bandpass applied

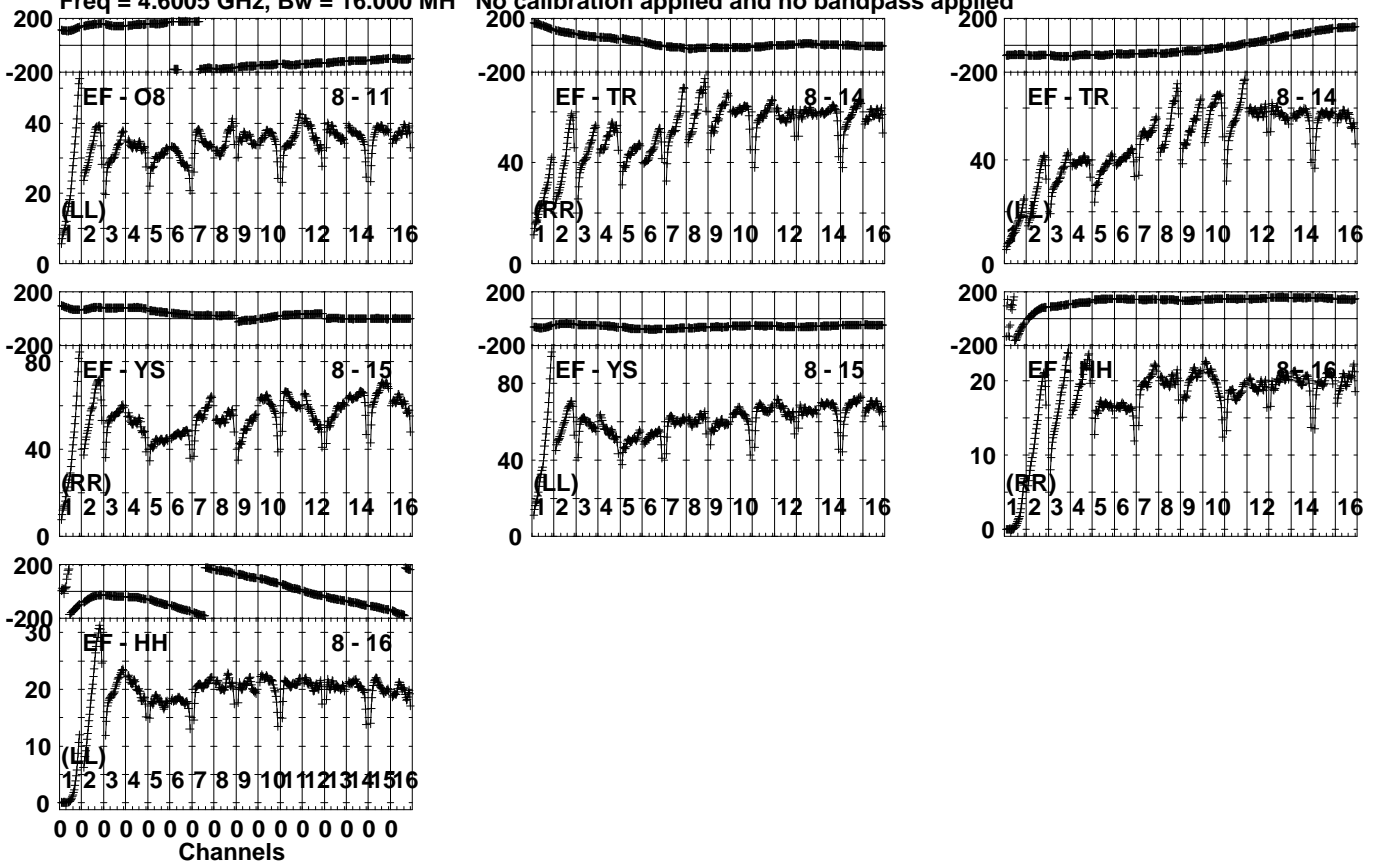


Lower frame: Milli Ampl Jy Top frame: Phas deg  
 Vector averaged cross-power spectrum Several baselines displayed  
 Timerange: 01/10:24:13 to 01/10:27:09

Plot file version 871 created 01-DEC-2023 16:33:19

3C273 EG120.UVDATA.1

Freq = 4.6005 GHz, Bw = 16.000 MH No calibration applied and no bandpass applied



Lower frame: Milli Ampl Jy Top frame: Phas deg  
Vector averaged cross-power spectrum Several baselines displayed  
Timerange: 01/10:24:13 to 01/10:27:09