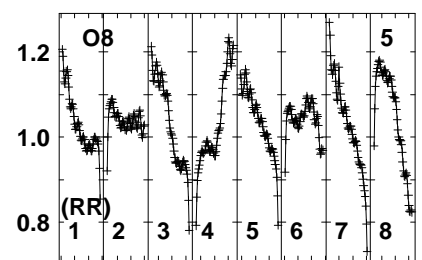
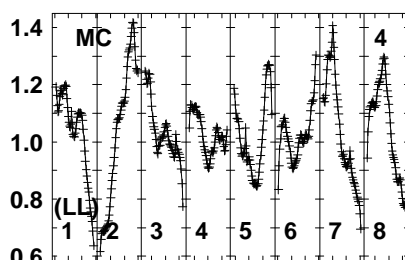
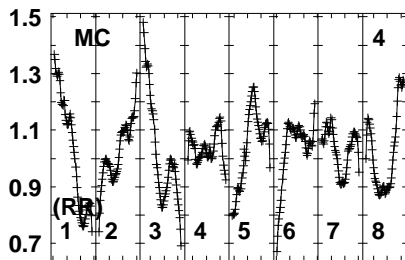
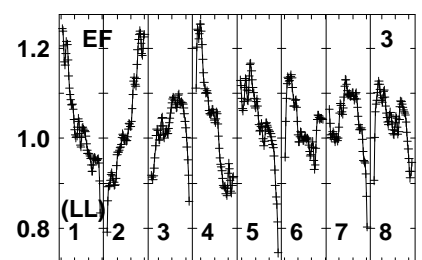
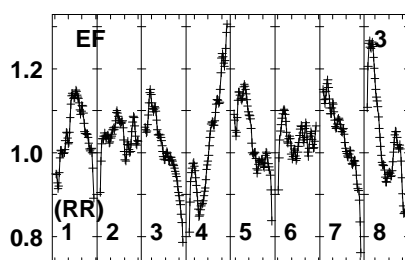
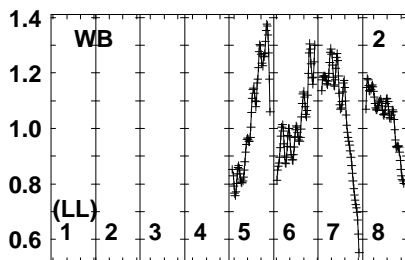
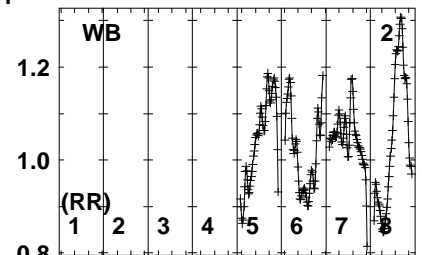
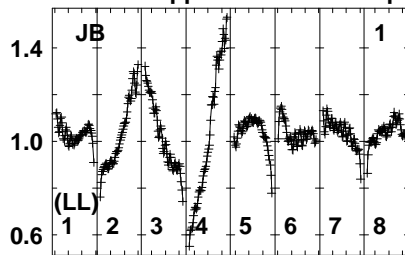
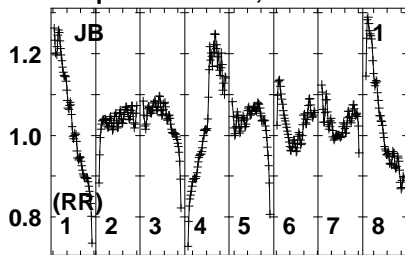


Plot file version 1 created 16-MAY-2024 11:51:41

J0745+1011 EG124B.UVDATA.1

Freq = 4.7990 GHz, Bw = 32.000 MH No calibration applied and no bandpass applied



480083048709009309605005030
FREQ MHz

480083048709009309605005030
FREQ MHz

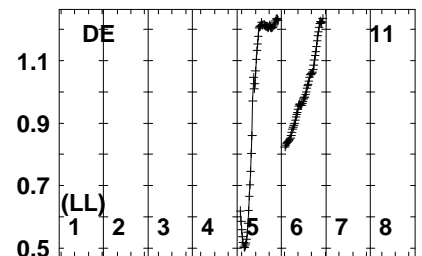
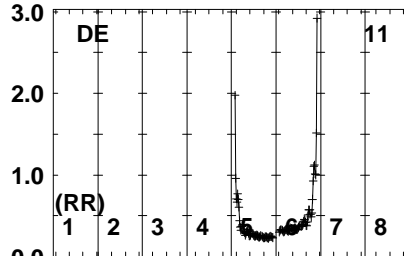
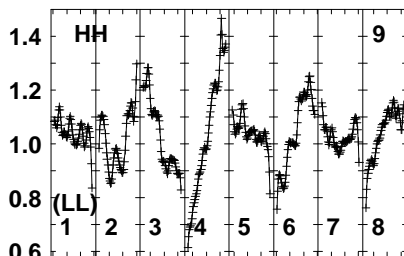
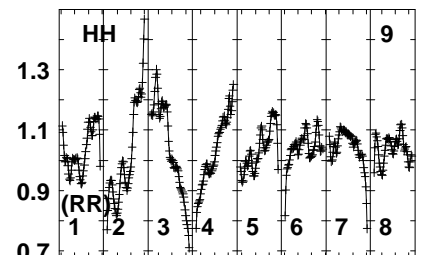
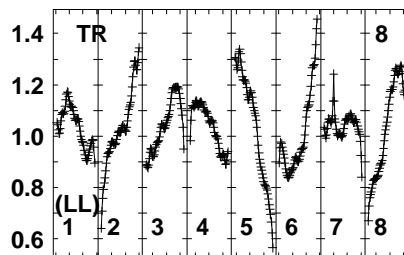
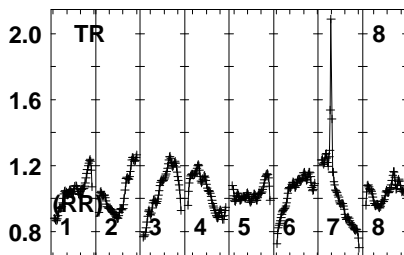
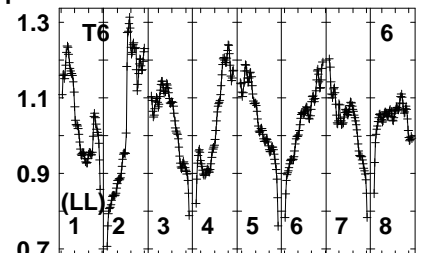
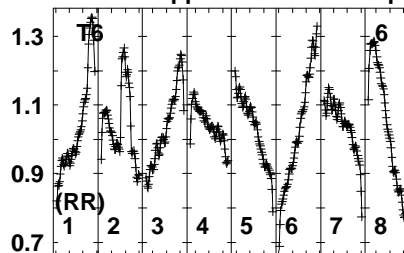
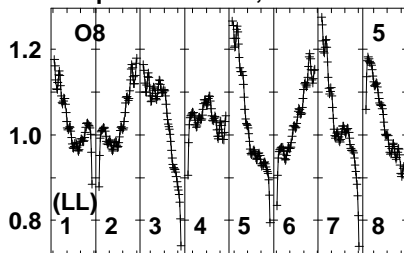
480083048709009309605005030
FREQ MHz

Lower frame: Real Jy
Auto-corr total-power spectrum Antenna: *
Timerange: 00/23:30:01 to 00/23:34:59

Plot file version 2 created 16-MAY-2024 11:51:41

J0745+1011 EG124B.UVDATA.1

Freq = 4.7990 GHz, Bw = 32.000 MH No calibration applied and no bandpass applied



480083048709009309605005030
FREQ MHz

480083048709009309605005030
FREQ MHz

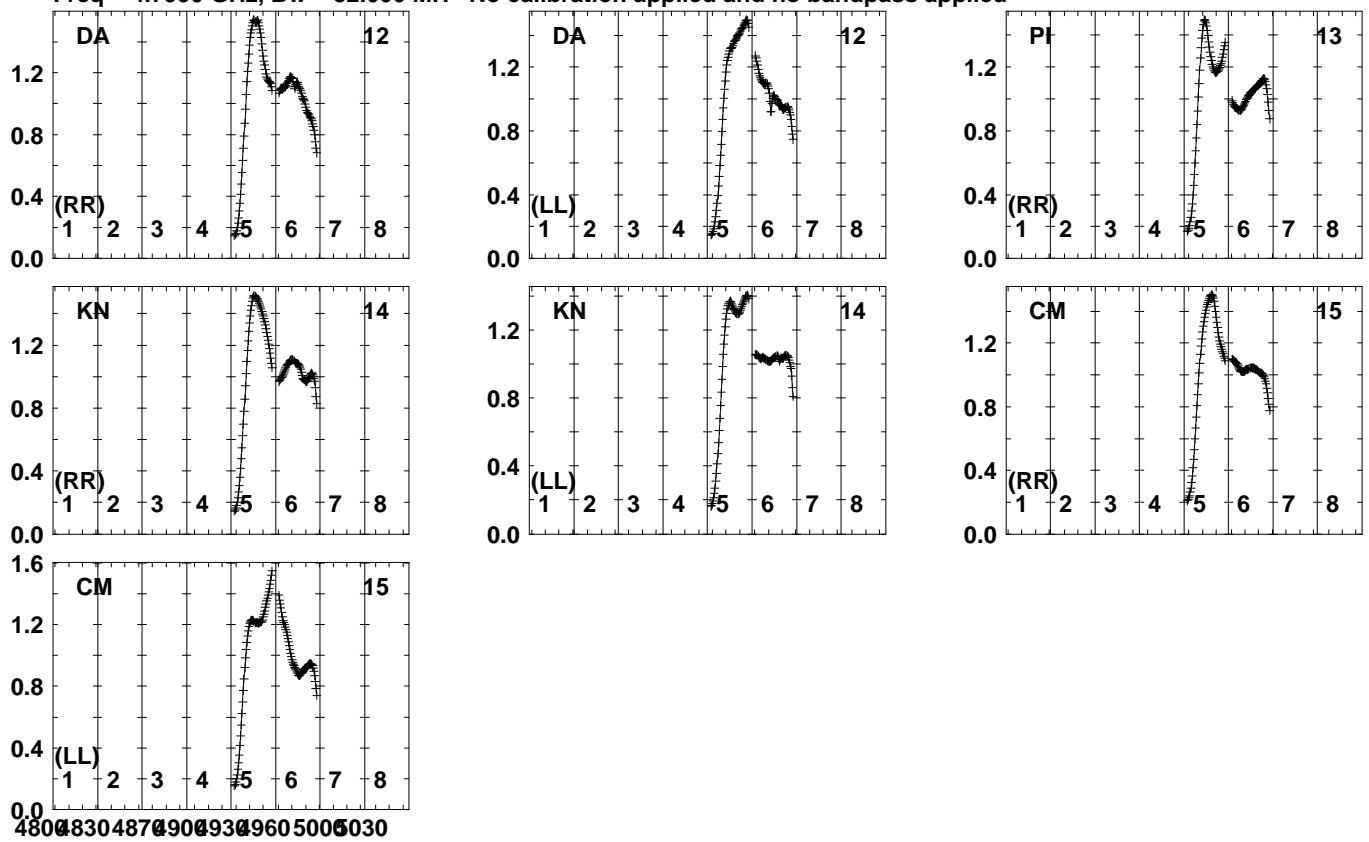
480083048709009309605005030
FREQ MHz

Lower frame: Real Jy
Auto-corr total-power spectrum Antenna: *
Timerange: 00/23:30:01 to 00/23:34:59

Plot file version 3 created 16-MAY-2024 11:51:41

J0745+1011 EG124B.UVDATA.1

Freq = 4.7990 GHz, Bw = 32.000 MH No calibration applied and no bandpass applied

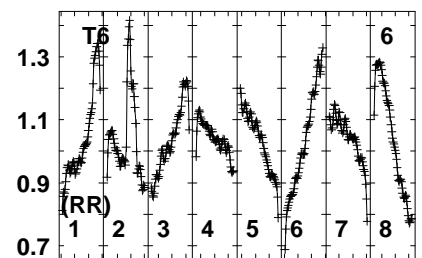
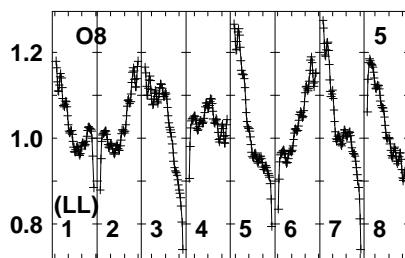
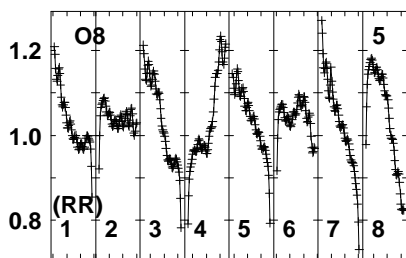
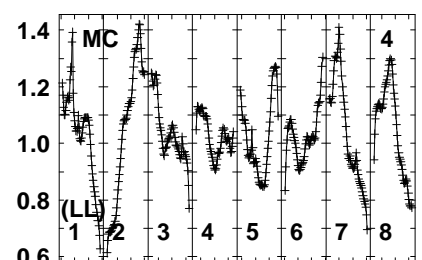
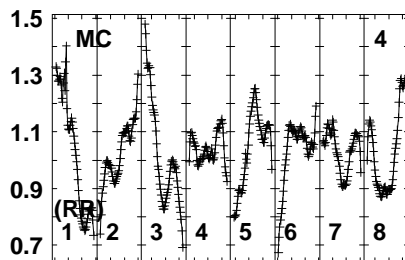
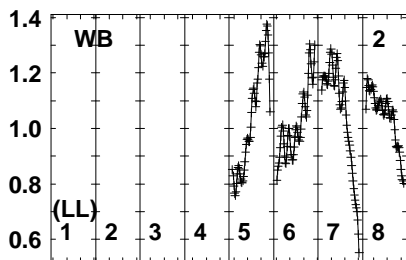
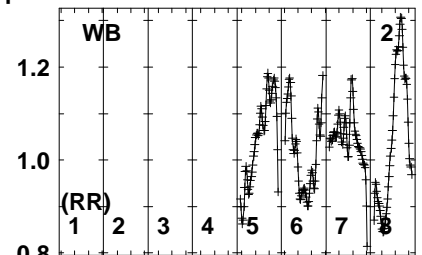
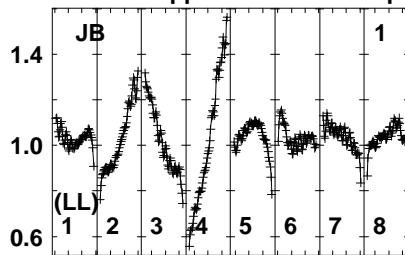
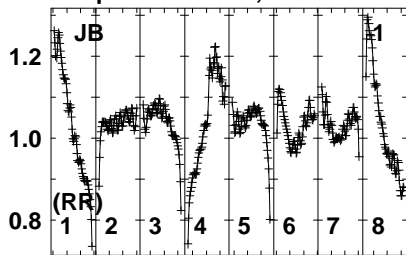


Lower frame: Real Jy
Auto-corr total-power spectrum Antenna: *
Timerange: 00/23:30:01 to 00/23:34:59

Plot file version 4 created 16-MAY-2024 11:51:41

J0804+1012 EG124B.UVDATA.1

Freq = 4.7990 GHz, Bw = 32.000 MH No calibration applied and no bandpass applied



480083048709009309605005030
FREQ MHz

480083048709009309605005030
FREQ MHz

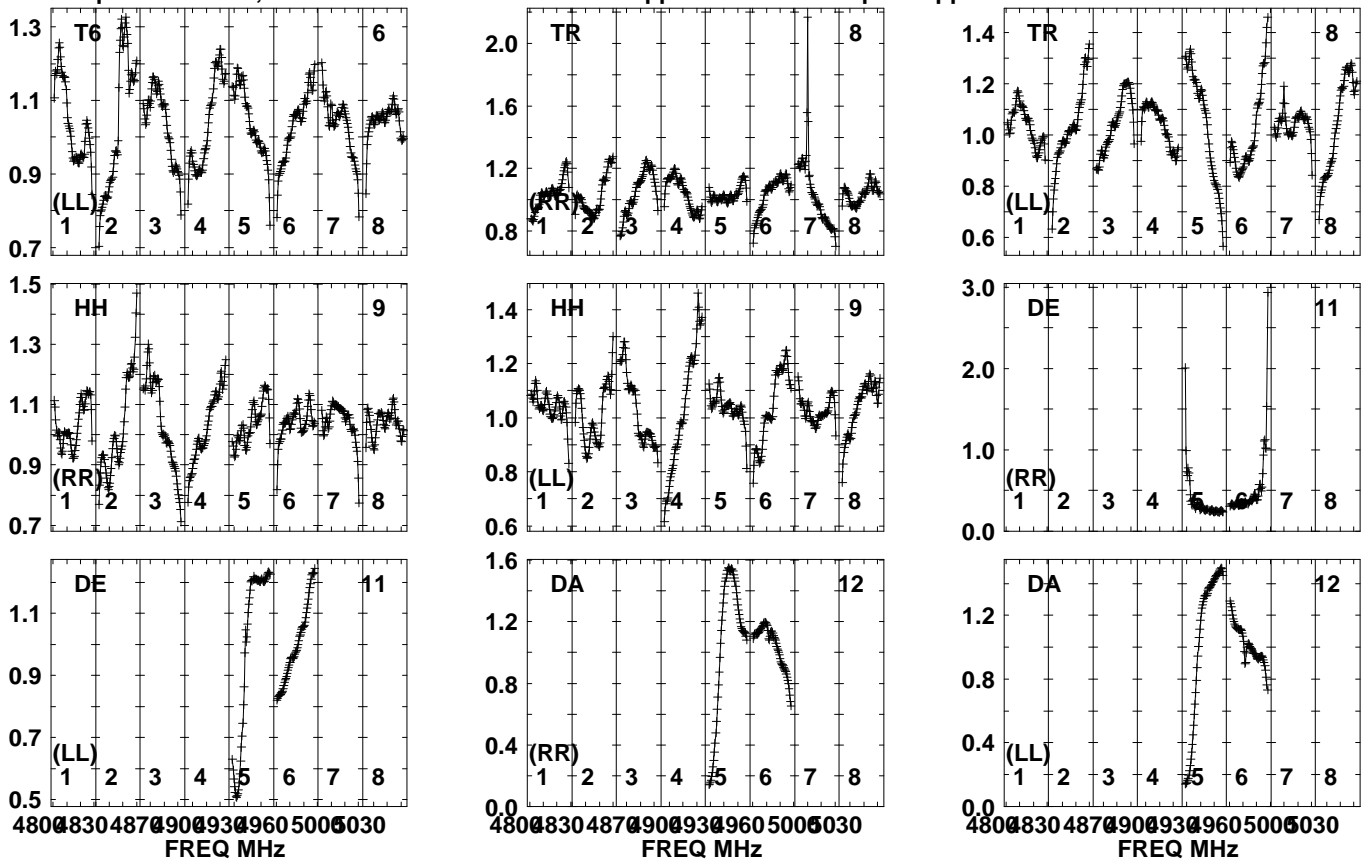
480083048709009309605005030
FREQ MHz

Lower frame: Real Jy
Auto-corr total-power spectrum Antenna: *
Timerange: 00/23:36:01 to 00/23:37:29

Plot file version 5 created 16-MAY-2024 11:51:41

J0804+1012 EG124B.UVDATA.1

Freq = 4.7990 GHz, Bw = 32.000 MH No calibration applied and no bandpass applied

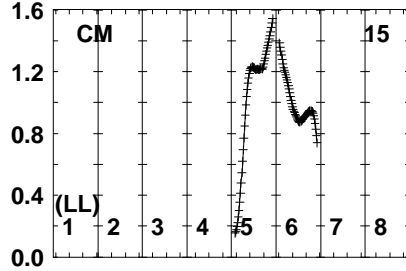
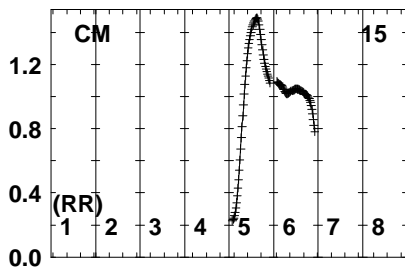
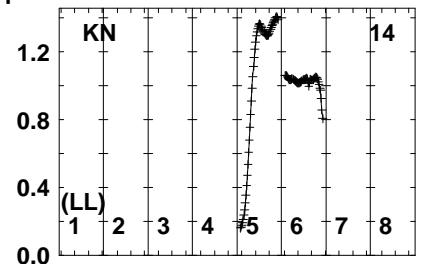
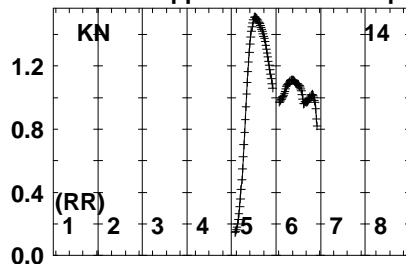
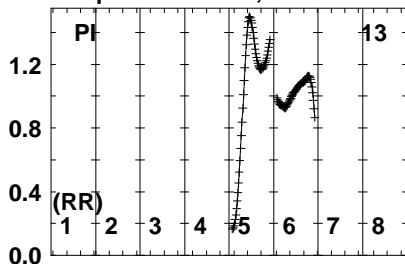


Lower frame: Real Jy
Auto-corr total-power spectrum Antenna: *
Timerange: 00/23:36:01 to 00/23:37:29

Plot file version 6 created 16-MAY-2024 11:51:42

J0804+1012 EG124B.UVDATA.1

Freq = 4.7990 GHz, Bw = 32.000 MH No calibration applied and no bandpass applied

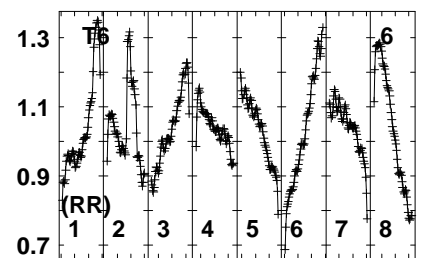
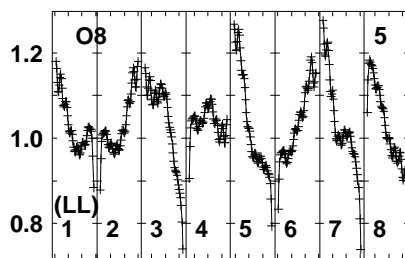
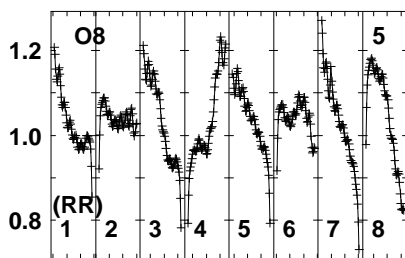
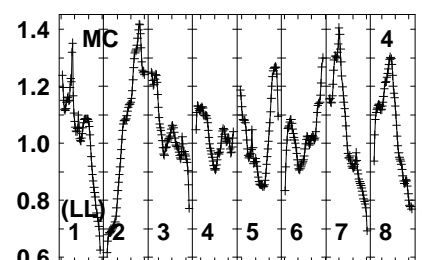
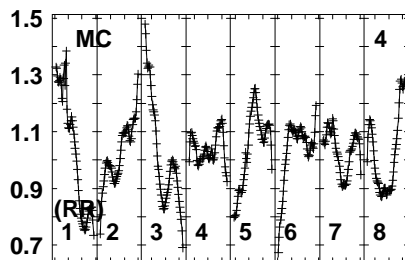
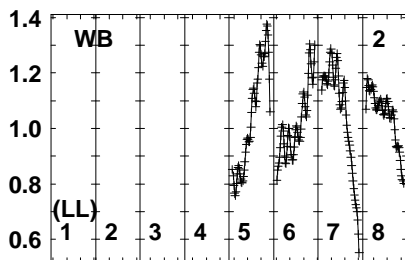
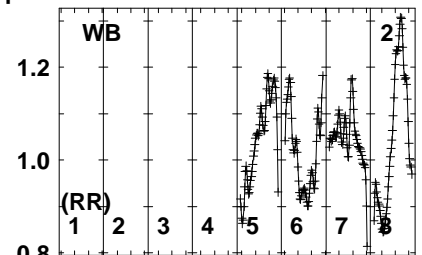
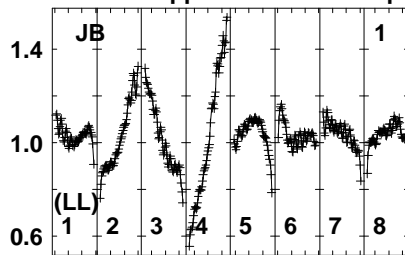
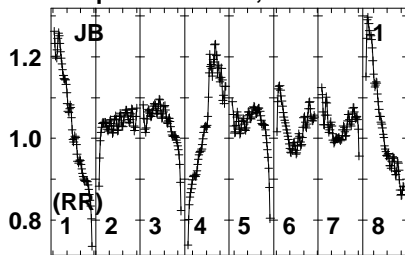


Lower frame: Real Jy
Auto-corr total-power spectrum Antenna: *
Timerange: 00/23:36:01 to 00/23:37:29

Plot file version 7 created 16-MAY-2024 11:51:42

UGC4211 EG124B.UVDATA.1

Freq = 4.7990 GHz, Bw = 32.000 MH No calibration applied and no bandpass applied



480083048709009309605005030
FREQ MHz

480083048709009309605005030
FREQ MHz

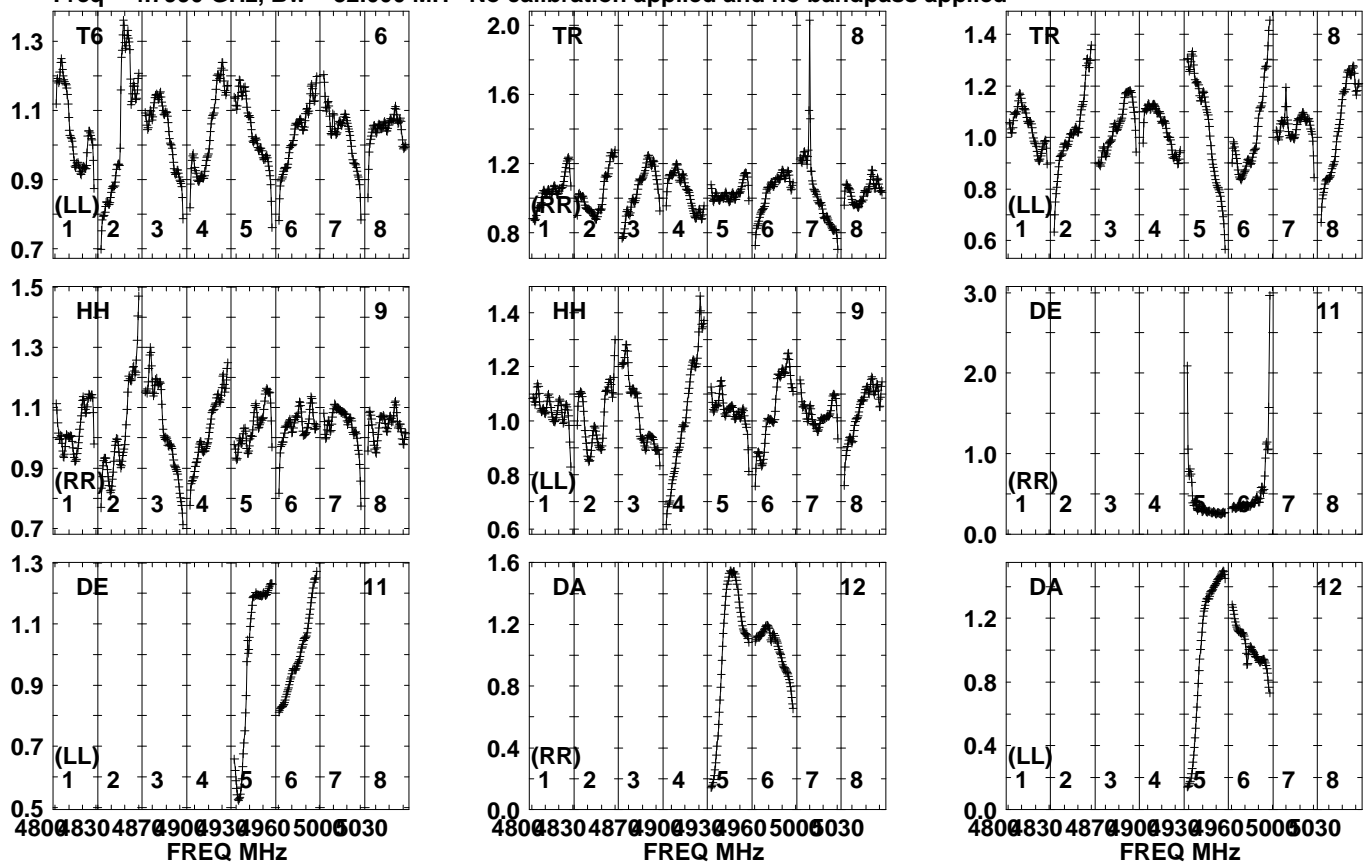
480083048709009309605005030
FREQ MHz

Lower frame: Real Jy
Auto-corr total-power spectrum Antenna: *
Timerange: 00/23:37:51 to 00/23:41:19

Plot file version 8 created 16-MAY-2024 11:51:42

UGC4211 EG124B.UVDATA.1

Freq = 4.7990 GHz, Bw = 32.000 MH No calibration applied and no bandpass applied

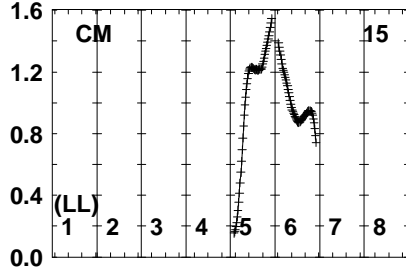
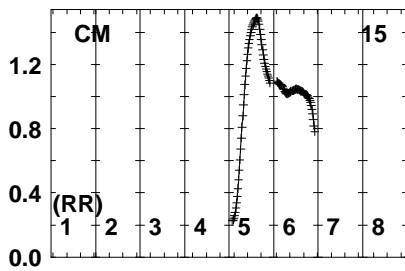
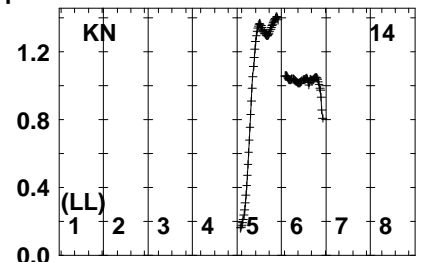
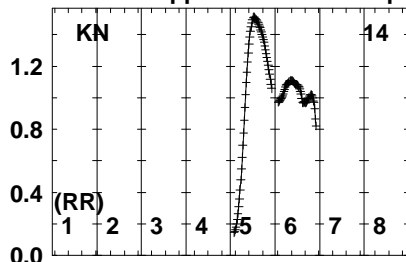
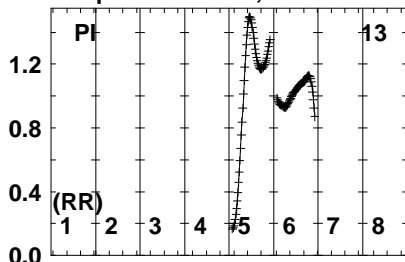


Lower frame: Real Jy
Auto-corr total-power spectrum Antenna: *
Timerange: 00/23:37:51 to 00/23:41:19

Plot file version 9 created 16-MAY-2024 11:51:42

UGC4211 EG124B.UVDATA.1

Freq = 4.7990 GHz, Bw = 32.000 MH No calibration applied and no bandpass applied

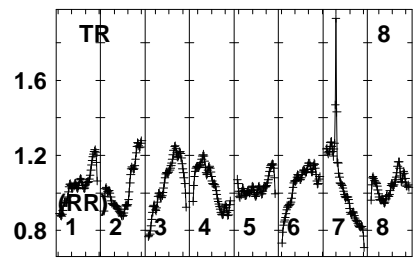
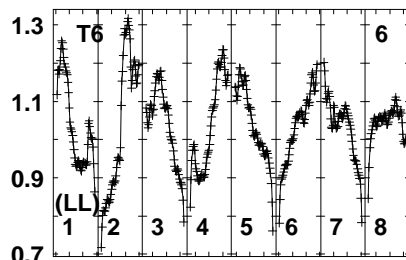
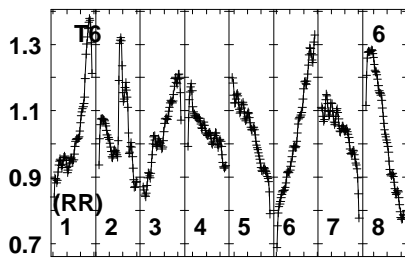
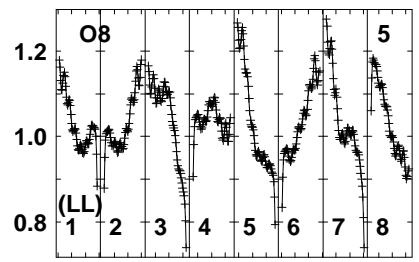
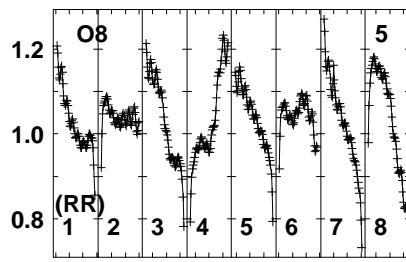
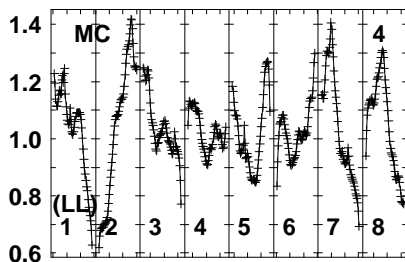
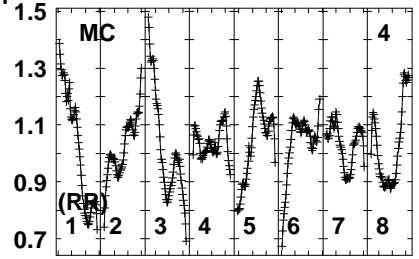
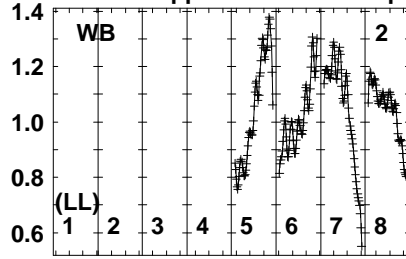
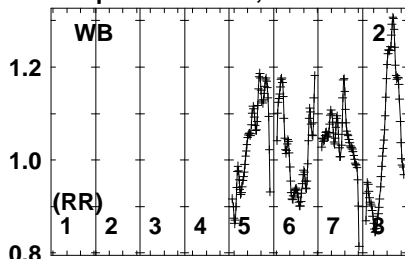


Lower frame: Real Jy
Auto-corr total-power spectrum Antenna: *
Timerange: 00/23:37:51 to 00/23:41:19

Plot file version 10 created 16-MAY-2024 11:51:42

J0804+1012 EG124B.UVDATA.1

Freq = 4.7990 GHz, Bw = 32.000 MH No calibration applied and no bandpass applied



480083048709009309605000030
FREQ MHz

480083048709009309605000030
FREQ MHz

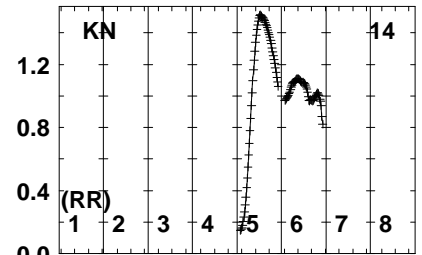
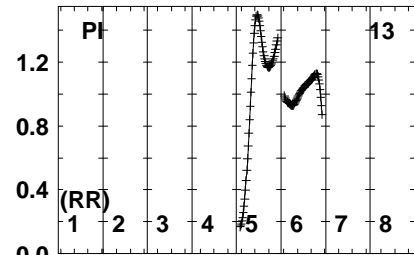
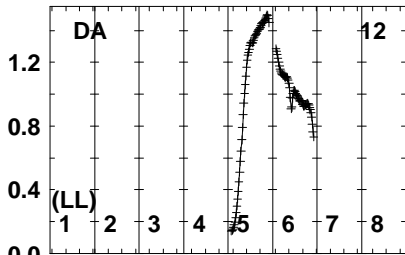
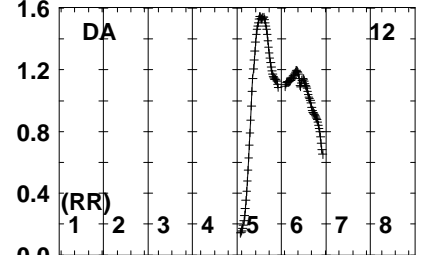
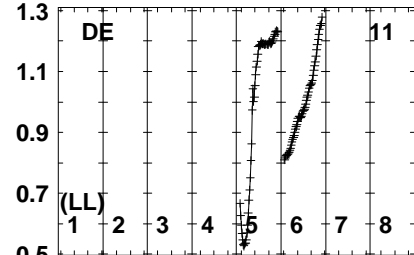
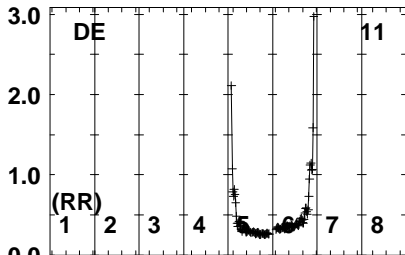
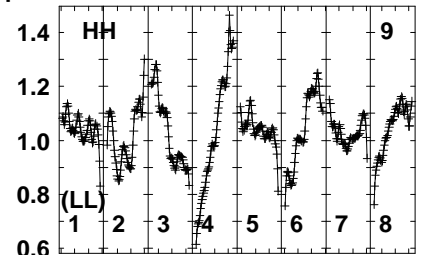
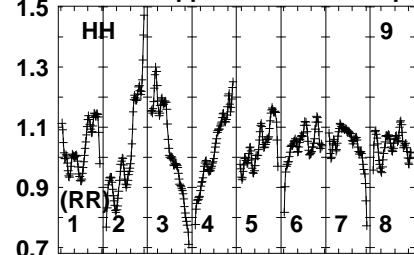
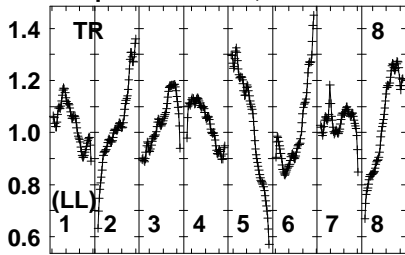
480083048709009309605000030
FREQ MHz

Lower frame: Real Jy
Auto-corr total-power spectrum Antenna: *
Timerange: 00/23:41:31 to 00/23:42:59

Plot file version 11 created 16-MAY-2024 11:51:42

J0804+1012 EG124B.UVDATA.1

Freq = 4.7990 GHz, Bw = 32.000 MH No calibration applied and no bandpass applied



480083048709009309605005030
FREQ MHz

480083048709009309605005030
FREQ MHz

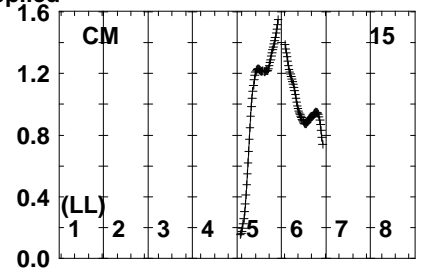
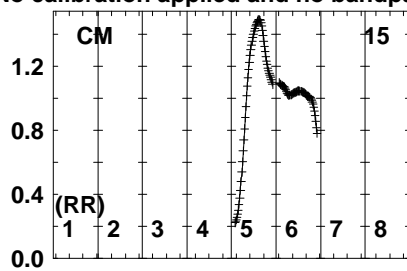
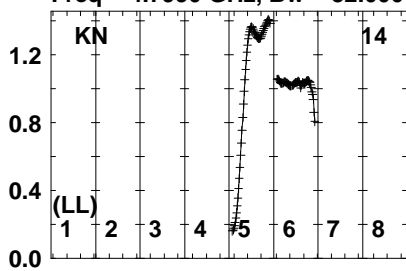
480083048709009309605005030
FREQ MHz

Lower frame: Real Jy
Auto-corr total-power spectrum Antenna: *
Timerange: 00/23:41:31 to 00/23:42:59

Plot file version 12 created 16-MAY-2024 11:51:43

J0804+1012 EG124B.UVDATA.1

Freq = 4.7990 GHz, Bw = 32.000 MH No calibration applied and no bandpass applied

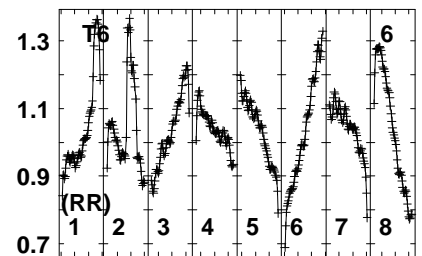
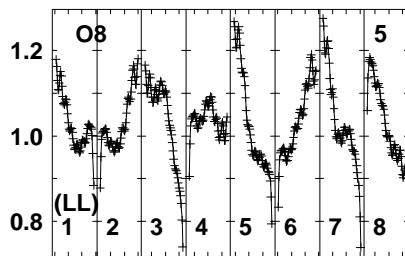
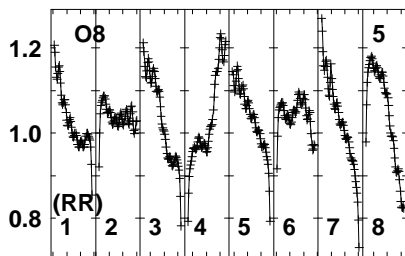
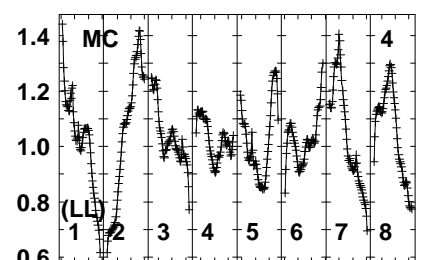
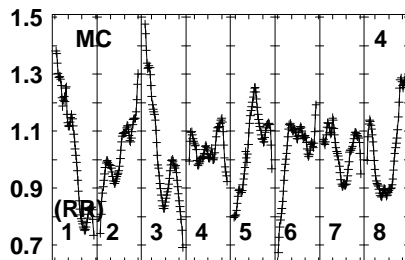
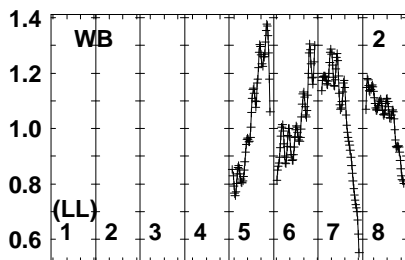
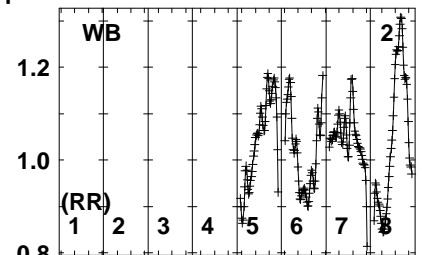
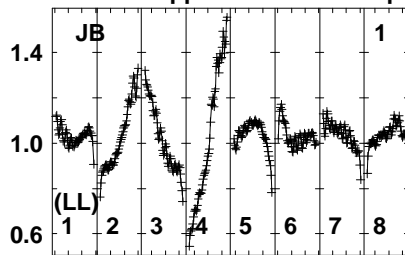
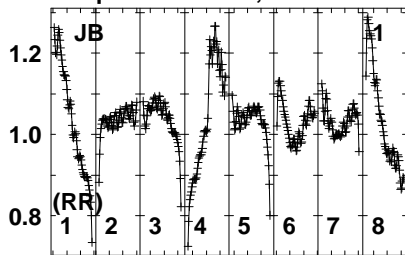


Lower frame: Real Jy
Auto-corr total-power spectrum Antenna: *
Timerange: 00/23:41:31 to 00/23:42:59

Plot file version 13 created 16-MAY-2024 11:51:43

UGC4211 EG124B.UVDATA.1

Freq = 4.7990 GHz, Bw = 32.000 MH No calibration applied and no bandpass applied



480083048709009309605005030
FREQ MHz

480083048709009309605005030
FREQ MHz

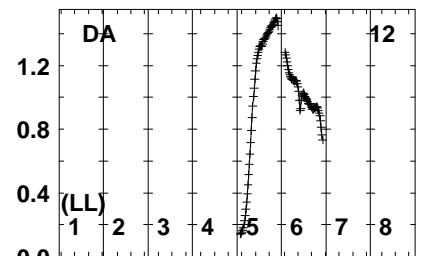
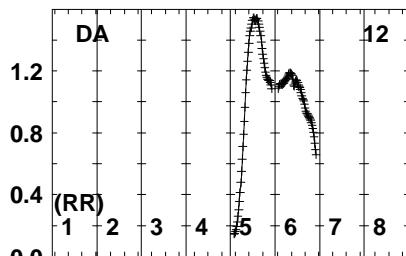
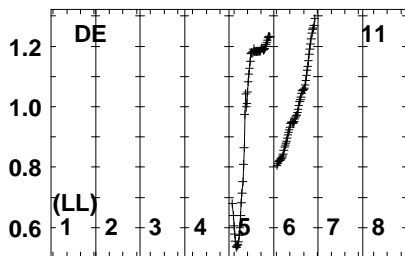
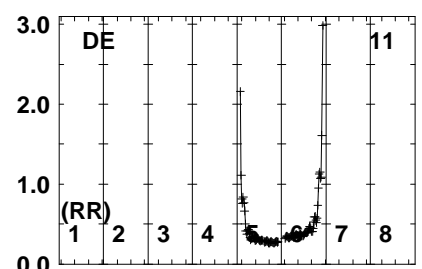
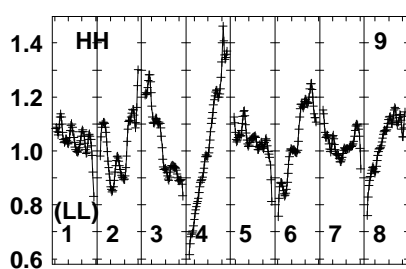
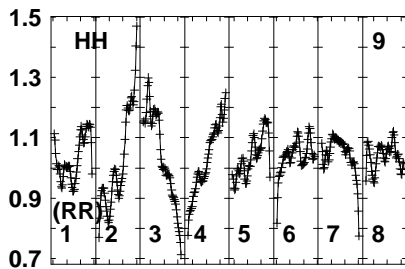
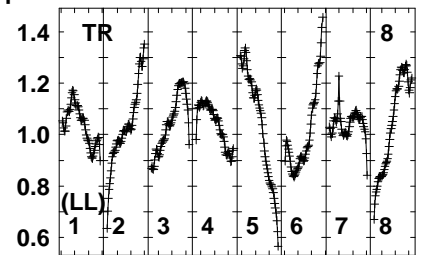
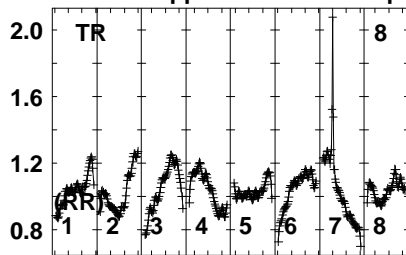
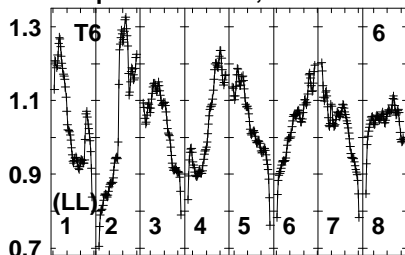
480083048709009309605005030
FREQ MHz

Lower frame: Real Jy
Auto-corr total-power spectrum Antenna: *
Timerange: 00/23:43:26 to 00/23:46:48

Plot file version 14 created 16-MAY-2024 11:51:43

UGC4211 EG124B.UVDATA.1

Freq = 4.7990 GHz, Bw = 32.000 MH No calibration applied and no bandpass applied



480083048709009309605005030
FREQ MHz

480083048709009309605005030
FREQ MHz

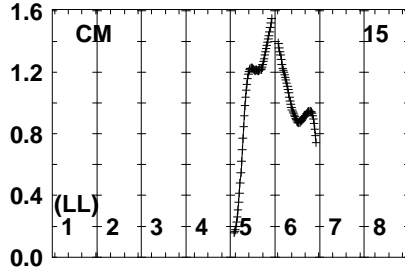
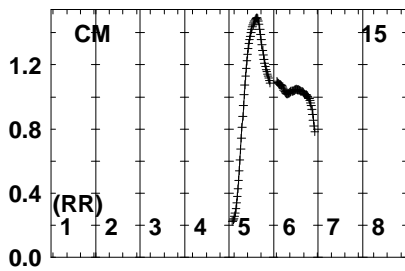
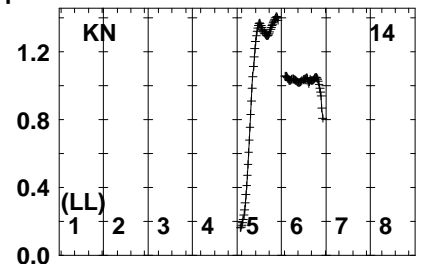
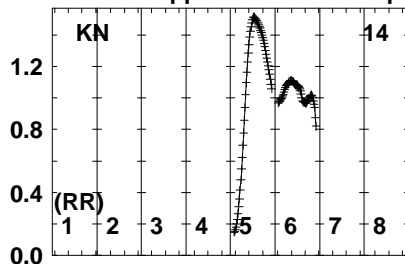
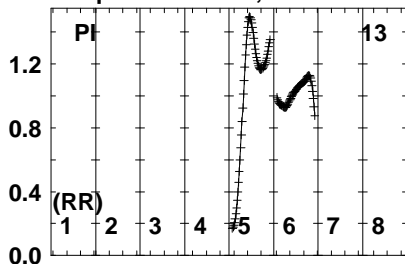
480083048709009309605005030
FREQ MHz

Lower frame: Real Jy
Auto-corr total-power spectrum Antenna: *
Timerange: 00/23:43:26 to 00/23:46:48

Plot file version 15 created 16-MAY-2024 11:51:43

UGC4211 EG124B.UVDATA.1

Freq = 4.7990 GHz, Bw = 32.000 MH No calibration applied and no bandpass applied

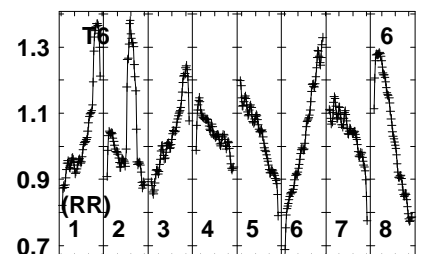
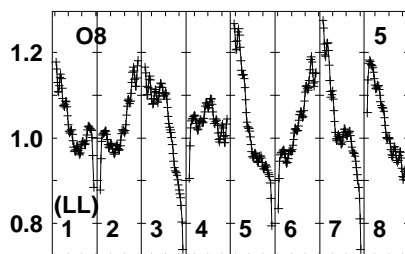
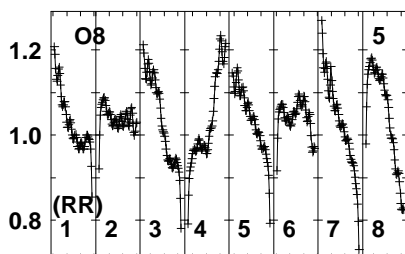
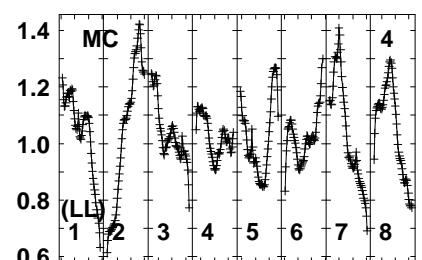
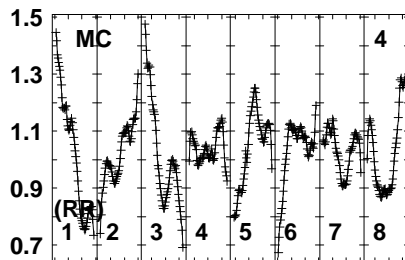
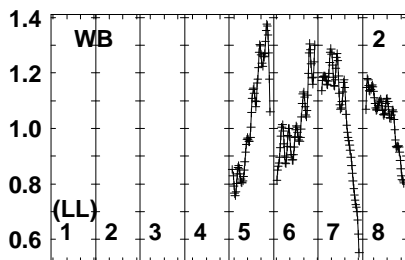
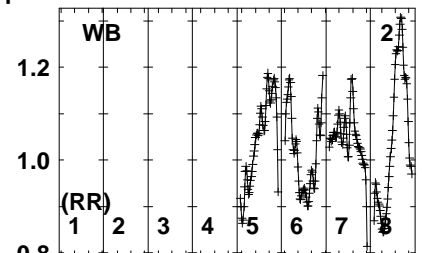
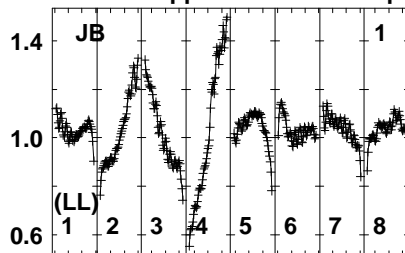
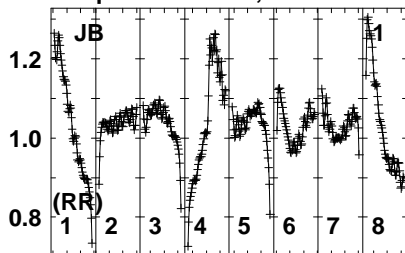


Lower frame: Real Jy
Auto-corr total-power spectrum Antenna: *
Timerange: 00/23:43:26 to 00/23:46:48

Plot file version 16 created 16-MAY-2024 11:51:43

J0804+1012 EG124B.UVDATA.1

Freq = 4.7990 GHz, Bw = 32.000 MH No calibration applied and no bandpass applied



480083048709009309605005030
FREQ MHz

480083048709009309605005030
FREQ MHz

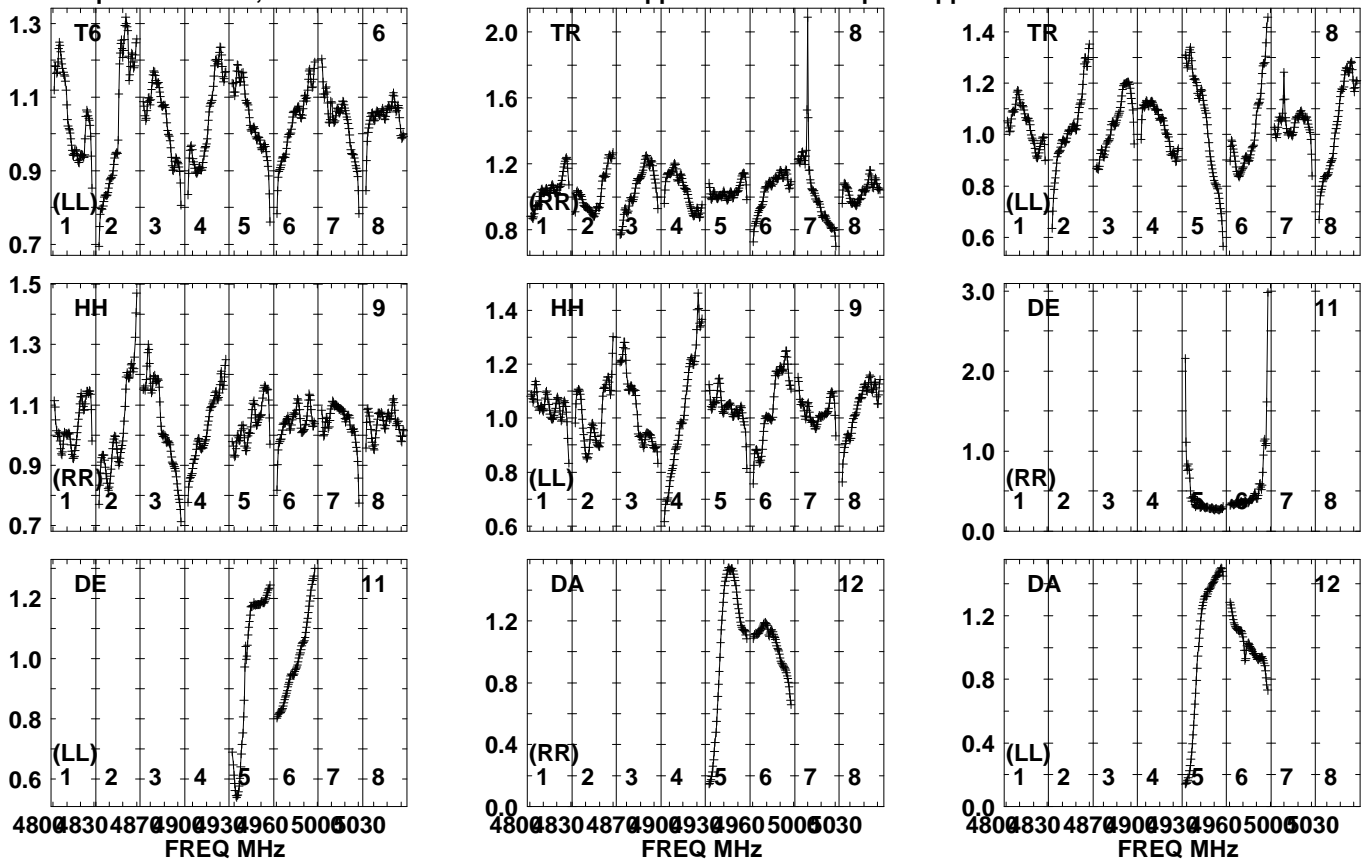
480083048709009309605005030
FREQ MHz

Lower frame: Real Jy
Auto-corr total-power spectrum Antenna: *
Timerange: 00/23:47:01 to 00/23:48:29

Plot file version 17 created 16-MAY-2024 11:51:43

J0804+1012 EG124B.UVDATA.1

Freq = 4.7990 GHz, Bw = 32.000 MH No calibration applied and no bandpass applied

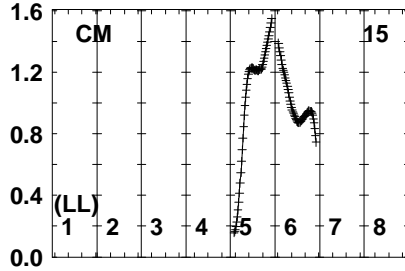
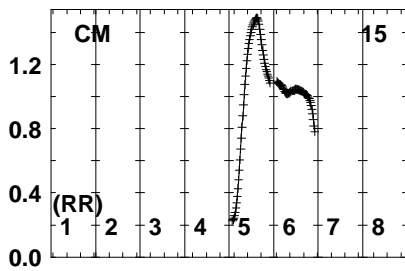
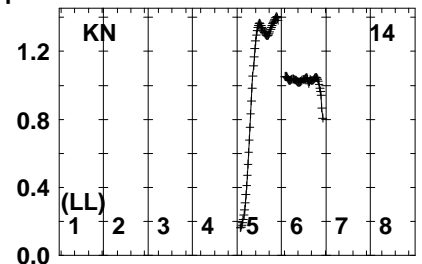
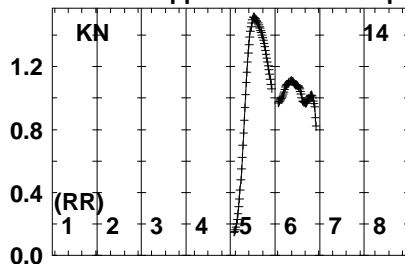
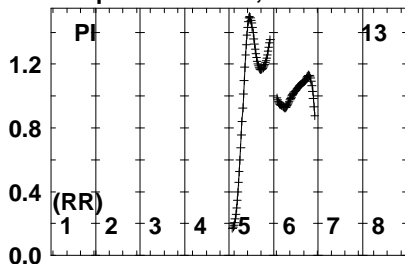


Lower frame: Real Jy
Auto-corr total-power spectrum Antenna: *
Timerange: 00/23:47:01 to 00/23:48:29

Plot file version 18 created 16-MAY-2024 11:51:44

J0804+1012 EG124B.UVDATA.1

Freq = 4.7990 GHz, Bw = 32.000 MH No calibration applied and no bandpass applied

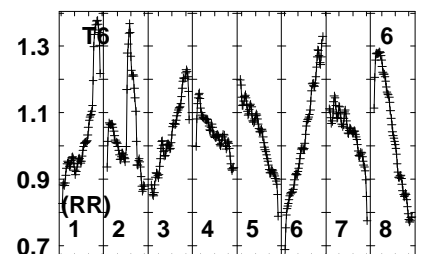
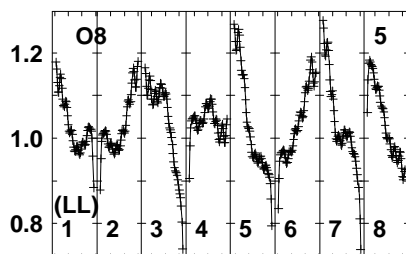
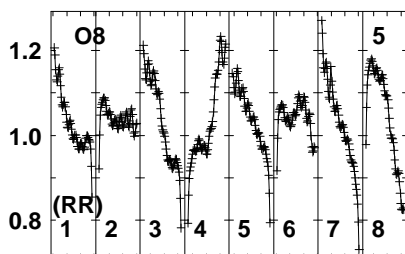
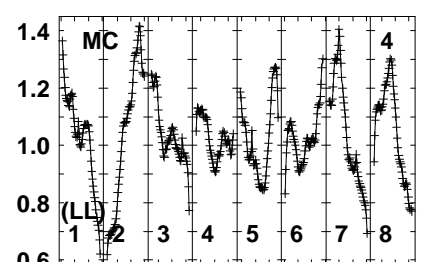
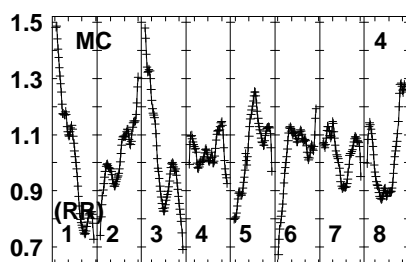
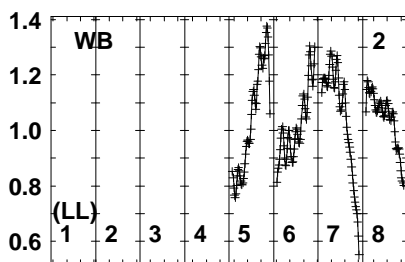
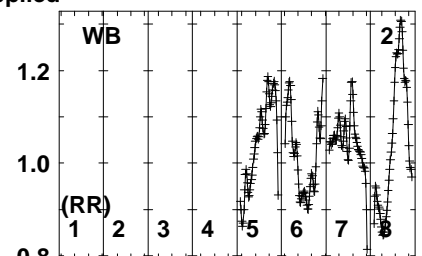
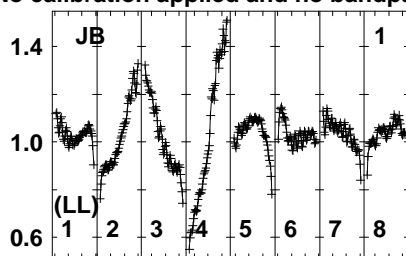
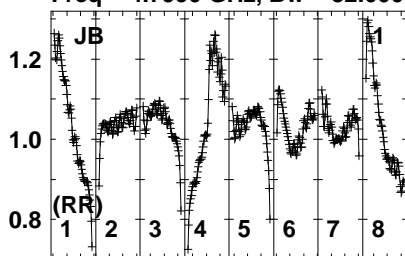


Lower frame: Real Jy
Auto-corr total-power spectrum Antenna: *
Timerange: 00/23:47:01 to 00/23:48:29

Plot file version 19 created 16-MAY-2024 11:51:44

UGC4211 EG124B.UVDATA.1

Freq = 4.7990 GHz, Bw = 32.000 MH No calibration applied and no bandpass applied



480083048709009309605005030
FREQ MHz

480083048709009309605005030
FREQ MHz

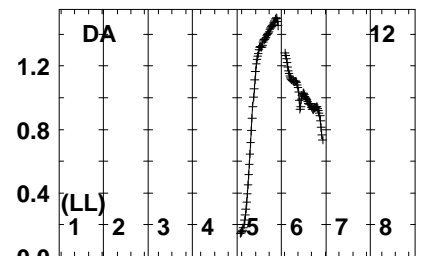
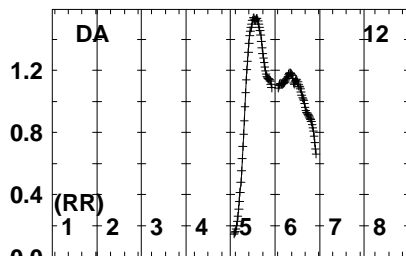
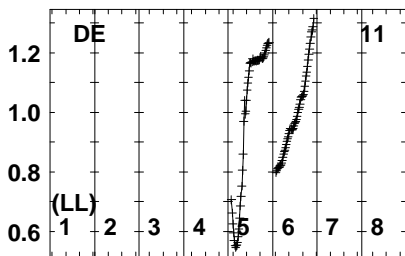
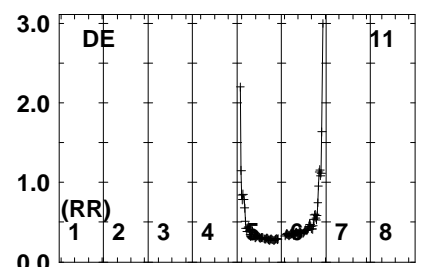
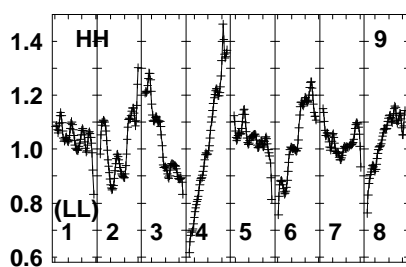
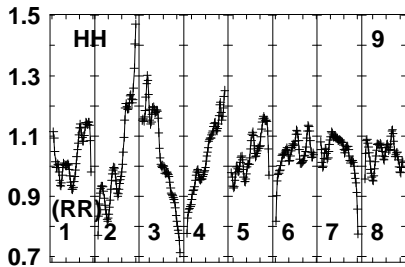
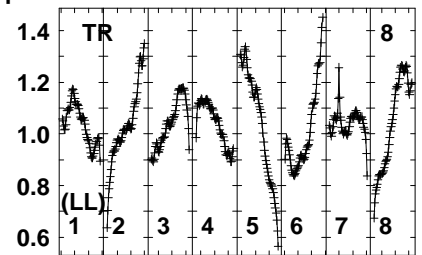
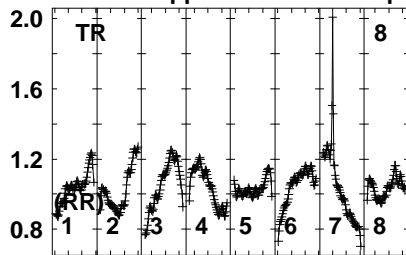
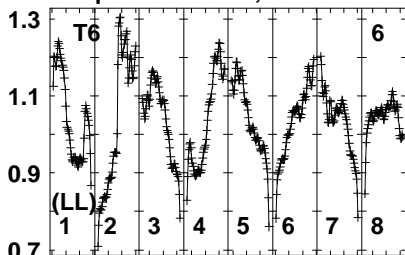
480083048709009309605005030
FREQ MHz

Lower frame: Real Jy
Auto-corr total-power spectrum Antenna: *
Timerange: 00/23:48:51 to 00/23:52:19

Plot file version 20 created 16-MAY-2024 11:51:44

UGC4211 EG124B.UVDATA.1

Freq = 4.7990 GHz, Bw = 32.000 MH No calibration applied and no bandpass applied



480083048709009309605005030
FREQ MHz

480083048709009309605005030
FREQ MHz

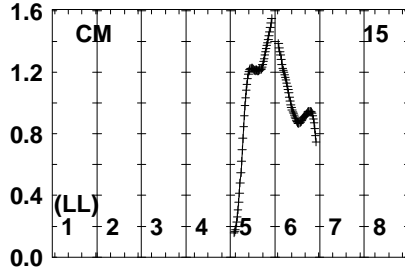
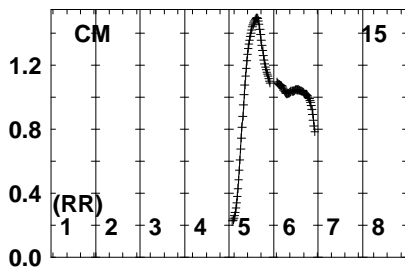
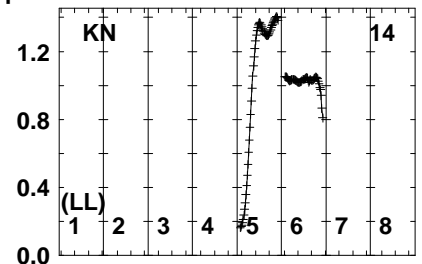
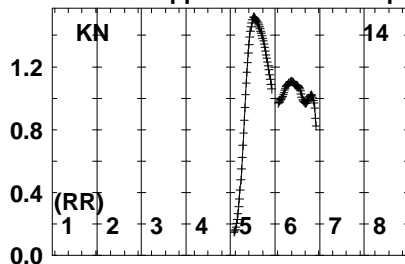
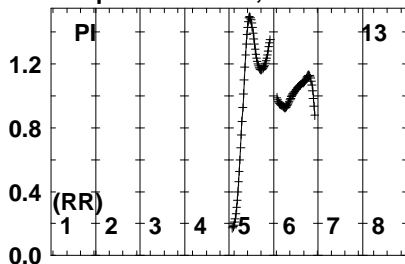
480083048709009309605005030
FREQ MHz

Lower frame: Real Jy
Auto-corr total-power spectrum Antenna: *
Timerange: 00/23:48:51 to 00/23:52:19

Plot file version 21 created 16-MAY-2024 11:51:44

UGC4211 EG124B.UVDATA.1

Freq = 4.7990 GHz, Bw = 32.000 MH No calibration applied and no bandpass applied

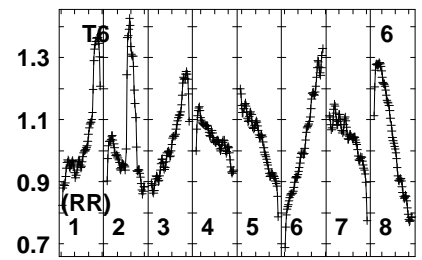
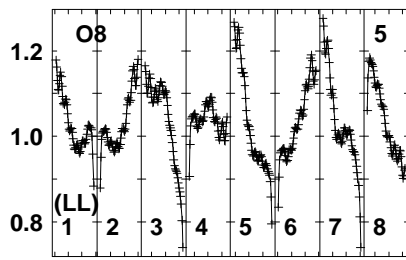
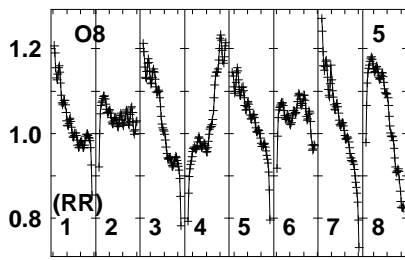
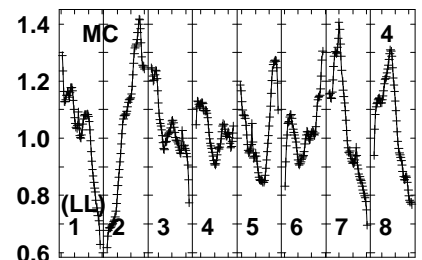
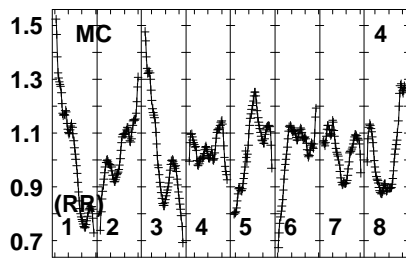
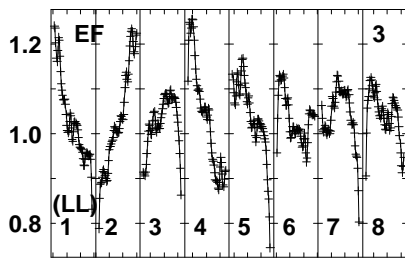
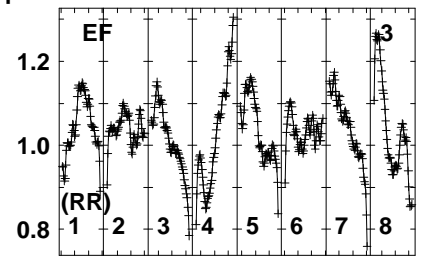
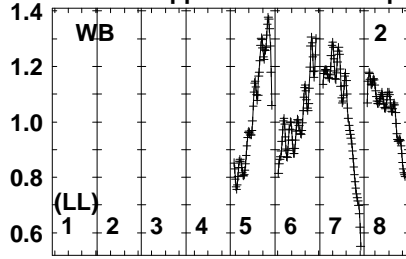
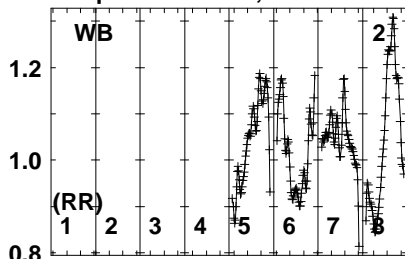


Lower frame: Real Jy
Auto-corr total-power spectrum Antenna: *
Timerange: 00/23:48:51 to 00/23:52:19

Plot file version 22 created 16-MAY-2024 11:51:44

J0804+1012 EG124B.UVDATA.1

Freq = 4.7990 GHz, Bw = 32.000 MH No calibration applied and no bandpass applied



480083048709009309605000030
FREQ MHz

480083048709009309605000030
FREQ MHz

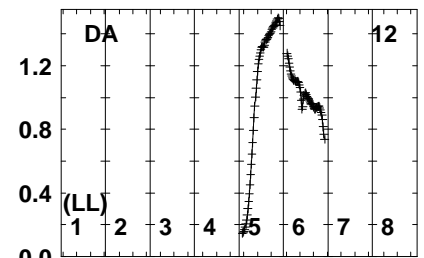
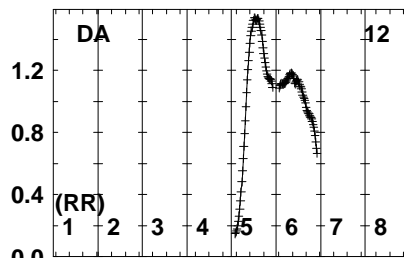
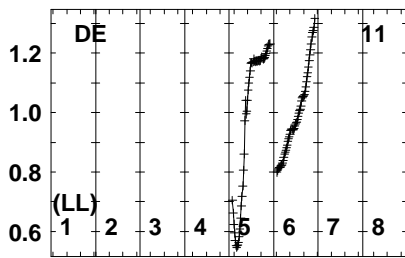
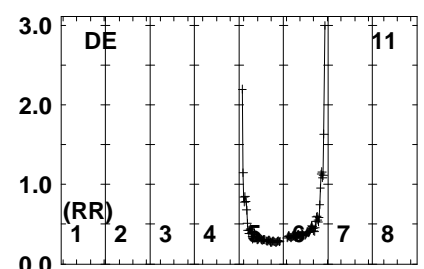
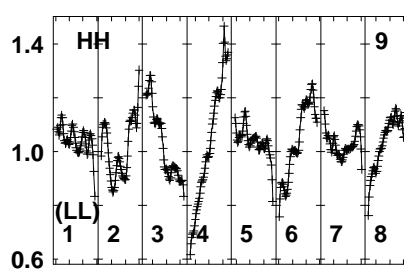
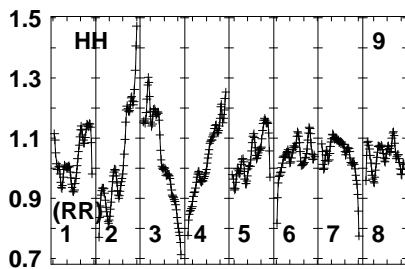
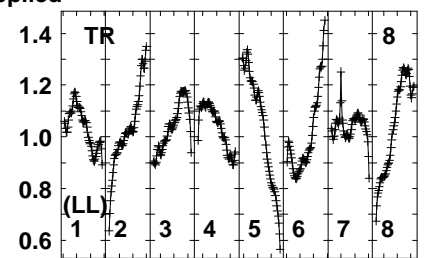
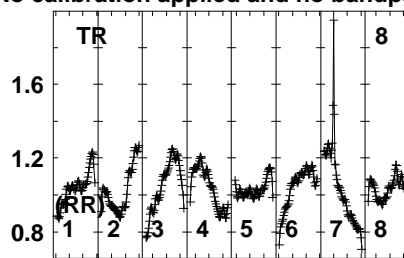
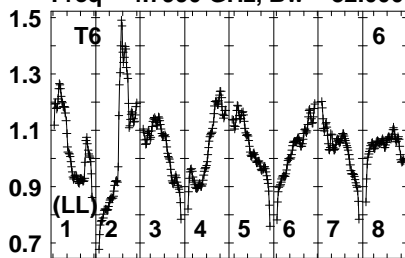
480083048709009309605000030
FREQ MHz

Lower frame: Real Jy
Auto-corr total-power spectrum Antenna: *
Timerange: 00/23:52:31 to 00/23:53:59

Plot file version 23 created 16-MAY-2024 11:51:44

J0804+1012 EG124B.UVDATA.1

Freq = 4.7990 GHz, Bw = 32.000 MH No calibration applied and no bandpass applied



480083048709009309605005030
FREQ MHz

480083048709009309605005030
FREQ MHz

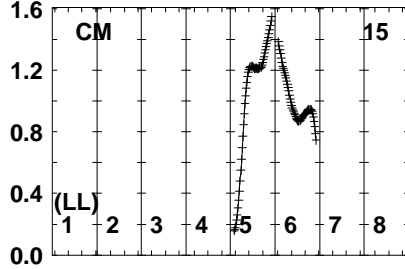
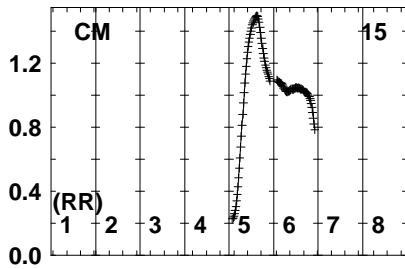
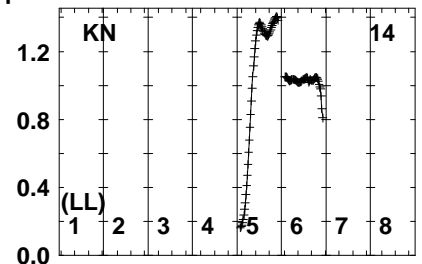
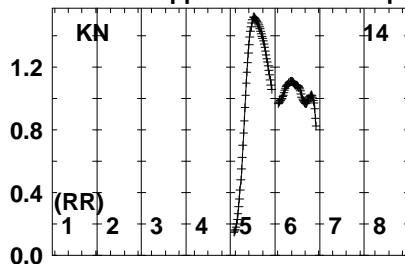
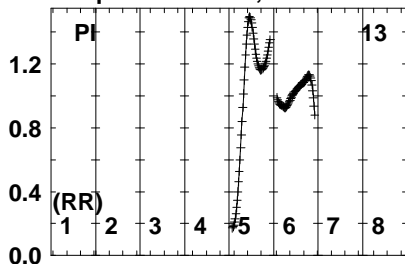
480083048709009309605005030
FREQ MHz

Lower frame: Real Jy
Auto-corr total-power spectrum Antenna: *
Timerange: 00/23:52:31 to 00/23:53:59

Plot file version 24 created 16-MAY-2024 11:51:45

J0804+1012 EG124B.UVDATA.1

Freq = 4.7990 GHz, Bw = 32.000 MH No calibration applied and no bandpass applied

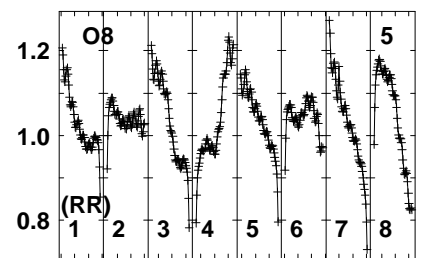
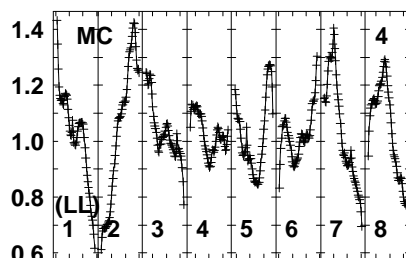
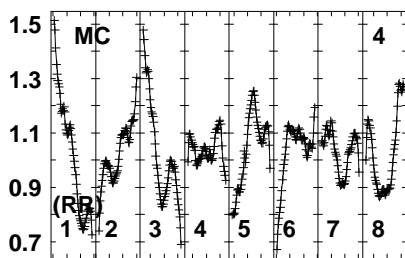
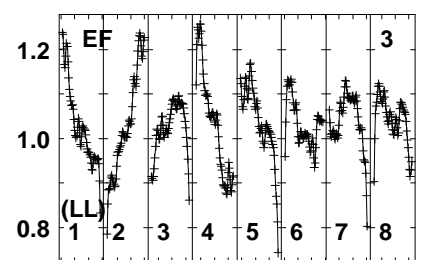
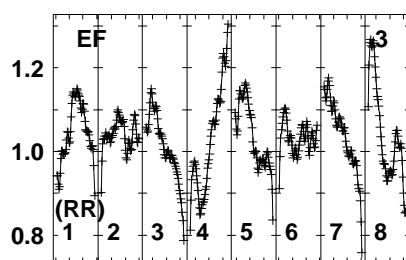
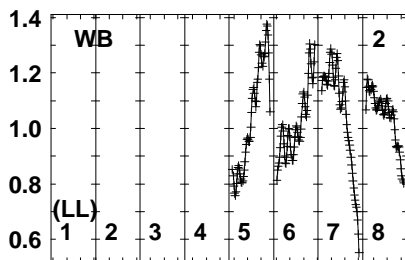
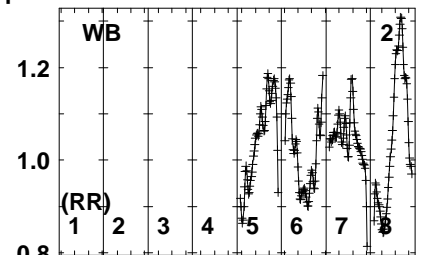
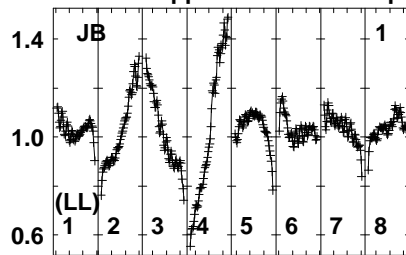
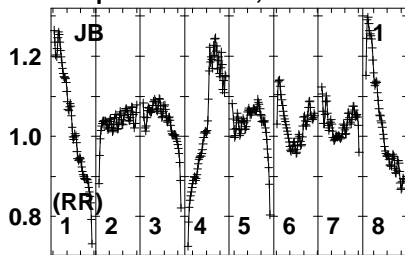


Lower frame: Real Jy
Auto-corr total-power spectrum Antenna: *
Timerange: 00/23:52:31 to 00/23:53:59

Plot file version 25 created 16-MAY-2024 11:51:45

UGC4211 EG124B.UVDATA.1

Freq = 4.7990 GHz, Bw = 32.000 MH No calibration applied and no bandpass applied



480083048709009309605005030
FREQ MHz

480083048709009309605005030
FREQ MHz

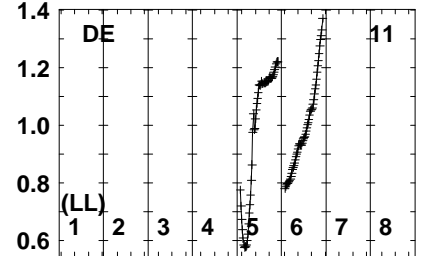
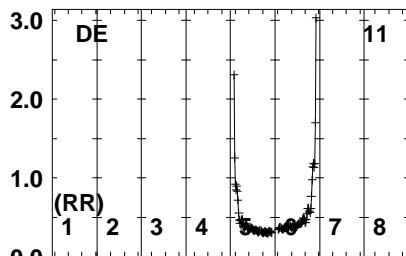
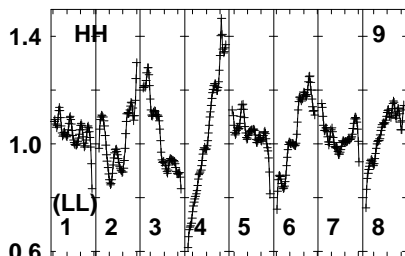
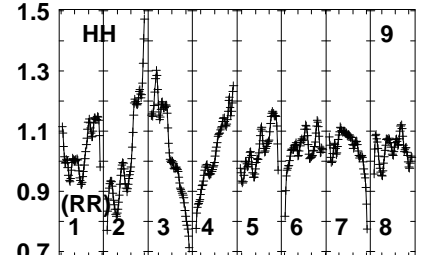
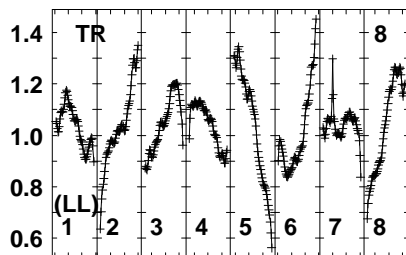
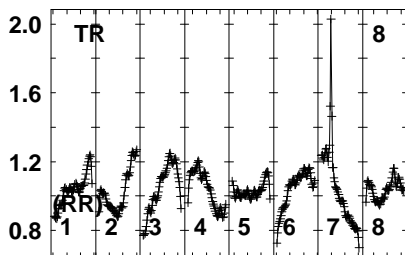
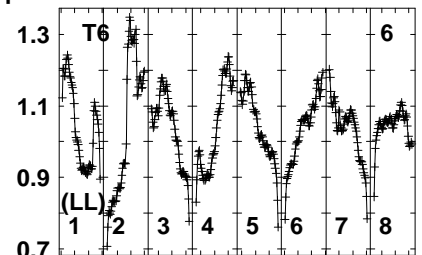
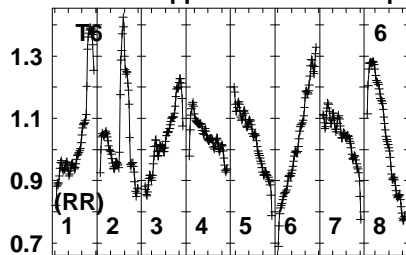
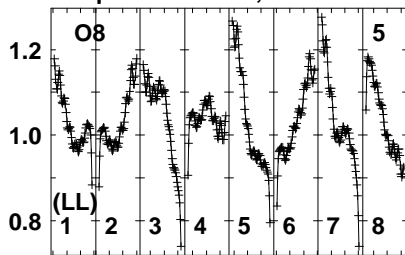
480083048709009309605005030
FREQ MHz

Lower frame: Real Jy
Auto-corr total-power spectrum Antenna: *
Timerange: 00/23:54:26 to 00/23:57:48

Plot file version 26 created 16-MAY-2024 11:51:45

UGC4211 EG124B.UVDATA.1

Freq = 4.7990 GHz, Bw = 32.000 MH No calibration applied and no bandpass applied



480083048709009309605005030
FREQ MHz

480083048709009309605005030
FREQ MHz

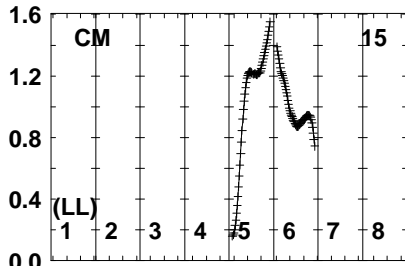
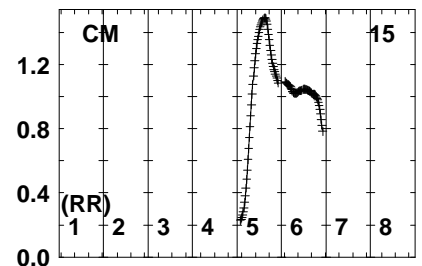
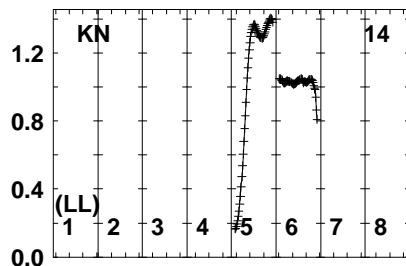
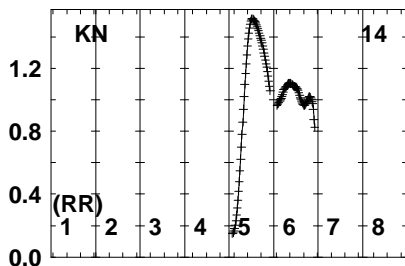
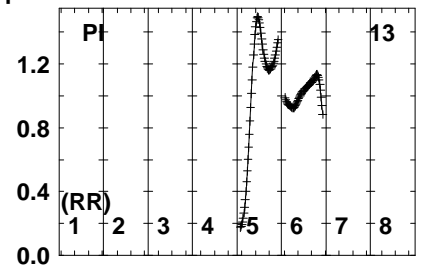
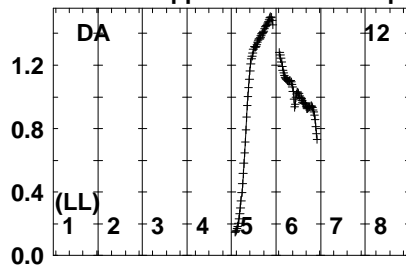
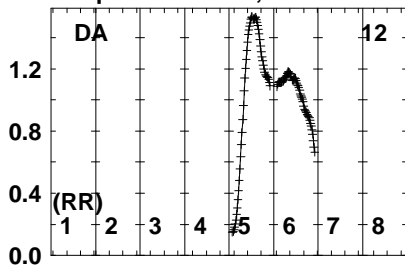
480083048709009309605005030
FREQ MHz

Lower frame: Real Jy
Auto-corr total-power spectrum Antenna: *
Timerange: 00/23:54:26 to 00/23:57:48

Plot file version 27 created 16-MAY-2024 11:51:45

UGC4211 EG124B.UVDATA.1

Freq = 4.7990 GHz, Bw = 32.000 MH No calibration applied and no bandpass applied



4800483048709009309605005030

FREQ MHz

Lower frame: Real Jy

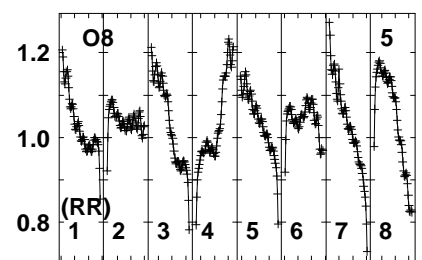
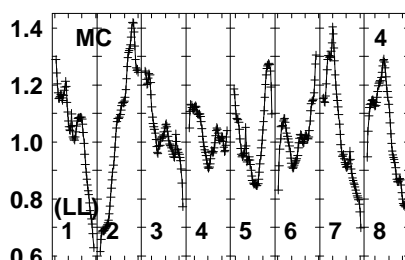
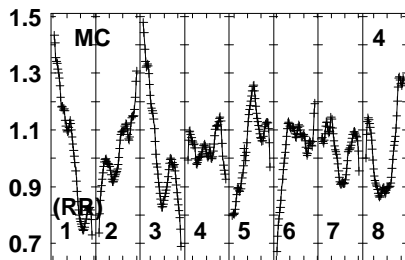
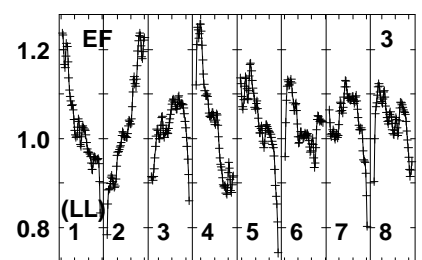
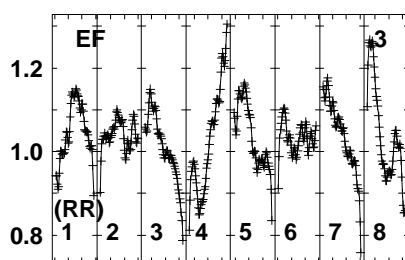
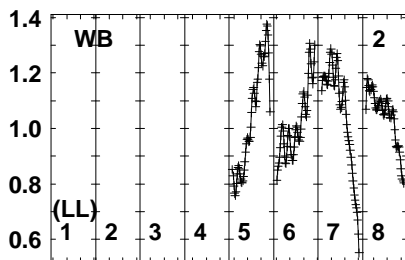
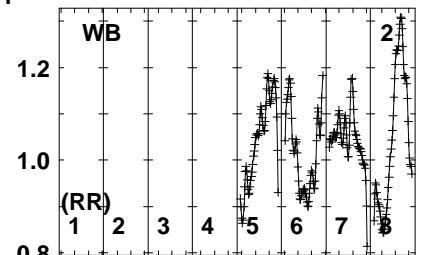
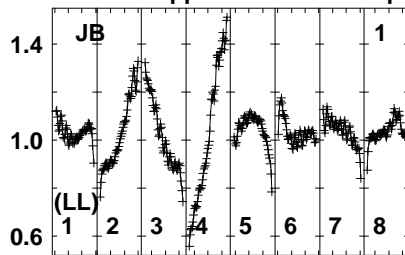
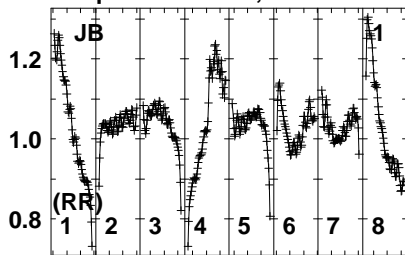
Auto-corr total-power spectrum Antenna: *

Timerange: 00/23:54:26 to 00/23:57:48

Plot file version 28 created 16-MAY-2024 11:51:45

J0804+1012 EG124B.UVDATA.1

Freq = 4.7990 GHz, Bw = 32.000 MH No calibration applied and no bandpass applied



480083048709009309605005030
FREQ MHz

480083048709009309605005030
FREQ MHz

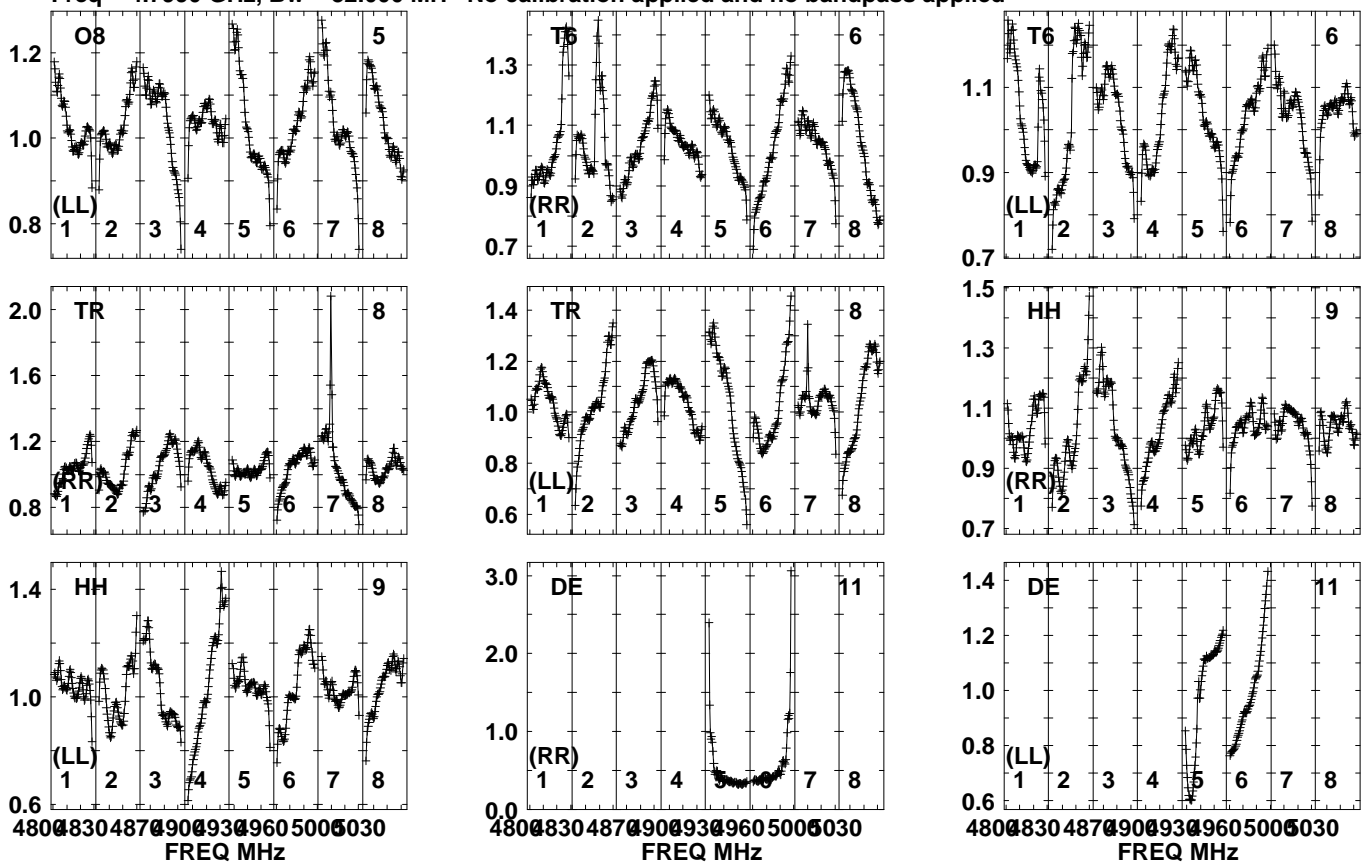
480083048709009309605005030
FREQ MHz

Lower frame: Real Jy
Auto-corr total-power spectrum Antenna: *
Timerange: 00/23:58:01 to 00/23:59:29

Plot file version 29 created 16-MAY-2024 11:51:45

J0804+1012 EG124B.UVDATA.1

Freq = 4.7990 GHz, Bw = 32.000 MH No calibration applied and no bandpass applied

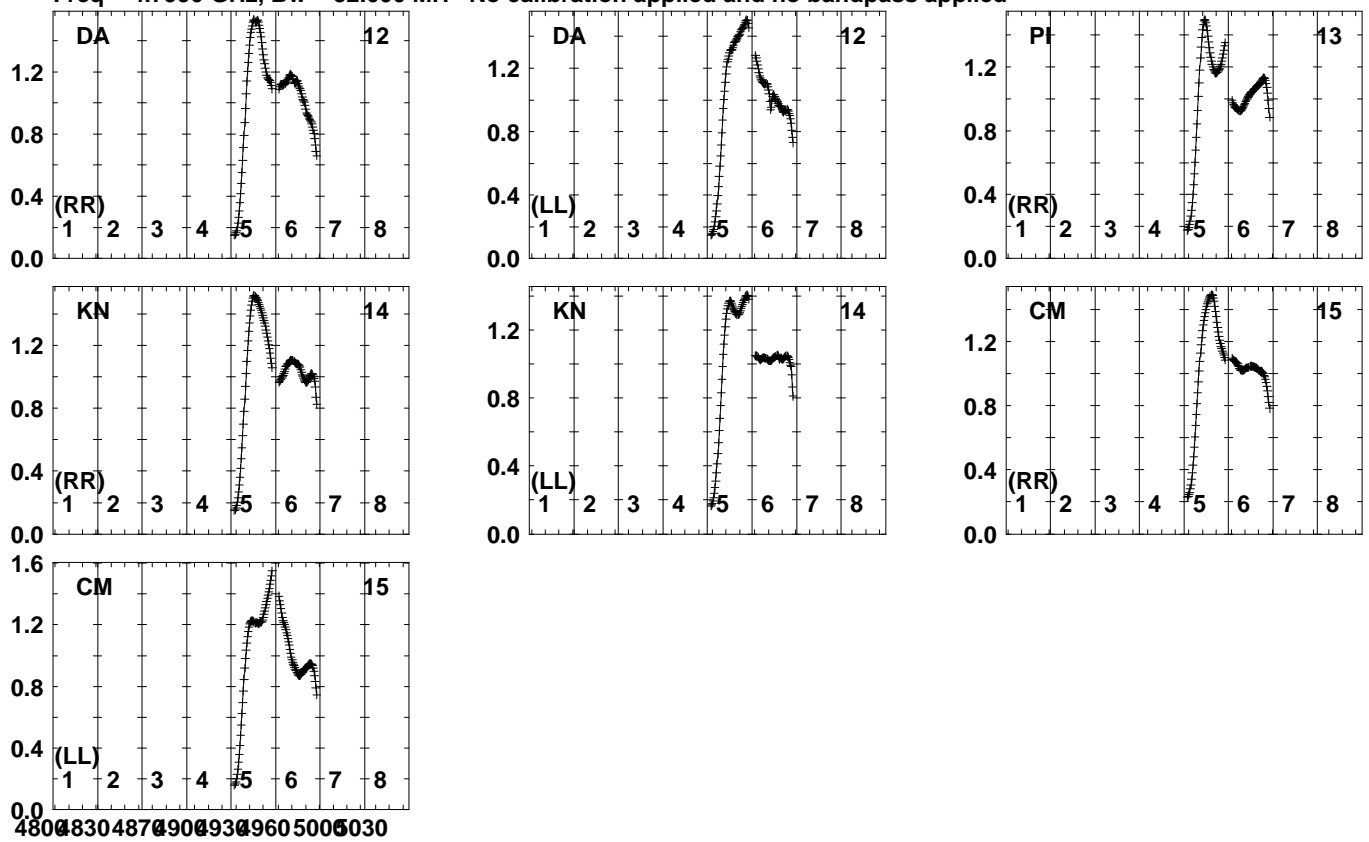


Lower frame: Real Jy
Auto-corr total-power spectrum Antenna: *
Timerange: 00/23:58:01 to 00/23:59:29

Plot file version 30 created 16-MAY-2024 11:51:46

J0804+1012 EG124B.UVDATA.1

Freq = 4.7990 GHz, Bw = 32.000 MH No calibration applied and no bandpass applied



FREQ MHz

Lower frame: Real Jy

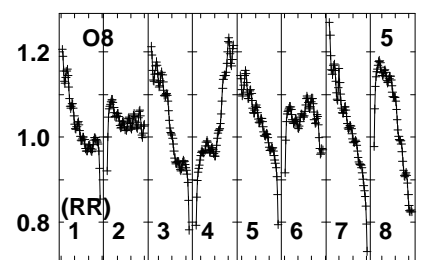
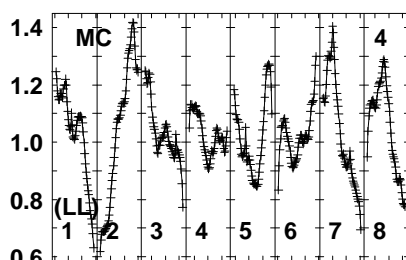
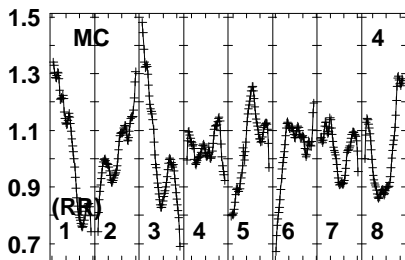
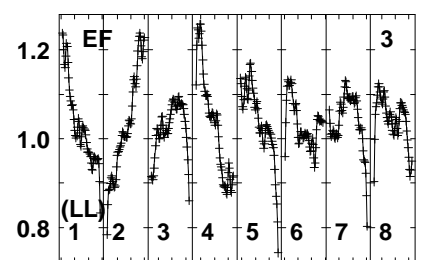
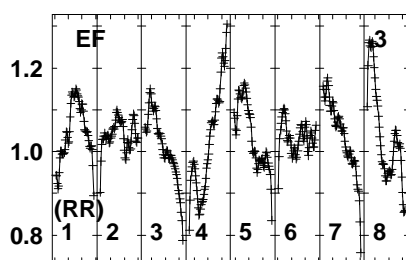
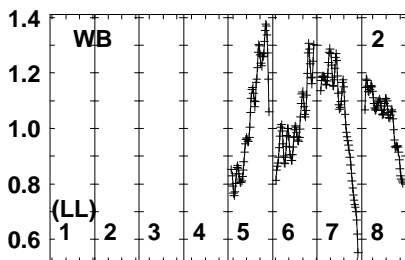
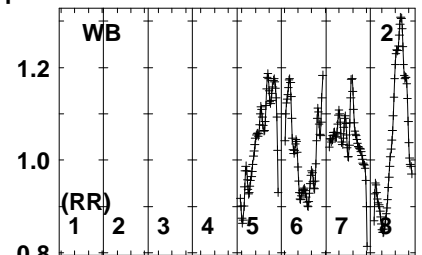
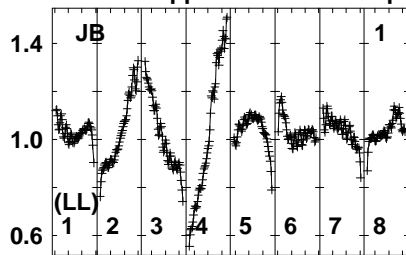
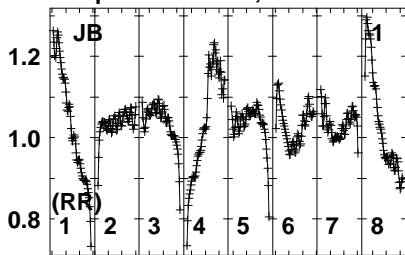
Auto-corr total-power spectrum Antenna: *

Timerange: 00/23:58:01 to 00/23:59:29

Plot file version 31 created 16-MAY-2024 11:51:46

UGC4211 EG124B.UVDATA.1

Freq = 4.7990 GHz, Bw = 32.000 MH No calibration applied and no bandpass applied



480083048709009309605005030
FREQ MHz

480083048709009309605005030
FREQ MHz

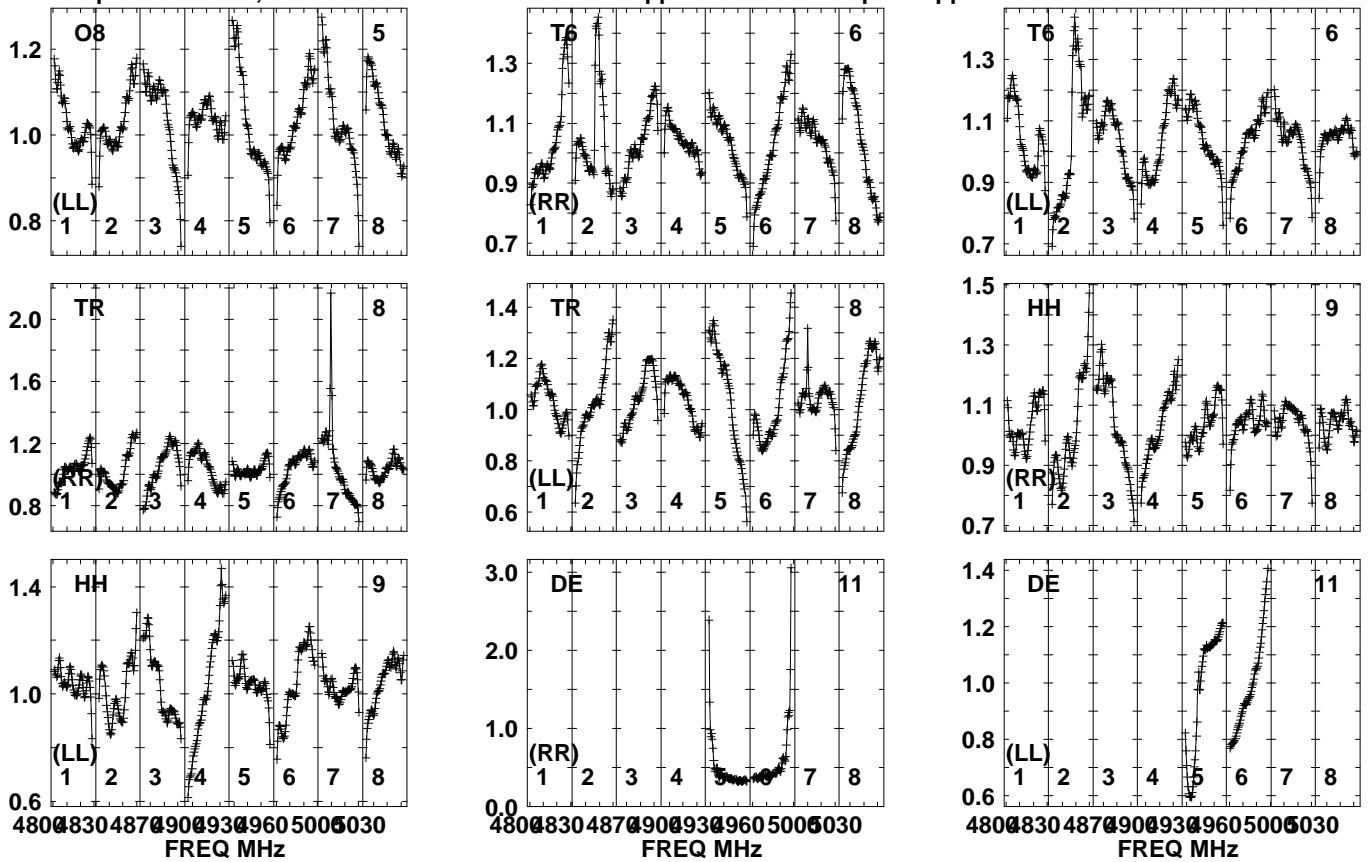
480083048709009309605005030
FREQ MHz

Lower frame: Real Jy
Auto-corr total-power spectrum Antenna: *
Timerange: 00/23:59:56 to 01/00:03:18

Plot file version 32 created 16-MAY-2024 11:51:46

UGC4211 EG124B.UVDATA.1

Freq = 4.7990 GHz, Bw = 32.000 MH No calibration applied and no bandpass applied

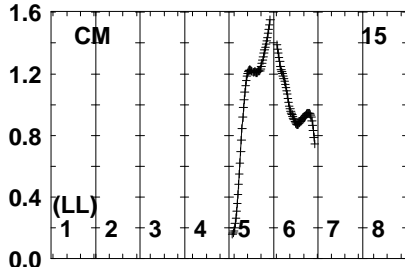
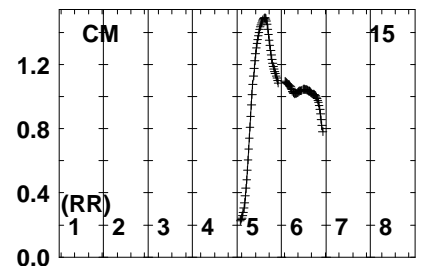
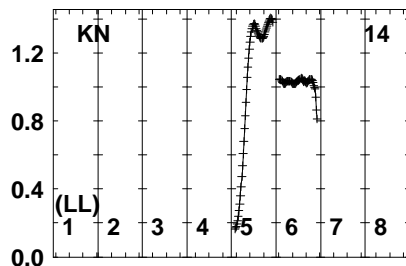
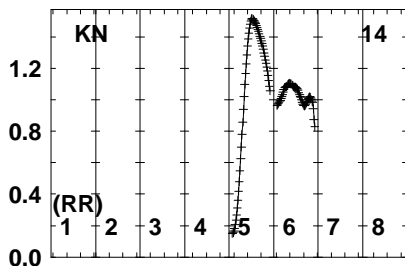
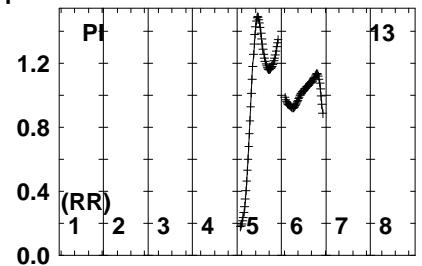
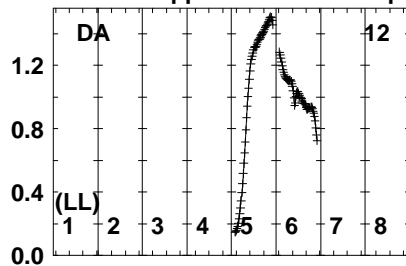
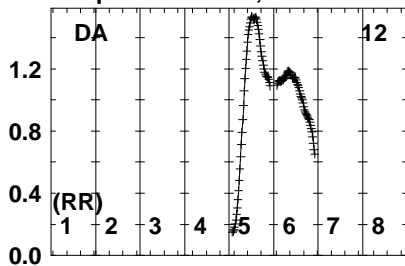


Lower frame: Real Jy
Auto-corr total-power spectrum Antenna: *
Timerange: 00/23:59:56 to 01/00:03:18

Plot file version 33 created 16-MAY-2024 11:51:46

UGC4211 EG124B.UVDATA.1

Freq = 4.7990 GHz, Bw = 32.000 MH No calibration applied and no bandpass applied



4800483048709009309605005030

FREQ MHz

Lower frame: Real Jy

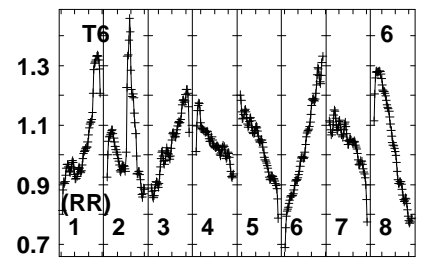
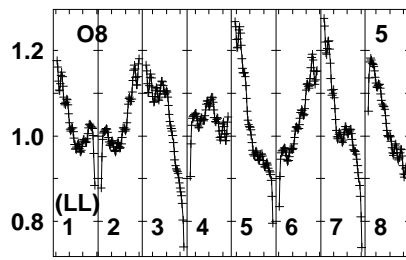
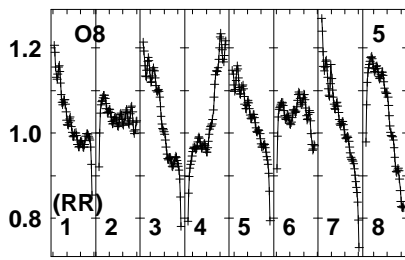
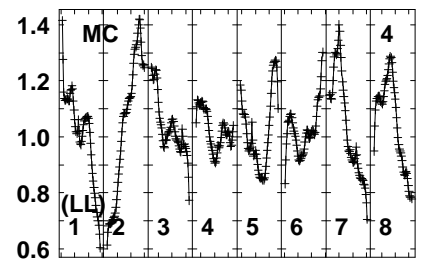
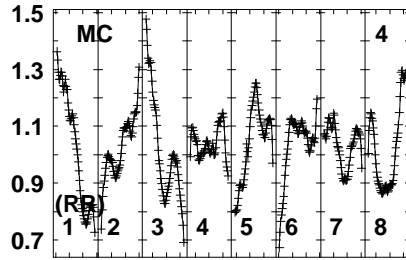
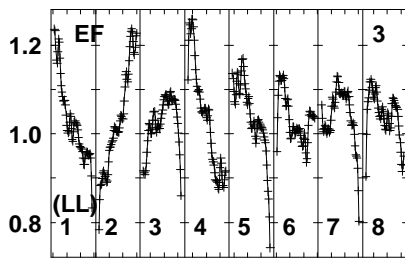
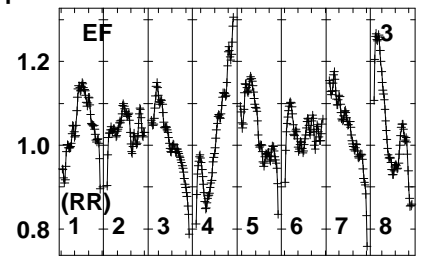
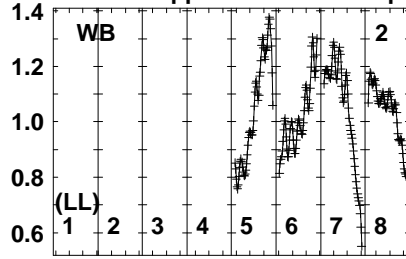
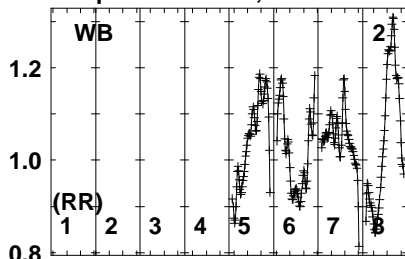
Auto-corr total-power spectrum Antenna: *

Timerange: 00/23:59:56 to 01/00:03:18

Plot file version 34 created 16-MAY-2024 11:51:46

J0804+1012 EG124B.UVDATA.1

Freq = 4.7990 GHz, Bw = 32.000 MH No calibration applied and no bandpass applied



480083048709009309605005030
FREQ MHz

480083048709009309605005030
FREQ MHz

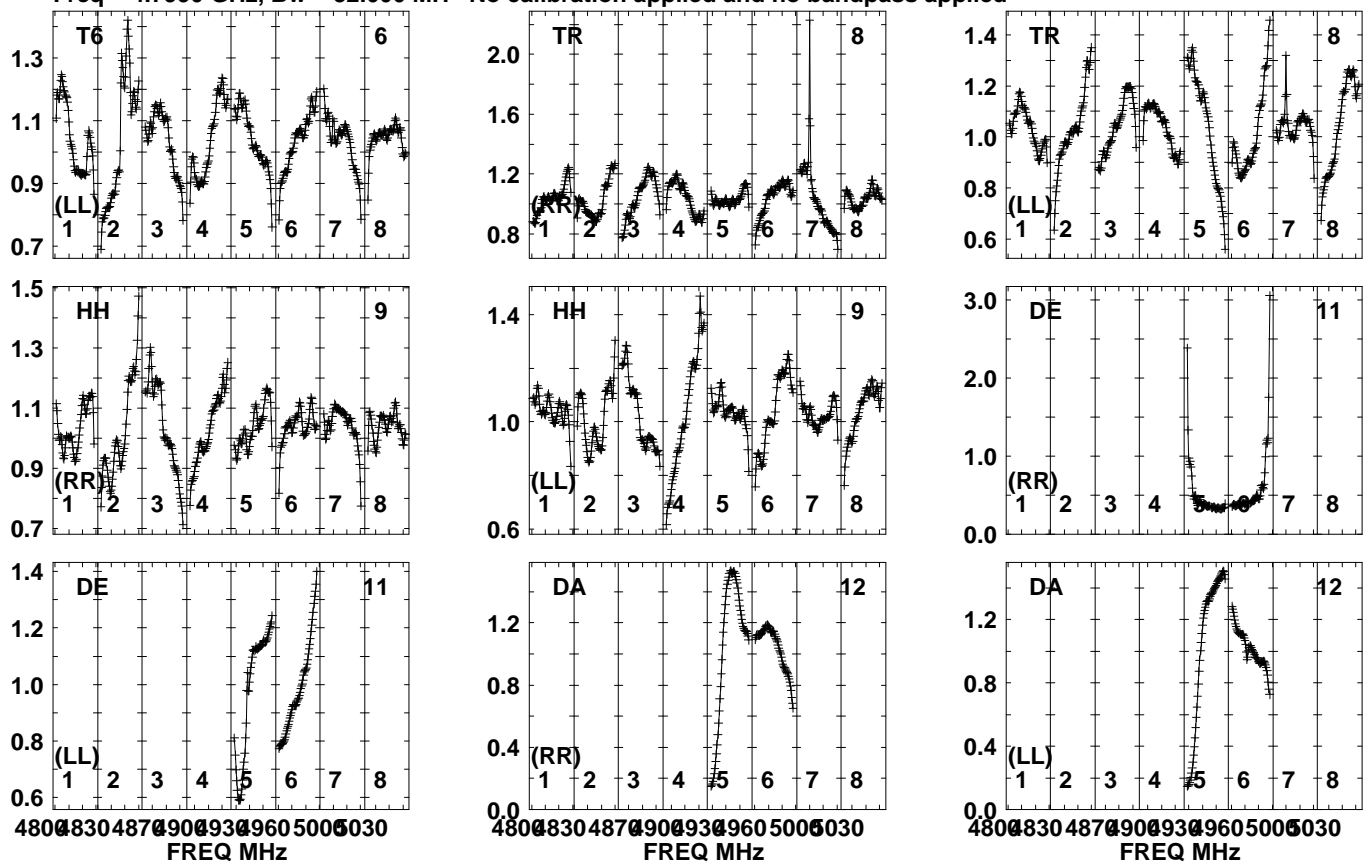
480083048709009309605005030
FREQ MHz

Lower frame: Real Jy
Auto-corr total-power spectrum Antenna: *
Timerange: 01/00:03:31 to 01/00:04:59

Plot file version 35 created 16-MAY-2024 11:51:47

J0804+1012 EG124B.UVDATA.1

Freq = 4.7990 GHz, Bw = 32.000 MH No calibration applied and no bandpass applied

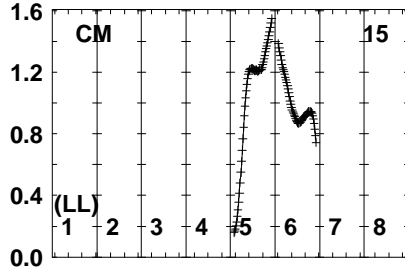
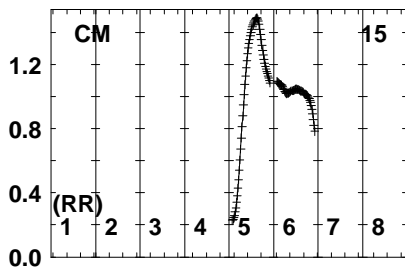
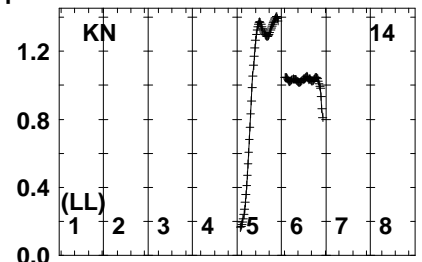
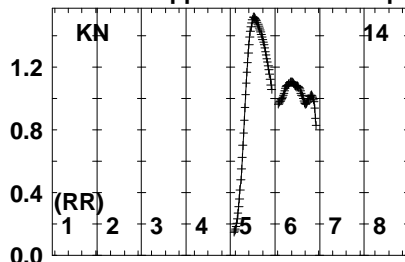
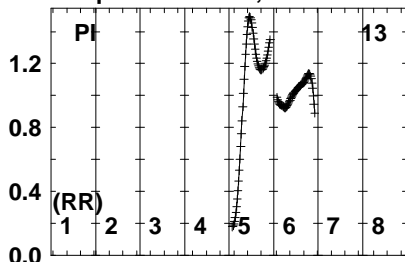


Lower frame: Real Jy
Auto-corr total-power spectrum Antenna: *
Timerange: 01/00:03:31 to 01/00:04:59

Plot file version 36 created 16-MAY-2024 11:51:47

J0804+1012 EG124B.UVDATA.1

Freq = 4.7990 GHz, Bw = 32.000 MH No calibration applied and no bandpass applied

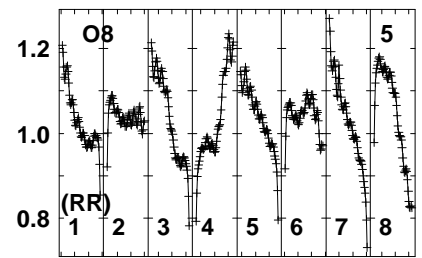
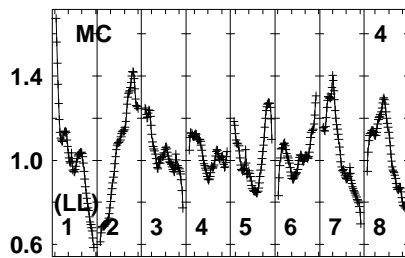
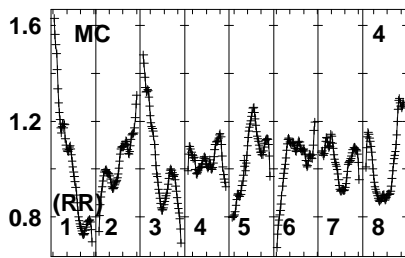
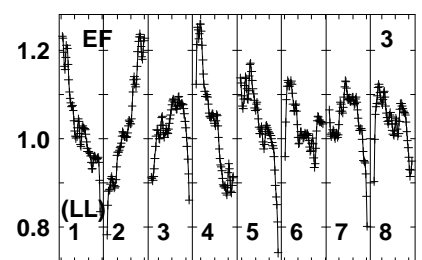
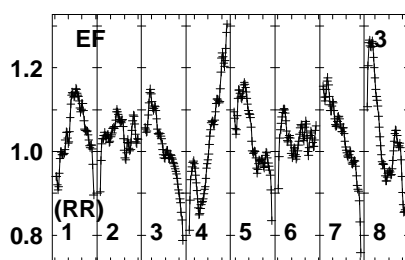
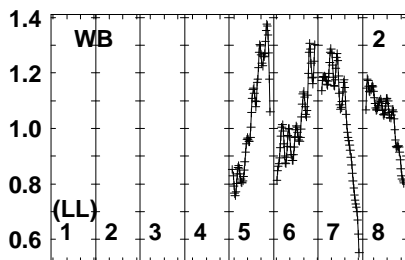
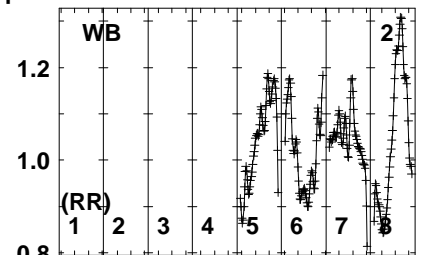
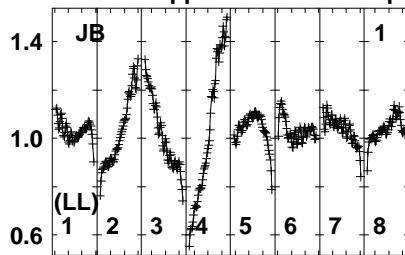
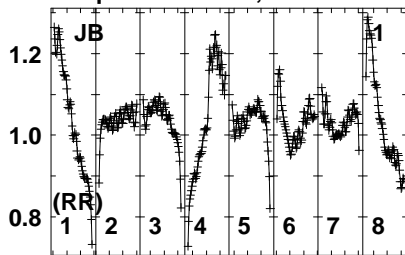


Lower frame: Real Jy
Auto-corr total-power spectrum Antenna: *
Timerange: 01/00:03:31 to 01/00:04:59

Plot file version 37 created 16-MAY-2024 11:51:47

UGC4211 EG124B.UVDATA.1

Freq = 4.7990 GHz, Bw = 32.000 MH No calibration applied and no bandpass applied



480083048709009309605005030
FREQ MHz

480083048709009309605005030
FREQ MHz

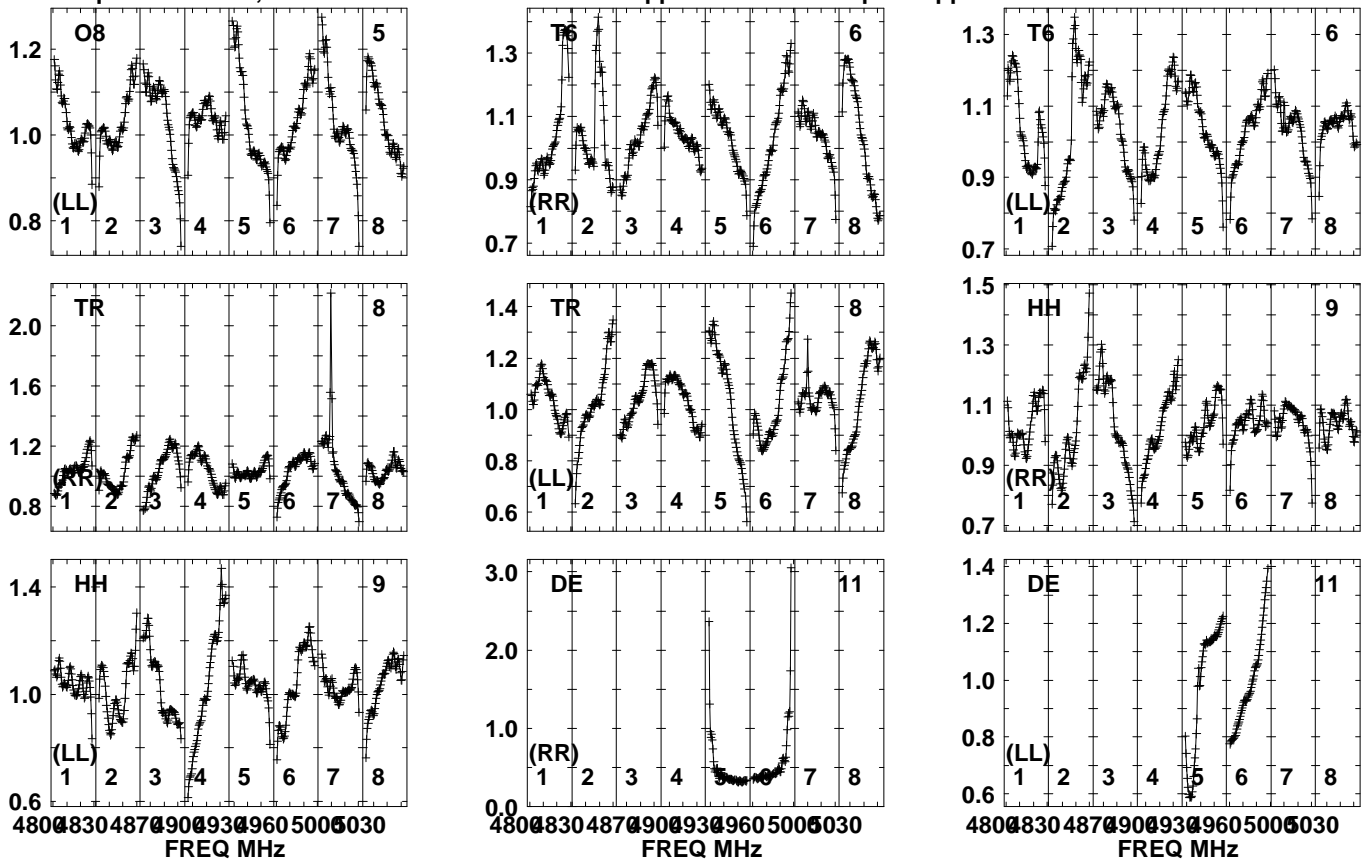
480083048709009309605005030
FREQ MHz

Lower frame: Real Jy
Auto-corr total-power spectrum Antenna: *
Timerange: 01/00:05:21 to 01/00:08:49

Plot file version 38 created 16-MAY-2024 11:51:47

UGC4211 EG124B.UVDATA.1

Freq = 4.7990 GHz, Bw = 32.000 MH No calibration applied and no bandpass applied

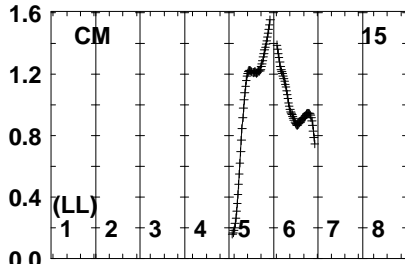
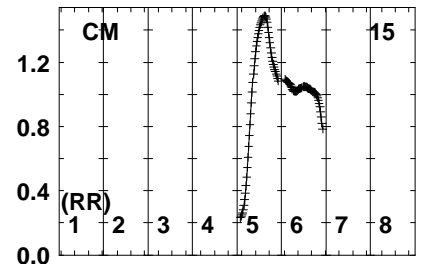
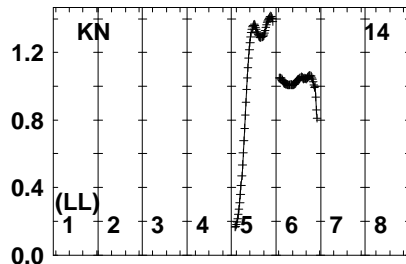
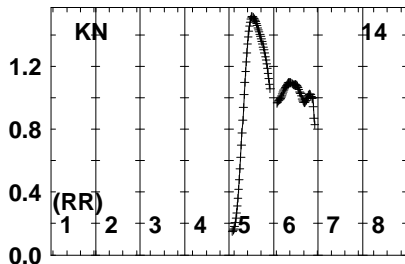
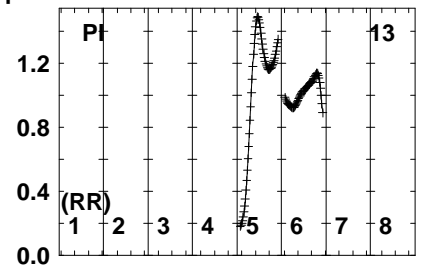
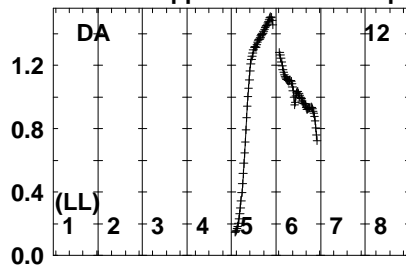
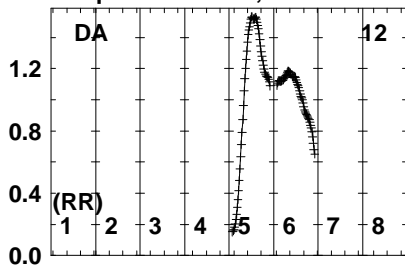


Lower frame: Real Jy
Auto-corr total-power spectrum Antenna: *
Timerange: 01/00:05:21 to 01/00:08:49

Plot file version 39 created 16-MAY-2024 11:51:47

UGC4211 EG124B.UVDATA.1

Freq = 4.7990 GHz, Bw = 32.000 MH No calibration applied and no bandpass applied



4800483048709009309605005030

FREQ MHz

Lower frame: Real Jy

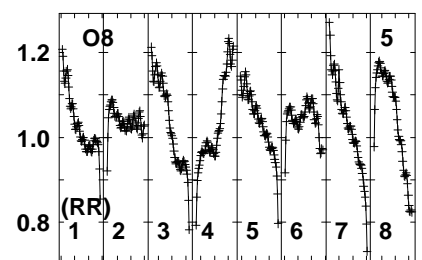
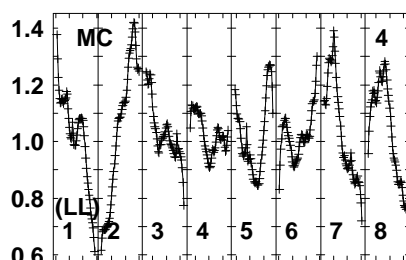
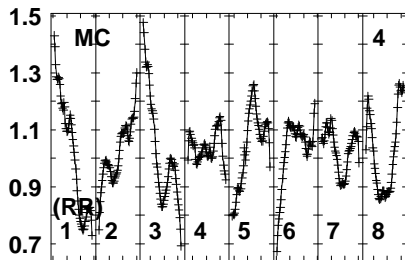
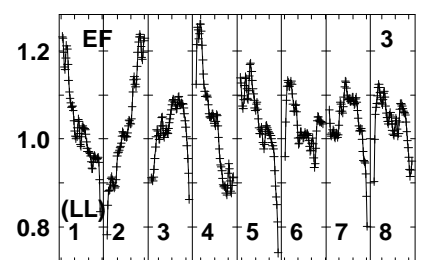
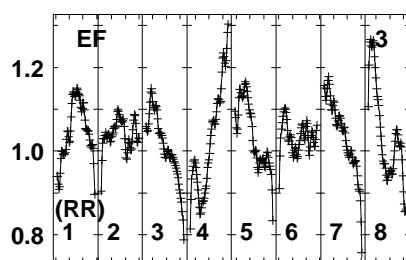
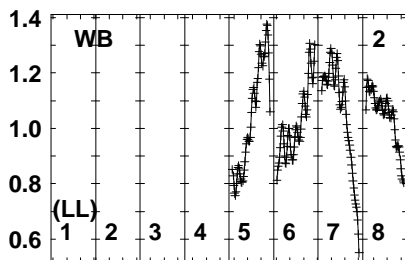
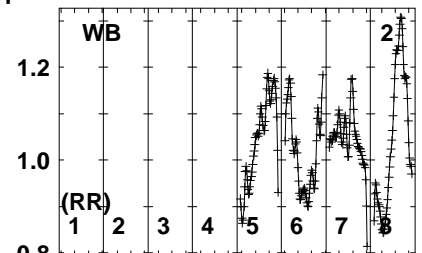
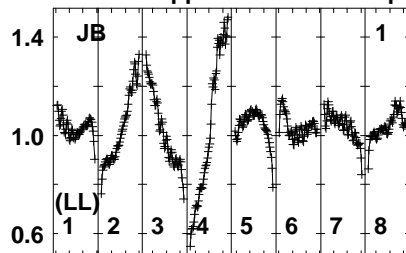
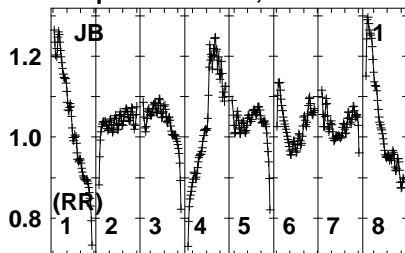
Auto-corr total-power spectrum Antenna: *

Timerange: 01/00:05:21 to 01/00:08:49

Plot file version 40 created 16-MAY-2024 11:51:48

J0804+1012 EG124B.UVDATA.1

Freq = 4.7990 GHz, Bw = 32.000 MH No calibration applied and no bandpass applied



480083048709009309605005030
FREQ MHz

480083048709009309605005030
FREQ MHz

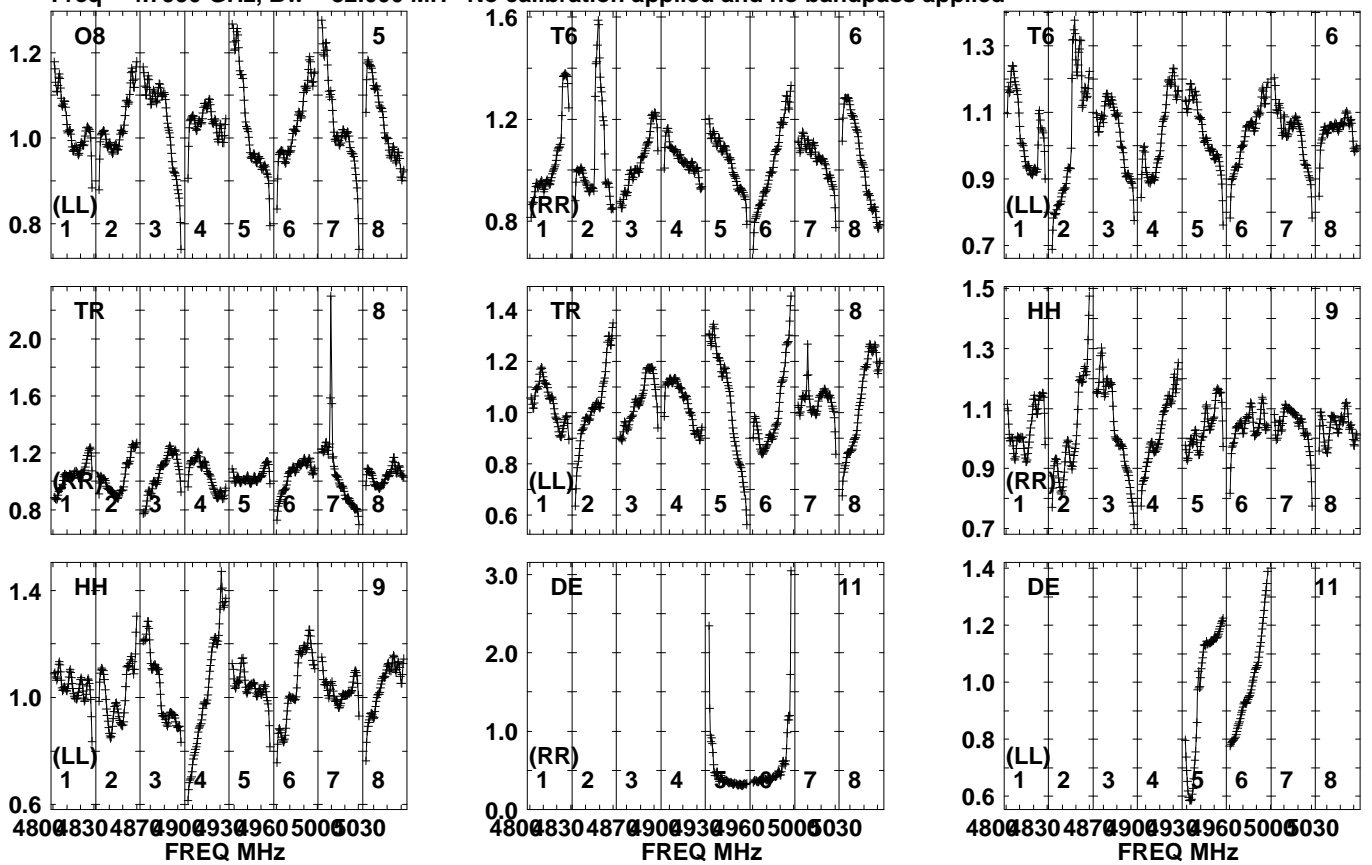
480083048709009309605005030
FREQ MHz

Lower frame: Real Jy
Auto-corr total-power spectrum Antenna: *
Timerange: 01/00:09:01 to 01/00:10:29

Plot file version 41 created 16-MAY-2024 11:51:48

J0804+1012 EG124B.UVDATA.1

Freq = 4.7990 GHz, Bw = 32.000 MH No calibration applied and no bandpass applied

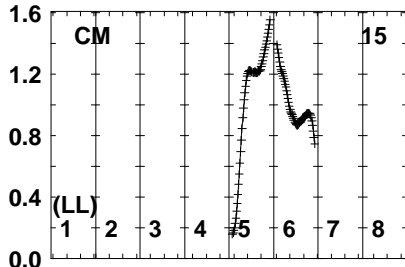
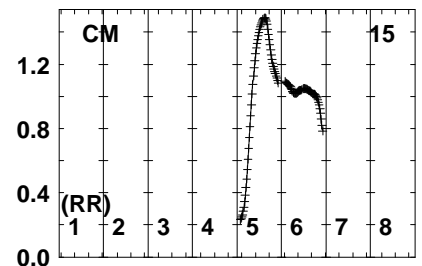
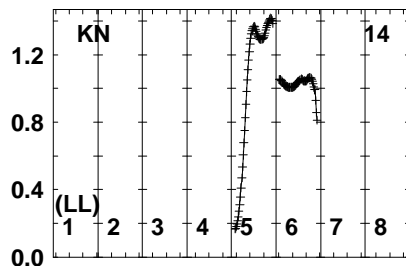
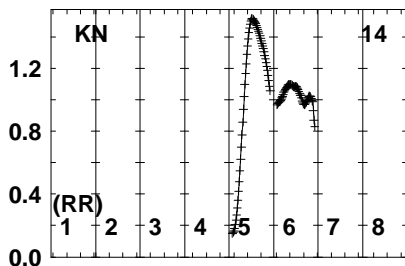
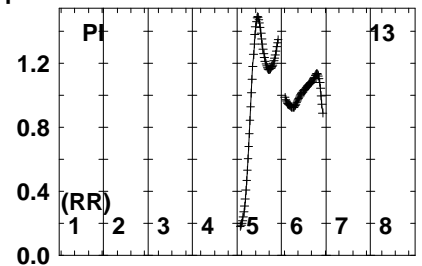
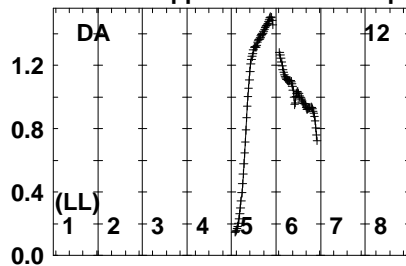
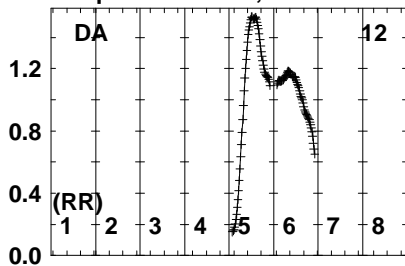


Lower frame: Real Jy
Auto-corr total-power spectrum Antenna: *
Timerange: 01/00:09:01 to 01/00:10:29

Plot file version 42 created 16-MAY-2024 11:51:48

J0804+1012 EG124B.UVDATA.1

Freq = 4.7990 GHz, Bw = 32.000 MH No calibration applied and no bandpass applied



4800483048709009309605005030

FREQ MHz

Lower frame: Real Jy

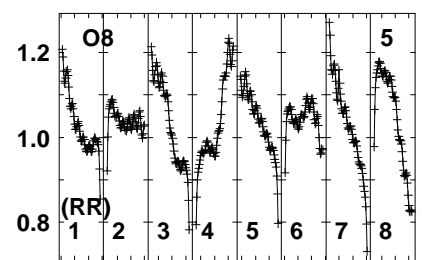
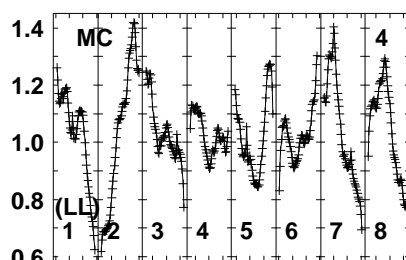
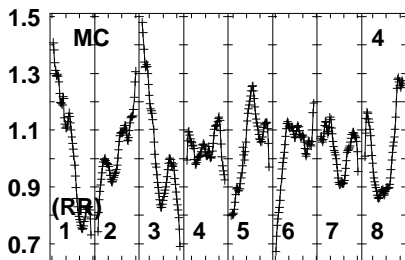
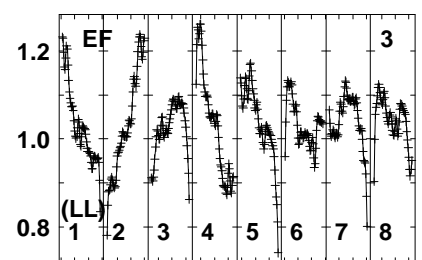
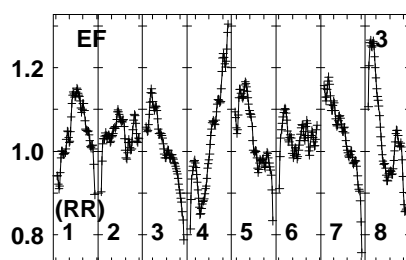
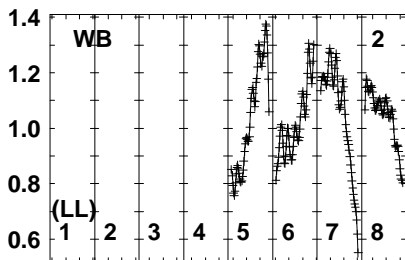
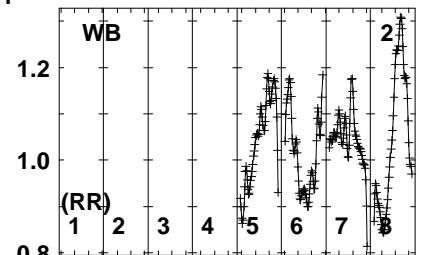
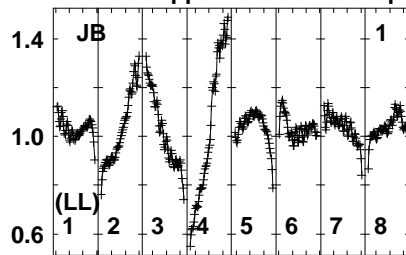
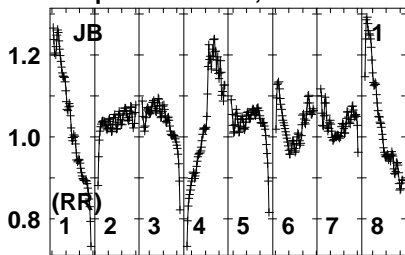
Auto-corr total-power spectrum Antenna: *

Timerange: 01/00:09:01 to 01/00:10:29

Plot file version 43 created 16-MAY-2024 11:51:48

UGC4211 EG124B.UVDATA.1

Freq = 4.7990 GHz, Bw = 32.000 MH No calibration applied and no bandpass applied



480083048709009309605005030
FREQ MHz

480083048709009309605005030
FREQ MHz

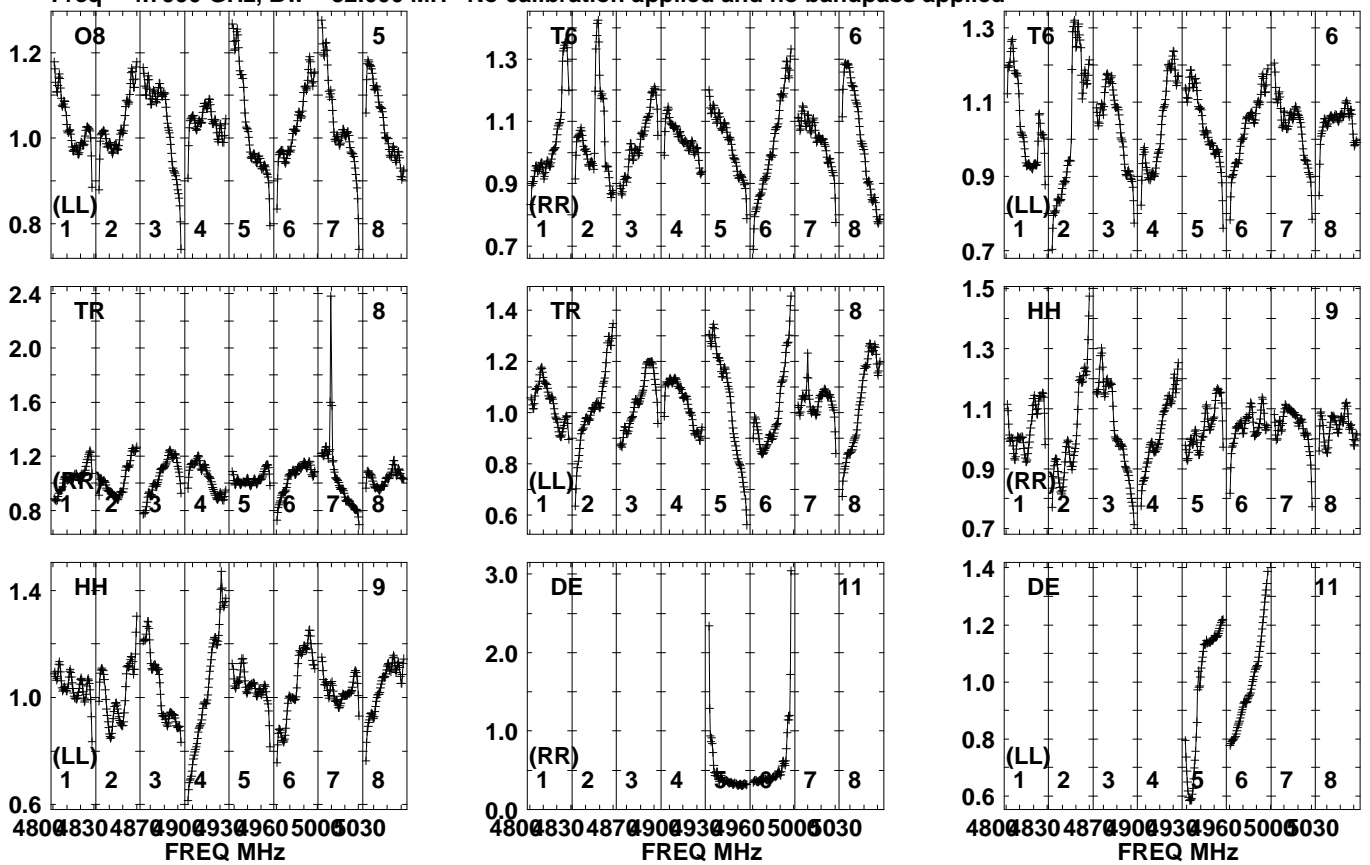
480083048709009309605005030
FREQ MHz

Lower frame: Real Jy
Auto-corr total-power spectrum Antenna: *
Timerange: 01/00:10:56 to 01/00:14:18

Plot file version 44 created 16-MAY-2024 11:51:48

UGC4211 EG124B.UVDATA.1

Freq = 4.7990 GHz, Bw = 32.000 MH No calibration applied and no bandpass applied

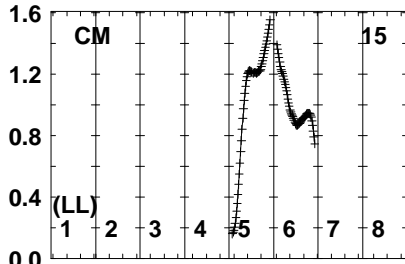
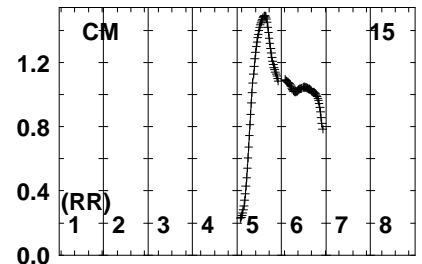
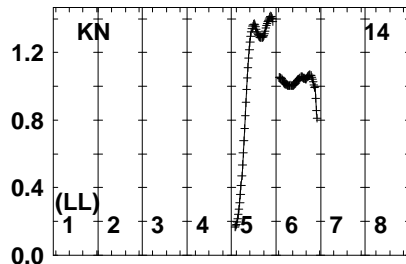
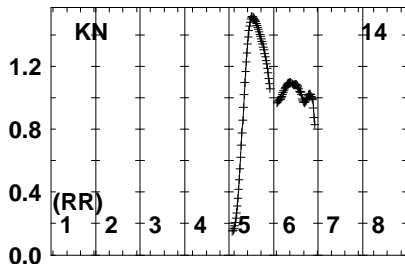
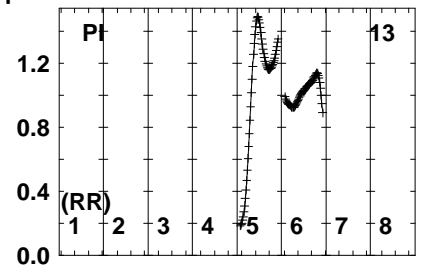
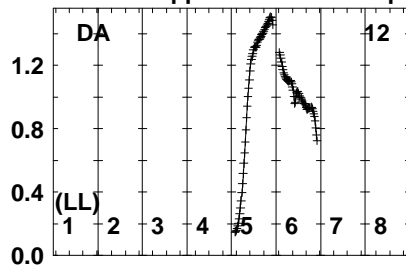
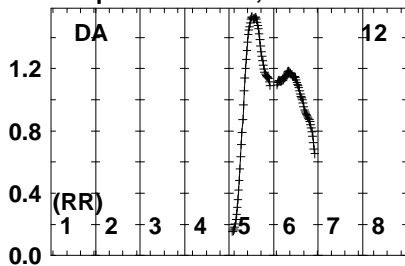


Lower frame: Real Jy
Auto-corr total-power spectrum Antenna: *
Timerange: 01/00:10:56 to 01/00:14:18

Plot file version 45 created 16-MAY-2024 11:51:48

UGC4211 EG124B.UVDATA.1

Freq = 4.7990 GHz, Bw = 32.000 MH No calibration applied and no bandpass applied



4800483048709009309605005030

FREQ MHz

Lower frame: Real Jy

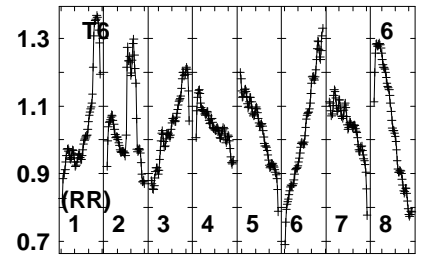
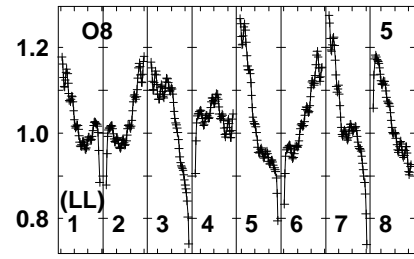
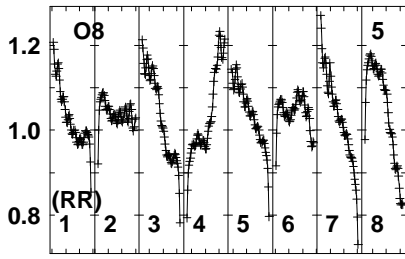
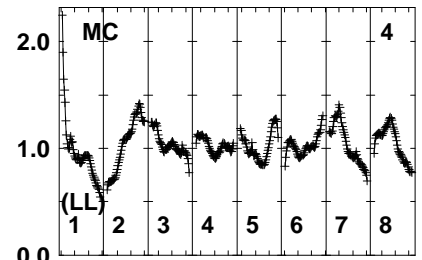
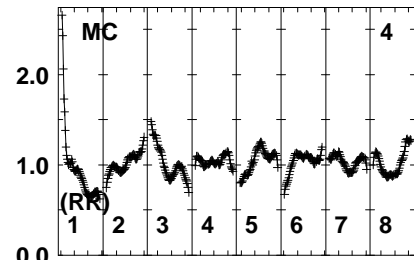
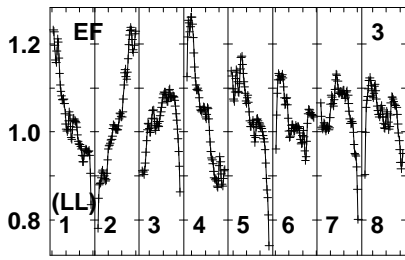
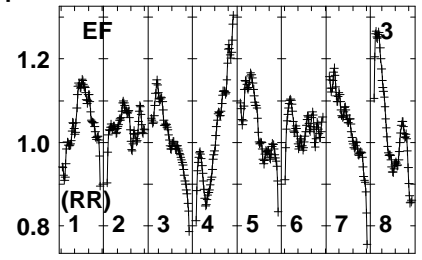
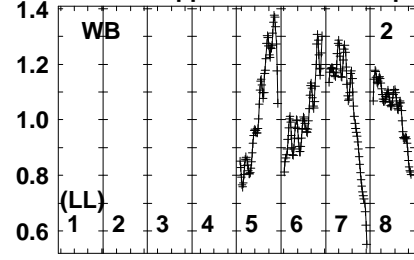
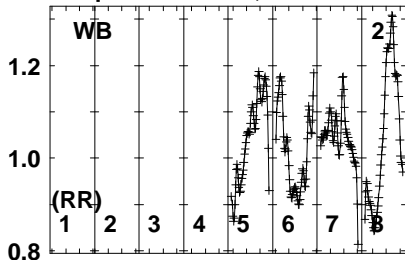
Auto-corr total-power spectrum Antenna: *

Timerange: 01/00:10:56 to 01/00:14:18

Plot file version 46 created 16-MAY-2024 11:51:49

J0804+1012 EG124B.UVDATA.1

Freq = 4.7990 GHz, Bw = 32.000 MH No calibration applied and no bandpass applied



480083048709009309605005030
FREQ MHz

480083048709009309605005030
FREQ MHz

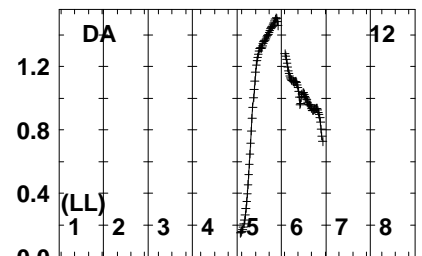
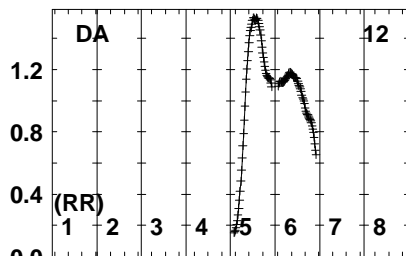
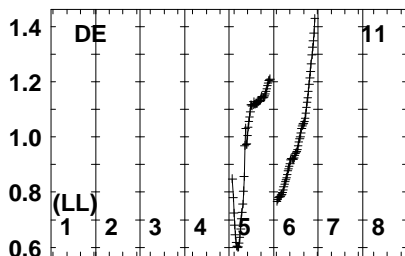
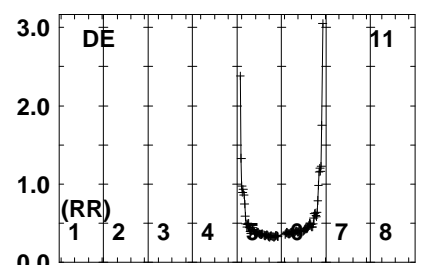
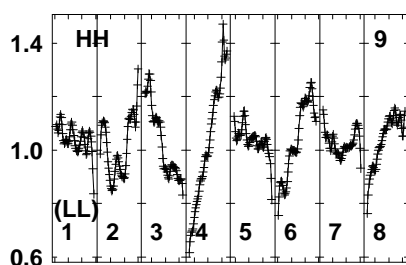
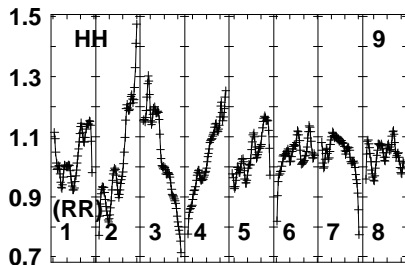
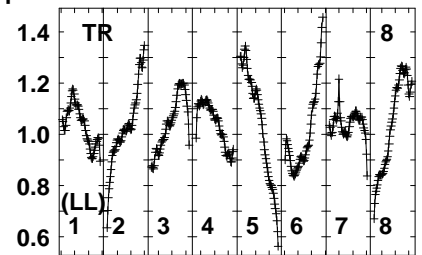
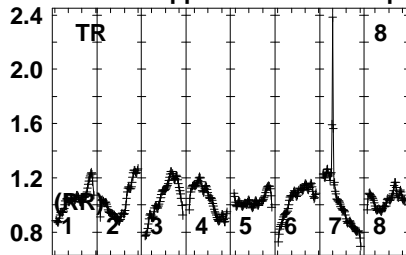
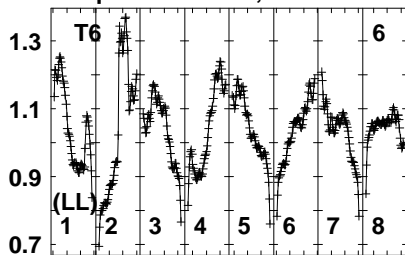
480083048709009309605005030
FREQ MHz

Lower frame: Real Jy
Auto-corr total-power spectrum Antenna: *
Timerange: 01/00:14:31 to 01/00:15:59

Plot file version 47 created 16-MAY-2024 11:51:49

J0804+1012 EG124B.UVDATA.1

Freq = 4.7990 GHz, Bw = 32.000 MH No calibration applied and no bandpass applied



480083048709009309605005030
FREQ MHz

480083048709009309605005030
FREQ MHz

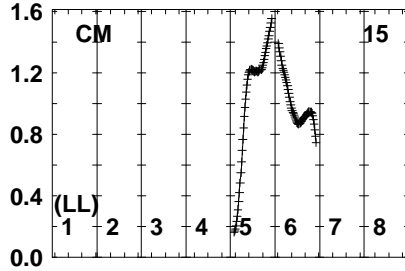
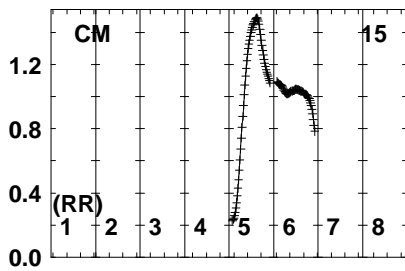
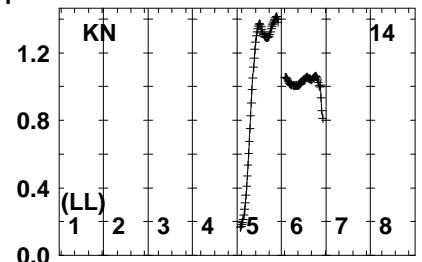
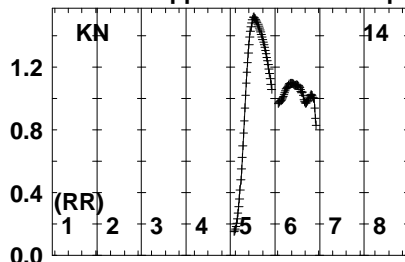
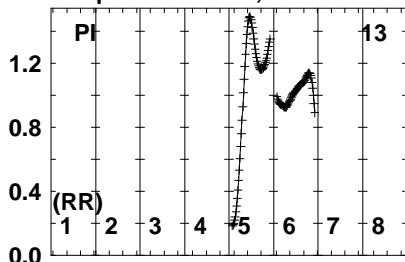
480083048709009309605005030
FREQ MHz

Lower frame: Real Jy
Auto-corr total-power spectrum Antenna: *
Timerange: 01/00:14:31 to 01/00:15:59

Plot file version 48 created 16-MAY-2024 11:51:49

J0804+1012 EG124B.UVDATA.1

Freq = 4.7990 GHz, Bw = 32.000 MH No calibration applied and no bandpass applied

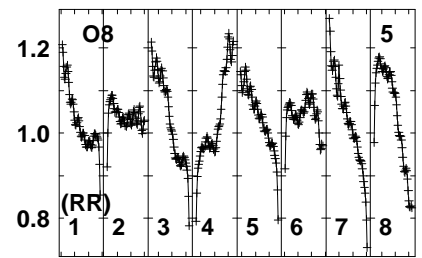
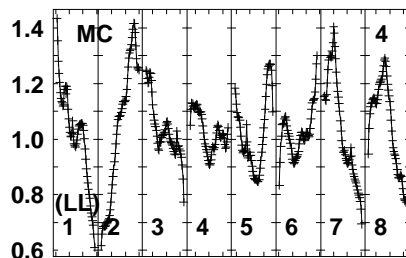
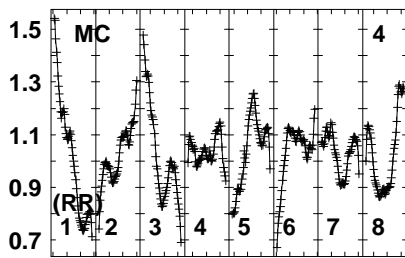
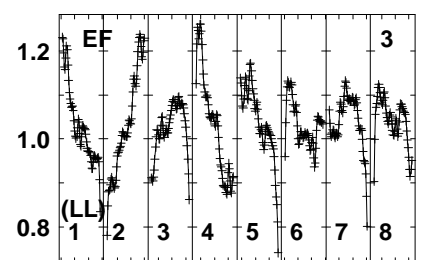
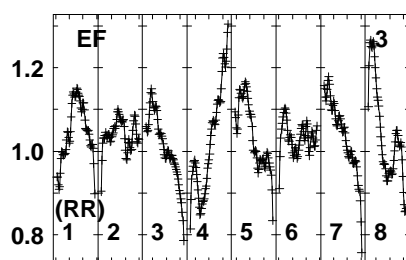
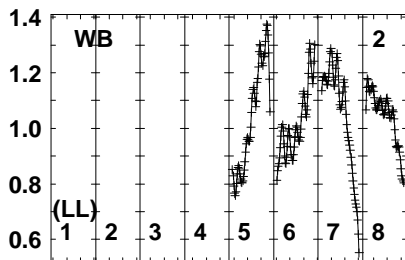
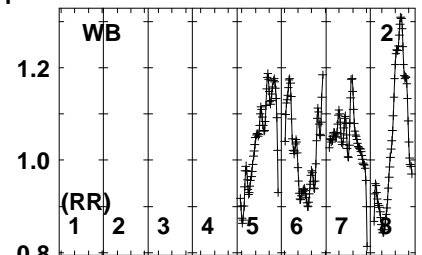
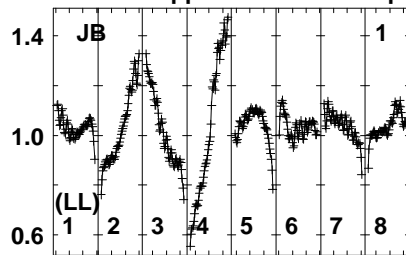
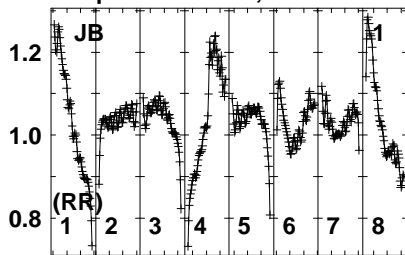


Lower frame: Real Jy
Auto-corr total-power spectrum Antenna: *
Timerange: 01/00:14:31 to 01/00:15:59

Plot file version 49 created 16-MAY-2024 11:51:49

UGC4211 EG124B.UVDATA.1

Freq = 4.7990 GHz, Bw = 32.000 MH No calibration applied and no bandpass applied



480083048709009309605005030
FREQ MHz

480083048709009309605005030
FREQ MHz

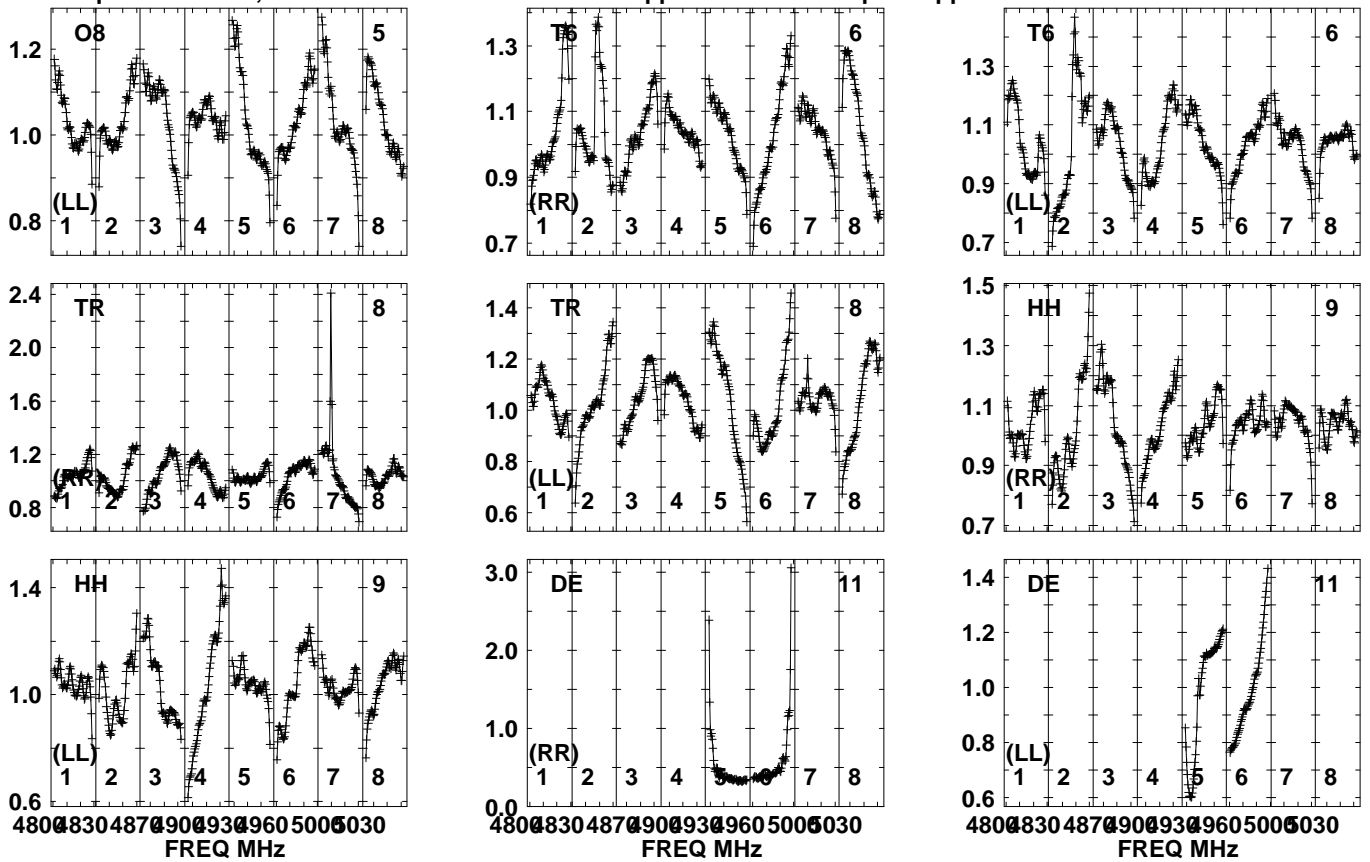
480083048709009309605005030
FREQ MHz

Lower frame: Real Jy
Auto-corr total-power spectrum Antenna: *
Timerange: 01/00:16:21 to 01/00:19:49

Plot file version 50 created 16-MAY-2024 11:51:49

UGC4211 EG124B.UVDATA.1

Freq = 4.7990 GHz, Bw = 32.000 MH No calibration applied and no bandpass applied

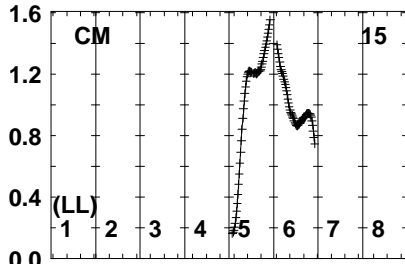
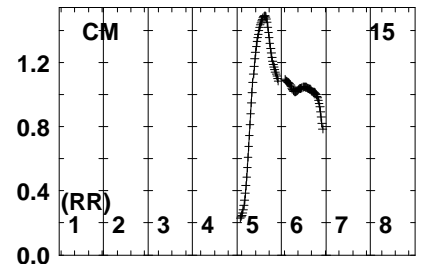
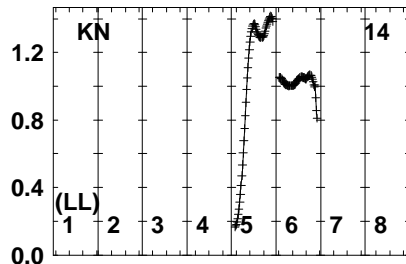
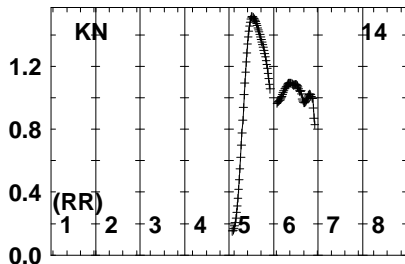
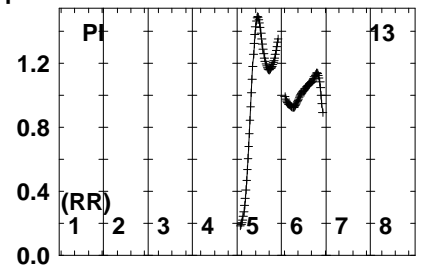
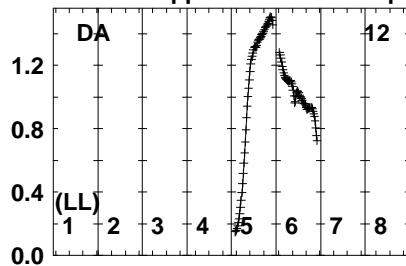
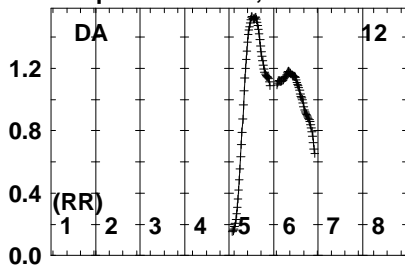


Lower frame: Real Jy
Auto-corr total-power spectrum Antenna: *
Timerange: 01/00:16:21 to 01/00:19:49

Plot file version 51 created 16-MAY-2024 11:51:50

UGC4211 EG124B.UVDATA.1

Freq = 4.7990 GHz, Bw = 32.000 MH No calibration applied and no bandpass applied



4800483048709009309605005030

FREQ MHz

Lower frame: Real Jy

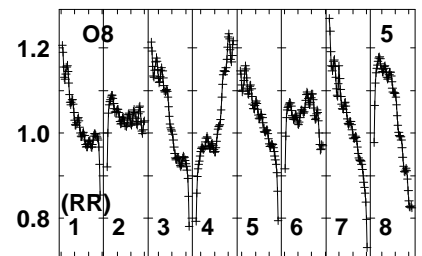
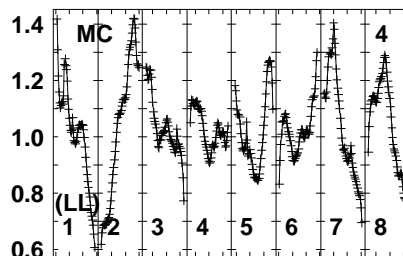
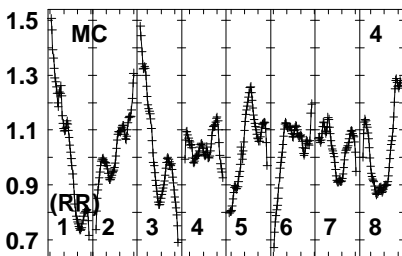
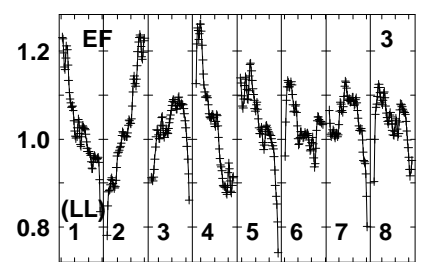
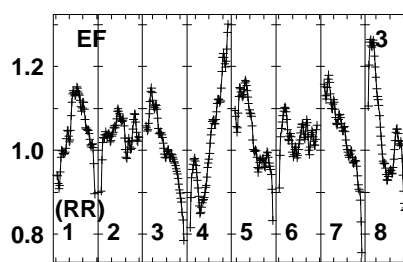
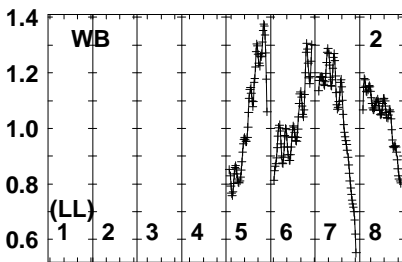
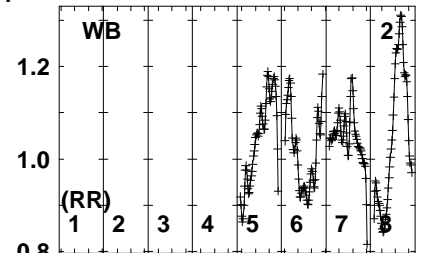
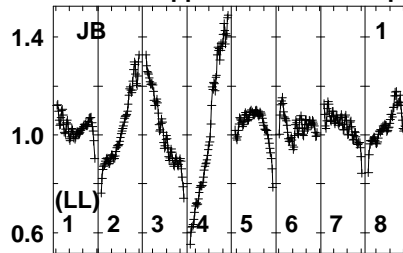
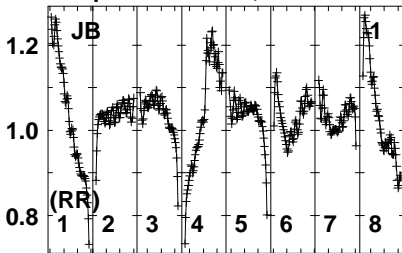
Auto-corr total-power spectrum Antenna: *

Timerange: 01/00:16:21 to 01/00:19:49

Plot file version 52 created 16-MAY-2024 11:51:50

J0804+1012 EG124B.UVDATA.1

Freq = 4.7990 GHz, Bw = 32.000 MH No calibration applied and no bandpass applied



480083048709009309605005030
FREQ MHz

480083048709009309605005030
FREQ MHz

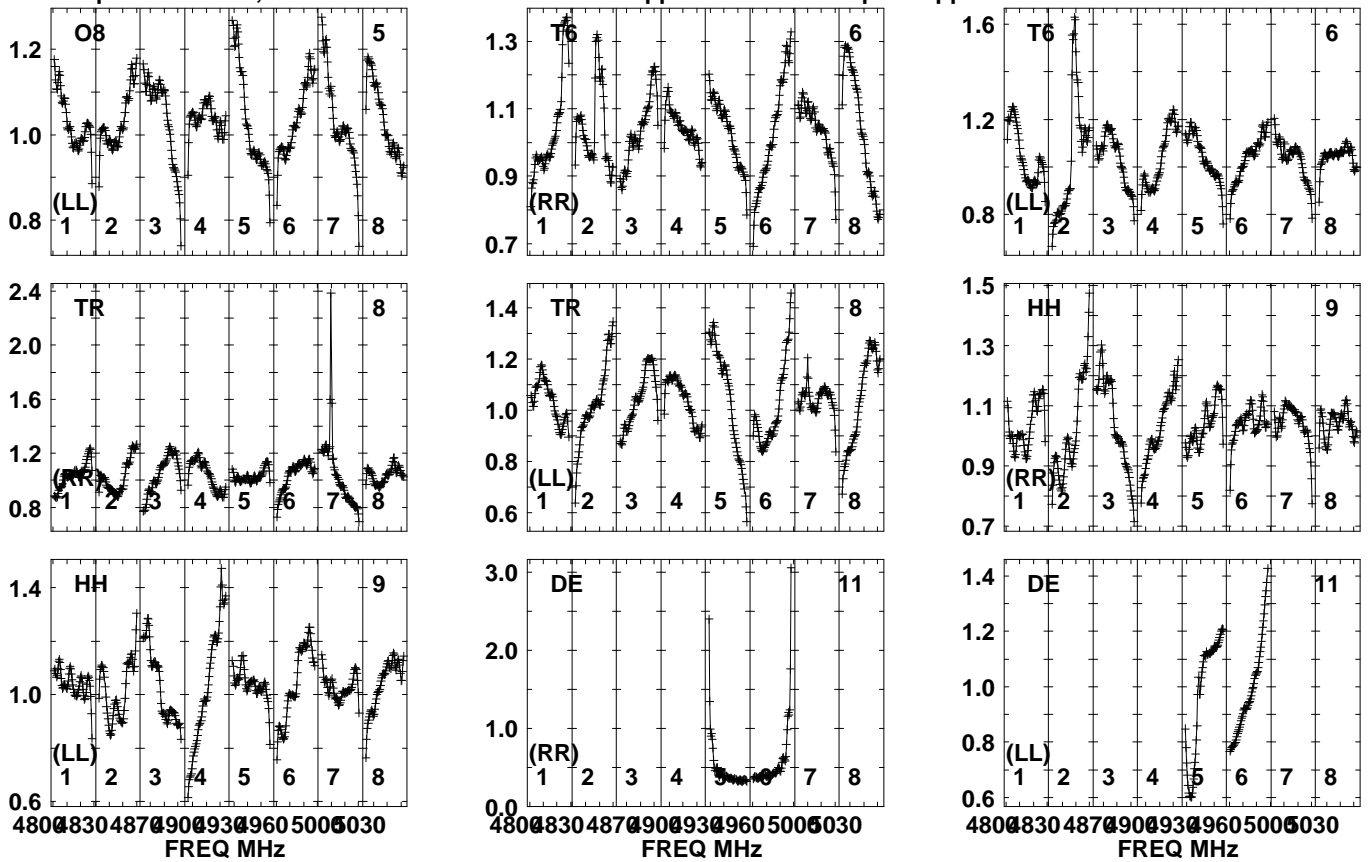
480083048709009309605005030
FREQ MHz

Lower frame: Real Jy
Auto-corr total-power spectrum Antenna: *
Timerange: 01/00:20:01 to 01/00:21:29

Plot file version 53 created 16-MAY-2024 11:51:50

J0804+1012 EG124B.UVDATA.1

Freq = 4.7990 GHz, Bw = 32.000 MH No calibration applied and no bandpass applied

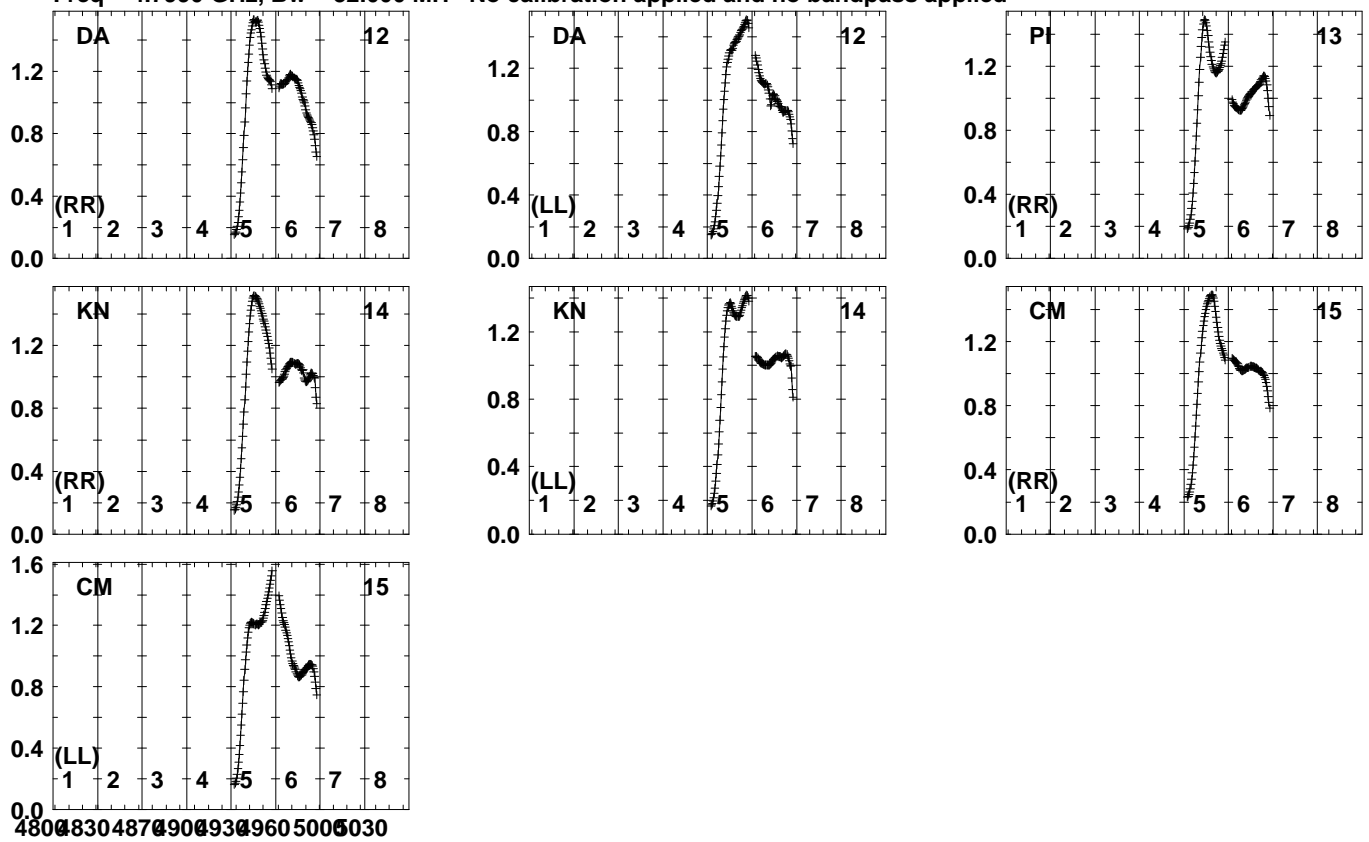


Lower frame: Real Jy
Auto-corr total-power spectrum Antenna: *
Timerange: 01/00:20:01 to 01/00:21:29

Plot file version 54 created 16-MAY-2024 11:51:50

J0804+1012 EG124B.UVDATA.1

Freq = 4.7990 GHz, Bw = 32.000 MH No calibration applied and no bandpass applied

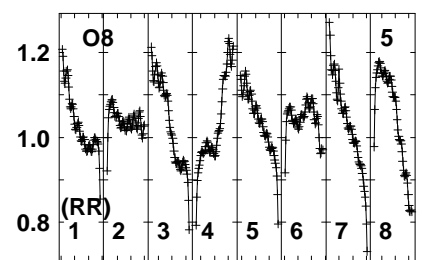
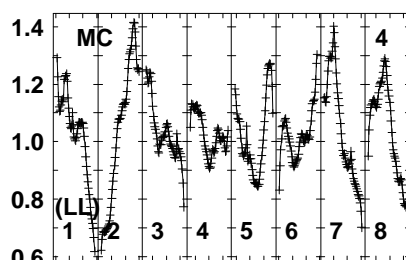
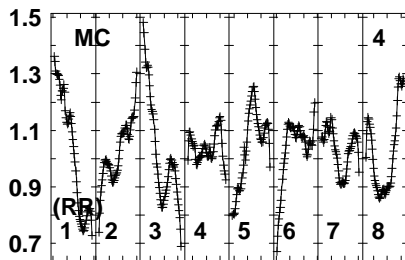
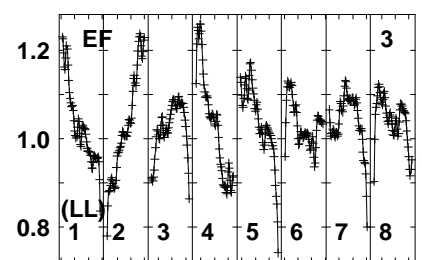
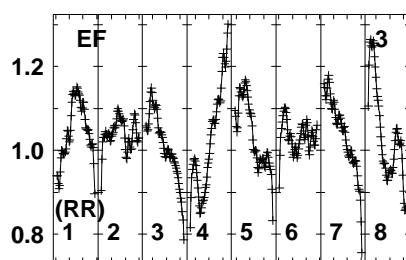
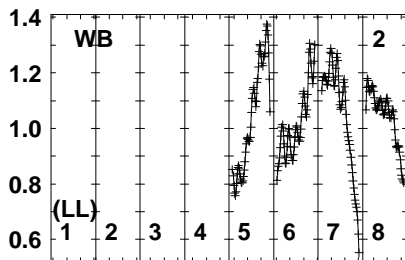
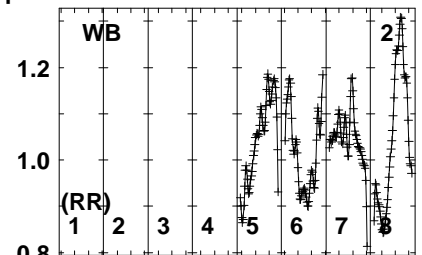
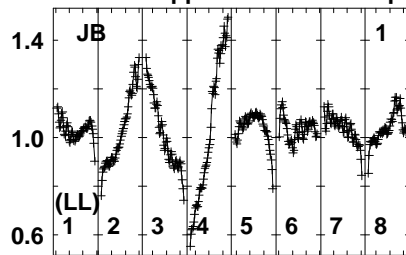
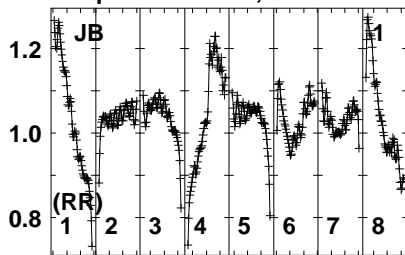


Lower frame: Real Jy
Auto-corr total-power spectrum Antenna: *
Timerange: 01/00:20:01 to 01/00:21:29

Plot file version 55 created 16-MAY-2024 11:51:50

UGC4211 EG124B.UVDATA.1

Freq = 4.7990 GHz, Bw = 32.000 MH No calibration applied and no bandpass applied



480083048709009309605005030
FREQ MHz

480083048709009309605005030
FREQ MHz

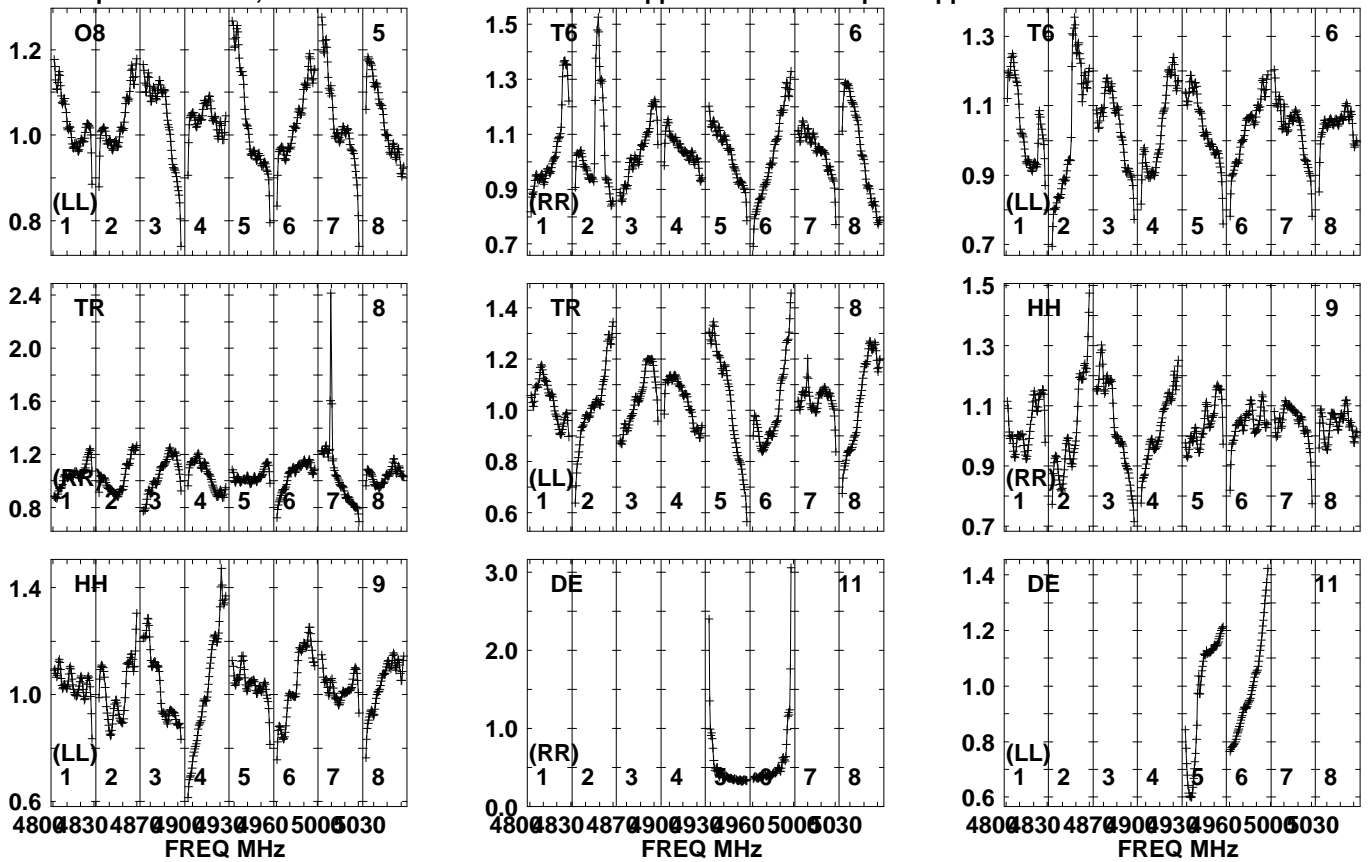
480083048709009309605005030
FREQ MHz

Lower frame: Real Jy
Auto-corr total-power spectrum Antenna: *
Timerange: 01/00:21:56 to 01/00:25:18

Plot file version 56 created 16-MAY-2024 11:51:51

UGC4211 EG124B.UVDATA.1

Freq = 4.7990 GHz, Bw = 32.000 MH No calibration applied and no bandpass applied

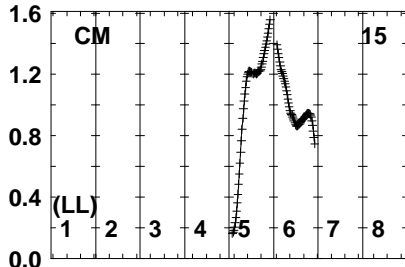
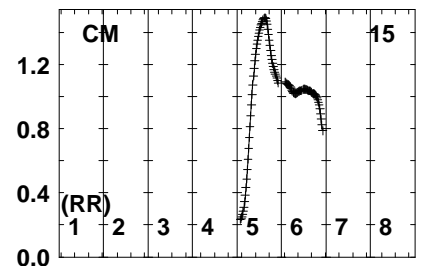
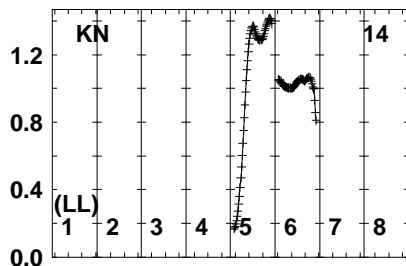
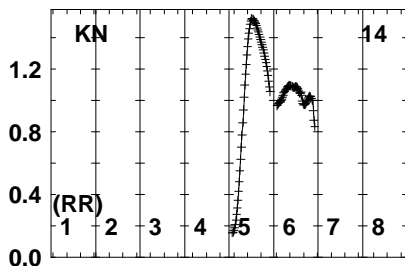
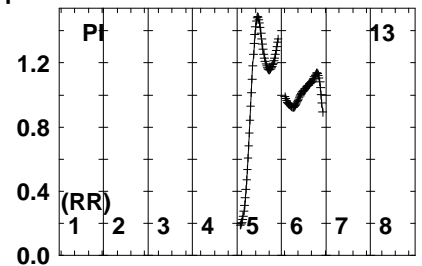
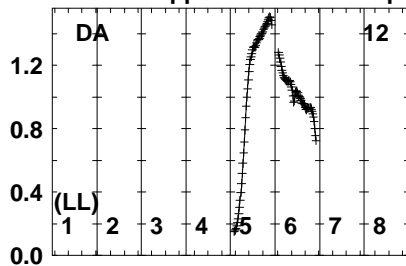
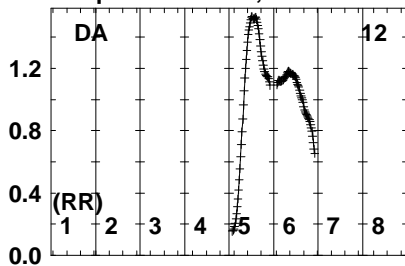


Lower frame: Real Jy
Auto-corr total-power spectrum Antenna: *
Timerange: 01/00:21:56 to 01/00:25:18

Plot file version 57 created 16-MAY-2024 11:51:51

UGC4211 EG124B.UVDATA.1

Freq = 4.7990 GHz, Bw = 32.000 MH No calibration applied and no bandpass applied



4800483048709009309605005030

FREQ MHz

Lower frame: Real Jy

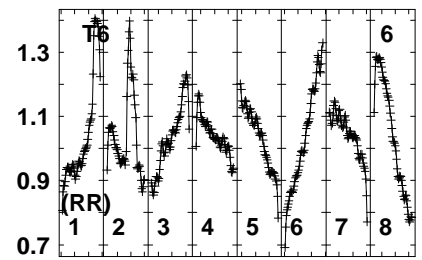
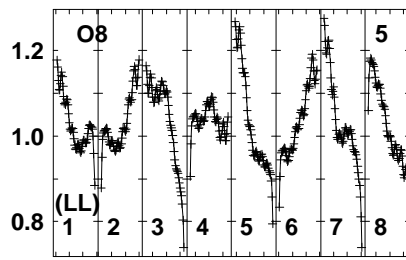
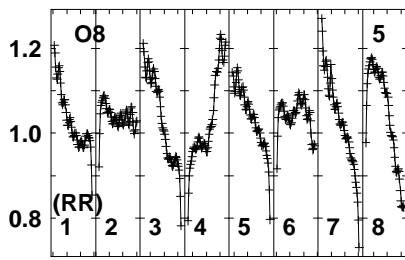
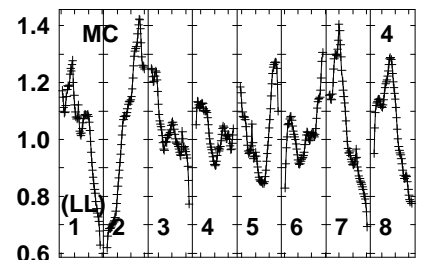
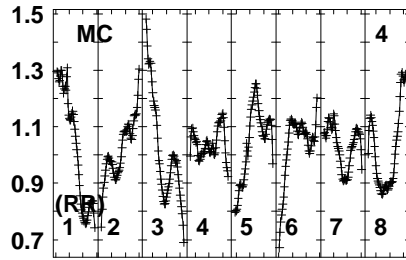
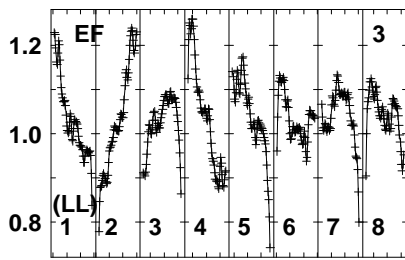
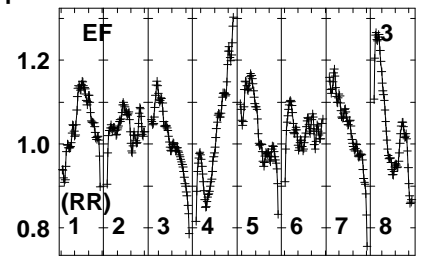
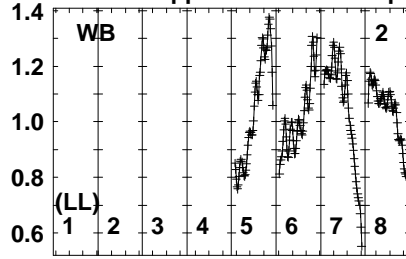
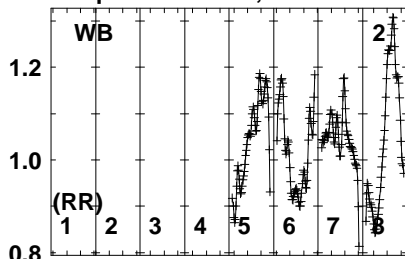
Auto-corr total-power spectrum Antenna: *

Timerange: 01/00:21:56 to 01/00:25:18

Plot file version 58 created 16-MAY-2024 11:51:51

J0804+1012 EG124B.UVDATA.1

Freq = 4.7990 GHz, Bw = 32.000 MH No calibration applied and no bandpass applied



480083048709009309605005030
FREQ MHz

480083048709009309605005030
FREQ MHz

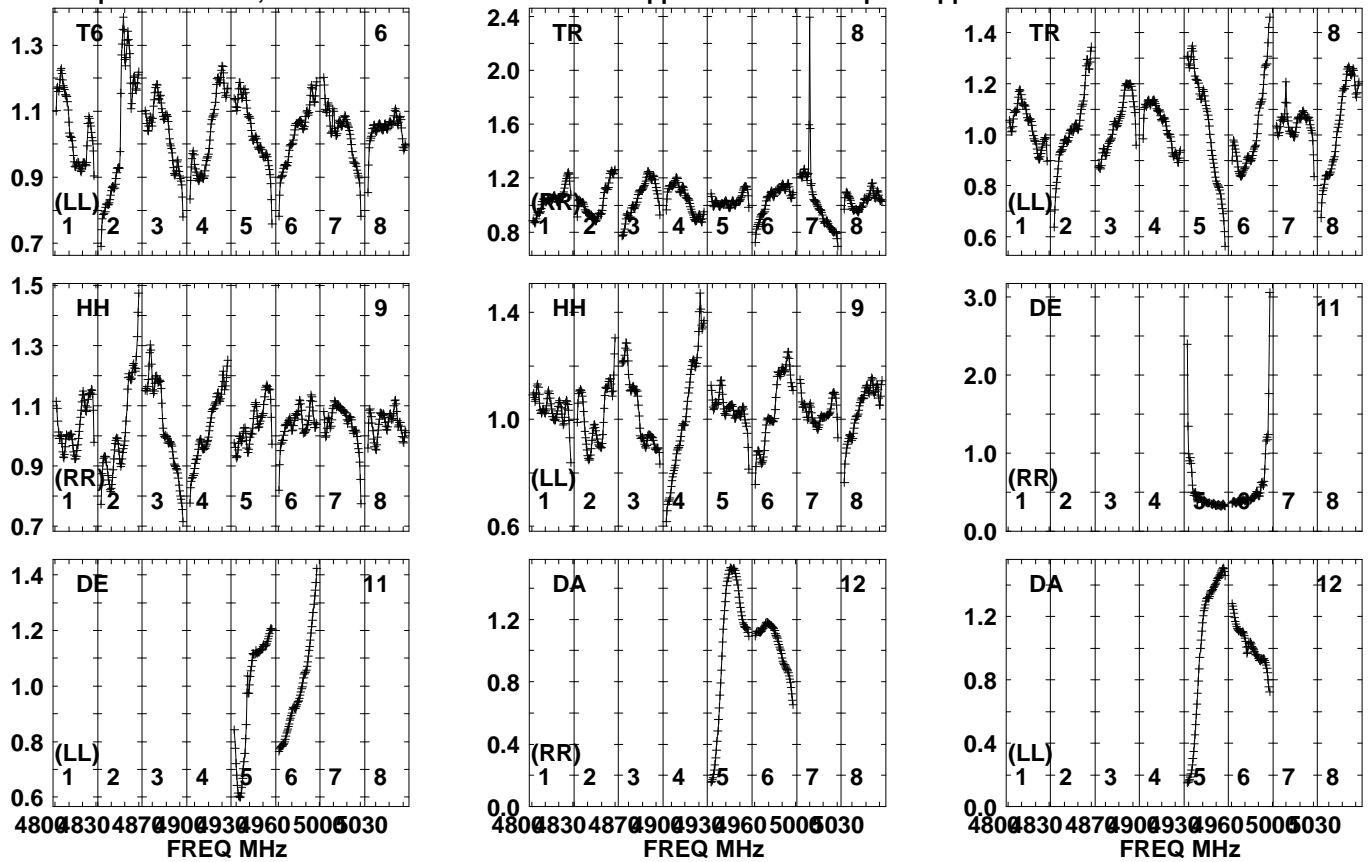
480083048709009309605005030
FREQ MHz

Lower frame: Real Jy
Auto-corr total-power spectrum Antenna: *
Timerange: 01/00:25:31 to 01/00:26:59

Plot file version 59 created 16-MAY-2024 11:51:51

J0804+1012 EG124B.UVDATA.1

Freq = 4.7990 GHz, Bw = 32.000 MH No calibration applied and no bandpass applied

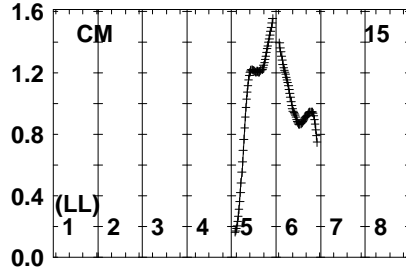
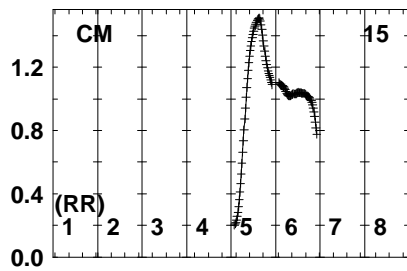
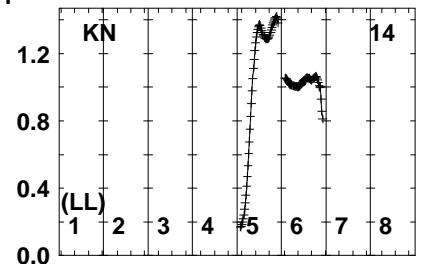
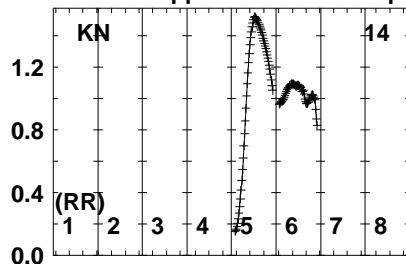
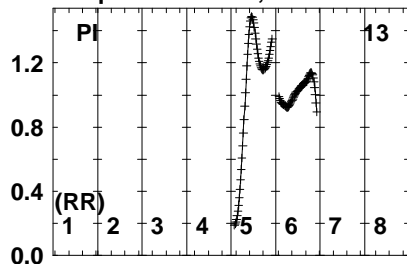


Lower frame: Real Jy
Auto-corr total-power spectrum Antenna: *
Timerange: 01/00:25:31 to 01/00:26:59

Plot file version 60 created 16-MAY-2024 11:51:51

J0804+1012 EG124B.UVDATA.1

Freq = 4.7990 GHz, Bw = 32.000 MH No calibration applied and no bandpass applied

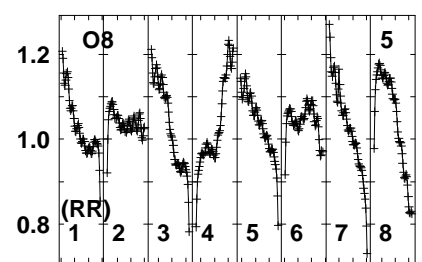
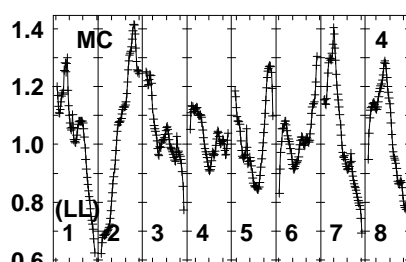
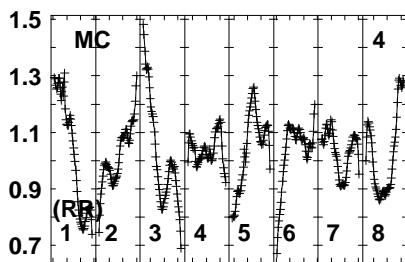
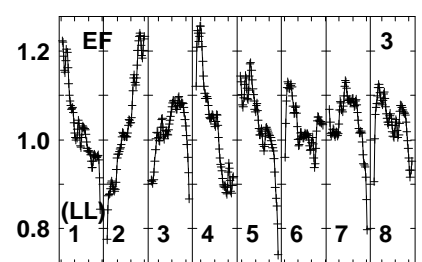
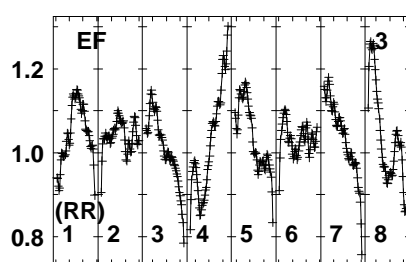
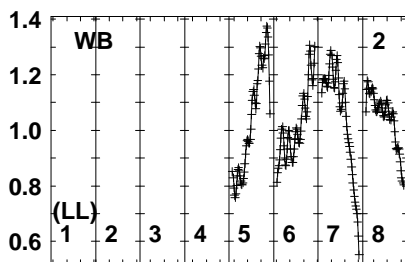
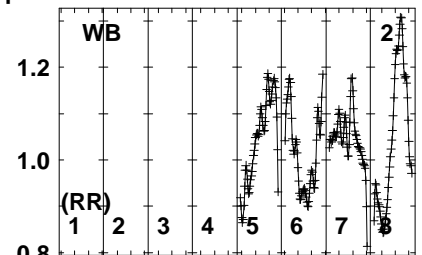
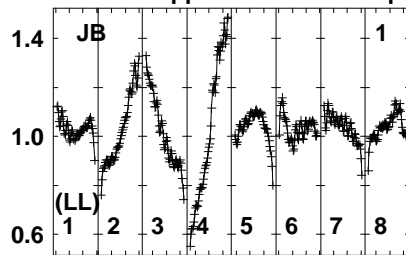
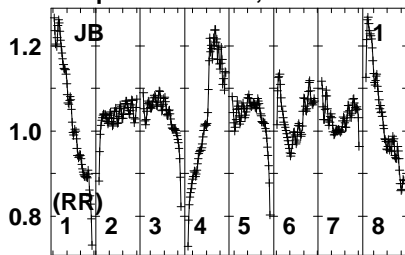


Lower frame: Real Jy
Auto-corr total-power spectrum Antenna: *
Timerange: 01/00:25:31 to 01/00:26:59

Plot file version 61 created 16-MAY-2024 11:51:52

UGC4211 EG124B.UVDATA.1

Freq = 4.7990 GHz, Bw = 32.000 MH No calibration applied and no bandpass applied



480083048709009309605005030
FREQ MHz

480083048709009309605005030
FREQ MHz

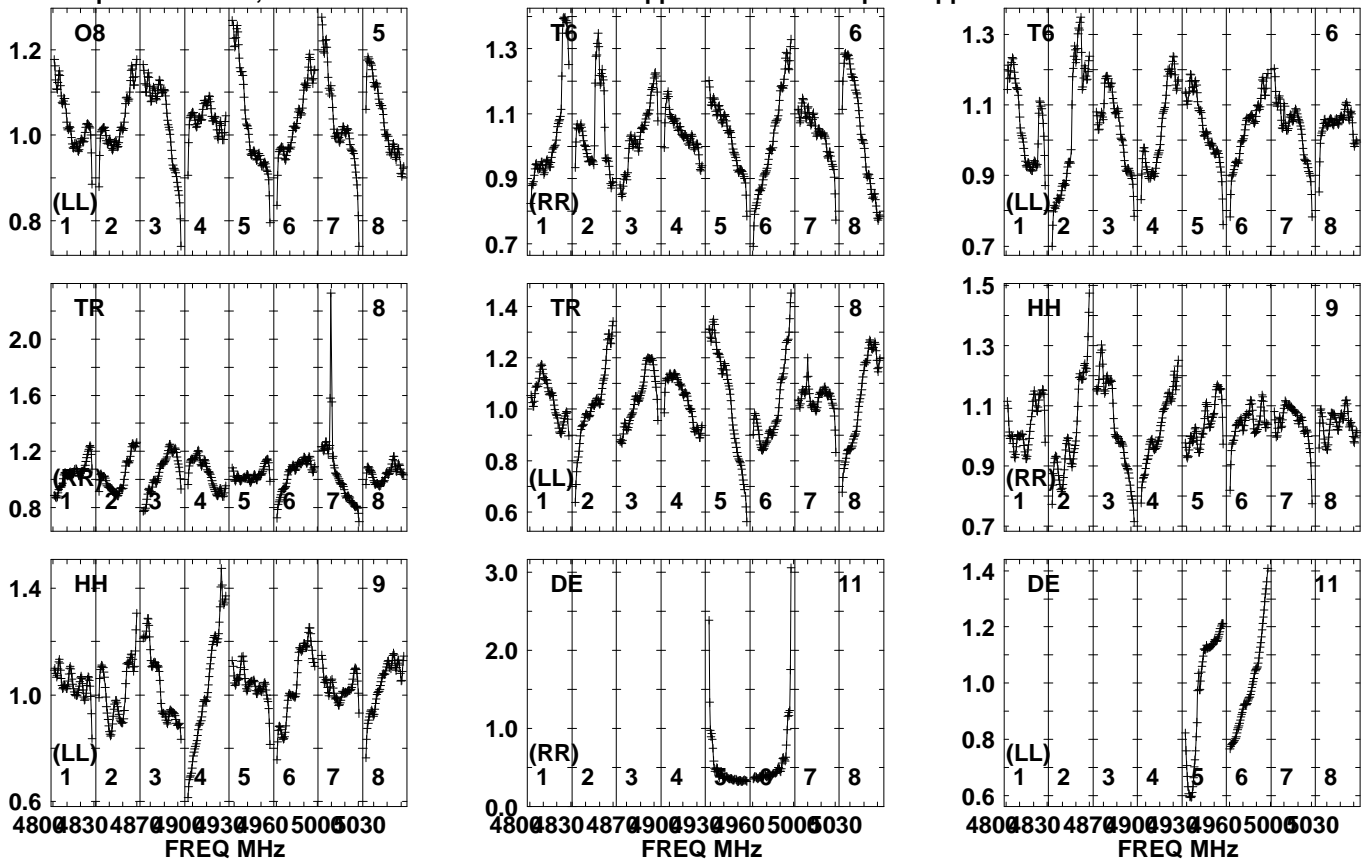
480083048709009309605005030
FREQ MHz

Lower frame: Real Jy
Auto-corr total-power spectrum Antenna: *
Timerange: 01/00:27:21 to 01/00:30:49

Plot file version 62 created 16-MAY-2024 11:51:52

UGC4211 EG124B.UVDATA.1

Freq = 4.7990 GHz, Bw = 32.000 MH No calibration applied and no bandpass applied

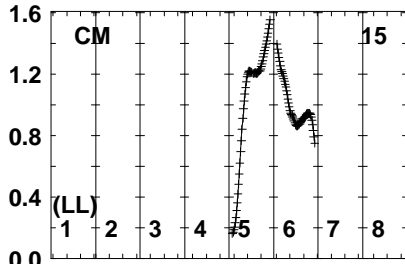
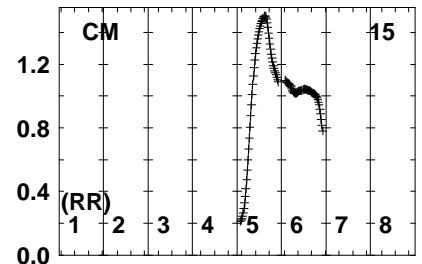
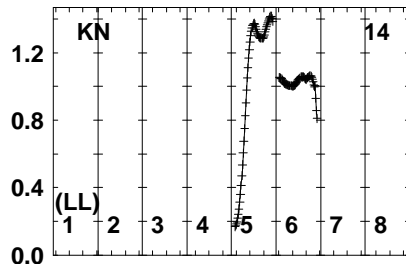
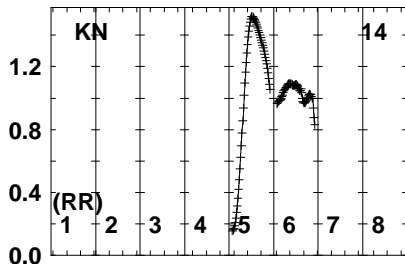
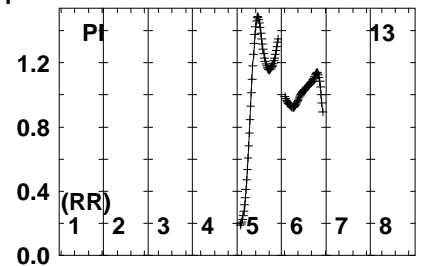
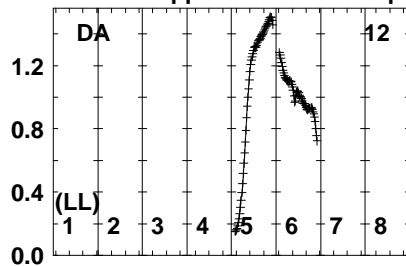
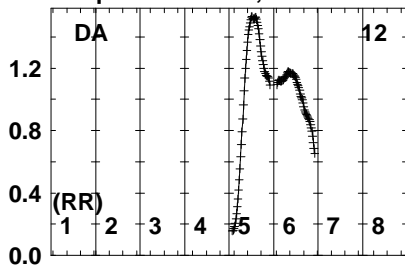


Lower frame: Real Jy
Auto-corr total-power spectrum Antenna: *
Timerange: 01/00:27:21 to 01/00:30:49

Plot file version 63 created 16-MAY-2024 11:51:52

UGC4211 EG124B.UVDATA.1

Freq = 4.7990 GHz, Bw = 32.000 MH No calibration applied and no bandpass applied



4800483048709009309605005030

FREQ MHz

Lower frame: Real Jy

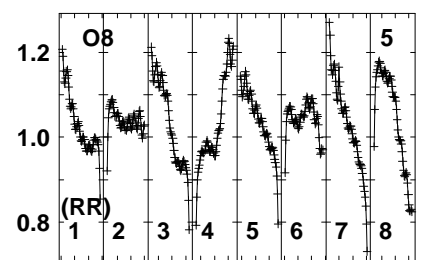
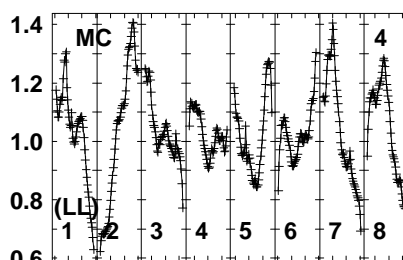
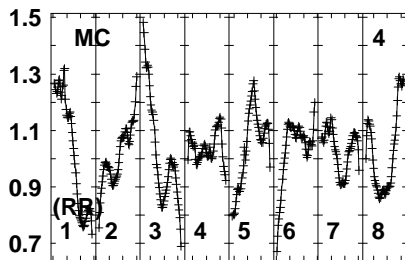
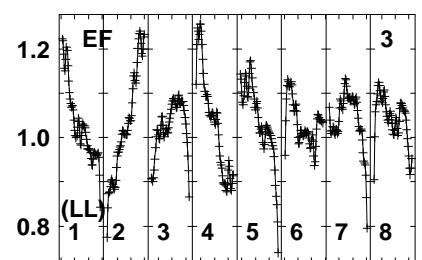
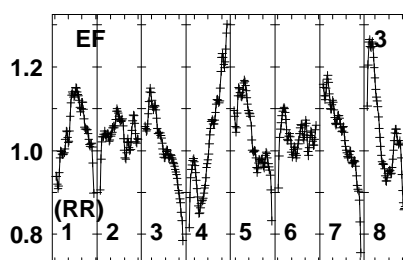
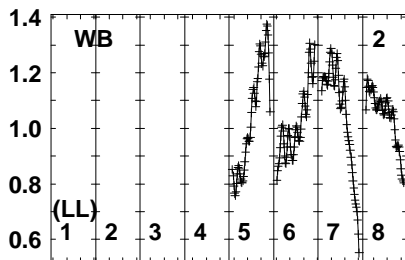
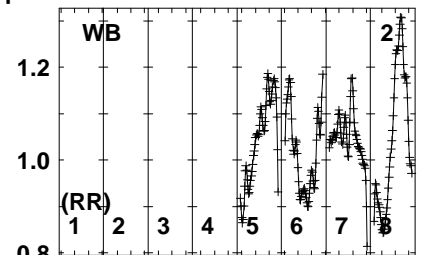
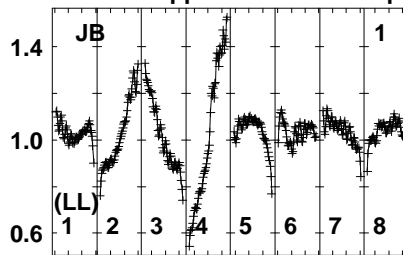
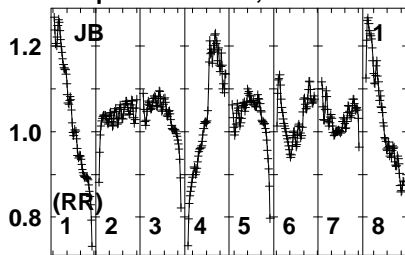
Auto-corr total-power spectrum Antenna: *

Timerange: 01/00:27:21 to 01/00:30:49

Plot file version 64 created 16-MAY-2024 11:51:52

J0804+1012 EG124B.UVDATA.1

Freq = 4.7990 GHz, Bw = 32.000 MH No calibration applied and no bandpass applied



480083048709009309605005030
FREQ MHz

480083048709009309605005030
FREQ MHz

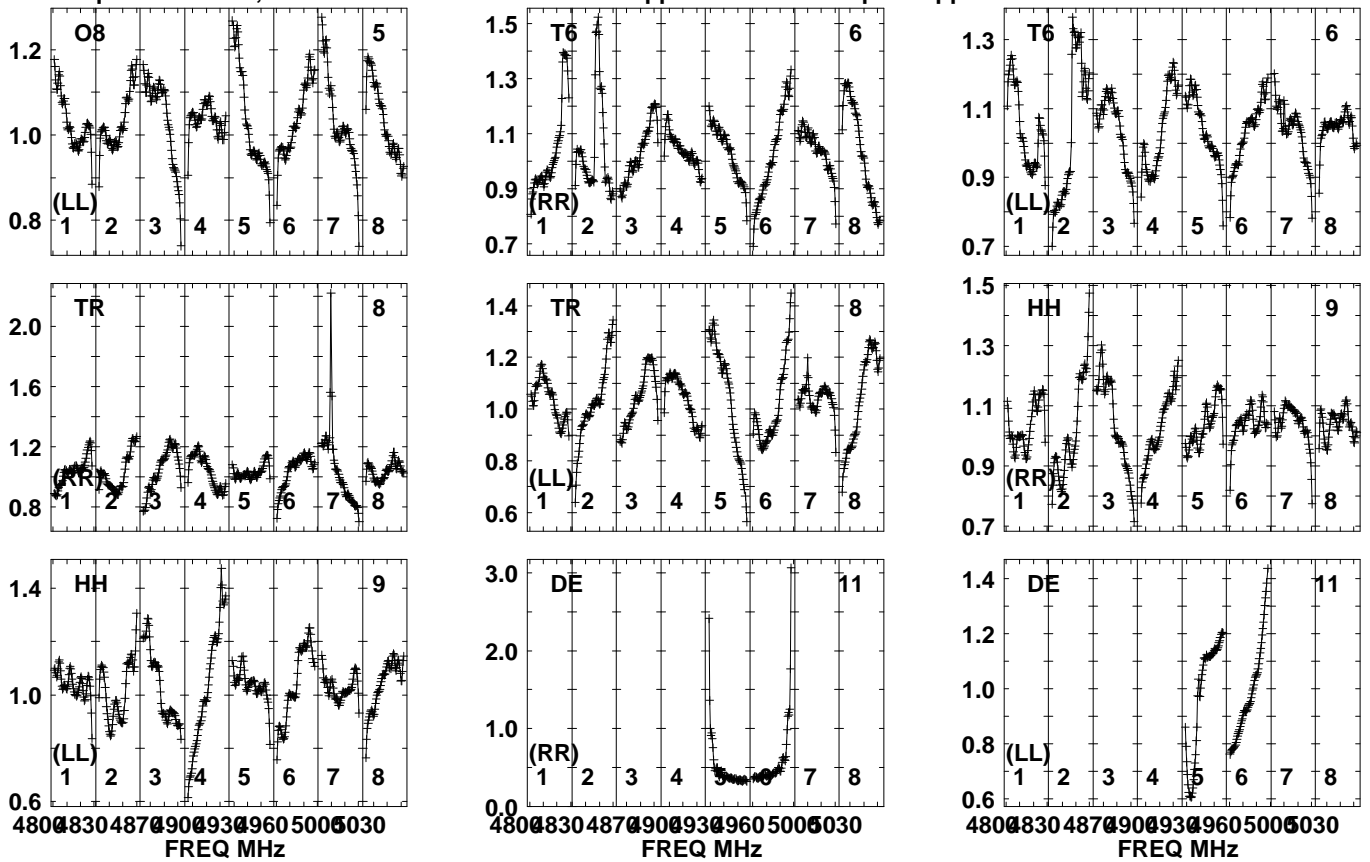
480083048709009309605005030
FREQ MHz

Lower frame: Real Jy
Auto-corr total-power spectrum Antenna: *
Timerange: 01/00:31:01 to 01/00:32:29

Plot file version 65 created 16-MAY-2024 11:51:52

J0804+1012 EG124B.UVDATA.1

Freq = 4.7990 GHz, Bw = 32.000 MH No calibration applied and no bandpass applied

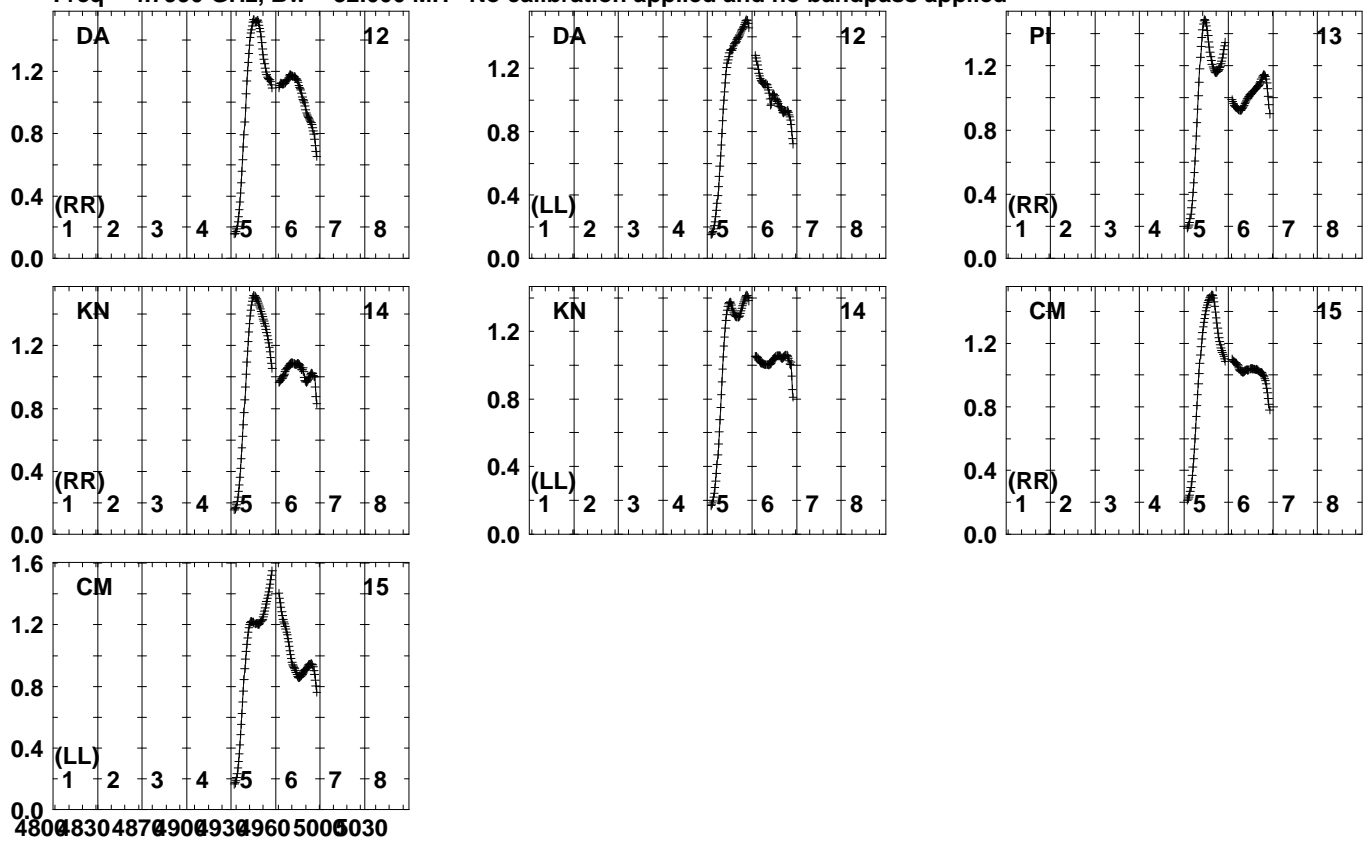


Lower frame: Real Jy
Auto-corr total-power spectrum Antenna: *
Timerange: 01/00:31:01 to 01/00:32:29

Plot file version 66 created 16-MAY-2024 11:51:53

J0804+1012 EG124B.UVDATA.1

Freq = 4.7990 GHz, Bw = 32.000 MH No calibration applied and no bandpass applied



Lower frame: Real Jy

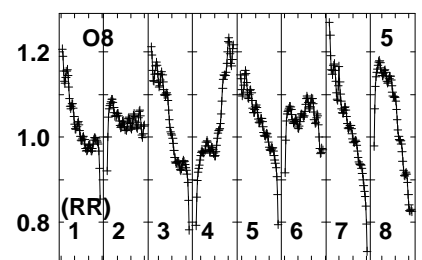
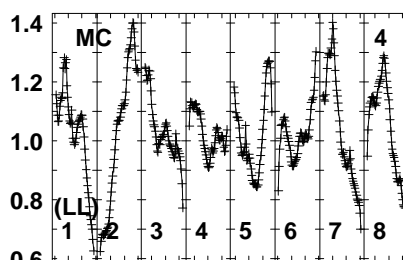
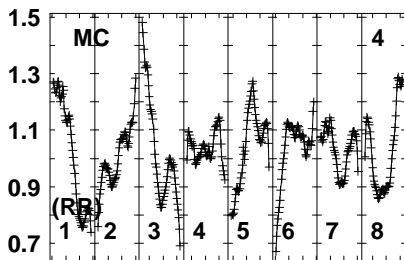
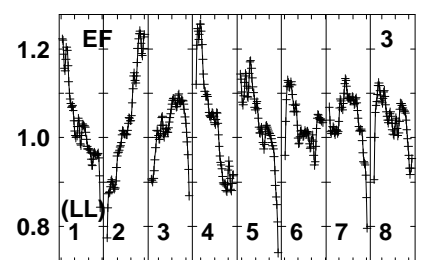
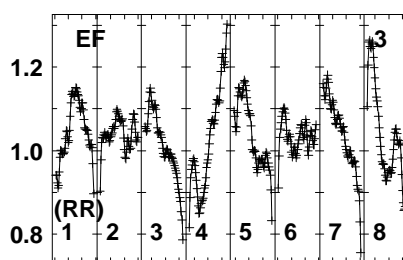
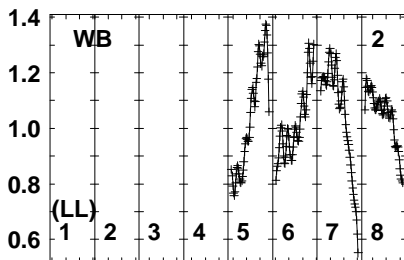
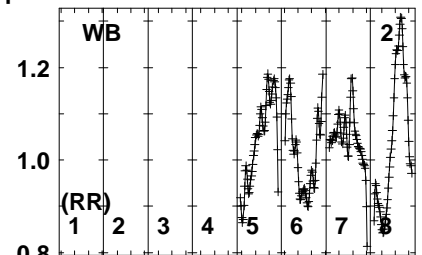
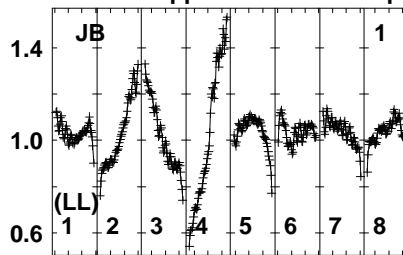
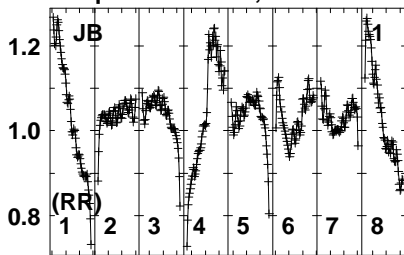
Auto-corr total-power spectrum Antenna: *

Timerange: 01/00:31:01 to 01/00:32:29

Plot file version 67 created 16-MAY-2024 11:51:53

UGC4211 EG124B.UVDATA.1

Freq = 4.7990 GHz, Bw = 32.000 MH No calibration applied and no bandpass applied



480083048709009309605005030
FREQ MHz

480083048709009309605005030
FREQ MHz

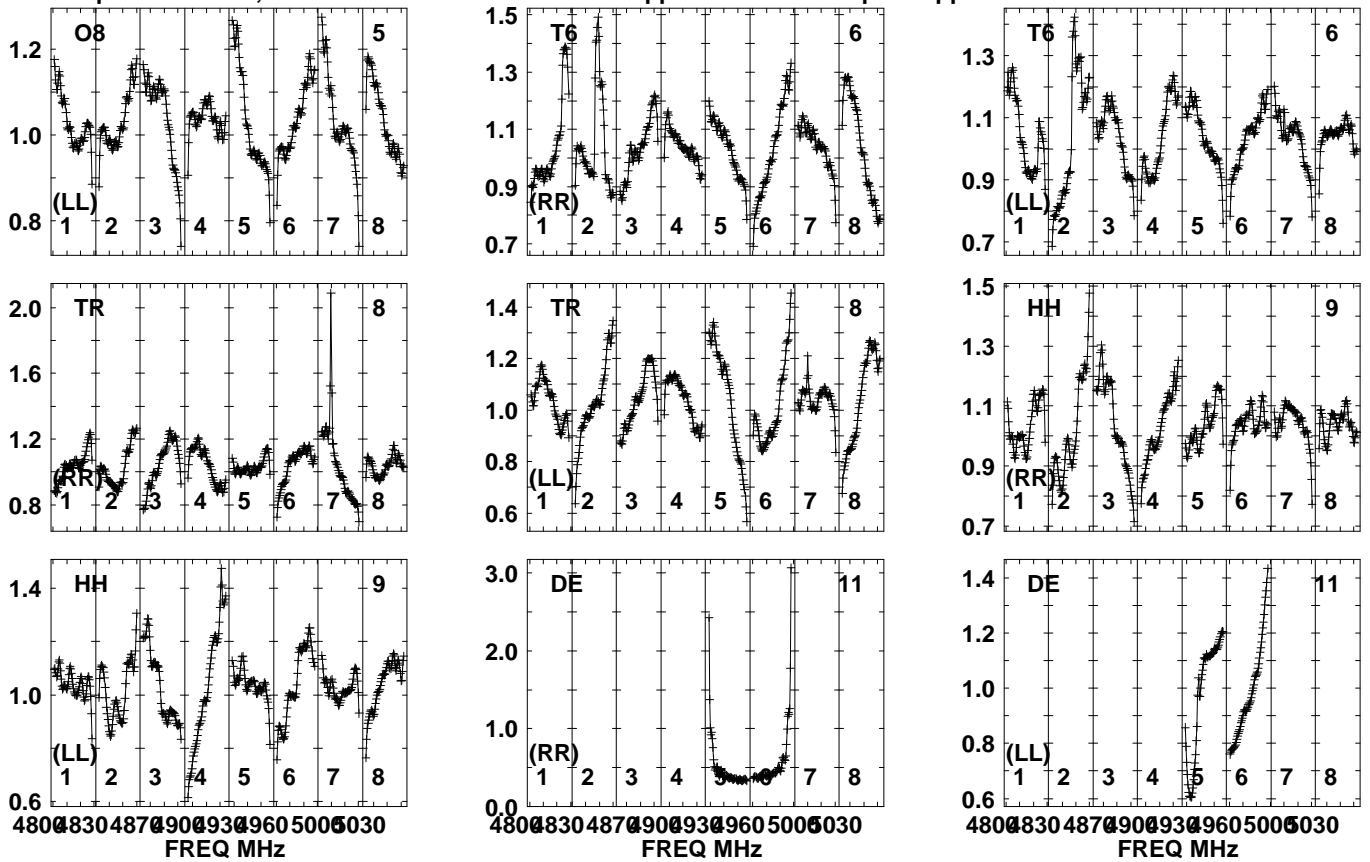
480083048709009309605005030
FREQ MHz

Lower frame: Real Jy
Auto-corr total-power spectrum Antenna: *
Timerange: 01/00:32:56 to 01/00:36:18

Plot file version 68 created 16-MAY-2024 11:51:53

UGC4211 EG124B.UVDATA.1

Freq = 4.7990 GHz, Bw = 32.000 MH No calibration applied and no bandpass applied

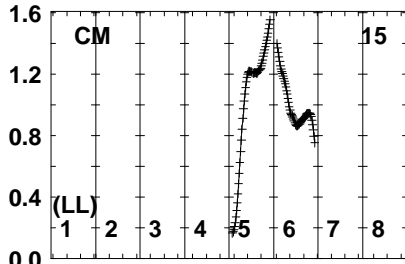
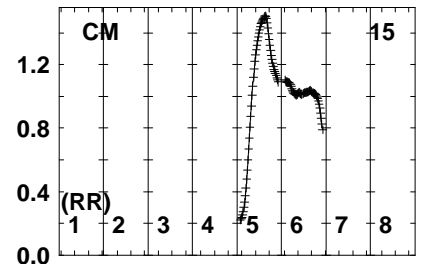
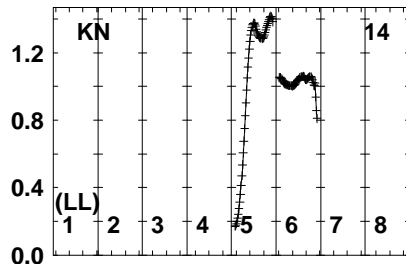
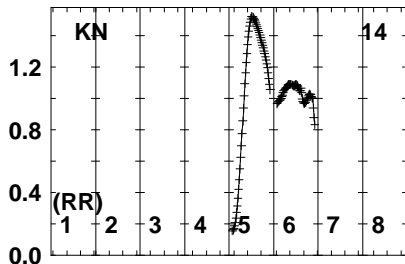
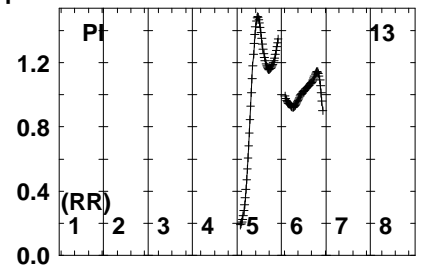
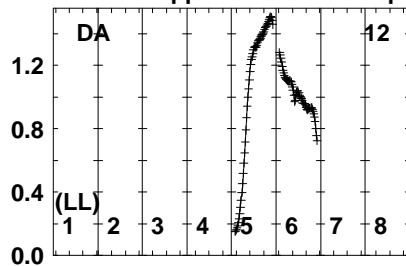
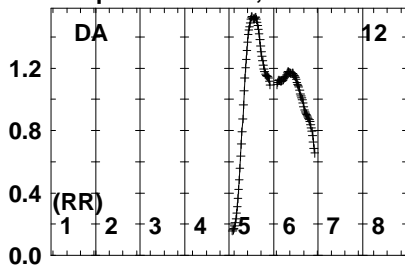


Lower frame: Real Jy
Auto-corr total-power spectrum Antenna: *
Timerange: 01/00:32:56 to 01/00:36:18

Plot file version 69 created 16-MAY-2024 11:51:53

UGC4211 EG124B.UVDATA.1

Freq = 4.7990 GHz, Bw = 32.000 MH No calibration applied and no bandpass applied



4800483048709009309605005030

FREQ MHz

Lower frame: Real Jy

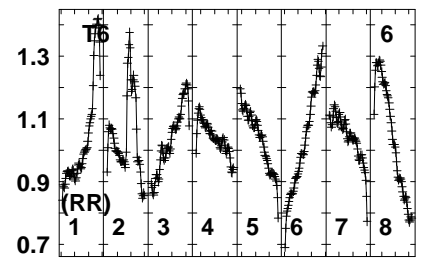
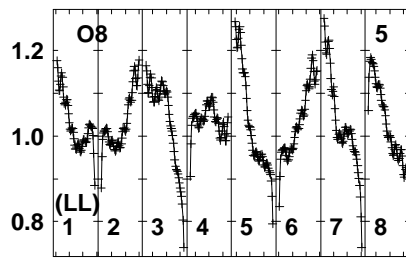
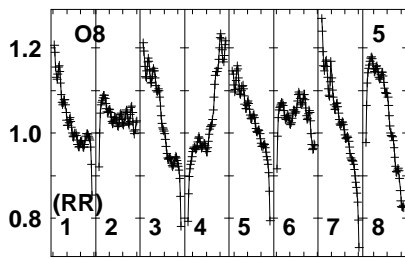
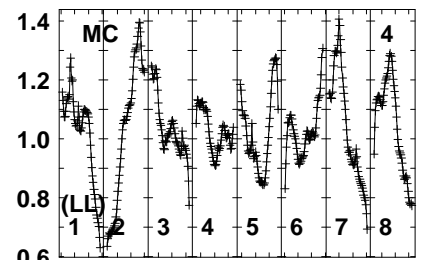
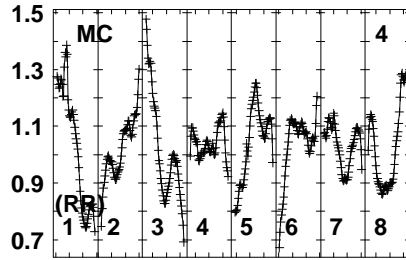
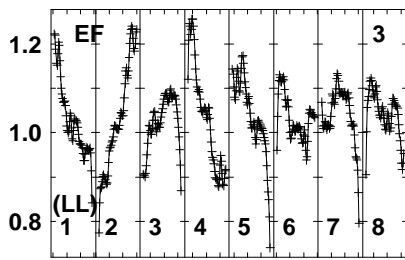
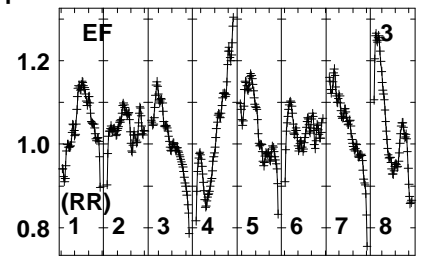
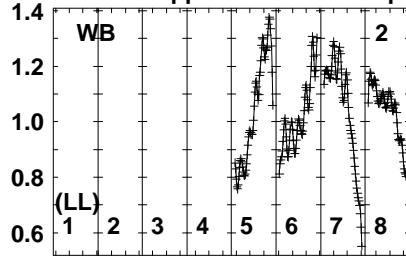
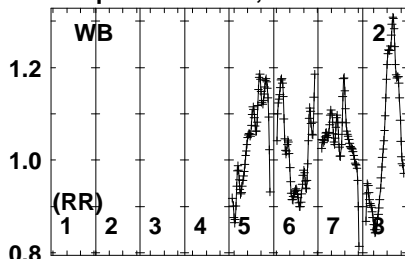
Auto-corr total-power spectrum Antenna: *

Timerange: 01/00:32:56 to 01/00:36:18

Plot file version 70 created 16-MAY-2024 11:51:53

J0804+1012 EG124B.UVDATA.1

Freq = 4.7990 GHz, Bw = 32.000 MH No calibration applied and no bandpass applied



480083048709009309605005030
FREQ MHz

480083048709009309605005030
FREQ MHz

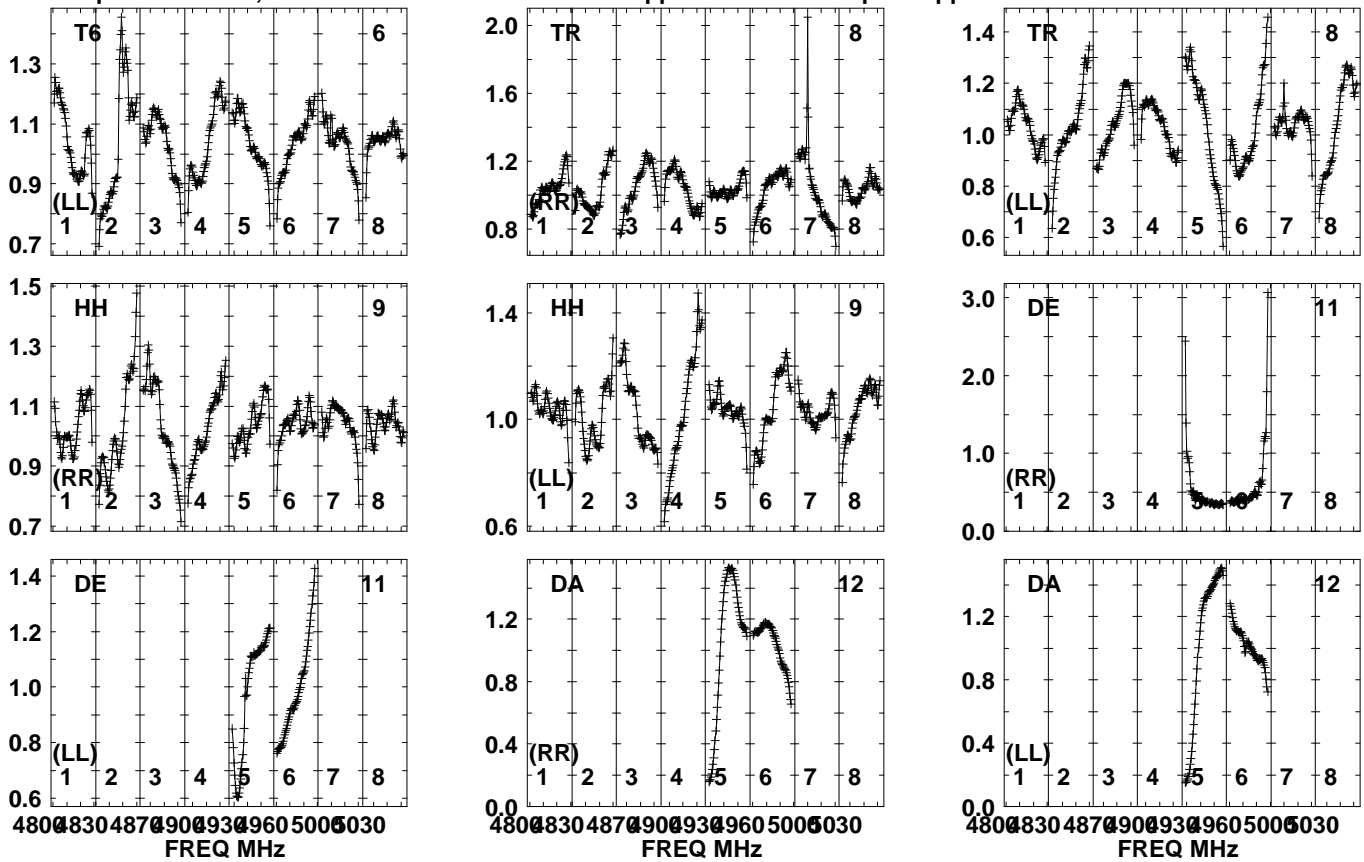
480083048709009309605005030
FREQ MHz

Lower frame: Real Jy
Auto-corr total-power spectrum Antenna: *
Timerange: 01/00:36:31 to 01/00:37:59

Plot file version 71 created 16-MAY-2024 11:51:54

J0804+1012 EG124B.UVDATA.1

Freq = 4.7990 GHz, Bw = 32.000 MH No calibration applied and no bandpass applied

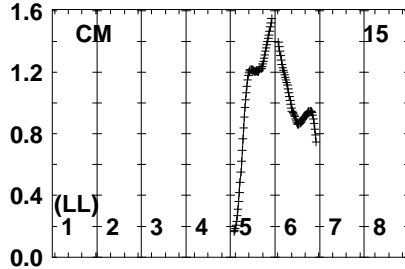
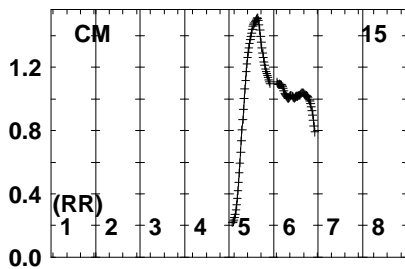
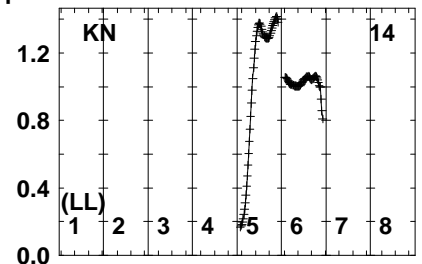
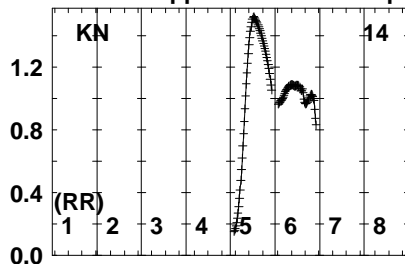
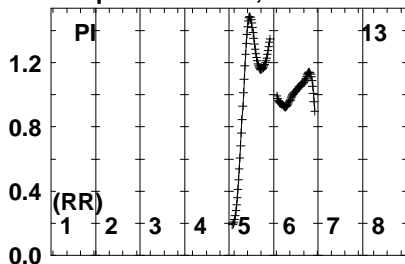


Lower frame: Real Jy
Auto-corr total-power spectrum Antenna: *
Timerange: 01/00:36:31 to 01/00:37:59

Plot file version 72 created 16-MAY-2024 11:51:54

J0804+1012 EG124B.UVDATA.1

Freq = 4.7990 GHz, Bw = 32.000 MH No calibration applied and no bandpass applied

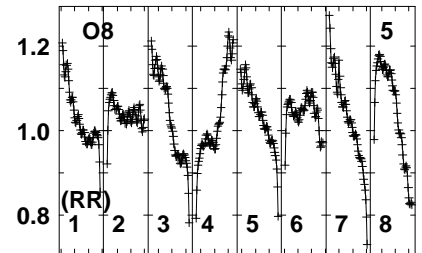
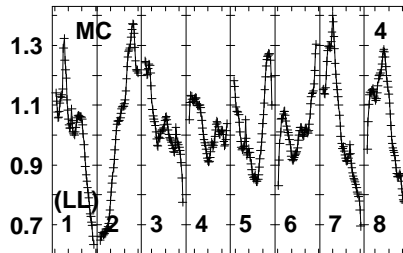
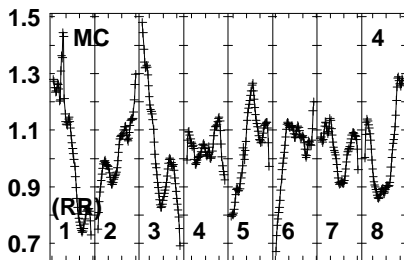
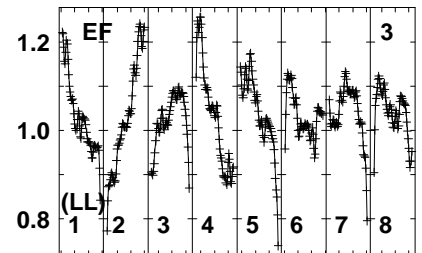
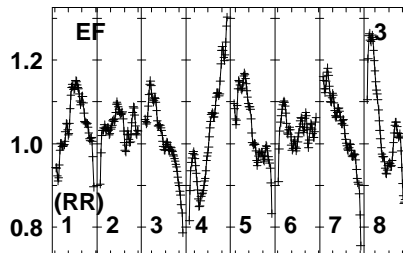
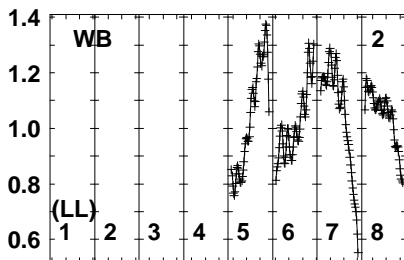
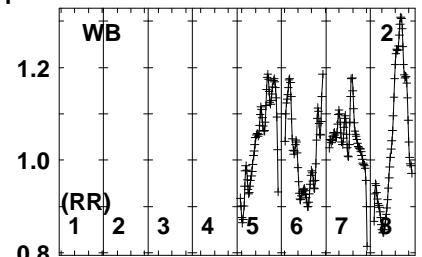
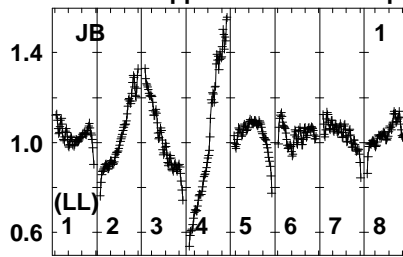
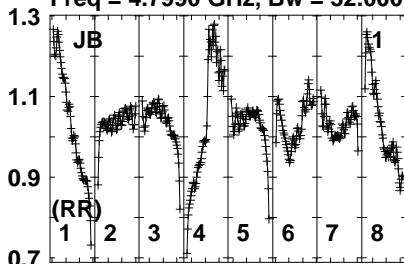


Lower frame: Real Jy
Auto-corr total-power spectrum Antenna: *
Timerange: 01/00:36:31 to 01/00:37:59

Plot file version 73 created 16-MAY-2024 11:51:54

UGC4211 EG124B.UVDATA.1

Freq = 4.7990 GHz, Bw = 32.000 MH No calibration applied and no bandpass applied



480083048709009309605005030
FREQ MHz

480083048709009309605005030
FREQ MHz

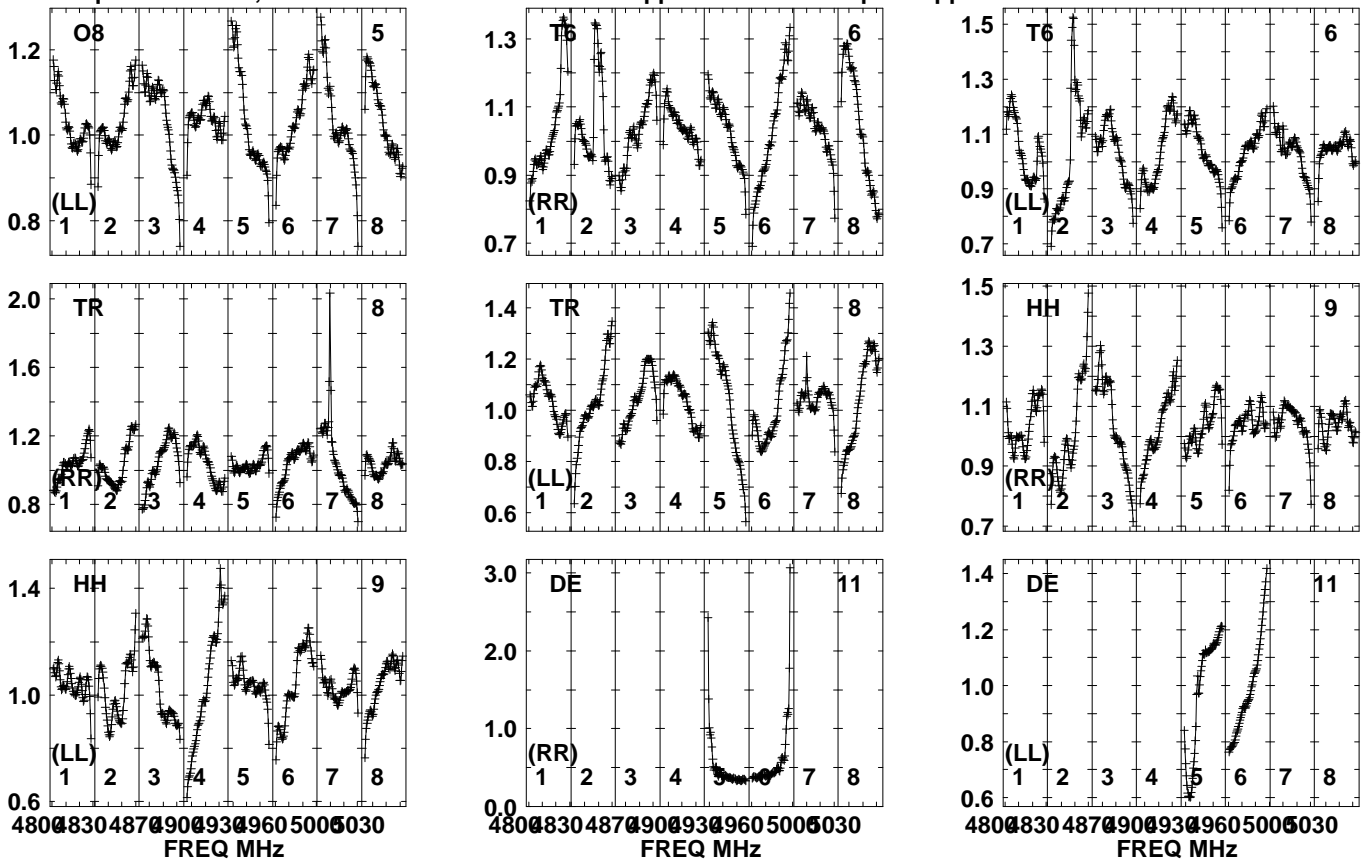
480083048709009309605005030
FREQ MHz

Lower frame: Real Jy
Auto-corr total-power spectrum Antenna: *
Timerange: 01/00:38:21 to 01/00:41:49

Plot file version 74 created 16-MAY-2024 11:51:54

UGC4211 EG124B.UVDATA.1

Freq = 4.7990 GHz, Bw = 32.000 MH No calibration applied and no bandpass applied

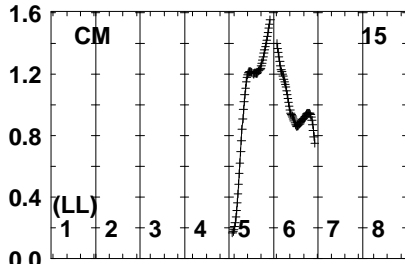
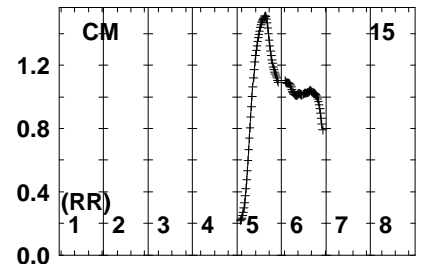
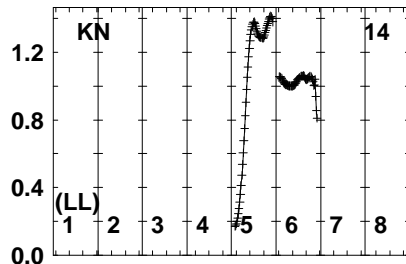
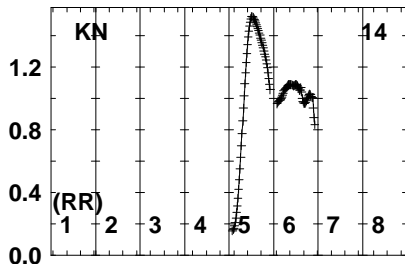
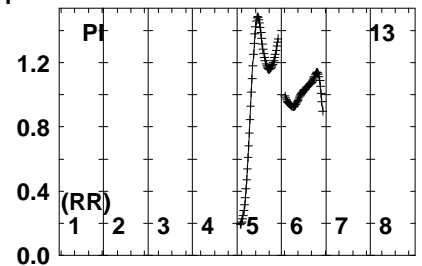
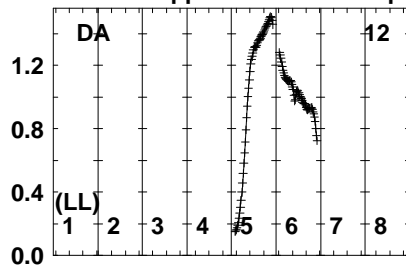
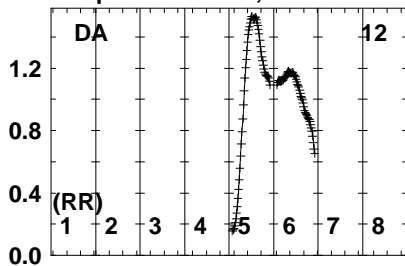


Lower frame: Real Jy
Auto-corr total-power spectrum Antenna: *
Timerange: 01/00:38:21 to 01/00:41:49

Plot file version 75 created 16-MAY-2024 11:51:54

UGC4211 EG124B.UVDATA.1

Freq = 4.7990 GHz, Bw = 32.000 MH No calibration applied and no bandpass applied



4800483048709009309605005030

FREQ MHz

Lower frame: Real Jy

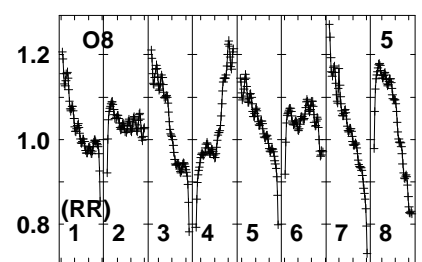
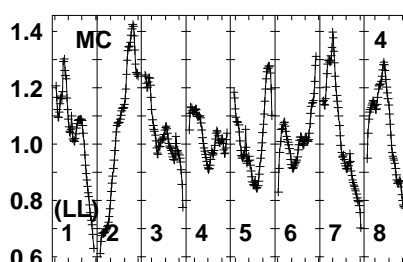
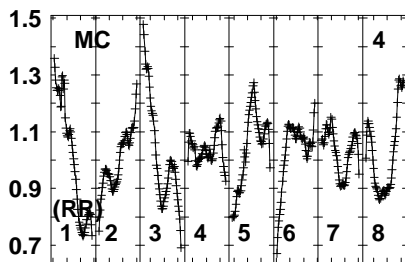
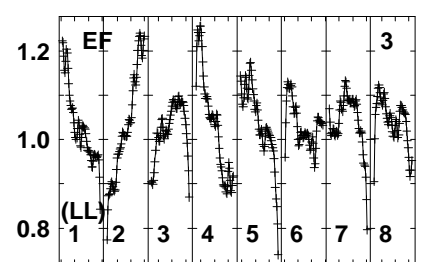
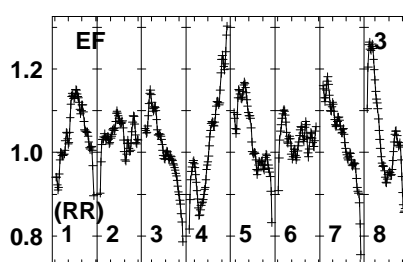
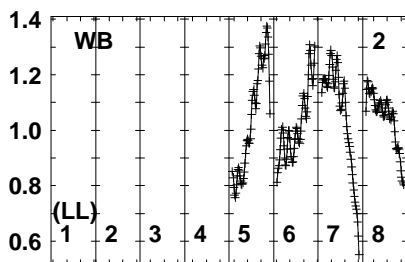
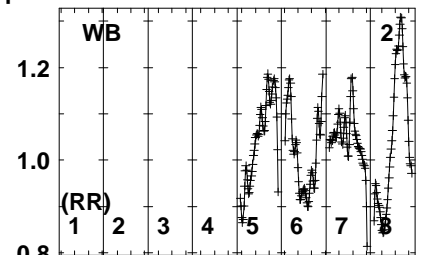
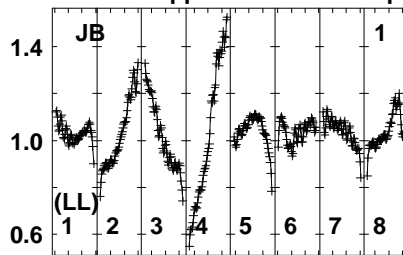
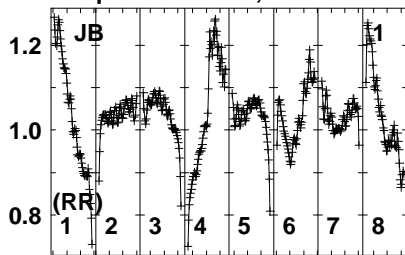
Auto-corr total-power spectrum Antenna: *

Timerange: 01/00:38:21 to 01/00:41:49

Plot file version 76 created 16-MAY-2024 11:51:55

J0804+1012 EG124B.UVDATA.1

Freq = 4.7990 GHz, Bw = 32.000 MH No calibration applied and no bandpass applied



480083048709009309605005030
FREQ MHz

480083048709009309605005030
FREQ MHz

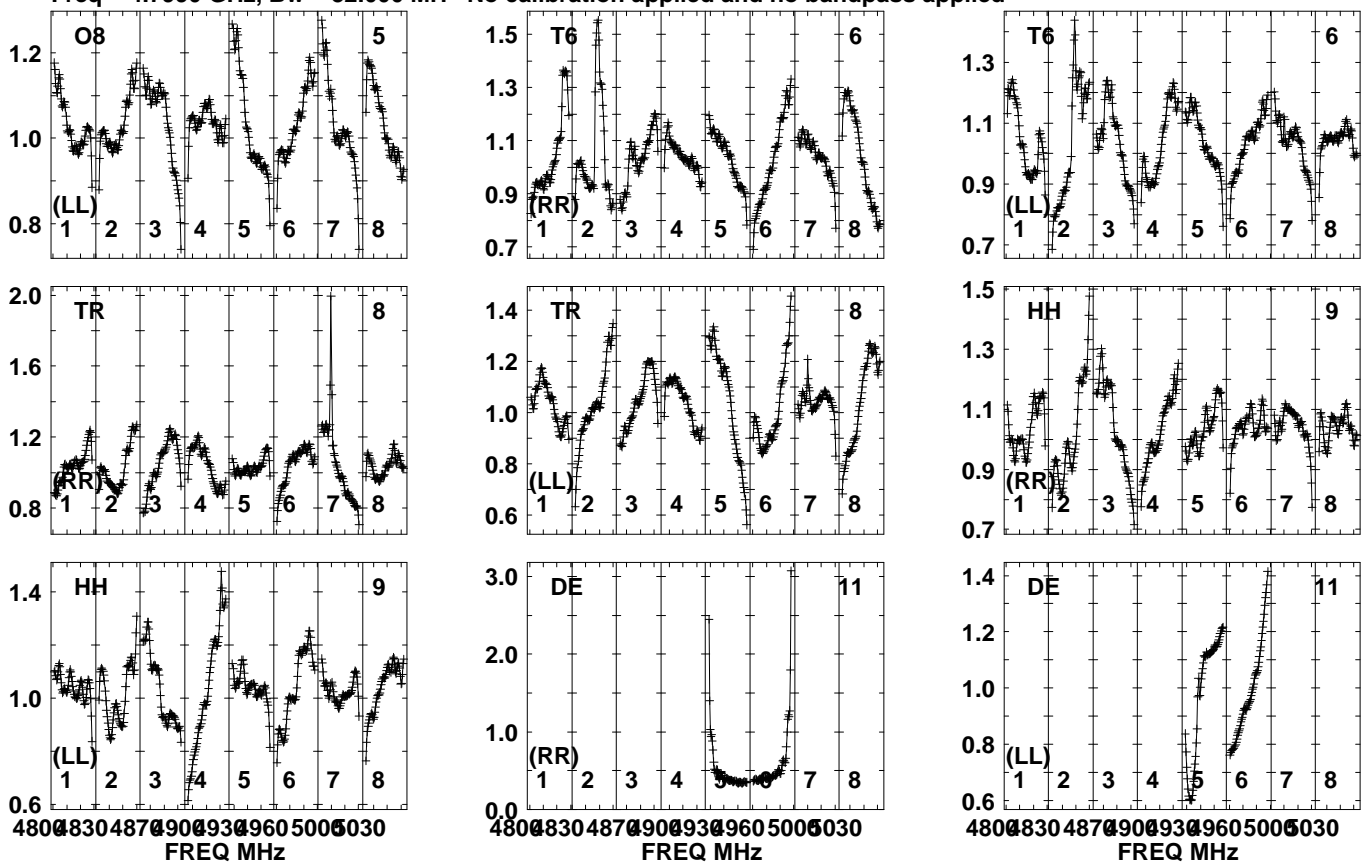
480083048709009309605005030
FREQ MHz

Lower frame: Real Jy
Auto-corr total-power spectrum Antenna: *
Timerange: 01/00:42:01 to 01/00:43:29

Plot file version 77 created 16-MAY-2024 11:51:55

J0804+1012 EG124B.UVDATA.1

Freq = 4.7990 GHz, Bw = 32.000 MH No calibration applied and no bandpass applied

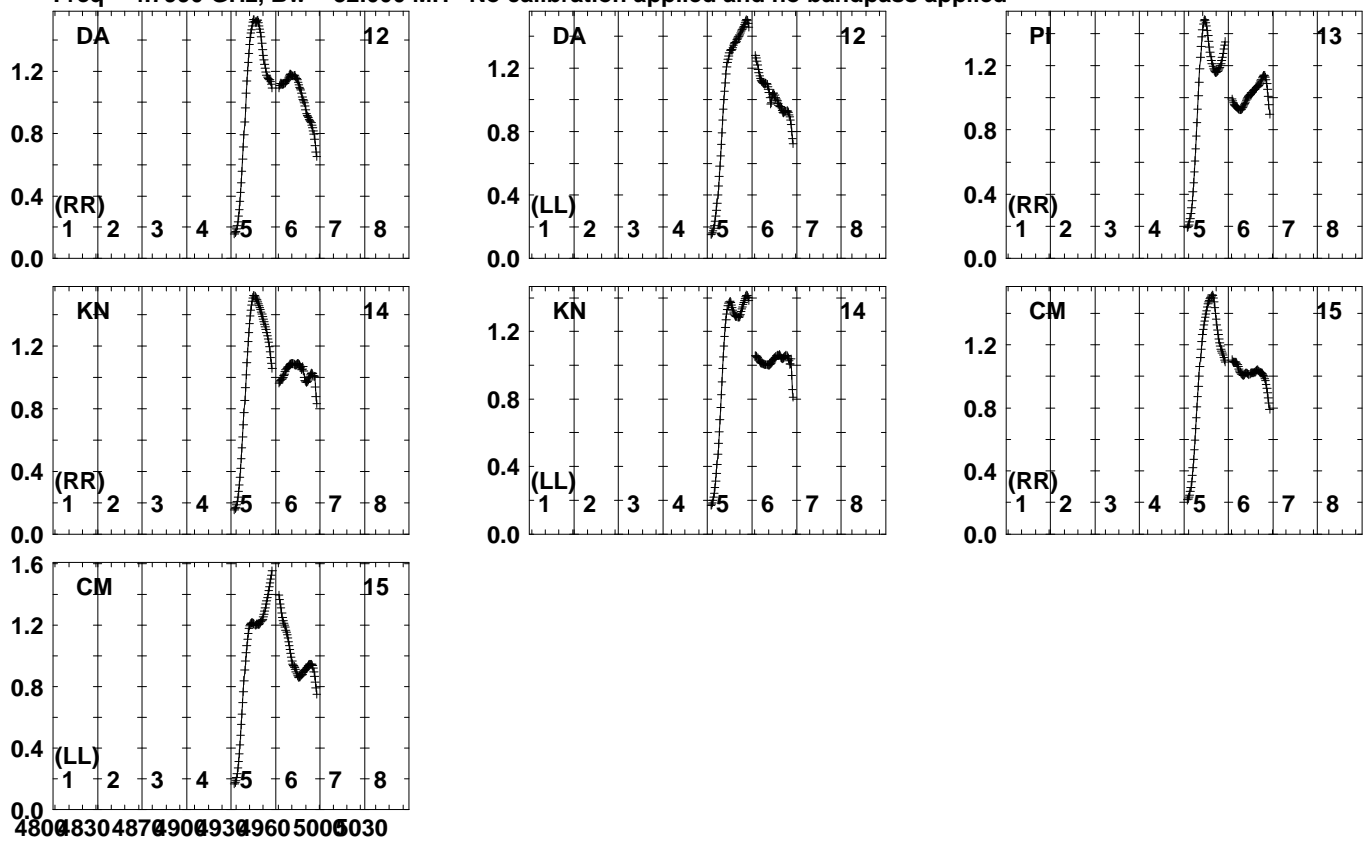


Lower frame: Real Jy
Auto-corr total-power spectrum Antenna: *
Timerange: 01/00:42:01 to 01/00:43:29

Plot file version 78 created 16-MAY-2024 11:51:55

J0804+1012 EG124B.UVDATA.1

Freq = 4.7990 GHz, Bw = 32.000 MH No calibration applied and no bandpass applied

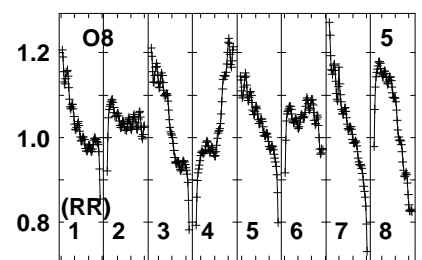
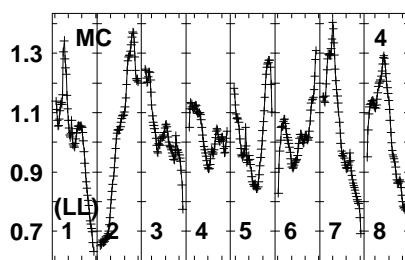
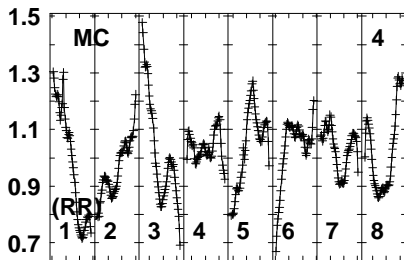
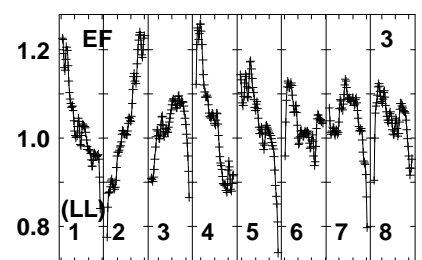
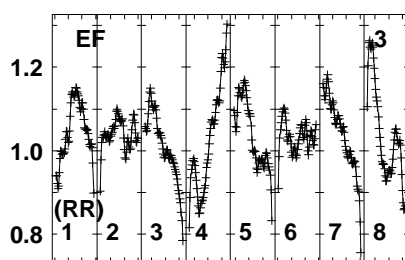
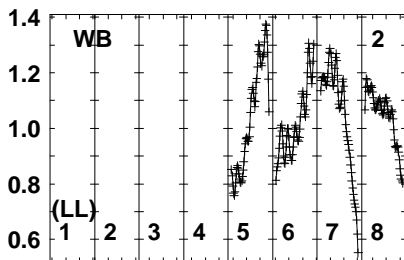
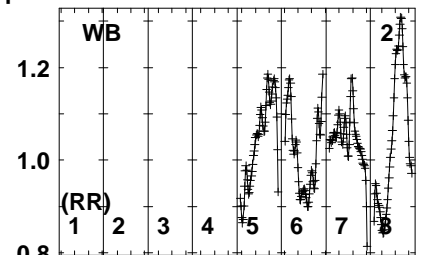
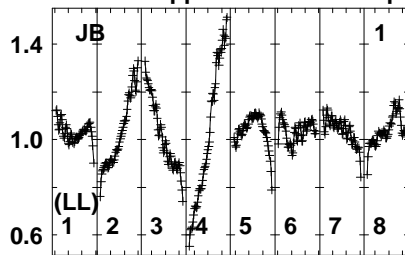
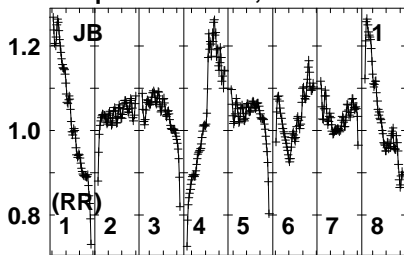


Lower frame: Real Jy
Auto-corr total-power spectrum Antenna: *
Timerange: 01/00:42:01 to 01/00:43:29

Plot file version 79 created 16-MAY-2024 11:51:55

UGC4211 EG124B.UVDATA.1

Freq = 4.7990 GHz, Bw = 32.000 MH No calibration applied and no bandpass applied



480083048709009309605005030
FREQ MHz

480083048709009309605005030
FREQ MHz

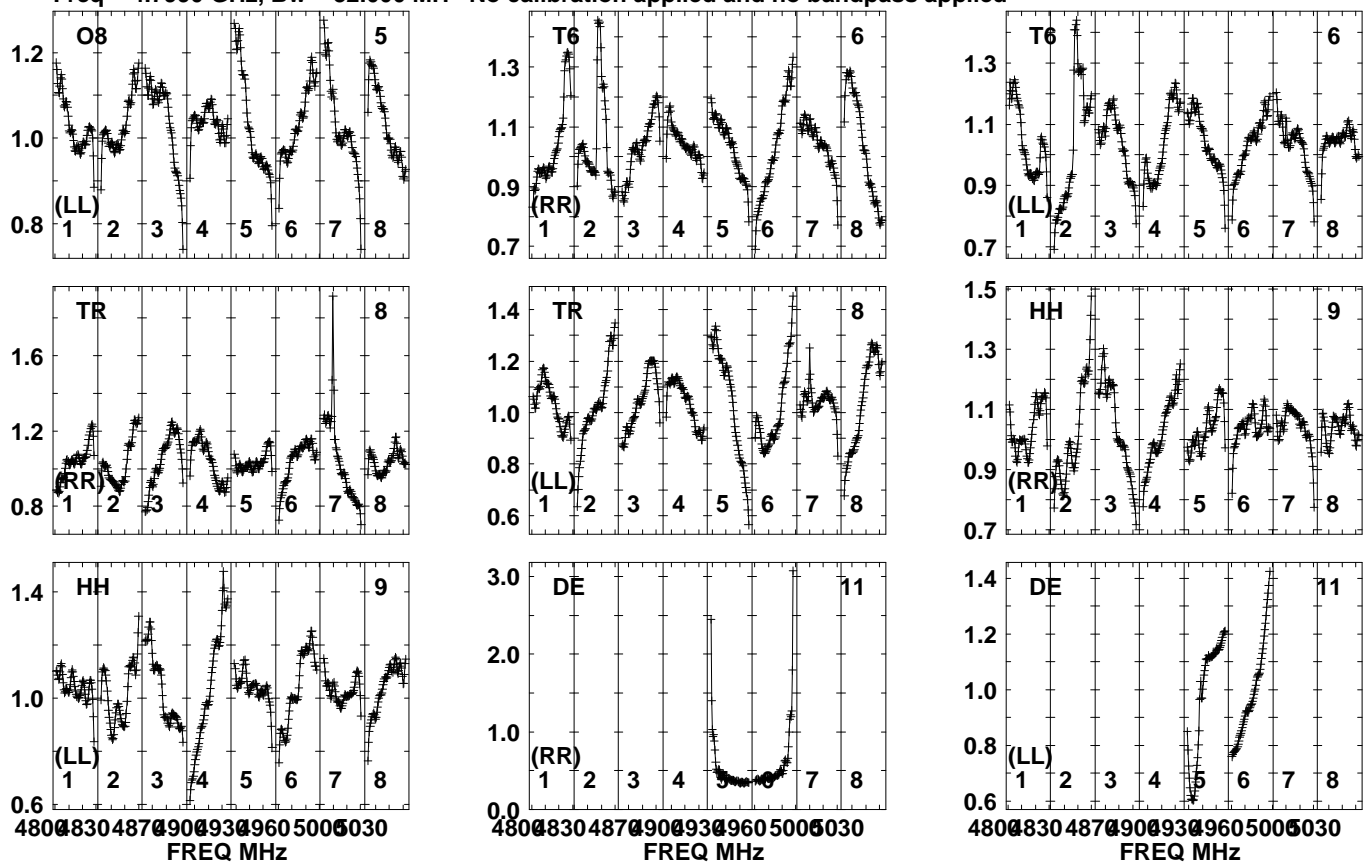
480083048709009309605005030
FREQ MHz

Lower frame: Real Jy
Auto-corr total-power spectrum Antenna: *
Timerange: 01/00:43:56 to 01/00:47:18

Plot file version 80 created 16-MAY-2024 11:51:55

UGC4211 EG124B.UVDATA.1

Freq = 4.7990 GHz, Bw = 32.000 MH No calibration applied and no bandpass applied

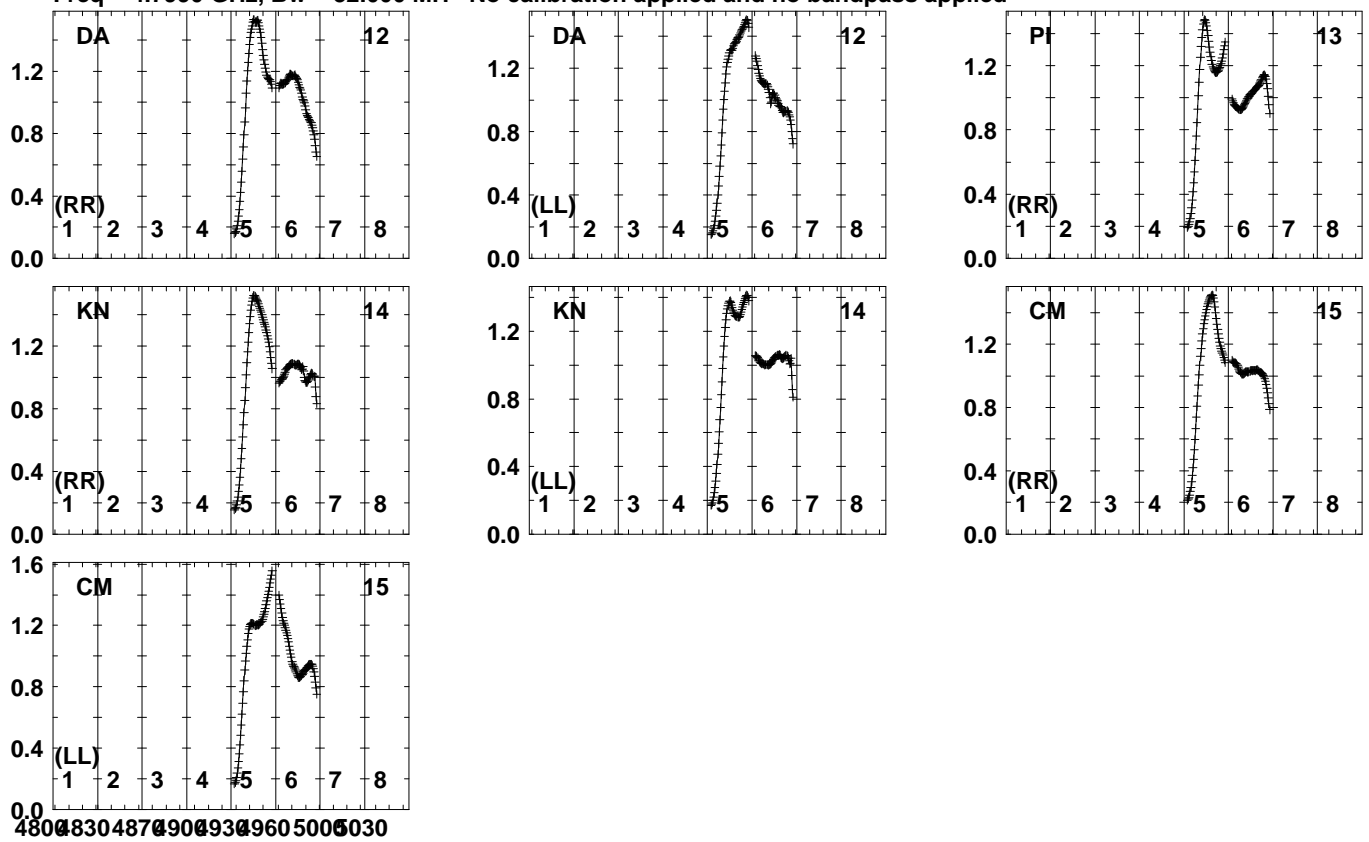


Lower frame: Real Jy
Auto-corr total-power spectrum Antenna: *
Timerange: 01/00:43:56 to 01/00:47:18

Plot file version 81 created 16-MAY-2024 11:51:56

UGC4211 EG124B.UVDATA.1

Freq = 4.7990 GHz, Bw = 32.000 MH No calibration applied and no bandpass applied

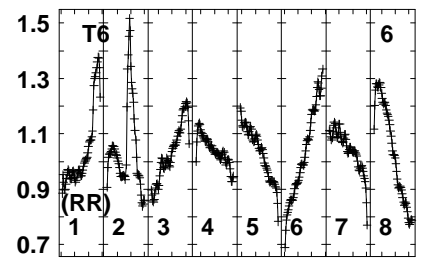
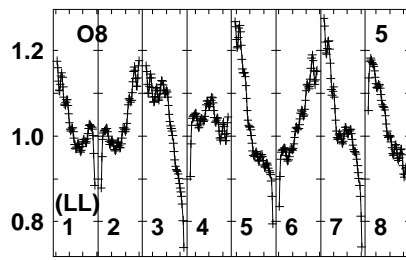
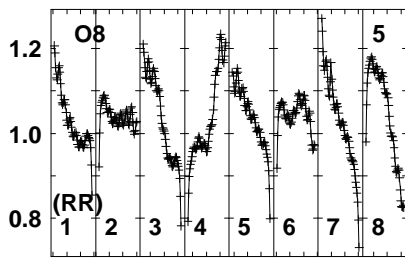
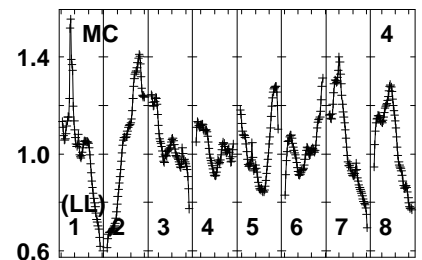
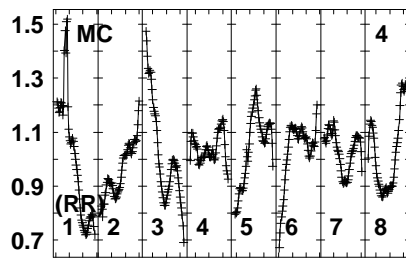
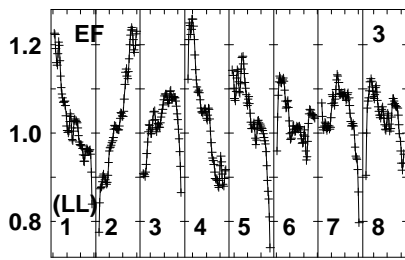
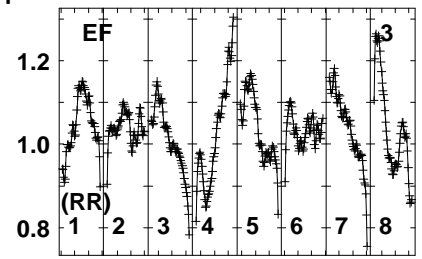
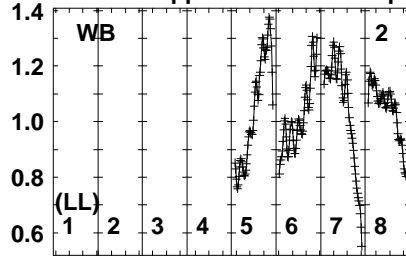
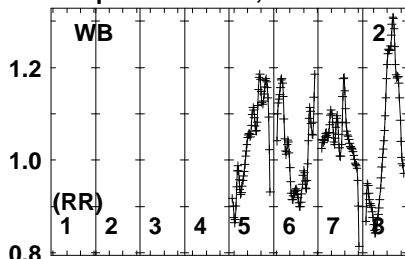


Lower frame: Real Jy
Auto-corr total-power spectrum Antenna: *
Timerange: 01/00:43:56 to 01/00:47:18

Plot file version 82 created 16-MAY-2024 11:51:56

J0804+1012 EG124B.UVDATA.1

Freq = 4.7990 GHz, Bw = 32.000 MH No calibration applied and no bandpass applied



480083048709009309605005030
FREQ MHz

480083048709009309605005030
FREQ MHz

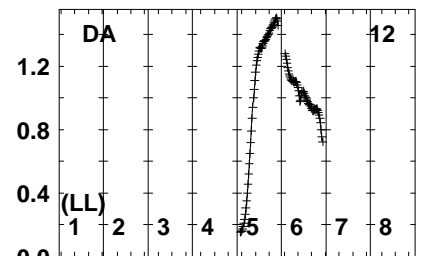
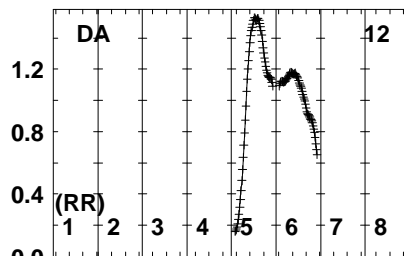
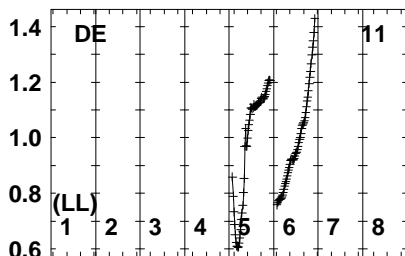
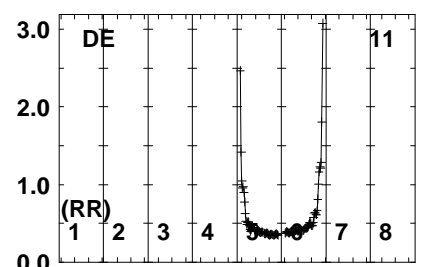
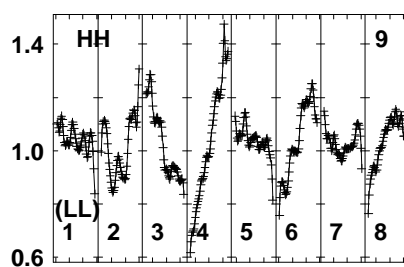
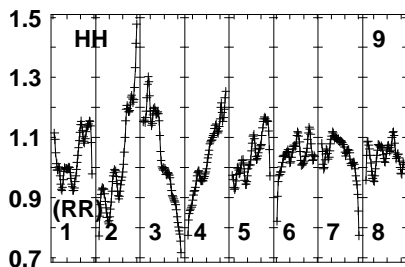
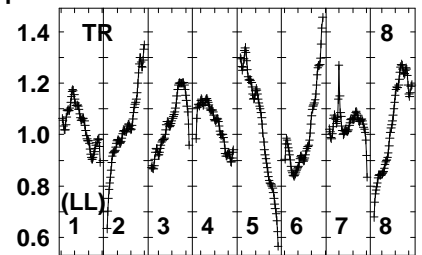
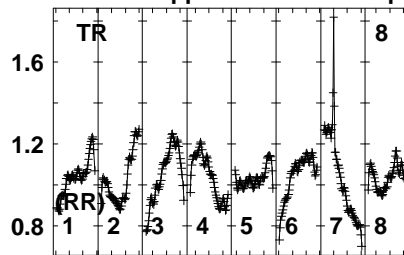
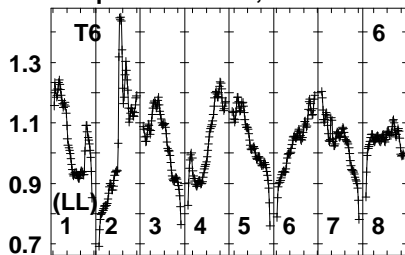
480083048709009309605005030
FREQ MHz

Lower frame: Real Jy
Auto-corr total-power spectrum Antenna: *
Timerange: 01/00:47:31 to 01/00:48:59

Plot file version 83 created 16-MAY-2024 11:51:56

J0804+1012 EG124B.UVDATA.1

Freq = 4.7990 GHz, Bw = 32.000 MH No calibration applied and no bandpass applied



480083048709009309605005030
FREQ MHz

480083048709009309605005030
FREQ MHz

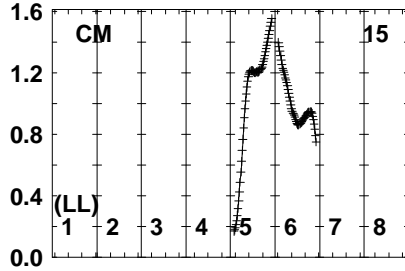
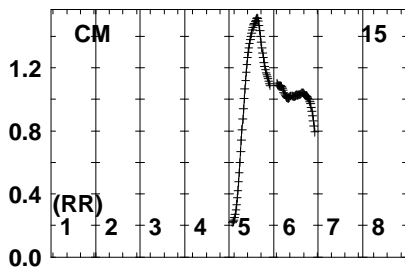
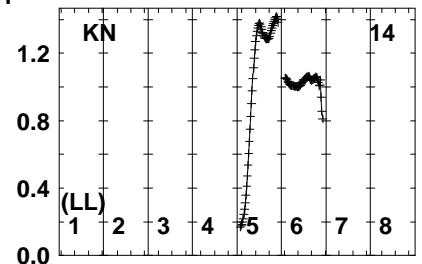
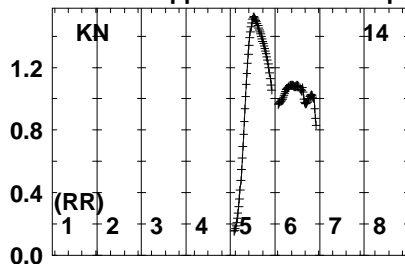
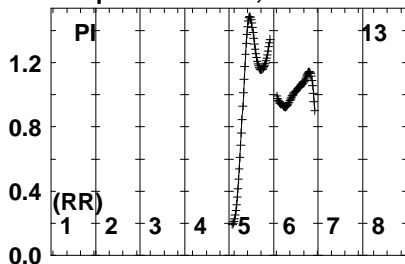
480083048709009309605005030
FREQ MHz

Lower frame: Real Jy
Auto-corr total-power spectrum Antenna: *
Timerange: 01/00:47:31 to 01/00:48:59

Plot file version 84 created 16-MAY-2024 11:51:56

J0804+1012 EG124B.UVDATA.1

Freq = 4.7990 GHz, Bw = 32.000 MH No calibration applied and no bandpass applied

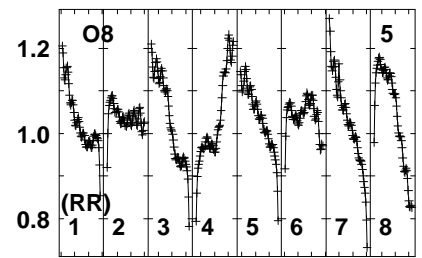
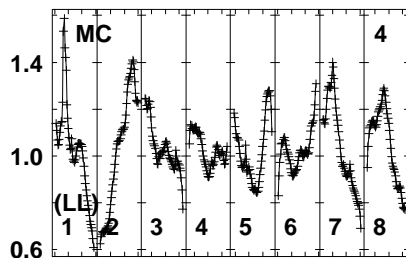
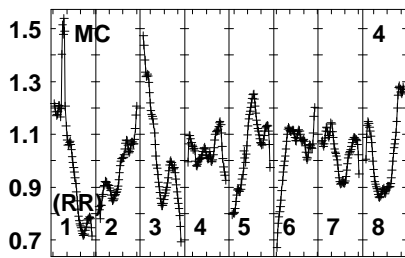
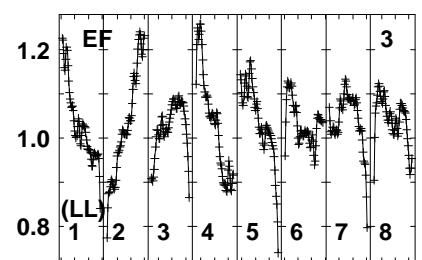
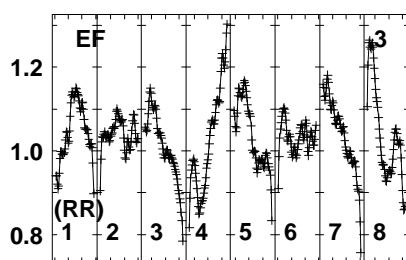
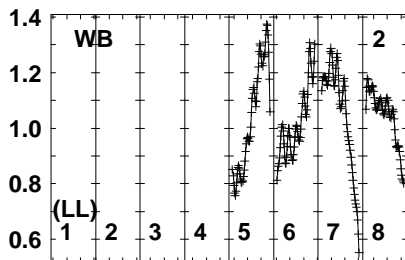
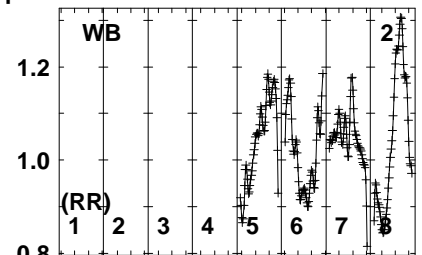
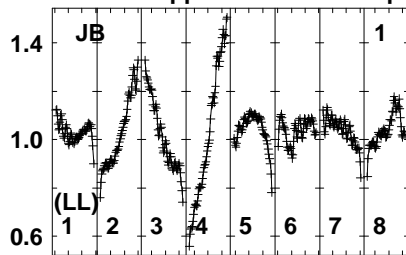
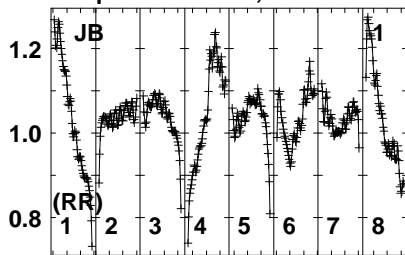


Lower frame: Real Jy
Auto-corr total-power spectrum Antenna: *
Timerange: 01/00:47:31 to 01/00:48:59

Plot file version 85 created 16-MAY-2024 11:51:56

UGC4211 EG124B.UVDATA.1

Freq = 4.7990 GHz, Bw = 32.000 MH No calibration applied and no bandpass applied



480083048709009309605005030
FREQ MHz

480083048709009309605005030
FREQ MHz

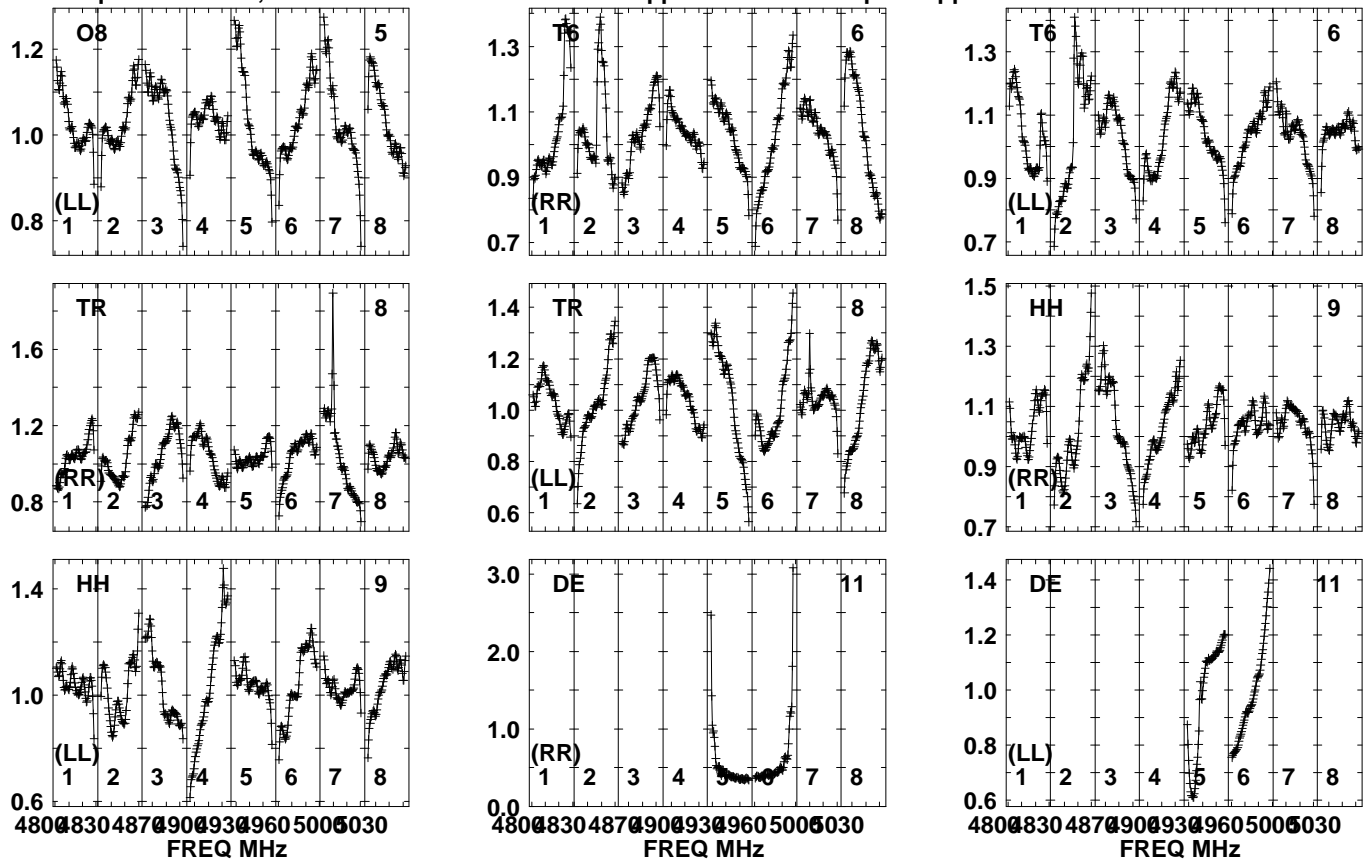
480083048709009309605005030
FREQ MHz

Lower frame: Real Jy
Auto-corr total-power spectrum Antenna: *
Timerange: 01/00:49:21 to 01/00:52:49

Plot file version 86 created 16-MAY-2024 11:51:56

UGC4211 EG124B.UVDATA.1

Freq = 4.7990 GHz, Bw = 32.000 MH No calibration applied and no bandpass applied

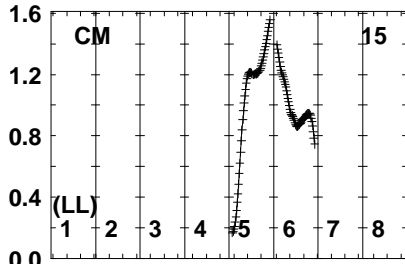
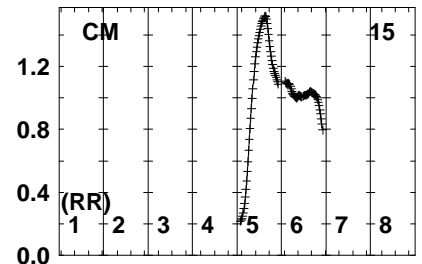
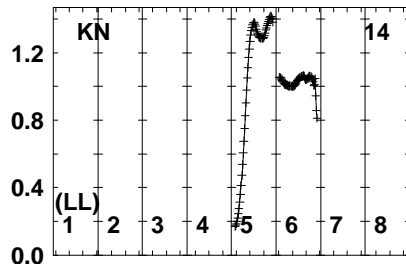
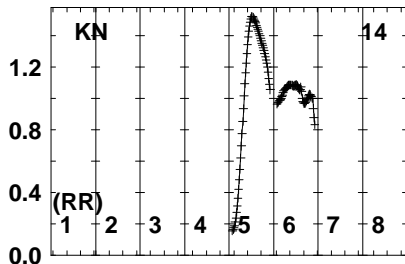
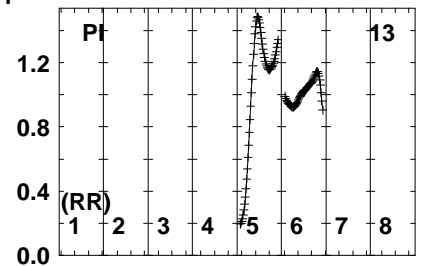
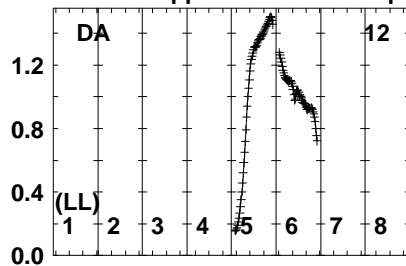
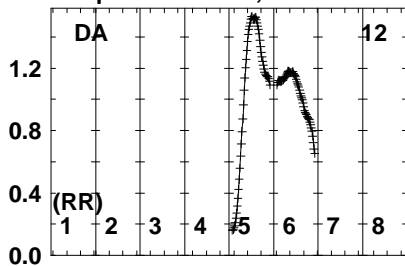


Lower frame: Real Jy
Auto-corr total-power spectrum Antenna: *
Timerange: 01/00:49:21 to 01/00:52:49

Plot file version 87 created 16-MAY-2024 11:51:57

UGC4211 EG124B.UVDATA.1

Freq = 4.7990 GHz, Bw = 32.000 MH No calibration applied and no bandpass applied



4800483048709009309605005030

FREQ MHz

Lower frame: Real Jy

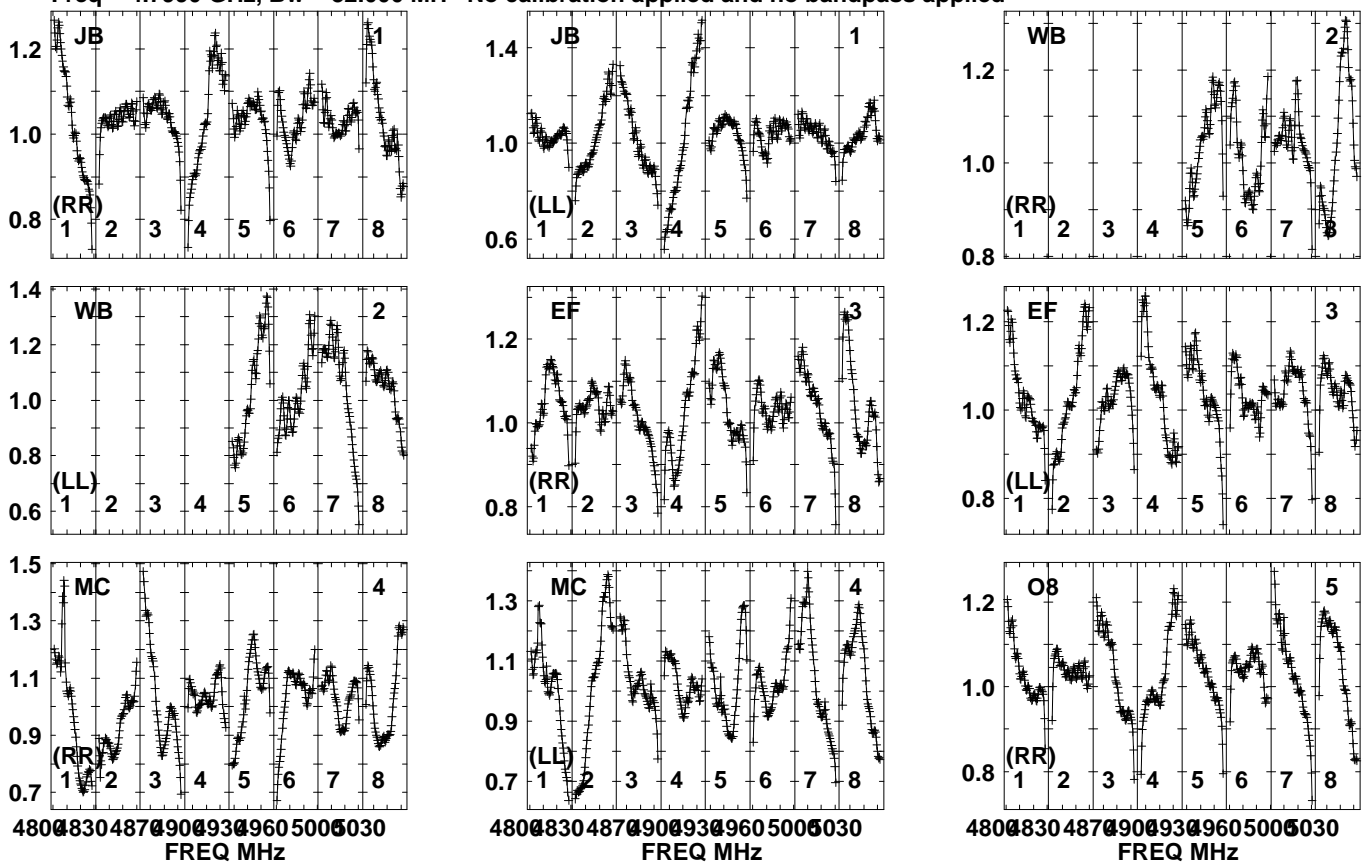
Auto-corr total-power spectrum Antenna: *

Timerange: 01/00:49:21 to 01/00:52:49

Plot file version 88 created 16-MAY-2024 11:51:57

J0804+1012 EG124B.UVDATA.1

Freq = 4.7990 GHz, Bw = 32.000 MH No calibration applied and no bandpass applied

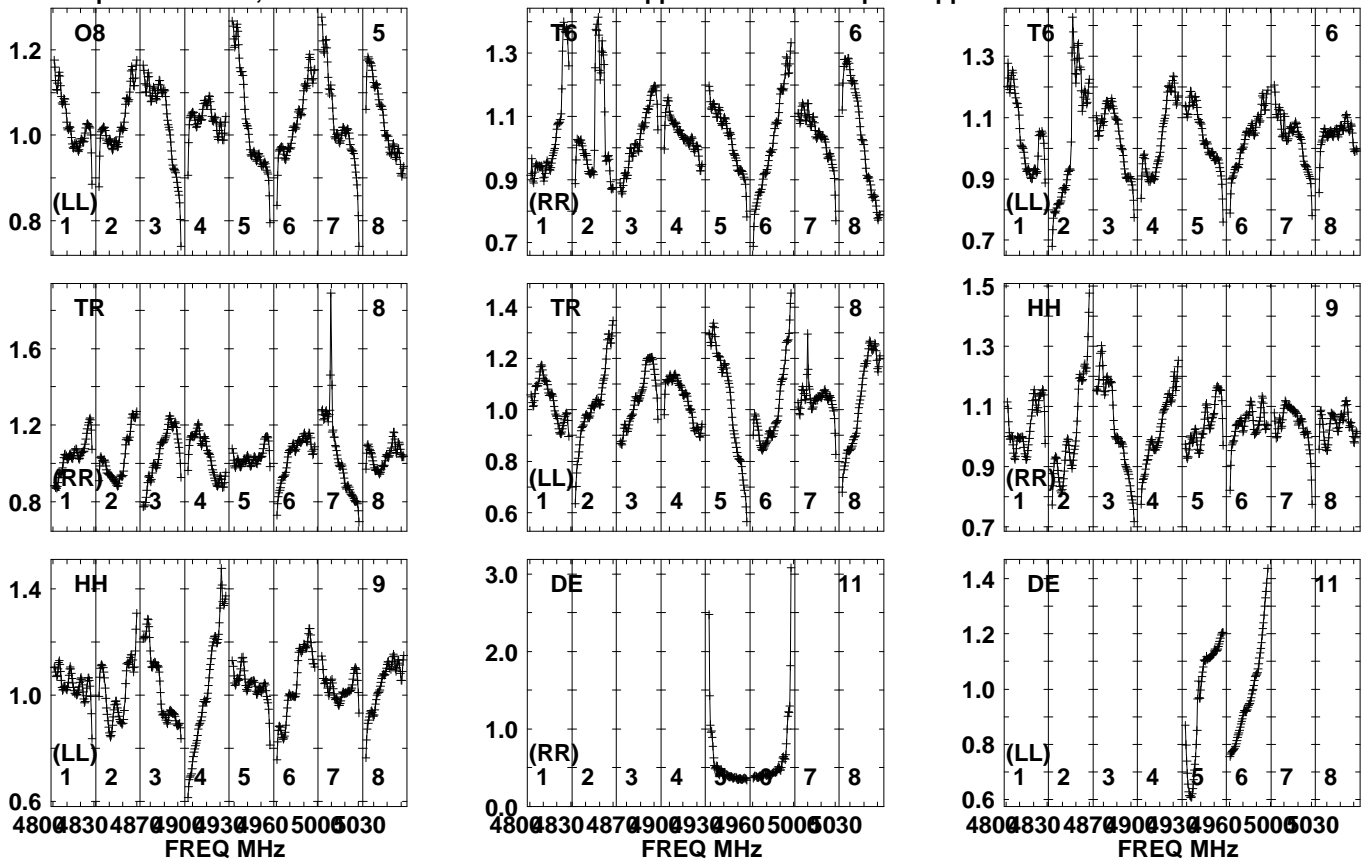


Lower frame: Real Jy
Auto-corr total-power spectrum Antenna: *
Timerange: 01/00:53:01 to 01/00:54:29

Plot file version 89 created 16-MAY-2024 11:51:57

J0804+1012 EG124B.UVDATA.1

Freq = 4.7990 GHz, Bw = 32.000 MH No calibration applied and no bandpass applied

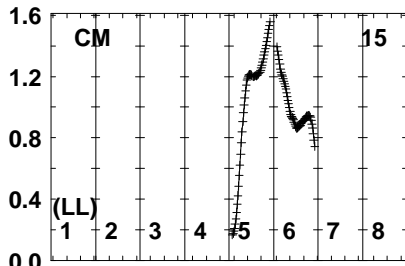
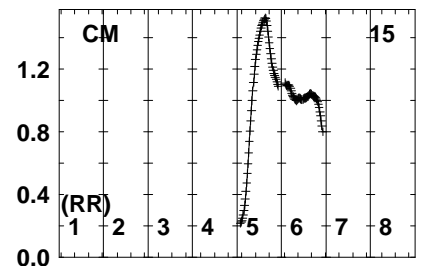
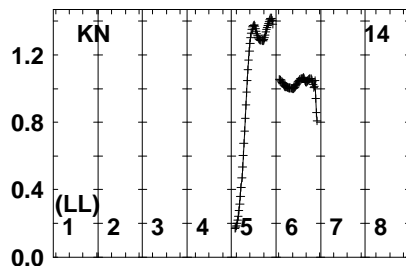
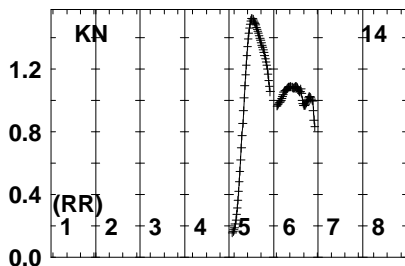
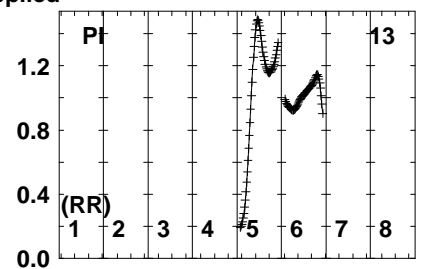
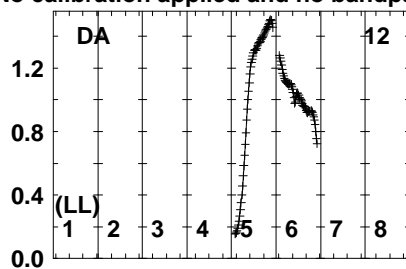
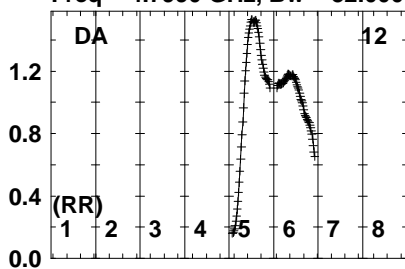


Lower frame: Real Jy
Auto-corr total-power spectrum Antenna: *
Timerange: 01/00:53:01 to 01/00:54:29

Plot file version 90 created 16-MAY-2024 11:51:57

J0804+1012 EG124B.UVDATA.1

Freq = 4.7990 GHz, Bw = 32.000 MH No calibration applied and no bandpass applied



4800483048709009309605005030

FREQ MHz

Lower frame: Real Jy

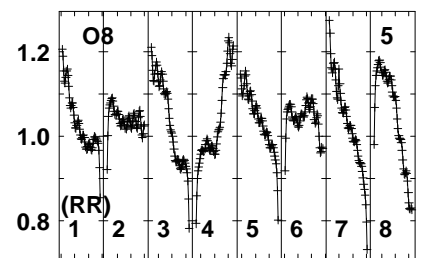
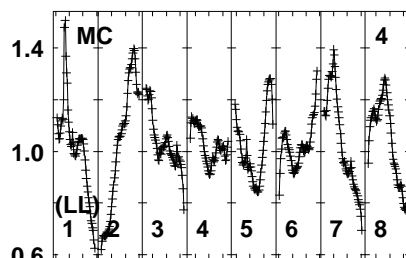
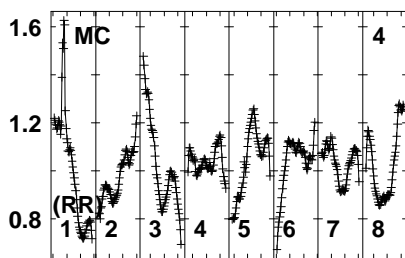
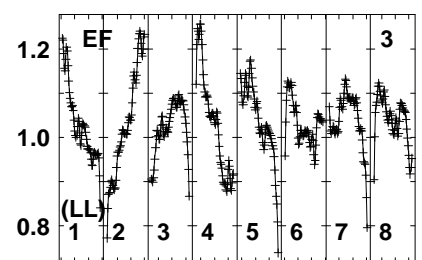
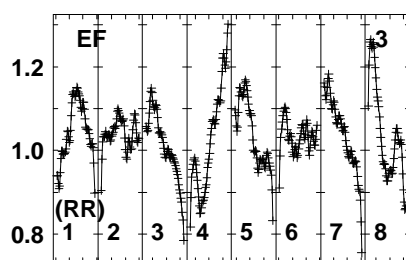
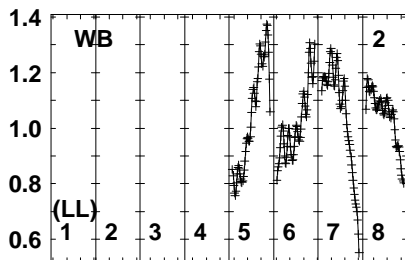
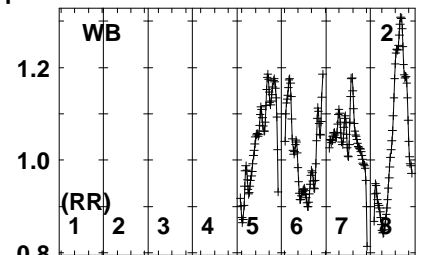
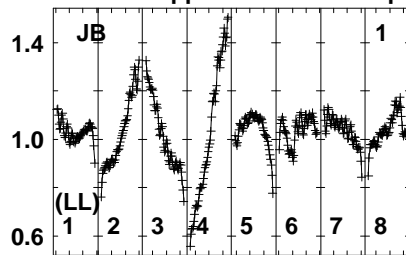
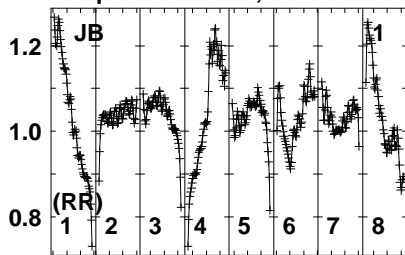
Auto-corr total-power spectrum Antenna: *

Timerange: 01/00:53:01 to 01/00:54:29

Plot file version 91 created 16-MAY-2024 11:51:57

UGC4211 EG124B.UVDATA.1

Freq = 4.7990 GHz, Bw = 32.000 MH No calibration applied and no bandpass applied



480083048709009309605005030
FREQ MHz

480083048709009309605005030
FREQ MHz

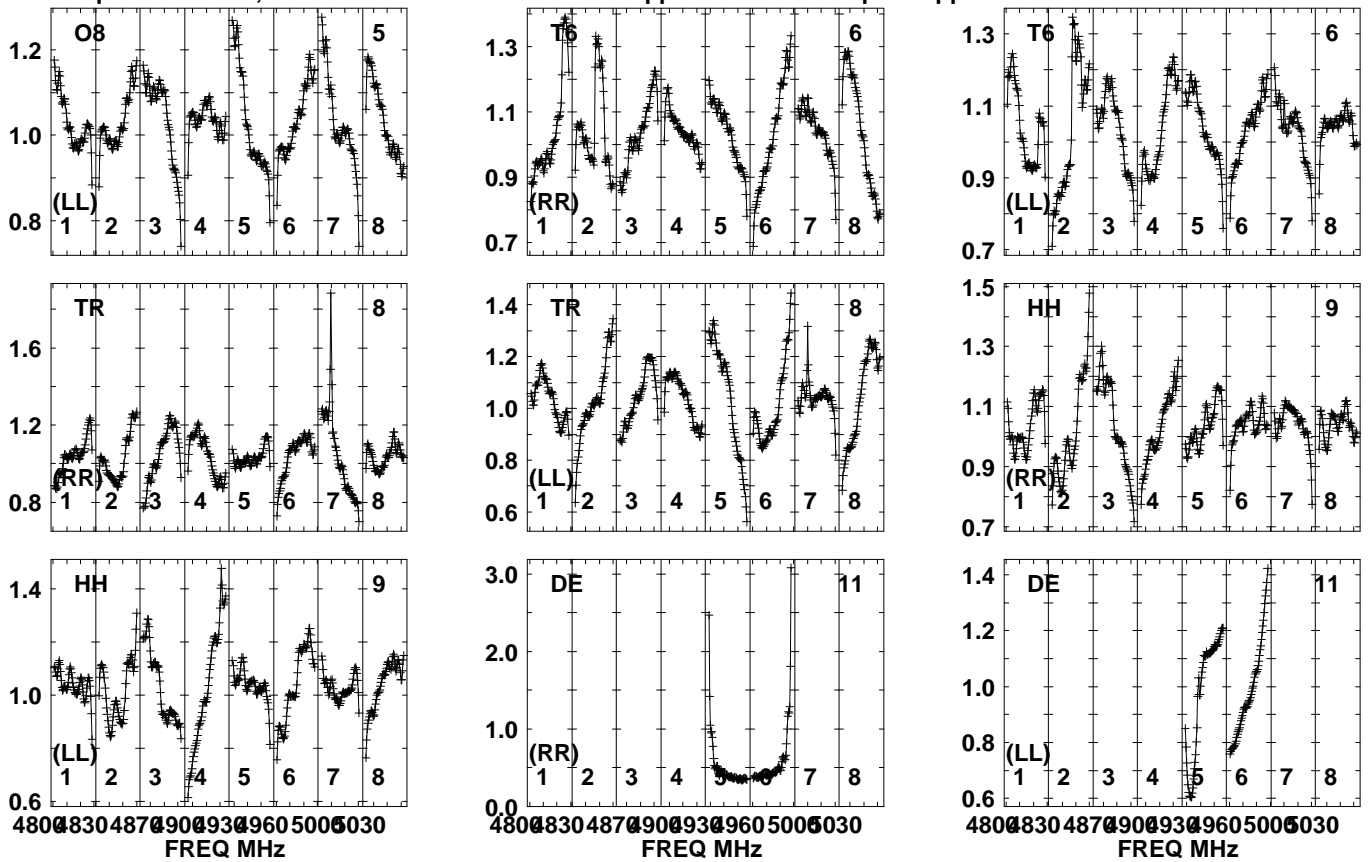
480083048709009309605005030
FREQ MHz

Lower frame: Real Jy
Auto-corr total-power spectrum Antenna: *
Timerange: 01/00:54:56 to 01/00:58:18

Plot file version 92 created 16-MAY-2024 11:51:58

UGC4211 EG124B.UVDATA.1

Freq = 4.7990 GHz, Bw = 32.000 MH No calibration applied and no bandpass applied

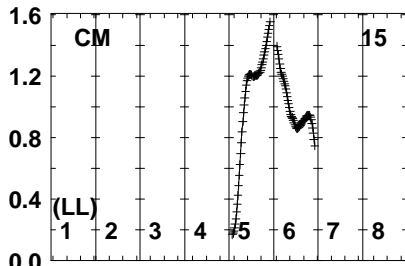
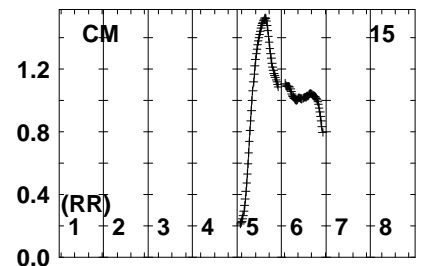
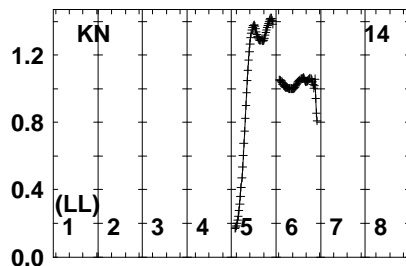
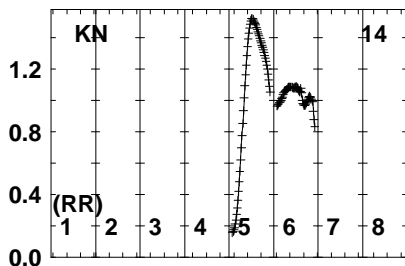
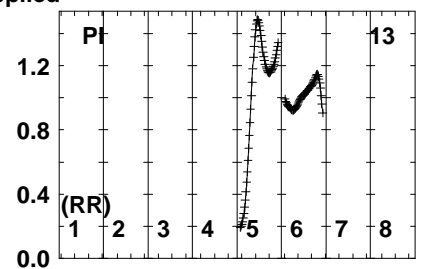
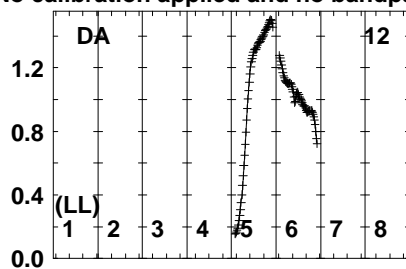
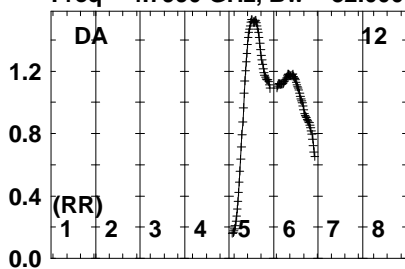


Lower frame: Real Jy
Auto-corr total-power spectrum Antenna: *
Timerange: 01/00:54:56 to 01/00:58:18

Plot file version 93 created 16-MAY-2024 11:51:58

UGC4211 EG124B.UVDATA.1

Freq = 4.7990 GHz, Bw = 32.000 MH No calibration applied and no bandpass applied



4800483048709009309605005030

FREQ MHz

Lower frame: Real Jy

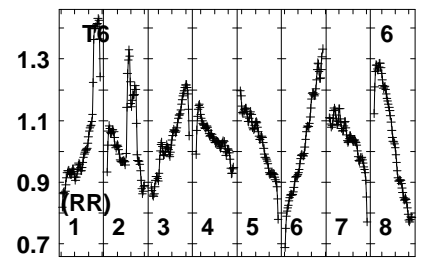
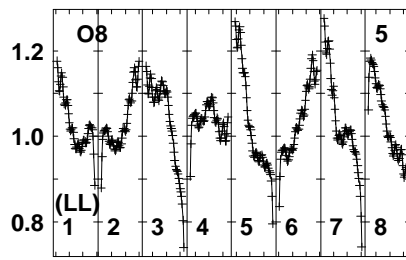
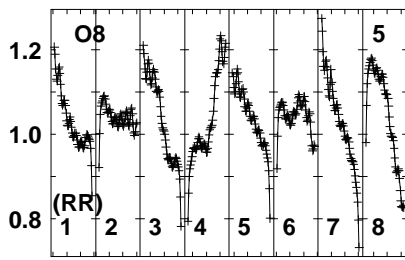
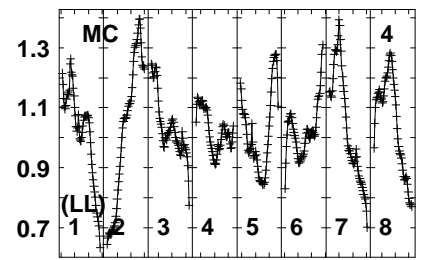
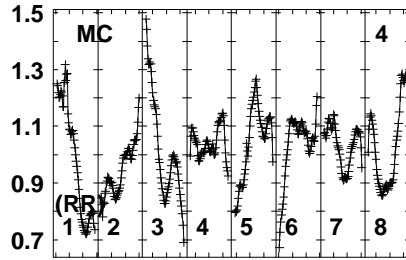
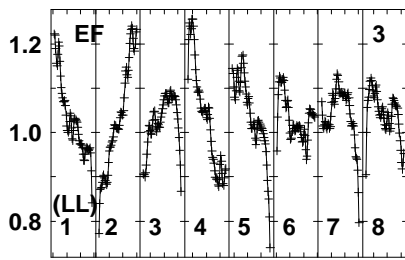
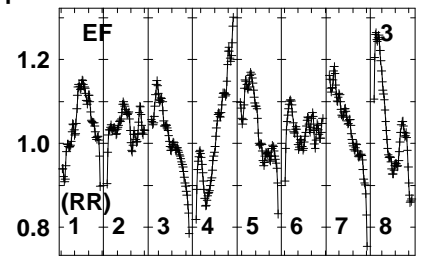
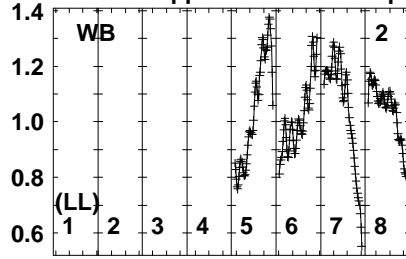
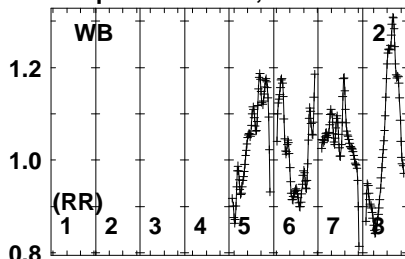
Auto-corr total-power spectrum Antenna: *

Timerange: 01/00:54:56 to 01/00:58:18

Plot file version 94 created 16-MAY-2024 11:51:58

J0804+1012 EG124B.UVDATA.1

Freq = 4.7990 GHz, Bw = 32.000 MH No calibration applied and no bandpass applied



480083048709009309605005030
FREQ MHz

480083048709009309605005030
FREQ MHz

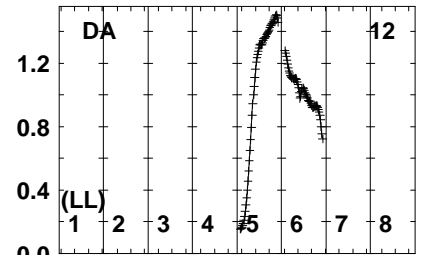
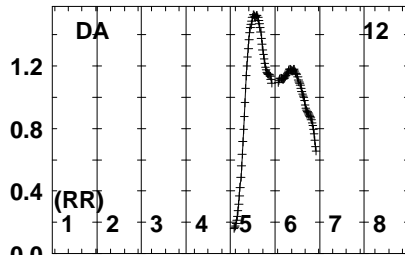
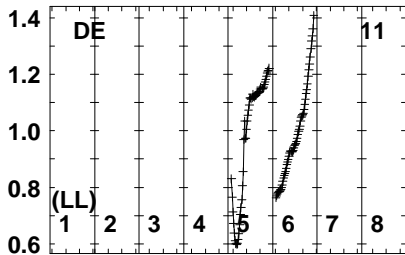
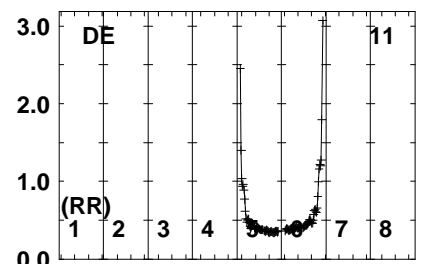
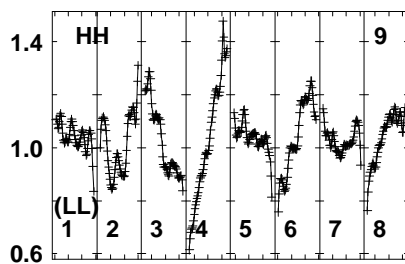
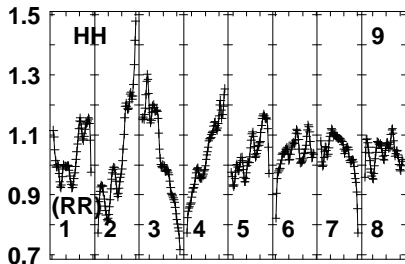
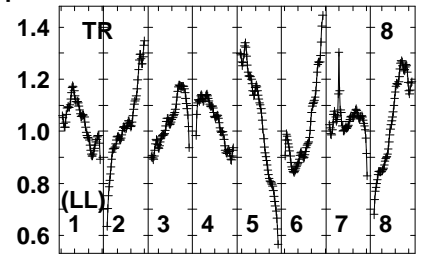
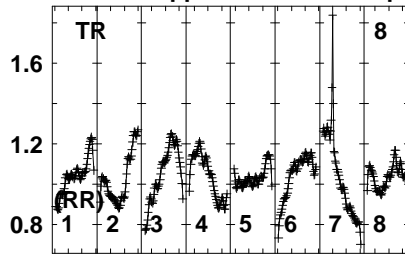
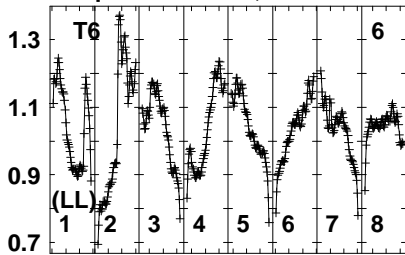
480083048709009309605005030
FREQ MHz

Lower frame: Real Jy Antenna: *
Timerange: 01/00:58:31 to 01/00:59:59

Plot file version 95 created 16-MAY-2024 11:51:58

J0804+1012 EG124B.UVDATA.1

Freq = 4.7990 GHz, Bw = 32.000 MH No calibration applied and no bandpass applied



480083048709009309605005030
FREQ MHz

480083048709009309605005030
FREQ MHz

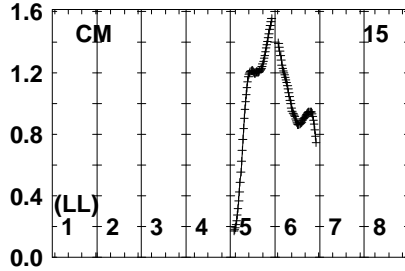
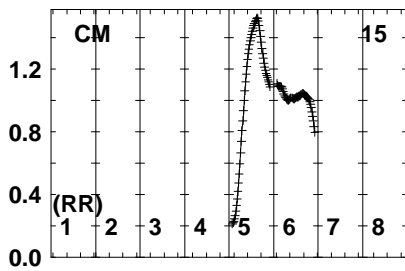
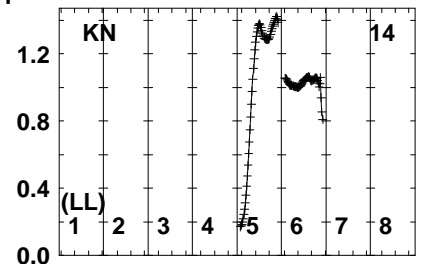
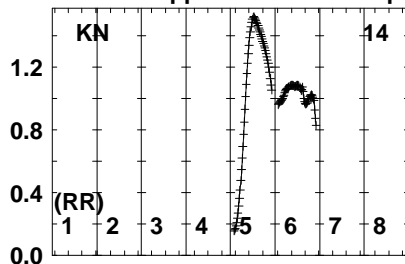
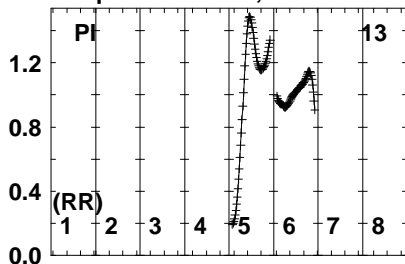
480083048709009309605005030
FREQ MHz

Lower frame: Real Jy
Auto-corr total-power spectrum Antenna: *
Timerange: 01/00:58:31 to 01/00:59:59

Plot file version 96 created 16-MAY-2024 11:51:58

J0804+1012 EG124B.UVDATA.1

Freq = 4.7990 GHz, Bw = 32.000 MH No calibration applied and no bandpass applied

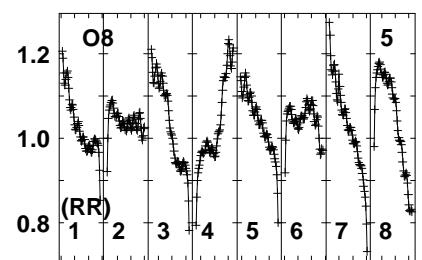
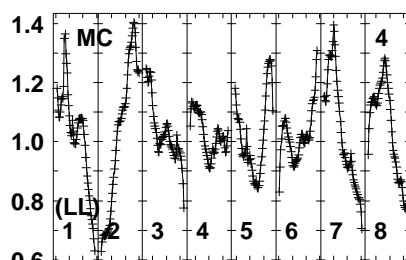
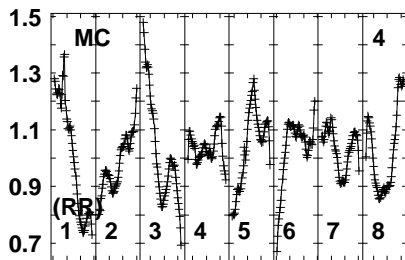
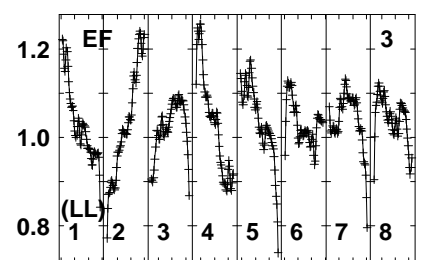
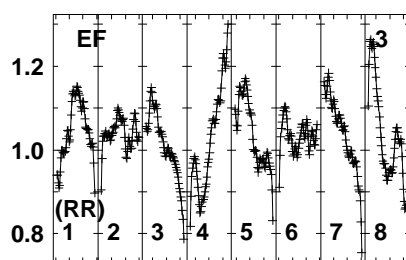
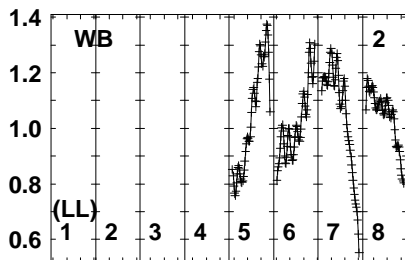
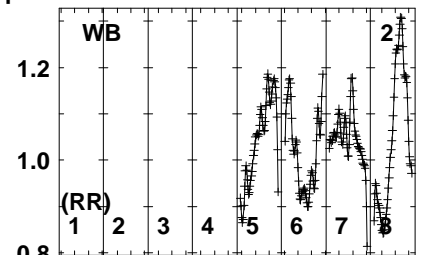
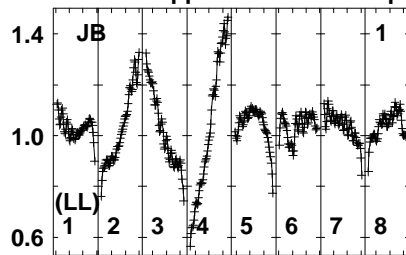
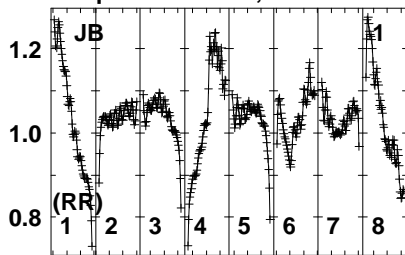


Lower frame: Real Jy
Auto-corr total-power spectrum Antenna: *
Timerange: 01/00:58:31 to 01/00:59:59

Plot file version 97 created 16-MAY-2024 11:51:59

UGC4211 EG124B.UVDATA.1

Freq = 4.7990 GHz, Bw = 32.000 MH No calibration applied and no bandpass applied



480083048709009309605005030
FREQ MHz

480083048709009309605005030
FREQ MHz

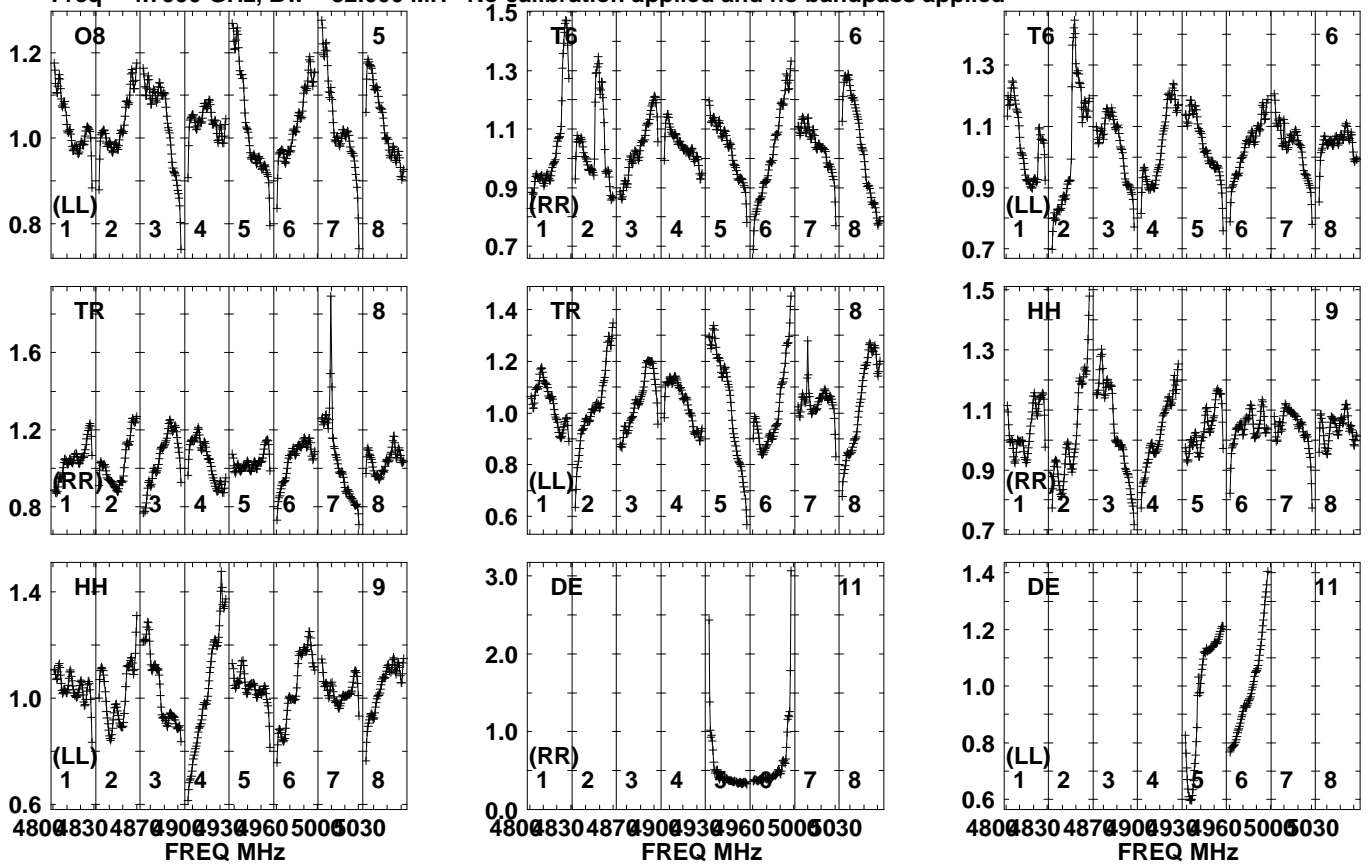
480083048709009309605005030
FREQ MHz

Lower frame: Real Jy
Auto-corr total-power spectrum Antenna: *
Timerange: 01/01:00:21 to 01/01:03:49

Plot file version 98 created 16-MAY-2024 11:51:59

UGC4211 EG124B.UVDATA.1

Freq = 4.7990 GHz, Bw = 32.000 MH No calibration applied and no bandpass applied

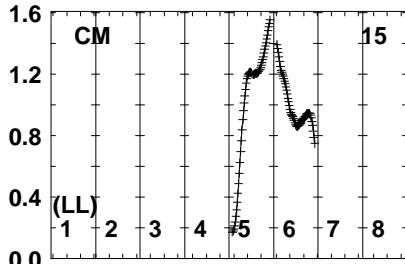
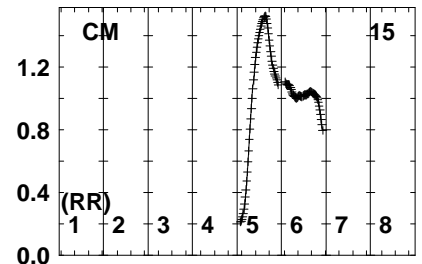
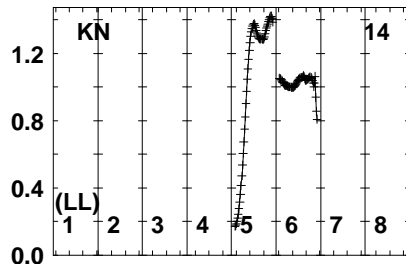
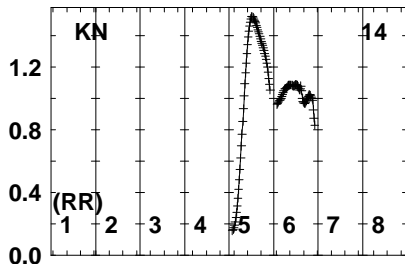
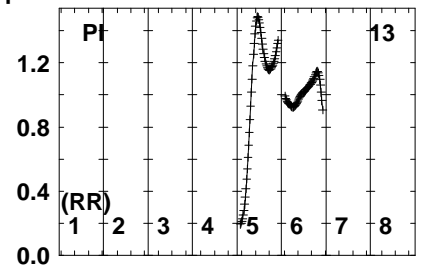
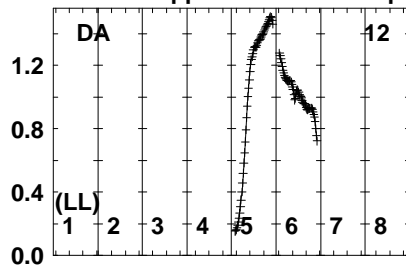
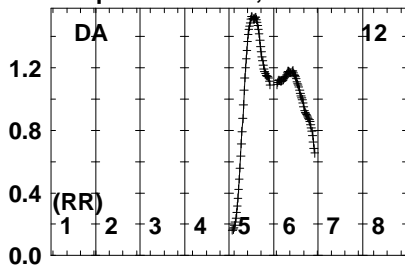


Lower frame: Real Jy
Auto-corr total-power spectrum Antenna: *
Timerange: 01/01:00:21 to 01/01:03:49

Plot file version 99 created 16-MAY-2024 11:51:59

UGC4211 EG124B.UVDATA.1

Freq = 4.7990 GHz, Bw = 32.000 MH No calibration applied and no bandpass applied



4800 4830 4870 4900 4930 4960 5000 5030

FREQ MHz

Lower frame: Real Jy

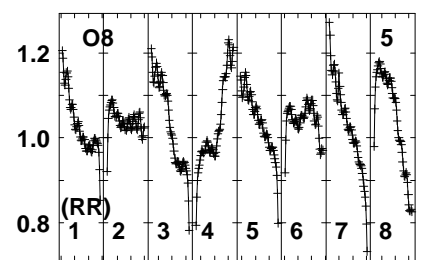
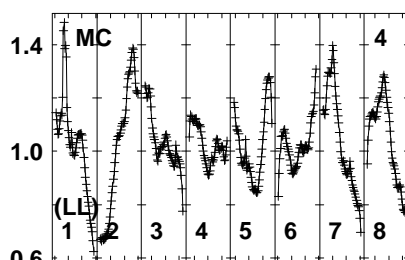
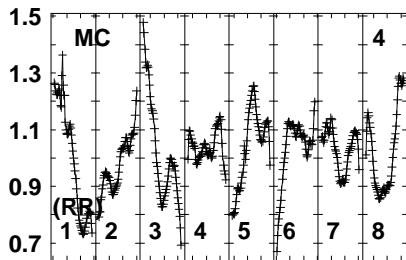
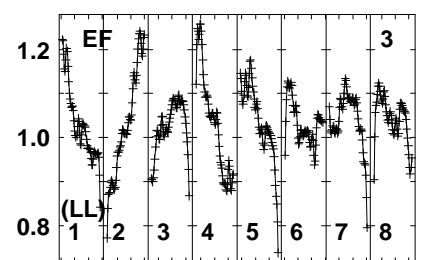
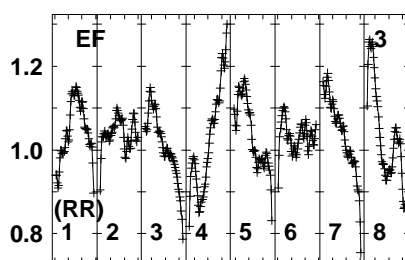
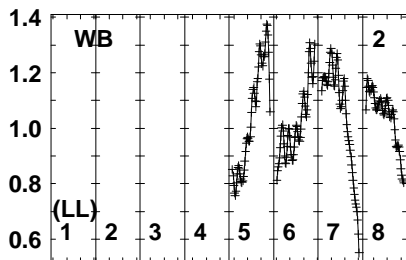
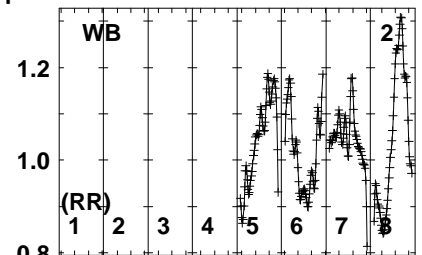
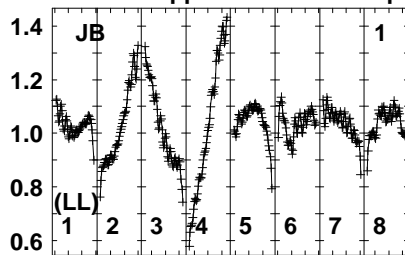
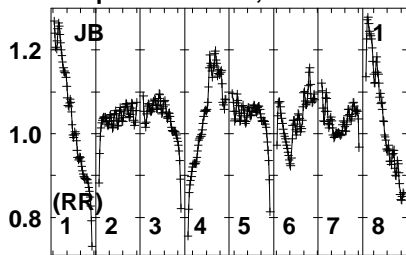
Auto-corr total-power spectrum Antenna: *

Timerange: 01/01:00:21 to 01/01:03:49

Plot file version 100 created 16-MAY-2024 11:51:59

J0804+1012 EG124B.UVDATA.1

Freq = 4.7990 GHz, Bw = 32.000 MH No calibration applied and no bandpass applied



480083048709009309605005030
FREQ MHz

480083048709009309605005030
FREQ MHz

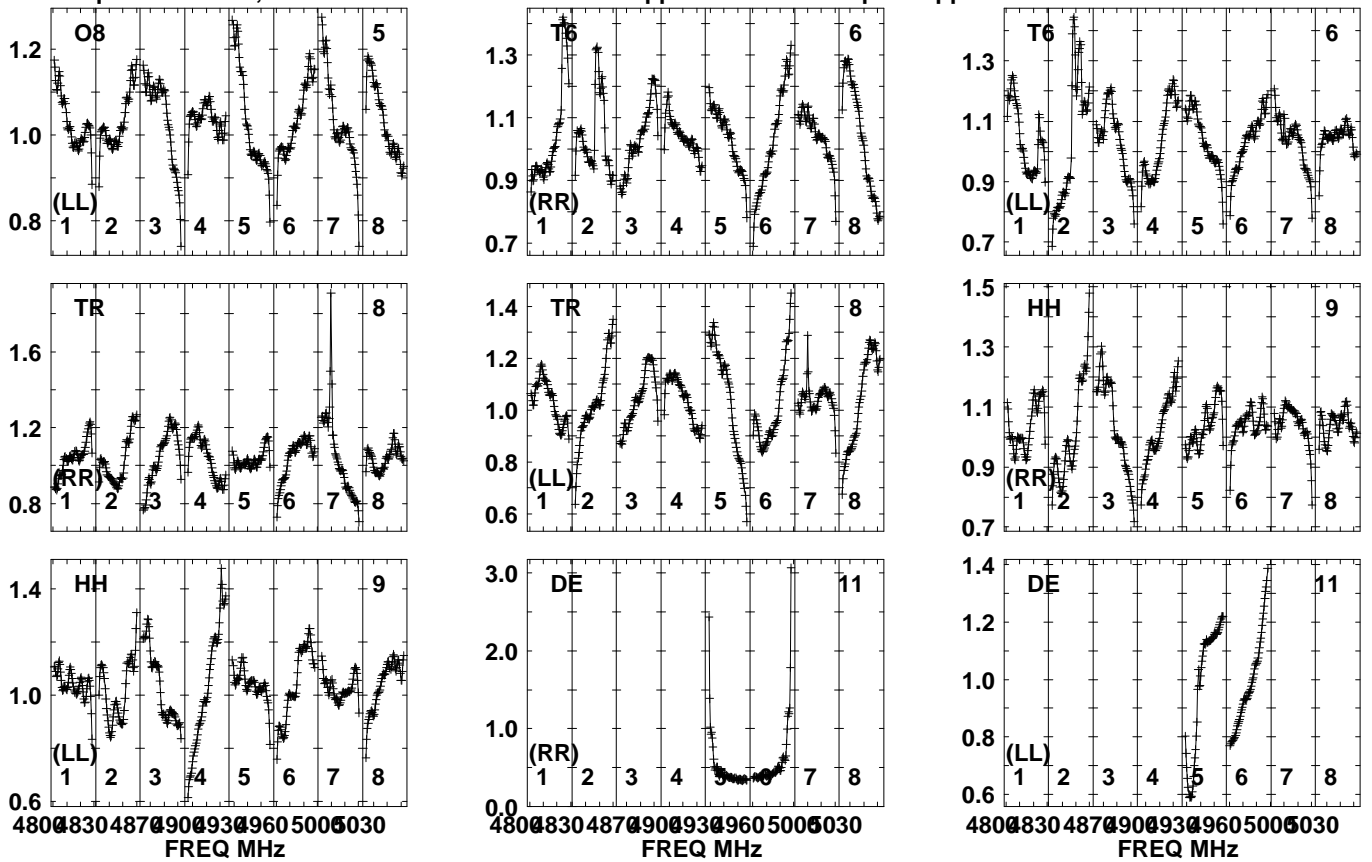
480083048709009309605005030
FREQ MHz

Lower frame: Real Jy
Auto-corr total-power spectrum Antenna: *
Timerange: 01/01:04:01 to 01/01:05:29

Plot file version 101 created 16-MAY-2024 11:51:59

J0804+1012 EG124B.UVDATA.1

Freq = 4.7990 GHz, Bw = 32.000 MH No calibration applied and no bandpass applied

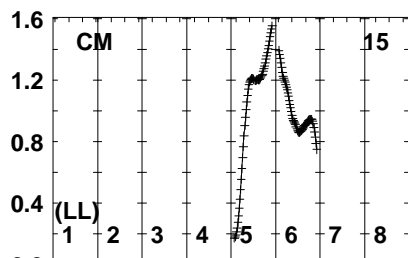
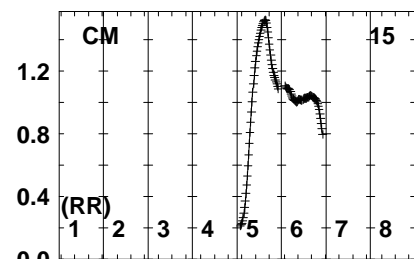
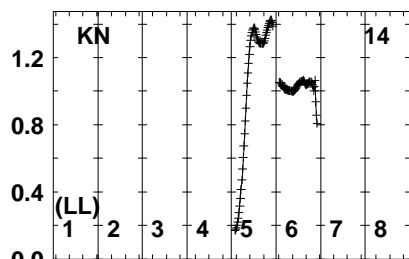
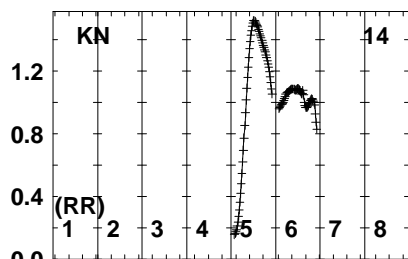
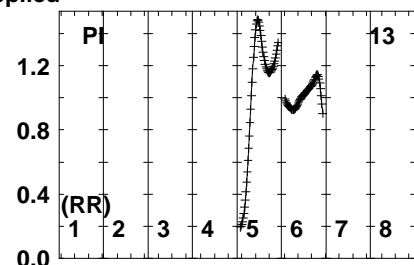
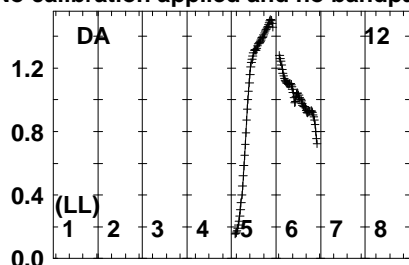
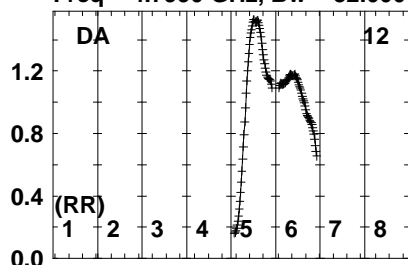


Lower frame: Real Jy
Auto-corr total-power spectrum Antenna: *
Timerange: 01/01:04:01 to 01/01:05:29

Plot file version 102 created 16-MAY-2024 11:52:00

J0804+1012 EG124B.UVDATA.1

Freq = 4.7990 GHz, Bw = 32.000 MH No calibration applied and no bandpass applied



4800483048709009309605005030

FREQ MHz

Lower frame: Real Jy

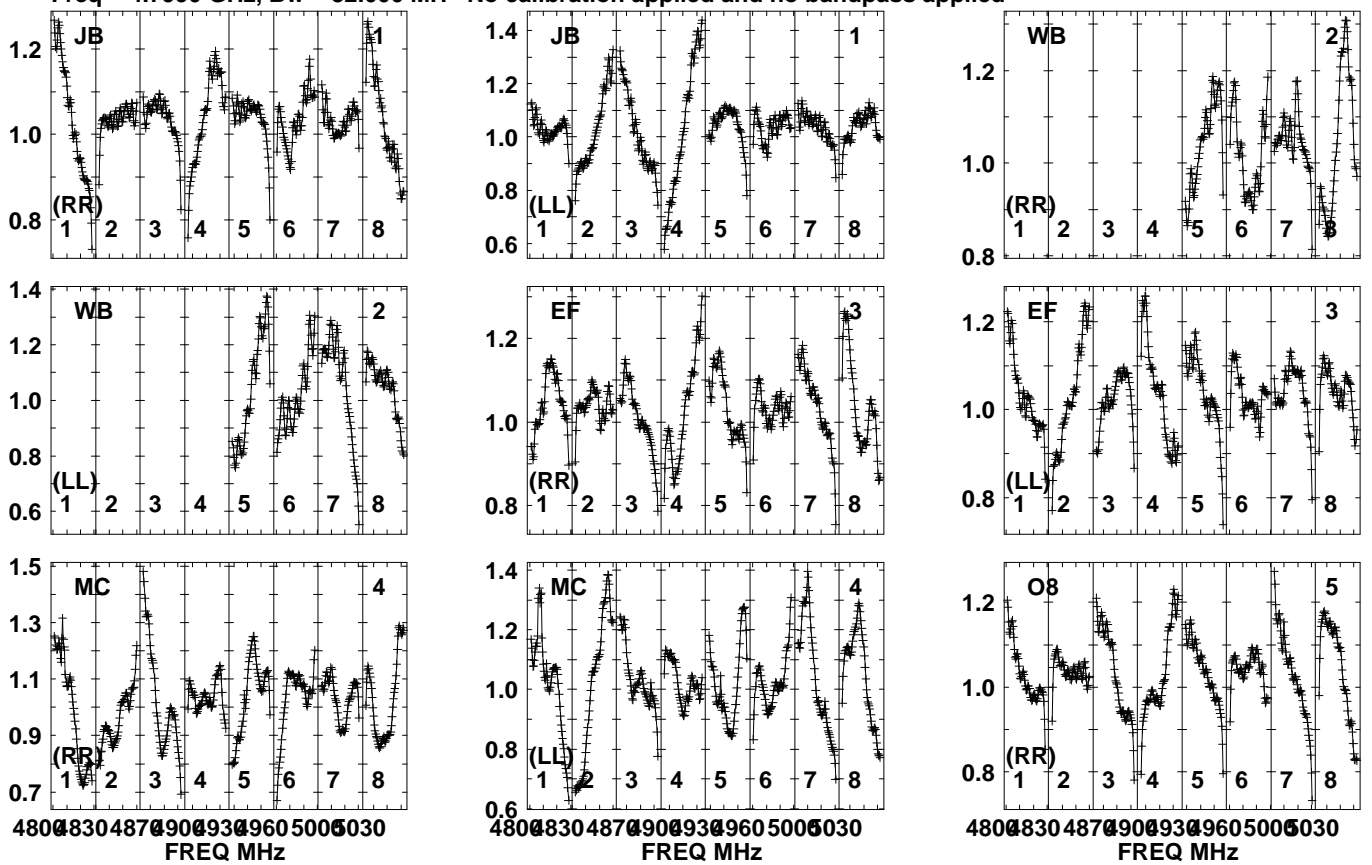
Auto-corr total-power spectrum Antenna: *

Timerange: 01/01:04:01 to 01/01:05:29

Plot file version 103 created 16-MAY-2024 11:52:00

UGC4211 EG124B.UVDATA.1

Freq = 4.7990 GHz, Bw = 32.000 MH No calibration applied and no bandpass applied

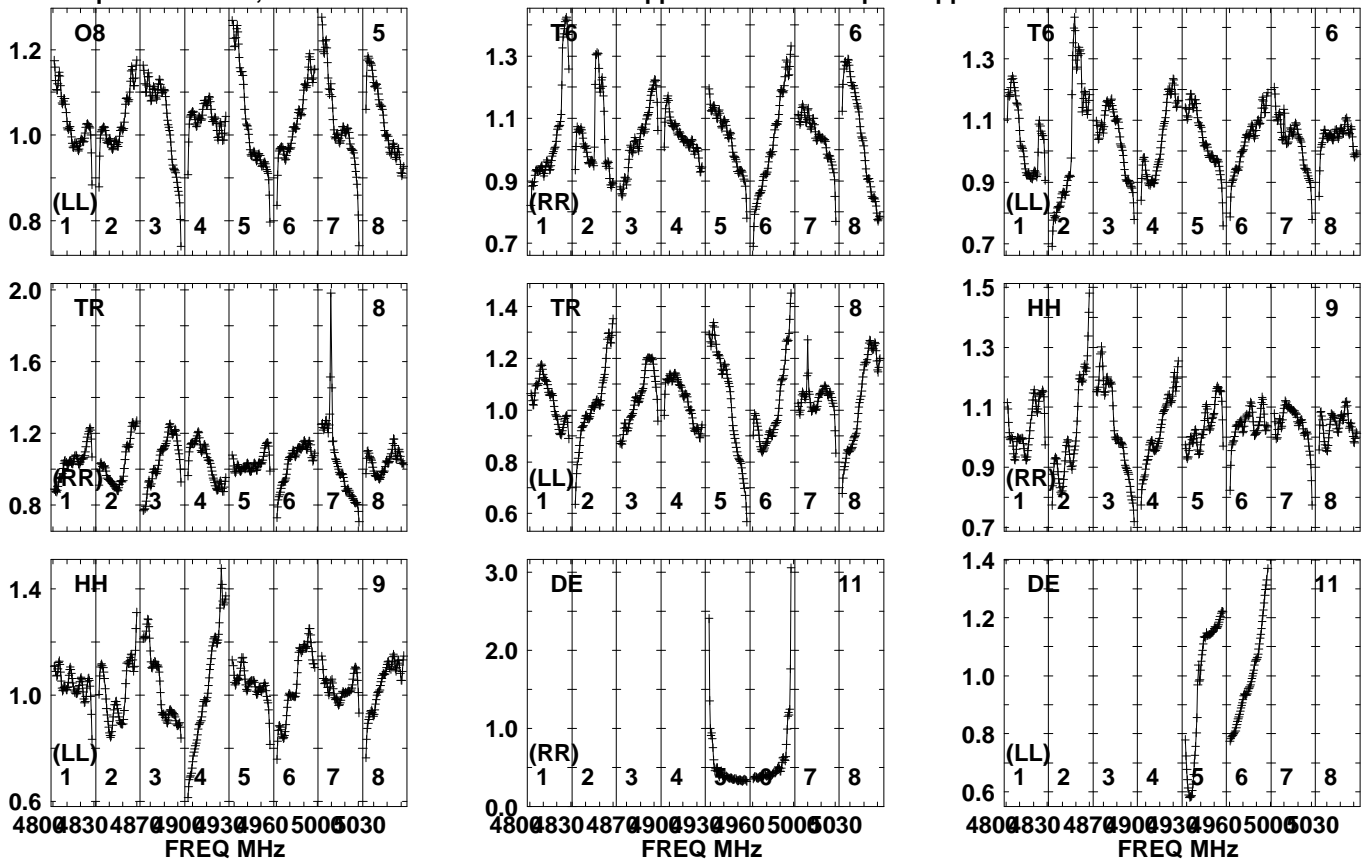


Lower frame: Real Jy
Auto-corr total-power spectrum Antenna: *
Timerange: 01/01:05:56 to 01/01:09:18

Plot file version 104 created 16-MAY-2024 11:52:00

UGC4211 EG124B.UVDATA.1

Freq = 4.7990 GHz, Bw = 32.000 MH No calibration applied and no bandpass applied

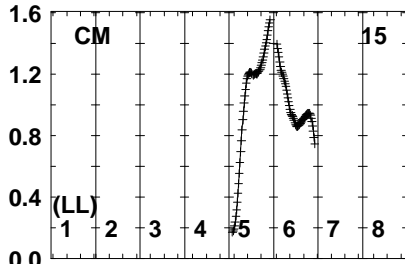
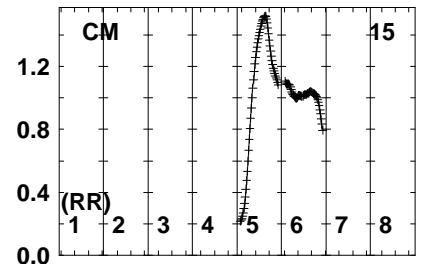
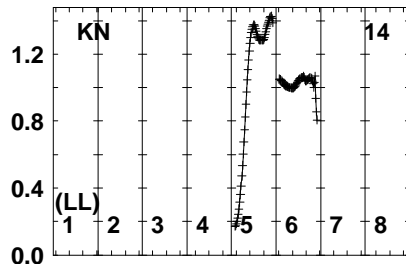
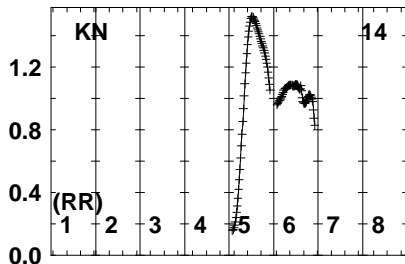
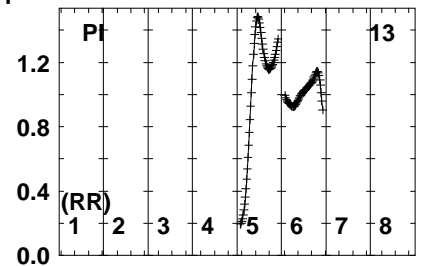
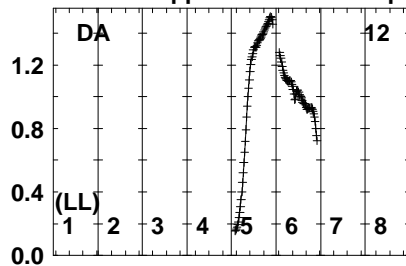
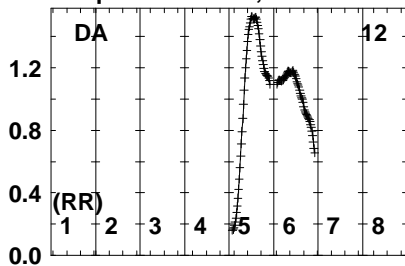


Lower frame: Real Jy
Auto-corr total-power spectrum Antenna: *
Timerange: 01/01:05:56 to 01/01:09:18

Plot file version 105 created 16-MAY-2024 11:52:00

UGC4211 EG124B.UVDATA.1

Freq = 4.7990 GHz, Bw = 32.000 MH No calibration applied and no bandpass applied



4800483048709009309605005030

FREQ MHz

Lower frame: Real Jy

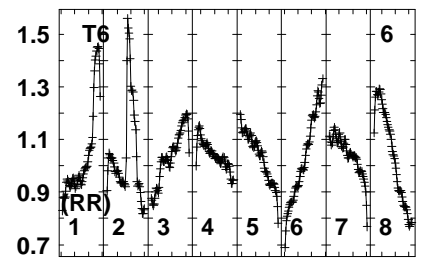
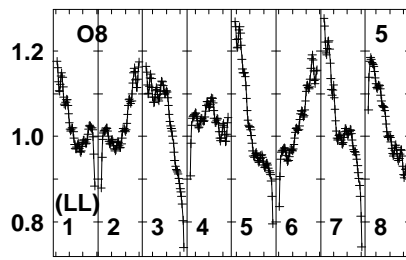
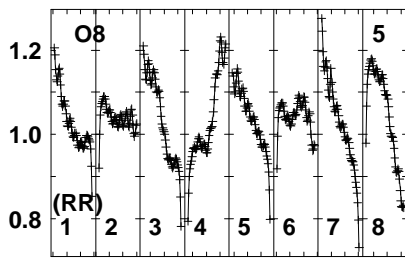
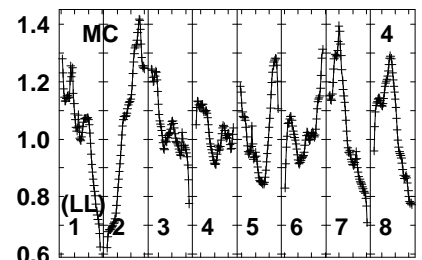
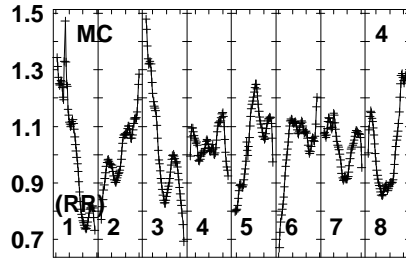
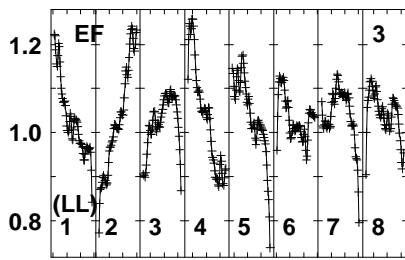
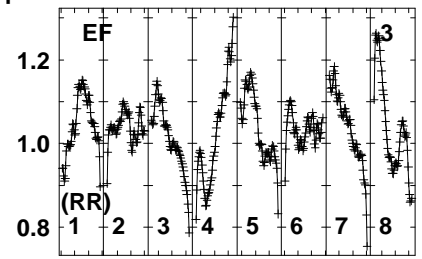
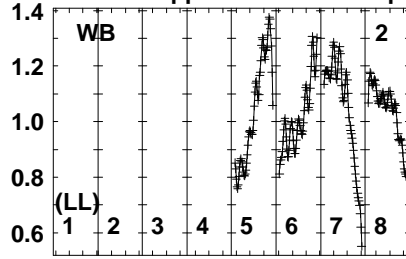
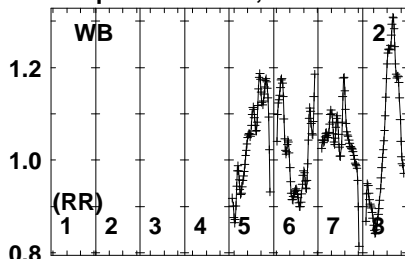
Auto-corr total-power spectrum Antenna: *

Timerange: 01/01:05:56 to 01/01:09:18

Plot file version 106 created 16-MAY-2024 11:52:00

J0804+1012 EG124B.UVDATA.1

Freq = 4.7990 GHz, Bw = 32.000 MH No calibration applied and no bandpass applied



480083048709009309605005030
FREQ MHz

480083048709009309605005030
FREQ MHz

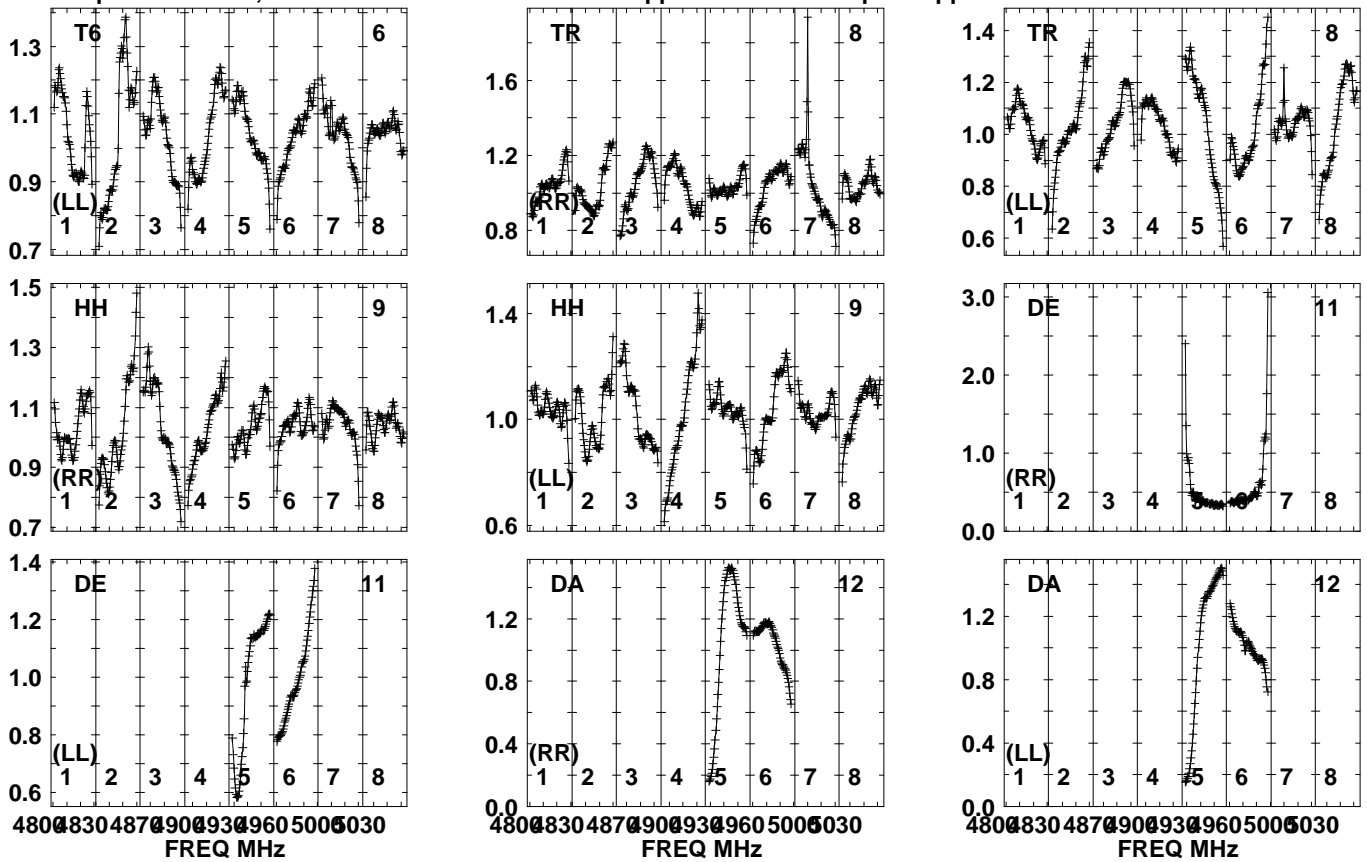
480083048709009309605005030
FREQ MHz

Lower frame: Real Jy
Auto-corr total-power spectrum Antenna: *
Timerange: 01/01:09:31 to 01/01:10:59

Plot file version 107 created 16-MAY-2024 11:52:01

J0804+1012 EG124B.UVDATA.1

Freq = 4.7990 GHz, Bw = 32.000 MH No calibration applied and no bandpass applied

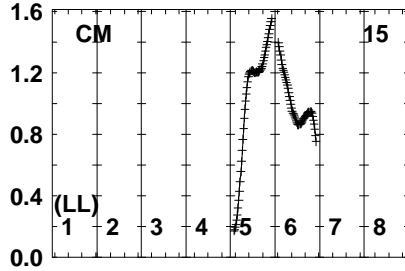
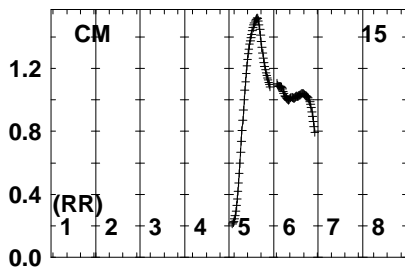
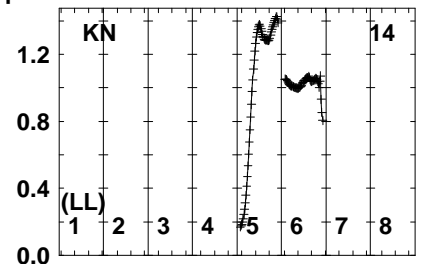
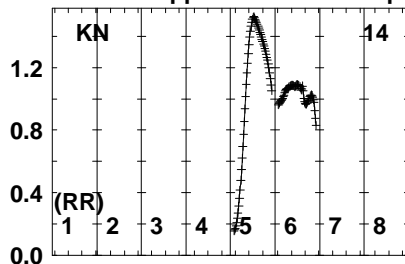
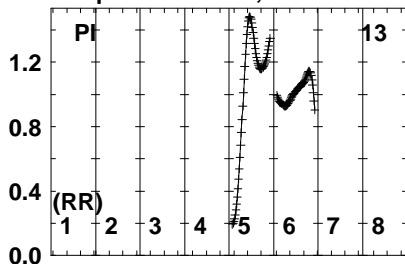


Lower frame: Real Jy
Auto-corr total-power spectrum Antenna: *
Timerange: 01/01:09:31 to 01/01:10:59

Plot file version 108 created 16-MAY-2024 11:52:01

J0804+1012 EG124B.UVDATA.1

Freq = 4.7990 GHz, Bw = 32.000 MH No calibration applied and no bandpass applied

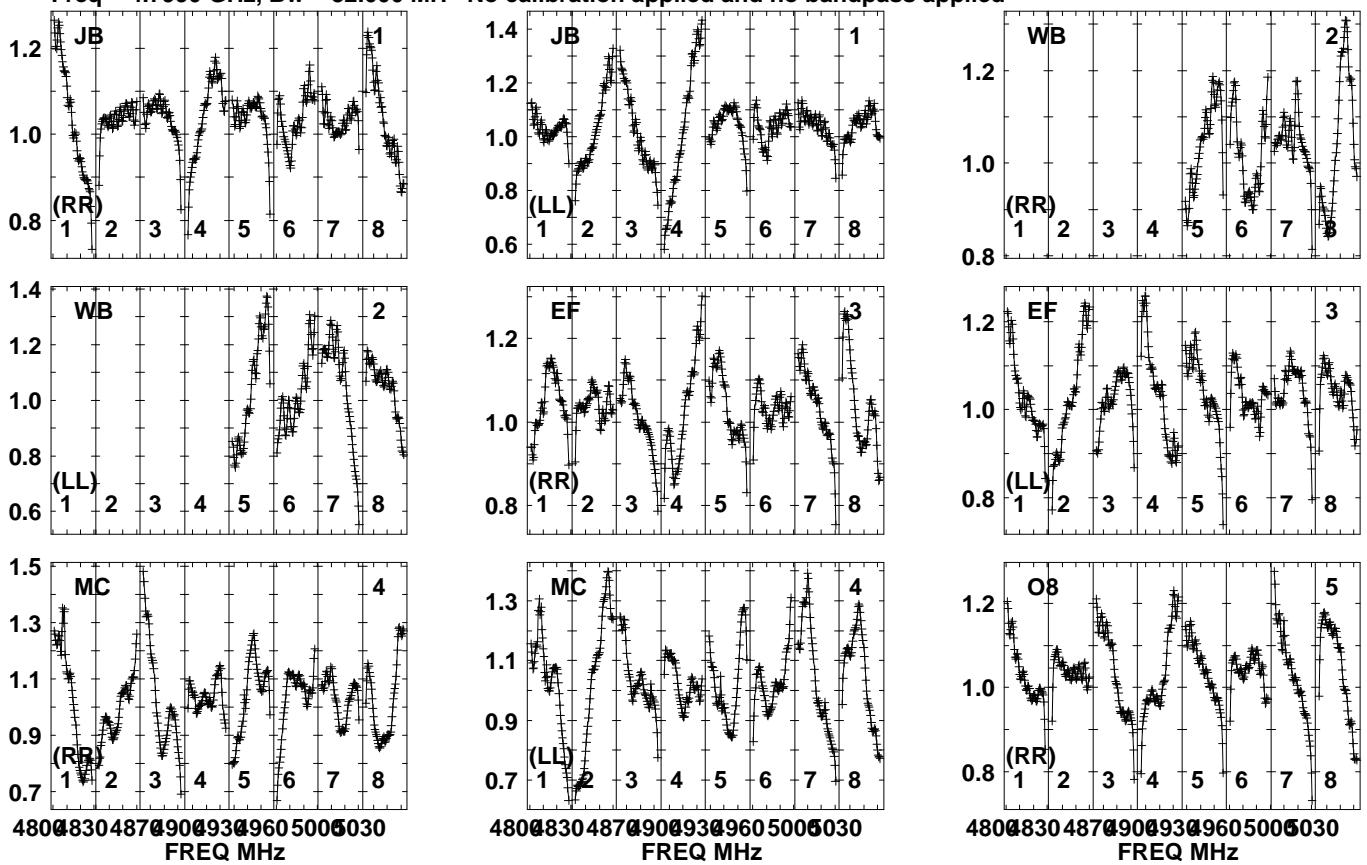


Lower frame: Real Jy
Auto-corr total-power spectrum Antenna: *
Timerange: 01/01:09:31 to 01/01:10:59

Plot file version 109 created 16-MAY-2024 11:52:01

UGC4211 EG124B.UVDATA.1

Freq = 4.7990 GHz, Bw = 32.000 MH No calibration applied and no bandpass applied

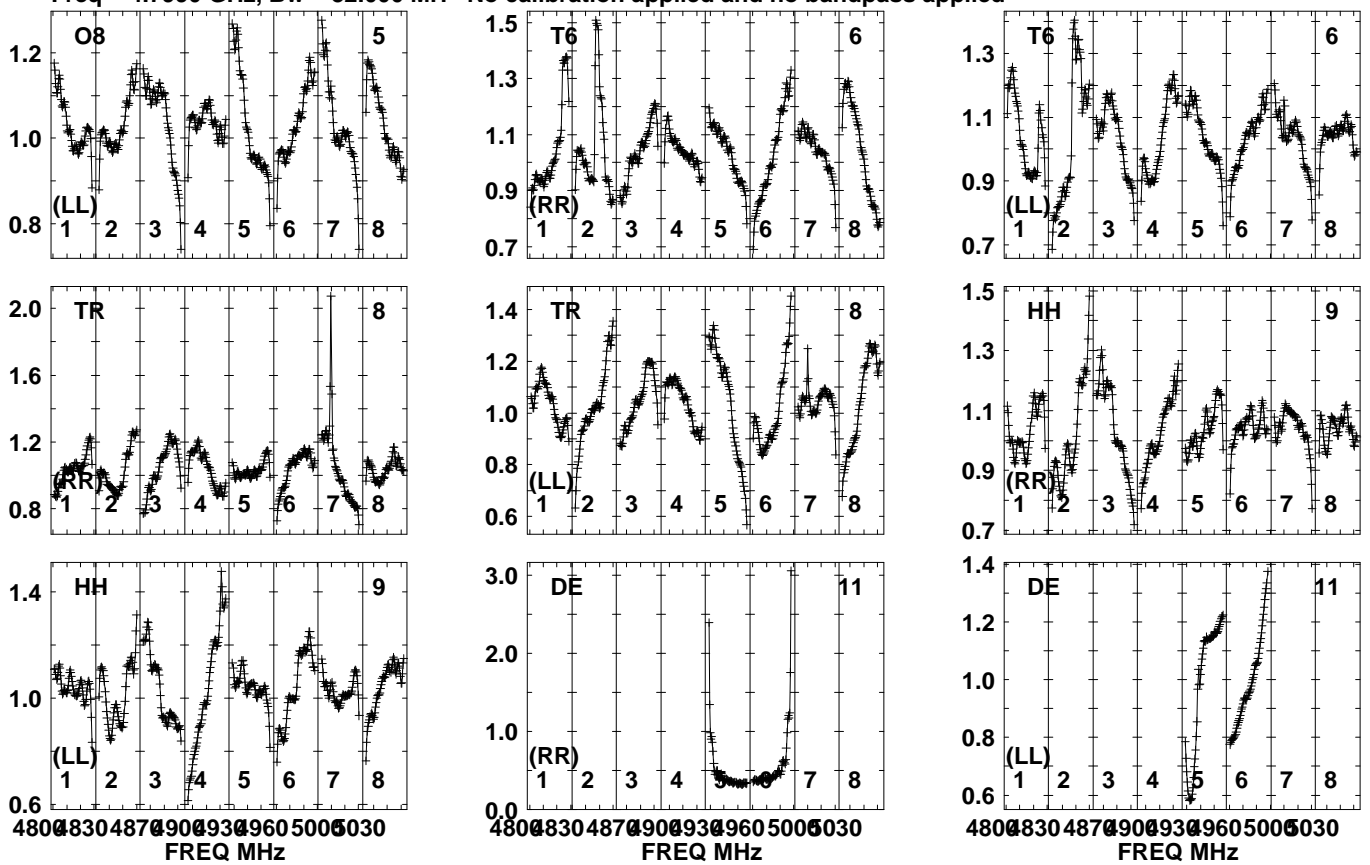


Lower frame: Real Jy
Auto-corr total-power spectrum Antenna: *
Timerange: 01/01:11:21 to 01/01:14:49

Plot file version 110 created 16-MAY-2024 11:52:01

UGC4211 EG124B.UVDATA.1

Freq = 4.7990 GHz, Bw = 32.000 MH No calibration applied and no bandpass applied

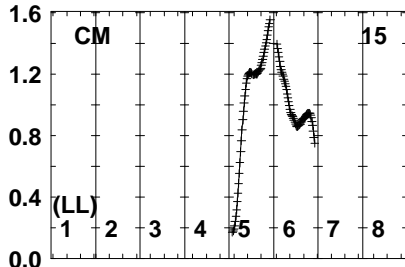
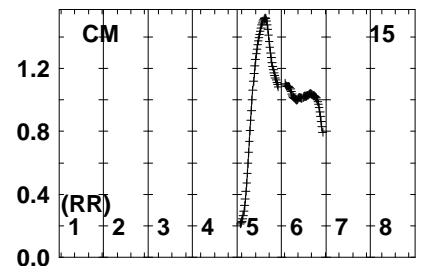
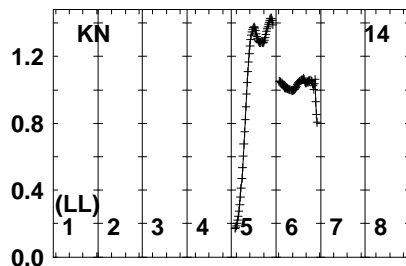
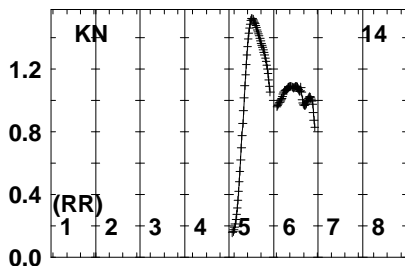
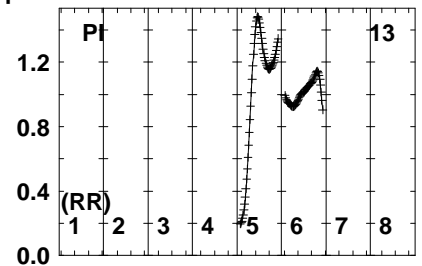
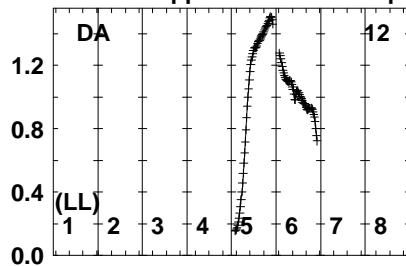
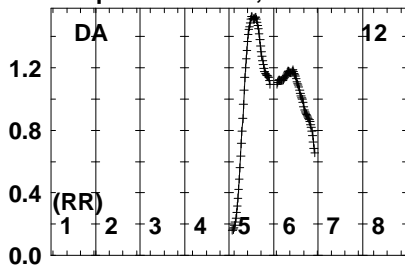


Lower frame: Real Jy
Auto-corr total-power spectrum Antenna: *
Timerange: 01/01:11:21 to 01/01:14:49

Plot file version 111 created 16-MAY-2024 11:52:01

UGC4211 EG124B.UVDATA.1

Freq = 4.7990 GHz, Bw = 32.000 MH No calibration applied and no bandpass applied



4800483048709009309605005030

FREQ MHz

Lower frame: Real Jy

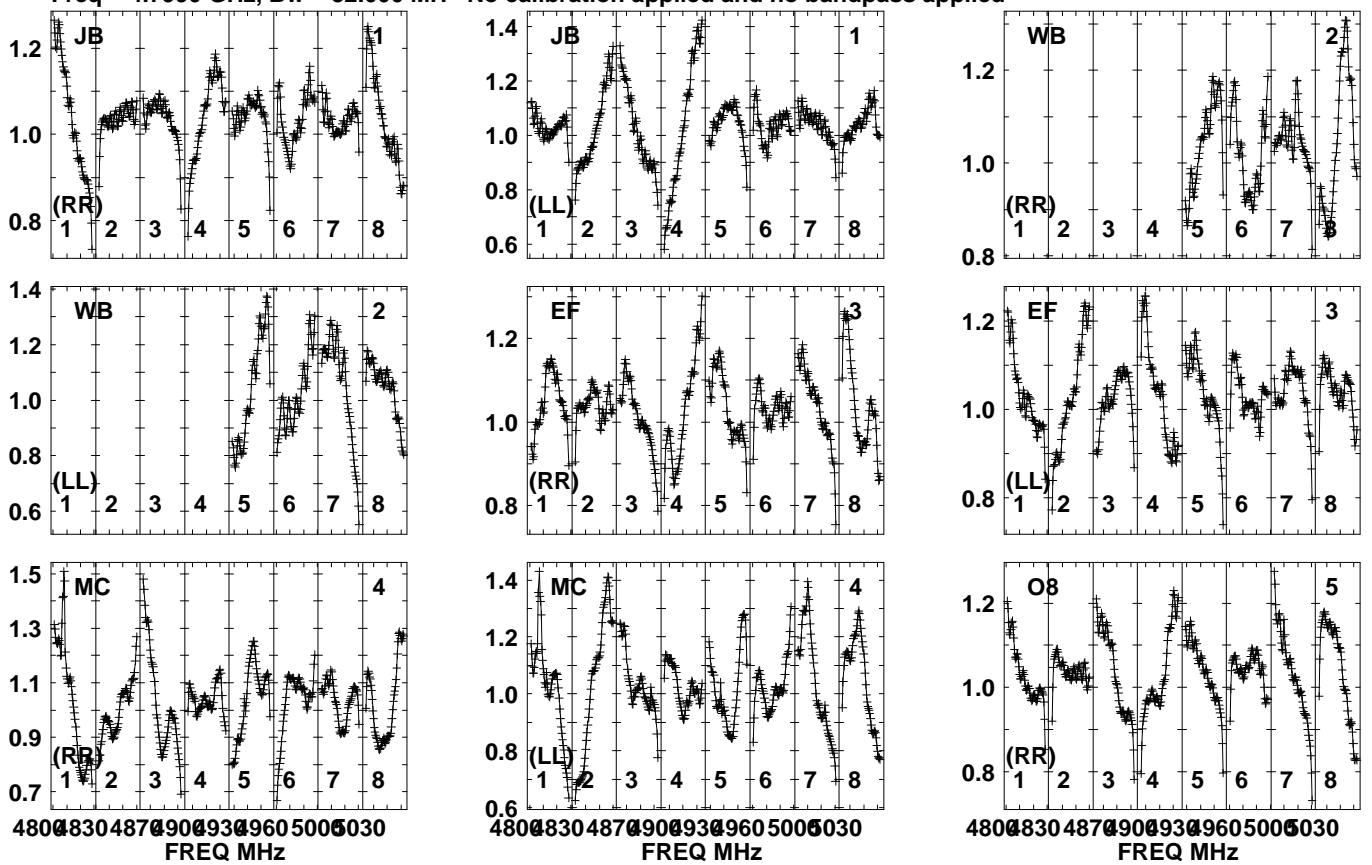
Auto-corr total-power spectrum Antenna: *

Timerange: 01/01:11:21 to 01/01:14:49

Plot file version 112 created 16-MAY-2024 11:52:02

J0804+1012 EG124B.UVDATA.1

Freq = 4.7990 GHz, Bw = 32.000 MH No calibration applied and no bandpass applied

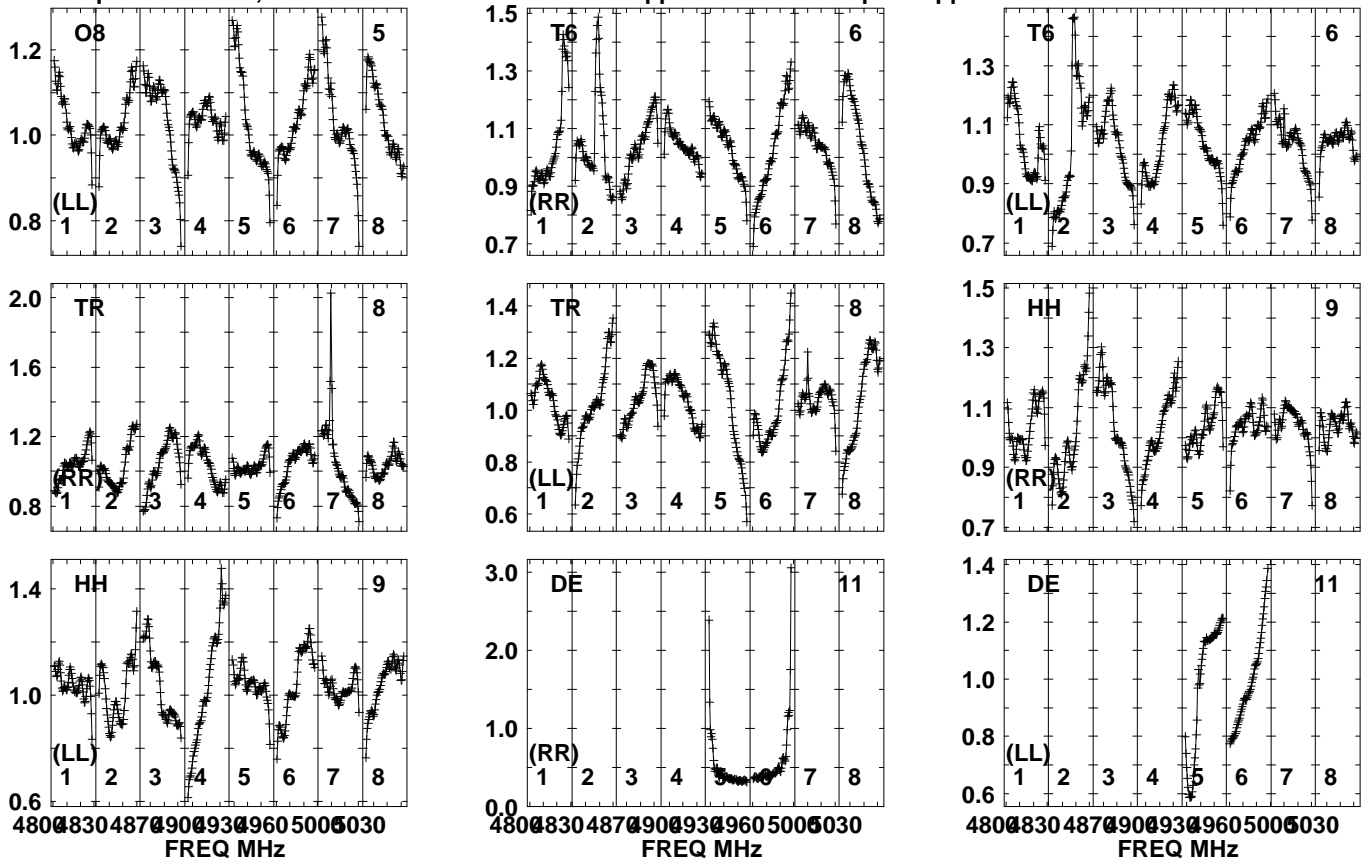


Lower frame: Real Jy
Auto-corr total-power spectrum Antenna: *
Timerange: 01/01:15:01 to 01/01:16:29

Plot file version 113 created 16-MAY-2024 11:52:02

J0804+1012 EG124B.UVDATA.1

Freq = 4.7990 GHz, Bw = 32.000 MH No calibration applied and no bandpass applied

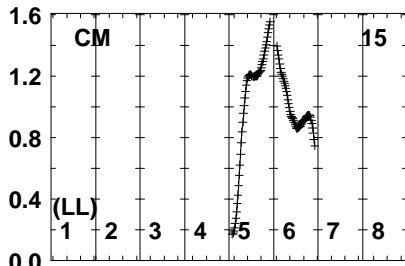
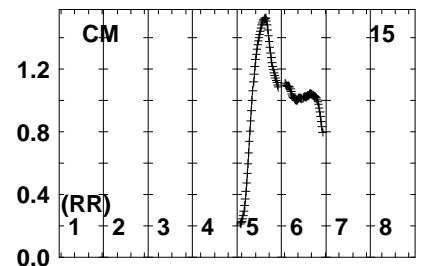
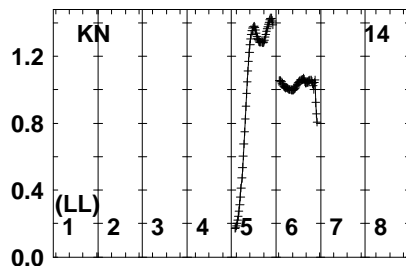
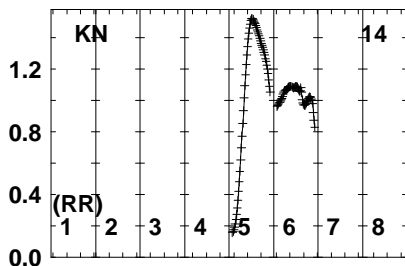
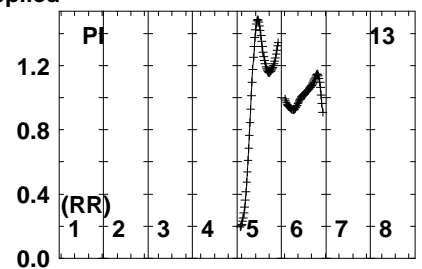
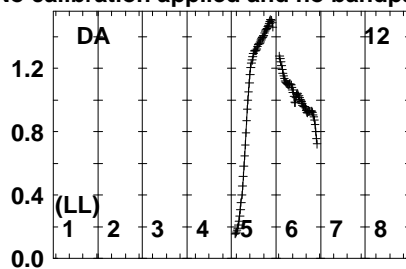
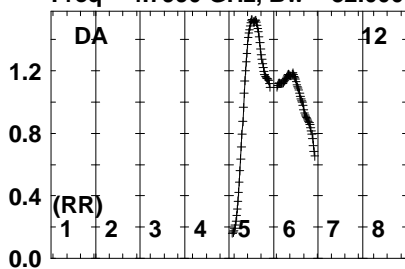


Lower frame: Real Jy
Auto-corr total-power spectrum Antenna: *
Timerange: 01/01:15:01 to 01/01:16:29

Plot file version 114 created 16-MAY-2024 11:52:02

J0804+1012 EG124B.UVDATA.1

Freq = 4.7990 GHz, Bw = 32.000 MH No calibration applied and no bandpass applied



4800483048709009309605005030

FREQ MHz

Lower frame: Real Jy

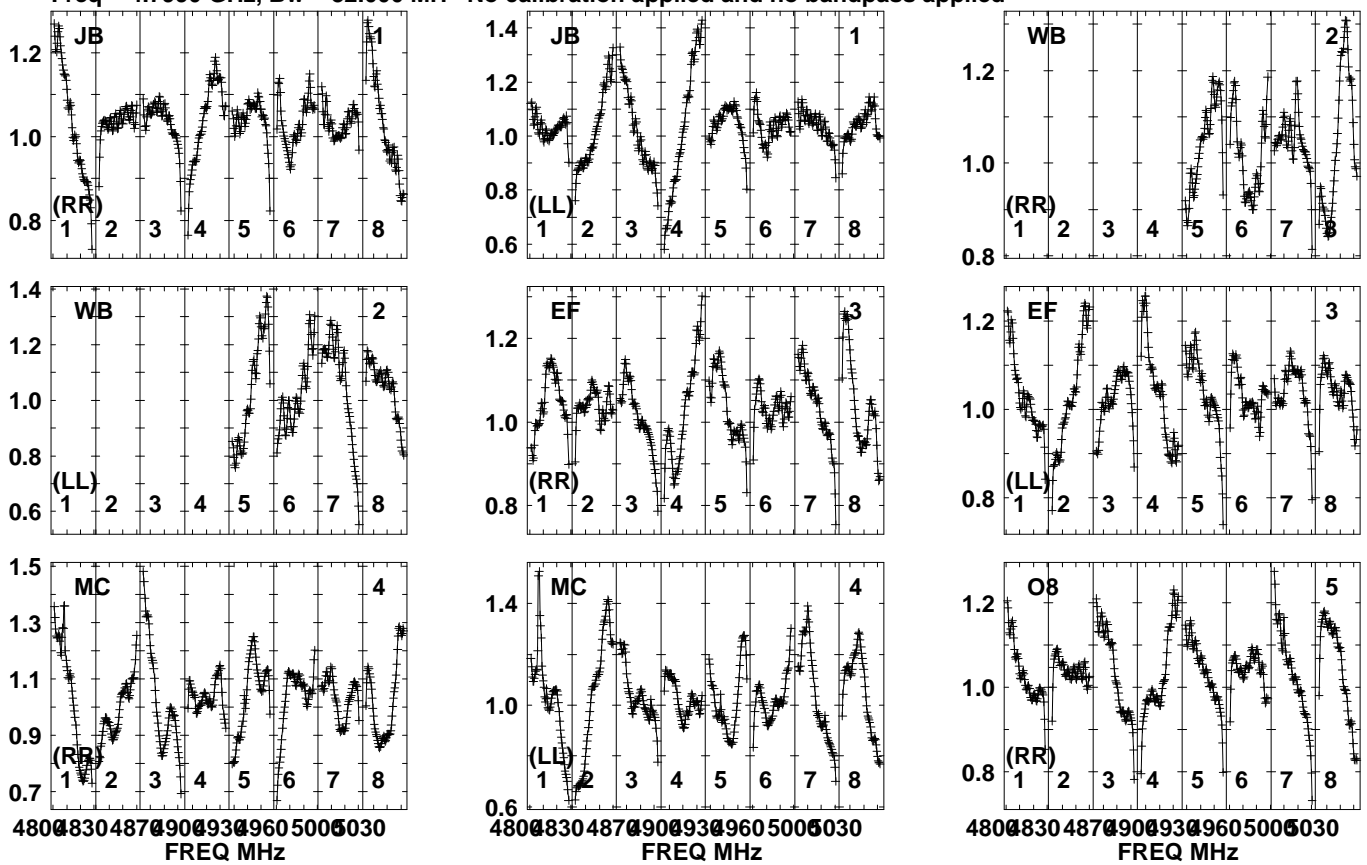
Auto-corr total-power spectrum Antenna: *

Timerange: 01/01:15:01 to 01/01:16:29

Plot file version 115 created 16-MAY-2024 11:52:02

UGC4211 EG124B.UVDATA.1

Freq = 4.7990 GHz, Bw = 32.000 MH No calibration applied and no bandpass applied

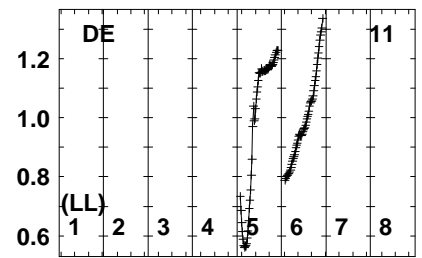
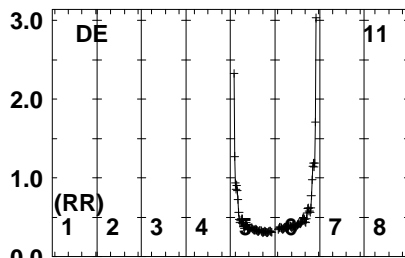
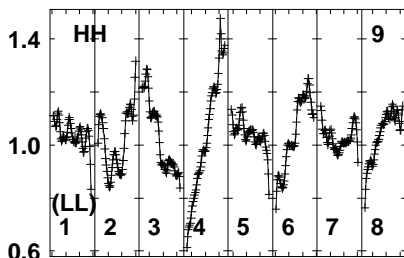
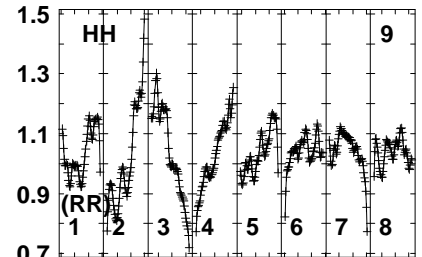
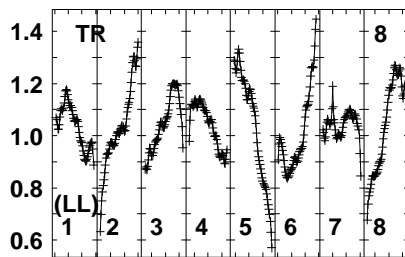
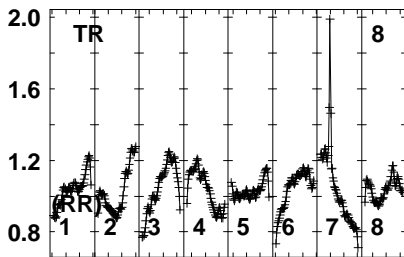
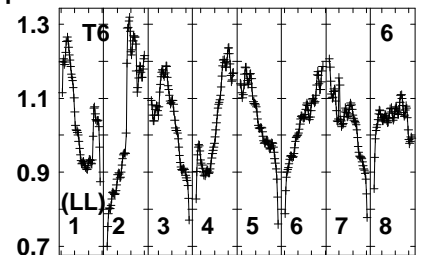
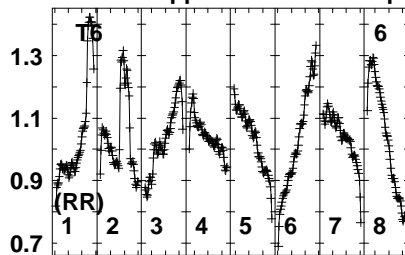
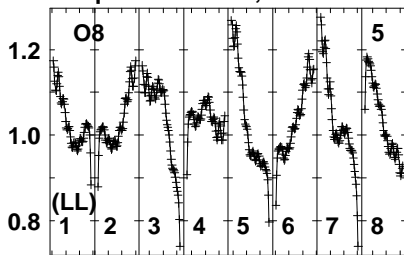


Lower frame: Real Jy
Auto-corr total-power spectrum Antenna: *
Timerange: 01/01:16:56 to 01/01:20:18

Plot file version 116 created 16-MAY-2024 11:52:02

UGC4211 EG124B.UVDATA.1

Freq = 4.7990 GHz, Bw = 32.000 MH No calibration applied and no bandpass applied



480083048709009309605005030
FREQ MHz

480083048709009309605005030
FREQ MHz

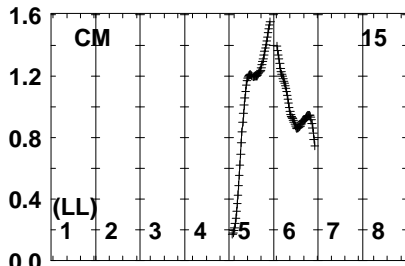
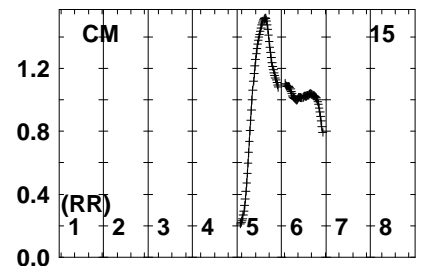
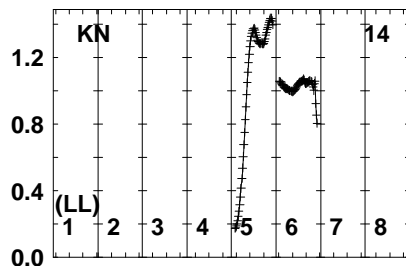
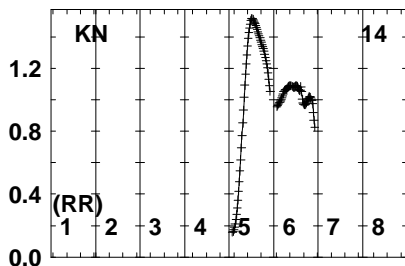
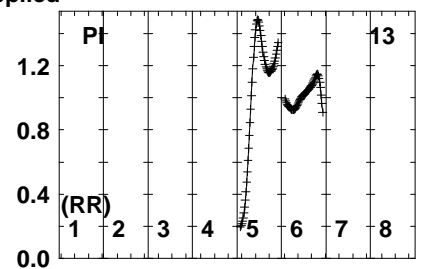
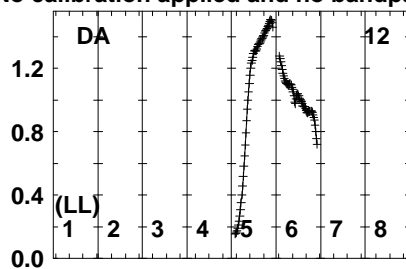
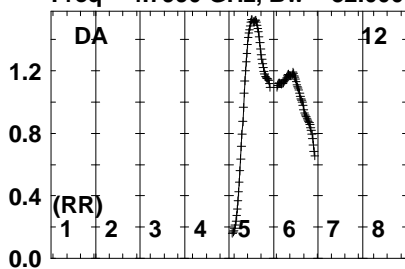
480083048709009309605005030
FREQ MHz

Lower frame: Real Jy
Auto-corr total-power spectrum Antenna: *
Timerange: 01/01:16:56 to 01/01:20:18

Plot file version 117 created 16-MAY-2024 11:52:03

UGC4211 EG124B.UVDATA.1

Freq = 4.7990 GHz, Bw = 32.000 MH No calibration applied and no bandpass applied



4800483048709009309605005030

FREQ MHz

Lower frame: Real Jy

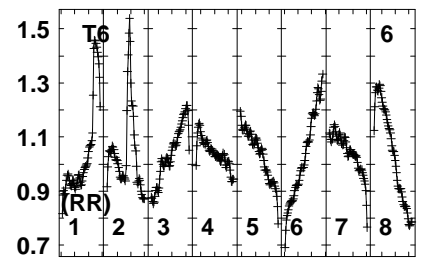
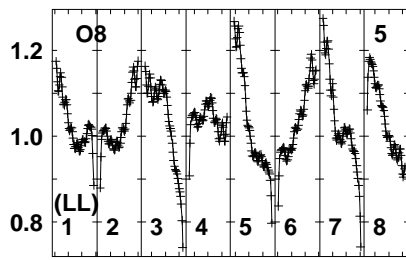
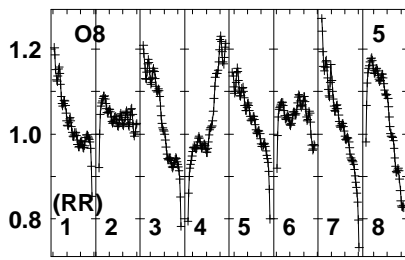
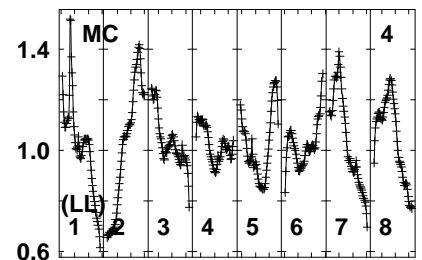
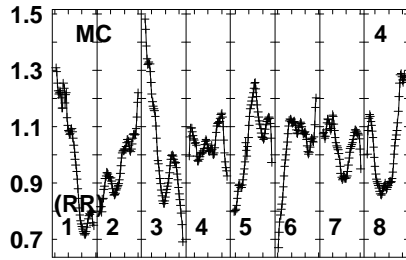
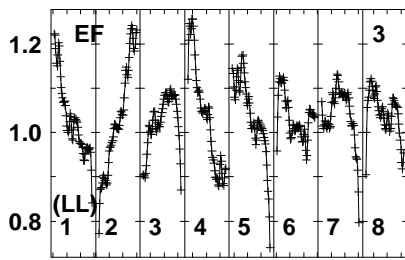
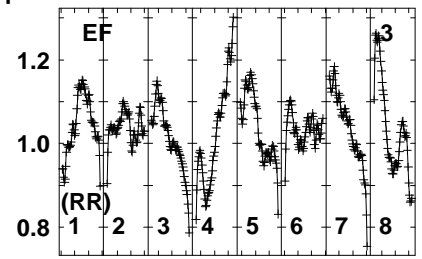
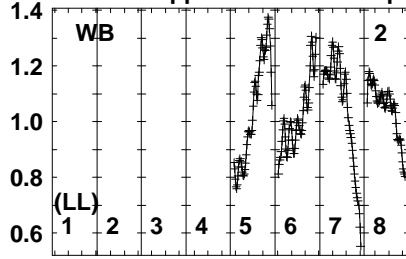
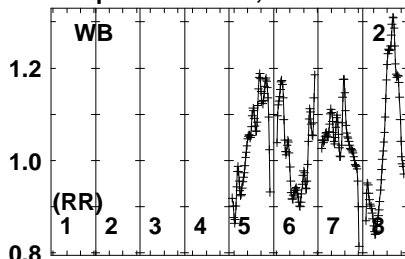
Auto-corr total-power spectrum Antenna: *

Timerange: 01/01:16:56 to 01/01:20:18

Plot file version 118 created 16-MAY-2024 11:52:03

J0804+1012 EG124B.UVDATA.1

Freq = 4.7990 GHz, Bw = 32.000 MH No calibration applied and no bandpass applied



480083048709009309605005030
FREQ MHz

480083048709009309605005030
FREQ MHz

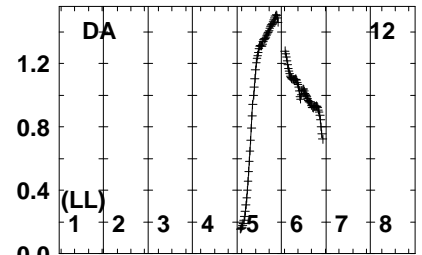
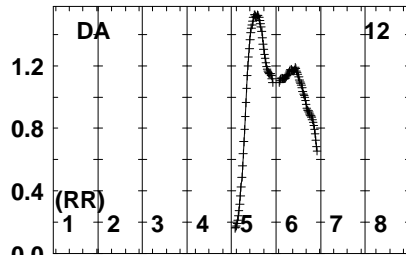
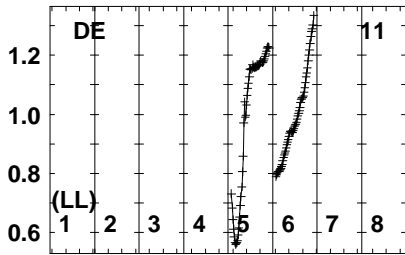
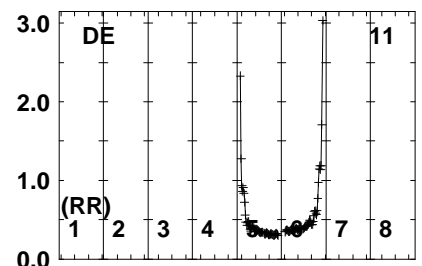
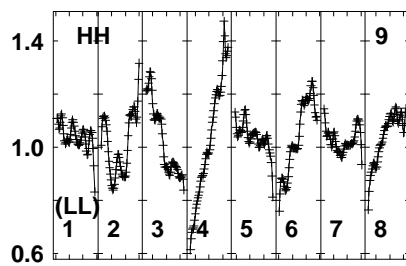
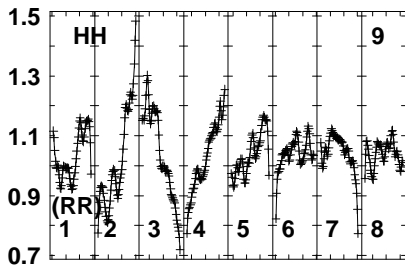
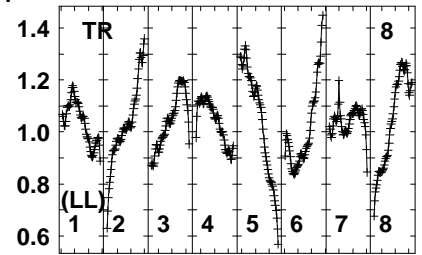
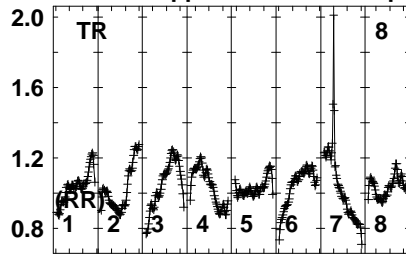
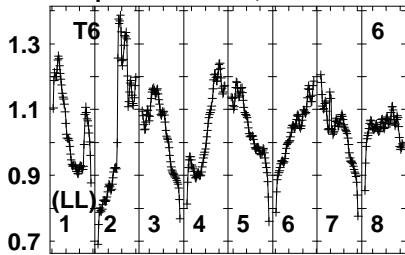
480083048709009309605005030
FREQ MHz

Lower frame: Real Jy
Auto-corr total-power spectrum Antenna: *
Timerange: 01/01:20:31 to 01/01:21:59

Plot file version 119 created 16-MAY-2024 11:52:03

J0804+1012 EG124B.UVDATA.1

Freq = 4.7990 GHz, Bw = 32.000 MH No calibration applied and no bandpass applied



480083048709009309605005030
FREQ MHz

480083048709009309605005030
FREQ MHz

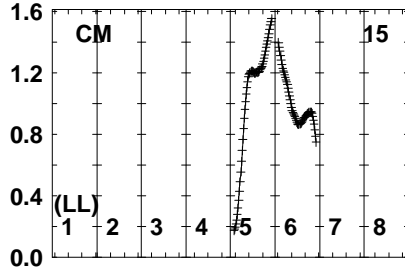
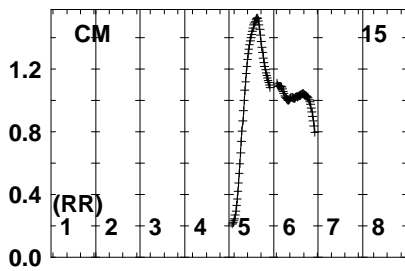
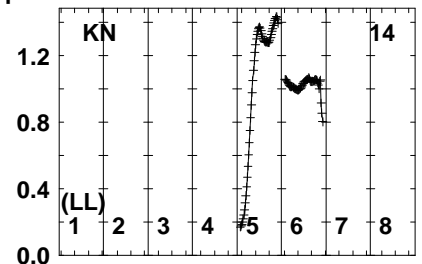
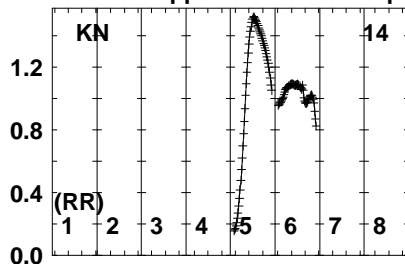
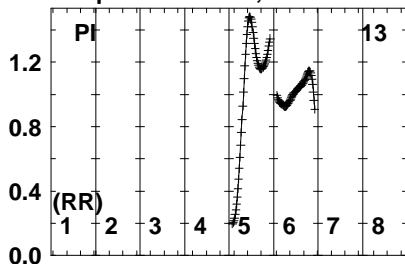
480083048709009309605005030
FREQ MHz

Lower frame: Real Jy
Auto-corr total-power spectrum Antenna: *
Timerange: 01/01:20:31 to 01/01:21:59

Plot file version 120 created 16-MAY-2024 11:52:03

J0804+1012 EG124B.UVDATA.1

Freq = 4.7990 GHz, Bw = 32.000 MH No calibration applied and no bandpass applied

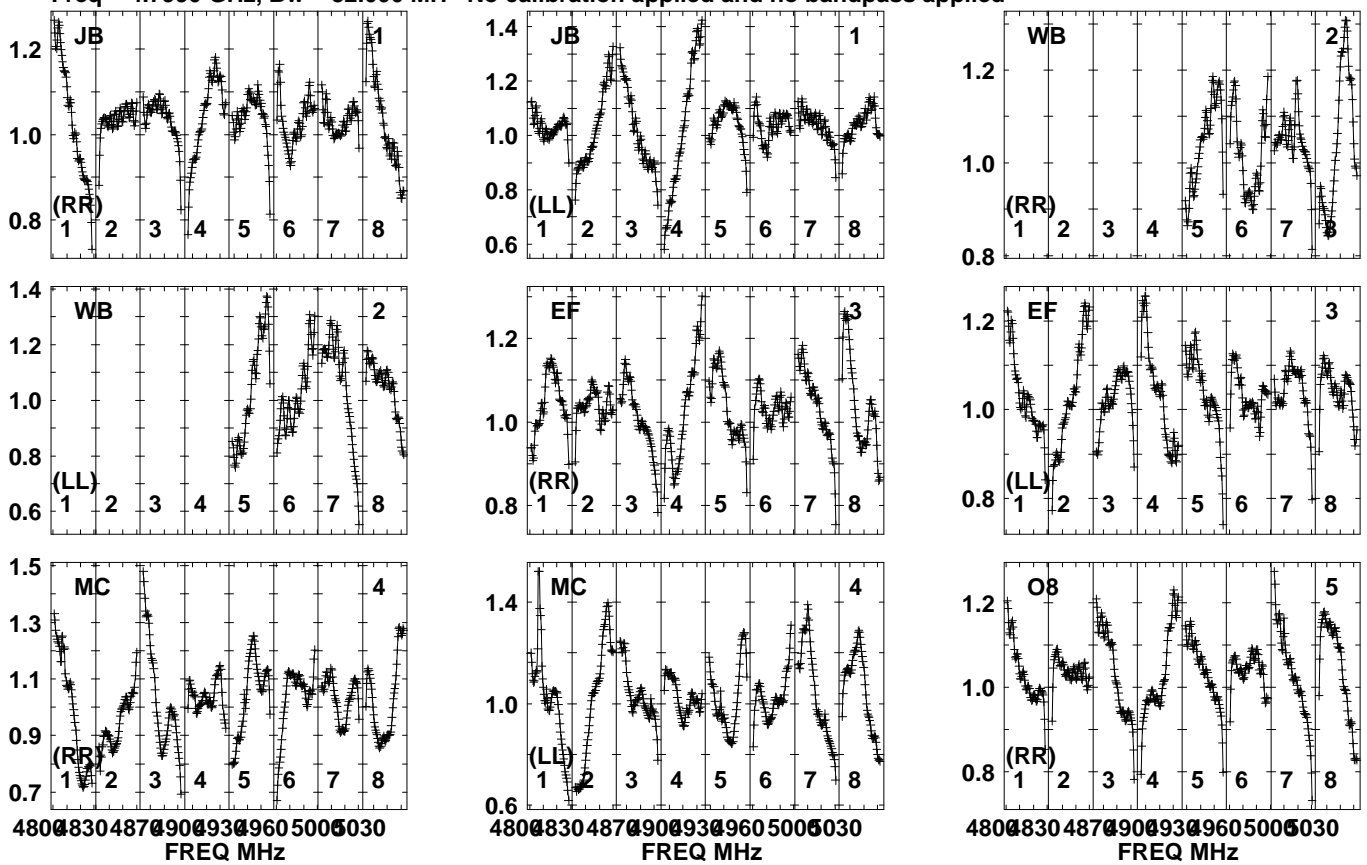


Lower frame: Real Jy
Auto-corr total-power spectrum Antenna: *
Timerange: 01/01:20:31 to 01/01:21:59

Plot file version 121 created 16-MAY-2024 11:52:03

UGC4211 EG124B.UVDATA.1

Freq = 4.7990 GHz, Bw = 32.000 MH No calibration applied and no bandpass applied

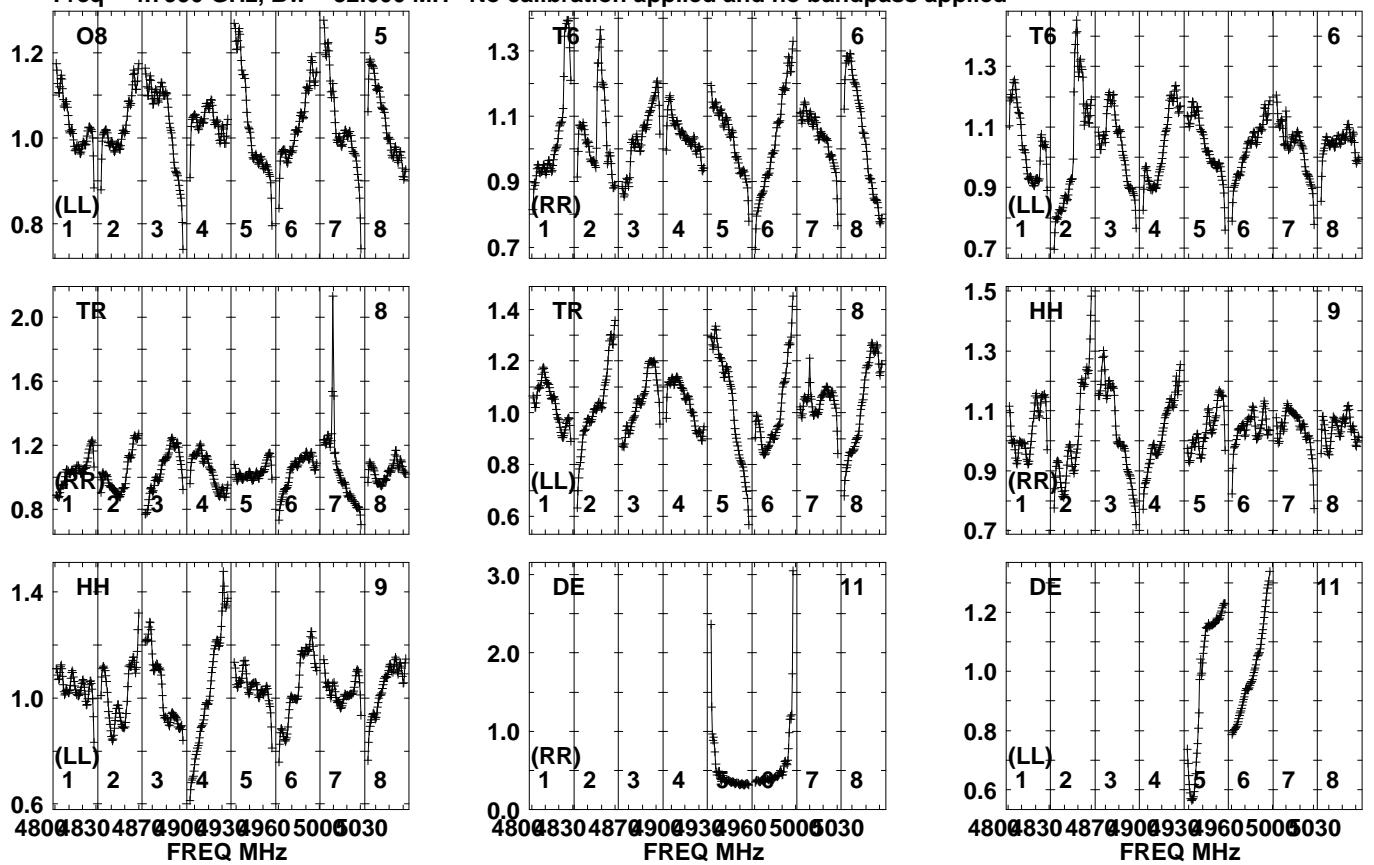


Lower frame: Real Jy
Auto-corr total-power spectrum Antenna: *
Timerange: 01/01:22:21 to 01/01:25:49

Plot file version 122 created 16-MAY-2024 11:52:04

UGC4211 EG124B.UVDATA.1

Freq = 4.7990 GHz, Bw = 32.000 MH No calibration applied and no bandpass applied

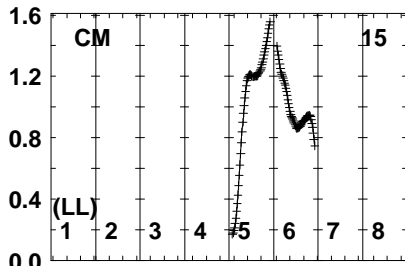
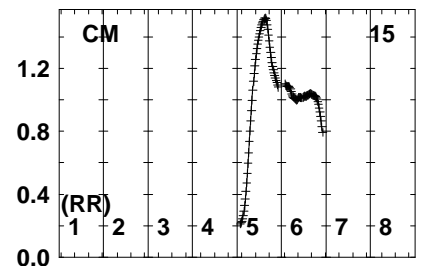
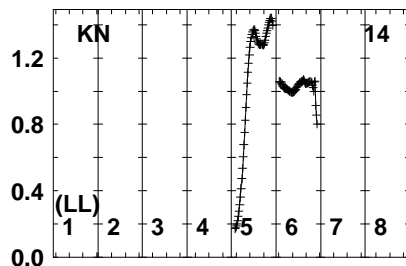
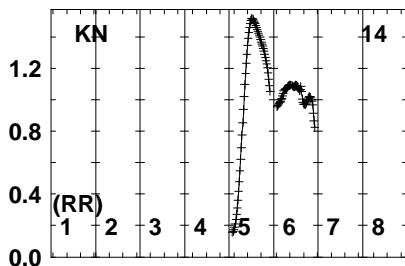
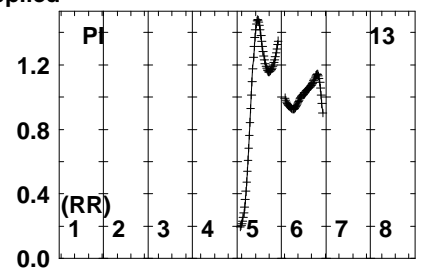
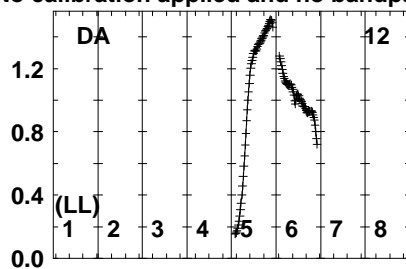
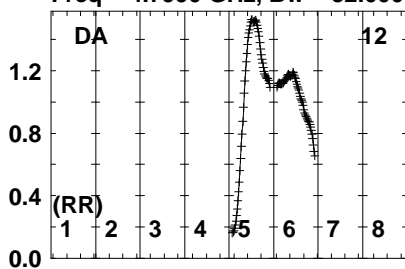


Lower frame: Real Jy
Auto-corr total-power spectrum Antenna: *
Timerange: 01/01:22:21 to 01/01:25:49

Plot file version 123 created 16-MAY-2024 11:52:04

UGC4211 EG124B.UVDATA.1

Freq = 4.7990 GHz, Bw = 32.000 MH No calibration applied and no bandpass applied



4800483048709009309605005030

FREQ MHz

Lower frame: Real Jy

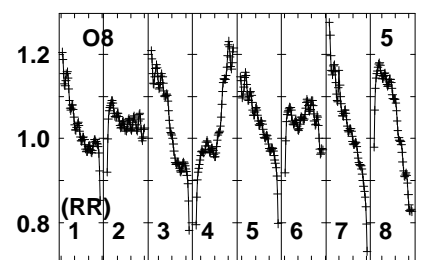
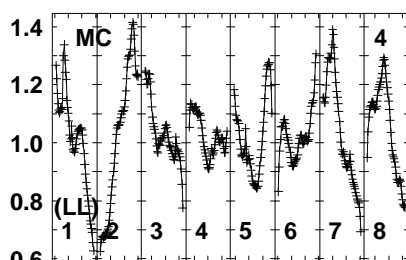
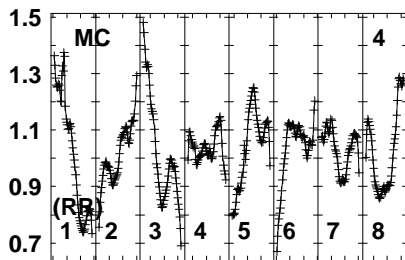
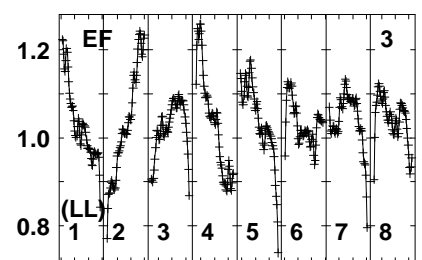
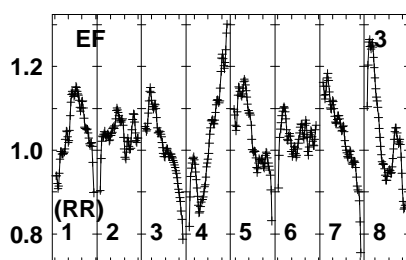
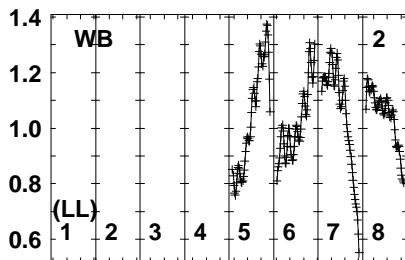
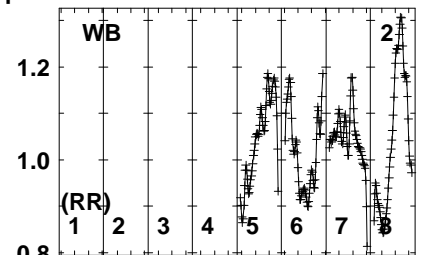
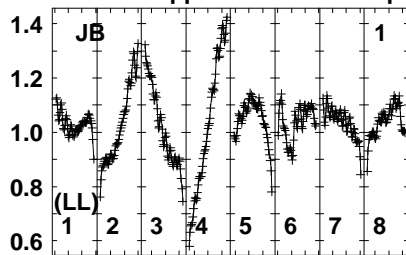
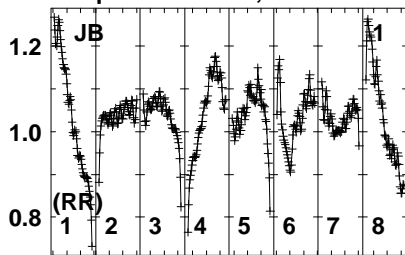
Auto-corr total-power spectrum Antenna: *

Timerange: 01/01:22:21 to 01/01:25:49

Plot file version 124 created 16-MAY-2024 11:52:04

J0804+1012 EG124B.UVDATA.1

Freq = 4.7990 GHz, Bw = 32.000 MH No calibration applied and no bandpass applied



480083048709009309605005030
FREQ MHz

480083048709009309605005030
FREQ MHz

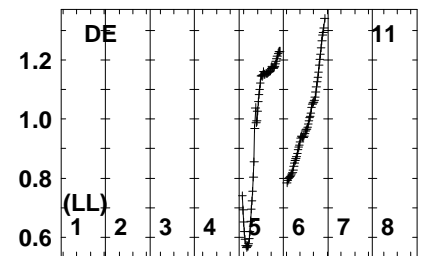
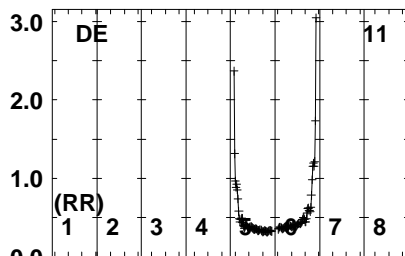
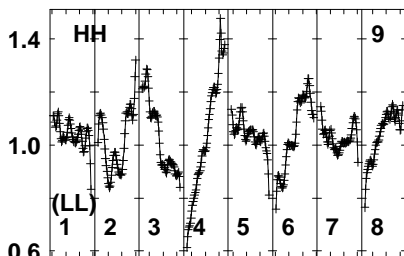
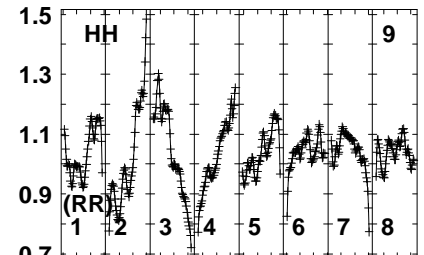
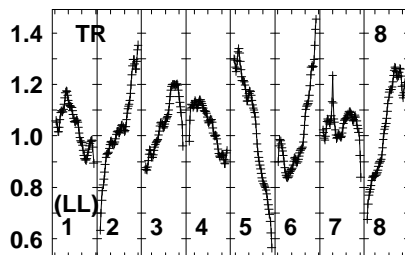
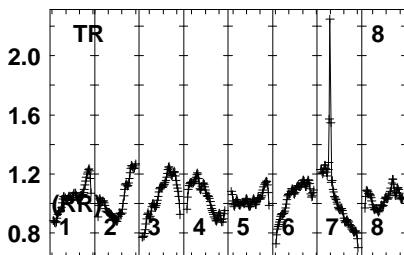
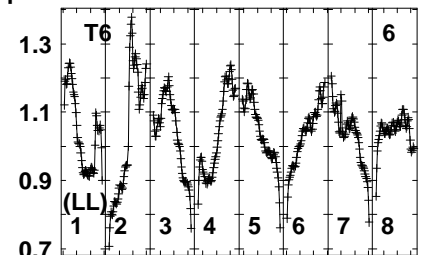
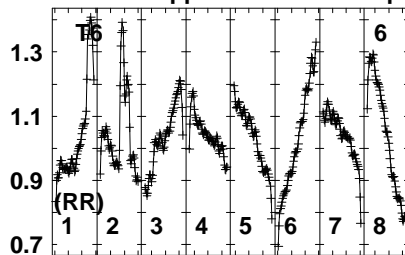
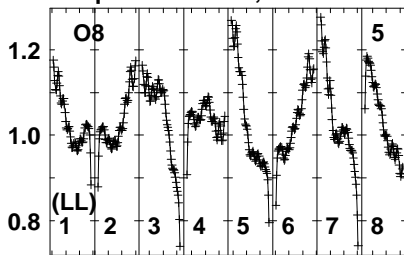
480083048709009309605005030
FREQ MHz

Lower frame: Real Jy
Auto-corr total-power spectrum Antenna: *
Timerange: 01/01:26:01 to 01/01:27:29

Plot file version 125 created 16-MAY-2024 11:52:04

J0804+1012 EG124B.UVDATA.1

Freq = 4.7990 GHz, Bw = 32.000 MH No calibration applied and no bandpass applied



480083048709009309605005030
FREQ MHz

480083048709009309605005030
FREQ MHz

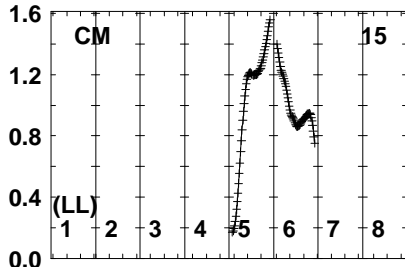
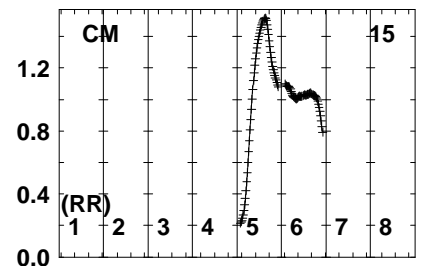
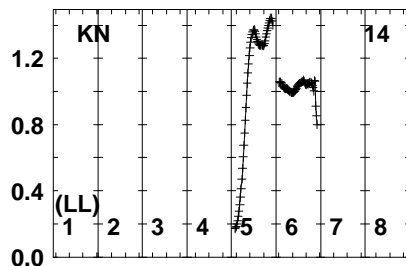
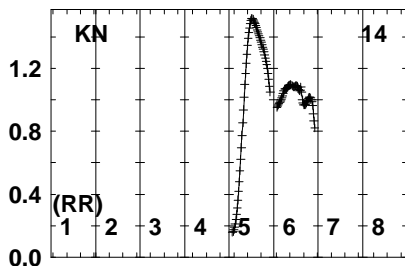
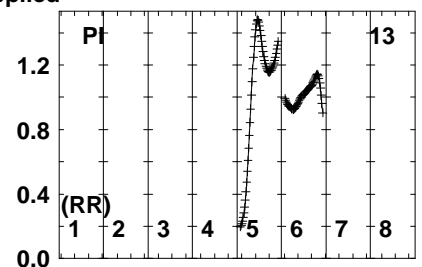
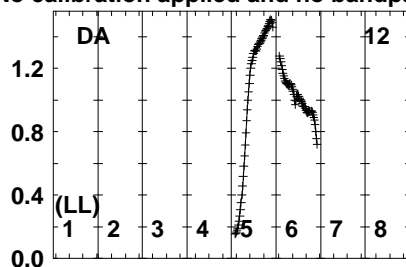
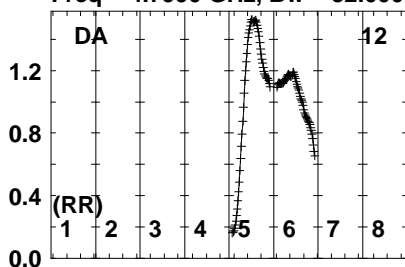
480083048709009309605005030
FREQ MHz

Lower frame: Real Jy
Auto-corr total-power spectrum Antenna: *
Timerange: 01/01:26:01 to 01/01:27:29

Plot file version 126 created 16-MAY-2024 11:52:04

J0804+1012 EG124B.UVDATA.1

Freq = 4.7990 GHz, Bw = 32.000 MH No calibration applied and no bandpass applied



480.8304870909309605005030

FREQ MHz

Lower frame: Real Jy

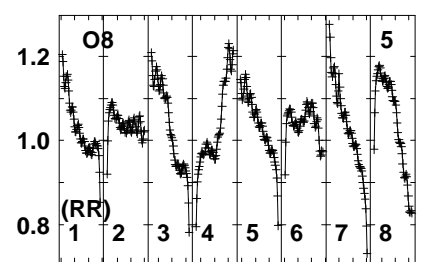
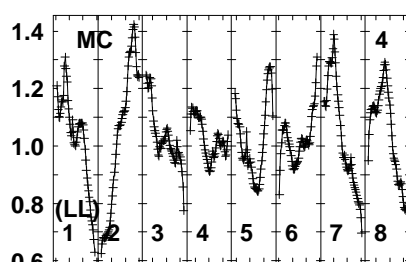
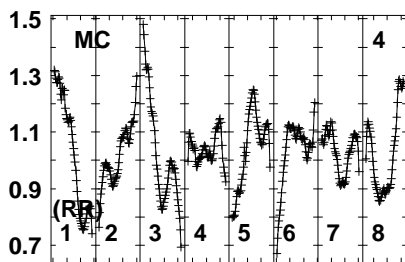
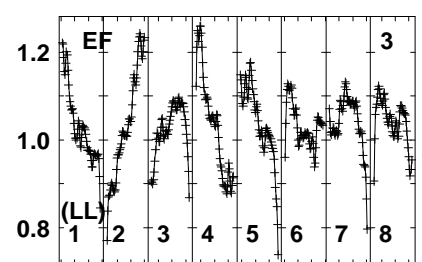
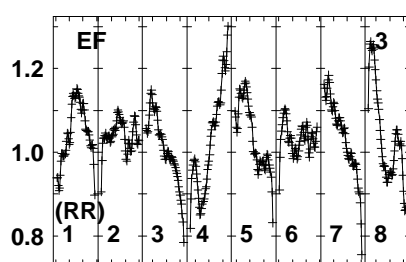
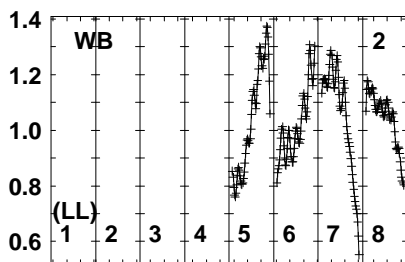
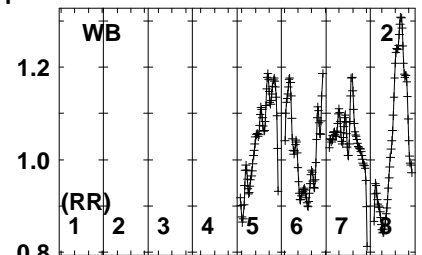
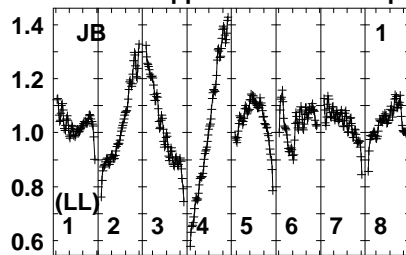
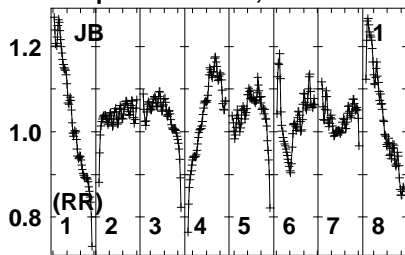
Auto-corr total-power spectrum Antenna: *

Timerange: 01/01:26:01 to 01/01:27:29

Plot file version 127 created 16-MAY-2024 11:52:05

UGC4211 EG124B.UVDATA.1

Freq = 4.7990 GHz, Bw = 32.000 MH No calibration applied and no bandpass applied



480083048709009309605005030
FREQ MHz

480083048709009309605005030
FREQ MHz

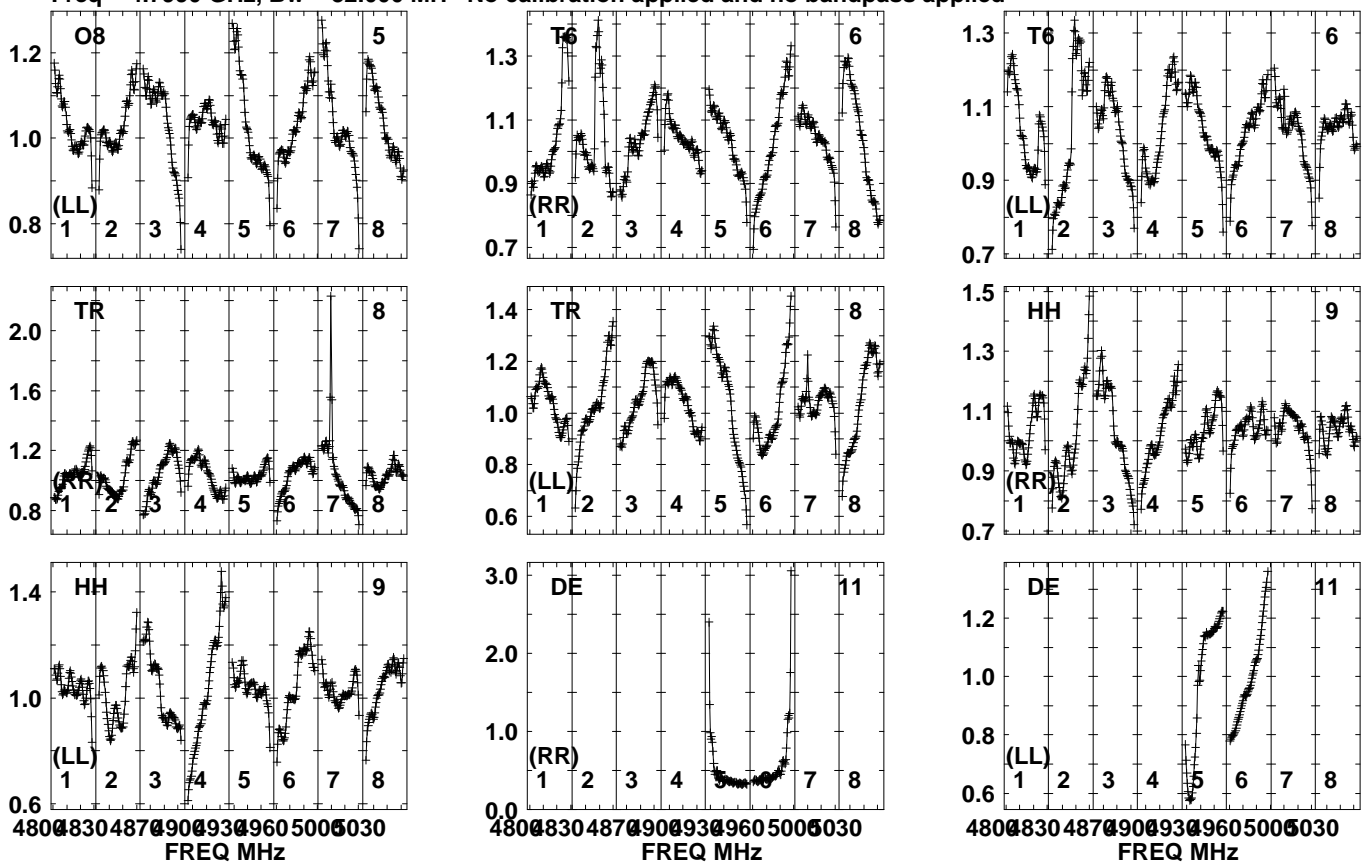
480083048709009309605005030
FREQ MHz

Lower frame: Real Jy
Auto-corr total-power spectrum Antenna: *
Timerange: 01/01:27:56 to 01/01:31:18

Plot file version 128 created 16-MAY-2024 11:52:05

UGC4211 EG124B.UVDATA.1

Freq = 4.7990 GHz, Bw = 32.000 MH No calibration applied and no bandpass applied

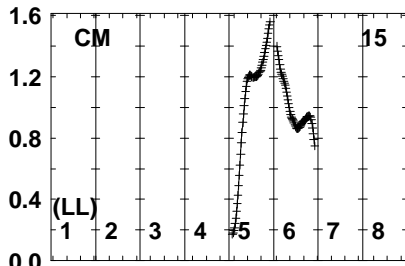
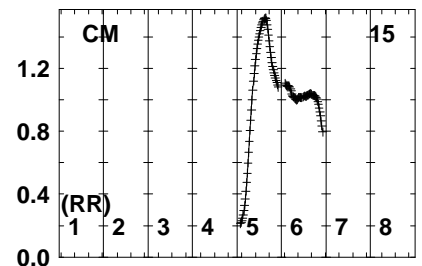
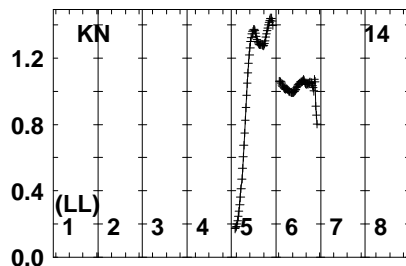
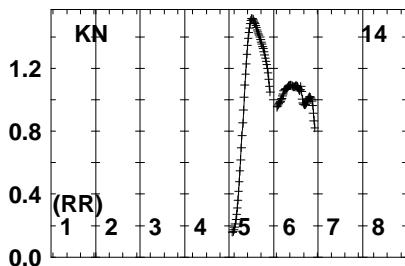
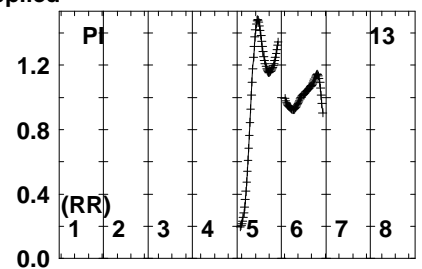
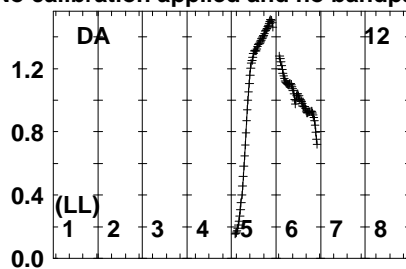
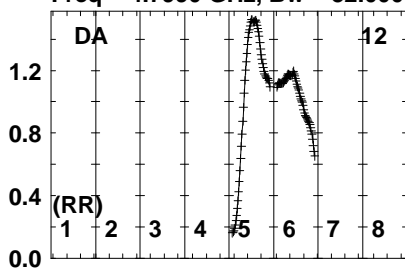


Lower frame: Real Jy
Auto-corr total-power spectrum Antenna: *
Timerange: 01/01:27:56 to 01/01:31:18

Plot file version 129 created 16-MAY-2024 11:52:05

UGC4211 EG124B.UVDATA.1

Freq = 4.7990 GHz, Bw = 32.000 MH No calibration applied and no bandpass applied



4800483048709009309605005030

FREQ MHz

Lower frame: Real Jy

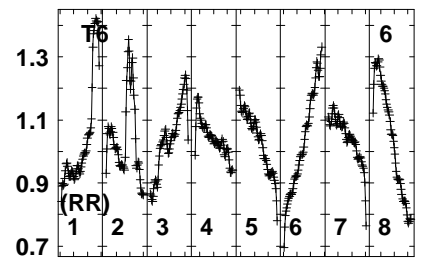
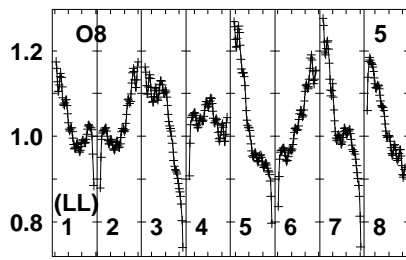
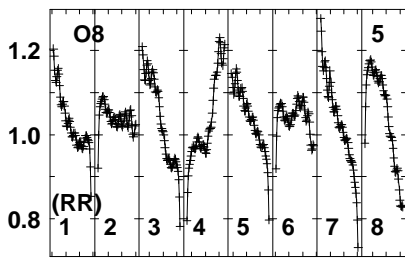
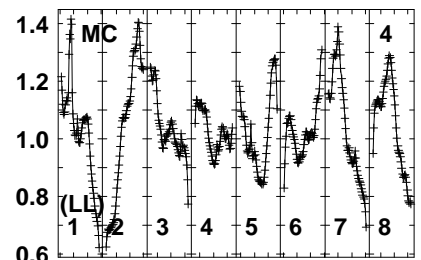
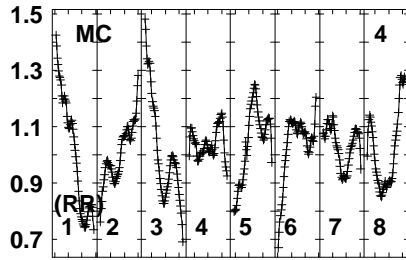
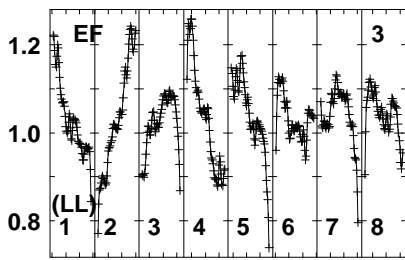
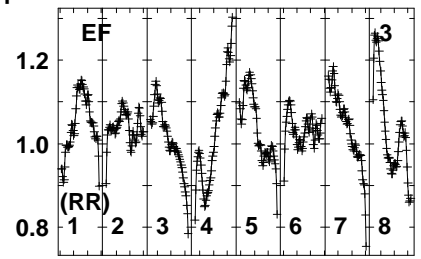
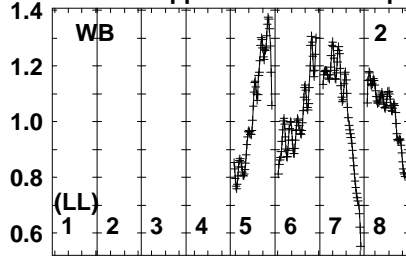
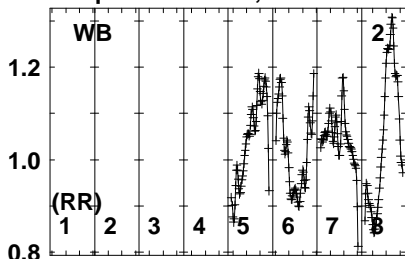
Auto-corr total-power spectrum Antenna: *

Timerange: 01/01:27:56 to 01/01:31:18

Plot file version 130 created 16-MAY-2024 11:52:05

J0804+1012 EG124B.UVDATA.1

Freq = 4.7990 GHz, Bw = 32.000 MH No calibration applied and no bandpass applied



480083048709009309605005030
FREQ MHz

480083048709009309605005030
FREQ MHz

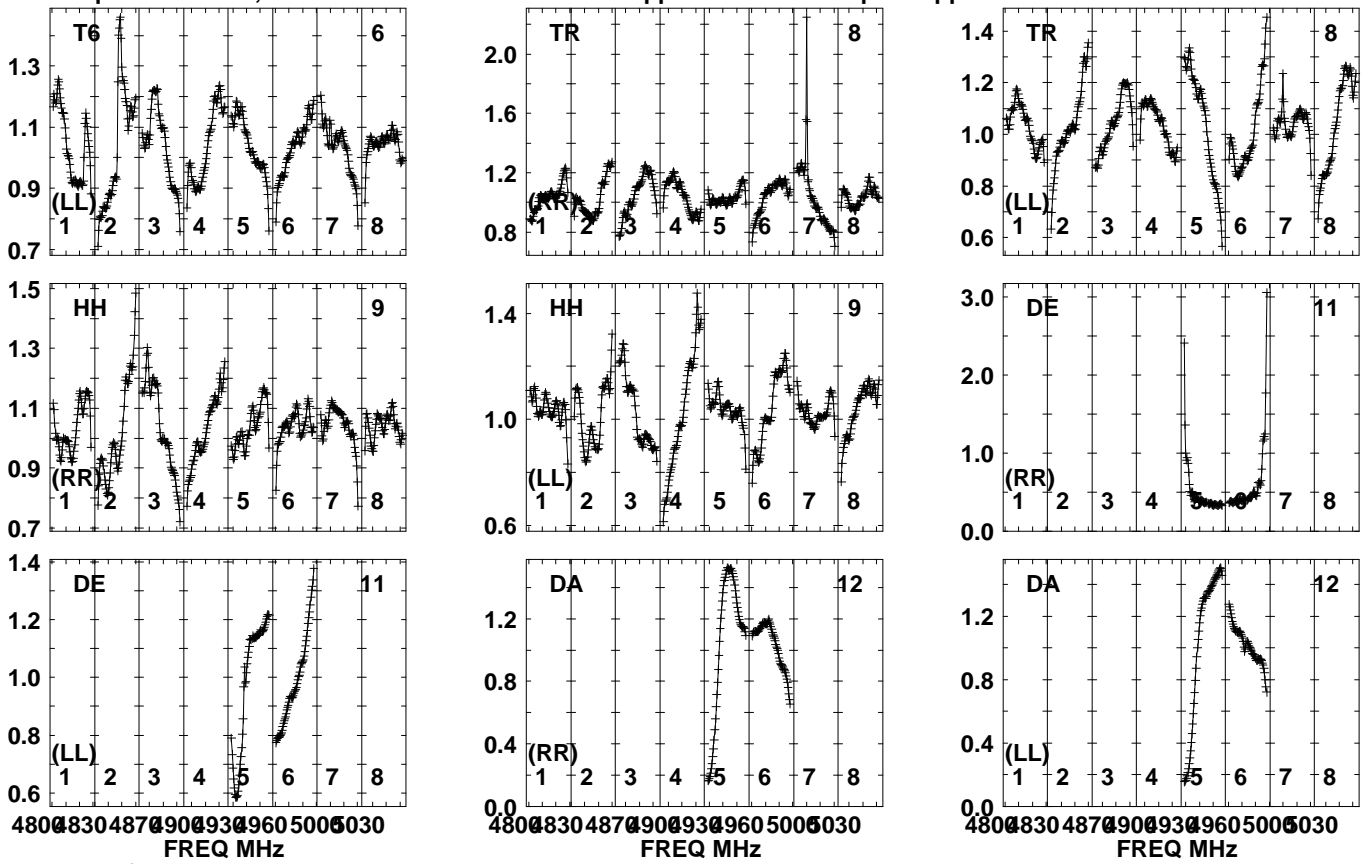
480083048709009309605005030
FREQ MHz

Lower frame: Real Jy
Auto-corr total-power spectrum Antenna: *
Timerange: 01/01:31:31 to 01/01:32:59

Plot file version 131 created 16-MAY-2024 11:52:05

J0804+1012 EG124B.UVDATA.1

Freq = 4.7990 GHz, Bw = 32.000 MH No calibration applied and no bandpass applied

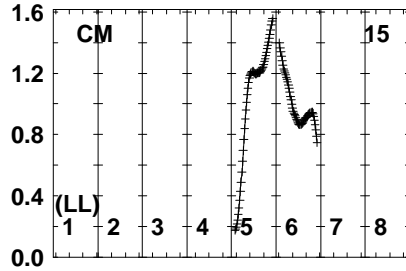
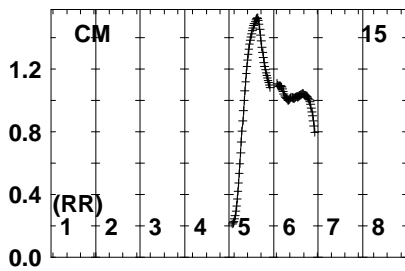
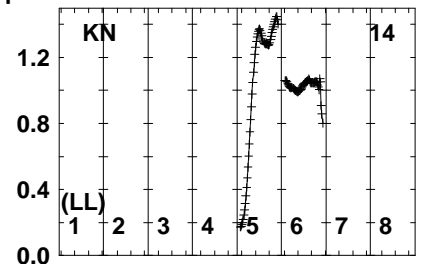
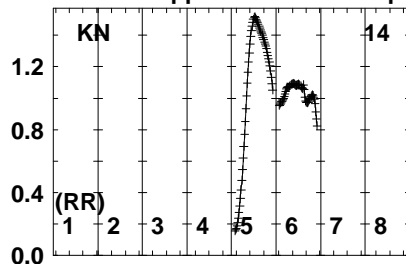
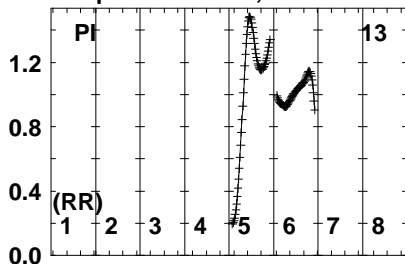


Lower frame: Real Jy
Auto-corr total-power spectrum Antenna: *
Timerange: 01/01:31:31 to 01/01:32:59

Plot file version 132 created 16-MAY-2024 11:52:06

J0804+1012 EG124B.UVDATA.1

Freq = 4.7990 GHz, Bw = 32.000 MH No calibration applied and no bandpass applied

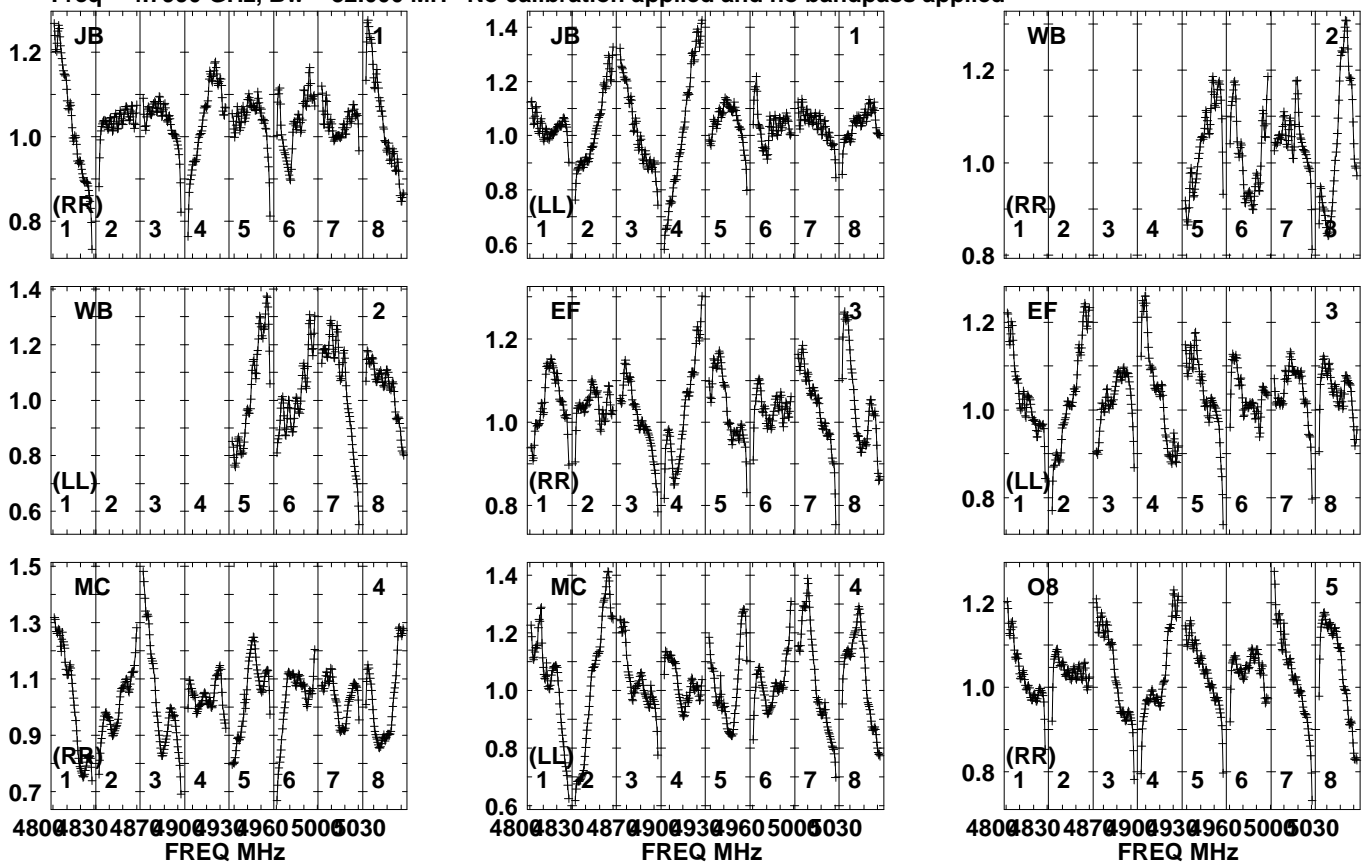


Lower frame: Real Jy
Auto-corr total-power spectrum Antenna: *
Timerange: 01/01:31:31 to 01/01:32:59

Plot file version 133 created 16-MAY-2024 11:52:06

UGC4211 EG124B.UVDATA.1

Freq = 4.7990 GHz, Bw = 32.000 MH No calibration applied and no bandpass applied

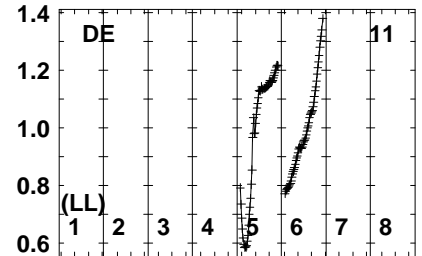
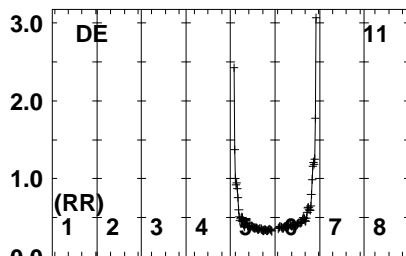
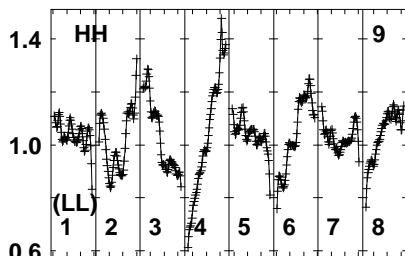
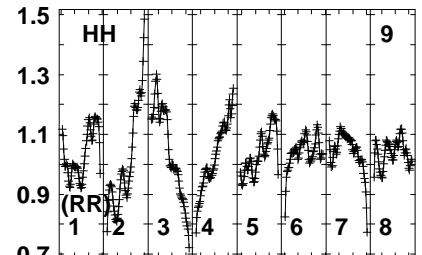
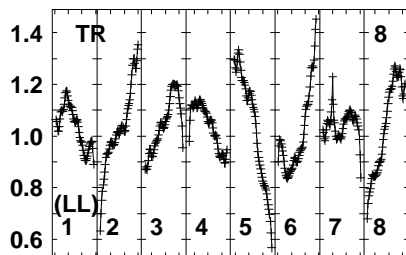
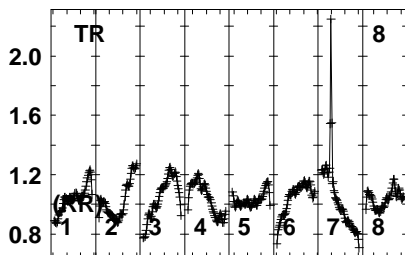
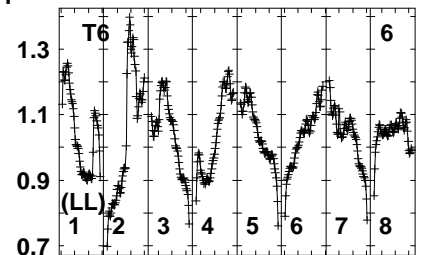
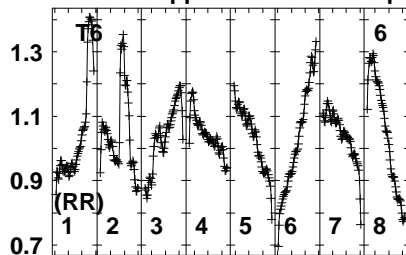
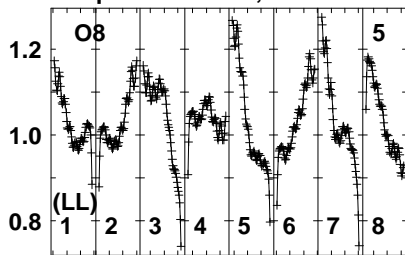


Lower frame: Real Jy
Auto-corr total-power spectrum Antenna: *
Timerange: 01/01:33:21 to 01/01:36:49

Plot file version 134 created 16-MAY-2024 11:52:06

UGC4211 EG124B.UVDATA.1

Freq = 4.7990 GHz, Bw = 32.000 MH No calibration applied and no bandpass applied



480083048709009309605005030
FREQ MHz

480083048709009309605005030
FREQ MHz

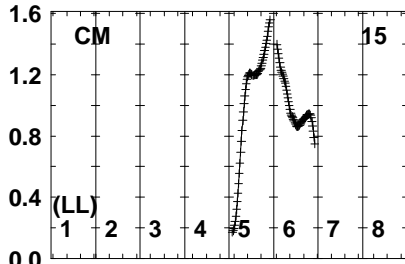
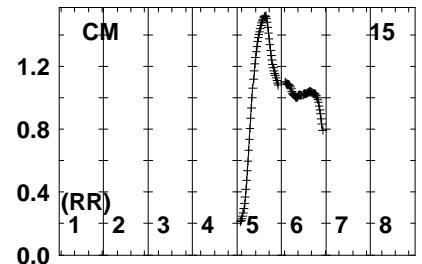
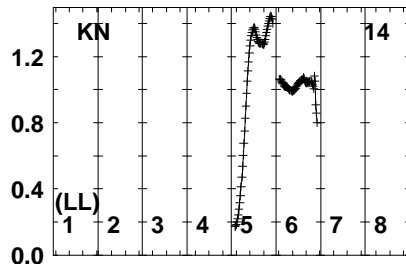
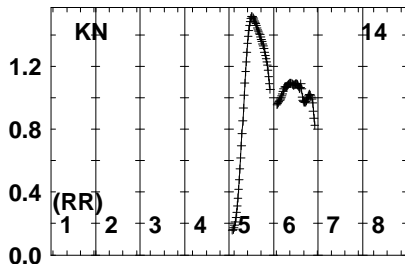
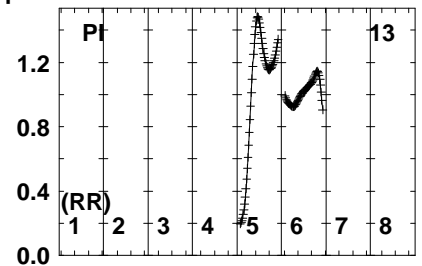
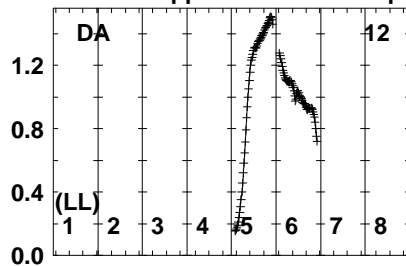
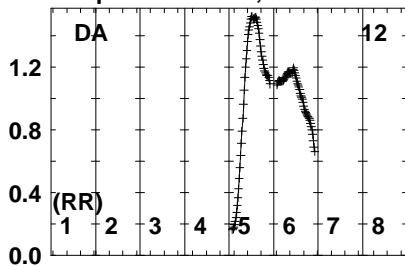
480083048709009309605005030
FREQ MHz

Lower frame: Real Jy
Auto-corr total-power spectrum Antenna: *
Timerange: 01/01:33:21 to 01/01:36:49

Plot file version 135 created 16-MAY-2024 11:52:06

UGC4211 EG124B.UVDATA.1

Freq = 4.7990 GHz, Bw = 32.000 MH No calibration applied and no bandpass applied



4800483048709009309605005030

FREQ MHz

Lower frame: Real Jy

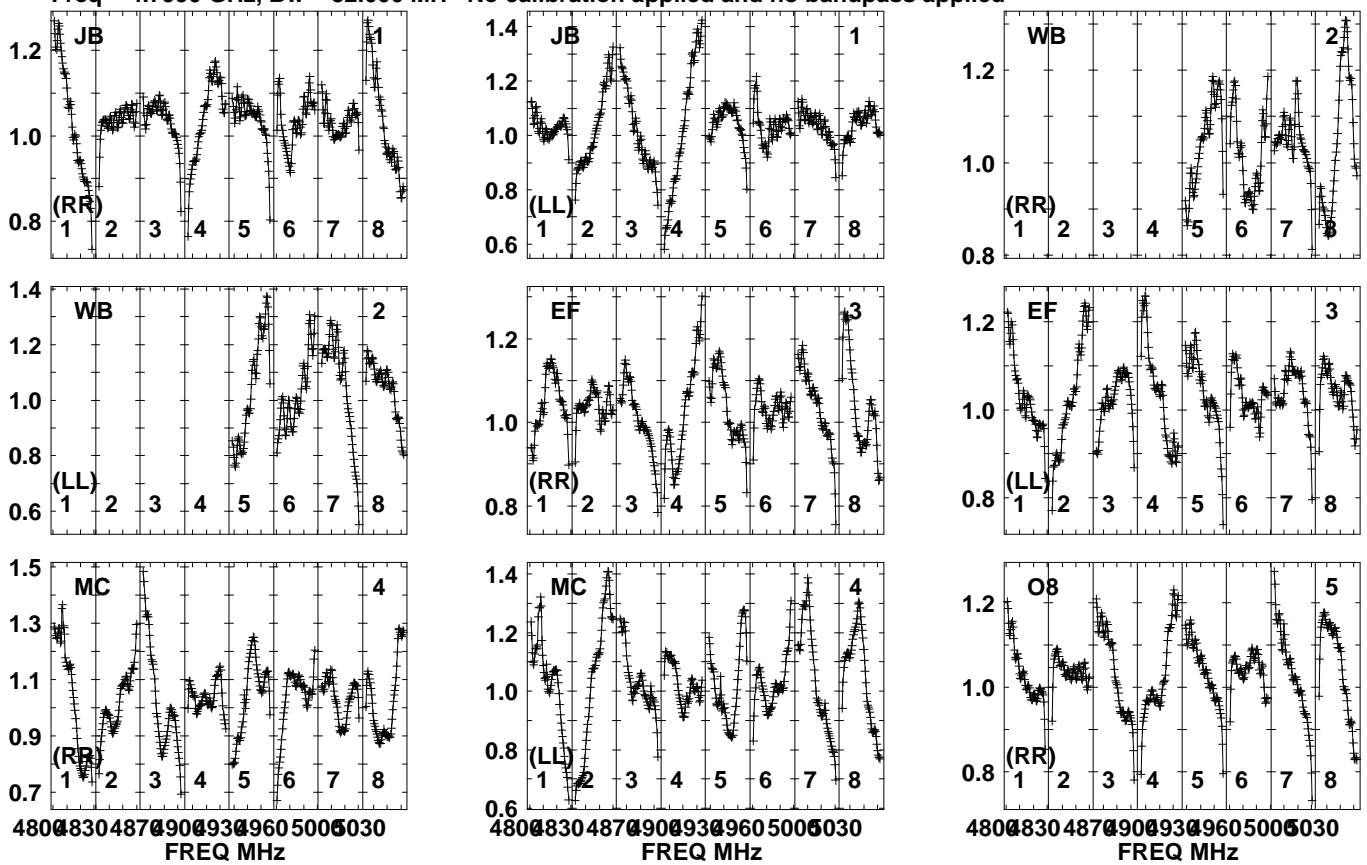
Auto-corr total-power spectrum Antenna: *

Timerange: 01/01:33:21 to 01/01:36:49

Plot file version 136 created 16-MAY-2024 11:52:06

J0804+1012 EG124B.UVDATA.1

Freq = 4.7990 GHz, Bw = 32.000 MH No calibration applied and no bandpass applied

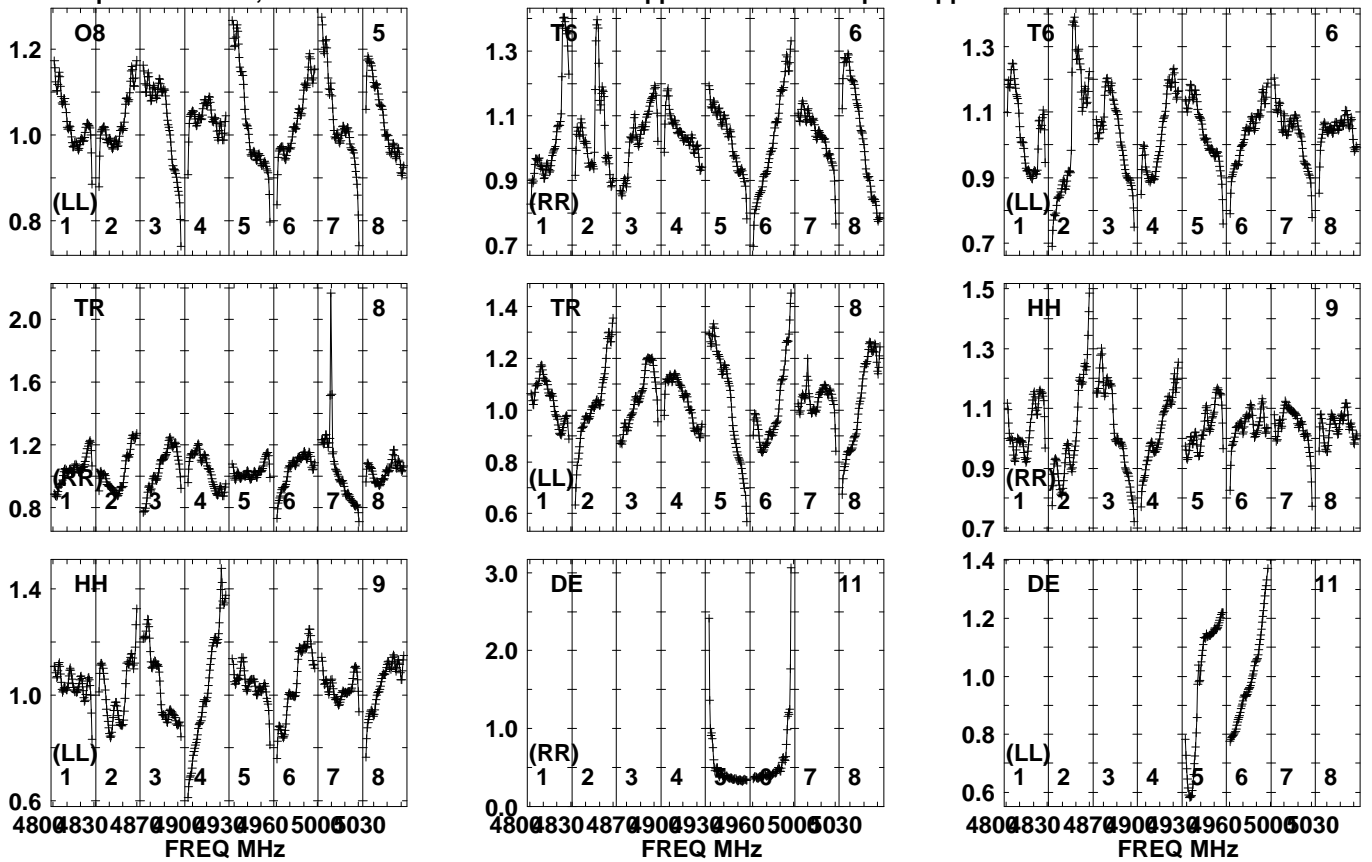


Lower frame: Real Jy
Auto-corr total-power spectrum Antenna: *
Timerange: 01/01:37:01 to 01/01:38:29

Plot file version 137 created 16-MAY-2024 11:52:07

J0804+1012 EG124B.UVDATA.1

Freq = 4.7990 GHz, Bw = 32.000 MH No calibration applied and no bandpass applied

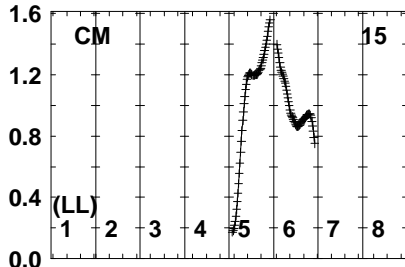
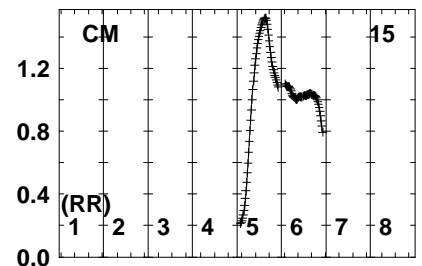
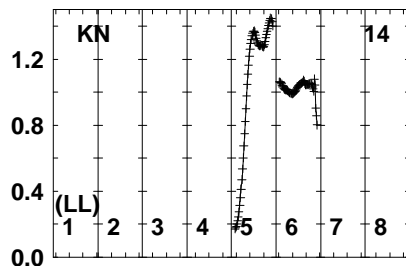
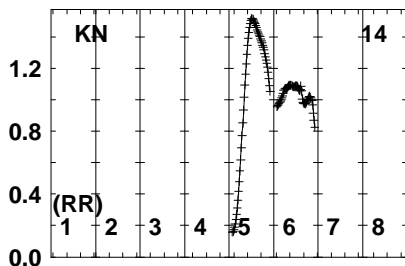
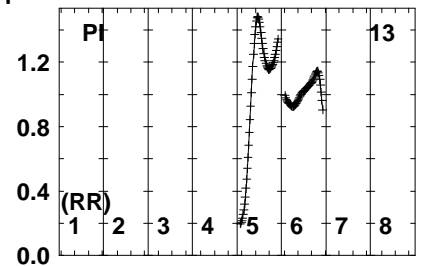
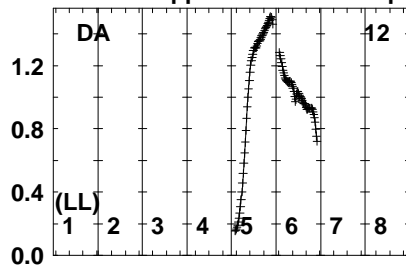
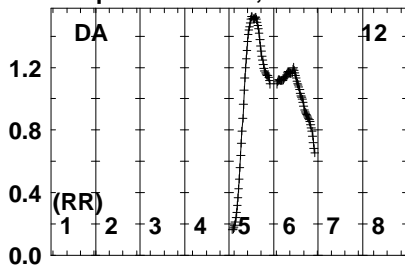


Lower frame: Real Jy
Auto-corr total-power spectrum Antenna: *
Timerange: 01/01:37:01 to 01/01:38:29

Plot file version 138 created 16-MAY-2024 11:52:07

J0804+1012 EG124B.UVDATA.1

Freq = 4.7990 GHz, Bw = 32.000 MH No calibration applied and no bandpass applied



4800 4830 4870 4900 4930 4960 5000 5030

FREQ MHz

Lower frame: Real Jy

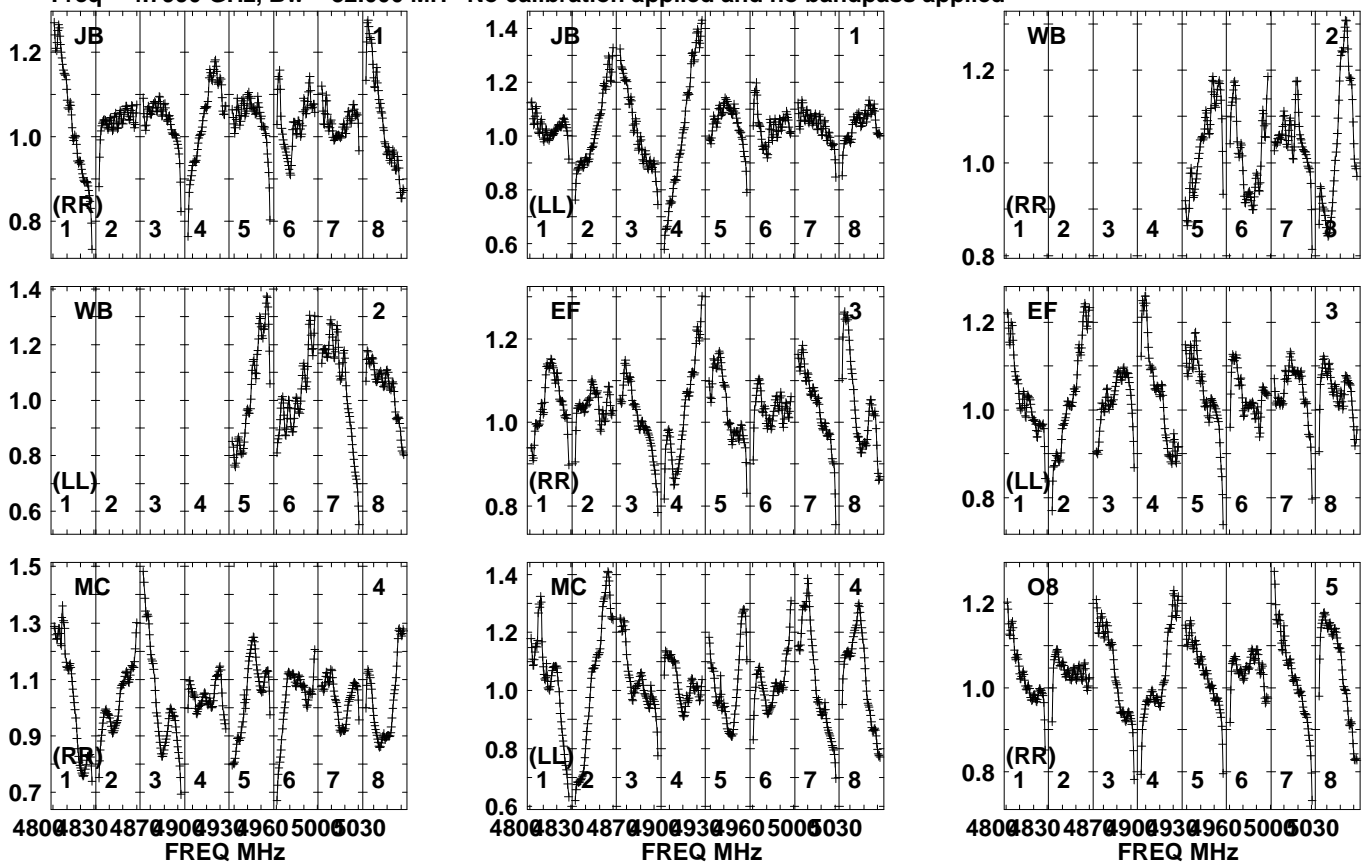
Auto-corr total-power spectrum Antenna: *

Timerange: 01/01:37:01 to 01/01:38:29

Plot file version 139 created 16-MAY-2024 11:52:07

UGC4211 EG124B.UVDATA.1

Freq = 4.7990 GHz, Bw = 32.000 MH No calibration applied and no bandpass applied

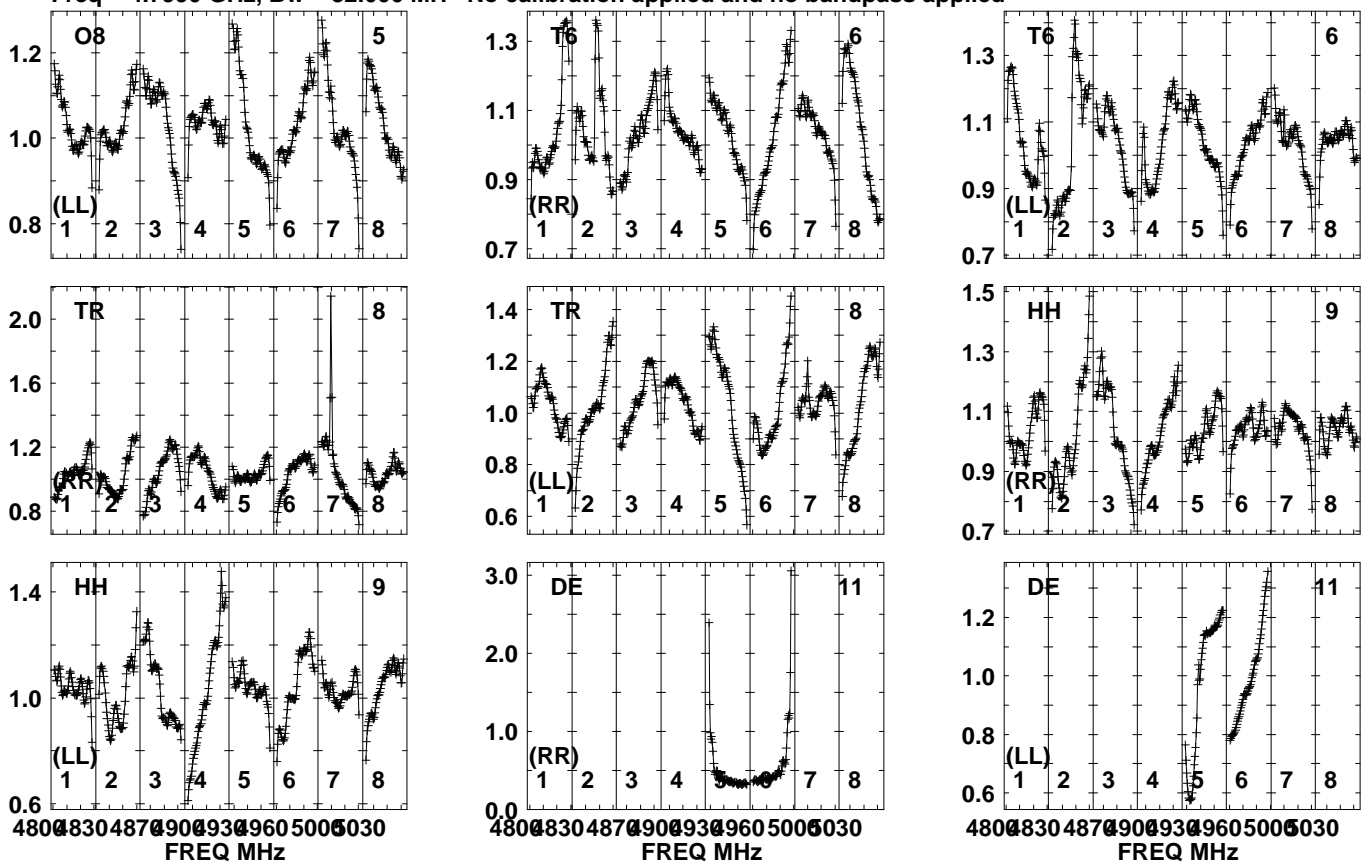


Lower frame: Real Jy
Auto-corr total-power spectrum Antenna: *
Timerange: 01/01:38:56 to 01/01:42:18

Plot file version 140 created 16-MAY-2024 11:52:07

UGC4211 EG124B.UVDATA.1

Freq = 4.7990 GHz, Bw = 32.000 MH No calibration applied and no bandpass applied

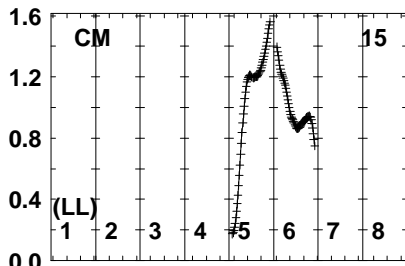
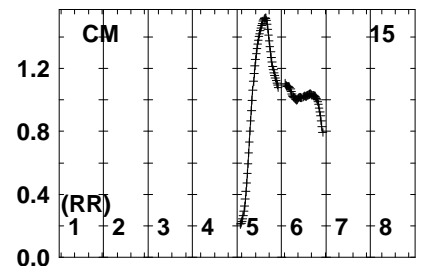
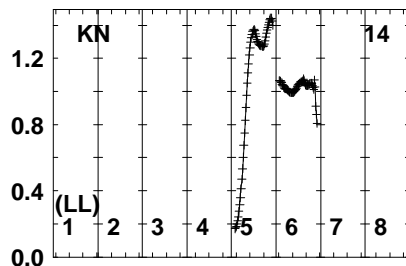
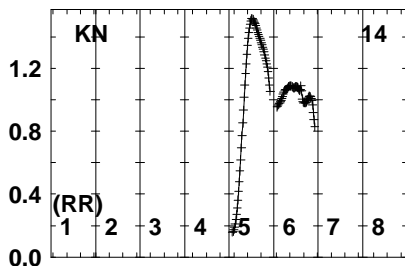
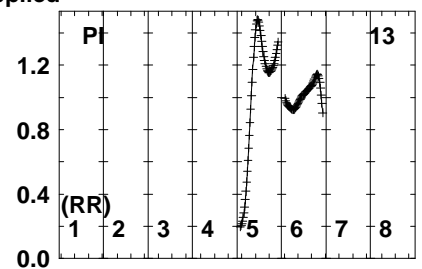
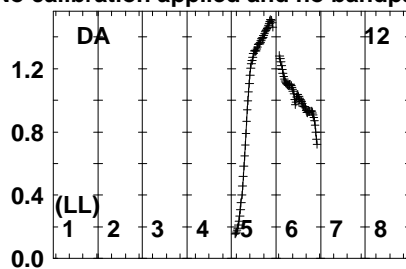
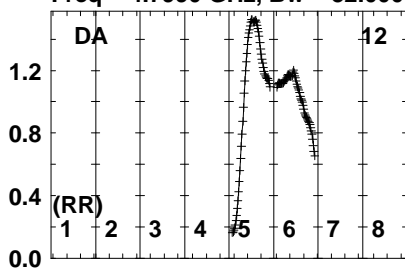


Lower frame: Real Jy
Auto-corr total-power spectrum Antenna: *
Timerange: 01/01:38:56 to 01/01:42:18

Plot file version 141 created 16-MAY-2024 11:52:07

UGC4211 EG124B.UVDATA.1

Freq = 4.7990 GHz, Bw = 32.000 MH No calibration applied and no bandpass applied



4800483048709009309605005030

FREQ MHz

Lower frame: Real Jy

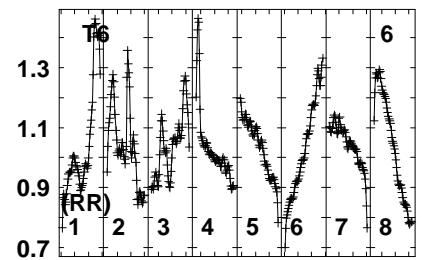
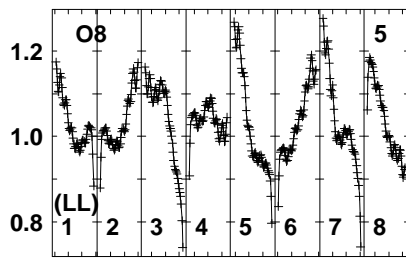
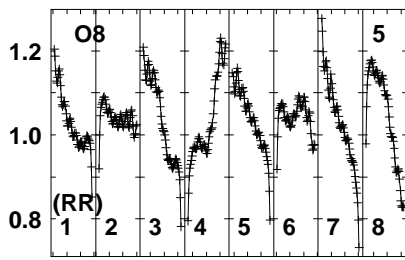
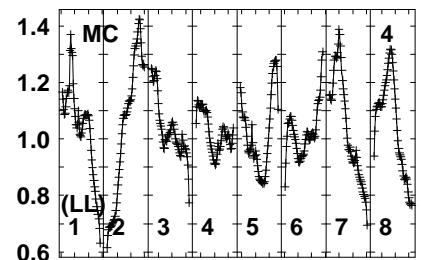
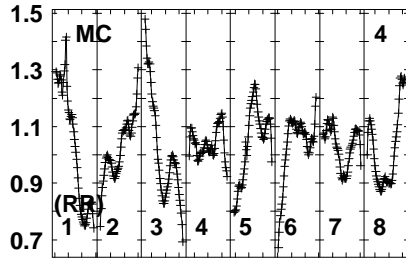
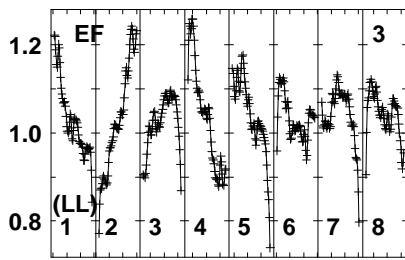
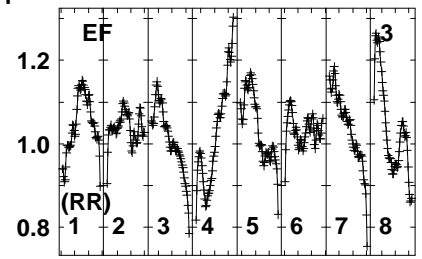
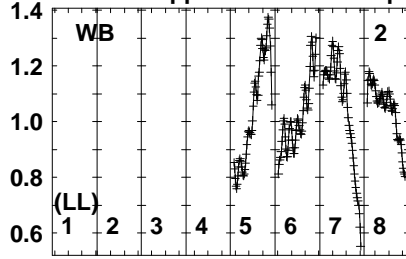
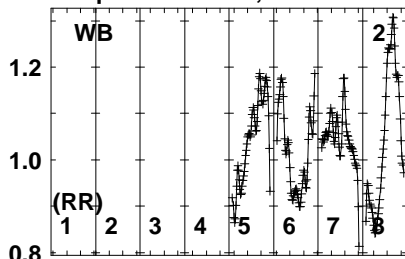
Auto-corr total-power spectrum Antenna: *

Timerange: 01/01:38:56 to 01/01:42:18

Plot file version 142 created 16-MAY-2024 11:52:08

J0804+1012 EG124B.UVDATA.1

Freq = 4.7990 GHz, Bw = 32.000 MH No calibration applied and no bandpass applied



480083048709009309605005030
FREQ MHz

480083048709009309605005030
FREQ MHz

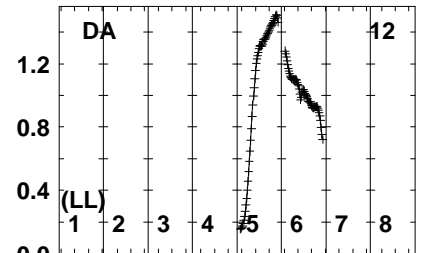
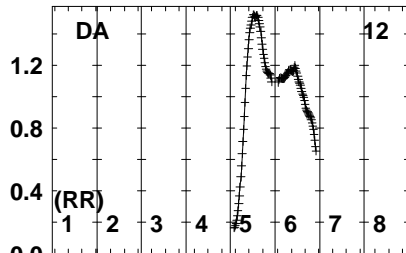
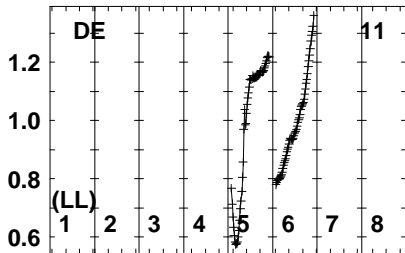
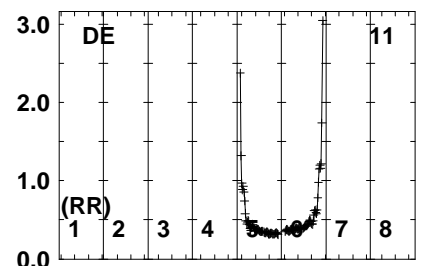
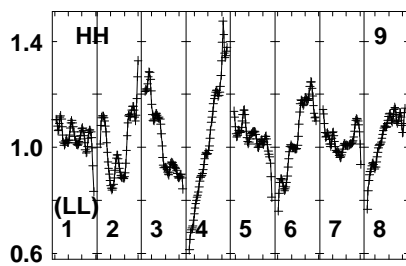
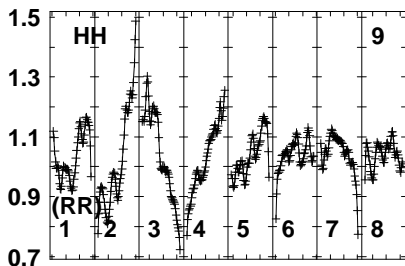
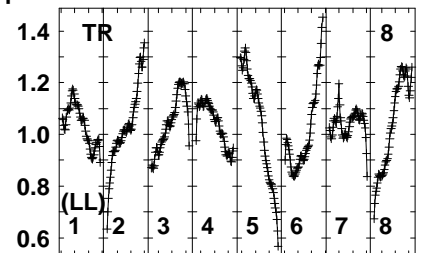
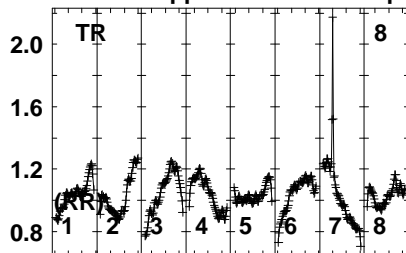
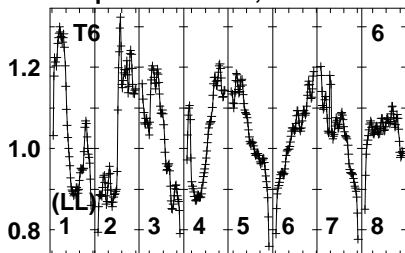
480083048709009309605005030
FREQ MHz

Lower frame: Real Jy
Auto-corr total-power spectrum Antenna: *
Timerange: 01/01:42:31 to 01/01:43:59

Plot file version 143 created 16-MAY-2024 11:52:08

J0804+1012 EG124B.UVDATA.1

Freq = 4.7990 GHz, Bw = 32.000 MH No calibration applied and no bandpass applied



480083048709009309605005030
FREQ MHz

480083048709009309605005030
FREQ MHz

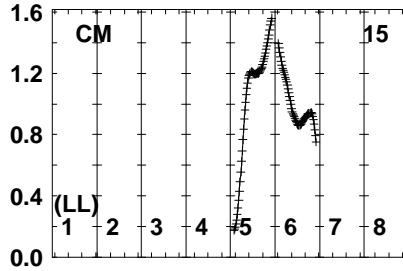
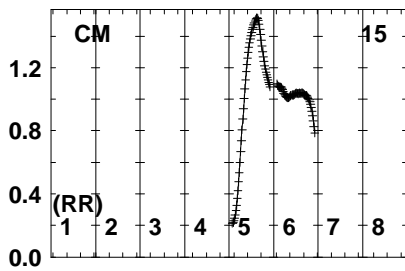
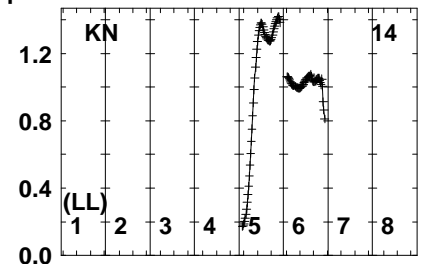
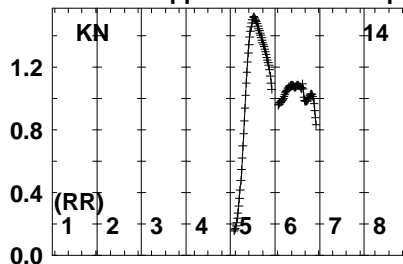
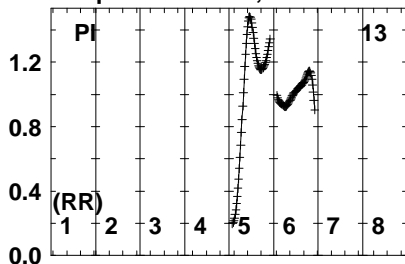
480083048709009309605005030
FREQ MHz

Lower frame: Real Jy
Auto-corr total-power spectrum Antenna: *
Timerange: 01/01:42:31 to 01/01:43:59

Plot file version 144 created 16-MAY-2024 11:52:08

J0804+1012 EG124B.UVDATA.1

Freq = 4.7990 GHz, Bw = 32.000 MH No calibration applied and no bandpass applied

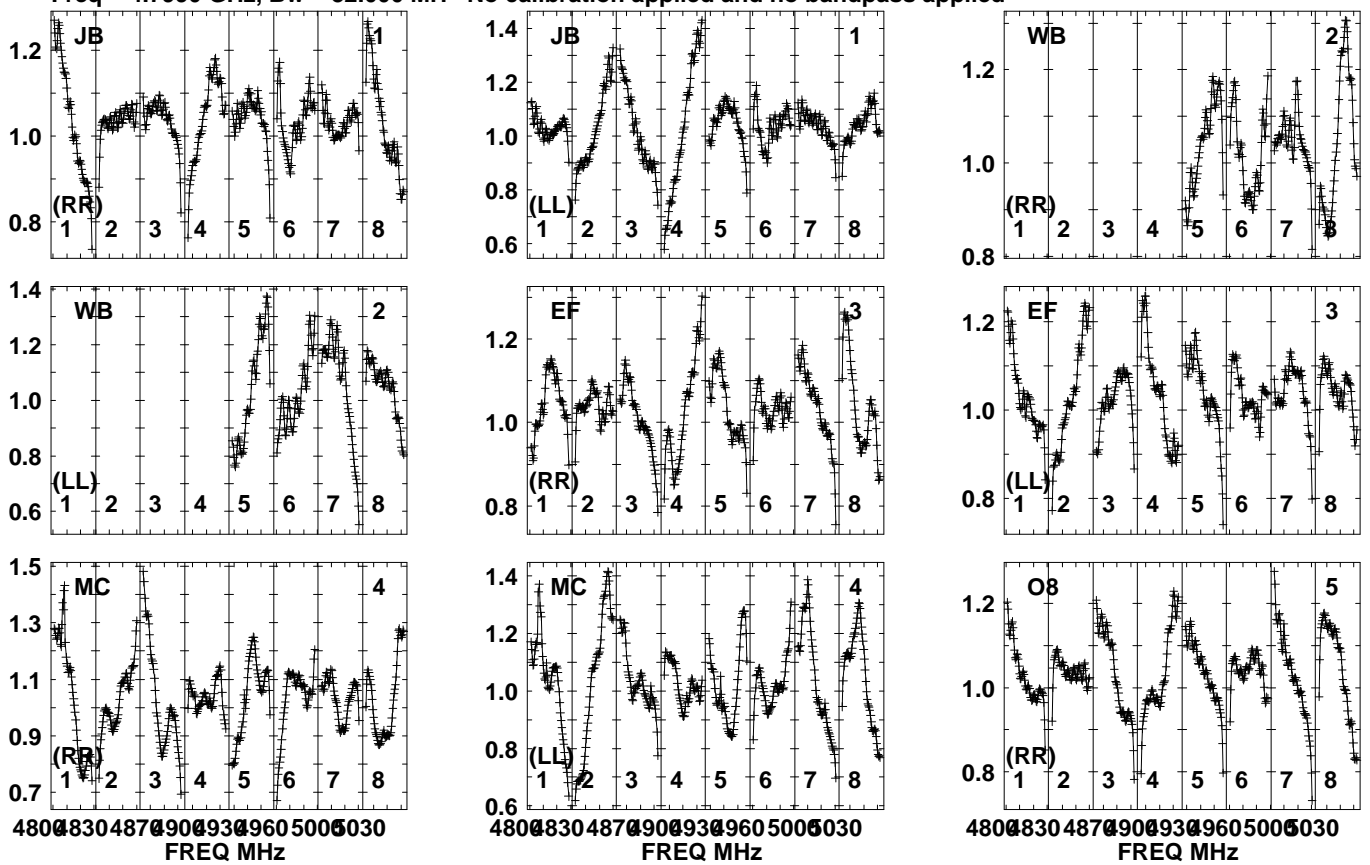


Lower frame: Real Jy
Auto-corr total-power spectrum Antenna: *
Timerange: 01/01:42:31 to 01/01:43:59

Plot file version 145 created 16-MAY-2024 11:52:08

UGC4211 EG124B.UVDATA.1

Freq = 4.7990 GHz, Bw = 32.000 MH No calibration applied and no bandpass applied

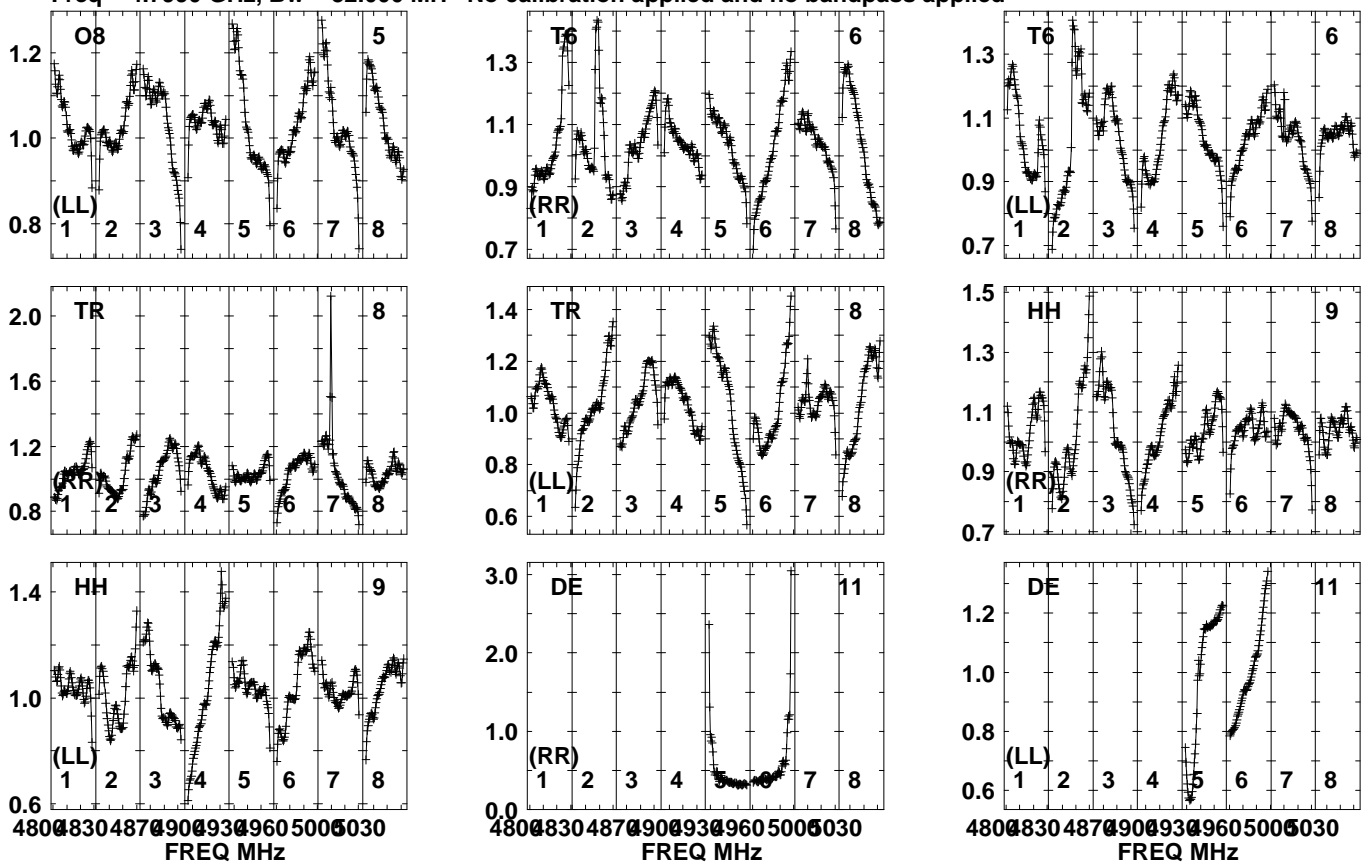


Lower frame: Real Jy
Auto-corr total-power spectrum Antenna: *
Timerange: 01/01:44:21 to 01/01:47:49

Plot file version 146 created 16-MAY-2024 11:52:08

UGC4211 EG124B.UVDATA.1

Freq = 4.7990 GHz, Bw = 32.000 MH No calibration applied and no bandpass applied

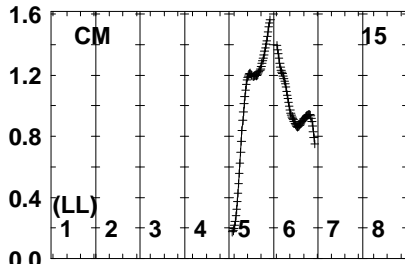
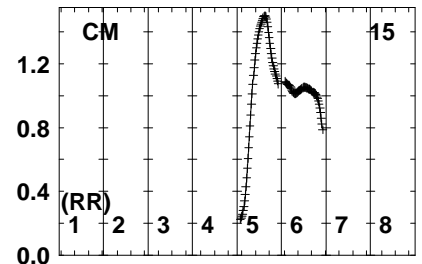
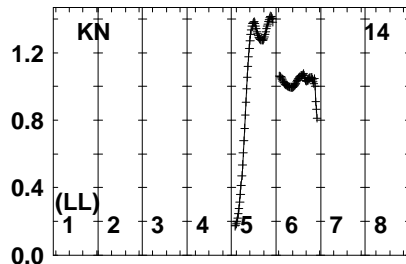
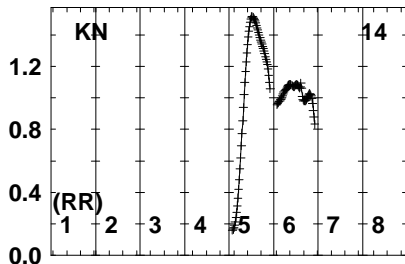
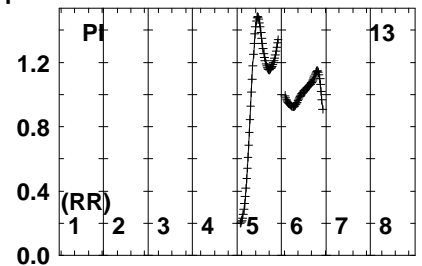
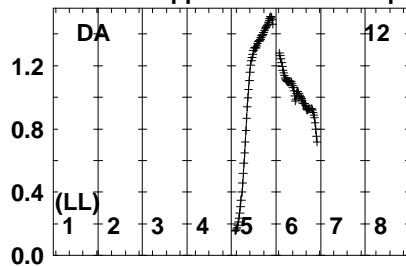
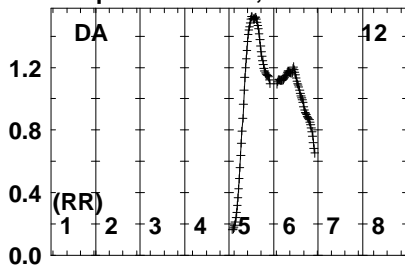


Lower frame: Real Jy
Auto-corr total-power spectrum Antenna: *
Timerange: 01/01:44:21 to 01/01:47:49

Plot file version 147 created 16-MAY-2024 11:52:09

UGC4211 EG124B.UVDATA.1

Freq = 4.7990 GHz, Bw = 32.000 MH No calibration applied and no bandpass applied



4800483048709009309605005030

FREQ MHz

Lower frame: Real Jy

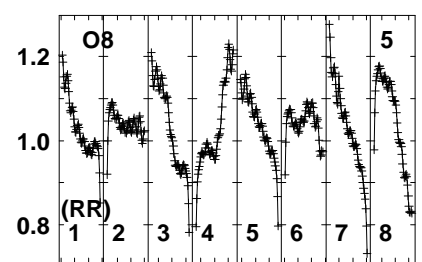
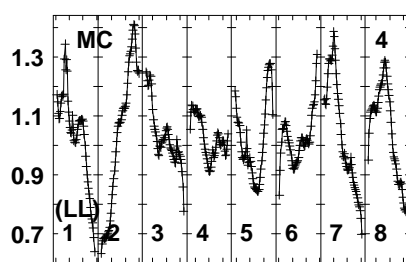
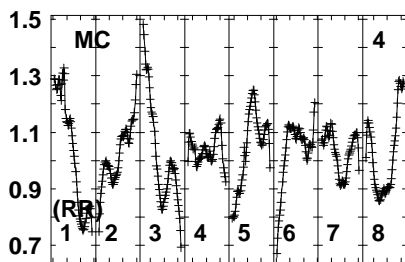
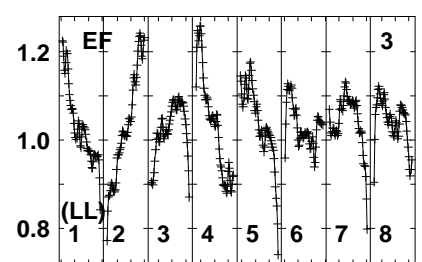
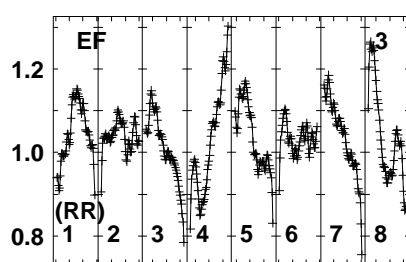
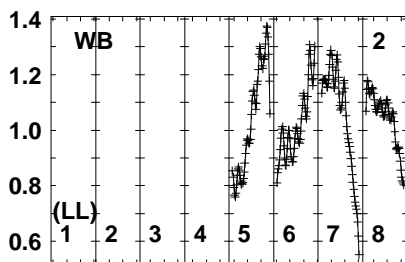
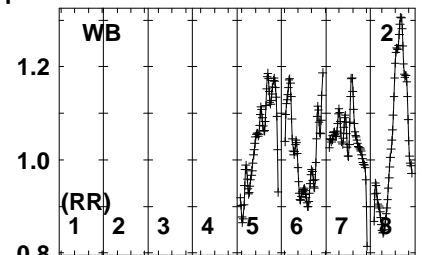
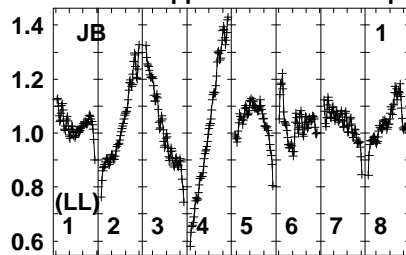
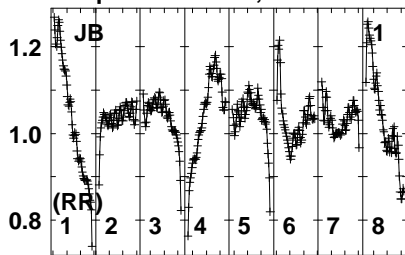
Auto-corr total-power spectrum Antenna: *

Timerange: 01/01:44:21 to 01/01:47:49

Plot file version 148 created 16-MAY-2024 11:52:09

J0804+1012 EG124B.UVDATA.1

Freq = 4.7990 GHz, Bw = 32.000 MH No calibration applied and no bandpass applied



480083048709009309605005030
FREQ MHz

480083048709009309605005030
FREQ MHz

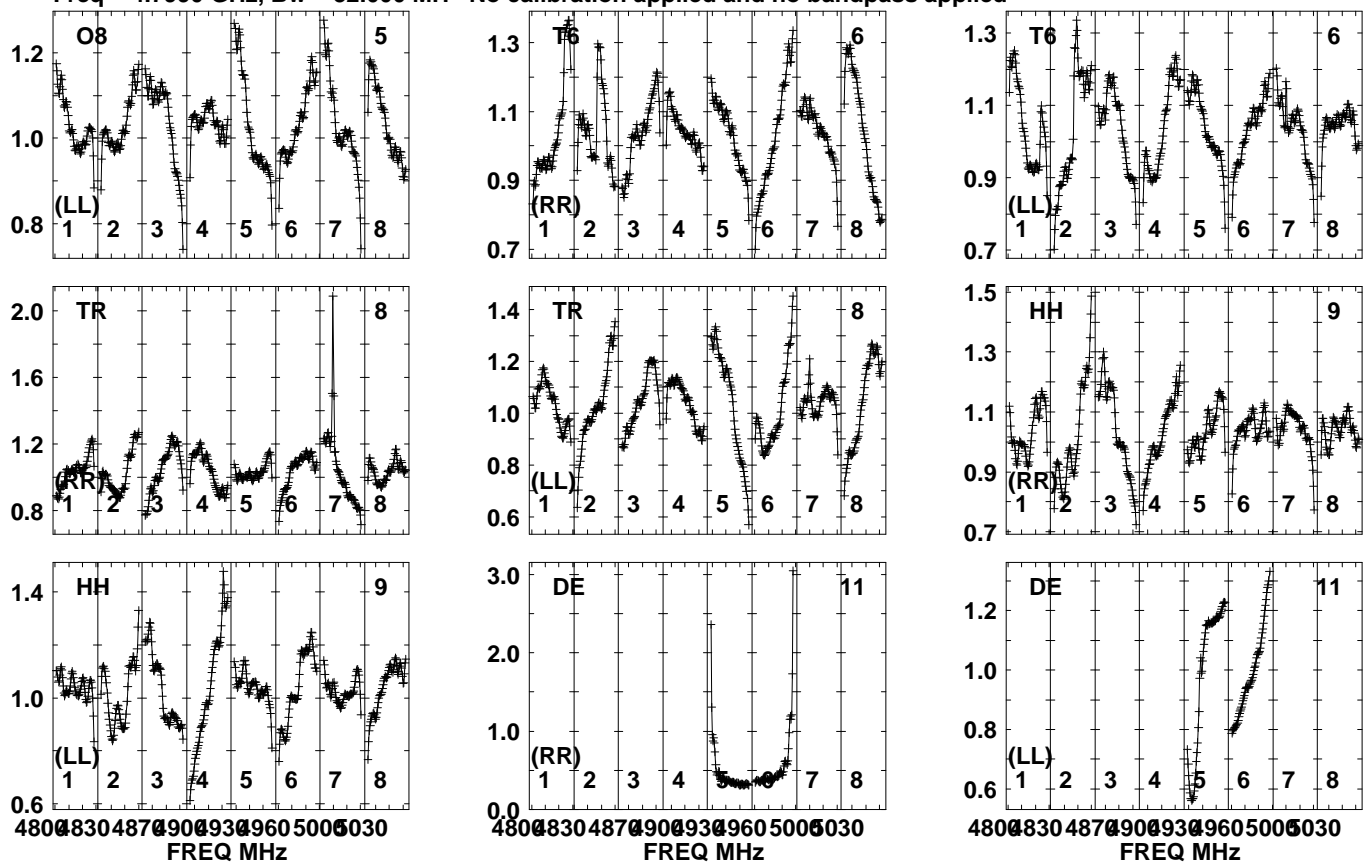
480083048709009309605005030
FREQ MHz

Lower frame: Real Jy
Auto-corr total-power spectrum Antenna: *
Timerange: 01/01:48:01 to 01/01:49:29

Plot file version 149 created 16-MAY-2024 11:52:09

J0804+1012 EG124B.UVDATA.1

Freq = 4.7990 GHz, Bw = 32.000 MH No calibration applied and no bandpass applied

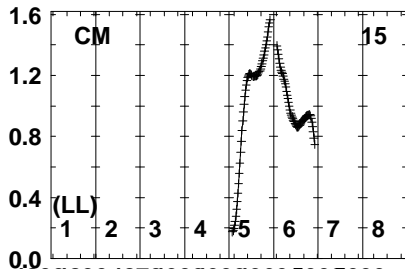
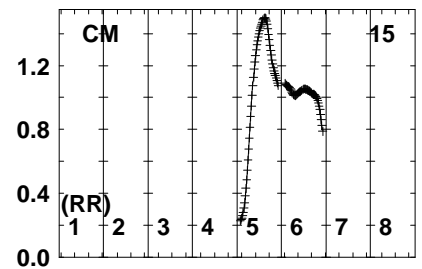
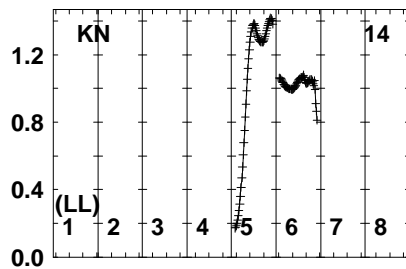
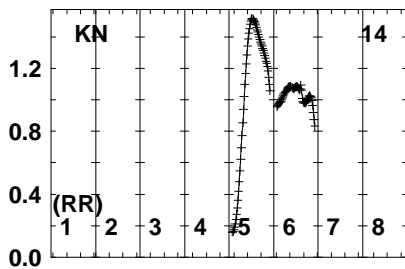
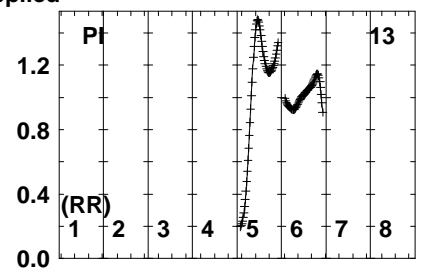
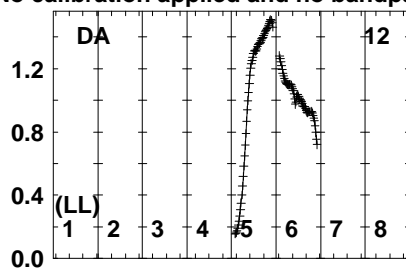
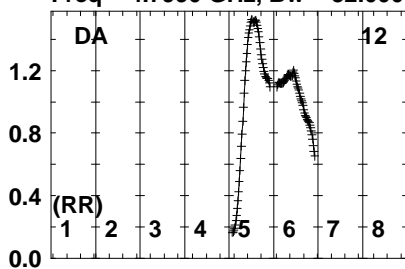


Lower frame: Real Jy
Auto-corr total-power spectrum Antenna: *
Timerange: 01/01:48:01 to 01/01:49:29

Plot file version 150 created 16-MAY-2024 11:52:09

J0804+1012 EG124B.UVDATA.1

Freq = 4.7990 GHz, Bw = 32.000 MH No calibration applied and no bandpass applied



4800 4830 4870 4900 4930 4960 5000 5030

FREQ MHz

Lower frame: Real Jy

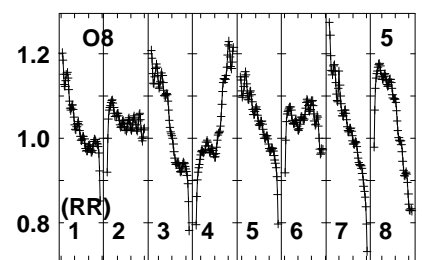
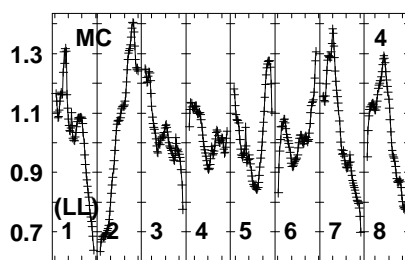
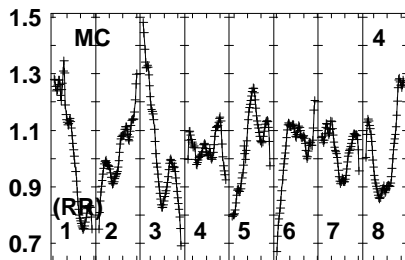
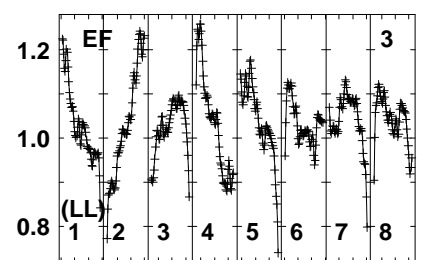
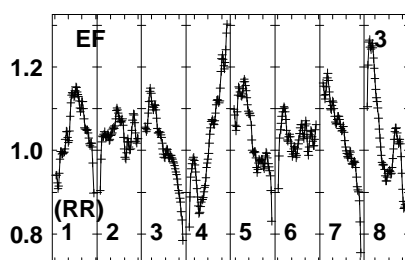
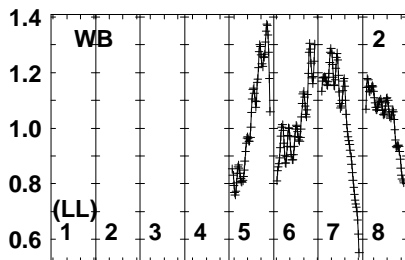
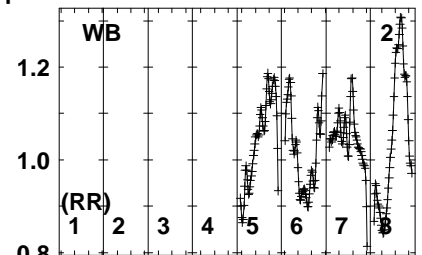
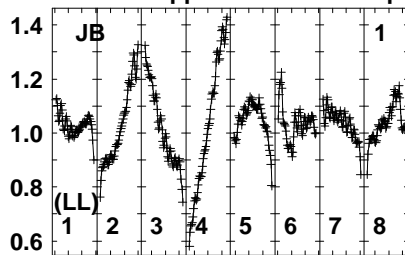
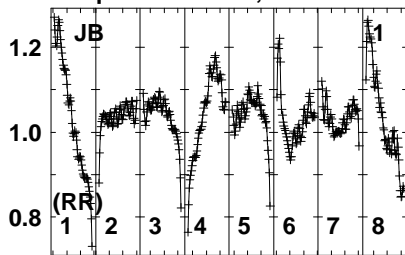
Auto-corr total-power spectrum Antenna: *

Timerange: 01/01:48:01 to 01/01:49:29

Plot file version 151 created 16-MAY-2024 11:52:09

UGC4211 EG124B.UVDATA.1

Freq = 4.7990 GHz, Bw = 32.000 MH No calibration applied and no bandpass applied



480083048709009309605005030
FREQ MHz

480083048709009309605005030
FREQ MHz

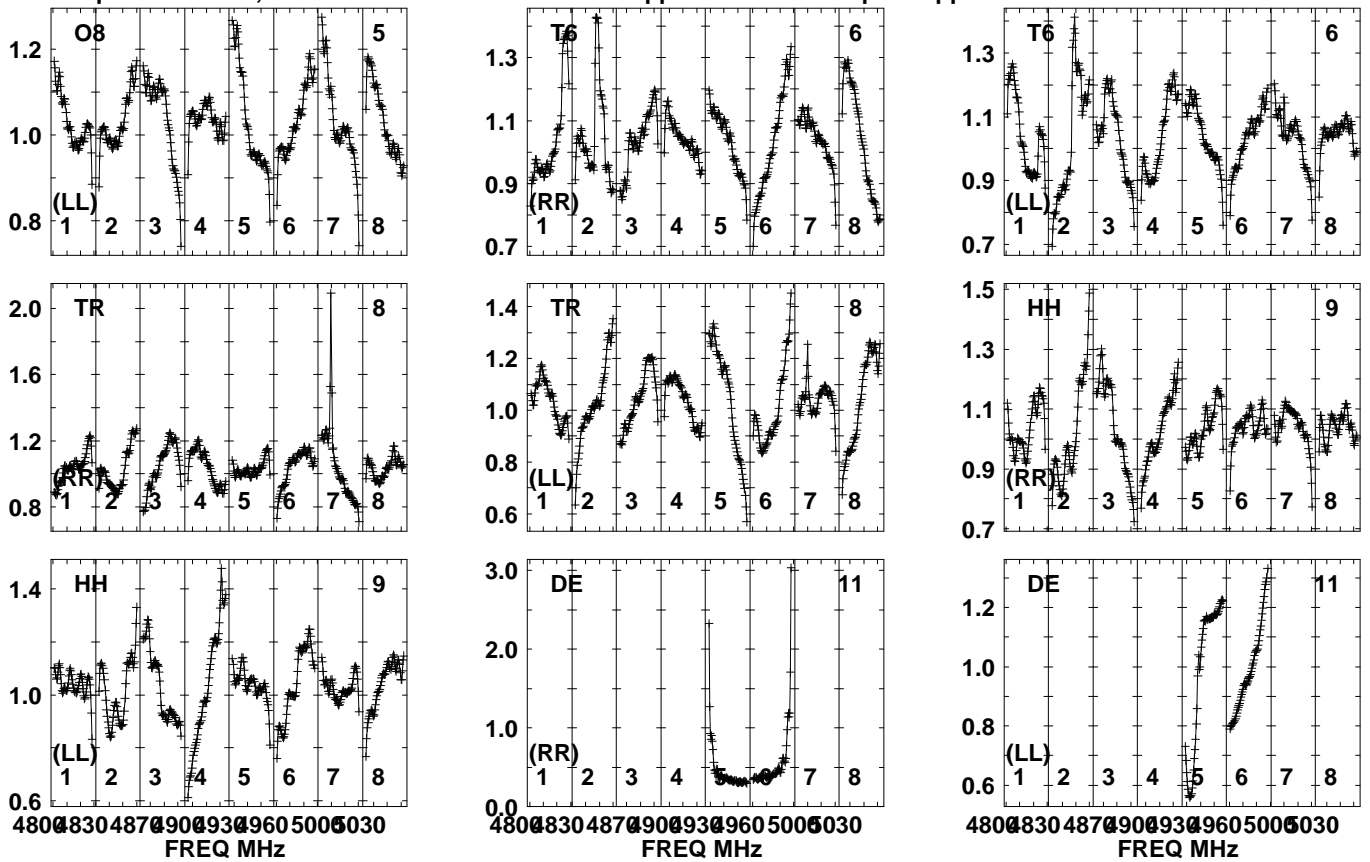
480083048709009309605005030
FREQ MHz

Lower frame: Real Jy
Auto-corr total-power spectrum Antenna: *
Timerange: 01/01:49:56 to 01/01:53:18

Plot file version 152 created 16-MAY-2024 11:52:09

UGC4211 EG124B.UVDATA.1

Freq = 4.7990 GHz, Bw = 32.000 MH No calibration applied and no bandpass applied

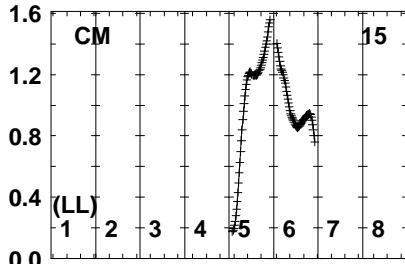
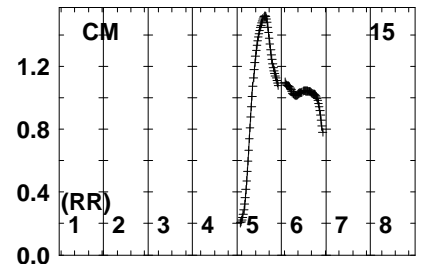
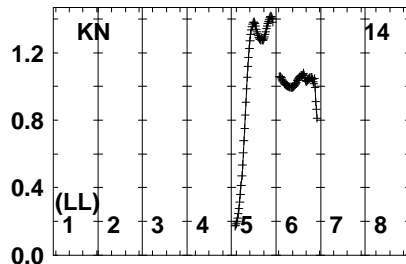
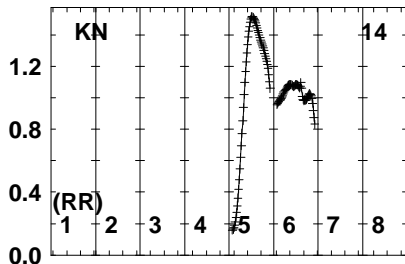
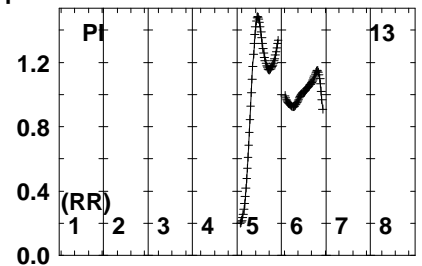
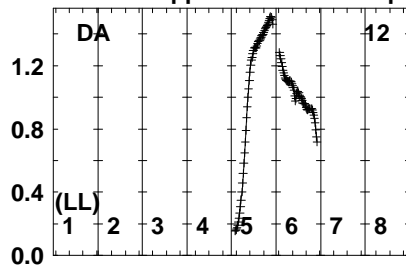
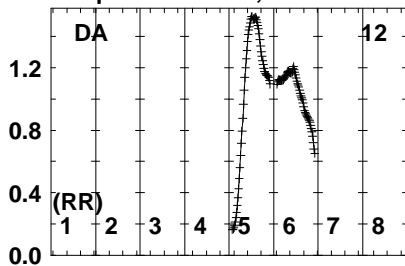


Lower frame: Real Jy
Auto-corr total-power spectrum Antenna: *
Timerange: 01/01:49:56 to 01/01:53:18

Plot file version 153 created 16-MAY-2024 11:52:10

UGC4211 EG124B.UVDATA.1

Freq = 4.7990 GHz, Bw = 32.000 MH No calibration applied and no bandpass applied



4800483048709009309605005030

FREQ MHz

Lower frame: Real Jy

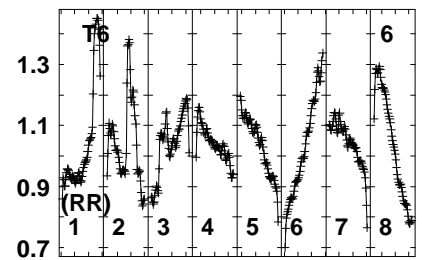
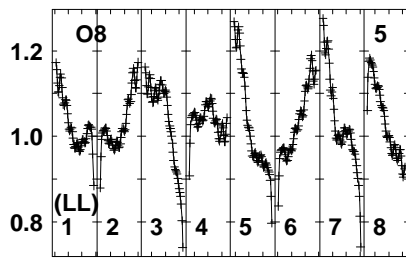
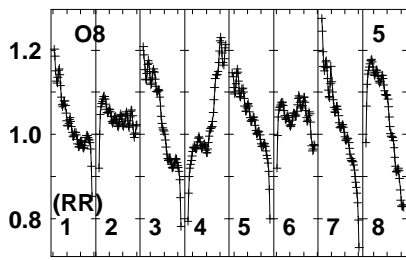
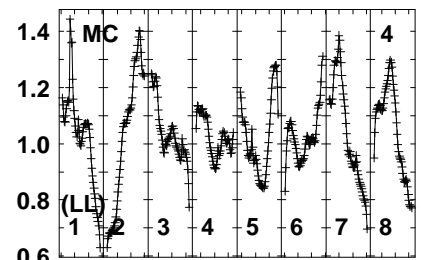
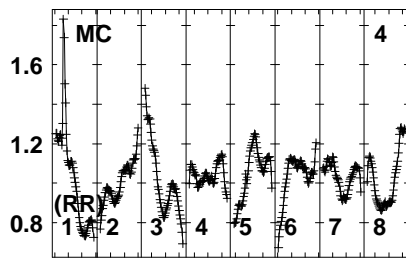
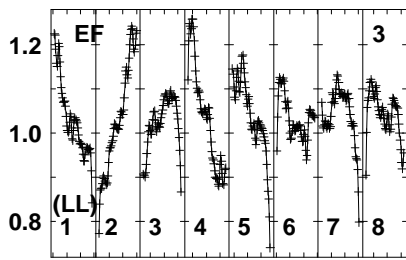
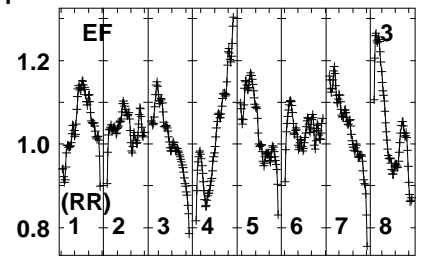
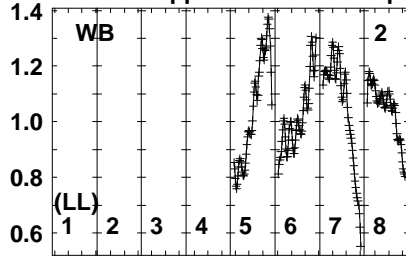
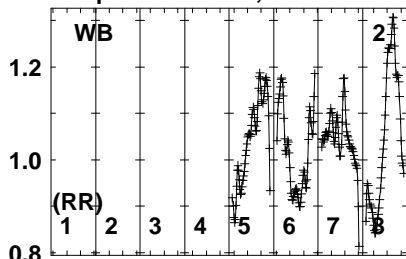
Auto-corr total-power spectrum Antenna: *

Timerange: 01/01:49:56 to 01/01:53:18

Plot file version 154 created 16-MAY-2024 11:52:10

J0804+1012 EG124B.UVDATA.1

Freq = 4.7990 GHz, Bw = 32.000 MH No calibration applied and no bandpass applied



480083048709009309605005030
FREQ MHz

480083048709009309605005030
FREQ MHz

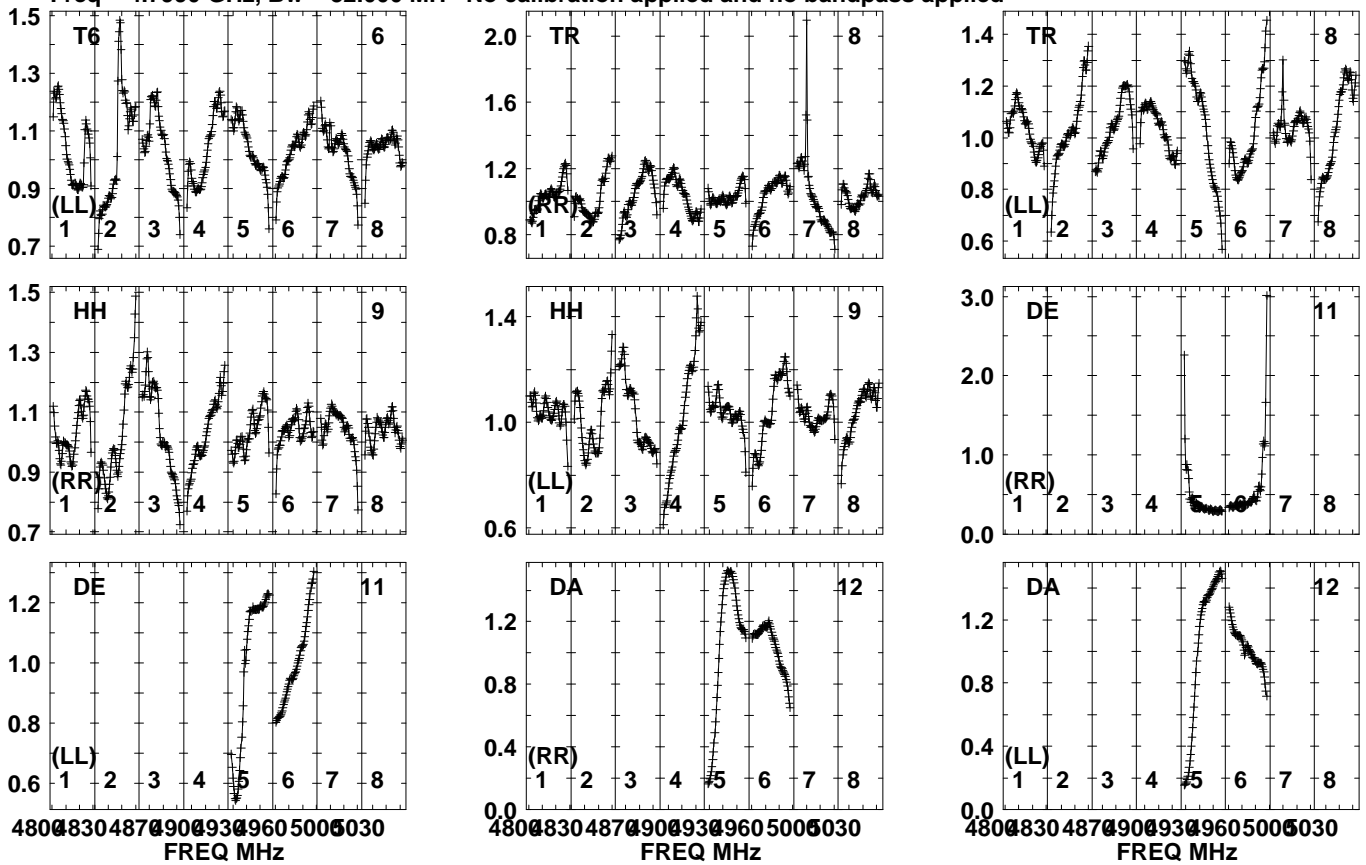
480083048709009309605005030
FREQ MHz

Lower frame: Real Jy
Auto-corr total-power spectrum Antenna: *
Timerange: 01/01:53:31 to 01/01:54:59

Plot file version 155 created 16-MAY-2024 11:52:10

J0804+1012 EG124B.UVDATA.1

Freq = 4.7990 GHz, Bw = 32.000 MH No calibration applied and no bandpass applied

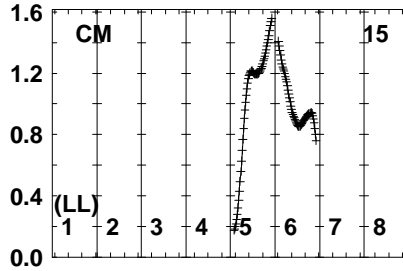
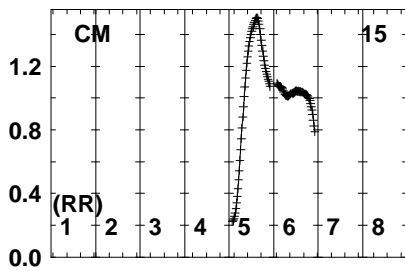
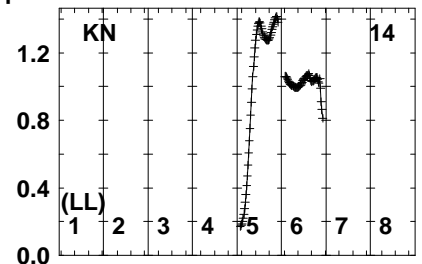
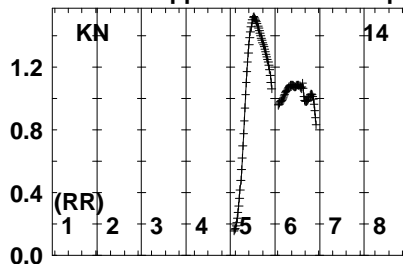
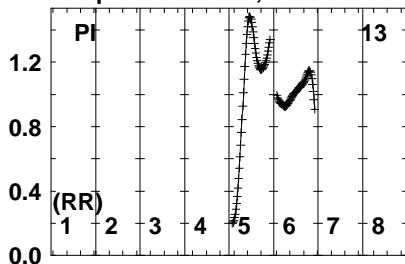


Lower frame: Real Jy
Auto-corr total-power spectrum Antenna: *
Timerange: 01/01:53:31 to 01/01:54:59

Plot file version 156 created 16-MAY-2024 11:52:10

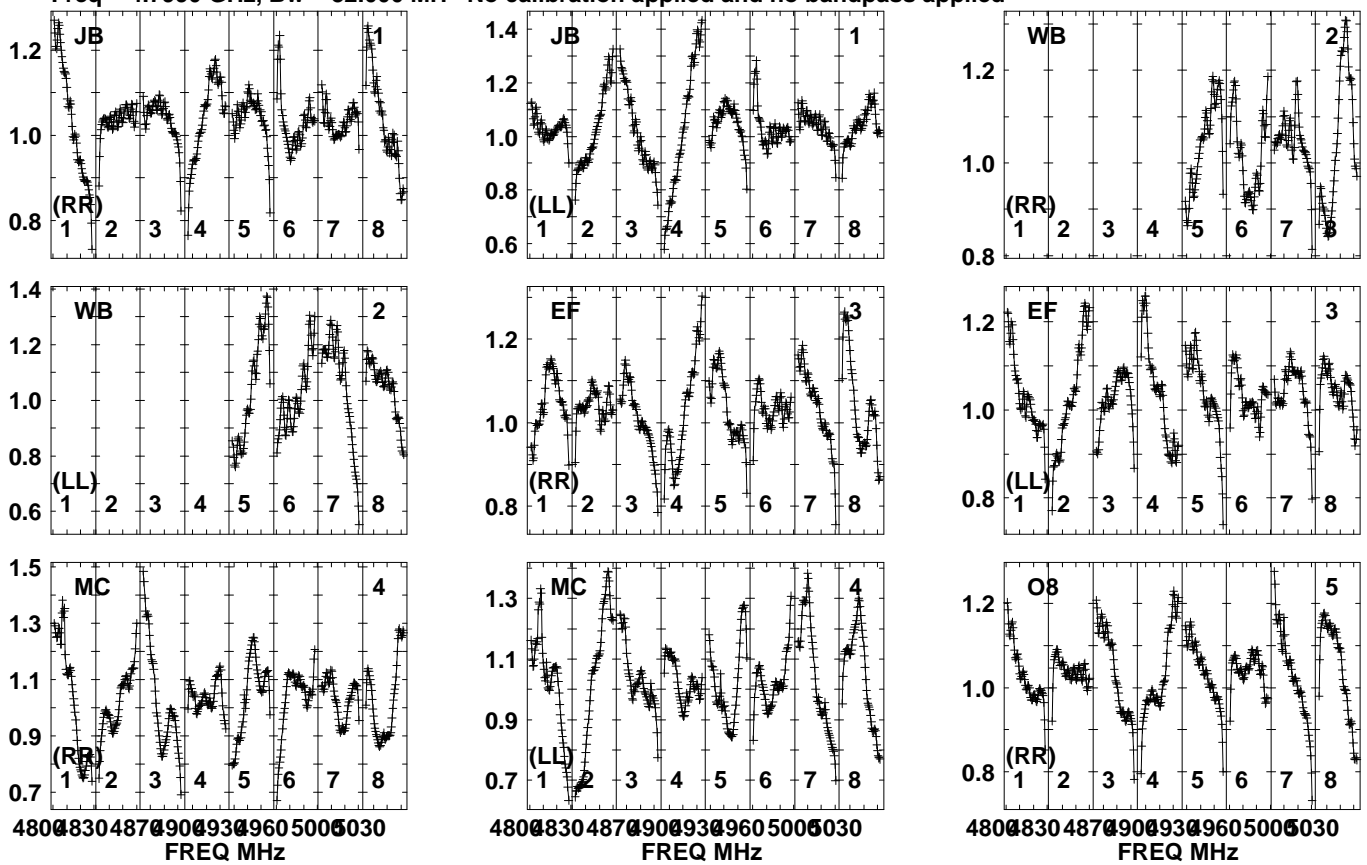
J0804+1012 EG124B.UVDATA.1

Freq = 4.7990 GHz, Bw = 32.000 MH No calibration applied and no bandpass applied



Lower frame: Real Jy
Auto-corr total-power spectrum Antenna: *
Timerange: 01/01:53:31 to 01/01:54:59

Plot file version 157 created 16-MAY-2024 11:52:10
 UGC4211 EG124B.UVDATA.1
 Freq = 4.7990 GHz, Bw = 32.000 MH No calibration applied and no bandpass applied

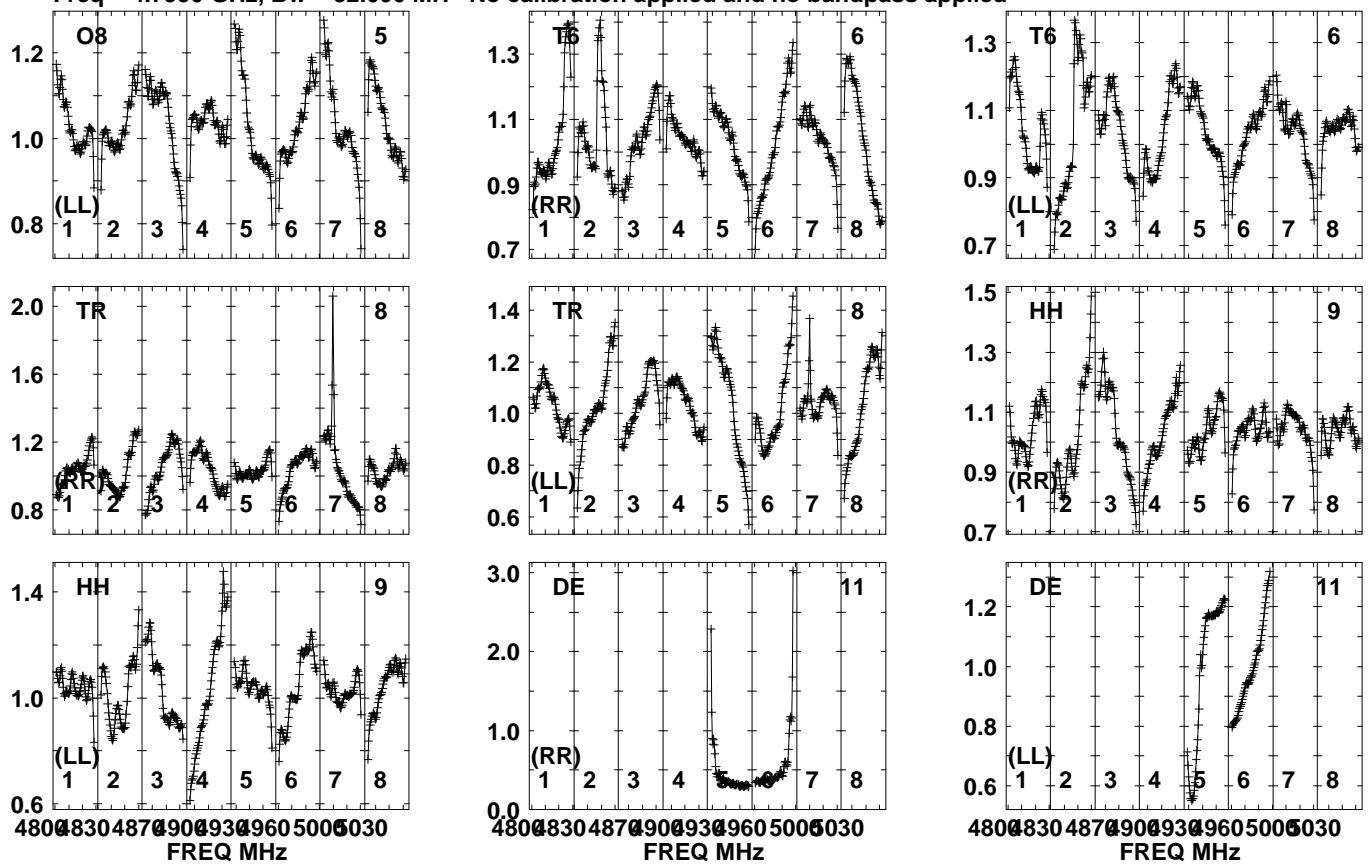


Lower frame: Real Jy
 Auto-corr total-power spectrum Antenna: *
 Timerange: 01/01:55:21 to 01/01:58:49

Plot file version 158 created 16-MAY-2024 11:52:11

UGC4211 EG124B.UVDATA.1

Freq = 4.7990 GHz, Bw = 32.000 MH No calibration applied and no bandpass applied

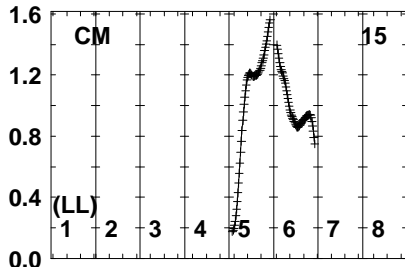
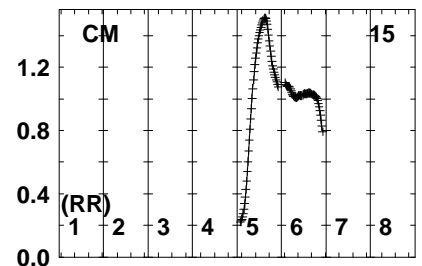
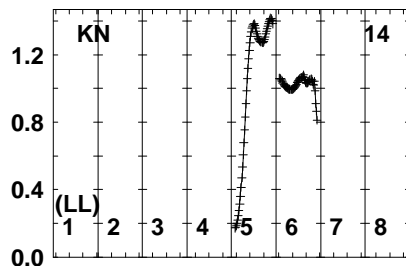
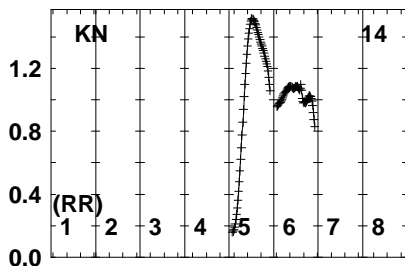
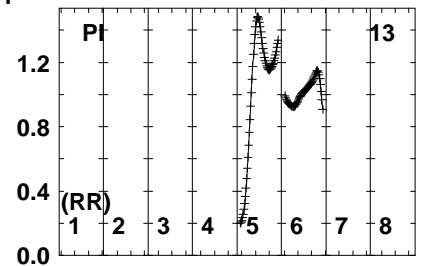
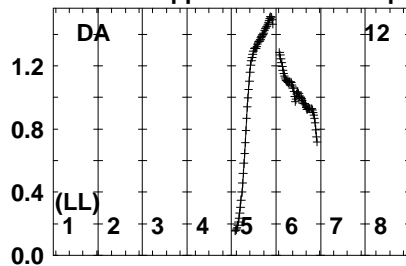
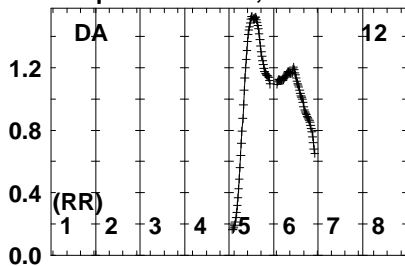


Lower frame: Real Jy
Auto-corr total-power spectrum Antenna: *
Timerange: 01/01:55:21 to 01/01:58:49

Plot file version 159 created 16-MAY-2024 11:52:11

UGC4211 EG124B.UVDATA.1

Freq = 4.7990 GHz, Bw = 32.000 MH No calibration applied and no bandpass applied



4800483048709009309605005030

FREQ MHz

Lower frame: Real Jy

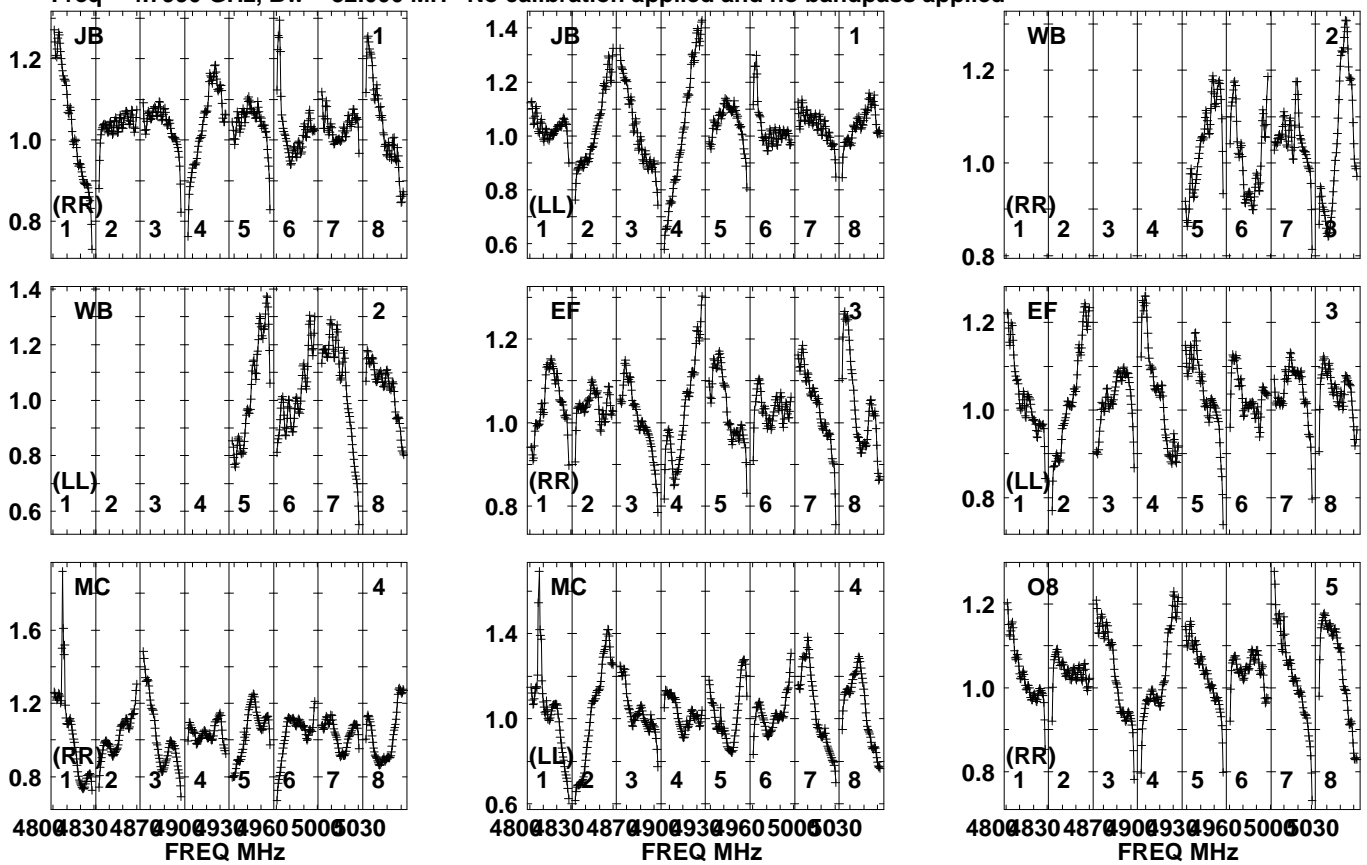
Auto-corr total-power spectrum Antenna: *

Timerange: 01/01:55:21 to 01/01:58:49

Plot file version 160 created 16-MAY-2024 11:52:11

J0804+1012 EG124B.UVDATA.1

Freq = 4.7990 GHz, Bw = 32.000 MH No calibration applied and no bandpass applied

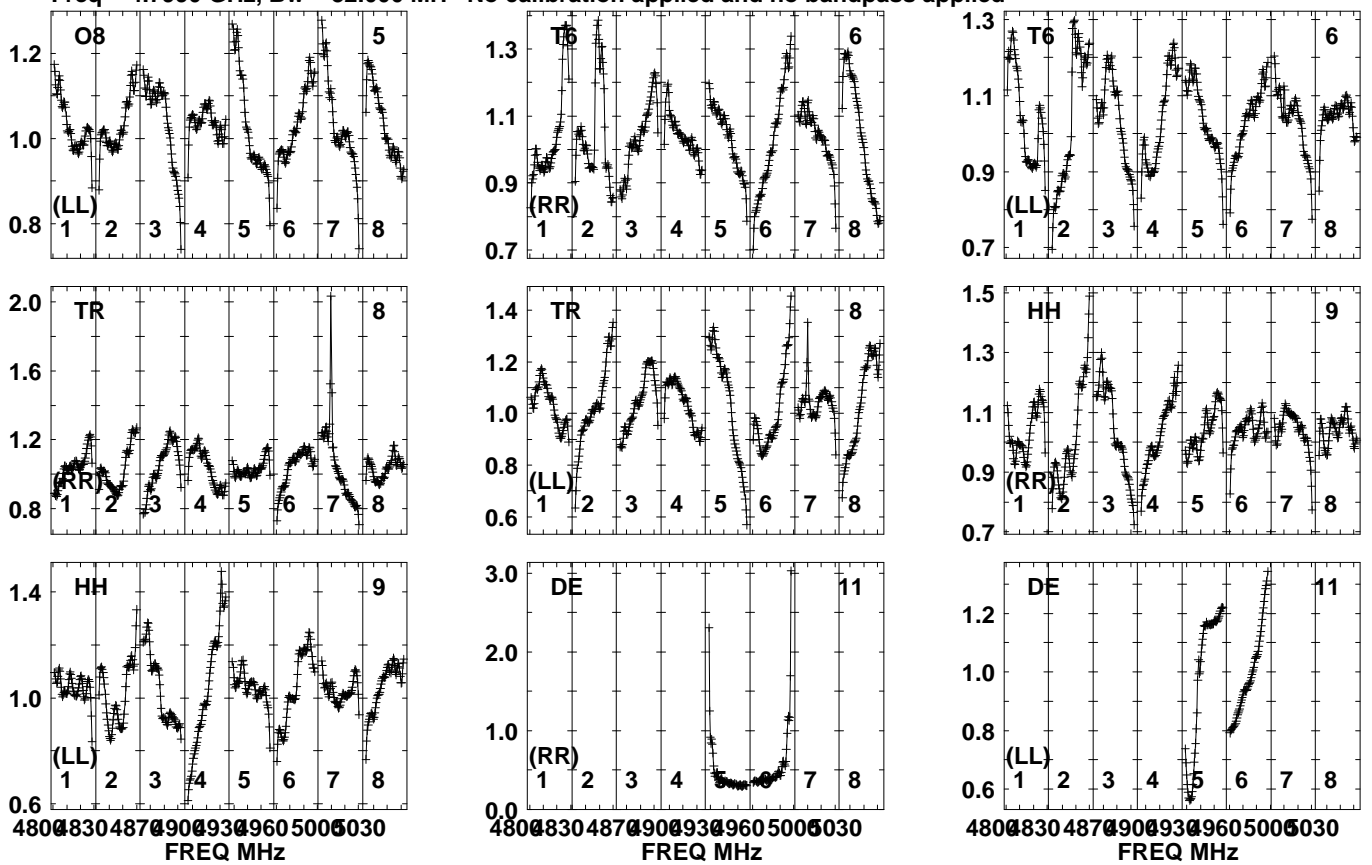


Lower frame: Real Jy
Auto-corr total-power spectrum Antenna: *
Timerange: 01/01:59:01 to 01/02:00:29

Plot file version 161 created 16-MAY-2024 11:52:11

J0804+1012 EG124B.UVDATA.1

Freq = 4.7990 GHz, Bw = 32.000 MH No calibration applied and no bandpass applied

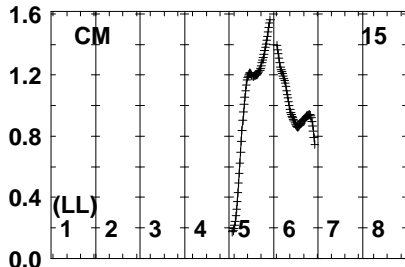
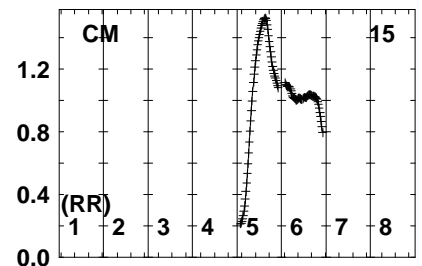
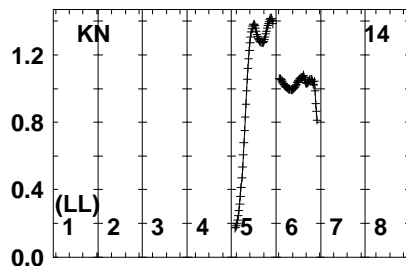
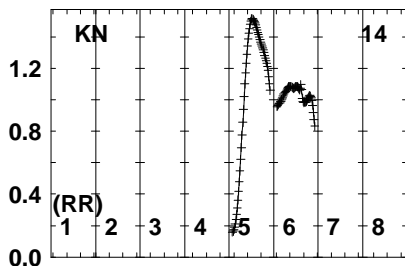
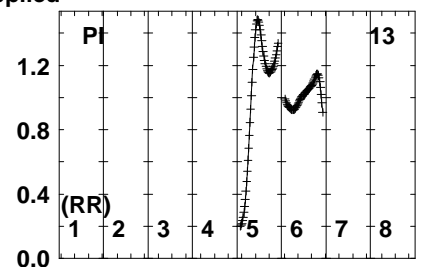
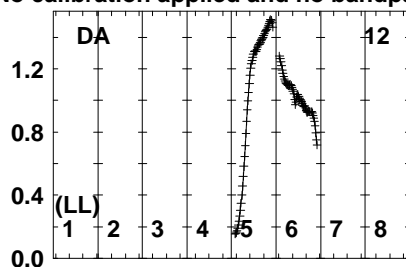
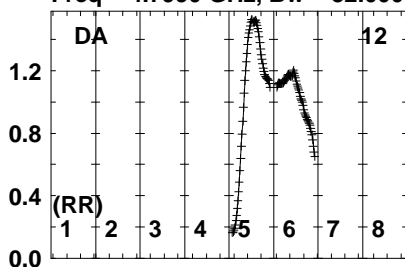


Lower frame: Real Jy
Auto-corr total-power spectrum Antenna: *
Timerange: 01/01:59:01 to 01/02:00:29

Plot file version 162 created 16-MAY-2024 11:52:11

J0804+1012 EG124B.UVDATA.1

Freq = 4.7990 GHz, Bw = 32.000 MH No calibration applied and no bandpass applied



480083048709009309605005030

FREQ MHz

Lower frame: Real Jy

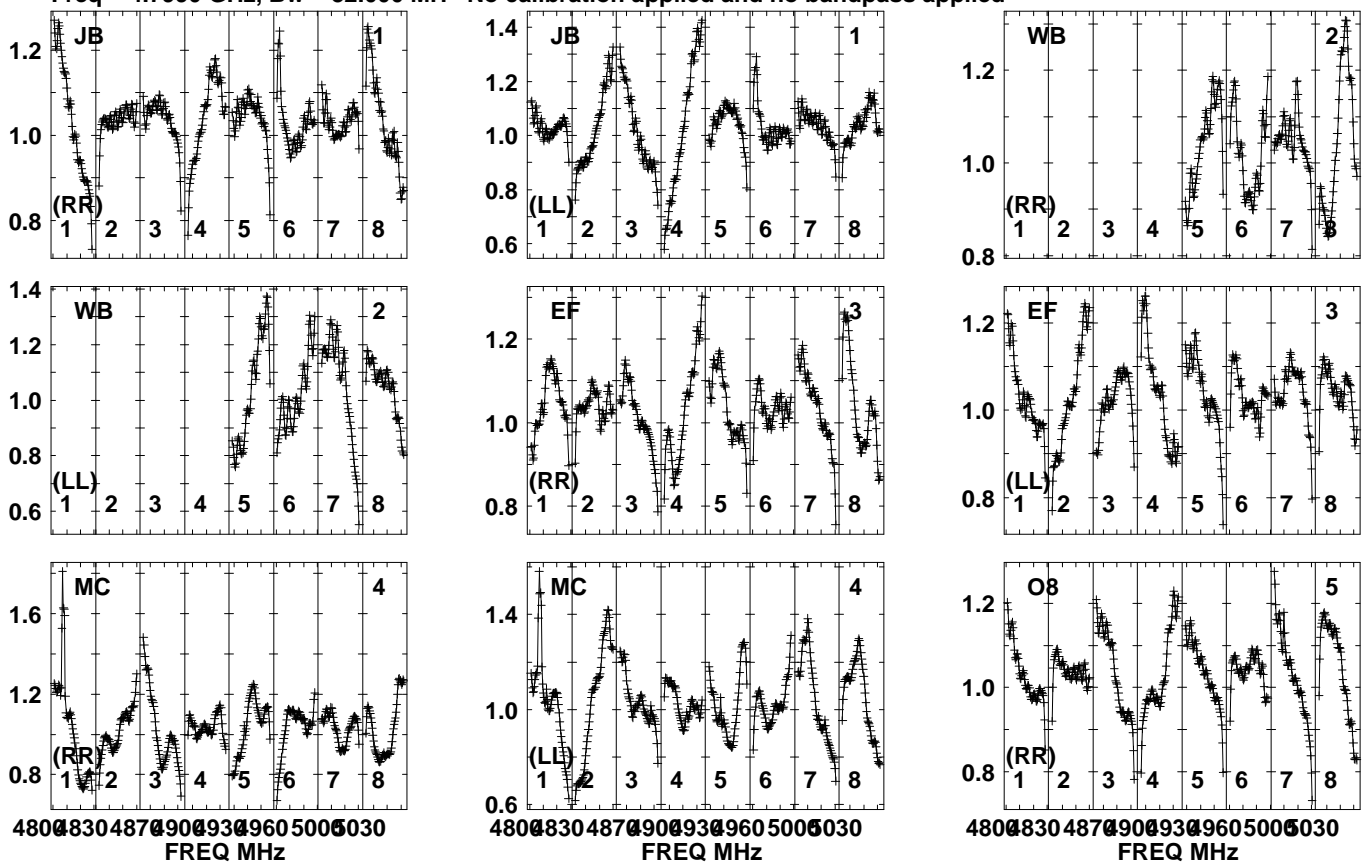
Auto-corr total-power spectrum Antenna: *

Timerange: 01/01:59:01 to 01/02:00:29

Plot file version 163 created 16-MAY-2024 11:52:12

UGC4211 EG124B.UVDATA.1

Freq = 4.7990 GHz, Bw = 32.000 MH No calibration applied and no bandpass applied

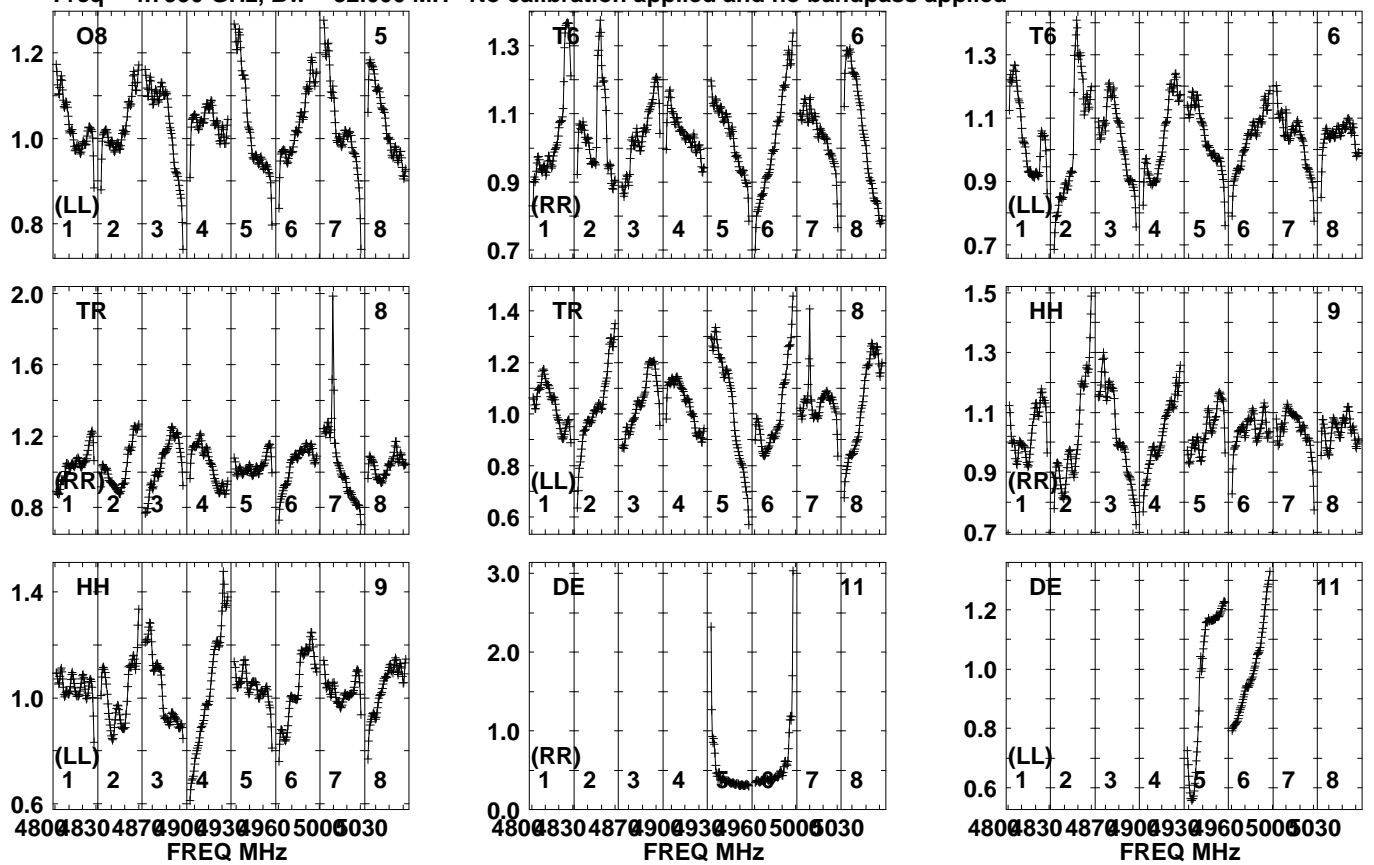


Lower frame: Real Jy
Auto-corr total-power spectrum Antenna: *
Timerange: 01/02:00:51 to 01/02:04:19

Plot file version 164 created 16-MAY-2024 11:52:12

UGC4211 EG124B.UVDATA.1

Freq = 4.7990 GHz, Bw = 32.000 MH No calibration applied and no bandpass applied

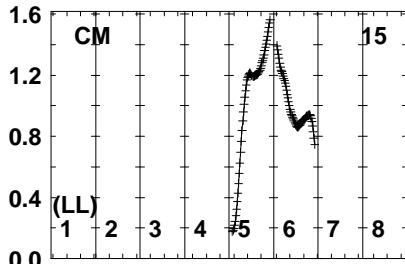
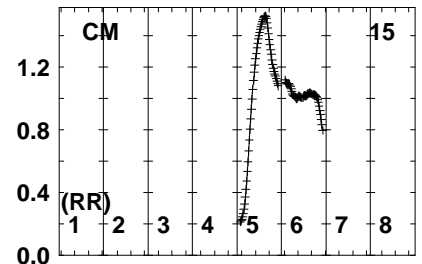
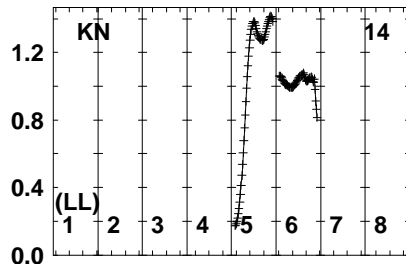
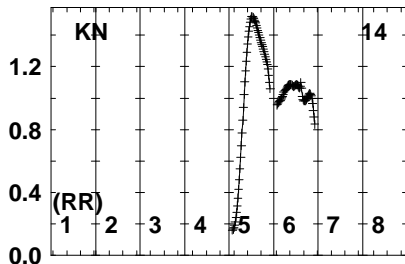
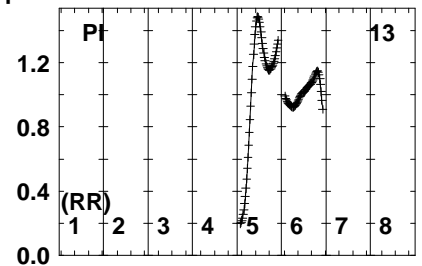
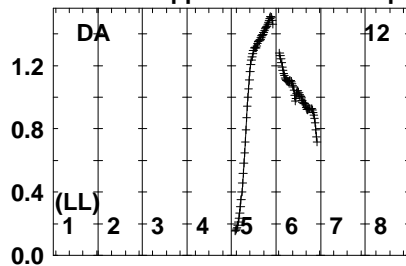
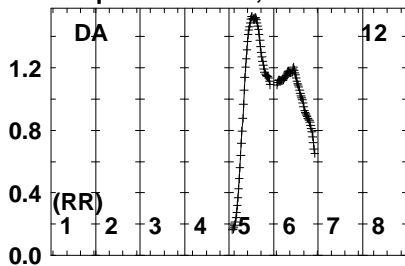


Lower frame: Real Jy
Auto-corr total-power spectrum Antenna: *
Timerange: 01/02:00:51 to 01/02:04:19

Plot file version 165 created 16-MAY-2024 11:52:12

UGC4211 EG124B.UVDATA.1

Freq = 4.7990 GHz, Bw = 32.000 MH No calibration applied and no bandpass applied



4800483048709009309605005030

FREQ MHz

Lower frame: Real Jy

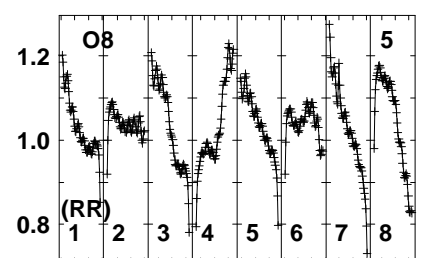
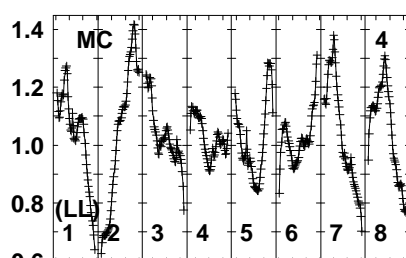
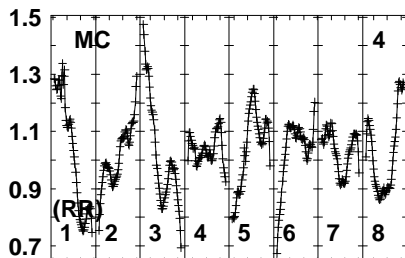
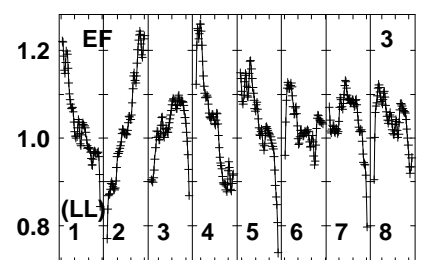
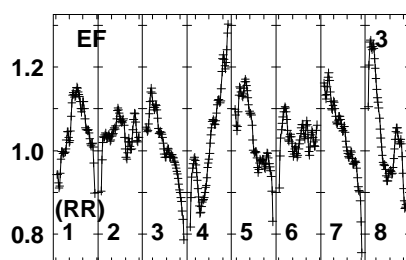
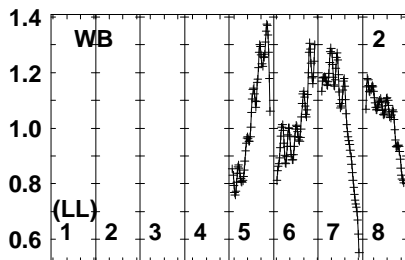
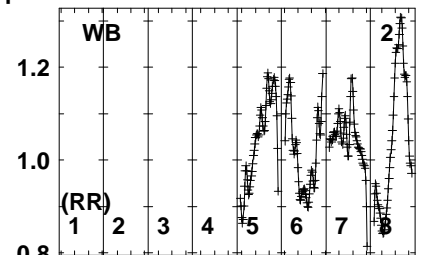
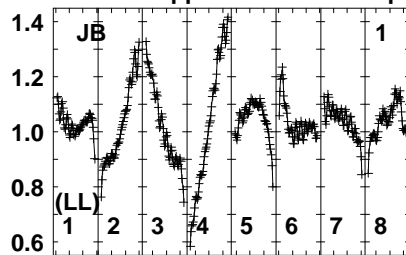
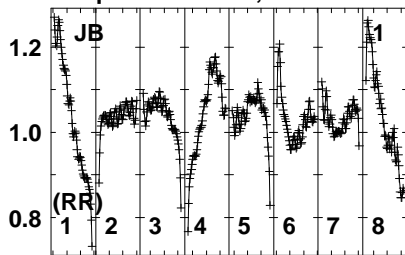
Auto-corr total-power spectrum Antenna: *

Timerange: 01/02:00:51 to 01/02:04:19

Plot file version 166 created 16-MAY-2024 11:52:12

J0804+1012 EG124B.UVDATA.1

Freq = 4.7990 GHz, Bw = 32.000 MH No calibration applied and no bandpass applied



480083048709009309605005030
FREQ MHz

480083048709009309605005030
FREQ MHz

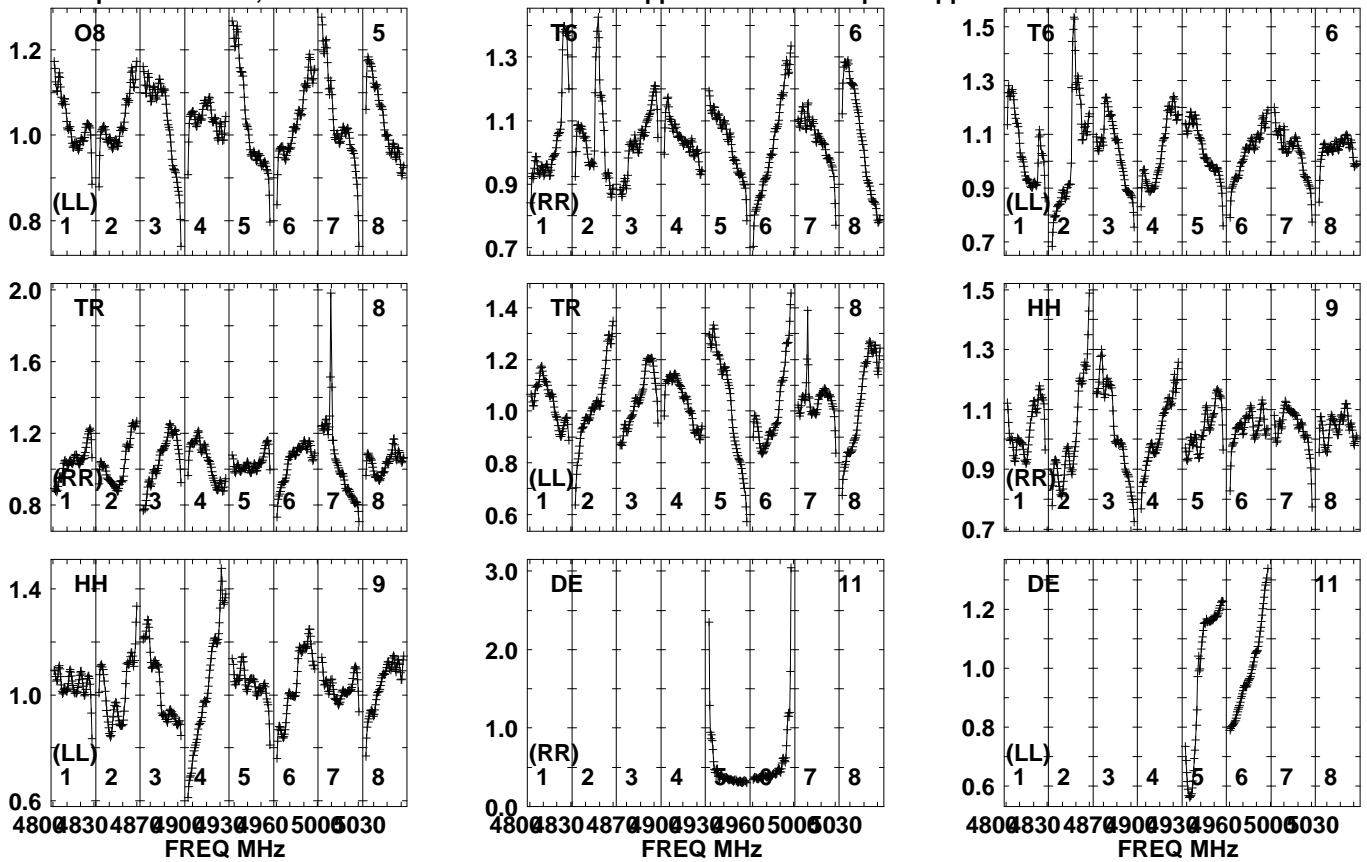
480083048709009309605005030
FREQ MHz

Lower frame: Real Jy
Auto-corr total-power spectrum Antenna: *
Timerange: 01/02:04:31 to 01/02:05:59

Plot file version 167 created 16-MAY-2024 11:52:12

J0804+1012 EG124B.UVDATA.1

Freq = 4.7990 GHz, Bw = 32.000 MH No calibration applied and no bandpass applied

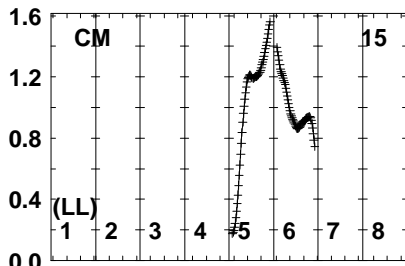
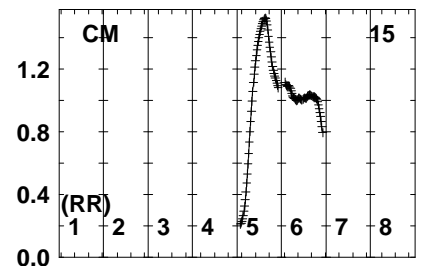
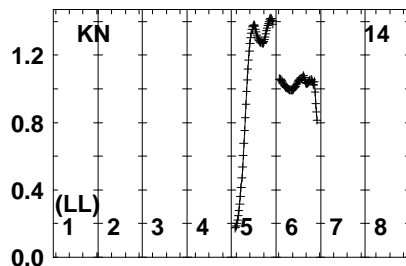
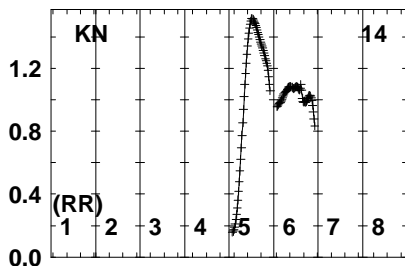
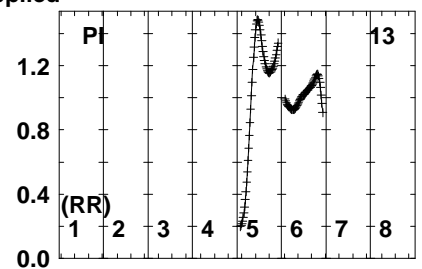
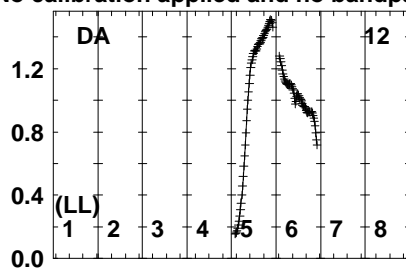
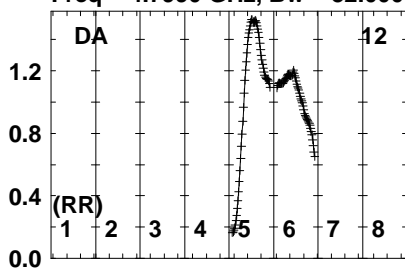


Lower frame: Real Jy
Auto-corr total-power spectrum Antenna: *
Timerange: 01/02:04:31 to 01/02:05:59

Plot file version 168 created 16-MAY-2024 11:52:13

J0804+1012 EG124B.UVDATA.1

Freq = 4.7990 GHz, Bw = 32.000 MH No calibration applied and no bandpass applied



480.8304870909309605005030

FREQ MHz

Lower frame: Real Jy

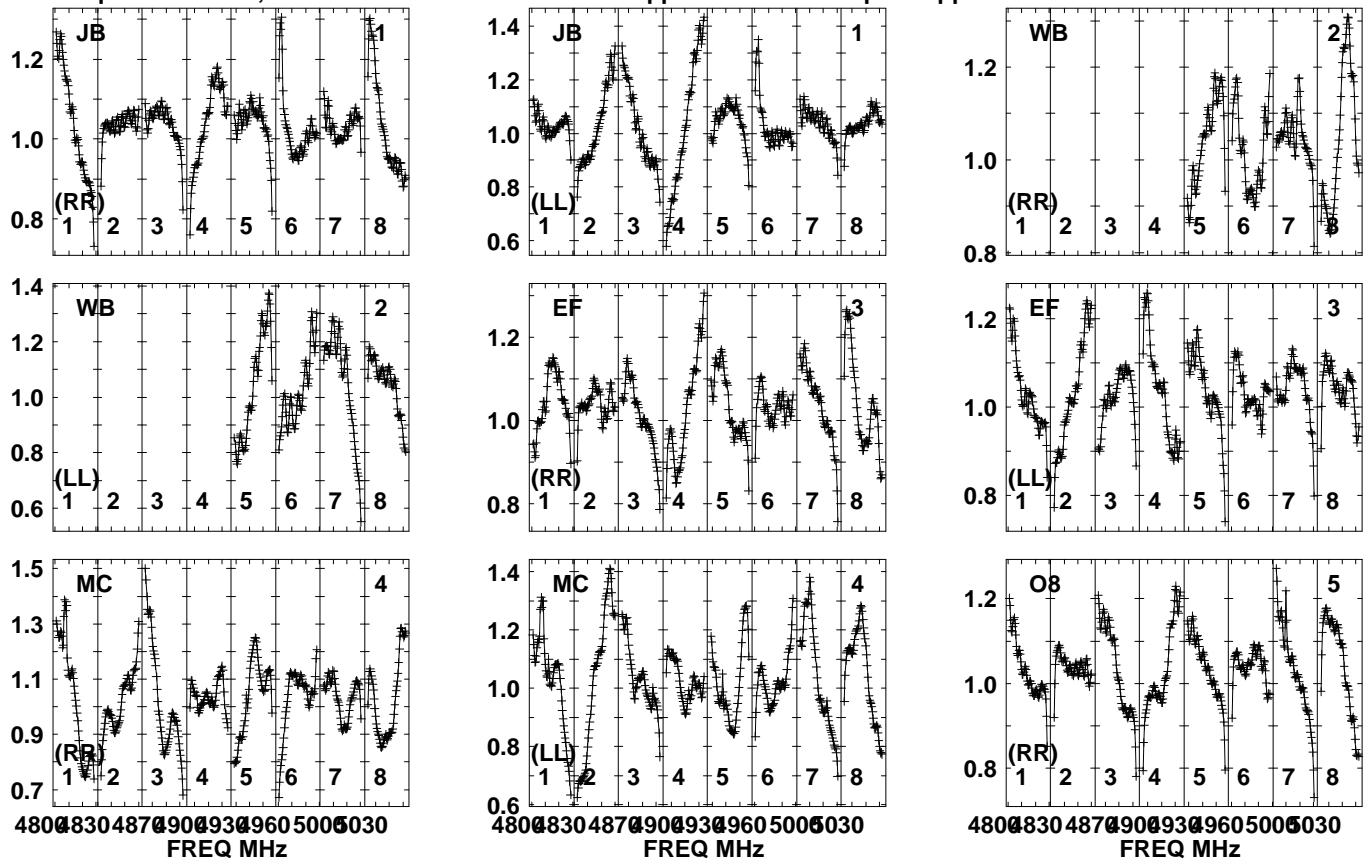
Auto-corr total-power spectrum Antenna: *

Timerange: 01/02:04:31 to 01/02:05:59

Plot file version 169 created 16-MAY-2024 11:52:13

J0745+1011 EG124B.UVDATA.1

Freq = 4.7990 GHz, Bw = 32.000 MH No calibration applied and no bandpass applied

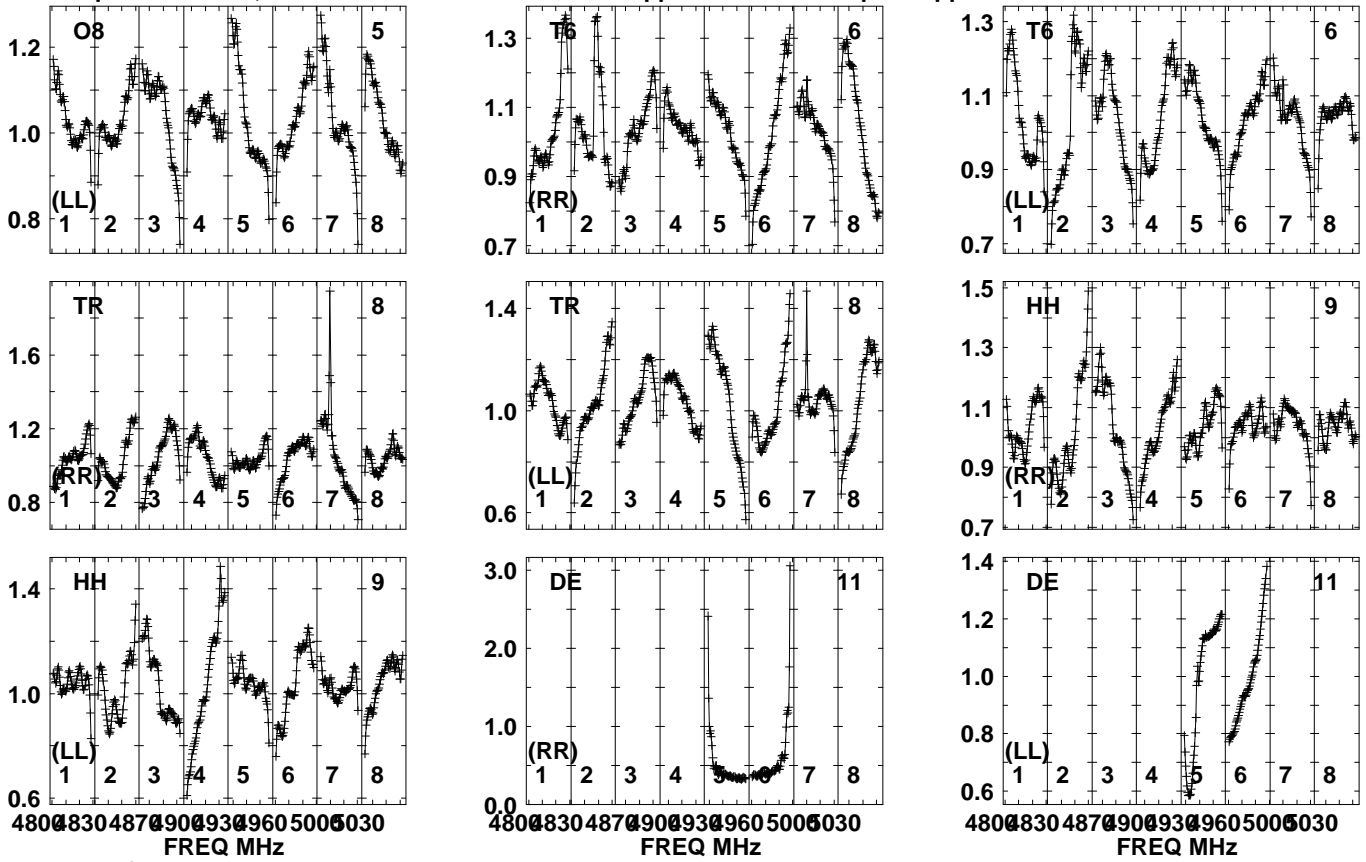


Lower frame: Real Jy
Auto-corr total-power spectrum Antenna: *
Timerange: 01/02:07:01 to 01/02:11:59

Plot file version 170 created 16-MAY-2024 11:52:13

J0745+1011 EG124B.UVDATA.1

Freq = 4.7990 GHz, Bw = 32.000 MH No calibration applied and no bandpass applied

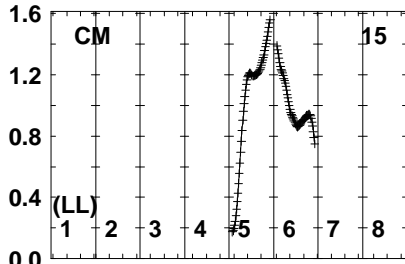
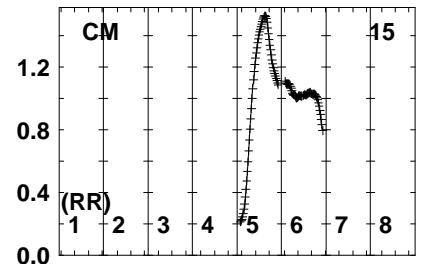
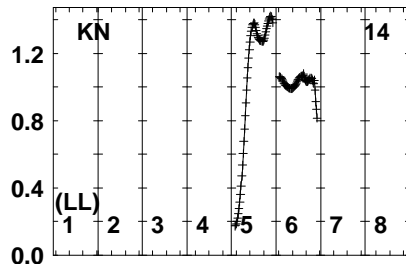
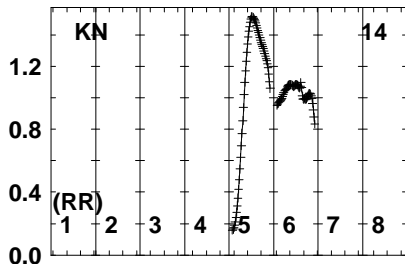
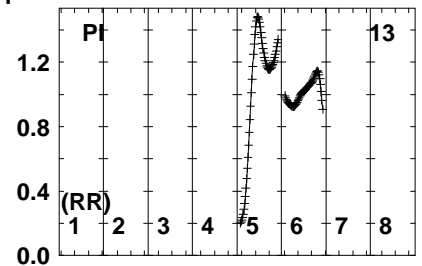
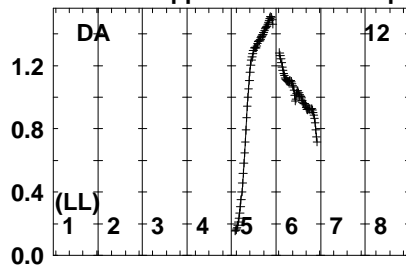
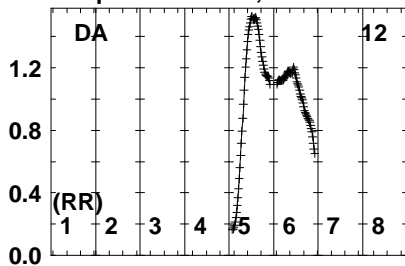


Lower frame: Real Jy
Auto-corr total-power spectrum Antenna: *
Timerange: 01/02:07:01 to 01/02:11:59

Plot file version 171 created 16-MAY-2024 11:52:14

J0745+1011 EG124B.UVDATA.1

Freq = 4.7990 GHz, Bw = 32.000 MH No calibration applied and no bandpass applied



480083048709009309605005030

FREQ MHz

Lower frame: Real Jy

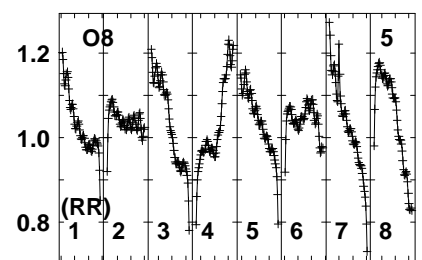
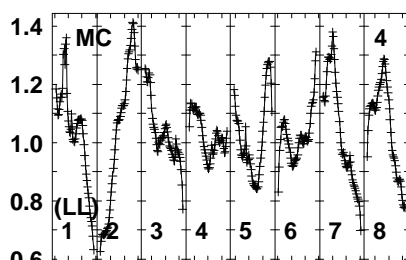
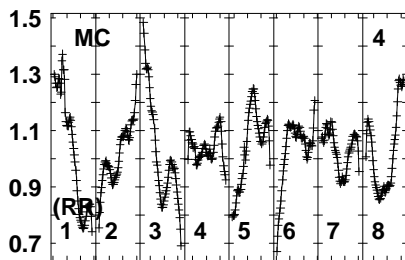
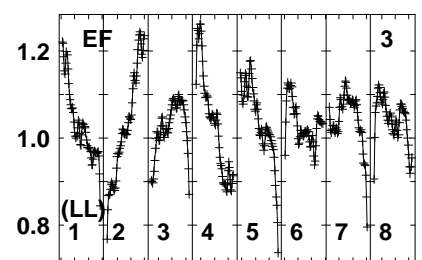
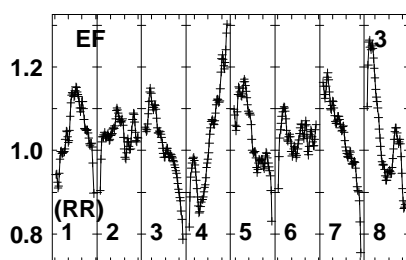
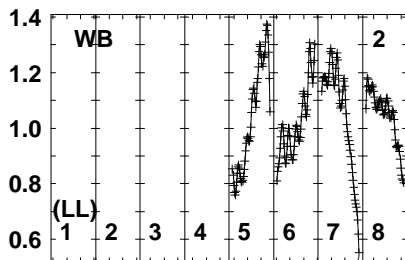
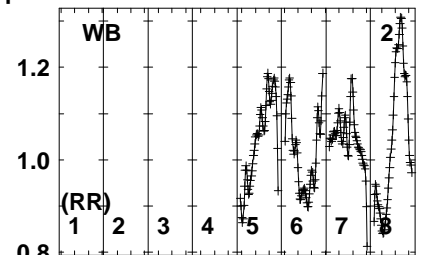
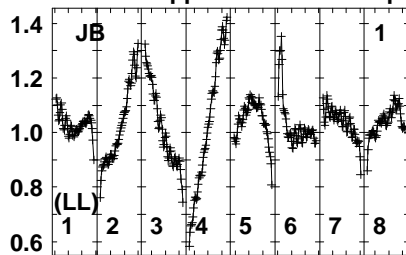
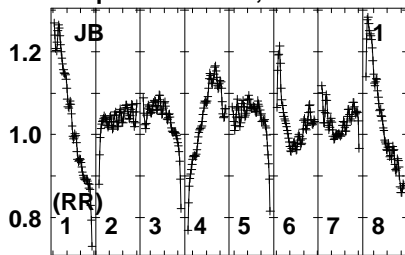
Auto-corr total-power spectrum Antenna: *

Timerange: 01/02:07:01 to 01/02:11:59

Plot file version 172 created 16-MAY-2024 11:52:14

J0804+1012 EG124B.UVDATA.1

Freq = 4.7990 GHz, Bw = 32.000 MH No calibration applied and no bandpass applied



480083048709009309605005030
FREQ MHz

480083048709009309605005030
FREQ MHz

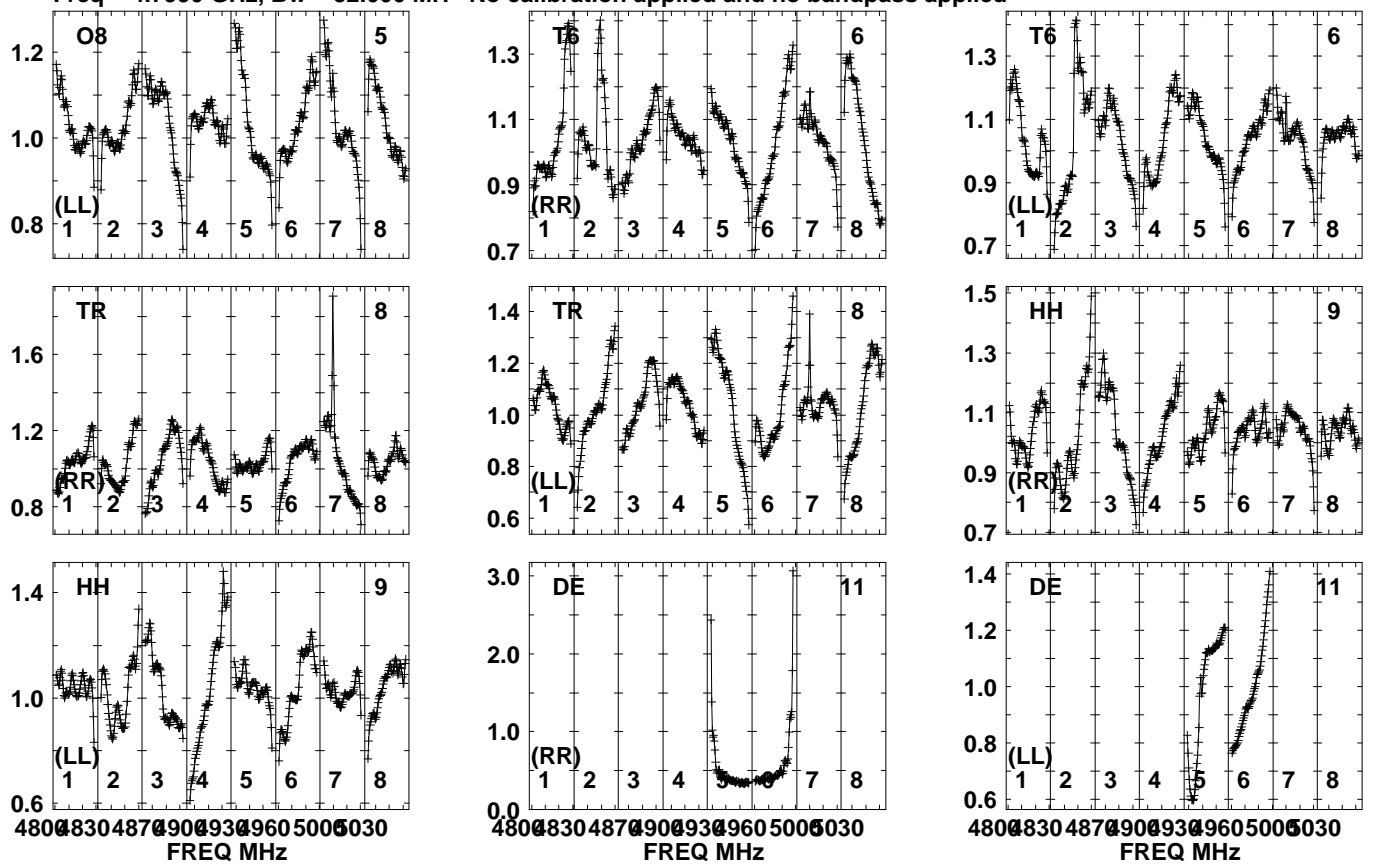
480083048709009309605005030
FREQ MHz

Lower frame: Real Jy
Auto-corr total-power spectrum Antenna: *
Timerange: 01/02:12:36 to 01/02:13:58

Plot file version 173 created 16-MAY-2024 11:52:14

J0804+1012 EG124B.UVDATA.1

Freq = 4.7990 GHz, Bw = 32.000 MH No calibration applied and no bandpass applied

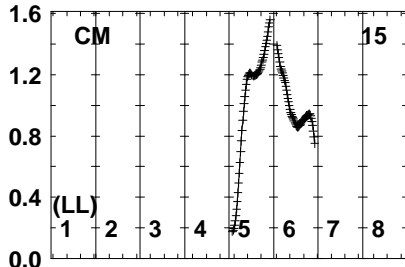
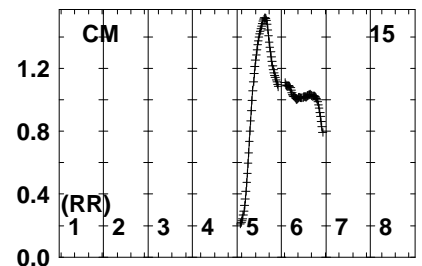
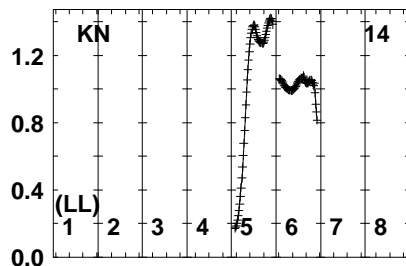
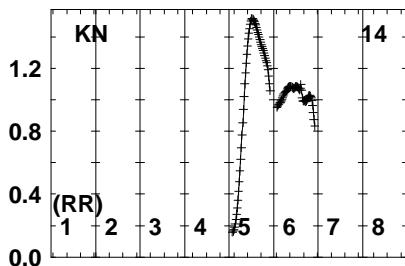
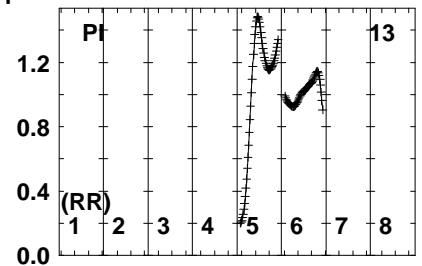
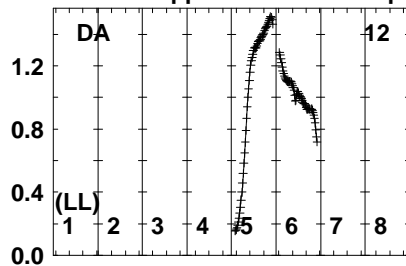
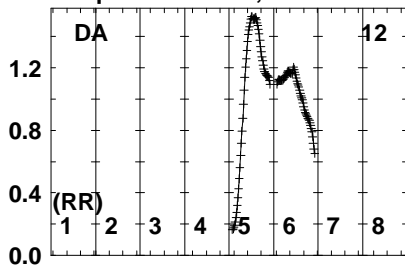


Lower frame: Real Jy
Auto-corr total-power spectrum Antenna: *
Timerange: 01/02:12:36 to 01/02:13:58

Plot file version 174 created 16-MAY-2024 11:52:14

J0804+1012 EG124B.UVDATA.1

Freq = 4.7990 GHz, Bw = 32.000 MH No calibration applied and no bandpass applied



4800483048709009309605005030

FREQ MHz

Lower frame: Real Jy

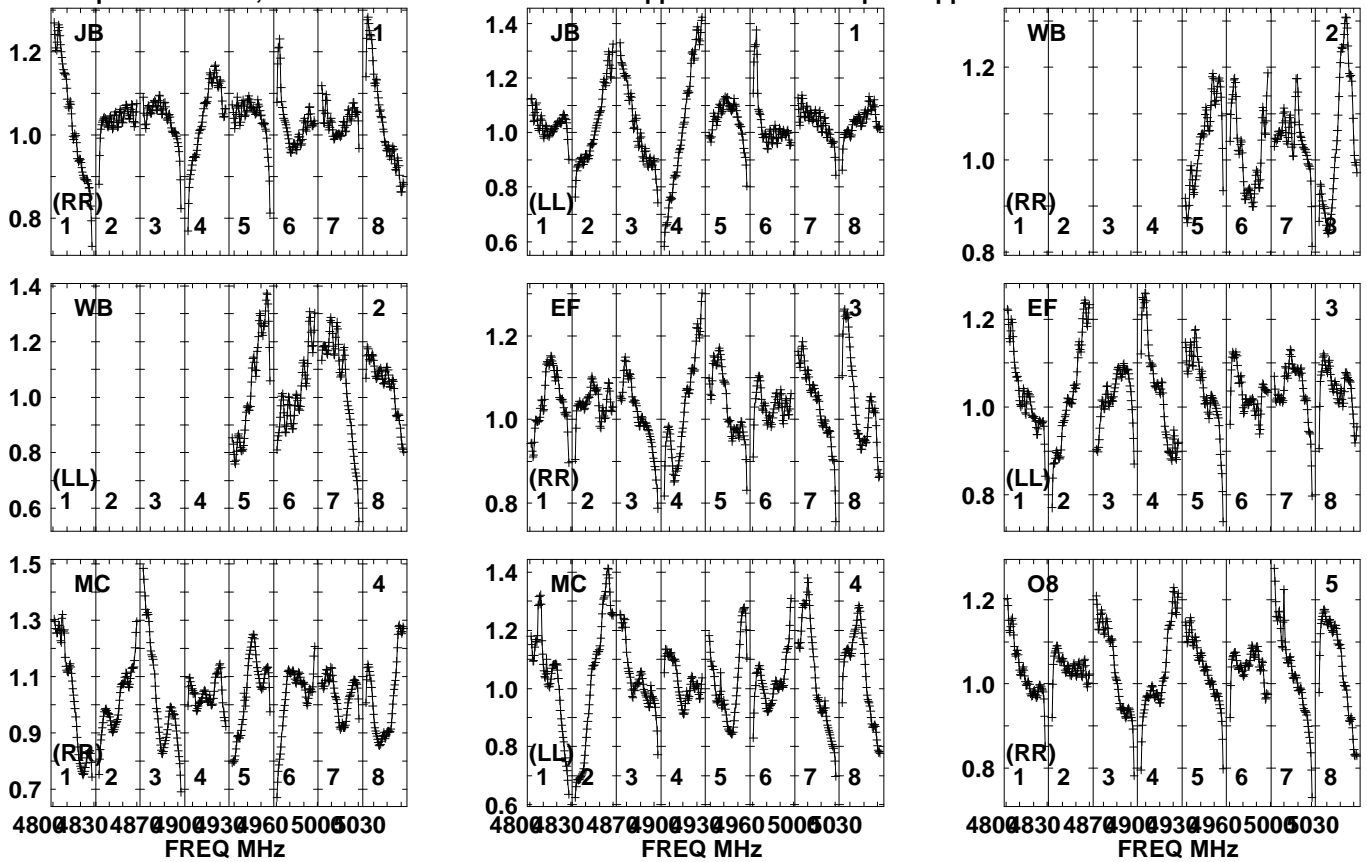
Auto-corr total-power spectrum Antenna: *

Timerange: 01/02:12:36 to 01/02:13:58

Plot file version 175 created 16-MAY-2024 11:52:14

UGC4211 EG124B.UVDATA.1

Freq = 4.7990 GHz, Bw = 32.000 MH No calibration applied and no bandpass applied

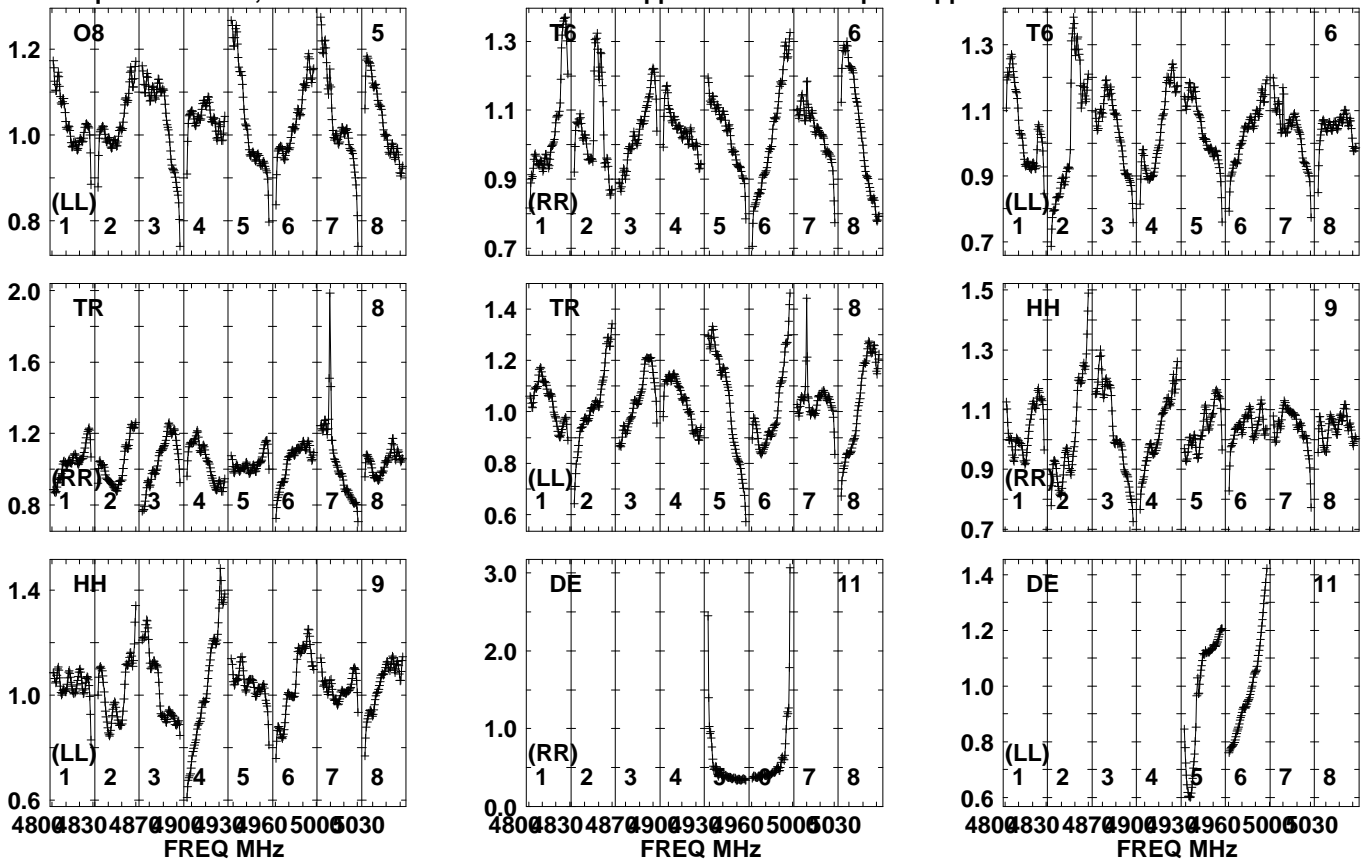


Lower frame: Real Jy
Auto-corr total-power spectrum Antenna: *
Timerange: 01/02:14:26 to 01/02:17:48

Plot file version 176 created 16-MAY-2024 11:52:15

UGC4211 EG124B.UVDATA.1

Freq = 4.7990 GHz, Bw = 32.000 MH No calibration applied and no bandpass applied

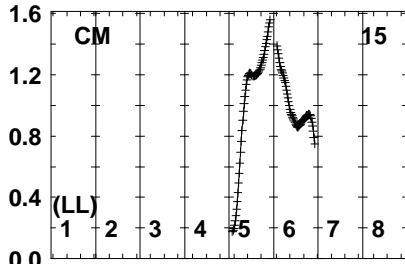
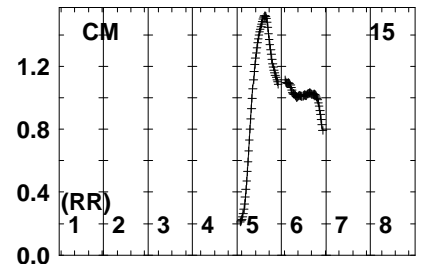
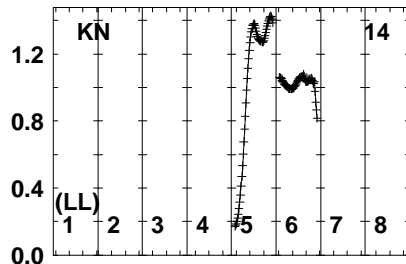
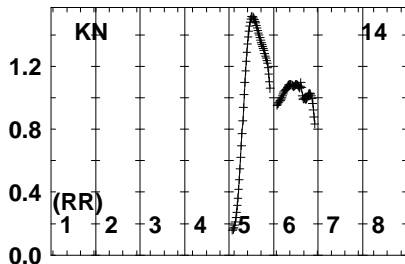
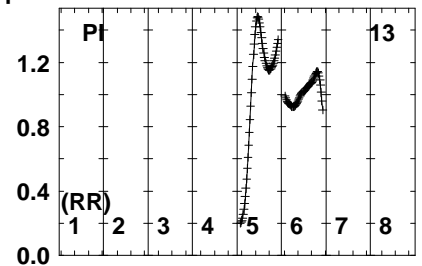
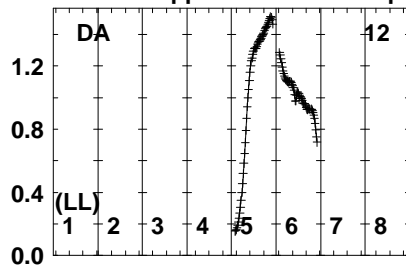
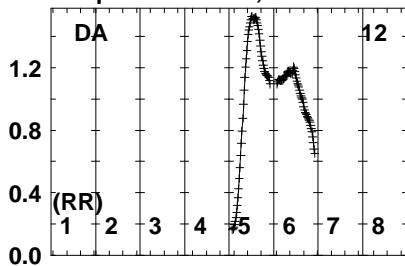


Lower frame: Real Jy
Auto-corr total-power spectrum Antenna: *
Timerange: 01/02:14:26 to 01/02:17:48

Plot file version 177 created 16-MAY-2024 11:52:15

UGC4211 EG124B.UVDATA.1

Freq = 4.7990 GHz, Bw = 32.000 MH No calibration applied and no bandpass applied



4800483048709009309605005030

FREQ MHz

Lower frame: Real Jy

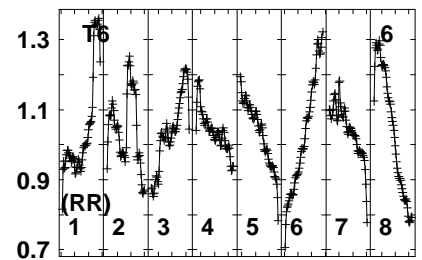
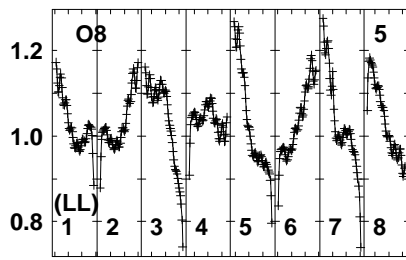
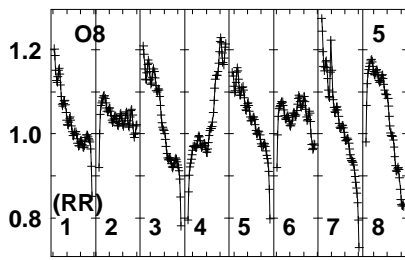
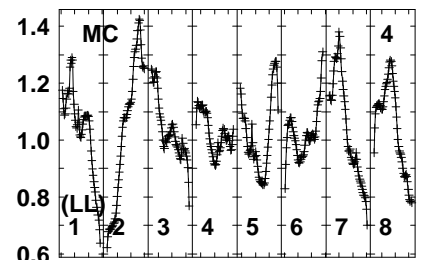
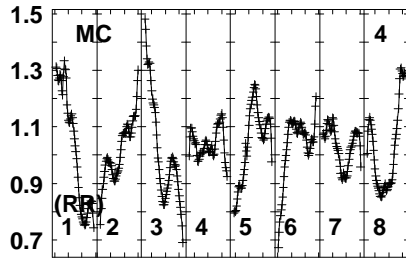
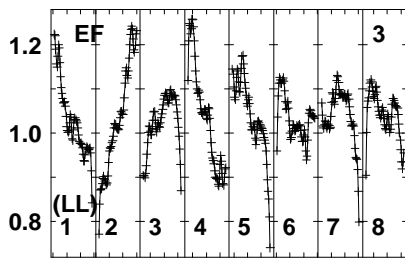
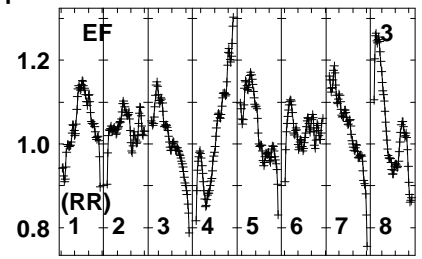
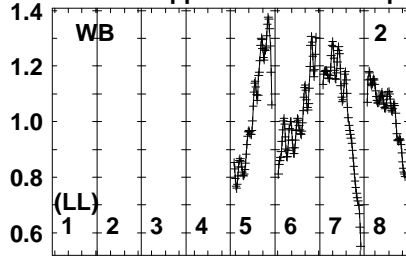
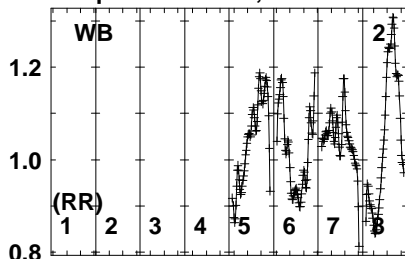
Auto-corr total-power spectrum Antenna: *

Timerange: 01/02:14:26 to 01/02:17:48

Plot file version 178 created 16-MAY-2024 11:52:15

J0804+1012 EG124B.UVDATA.1

Freq = 4.7990 GHz, Bw = 32.000 MH No calibration applied and no bandpass applied



480083048709009309605005030
FREQ MHz

480083048709009309605005030
FREQ MHz

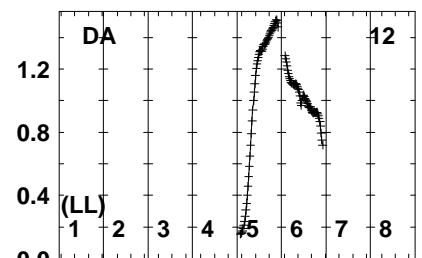
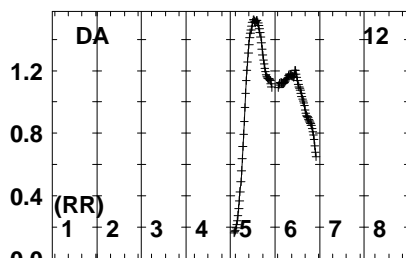
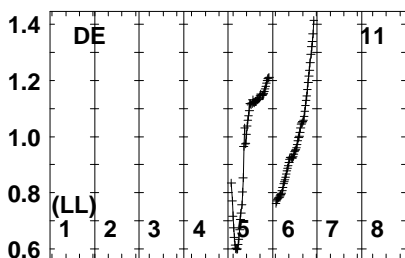
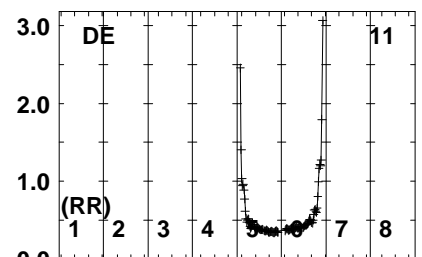
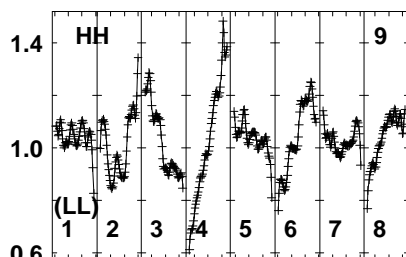
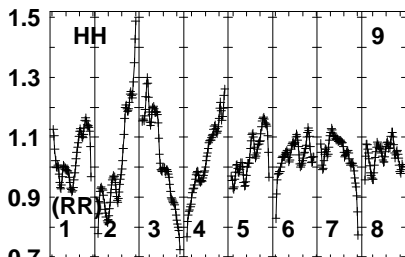
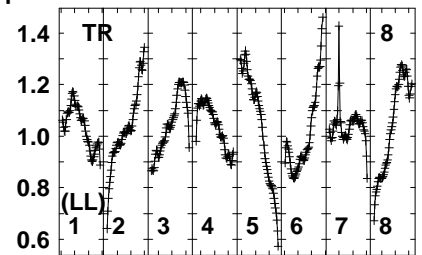
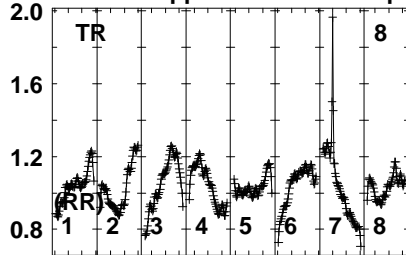
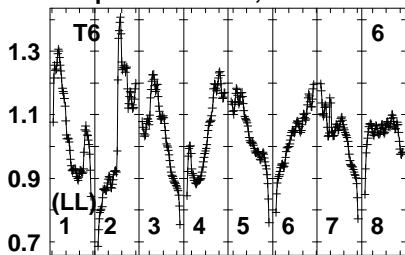
480083048709009309605005030
FREQ MHz

Lower frame: Real Jy
Auto-corr total-power spectrum Antenna: *
Timerange: 01/02:18:01 to 01/02:19:29

Plot file version 179 created 16-MAY-2024 11:52:15

J0804+1012 EG124B.UVDATA.1

Freq = 4.7990 GHz, Bw = 32.000 MH No calibration applied and no bandpass applied



480083048709009309605005030
FREQ MHz

480083048709009309605005030
FREQ MHz

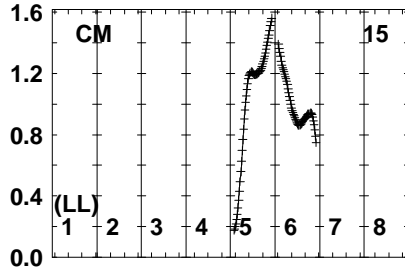
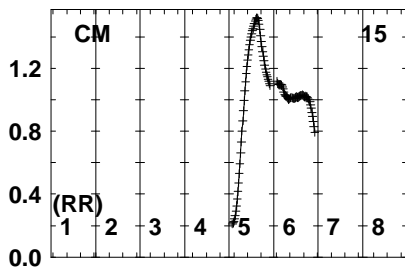
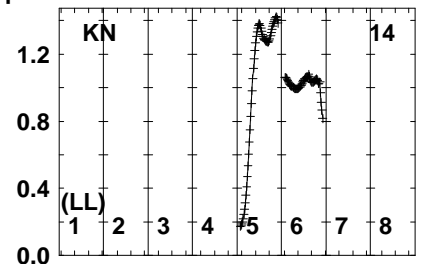
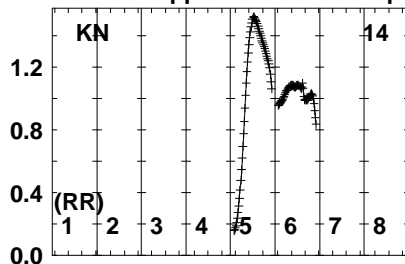
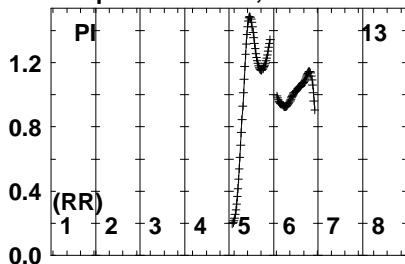
480083048709009309605005030
FREQ MHz

Lower frame: Real Jy
Auto-corr total-power spectrum Antenna: *
Timerange: 01/02:18:01 to 01/02:19:29

Plot file version 180 created 16-MAY-2024 11:52:15

J0804+1012 EG124B.UVDATA.1

Freq = 4.7990 GHz, Bw = 32.000 MH No calibration applied and no bandpass applied

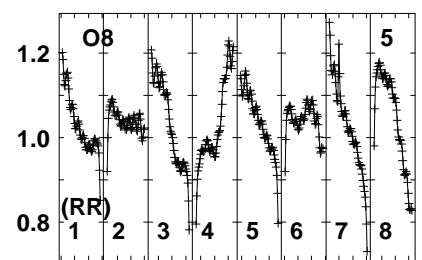
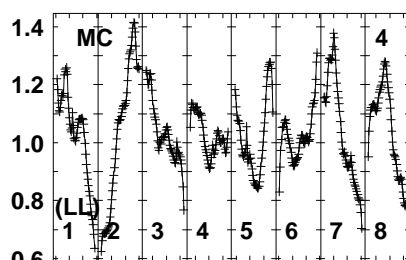
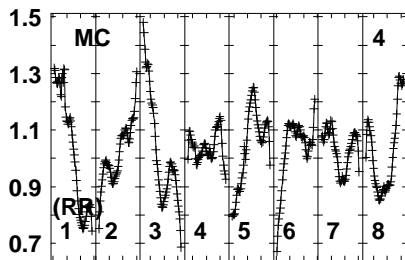
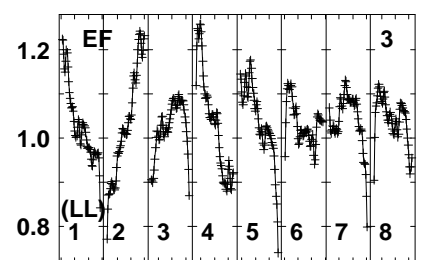
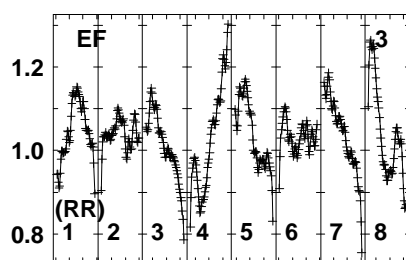
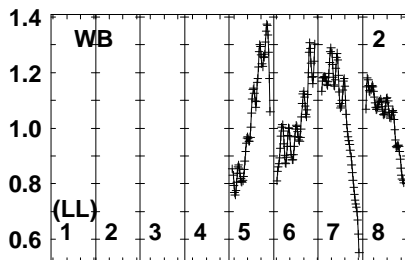
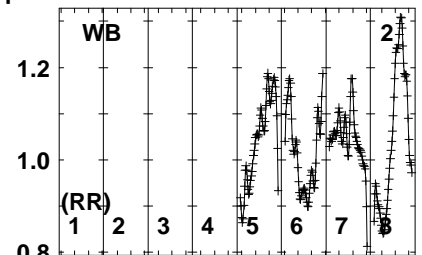
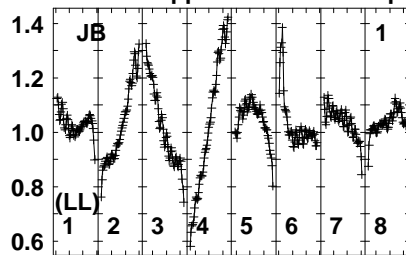
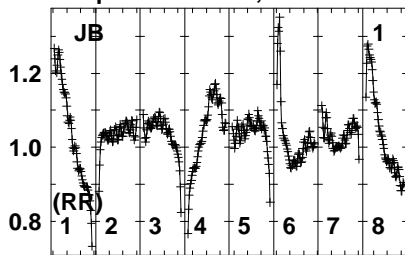


Lower frame: Real Jy
Auto-corr total-power spectrum Antenna: *
Timerange: 01/02:18:01 to 01/02:19:29

Plot file version 181 created 16-MAY-2024 11:52:16

UGC4211 EG124B.UVDATA.1

Freq = 4.7990 GHz, Bw = 32.000 MH No calibration applied and no bandpass applied



480083048709009309605005030
FREQ MHz

480083048709009309605005030
FREQ MHz

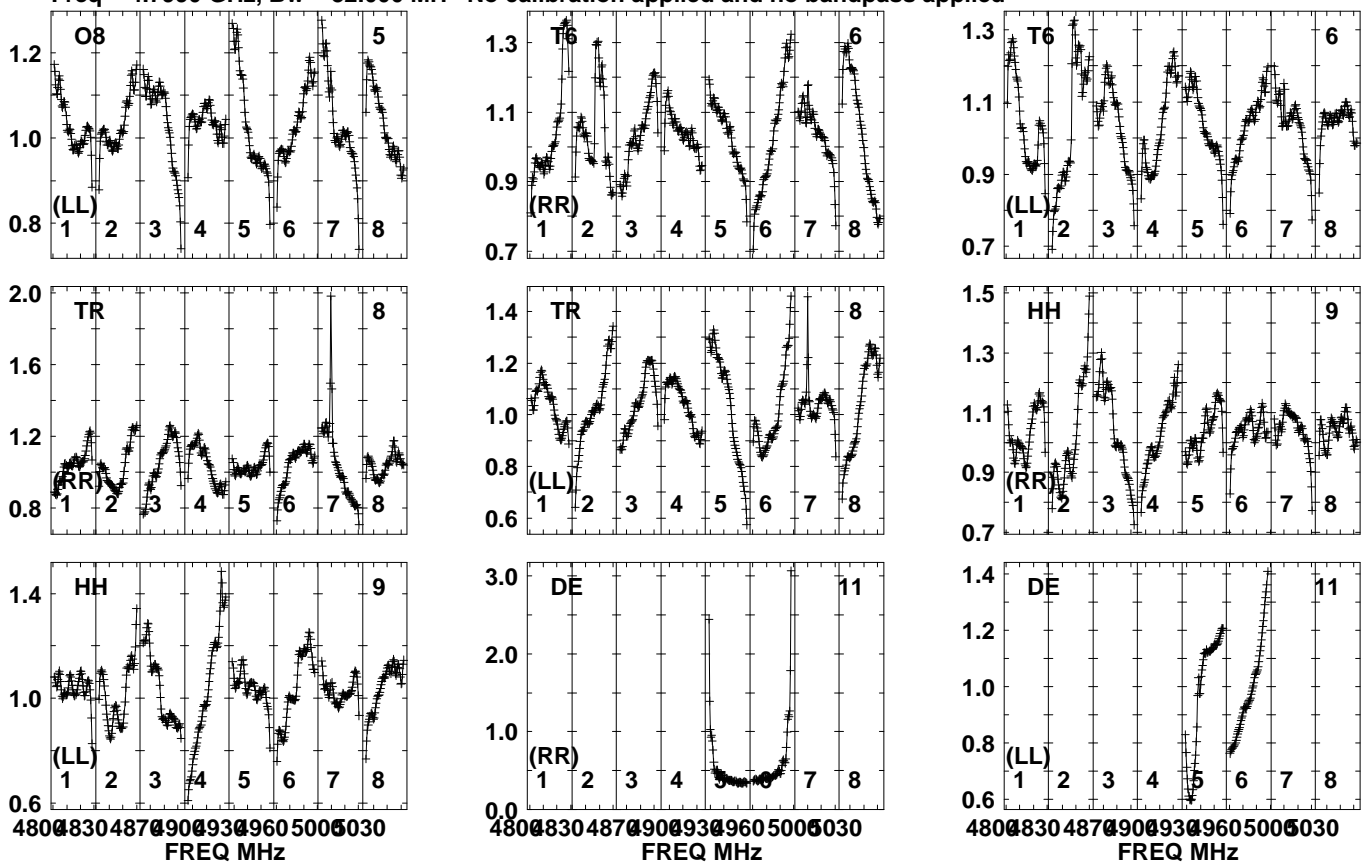
480083048709009309605005030
FREQ MHz

Lower frame: Real Jy
Auto-corr total-power spectrum Antenna: *
Timerange: 01/02:19:51 to 01/02:23:19

Plot file version 182 created 16-MAY-2024 11:52:16

UGC4211 EG124B.UVDATA.1

Freq = 4.7990 GHz, Bw = 32.000 MH No calibration applied and no bandpass applied

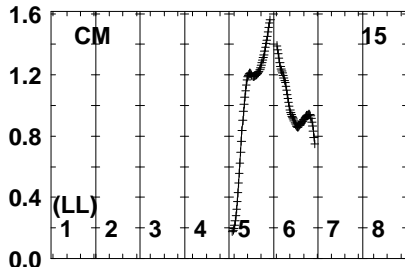
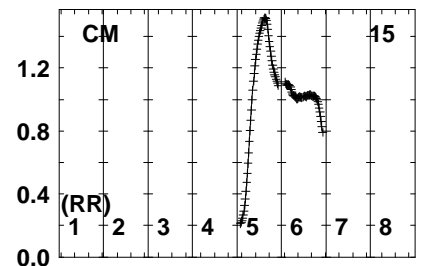
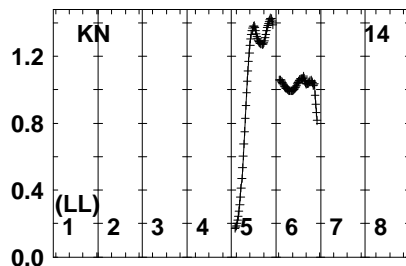
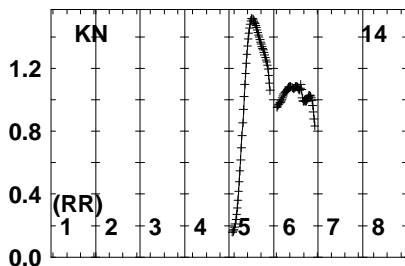
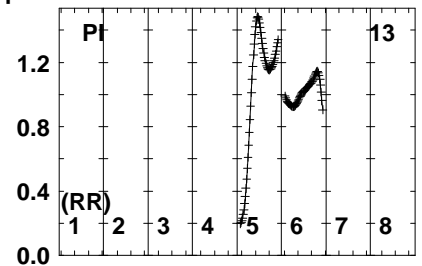
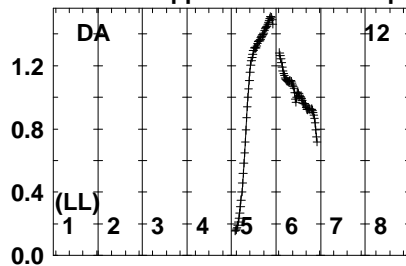
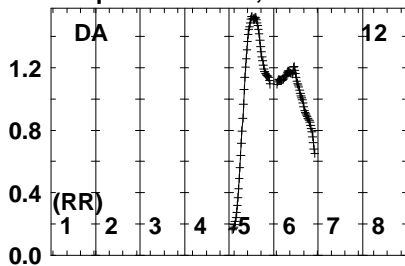


Lower frame: Real Jy
Auto-corr total-power spectrum Antenna: *
Timerange: 01/02:19:51 to 01/02:23:19

Plot file version 183 created 16-MAY-2024 11:52:16

UGC4211 EG124B.UVDATA.1

Freq = 4.7990 GHz, Bw = 32.000 MH No calibration applied and no bandpass applied



4800483048709009309605005030

FREQ MHz

Lower frame: Real Jy

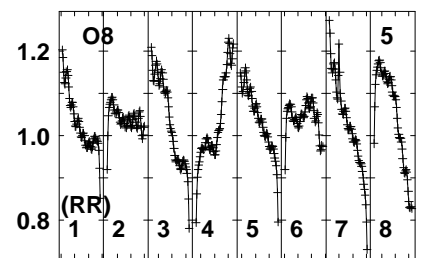
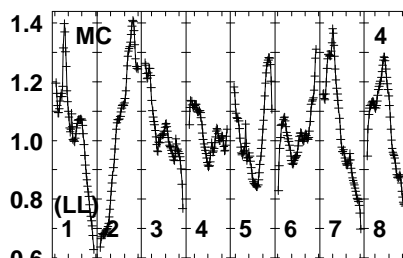
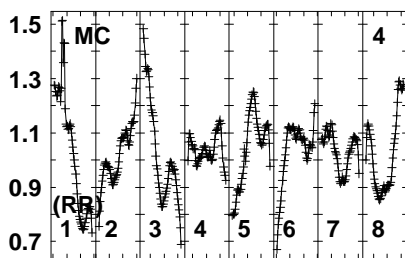
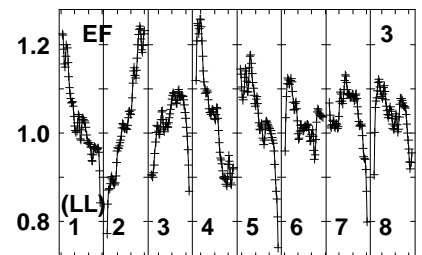
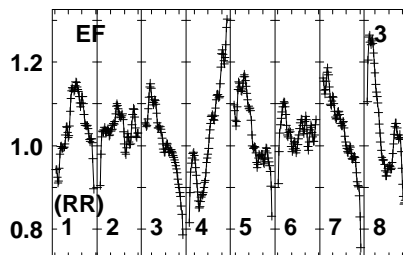
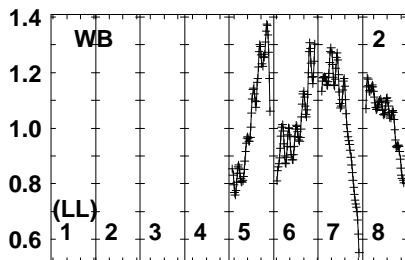
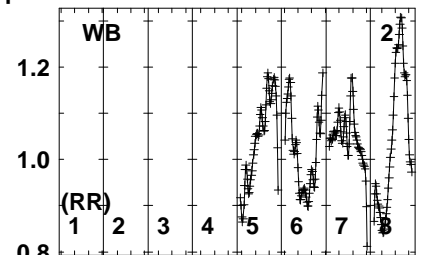
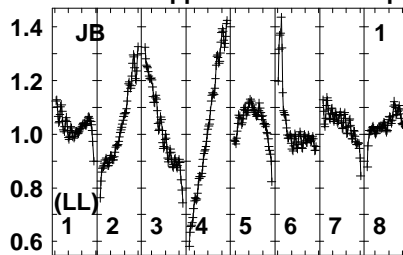
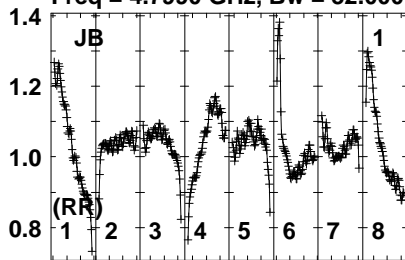
Auto-corr total-power spectrum Antenna: *

Timerange: 01/02:19:51 to 01/02:23:19

Plot file version 184 created 16-MAY-2024 11:52:16

J0804+1012 EG124B.UVDATA.1

Freq = 4.7990 GHz, Bw = 32.000 MH No calibration applied and no bandpass applied



480083048709009309605005030
FREQ MHz

480083048709009309605005030
FREQ MHz

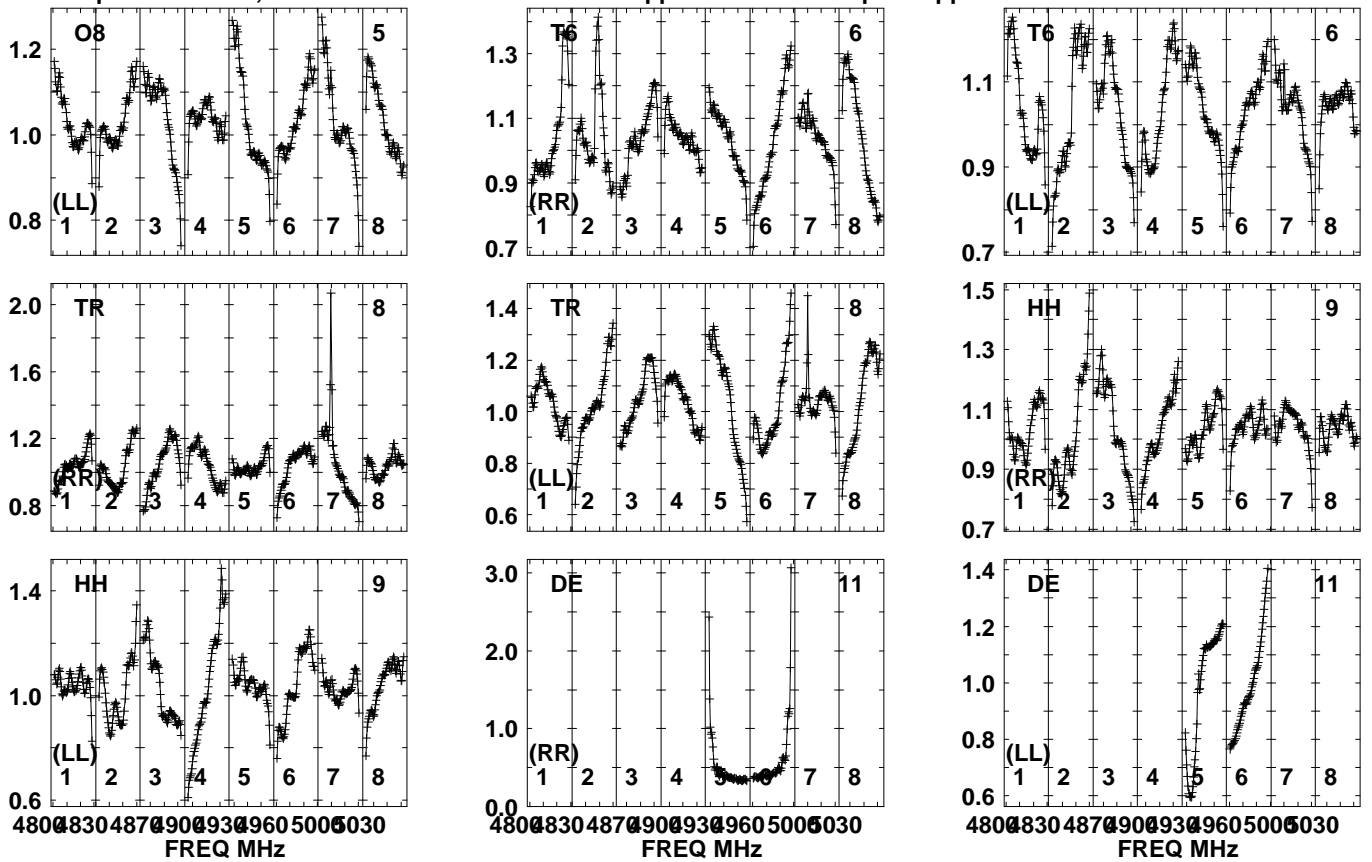
480083048709009309605005030
FREQ MHz

Lower frame: Real Jy
Auto-corr total-power spectrum Antenna: *
Timerange: 01/02:23:31 to 01/02:24:59

Plot file version 185 created 16-MAY-2024 11:52:16

J0804+1012 EG124B.UVDATA.1

Freq = 4.7990 GHz, Bw = 32.000 MH No calibration applied and no bandpass applied

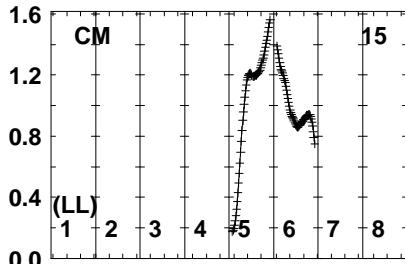
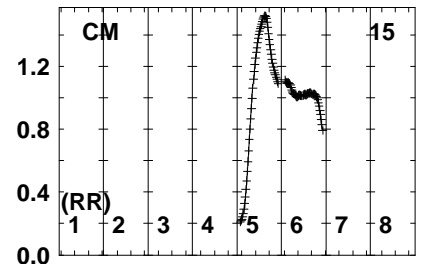
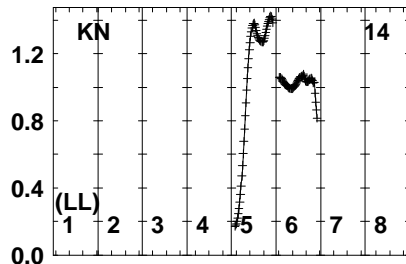
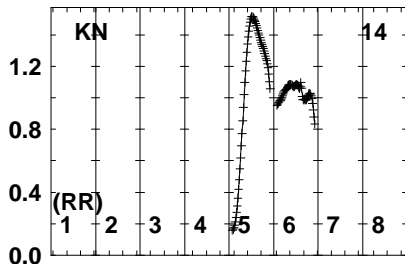
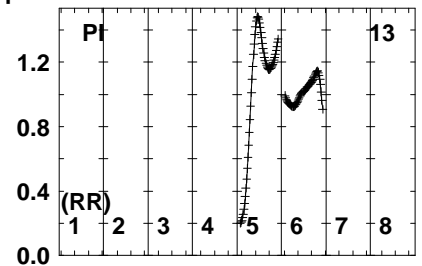
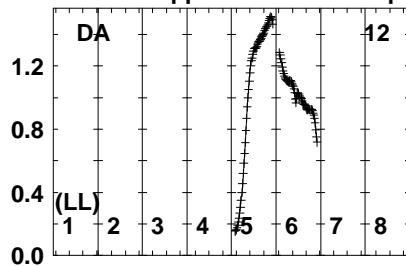
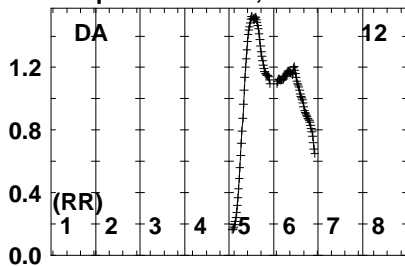


Lower frame: Real Jy
Auto-corr total-power spectrum Antenna: *
Timerange: 01/02:23:31 to 01/02:24:59

Plot file version 186 created 16-MAY-2024 11:52:17

J0804+1012 EG124B.UVDATA.1

Freq = 4.7990 GHz, Bw = 32.000 MH No calibration applied and no bandpass applied



4800483048709009309605005030

FREQ MHz

Lower frame: Real Jy

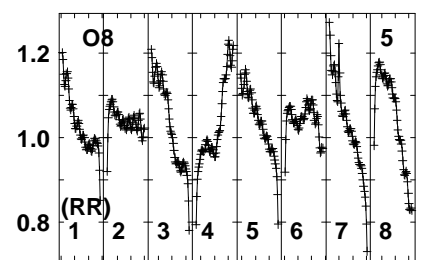
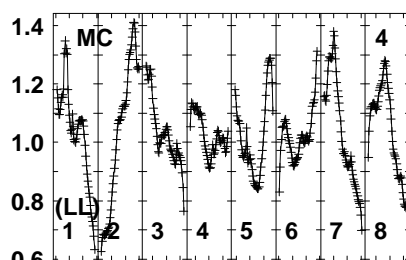
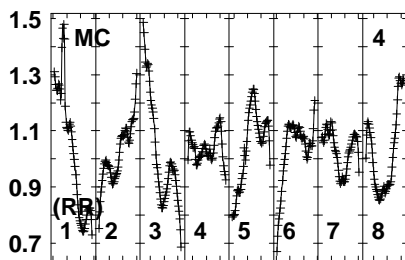
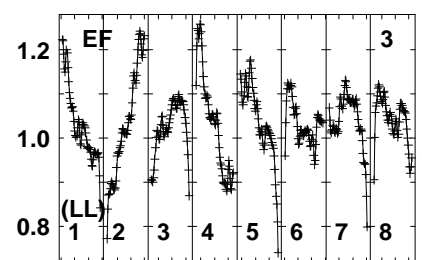
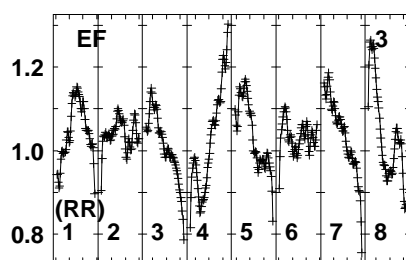
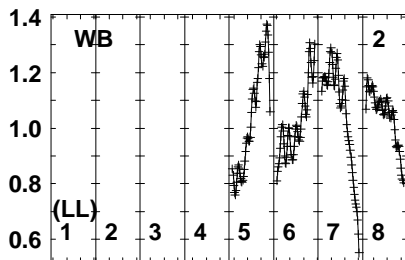
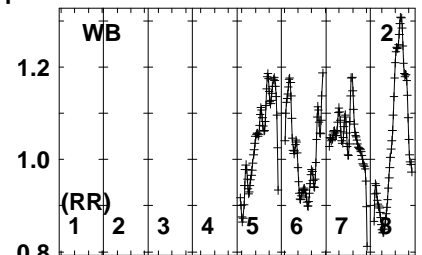
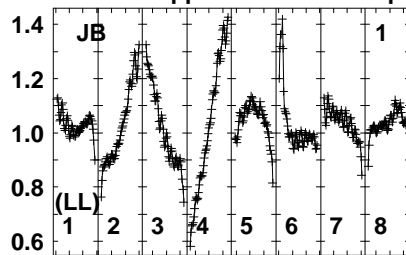
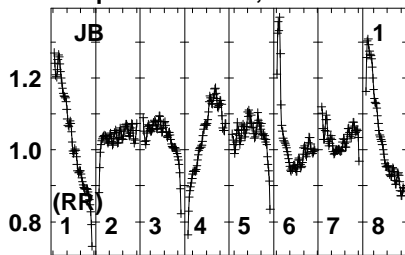
Auto-corr total-power spectrum Antenna: *

Timerange: 01/02:23:31 to 01/02:24:59

Plot file version 187 created 16-MAY-2024 11:52:17

UGC4211 EG124B.UVDATA.1

Freq = 4.7990 GHz, Bw = 32.000 MH No calibration applied and no bandpass applied



480083048709009309605005030
FREQ MHz

480083048709009309605005030
FREQ MHz

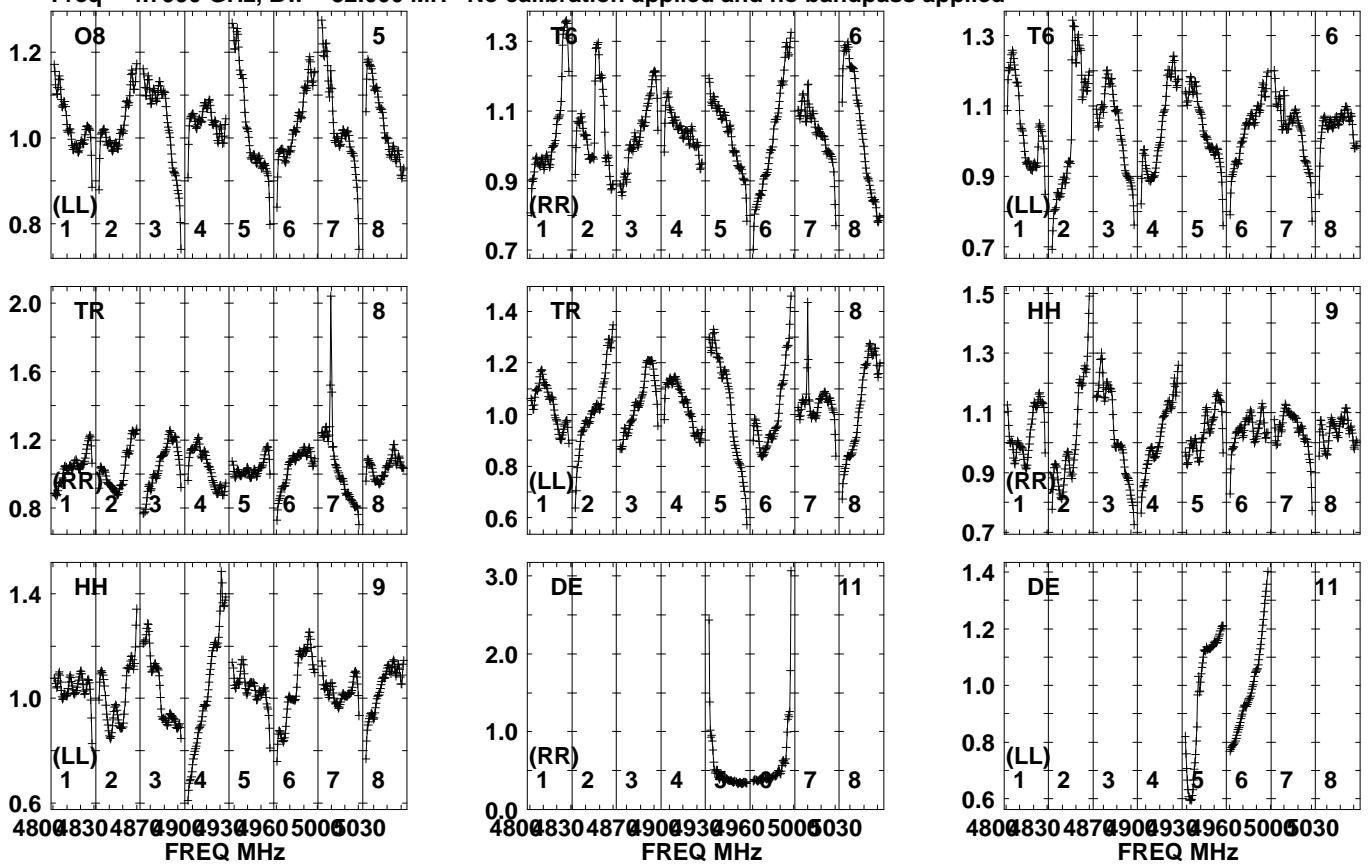
480083048709009309605005030
FREQ MHz

Lower frame: Real Jy
Auto-corr total-power spectrum Antenna: *
Timerange: 01/02:25:11 to 01/02:28:29

Plot file version 188 created 16-MAY-2024 11:52:17

UGC4211 EG124B.UVDATA.1

Freq = 4.7990 GHz, Bw = 32.000 MH No calibration applied and no bandpass applied

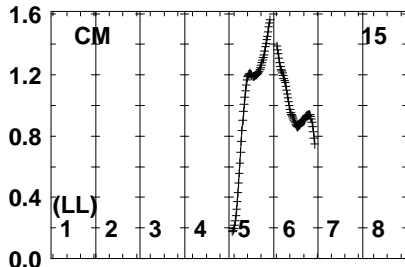
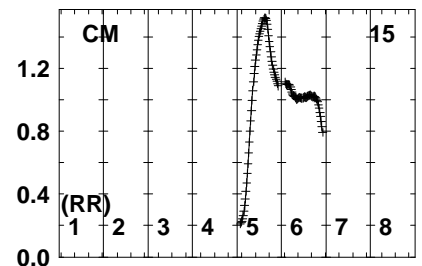
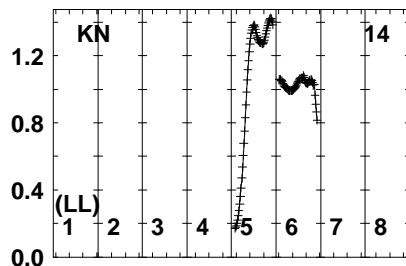
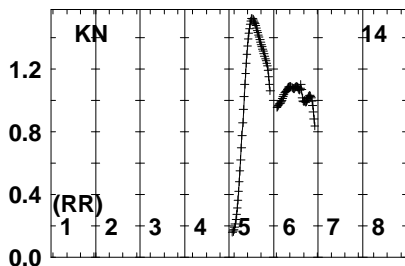
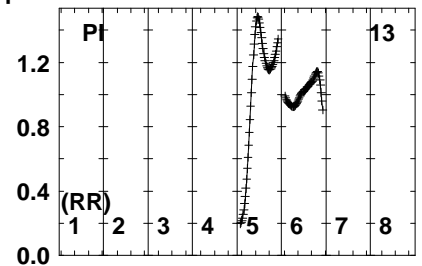
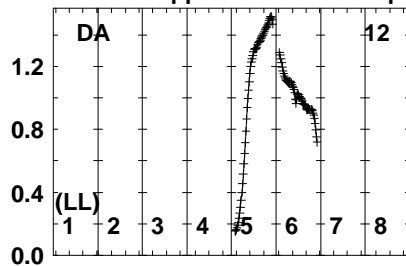
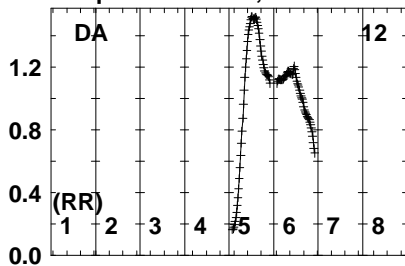


Lower frame: Real Jy
Auto-corr total-power spectrum Antenna: *
Timerange: 01/02:25:11 to 01/02:28:29

Plot file version 189 created 16-MAY-2024 11:52:17

UGC4211 EG124B.UVDATA.1

Freq = 4.7990 GHz, Bw = 32.000 MH No calibration applied and no bandpass applied



4800483048709009309605005030

FREQ MHz

Lower frame: Real Jy

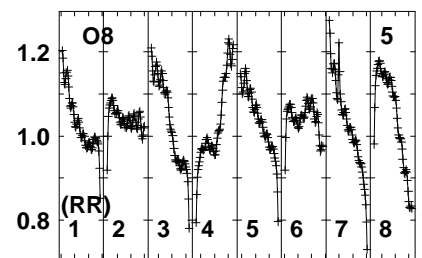
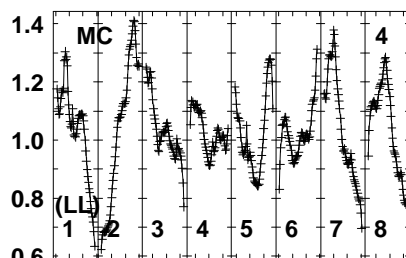
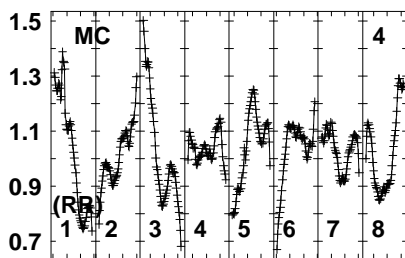
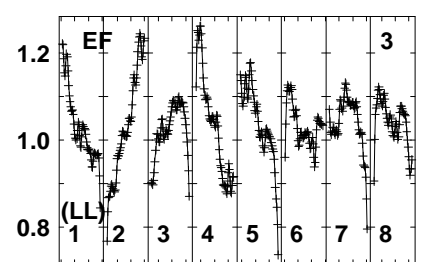
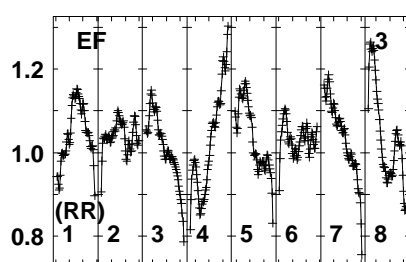
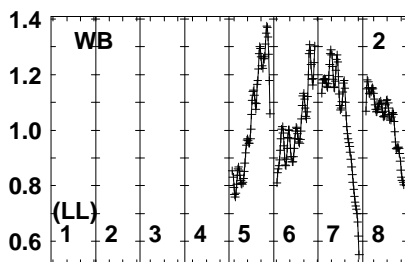
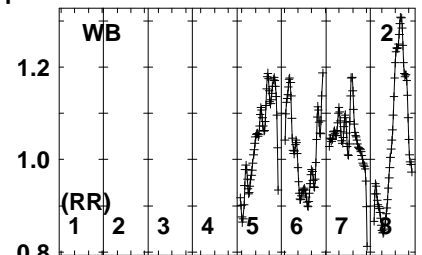
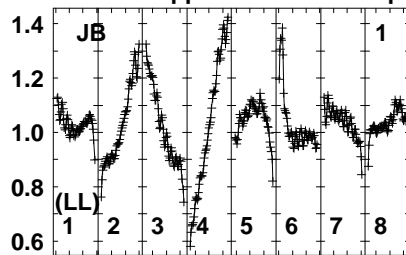
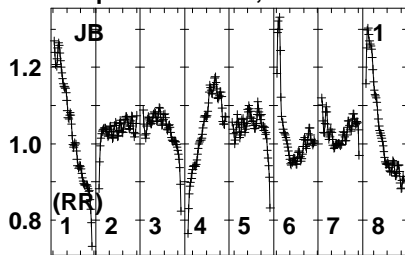
Auto-corr total-power spectrum Antenna: *

Timerange: 01/02:25:11 to 01/02:28:29

Plot file version 190 created 16-MAY-2024 11:52:17

J0804+1012 EG124B.UVDATA.1

Freq = 4.7990 GHz, Bw = 32.000 MH No calibration applied and no bandpass applied



480083048709009309605005030
FREQ MHz

480083048709009309605005030
FREQ MHz

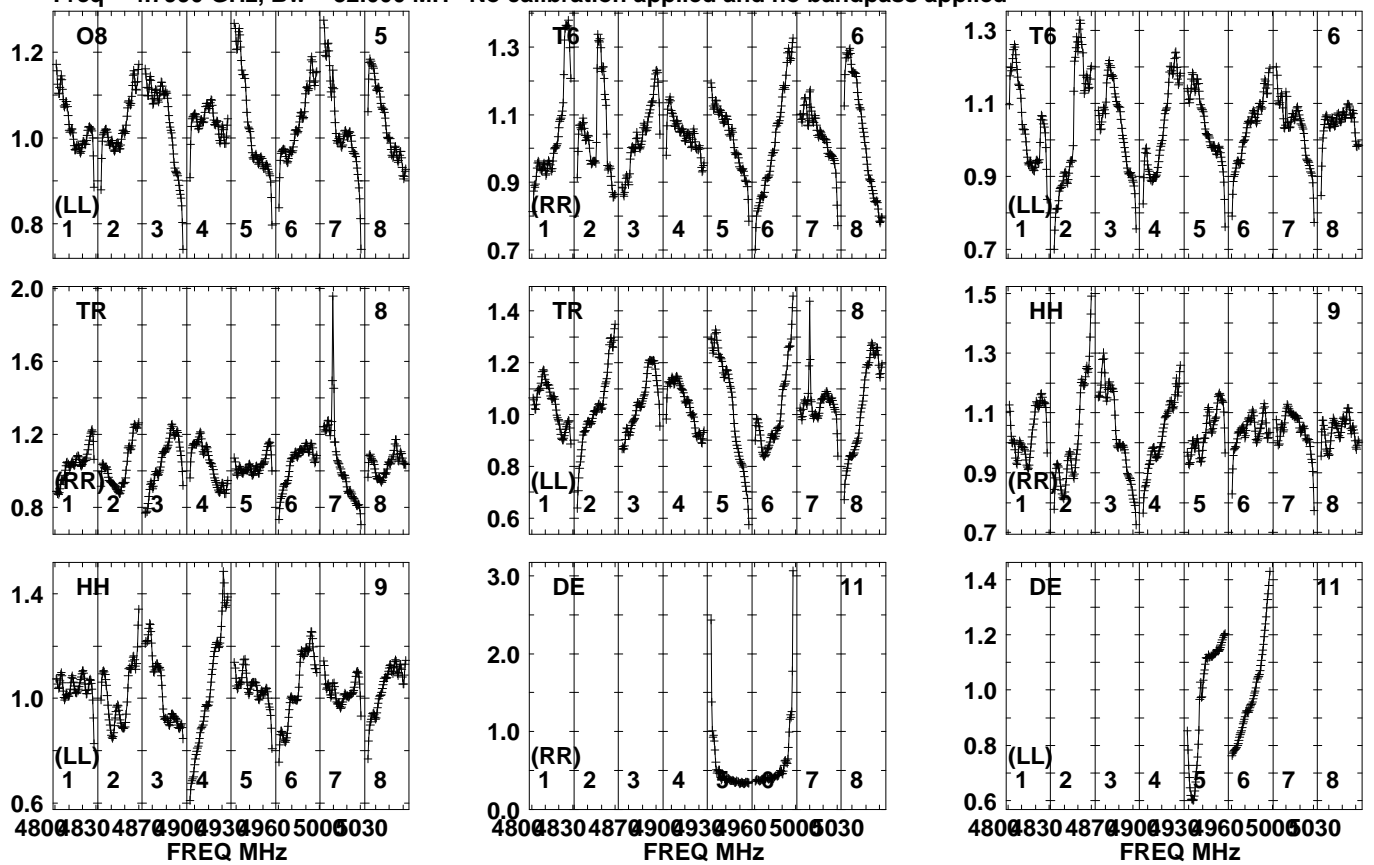
480083048709009309605005030
FREQ MHz

Lower frame: Real Jy
Auto-corr total-power spectrum Antenna: *
Timerange: 01/02:28:41 to 01/02:29:59

Plot file version 191 created 16-MAY-2024 11:52:18

J0804+1012 EG124B.UVDATA.1

Freq = 4.7990 GHz, Bw = 32.000 MH No calibration applied and no bandpass applied

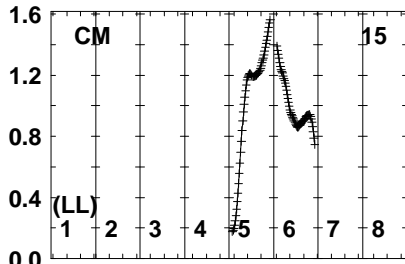
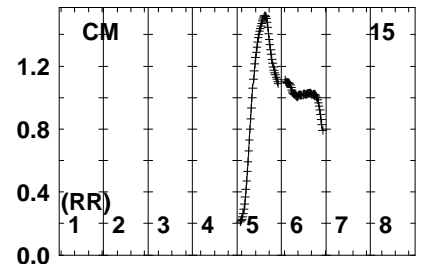
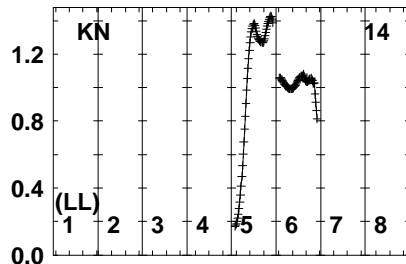
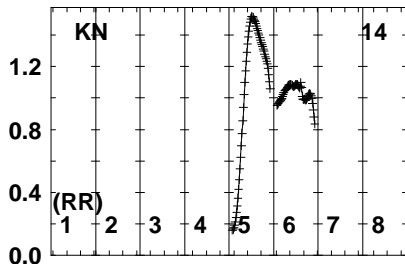
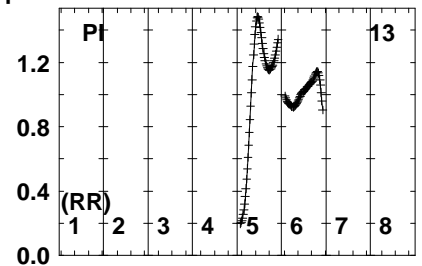
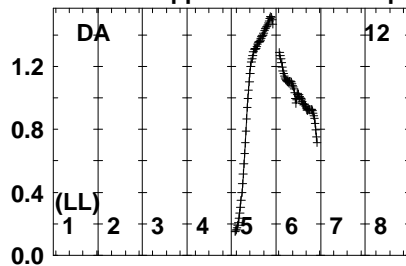
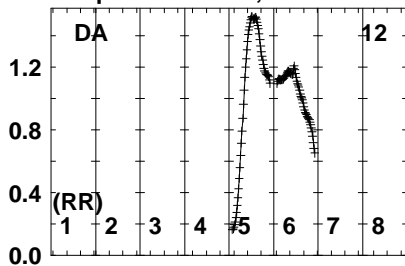


Lower frame: Real Jy
Auto-corr total-power spectrum Antenna: *
Timerange: 01/02:28:41 to 01/02:29:59

Plot file version 192 created 16-MAY-2024 11:52:18

J0804+1012 EG124B.UVDATA.1

Freq = 4.7990 GHz, Bw = 32.000 MH No calibration applied and no bandpass applied



480083048709009309605005030

FREQ MHz

Lower frame: Real Jy

Auto-corr total-power spectrum Antenna: *

Timerange: 01/02:28:41 to 01/02:29:59