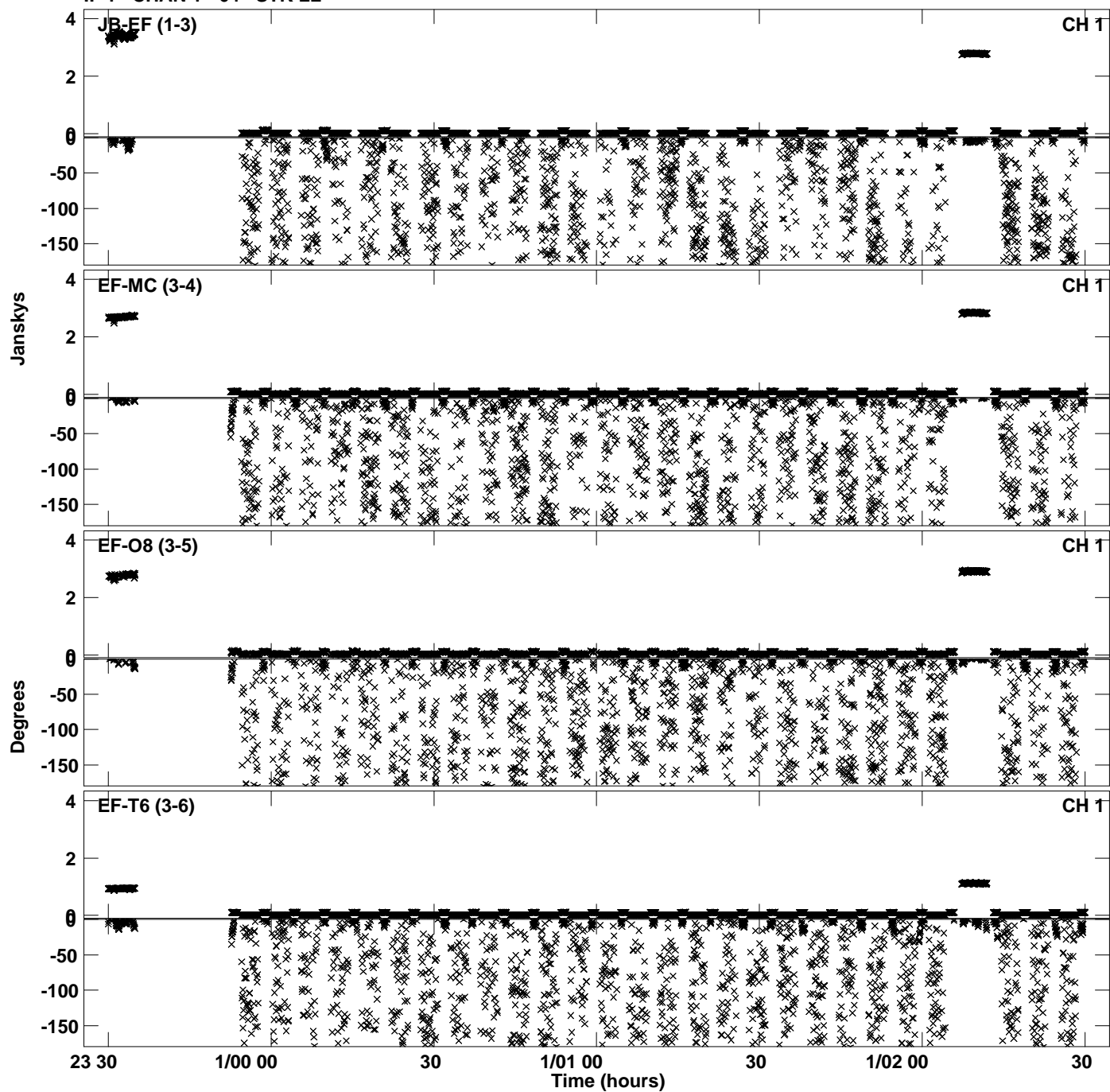
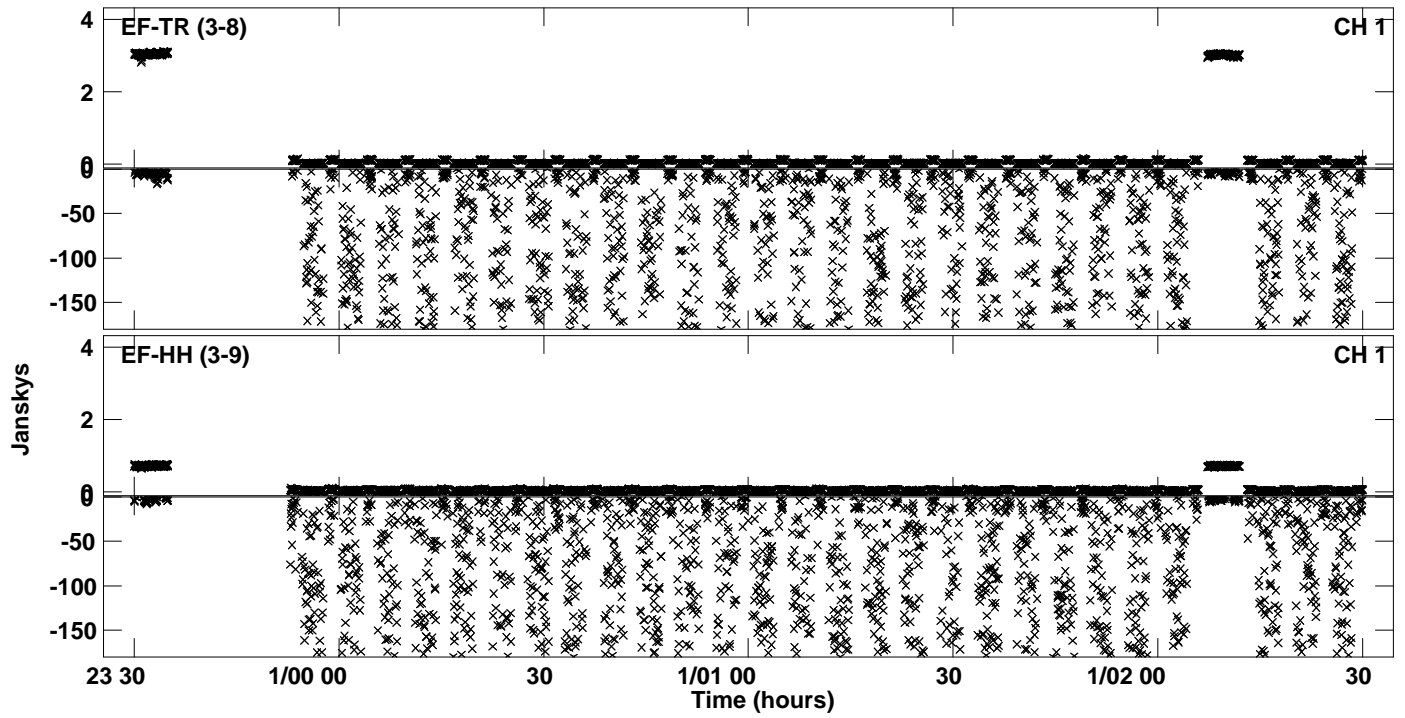



Plot file version 1 created 16-MAY-2024 16:15:51  
Amplitude and Phase vs Time for EG124B.UVDATA.1 Vect aver. CL # 4  
IF 1 CHAN 1 - 64 STK LL



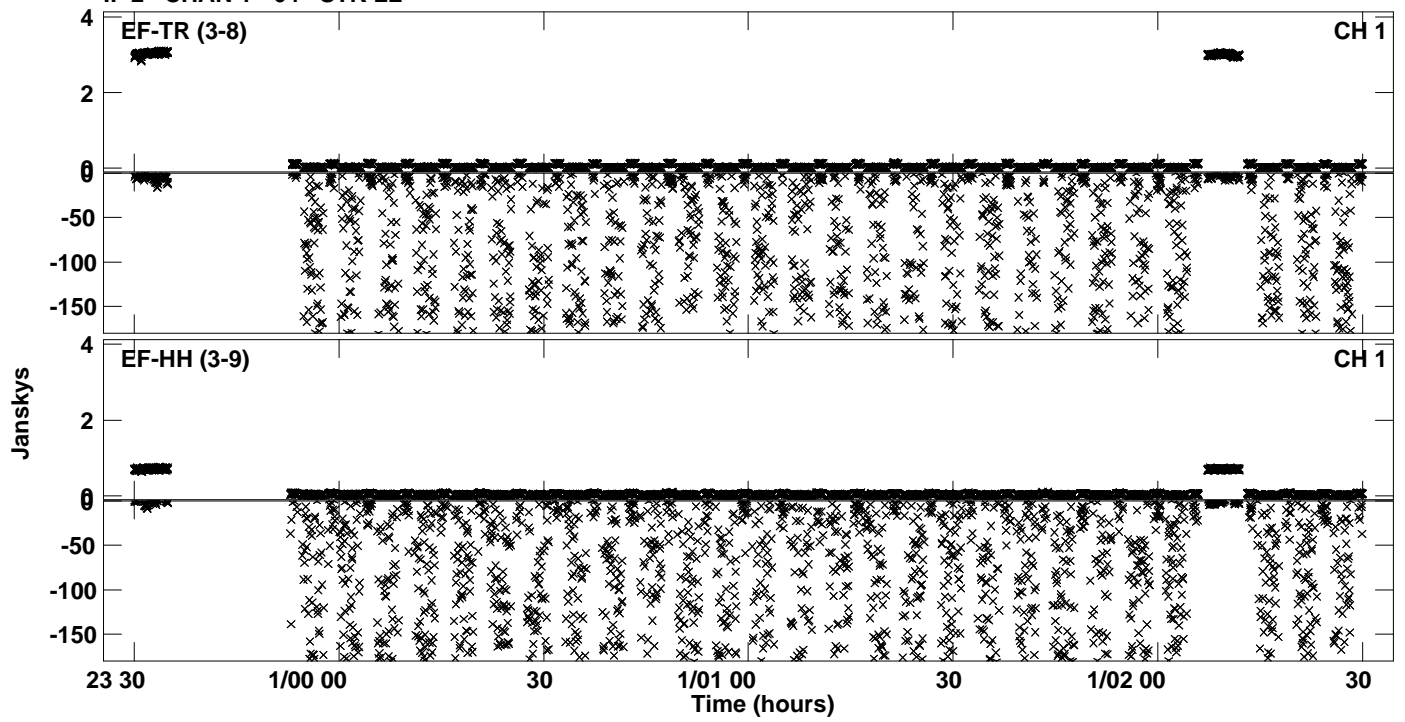
PLot file version 2 created 16-MAY-2024 16:15:51  
Amplitude and Phase vs Time for EG124B.UVDATA.1 Vect aver. CL # 4  
IF 1 CHAN 1 - 64 STK LL



Plot file version 3 created 16-MAY-2024 16:15:57  
Amplitude and Phase vs Time for EG124B.UVDATA.1 Vect aver. CL # 4  
IF 2 CHAN 1 - 64 STK LL




PLot file version 4 created 16-MAY-2024 16:15:57  
Amplitude and Phase vs Time for EG124B.UVDATA.1 Vect aver. CL # 4  
IF 2 CHAN 1 - 64 STK LL

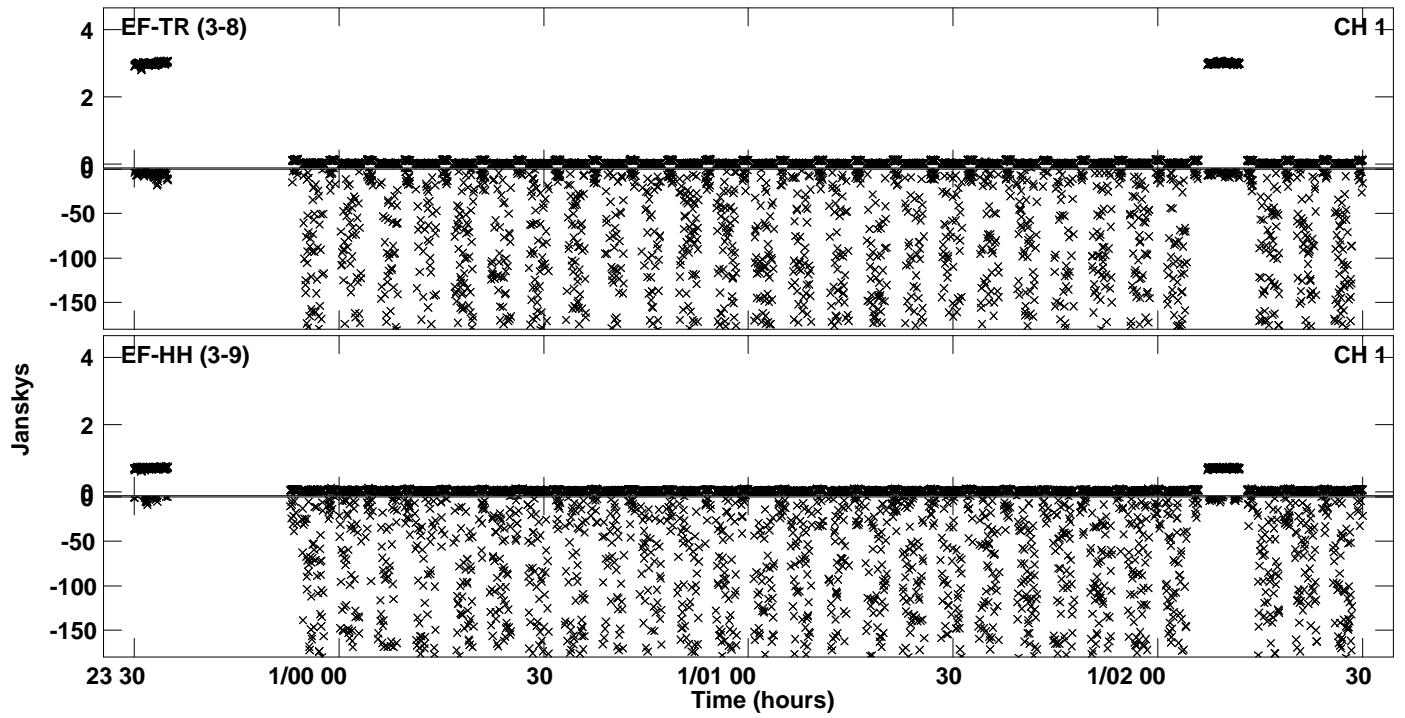





Plot file version 5 created 16-MAY-2024 16:16:02  
Amplitude and Phase vs Time for EG124B.UVDATA.1 Vect aver. CL # 4  
IF 3 CHAN 1 - 64 STK LL



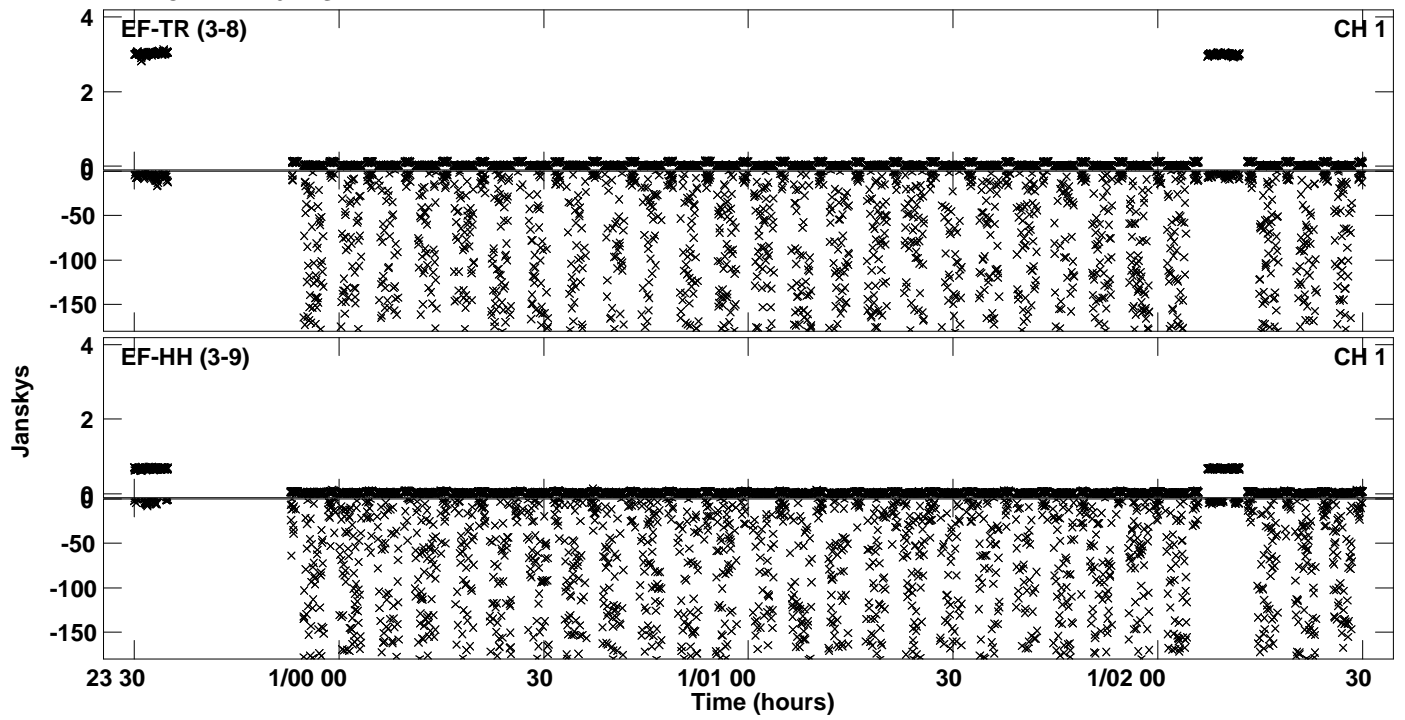
PLot file version 6 created 16-MAY-2024 16:16:02  
Amplitude andPhase vs Time for EG124B.UVDATA.1 Vect aver. CL # 4  
IF 3 CHAN 1 - 64 STK LL




Plot file version 7 created 16-MAY-2024 16:16:08  
Amplitude and Phase vs Time for EG124B.UVDATA.1 Vect aver. CL # 4  
IF 4 CHAN 1 - 64 STK LL




PLot file version 8 created 16-MAY-2024 16:16:08  
Amplitude and Phase vs Time for EG124B.UVDATA.1 Vect aver. CL # 4  
IF 4 CHAN 1 - 64 STK LL



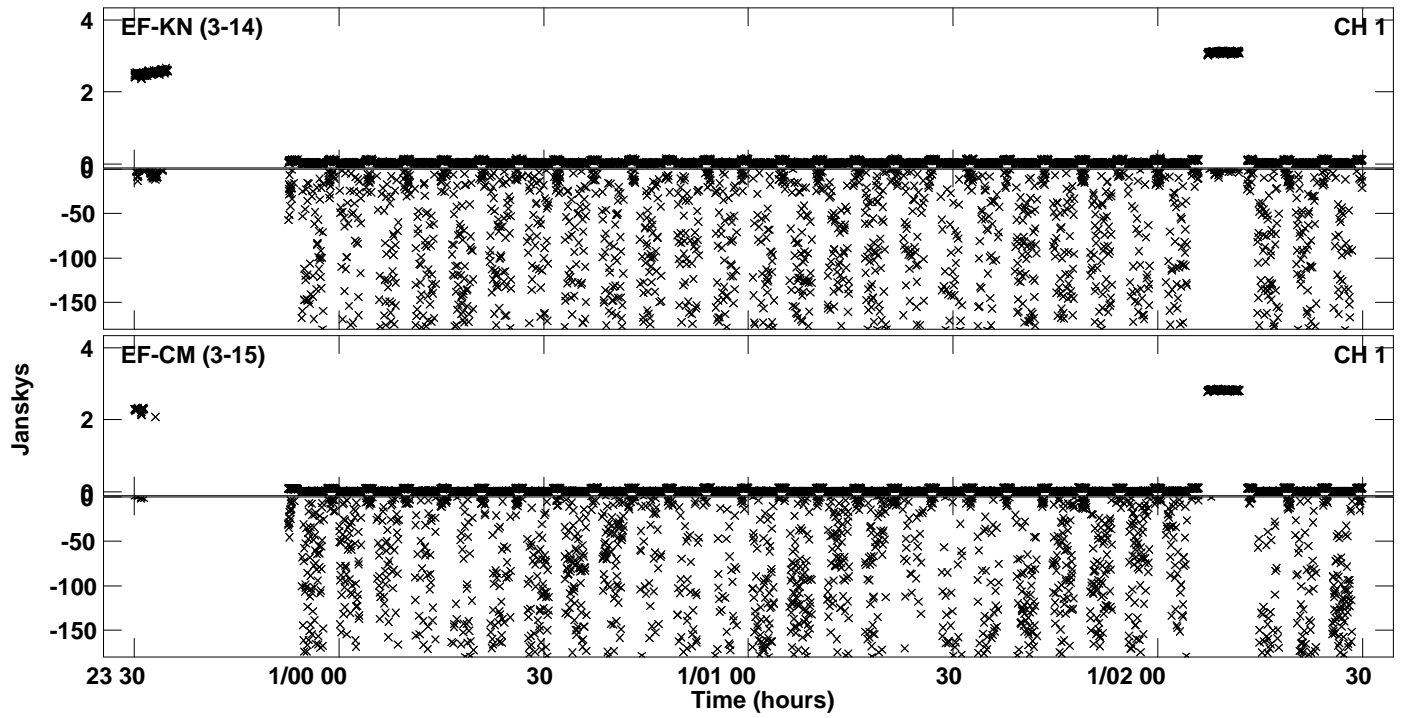
Plot file version 9 created 16-MAY-2024 16:16:16  
Amplitude and Phase vs Time for EG124B.UVDATA.1 Vect aver. CL # 4  
IF 5 CHAN 1 - 64 STK LL




Plot file version 10 created 16-MAY-2024 16:16:16  
Amplitude and Phase vs Time for EG124B.UVDATA.1 Vect aver. CL # 4  
IF 5 CHAN 1 - 64 STK LL



PLot file version 11 created 16-MAY-2024 16:16:16  
Amplitude and Phase vs Time for EG124B.UVDATA.1 Vect aver. CL # 4  
IF 5 CHAN 1 - 64 STK LL

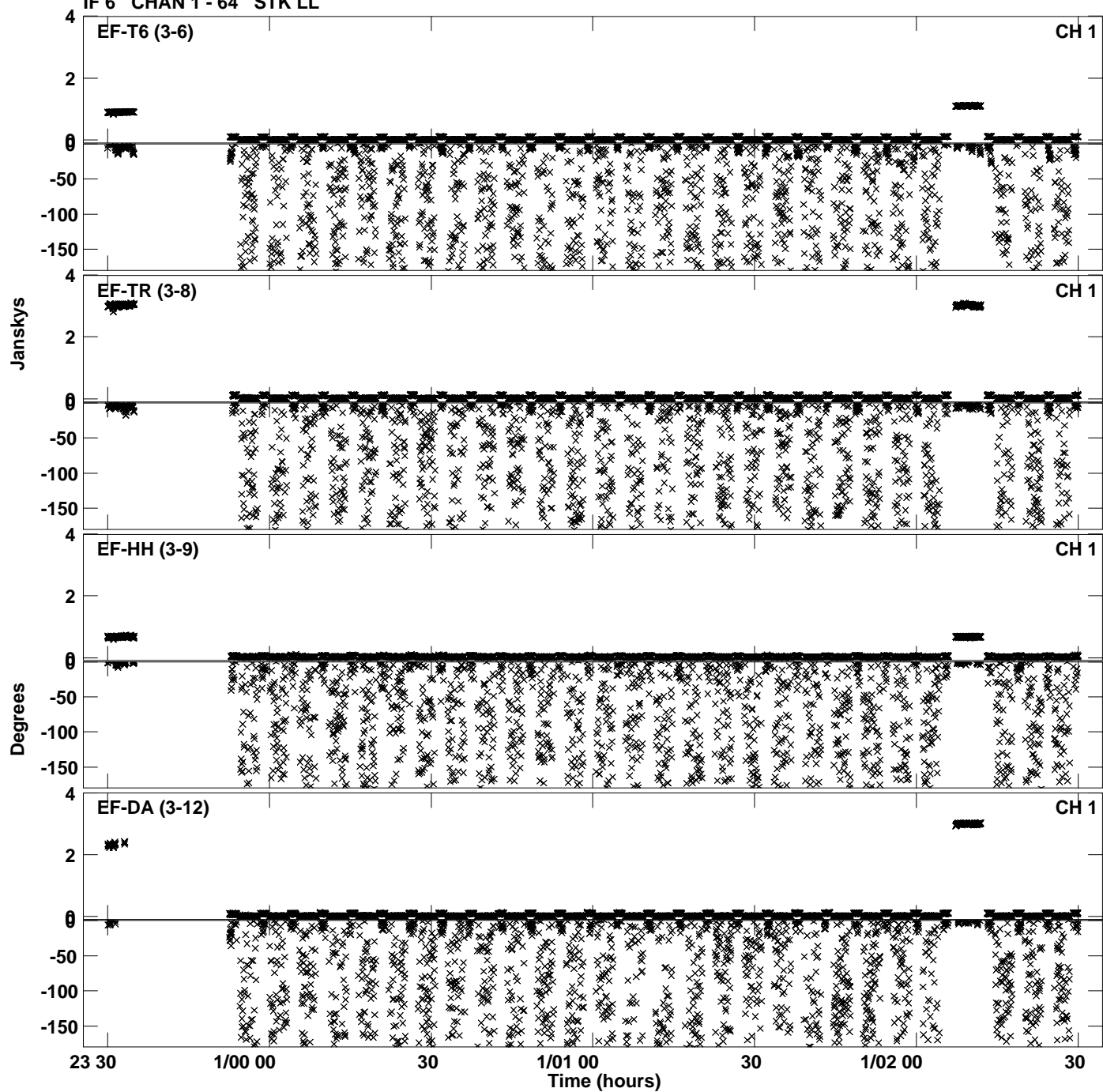


Plot file version 12 created 16-MAY-2024 16:16:24  
Amplitude and Phase vs Time for EG124B.UVDATA.1 Vect aver. CL # 4  
IF 6 CHAN 1 - 64 STK LL

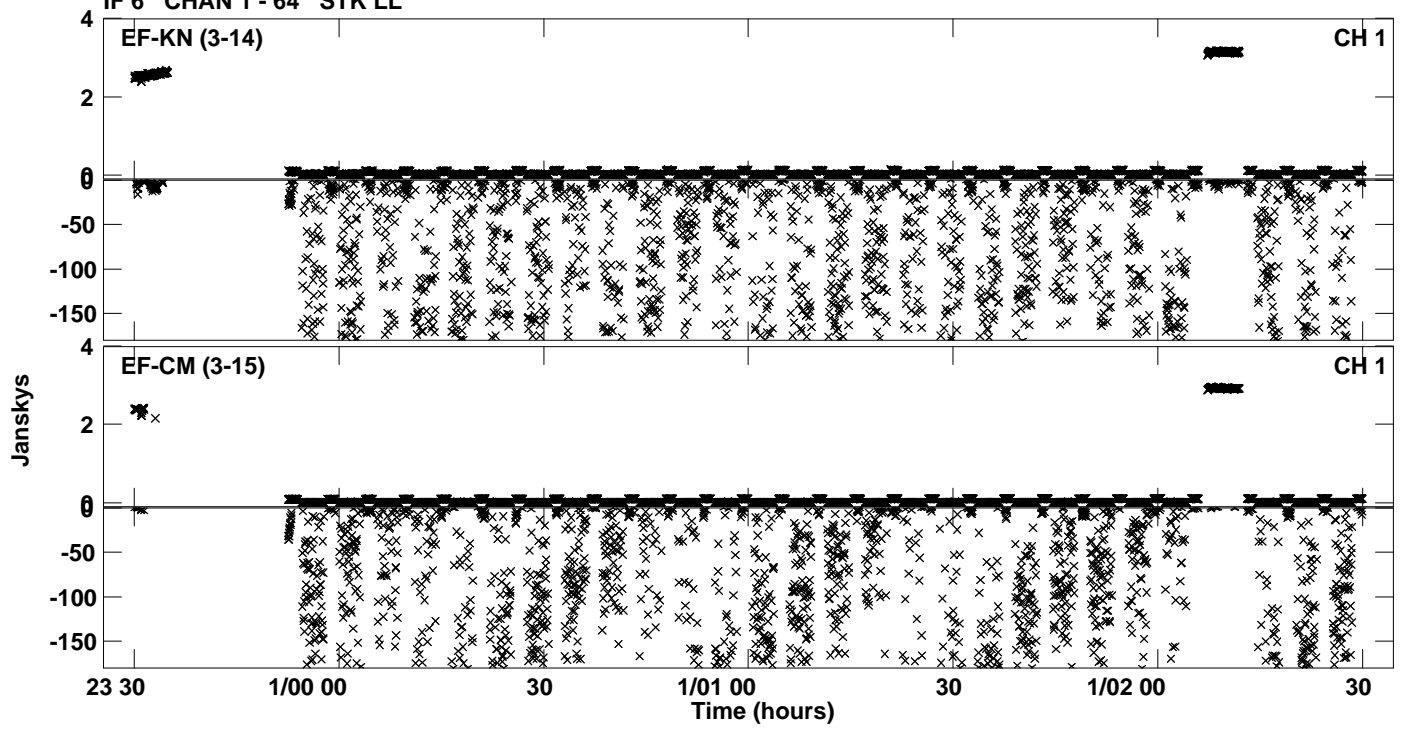





Plot file version 13 created 16-MAY-2024 16:16:24  
Amplitude and Phase vs Time for EG124B.UVDATA.1 Vect aver. CL # 4  
IF 6 CHAN 1 - 64 STK LL




PLot file version 14 created 16-MAY-2024 16:16:24  
Amplitude and Phase vs Time for EG124B.UVDATA.1 Vect aver. CL # 4  
IF 6 CHAN 1 - 64 STK LL



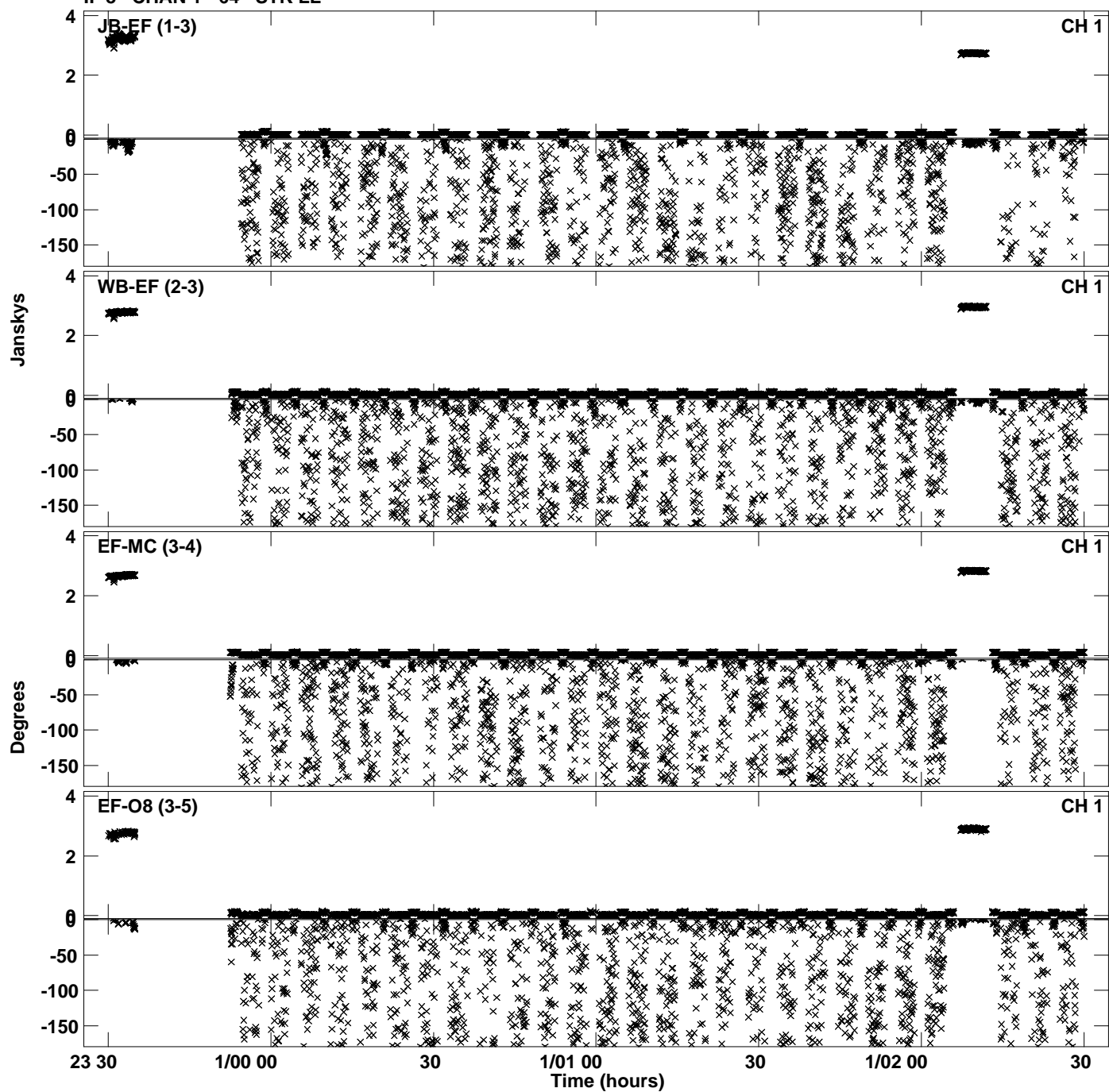
Plot file version 15 created 16-MAY-2024 16:16:30  
Amplitude and Phase vs Time for EG124B.UVDATA.1 Vect aver. CL # 4  
IF 7 CHAN 1 - 64 STK LL




Plot file version 16 created 16-MAY-2024 16:16:30  
Amplitude and Phase vs Time for EG124B.UVDATA.1 Vect aver. CL # 4  
IF 7 CHAN 1 - 64 STK LL




Plot file version 17 created 16-MAY-2024 16:16:36  
Amplitude and Phase vs Time for EG124B.UVDATA.1 Vect aver. CL # 4  
IF 8 CHAN 1 - 64 STK LL



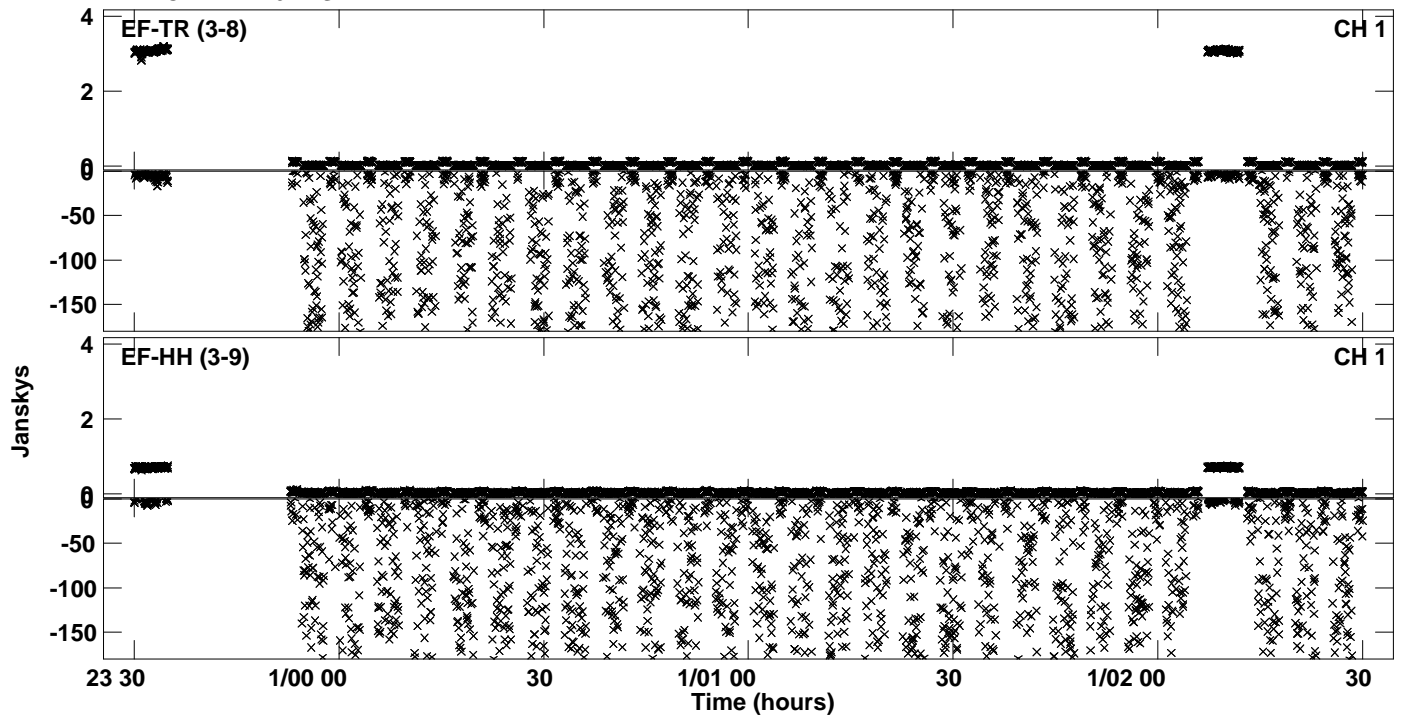
Plot file version 18 created 16-MAY-2024 16:16:36  
Amplitude and Phase vs Time for EG124B.UVDATA.1 Vect aver. CL # 4  
IF 8 CHAN 1 - 64 STK LL



Plot file version 19 created 16-MAY-2024 16:16:42  
Amplitude and Phase vs Time for EG124B.UVDATA.1 Vect aver. CL # 4  
IF 1 CHAN 1 - 64 STK RR




PLot file version 20 created 16-MAY-2024 16:16:42  
Amplitude and Phase vs Time for EG124B.UVDATA.1 Vect aver. CL # 4  
IF 1 CHAN 1 - 64 STK RR

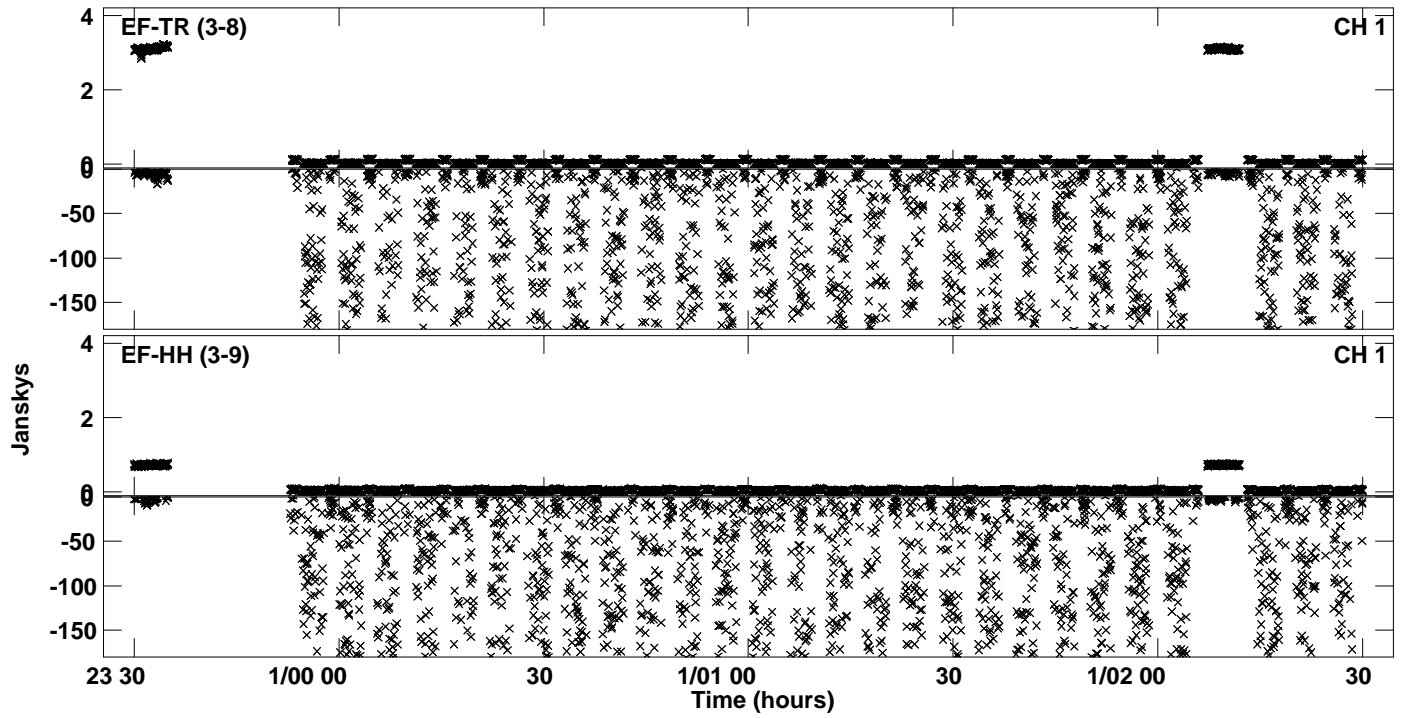





Plot file version 21 created 16-MAY-2024 16:16:49  
Amplitude and Phase vs Time for EG124B.UVDATA.1 Vect aver. CL # 4  
IF 2 CHAN 1 - 64 STK RR



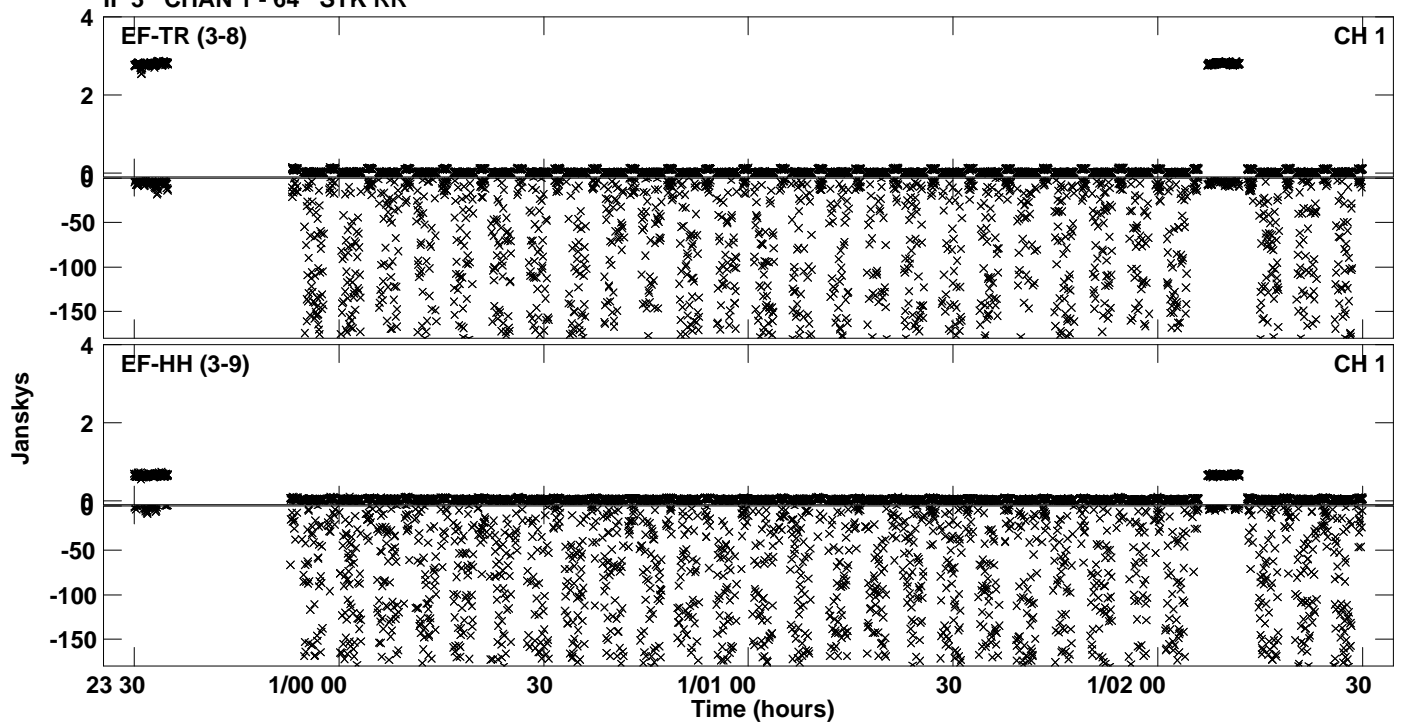
PLot file version 22 created 16-MAY-2024 16:16:49  
Amplitude and Phase vs Time for EG124B.UVDATA.1 Vect aver. CL # 4  
IF 2 CHAN 1 - 64 STK RR



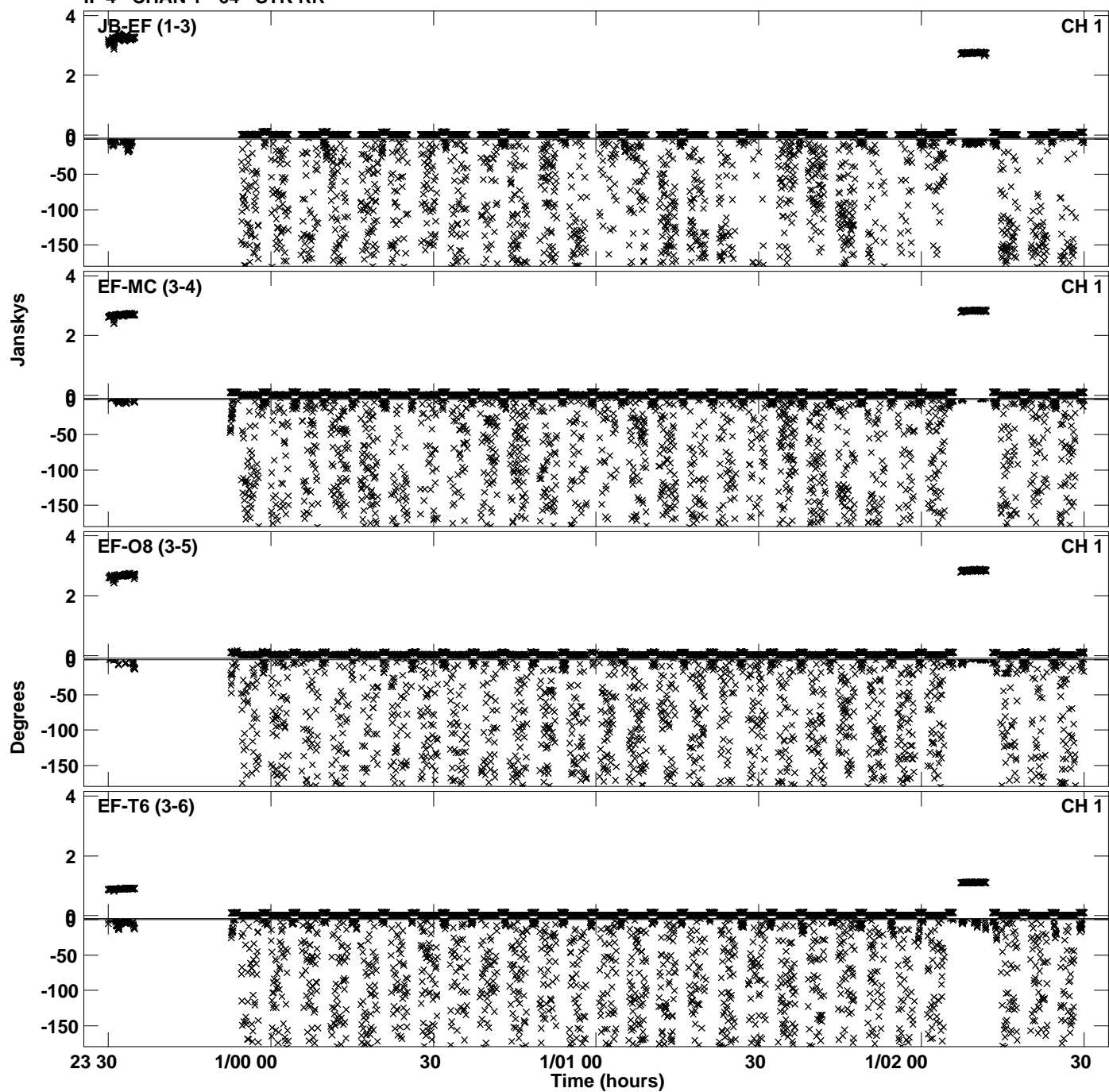
Plot file version 23 created 16-MAY-2024 16:16:54  
Amplitude and Phase vs Time for EG124B.UVDATA.1 Vect aver. CL # 4  
IF 3 CHAN 1 - 64 STK RR



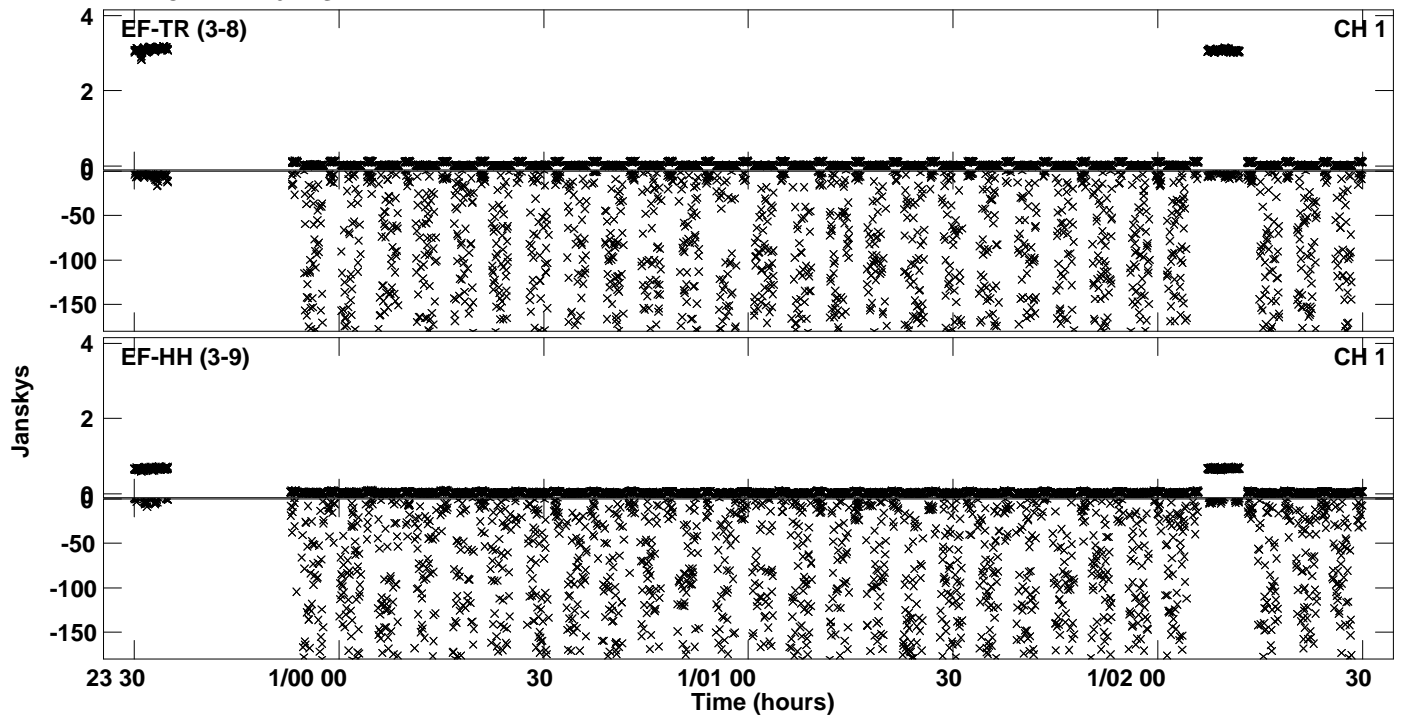
Plot file version 24 created 16-MAY-2024 16:16:54  
Amplitude and Phase vs Time for EG124B.UVDATA.1 Vect aver. CL # 4  
IF 3 CHAN 1 - 64 STK RR



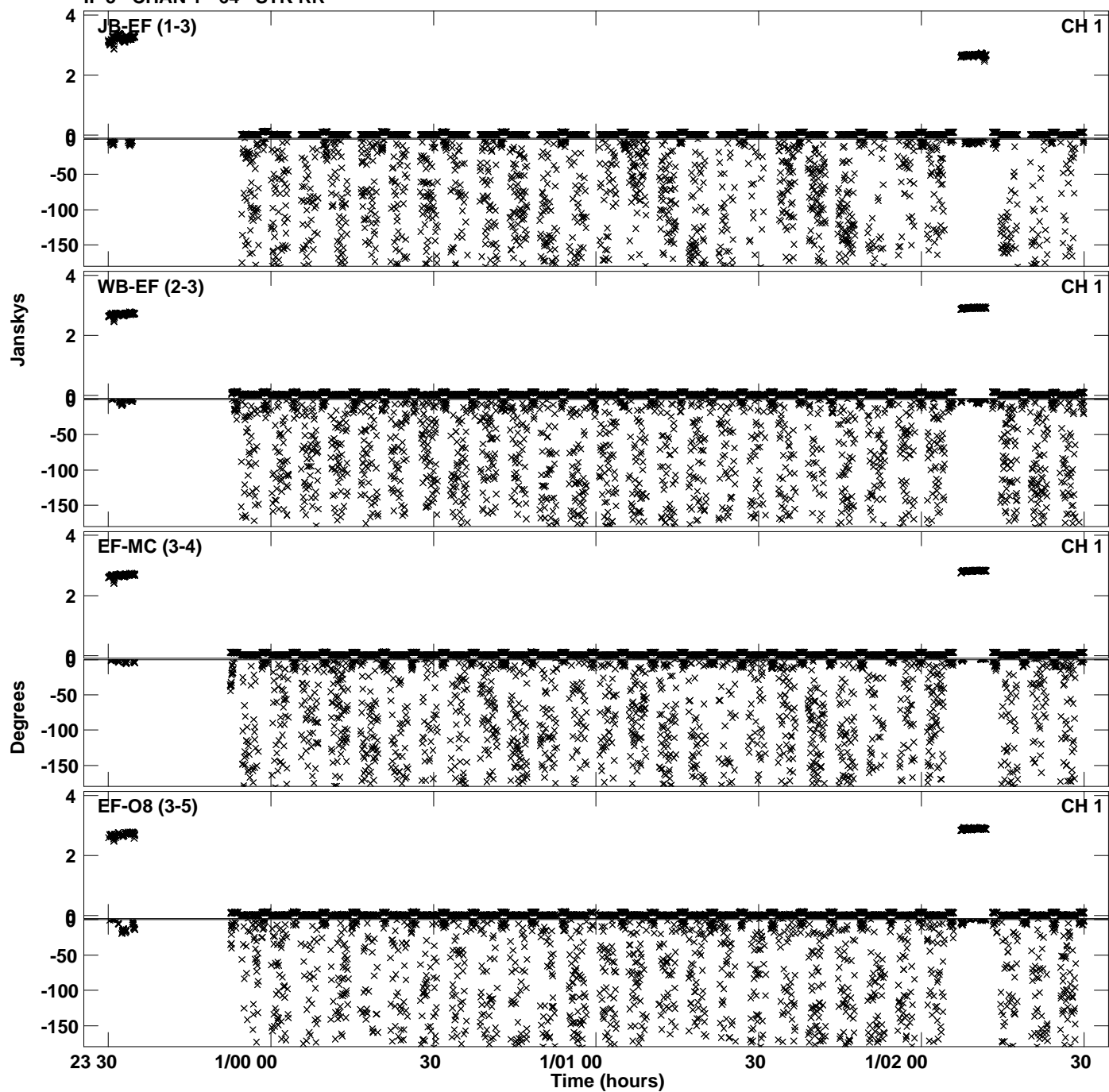
Plot file version 25 created 16-MAY-2024 16:16:59  
Amplitude and Phase vs Time for EG124B.UVDATA.1 Vect aver. CL # 4  
IF 4 CHAN 1 - 64 STK RR



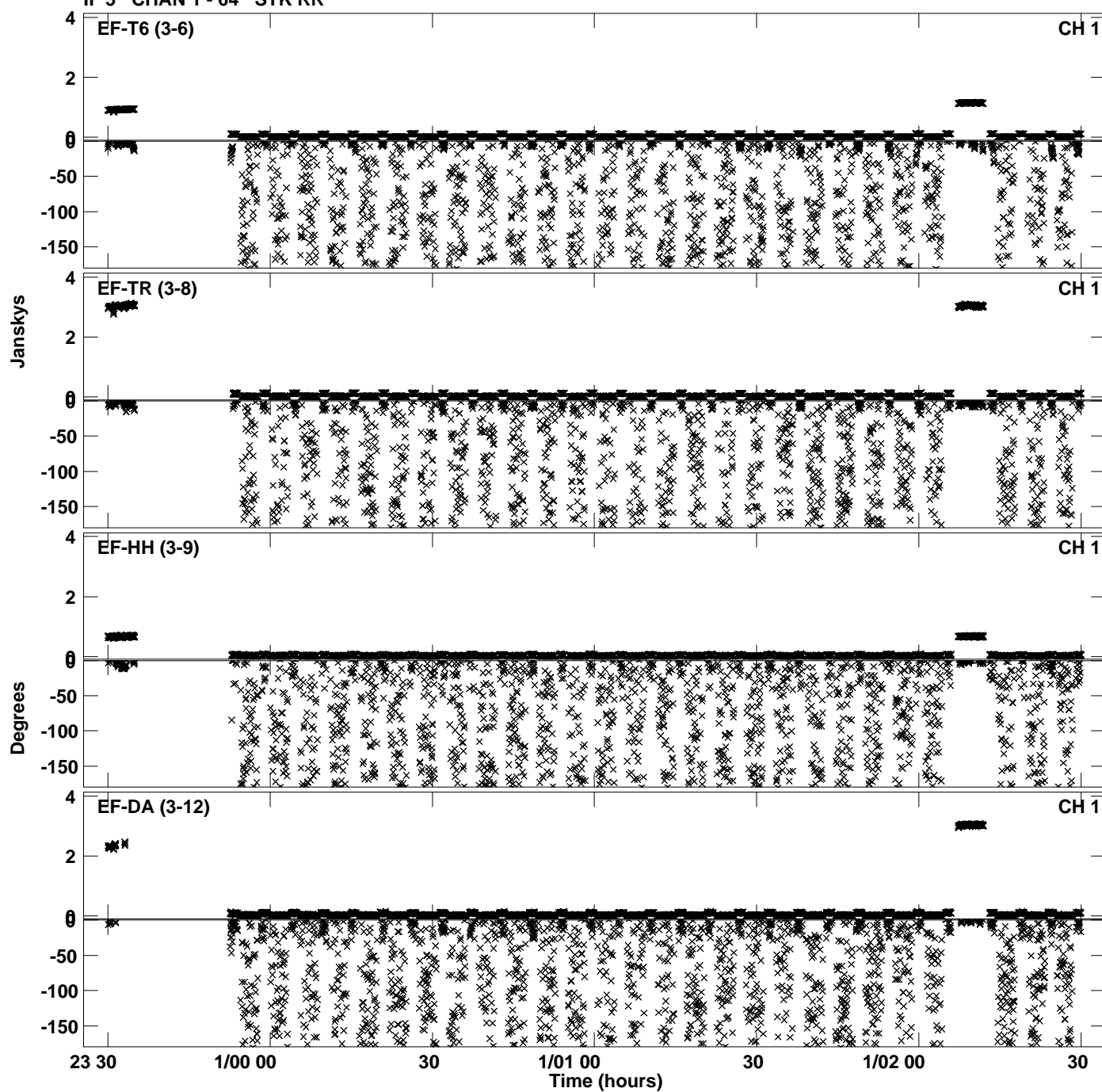
PLot file version 26 created 16-MAY-2024 16:16:59  
Amplitude and Phase vs Time for EG124B.UVDATA.1 Vect aver. CL # 4  
IF 4 CHAN 1 - 64 STK RR



Plot file version 27 created 16-MAY-2024 16:17:06  
Amplitude and Phase vs Time for EG124B.UVDATA.1 Vect aver. CL # 4  
IF 5 CHAN 1 - 64 STK RR




Plot file version 28 created 16-MAY-2024 16:17:06  
Amplitude and Phase vs Time for EG124B.UVDATA.1 Vect aver. CL # 4  
IF 5 CHAN 1 - 64 STK RR

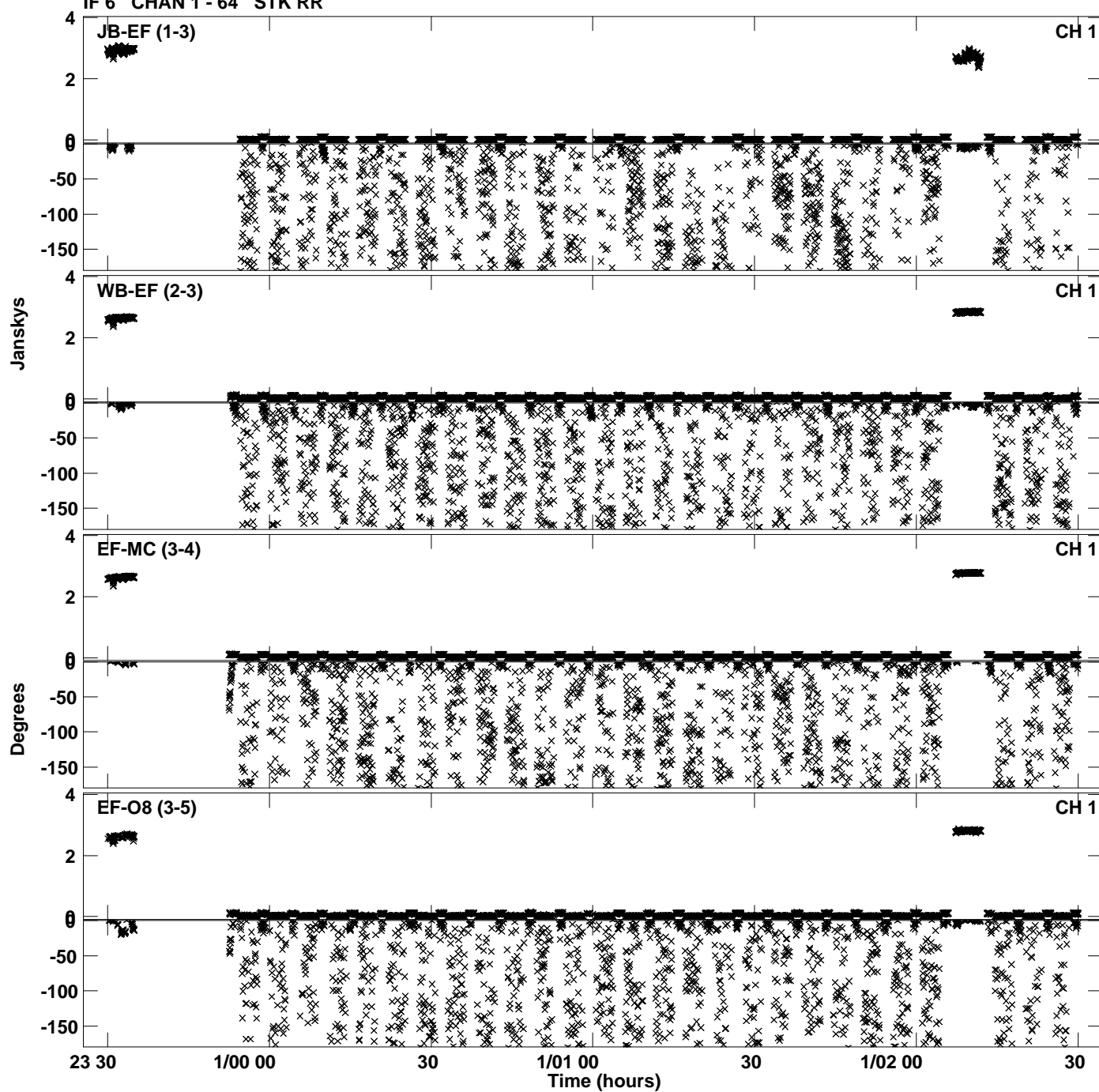





PLot file version 29 created 16-MAY-2024 16:17:06  
Amplitude and Phase vs Time for EG124B.UVDATA.1 Vect aver. CL # 4  
IF 5 CHAN 1 - 64 STK RR



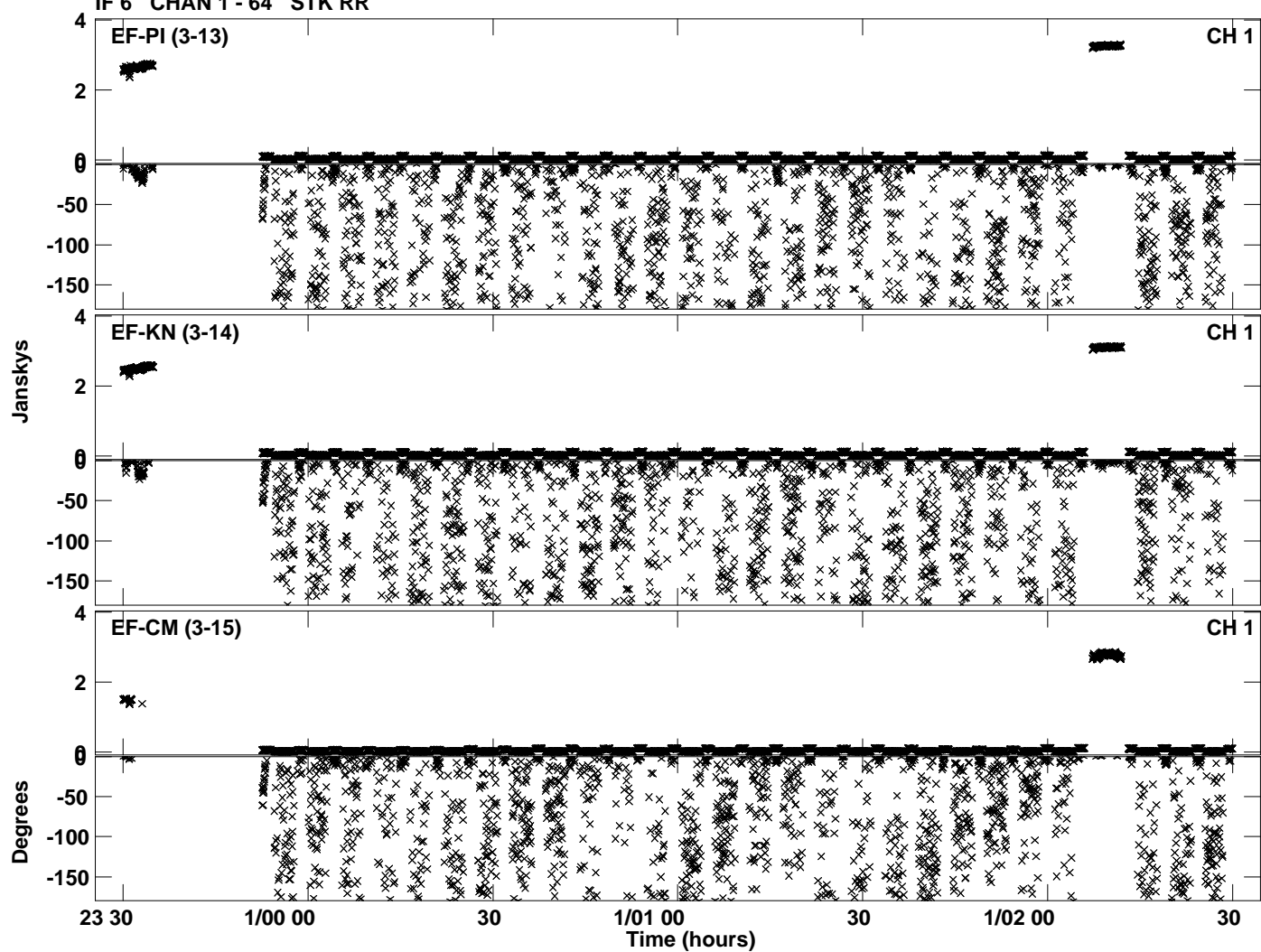
Plot file version 30 created 16-MAY-2024 16:17:14  
Amplitude and Phase vs Time for EG124B.UVDATA.1 Vect aver. CL # 4  
IF 6 CHAN 1 - 64 STK RR




Plot file version 31 created 16-MAY-2024 16:17:14  
Amplitude and Phase vs Time for EG124B.UVDATA.1 Vect aver. CL # 4  
IF 6 CHAN 1 - 64 STK RR




PLot file version 32 created 16-MAY-2024 16:17:14  
Amplitude and Phase vs Time for EG124B.UVDATA.1 Vect aver. CL # 4  
IF 6 CHAN 1 - 64 STK RR




Plot file version 33 created 16-MAY-2024 16:17:19  
Amplitude and Phase vs Time for EG124B.UVDATA.1 Vect aver. CL # 4  
IF 7 CHAN 1 - 64 STK RR



Plot file version 34 created 16-MAY-2024 16:17:19  
Amplitude and Phase vs Time for EG124B.UVDATA.1 Vect aver. CL # 4  
IF 7 CHAN 1 - 64 STK RR



Plot file version 35 created 16-MAY-2024 16:17:25  
Amplitude and Phase vs Time for EG124B.UVDATA.1 Vect aver. CL # 4  
IF 8 CHAN 1 - 64 STK RR



PLot file version 36 created 16-MAY-2024 16:17:25  
Amplitude and Phase vs Time for EG124B.UVDATA.1 Vect aver. CL # 4  
IF 8 CHAN 1 - 64 STK RR

