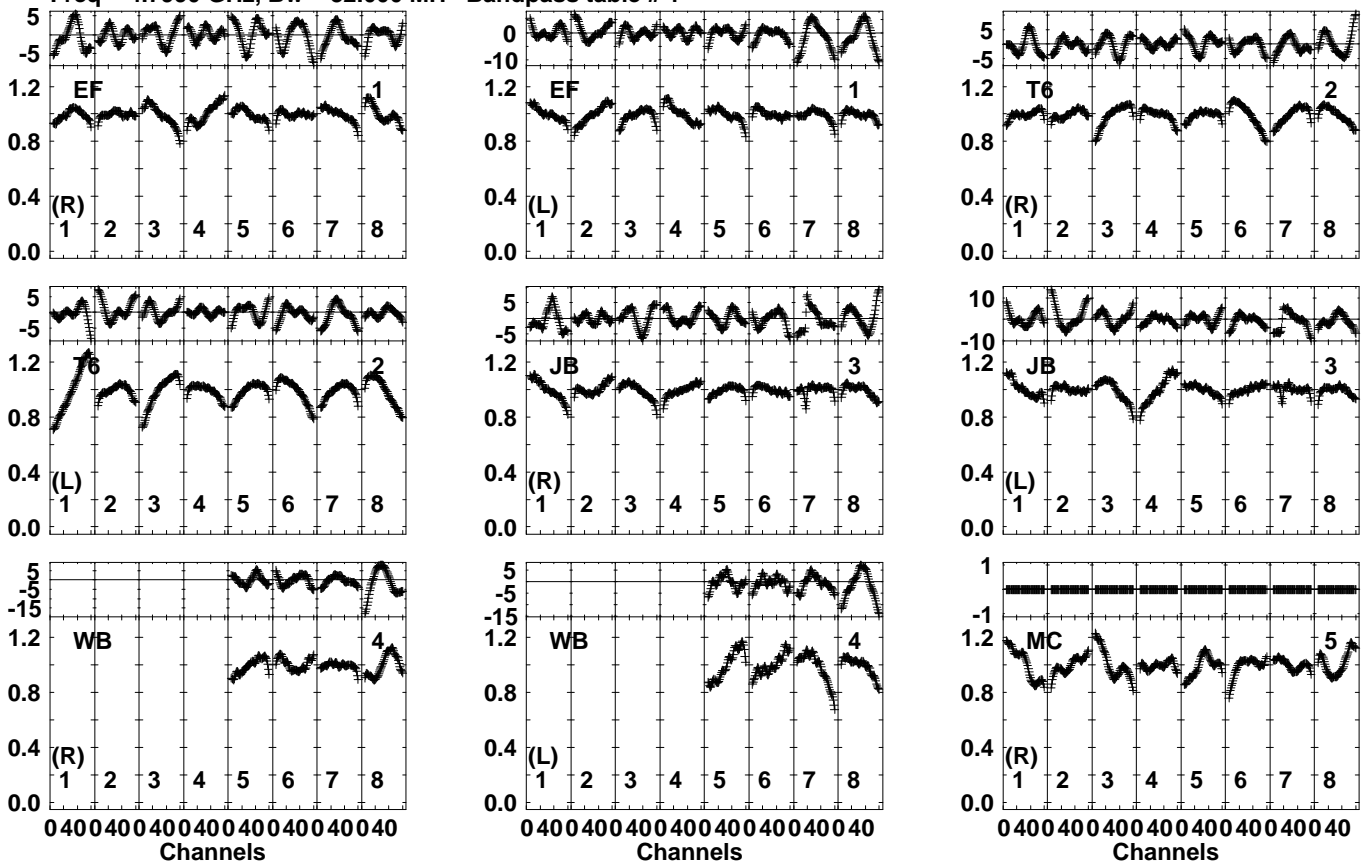
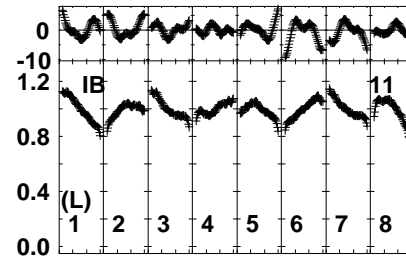
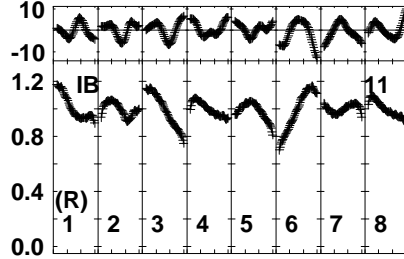
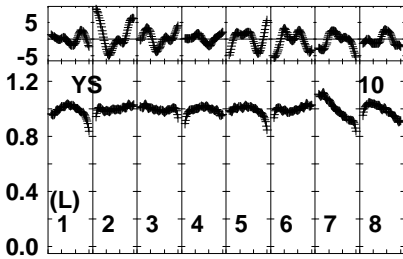
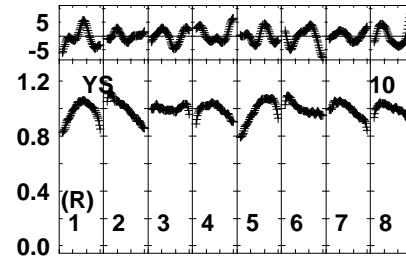
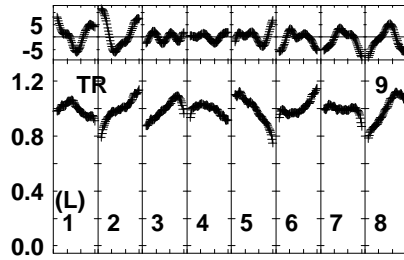
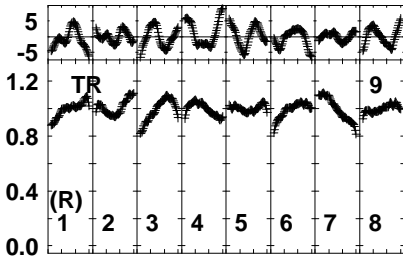
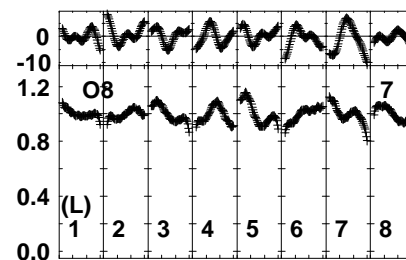
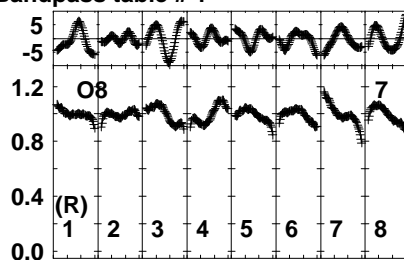
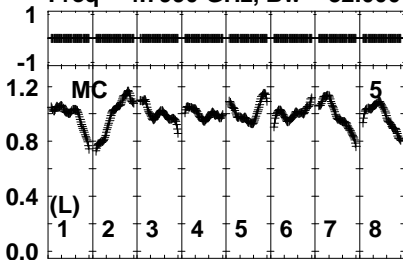


Plot file version 1 created 23-JAN-2024 22:12:15
 EG125 1.UVDATA.1
 Freq = 4.7990 GHz, Bw = 32.000 MH Bandpass table # 1



Lower frame: BP ampl Top frame: BP phase
 Bandpass table spectrum Antenna: *
 Timerange: 00/00:00:01 to 999/00:00:00

Plot file version 2 created 23-JAN-2024 22:12:15
 EG125 1.UVDATA.1
 Freq = 4.7990 GHz, Bw = 32.000 MH Bandpass table # 1



0.400 400 400 400 400 400 400 400
 Channels

0.400 400 400 400 400 400 400 400
 Channels

0.400 400 400 400 400 400 400 400
 Channels

Lower frame: BP ampl Top frame: BP phase
 Bandpass table spectrum Antenna: *
 Timerange: 00/00:00:01 to 999/00:00:00