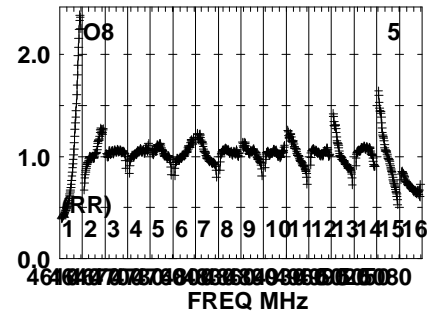
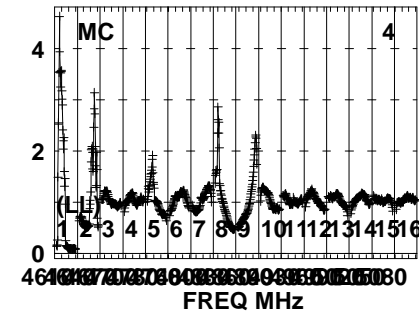
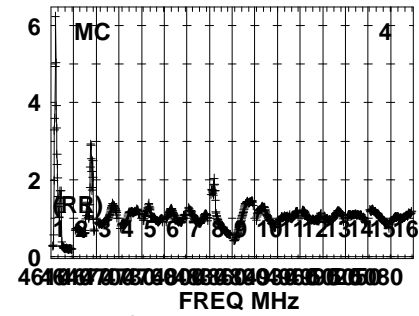
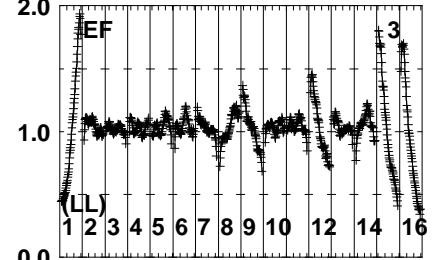
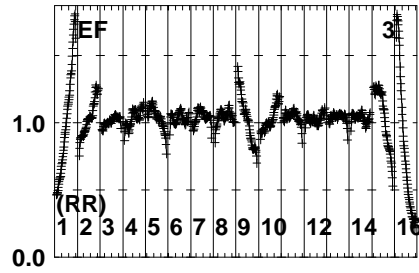
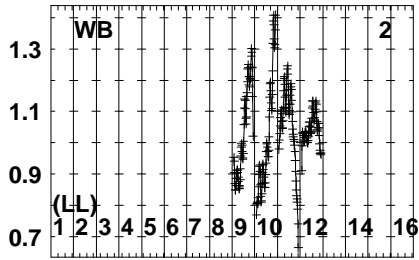
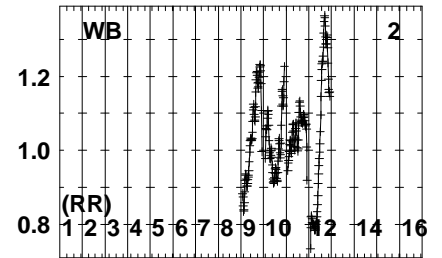
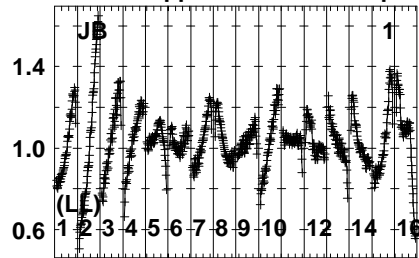
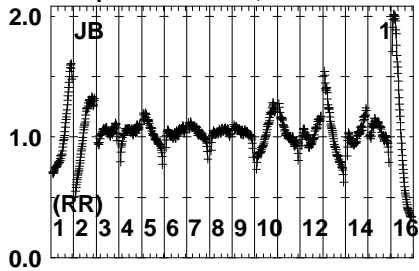


Plot file version 1 created 21-FEB-2024 12:21:34

3C273 EG126A.UVDATA.1

Freq = 4.6005 GHz, Bw = 32.000 MH No calibration applied and no bandpass applied

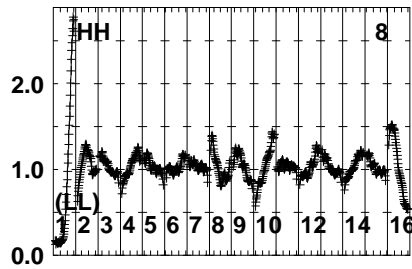
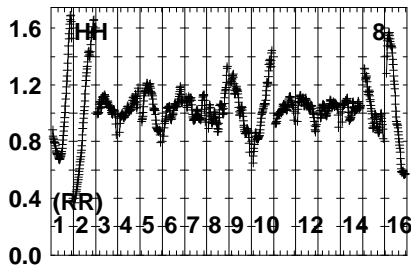
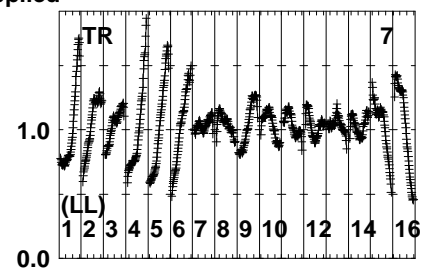
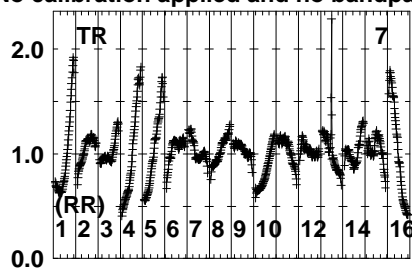
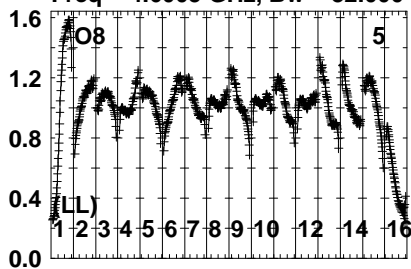


Lower frame: Real Jy  
Auto-corr total-power spectrum Antenna: \*  
Timerange: 00/06:00:03 to 00/06:05:59

Plot file version 2 created 21-FEB-2024 12:21:34

3C273 EG126A.UVDATA.1

Freq = 4.6005 GHz, Bw = 32.000 MH No calibration applied and no bandpass applied

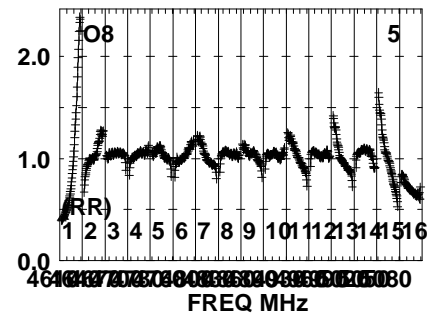
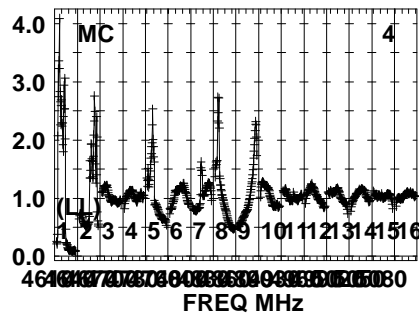
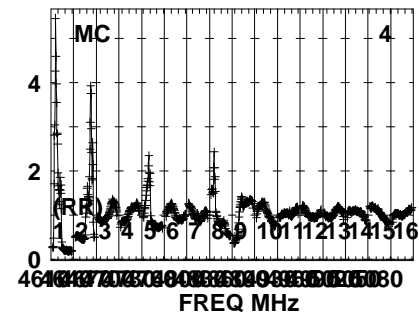
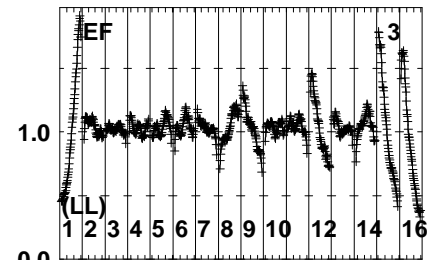
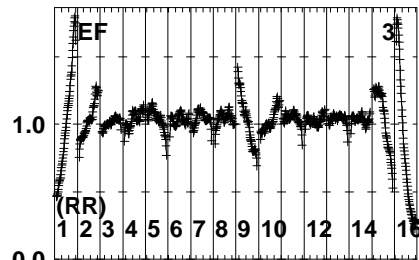
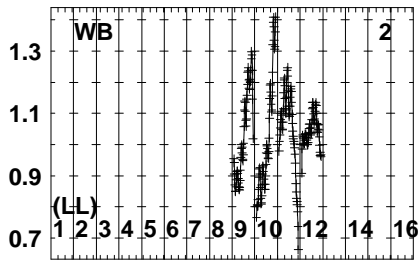
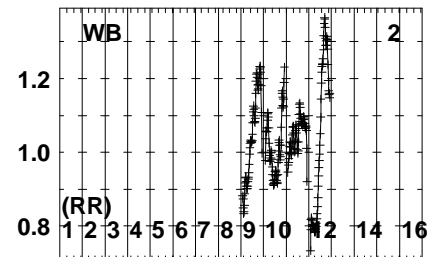
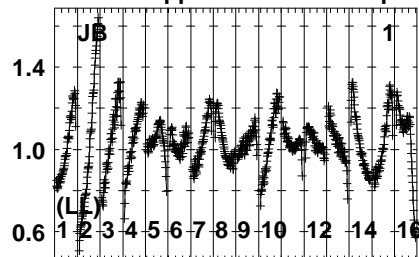
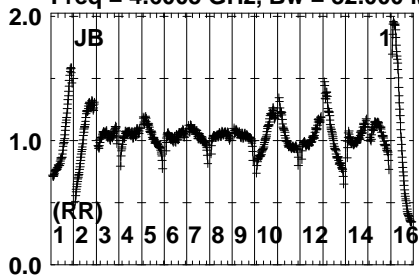


Lower frame: Real Jy  
Auto-corr total-power spectrum Antenna: \*  
Timerange: 00/06:00:03 to 00/06:05:59

Plot file version 3 created 21-FEB-2024 12:21:34

J1120-1243 EG126A.UVDATA.1

Freq = 4.6005 GHz, Bw = 32.000 MH No calibration applied and no bandpass applied

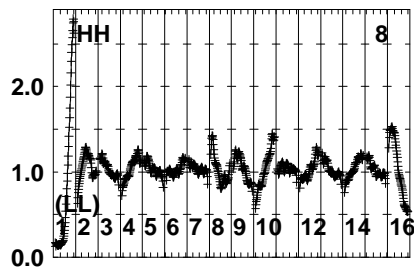
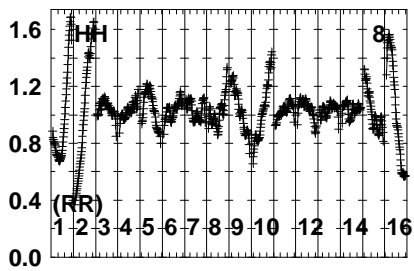
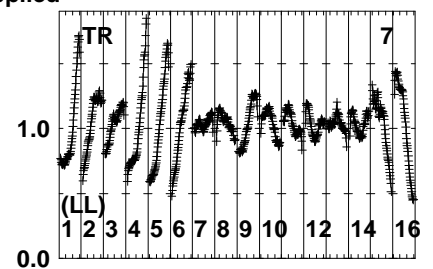
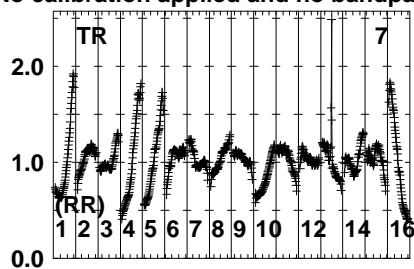
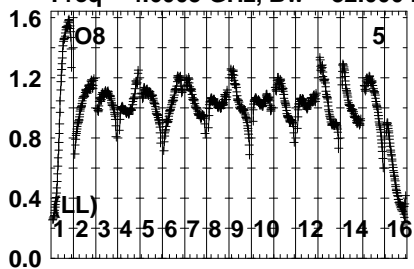


Lower frame: Real Jy  
Auto-corr total-power spectrum Antenna: \*  
Timerange: 00/06:08:03 to 00/06:12:59

Plot file version 4 created 21-FEB-2024 12:21:34

J1120-1243 EG126A.UVDATA.1

Freq = 4.6005 GHz, Bw = 32.000 MH No calibration applied and no bandpass applied

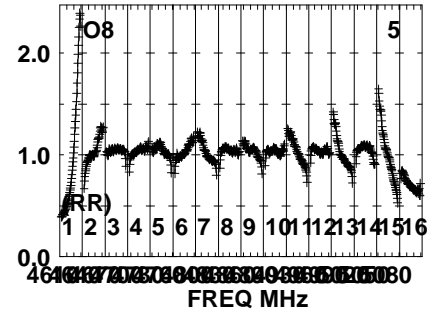
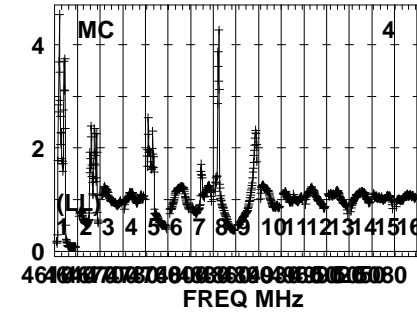
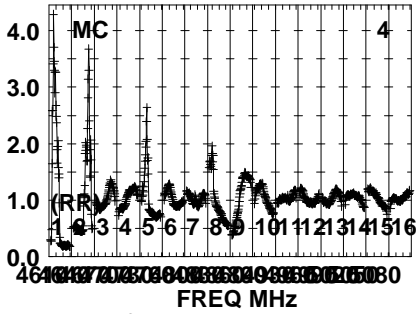
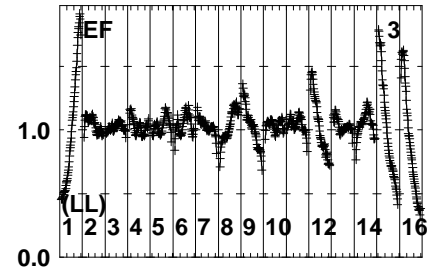
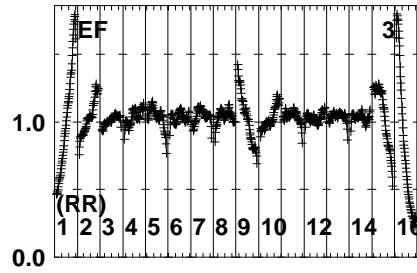
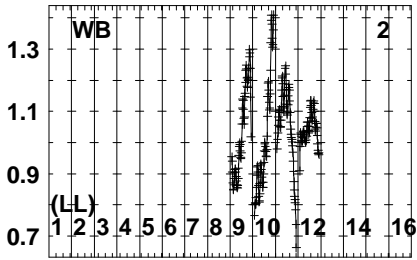
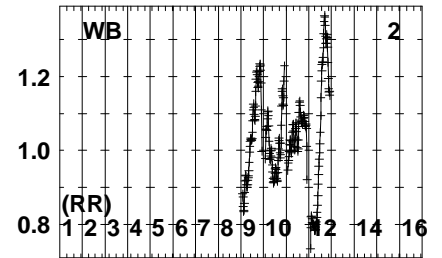
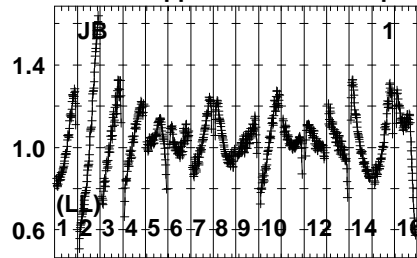
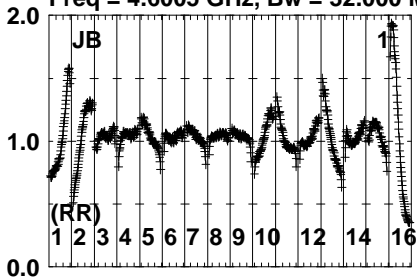


Lower frame: Real Jy  
Auto-corr total-power spectrum Antenna: \*  
Timerange: 00/06:08:03 to 00/06:12:59

Plot file version 5 created 21-FEB-2024 12:21:35

2MASSJ1119 EG126A.UVDATA.1

Freq = 4.6005 GHz, Bw = 32.000 MH No calibration applied and no bandpass applied

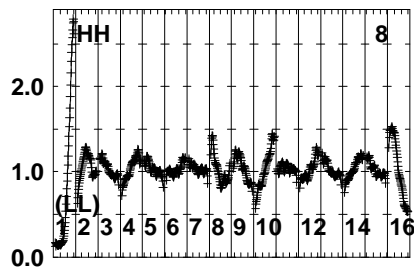
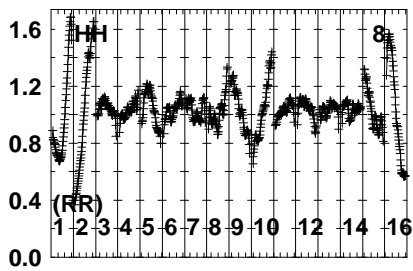
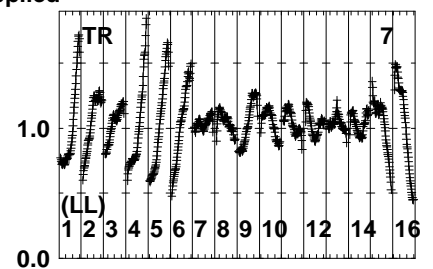
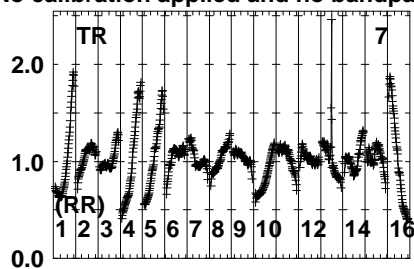
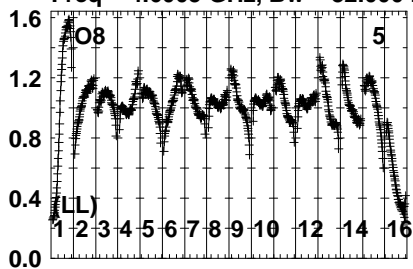


Lower frame: Real Jy  
Auto-corr total-power spectrum Antenna: \*  
Timerange: 00/06:13:01 to 00/06:16:59

Plot file version 6 created 21-FEB-2024 12:21:35

2MASSJ1119 EG126A.UVDATA.1

Freq = 4.6005 GHz, Bw = 32.000 MH No calibration applied and no bandpass applied

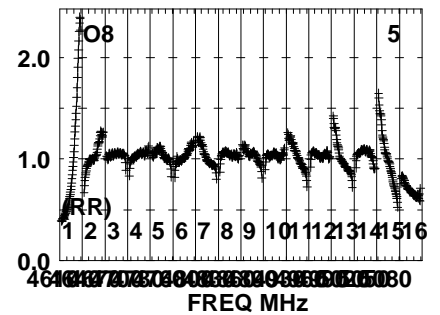
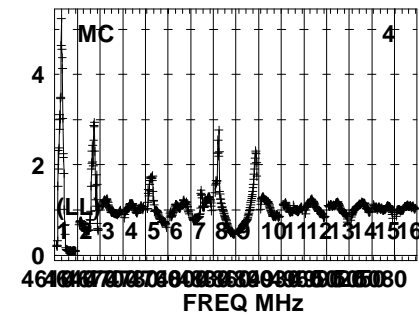
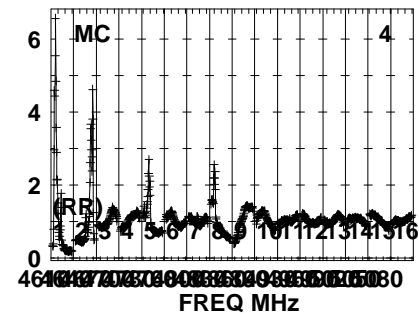
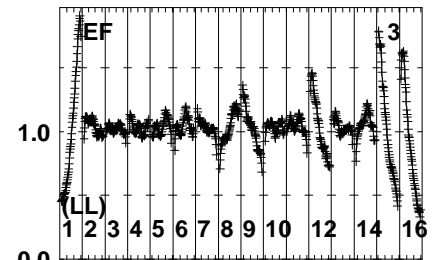
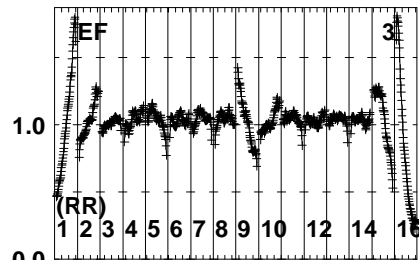
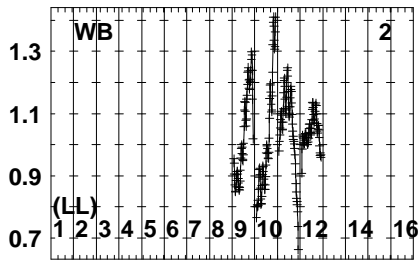
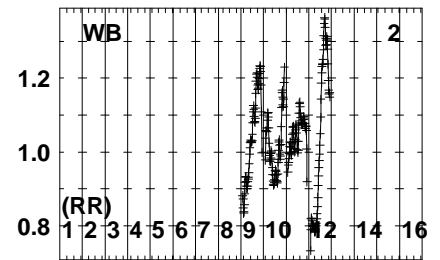
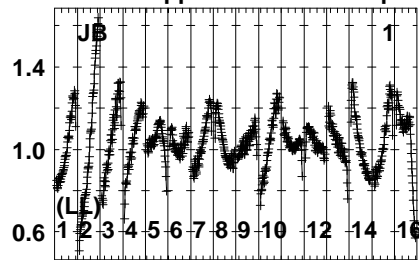
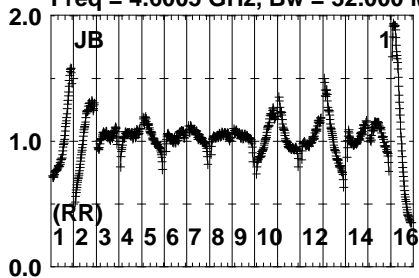


Lower frame: Real Jy  
Auto-corr total-power spectrum Antenna: \*  
Timerange: 00/06:13:01 to 00/06:16:59

Plot file version 7 created 21-FEB-2024 12:21:35

J1120-1243 EG126A.UVDATA.1

Freq = 4.6005 GHz, Bw = 32.000 MH No calibration applied and no bandpass applied

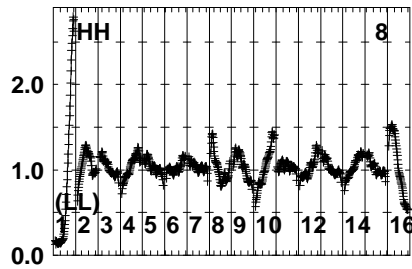
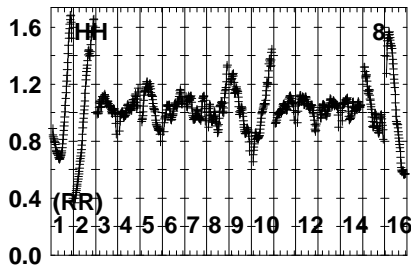
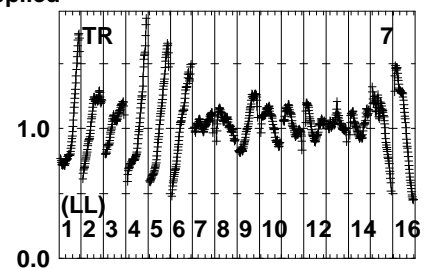
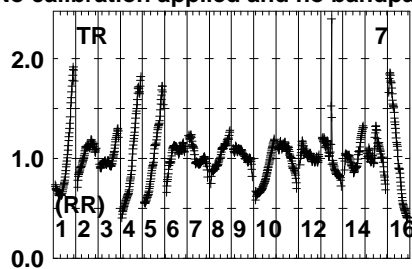
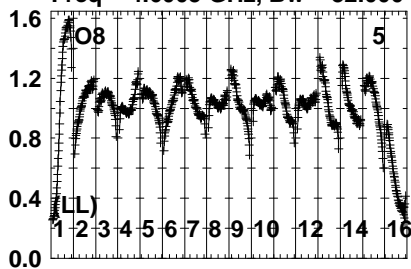


Lower frame: Real Jy  
Auto-corr total-power spectrum Antenna: \*  
Timerange: 00/06:17:33 to 00/06:18:59

Plot file version 8 created 21-FEB-2024 12:21:35

J1120-1243 EG126A.UVDATA.1

Freq = 4.6005 GHz, Bw = 32.000 MH No calibration applied and no bandpass applied



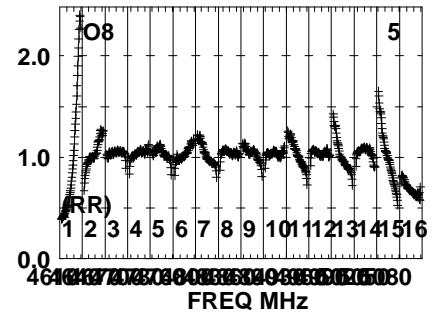
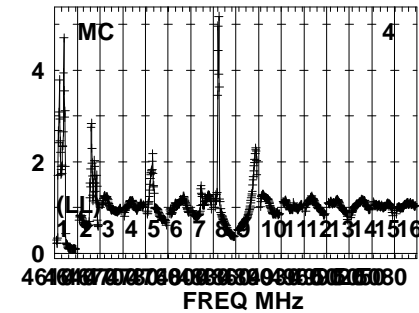
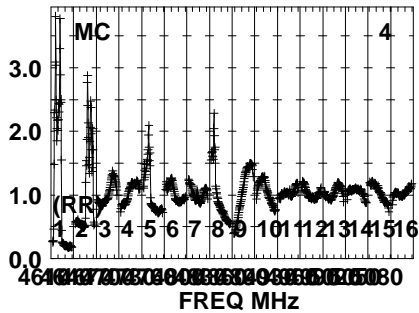
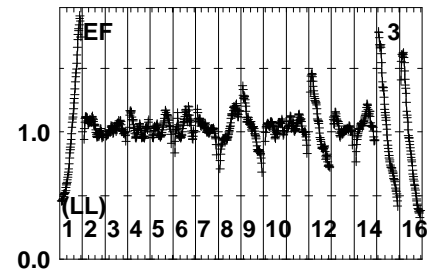
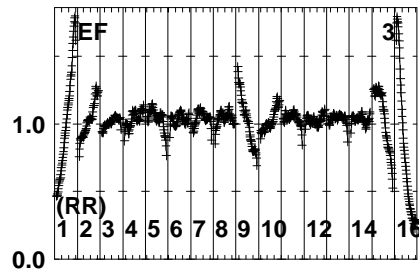
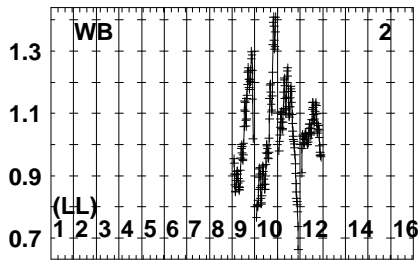
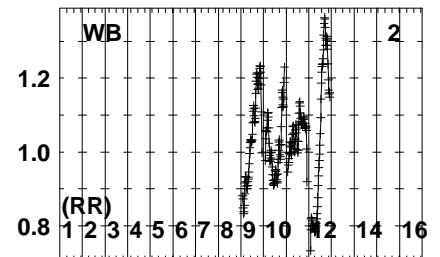
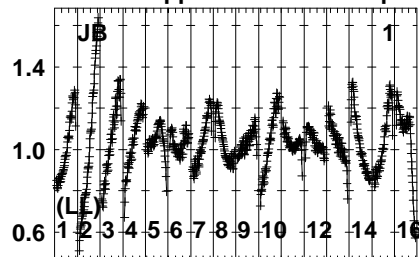
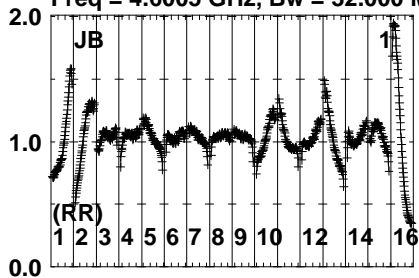
Lower frame: Real Jy  
Auto-corr total-power spectrum Antenna: \*  
Timerange: 00/06:17:33 to 00/06:18:59



Plot file version 9 created 21-FEB-2024 12:21:35

2MASSJ1119 EG126A.UVDATA.1

Freq = 4.6005 GHz, Bw = 32.000 MH No calibration applied and no bandpass applied

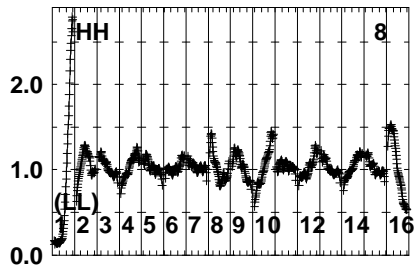
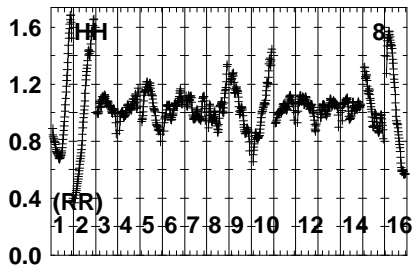
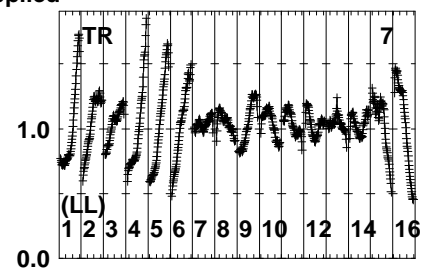
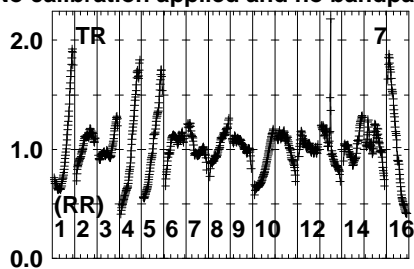
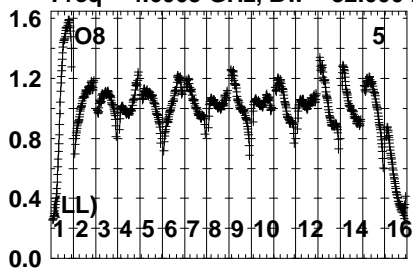


Lower frame: Real Jy  
Auto-corr total-power spectrum Antenna: \*  
Timerange: 00/06:19:03 to 00/06:22:59

Plot file version 10 created 21-FEB-2024 12:21:35

2MASSJ1119 EG126A.UVDATA.1

Freq = 4.6005 GHz, Bw = 32.000 MH No calibration applied and no bandpass applied

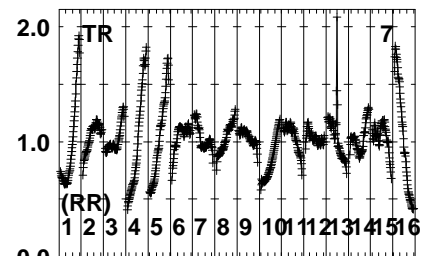
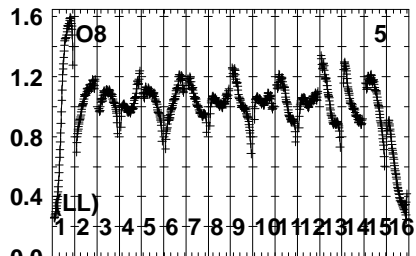
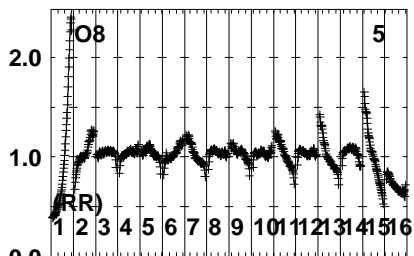
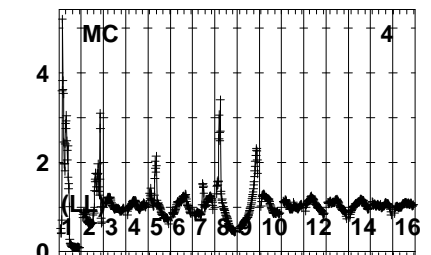
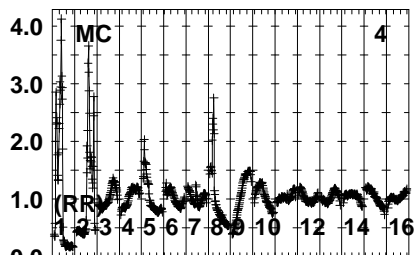
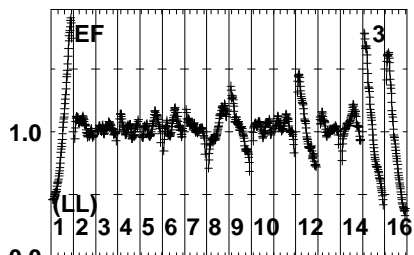
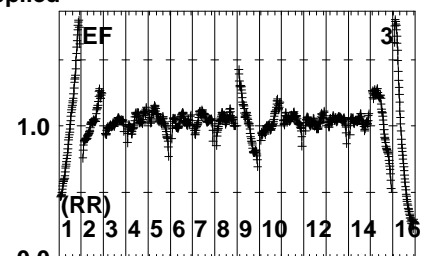
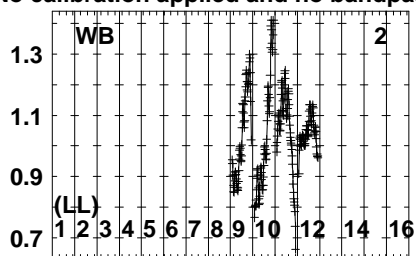
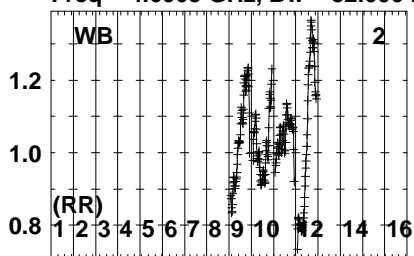


Lower frame: Real Jy  
Auto-corr total-power spectrum Antenna: \*  
Timerange: 00/06:19:03 to 00/06:22:59

Plot file version 11 created 21-FEB-2024 12:21:35

J1120-1243 EG126A.UVDATA.1

Freq = 4.6005 GHz, Bw = 32.000 MH No calibration applied and no bandpass applied



4640 4670 4700 4730 4760 4790 4820 4850 4880 4910 4940 4970 5000  
FREQ MHz

4640 4670 4700 4730 4760 4790 4820 4850 4880 4910 4940 4970 5000  
FREQ MHz

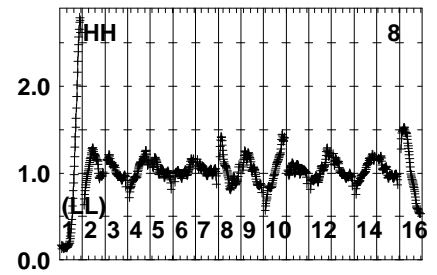
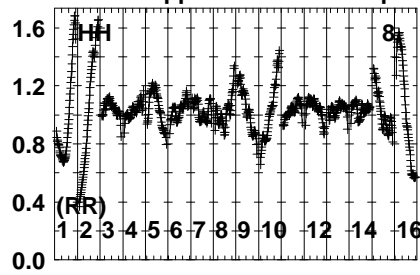
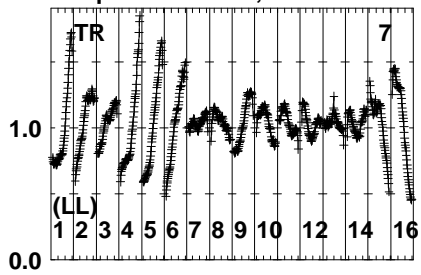
4640 4670 4700 4730 4760 4790 4820 4850 4880 4910 4940 4970 5000  
FREQ MHz

Lower frame: Real Jy  
Auto-corr total-power spectrum Antenna: \*  
Timerange: 00/06:23:33 to 00/06:24:59

Plot file version 12 created 21-FEB-2024 12:21:35

J1120-1243 EG126A.UVDATA.1

Freq = 4.6005 GHz, Bw = 32.000 MH No calibration applied and no bandpass applied

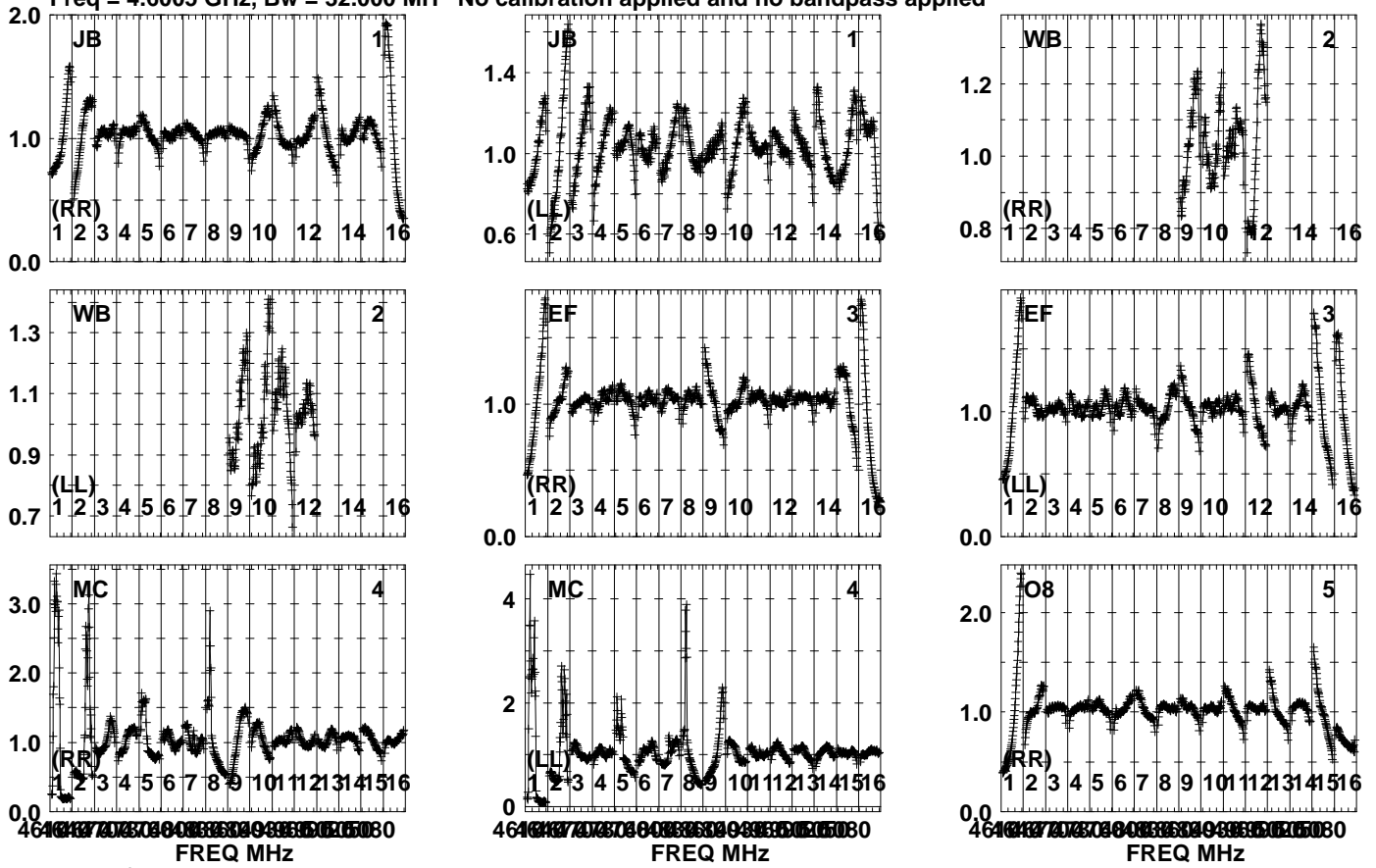


Lower frame: Real Jy  
Auto-corr total-power spectrum Antenna: \*  
Timerange: 00/06:23:33 to 00/06:24:59

Plot file version 13 created 21-FEB-2024 12:21:35

2MASSJ1119 EG126A.UVDATA.1

Freq = 4.6005 GHz, Bw = 32.000 MH No calibration applied and no bandpass applied

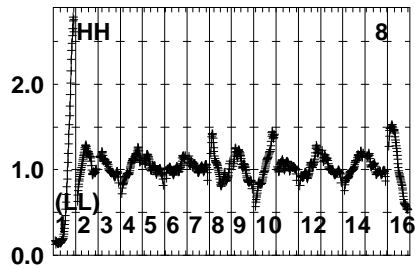
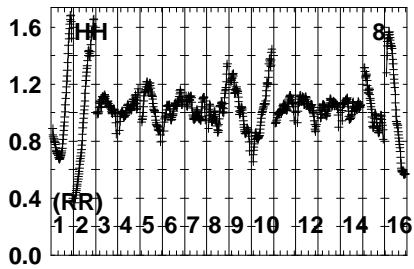
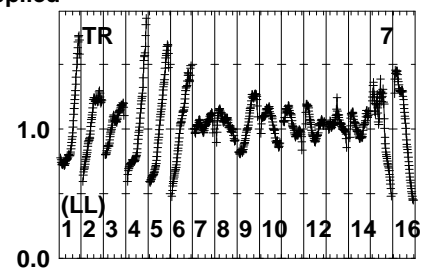
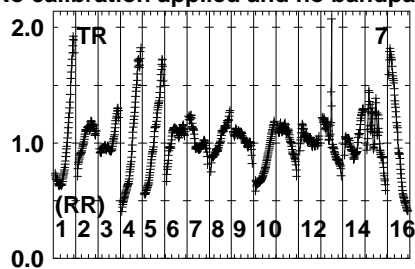
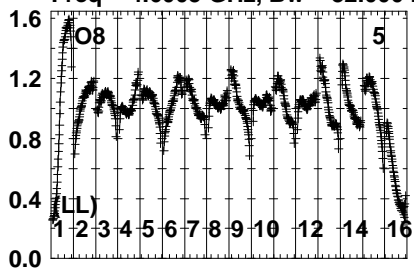


Lower frame: Real Jy  
Auto-corr total-power spectrum Antenna: \*  
Timerange: 00/06:25:03 to 00/06:28:59

Plot file version 14 created 21-FEB-2024 12:21:35

2MASSJ1119 EG126A.UVDATA.1

Freq = 4.6005 GHz, Bw = 32.000 MH No calibration applied and no bandpass applied

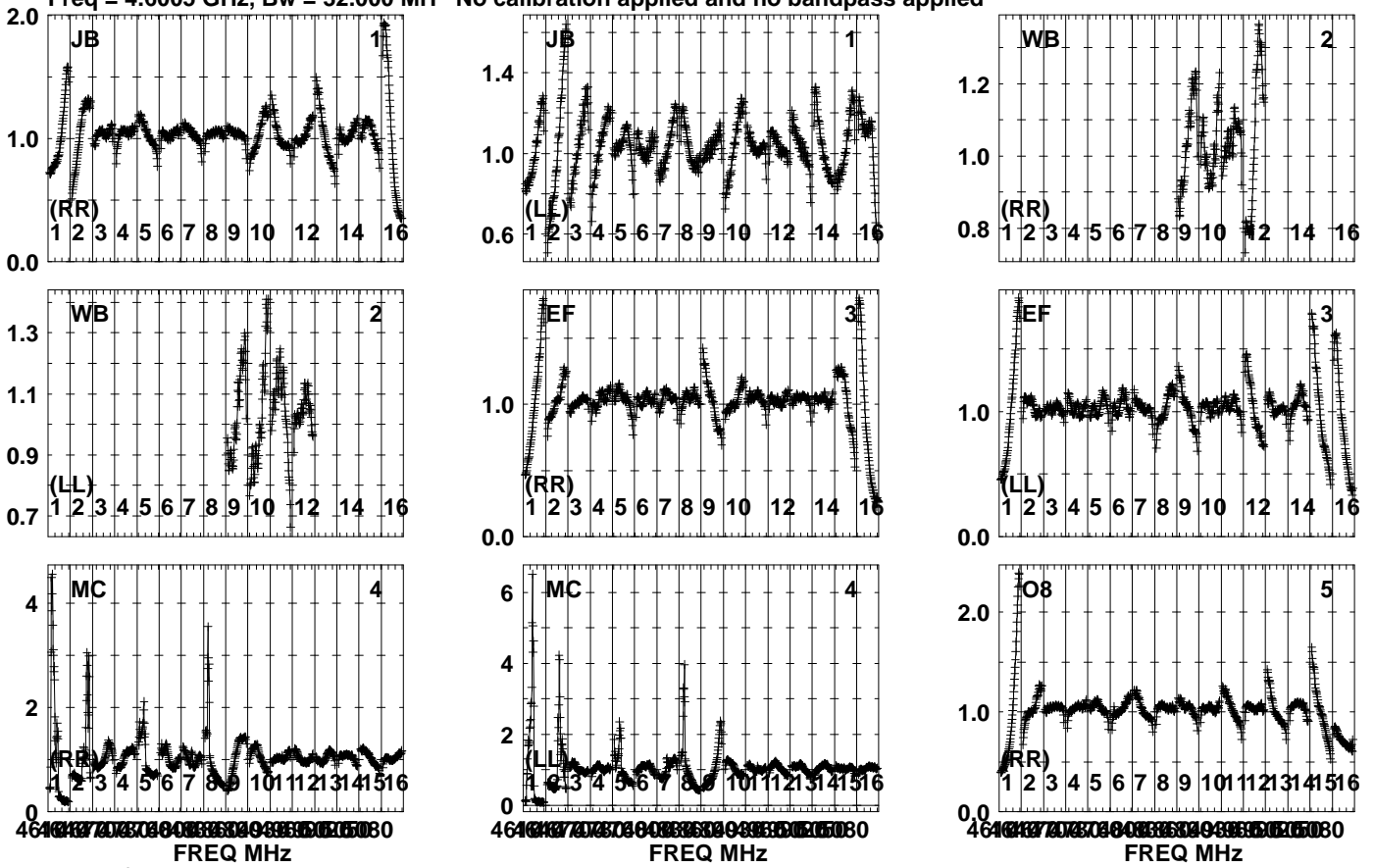


Lower frame: Real Jy  
Auto-corr total-power spectrum Antenna: \*  
Timerange: 00/06:25:03 to 00/06:28:59

Plot file version 15 created 21-FEB-2024 12:21:36

J1120-1243 EG126A.UVDATA.1

Freq = 4.6005 GHz, Bw = 32.000 MH No calibration applied and no bandpass applied

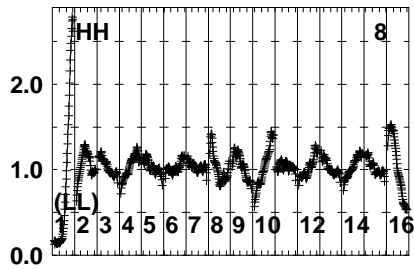
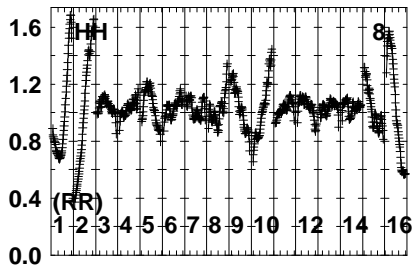
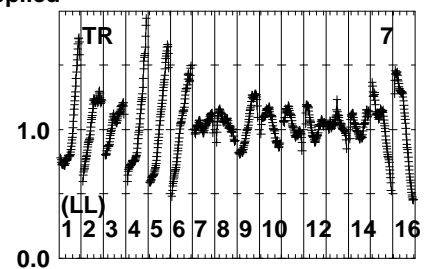
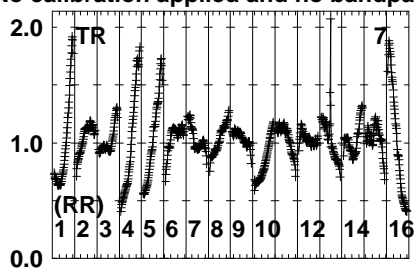
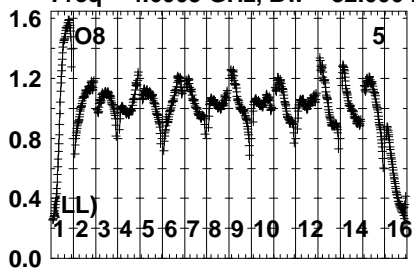


Lower frame: Real Jy  
Auto-corr total-power spectrum Antenna: \*  
Timerange: 00/06:29:33 to 00/06:30:59

Plot file version 16 created 21-FEB-2024 12:21:36

J1120-1243 EG126A.UVDATA.1

Freq = 4.6005 GHz, Bw = 32.000 MH No calibration applied and no bandpass applied



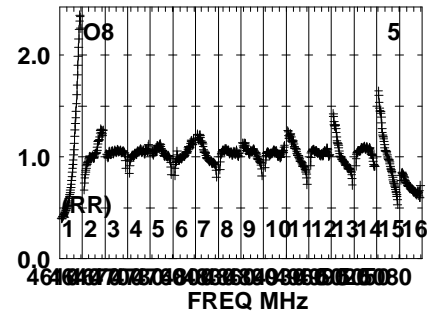
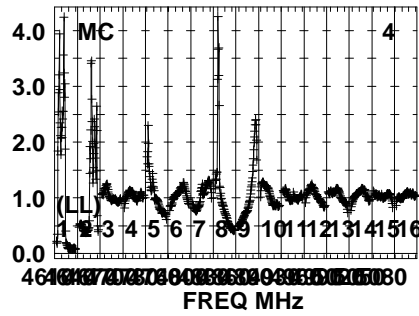
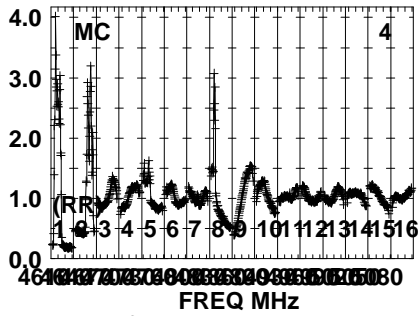
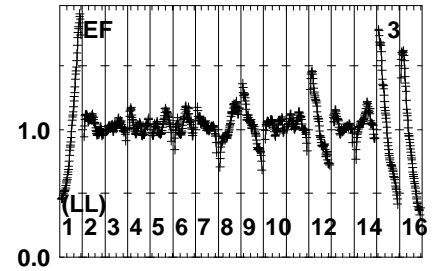
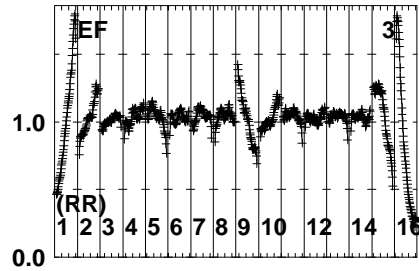
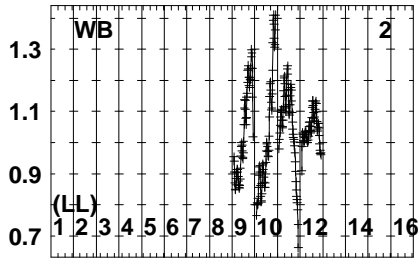
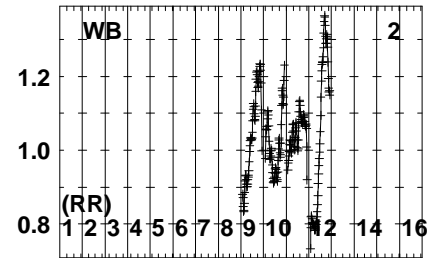
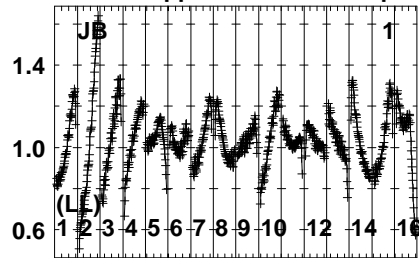
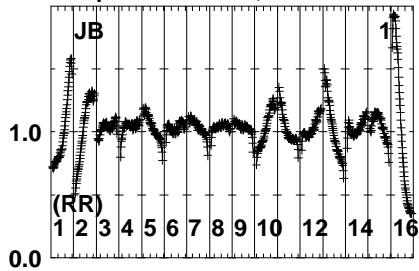
Lower frame: Real Jy  
Auto-corr total-power spectrum Antenna: \*  
Timerange: 00/06:29:33 to 00/06:30:59



Plot file version 17 created 21-FEB-2024 12:21:36

2MASSJ1119 EG126A.UVDATA.1

Freq = 4.6005 GHz, Bw = 32.000 MH No calibration applied and no bandpass applied

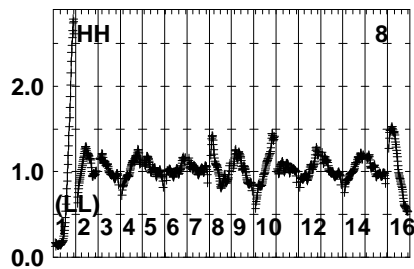
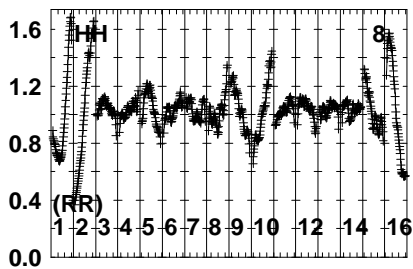
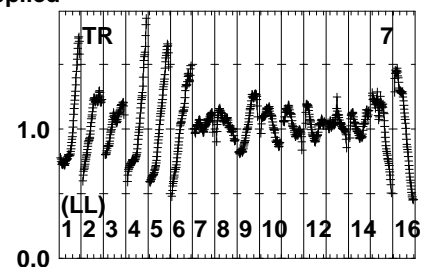
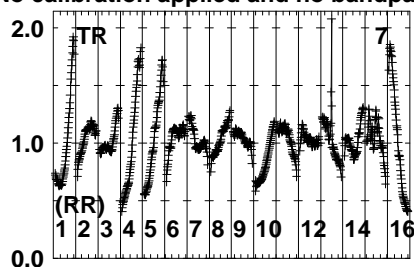
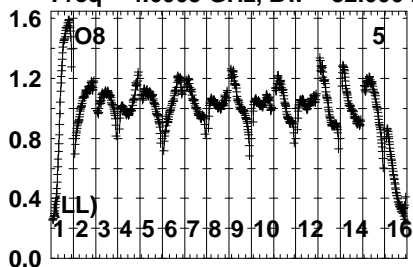


Lower frame: Real Jy  
Auto-corr total-power spectrum Antenna: \*  
Timerange: 00/06:31:03 to 00/06:34:59

Plot file version 18 created 21-FEB-2024 12:21:36

2MASSJ1119 EG126A.UVDATA.1

Freq = 4.6005 GHz, Bw = 32.000 MH No calibration applied and no bandpass applied

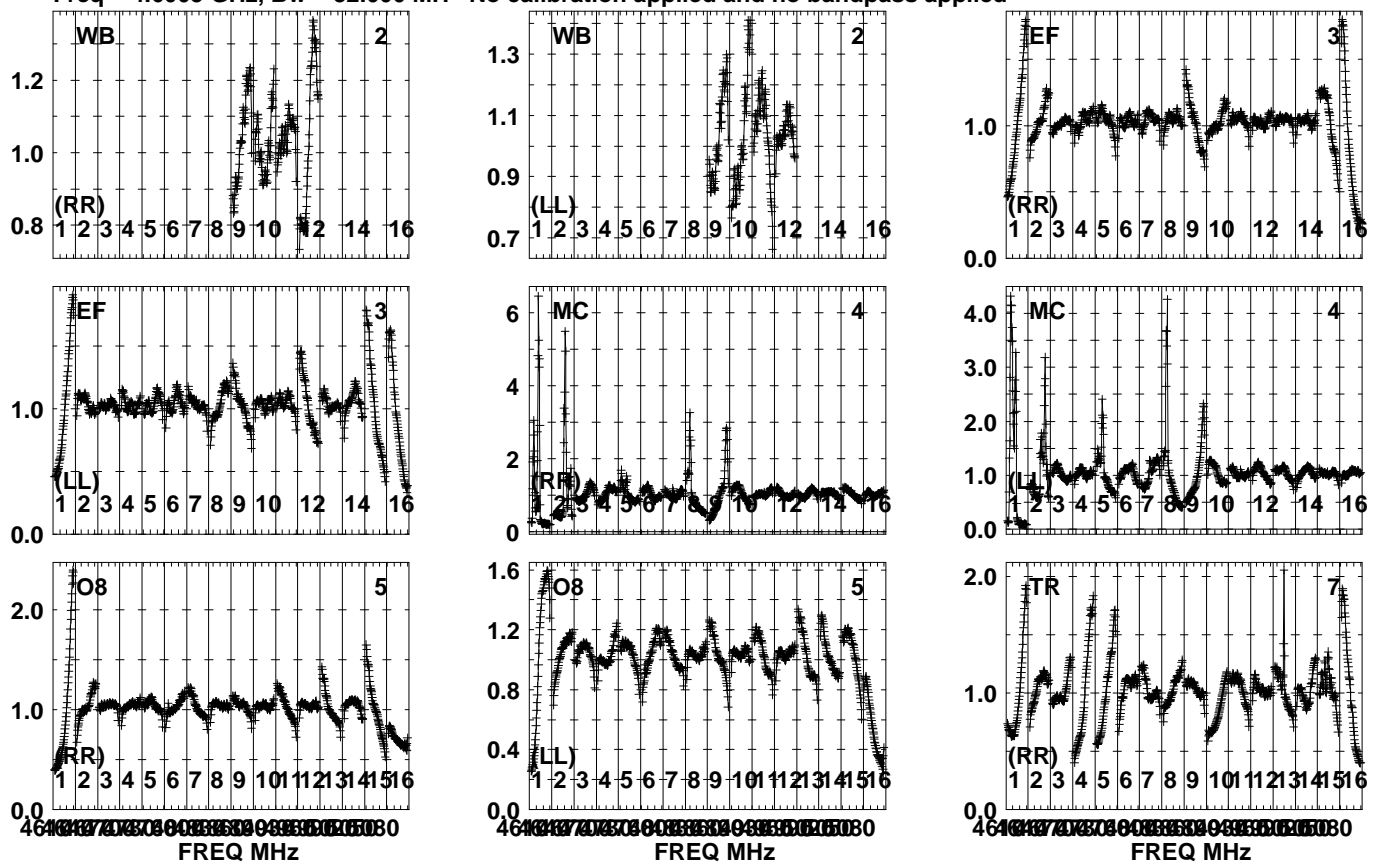


Lower frame: Real Jy  
Auto-corr total-power spectrum Antenna: \*  
Timerange: 00/06:31:03 to 00/06:34:59

Plot file version 19 created 21-FEB-2024 12:21:36

J1120-1243 EG126A.UVDATA.1

Freq = 4.6005 GHz, Bw = 32.000 MH No calibration applied and no bandpass applied

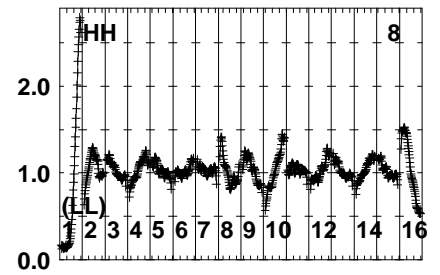
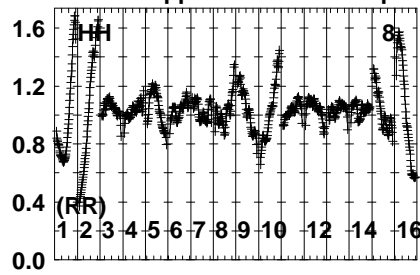
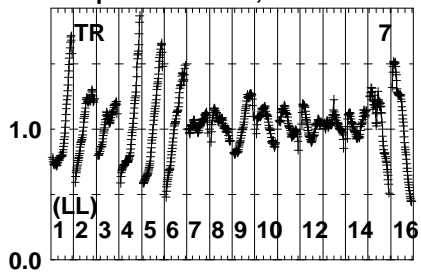


Lower frame: Real Jy  
Auto-corr total-power spectrum Antenna: \*  
Timerange: 00/06:35:33 to 00/06:36:59

Plot file version 20 created 21-FEB-2024 12:21:36

J1120-1243 EG126A.UVDATA.1

Freq = 4.6005 GHz, Bw = 32.000 MH No calibration applied and no bandpass applied

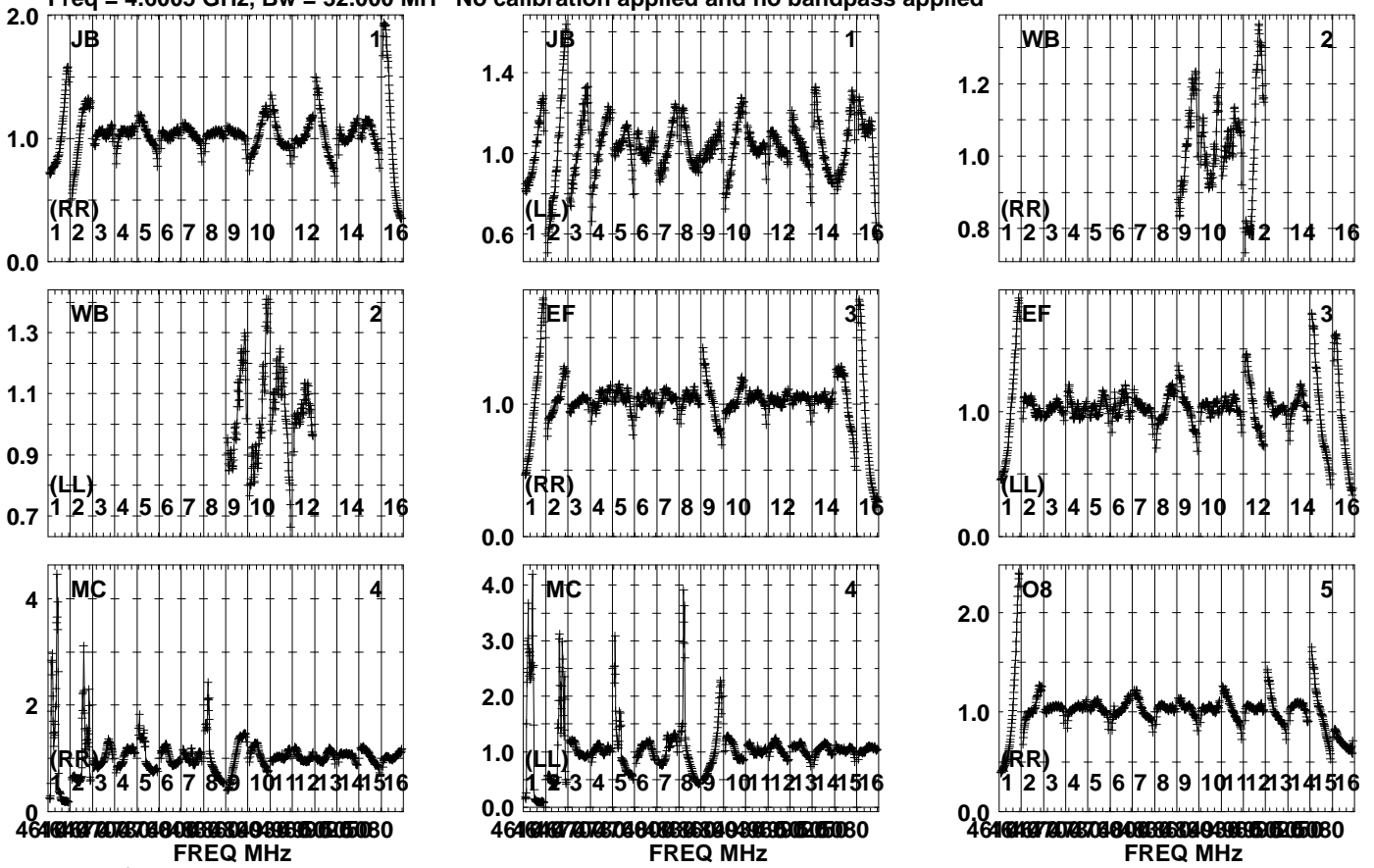


Lower frame: Real Jy  
Auto-corr total-power spectrum Antenna: \*  
Timerange: 00/06:35:33 to 00/06:36:59

Plot file version 21 created 21-FEB-2024 12:21:36

2MASSJ1119 EG126A.UVDATA.1

Freq = 4.6005 GHz, Bw = 32.000 MH No calibration applied and no bandpass applied

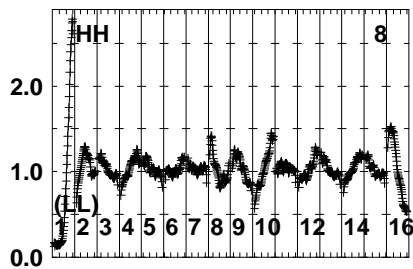
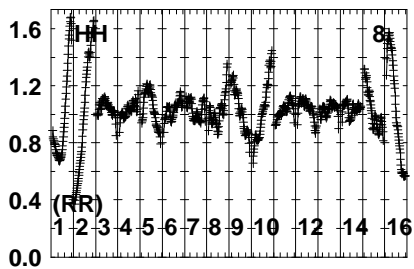
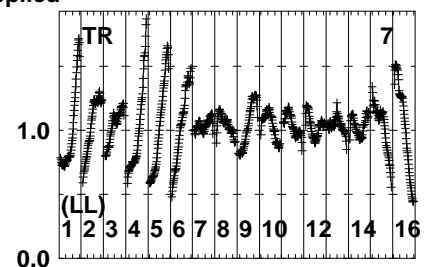
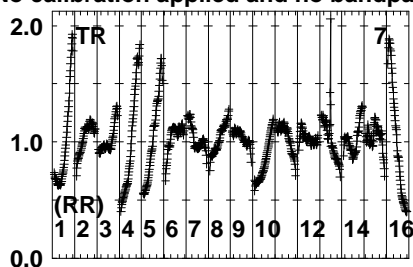
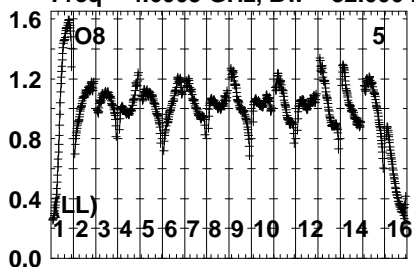


Lower frame: Real Jy  
Auto-corr total-power spectrum Antenna: \*  
Timerange: 00/06:37:03 to 00/06:40:59

Plot file version 22 created 21-FEB-2024 12:21:36

2MASSJ1119 EG126A.UVDATA.1

Freq = 4.6005 GHz, Bw = 32.000 MH No calibration applied and no bandpass applied

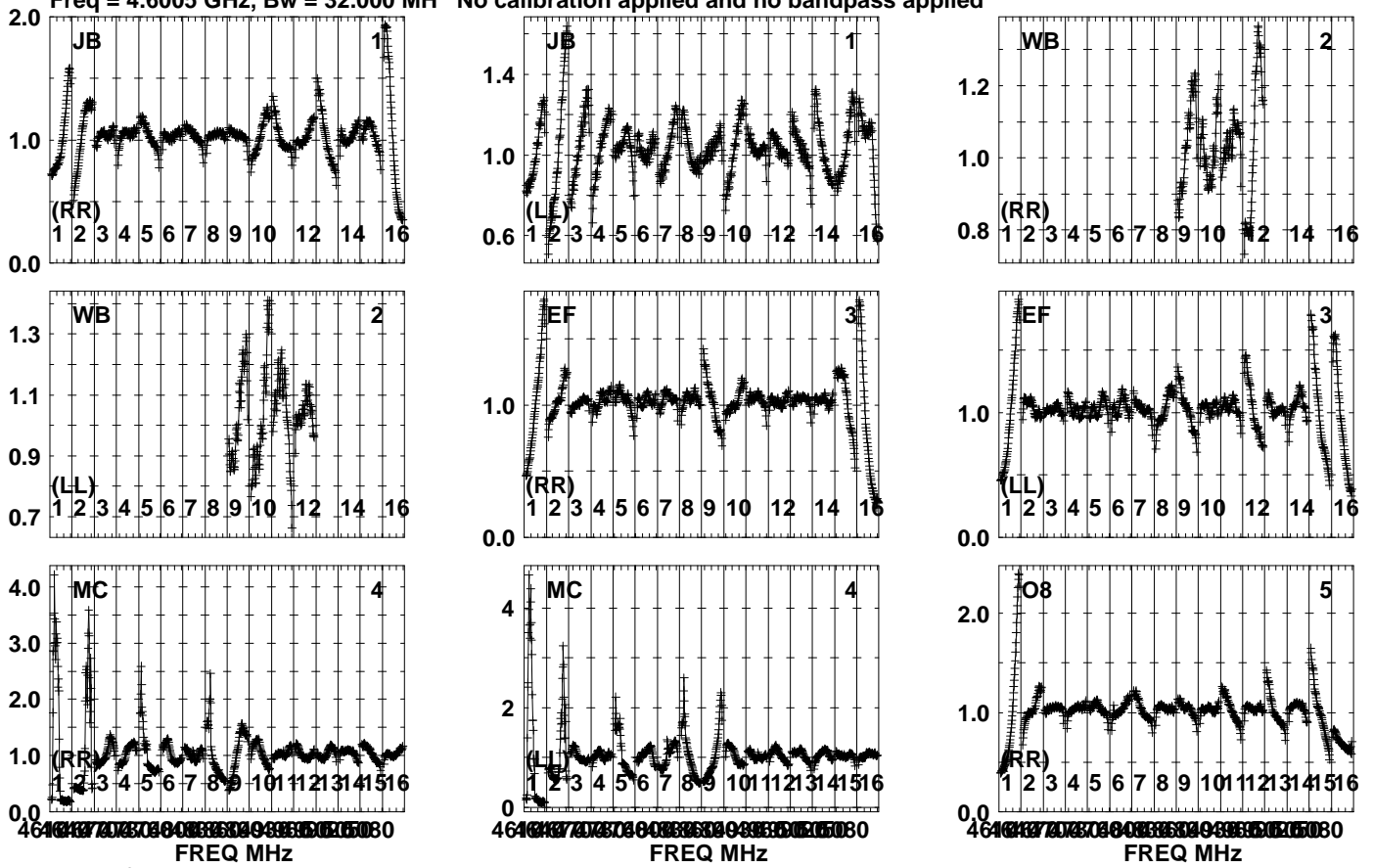


Lower frame: Real Jy  
Auto-corr total-power spectrum Antenna: \*  
Timerange: 00/06:37:03 to 00/06:40:59

Plot file version 23 created 21-FEB-2024 12:21:36

J1120-1243 EG126A.UVDATA.1

Freq = 4.6005 GHz, Bw = 32.000 MH No calibration applied and no bandpass applied

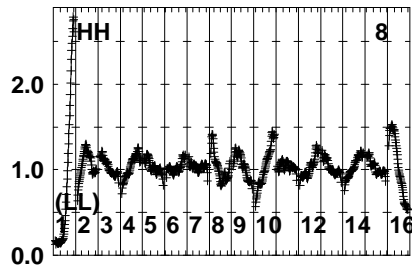
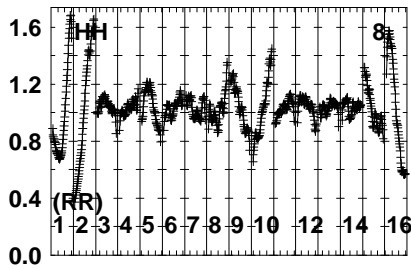
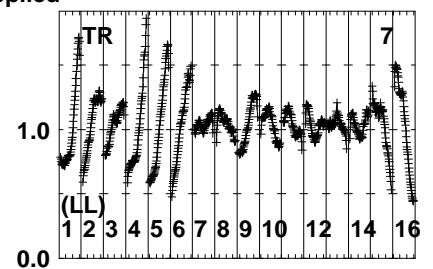
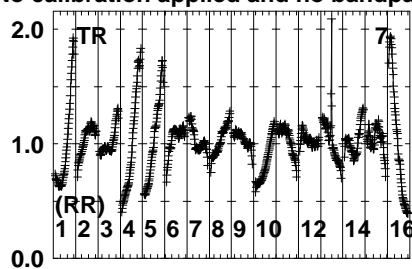
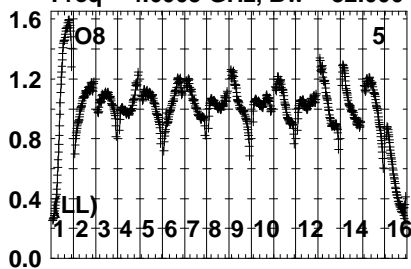


Lower frame: Real Jy  
Auto-corr total-power spectrum Antenna: \*  
Timerange: 00/06:41:33 to 00/06:42:59

Plot file version 24 created 21-FEB-2024 12:21:36

J1120-1243 EG126A.UVDATA.1

Freq = 4.6005 GHz, Bw = 32.000 MH No calibration applied and no bandpass applied



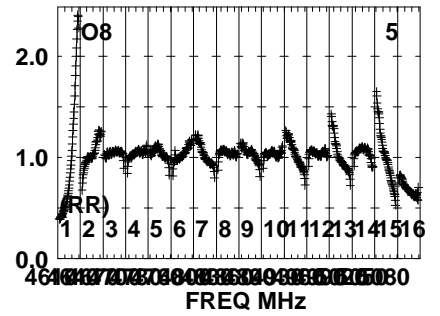
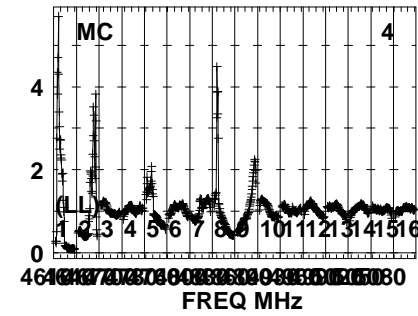
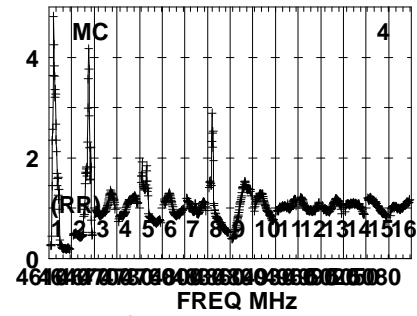
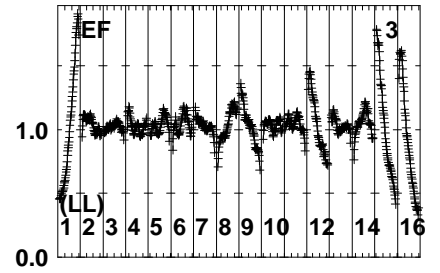
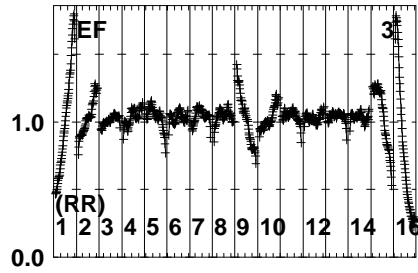
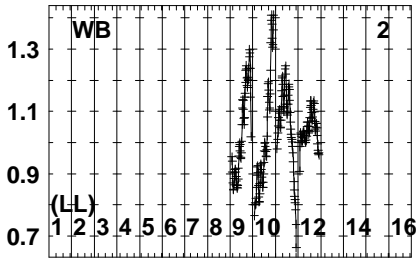
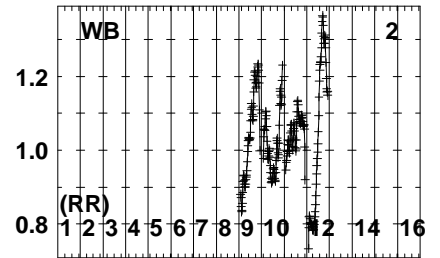
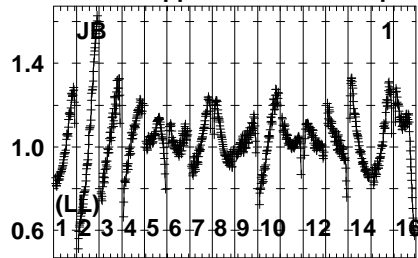
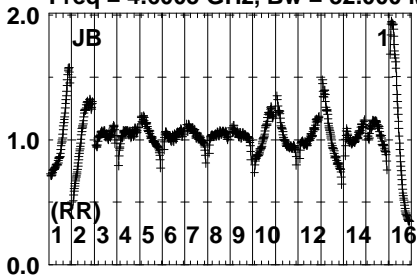
Lower frame: Real Jy  
Auto-corr total-power spectrum Antenna: \*  
Timerange: 00/06:41:33 to 00/06:42:59



Plot file version 25 created 21-FEB-2024 12:21:36

2MASSJ1119 EG126A.UVDATA.1

Freq = 4.6005 GHz, Bw = 32.000 MH No calibration applied and no bandpass applied

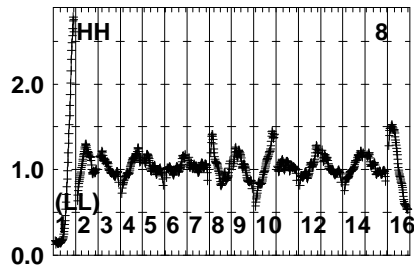
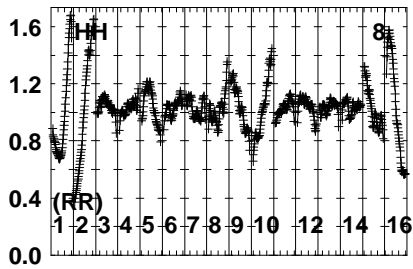
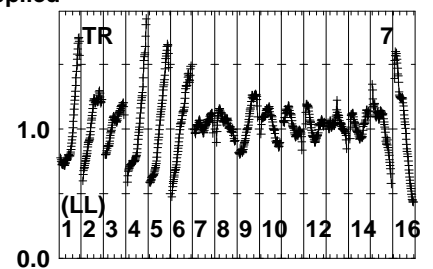
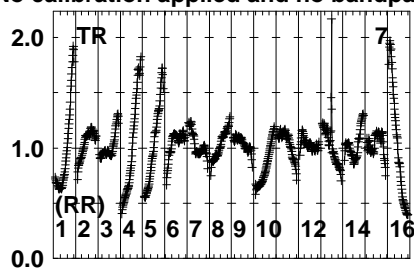
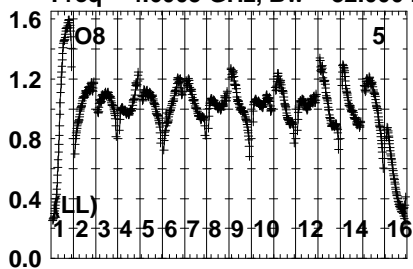


Lower frame: Real Jy  
Auto-corr total-power spectrum Antenna: \*  
Timerange: 00/06:43:03 to 00/06:46:59

Plot file version 26 created 21-FEB-2024 12:21:37

2MASSJ1119 EG126A.UVDATA.1

Freq = 4.6005 GHz, Bw = 32.000 MH No calibration applied and no bandpass applied

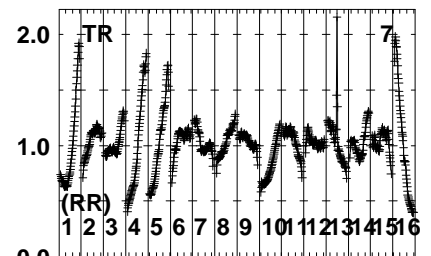
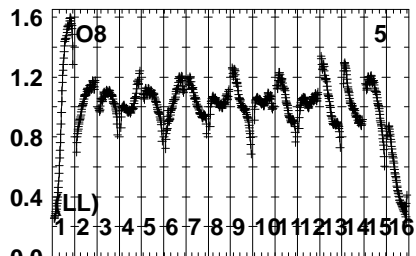
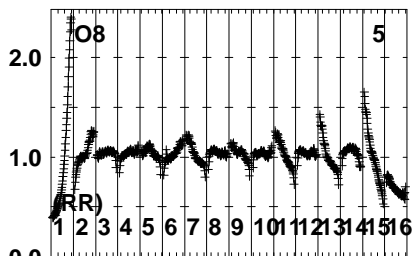
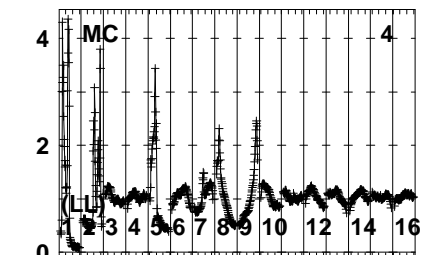
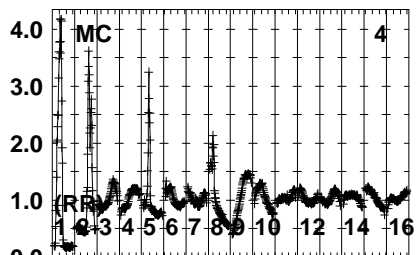
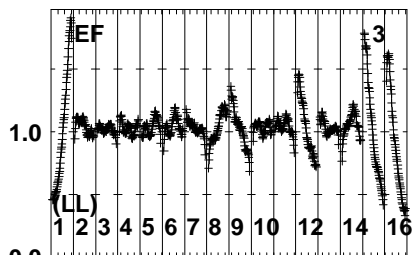
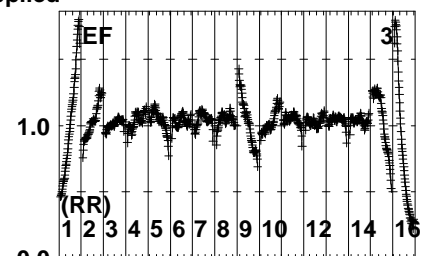
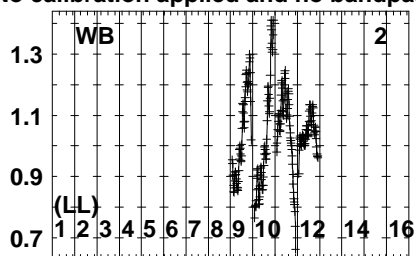
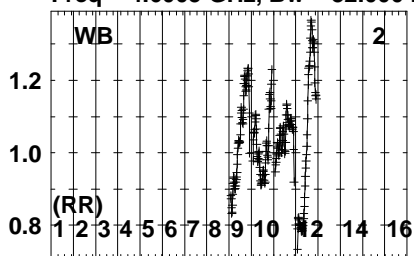


Lower frame: Real Jy  
Auto-corr total-power spectrum Antenna: \*  
Timerange: 00/06:43:03 to 00/06:46:59

Plot file version 27 created 21-FEB-2024 12:21:37

J1120-1243 EG126A.UVDATA.1

Freq = 4.6005 GHz, Bw = 32.000 MH No calibration applied and no bandpass applied



4640 4645 4650 4655 4660 4665 4670 4675 4680  
FREQ MHz

4640 4645 4650 4655 4660 4665 4670 4675 4680  
FREQ MHz

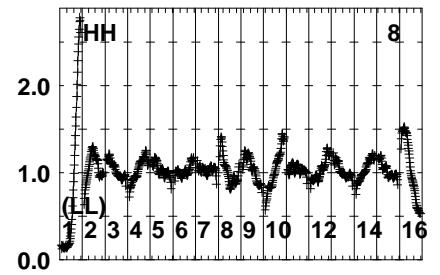
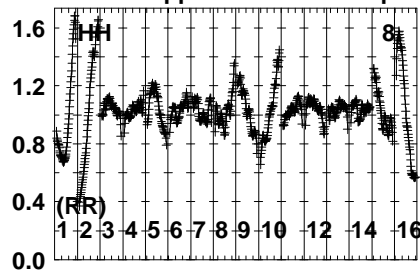
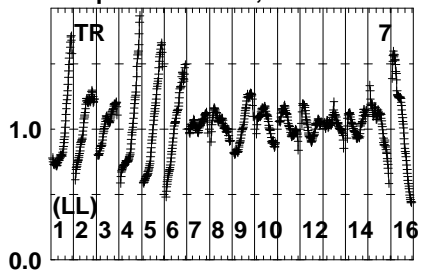
4640 4645 4650 4655 4660 4665 4670 4675 4680  
FREQ MHz

Lower frame: Real Jy  
Auto-corr total-power spectrum Antenna: \*  
Timerange: 00/06:47:33 to 00/06:48:59

Plot file version 28 created 21-FEB-2024 12:21:37

J1120-1243 EG126A.UVDATA.1

Freq = 4.6005 GHz, Bw = 32.000 MH No calibration applied and no bandpass applied

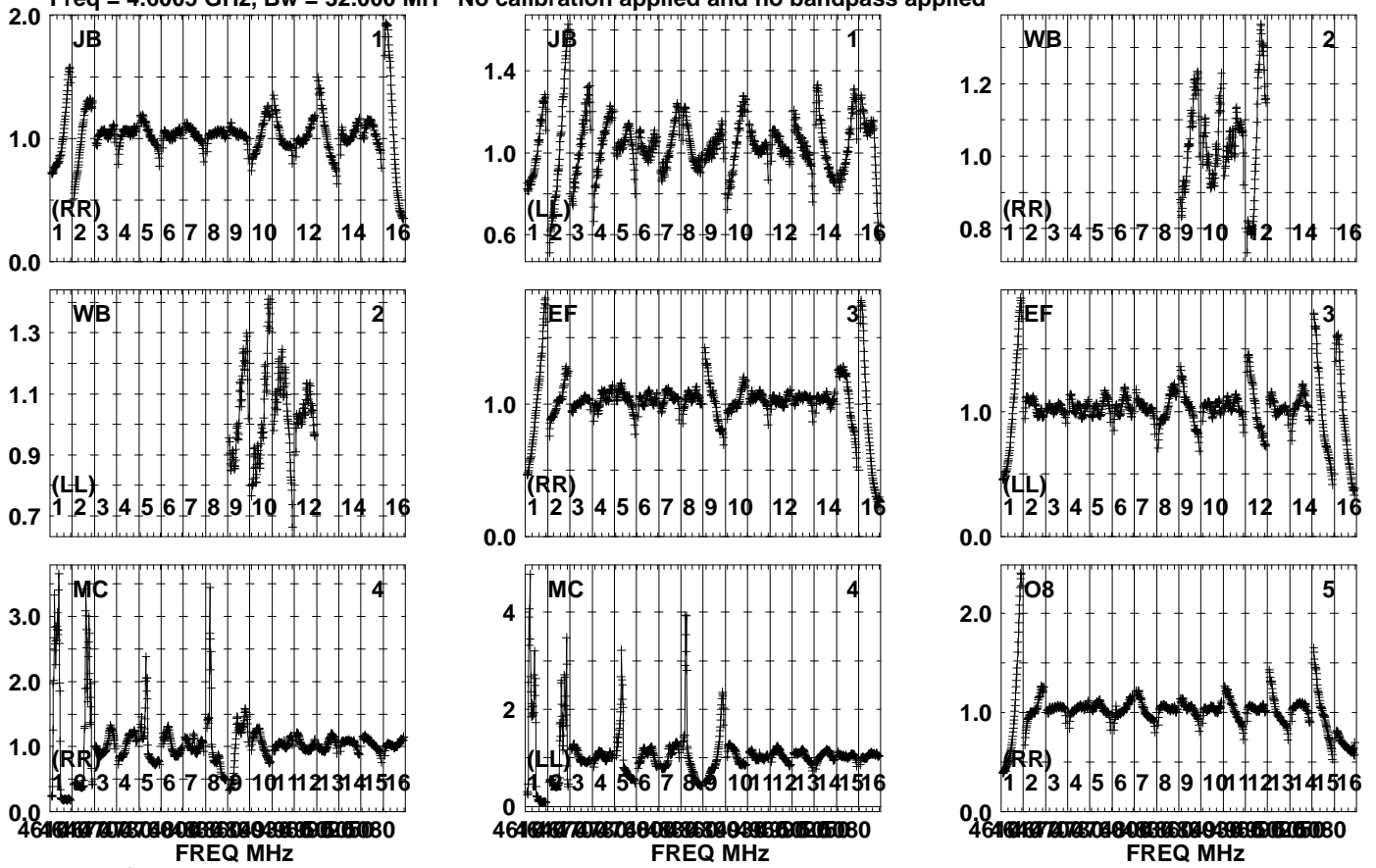


Lower frame: Real Jy  
Auto-corr total-power spectrum Antenna: \*  
Timerange: 00/06:47:33 to 00/06:48:59

Plot file version 29 created 21-FEB-2024 12:21:37

2MASSJ1119 EG126A.UVDATA.1

Freq = 4.6005 GHz, Bw = 32.000 MH No calibration applied and no bandpass applied

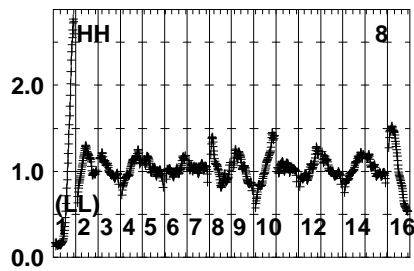
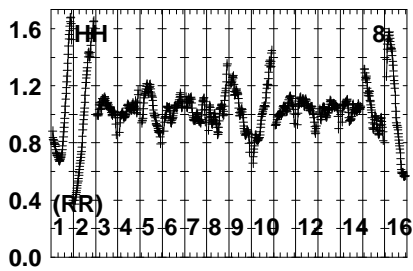
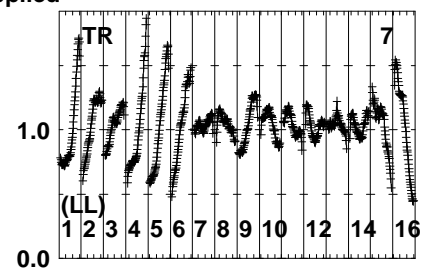
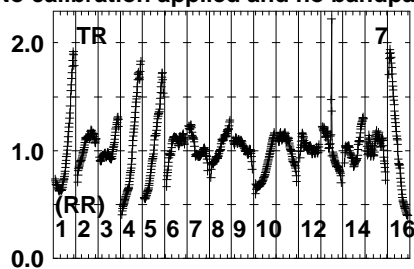
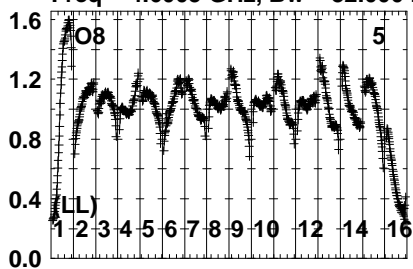


Lower frame: Real Jy  
Auto-corr total-power spectrum Antenna: \*  
Timerange: 00/06:49:03 to 00/06:52:59

Plot file version 30 created 21-FEB-2024 12:21:37

2MASSJ1119 EG126A.UVDATA.1

Freq = 4.6005 GHz, Bw = 32.000 MH No calibration applied and no bandpass applied

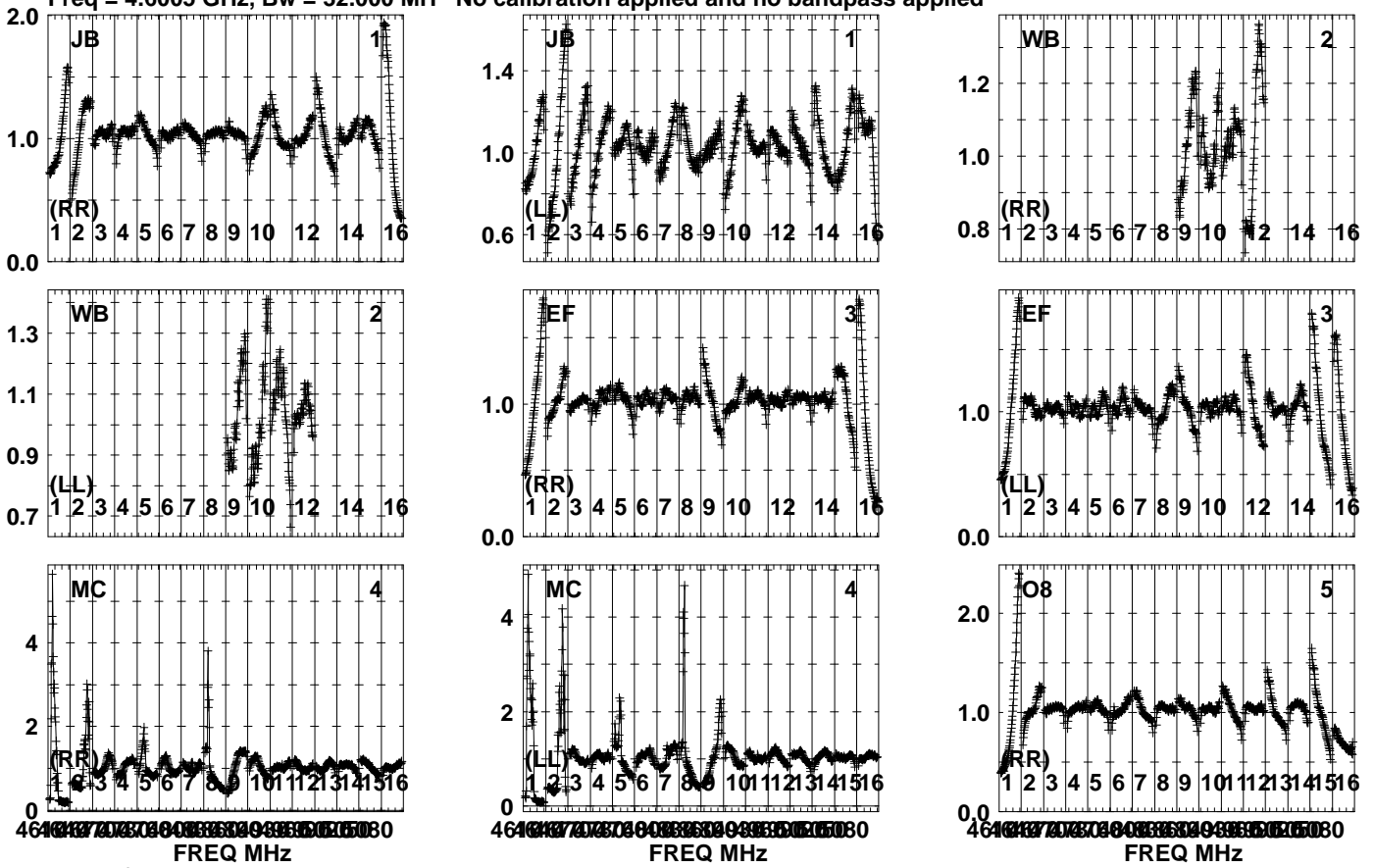


Lower frame: Real Jy  
Auto-corr total-power spectrum Antenna: \*  
Timerange: 00/06:49:03 to 00/06:52:59

Plot file version 31 created 21-FEB-2024 12:21:37

J1120-1243 EG126A.UVDATA.1

Freq = 4.6005 GHz, Bw = 32.000 MH No calibration applied and no bandpass applied

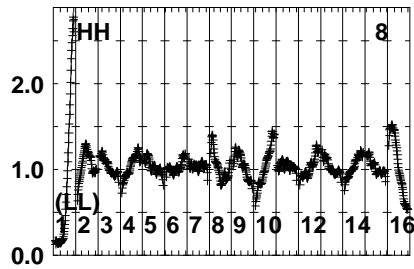
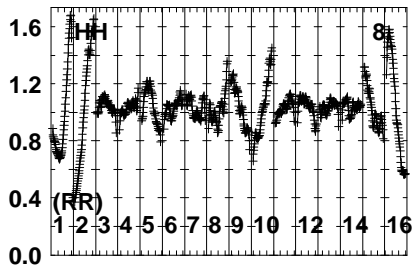
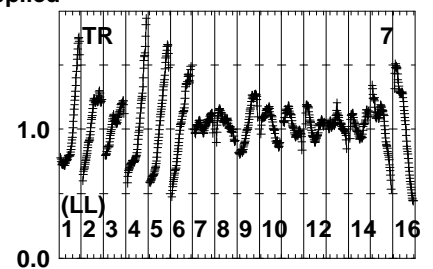
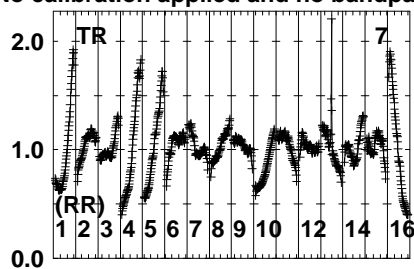
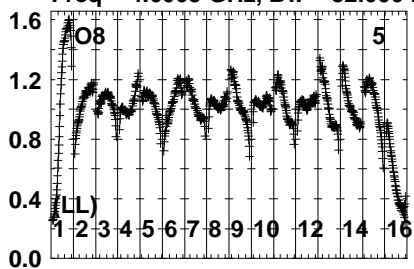


Lower frame: Real Jy  
Auto-corr total-power spectrum Antenna: \*  
Timerange: 00/06:53:33 to 00/06:54:59

Plot file version 32 created 21-FEB-2024 12:21:37

J1120-1243 EG126A.UVDATA.1

Freq = 4.6005 GHz, Bw = 32.000 MH No calibration applied and no bandpass applied



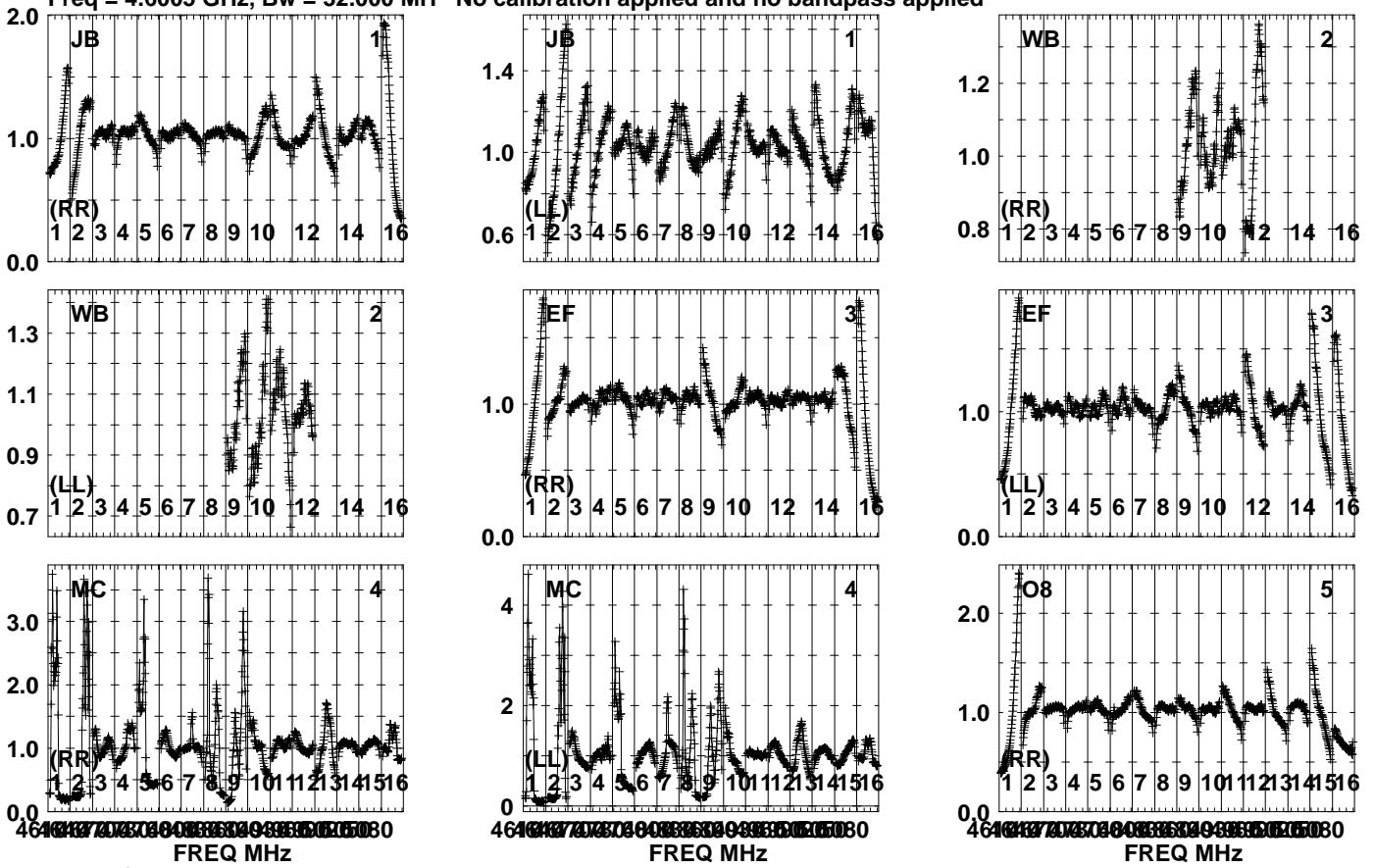
Lower frame: Real Jy  
Auto-corr total-power spectrum Antenna: \*  
Timerange: 00/06:53:33 to 00/06:54:59



Plot file version 33 created 21-FEB-2024 12:21:37

2MASSJ1119 EG126A.UVDATA.1

Freq = 4.6005 GHz, Bw = 32.000 MH No calibration applied and no bandpass applied

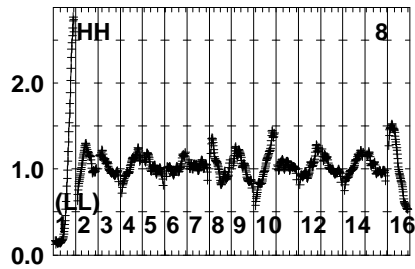
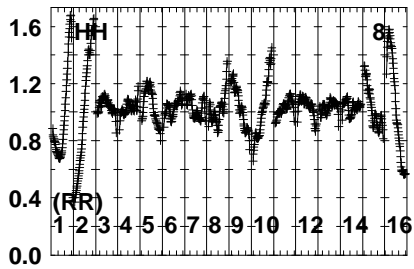
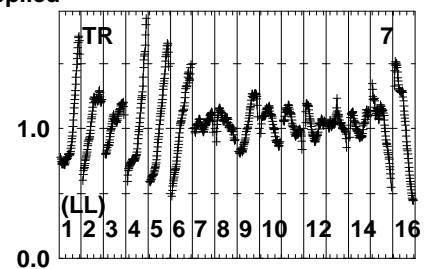
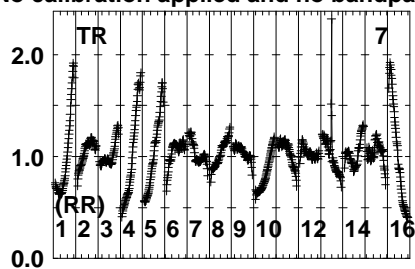
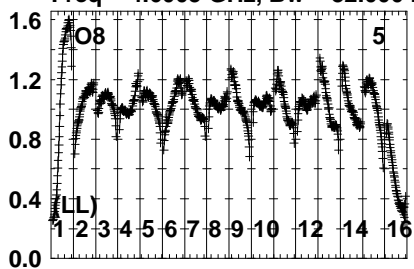


Lower frame: Real Jy  
Auto-corr total-power spectrum Antenna: \*  
Timerange: 00/06:55:03 to 00/06:58:59

Plot file version 34 created 21-FEB-2024 12:21:37

2MASSJ1119 EG126A.UVDATA.1

Freq = 4.6005 GHz, Bw = 32.000 MH No calibration applied and no bandpass applied

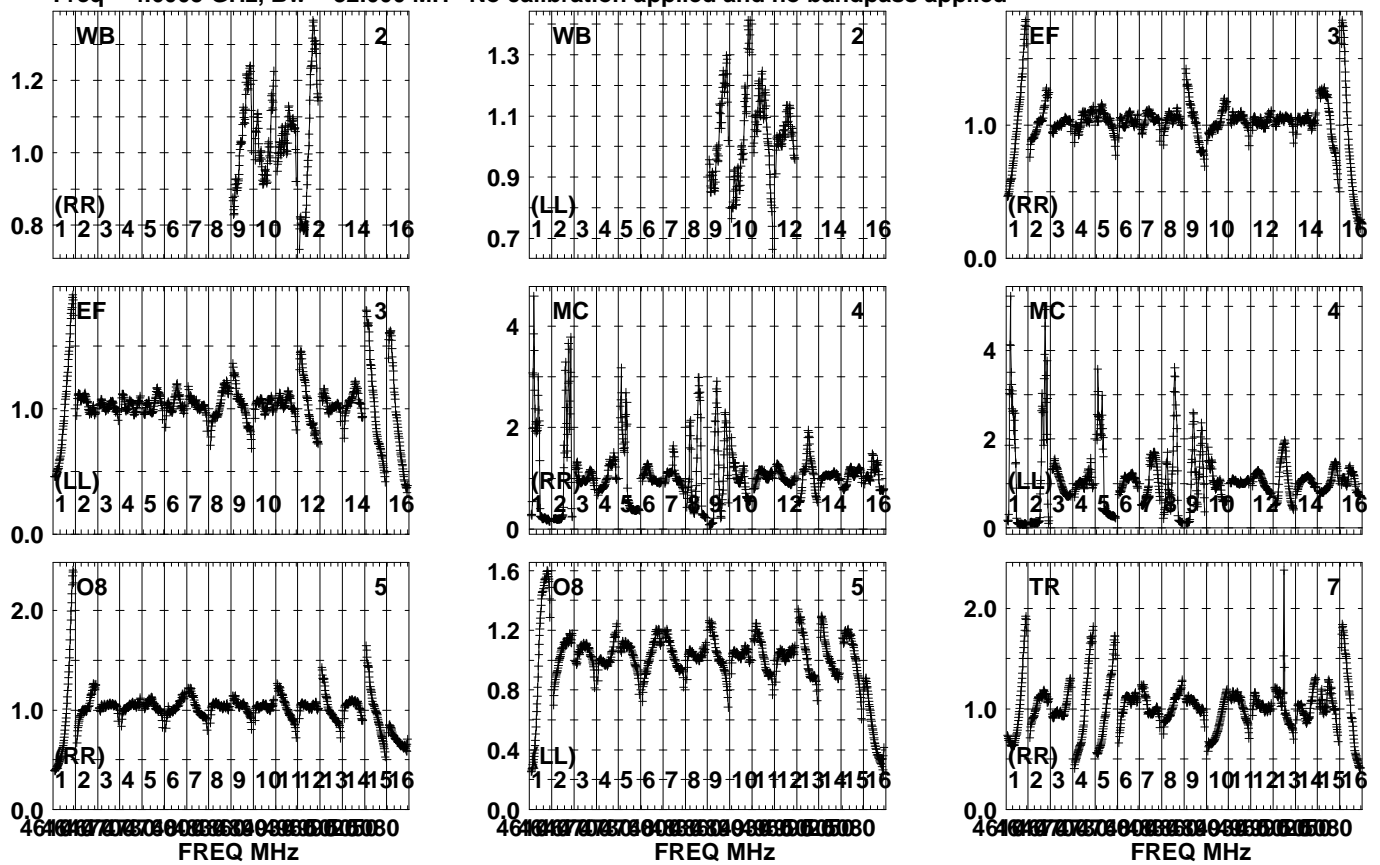


Lower frame: Real Jy  
Auto-corr total-power spectrum Antenna: \*  
Timerange: 00/06:55:03 to 00/06:58:59

Plot file version 35 created 21-FEB-2024 12:21:37

J1120-1243 EG126A.UVDATA.1

Freq = 4.6005 GHz, Bw = 32.000 MH No calibration applied and no bandpass applied

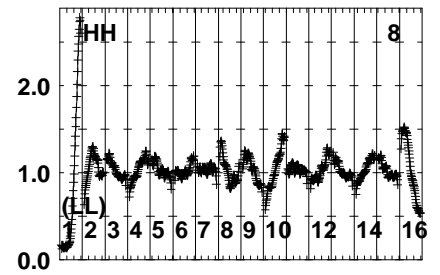
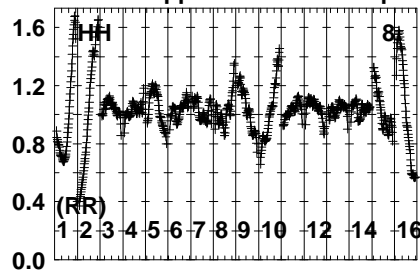
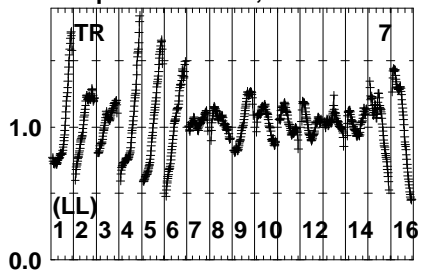


Lower frame: Real Jy  
Auto-corr total-power spectrum Antenna: \*  
Timerange: 00/06:59:33 to 00/07:00:59

Plot file version 36 created 21-FEB-2024 12:21:37

J1120-1243 EG126A.UVDATA.1

Freq = 4.6005 GHz, Bw = 32.000 MH No calibration applied and no bandpass applied

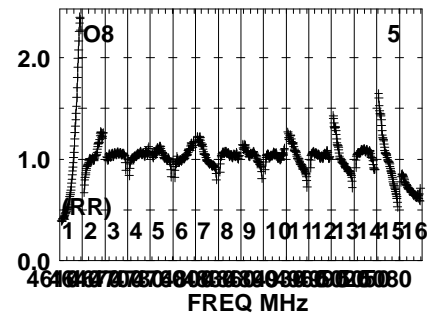
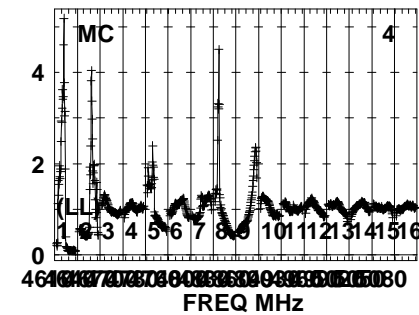
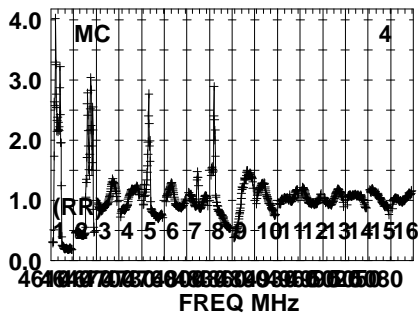
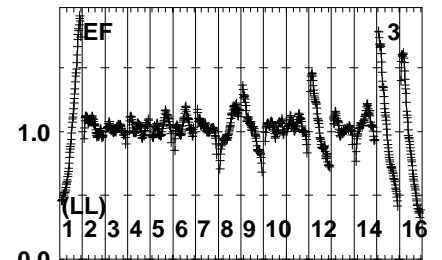
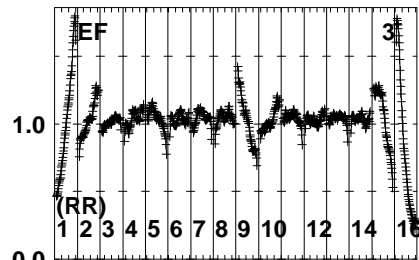
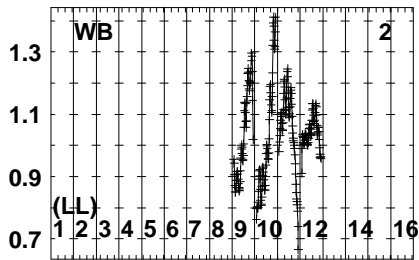
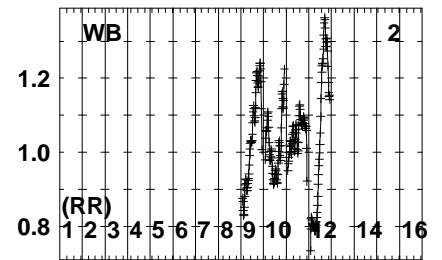
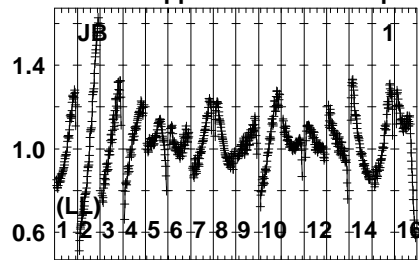
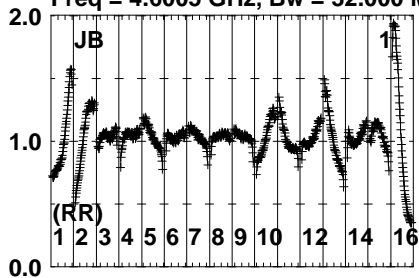


Lower frame: Real Jy  
Auto-corr total-power spectrum Antenna: \*  
Timerange: 00/06:59:33 to 00/07:00:59

Plot file version 37 created 21-FEB-2024 12:21:37

2MASSJ1119 EG126A.UVDATA.1

Freq = 4.6005 GHz, Bw = 32.000 MH No calibration applied and no bandpass applied

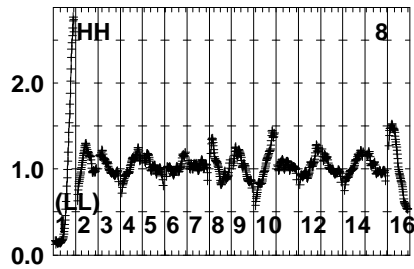
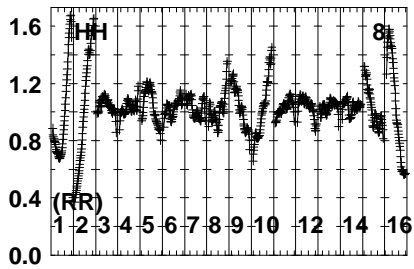
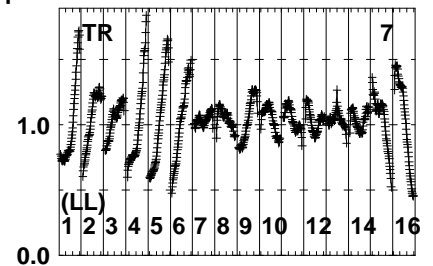
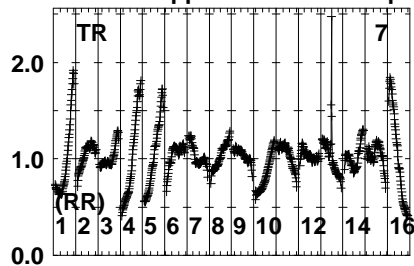
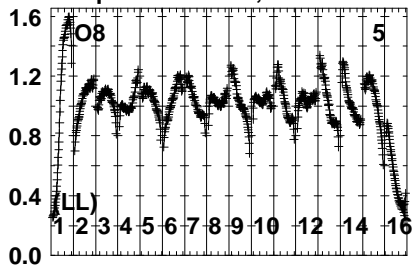


Lower frame: Real Jy  
Auto-corr total-power spectrum Antenna: \*  
Timerange: 00/07:01:03 to 00/07:04:59

Plot file version 38 created 21-FEB-2024 12:21:38

2MASSJ1119 EG126A.UVDATA.1

Freq = 4.6005 GHz, Bw = 32.000 MH No calibration applied and no bandpass applied

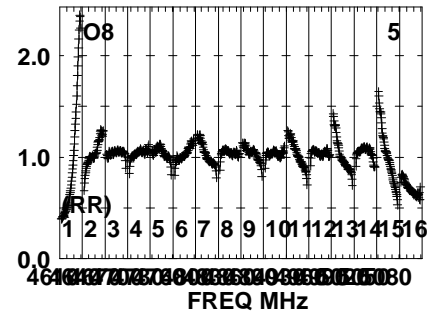
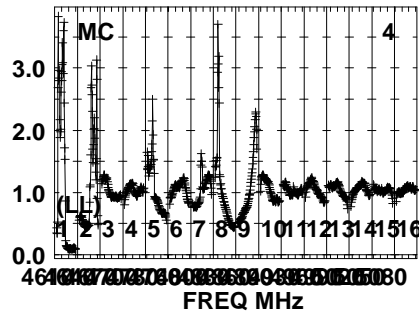
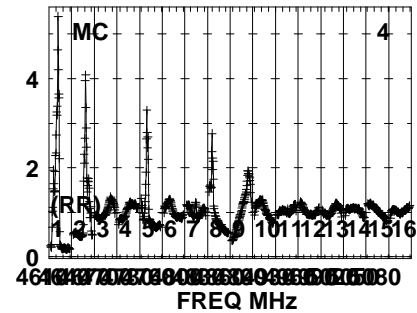
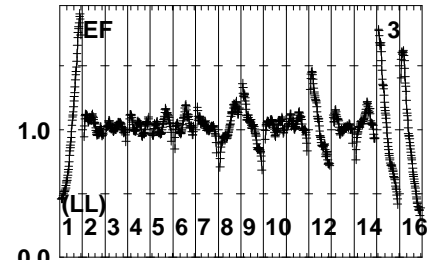
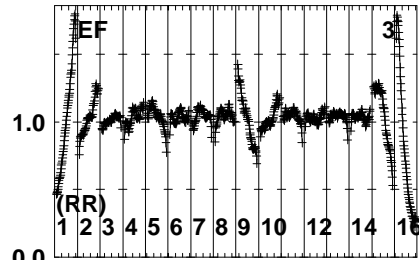
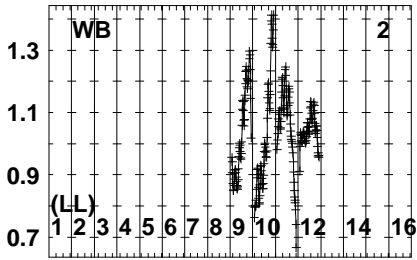
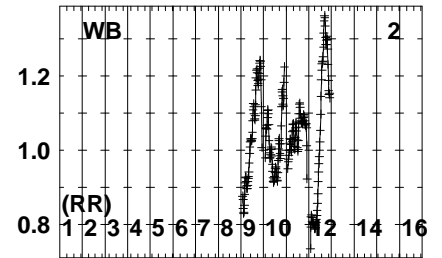
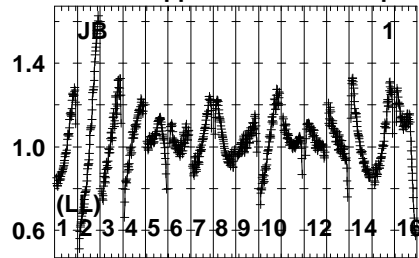
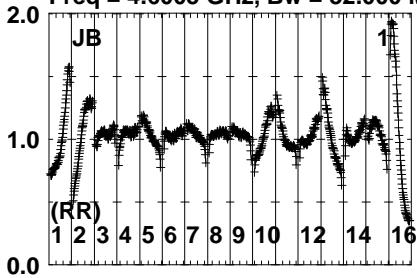


Lower frame: Real Jy  
Auto-corr total-power spectrum Antenna: \*  
Timerange: 00/07:01:03 to 00/07:04:59

Plot file version 39 created 21-FEB-2024 12:21:38

J1120-1243 EG126A.UVDATA.1

Freq = 4.6005 GHz, Bw = 32.000 MH No calibration applied and no bandpass applied

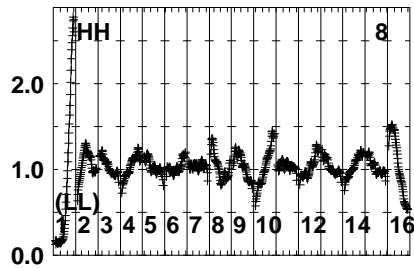
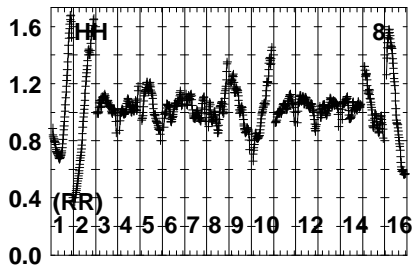
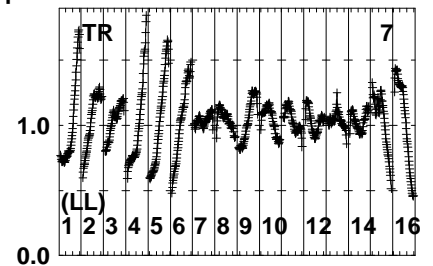
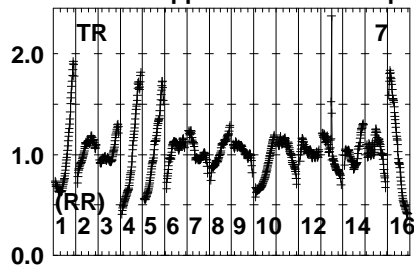
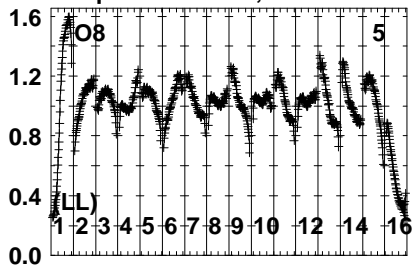


Lower frame: Real Jy  
Auto-corr total-power spectrum Antenna: \*  
Timerange: 00/07:05:33 to 00/07:06:59

Plot file version 40 created 21-FEB-2024 12:21:38

J1120-1243 EG126A.UVDATA.1

Freq = 4.6005 GHz, Bw = 32.000 MH No calibration applied and no bandpass applied



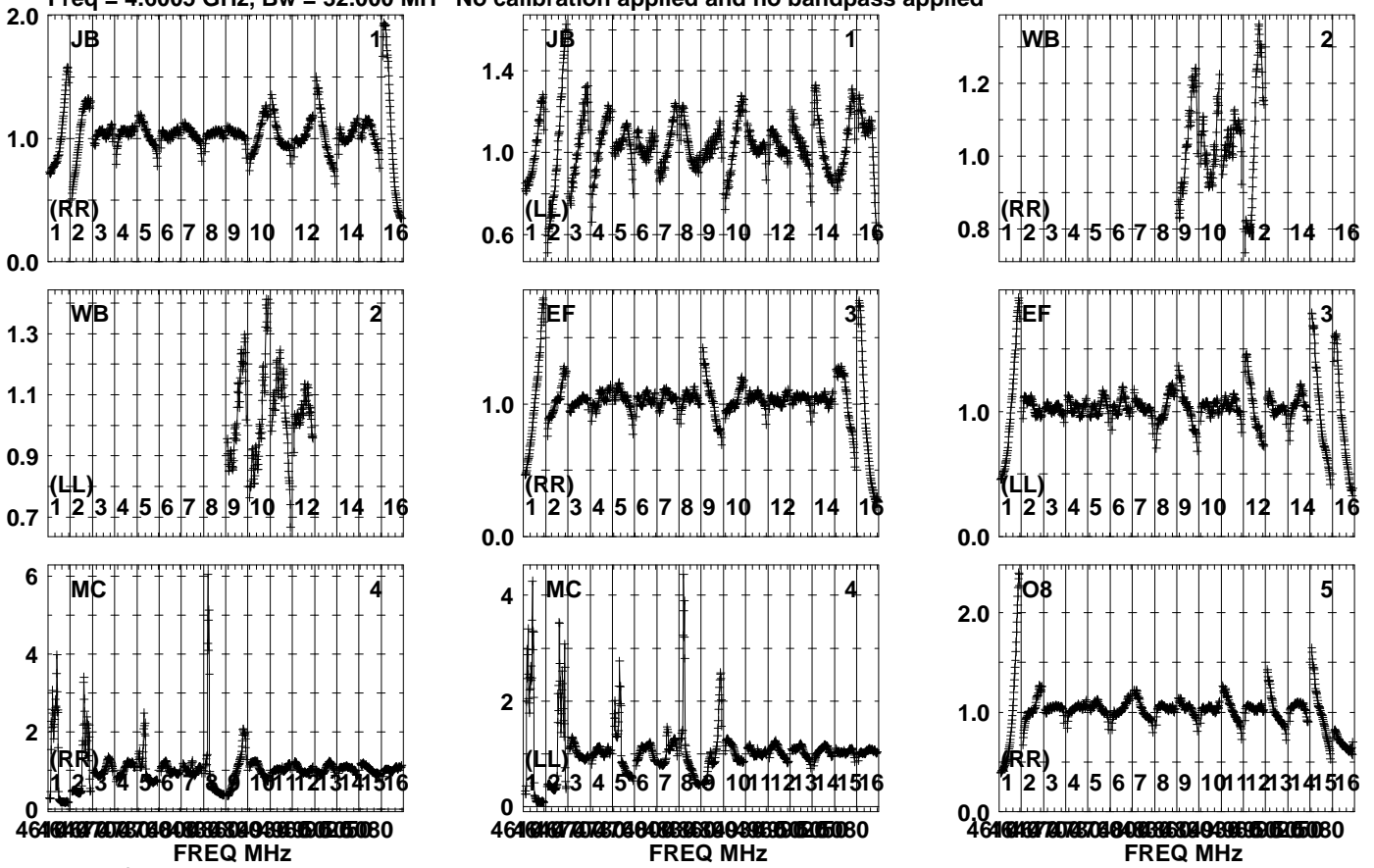
Lower frame: Real Jy  
Auto-corr total-power spectrum Antenna: \*  
Timerange: 00/07:05:33 to 00/07:06:59



Plot file version 41 created 21-FEB-2024 12:21:38

2MASSJ1119 EG126A.UVDATA.1

Freq = 4.6005 GHz, Bw = 32.000 MH No calibration applied and no bandpass applied

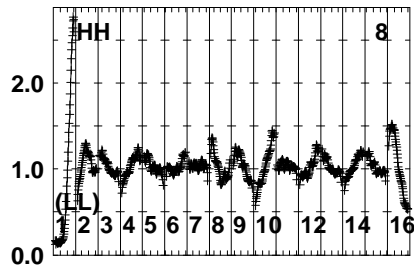
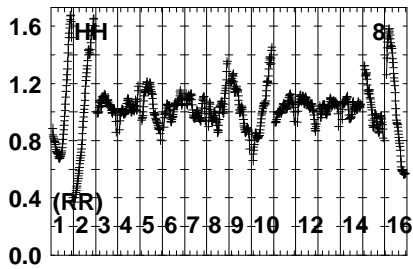
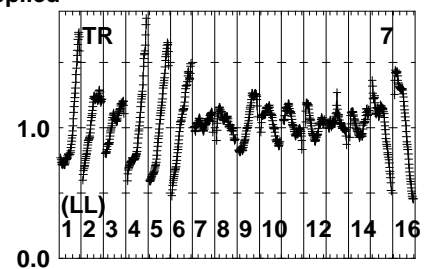
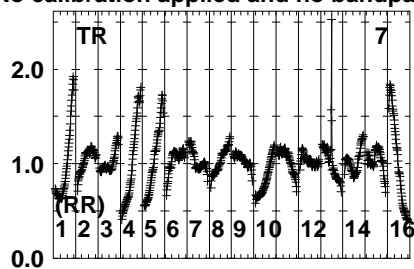
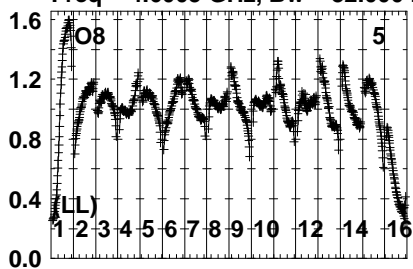


Lower frame: Real Jy  
Auto-corr total-power spectrum Antenna: \*  
Timerange: 00/07:07:03 to 00/07:10:59

Plot file version 42 created 21-FEB-2024 12:21:38

2MASSJ1119 EG126A.UVDATA.1

Freq = 4.6005 GHz, Bw = 32.000 MH No calibration applied and no bandpass applied

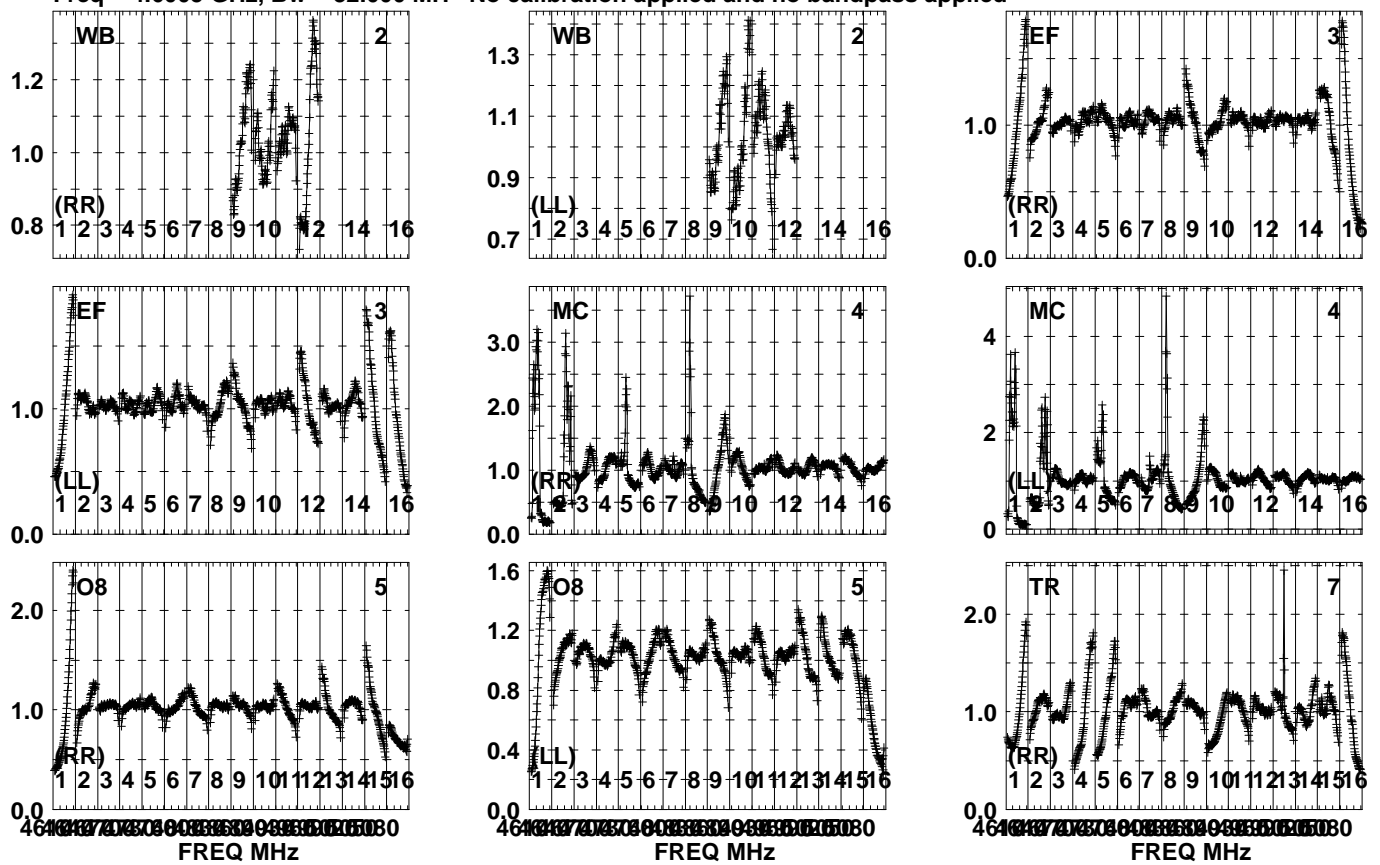


Lower frame: Real Jy  
Auto-corr total-power spectrum Antenna: \*  
Timerange: 00/07:07:03 to 00/07:10:59

Plot file version 43 created 21-FEB-2024 12:21:38

J1120-1243 EG126A.UVDATA.1

Freq = 4.6005 GHz, Bw = 32.000 MH No calibration applied and no bandpass applied

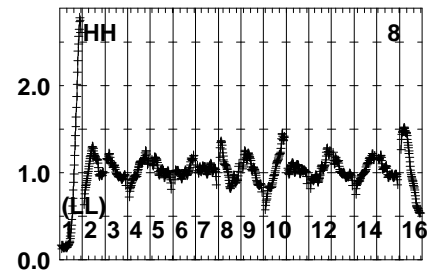
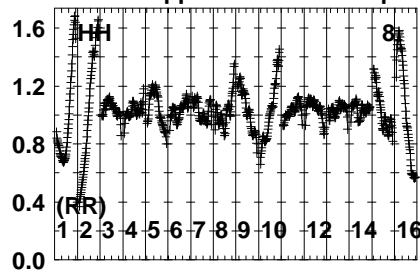
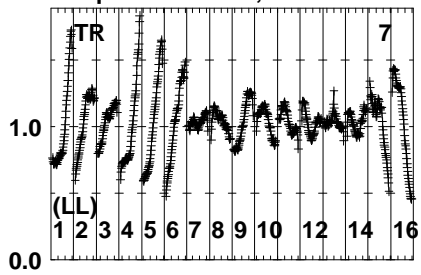


Lower frame: Real Jy  
Auto-corr total-power spectrum Antenna: \*  
Timerange: 00/07:11:33 to 00/07:12:59

Plot file version 44 created 21-FEB-2024 12:21:38

J1120-1243 EG126A.UVDATA.1

Freq = 4.6005 GHz, Bw = 32.000 MH No calibration applied and no bandpass applied



Lower frame: Real Jy

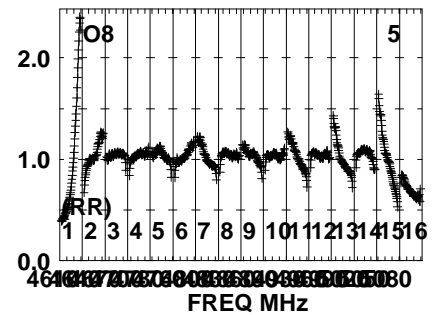
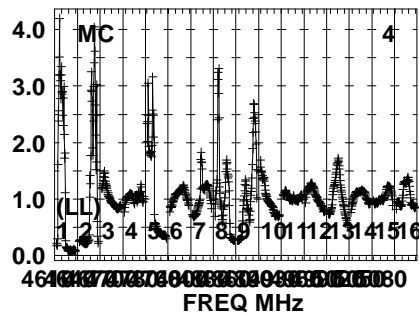
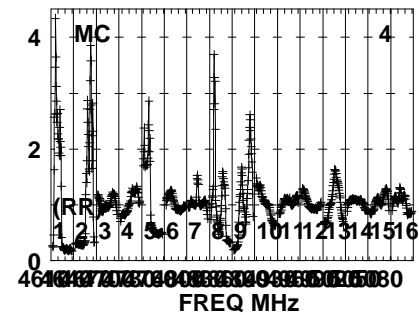
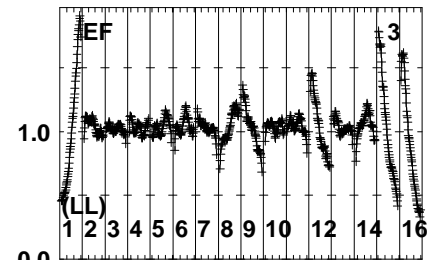
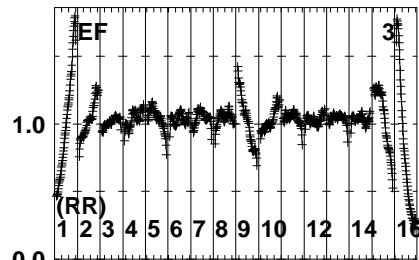
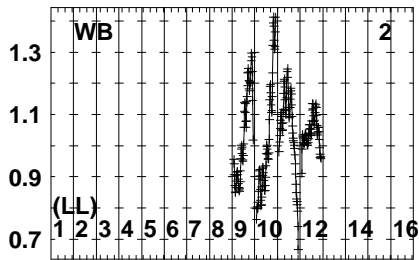
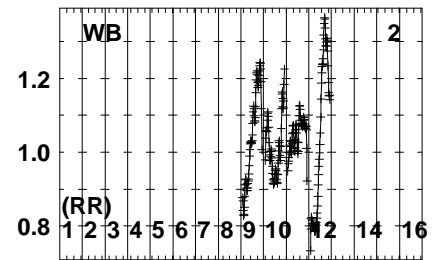
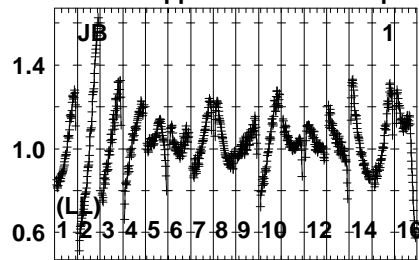
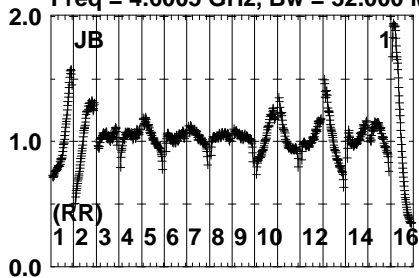
Auto-corr total-power spectrum Antenna: \*

Timerange: 00/07:11:33 to 00/07:12:59

Plot file version 45 created 21-FEB-2024 12:21:38

2MASSJ1119 EG126A.UVDATA.1

Freq = 4.6005 GHz, Bw = 32.000 MH No calibration applied and no bandpass applied

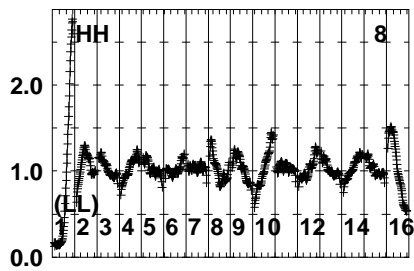
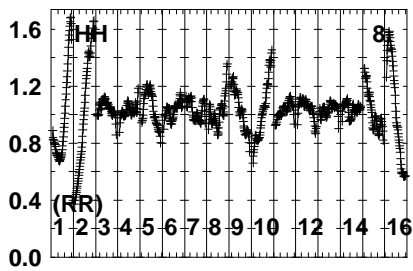
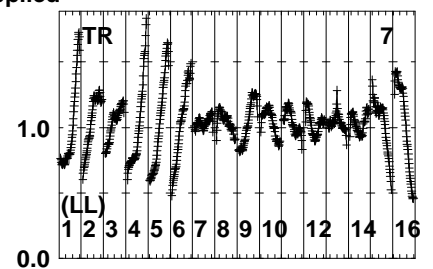
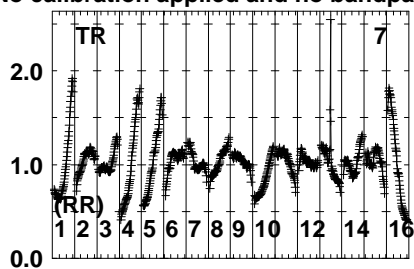
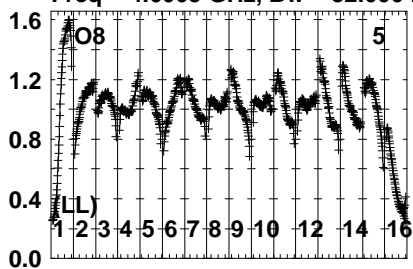


Lower frame: Real Jy  
Auto-corr total-power spectrum Antenna: \*  
Timerange: 00/07:13:03 to 00/07:16:59

Plot file version 46 created 21-FEB-2024 12:21:38

2MASSJ1119 EG126A.UVDATA.1

Freq = 4.6005 GHz, Bw = 32.000 MH No calibration applied and no bandpass applied

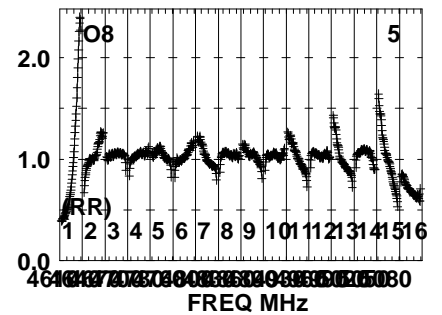
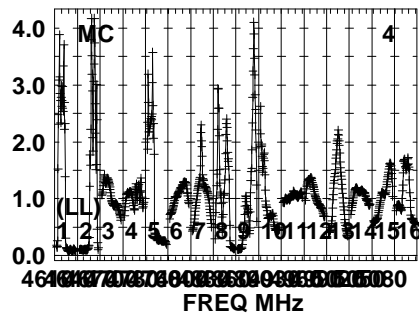
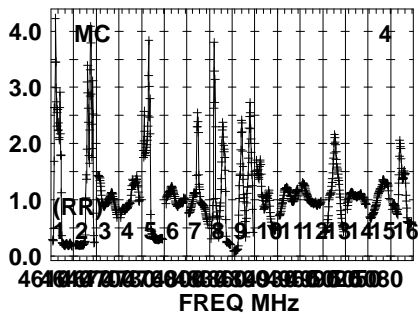
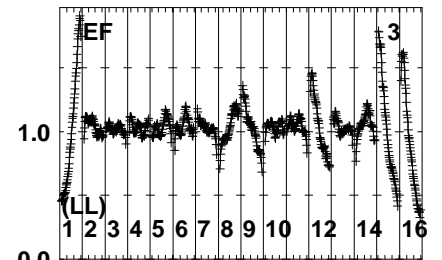
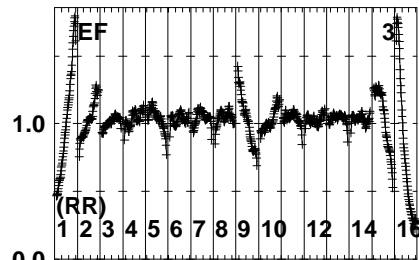
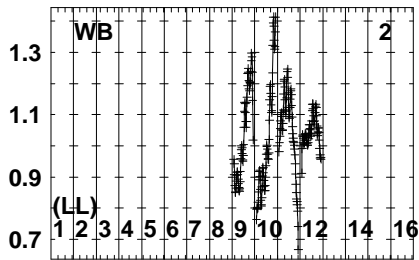
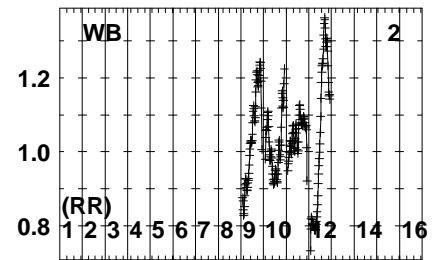
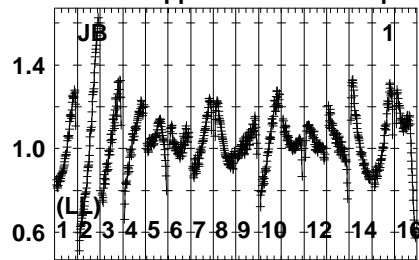
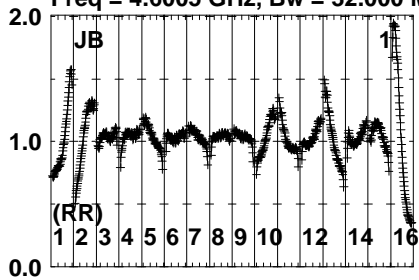


Lower frame: Real Jy  
Auto-corr total-power spectrum Antenna: \*  
Timerange: 00/07:13:03 to 00/07:16:59

Plot file version 47 created 21-FEB-2024 12:21:38

J1120-1243 EG126A.UVDATA.1

Freq = 4.6005 GHz, Bw = 32.000 MH No calibration applied and no bandpass applied

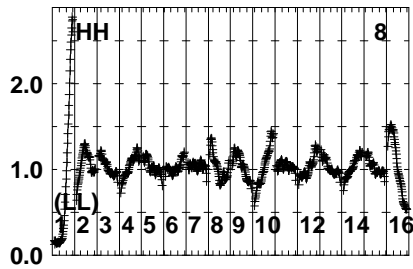
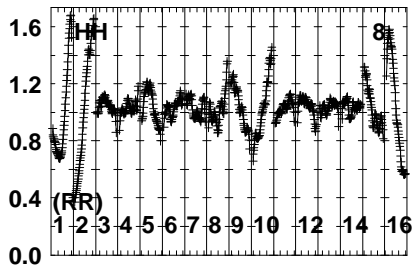
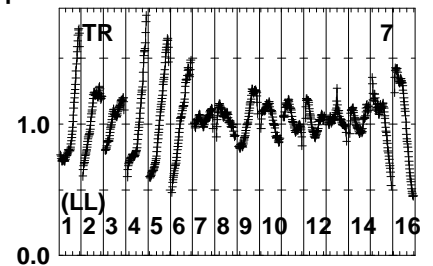
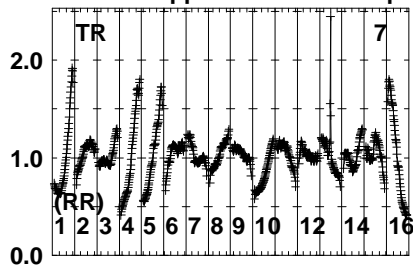
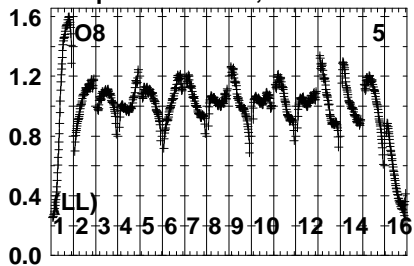


Lower frame: Real Jy  
Auto-corr total-power spectrum Antenna: \*  
Timerange: 00/07:17:33 to 00/07:18:59

Plot file version 48 created 21-FEB-2024 12:21:38

J1120-1243 EG126A.UVDATA.1

Freq = 4.6005 GHz, Bw = 32.000 MH No calibration applied and no bandpass applied



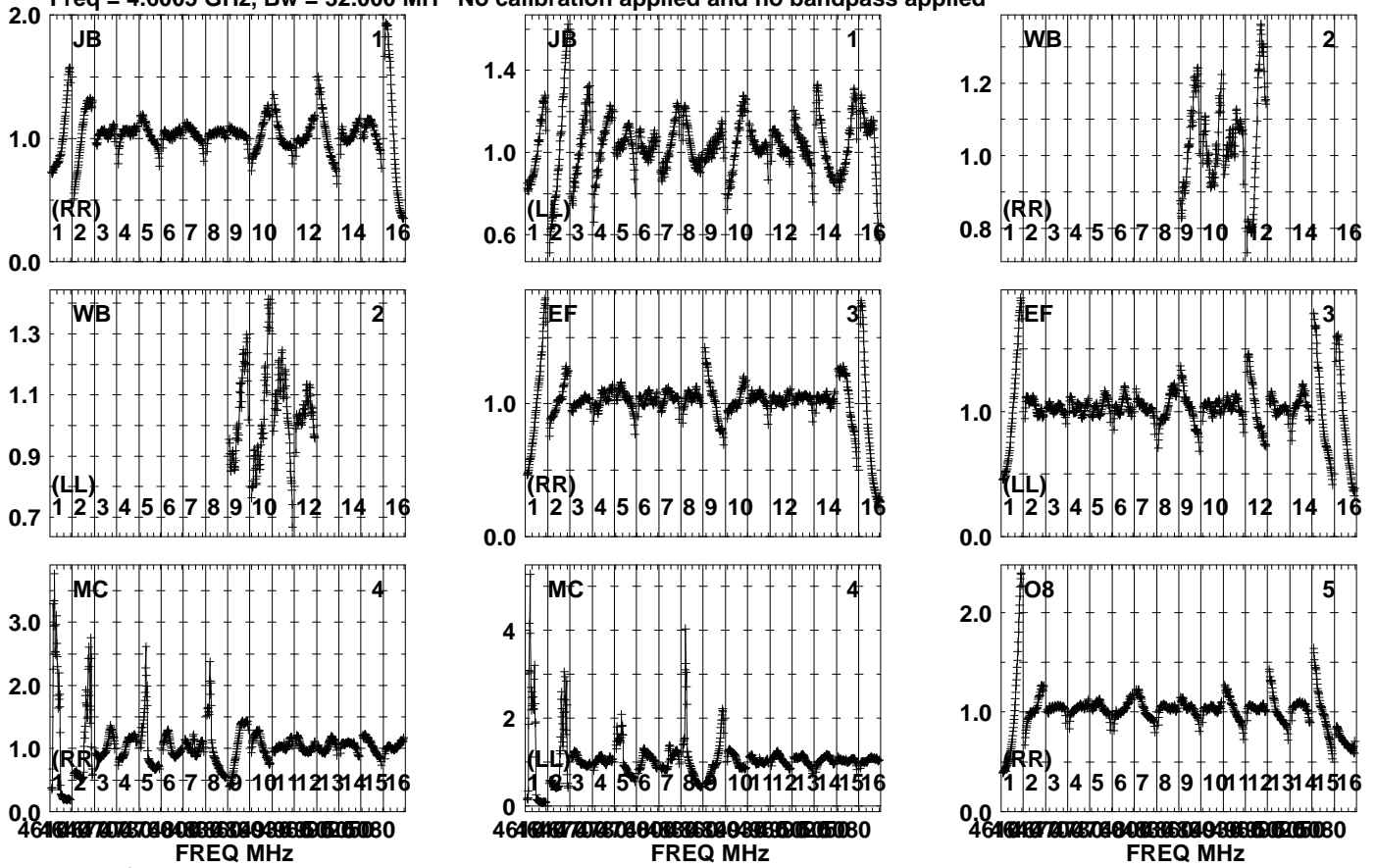
Lower frame: Real Jy  
Auto-corr total-power spectrum Antenna: \*  
Timerange: 00/07:17:33 to 00/07:18:59



Plot file version 49 created 21-FEB-2024 12:21:38

2MASSJ1119 EG126A.UVDATA.1

Freq = 4.6005 GHz, Bw = 32.000 MH No calibration applied and no bandpass applied

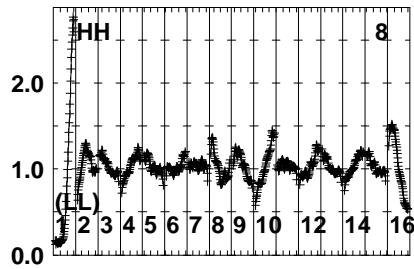
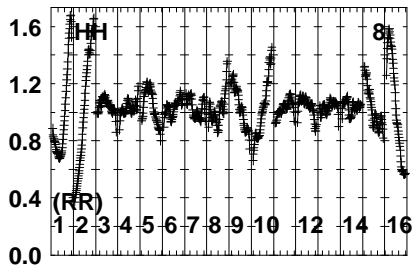
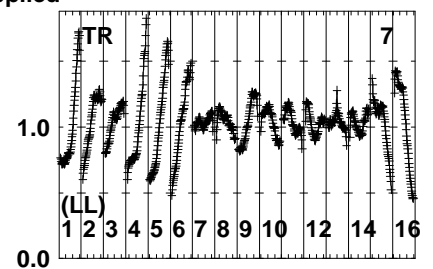
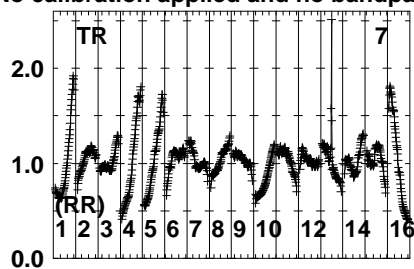
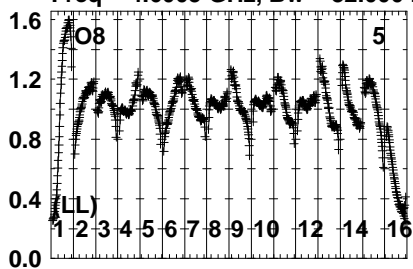


Lower frame: Real Jy  
Auto-corr total-power spectrum Antenna: \*  
Timerange: 00/07:19:03 to 00/07:22:59

Plot file version 50 created 21-FEB-2024 12:21:39

2MASSJ1119 EG126A.UVDATA.1

Freq = 4.6005 GHz, Bw = 32.000 MH No calibration applied and no bandpass applied

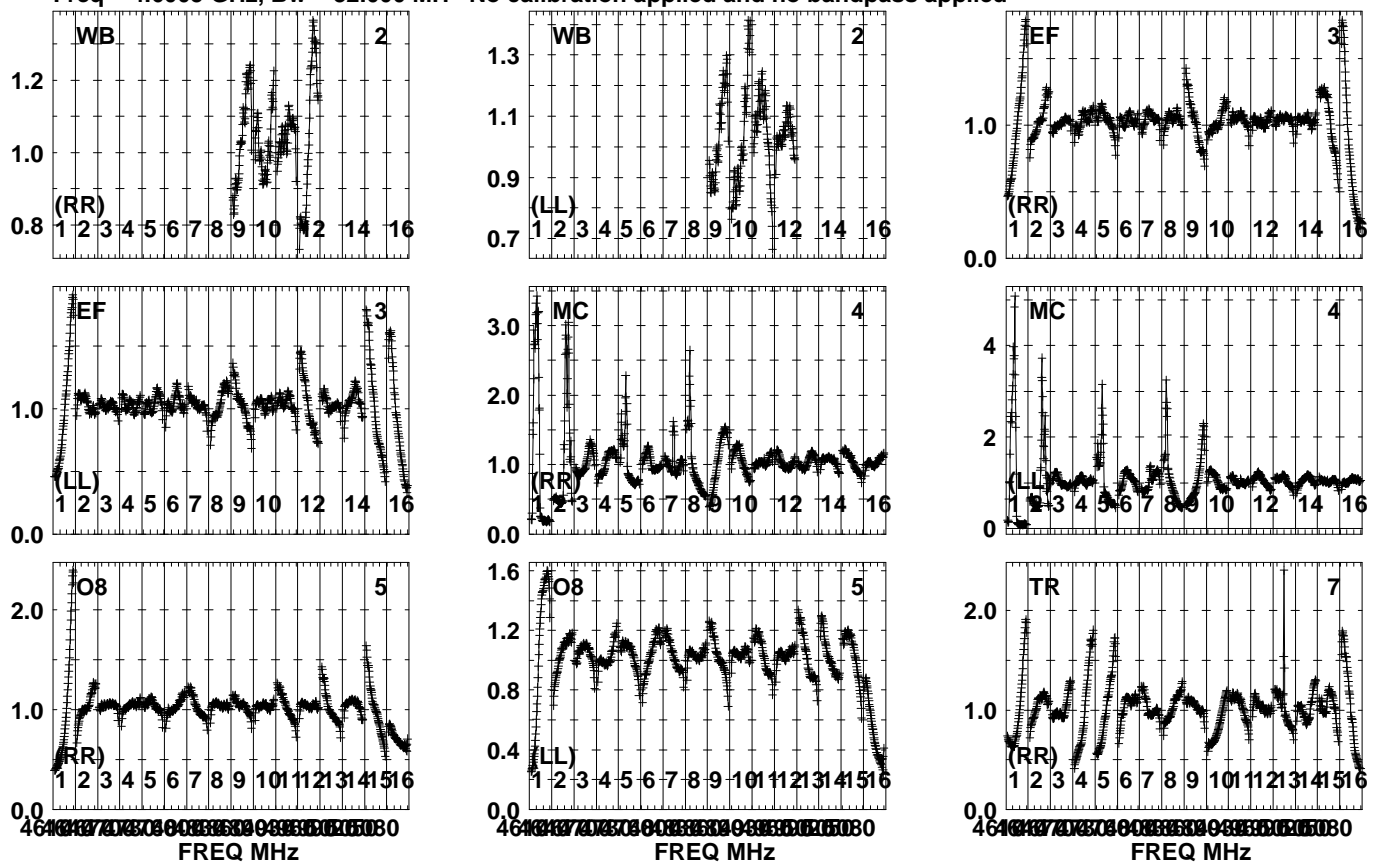


Lower frame: Real Jy  
Auto-corr total-power spectrum Antenna: \*  
Timerange: 00/07:19:03 to 00/07:22:59

Plot file version 51 created 21-FEB-2024 12:21:39

J1120-1243 EG126A.UVDATA.1

Freq = 4.6005 GHz, Bw = 32.000 MH No calibration applied and no bandpass applied

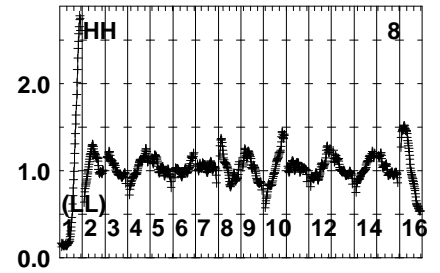
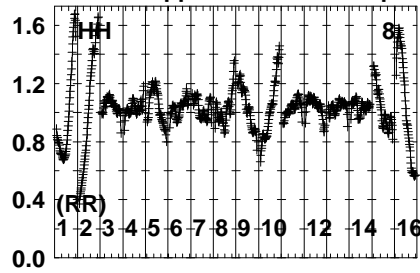
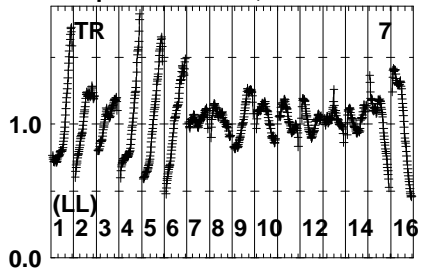


Lower frame: Real Jy  
Auto-corr total-power spectrum Antenna: \*  
Timerange: 00/07:23:33 to 00/07:24:59

Plot file version 52 created 21-FEB-2024 12:21:39

J1120-1243 EG126A.UVDATA.1

Freq = 4.6005 GHz, Bw = 32.000 MH No calibration applied and no bandpass applied

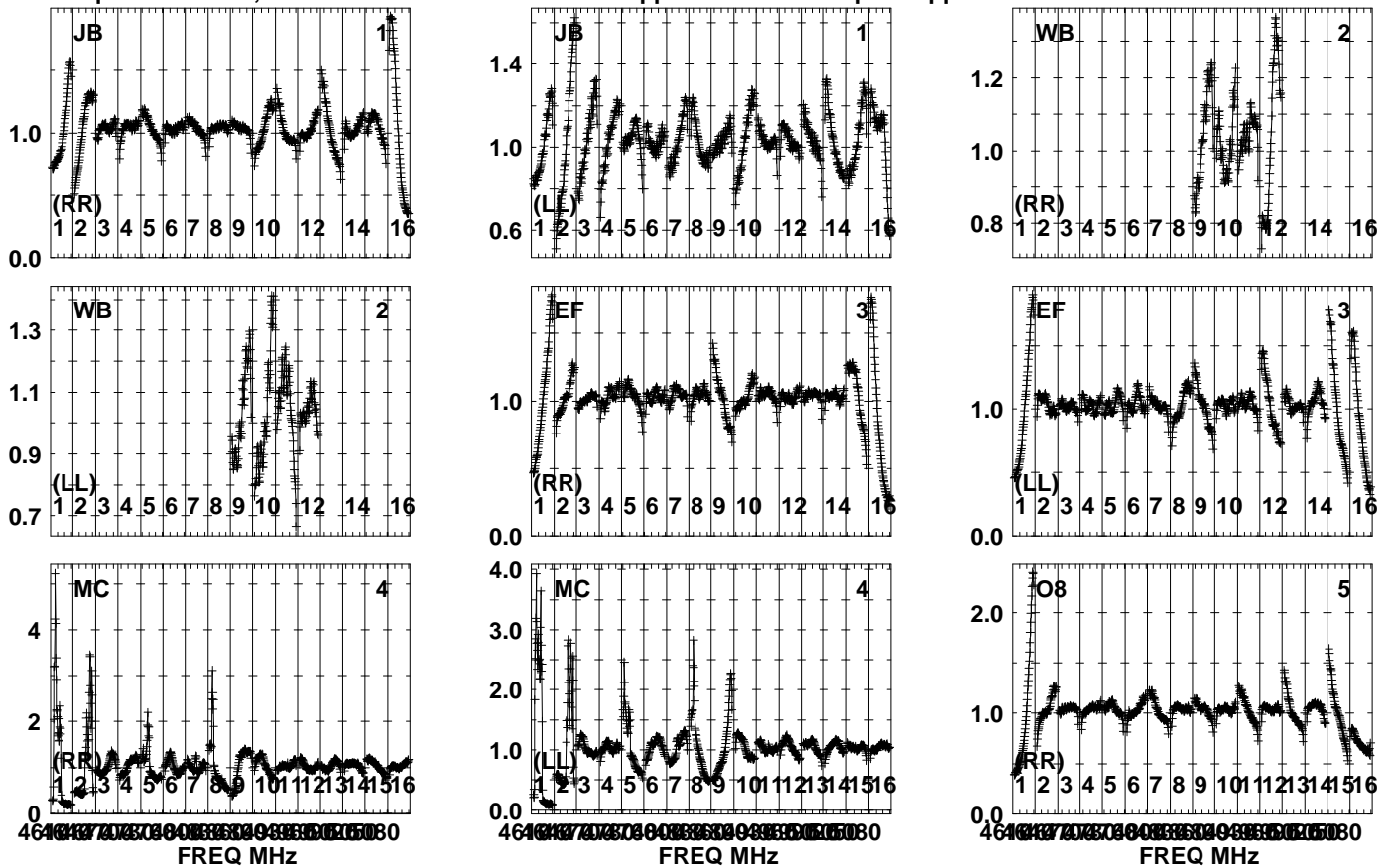


Lower frame: Real Jy  
Auto-corr total-power spectrum Antenna: \*  
Timerange: 00/07:23:33 to 00/07:24:59

Plot file version 53 created 21-FEB-2024 12:21:39

2MASSJ1119 EG126A.UVDATA.1

Freq = 4.6005 GHz, Bw = 32.000 MH No calibration applied and no bandpass applied

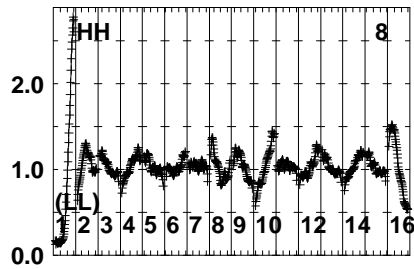
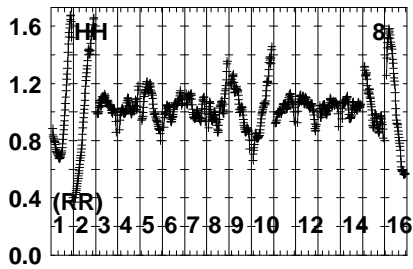
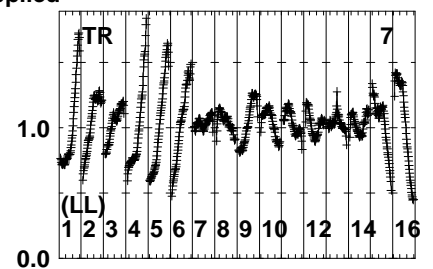
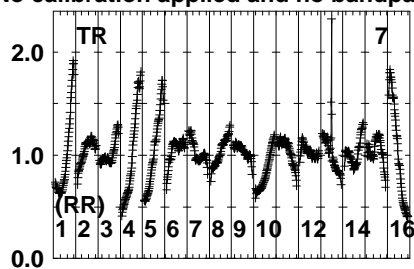
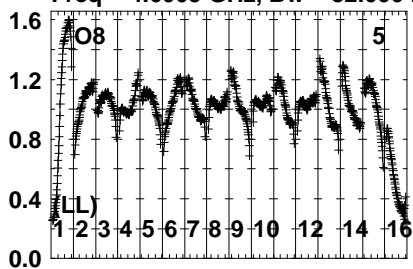


Lower frame: Real Jy  
Auto-corr total-power spectrum Antenna: \*  
Timerange: 00/07:25:03 to 00/07:28:59

Plot file version 54 created 21-FEB-2024 12:21:39

2MASSJ1119 EG126A.UVDATA.1

Freq = 4.6005 GHz, Bw = 32.000 MH No calibration applied and no bandpass applied

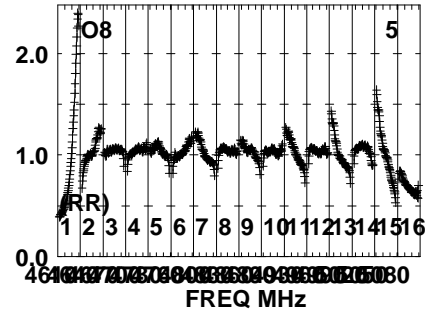
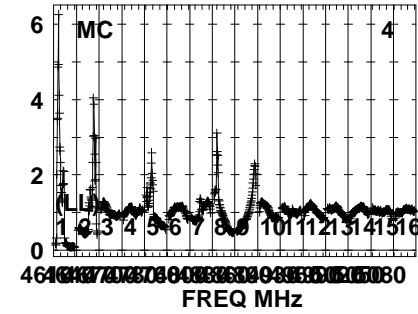
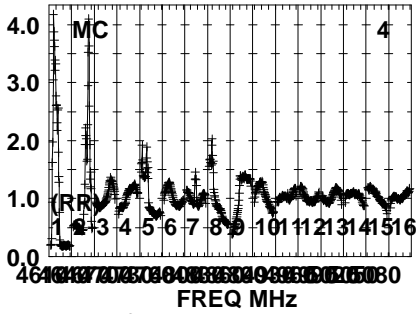
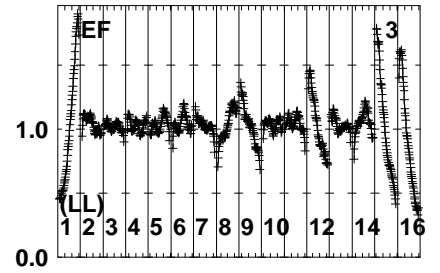
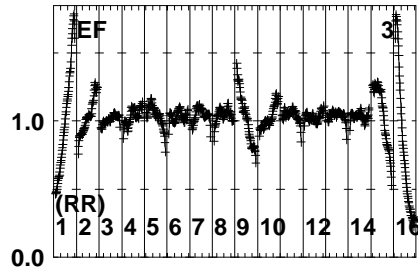
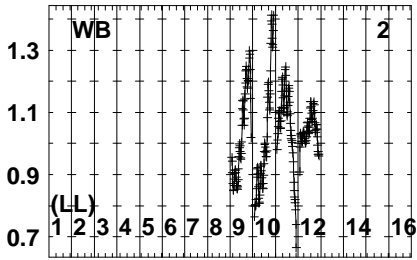
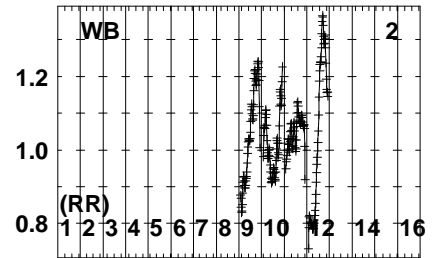
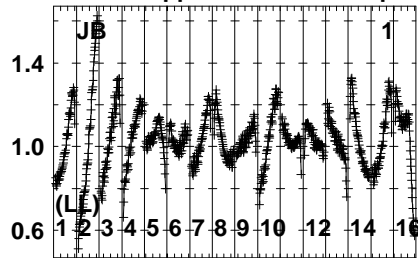
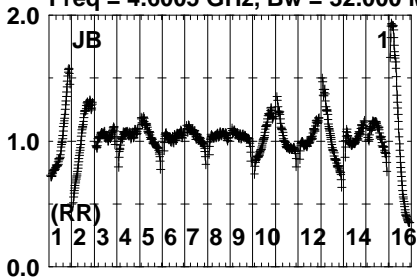


Lower frame: Real Jy  
Auto-corr total-power spectrum Antenna: \*  
Timerange: 00/07:25:03 to 00/07:28:59

Plot file version 55 created 21-FEB-2024 12:21:39

J1120-1243 EG126A.UVDATA.1

Freq = 4.6005 GHz, Bw = 32.000 MH No calibration applied and no bandpass applied

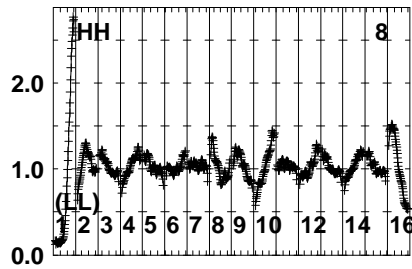
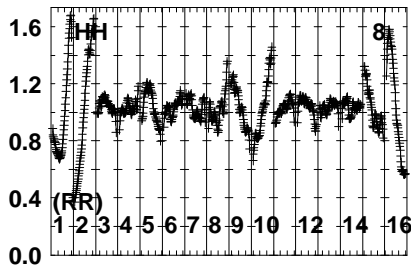
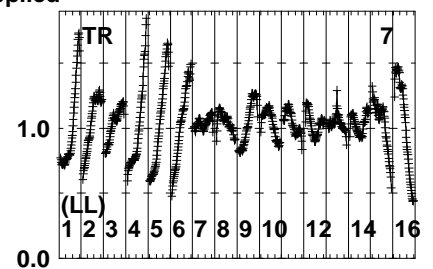
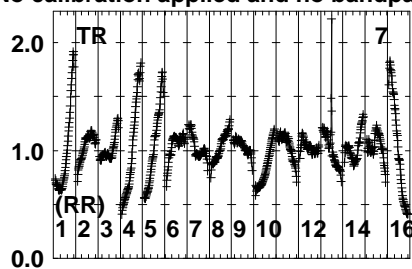
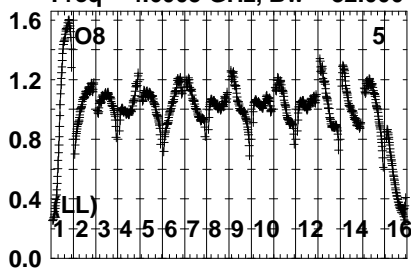


Lower frame: Real Jy  
Auto-corr total-power spectrum Antenna: \*  
Timerange: 00/07:29:33 to 00/07:30:59

Plot file version 56 created 21-FEB-2024 12:21:39

J1120-1243 EG126A.UVDATA.1

Freq = 4.6005 GHz, Bw = 32.000 MH No calibration applied and no bandpass applied



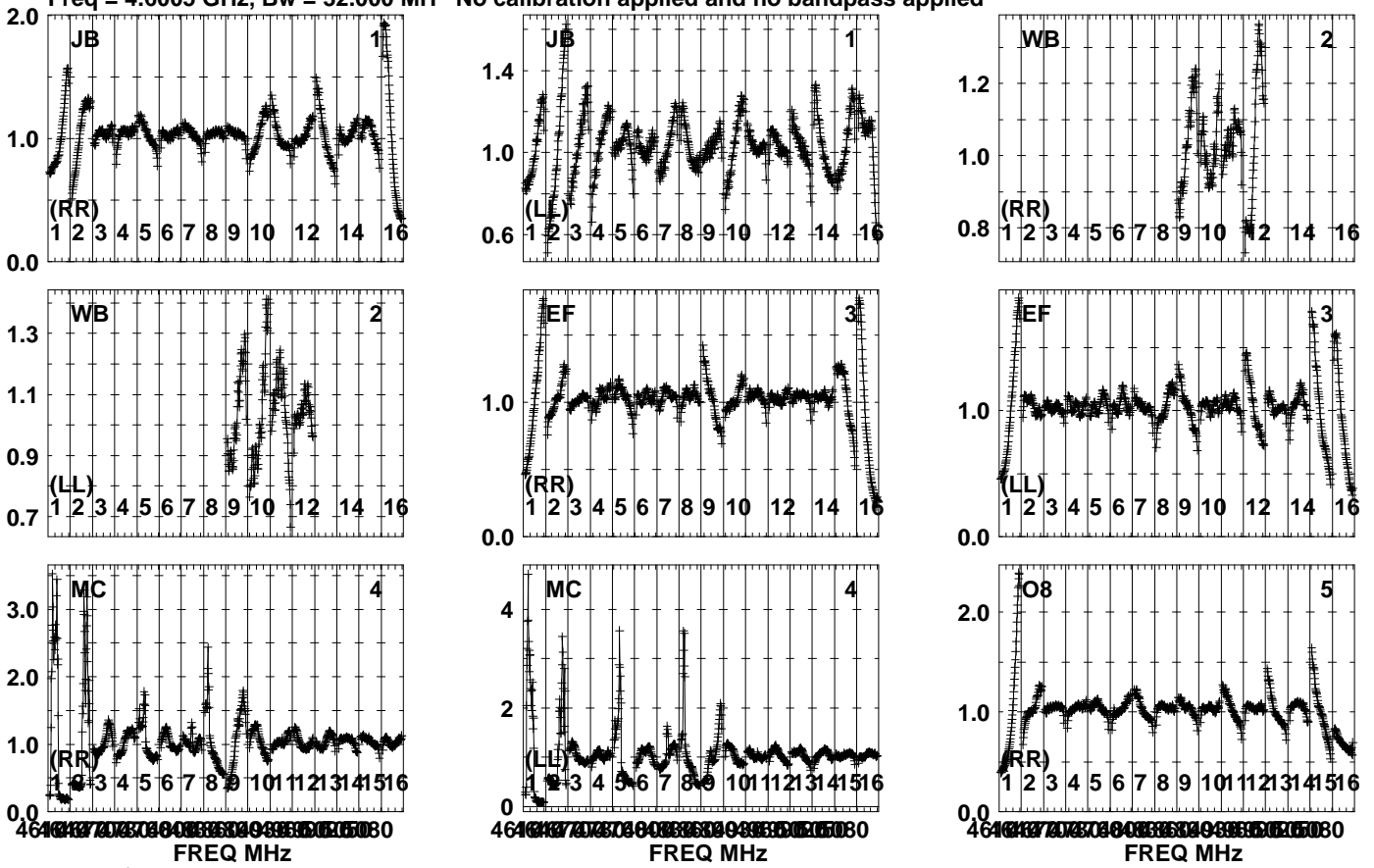
Lower frame: Real Jy  
Auto-corr total-power spectrum Antenna: \*  
Timerange: 00/07:29:33 to 00/07:30:59



Plot file version 57 created 21-FEB-2024 12:21:39

2MASSJ1119 EG126A.UVDATA.1

Freq = 4.6005 GHz, Bw = 32.000 MH No calibration applied and no bandpass applied

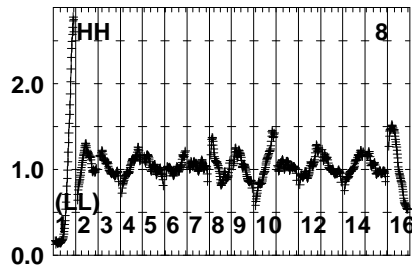
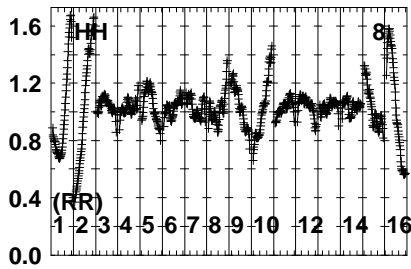
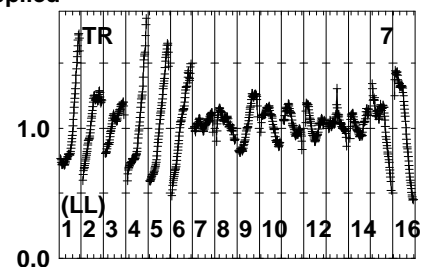
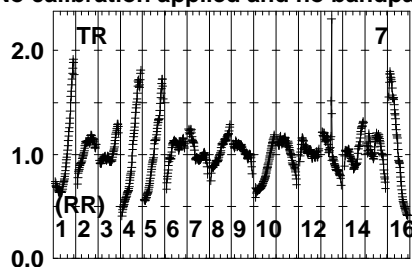
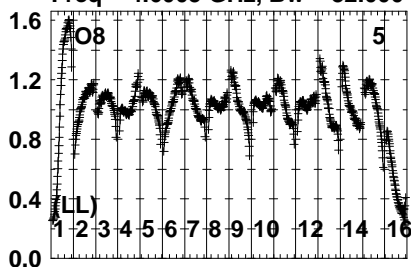


Lower frame: Real Jy  
Auto-corr total-power spectrum Antenna: \*  
Timerange: 00/07:31:03 to 00/07:34:59

Plot file version 58 created 21-FEB-2024 12:21:39

2MASSJ1119 EG126A.UVDATA.1

Freq = 4.6005 GHz, Bw = 32.000 MH No calibration applied and no bandpass applied

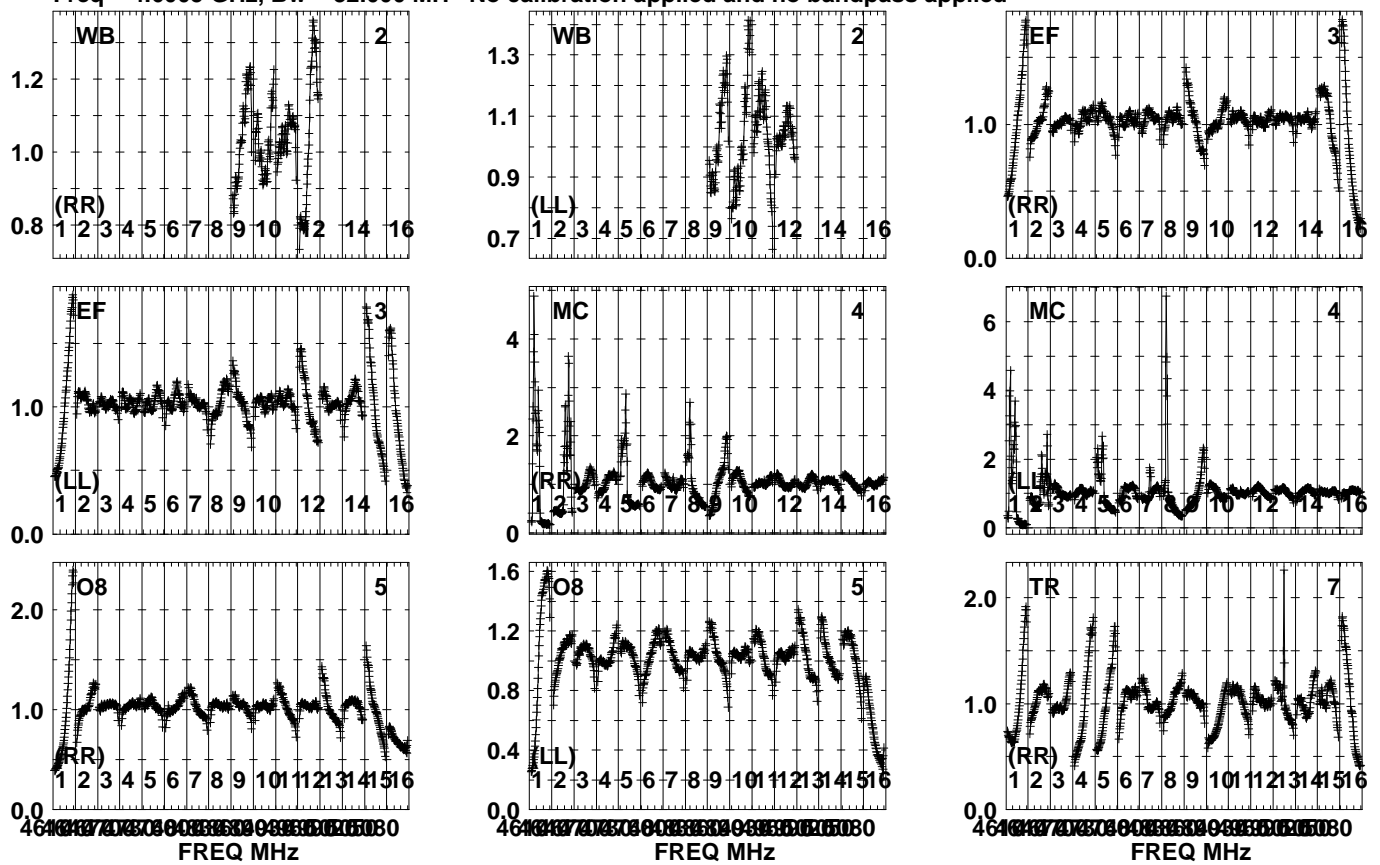


Lower frame: Real Jy  
Auto-corr total-power spectrum Antenna: \*  
Timerange: 00/07:31:03 to 00/07:34:59

Plot file version 59 created 21-FEB-2024 12:21:39

J1120-1243 EG126A.UVDATA.1

Freq = 4.6005 GHz, Bw = 32.000 MH No calibration applied and no bandpass applied

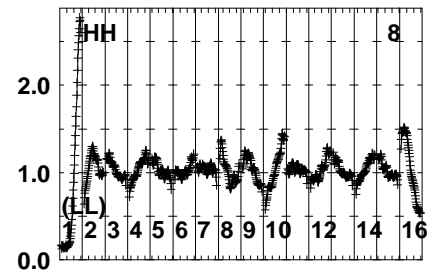
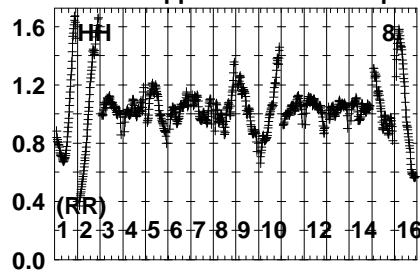
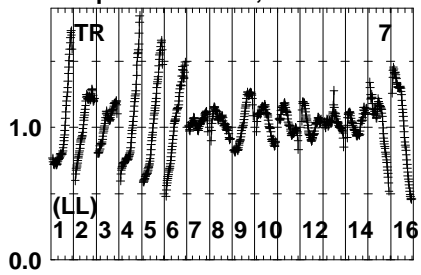


Lower frame: Real Jy  
Auto-corr total-power spectrum Antenna: \*  
Timerange: 00/07:35:33 to 00/07:36:59

Plot file version 60 created 21-FEB-2024 12:21:39

J1120-1243 EG126A.UVDATA.1

Freq = 4.6005 GHz, Bw = 32.000 MH No calibration applied and no bandpass applied

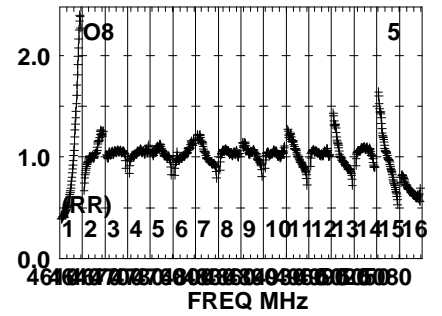
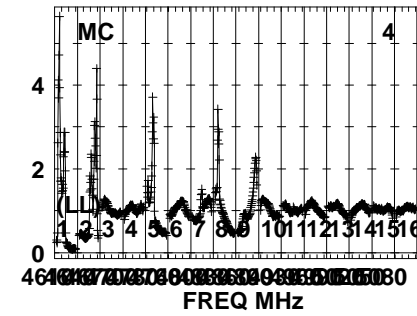
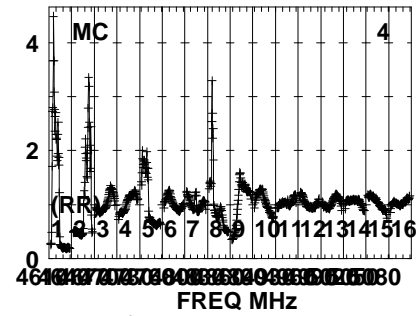
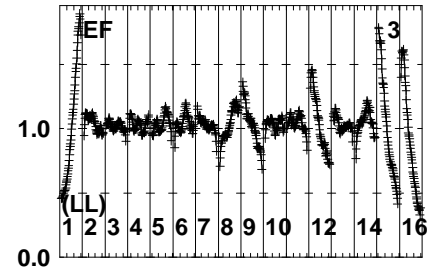
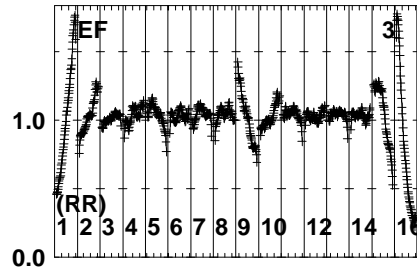
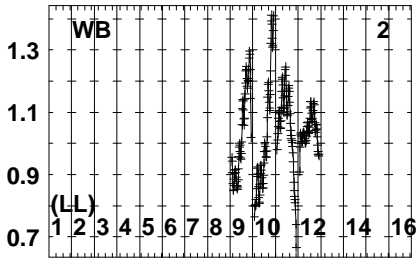
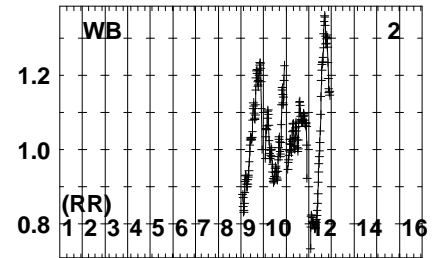
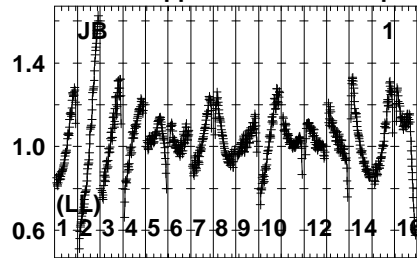
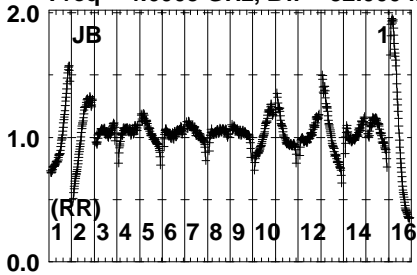


Lower frame: Real Jy  
Auto-corr total-power spectrum Antenna: \*  
Timerange: 00/07:35:33 to 00/07:36:59

Plot file version 61 created 21-FEB-2024 12:21:39

2MASSJ1119 EG126A.UVDATA.1

Freq = 4.6005 GHz, Bw = 32.000 MH No calibration applied and no bandpass applied

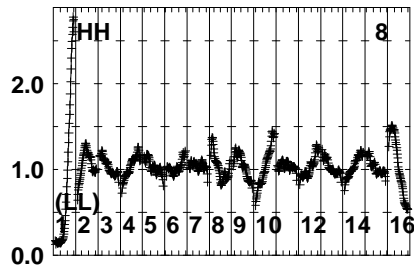
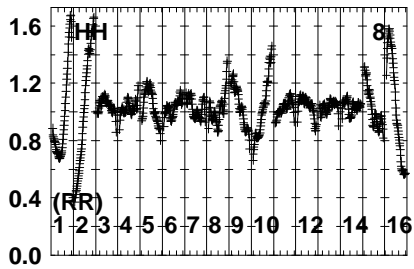
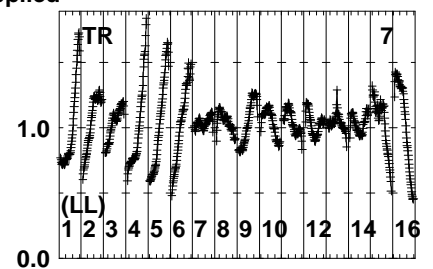
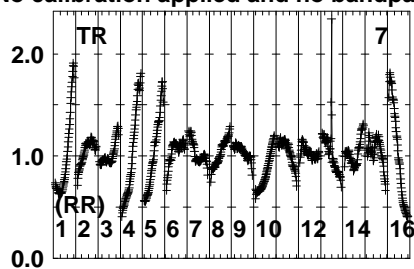
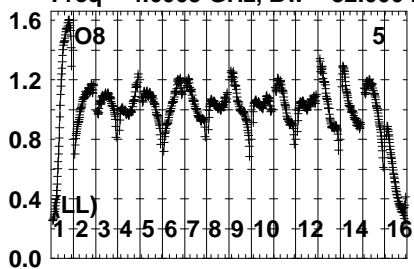


Lower frame: Real Jy  
Auto-corr total-power spectrum Antenna: \*  
Timerange: 00/07:37:03 to 00/07:40:59

Plot file version 62 created 21-FEB-2024 12:21:40

2MASSJ1119 EG126A.UVDATA.1

Freq = 4.6005 GHz, Bw = 32.000 MH No calibration applied and no bandpass applied

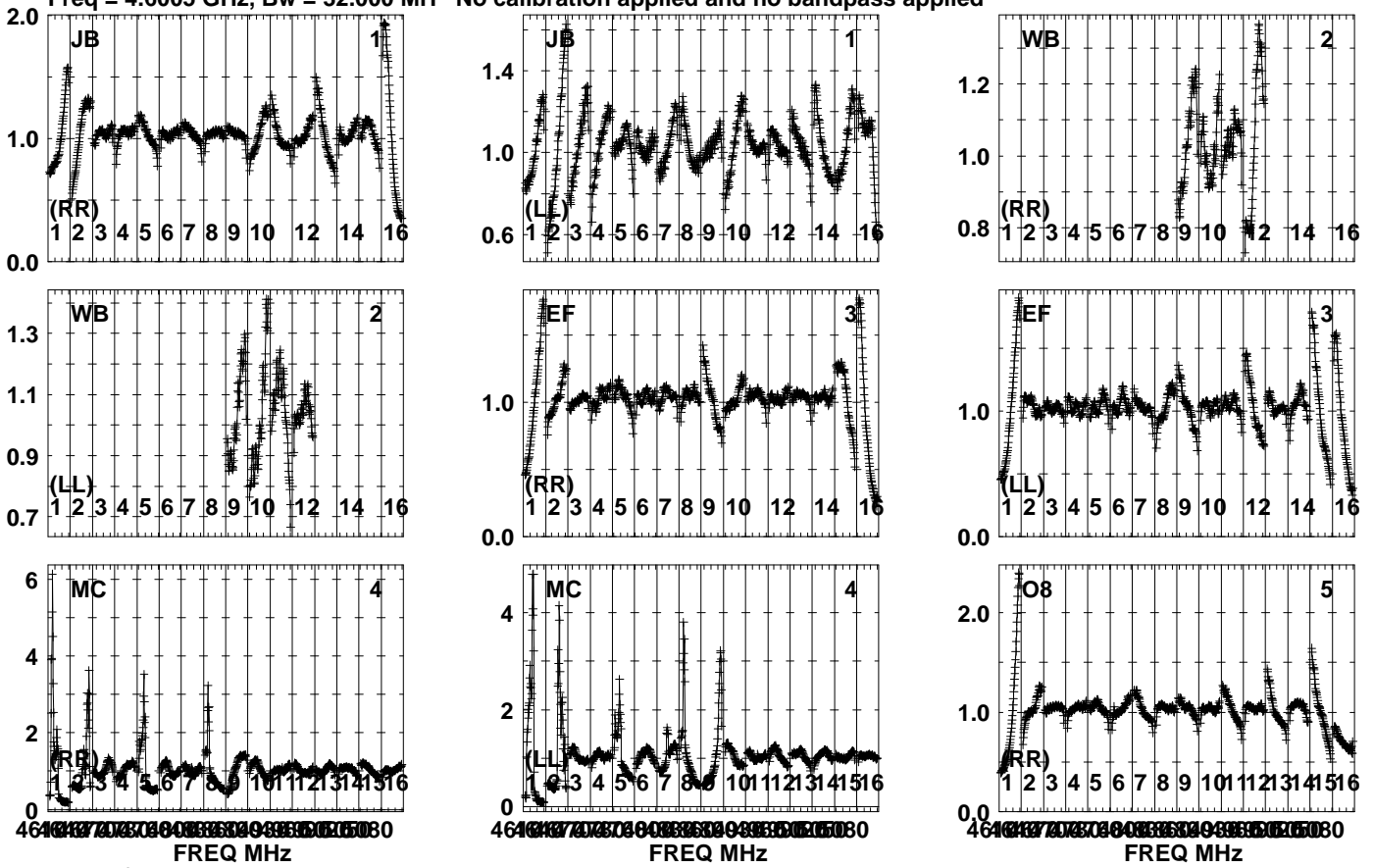


Lower frame: Real Jy  
Auto-corr total-power spectrum Antenna: \*  
Timerange: 00/07:37:03 to 00/07:40:59

Plot file version 63 created 21-FEB-2024 12:21:40

J1120-1243 EG126A.UVDATA.1

Freq = 4.6005 GHz, Bw = 32.000 MH No calibration applied and no bandpass applied

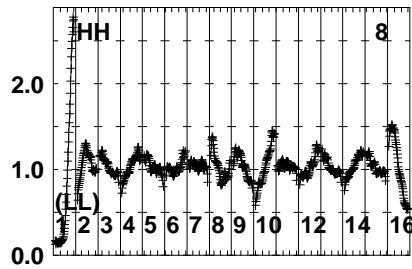
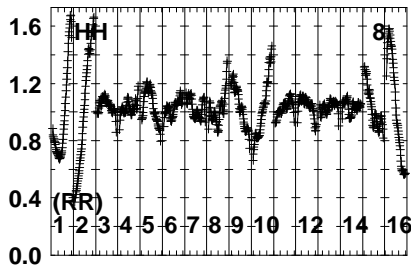
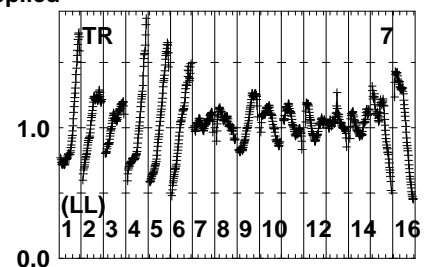
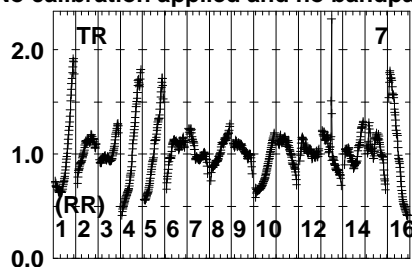
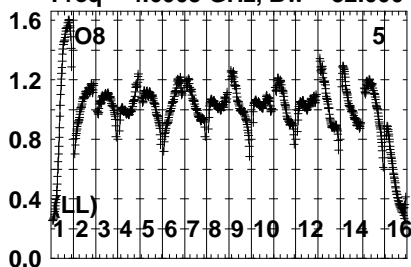


Lower frame: Real Jy  
Auto-corr total-power spectrum Antenna: \*  
Timerange: 00/07:41:33 to 00/07:42:59

Plot file version 64 created 21-FEB-2024 12:21:40

J1120-1243 EG126A.UVDATA.1

Freq = 4.6005 GHz, Bw = 32.000 MH No calibration applied and no bandpass applied



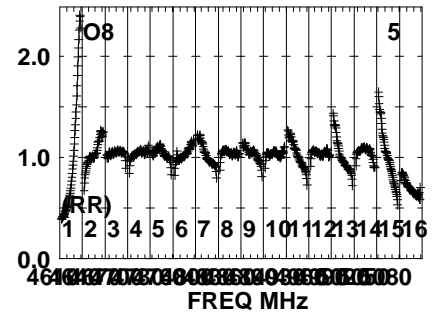
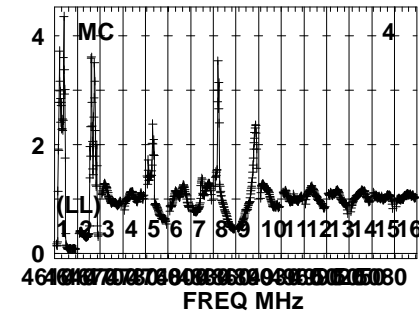
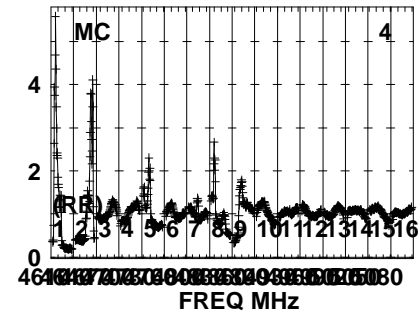
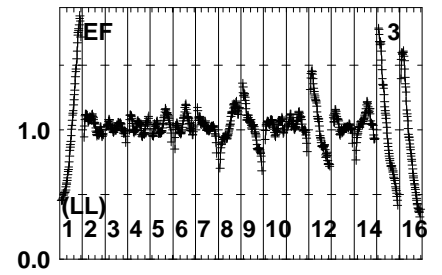
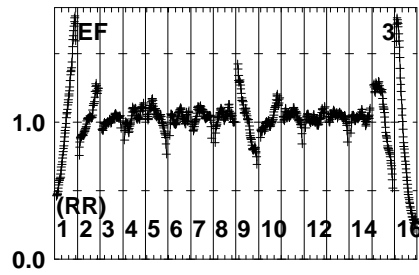
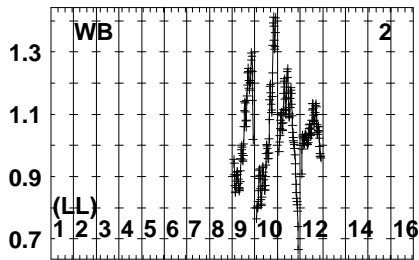
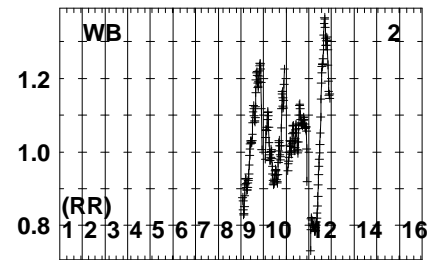
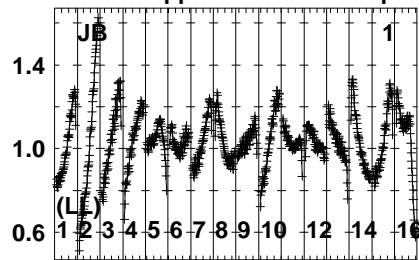
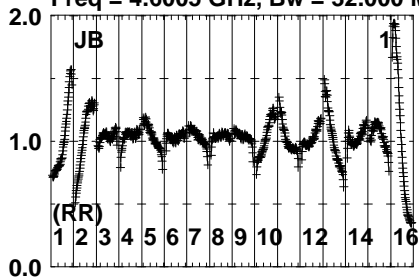
Lower frame: Real Jy  
Auto-corr total-power spectrum Antenna: \*  
Timerange: 00/07:41:33 to 00/07:42:59



Plot file version 65 created 21-FEB-2024 12:21:40

2MASSJ1119 EG126A.UVDATA.1

Freq = 4.6005 GHz, Bw = 32.000 MH No calibration applied and no bandpass applied

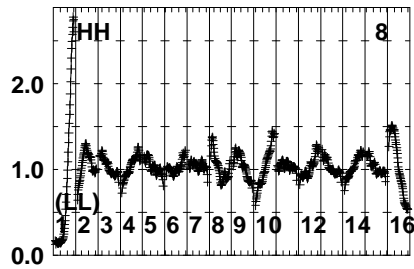
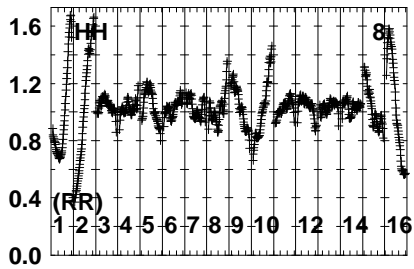
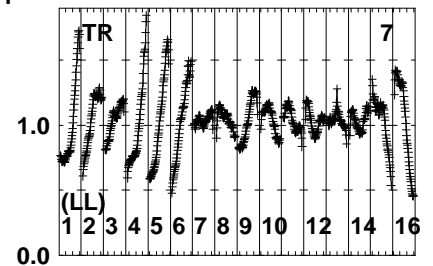
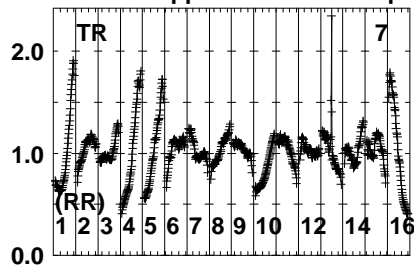
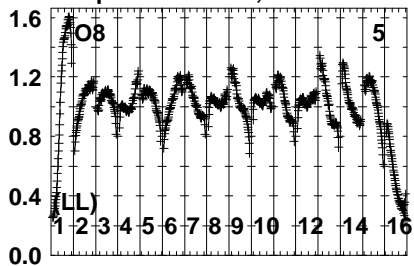


Lower frame: Real Jy  
Auto-corr total-power spectrum Antenna: \*  
Timerange: 00/07:43:03 to 00/07:46:59

Plot file version 66 created 21-FEB-2024 12:21:40

2MASSJ1119 EG126A.UVDATA.1

Freq = 4.6005 GHz, Bw = 32.000 MH No calibration applied and no bandpass applied

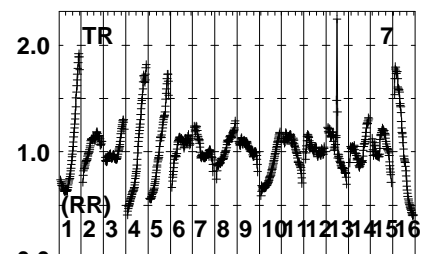
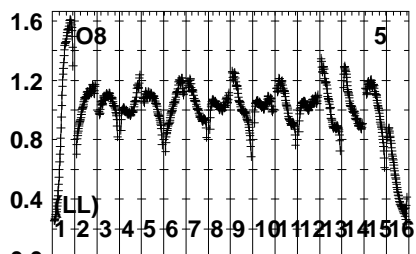
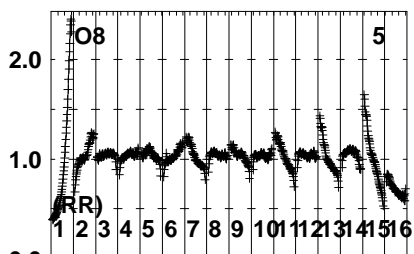
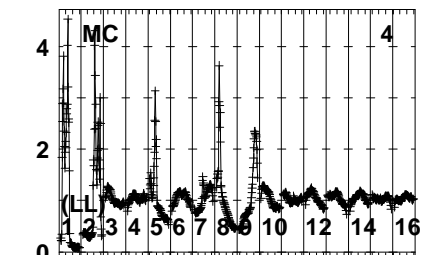
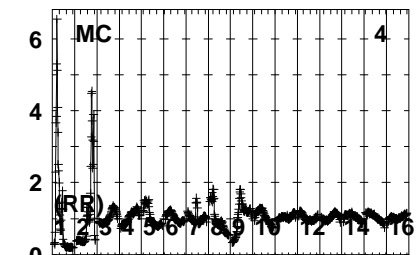
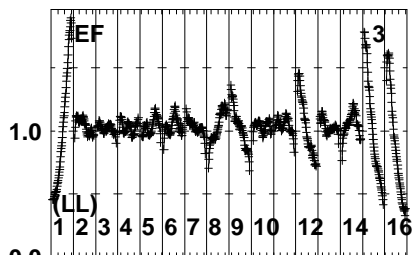
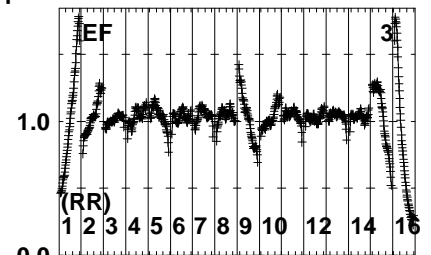
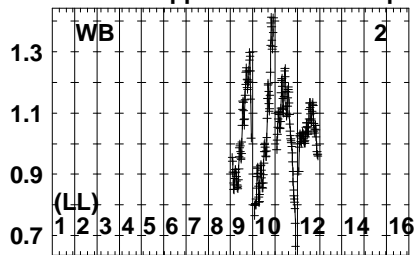
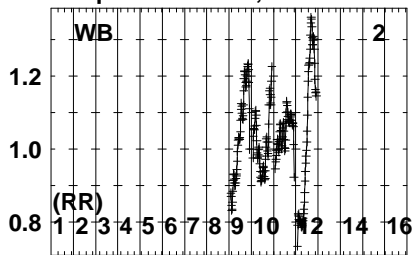


Lower frame: Real Jy  
Auto-corr total-power spectrum Antenna: \*  
Timerange: 00/07:43:03 to 00/07:46:59

Plot file version 67 created 21-FEB-2024 12:21:40

J1120-1243 EG126A.UVDATA.1

Freq = 4.6005 GHz, Bw = 32.000 MH No calibration applied and no bandpass applied



4640000 4640000 4640000 4640000 4640000 4640000 4640000 4640000 4640000 4640000 4640000 4640000 4640000 4640000 4640000 4640000  
FREQ MHz

4640000 4640000 4640000 4640000 4640000 4640000 4640000 4640000 4640000 4640000 4640000 4640000 4640000 4640000 4640000 4640000  
FREQ MHz

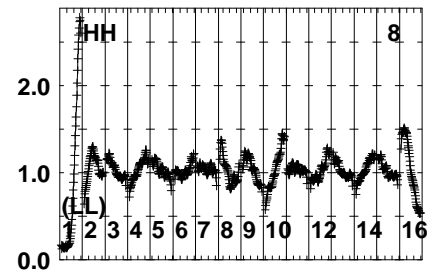
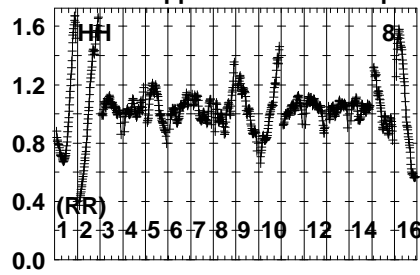
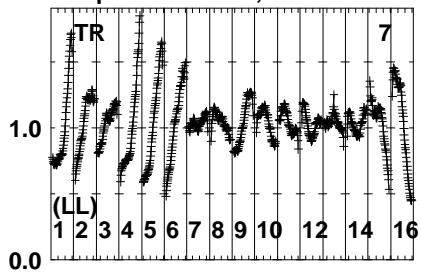
4640000 4640000 4640000 4640000 4640000 4640000 4640000 4640000 4640000 4640000 4640000 4640000 4640000 4640000 4640000 4640000  
FREQ MHz

Lower frame: Real Jy  
Auto-corr total-power spectrum Antenna: \*  
Timerange: 00/07:47:33 to 00/07:48:59

Plot file version 68 created 21-FEB-2024 12:21:40

J1120-1243 EG126A.UVDATA.1

Freq = 4.6005 GHz, Bw = 32.000 MH No calibration applied and no bandpass applied

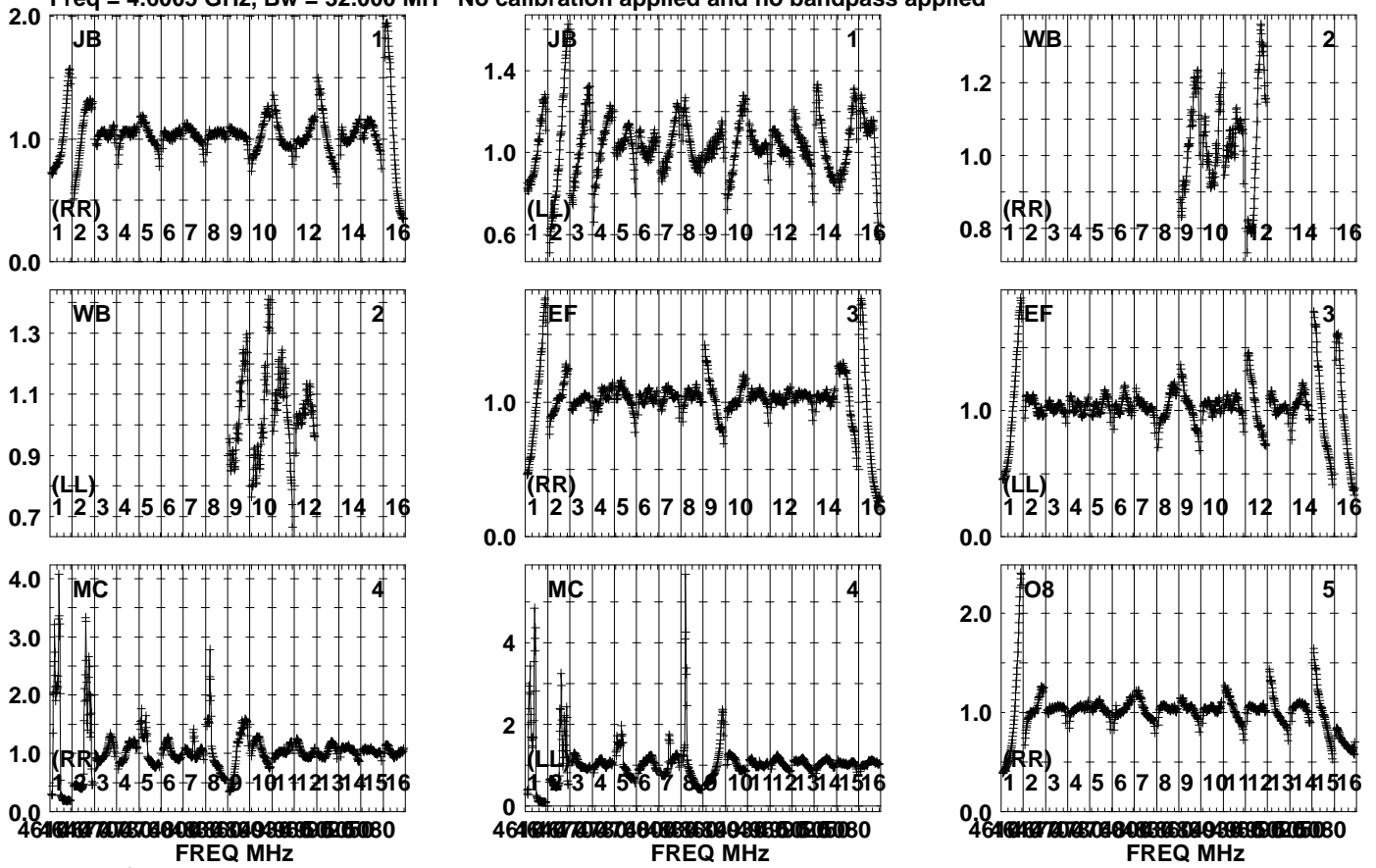


Lower frame: Real Jy  
Auto-corr total-power spectrum Antenna: \*  
Timerange: 00/07:47:33 to 00/07:48:59

Plot file version 69 created 21-FEB-2024 12:21:40

2MASSJ1119 EG126A.UVDATA.1

Freq = 4.6005 GHz, Bw = 32.000 MH No calibration applied and no bandpass applied

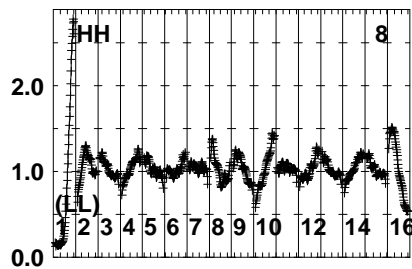
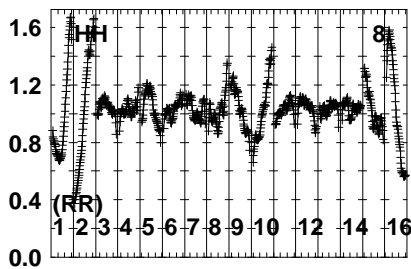
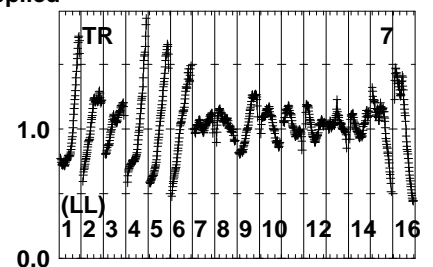
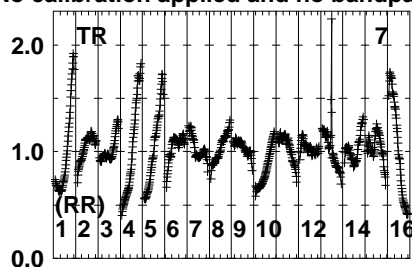
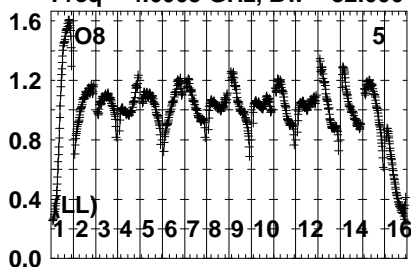


Lower frame: Real Jy  
Auto-corr total-power spectrum Antenna: \*  
Timerange: 00/07:49:03 to 00/07:52:59

Plot file version 70 created 21-FEB-2024 12:21:40

2MASSJ1119 EG126A.UVDATA.1

Freq = 4.6005 GHz, Bw = 32.000 MH No calibration applied and no bandpass applied

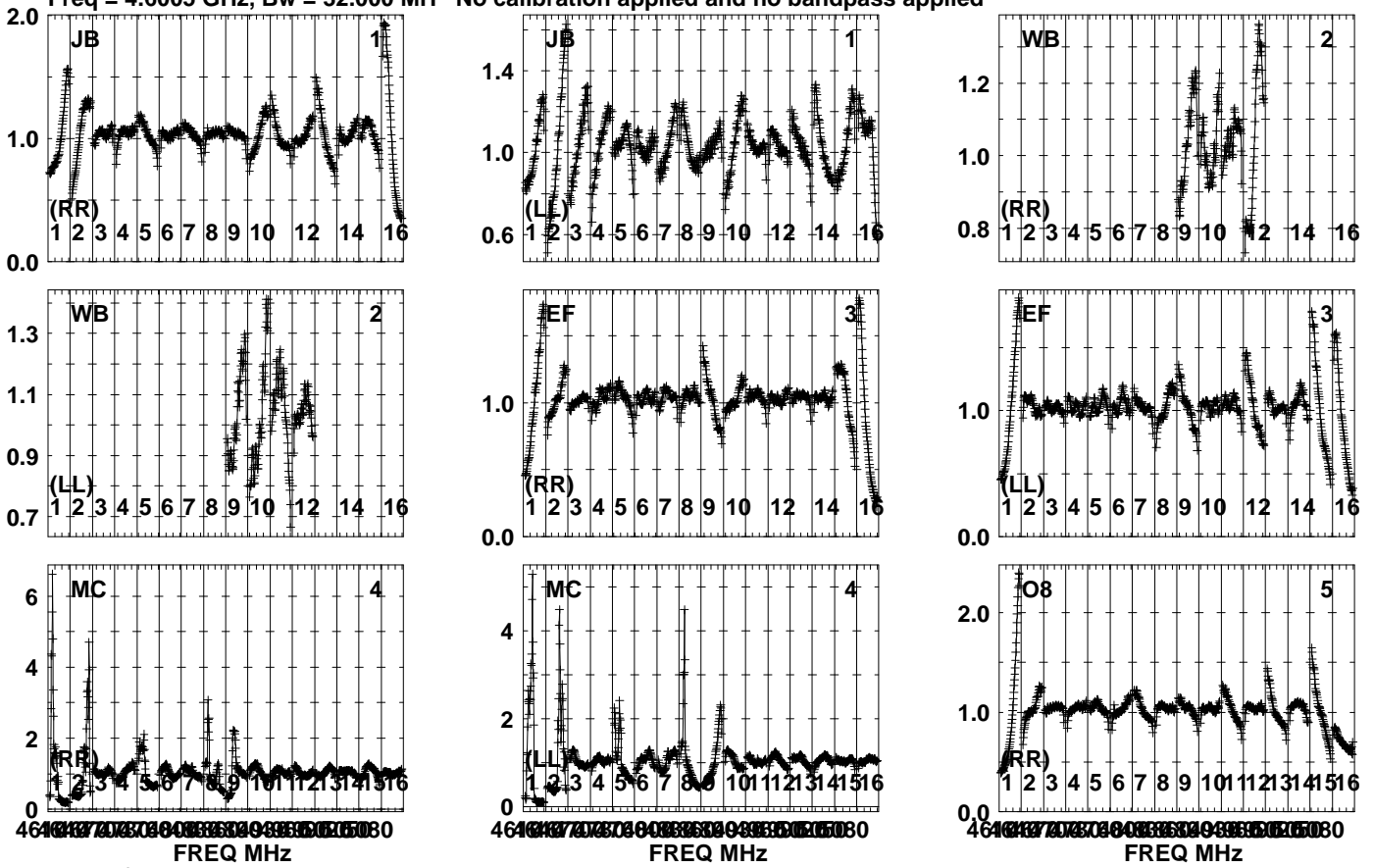


Lower frame: Real Jy  
Auto-corr total-power spectrum Antenna: \*  
Timerange: 00/07:49:03 to 00/07:52:59

Plot file version 71 created 21-FEB-2024 12:21:40

J1120-1243 EG126A.UVDATA.1

Freq = 4.6005 GHz, Bw = 32.000 MH No calibration applied and no bandpass applied

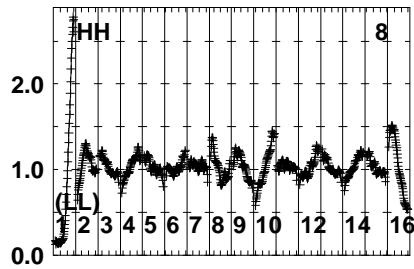
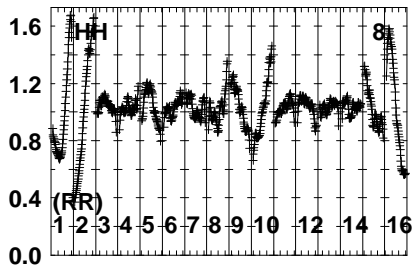
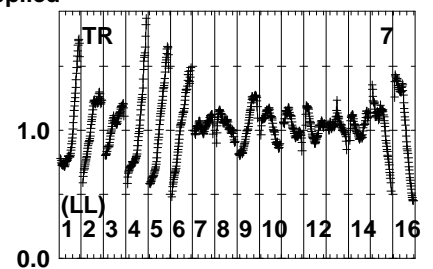
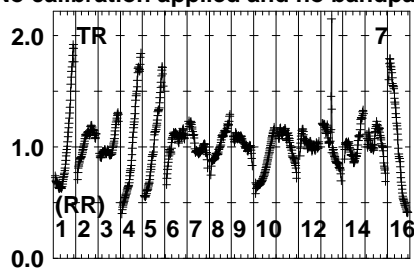
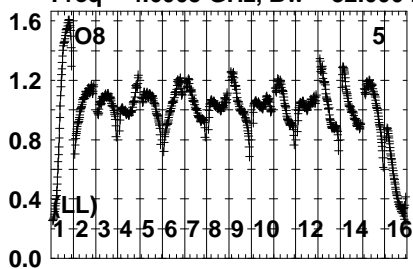


Lower frame: Real Jy  
Auto-corr total-power spectrum Antenna: \*  
Timerange: 00/07:53:33 to 00/07:54:59

Plot file version 72 created 21-FEB-2024 12:21:40

J1120-1243 EG126A.UVDATA.1

Freq = 4.6005 GHz, Bw = 32.000 MH No calibration applied and no bandpass applied



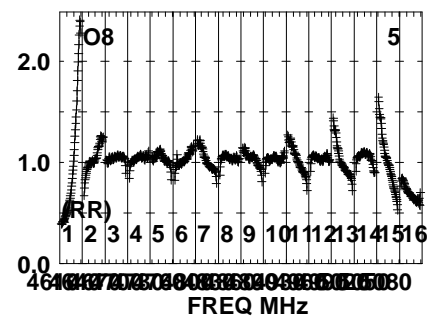
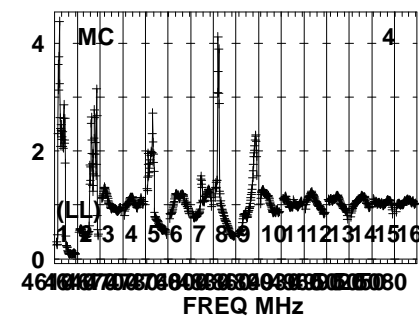
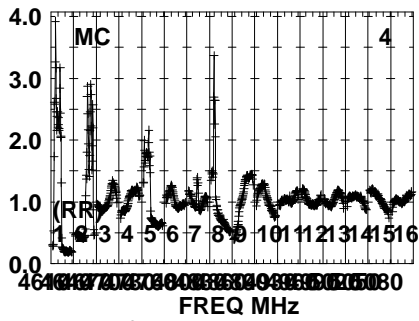
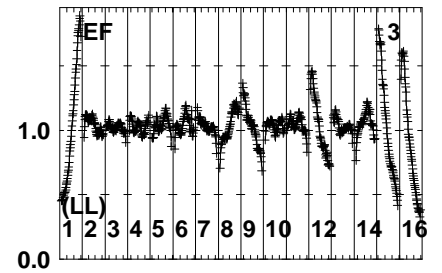
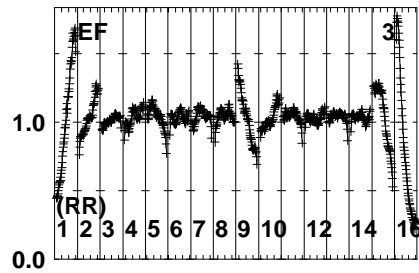
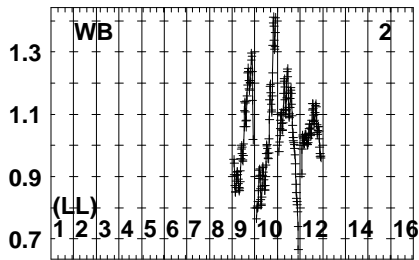
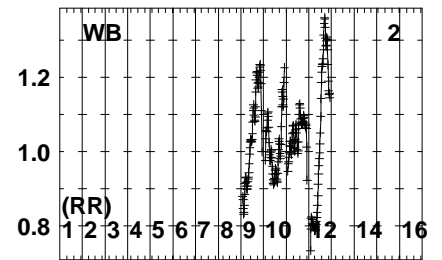
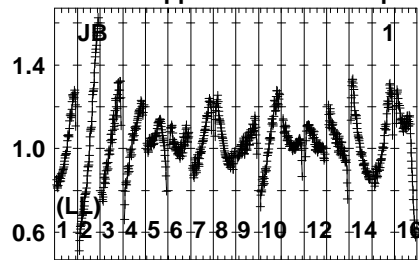
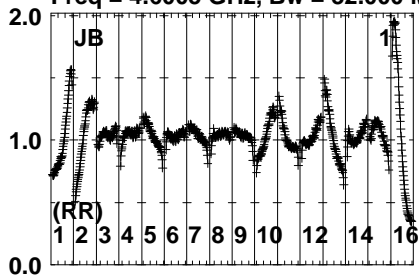
Lower frame: Real Jy  
Auto-corr total-power spectrum Antenna: \*  
Timerange: 00/07:53:33 to 00/07:54:59



Plot file version 73 created 21-FEB-2024 12:21:41

2MASSJ1119 EG126A.UVDATA.1

Freq = 4.6005 GHz, Bw = 32.000 MH No calibration applied and no bandpass applied

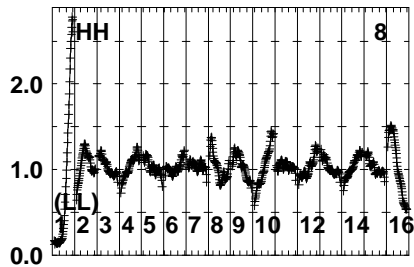
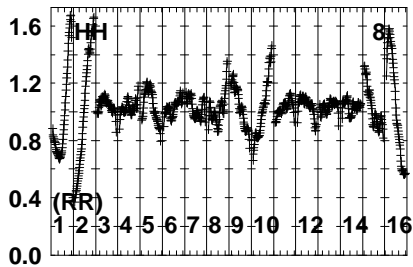
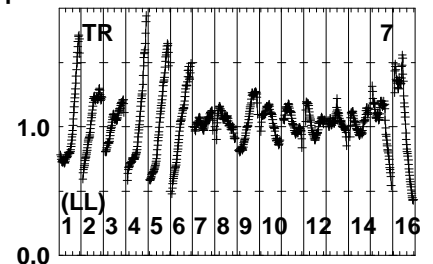
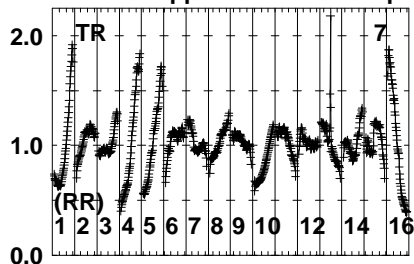
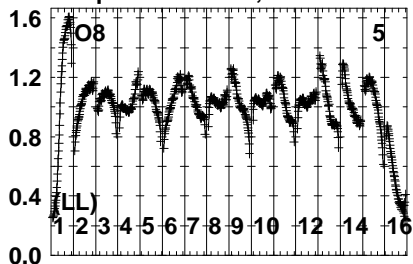


Lower frame: Real Jy  
Auto-corr total-power spectrum Antenna: \*  
Timerange: 00/07:55:03 to 00/07:58:59

Plot file version 74 created 21-FEB-2024 12:21:41

2MASSJ1119 EG126A.UVDATA.1

Freq = 4.6005 GHz, Bw = 32.000 MH No calibration applied and no bandpass applied

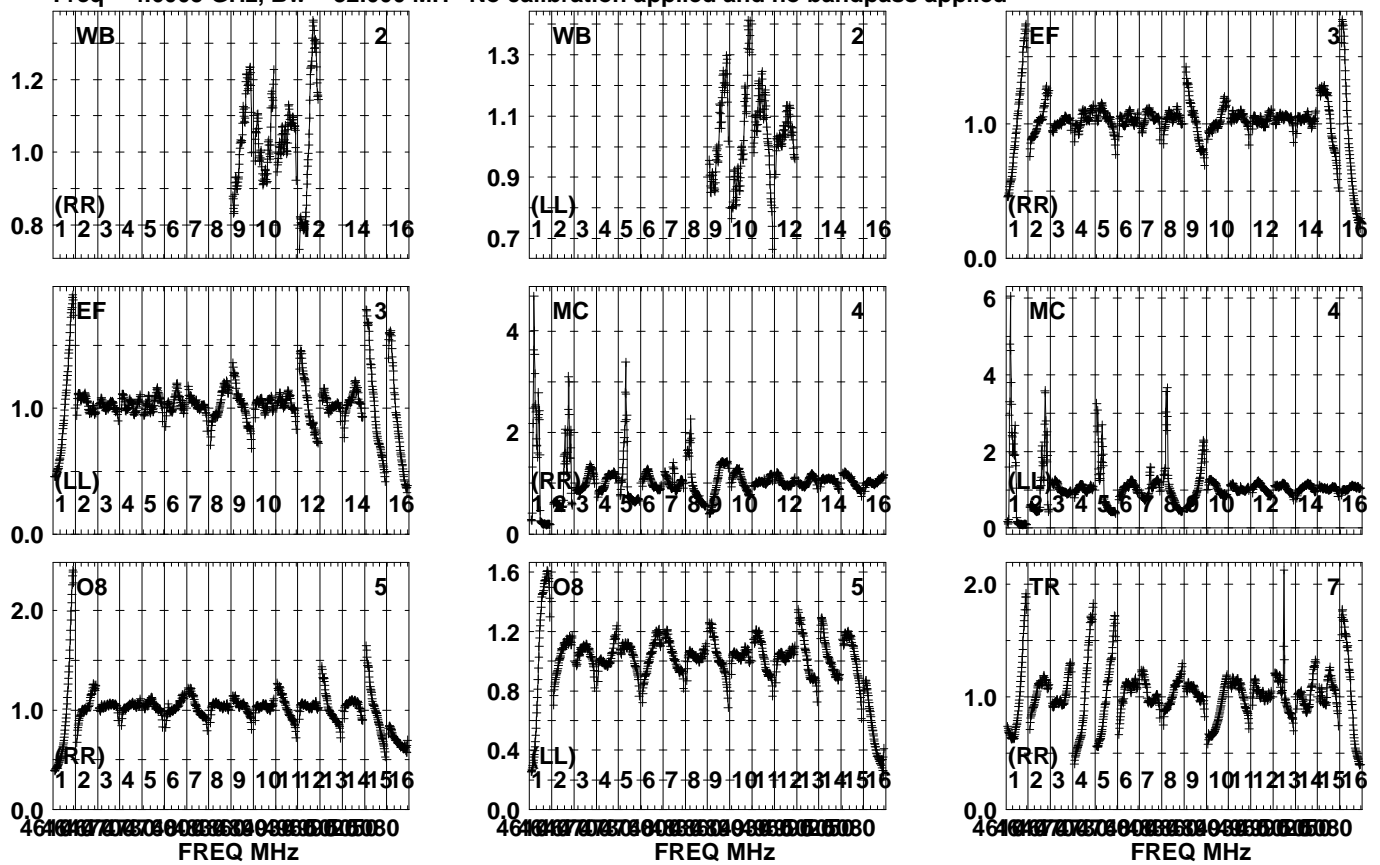


Lower frame: Real Jy  
Auto-corr total-power spectrum Antenna: \*  
Timerange: 00/07:55:03 to 00/07:58:59

Plot file version 75 created 21-FEB-2024 12:21:41

J1120-1243 EG126A.UVDATA.1

Freq = 4.6005 GHz, Bw = 32.000 MH No calibration applied and no bandpass applied

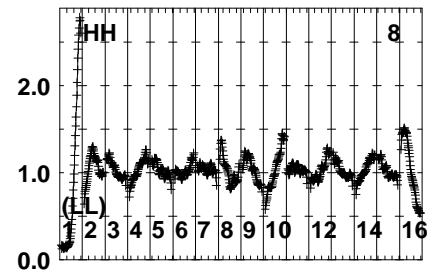
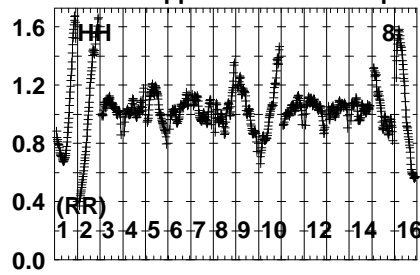
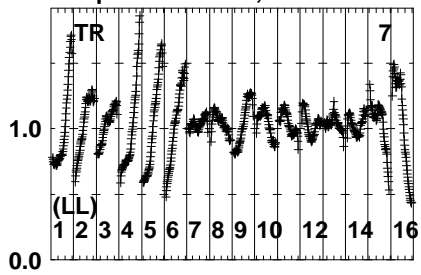


Lower frame: Real Jy  
Auto-corr total-power spectrum Antenna: \*  
Timerange: 00/07:59:33 to 00/08:00:59

Plot file version 76 created 21-FEB-2024 12:21:41

J1120-1243 EG126A.UVDATA.1

Freq = 4.6005 GHz, Bw = 32.000 MH No calibration applied and no bandpass applied

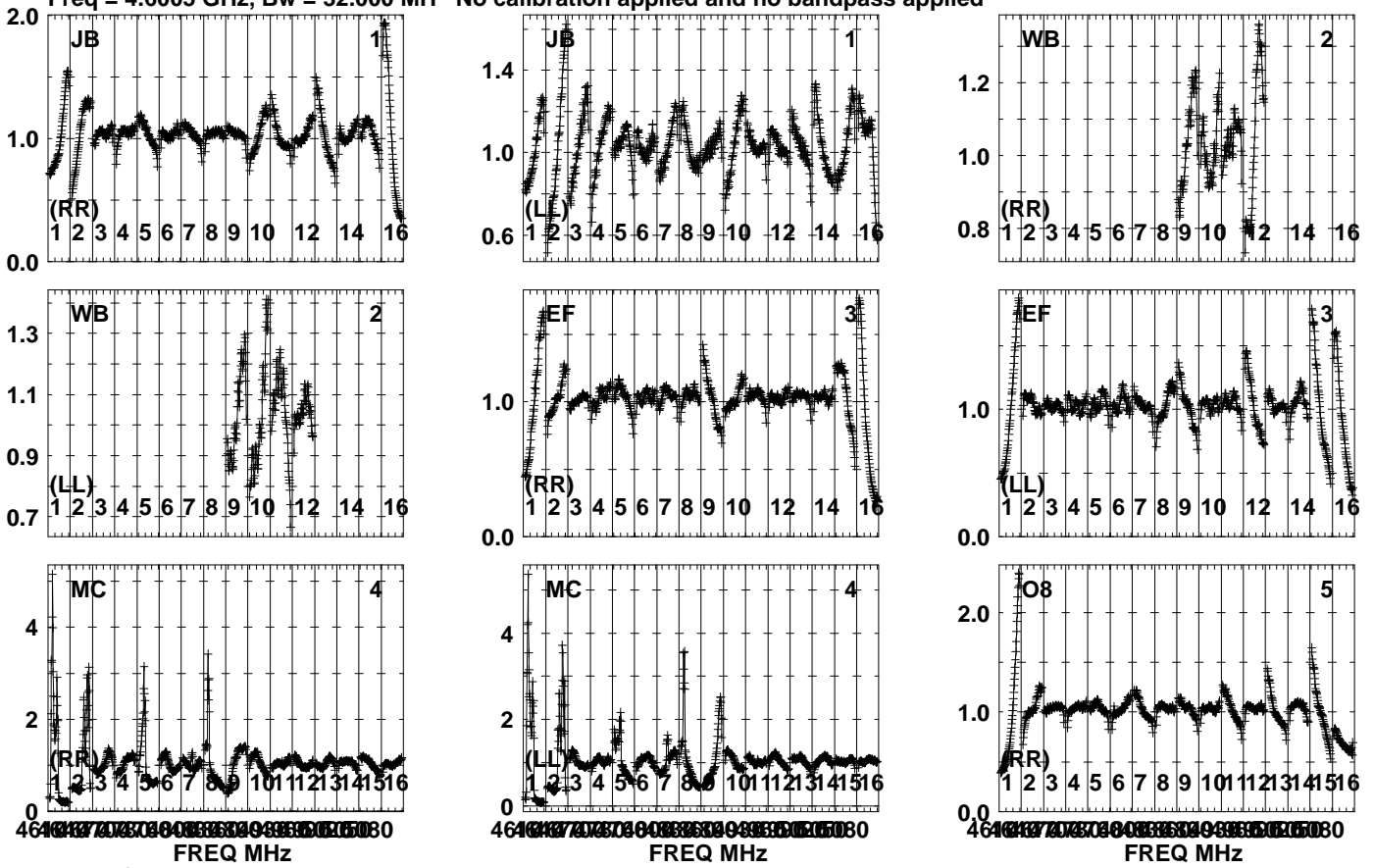


Lower frame: Real Jy  
Auto-corr total-power spectrum Antenna: \*  
Timerange: 00/07:59:33 to 00/08:00:59

Plot file version 77 created 21-FEB-2024 12:21:41

2MASSJ1119 EG126A.UVDATA.1

Freq = 4.6005 GHz, Bw = 32.000 MH No calibration applied and no bandpass applied

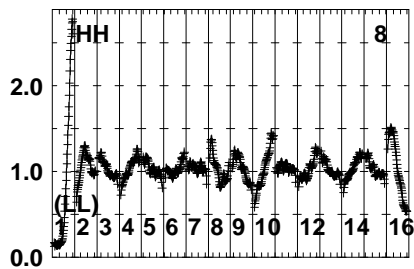
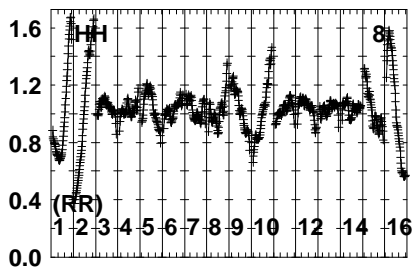
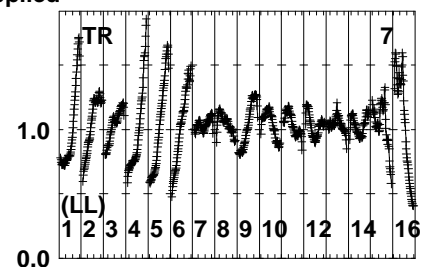
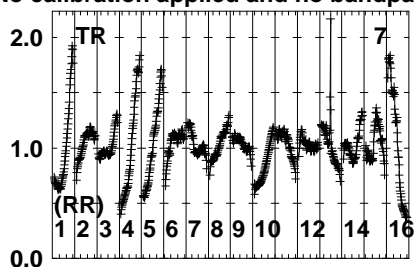
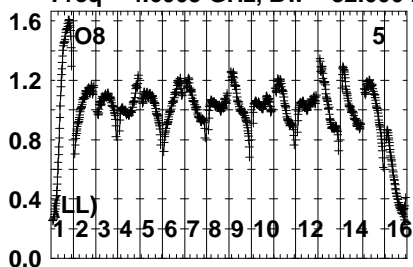


Lower frame: Real Jy  
Auto-corr total-power spectrum Antenna: \*  
Timerange: 00/08:01:03 to 00/08:04:59

Plot file version 78 created 21-FEB-2024 12:21:41

2MASSJ1119 EG126A.UVDATA.1

Freq = 4.6005 GHz, Bw = 32.000 MH No calibration applied and no bandpass applied

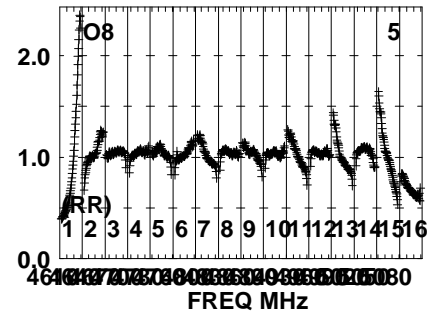
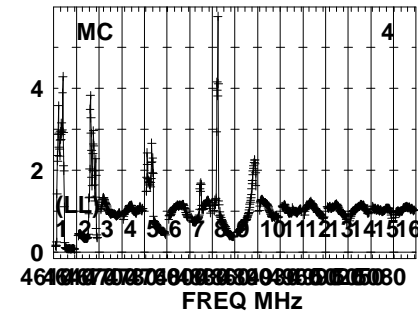
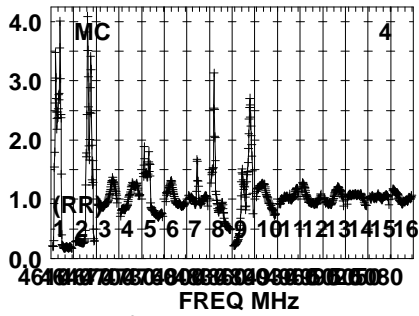
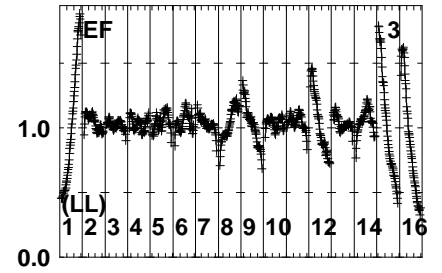
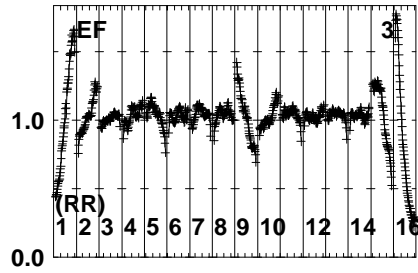
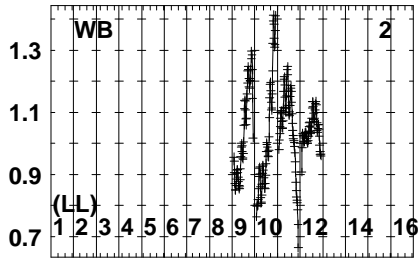
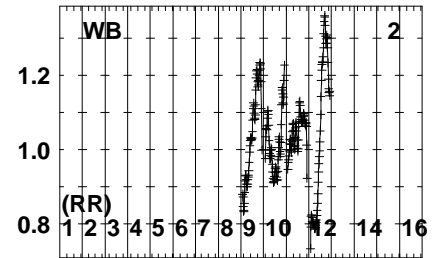
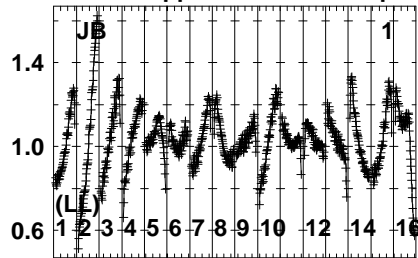
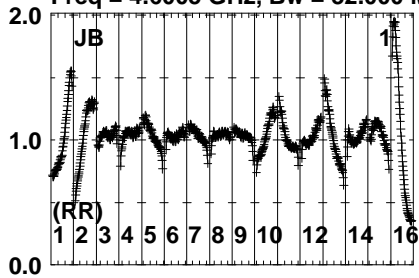


Lower frame: Real Jy  
Auto-corr total-power spectrum Antenna: \*  
Timerange: 00/08:01:03 to 00/08:04:59

Plot file version 79 created 21-FEB-2024 12:21:41

J1120-1243 EG126A.UVDATA.1

Freq = 4.6005 GHz, Bw = 32.000 MH No calibration applied and no bandpass applied

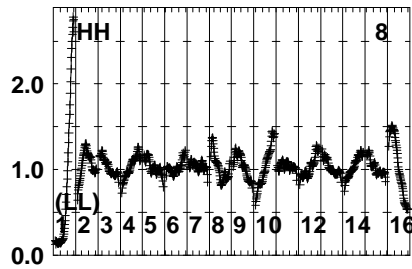
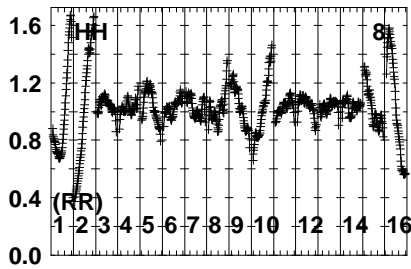
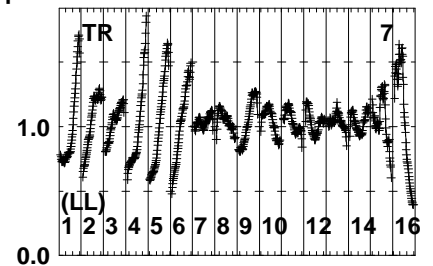
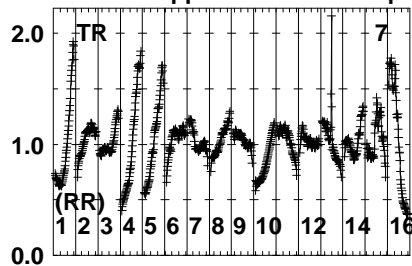
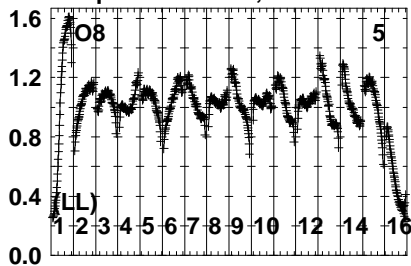


Lower frame: Real Jy  
Auto-corr total-power spectrum Antenna: \*  
Timerange: 00/08:05:33 to 00/08:06:59

Plot file version 80 created 21-FEB-2024 12:21:41

J1120-1243 EG126A.UVDATA.1

Freq = 4.6005 GHz, Bw = 32.000 MH No calibration applied and no bandpass applied



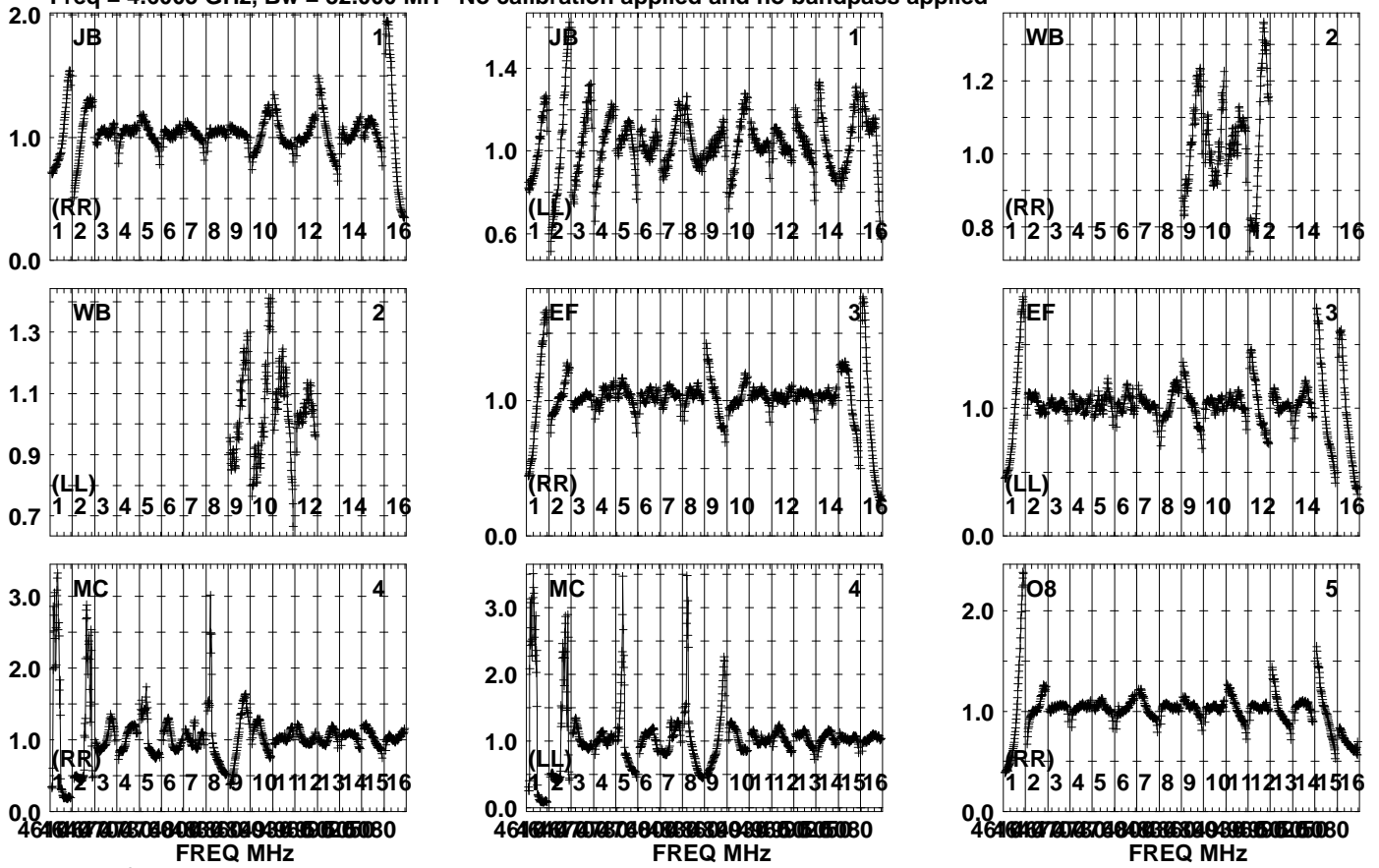
Lower frame: Real Jy  
Auto-corr total-power spectrum Antenna: \*  
Timerange: 00/08:05:33 to 00/08:06:59



Plot file version 81 created 21-FEB-2024 12:21:41

2MASSJ1119 EG126A.UVDATA.1

Freq = 4.6005 GHz, Bw = 32.000 MH No calibration applied and no bandpass applied

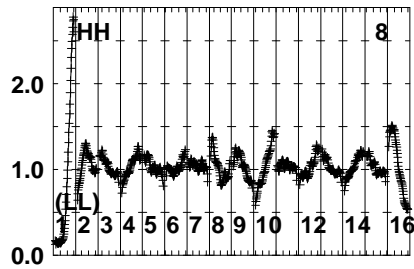
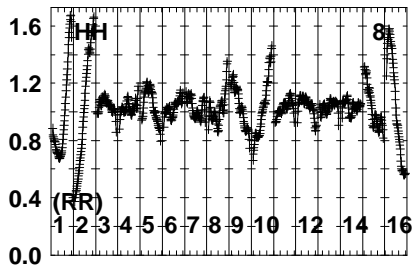
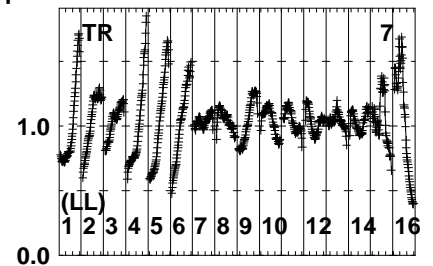
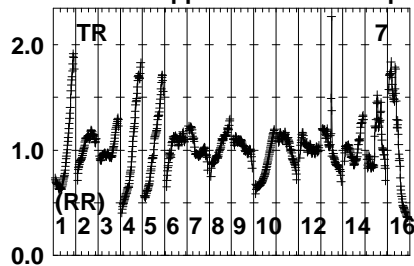
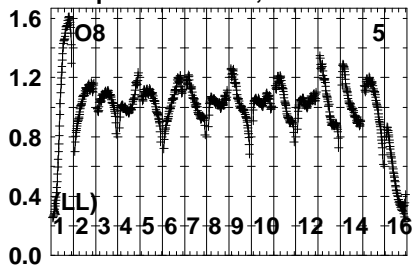


Lower frame: Real Jy  
Auto-corr total-power spectrum Antenna: \*  
Timerange: 00/08:07:03 to 00/08:10:59

Plot file version 82 created 21-FEB-2024 12:21:41

2MASSJ1119 EG126A.UVDATA.1

Freq = 4.6005 GHz, Bw = 32.000 MH No calibration applied and no bandpass applied

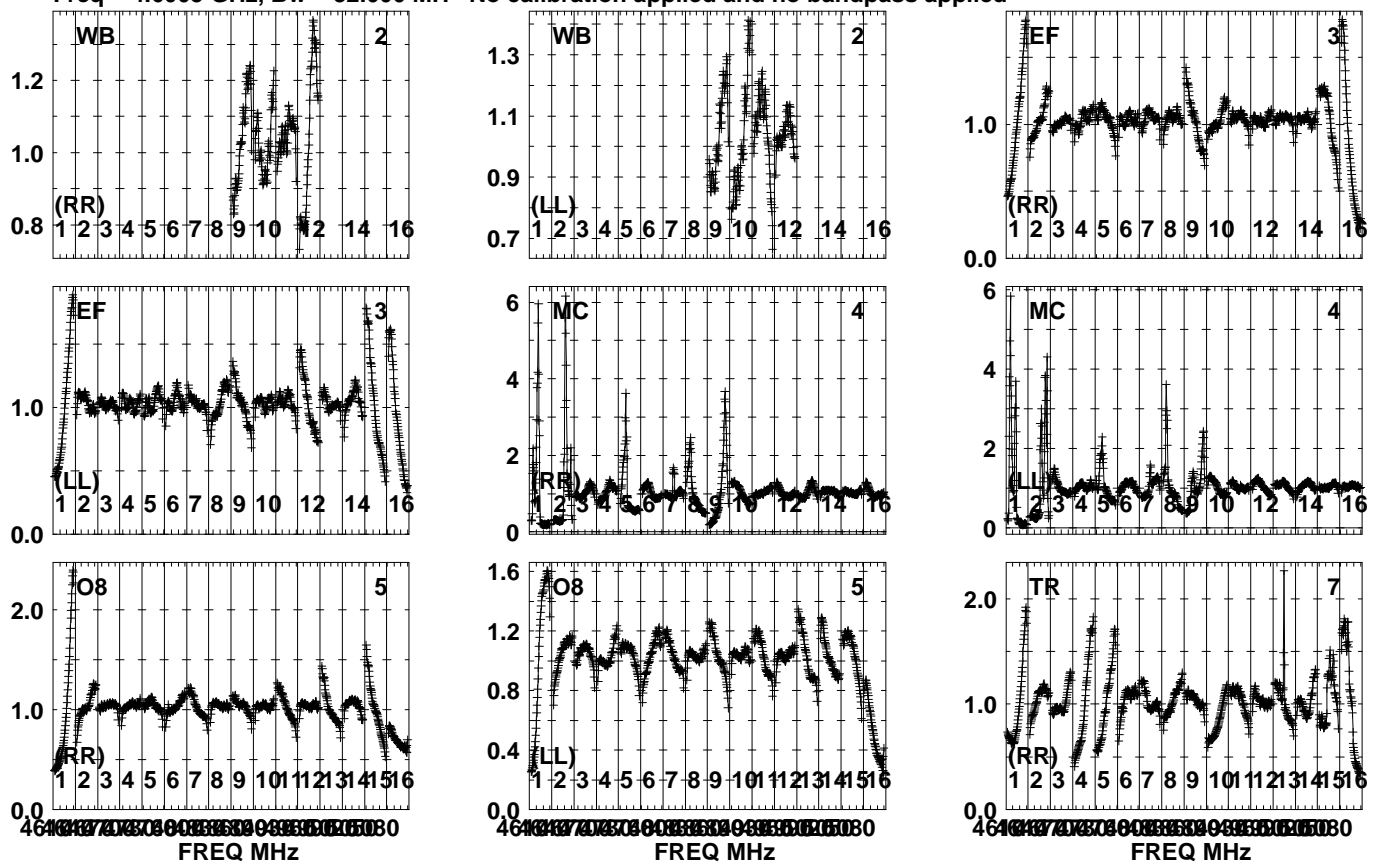


Lower frame: Real Jy  
Auto-corr total-power spectrum Antenna: \*  
Timerange: 00/08:07:03 to 00/08:10:59

Plot file version 83 created 21-FEB-2024 12:21:42

J1120-1243 EG126A.UVDATA.1

Freq = 4.6005 GHz, Bw = 32.000 MH No calibration applied and no bandpass applied

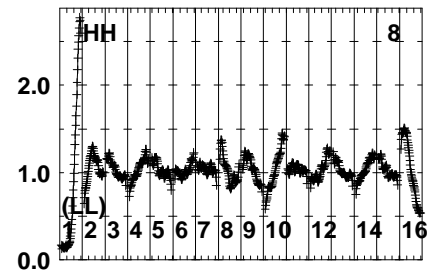
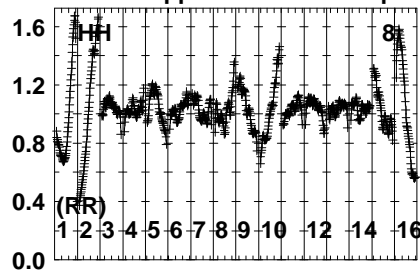
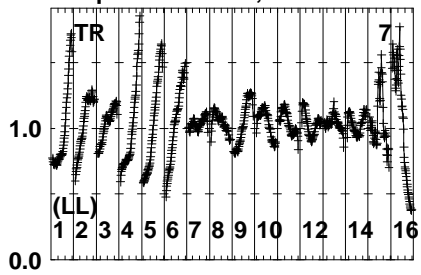


Lower frame: Real Jy  
Auto-corr total-power spectrum Antenna: \*  
Timerange: 00/08:11:33 to 00/08:12:59

Plot file version 84 created 21-FEB-2024 12:21:42

J1120-1243 EG126A.UVDATA.1

Freq = 4.6005 GHz, Bw = 32.000 MH No calibration applied and no bandpass applied



Lower frame: Real Jy

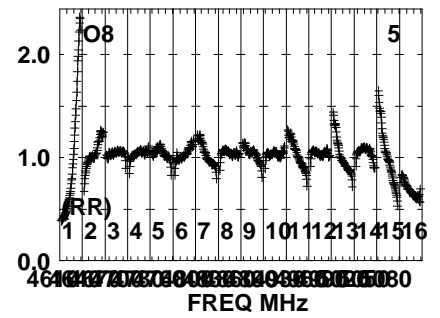
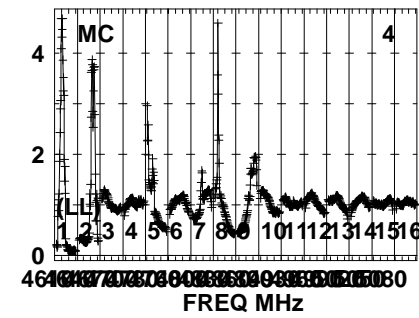
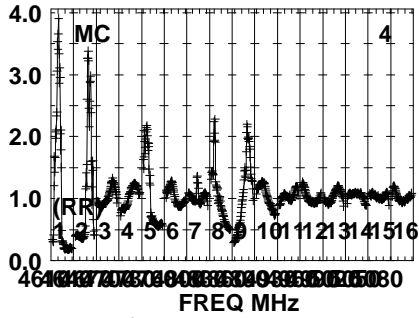
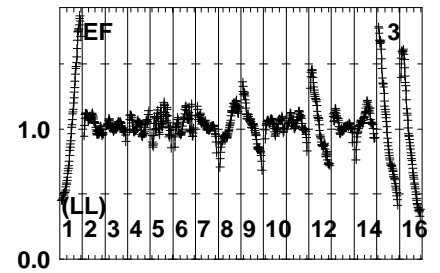
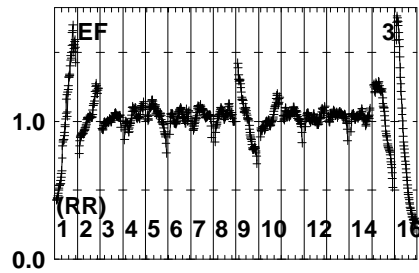
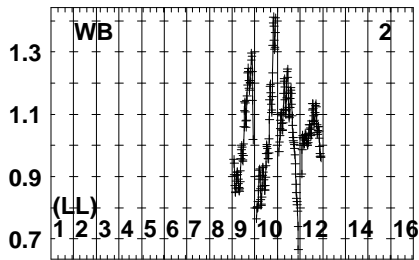
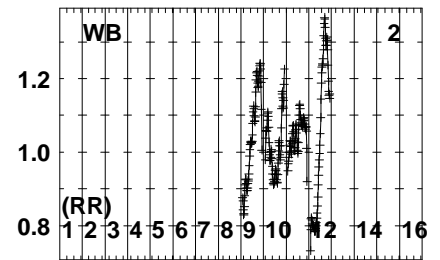
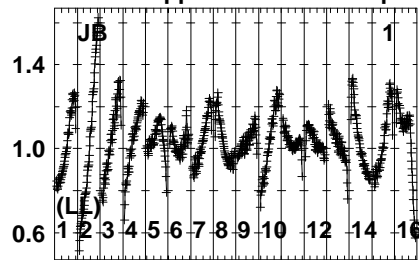
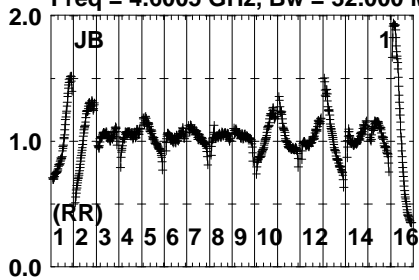
Auto-corr total-power spectrum Antenna: \*

Timerange: 00/08:11:33 to 00/08:12:59

Plot file version 85 created 21-FEB-2024 12:21:42

2MASSJ1119 EG126A.UVDATA.1

Freq = 4.6005 GHz, Bw = 32.000 MH No calibration applied and no bandpass applied

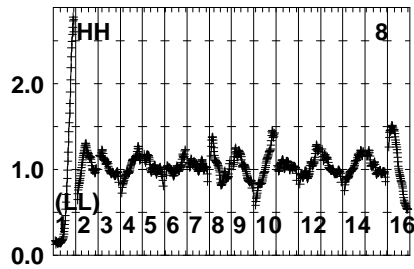
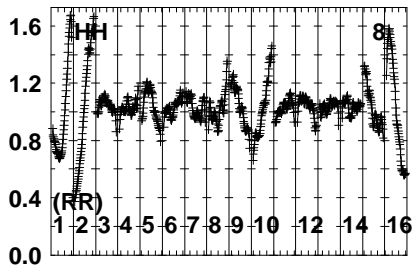
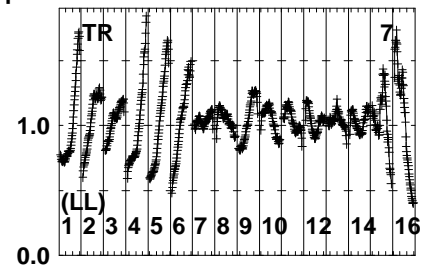
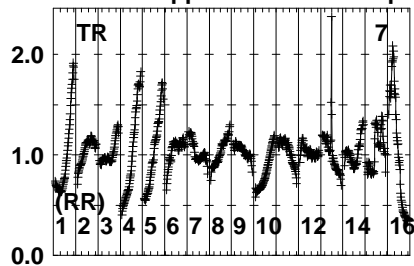
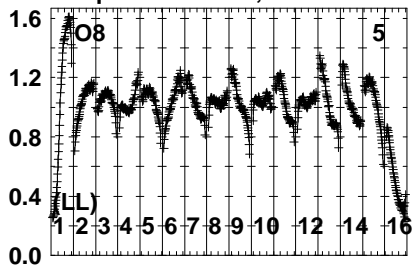


Lower frame: Real Jy  
Auto-corr total-power spectrum Antenna: \*  
Timerange: 00/08:13:03 to 00/08:16:59

Plot file version 86 created 21-FEB-2024 12:21:42

2MASSJ1119 EG126A.UVDATA.1

Freq = 4.6005 GHz, Bw = 32.000 MH No calibration applied and no bandpass applied

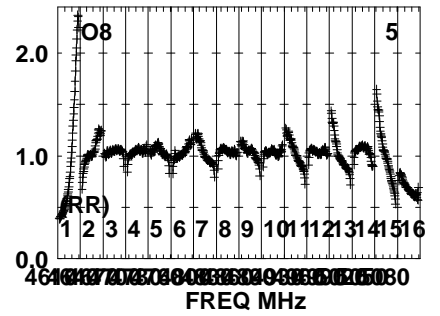
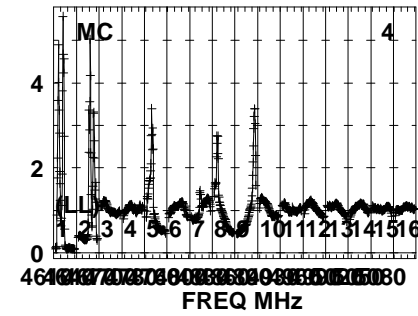
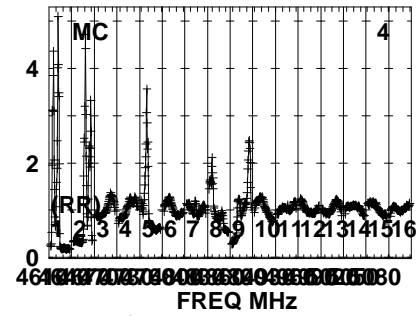
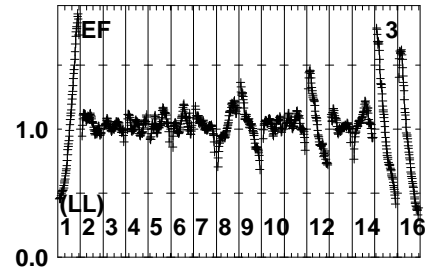
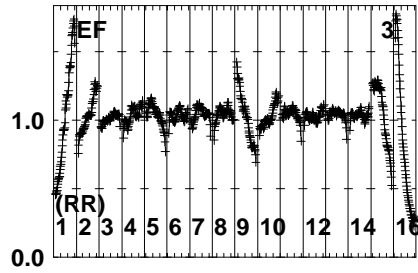
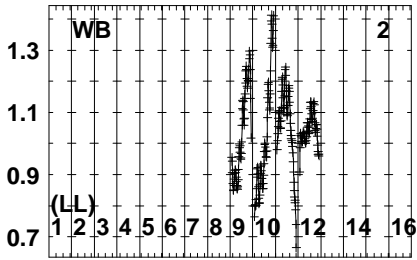
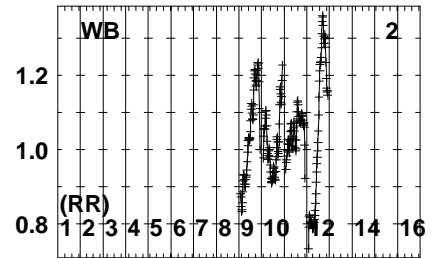
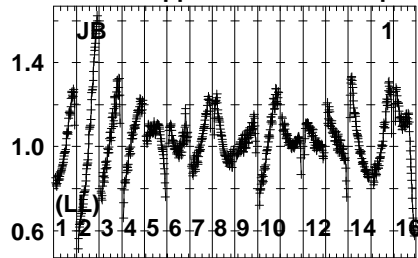
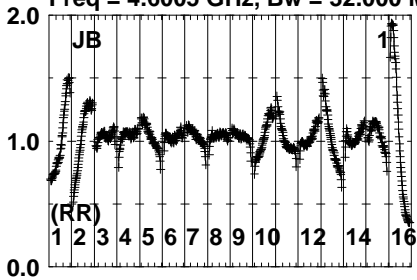


Lower frame: Real Jy  
Auto-corr total-power spectrum Antenna: \*  
Timerange: 00/08:13:03 to 00/08:16:59

Plot file version 87 created 21-FEB-2024 12:21:42

J1120-1243 EG126A.UVDATA.1

Freq = 4.6005 GHz, Bw = 32.000 MH No calibration applied and no bandpass applied

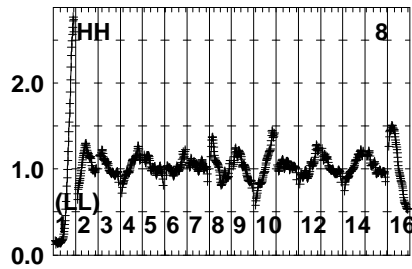
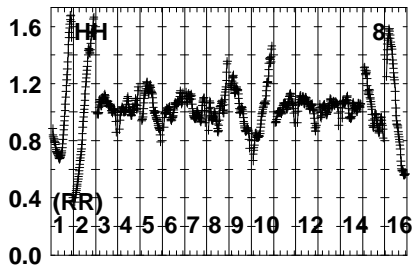
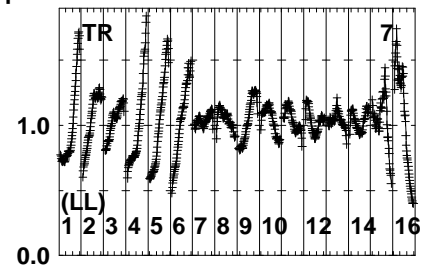
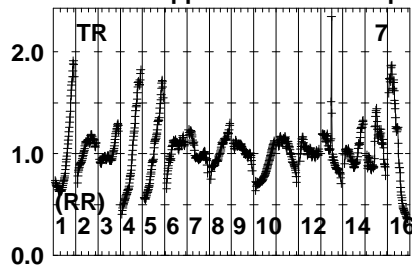
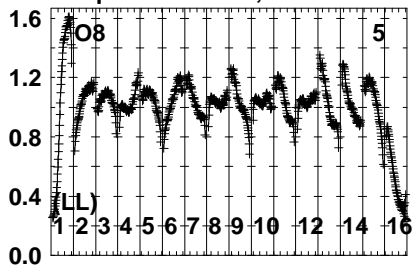


Lower frame: Real Jy  
Auto-corr total-power spectrum Antenna: \*  
Timerange: 00/08:17:33 to 00/08:18:59

Plot file version 88 created 21-FEB-2024 12:21:42

J1120-1243 EG126A.UVDATA.1

Freq = 4.6005 GHz, Bw = 32.000 MH No calibration applied and no bandpass applied



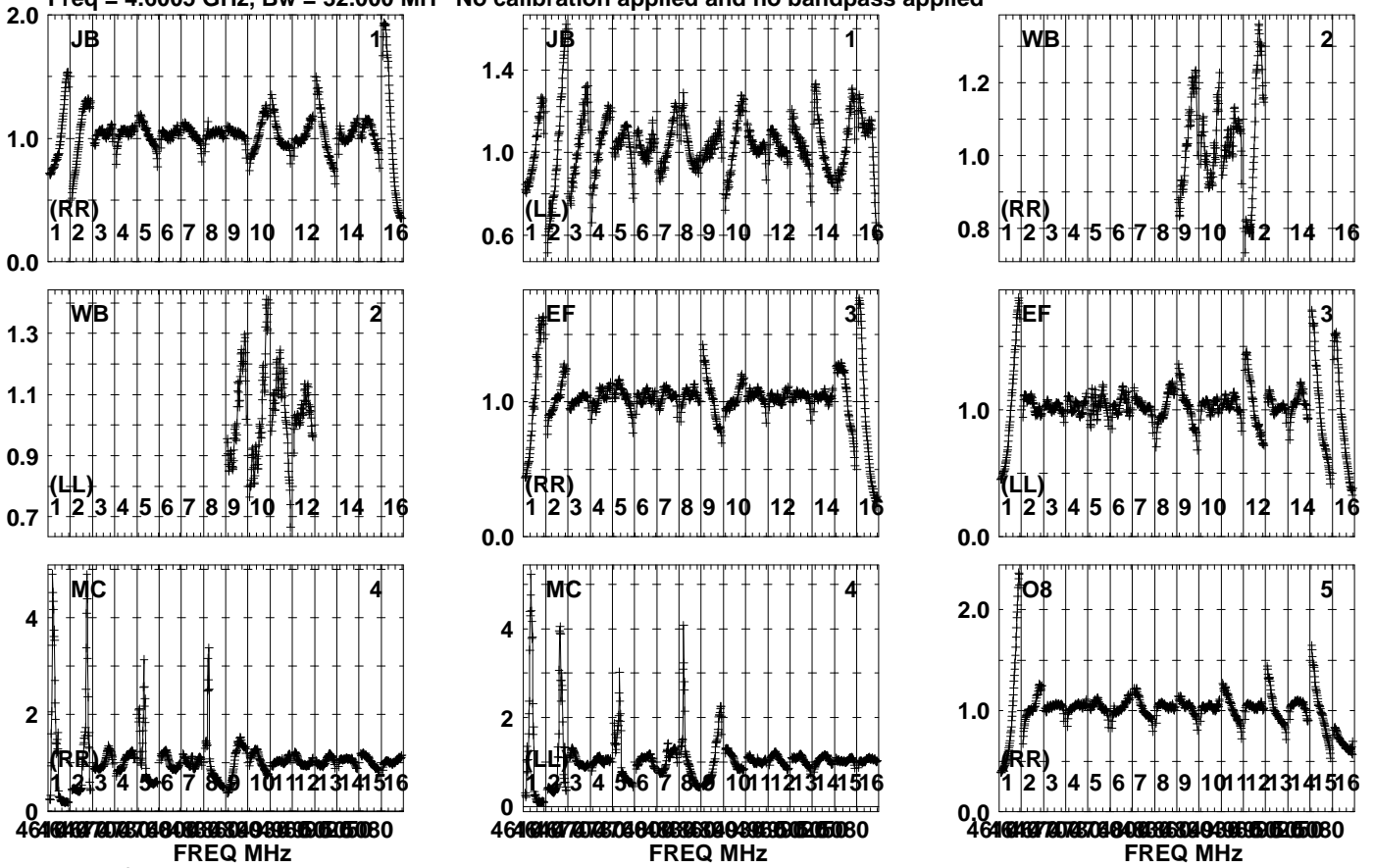
Lower frame: Real Jy  
Auto-corr total-power spectrum Antenna: \*  
Timerange: 00/08:17:33 to 00/08:18:59



Plot file version 89 created 21-FEB-2024 12:21:42

2MASSJ1119 EG126A.UVDATA.1

Freq = 4.6005 GHz, Bw = 32.000 MH No calibration applied and no bandpass applied

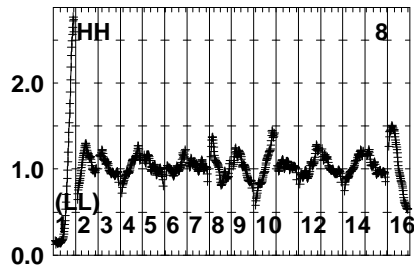
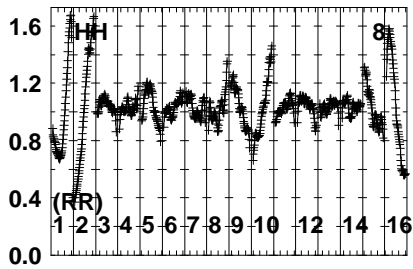
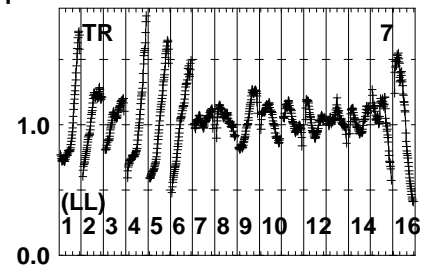
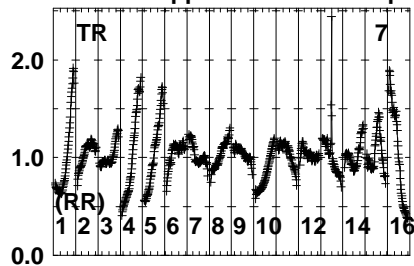
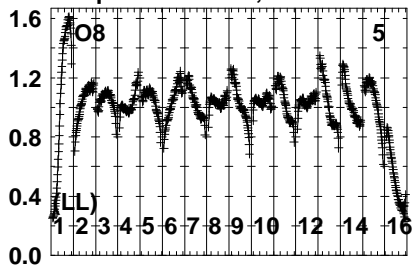


Lower frame: Real Jy  
Auto-corr total-power spectrum Antenna: \*  
Timerange: 00/08:19:03 to 00/08:22:59

Plot file version 90 created 21-FEB-2024 12:21:42

2MASSJ1119 EG126A.UVDATA.1

Freq = 4.6005 GHz, Bw = 32.000 MH No calibration applied and no bandpass applied

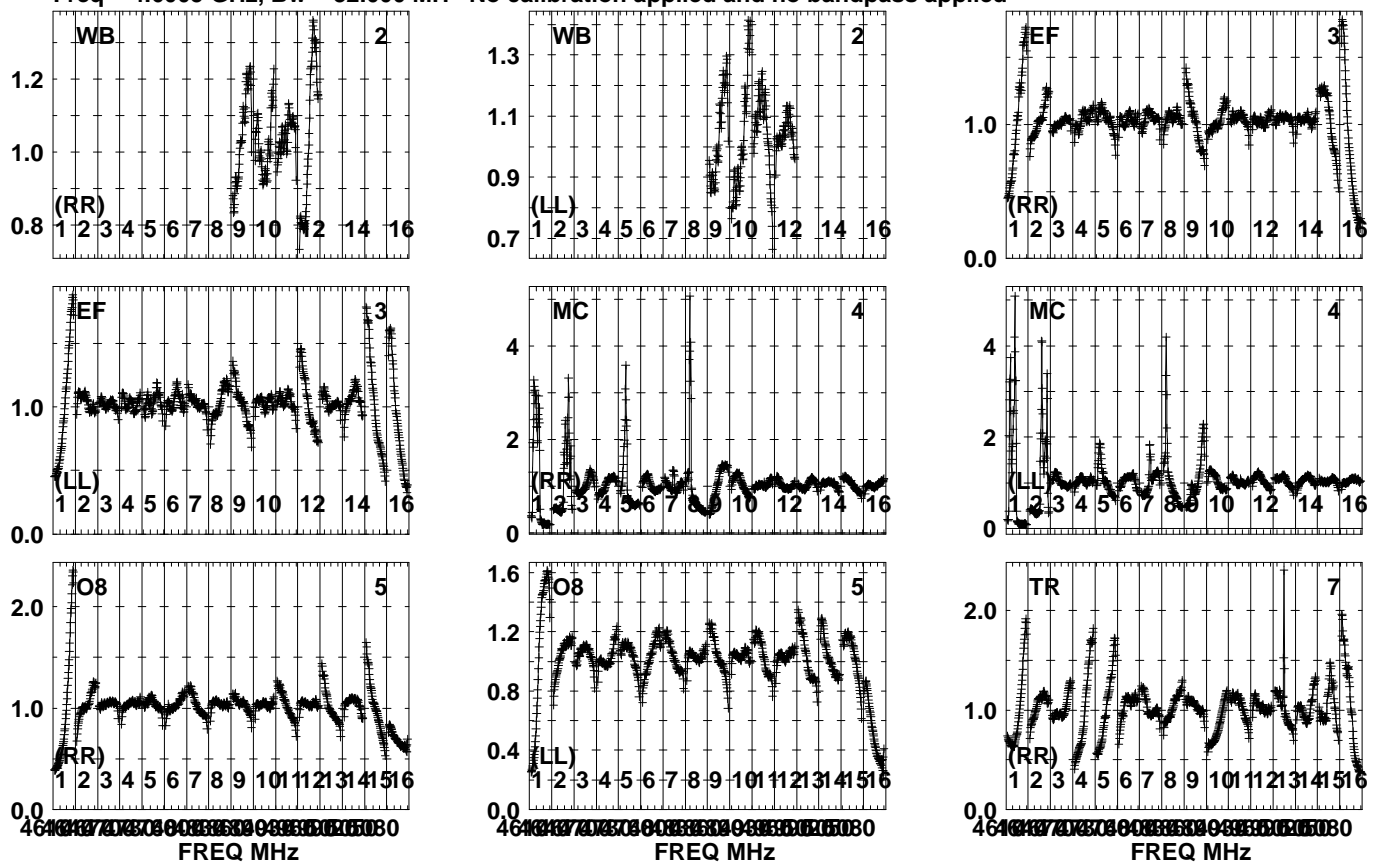


Lower frame: Real Jy  
Auto-corr total-power spectrum Antenna: \*  
Timerange: 00/08:19:03 to 00/08:22:59

Plot file version 91 created 21-FEB-2024 12:21:42

J1120-1243 EG126A.UVDATA.1

Freq = 4.6005 GHz, Bw = 32.000 MH No calibration applied and no bandpass applied

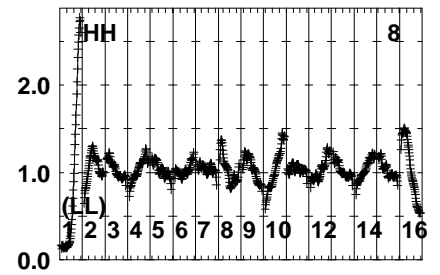
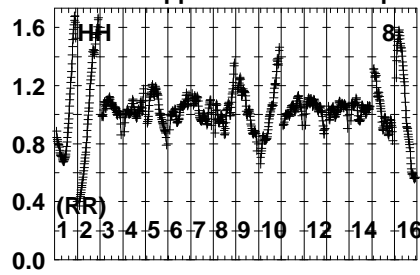
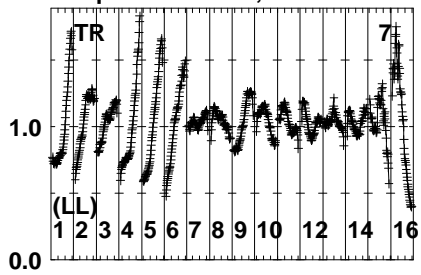


Lower frame: Real Jy  
Auto-corr total-power spectrum Antenna: \*  
Timerange: 00/08:23:33 to 00/08:24:59

Plot file version 92 created 21-FEB-2024 12:21:42

J1120-1243 EG126A.UVDATA.1

Freq = 4.6005 GHz, Bw = 32.000 MH No calibration applied and no bandpass applied



Lower frame: Real Jy

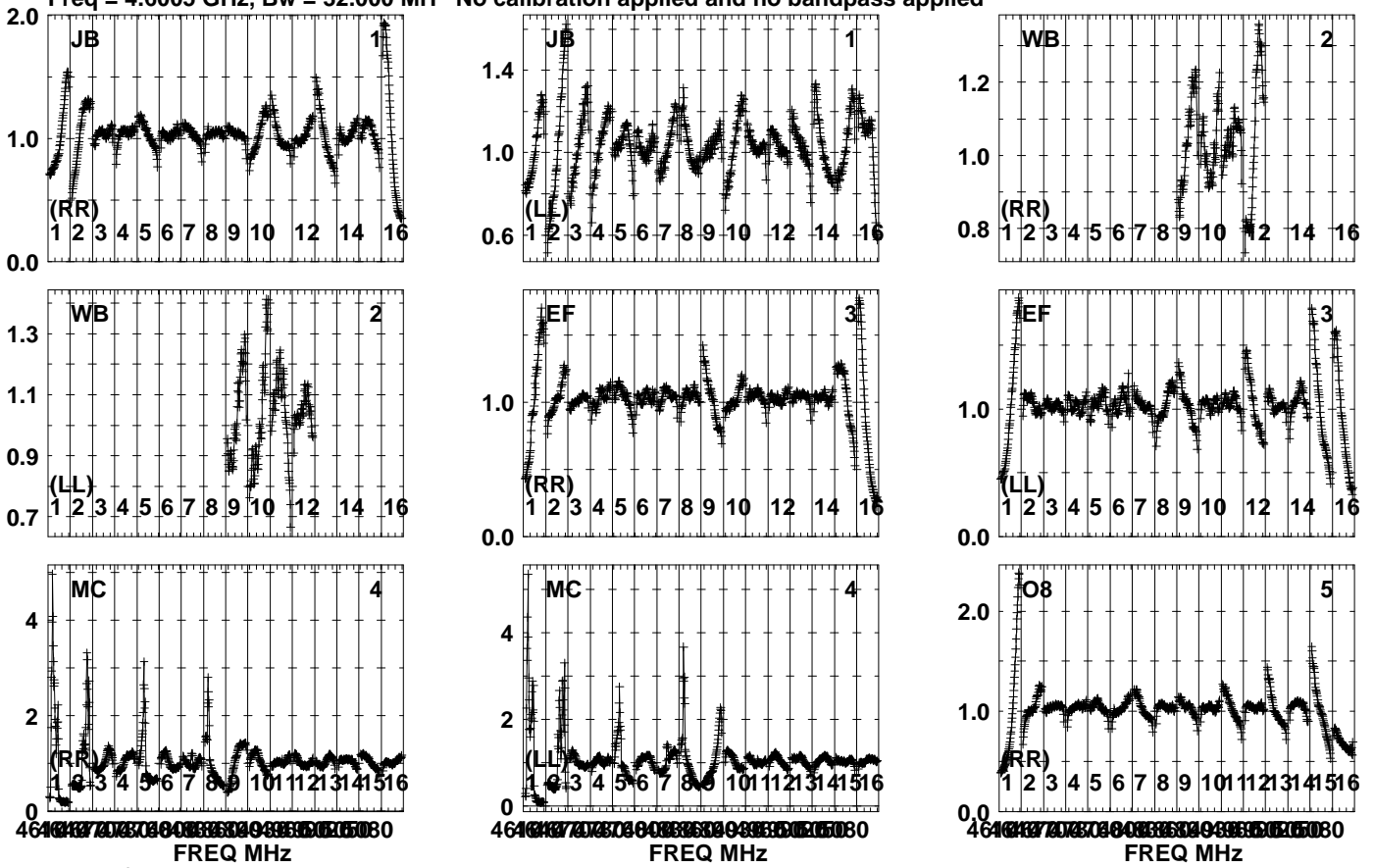
Auto-corr total-power spectrum Antenna: \*

Timerange: 00/08:23:33 to 00/08:24:59

Plot file version 93 created 21-FEB-2024 12:21:42

2MASSJ1119 EG126A.UVDATA.1

Freq = 4.6005 GHz, Bw = 32.000 MH No calibration applied and no bandpass applied

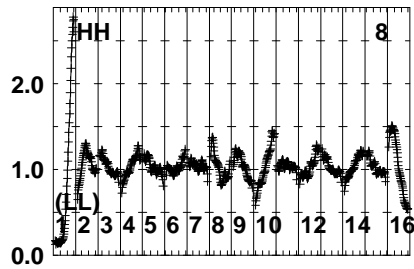
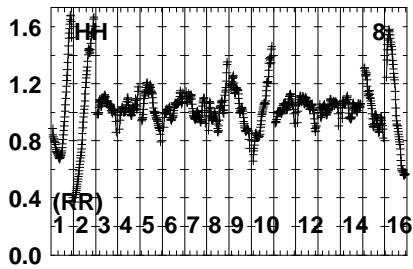
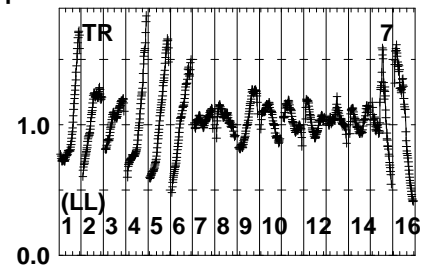
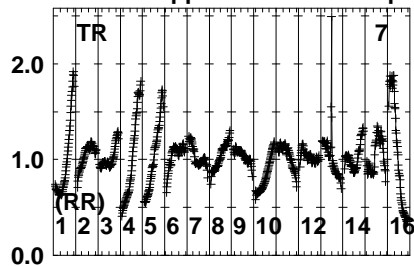
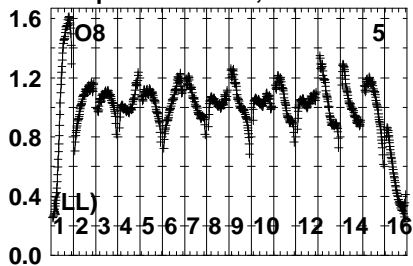


Lower frame: Real Jy  
Auto-corr total-power spectrum Antenna: \*  
Timerange: 00/08:25:03 to 00/08:28:59

Plot file version 94 created 21-FEB-2024 12:21:42

2MASSJ1119 EG126A.UVDATA.1

Freq = 4.6005 GHz, Bw = 32.000 MH No calibration applied and no bandpass applied

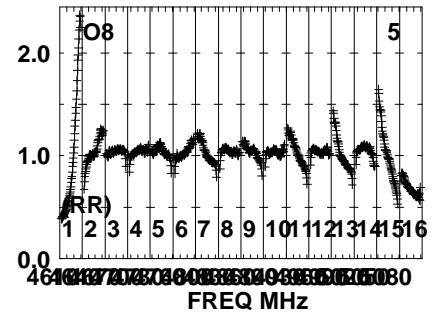
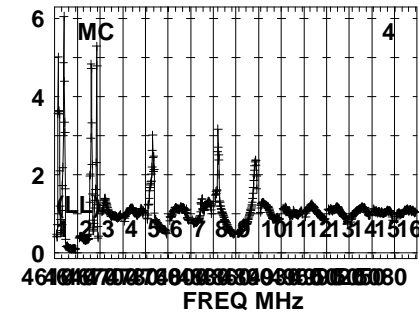
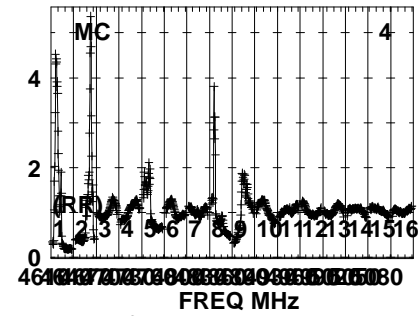
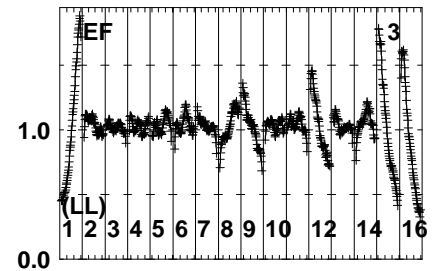
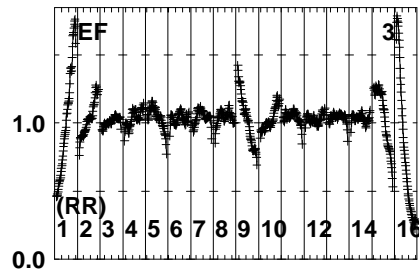
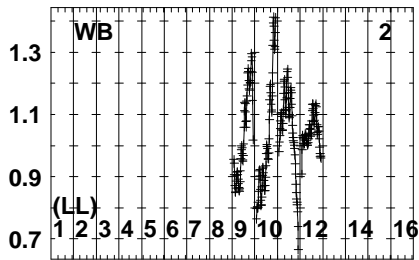
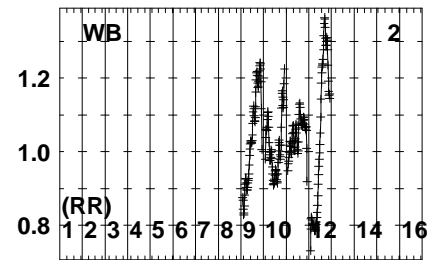
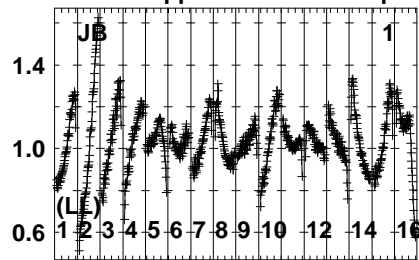
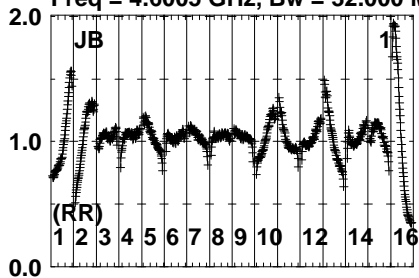


Lower frame: Real Jy  
Auto-corr total-power spectrum Antenna: \*  
Timerange: 00/08:25:03 to 00/08:28:59

Plot file version 95 created 21-FEB-2024 12:21:43

J1120-1243 EG126A.UVDATA.1

Freq = 4.6005 GHz, Bw = 32.000 MH No calibration applied and no bandpass applied

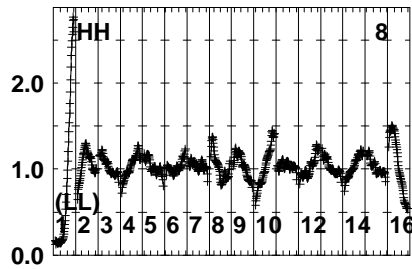
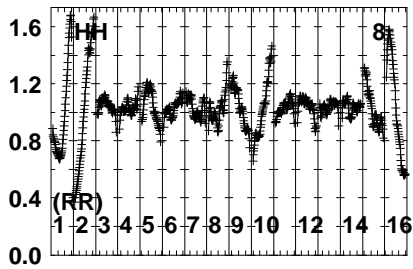
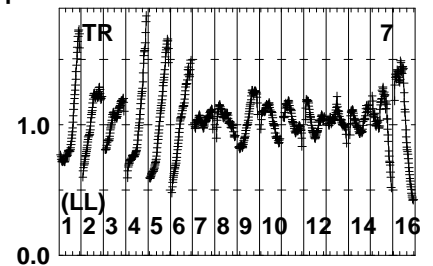
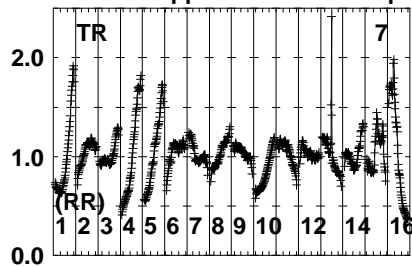
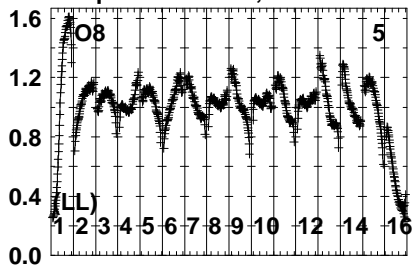


Lower frame: Real Jy  
Auto-corr total-power spectrum Antenna: \*  
Timerange: 00/08:29:33 to 00/08:30:59

Plot file version 96 created 21-FEB-2024 12:21:43

J1120-1243 EG126A.UVDATA.1

Freq = 4.6005 GHz, Bw = 32.000 MH No calibration applied and no bandpass applied



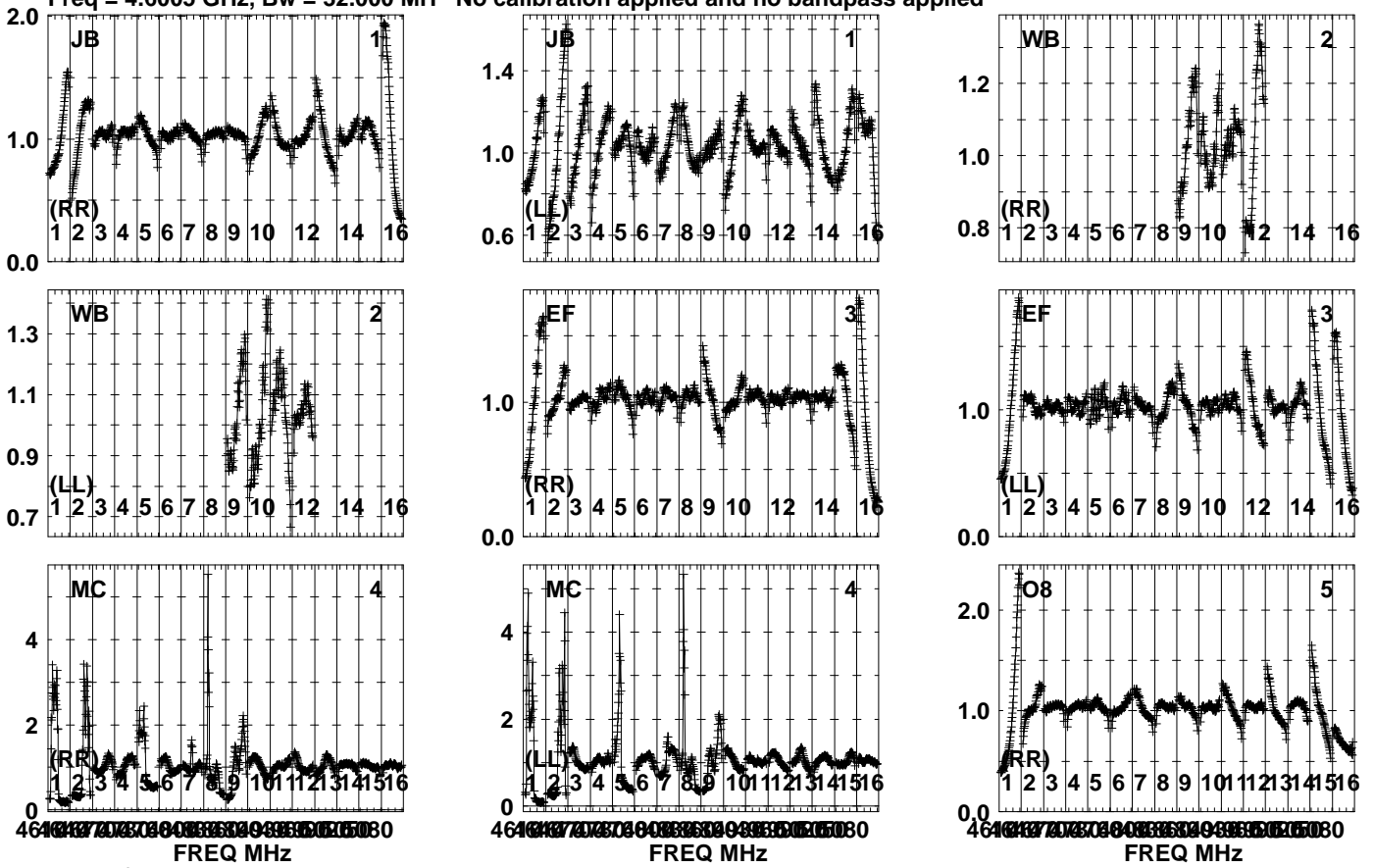
Lower frame: Real Jy  
Auto-corr total-power spectrum Antenna: \*  
Timerange: 00/08:29:33 to 00/08:30:59



Plot file version 97 created 21-FEB-2024 12:21:43

2MASSJ1119 EG126A.UVDATA.1

Freq = 4.6005 GHz, Bw = 32.000 MH No calibration applied and no bandpass applied

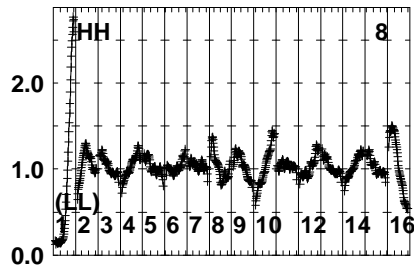
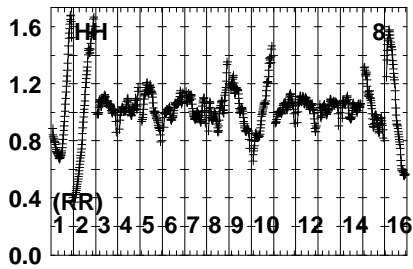
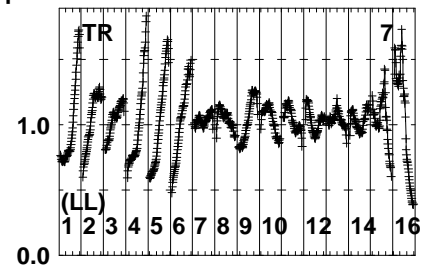
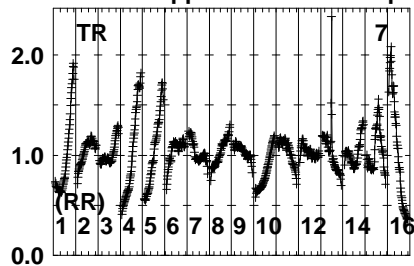
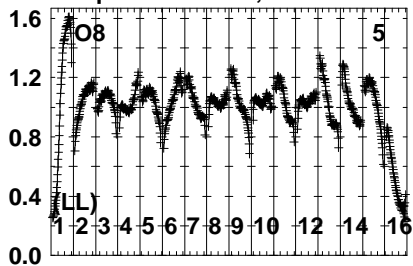


Lower frame: Real Jy  
Auto-corr total-power spectrum Antenna: \*  
Timerange: 00/08:31:03 to 00/08:34:59

Plot file version 98 created 21-FEB-2024 12:21:43

2MASSJ1119 EG126A.UVDATA.1

Freq = 4.6005 GHz, Bw = 32.000 MH No calibration applied and no bandpass applied

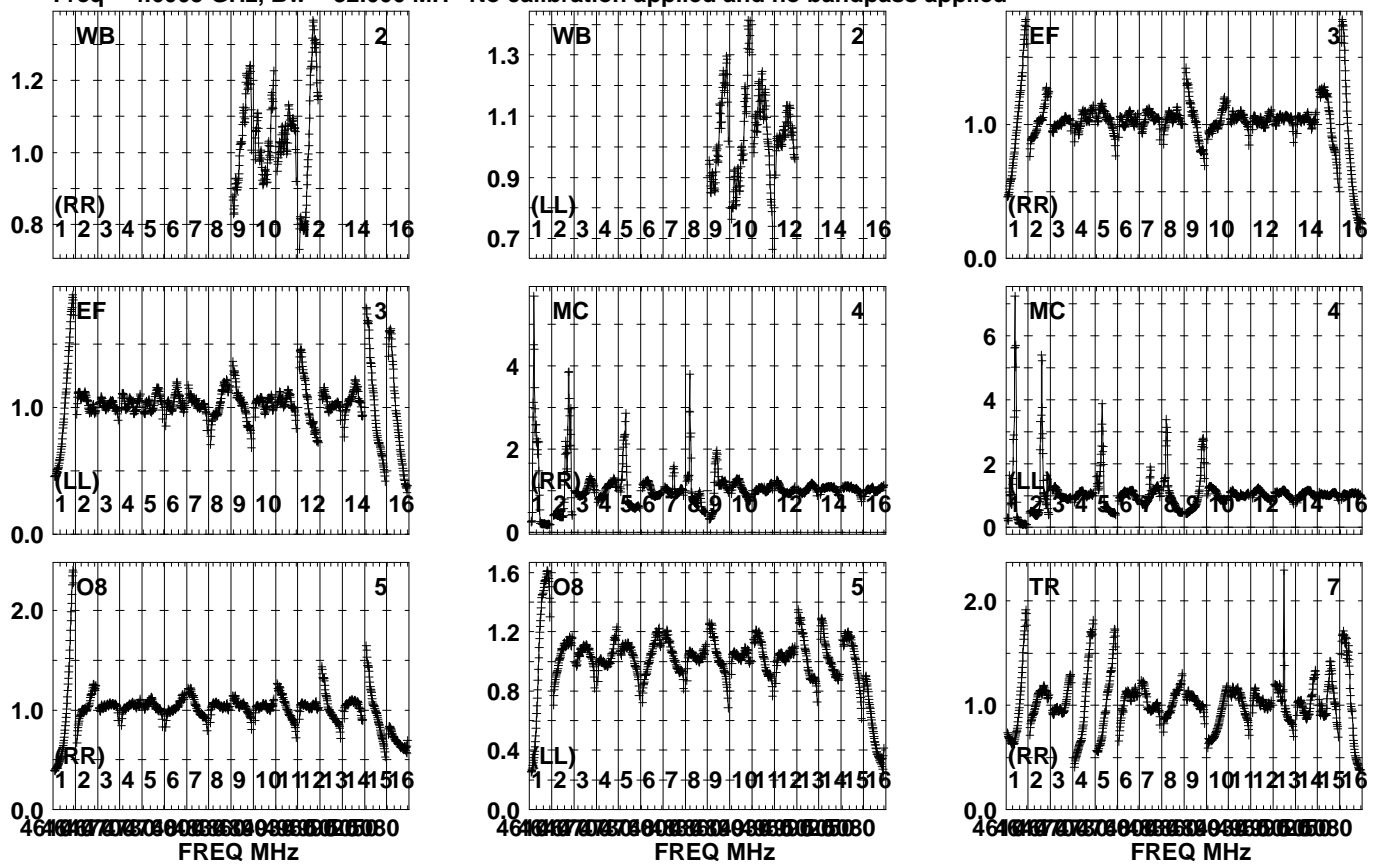


Lower frame: Real Jy  
Auto-corr total-power spectrum Antenna: \*  
Timerange: 00/08:31:03 to 00/08:34:59

Plot file version 99 created 21-FEB-2024 12:21:43

J1120-1243 EG126A.UVDATA.1

Freq = 4.6005 GHz, Bw = 32.000 MH No calibration applied and no bandpass applied

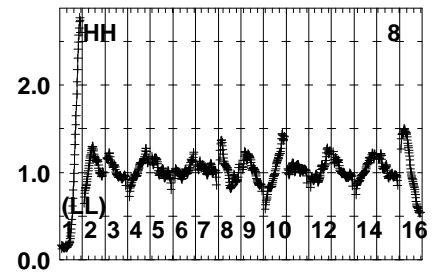
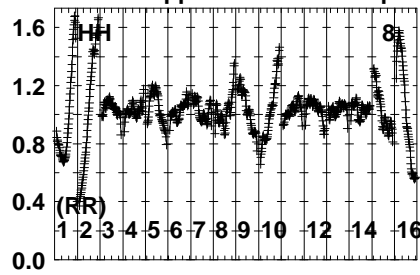
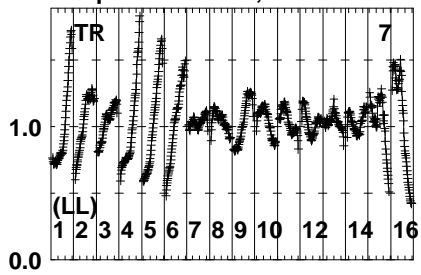


Lower frame: Real Jy  
Auto-corr total-power spectrum Antenna: \*  
Timerange: 00/08:35:33 to 00/08:36:59

Plot file version 100 created 21-FEB-2024 12:21:43

J1120-1243 EG126A.UVDATA.1

Freq = 4.6005 GHz, Bw = 32.000 MH No calibration applied and no bandpass applied



Lower frame: Real Jy

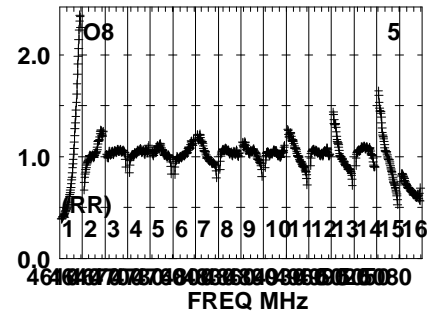
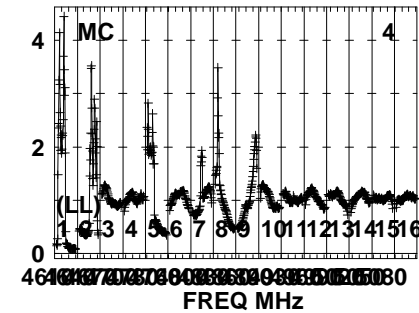
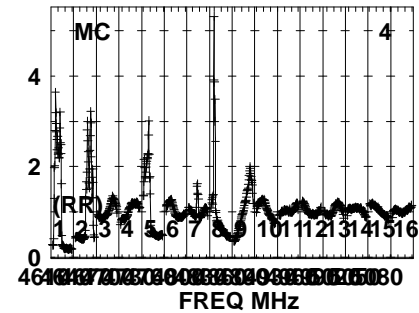
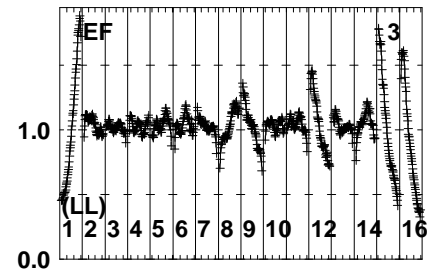
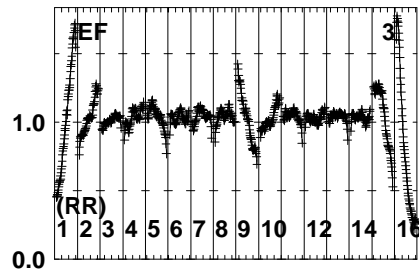
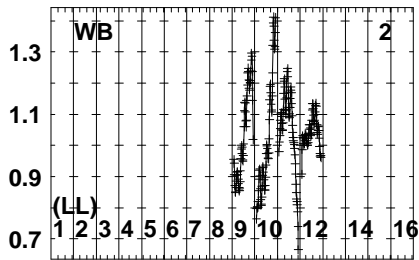
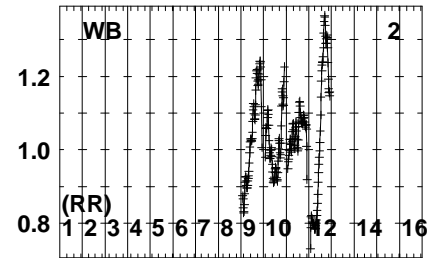
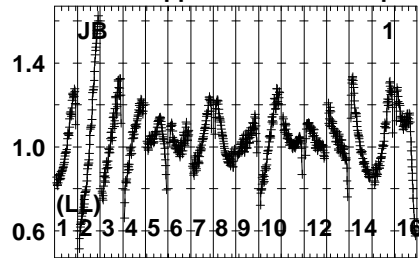
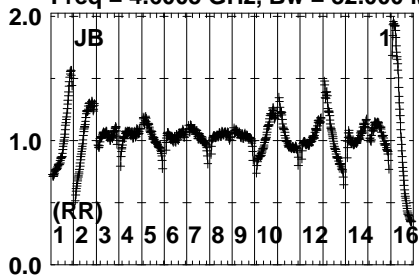
Auto-corr total-power spectrum Antenna: \*

Timerange: 00/08:35:33 to 00/08:36:59

Plot file version 101 created 21-FEB-2024 12:21:43

2MASSJ1119 EG126A.UVDATA.1

Freq = 4.6005 GHz, Bw = 32.000 MH No calibration applied and no bandpass applied

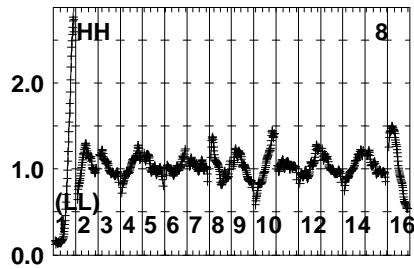
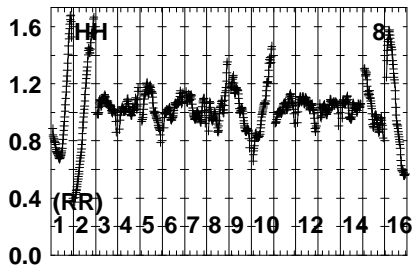
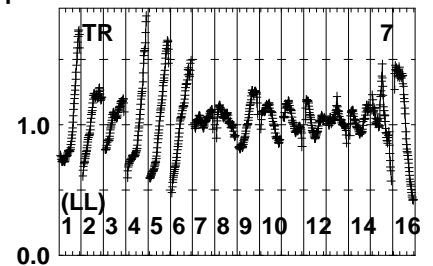
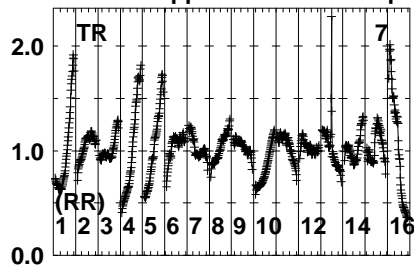
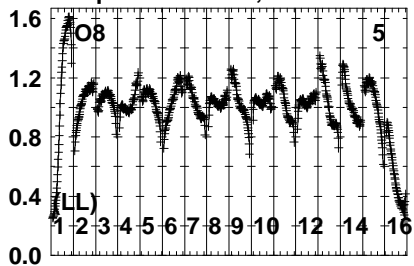


Lower frame: Real Jy  
Auto-corr total-power spectrum Antenna: \*  
Timerange: 00/08:37:03 to 00/08:40:59

Plot file version 102 created 21-FEB-2024 12:21:43

2MASSJ1119 EG126A.UVDATA.1

Freq = 4.6005 GHz, Bw = 32.000 MH No calibration applied and no bandpass applied

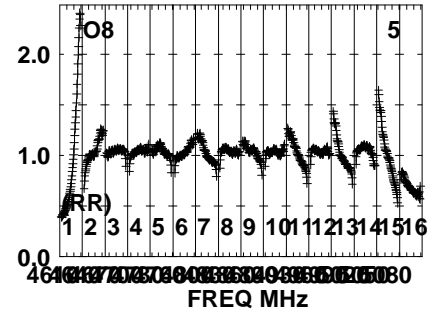
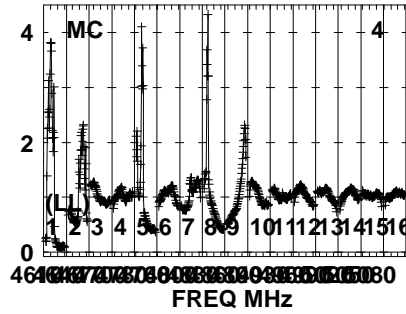
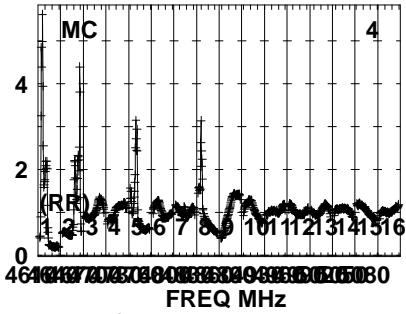
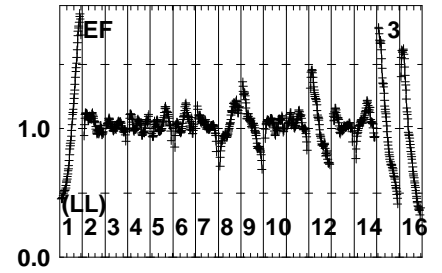
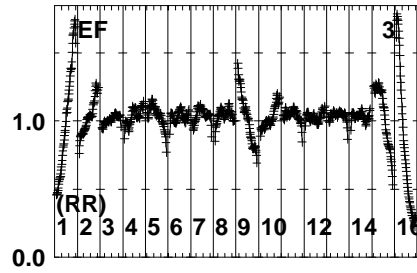
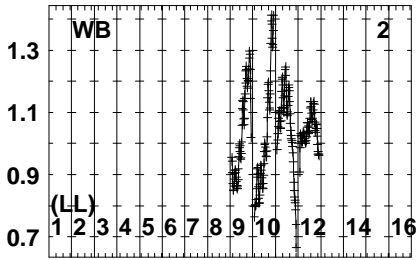
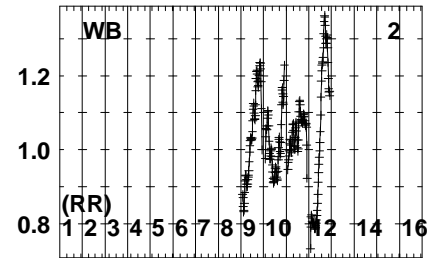
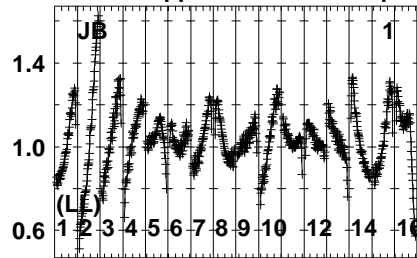
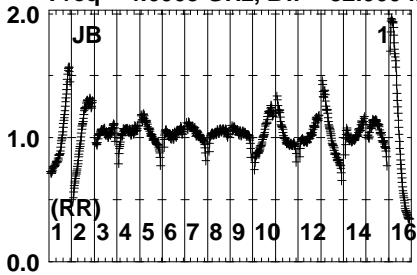


Lower frame: Real Jy  
Auto-corr total-power spectrum Antenna: \*  
Timerange: 00/08:37:03 to 00/08:40:59

Plot file version 103 created 21-FEB-2024 12:21:43

J1120-1243 EG126A.UVDATA.1

Freq = 4.6005 GHz, Bw = 32.000 MH No calibration applied and no bandpass applied

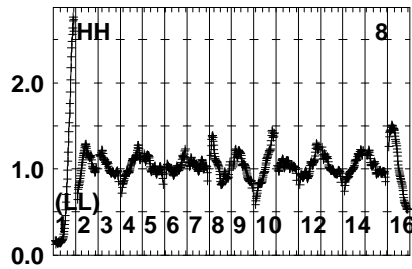
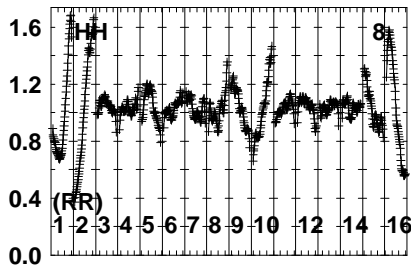
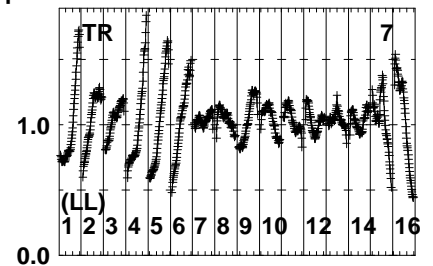
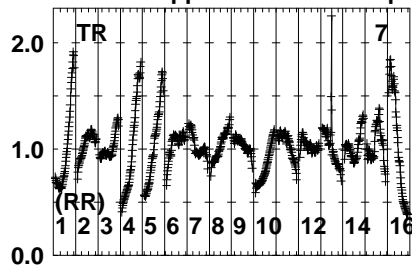
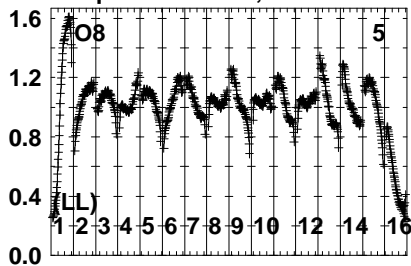


Lower frame: Real Jy  
Auto-corr total-power spectrum Antenna: \*  
Timerange: 00/08:41:33 to 00/08:42:59

Plot file version 104 created 21-FEB-2024 12:21:43

J1120-1243 EG126A.UVDATA.1

Freq = 4.6005 GHz, Bw = 32.000 MH No calibration applied and no bandpass applied



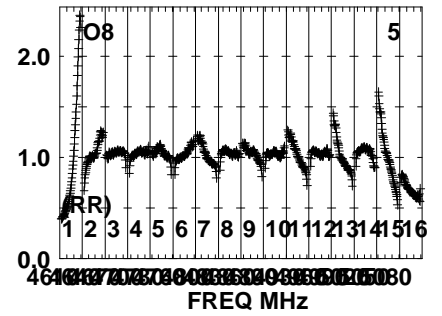
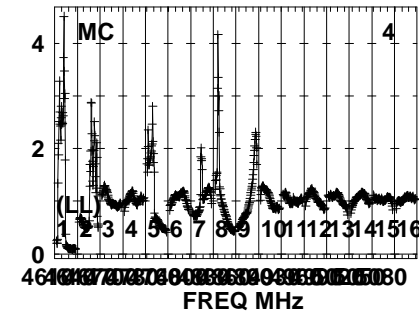
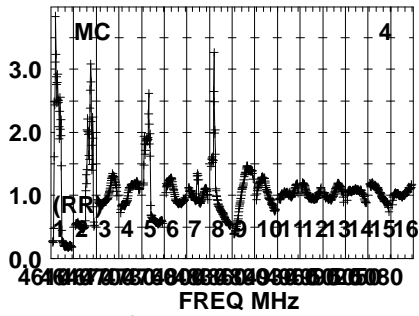
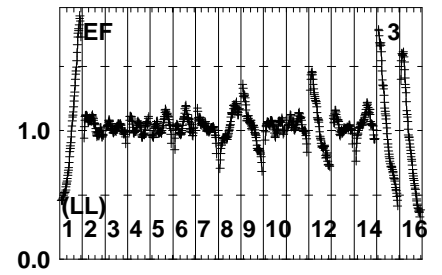
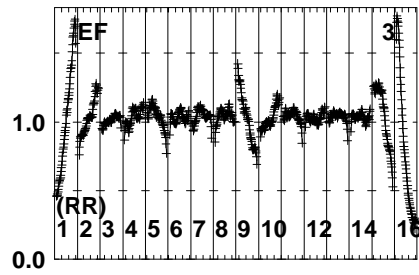
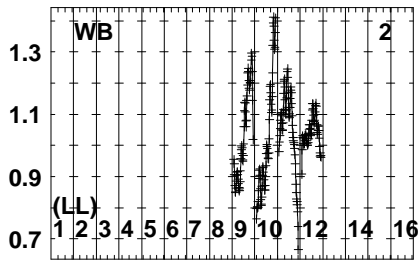
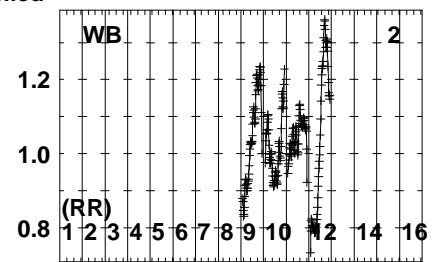
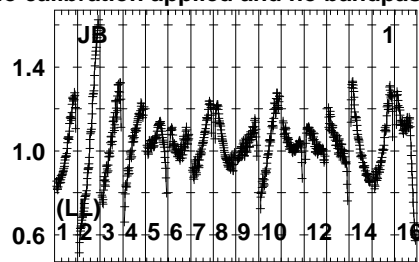
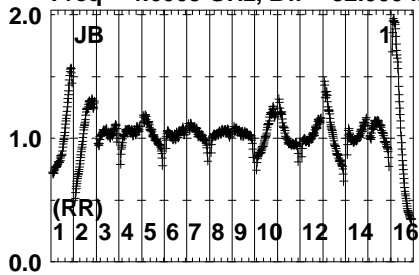
Lower frame: Real Jy  
Auto-corr total-power spectrum Antenna: \*  
Timerange: 00/08:41:33 to 00/08:42:59



Plot file version 105 created 21-FEB-2024 12:21:43

2MASSJ1119 EG126A.UVDATA.1

Freq = 4.6005 GHz, Bw = 32.000 MH No calibration applied and no bandpass applied

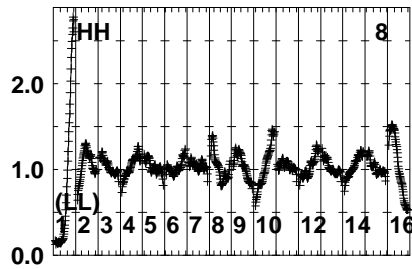
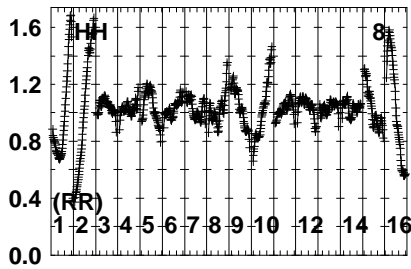
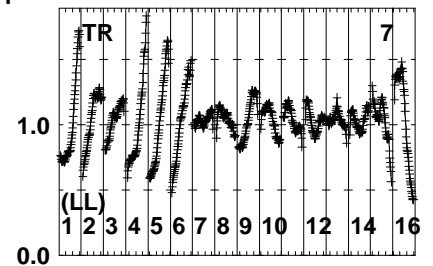
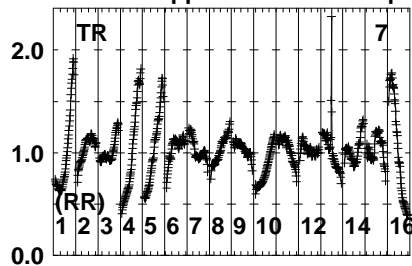
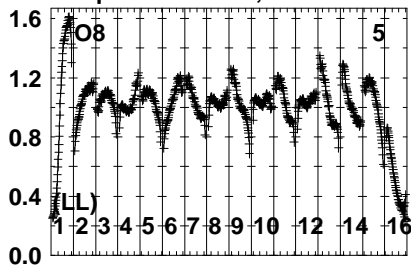


Lower frame: Real Jy  
Auto-corr total-power spectrum Antenna: \*  
Timerange: 00/08:43:03 to 00/08:46:59

Plot file version 106 created 21-FEB-2024 12:21:43

2MASSJ1119 EG126A.UVDATA.1

Freq = 4.6005 GHz, Bw = 32.000 MH No calibration applied and no bandpass applied

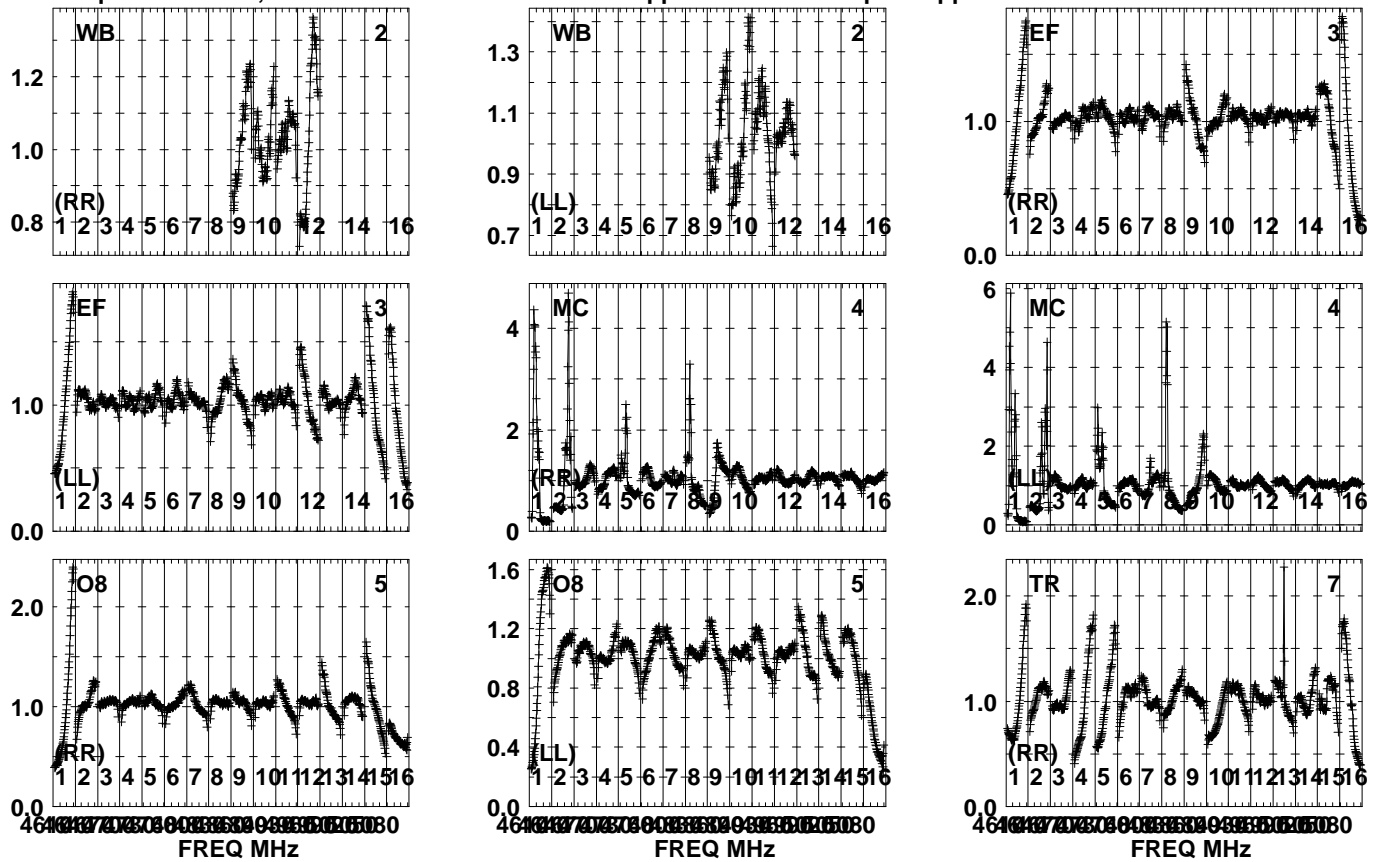


Lower frame: Real Jy  
Auto-corr total-power spectrum Antenna: \*  
Timerange: 00/08:43:03 to 00/08:46:59

Plot file version 107 created 21-FEB-2024 12:21:44

J1120-1243 EG126A.UVDATA.1

Freq = 4.6005 GHz, Bw = 32.000 MH No calibration applied and no bandpass applied

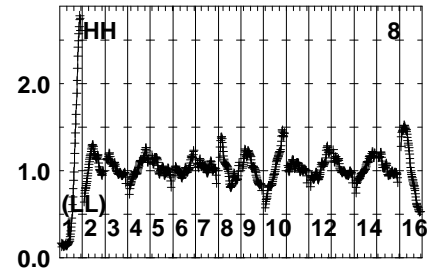
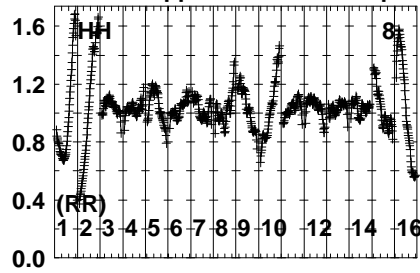
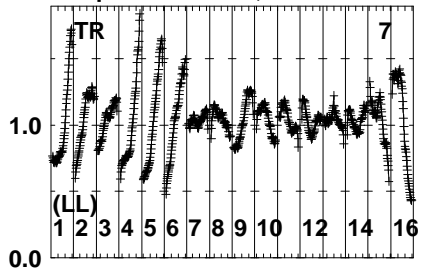


Lower frame: Real Jy  
Auto-corr total-power spectrum Antenna: \*  
Timerange: 00/08:47:33 to 00/08:48:59

Plot file version 108 created 21-FEB-2024 12:21:44

J1120-1243 EG126A.UVDATA.1

Freq = 4.6005 GHz, Bw = 32.000 MH No calibration applied and no bandpass applied



Lower frame: Real Jy

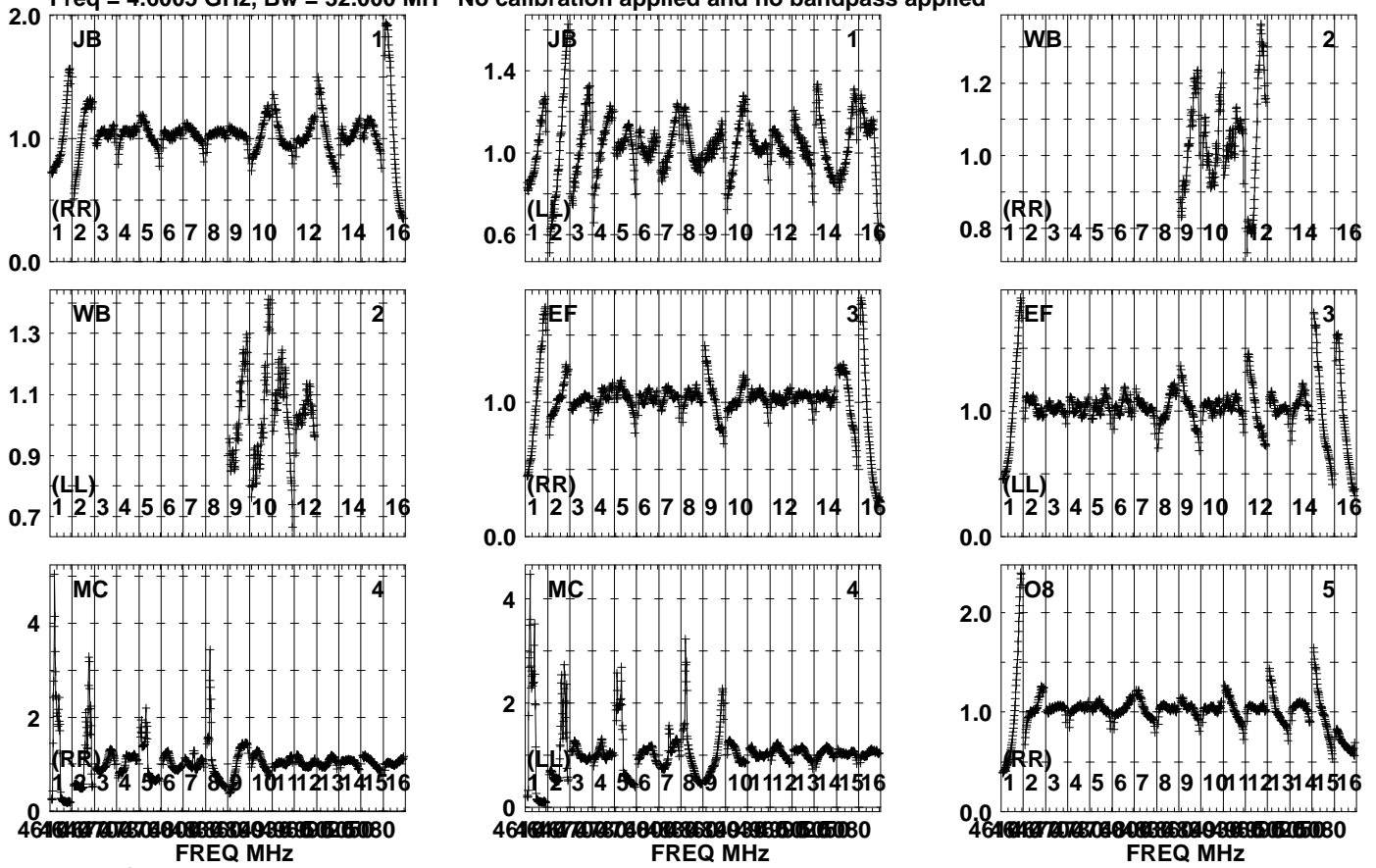
Auto-corr total-power spectrum Antenna: \*

Timerange: 00/08:47:33 to 00/08:48:59

Plot file version 109 created 21-FEB-2024 12:21:44

2MASSJ1119 EG126A.UVDATA.1

Freq = 4.6005 GHz, Bw = 32.000 MH No calibration applied and no bandpass applied

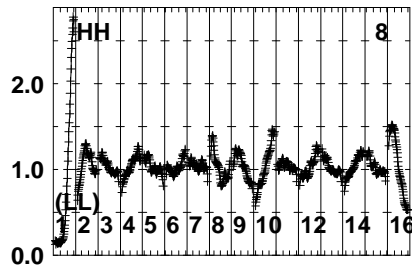
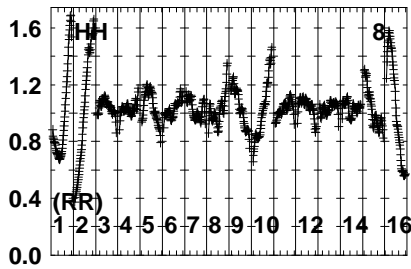
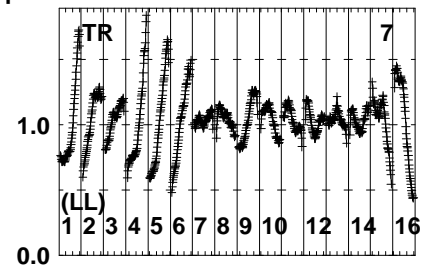
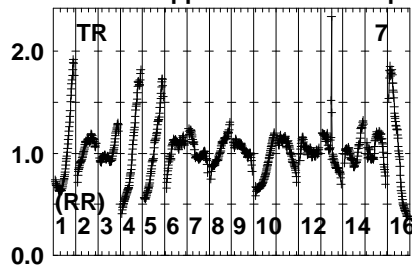
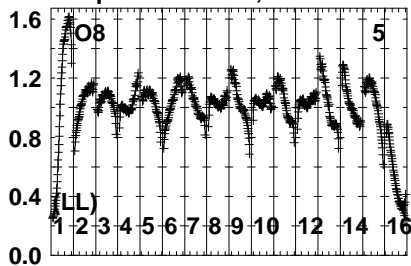


Lower frame: Real Jy  
Auto-corr total-power spectrum Antenna: \*  
Timerange: 00/08:49:03 to 00/08:52:59

Plot file version 110 created 21-FEB-2024 12:21:44

2MASSJ1119 EG126A.UVDATA.1

Freq = 4.6005 GHz, Bw = 32.000 MH No calibration applied and no bandpass applied

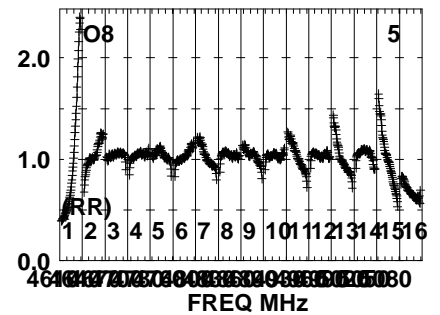
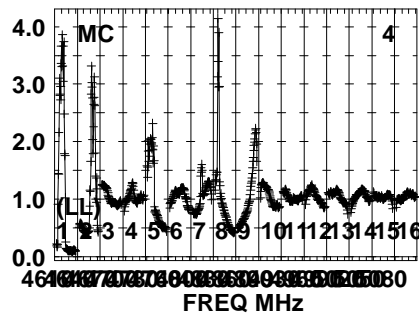
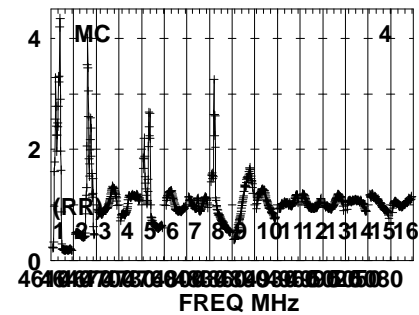
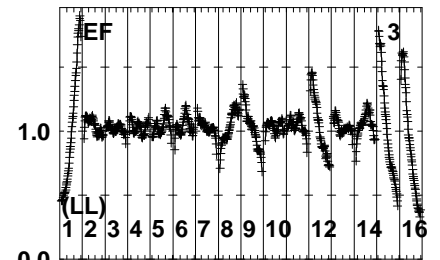
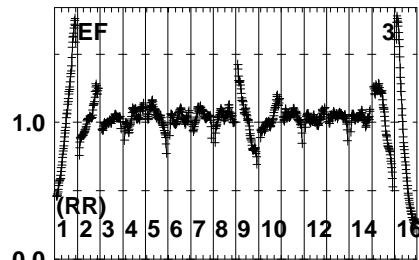
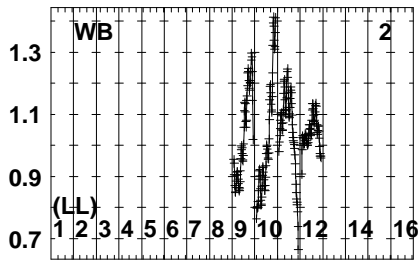
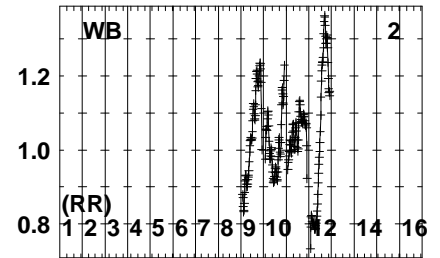
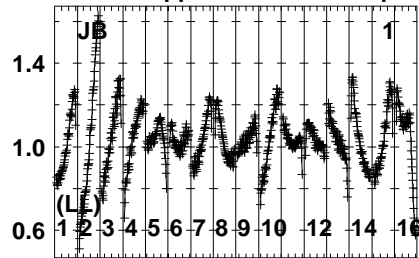
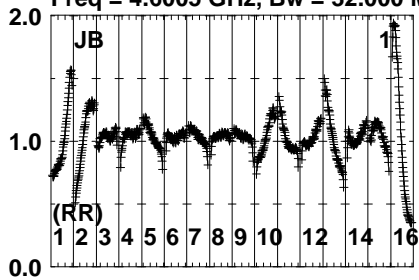


Lower frame: Real Jy  
Auto-corr total-power spectrum Antenna: \*  
Timerange: 00/08:49:03 to 00/08:52:59

Plot file version 111 created 21-FEB-2024 12:21:44

J1120-1243 EG126A.UVDATA.1

Freq = 4.6005 GHz, Bw = 32.000 MH No calibration applied and no bandpass applied

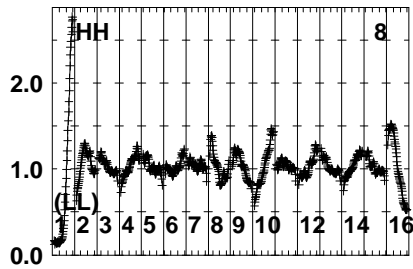
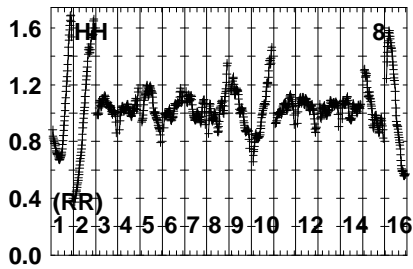
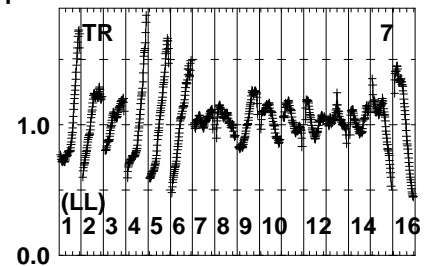
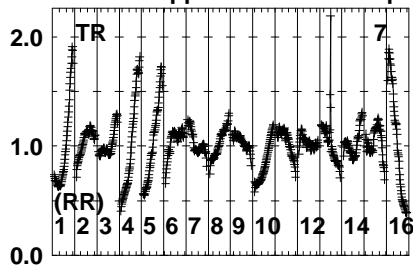
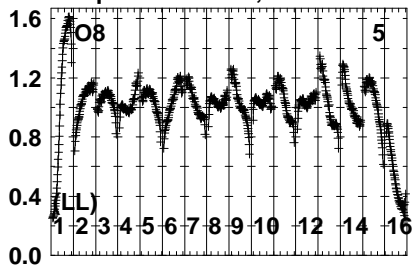


Lower frame: Real Jy  
Auto-corr total-power spectrum Antenna: \*  
Timerange: 00/08:53:33 to 00/08:54:59

Plot file version 112 created 21-FEB-2024 12:21:44

J1120-1243 EG126A.UVDATA.1

Freq = 4.6005 GHz, Bw = 32.000 MH No calibration applied and no bandpass applied



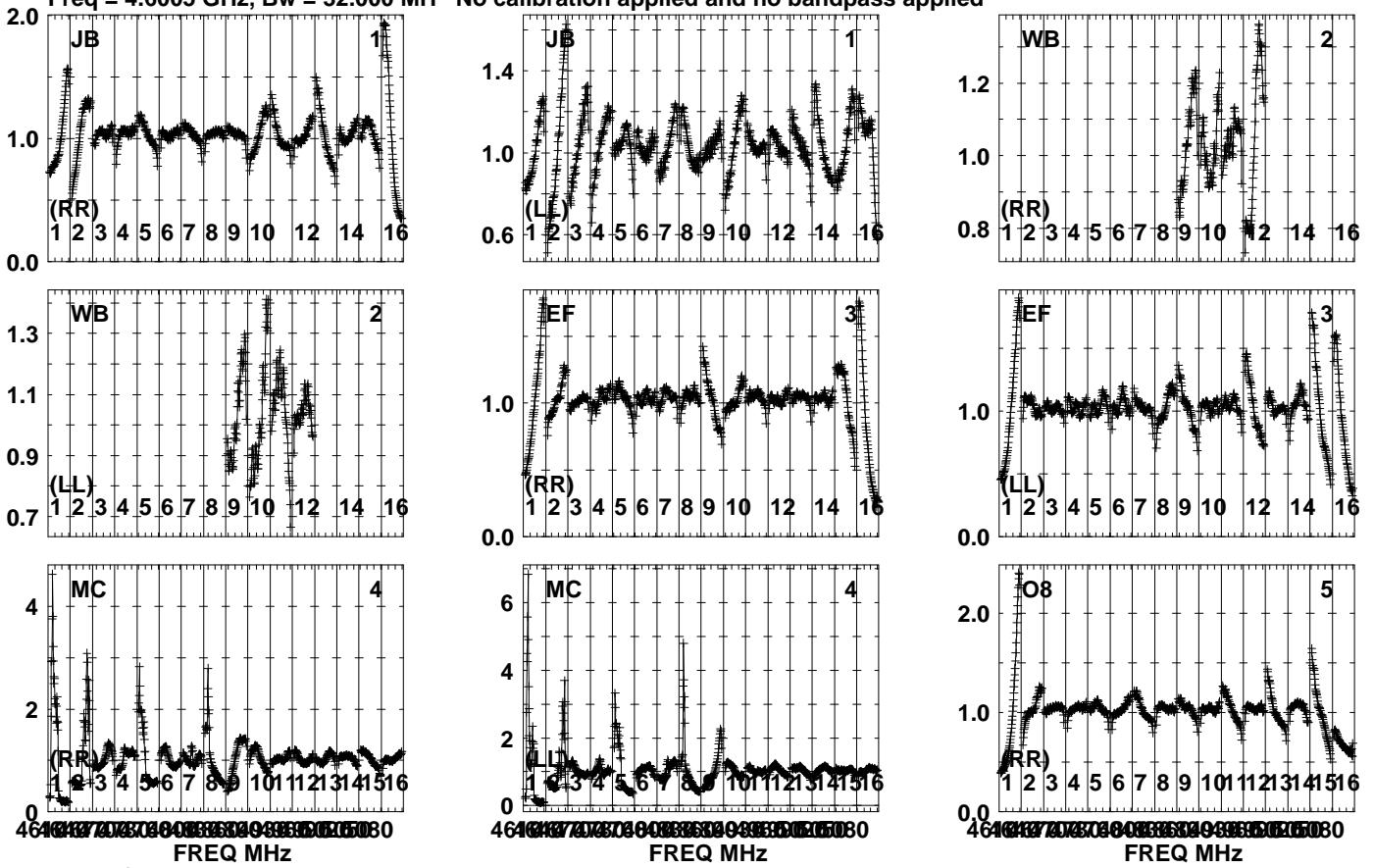
Lower frame: Real Jy  
Auto-corr total-power spectrum Antenna: \*  
Timerange: 00/08:53:33 to 00/08:54:59



Plot file version 113 created 21-FEB-2024 12:21:44

2MASSJ1119 EG126A.UVDATA.1

Freq = 4.6005 GHz, Bw = 32.000 MH No calibration applied and no bandpass applied

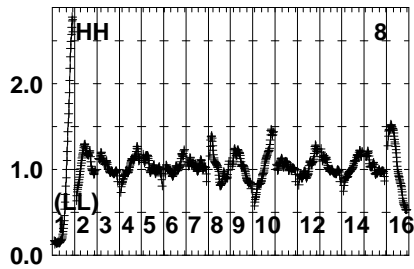
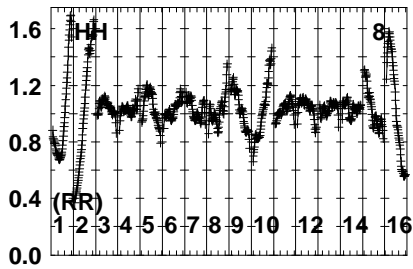
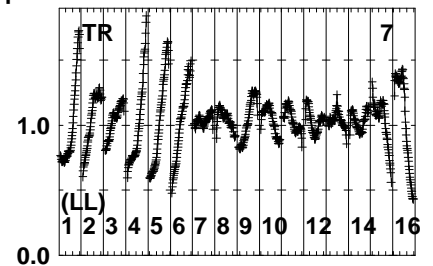
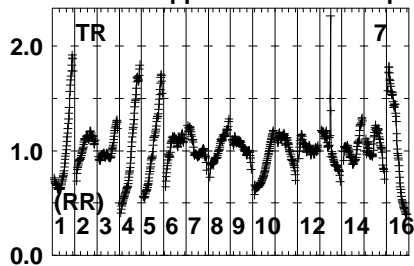
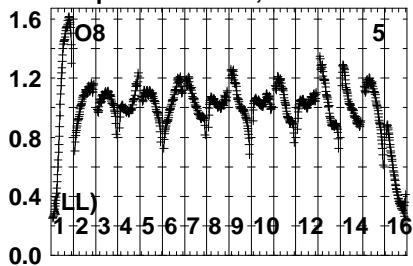


Lower frame: Real Jy  
Auto-corr total-power spectrum Antenna: \*  
Timerange: 00/08:55:03 to 00/08:58:59

Plot file version 114 created 21-FEB-2024 12:21:44

2MASSJ1119 EG126A.UVDATA.1

Freq = 4.6005 GHz, Bw = 32.000 MH No calibration applied and no bandpass applied

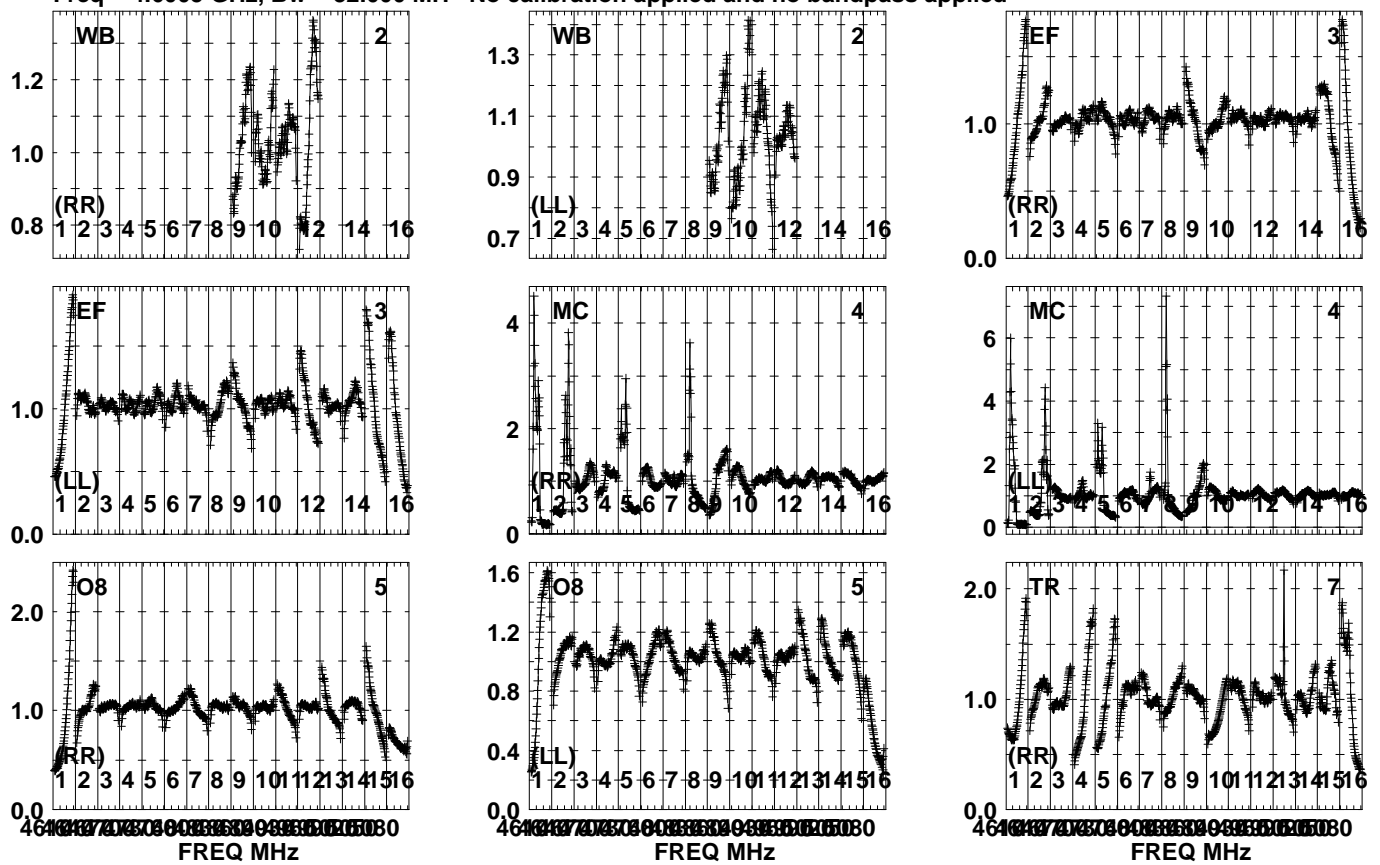


Lower frame: Real Jy  
Auto-corr total-power spectrum Antenna: \*  
Timerange: 00/08:55:03 to 00/08:58:59

Plot file version 115 created 21-FEB-2024 12:21:44

J1120-1243 EG126A.UVDATA.1

Freq = 4.6005 GHz, Bw = 32.000 MH No calibration applied and no bandpass applied

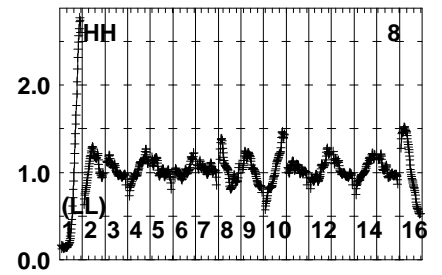
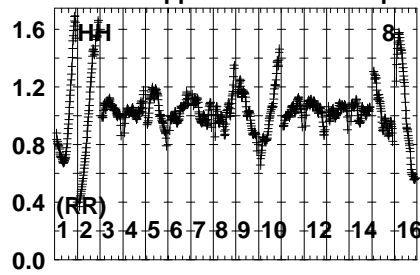
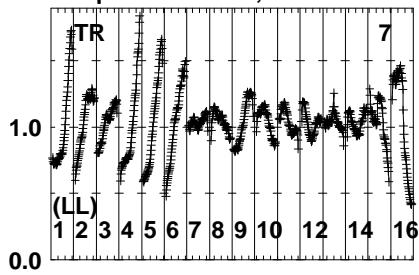


Lower frame: Real Jy  
Auto-corr total-power spectrum Antenna: \*  
Timerange: 00/08:59:33 to 00/09:00:59

Plot file version 116 created 21-FEB-2024 12:21:44

J1120-1243 EG126A.UVDATA.1

Freq = 4.6005 GHz, Bw = 32.000 MH No calibration applied and no bandpass applied

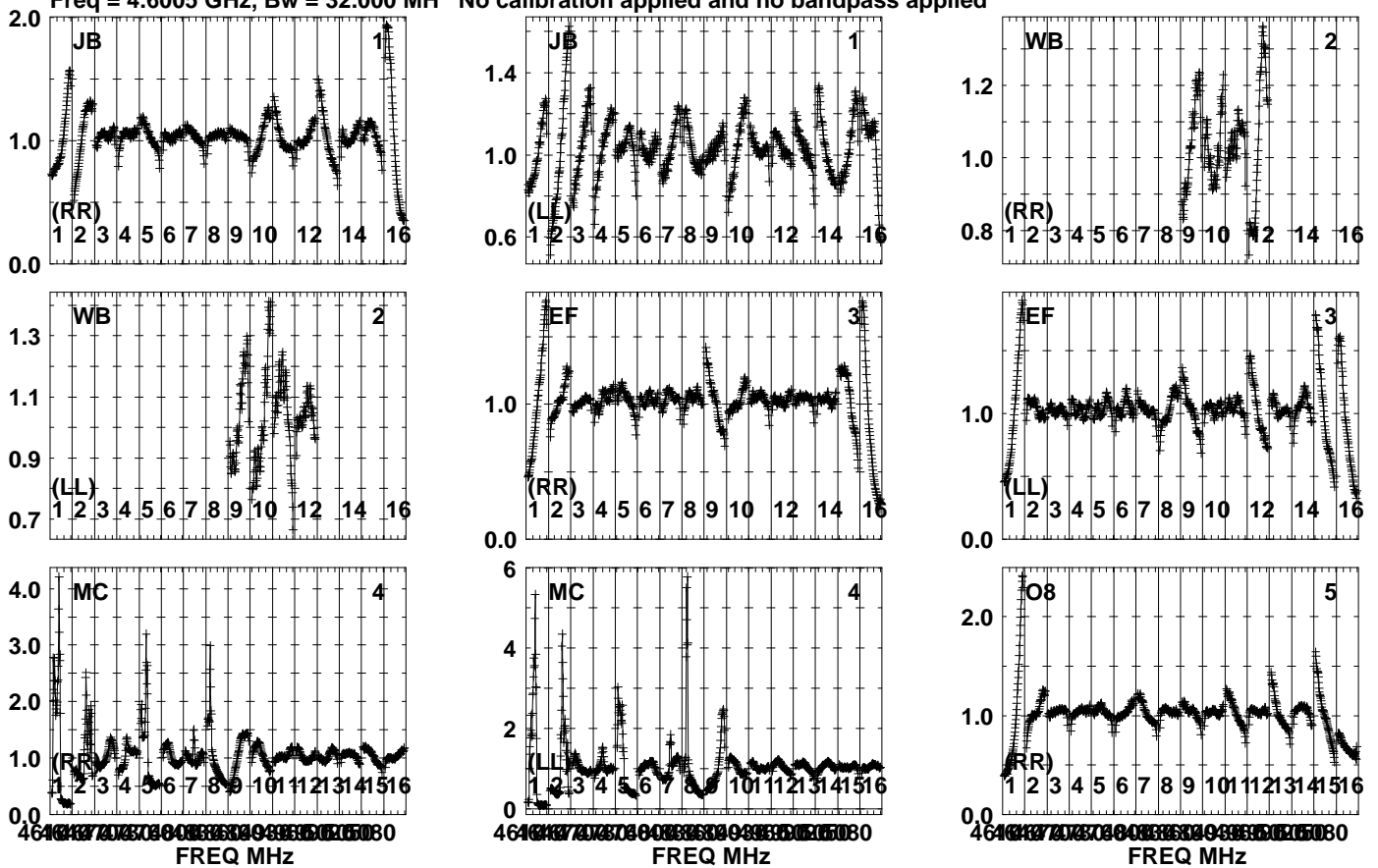


Lower frame: Real Jy  
Auto-corr total-power spectrum Antenna: \*  
Timerange: 00/08:59:33 to 00/09:00:59

Plot file version 117 created 21-FEB-2024 12:21:44

2MASSJ1119 EG126A.UVDATA.1

Freq = 4.6005 GHz, Bw = 32.000 MH No calibration applied and no bandpass applied

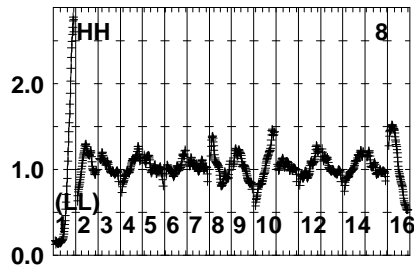
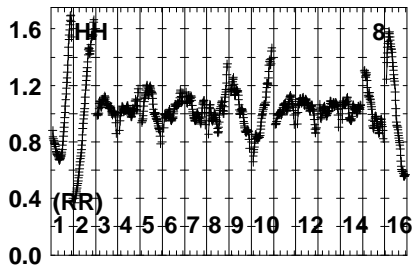
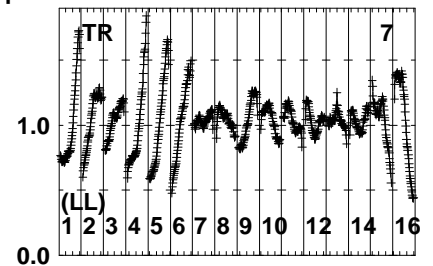
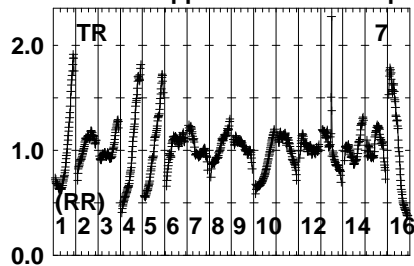
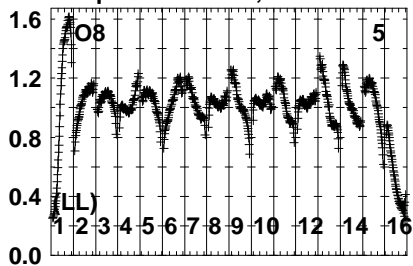


Lower frame: Real Jy  
Auto-corr total-power spectrum Antenna: \*  
Timerange: 00/09:01:03 to 00/09:04:59

Plot file version 118 created 21-FEB-2024 12:21:44

2MASSJ1119 EG126A.UVDATA.1

Freq = 4.6005 GHz, Bw = 32.000 MH No calibration applied and no bandpass applied

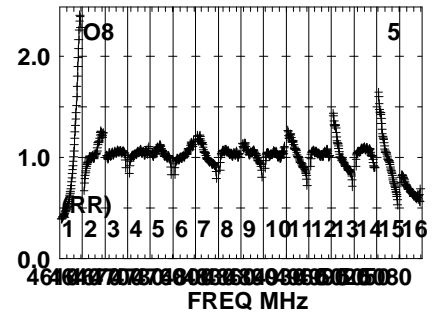
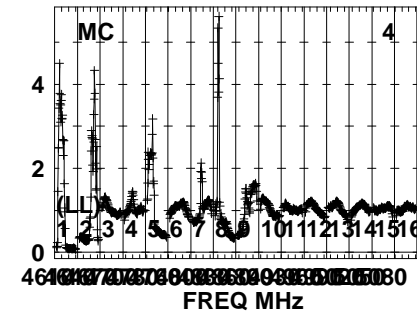
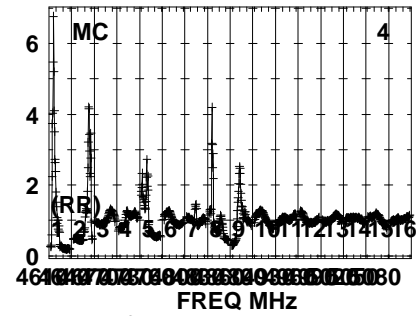
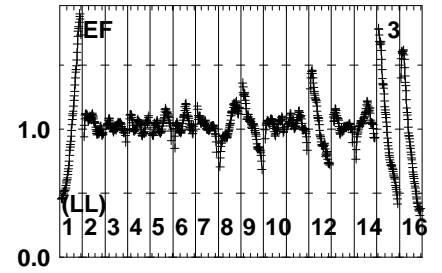
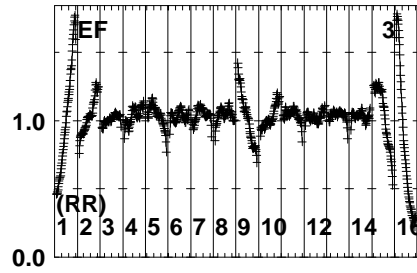
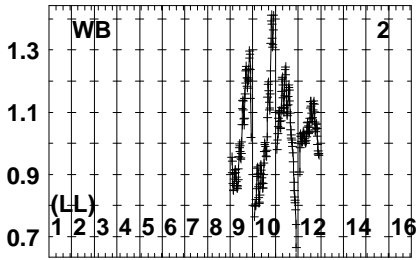
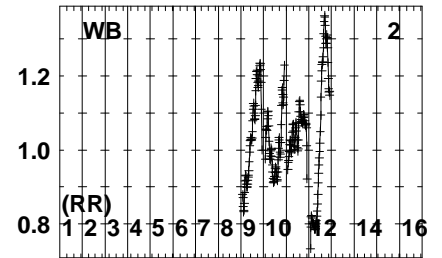
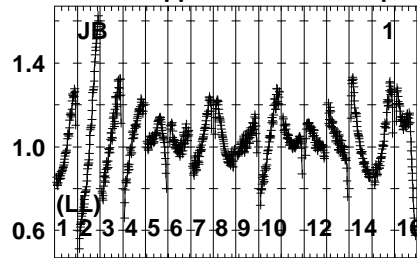
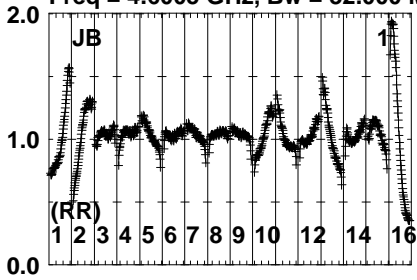


Lower frame: Real Jy  
Auto-corr total-power spectrum Antenna: \*  
Timerange: 00/09:01:03 to 00/09:04:59

Plot file version 119 created 21-FEB-2024 12:21:45

J1120-1243 EG126A.UVDATA.1

Freq = 4.6005 GHz, Bw = 32.000 MH No calibration applied and no bandpass applied

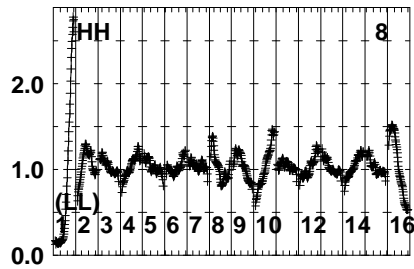
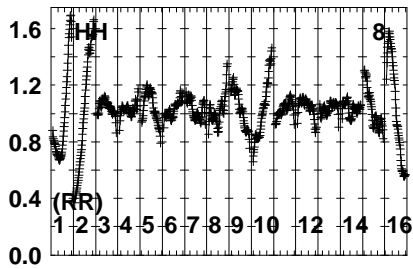
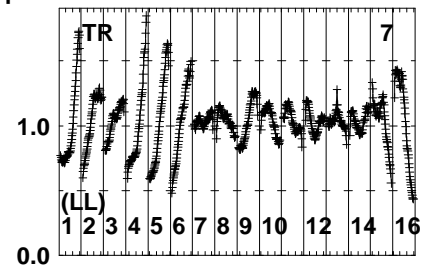
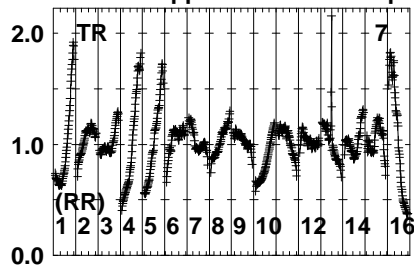
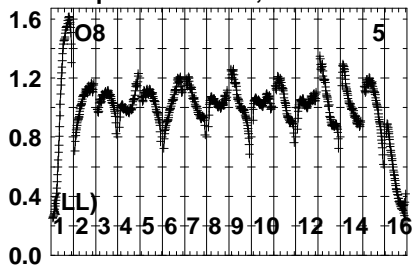


Lower frame: Real Jy  
Auto-corr total-power spectrum Antenna: \*  
Timerange: 00/09:05:33 to 00/09:06:59

Plot file version 120 created 21-FEB-2024 12:21:45

J1120-1243 EG126A.UVDATA.1

Freq = 4.6005 GHz, Bw = 32.000 MH No calibration applied and no bandpass applied



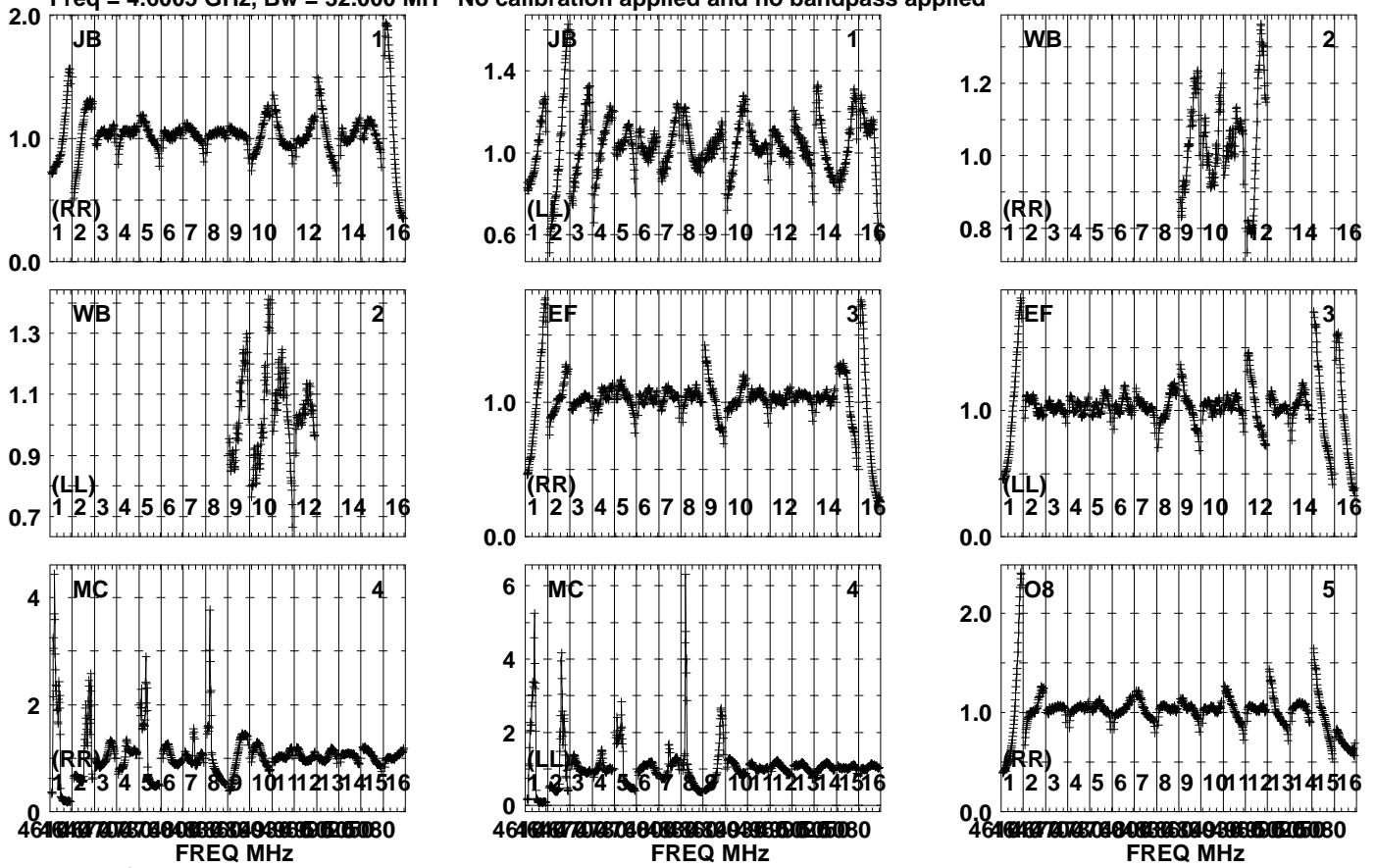
Lower frame: Real Jy  
Auto-corr total-power spectrum Antenna: \*  
Timerange: 00/09:05:33 to 00/09:06:59



Plot file version 121 created 21-FEB-2024 12:21:45

2MASSJ1119 EG126A.UVDATA.1

Freq = 4.6005 GHz, Bw = 32.000 MH No calibration applied and no bandpass applied

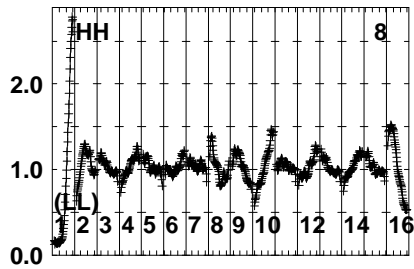
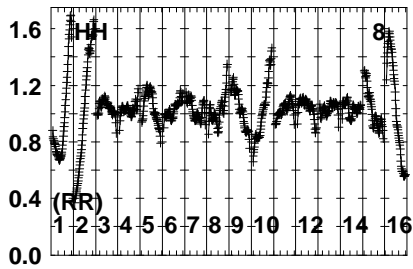
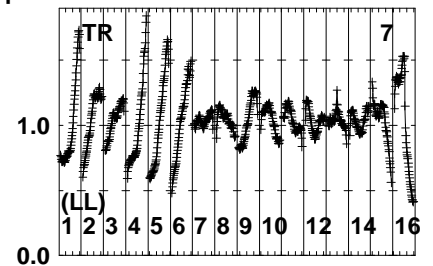
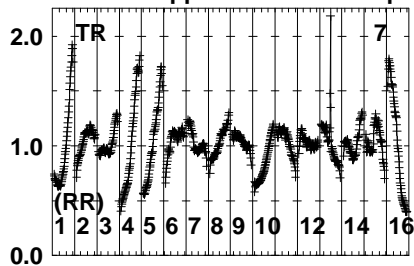
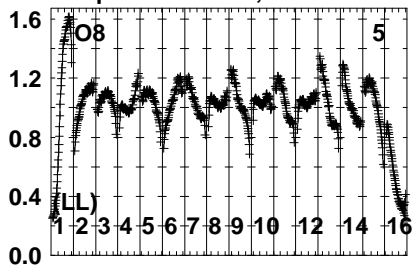


Lower frame: Real Jy  
Auto-corr total-power spectrum Antenna: \*  
Timerange: 00/09:07:03 to 00/09:10:59

Plot file version 122 created 21-FEB-2024 12:21:45

2MASSJ1119 EG126A.UVDATA.1

Freq = 4.6005 GHz, Bw = 32.000 MH No calibration applied and no bandpass applied

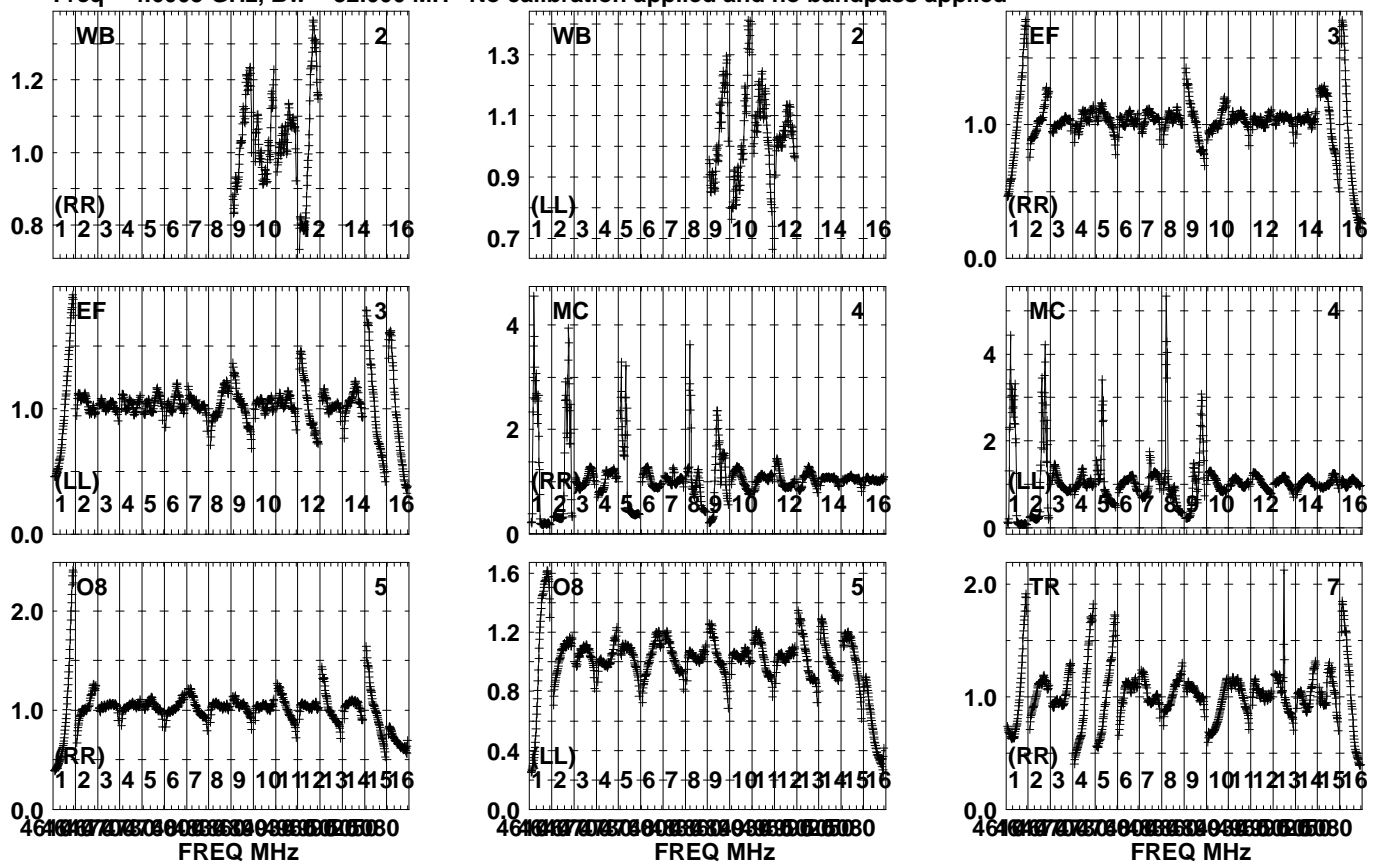


Lower frame: Real Jy  
Auto-corr total-power spectrum Antenna: \*  
Timerange: 00/09:07:03 to 00/09:10:59

Plot file version 123 created 21-FEB-2024 12:21:45

J1120-1243 EG126A.UVDATA.1

Freq = 4.6005 GHz, Bw = 32.000 MH No calibration applied and no bandpass applied

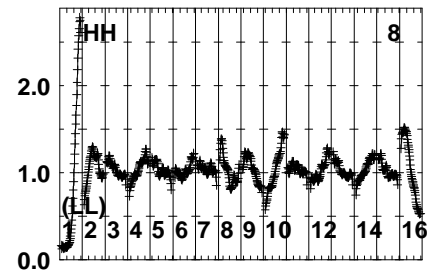
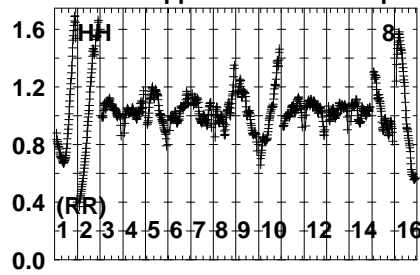
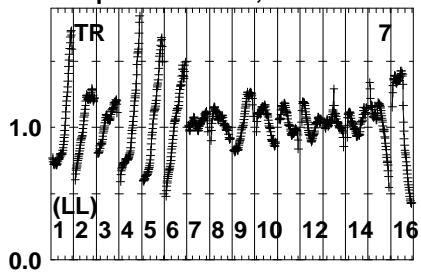


Lower frame: Real Jy  
Auto-corr total-power spectrum Antenna: \*  
Timerange: 00/09:11:33 to 00/09:12:59

Plot file version 124 created 21-FEB-2024 12:21:45

J1120-1243 EG126A.UVDATA.1

Freq = 4.6005 GHz, Bw = 32.000 MH No calibration applied and no bandpass applied

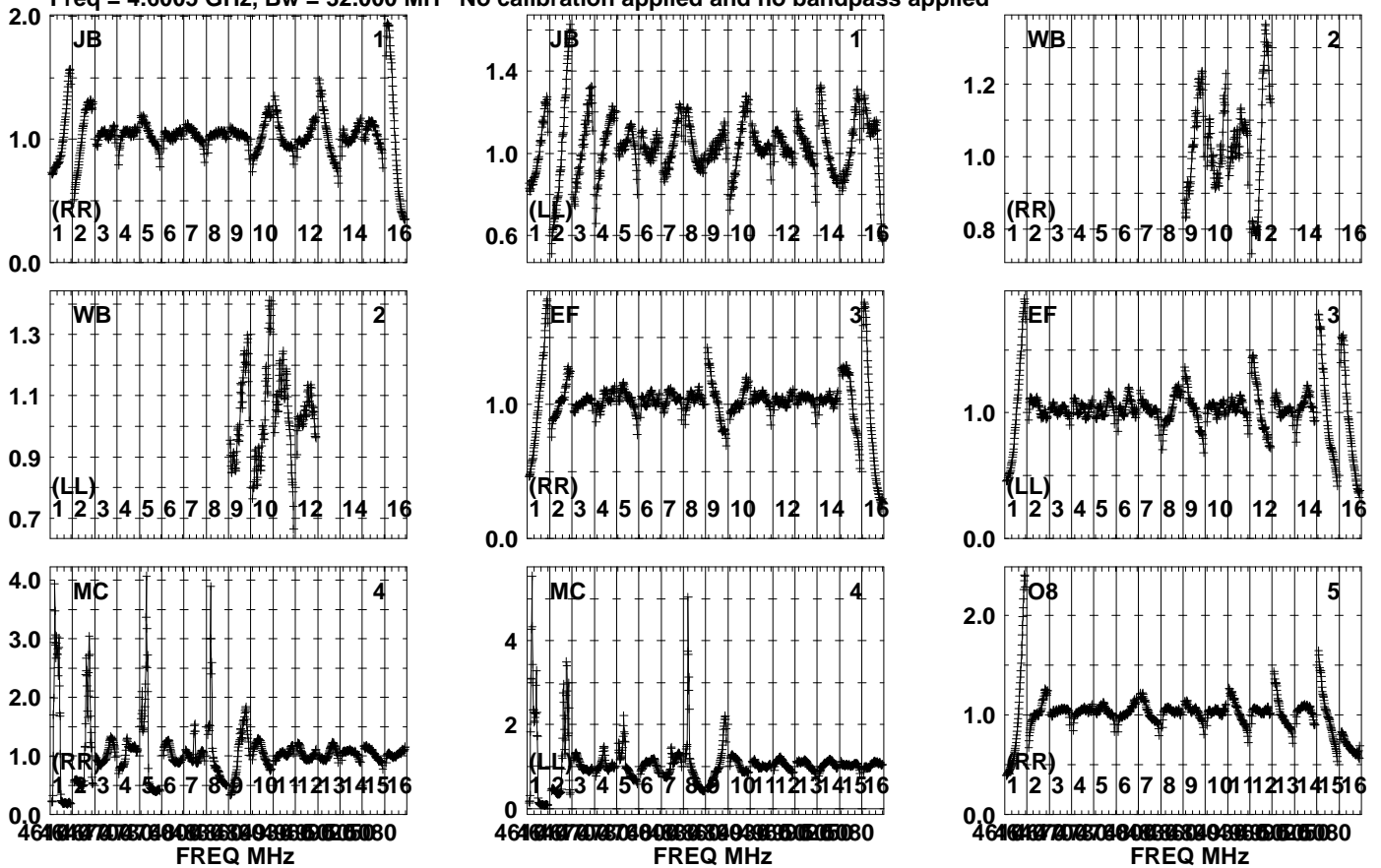


Lower frame: Real Jy  
Auto-corr total-power spectrum Antenna: \*  
Timerange: 00/09:11:33 to 00/09:12:59

Plot file version 125 created 21-FEB-2024 12:21:45

2MASSJ1119 EG126A.UVDATA.1

Freq = 4.6005 GHz, Bw = 32.000 MH No calibration applied and no bandpass applied

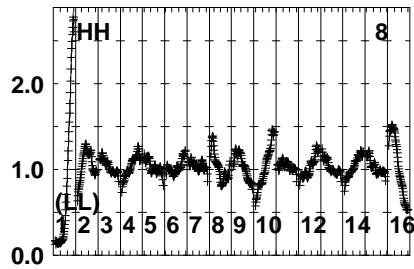
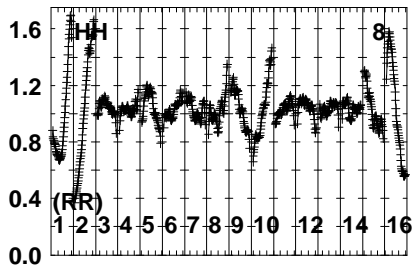
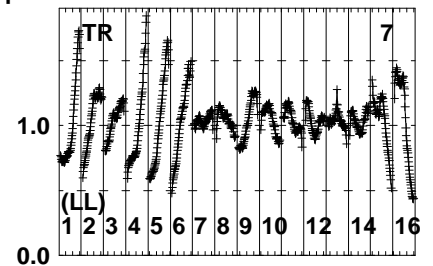
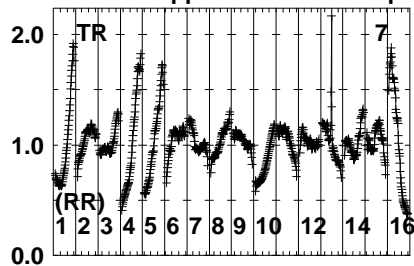
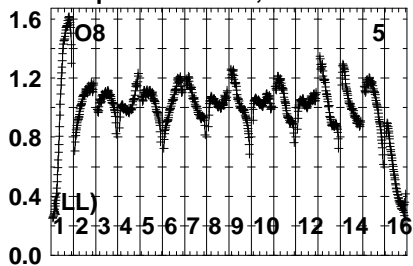


Lower frame: Real Jy  
Auto-corr total-power spectrum Antenna: \*  
Timerange: 00/09:13:03 to 00/09:16:59

Plot file version 126 created 21-FEB-2024 12:21:45

2MASSJ1119 EG126A.UVDATA.1

Freq = 4.6005 GHz, Bw = 32.000 MH No calibration applied and no bandpass applied

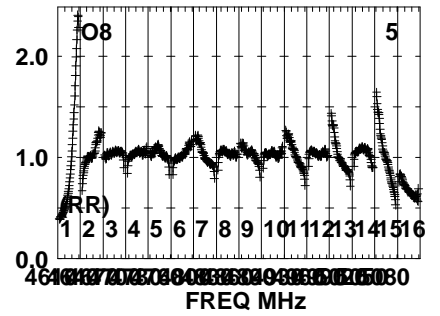
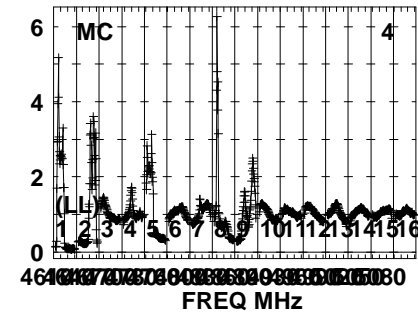
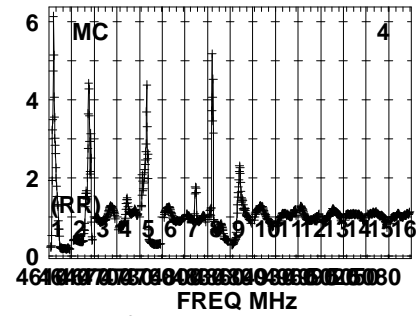
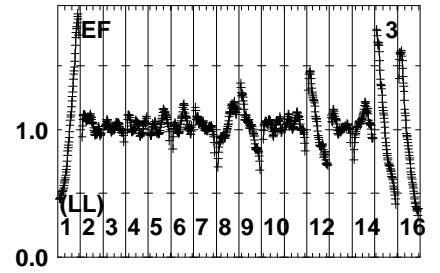
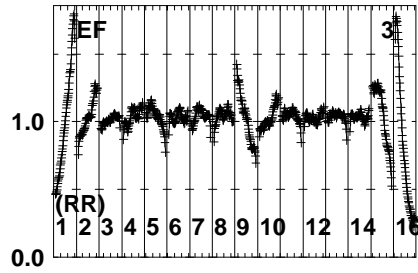
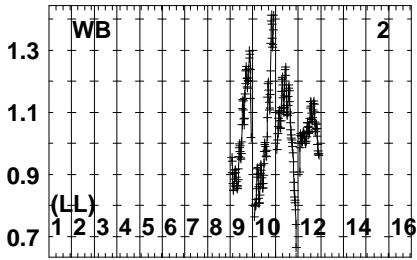
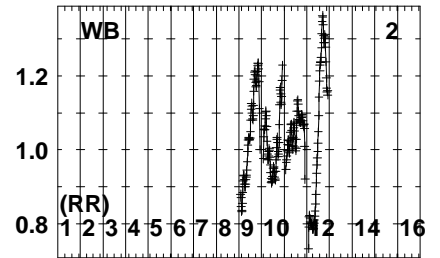
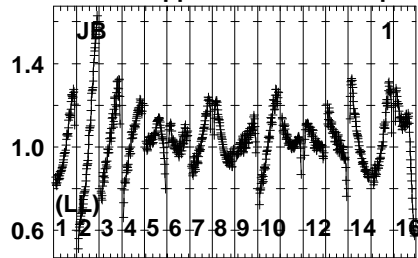
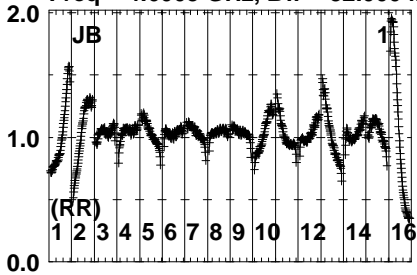


Lower frame: Real Jy  
Auto-corr total-power spectrum Antenna: \*  
Timerange: 00/09:13:03 to 00/09:16:59

Plot file version 127 created 21-FEB-2024 12:21:45

J1120-1243 EG126A.UVDATA.1

Freq = 4.6005 GHz, Bw = 32.000 MH No calibration applied and no bandpass applied

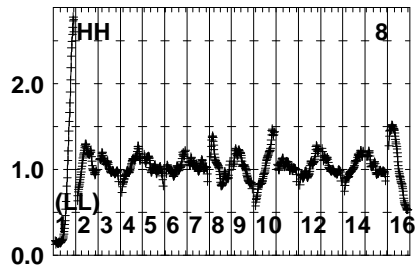
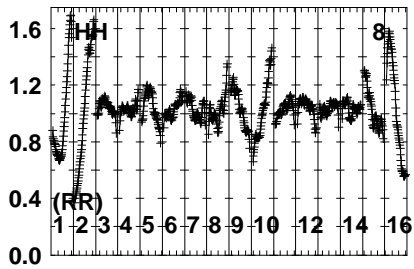
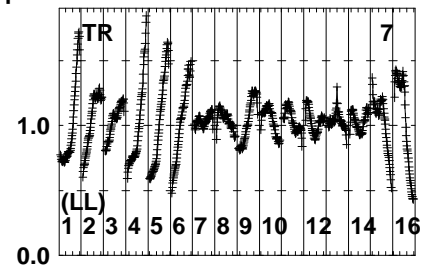
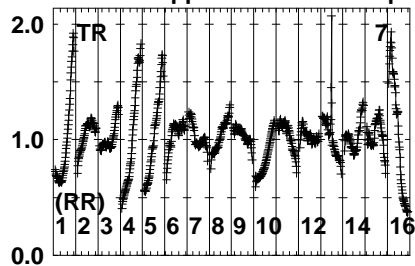
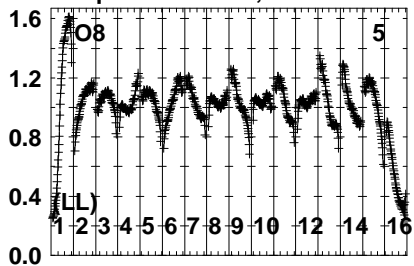


Lower frame: Real Jy  
Auto-corr total-power spectrum Antenna: \*  
Timerange: 00/09:17:33 to 00/09:18:59

Plot file version 128 created 21-FEB-2024 12:21:45

J1120-1243 EG126A.UVDATA.1

Freq = 4.6005 GHz, Bw = 32.000 MH No calibration applied and no bandpass applied



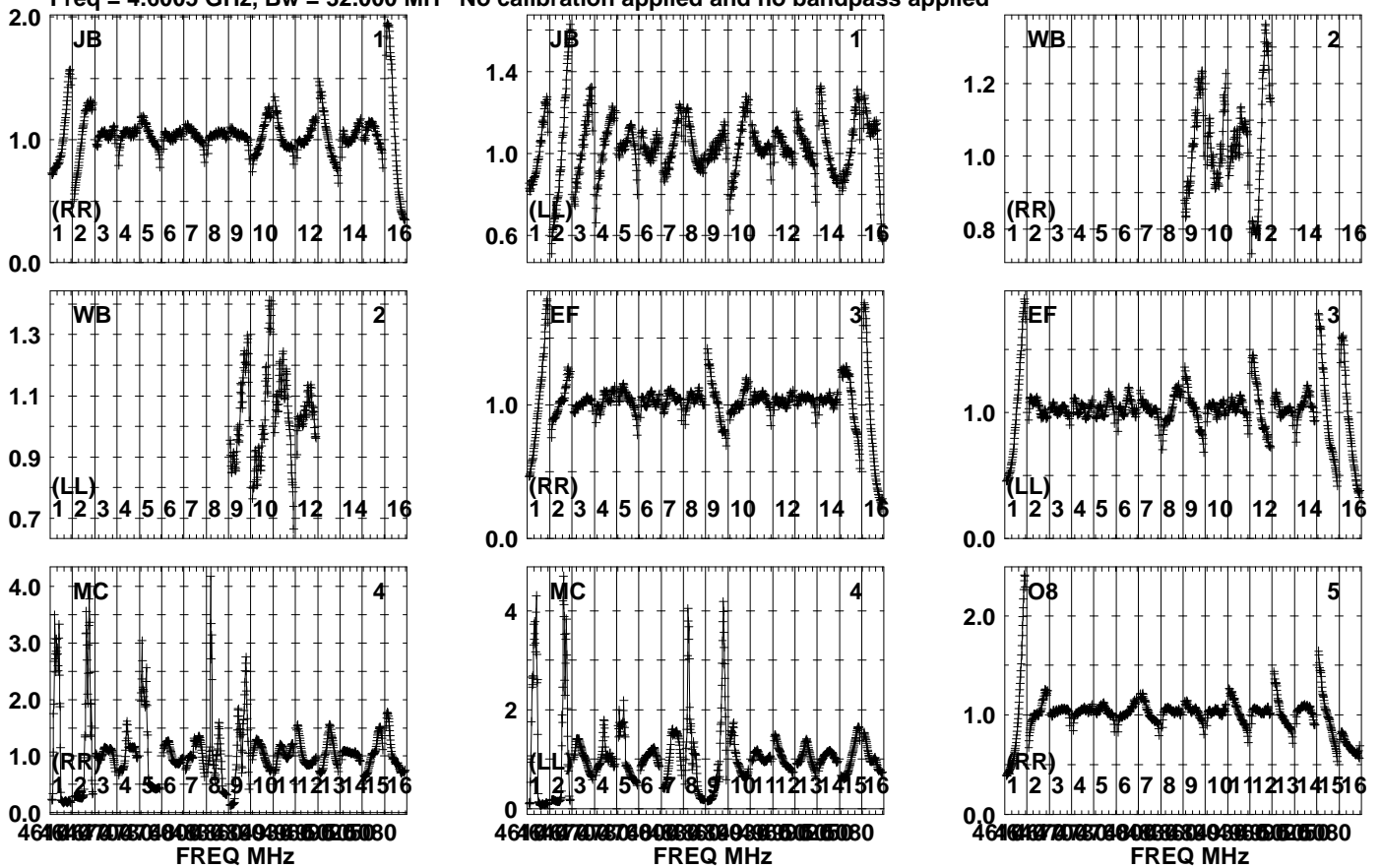
Lower frame: Real Jy  
Auto-corr total-power spectrum Antenna: \*  
Timerange: 00/09:17:33 to 00/09:18:59



Plot file version 129 created 21-FEB-2024 12:21:45

2MASSJ1119 EG126A.UVDATA.1

Freq = 4.6005 GHz, Bw = 32.000 MH No calibration applied and no bandpass applied

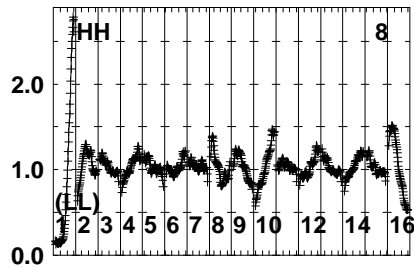
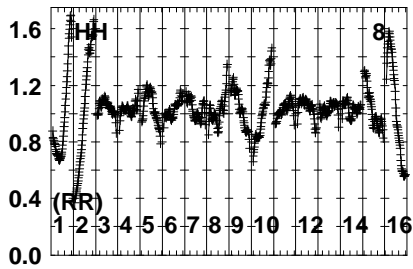
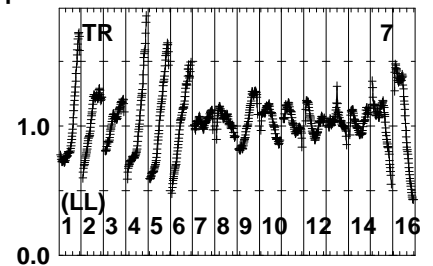
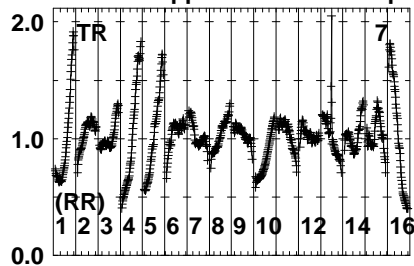
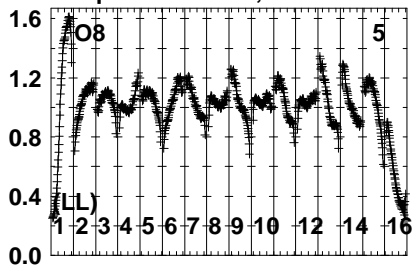


Lower frame: Real Jy  
Auto-corr total-power spectrum Antenna: \*  
Timerange: 00/09:19:03 to 00/09:22:59

Plot file version 130 created 21-FEB-2024 12:21:45

2MASSJ1119 EG126A.UVDATA.1

Freq = 4.6005 GHz, Bw = 32.000 MH No calibration applied and no bandpass applied

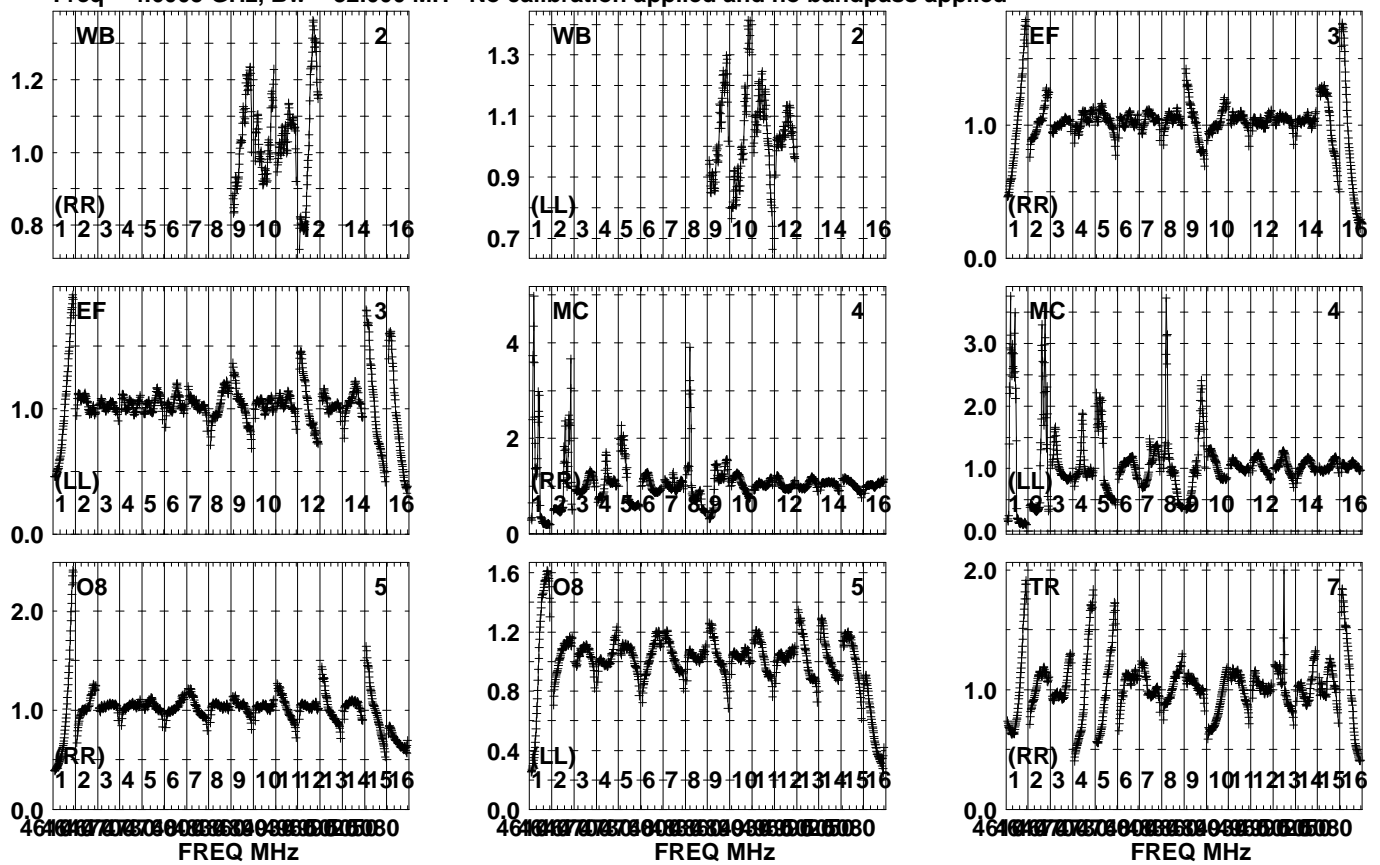


Lower frame: Real Jy  
Auto-corr total-power spectrum Antenna: \*  
Timerange: 00/09:19:03 to 00/09:22:59

Plot file version 131 created 21-FEB-2024 12:21:46

J1120-1243 EG126A.UVDATA.1

Freq = 4.6005 GHz, Bw = 32.000 MH No calibration applied and no bandpass applied

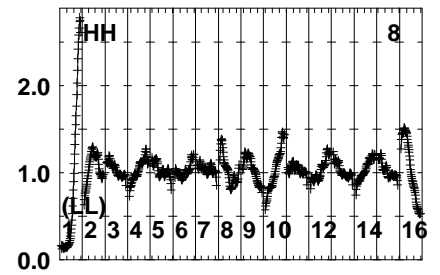
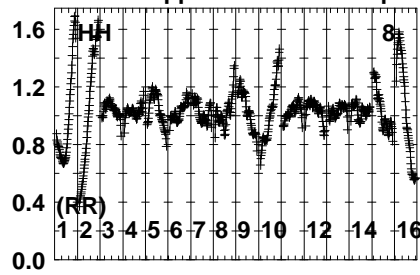
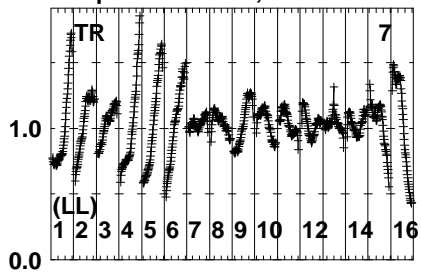


Lower frame: Real Jy  
Auto-corr total-power spectrum Antenna: \*  
Timerange: 00/09:23:33 to 00/09:24:59

Plot file version 132 created 21-FEB-2024 12:21:46

J1120-1243 EG126A.UVDATA.1

Freq = 4.6005 GHz, Bw = 32.000 MH No calibration applied and no bandpass applied



Lower frame: Real Jy

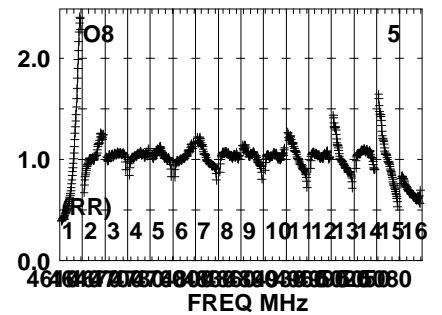
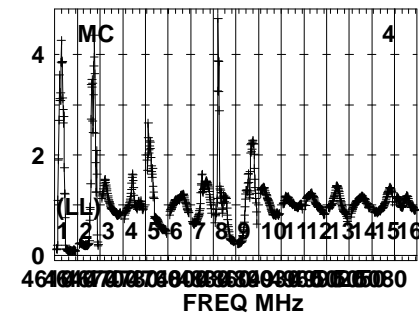
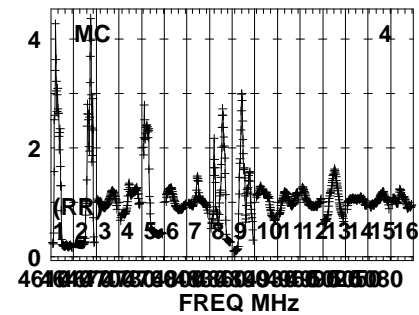
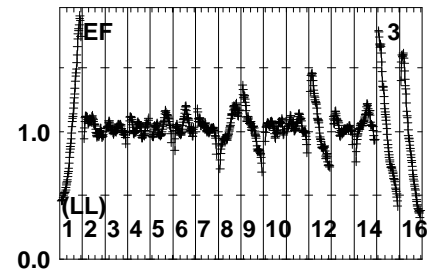
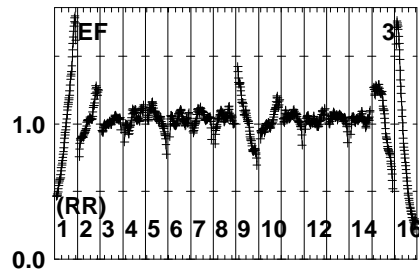
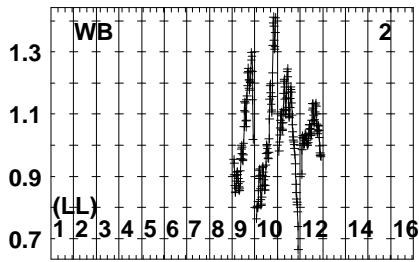
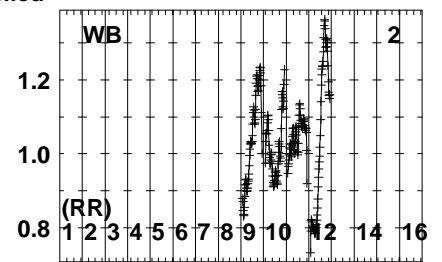
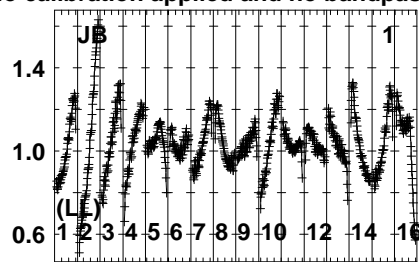
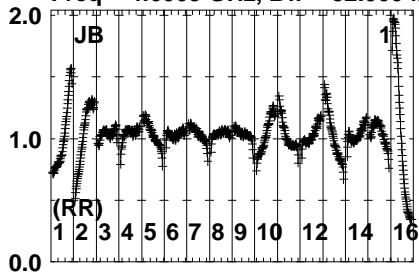
Auto-corr total-power spectrum Antenna: \*

Timerange: 00/09:23:33 to 00/09:24:59

Plot file version 133 created 21-FEB-2024 12:21:46

2MASSJ1119 EG126A.UVDATA.1

Freq = 4.6005 GHz, Bw = 32.000 MH No calibration applied and no bandpass applied

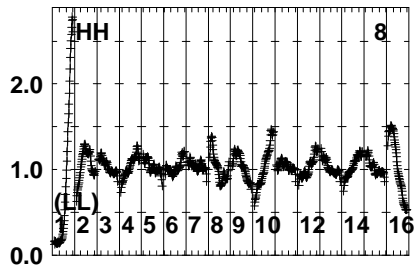
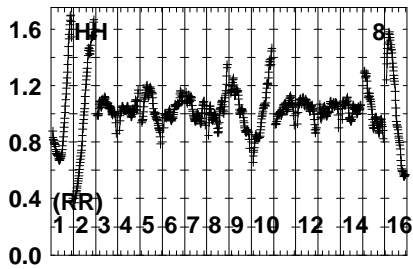
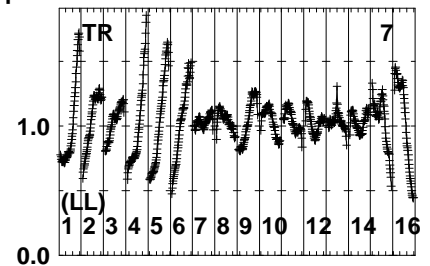
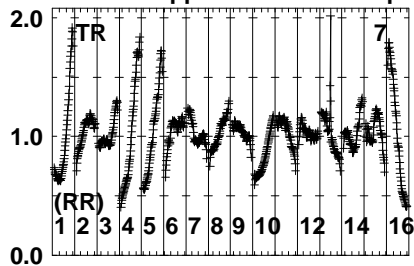
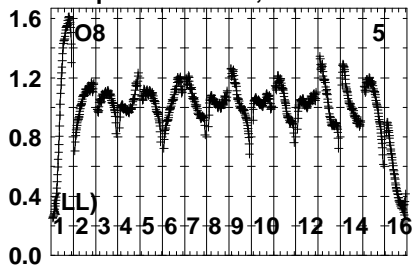


Lower frame: Real Jy  
Auto-corr total-power spectrum Antenna: \*  
Timerange: 00/09:25:03 to 00/09:28:59

Plot file version 134 created 21-FEB-2024 12:21:46

2MASSJ1119 EG126A.UVDATA.1

Freq = 4.6005 GHz, Bw = 32.000 MH No calibration applied and no bandpass applied

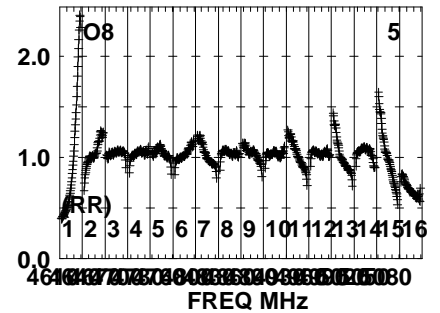
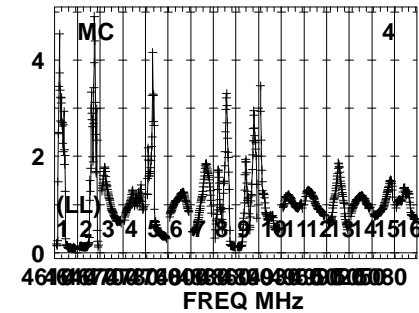
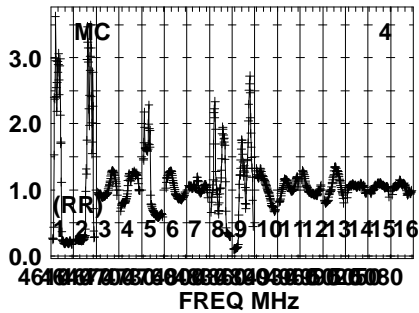
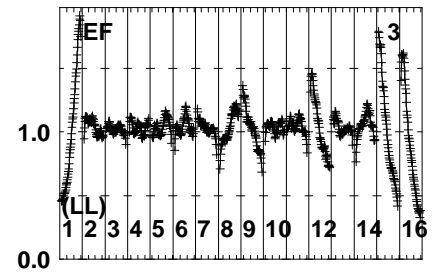
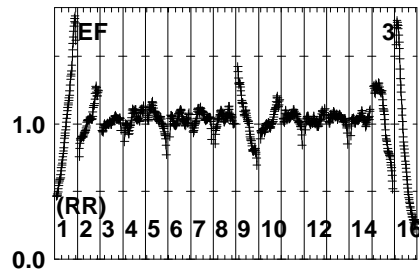
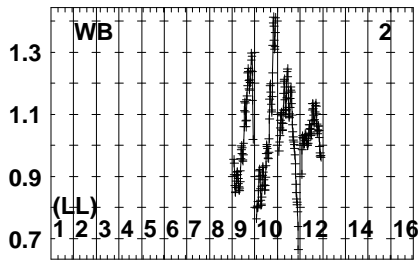
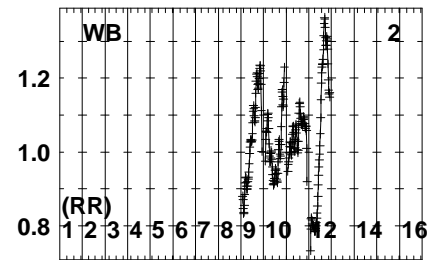
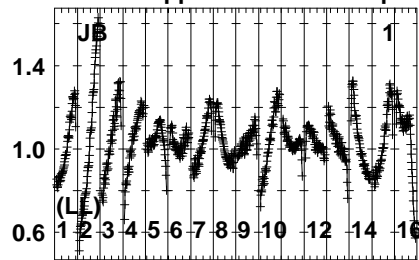
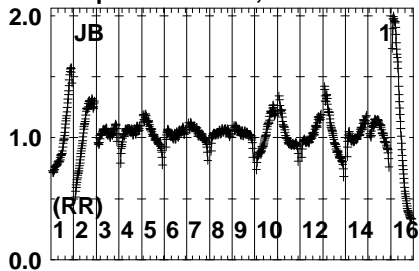


Lower frame: Real Jy  
Auto-corr total-power spectrum Antenna: \*  
Timerange: 00/09:25:03 to 00/09:28:59

Plot file version 135 created 21-FEB-2024 12:21:46

J1120-1243 EG126A.UVDATA.1

Freq = 4.6005 GHz, Bw = 32.000 MH No calibration applied and no bandpass applied

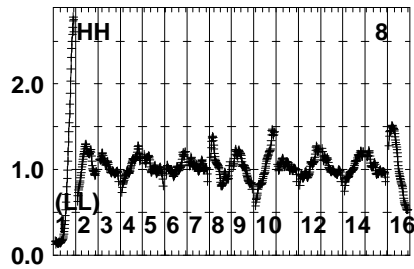
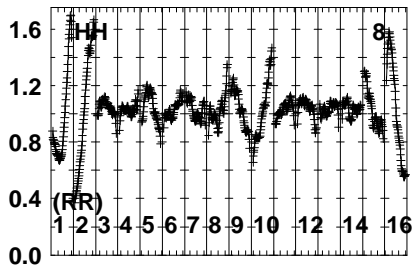
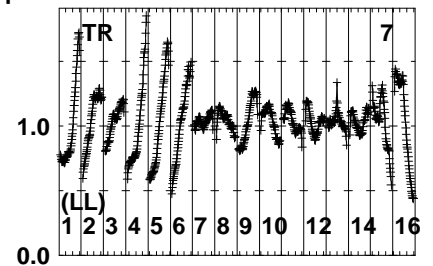
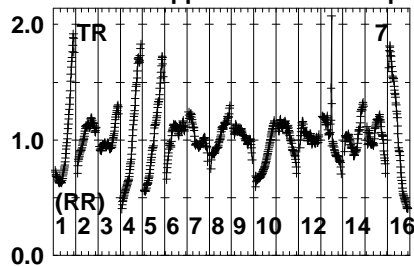
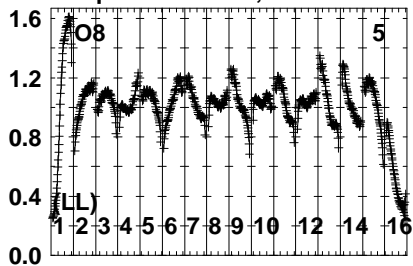


Lower frame: Real Jy  
Auto-corr total-power spectrum Antenna: \*  
Timerange: 00/09:29:33 to 00/09:30:59

Plot file version 136 created 21-FEB-2024 12:21:46

J1120-1243 EG126A.UVDATA.1

Freq = 4.6005 GHz, Bw = 32.000 MH No calibration applied and no bandpass applied



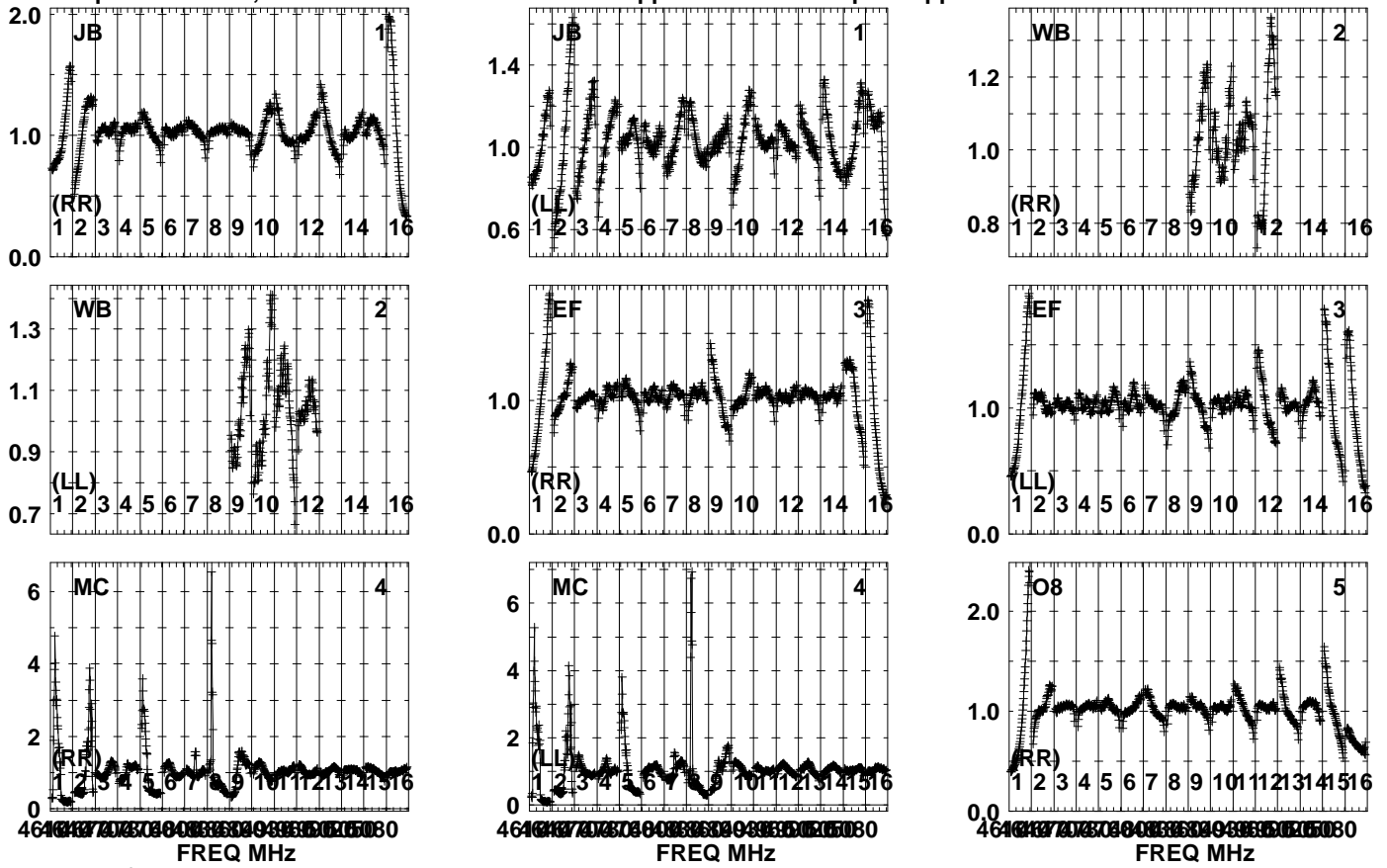
Lower frame: Real Jy  
Auto-corr total-power spectrum Antenna: \*  
Timerange: 00/09:29:33 to 00/09:30:59



Plot file version 137 created 21-FEB-2024 12:21:46

2MASSJ1119 EG126A.UVDATA.1

Freq = 4.6005 GHz, Bw = 32.000 MH No calibration applied and no bandpass applied

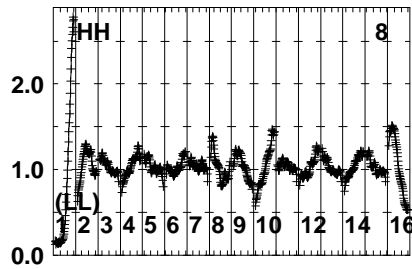
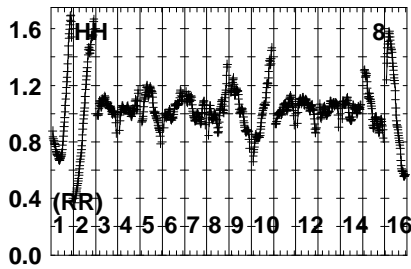
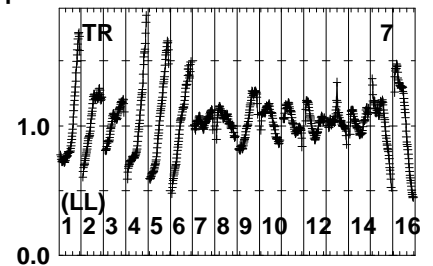
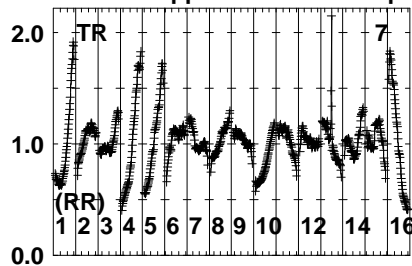
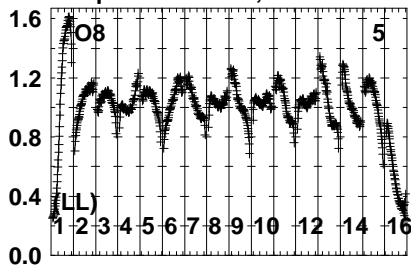


Lower frame: Real Jy  
Auto-corr total-power spectrum Antenna: \*  
Timerange: 00/09:31:03 to 00/09:34:59

Plot file version 138 created 21-FEB-2024 12:21:46

2MASSJ1119 EG126A.UVDATA.1

Freq = 4.6005 GHz, Bw = 32.000 MH No calibration applied and no bandpass applied

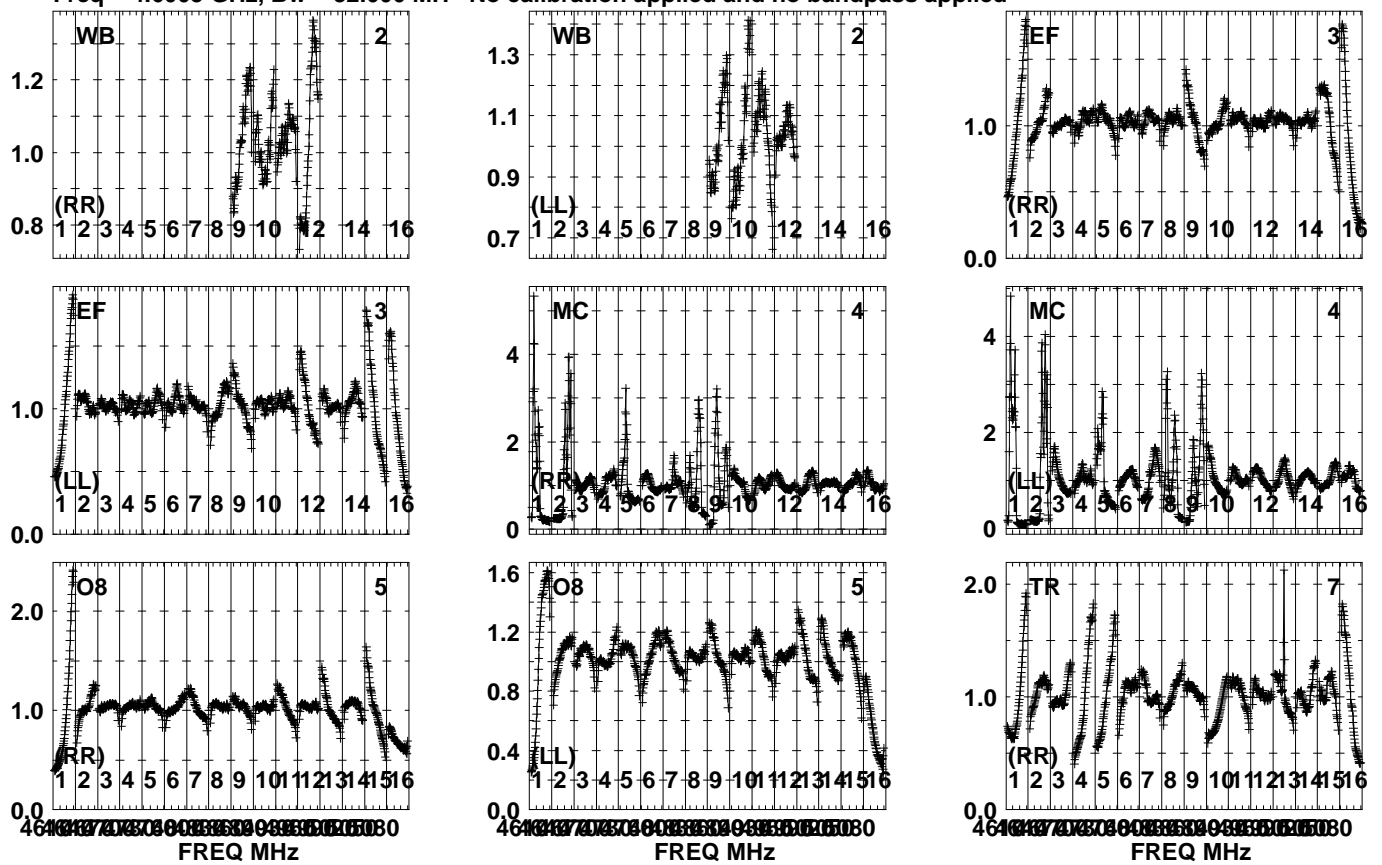


Lower frame: Real Jy  
Auto-corr total-power spectrum Antenna: \*  
Timerange: 00/09:31:03 to 00/09:34:59

Plot file version 139 created 21-FEB-2024 12:21:46

J1120-1243 EG126A.UVDATA.1

Freq = 4.6005 GHz, Bw = 32.000 MH No calibration applied and no bandpass applied

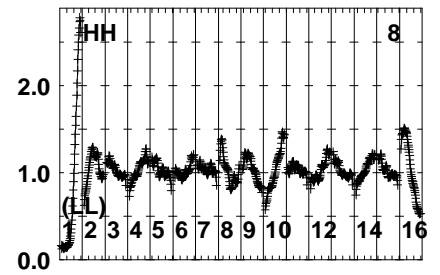
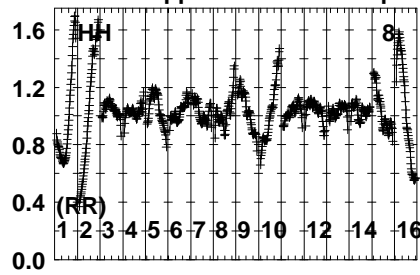
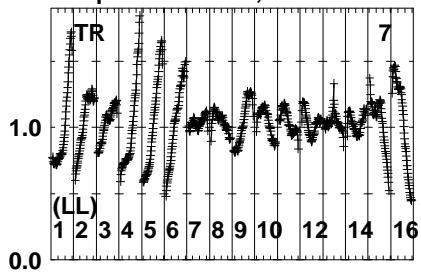


Lower frame: Real Jy  
Auto-corr total-power spectrum Antenna: \*  
Timerange: 00/09:35:33 to 00/09:36:59

Plot file version 140 created 21-FEB-2024 12:21:46

J1120-1243 EG126A.UVDATA.1

Freq = 4.6005 GHz, Bw = 32.000 MH No calibration applied and no bandpass applied

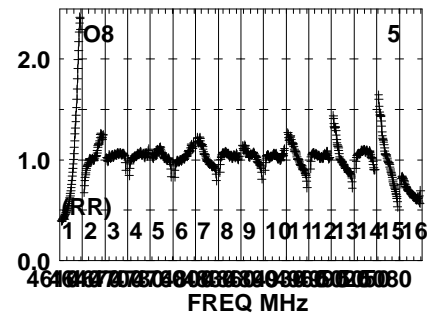
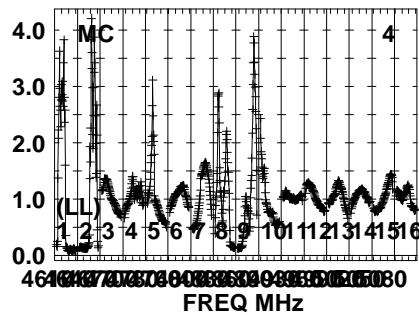
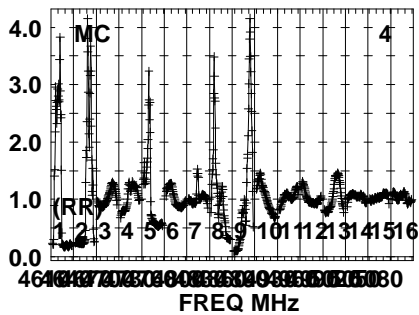
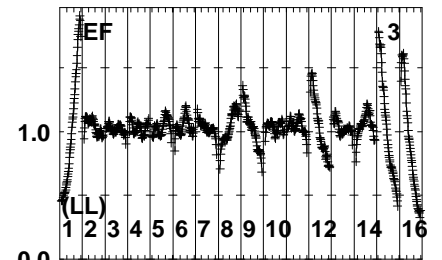
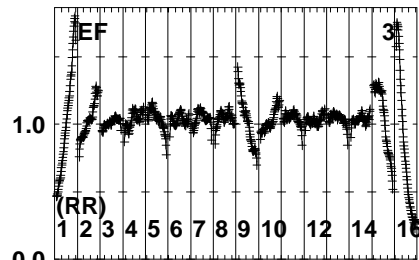
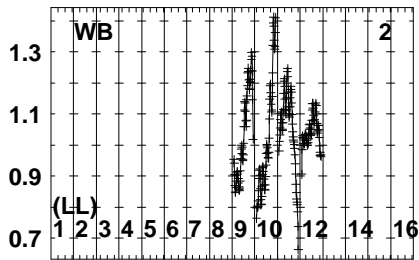
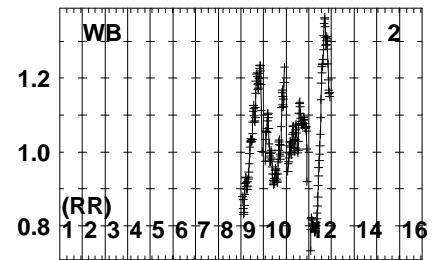
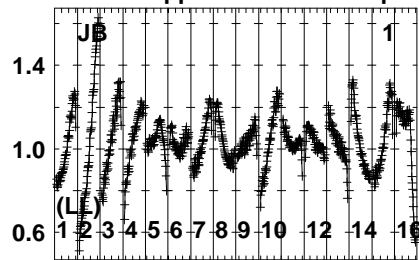
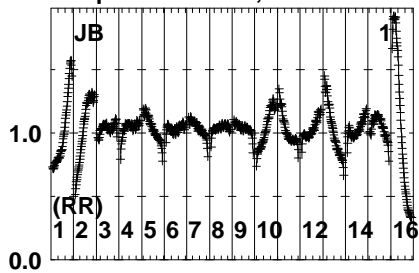


Lower frame: Real Jy  
Auto-corr total-power spectrum Antenna: \*  
Timerange: 00/09:35:33 to 00/09:36:59

Plot file version 141 created 21-FEB-2024 12:21:46

2MASSJ1119 EG126A.UVDATA.1

Freq = 4.6005 GHz, Bw = 32.000 MH No calibration applied and no bandpass applied

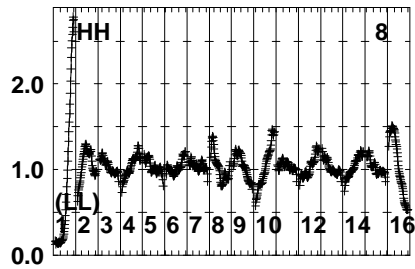
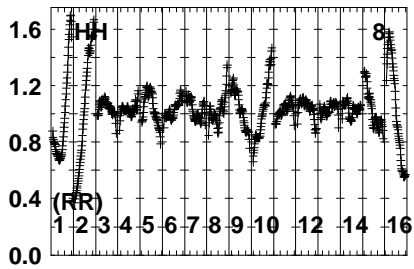
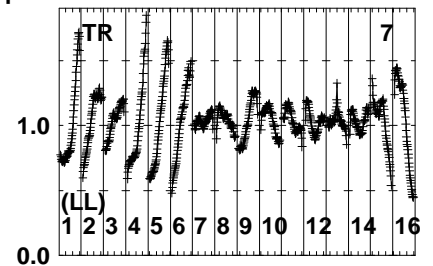
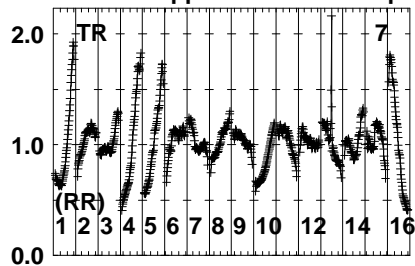
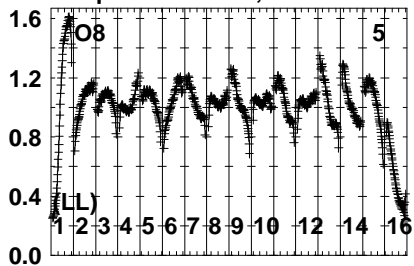


Lower frame: Real Jy  
Auto-corr total-power spectrum Antenna: \*  
Timerange: 00/09:37:03 to 00/09:40:59

Plot file version 142 created 21-FEB-2024 12:21:47

2MASSJ1119 EG126A.UVDATA.1

Freq = 4.6005 GHz, Bw = 32.000 MH No calibration applied and no bandpass applied

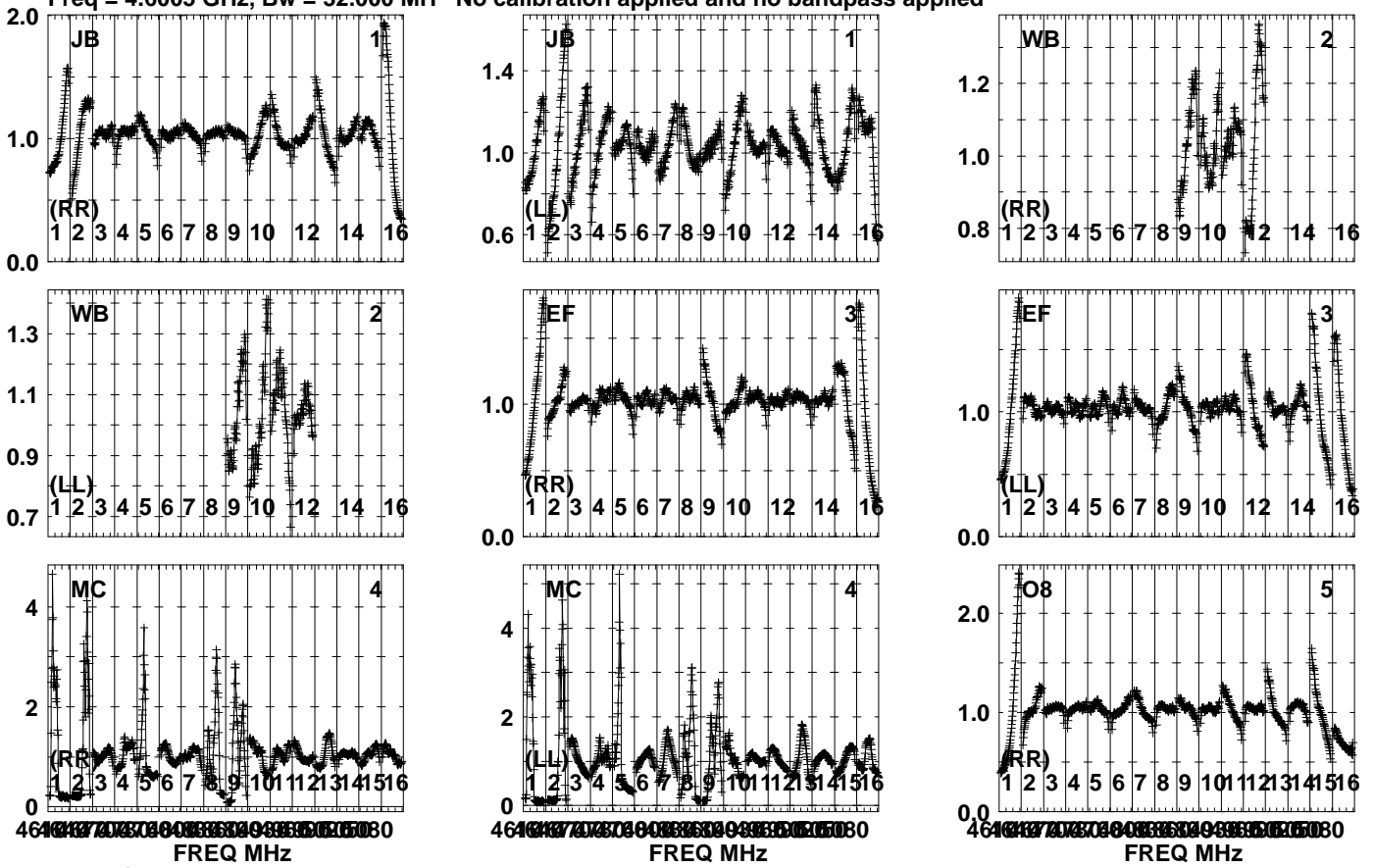


Lower frame: Real Jy  
Auto-corr total-power spectrum Antenna: \*  
Timerange: 00/09:37:03 to 00/09:40:59

Plot file version 143 created 21-FEB-2024 12:21:47

J1120-1243 EG126A.UVDATA.1

Freq = 4.6005 GHz, Bw = 32.000 MH No calibration applied and no bandpass applied

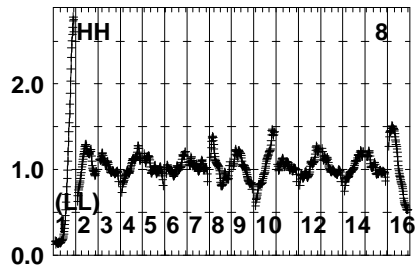
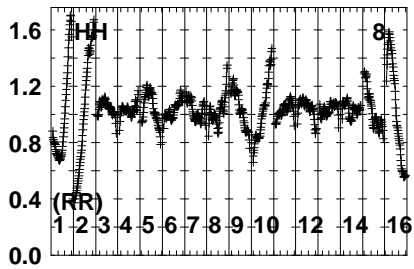
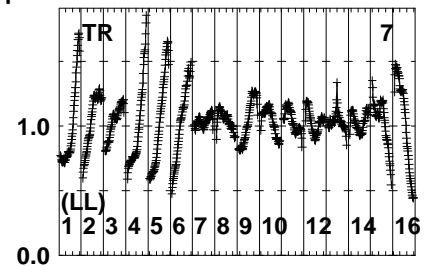
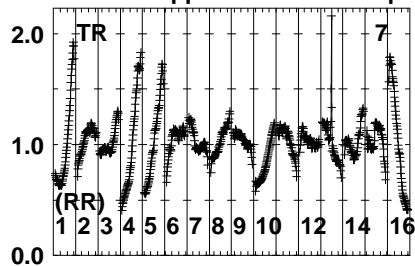
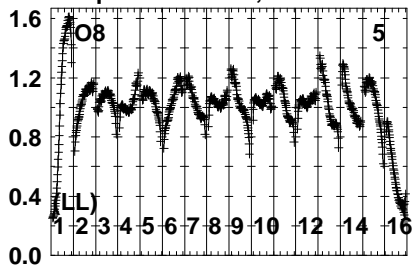


Lower frame: Real Jy  
Auto-corr total-power spectrum Antenna: \*  
Timerange: 00/09:41:33 to 00/09:42:59

Plot file version 144 created 21-FEB-2024 12:21:47

J1120-1243 EG126A.UVDATA.1

Freq = 4.6005 GHz, Bw = 32.000 MH No calibration applied and no bandpass applied



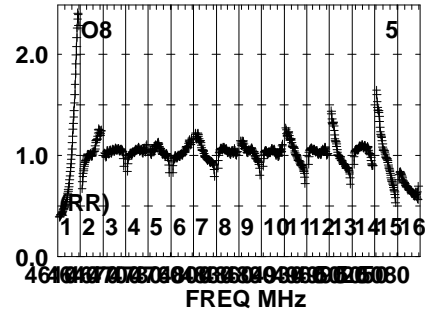
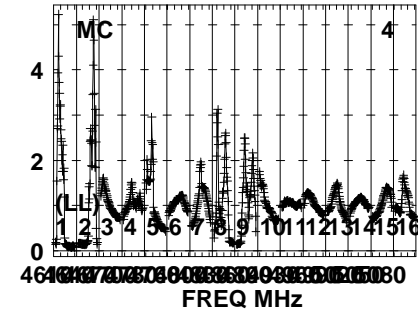
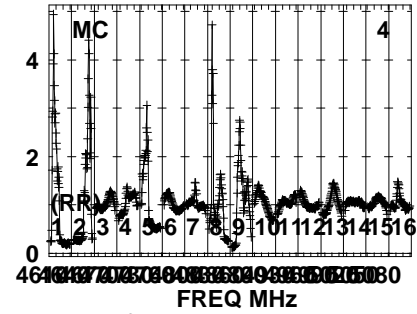
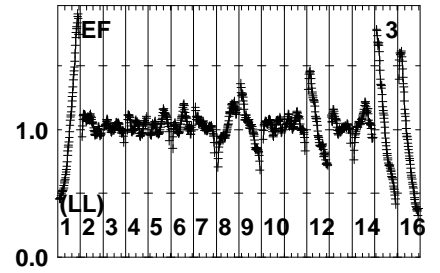
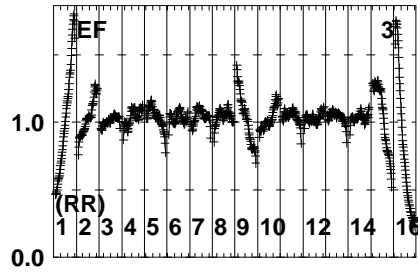
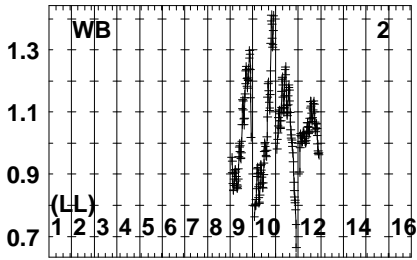
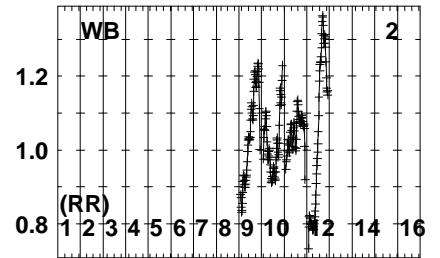
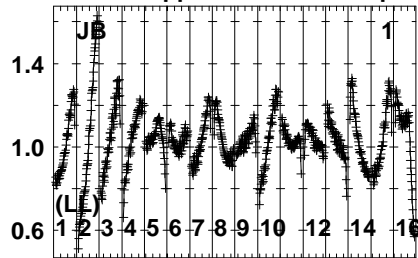
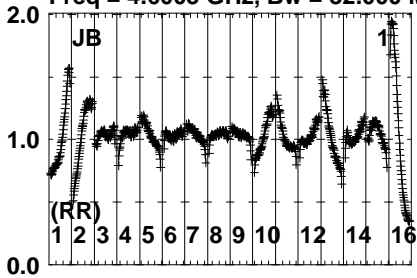
Lower frame: Real Jy  
Auto-corr total-power spectrum Antenna: \*  
Timerange: 00/09:41:33 to 00/09:42:59



Plot file version 145 created 21-FEB-2024 12:21:47

2MASSJ1119 EG126A.UVDATA.1

Freq = 4.6005 GHz, Bw = 32.000 MH No calibration applied and no bandpass applied

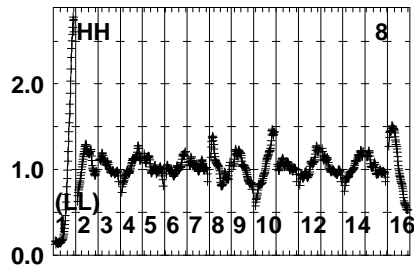
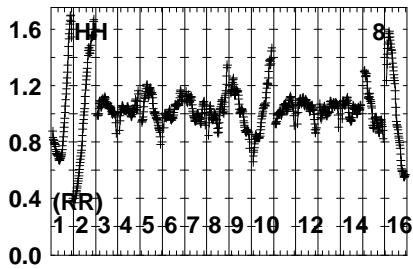
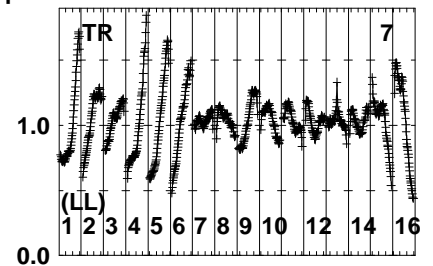
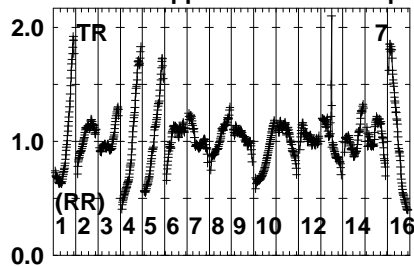
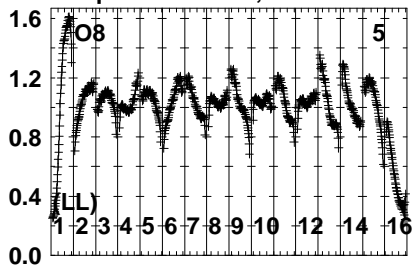


Lower frame: Real Jy  
Auto-corr total-power spectrum Antenna: \*  
Timerange: 00/09:43:03 to 00/09:46:59

Plot file version 146 created 21-FEB-2024 12:21:47

2MASSJ1119 EG126A.UVDATA.1

Freq = 4.6005 GHz, Bw = 32.000 MH No calibration applied and no bandpass applied

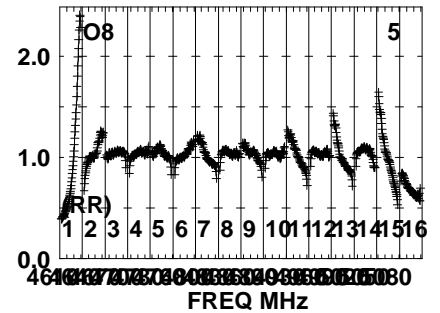
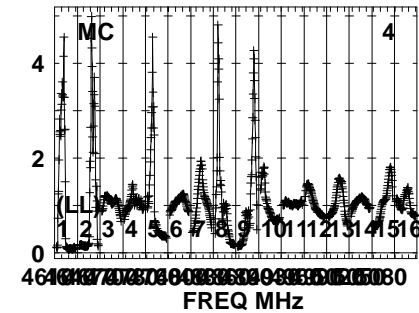
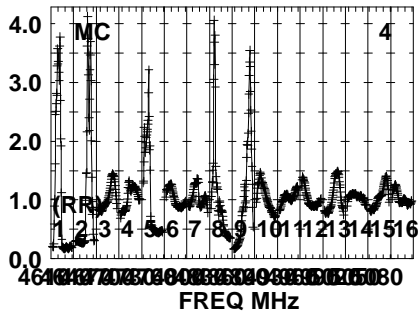
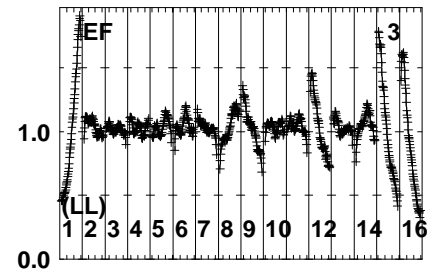
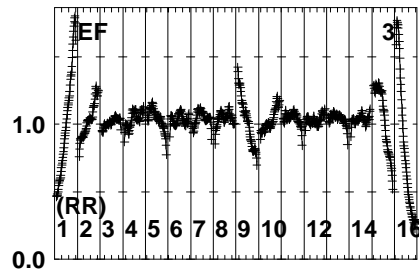
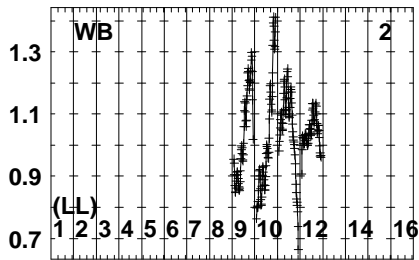
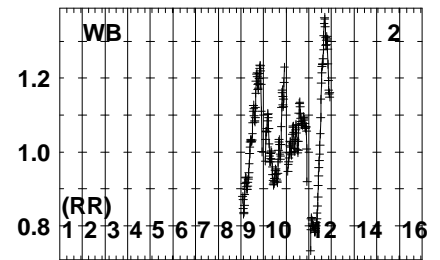
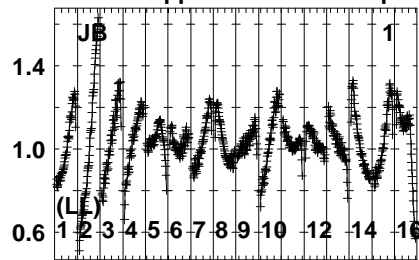
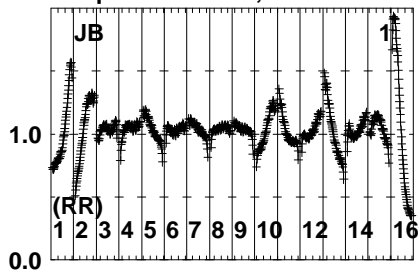


Lower frame: Real Jy  
Auto-corr total-power spectrum Antenna: \*  
Timerange: 00/09:43:03 to 00/09:46:59

Plot file version 147 created 21-FEB-2024 12:21:47

J1120-1243 EG126A.UVDATA.1

Freq = 4.6005 GHz, Bw = 32.000 MH No calibration applied and no bandpass applied

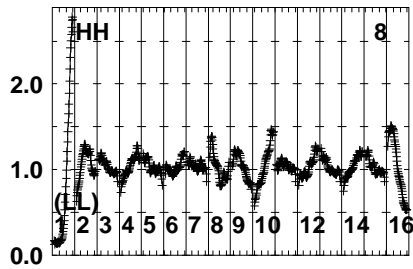
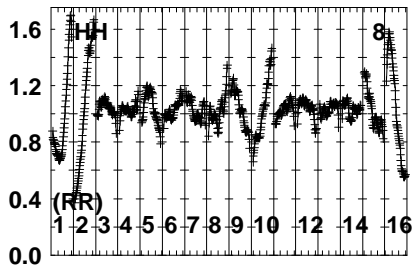
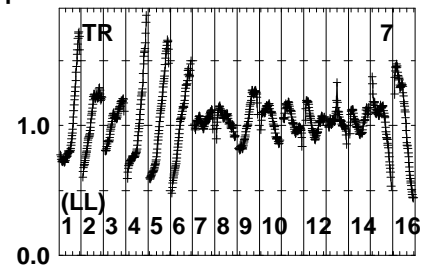
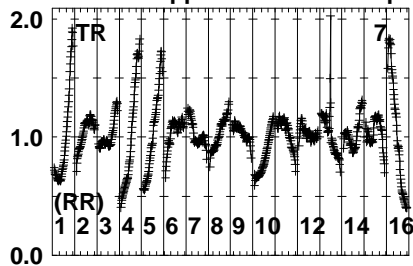
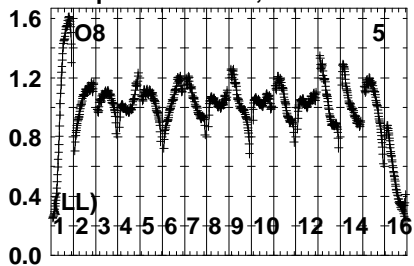


Lower frame: Real Jy  
Auto-corr total-power spectrum Antenna: \*  
Timerange: 00/09:47:33 to 00/09:50:59

Plot file version 148 created 21-FEB-2024 12:21:47

J1120-1243 EG126A.UVDATA.1

Freq = 4.6005 GHz, Bw = 32.000 MH No calibration applied and no bandpass applied

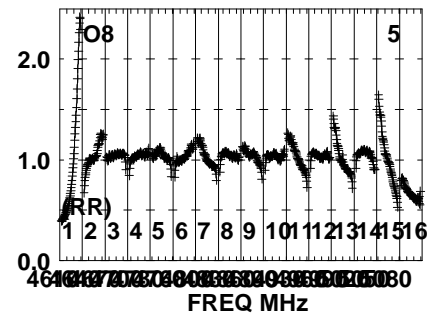
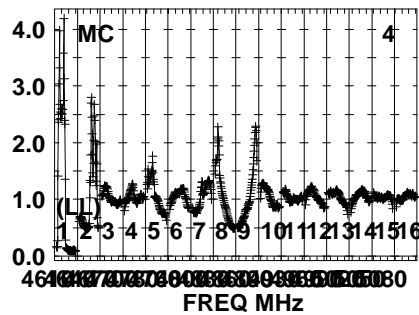
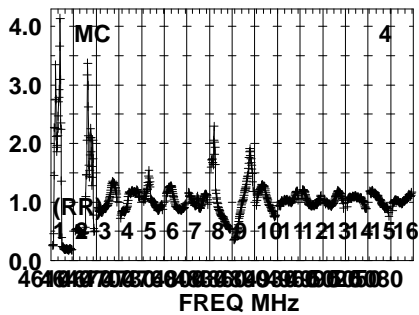
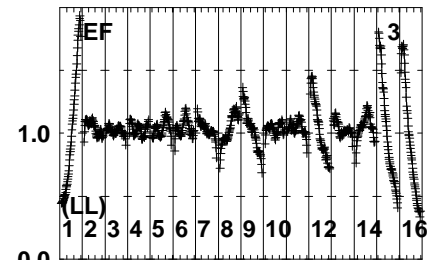
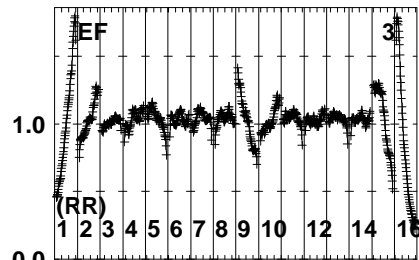
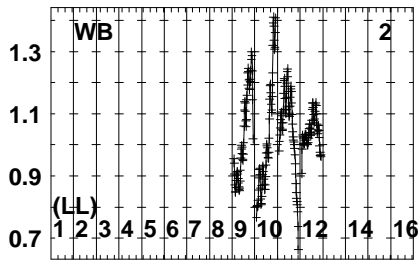
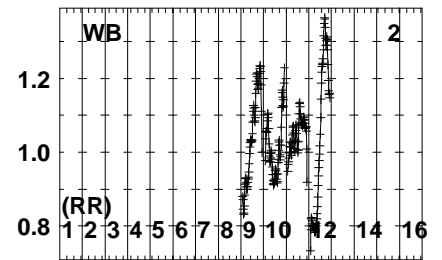
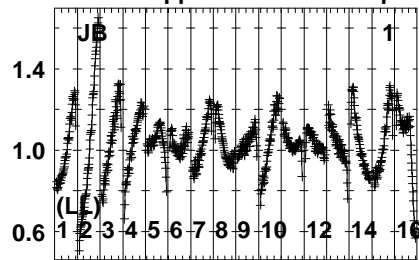
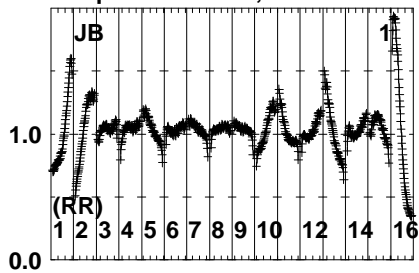


Lower frame: Real Jy  
Auto-corr total-power spectrum Antenna: \*  
Timerange: 00/09:47:33 to 00/09:50:59

Plot file version 149 created 21-FEB-2024 12:21:47

3C273 EG126A.UVDATA.1

Freq = 4.6005 GHz, Bw = 32.000 MH No calibration applied and no bandpass applied

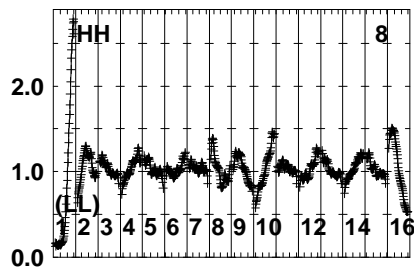
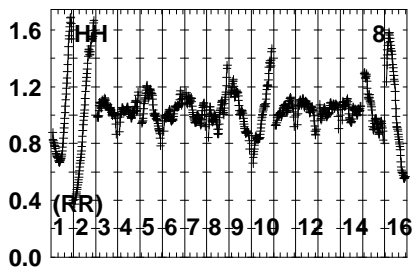
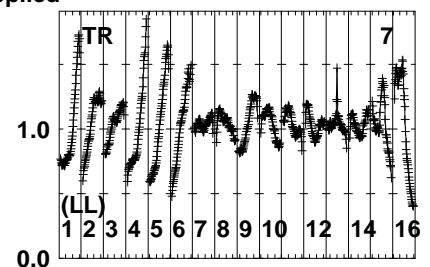
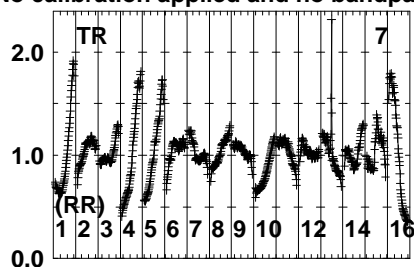
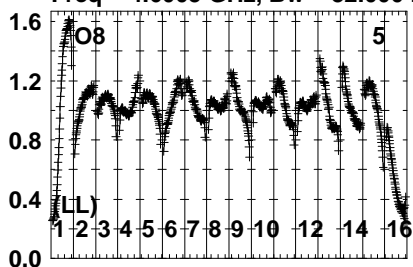


Lower frame: Real Jy  
Auto-corr total-power spectrum Antenna: \*  
Timerange: 00/09:54:03 to 00/09:59:59

Plot file version 150 created 21-FEB-2024 12:21:48

3C273 EG126A.UVDATA.1

Freq = 4.6005 GHz, Bw = 32.000 MH No calibration applied and no bandpass applied



Lower frame: Real Jy  
Auto-corr total-power spectrum Antenna: \*  
Timerange: 00/09:54:03 to 00/09:59:59