
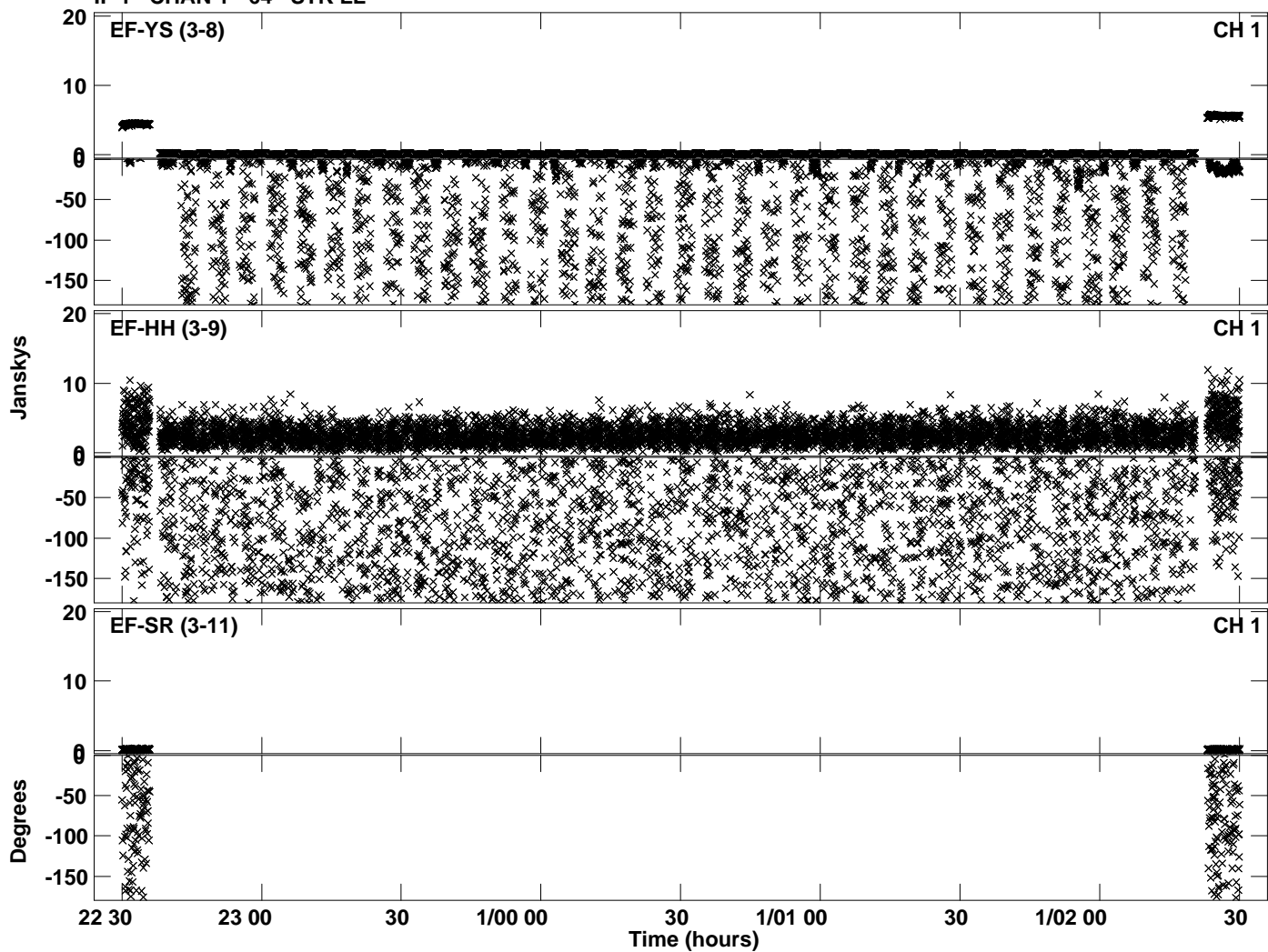



Plot file version 1 created 18-APR-2024 16:57:45  
Amplitude andPhase vs Time for EG126C.UVDATA.1 Vect aver. CL # 4  
IF 1 CHAN 1 - 64 STK LL




Plot file version 2 created 18-APR-2024 16:57:45  
Amplitude andPhase vs Time for EG126C.UVDATA.1 Vect aver. CL # 4  
IF 1 CHAN 1 - 64 STK LL



Plot file version 3 created 18-APR-2024 16:57:55  
Amplitude andPhase vs Time for EG126C.UVDATA.1 Vect aver. CL # 4  
IF 2 CHAN 1 - 64 STK LL




Plot file version 4 created 18-APR-2024 16:57:55  
Amplitude andPhase vs Time for EG126C.UVDATA.1 Vect aver. CL # 4  
IF 2 CHAN 1 - 64 STK LL







Plot file version 5 created 18-APR-2024 16:58:02  
Amplitude andPhase vs Time for EG126C.UVDATA.1 Vect aver. CL # 4  
IF 3 CHAN 1 - 64 STK LL




Plot file version 6 created 18-APR-2024 16:58:02  
Amplitude andPhase vs Time for EG126C.UVDATA.1 Vect aver. CL # 4  
IF 3 CHAN 1 - 64 STK LL




Plot file version 7 created 18-APR-2024 16:58:08  
Amplitude andPhase vs Time for EG126C.UVDATA.1 Vect aver. CL # 4  
IF 4 CHAN 1 - 64 STK LL




Plot file version 8 created 18-APR-2024 16:58:08  
Amplitude andPhase vs Time for EG126C.UVDATA.1 Vect aver. CL # 4  
IF 4 CHAN 1 - 64 STK LL



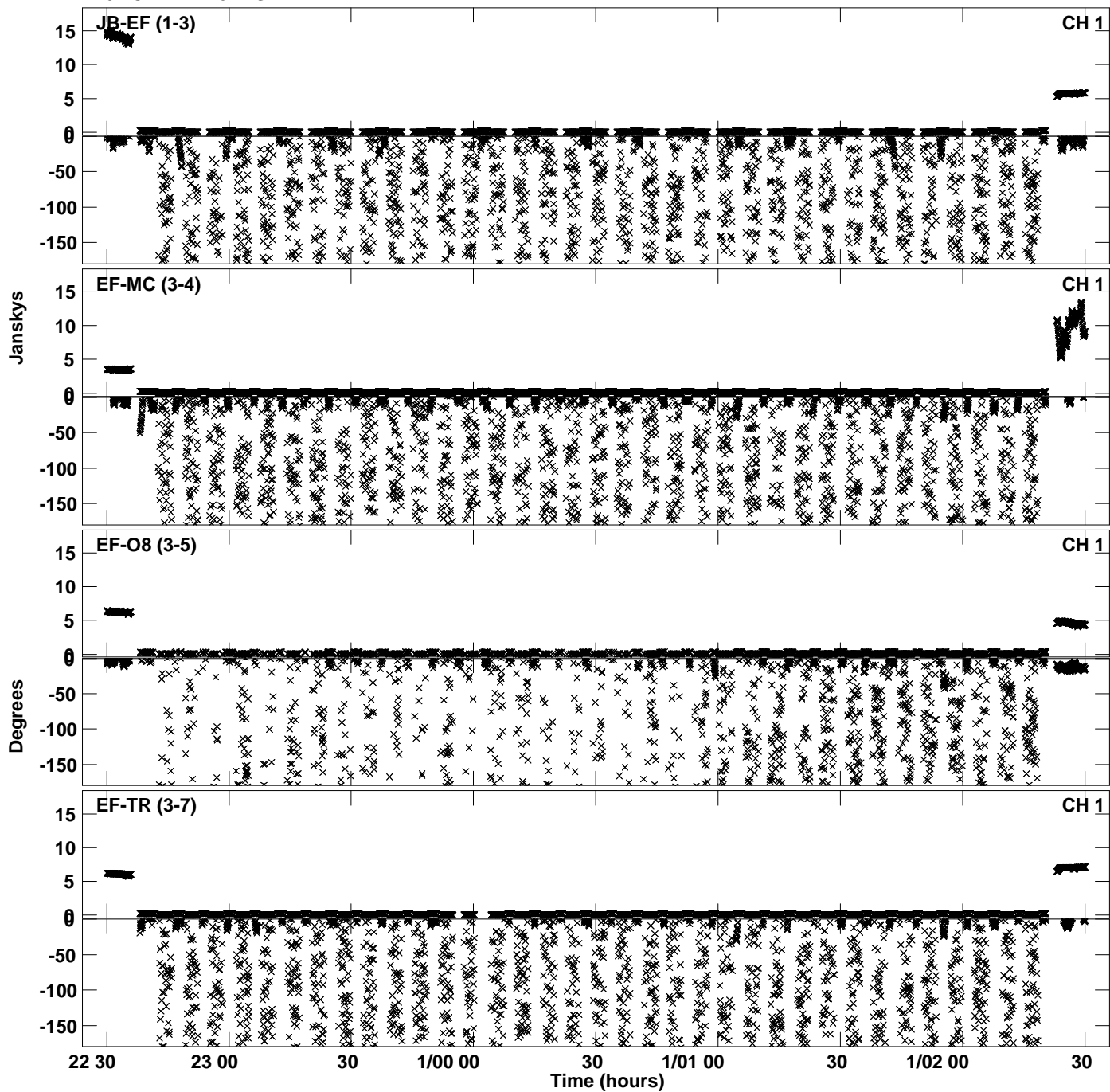
Plot file version 9 created 18-APR-2024 16:58:14  
Amplitude andPhase vs Time for EG126C.UVDATA.1 Vect aver. CL # 4  
IF 5 CHAN 1 - 64 STK LL




Plot file version 10 created 18-APR-2024 16:58:14  
Amplitude andPhase vs Time for EG126C.UVDATA.1 Vect aver. CL # 4  
IF 5 CHAN 1 - 64 STK LL



Plot file version 11 created 18-APR-2024 16:58:21  
Amplitude andPhase vs Time for EG126C.UVDATA.1 Vect aver. CL # 4  
IF 6 CHAN 1 - 64 STK LL

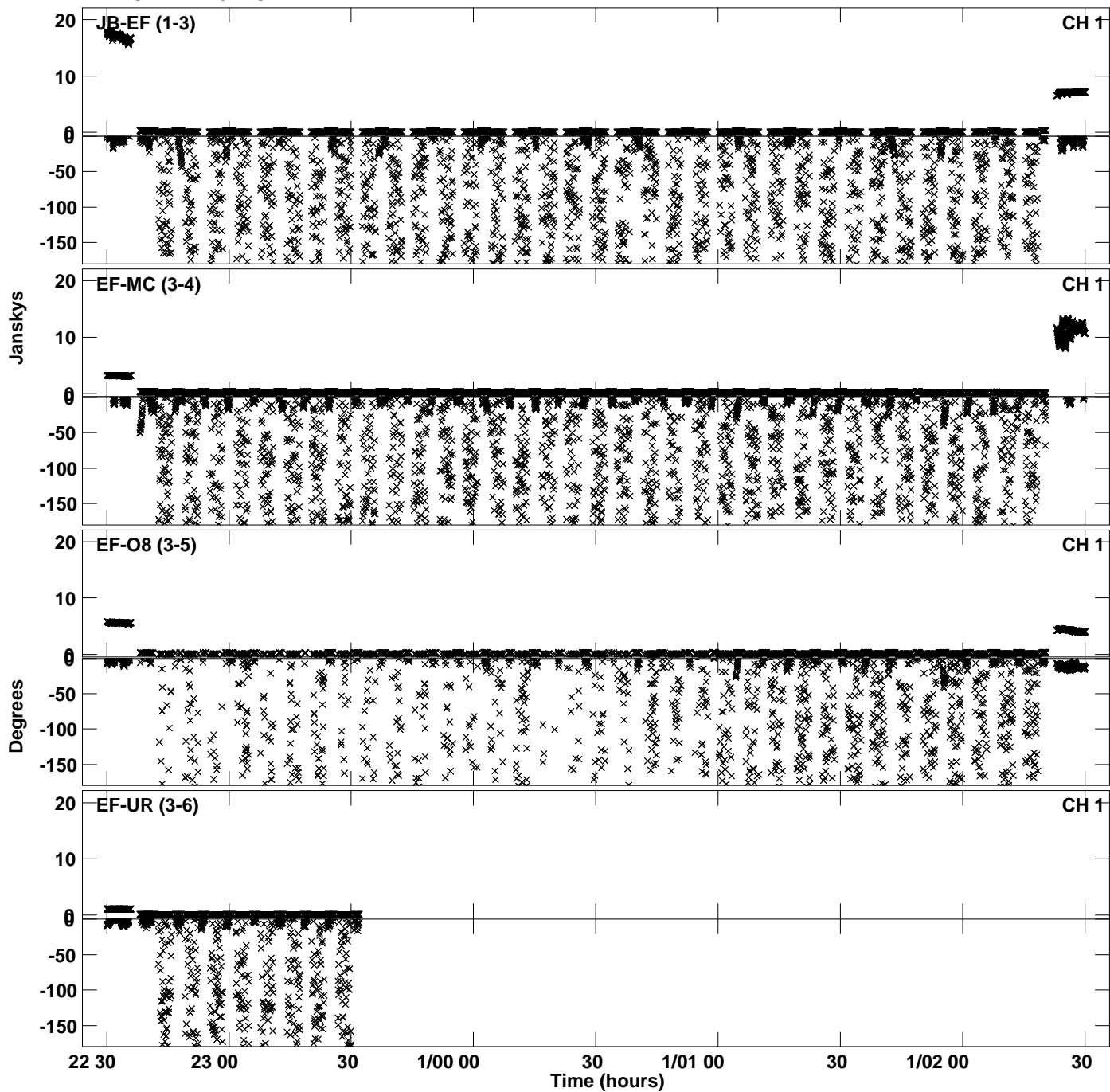


PLot file version 12 created 18-APR-2024 16:58:21  
Amplitude andPhase vs Time for EG126C.UVDATA.1 Vect aver. CL # 4  
IF 6 CHAN 1 - 64 STK LL






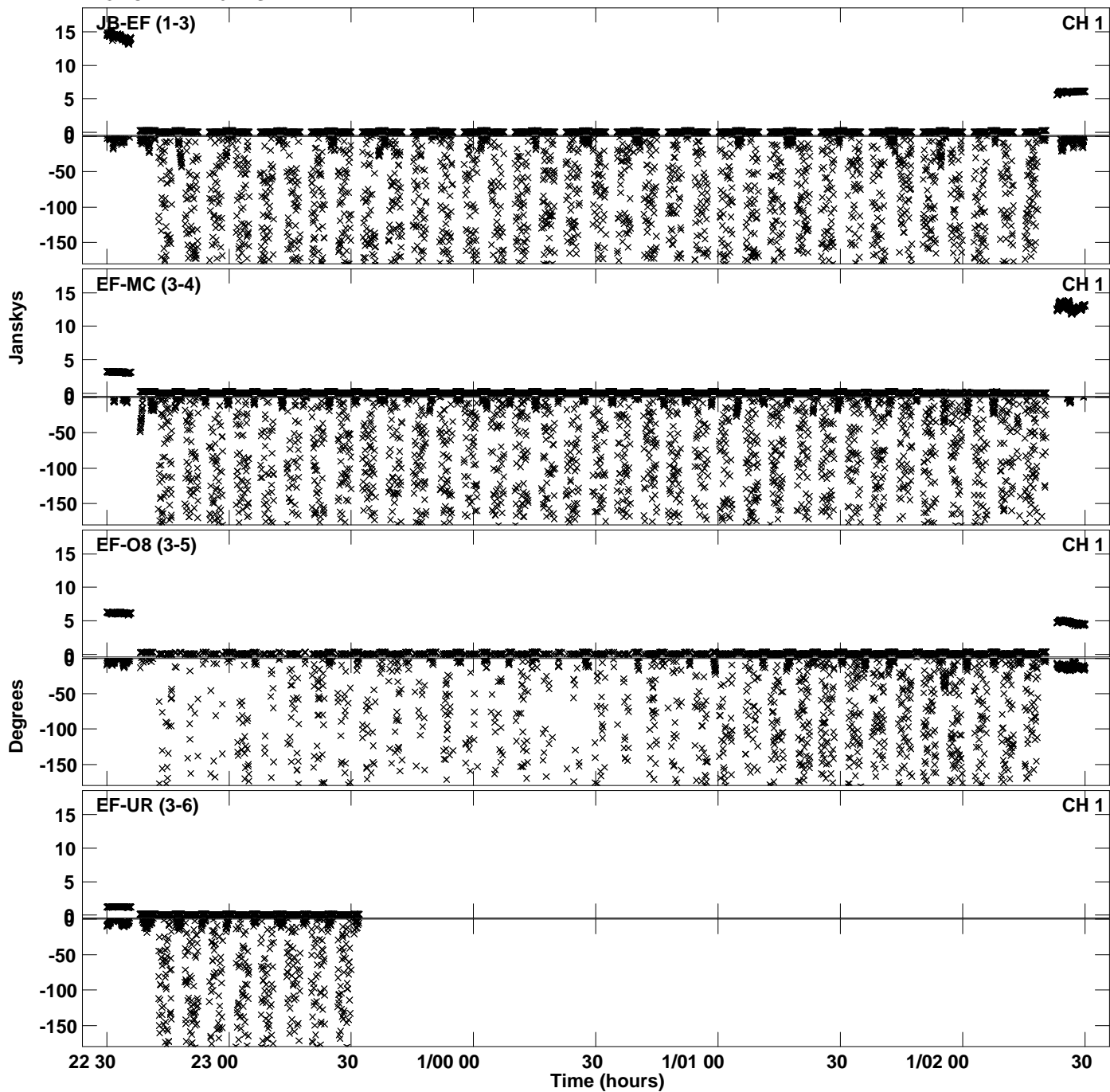
Plot file version 13 created 18-APR-2024 16:58:27  
Amplitude andPhase vs Time for EG126C.UVDATA.1 Vect aver. CL # 4  
IF 7 CHAN 1 - 64 STK LL



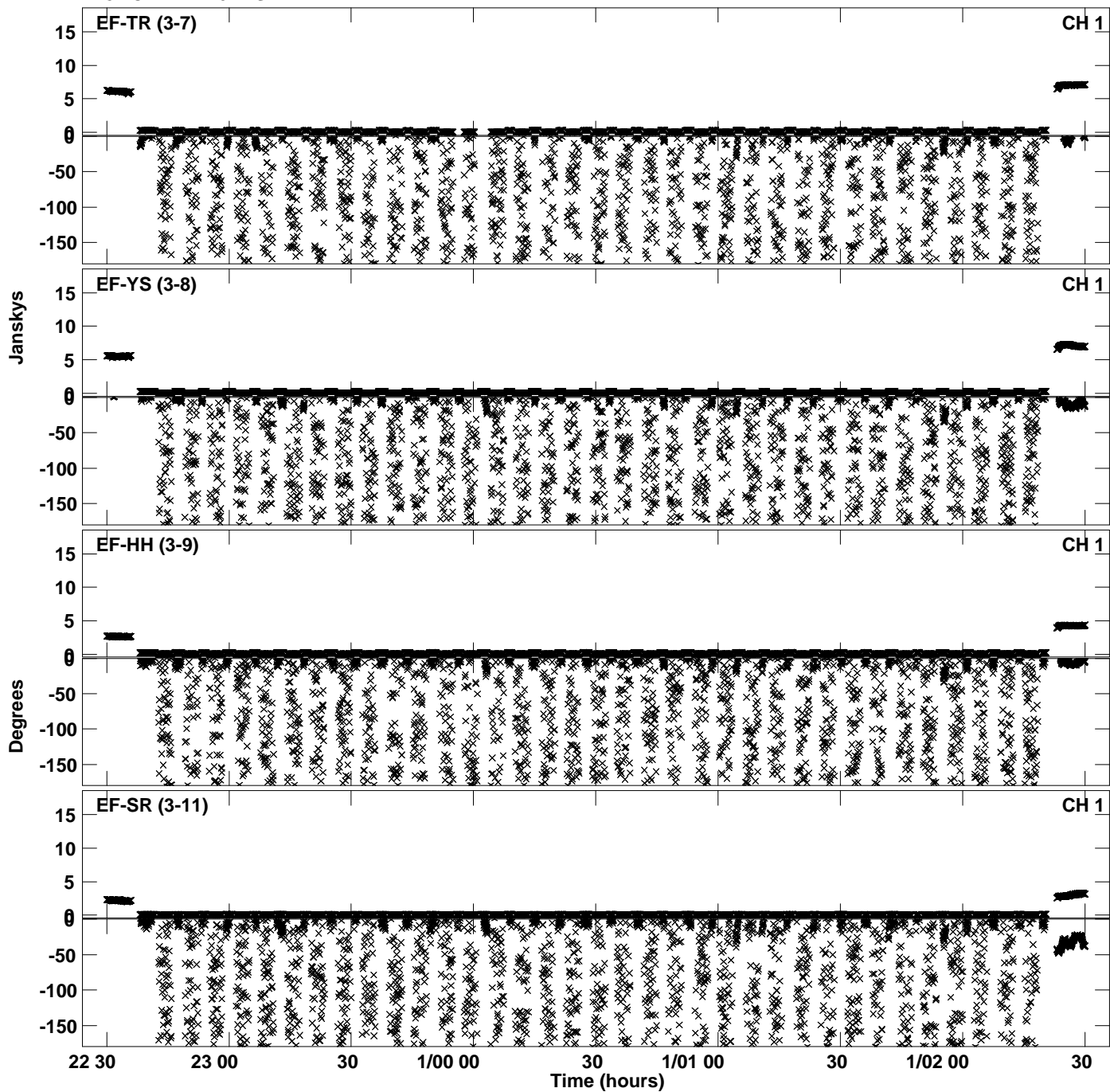
Plot file version 14 created 18-APR-2024 16:58:27  
Amplitude andPhase vs Time for EG126C.UVDATA.1 Vect aver. CL # 4  
IF 7 CHAN 1 - 64 STK LL



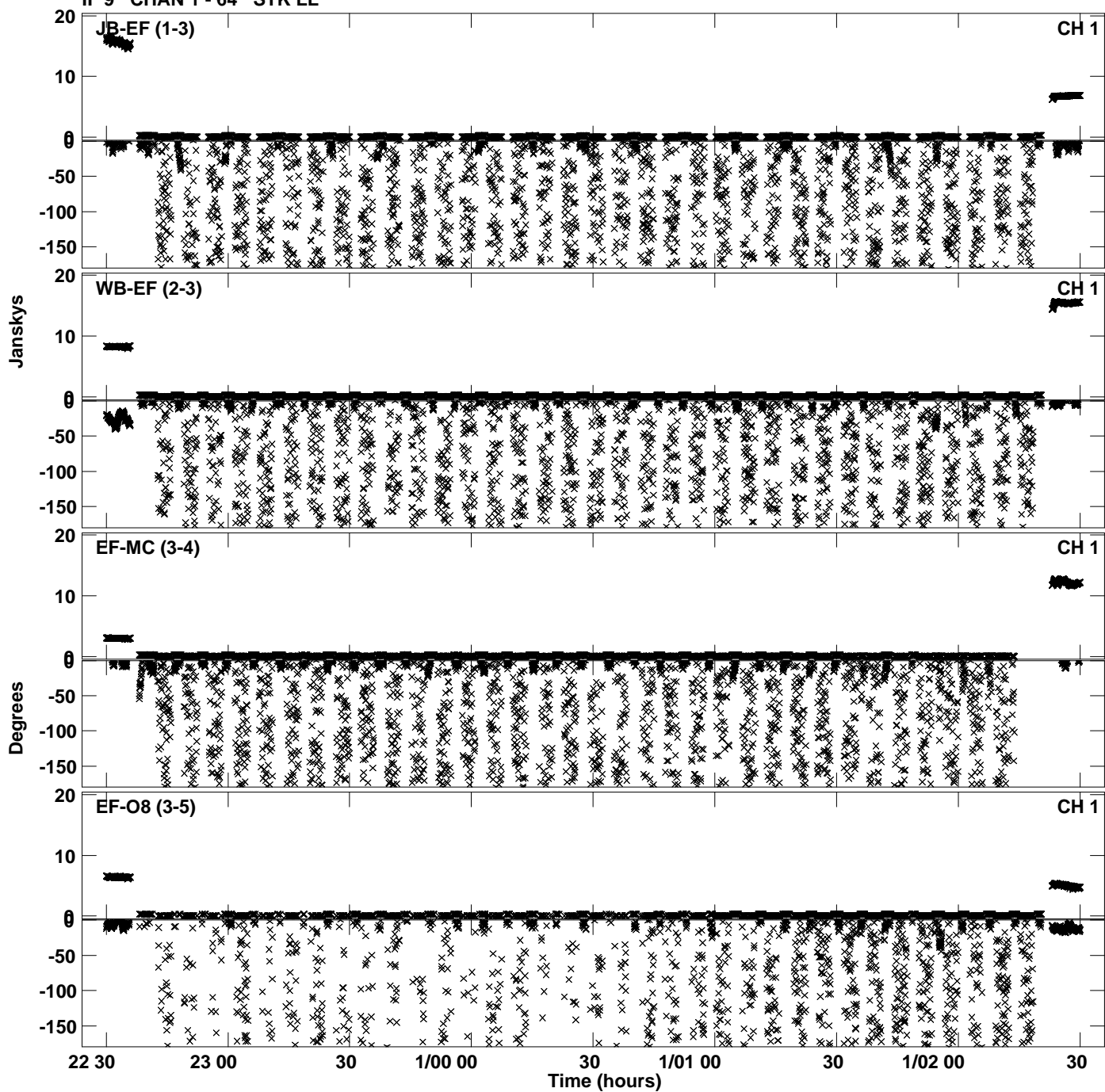
Plot file version 15 created 18-APR-2024 16:58:33  
Amplitude andPhase vs Time for EG126C.UVDATA.1 Vect aver. CL # 4  
IF 8 CHAN 1 - 64 STK LL



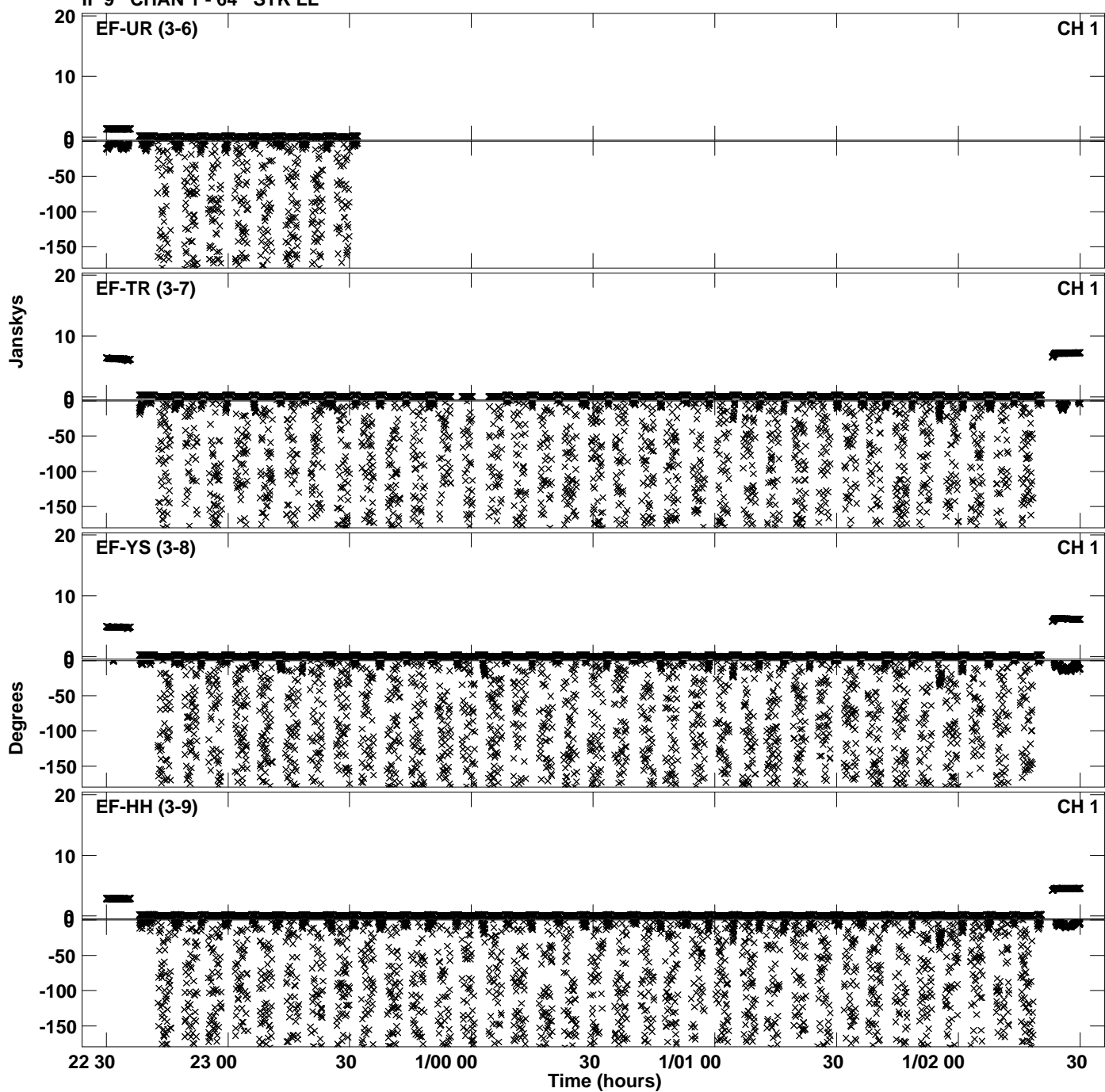
PLot file version 16 created 18-APR-2024 16:58:33  
Amplitude andPhase vs Time for EG126C.UVDATA.1 Vect aver. CL # 4  
IF 8 CHAN 1 - 64 STK LL



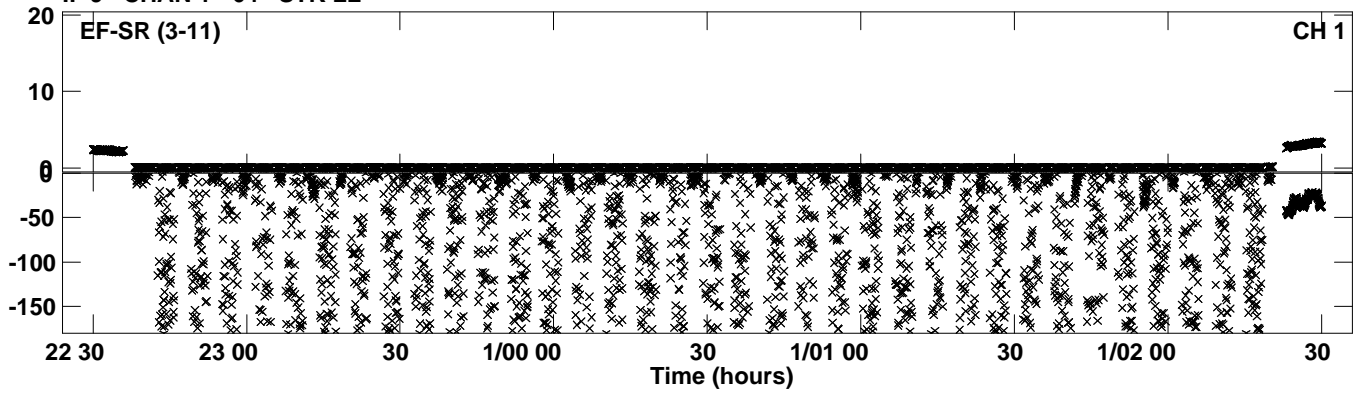
Plot file version 17 created 18-APR-2024 16:58:40  
Amplitude andPhase vs Time for EG126C.UVDATA.1 Vect aver. CL # 4  
IF 9 CHAN 1 - 64 STK LL




PLot file version 18 created 18-APR-2024 16:58:40  
Amplitude andPhase vs Time for EG126C.UVDATA.1 Vect aver. CL # 4  
IF 9 CHAN 1 - 64 STK LL



Plot file version 19 created 18-APR-2024 16:58:40  
Amplitude andPhase vs Time for EG126C.UVDATA.1 Vect aver. CL # 4  
IF 9 CHAN 1 - 64 STK LL

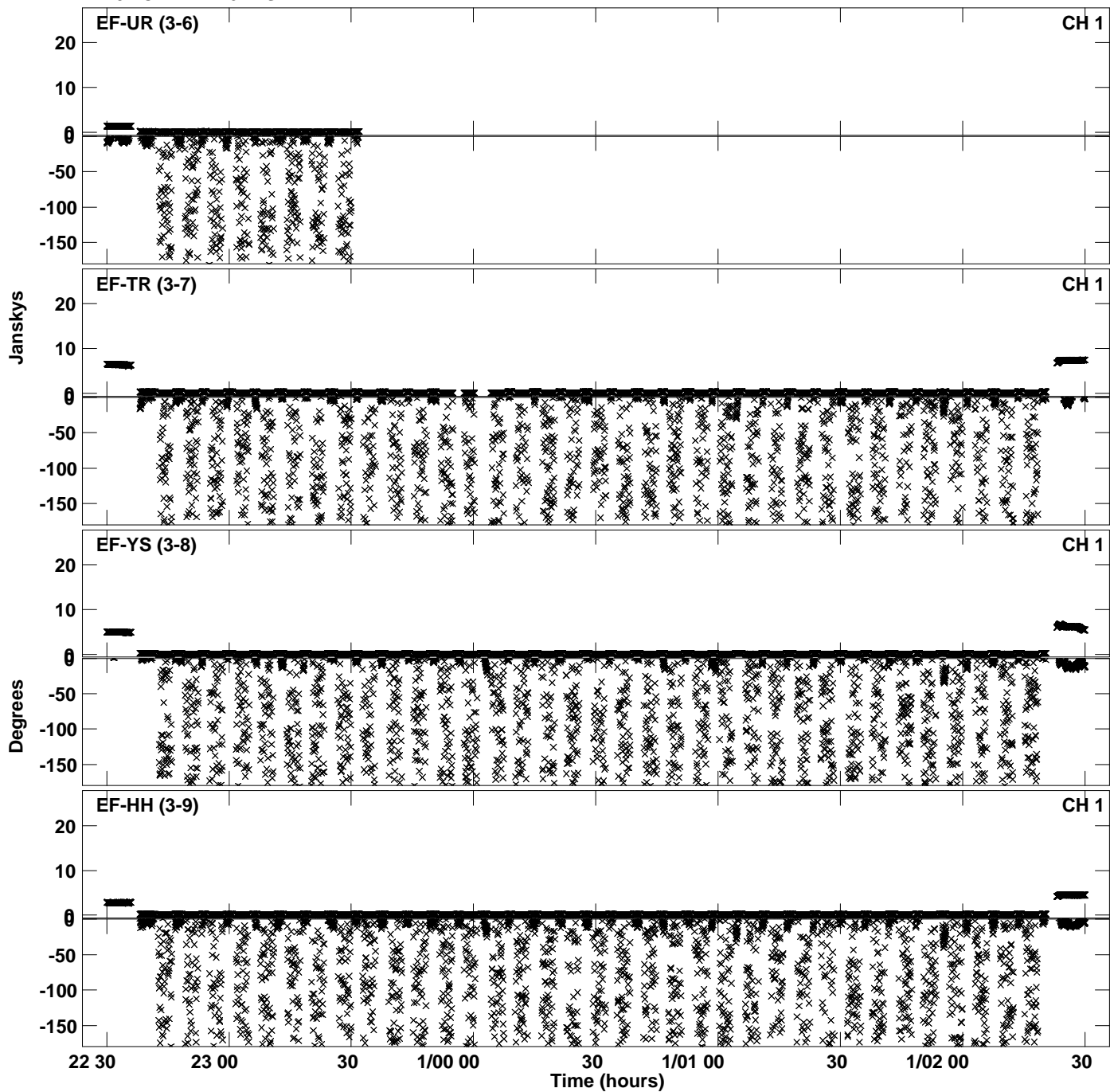


Plot file version 20 created 18-APR-2024 16:58:47  
Amplitude and Phase vs Time for EG126C.UVDATA.1 Vect aver. CL # 4  
IF 10 CHAN 1 - 64 STK LL

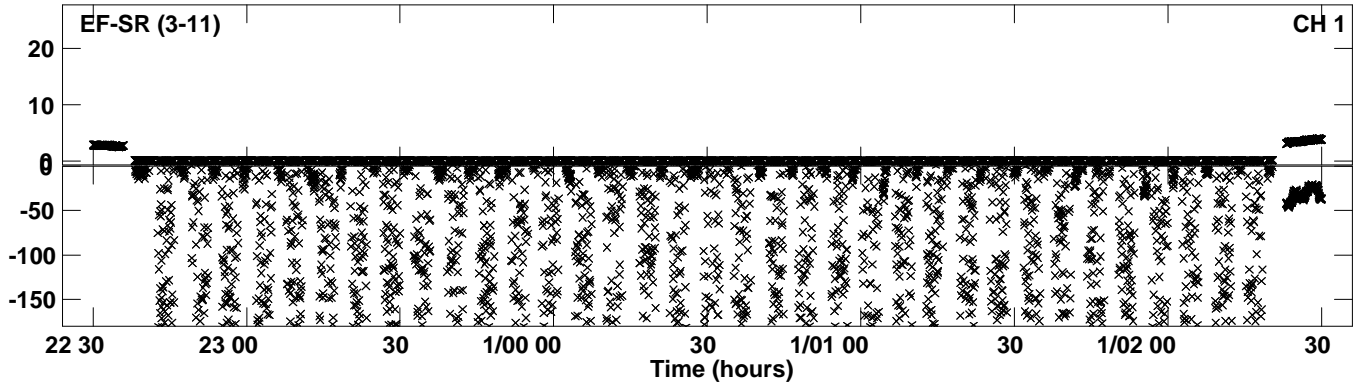





Plot file version 21 created 18-APR-2024 16:58:47  
Amplitude andPhase vs Time for EG126C.UVDATA.1 Vect aver. CL # 4  
IF 10 CHAN 1 - 64 STK LL



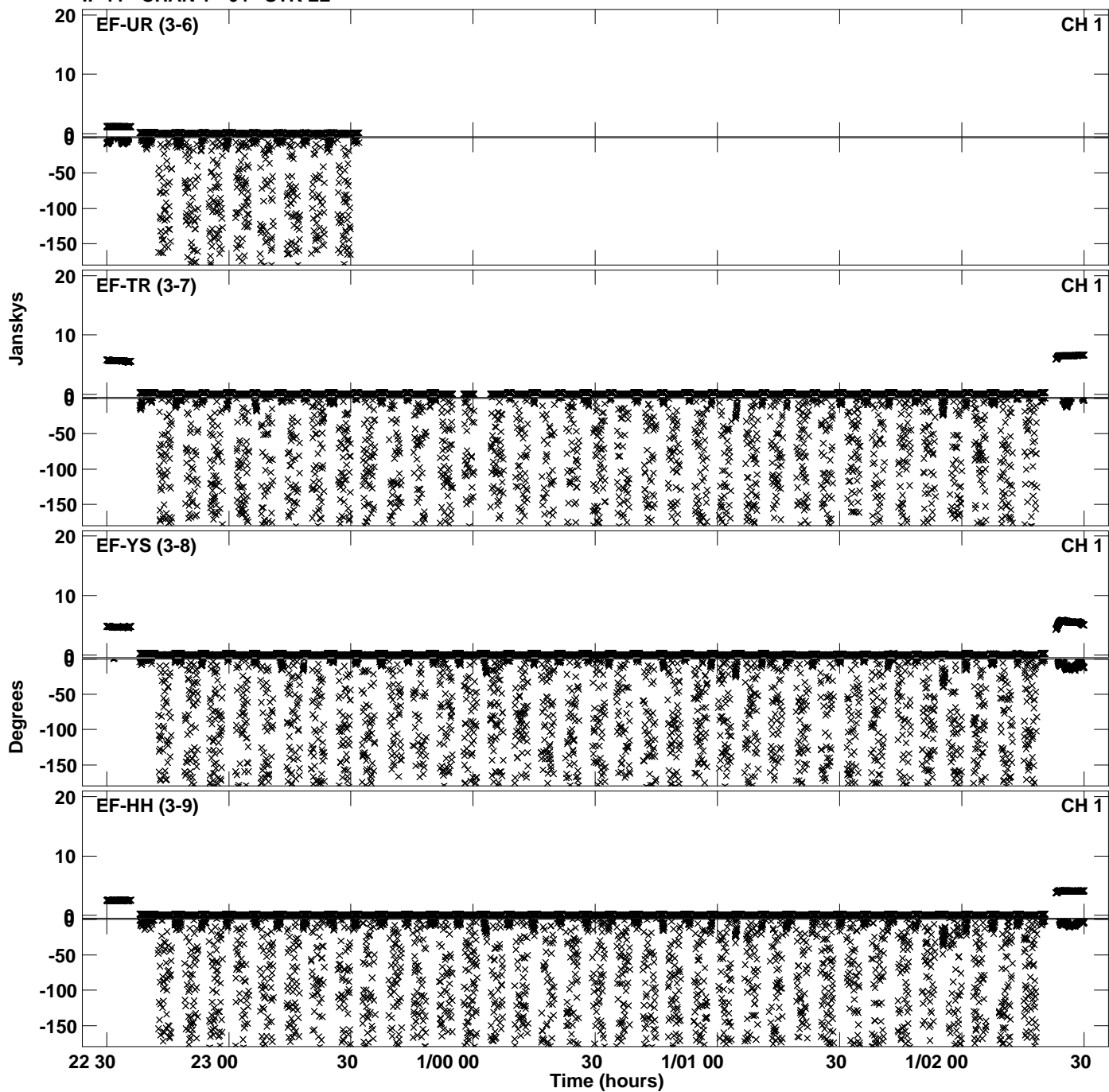
Plot file version 22 created 18-APR-2024 16:58:47  
Amplitude andPhase vs Time for EG126C.UVDATA.1 Vect aver. CL # 4  
IF 10 CHAN 1 - 64 STK LL



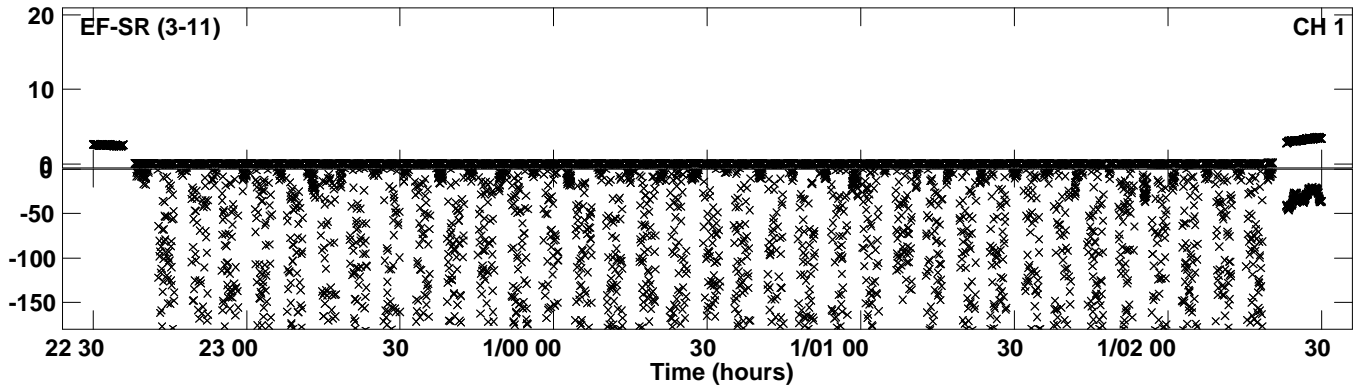
Plot file version 23 created 18-APR-2024 16:58:54  
Amplitude andPhase vs Time for EG126C.UVDATA.1 Vect aver. CL # 4  
IF 11 CHAN 1 - 64 STK LL



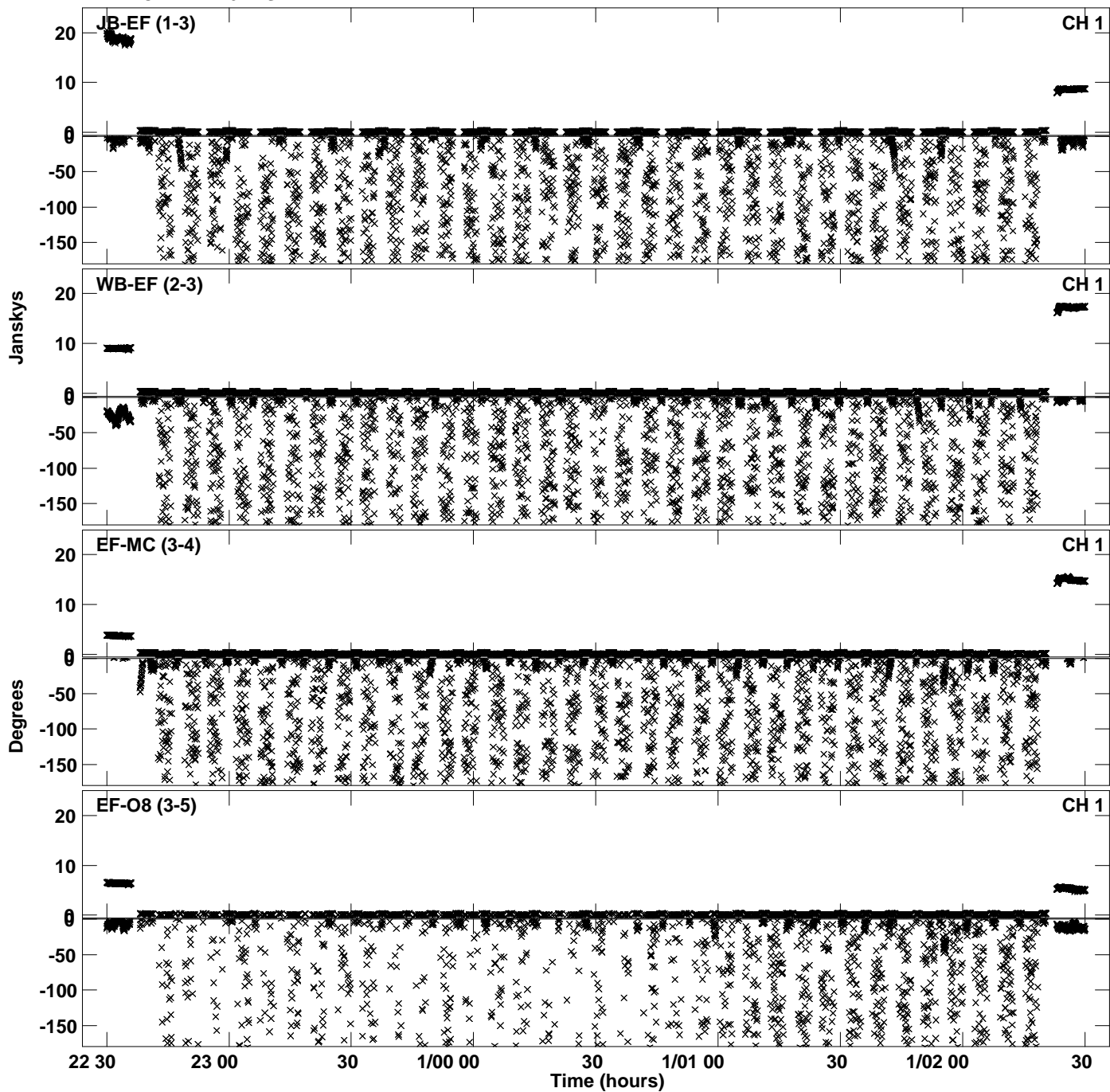
Plot file version 24 created 18-APR-2024 16:58:54  
Amplitude andPhase vs Time for EG126C.UVDATA.1 Vect aver. CL # 4  
IF 11 CHAN 1 - 64 STK LL



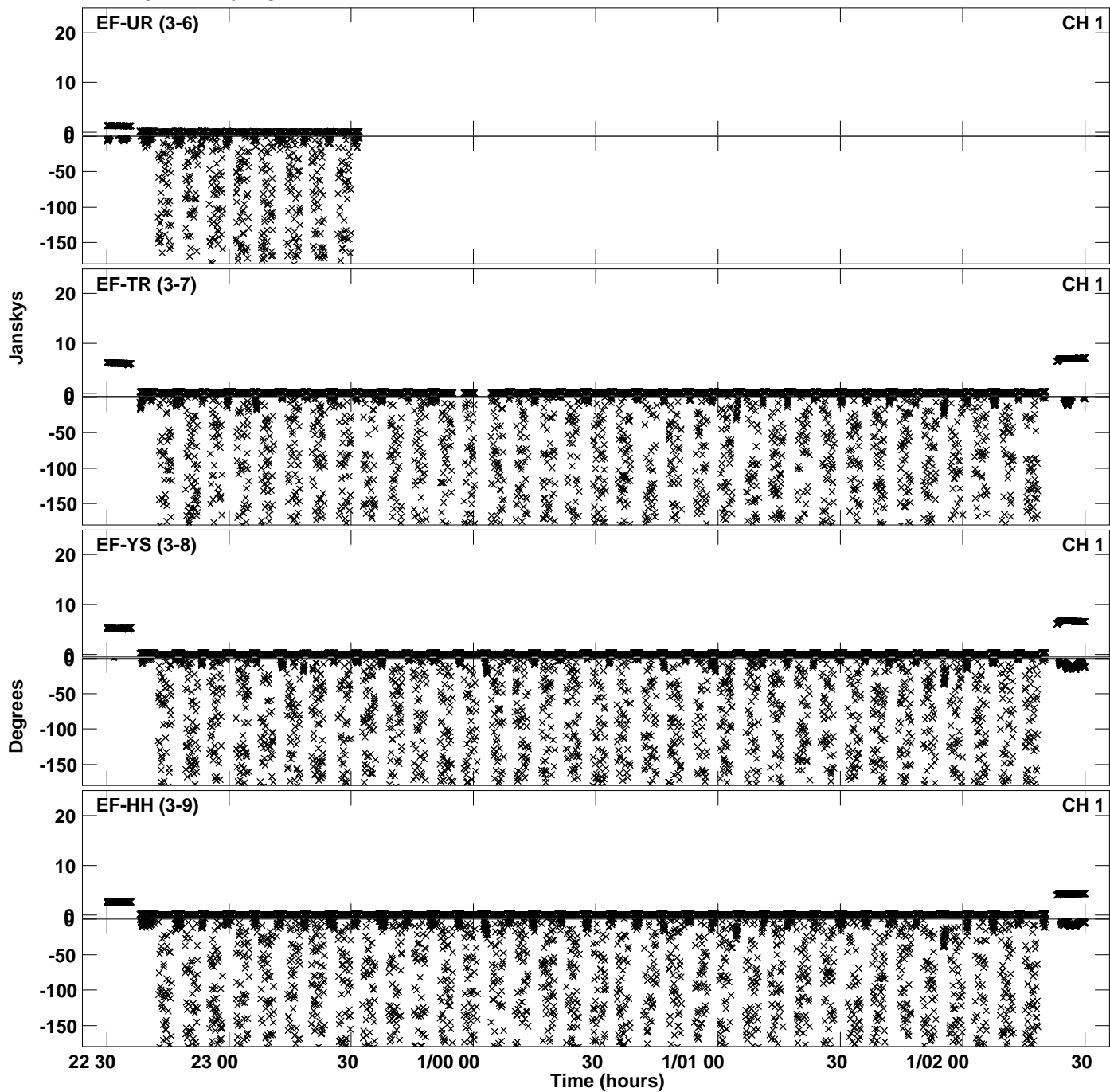
Plot file version 25 created 18-APR-2024 16:58:54  
Amplitude andPhase vs Time for EG126C.UVDATA.1 Vect aver. CL # 4  
IF 11 CHAN 1 - 64 STK LL



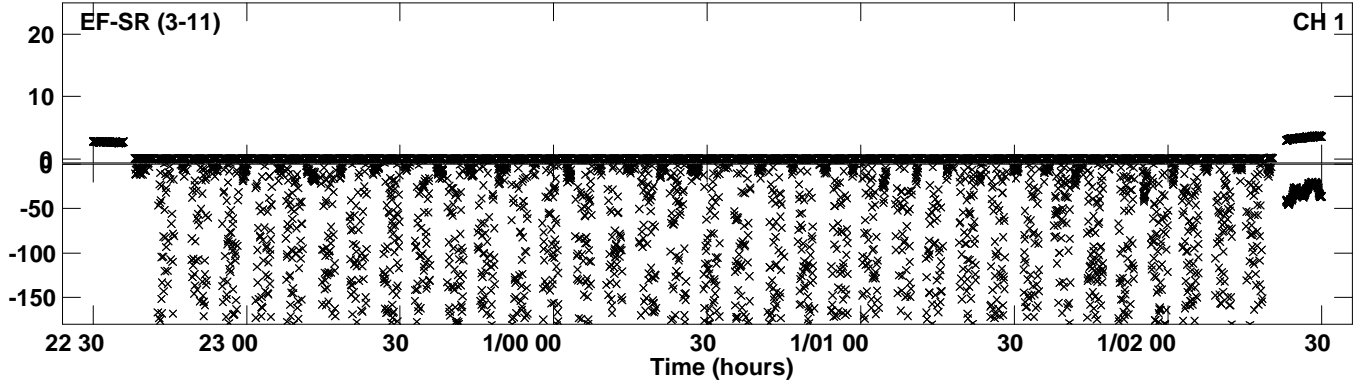
Plot file version 26 created 18-APR-2024 16:59:01  
Amplitude andPhase vs Time for EG126C.UVDATA.1 Vect aver. CL # 4  
IF 12 CHAN 1 - 64 STK LL



Plot file version 27 created 18-APR-2024 16:59:01  
Amplitude andPhase vs Time for EG126C.UVDATA.1 Vect aver. CL # 4  
IF 12 CHAN 1 - 64 STK LL




Plot file version 28 created 18-APR-2024 16:59:01  
Amplitude andPhase vs Time for EG126C.UVDATA.1 Vect aver. CL # 4  
IF 12 CHAN 1 - 64 STK LL






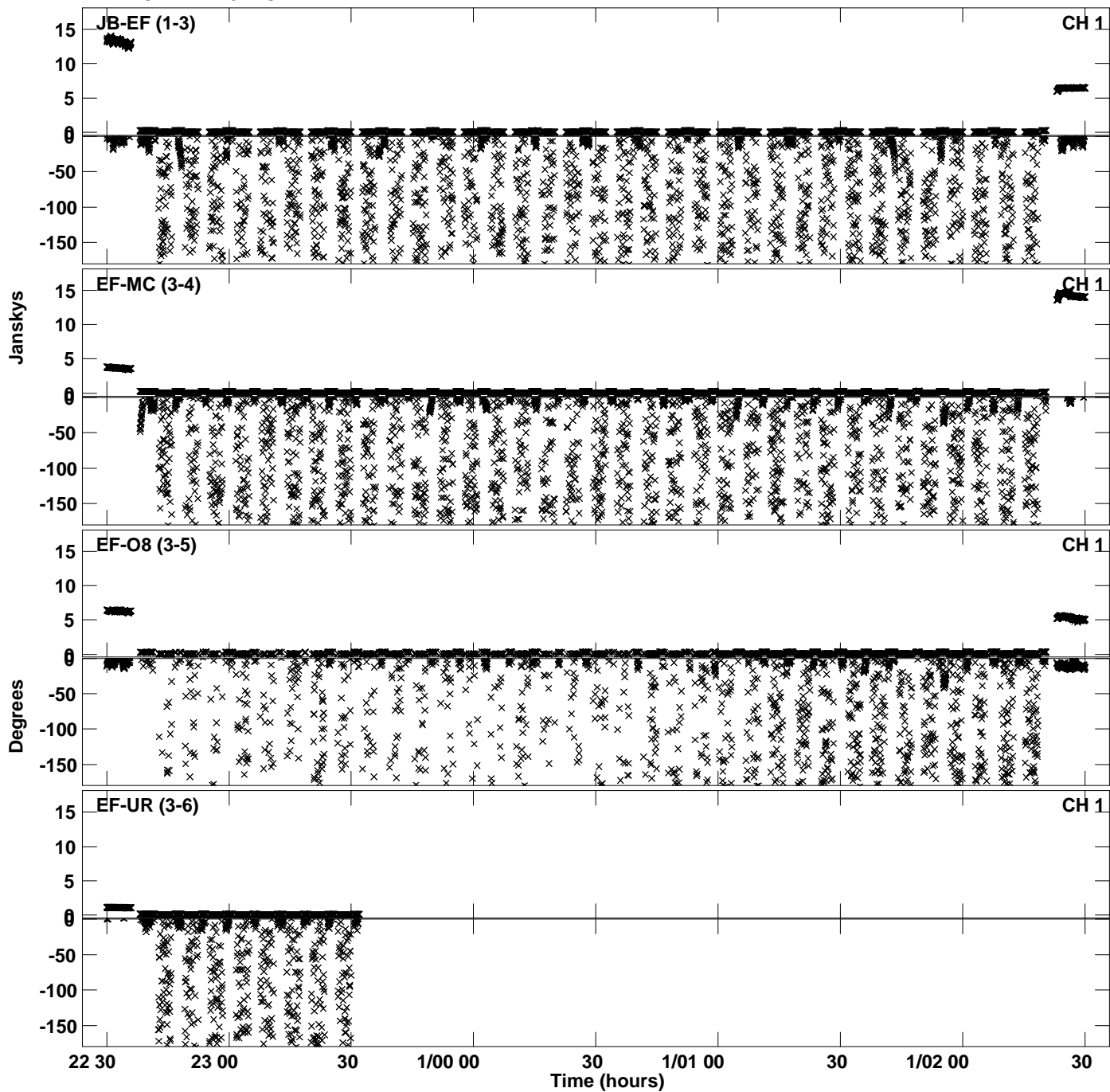
Plot file version 29 created 18-APR-2024 16:59:07  
Amplitude andPhase vs Time for EG126C.UVDATA.1 Vect aver. CL # 4  
IF 13 CHAN 1 - 64 STK LL




Plot file version 30 created 18-APR-2024 16:59:07  
Amplitude andPhase vs Time for EG126C.UVDATA.1 Vect aver. CL # 4  
IF 13 CHAN 1 - 64 STK LL



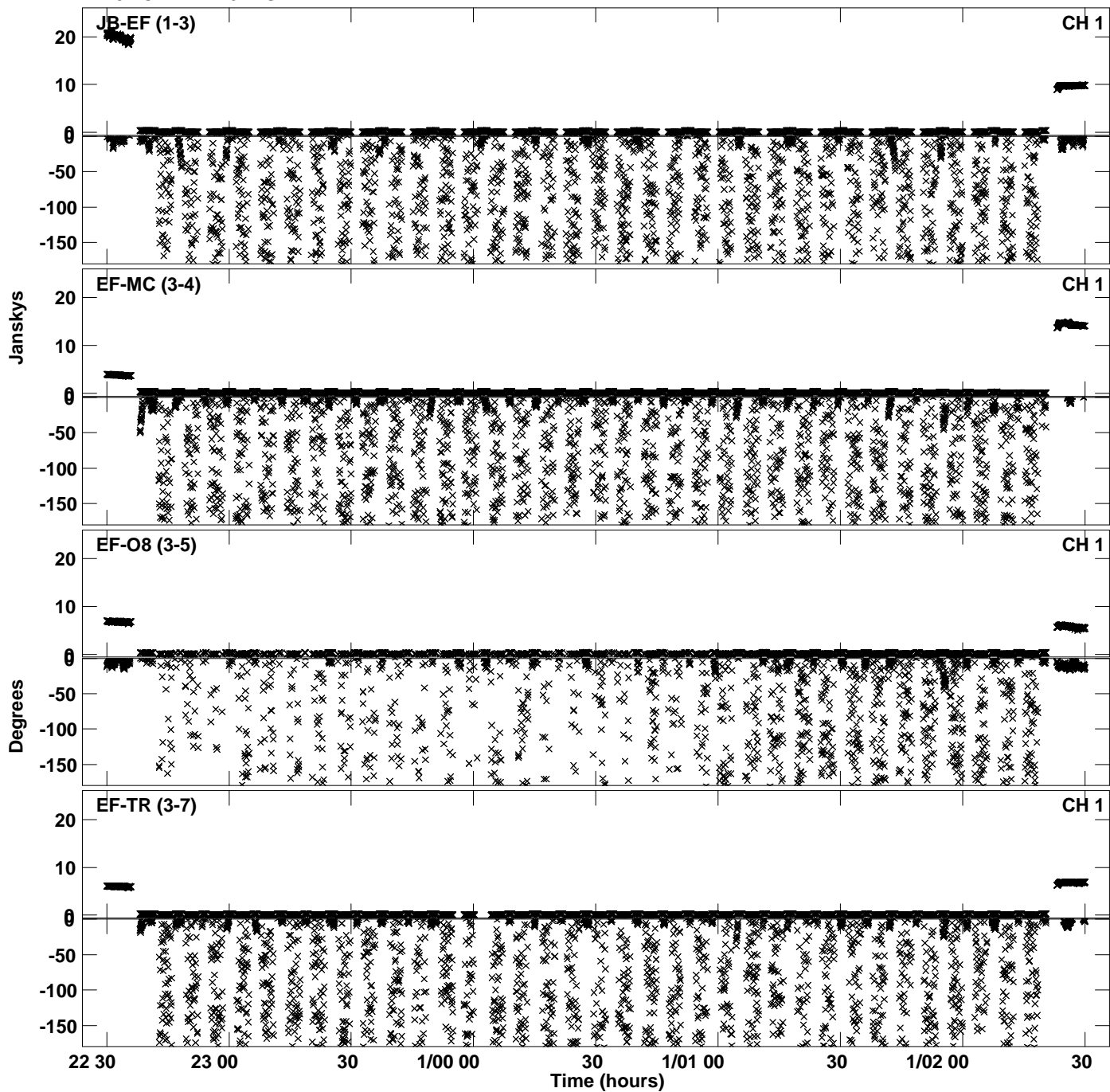
Plot file version 31 created 18-APR-2024 16:59:14  
Amplitude andPhase vs Time for EG126C.UVDATA.1 Vect aver. CL # 4  
IF 14 CHAN 1 - 64 STK LL




Plot file version 32 created 18-APR-2024 16:59:14  
Amplitude andPhase vs Time for EG126C.UVDATA.1 Vect aver. CL # 4  
IF 14 CHAN 1 - 64 STK LL



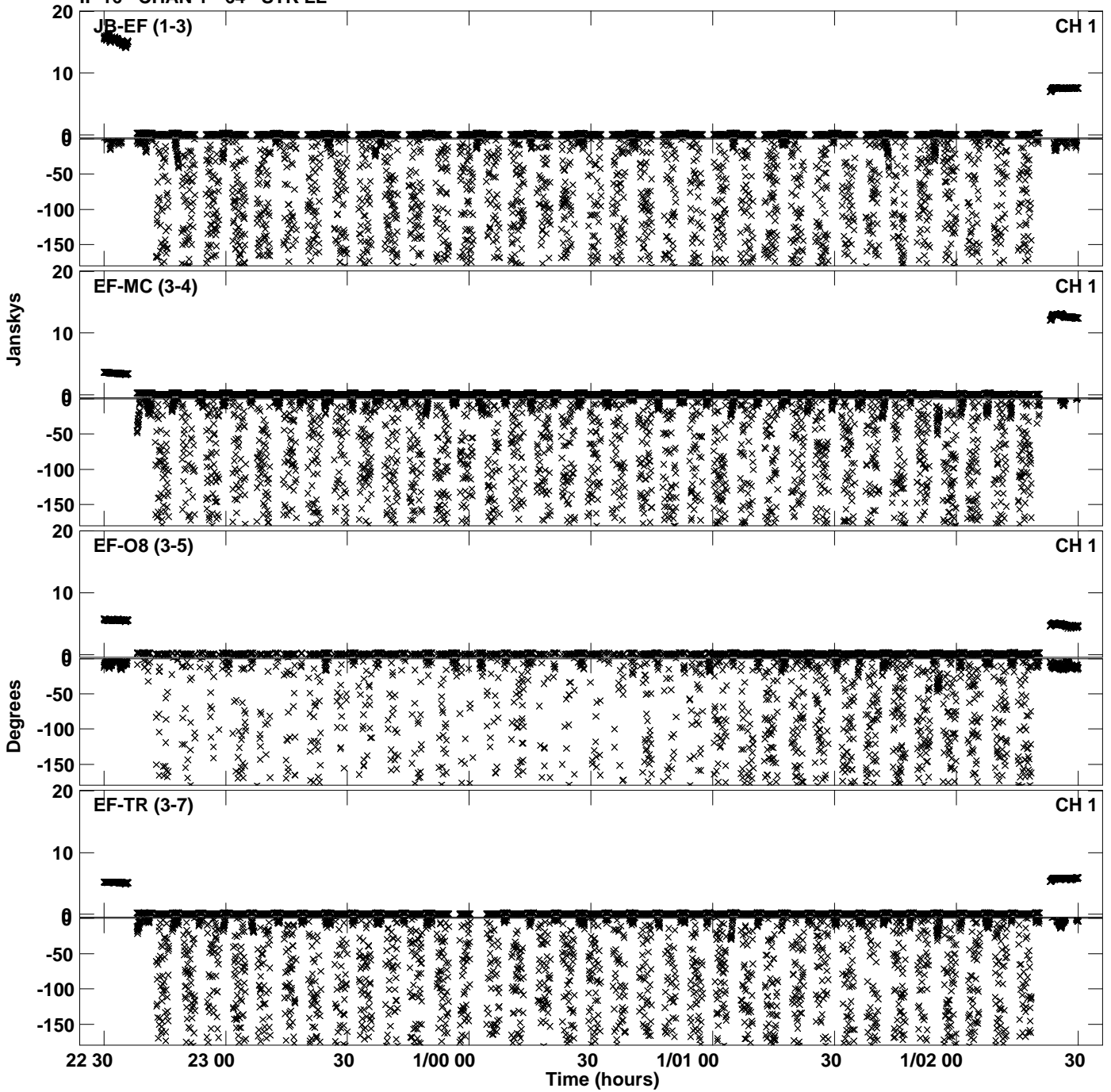
Plot file version 33 created 18-APR-2024 16:59:20  
Amplitude andPhase vs Time for EG126C.UVDATA.1 Vect aver. CL # 4  
IF 15 CHAN 1 - 64 STK LL




Plot file version 34 created 18-APR-2024 16:59:20  
Amplitude andPhase vs Time for EG126C.UVDATA.1 Vect aver. CL # 4  
IF 15 CHAN 1 - 64 STK LL



Plot file version 35 created 18-APR-2024 16:59:27  
Amplitude andPhase vs Time for EG126C.UVDATA.1 Vect aver. CL # 4  
IF 16 CHAN 1 - 64 STK LL




Plot file version 36 created 18-APR-2024 16:59:27  
Amplitude andPhase vs Time for EG126C.UVDATA.1 Vect aver. CL # 4  
IF 16 CHAN 1 - 64 STK LL

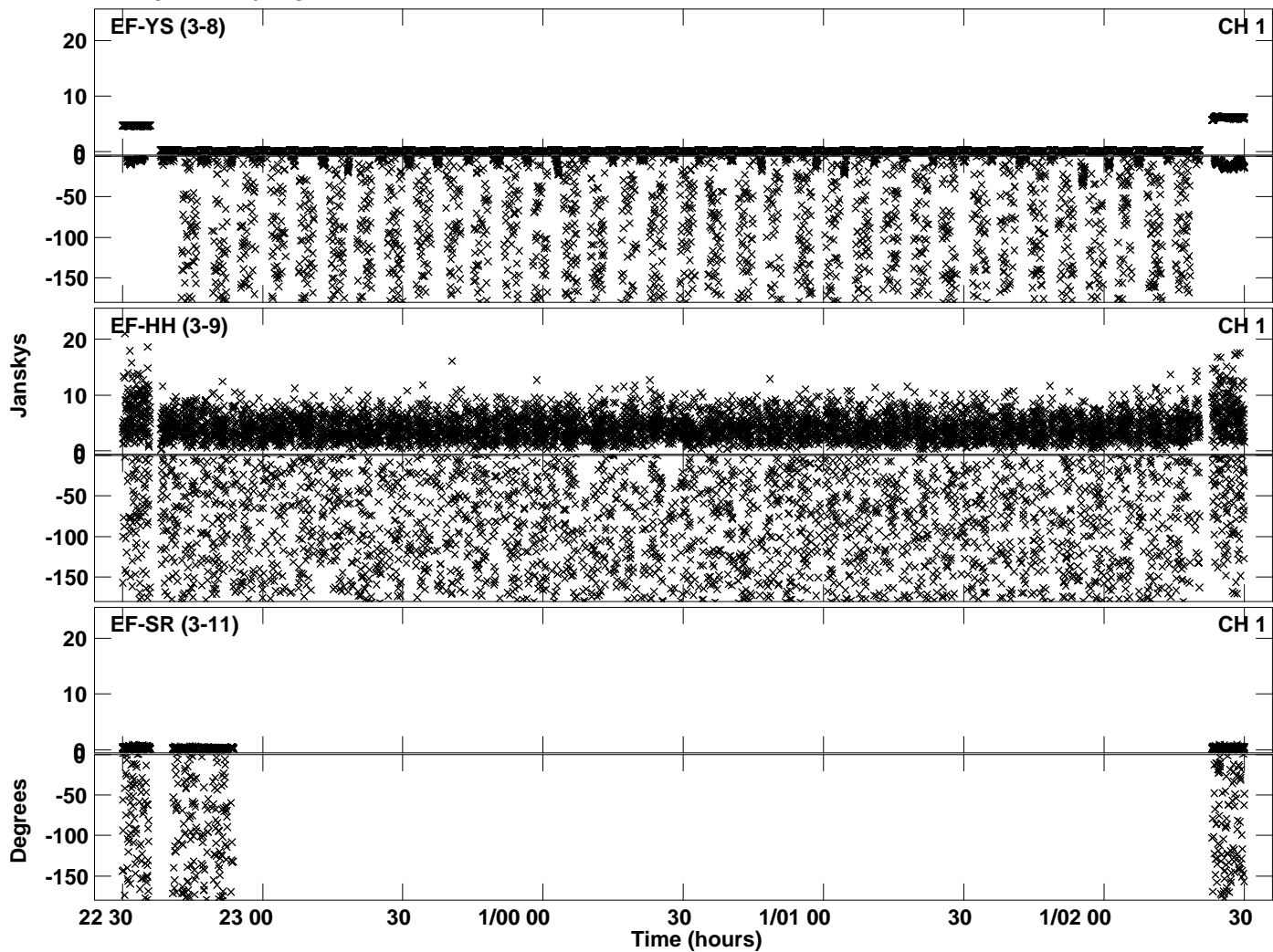





Plot file version 37 created 18-APR-2024 16:59:33  
Amplitude andPhase vs Time for EG126C.UVDATA.1 Vect aver. CL # 4  
IF 1 CHAN 1 - 64 STK RR




Plot file version 38 created 18-APR-2024 16:59:33  
Amplitude andPhase vs Time for EG126C.UVDATA.1 Vect aver. CL # 4  
IF 1 CHAN 1 - 64 STK RR



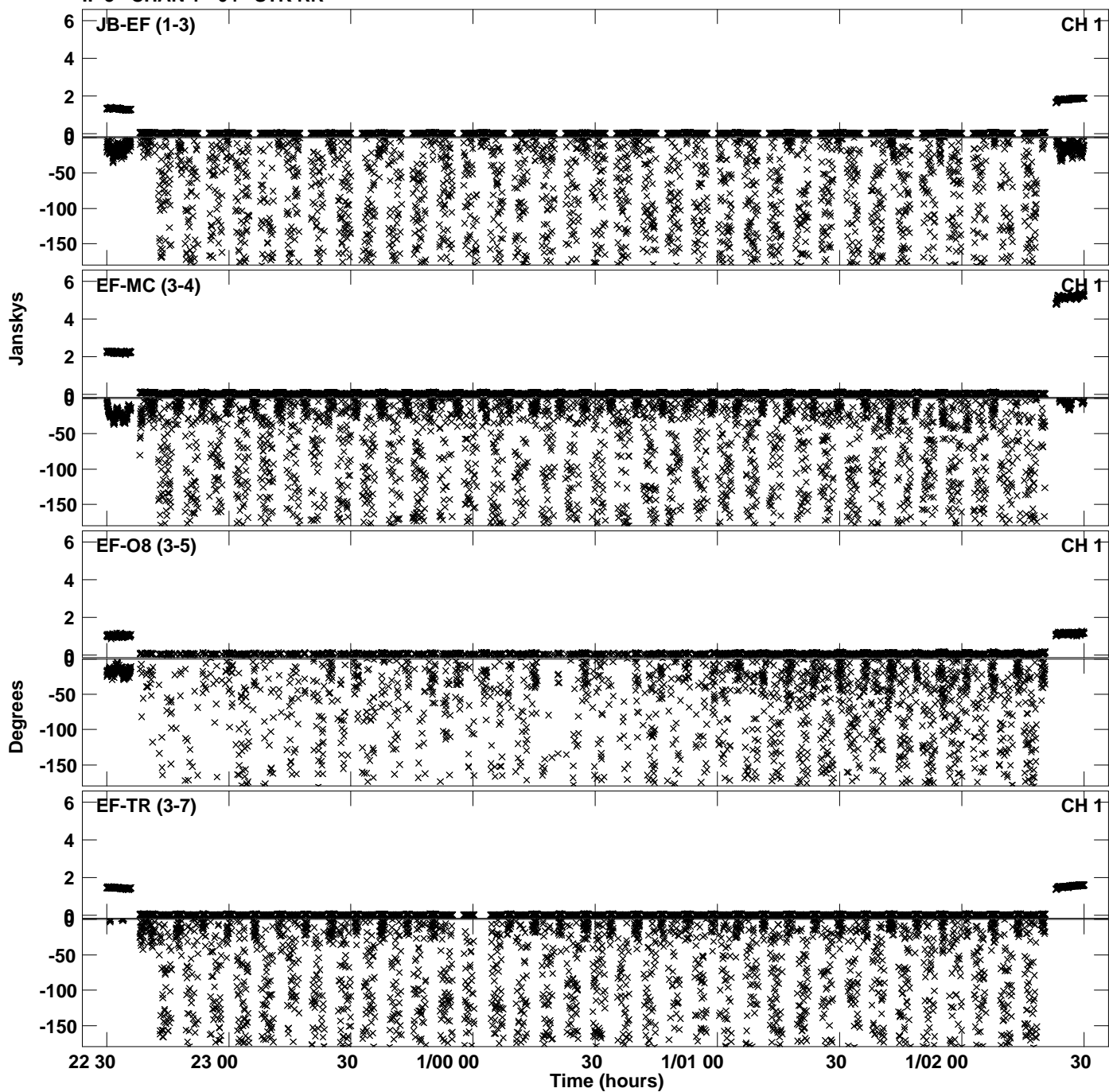
Plot file version 39 created 18-APR-2024 16:59:38  
Amplitude andPhase vs Time for EG126C.UVDATA.1 Vect aver. CL # 4  
IF 2 CHAN 1 - 64 STK RR




Plot file version 40 created 18-APR-2024 16:59:38  
Amplitude andPhase vs Time for EG126C.UVDATA.1 Vect aver. CL # 4  
IF 2 CHAN 1 - 64 STK RR




PLot file version 41 created 18-APR-2024 16:59:47  
Amplitude andPhase vs Time for EG126C.UVDATA.1 Vect aver. CL # 4  
IF 3 CHAN 1 - 64 STK RR




Plot file version 42 created 18-APR-2024 16:59:47  
Amplitude andPhase vs Time for EG126C.UVDATA.1 Vect aver. CL # 4  
IF 3 CHAN 1 - 64 STK RR



Plot file version 43 created 18-APR-2024 16:59:53  
Amplitude andPhase vs Time for EG126C.UVDATA.1 Vect aver. CL # 4  
IF 4 CHAN 1 - 64 STK RR




Plot file version 44 created 18-APR-2024 16:59:53  
Amplitude andPhase vs Time for EG126C.UVDATA.1 Vect aver. CL # 4  
IF 4 CHAN 1 - 64 STK RR






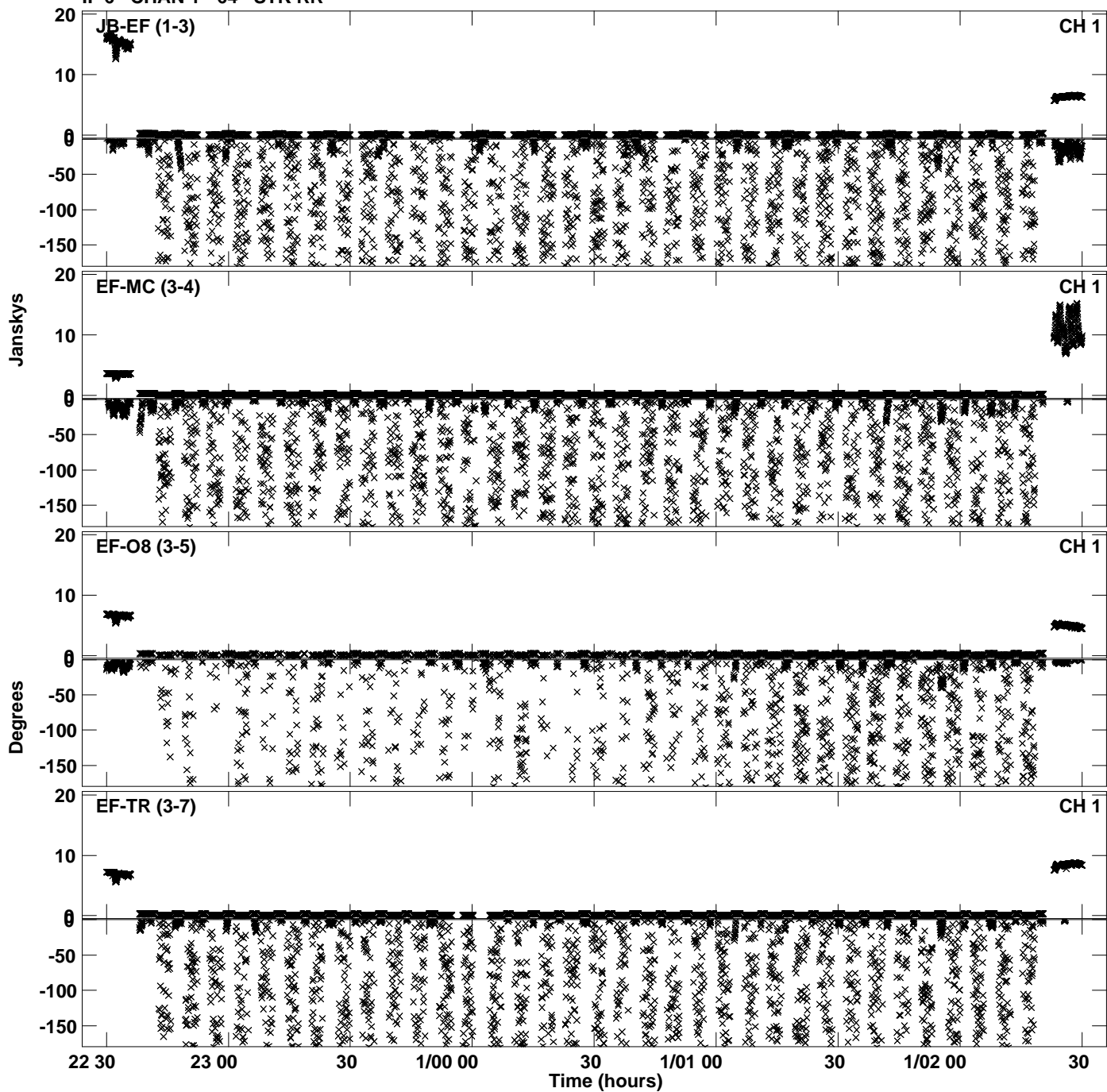
Plot file version 45 created 18-APR-2024 16:59:58  
Amplitude andPhase vs Time for EG126C.UVDATA.1 Vect aver. CL # 4  
IF 5 CHAN 1 - 64 STK RR




Plot file version 46 created 18-APR-2024 16:59:58  
Amplitude andPhase vs Time for EG126C.UVDATA.1 Vect aver. CL # 4  
IF 5 CHAN 1 - 64 STK RR



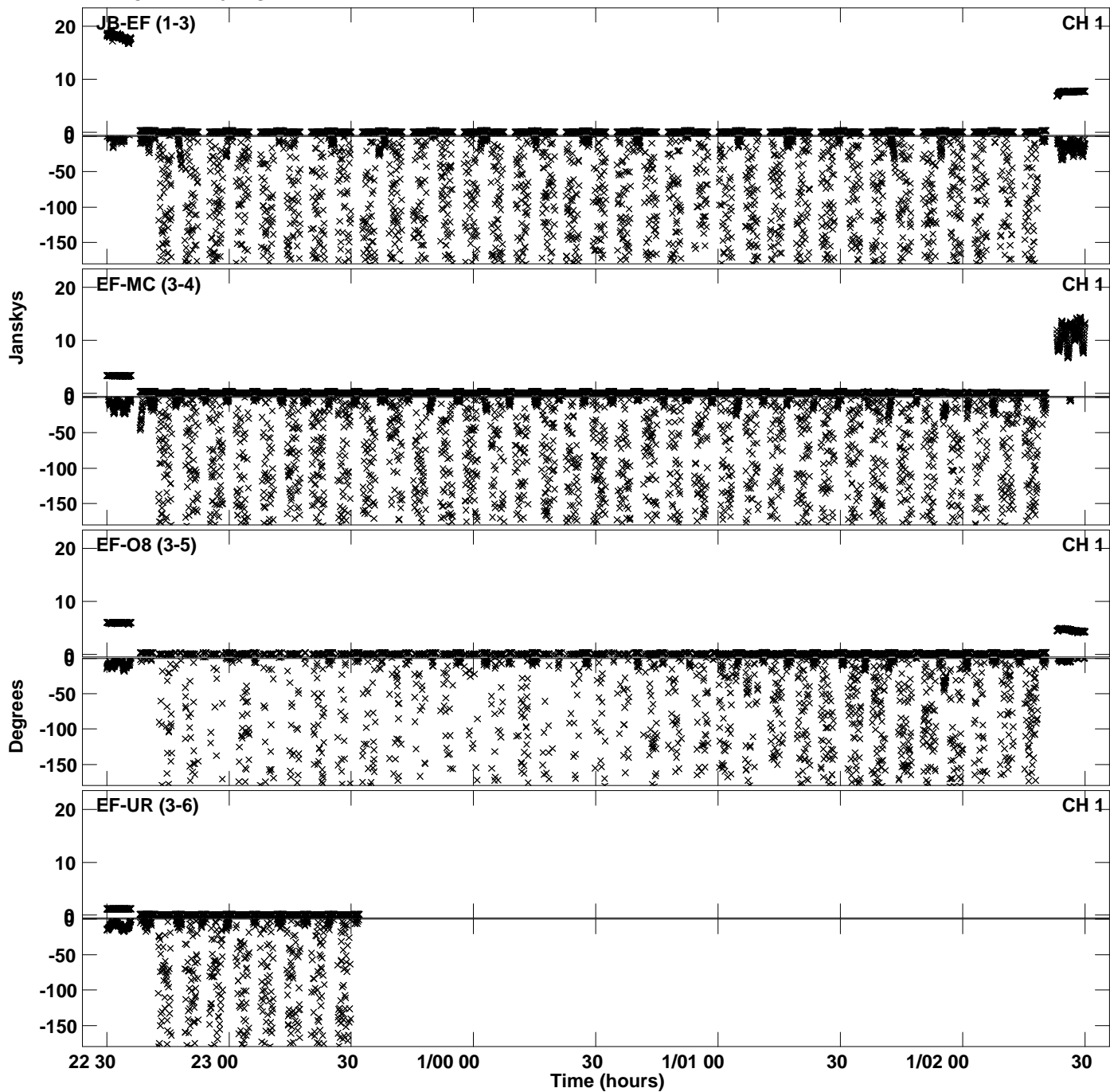
Plot file version 47 created 18-APR-2024 17:00:04  
Amplitude andPhase vs Time for EG126C.UVDATA.1 Vect aver. CL # 4  
IF 6 CHAN 1 - 64 STK RR




PLot file version 48 created 18-APR-2024 17:00:04  
Amplitude andPhase vs Time for EG126C.UVDATA.1 Vect aver. CL # 4  
IF 6 CHAN 1 - 64 STK RR



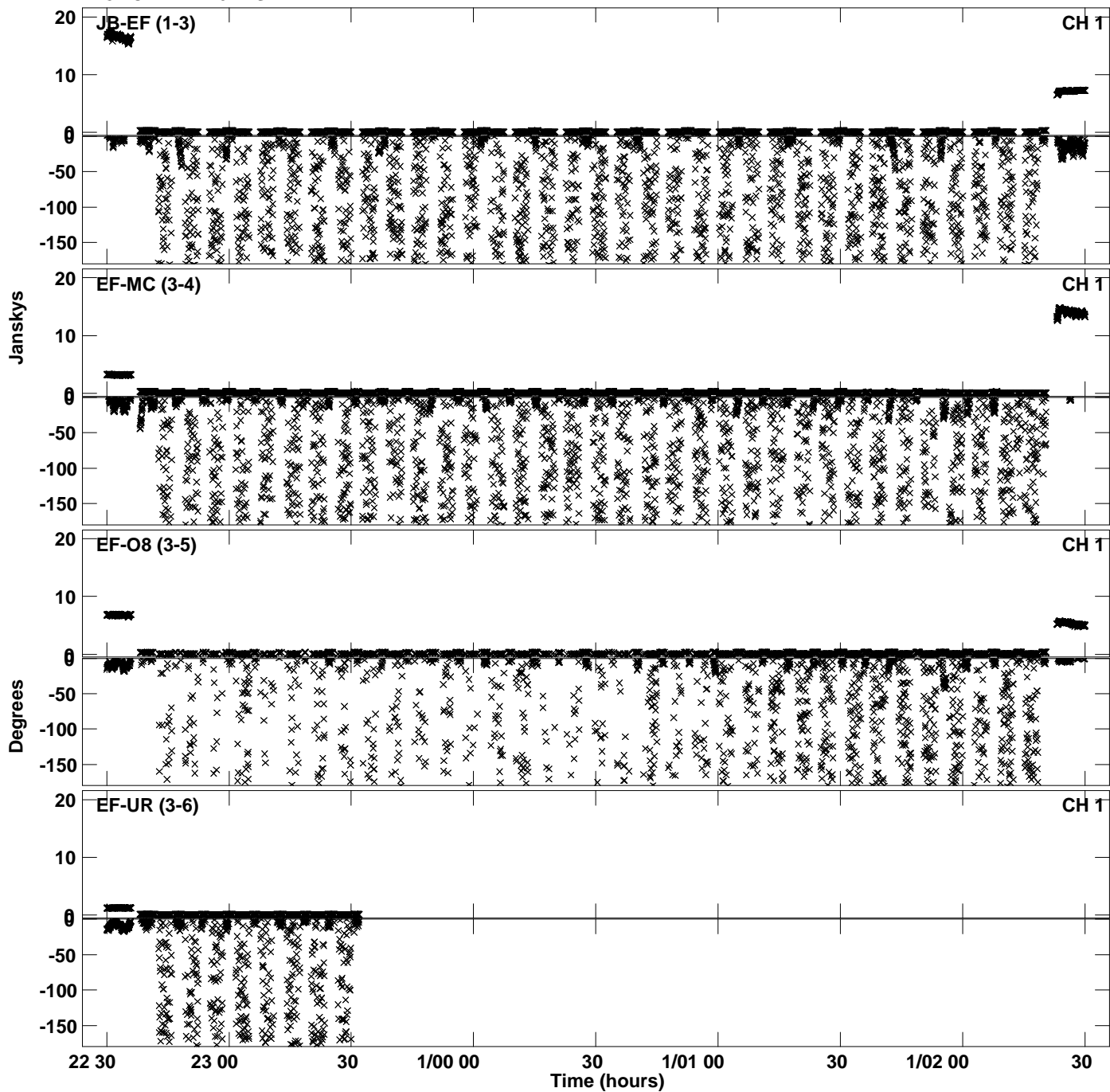
PLot file version 49 created 18-APR-2024 17:00:10  
Amplitude andPhase vs Time for EG126C.UVDATA.1 Vect aver. CL # 4  
IF 7 CHAN 1 - 64 STK RR




Plot file version 50 created 18-APR-2024 17:00:10  
Amplitude andPhase vs Time for EG126C.UVDATA.1 Vect aver. CL # 4  
IF 7 CHAN 1 - 64 STK RR



Plot file version 51 created 18-APR-2024 17:00:16  
Amplitude andPhase vs Time for EG126C.UVDATA.1 Vect aver. CL # 4  
IF 8 CHAN 1 - 64 STK RR

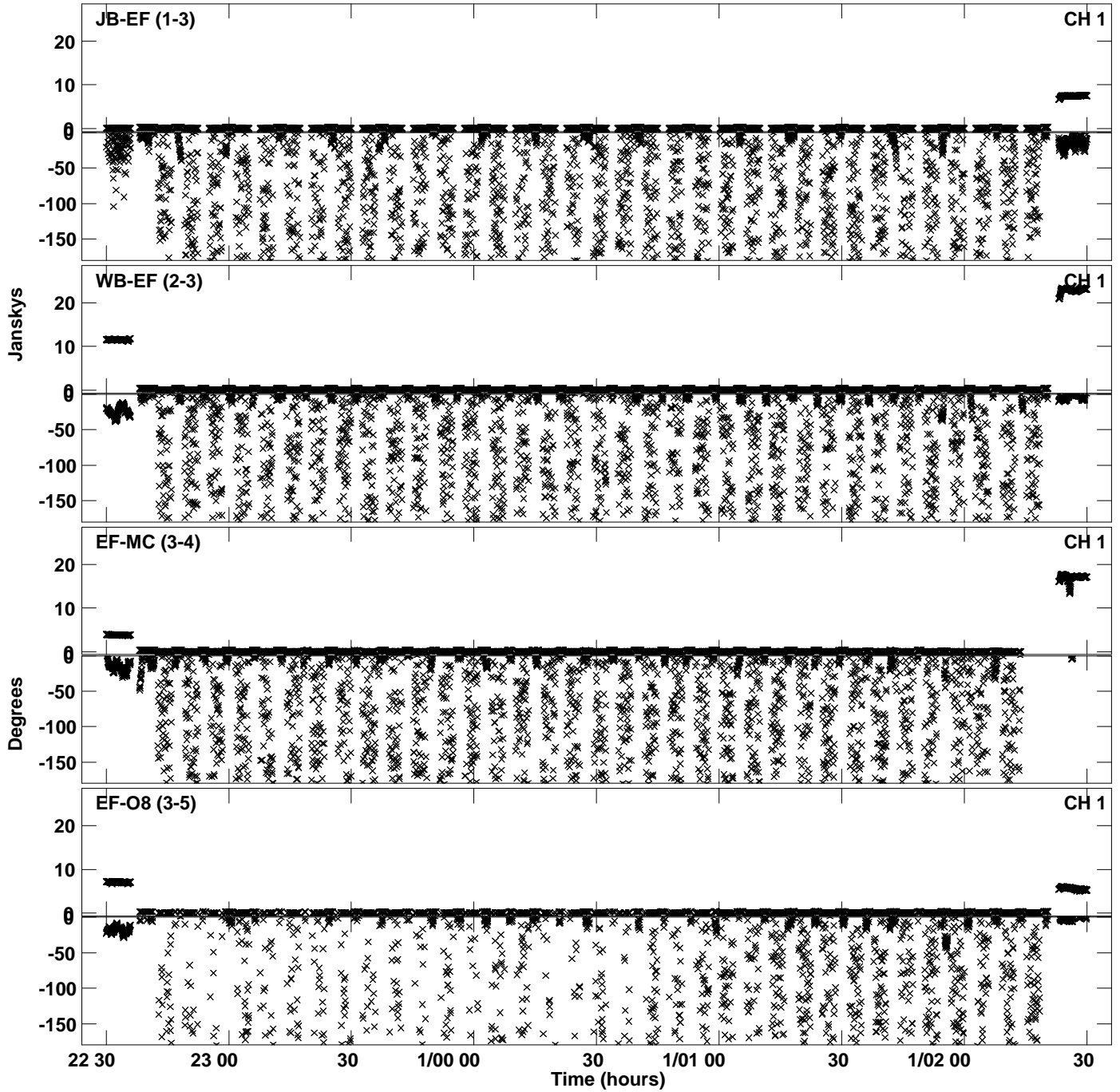


Plot file version 52 created 18-APR-2024 17:00:16  
Amplitude andPhase vs Time for EG126C.UVDATA.1 Vect aver. CL # 4  
IF 8 CHAN 1 - 64 STK RR

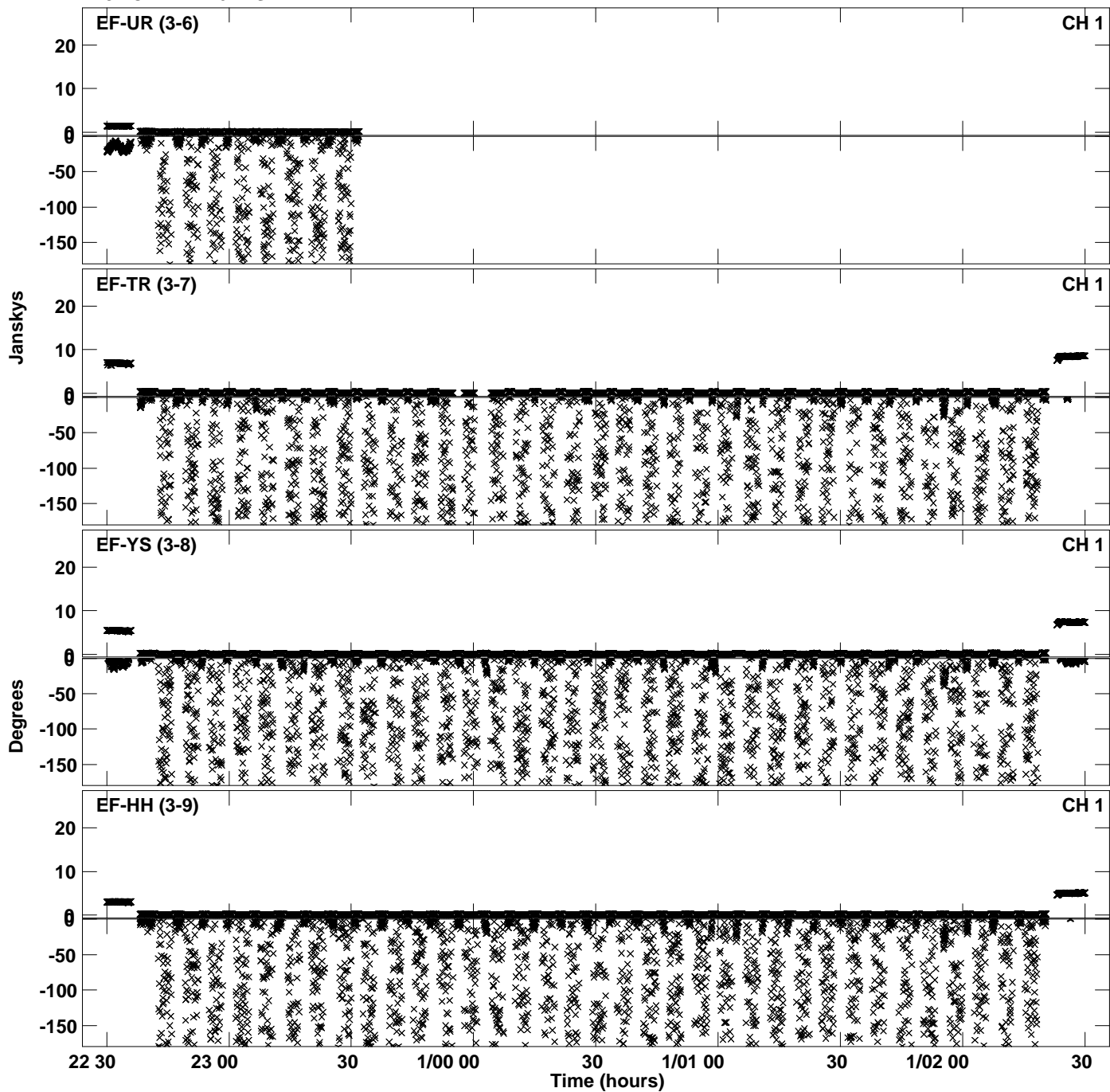




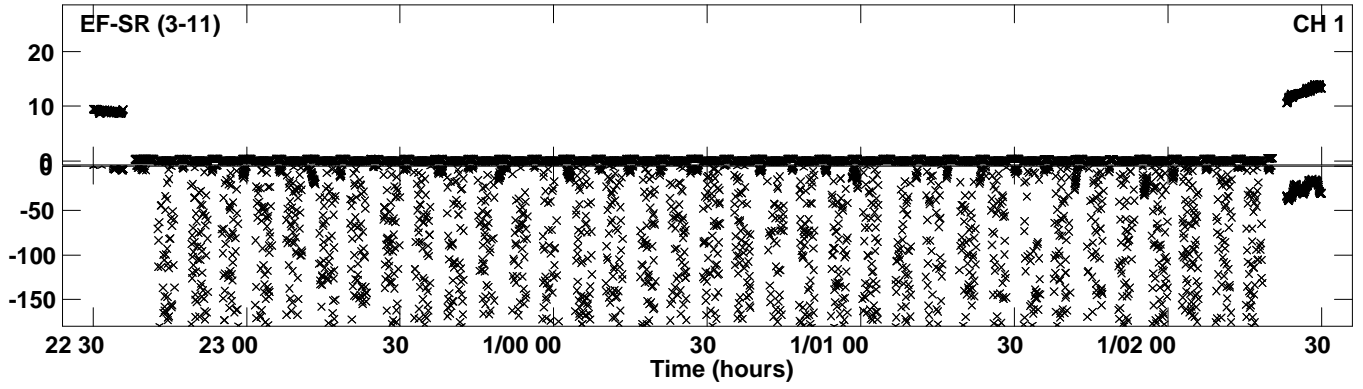
Plot file version 53 created 18-APR-2024 17:00:23  
Amplitude and Phase vs Time for EG126C.UVDATA.1 Vect aver. CL # 4  
IF 9 CHAN 1 - 64 STK RR



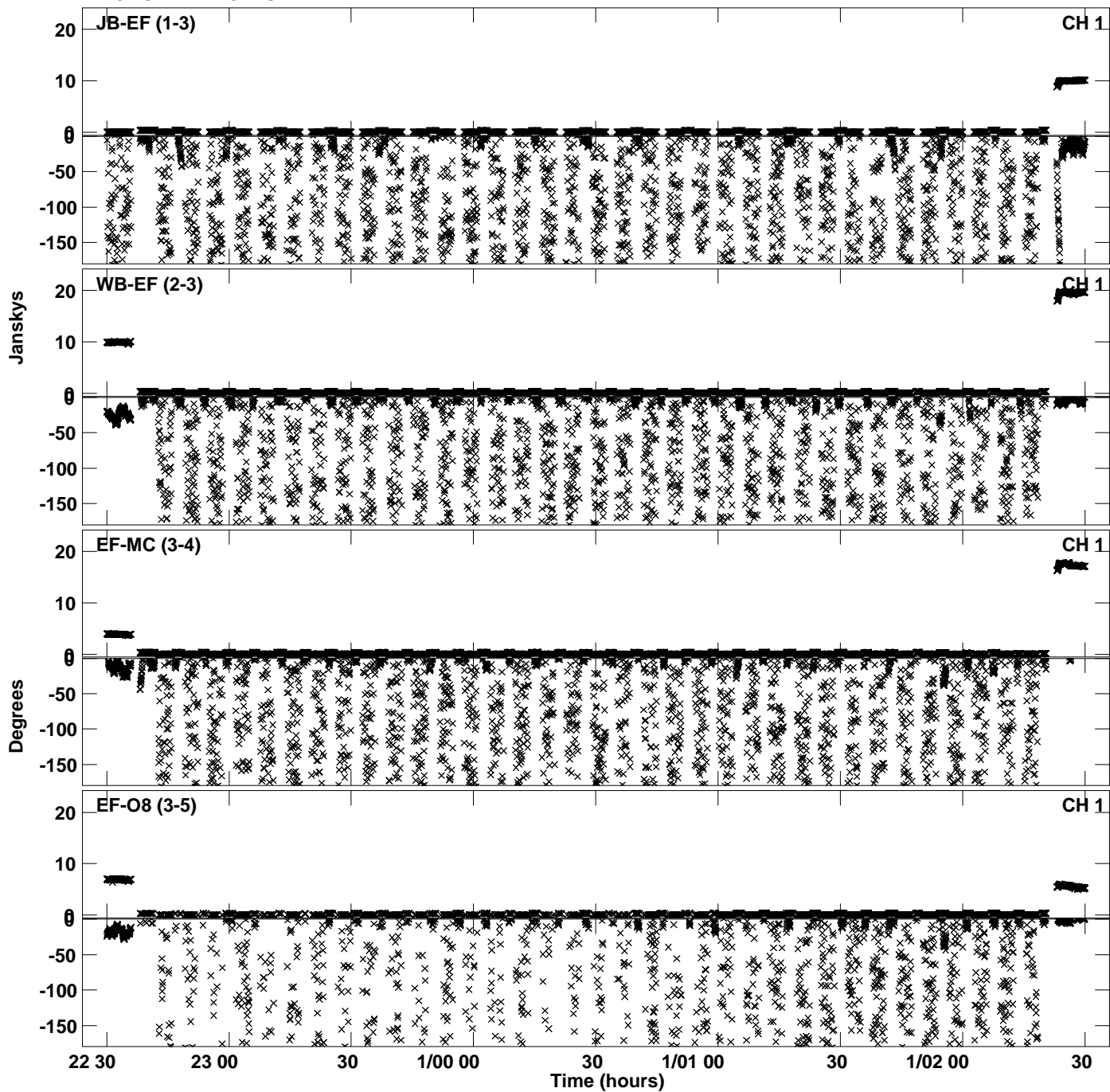
Plot file version 54 created 18-APR-2024 17:00:23  
Amplitude andPhase vs Time for EG126C.UVDATA.1 Vect aver. CL # 4  
IF 9 CHAN 1 - 64 STK RR




PLot file version 55 created 18-APR-2024 17:00:23  
Amplitude andPhase vs Time for EG126C.UVDATA.1 Vect aver. CL # 4  
IF 9 CHAN 1 - 64 STK RR



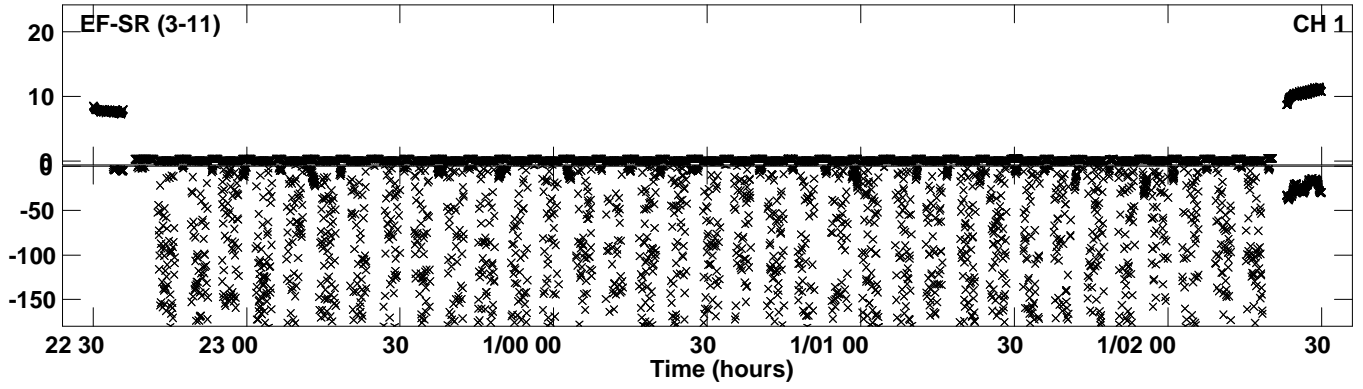
Plot file version 56 created 18-APR-2024 17:00:29  
Amplitude andPhase vs Time for EG126C.UVDATA.1 Vect aver. CL # 4  
IF 10 CHAN 1 - 64 STK RR




Plot file version 57 created 18-APR-2024 17:00:29  
Amplitude andPhase vs Time for EG126C.UVDATA.1 Vect aver. CL # 4  
IF 10 CHAN 1 - 64 STK RR



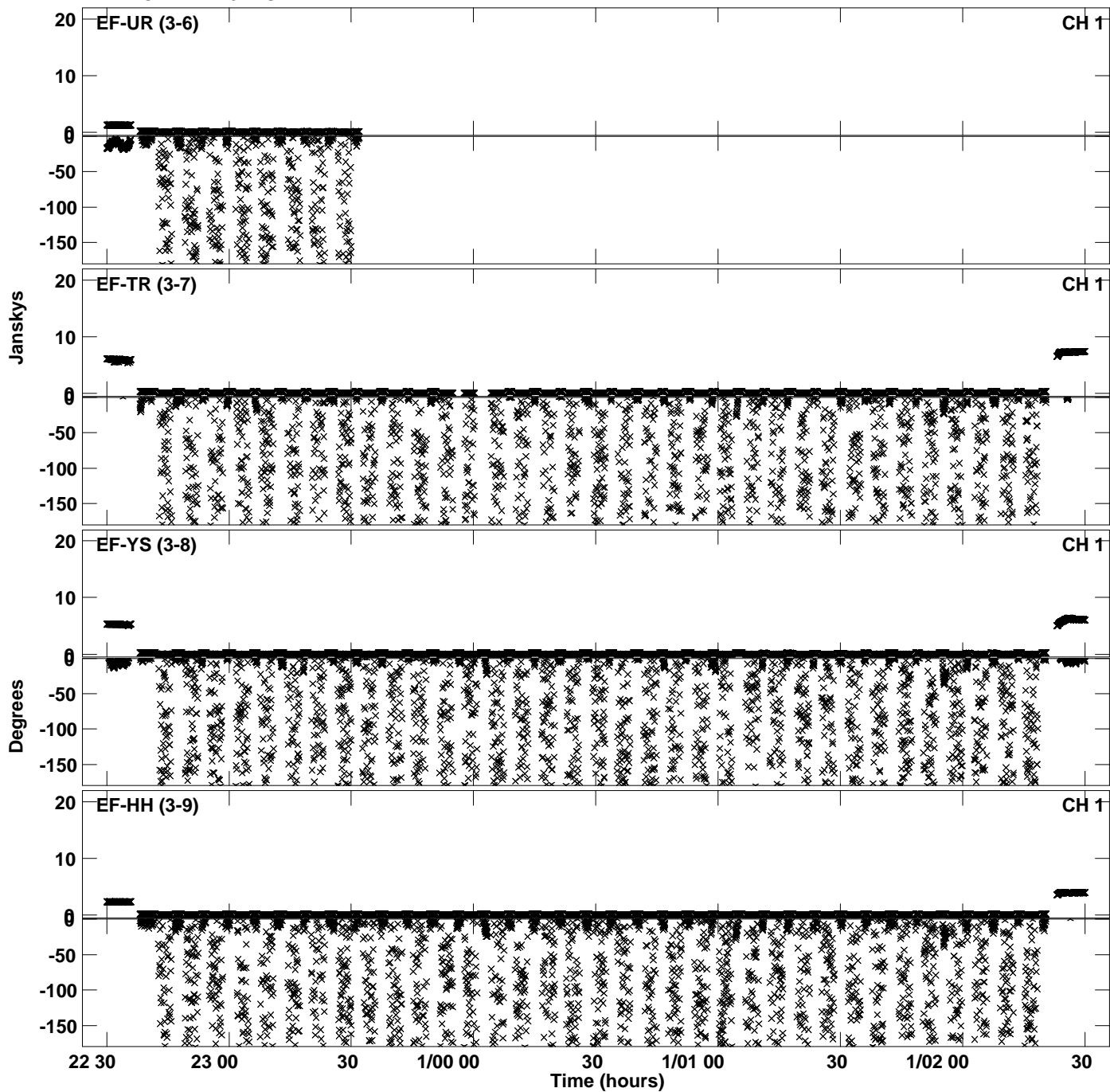
PLot file version 58 created 18-APR-2024 17:00:29  
Amplitude andPhase vs Time for EG126C.UVDATA.1 Vect aver. CL # 4  
IF 10 CHAN 1 - 64 STK RR



PLot file version 59 created 18-APR-2024 17:00:36  
Amplitude andPhase vs Time for EG126C.UVDATA.1 Vect aver. CL # 4  
IF 11 CHAN 1 - 64 STK RR

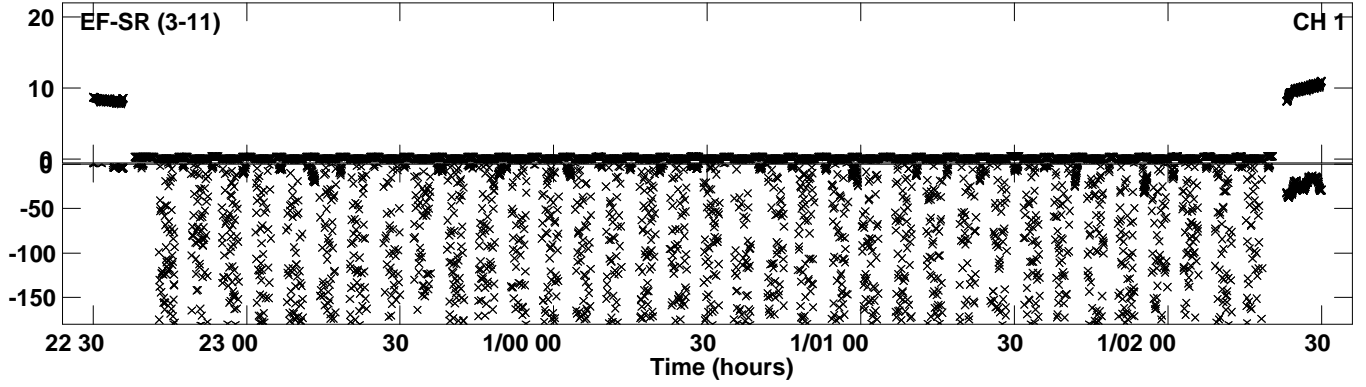


PLot file version 60 created 18-APR-2024 17:00:36  
Amplitude andPhase vs Time for EG126C.UVDATA.1 Vect aver. CL # 4  
IF 11 CHAN 1 - 64 STK RR

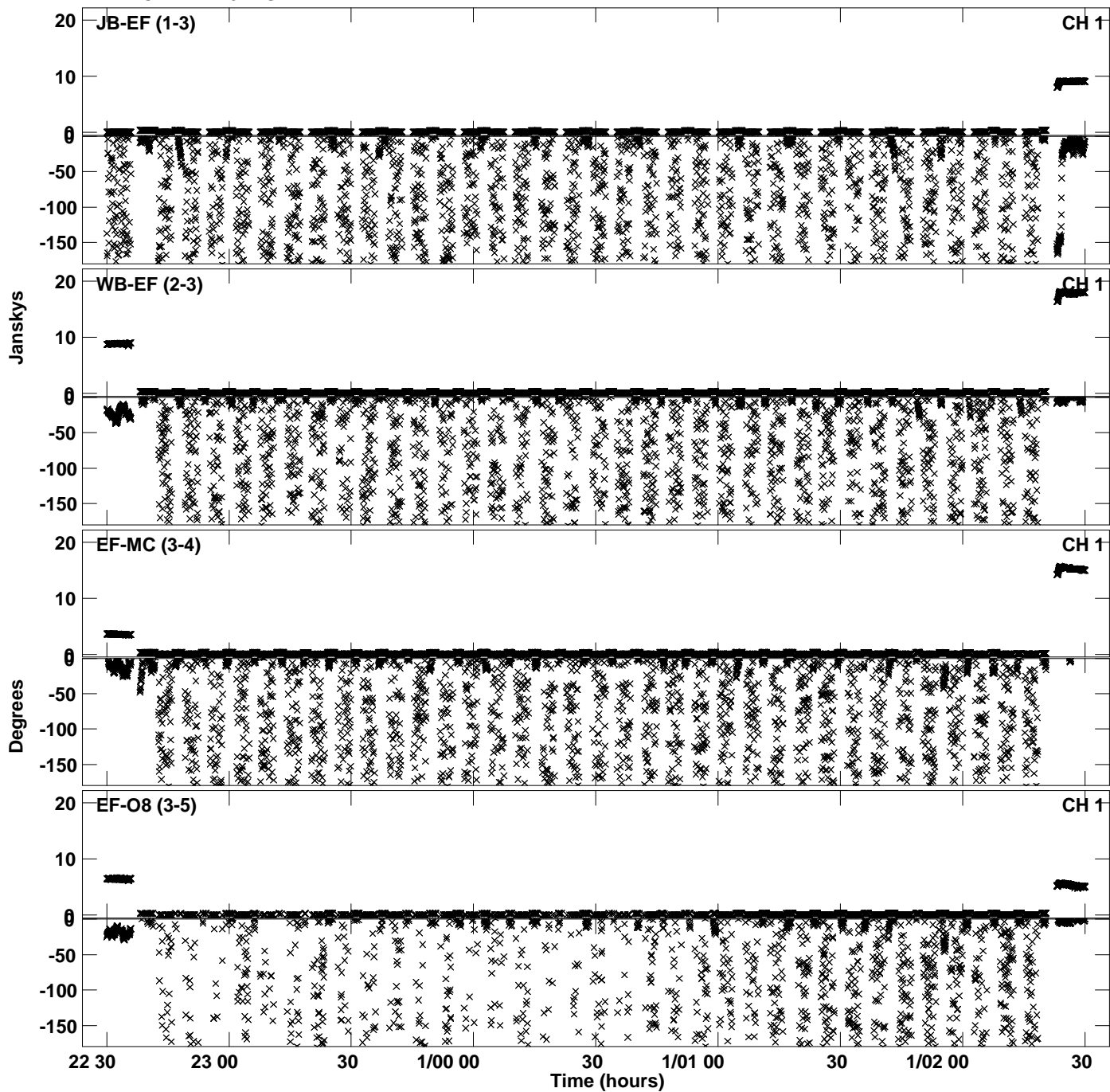





PLot file version 61 created 18-APR-2024 17:00:36  
Amplitude andPhase vs Time for EG126C.UVDATA.1 Vect aver. CL # 4  
IF 11 CHAN 1 - 64 STK RR



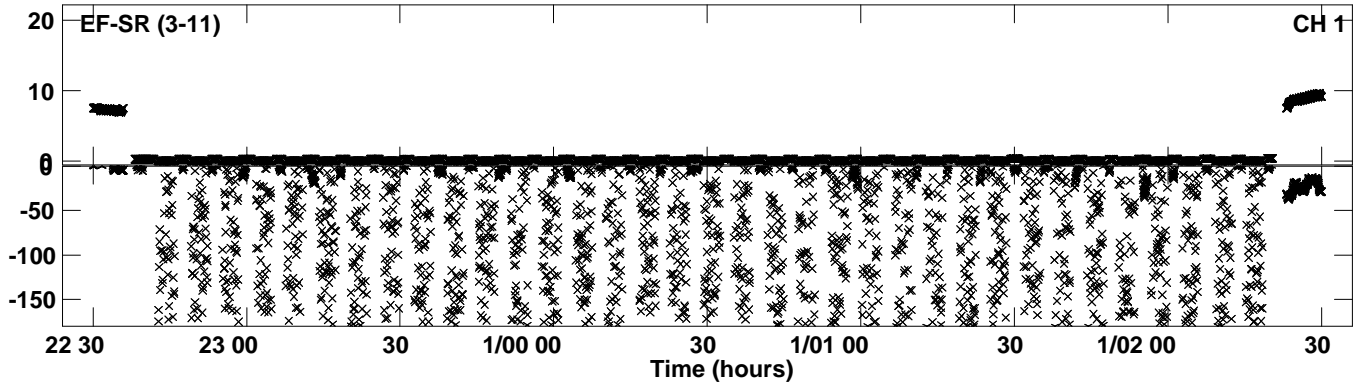
Plot file version 62 created 18-APR-2024 17:00:42  
Amplitude andPhase vs Time for EG126C.UVDATA.1 Vect aver. CL # 4  
IF 12 CHAN 1 - 64 STK RR



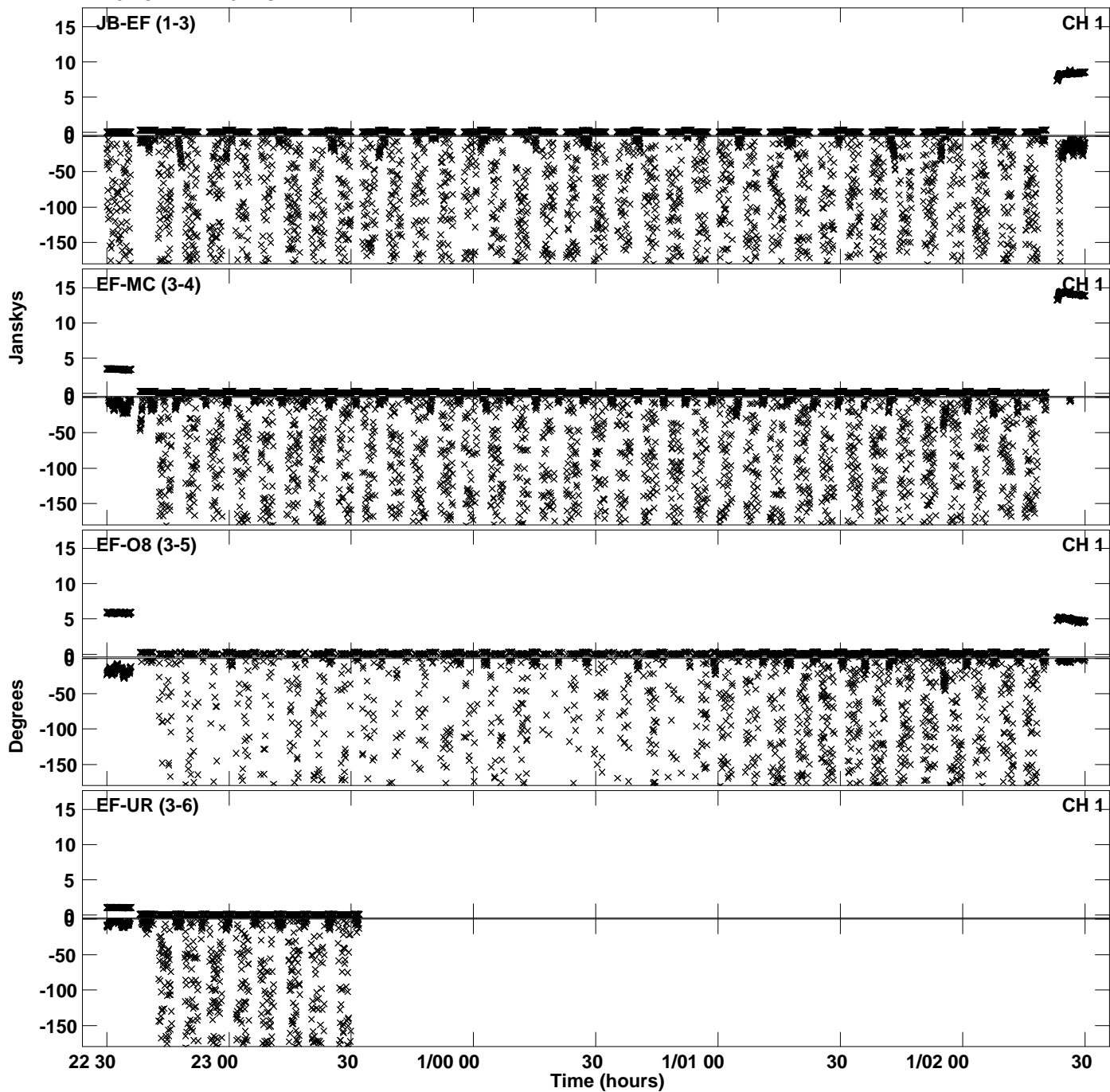
Plot file version 63 created 18-APR-2024 17:00:42  
Amplitude andPhase vs Time for EG126C.UVDATA.1 Vect aver. CL # 4  
IF 12 CHAN 1 - 64 STK RR




Plot file version 64 created 18-APR-2024 17:00:42  
Amplitude andPhase vs Time for EG126C.UVDATA.1 Vect aver. CL # 4  
IF 12 CHAN 1 - 64 STK RR



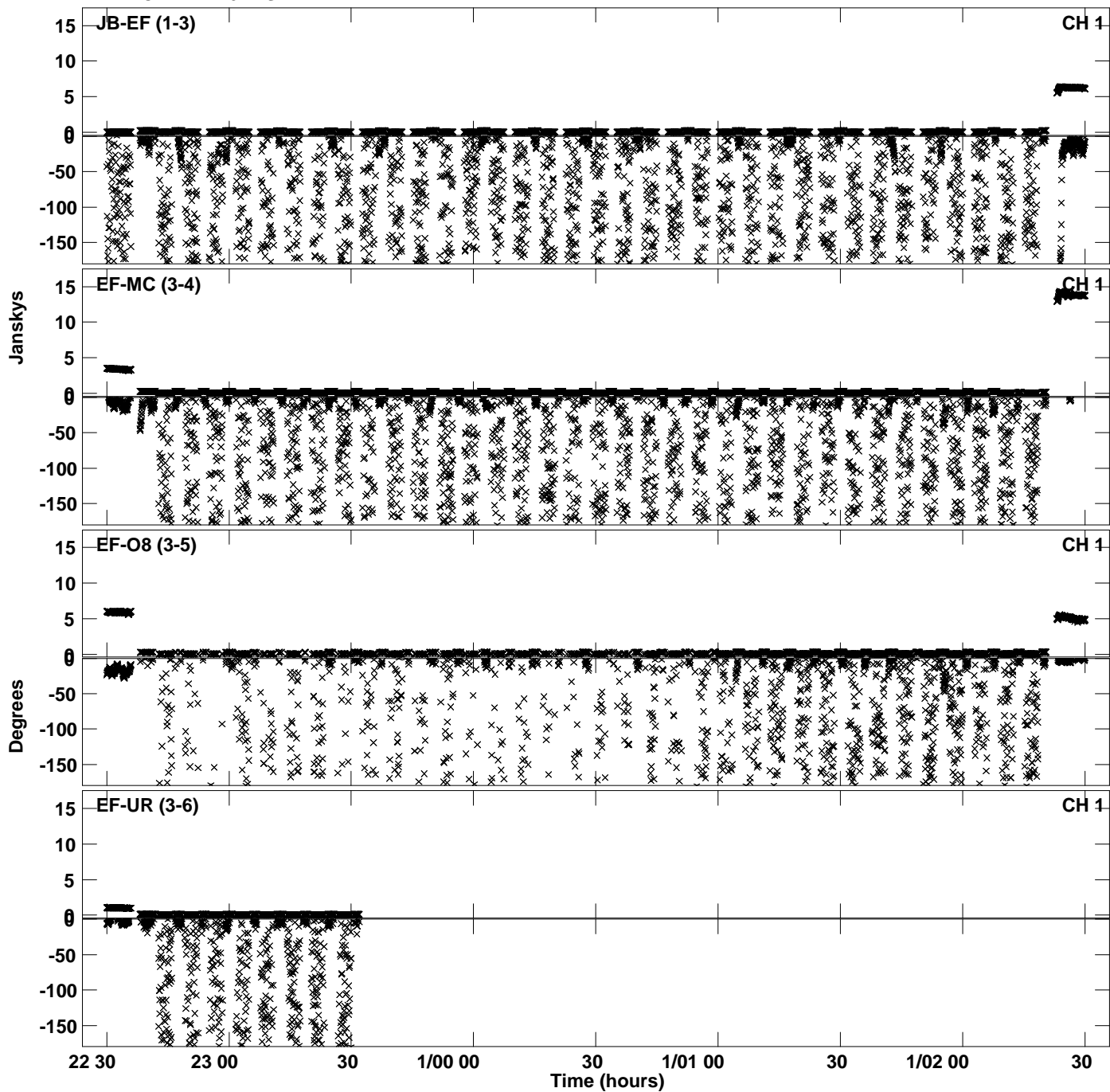
Plot file version 65 created 18-APR-2024 17:00:48  
Amplitude andPhase vs Time for EG126C.UVDATA.1 Vect aver. CL # 4  
IF 13 CHAN 1 - 64 STK RR




Plot file version 66 created 18-APR-2024 17:00:48  
Amplitude andPhase vs Time for EG126C.UVDATA.1 Vect aver. CL # 4  
IF 13 CHAN 1 - 64 STK RR



Plot file version 67 created 18-APR-2024 17:00:54  
Amplitude andPhase vs Time for EG126C.UVDATA.1 Vect aver. CL # 4  
IF 14 CHAN 1 - 64 STK RR




Plot file version 68 created 18-APR-2024 17:00:54  
Amplitude andPhase vs Time for EG126C.UVDATA.1 Vect aver. CL # 4  
IF 14 CHAN 1 - 64 STK RR






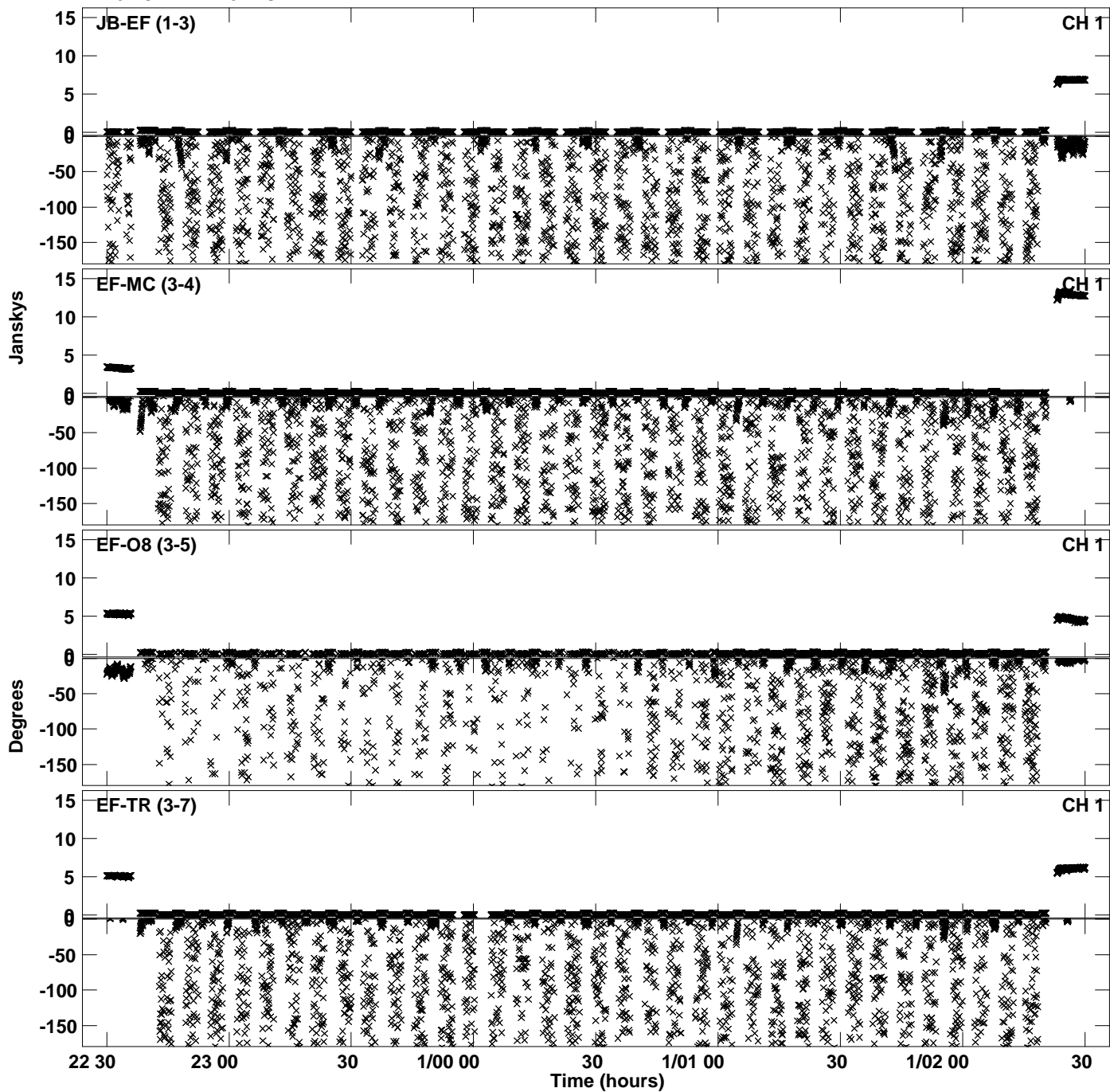
Plot file version 69 created 18-APR-2024 17:01:00  
Amplitude andPhase vs Time for EG126C.UVDATA.1 Vect aver. CL # 4  
IF 15 CHAN 1 - 64 STK RR



Plot file version 70 created 18-APR-2024 17:01:00  
Amplitude andPhase vs Time for EG126C.UVDATA.1 Vect aver. CL # 4  
IF 15 CHAN 1 - 64 STK RR



Plot file version 71 created 18-APR-2024 17:01:05  
Amplitude andPhase vs Time for EG126C.UVDATA.1 Vect aver. CL # 4  
IF 16 CHAN 1 - 64 STK RR



PLot file version 72 created 18-APR-2024 17:01:05  
Amplitude andPhase vs Time for EG126C.UVDATA.1 Vect aver. CL # 4  
IF 16 CHAN 1 - 64 STK RR

