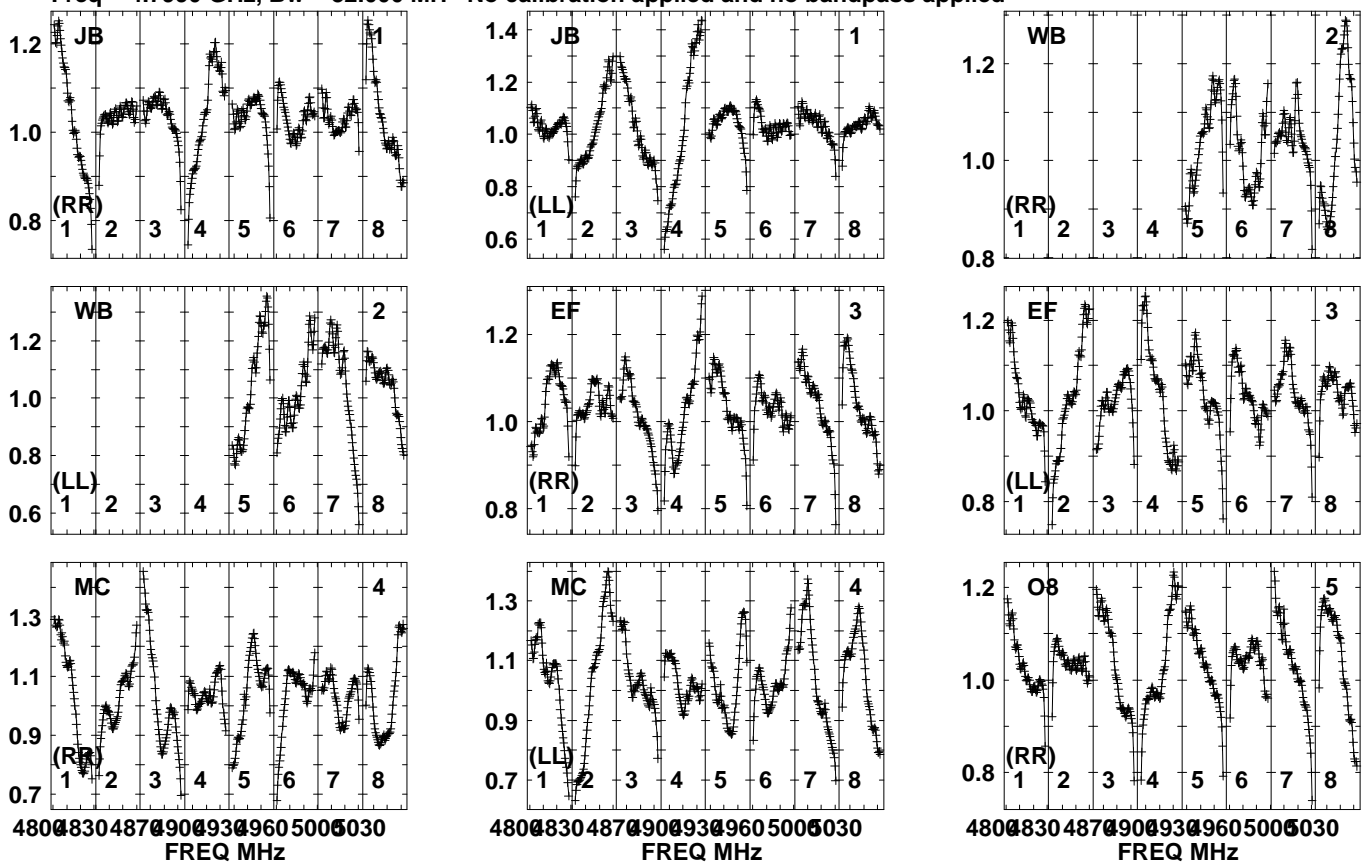


Plot file version 1 created 26-FEB-2024 13:11:58

J1602+2610 EG128B.MSORT.1

Freq = 4.7990 GHz, Bw = 32.000 MH No calibration applied and no bandpass applied

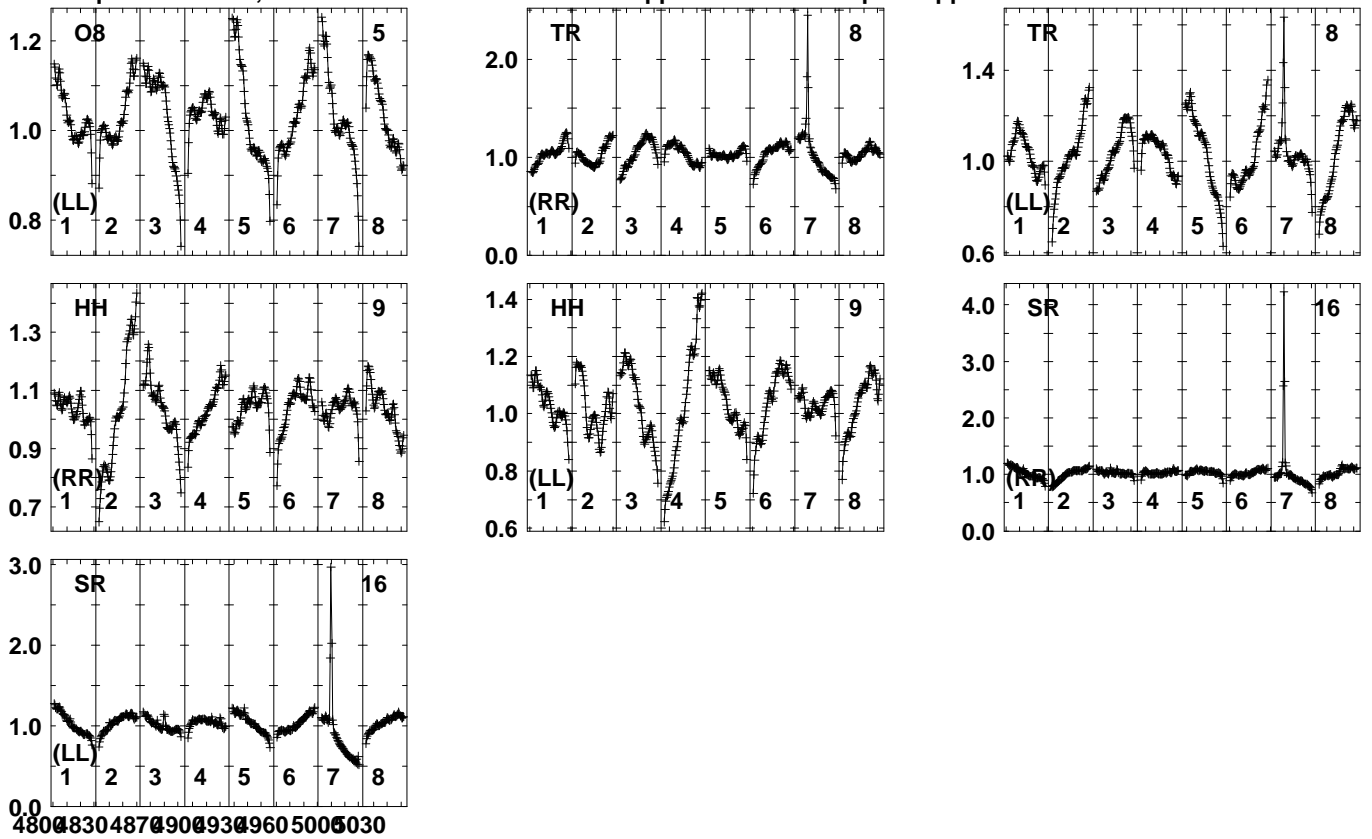


Lower frame: Real Jy
Auto-corr total-power spectrum Antenna: *
Timerange: 00/08:00:01 to 00/08:01:59

Plot file version 2 created 26-FEB-2024 13:11:59

J1602+2610 EG128B.MSORT.1

Freq = 4.7990 GHz, Bw = 32.000 MH No calibration applied and no bandpass applied

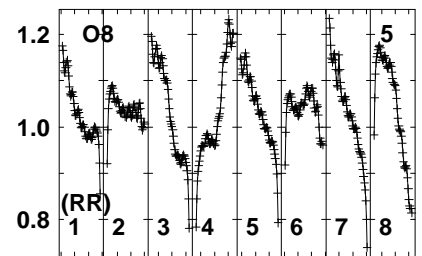
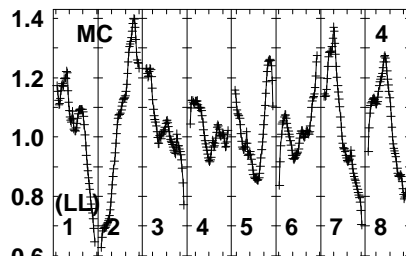
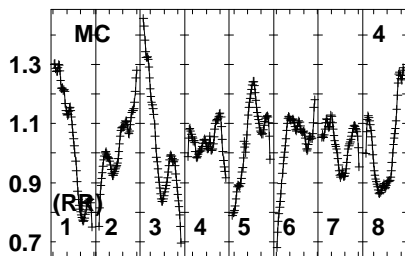
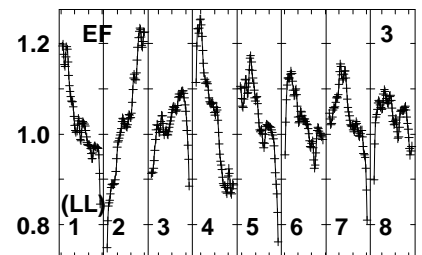
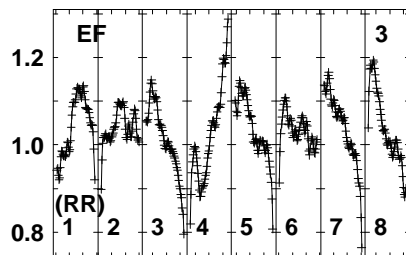
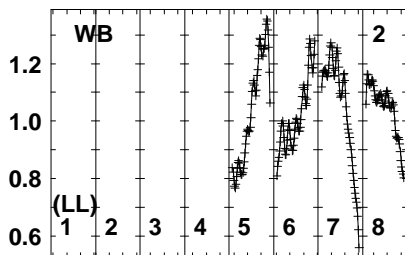
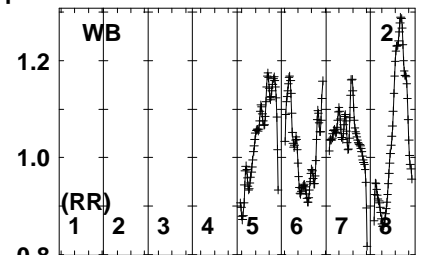
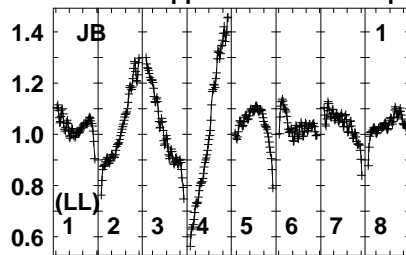
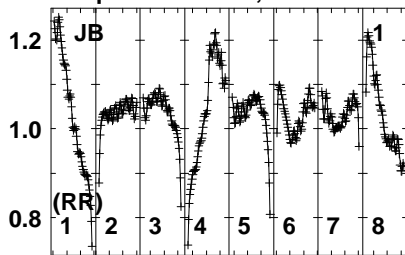


Lower frame: Real Jy
Auto-corr total-power spectrum Antenna: *
Timerange: 00/08:00:01 to 00/08:01:59

Plot file version 3 created 26-FEB-2024 13:11:59

TCRB EG128B.MSORT.1

Freq = 4.7990 GHz, Bw = 32.000 MH No calibration applied and no bandpass applied



480083048709009309605005030
FREQ MHz

480083048709009309605005030
FREQ MHz

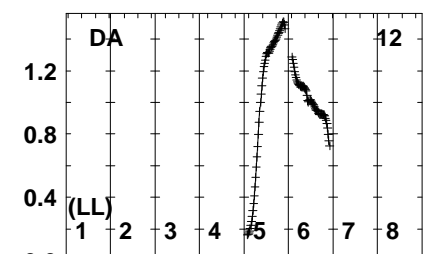
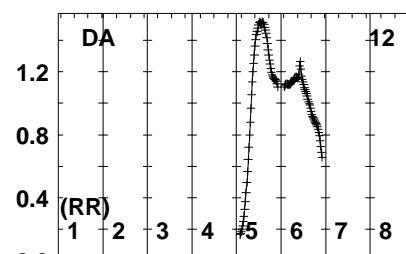
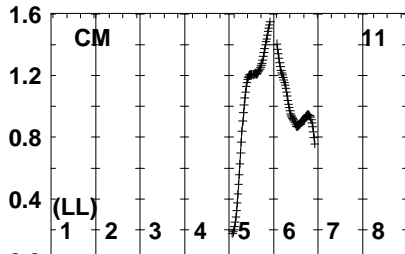
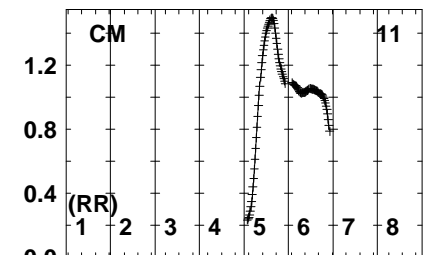
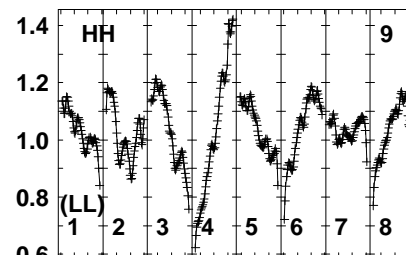
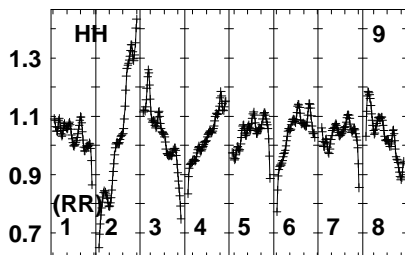
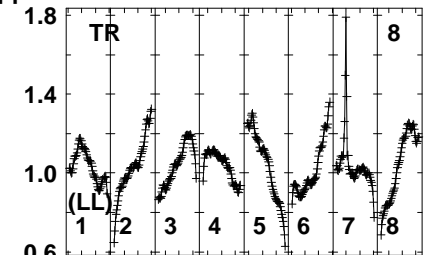
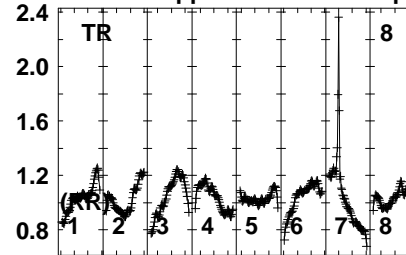
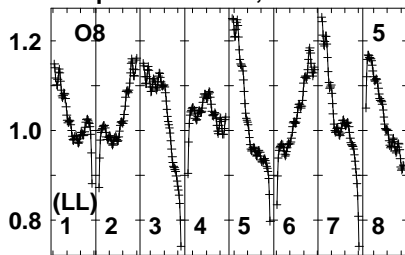
480083048709009309605005030
FREQ MHz

Lower frame: Real Jy
Auto-corr total-power spectrum Antenna: *
Timerange: 00/08:02:21 to 00/08:06:19

Plot file version 4 created 26-FEB-2024 13:11:59

TCRB EG128B.MSORT.1

Freq = 4.7990 GHz, Bw = 32.000 MH No calibration applied and no bandpass applied



480083048709009309605005030
FREQ MHz

480083048709009309605005030
FREQ MHz

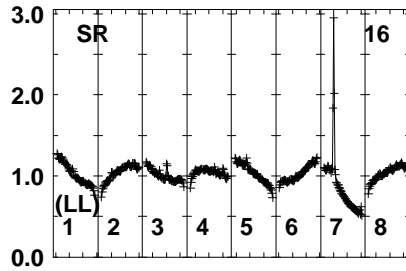
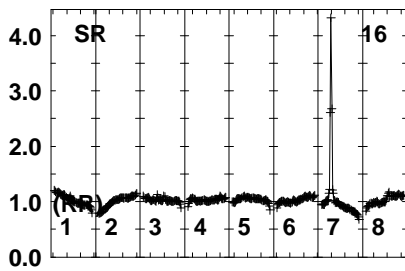
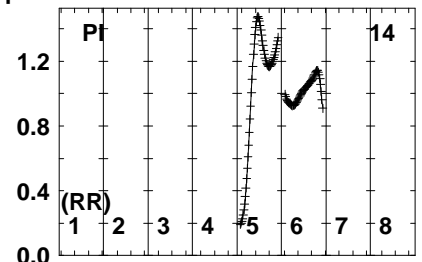
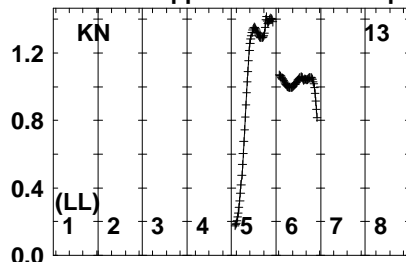
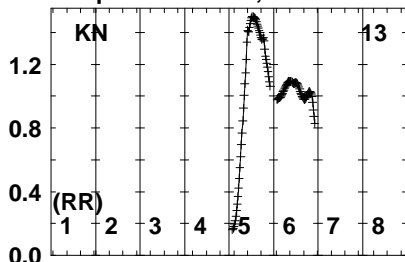
480083048709009309605005030
FREQ MHz

Lower frame: Real Jy
Auto-corr total-power spectrum Antenna: *
Timerange: 00/08:02:21 to 00/08:06:19

Plot file version 5 created 26-FEB-2024 13:11:59

TCRB EG128B.MSORT.1

Freq = 4.7990 GHz, Bw = 32.000 MH No calibration applied and no bandpass applied

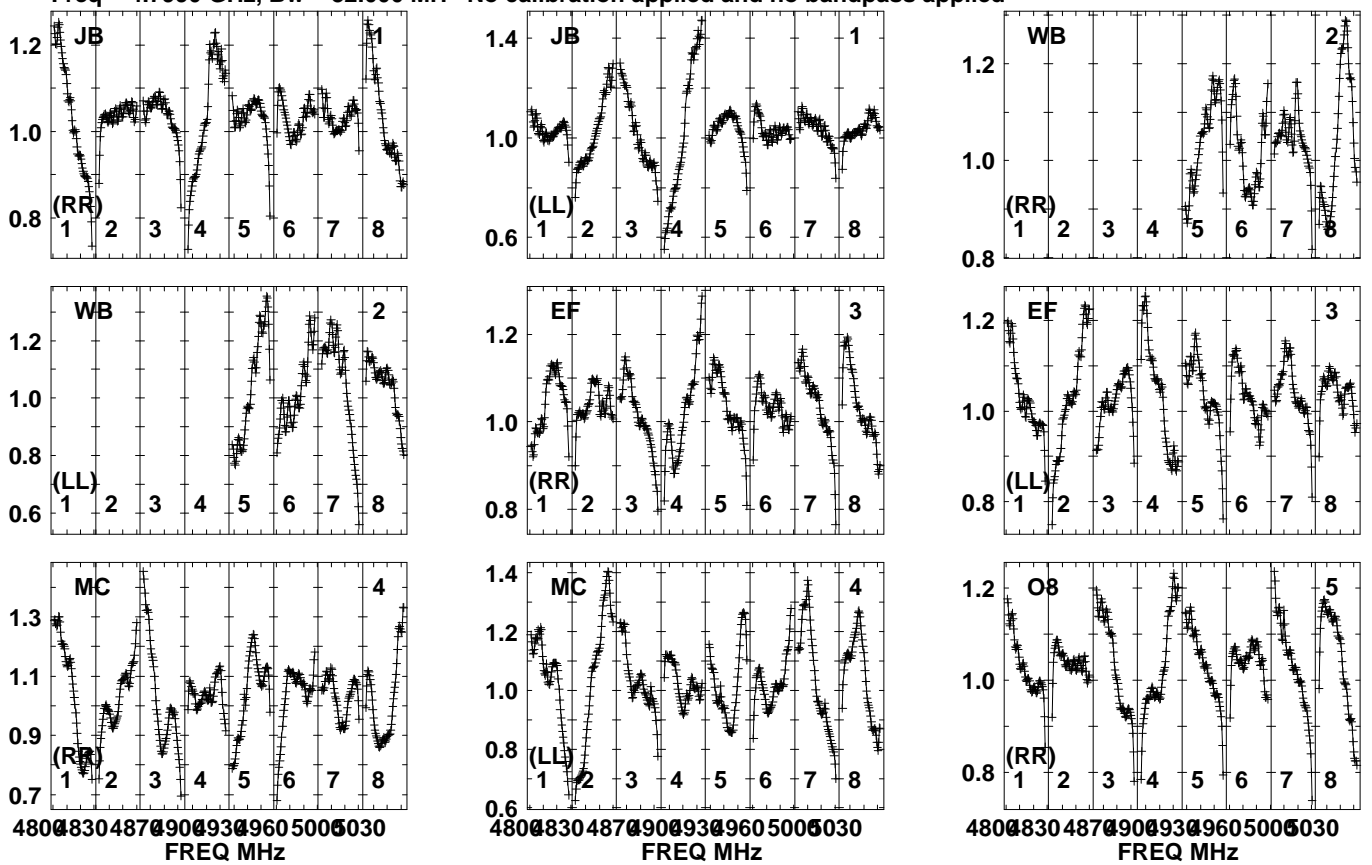


Lower frame: Real Jy
Auto-corr total-power spectrum Antenna: *
Timerange: 00/08:02:21 to 00/08:06:19

Plot file version 6 created 26-FEB-2024 13:12:00

J1602+2610 EG128B.MSORT.1

Freq = 4.7990 GHz, Bw = 32.000 MH No calibration applied and no bandpass applied

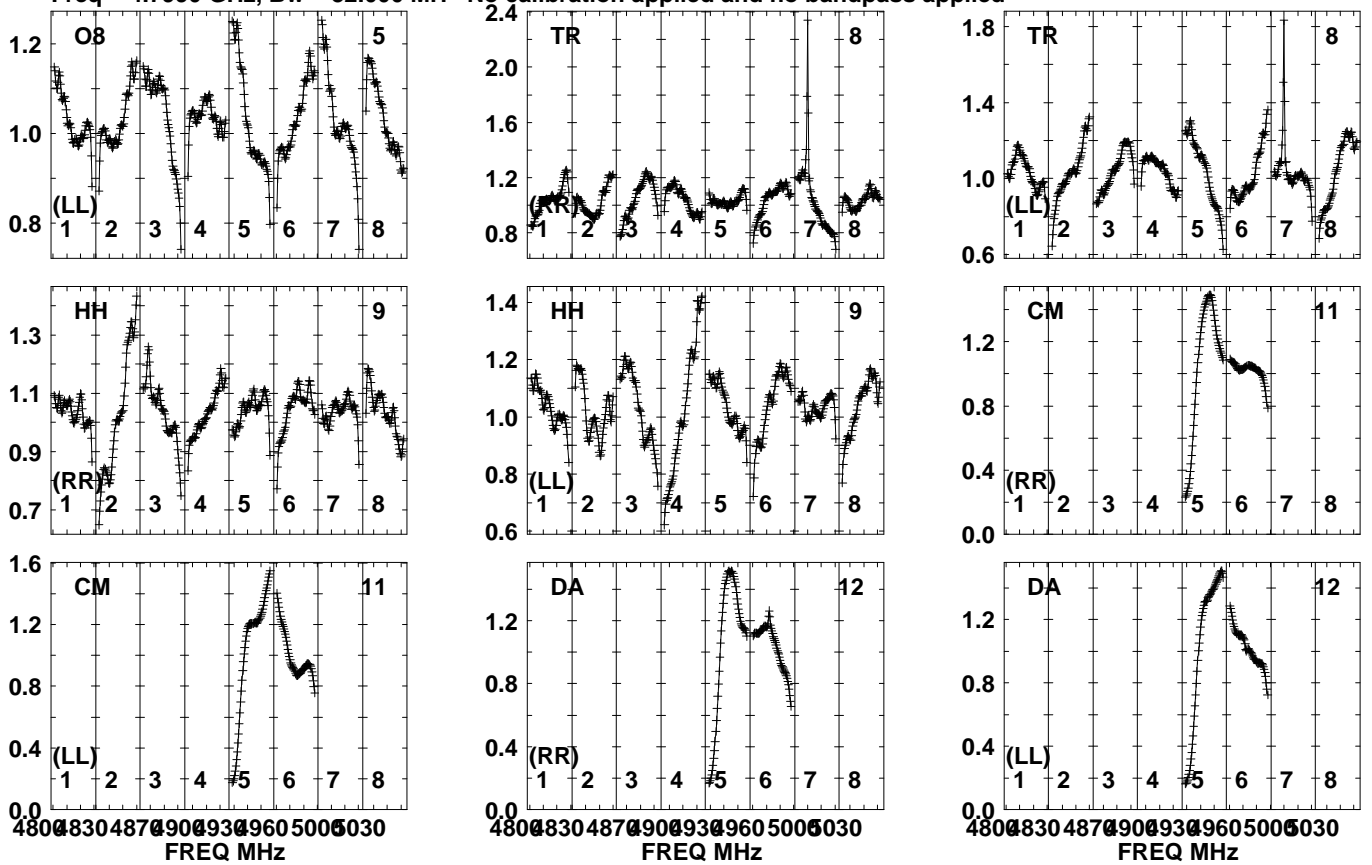


Lower frame: Real Jy
Auto-corr total-power spectrum Antenna: *
Timerange: 00/08:06:41 to 00/08:07:39

Plot file version 7 created 26-FEB-2024 13:12:00

J1602+2610 EG128B.MSORT.1

Freq = 4.7990 GHz, Bw = 32.000 MH No calibration applied and no bandpass applied

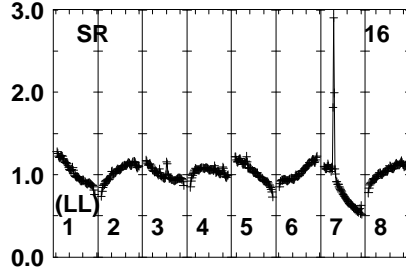
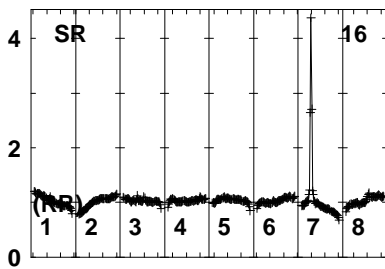
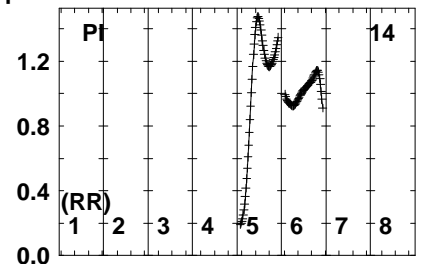
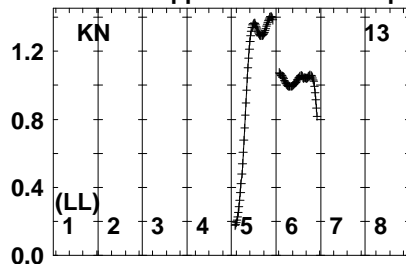
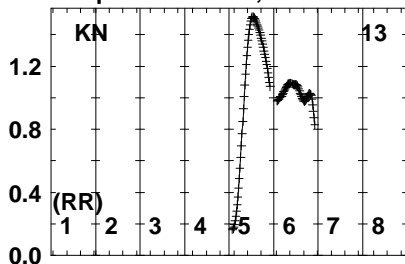


Lower frame: Real Jy
Auto-corr total-power spectrum Antenna: *
Timerange: 00/08:06:41 to 00/08:07:39

Plot file version 8 created 26-FEB-2024 13:12:00

J1602+2610 EG128B.MSORT.1

Freq = 4.7990 GHz, Bw = 32.000 MH No calibration applied and no bandpass applied

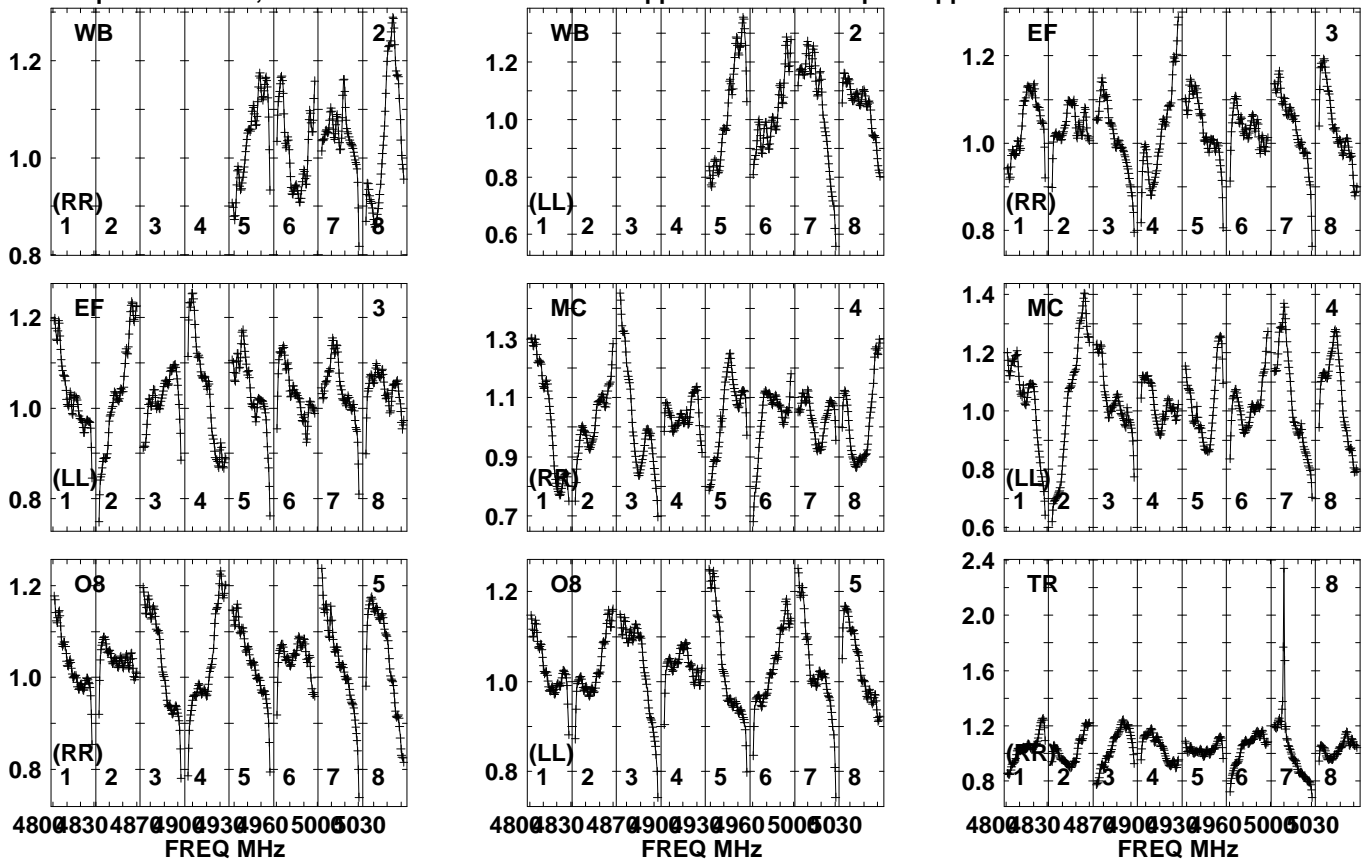


Lower frame: Real Jy
Auto-corr total-power spectrum Antenna: *
Timerange: 00/08:06:41 to 00/08:07:39

Plot file version 9 created 26-FEB-2024 13:12:00

J1559+2556 EG128B.MSORT.1

Freq = 4.7990 GHz, Bw = 32.000 MH No calibration applied and no bandpass applied

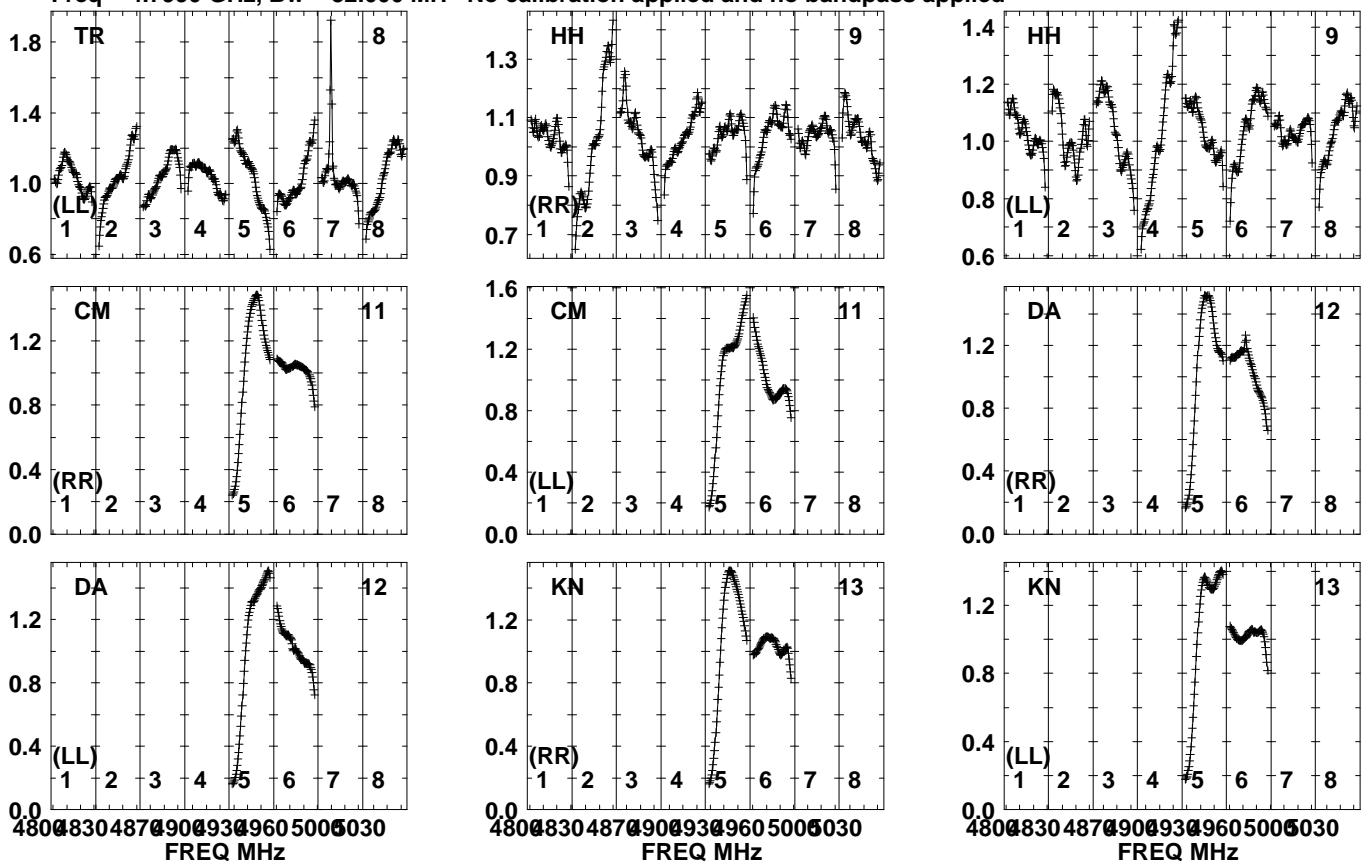


Lower frame: Real Jy
Auto-corr total-power spectrum Antenna: *
Timerange: 00/08:08:01 to 00/08:09:39

Plot file version 10 created 26-FEB-2024 13:12:00

J1559+2556 EG128B.MSORT.1

Freq = 4.7990 GHz, Bw = 32.000 MH No calibration applied and no bandpass applied

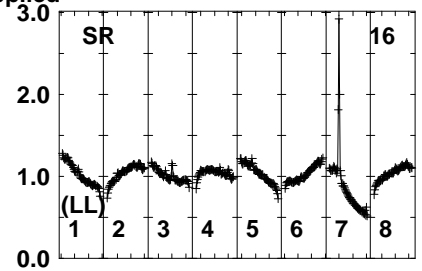

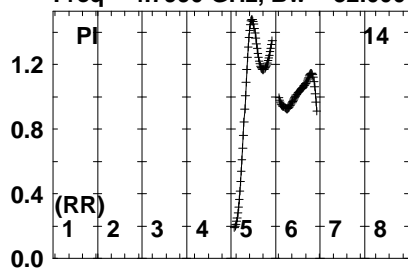


Lower frame: Real Jy
Auto-corr total-power spectrum Antenna: *
Timerange: 00/08:08:01 to 00/08:09:39

Plot file version 11 created 26-FEB-2024 13:12:00

J1559+2556 EG128B.MSORT.1

Freq = 4.7990 GHz, Bw = 32.000 MH No calibration applied and no bandpass applied

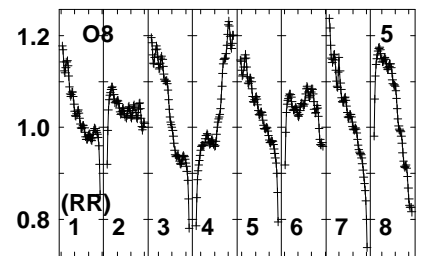
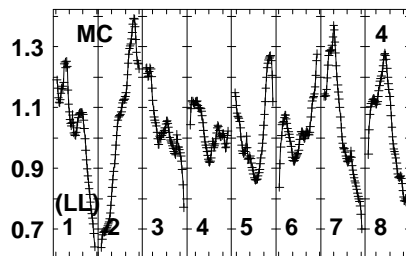
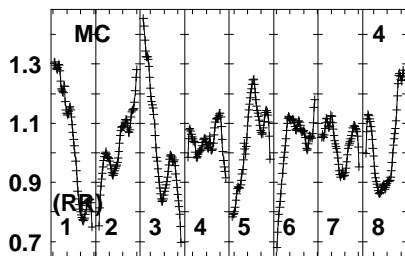
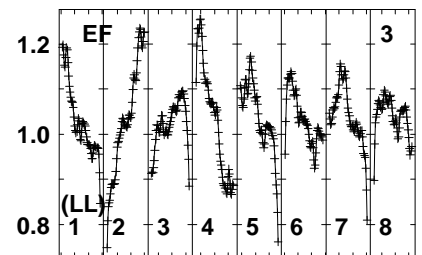
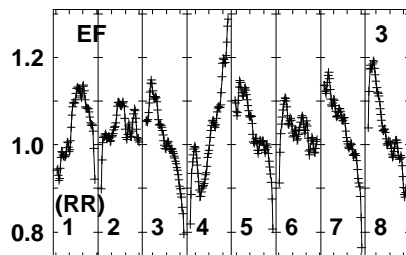
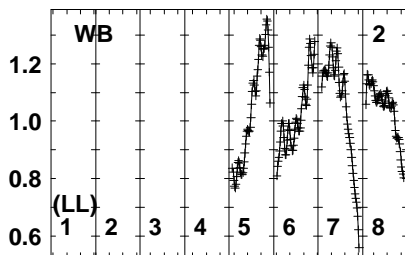
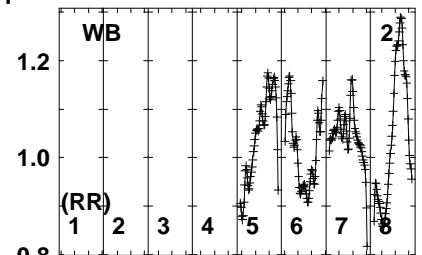
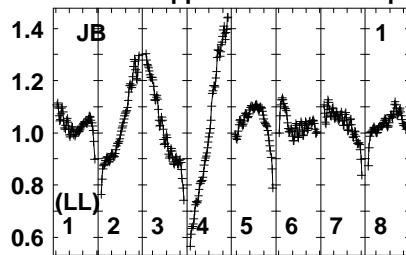
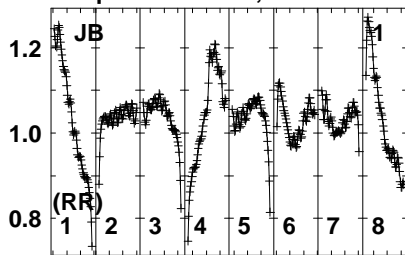


Lower frame: Real Jy
Auto-corr total-power spectrum Antenna: *
Timerange: 00/08:08:01 to 00/08:09:39

Plot file version 12 created 26-FEB-2024 13:12:00

J1602+2610 EG128B.MSORT.1

Freq = 4.7990 GHz, Bw = 32.000 MH No calibration applied and no bandpass applied



480083048709009309605005030
FREQ MHz

480083048709009309605005030
FREQ MHz

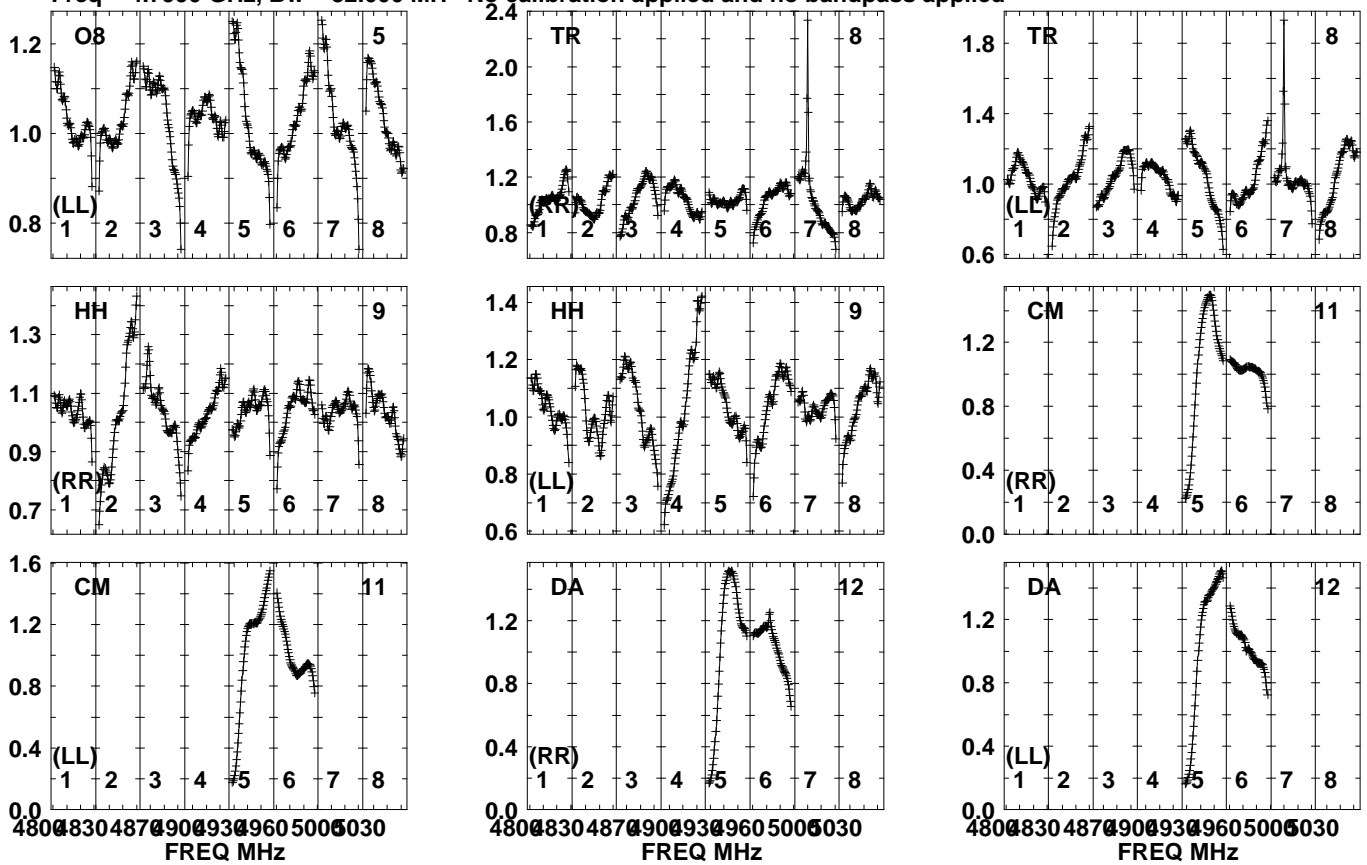
480083048709009309605005030
FREQ MHz

Lower frame: Real Jy
Auto-corr total-power spectrum Antenna: *
Timerange: 00/08:10:01 to 00/08:10:59

Plot file version 13 created 26-FEB-2024 13:12:00

J1602+2610 EG128B.MSORT.1

Freq = 4.7990 GHz, Bw = 32.000 MH No calibration applied and no bandpass applied

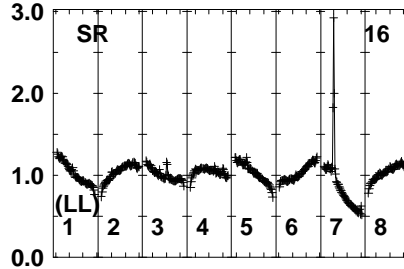
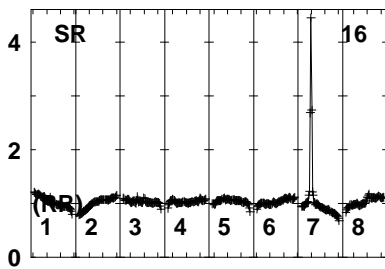
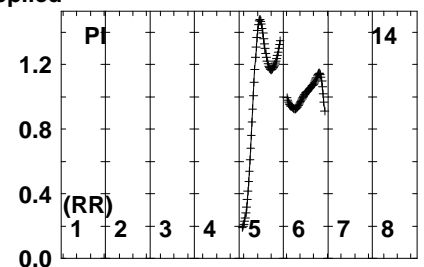
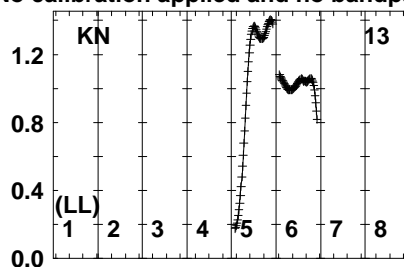
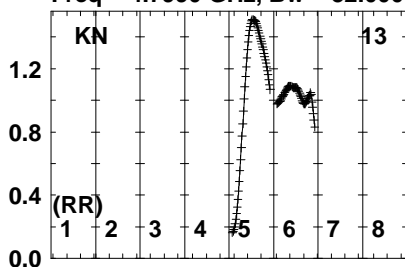


Lower frame: Real Jy
Auto-corr total-power spectrum Antenna: *
Timerange: 00/08:10:01 to 00/08:10:59

Plot file version 14 created 26-FEB-2024 13:12:01

J1602+2610 EG128B.MSORT.1

Freq = 4.7990 GHz, Bw = 32.000 MH No calibration applied and no bandpass applied

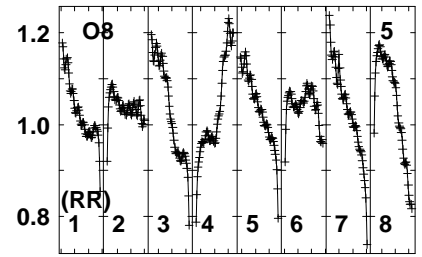
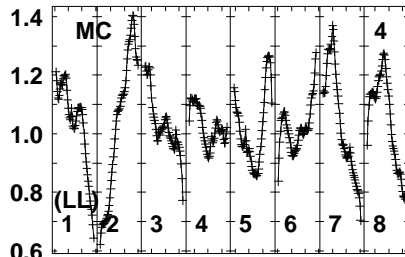
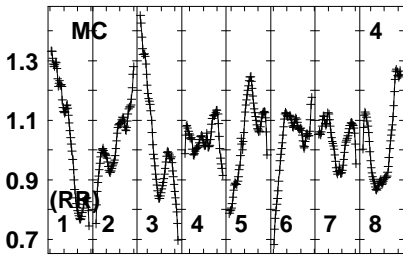
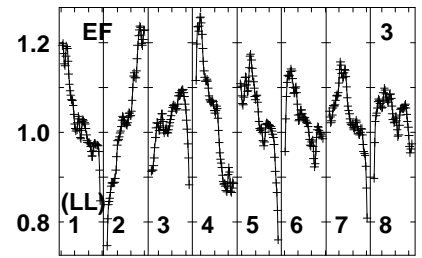
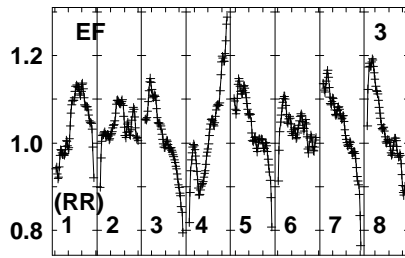
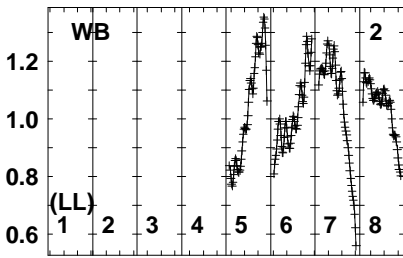
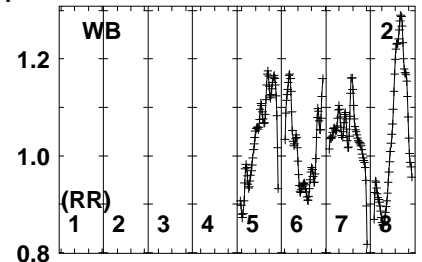
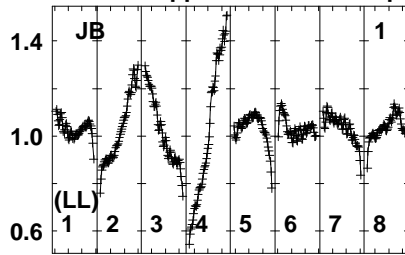
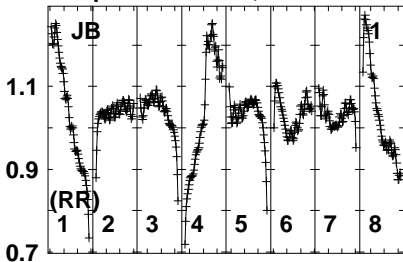


Lower frame: Real Jy
Auto-corr total-power spectrum Antenna: *
Timerange: 00/08:10:01 to 00/08:10:59

Plot file version 15 created 26-FEB-2024 13:12:01

TCRB EG128B.MSORT.1

Freq = 4.7990 GHz, Bw = 32.000 MH No calibration applied and no bandpass applied



480083048709009309605005030
FREQ MHz

480083048709009309605005030
FREQ MHz

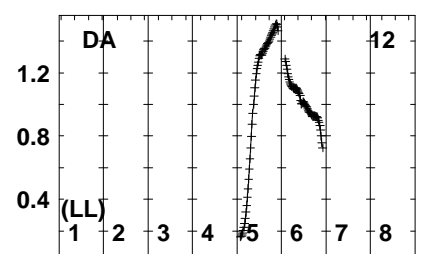
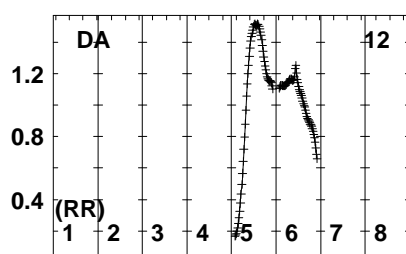
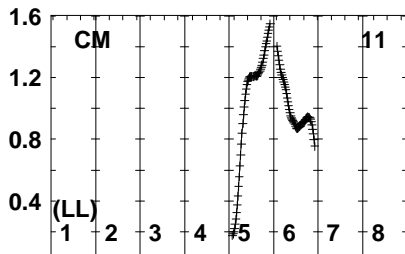
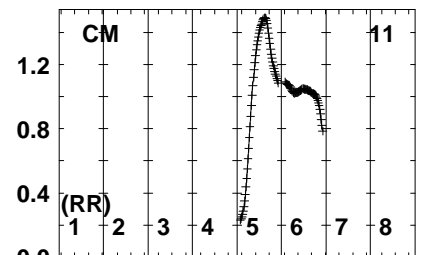
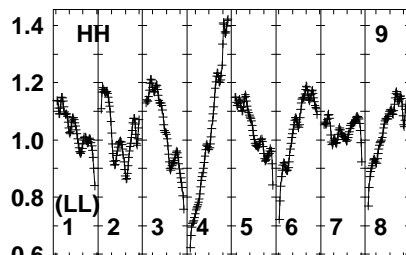
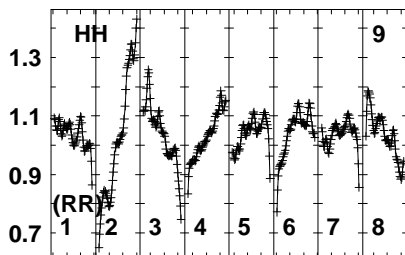
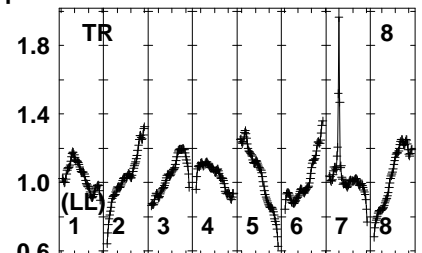
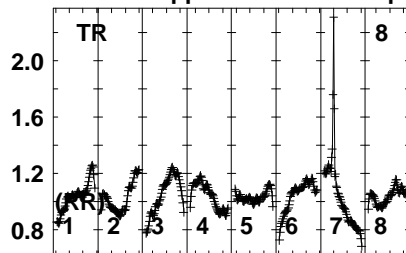
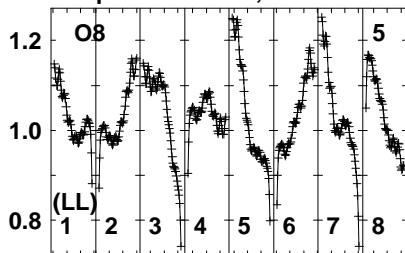
480083048709009309605005030
FREQ MHz

Lower frame: Real Jy
Auto-corr total-power spectrum Antenna: *
Timerange: 00/08:11:21 to 00/08:15:19

Plot file version 16 created 26-FEB-2024 13:12:01

TCRB EG128B.MSORT.1

Freq = 4.7990 GHz, Bw = 32.000 MH No calibration applied and no bandpass applied



4800 4830 4870 4900 4930 4960 5000 5030
FREQ MHz

4800 4830 4870 4900 4930 4960 5000 5030
FREQ MHz

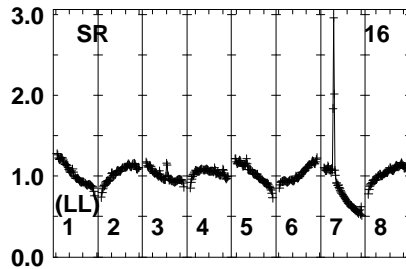
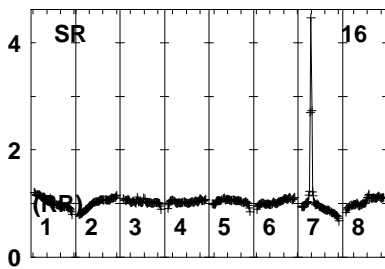
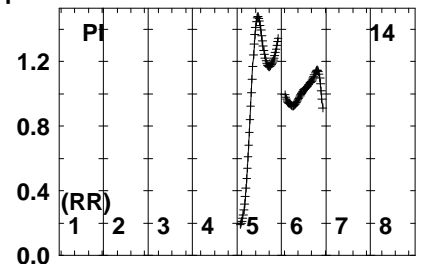
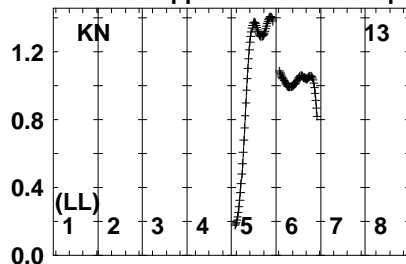
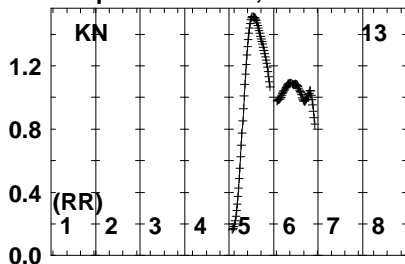
4800 4830 4870 4900 4930 4960 5000 5030
FREQ MHz

Lower frame: Real Jy
Auto-corr total-power spectrum Antenna: *
Timerange: 00/08:11:21 to 00/08:15:19

Plot file version 17 created 26-FEB-2024 13:12:01

TCRB EG128B.MSORT.1

Freq = 4.7990 GHz, Bw = 32.000 MH No calibration applied and no bandpass applied

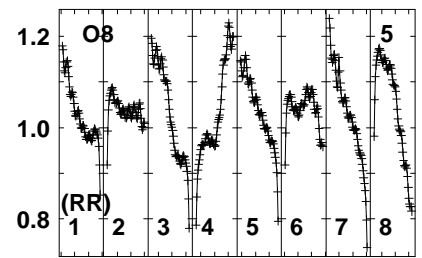
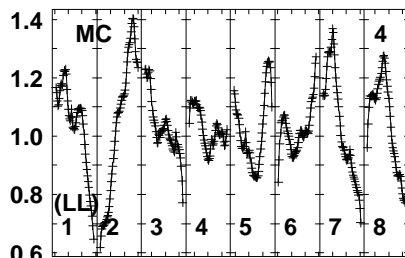
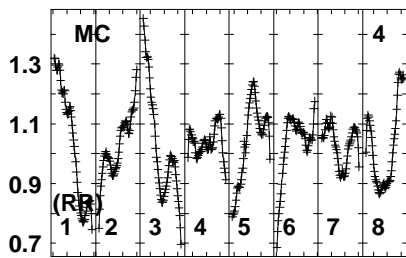
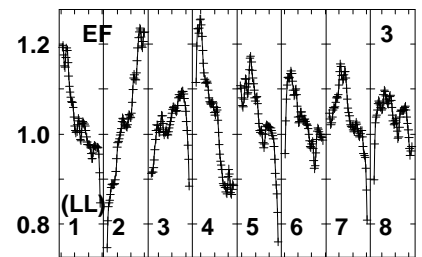
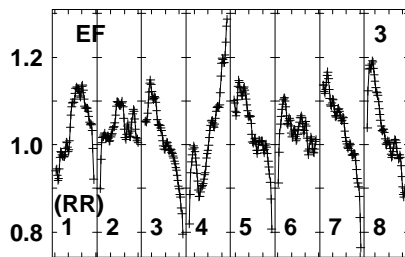
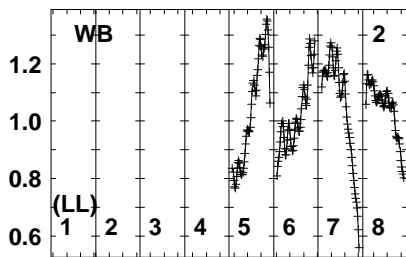
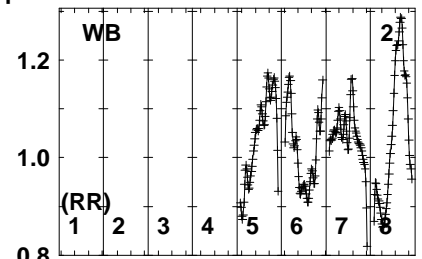
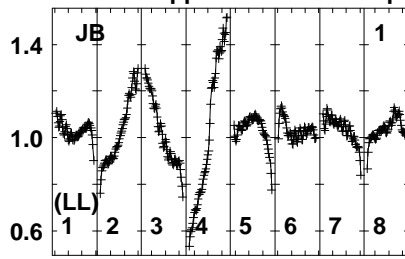
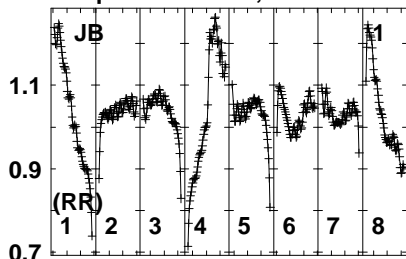


Lower frame: Real Jy
Auto-corr total-power spectrum Antenna: *
Timerange: 00/08:11:21 to 00/08:15:19

Plot file version 18 created 26-FEB-2024 13:12:01

J1602+2610 EG128B.MSORT.1

Freq = 4.7990 GHz, Bw = 32.000 MH No calibration applied and no bandpass applied



480083048709009309605005030
FREQ MHz

480083048709009309605005030
FREQ MHz

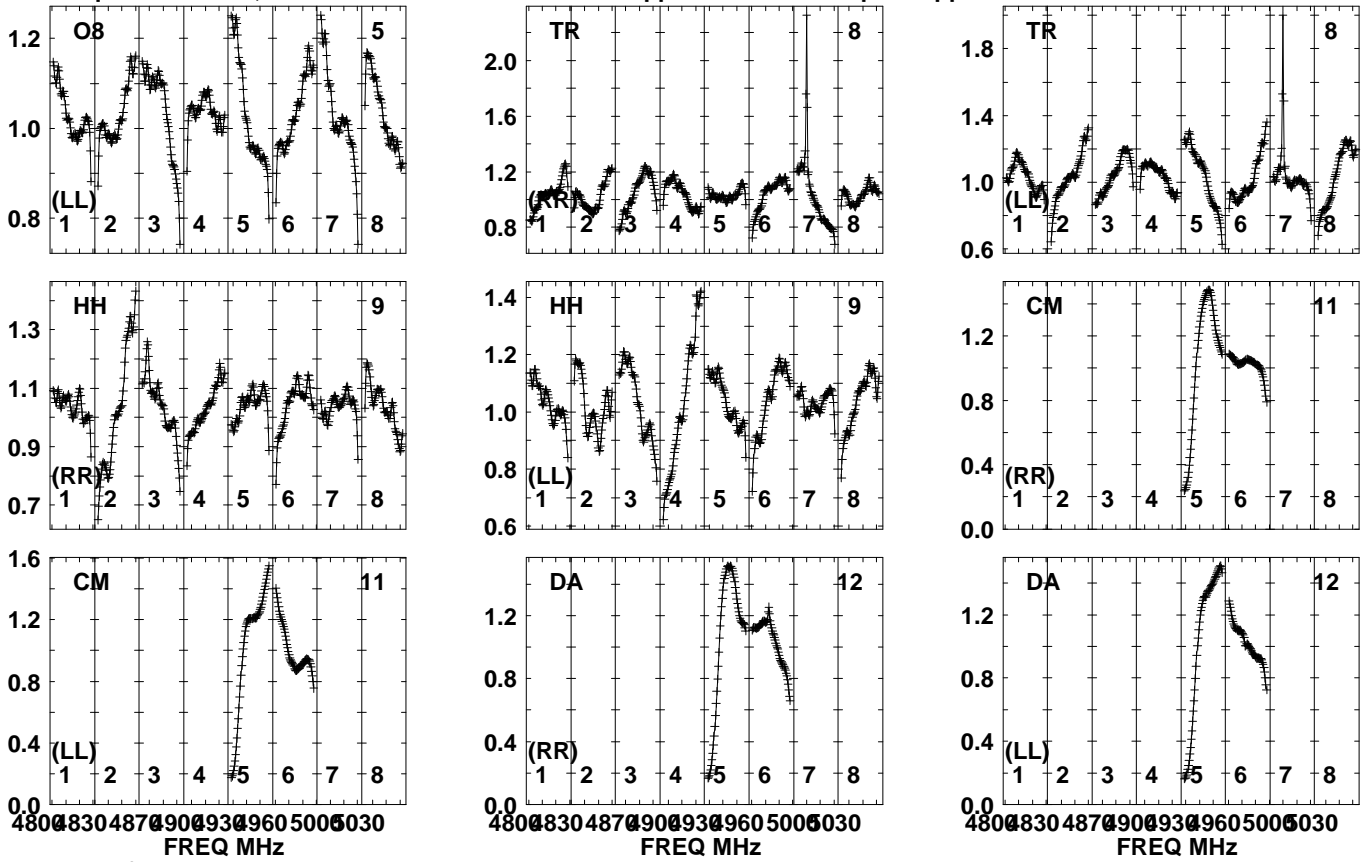
480083048709009309605005030
FREQ MHz

Lower frame: Real Jy
Auto-corr total-power spectrum Antenna: *
Timerange: 00/08:15:41 to 00/08:16:39

Plot file version 19 created 26-FEB-2024 13:12:01

J1602+2610 EG128B.MSORT.1

Freq = 4.7990 GHz, Bw = 32.000 MH No calibration applied and no bandpass applied

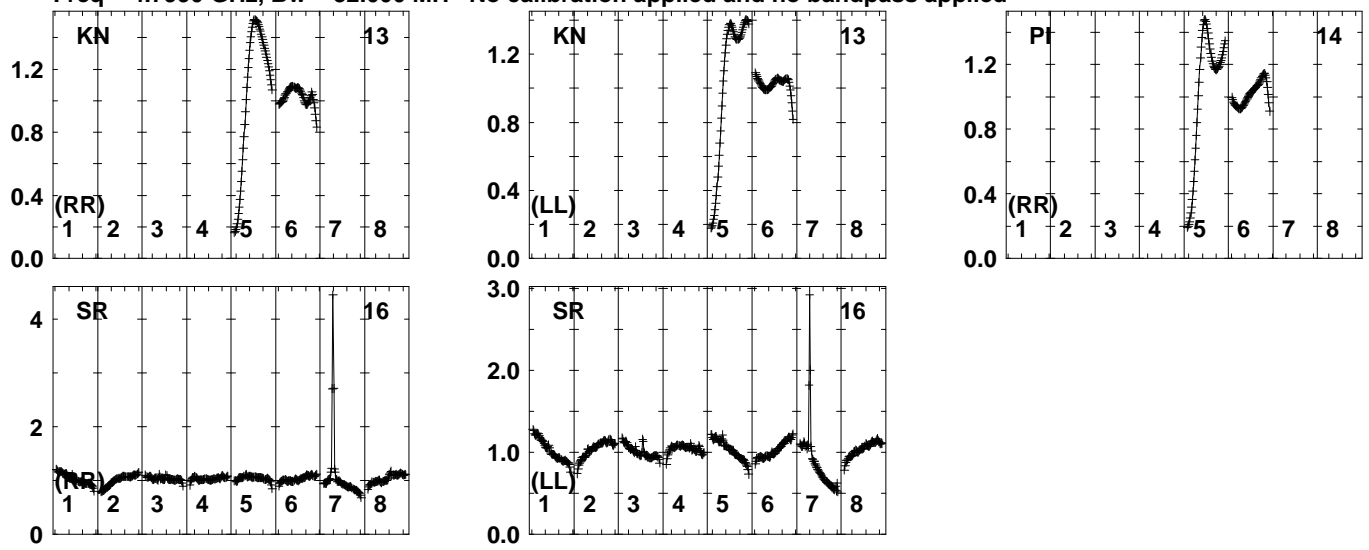


Lower frame: Real Jy
Auto-corr total-power spectrum Antenna: *
Timerange: 00/08:15:41 to 00/08:16:39

Plot file version 20 created 26-FEB-2024 13:12:02

J1602+2610 EG128B.MSORT.1

Freq = 4.7990 GHz, Bw = 32.000 MH No calibration applied and no bandpass applied

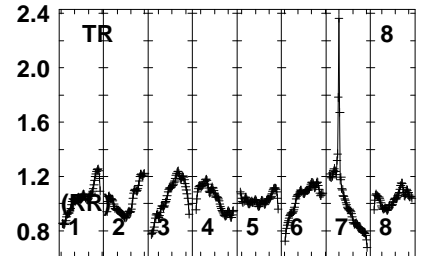
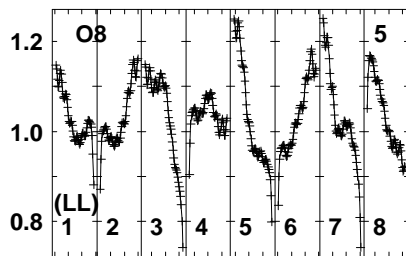
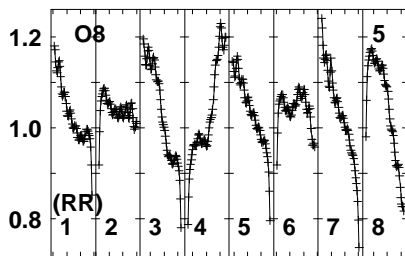
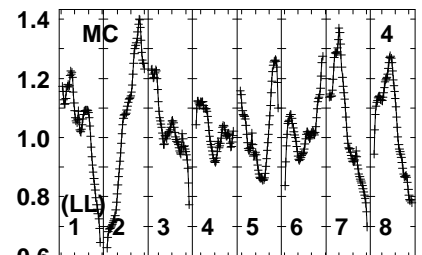
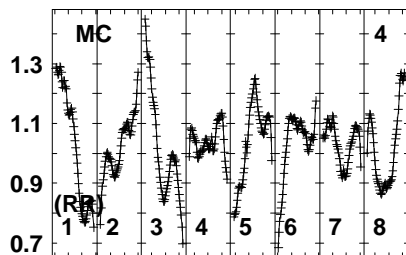
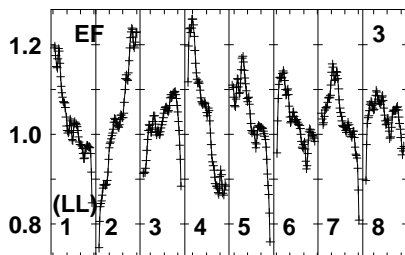
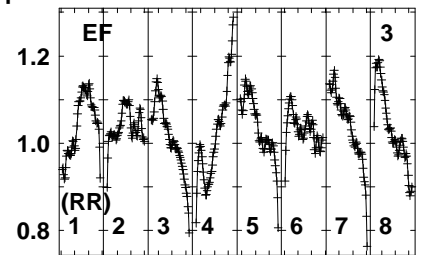
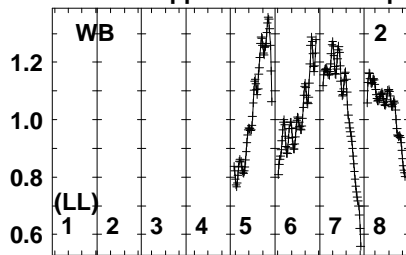
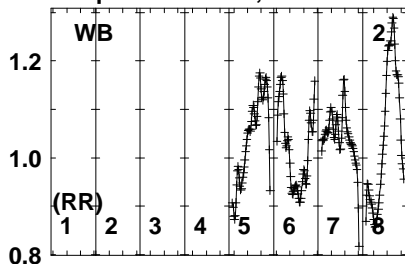


Lower frame: Real Jy
Auto-corr total-power spectrum Antenna: *
Timerange: 00/08:15:41 to 00/08:16:39

Plot file version 21 created 26-FEB-2024 13:12:02

TCRB EG128B.MSORT.1

Freq = 4.7990 GHz, Bw = 32.000 MH No calibration applied and no bandpass applied



480083048709009309605005030
FREQ MHz

480083048709009309605005030
FREQ MHz

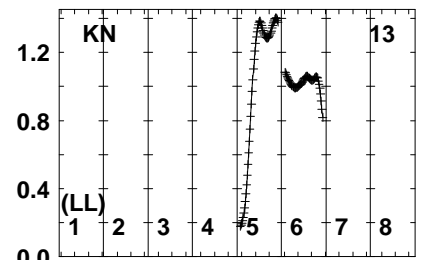
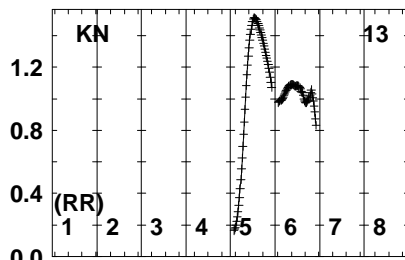
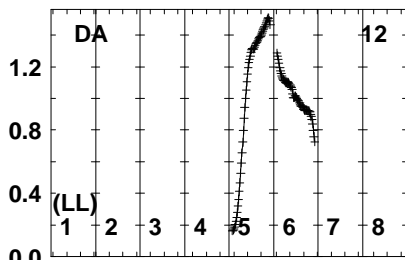
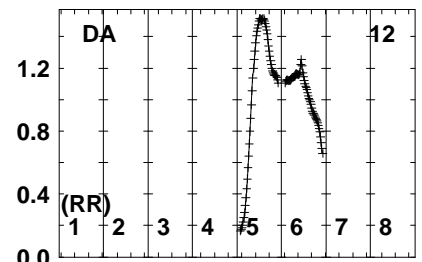
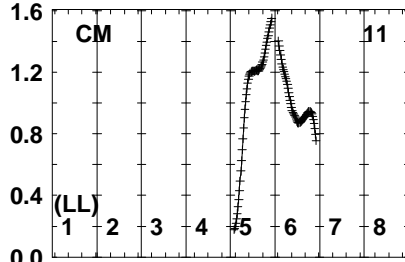
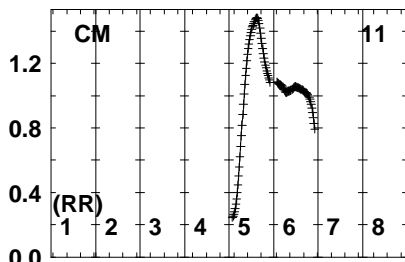
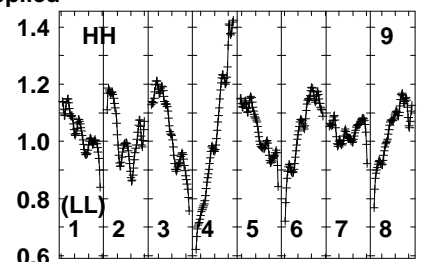
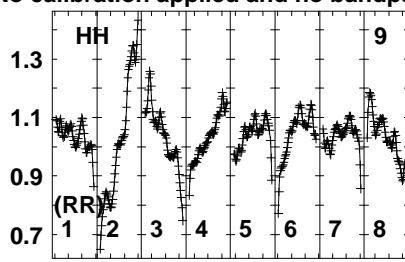
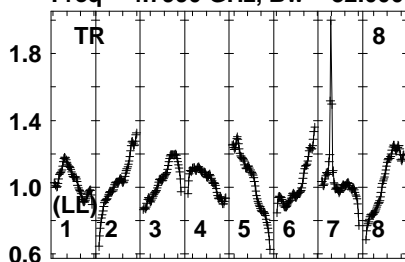
480083048709009309605005030
FREQ MHz

Lower frame: Real Jy
Antenna: *
Timerange: 00/08:17:01 to 00/08:20:39

Plot file version 22 created 26-FEB-2024 13:12:02

TCRB EG128B.MSORT.1

Freq = 4.7990 GHz, Bw = 32.000 MH No calibration applied and no bandpass applied



480083048709009309605005030
FREQ MHz

480083048709009309605005030
FREQ MHz

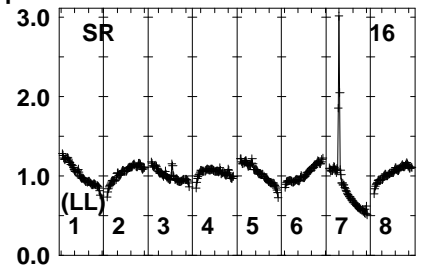
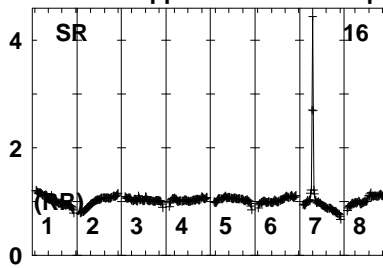
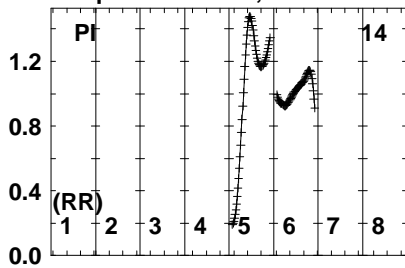
480083048709009309605005030
FREQ MHz

Lower frame: Real Jy
Auto-corr total-power spectrum Antenna: *
Timerange: 00/08:17:01 to 00/08:20:39

Plot file version 23 created 26-FEB-2024 13:12:02

TCRB EG128B.MSORT.1

Freq = 4.7990 GHz, Bw = 32.000 MH No calibration applied and no bandpass applied

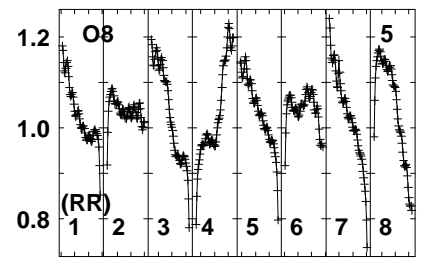
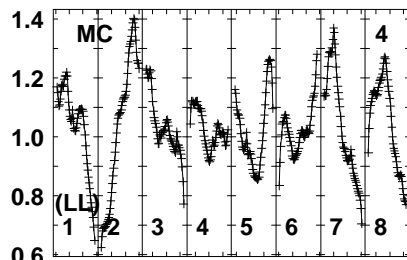
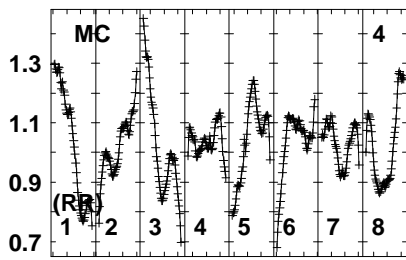
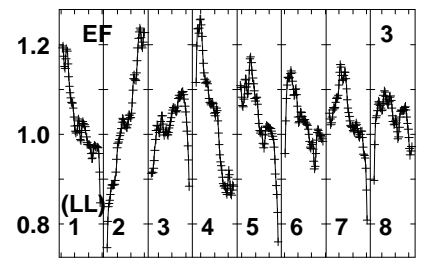
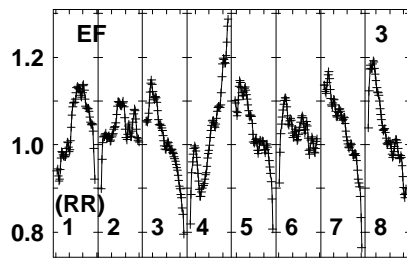
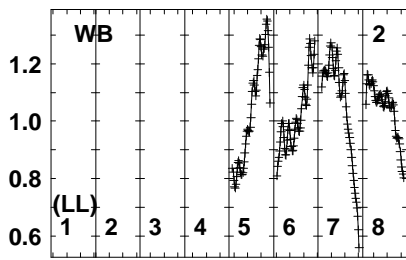
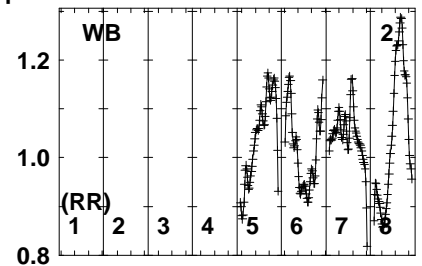
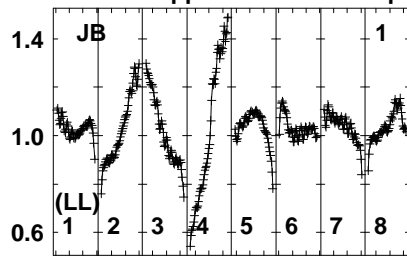
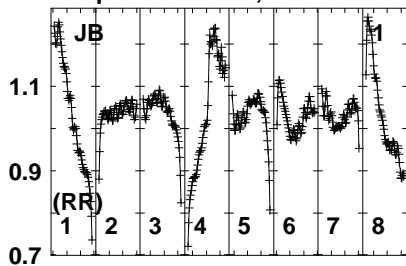


Lower frame: Real Jy
Auto-corr total-power spectrum Antenna: *
Timerange: 00/08:17:01 to 00/08:20:39

Plot file version 24 created 26-FEB-2024 13:12:02

J1602+2610 EG128B.MSORT.1

Freq = 4.7990 GHz, Bw = 32.000 MH No calibration applied and no bandpass applied



480083048709009309605005030
FREQ MHz

480083048709009309605005030
FREQ MHz

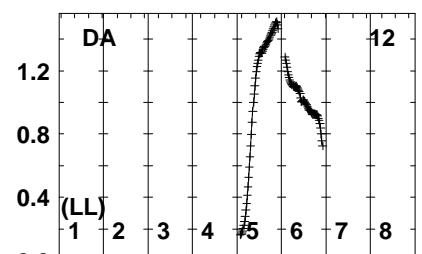
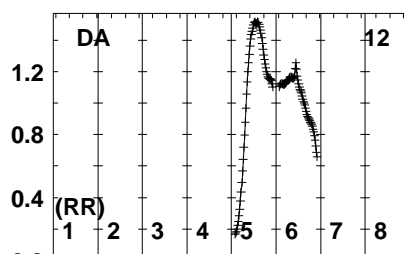
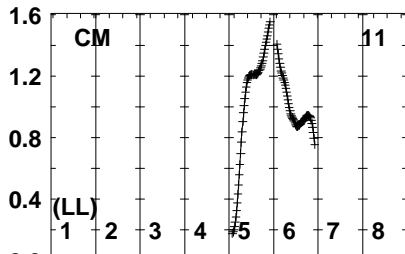
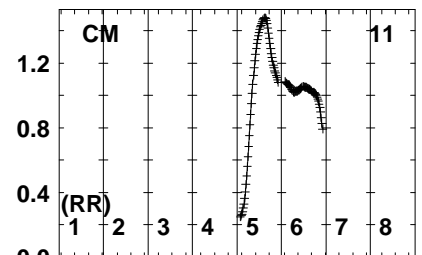
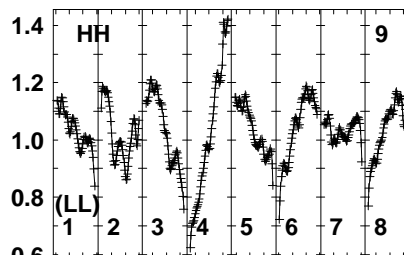
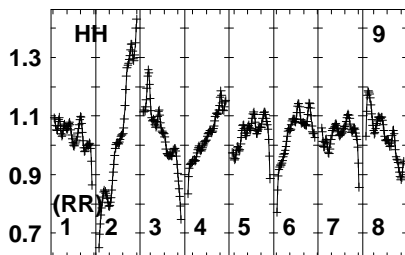
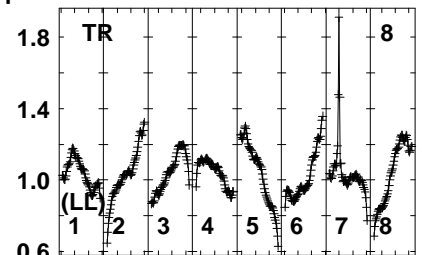
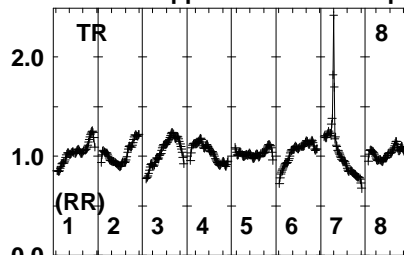
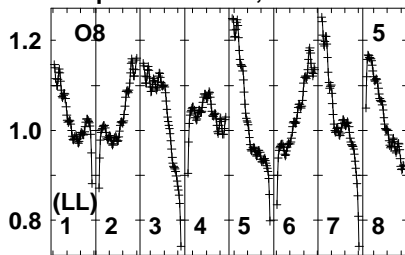
480083048709009309605005030
FREQ MHz

Lower frame: Real Jy
Auto-corr total-power spectrum Antenna: *
Timerange: 00/08:21:01 to 00/08:21:59

Plot file version 25 created 26-FEB-2024 13:12:02

J1602+2610 EG128B.MSORT.1

Freq = 4.7990 GHz, Bw = 32.000 MH No calibration applied and no bandpass applied



480083048709009309605005030
FREQ MHz

480083048709009309605005030
FREQ MHz

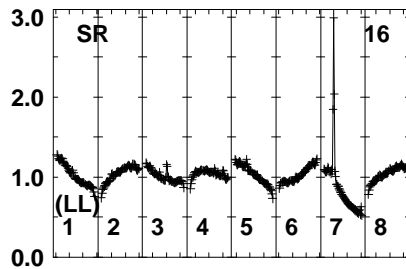
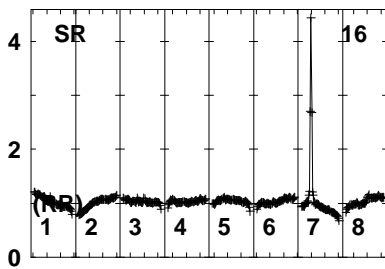
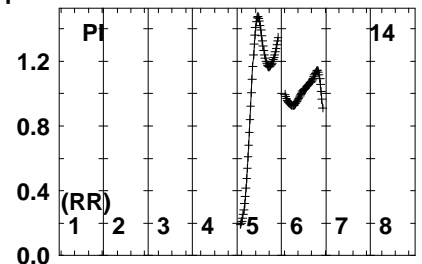
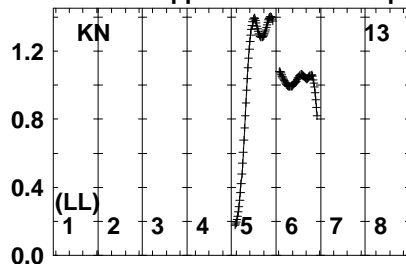
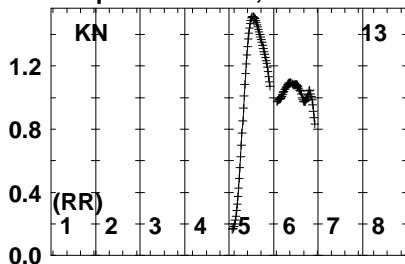
480083048709009309605005030
FREQ MHz

Lower frame: Real Jy
Auto-corr total-power spectrum Antenna: *
Timerange: 00/08:21:01 to 00/08:21:59

Plot file version 26 created 26-FEB-2024 13:12:03

J1602+2610 EG128B.MSORT.1

Freq = 4.7990 GHz, Bw = 32.000 MH No calibration applied and no bandpass applied

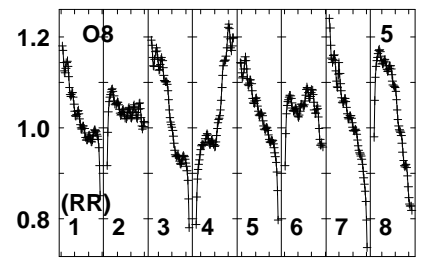
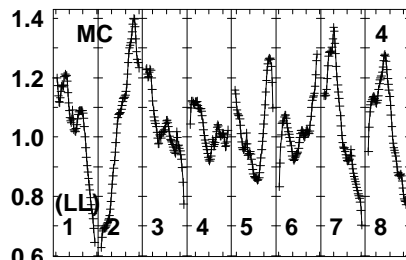
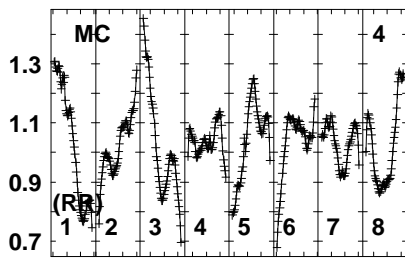
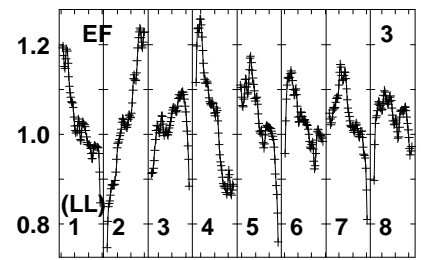
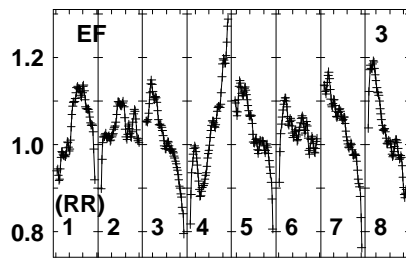
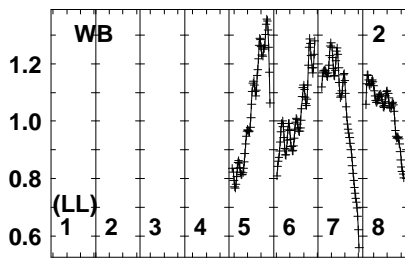
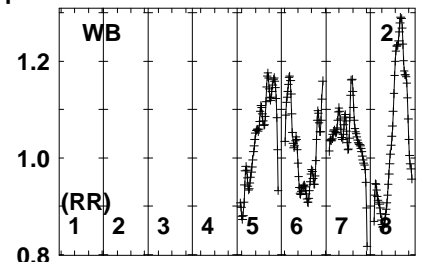
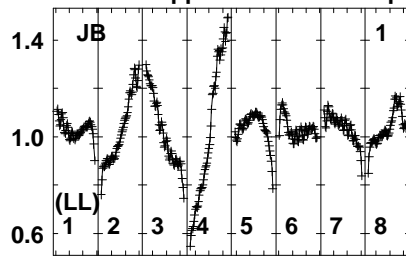
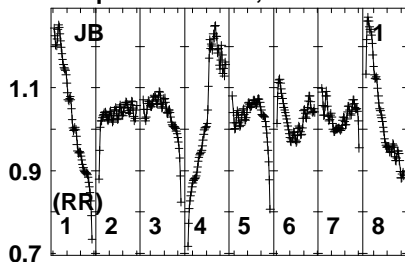


Lower frame: Real Jy
Auto-corr total-power spectrum Antenna: *
Timerange: 00/08:21:01 to 00/08:21:59

Plot file version 27 created 26-FEB-2024 13:12:03

TCRB EG128B.MSORT.1

Freq = 4.7990 GHz, Bw = 32.000 MH No calibration applied and no bandpass applied



480083048709009309605005030
FREQ MHz

480083048709009309605005030
FREQ MHz

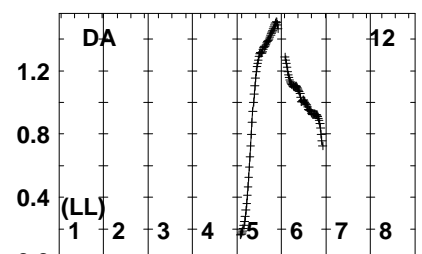
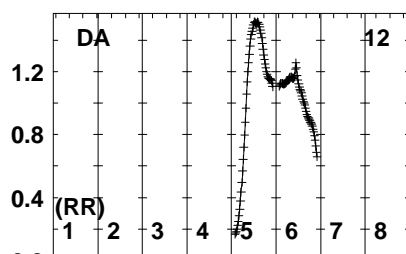
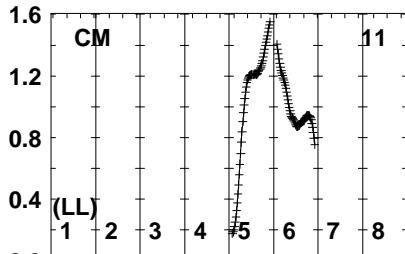
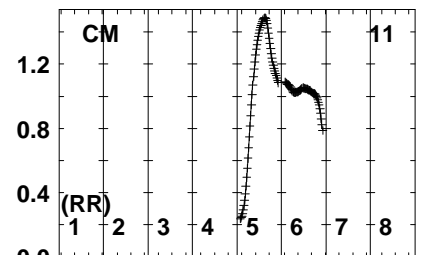
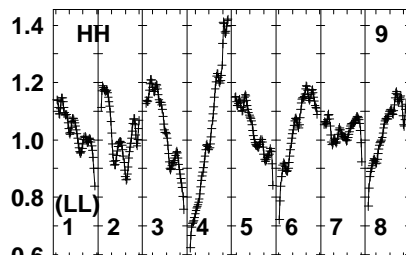
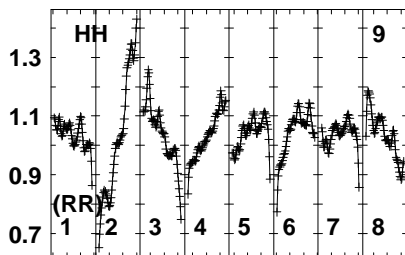
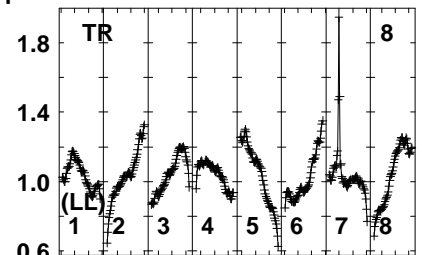
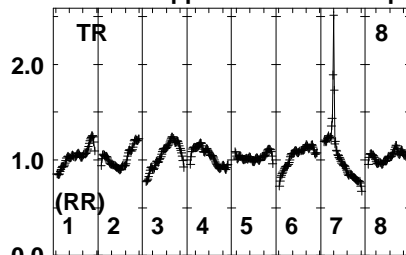
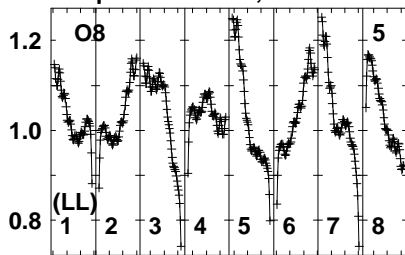
480083048709009309605005030
FREQ MHz

Lower frame: Real Jy
Auto-corr total-power spectrum Antenna: *
Timerange: 00/08:22:21 to 00/08:26:19

Plot file version 28 created 26-FEB-2024 13:12:03

TCRB EG128B.MSORT.1

Freq = 4.7990 GHz, Bw = 32.000 MH No calibration applied and no bandpass applied



480083048709009309605005030
FREQ MHz

480083048709009309605005030
FREQ MHz

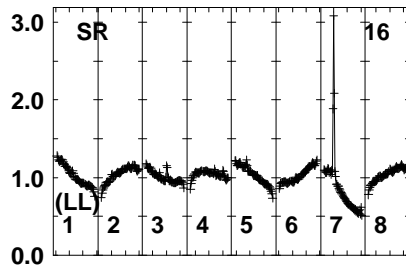
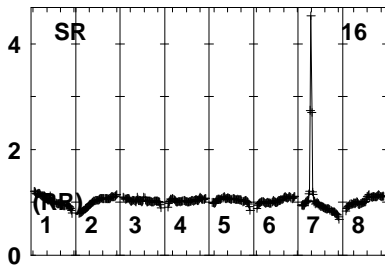
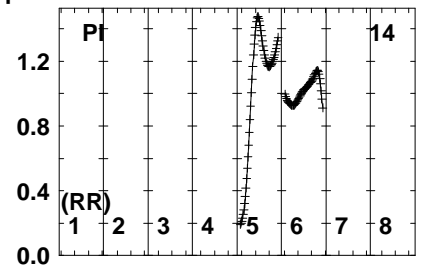
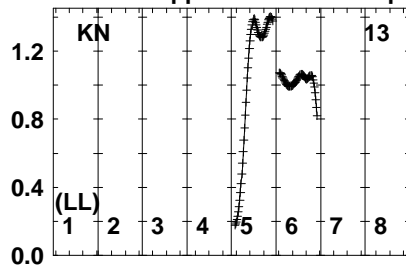
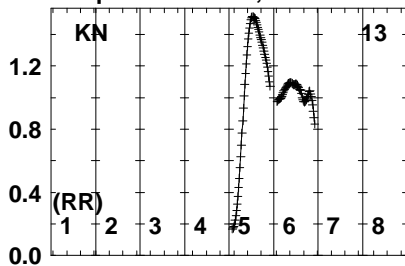
480083048709009309605005030
FREQ MHz

Lower frame: Real Jy
Auto-corr total-power spectrum Antenna: *
Timerange: 00/08:22:21 to 00/08:26:19

Plot file version 29 created 26-FEB-2024 13:12:03

TCRB EG128B.MSORT.1

Freq = 4.7990 GHz, Bw = 32.000 MH No calibration applied and no bandpass applied

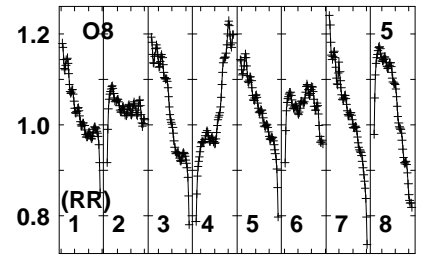
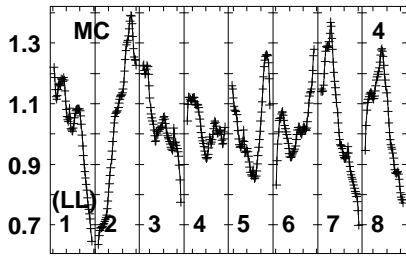
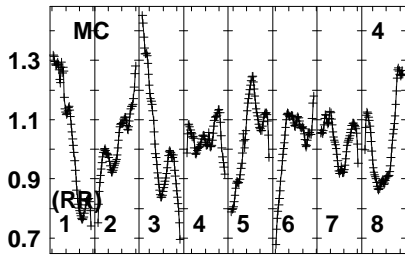
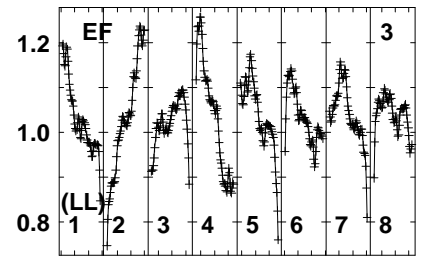
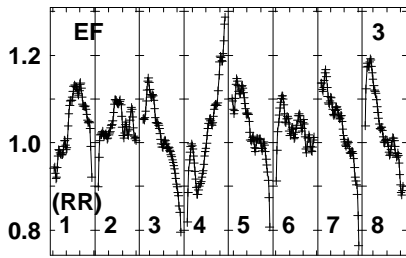
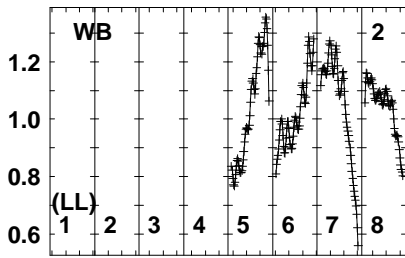
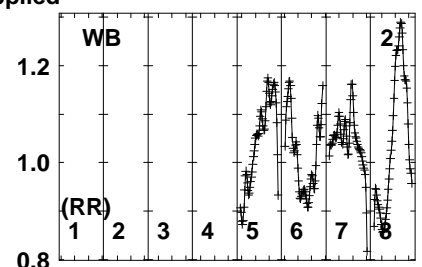
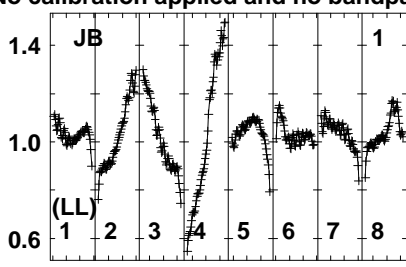
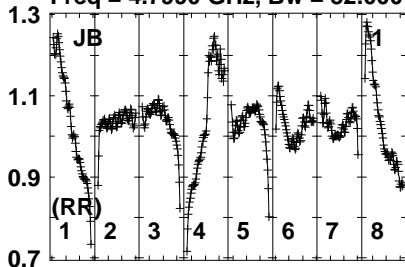


Lower frame: Real Jy
Auto-corr total-power spectrum Antenna: *
Timerange: 00/08:22:21 to 00/08:26:19

Plot file version 30 created 26-FEB-2024 13:12:03

J1602+2610 EG128B.MSORT.1

Freq = 4.7990 GHz, Bw = 32.000 MH No calibration applied and no bandpass applied



480083048709009309605005030
FREQ MHz

480083048709009309605005030
FREQ MHz

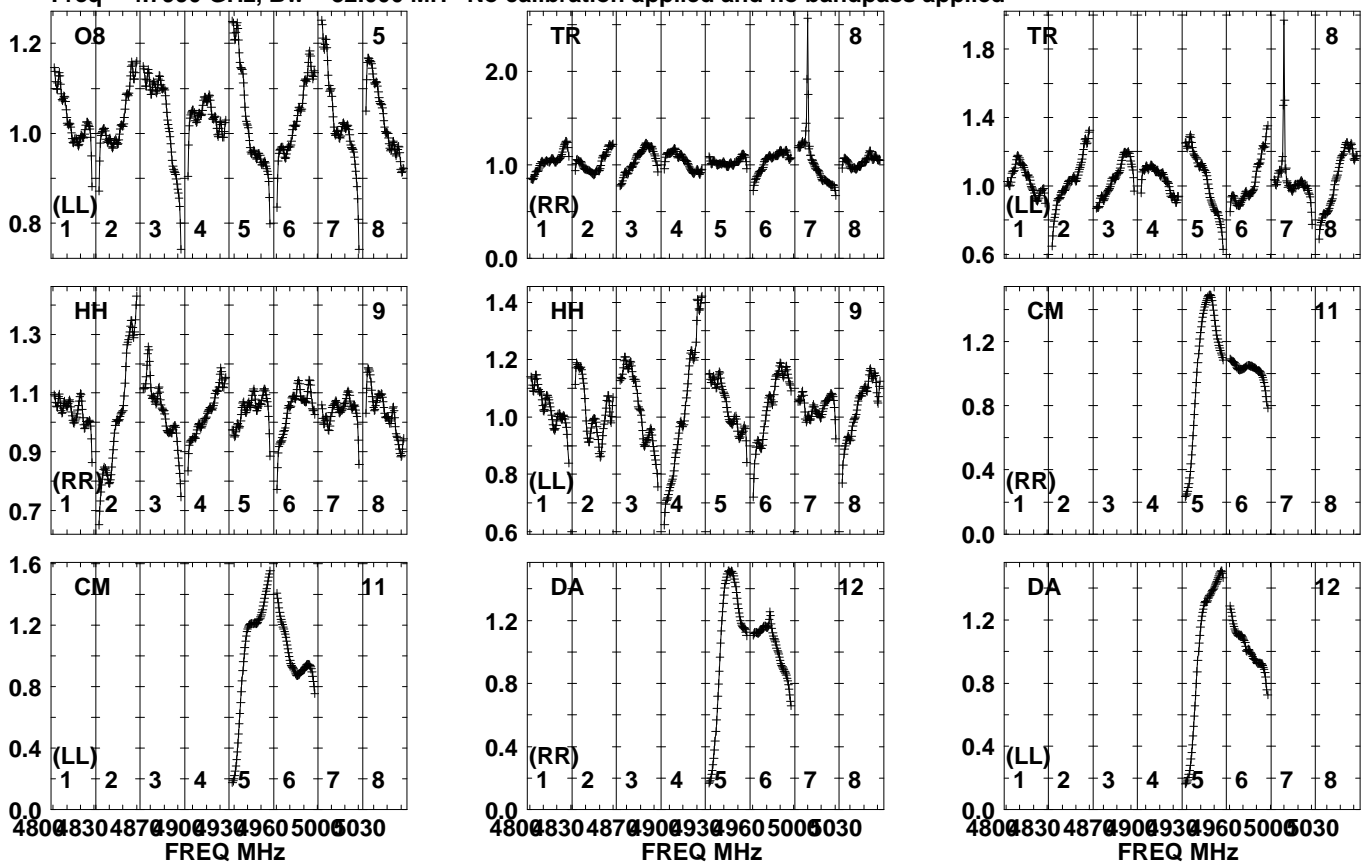
480083048709009309605005030
FREQ MHz

Lower frame: Real Jy
Auto-corr total-power spectrum Antenna: *
Timerange: 00/08:26:41 to 00/08:27:39

Plot file version 31 created 26-FEB-2024 13:12:03

J1602+2610 EG128B.MSORT.1

Freq = 4.7990 GHz, Bw = 32.000 MH No calibration applied and no bandpass applied

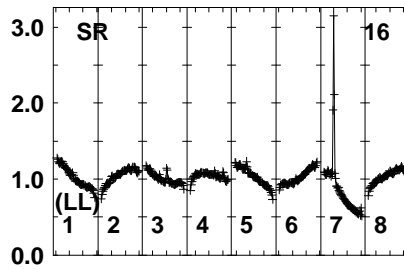
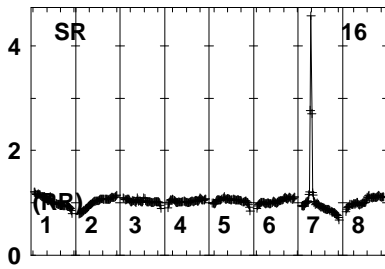
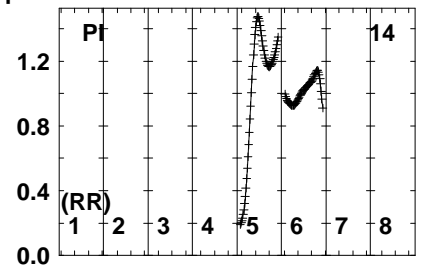
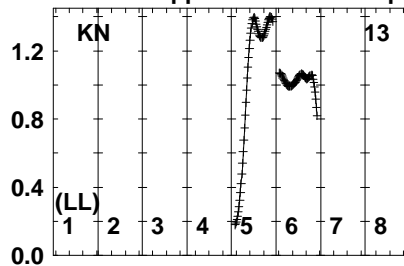
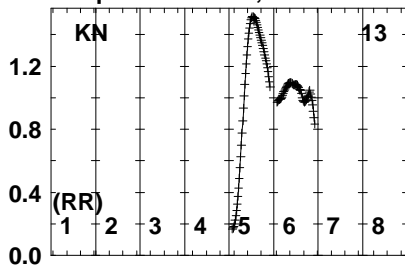


Lower frame: Real Jy
Auto-corr total-power spectrum Antenna: *
Timerange: 00/08:26:41 to 00/08:27:39

Plot file version 32 created 26-FEB-2024 13:12:03

J1602+2610 EG128B.MSORT.1

Freq = 4.7990 GHz, Bw = 32.000 MH No calibration applied and no bandpass applied

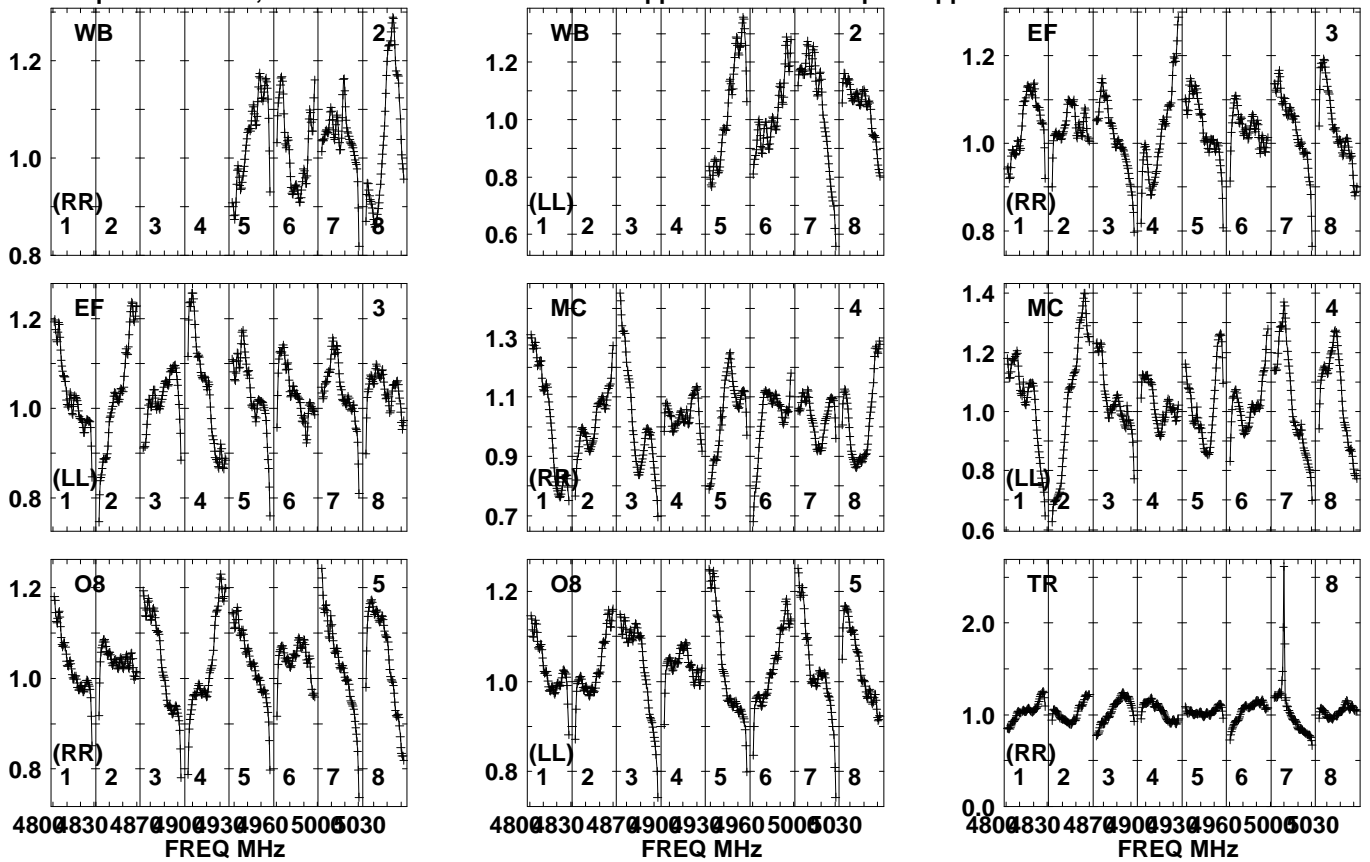


Lower frame: Real Jy
Auto-corr total-power spectrum Antenna: *
Timerange: 00/08:26:41 to 00/08:27:39

Plot file version 33 created 26-FEB-2024 13:12:04

J1559+2556 EG128B.MSORT.1

Freq = 4.7990 GHz, Bw = 32.000 MH No calibration applied and no bandpass applied

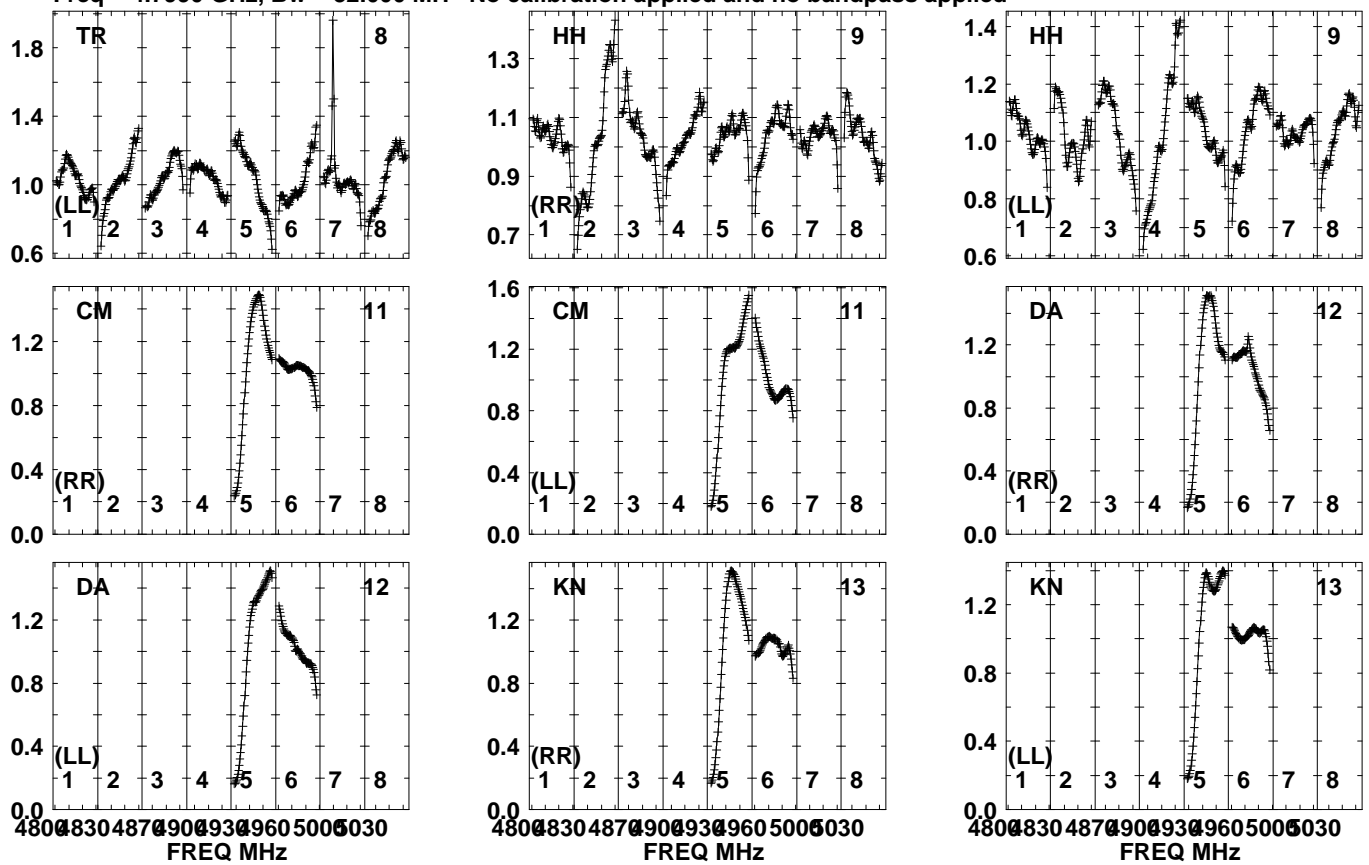


Lower frame: Real Jy
Auto-corr total-power spectrum Antenna: *
Timerange: 00/08:28:01 to 00/08:29:39

Plot file version 34 created 26-FEB-2024 13:12:04

J1559+2556 EG128B.MSORT.1

Freq = 4.7990 GHz, Bw = 32.000 MH No calibration applied and no bandpass applied

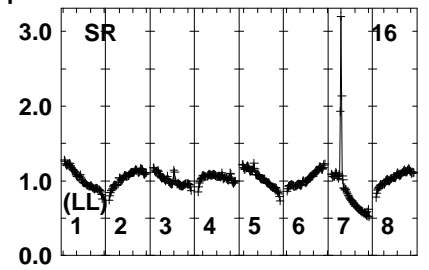
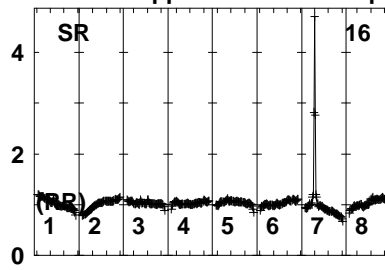
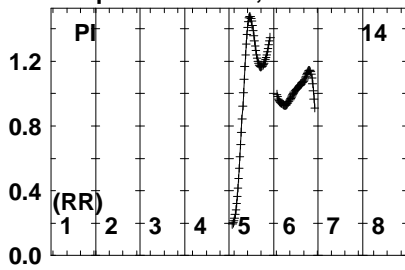


Lower frame: Real Jy
Auto-corr total-power spectrum Antenna: *
Timerange: 00/08:28:01 to 00/08:29:39

Plot file version 35 created 26-FEB-2024 13:12:04

J1559+2556 EG128B.MSORT.1

Freq = 4.7990 GHz, Bw = 32.000 MH No calibration applied and no bandpass applied

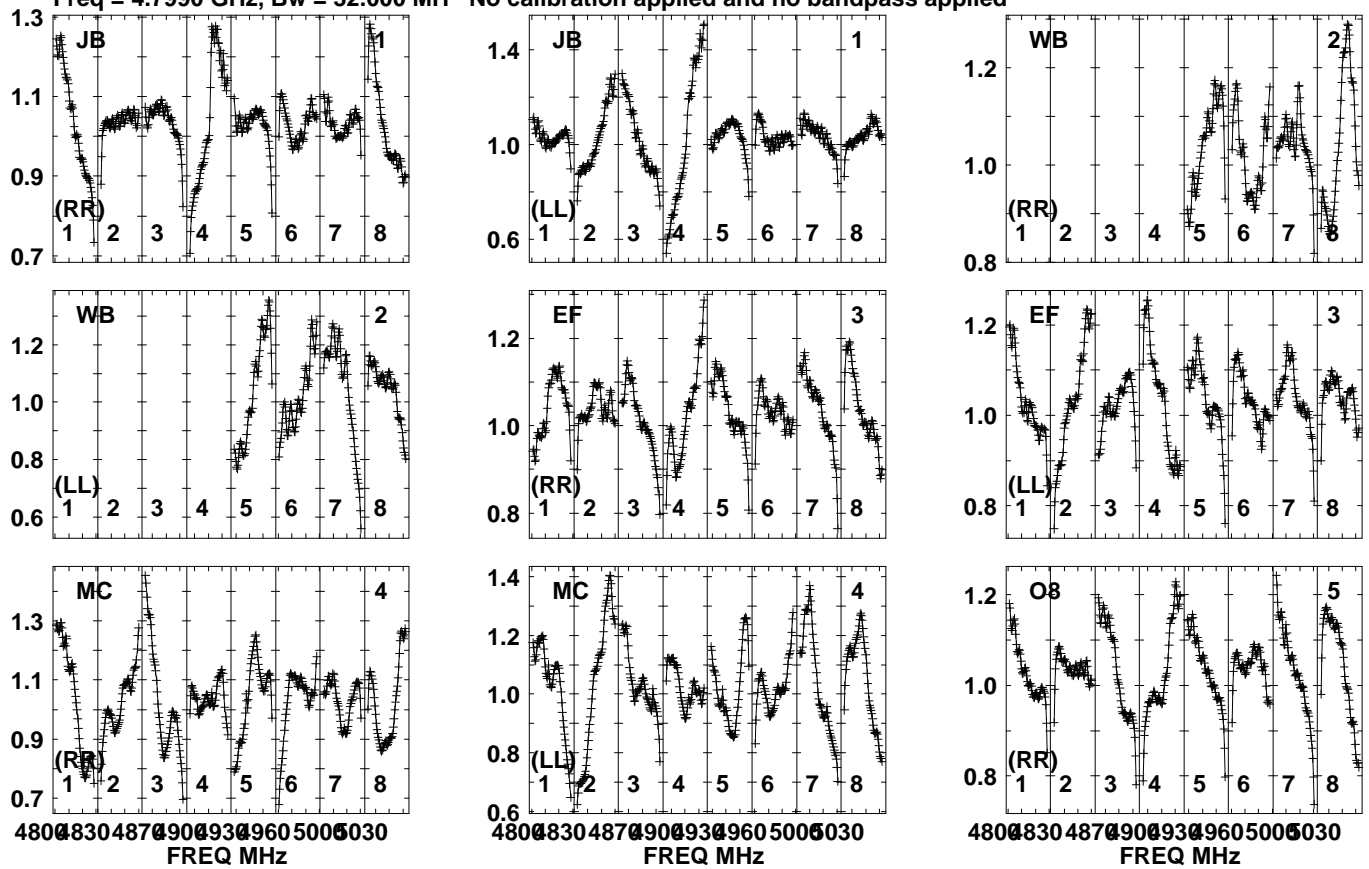


Lower frame: Real Jy
Auto-corr total-power spectrum Antenna: *
Timerange: 00/08:28:01 to 00/08:29:39

Plot file version 36 created 26-FEB-2024 13:12:04

J1602+2610 EG128B.MSORT.1

Freq = 4.7990 GHz, Bw = 32.000 MH No calibration applied and no bandpass applied

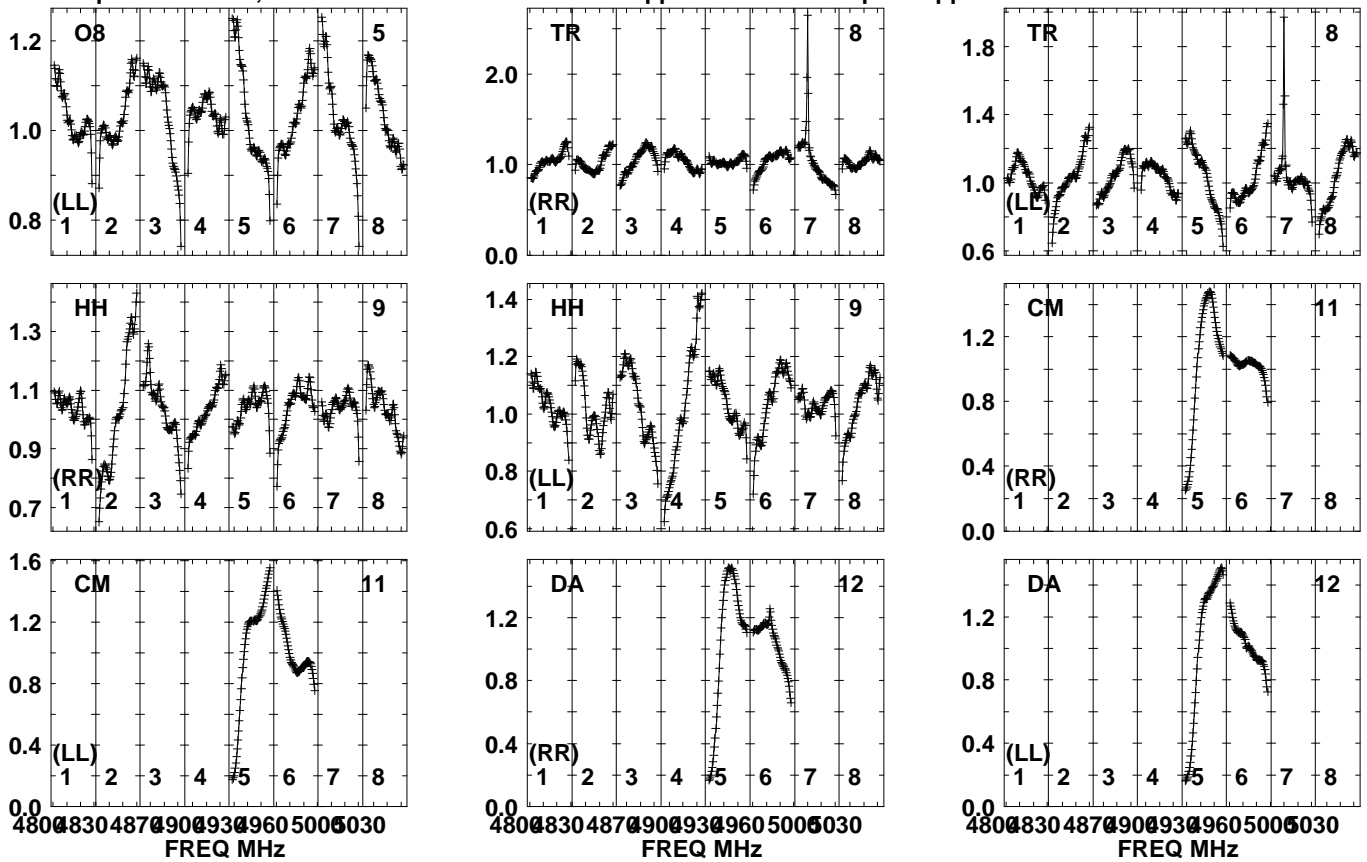


Lower frame: Real Jy
Auto-corr total-power spectrum Antenna: *
Timerange: 00/08:30:01 to 00/08:30:59

Plot file version 37 created 26-FEB-2024 13:12:04

J1602+2610 EG128B.MSORT.1

Freq = 4.7990 GHz, Bw = 32.000 MH No calibration applied and no bandpass applied

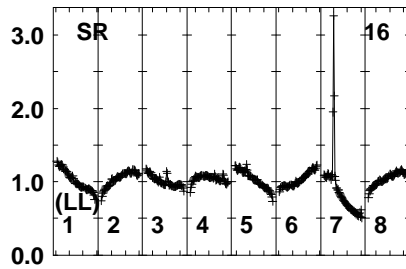
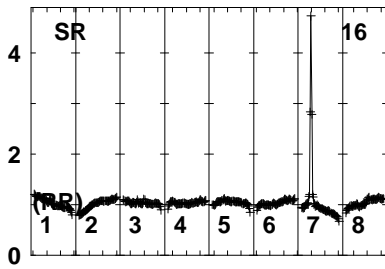
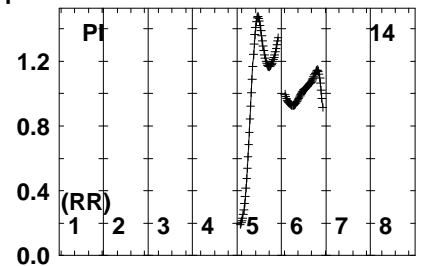
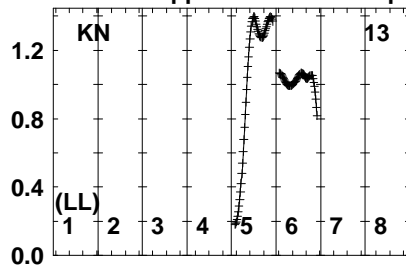
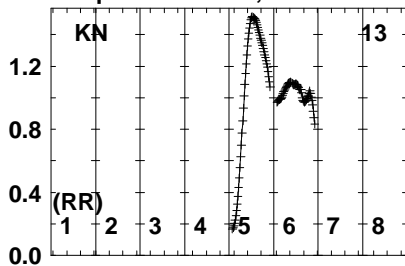


Lower frame: Real Jy
Auto-corr total-power spectrum Antenna: *
Timerange: 00/08:30:01 to 00/08:30:59

Plot file version 38 created 26-FEB-2024 13:12:04

J1602+2610 EG128B.MSORT.1

Freq = 4.7990 GHz, Bw = 32.000 MH No calibration applied and no bandpass applied

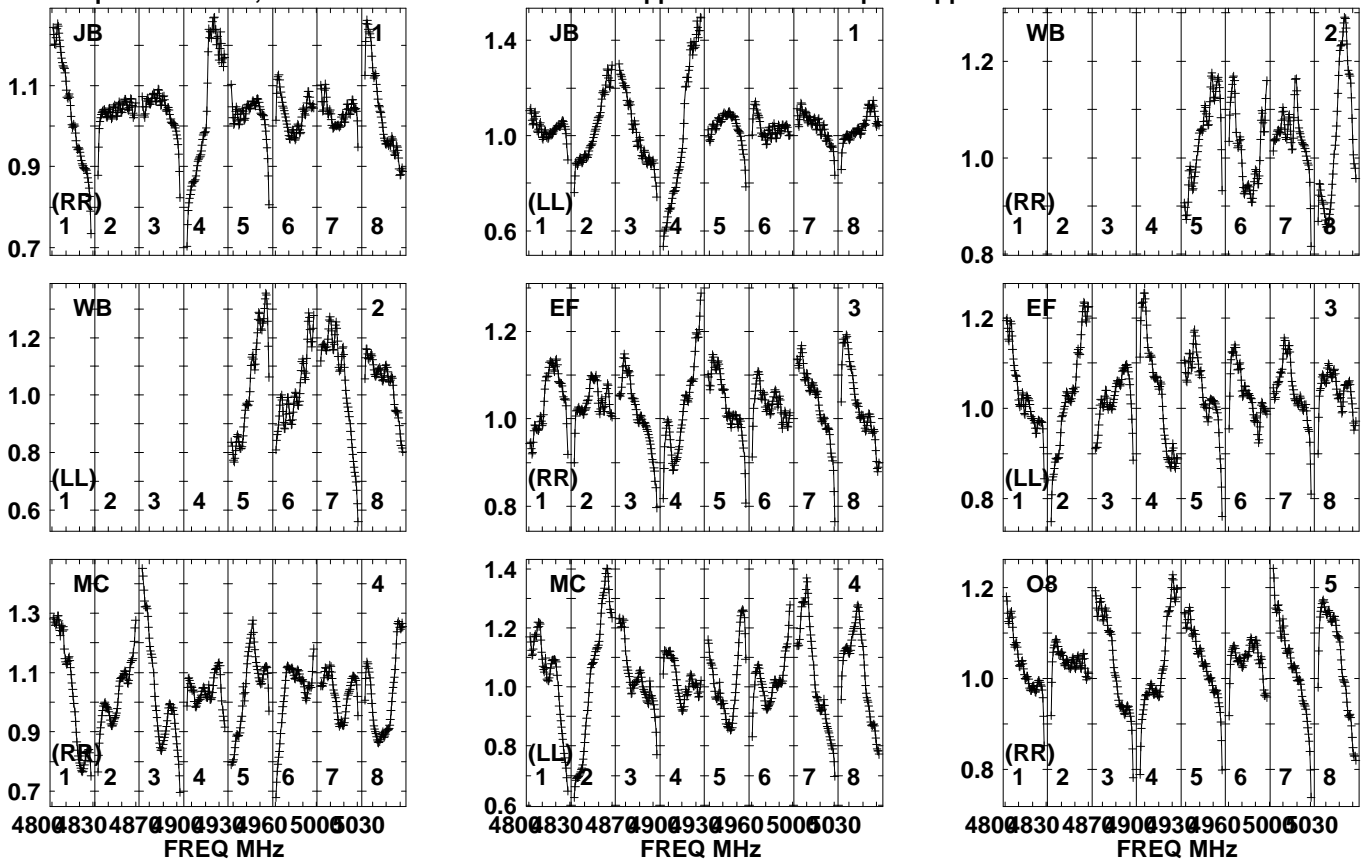


Lower frame: Real Jy
Auto-corr total-power spectrum Antenna: *
Timerange: 00/08:30:01 to 00/08:30:59

Plot file version 39 created 26-FEB-2024 13:12:04

TCRB EG128B.MSORT.1

Freq = 4.7990 GHz, Bw = 32.000 MH No calibration applied and no bandpass applied

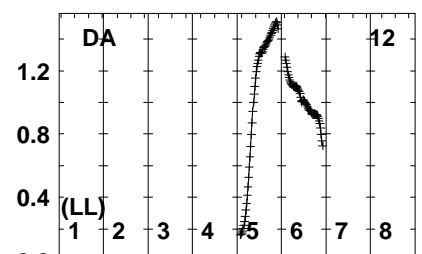
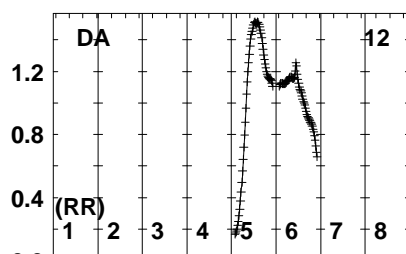
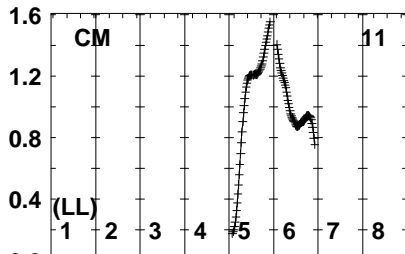
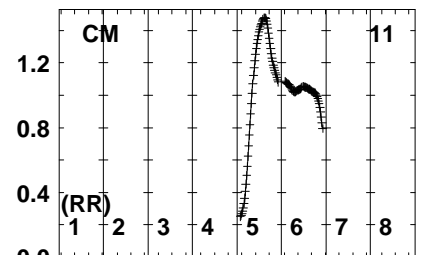
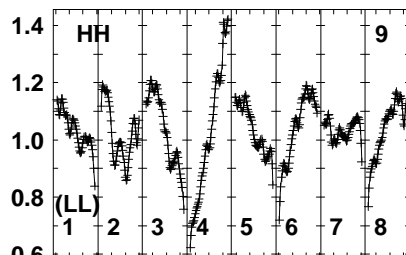
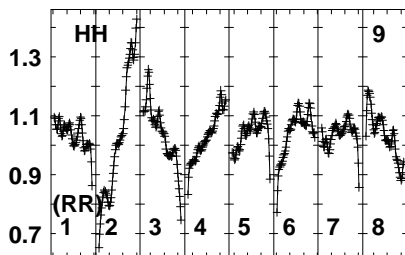
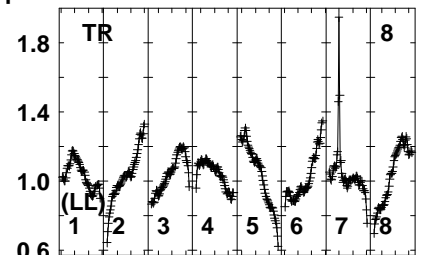
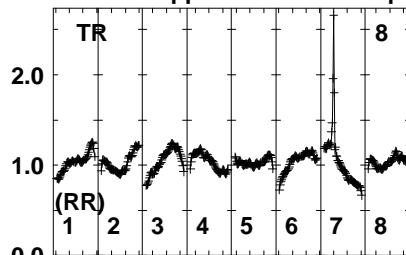
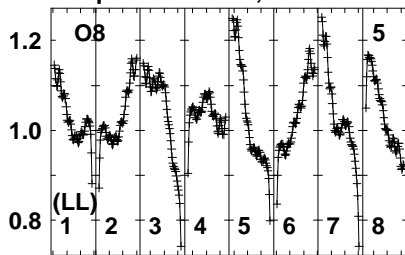


Lower frame: Real Jy
Auto-corr total-power spectrum Antenna: *
Timerange: 00/08:31:21 to 00/08:35:19

Plot file version 40 created 26-FEB-2024 13:12:04

TCRB EG128B.MSORT.1

Freq = 4.7990 GHz, Bw = 32.000 MH No calibration applied and no bandpass applied



480083048709009309605005030
FREQ MHz

480083048709009309605005030
FREQ MHz

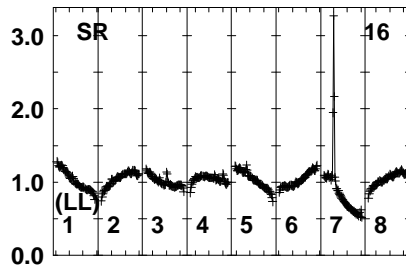
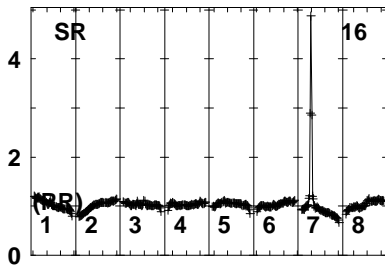
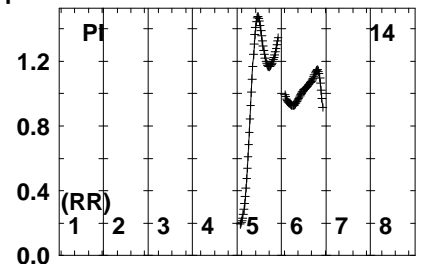
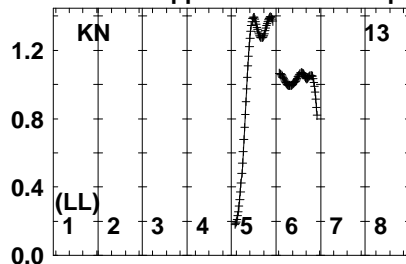
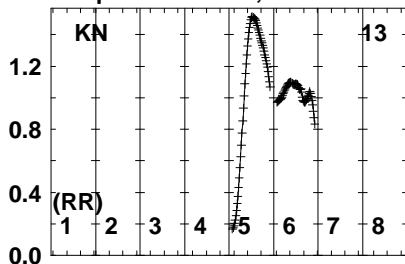
480083048709009309605005030
FREQ MHz

Lower frame: Real Jy
Auto-corr total-power spectrum Antenna: *
Timerange: 00/08:31:21 to 00/08:35:19

Plot file version 41 created 26-FEB-2024 13:12:05

TCRB EG128B.MSORT.1

Freq = 4.7990 GHz, Bw = 32.000 MH No calibration applied and no bandpass applied

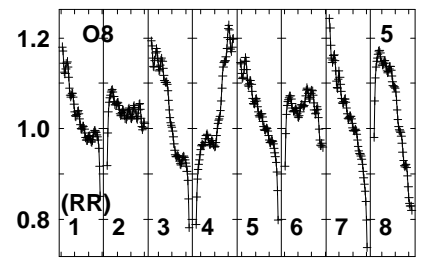
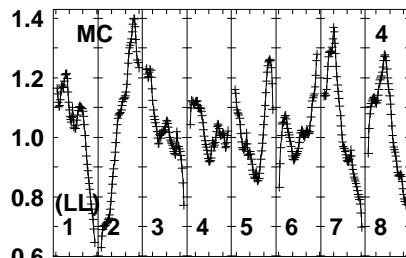
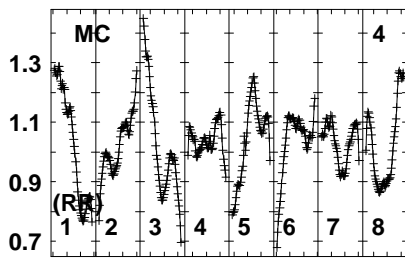
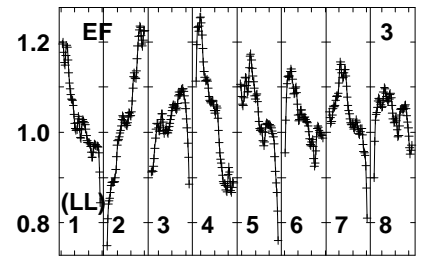
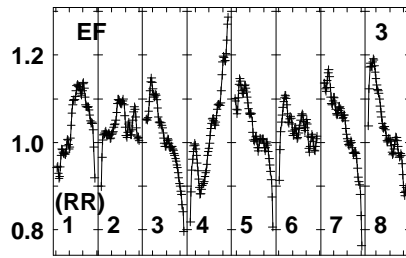
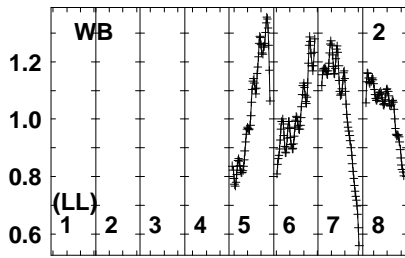
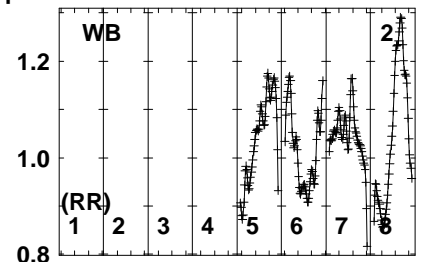
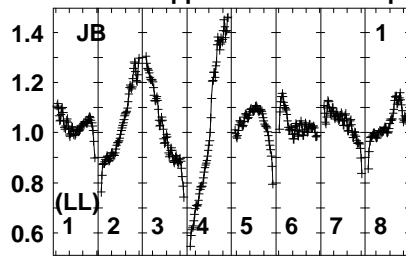
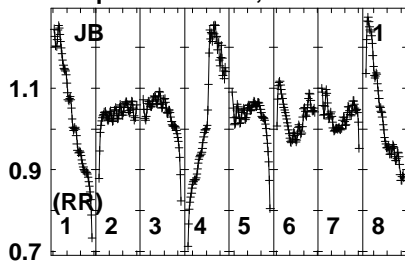


Lower frame: Real Jy
Auto-corr total-power spectrum Antenna: *
Timerange: 00/08:31:21 to 00/08:35:19

Plot file version 42 created 26-FEB-2024 13:12:05

J1602+2610 EG128B.MSORT.1

Freq = 4.7990 GHz, Bw = 32.000 MH No calibration applied and no bandpass applied



480083048709009309605005030
FREQ MHz

480083048709009309605005030
FREQ MHz

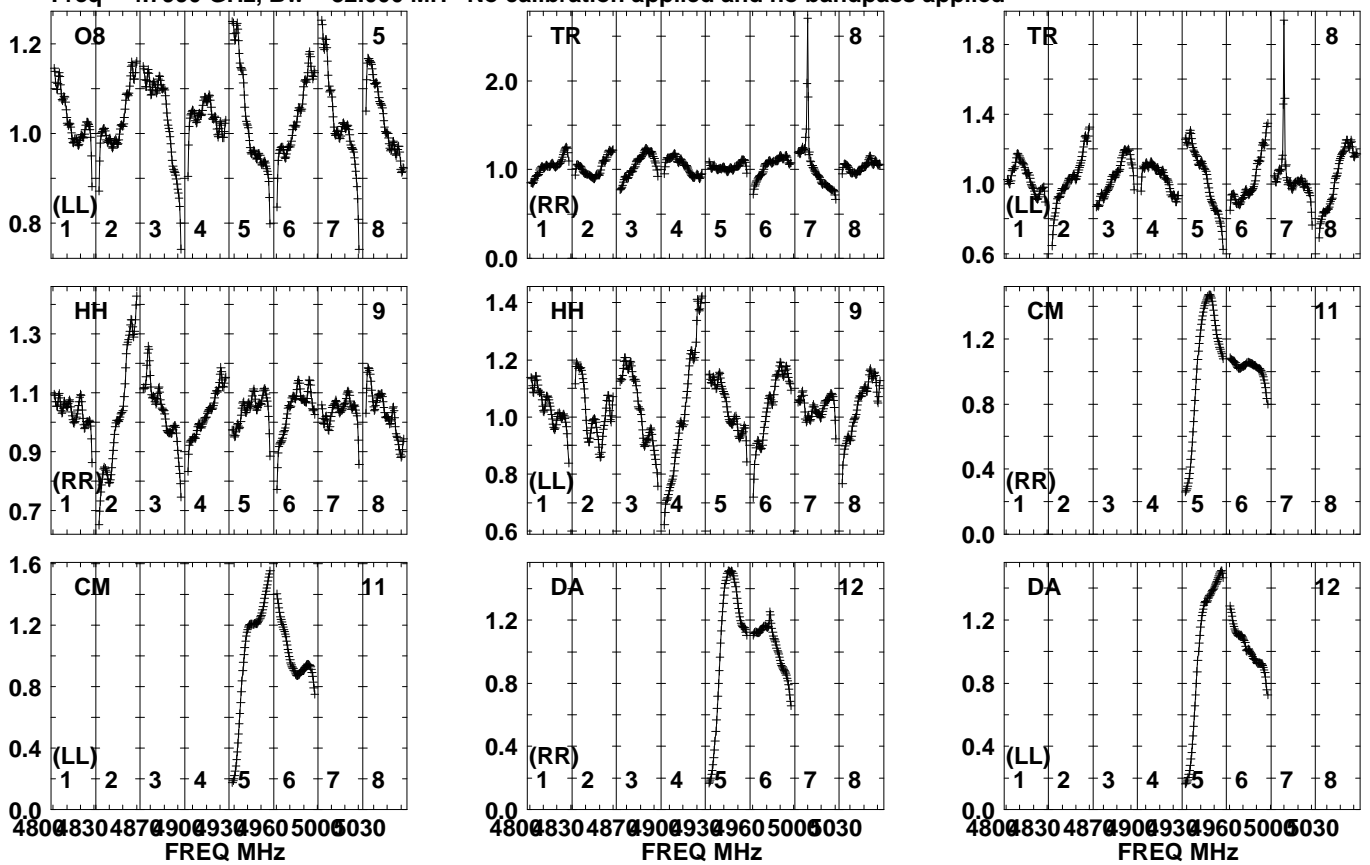
480083048709009309605005030
FREQ MHz

Lower frame: Real Jy
Auto-corr total-power spectrum Antenna: *
Timerange: 00/08:35:41 to 00/08:36:39

Plot file version 43 created 26-FEB-2024 13:12:05

J1602+2610 EG128B.MSORT.1

Freq = 4.7990 GHz, Bw = 32.000 MH No calibration applied and no bandpass applied

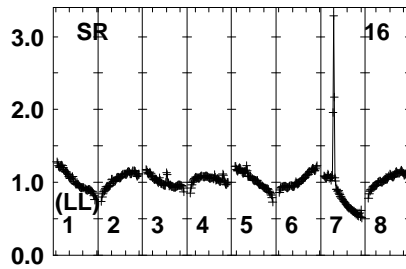
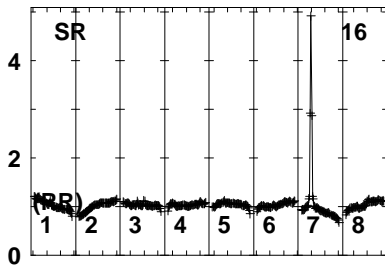
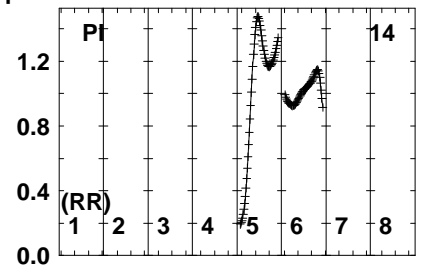
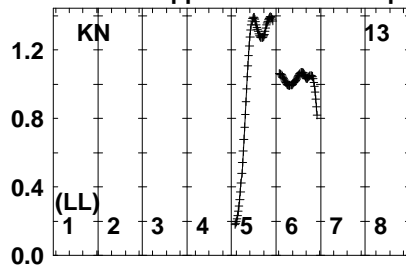
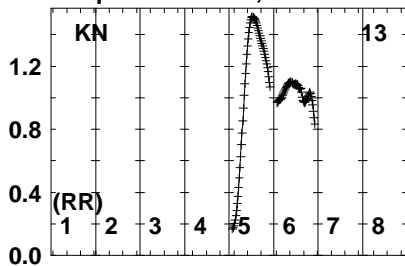


Lower frame: Real Jy
Auto-corr total-power spectrum Antenna: *
Timerange: 00/08:35:41 to 00/08:36:39

Plot file version 44 created 26-FEB-2024 13:12:05

J1602+2610 EG128B.MSORT.1

Freq = 4.7990 GHz, Bw = 32.000 MH No calibration applied and no bandpass applied

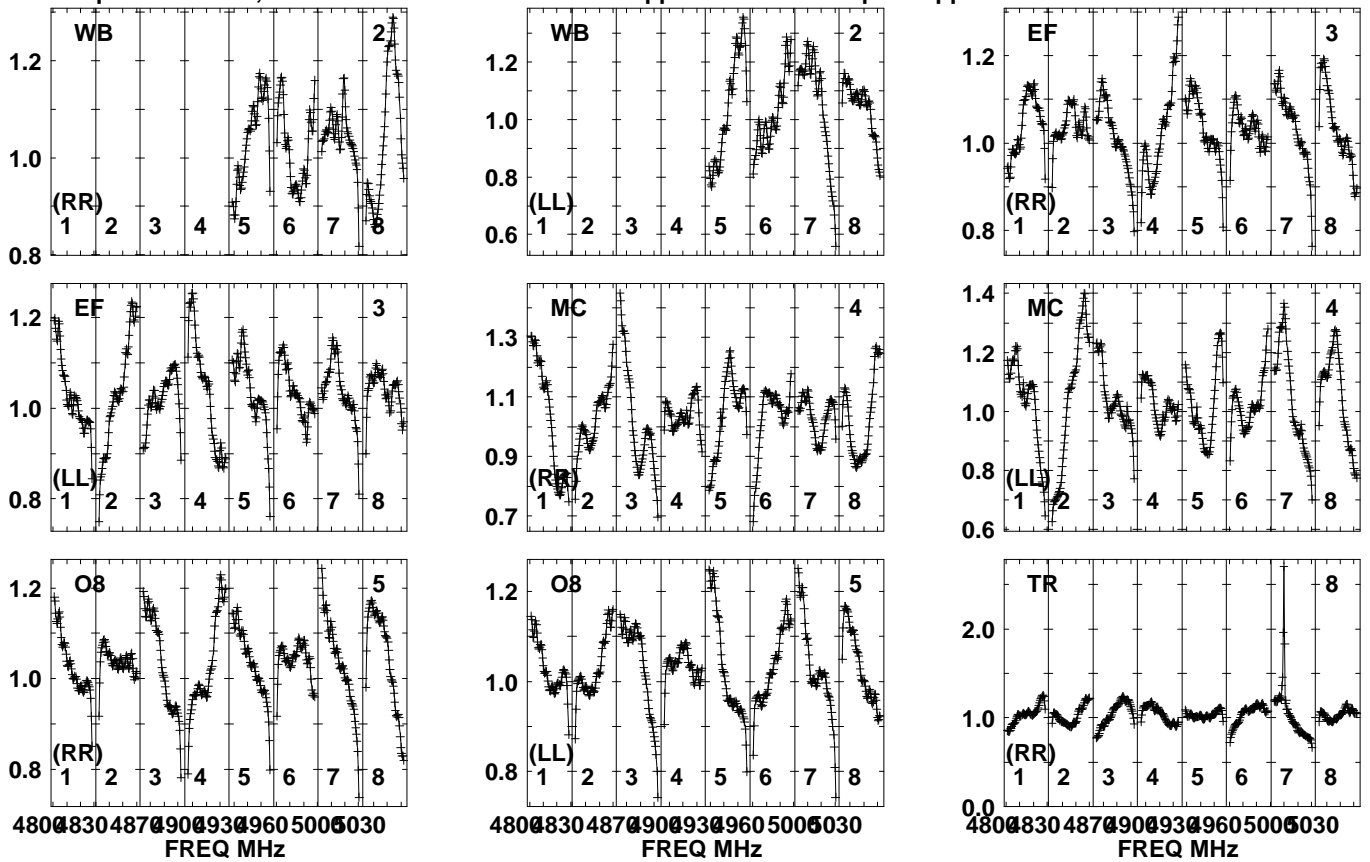


Lower frame: Real Jy
Auto-corr total-power spectrum Antenna: *
Timerange: 00/08:35:41 to 00/08:36:39

Plot file version 45 created 26-FEB-2024 13:12:05

TCRB EG128B.MSORT.1

Freq = 4.7990 GHz, Bw = 32.000 MH No calibration applied and no bandpass applied

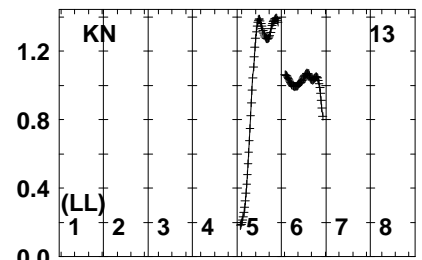
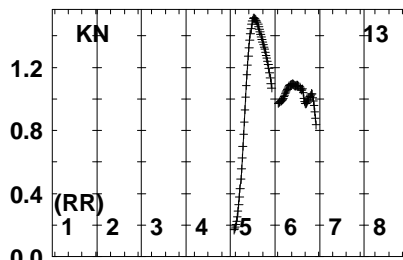
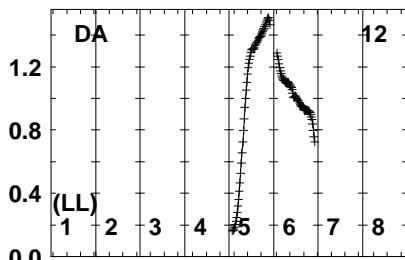
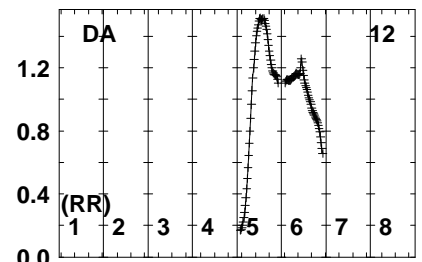
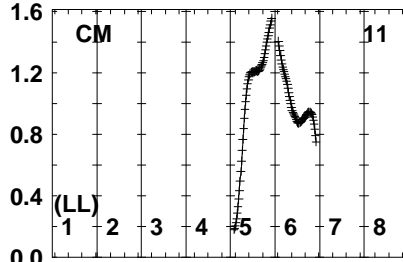
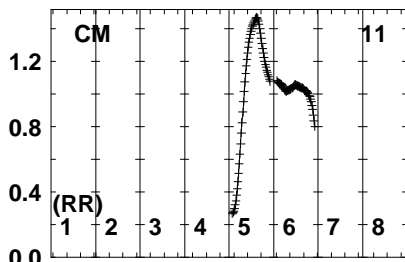
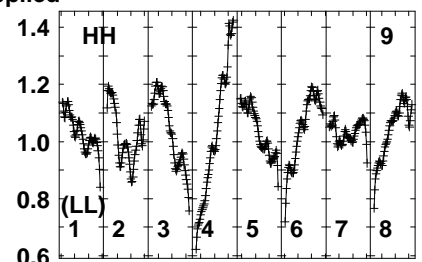
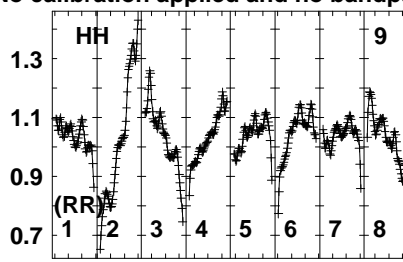
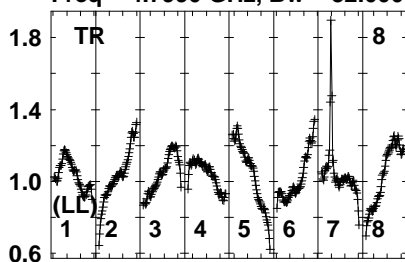


Lower frame: Real Jy
Auto-corr total-power spectrum Antenna: *
Timerange: 00/08:37:01 to 00/08:40:39

Plot file version 46 created 26-FEB-2024 13:12:06

TCRB EG128B.MSORT.1

Freq = 4.7990 GHz, Bw = 32.000 MH No calibration applied and no bandpass applied



480083048709009309605005030
FREQ MHz

480083048709009309605005030
FREQ MHz

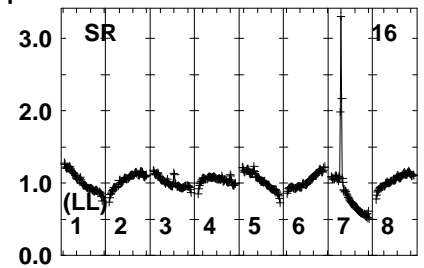
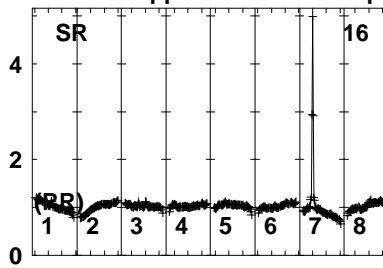
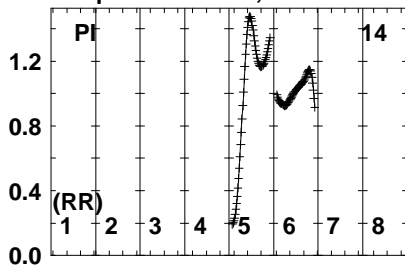
480083048709009309605005030
FREQ MHz

Lower frame: Real Jy
Auto-corr total-power spectrum Antenna: *
Timerange: 00/08:37:01 to 00/08:40:39

Plot file version 47 created 26-FEB-2024 13:12:06

TCRB EG128B.MSORT.1

Freq = 4.7990 GHz, Bw = 32.000 MH No calibration applied and no bandpass applied

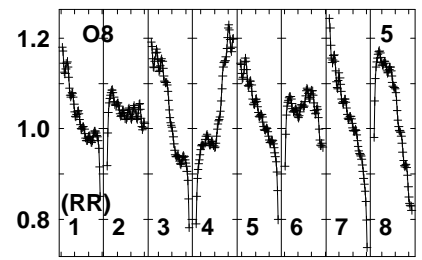
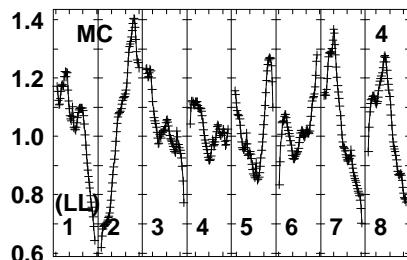
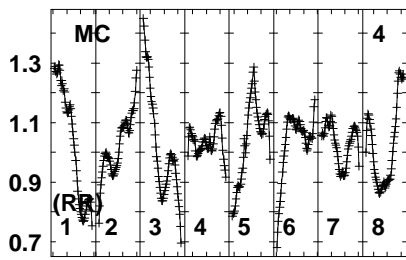
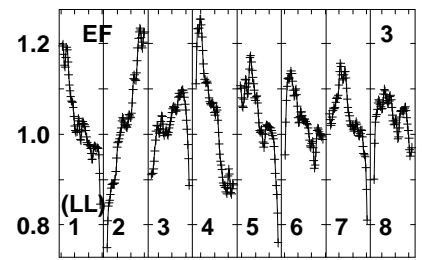
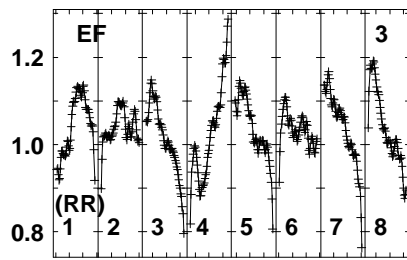
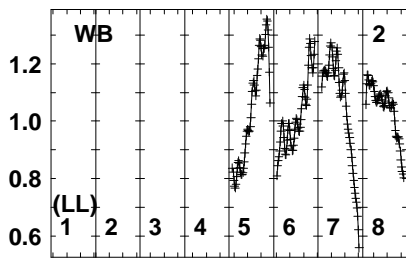
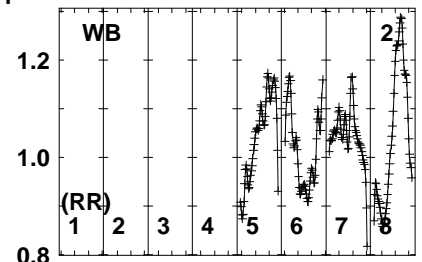
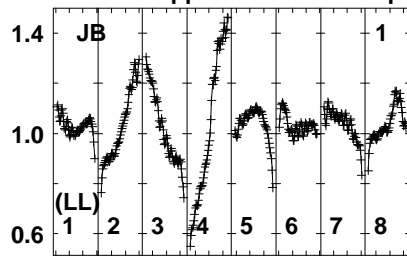
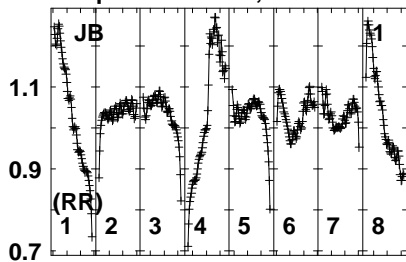


Lower frame: Real Jy
Auto-corr total-power spectrum Antenna: *
Timerange: 00/08:37:01 to 00/08:40:39

Plot file version 48 created 26-FEB-2024 13:12:06

J1602+2610 EG128B.MSORT.1

Freq = 4.7990 GHz, Bw = 32.000 MH No calibration applied and no bandpass applied



480083048709009309605005030
FREQ MHz

480083048709009309605005030
FREQ MHz

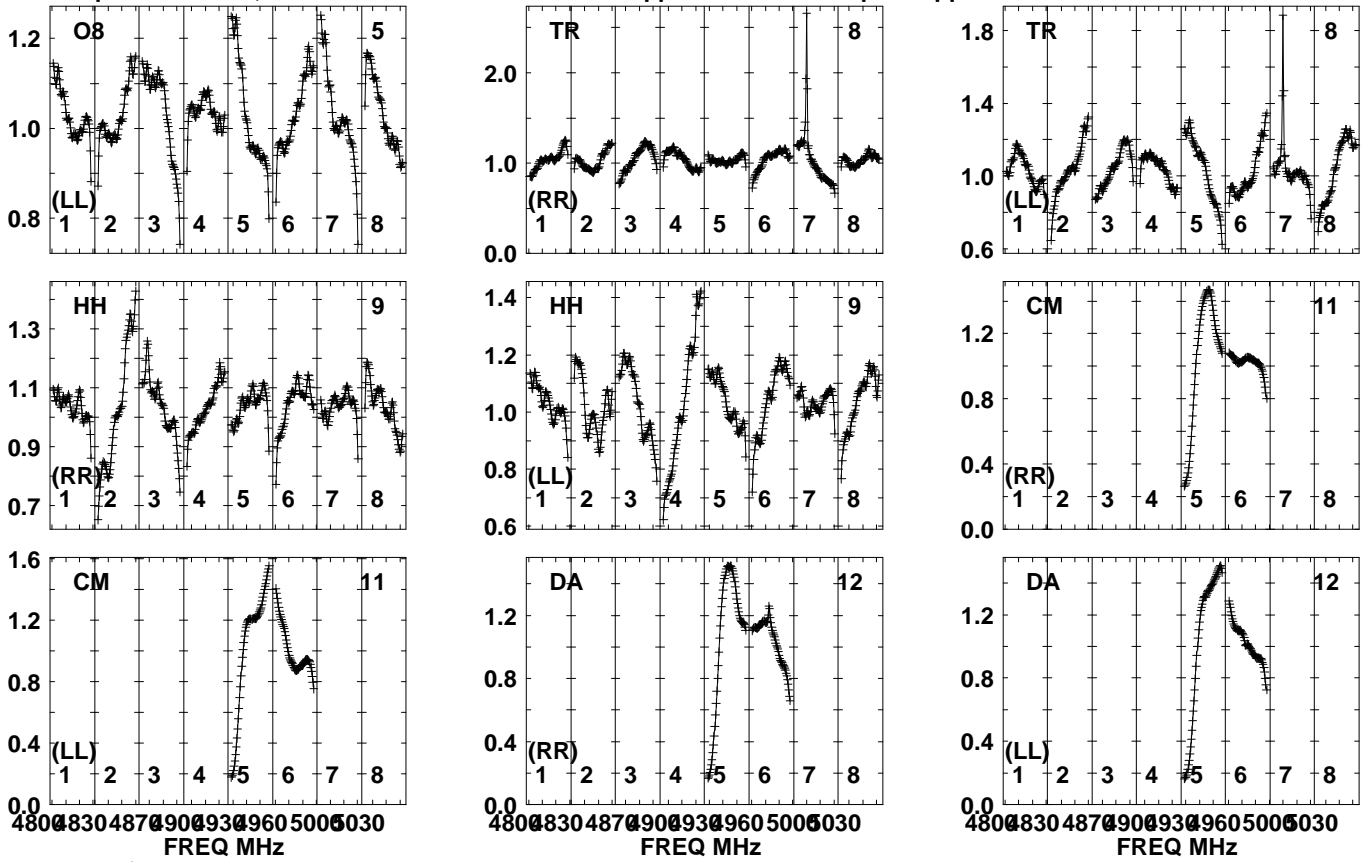
480083048709009309605005030
FREQ MHz

Lower frame: Real Jy
Auto-corr total-power spectrum Antenna: *
Timerange: 00/08:41:01 to 00/08:41:59

Plot file version 49 created 26-FEB-2024 13:12:06

J1602+2610 EG128B.MSORT.1

Freq = 4.7990 GHz, Bw = 32.000 MH No calibration applied and no bandpass applied

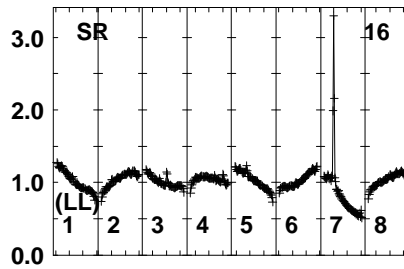
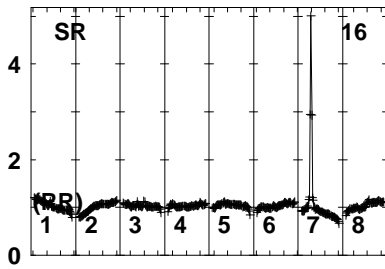
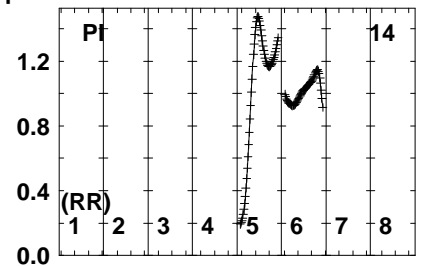
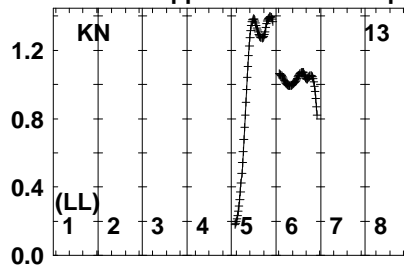
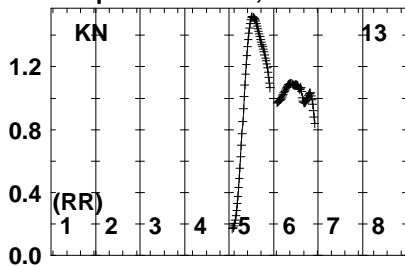


Lower frame: Real Jy
Auto-corr total-power spectrum Antenna: *
Timerange: 00/08:41:01 to 00/08:41:59

Plot file version 50 created 26-FEB-2024 13:12:06

J1602+2610 EG128B.MSORT.1

Freq = 4.7990 GHz, Bw = 32.000 MH No calibration applied and no bandpass applied

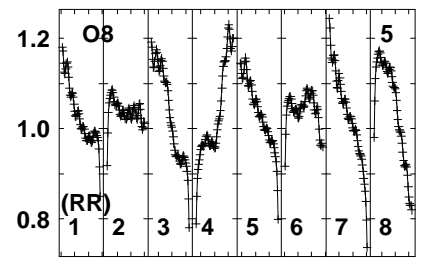
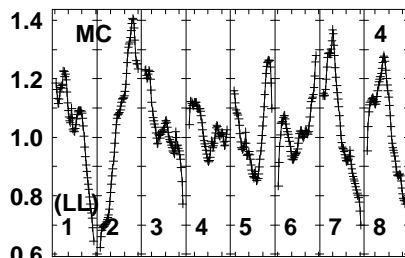
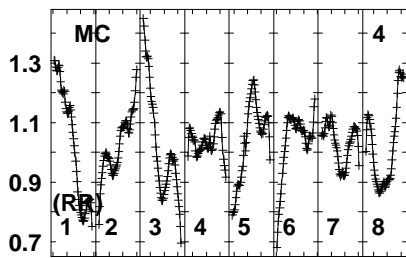
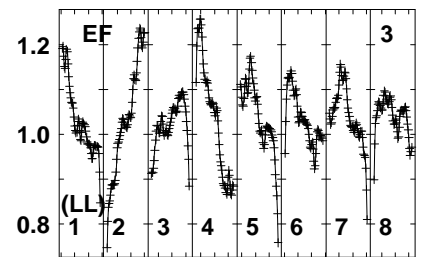
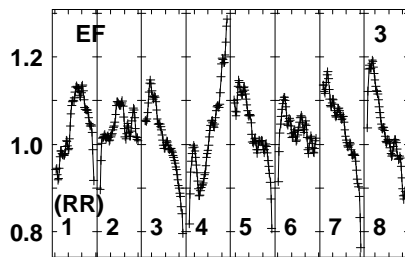
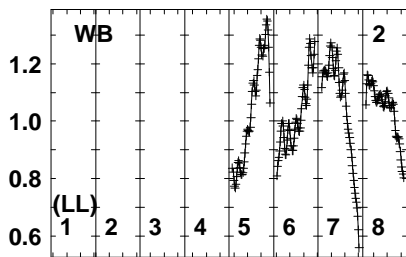
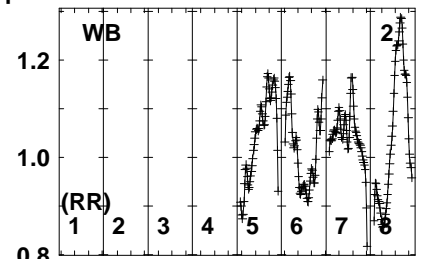
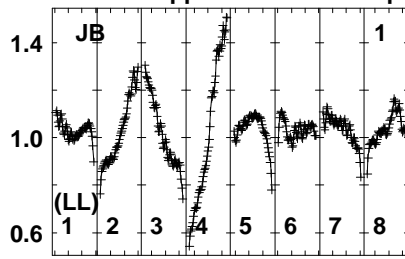
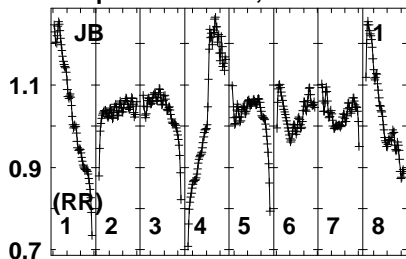


Lower frame: Real Jy
Auto-corr total-power spectrum Antenna: *
Timerange: 00/08:41:01 to 00/08:41:59

Plot file version 51 created 26-FEB-2024 13:12:06

TCRB EG128B.MSORT.1

Freq = 4.7990 GHz, Bw = 32.000 MH No calibration applied and no bandpass applied



480083048709009309605005030
FREQ MHz

480083048709009309605005030
FREQ MHz

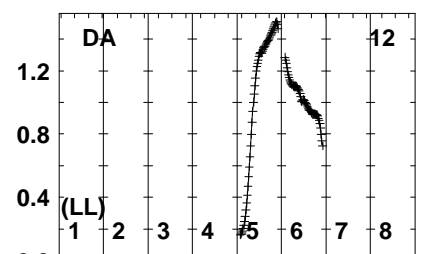
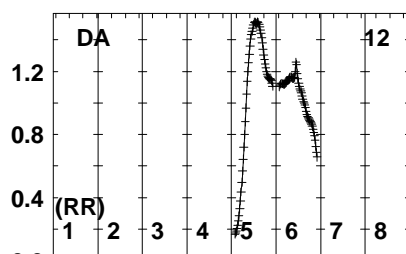
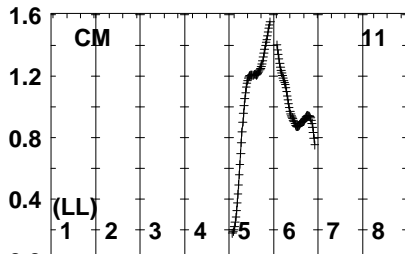
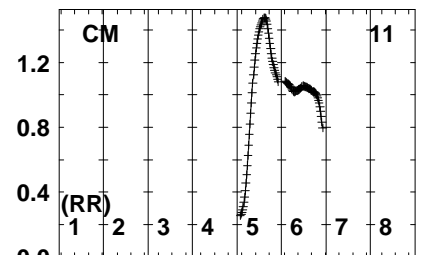
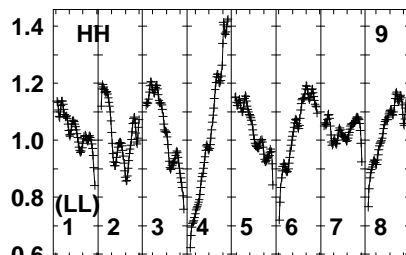
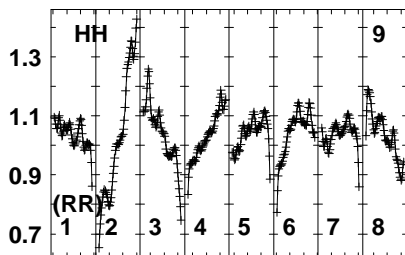
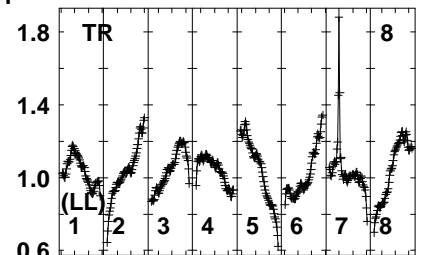
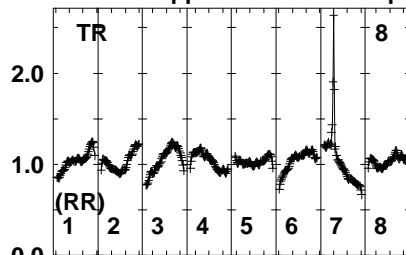
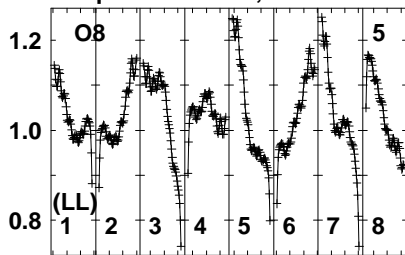
480083048709009309605005030
FREQ MHz

Lower frame: Real Jy
Auto-corr total-power spectrum Antenna: *
Timerange: 00/08:42:21 to 00/08:46:19

Plot file version 52 created 26-FEB-2024 13:12:06

TCRB EG128B.MSORT.1

Freq = 4.7990 GHz, Bw = 32.000 MH No calibration applied and no bandpass applied



480083048709009309605005030
FREQ MHz

480083048709009309605005030
FREQ MHz

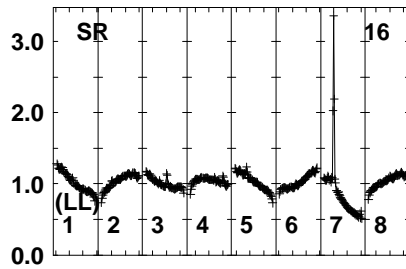
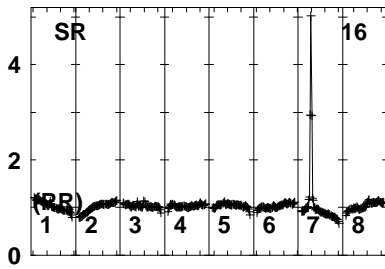
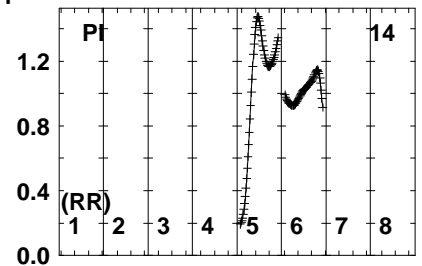
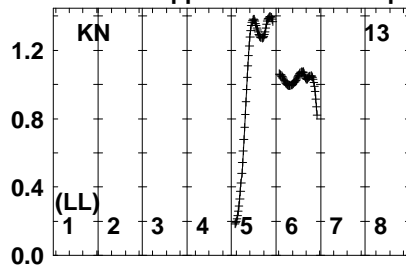
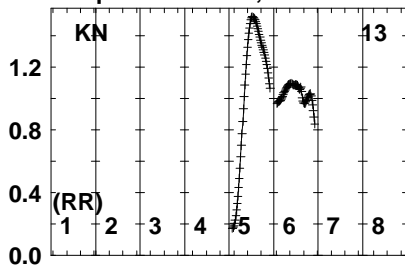
480083048709009309605005030
FREQ MHz

Lower frame: Real Jy
Auto-corr total-power spectrum Antenna: *
Timerange: 00/08:42:21 to 00/08:46:19

Plot file version 53 created 26-FEB-2024 13:12:07

TCRB EG128B.MSORT.1

Freq = 4.7990 GHz, Bw = 32.000 MH No calibration applied and no bandpass applied

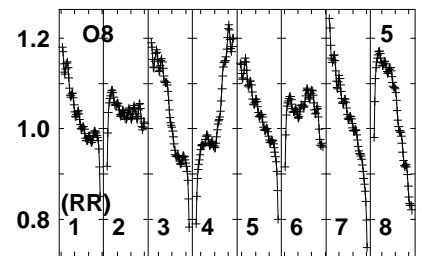
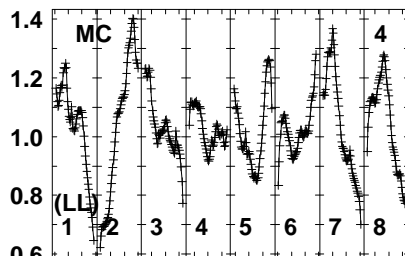
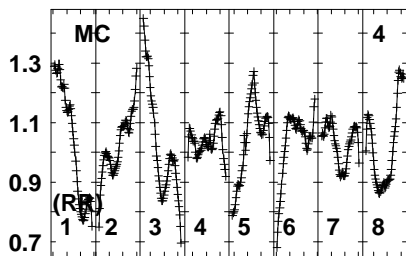
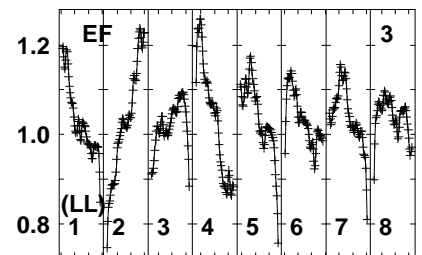
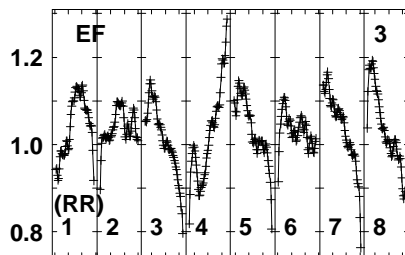
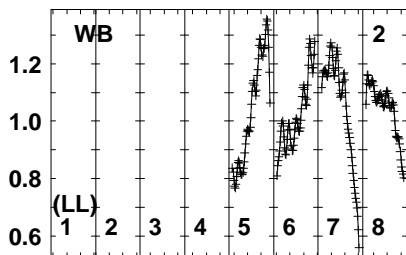
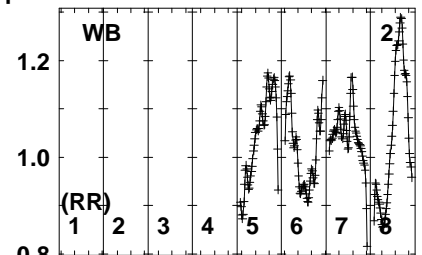
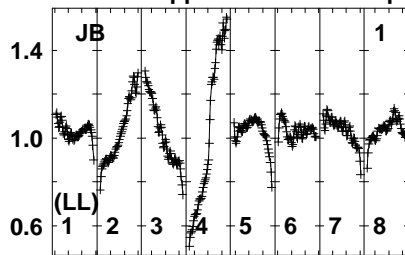
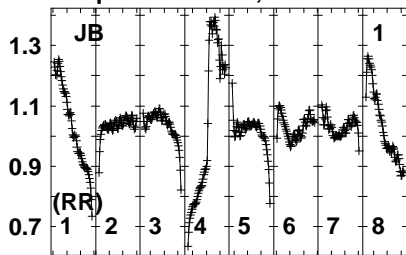


Lower frame: Real Jy
Auto-corr total-power spectrum Antenna: *
Timerange: 00/08:42:21 to 00/08:46:19

Plot file version 54 created 26-FEB-2024 13:12:07

J1602+2610 EG128B.MSORT.1

Freq = 4.7990 GHz, Bw = 32.000 MH No calibration applied and no bandpass applied



480083048709009309605005030
FREQ MHz

480083048709009309605005030
FREQ MHz

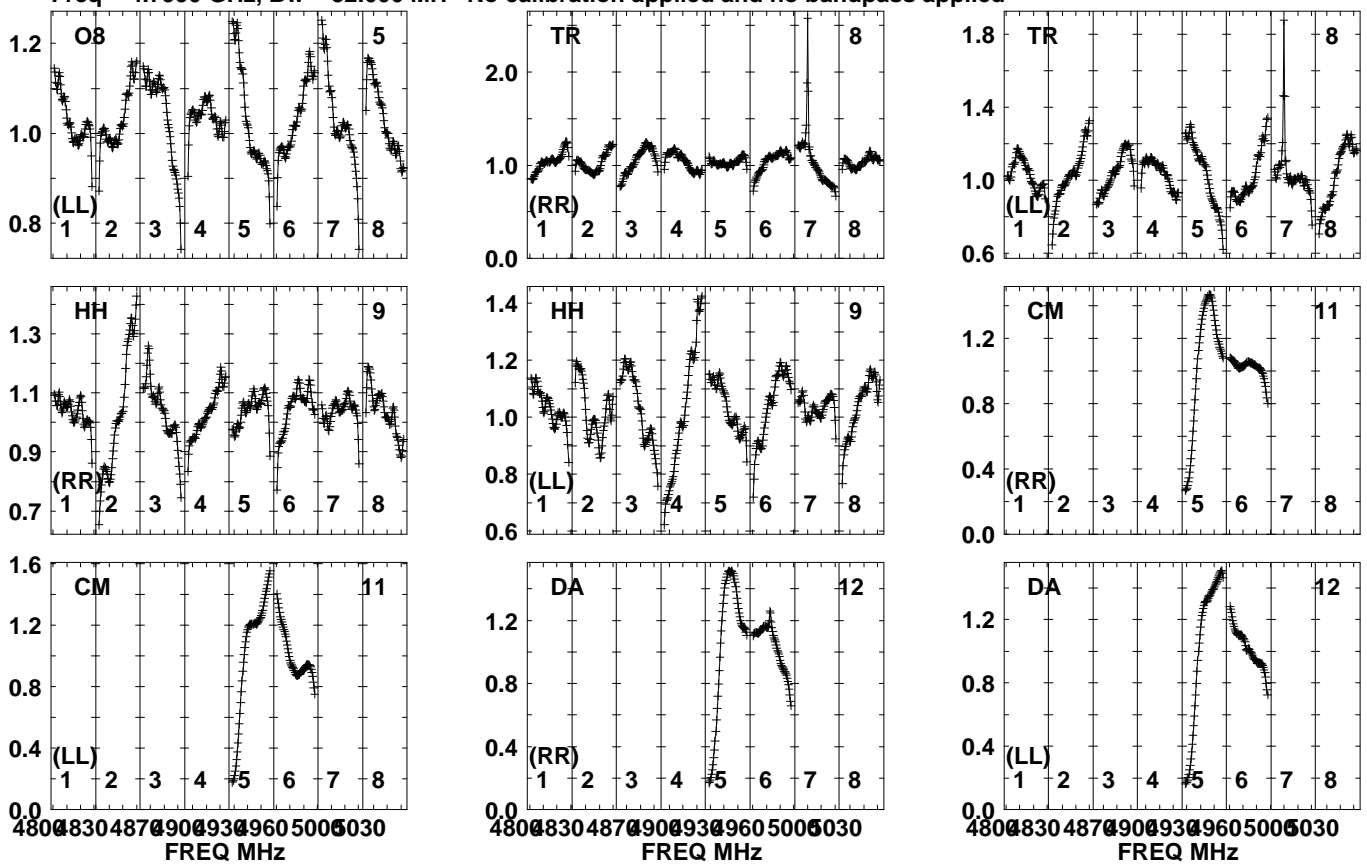
480083048709009309605005030
FREQ MHz

Lower frame: Real Jy
Auto-corr total-power spectrum Antenna: *
Timerange: 00/08:46:41 to 00/08:47:39

Plot file version 55 created 26-FEB-2024 13:12:07

J1602+2610 EG128B.MSORT.1

Freq = 4.7990 GHz, Bw = 32.000 MH No calibration applied and no bandpass applied

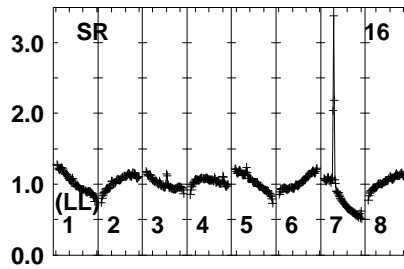
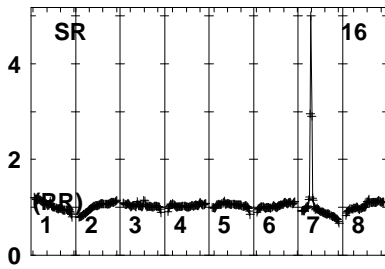
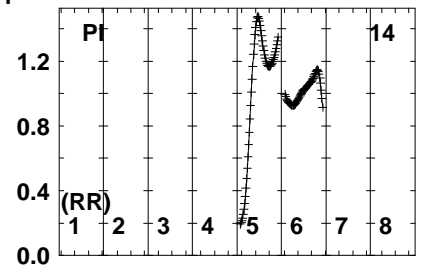
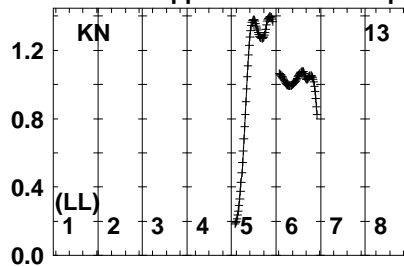
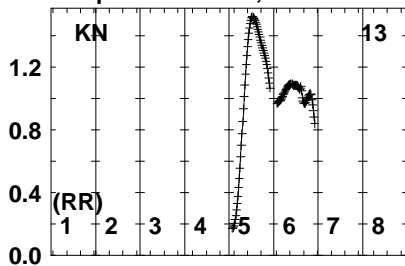


Lower frame: Real Jy
Auto-corr total-power spectrum Antenna: *
Timerange: 00/08:46:41 to 00/08:47:39

Plot file version 56 created 26-FEB-2024 13:12:07

J1602+2610 EG128B.MSORT.1

Freq = 4.7990 GHz, Bw = 32.000 MH No calibration applied and no bandpass applied

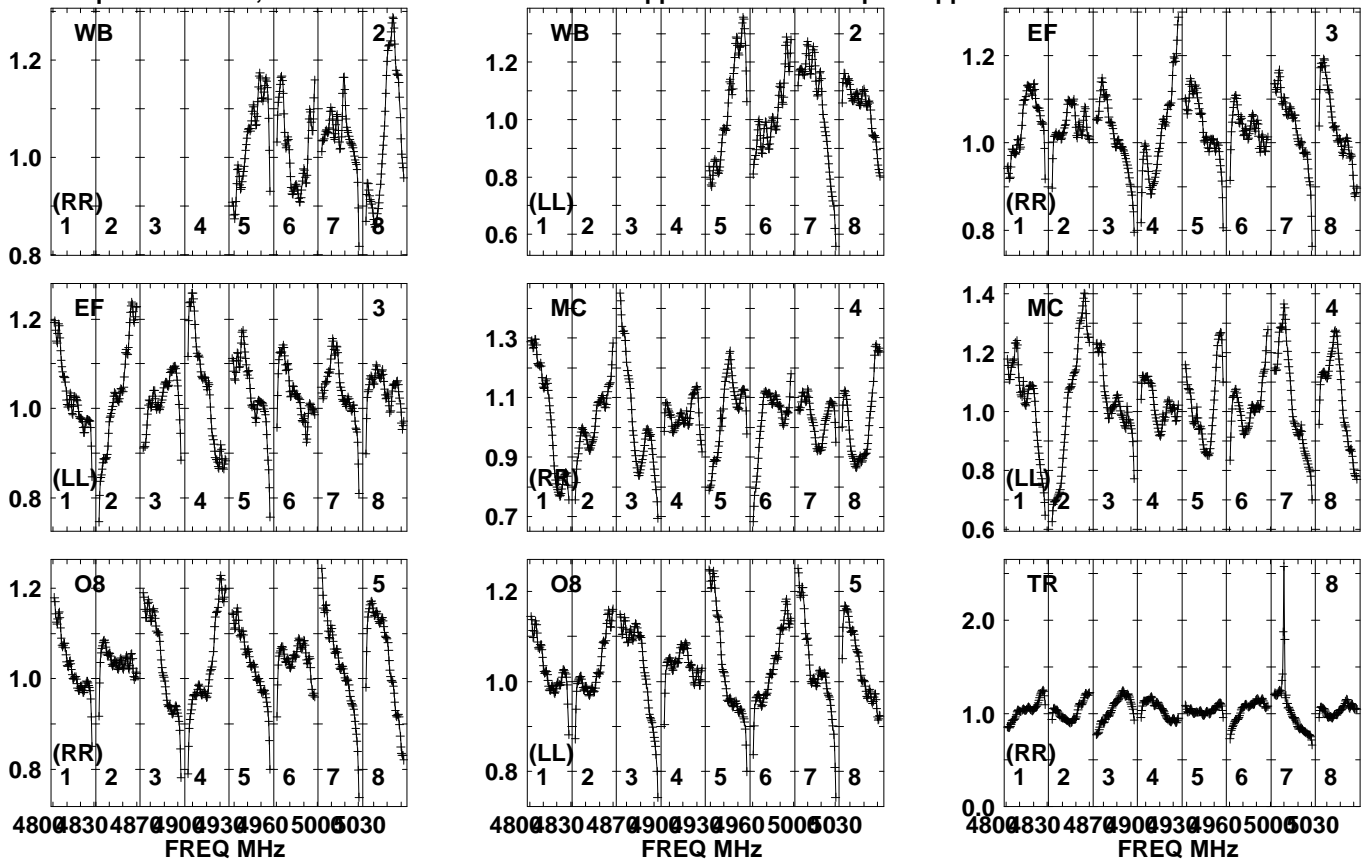


Lower frame: Real Jy
Auto-corr total-power spectrum Antenna: *
Timerange: 00/08:46:41 to 00/08:47:39

Plot file version 57 created 26-FEB-2024 13:12:07

J1559+2556 EG128B.MSORT.1

Freq = 4.7990 GHz, Bw = 32.000 MH No calibration applied and no bandpass applied

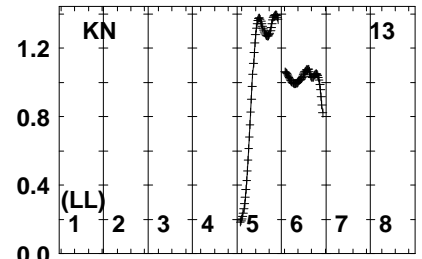
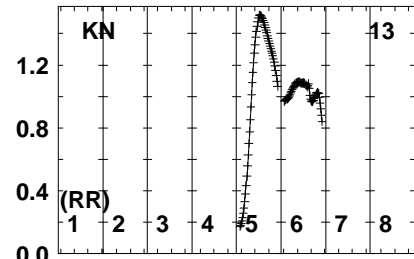
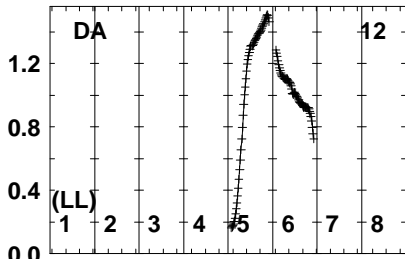
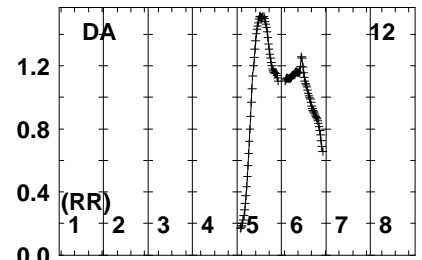
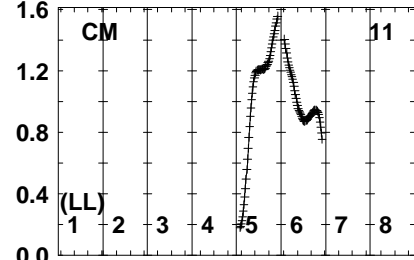
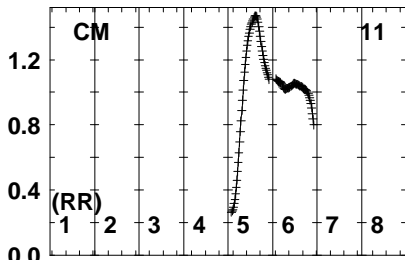
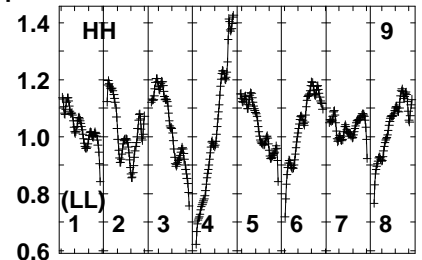
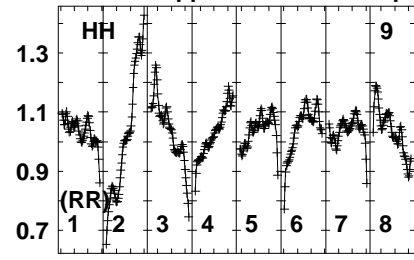
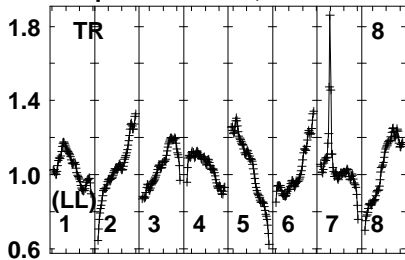


Lower frame: Real Jy
Auto-corr total-power spectrum Antenna: *
Timerange: 00/08:48:01 to 00/08:49:39

Plot file version 58 created 26-FEB-2024 13:12:07

J1559+2556 EG128B.MSORT.1

Freq = 4.7990 GHz, Bw = 32.000 MH No calibration applied and no bandpass applied



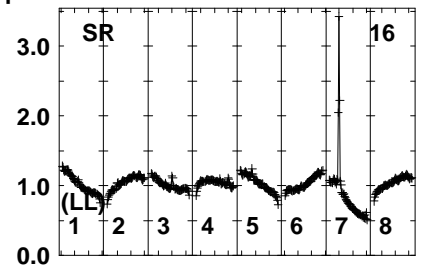
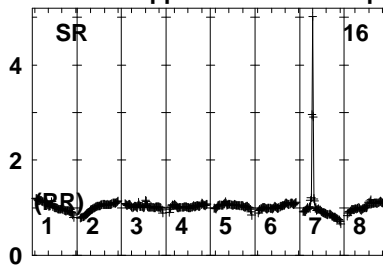
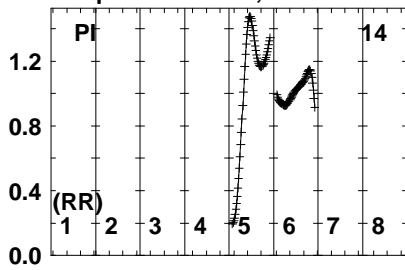
480083048709009309605005030
FREQ MHz

480083048709009309605005030
FREQ MHz

480083048709009309605005030
FREQ MHz

Lower frame: Real Jy
Auto-corr total-power spectrum Antenna: *
Timerange: 00/08:48:01 to 00/08:49:39

Plot file version 59 created 26-FEB-2024 13:12:07
J1559+2556 EG128B.MSORT.1
Freq = 4.7990 GHz, Bw = 32.000 MH No calibration applied and no bandpass applied

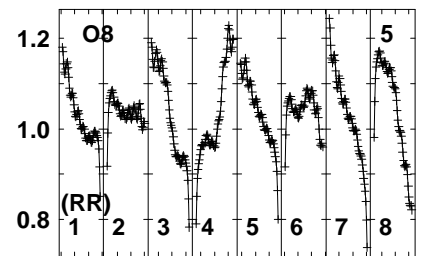
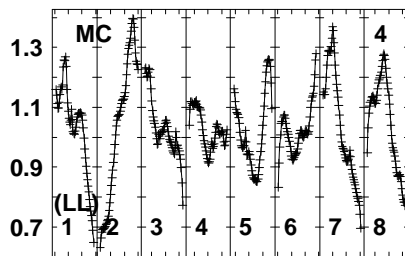
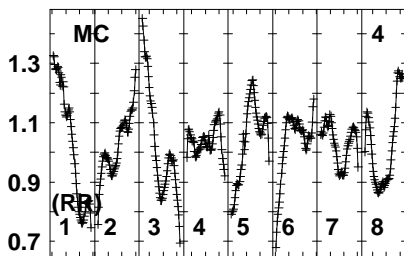
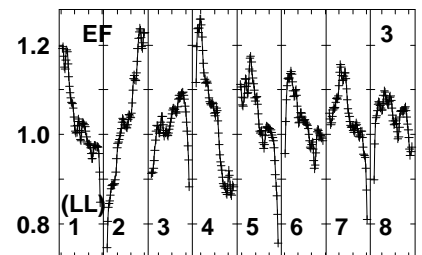
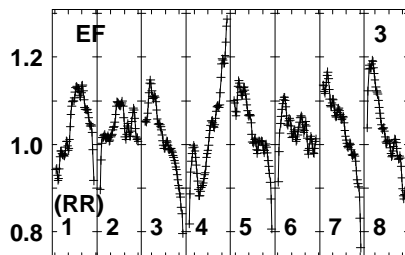
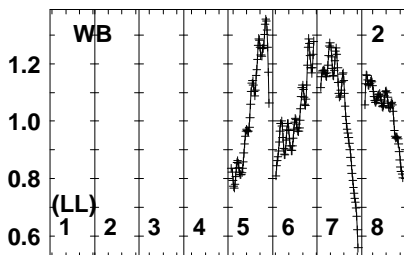
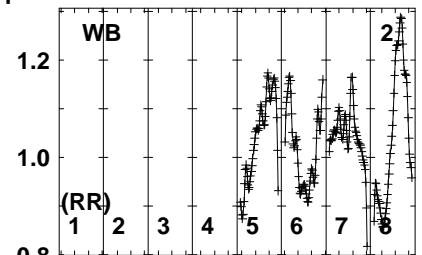
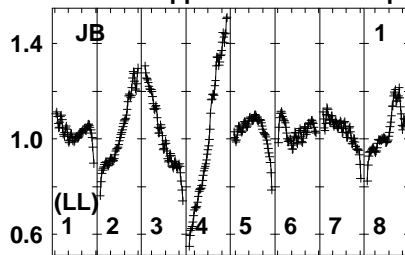
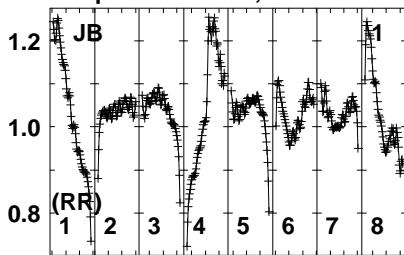


Lower frame: Real Jy
Auto-corr total-power spectrum Antenna: *
Timerange: 00/08:48:01 to 00/08:49:39

Plot file version 60 created 26-FEB-2024 13:12:07

J1602+2610 EG128B.MSORT.1

Freq = 4.7990 GHz, Bw = 32.000 MH No calibration applied and no bandpass applied



480083048709009309605005030
FREQ MHz

480083048709009309605005030
FREQ MHz

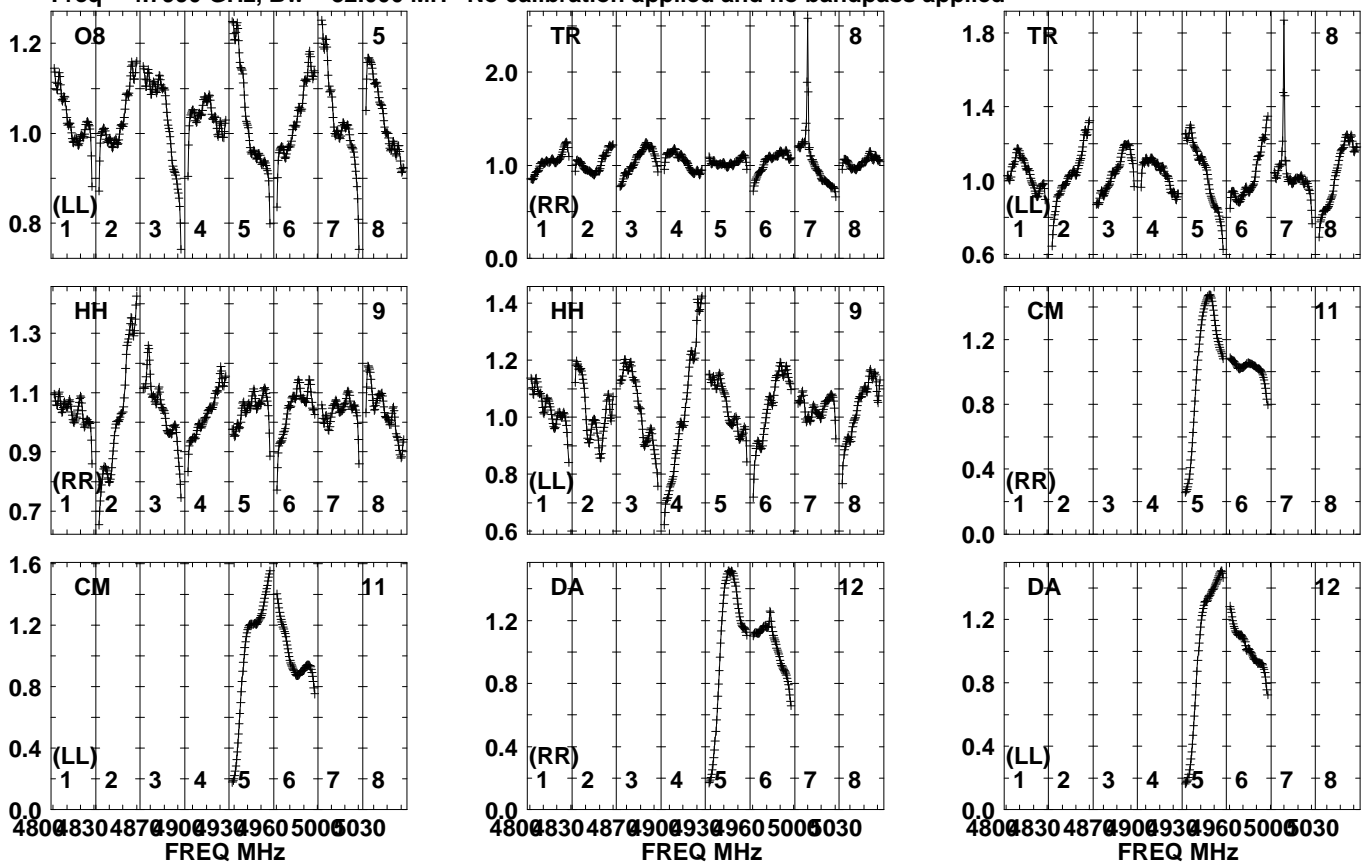
480083048709009309605005030
FREQ MHz

Lower frame: Real Jy
Auto-corr total-power spectrum Antenna: *
Timerange: 00/08:50:01 to 00/08:50:59

Plot file version 61 created 26-FEB-2024 13:12:08

J1602+2610 EG128B.MSORT.1

Freq = 4.7990 GHz, Bw = 32.000 MH No calibration applied and no bandpass applied

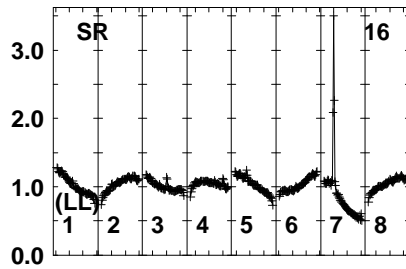
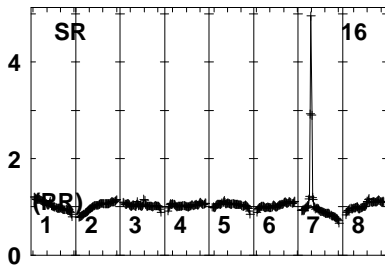
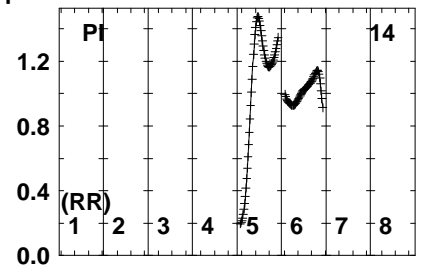
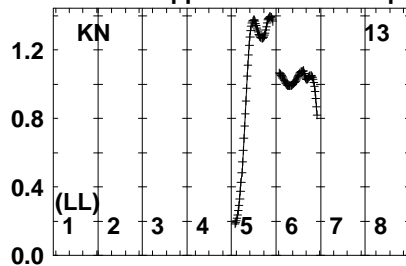
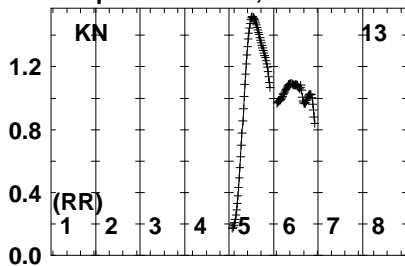


Lower frame: Real Jy
Auto-corr total-power spectrum Antenna: *
Timerange: 00/08:50:01 to 00/08:50:59

Plot file version 62 created 26-FEB-2024 13:12:08

J1602+2610 EG128B.MSORT.1

Freq = 4.7990 GHz, Bw = 32.000 MH No calibration applied and no bandpass applied

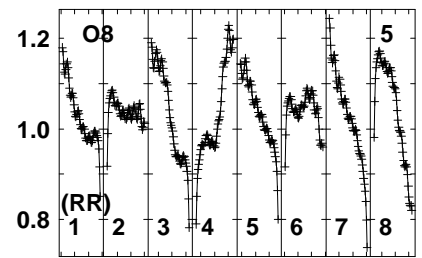
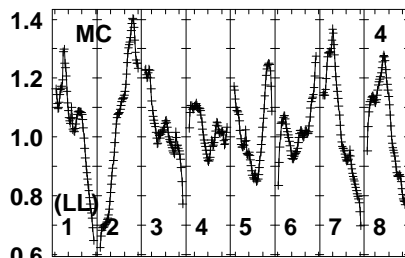
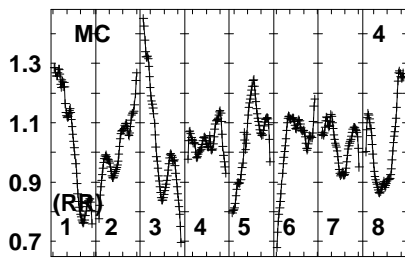
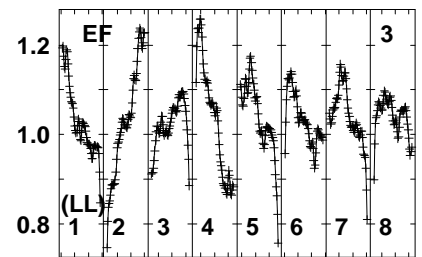
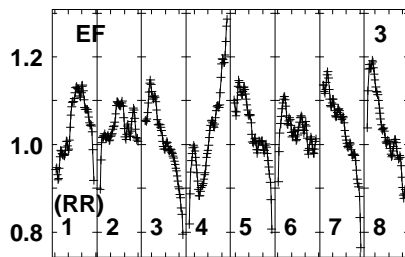
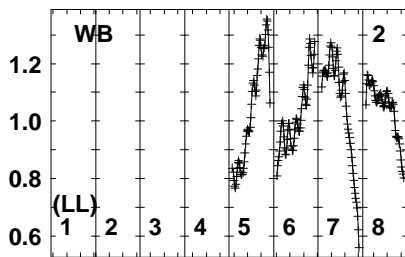
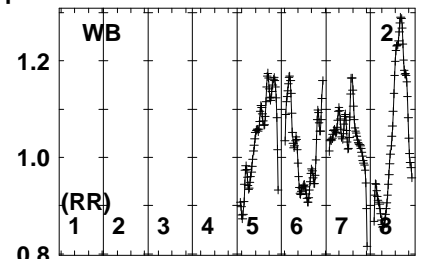
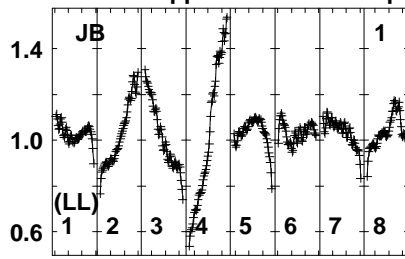
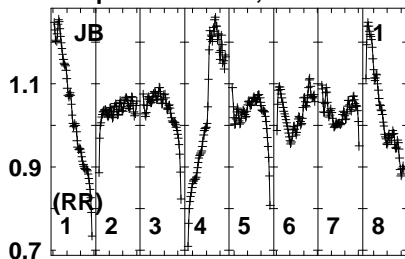


Lower frame: Real Jy
Auto-corr total-power spectrum Antenna: *
Timerange: 00/08:50:01 to 00/08:50:59

Plot file version 63 created 26-FEB-2024 13:12:08

TCRB EG128B.MSORT.1

Freq = 4.7990 GHz, Bw = 32.000 MH No calibration applied and no bandpass applied



480083048709009309605005030
FREQ MHz

480083048709009309605005030
FREQ MHz

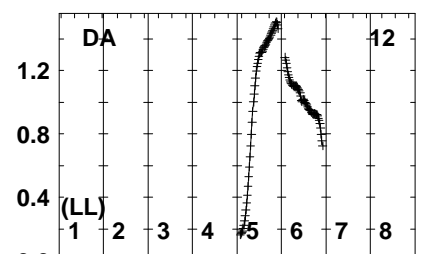
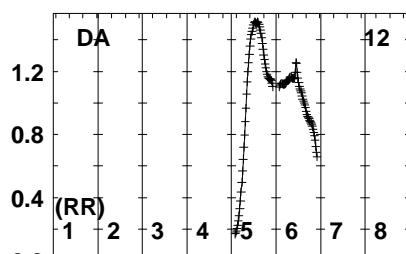
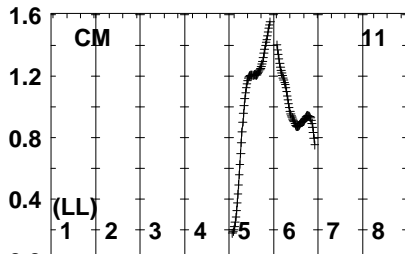
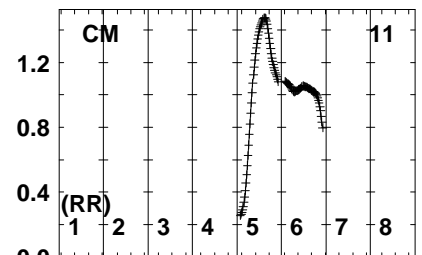
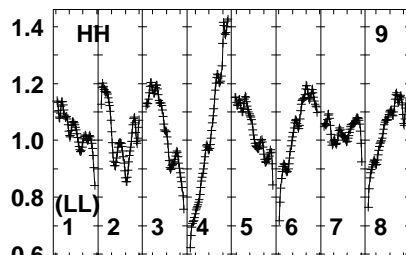
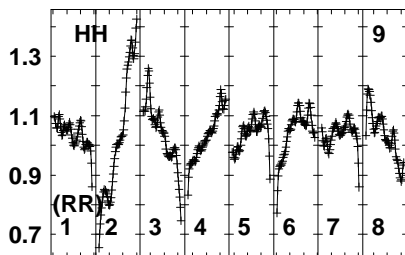
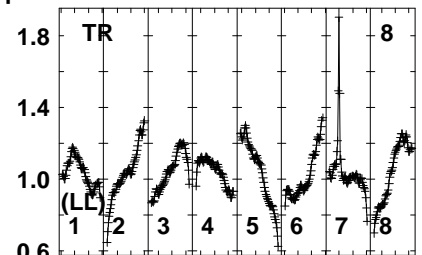
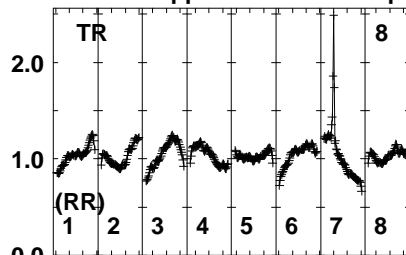
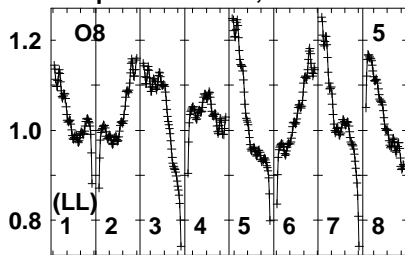
480083048709009309605005030
FREQ MHz

Lower frame: Real Jy
Auto-corr total-power spectrum Antenna: *
Timerange: 00/08:51:21 to 00/08:55:19

Plot file version 64 created 26-FEB-2024 13:12:08

TCRB EG128B.MSORT.1

Freq = 4.7990 GHz, Bw = 32.000 MH No calibration applied and no bandpass applied



480083048709009309605005030
FREQ MHz

480083048709009309605005030
FREQ MHz

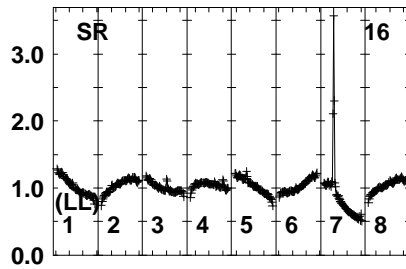
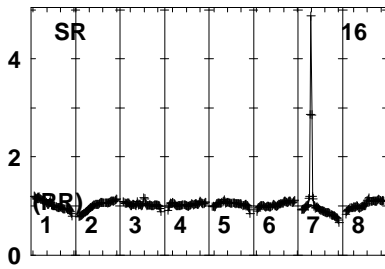
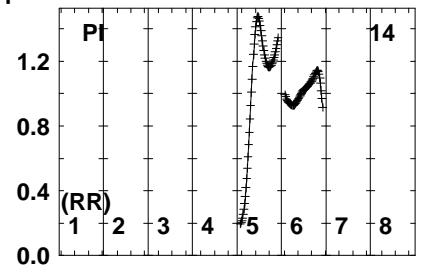
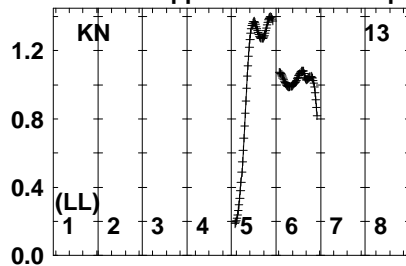
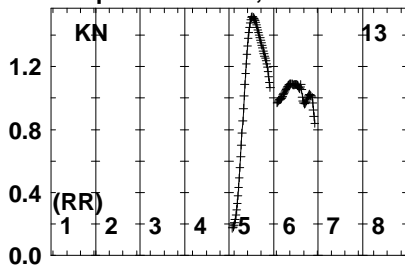
480083048709009309605005030
FREQ MHz

Lower frame: Real Jy
Auto-corr total-power spectrum Antenna: *
Timerange: 00/08:51:21 to 00/08:55:19

Plot file version 65 created 26-FEB-2024 13:12:09

TCRB EG128B.MSORT.1

Freq = 4.7990 GHz, Bw = 32.000 MH No calibration applied and no bandpass applied

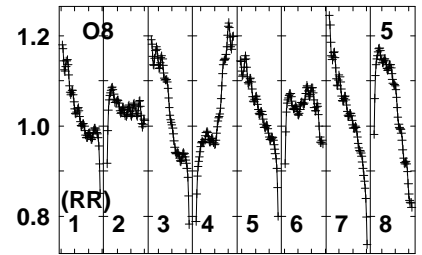
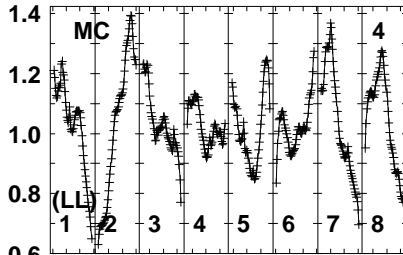
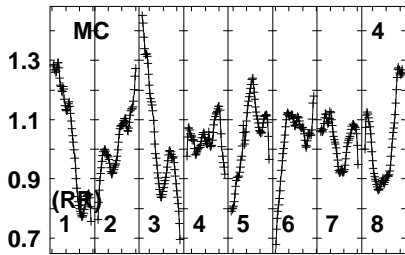
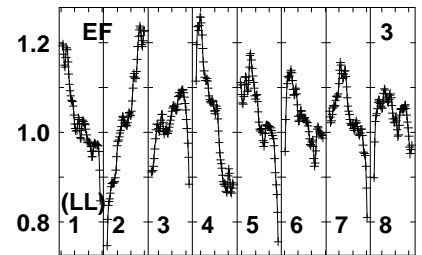
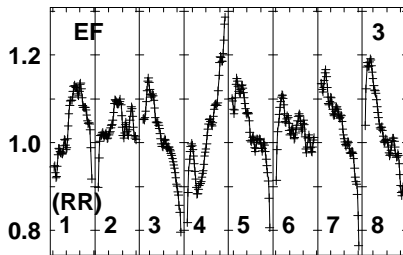
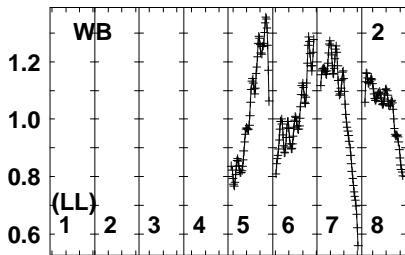
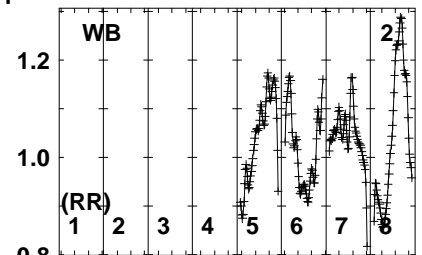
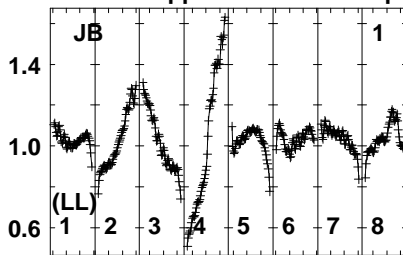
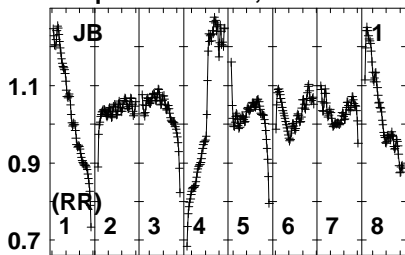


Lower frame: Real Jy
Auto-corr total-power spectrum Antenna: *
Timerange: 00/08:51:21 to 00/08:55:19

Plot file version 66 created 26-FEB-2024 13:12:09

J1602+2610 EG128B.MSORT.1

Freq = 4.7990 GHz, Bw = 32.000 MH No calibration applied and no bandpass applied



480083048709009309605005030
FREQ MHz

480083048709009309605005030
FREQ MHz

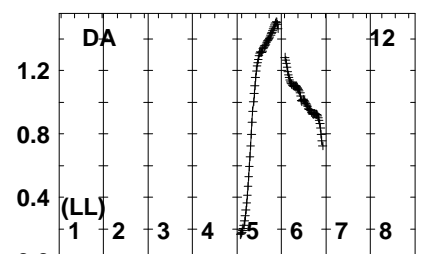
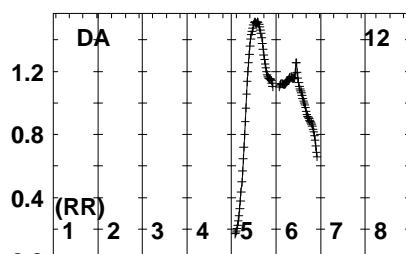
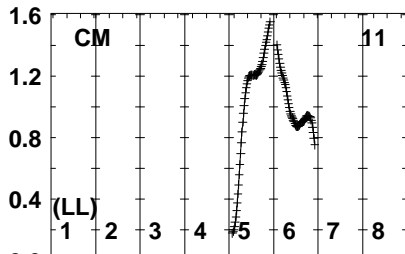
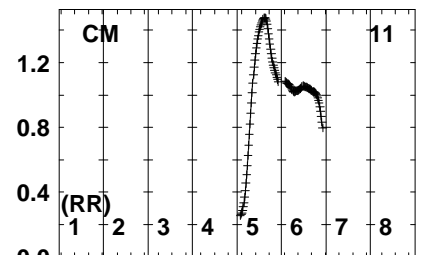
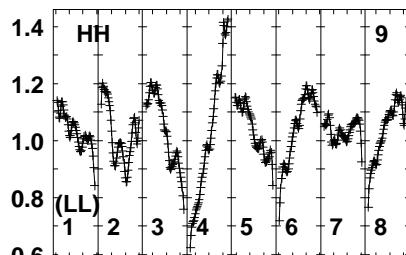
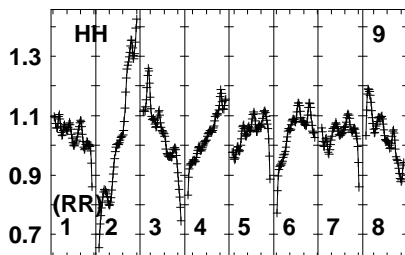
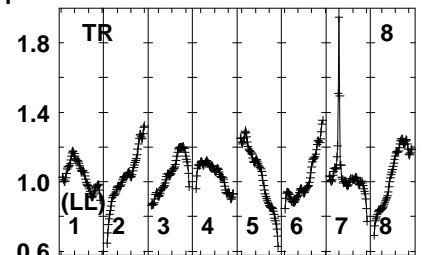
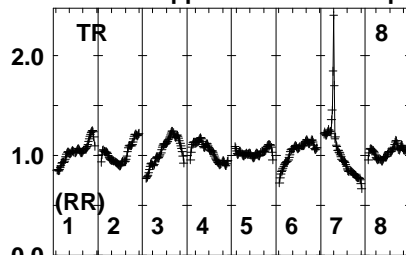
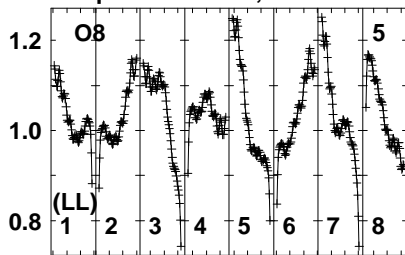
480083048709009309605005030
FREQ MHz

Lower frame: Real Jy
Auto-corr total-power spectrum Antenna: *
Timerange: 00/08:55:41 to 00/08:56:39

Plot file version 67 created 26-FEB-2024 13:12:09

J1602+2610 EG128B.MSORT.1

Freq = 4.7990 GHz, Bw = 32.000 MH No calibration applied and no bandpass applied



4800 4830 4870 4900 4930 4960 5000 5030
FREQ MHz

4800 4830 4870 4900 4930 4960 5000 5030
FREQ MHz

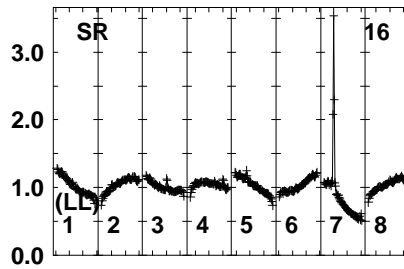
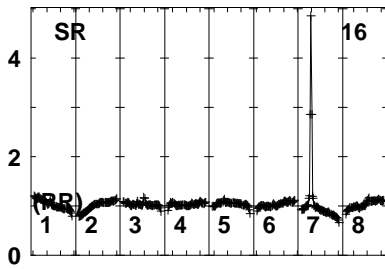
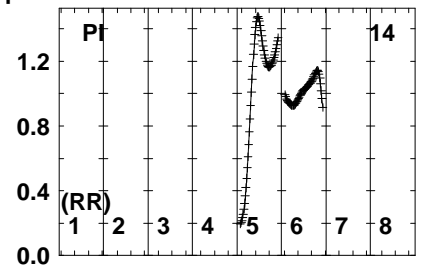
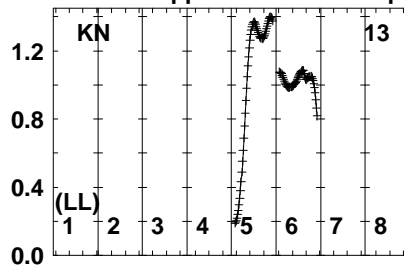
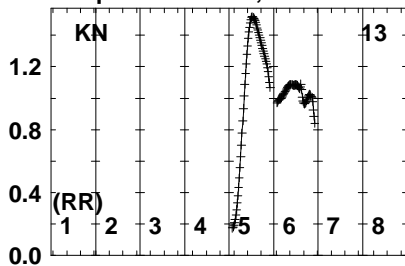
4800 4830 4870 4900 4930 4960 5000 5030
FREQ MHz

Lower frame: Real Jy
Auto-corr total-power spectrum Antenna: *
Timerange: 00/08:55:41 to 00/08:56:39

Plot file version 68 created 26-FEB-2024 13:12:09

J1602+2610 EG128B.MSORT.1

Freq = 4.7990 GHz, Bw = 32.000 MH No calibration applied and no bandpass applied

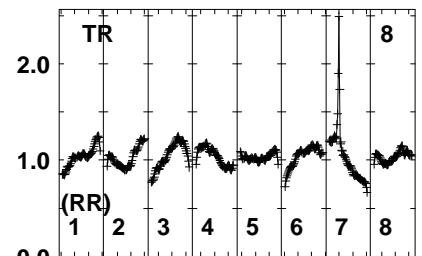
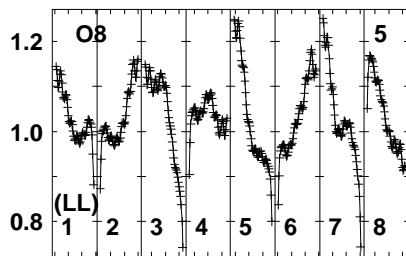
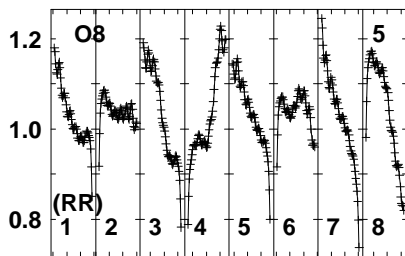
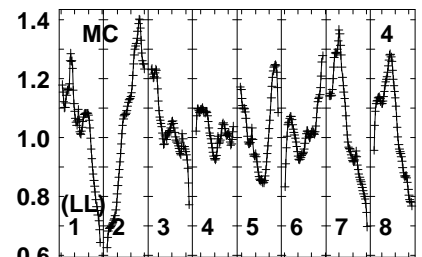
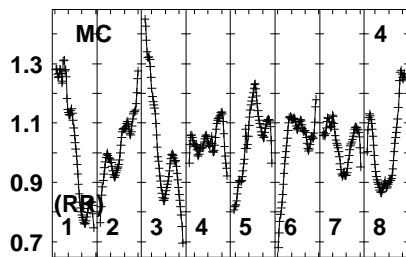
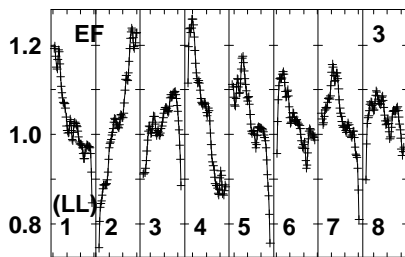
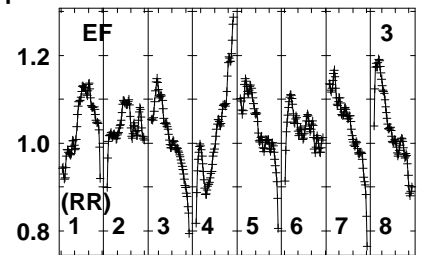
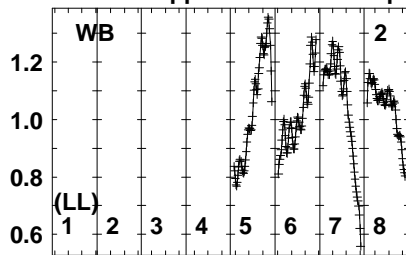
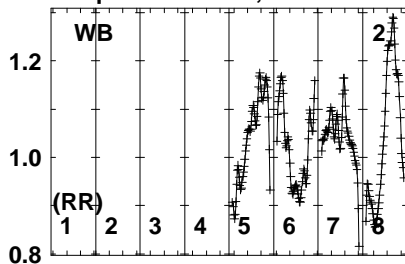


Lower frame: Real Jy
Auto-corr total-power spectrum Antenna: *
Timerange: 00/08:55:41 to 00/08:56:39

Plot file version 69 created 26-FEB-2024 13:12:09

TCRB EG128B.MSORT.1

Freq = 4.7990 GHz, Bw = 32.000 MH No calibration applied and no bandpass applied



480083048709009309605005030
FREQ MHz

480083048709009309605005030
FREQ MHz

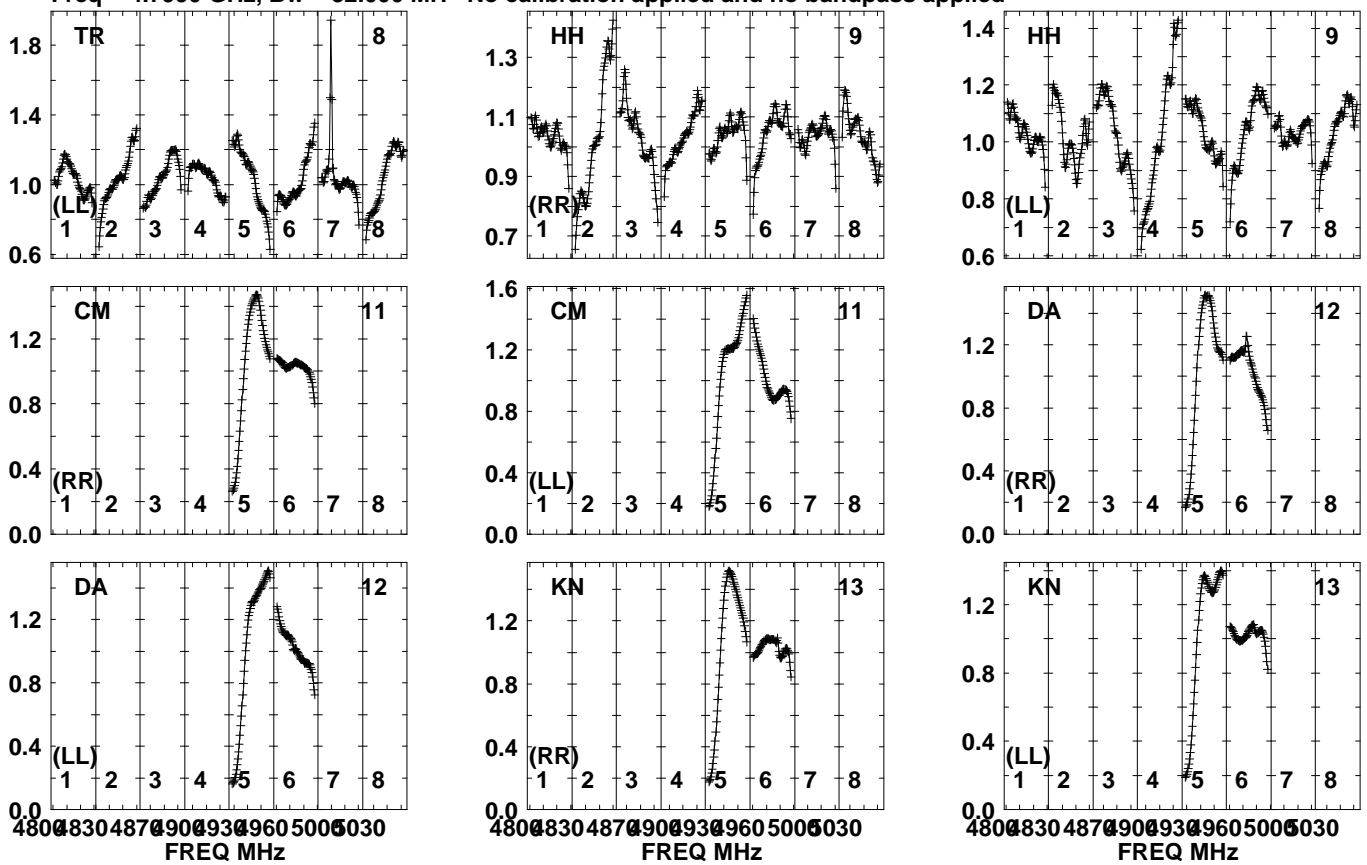
480083048709009309605005030
FREQ MHz

Lower frame: Real Jy
Auto-corr total-power spectrum Antenna: *
Timerange: 00/08:57:01 to 00/09:00:39

Plot file version 70 created 26-FEB-2024 13:12:09

TCRB EG128B.MSORT.1

Freq = 4.7990 GHz, Bw = 32.000 MH No calibration applied and no bandpass applied

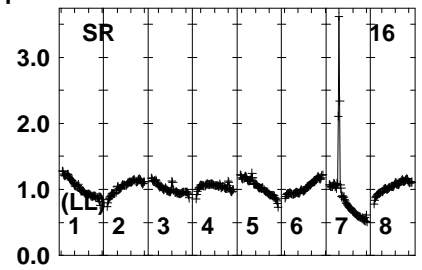
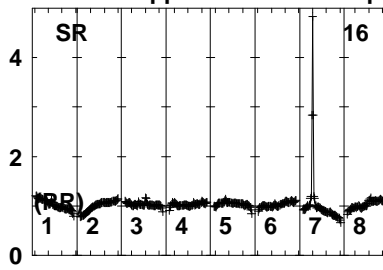
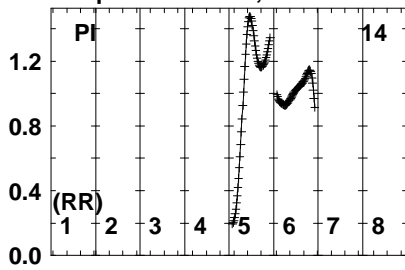


Lower frame: Real Jy
Auto-corr total-power spectrum Antenna: *
Timerange: 00/08:57:01 to 00/09:00:39

Plot file version 71 created 26-FEB-2024 13:12:09

TCRB EG128B.MSORT.1

Freq = 4.7990 GHz, Bw = 32.000 MH No calibration applied and no bandpass applied

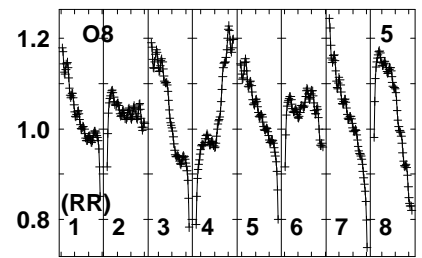
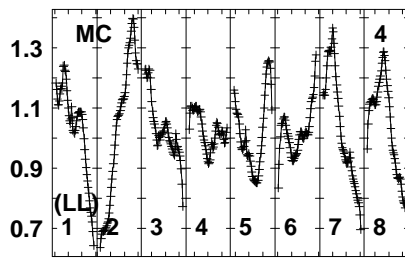
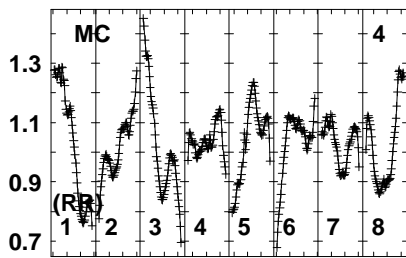
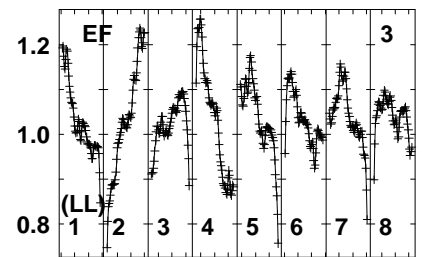
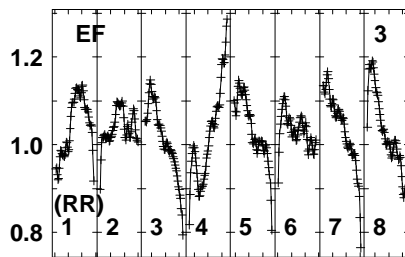
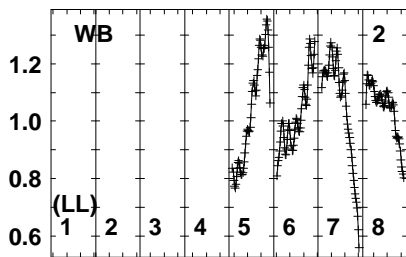
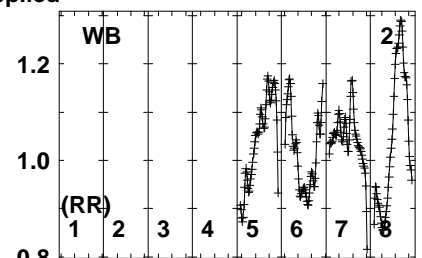
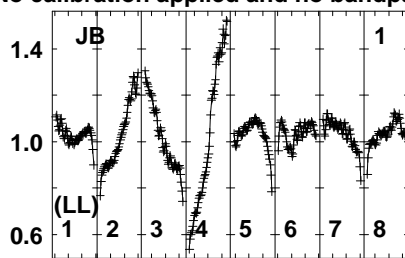
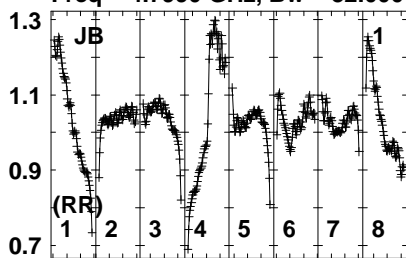


Lower frame: Real Jy
Auto-corr total-power spectrum Antenna: *
Timerange: 00/08:57:01 to 00/09:00:39

Plot file version 72 created 26-FEB-2024 13:12:09

J1602+2610 EG128B.MSORT.1

Freq = 4.7990 GHz, Bw = 32.000 MH No calibration applied and no bandpass applied



480083048709009309605005030
FREQ MHz

480083048709009309605005030
FREQ MHz

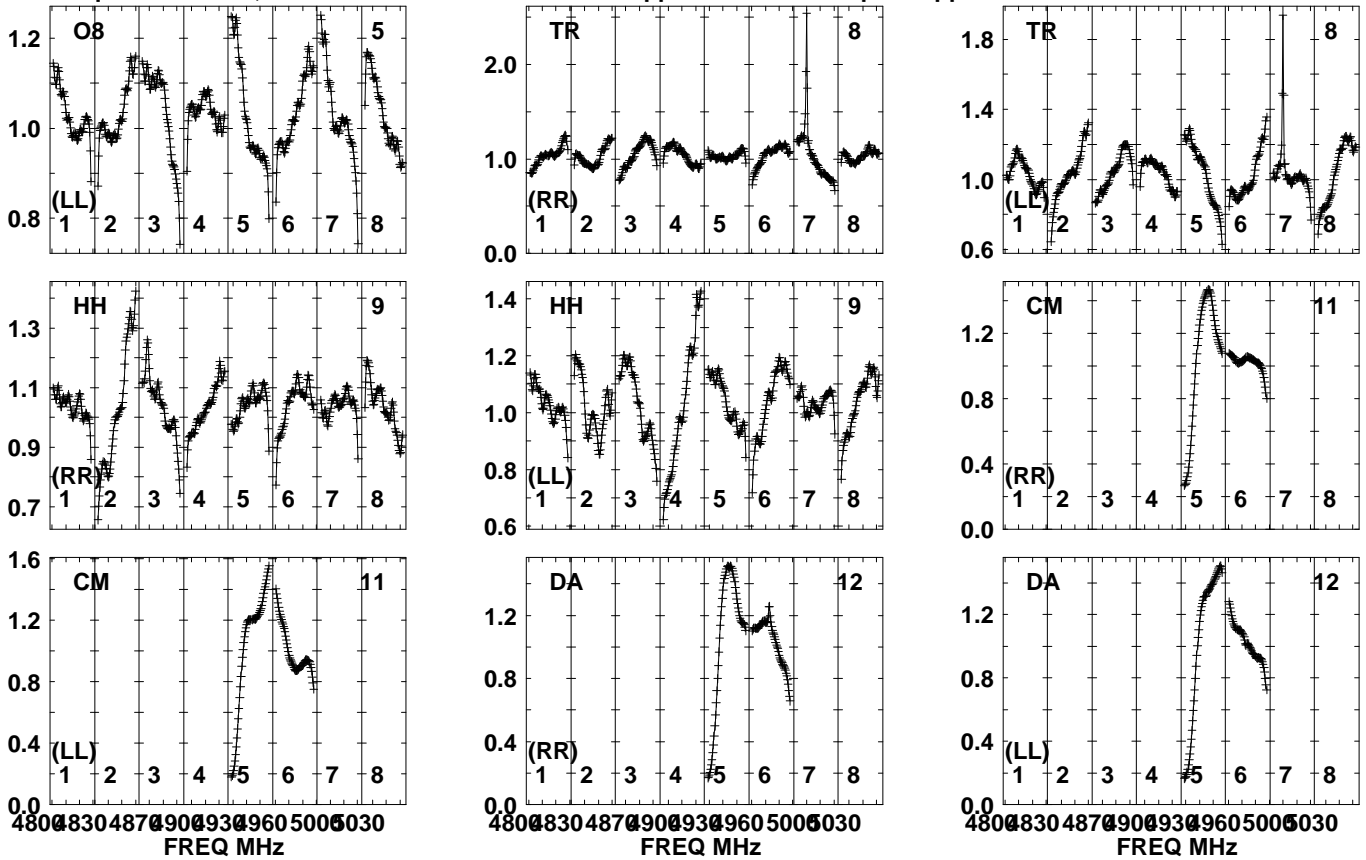
480083048709009309605005030
FREQ MHz

Lower frame: Real Jy
Auto-corr total-power spectrum Antenna: *
Timerange: 00/09:01:01 to 00/09:01:59

Plot file version 73 created 26-FEB-2024 13:12:10

J1602+2610 EG128B.MSORT.1

Freq = 4.7990 GHz, Bw = 32.000 MH No calibration applied and no bandpass applied

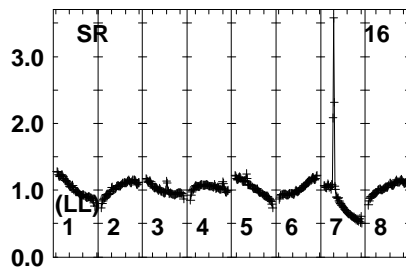
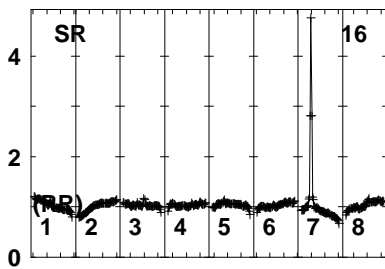
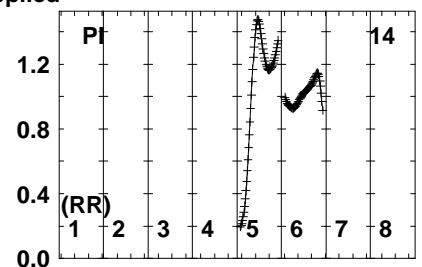
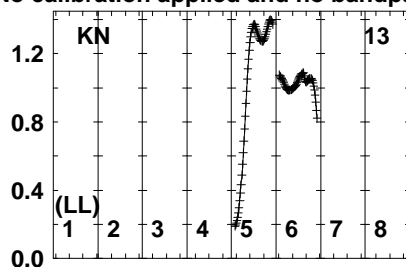
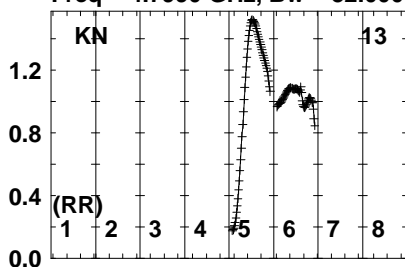


Lower frame: Real Jy
Auto-corr total-power spectrum Antenna: *
Timerange: 00/09:01:01 to 00/09:01:59

Plot file version 74 created 26-FEB-2024 13:12:10

J1602+2610 EG128B.MSORT.1

Freq = 4.7990 GHz, Bw = 32.000 MH No calibration applied and no bandpass applied

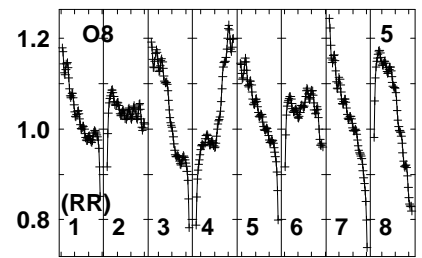
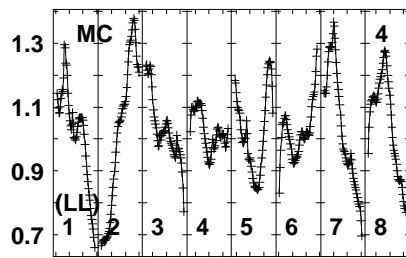
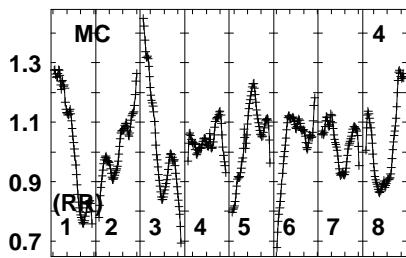
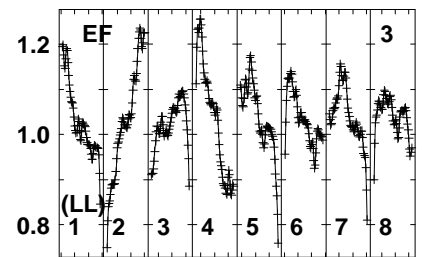
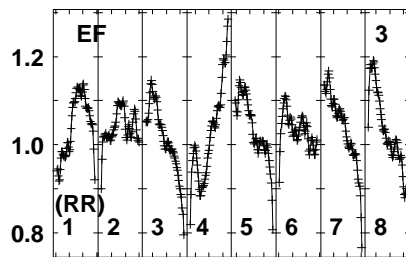
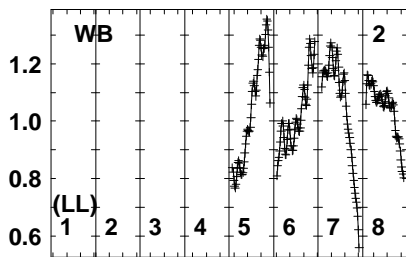
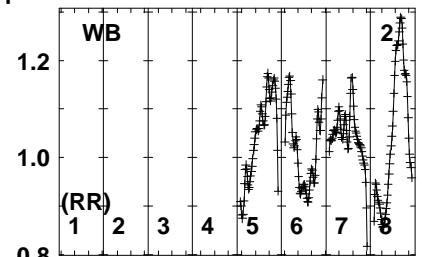
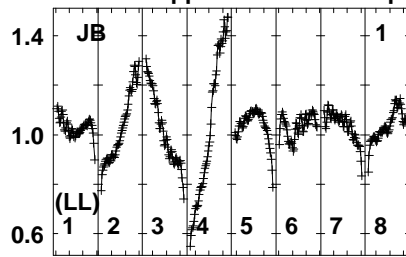
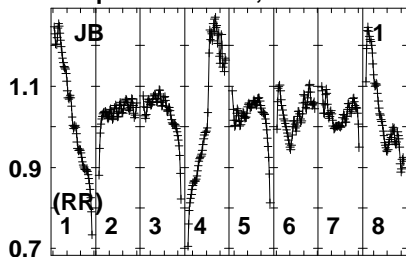


Lower frame: Real Jy
Auto-corr total-power spectrum Antenna: *
Timerange: 00/09:01:01 to 00/09:01:59

Plot file version 75 created 26-FEB-2024 13:12:10

TCRB EG128B.MSORT.1

Freq = 4.7990 GHz, Bw = 32.000 MH No calibration applied and no bandpass applied



480083048709009309605005030
FREQ MHz

480083048709009309605005030
FREQ MHz

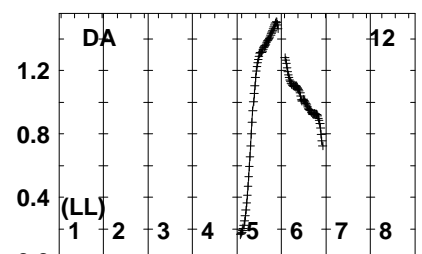
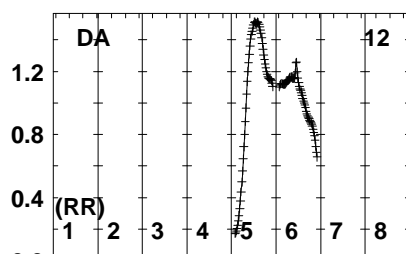
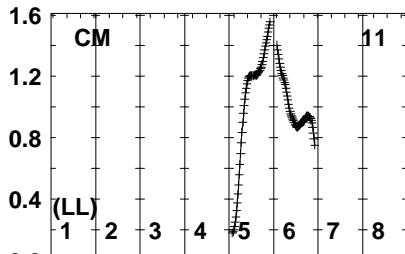
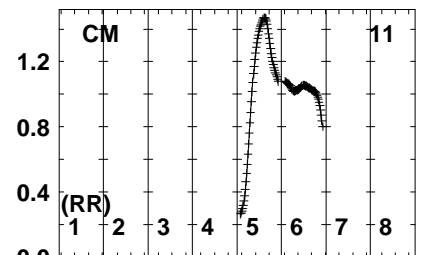
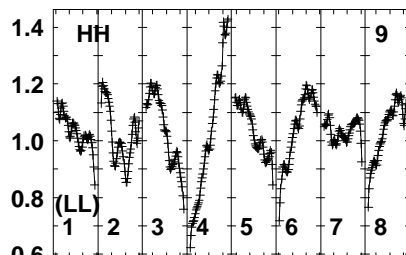
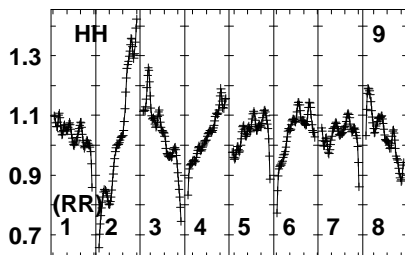
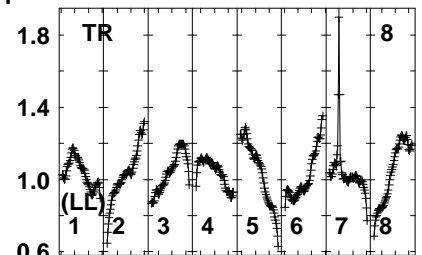
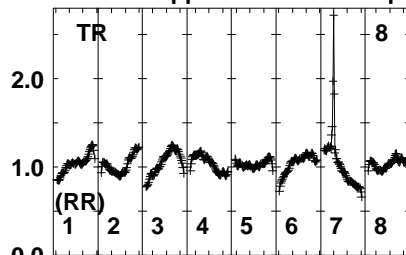
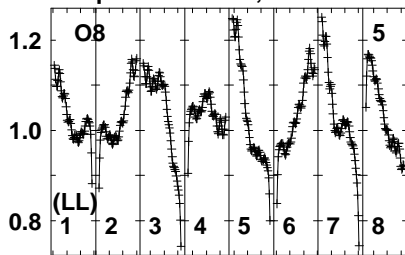
480083048709009309605005030
FREQ MHz

Lower frame: Real Jy
Auto-corr total-power spectrum Antenna: *
Timerange: 00/09:02:21 to 00/09:06:19

Plot file version 76 created 26-FEB-2024 13:12:10

TCRB EG128B.MSORT.1

Freq = 4.7990 GHz, Bw = 32.000 MH No calibration applied and no bandpass applied



480083048709009309605005030
FREQ MHz

480083048709009309605005030
FREQ MHz

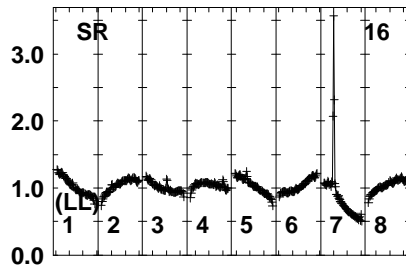
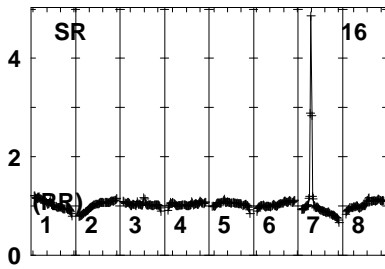
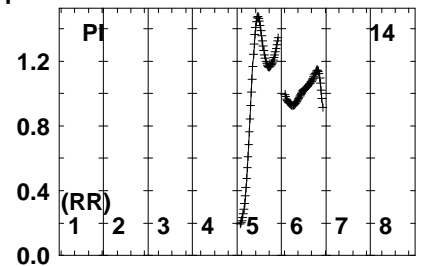
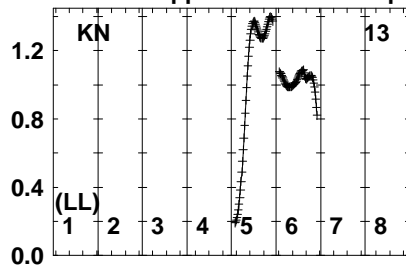
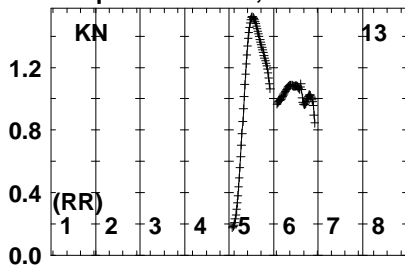
480083048709009309605005030
FREQ MHz

Lower frame: Real Jy
Auto-corr total-power spectrum Antenna: *
Timerange: 00/09:02:21 to 00/09:06:19

Plot file version 77 created 26-FEB-2024 13:12:10

TCRB EG128B.MSORT.1

Freq = 4.7990 GHz, Bw = 32.000 MH No calibration applied and no bandpass applied

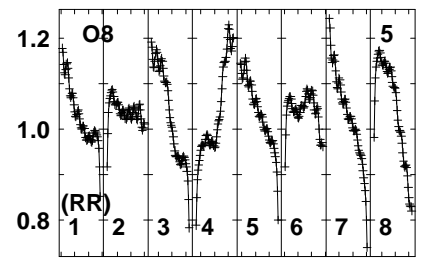
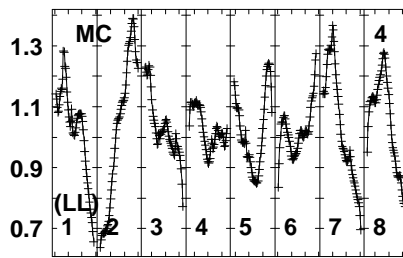
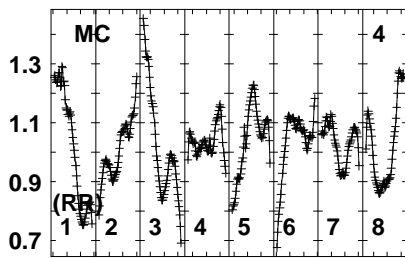
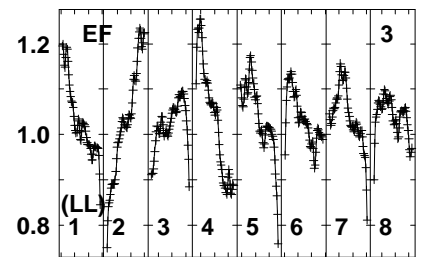
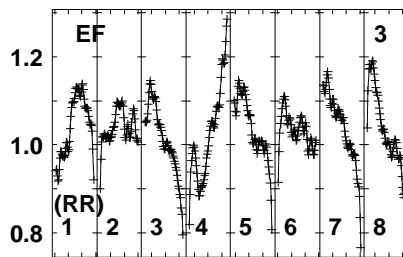
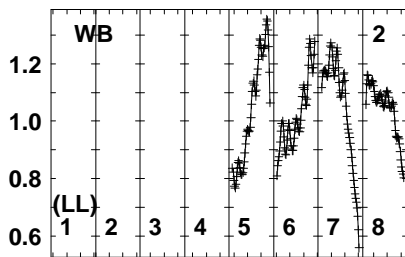
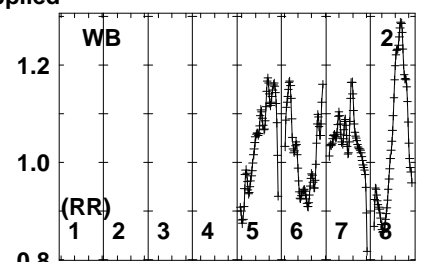
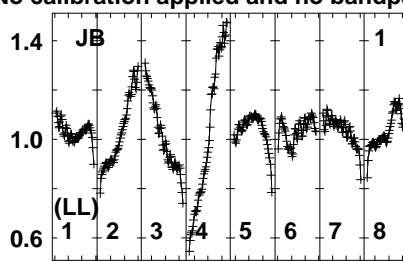
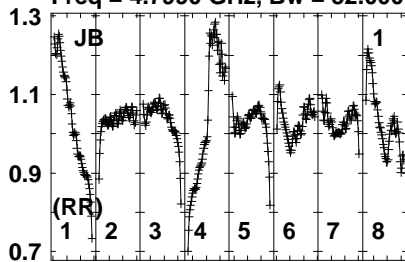


Lower frame: Real Jy
Auto-corr total-power spectrum Antenna: *
Timerange: 00/09:02:21 to 00/09:06:19

Plot file version 78 created 26-FEB-2024 13:12:10

J1602+2610 EG128B.MSORT.1

Freq = 4.7990 GHz, Bw = 32.000 MH No calibration applied and no bandpass applied



480083048709009309605005030
FREQ MHz

480083048709009309605005030
FREQ MHz

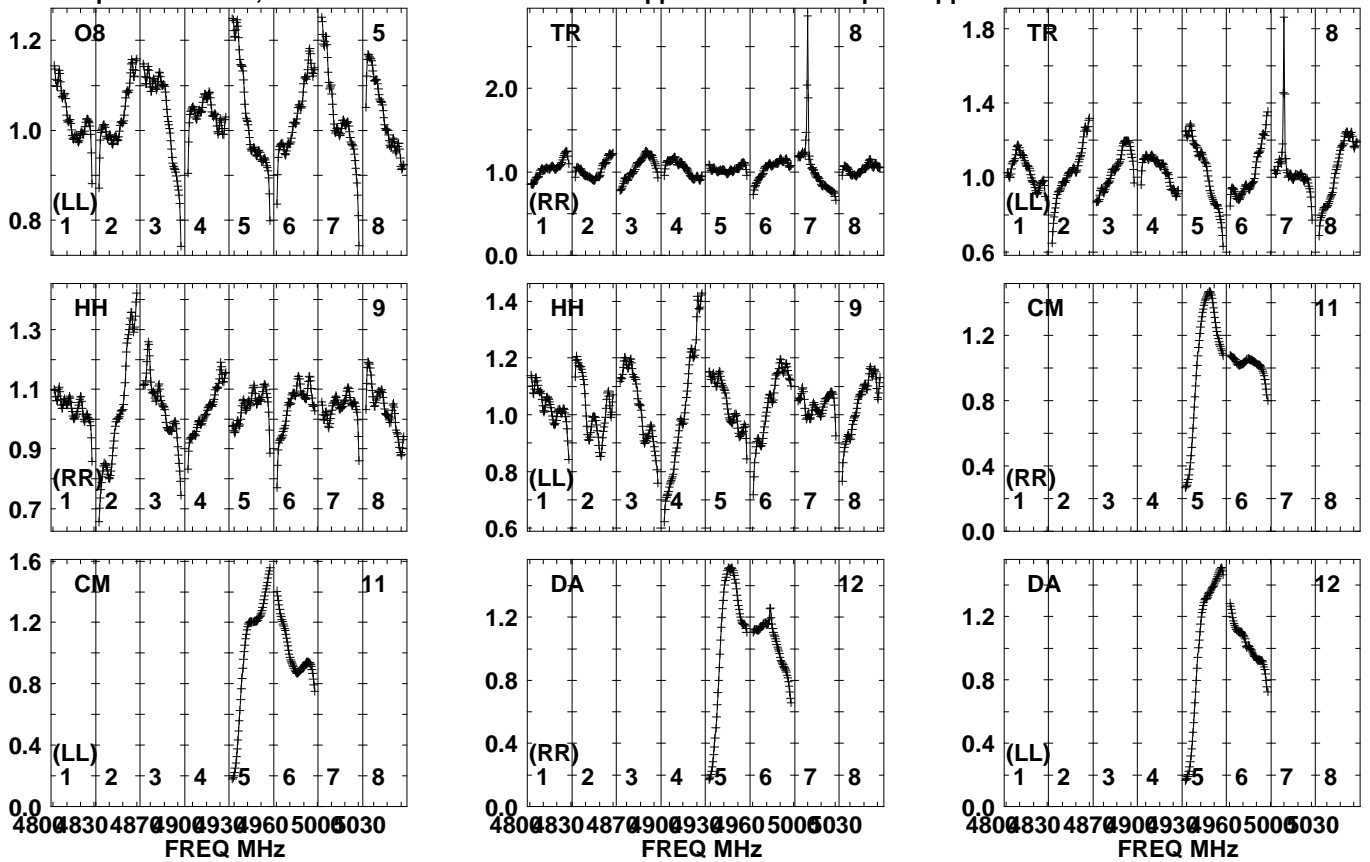
480083048709009309605005030
FREQ MHz

Lower frame: Real Jy
Auto-corr total-power spectrum Antenna: *
Timerange: 00/09:06:41 to 00/09:07:39

Plot file version 79 created 26-FEB-2024 13:12:11

J1602+2610 EG128B.MSORT.1

Freq = 4.7990 GHz, Bw = 32.000 MH No calibration applied and no bandpass applied

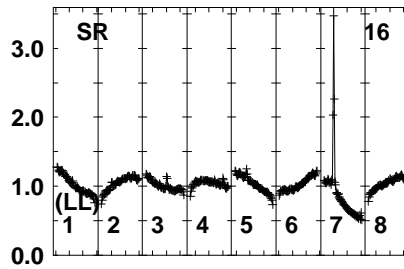
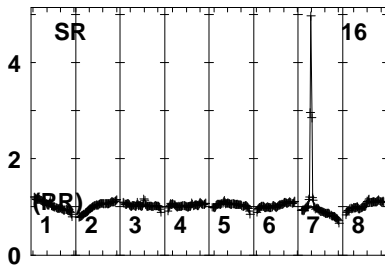
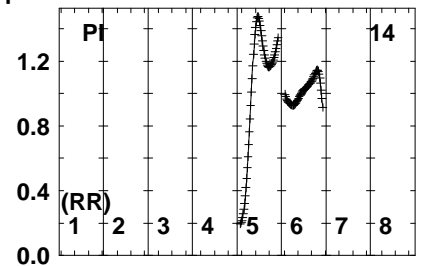
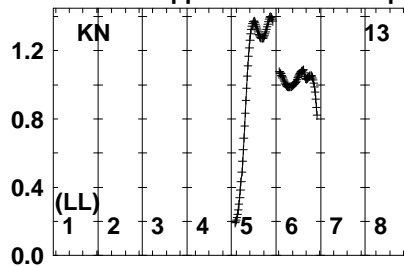
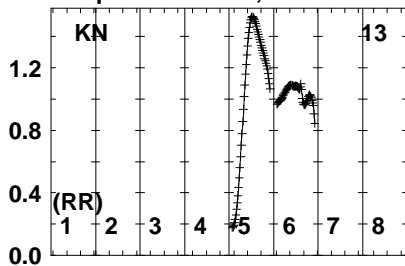


Lower frame: Real Jy
Auto-corr total-power spectrum Antenna: *
Timerange: 00/09:06:41 to 00/09:07:39

Plot file version 80 created 26-FEB-2024 13:12:11

J1602+2610 EG128B.MSORT.1

Freq = 4.7990 GHz, Bw = 32.000 MH No calibration applied and no bandpass applied

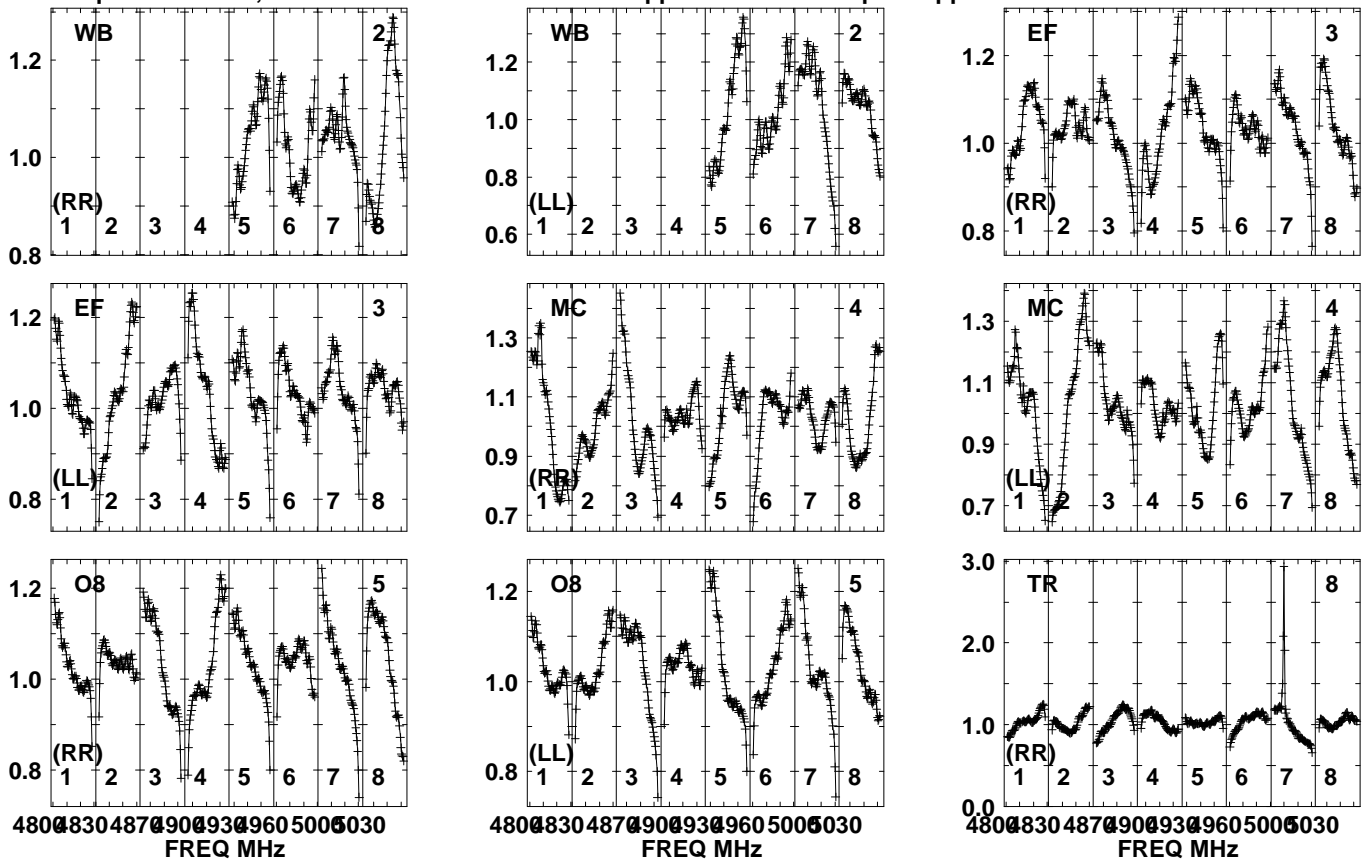


Lower frame: Real Jy
Auto-corr total-power spectrum Antenna: *
Timerange: 00/09:06:41 to 00/09:07:39

Plot file version 81 created 26-FEB-2024 13:12:11

J1559+2556 EG128B.MSORT.1

Freq = 4.7990 GHz, Bw = 32.000 MH No calibration applied and no bandpass applied

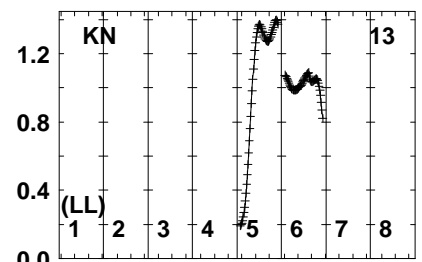
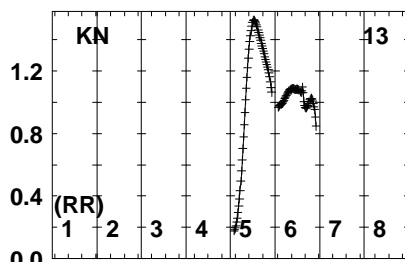
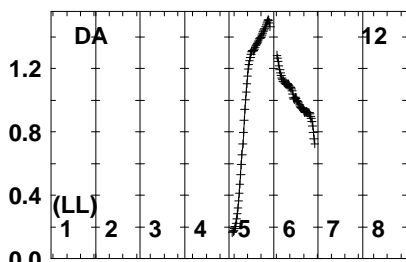
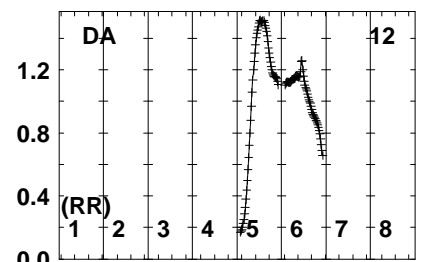
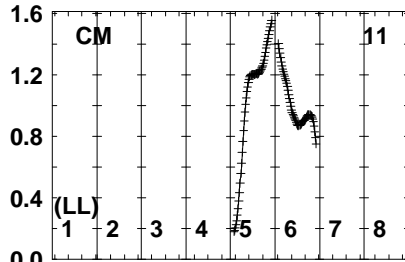
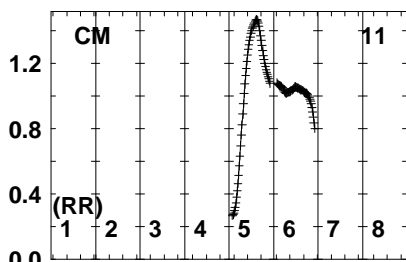
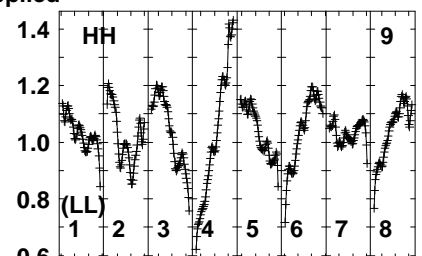
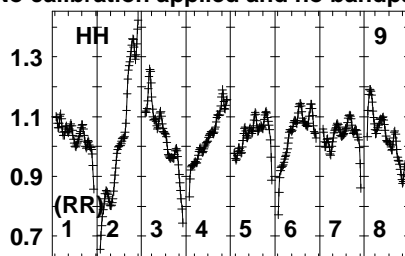
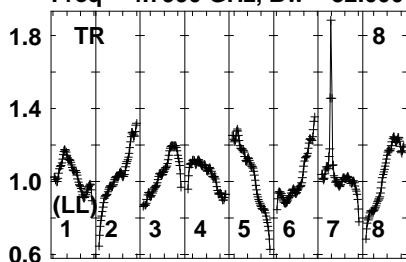


Lower frame: Real Jy
Auto-corr total-power spectrum Antenna: *
Timerange: 00/09:08:01 to 00/09:09:39

Plot file version 82 created 26-FEB-2024 13:12:11

J1559+2556 EG128B.MSORT.1

Freq = 4.7990 GHz, Bw = 32.000 MH No calibration applied and no bandpass applied



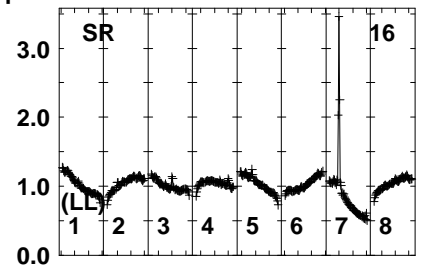
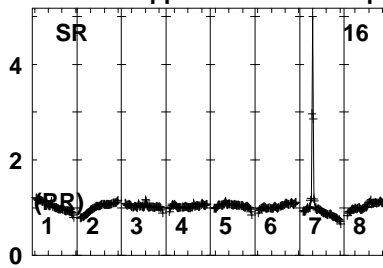
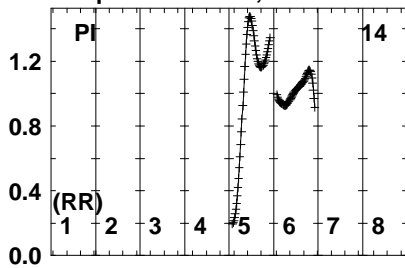
480083048709009309605005030
FREQ MHz

480083048709009309605005030
FREQ MHz

480083048709009309605005030
FREQ MHz

Lower frame: Real Jy
Auto-corr total-power spectrum Antenna: *
Timerange: 00/09:08:01 to 00/09:09:39

Plot file version 83 created 26-FEB-2024 13:12:11
J1559+2556 EG128B.MSORT.1
Freq = 4.7990 GHz, Bw = 32.000 MH No calibration applied and no bandpass applied

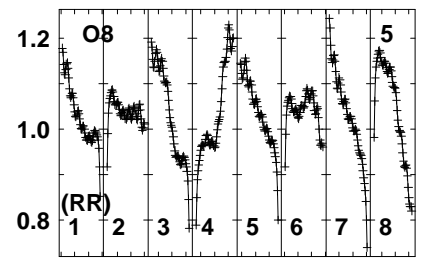
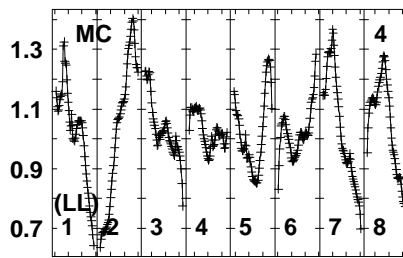
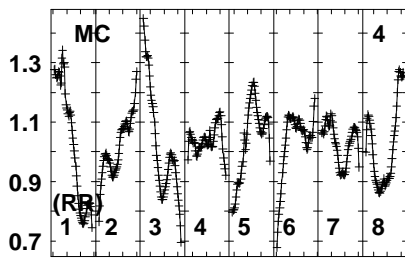
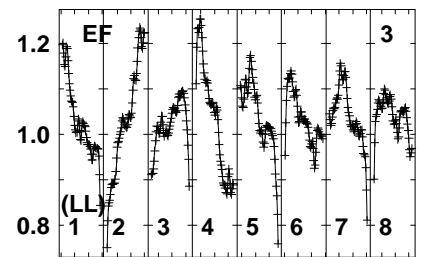
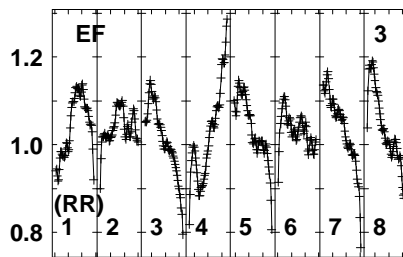
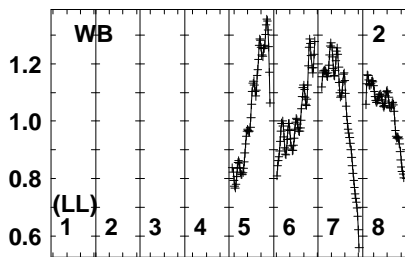
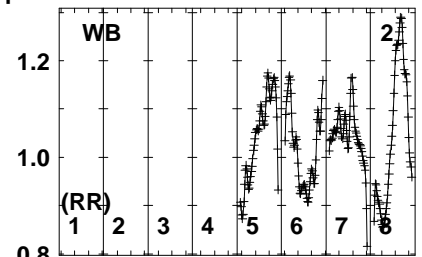
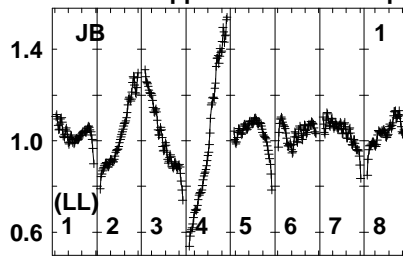
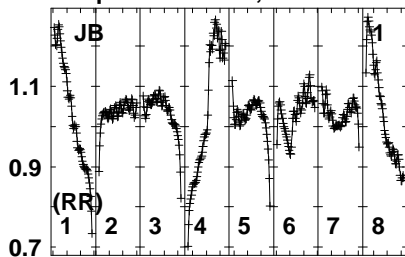


Lower frame: Real Jy
Auto-corr total-power spectrum Antenna: *
Timerange: 00/09:08:01 to 00/09:09:39

Plot file version 84 created 26-FEB-2024 13:12:11

J1602+2610 EG128B.MSORT.1

Freq = 4.7990 GHz, Bw = 32.000 MH No calibration applied and no bandpass applied



480083048709009309605005030
FREQ MHz

480083048709009309605005030
FREQ MHz

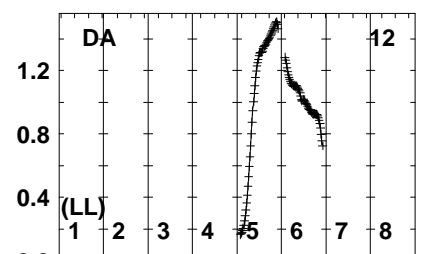
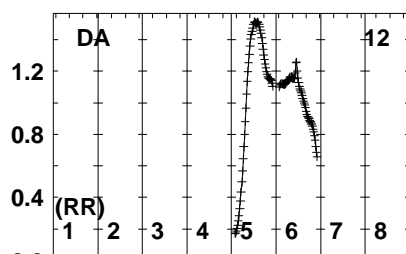
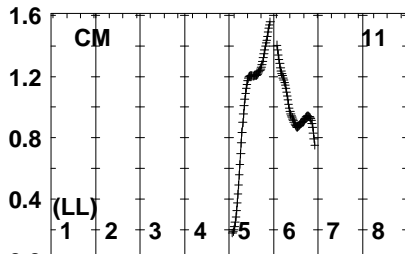
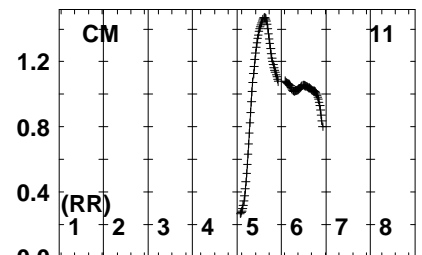
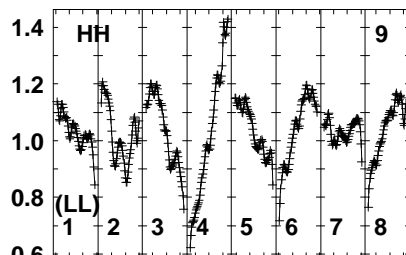
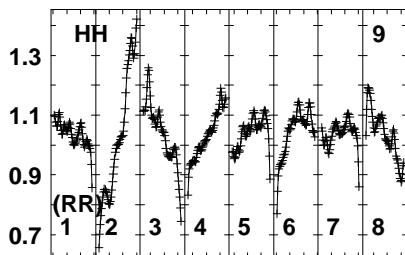
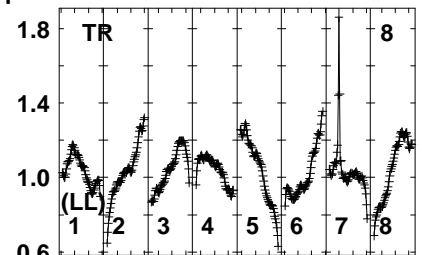
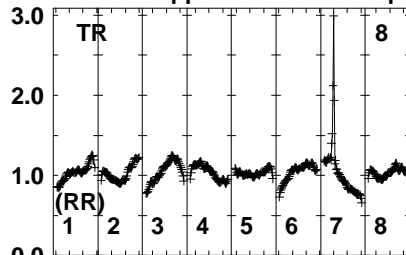
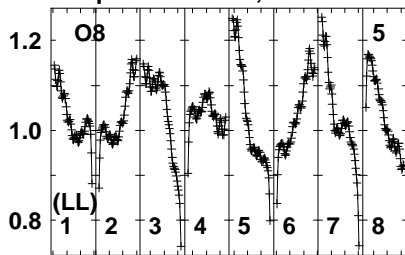
480083048709009309605005030
FREQ MHz

Lower frame: Real Jy
Auto-corr total-power spectrum Antenna: *
Timerange: 00/09:10:01 to 00/09:10:59

Plot file version 85 created 26-FEB-2024 13:12:11

J1602+2610 EG128B.MSORT.1

Freq = 4.7990 GHz, Bw = 32.000 MH No calibration applied and no bandpass applied



480083048709009309605005030
FREQ MHz

480083048709009309605005030
FREQ MHz

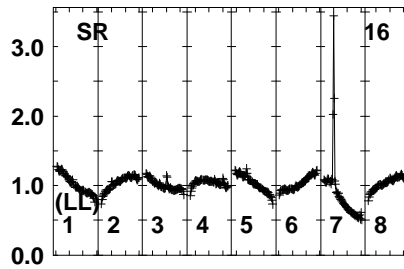
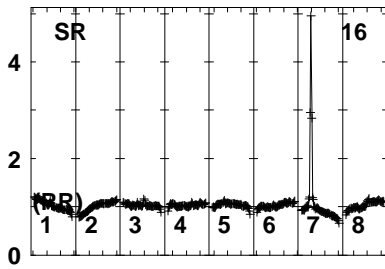
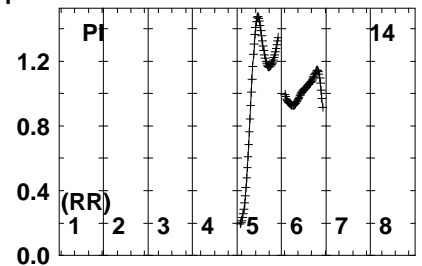
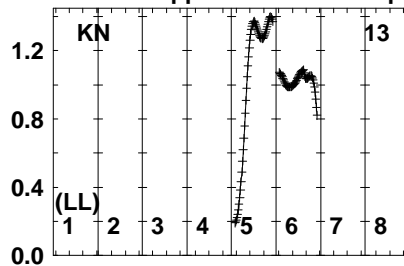
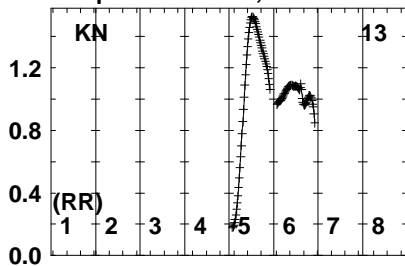
480083048709009309605005030
FREQ MHz

Lower frame: Real Jy
Auto-corr total-power spectrum Antenna: *
Timerange: 00/09:10:01 to 00/09:10:59

Plot file version 86 created 26-FEB-2024 13:12:11

J1602+2610 EG128B.MSORT.1

Freq = 4.7990 GHz, Bw = 32.000 MH No calibration applied and no bandpass applied

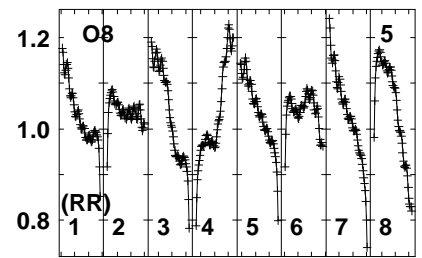
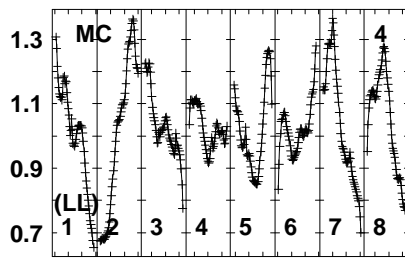
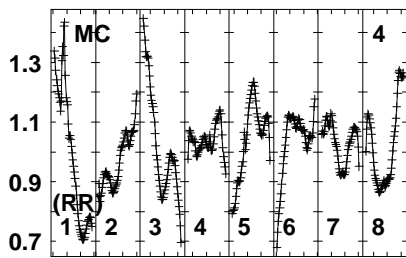
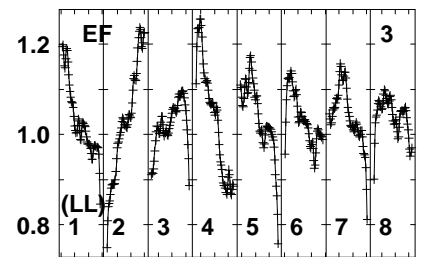
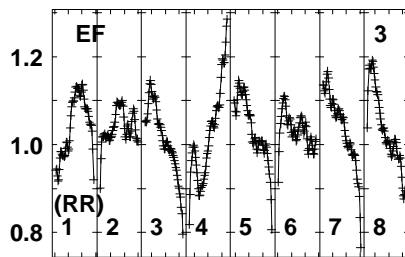
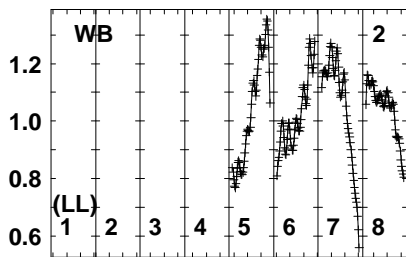
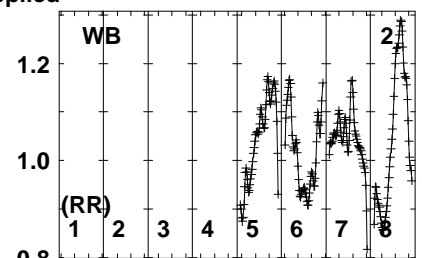
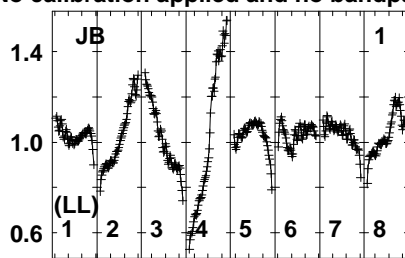
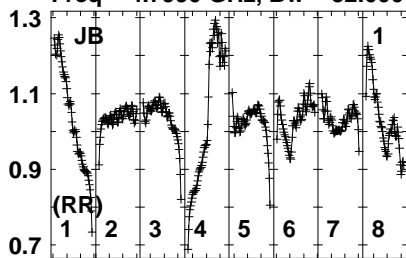


Lower frame: Real Jy
Auto-corr total-power spectrum Antenna: *
Timerange: 00/09:10:01 to 00/09:10:59

Plot file version 87 created 26-FEB-2024 13:12:12

TCRB EG128B.MSORT.1

Freq = 4.7990 GHz, Bw = 32.000 MH No calibration applied and no bandpass applied



480083048709009309605005030
FREQ MHz

480083048709009309605005030
FREQ MHz

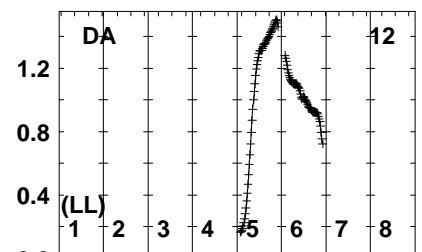
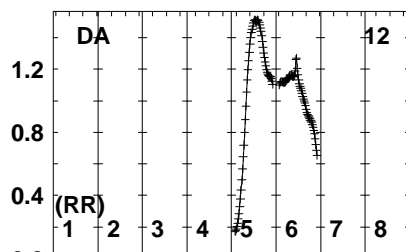
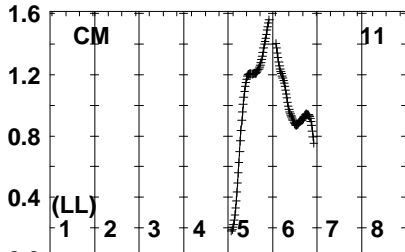
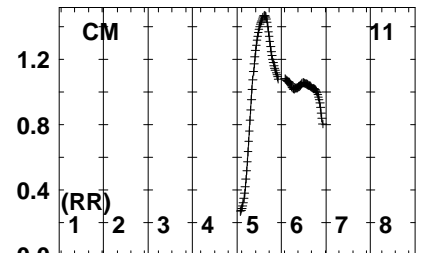
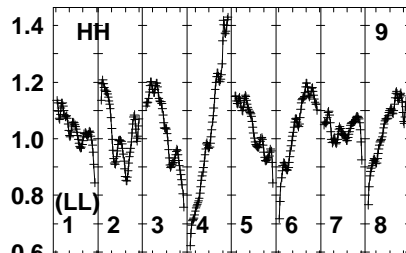
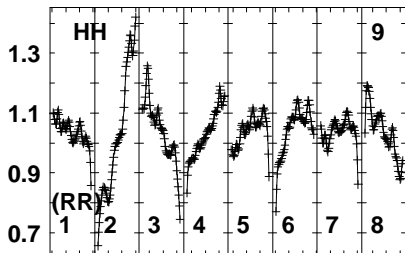
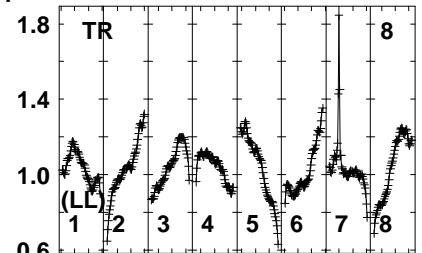
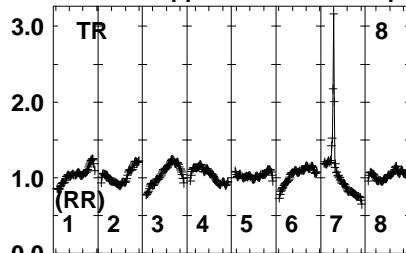
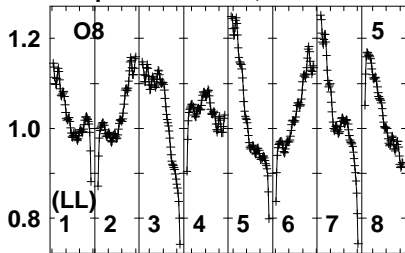
480083048709009309605005030
FREQ MHz

Lower frame: Real Jy
Auto-corr total-power spectrum Antenna: *
Timerange: 00/09:11:21 to 00/09:15:19

Plot file version 88 created 26-FEB-2024 13:12:12

TCRB EG128B.MSORT.1

Freq = 4.7990 GHz, Bw = 32.000 MH No calibration applied and no bandpass applied



480083048709009309605005030
FREQ MHz

480083048709009309605005030
FREQ MHz

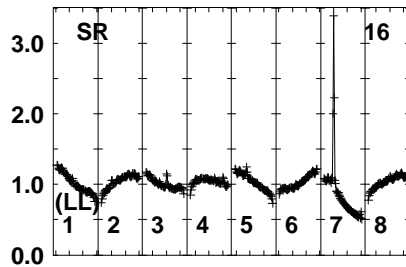
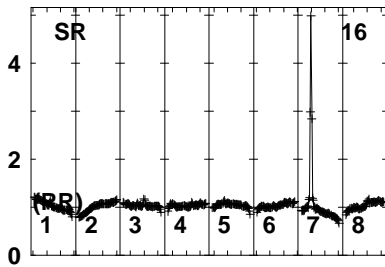
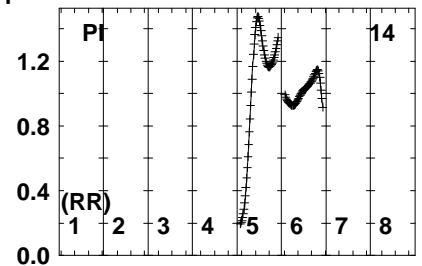
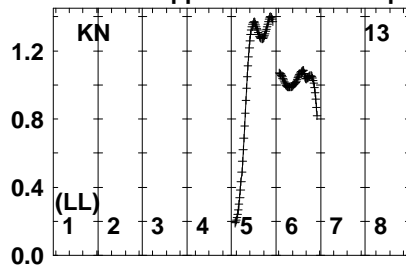
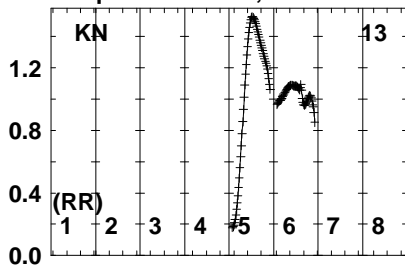
480083048709009309605005030
FREQ MHz

Lower frame: Real Jy
Auto-corr total-power spectrum Antenna: *
Timerange: 00/09:11:21 to 00/09:15:19

Plot file version 89 created 26-FEB-2024 13:12:12

TCRB EG128B.MSORT.1

Freq = 4.7990 GHz, Bw = 32.000 MH No calibration applied and no bandpass applied

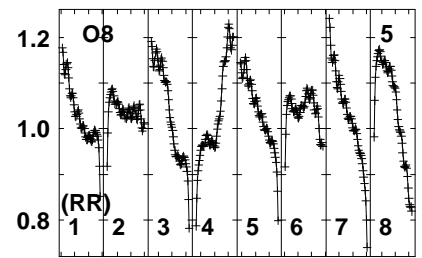
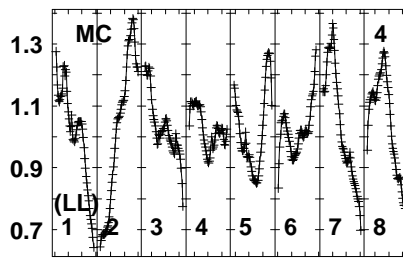
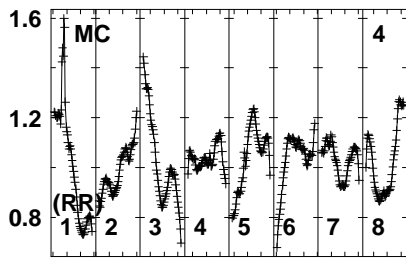
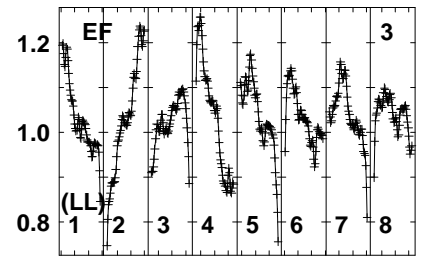
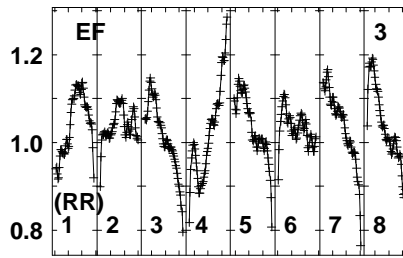
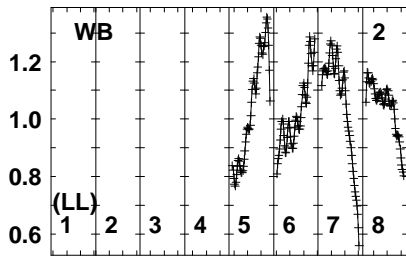
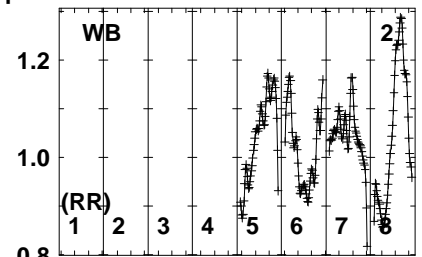
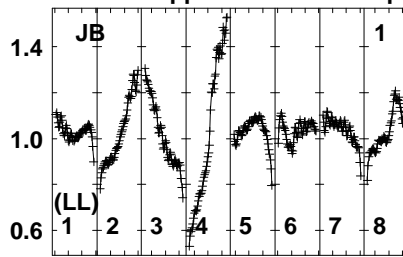
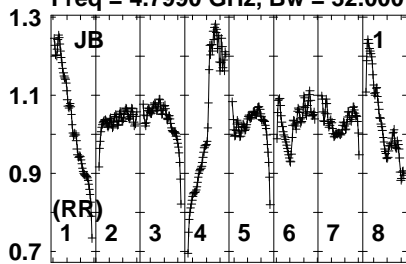


Lower frame: Real Jy
Auto-corr total-power spectrum Antenna: *
Timerange: 00/09:11:21 to 00/09:15:19

Plot file version 90 created 26-FEB-2024 13:12:12

J1602+2610 EG128B.MSORT.1

Freq = 4.7990 GHz, Bw = 32.000 MH No calibration applied and no bandpass applied



480 830 487 90 93 960 500 5030
FREQ MHz

480 830 487 90 93 960 500 5030
FREQ MHz

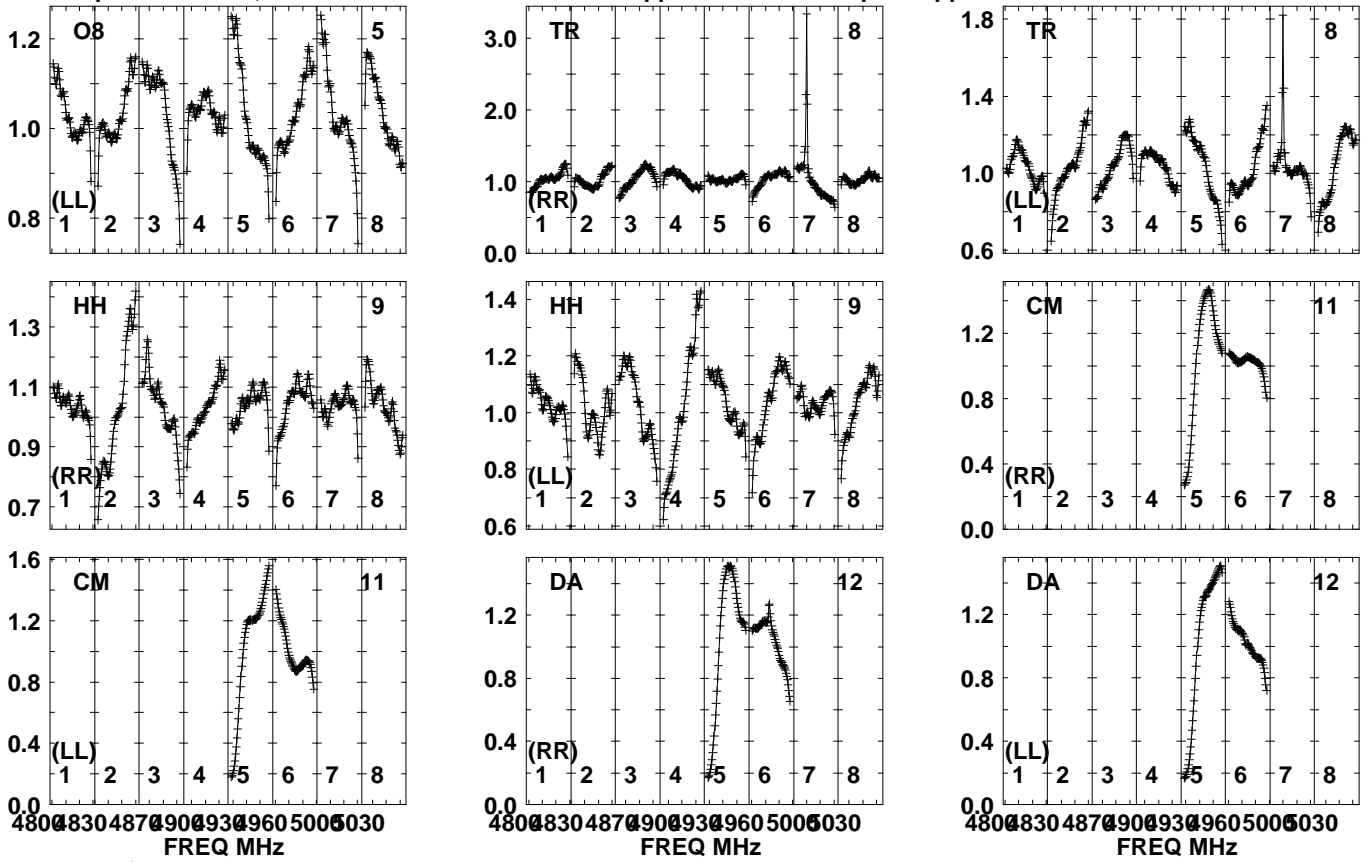
480 830 487 90 93 960 500 5030
FREQ MHz

Lower frame: Real Jy
Auto-corr total-power spectrum Antenna: *
Timerange: 00/09:15:41 to 00/09:16:39

Plot file version 91 created 26-FEB-2024 13:12:12

J1602+2610 EG128B.MSORT.1

Freq = 4.7990 GHz, Bw = 32.000 MH No calibration applied and no bandpass applied

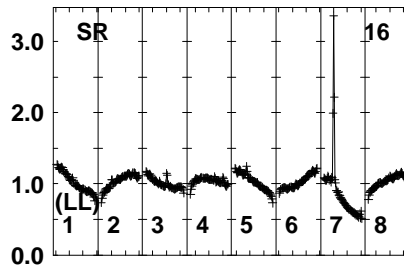
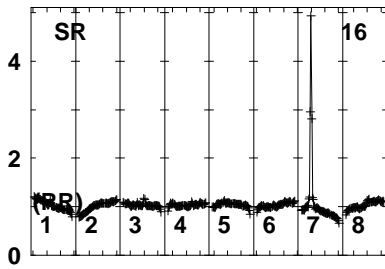
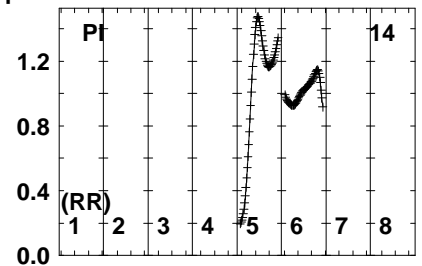
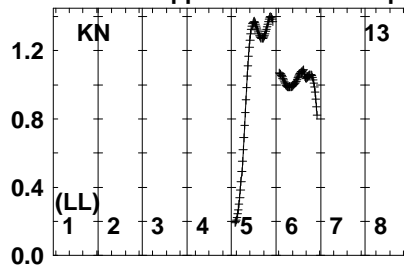
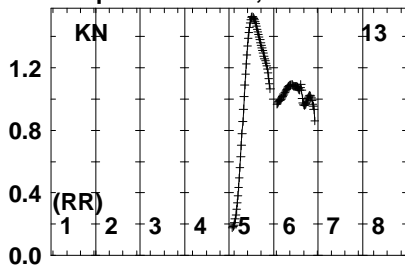


Lower frame: Real Jy
Auto-corr total-power spectrum Antenna: *
Timerange: 00/09:15:41 to 00/09:16:39

Plot file version 92 created 26-FEB-2024 13:12:12

J1602+2610 EG128B.MSORT.1

Freq = 4.7990 GHz, Bw = 32.000 MH No calibration applied and no bandpass applied

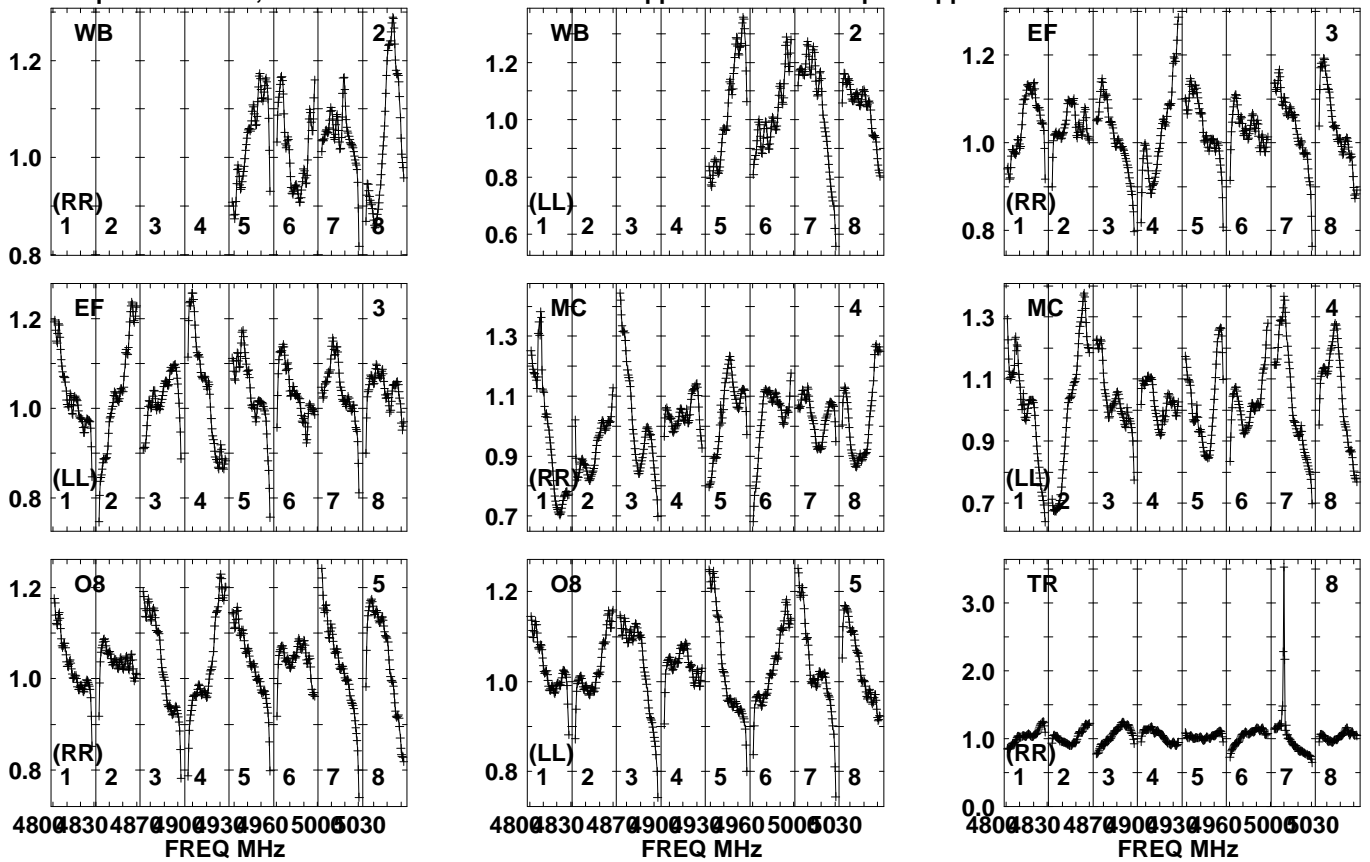


Lower frame: Real Jy
Auto-corr total-power spectrum Antenna: *
Timerange: 00/09:15:41 to 00/09:16:39

Plot file version 93 created 26-FEB-2024 13:12:13

TCRB EG128B.MSORT.1

Freq = 4.7990 GHz, Bw = 32.000 MH No calibration applied and no bandpass applied

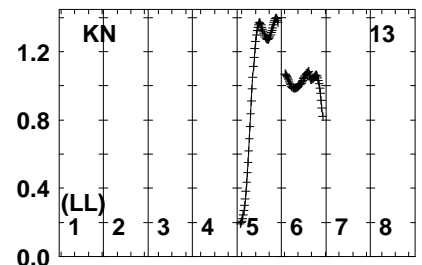
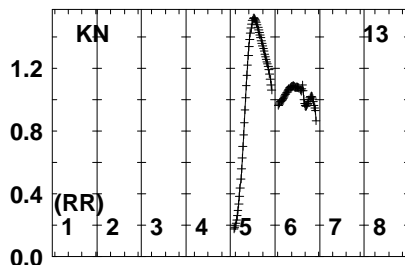
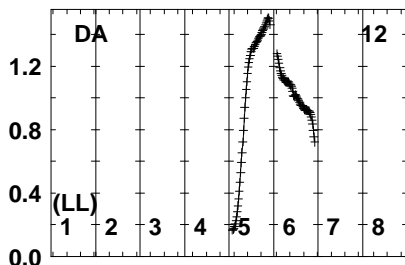
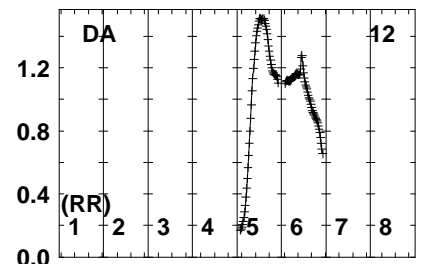
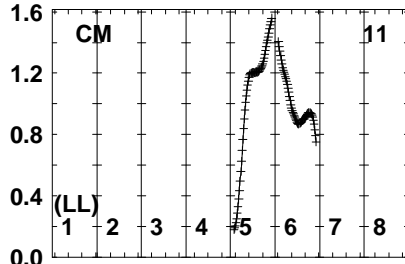
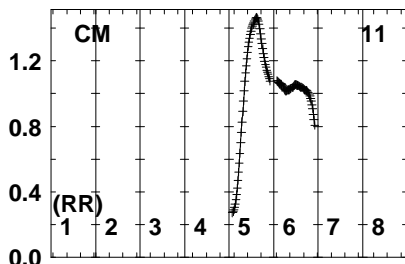
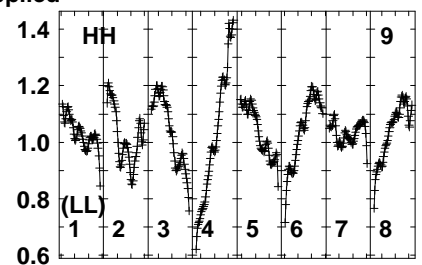
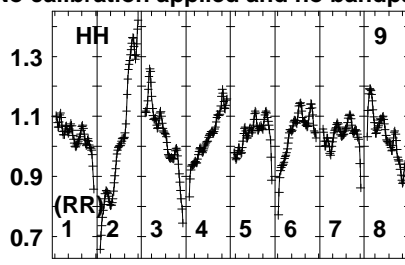
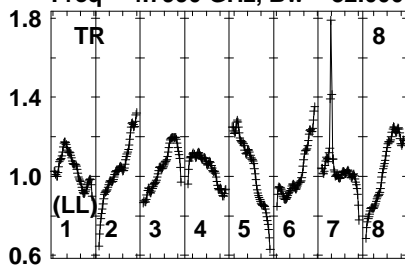


Lower frame: Real Jy
Auto-corr total-power spectrum Antenna: *
Timerange: 00/09:17:01 to 00/09:20:39

Plot file version 94 created 26-FEB-2024 13:12:13

TCRB EG128B.MSORT.1

Freq = 4.7990 GHz, Bw = 32.000 MH No calibration applied and no bandpass applied



480083048709009309605005030
FREQ MHz

480083048709009309605005030
FREQ MHz

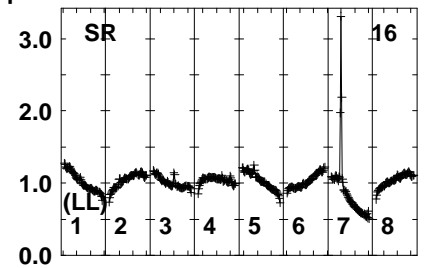
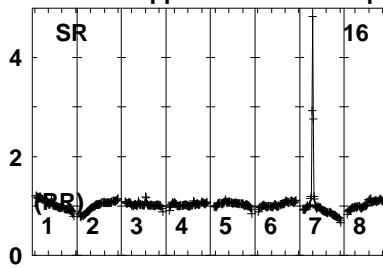
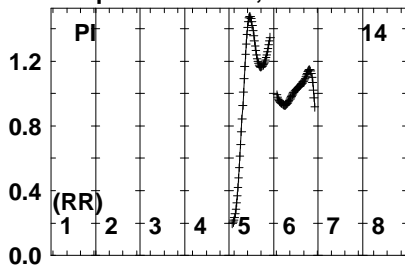
480083048709009309605005030
FREQ MHz

Lower frame: Real Jy
Auto-corr total-power spectrum Antenna: *
Timerange: 00/09:17:01 to 00/09:20:39

Plot file version 95 created 26-FEB-2024 13:12:13

TCRB EG128B.MSORT.1

Freq = 4.7990 GHz, Bw = 32.000 MH No calibration applied and no bandpass applied

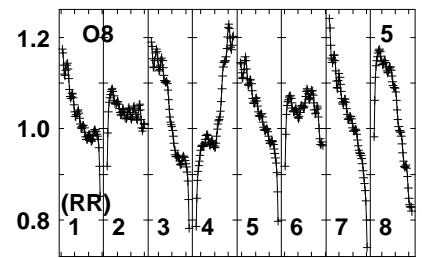
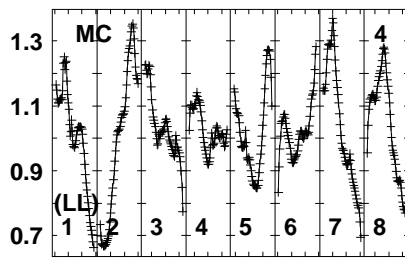
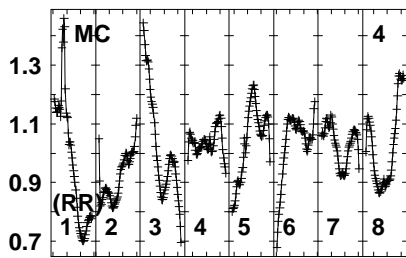
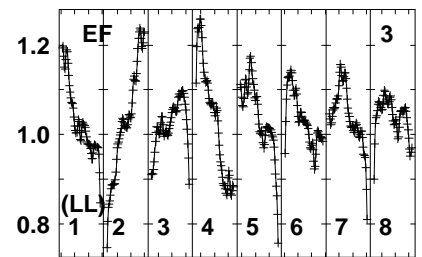
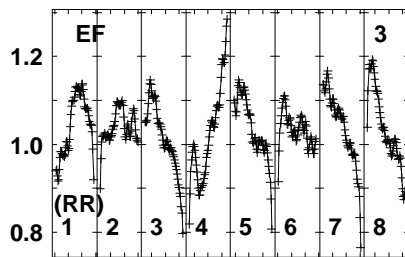
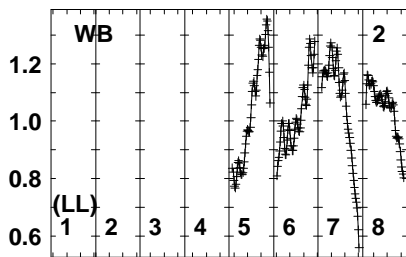
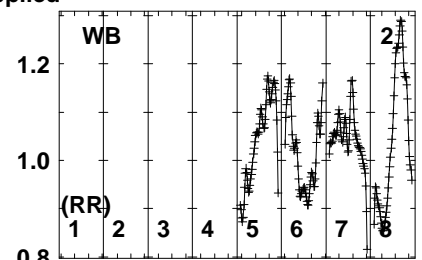
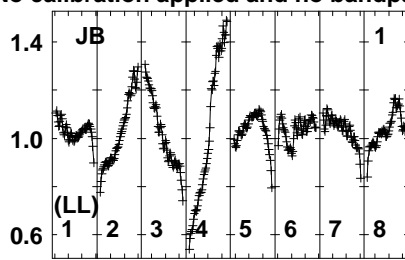
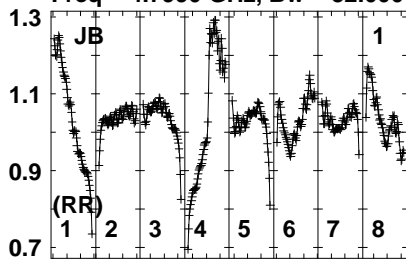


Lower frame: Real Jy
Auto-corr total-power spectrum Antenna: *
Timerange: 00/09:17:01 to 00/09:20:39

Plot file version 96 created 26-FEB-2024 13:12:13

J1602+2610 EG128B.MSORT.1

Freq = 4.7990 GHz, Bw = 32.000 MH No calibration applied and no bandpass applied



480083048709009309605005030
FREQ MHz

480083048709009309605005030
FREQ MHz

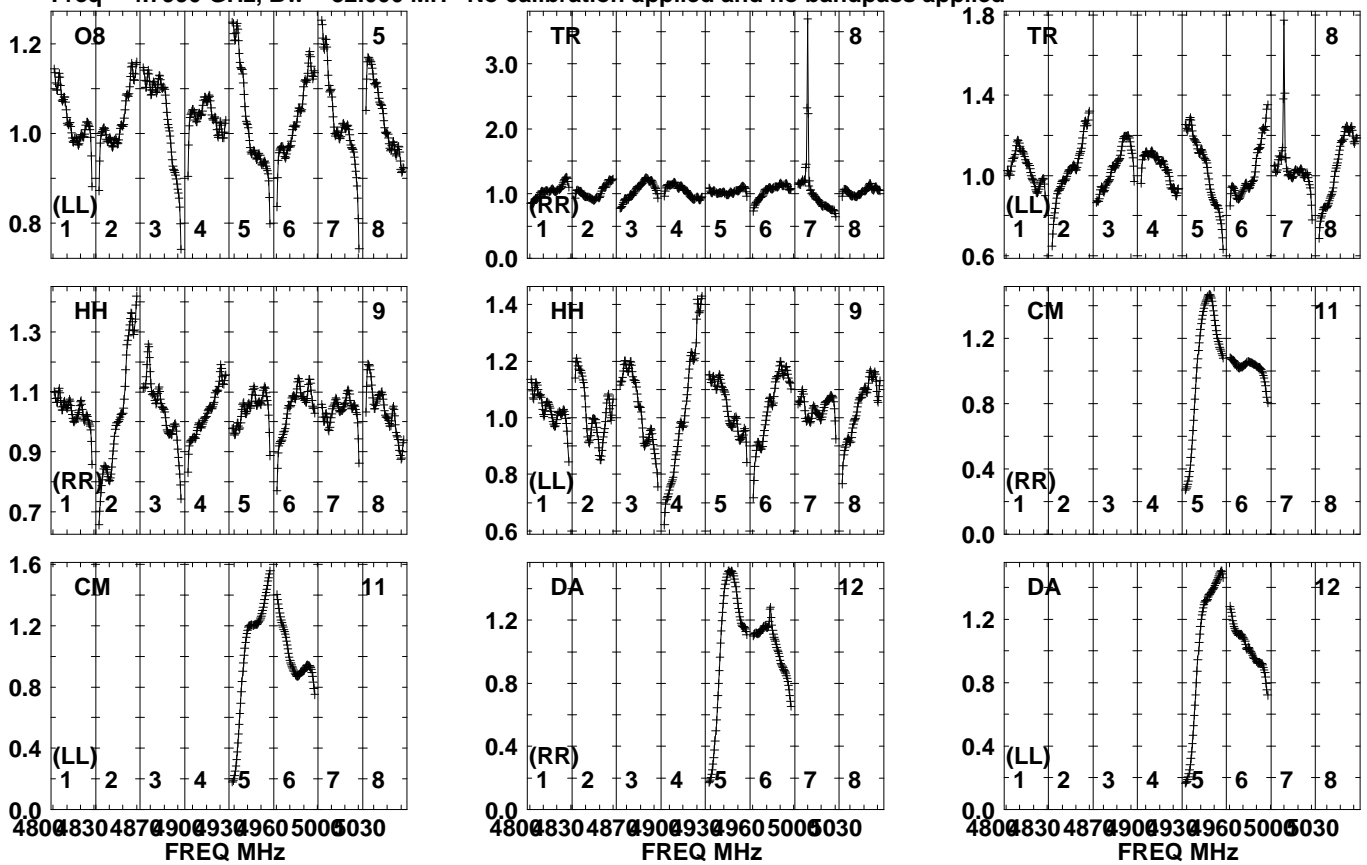
480083048709009309605005030
FREQ MHz

Lower frame: Real Jy
Auto-corr total-power spectrum Antenna: *
Timerange: 00/09:21:01 to 00/09:21:59

Plot file version 97 created 26-FEB-2024 13:12:13

J1602+2610 EG128B.MSORT.1

Freq = 4.7990 GHz, Bw = 32.000 MH No calibration applied and no bandpass applied

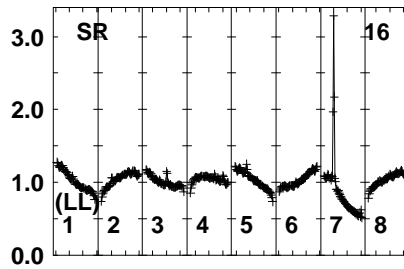
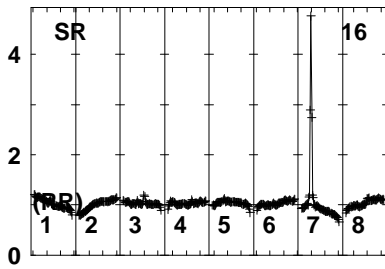
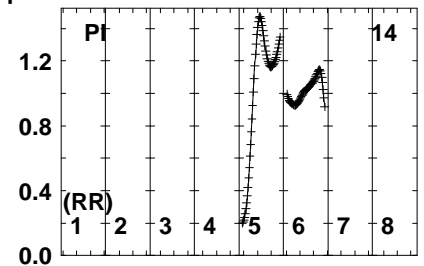
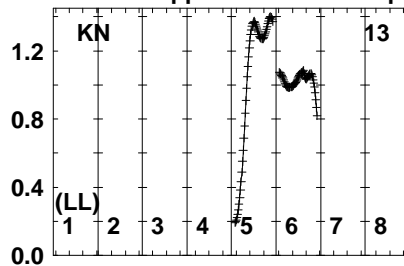
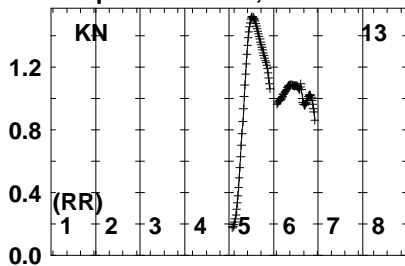


Lower frame: Real Jy
Auto-corr total-power spectrum Antenna: *
Timerange: 00/09:21:01 to 00/09:21:59

Plot file version 98 created 26-FEB-2024 13:12:13

J1602+2610 EG128B.MSORT.1

Freq = 4.7990 GHz, Bw = 32.000 MH No calibration applied and no bandpass applied

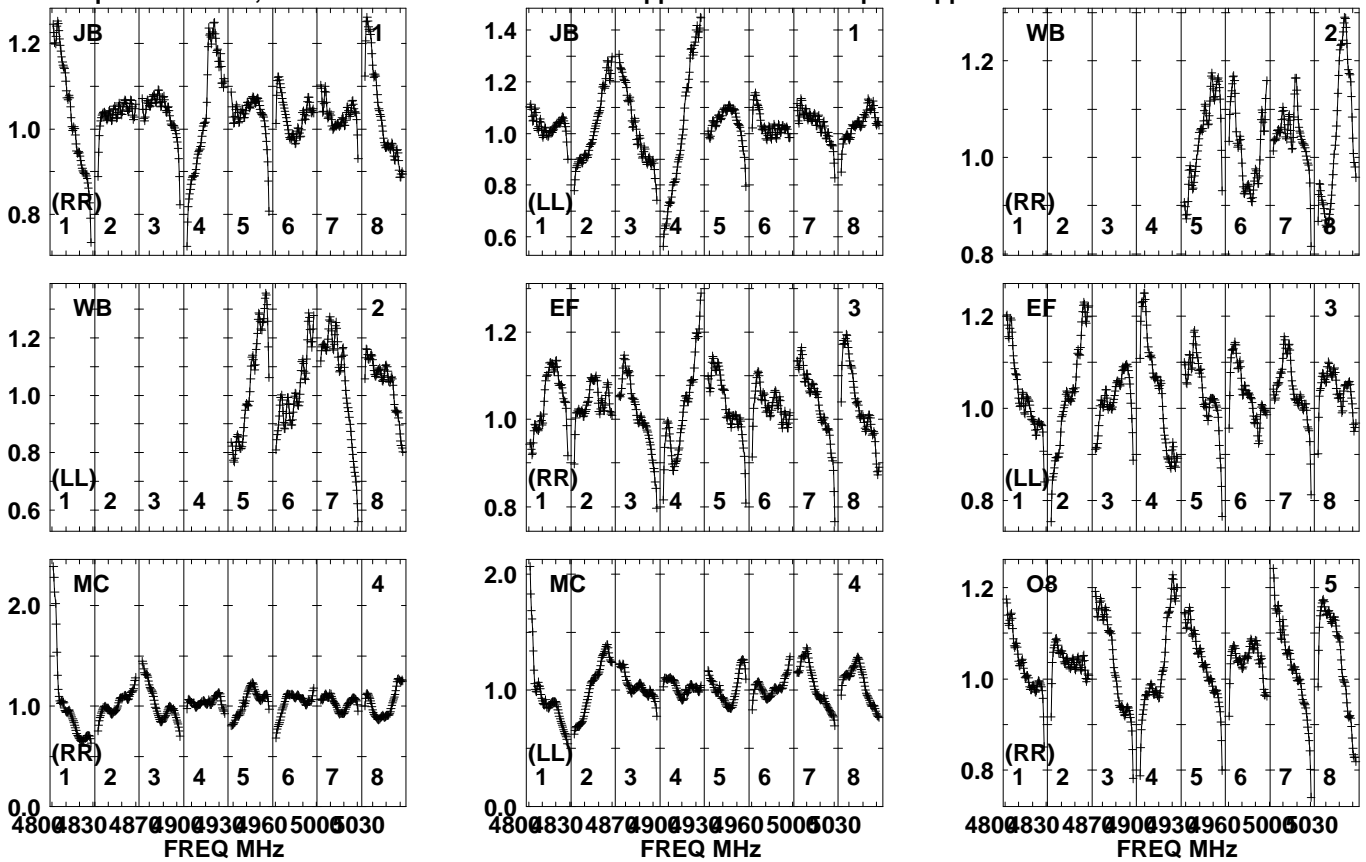


Lower frame: Real Jy
Auto-corr total-power spectrum Antenna: *
Timerange: 00/09:21:01 to 00/09:21:59

Plot file version 99 created 26-FEB-2024 13:12:13

J1642+3948 EG128B.MSORT.1

Freq = 4.7990 GHz, Bw = 32.000 MH No calibration applied and no bandpass applied

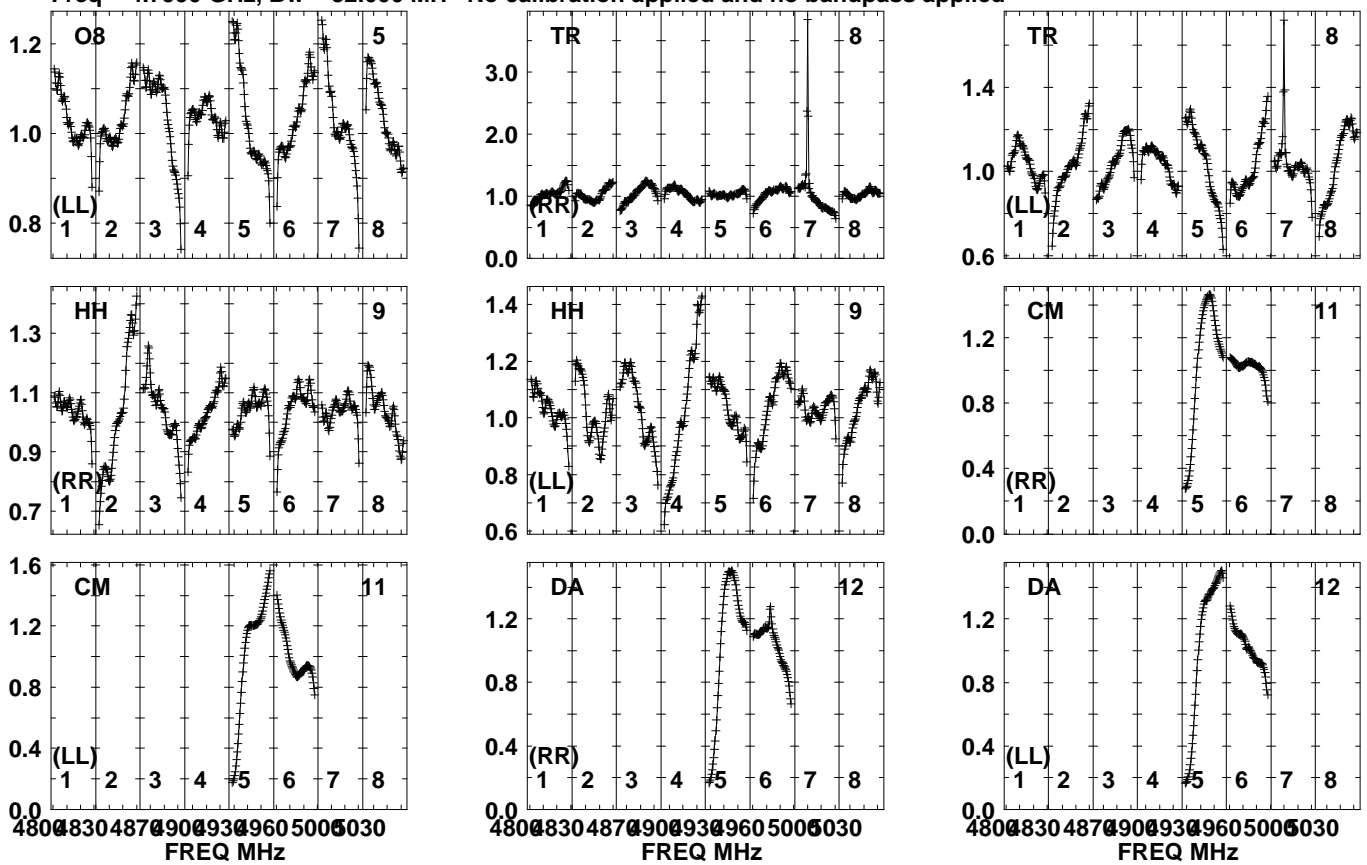


Lower frame: Real Jy
Auto-corr total-power spectrum Antenna: *
Timerange: 00/09:23:31 to 00/09:28:29

Plot file version 100 created 26-FEB-2024 13:12:14

J1642+3948 EG128B.MSORT.1

Freq = 4.7990 GHz, Bw = 32.000 MH No calibration applied and no bandpass applied

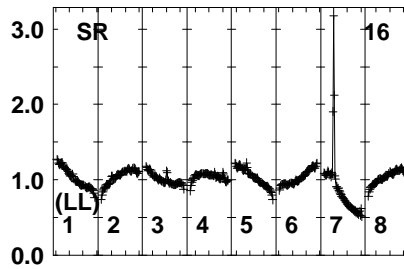
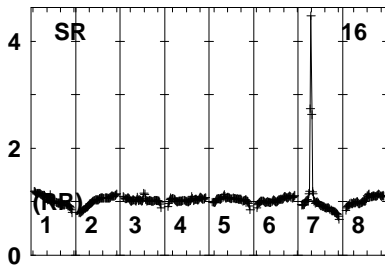
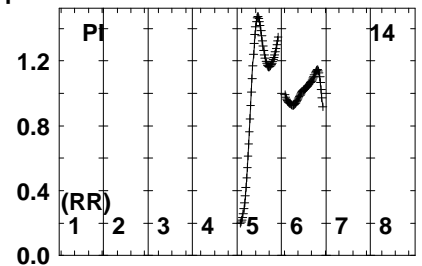
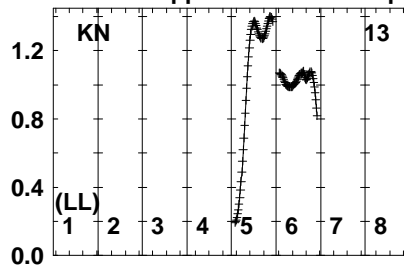
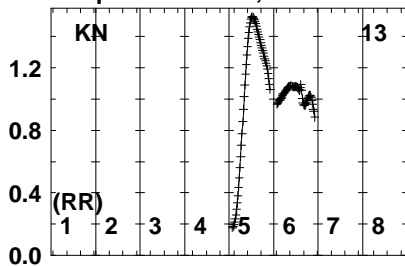


Lower frame: Real Jy
Auto-corr total-power spectrum Antenna: *
Timerange: 00/09:23:31 to 00/09:28:29

Plot file version 101 created 26-FEB-2024 13:12:14

J1642+3948 EG128B.MSORT.1

Freq = 4.7990 GHz, Bw = 32.000 MH No calibration applied and no bandpass applied

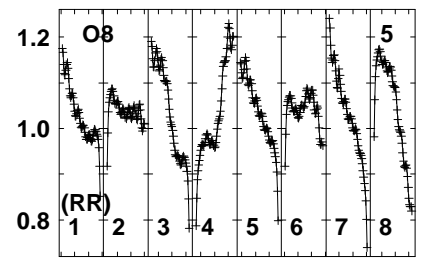
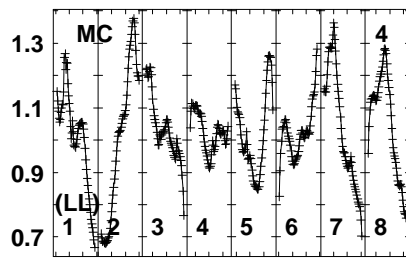
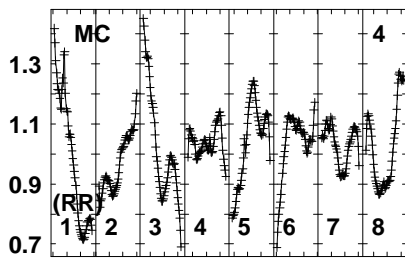
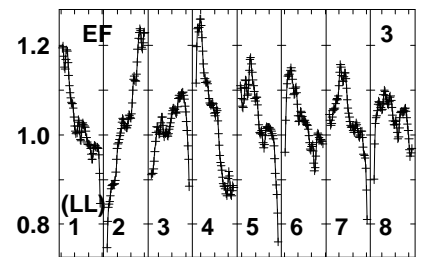
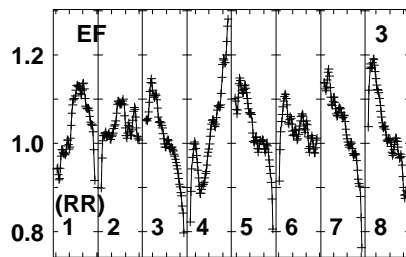
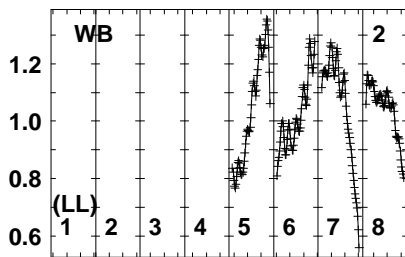
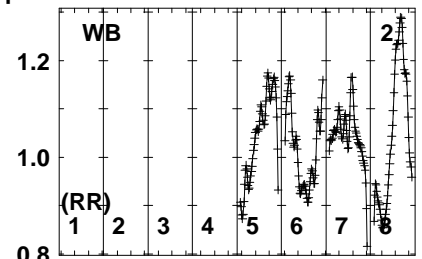
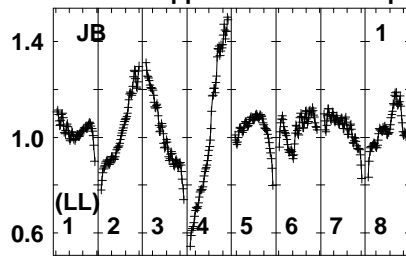
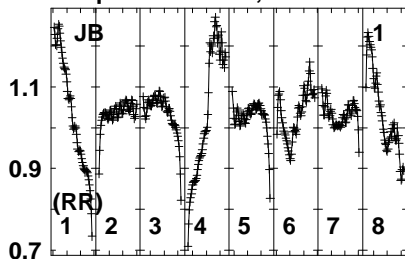


Lower frame: Real Jy
Auto-corr total-power spectrum Antenna: *
Timerange: 00/09:23:31 to 00/09:28:29

Plot file version 102 created 26-FEB-2024 13:12:14

J1602+2610 EG128B.MSORT.1

Freq = 4.7990 GHz, Bw = 32.000 MH No calibration applied and no bandpass applied



480083048709009309605005030
FREQ MHz

480083048709009309605005030
FREQ MHz

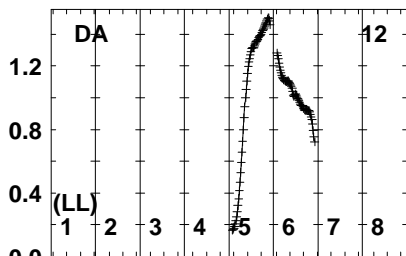
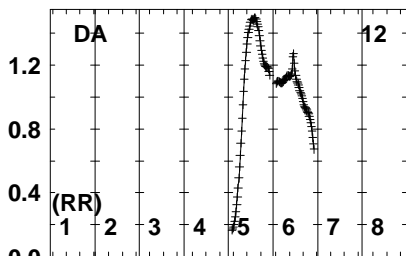
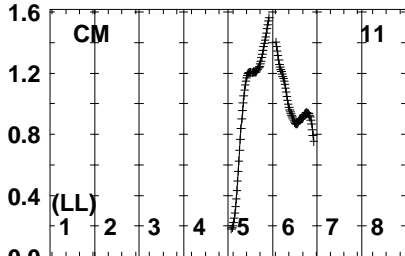
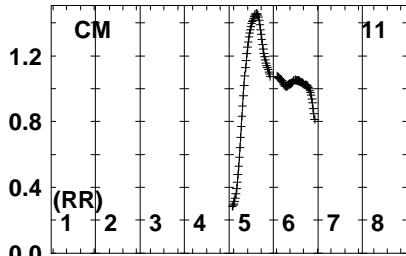
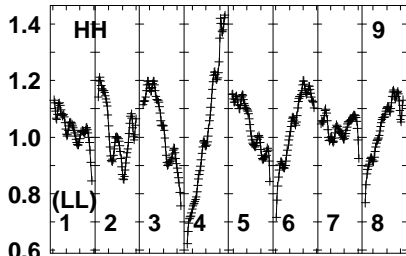
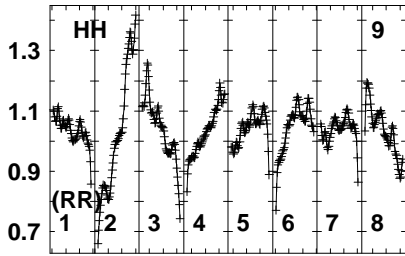
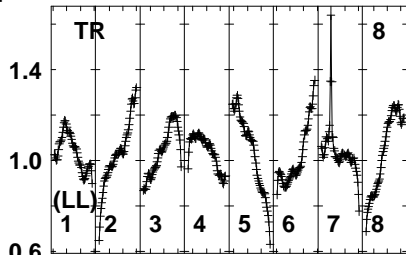
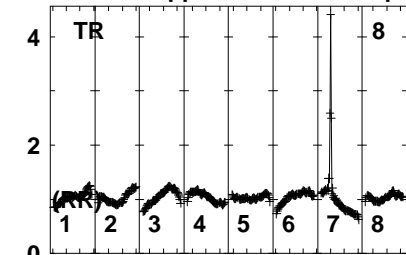
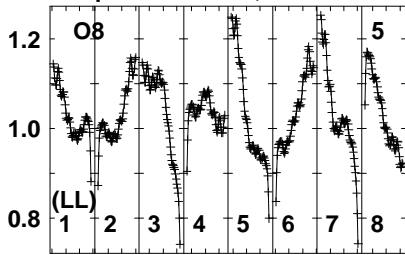
480083048709009309605005030
FREQ MHz

Lower frame: Real Jy
Auto-corr total-power spectrum Antenna: *
Timerange: 00/09:30:01 to 00/09:30:59

Plot file version 103 created 26-FEB-2024 13:12:14

J1602+2610 EG128B.MSORT.1

Freq = 4.7990 GHz, Bw = 32.000 MH No calibration applied and no bandpass applied



480083048709009309605005030
FREQ MHz

480083048709009309605005030
FREQ MHz

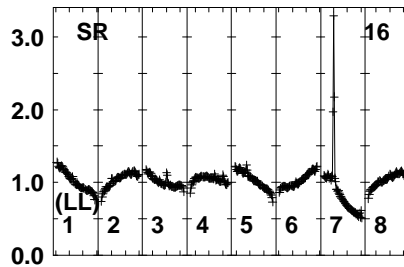
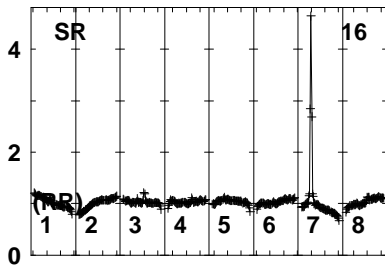
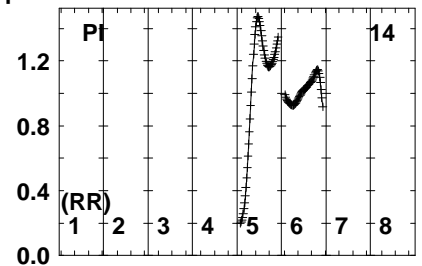
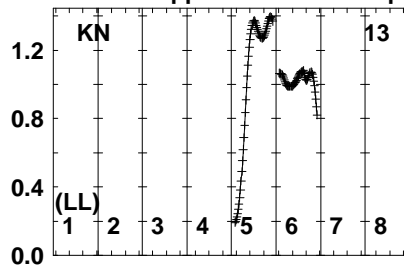
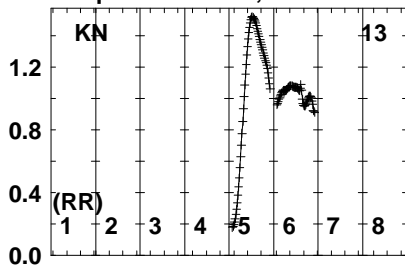
480083048709009309605005030
FREQ MHz

Lower frame: Real Jy
Auto-corr total-power spectrum Antenna: *
Timerange: 00/09:30:01 to 00/09:30:59

Plot file version 104 created 26-FEB-2024 13:12:15

J1602+2610 EG128B.MSORT.1

Freq = 4.7990 GHz, Bw = 32.000 MH No calibration applied and no bandpass applied

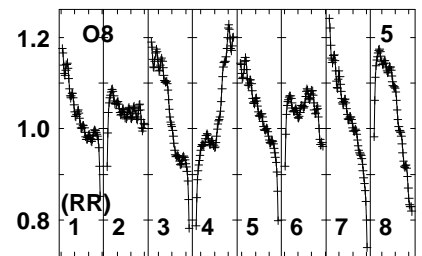
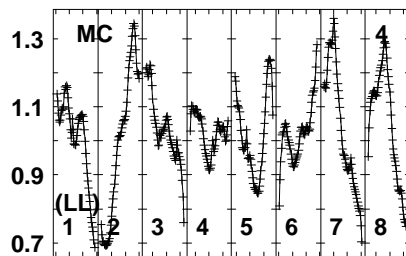
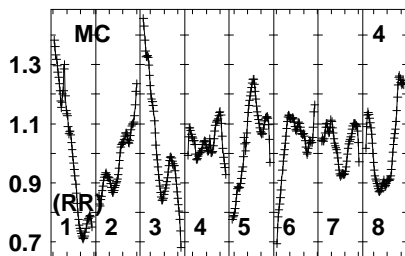
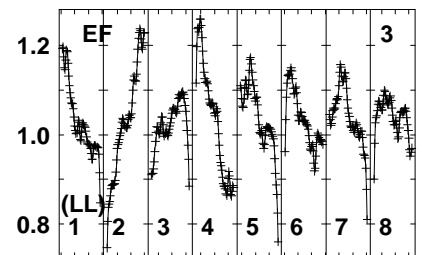
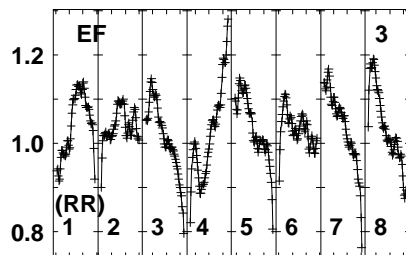
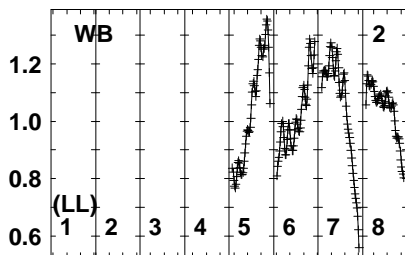
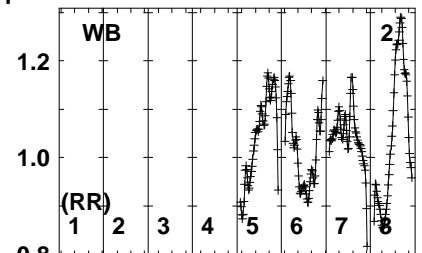
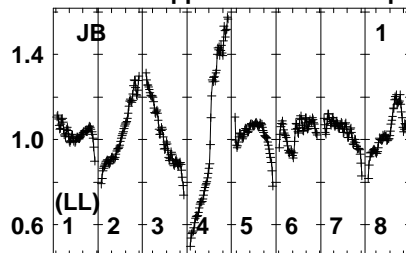
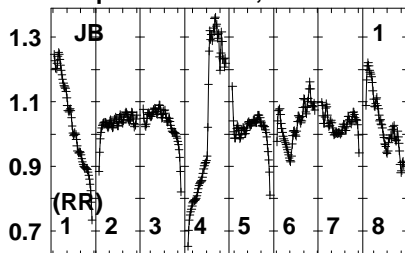


Lower frame: Real Jy
Auto-corr total-power spectrum Antenna: *
Timerange: 00/09:30:01 to 00/09:30:59

Plot file version 105 created 26-FEB-2024 13:12:15

TCRB EG128B.MSORT.1

Freq = 4.7990 GHz, Bw = 32.000 MH No calibration applied and no bandpass applied



480083048709009309605005030
FREQ MHz

480083048709009309605005030
FREQ MHz

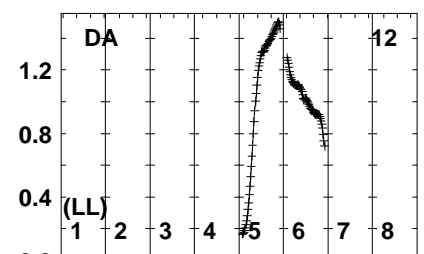
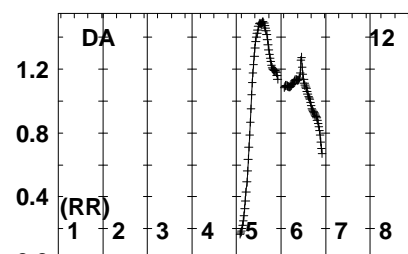
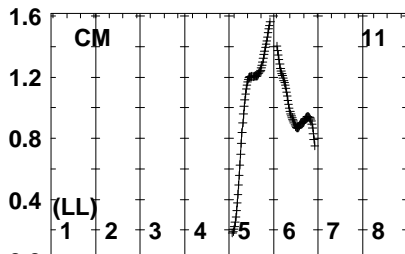
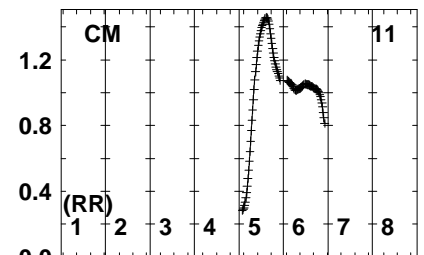
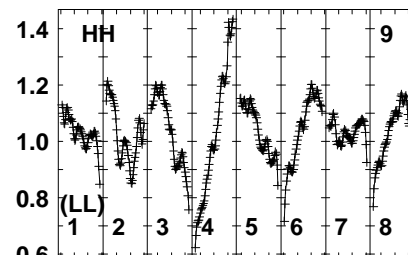
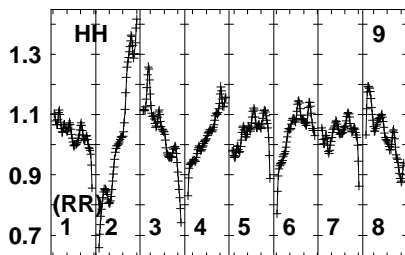
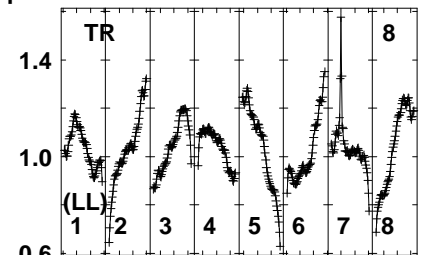
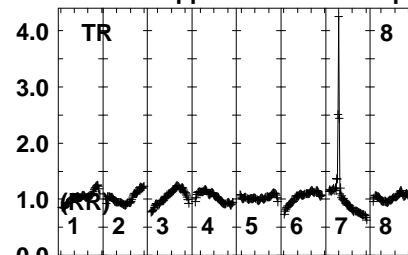
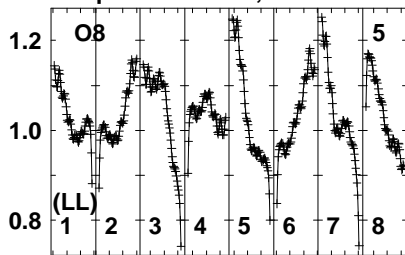
480083048709009309605005030
FREQ MHz

Lower frame: Real Jy
Auto-corr total-power spectrum Antenna: *
Timerange: 00/09:31:21 to 00/09:35:19

Plot file version 106 created 26-FEB-2024 13:12:15

TCRB EG128B.MSORT.1

Freq = 4.7990 GHz, Bw = 32.000 MH No calibration applied and no bandpass applied



480083048709009309605005030
FREQ MHz

480083048709009309605005030
FREQ MHz

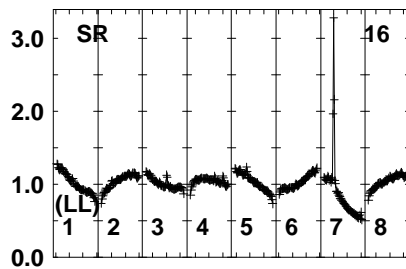
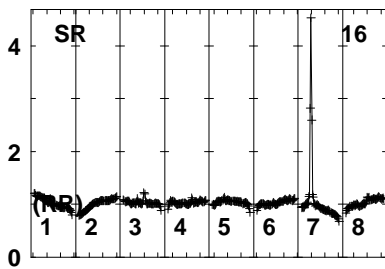
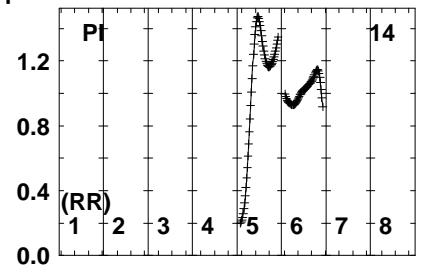
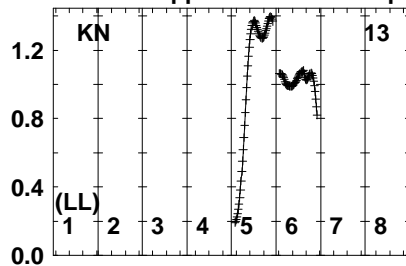
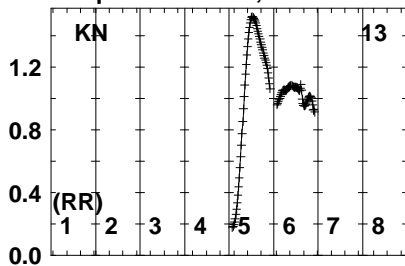
480083048709009309605005030
FREQ MHz

Lower frame: Real Jy
Auto-corr total-power spectrum Antenna: *
Timerange: 00/09:31:21 to 00/09:35:19

Plot file version 107 created 26-FEB-2024 13:12:15

TCRB EG128B.MSORT.1

Freq = 4.7990 GHz, Bw = 32.000 MH No calibration applied and no bandpass applied

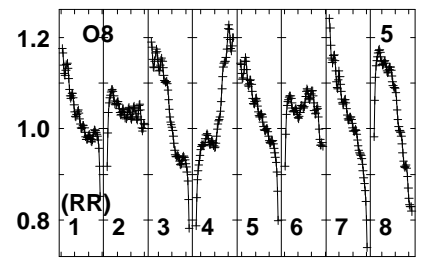
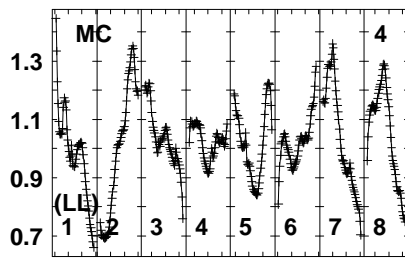
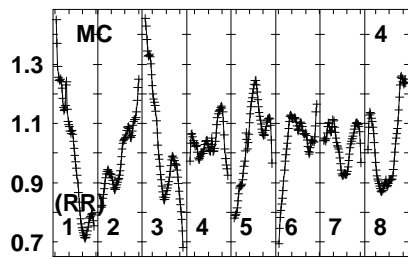
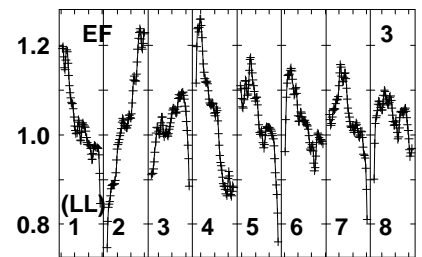
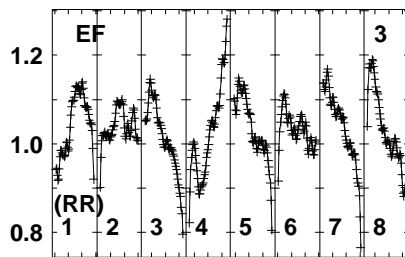
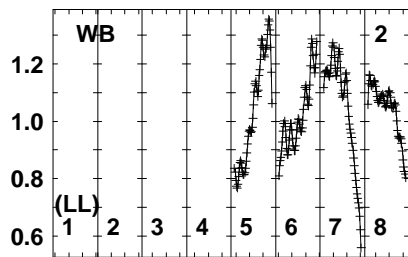
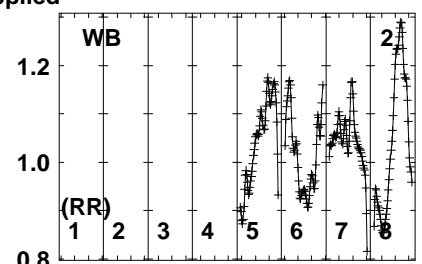
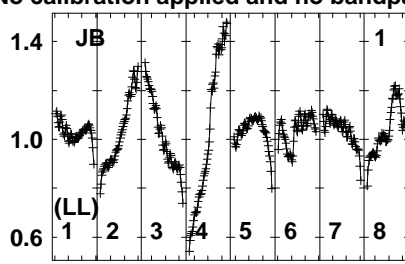
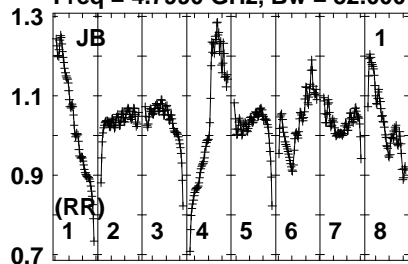


Lower frame: Real Jy
Auto-corr total-power spectrum Antenna: *
Timerange: 00/09:31:21 to 00/09:35:19

Plot file version 108 created 26-FEB-2024 13:12:15

J1602+2610 EG128B.MSORT.1

Freq = 4.7990 GHz, Bw = 32.000 MH No calibration applied and no bandpass applied



480083048709009309605005030
FREQ MHz

480083048709009309605005030
FREQ MHz

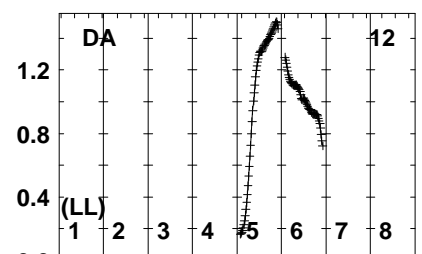
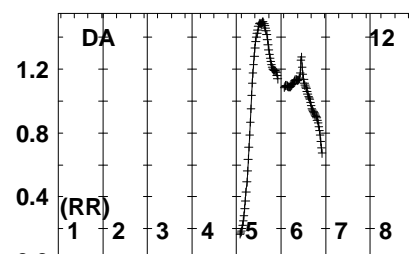
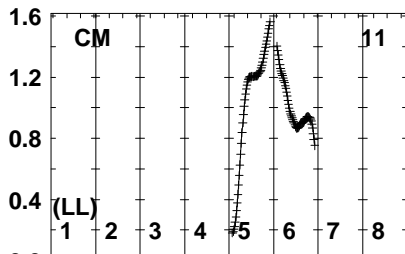
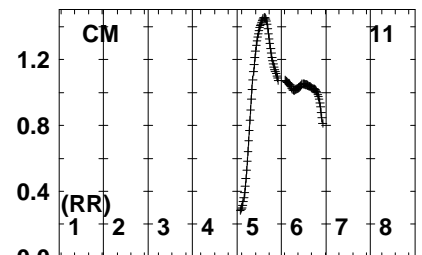
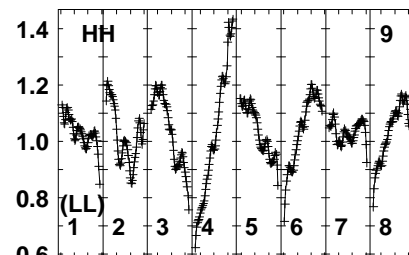
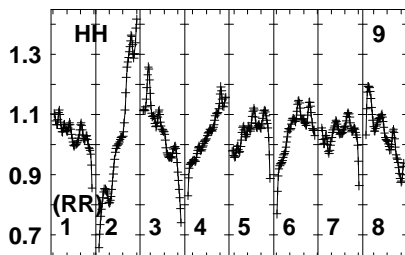
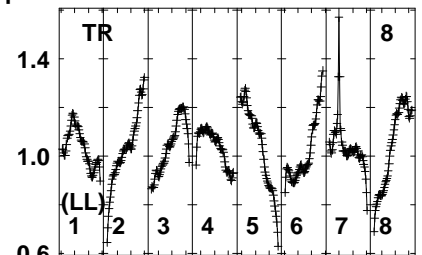
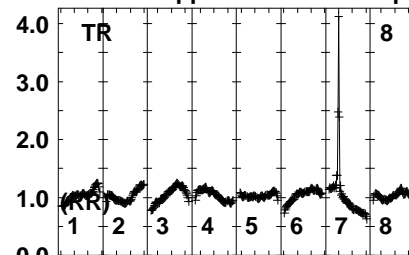
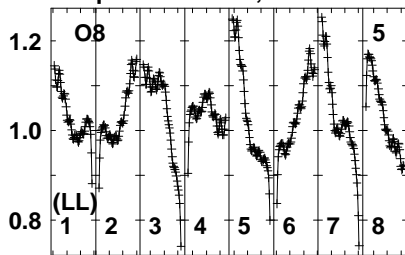
480083048709009309605005030
FREQ MHz

Lower frame: Real Jy
Auto-corr total-power spectrum Antenna: *
Timerange: 00/09:35:41 to 00/09:36:39

Plot file version 109 created 26-FEB-2024 13:12:15

J1602+2610 EG128B.MSORT.1

Freq = 4.7990 GHz, Bw = 32.000 MH No calibration applied and no bandpass applied



480083048709009309605005030
FREQ MHz

480083048709009309605005030
FREQ MHz

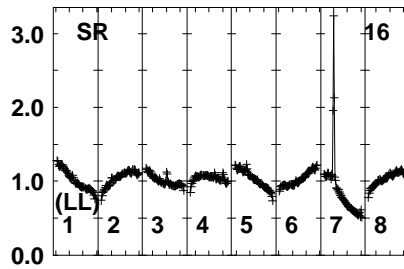
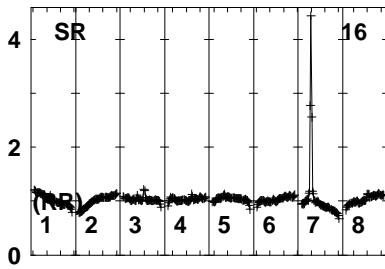
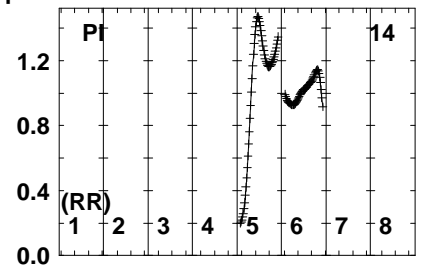
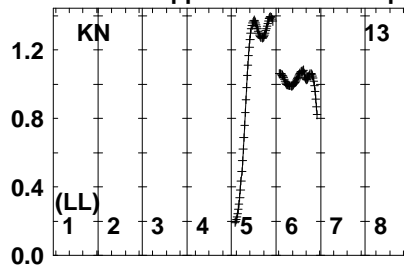
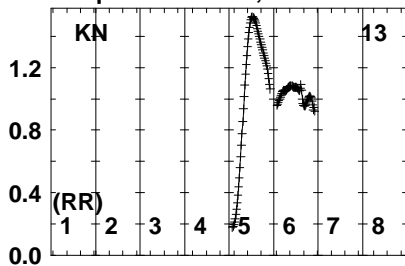
480083048709009309605005030
FREQ MHz

Lower frame: Real Jy
Auto-corr total-power spectrum Antenna: *
Timerange: 00/09:35:41 to 00/09:36:39

Plot file version 110 created 26-FEB-2024 13:12:15

J1602+2610 EG128B.MSORT.1

Freq = 4.7990 GHz, Bw = 32.000 MH No calibration applied and no bandpass applied

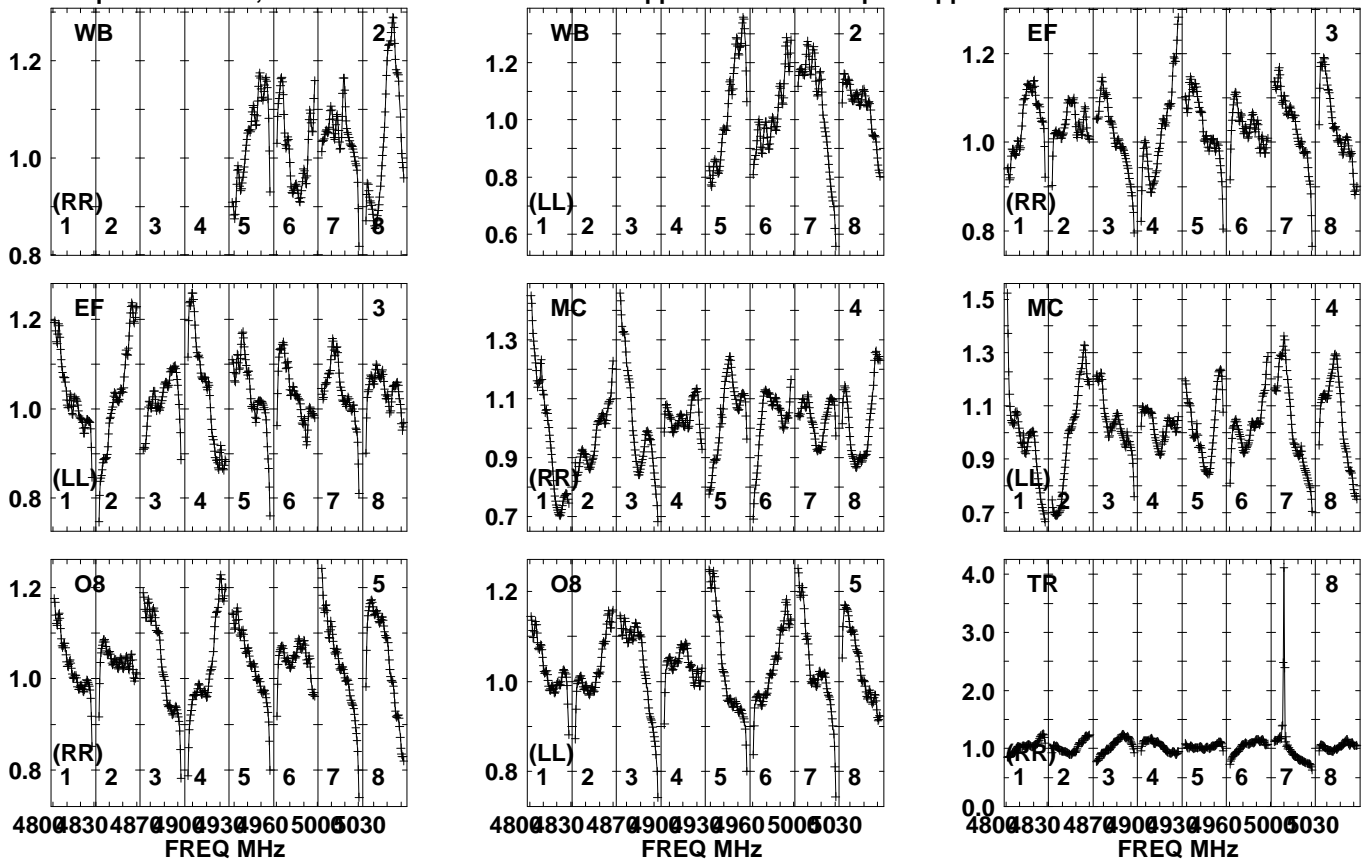


Lower frame: Real Jy
Auto-corr total-power spectrum Antenna: *
Timerange: 00/09:35:41 to 00/09:36:39

Plot file version 111 created 26-FEB-2024 13:12:16

J1559+2556 EG128B.MSORT.1

Freq = 4.7990 GHz, Bw = 32.000 MH No calibration applied and no bandpass applied

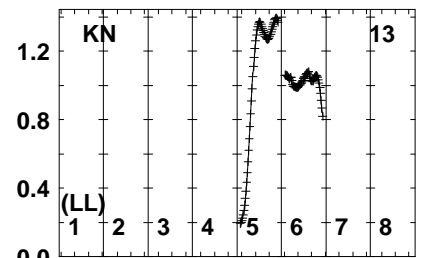
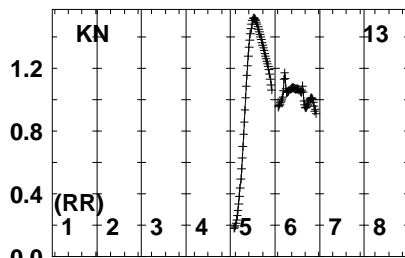
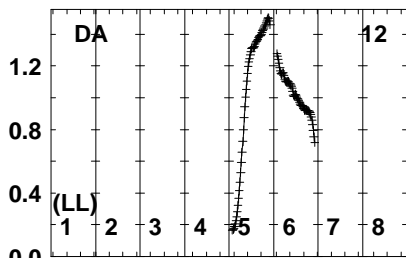
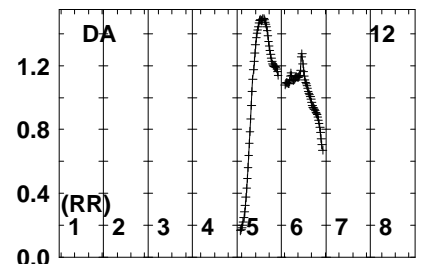
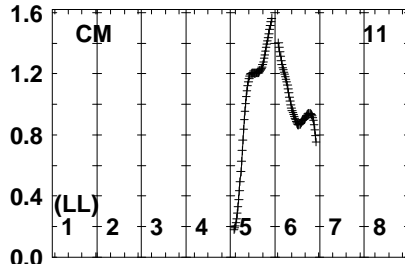
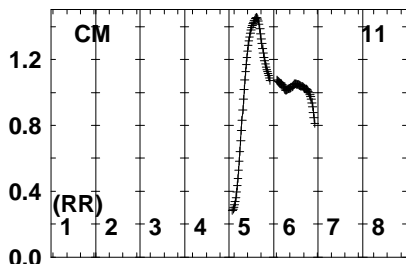
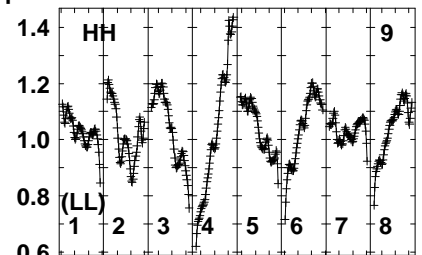
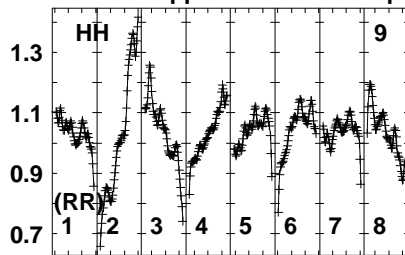
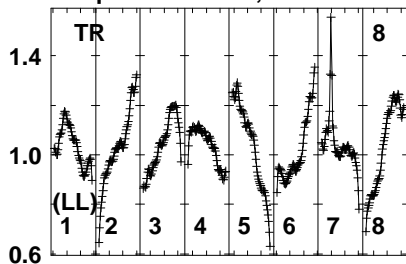


Lower frame: Real Jy
Auto-corr total-power spectrum Antenna: *
Timerange: 00/09:37:01 to 00/09:38:39

Plot file version 112 created 26-FEB-2024 13:12:16

J1559+2556 EG128B.MSORT.1

Freq = 4.7990 GHz, Bw = 32.000 MH No calibration applied and no bandpass applied



480083048709009309605005030
FREQ MHz

480083048709009309605005030
FREQ MHz

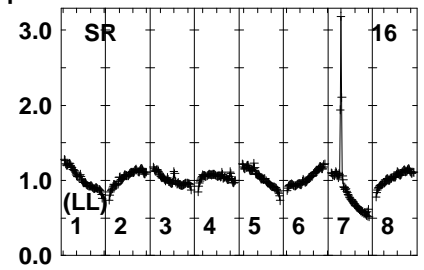
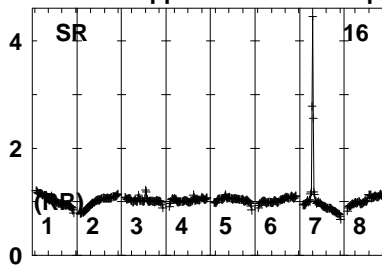
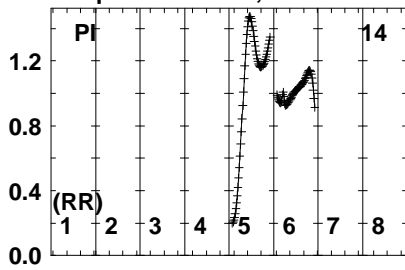
480083048709009309605005030
FREQ MHz

Lower frame: Real Jy
Auto-corr total-power spectrum Antenna: *
Timerange: 00/09:37:01 to 00/09:38:39

Plot file version 113 created 26-FEB-2024 13:12:16

J1559+2556 EG128B.MSORT.1

Freq = 4.7990 GHz, Bw = 32.000 MH No calibration applied and no bandpass applied

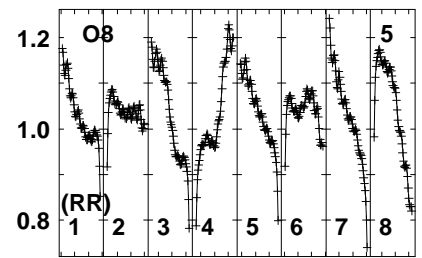
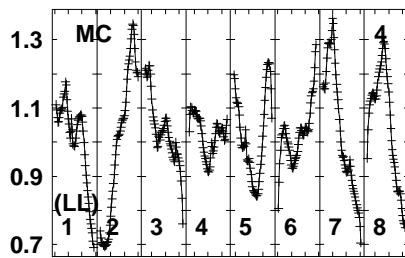
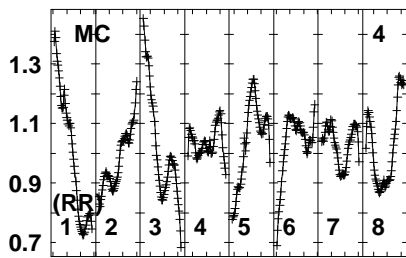
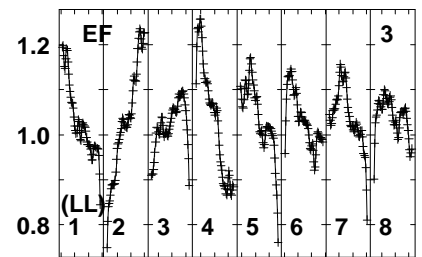
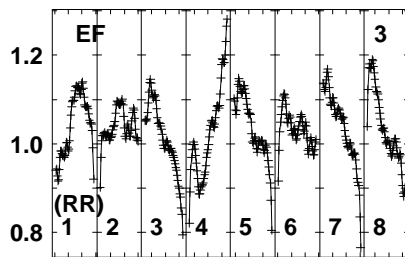
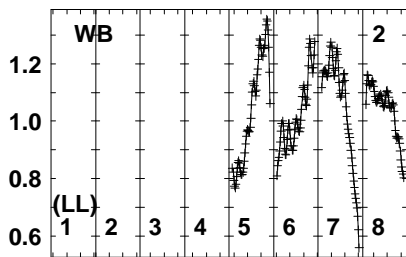
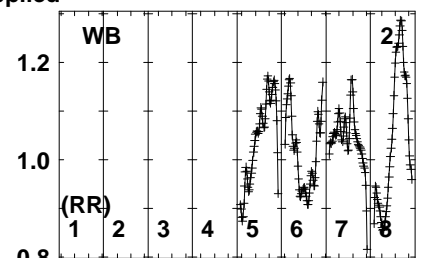
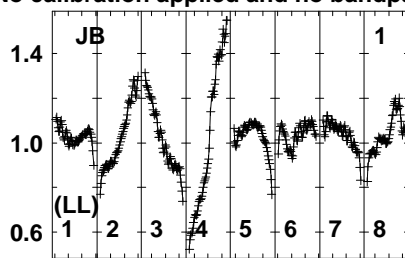
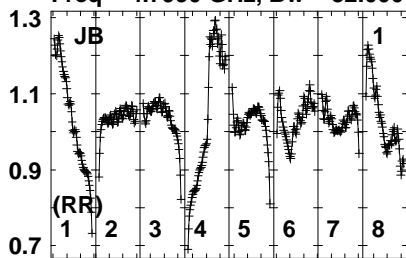


Lower frame: Real Jy
Auto-corr total-power spectrum Antenna: *
Timerange: 00/09:37:01 to 00/09:38:39

Plot file version 114 created 26-FEB-2024 13:12:16

J1602+2610 EG128B.MSORT.1

Freq = 4.7990 GHz, Bw = 32.000 MH No calibration applied and no bandpass applied



480083048709009309605005030
FREQ MHz

480083048709009309605005030
FREQ MHz

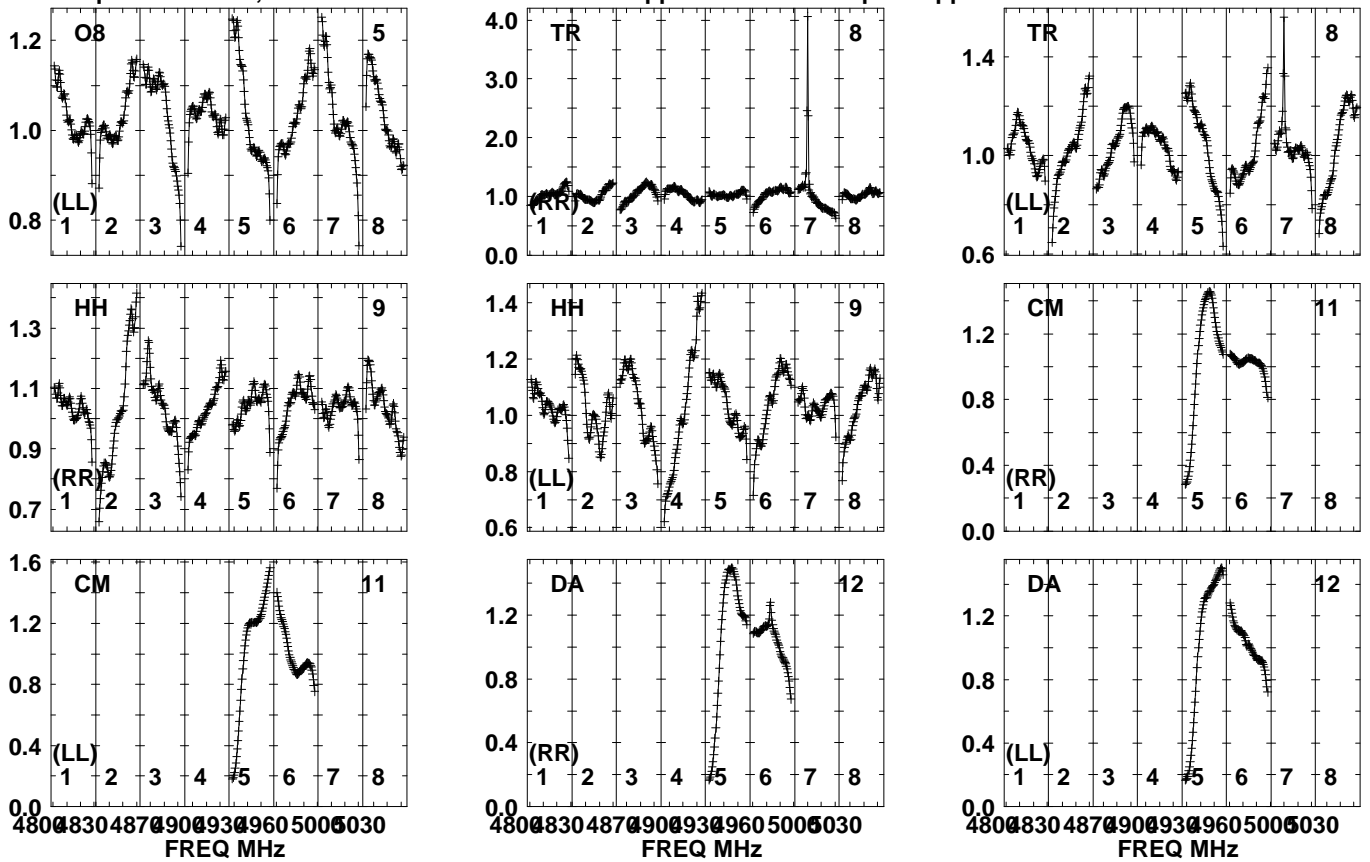
480083048709009309605005030
FREQ MHz

Lower frame: Real Jy
Auto-corr total-power spectrum Antenna: *
Timerange: 00/09:39:01 to 00/09:39:59

Plot file version 115 created 26-FEB-2024 13:12:16

J1602+2610 EG128B.MSORT.1

Freq = 4.7990 GHz, Bw = 32.000 MH No calibration applied and no bandpass applied

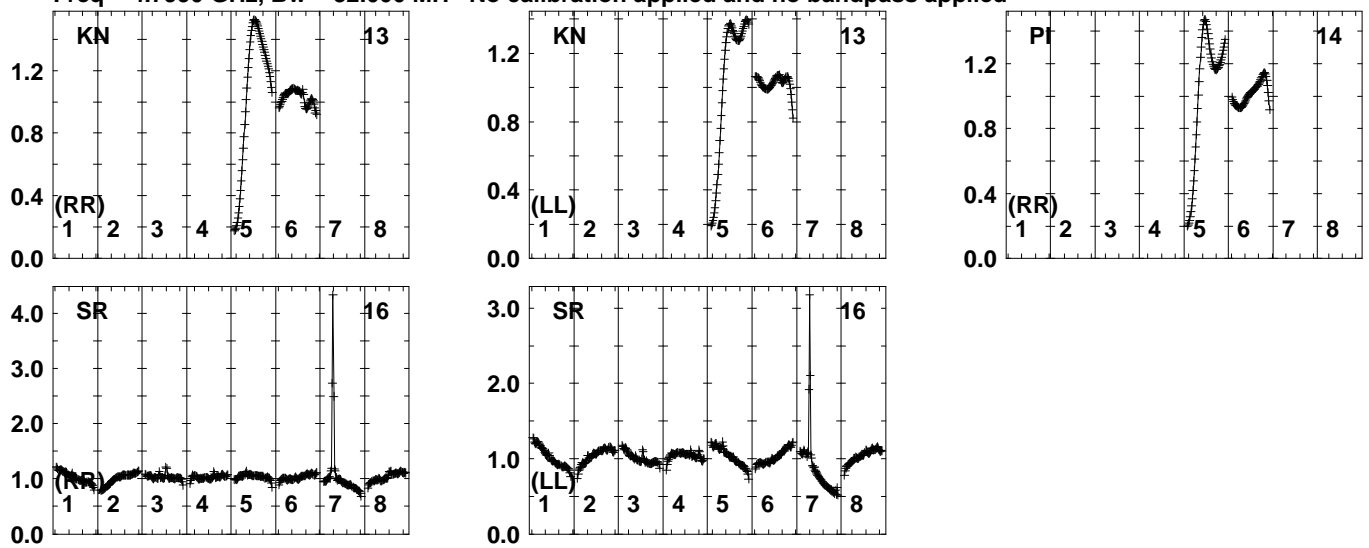


Lower frame: Real Jy
Auto-corr total-power spectrum Antenna: *
Timerange: 00/09:39:01 to 00/09:39:59

Plot file version 116 created 26-FEB-2024 13:12:16

J1602+2610 EG128B.MSORT.1

Freq = 4.7990 GHz, Bw = 32.000 MH No calibration applied and no bandpass applied

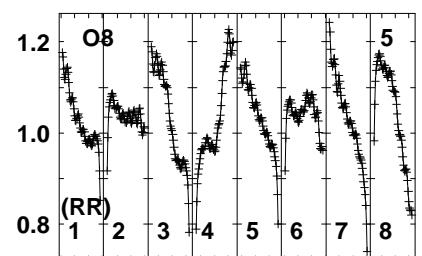
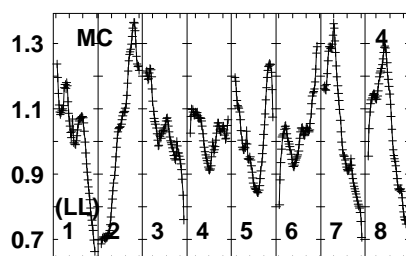
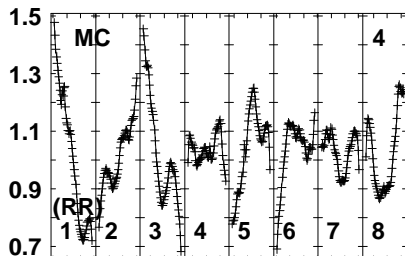
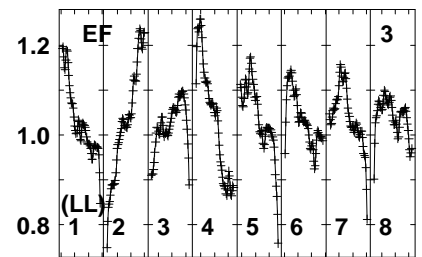
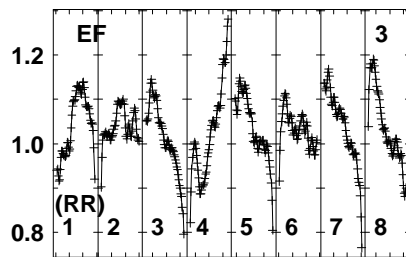
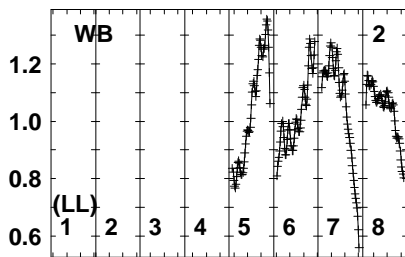
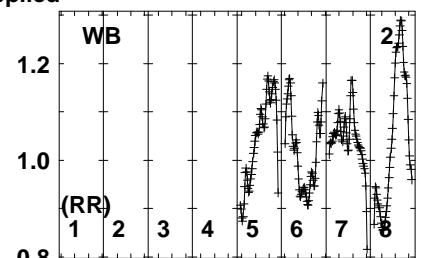
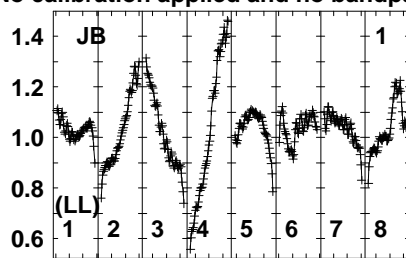
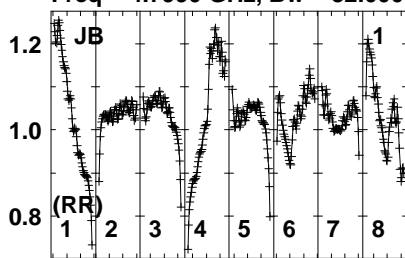


Lower frame: Real Jy
Auto-corr total-power spectrum Antenna: *
Timerange: 00/09:39:01 to 00/09:39:59

Plot file version 117 created 26-FEB-2024 13:12:16

TCRB EG128B.MSORT.1

Freq = 4.7990 GHz, Bw = 32.000 MH No calibration applied and no bandpass applied



480 483 487 490 493 496 500 505 510 515 520 525 530
FREQ MHz

480 483 487 490 493 496 500 505 510 515 520 525 530
FREQ MHz

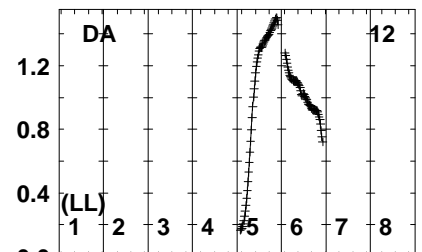
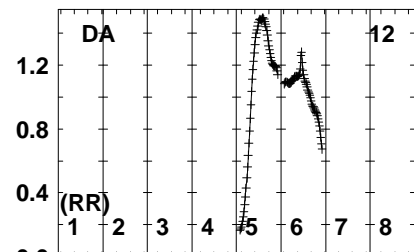
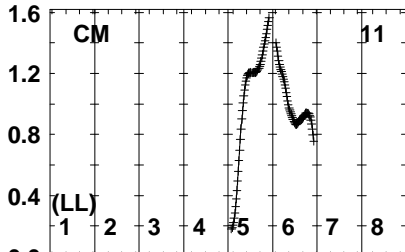
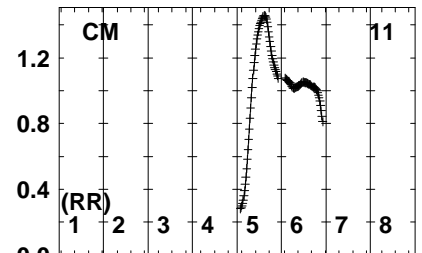
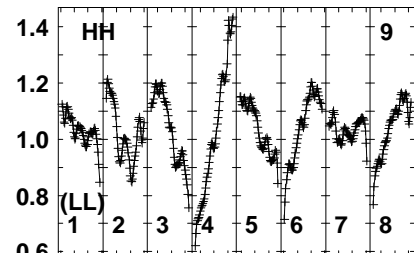
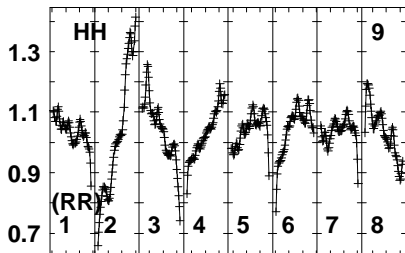
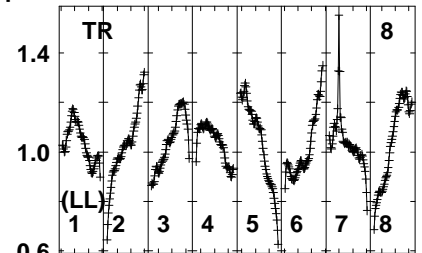
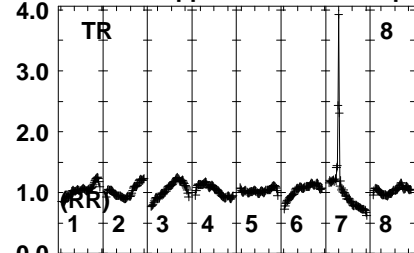
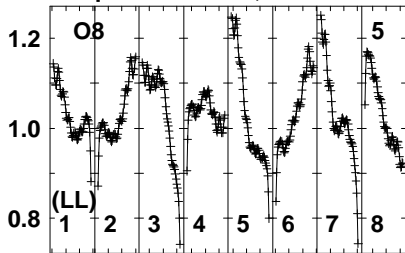
480 483 487 490 493 496 500 505 510 515 520 525 530
FREQ MHz

Lower frame: Real Jy
Auto-corr total-power spectrum Antenna: *
Timerange: 00/09:40:21 to 00/09:44:19

Plot file version 118 created 26-FEB-2024 13:12:16

TCRB EG128B.MSORT.1

Freq = 4.7990 GHz, Bw = 32.000 MH No calibration applied and no bandpass applied



480083048709009309605005030
FREQ MHz

480083048709009309605005030
FREQ MHz

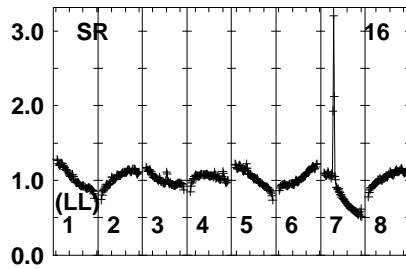
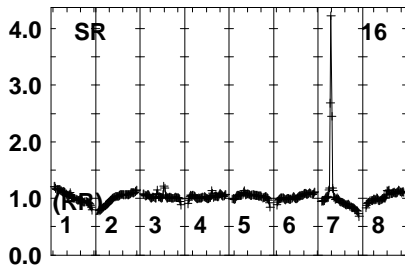
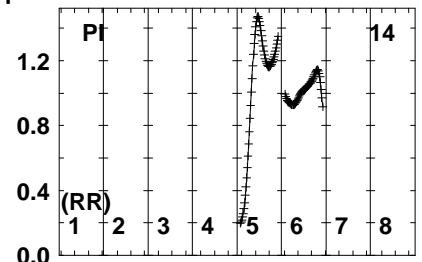
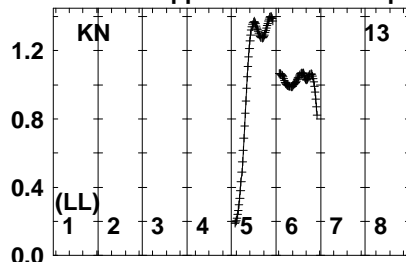
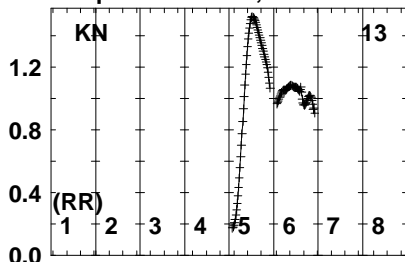
480083048709009309605005030
FREQ MHz

Lower frame: Real Jy
Auto-corr total-power spectrum Antenna: *
Timerange: 00/09:40:21 to 00/09:44:19

Plot file version 119 created 26-FEB-2024 13:12:17

TCRB EG128B.MSORT.1

Freq = 4.7990 GHz, Bw = 32.000 MH No calibration applied and no bandpass applied

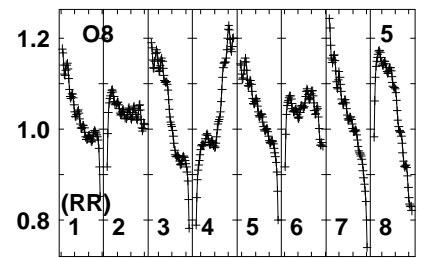
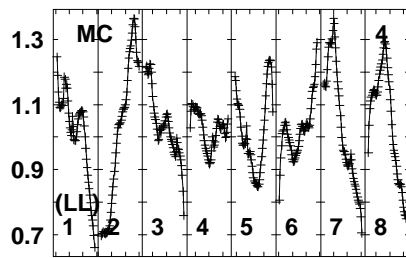
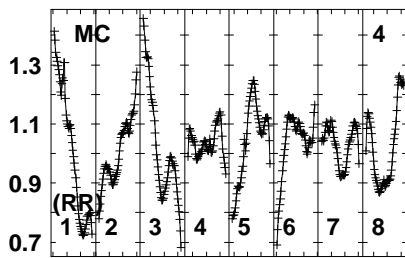
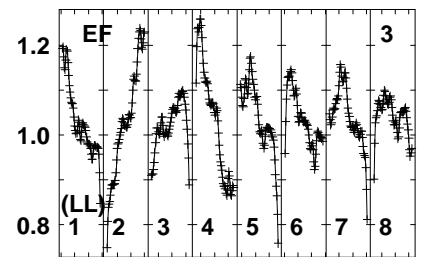
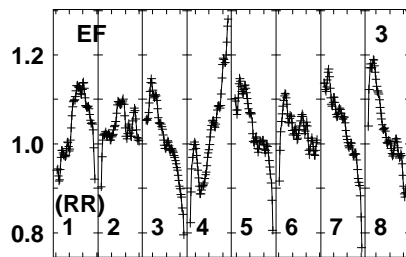
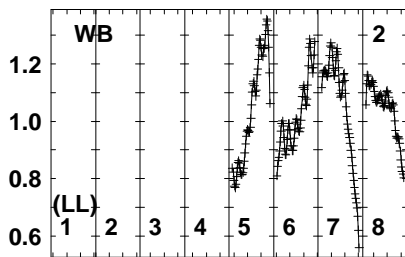
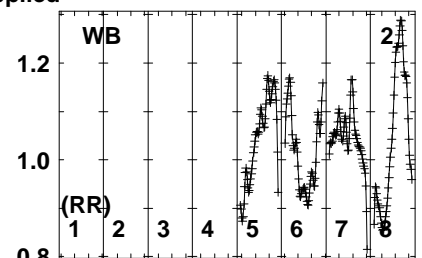
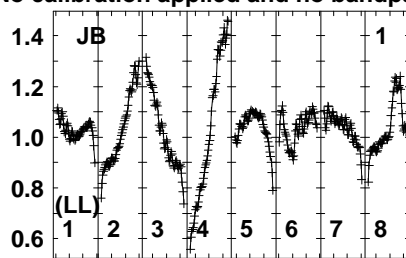
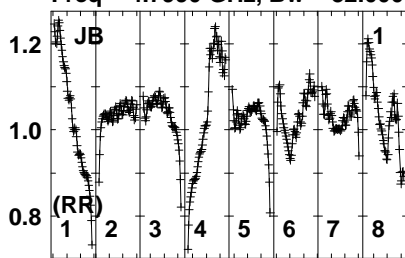


Lower frame: Real Jy
Auto-corr total-power spectrum Antenna: *
Timerange: 00/09:40:21 to 00/09:44:19

Plot file version 120 created 26-FEB-2024 13:12:17

J1602+2610 EG128B.MSORT.1

Freq = 4.7990 GHz, Bw = 32.000 MH No calibration applied and no bandpass applied



480083048709009309605005030
FREQ MHz

480083048709009309605005030
FREQ MHz

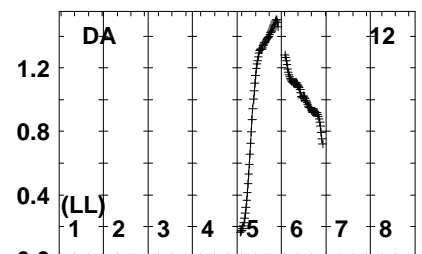
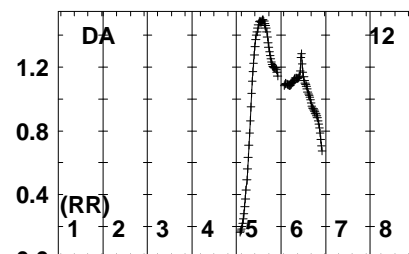
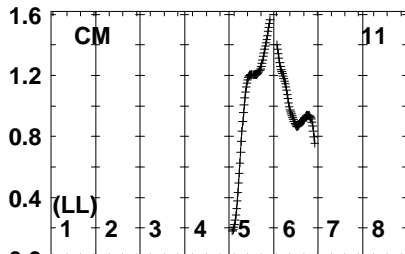
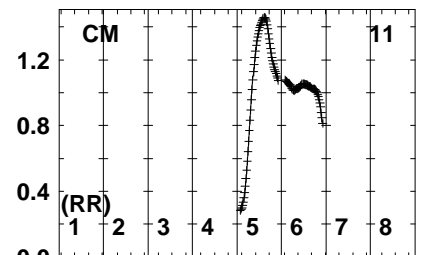
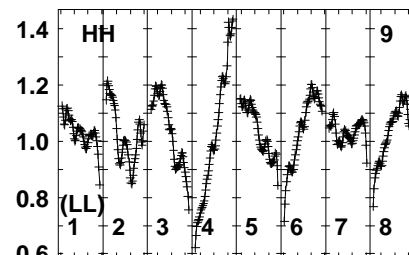
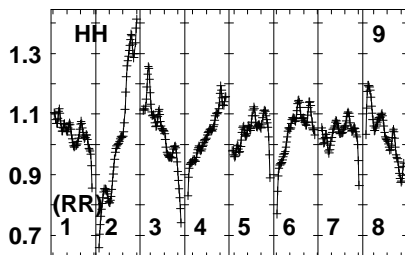
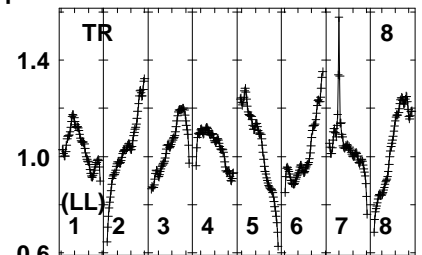
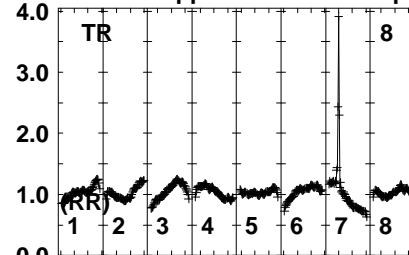
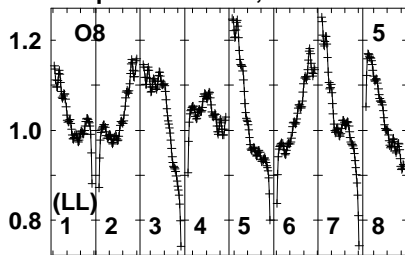
480083048709009309605005030
FREQ MHz

Lower frame: Real Jy
Auto-corr total-power spectrum Antenna: *
Timerange: 00/09:44:41 to 00/09:45:39

Plot file version 121 created 26-FEB-2024 13:12:17

J1602+2610 EG128B.MSORT.1

Freq = 4.7990 GHz, Bw = 32.000 MH No calibration applied and no bandpass applied



480083048709009309605005030
FREQ MHz

480083048709009309605005030
FREQ MHz

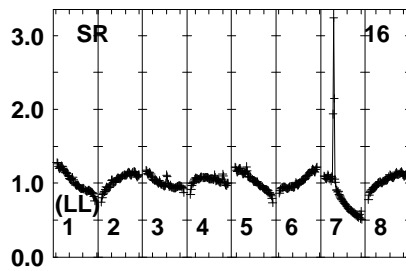
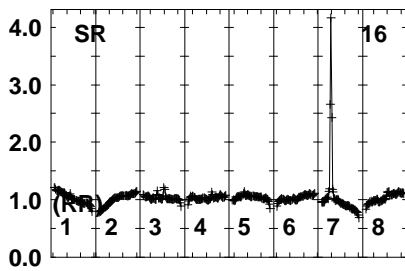
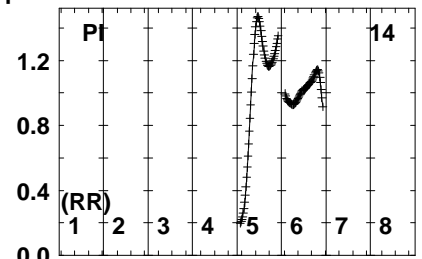
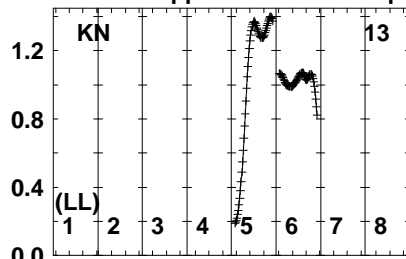
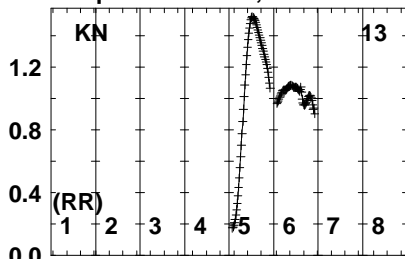
480083048709009309605005030
FREQ MHz

Lower frame: Real Jy
Auto-corr total-power spectrum Antenna: *
Timerange: 00/09:44:41 to 00/09:45:39

Plot file version 122 created 26-FEB-2024 13:12:17

J1602+2610 EG128B.MSORT.1

Freq = 4.7990 GHz, Bw = 32.000 MH No calibration applied and no bandpass applied

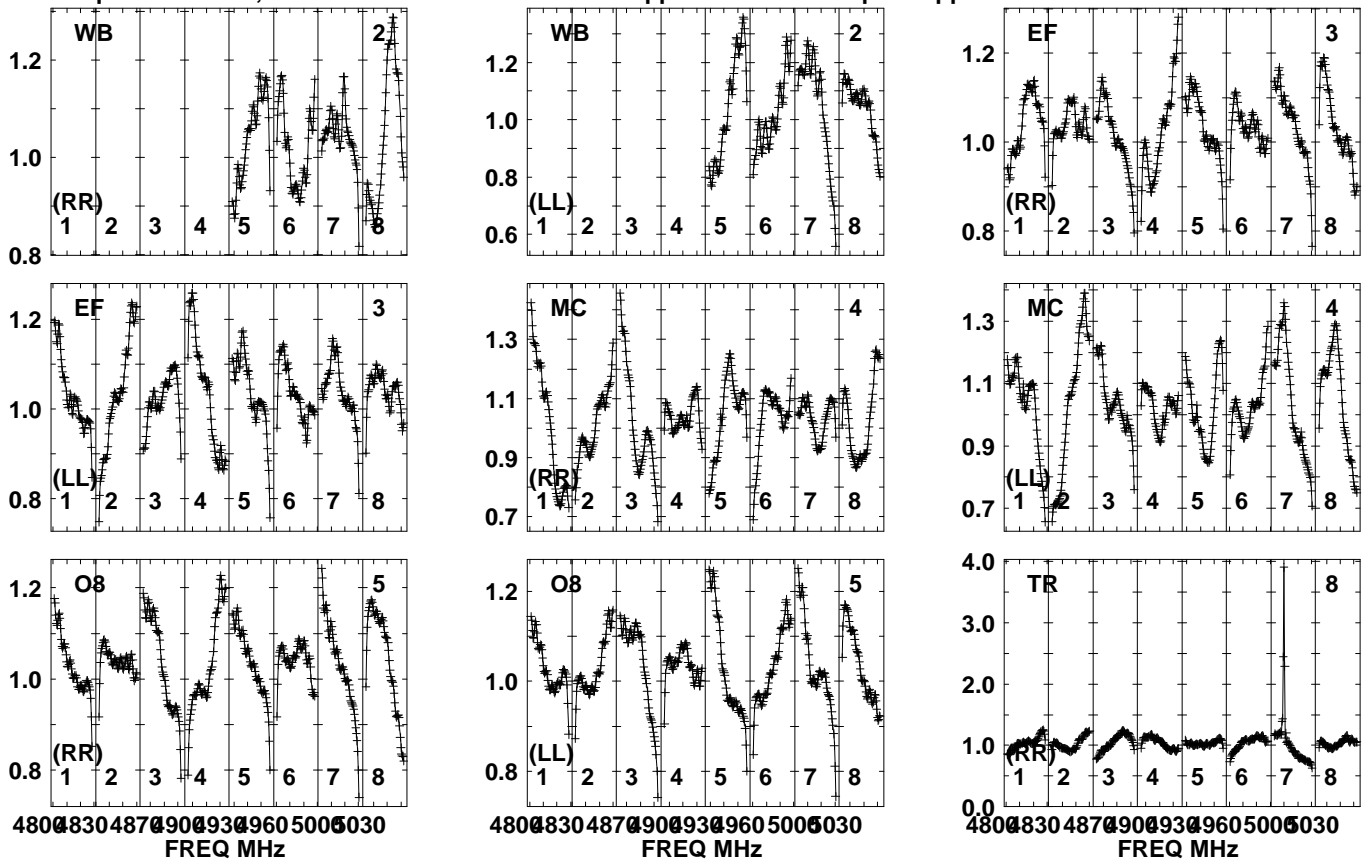


Lower frame: Real Jy
Auto-corr total-power spectrum Antenna: *
Timerange: 00/09:44:41 to 00/09:45:39

Plot file version 123 created 26-FEB-2024 13:12:17

TCRB EG128B.MSORT.1

Freq = 4.7990 GHz, Bw = 32.000 MH No calibration applied and no bandpass applied

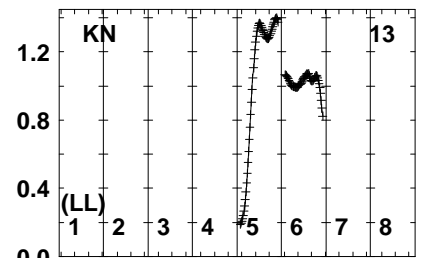
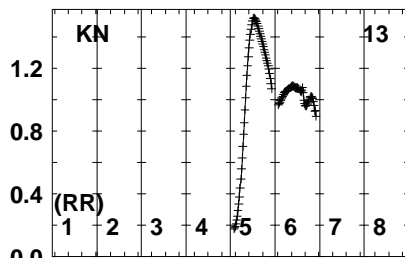
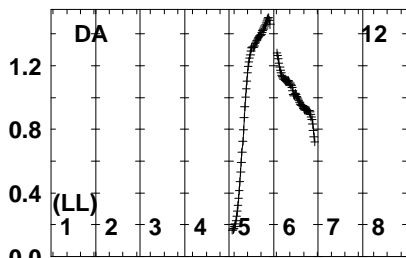
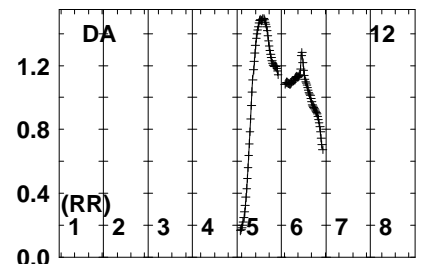
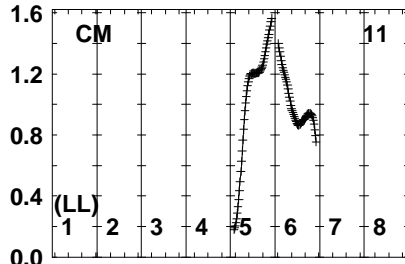
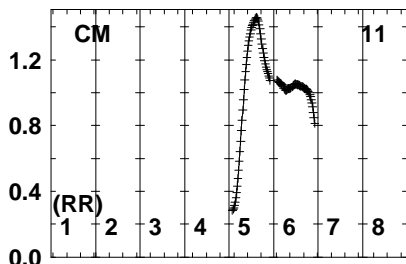
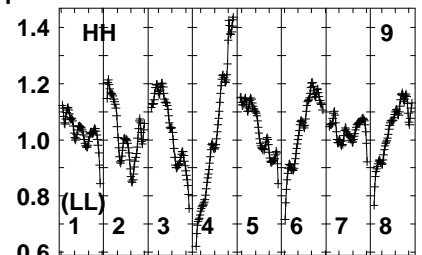
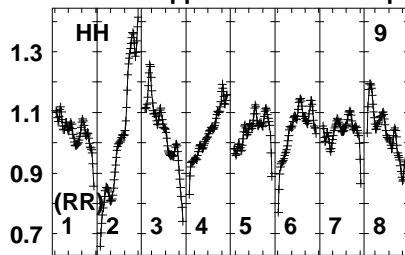
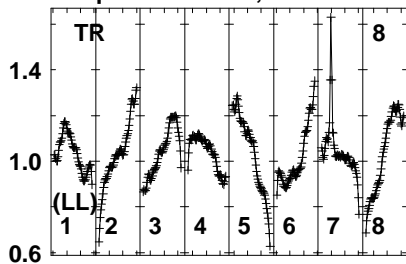


Lower frame: Real Jy
Auto-corr total-power spectrum Antenna: *
Timerange: 00/09:46:01 to 00/09:49:39

Plot file version 124 created 26-FEB-2024 13:12:17

TCRB EG128B.MSORT.1

Freq = 4.7990 GHz, Bw = 32.000 MH No calibration applied and no bandpass applied



480083048709009309605005030
FREQ MHz

480083048709009309605005030
FREQ MHz

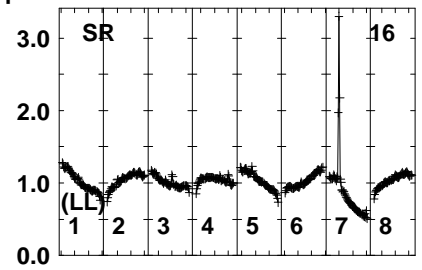
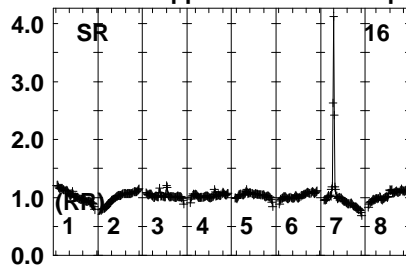
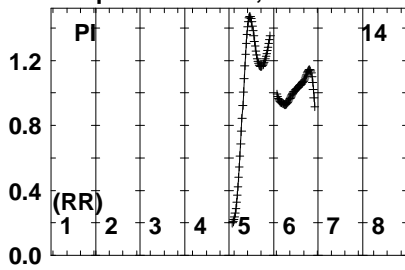
480083048709009309605005030
FREQ MHz

Lower frame: Real Jy
Auto-corr total-power spectrum Antenna: *
Timerange: 00/09:46:01 to 00/09:49:39

Plot file version 125 created 26-FEB-2024 13:12:18

TCRB EG128B.MSORT.1

Freq = 4.7990 GHz, Bw = 32.000 MH No calibration applied and no bandpass applied

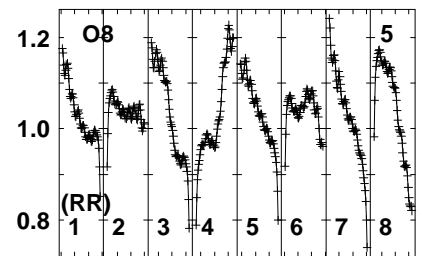
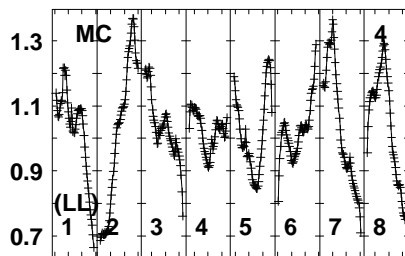
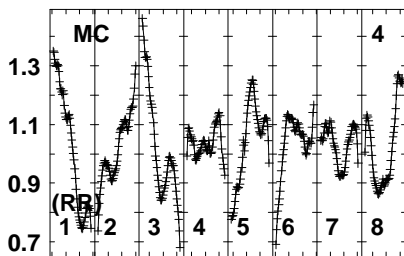
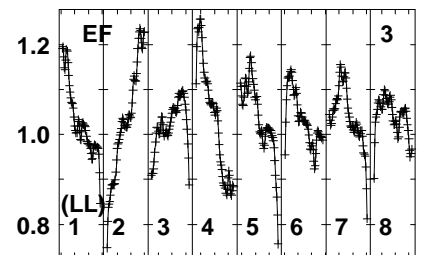
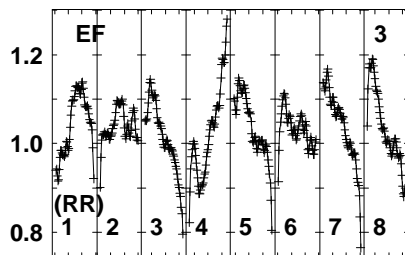
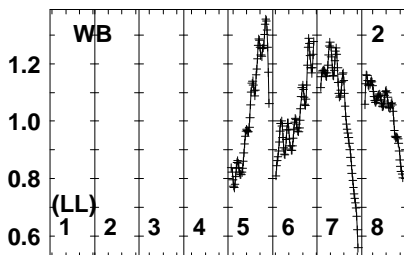
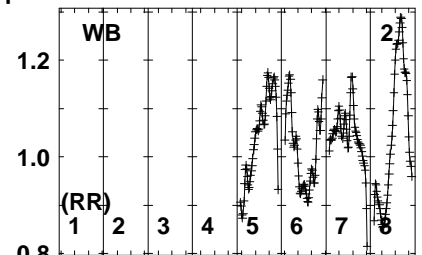
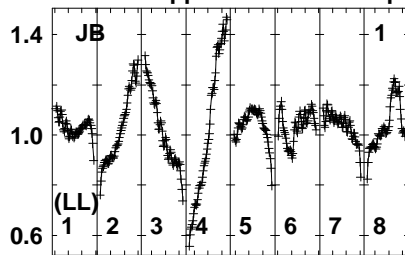
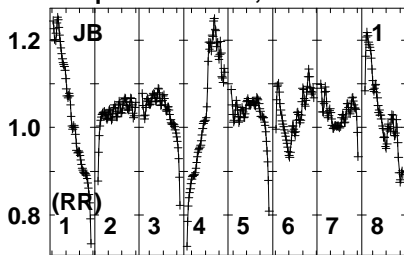


Lower frame: Real Jy
Auto-corr total-power spectrum Antenna: *
Timerange: 00/09:46:01 to 00/09:49:39

Plot file version 126 created 26-FEB-2024 13:12:18

J1602+2610 EG128B.MSORT.1

Freq = 4.7990 GHz, Bw = 32.000 MH No calibration applied and no bandpass applied



480083048709009309605005030
FREQ MHz

480083048709009309605005030
FREQ MHz

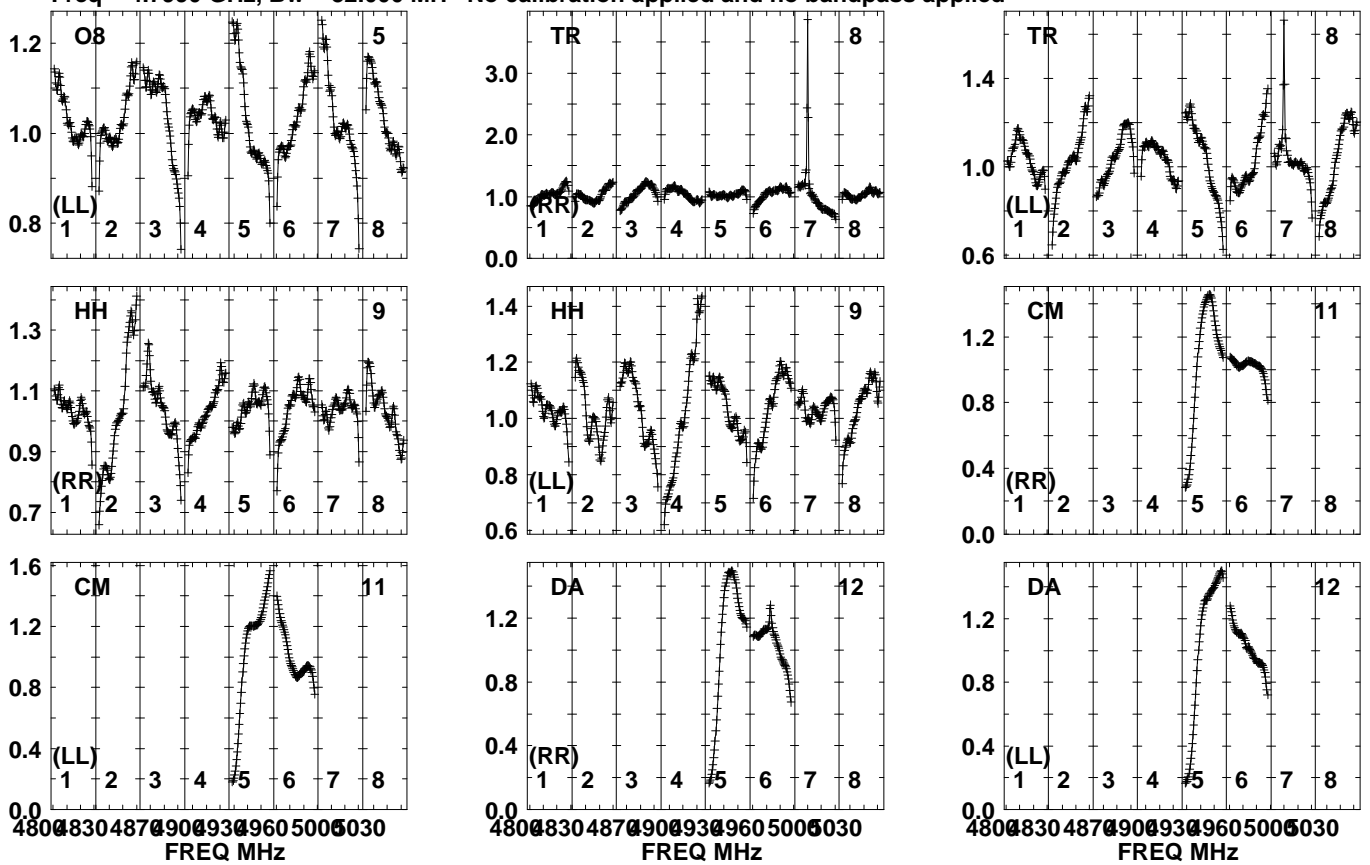
480083048709009309605005030
FREQ MHz

Lower frame: Real Jy
Auto-corr total-power spectrum Antenna: *
Timerange: 00/09:50:01 to 00/09:50:59

Plot file version 127 created 26-FEB-2024 13:12:18

J1602+2610 EG128B.MSORT.1

Freq = 4.7990 GHz, Bw = 32.000 MH No calibration applied and no bandpass applied

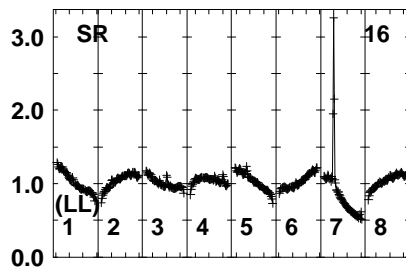
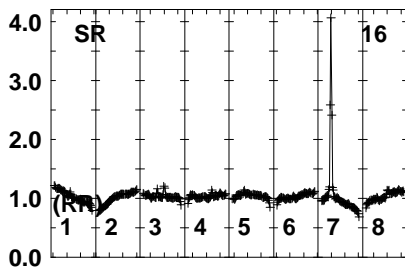
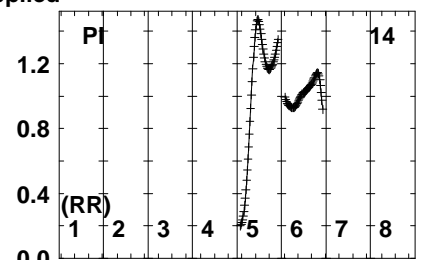
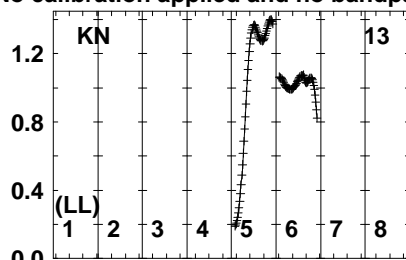
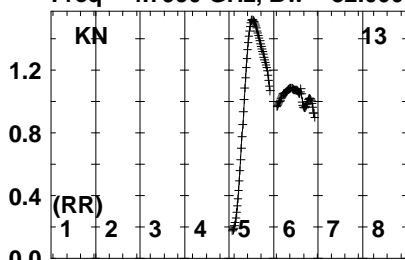


Lower frame: Real Jy
Auto-corr total-power spectrum Antenna: *
Timerange: 00/09:50:01 to 00/09:50:59

Plot file version 128 created 26-FEB-2024 13:12:18

J1602+2610 EG128B.MSORT.1

Freq = 4.7990 GHz, Bw = 32.000 MH No calibration applied and no bandpass applied

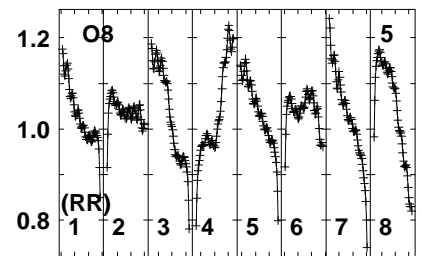
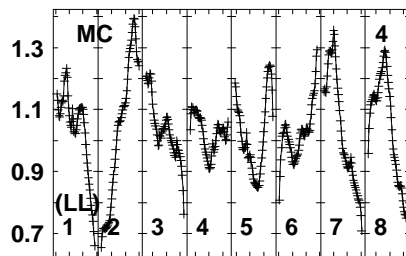
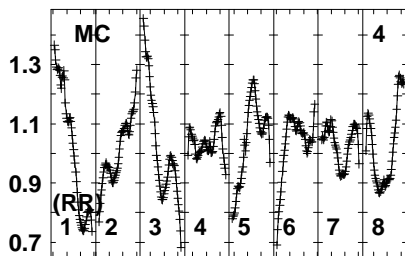
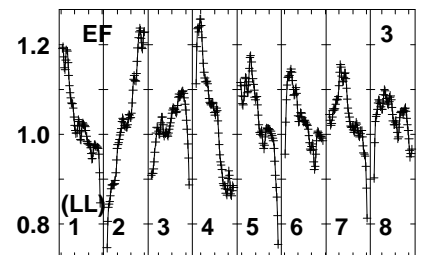
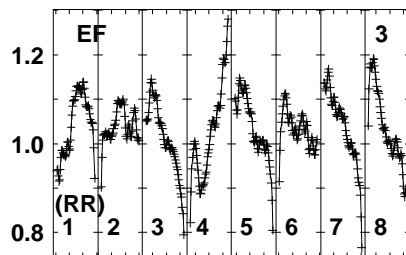
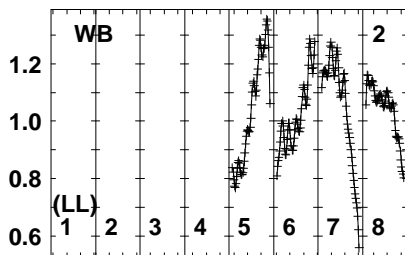
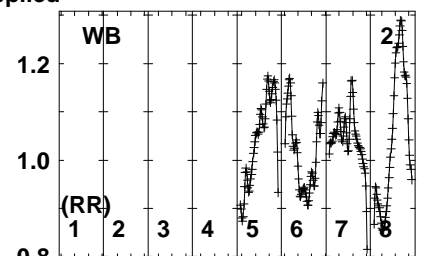
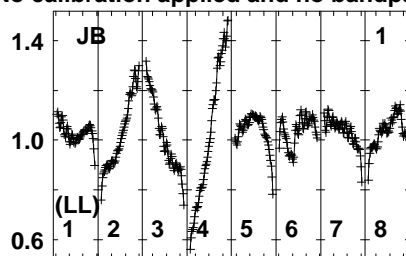
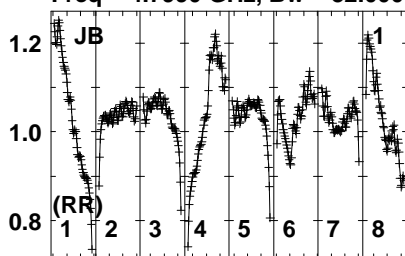


Lower frame: Real Jy
Auto-corr total-power spectrum Antenna: *
Timerange: 00/09:50:01 to 00/09:50:59

Plot file version 129 created 26-FEB-2024 13:12:18

TCRB EG128B.MSORT.1

Freq = 4.7990 GHz, Bw = 32.000 MH No calibration applied and no bandpass applied



480083048709009309605005030
FREQ MHz

480083048709009309605005030
FREQ MHz

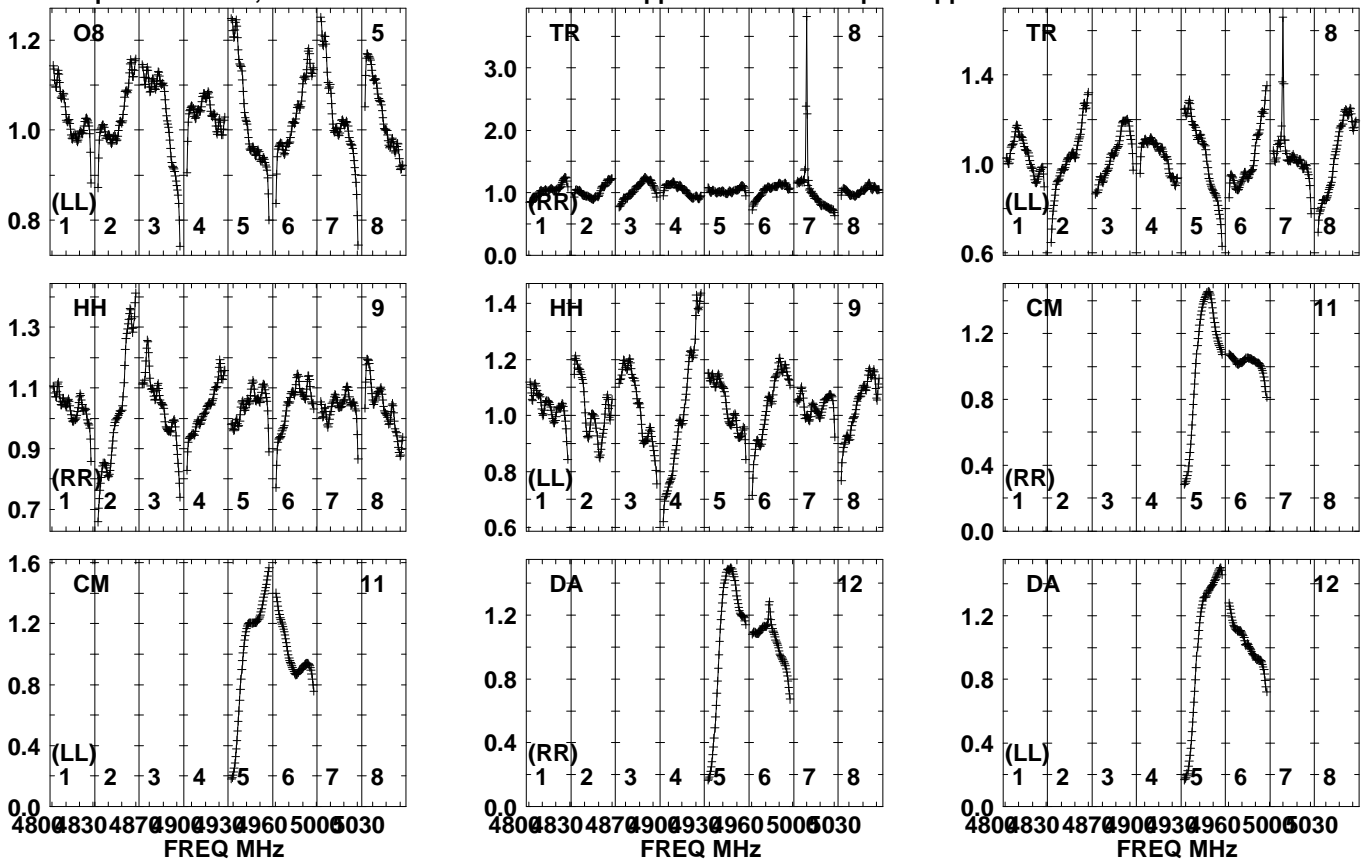
480083048709009309605005030
FREQ MHz

Lower frame: Real Jy
Auto-corr total-power spectrum Antenna: *
Timerange: 00/09:51:21 to 00/09:55:19

Plot file version 130 created 26-FEB-2024 13:12:18

TCRB EG128B.MSORT.1

Freq = 4.7990 GHz, Bw = 32.000 MH No calibration applied and no bandpass applied

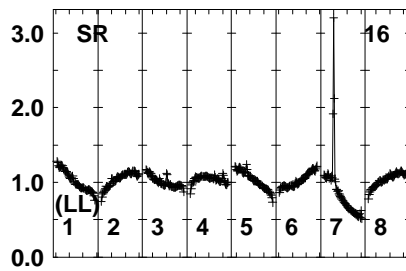
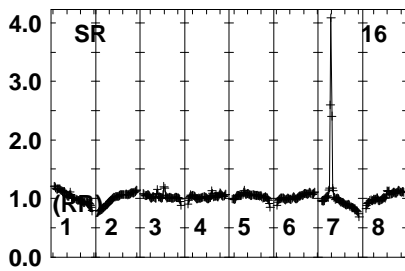
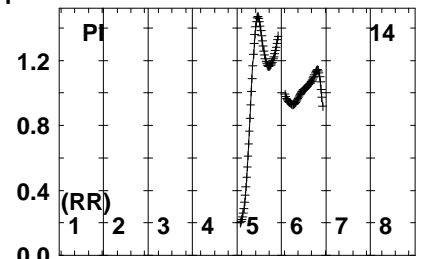
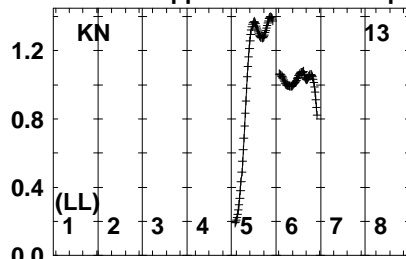
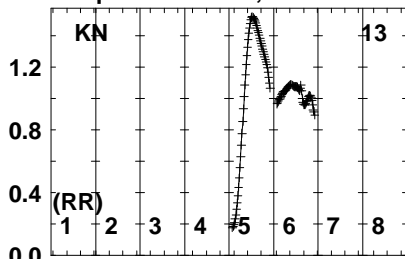


Lower frame: Real Jy
Auto-corr total-power spectrum Antenna: *
Timerange: 00/09:51:21 to 00/09:55:19

Plot file version 131 created 26-FEB-2024 13:12:19

TCRB EG128B.MSORT.1

Freq = 4.7990 GHz, Bw = 32.000 MH No calibration applied and no bandpass applied

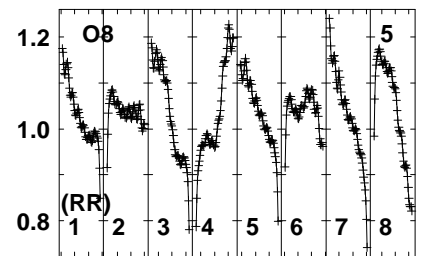
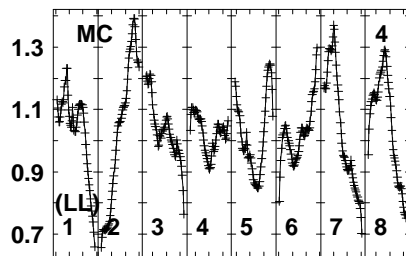
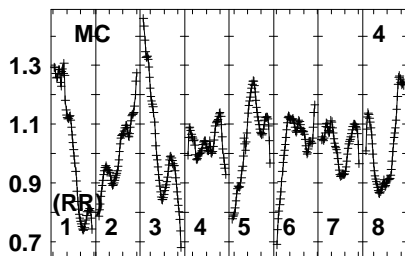
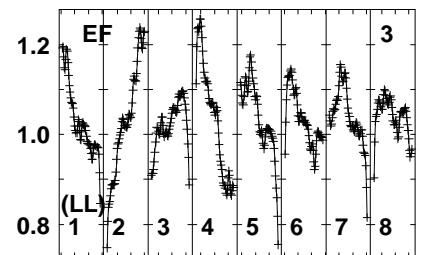
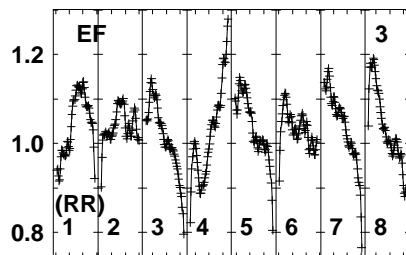
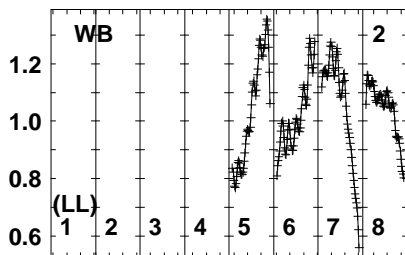
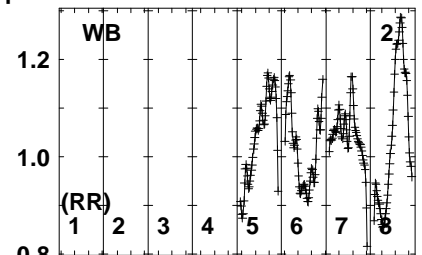
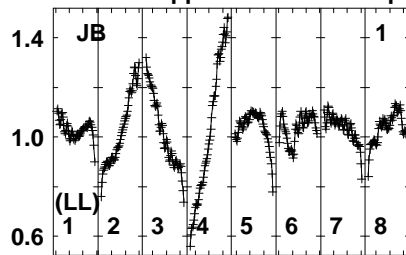
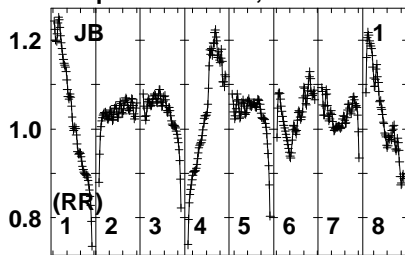


Lower frame: Real Jy
Auto-corr total-power spectrum Antenna: *
Timerange: 00/09:51:21 to 00/09:55:19

Plot file version 132 created 26-FEB-2024 13:12:19

J1602+2610 EG128B.MSORT.1

Freq = 4.7990 GHz, Bw = 32.000 MH No calibration applied and no bandpass applied



480083048709009309605005030
FREQ MHz

480083048709009309605005030
FREQ MHz

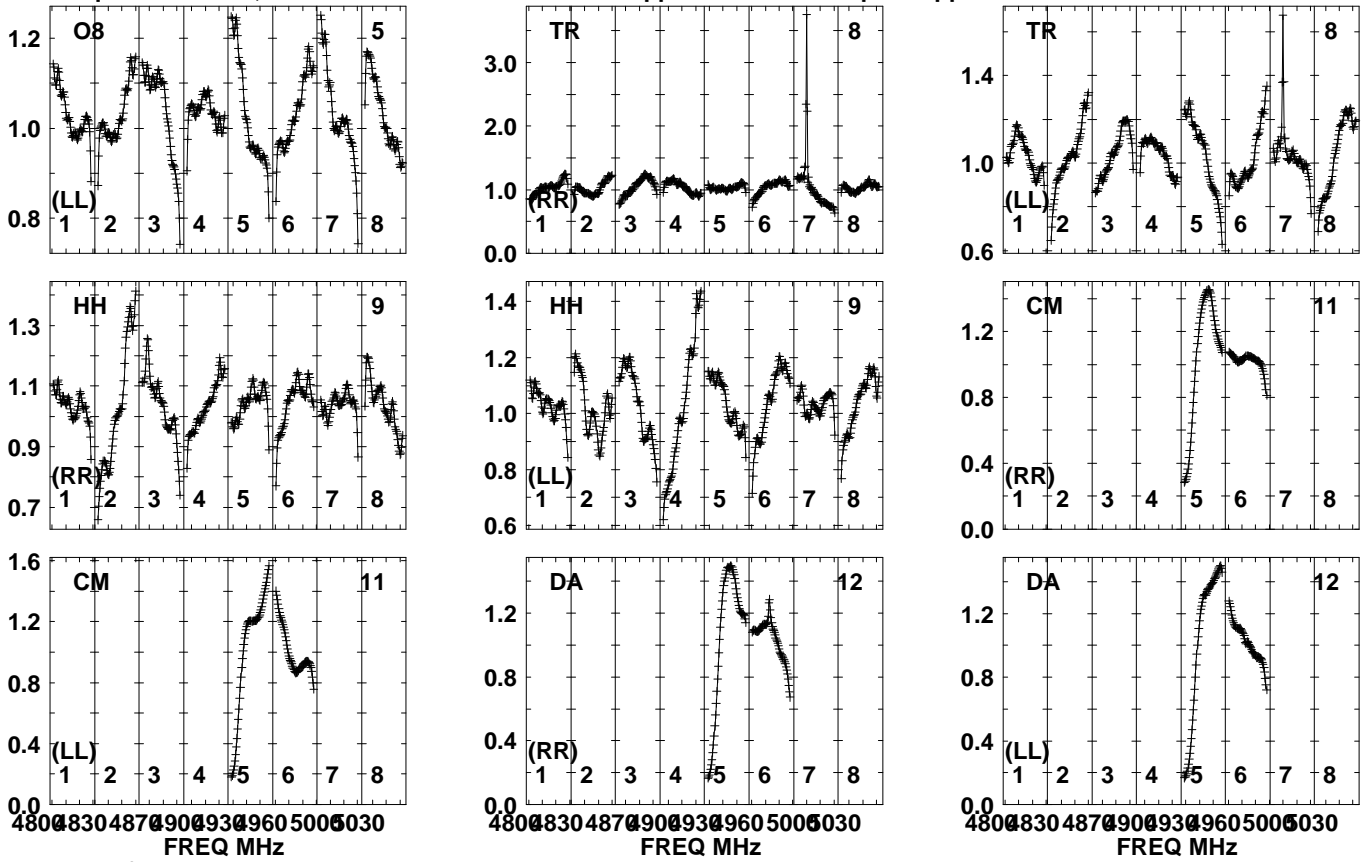
480083048709009309605005030
FREQ MHz

Lower frame: Real Jy
Auto-corr total-power spectrum Antenna: *
Timerange: 00/09:55:41 to 00/09:56:39

Plot file version 133 created 26-FEB-2024 13:12:19

J1602+2610 EG128B.MSORT.1

Freq = 4.7990 GHz, Bw = 32.000 MH No calibration applied and no bandpass applied



Lower frame: Real Jy

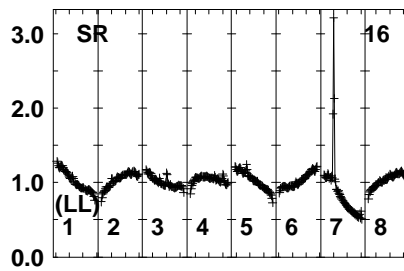
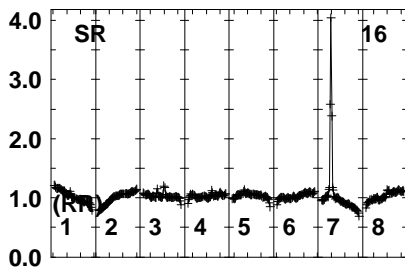
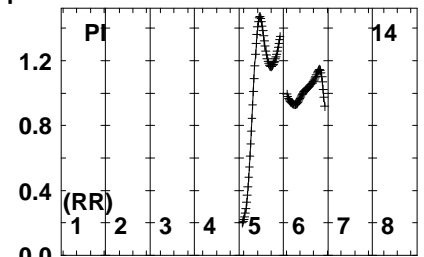
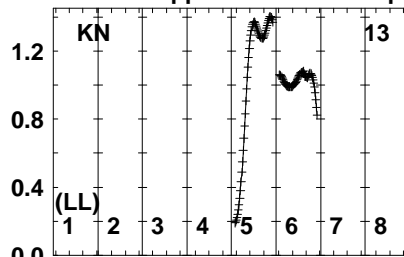
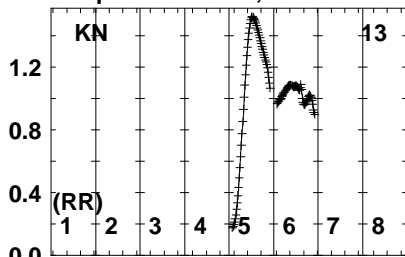
Auto-corr total-power spectrum Antenna: *

Timerange: 00/09:55:41 to 00/09:56:39

Plot file version 134 created 26-FEB-2024 13:12:19

J1602+2610 EG128B.MSORT.1

Freq = 4.7990 GHz, Bw = 32.000 MH No calibration applied and no bandpass applied

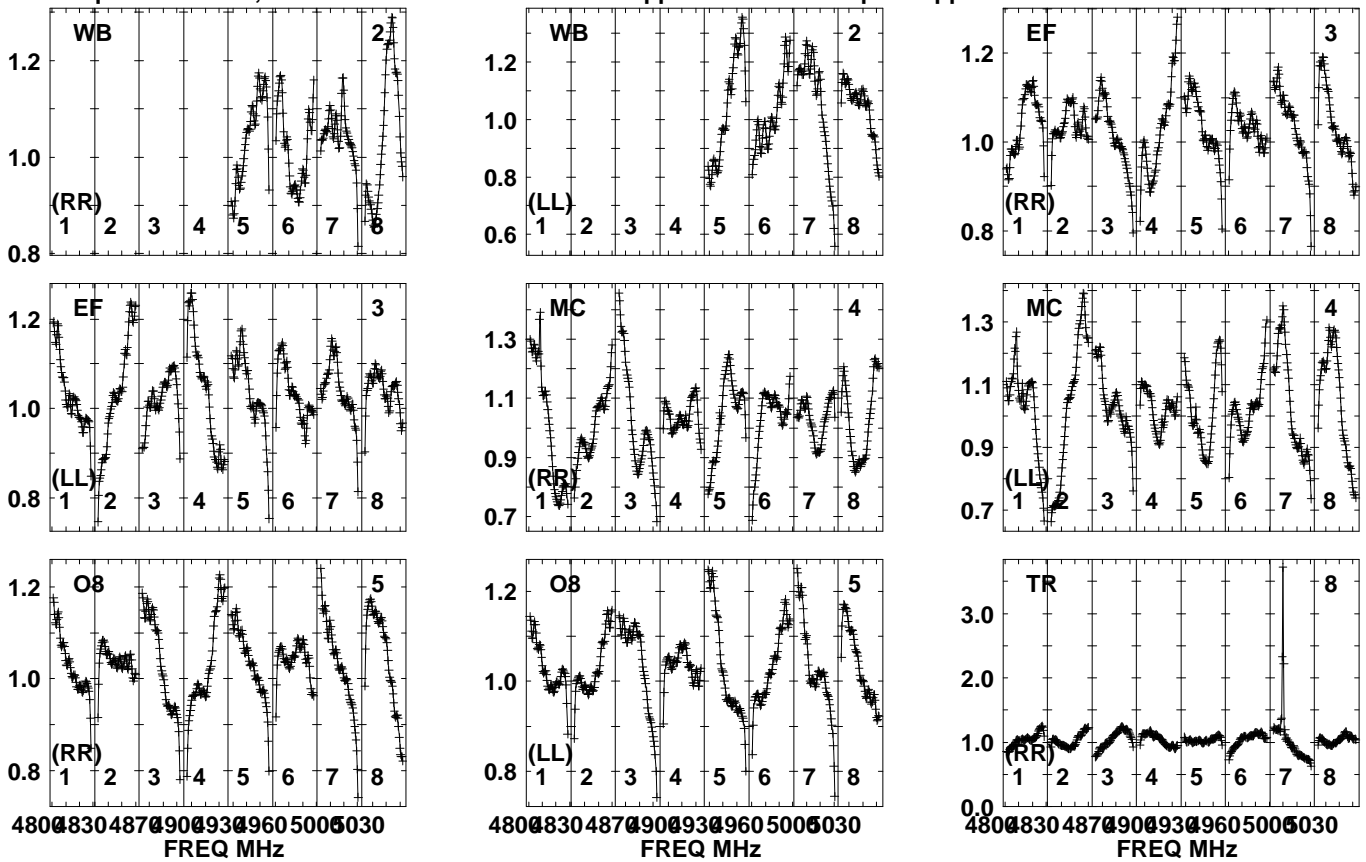


Lower frame: Real Jy
Auto-corr total-power spectrum Antenna: *
Timerange: 00/09:55:41 to 00/09:56:39

Plot file version 135 created 26-FEB-2024 13:12:19

J1559+2556 EG128B.MSORT.1

Freq = 4.7990 GHz, Bw = 32.000 MH No calibration applied and no bandpass applied

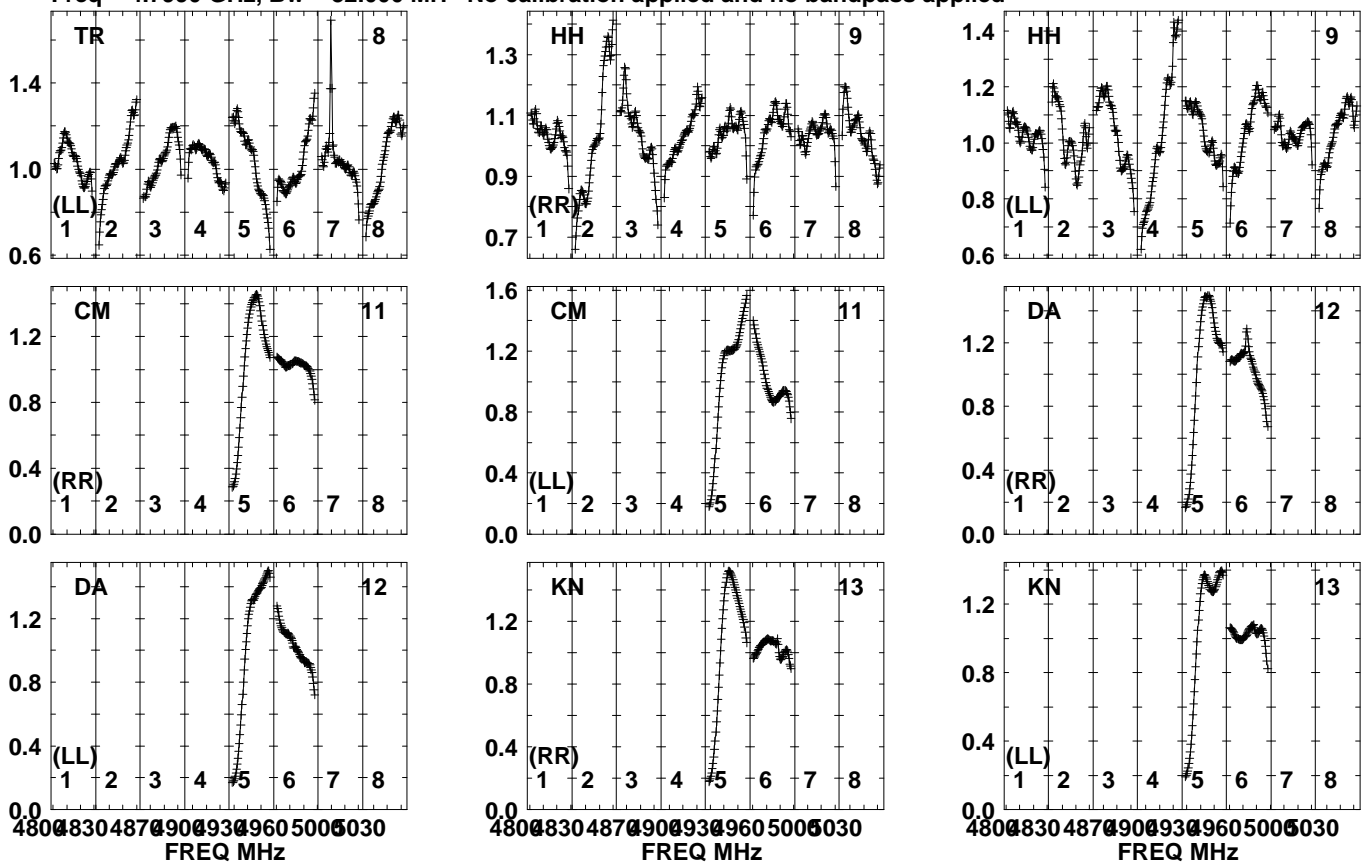


Lower frame: Real Jy
Auto-corr total-power spectrum Antenna: *
Timerange: 00/09:57:01 to 00/09:58:39

Plot file version 136 created 26-FEB-2024 13:12:19

J1559+2556 EG128B.MSORT.1

Freq = 4.7990 GHz, Bw = 32.000 MH No calibration applied and no bandpass applied

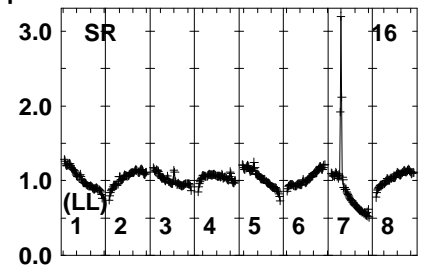
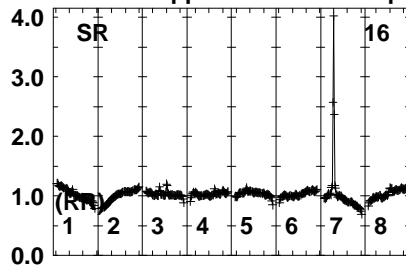
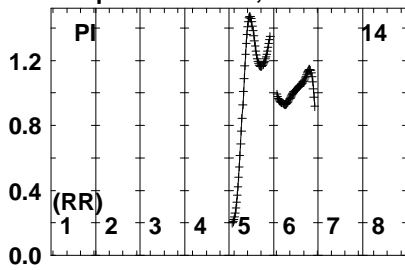


Lower frame: Real Jy
Auto-corr total-power spectrum Antenna: *
Timerange: 00/09:57:01 to 00/09:58:39

Plot file version 137 created 26-FEB-2024 13:12:19

J1559+2556 EG128B.MSORT.1

Freq = 4.7990 GHz, Bw = 32.000 MH No calibration applied and no bandpass applied

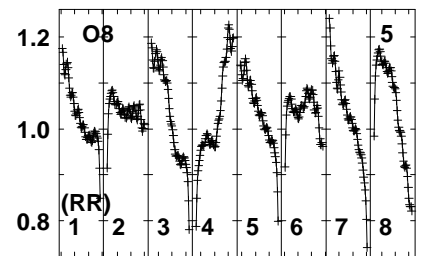
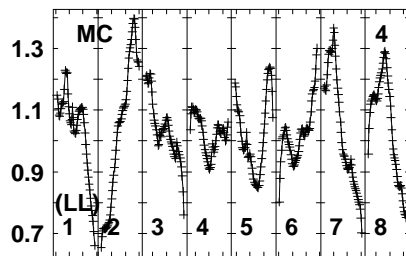
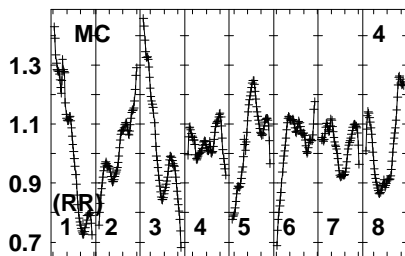
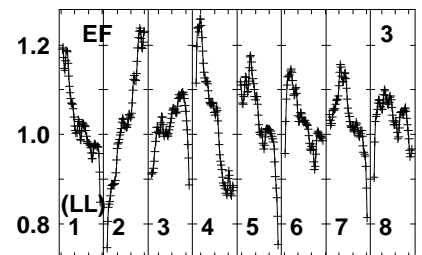
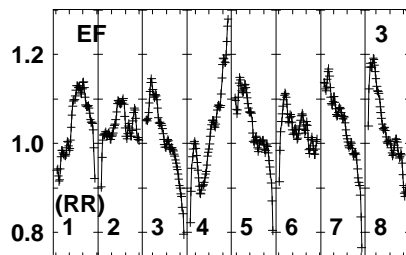
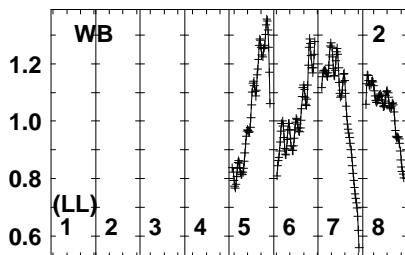
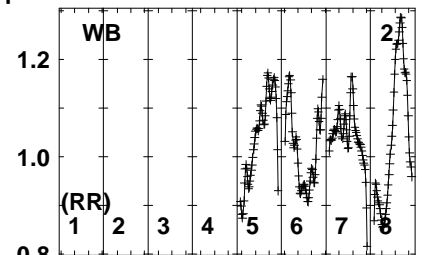
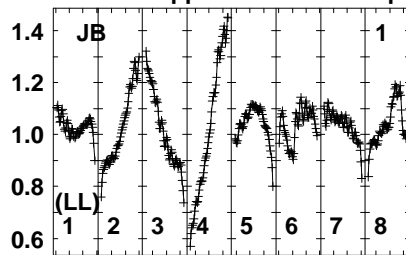
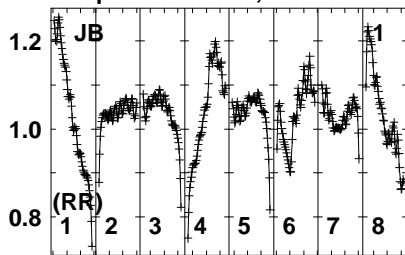


Lower frame: Real Jy
Auto-corr total-power spectrum Antenna: *
Timerange: 00/09:57:01 to 00/09:58:39

Plot file version 138 created 26-FEB-2024 13:12:19

J1602+2610 EG128B.MSORT.1

Freq = 4.7990 GHz, Bw = 32.000 MH No calibration applied and no bandpass applied



480083048709009309605005030
FREQ MHz

480083048709009309605005030
FREQ MHz

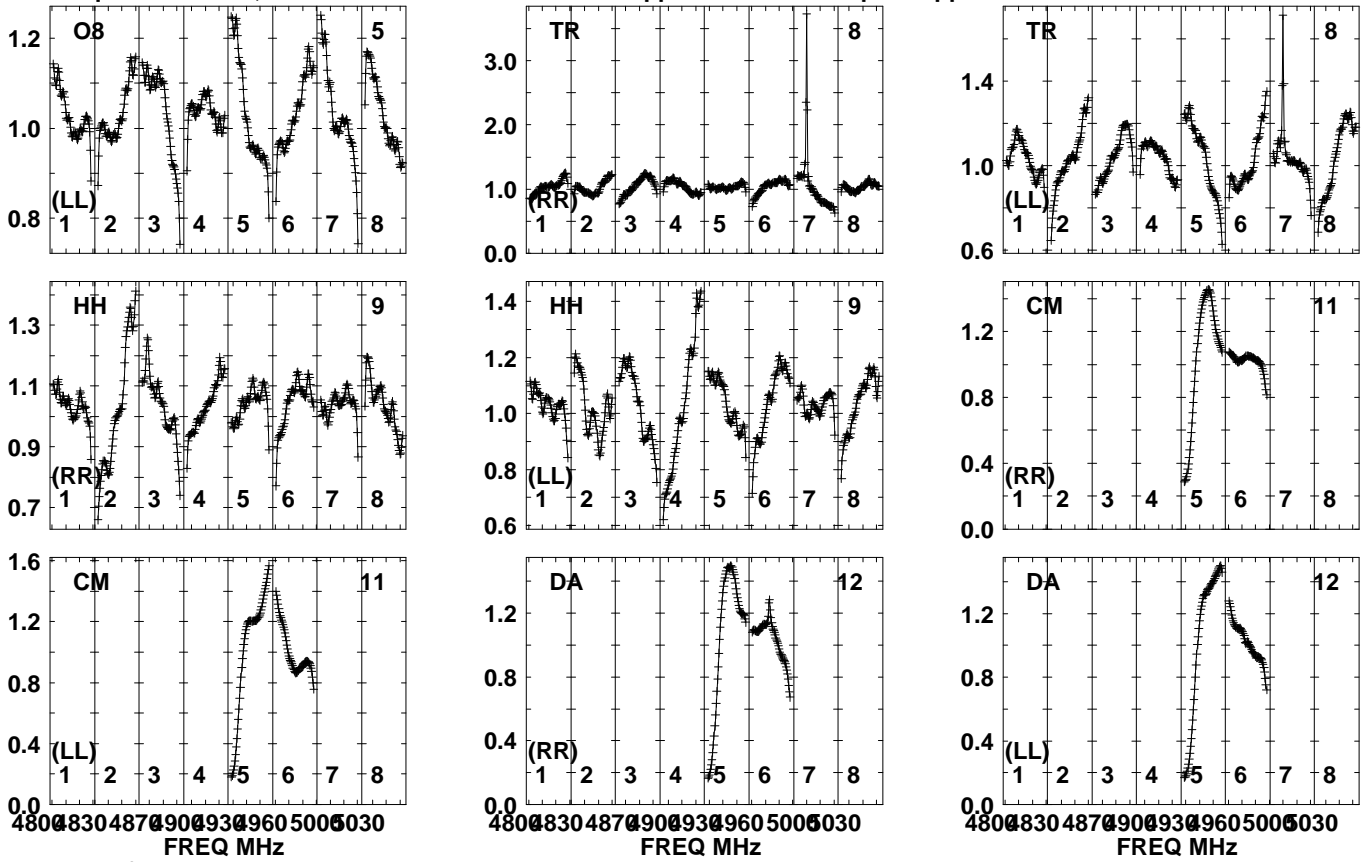
480083048709009309605005030
FREQ MHz

Lower frame: Real Jy
Auto-corr total-power spectrum Antenna: *
Timerange: 00/09:59:01 to 00/09:59:59

Plot file version 139 created 26-FEB-2024 13:12:19

J1602+2610 EG128B.MSORT.1

Freq = 4.7990 GHz, Bw = 32.000 MH No calibration applied and no bandpass applied

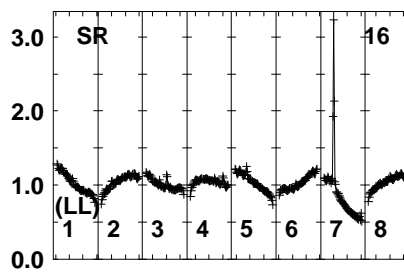
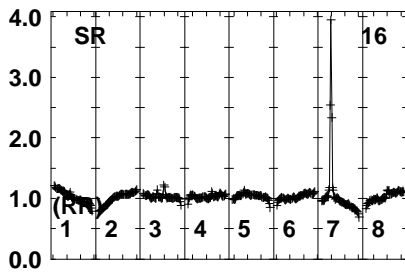
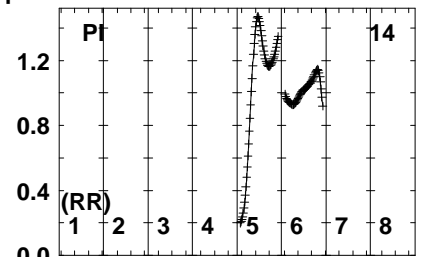
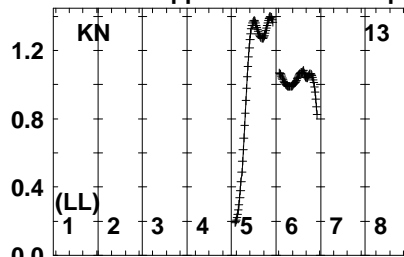
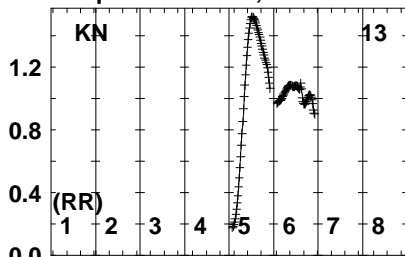


Lower frame: Real Jy
Auto-corr total-power spectrum Antenna: *
Timerange: 00/09:59:01 to 00/09:59:59

Plot file version 140 created 26-FEB-2024 13:12:20

J1602+2610 EG128B.MSORT.1

Freq = 4.7990 GHz, Bw = 32.000 MH No calibration applied and no bandpass applied

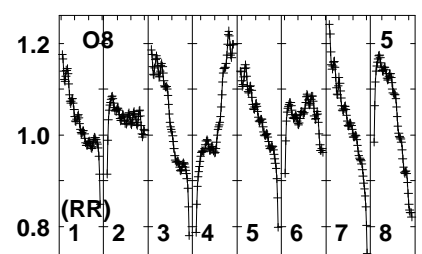
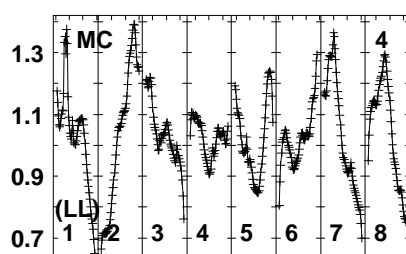
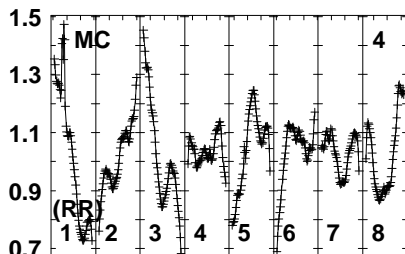
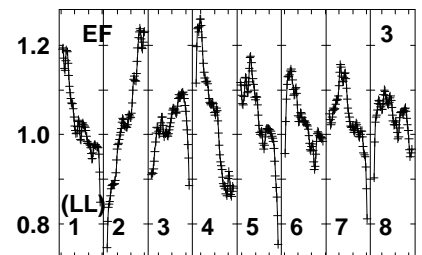
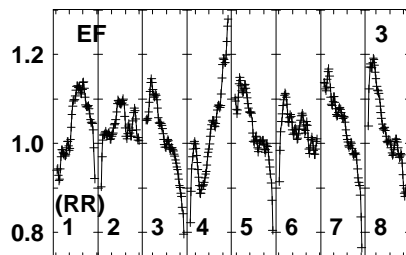
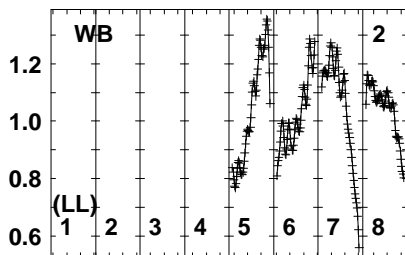
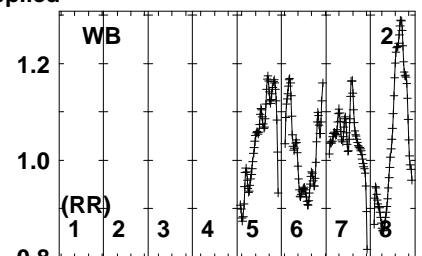
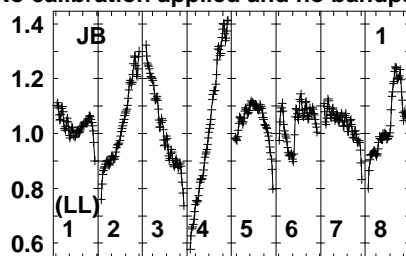
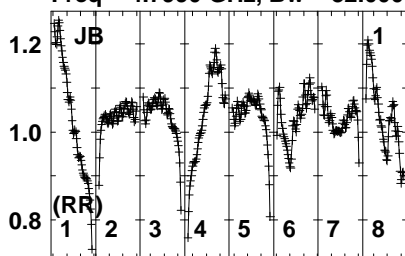


Lower frame: Real Jy
Auto-corr total-power spectrum Antenna: *
Timerange: 00/09:59:01 to 00/09:59:59

Plot file version 141 created 26-FEB-2024 13:12:20

TCRB EG128B.MSORT.1

Freq = 4.7990 GHz, Bw = 32.000 MH No calibration applied and no bandpass applied



480083048709009309605005030
FREQ MHz

480083048709009309605005030
FREQ MHz

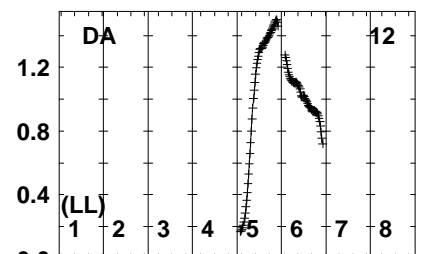
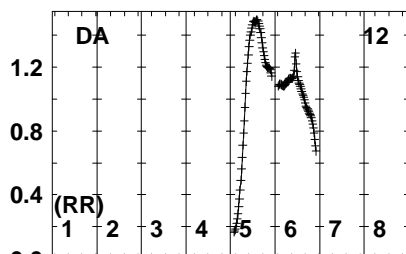
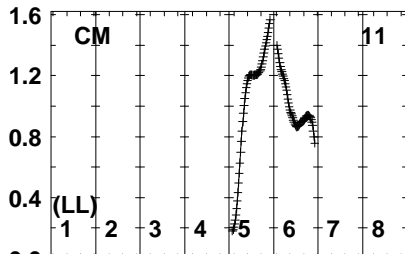
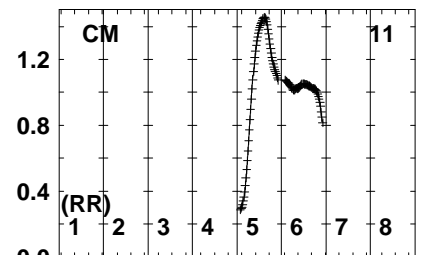
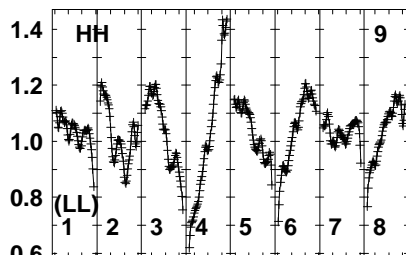
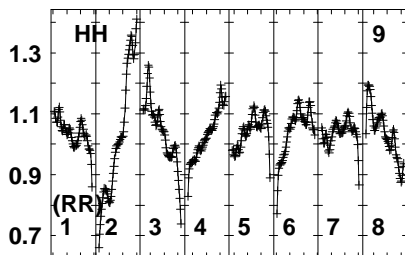
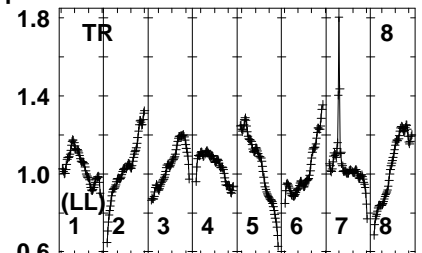
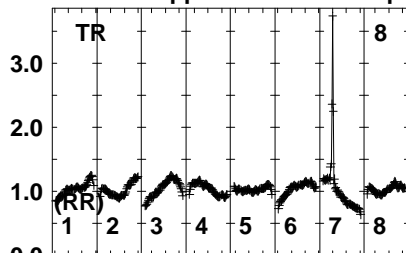
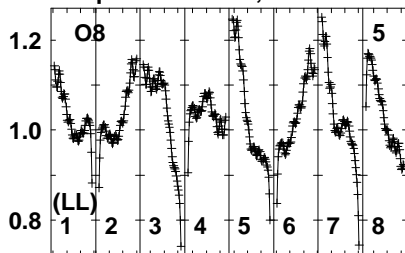
480083048709009309605005030
FREQ MHz

Lower frame: Real Jy
Auto-corr total-power spectrum Antenna: *
Timerange: 00/10:00:21 to 00/10:04:19

Plot file version 142 created 26-FEB-2024 13:12:20

TCRB EG128B.MSORT.1

Freq = 4.7990 GHz, Bw = 32.000 MH No calibration applied and no bandpass applied



480083048709009309605005030
FREQ MHz

480083048709009309605005030
FREQ MHz

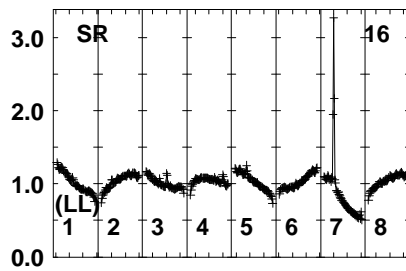
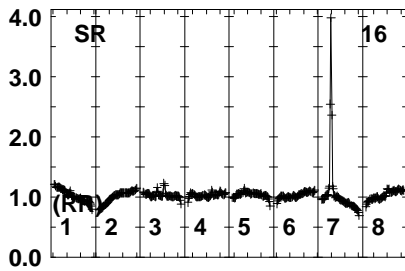
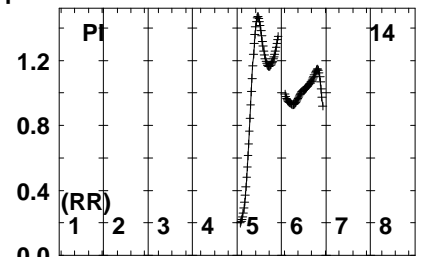
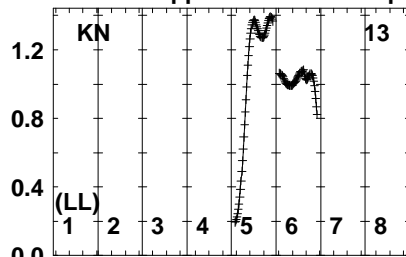
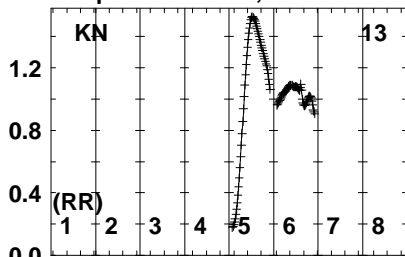
480083048709009309605005030
FREQ MHz

Lower frame: Real Jy
Auto-corr total-power spectrum Antenna: *
Timerange: 00/10:00:21 to 00/10:04:19

Plot file version 143 created 26-FEB-2024 13:12:20

TCRB EG128B.MSORT.1

Freq = 4.7990 GHz, Bw = 32.000 MH No calibration applied and no bandpass applied

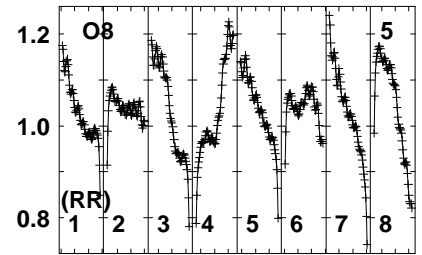
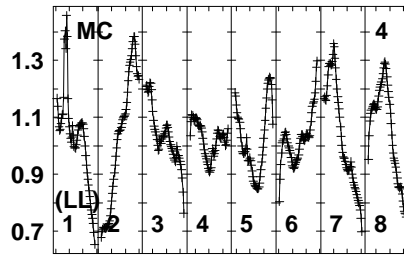
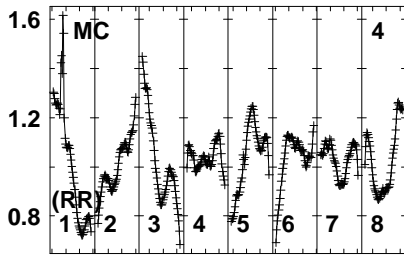
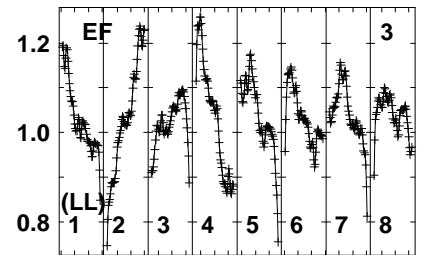
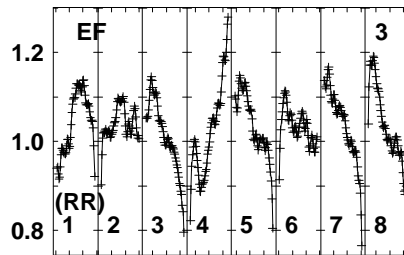
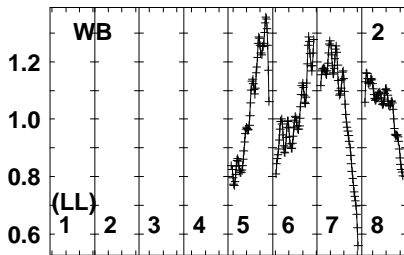
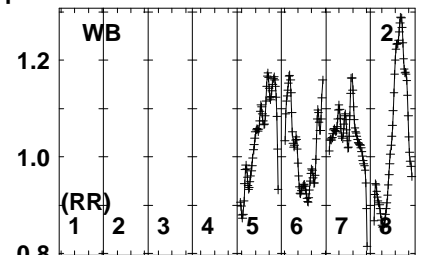
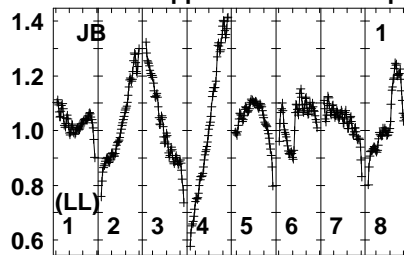
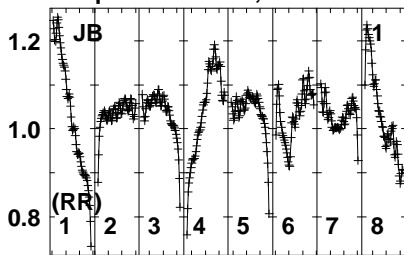


Lower frame: Real Jy
Auto-corr total-power spectrum Antenna: *
Timerange: 00/10:00:21 to 00/10:04:19

Plot file version 144 created 26-FEB-2024 13:12:20

J1602+2610 EG128B.MSORT.1

Freq = 4.7990 GHz, Bw = 32.000 MH No calibration applied and no bandpass applied



480083048709009309605005030
FREQ MHz

480083048709009309605005030
FREQ MHz

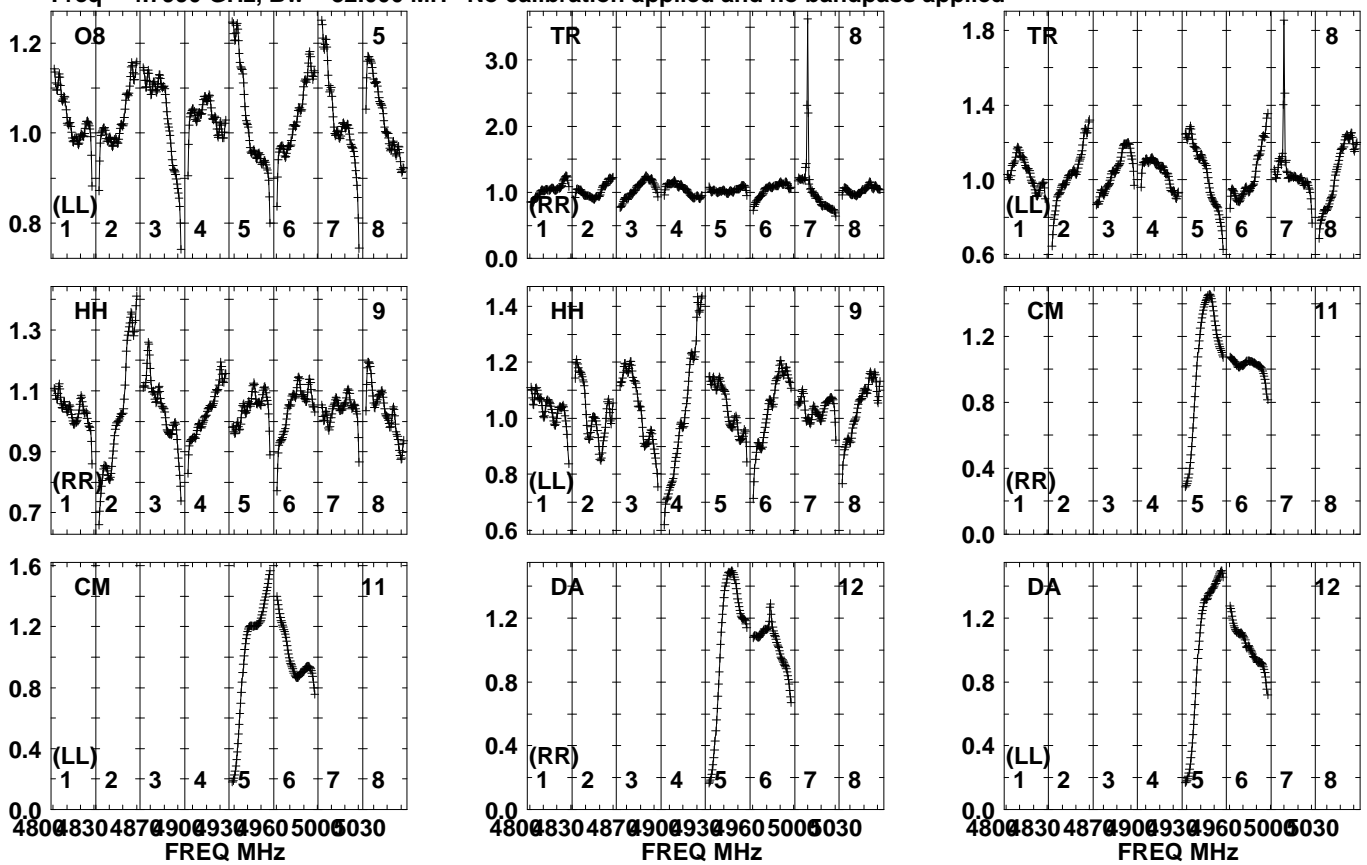
480083048709009309605005030
FREQ MHz

Lower frame: Real Jy
Auto-corr total-power spectrum Antenna: *
Timerange: 00/10:04:41 to 00/10:05:39

Plot file version 145 created 26-FEB-2024 13:12:20

J1602+2610 EG128B.MSORT.1

Freq = 4.7990 GHz, Bw = 32.000 MH No calibration applied and no bandpass applied

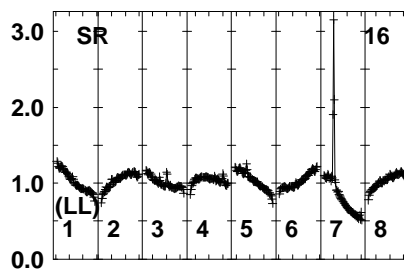
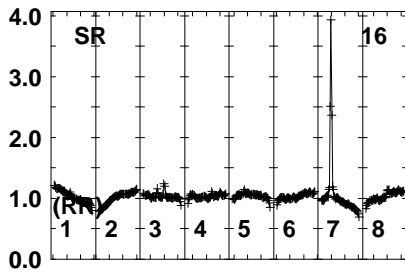
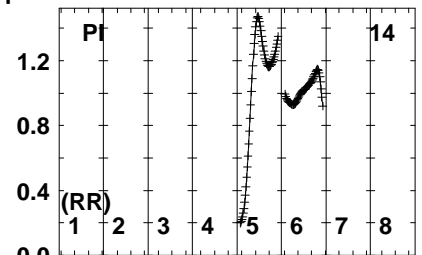
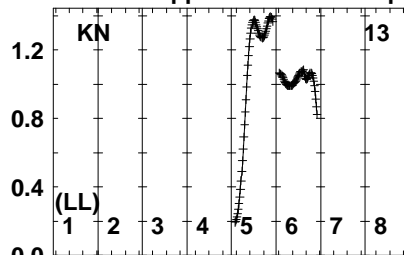
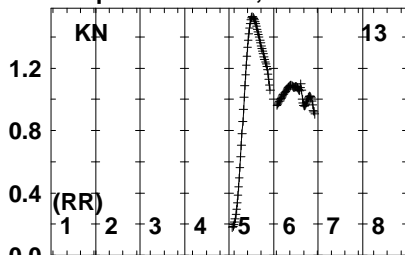


Lower frame: Real Jy
Auto-corr total-power spectrum Antenna: *
Timerange: 00/10:04:41 to 00/10:05:39

Plot file version 146 created 26-FEB-2024 13:12:21

J1602+2610 EG128B.MSORT.1

Freq = 4.7990 GHz, Bw = 32.000 MH No calibration applied and no bandpass applied

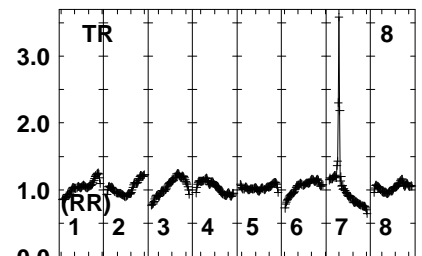
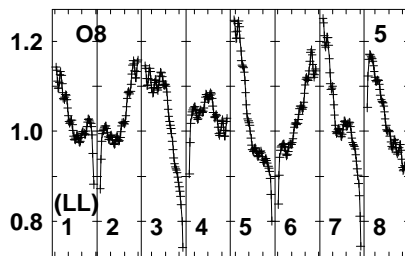
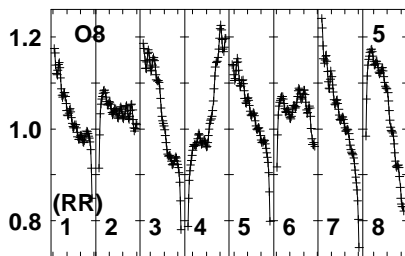
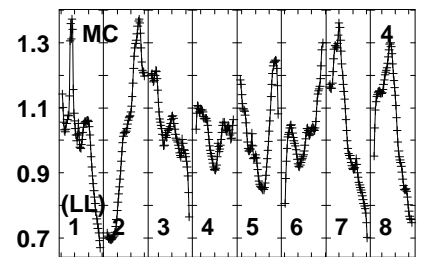
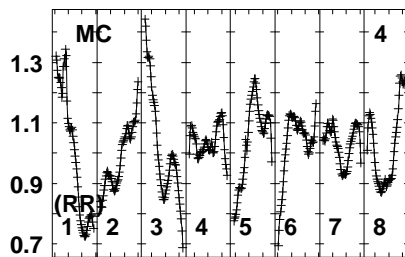
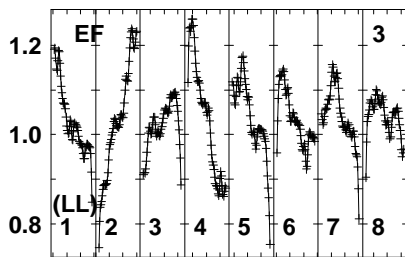
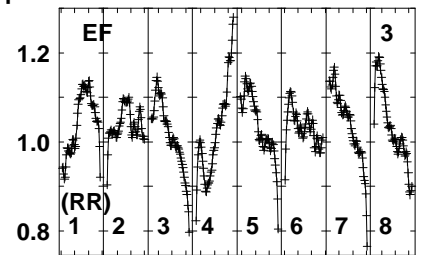
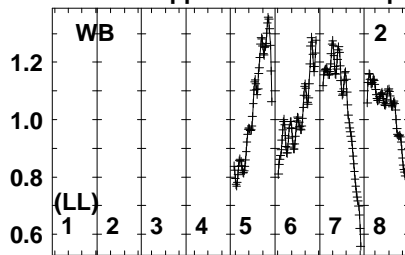
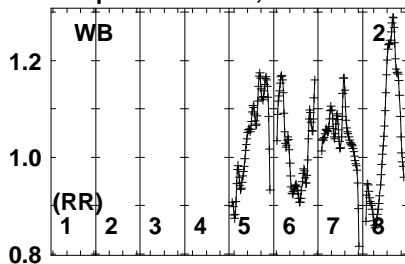


Lower frame: Real Jy
Auto-corr total-power spectrum Antenna: *
Timerange: 00/10:04:41 to 00/10:05:39

Plot file version 147 created 26-FEB-2024 13:12:21

TCRB EG128B.MSORT.1

Freq = 4.7990 GHz, Bw = 32.000 MH No calibration applied and no bandpass applied



480083048709009309605005030
FREQ MHz

480083048709009309605005030
FREQ MHz

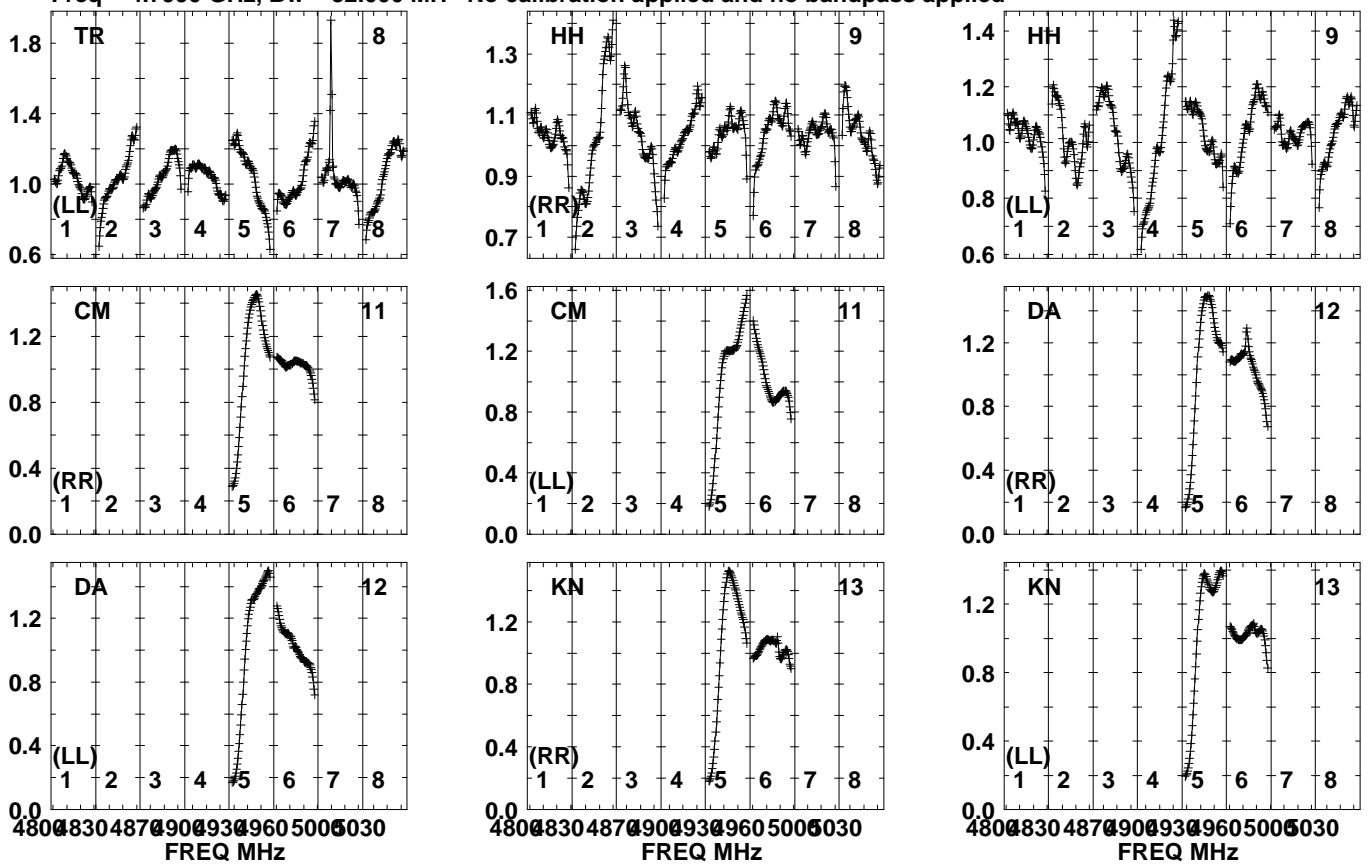
480083048709009309605005030
FREQ MHz

Lower frame: Real Jy
Auto-corr total-power spectrum Antenna: *
Timerange: 00/10:06:01 to 00/10:09:39

Plot file version 148 created 26-FEB-2024 13:12:21

TCRB EG128B.MSORT.1

Freq = 4.7990 GHz, Bw = 32.000 MH No calibration applied and no bandpass applied

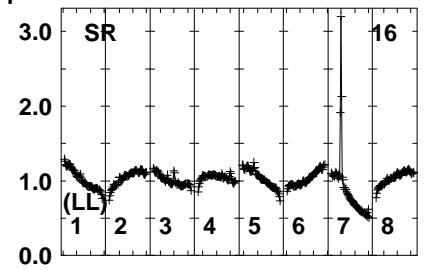
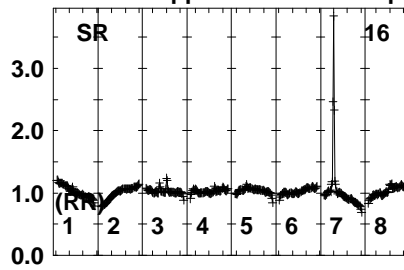
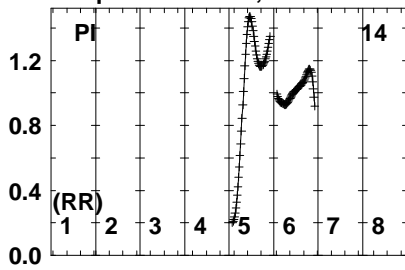


Lower frame: Real Jy
Auto-corr total-power spectrum Antenna: *
Timerange: 00/10:06:01 to 00/10:09:39

Plot file version 149 created 26-FEB-2024 13:12:21

TCRB EG128B.MSORT.1

Freq = 4.7990 GHz, Bw = 32.000 MH No calibration applied and no bandpass applied

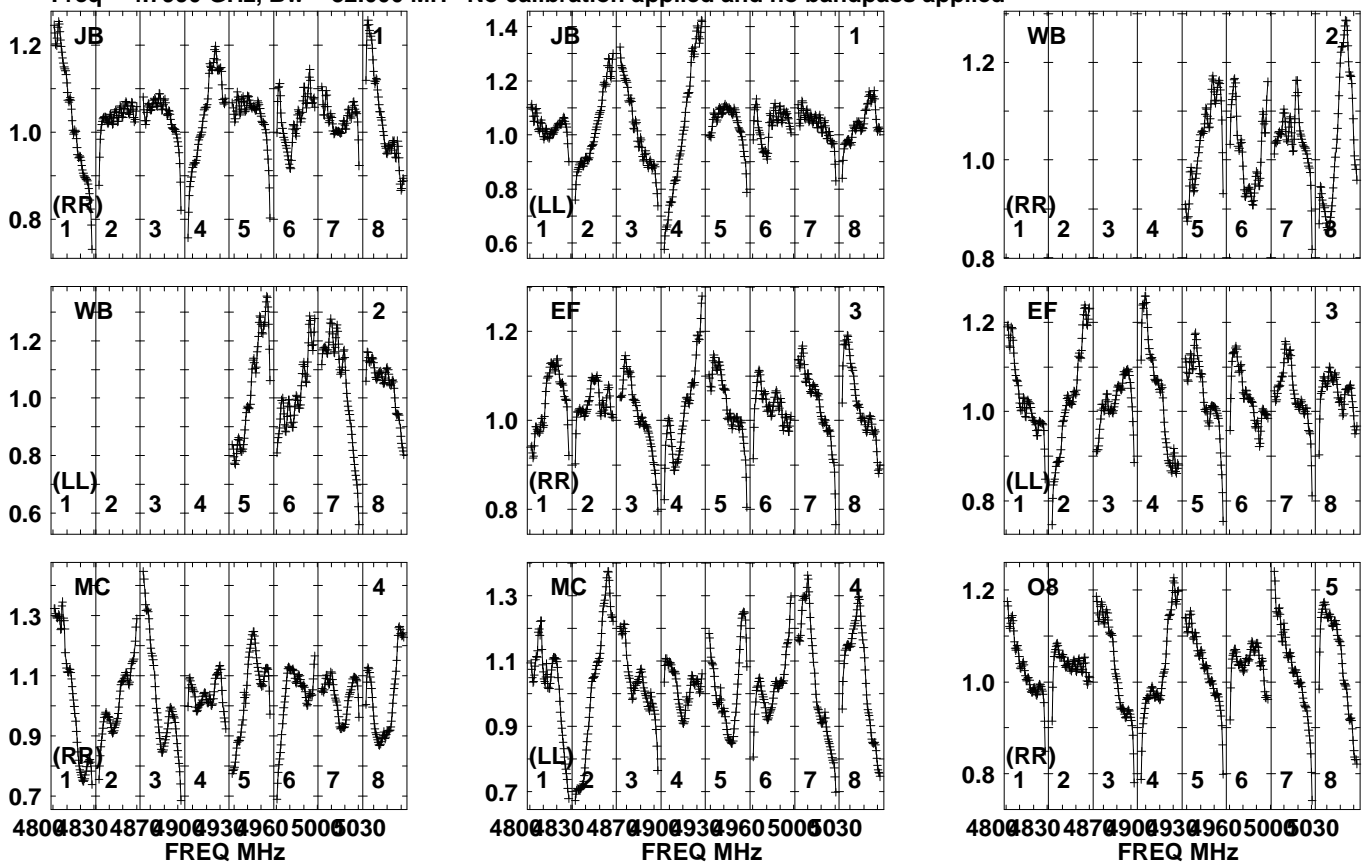


Lower frame: Real Jy
Auto-corr total-power spectrum Antenna: *
Timerange: 00/10:06:01 to 00/10:09:39

Plot file version 150 created 26-FEB-2024 13:12:21

J1602+2610 EG128B.MSORT.1

Freq = 4.7990 GHz, Bw = 32.000 MH No calibration applied and no bandpass applied

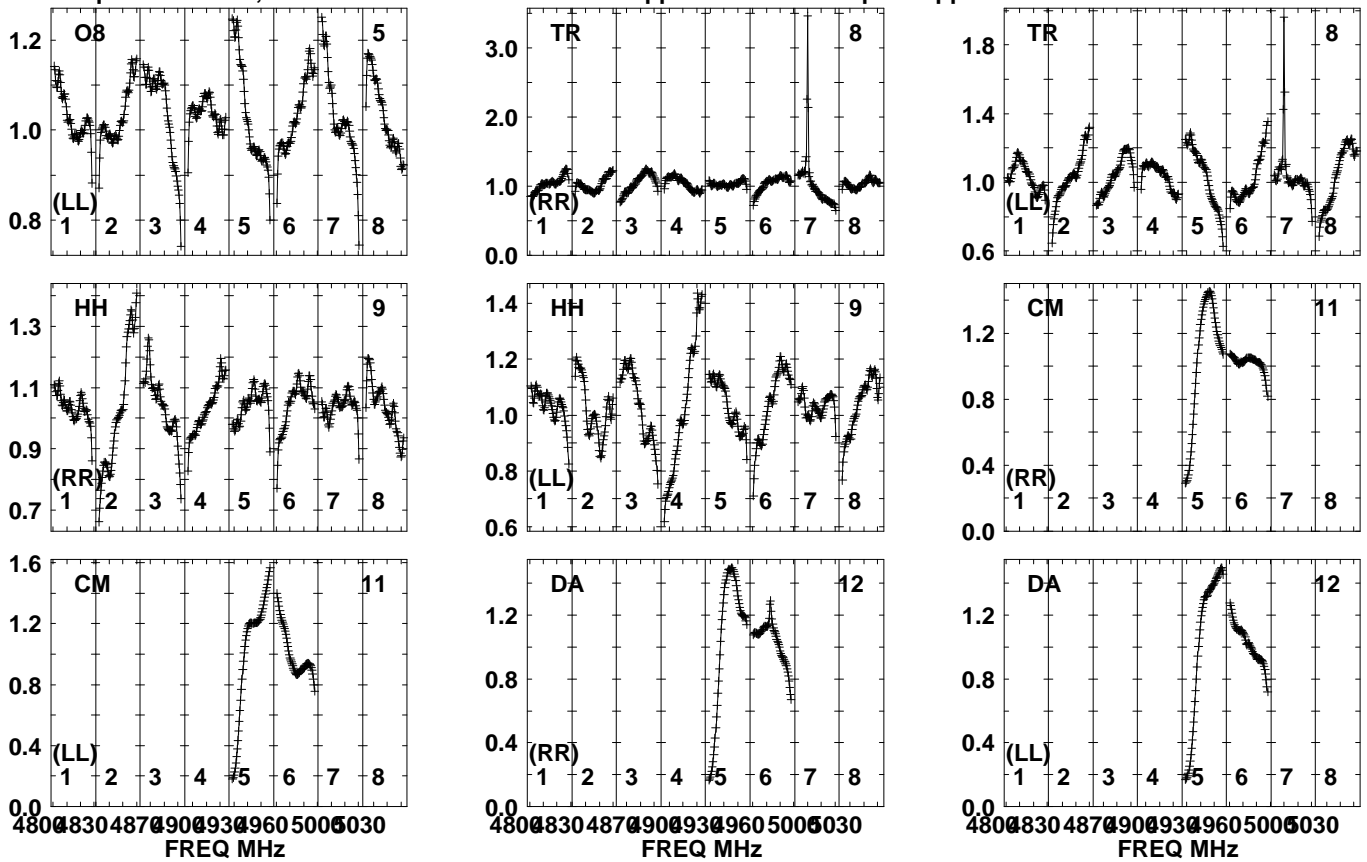


Lower frame: Real Jy
Auto-corr total-power spectrum Antenna: *
Timerange: 00/10:10:01 to 00/10:10:59

Plot file version 151 created 26-FEB-2024 13:12:21

J1602+2610 EG128B.MSORT.1

Freq = 4.7990 GHz, Bw = 32.000 MH No calibration applied and no bandpass applied

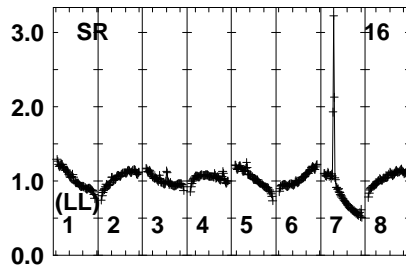
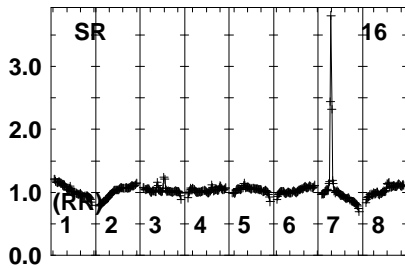
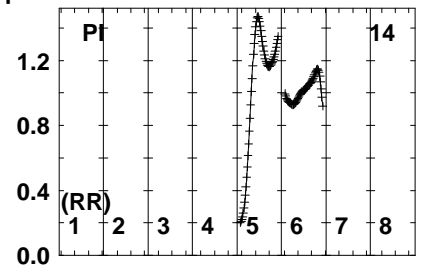
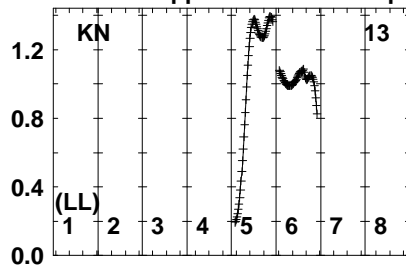
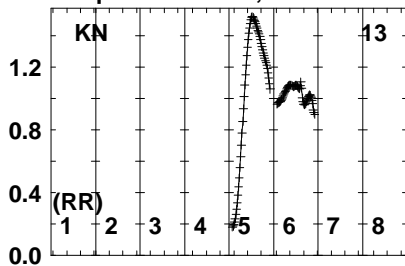


Lower frame: Real Jy
Auto-corr total-power spectrum Antenna: *
Timerange: 00/10:10:01 to 00/10:10:59

Plot file version 152 created 26-FEB-2024 13:12:22

J1602+2610 EG128B.MSORT.1

Freq = 4.7990 GHz, Bw = 32.000 MH No calibration applied and no bandpass applied

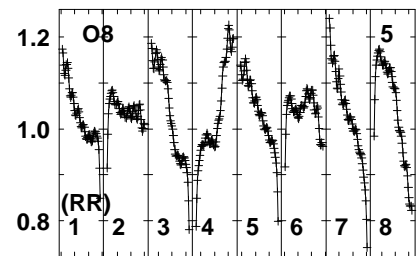
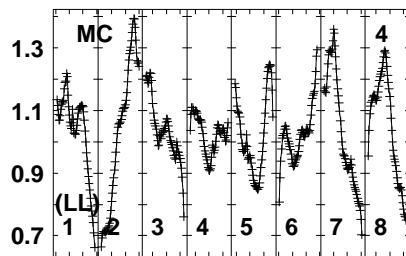
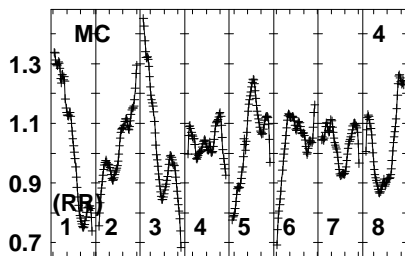
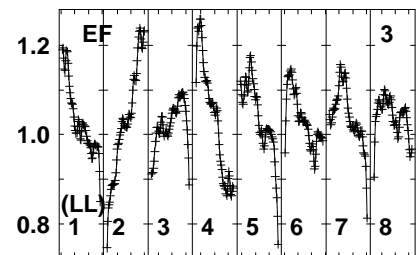
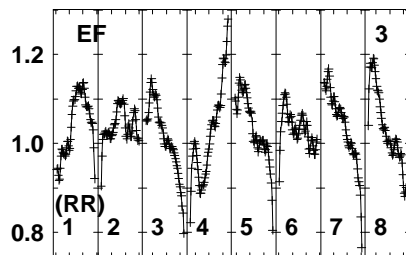
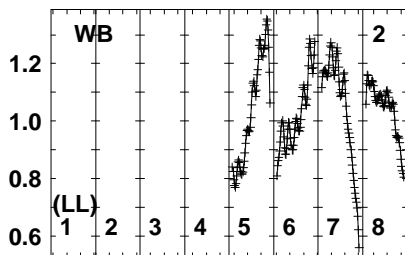
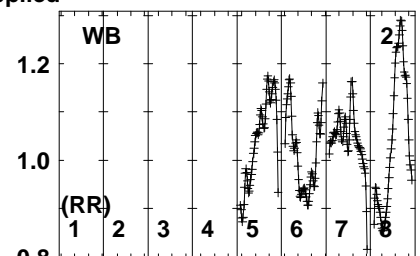
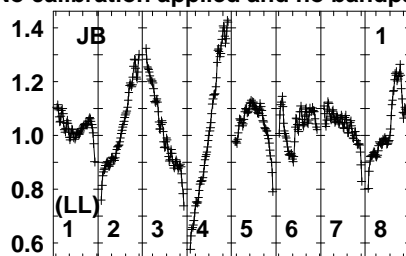
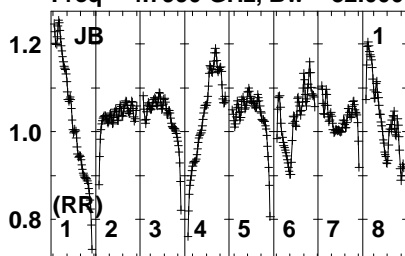


Lower frame: Real Jy
Auto-corr total-power spectrum Antenna: *
Timerange: 00/10:10:01 to 00/10:10:59

Plot file version 153 created 26-FEB-2024 13:12:22

TCRB EG128B.MSORT.1

Freq = 4.7990 GHz, Bw = 32.000 MH No calibration applied and no bandpass applied



480083048709009309605005030
FREQ MHz

480083048709009309605005030
FREQ MHz

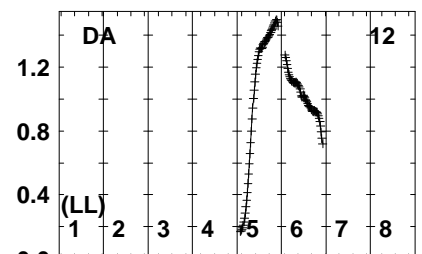
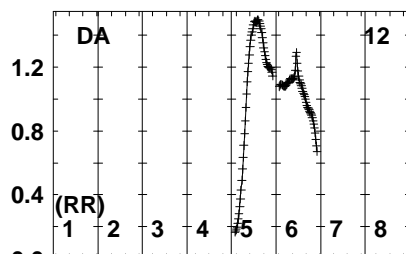
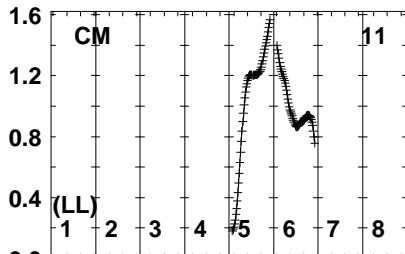
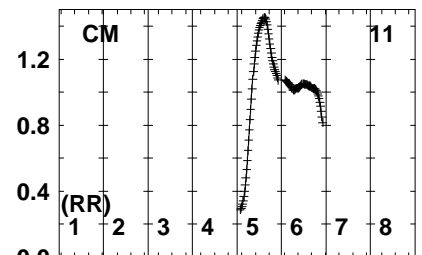
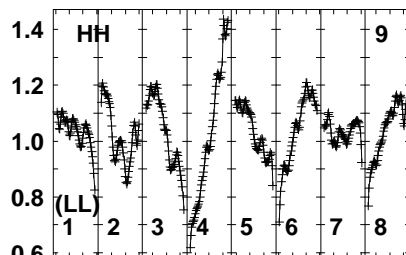
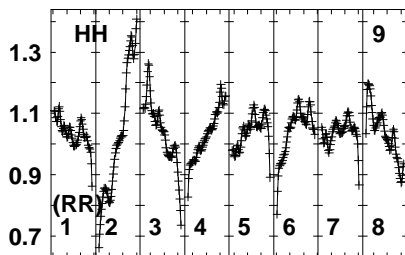
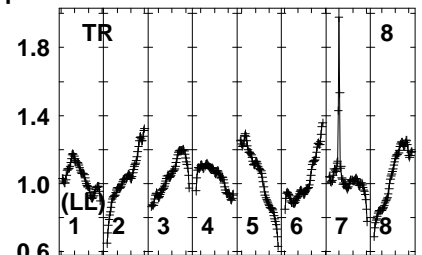
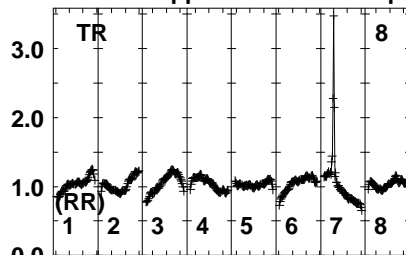
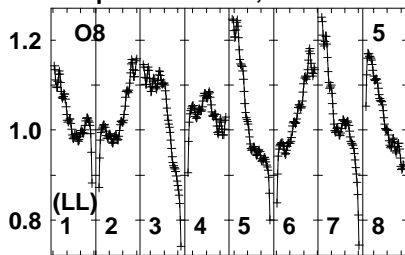
480083048709009309605005030
FREQ MHz

Lower frame: Real Jy
Auto-corr total-power spectrum Antenna: *
Timerange: 00/10:11:21 to 00/10:15:19

Plot file version 154 created 26-FEB-2024 13:12:22

TCRB EG128B.MSORT.1

Freq = 4.7990 GHz, Bw = 32.000 MH No calibration applied and no bandpass applied



480083048709009309605005030
FREQ MHz

480083048709009309605005030
FREQ MHz

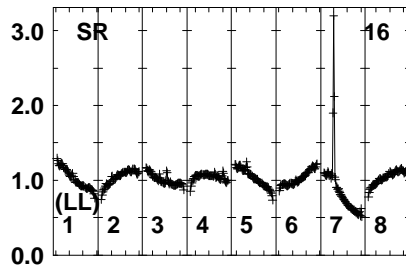
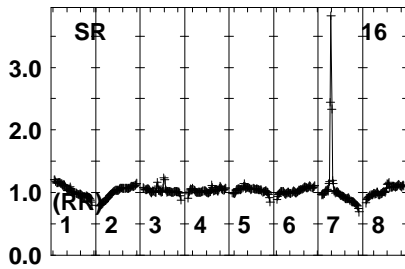
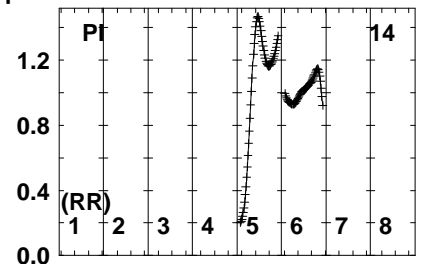
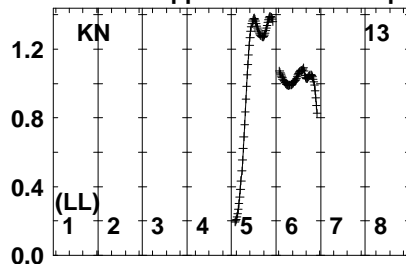
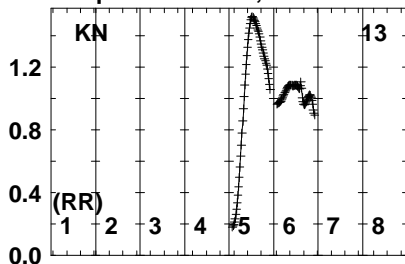
480083048709009309605005030
FREQ MHz

Lower frame: Real Jy
Auto-corr total-power spectrum Antenna: *
Timerange: 00/10:11:21 to 00/10:15:19

Plot file version 155 created 26-FEB-2024 13:12:22

TCRB EG128B.MSORT.1

Freq = 4.7990 GHz, Bw = 32.000 MH No calibration applied and no bandpass applied

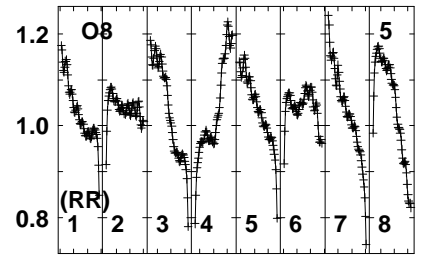
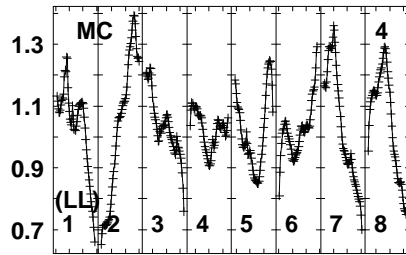
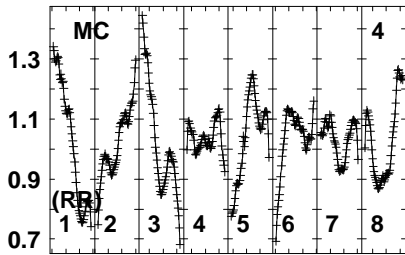
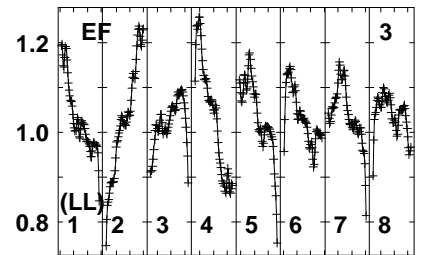
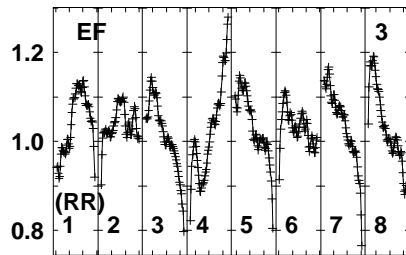
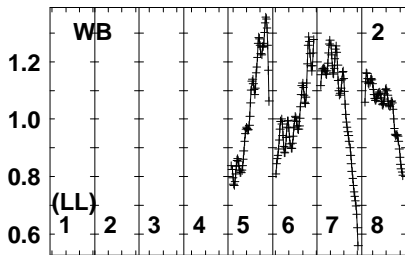
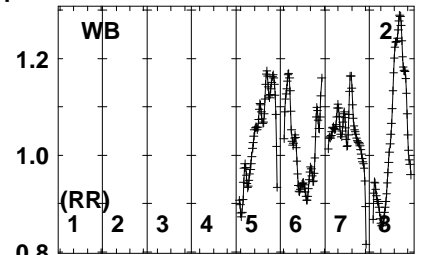
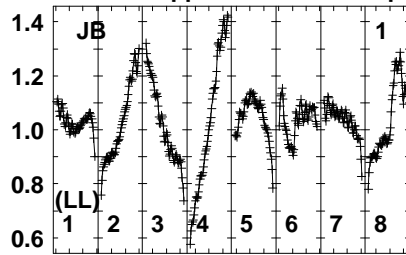
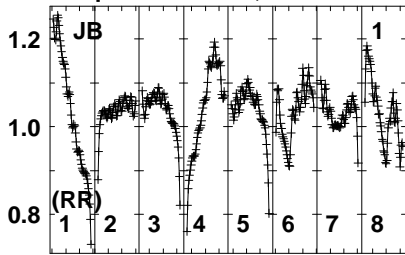


Lower frame: Real Jy
Auto-corr total-power spectrum Antenna: *
Timerange: 00/10:11:21 to 00/10:15:19

Plot file version 156 created 26-FEB-2024 13:12:22

J1602+2610 EG128B.MSORT.1

Freq = 4.7990 GHz, Bw = 32.000 MH No calibration applied and no bandpass applied



480083048709009309605005030
FREQ MHz

480083048709009309605005030
FREQ MHz

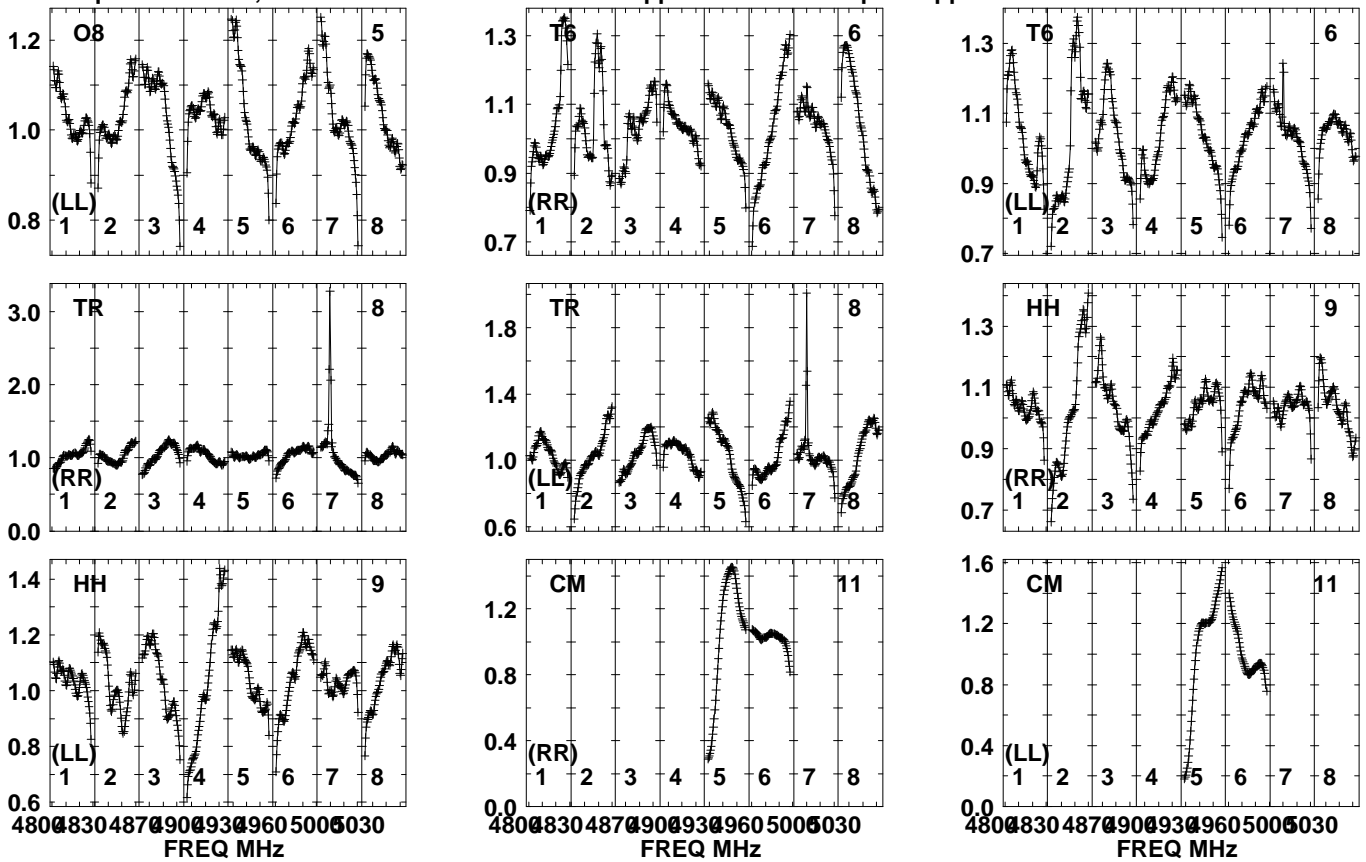
480083048709009309605005030
FREQ MHz

Lower frame: Real Jy
Auto-corr total-power spectrum Antenna: *
Timerange: 00/10:15:41 to 00/10:16:39

Plot file version 157 created 26-FEB-2024 13:12:22

J1602+2610 EG128B.MSORT.1

Freq = 4.7990 GHz, Bw = 32.000 MH No calibration applied and no bandpass applied

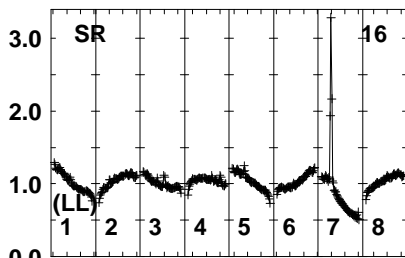
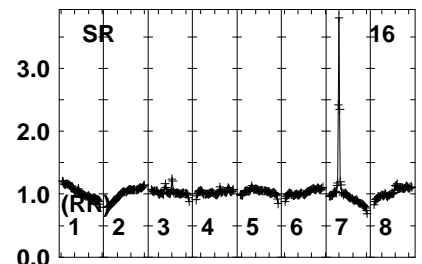
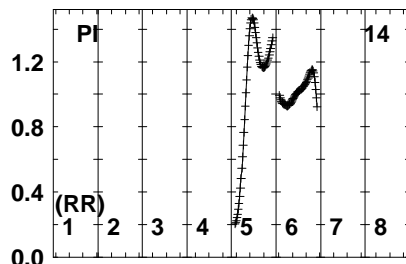
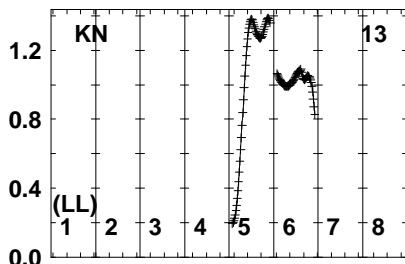
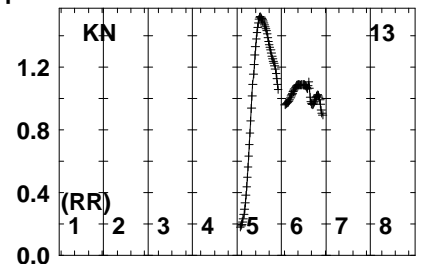
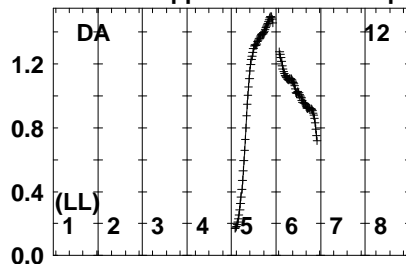
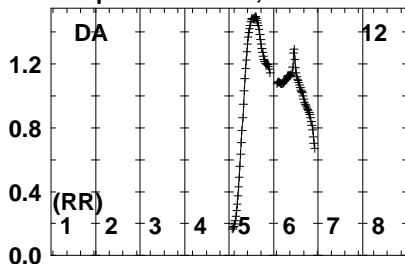


Lower frame: Real Jy
Auto-corr total-power spectrum Antenna: *
Timerange: 00/10:15:41 to 00/10:16:39

Plot file version 158 created 26-FEB-2024 13:12:23

J1602+2610 EG128B.MSORT.1

Freq = 4.7990 GHz, Bw = 32.000 MH No calibration applied and no bandpass applied



4800483048709009309605005030

FREQ MHz

Lower frame: Real Jy

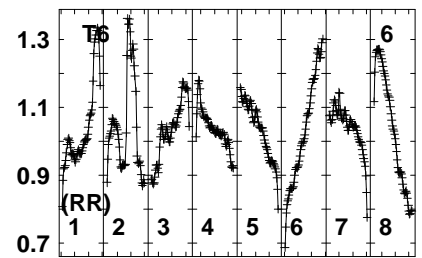
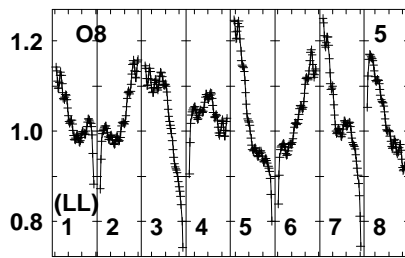
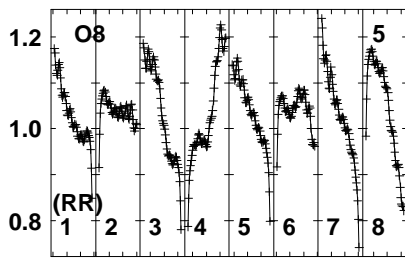
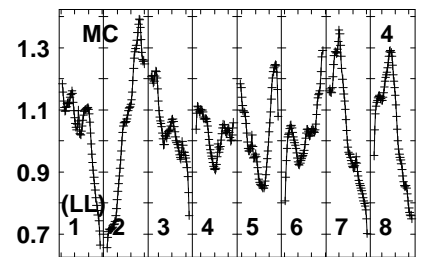
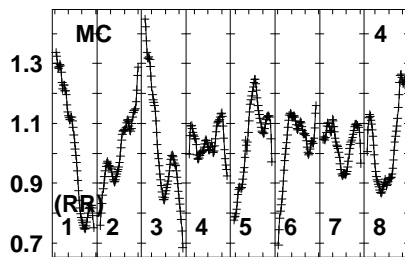
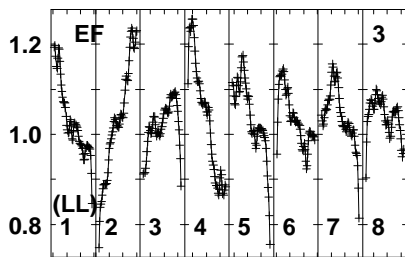
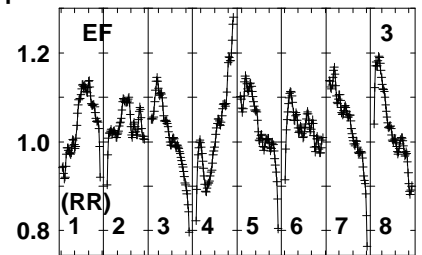
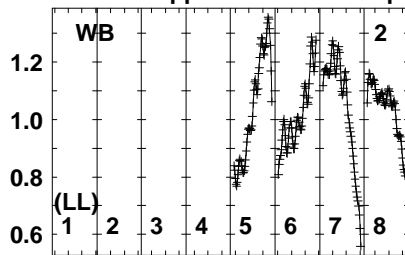
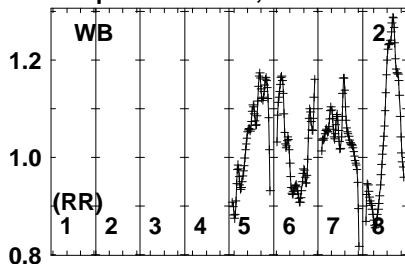
Auto-corr total-power spectrum Antenna: *

Timerange: 00/10:15:41 to 00/10:16:39

Plot file version 159 created 26-FEB-2024 13:12:23

J1559+2556 EG128B.MSORT.1

Freq = 4.7990 GHz, Bw = 32.000 MH No calibration applied and no bandpass applied



480083048709009309605005030
FREQ MHz

480083048709009309605005030
FREQ MHz

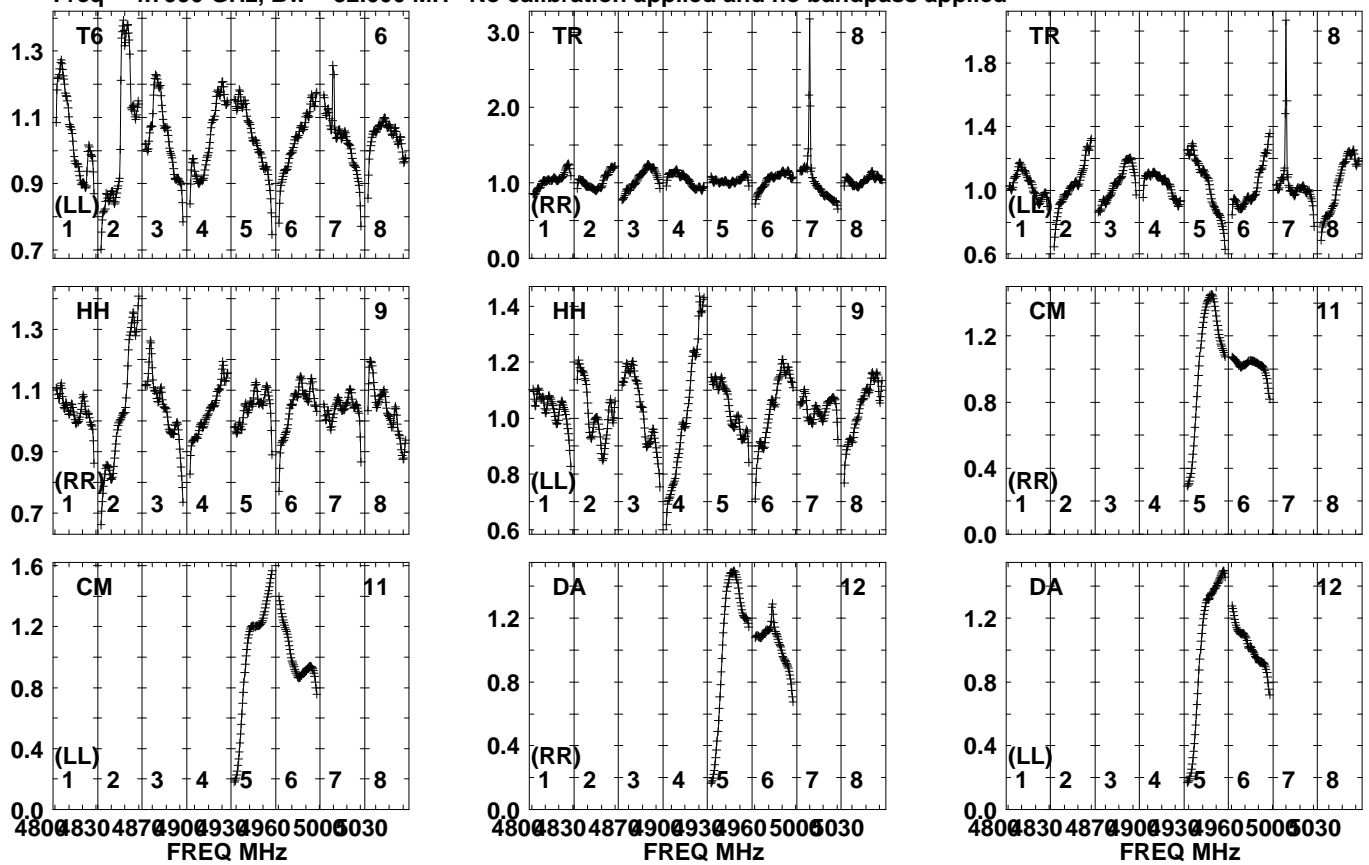
480083048709009309605005030
FREQ MHz

Lower frame: Real Jy
Auto-corr total-power spectrum Antenna: *
Timerange: 00/10:17:01 to 00/10:18:39

Plot file version 160 created 26-FEB-2024 13:12:23

J1559+2556 EG128B.MSORT.1

Freq = 4.7990 GHz, Bw = 32.000 MH No calibration applied and no bandpass applied

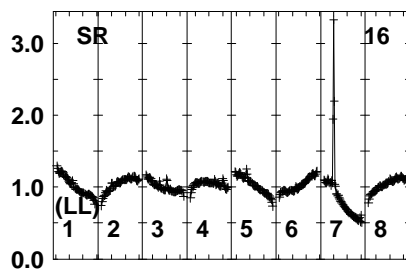
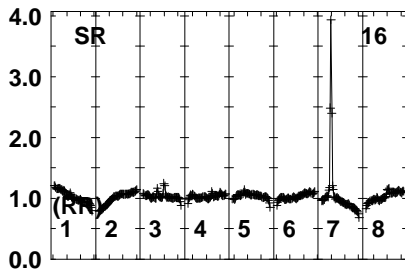
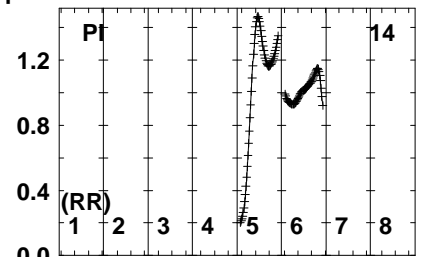
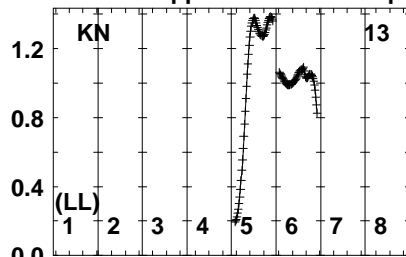
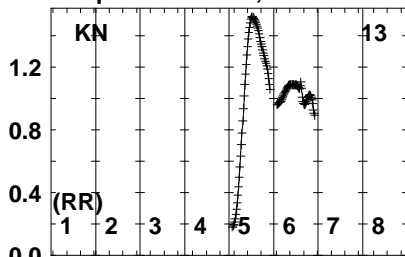


Lower frame: Real Jy
Auto-corr total-power spectrum Antenna: *
Timerange: 00/10:17:01 to 00/10:18:39

Plot file version 161 created 26-FEB-2024 13:12:23

J1559+2556 EG128B.MSORT.1

Freq = 4.7990 GHz, Bw = 32.000 MH No calibration applied and no bandpass applied

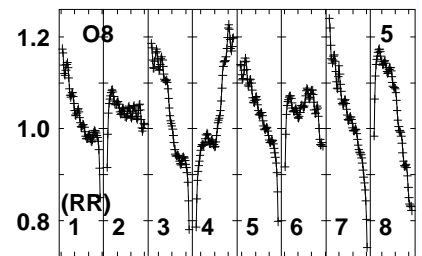
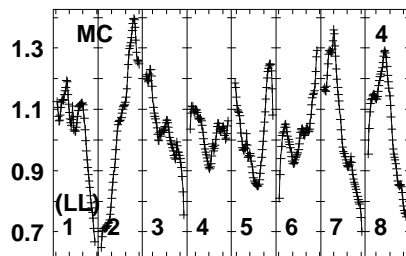
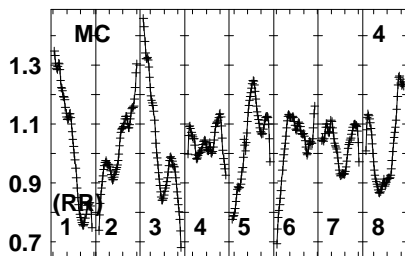
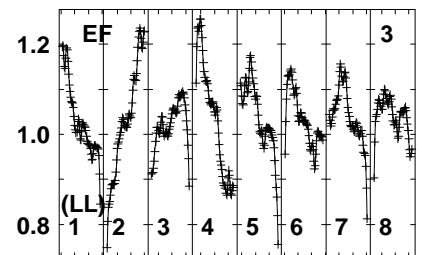
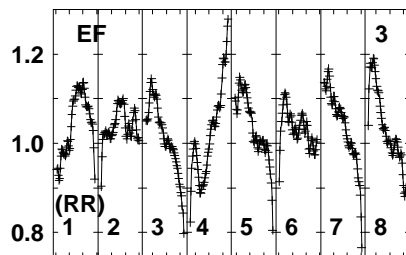
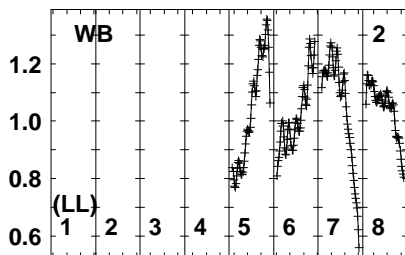
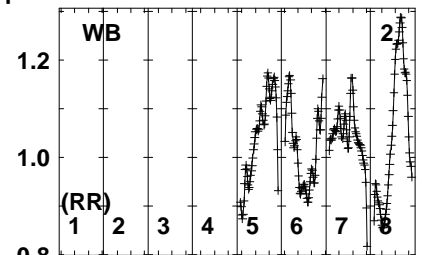
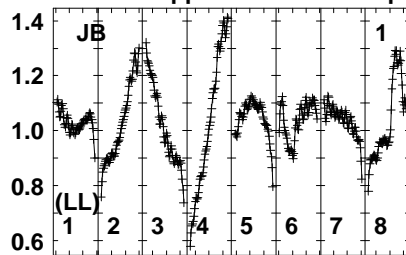
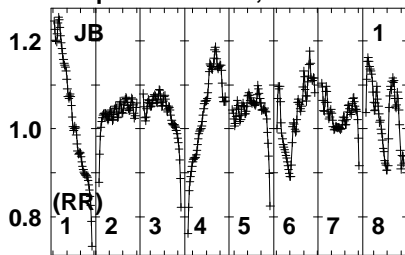


Lower frame: Real Jy
Auto-corr total-power spectrum Antenna: *
Timerange: 00/10:17:01 to 00/10:18:39

Plot file version 162 created 26-FEB-2024 13:12:23

J1602+2610 EG128B.MSORT.1

Freq = 4.7990 GHz, Bw = 32.000 MH No calibration applied and no bandpass applied



480083048709009309605005030
FREQ MHz

480083048709009309605005030
FREQ MHz

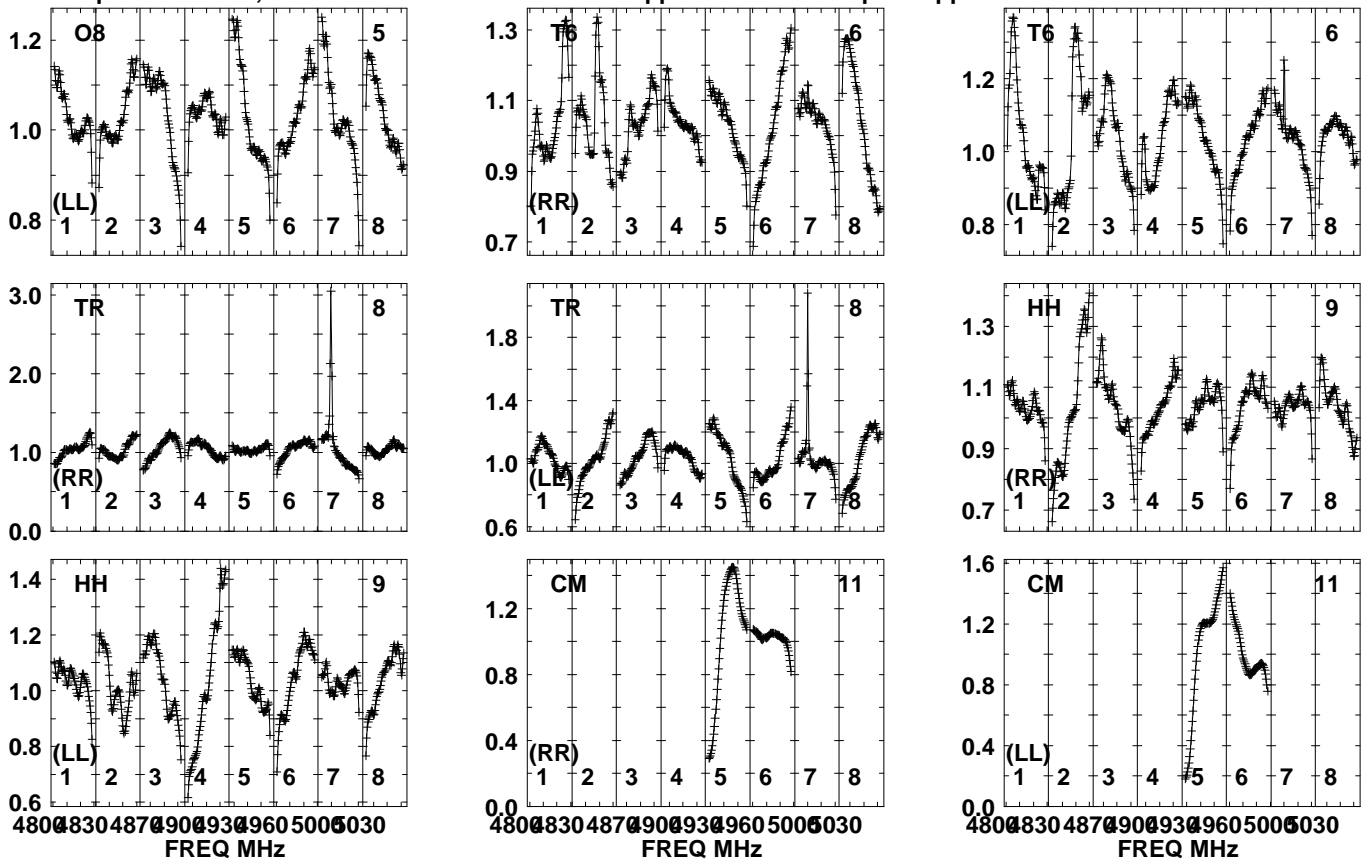
480083048709009309605005030
FREQ MHz

Lower frame: Real Jy
Auto-corr total-power spectrum Antenna: *
Timerange: 00/10:19:01 to 00/10:19:59

Plot file version 163 created 26-FEB-2024 13:12:23

J1602+2610 EG128B.MSORT.1

Freq = 4.7990 GHz, Bw = 32.000 MH No calibration applied and no bandpass applied

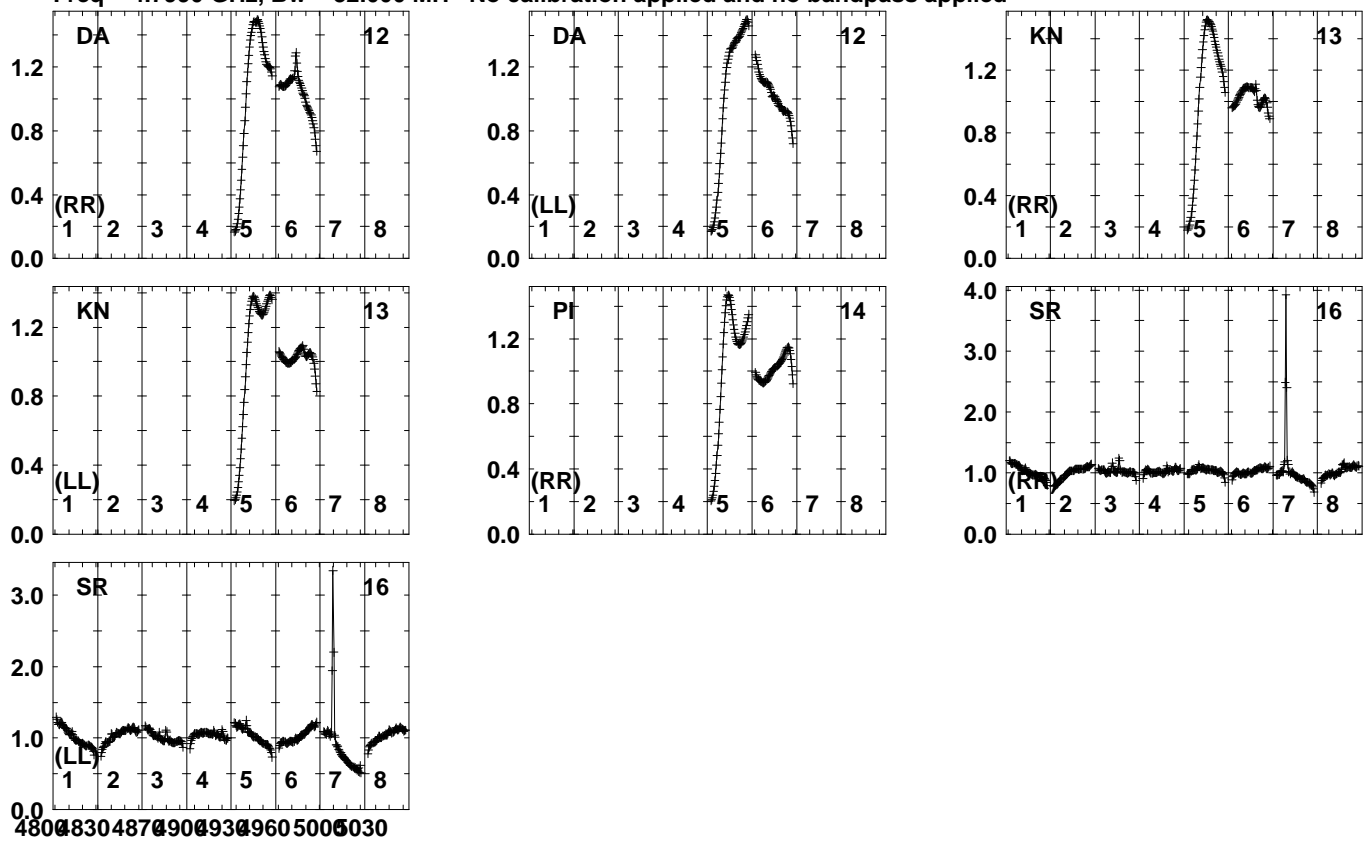


Lower frame: Real Jy
Auto-corr total-power spectrum Antenna: *
Timerange: 00/10:19:01 to 00/10:19:59

Plot file version 164 created 26-FEB-2024 13:12:23

J1602+2610 EG128B.MSORT.1

Freq = 4.7990 GHz, Bw = 32.000 MH No calibration applied and no bandpass applied



4800483048709009309605005030

FREQ MHz

Lower frame: Real Jy

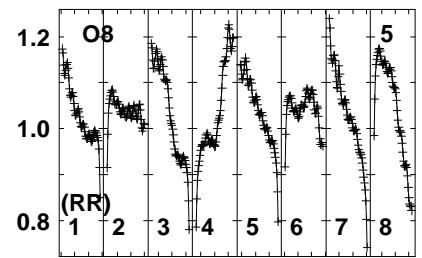
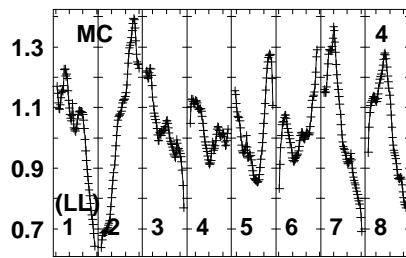
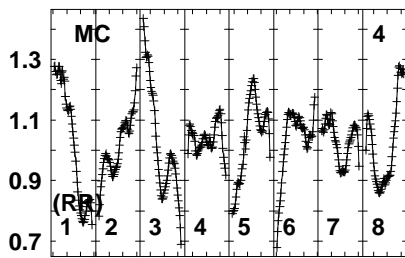
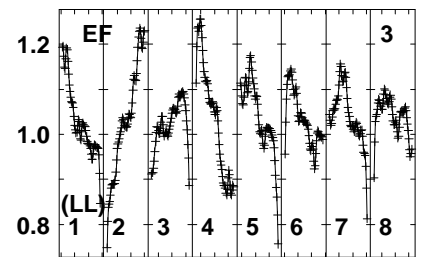
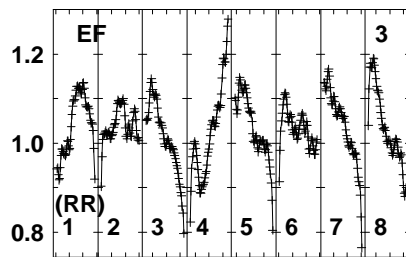
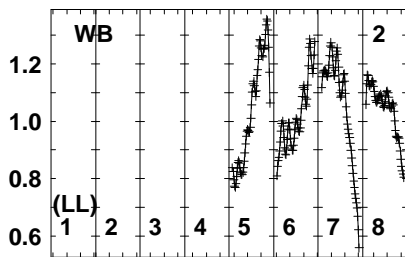
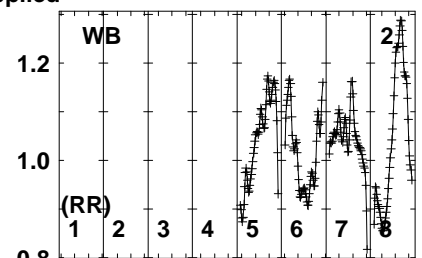
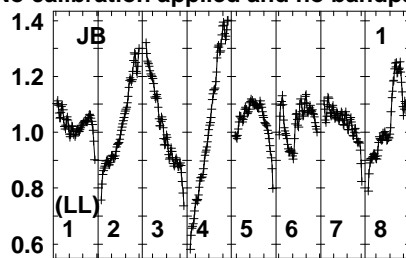
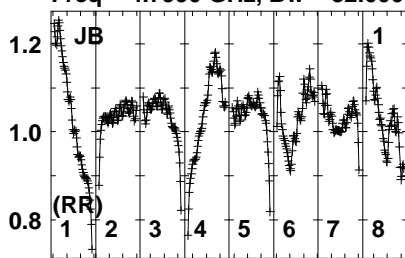
Auto-corr total-power spectrum Antenna: *

Timerange: 00/10:19:01 to 00/10:19:59

Plot file version 165 created 26-FEB-2024 13:12:24

TCRB EG128B.MSORT.1

Freq = 4.7990 GHz, Bw = 32.000 MH No calibration applied and no bandpass applied



480083048709009309605005030
FREQ MHz

480083048709009309605005030
FREQ MHz

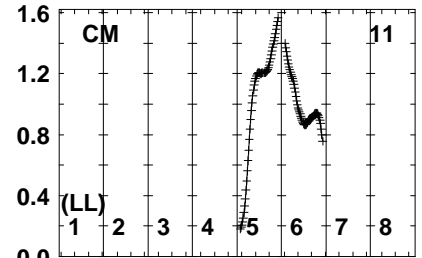
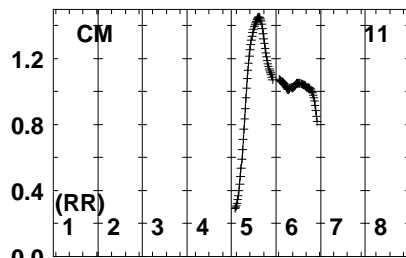
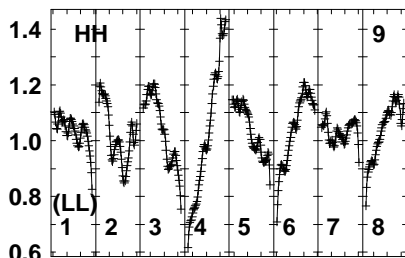
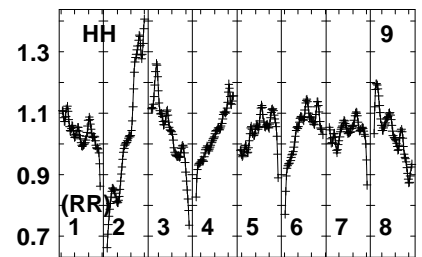
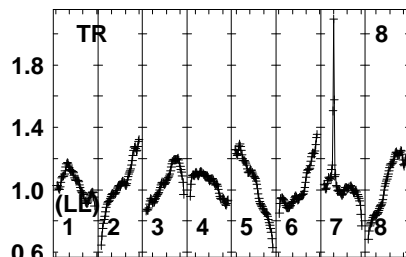
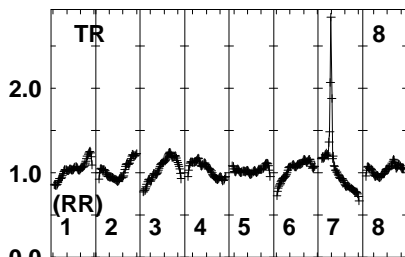
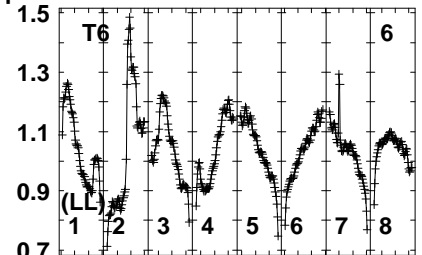
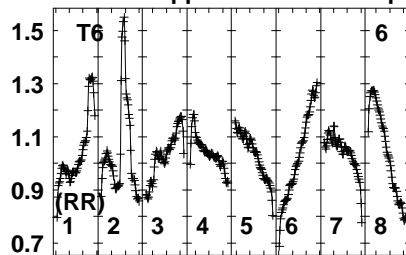
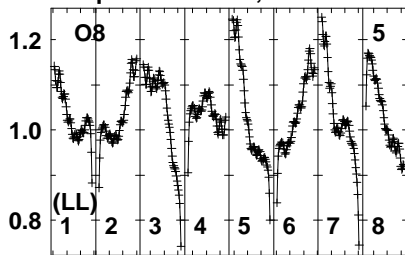
480083048709009309605005030
FREQ MHz

Lower frame: Real Jy
Auto-corr total-power spectrum Antenna: *
Timerange: 00/10:20:21 to 00/10:24:19

Plot file version 166 created 26-FEB-2024 13:12:24

TCRB EG128B.MSORT.1

Freq = 4.7990 GHz, Bw = 32.000 MH No calibration applied and no bandpass applied



480083048709009309605005030
FREQ MHz

480083048709009309605005030
FREQ MHz

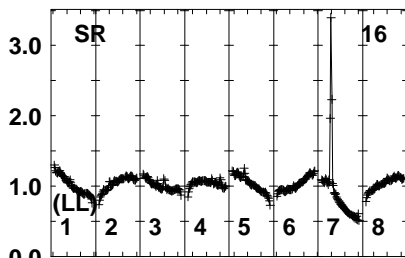
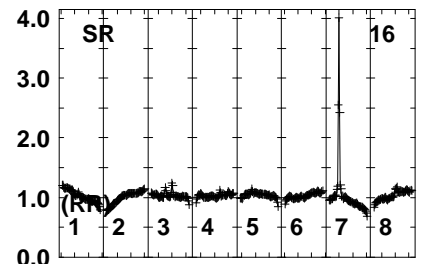
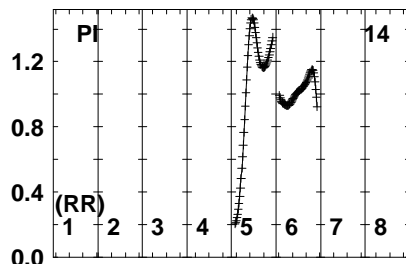
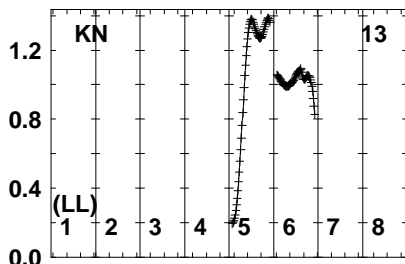
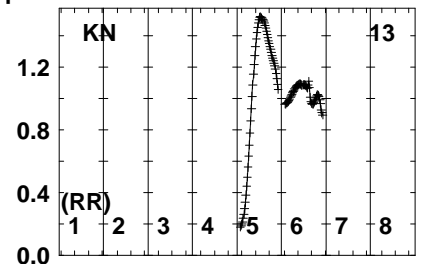
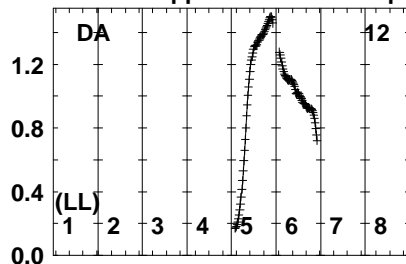
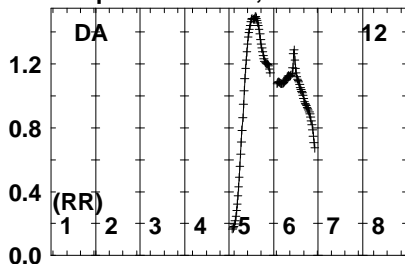
480083048709009309605005030
FREQ MHz

Lower frame: Real Jy
Auto-corr total-power spectrum Antenna: *
Timerange: 00/10:20:21 to 00/10:24:19

Plot file version 167 created 26-FEB-2024 13:12:24

TCRB EG128B.MSORT.1

Freq = 4.7990 GHz, Bw = 32.000 MH No calibration applied and no bandpass applied



4800483048709009309605005030

FREQ MHz

Lower frame: Real Jy

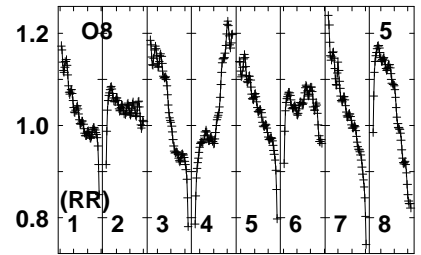
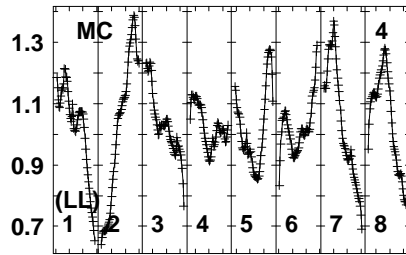
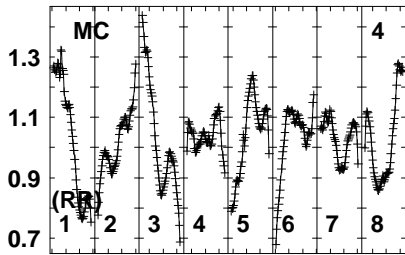
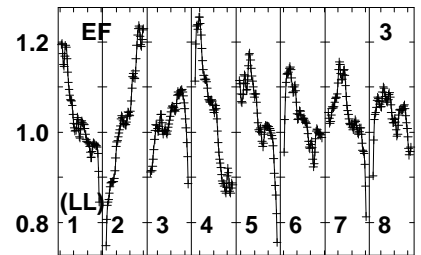
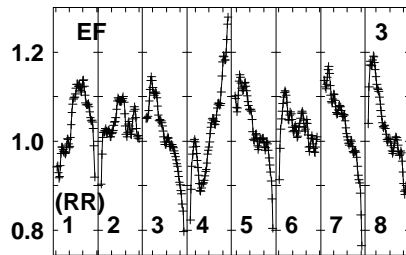
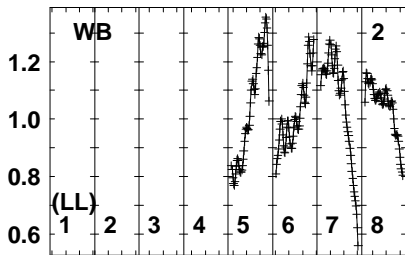
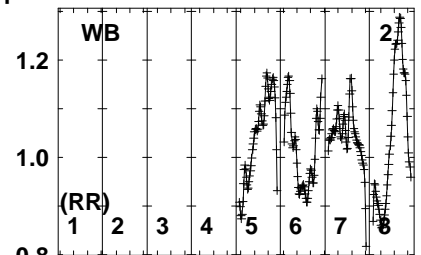
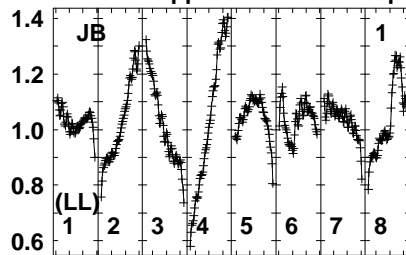
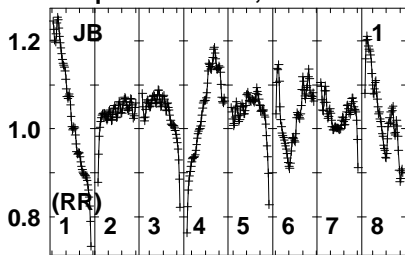
Auto-corr total-power spectrum Antenna: *

Timerange: 00/10:20:21 to 00/10:24:19

Plot file version 168 created 26-FEB-2024 13:12:24

J1602+2610 EG128B.MSORT.1

Freq = 4.7990 GHz, Bw = 32.000 MH No calibration applied and no bandpass applied



480083048709009309605005030
FREQ MHz

480083048709009309605005030
FREQ MHz

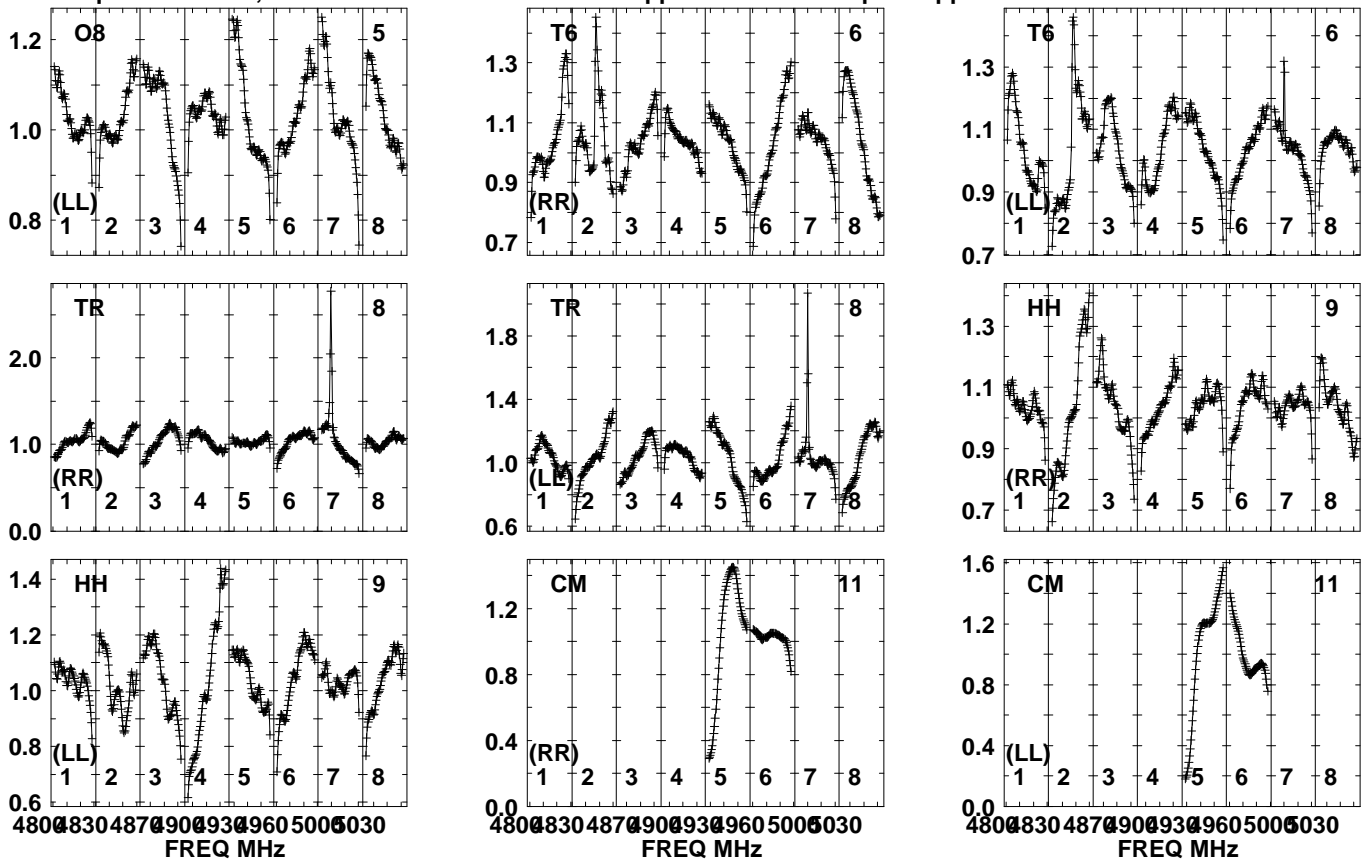
480083048709009309605005030
FREQ MHz

Lower frame: Real Jy
Auto-corr total-power spectrum Antenna: *
Timerange: 00/10:24:41 to 00/10:25:39

Plot file version 169 created 26-FEB-2024 13:12:24

J1602+2610 EG128B.MSORT.1

Freq = 4.7990 GHz, Bw = 32.000 MH No calibration applied and no bandpass applied

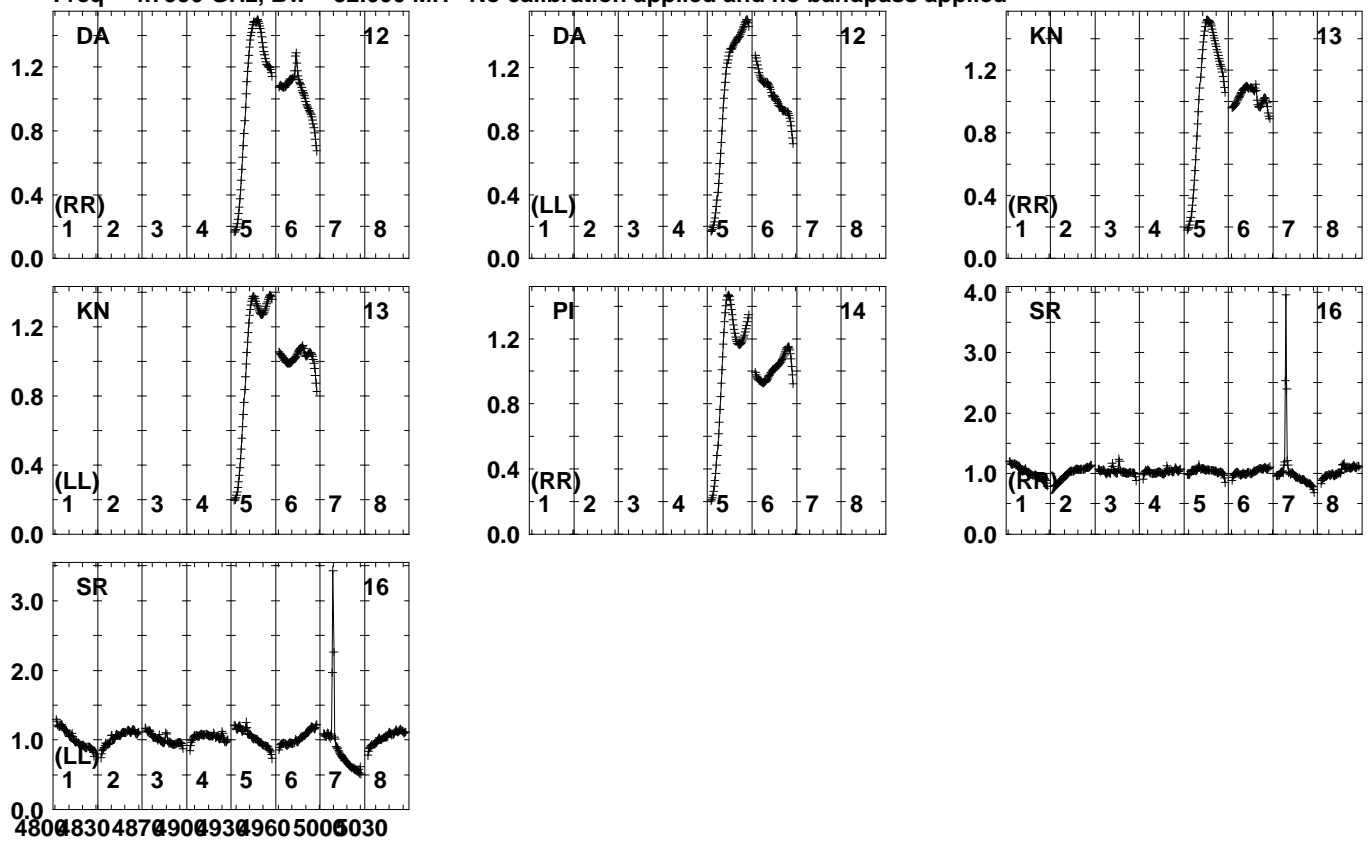


Lower frame: Real Jy
Auto-corr total-power spectrum Antenna: *
Timerange: 00/10:24:41 to 00/10:25:39

Plot file version 170 created 26-FEB-2024 13:12:25

J1602+2610 EG128B.MSORT.1

Freq = 4.7990 GHz, Bw = 32.000 MH No calibration applied and no bandpass applied

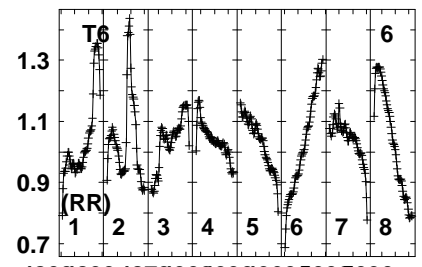
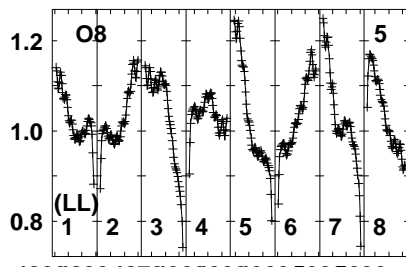
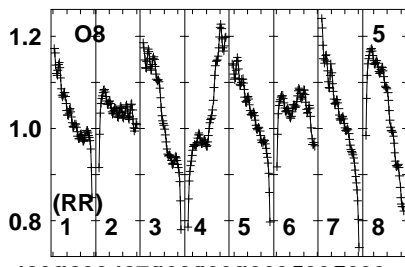
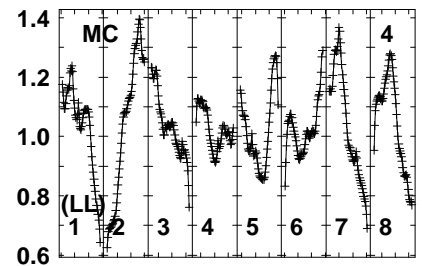
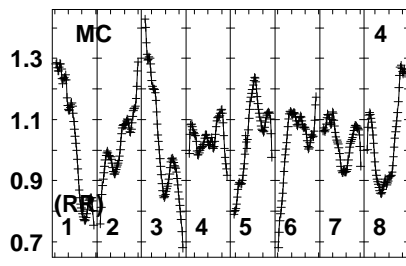
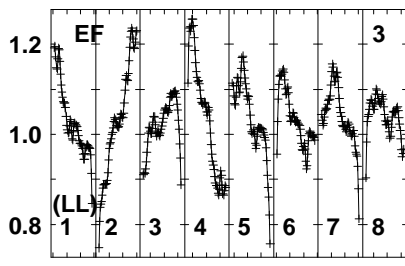
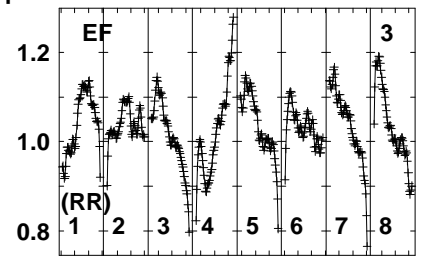
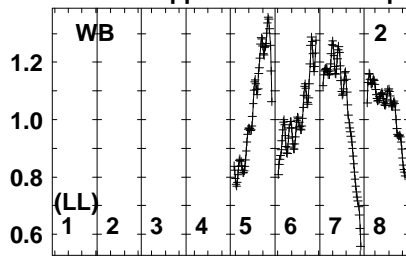
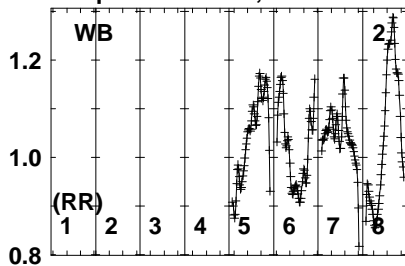


Lower frame: Real Jy
Auto-corr total-power spectrum Antenna: *
Timerange: 00/10:24:41 to 00/10:25:39

Plot file version 171 created 26-FEB-2024 13:12:25

TCRB EG128B.MSORT.1

Freq = 4.7990 GHz, Bw = 32.000 MH No calibration applied and no bandpass applied



480083048709009309605005030
FREQ MHz

480083048709009309605005030
FREQ MHz

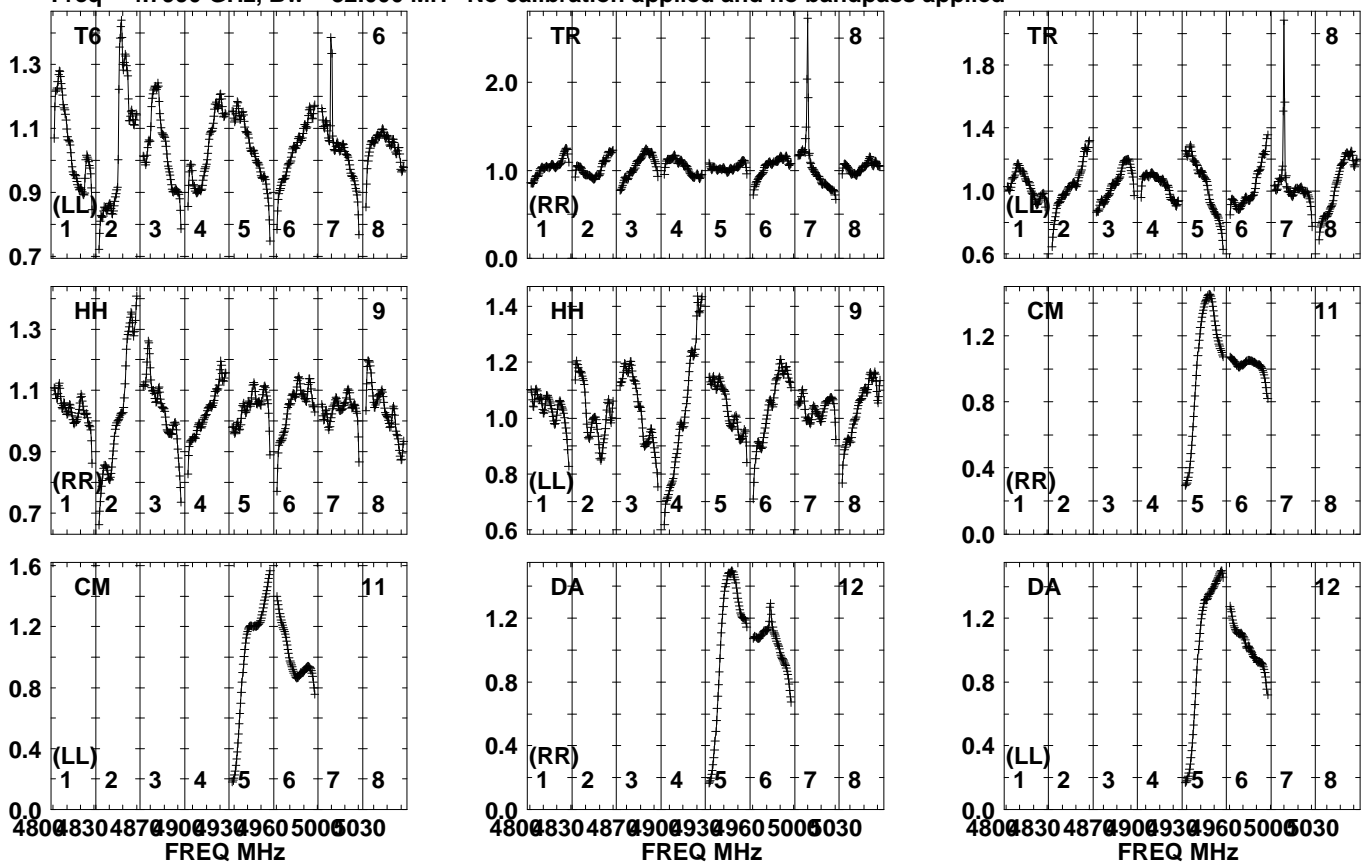
480083048709009309605005030
FREQ MHz

Lower frame: Real Jy
Auto-corr total-power spectrum Antenna: *
Timerange: 00/10:26:01 to 00/10:29:39

Plot file version 172 created 26-FEB-2024 13:12:25

TCRB EG128B.MSORT.1

Freq = 4.7990 GHz, Bw = 32.000 MH No calibration applied and no bandpass applied

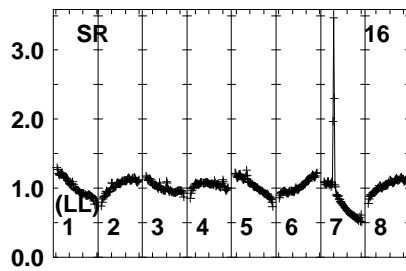
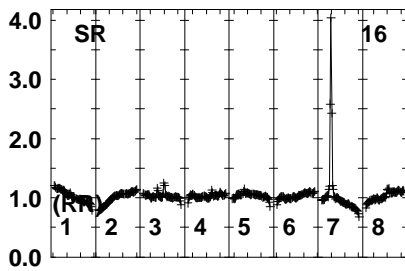
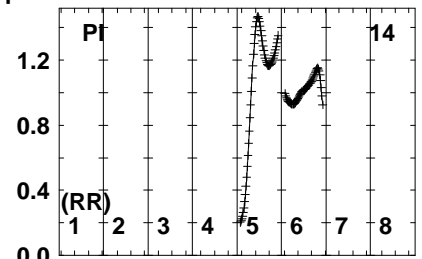
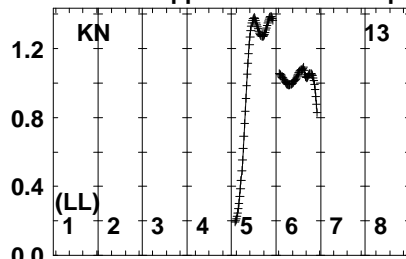
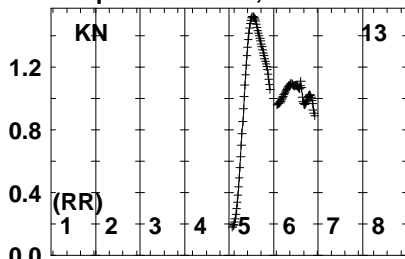


Lower frame: Real Jy
Auto-corr total-power spectrum Antenna: *
Timerange: 00/10:26:01 to 00/10:29:39

Plot file version 173 created 26-FEB-2024 13:12:25

TCRB EG128B.MSORT.1

Freq = 4.7990 GHz, Bw = 32.000 MH No calibration applied and no bandpass applied

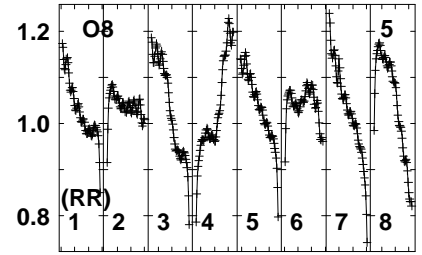
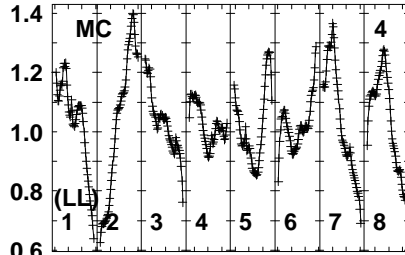
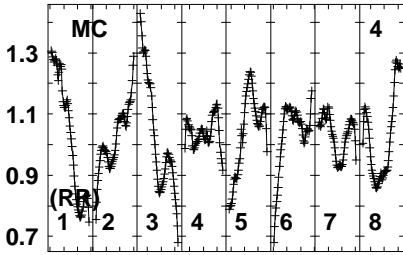
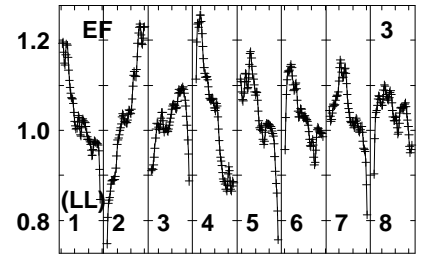
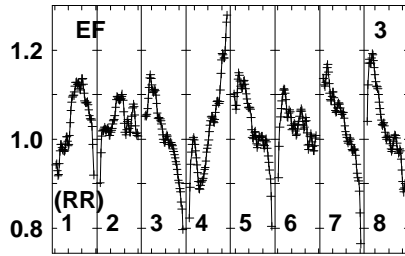
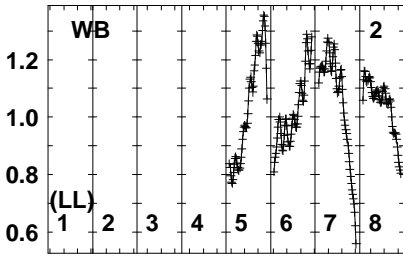
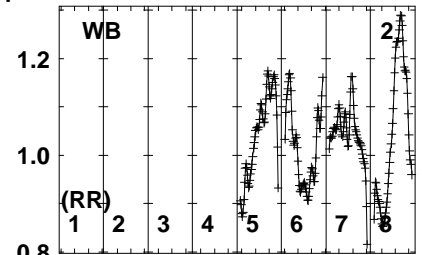
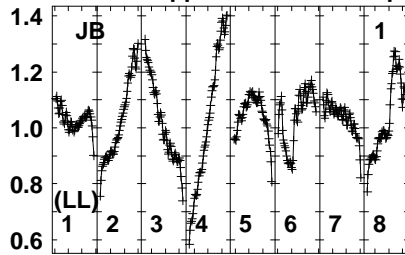
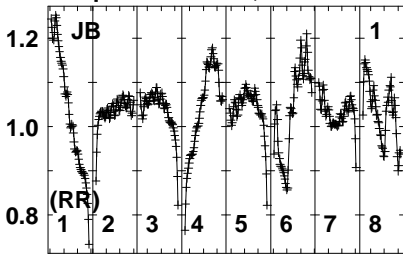


Lower frame: Real Jy
Auto-corr total-power spectrum Antenna: *
Timerange: 00/10:26:01 to 00/10:29:39

Plot file version 174 created 26-FEB-2024 13:12:25

J1602+2610 EG128B.MSORT.1

Freq = 4.7990 GHz, Bw = 32.000 MH No calibration applied and no bandpass applied



480083048709009309605005030
FREQ MHz

480083048709009309605005030
FREQ MHz

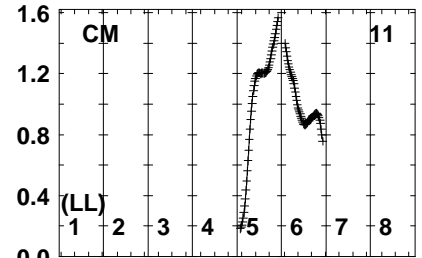
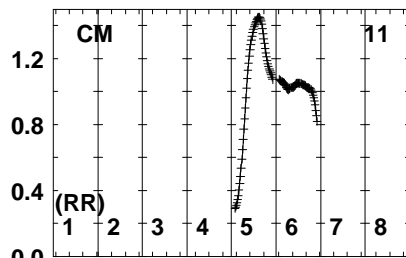
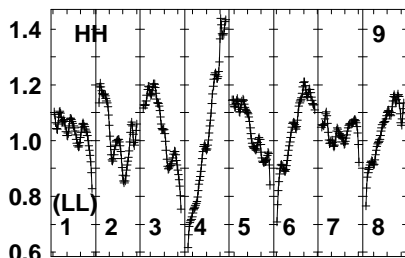
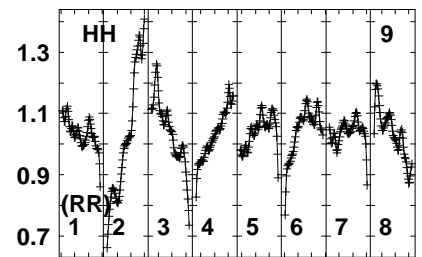
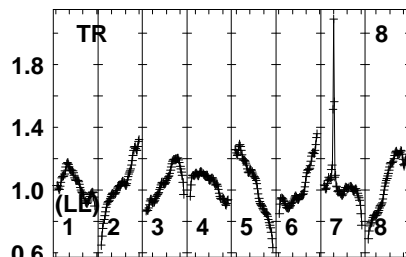
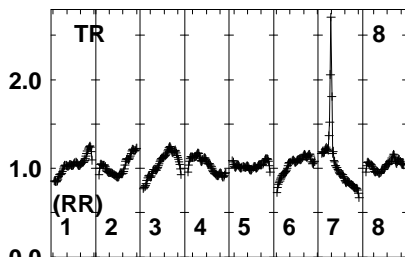
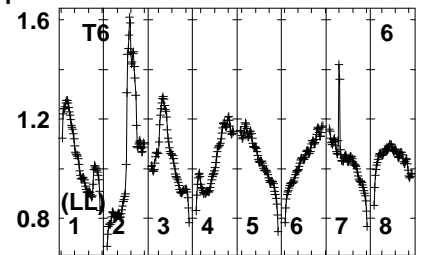
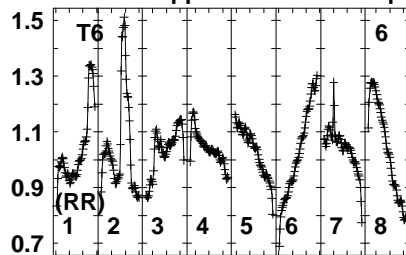
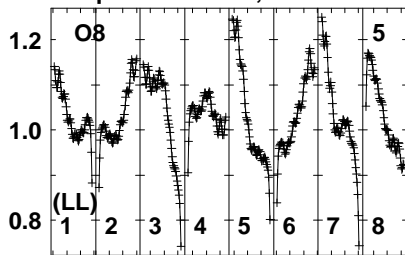
480083048709009309605005030
FREQ MHz

Lower frame: Real Jy
Auto-corr total-power spectrum Antenna: *
Timerange: 00/10:30:01 to 00/10:30:59

Plot file version 175 created 26-FEB-2024 13:12:25

J1602+2610 EG128B.MSORT.1

Freq = 4.7990 GHz, Bw = 32.000 MH No calibration applied and no bandpass applied



480083048709009309605005030
FREQ MHz

480083048709009309605005030
FREQ MHz

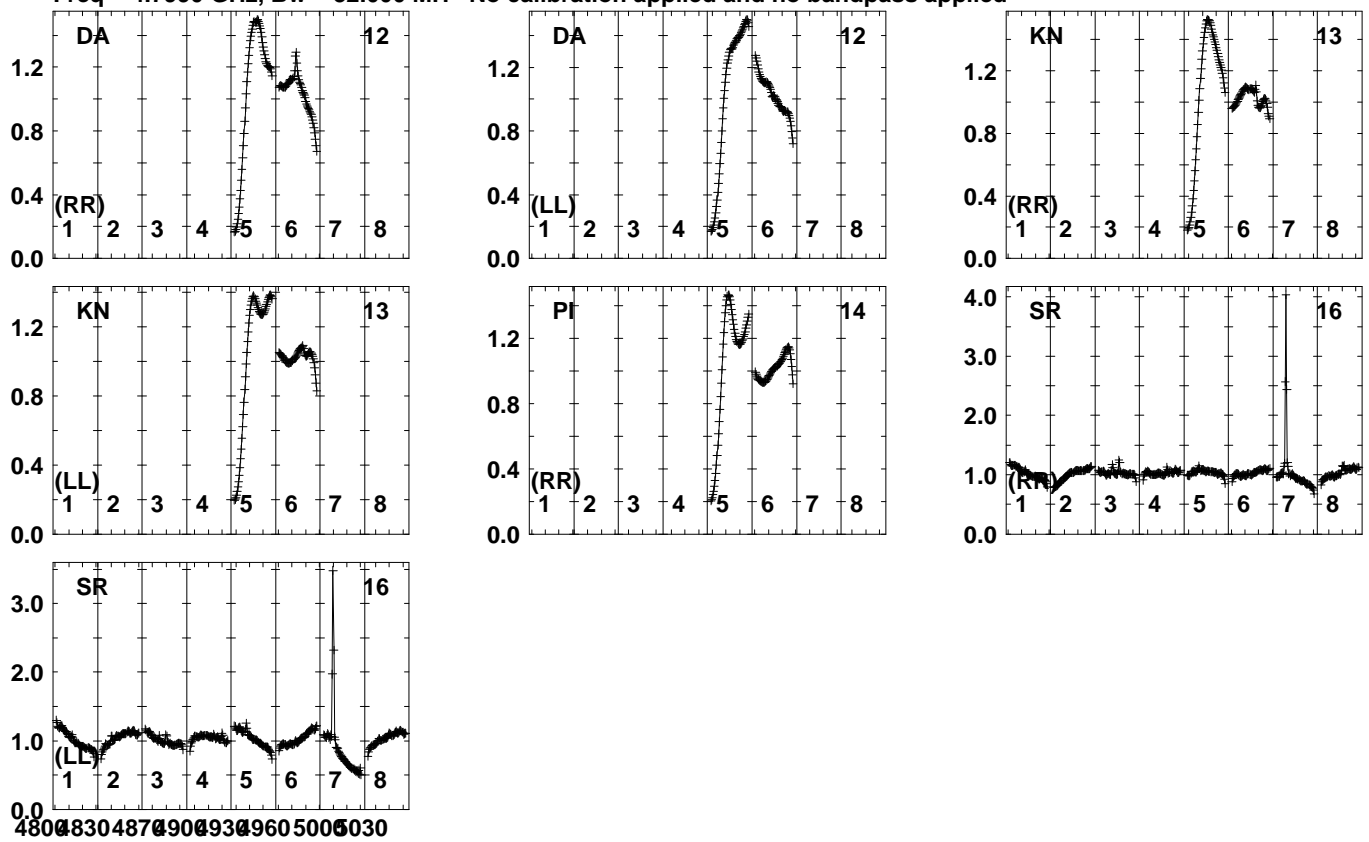
480083048709009309605005030
FREQ MHz

Lower frame: Real Jy
Auto-corr total-power spectrum Antenna: *
Timerange: 00/10:30:01 to 00/10:30:59

Plot file version 176 created 26-FEB-2024 13:12:26

J1602+2610 EG128B.MSORT.1

Freq = 4.7990 GHz, Bw = 32.000 MH No calibration applied and no bandpass applied



48004830487049004930496050005030

FREQ MHz

Lower frame: Real Jy

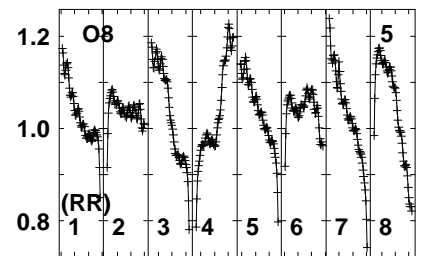
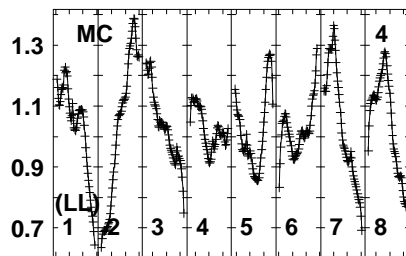
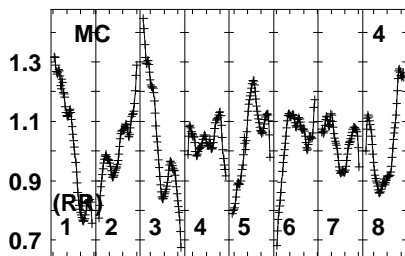
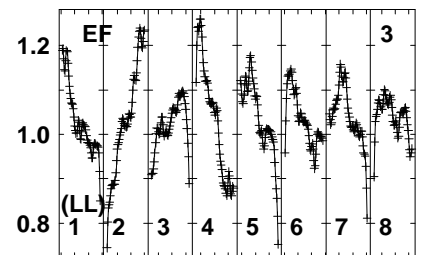
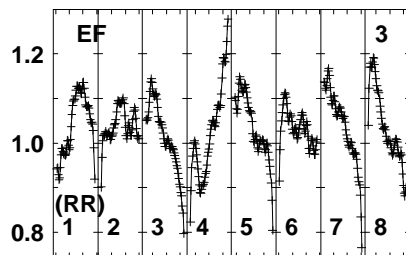
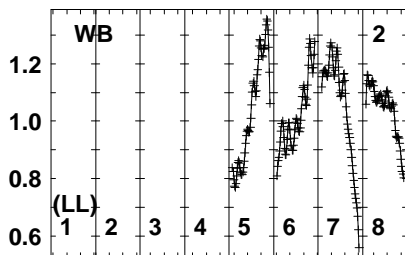
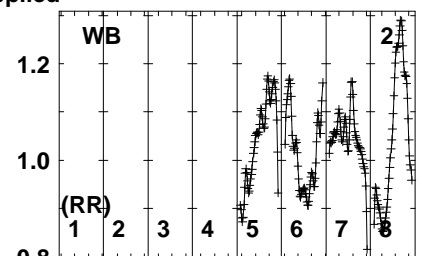
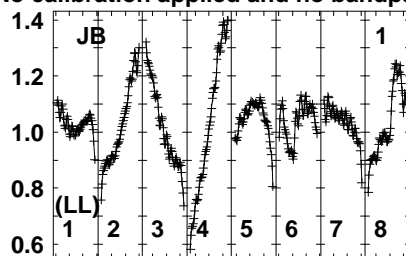
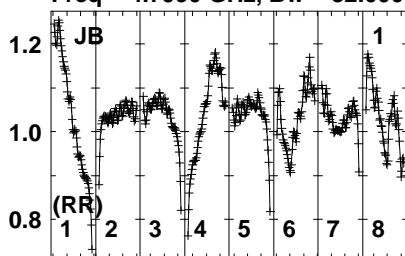
Auto-corr total-power spectrum Antenna: *

Timerange: 00/10:30:01 to 00/10:30:59

Plot file version 177 created 26-FEB-2024 13:12:26

TCRB EG128B.MSORT.1

Freq = 4.7990 GHz, Bw = 32.000 MH No calibration applied and no bandpass applied



480083048709009309605005030
FREQ MHz

480083048709009309605005030
FREQ MHz

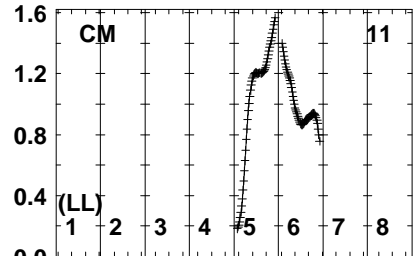
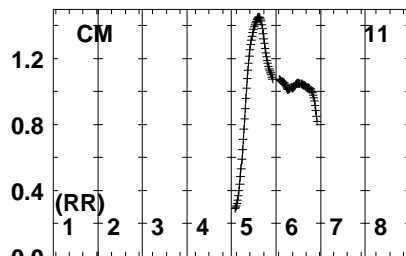
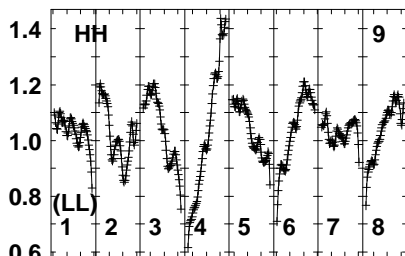
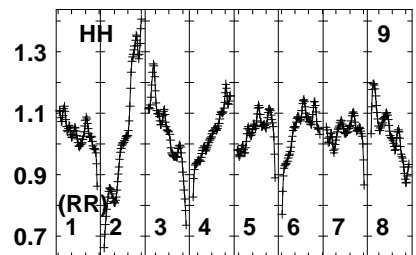
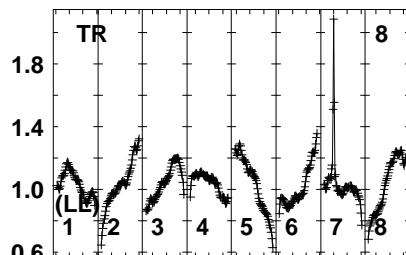
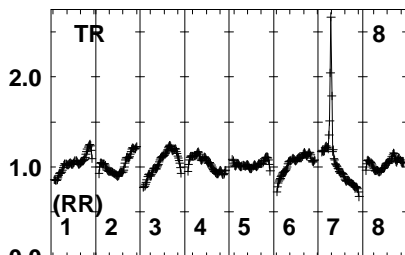
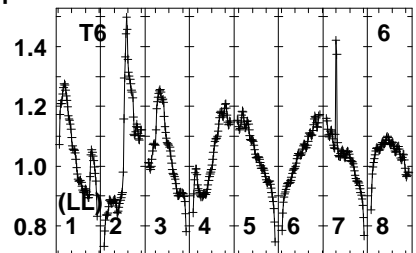
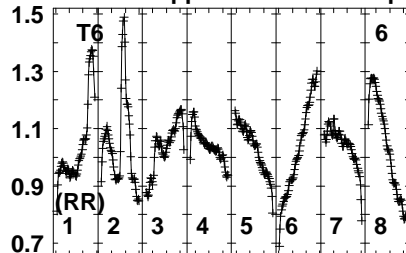
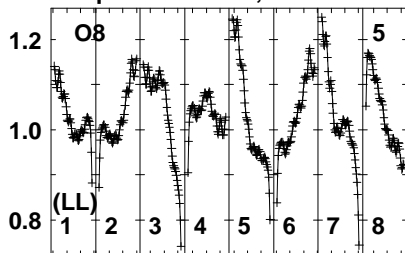
480083048709009309605005030
FREQ MHz

Lower frame: Real Jy
Auto-corr total-power spectrum Antenna: *
Timerange: 00/10:31:21 to 00/10:35:19

Plot file version 178 created 26-FEB-2024 13:12:26

TCRB EG128B.MSORT.1

Freq = 4.7990 GHz, Bw = 32.000 MH No calibration applied and no bandpass applied



4800 4830 4870 4900 4930 4960 5000 5030
FREQ MHz

4800 4830 4870 4900 4930 4960 5000 5030
FREQ MHz

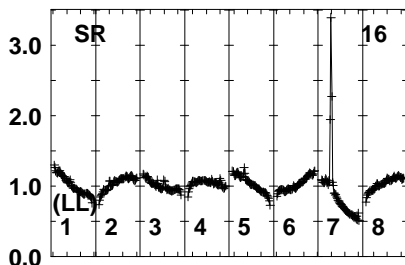
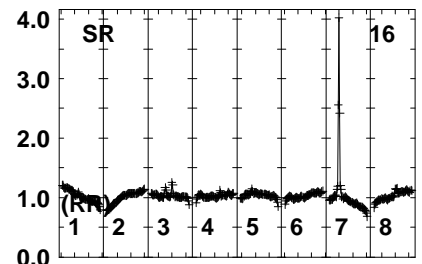
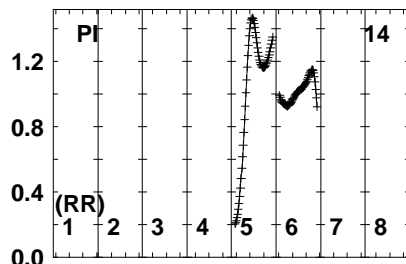
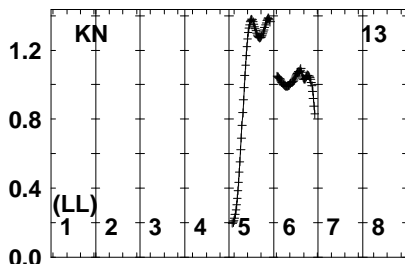
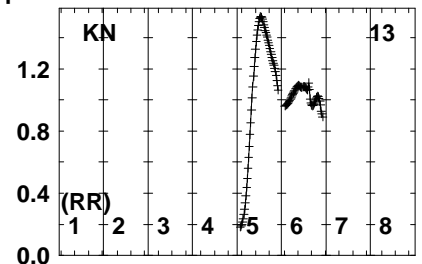
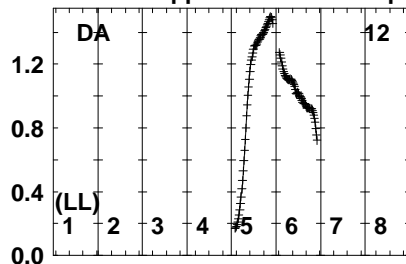
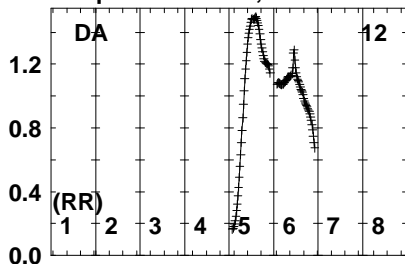
4800 4830 4870 4900 4930 4960 5000 5030
FREQ MHz

Lower frame: Real Jy
Auto-corr total-power spectrum Antenna: *
Timerange: 00/10:31:21 to 00/10:35:19

Plot file version 179 created 26-FEB-2024 13:12:26

TCRB EG128B.MSORT.1

Freq = 4.7990 GHz, Bw = 32.000 MH No calibration applied and no bandpass applied



4800483048709009309605005030

FREQ MHz

Lower frame: Real Jy

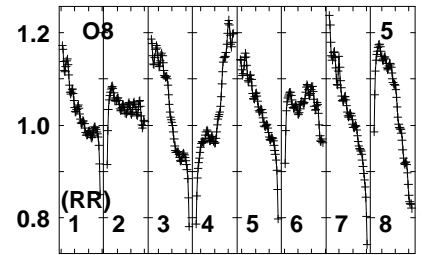
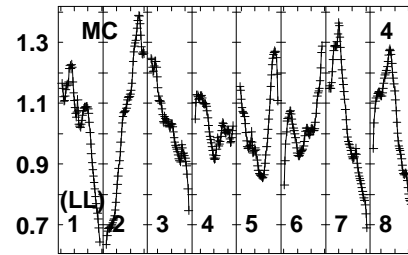
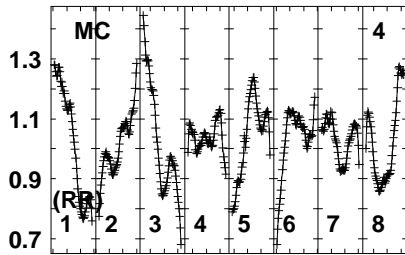
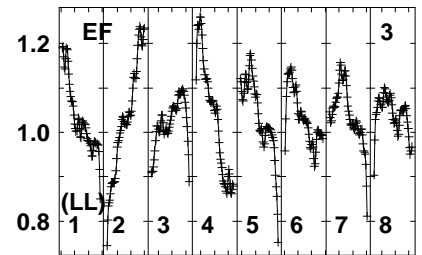
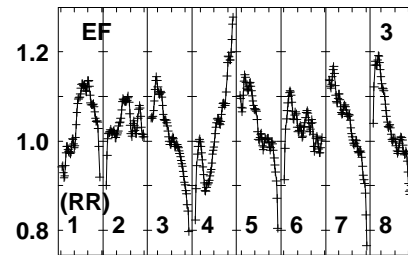
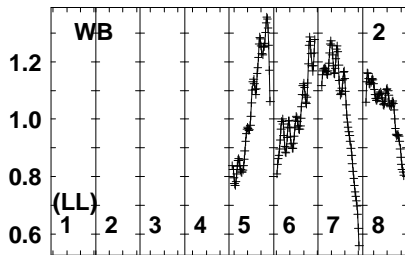
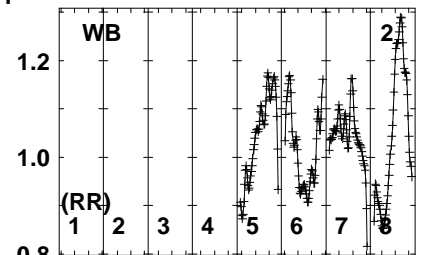
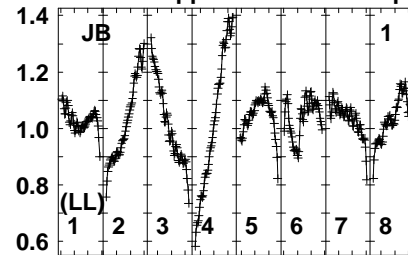
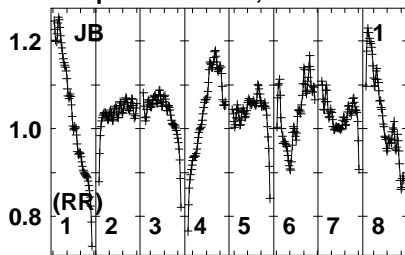
Auto-corr total-power spectrum Antenna: *

Timerange: 00/10:31:21 to 00/10:35:19

Plot file version 180 created 26-FEB-2024 13:12:26

J1602+2610 EG128B.MSORT.1

Freq = 4.7990 GHz, Bw = 32.000 MH No calibration applied and no bandpass applied



480083048709009309605005030
FREQ MHz

480083048709009309605005030
FREQ MHz

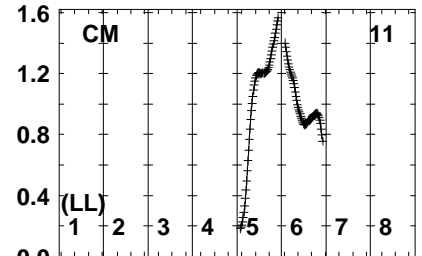
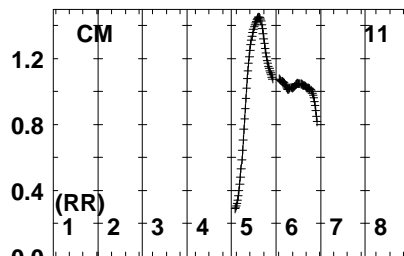
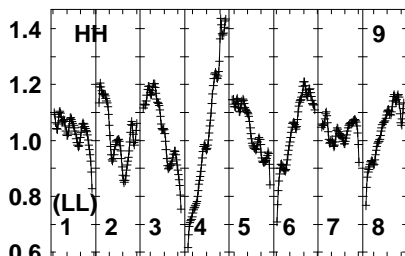
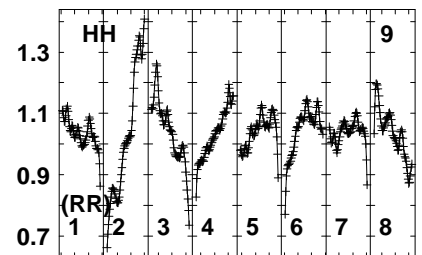
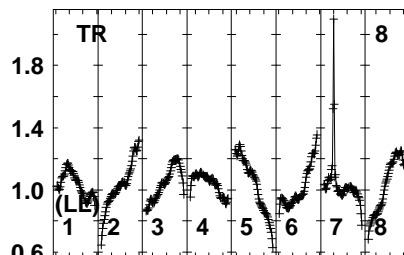
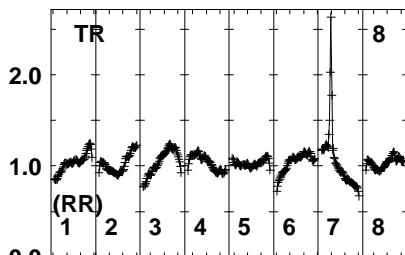
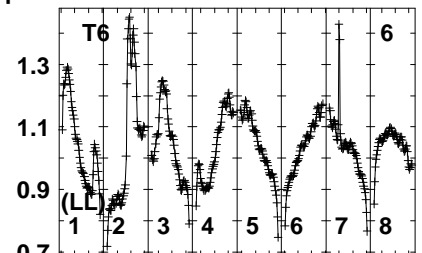
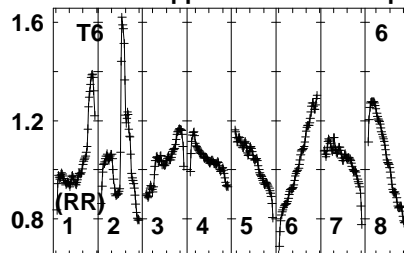
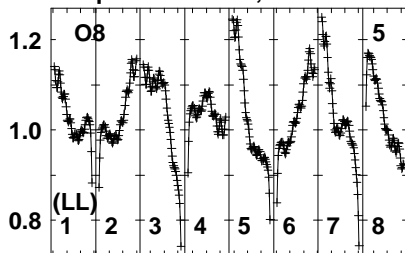
480083048709009309605005030
FREQ MHz

Lower frame: Real Jy
Auto-corr total-power spectrum Antenna: *
Timerange: 00/10:35:41 to 00/10:36:39

Plot file version 181 created 26-FEB-2024 13:12:26

J1602+2610 EG128B.MSORT.1

Freq = 4.7990 GHz, Bw = 32.000 MH No calibration applied and no bandpass applied



480083048709009309605005030
FREQ MHz

480083048709009309605005030
FREQ MHz

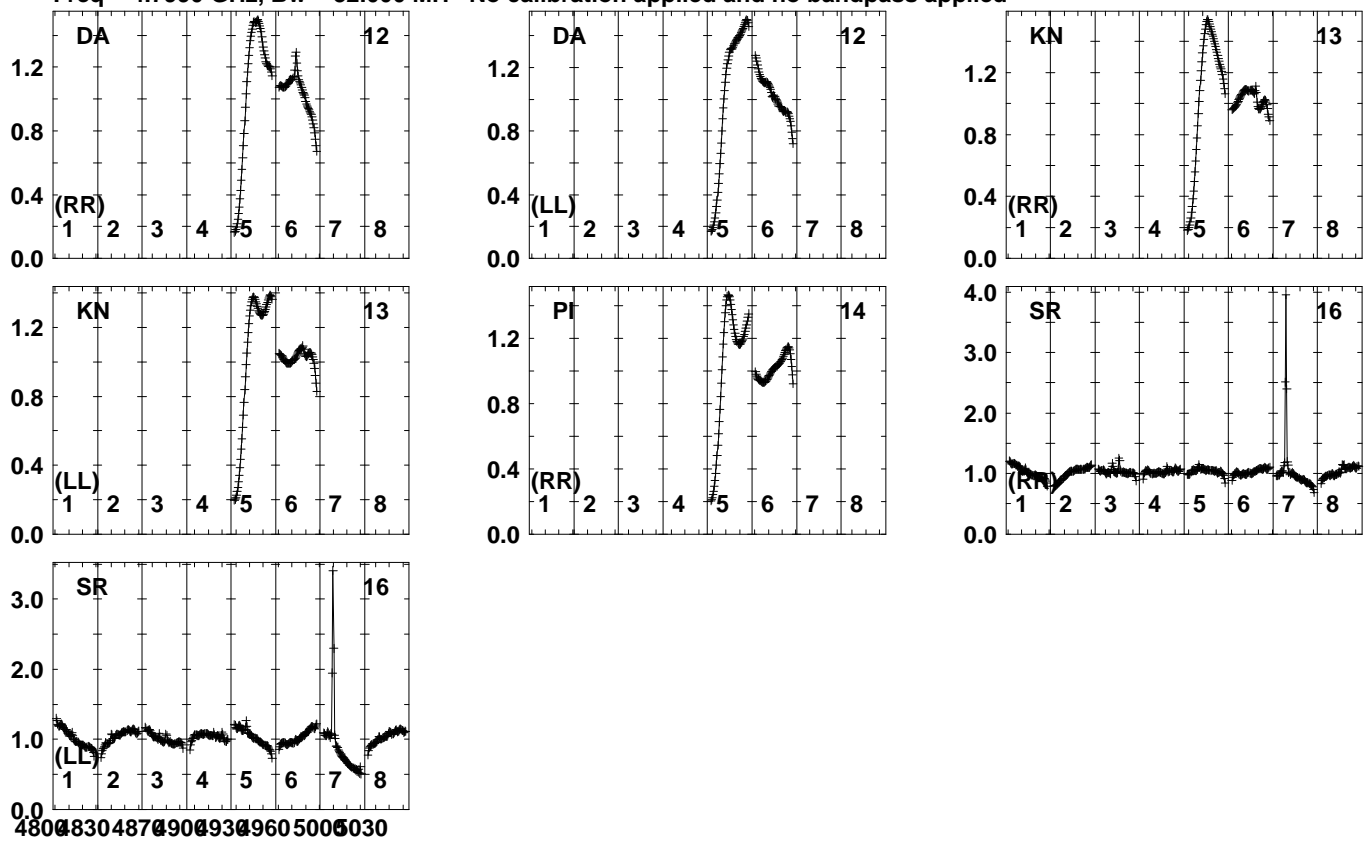
480083048709009309605005030
FREQ MHz

Lower frame: Real Jy
Auto-corr total-power spectrum Antenna: *
Timerange: 00/10:35:41 to 00/10:36:39

Plot file version 182 created 26-FEB-2024 13:12:27

J1602+2610 EG128B.MSORT.1

Freq = 4.7990 GHz, Bw = 32.000 MH No calibration applied and no bandpass applied

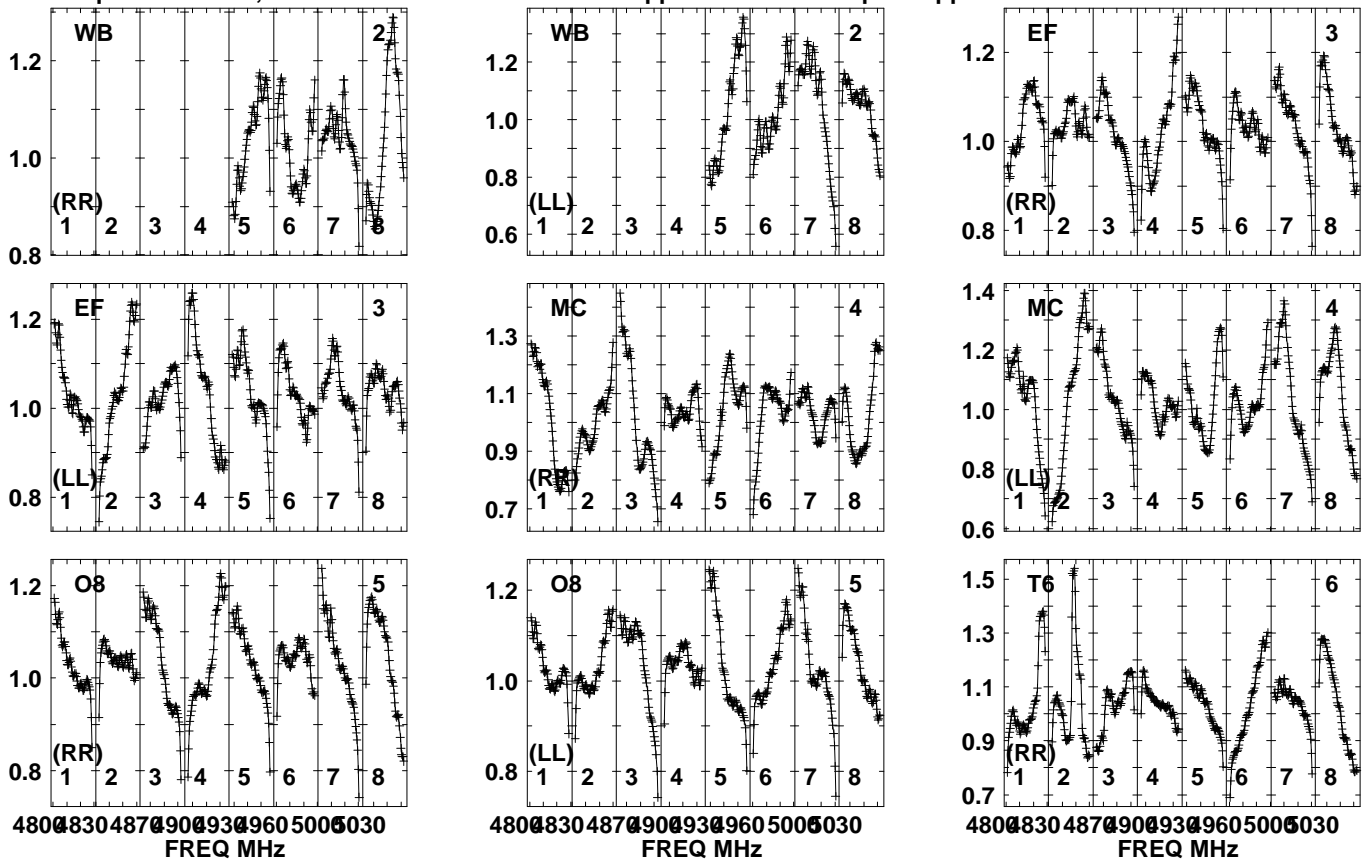


Lower frame: Real Jy
Auto-corr total-power spectrum Antenna: *
Timerange: 00/10:35:41 to 00/10:36:39

Plot file version 183 created 26-FEB-2024 13:12:27

J1559+2556 EG128B.MSORT.1

Freq = 4.7990 GHz, Bw = 32.000 MH No calibration applied and no bandpass applied

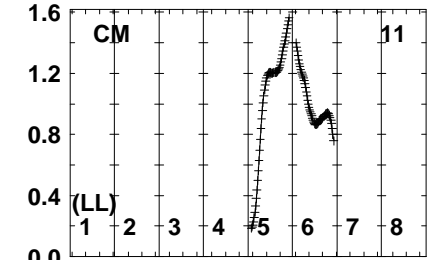
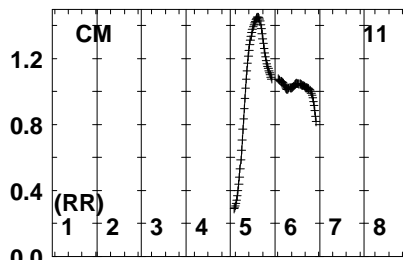
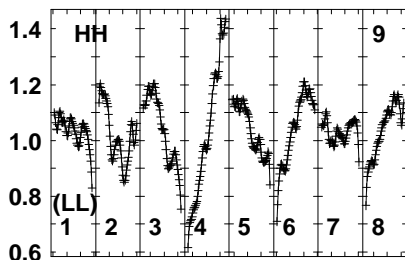
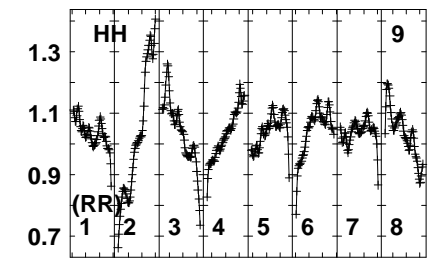
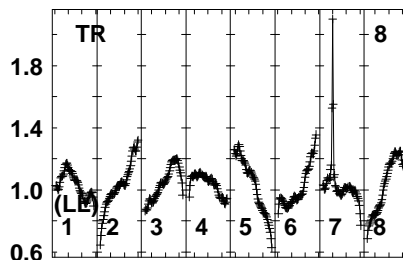
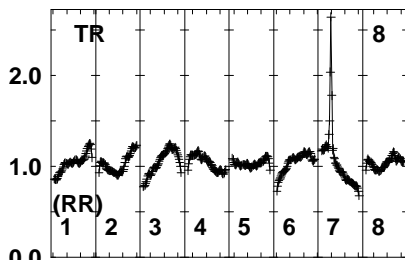
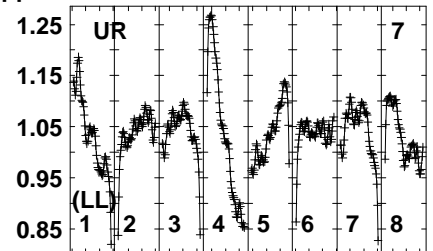
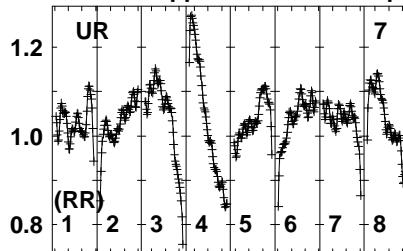
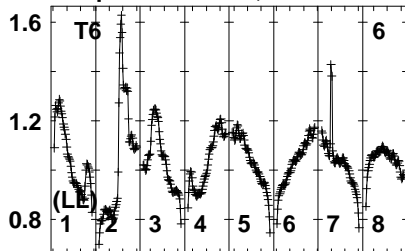


Lower frame: Real Jy
Auto-corr total-power spectrum Antenna: *
Timerange: 00/10:37:01 to 00/10:38:39

Plot file version 184 created 26-FEB-2024 13:12:27

J1559+2556 EG128B.MSORT.1

Freq = 4.7990 GHz, Bw = 32.000 MH No calibration applied and no bandpass applied



480083048709009309605005030
FREQ MHz

480083048709009309605005030
FREQ MHz

480083048709009309605005030
FREQ MHz

Lower frame: Real Jy
Auto-corr total-power spectrum Antenna: *
Timerange: 00/10:37:01 to 00/10:38:39

Plot file version 185 created 26-FEB-2024 13:12:27

J1559+2556 EG128B.MSORT.1

Freq = 4.7990 GHz, Bw = 32.000 MH No calibration applied and no bandpass applied

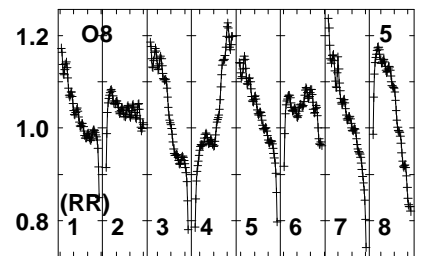
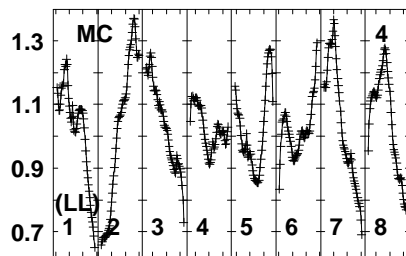
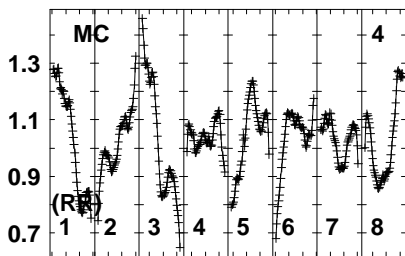
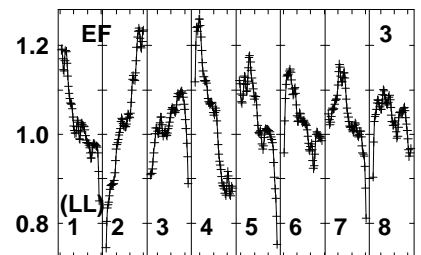
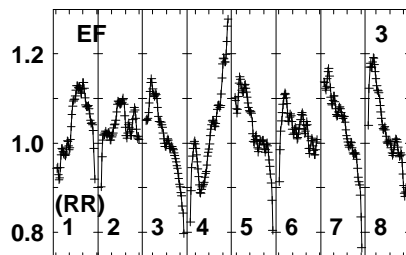
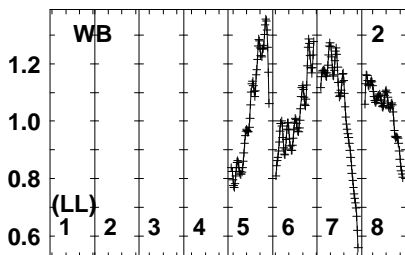
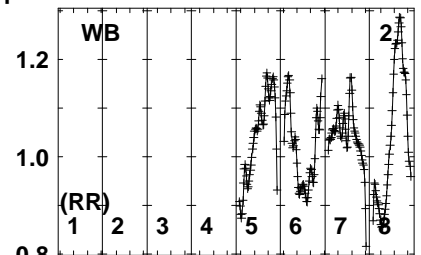
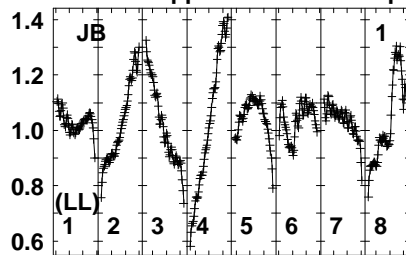
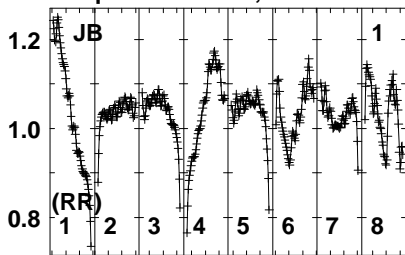


Lower frame: Real Jy
Auto-corr total-power spectrum Antenna: *
Timerange: 00/10:37:01 to 00/10:38:39

Plot file version 186 created 26-FEB-2024 13:12:27

J1602+2610 EG128B.MSORT.1

Freq = 4.7990 GHz, Bw = 32.000 MH No calibration applied and no bandpass applied



480083048709009309605005030
FREQ MHz

480083048709009309605005030
FREQ MHz

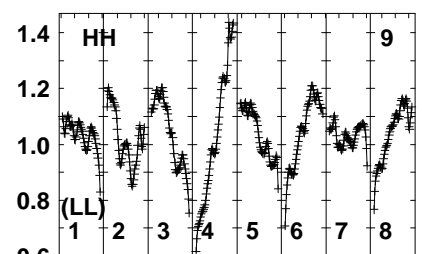
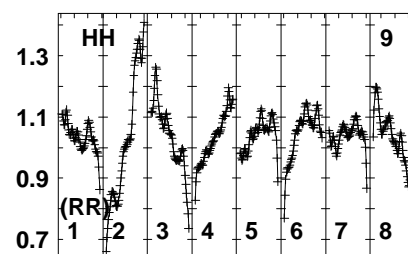
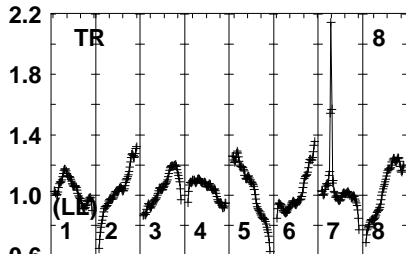
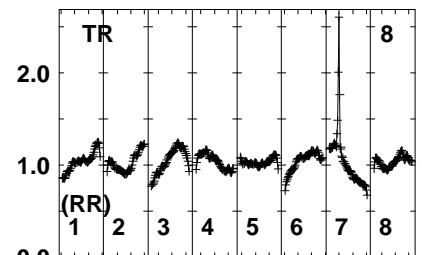
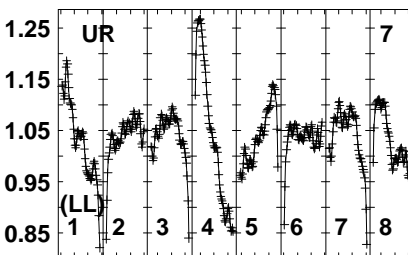
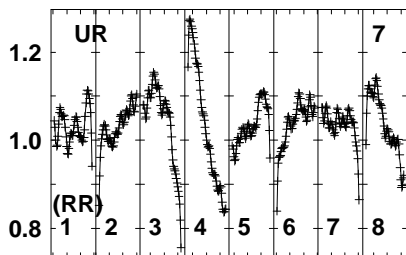
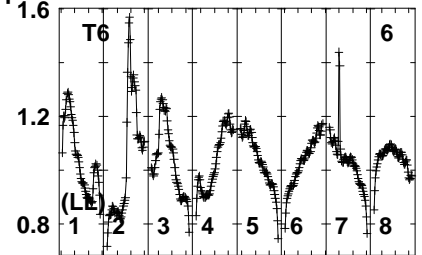
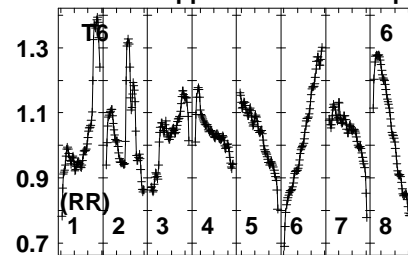
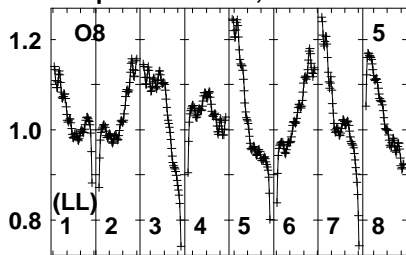
480083048709009309605005030
FREQ MHz

Lower frame: Real Jy
Auto-corr total-power spectrum Antenna: *
Timerange: 00/10:39:01 to 00/10:39:59

Plot file version 187 created 26-FEB-2024 13:12:27

J1602+2610 EG128B.MSORT.1

Freq = 4.7990 GHz, Bw = 32.000 MH No calibration applied and no bandpass applied



480083048709009309605005030
FREQ MHz

480083048709009309605005030
FREQ MHz

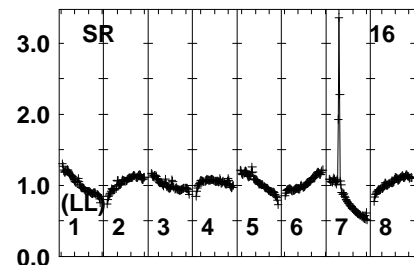
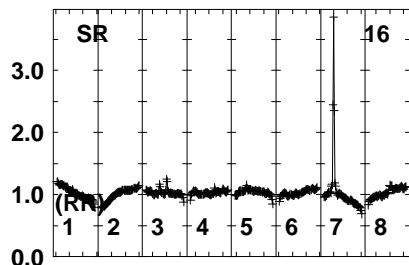
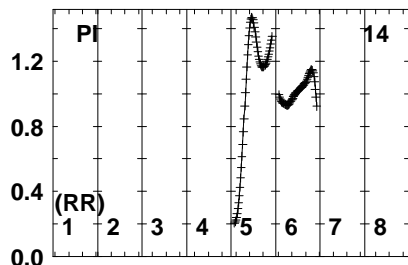
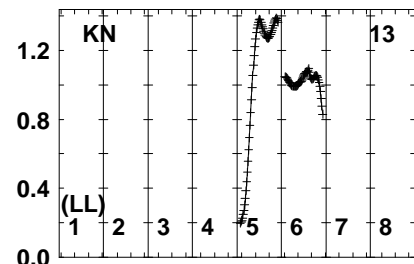
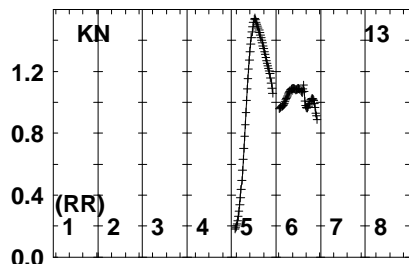
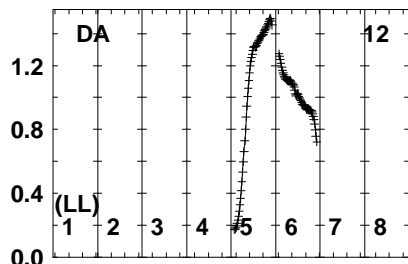
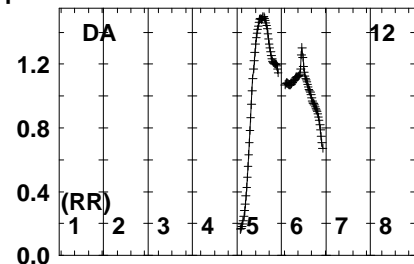
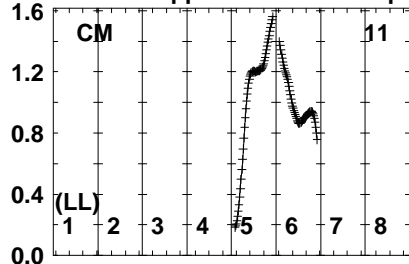
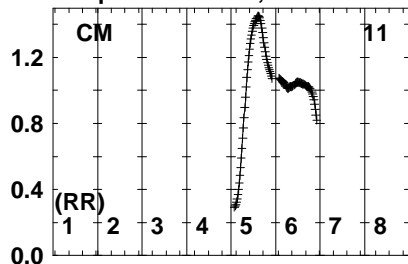
480083048709009309605005030
FREQ MHz

Lower frame: Real Jy
Auto-corr total-power spectrum Antenna: *
Timerange: 00/10:39:01 to 00/10:39:59

Plot file version 188 created 26-FEB-2024 13:12:27

J1602+2610 EG128B.MSORT.1

Freq = 4.7990 GHz, Bw = 32.000 MH No calibration applied and no bandpass applied



480083048709009309605005030
FREQ MHz

480083048709009309605005030
FREQ MHz

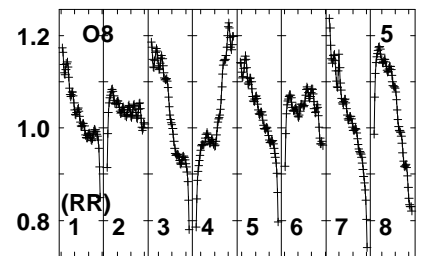
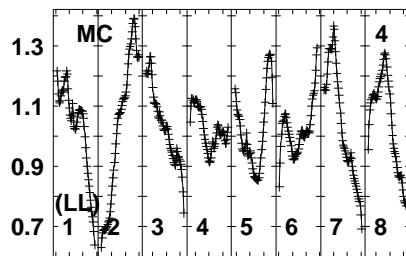
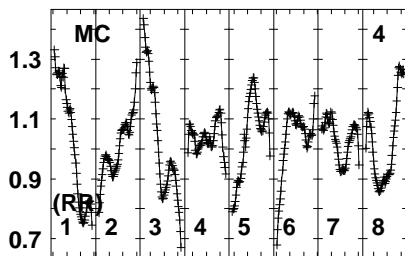
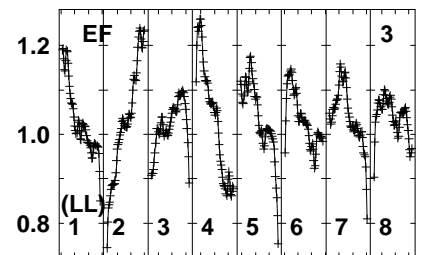
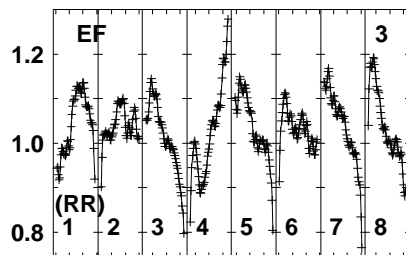
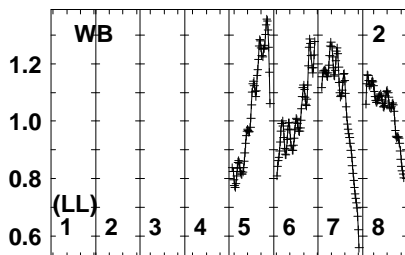
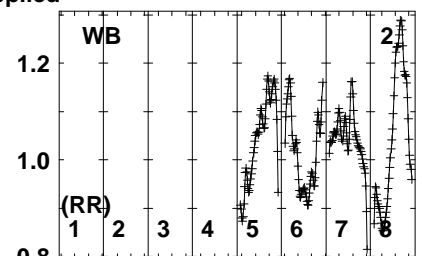
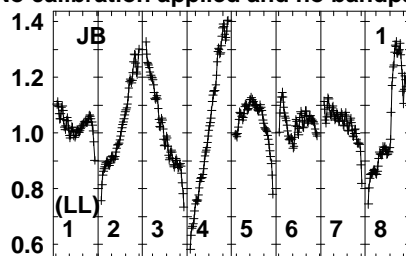
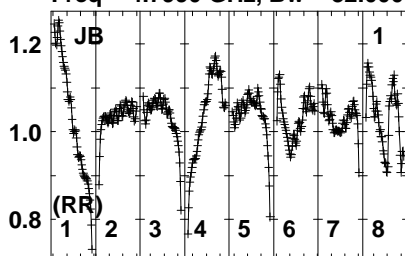
480083048709009309605005030
FREQ MHz

Lower frame: Real Jy
Auto-corr total-power spectrum Antenna: *
Timerange: 00/10:39:01 to 00/10:39:59

Plot file version 189 created 26-FEB-2024 13:12:28

TCRB EG128B.MSORT.1

Freq = 4.7990 GHz, Bw = 32.000 MH No calibration applied and no bandpass applied



480083048709009309605005030
FREQ MHz

480083048709009309605005030
FREQ MHz

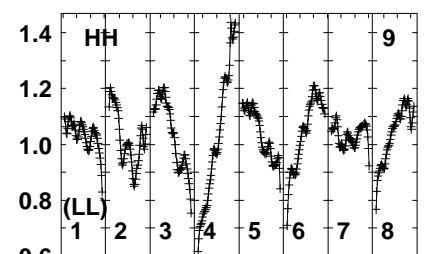
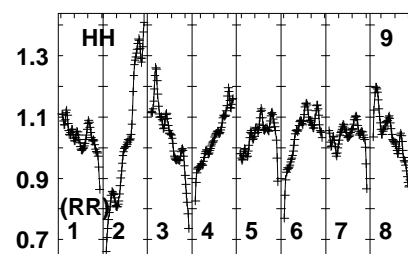
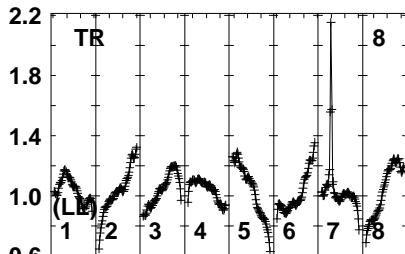
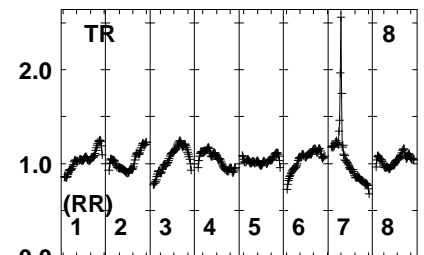
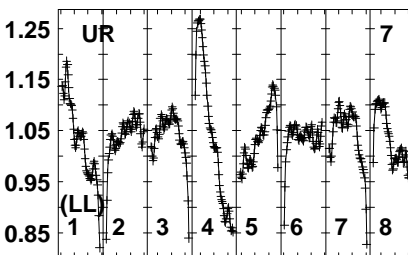
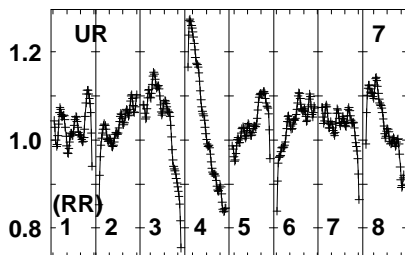
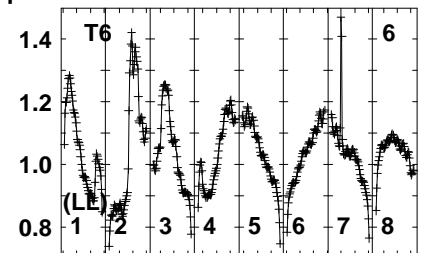
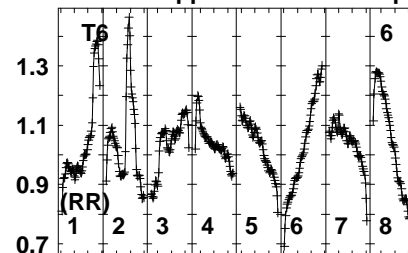
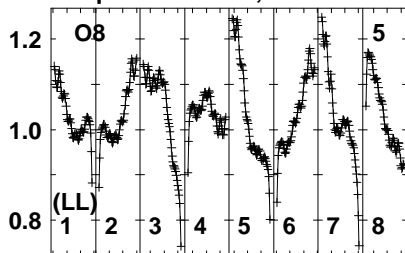
480083048709009309605005030
FREQ MHz

Lower frame: Real Jy
Auto-corr total-power spectrum Antenna: *
Timerange: 00/10:40:21 to 00/10:44:19

Plot file version 190 created 26-FEB-2024 13:12:28

TCRB EG128B.MSORT.1

Freq = 4.7990 GHz, Bw = 32.000 MH No calibration applied and no bandpass applied



480083048709009309605005030
FREQ MHz

480083048709009309605005030
FREQ MHz

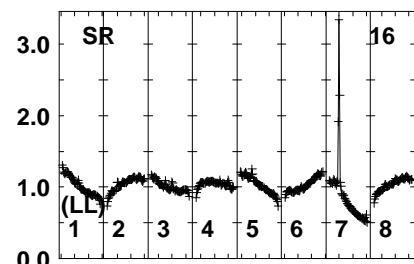
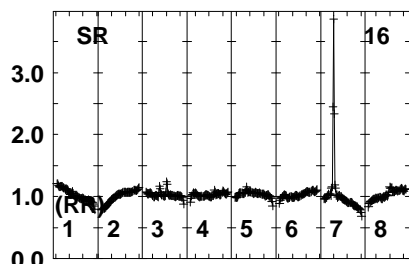
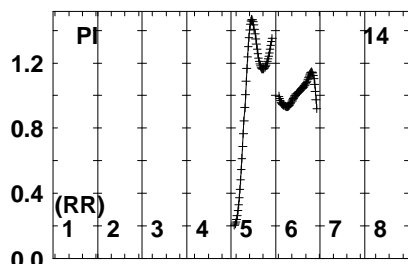
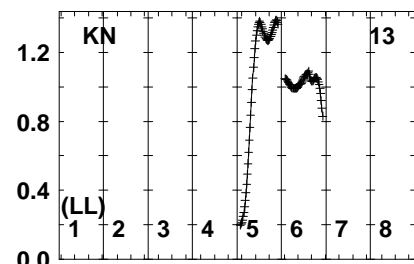
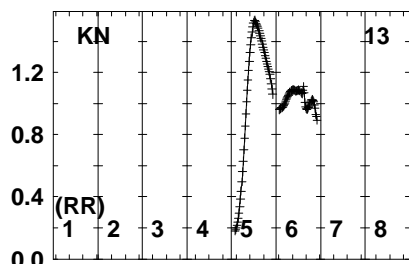
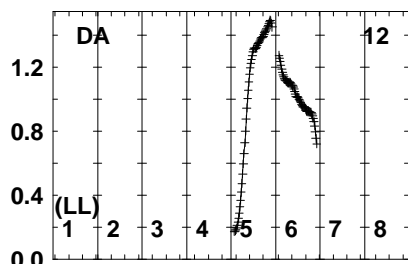
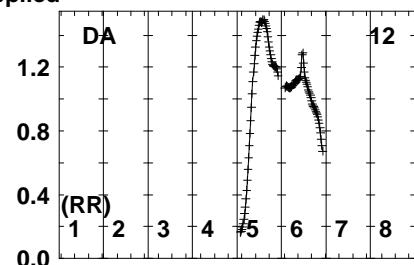
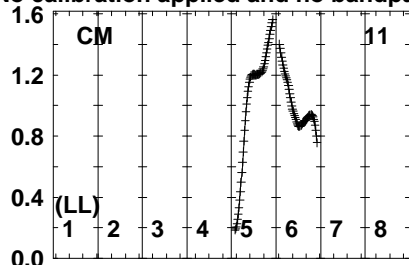
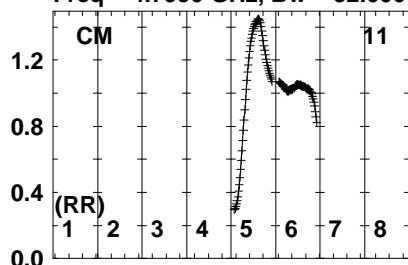
480083048709009309605005030
FREQ MHz

Lower frame: Real Jy
Auto-corr total-power spectrum Antenna: *
Timerange: 00/10:40:21 to 00/10:44:19

Plot file version 191 created 26-FEB-2024 13:12:28

TCRB EG128B.MSORT.1

Freq = 4.7990 GHz, Bw = 32.000 MH No calibration applied and no bandpass applied



480083048709009309605005030
FREQ MHz

480083048709009309605005030
FREQ MHz

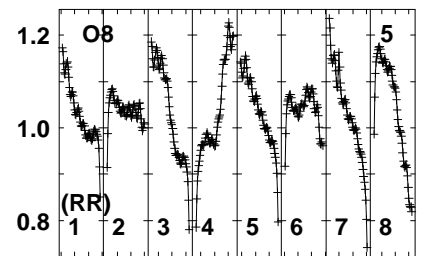
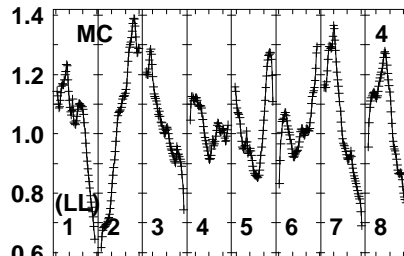
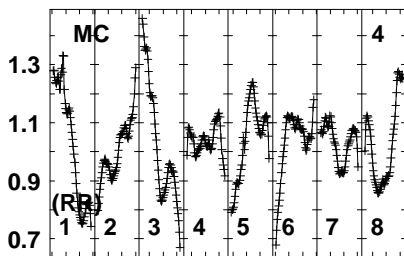
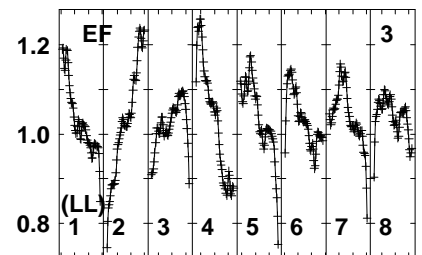
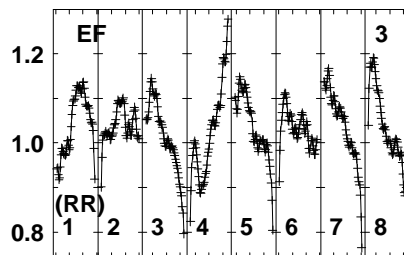
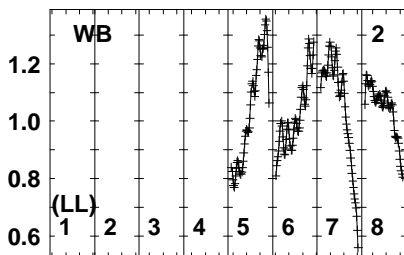
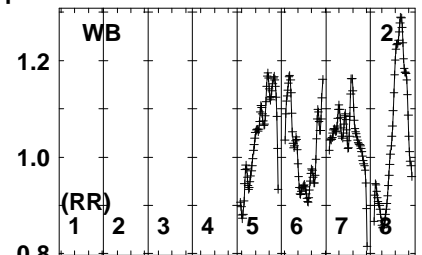
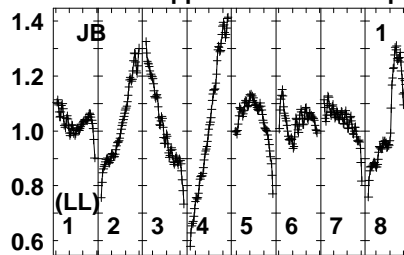
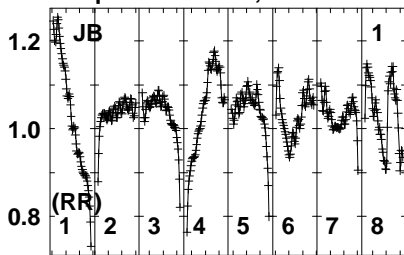
480083048709009309605005030
FREQ MHz

Lower frame: Real Jy
Auto-corr total-power spectrum Antenna: *
Timerange: 00/10:40:21 to 00/10:44:19

Plot file version 192 created 26-FEB-2024 13:12:28

J1602+2610 EG128B.MSORT.1

Freq = 4.7990 GHz, Bw = 32.000 MH No calibration applied and no bandpass applied



480083048709009309605005030
FREQ MHz

480083048709009309605005030
FREQ MHz

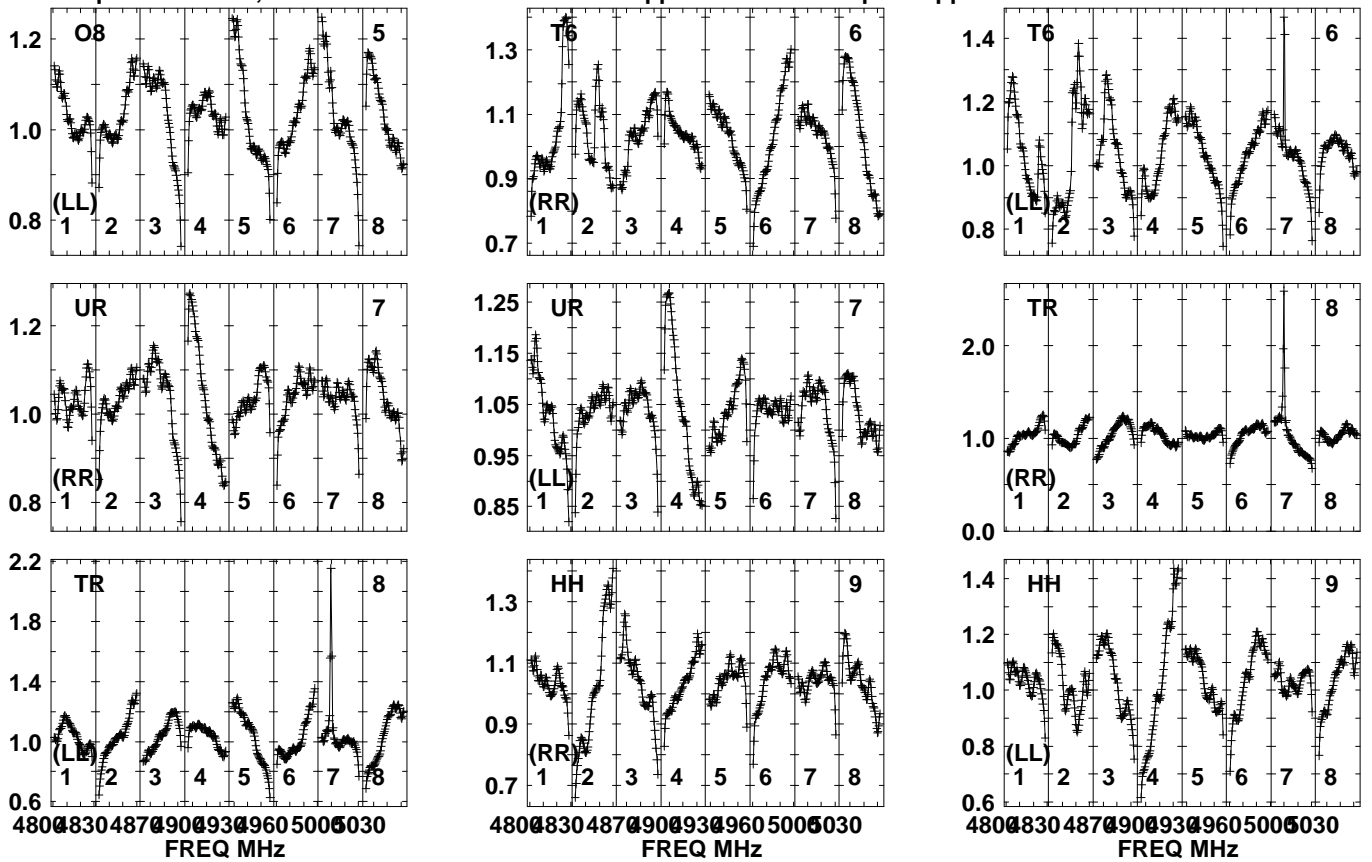
480083048709009309605005030
FREQ MHz

Lower frame: Real Jy
Auto-corr total-power spectrum Antenna: *
Timerange: 00/10:44:41 to 00/10:45:39

Plot file version 193 created 26-FEB-2024 13:12:29

J1602+2610 EG128B.MSORT.1

Freq = 4.7990 GHz, Bw = 32.000 MH No calibration applied and no bandpass applied

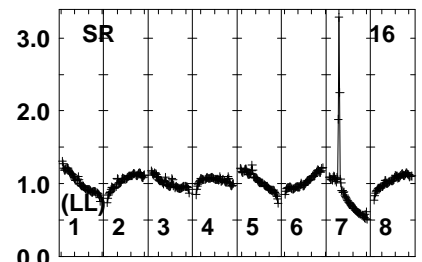
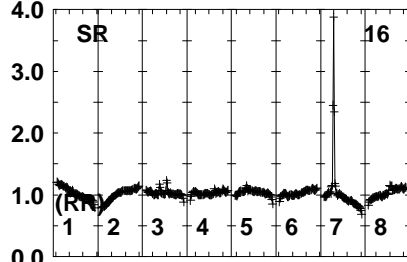
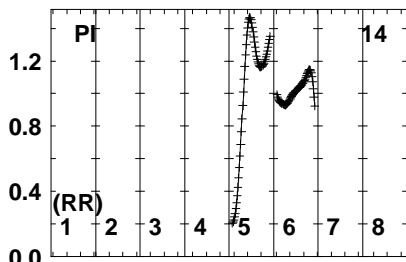
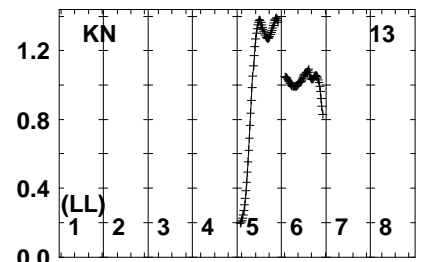
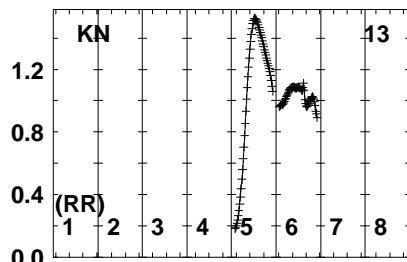
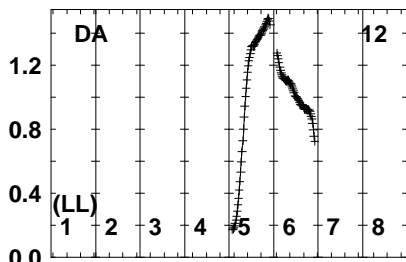
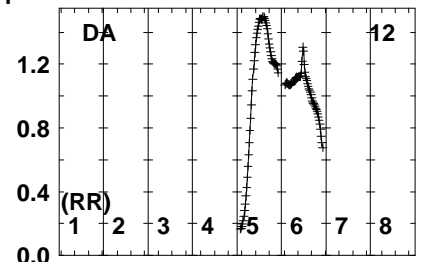
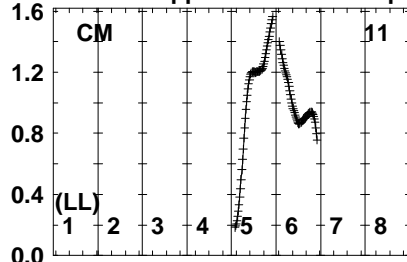
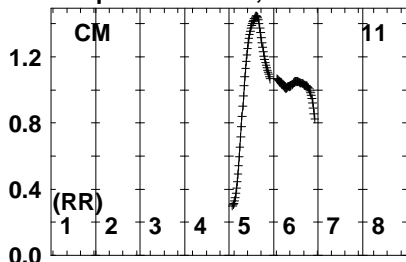


Lower frame: Real Jy
Auto-corr total-power spectrum Antenna: *
Timerange: 00/10:44:41 to 00/10:45:39

Plot file version 194 created 26-FEB-2024 13:12:29

J1602+2610 EG128B.MSORT.1

Freq = 4.7990 GHz, Bw = 32.000 MH No calibration applied and no bandpass applied



480083048709009309605005030
FREQ MHz

480083048709009309605005030
FREQ MHz

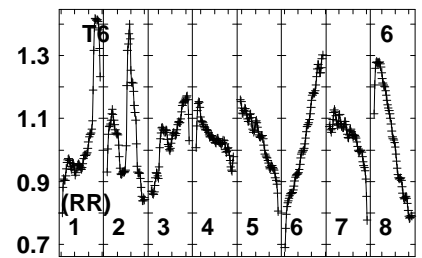
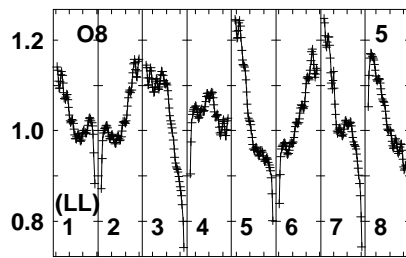
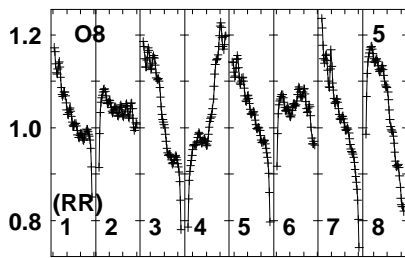
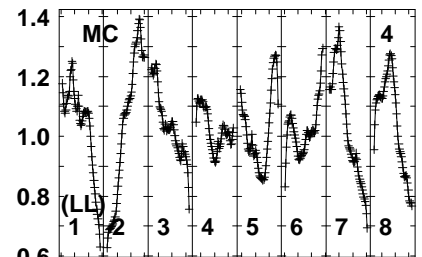
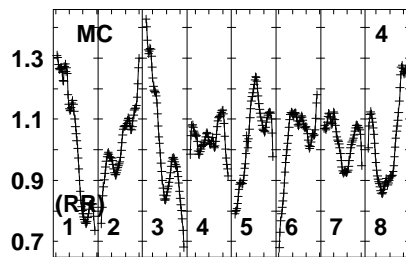
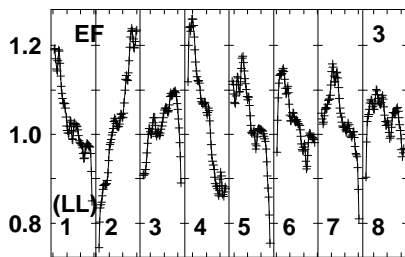
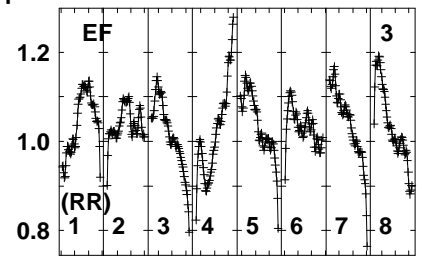
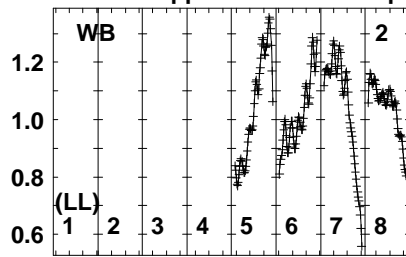
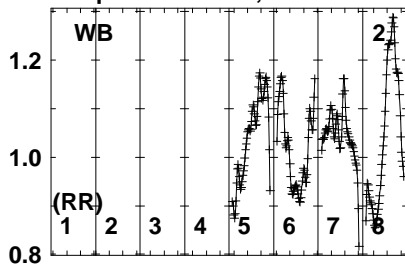
480083048709009309605005030
FREQ MHz

Lower frame: Real Jy
Auto-corr total-power spectrum Antenna: *
Timerange: 00/10:44:41 to 00/10:45:39

Plot file version 195 created 26-FEB-2024 13:12:29

TCRB EG128B.MSORT.1

Freq = 4.7990 GHz, Bw = 32.000 MH No calibration applied and no bandpass applied



480083048709009309605005030
FREQ MHz

480083048709009309605005030
FREQ MHz

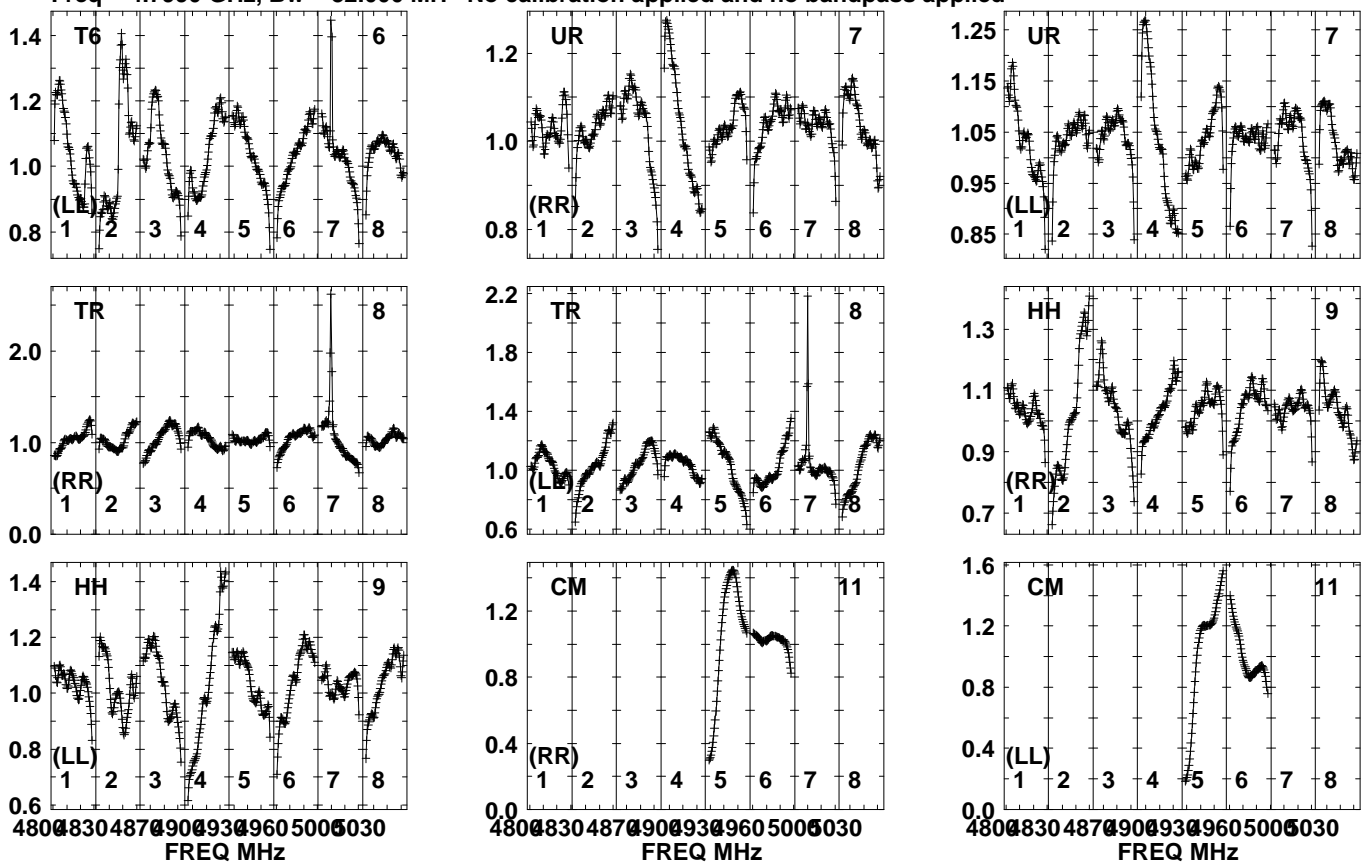
480083048709009309605005030
FREQ MHz

Lower frame: Real Jy
Auto-corr total-power spectrum Antenna: *
Timerange: 00/10:46:01 to 00/10:49:39

Plot file version 196 created 26-FEB-2024 13:12:29

TCRB EG128B.MSORT.1

Freq = 4.7990 GHz, Bw = 32.000 MH No calibration applied and no bandpass applied

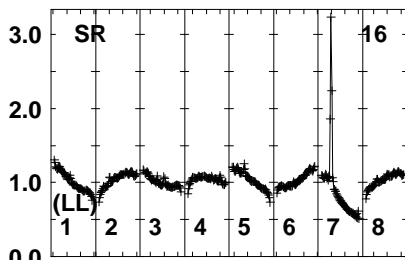
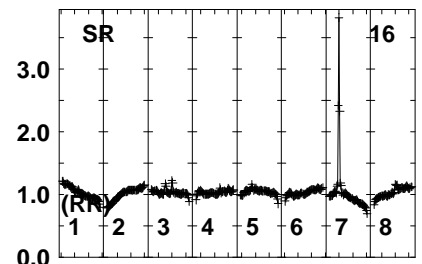
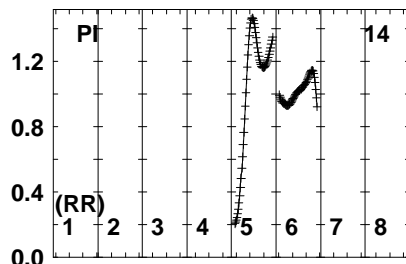
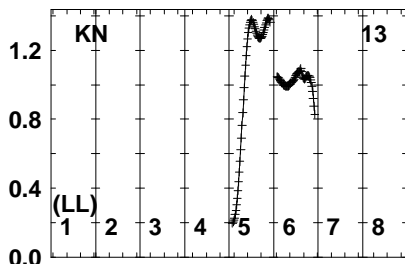
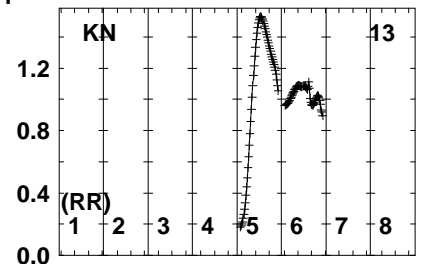
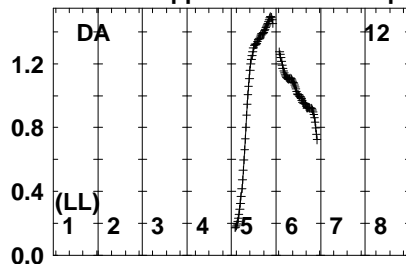
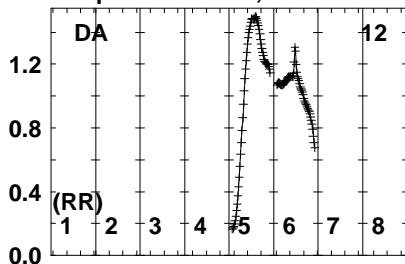


Lower frame: Real Jy
Auto-corr total-power spectrum Antenna: *
Timerange: 00/10:46:01 to 00/10:49:39

Plot file version 197 created 26-FEB-2024 13:12:29

TCRB EG128B.MSORT.1

Freq = 4.7990 GHz, Bw = 32.000 MH No calibration applied and no bandpass applied



4800483048709009309605005030

FREQ MHz

Lower frame: Real Jy

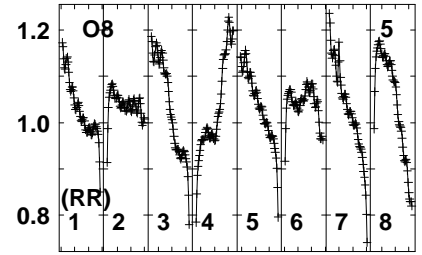
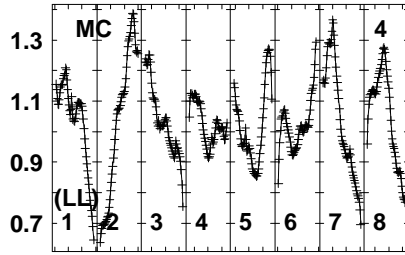
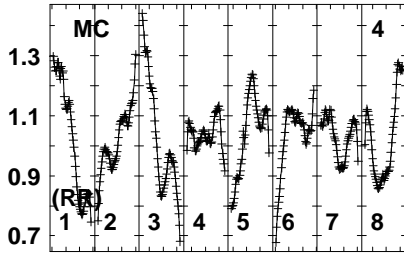
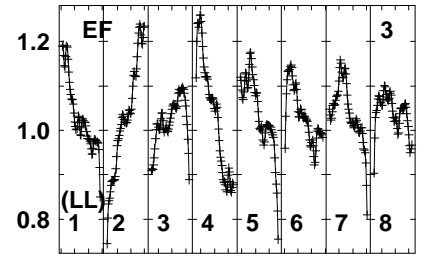
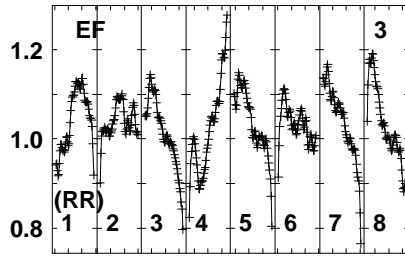
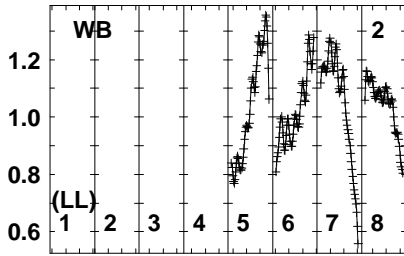
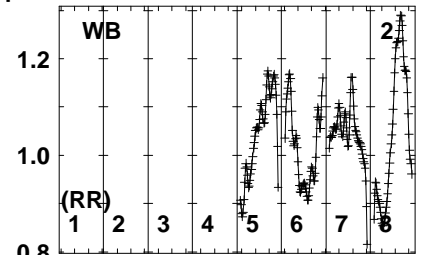
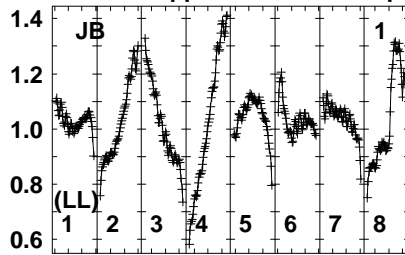
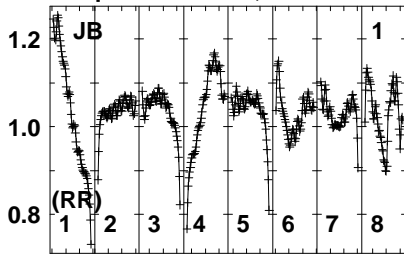
Auto-corr total-power spectrum Antenna: *

Timerange: 00/10:46:01 to 00/10:49:39

Plot file version 198 created 26-FEB-2024 13:12:30

J1602+2610 EG128B.MSORT.1

Freq = 4.7990 GHz, Bw = 32.000 MH No calibration applied and no bandpass applied



480083048709009309605005030
FREQ MHz

480083048709009309605005030
FREQ MHz

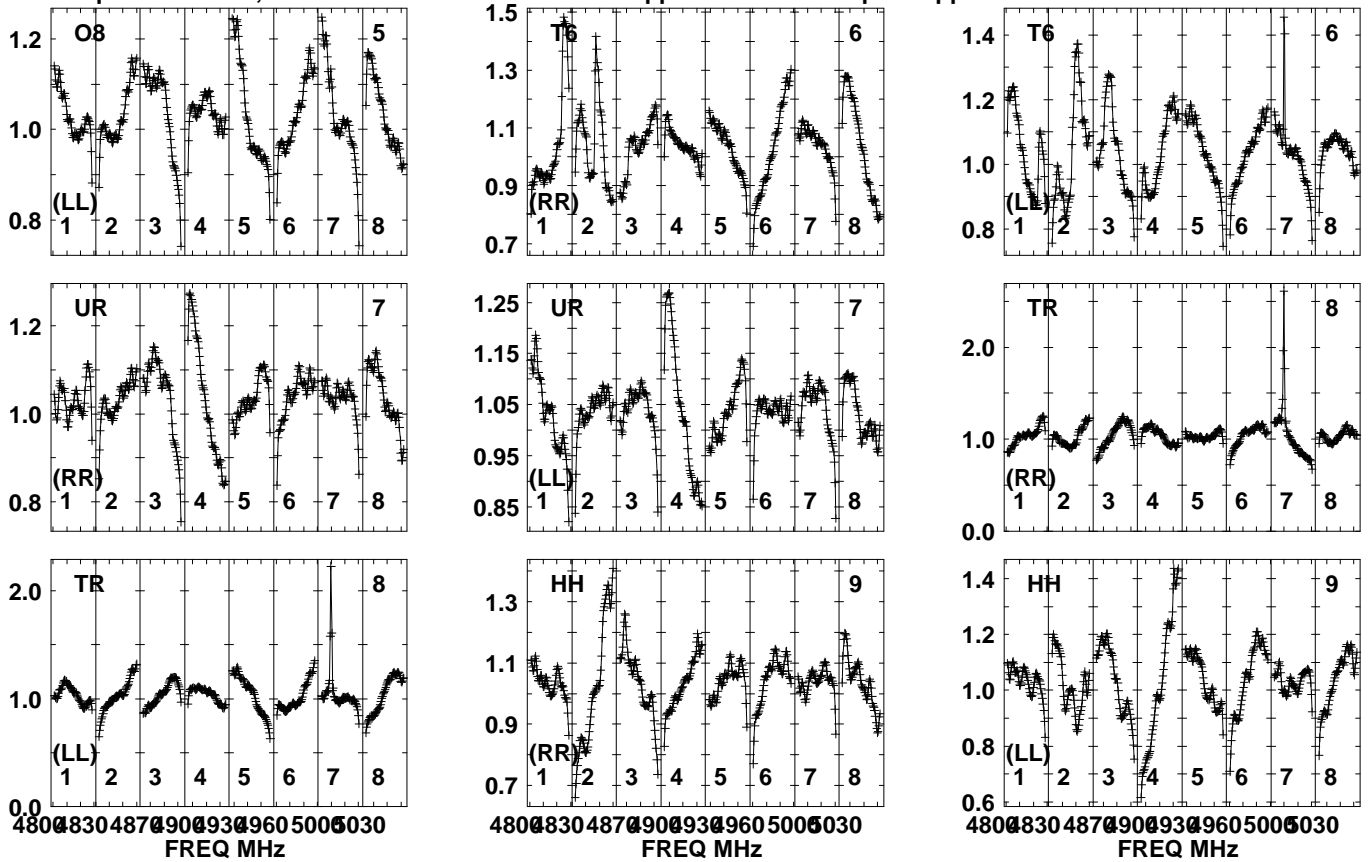
480083048709009309605005030
FREQ MHz

Lower frame: Real Jy
Auto-corr total-power spectrum Antenna: *
Timerange: 00/10:50:01 to 00/10:50:59

Plot file version 199 created 26-FEB-2024 13:12:30

J1602+2610 EG128B.MSORT.1

Freq = 4.7990 GHz, Bw = 32.000 MH No calibration applied and no bandpass applied

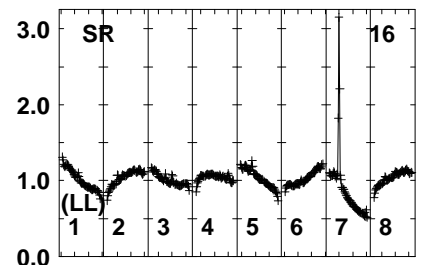
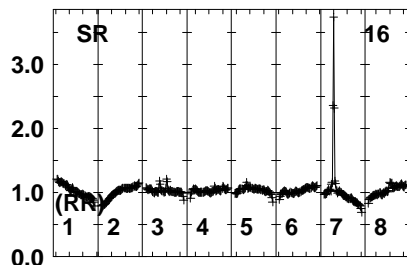
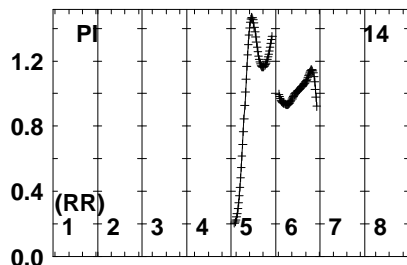
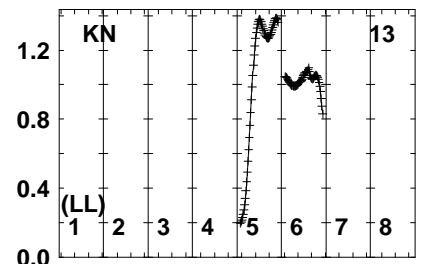
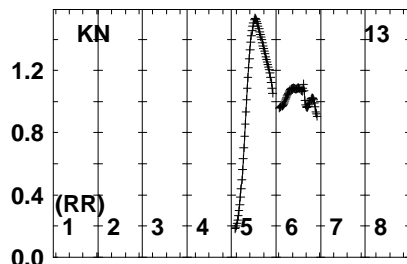
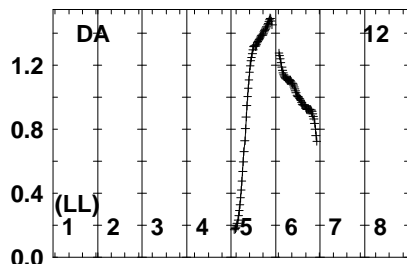
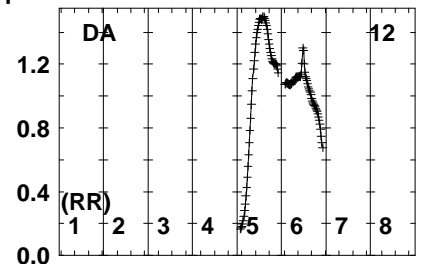
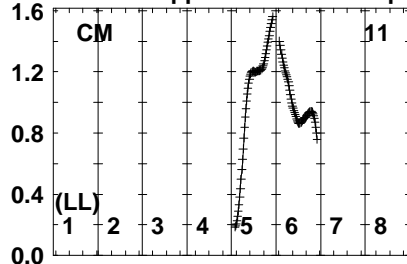
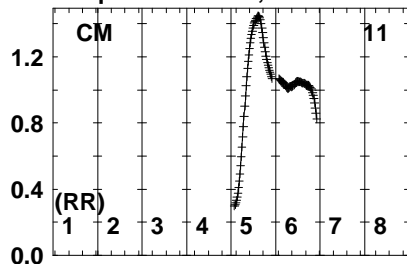


Lower frame: Real Jy
Auto-corr total-power spectrum Antenna: *
Timerange: 00/10:50:01 to 00/10:50:59

Plot file version 200 created 26-FEB-2024 13:12:30

J1602+2610 EG128B.MSORT.1

Freq = 4.7990 GHz, Bw = 32.000 MH No calibration applied and no bandpass applied



480083048709009309605000030
FREQ MHz

480083048709009309605000030
FREQ MHz

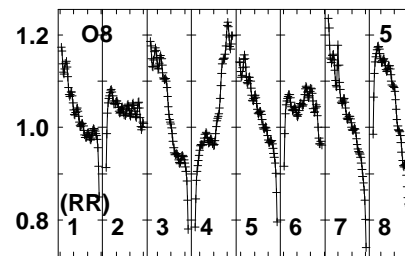
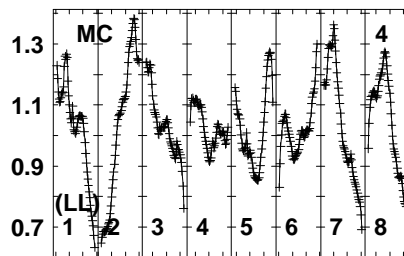
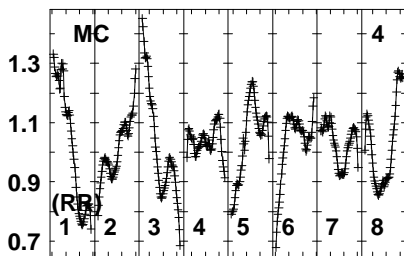
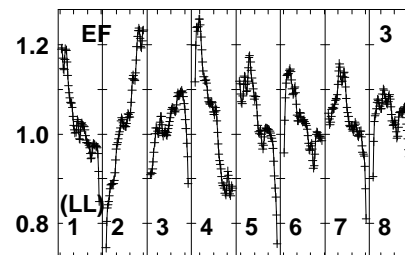
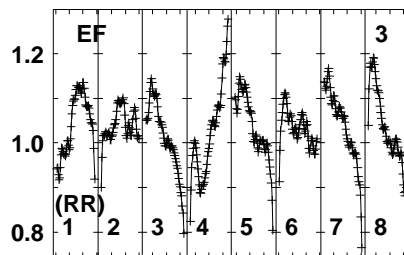
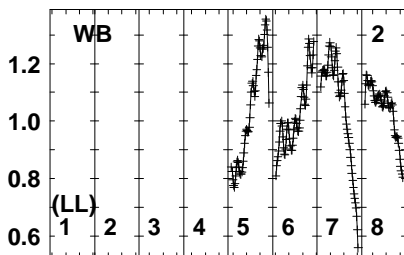
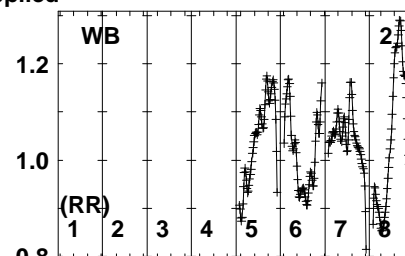
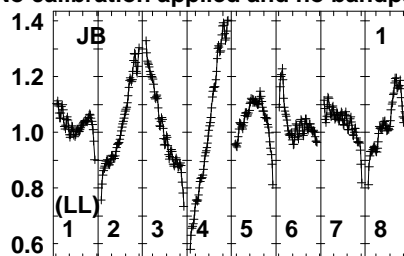
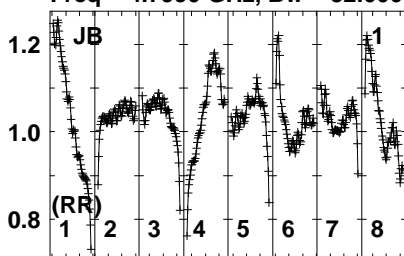
480083048709009309605000030
FREQ MHz

Lower frame: Real Jy
Auto-corr total-power spectrum Antenna: *
Timerange: 00/10:50:01 to 00/10:50:59

Plot file version 201 created 26-FEB-2024 13:12:30

TCRB EG128B.MSORT.1

Freq = 4.7990 GHz, Bw = 32.000 MH No calibration applied and no bandpass applied



480083048709009309605005030
FREQ MHz

480083048709009309605005030
FREQ MHz

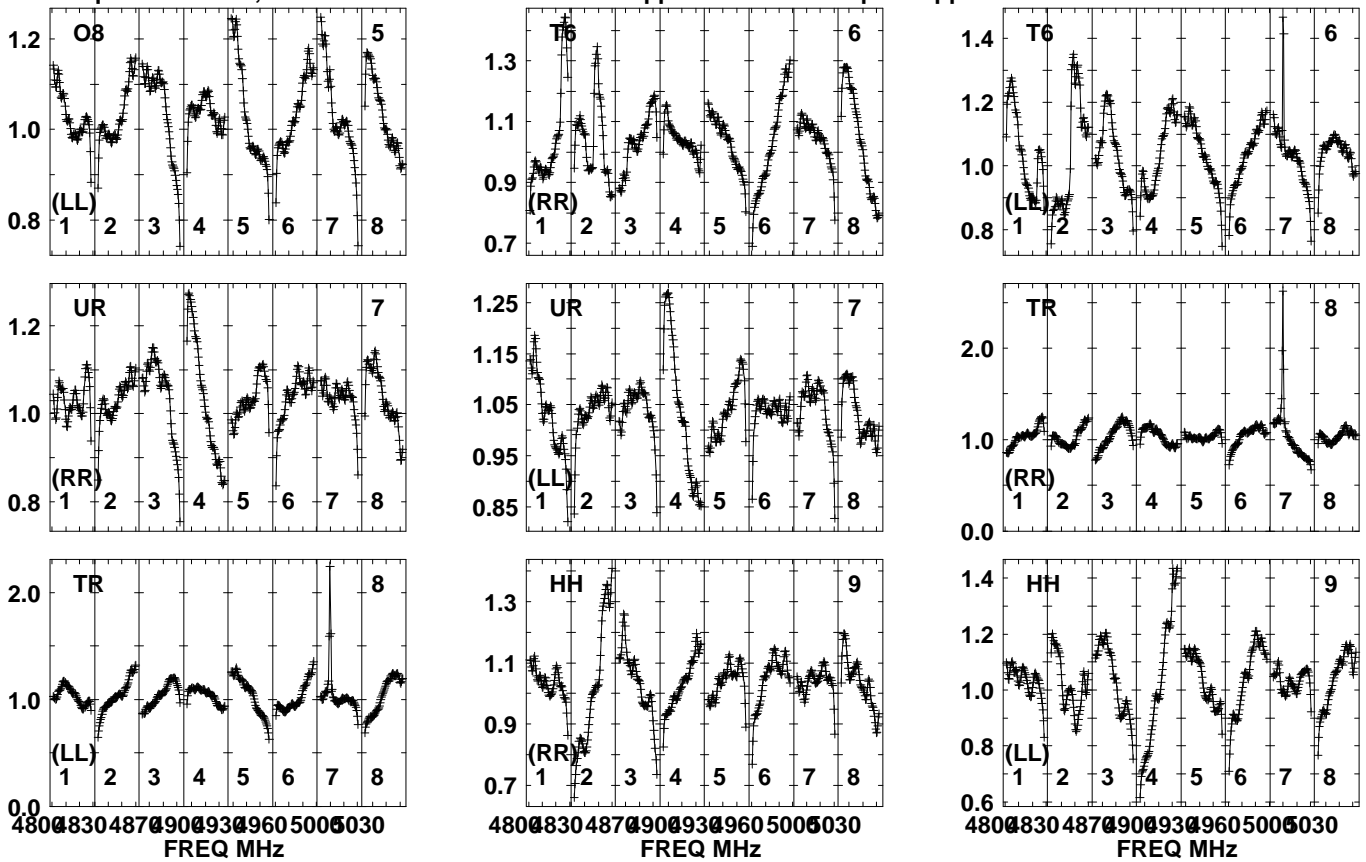
480083048709009309605005030
FREQ MHz

Lower frame: Real Jy
Auto-corr total-power spectrum Antenna: *
Timerange: 00/10:51:21 to 00/10:55:19

Plot file version 202 created 26-FEB-2024 13:12:30

TCRB EG128B.MSORT.1

Freq = 4.7990 GHz, Bw = 32.000 MH No calibration applied and no bandpass applied

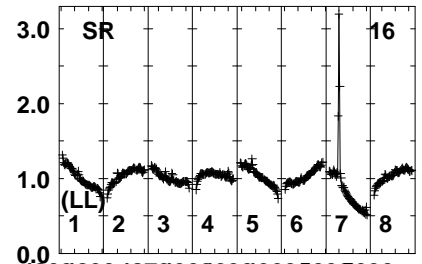
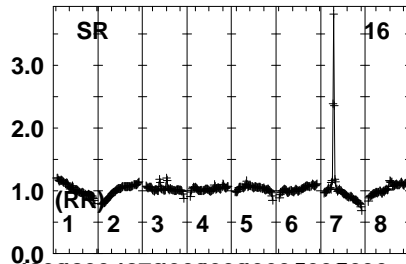
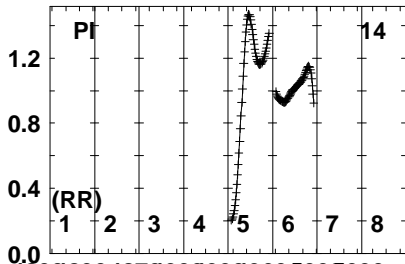
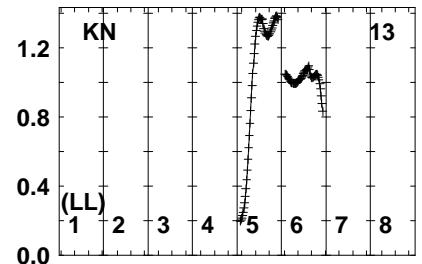
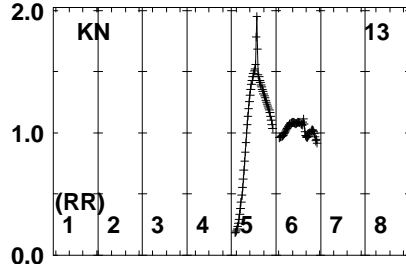
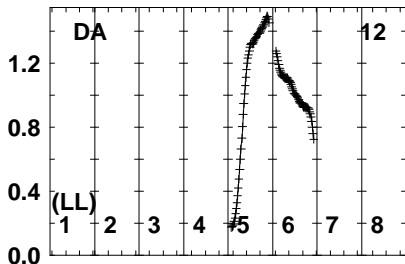
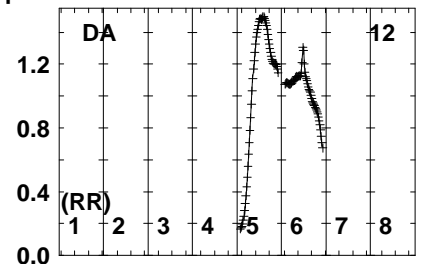
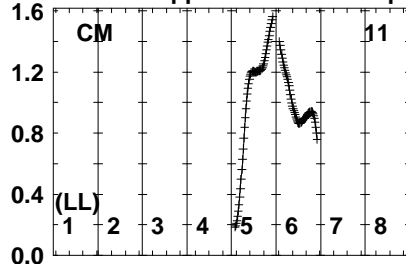
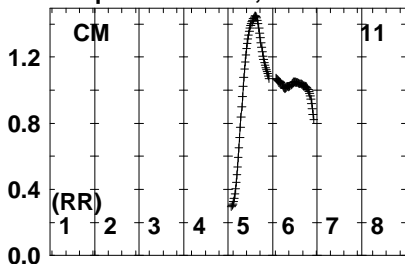


Lower frame: Real Jy
Auto-corr total-power spectrum Antenna: *
Timerange: 00/10:51:21 to 00/10:55:19

Plot file version 203 created 26-FEB-2024 13:12:31

TCRB EG128B.MSORT.1

Freq = 4.7990 GHz, Bw = 32.000 MH No calibration applied and no bandpass applied



480083048709009309605005030
FREQ MHz

480083048709009309605005030
FREQ MHz

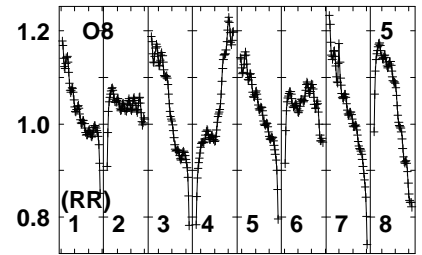
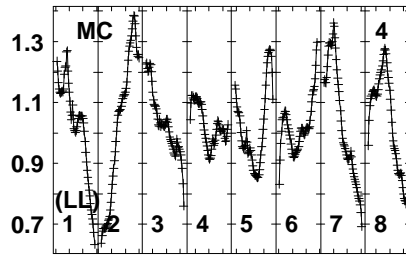
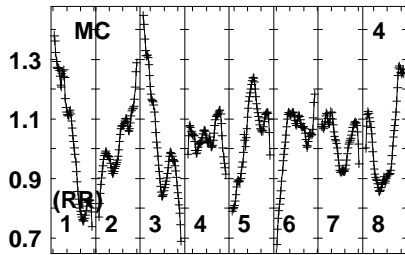
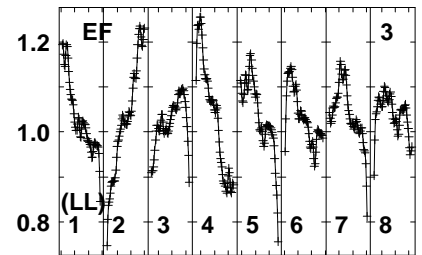
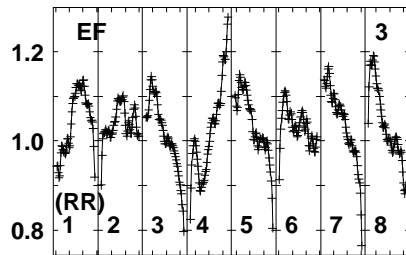
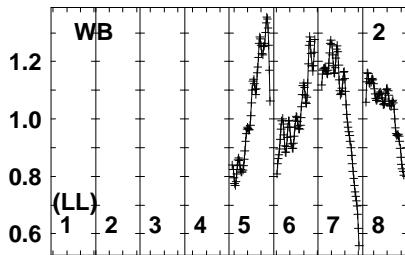
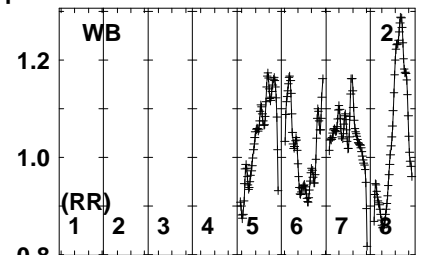
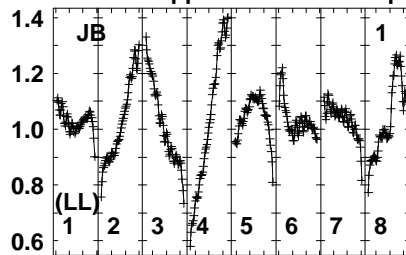
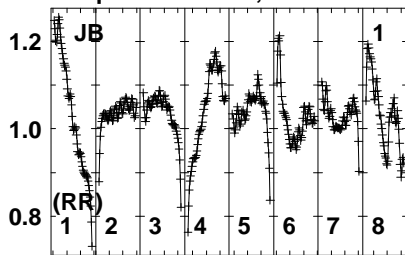
480083048709009309605005030
FREQ MHz

Lower frame: Real Jy
Auto-corr total-power spectrum Antenna: *
Timerange: 00/10:51:21 to 00/10:55:19

Plot file version 204 created 26-FEB-2024 13:12:31

J1602+2610 EG128B.MSORT.1

Freq = 4.7990 GHz, Bw = 32.000 MH No calibration applied and no bandpass applied



480083048709009309605005030
FREQ MHz

480083048709009309605005030
FREQ MHz

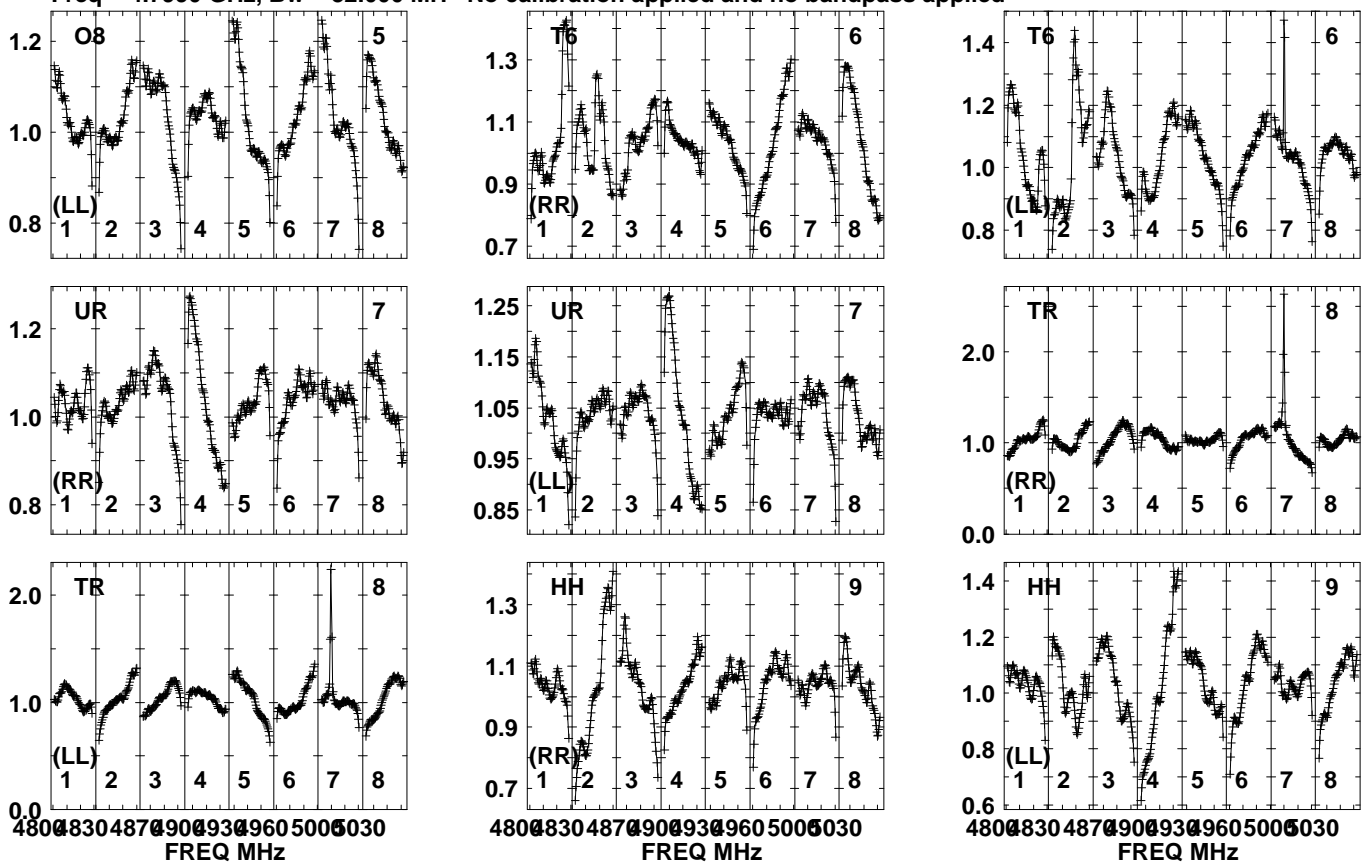
480083048709009309605005030
FREQ MHz

Lower frame: Real Jy
Auto-corr total-power spectrum Antenna: *
Timerange: 00/10:55:41 to 00/10:56:39

Plot file version 205 created 26-FEB-2024 13:12:31

J1602+2610 EG128B.MSORT.1

Freq = 4.7990 GHz, Bw = 32.000 MH No calibration applied and no bandpass applied

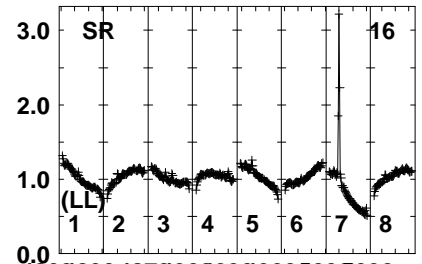
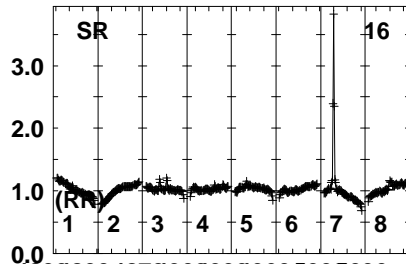
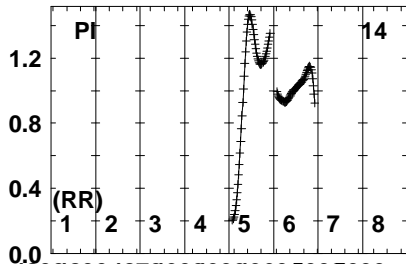
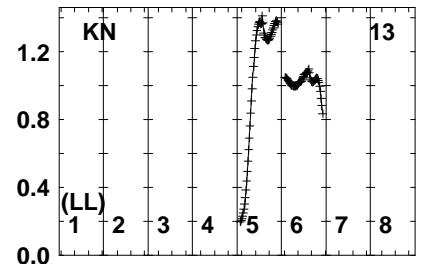
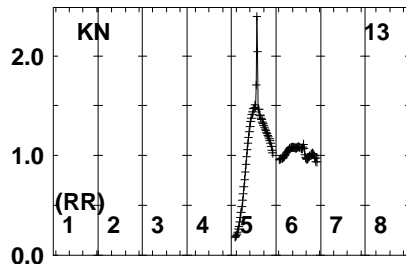
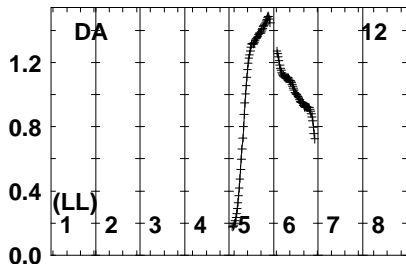
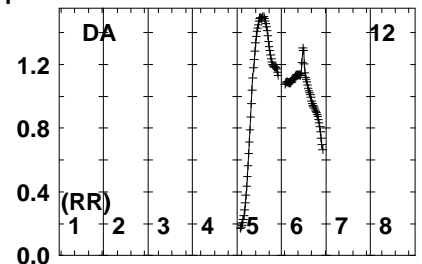
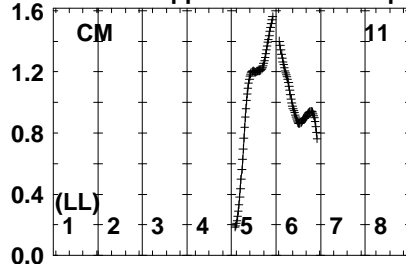
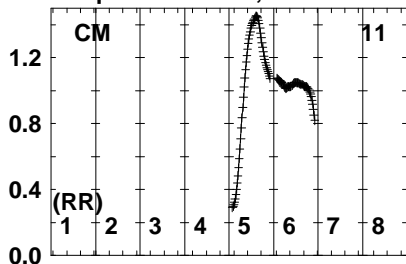


Lower frame: Real Jy
Auto-corr total-power spectrum Antenna: *
Timerange: 00/10:55:41 to 00/10:56:39

Plot file version 206 created 26-FEB-2024 13:12:31

J1602+2610 EG128B.MSORT.1

Freq = 4.7990 GHz, Bw = 32.000 MH No calibration applied and no bandpass applied



480083048709009309605005030
FREQ MHz

480083048709009309605005030
FREQ MHz

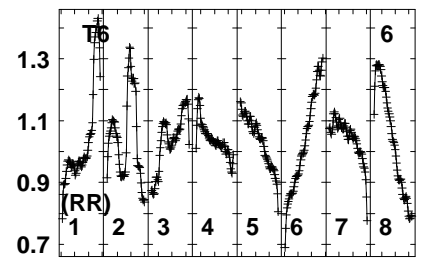
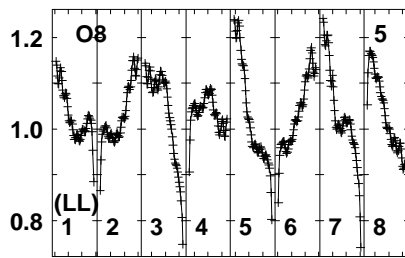
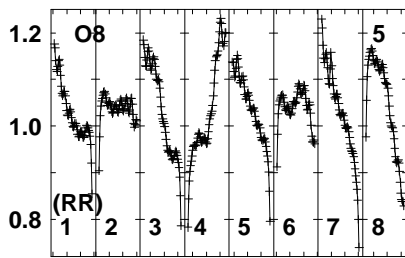
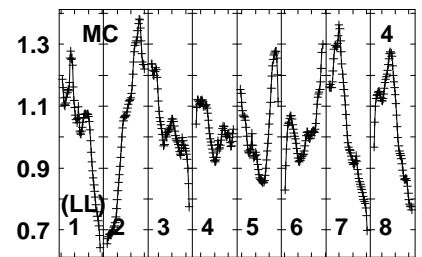
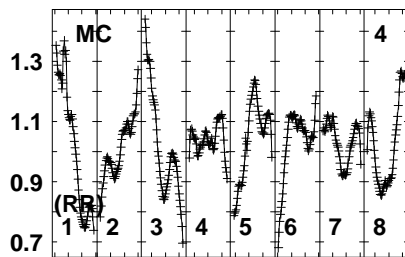
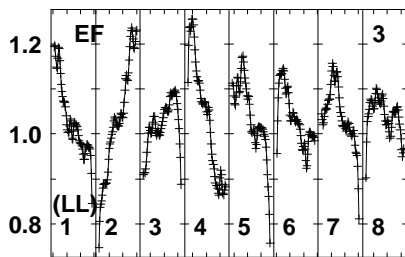
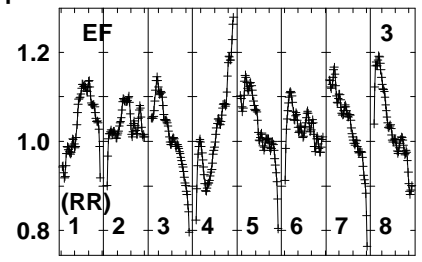
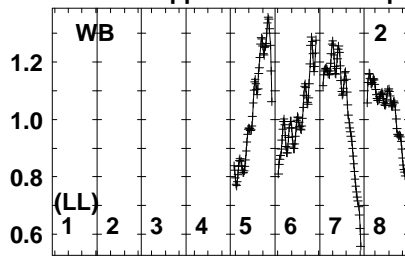
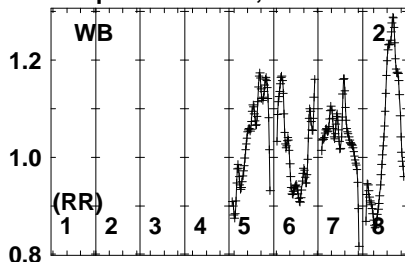
480083048709009309605005030
FREQ MHz

Lower frame: Real Jy
Auto-corr total-power spectrum Antenna: *
Timerange: 00/10:55:41 to 00/10:56:39

Plot file version 207 created 26-FEB-2024 13:12:31

J1559+2556 EG128B.MSORT.1

Freq = 4.7990 GHz, Bw = 32.000 MH No calibration applied and no bandpass applied



480083048709009309605005030
FREQ MHz

480083048709009309605005030
FREQ MHz

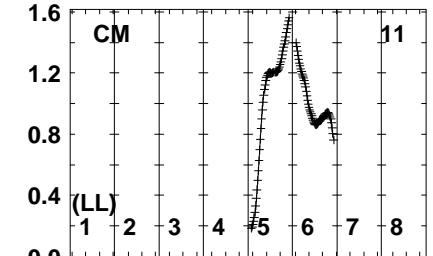
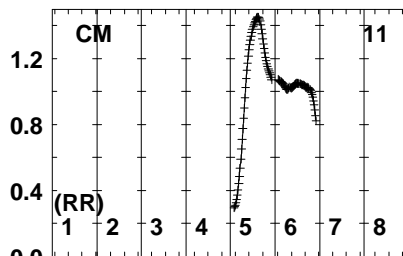
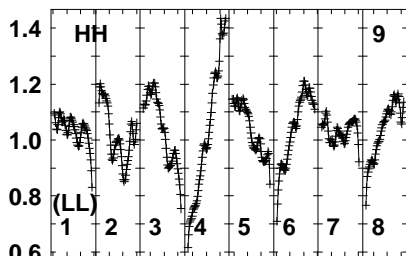
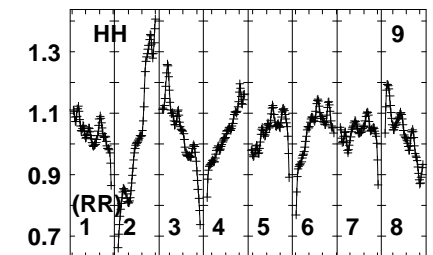
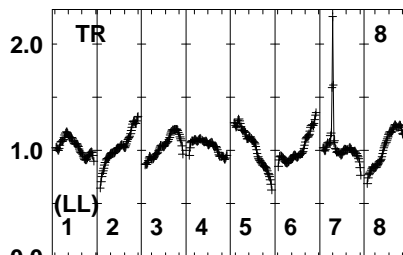
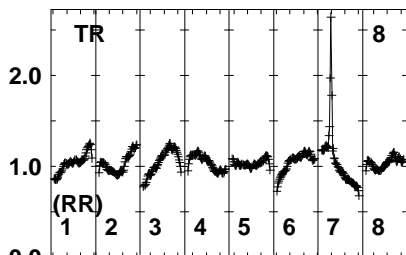
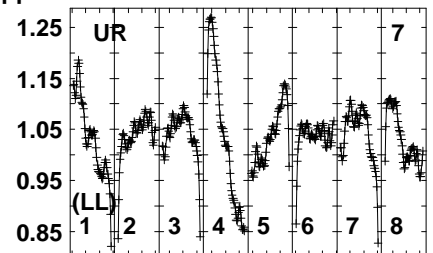
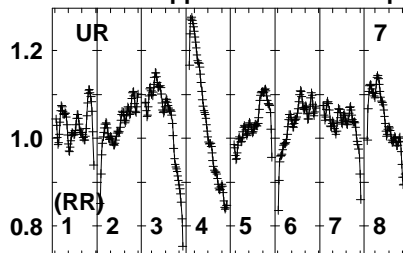
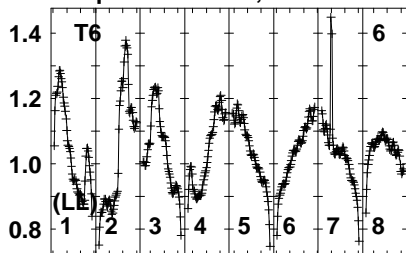
480083048709009309605005030
FREQ MHz

Lower frame: Real Jy
Auto-corr total-power spectrum Antenna: *
Timerange: 00/10:57:01 to 00/10:58:39

Plot file version 208 created 26-FEB-2024 13:12:31

J1559+2556 EG128B.MSORT.1

Freq = 4.7990 GHz, Bw = 32.000 MH No calibration applied and no bandpass applied



480 4830 4870 4900 4930 4960 5000 5030
FREQ MHz

480 4830 4870 4900 4930 4960 5000 5030
FREQ MHz

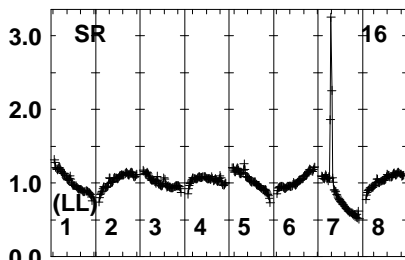
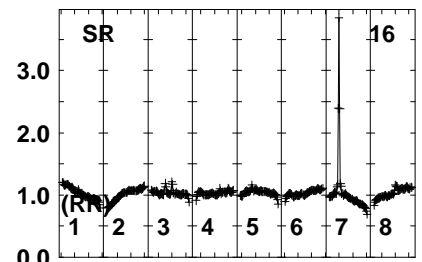
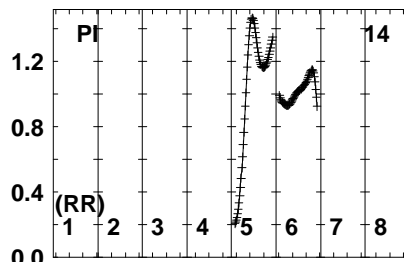
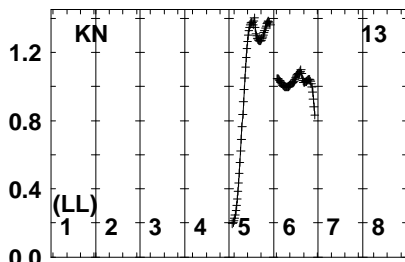
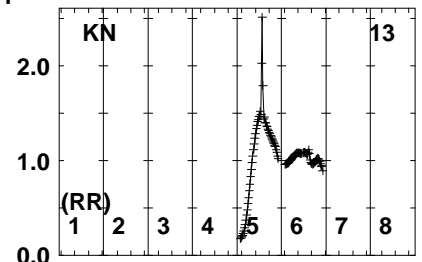
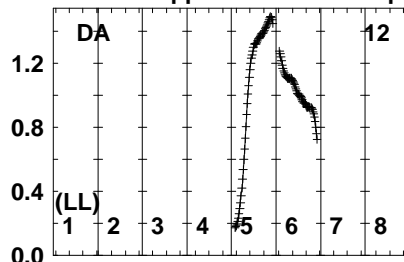
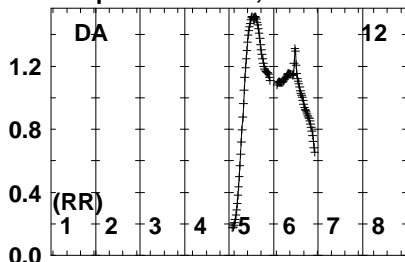
480 4830 4870 4900 4930 4960 5000 5030
FREQ MHz

Lower frame: Real Jy
Auto-corr total-power spectrum Antenna: *
Timerange: 00/10:57:01 to 00/10:58:39

Plot file version 209 created 26-FEB-2024 13:12:31

J1559+2556 EG128B.MSORT.1

Freq = 4.7990 GHz, Bw = 32.000 MH No calibration applied and no bandpass applied



4800483048704900493049605005030

FREQ MHz

Lower frame: Real Jy

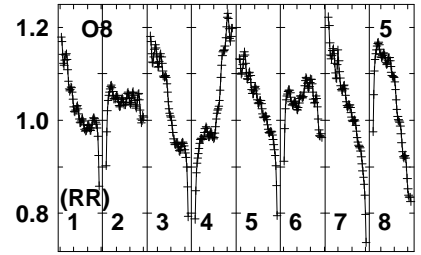
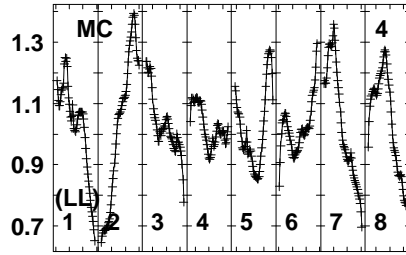
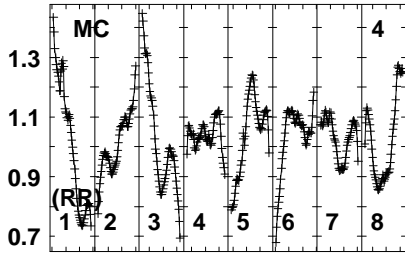
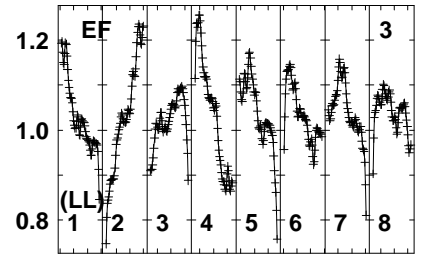
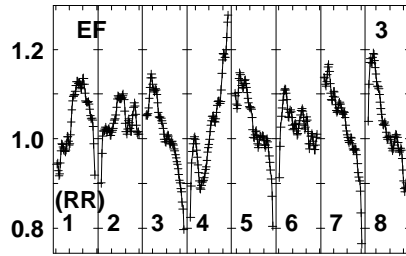
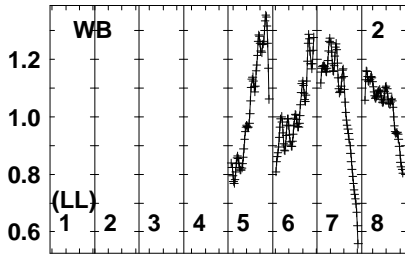
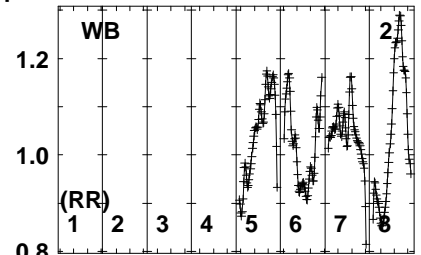
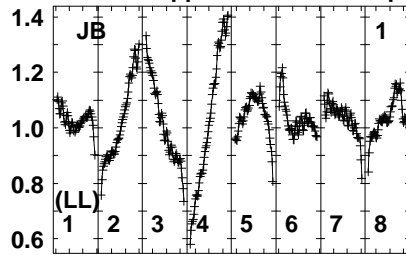
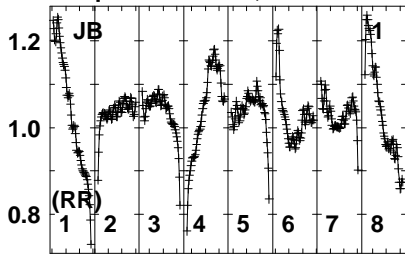
Auto-corr total-power spectrum Antenna: *

Timerange: 00/10:57:01 to 00/10:58:39

Plot file version 210 created 26-FEB-2024 13:12:32

J1602+2610 EG128B.MSORT.1

Freq = 4.7990 GHz, Bw = 32.000 MH No calibration applied and no bandpass applied



480083048709009309605005030
FREQ MHz

480083048709009309605005030
FREQ MHz

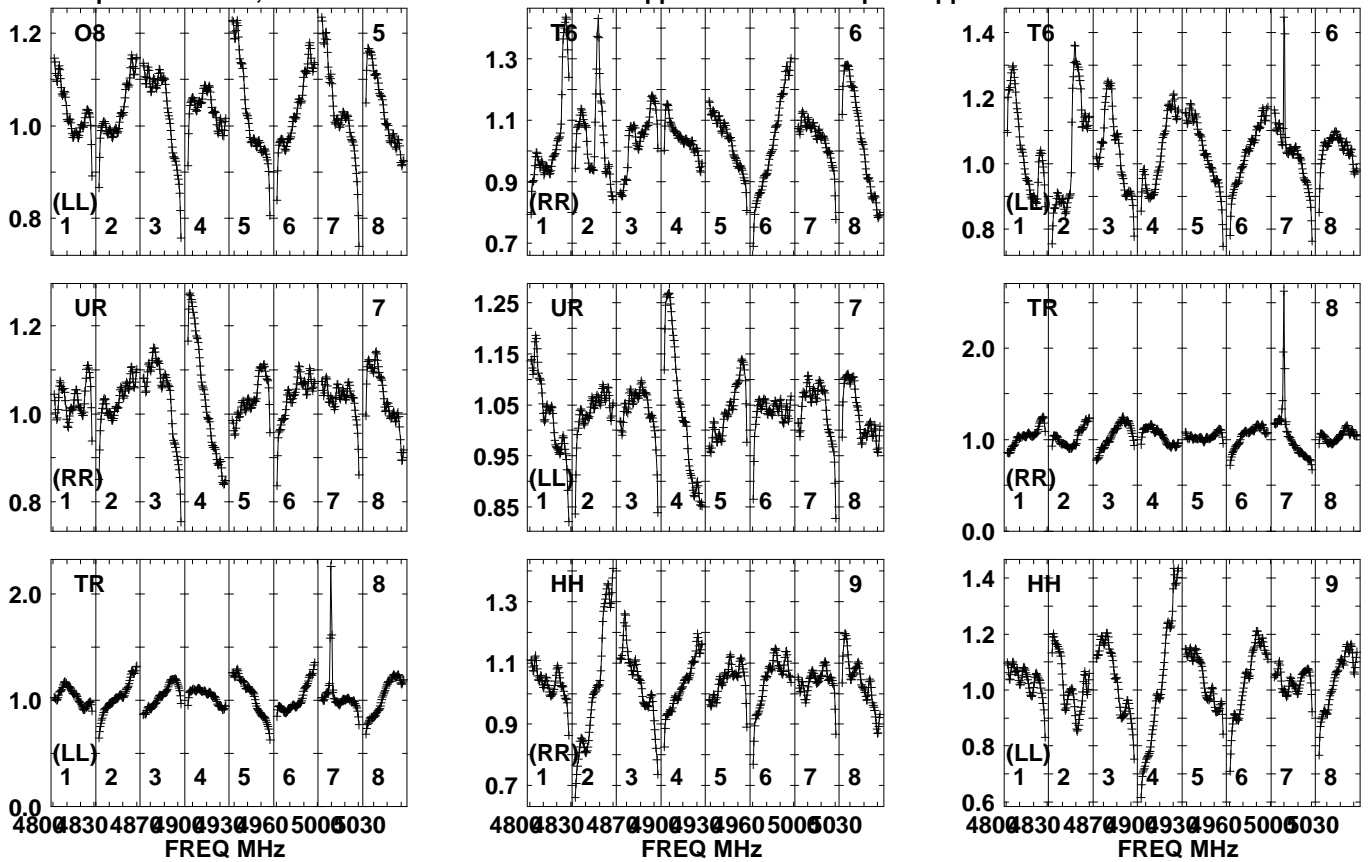
480083048709009309605005030
FREQ MHz

Lower frame: Real Jy
Auto-corr total-power spectrum Antenna: *
Timerange: 00/10:59:01 to 00/10:59:59

Plot file version 211 created 26-FEB-2024 13:12:32

J1602+2610 EG128B.MSORT.1

Freq = 4.7990 GHz, Bw = 32.000 MH No calibration applied and no bandpass applied

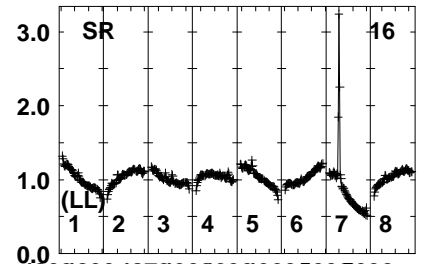
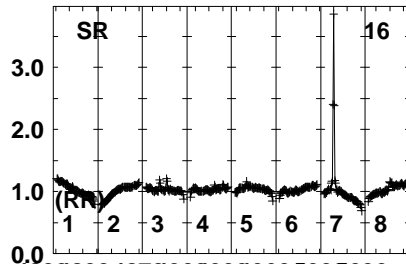
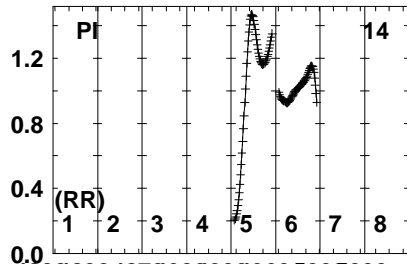
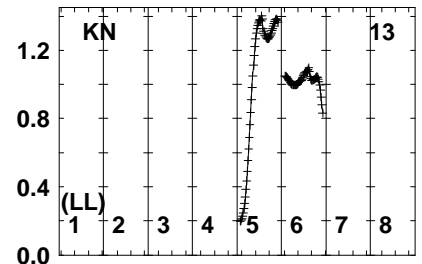
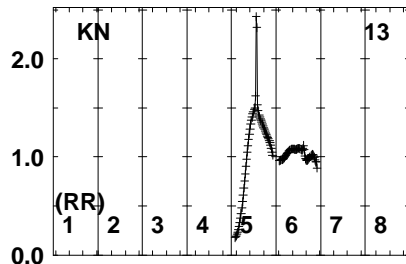
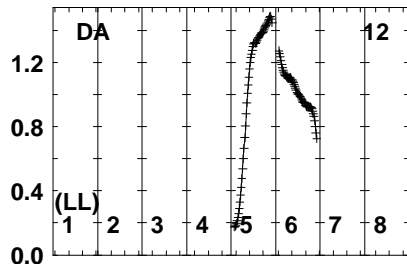
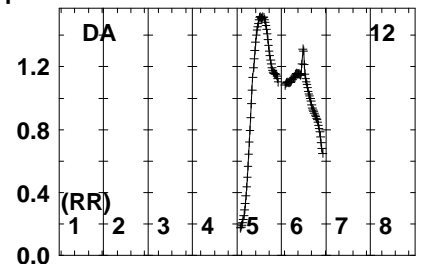
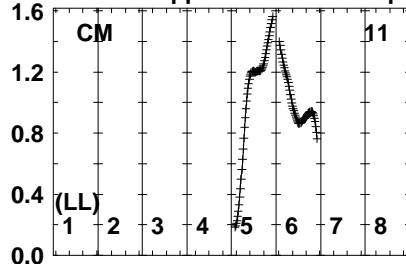
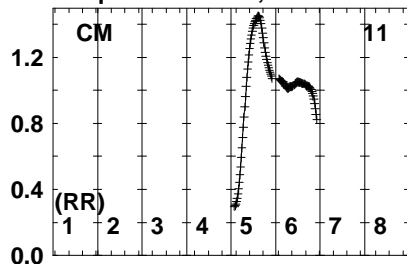


Lower frame: Real Jy
Auto-corr total-power spectrum Antenna: *
Timerange: 00/10:59:01 to 00/10:59:59

Plot file version 212 created 26-FEB-2024 13:12:32

J1602+2610 EG128B.MSORT.1

Freq = 4.7990 GHz, Bw = 32.000 MH No calibration applied and no bandpass applied



480083048709009309605005030
FREQ MHz

480083048709009309605005030
FREQ MHz

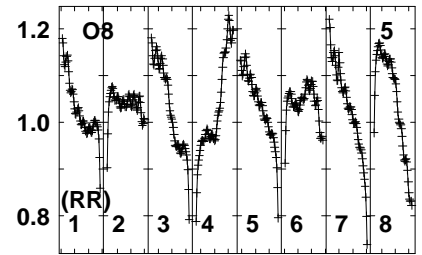
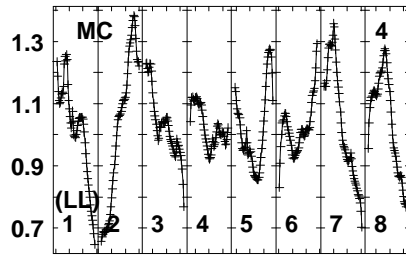
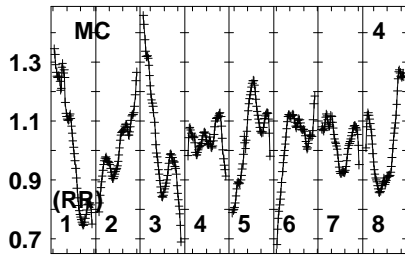
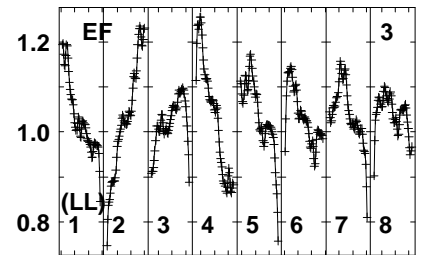
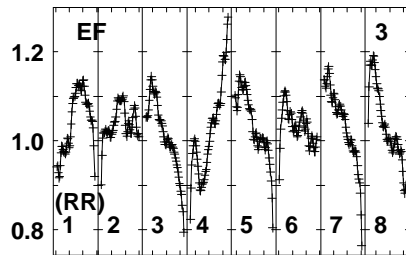
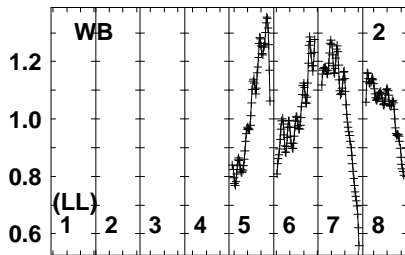
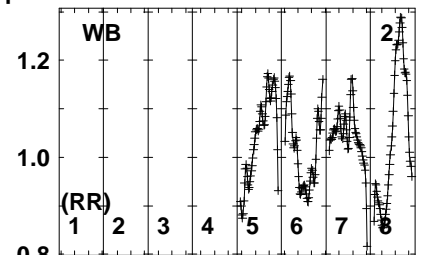
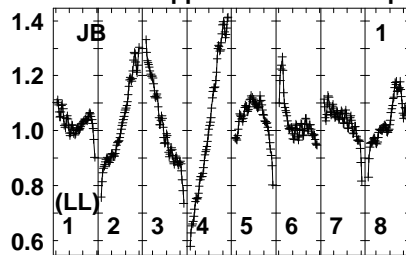
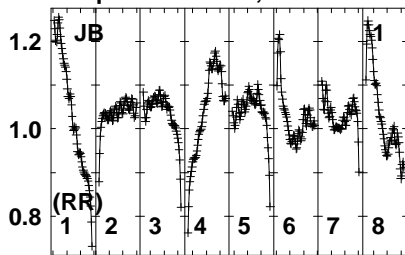
480083048709009309605005030
FREQ MHz

Lower frame: Real Jy
Auto-corr total-power spectrum Antenna: *
Timerange: 00/10:59:01 to 00/10:59:59

Plot file version 213 created 26-FEB-2024 13:12:32

TCRB EG128B.MSORT.1

Freq = 4.7990 GHz, Bw = 32.000 MH No calibration applied and no bandpass applied



480083048709009309605005030
FREQ MHz

480083048709009309605005030
FREQ MHz

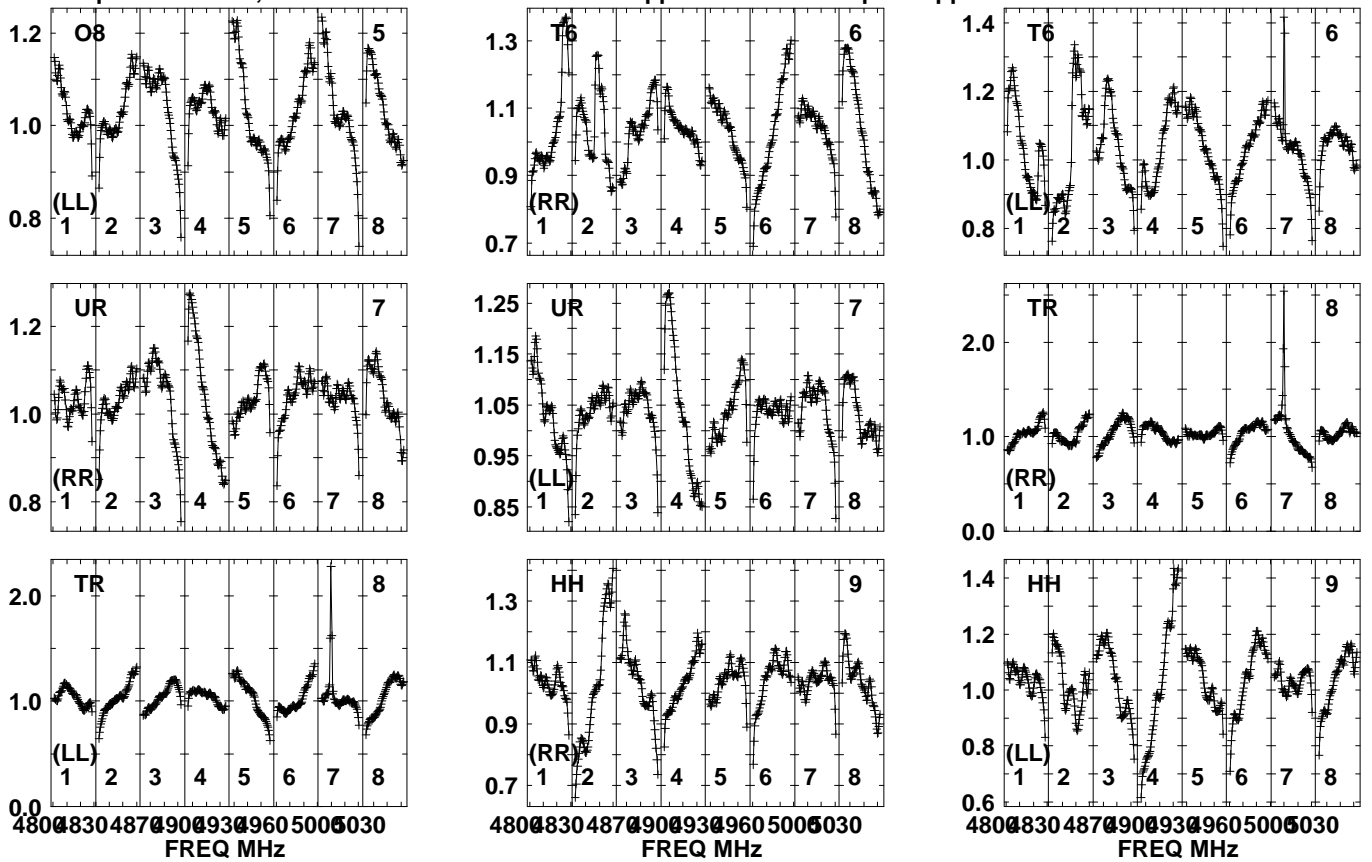
480083048709009309605005030
FREQ MHz

Lower frame: Real Jy
Auto-corr total-power spectrum Antenna: *
Timerange: 00/11:00:21 to 00/11:04:19

Plot file version 214 created 26-FEB-2024 13:12:32

TCRB EG128B.MSORT.1

Freq = 4.7990 GHz, Bw = 32.000 MH No calibration applied and no bandpass applied

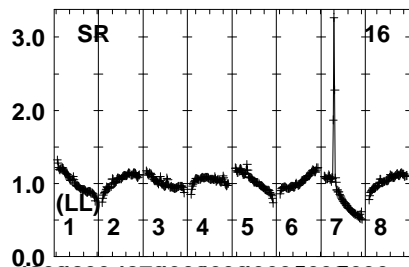
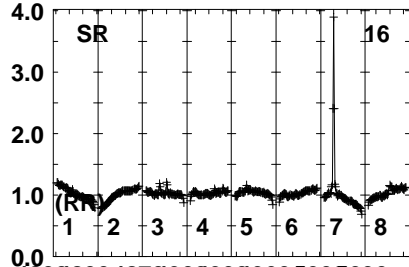
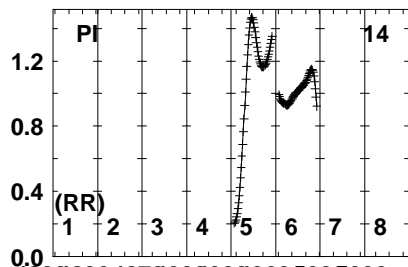
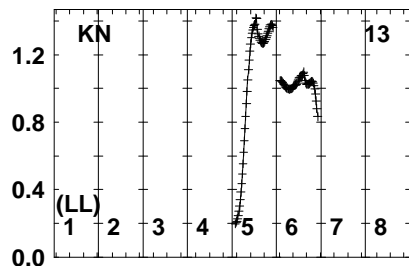
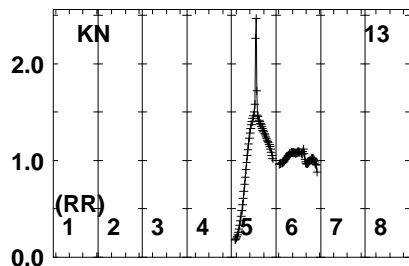
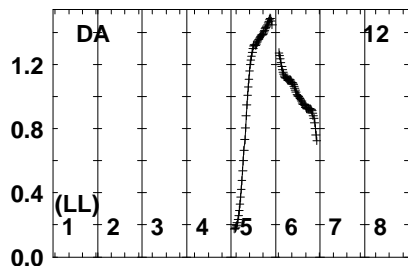
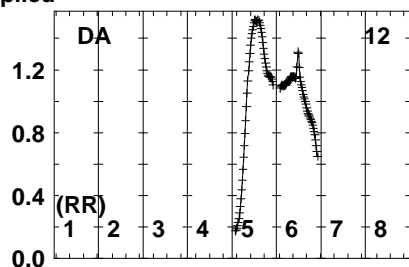
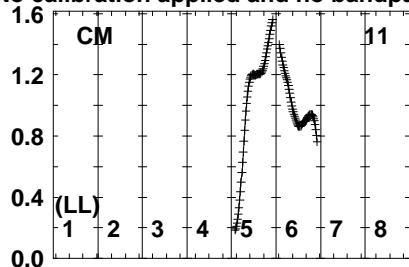
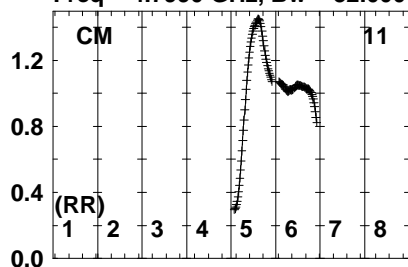


Lower frame: Real Jy
Auto-corr total-power spectrum Antenna: *
Timerange: 00/11:00:21 to 00/11:04:19

Plot file version 215 created 26-FEB-2024 13:12:33

TCRB EG128B.MSORT.1

Freq = 4.7990 GHz, Bw = 32.000 MH No calibration applied and no bandpass applied



480083048709009309605005030
FREQ MHz

480083048709009309605005030
FREQ MHz

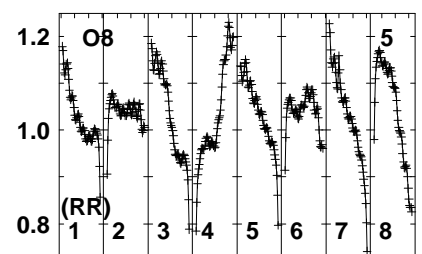
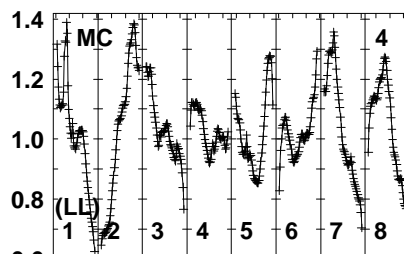
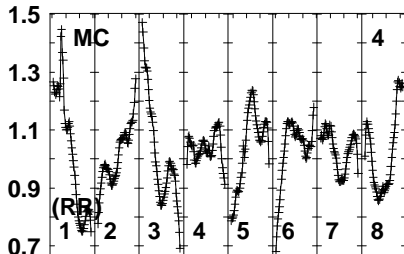
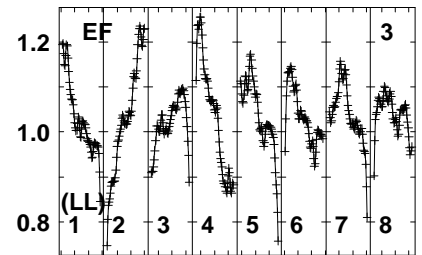
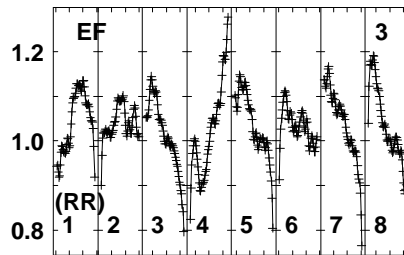
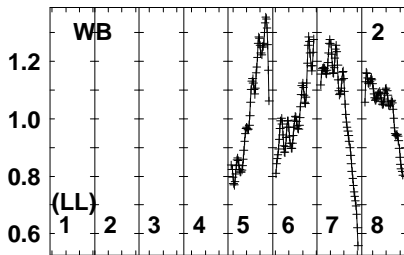
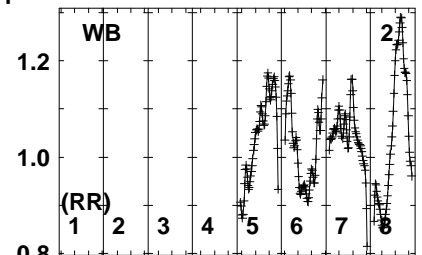
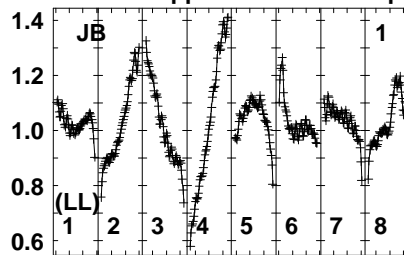
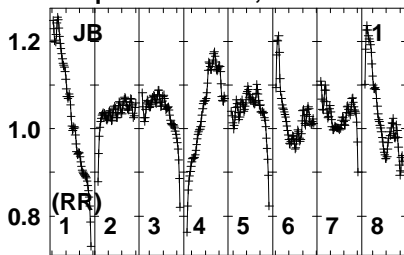
480083048709009309605005030
FREQ MHz

Lower frame: Real Jy
Auto-corr total-power spectrum Antenna: *
Timerange: 00/11:00:21 to 00/11:04:19

Plot file version 216 created 26-FEB-2024 13:12:33

J1602+2610 EG128B.MSORT.1

Freq = 4.7990 GHz, Bw = 32.000 MH No calibration applied and no bandpass applied



480083048709009309605005030
FREQ MHz

480083048709009309605005030
FREQ MHz

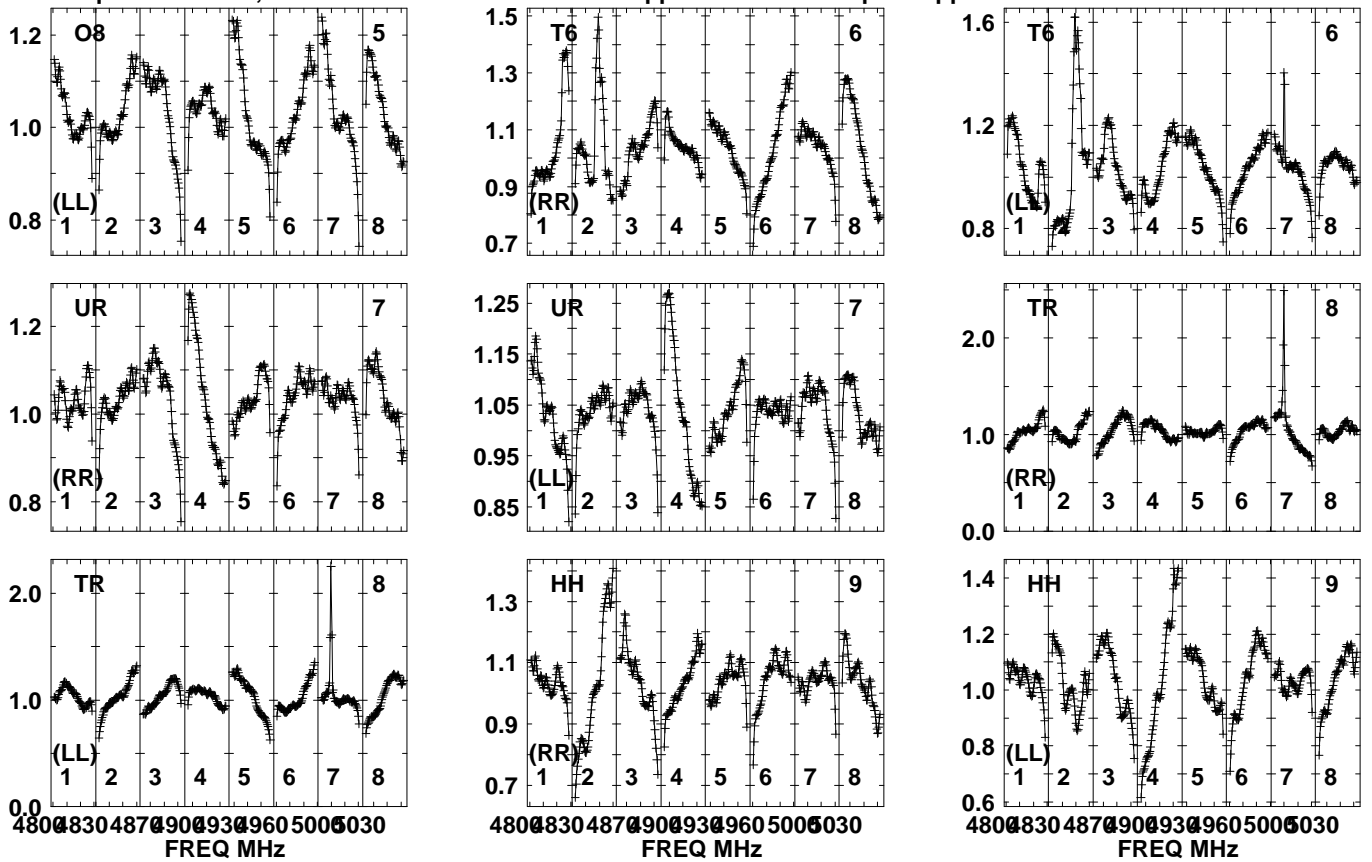
480083048709009309605005030
FREQ MHz

Lower frame: Real Jy
Auto-corr total-power spectrum Antenna: *
Timerange: 00/11:04:41 to 00/11:05:39

Plot file version 217 created 26-FEB-2024 13:12:33

J1602+2610 EG128B.MSORT.1

Freq = 4.7990 GHz, Bw = 32.000 MH No calibration applied and no bandpass applied

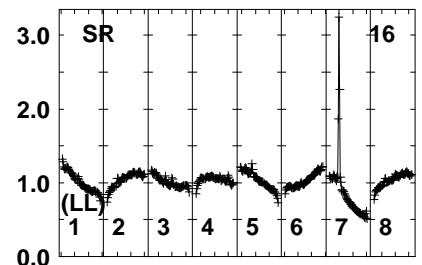
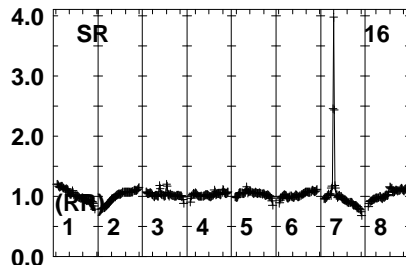
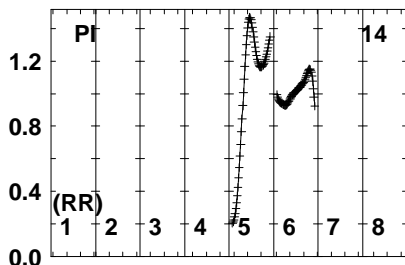
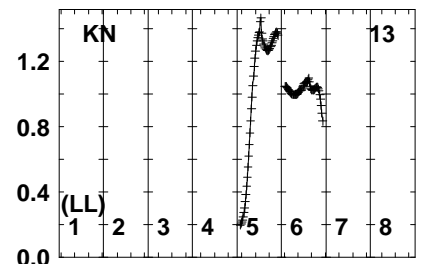
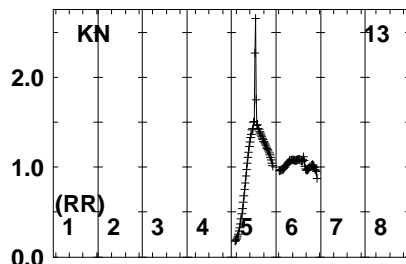
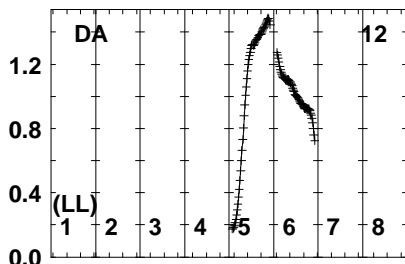
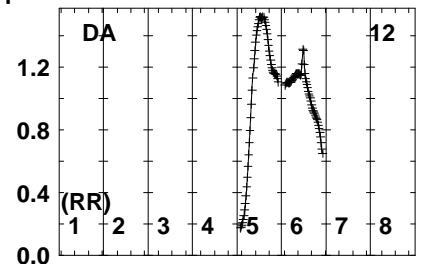
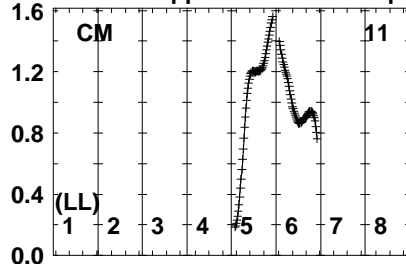
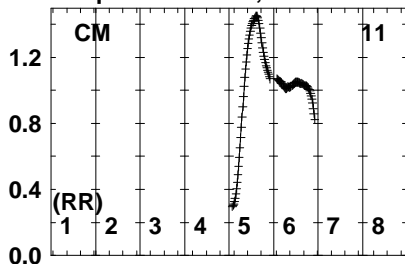


Lower frame: Real Jy
Auto-corr total-power spectrum Antenna: *
Timerange: 00/11:04:41 to 00/11:05:39

Plot file version 218 created 26-FEB-2024 13:12:33

J1602+2610 EG128B.MSORT.1

Freq = 4.7990 GHz, Bw = 32.000 MH No calibration applied and no bandpass applied



480083048709009309605005030
FREQ MHz

480083048709009309605005030
FREQ MHz

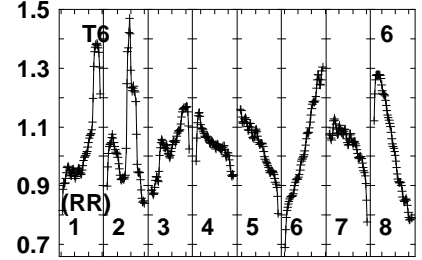
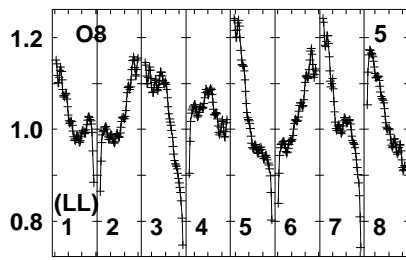
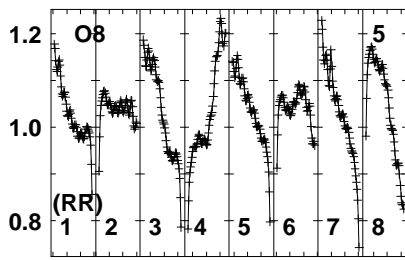
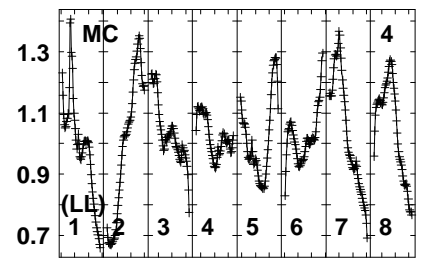
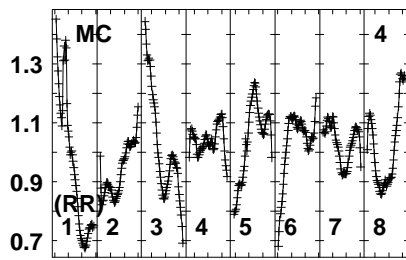
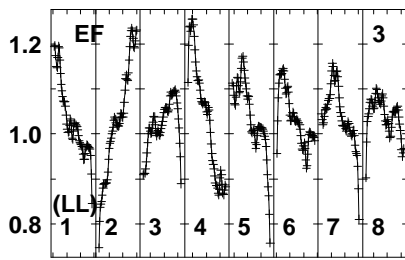
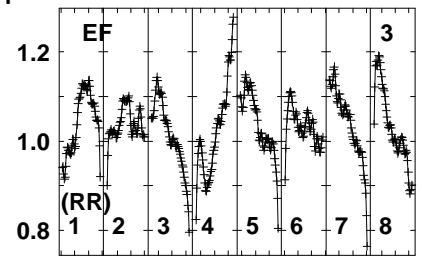
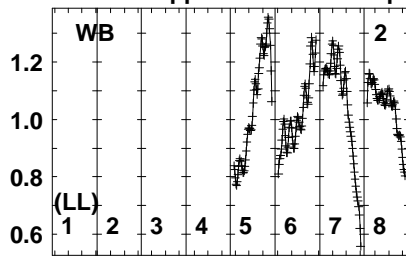
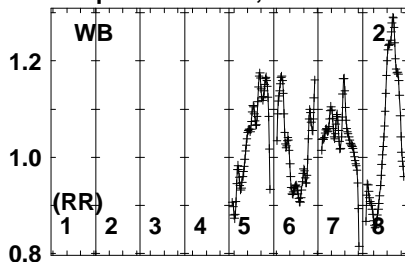
480083048709009309605005030
FREQ MHz

Lower frame: Real Jy
Auto-corr total-power spectrum Antenna: *
Timerange: 00/11:04:41 to 00/11:05:39

Plot file version 219 created 26-FEB-2024 13:12:34

TCRB EG128B.MSORT.1

Freq = 4.7990 GHz, Bw = 32.000 MH No calibration applied and no bandpass applied



480083048709009309605005030
FREQ MHz

480083048709009309605005030
FREQ MHz

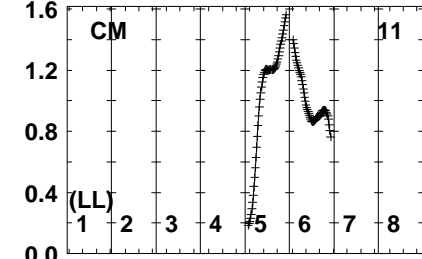
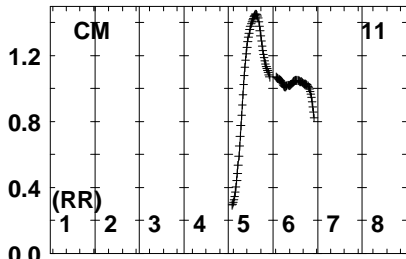
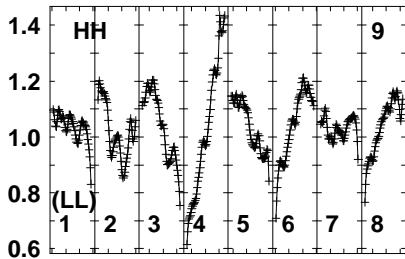
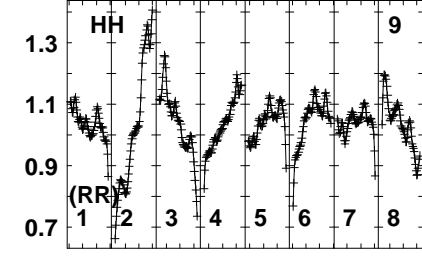
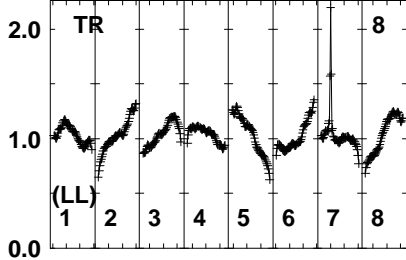
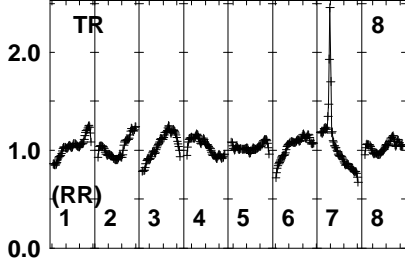
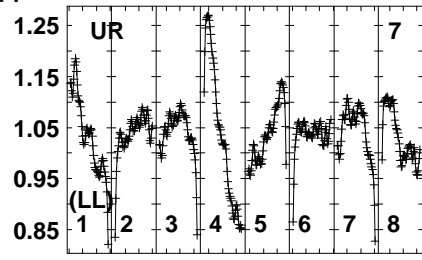
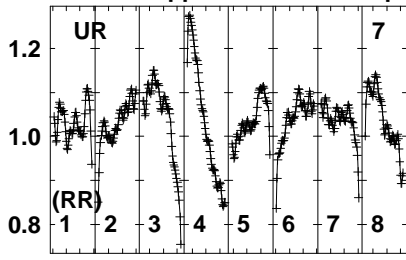
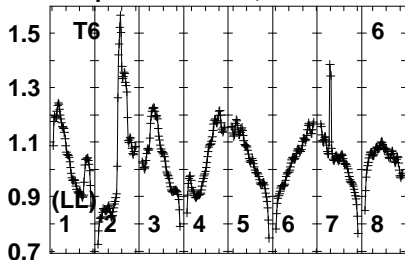
480083048709009309605005030
FREQ MHz

Lower frame: Real Jy
Auto-corr total-power spectrum Antenna: *
Timerange: 00/11:06:01 to 00/11:09:39

Plot file version 220 created 26-FEB-2024 13:12:34

TCRB EG128B.MSORT.1

Freq = 4.7990 GHz, Bw = 32.000 MH No calibration applied and no bandpass applied



4800 8304 8709 9304 9605 0050 0503
FREQ MHz

4800 8304 8709 9304 9605 0050 0503
FREQ MHz

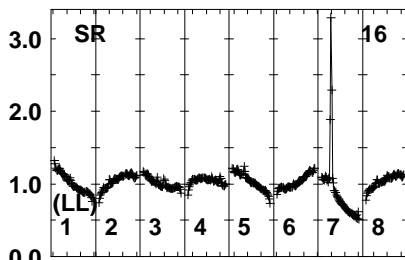
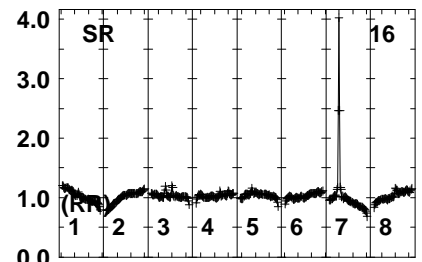
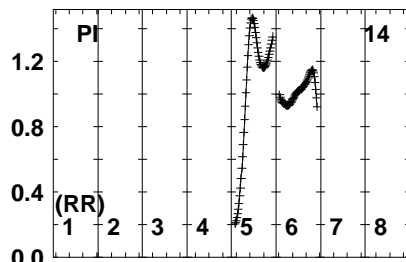
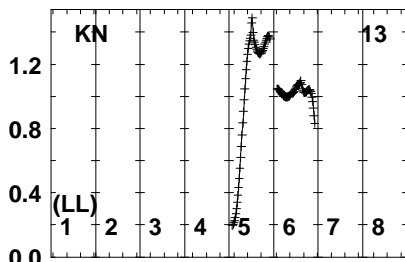
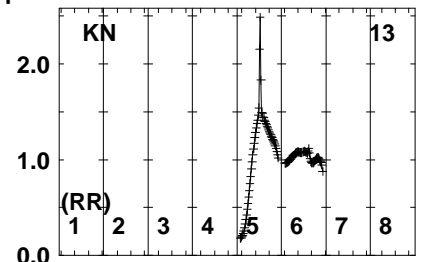
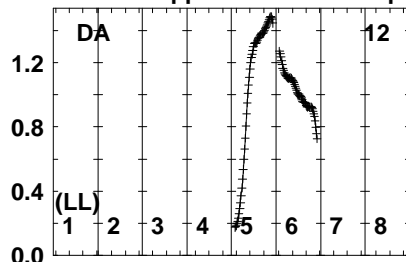
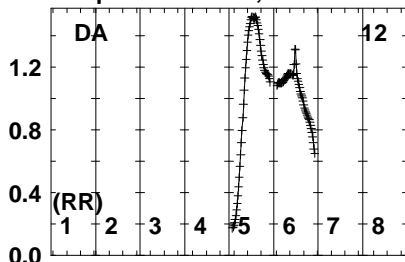
4800 8304 8709 9304 9605 0050 0503
FREQ MHz

Lower frame: Real Jy
Auto-corr total-power spectrum Antenna: *
Timerange: 00/11:06:01 to 00/11:09:39

Plot file version 221 created 26-FEB-2024 13:12:34

TCRB EG128B.MSORT.1

Freq = 4.7990 GHz, Bw = 32.000 MH No calibration applied and no bandpass applied



48004830487049004930496050005030

FREQ MHz

Lower frame: Real Jy

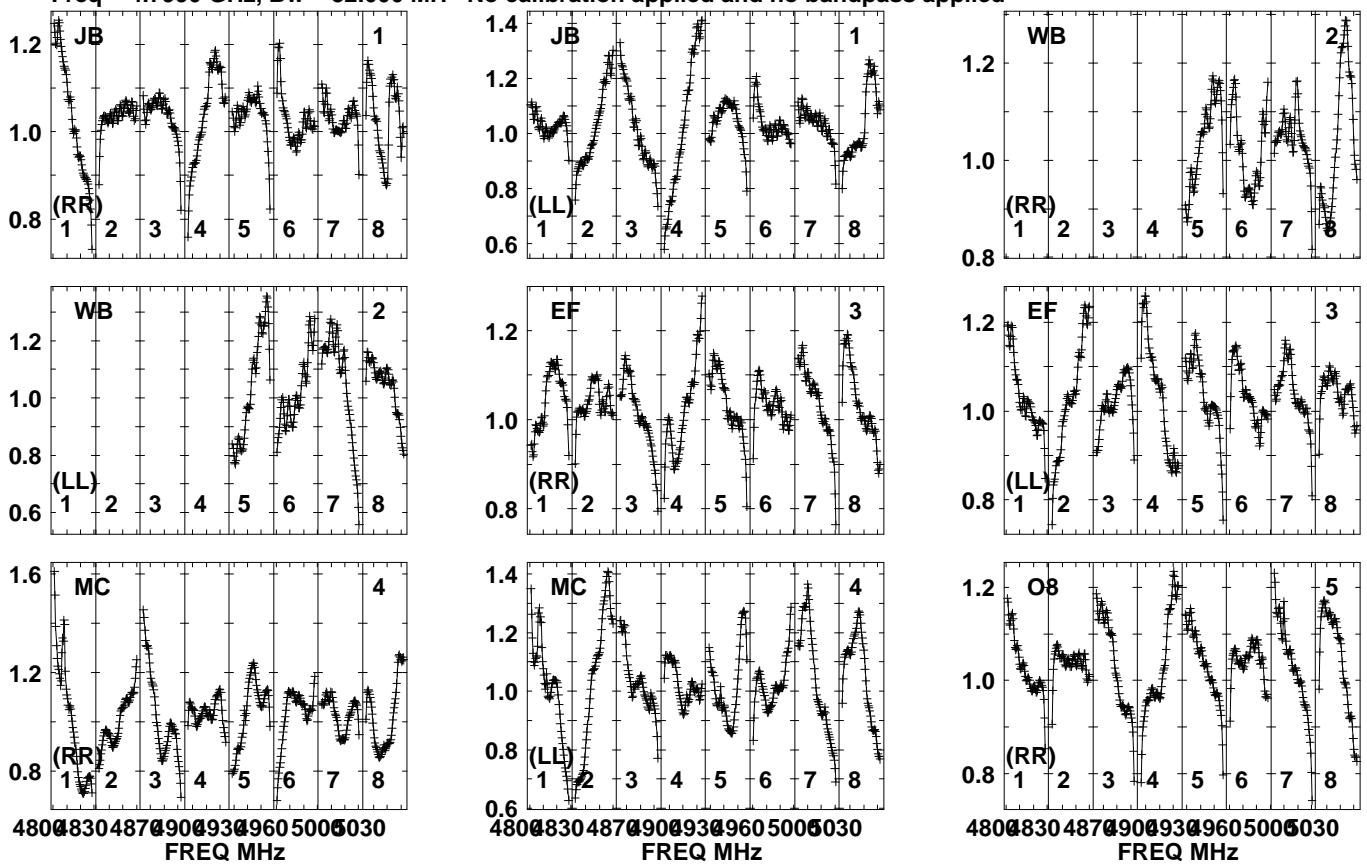
Auto-corr total-power spectrum Antenna: *

Timerange: 00/11:06:01 to 00/11:09:39

Plot file version 222 created 26-FEB-2024 13:12:34

J1602+2610 EG128B.MSORT.1

Freq = 4.7990 GHz, Bw = 32.000 MH No calibration applied and no bandpass applied

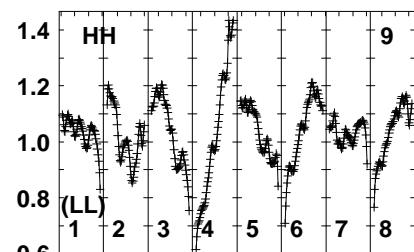
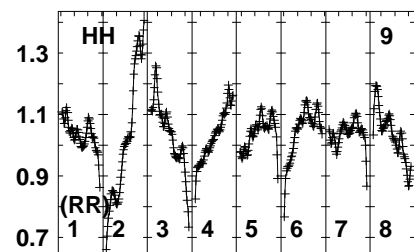
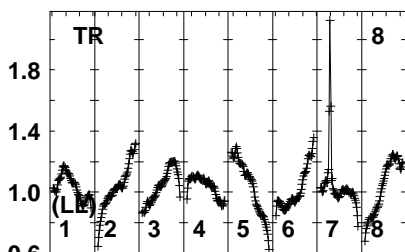
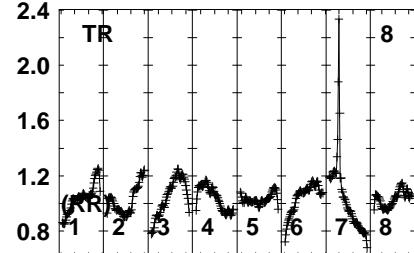
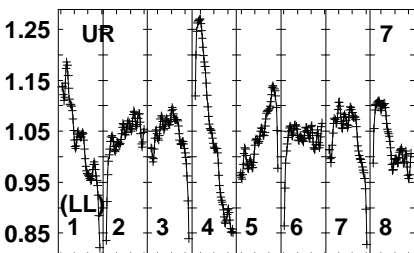
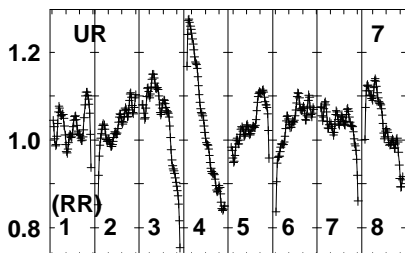
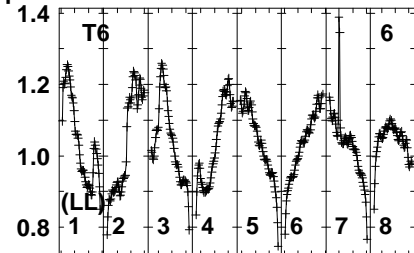
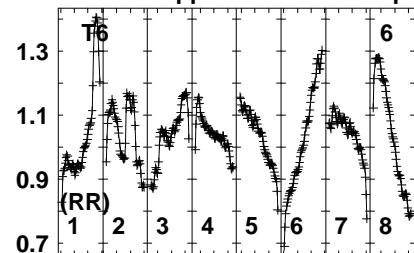
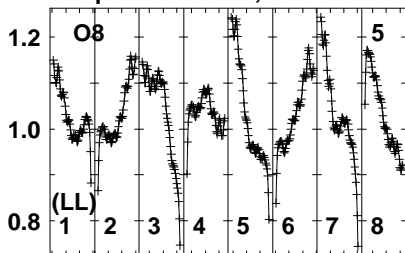


Lower frame: Real Jy
Auto-corr total-power spectrum Antenna: *
Timerange: 00/11:10:01 to 00/11:10:59

Plot file version 223 created 26-FEB-2024 13:12:34

J1602+2610 EG128B.MSORT.1

Freq = 4.7990 GHz, Bw = 32.000 MH No calibration applied and no bandpass applied



4800 4830 4870 4900 4930 4960 5000 5030
FREQ MHz

4800 4830 4870 4900 4930 4960 5000 5030
FREQ MHz

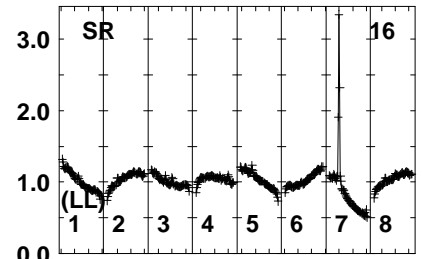
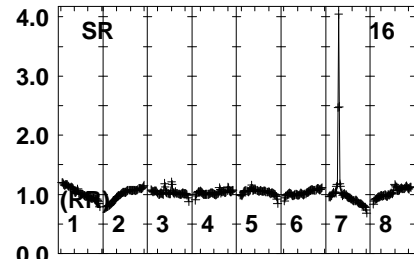
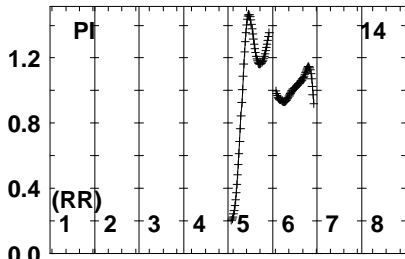
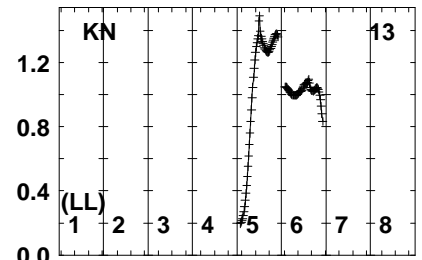
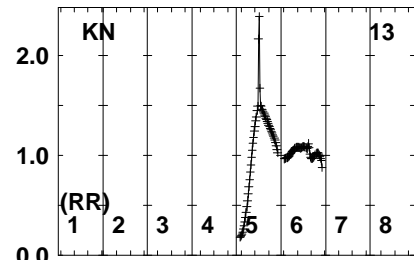
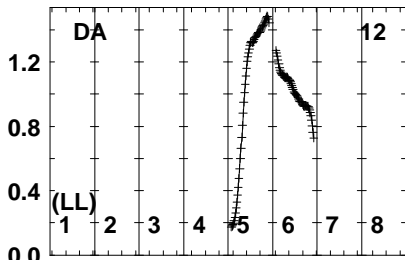
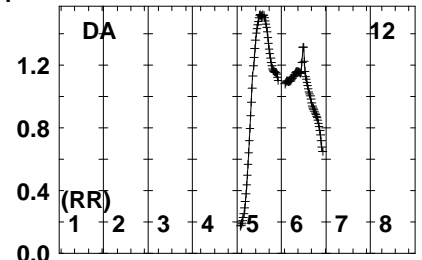
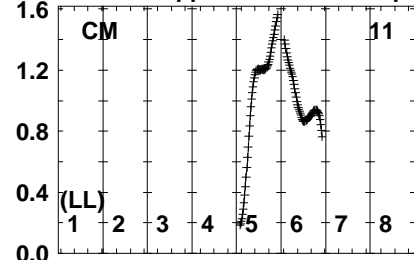
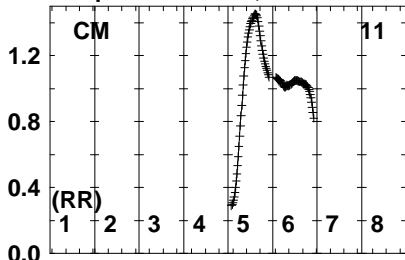
4800 4830 4870 4900 4930 4960 5000 5030
FREQ MHz

Lower frame: Real Jy
Auto-corr total-power spectrum Antenna: *
Timerange: 00/11:10:01 to 00/11:10:59

Plot file version 224 created 26-FEB-2024 13:12:34

J1602+2610 EG128B.MSORT.1

Freq = 4.7990 GHz, Bw = 32.000 MH No calibration applied and no bandpass applied



480083048709009309605005030
FREQ MHz

480083048709009309605005030
FREQ MHz

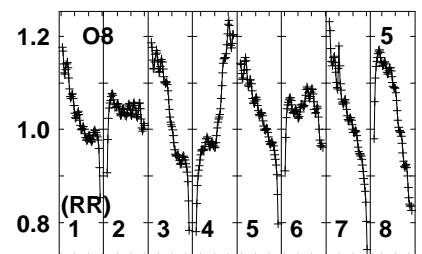
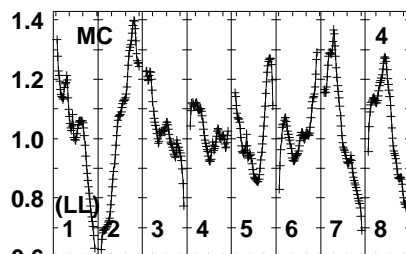
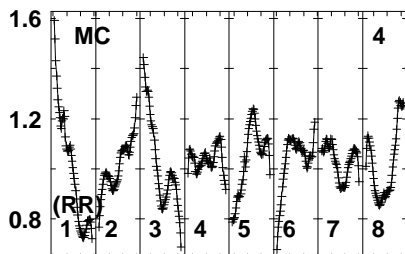
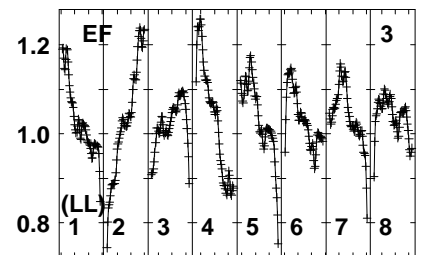
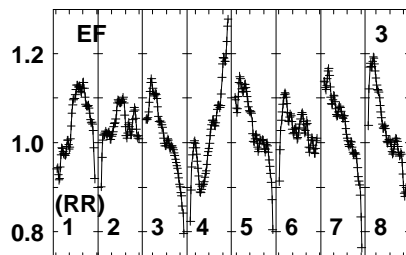
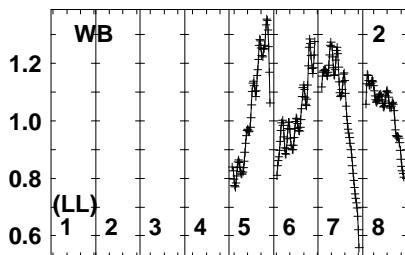
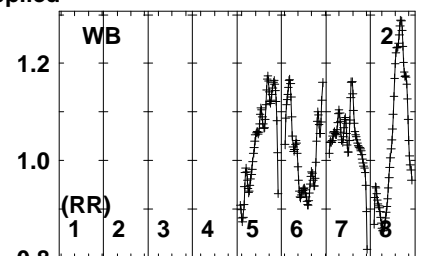
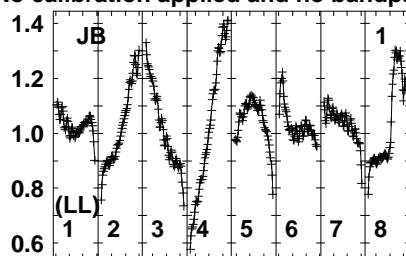
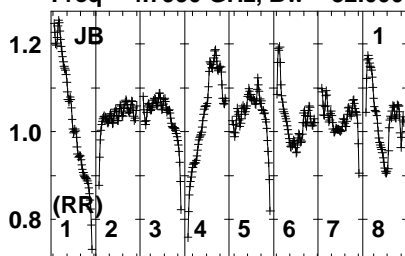
480083048709009309605005030
FREQ MHz

Lower frame: Real Jy
Auto-corr total-power spectrum Antenna: *
Timerange: 00/11:10:01 to 00/11:10:59

Plot file version 225 created 26-FEB-2024 13:12:35

TCRB EG128B.MSORT.1

Freq = 4.7990 GHz, Bw = 32.000 MH No calibration applied and no bandpass applied



480083048709009309605005030
FREQ MHz

480083048709009309605005030
FREQ MHz

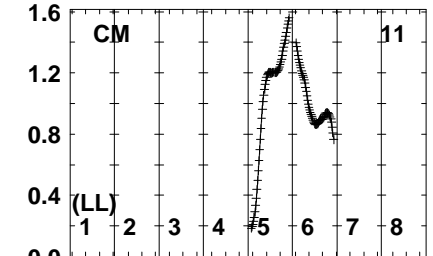
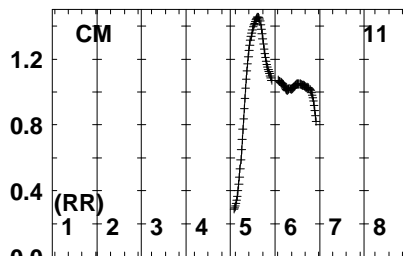
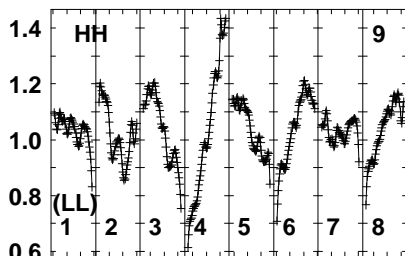
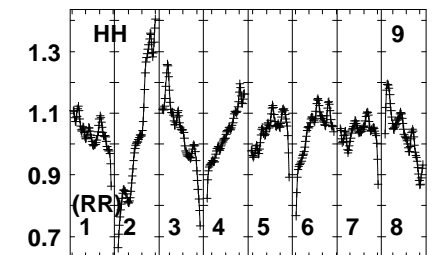
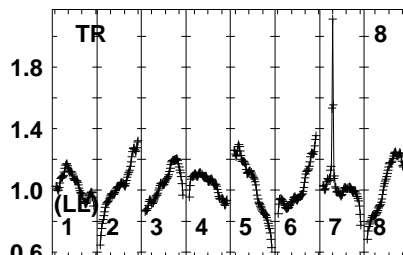
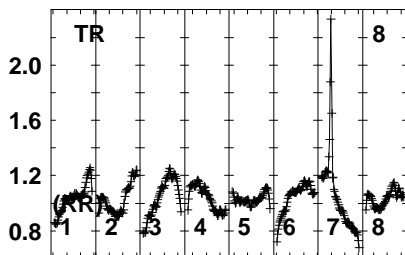
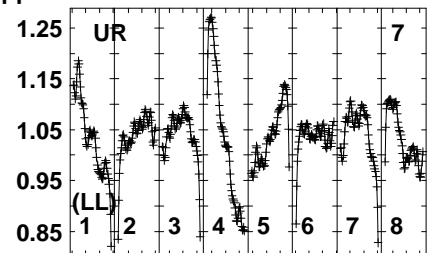
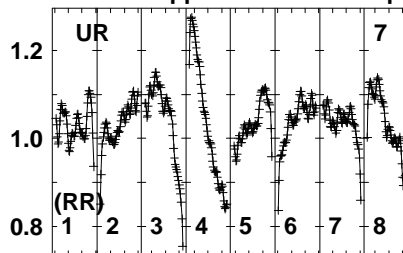
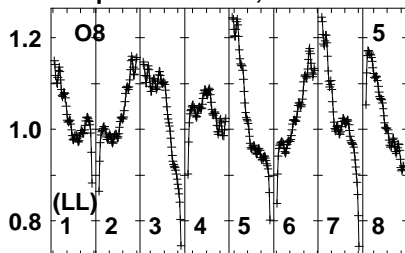
480083048709009309605005030
FREQ MHz

Lower frame: Real Jy
Auto-corr total-power spectrum Antenna: *
Timerange: 00/11:11:21 to 00/11:15:19

Plot file version 226 created 26-FEB-2024 13:12:35

TCRB EG128B.MSORT.1

Freq = 4.7990 GHz, Bw = 32.000 MH No calibration applied and no bandpass applied



480083048709009309605005030
FREQ MHz

480083048709009309605005030
FREQ MHz

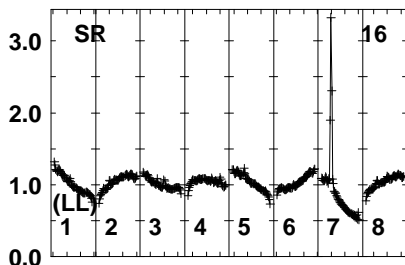
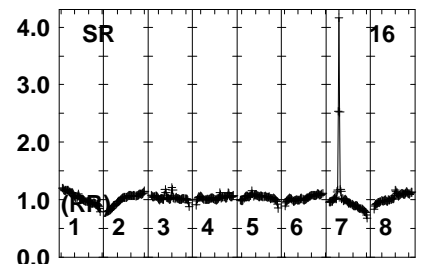
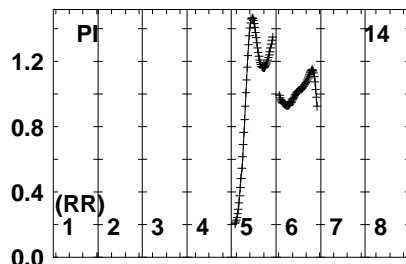
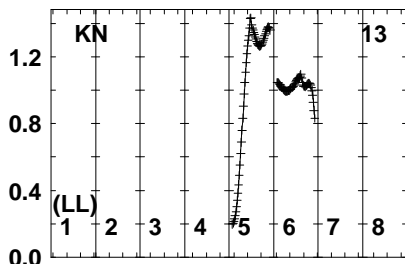
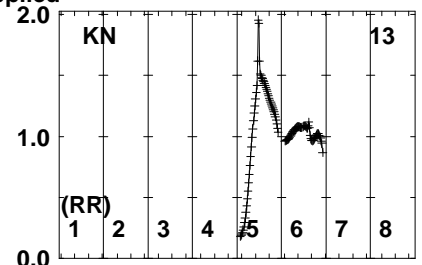
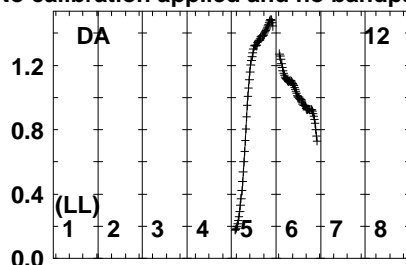
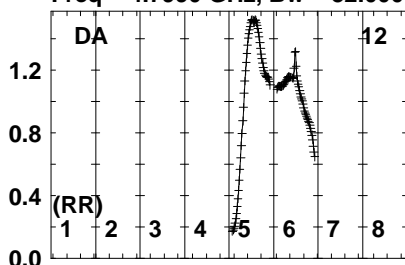
480083048709009309605005030
FREQ MHz

Lower frame: Real Jy
Auto-corr total-power spectrum Antenna: *
Timerange: 00/11:11:21 to 00/11:15:19

Plot file version 227 created 26-FEB-2024 13:12:35

TCRB EG128B.MSORT.1

Freq = 4.7990 GHz, Bw = 32.000 MH No calibration applied and no bandpass applied



4800483048709009309605005030

FREQ MHz

Lower frame: Real Jy

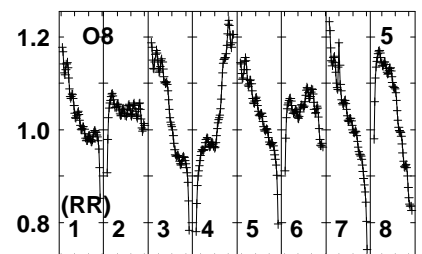
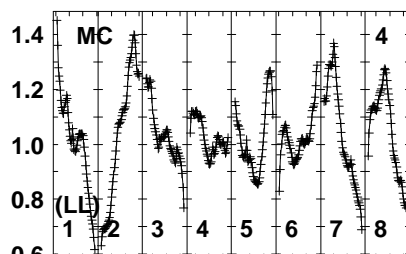
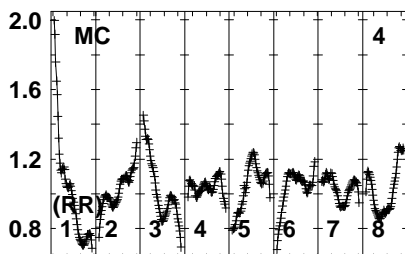
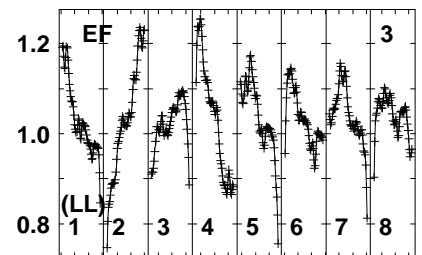
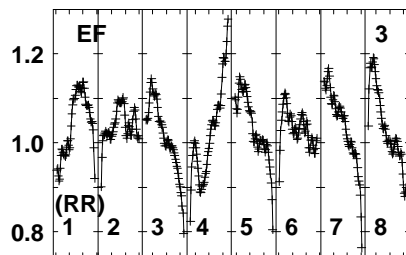
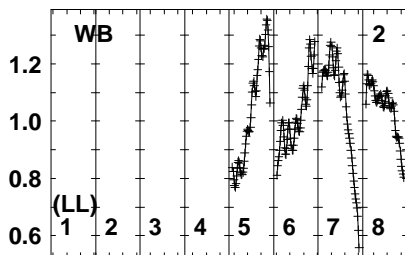
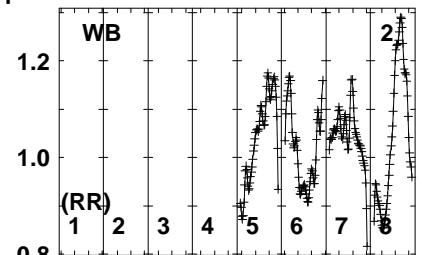
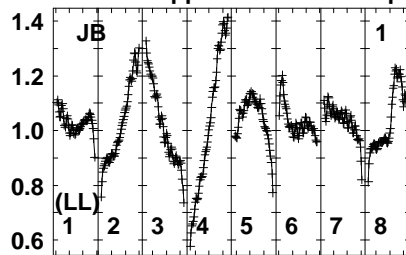
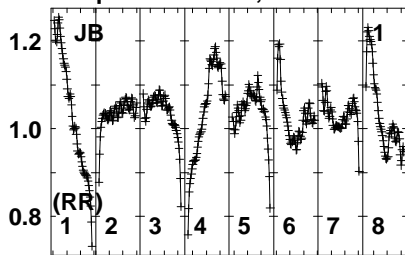
Auto-corr total-power spectrum Antenna: *

Timerange: 00/11:11:21 to 00/11:15:19

Plot file version 228 created 26-FEB-2024 13:12:35

J1602+2610 EG128B.MSORT.1

Freq = 4.7990 GHz, Bw = 32.000 MH No calibration applied and no bandpass applied



480083048709009309605005030
FREQ MHz

480083048709009309605005030
FREQ MHz

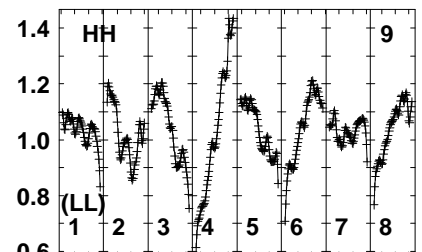
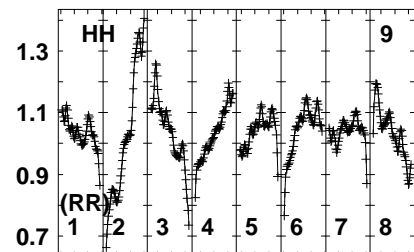
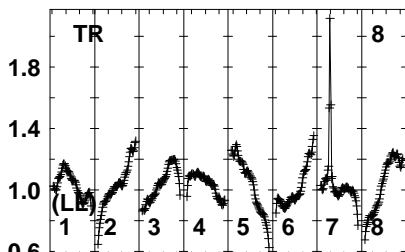
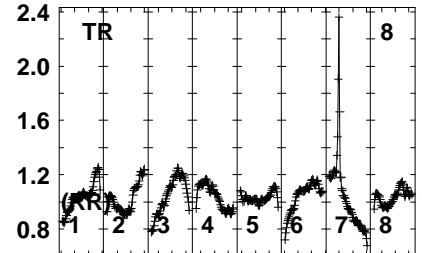
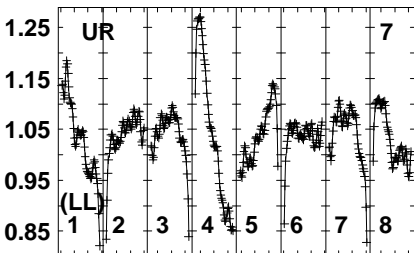
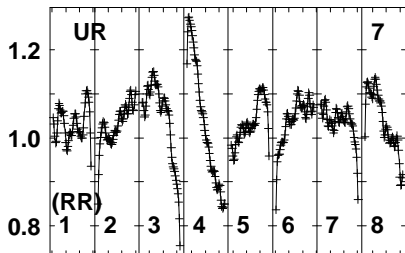
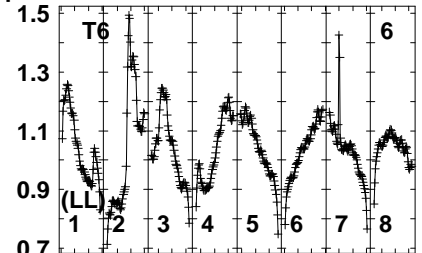
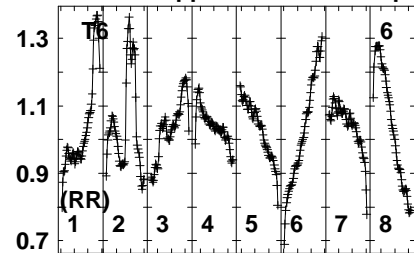
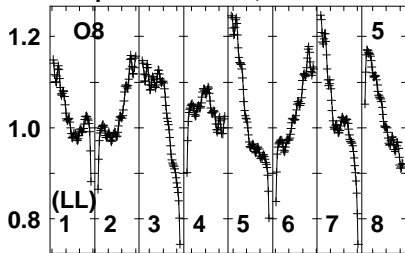
480083048709009309605005030
FREQ MHz

Lower frame: Real Jy
Auto-corr total-power spectrum Antenna: *
Timerange: 00/11:15:41 to 00/11:16:39

Plot file version 229 created 26-FEB-2024 13:12:35

J1602+2610 EG128B.MSORT.1

Freq = 4.7990 GHz, Bw = 32.000 MH No calibration applied and no bandpass applied



480083048709009309605005030
FREQ MHz

480083048709009309605005030
FREQ MHz

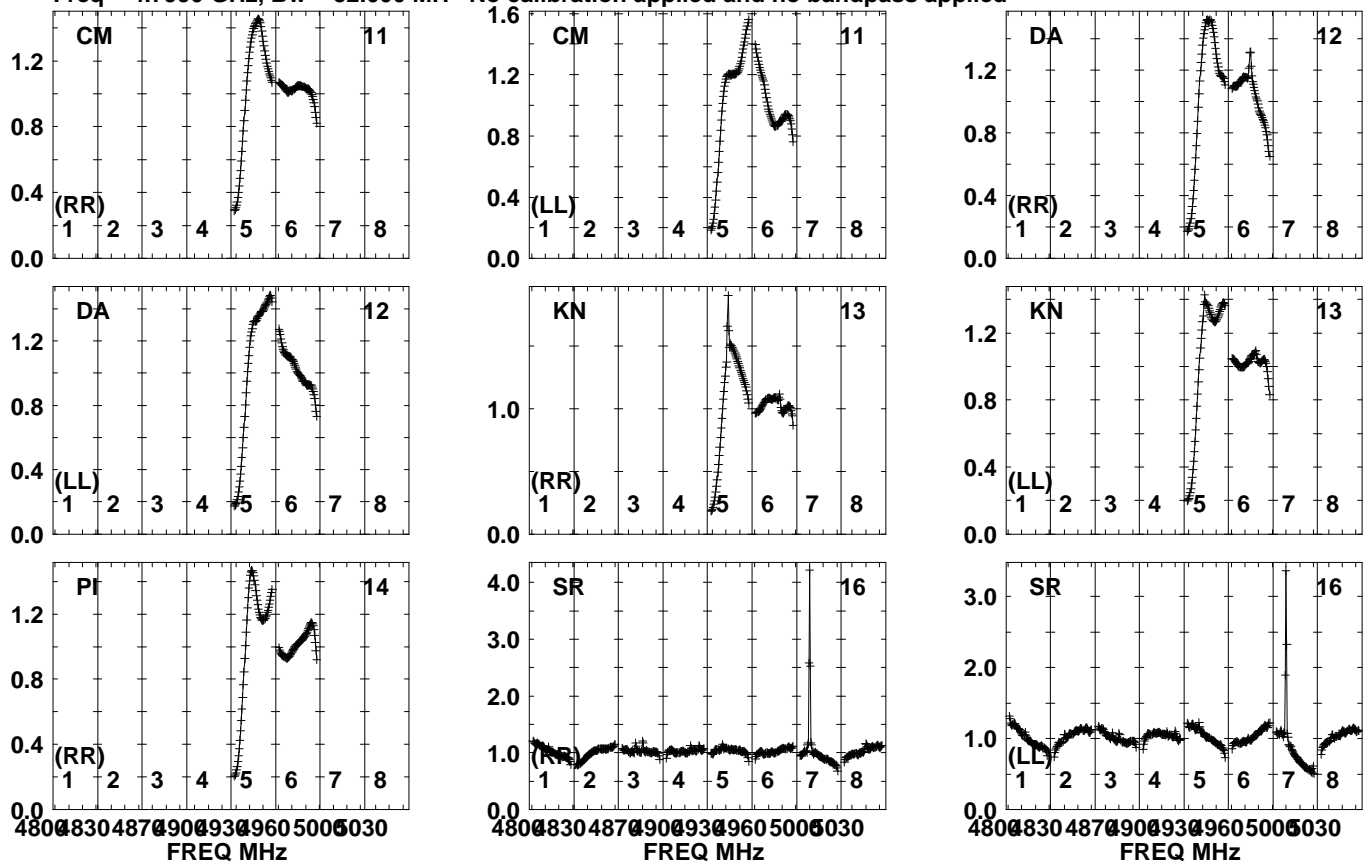
480083048709009309605005030
FREQ MHz

Lower frame: Real Jy
Auto-corr total-power spectrum Antenna: *
Timerange: 00/11:15:41 to 00/11:16:39

Plot file version 230 created 26-FEB-2024 13:12:36

J1602+2610 EG128B.MSORT.1

Freq = 4.7990 GHz, Bw = 32.000 MH No calibration applied and no bandpass applied

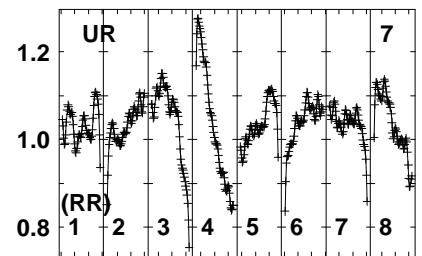
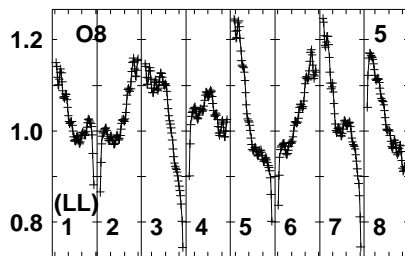
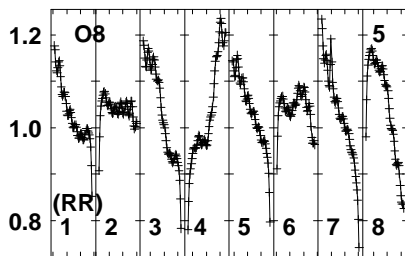
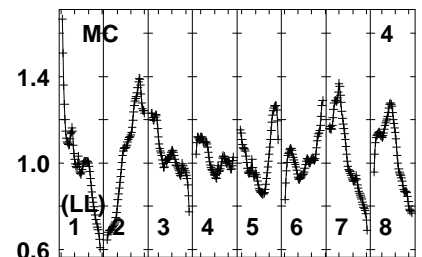
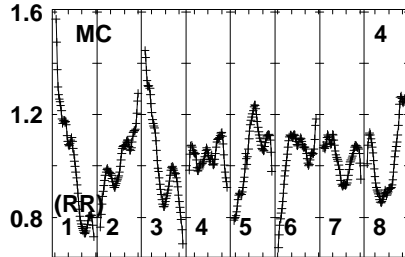
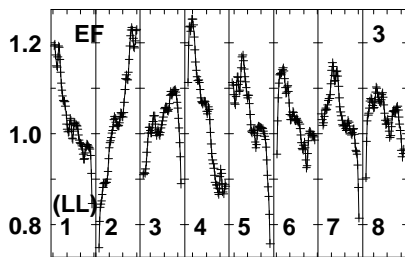
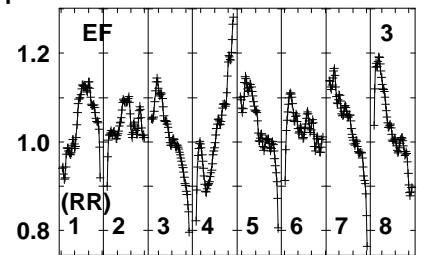
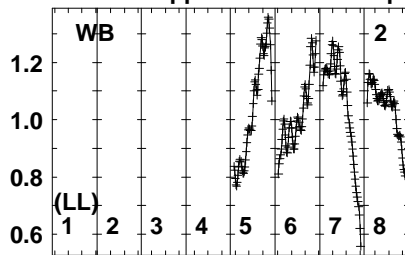
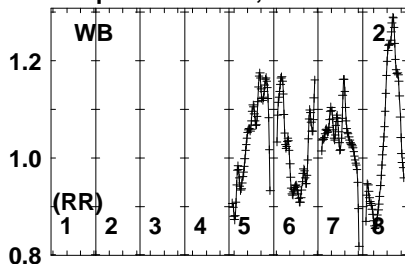


Lower frame: Real Jy
Auto-corr total-power spectrum Antenna: *
Timerange: 00/11:15:41 to 00/11:16:39

Plot file version 231 created 26-FEB-2024 13:12:36

J1559+2556 EG128B.MSORT.1

Freq = 4.7990 GHz, Bw = 32.000 MH No calibration applied and no bandpass applied



480083048709009309605005030
FREQ MHz

480083048709009309605005030
FREQ MHz

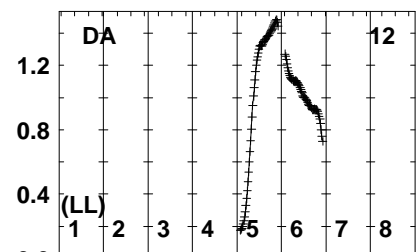
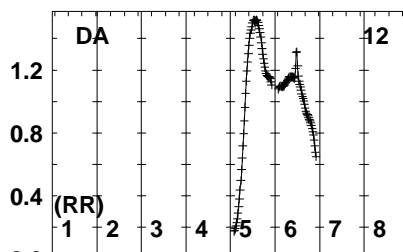
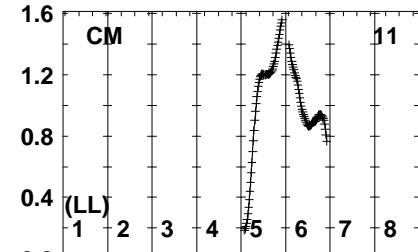
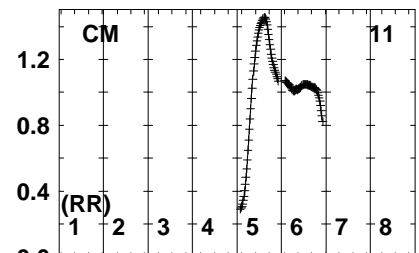
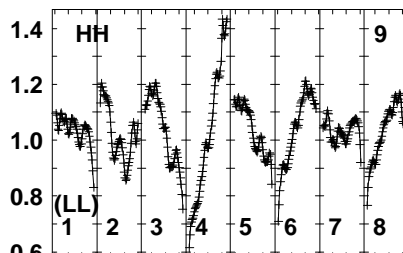
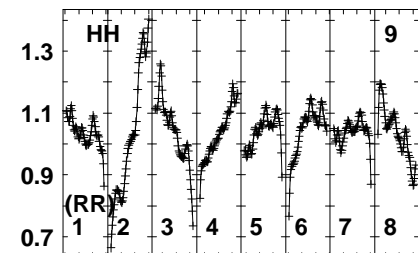
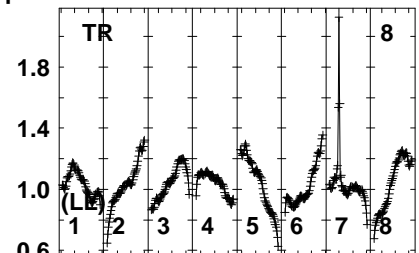
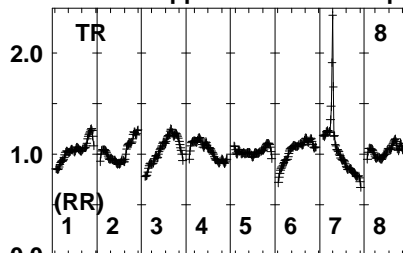
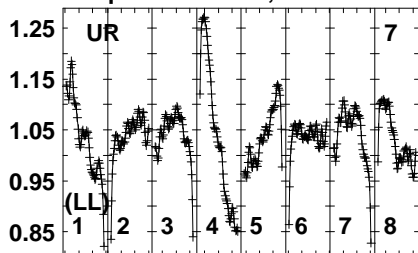
480083048709009309605005030
FREQ MHz

Lower frame: Real Jy
Auto-corr total-power spectrum Antenna: *
Timerange: 00/11:17:01 to 00/11:18:39

Plot file version 232 created 26-FEB-2024 13:12:36

J1559+2556 EG128B.MSORT.1

Freq = 4.7990 GHz, Bw = 32.000 MH No calibration applied and no bandpass applied



480083048709009309605005030
FREQ MHz

480083048709009309605005030
FREQ MHz

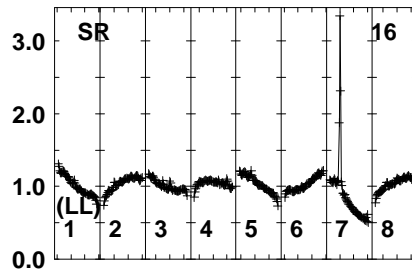
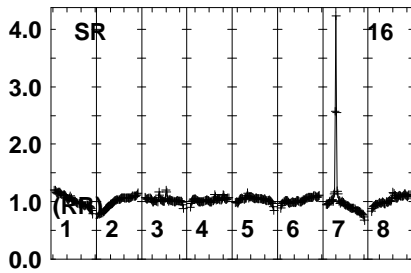
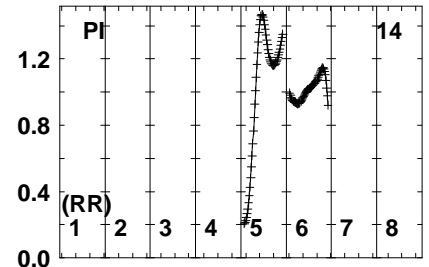
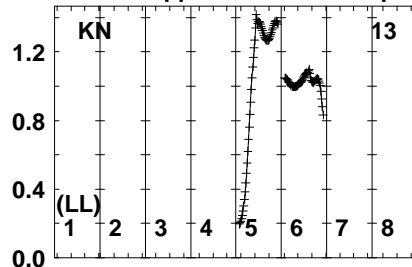
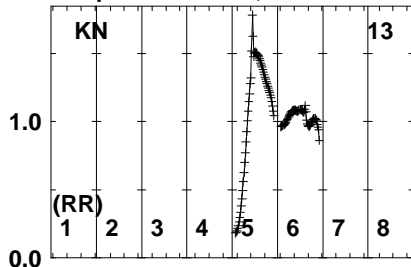
480083048709009309605005030
FREQ MHz

Lower frame: Real Jy
Auto-corr total-power spectrum Antenna: *
Timerange: 00/11:17:01 to 00/11:18:39

Plot file version 233 created 26-FEB-2024 13:12:36

J1559+2556 EG128B.MSORT.1

Freq = 4.7990 GHz, Bw = 32.000 MH No calibration applied and no bandpass applied

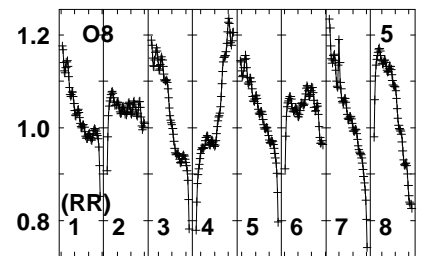
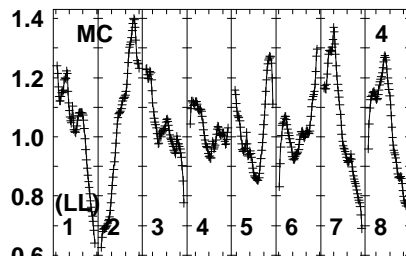
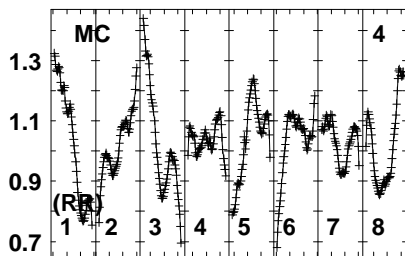
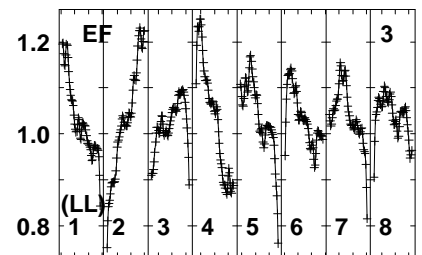
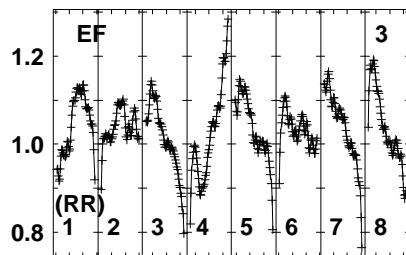
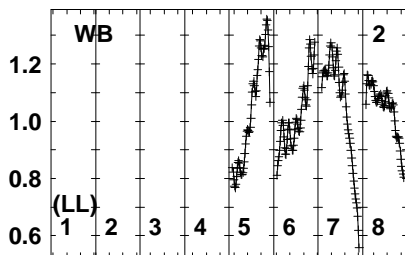
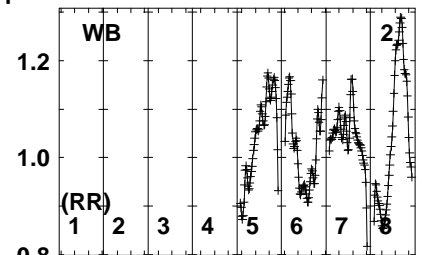
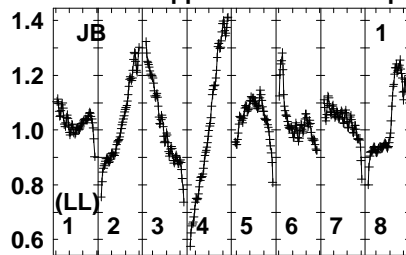
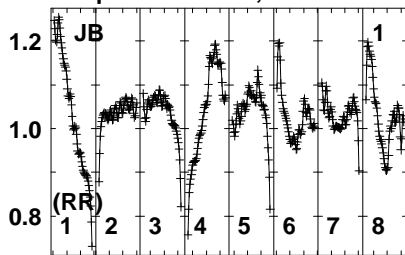


Lower frame: Real Jy
Auto-corr total-power spectrum Antenna: *
Timerange: 00/11:17:01 to 00/11:18:39

Plot file version 234 created 26-FEB-2024 13:12:36

J1602+2610 EG128B.MSORT.1

Freq = 4.7990 GHz, Bw = 32.000 MH No calibration applied and no bandpass applied



480083048709009309605005030
FREQ MHz

480083048709009309605005030
FREQ MHz

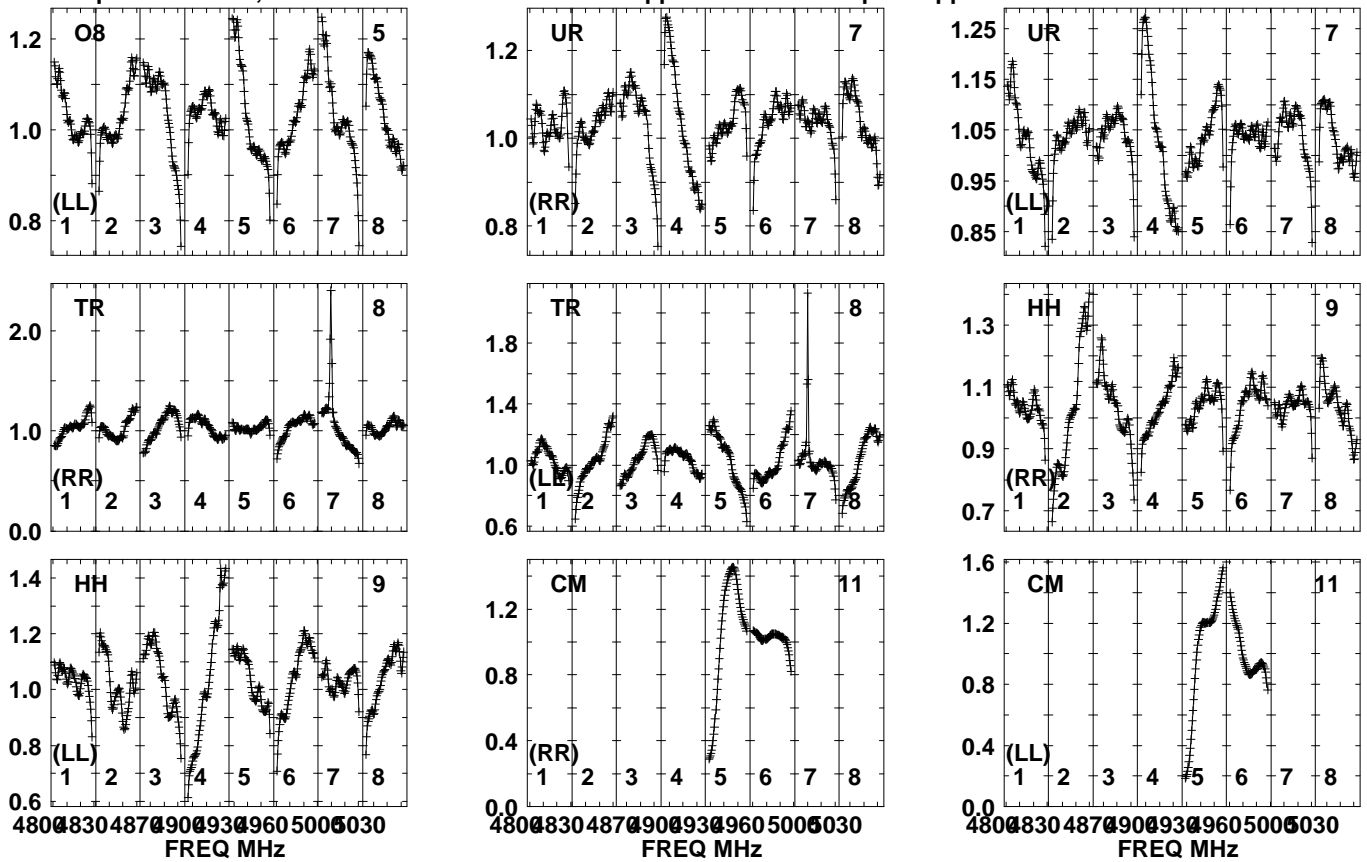
480083048709009309605005030
FREQ MHz

Lower frame: Real Jy
Auto-corr total-power spectrum Antenna: *
Timerange: 00/11:19:01 to 00/11:19:59

Plot file version 235 created 26-FEB-2024 13:12:36

J1602+2610 EG128B.MSORT.1

Freq = 4.7990 GHz, Bw = 32.000 MH No calibration applied and no bandpass applied

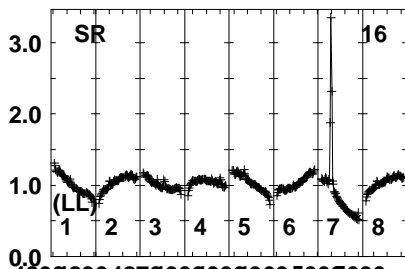
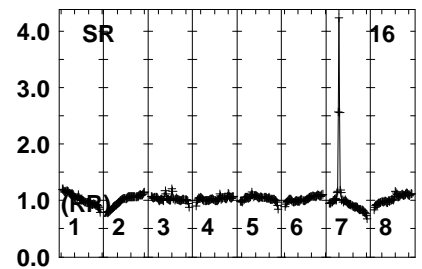
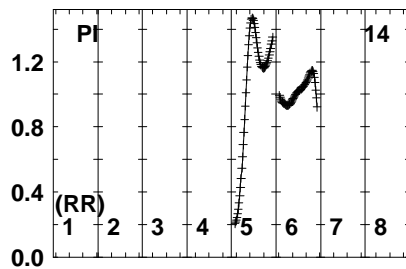
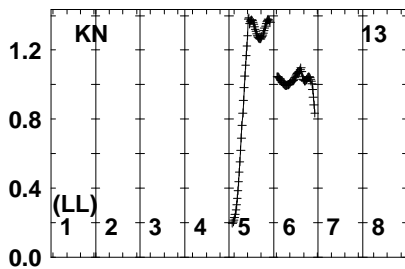
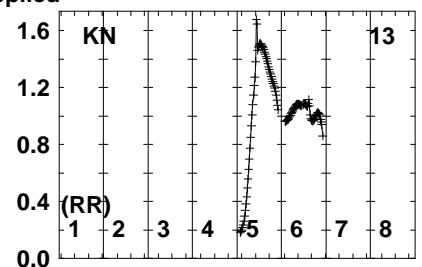
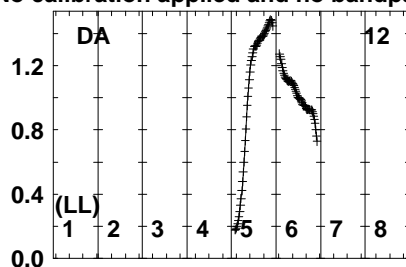
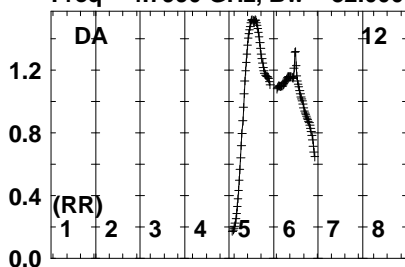


Lower frame: Real Jy
Auto-corr total-power spectrum Antenna: *
Timerange: 00/11:19:01 to 00/11:19:59

Plot file version 236 created 26-FEB-2024 13:12:36

J1602+2610 EG128B.MSORT.1

Freq = 4.7990 GHz, Bw = 32.000 MH No calibration applied and no bandpass applied



4800483048709009309605005030

FREQ MHz

Lower frame: Real Jy

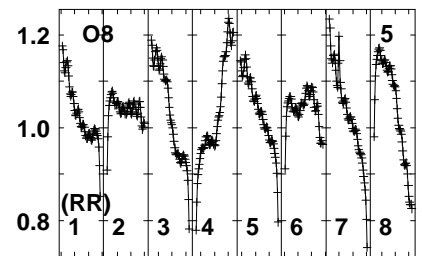
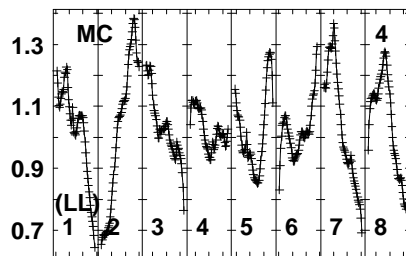
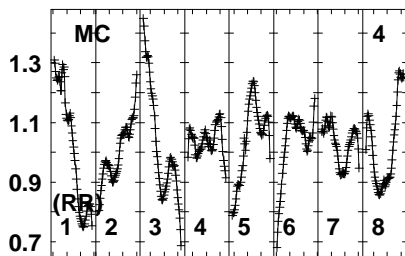
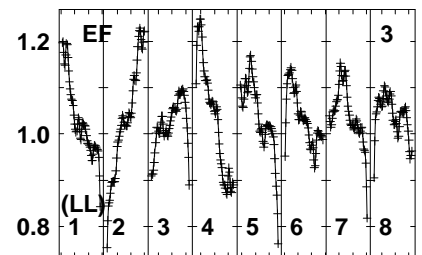
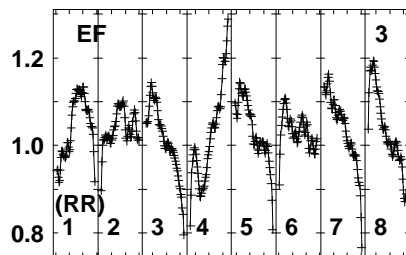
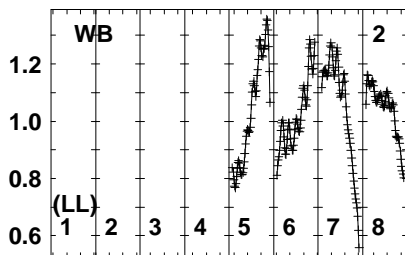
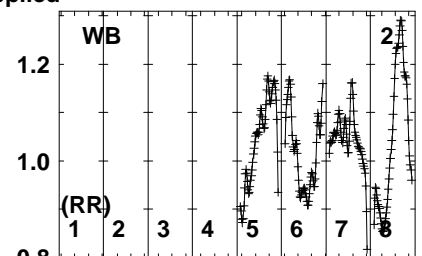
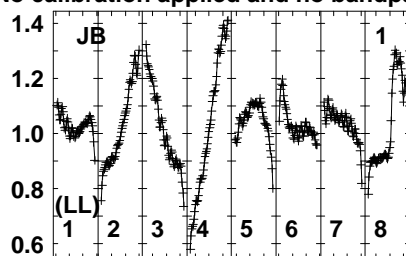
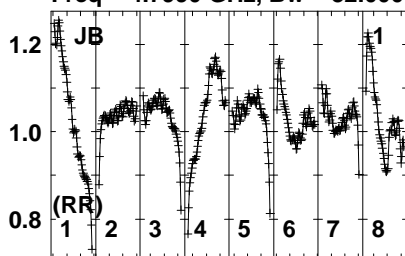
Auto-corr total-power spectrum Antenna: *

Timerange: 00/11:19:01 to 00/11:19:59

Plot file version 237 created 26-FEB-2024 13:12:37

TCRB EG128B.MSORT.1

Freq = 4.7990 GHz, Bw = 32.000 MH No calibration applied and no bandpass applied



480083048709009309605005030
FREQ MHz

480083048709009309605005030
FREQ MHz

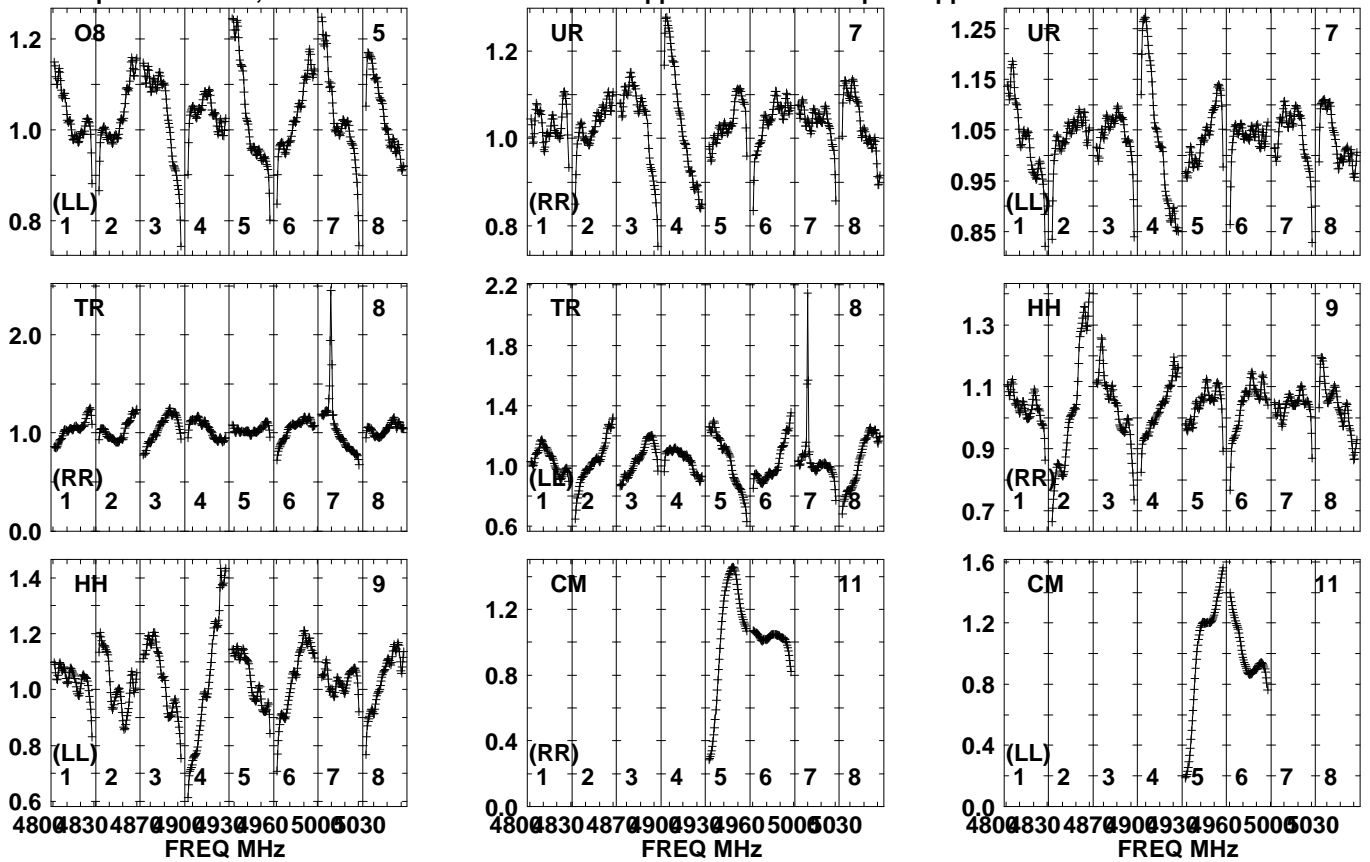
480083048709009309605005030
FREQ MHz

Lower frame: Real Jy
Auto-corr total-power spectrum Antenna: *
Timerange: 00/11:20:21 to 00/11:24:19

Plot file version 238 created 26-FEB-2024 13:12:37

TCRB EG128B.MSORT.1

Freq = 4.7990 GHz, Bw = 32.000 MH No calibration applied and no bandpass applied

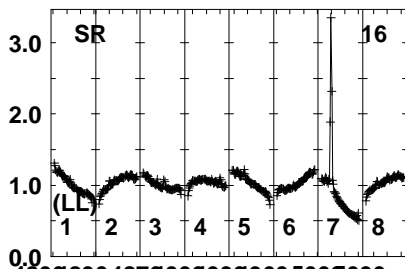
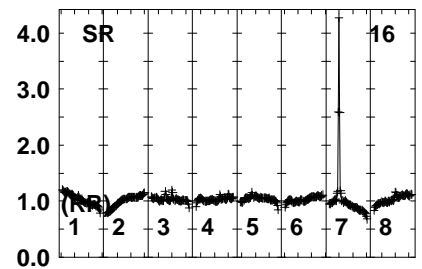
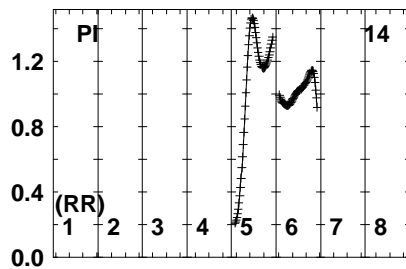
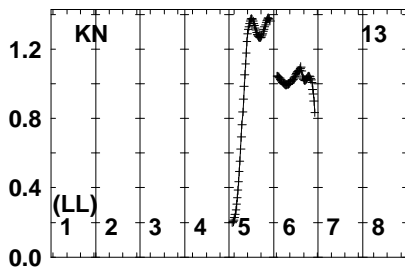
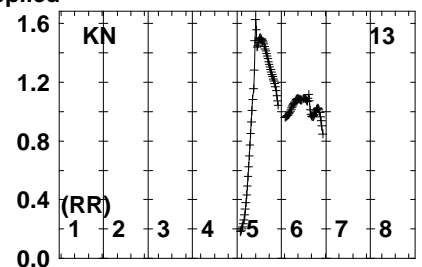
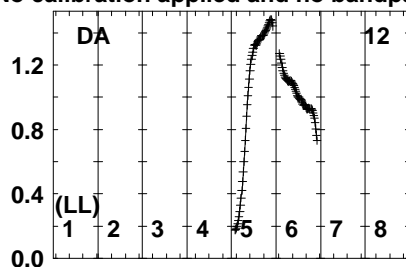
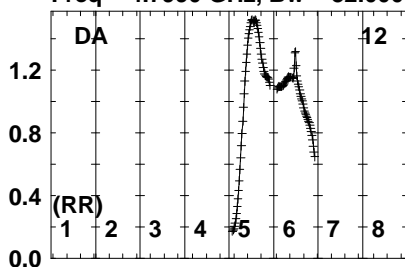


Lower frame: Real Jy
Auto-corr total-power spectrum Antenna: *
Timerange: 00/11:20:21 to 00/11:24:19

Plot file version 239 created 26-FEB-2024 13:12:37

TCRB EG128B.MSORT.1

Freq = 4.7990 GHz, Bw = 32.000 MH No calibration applied and no bandpass applied



48004830487049004930496050005030

FREQ MHz

Lower frame: Real Jy

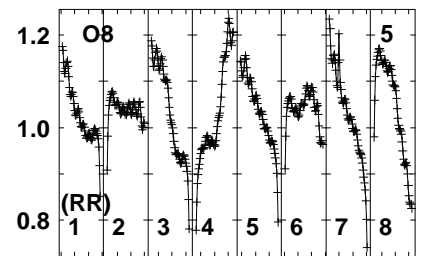
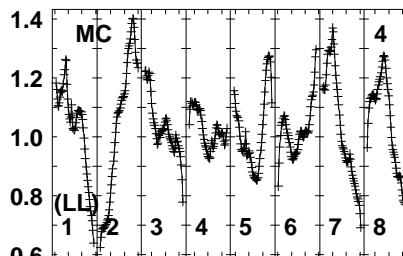
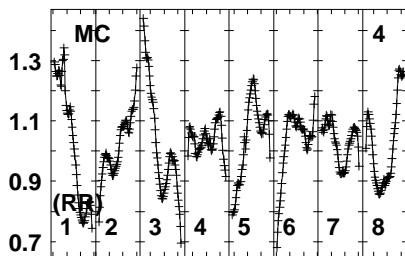
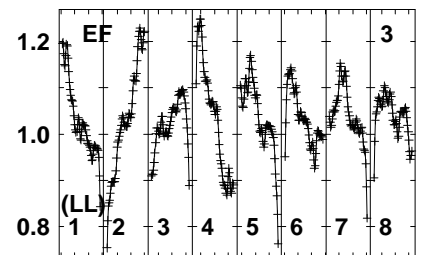
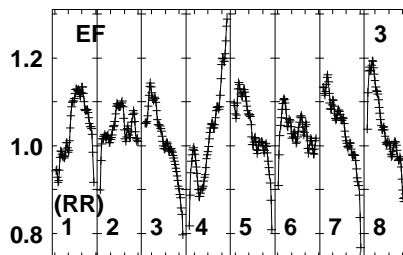
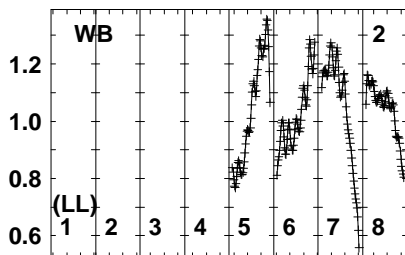
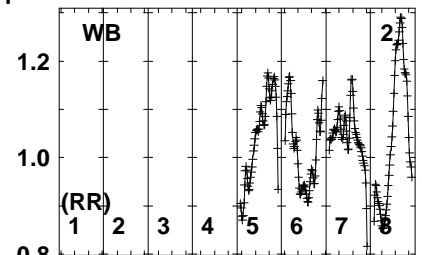
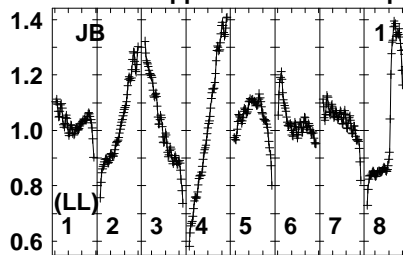
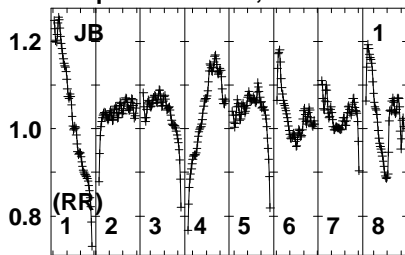
Auto-corr total-power spectrum Antenna: *

Timerange: 00/11:20:21 to 00/11:24:19

Plot file version 240 created 26-FEB-2024 13:12:37

J1602+2610 EG128B.MSORT.1

Freq = 4.7990 GHz, Bw = 32.000 MH No calibration applied and no bandpass applied



480083048709009309605005030
FREQ MHz

480083048709009309605005030
FREQ MHz

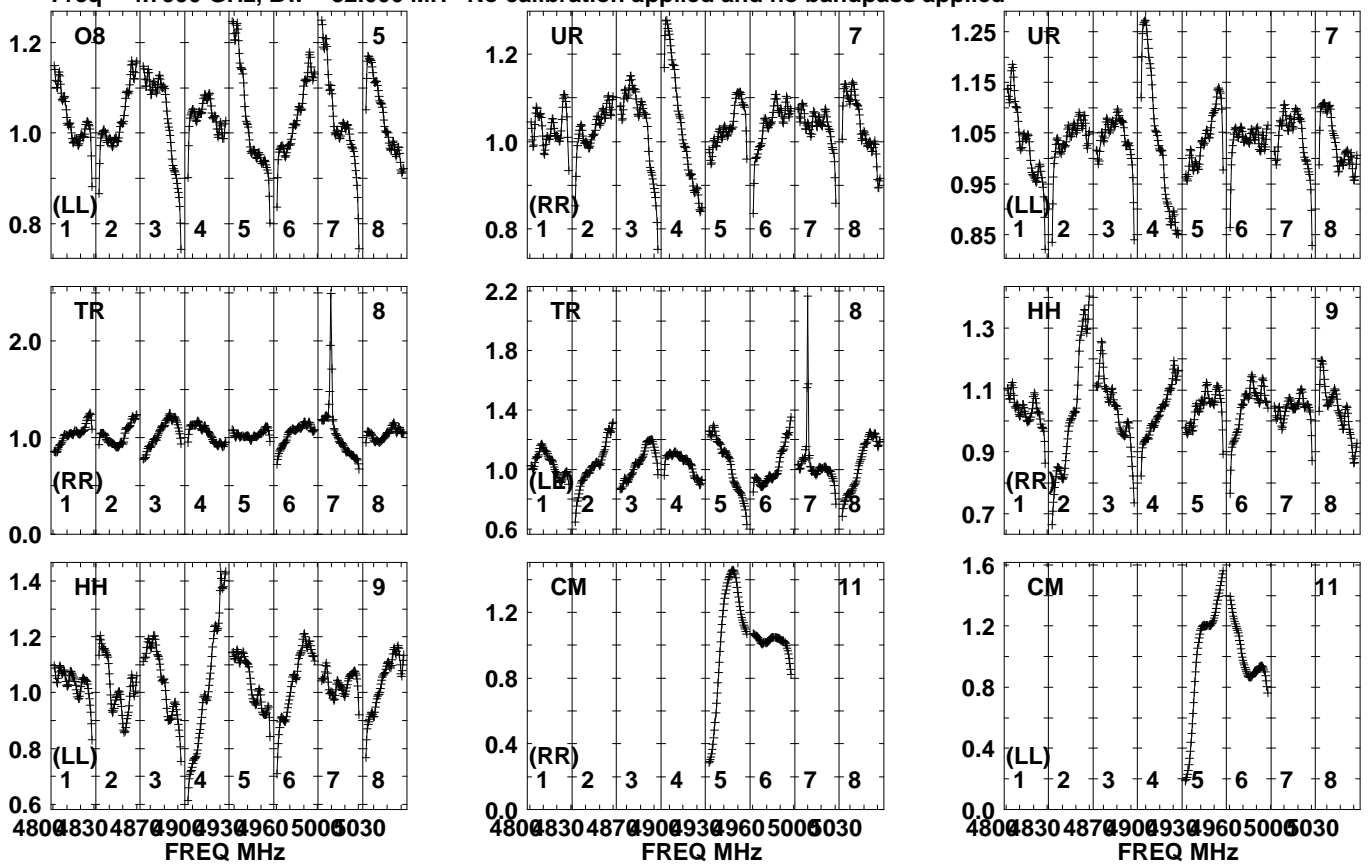
480083048709009309605005030
FREQ MHz

Lower frame: Real Jy
Auto-corr total-power spectrum Antenna: *
Timerange: 00/11:24:41 to 00/11:25:39

Plot file version 241 created 26-FEB-2024 13:12:37

J1602+2610 EG128B.MSORT.1

Freq = 4.7990 GHz, Bw = 32.000 MH No calibration applied and no bandpass applied

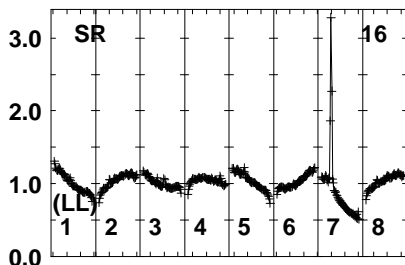
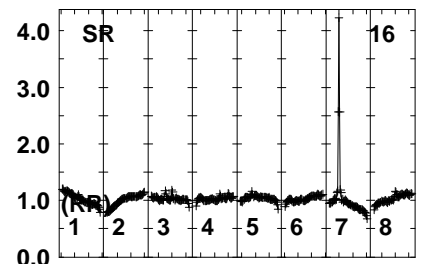
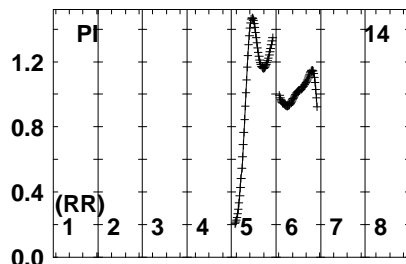
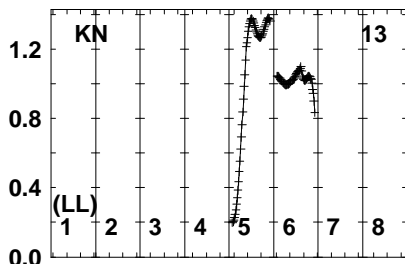
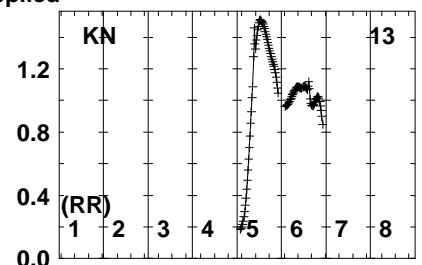
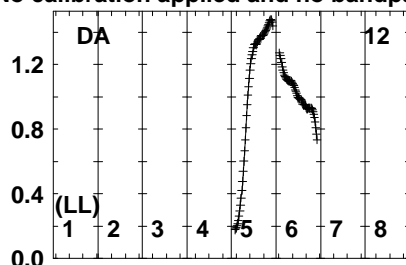
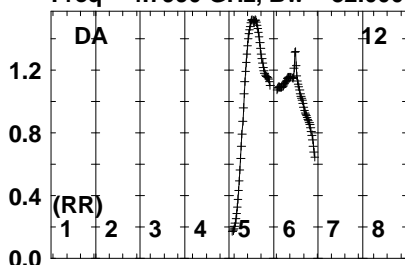


Lower frame: Real Jy
Auto-corr total-power spectrum Antenna: *
Timerange: 00/11:24:41 to 00/11:25:39

Plot file version 242 created 26-FEB-2024 13:12:37

J1602+2610 EG128B.MSORT.1

Freq = 4.7990 GHz, Bw = 32.000 MH No calibration applied and no bandpass applied



4800483048704900493049605005030

FREQ MHz

Lower frame: Real Jy

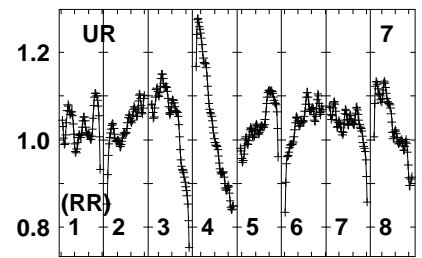
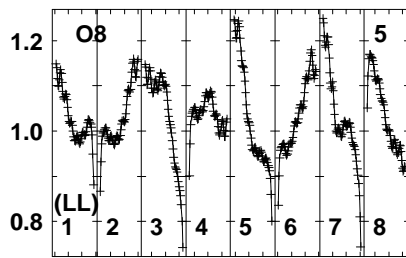
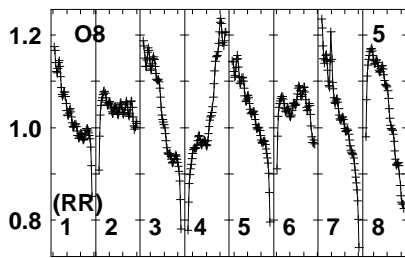
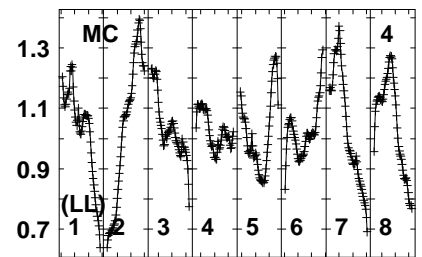
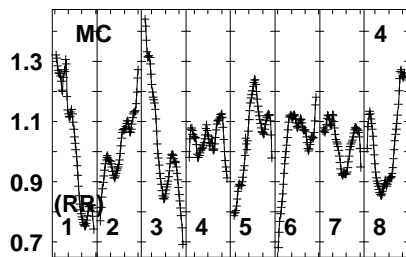
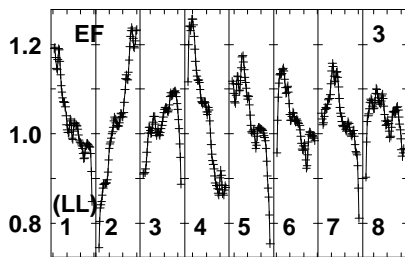
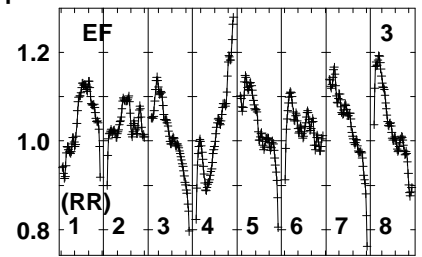
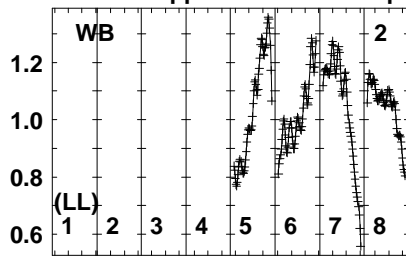
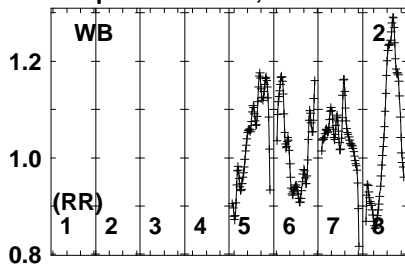
Auto-corr total-power spectrum Antenna: *

Timerange: 00/11:24:41 to 00/11:25:39

Plot file version 243 created 26-FEB-2024 13:12:38

TCRB EG128B.MSORT.1

Freq = 4.7990 GHz, Bw = 32.000 MH No calibration applied and no bandpass applied



480083048709009309605005030
FREQ MHz

480083048709009309605005030
FREQ MHz

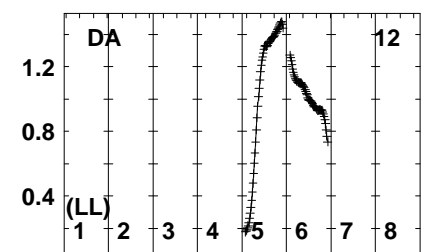
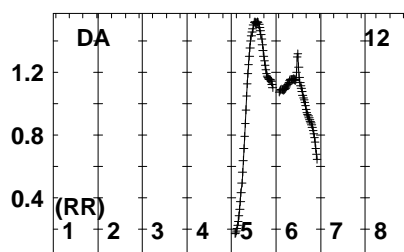
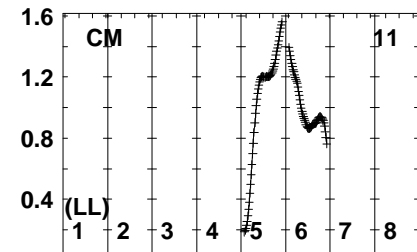
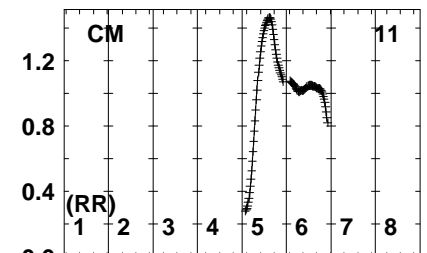
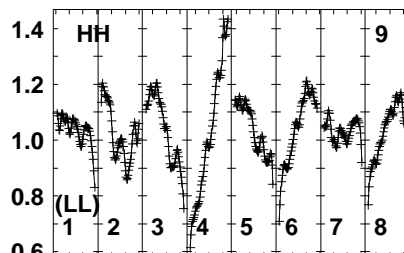
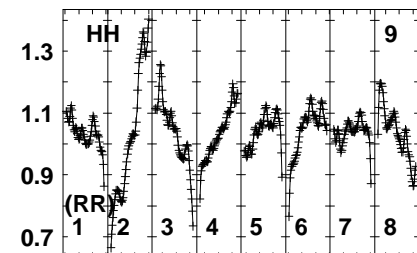
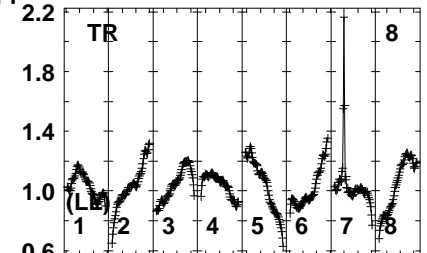
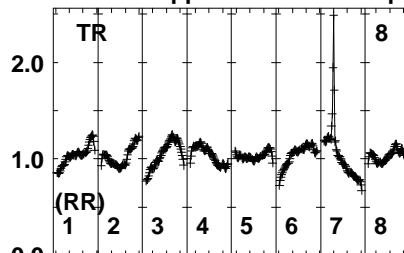
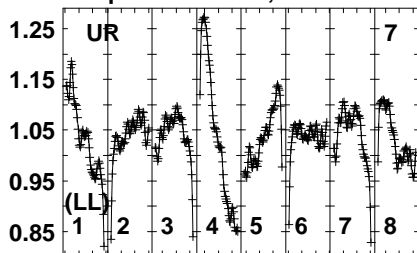
480083048709009309605005030
FREQ MHz

Lower frame: Real Jy
Auto-corr total-power spectrum Antenna: *
Timerange: 00/11:26:01 to 00/11:29:39

Plot file version 244 created 26-FEB-2024 13:12:38

TCRB EG128B.MSORT.1

Freq = 4.7990 GHz, Bw = 32.000 MH No calibration applied and no bandpass applied



480083048709009309605005030
FREQ MHz

480083048709009309605005030
FREQ MHz

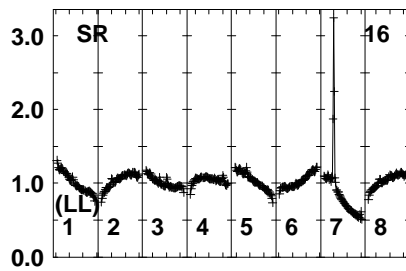
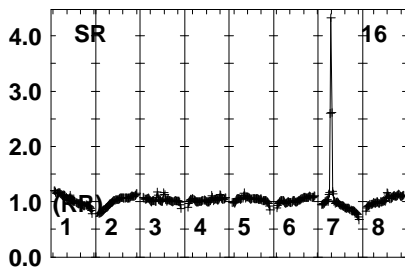
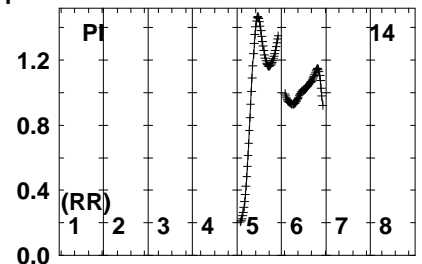
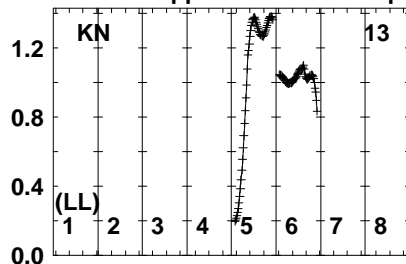
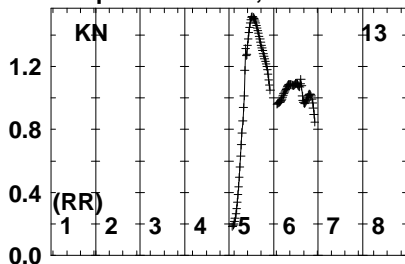
480083048709009309605005030
FREQ MHz

Lower frame: Real Jy
Auto-corr total-power spectrum Antenna: *
Timerange: 00/11:26:01 to 00/11:29:39

Plot file version 245 created 26-FEB-2024 13:12:38

TCRB EG128B.MSORT.1

Freq = 4.7990 GHz, Bw = 32.000 MH No calibration applied and no bandpass applied

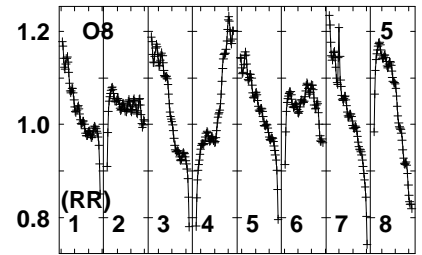
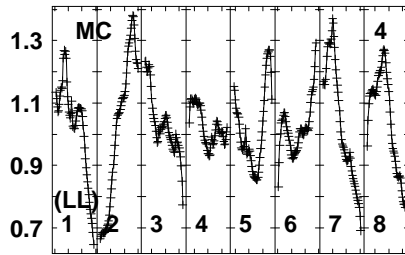
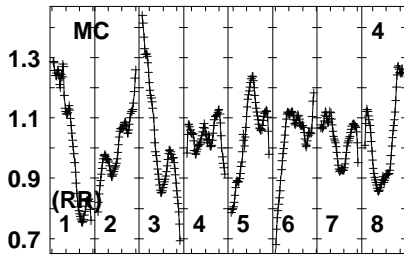
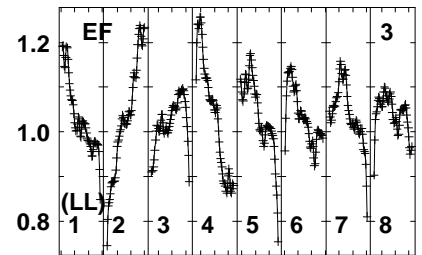
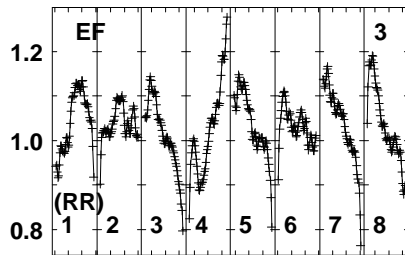
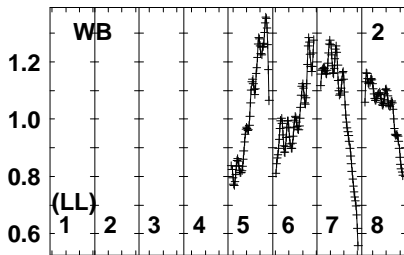
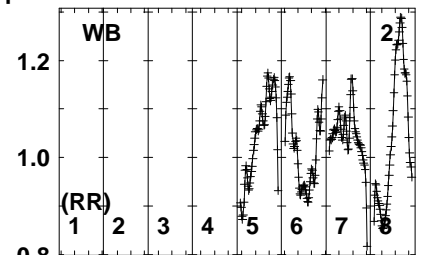
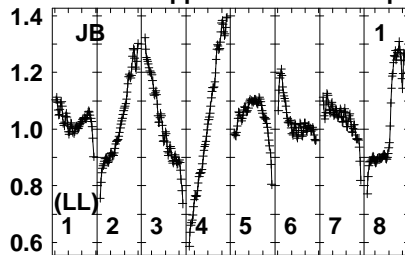
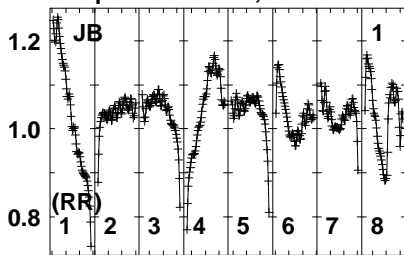


Lower frame: Real Jy
Auto-corr total-power spectrum Antenna: *
Timerange: 00/11:26:01 to 00/11:29:39

Plot file version 246 created 26-FEB-2024 13:12:38

J1602+2610 EG128B.MSORT.1

Freq = 4.7990 GHz, Bw = 32.000 MH No calibration applied and no bandpass applied



480083048709009309605005030
FREQ MHz

480083048709009309605005030
FREQ MHz

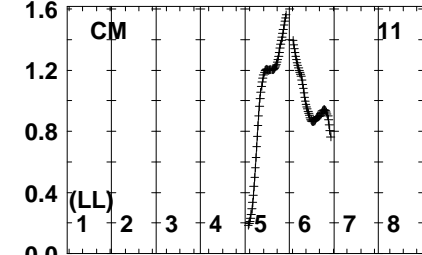
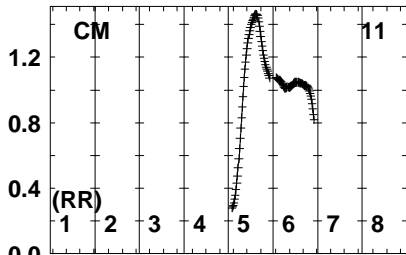
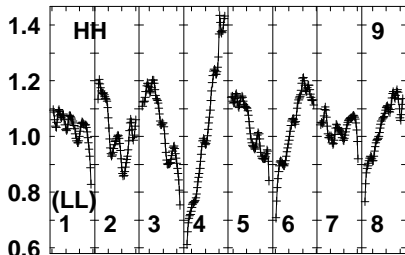
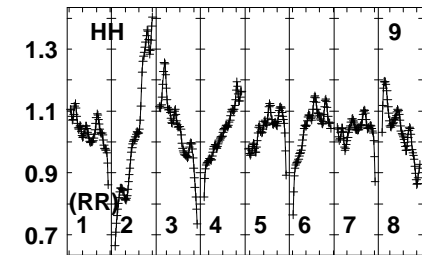
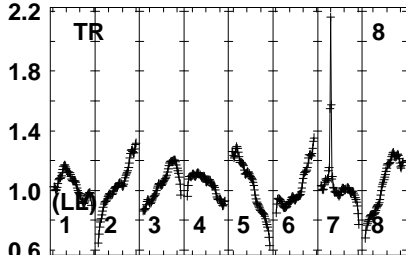
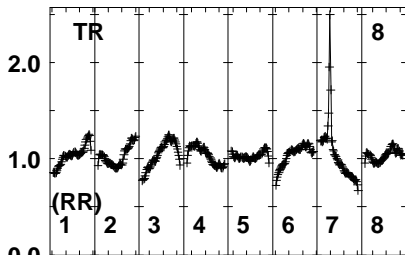
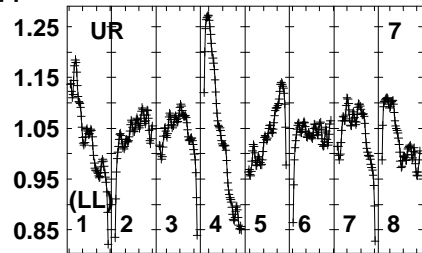
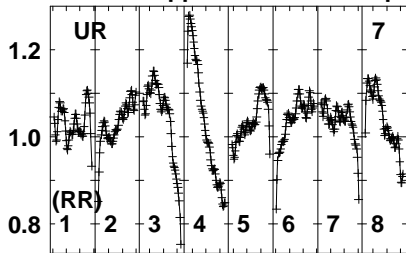
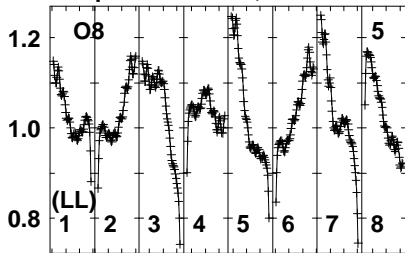
480083048709009309605005030
FREQ MHz

Lower frame: Real Jy
Auto-corr total-power spectrum Antenna: *
Timerange: 00/11:30:01 to 00/11:30:59

Plot file version 247 created 26-FEB-2024 13:12:38

J1602+2610 EG128B.MSORT.1

Freq = 4.7990 GHz, Bw = 32.000 MH No calibration applied and no bandpass applied



4800 4830 4870 4900 4930 4960 5000 5030
FREQ MHz

4800 4830 4870 4900 4930 4960 5000 5030
FREQ MHz

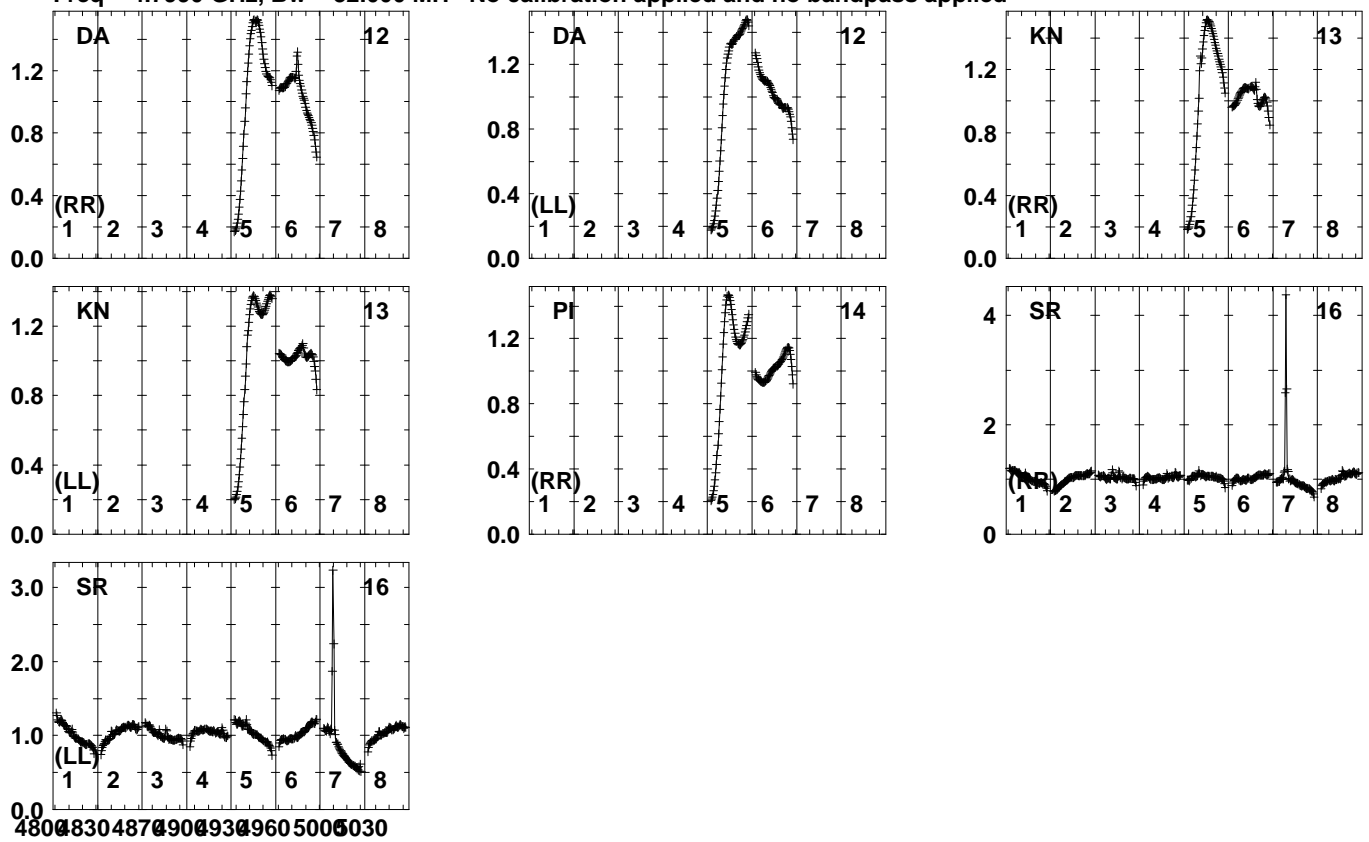
4800 4830 4870 4900 4930 4960 5000 5030
FREQ MHz

Lower frame: Real Jy
Auto-corr total-power spectrum Antenna: *
Timerange: 00/11:30:01 to 00/11:30:59

Plot file version 248 created 26-FEB-2024 13:12:39

J1602+2610 EG128B.MSORT.1

Freq = 4.7990 GHz, Bw = 32.000 MH No calibration applied and no bandpass applied



480048304870490093049605005030

FREQ MHz

Lower frame: Real Jy

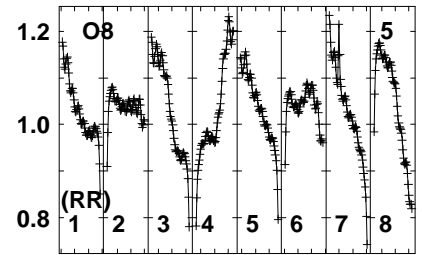
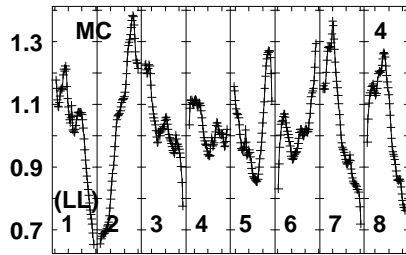
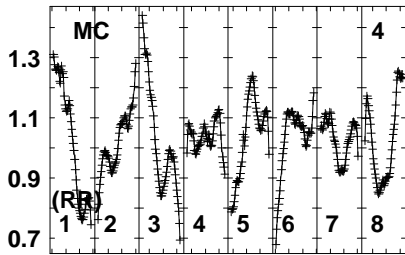
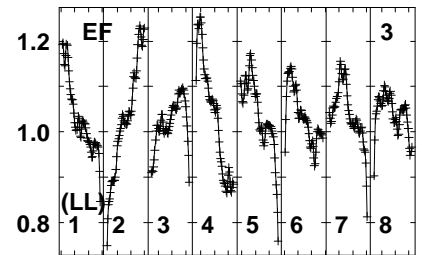
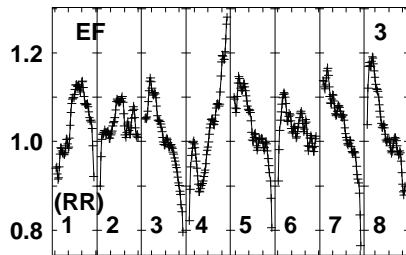
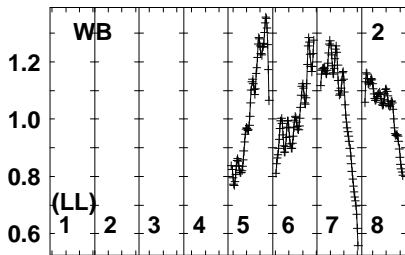
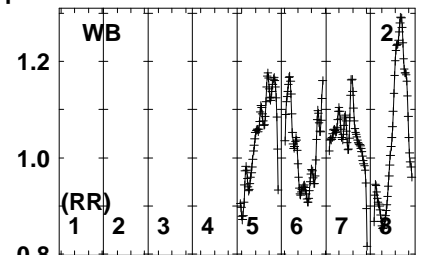
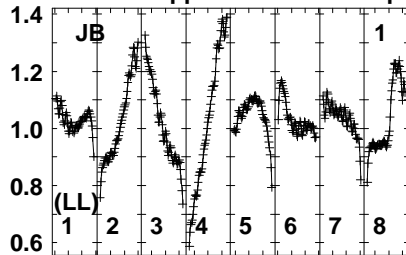
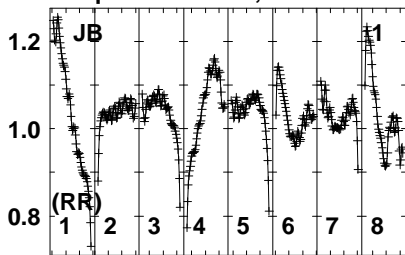
Auto-corr total-power spectrum Antenna: *

Timerange: 00/11:30:01 to 00/11:30:59

Plot file version 249 created 26-FEB-2024 13:12:39

TCRB EG128B.MSORT.1

Freq = 4.7990 GHz, Bw = 32.000 MH No calibration applied and no bandpass applied



480083048709009309605005030
FREQ MHz

480083048709009309605005030
FREQ MHz

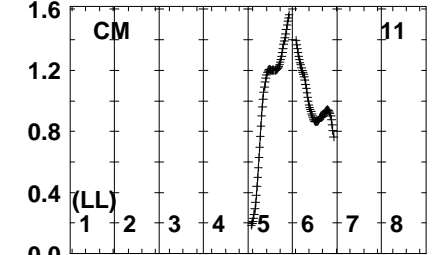
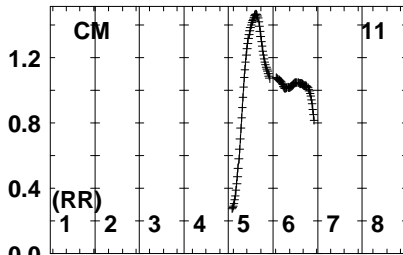
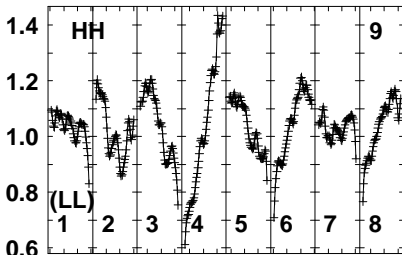
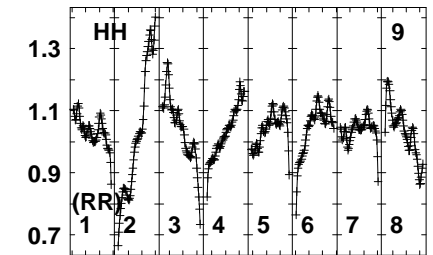
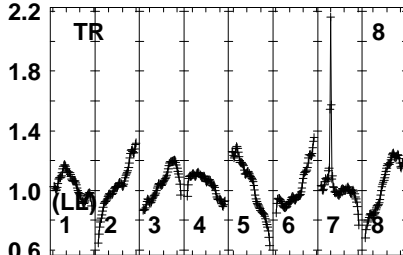
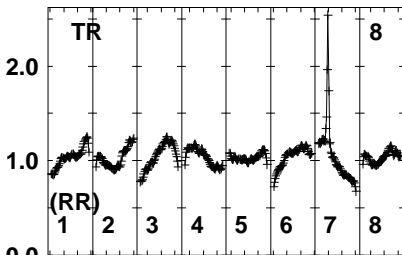
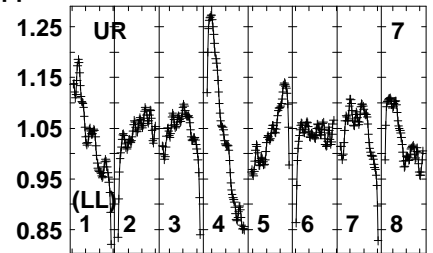
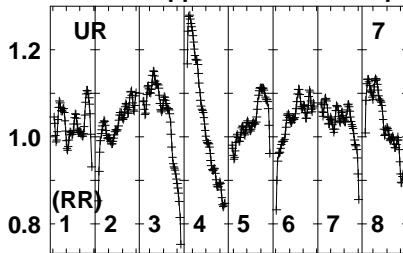
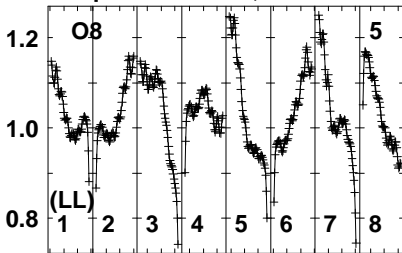
480083048709009309605005030
FREQ MHz

Lower frame: Real Jy
Auto-corr total-power spectrum Antenna: *
Timerange: 00/11:31:21 to 00/11:35:19

Plot file version 250 created 26-FEB-2024 13:12:39

TCRB EG128B.MSORT.1

Freq = 4.7990 GHz, Bw = 32.000 MH No calibration applied and no bandpass applied



480083048709009309605005030
FREQ MHz

480083048709009309605005030
FREQ MHz

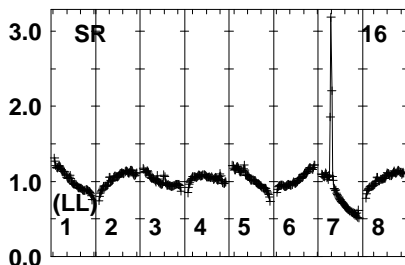
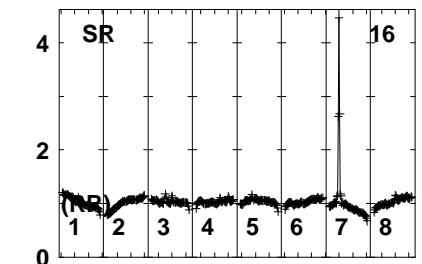
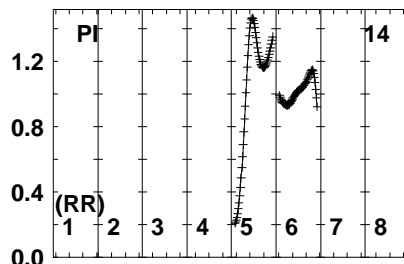
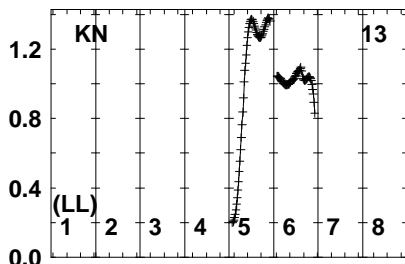
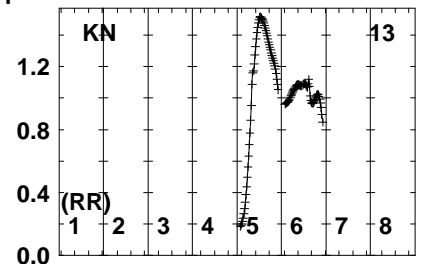
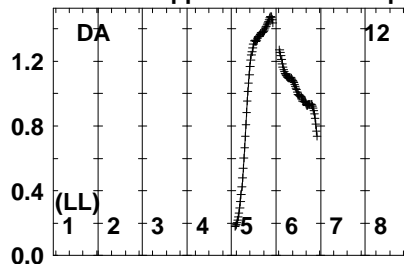
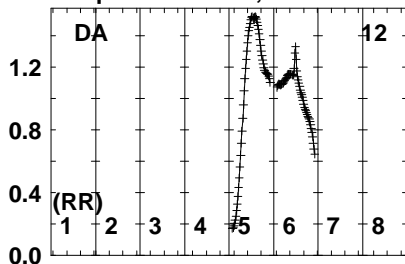
480083048709009309605005030
FREQ MHz

Lower frame: Real Jy
Auto-corr total-power spectrum Antenna: *
Timerange: 00/11:31:21 to 00/11:35:19

Plot file version 251 created 26-FEB-2024 13:12:39

TCRB EG128B.MSORT.1

Freq = 4.7990 GHz, Bw = 32.000 MH No calibration applied and no bandpass applied



4800483048709009309605005030

FREQ MHz

Lower frame: Real Jy

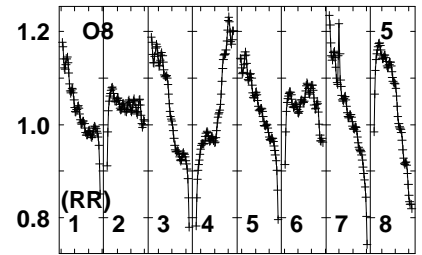
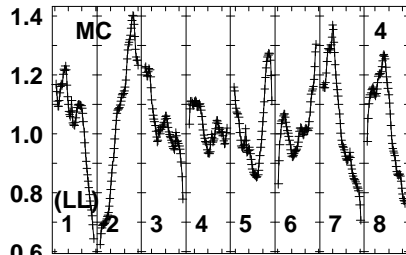
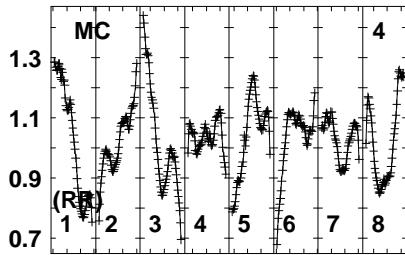
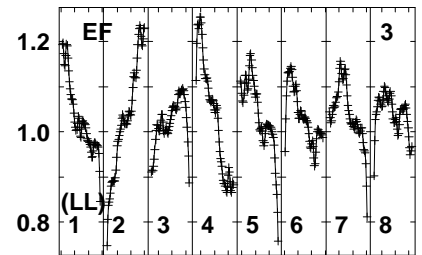
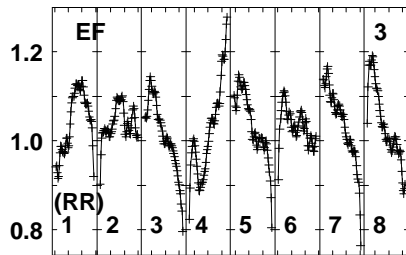
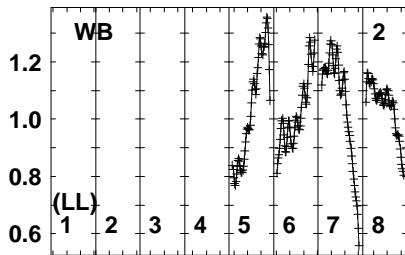
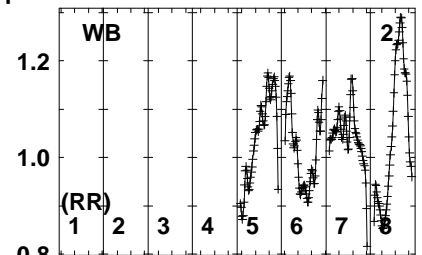
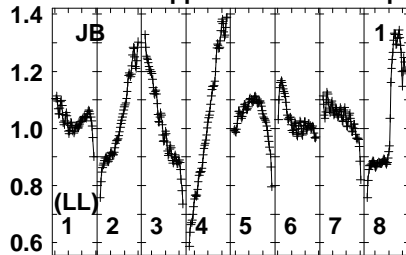
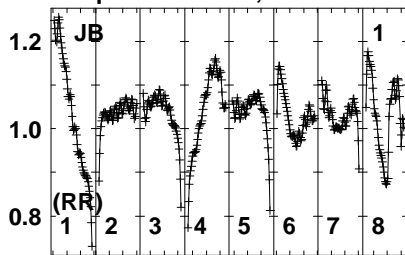
Auto-corr total-power spectrum Antenna: *

Timerange: 00/11:31:21 to 00/11:35:19

Plot file version 252 created 26-FEB-2024 13:12:39

J1602+2610 EG128B.MSORT.1

Freq = 4.7990 GHz, Bw = 32.000 MH No calibration applied and no bandpass applied



480083048709009309605005030
FREQ MHz

480083048709009309605005030
FREQ MHz

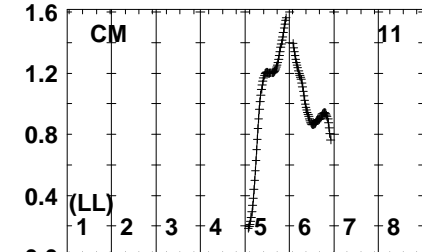
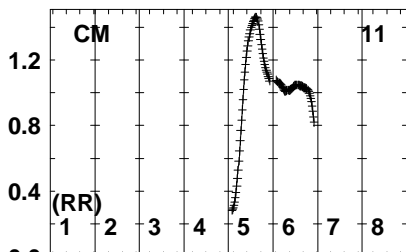
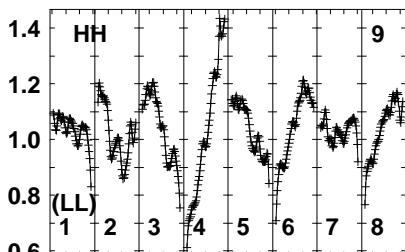
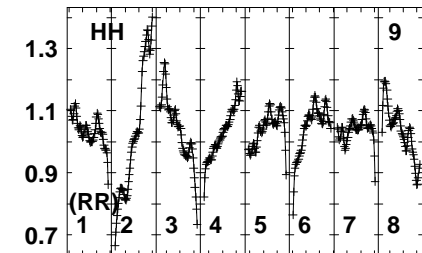
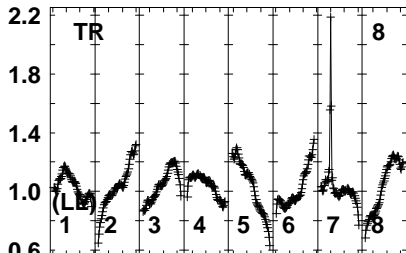
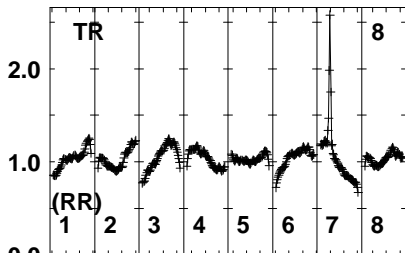
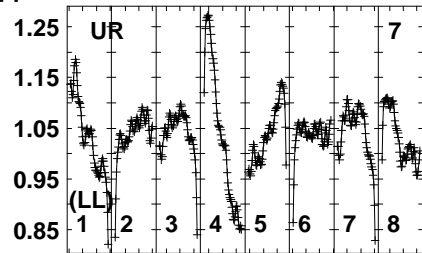
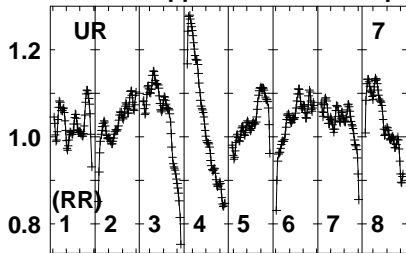
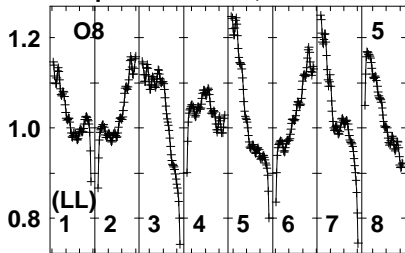
480083048709009309605005030
FREQ MHz

Lower frame: Real Jy
Auto-corr total-power spectrum Antenna: *
Timerange: 00/11:35:41 to 00/11:36:39

Plot file version 253 created 26-FEB-2024 13:12:39

J1602+2610 EG128B.MSORT.1

Freq = 4.7990 GHz, Bw = 32.000 MH No calibration applied and no bandpass applied



4800 4830 4870 4900 4930 4960 5000 5030
FREQ MHz

4800 4830 4870 4900 4930 4960 5000 5030
FREQ MHz

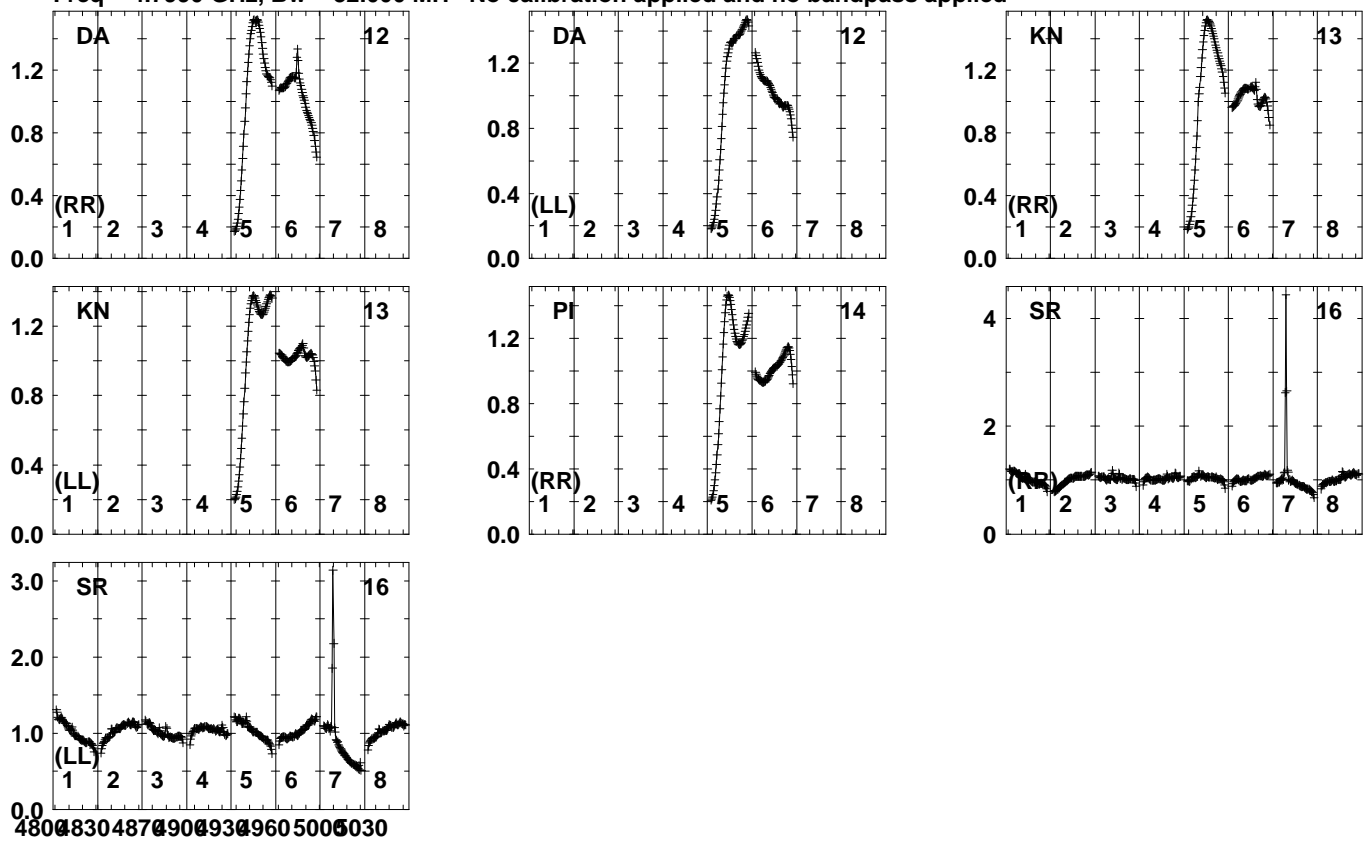
4800 4830 4870 4900 4930 4960 5000 5030
FREQ MHz

Lower frame: Real Jy
Auto-corr total-power spectrum Antenna: *
Timerange: 00/11:35:41 to 00/11:36:39

Plot file version 254 created 26-FEB-2024 13:12:39

J1602+2610 EG128B.MSORT.1

Freq = 4.7990 GHz, Bw = 32.000 MH No calibration applied and no bandpass applied

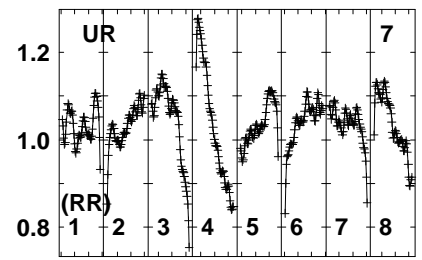
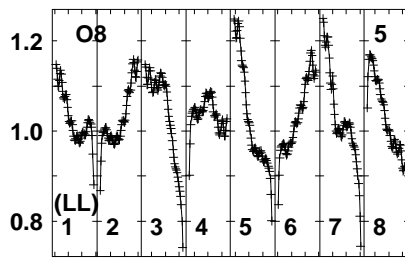
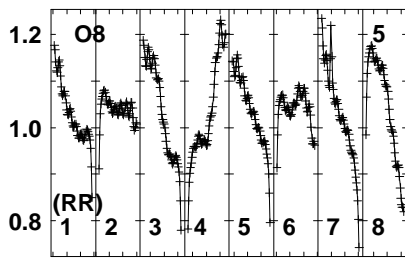
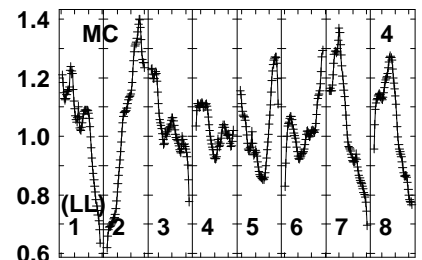
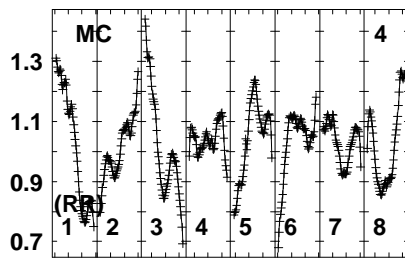
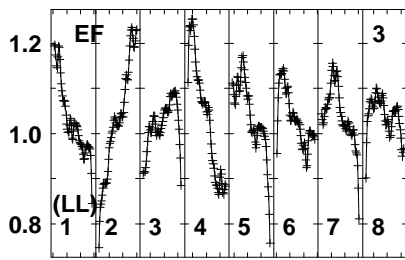
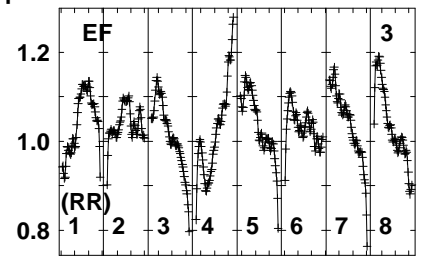
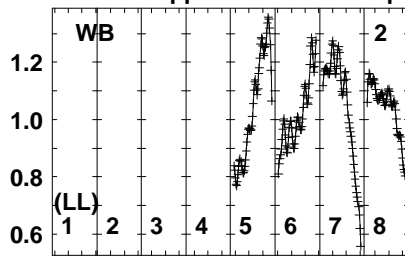
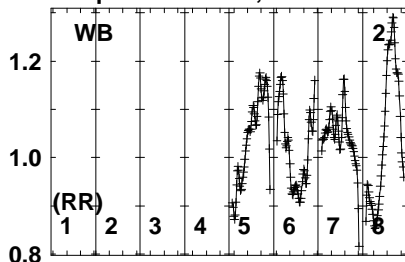


Lower frame: Real Jy
Auto-corr total-power spectrum Antenna: *
Timerange: 00/11:35:41 to 00/11:36:39

Plot file version 255 created 26-FEB-2024 13:12:40

J1559+2556 EG128B.MSORT.1

Freq = 4.7990 GHz, Bw = 32.000 MH No calibration applied and no bandpass applied



480083048709009309605000030
FREQ MHz

480083048709009309605000030
FREQ MHz

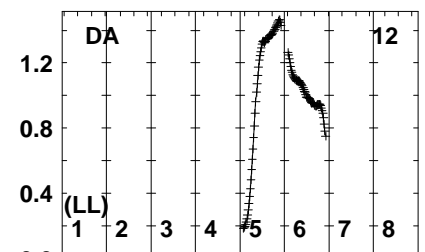
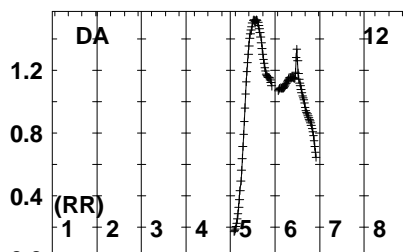
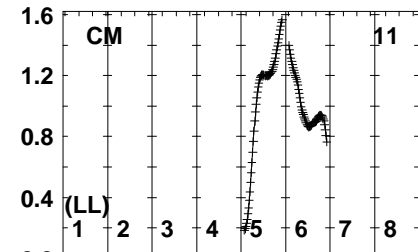
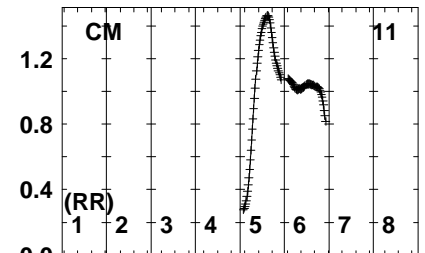
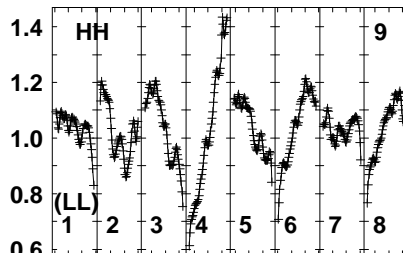
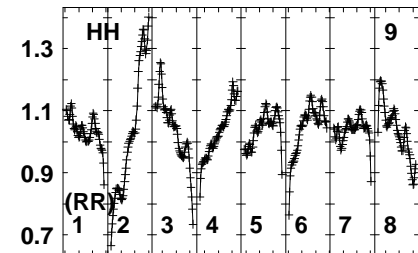
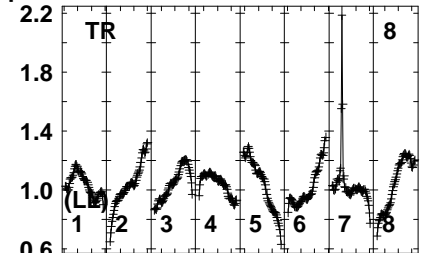
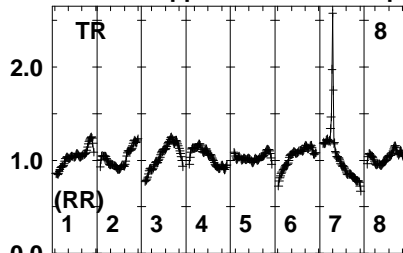
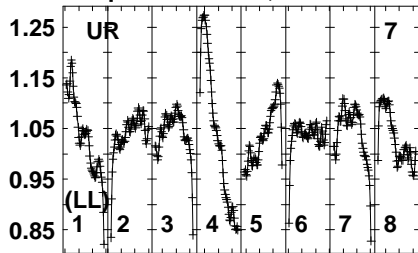
480083048709009309605000030
FREQ MHz

Lower frame: Real Jy
Auto-corr total-power spectrum Antenna: *
Timerange: 00/11:37:01 to 00/11:37:59

Plot file version 256 created 26-FEB-2024 13:12:40

J1559+2556 EG128B.MSORT.1

Freq = 4.7990 GHz, Bw = 32.000 MH No calibration applied and no bandpass applied



480083048709009309605005030
FREQ MHz

480083048709009309605005030
FREQ MHz

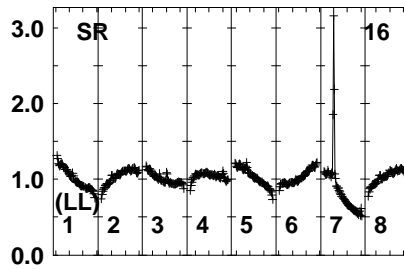
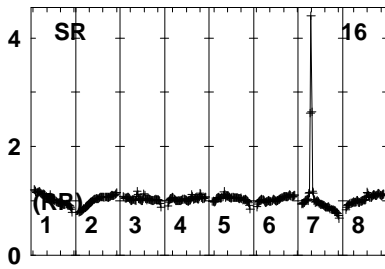
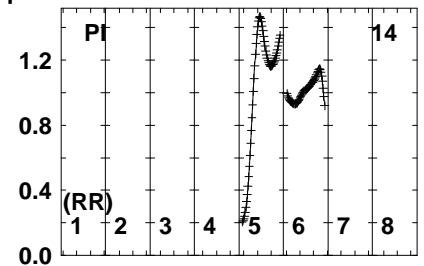
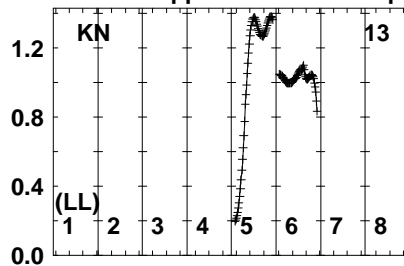
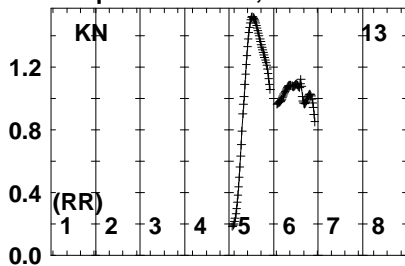
480083048709009309605005030
FREQ MHz

Lower frame: Real Jy
Auto-corr total-power spectrum Antenna: *
Timerange: 00/11:37:01 to 00/11:37:59

Plot file version 257 created 26-FEB-2024 13:12:40

J1559+2556 EG128B.MSORT.1

Freq = 4.7990 GHz, Bw = 32.000 MH No calibration applied and no bandpass applied

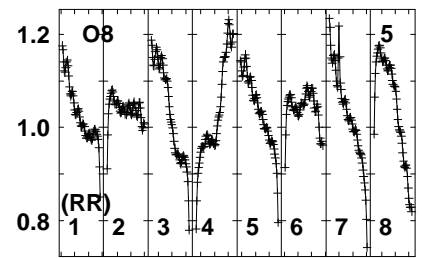
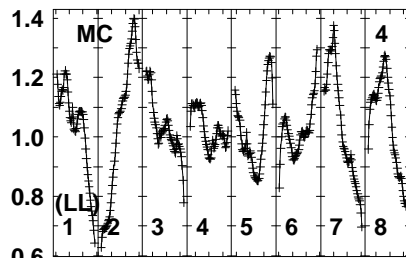
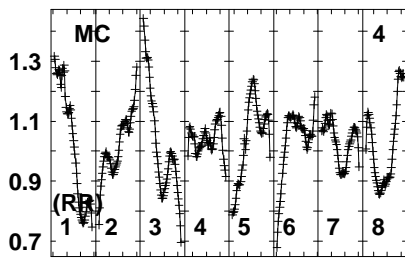
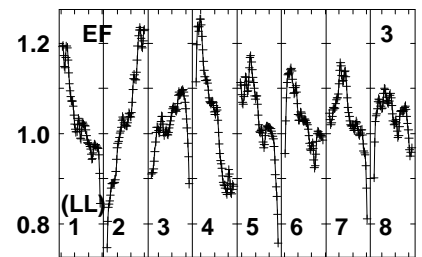
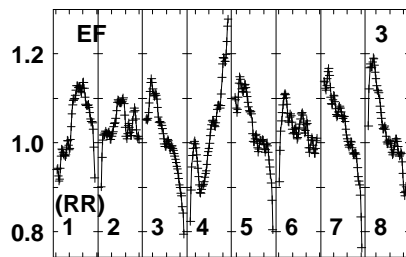
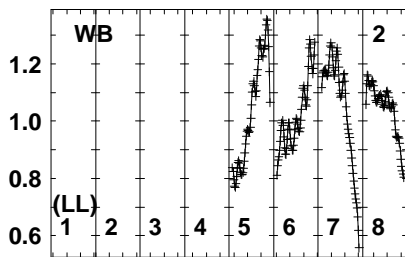
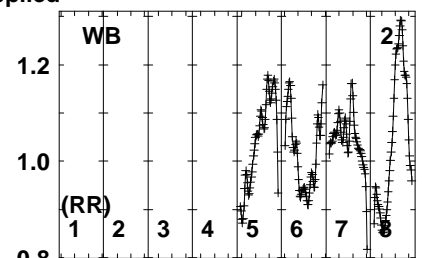
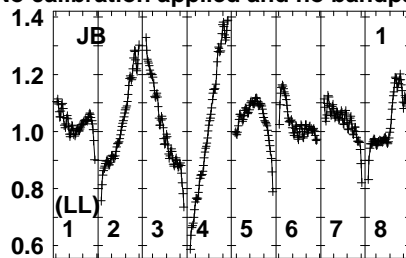
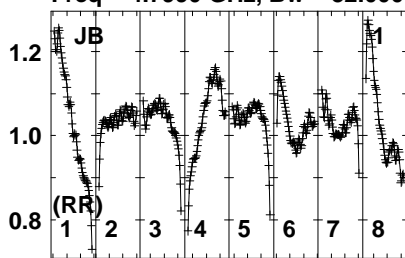


Lower frame: Real Jy
Auto-corr total-power spectrum Antenna: *
Timerange: 00/11:37:01 to 00/11:37:59

Plot file version 258 created 26-FEB-2024 13:12:40

J1602+2610 EG128B.MSORT.1

Freq = 4.7990 GHz, Bw = 32.000 MH No calibration applied and no bandpass applied



480083048709009309605005030
FREQ MHz

480083048709009309605005030
FREQ MHz

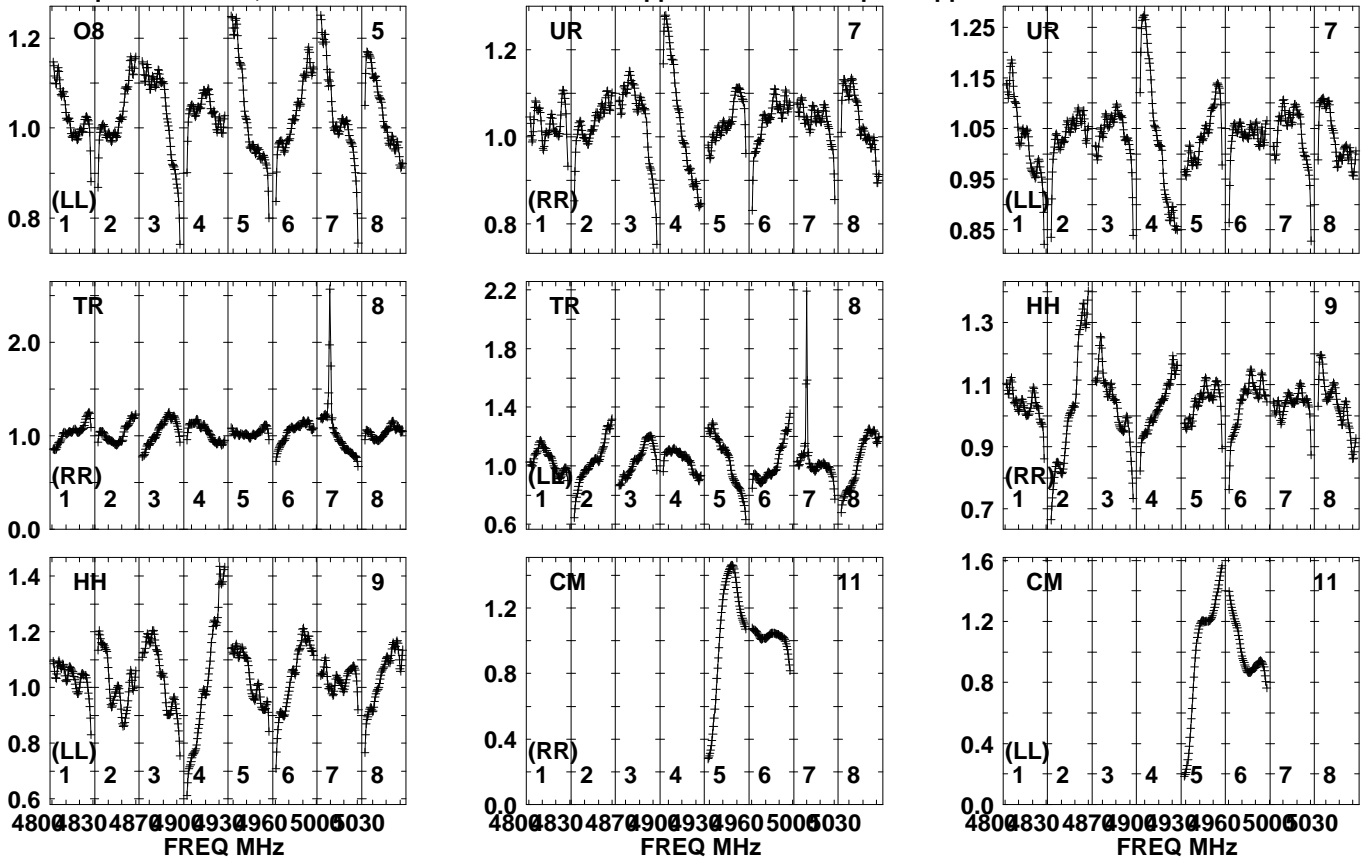
480083048709009309605005030
FREQ MHz

Lower frame: Real Jy
Auto-corr total-power spectrum Antenna: *
Timerange: 00/11:38:21 to 00/11:39:19

Plot file version 259 created 26-FEB-2024 13:12:40

J1602+2610 EG128B.MSORT.1

Freq = 4.7990 GHz, Bw = 32.000 MH No calibration applied and no bandpass applied

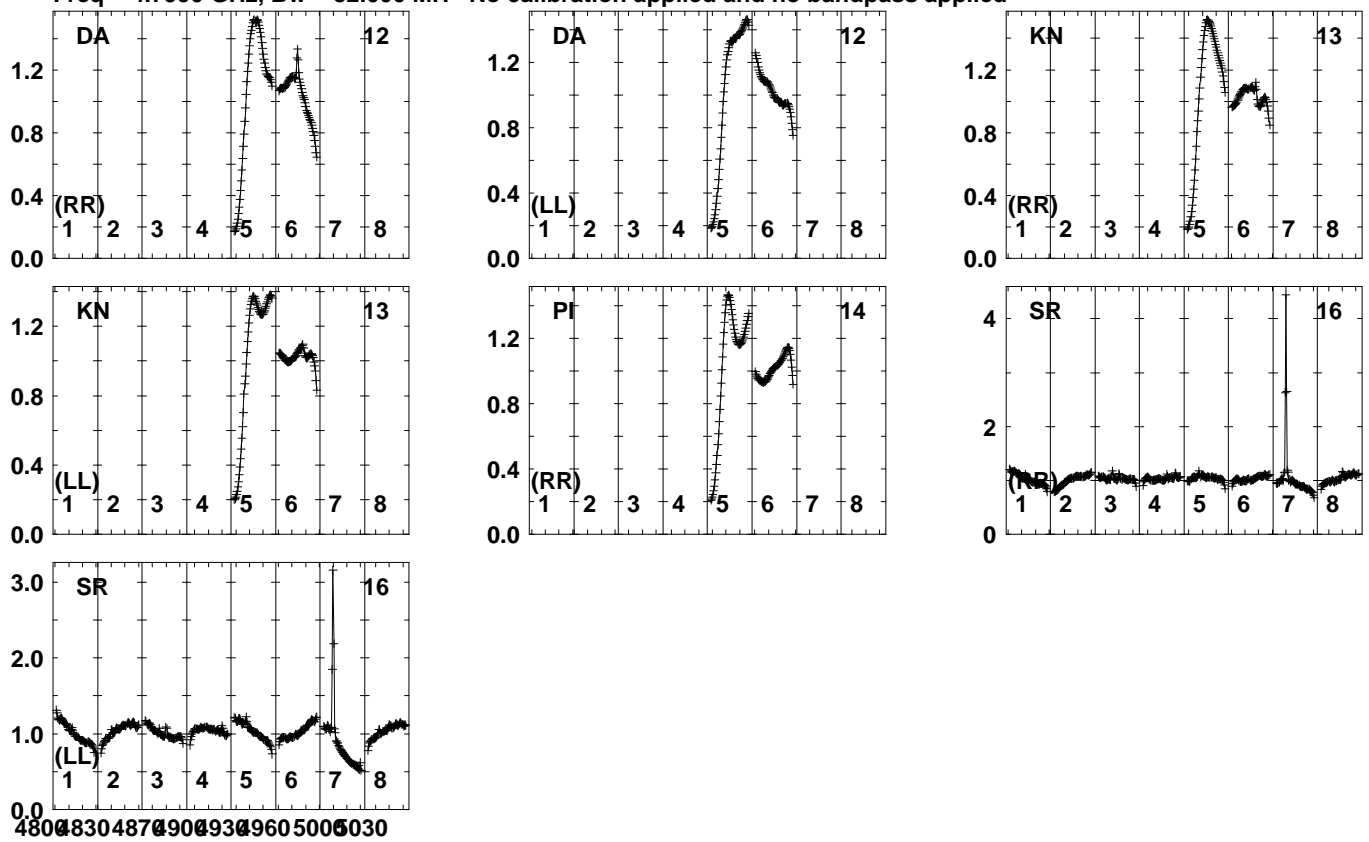


Lower frame: Real Jy
Auto-corr total-power spectrum Antenna: *
Timerange: 00/11:38:21 to 00/11:39:19

Plot file version 260 created 26-FEB-2024 13:12:40

J1602+2610 EG128B.MSORT.1

Freq = 4.7990 GHz, Bw = 32.000 MH No calibration applied and no bandpass applied



480083048709009309605005030

FREQ MHz

Lower frame: Real Jy

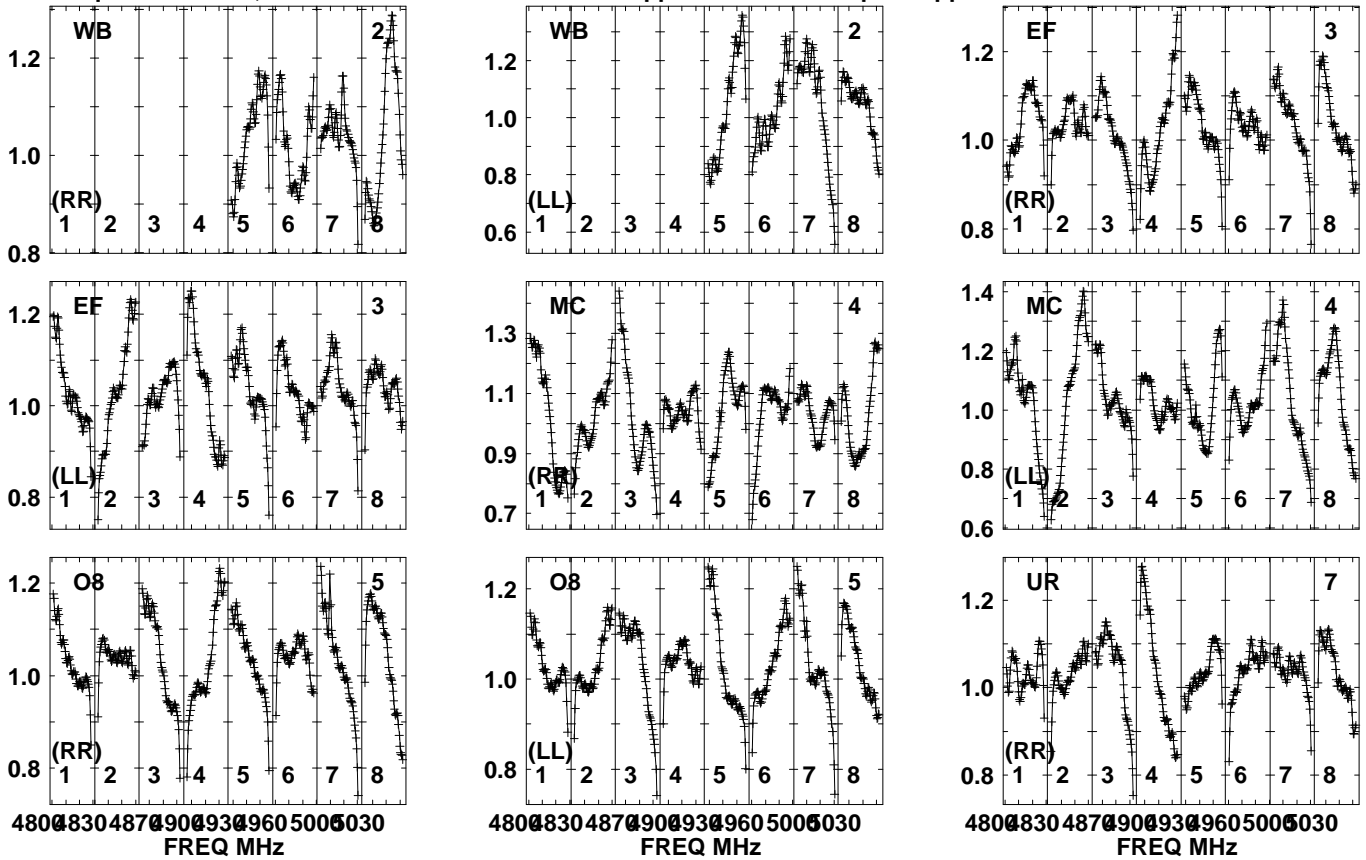
Auto-corr total-power spectrum Antenna: *

Timerange: 00/11:38:21 to 00/11:39:19

Plot file version 261 created 26-FEB-2024 13:12:40

TCRB EG128B.MSORT.1

Freq = 4.7990 GHz, Bw = 32.000 MH No calibration applied and no bandpass applied

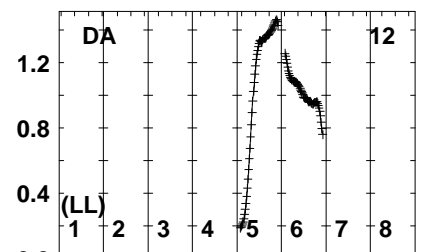
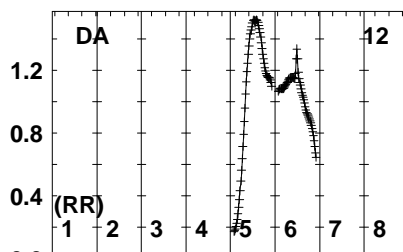
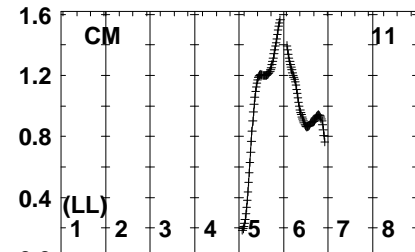
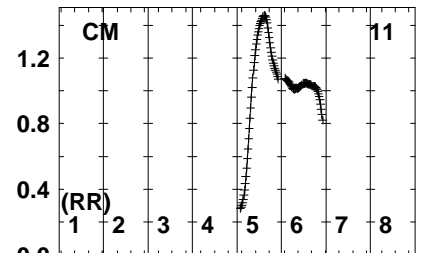
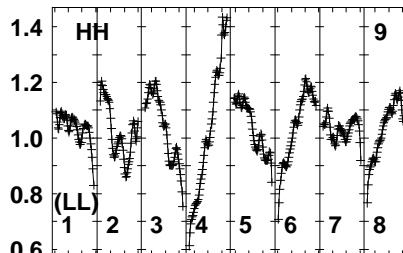
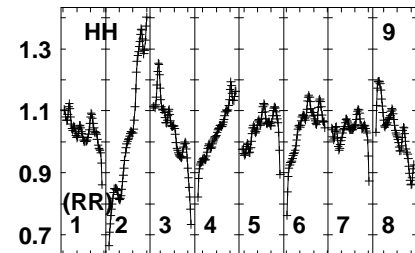
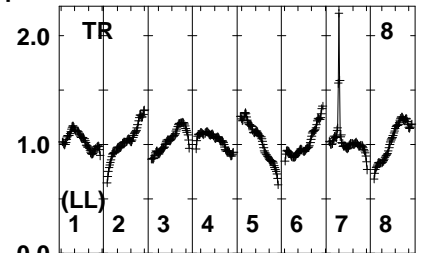
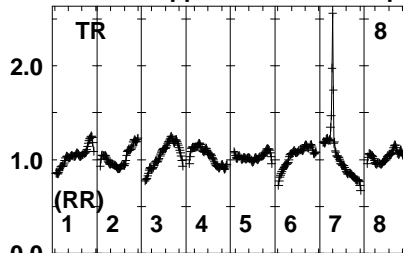
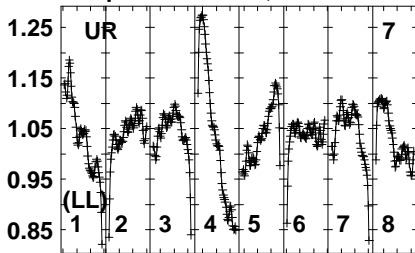


Lower frame: Real Jy
Auto-corr total-power spectrum Antenna: *
Timerange: 00/11:39:41 to 00/11:43:39

Plot file version 262 created 26-FEB-2024 13:12:40

TCRB EG128B.MSORT.1

Freq = 4.7990 GHz, Bw = 32.000 MH No calibration applied and no bandpass applied



480083048709009309605005030
FREQ MHz

480083048709009309605005030
FREQ MHz

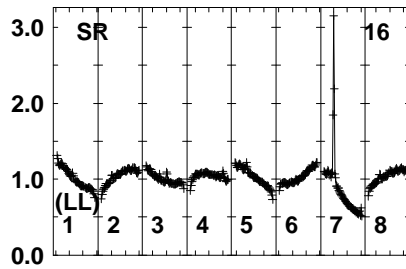
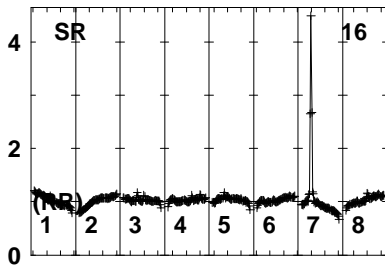
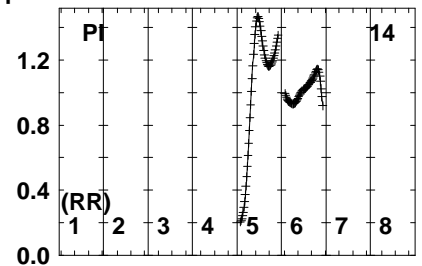
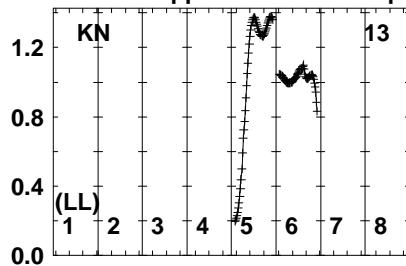
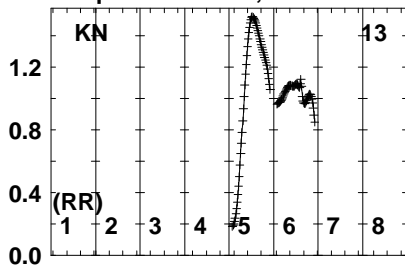
480083048709009309605005030
FREQ MHz

Lower frame: Real Jy
Auto-corr total-power spectrum Antenna: *
Timerange: 00/11:39:41 to 00/11:43:39

Plot file version 263 created 26-FEB-2024 13:12:41

TCRB EG128B.MSORT.1

Freq = 4.7990 GHz, Bw = 32.000 MH No calibration applied and no bandpass applied

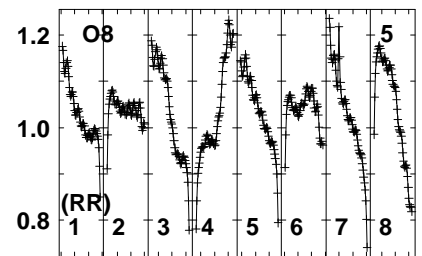
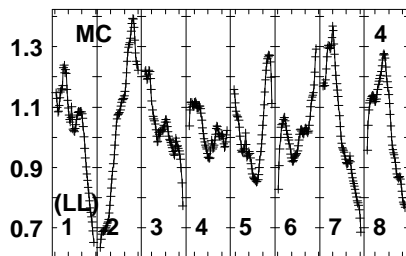
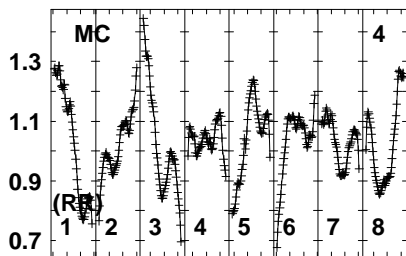
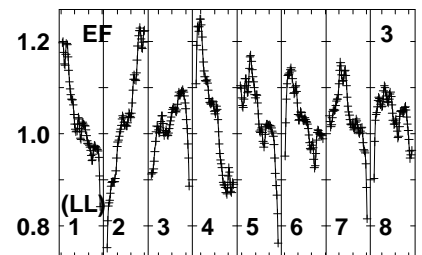
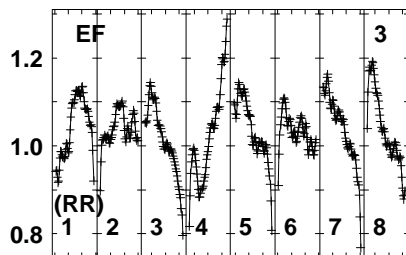
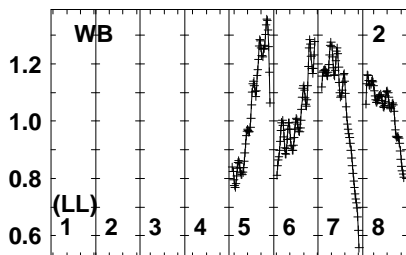
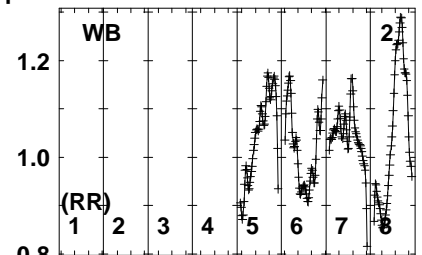
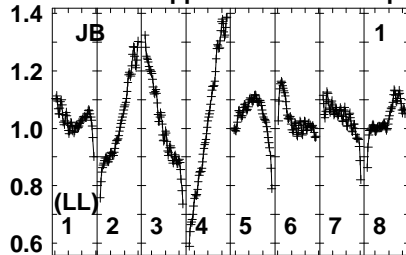
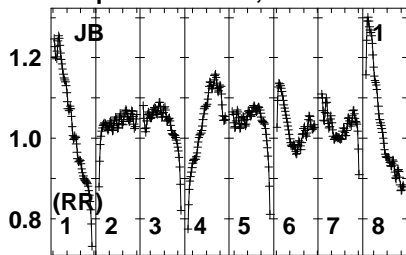


Lower frame: Real Jy
Auto-corr total-power spectrum Antenna: *
Timerange: 00/11:39:41 to 00/11:43:39

Plot file version 264 created 26-FEB-2024 13:12:41

J1602+2610 EG128B.MSORT.1

Freq = 4.7990 GHz, Bw = 32.000 MH No calibration applied and no bandpass applied



480083048709009309605005030
FREQ MHz

480083048709009309605005030
FREQ MHz

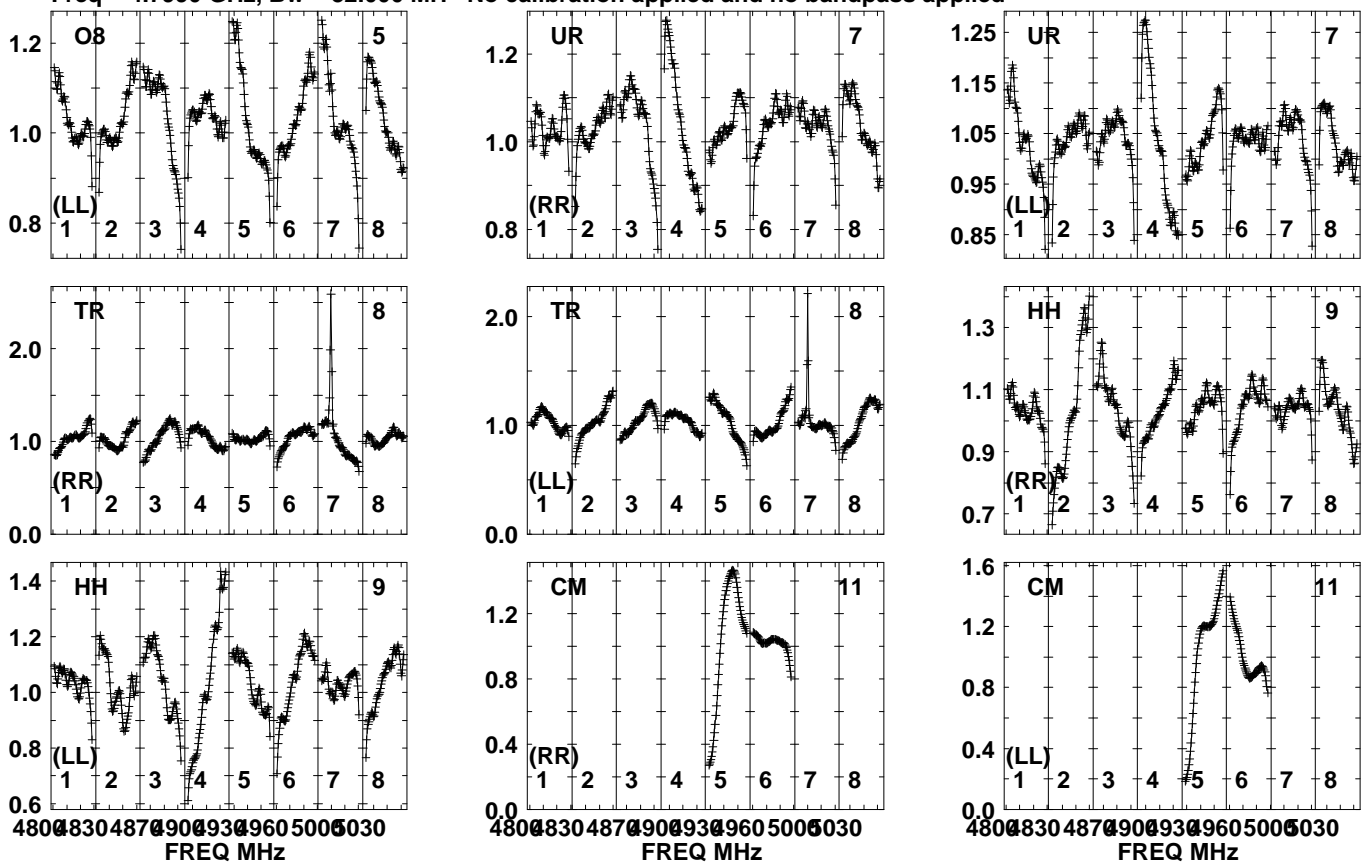
480083048709009309605005030
FREQ MHz

Lower frame: Real Jy
Auto-corr total-power spectrum Antenna: *
Timerange: 00/11:44:01 to 00/11:44:59

Plot file version 265 created 26-FEB-2024 13:12:41

J1602+2610 EG128B.MSORT.1

Freq = 4.7990 GHz, Bw = 32.000 MH No calibration applied and no bandpass applied

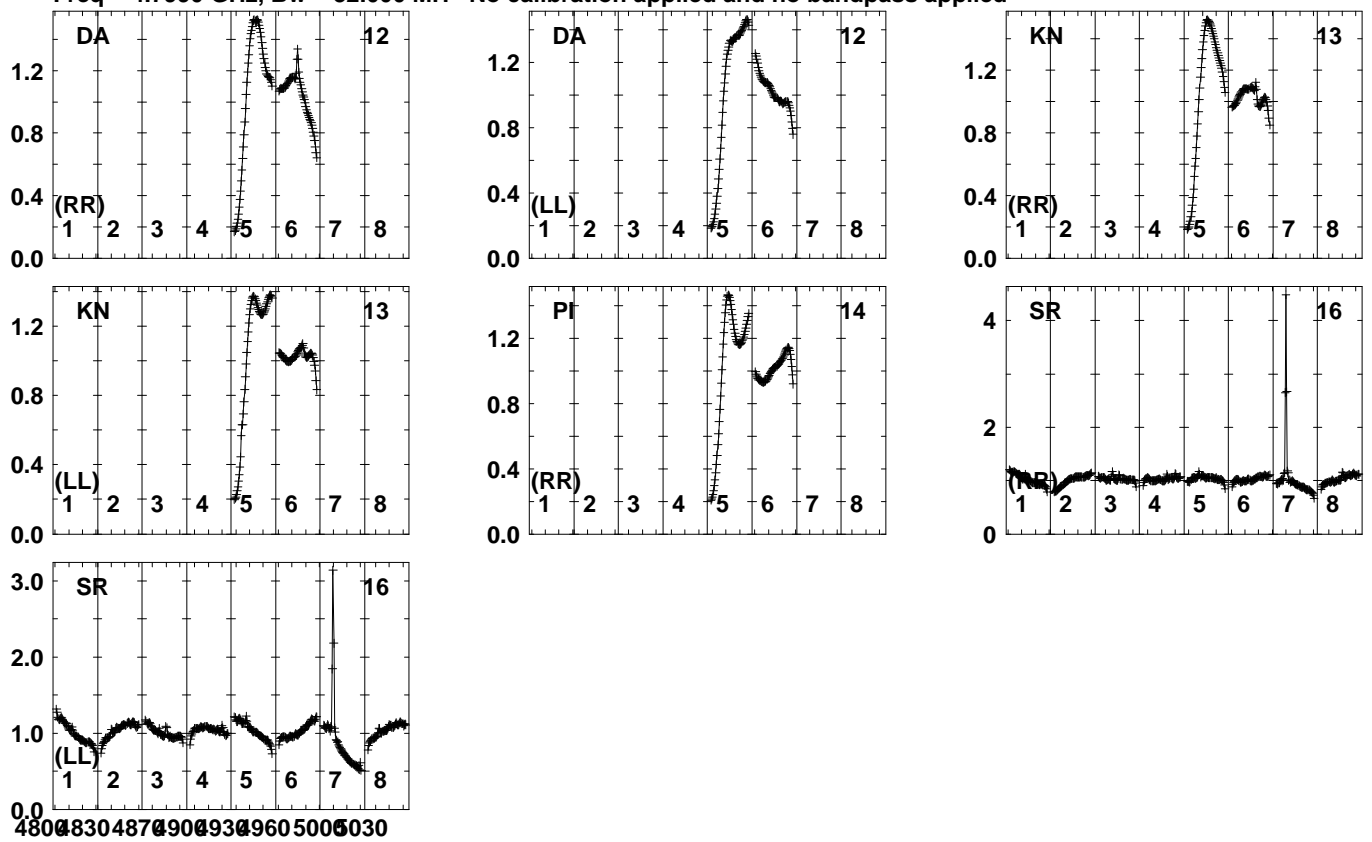


Lower frame: Real Jy
Auto-corr total-power spectrum Antenna: *
Timerange: 00/11:44:01 to 00/11:44:59

Plot file version 266 created 26-FEB-2024 13:12:42

J1602+2610 EG128B.MSORT.1

Freq = 4.7990 GHz, Bw = 32.000 MH No calibration applied and no bandpass applied



4800483048709009309605005030

FREQ MHz

Lower frame: Real Jy

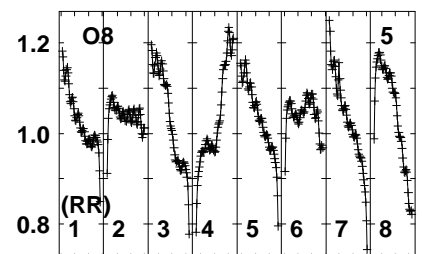
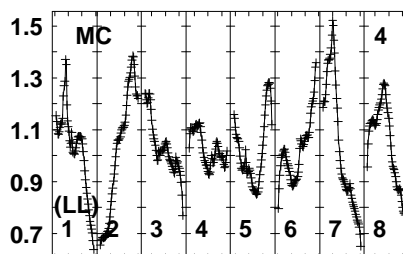
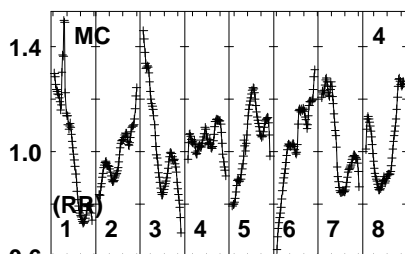
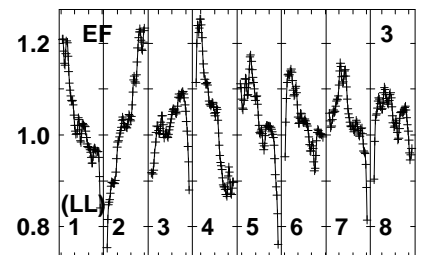
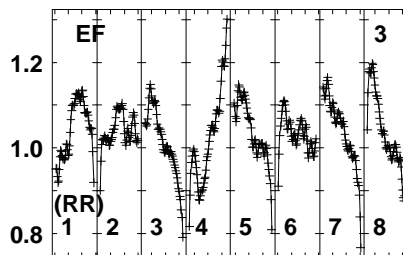
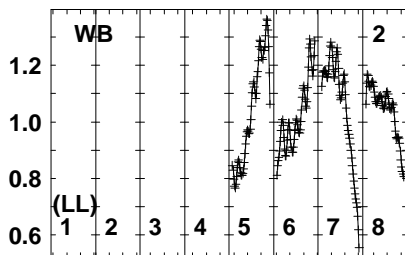
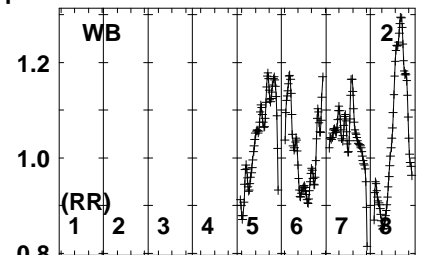
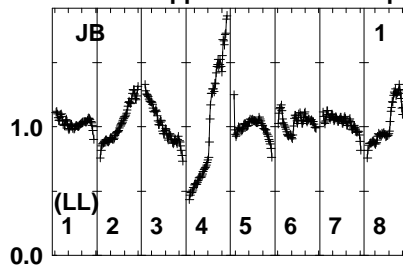
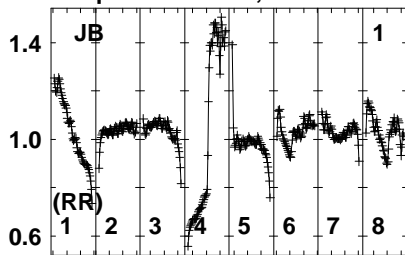
Auto-corr total-power spectrum Antenna: *

Timerange: 00/11:44:01 to 00/11:44:59

Plot file version 267 created 26-FEB-2024 13:12:42

J1642+3948 EG128B.MSORT.1

Freq = 4.7990 GHz, Bw = 32.000 MH No calibration applied and no bandpass applied



480083048709009309605005030
FREQ MHz

480083048709009309605005030
FREQ MHz

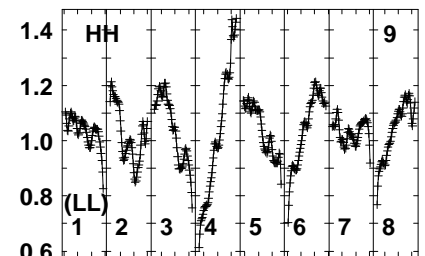
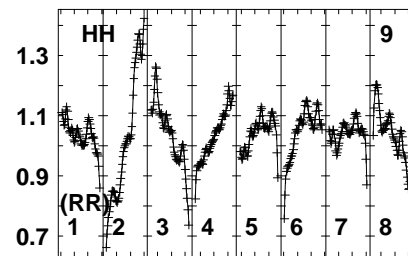
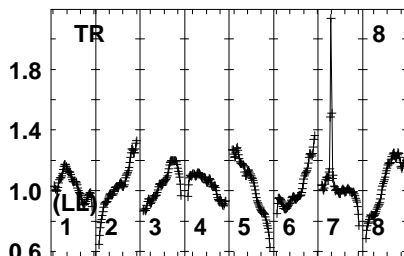
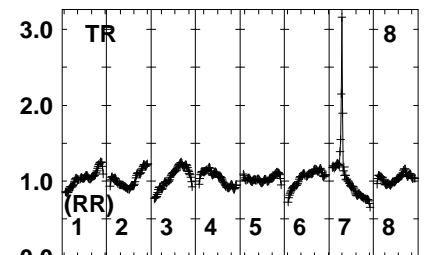
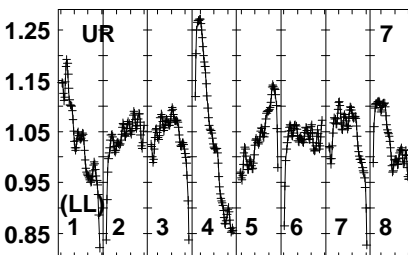
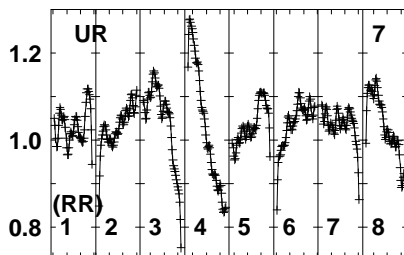
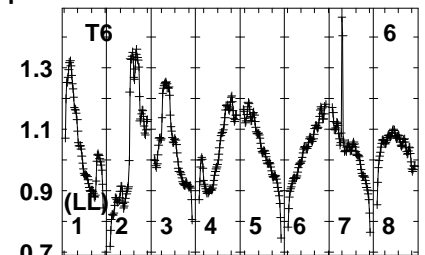
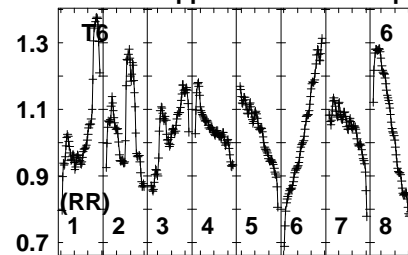
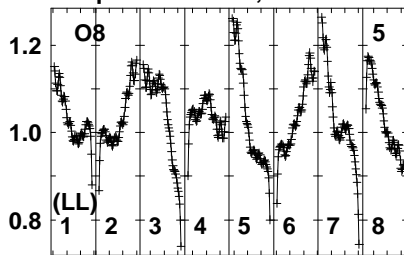
480083048709009309605005030
FREQ MHz

Lower frame: Real Jy
Auto-corr total-power spectrum Antenna: *
Timerange: 00/11:47:01 to 00/11:51:59

Plot file version 268 created 26-FEB-2024 13:12:43

J1642+3948 EG128B.MSORT.1

Freq = 4.7990 GHz, Bw = 32.000 MH No calibration applied and no bandpass applied



480083048709009309605005030
FREQ MHz

480083048709009309605005030
FREQ MHz

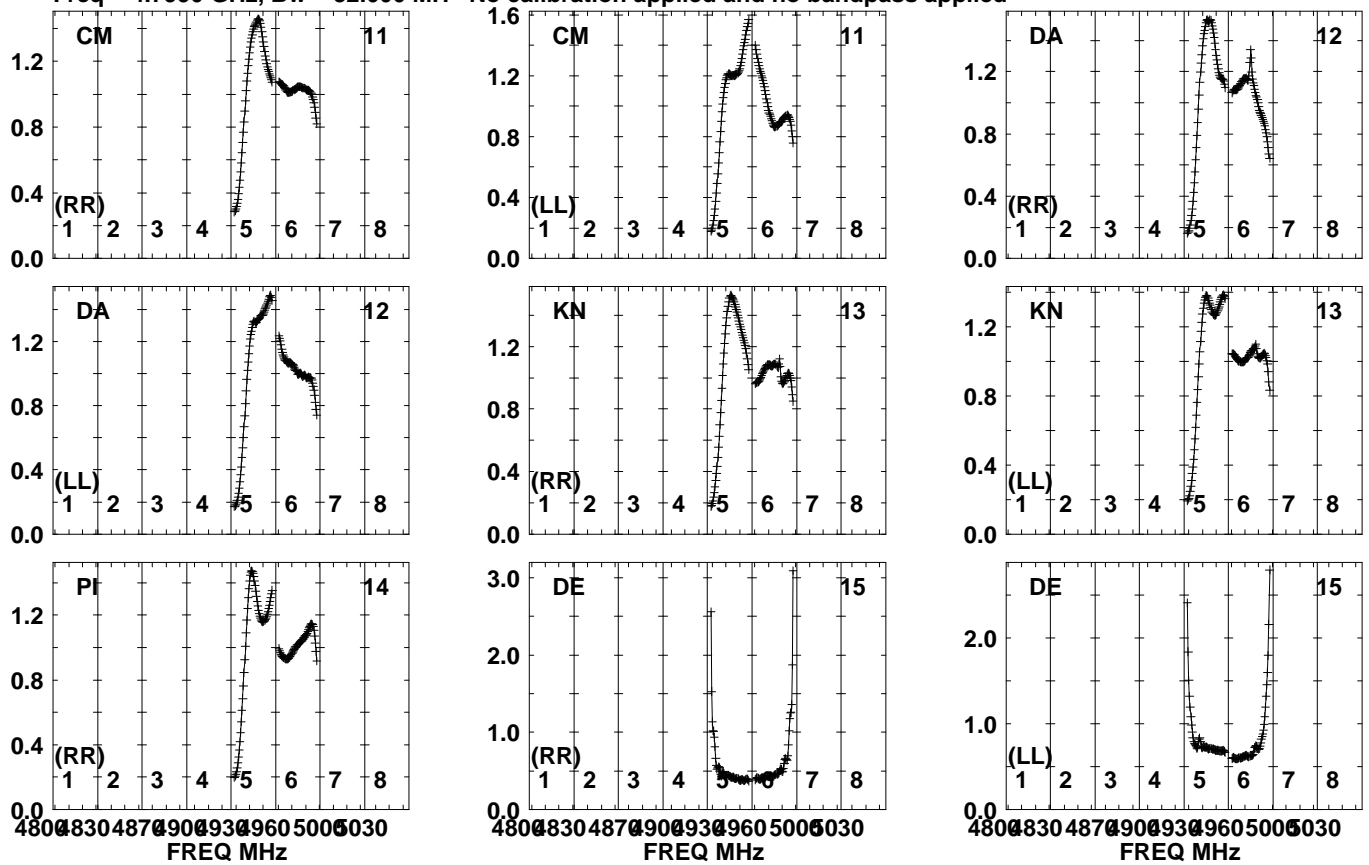
480083048709009309605005030
FREQ MHz

Lower frame: Real Jy
Auto-corr total-power spectrum Antenna: *
Timerange: 00/11:47:01 to 00/11:51:59

Plot file version 269 created 26-FEB-2024 13:12:44

J1642+3948 EG128B.MSORT.1

Freq = 4.7990 GHz, Bw = 32.000 MH No calibration applied and no bandpass applied

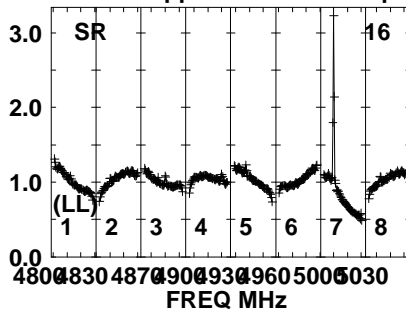
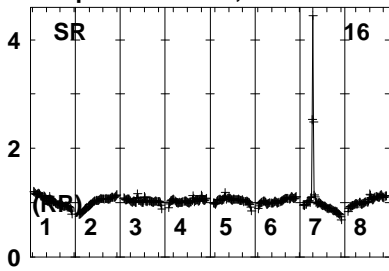


Lower frame: Real Jy
Auto-corr total-power spectrum Antenna: *
Timerange: 00/11:47:01 to 00/11:51:59

Plot file version 270 created 26-FEB-2024 13:12:44

J1642+3948 EG128B.MSORT.1

Freq = 4.7990 GHz, Bw = 32.000 MH No calibration applied and no bandpass applied

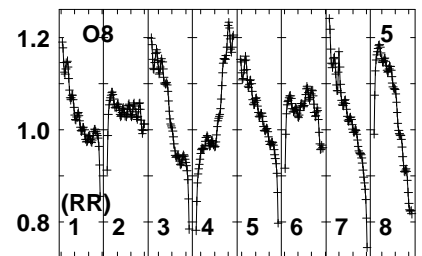
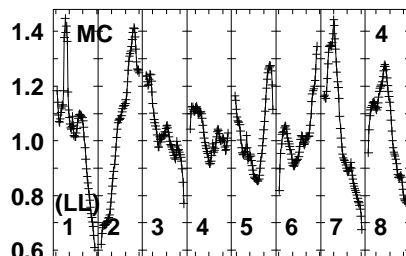
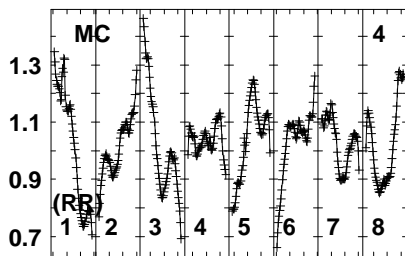
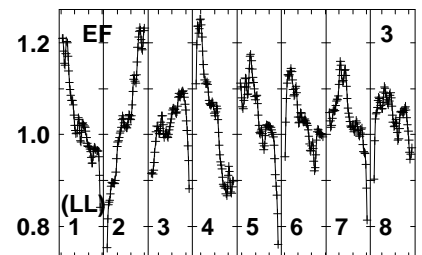
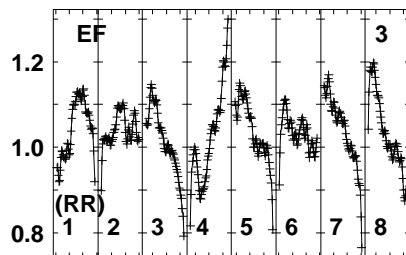
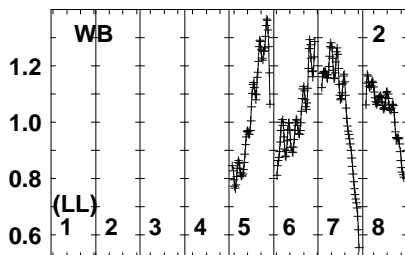
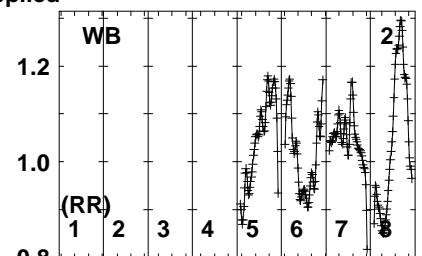
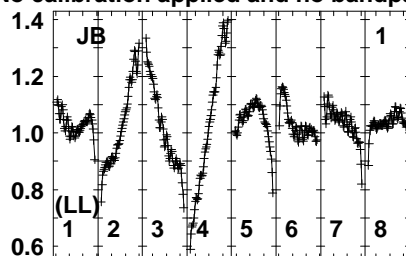
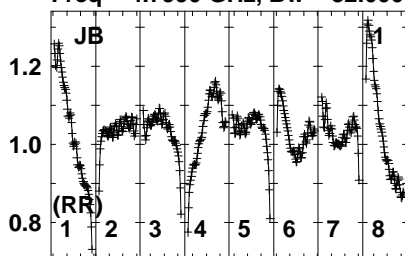


Lower frame: Real Jy
Auto-corr total-power spectrum Antenna: *
Timerange: 00/11:47:01 to 00/11:51:59

Plot file version 271 created 26-FEB-2024 13:12:44

3C286 EG128B.MSORT.1

Freq = 4.7990 GHz, Bw = 32.000 MH No calibration applied and no bandpass applied



480083048709009309605005030
FREQ MHz

480083048709009309605005030
FREQ MHz

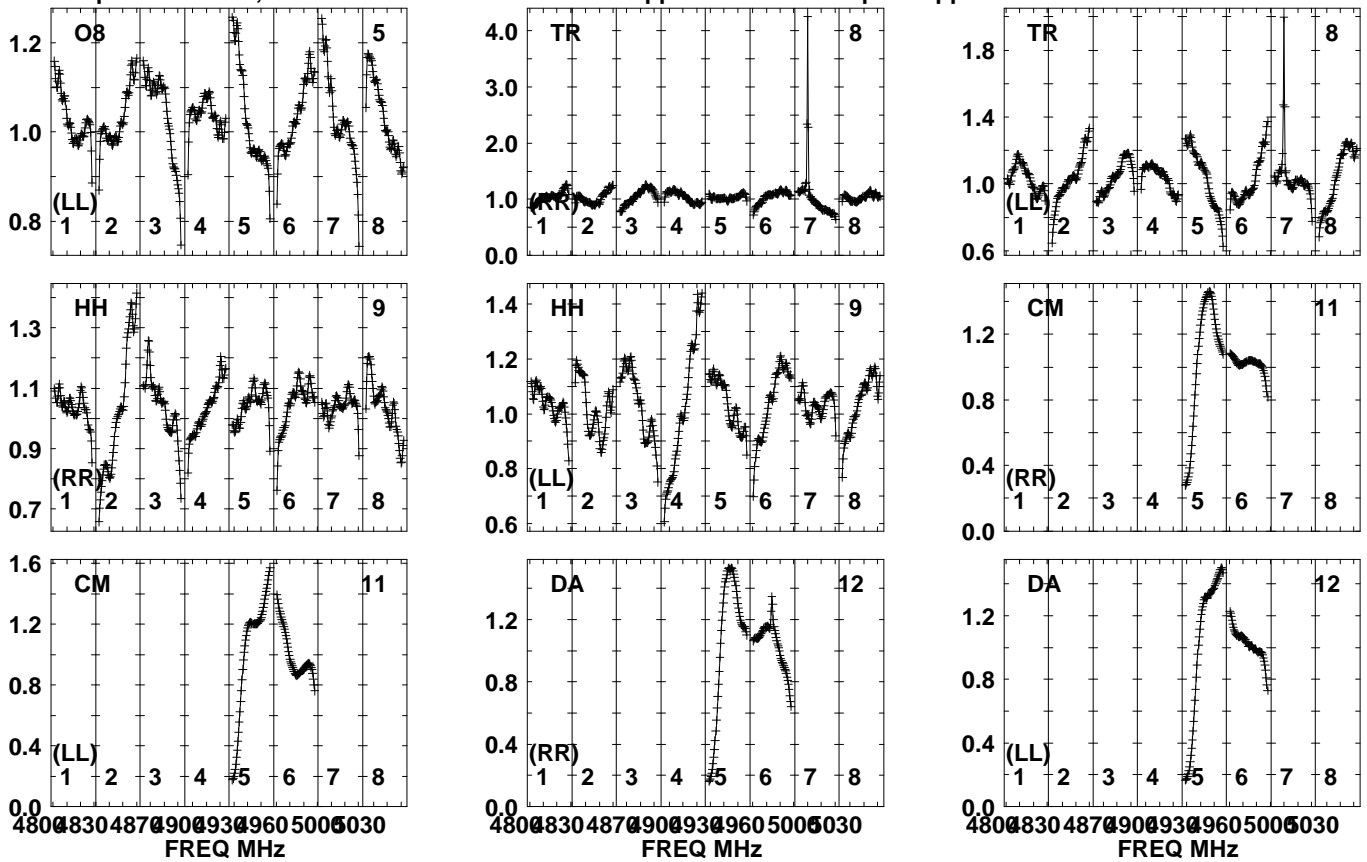
480083048709009309605005030
FREQ MHz

Lower frame: Real Jy
Auto-corr total-power spectrum Antenna: *
Timerange: 00/11:55:31 to 00/11:59:59

Plot file version 272 created 26-FEB-2024 13:12:45

3C286 EG128B.MSORT.1

Freq = 4.7990 GHz, Bw = 32.000 MH No calibration applied and no bandpass applied

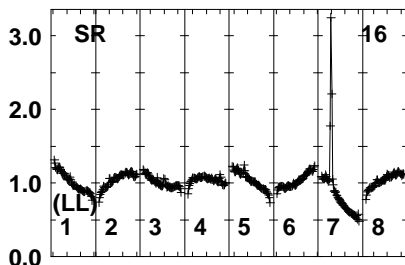
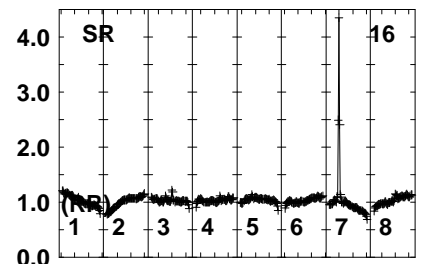
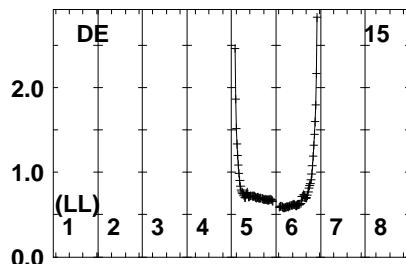
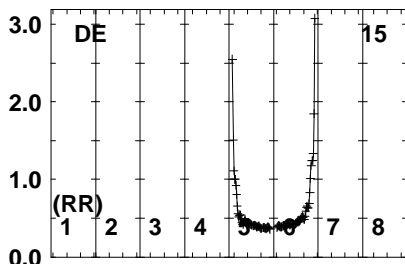
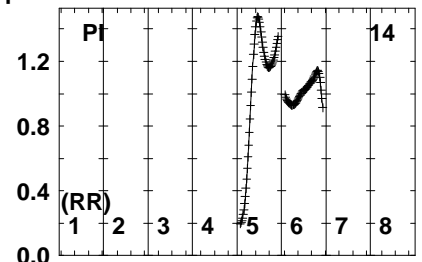
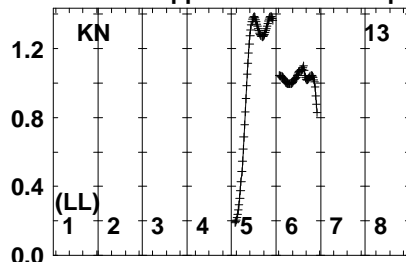
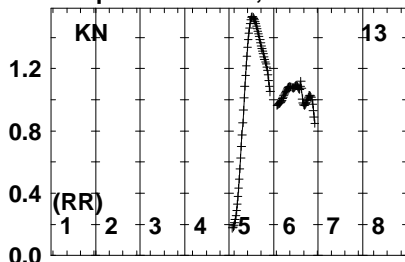


Lower frame: Real Jy
Auto-corr total-power spectrum Antenna: *
Timerange: 00/11:55:31 to 00/11:59:59

Plot file version 273 created 26-FEB-2024 13:12:45

3C286 EG128B.MSORT.1

Freq = 4.7990 GHz, Bw = 32.000 MH No calibration applied and no bandpass applied



4800483048709009309605005030

FREQ MHz

Lower frame: Real Jy

Auto-corr total-power spectrum Antenna: *

Timerange: 00/11:55:31 to 00/11:59:59