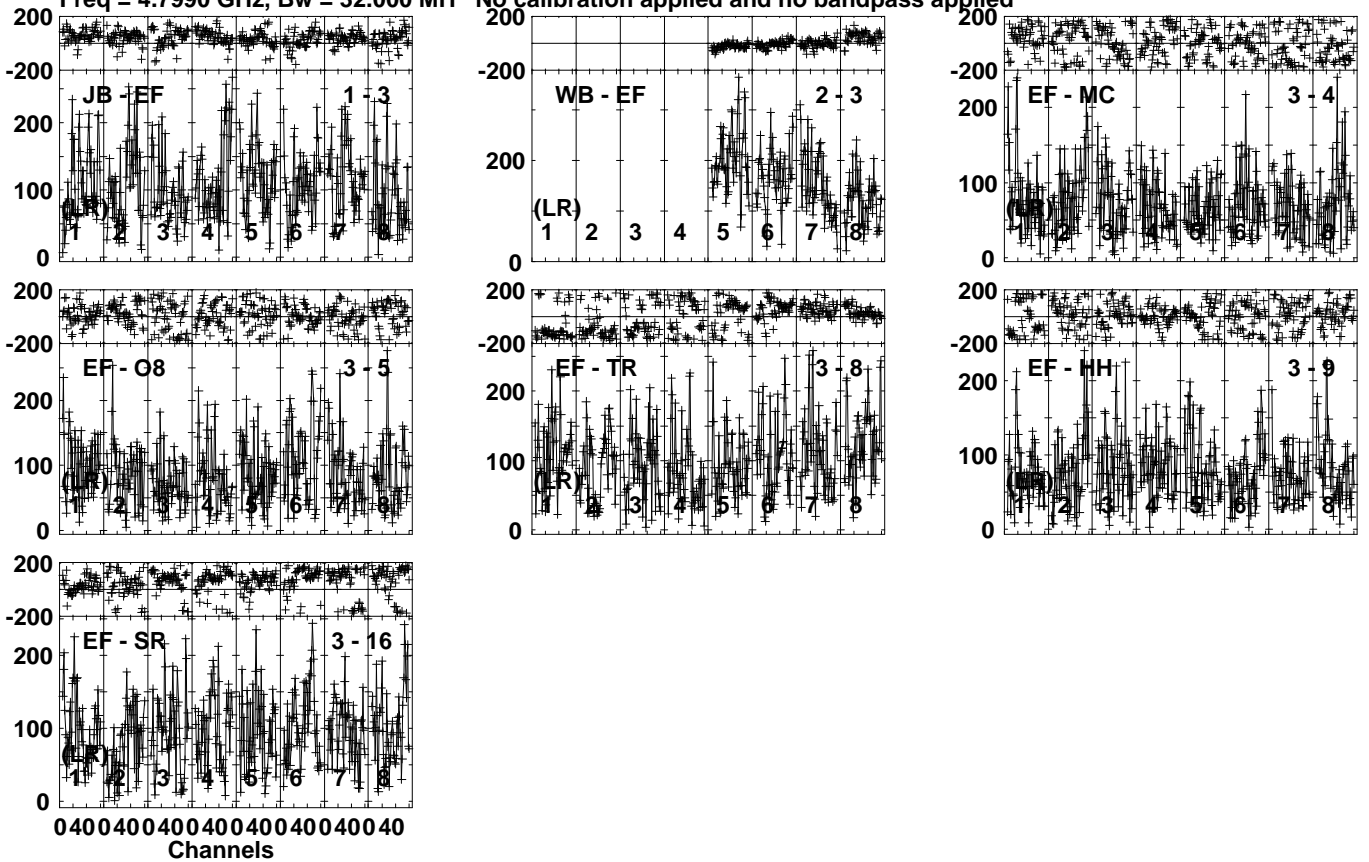


Plot file version 1 created 26-FEB-2024 13:15:42

J1602+2610 EG128B.MSORT.1

Freq = 4.7990 GHz, Bw = 32.000 MH No calibration applied and no bandpass applied

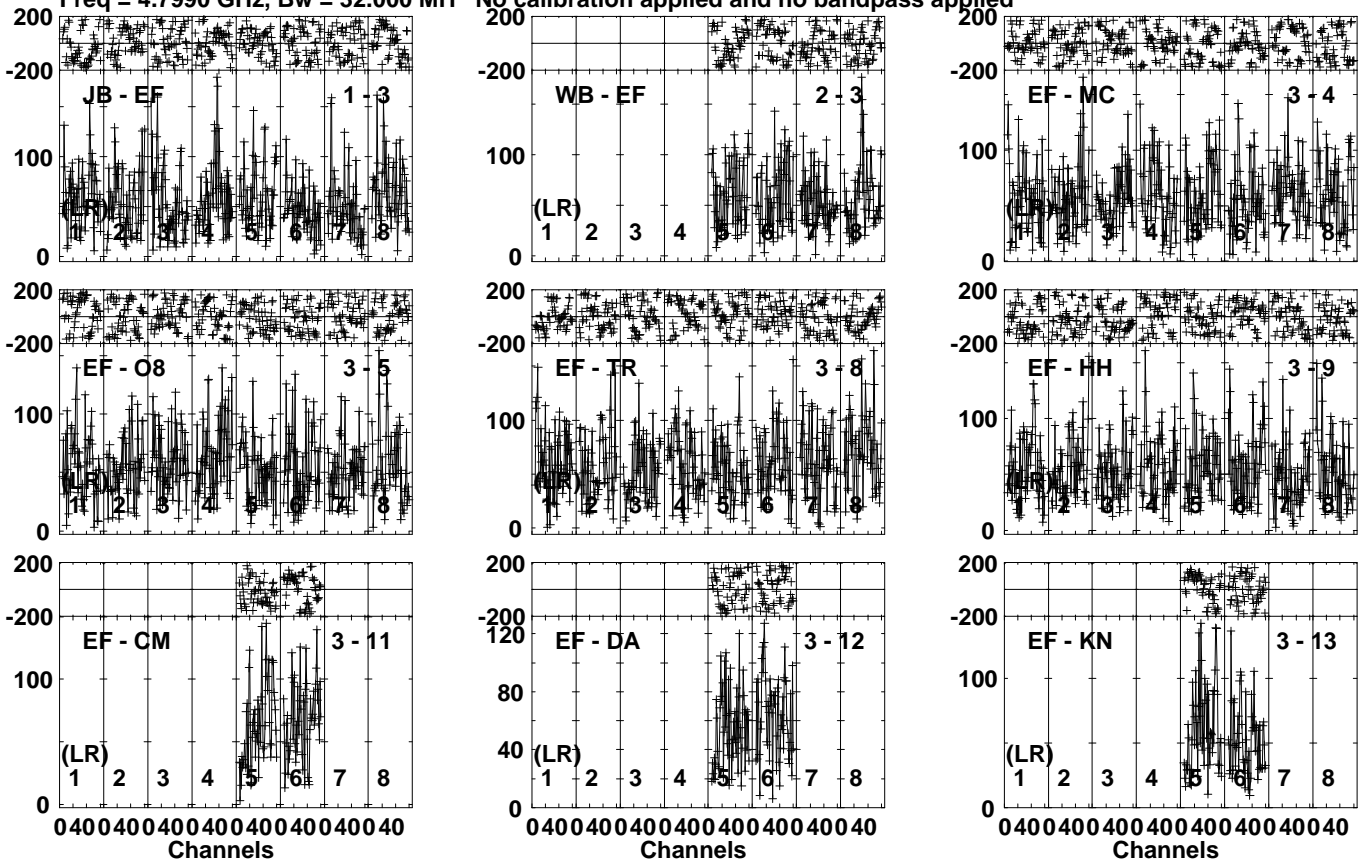


Lower frame: Micro Ampl Jy Top frame: Phas deg
Vector averaged cross-power spectrum Several baselines displayed
Timerange: 00/08:00:01 to 00/08:01:59

Plot file version 2 created 26-FEB-2024 13:15:43

TCRB EG128B.MSORT.1

Freq = 4.7990 GHz, Bw = 32.000 MH No calibration applied and no bandpass applied

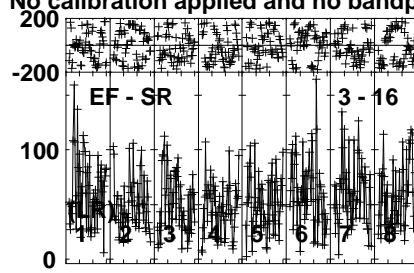
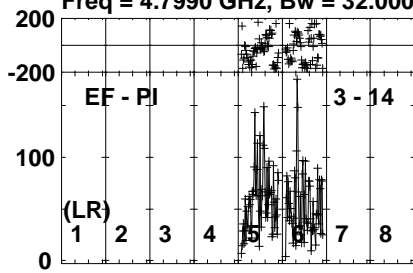


Lower frame: Micro Ampl Jy Top frame: Phas deg
Vector averaged cross-power spectrum Several baselines displayed
Timerange: 00/08:02:21 to 00/08:06:19

Plot file version 3 created 26-FEB-2024 13:15:43

TCRB EG128B.MSORT.1

Freq = 4.7990 GHz, Bw = 32.000 MH No calibration applied and no bandpass applied

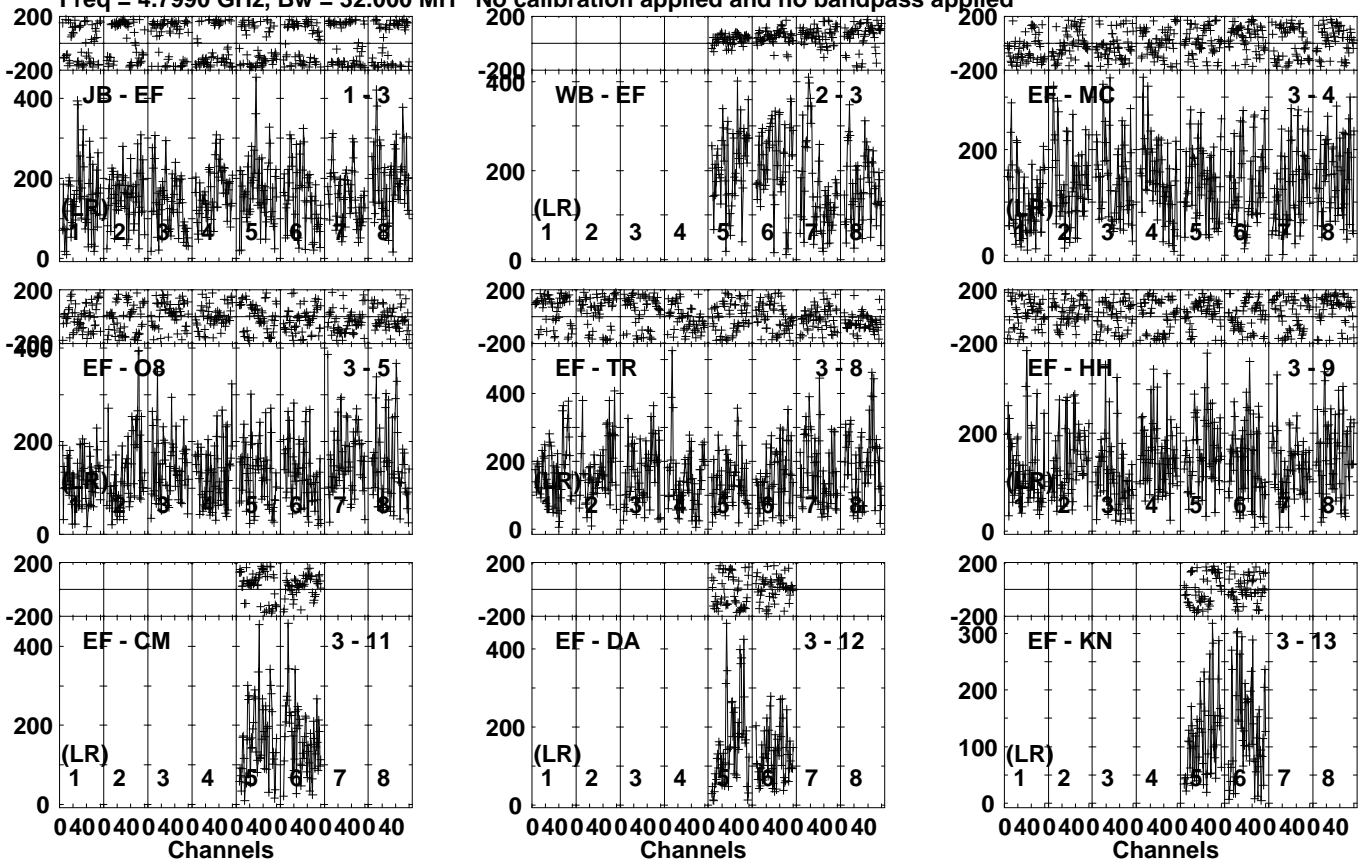


Lower frame: Micro Ampl Jy Top frame: Phas deg
Vector averaged cross-power spectrum Several baselines displayed
Timerange: 00/08:02:21 to 00/08:06:19

Plot file version 4 created 26-FEB-2024 13:15:43

J1602+2610 EG128B.MSORT.1

Freq = 4.7990 GHz, Bw = 32.000 MH No calibration applied and no bandpass applied

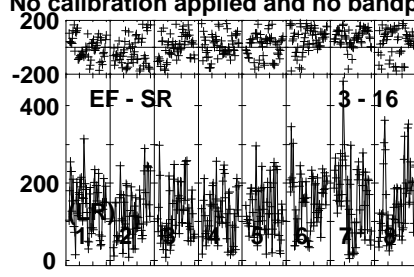
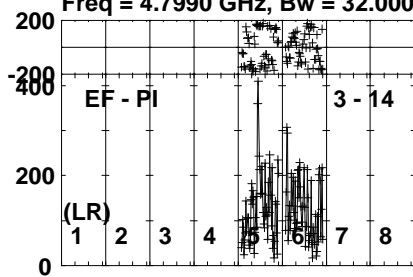


Lower frame: Micro Ampl Jy Top frame: Phas deg
Vector averaged cross-power spectrum Several baselines displayed
Timerange: 00/08:06:41 to 00/08:07:39

Plot file version 5 created 26-FEB-2024 13:15:44

J1602+2610 EG128B.MSORT.1

Freq = 4.7990 GHz, Bw = 32.000 MH No calibration applied and no bandpass applied

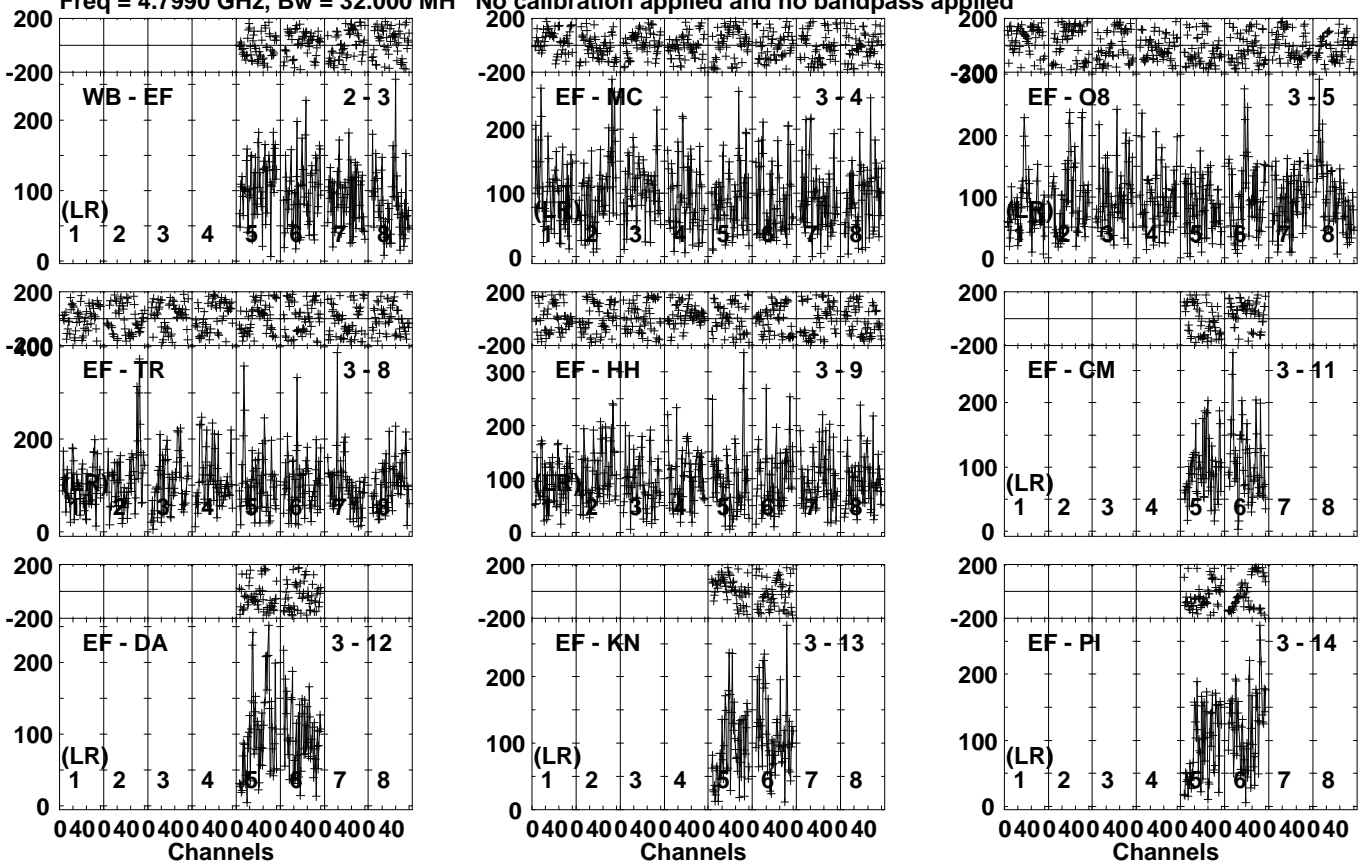


Lower frame: Micro Ampl Jy Top frame: Phas deg
Vector averaged cross-power spectrum Several baselines displayed
Timerange: 00/08:06:41 to 00/08:07:39

Plot file version 6 created 26-FEB-2024 13:15:44

J1559+2556 EG128B.MSORT.1

Freq = 4.7990 GHz, Bw = 32.000 MH No calibration applied and no bandpass applied

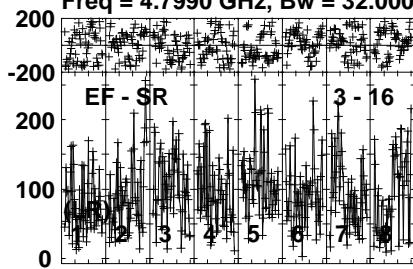


Lower frame: Micro Ampl Jy Top frame: Phas deg
Vector averaged cross-power spectrum Several baselines displayed
Timerange: 00/08:08:01 to 00/08:09:39

Plot file version 7 created 26-FEB-2024 13:15:44

J1559+2556 EG128B.MSORT.1

Freq = 4.7990 GHz, Bw = 32.000 MH No calibration applied and no bandpass applied

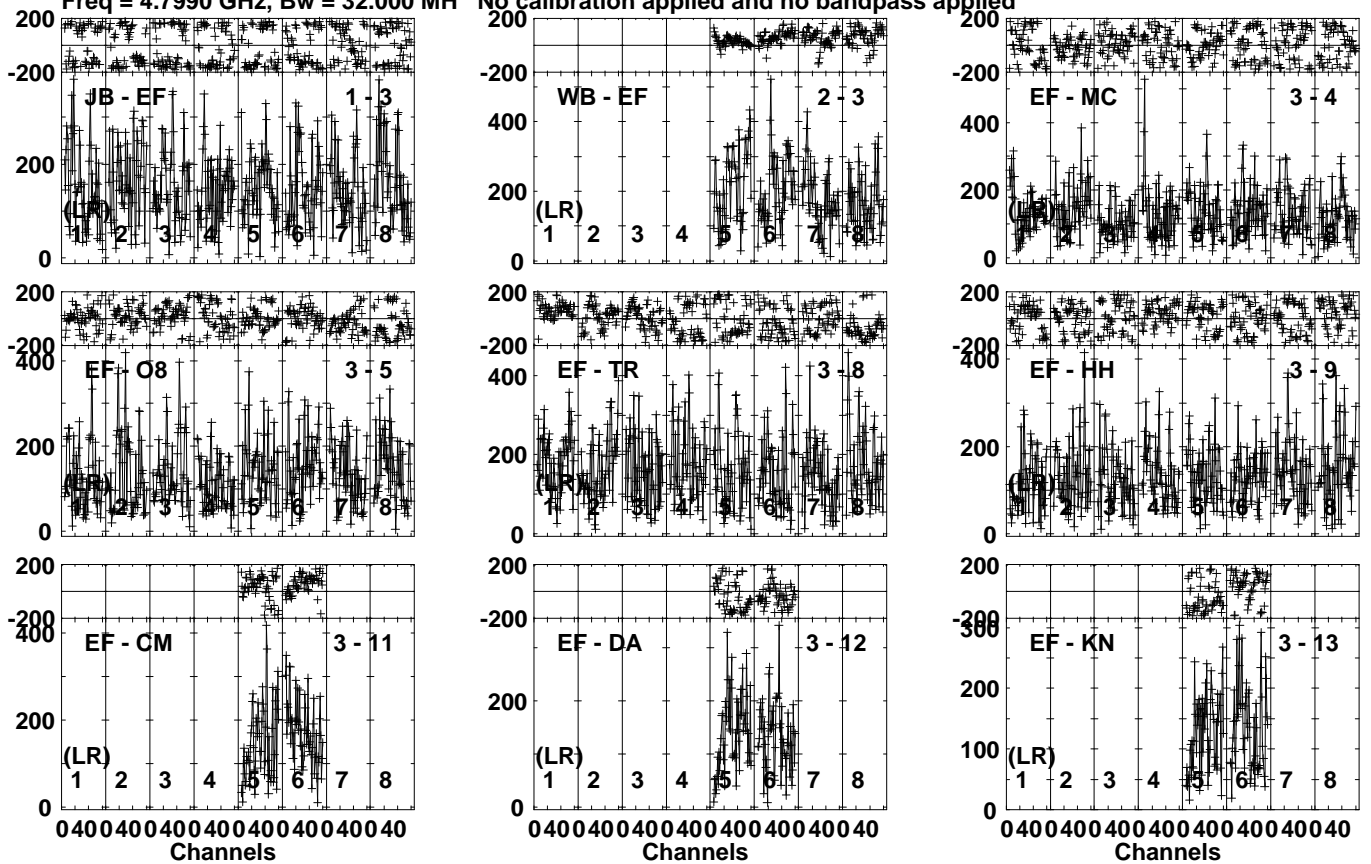


Lower frame: Micro Ampl Jy Top frame: Phas deg
Vector averaged cross-power spectrum Several baselines displayed
Timerange: 00/08:08:01 to 00/08:09:39

Plot file version 8 created 26-FEB-2024 13:15:44

J1602+2610 EG128B.MSORT.1

Freq = 4.7990 GHz, Bw = 32.000 MH No calibration applied and no bandpass applied

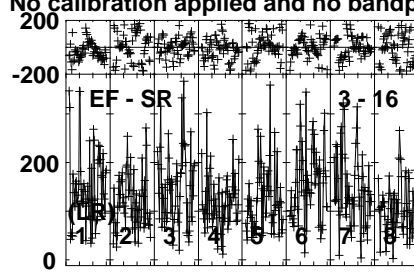
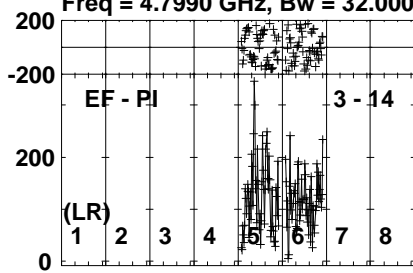


Lower frame: Micro Ampl Jy Top frame: Phas deg
Vector averaged cross-power spectrum Several baselines displayed
Timerange: 00/08:10:01 to 00/08:10:59

Plot file version 9 created 26-FEB-2024 13:15:44

J1602+2610 EG128B.MSORT.1

Freq = 4.7990 GHz, Bw = 32.000 MH No calibration applied and no bandpass applied

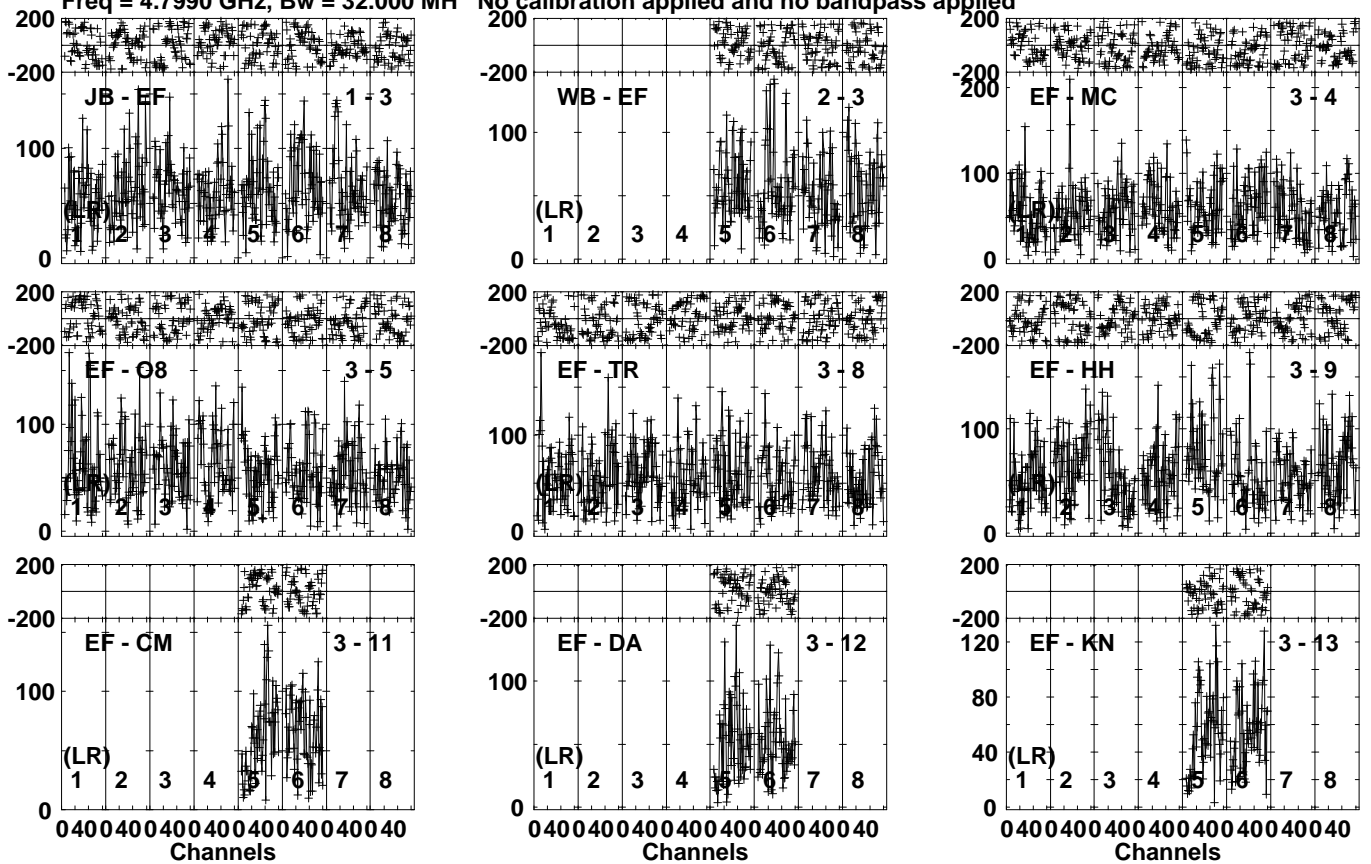


Lower frame: Micro Ampl Jy Top frame: Phas deg
Vector averaged cross-power spectrum Several baselines displayed
Timerange: 00/08:10:01 to 00/08:10:59

Plot file version 10 created 26-FEB-2024 13:15:44

TCRB EG128B.MSORT.1

Freq = 4.7990 GHz, Bw = 32.000 MH No calibration applied and no bandpass applied

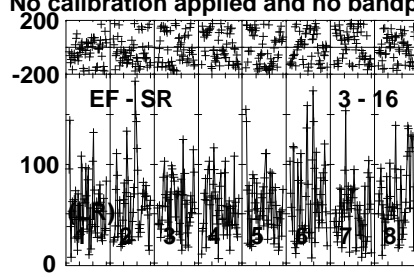
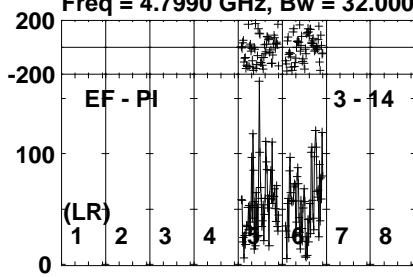


Lower frame: Micro Ampl Jy Top frame: Phas deg
Vector averaged cross-power spectrum Several baselines displayed
Timerange: 00/08:11:21 to 00/08:15:19

Plot file version 11 created 26-FEB-2024 13:15:45

TCRB EG128B.MSORT.1

Freq = 4.7990 GHz, Bw = 32.000 MH No calibration applied and no bandpass applied

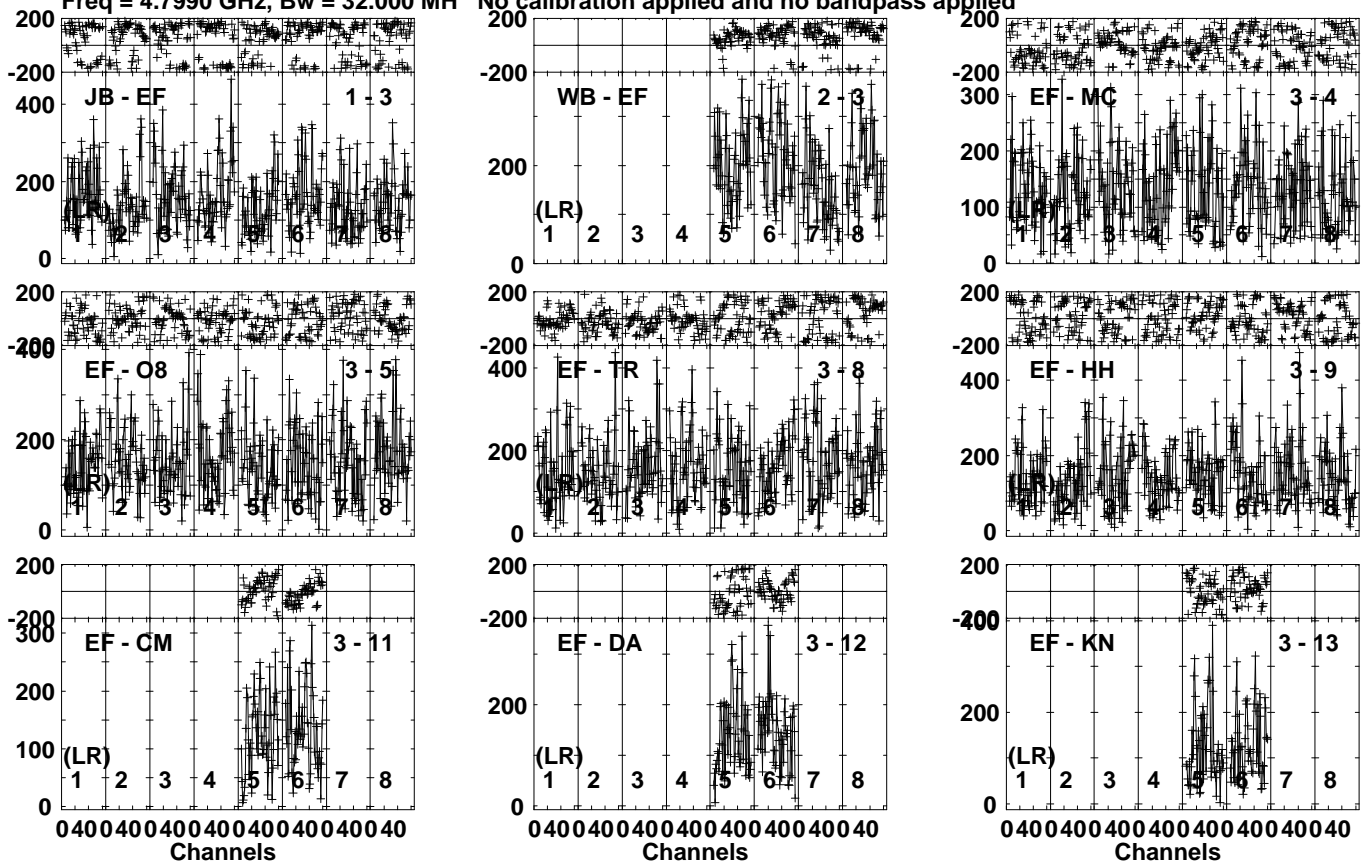


Lower frame: Micro Ampl Jy Top frame: Phas deg
Vector averaged cross-power spectrum Several baselines displayed
Timerange: 00/08:11:21 to 00/08:15:19

Plot file version 12 created 26-FEB-2024 13:15:45

J1602+2610 EG128B.MSORT.1

Freq = 4.7990 GHz, Bw = 32.000 MH No calibration applied and no bandpass applied



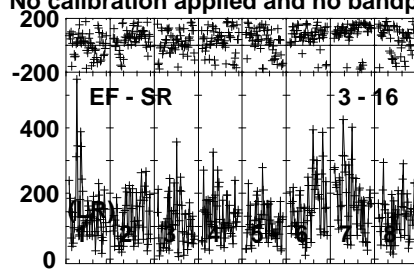
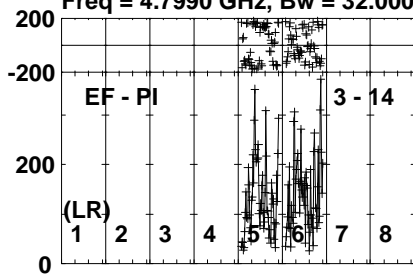
Lower frame: Micro Ampl Jy Top frame: Phas deg
Vector averaged cross-power spectrum Several baselines displayed
Timerange: 00/08:15:41 to 00/08:16:39

Plot file version 13 created 26-FEB-2024 13:15:45

J1602+2610 EG128B.MSORT.1

Freq = 4.7990 GHz, Bw = 32.000 MH

No calibration applied and no bandpass applied



Lower frame: Micro Ampl Jy Top frame: Phas deg

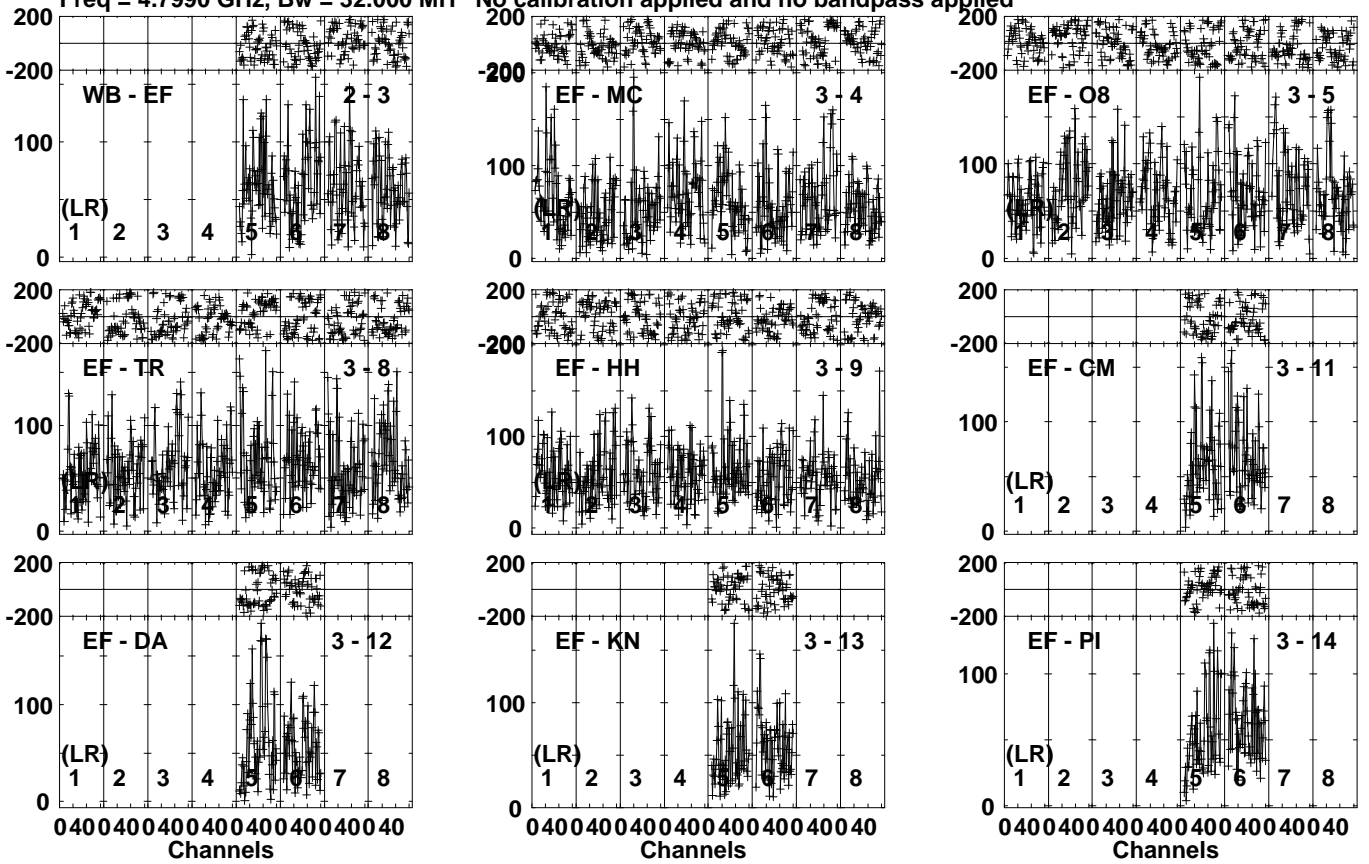
Vector averaged cross-power spectrum Several baselines displayed

Timerange: 00/08:15:41 to 00/08:16:39

Plot file version 14 created 26-FEB-2024 13:15:45

TCRB EG128B.MSORT.1

Freq = 4.7990 GHz, Bw = 32.000 MH No calibration applied and no bandpass applied

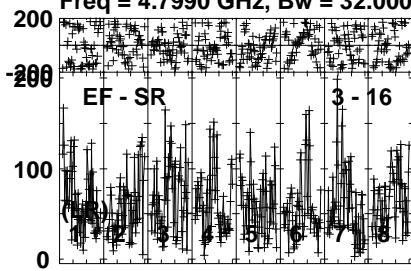


Lower frame: Micro Ampl Jy Top frame: Phas deg
Vector averaged cross-power spectrum Several baselines displayed
Timerange: 00/08:17:01 to 00/08:20:39

Plot file version 15 created 26-FEB-2024 13:15:46

TCRB EG128B.MSORT.1

Freq = 4.7990 GHz, Bw = 32.000 MH No calibration applied and no bandpass applied



Lower frame: Micro Ampl Jy Top frame: Phas deg

Vector averaged cross-power spectrum Several baselines displayed

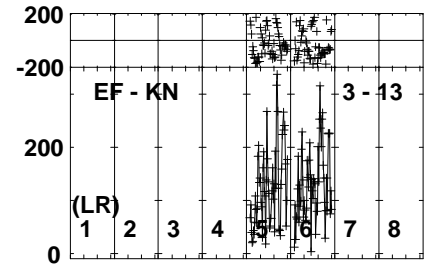
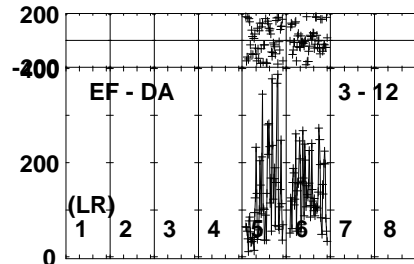
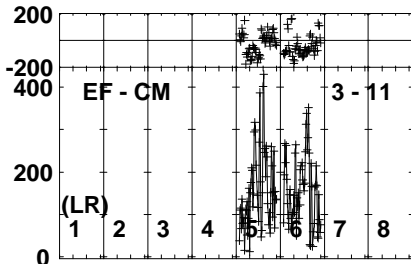
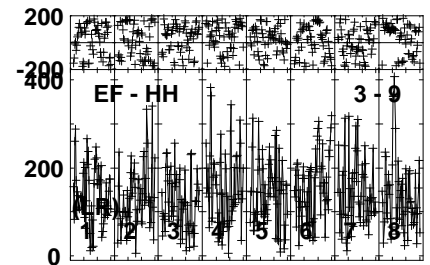
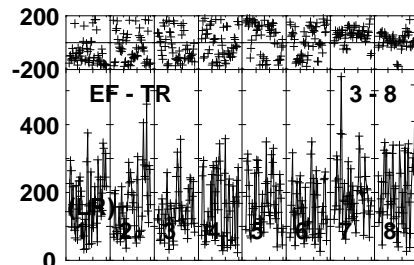
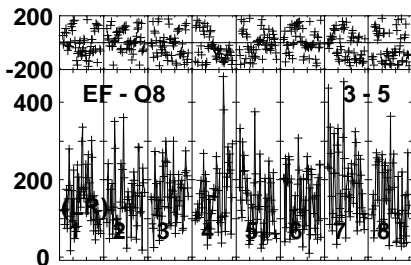
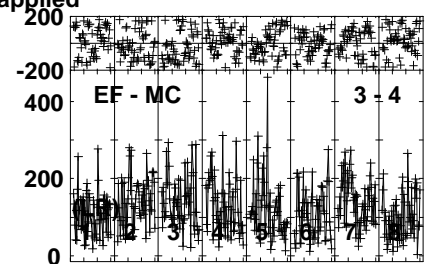
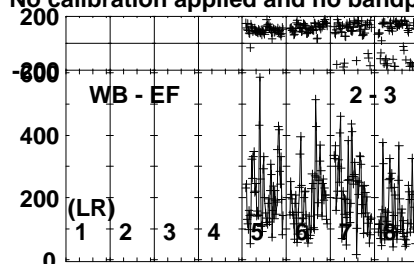
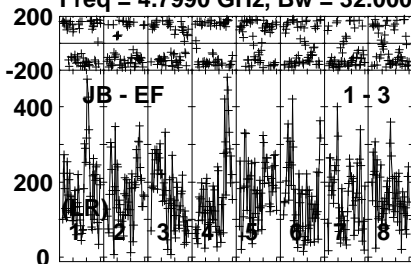
Timerange: 00/08:17:01 to 00/08:20:39

Plot file version 16 created 26-FEB-2024 13:15:46

J1602+2610 EG128B.MSORT.1

Freq = 4.7990 GHz, Bw = 32.000 MH

No calibration applied and no bandpass applied



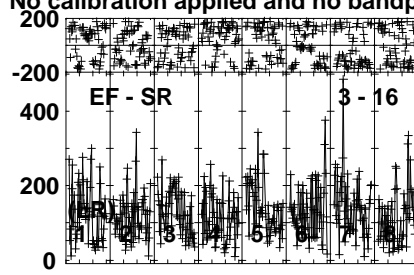
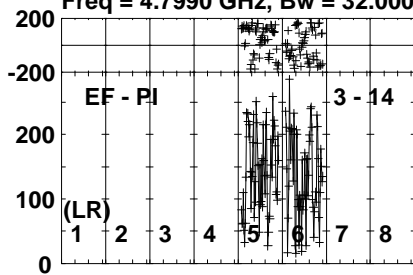
Lower frame: Micro Ampl Jy Top frame: Phas deg
Vector averaged cross-power spectrum Several baselines displayed
Timerange: 00/08:21:01 to 00/08:21:59

Plot file version 17 created 26-FEB-2024 13:15:46

J1602+2610 EG128B.MSORT.1

Freq = 4.7990 GHz, Bw = 32.000 MH

No calibration applied and no bandpass applied

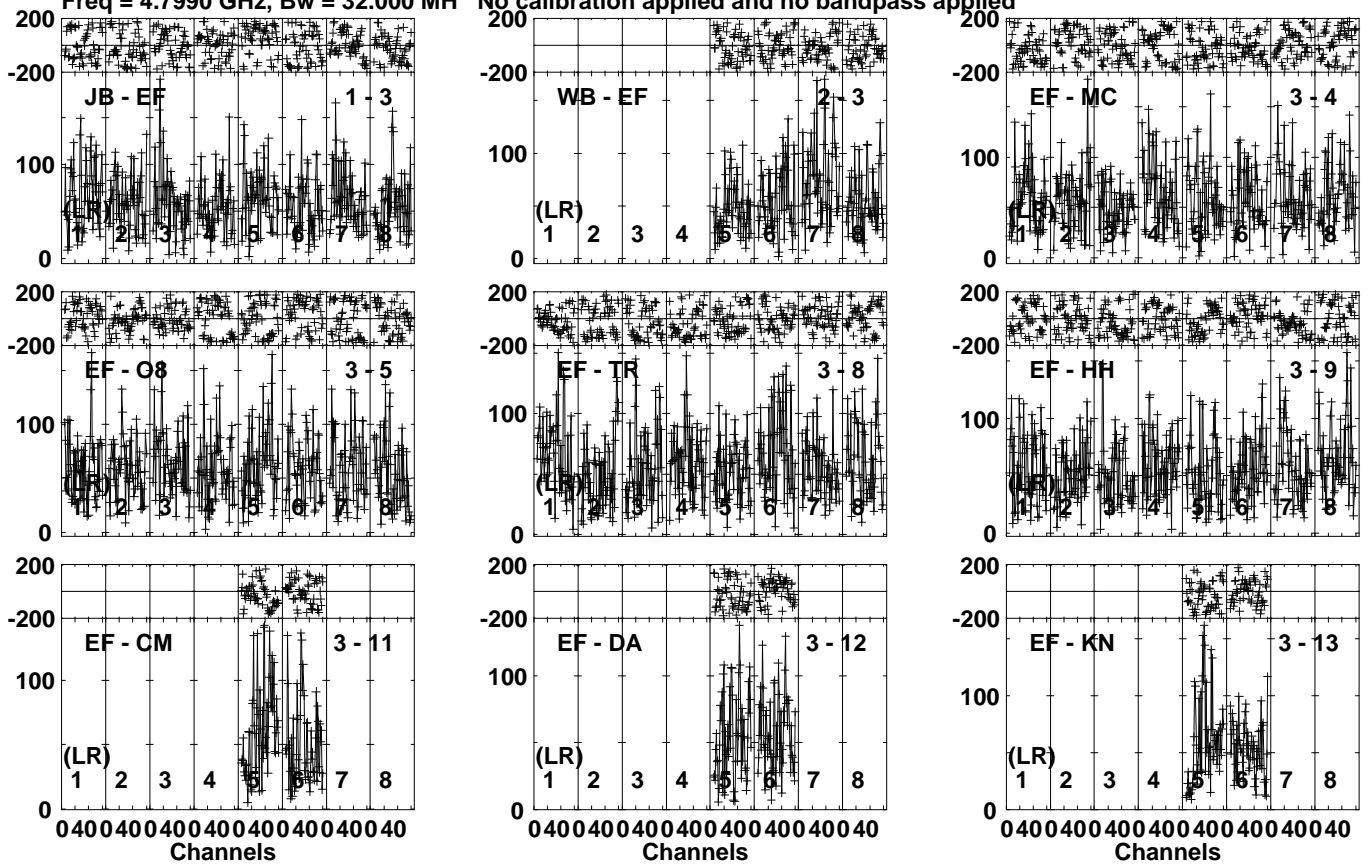


Lower frame: Micro Ampl Jy Top frame: Phas deg
Vector averaged cross-power spectrum Several baselines displayed
Timerange: 00/08:21:01 to 00/08:21:59

Plot file version 18 created 26-FEB-2024 13:15:46

TCRB EG128B.MSORT.1

Freq = 4.7990 GHz, Bw = 32.000 MH No calibration applied and no bandpass applied

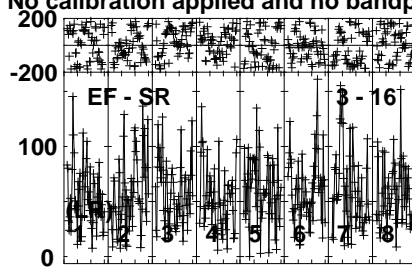
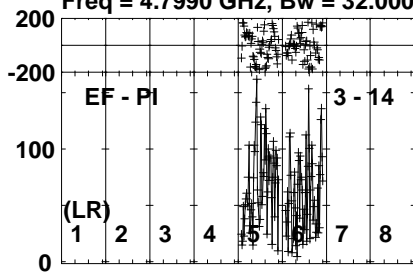


Lower frame: Micro Ampl Jy Top frame: Phas deg
Vector averaged cross-power spectrum Several baselines displayed
Timerange: 00/08:22:21 to 00/08:26:19

Plot file version 19 created 26-FEB-2024 13:15:46

TCRB EG128B.MSORT.1

Freq = 4.7990 GHz, Bw = 32.000 MH No calibration applied and no bandpass applied



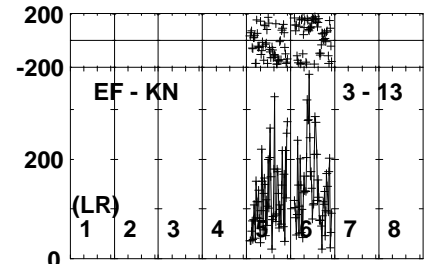
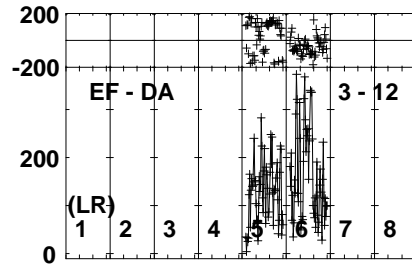
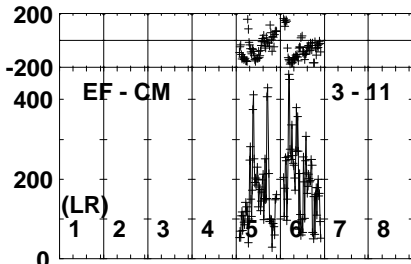
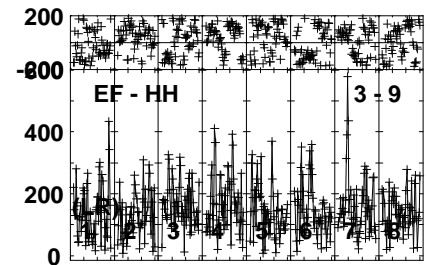
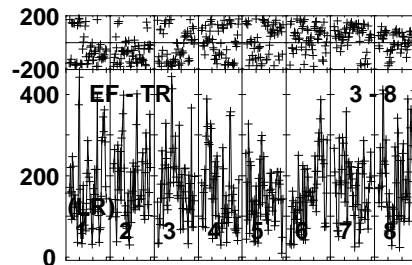
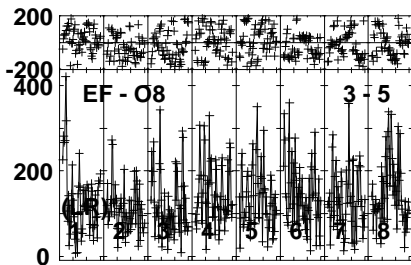
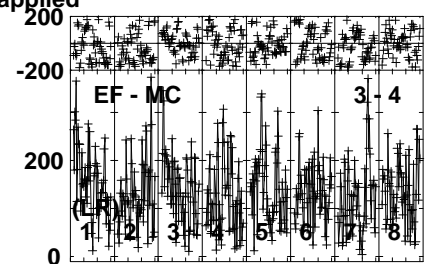
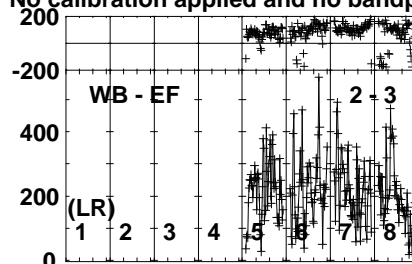
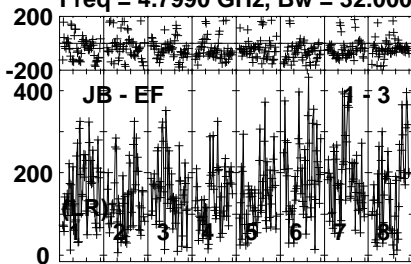
Lower frame: Micro Ampl Jy Top frame: Phas deg
Vector averaged cross-power spectrum Several baselines displayed
Timerange: 00/08:22:21 to 00/08:26:19

Plot file version 20 created 26-FEB-2024 13:15:46

J1602+2610 EG128B.MSORT.1

Freq = 4.7990 GHz, Bw = 32.000 MH

No calibration applied and no bandpass applied



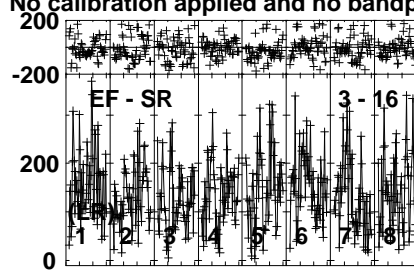
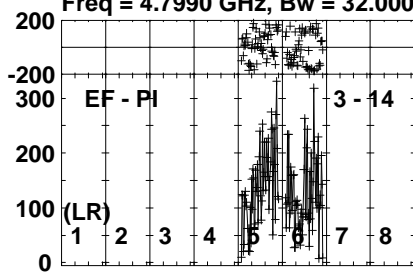
Lower frame: Micro Ampl Jy Top frame: Phas deg
Vector averaged cross-power spectrum Several baselines displayed
Timerange: 00/08:26:41 to 00/08:27:39

Plot file version 21 created 26-FEB-2024 13:15:47

J1602+2610 EG128B.MSORT.1

Freq = 4.7990 GHz, Bw = 32.000 MH

No calibration applied and no bandpass applied

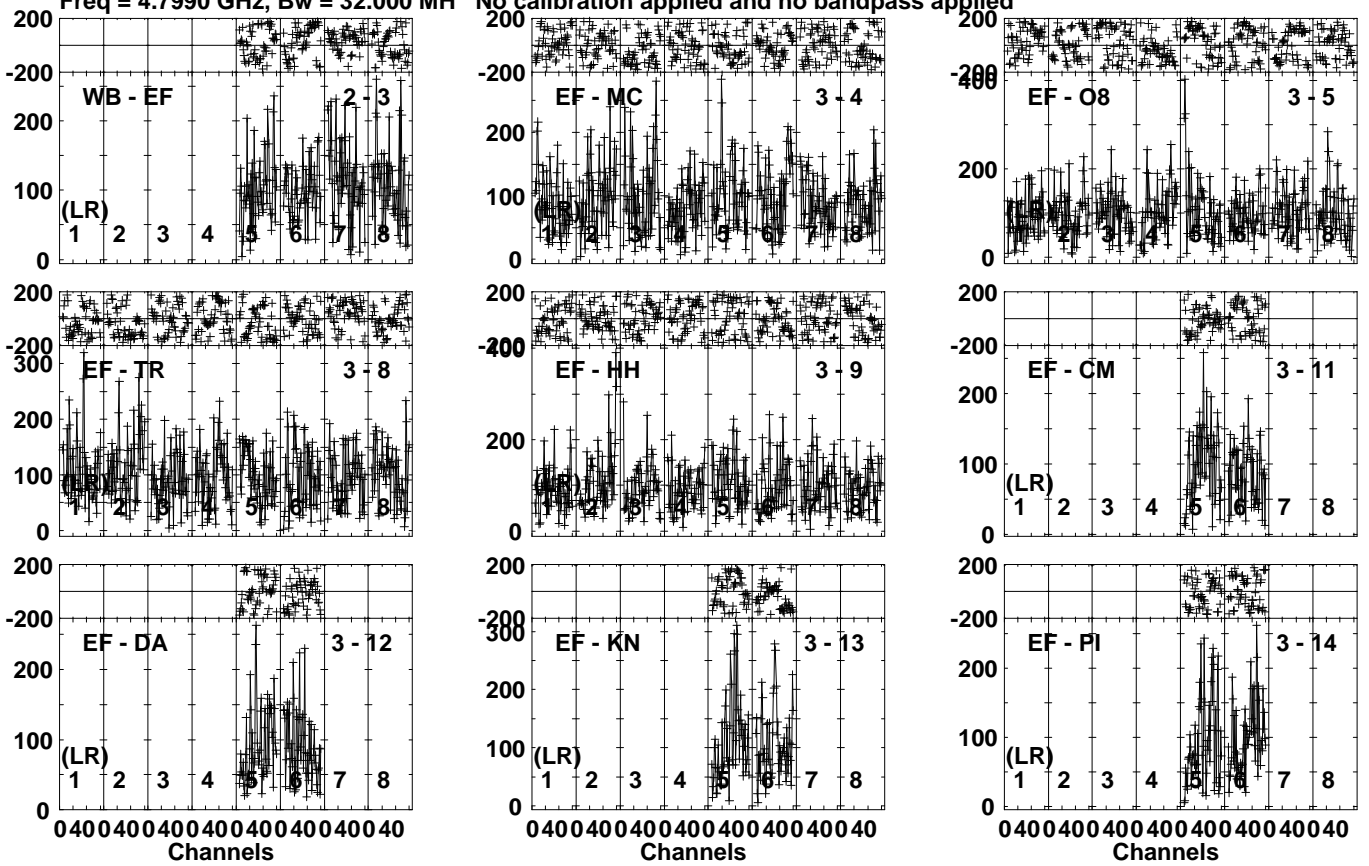


Lower frame: Micro Ampl Jy Top frame: Phas deg
Vector averaged cross-power spectrum Several baselines displayed
Timerange: 00/08:26:41 to 00/08:27:39

Plot file version 22 created 26-FEB-2024 13:15:47

J1559+2556 EG128B.MSORT.1

Freq = 4.7990 GHz, Bw = 32.000 MH No calibration applied and no bandpass applied

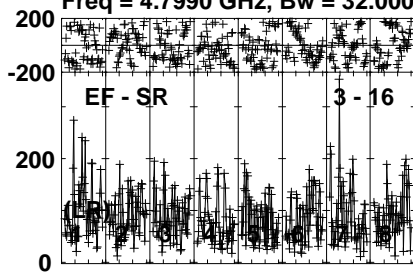


Lower frame: Micro Ampl Jy Top frame: Phas deg
Vector averaged cross-power spectrum Several baselines displayed
Timerange: 00/08:28:01 to 00/08:29:39

Plot file version 23 created 26-FEB-2024 13:15:47

J1559+2556 EG128B.MSORT.1

Freq = 4.7990 GHz, Bw = 32.000 MH No calibration applied and no bandpass applied



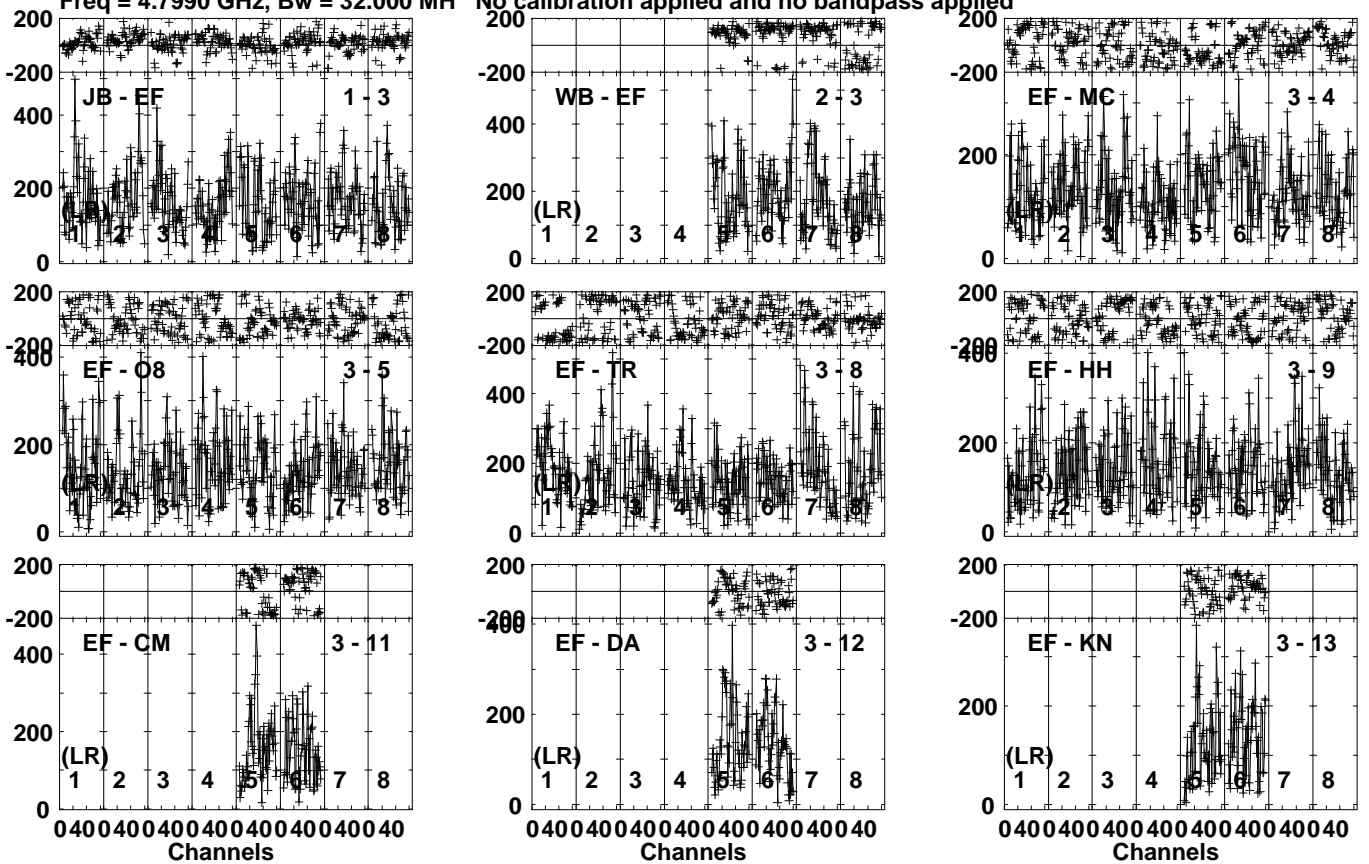
Lower frame: Micro Ampl Jy Top frame: Phas deg
Vector averaged cross-power spectrum Several baselines displayed
Timerange: 00/08:28:01 to 00/08:29:39

Plot file version 24 created 26-FEB-2024 13:15:47

J1602+2610 EG128B.MSORT.1

Freq = 4.7990 GHz, Bw = 32.000 MH

No calibration applied and no bandpass applied

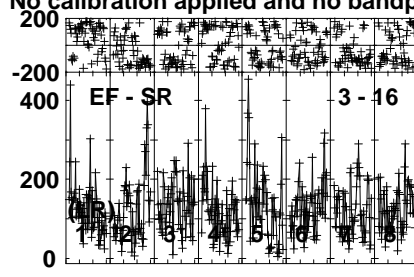
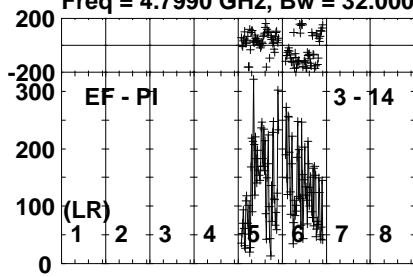


Lower frame: Micro Ampl Jy Top frame: Phas deg
Vector averaged cross-power spectrum Several baselines displayed
Timerange: 00/08:30:01 to 00/08:30:59

Plot file version 25 created 26-FEB-2024 13:15:47

J1602+2610 EG128B.MSORT.1

Freq = 4.7990 GHz, Bw = 32.000 MH No calibration applied and no bandpass applied

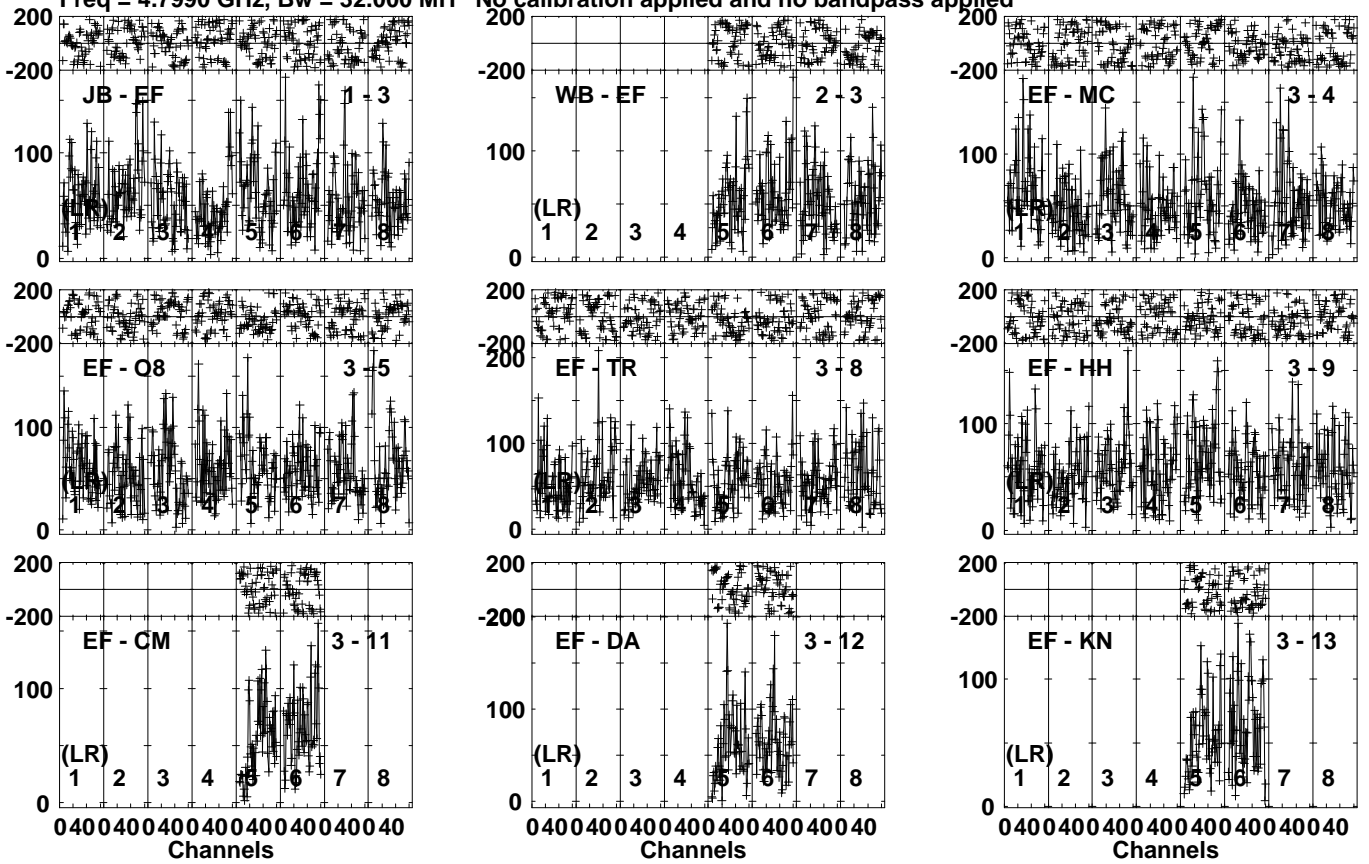


Lower frame: Micro Ampl Jy Top frame: Phas deg
Vector averaged cross-power spectrum Several baselines displayed
Timerange: 00/08:30:01 to 00/08:30:59

Plot file version 26 created 26-FEB-2024 13:15:47

TCRB EG128B.MSORT.1

Freq = 4.7990 GHz, Bw = 32.000 MH No calibration applied and no bandpass applied

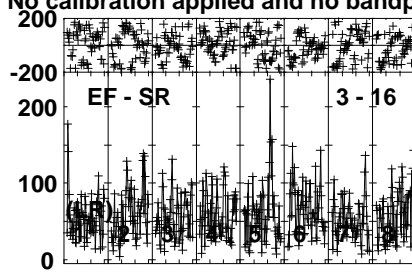
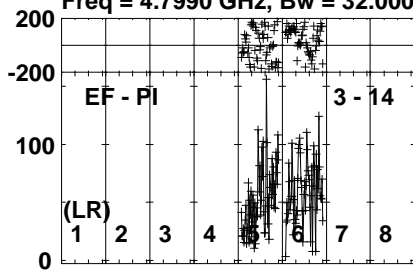


Lower frame: Micro Ampl Jy Top frame: Phas deg
Vector averaged cross-power spectrum Several baselines displayed
Timerange: 00/08:31:21 to 00/08:35:19

Plot file version 27 created 26-FEB-2024 13:15:48

TCRB EG128B.MSORT.1

Freq = 4.7990 GHz, Bw = 32.000 MH No calibration applied and no bandpass applied



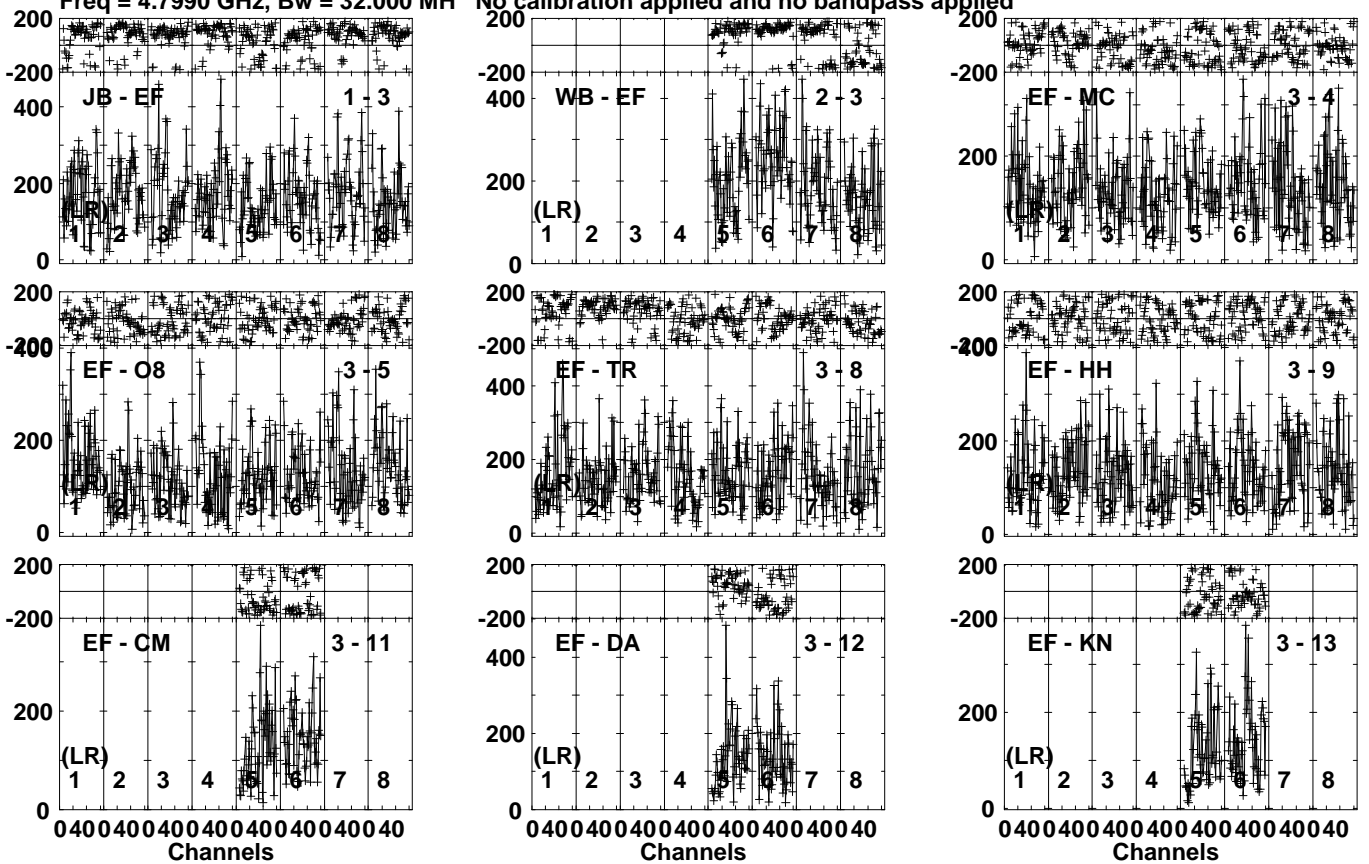
Lower frame: Micro Ampl Jy Top frame: Phas deg
Vector averaged cross-power spectrum Several baselines displayed
Timerange: 00/08:31:21 to 00/08:35:19

Plot file version 28 created 26-FEB-2024 13:15:48

J1602+2610 EG128B.MSORT.1

Freq = 4.7990 GHz, Bw = 32.000 MH

No calibration applied and no bandpass applied



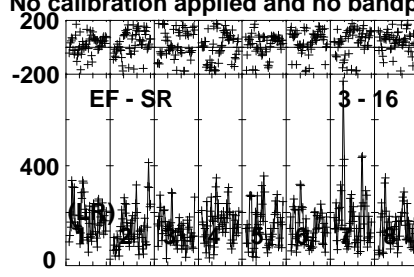
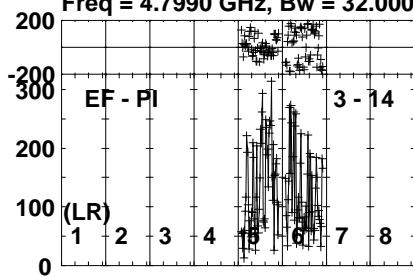
Lower frame: Micro Ampl Jy Top frame: Phas deg
Vector averaged cross-power spectrum Several baselines displayed
Timerange: 00/08:35:41 to 00/08:36:39

Plot file version 29 created 26-FEB-2024 13:15:48

J1602+2610 EG128B.MSORT.1

Freq = 4.7990 GHz, Bw = 32.000 MH

No calibration applied and no bandpass applied



Lower frame: Micro Ampl Jy Top frame: Phas deg

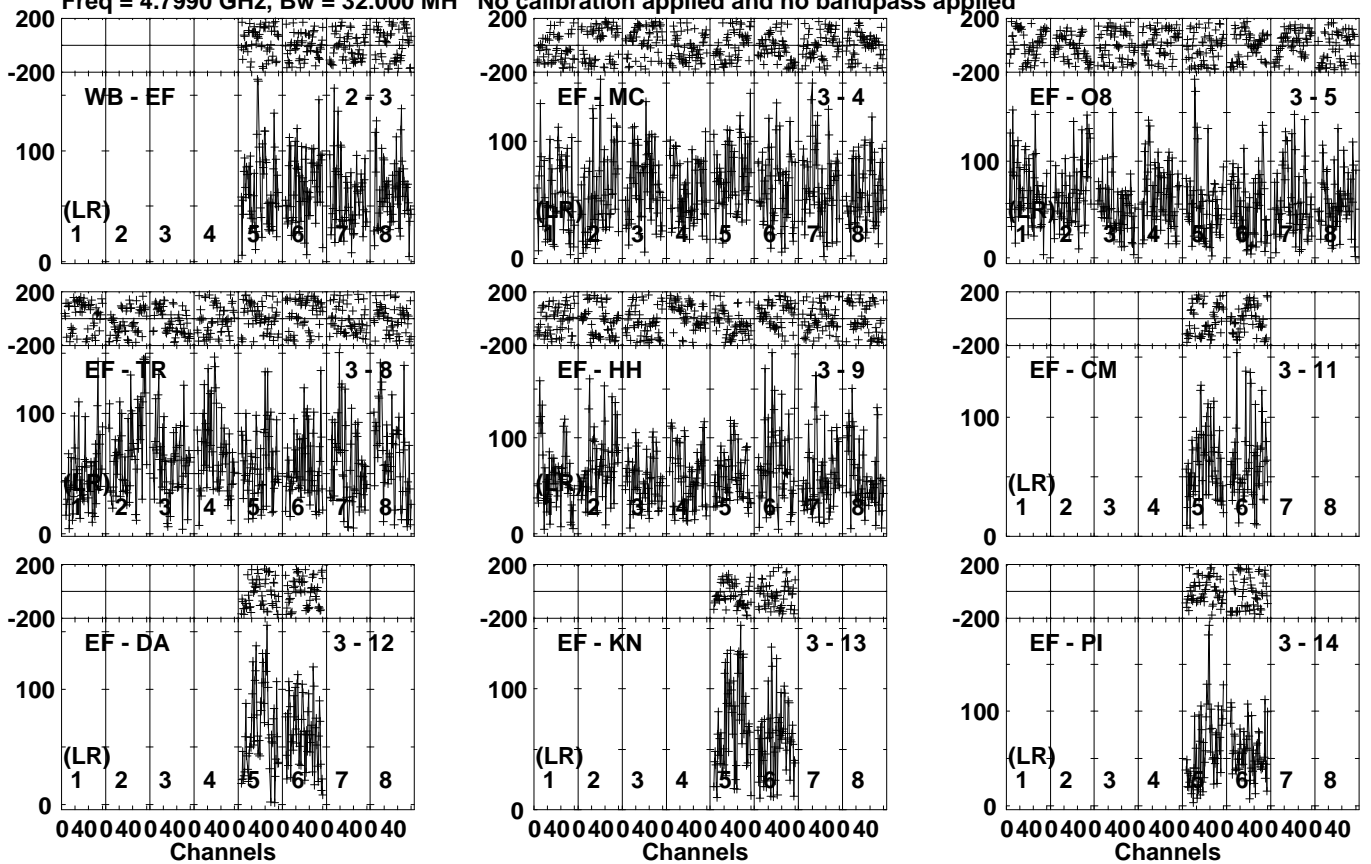
Vector averaged cross-power spectrum Several baselines displayed

Timerange: 00/08:35:41 to 00/08:36:39

Plot file version 30 created 26-FEB-2024 13:15:48

TCRB EG128B.MSORT.1

Freq = 4.7990 GHz, Bw = 32.000 MH No calibration applied and no bandpass applied

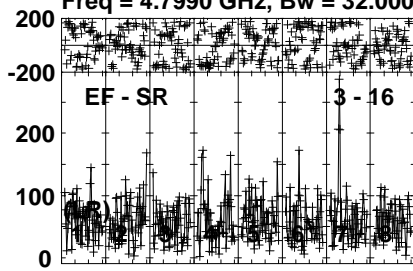


Lower frame: Micro Ampl Jy Top frame: Phas deg
Vector averaged cross-power spectrum Several baselines displayed
Timerange: 00/08:37:01 to 00/08:40:39

Plot file version 31 created 26-FEB-2024 13:15:49

TCRB EG128B.MSORT.1

Freq = 4.7990 GHz, Bw = 32.000 MH No calibration applied and no bandpass applied



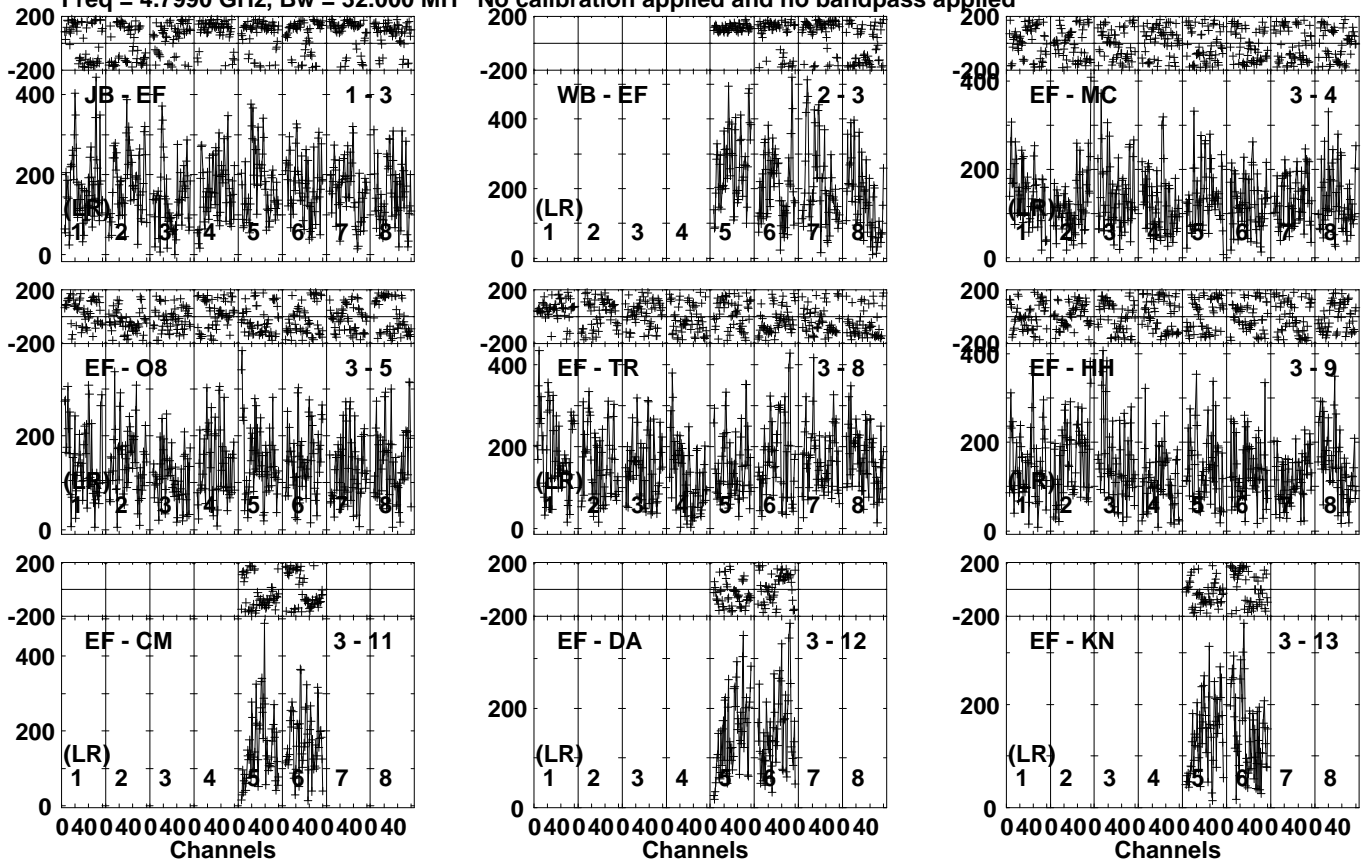
Lower frame: Micro Ampl Jy Top frame: Phas deg
Vector averaged cross-power spectrum Several baselines displayed
Timerange: 00/08:37:01 to 00/08:40:39

Plot file version 32 created 26-FEB-2024 13:15:49

J1602+2610 EG128B.MSORT.1

Freq = 4.7990 GHz, Bw = 32.000 MH

No calibration applied and no bandpass applied

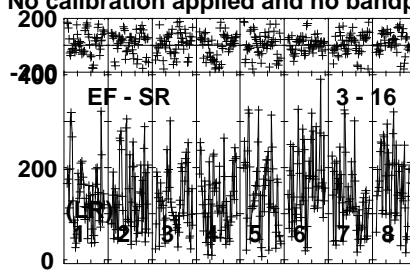
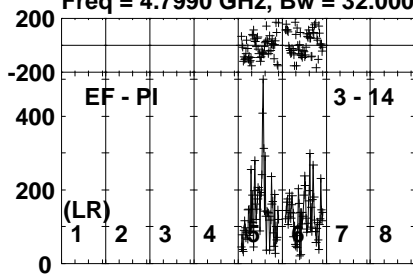


Lower frame: Micro Ampl Jy Top frame: Phas deg
Vector averaged cross-power spectrum Several baselines displayed
Timerange: 00/08:41:01 to 00/08:41:59

Plot file version 33 created 26-FEB-2024 13:15:49

J1602+2610 EG128B.MSORT.1

Freq = 4.7990 GHz, Bw = 32.000 MH No calibration applied and no bandpass applied

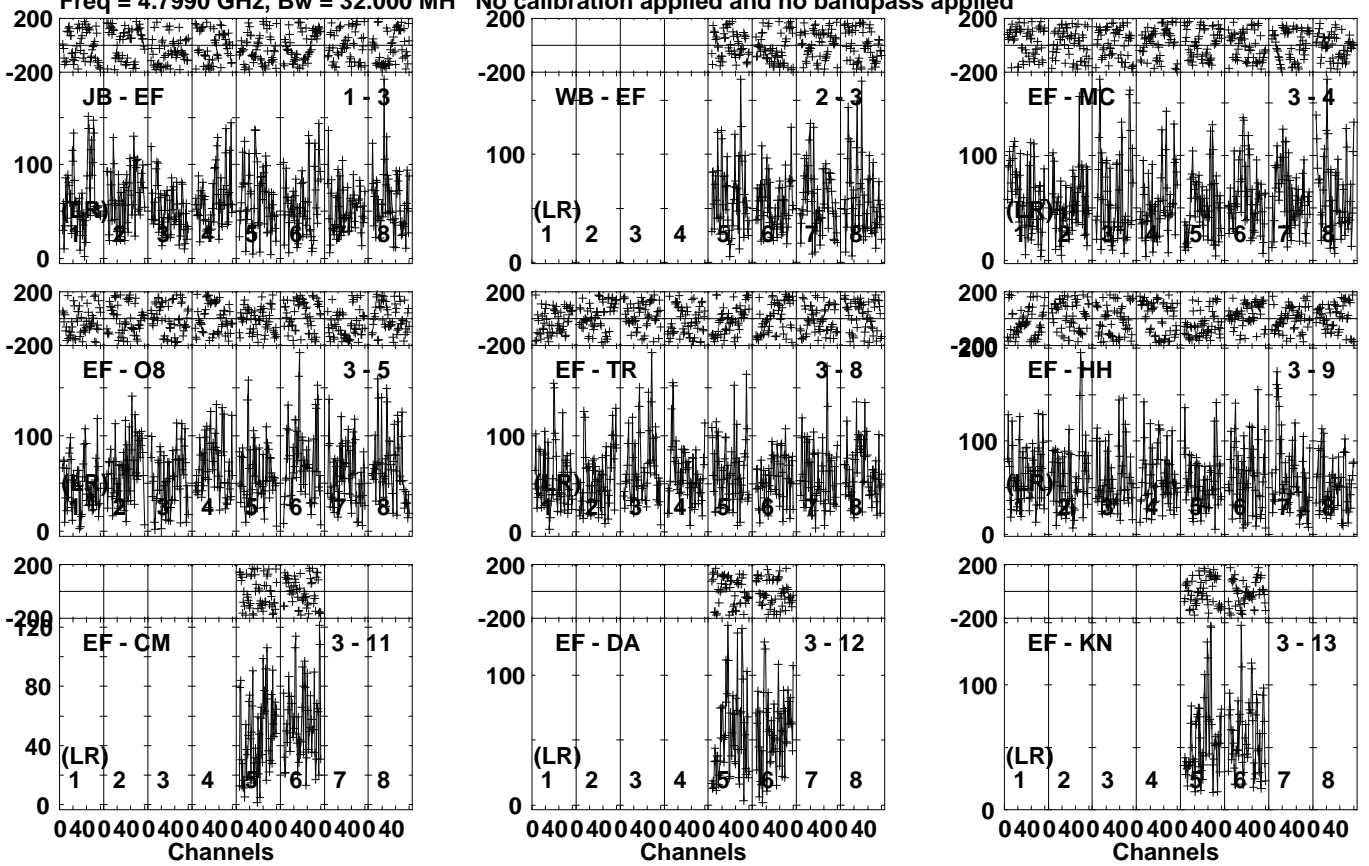


Lower frame: Micro Ampl Jy Top frame: Phas deg
Vector averaged cross-power spectrum Several baselines displayed
Timerange: 00/08:41:01 to 00/08:41:59

Plot file version 34 created 26-FEB-2024 13:15:49

TCRB EG128B.MSORT.1

Freq = 4.7990 GHz, Bw = 32.000 MH No calibration applied and no bandpass applied

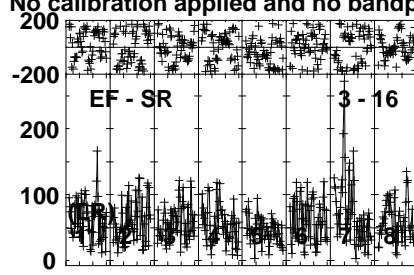
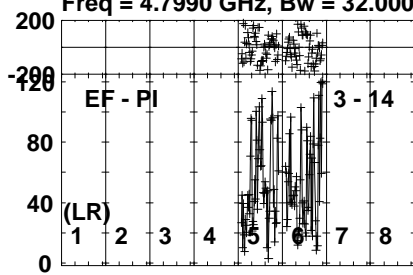


Lower frame: Micro Ampl Jy Top frame: Phas deg
Vector averaged cross-power spectrum Several baselines displayed
Timerange: 00/08:42:21 to 00/08:46:19

Plot file version 35 created 26-FEB-2024 13:15:49

TCRB EG128B.MSORT.1

Freq = 4.7990 GHz, Bw = 32.000 MH No calibration applied and no bandpass applied

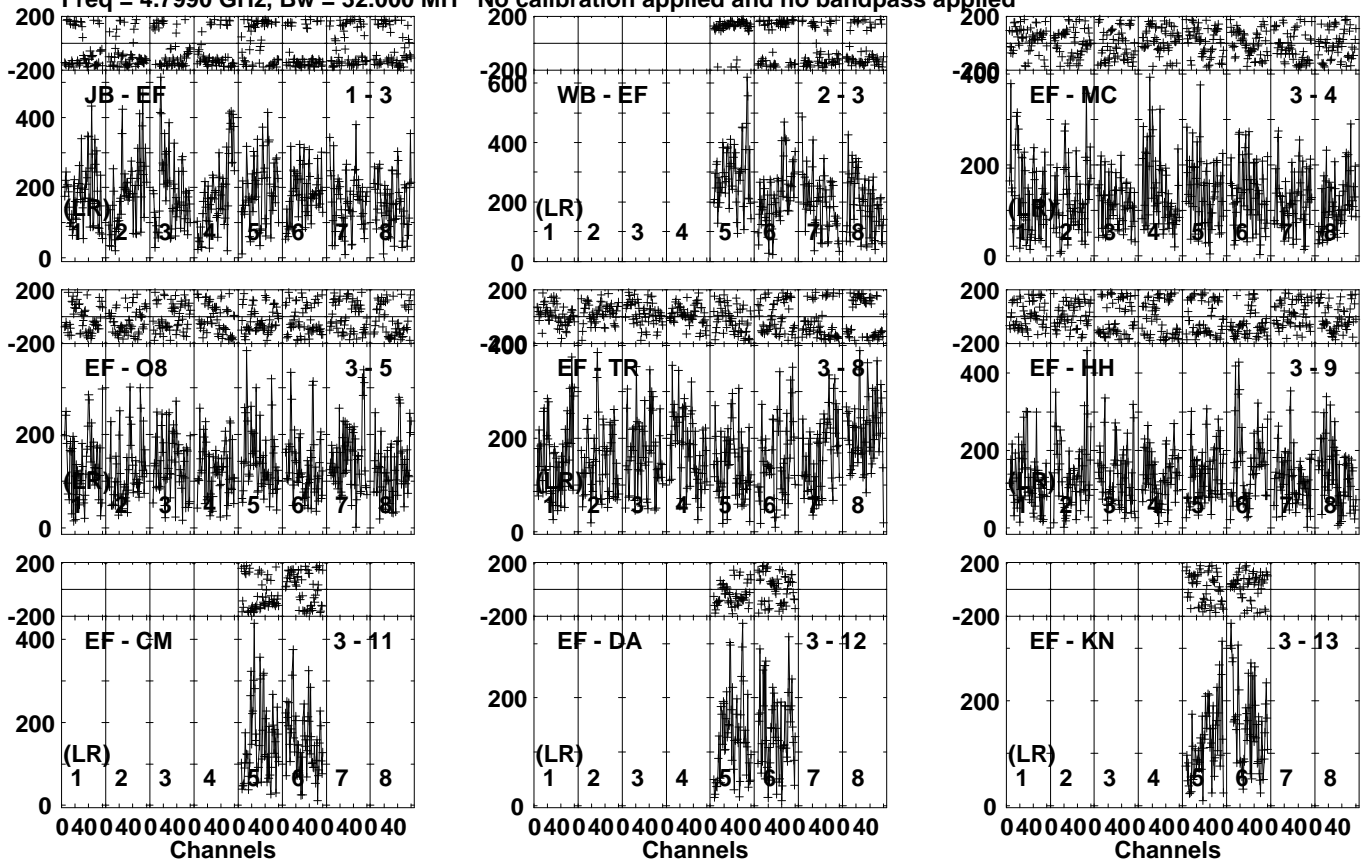


Lower frame: Micro Ampl Jy Top frame: Phas deg
Vector averaged cross-power spectrum Several baselines displayed
Timerange: 00/08:42:21 to 00/08:46:19

Plot file version 36 created 26-FEB-2024 13:15:50

J1602+2610 EG128B.MSORT.1

Freq = 4.7990 GHz, Bw = 32.000 MH No calibration applied and no bandpass applied



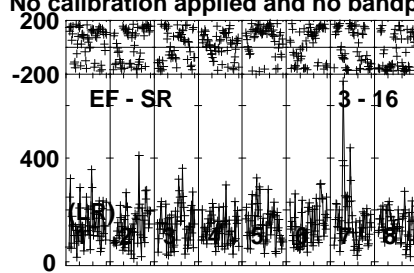
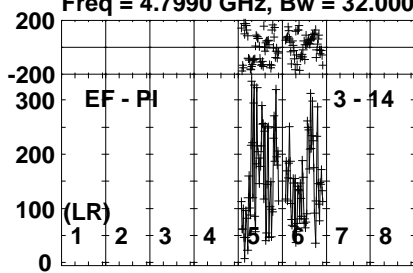
Lower frame: Micro Ampl Jy Top frame: Phas deg
Vector averaged cross-power spectrum Several baselines displayed
Timerange: 00/08:46:41 to 00/08:47:39

Plot file version 37 created 26-FEB-2024 13:15:50

J1602+2610 EG128B.MSORT.1

Freq = 4.7990 GHz, Bw = 32.000 MH

No calibration applied and no bandpass applied



Lower frame: Micro Ampl Jy Top frame: Phas deg

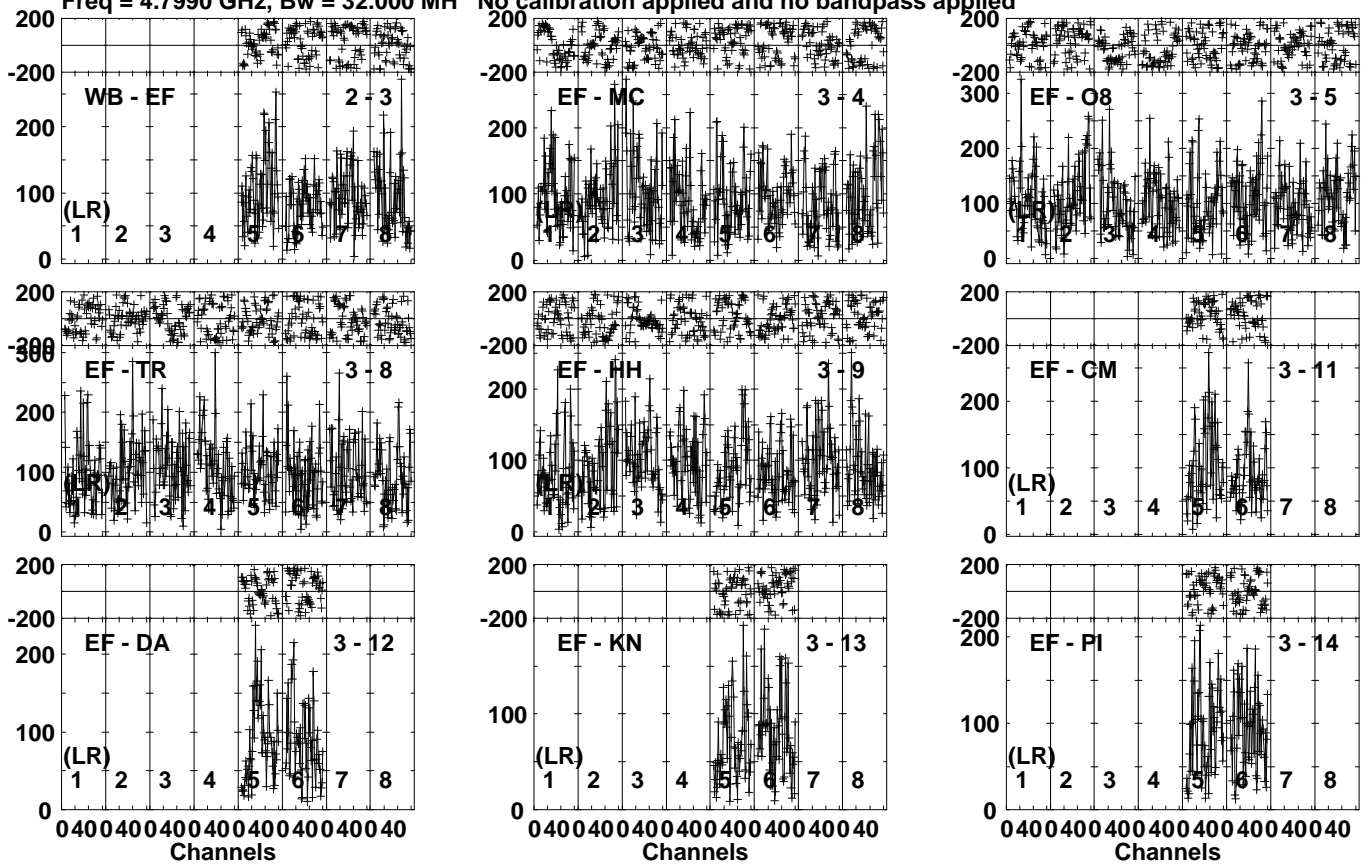
Vector averaged cross-power spectrum Several baselines displayed

Timerange: 00/08:46:41 to 00/08:47:39

Plot file version 38 created 26-FEB-2024 13:15:50

J1559+2556 EG128B.MSORT.1

Freq = 4.7990 GHz, Bw = 32.000 MH No calibration applied and no bandpass applied

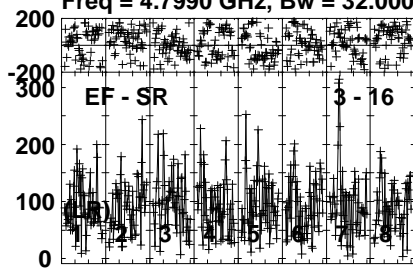


Lower frame: Micro Ampl Jy Top frame: Phas deg
Vector averaged cross-power spectrum Several baselines displayed
Timerange: 00/08:48:01 to 00/08:49:39

Plot file version 39 created 26-FEB-2024 13:15:50

J1559+2556 EG128B.MSORT.1

Freq = 4.7990 GHz, Bw = 32.000 MH No calibration applied and no bandpass applied



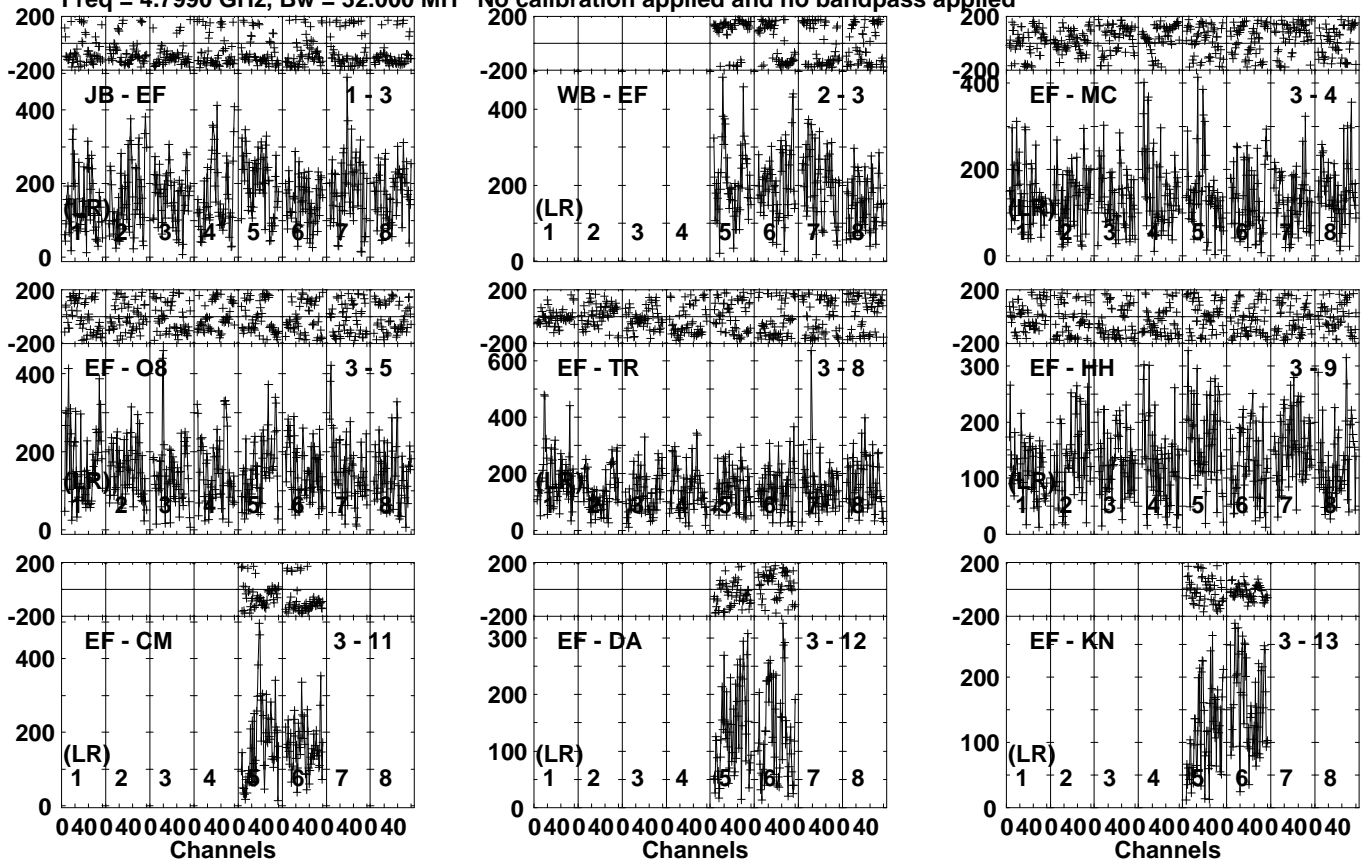
Lower frame: Micro Ampl Jy Top frame: Phas deg
Vector averaged cross-power spectrum Several baselines displayed
Timerange: 00/08:48:01 to 00/08:49:39

Plot file version 40 created 26-FEB-2024 13:15:50

J1602+2610 EG128B.MSORT.1

Freq = 4.7990 GHz, Bw = 32.000 MH

No calibration applied and no bandpass applied



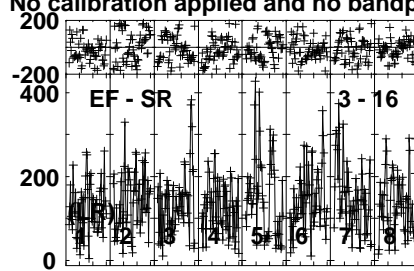
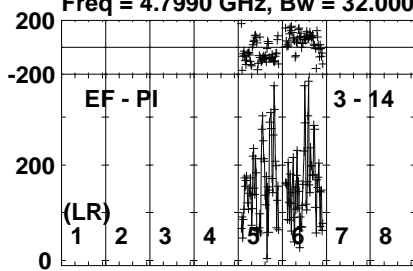
Lower frame: Micro Ampl Jy Top frame: Phas deg
Vector averaged cross-power spectrum Several baselines displayed
Timerange: 00/08:50:01 to 00/08:50:59

Plot file version 41 created 26-FEB-2024 13:15:50

J1602+2610 EG128B.MSORT.1

Freq = 4.7990 GHz, Bw = 32.000 MH

No calibration applied and no bandpass applied

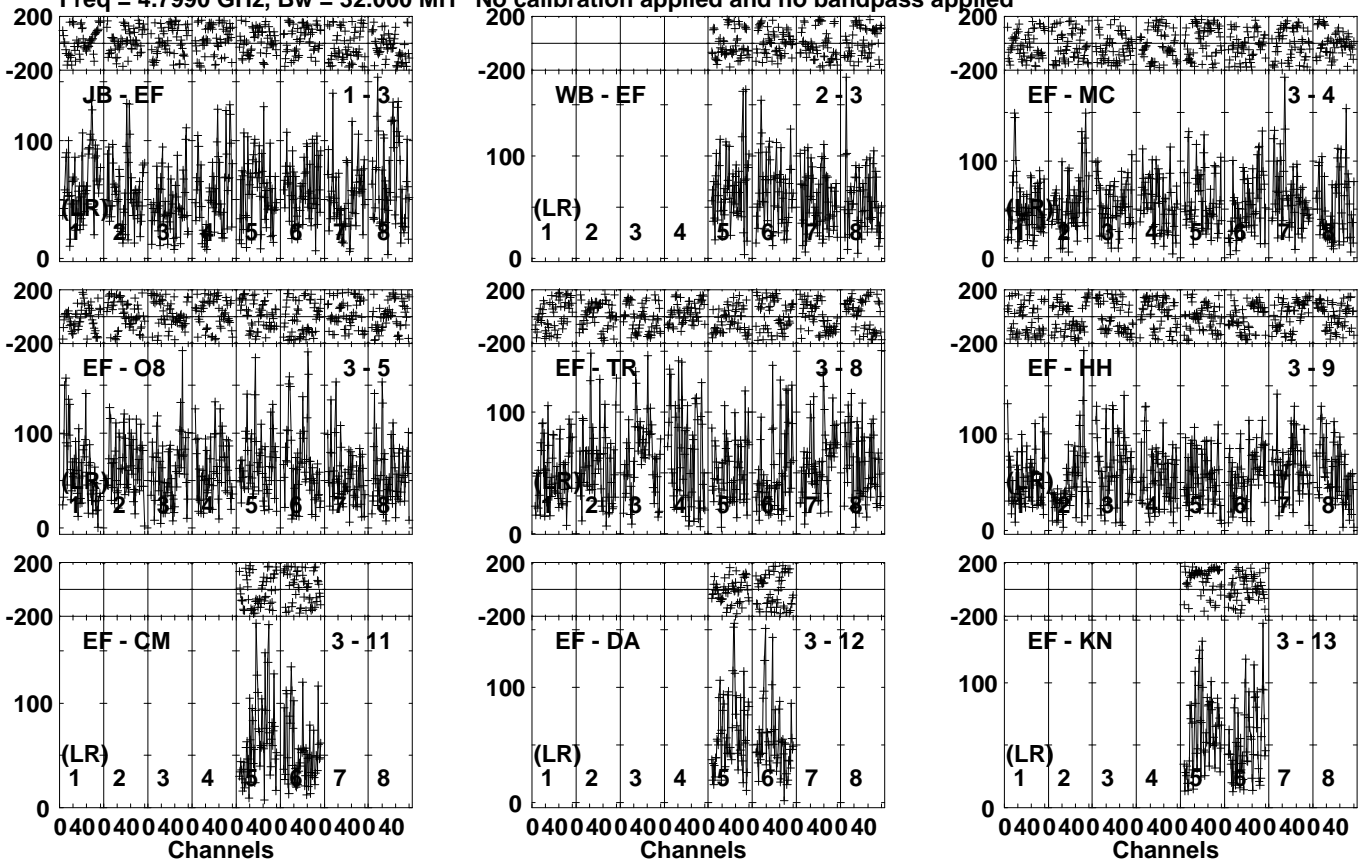


Lower frame: Micro Ampl Jy Top frame: Phas deg
Vector averaged cross-power spectrum Several baselines displayed
Timerange: 00/08:50:01 to 00/08:50:59

Plot file version 42 created 26-FEB-2024 13:15:51

TCRB EG128B.MSORT.1

Freq = 4.7990 GHz, Bw = 32.000 MH No calibration applied and no bandpass applied

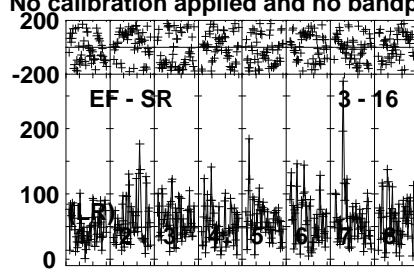
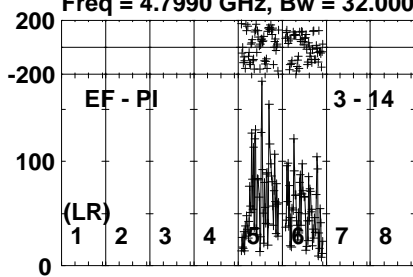


Lower frame: Micro Ampl Jy Top frame: Phas deg
Vector averaged cross-power spectrum Several baselines displayed
Timerange: 00/08:51:21 to 00/08:55:19

Plot file version 43 created 26-FEB-2024 13:15:51

TCRB EG128B.MSORT.1

Freq = 4.7990 GHz, Bw = 32.000 MH No calibration applied and no bandpass applied



Lower frame: Micro Ampl Jy Top frame: Phas deg

Vector averaged cross-power spectrum Several baselines displayed

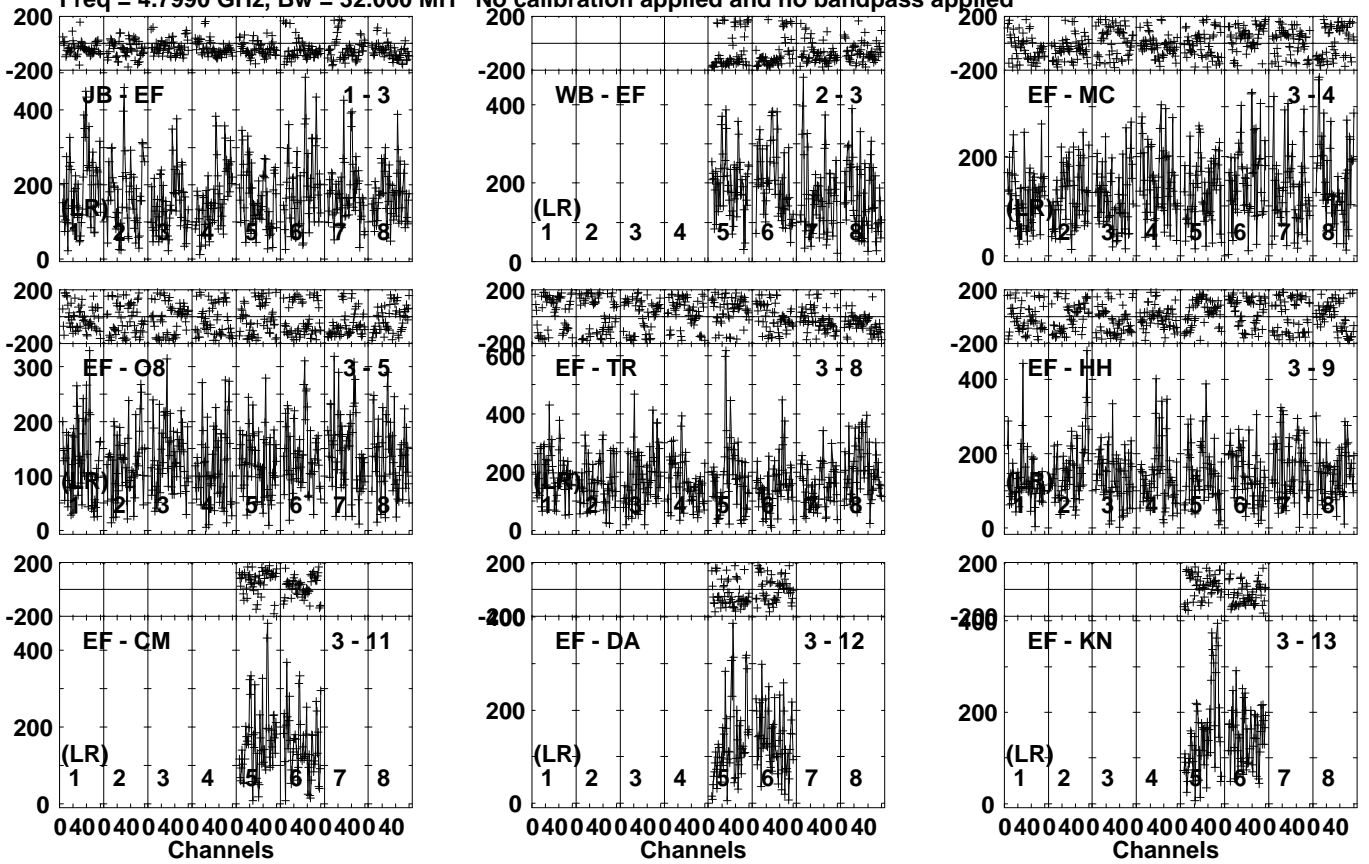
Timerange: 00/08:51:21 to 00/08:55:19

Plot file version 44 created 26-FEB-2024 13:15:51

J1602+2610 EG128B.MSORT.1

Freq = 4.7990 GHz, Bw = 32.000 MH

No calibration applied and no bandpass applied

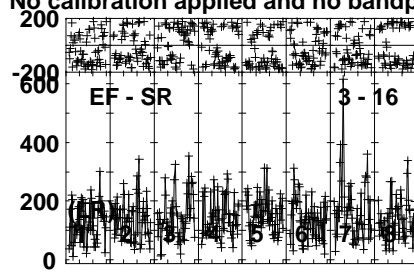
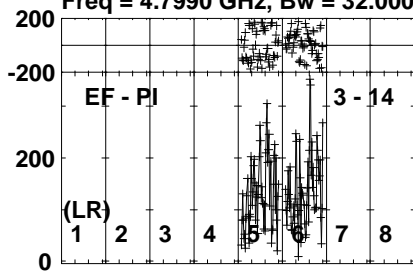


Lower frame: Micro Ampl Jy Top frame: Phas deg
Vector averaged cross-power spectrum Several baselines displayed
Timerange: 00/08:55:41 to 00/08:56:39

Plot file version 45 created 26-FEB-2024 13:15:51

J1602+2610 EG128B.MSORT.1

Freq = 4.7990 GHz, Bw = 32.000 MH No calibration applied and no bandpass applied

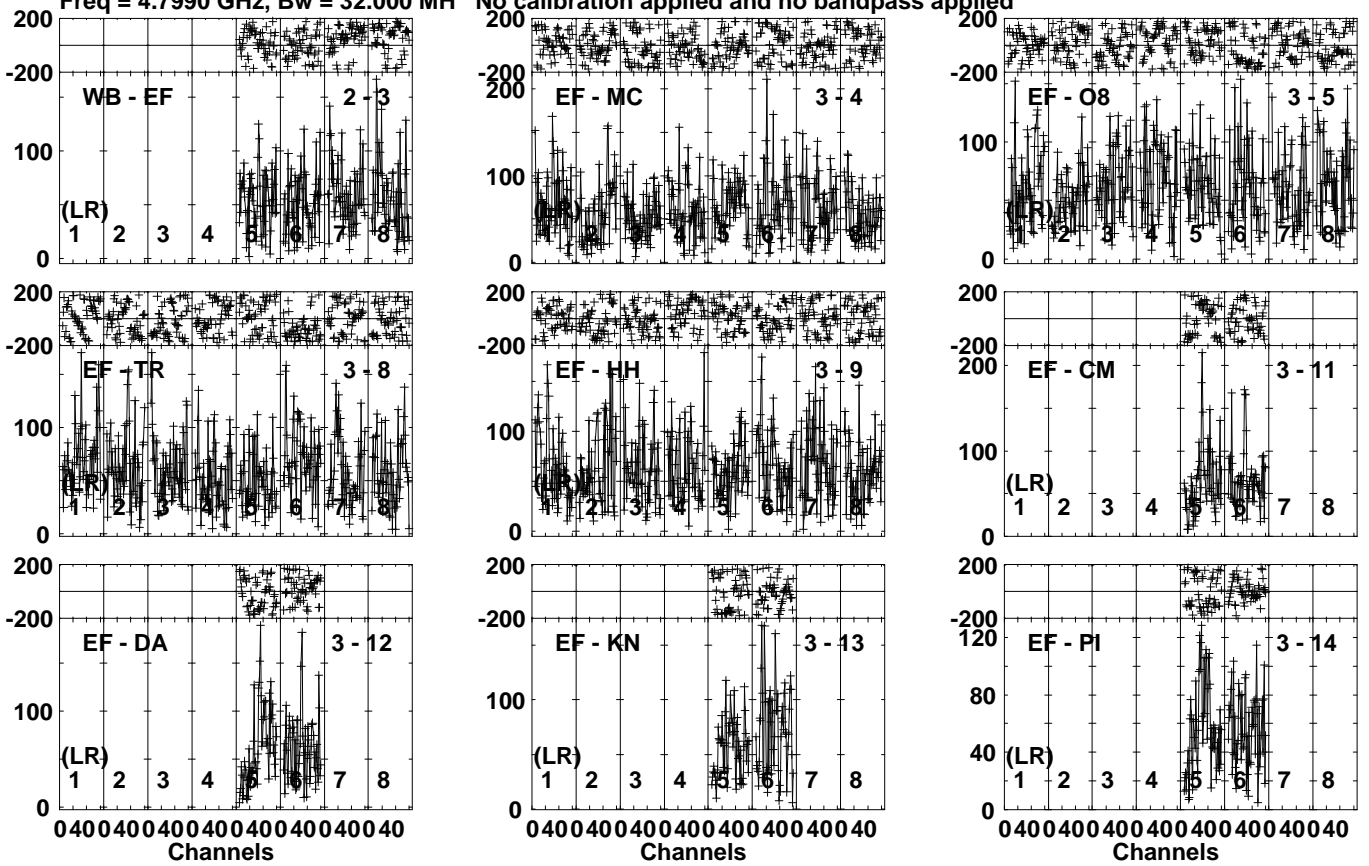


Lower frame: Micro Ampl Jy Top frame: Phas deg
Vector averaged cross-power spectrum Several baselines displayed
Timerange: 00/08:55:41 to 00/08:56:39

Plot file version 46 created 26-FEB-2024 13:15:51

TCRB EG128B.MSORT.1

Freq = 4.7990 GHz, Bw = 32.000 MH No calibration applied and no bandpass applied

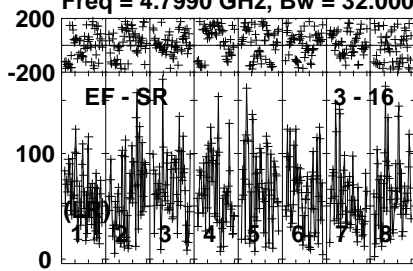


Lower frame: Micro Ampl Jy Top frame: Phas deg
Vector averaged cross-power spectrum Several baselines displayed
Timerange: 00/08:57:01 to 00/09:00:39

Plot file version 47 created 26-FEB-2024 13:15:52

TCRB EG128B.MSORT.1

Freq = 4.7990 GHz, Bw = 32.000 MH No calibration applied and no bandpass applied

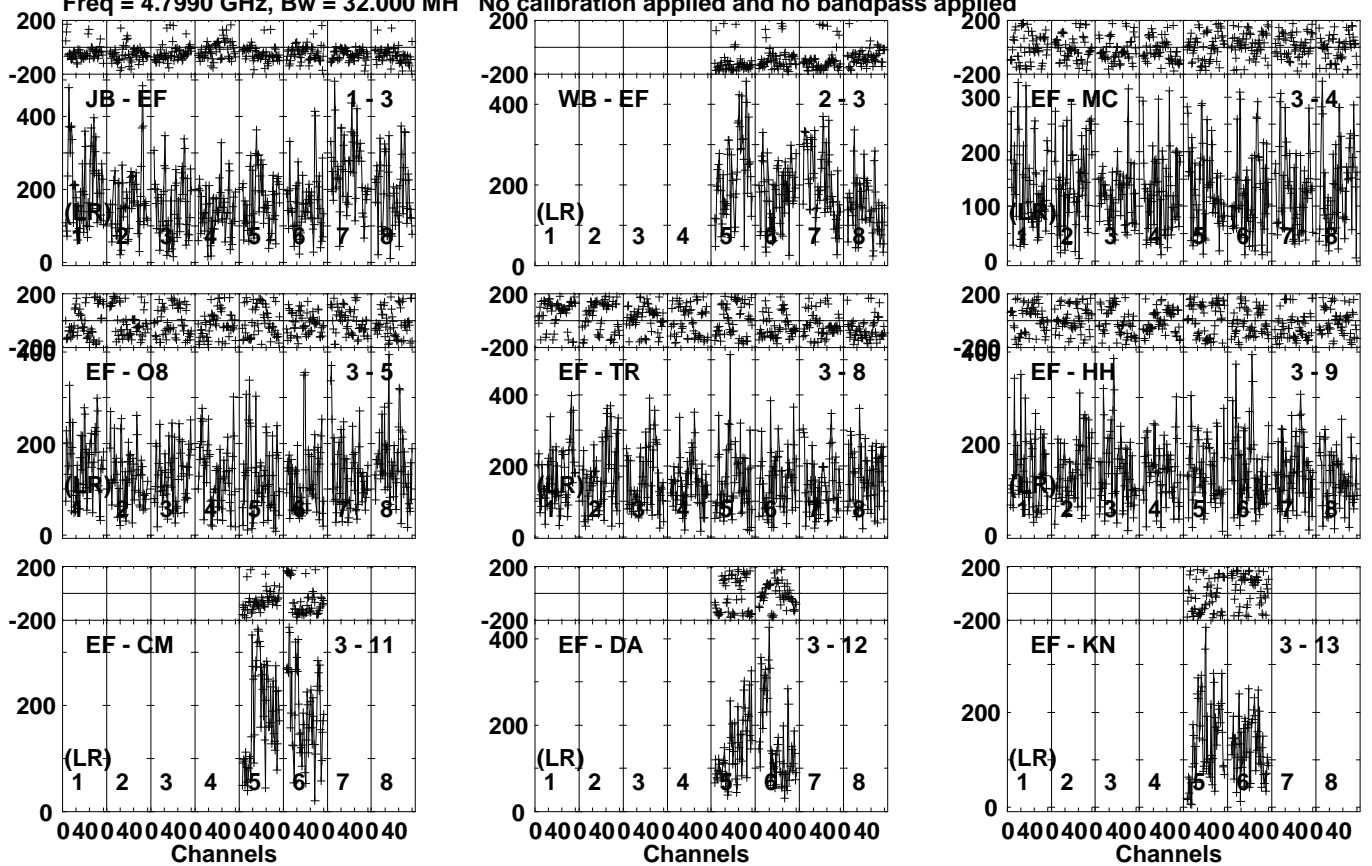


Lower frame: Micro Ampl Jy Top frame: Phas deg
Vector averaged cross-power spectrum Several baselines displayed
Timerange: 00/08:57:01 to 00/09:00:39

Plot file version 48 created 26-FEB-2024 13:15:52

J1602+2610 EG128B.MSORT.1

Freq = 4.7990 GHz, Bw = 32.000 MH No calibration applied and no bandpass applied

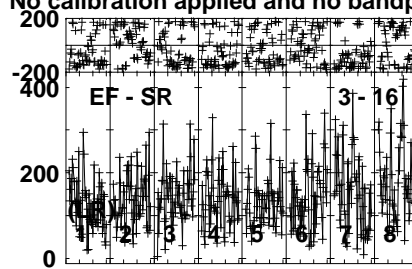
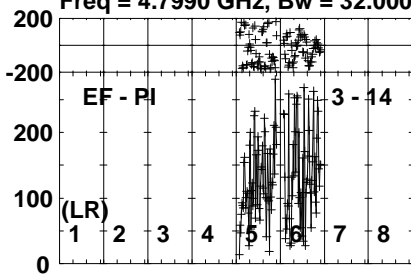


Lower frame: Micro Ampl Jy Top frame: Phas deg
Vector averaged cross-power spectrum Several baselines displayed
Timerange: 00/09:01:01 to 00/09:01:59

Plot file version 49 created 26-FEB-2024 13:15:52

J1602+2610 EG128B.MSORT.1

Freq = 4.7990 GHz, Bw = 32.000 MH No calibration applied and no bandpass applied

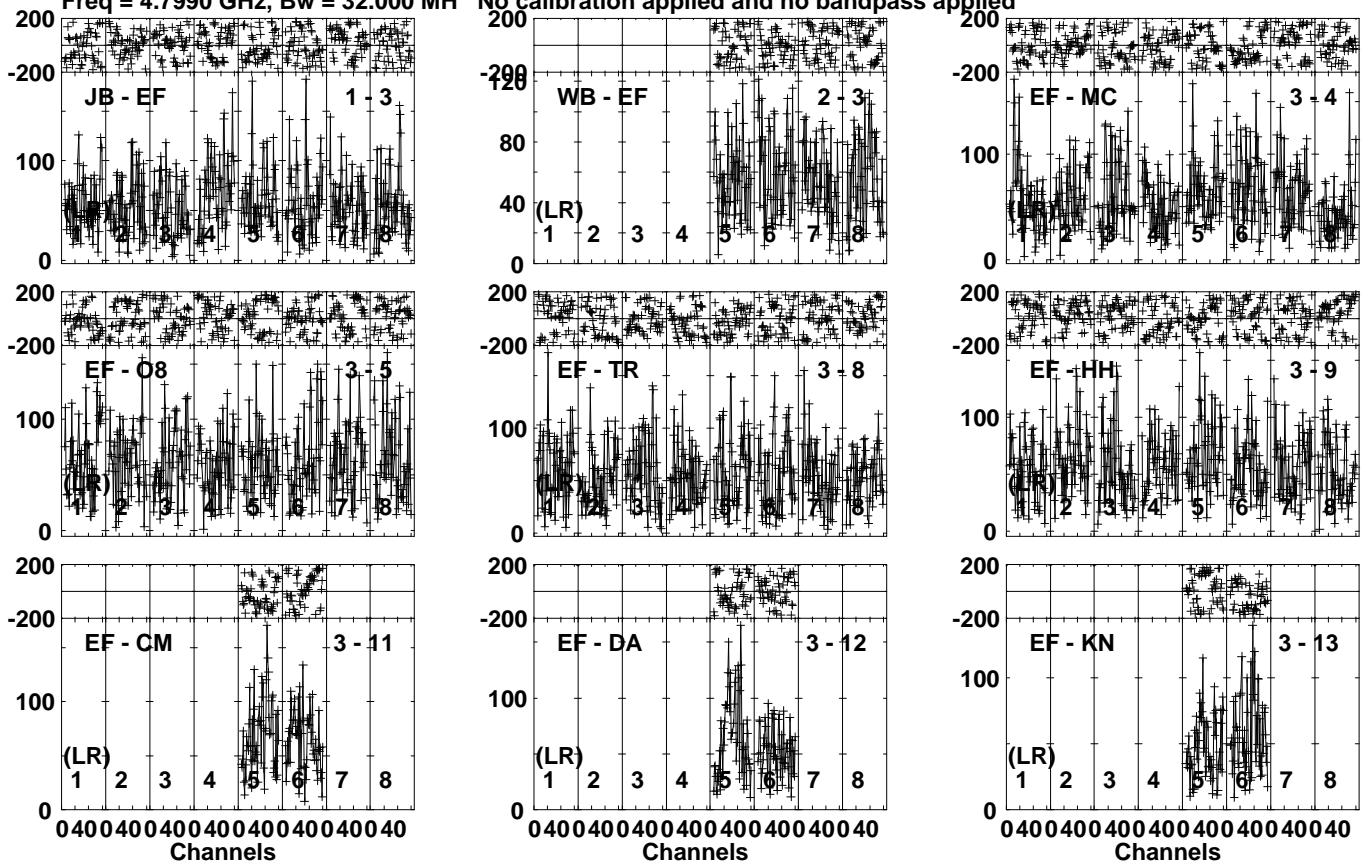


Lower frame: Micro Ampl Jy Top frame: Phas deg
Vector averaged cross-power spectrum Several baselines displayed
Timerange: 00/09:01:01 to 00/09:01:59

Plot file version 50 created 26-FEB-2024 13:15:52

TCRB EG128B.MSORT.1

Freq = 4.7990 GHz, Bw = 32.000 MH No calibration applied and no bandpass applied

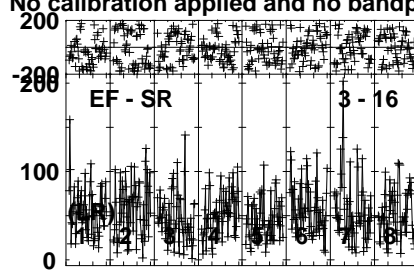
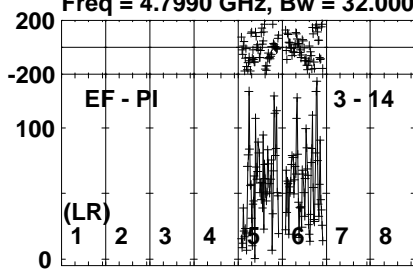


Lower frame: Micro Ampl Jy Top frame: Phas deg
Vector averaged cross-power spectrum Several baselines displayed
Timerange: 00/09:02:21 to 00/09:06:19

Plot file version 51 created 26-FEB-2024 13:15:53

TCRB EG128B.MSORT.1

Freq = 4.7990 GHz, Bw = 32.000 MH No calibration applied and no bandpass applied



Lower frame: Micro Ampl Jy Top frame: Phas deg

Vector averaged cross-power spectrum Several baselines displayed

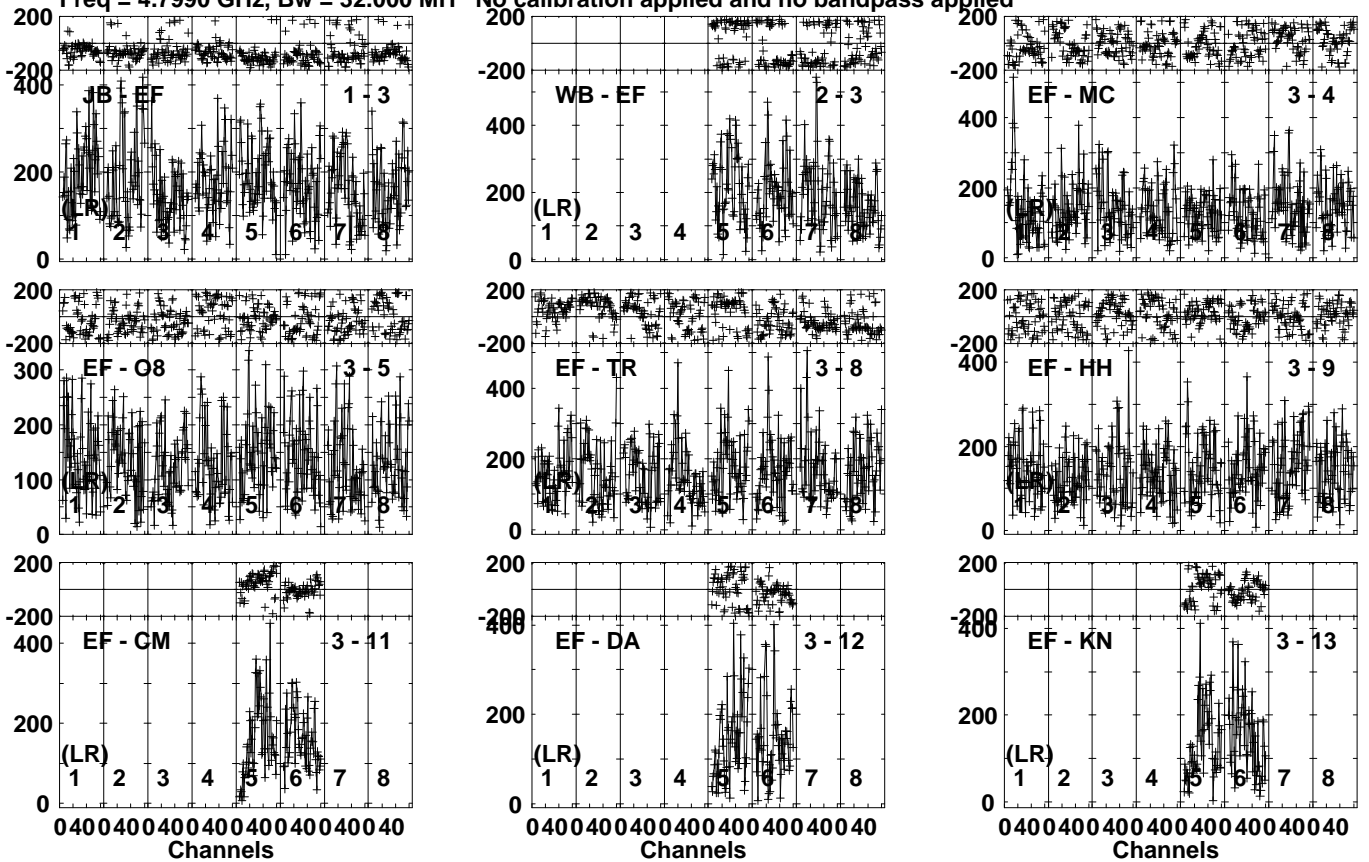
Timerange: 00/09:02:21 to 00/09:06:19

Plot file version 52 created 26-FEB-2024 13:15:53

J1602+2610 EG128B.MSORT.1

Freq = 4.7990 GHz, Bw = 32.000 MH

No calibration applied and no bandpass applied

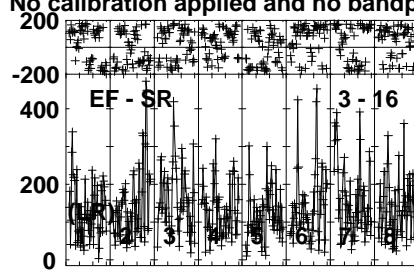
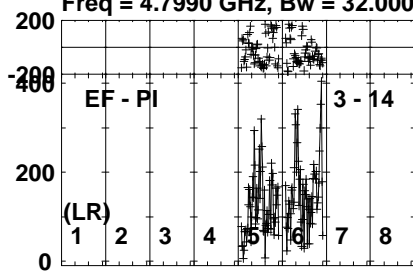


Lower frame: Micro Ampl Jy Top frame: Phas deg
Vector averaged cross-power spectrum Several baselines displayed
Timerange: 00/09:06:41 to 00/09:07:39

Plot file version 53 created 26-FEB-2024 13:15:53

J1602+2610 EG128B.MSORT.1

Freq = 4.7990 GHz, Bw = 32.000 MH No calibration applied and no bandpass applied



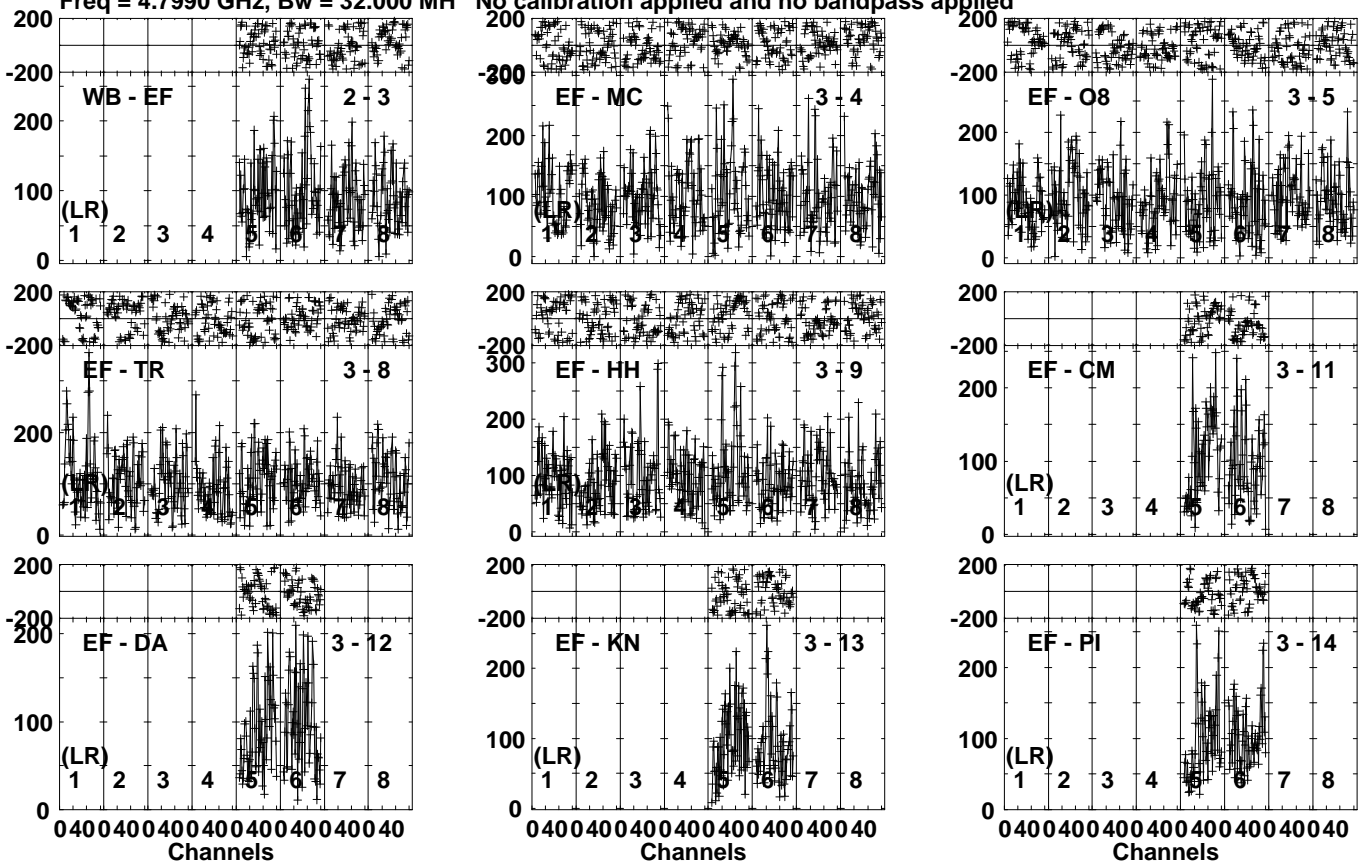
Lower frame: Micro Ampl Jy Top frame: Phas deg
Vector averaged cross-power spectrum Several baselines displayed
Timerange: 00/09:06:41 to 00/09:07:39

Plot file version 54 created 26-FEB-2024 13:15:53

J1559+2556 EG128B.MSORT.1

Freq = 4.7990 GHz, Bw = 32.000 MH

No calibration applied and no bandpass applied

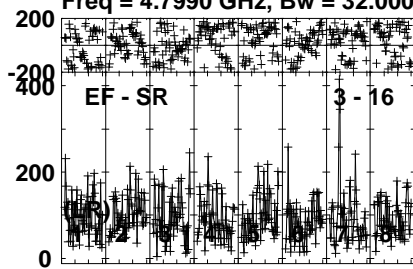


Lower frame: Micro Ampl Jy Top frame: Phas deg
Vector averaged cross-power spectrum Several baselines displayed
Timerange: 00/09:08:01 to 00/09:09:39

Plot file version 55 created 26-FEB-2024 13:15:53

J1559+2556 EG128B.MSORT.1

Freq = 4.7990 GHz, Bw = 32.000 MH No calibration applied and no bandpass applied



Lower frame: Micro Ampl Jy Top frame: Phas deg

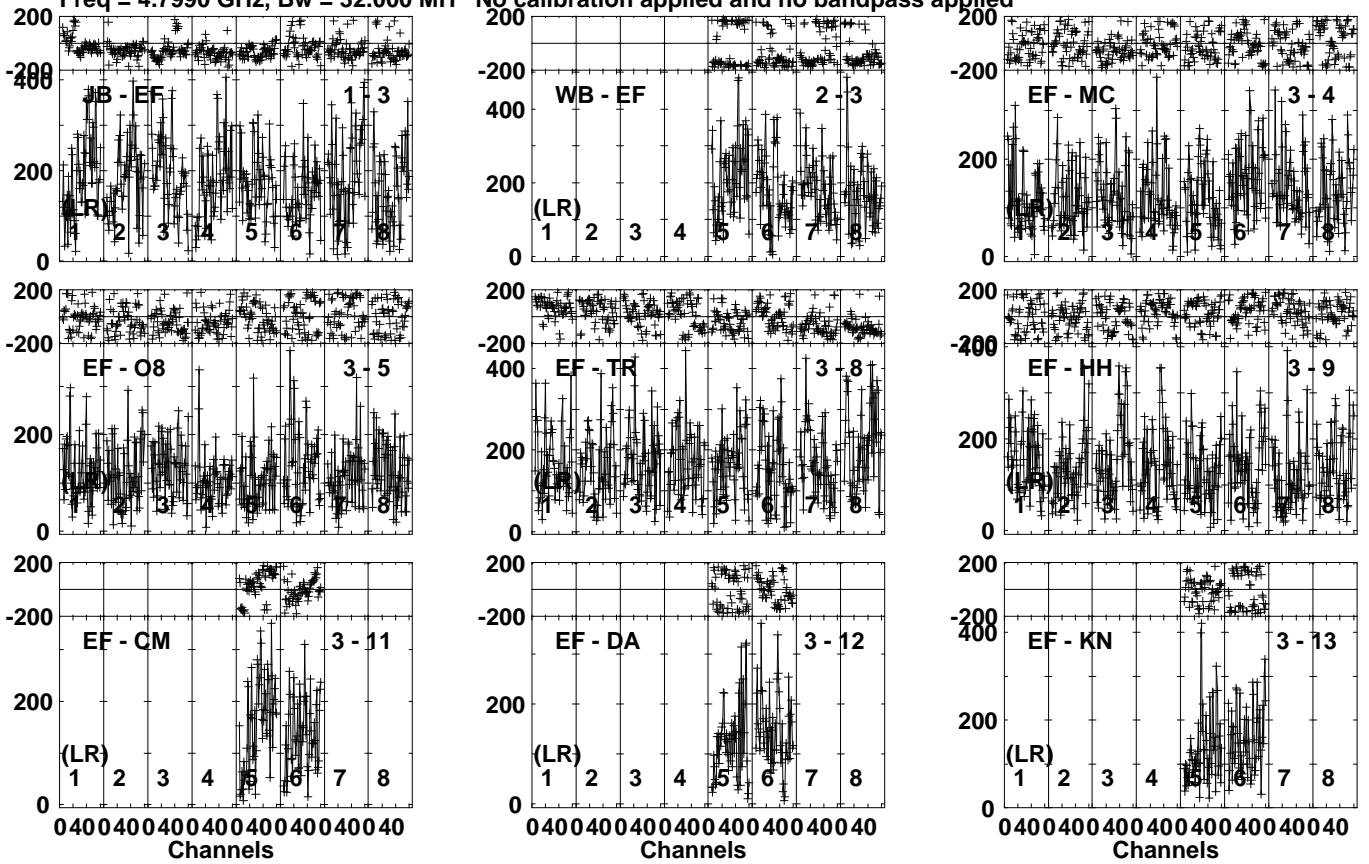
Vector averaged cross-power spectrum Several baselines displayed

Timerange: 00/09:08:01 to 00/09:09:39

Plot file version 56 created 26-FEB-2024 13:15:53

J1602+2610 EG128B.MSORT.1

Freq = 4.7990 GHz, Bw = 32.000 MH No calibration applied and no bandpass applied

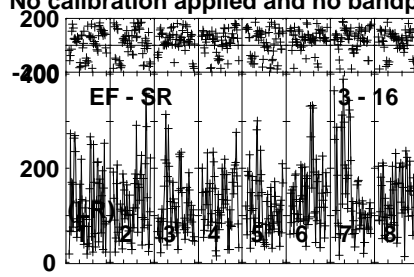
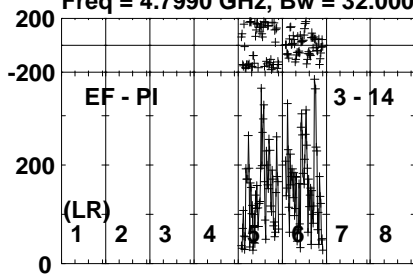


Lower frame: Micro Ampl Jy Top frame: Phas deg
Vector averaged cross-power spectrum Several baselines displayed
Timerange: 00/09:10:01 to 00/09:10:59

Plot file version 57 created 26-FEB-2024 13:15:53

J1602+2610 EG128B.MSORT.1

Freq = 4.7990 GHz, Bw = 32.000 MH No calibration applied and no bandpass applied

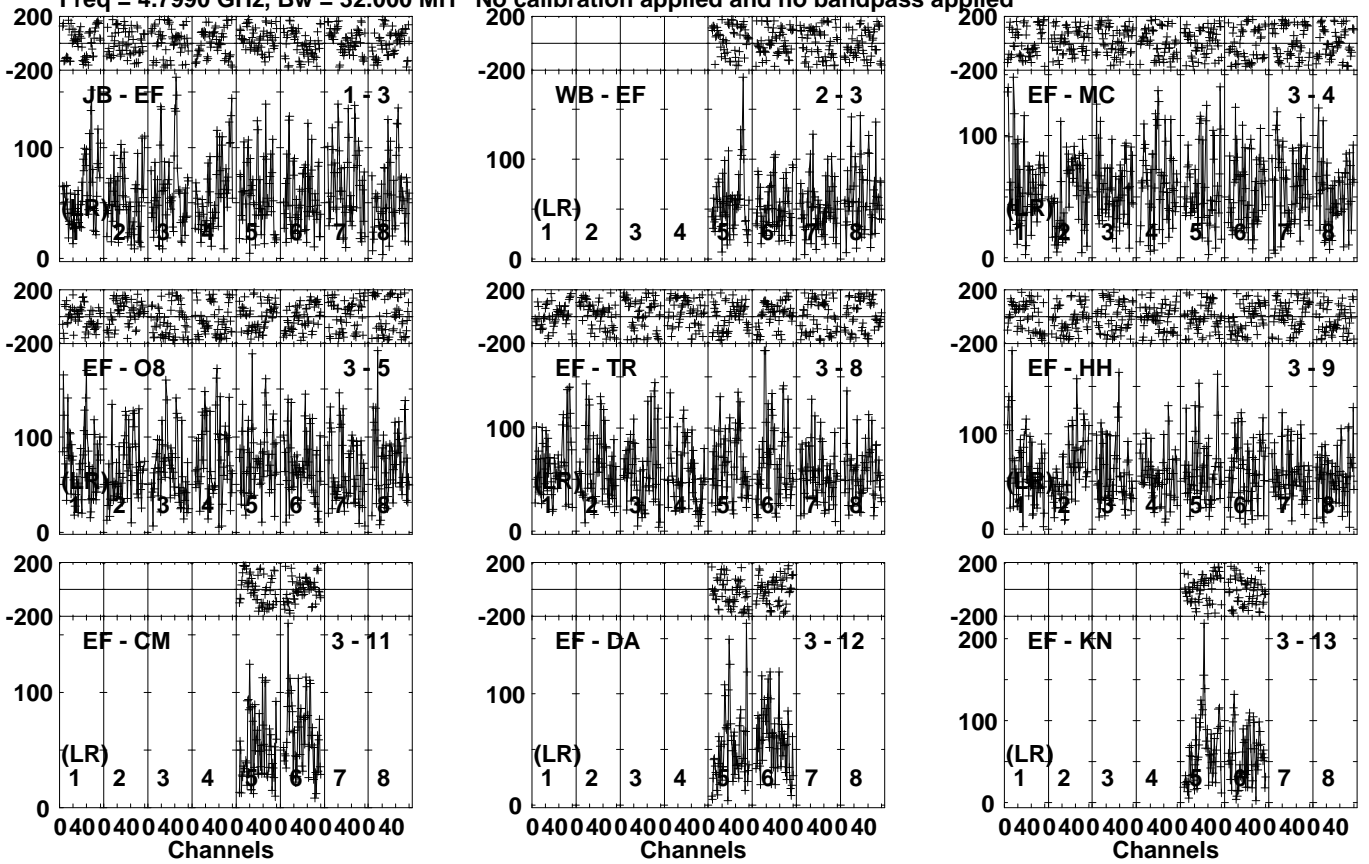


Lower frame: Micro Ampl Jy Top frame: Phas deg
Vector averaged cross-power spectrum Several baselines displayed
Timerange: 00/09:10:01 to 00/09:10:59

Plot file version 58 created 26-FEB-2024 13:15:54

TCRB EG128B.MSORT.1

Freq = 4.7990 GHz, Bw = 32.000 MH No calibration applied and no bandpass applied

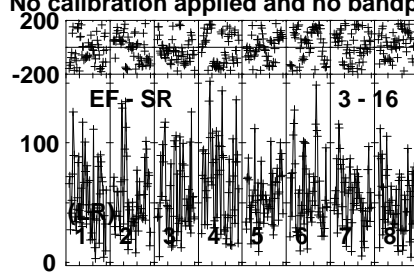
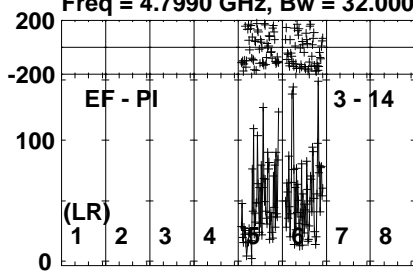


Lower frame: Micro Ampl Jy Top frame: Phas deg
Vector averaged cross-power spectrum Several baselines displayed
Timerange: 00/09:11:21 to 00/09:15:19

Plot file version 59 created 26-FEB-2024 13:15:54

TCRB EG128B.MSORT.1

Freq = 4.7990 GHz, Bw = 32.000 MH No calibration applied and no bandpass applied



Lower frame: Micro Ampl Jy Top frame: Phas deg

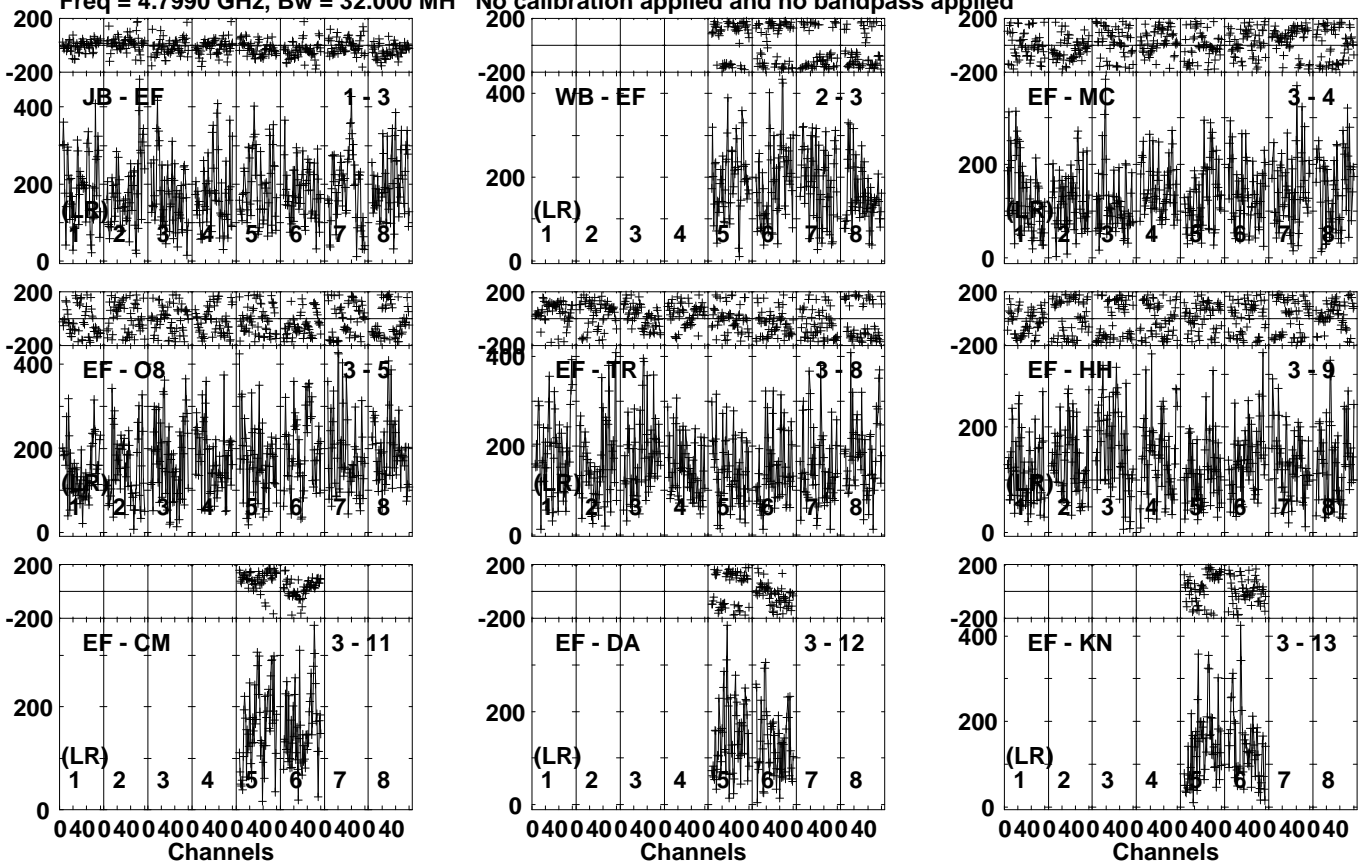
Vector averaged cross-power spectrum Several baselines displayed

Timerange: 00/09:11:21 to 00/09:15:19

Plot file version 60 created 26-FEB-2024 13:15:54

J1602+2610 EG128B.MSORT.1

Freq = 4.7990 GHz, Bw = 32.000 MH No calibration applied and no bandpass applied

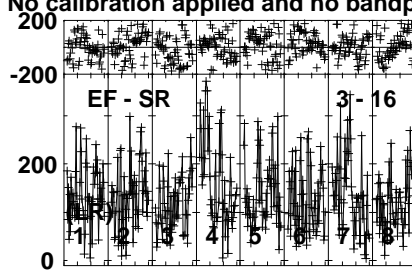
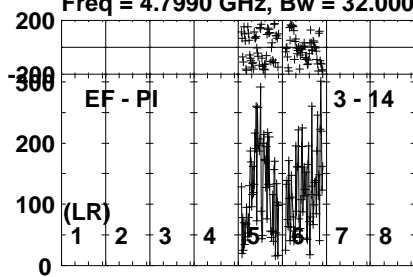


Lower frame: Micro Ampl Jy Top frame: Phas deg
Vector averaged cross-power spectrum Several baselines displayed
Timerange: 00/09:15:41 to 00/09:16:39

Plot file version 61 created 26-FEB-2024 13:15:54

J1602+2610 EG128B.MSORT.1

Freq = 4.7990 GHz, Bw = 32.000 MH No calibration applied and no bandpass applied

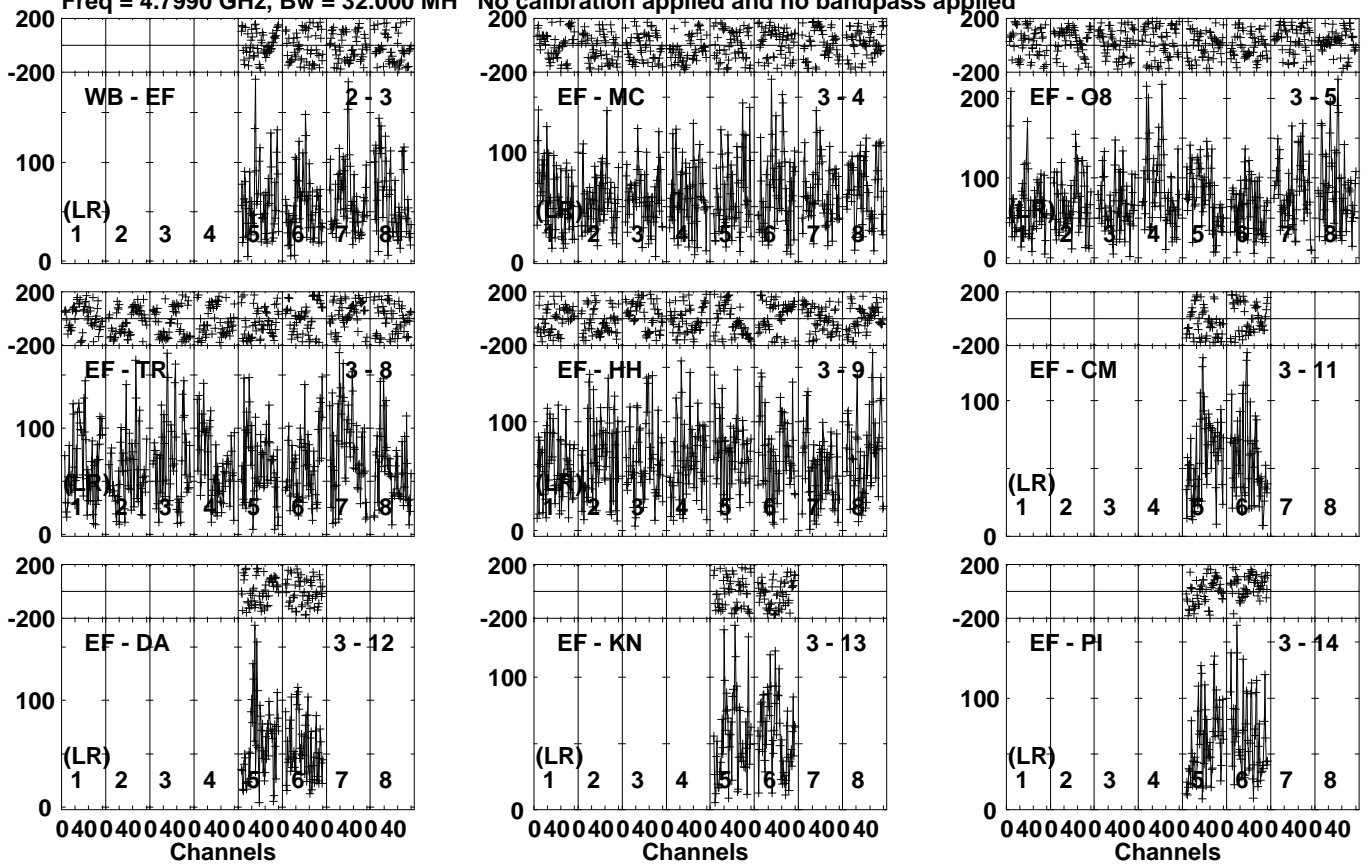


Lower frame: Micro Ampl Jy Top frame: Phas deg
Vector averaged cross-power spectrum Several baselines displayed
Timerange: 00/09:15:41 to 00/09:16:39

Plot file version 62 created 26-FEB-2024 13:15:54

TCRB EG128B.MSORT.1

Freq = 4.7990 GHz, Bw = 32.000 MH No calibration applied and no bandpass applied

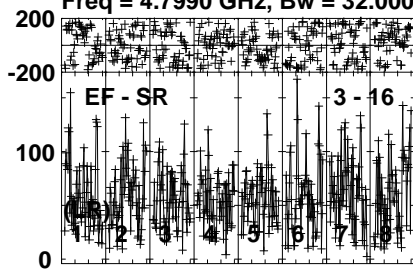


Lower frame: Micro Ampl Jy Top frame: Phas deg
Vector averaged cross-power spectrum Several baselines displayed
Timerange: 00/09:17:01 to 00/09:20:39

Plot file version 63 created 26-FEB-2024 13:15:55

TCRB EG128B.MSORT.1

Freq = 4.7990 GHz, Bw = 32.000 MH No calibration applied and no bandpass applied



Lower frame: Micro Ampl Jy Top frame: Phas deg

Vector averaged cross-power spectrum Several baselines displayed

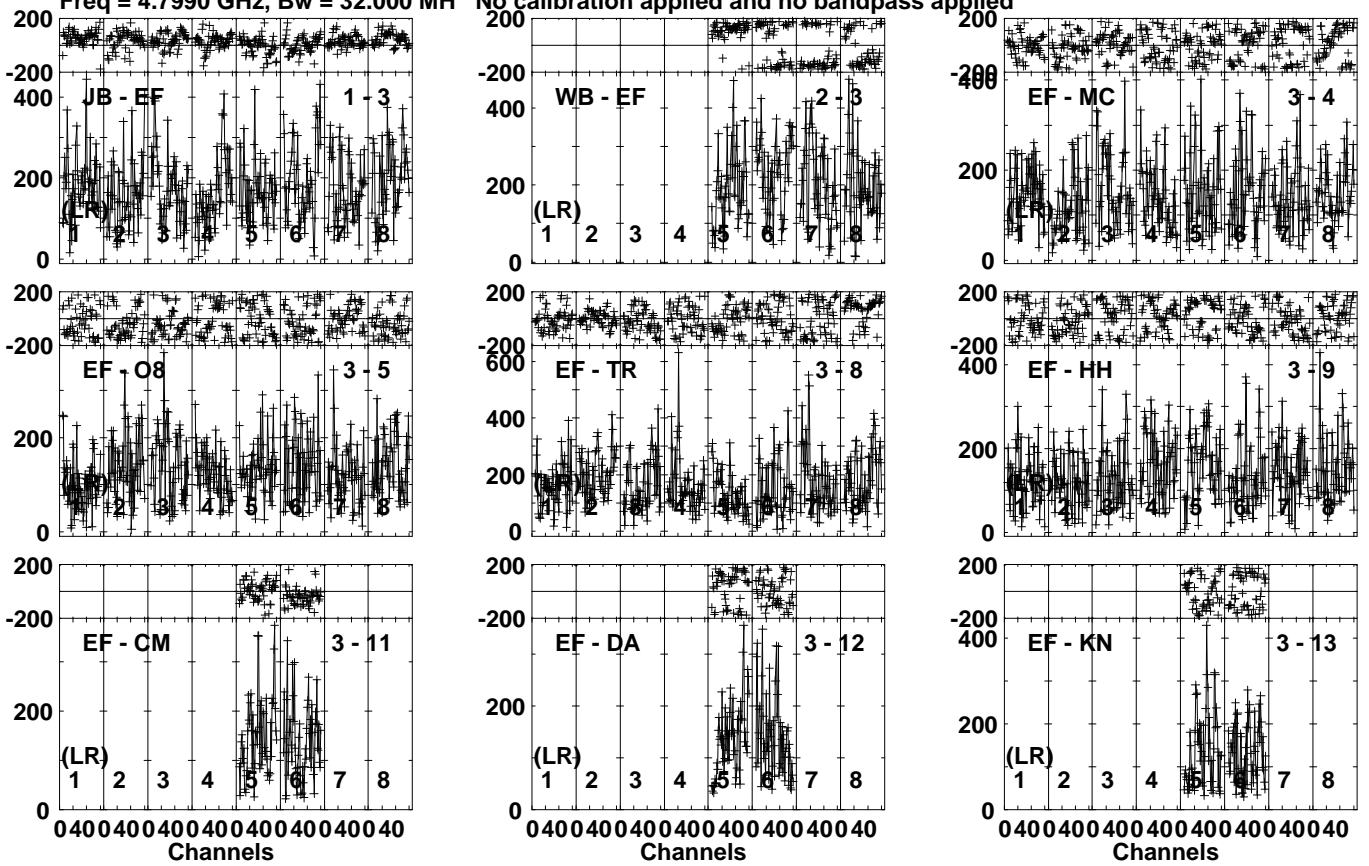
Timerange: 00/09:17:01 to 00/09:20:39

Plot file version 64 created 26-FEB-2024 13:15:55

J1602+2610 EG128B.MSORT.1

Freq = 4.7990 GHz, Bw = 32.000 MH

No calibration applied and no bandpass applied



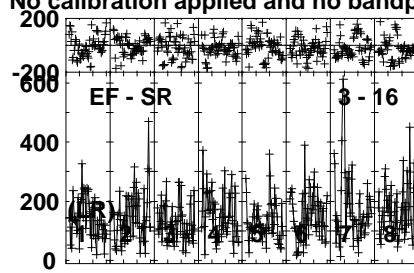
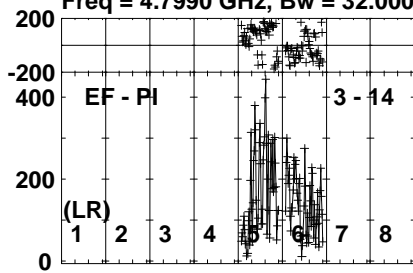
Lower frame: Micro Ampl Jy Top frame: Phas deg
Vector averaged cross-power spectrum Several baselines displayed
Timerange: 00/09:21:01 to 00/09:21:59

Plot file version 65 created 26-FEB-2024 13:15:55

J1602+2610 EG128B.MSORT.1

Freq = 4.7990 GHz, Bw = 32.000 MH

No calibration applied and no bandpass applied



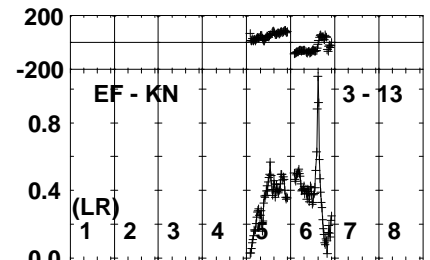
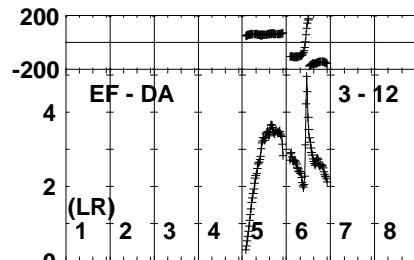
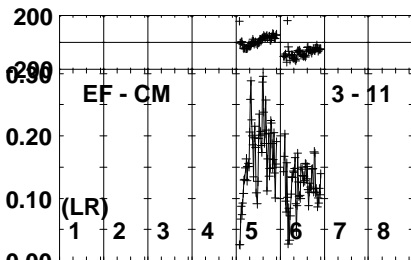
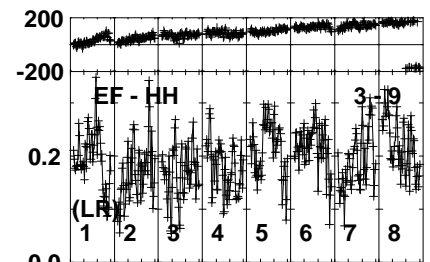
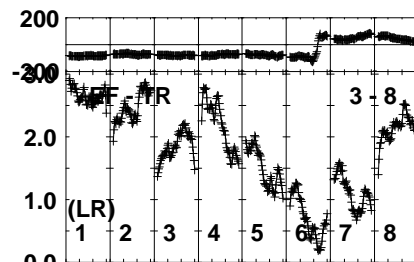
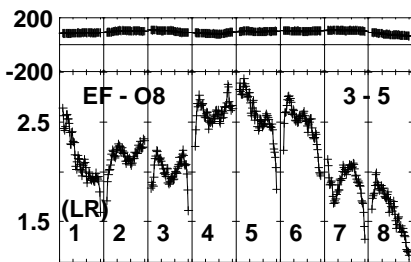
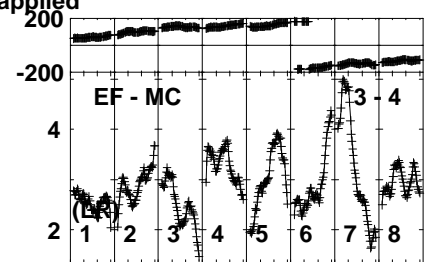
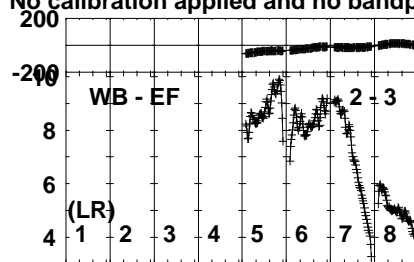
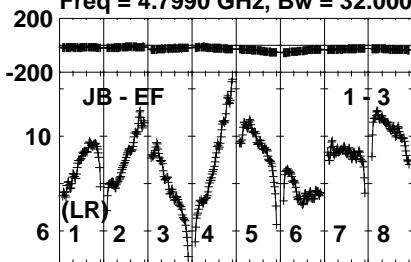
Lower frame: Micro Ampl Jy Top frame: Phas deg
Vector averaged cross-power spectrum Several baselines displayed
Timerange: 00/09:21:01 to 00/09:21:59

Plot file version 66 created 26-FEB-2024 13:15:55

J1642+3948 EG128B.MSORT.1

Freq = 4.7990 GHz, Bw = 32.000 MH

No calibration applied and no bandpass applied



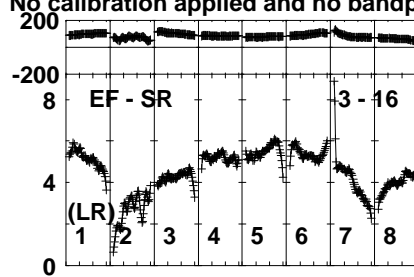
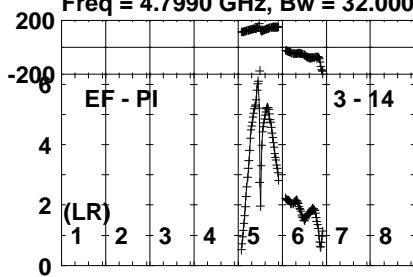
Lower frame: Milli Ampl Jy Top frame: Phas deg
Vector averaged cross-power spectrum Several baselines displayed
Timerange: 00/09:23:31 to 00/09:28:29

Plot file version 67 created 26-FEB-2024 13:15:56

J1642+3948 EG128B.MSORT.1

Freq = 4.7990 GHz, Bw = 32.000 MH

No calibration applied and no bandpass applied



Lower frame: Milli Ampl Jy Top frame: Phas deg

Vector averaged cross-power spectrum Several baselines displayed

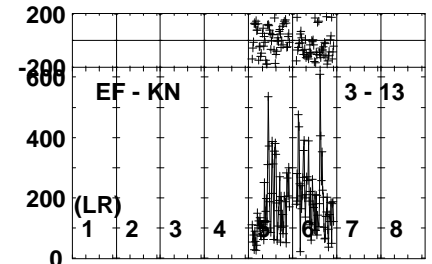
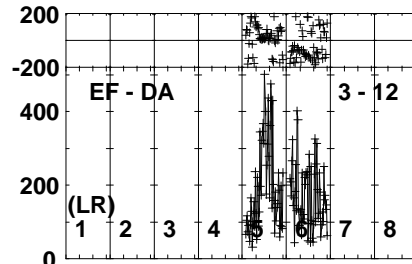
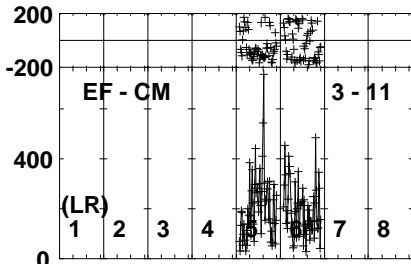
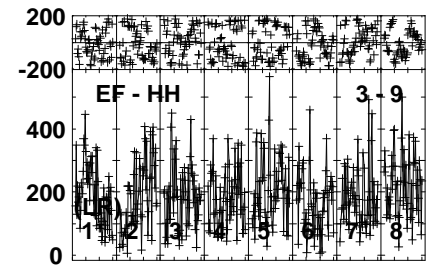
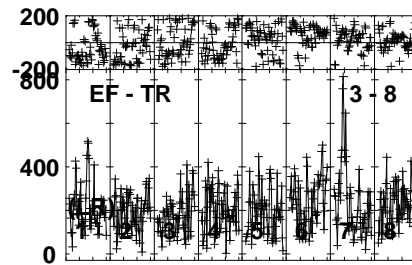
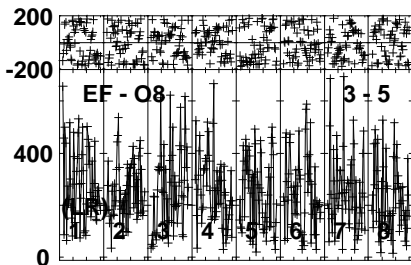
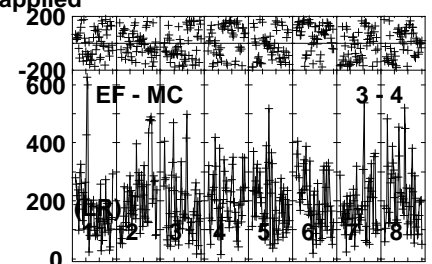
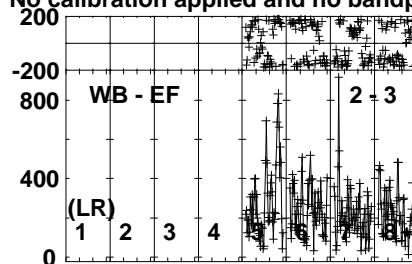
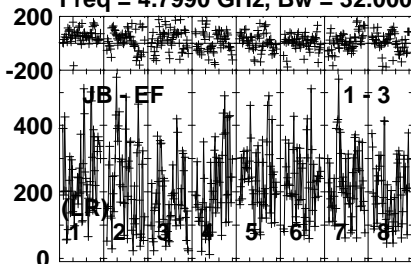
Timerange: 00/09:23:31 to 00/09:28:29

Plot file version 68 created 26-FEB-2024 13:15:56

J1602+2610 EG128B.MSORT.1

Freq = 4.7990 GHz, Bw = 32.000 MH

No calibration applied and no bandpass applied

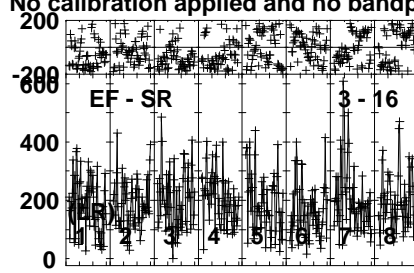
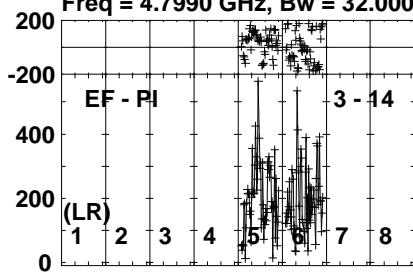


Lower frame: Micro Ampl Jy Top frame: Phas deg
Vector averaged cross-power spectrum Several baselines displayed
Timerange: 00/09:30:01 to 00/09:30:59

Plot file version 69 created 26-FEB-2024 13:15:56

J1602+2610 EG128B.MSORT.1

Freq = 4.7990 GHz, Bw = 32.000 MH No calibration applied and no bandpass applied

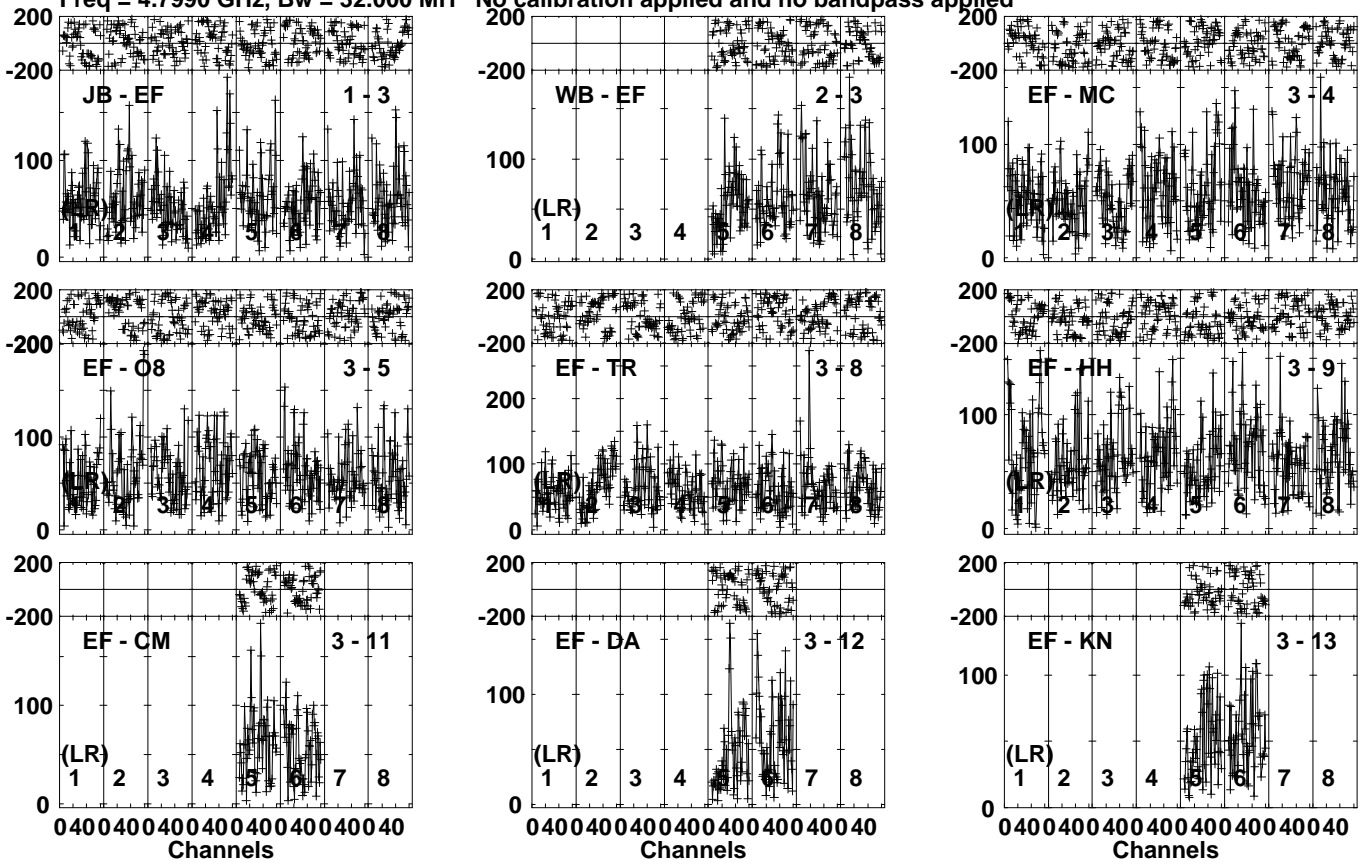


Lower frame: Micro Ampl Jy Top frame: Phas deg
Vector averaged cross-power spectrum Several baselines displayed
Timerange: 00/09:30:01 to 00/09:30:59

Plot file version 70 created 26-FEB-2024 13:15:56

TCRB EG128B.MSORT.1

Freq = 4.7990 GHz, Bw = 32.000 MH No calibration applied and no bandpass applied

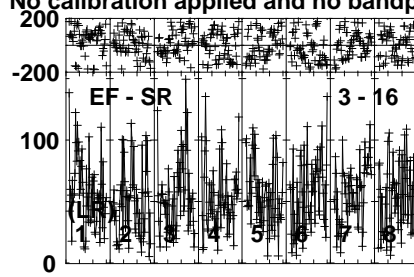
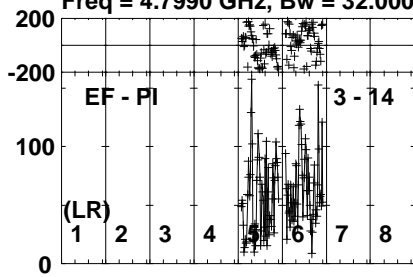


Lower frame: Micro Ampl Jy Top frame: Phas deg
Vector averaged cross-power spectrum Several baselines displayed
Timerange: 00/09:31:21 to 00/09:35:19

Plot file version 71 created 26-FEB-2024 13:15:57

TCRB EG128B.MSORT.1

Freq = 4.7990 GHz, Bw = 32.000 MH No calibration applied and no bandpass applied

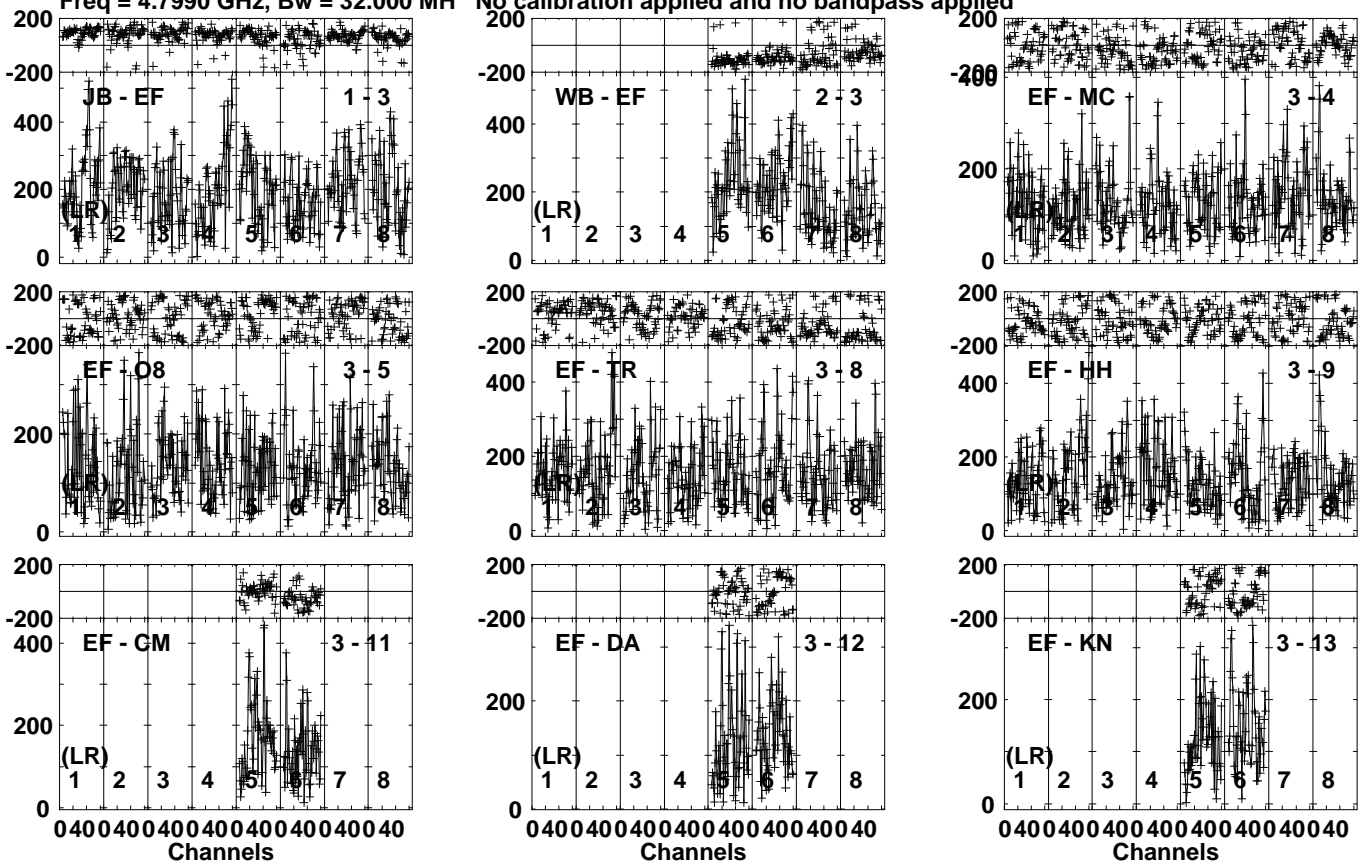


Lower frame: Micro Ampl Jy Top frame: Phas deg
Vector averaged cross-power spectrum Several baselines displayed
Timerange: 00/09:31:21 to 00/09:35:19

Plot file version 72 created 26-FEB-2024 13:15:57

J1602+2610 EG128B.MSORT.1

Freq = 4.7990 GHz, Bw = 32.000 MH No calibration applied and no bandpass applied



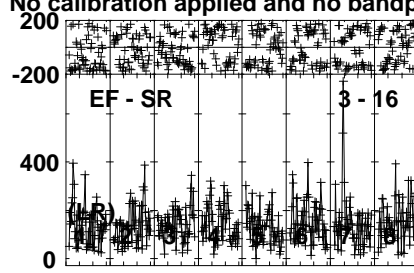
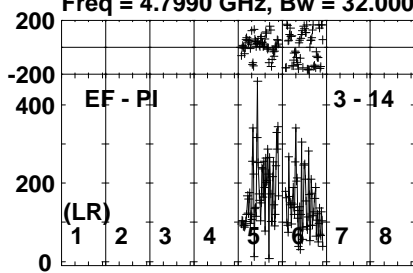
Lower frame: Micro Ampl Jy Top frame: Phas deg
Vector averaged cross-power spectrum Several baselines displayed
Timerange: 00/09:35:41 to 00/09:36:39

Plot file version 73 created 26-FEB-2024 13:15:57

J1602+2610 EG128B.MSORT.1

Freq = 4.7990 GHz, Bw = 32.000 MH

No calibration applied and no bandpass applied

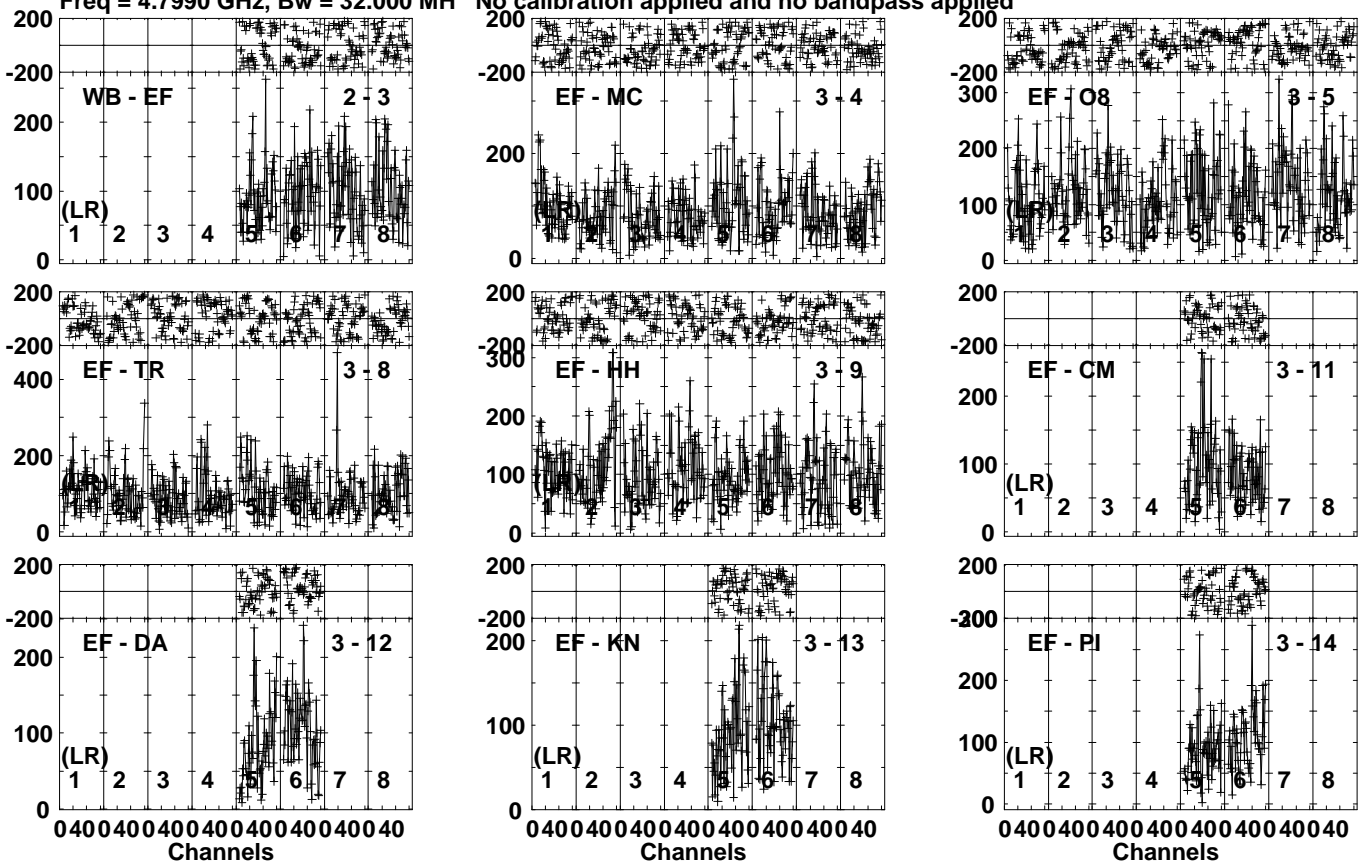


Lower frame: Micro Ampl Jy Top frame: Phas deg
Vector averaged cross-power spectrum Several baselines displayed
Timerange: 00/09:35:41 to 00/09:36:39

Plot file version 74 created 26-FEB-2024 13:15:57

J1559+2556 EG128B.MSORT.1

Freq = 4.7990 GHz, Bw = 32.000 MH No calibration applied and no bandpass applied

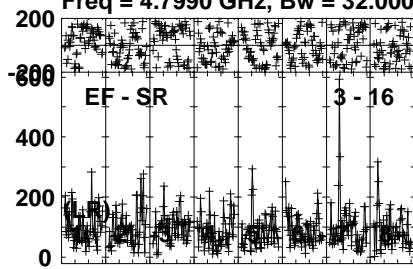


Lower frame: Micro Ampl Jy Top frame: Phas deg
Vector averaged cross-power spectrum Several baselines displayed
Timerange: 00/09:37:01 to 00/09:38:39

Plot file version 75 created 26-FEB-2024 13:15:57

J1559+2556 EG128B.MSORT.1

Freq = 4.7990 GHz, Bw = 32.000 MH No calibration applied and no bandpass applied



Lower frame: Micro Ampl Jy Top frame: Phas deg

Vector averaged cross-power spectrum Several baselines displayed

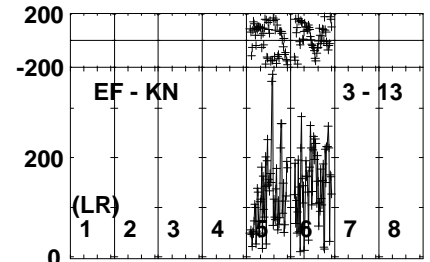
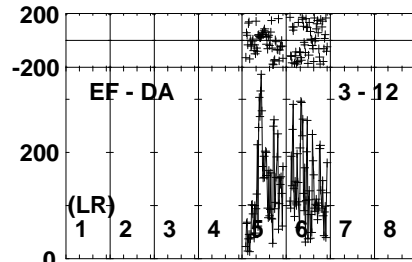
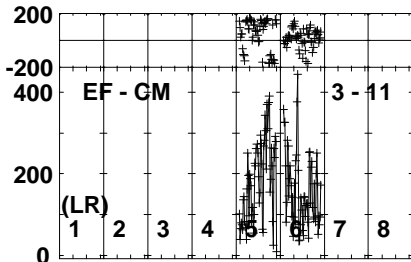
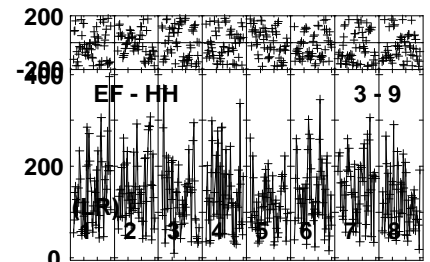
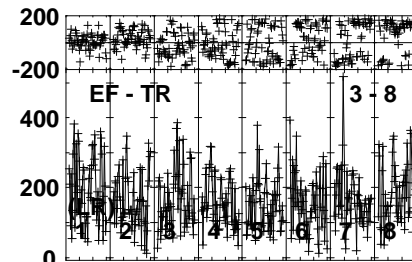
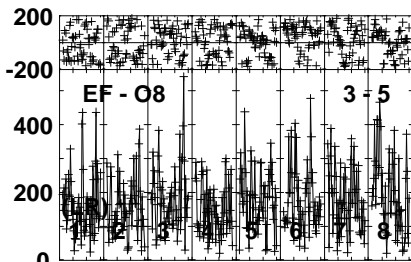
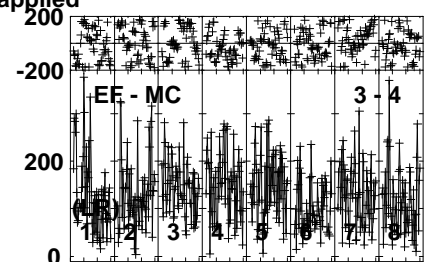
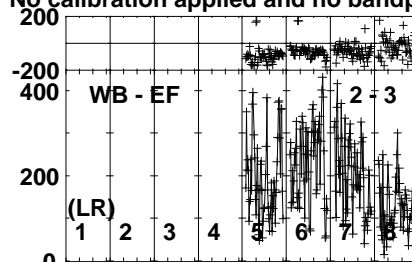
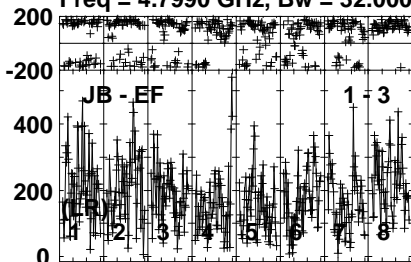
Timerange: 00/09:37:01 to 00/09:38:39

Plot file version 76 created 26-FEB-2024 13:15:57

J1602+2610 EG128B.MSORT.1

Freq = 4.7990 GHz, Bw = 32.000 MH

No calibration applied and no bandpass applied

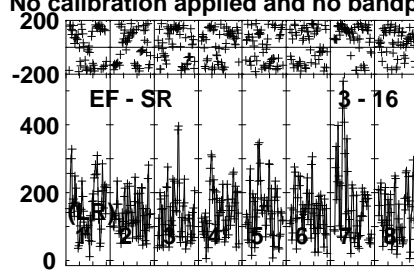
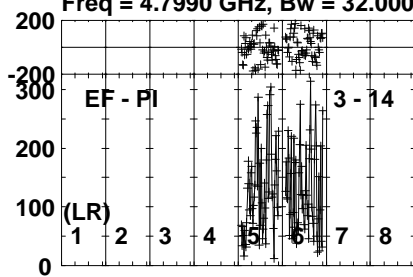


Lower frame: Micro Ampl Jy Top frame: Phas deg
Vector averaged cross-power spectrum Several baselines displayed
Timerange: 00/09:39:01 to 00/09:39:59

Plot file version 77 created 26-FEB-2024 13:15:58

J1602+2610 EG128B.MSORT.1

Freq = 4.7990 GHz, Bw = 32.000 MH No calibration applied and no bandpass applied

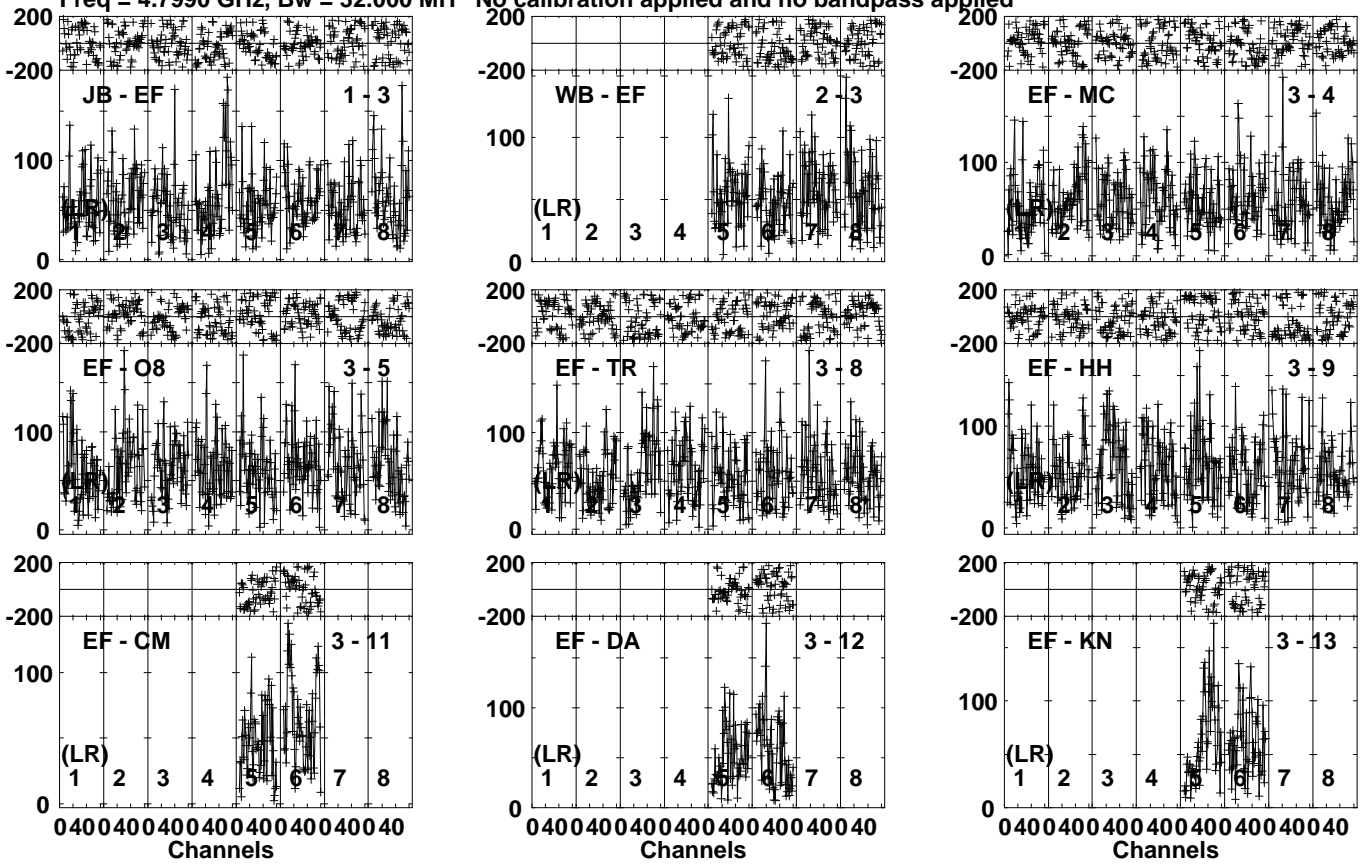


Lower frame: Micro Ampl Jy Top frame: Phas deg
Vector averaged cross-power spectrum Several baselines displayed
Timerange: 00/09:39:01 to 00/09:39:59

Plot file version 78 created 26-FEB-2024 13:15:58

TCRB EG128B.MSORT.1

Freq = 4.7990 GHz, Bw = 32.000 MH No calibration applied and no bandpass applied

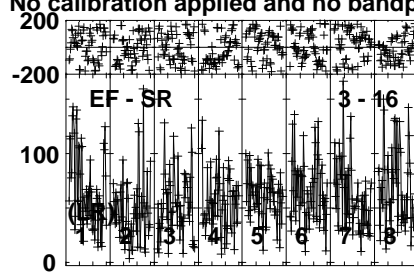
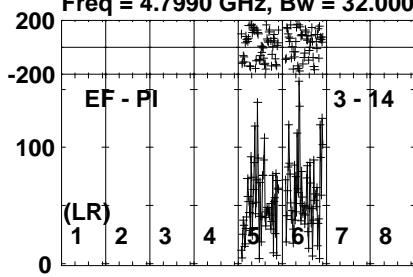


Lower frame: Micro Ampl Jy Top frame: Phas deg
Vector averaged cross-power spectrum Several baselines displayed
Timerange: 00/09:40:21 to 00/09:44:19

Plot file version 79 created 26-FEB-2024 13:15:58

TCRB EG128B.MSORT.1

Freq = 4.7990 GHz, Bw = 32.000 MH No calibration applied and no bandpass applied



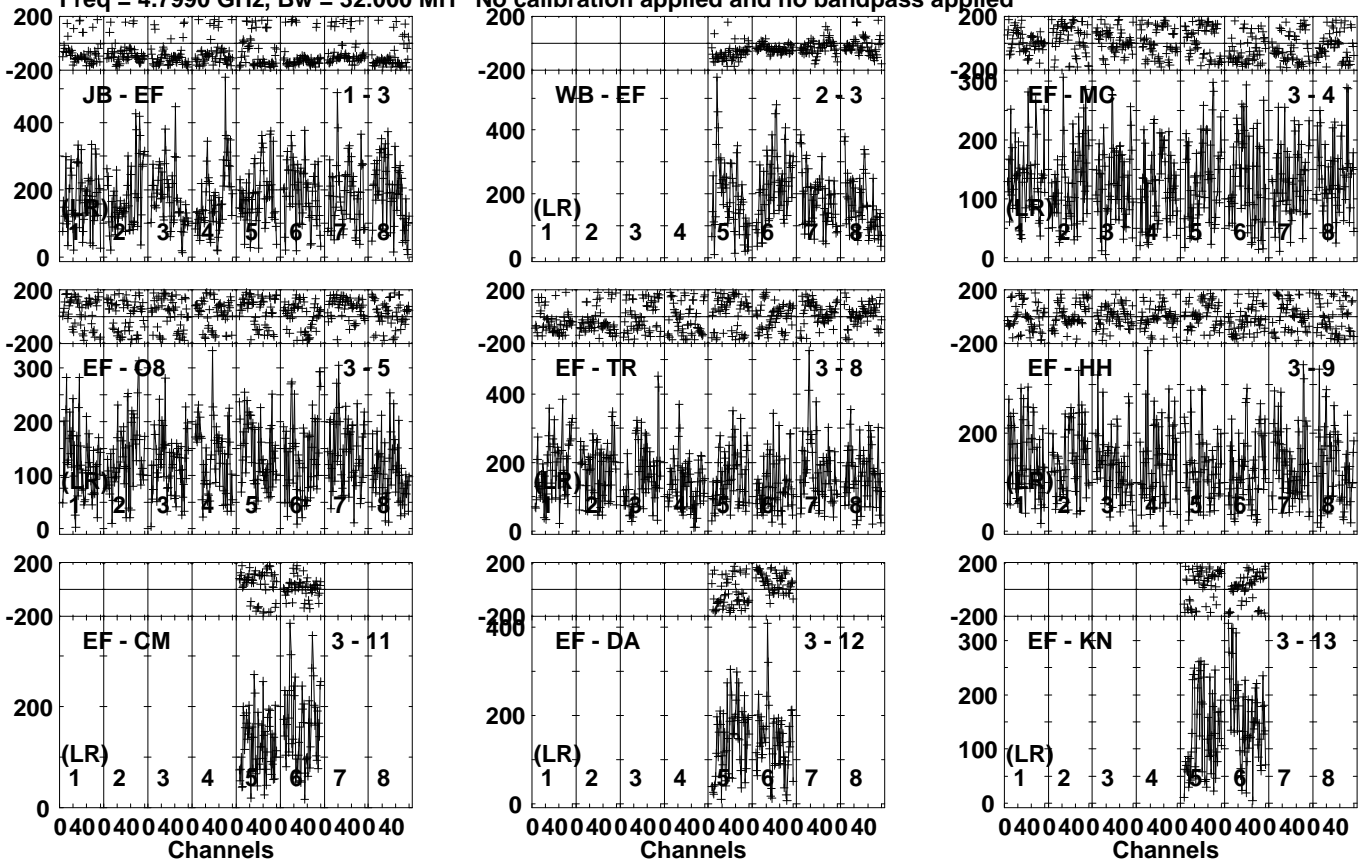
Lower frame: Micro Ampl Jy Top frame: Phas deg
Vector averaged cross-power spectrum Several baselines displayed
Timerange: 00/09:40:21 to 00/09:44:19

Plot file version 80 created 26-FEB-2024 13:15:58

J1602+2610 EG128B.MSORT.1

Freq = 4.7990 GHz, Bw = 32.000 MH

No calibration applied and no bandpass applied



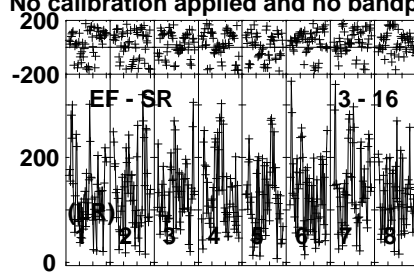
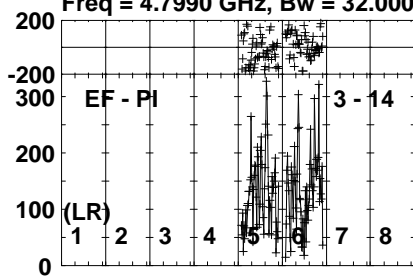
Lower frame: Micro Ampl Jy Top frame: Phas deg
Vector averaged cross-power spectrum Several baselines displayed
Timerange: 00/09:44:41 to 00/09:45:39

Plot file version 81 created 26-FEB-2024 13:15:58

J1602+2610 EG128B.MSORT.1

Freq = 4.7990 GHz, Bw = 32.000 MH

No calibration applied and no bandpass applied



Lower frame: Micro Ampl Jy Top frame: Phas deg

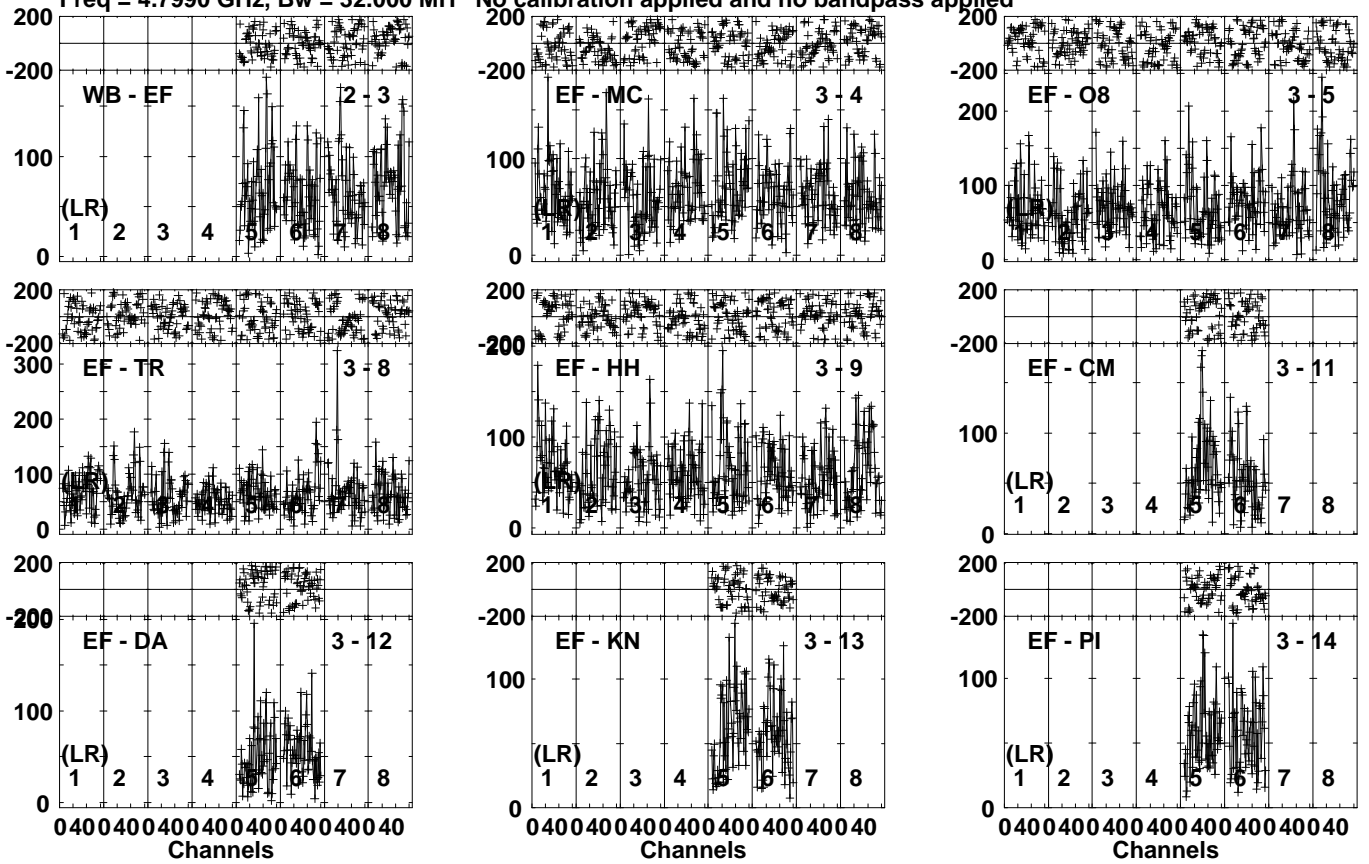
Vector averaged cross-power spectrum Several baselines displayed

Timerange: 00/09:44:41 to 00/09:45:39

Plot file version 82 created 26-FEB-2024 13:15:59

TCRB EG128B.MSORT.1

Freq = 4.7990 GHz, Bw = 32.000 MH No calibration applied and no bandpass applied

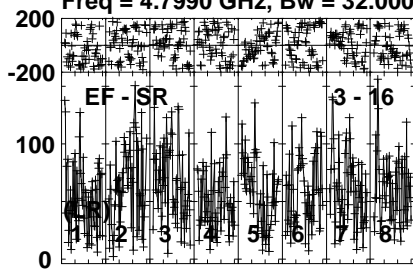


Lower frame: Micro Ampl Jy Top frame: Phas deg
Vector averaged cross-power spectrum Several baselines displayed
Timerange: 00/09:46:01 to 00/09:49:39

Plot file version 83 created 26-FEB-2024 13:15:59

TCRB EG128B.MSORT.1

Freq = 4.7990 GHz, Bw = 32.000 MH No calibration applied and no bandpass applied



Lower frame: Micro Ampl Jy Top frame: Phas deg

Vector averaged cross-power spectrum Several baselines displayed

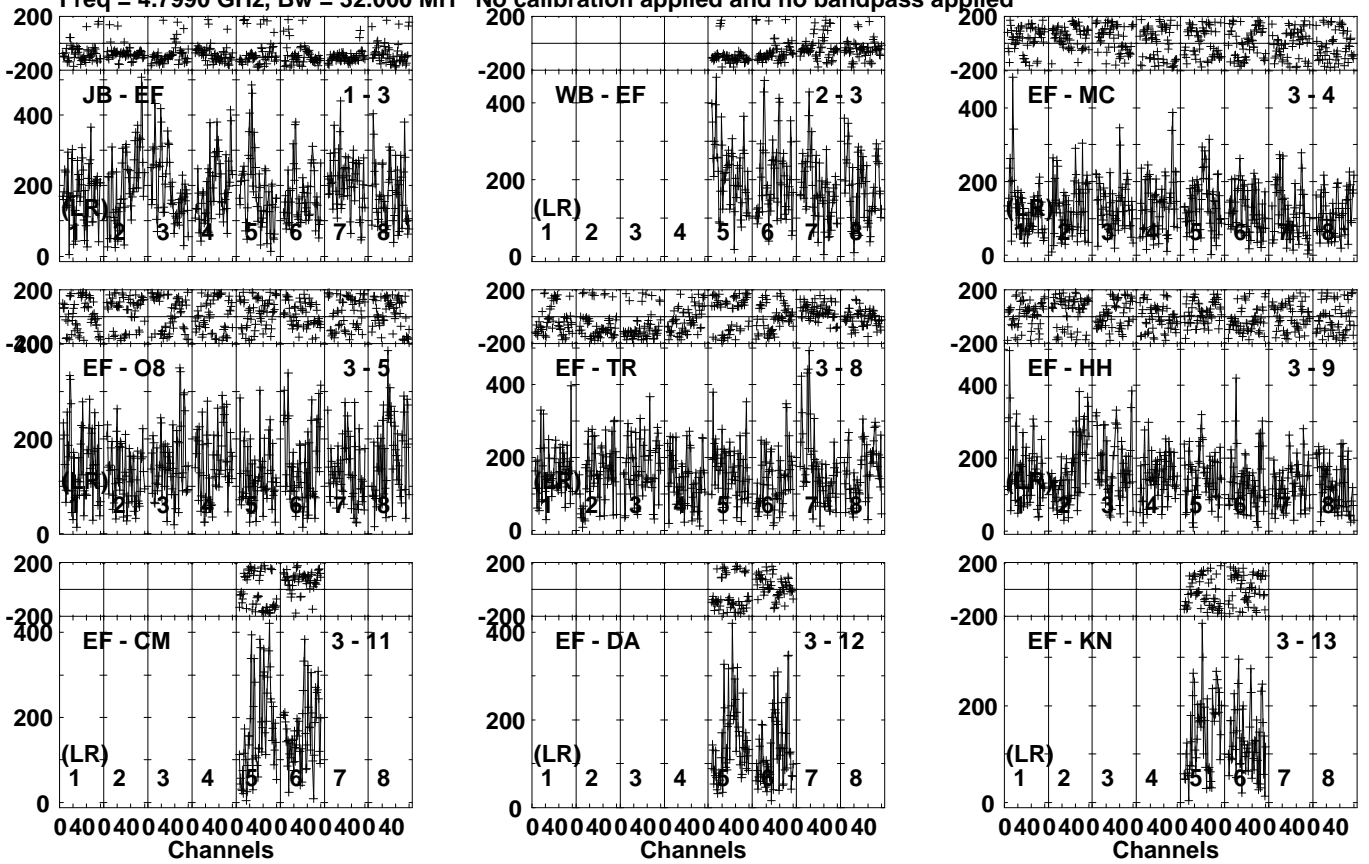
Timerange: 00/09:46:01 to 00/09:49:39

Plot file version 84 created 26-FEB-2024 13:15:59

J1602+2610 EG128B.MSORT.1

Freq = 4.7990 GHz, Bw = 32.000 MH

No calibration applied and no bandpass applied

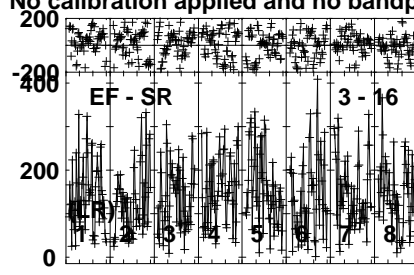
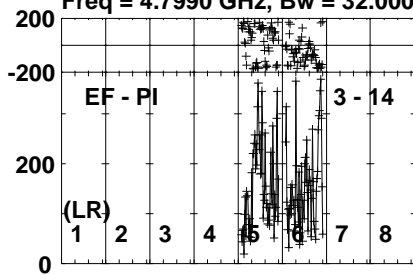


Lower frame: Micro Ampl Jy Top frame: Phas deg
Vector averaged cross-power spectrum Several baselines displayed
Timerange: 00/09:50:01 to 00/09:50:59

Plot file version 85 created 26-FEB-2024 13:15:59

J1602+2610 EG128B.MSORT.1

Freq = 4.7990 GHz, Bw = 32.000 MH No calibration applied and no bandpass applied



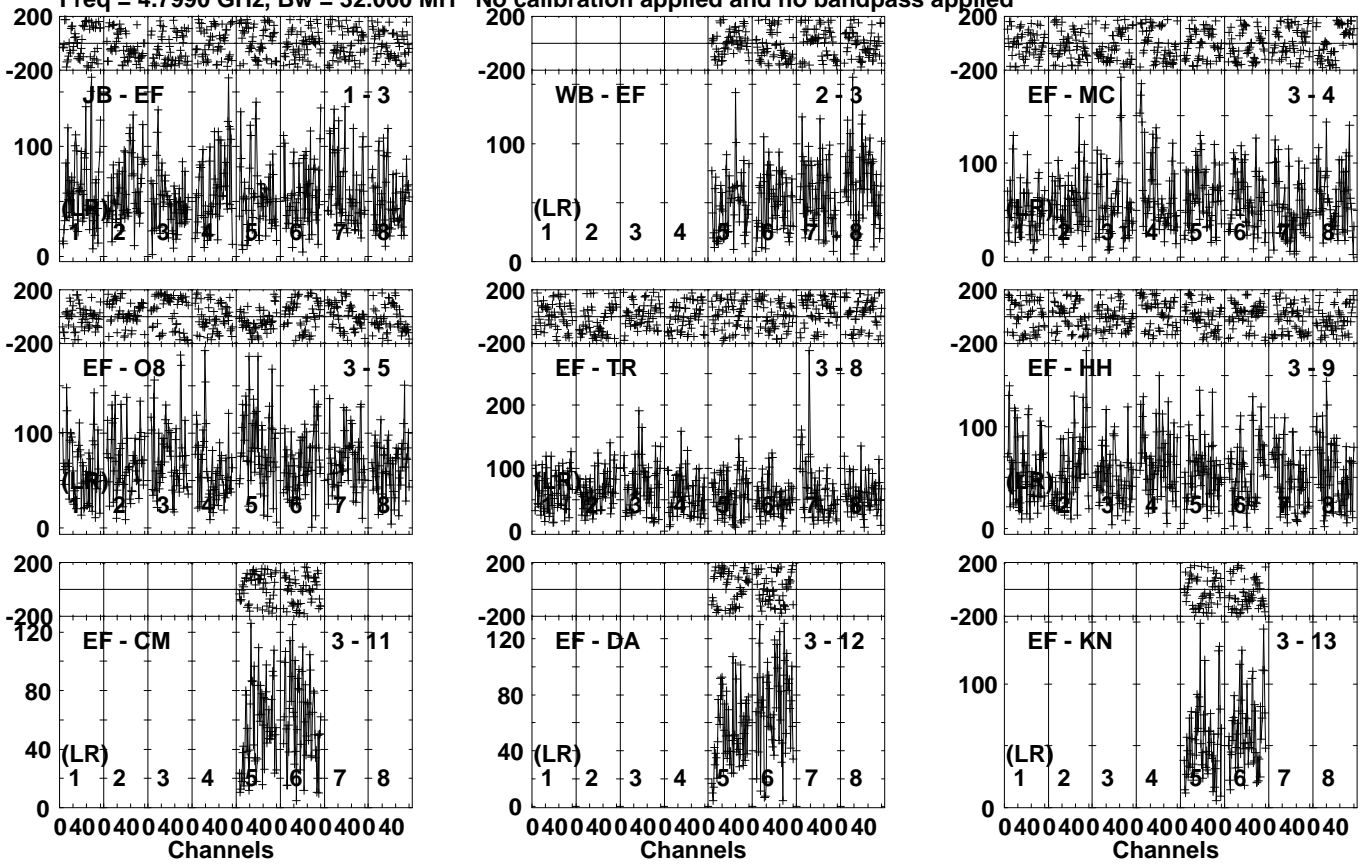
Lower frame: Micro Ampl Jy Top frame: Phas deg
Vector averaged cross-power spectrum Several baselines displayed
Timerange: 00/09:50:01 to 00/09:50:59

Plot file version 86 created 26-FEB-2024 13:15:59

TCRB EG128B.MSORT.1

Freq = 4.7990 GHz, Bw = 32.000 MH

No calibration applied and no bandpass applied

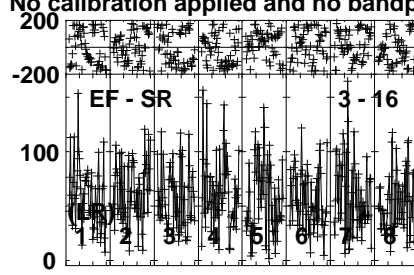
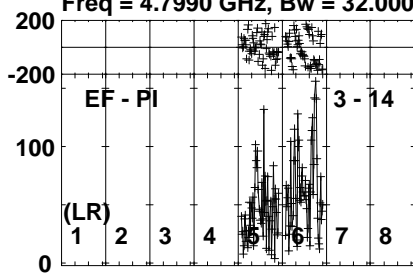


Lower frame: Micro Ampl Jy Top frame: Phas deg
Vector averaged cross-power spectrum Several baselines displayed
Timerange: 00/09:51:21 to 00/09:55:19

Plot file version 87 created 26-FEB-2024 13:16:00

TCRB EG128B.MSORT.1

Freq = 4.7990 GHz, Bw = 32.000 MH No calibration applied and no bandpass applied



Lower frame: Micro Ampl Jy Top frame: Phas deg

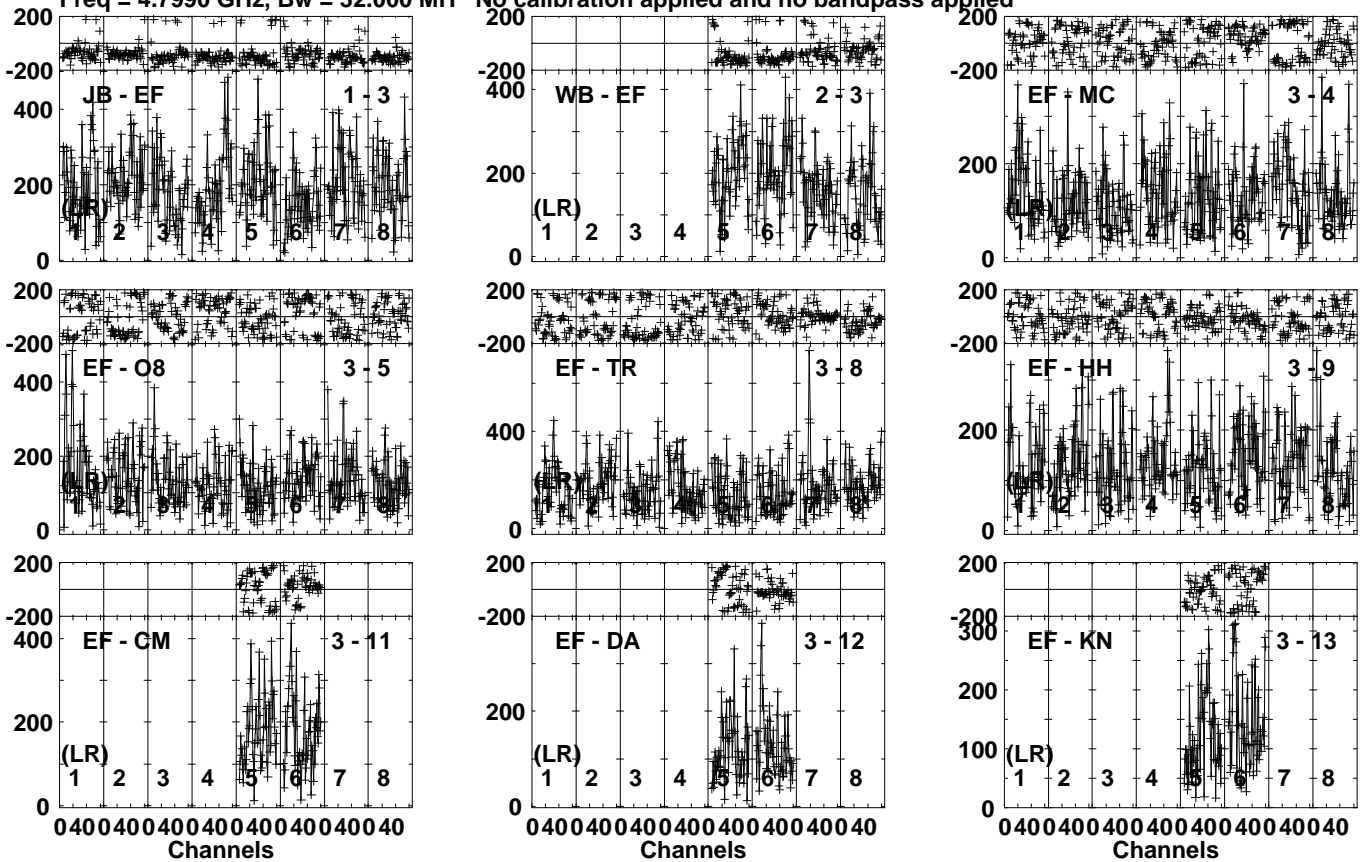
Vector averaged cross-power spectrum Several baselines displayed

Timerange: 00/09:51:21 to 00/09:55:19

Plot file version 88 created 26-FEB-2024 13:16:00

J1602+2610 EG128B.MSORT.1

Freq = 4.7990 GHz, Bw = 32.000 MH No calibration applied and no bandpass applied

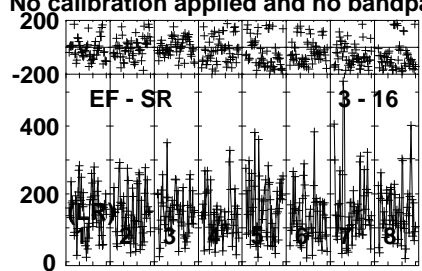
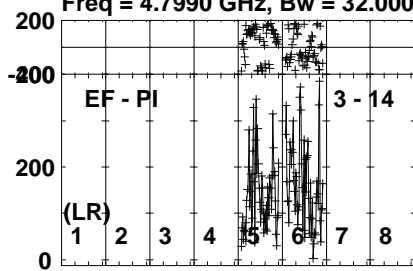


Lower frame: Micro Ampl Jy Top frame: Phas deg
Vector averaged cross-power spectrum Several baselines displayed
Timerange: 00/09:55:41 to 00/09:56:39

Plot file version 89 created 26-FEB-2024 13:16:00

J1602+2610 EG128B.MSORT.1

Freq = 4.7990 GHz, Bw = 32.000 MH No calibration applied and no bandpass applied

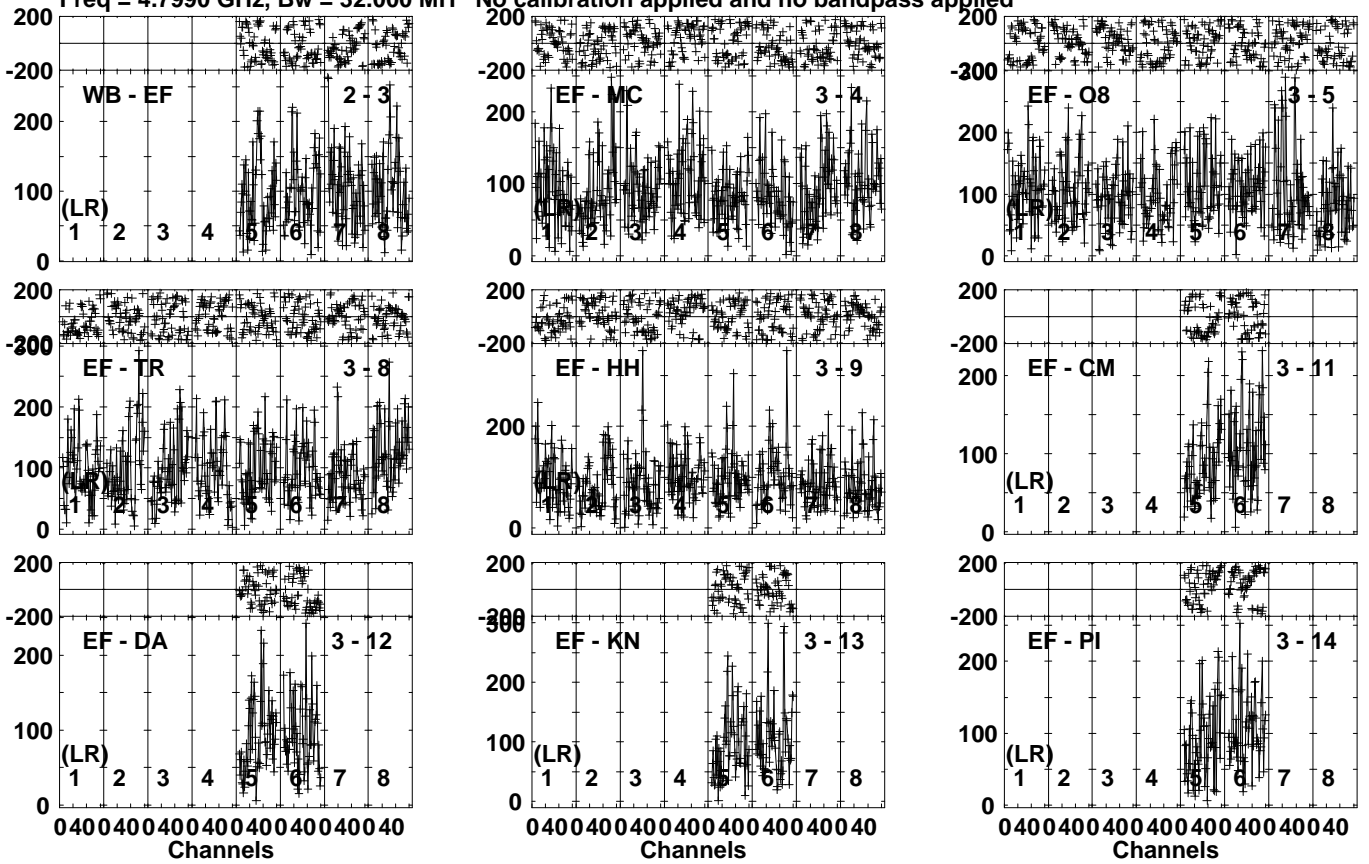


Lower frame: Micro Ampl Jy Top frame: Phas deg
Vector averaged cross-power spectrum Several baselines displayed
Timerange: 00/09:55:41 to 00/09:56:39

Plot file version 90 created 26-FEB-2024 13:16:00

J1559+2556 EG128B.MSORT.1

Freq = 4.7990 GHz, Bw = 32.000 MH No calibration applied and no bandpass applied

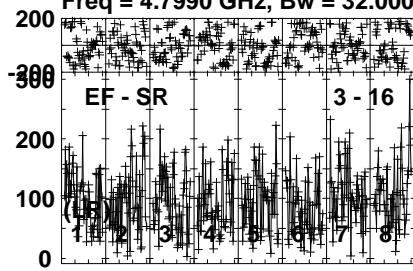


Lower frame: Micro Ampl Jy Top frame: Phas deg
Vector averaged cross-power spectrum Several baselines displayed
Timerange: 00/09:57:01 to 00/09:58:39

Plot file version 91 created 26-FEB-2024 13:16:00

J1559+2556 EG128B.MSORT.1

Freq = 4.7990 GHz, Bw = 32.000 MH No calibration applied and no bandpass applied

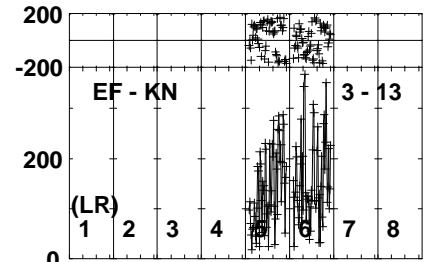
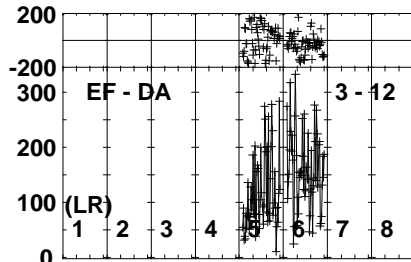
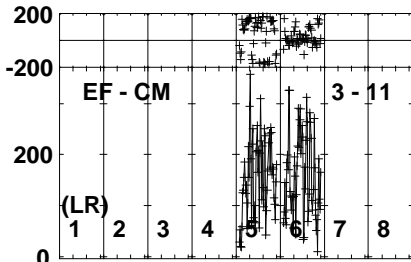
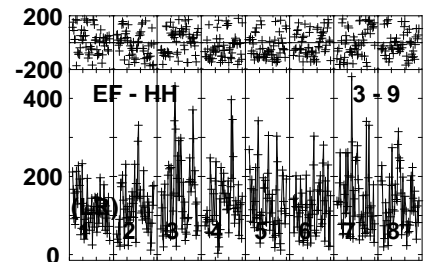
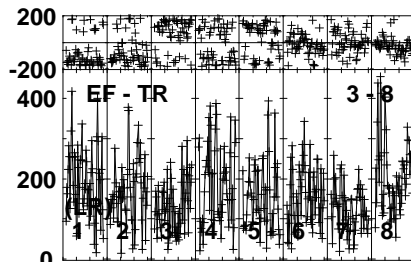
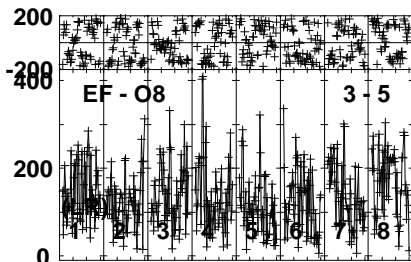
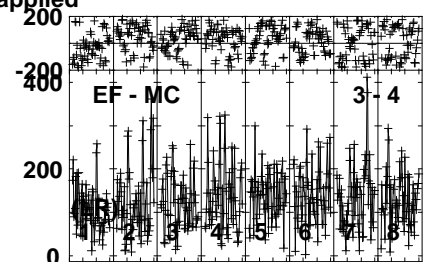
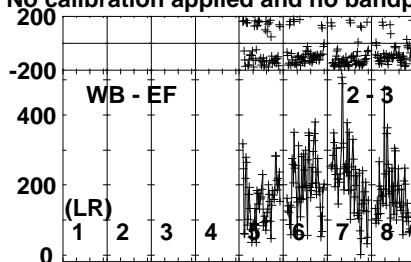
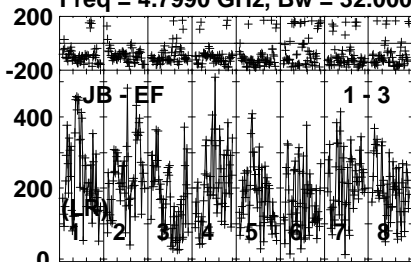


Lower frame: Micro Ampl Jy Top frame: Phas deg
Vector averaged cross-power spectrum Several baselines displayed
Timerange: 00/09:57:01 to 00/09:58:39

Plot file version 92 created 26-FEB-2024 13:16:00

J1602+2610 EG128B.MSORT.1

Freq = 4.7990 GHz, Bw = 32.000 MH No calibration applied and no bandpass applied



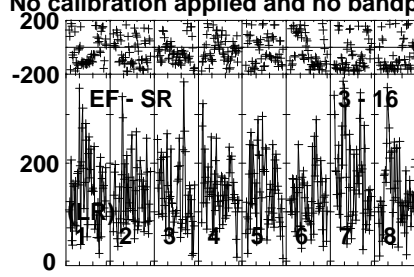
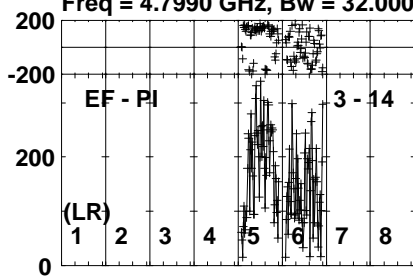
Lower frame: Micro Ampl Jy Top frame: Phas deg
Vector averaged cross-power spectrum Several baselines displayed
Timerange: 00/09:59:01 to 00/09:59:59

Plot file version 93 created 26-FEB-2024 13:16:01

J1602+2610 EG128B.MSORT.1

Freq = 4.7990 GHz, Bw = 32.000 MH

No calibration applied and no bandpass applied



Lower frame: Micro Ampl Jy Top frame: Phas deg

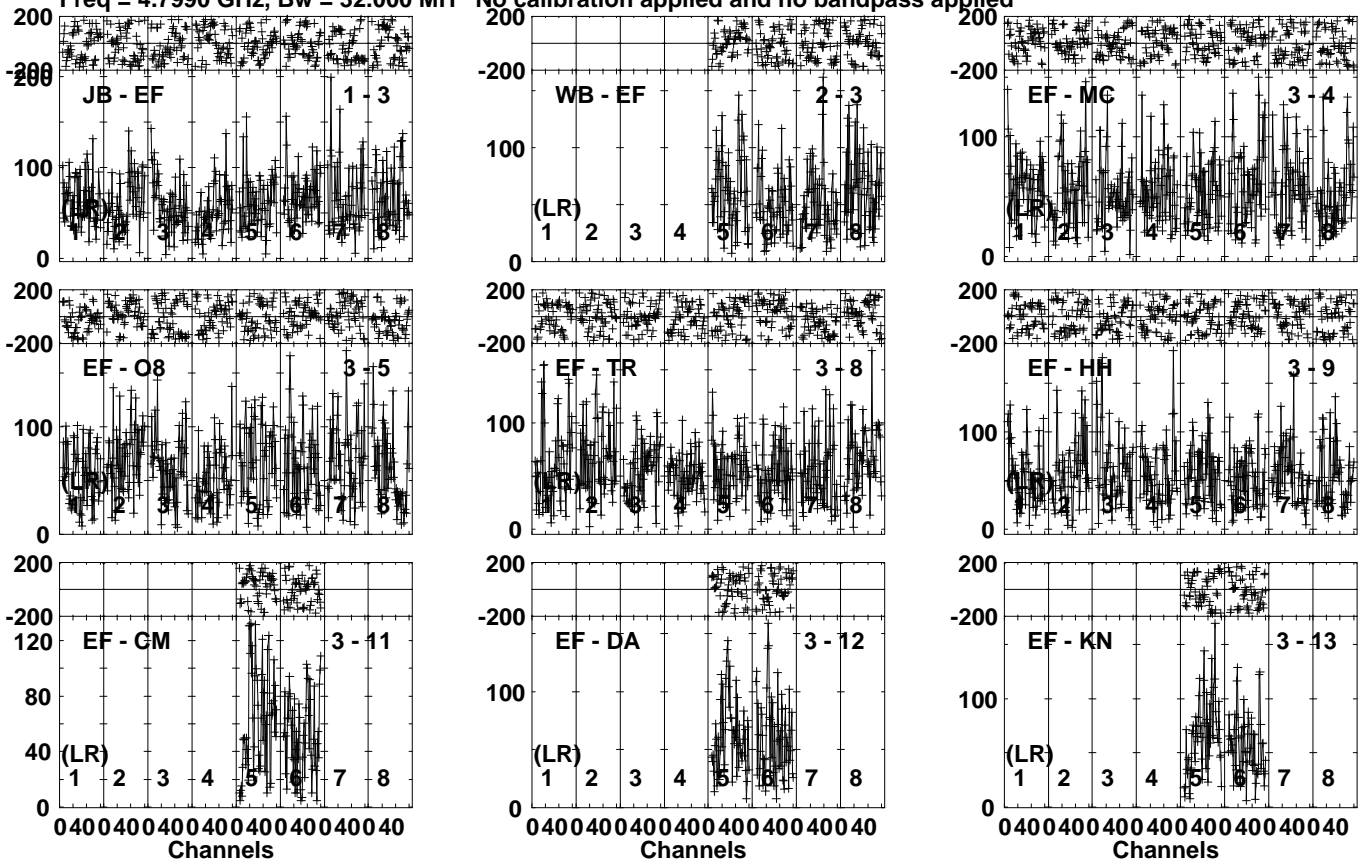
Vector averaged cross-power spectrum Several baselines displayed

Timerange: 00/09:59:01 to 00/09:59:59

Plot file version 94 created 26-FEB-2024 13:16:01

TCRB EG128B.MSORT.1

Freq = 4.7990 GHz, Bw = 32.000 MH No calibration applied and no bandpass applied

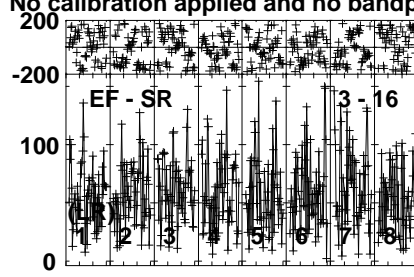
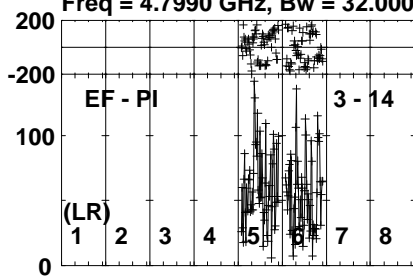


Lower frame: Micro Ampl Jy Top frame: Phas deg
Vector averaged cross-power spectrum Several baselines displayed
Timerange: 00/10/00:21 to 00/10/04:19

Plot file version 95 created 26-FEB-2024 13:16:01

TCRB EG128B.MSORT.1

Freq = 4.7990 GHz, Bw = 32.000 MH No calibration applied and no bandpass applied



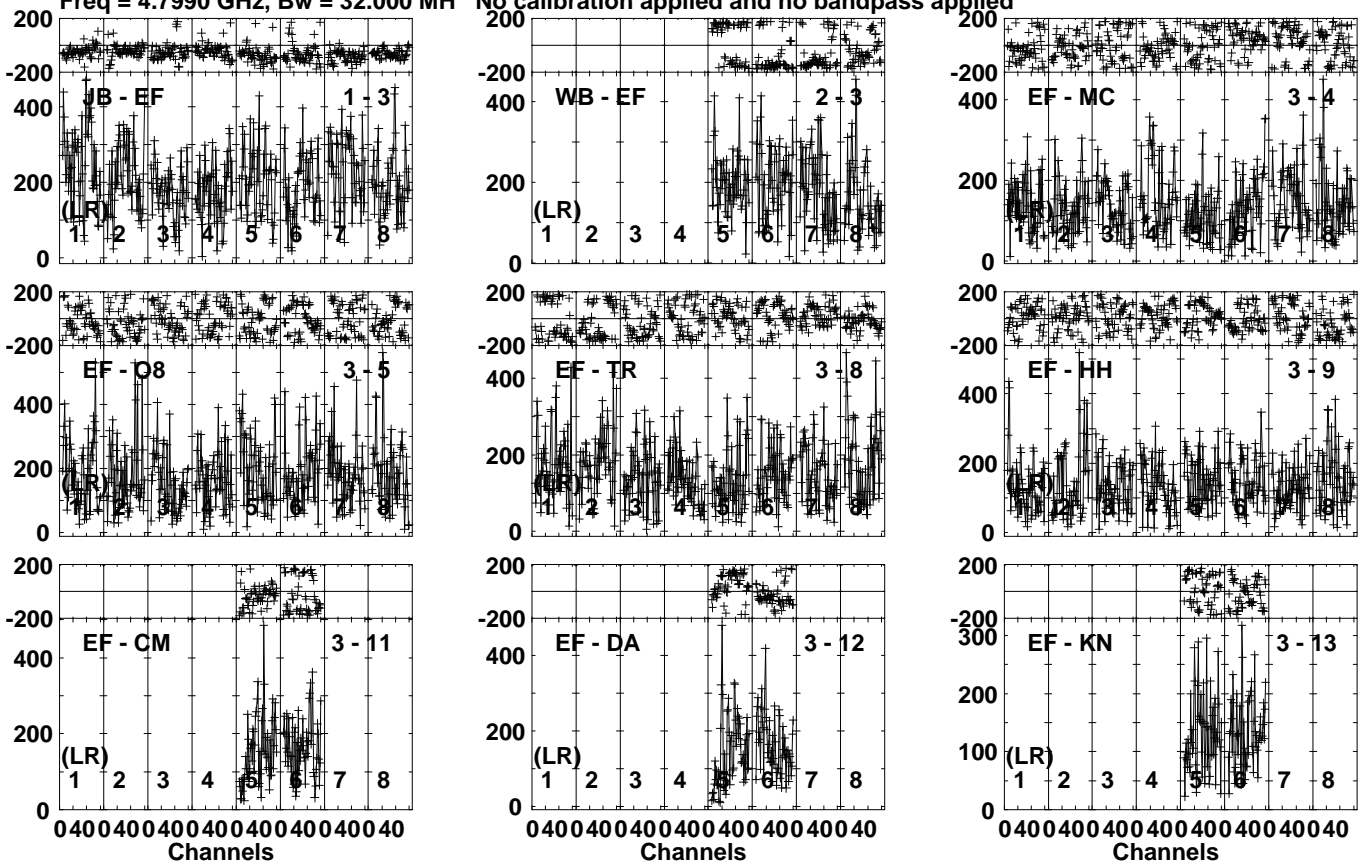
Lower frame: Micro Ampl Jy Top frame: Phas deg
Vector averaged cross-power spectrum Several baselines displayed
Timerange: 00/10:00:21 to 00/10:04:19

Plot file version 96 created 26-FEB-2024 13:16:01

J1602+2610 EG128B.MSORT.1

Freq = 4.7990 GHz, Bw = 32.000 MH

No calibration applied and no bandpass applied



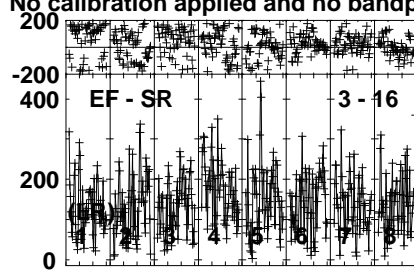
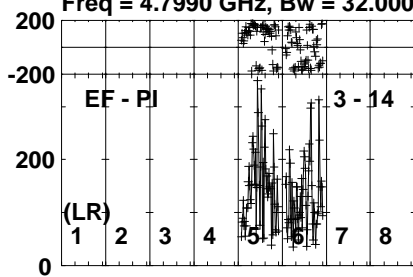
Lower frame: Micro Ampl Jy Top frame: Phas deg
Vector averaged cross-power spectrum Several baselines displayed
Timerange: 00/10:04:41 to 00/10:05:39

Plot file version 97 created 26-FEB-2024 13:16:01

J1602+2610 EG128B.MSORT.1

Freq = 4.7990 GHz, Bw = 32.000 MH

No calibration applied and no bandpass applied

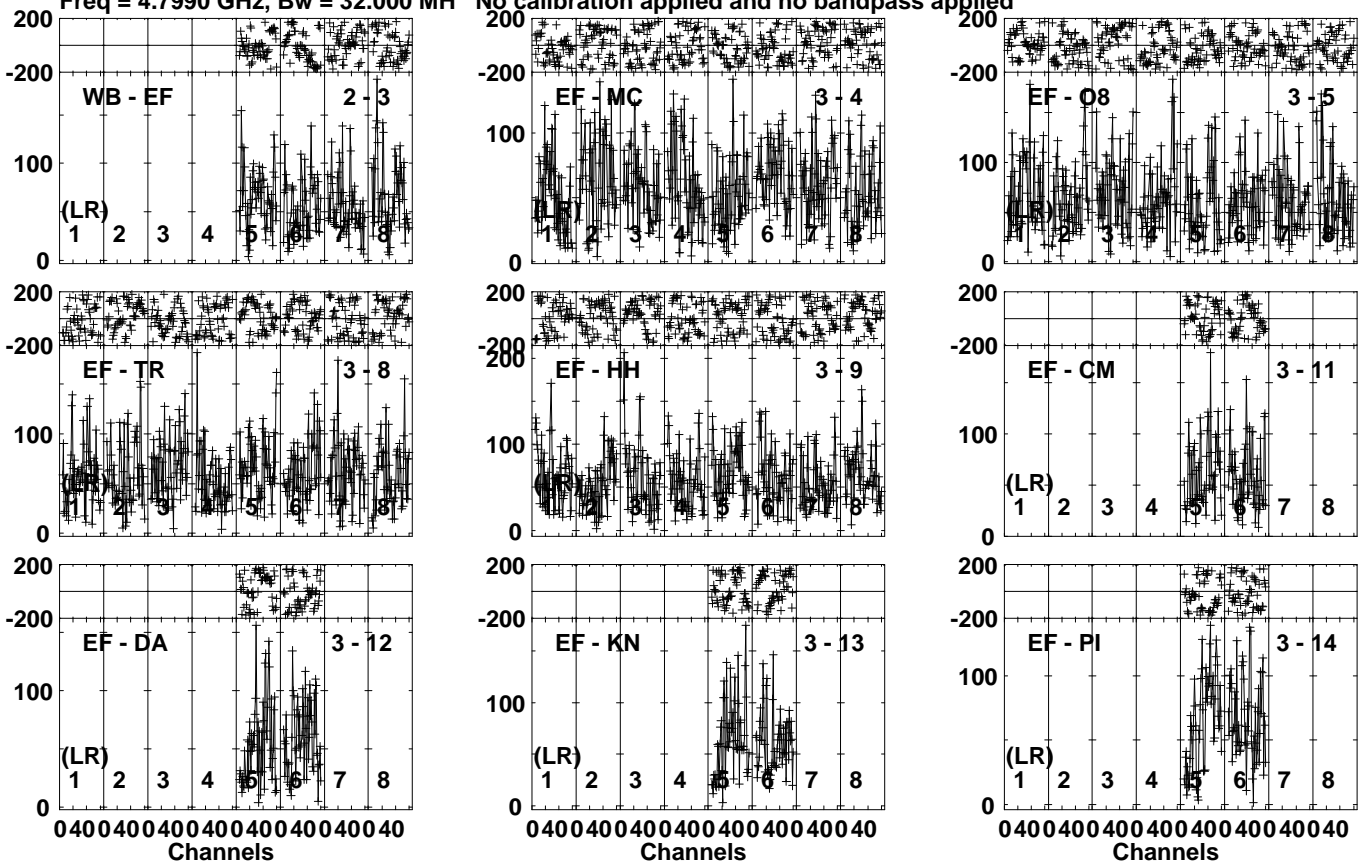


Lower frame: Micro Ampl Jy Top frame: Phas deg
Vector averaged cross-power spectrum Several baselines displayed
Timerange: 00/10:04:41 to 00/10:05:39

Plot file version 98 created 26-FEB-2024 13:16:02

TCRB EG128B.MSORT.1

Freq = 4.7990 GHz, Bw = 32.000 MH No calibration applied and no bandpass applied

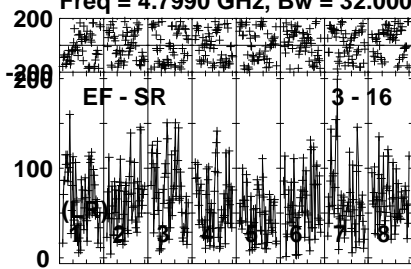


Lower frame: Micro Ampl Jy Top frame: Phas deg
Vector averaged cross-power spectrum Several baselines displayed
Timerange: 00/10:06:01 to 00/10:09:39

Plot file version 99 created 26-FEB-2024 13:16:02

TCRB EG128B.MSORT.1

Freq = 4.7990 GHz, Bw = 32.000 MH No calibration applied and no bandpass applied



Lower frame: Micro Ampl Jy Top frame: Phas deg

Vector averaged cross-power spectrum Several baselines displayed

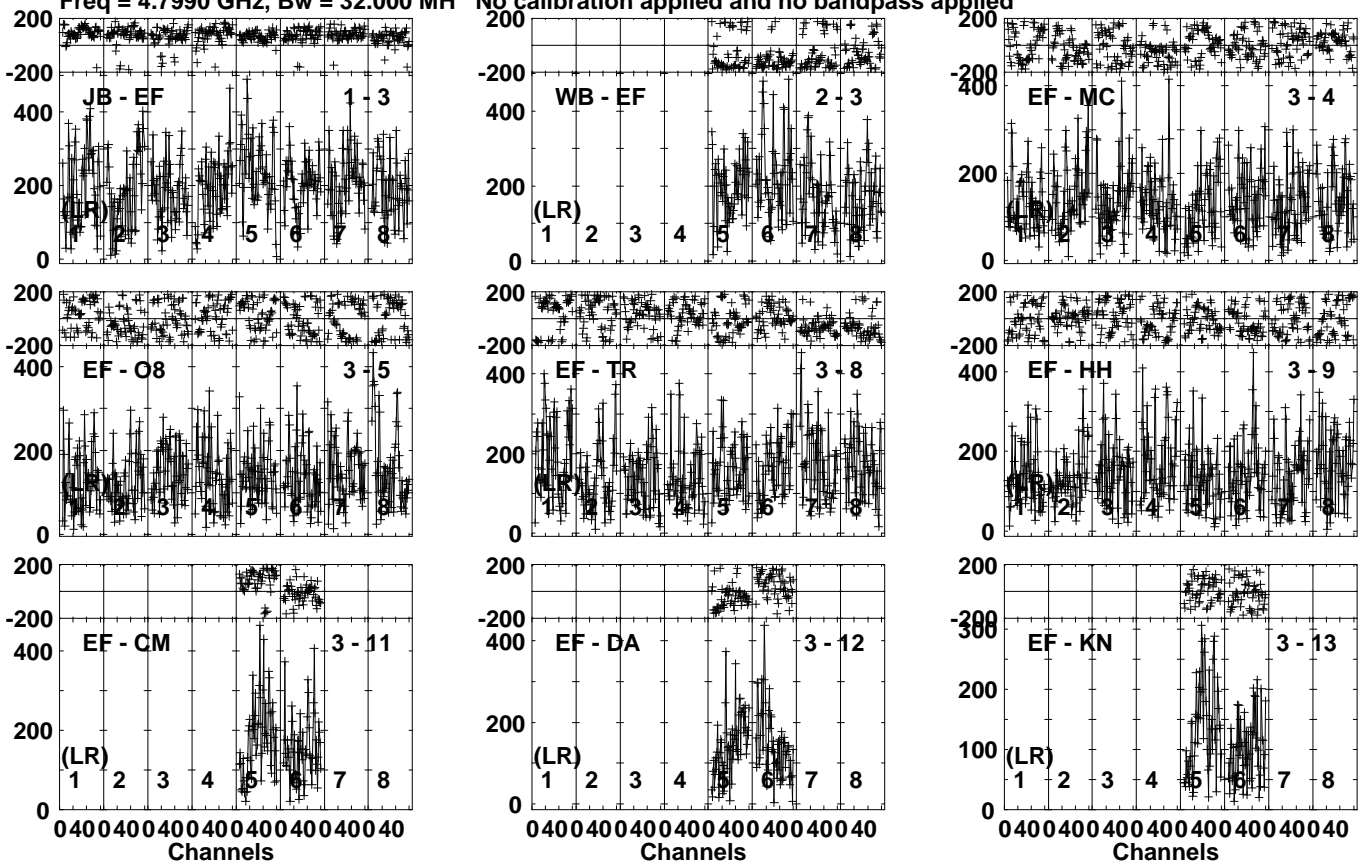
Timerange: 00/10:06:01 to 00/10:09:39

Plot file version 100 created 26-FEB-2024 13:16:02

J1602+2610 EG128B.MSORT.1

Freq = 4.7990 GHz, Bw = 32.000 MH

No calibration applied and no bandpass applied



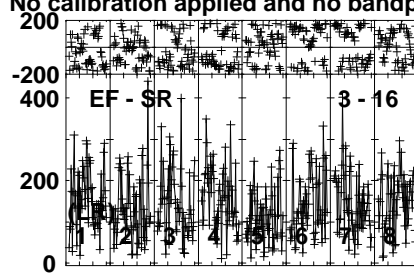
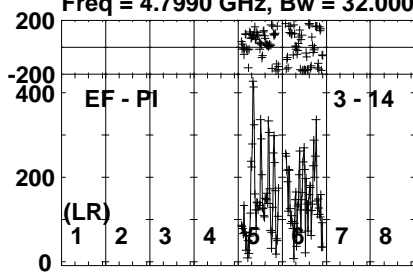
Lower frame: Micro Ampl Jy Top frame: Phas deg
Vector averaged cross-power spectrum Several baselines displayed
Timerange: 00/10:10:01 to 00/10:10:59

Plot file version 101 created 26-FEB-2024 13:16:02

J1602+2610 EG128B.MSORT.1

Freq = 4.7990 GHz, Bw = 32.000 MH

No calibration applied and no bandpass applied

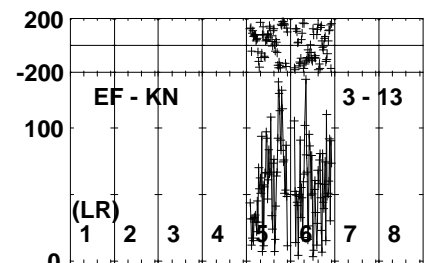
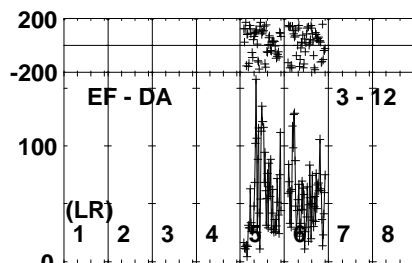
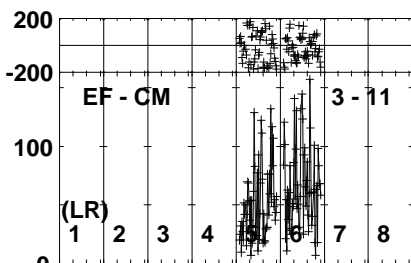
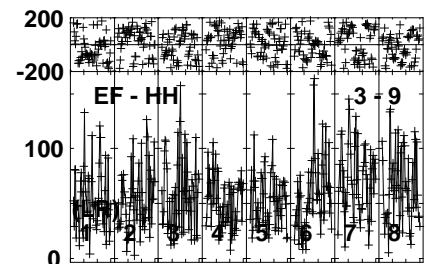
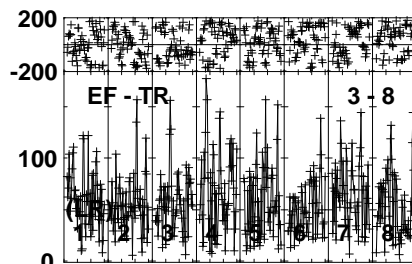
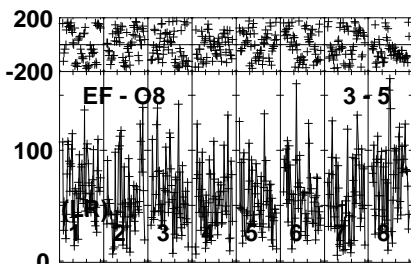
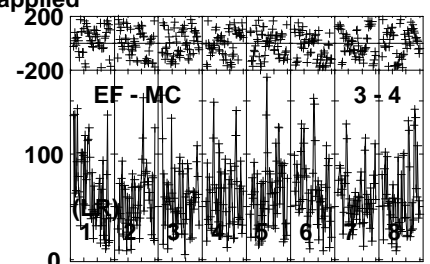
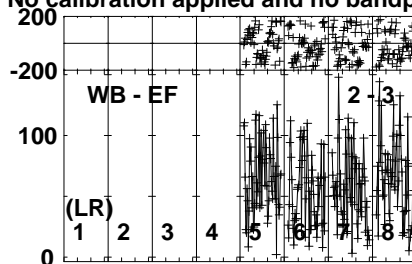
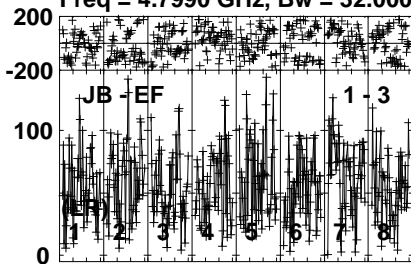


Lower frame: Micro Ampl Jy Top frame: Phas deg
Vector averaged cross-power spectrum Several baselines displayed
Timerange: 00/10:10:01 to 00/10:10:59

Plot file version 102 created 26-FEB-2024 13:16:02

TCRB EG128B.MSORT.1

Freq = 4.7990 GHz, Bw = 32.000 MH No calibration applied and no bandpass applied

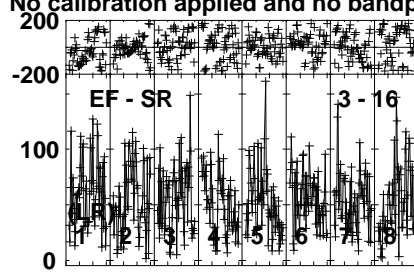
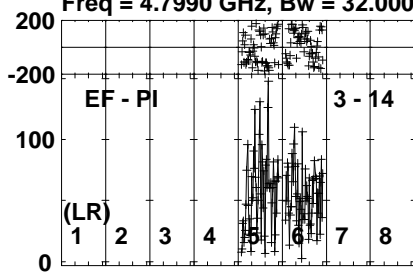


Lower frame: Micro Ampl Jy Top frame: Phas deg
Vector averaged cross-power spectrum Several baselines displayed
Timerange: 00/10:11:21 to 00/10:15:19

Plot file version 103 created 26-FEB-2024 13:16:03

TCRB EG128B.MSORT.1

Freq = 4.7990 GHz, Bw = 32.000 MH No calibration applied and no bandpass applied



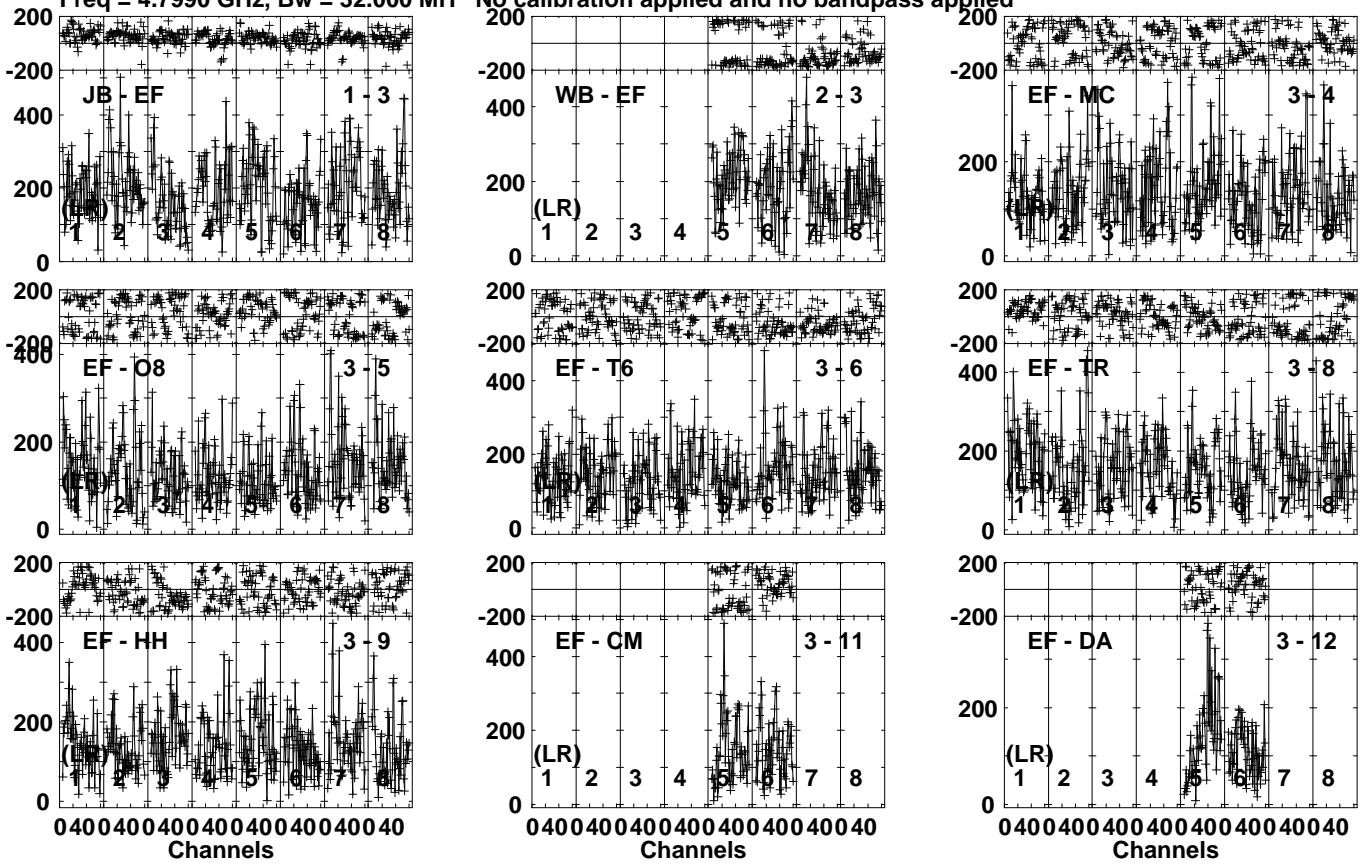
Lower frame: Micro Ampl Jy Top frame: Phas deg
Vector averaged cross-power spectrum Several baselines displayed
Timerange: 00/10:11:21 to 00/10:15:19

Plot file version 104 created 26-FEB-2024 13:16:03

J1602+2610 EG128B.MSORT.1

Freq = 4.7990 GHz, Bw = 32.000 MH

No calibration applied and no bandpass applied

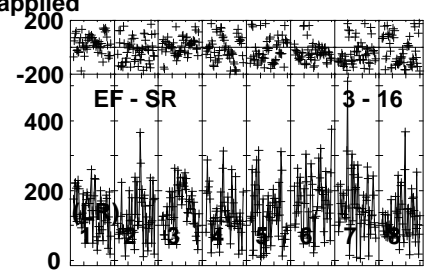
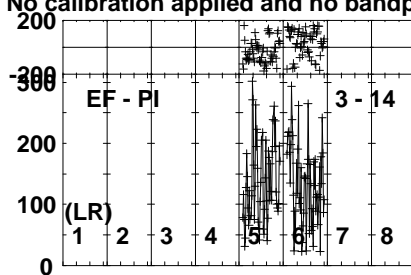
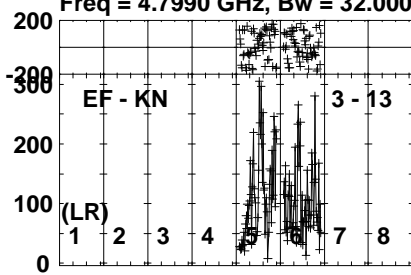


Lower frame: Micro Ampl Jy Top frame: Phas deg
 Vector averaged cross-power spectrum Several baselines displayed
 Timerange: 00/10:15:41 to 00/10:16:39

Plot file version 105 created 26-FEB-2024 13:16:03

J1602+2610 EG128B.MSORT.1

Freq = 4.7990 GHz, Bw = 32.000 MH No calibration applied and no bandpass applied

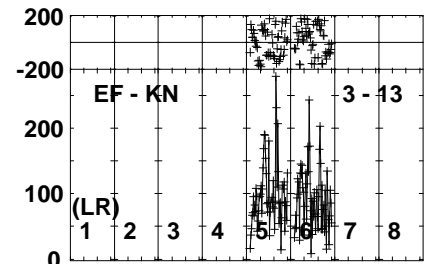
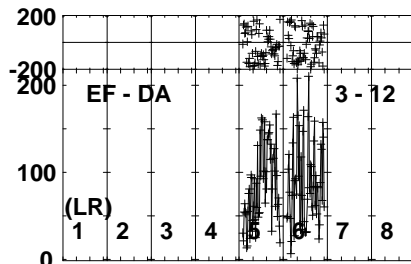
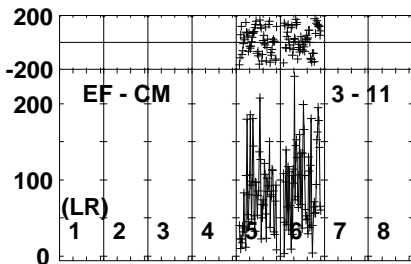
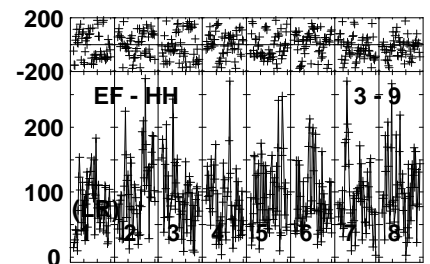
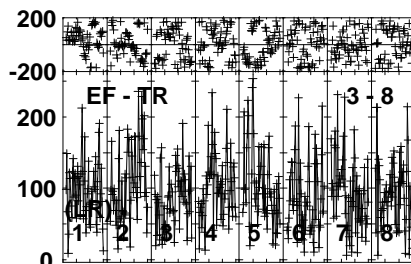
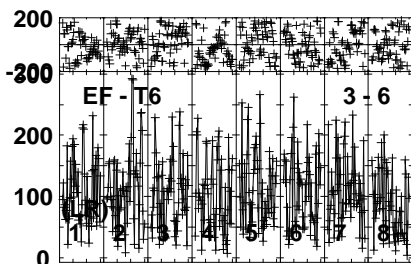
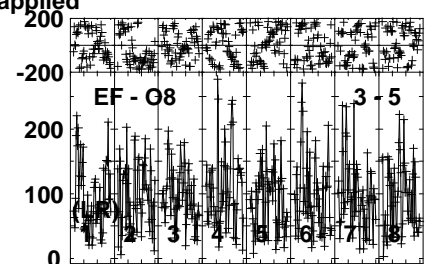
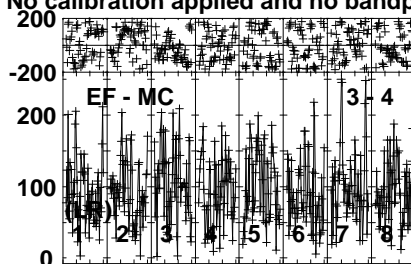
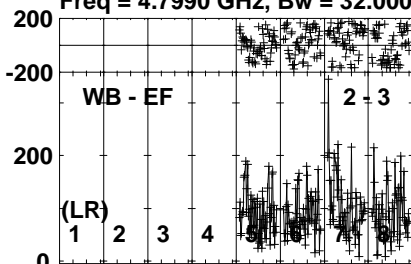


Lower frame: Micro Ampl Jy Top frame: Phas deg
Vector averaged cross-power spectrum Several baselines displayed
Timerange: 00/10:15:41 to 00/10:16:39

Plot file version 106 created 26-FEB-2024 13:16:03

J1559+2556 EG128B.MSORT.1

Freq = 4.7990 GHz, Bw = 32.000 MH No calibration applied and no bandpass applied

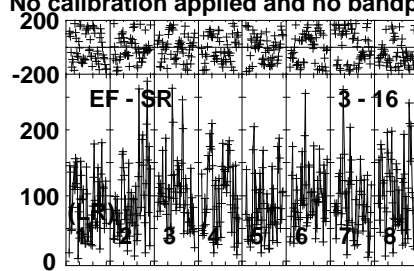
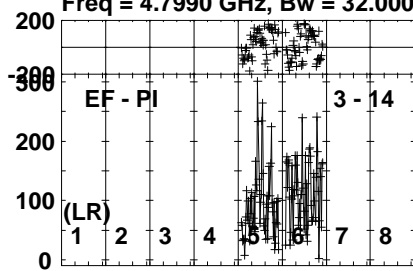


Lower frame: Micro Ampl Jy Top frame: Phas deg
Vector averaged cross-power spectrum Several baselines displayed
Timerange: 00/10:17:01 to 00/10:18:39

Plot file version 107 created 26-FEB-2024 13:16:03

J1559+2556 EG128B.MSORT.1

Freq = 4.7990 GHz, Bw = 32.000 MH No calibration applied and no bandpass applied



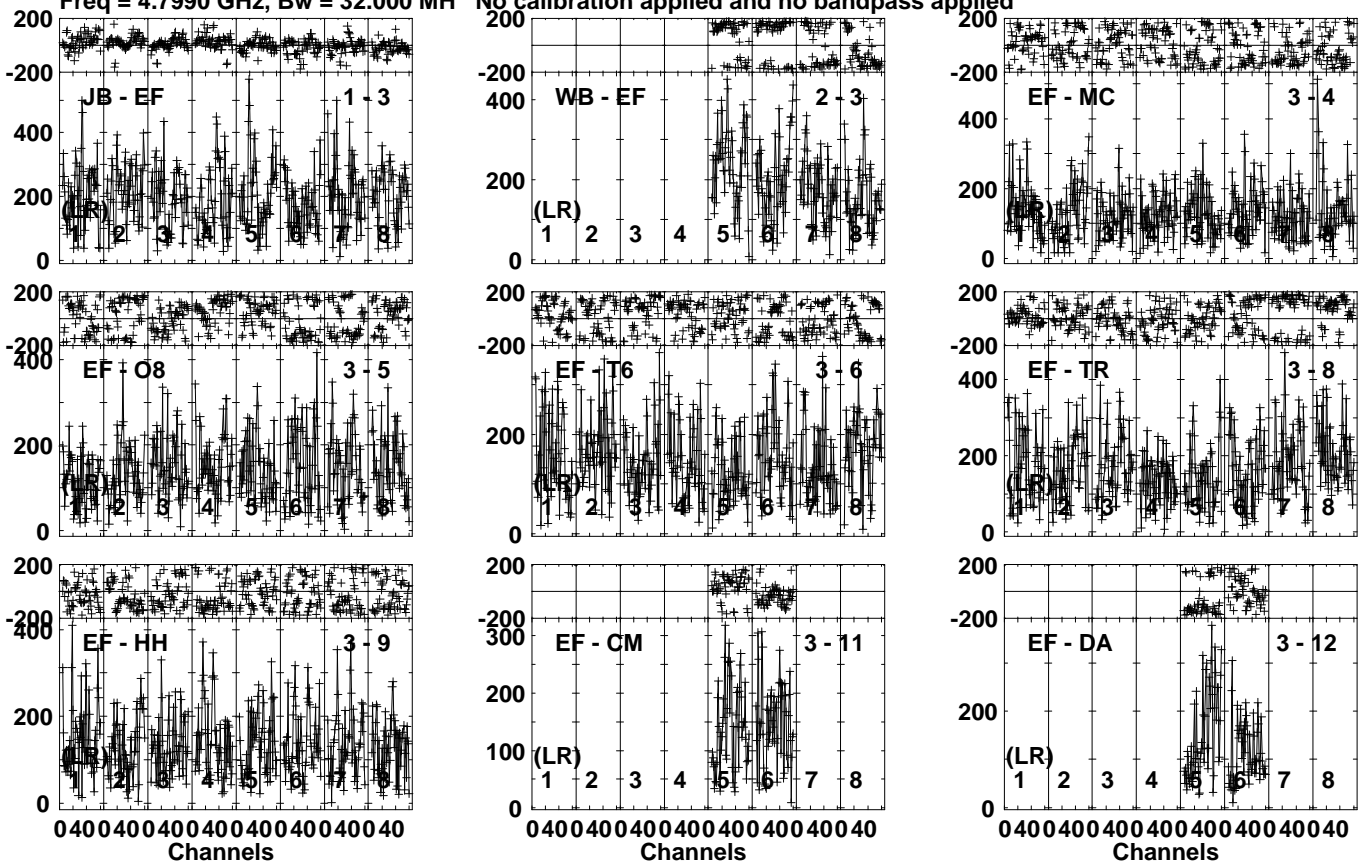
Lower frame: Micro Ampl Jy Top frame: Phas deg
Vector averaged cross-power spectrum Several baselines displayed
Timerange: 00/10:17:01 to 00/10:18:39

Plot file version 108 created 26-FEB-2024 13:16:03

J1602+2610 EG128B.MSORT.1

Freq = 4.7990 GHz, Bw = 32.000 MH

No calibration applied and no bandpass applied



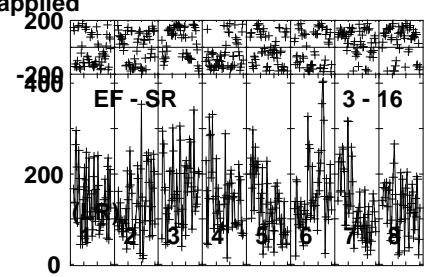
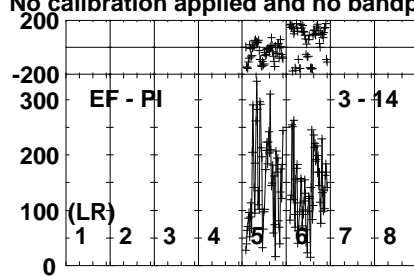
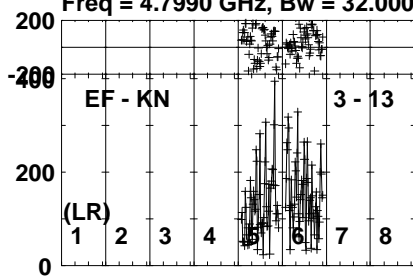
Lower frame: Micro Ampl Jy Top frame: Phas deg
Vector averaged cross-power spectrum Several baselines displayed
Timerange: 00/10:19:01 to 00/10:19:59

Plot file version 109 created 26-FEB-2024 13:16:04

J1602+2610 EG128B.MSORT.1

Freq = 4.7990 GHz, Bw = 32.000 MH

No calibration applied and no bandpass applied



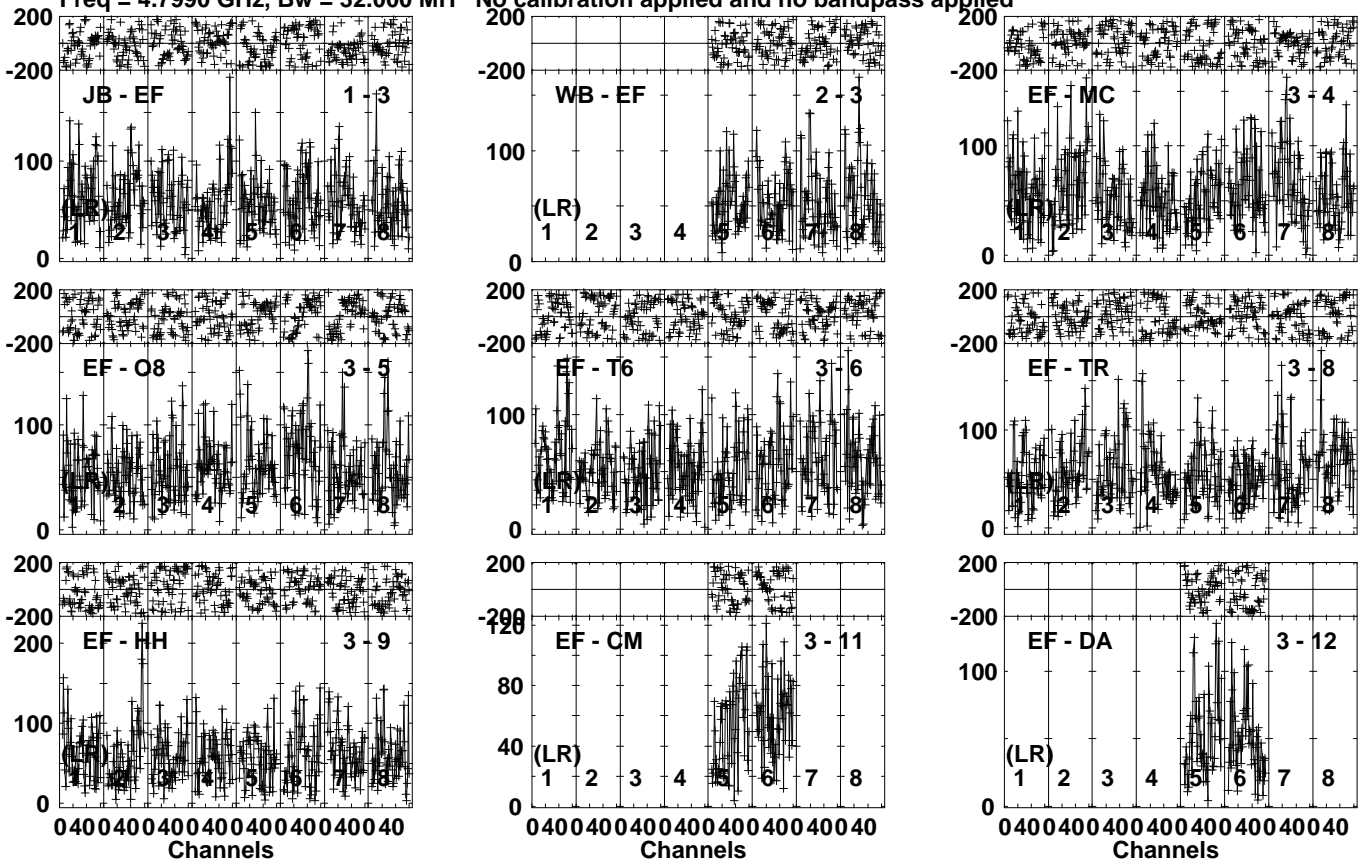
Lower frame: Micro Ampl Jy Top frame: Phas deg
Vector averaged cross-power spectrum Several baselines displayed
Timerange: 00/10:19:01 to 00/10:19:59

Plot file version 110 created 26-FEB-2024 13:16:04

TCRB EG128B.MSORT.1

Freq = 4.7990 GHz, Bw = 32.000 MH

No calibration applied and no bandpass applied

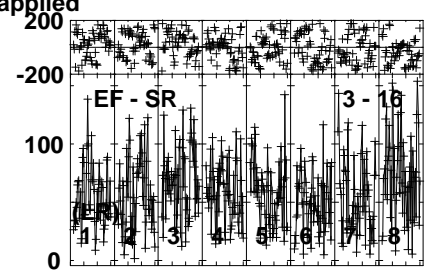
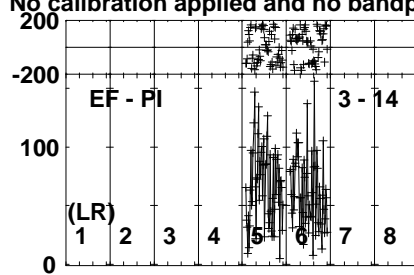
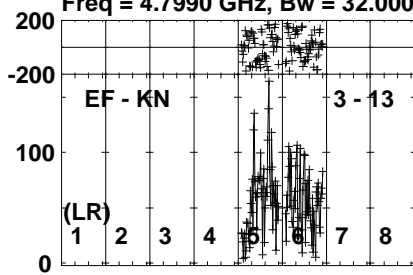


Lower frame: Micro Ampl Jy Top frame: Phas deg
Vector averaged cross-power spectrum Several baselines displayed
Timerange: 00/10:20:21 to 00/10:24:19

Plot file version 111 created 26-FEB-2024 13:16:04

TCRB EG128B.MSORT.1

Freq = 4.7990 GHz, Bw = 32.000 MH No calibration applied and no bandpass applied



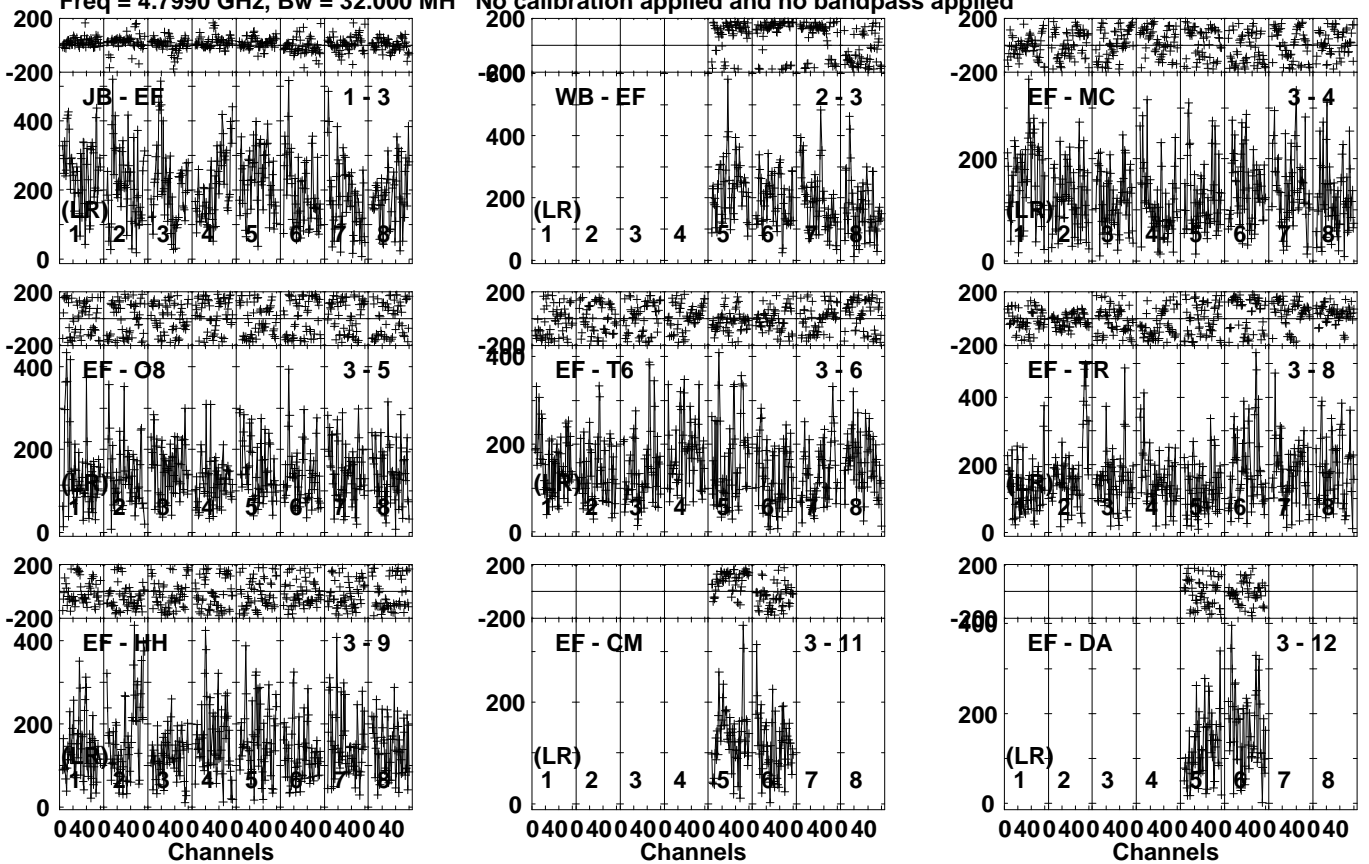
Lower frame: Micro Ampl Jy Top frame: Phas deg
Vector averaged cross-power spectrum Several baselines displayed
Timerange: 00/10:20:21 to 00/10:24:19

Plot file version 112 created 26-FEB-2024 13:16:04

J1602+2610 EG128B.MSORT.1

Freq = 4.7990 GHz, Bw = 32.000 MH

No calibration applied and no bandpass applied

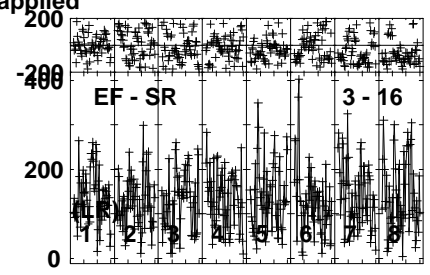
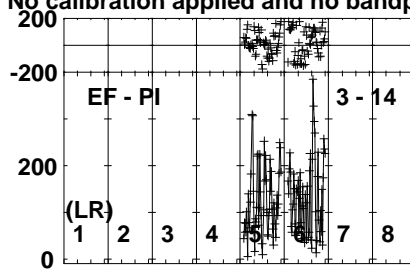
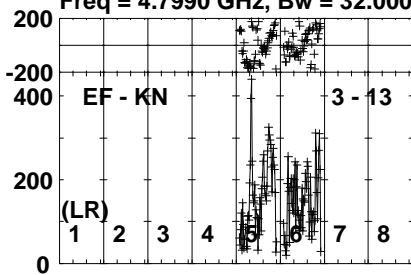


Lower frame: Micro Ampl Jy Top frame: Phas deg
Vector averaged cross-power spectrum Several baselines displayed
Timerange: 00/10:24:41 to 00/10:25:39

Plot file version 113 created 26-FEB-2024 13:16:05

J1602+2610 EG128B.MSORT.1

Freq = 4.7990 GHz, Bw = 32.000 MH No calibration applied and no bandpass applied

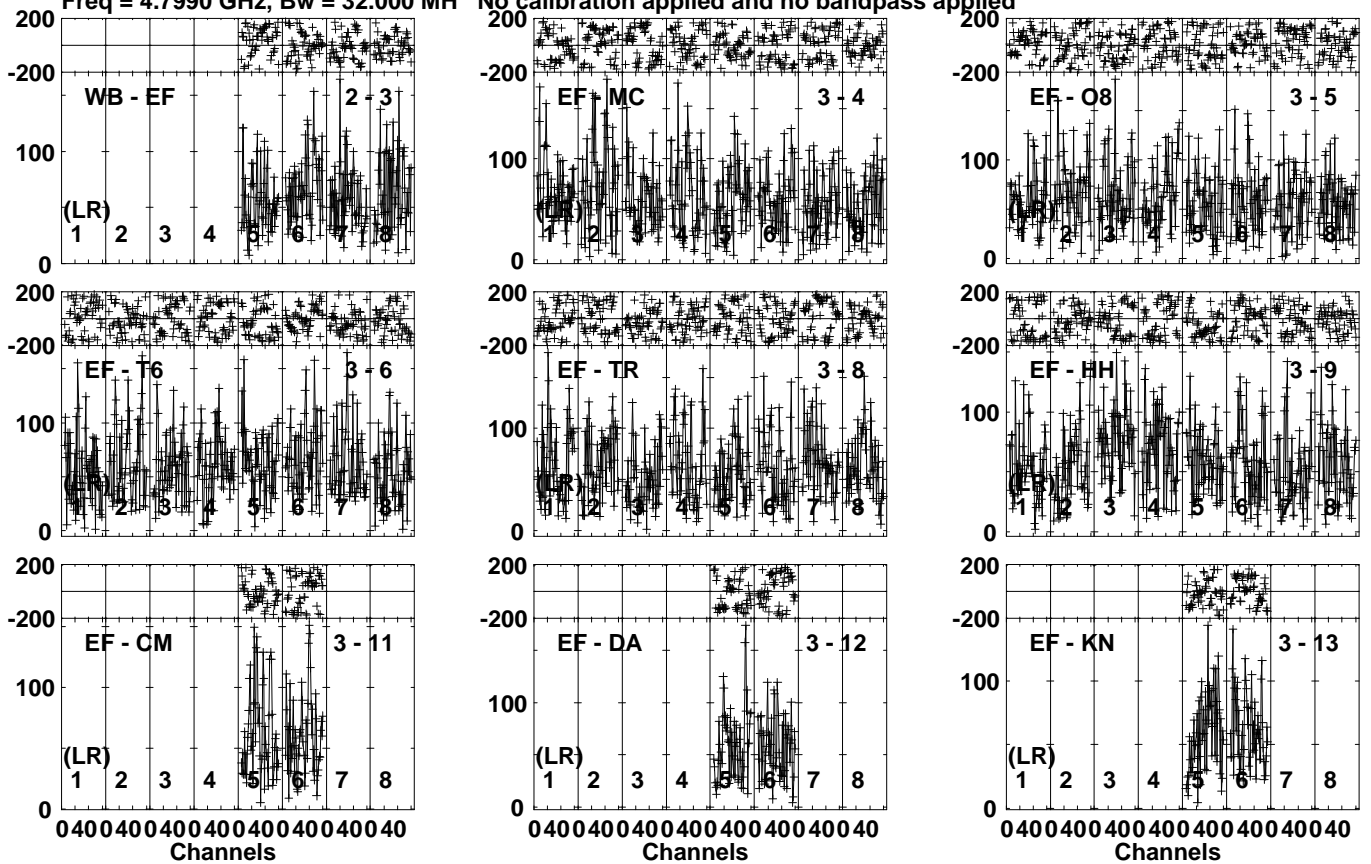


Lower frame: Micro Ampl Jy Top frame: Phas deg
Vector averaged cross-power spectrum Several baselines displayed
Timerange: 00/10:24:41 to 00/10:25:39

Plot file version 114 created 26-FEB-2024 13:16:05

TCRB EG128B.MSORT.1

Freq = 4.7990 GHz, Bw = 32.000 MH No calibration applied and no bandpass applied

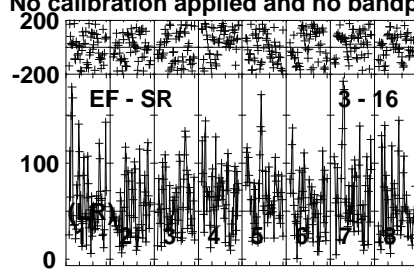
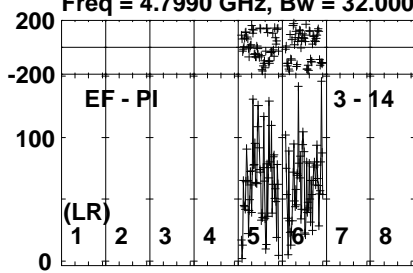


Lower frame: Micro Ampl Jy Top frame: Phas deg
Vector averaged cross-power spectrum Several baselines displayed
Timerange: 00/10:26:01 to 00/10:29:39

Plot file version 115 created 26-FEB-2024 13:16:05

TCRB EG128B.MSORT.1

Freq = 4.7990 GHz, Bw = 32.000 MH No calibration applied and no bandpass applied



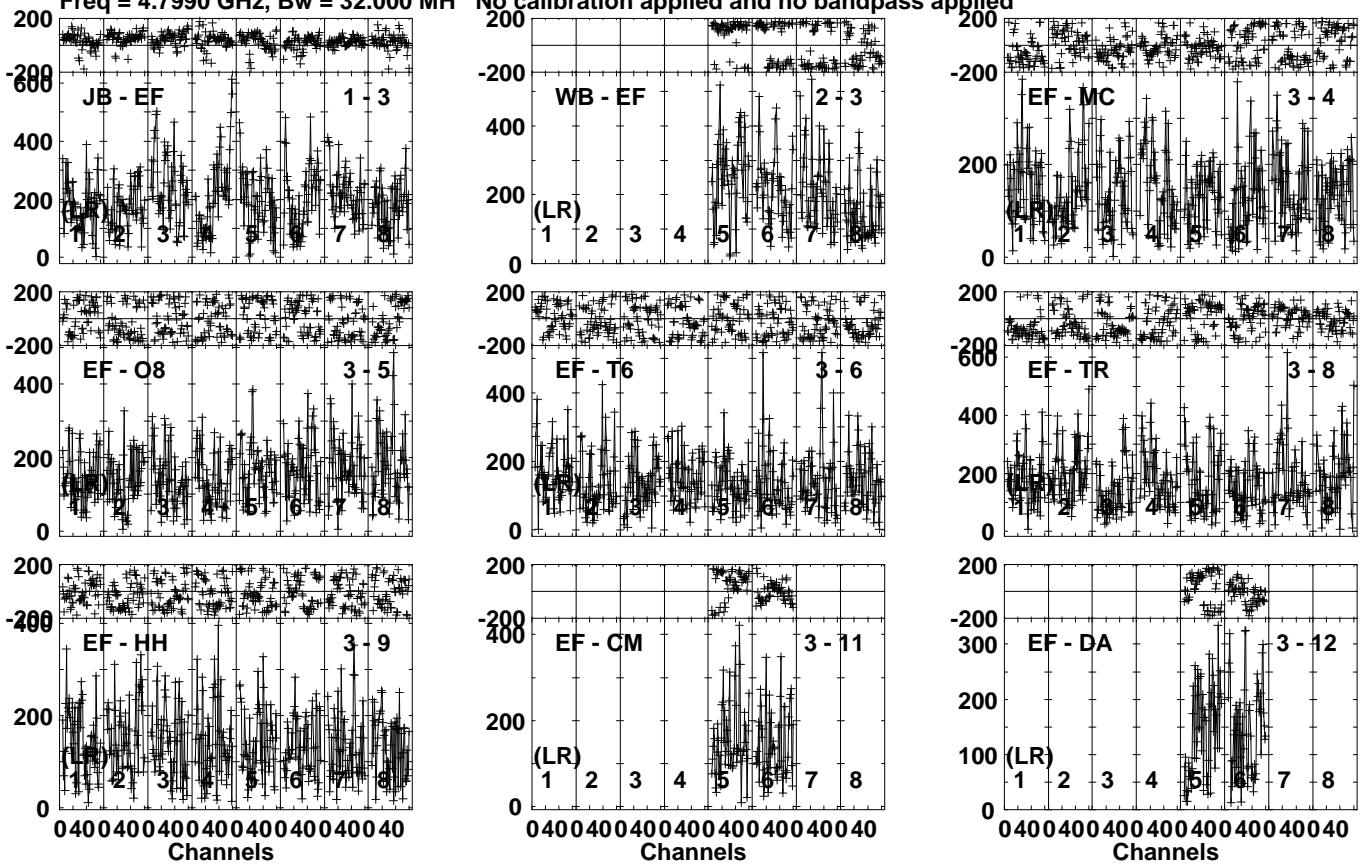
Lower frame: Micro Ampl Jy Top frame: Phas deg
Vector averaged cross-power spectrum Several baselines displayed
Timerange: 00/10:26:01 to 00/10:29:39

Plot file version 116 created 26-FEB-2024 13:16:05

J1602+2610 EG128B.MSORT.1

Freq = 4.7990 GHz, Bw = 32.000 MH

No calibration applied and no bandpass applied

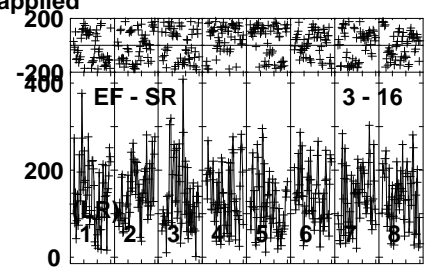
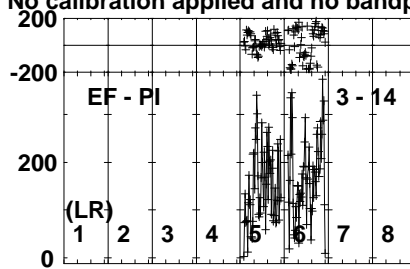
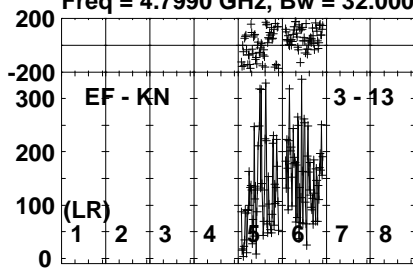


Lower frame: Micro Ampl Jy Top frame: Phas deg
Vector averaged cross-power spectrum Several baselines displayed
Timerange: 00/10:30:01 to 00/10:30:59

Plot file version 117 created 26-FEB-2024 13:16:06

J1602+2610 EG128B.MSORT.1

Freq = 4.7990 GHz, Bw = 32.000 MH No calibration applied and no bandpass applied

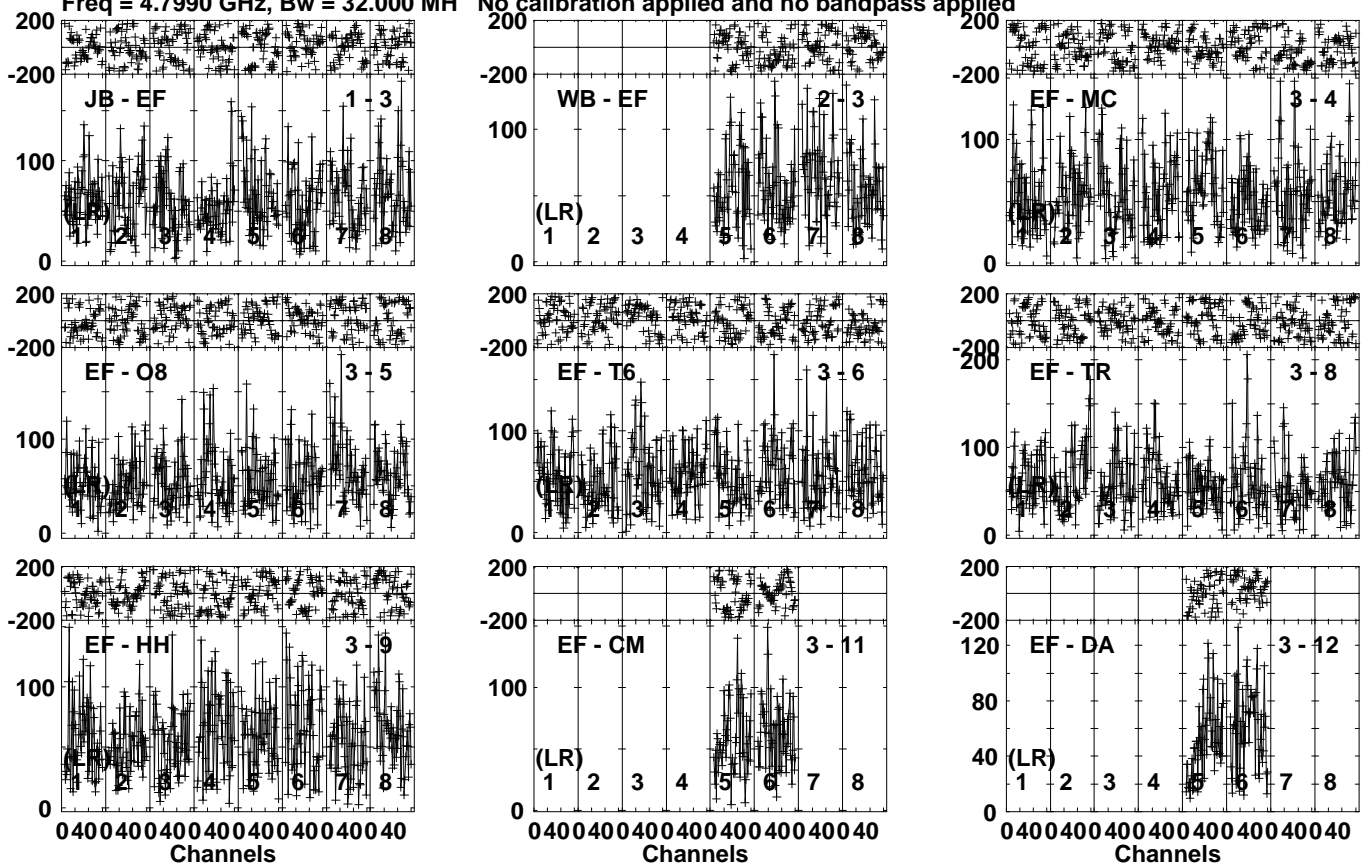


Lower frame: Micro Ampl Jy Top frame: Phas deg
Vector averaged cross-power spectrum Several baselines displayed
Timerange: 00/10:30:01 to 00/10:30:59

Plot file version 118 created 26-FEB-2024 13:16:06

TCRB EG128B.MSORT.1

Freq = 4.7990 GHz, Bw = 32.000 MH No calibration applied and no bandpass applied

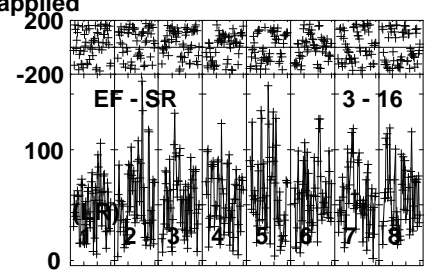
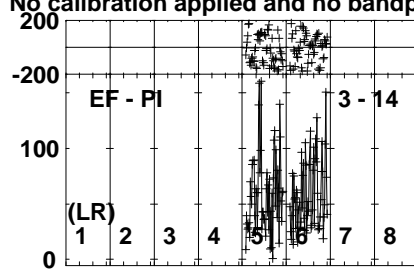
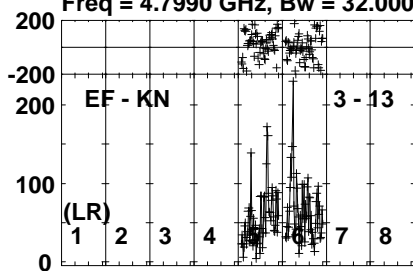


Lower frame: Micro Ampl Jy Top frame: Phas deg
Vector averaged cross-power spectrum Several baselines displayed
Timerange: 00/10:31:21 to 00/10:35:19

Plot file version 119 created 26-FEB-2024 13:16:06

TCRB EG128B.MSORT.1

Freq = 4.7990 GHz, Bw = 32.000 MH No calibration applied and no bandpass applied



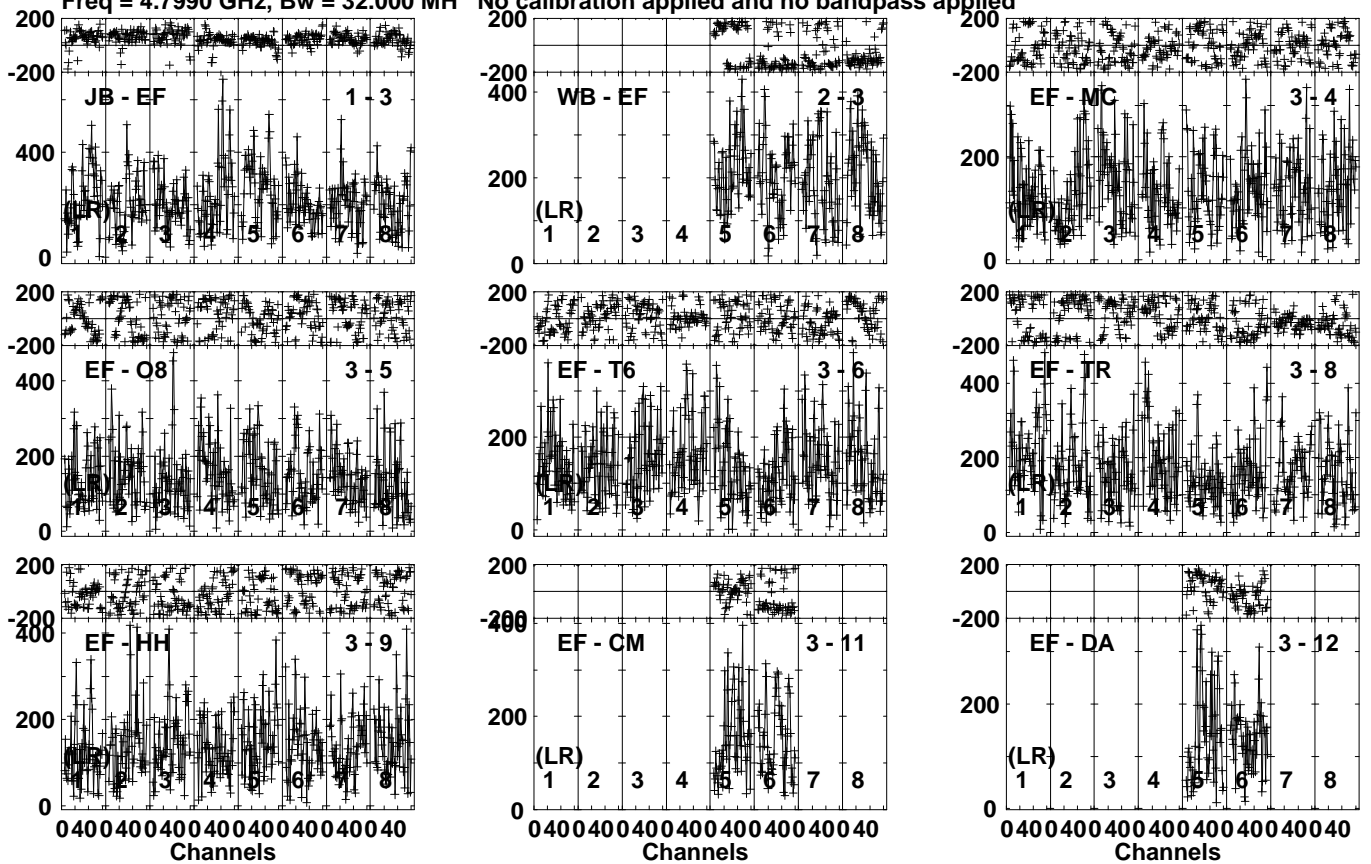
Lower frame: Micro Ampl Jy Top frame: Phas deg
Vector averaged cross-power spectrum Several baselines displayed
Timerange: 00/10:31:21 to 00/10:35:19

Plot file version 120 created 26-FEB-2024 13:16:06

J1602+2610 EG128B.MSORT.1

Freq = 4.7990 GHz, Bw = 32.000 MH

No calibration applied and no bandpass applied

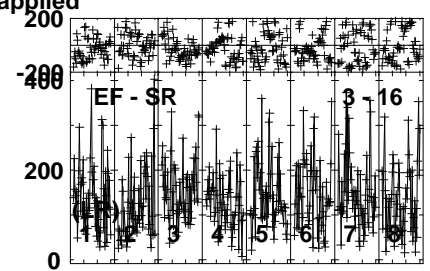
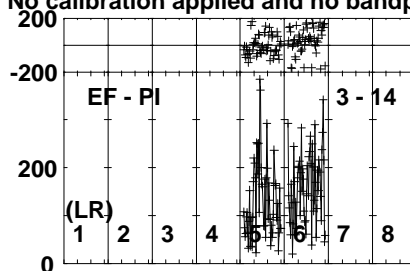
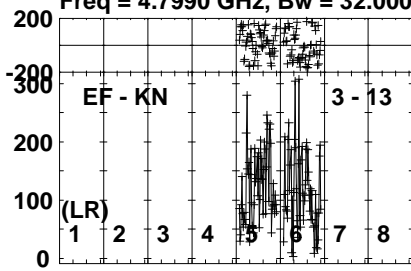


Lower frame: Micro Ampl Jy Top frame: Phas deg
Vector averaged cross-power spectrum Several baselines displayed
Timerange: 00/10:35:41 to 00/10:36:39

Plot file version 121 created 26-FEB-2024 13:16:07

J1602+2610 EG128B.MSORT.1

Freq = 4.7990 GHz, Bw = 32.000 MH No calibration applied and no bandpass applied

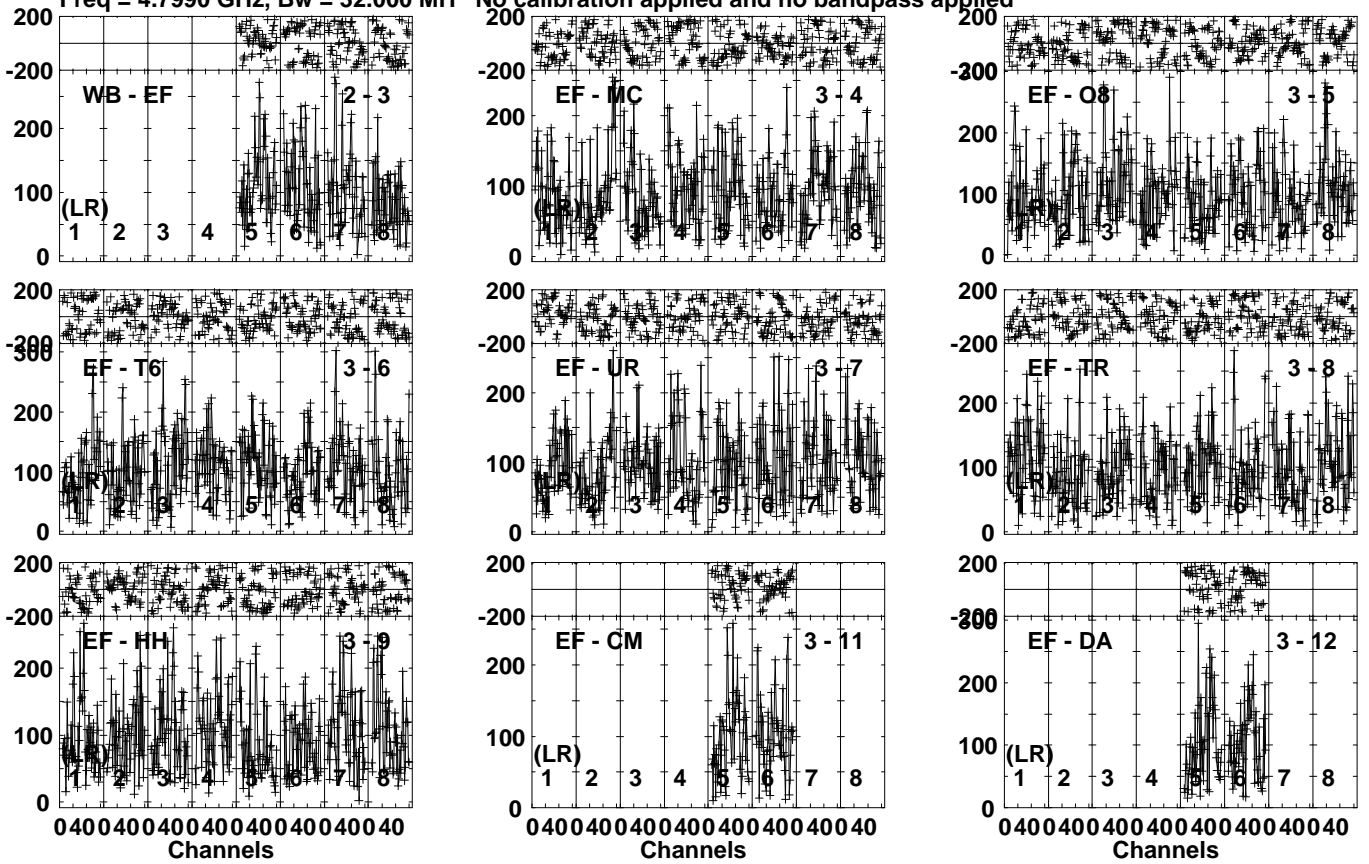


Lower frame: Micro Ampl Jy Top frame: Phas deg
Vector averaged cross-power spectrum Several baselines displayed
Timerange: 00/10:35:41 to 00/10:36:39

Plot file version 122 created 26-FEB-2024 13:16:07

J1559+2556 EG128B.MSORT.1

Freq = 4.7990 GHz, Bw = 32.000 MH No calibration applied and no bandpass applied

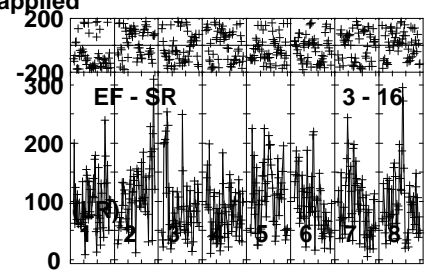
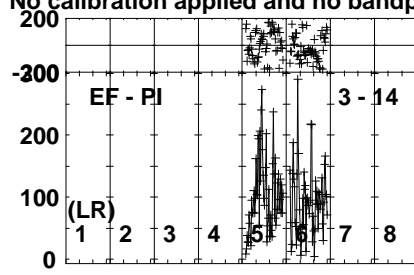
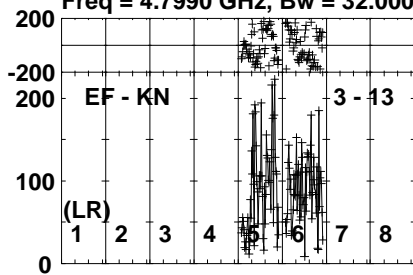


Lower frame: Micro Ampl Jy Top frame: Phas deg
Vector averaged cross-power spectrum Several baselines displayed
Timerange: 00/10:37:01 to 00/10:38:39

Plot file version 123 created 26-FEB-2024 13:16:07

J1559+2556 EG128B.MSORT.1

Freq = 4.7990 GHz, Bw = 32.000 MH No calibration applied and no bandpass applied



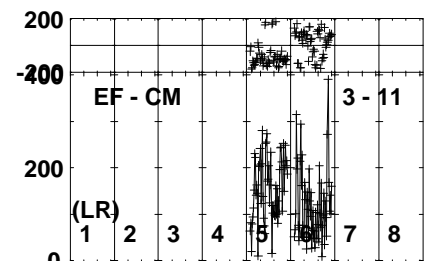
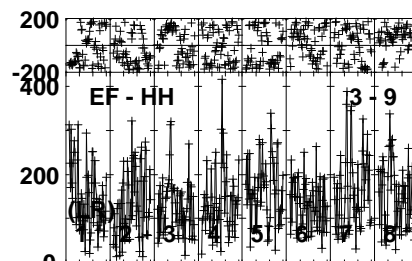
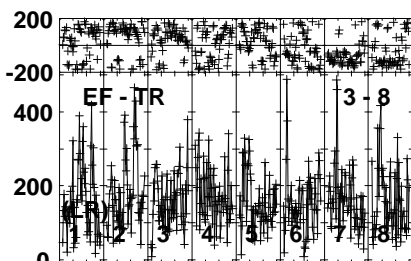
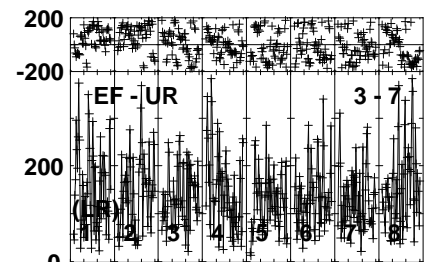
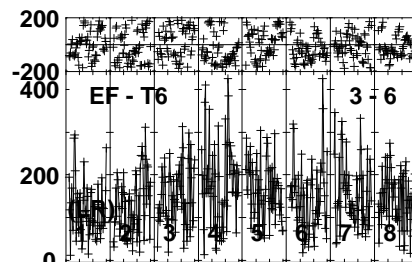
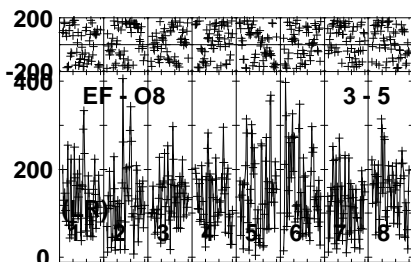
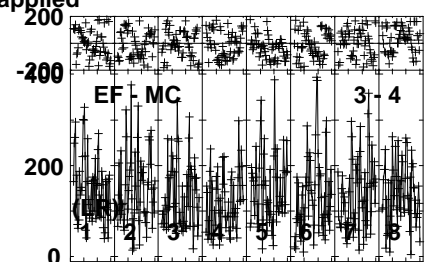
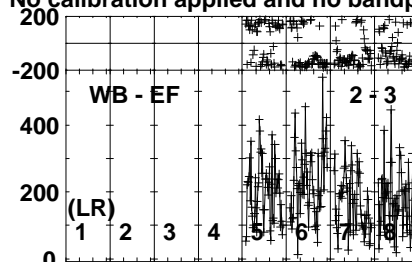
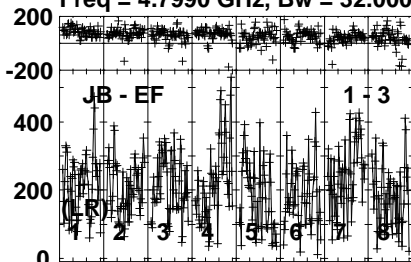
Lower frame: Micro Ampl Jy Top frame: Phas deg
Vector averaged cross-power spectrum Several baselines displayed
Timerange: 00/10:37:01 to 00/10:38:39

Plot file version 124 created 26-FEB-2024 13:16:07

J1602+2610 EG128B.MSORT.1

Freq = 4.7990 GHz, Bw = 32.000 MH

No calibration applied and no bandpass applied

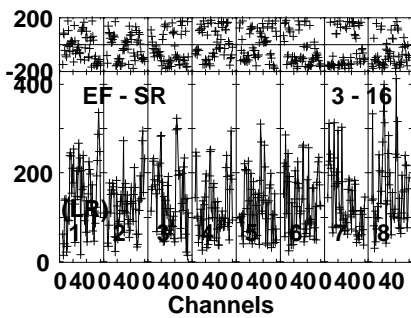
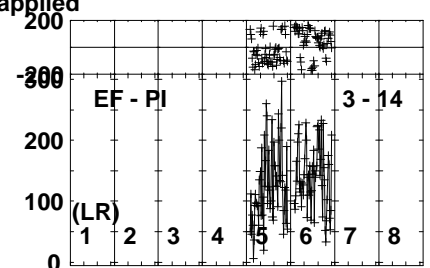
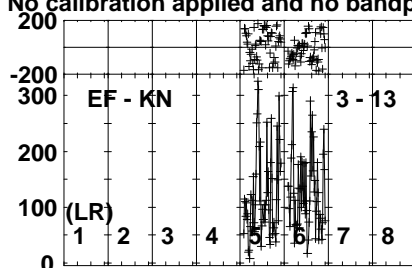
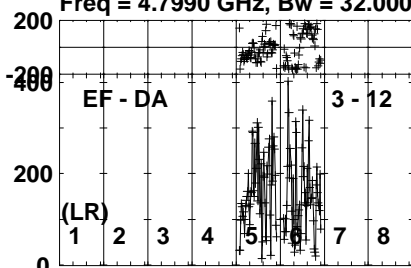


Lower frame: Micro Ampl Jy Top frame: Phas deg
Vector averaged cross-power spectrum Several baselines displayed
Timerange: 00/10:39:01 to 00/10:39:59

Plot file version 125 created 26-FEB-2024 13:16:07

J1602+2610 EG128B.MSORT.1

Freq = 4.7990 GHz, Bw = 32.000 MH No calibration applied and no bandpass applied

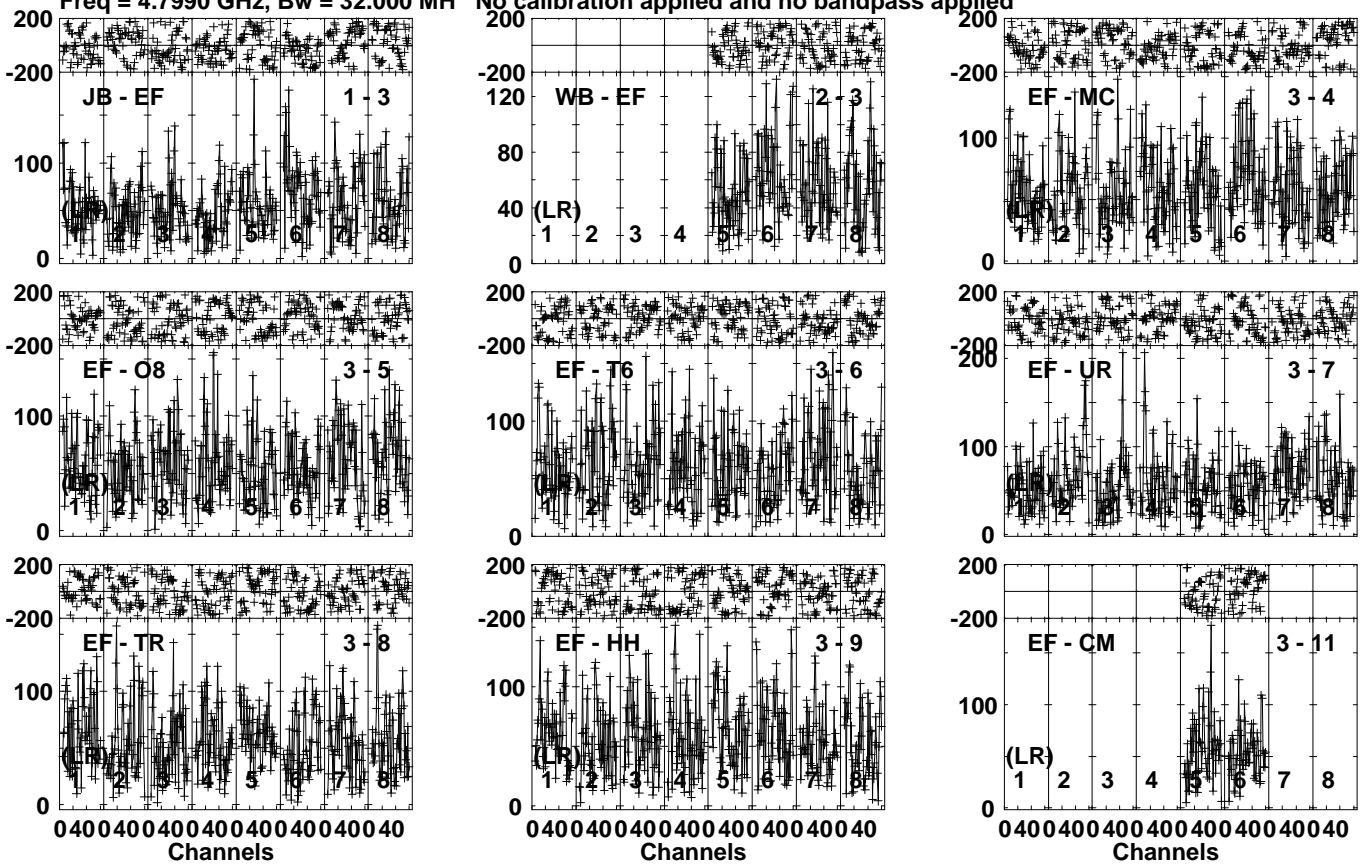


Lower frame: Micro Ampl Jy Top frame: Phas deg
 Vector averaged cross-power spectrum Several baselines displayed
 Timerange: 00/10:39:01 to 00/10:39:59

Plot file version 126 created 26-FEB-2024 13:16:08

TCRB EG128B.MSORT.1

Freq = 4.7990 GHz, Bw = 32.000 MH No calibration applied and no bandpass applied

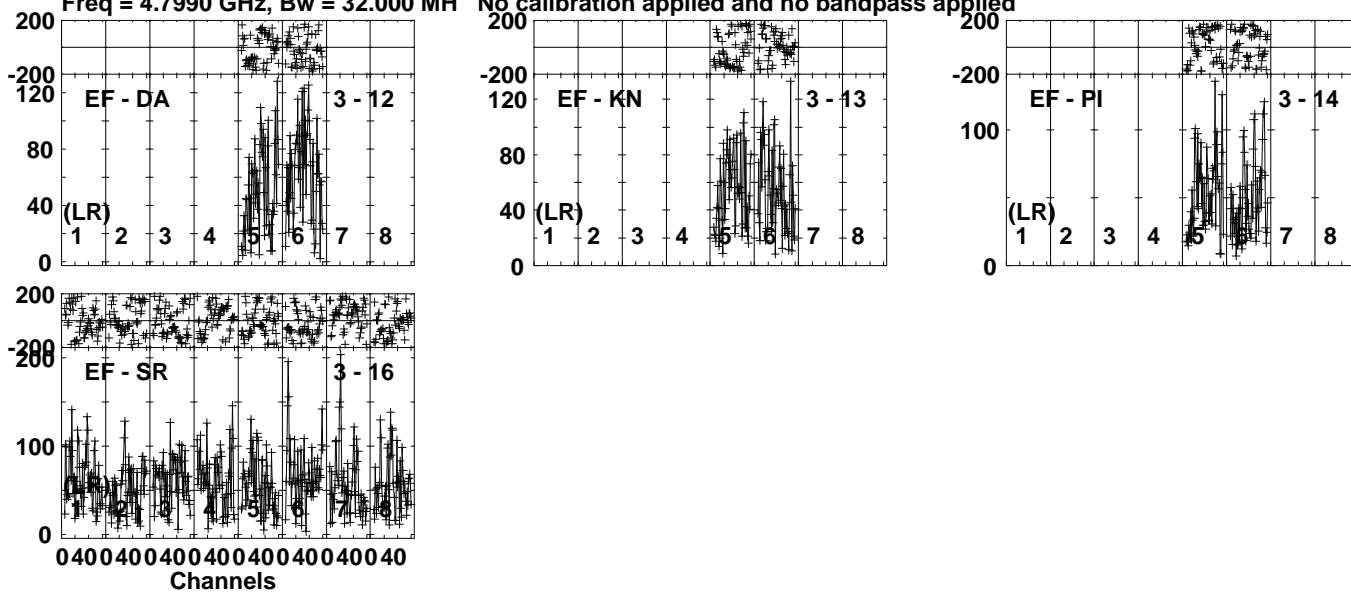


Lower frame: Micro Ampl Jy Top frame: Phas deg
Vector averaged cross-power spectrum Several baselines displayed
Timerange: 00/10:40:21 to 00/10:44:19

Plot file version 127 created 26-FEB-2024 13:16:08

TCRB EG128B.MSORT.1

Freq = 4.7990 GHz, Bw = 32.000 MH No calibration applied and no bandpass applied



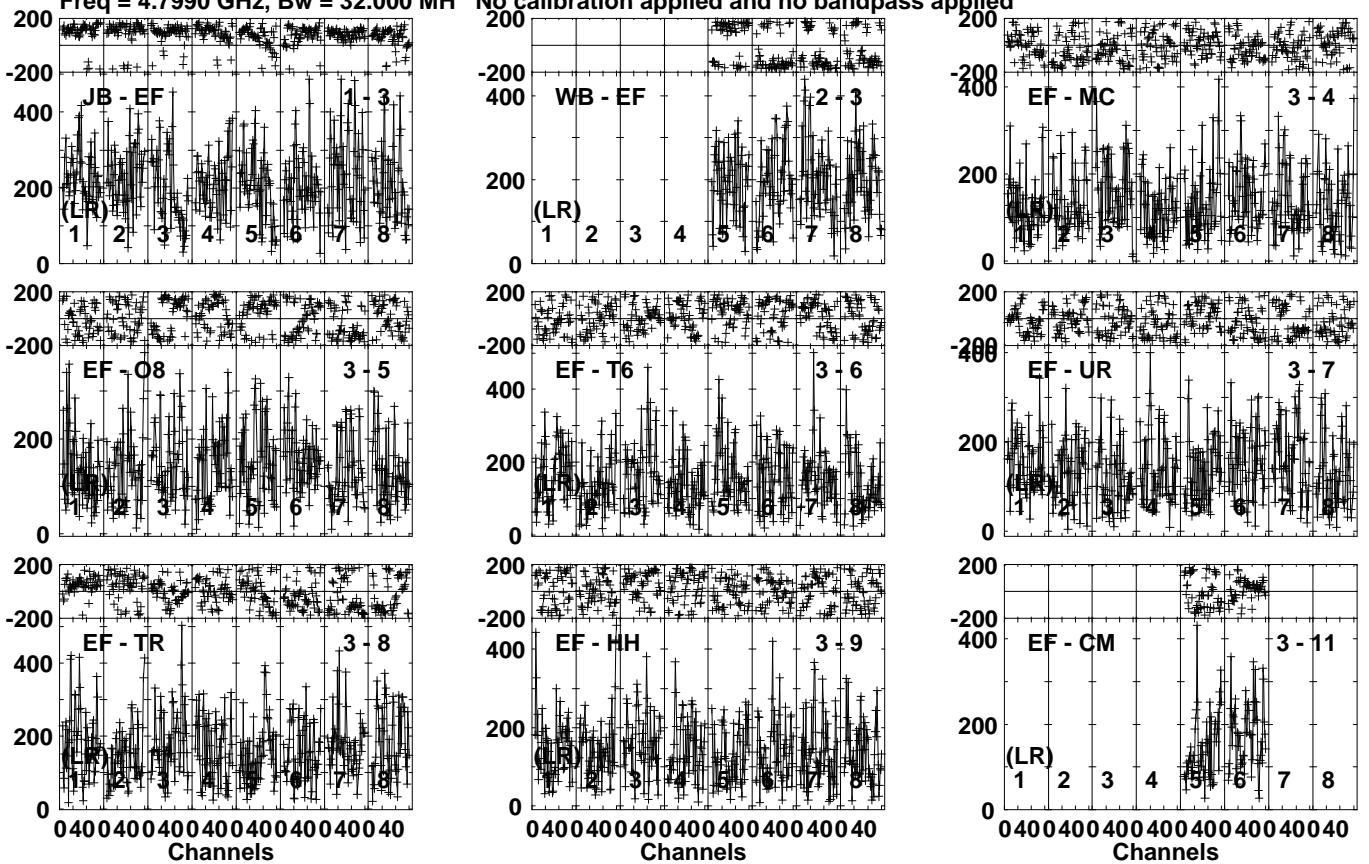
Lower frame: Micro Ampl Jy Top frame: Phas deg
Vector averaged cross-power spectrum Several baselines displayed
Timerange: 00/10:40:21 to 00/10:44:19

Plot file version 128 created 26-FEB-2024 13:16:08

J1602+2610 EG128B.MSORT.1

Freq = 4.7990 GHz, Bw = 32.000 MH

No calibration applied and no bandpass applied

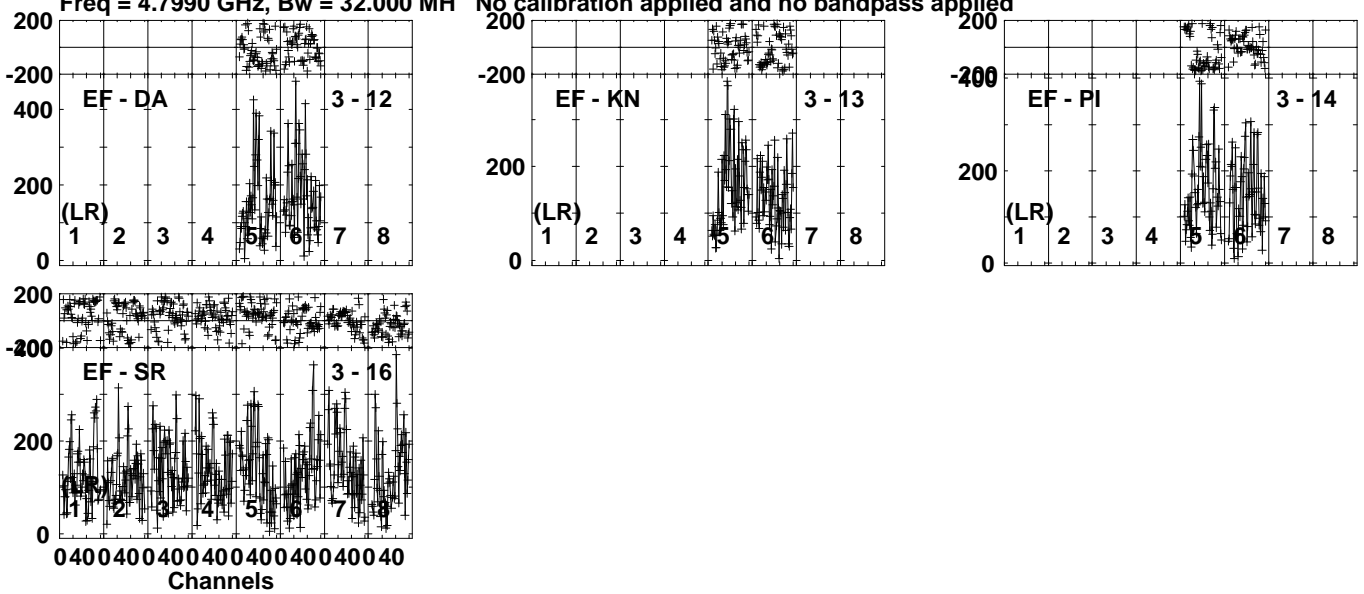


Lower frame: Micro Ampl Jy Top frame: Phas deg
Vector averaged cross-power spectrum Several baselines displayed
Timerange: 00/10:44:41 to 00/10:45:39

Plot file version 129 created 26-FEB-2024 13:16:09

J1602+2610 EG128B.MSORT.1

Freq = 4.7990 GHz, Bw = 32.000 MH **No calibration applied and no bandpass applied**

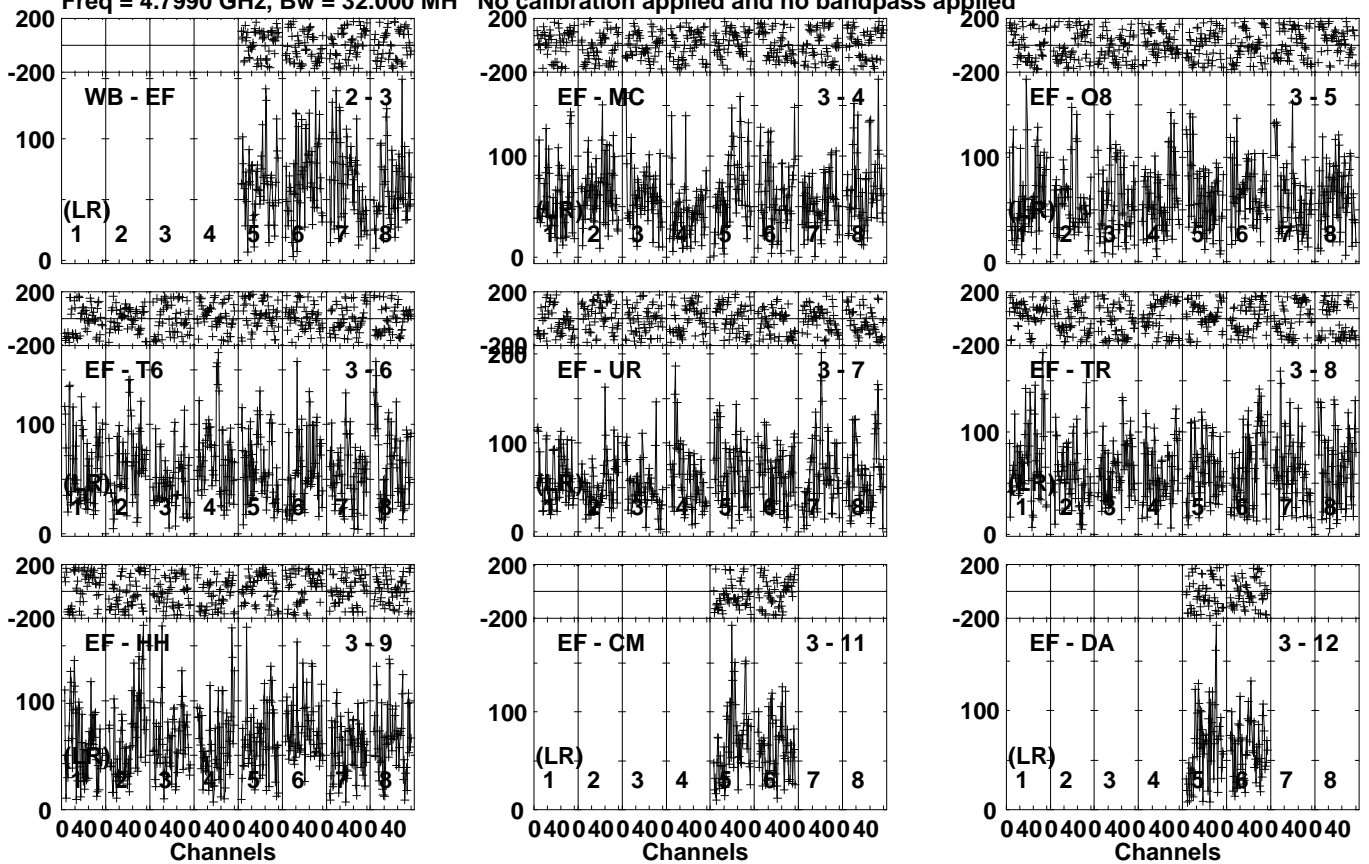


Lower frame: Micro Ampl Jy Top frame: Phas deg
Vector averaged cross-power spectrum Several baselines displayed
Timerange: 00/10:44:41 to 00/10:45:39

Plot file version 130 created 26-FEB-2024 13:16:09

TCRB EG128B.MSORT.1

Freq = 4.7990 GHz, Bw = 32.000 MH No calibration applied and no bandpass applied

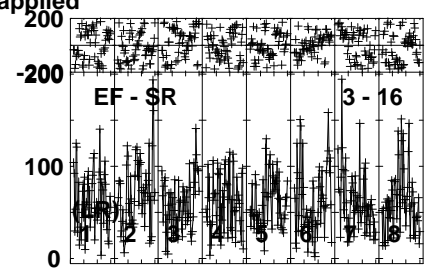
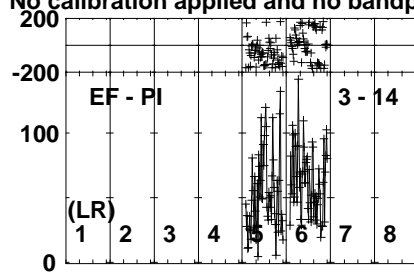
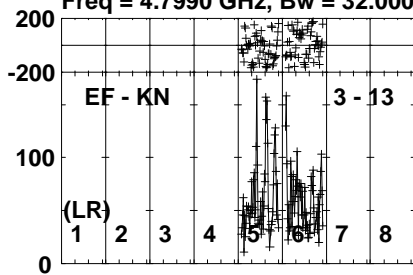


Lower frame: Micro Ampl Jy Top frame: Phas deg
Vector averaged cross-power spectrum Several baselines displayed
Timerange: 00/10:46:01 to 00/10:49:39

Plot file version 131 created 26-FEB-2024 13:16:09

TCRB EG128B.MSORT.1

Freq = 4.7990 GHz, Bw = 32.000 MH No calibration applied and no bandpass applied



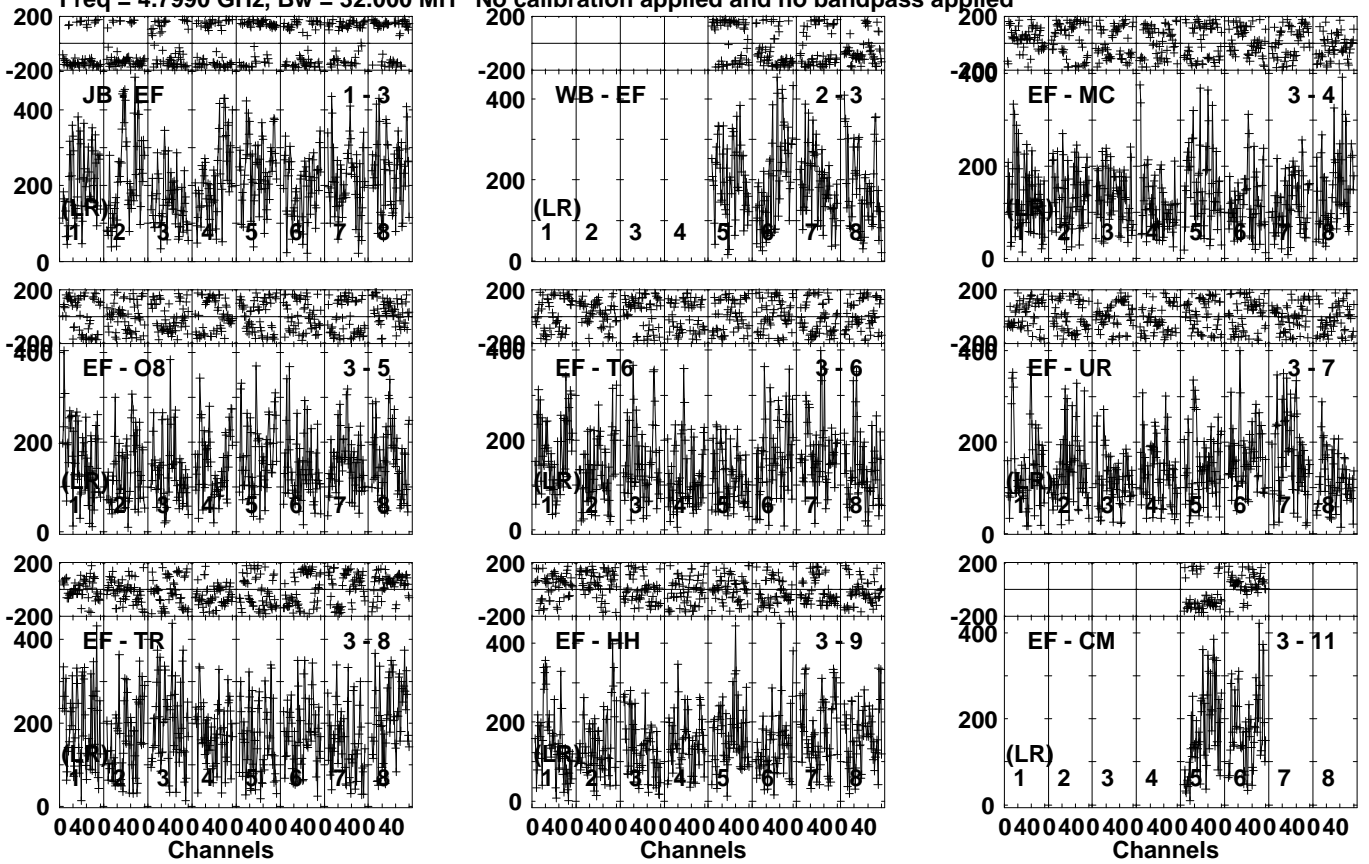
Lower frame: Micro Ampl Jy Top frame: Phas deg
Vector averaged cross-power spectrum Several baselines displayed
Timerange: 00/10:46:01 to 00/10:49:39

Plot file version 132 created 26-FEB-2024 13:16:09

J1602+2610 EG128B.MSORT.1

Freq = 4.7990 GHz, Bw = 32.000 MH

No calibration applied and no bandpass applied



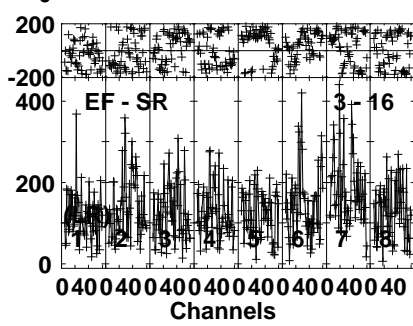
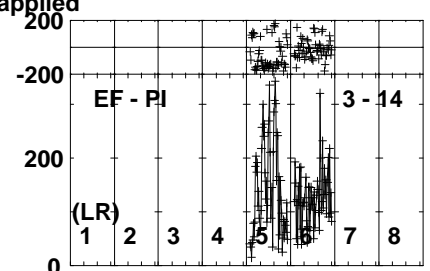
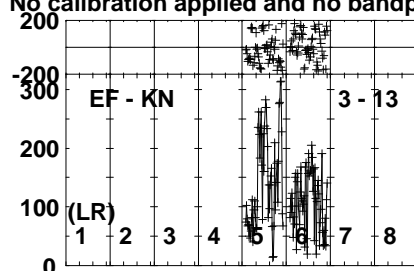
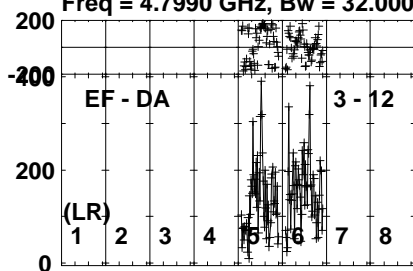
Lower frame: Micro Ampl Jy Top frame: Phas deg
Vector averaged cross-power spectrum Several baselines displayed
Timerange: 00/10:50:01 to 00/10:50:59

Plot file version 133 created 26-FEB-2024 13:16:10

J1602+2610 EG128B.MSORT.1

Freq = 4.7990 GHz, Bw = 32.000 MH

No calibration applied and no bandpass applied



Lower frame: Micro Ampl Jy Top frame: Phas deg

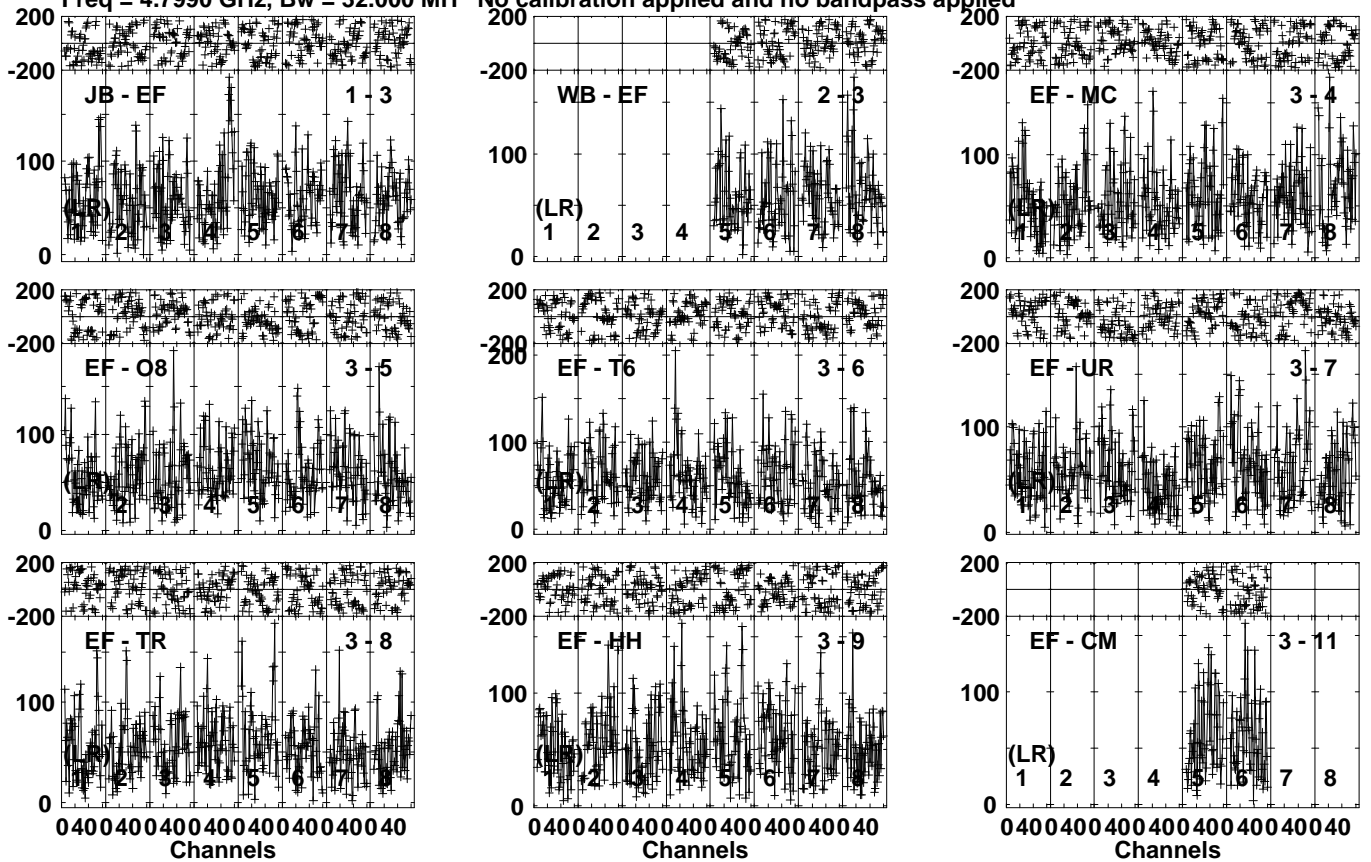
Vector averaged cross-power spectrum Several baselines displayed

Timerange: 00/10:50:01 to 00/10:50:59

Plot file version 134 created 26-FEB-2024 13:16:10

TCRB EG128B.MSORT.1

Freq = 4.7990 GHz, Bw = 32.000 MH No calibration applied and no bandpass applied

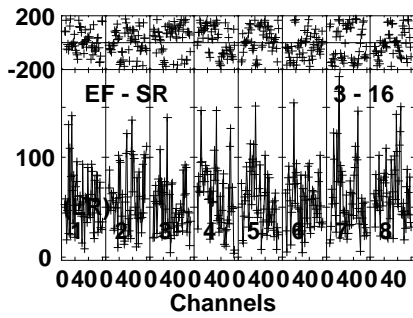
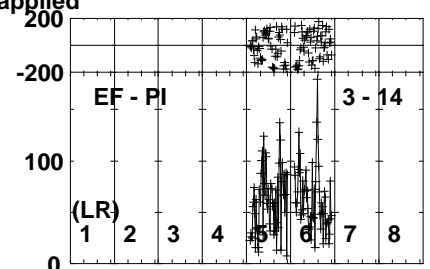
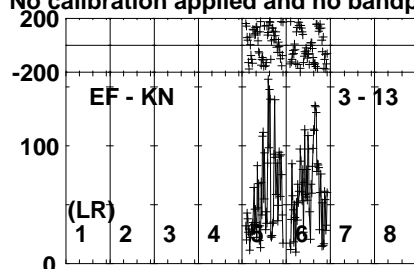
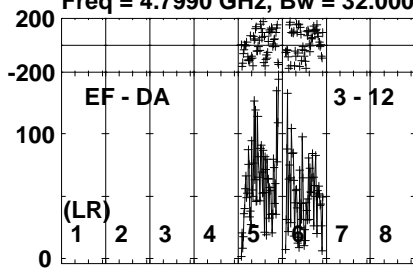


Lower frame: Micro Ampl Jy Top frame: Phas deg
Vector averaged cross-power spectrum Several baselines displayed
Timerange: 00/10:51:21 to 00/10:55:19

Plot file version 135 created 26-FEB-2024 13:16:10

TCRB EG128B.MSORT.1

Freq = 4.7990 GHz, Bw = 32.000 MH No calibration applied and no bandpass applied



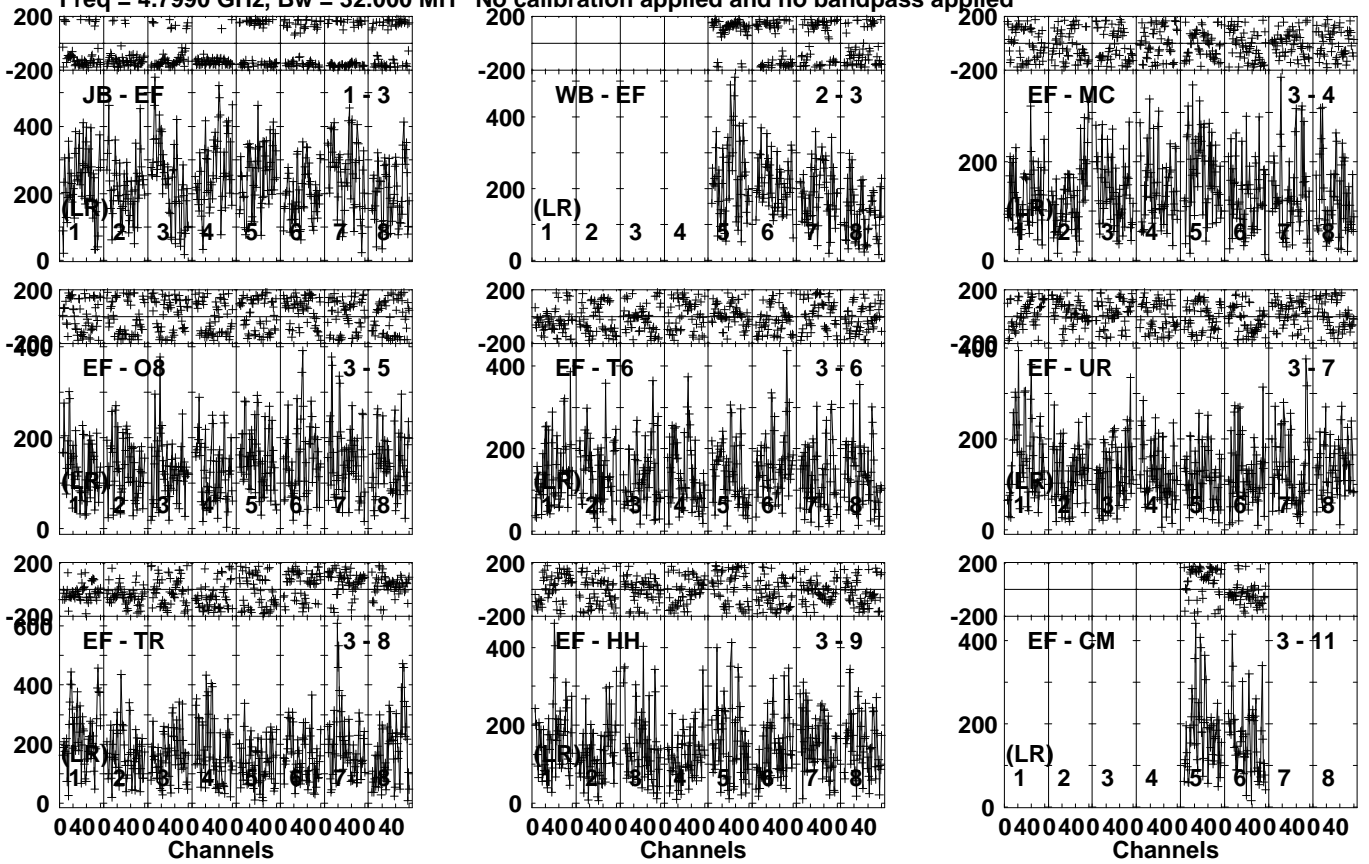
Lower frame: Micro Ampl Jy Top frame: Phas deg
Vector averaged cross-power spectrum Several baselines displayed
Timerange: 00/10:51:21 to 00/10:55:19

Plot file version 136 created 26-FEB-2024 13:16:10

J1602+2610 EG128B.MSORT.1

Freq = 4.7990 GHz, Bw = 32.000 MH

No calibration applied and no bandpass applied



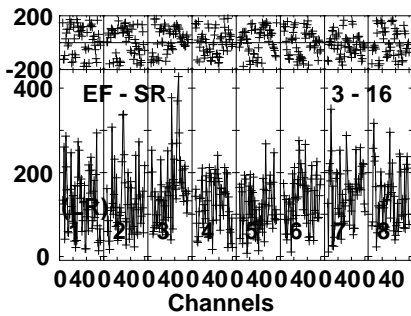
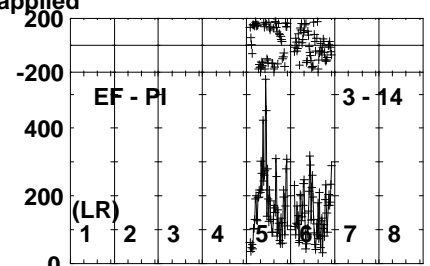
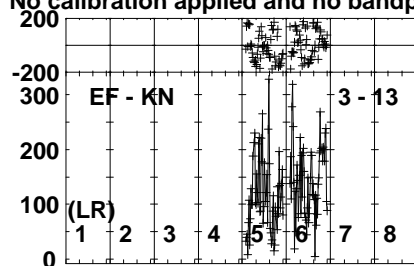
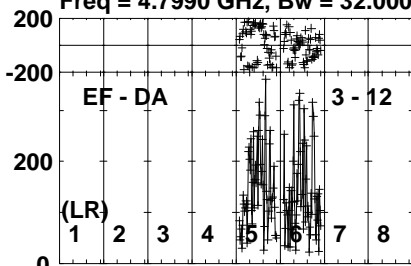
Lower frame: Micro Ampl Jy Top frame: Phas deg
Vector averaged cross-power spectrum Several baselines displayed
Timerange: 00/10:55:41 to 00/10:56:39

Plot file version 137 created 26-FEB-2024 13:16:11

J1602+2610 EG128B.MSORT.1

Freq = 4.7990 GHz, Bw = 32.000 MH

No calibration applied and no bandpass applied

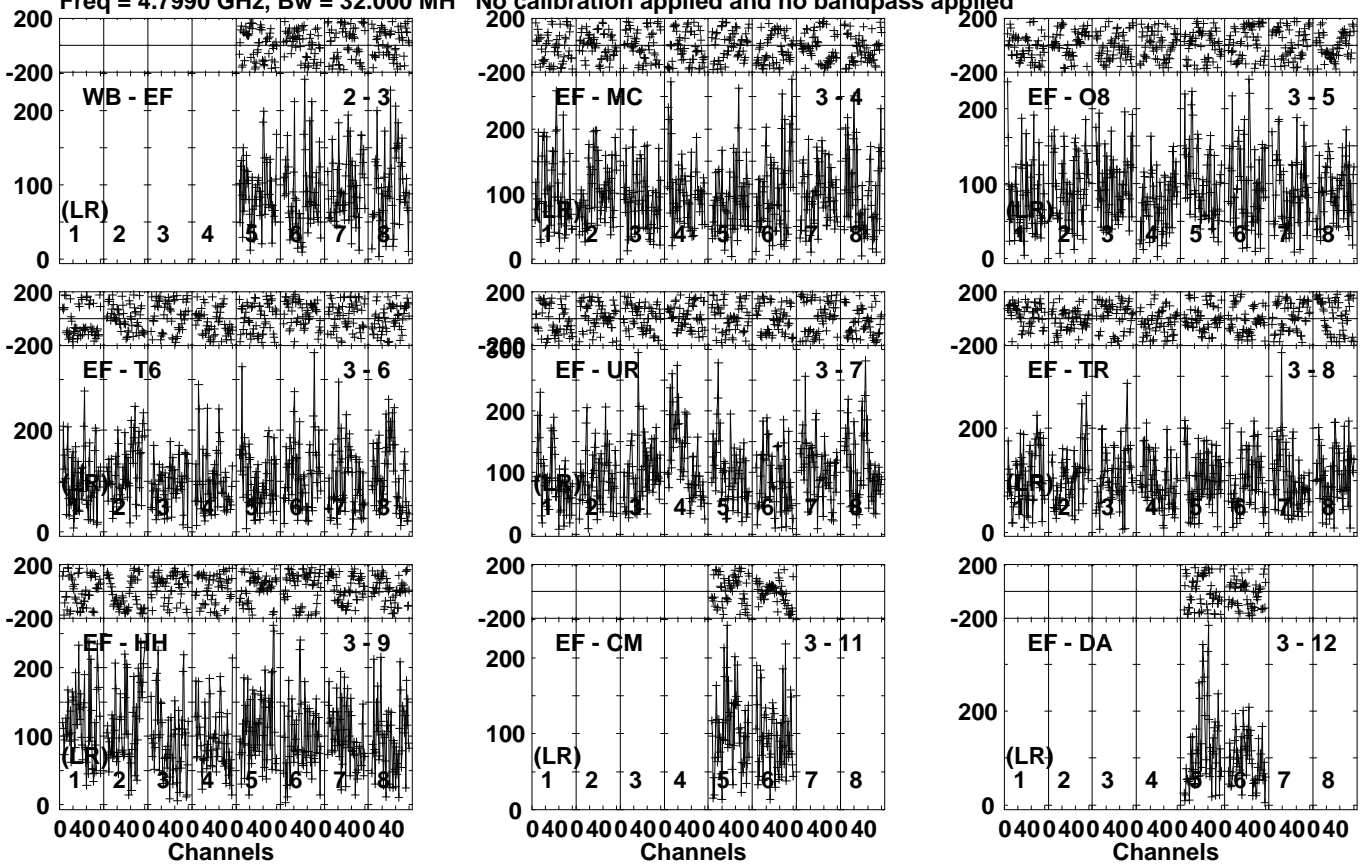


Lower frame: Micro Ampl Jy Top frame: Phas deg
Vector averaged cross-power spectrum Several baselines displayed
Timerange: 00/10:55:41 to 00/10:56:39

Plot file version 138 created 26-FEB-2024 13:16:11

J1559+2556 EG128B.MSORT.1

Freq = 4.7990 GHz, Bw = 32.000 MH No calibration applied and no bandpass applied



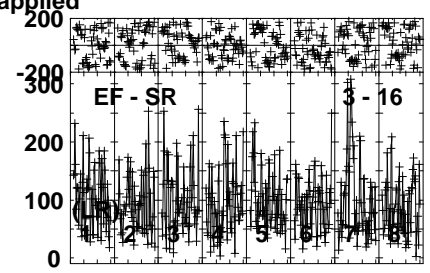
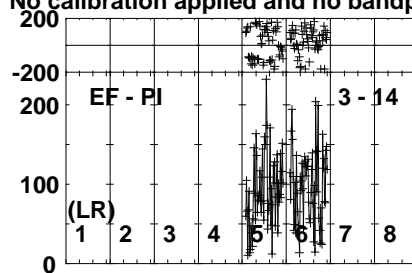
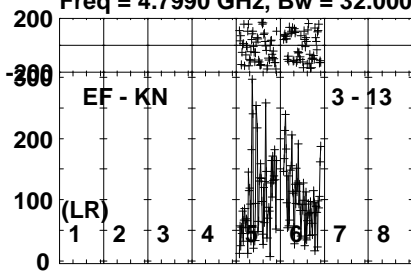
Lower frame: Micro Ampl Jy Top frame: Phas deg
Vector averaged cross-power spectrum Several baselines displayed
Timerange: 00/10:57:01 to 00/10:58:39

Plot file version 139 created 26-FEB-2024 13:16:11

J1559+2556 EG128B.MSORT.1

Freq = 4.7990 GHz, Bw = 32.000 MH

No calibration applied and no bandpass applied



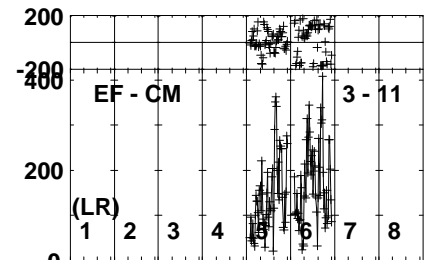
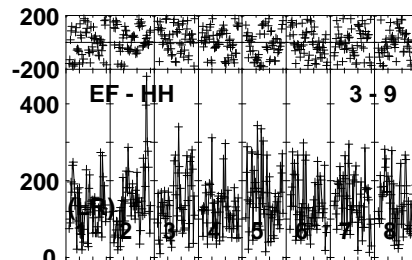
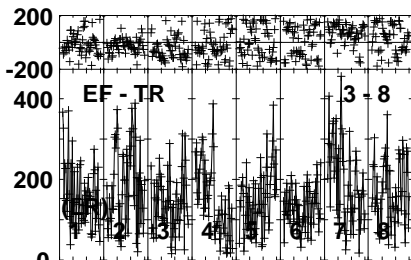
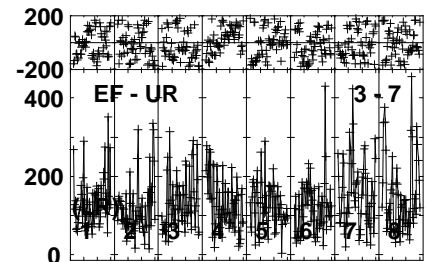
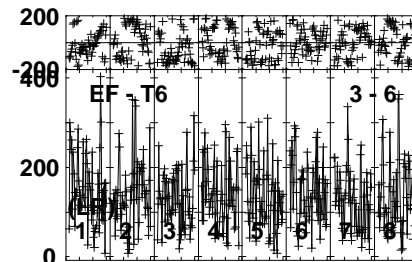
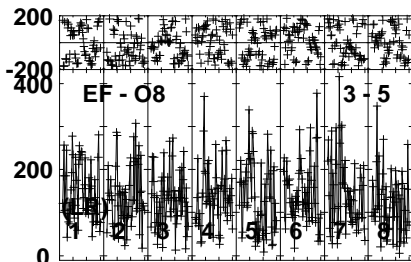
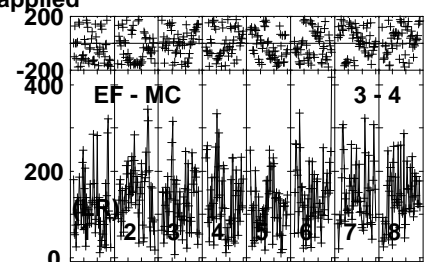
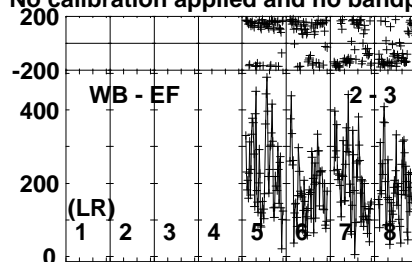
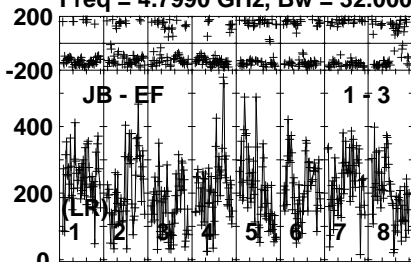
Lower frame: Micro Ampl Jy Top frame: Phas deg
Vector averaged cross-power spectrum Several baselines displayed
Timerange: 00/10:57:01 to 00/10:58:39

Plot file version 140 created 26-FEB-2024 13:16:11

J1602+2610 EG128B.MSORT.1

Freq = 4.7990 GHz, Bw = 32.000 MH

No calibration applied and no bandpass applied

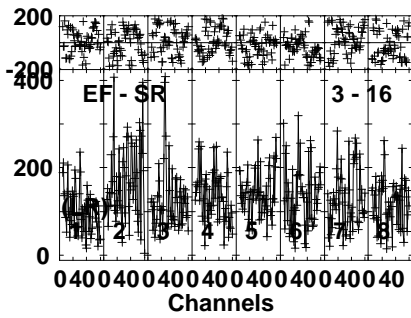
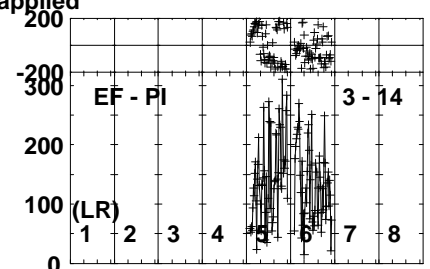
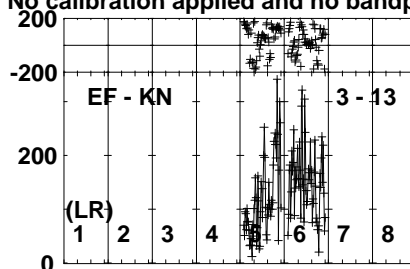
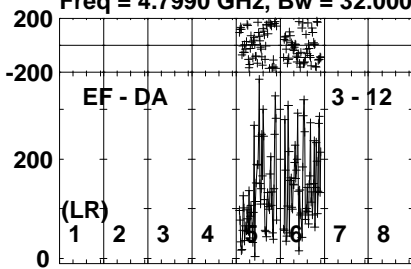


Lower frame: Micro Ampl Jy Top frame: Phas deg
Vector averaged cross-power spectrum Several baselines displayed
Timerange: 00/10:59:01 to 00/10:59:59

Plot file version 141 created 26-FEB-2024 13:16:11

J1602+2610 EG128B.MSORT.1

Freq = 4.7990 GHz, Bw = 32.000 MH No calibration applied and no bandpass applied

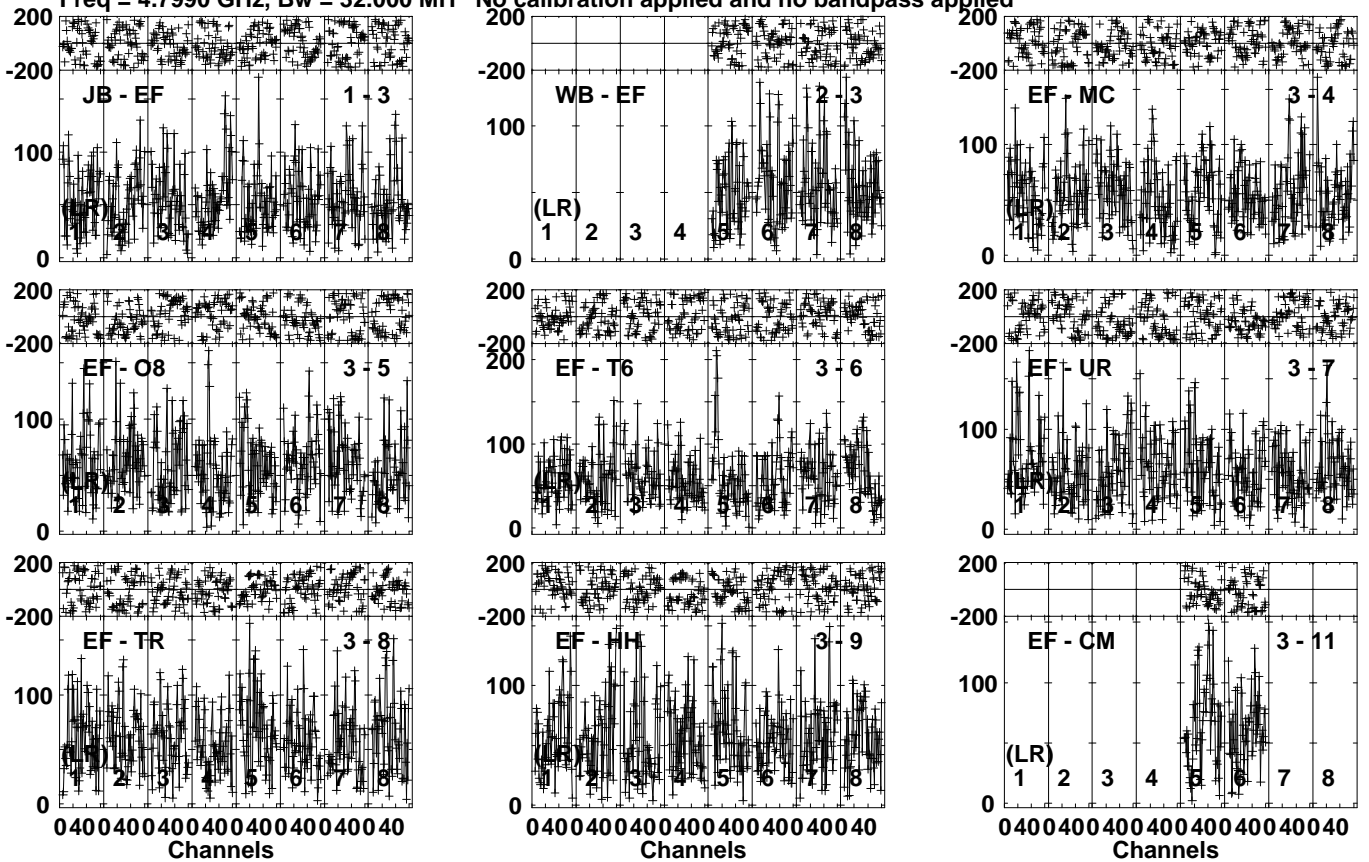


Lower frame: Micro Ampl Jy Top frame: Phas deg
Vector averaged cross-power spectrum Several baselines displayed
Timerange: 00/10:59:01 to 00/10:59:59

Plot file version 142 created 26-FEB-2024 13:16:12

TCRB EG128B.MSORT.1

Freq = 4.7990 GHz, Bw = 32.000 MH No calibration applied and no bandpass applied

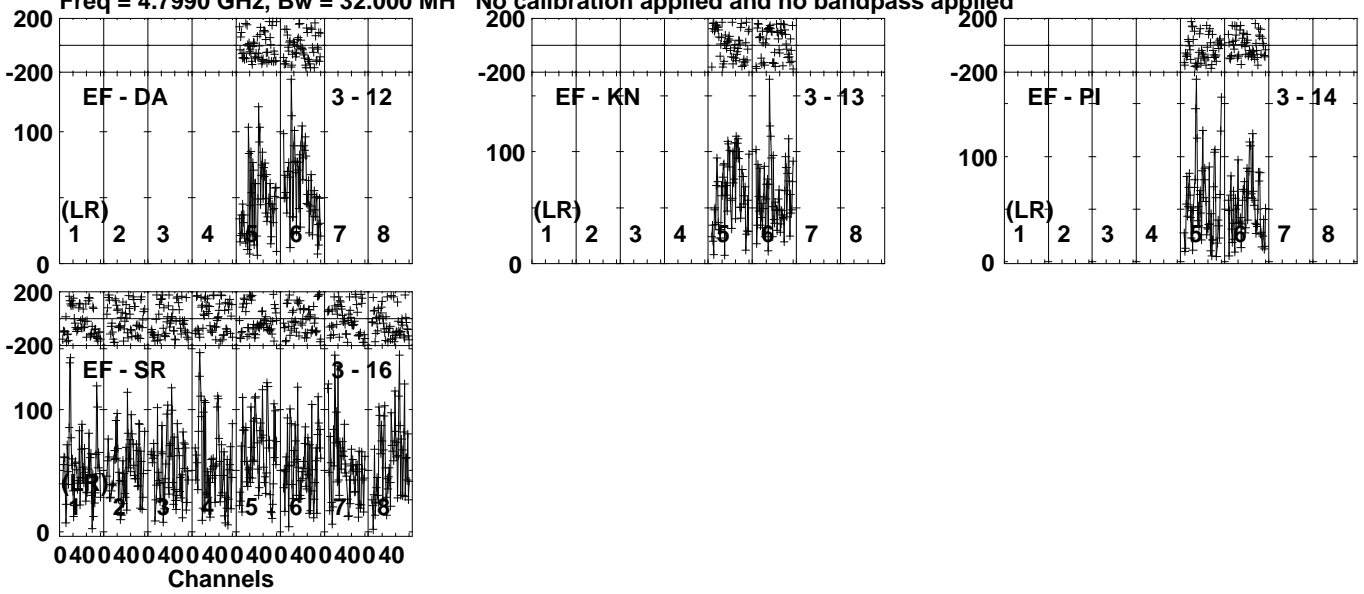


Lower frame: Micro Ampl Jy Top frame: Phas deg
Vector averaged cross-power spectrum Several baselines displayed
Timerange: 00/11:00:21 to 00/11:04:19

Plot file version 143 created 26-FEB-2024 13:16:12

TCRB EG128B.MSORT.1

Freq = 4.7990 GHz, Bw = 32.000 MH No calibration applied and no bandpass applied



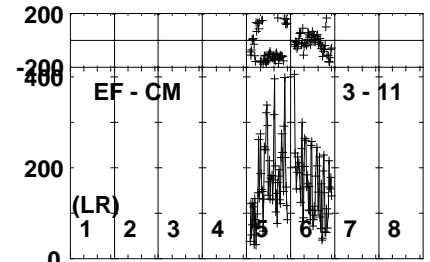
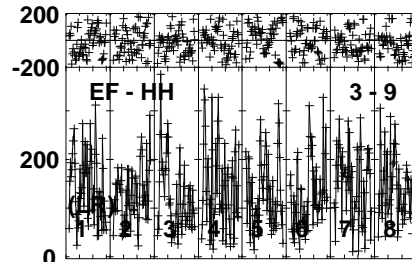
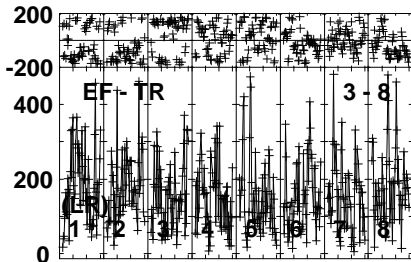
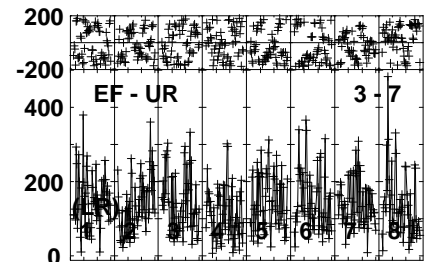
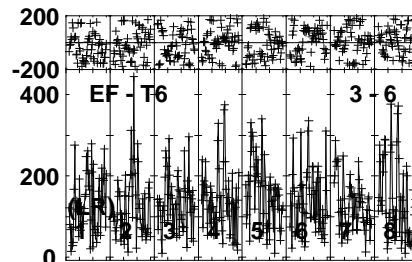
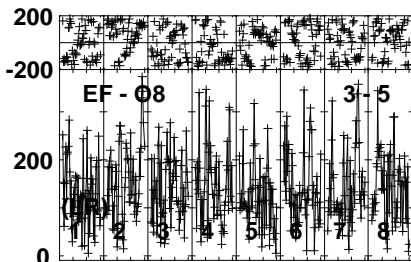
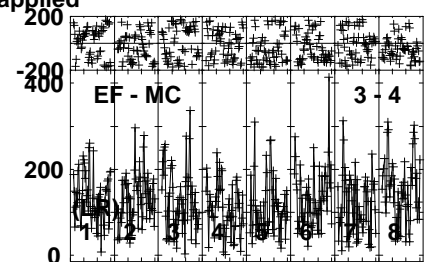
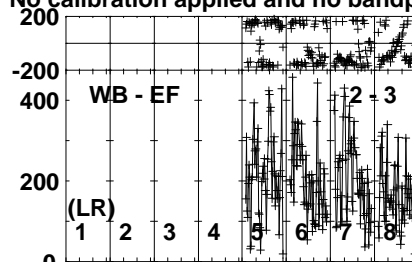
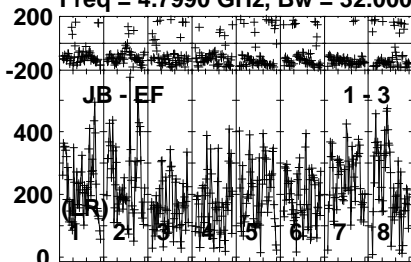
Lower frame: Micro Ampl Jy Top frame: Phas deg
 Vector averaged cross-power spectrum Several baselines displayed
 Timerange: 00/11:00:21 to 00/11:04:19

Plot file version 144 created 26-FEB-2024 13:16:12

J1602+2610 EG128B.MSORT.1

Freq = 4.7990 GHz, Bw = 32.000 MH

No calibration applied and no bandpass applied

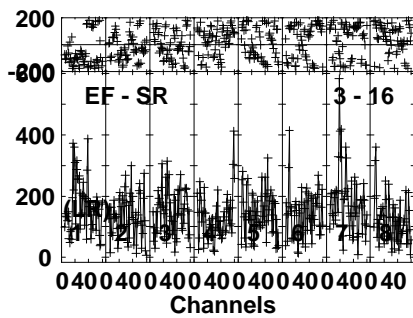
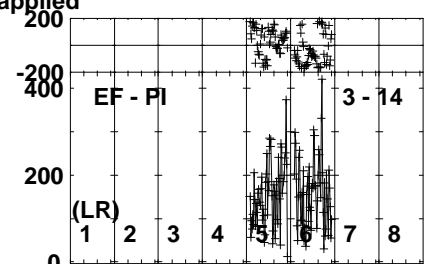
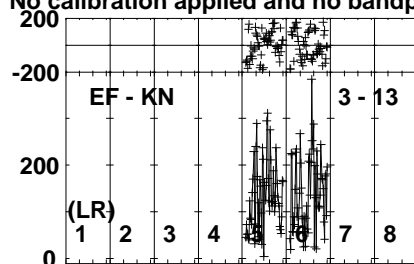
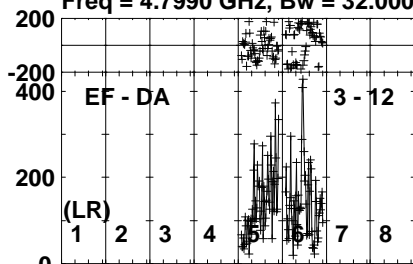


Lower frame: Micro Ampl Jy Top frame: Phas deg
Vector averaged cross-power spectrum Several baselines displayed
Timerange: 00/11:04:41 to 00/11:05:39

Plot file version 145 created 26-FEB-2024 13:16:13

J1602+2610 EG128B.MSORT.1

Freq = 4.7990 GHz, Bw = 32.000 MH No calibration applied and no bandpass applied

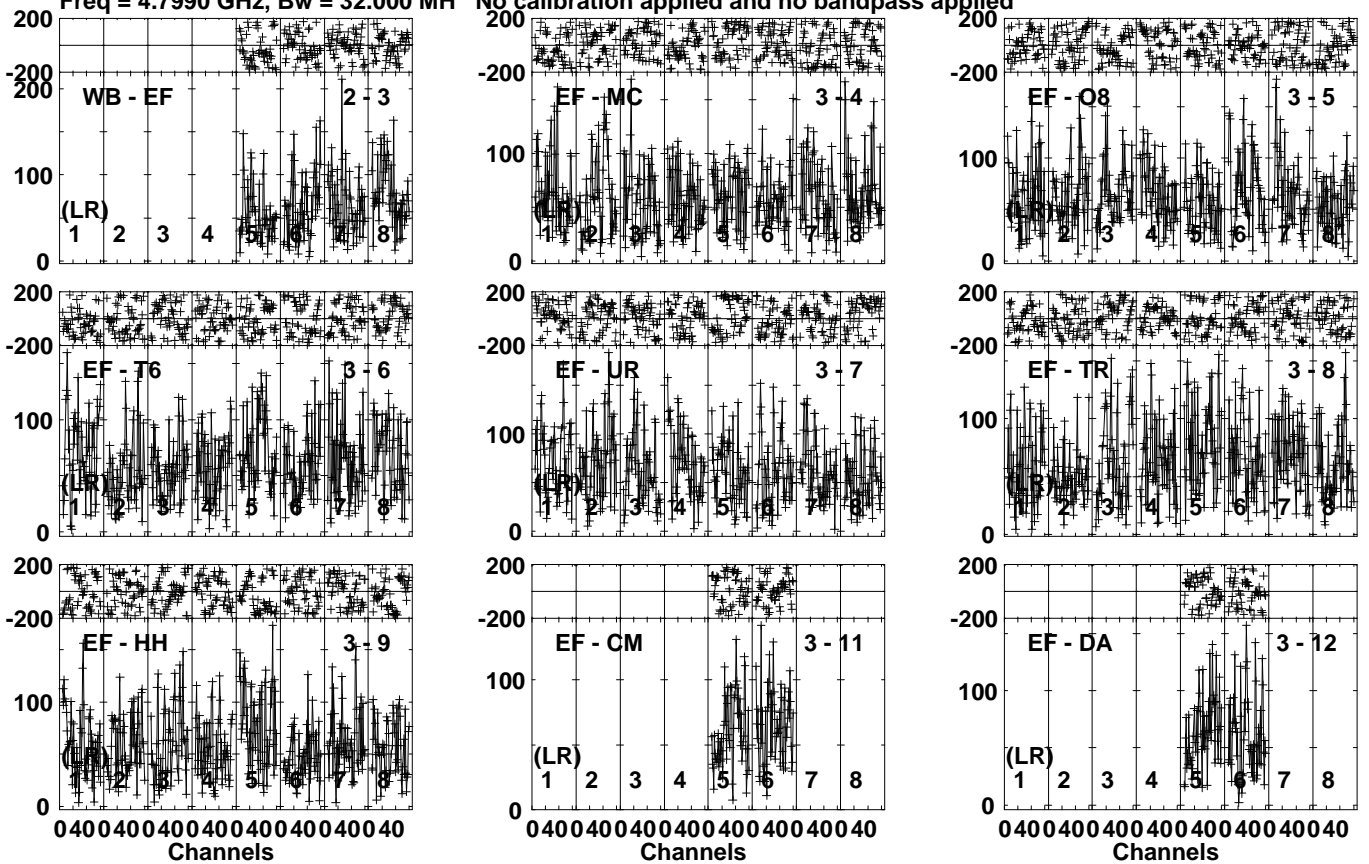


Lower frame: Micro Ampl Jy Top frame: Phas deg
Vector averaged cross-power spectrum Several baselines displayed
Timerange: 00/11:04:41 to 00/11:05:39

Plot file version 146 created 26-FEB-2024 13:16:13

TCRB EG128B.MSORT.1

Freq = 4.7990 GHz, Bw = 32.000 MH No calibration applied and no bandpass applied

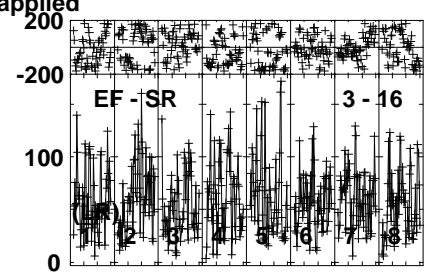
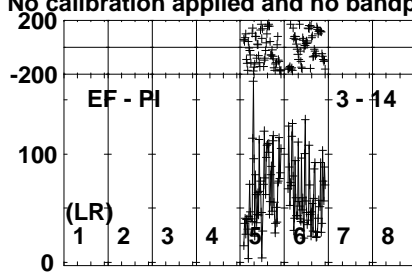
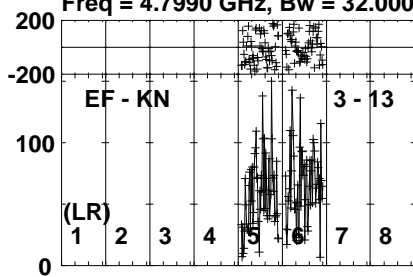


Lower frame: Micro Ampl Jy Top frame: Phas deg
Vector averaged cross-power spectrum Several baselines displayed
Timerange: 00/11:06:01 to 00/11:09:39

Plot file version 147 created 26-FEB-2024 13:16:13

TCRB EG128B.MSORT.1

Freq = 4.7990 GHz, Bw = 32.000 MH No calibration applied and no bandpass applied



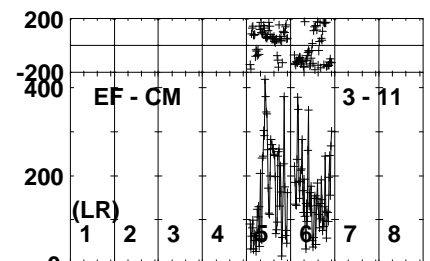
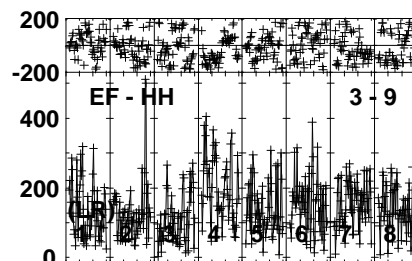
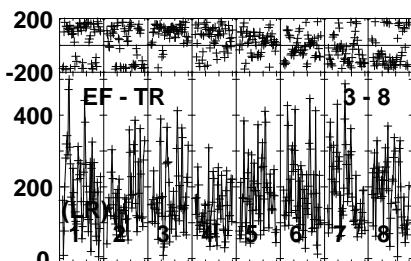
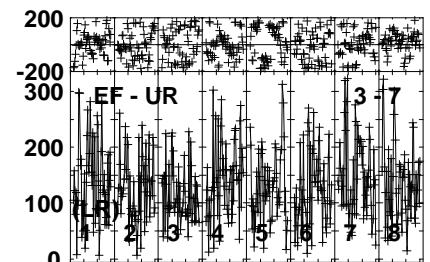
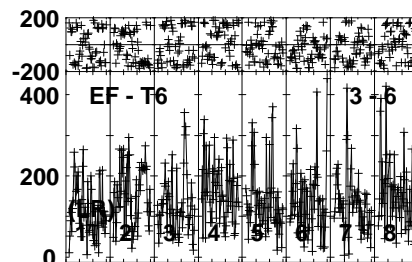
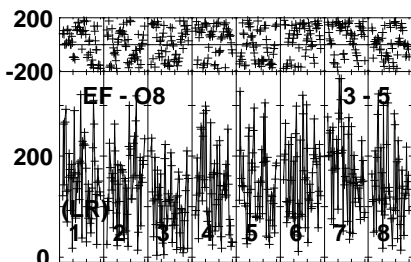
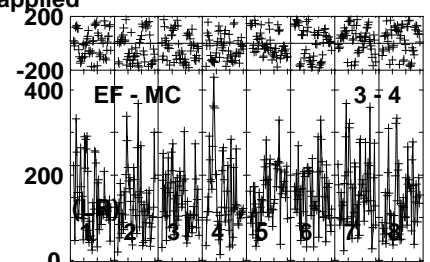
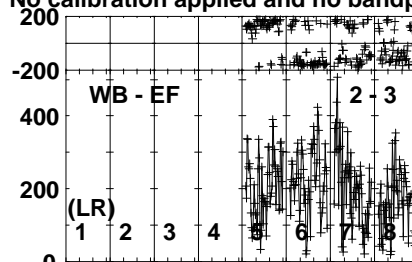
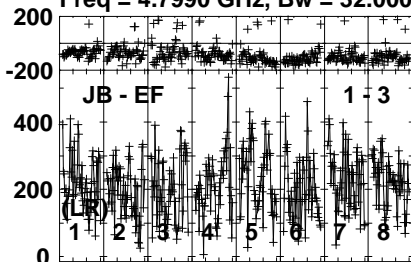
Lower frame: Micro Ampl Jy Top frame: Phas deg
Vector averaged cross-power spectrum Several baselines displayed
Timerange: 00/11:06:01 to 00/11:09:39

Plot file version 148 created 26-FEB-2024 13:16:13

J1602+2610 EG128B.MSORT.1

Freq = 4.7990 GHz, Bw = 32.000 MH

No calibration applied and no bandpass applied

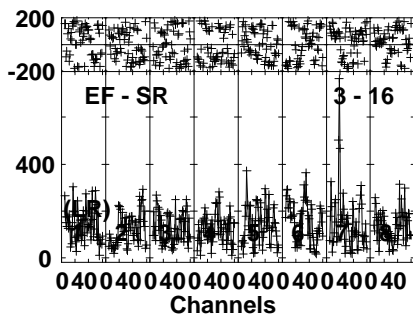
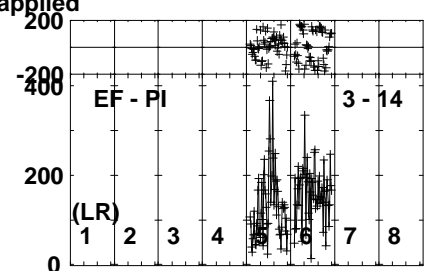
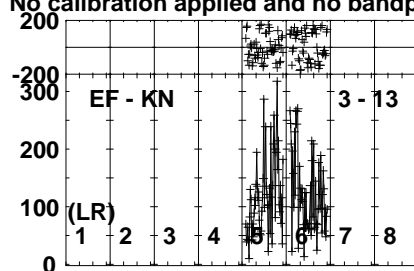
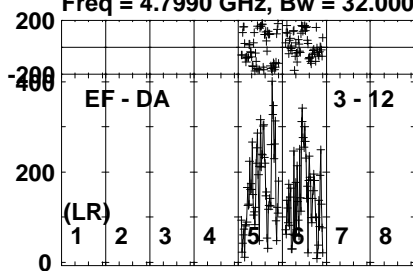


Lower frame: Micro Ampl Jy Top frame: Phas deg
Vector averaged cross-power spectrum Several baselines displayed
Timerange: 00/11:10:01 to 00/11:10:59

Plot file version 149 created 26-FEB-2024 13:16:14

J1602+2610 EG128B.MSORT.1

Freq = 4.7990 GHz, Bw = 32.000 MH No calibration applied and no bandpass applied

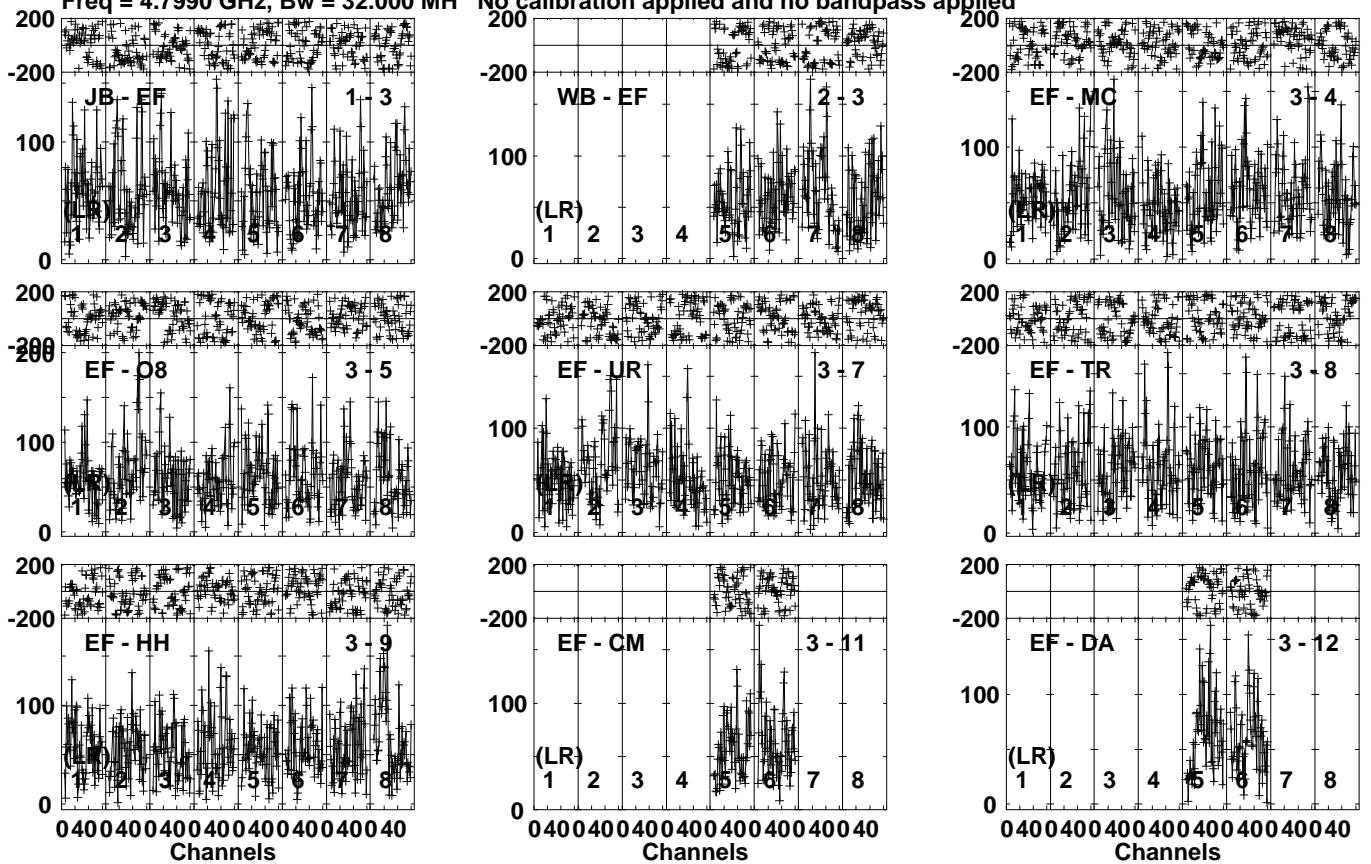


Lower frame: Micro Ampl Jy Top frame: Phas deg
Vector averaged cross-power spectrum Several baselines displayed
Timerange: 00/11:10:01 to 00/11:10:59

Plot file version 150 created 26-FEB-2024 13:16:14

TCRB EG128B.MSORT.1

Freq = 4.7990 GHz, Bw = 32.000 MH No calibration applied and no bandpass applied

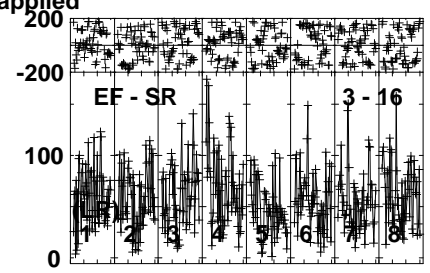
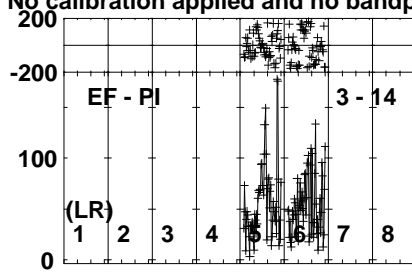
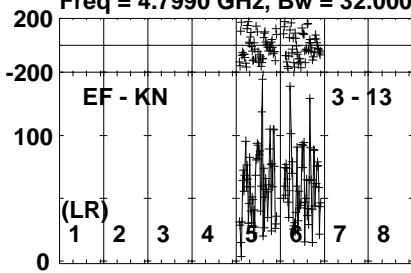


Lower frame: Micro Ampl Jy Top frame: Phas deg
Vector averaged cross-power spectrum Several baselines displayed
Timerange: 00/11:11:21 to 00/11:15:19

Plot file version 151 created 26-FEB-2024 13:16:14

TCRB EG128B.MSORT.1

Freq = 4.7990 GHz, Bw = 32.000 MH No calibration applied and no bandpass applied



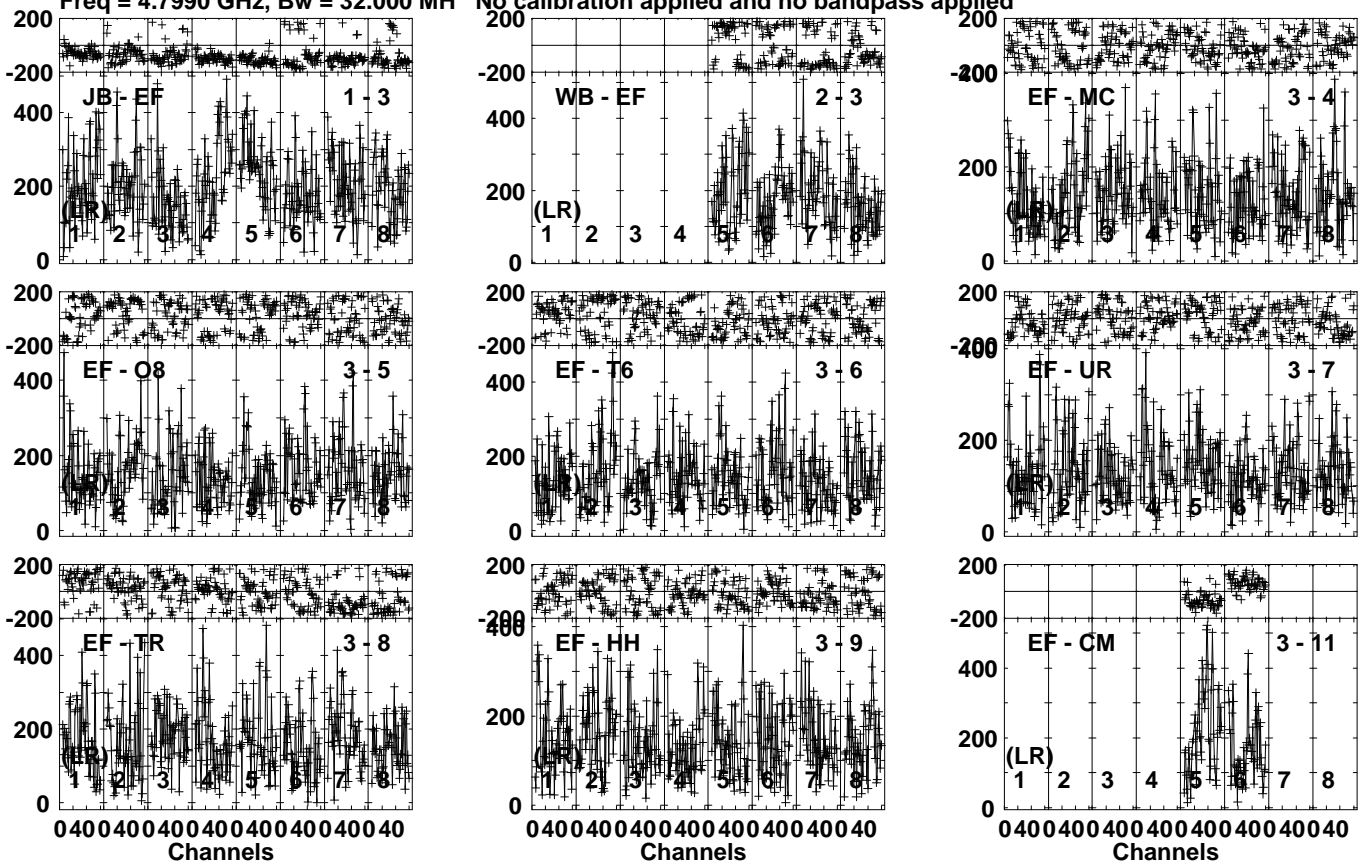
Lower frame: Micro Ampl Jy Top frame: Phas deg
Vector averaged cross-power spectrum Several baselines displayed
Timerange: 00/11:11:21 to 00/11:15:19

Plot file version 152 created 26-FEB-2024 13:16:14

J1602+2610 EG128B.MSORT.1

Freq = 4.7990 GHz, Bw = 32.000 MH

No calibration applied and no bandpass applied

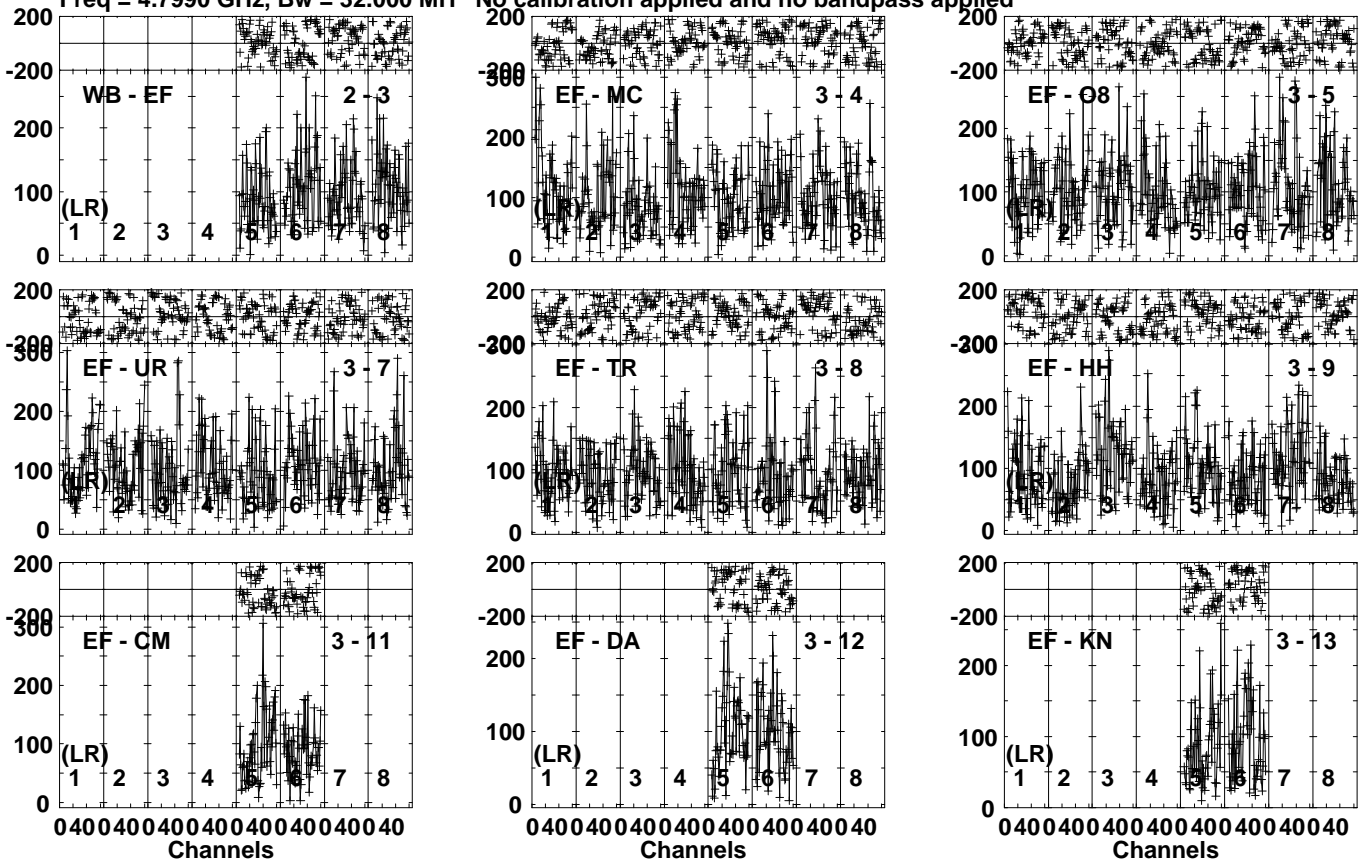


Lower frame: Micro Ampl Jy Top frame: Phas deg
Vector averaged cross-power spectrum Several baselines displayed
Timerange: 00/11:15:41 to 00/11:16:39

Plot file version 154 created 26-FEB-2024 13:16:15

J1559+2556 EG128B.MSORT.1

Freq = 4.7990 GHz, Bw = 32.000 MH No calibration applied and no bandpass applied



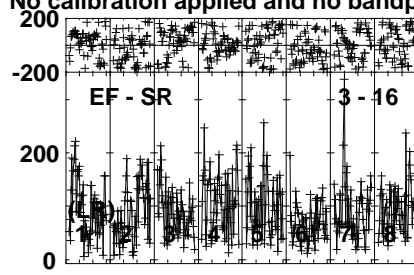
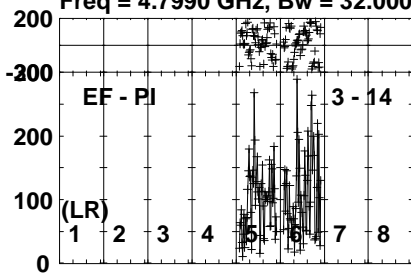
Lower frame: Micro Ampl Jy Top frame: Phas deg
Vector averaged cross-power spectrum Several baselines displayed
Timerange: 00/11:17:01 to 00/11:18:39

Plot file version 155 created 26-FEB-2024 13:16:15

J1559+2556 EG128B.MSORT.1

Freq = 4.7990 GHz, Bw = 32.000 MH

No calibration applied and no bandpass applied

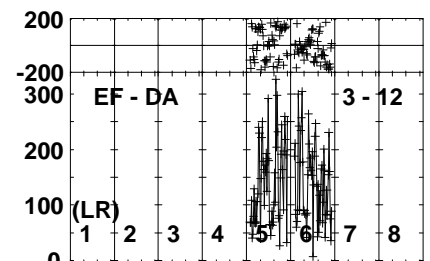
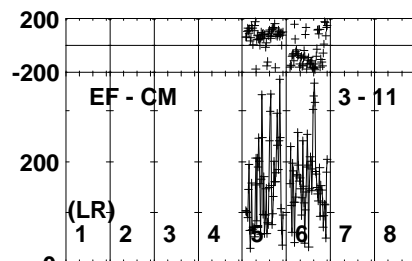
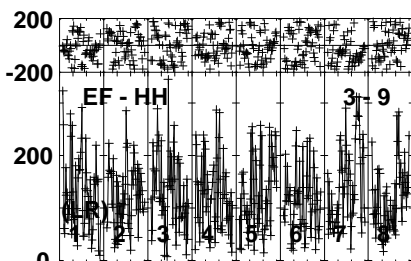
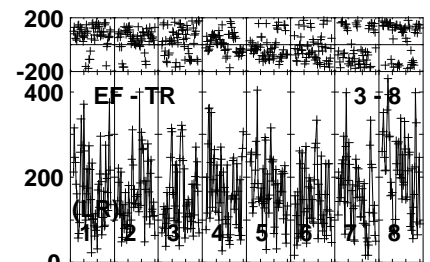
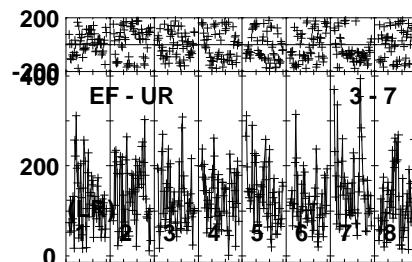
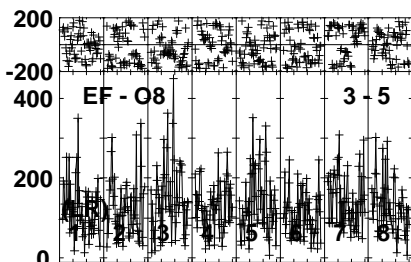
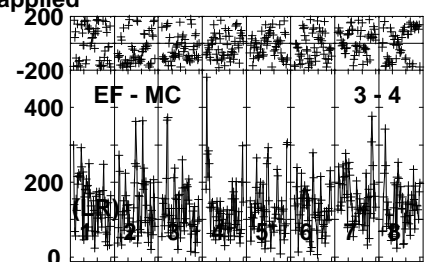
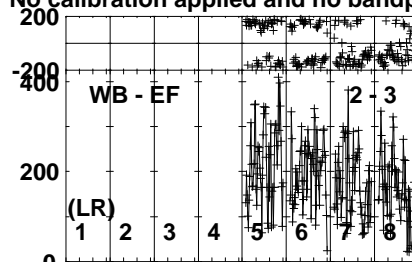
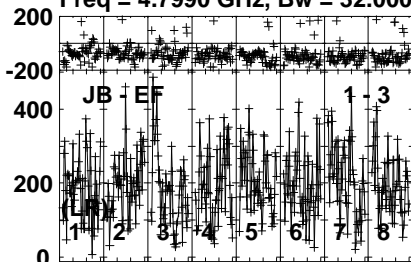


Lower frame: Micro Ampl Jy Top frame: Phas deg
Vector averaged cross-power spectrum Several baselines displayed
Timerange: 00/11:17:01 to 00/11:18:39

Plot file version 156 created 26-FEB-2024 13:16:15

J1602+2610 EG128B.MSORT.1

Freq = 4.7990 GHz, Bw = 32.000 MH No calibration applied and no bandpass applied

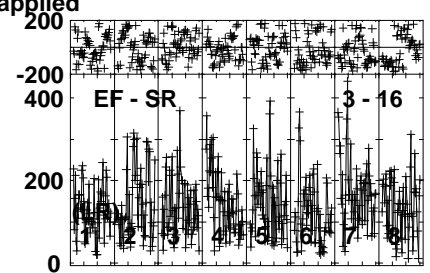
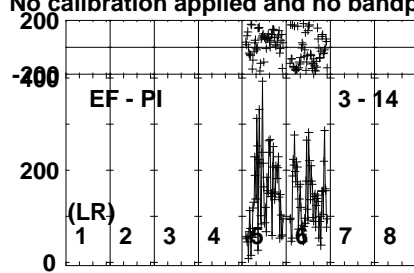
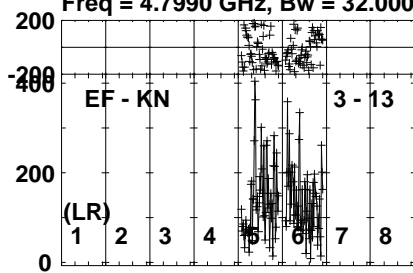


Lower frame: Micro Ampl Jy Top frame: Phas deg
Vector averaged cross-power spectrum Several baselines displayed
Timerange: 00/11:19:01 to 00/11:19:59

Plot file version 157 created 26-FEB-2024 13:16:15

J1602+2610 EG128B.MSORT.1

Freq = 4.7990 GHz, Bw = 32.000 MH No calibration applied and no bandpass applied

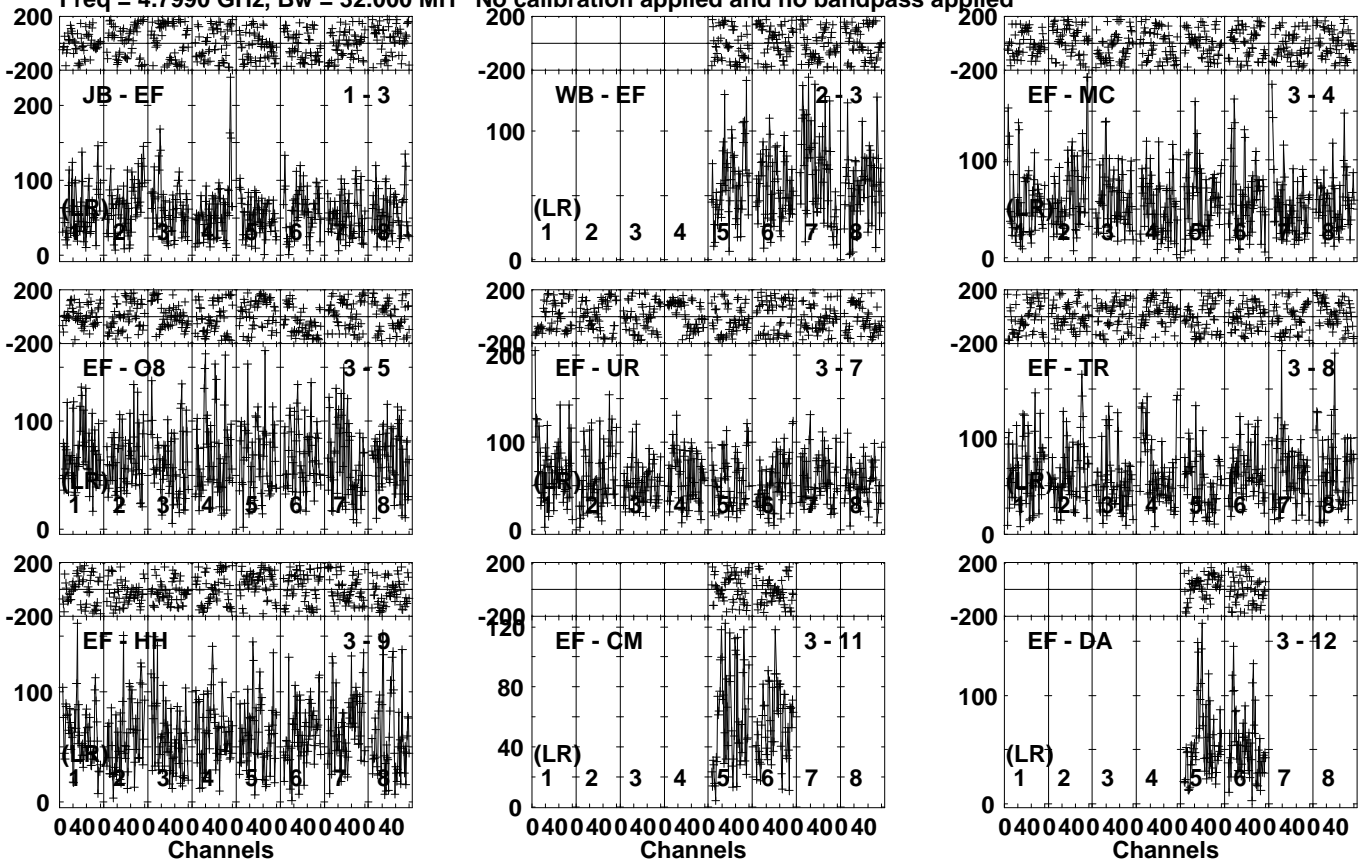


Lower frame: Micro Ampl Jy Top frame: Phas deg
Vector averaged cross-power spectrum Several baselines displayed
Timerange: 00/11:19:01 to 00/11:19:59

Plot file version 158 created 26-FEB-2024 13:16:15

TCRB EG128B.MSORT.1

Freq = 4.7990 GHz, Bw = 32.000 MH No calibration applied and no bandpass applied

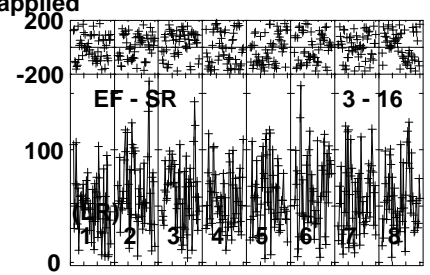
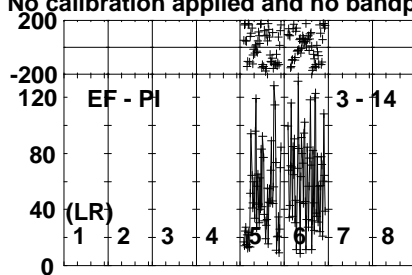
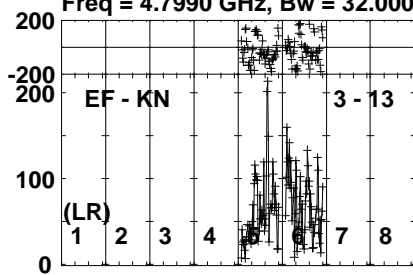


Lower frame: Micro Ampl Jy Top frame: Phas deg
Vector averaged cross-power spectrum Several baselines displayed
Timerange: 00/11:20:21 to 00/11:24:19

Plot file version 159 created 26-FEB-2024 13:16:16

TCRB EG128B.MSORT.1

Freq = 4.7990 GHz, Bw = 32.000 MH No calibration applied and no bandpass applied



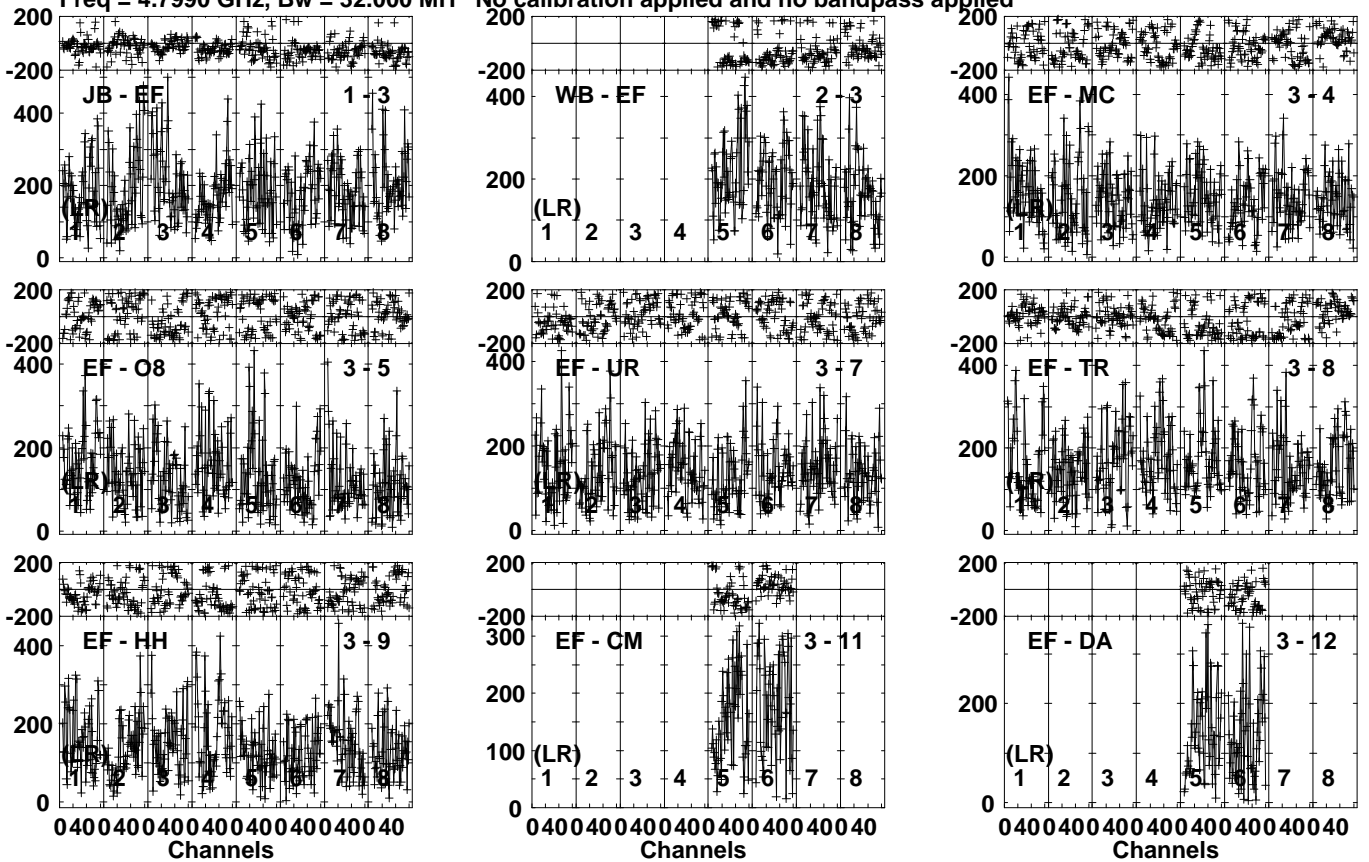
Lower frame: Micro Ampl Jy Top frame: Phas deg
Vector averaged cross-power spectrum Several baselines displayed
Timerange: 00/11:20:21 to 00/11:24:19

Plot file version 160 created 26-FEB-2024 13:16:16

J1602+2610 EG128B.MSORT.1

Freq = 4.7990 GHz, Bw = 32.000 MH

No calibration applied and no bandpass applied

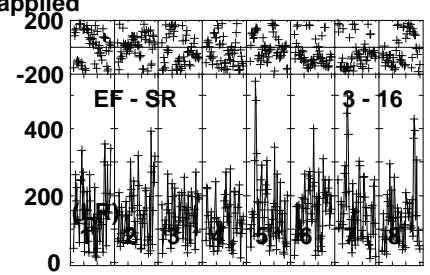
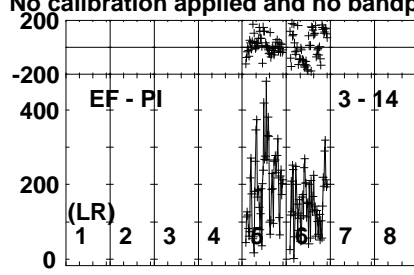
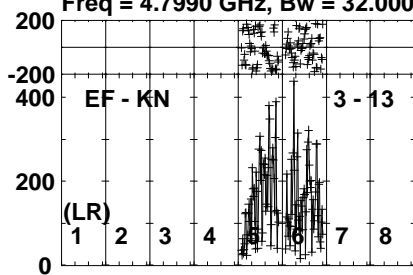


Lower frame: Micro Ampl Jy Top frame: Phas deg
Vector averaged cross-power spectrum Several baselines displayed
Timerange: 00/11:24:41 to 00/11:25:39

Plot file version 161 created 26-FEB-2024 13:16:16

J1602+2610 EG128B.MSORT.1

Freq = 4.7990 GHz, Bw = 32.000 MH No calibration applied and no bandpass applied

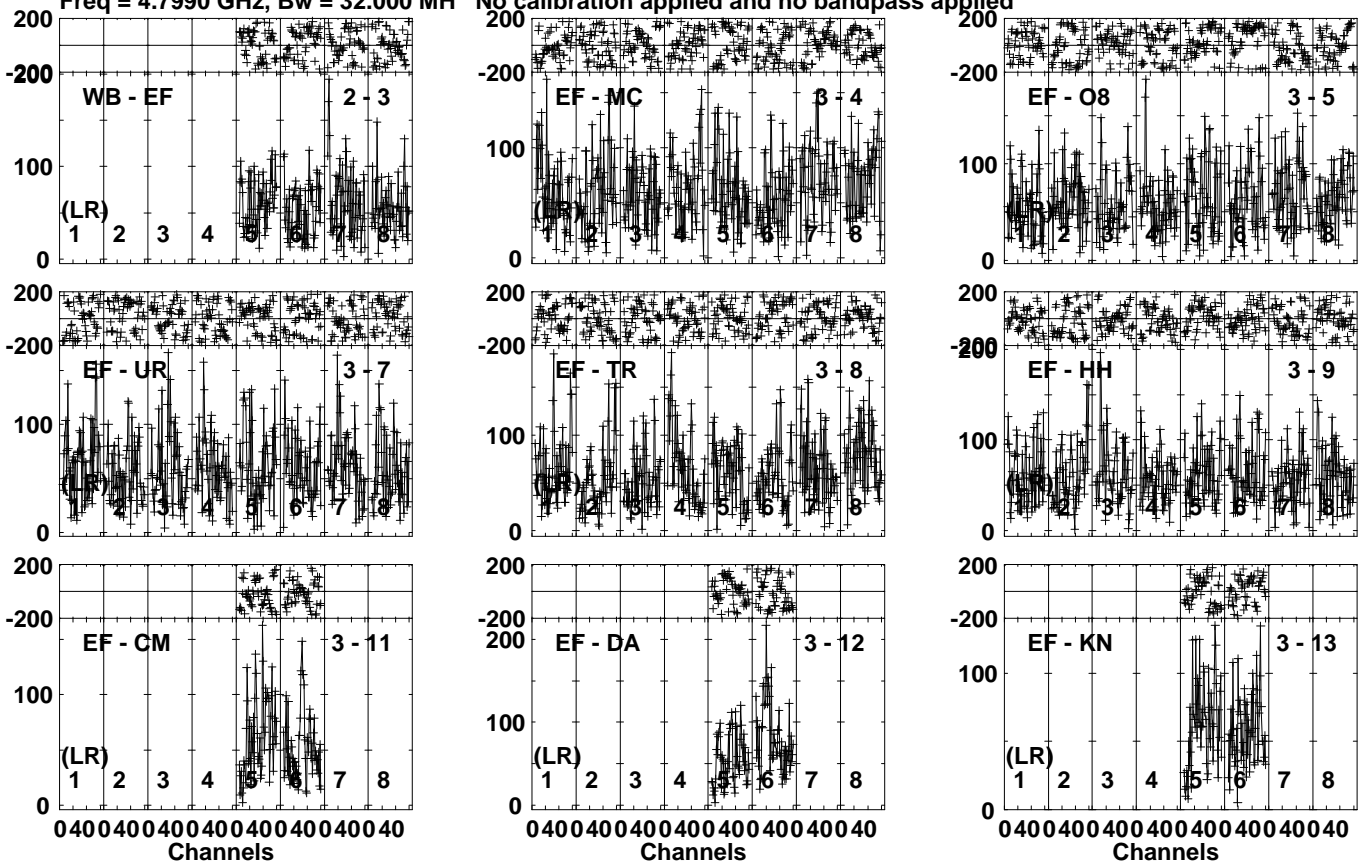


Lower frame: Micro Ampl Jy Top frame: Phas deg
Vector averaged cross-power spectrum Several baselines displayed
Timerange: 00/11:24:41 to 00/11:25:39

Plot file version 162 created 26-FEB-2024 13:16:16

TCRB EG128B.MSORT.1

Freq = 4.7990 GHz, Bw = 32.000 MH No calibration applied and no bandpass applied

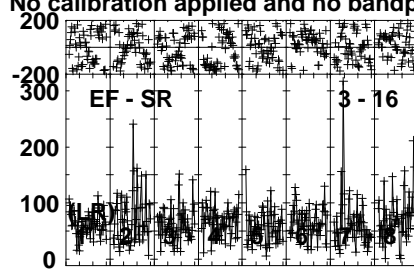
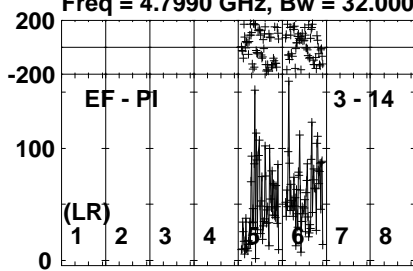


Lower frame: Micro Ampl Jy Top frame: Phas deg
Vector averaged cross-power spectrum Several baselines displayed
Timerange: 00/11:26:01 to 00/11:29:39

Plot file version 163 created 26-FEB-2024 13:16:17

TCRB EG128B.MSORT.1

Freq = 4.7990 GHz, Bw = 32.000 MH No calibration applied and no bandpass applied

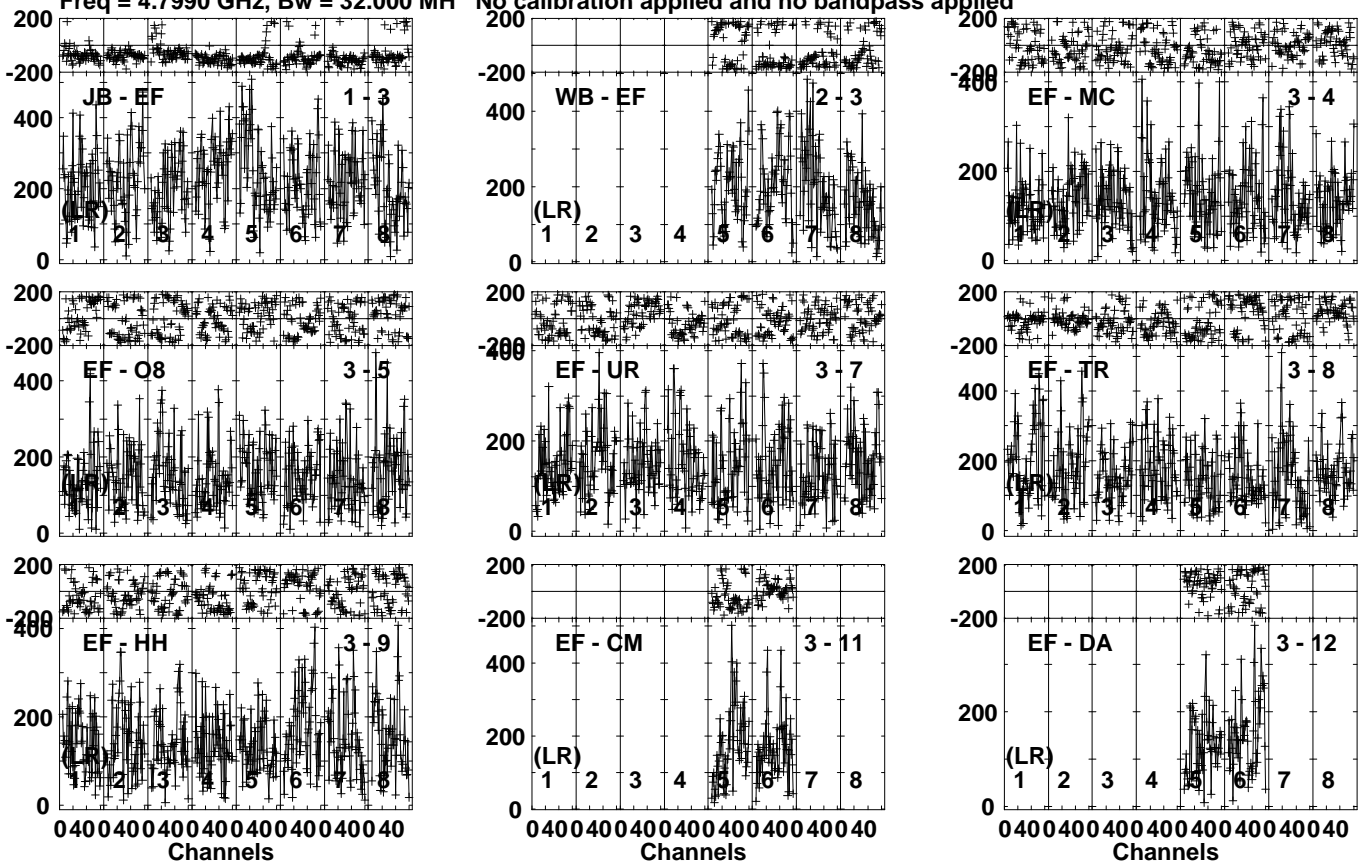


Lower frame: Micro Ampl Jy Top frame: Phas deg
Vector averaged cross-power spectrum Several baselines displayed
Timerange: 00/11:26:01 to 00/11:29:39

Plot file version 164 created 26-FEB-2024 13:16:17

J1602+2610 EG128B.MSORT.1

Freq = 4.7990 GHz, Bw = 32.000 MH No calibration applied and no bandpass applied

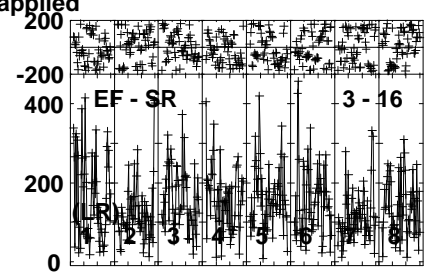
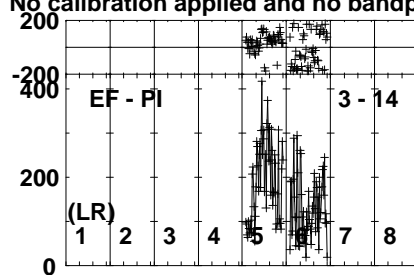
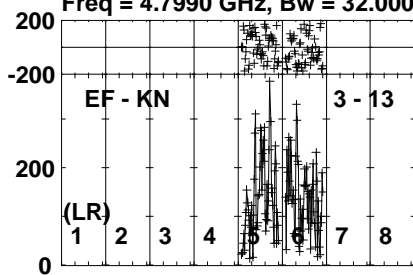


Lower frame: Micro Ampl Jy Top frame: Phas deg
Vector averaged cross-power spectrum Several baselines displayed
Timerange: 00/11:30:01 to 00/11:30:59

Plot file version 165 created 26-FEB-2024 13:16:17

J1602+2610 EG128B.MSORT.1

Freq = 4.7990 GHz, Bw = 32.000 MH No calibration applied and no bandpass applied

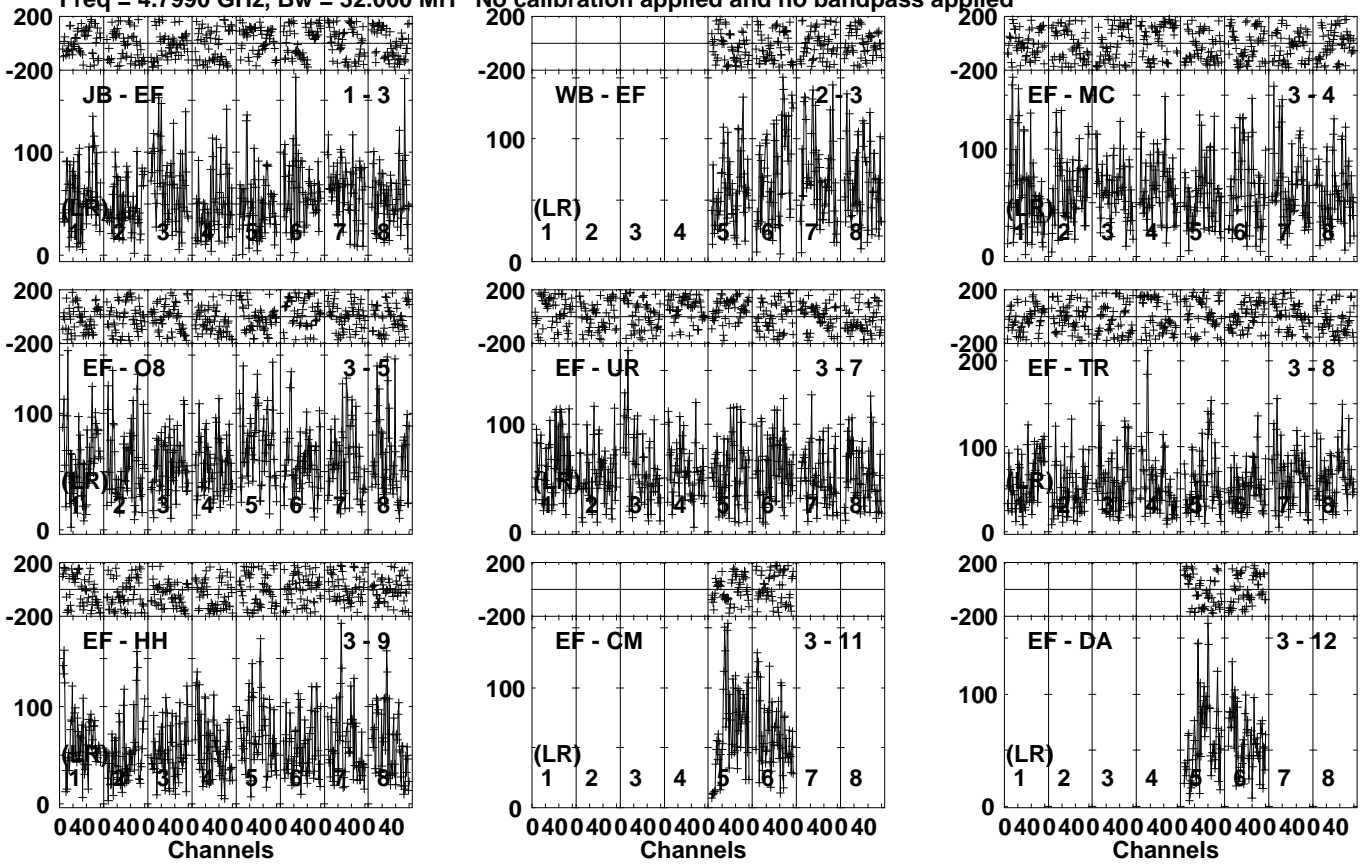


Lower frame: Micro Ampl Jy Top frame: Phas deg
Vector averaged cross-power spectrum Several baselines displayed
Timerange: 00/11:30:01 to 00/11:30:59

Plot file version 166 created 26-FEB-2024 13:16:17

TCRB EG128B.MSORT.1

Freq = 4.7990 GHz, Bw = 32.000 MH No calibration applied and no bandpass applied

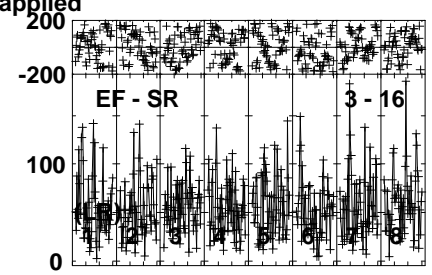
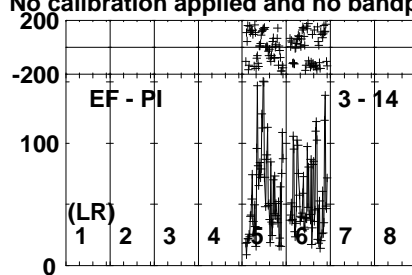
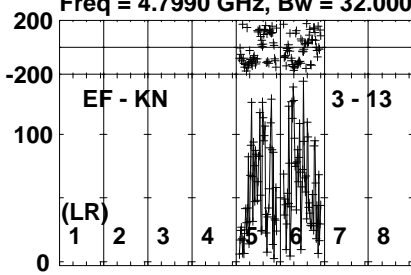


Lower frame: Micro Ampl Jy Top frame: Phas deg
Vector averaged cross-power spectrum Several baselines displayed
Timerange: 00/11:31:21 to 00/11:35:19

Plot file version 167 created 26-FEB-2024 13:16:18

TCRB EG128B.MSORT.1

Freq = 4.7990 GHz, Bw = 32.000 MH No calibration applied and no bandpass applied

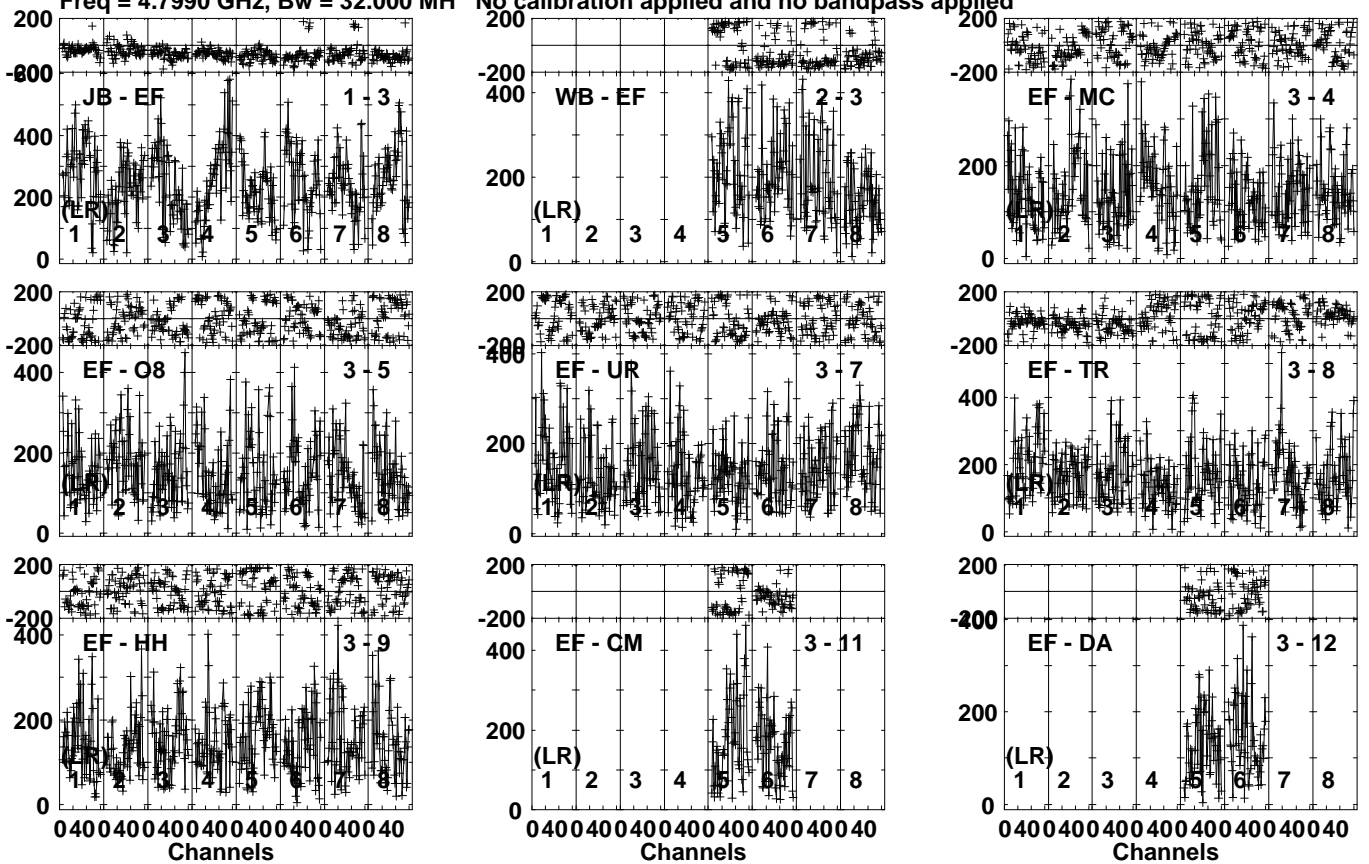


Lower frame: Micro Ampl Jy Top frame: Phas deg
Vector averaged cross-power spectrum Several baselines displayed
Timerange: 00/11:31:21 to 00/11:35:19

Plot file version 168 created 26-FEB-2024 13:16:18

J1602+2610 EG128B.MSORT.1

Freq = 4.7990 GHz, Bw = 32.000 MH No calibration applied and no bandpass applied



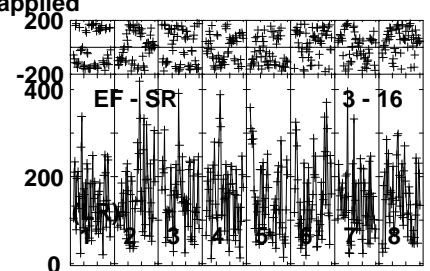
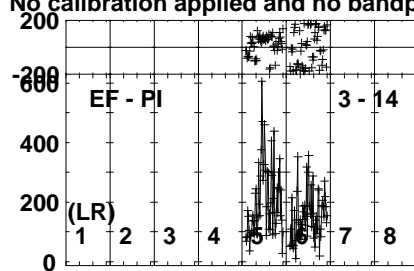
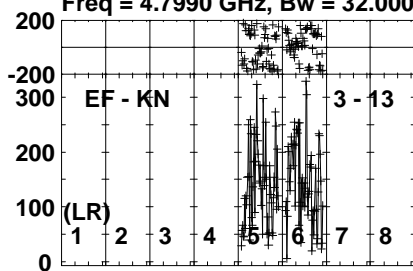
Lower frame: Micro Ampl Jy Top frame: Phas deg
Vector averaged cross-power spectrum Several baselines displayed
Timerange: 00/11:35:41 to 00/11:36:39

Plot file version 169 created 26-FEB-2024 13:16:18

J1602+2610 EG128B.MSORT.1

Freq = 4.7990 GHz, Bw = 32.000 MH

No calibration applied and no bandpass applied



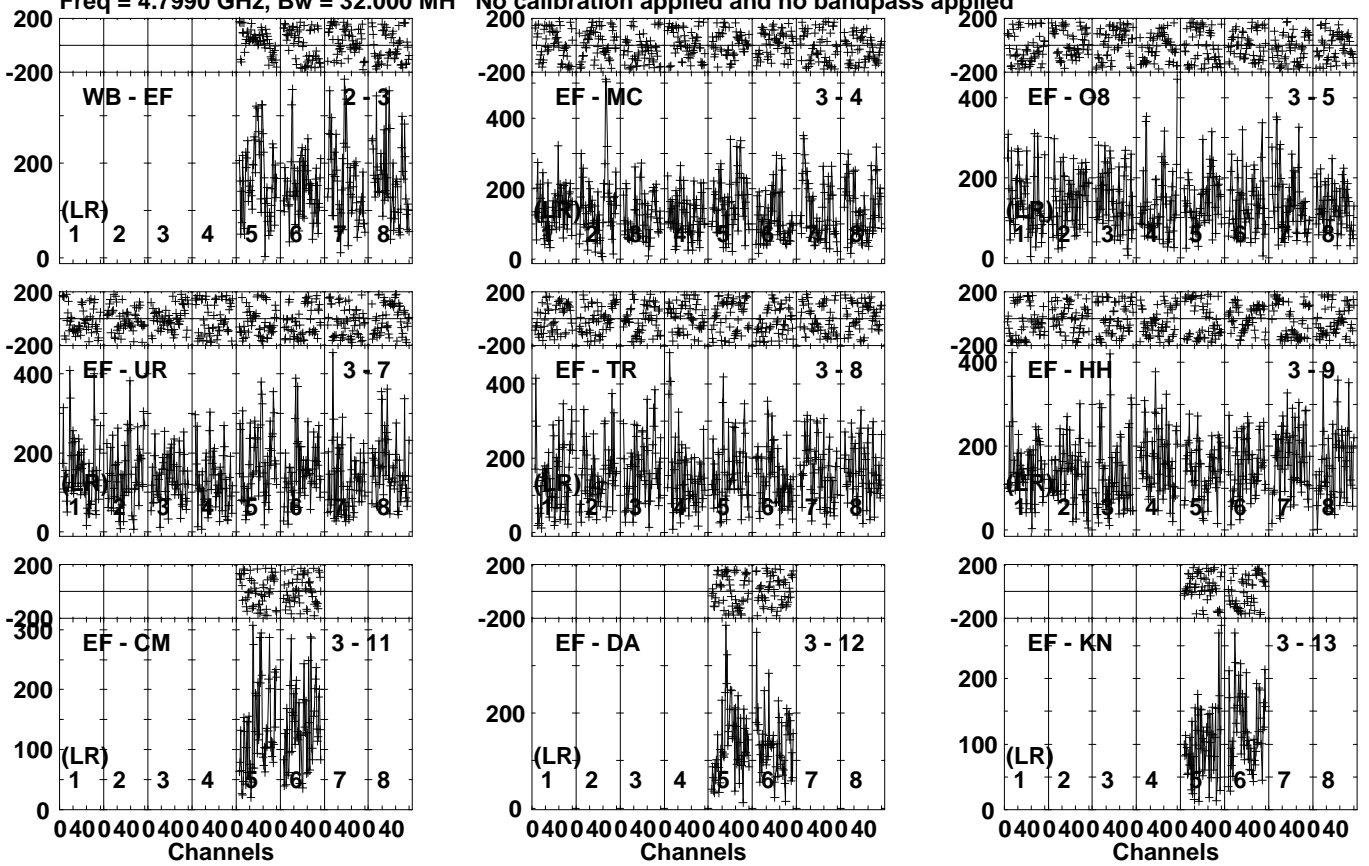
Lower frame: Micro Ampl Jy Top frame: Phas deg
Vector averaged cross-power spectrum Several baselines displayed
Timerange: 00/11:35:41 to 00/11:36:39

Plot file version 170 created 26-FEB-2024 13:16:18

J1559+2556 EG128B.MSORT.1

Freq = 4.7990 GHz, Bw = 32.000 MH

No calibration applied and no bandpass applied



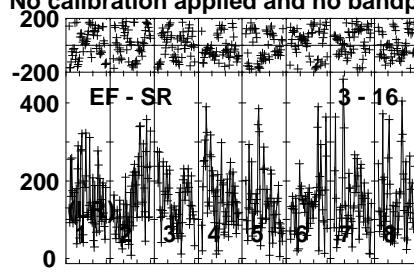
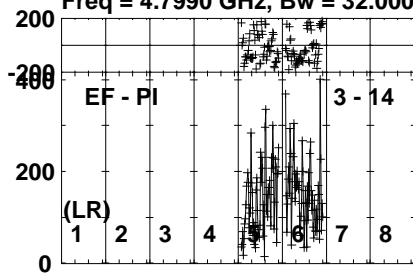
Lower frame: Micro Ampl Jy Top frame: Phas deg
Vector averaged cross-power spectrum Several baselines displayed
Timerange: 00/11:37:01 to 00/11:37:59

Plot file version 171 created 26-FEB-2024 13:16:18

J1559+2556 EG128B.MSORT.1

Freq = 4.7990 GHz, Bw = 32.000 MH

No calibration applied and no bandpass applied



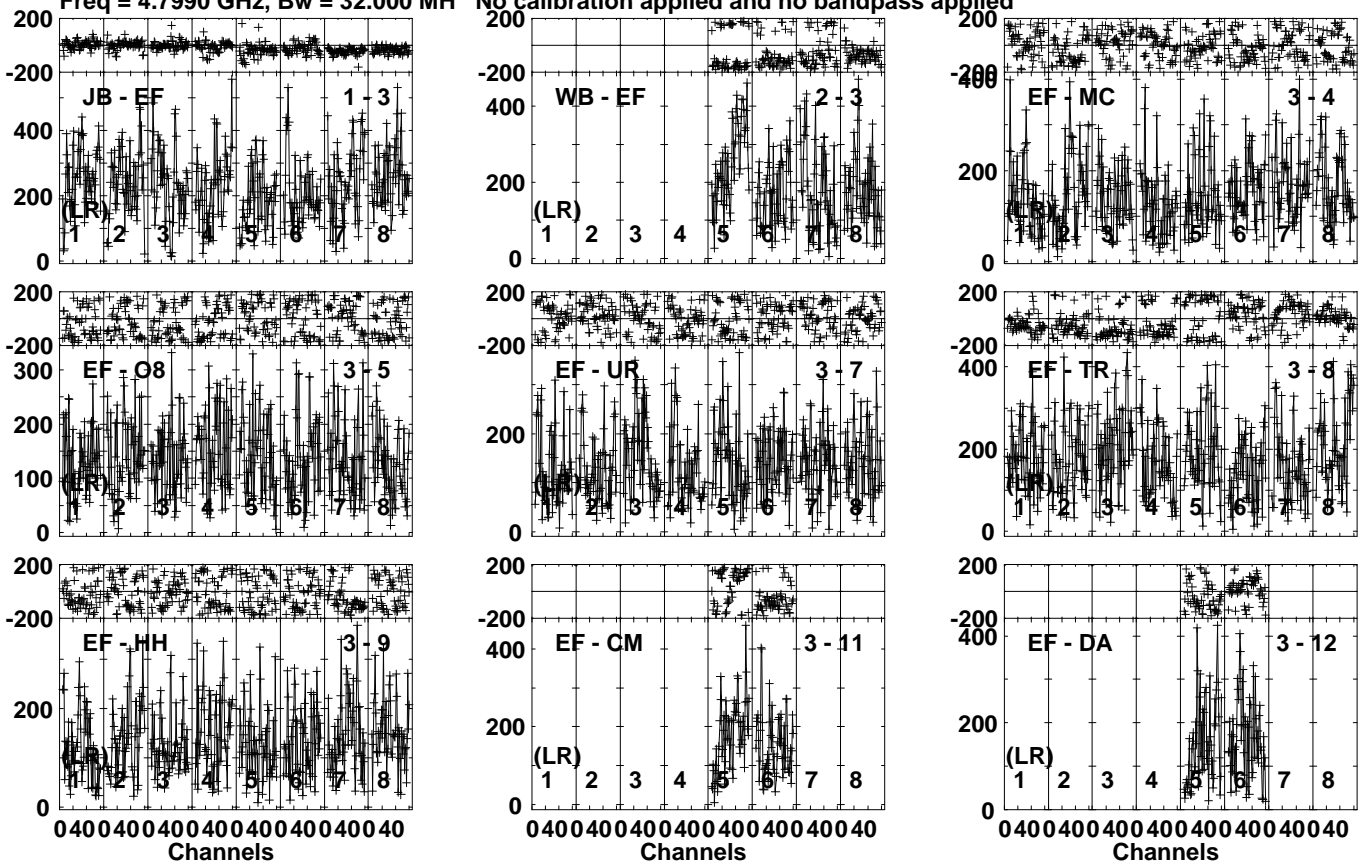
Lower frame: Micro Ampl Jy Top frame: Phas deg
Vector averaged cross-power spectrum Several baselines displayed
Timerange: 00/11:37:01 to 00/11:37:59

Plot file version 172 created 26-FEB-2024 13:16:18

J1602+2610 EG128B.MSORT.1

Freq = 4.7990 GHz, Bw = 32.000 MH

No calibration applied and no bandpass applied



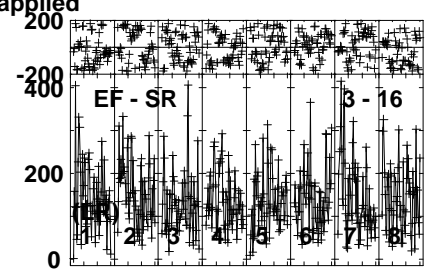
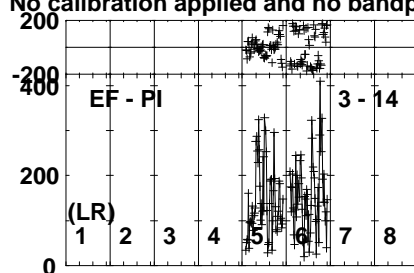
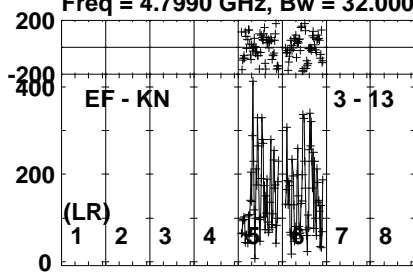
Lower frame: Micro Ampl Jy Top frame: Phas deg
Vector averaged cross-power spectrum Several baselines displayed
Timerange: 00/11:38:21 to 00/11:39:19

Plot file version 173 created 26-FEB-2024 13:16:19

J1602+2610 EG128B.MSORT.1

Freq = 4.7990 GHz, Bw = 32.000 MH

No calibration applied and no bandpass applied

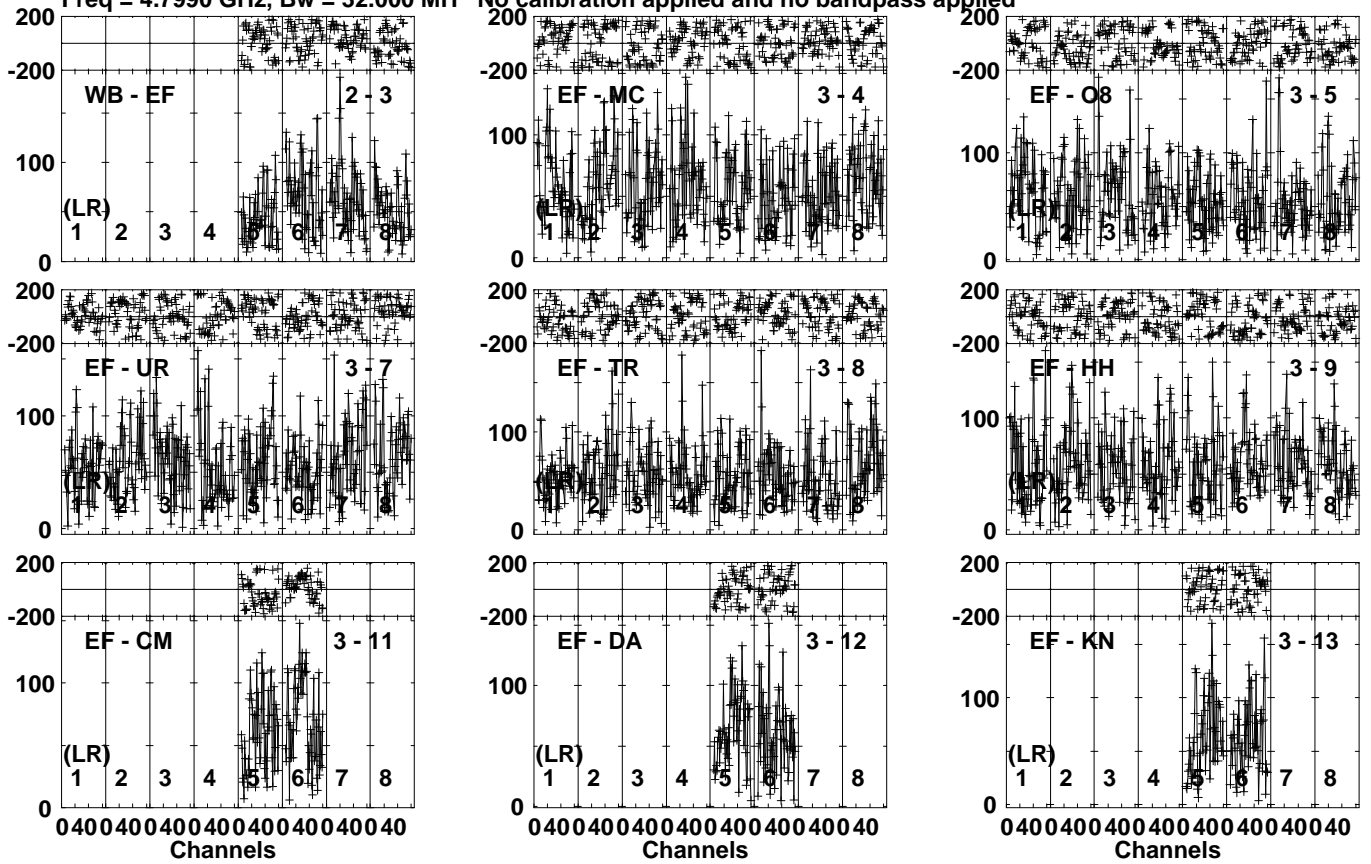


Lower frame: Micro Ampl Jy Top frame: Phas deg
Vector averaged cross-power spectrum Several baselines displayed
Timerange: 00/11:38:21 to 00/11:39:19

Plot file version 174 created 26-FEB-2024 13:16:19

TCRB EG128B.MSORT.1

Freq = 4.7990 GHz, Bw = 32.000 MH No calibration applied and no bandpass applied

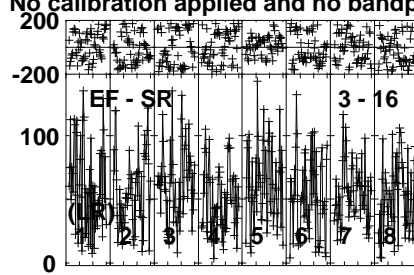
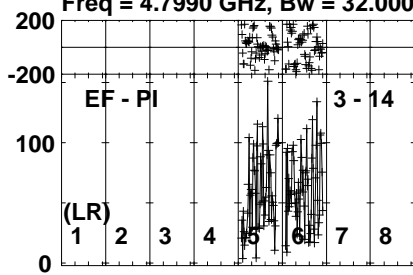


Lower frame: Micro Ampl Jy Top frame: Phas deg
Vector averaged cross-power spectrum Several baselines displayed
Timerange: 00/11:39:41 to 00/11:43:39

Plot file version 175 created 26-FEB-2024 13:16:19

TCRB EG128B.MSORT.1

Freq = 4.7990 GHz, Bw = 32.000 MH No calibration applied and no bandpass applied



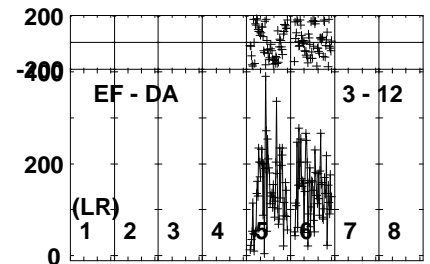
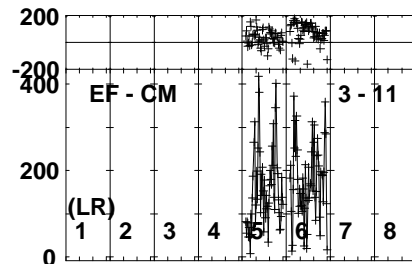
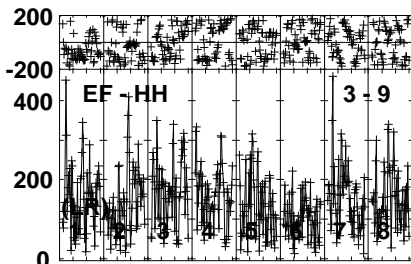
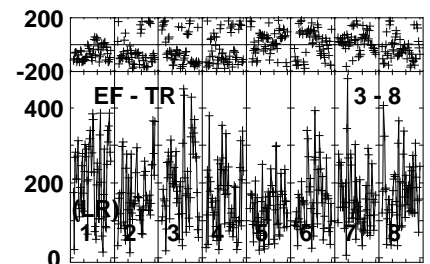
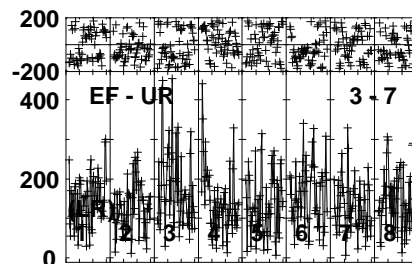
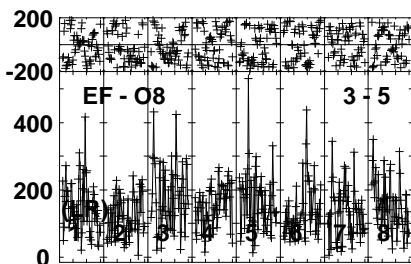
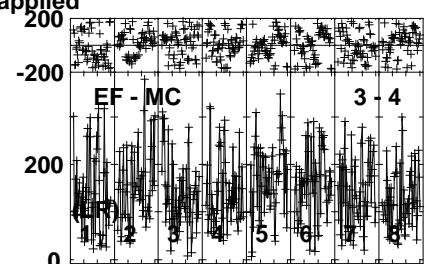
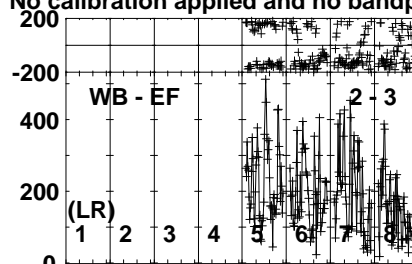
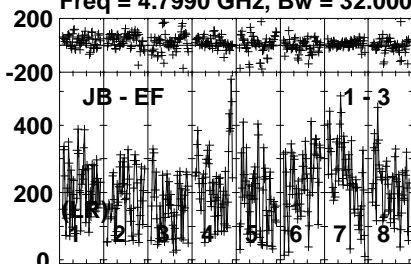
Lower frame: Micro Ampl Jy Top frame: Phas deg
Vector averaged cross-power spectrum Several baselines displayed
Timerange: 00/11:39:41 to 00/11:43:39

Plot file version 176 created 26-FEB-2024 13:16:19

J1602+2610 EG128B.MSORT.1

Freq = 4.7990 GHz, Bw = 32.000 MH

No calibration applied and no bandpass applied

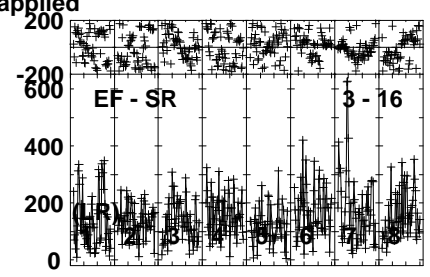
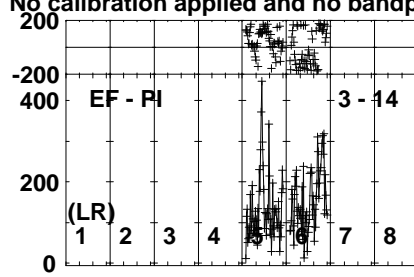
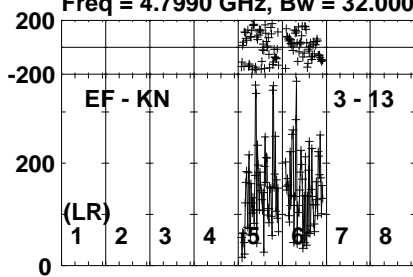


Lower frame: Micro Ampl Jy Top frame: Phas deg
Vector averaged cross-power spectrum Several baselines displayed
Timerange: 00/11:44:01 to 00/11:44:59

Plot file version 177 created 26-FEB-2024 13:16:20

J1602+2610 EG128B.MSORT.1

Freq = 4.7990 GHz, Bw = 32.000 MH No calibration applied and no bandpass applied



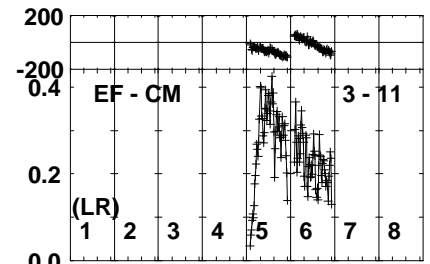
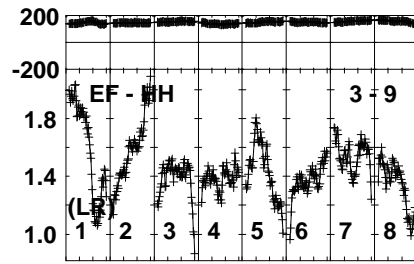
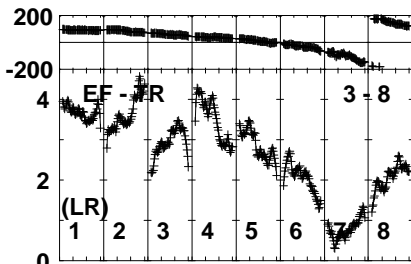
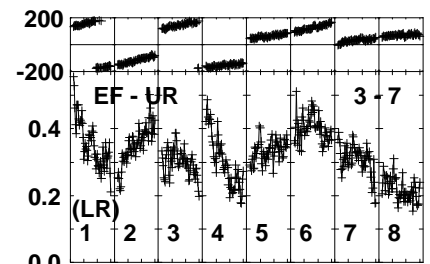
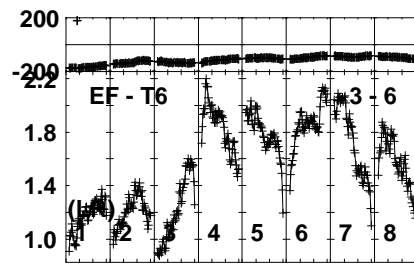
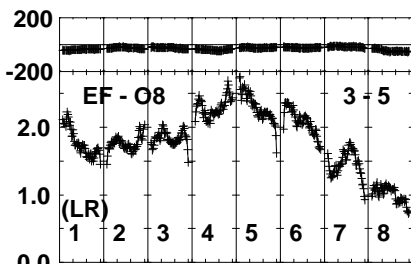
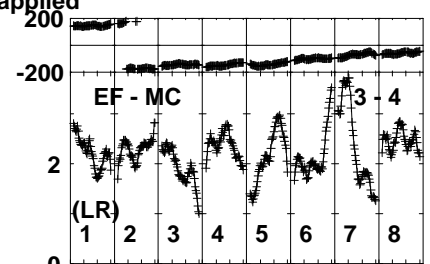
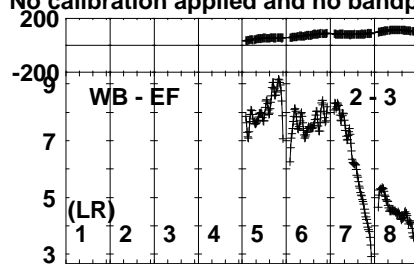
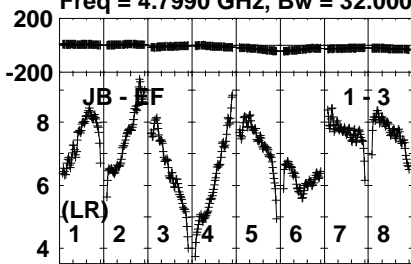
Lower frame: Micro Ampl Jy Top frame: Phas deg
Vector averaged cross-power spectrum Several baselines displayed
Timerange: 00/11:44:01 to 00/11:44:59

Plot file version 178 created 26-FEB-2024 13:16:21

J1642+3948 EG128B.MSORT.1

Freq = 4.7990 GHz, Bw = 32.000 MH

No calibration applied and no bandpass applied



Lower frame: Milli Ampl Jy Top frame: Phas deg

Vector averaged cross-power spectrum Several baselines displayed

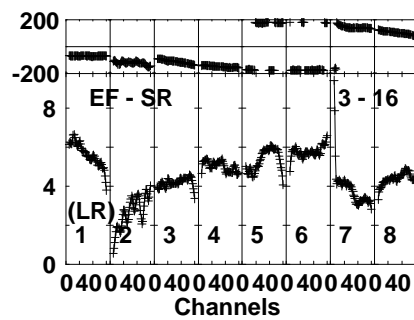
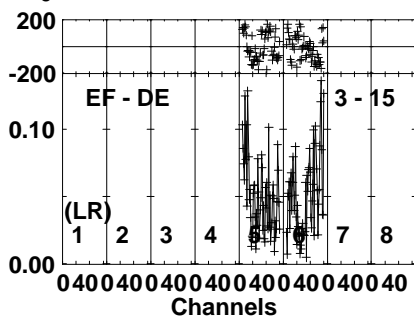
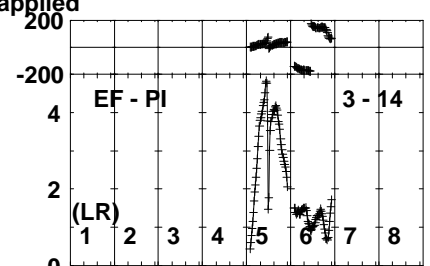
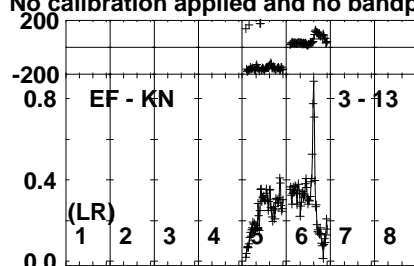
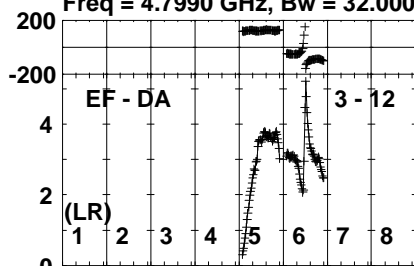
Timerange: 00/11:47:01 to 00/11:51:59

Plot file version 179 created 26-FEB-2024 13:16:22

J1642+3948 EG128B.MSORT.1

Freq = 4.7990 GHz, Bw = 32.000 MH

No calibration applied and no bandpass applied



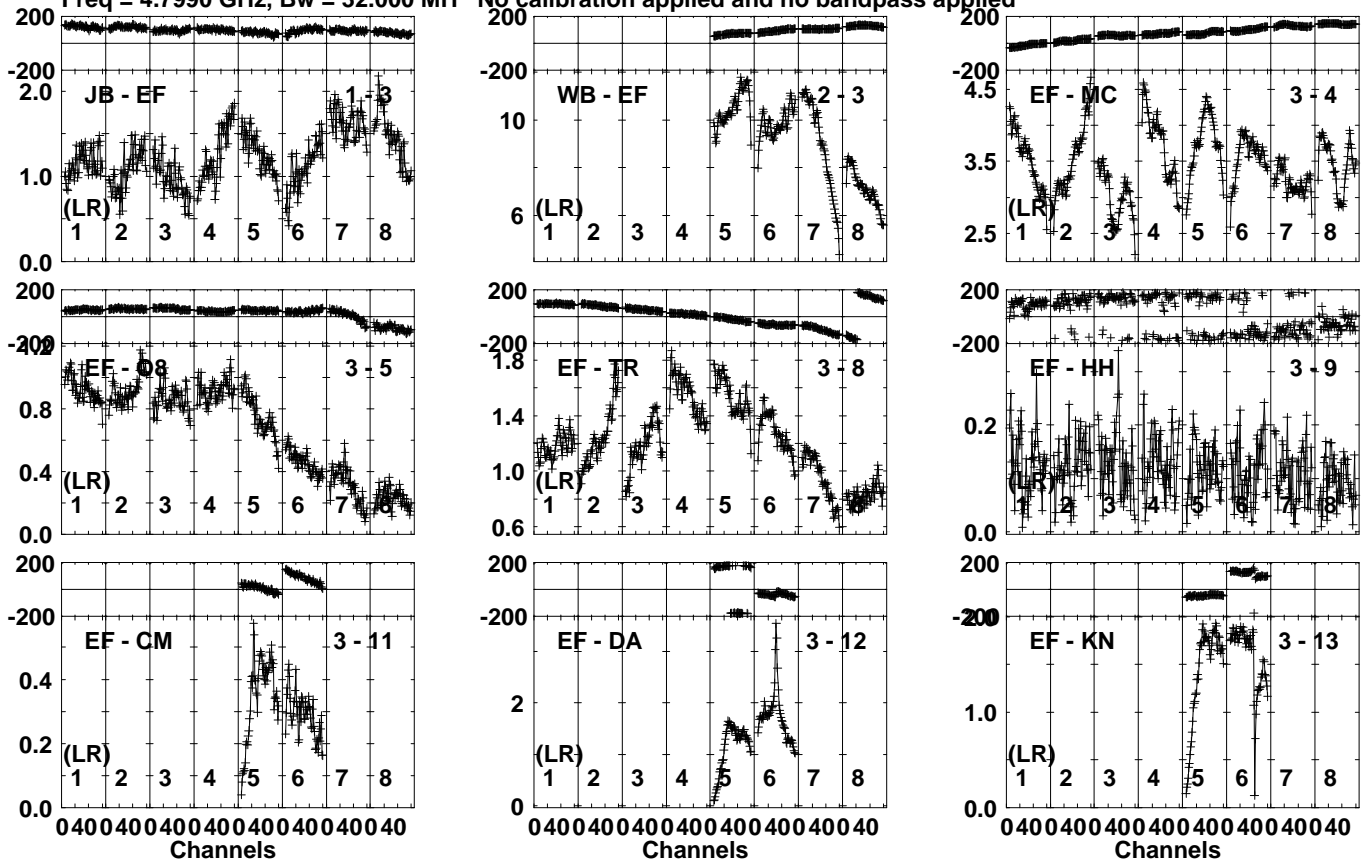
Lower frame: Milli Ampl Jy Top frame: Phas deg
Vector averaged cross-power spectrum Several baselines displayed
Timerange: 00/11:47:01 to 00/11:51:59

Plot file version 180 created 26-FEB-2024 13:16:22

3C286 EG128B.MSORT.1

Freq = 4.7990 GHz, Bw = 32.000 MH

No calibration applied and no bandpass applied

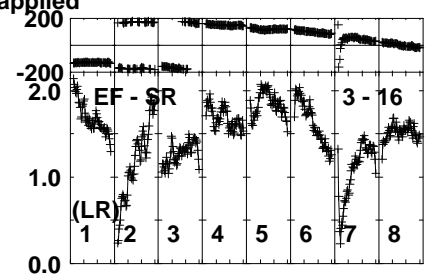
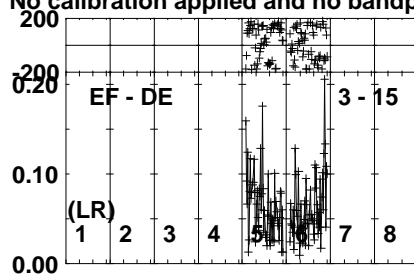
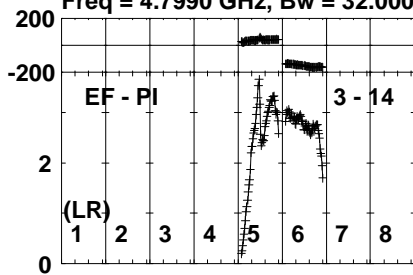


Lower frame: Milli Ampl Jy Top frame: Phas deg
Vector averaged cross-power spectrum Several baselines displayed
Timerange: 00/11:55:31 to 00/11:59:59

Plot file version 181 created 26-FEB-2024 13:16:23

3C286 EG128B.MSORT.1

Freq = 4.7990 GHz, Bw = 32.000 MH No calibration applied and no bandpass applied



Lower frame: Milli Ampl Jy Top frame: Phas deg
Vector averaged cross-power spectrum Several baselines displayed
Timerange: 00/11:55:31 to 00/11:59:59