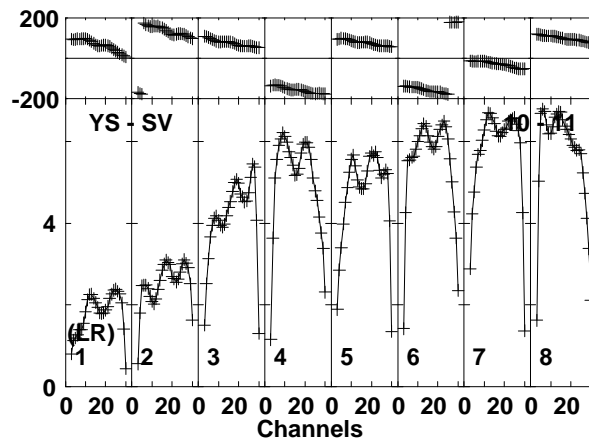
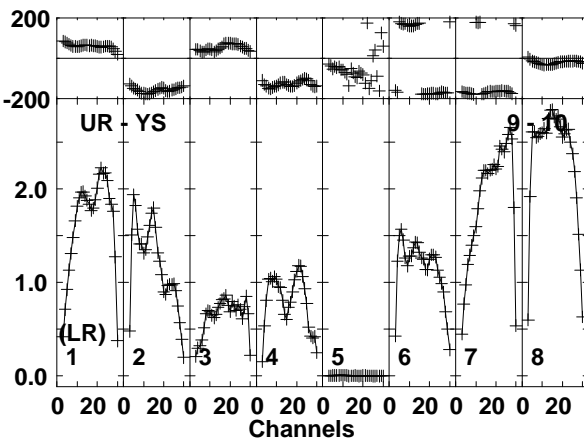
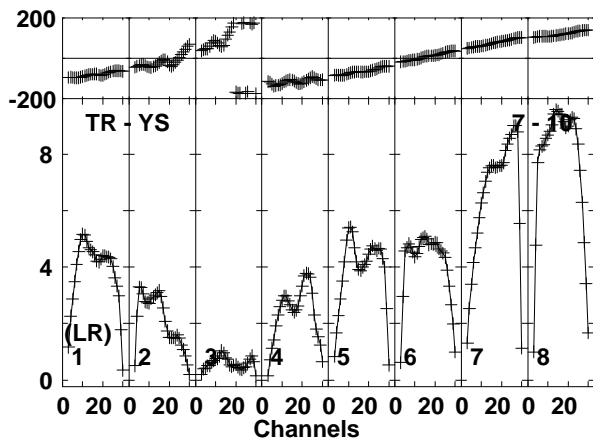
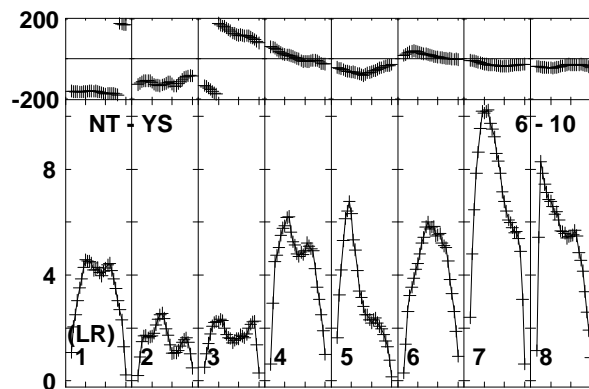
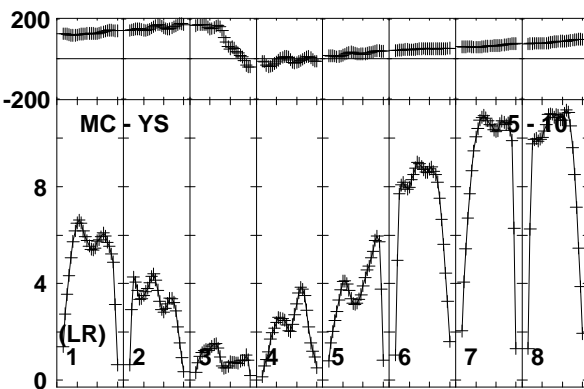
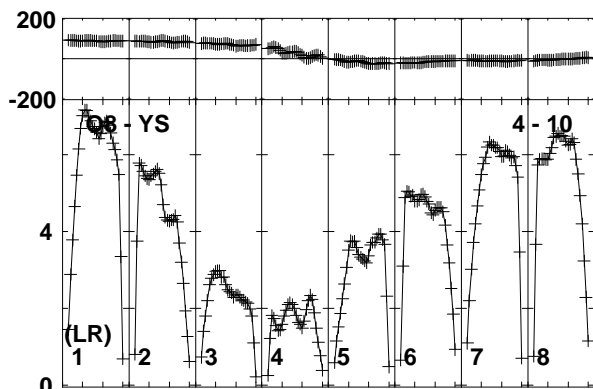
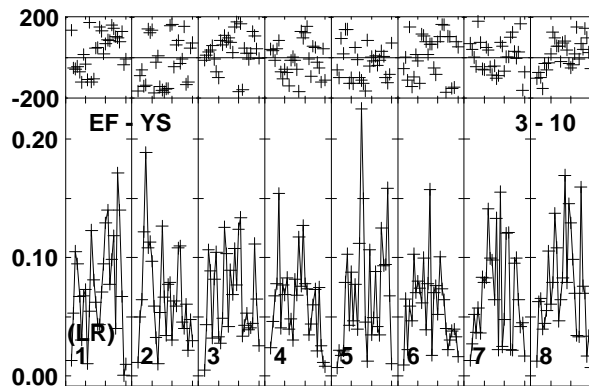
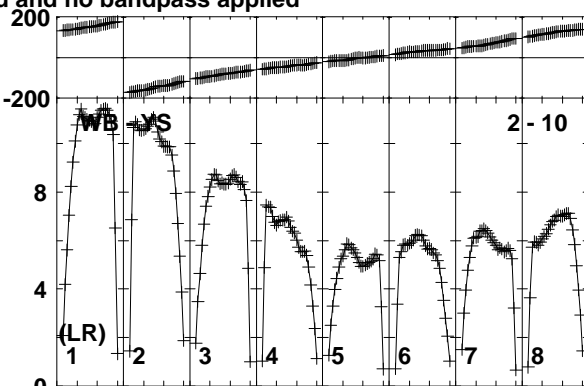
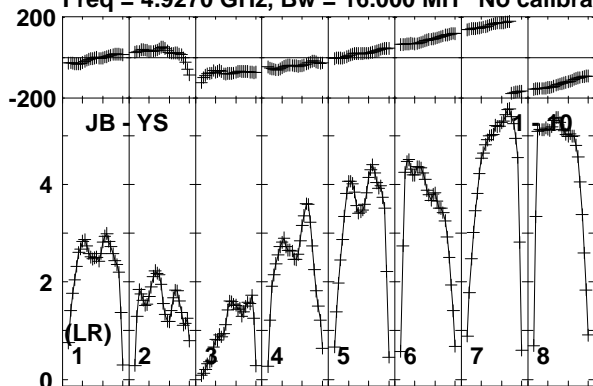


Plot file version 1 created 20-JUL-2016 17:58:15

4C39.25 EH032B.UVDATA.1

Freq = 4.9270 GHz, Bw = 16.000 MH No calibration applied and no bandpass applied

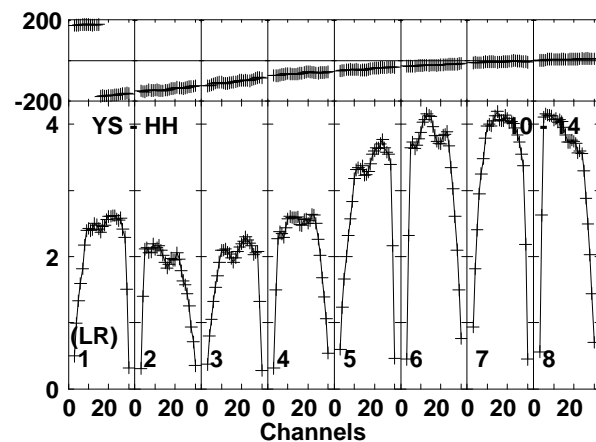
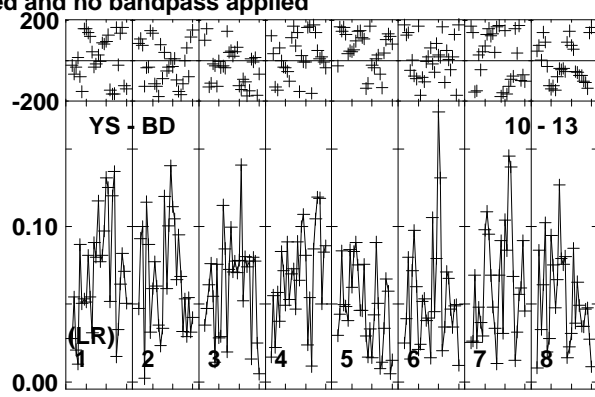
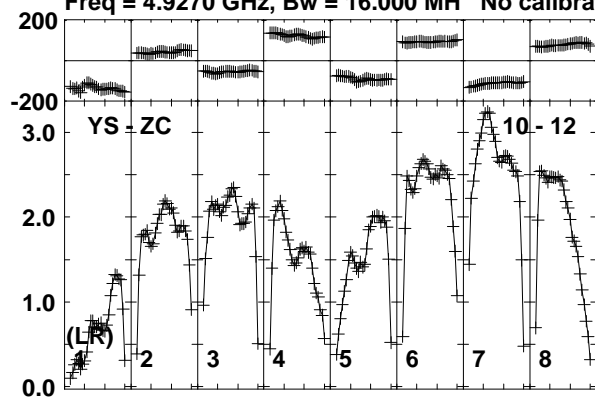


Lower frame: Milli Ampl Jy Top frame: Phas deg  
Vector averaged cross-power spectrum Baseline: JB (01) - YS (10)  
Timerange: 00/07:00:03 to 00/07:04:59

Plot file version 2 created 20-JUL-2016 17:58:16

4C39.25 EH032B.UVDATA.1

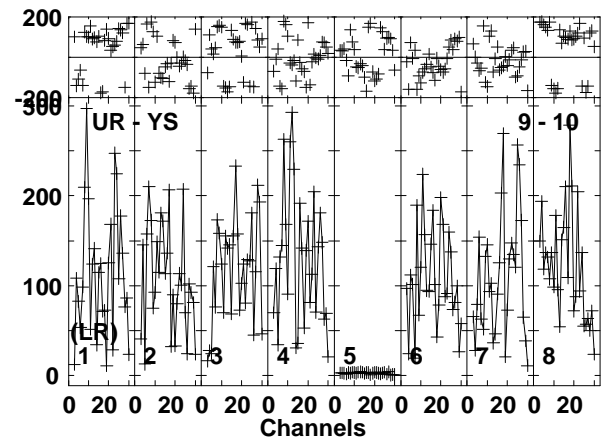
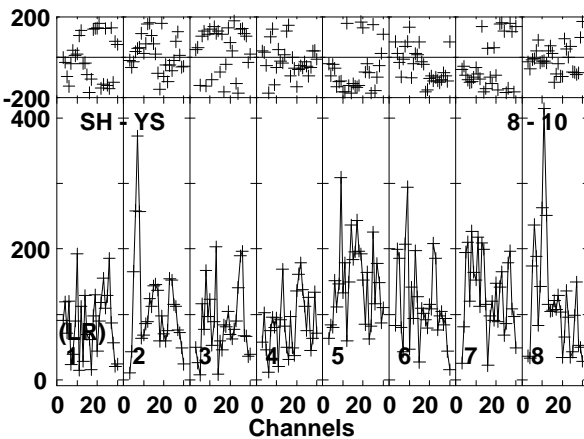
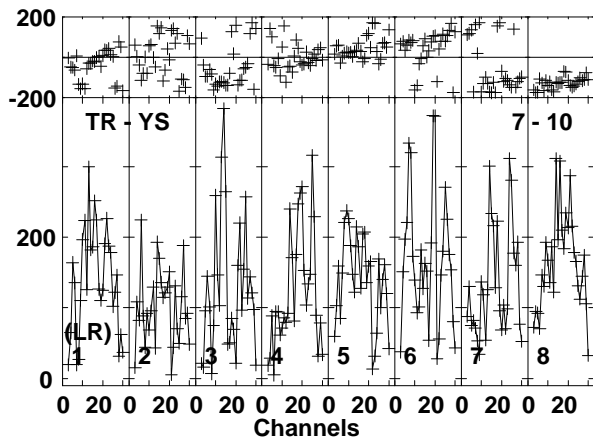
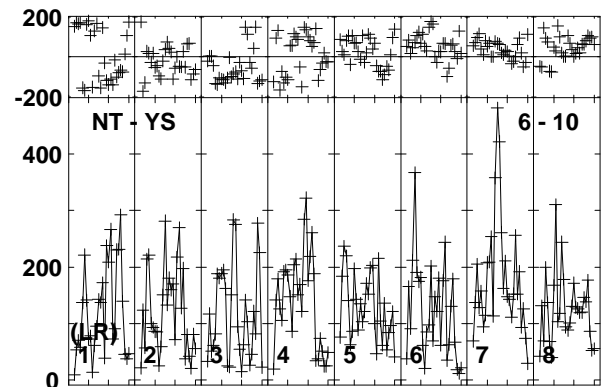
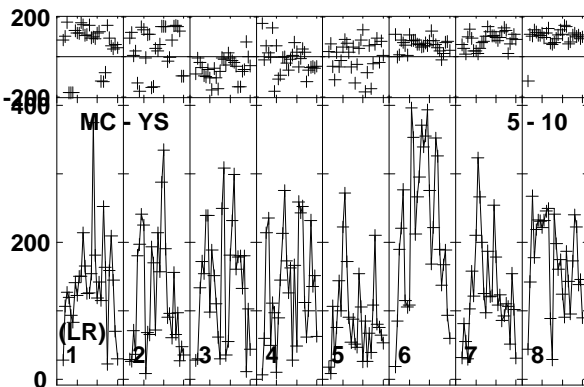
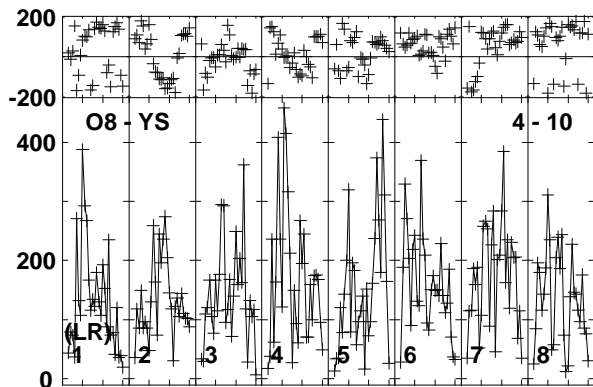
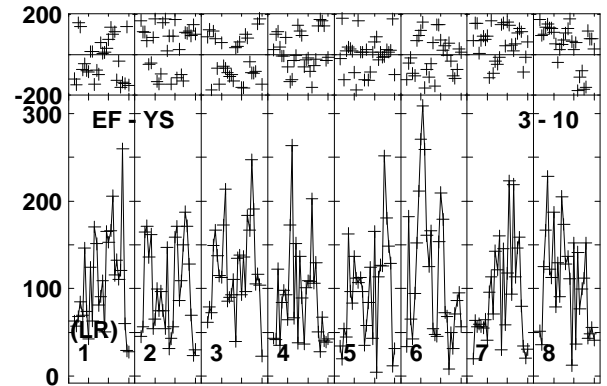
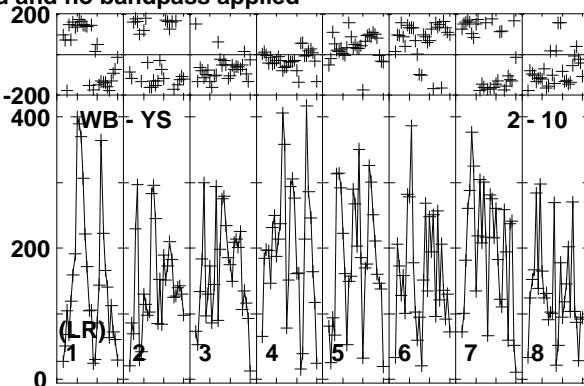
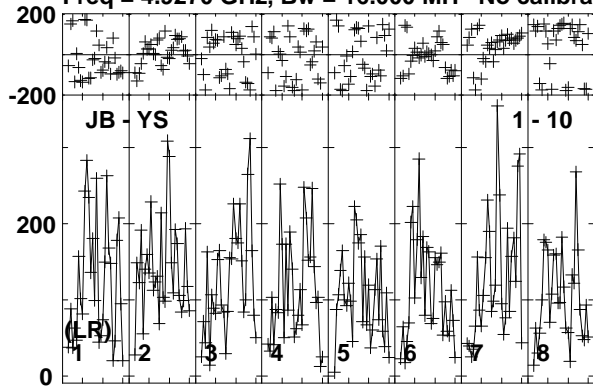
Freq = 4.9270 GHz, Bw = 16.000 MH No calibration applied and no bandpass applied



Lower frame: Milli Ampl Jy Top frame: Phas deg  
Vector averaged cross-power spectrum Baseline: YS (10) - ZC (12)  
Timerange: 00/07:00:03 to 00/07:04:59

Plot file version 3 created 20-JUL-2016 17:58:16  
J1450+0910 EH032B.UVDATA.1

Freq = 4.9270 GHz, Bw = 16.000 MH No calibration applied and no bandpass applied

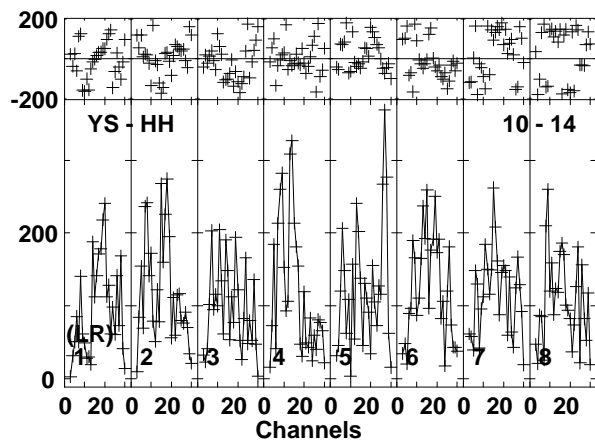
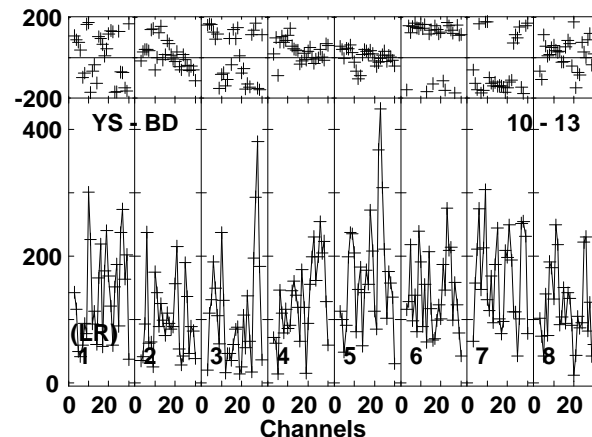
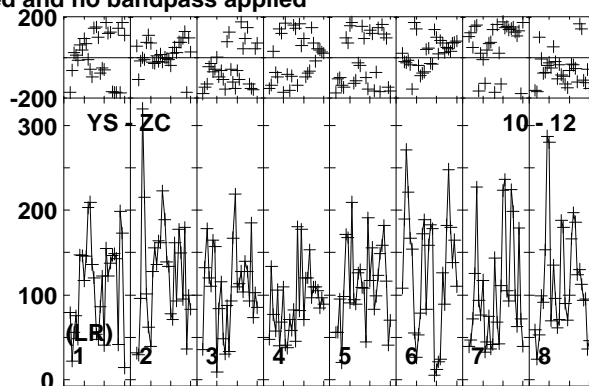
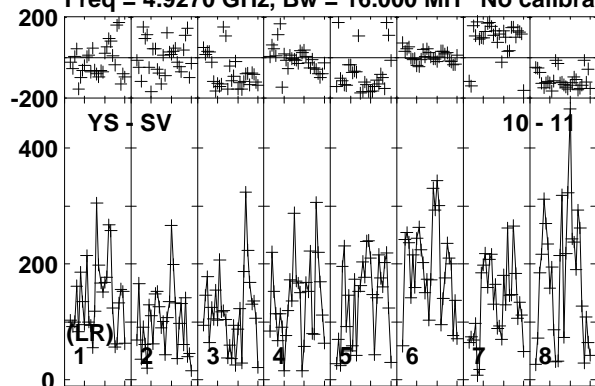


Lower frame: Micro Ampl Jy Top frame: Phas deg  
Vector averaged cross-power spectrum Baseline: JB (01) - YS (10)  
Timerange: 00/07:10:11 to 00/07:11:57

Plot file version 4 created 20-JUL-2016 17:58:16

J1450+0910 EH032B.UVDATA.1

Freq = 4.9270 GHz, Bw = 16.000 MH No calibration applied and no bandpass applied

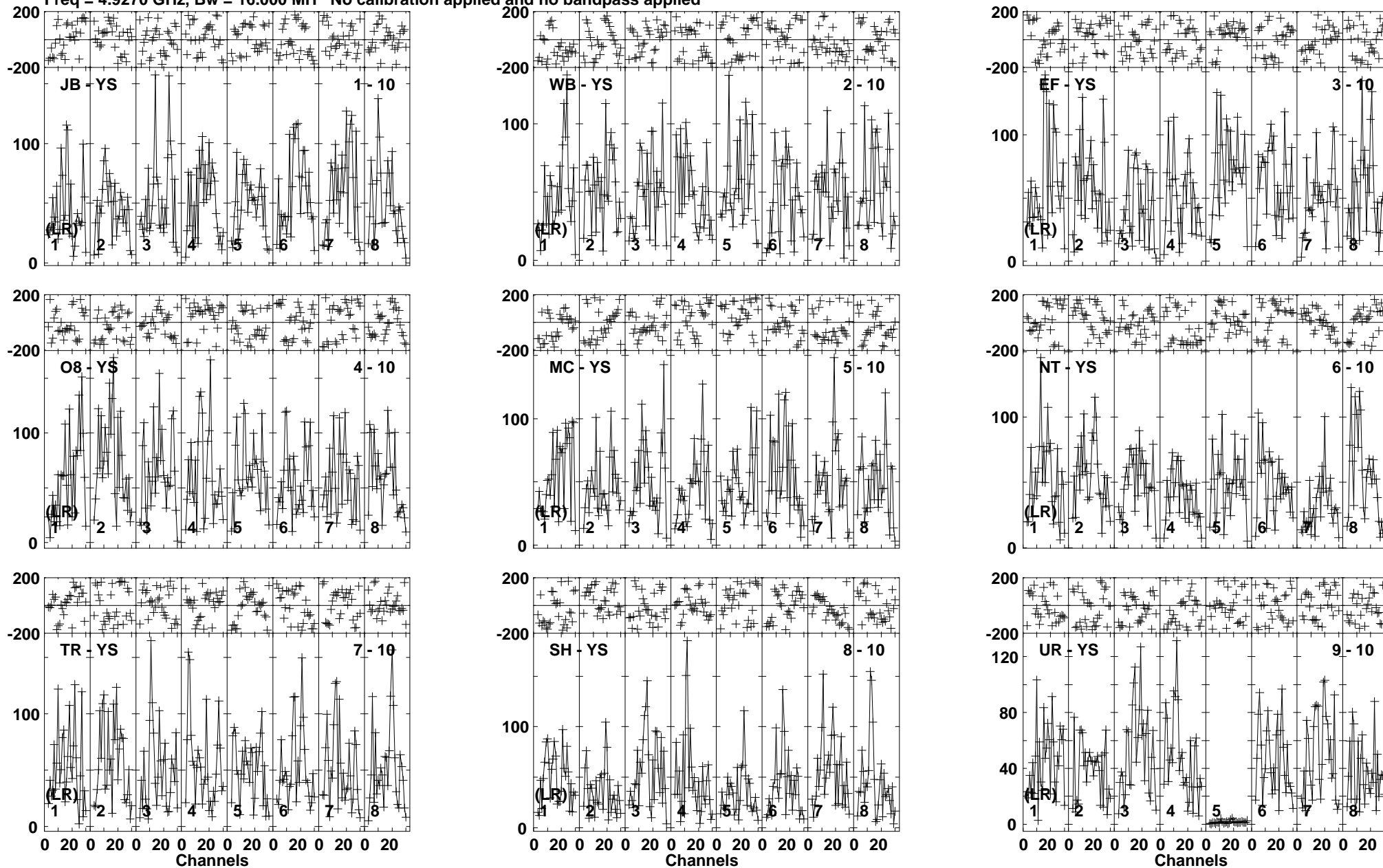


Lower frame: Micro Ampl Jy Top frame: Phas deg  
Vector averaged cross-power spectrum Baseline: YS (10) - SV (11)  
Timerange: 00/07:10:11 to 00/07:11:57

Plot file version 5 created 20-JUL-2016 17:58:16

UGC09555 EH032B.UVDATA.1

Freq = 4.9270 GHz, Bw = 16.000 MH No calibration applied and no bandpass applied

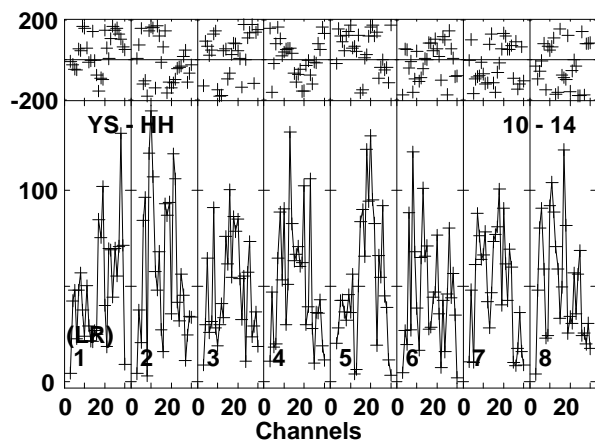
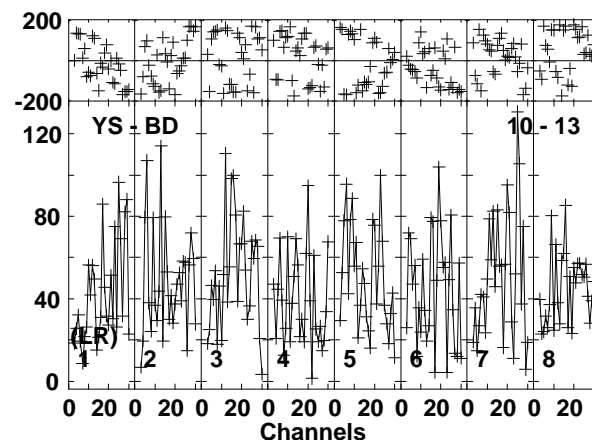
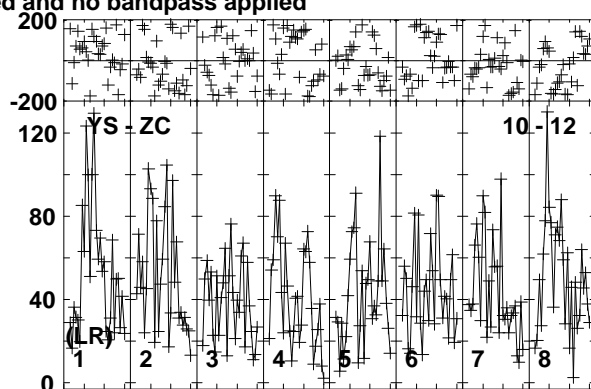
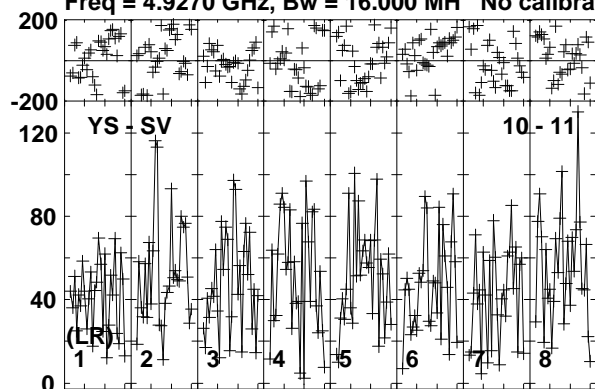


Lower frame: Micro Ampl Jy Top frame: Phas deg  
Vector averaged cross-power spectrum Baseline: JB (01) - YS (10)  
Timerange: 00/07:12:02 to 00/07:20:56

Plot file version 6 created 20-JUL-2016 17:58:17

UGC09555 EH032B.UVDATA.1

Freq = 4.9270 GHz, Bw = 16.000 MH No calibration applied and no bandpass applied

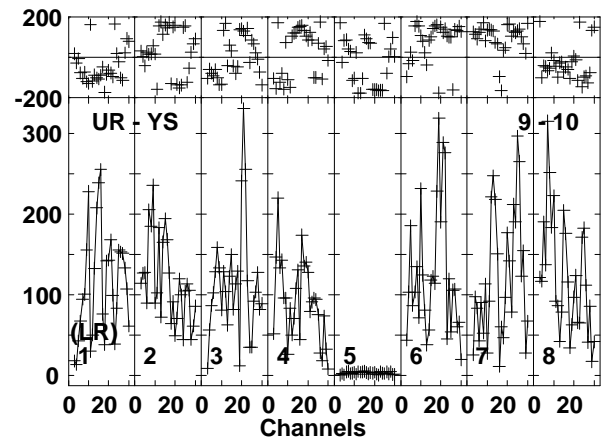
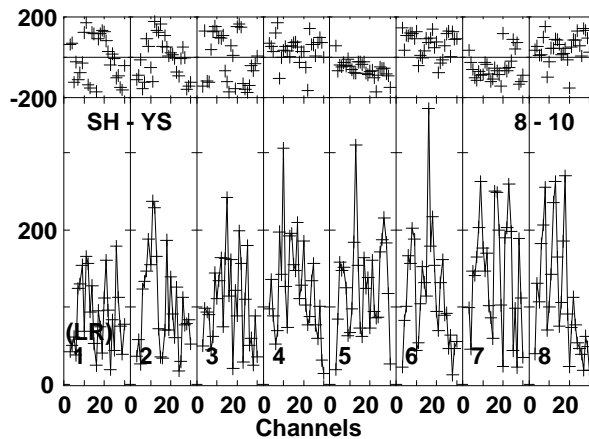
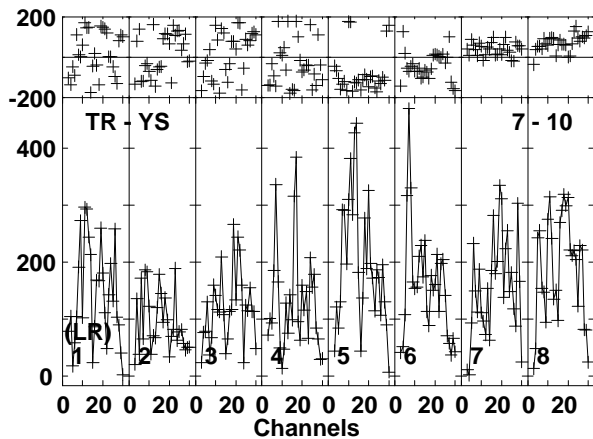
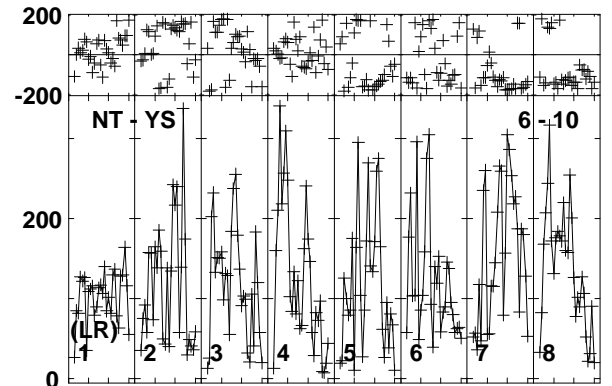
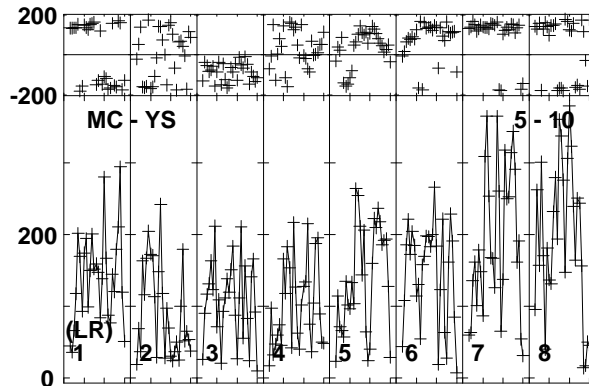
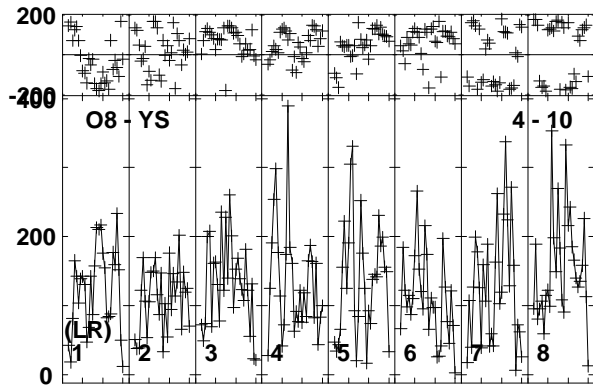
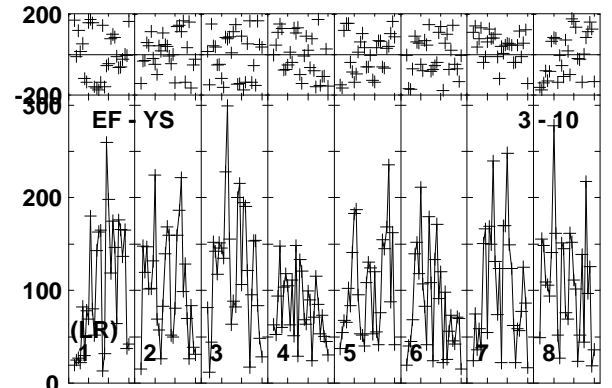
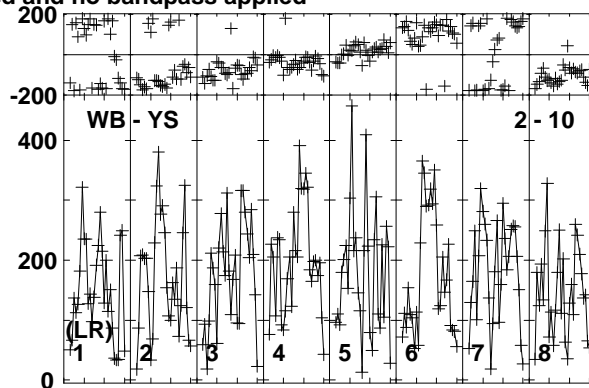
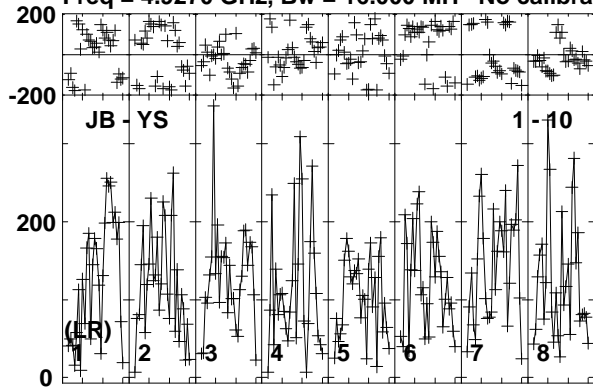


Lower frame: Micro Ampl Jy Top frame: Phas deg  
Vector averaged cross-power spectrum Baseline: YS (10) - SV (11)  
Timerange: 00/07:12:02 to 00/07:20:56

Plot file version 7 created 20-JUL-2016 17:58:17

J1450+0910 EH032B.UVDATA.1

Freq = 4.9270 GHz, Bw = 16.000 MH No calibration applied and no bandpass applied

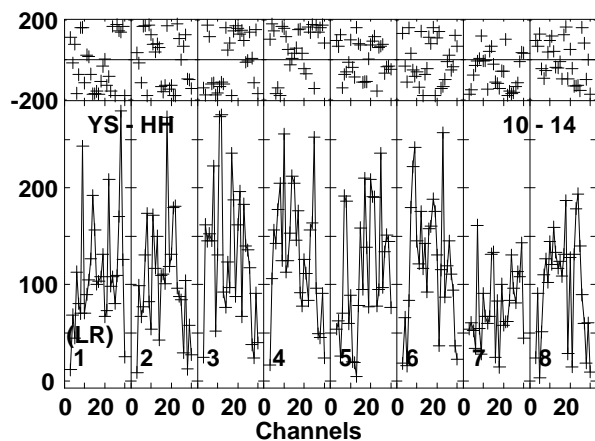
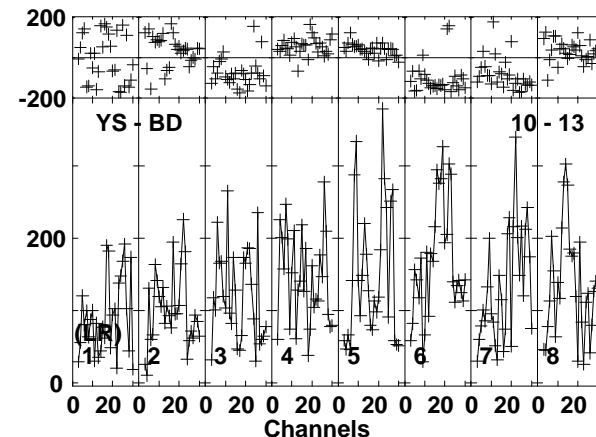
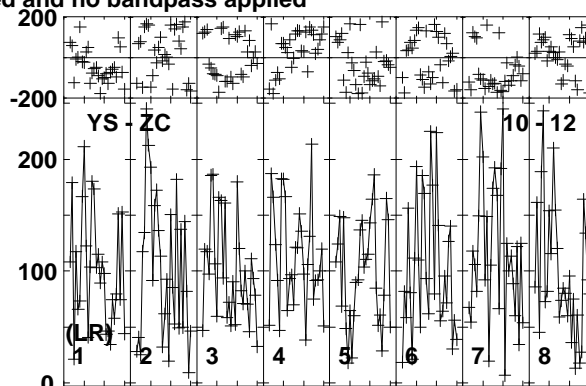
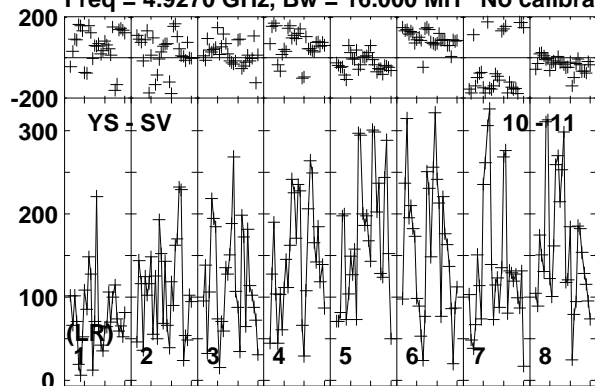


Lower frame: Micro Ampl Jy Top frame: Phas deg  
Vector averaged cross-power spectrum Baseline: JB (01) - YS (10)  
Timerange: 00/07:21:36 to 00/07:23:32

Plot file version 8 created 20-JUL-2016 17:58:18

J1450+0910 EH032B.UVDATA.1

Freq = 4.9270 GHz, Bw = 16.000 MH No calibration applied and no bandpass applied



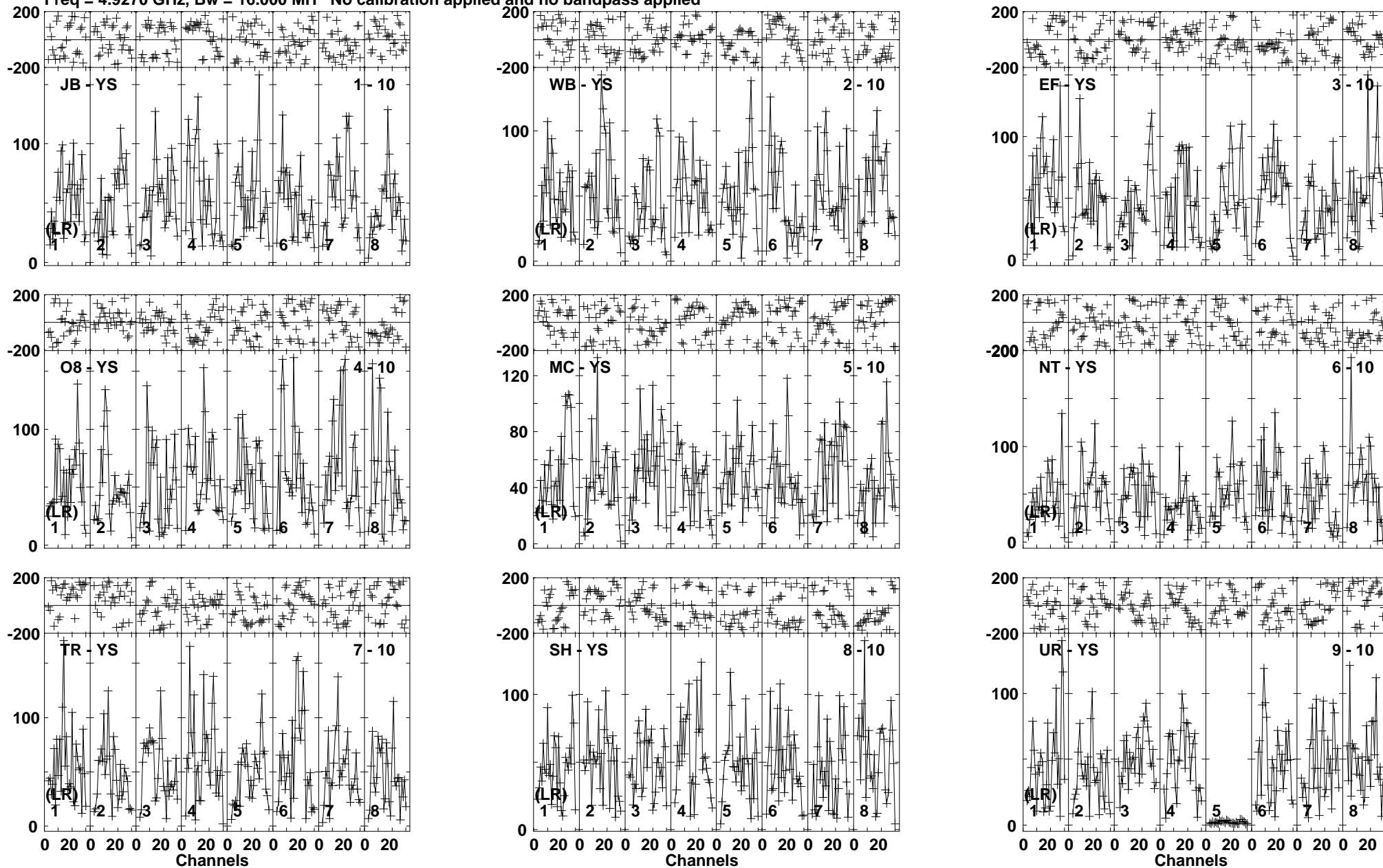
Lower frame: Micro Ampl Jy Top frame: Phas deg  
Vector averaged cross-power spectrum Baseline: YS (10) - SV (11)  
Timerange: 00/07:21:36 to 00/07:23:32



Plot file version 9 created 20-JUL-2016 17:58:18

UGC09555 EH032B.UVDATA.1

Freq = 4.9270 GHz, Bw = 16.000 MH No calibration applied and no bandpass applied

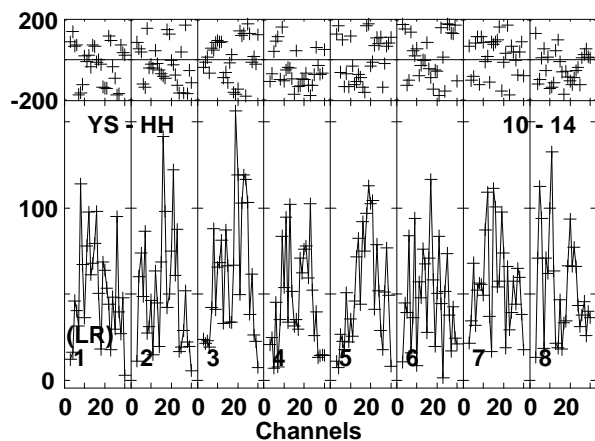
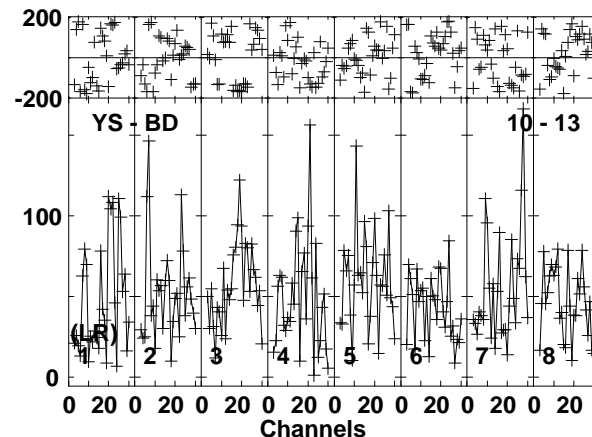
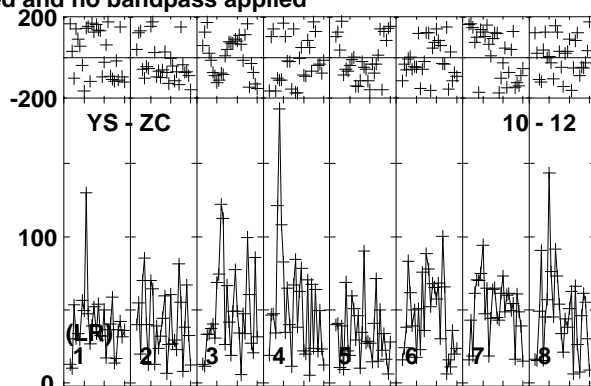
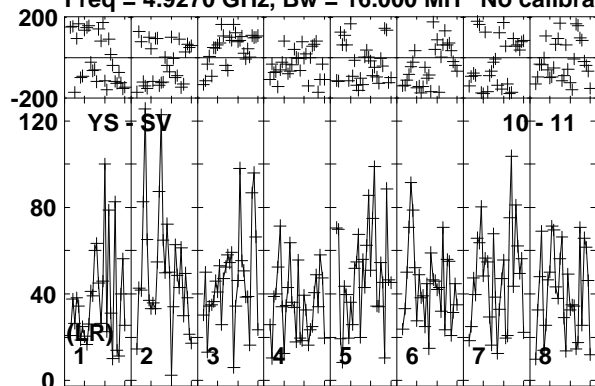


Lower frame: Micro Ampl Jy Top frame: Phas deg  
Vector averaged cross-power spectrum Baseline: JB (01) - YS (10)  
Timerange: 00/07:23:37 to 00/07:32:31

Plot file version 10 created 20-JUL-2016 17:58:19

UGC09555 EH032B.UVDATA.1

Freq = 4.9270 GHz, Bw = 16.000 MH No calibration applied and no bandpass applied

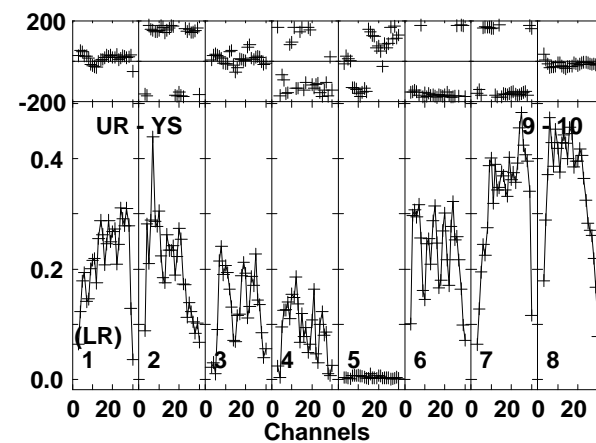
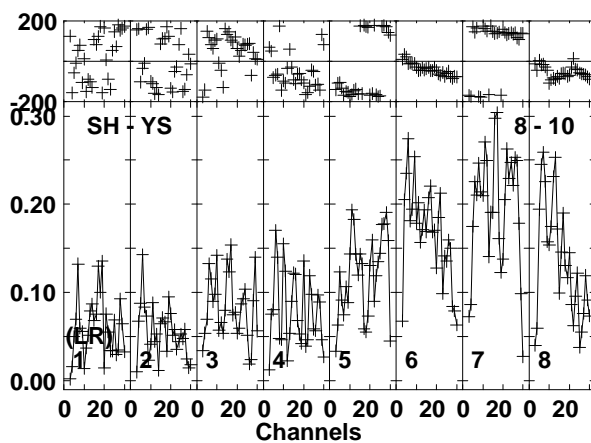
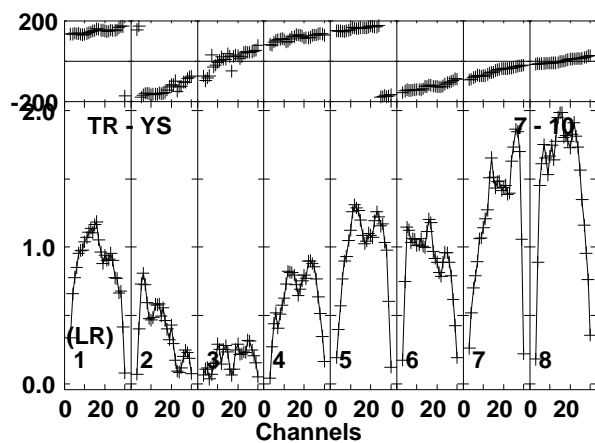
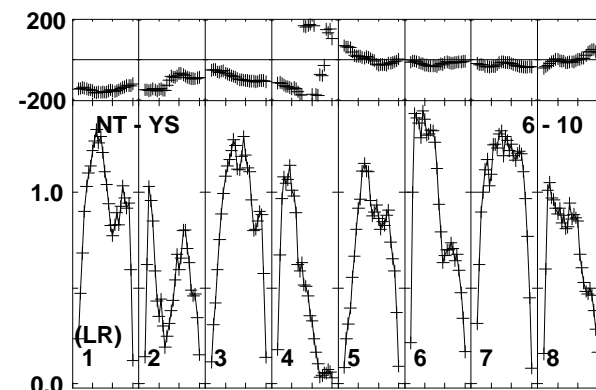
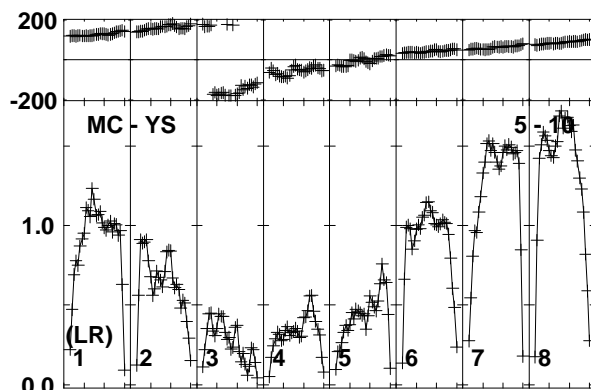
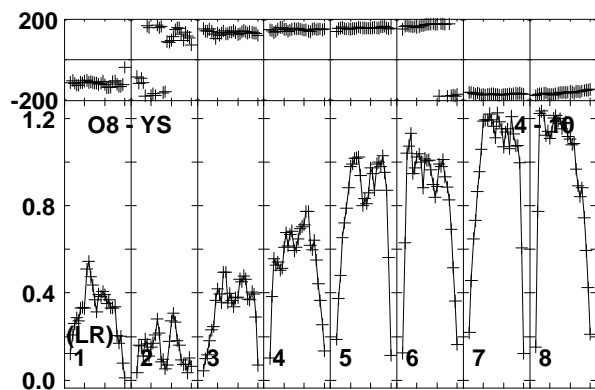
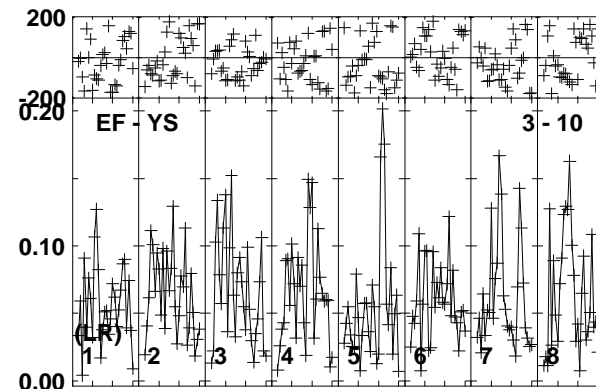
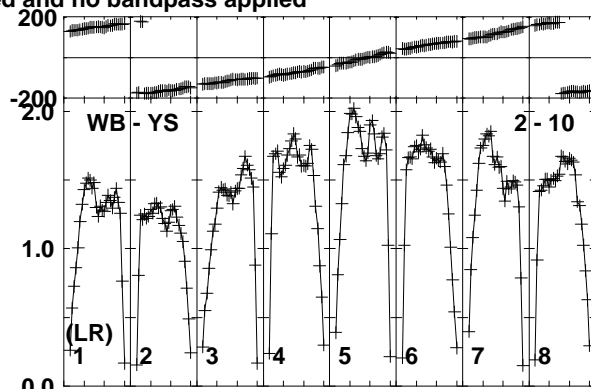
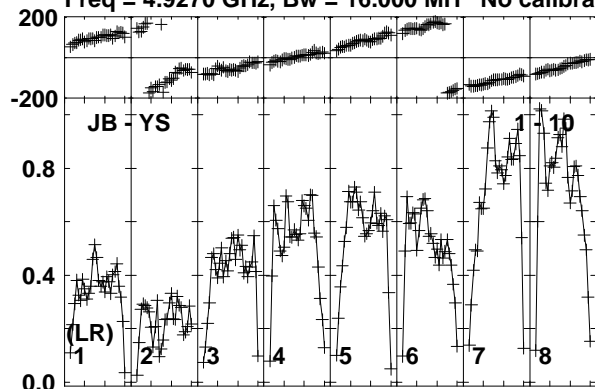


Lower frame: Micro Ampl Jy Top frame: Phas deg  
Vector averaged cross-power spectrum Baseline: YS (10) - SV (11)  
Timerange: 00/07:23:37 to 00/07:32:31

Plot file version 11 created 20-JUL-2016 17:58:19

OQ208 EH032B.UVDATA.1

Freq = 4.9270 GHz, Bw = 16.000 MH No calibration applied and no bandpass applied

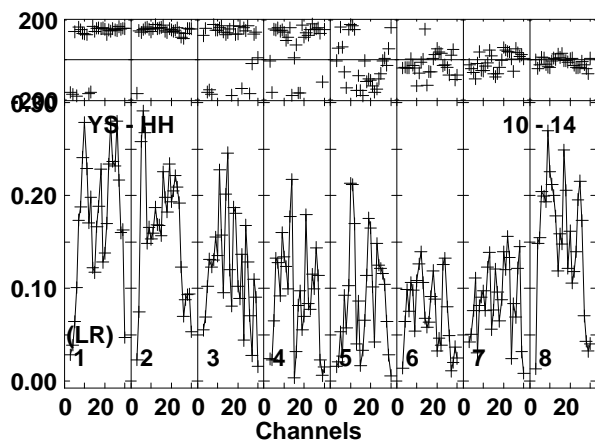
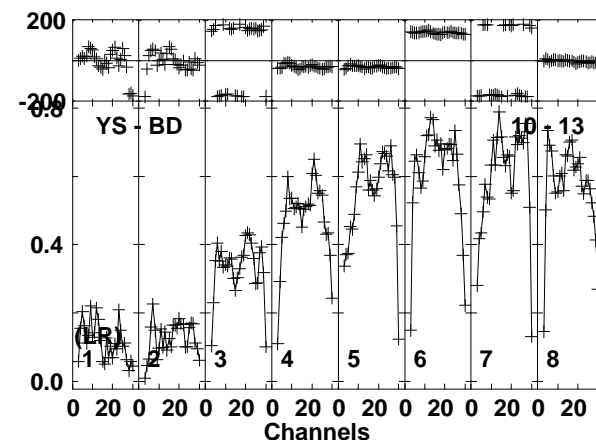
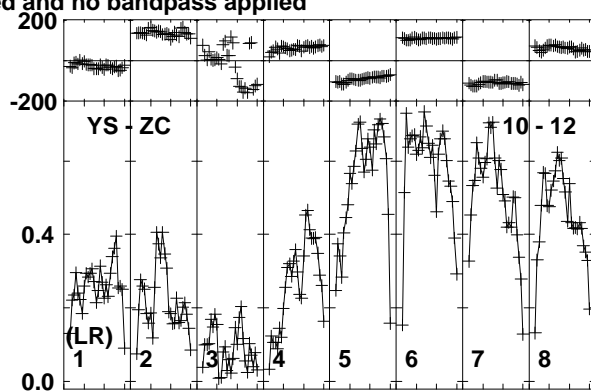
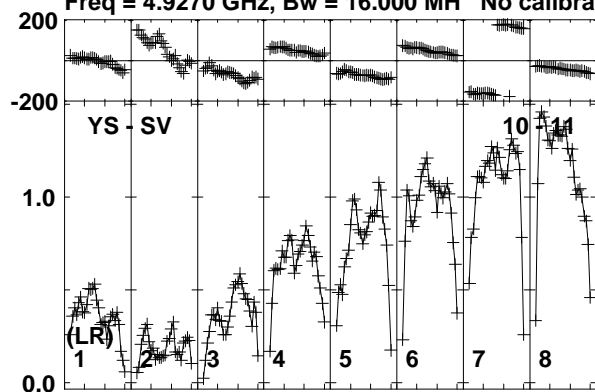


Lower frame: Milli Ampl Jy Top frame: Phas deg  
Vector averaged cross-power spectrum Baseline: JB (01) - YS (10)  
Timerange: 00/07:34:30 to 00/07:39:16

Plot file version 12 created 20-JUL-2016 17:58:19

OQ208 EH032B.UVDATA.1

Freq = 4.9270 GHz, Bw = 16.000 MH No calibration applied and no bandpass applied

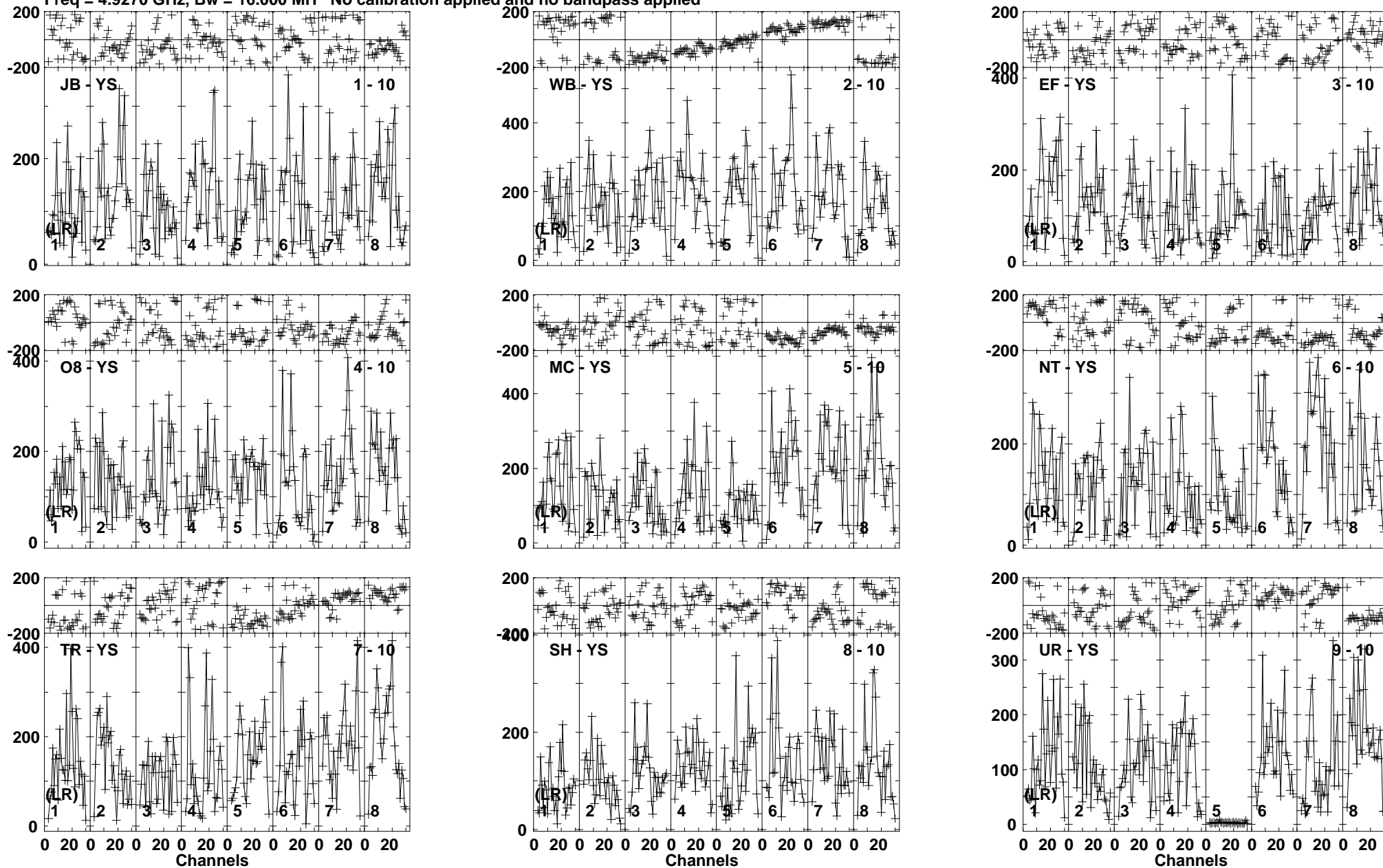


Lower frame: Milli Ampl Jy Top frame: Phas deg  
Vector averaged cross-power spectrum Baseline: YS (10) - SV (11)  
Timerange: 00/07:34:30 to 00/07:39:16

Plot file version 13 created 20-JUL-2016 17:58:20

J1450+0910 EH032B.UVDATA.1

Freq = 4.9270 GHz, Bw = 16.000 MH No calibration applied and no bandpass applied

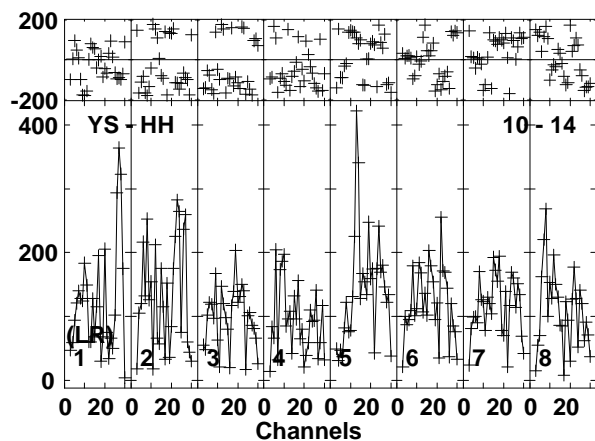
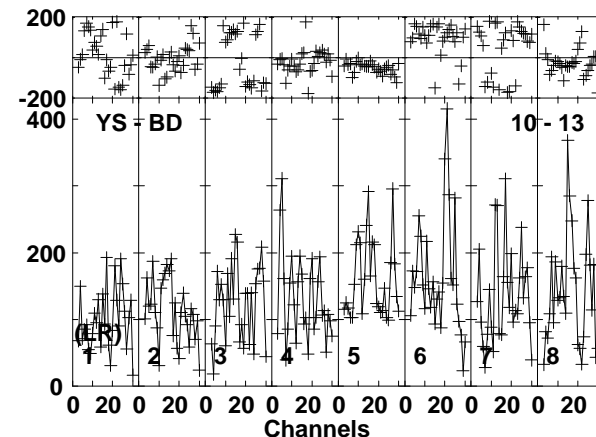
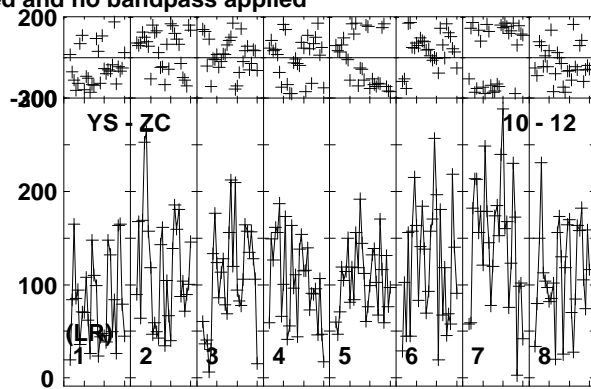
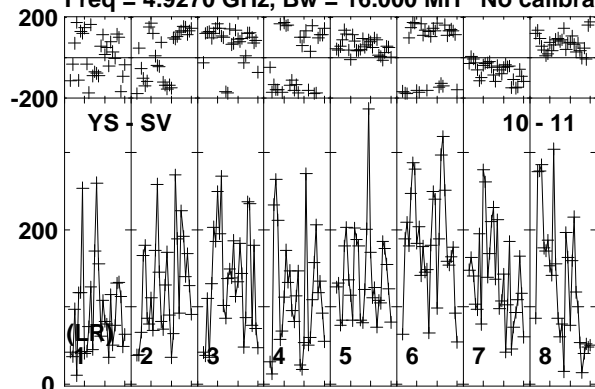


Lower frame: Micro Ampl Jy Top frame: Phas deg  
Vector averaged cross-power spectrum Baseline: JB (01) - YS (10)  
Timerange: 00/07:41:16 to 00/07:43:02

Plot file version 14 created 20-JUL-2016 17:58:20

J1450+0910 EH032B.UVDATA.1

Freq = 4.9270 GHz, Bw = 16.000 MH No calibration applied and no bandpass applied

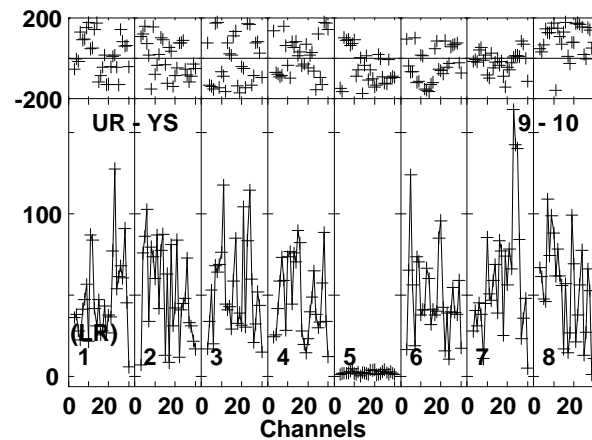
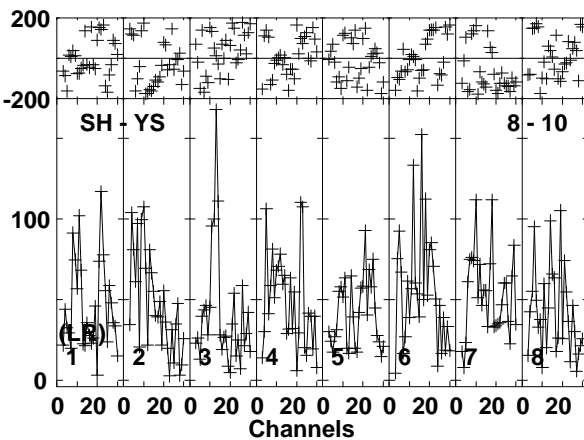
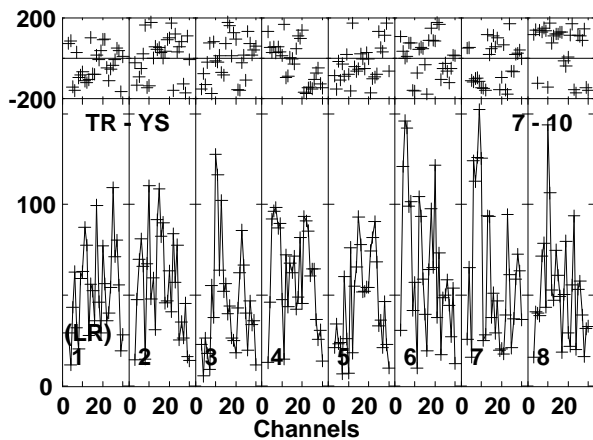
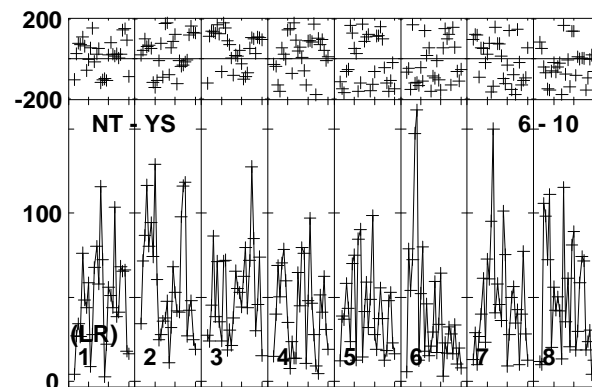
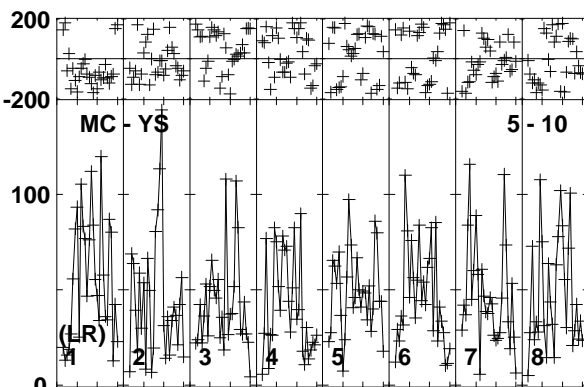
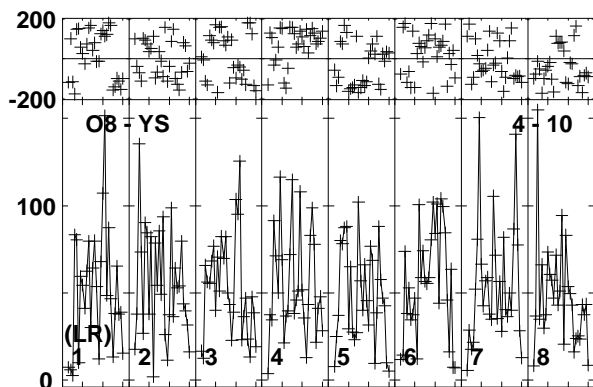
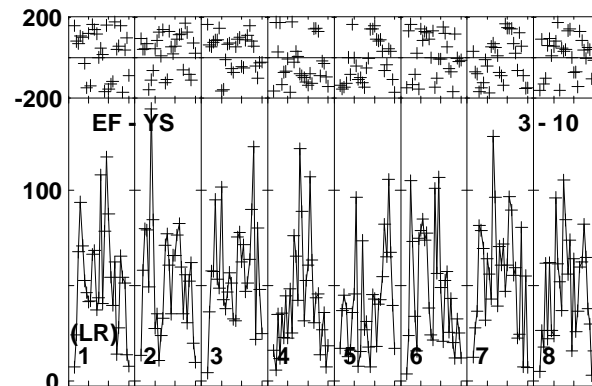
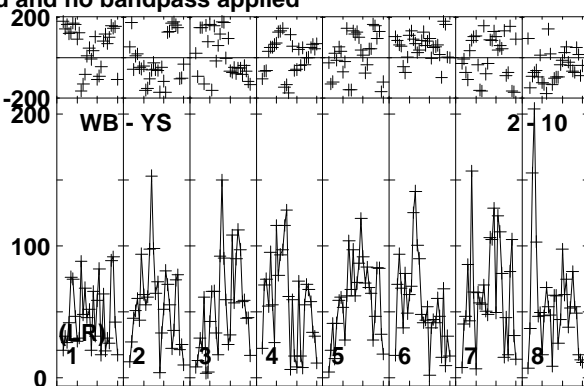
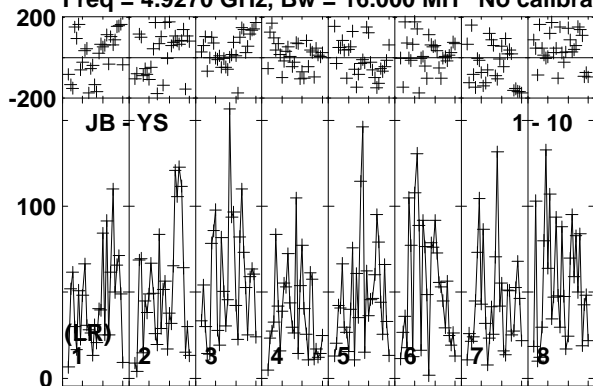


Lower frame: Micro Ampl Jy Top frame: Phas deg  
Vector averaged cross-power spectrum Baseline: YS (10) - SV (11)  
Timerange: 00/07:41:16 to 00/07:43:02

Plot file version 15 created 20-JUL-2016 17:58:20

UGC09555 EH032B.UVDATA.1

Freq = 4.9270 GHz, Bw = 16.000 MH No calibration applied and no bandpass applied

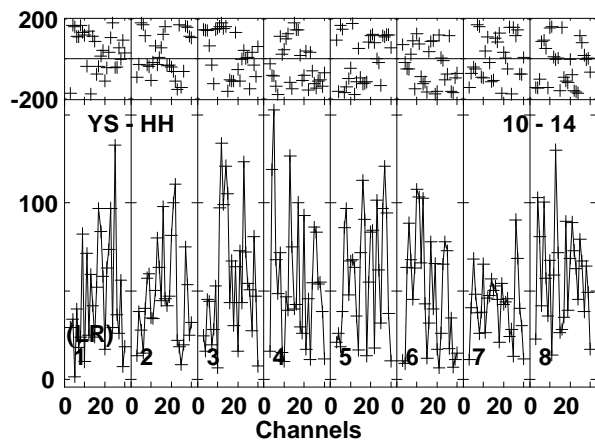
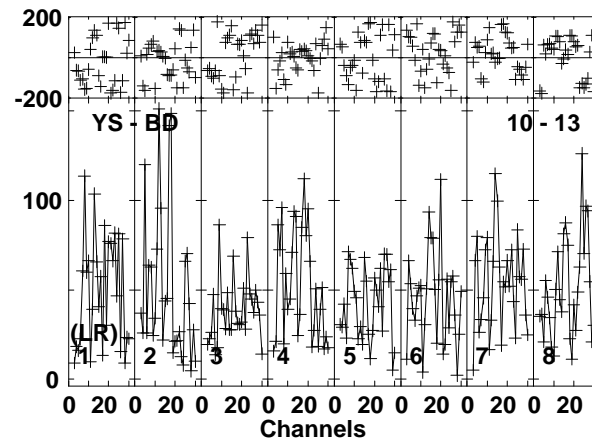
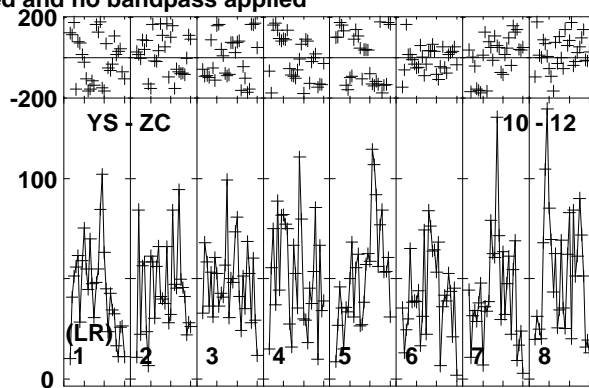
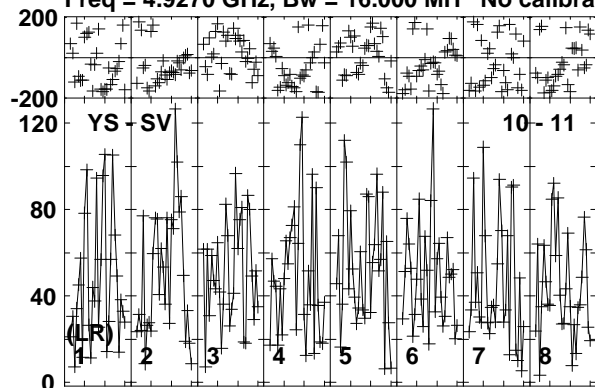


Lower frame: Micro Ampl Jy Top frame: Phas deg  
Vector averaged cross-power spectrum Baseline: JB (01) - YS (10)  
Timerange: 00/07:43:07 to 00/07:52:01

Plot file version 16 created 20-JUL-2016 17:58:21

UGC09555 EH032B.UVDATA.1

Freq = 4.9270 GHz, Bw = 16.000 MH No calibration applied and no bandpass applied



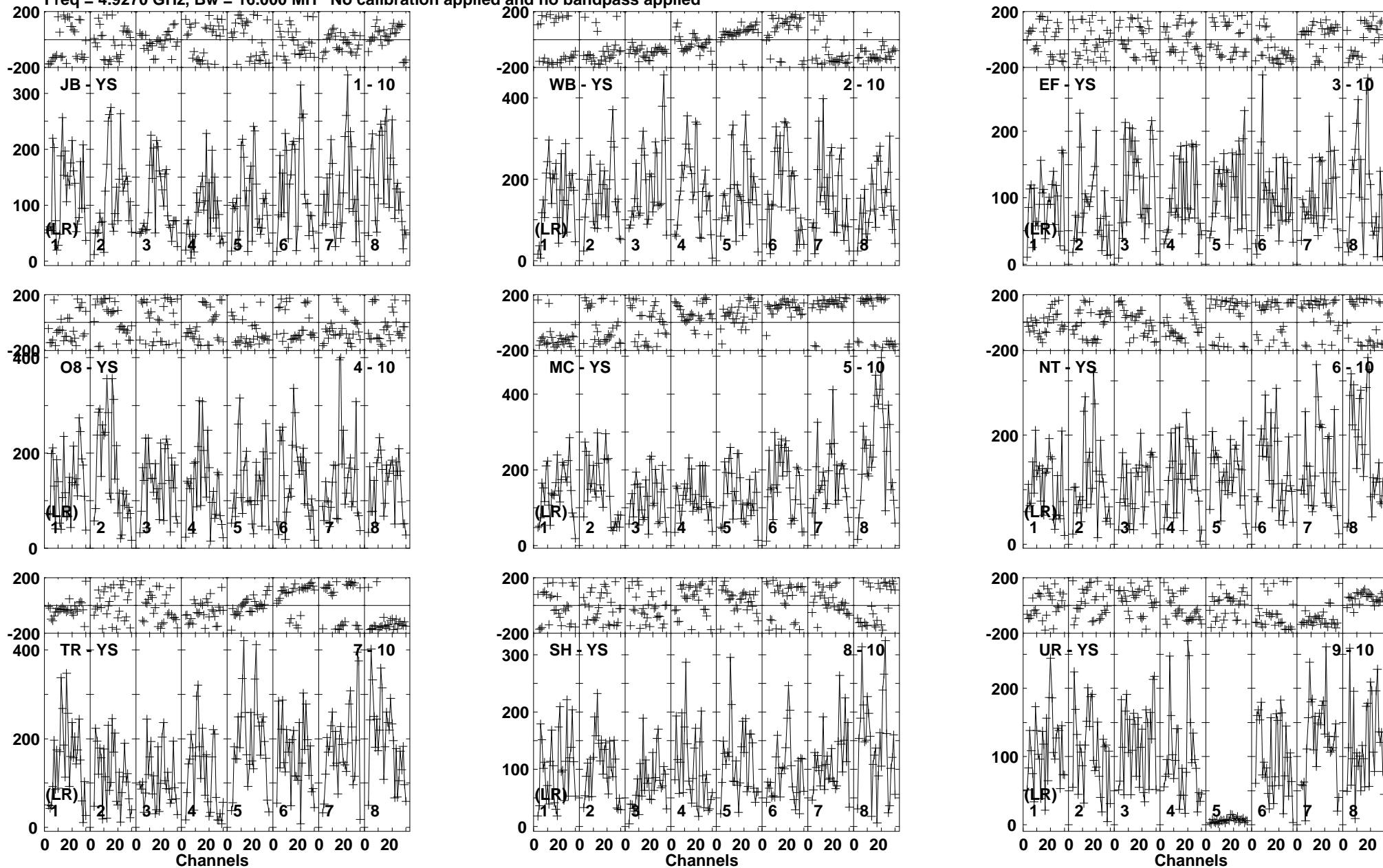
Lower frame: Micro Ampl Jy Top frame: Phas deg  
Vector averaged cross-power spectrum Baseline: YS (10) - SV (11)  
Timerange: 00/07:43:07 to 00/07:52:01



Plot file version 17 created 20-JUL-2016 17:58:21

J1450+0910 EH032B.UVDATA.1

Freq = 4.9270 GHz, Bw = 16.000 MH No calibration applied and no bandpass applied

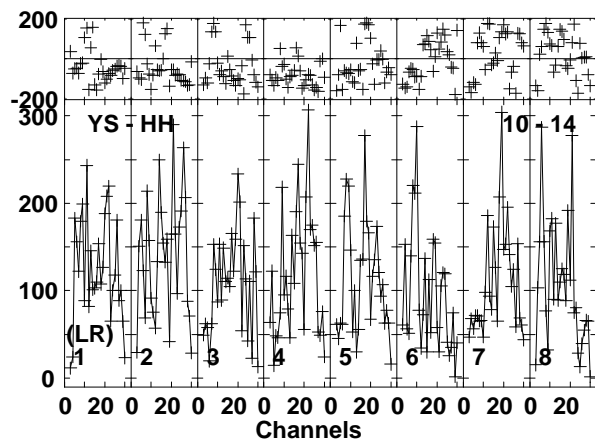
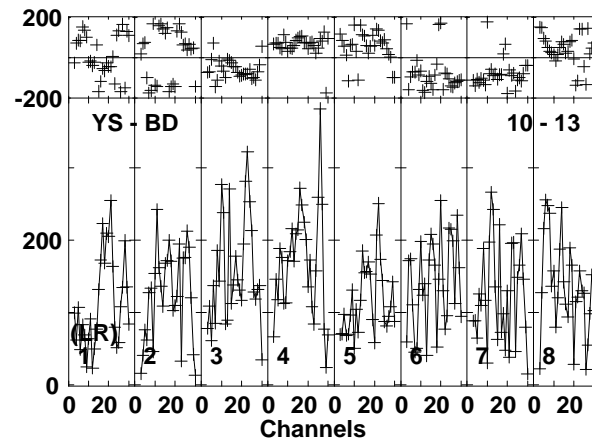
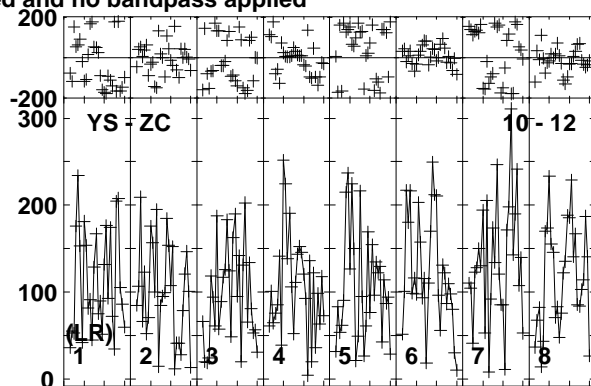
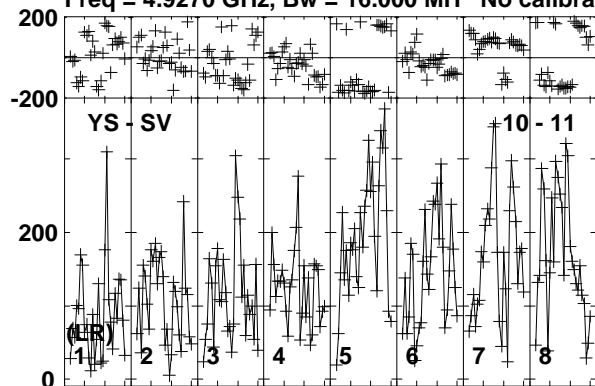


Lower frame: Micro Ampl Jy Top frame: Phas deg  
Vector averaged cross-power spectrum Baseline: JB (01) - YS (10)  
Timerange: 00/07:52:41 to 00/07:54:37

Plot file version 18 created 20-JUL-2016 17:58:22

J1450+0910 EH032B.UVDATA.1

Freq = 4.9270 GHz, Bw = 16.000 MH No calibration applied and no bandpass applied

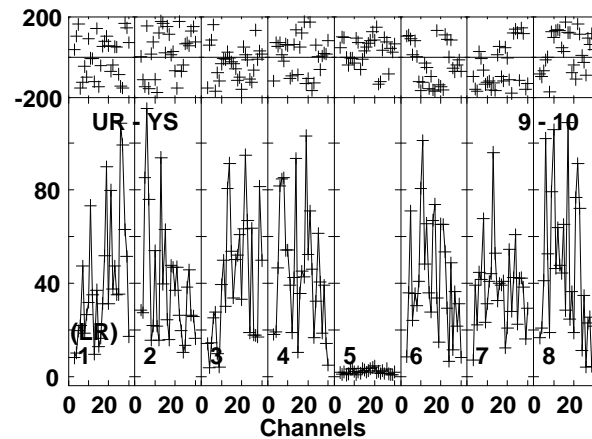
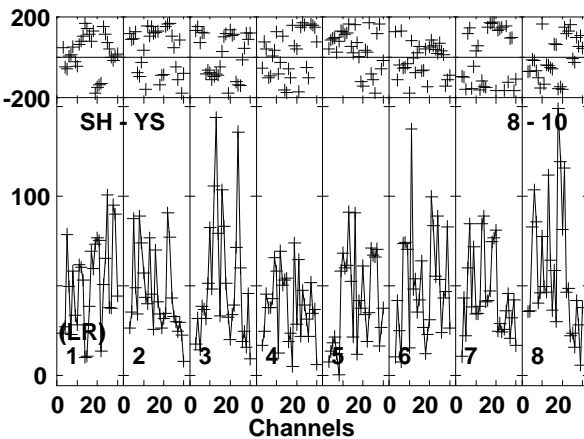
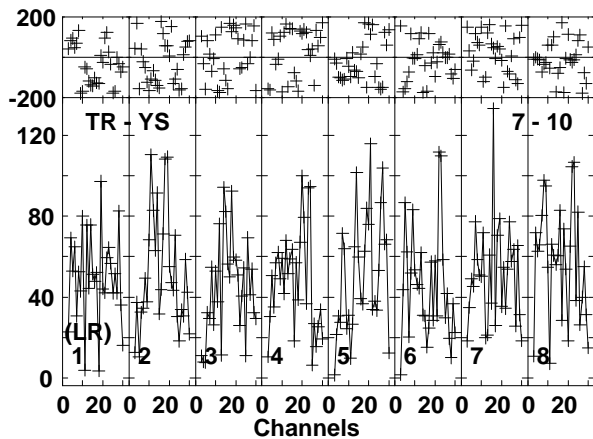
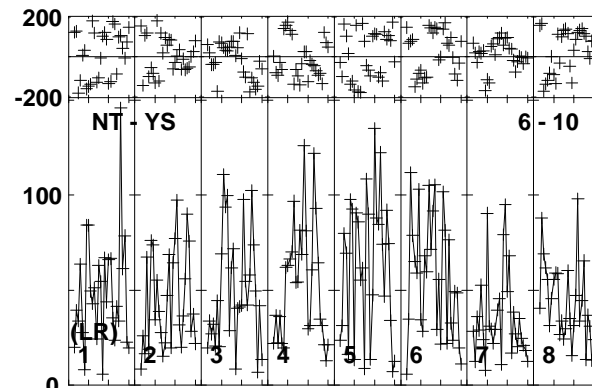
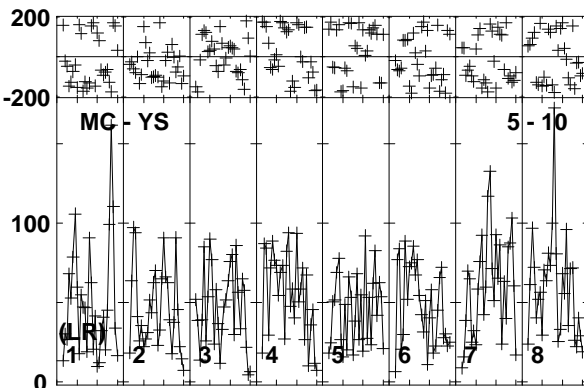
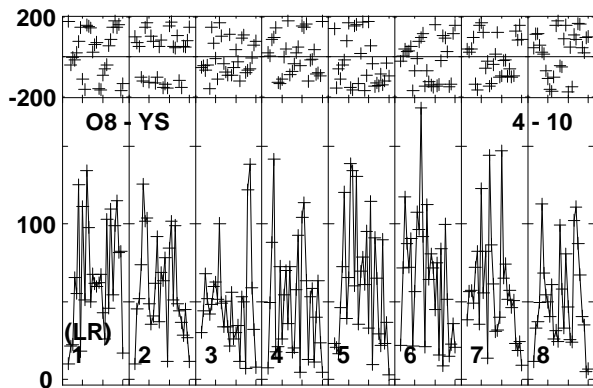
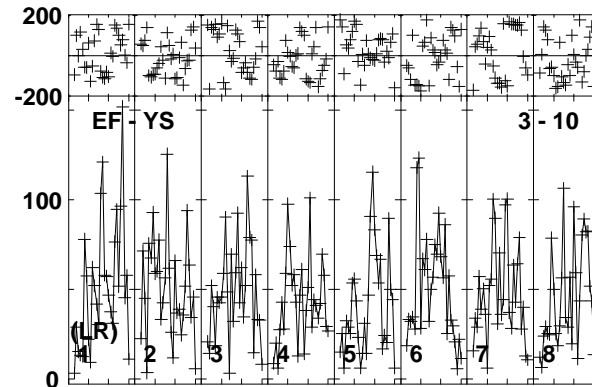
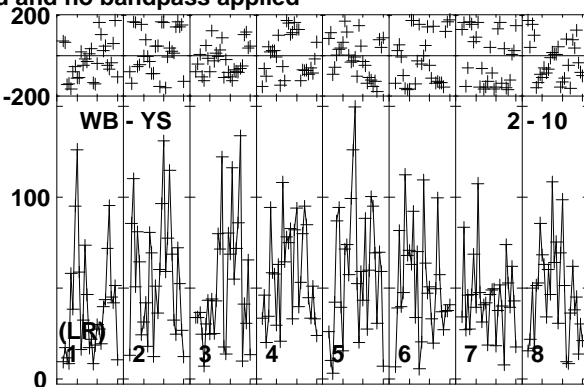
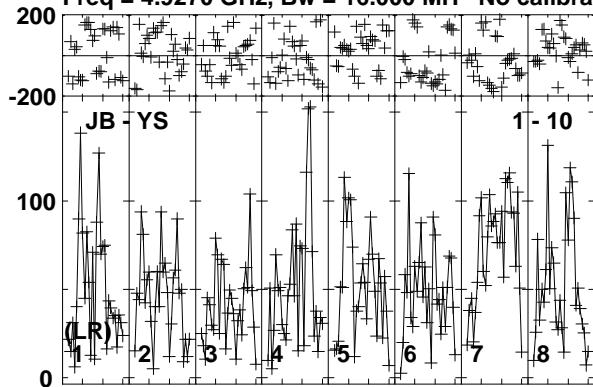


Lower frame: Micro Ampl Jy Top frame: Phas deg  
Vector averaged cross-power spectrum Baseline: YS (10) - SV (11)  
Timerange: 00/07:52:41 to 00/07:54:37

Plot file version 19 created 20-JUL-2016 17:58:22

UGC09555 EH032B.UVDATA.1

Freq = 4.9270 GHz, Bw = 16.000 MH No calibration applied and no bandpass applied

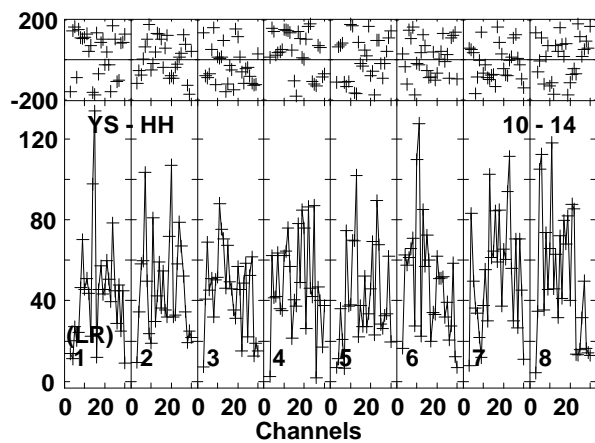
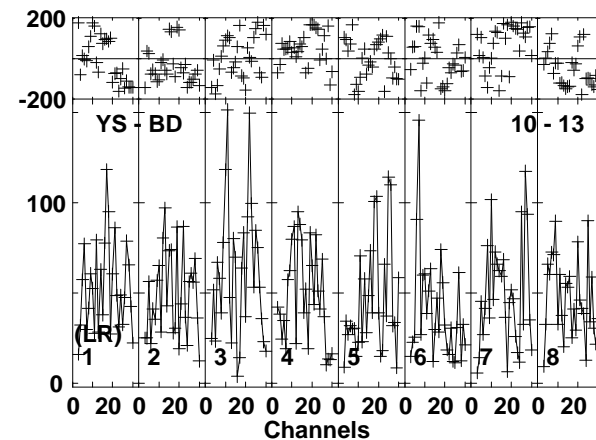
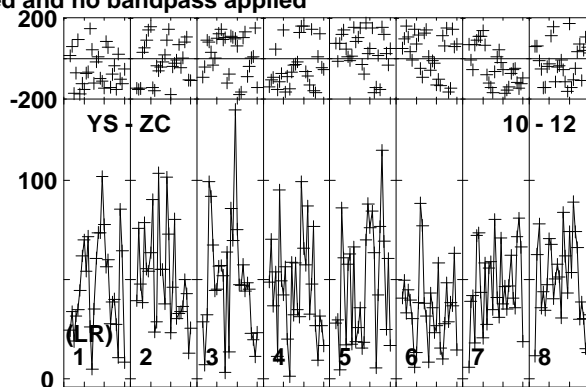
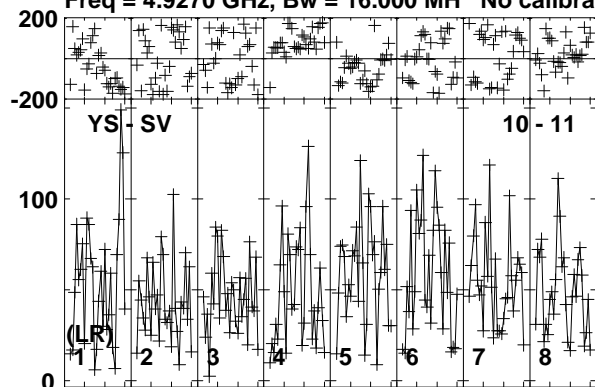


Lower frame: Micro Ampl Jy Top frame: Phas deg  
Vector averaged cross-power spectrum Baseline: JB (01) - YS (10)  
Timerange: 00/07:54:42 to 00/08:03:36

Plot file version 20 created 20-JUL-2016 17:58:23

UGC09555 EH032B.UVDATA.1

Freq = 4.9270 GHz, Bw = 16.000 MH No calibration applied and no bandpass applied

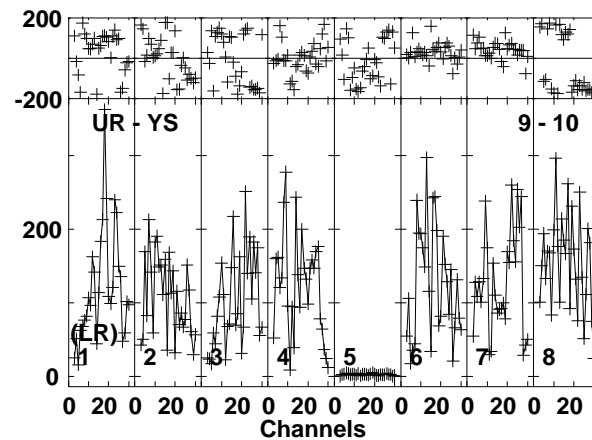
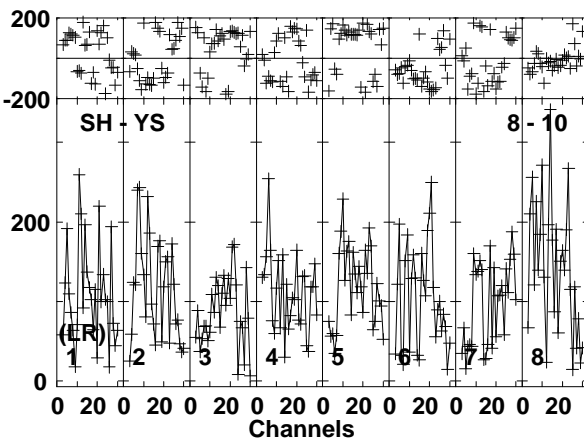
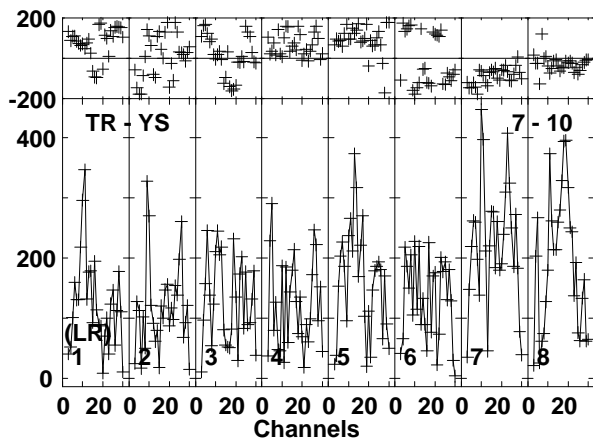
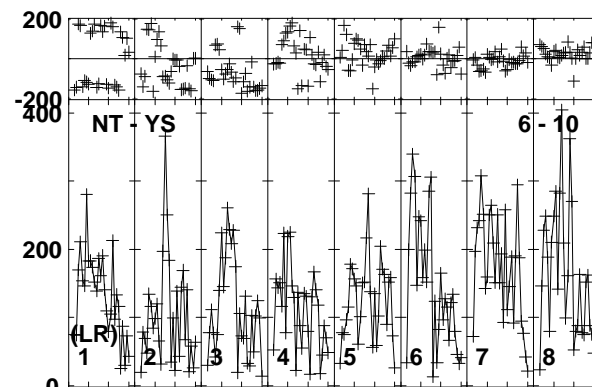
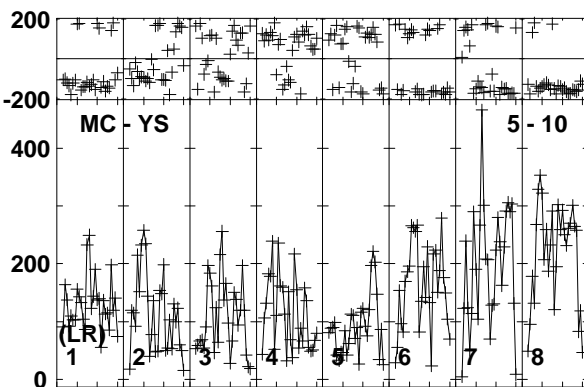
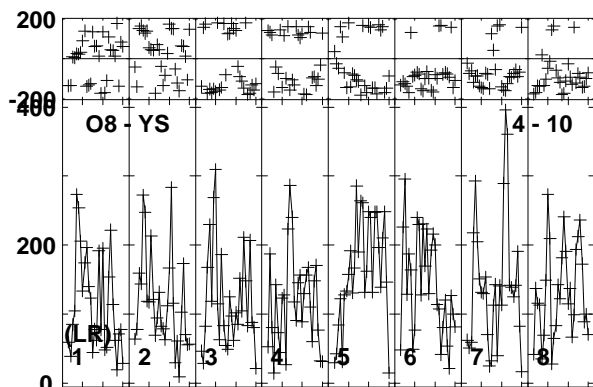
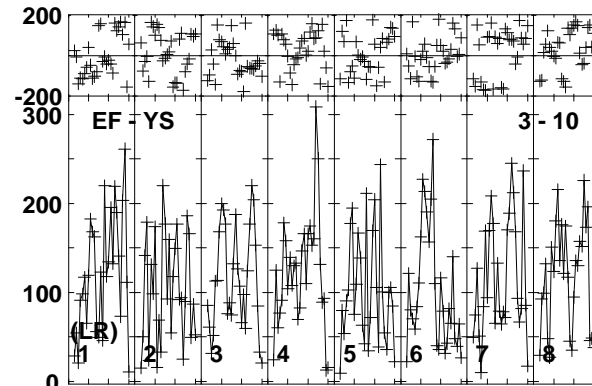
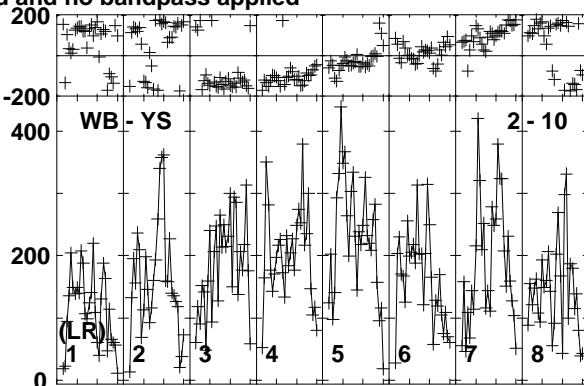
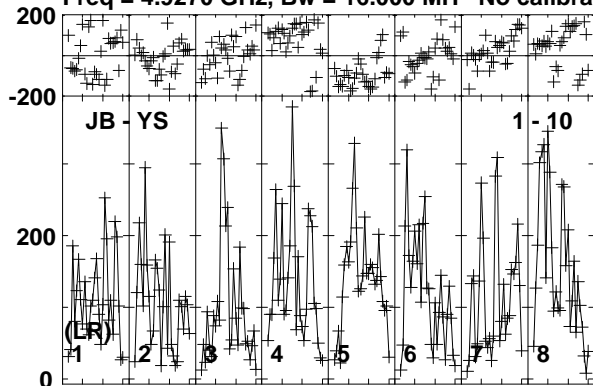


Lower frame: Micro Ampl Jy Top frame: Phas deg  
Vector averaged cross-power spectrum Baseline: YS (10) - SV (11)  
Timerange: 00/07:54:42 to 00/08:03:36

Plot file version 21 created 20-JUL-2016 17:58:23

J1450+0910 EH032B.UVDATA.1

Freq = 4.9270 GHz, Bw = 16.000 MH No calibration applied and no bandpass applied

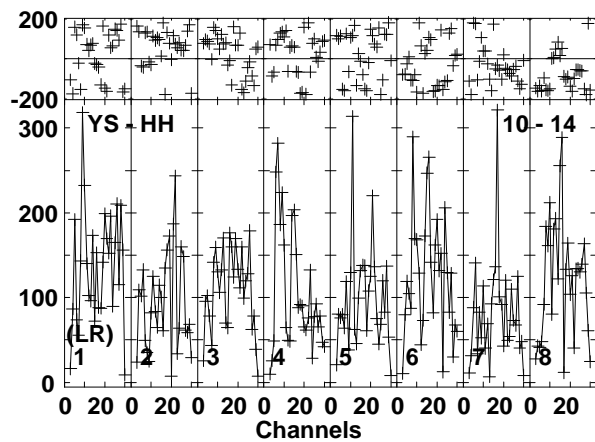
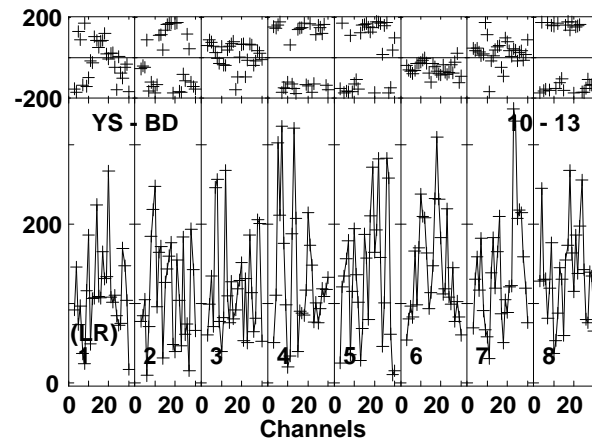
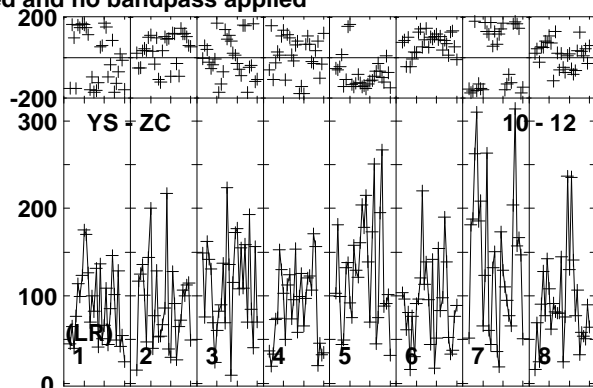
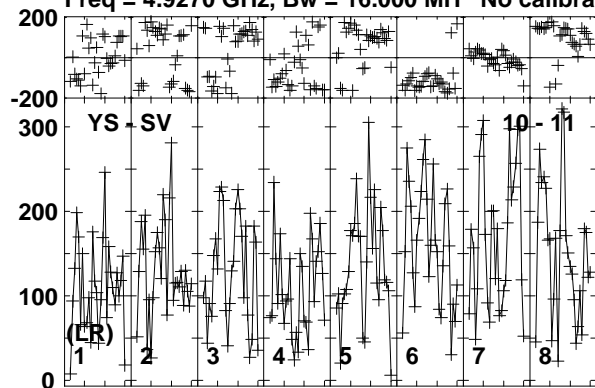


Lower frame: Micro Ampl Jy Top frame: Phas deg  
Vector averaged cross-power spectrum Baseline: JB (01) - YS (10)  
Timerange: 00/08:04:16 to 00/08:06:12

Plot file version 22 created 20-JUL-2016 17:58:23

J1450+0910 EH032B.UVDATA.1

Freq = 4.9270 GHz, Bw = 16.000 MH No calibration applied and no bandpass applied

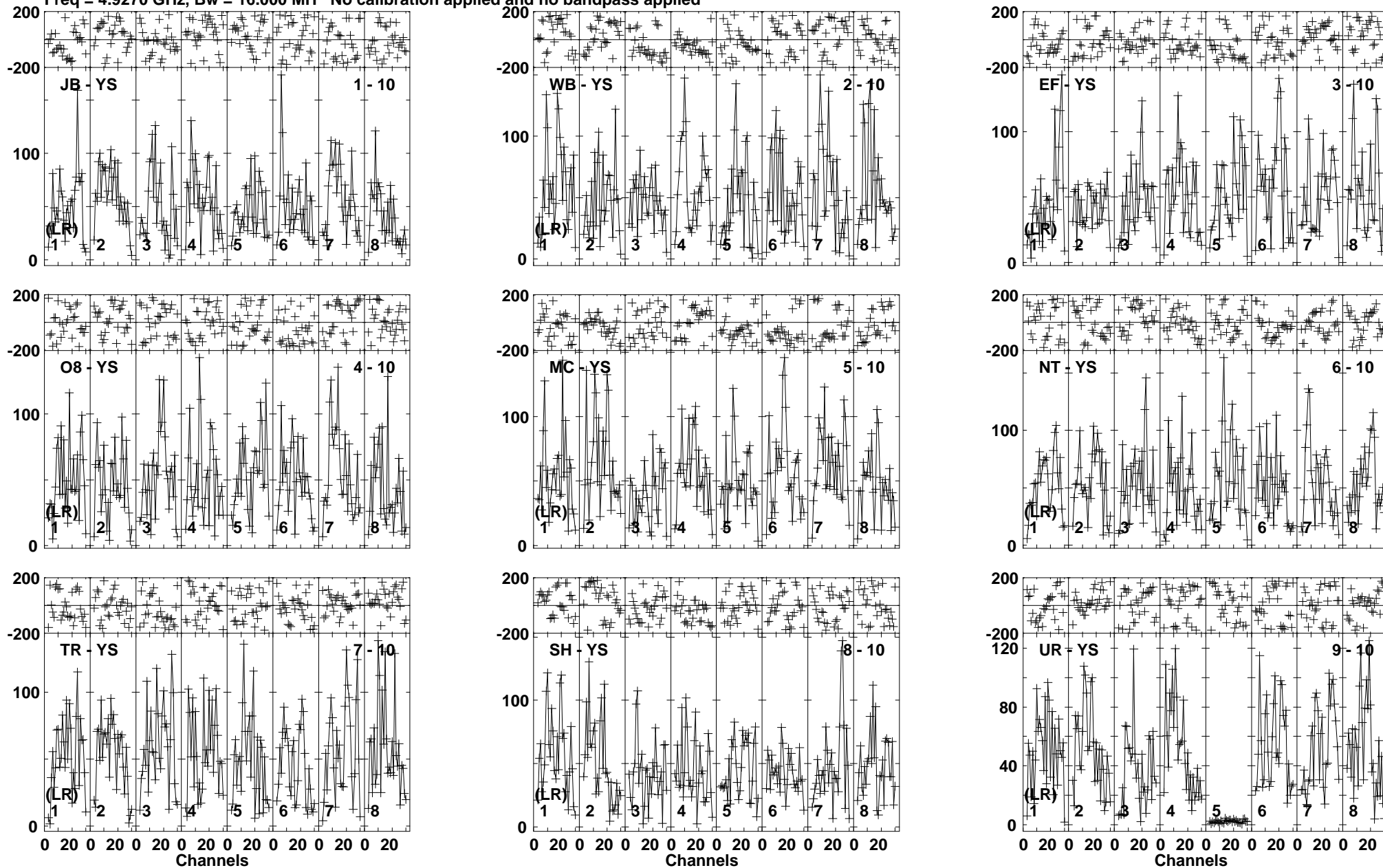


Lower frame: Micro Ampl Jy Top frame: Phas deg  
Vector averaged cross-power spectrum Baseline: YS (10) - SV (11)  
Timerange: 00/08:04:16 to 00/08:06:12

Plot file version 23 created 20-JUL-2016 17:58:24

UGC09555 EH032B.UVDATA.1

Freq = 4.9270 GHz, Bw = 16.000 MH No calibration applied and no bandpass applied

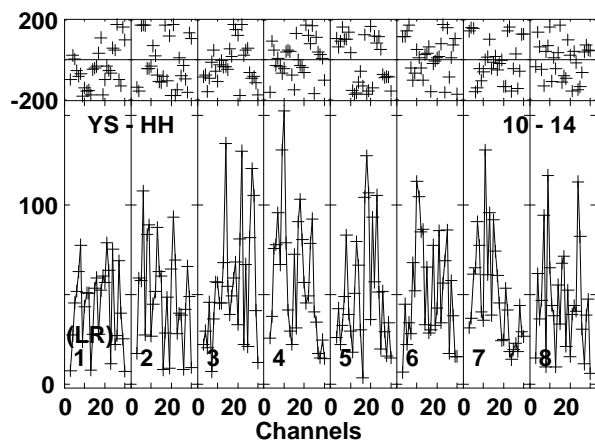
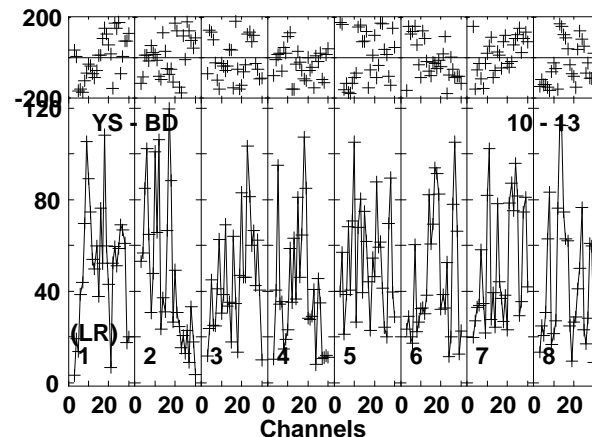
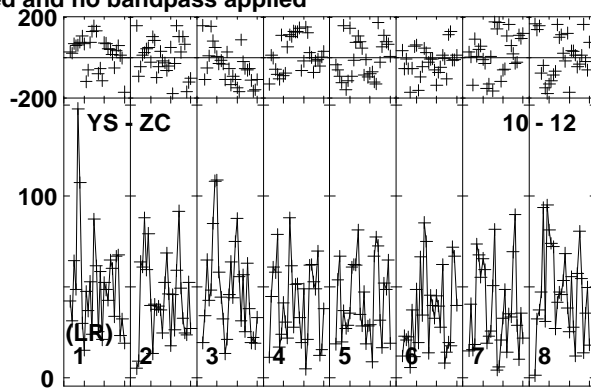
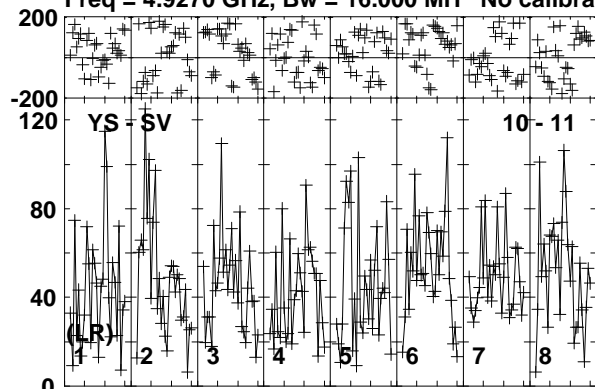


Lower frame: Micro Ampl Jy Top frame: Phas deg  
Vector averaged cross-power spectrum Baseline: JB (01) - YS (10)  
Timerange: 00/08:06:17 to 00/08:15:11

Plot file version 24 created 20-JUL-2016 17:58:24

UGC09555 EH032B.UVDATA.1

Freq = 4.9270 GHz, Bw = 16.000 MH No calibration applied and no bandpass applied




Lower frame: Micro Ampl Jy Top frame: Phas deg  
Vector averaged cross-power spectrum Baseline: YS (10) - SV (11)  
Timerange: 00/08:06:17 to 00/08:15:11



Plot file version 25 created 20-JUL-2016 17:58:25

J1450+0910 EH032B.UVDATA.1

Freq = 4.9270 GHz, Bw = 16.000 MH No calibration applied and no bandpass applied

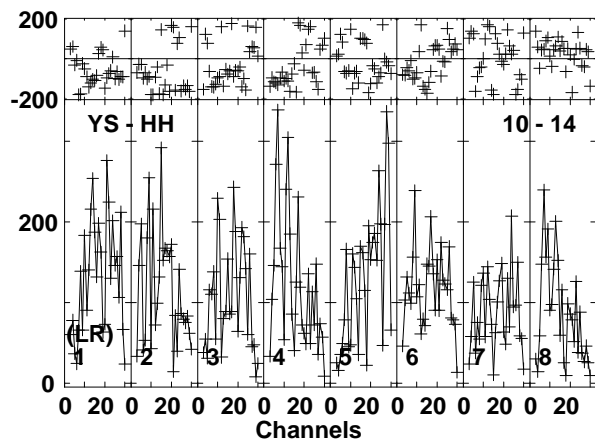
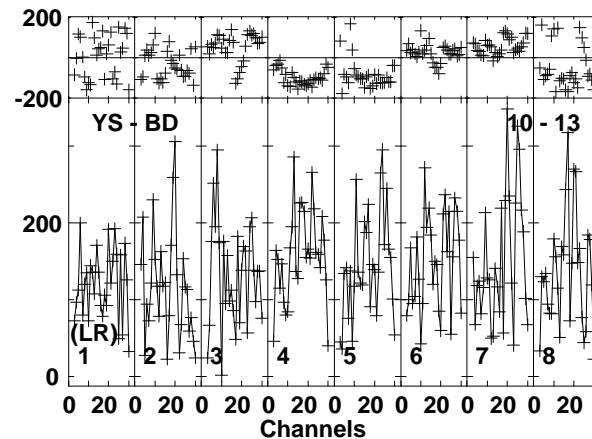
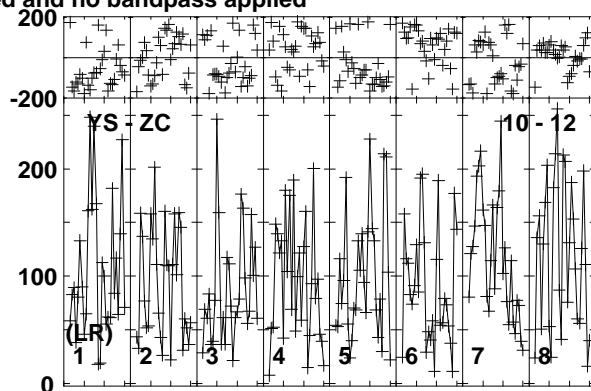
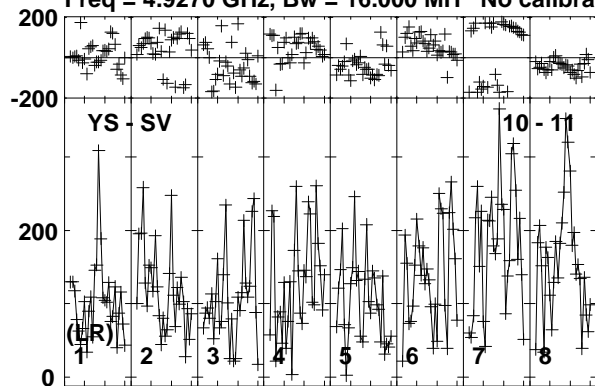


Lower frame: Micro Ampl Jy Top frame: Phas deg  
Vector averaged cross-power spectrum Baseline: JB (01) - YS (10)  
Timerange: 00/08:15:51 to 00/08:17:47

Plot file version 26 created 20-JUL-2016 17:58:25

J1450+0910 EH032B.UVDATA.1

Freq = 4.9270 GHz, Bw = 16.000 MH No calibration applied and no bandpass applied

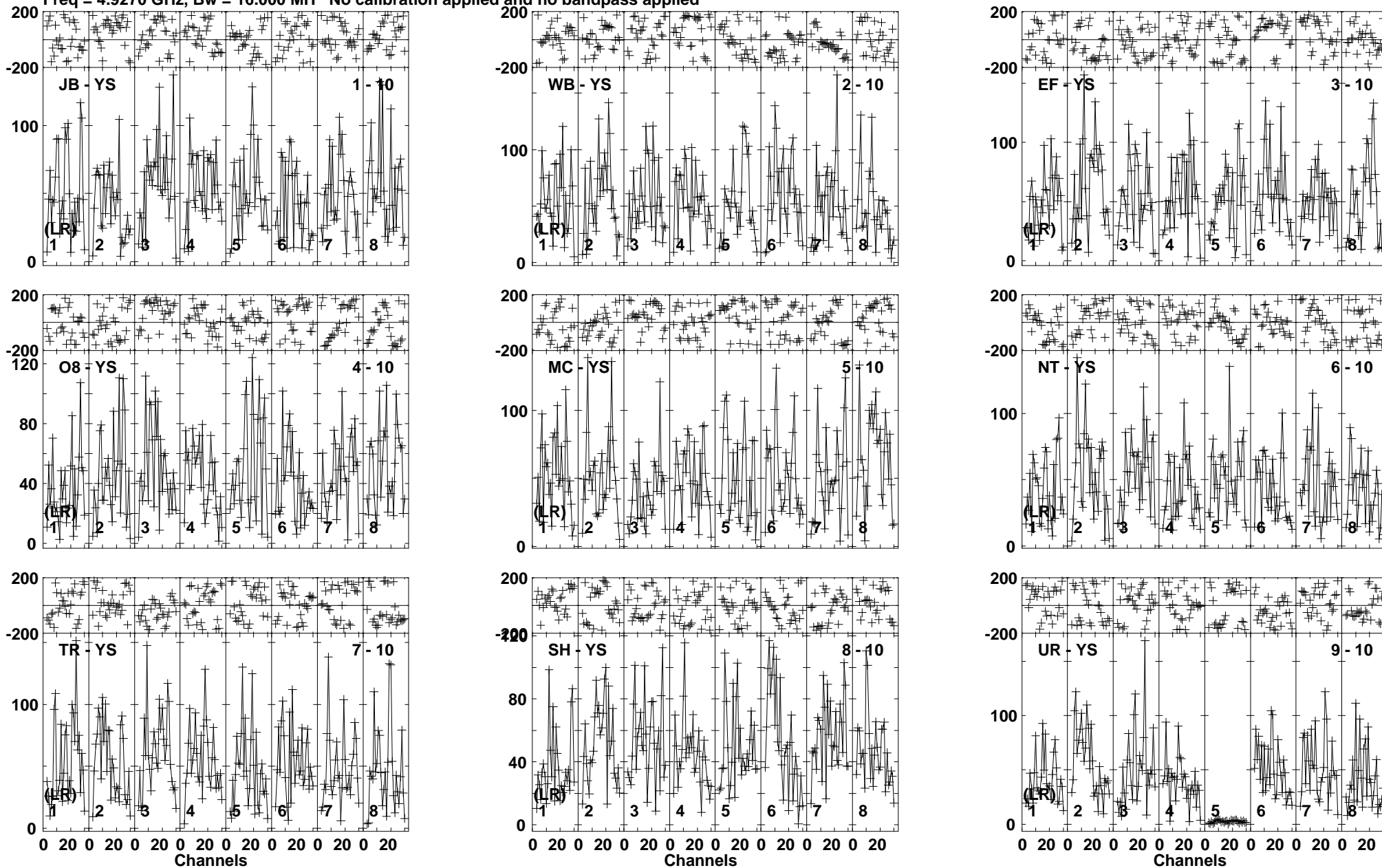


Lower frame: Micro Ampl Jy Top frame: Phas deg  
Vector averaged cross-power spectrum Baseline: YS (10) - SV (11)  
Timerange: 00/08:15:51 to 00/08:17:47

Plot file version 27 created 20-JUL-2016 17:58:25

UGC09555 EH032B.UVDATA.1

Freq = 4.9270 GHz, Bw = 16.000 MH No calibration applied and no bandpass applied

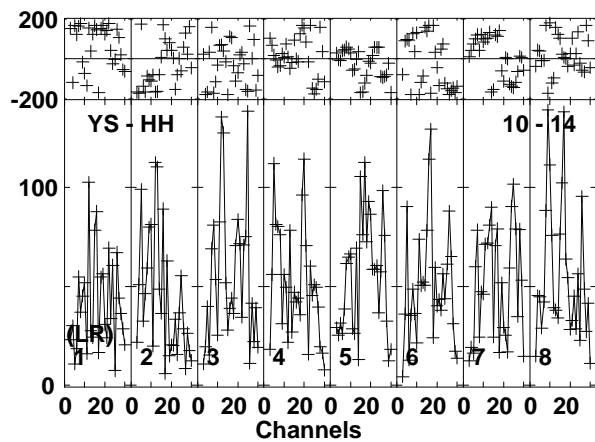
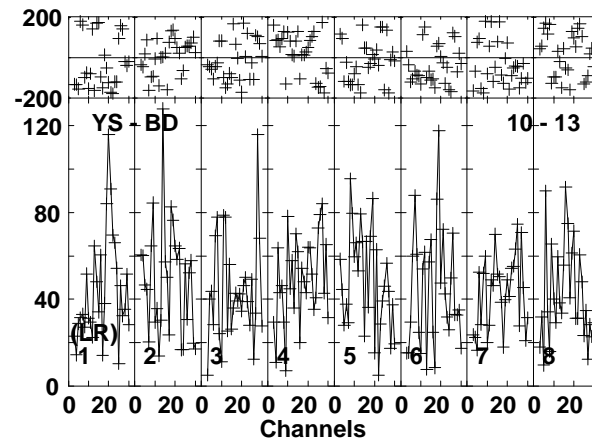
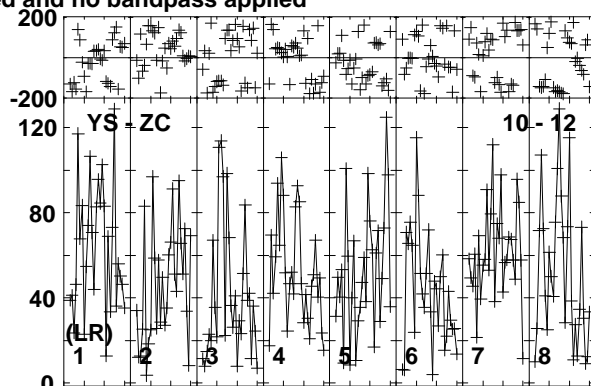
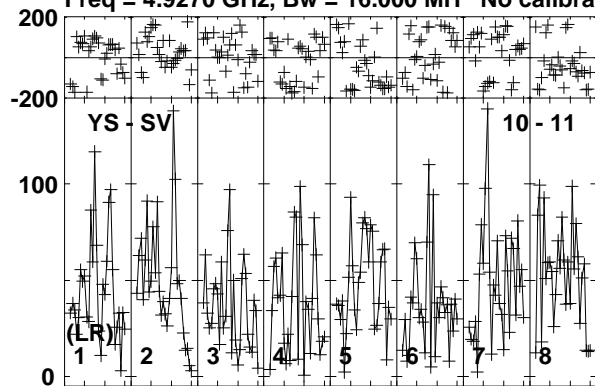


Lower frame: Micro Ampl Jy Top frame: Phas deg  
Vector averaged cross-power spectrum Baseline: JB (01) - YS (10)  
Timerange: 00/08:17:52 to 00/08:26:46

Plot file version 28 created 20-JUL-2016 17:58:26

UGC09555 EH032B.UVDATA.1

Freq = 4.9270 GHz, Bw = 16.000 MH No calibration applied and no bandpass applied

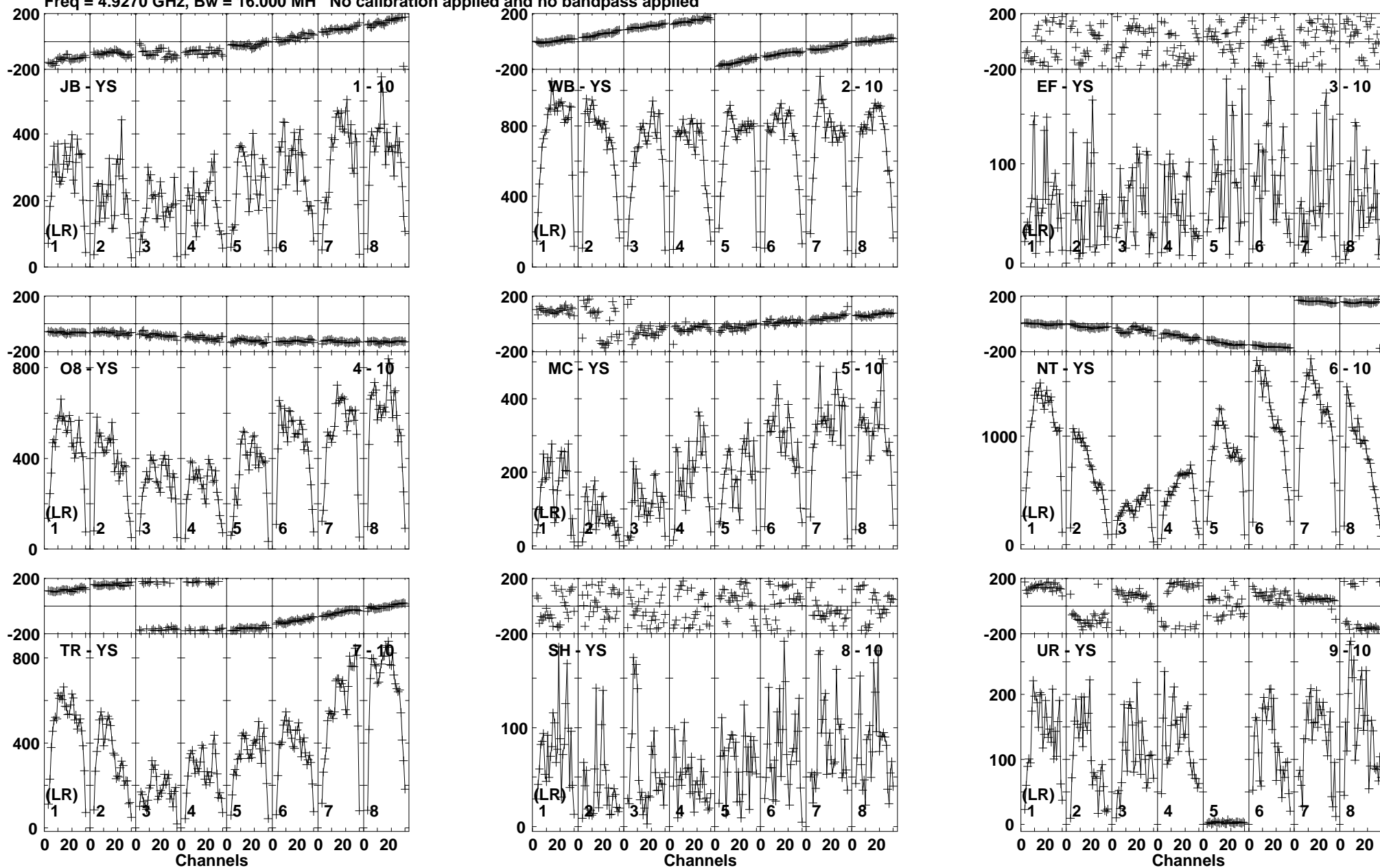


Lower frame: Micro Ampl Jy Top frame: Phas deg  
Vector averaged cross-power spectrum Baseline: YS (10) - SV (11)  
Timerange: 00/08:17:52 to 00/08:26:46

Plot file version 29 created 20-JUL-2016 17:58:26

3C286 EH032B.UVDATA.1

Freq = 4.9270 GHz, Bw = 16.000 MH No calibration applied and no bandpass applied

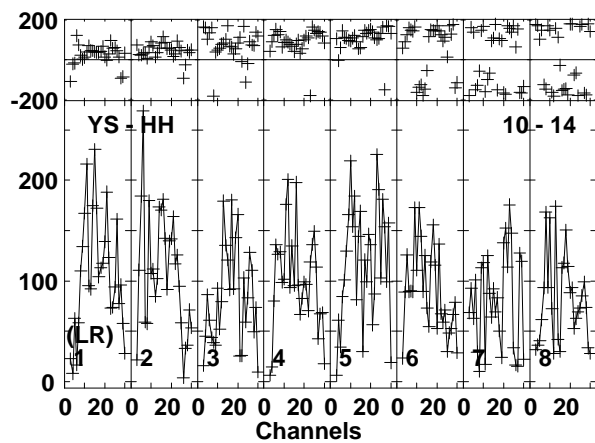
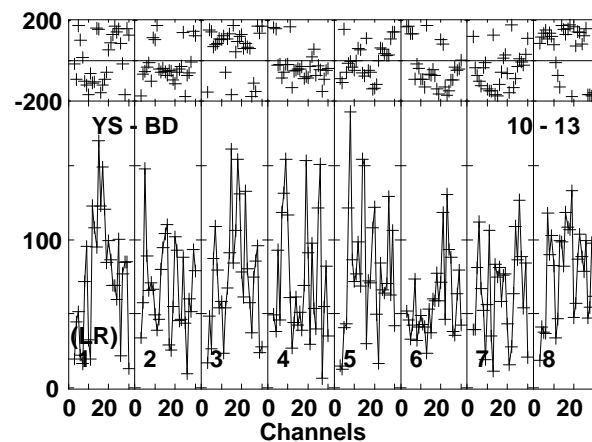
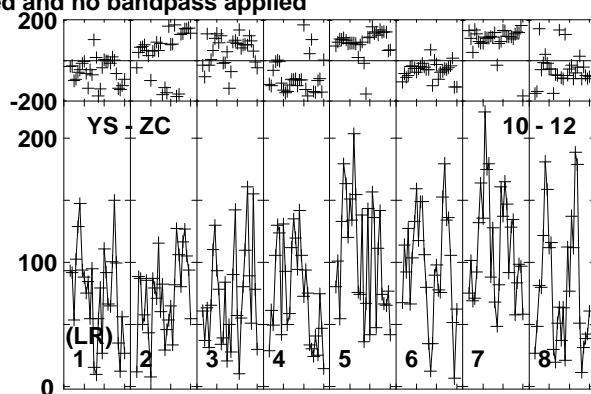
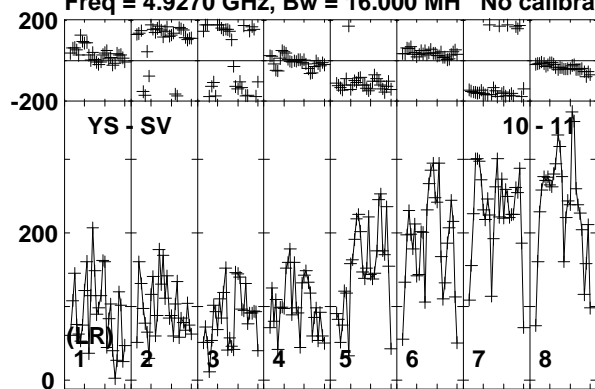


Lower frame: Micro Ampl Jy Top frame: Phas deg  
Vector averaged cross-power spectrum Baseline: JB (01) - YS (10)  
Timerange: 00/08:29:13 to 00/08:33:59

Plot file version 30 created 20-JUL-2016 17:58:27

3C286 EH032B.UVDATA.1

Freq = 4.9270 GHz, Bw = 16.000 MH No calibration applied and no bandpass applied

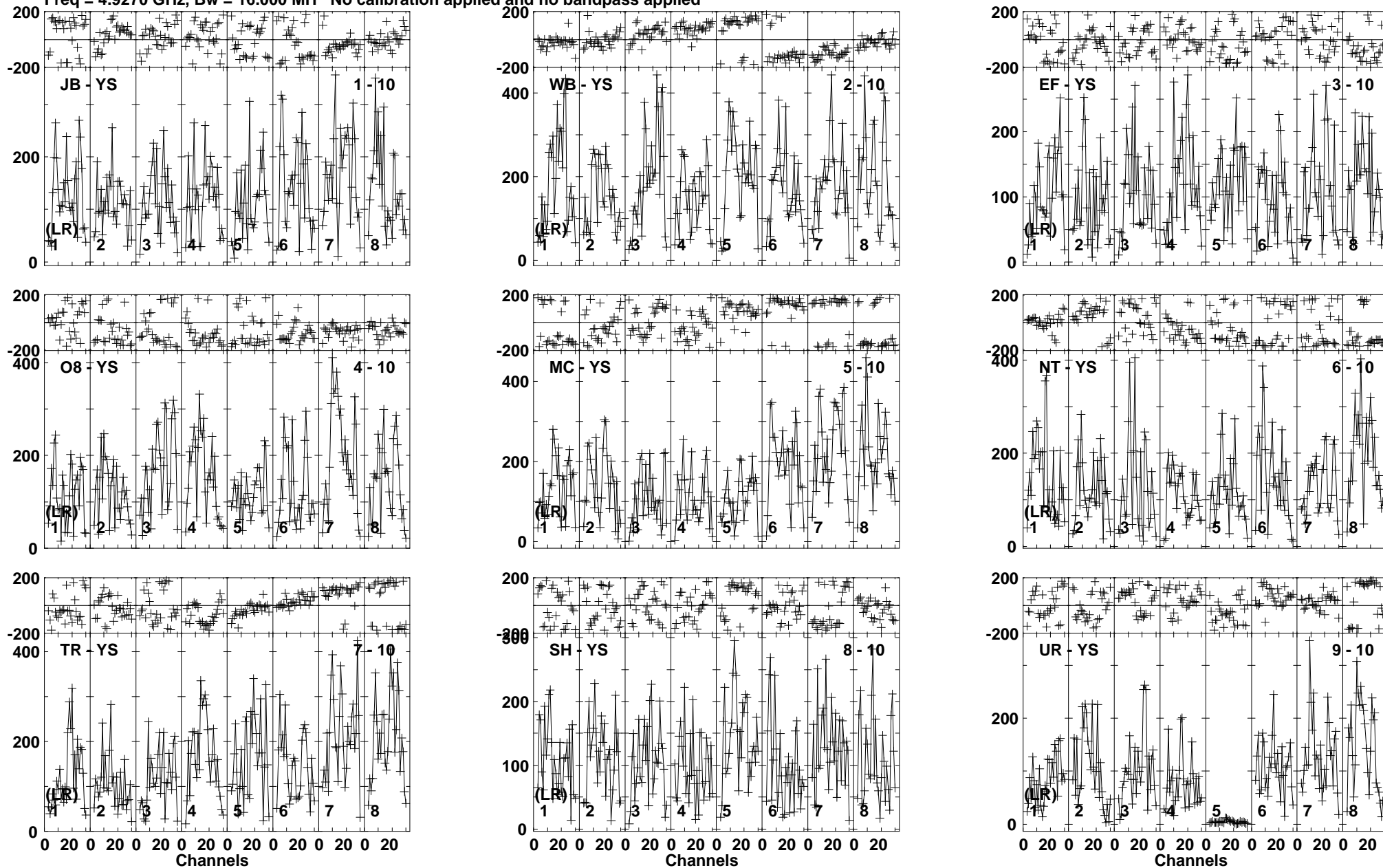


Lower frame: Micro Ampl Jy Top frame: Phas deg  
Vector averaged cross-power spectrum Baseline: YS (10) - SV (11)  
Timerange: 00/08:29:13 to 00/08:33:59

Plot file version 31 created 20-JUL-2016 17:58:27

J1450+0910 EH032B.UVDATA.1

Freq = 4.9270 GHz, Bw = 16.000 MH No calibration applied and no bandpass applied

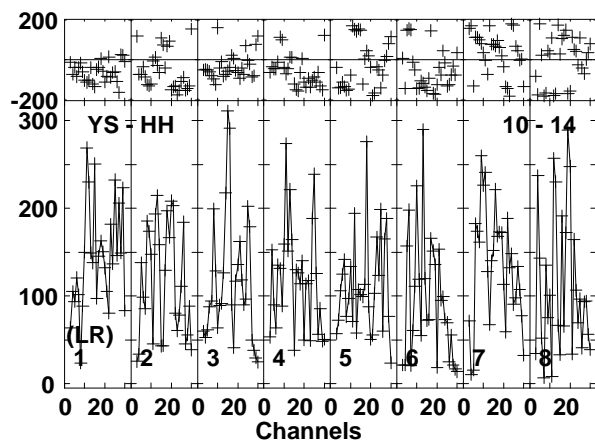
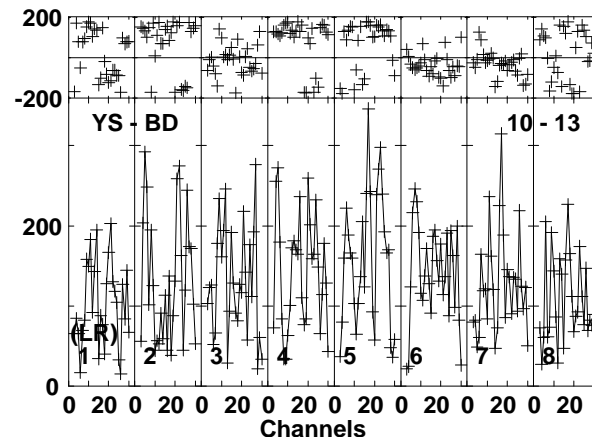
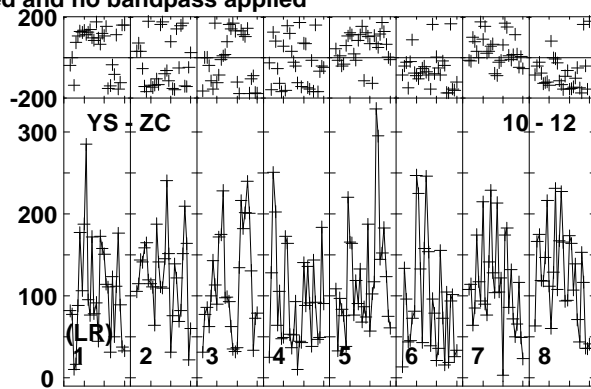
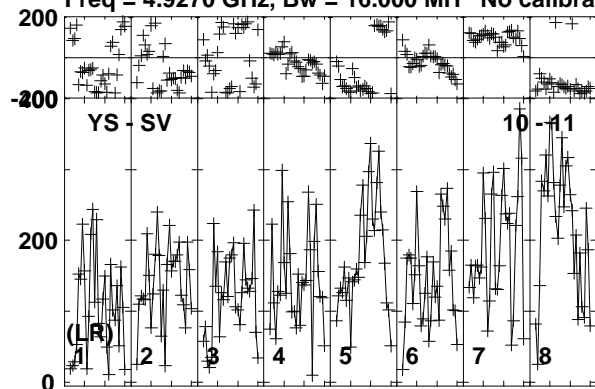


Lower frame: Micro Ampl Jy Top frame: Phas deg  
Vector averaged cross-power spectrum Baseline: JB (01) - YS (10)  
Timerange: 00/08:36:26 to 00/08:38:12

Plot file version 32 created 20-JUL-2016 17:58:27

J1450+0910 EH032B.UVDATA.1

Freq = 4.9270 GHz, Bw = 16.000 MH No calibration applied and no bandpass applied



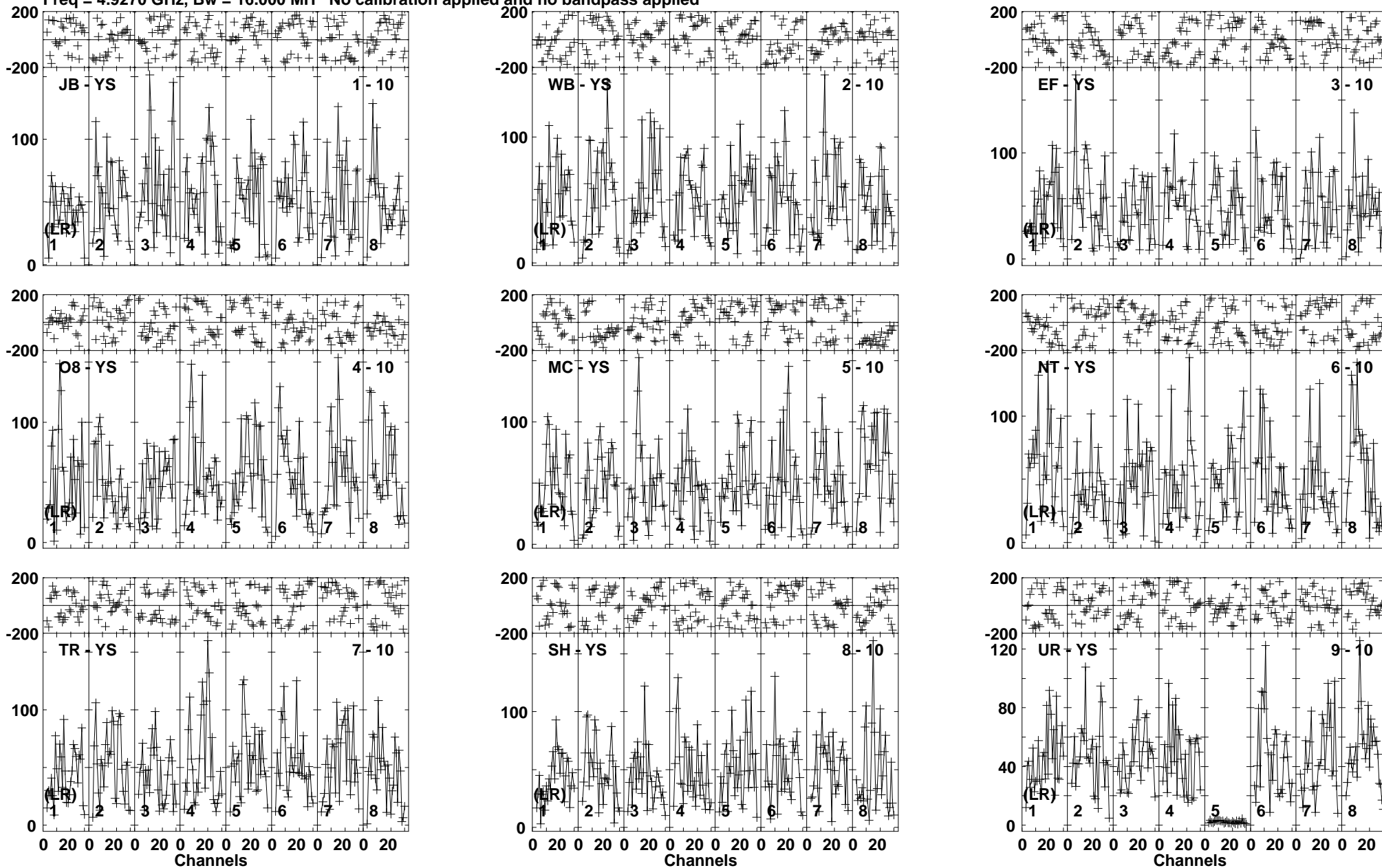
Lower frame: Micro Ampl Jy Top frame: Phas deg  
Vector averaged cross-power spectrum Baseline: YS (10) - SV (11)  
Timerange: 00/08:36:26 to 00/08:38:12



Plot file version 33 created 20-JUL-2016 17:58:27

UGC09555 EH032B.UVDATA.1

Freq = 4.9270 GHz, Bw = 16.000 MH No calibration applied and no bandpass applied

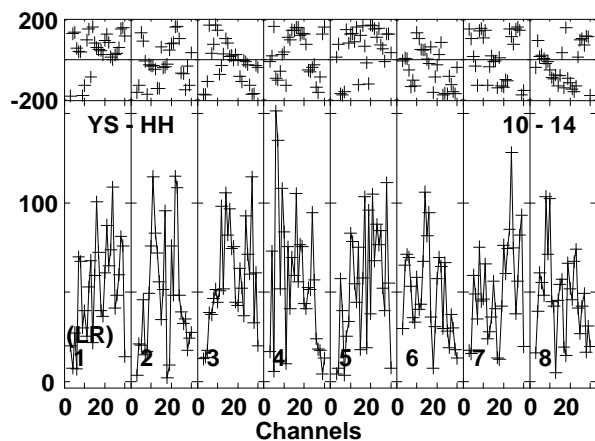
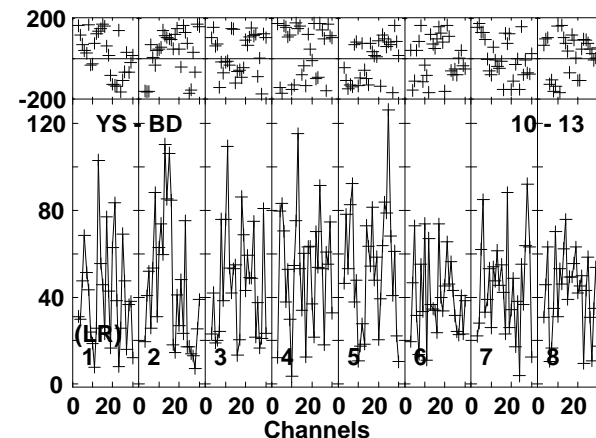
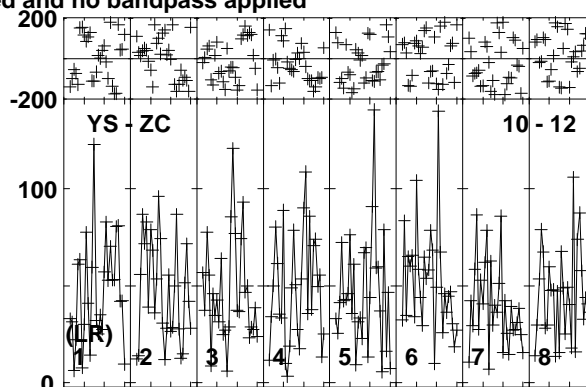
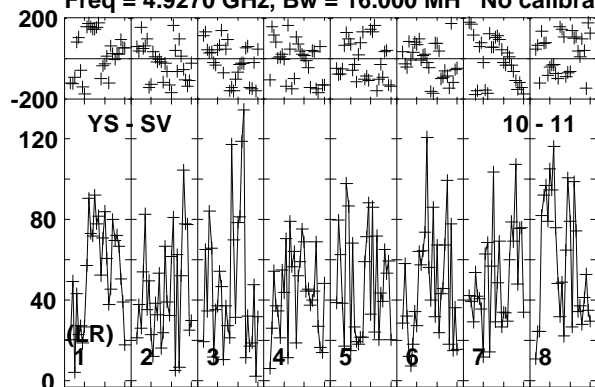


Lower frame: Micro Ampl Jy Top frame: Phas deg  
Vector averaged cross-power spectrum Baseline: JB (01) - YS (10)  
Timerange: 00/08:38:17 to 00/08:47:11

Plot file version 34 created 20-JUL-2016 17:58:28

UGC09555 EH032B.UVDATA.1

Freq = 4.9270 GHz, Bw = 16.000 MH No calibration applied and no bandpass applied




Lower frame: Micro Ampl Jy Top frame: Phas deg  
Vector averaged cross-power spectrum Baseline: YS (10) - SV (11)  
Timerange: 00/08:38:17 to 00/08:47:11

Plot file version 35 created 20-JUL-2016 17:58:28

J1450+0910 EH032B.UVDATA.1

Freq = 4.9270 GHz, Bw = 16.000 MH No calibration applied and no bandpass applied

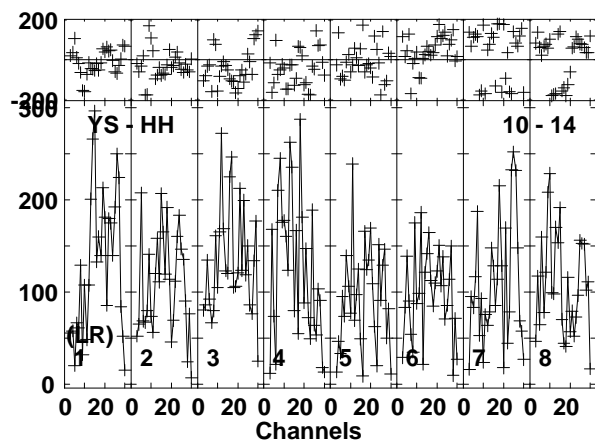
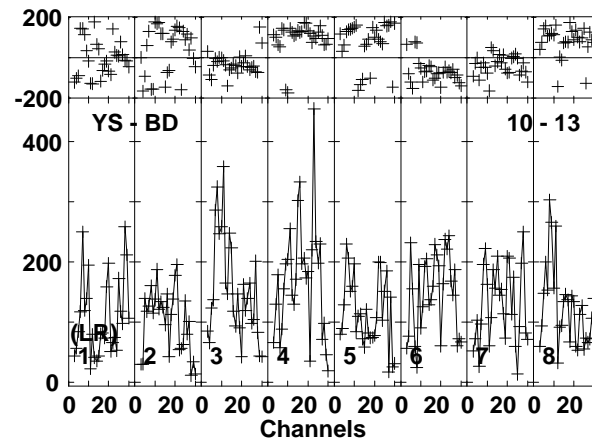
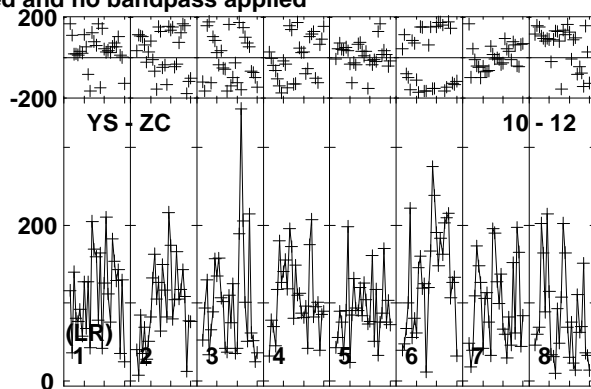
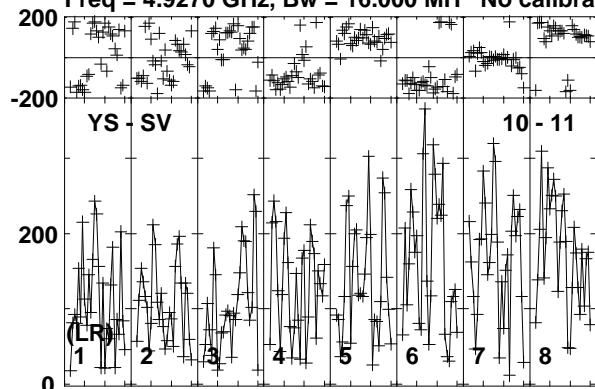


Lower frame: Micro Ampl Jy Top frame: Phas deg  
Vector averaged cross-power spectrum Baseline: JB (01) - YS (10)  
Timerange: 00/08:47:51 to 00/08:49:47

Plot file version 36 created 20-JUL-2016 17:58:29

J1450+0910 EH032B.UVDATA.1

Freq = 4.9270 GHz, Bw = 16.000 MH No calibration applied and no bandpass applied

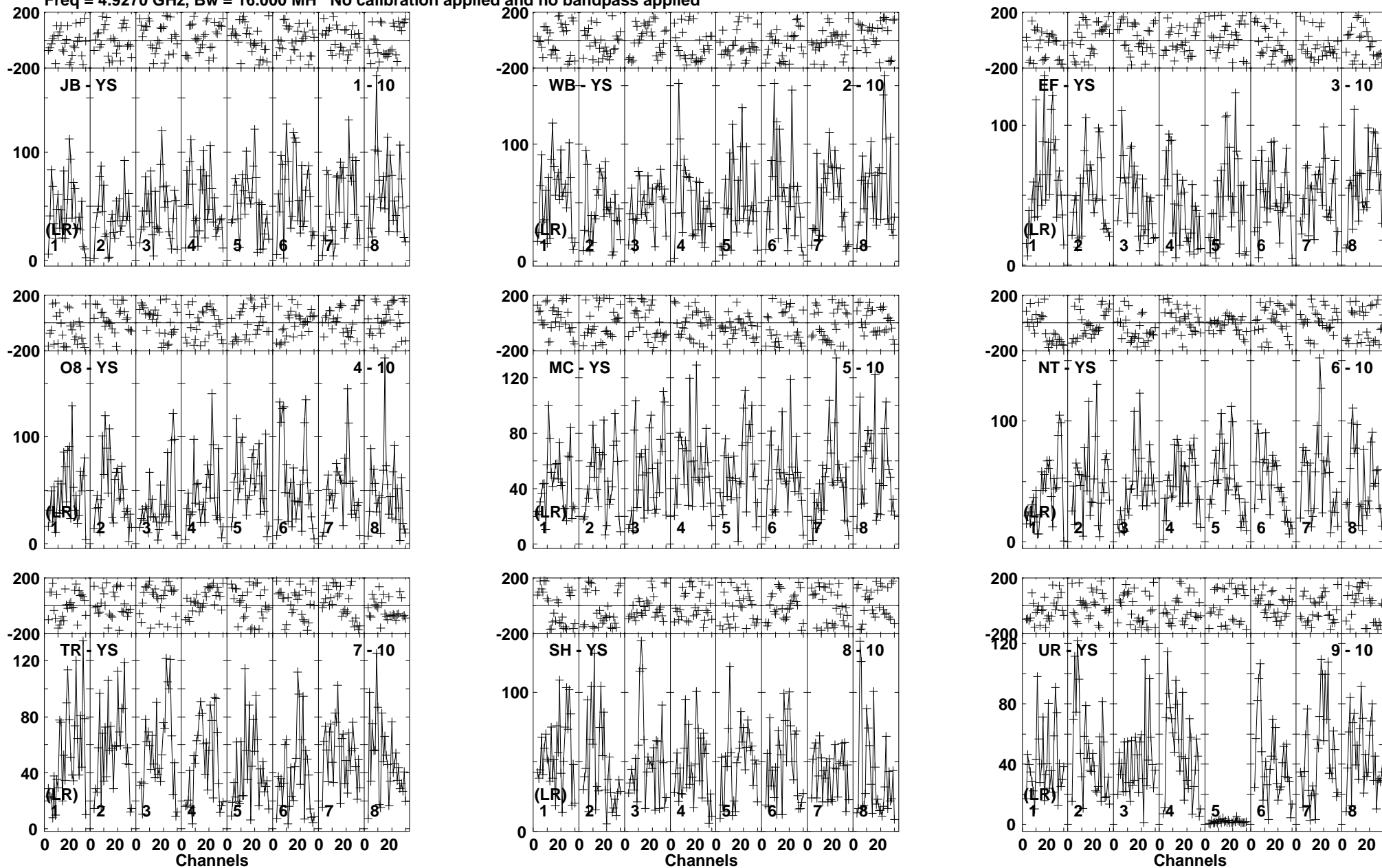


Lower frame: Micro Ampl Jy Top frame: Phas deg  
Vector averaged cross-power spectrum Baseline: YS (10) - SV (11)  
Timerange: 00/08:47:51 to 00/08:49:47

Plot file version 37 created 20-JUL-2016 17:58:29

UGC09555 EH032B.UVDATA.1

Freq = 4.9270 GHz, Bw = 16.000 MH No calibration applied and no bandpass applied

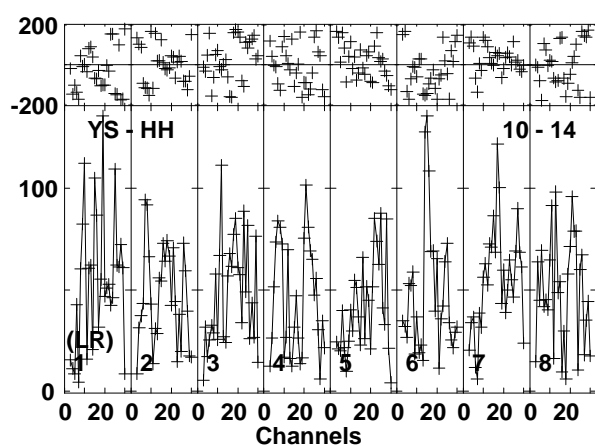
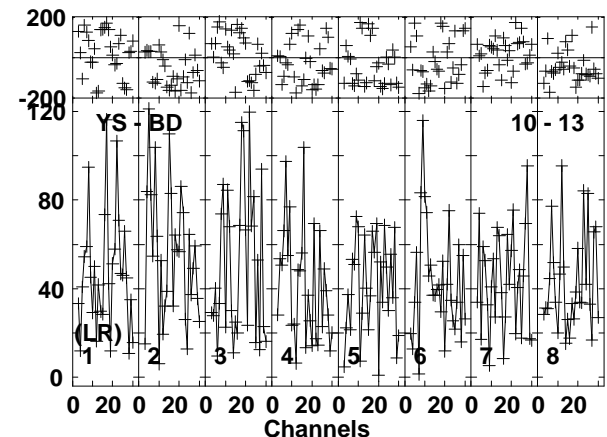
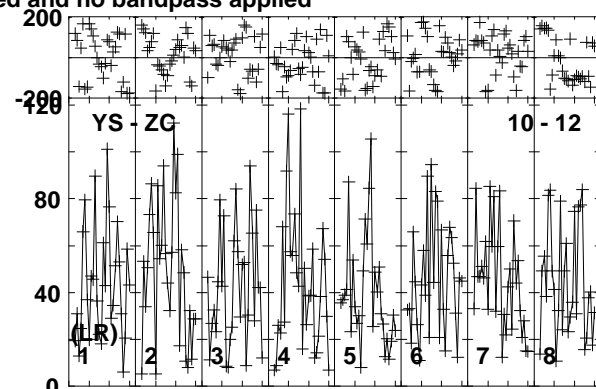
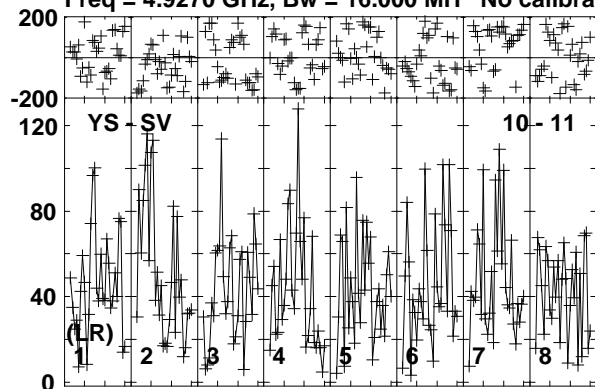


Lower frame: Micro Ampl Jy Top frame: Phas deg  
Vector averaged cross-power spectrum Baseline: JB (01) - YS (10)  
Timerange: 00/08:49:52 to 00/08:58:46

Plot file version 38 created 20-JUL-2016 17:58:30

UGC09555 EH032B.UVDATA.1

Freq = 4.9270 GHz, Bw = 16.000 MH No calibration applied and no bandpass applied

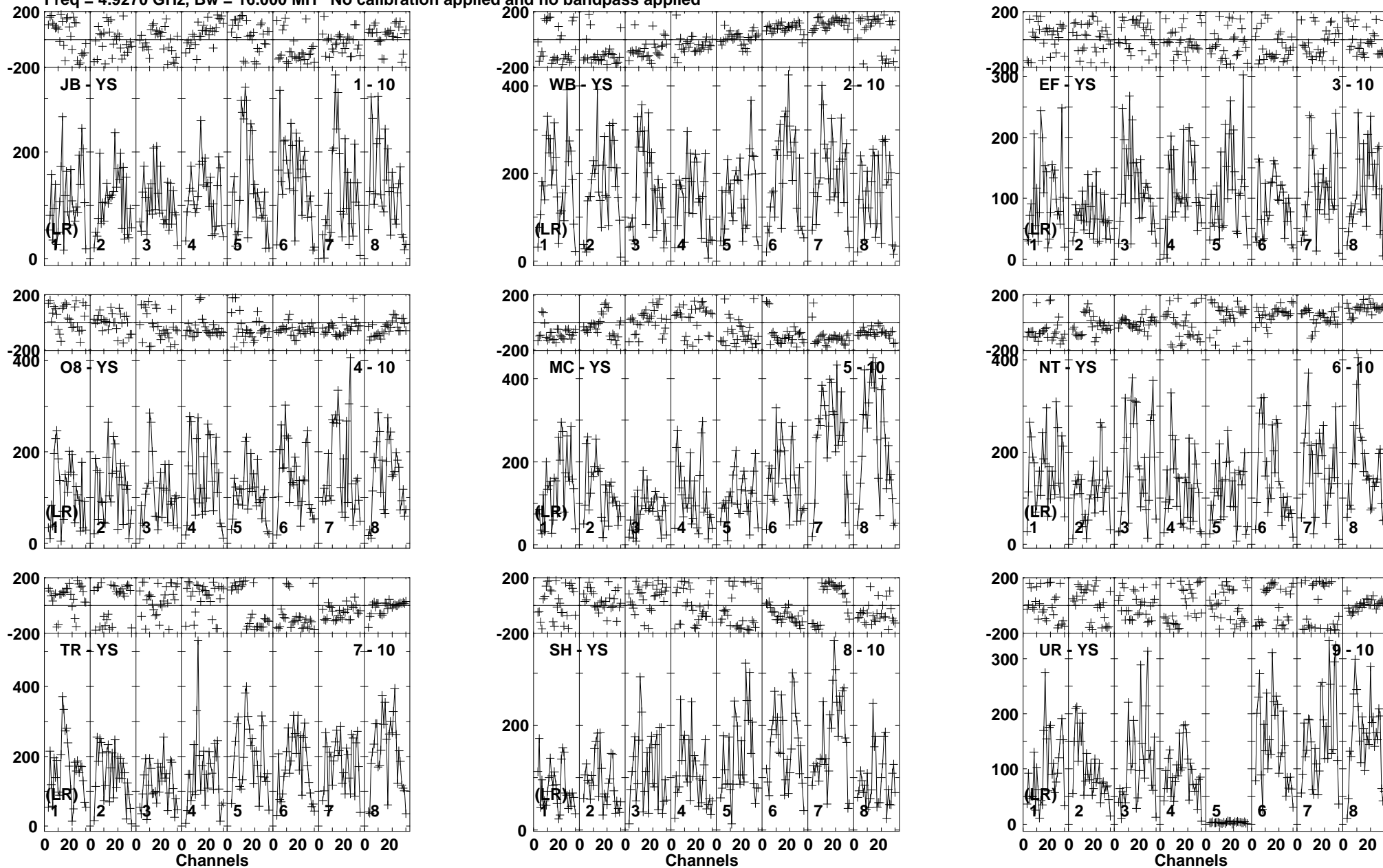


Lower frame: Micro Ampl Jy Top frame: Phas deg  
Vector averaged cross-power spectrum Baseline: YS (10) - SV (11)  
Timerange: 00/08:49:52 to 00/08:58:46

Plot file version 39 created 20-JUL-2016 17:58:30

J1450+0910 EH032B.UVDATA.1

Freq = 4.9270 GHz, Bw = 16.000 MH No calibration applied and no bandpass applied

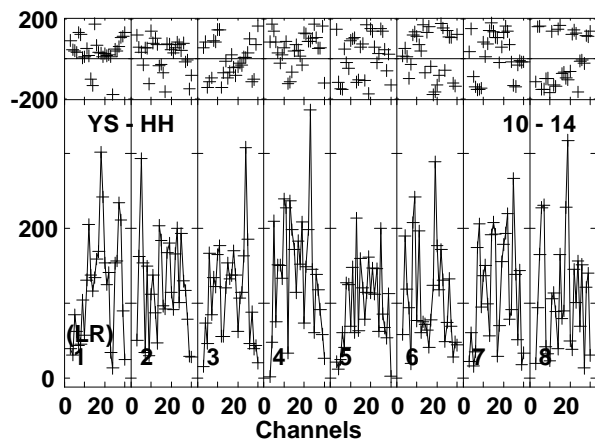
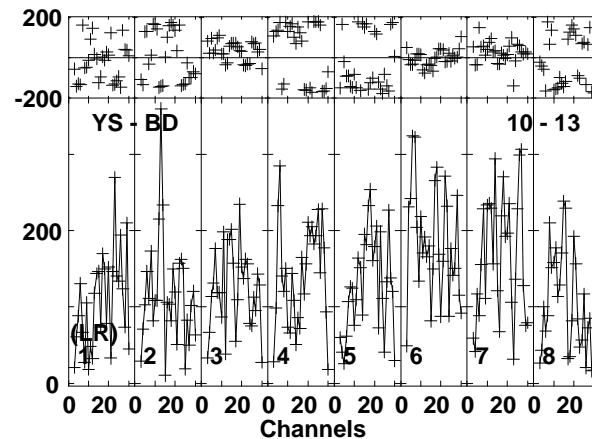
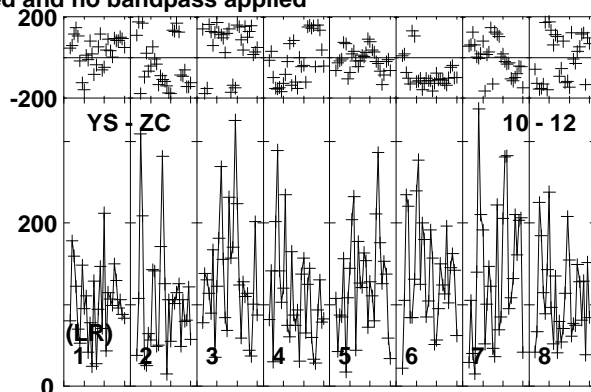
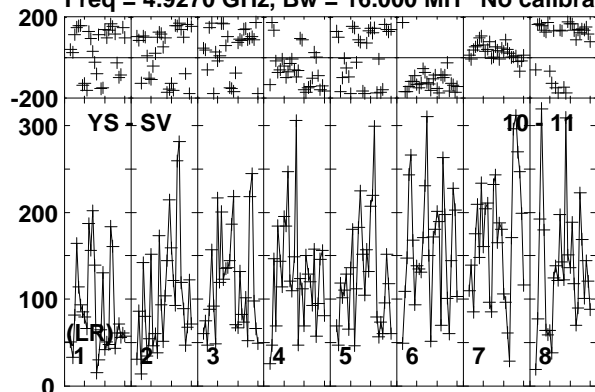


Lower frame: Micro Ampl Jy Top frame: Phas deg  
Vector averaged cross-power spectrum Baseline: JB (01) - YS (10)  
Timerange: 00/08:59:29 to 00/09:01:15

Plot file version 40 created 20-JUL-2016 17:58:30

J1450+0910 EH032B.UVDATA.1

Freq = 4.9270 GHz, Bw = 16.000 MH No calibration applied and no bandpass applied



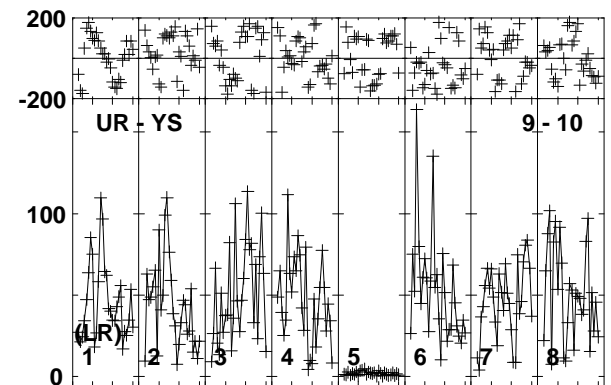
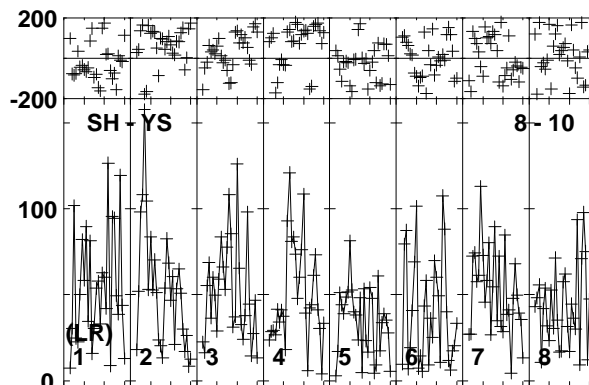
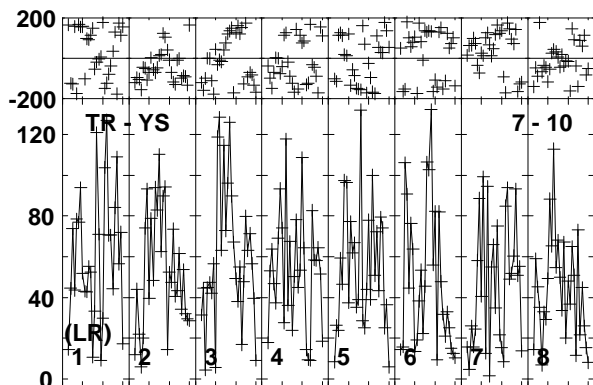
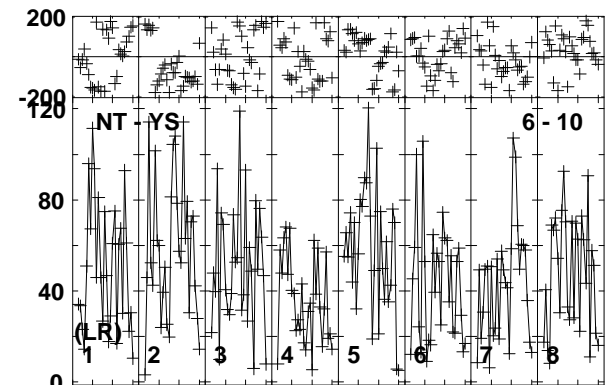
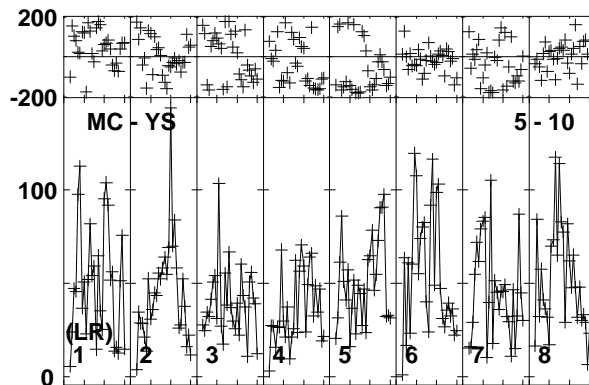
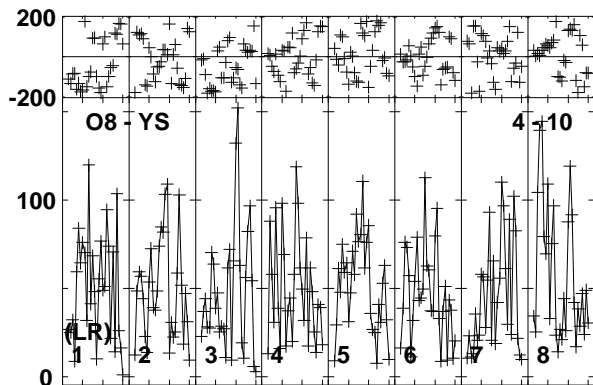
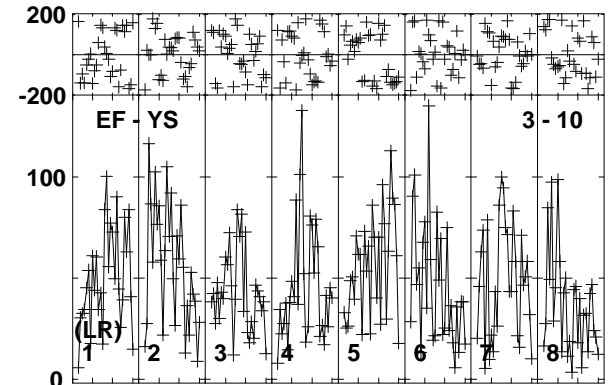
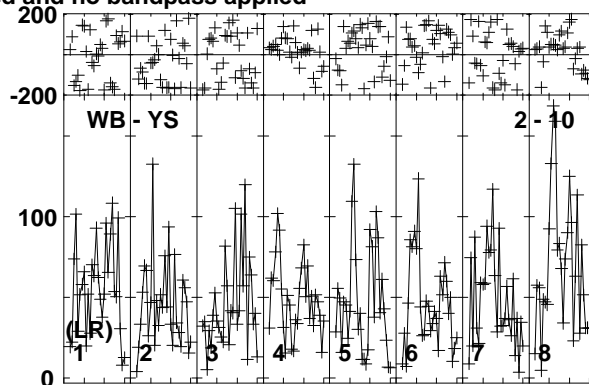
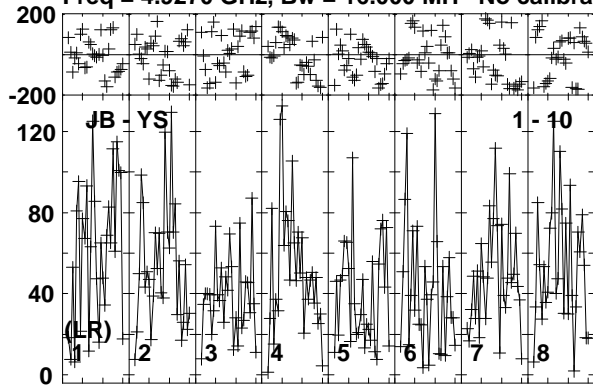
Lower frame: Micro Ampl Jy Top frame: Phas deg  
Vector averaged cross-power spectrum Baseline: YS (10) - SV (11)  
Timerange: 00/08:59:29 to 00/09:01:15



Plot file version 41 created 20-JUL-2016 17:58:31

UGC09555 EH032B.UVDATA.1

Freq = 4.9270 GHz, Bw = 16.000 MH No calibration applied and no bandpass applied

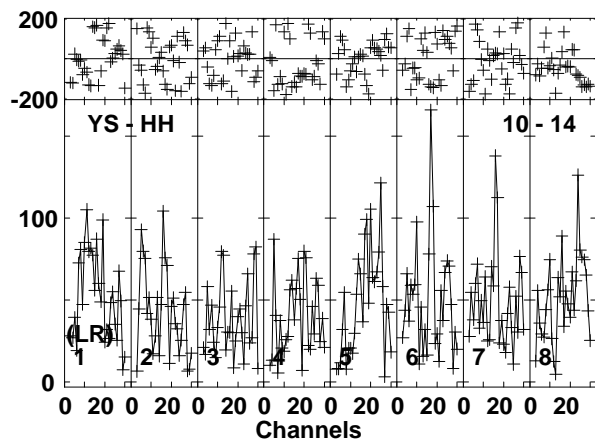
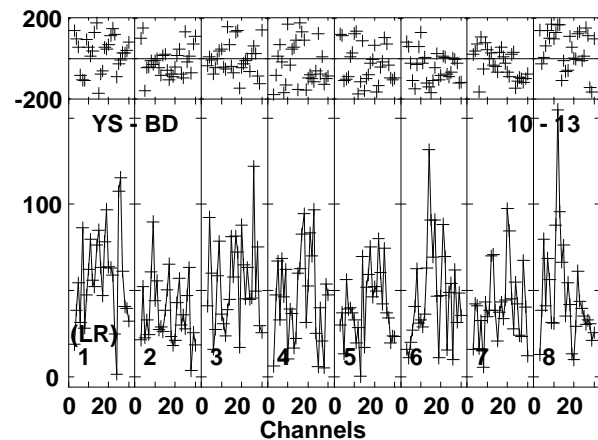
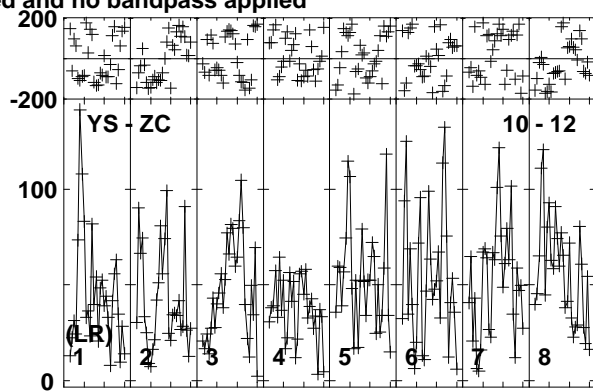
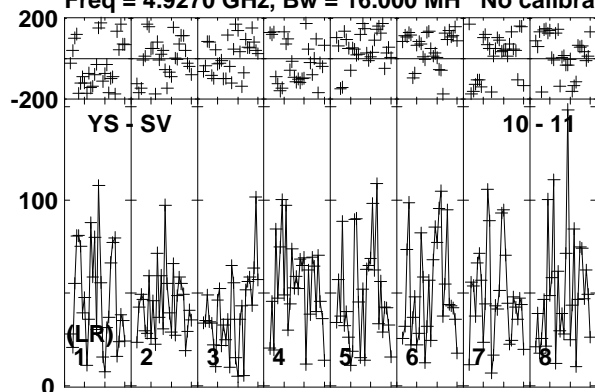


Lower frame: Micro Ampl Jy Top frame: Phas deg  
Vector averaged cross-power spectrum Baseline: JB (01) - YS (10)  
Timerange: 00/09:01:21 to 00/09:10:15

Plot file version 42 created 20-JUL-2016 17:58:31

UGC09555 EH032B.UVDATA.1

Freq = 4.9270 GHz, Bw = 16.000 MH No calibration applied and no bandpass applied

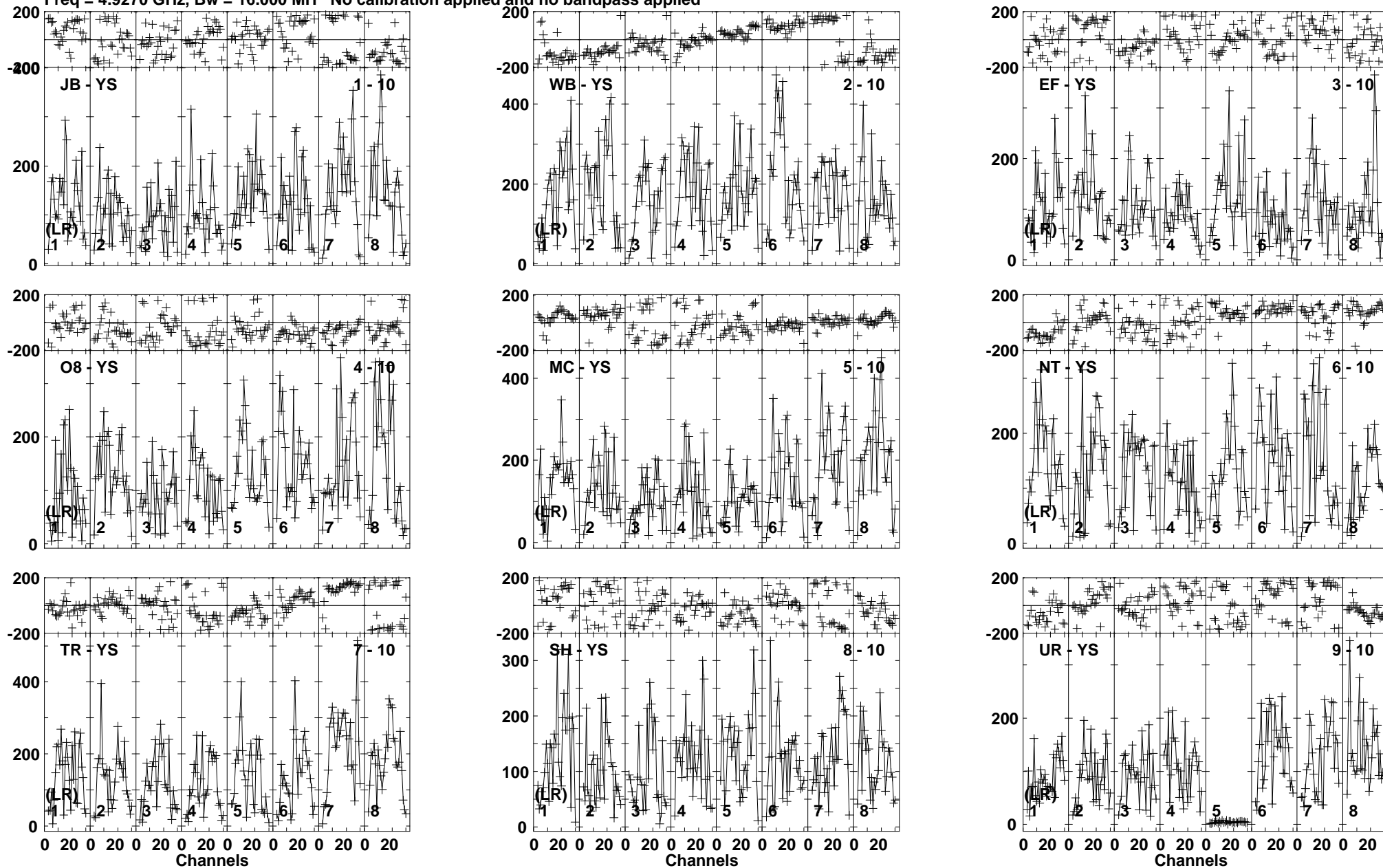


Lower frame: Micro Ampl Jy Top frame: Phas deg  
Vector averaged cross-power spectrum Baseline: YS (10) - SV (11)  
Timerange: 00/09:01:21 to 00/09:10:15

Plot file version 43 created 20-JUL-2016 17:58:31

J1450+0910 EH032B.UVDATA.1

Freq = 4.9270 GHz, Bw = 16.000 MH No calibration applied and no bandpass applied

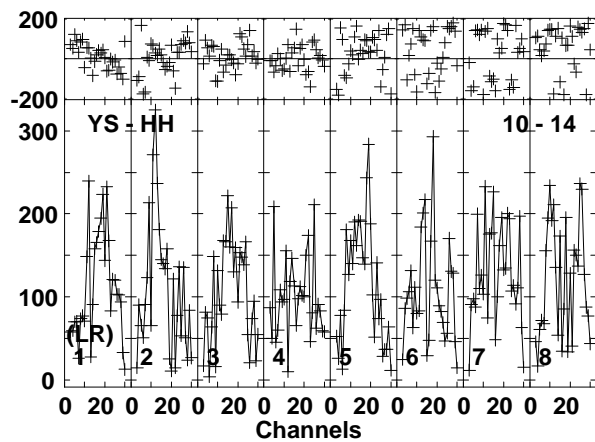
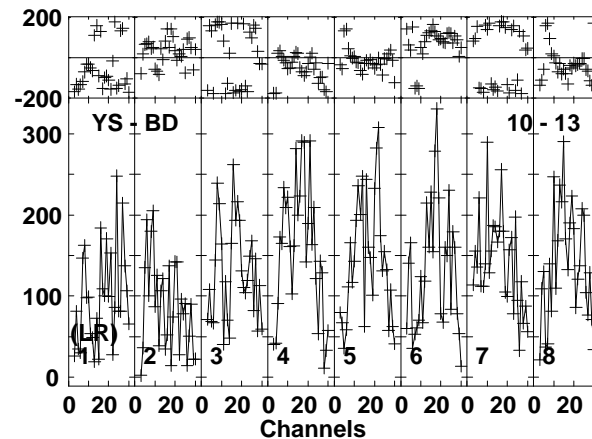
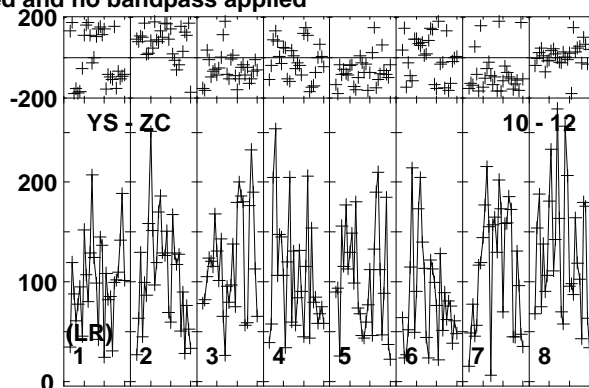
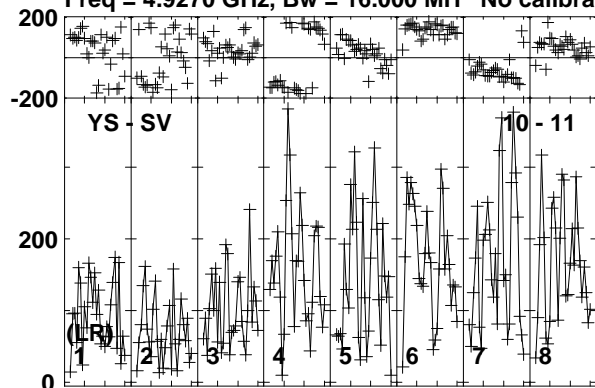


Lower frame: Micro Ampl Jy Top frame: Phas deg  
Vector averaged cross-power spectrum Baseline: JB (01) - YS (10)  
Timerange: 00/09:10:54 to 00/09:12:50

Plot file version 44 created 20-JUL-2016 17:58:32

J1450+0910 EH032B.UVDATA.1

Freq = 4.9270 GHz, Bw = 16.000 MH No calibration applied and no bandpass applied

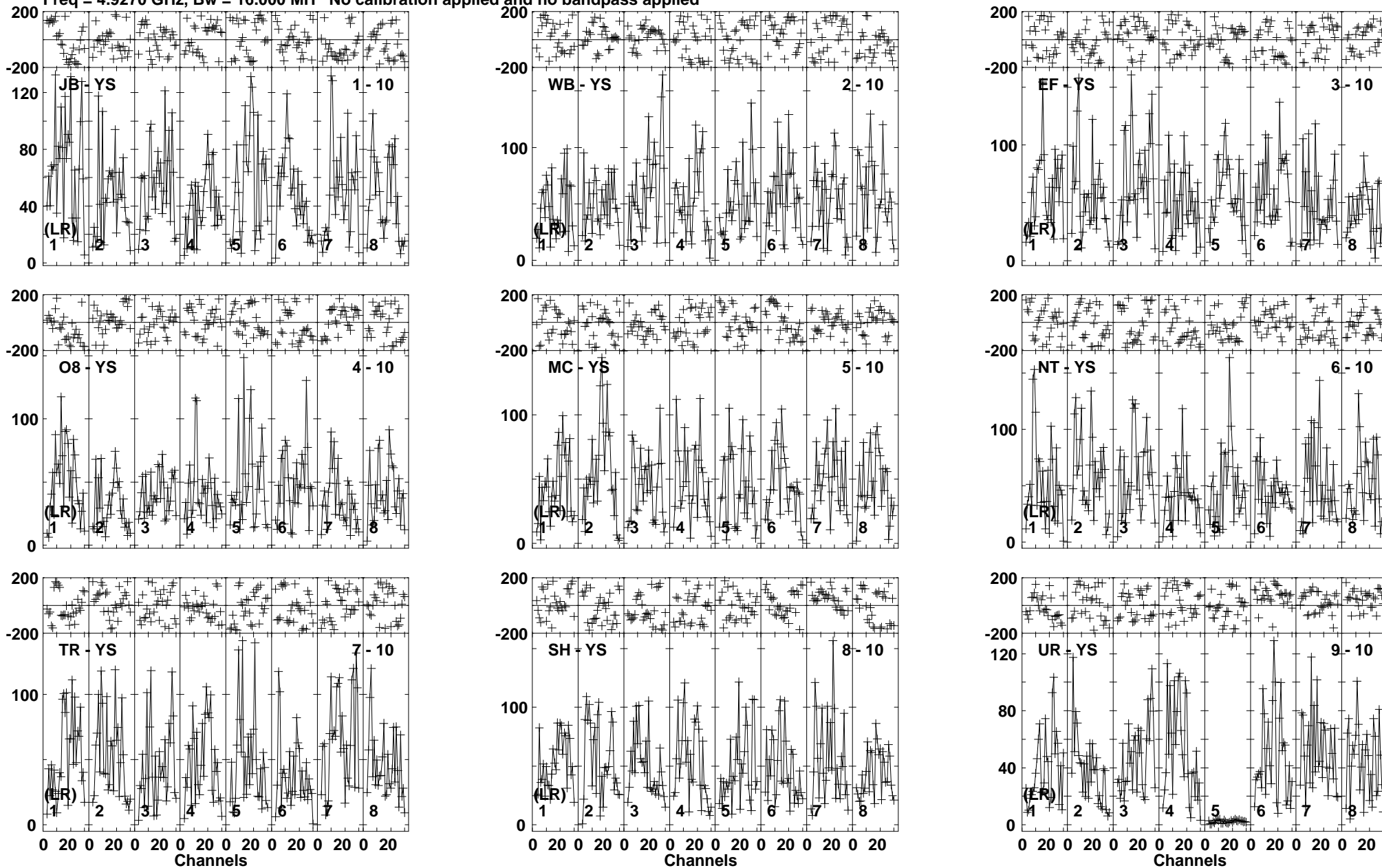


Lower frame: Micro Ampl Jy Top frame: Phas deg  
Vector averaged cross-power spectrum Baseline: YS (10) - SV (11)  
Timerange: 00/09:10:54 to 00/09:12:50

Plot file version 45 created 20-JUL-2016 17:58:32

UGC09555 EH032B.UVDATA.1

Freq = 4.9270 GHz, Bw = 16.000 MH No calibration applied and no bandpass applied

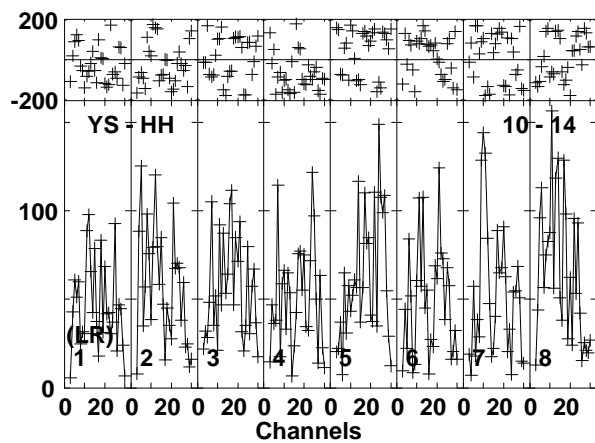
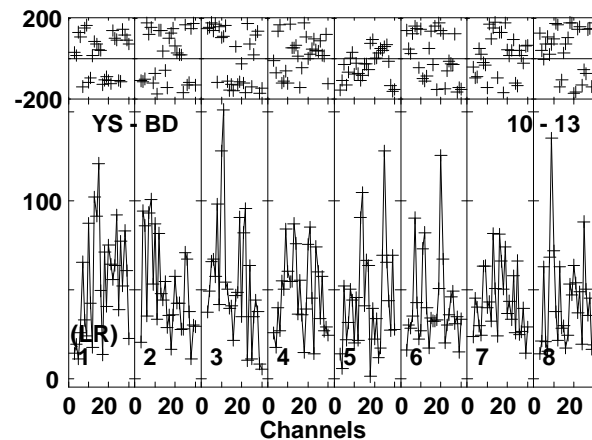
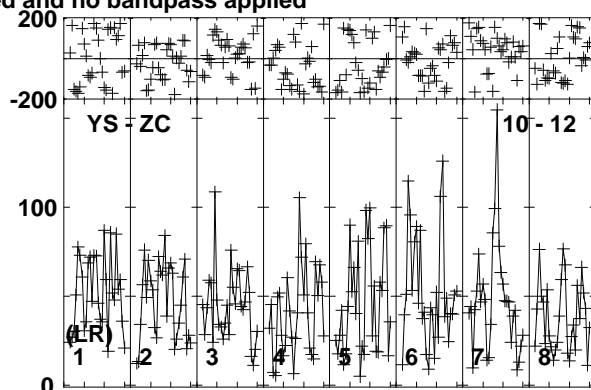
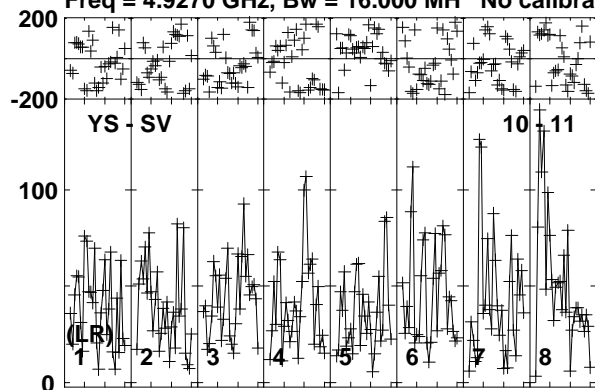


Lower frame: Micro Ampl Jy Top frame: Phas deg  
Vector averaged cross-power spectrum Baseline: JB (01) - YS (10)  
Timerange: 00/09:12:55 to 00/09:21:49

Plot file version 46 created 20-JUL-2016 17:58:33

UGC09555 EH032B.UVDATA.1

Freq = 4.9270 GHz, Bw = 16.000 MH No calibration applied and no bandpass applied

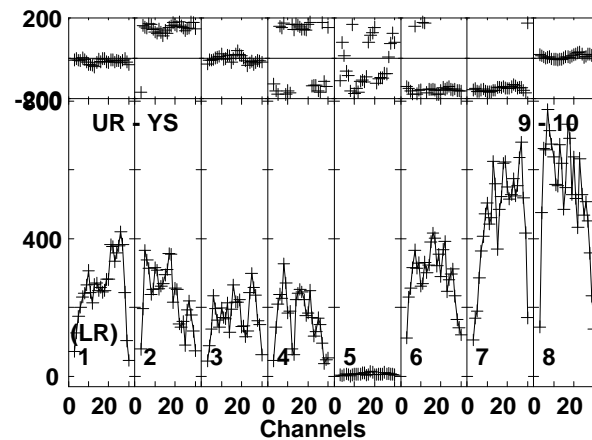
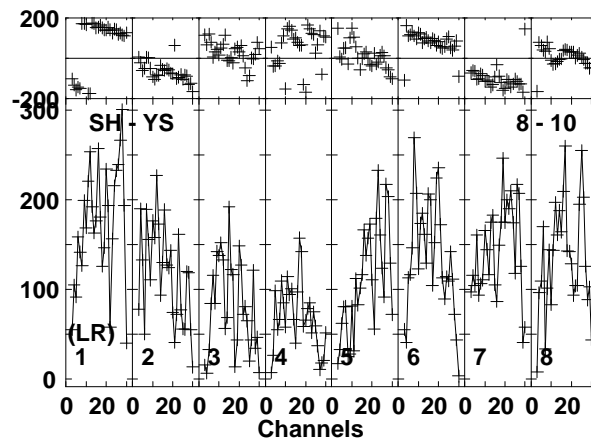
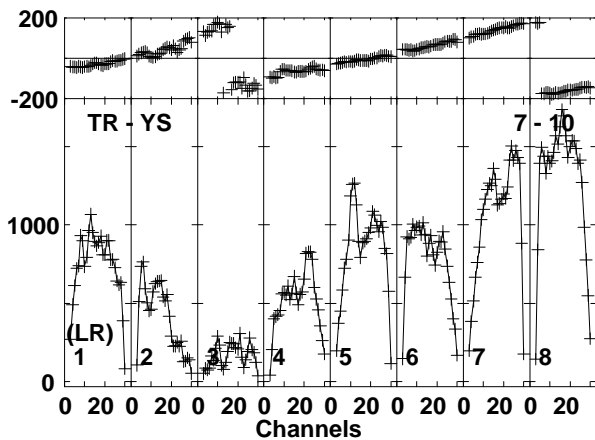
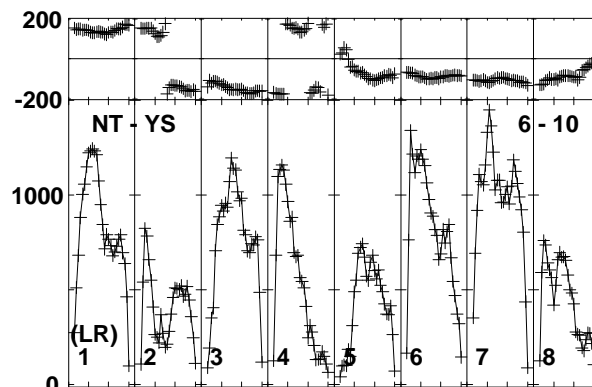
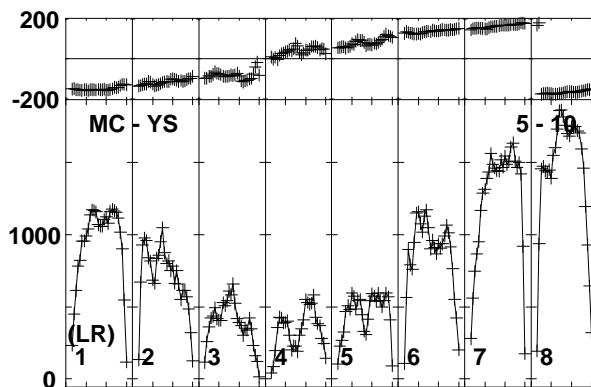
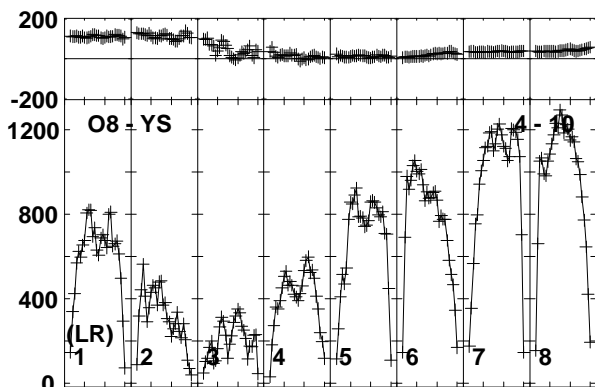
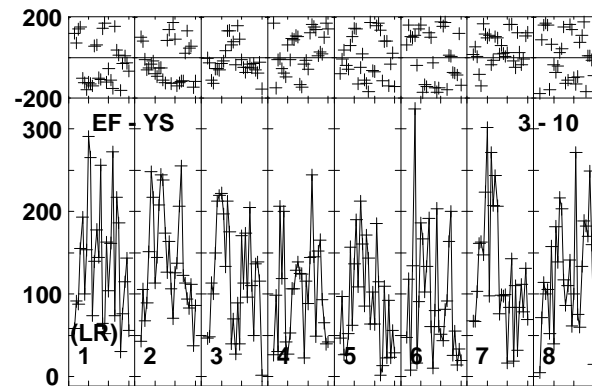
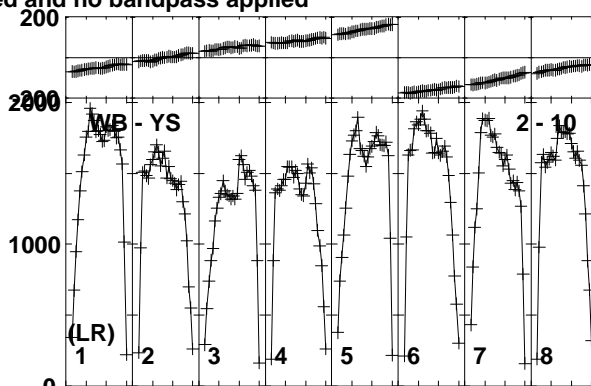
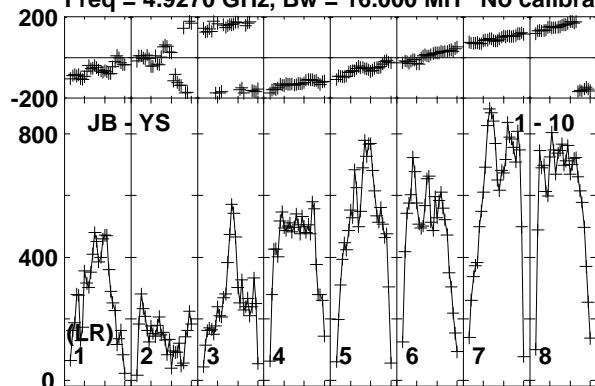


Lower frame: Micro Ampl Jy Top frame: Phas deg  
Vector averaged cross-power spectrum Baseline: YS (10) - SV (11)  
Timerange: 00/09:12:55 to 00/09:21:49

Plot file version 47 created 20-JUL-2016 17:58:33

OQ208 EH032B.UVDATA.1

Freq = 4.9270 GHz, Bw = 16.000 MH No calibration applied and no bandpass applied

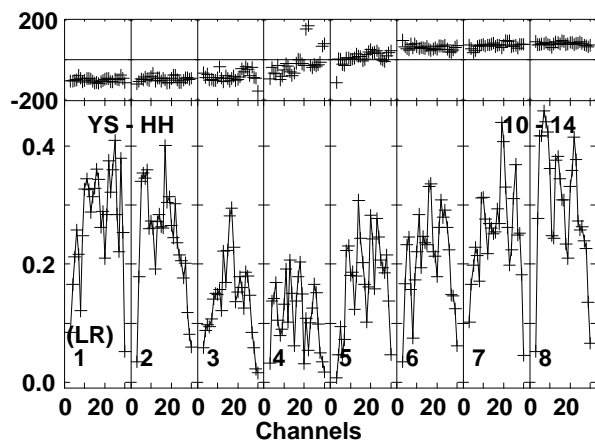
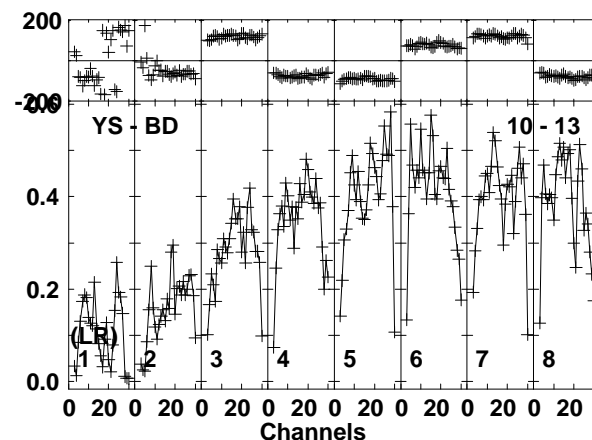
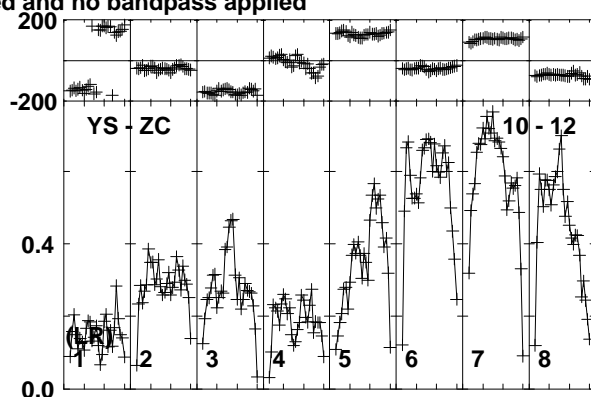
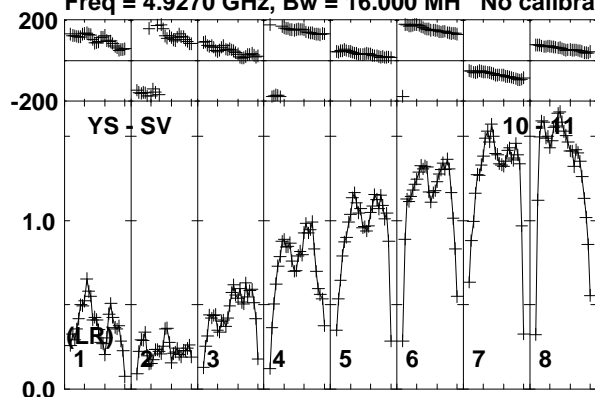


Lower frame: Micro Ampl Jy Top frame: Phas deg  
Vector averaged cross-power spectrum Baseline: JB (01) - YS (10)  
Timerange: 00/09:23:50 to 00/09:28:36

Plot file version 48 created 20-JUL-2016 17:58:34

OQ208 EH032B.UVDATA.1

Freq = 4.9270 GHz, Bw = 16.000 MH No calibration applied and no bandpass applied



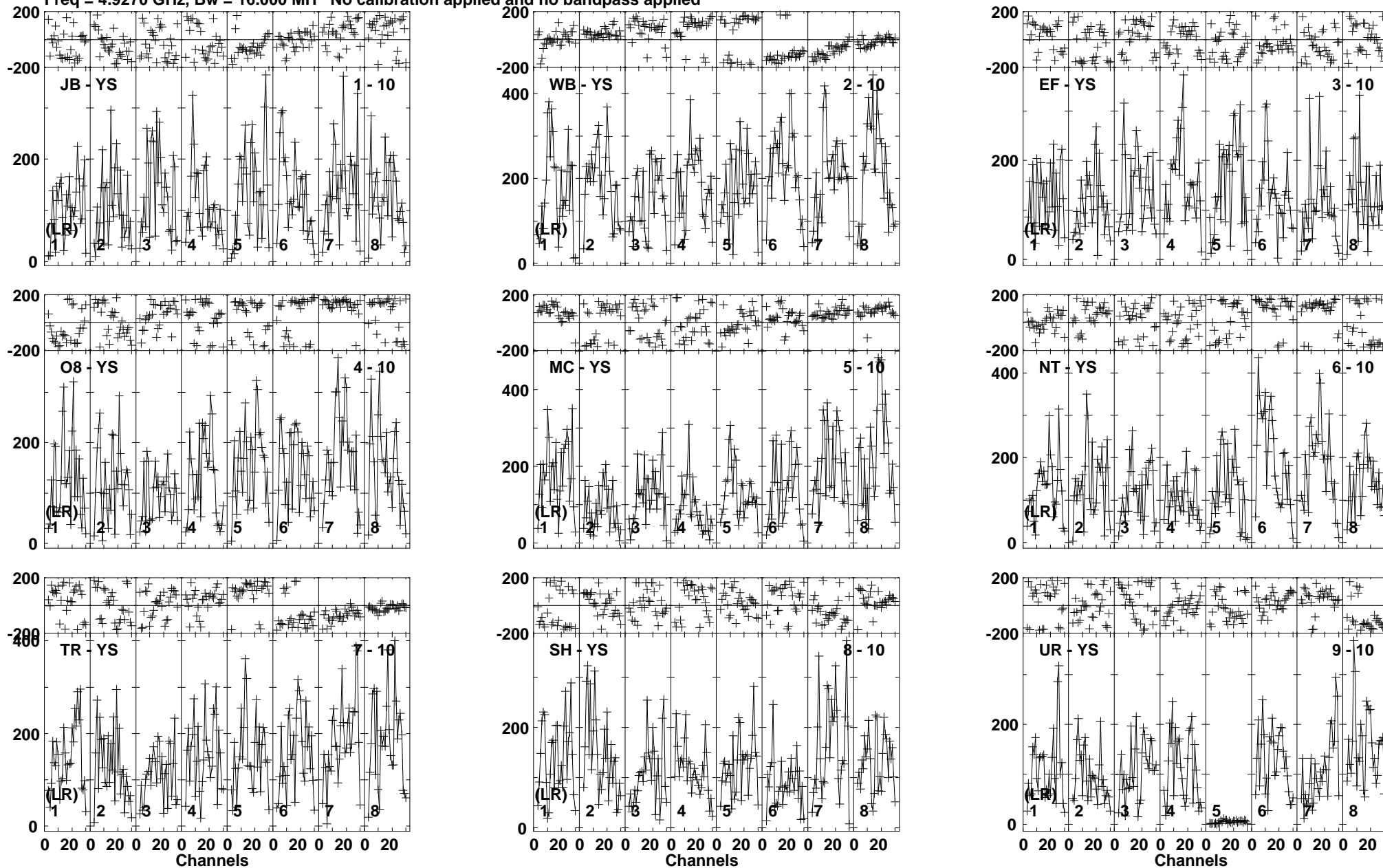
Lower frame: Milli Ampl Jy Top frame: Phas deg  
Vector averaged cross-power spectrum Baseline: YS (10) - SV (11)  
Timerange: 00/09:23:50 to 00/09:28:36



Plot file version 49 created 20-JUL-2016 17:58:34

J1450+0910 EH032B.UVDATA.1

Freq = 4.9270 GHz, Bw = 16.000 MH No calibration applied and no bandpass applied

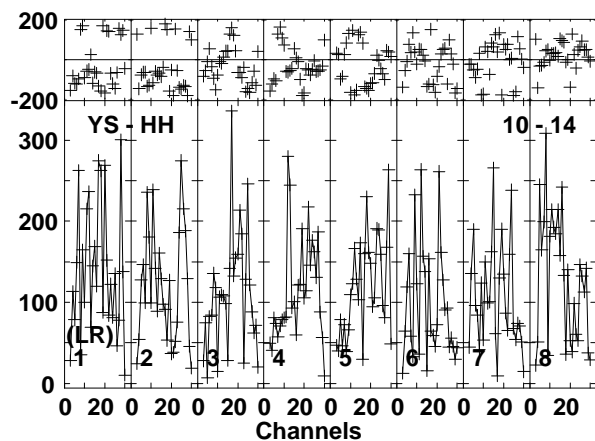
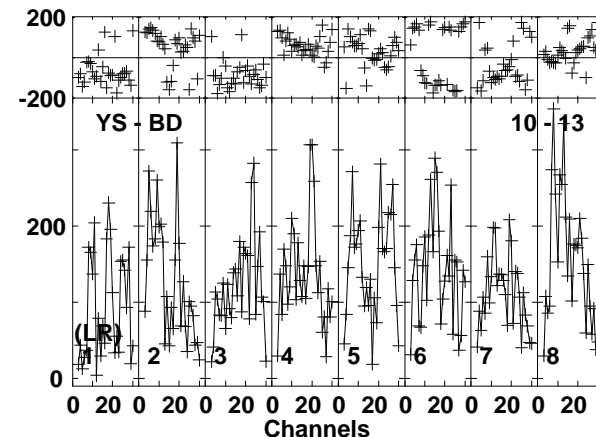
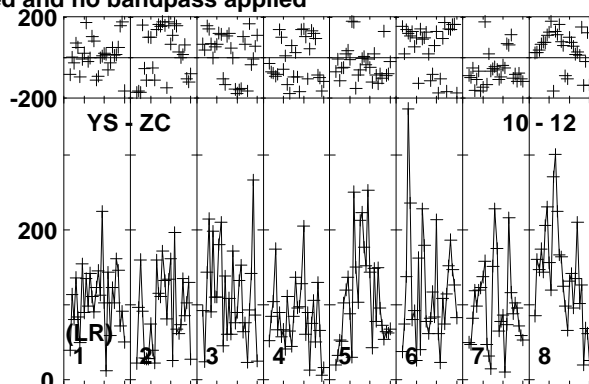
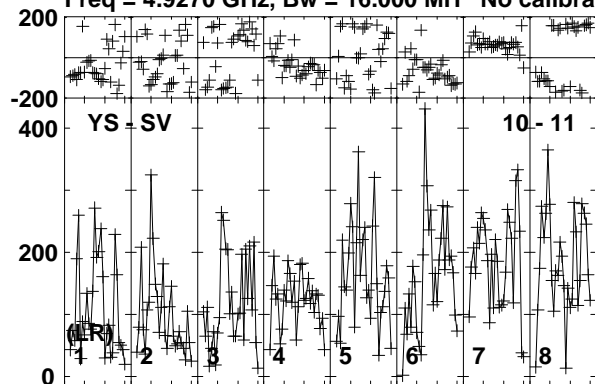


Lower frame: Micro Ampl Jy Top frame: Phas deg  
Vector averaged cross-power spectrum Baseline: JB (01) - YS (10)  
Timerange: 00/09:30:38 to 00/09:32:24

Plot file version 50 created 20-JUL-2016 17:58:34

J1450+0910 EH032B.UVDATA.1

Freq = 4.9270 GHz, Bw = 16.000 MH No calibration applied and no bandpass applied



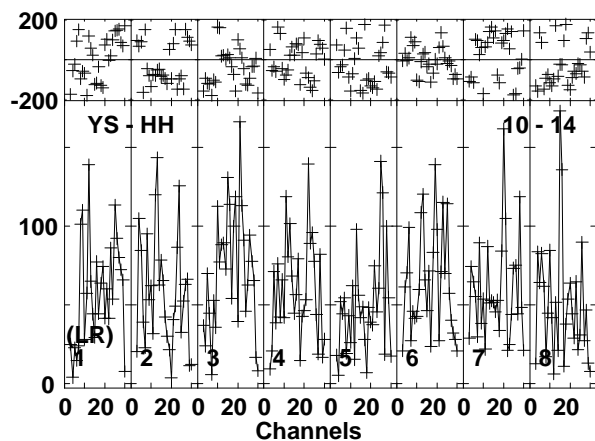
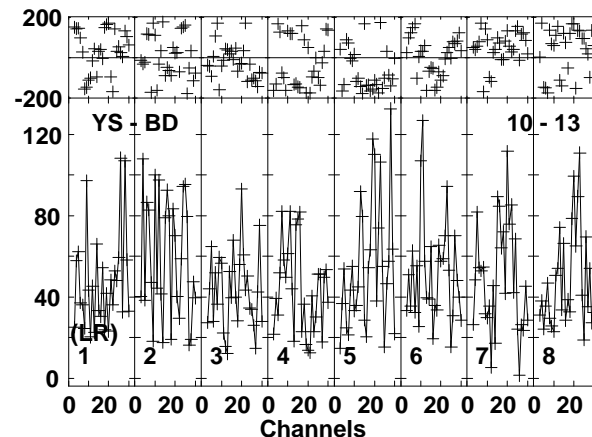
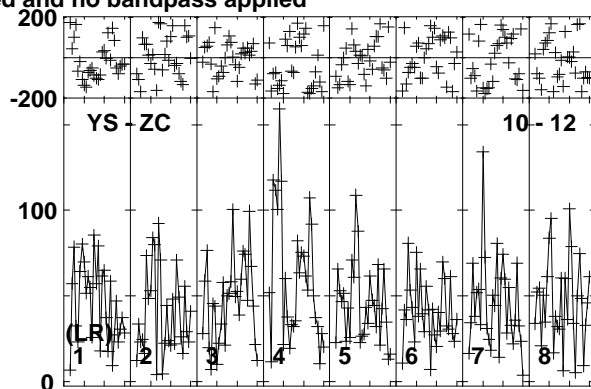
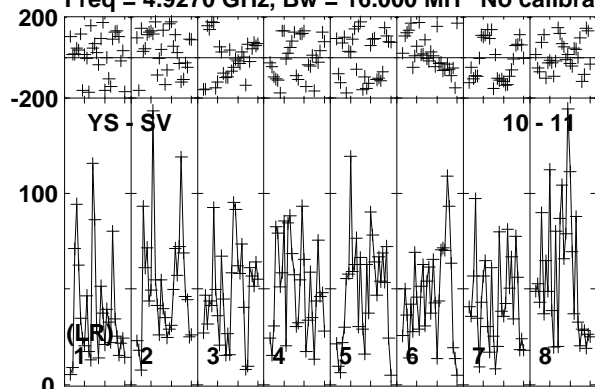
Lower frame: Micro Ampl Jy Top frame: Phas deg  
Vector averaged cross-power spectrum Baseline: YS (10) - SV (11)  
Timerange: 00/09:30:38 to 00/09:32:24



Plot file version 52 created 20-JUL-2016 17:58:35

UGC09555 EH032B.UVDATA.1

Freq = 4.9270 GHz, Bw = 16.000 MH No calibration applied and no bandpass applied

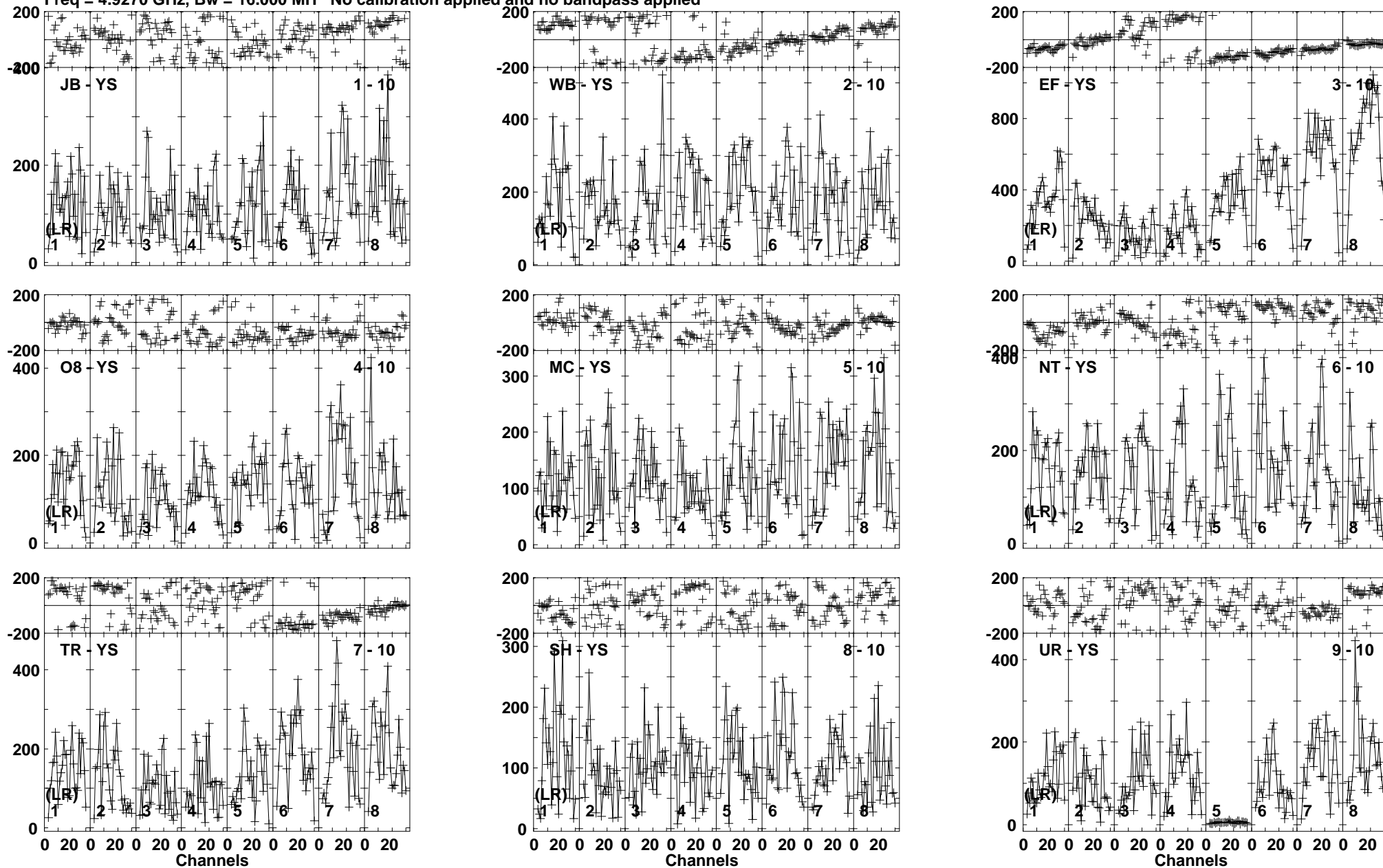


Lower frame: Micro Ampl Jy Top frame: Phas deg  
Vector averaged cross-power spectrum Baseline: YS (10) - SV (11)  
Timerange: 00/09:32:30 to 00/09:41:24

Plot file version 53 created 20-JUL-2016 17:58:35

J1450+0910 EH032B.UVDATA.1

Freq = 4.9270 GHz, Bw = 16.000 MH No calibration applied and no bandpass applied

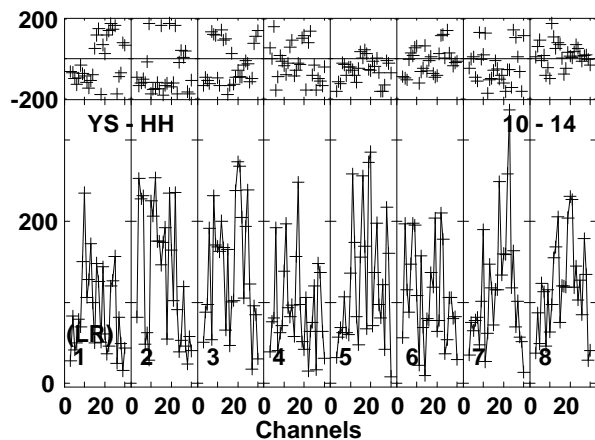
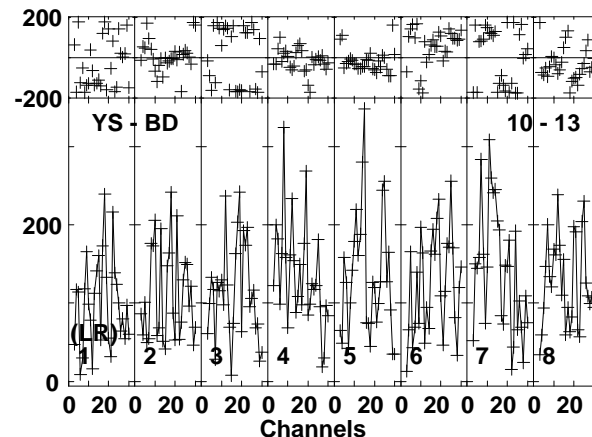
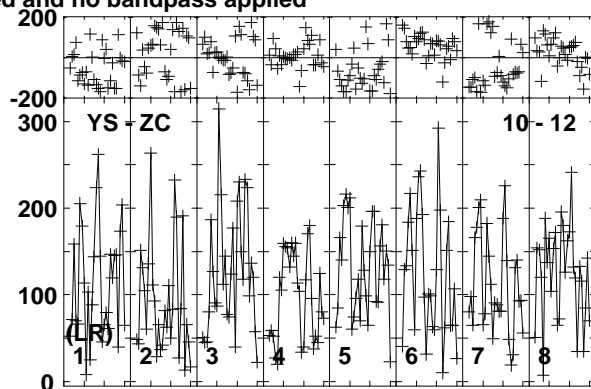
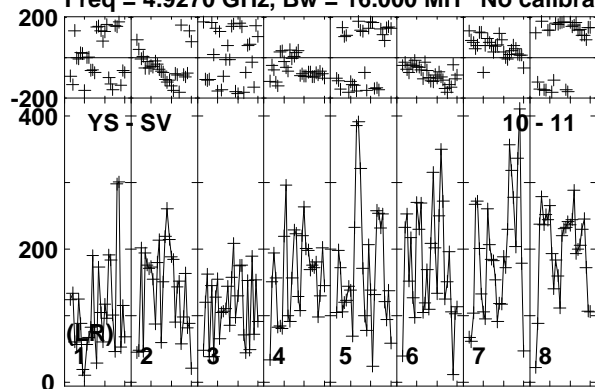


Lower frame: Micro Ampl Jy Top frame: Phas deg  
Vector averaged cross-power spectrum Baseline: JB (01) - YS (10)  
Timerange: 00/09:42:03 to 00/09:43:59

Plot file version 54 created 20-JUL-2016 17:58:36

J1450+0910 EH032B.UVDATA.1

Freq = 4.9270 GHz, Bw = 16.000 MH No calibration applied and no bandpass applied

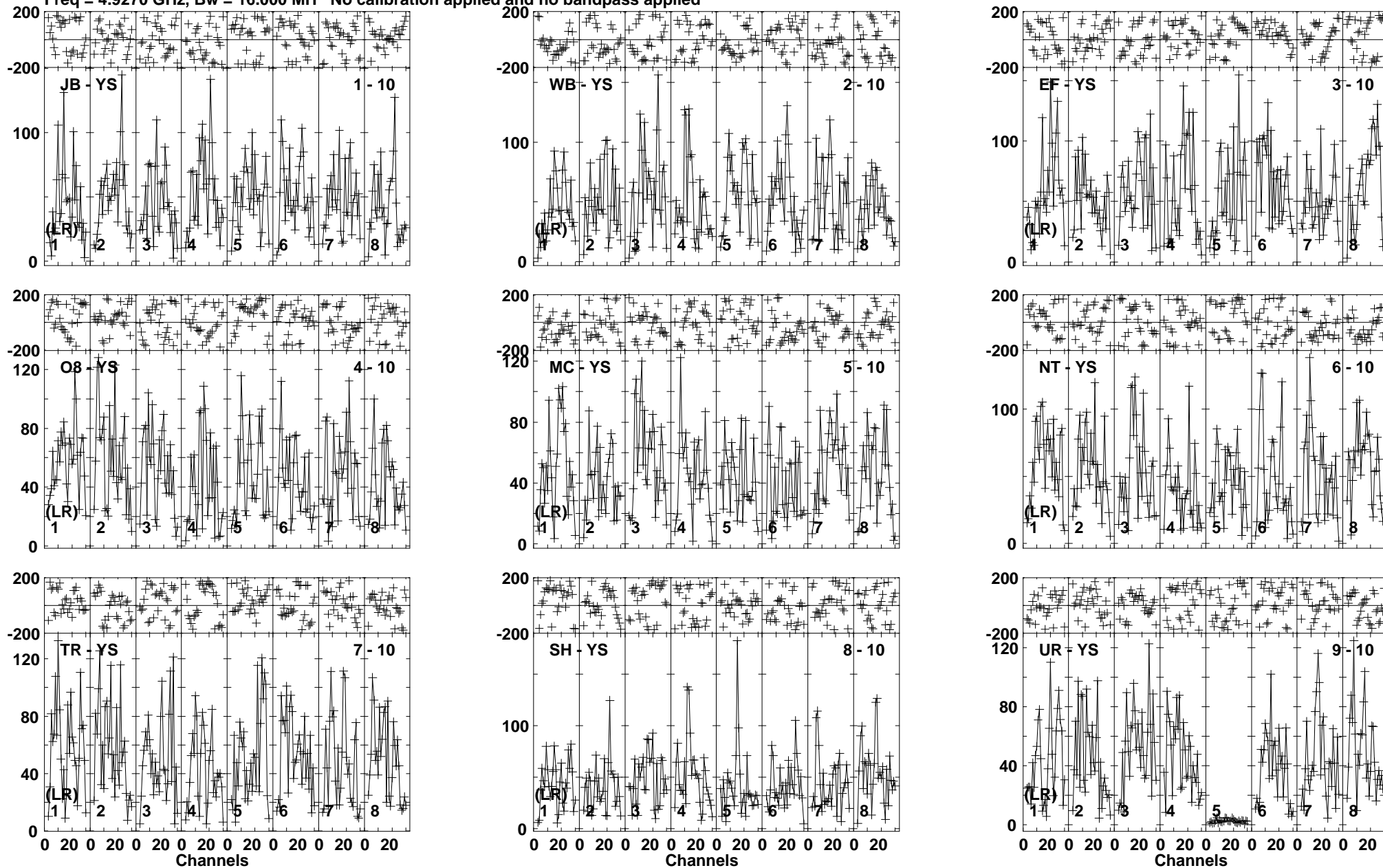


Lower frame: Micro Ampl Jy Top frame: Phas deg  
Vector averaged cross-power spectrum Baseline: YS (10) - SV (11)  
Timerange: 00/09:42:03 to 00/09:43:59

Plot file version 55 created 20-JUL-2016 17:58:36

UGC09555 EH032B.UVDATA.1

Freq = 4.9270 GHz, Bw = 16.000 MH No calibration applied and no bandpass applied

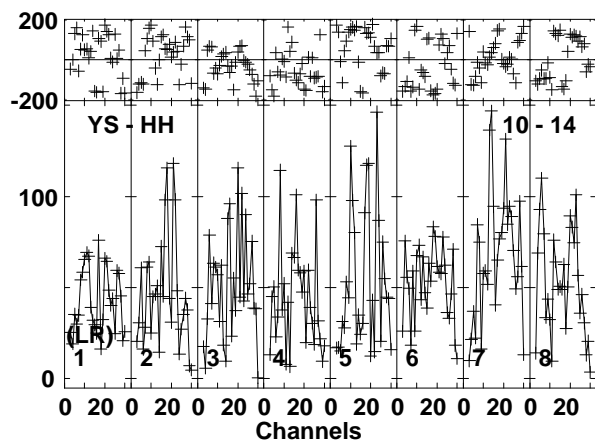
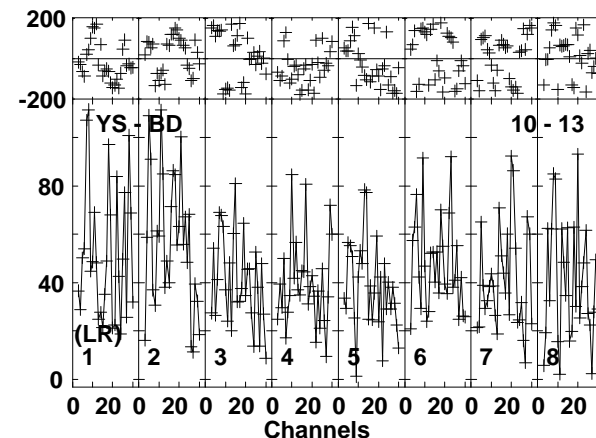
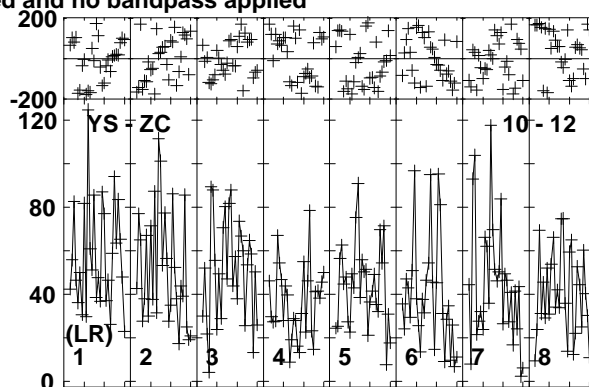
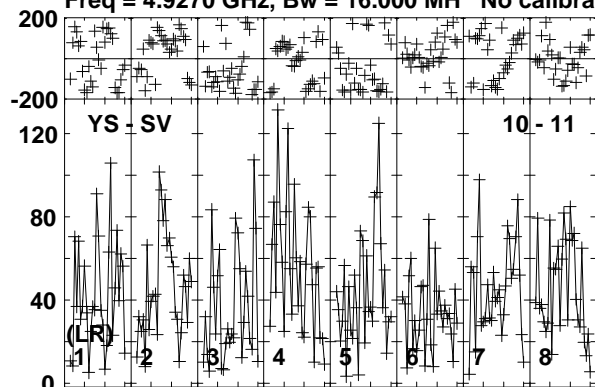


Lower frame: Micro Ampl Jy Top frame: Phas deg  
Vector averaged cross-power spectrum Baseline: JB (01) - YS (10)  
Timerange: 00/09:44:04 to 00/09:52:58

Plot file version 56 created 20-JUL-2016 17:58:37

UGC09555 EH032B.UVDATA.1

Freq = 4.9270 GHz, Bw = 16.000 MH No calibration applied and no bandpass applied



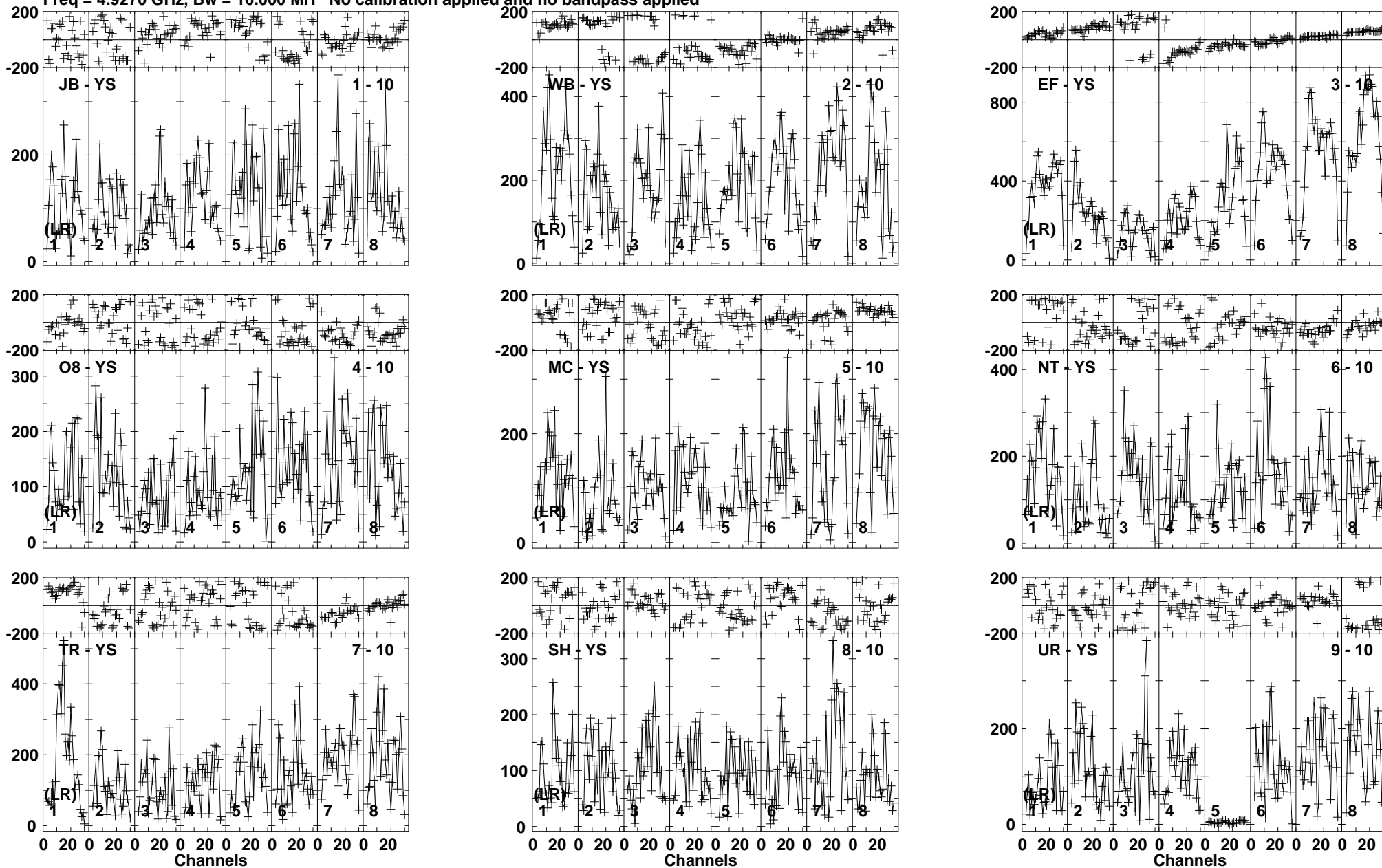
Lower frame: Micro Ampl Jy Top frame: Phas deg  
Vector averaged cross-power spectrum Baseline: YS (10) - SV (11)  
Timerange: 00/09:44:04 to 00/09:52:58



Plot file version 57 created 20-JUL-2016 17:58:37

J1450+0910 EH032B.UVDATA.1

Freq = 4.9270 GHz, Bw = 16.000 MH No calibration applied and no bandpass applied

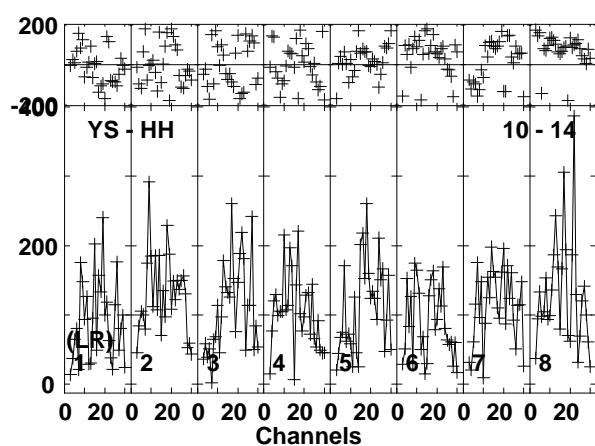
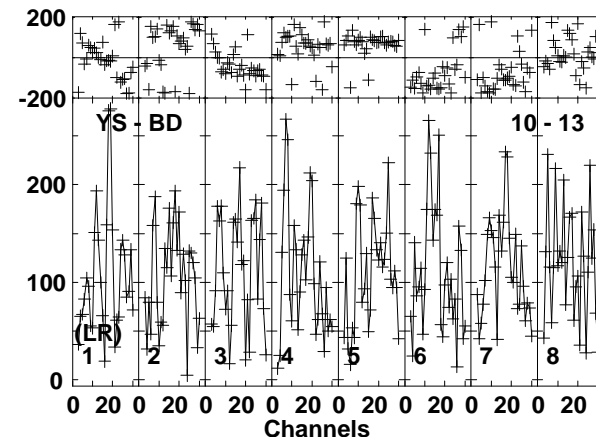
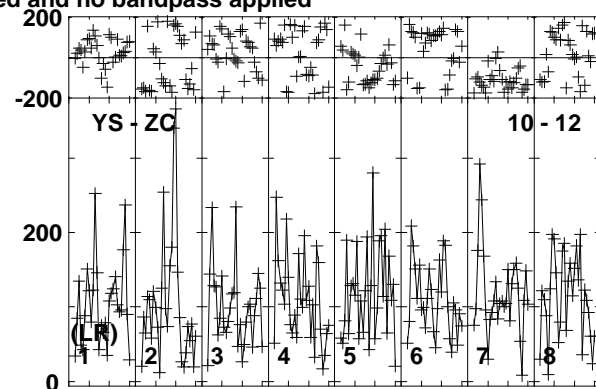
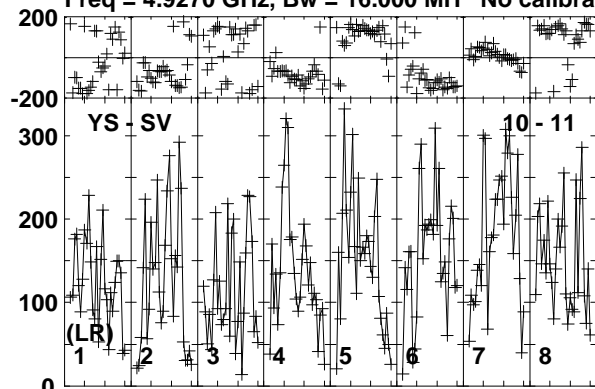


Lower frame: Micro Ampl Jy Top frame: Phas deg  
Vector averaged cross-power spectrum Baseline: JB (01) - YS (10)  
Timerange: 00/09:53:38 to 00/09:55:34

Plot file version 58 created 20-JUL-2016 17:58:37

J1450+0910 EH032B.UVDATA.1

Freq = 4.9270 GHz, Bw = 16.000 MH No calibration applied and no bandpass applied

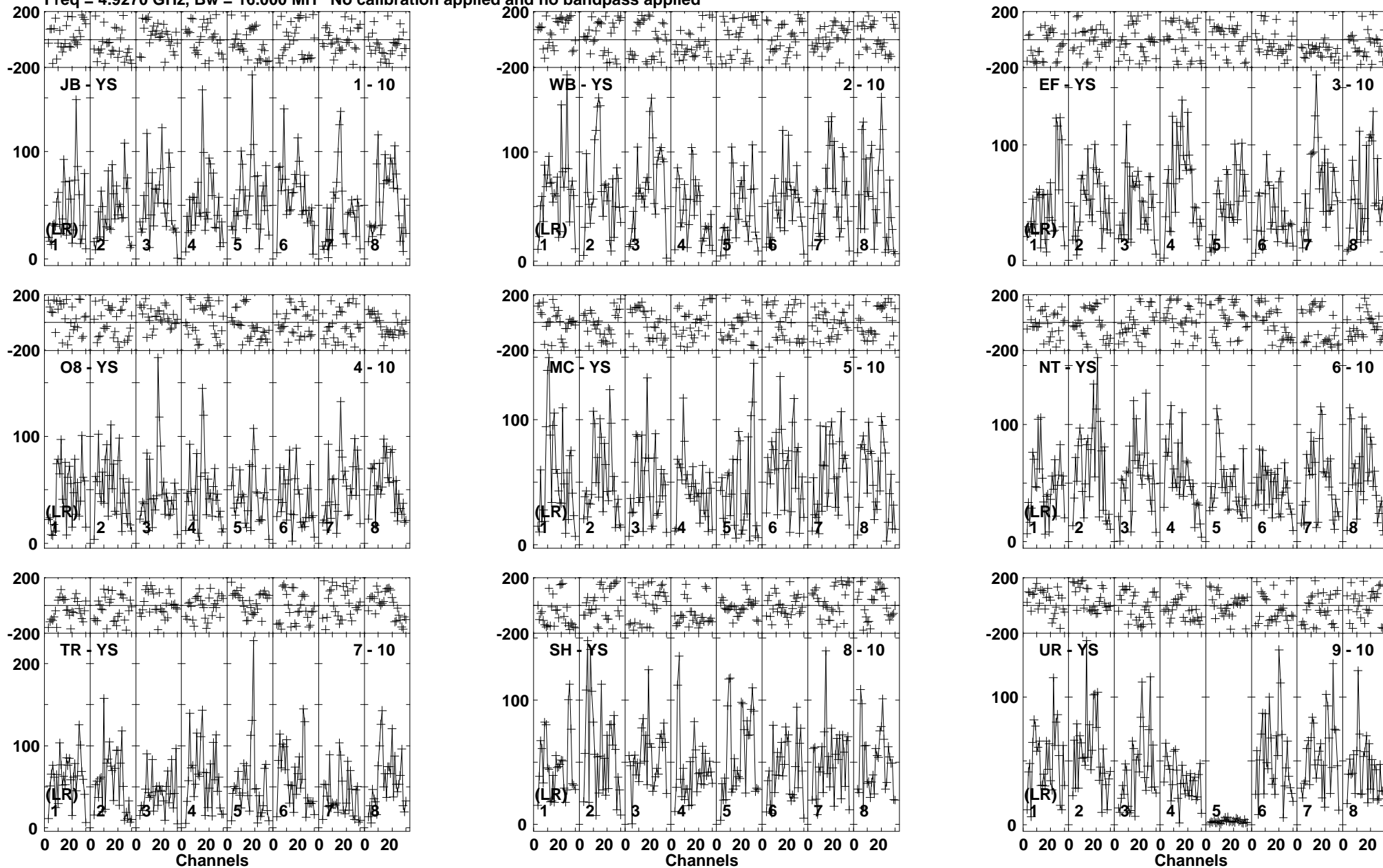


Lower frame: Micro Ampl Jy Top frame: Phas deg  
Vector averaged cross-power spectrum Baseline: YS (10) - SV (11)  
Timerange: 00/09:53:38 to 00/09:55:34

Plot file version 59 created 20-JUL-2016 17:58:38

UGC09555 EH032B.UVDATA.1

Freq = 4.9270 GHz, Bw = 16.000 MH No calibration applied and no bandpass applied

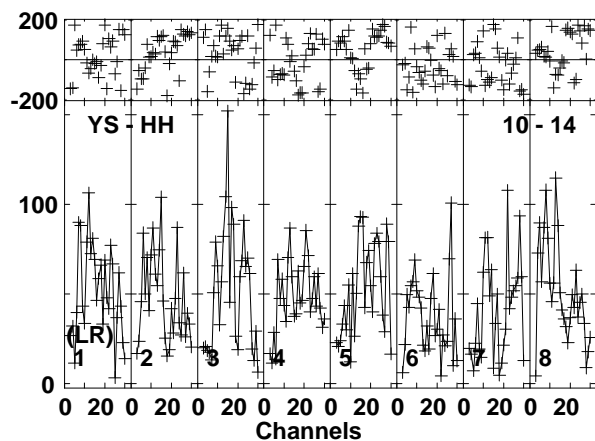
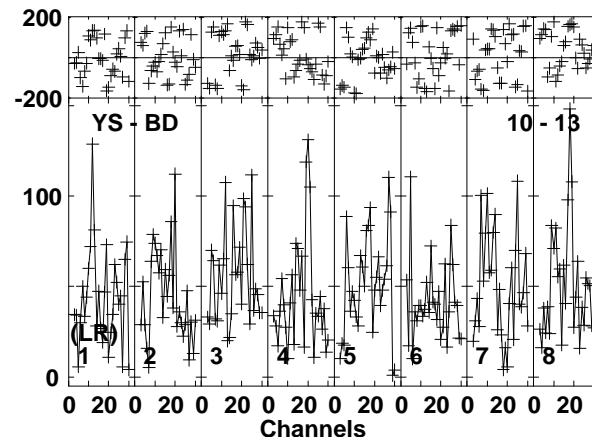
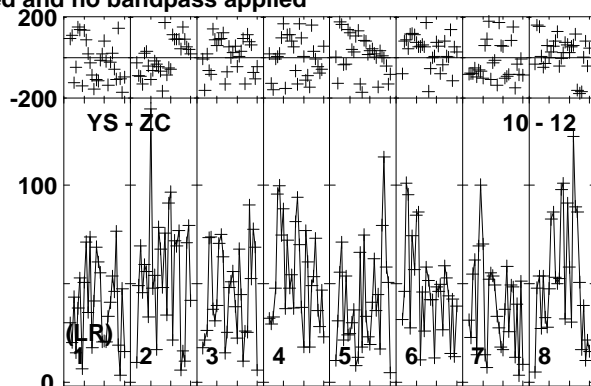
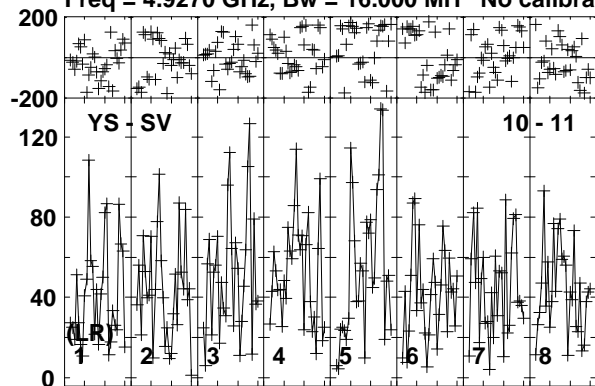


Lower frame: Micro Ampl Jy Top frame: Phas deg  
Vector averaged cross-power spectrum Baseline: JB (01) - YS (10)  
Timerange: 00/09:55:40 to 00/10:04:34

Plot file version 60 created 20-JUL-2016 17:58:38

UGC09555 EH032B.UVDATA.1

Freq = 4.9270 GHz, Bw = 16.000 MH No calibration applied and no bandpass applied

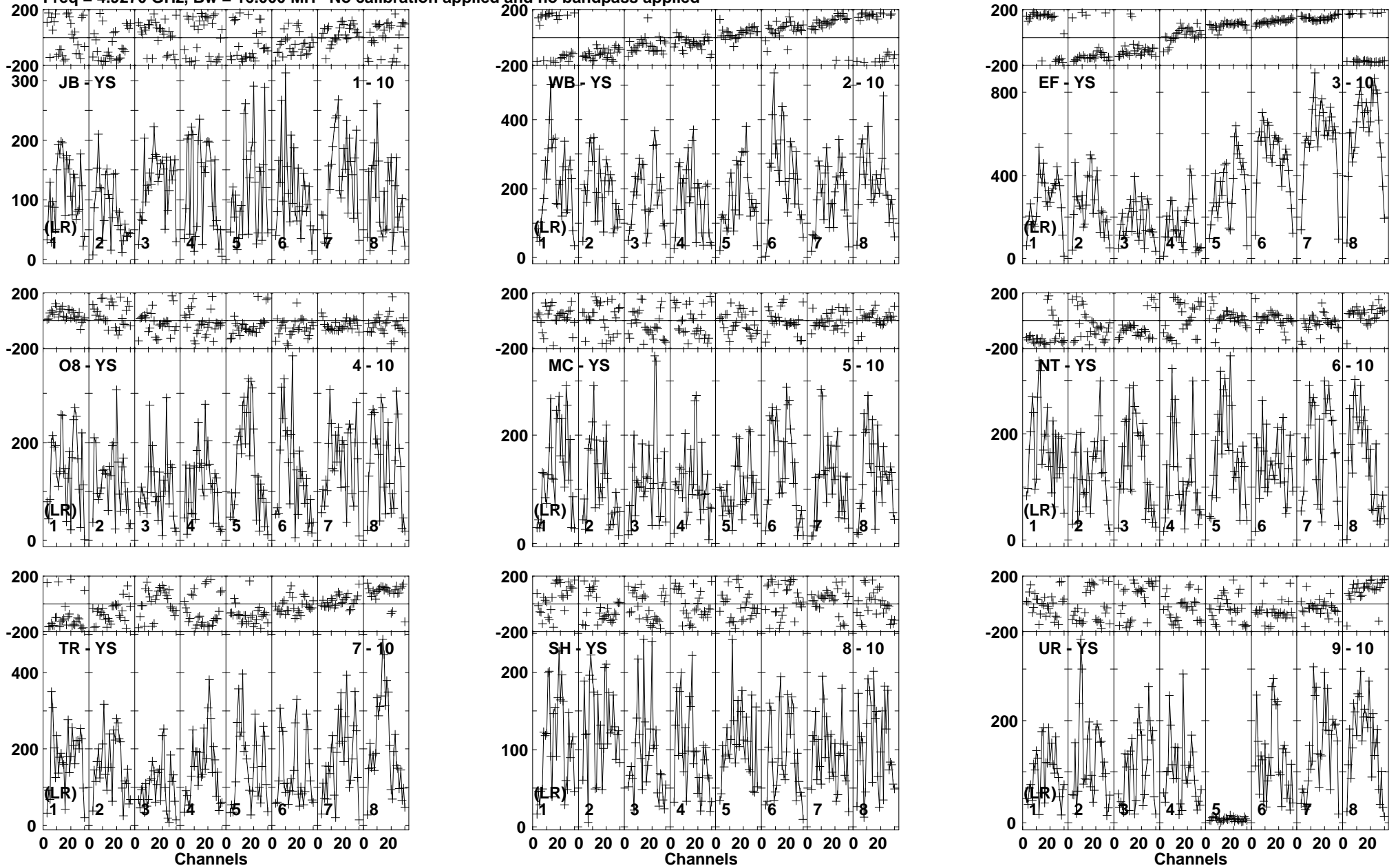


Lower frame: Micro Ampl Jy Top frame: Phas deg  
Vector averaged cross-power spectrum Baseline: YS (10) - SV (11)  
Timerange: 00/09:55:40 to 00/10:04:34

Plot file version 61 created 20-JUL-2016 17:58:38

J1450+0910 EH032B.UVDATA.1

Freq = 4.9270 GHz, Bw = 16.000 MH No calibration applied and no bandpass applied

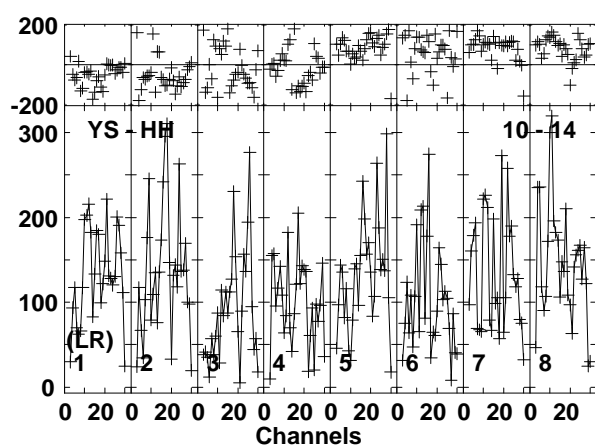
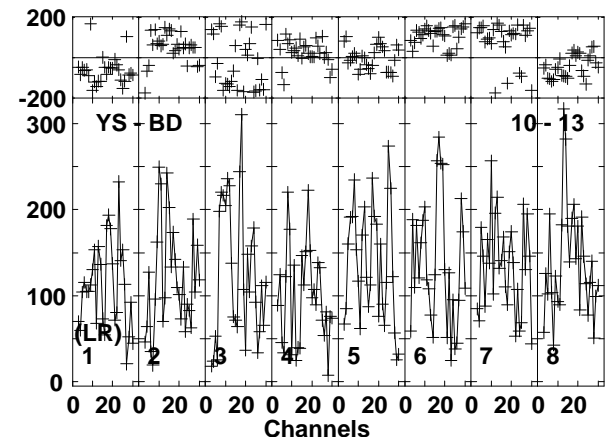
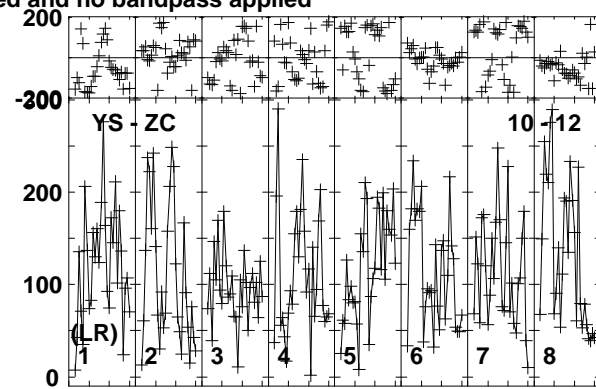
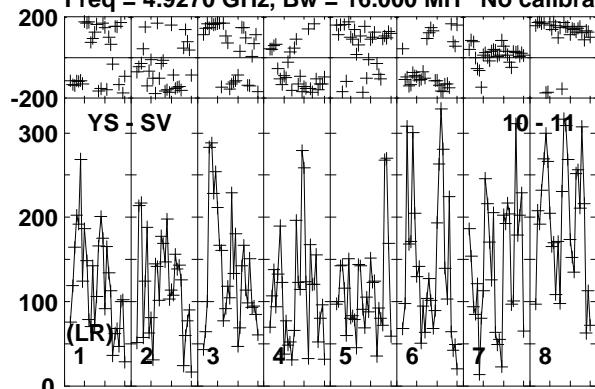


Lower frame: Micro Ampl Jy Top frame: Phas deg  
Vector averaged cross-power spectrum Baseline: JB (01) - YS (10)  
Timerange: 00/10:05:13 to 00/10:07:09

Plot file version 62 created 20-JUL-2016 17:58:39

J1450+0910 EH032B.UVDATA.1

Freq = 4.9270 GHz, Bw = 16.000 MH No calibration applied and no bandpass applied

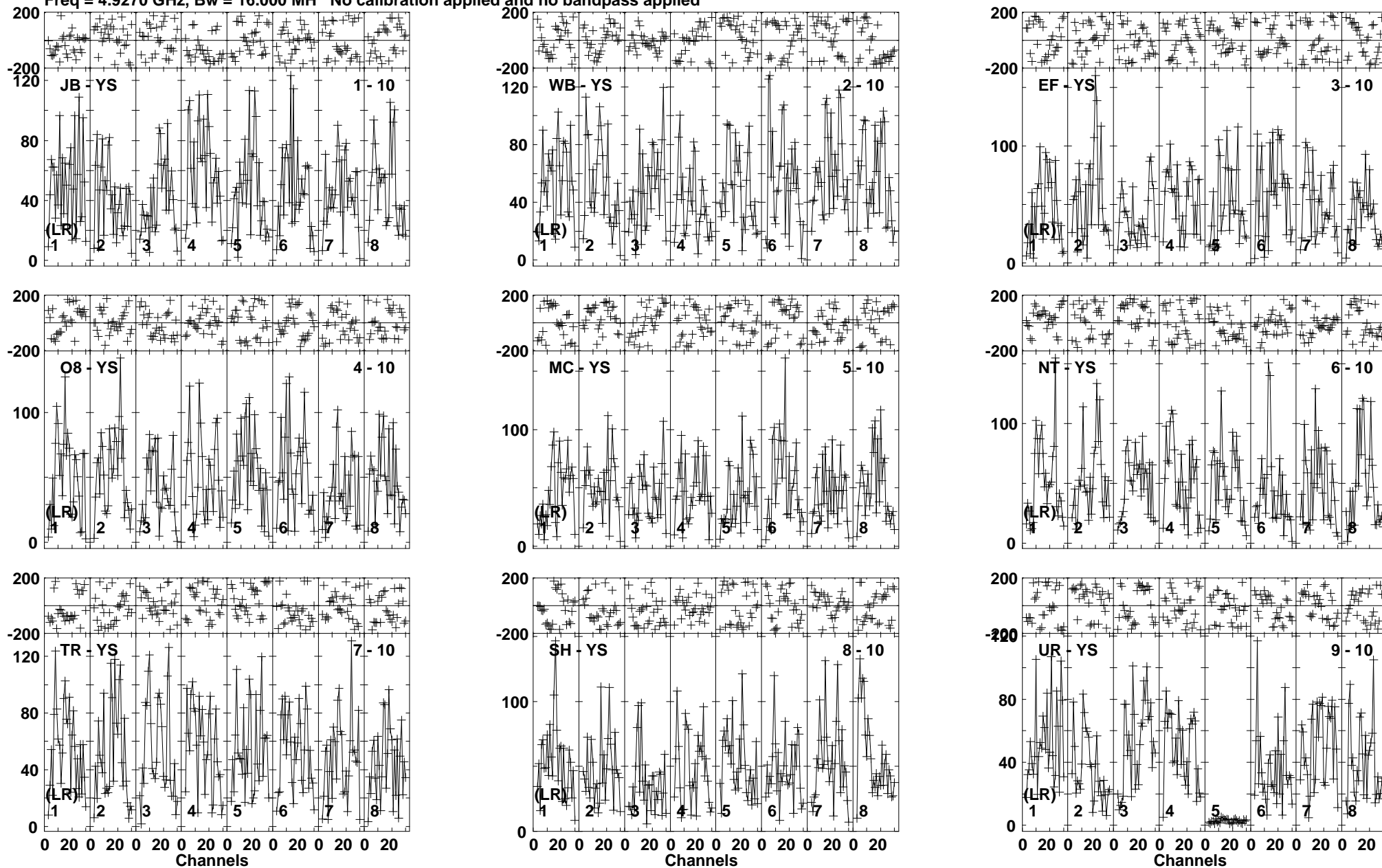


Lower frame: Micro Ampl Jy Top frame: Phas deg  
Vector averaged cross-power spectrum Baseline: YS (10) - SV (11)  
Timerange: 00/10:05:13 to 00/10:07:09

Plot file version 63 created 20-JUL-2016 17:58:39

UGC09555 EH032B.UVDATA.1

Freq = 4.9270 GHz, Bw = 16.000 MH No calibration applied and no bandpass applied

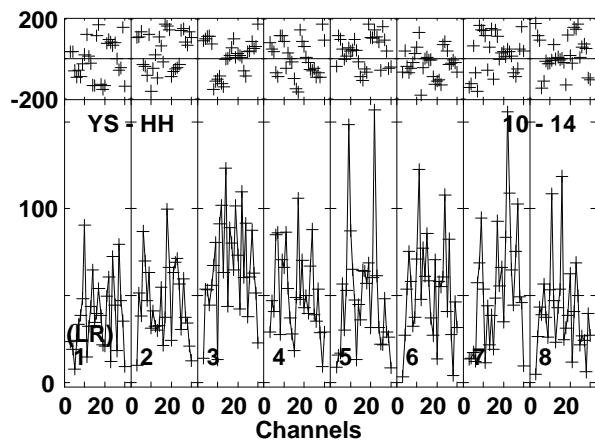
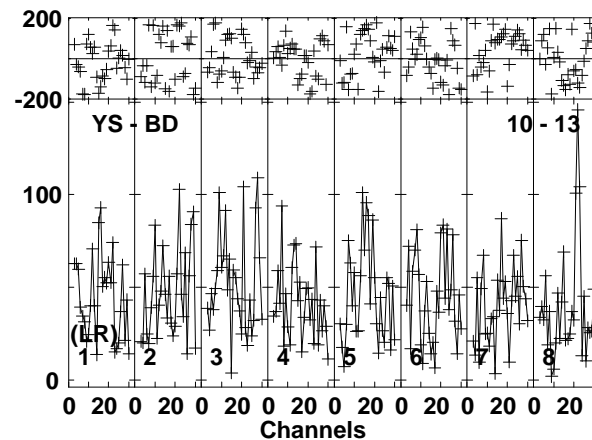
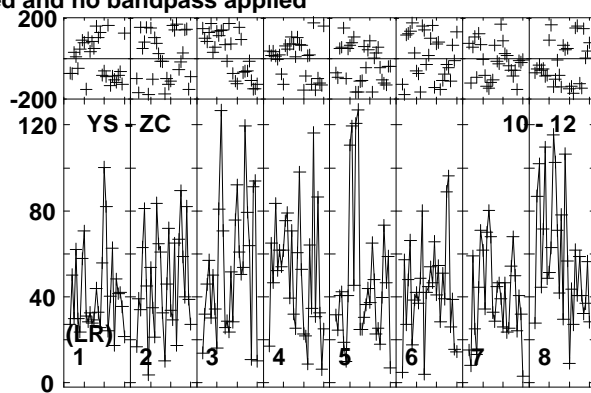
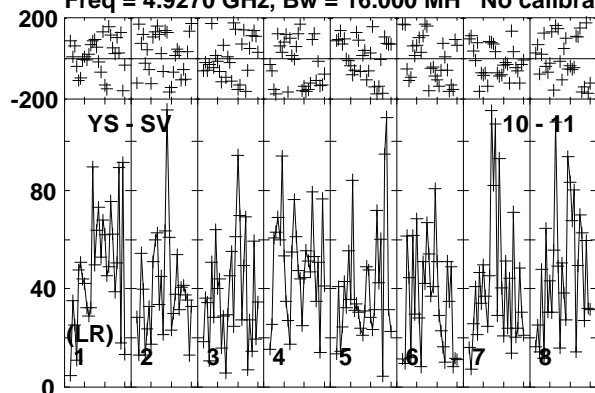


Lower frame: Micro Ampl Jy Top frame: Phas deg  
Vector averaged cross-power spectrum Baseline: JB (01) - YS (10)  
Timerange: 00/10:07:15 to 00/10:16:09

Plot file version 64 created 20-JUL-2016 17:58:40

UGC09555 EH032B.UVDATA.1

Freq = 4.9270 GHz, Bw = 16.000 MH No calibration applied and no bandpass applied



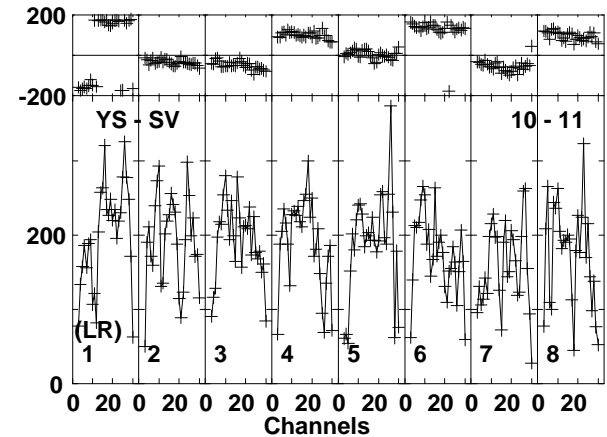
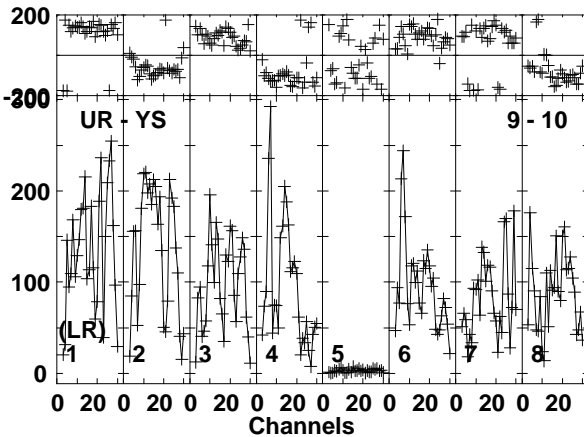
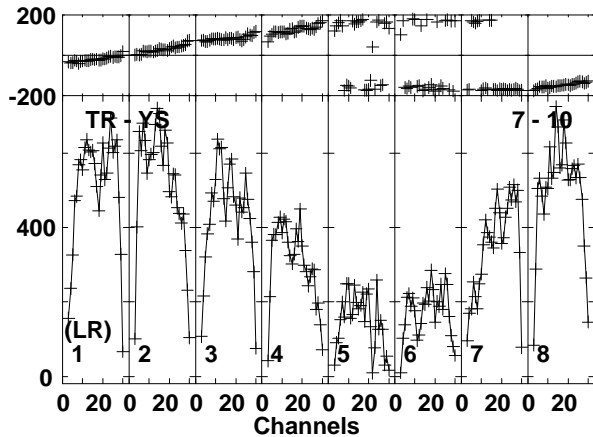
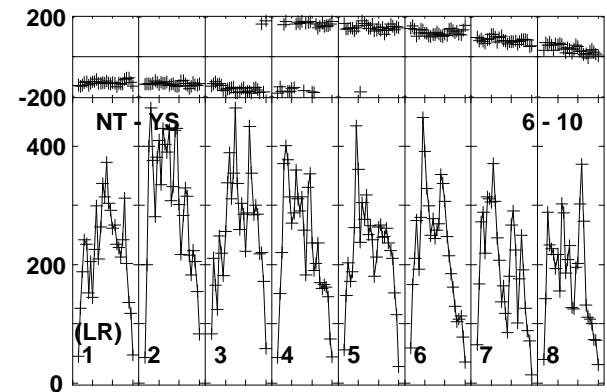
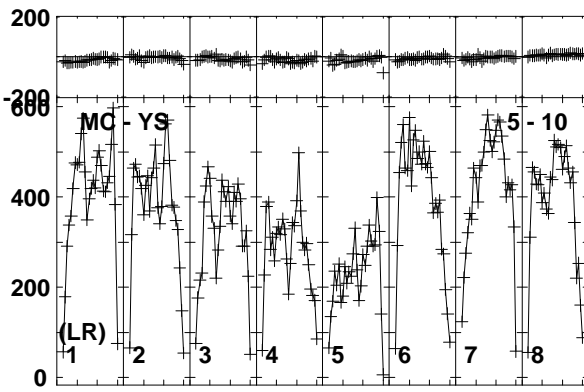
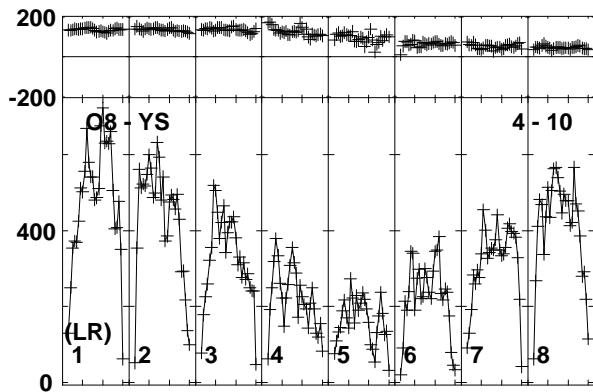
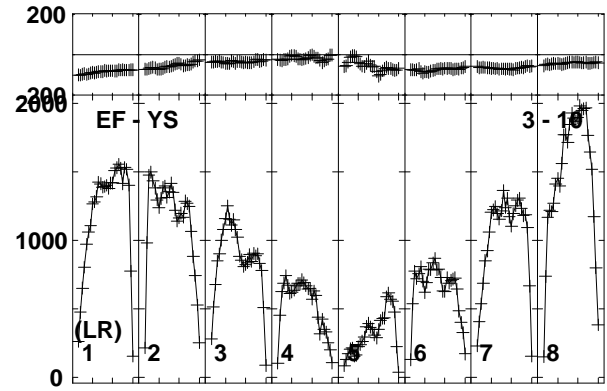
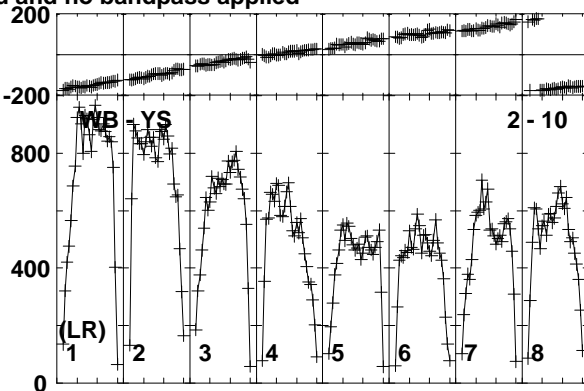
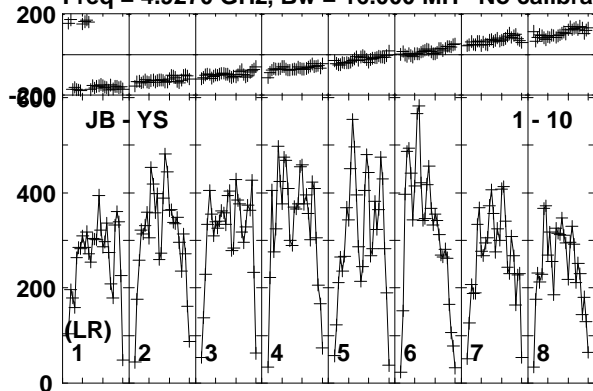
Lower frame: Micro Ampl Jy Top frame: Phas deg  
Vector averaged cross-power spectrum Baseline: YS (10) - SV (11)  
Timerange: 00/10:07:15 to 00/10:16:09



Plot file version 65 created 20-JUL-2016 17:58:40

3C286 EH032B.UVDATA.1

Freq = 4.9270 GHz, Bw = 16.000 MH No calibration applied and no bandpass applied

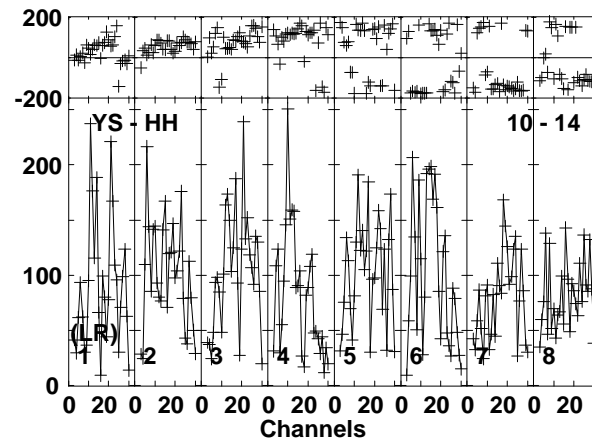
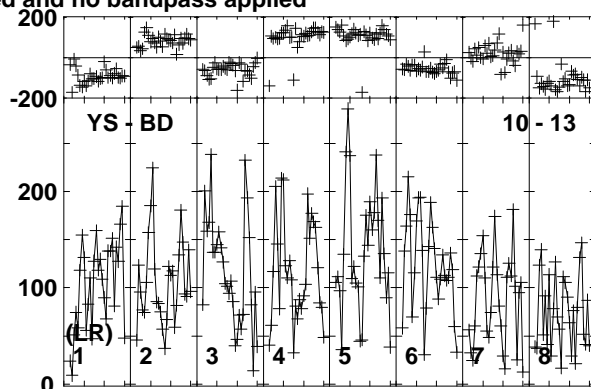
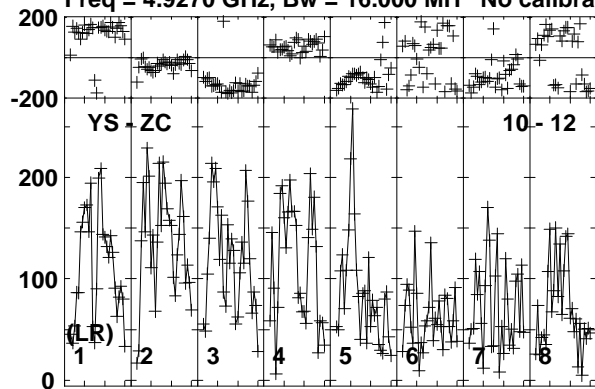


Lower frame: Micro Ampl Jy Top frame: Phas deg  
Vector averaged cross-power spectrum Baseline: JB (01) - YS (10)  
Timerange: 00/10:18:24 to 00/10:23:10

Plot file version 66 created 20-JUL-2016 17:58:41

3C286 EH032B.UVDATA.1

Freq = 4.9270 GHz, Bw = 16.000 MH No calibration applied and no bandpass applied

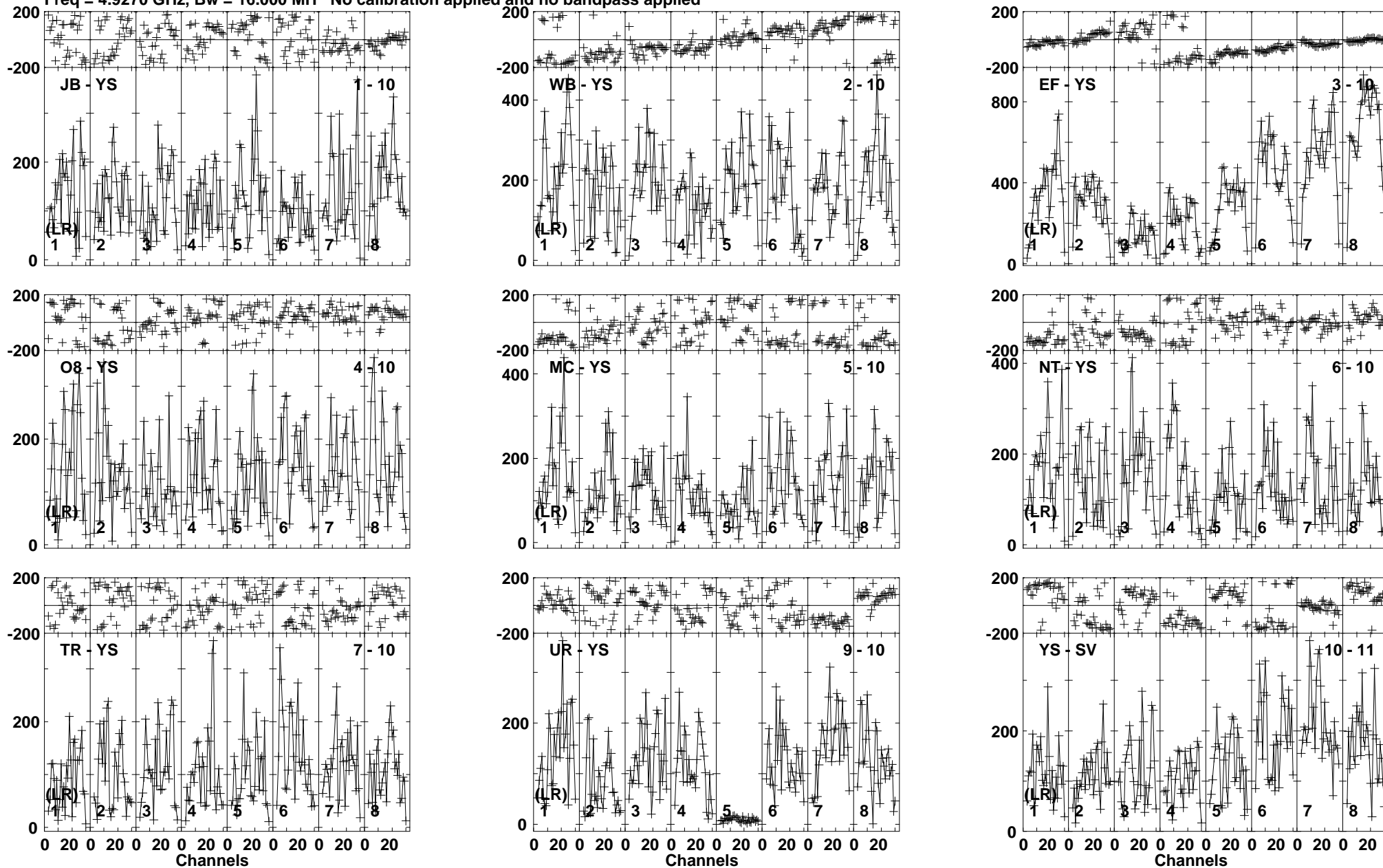


Lower frame: Micro Ampl Jy Top frame: Phas deg  
Vector averaged cross-power spectrum Baseline: YS (10) - ZC (12)  
Timerange: 00/10:18:24 to 00/10:23:10

Plot file version 67 created 20-JUL-2016 17:58:41

J1450+0910 EH032B.UVDATA.1

Freq = 4.9270 GHz, Bw = 16.000 MH No calibration applied and no bandpass applied

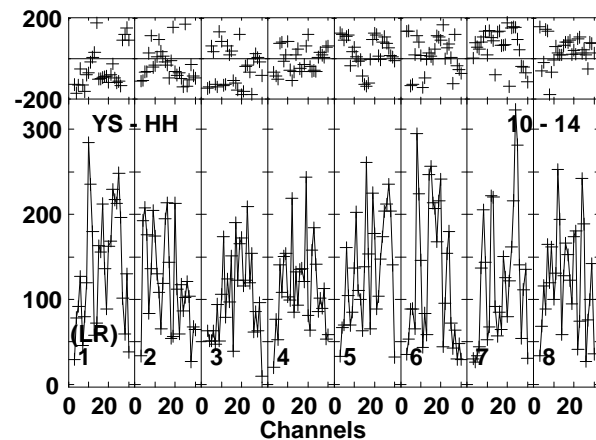
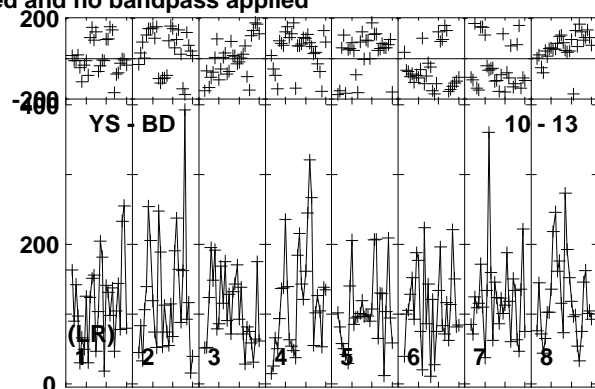
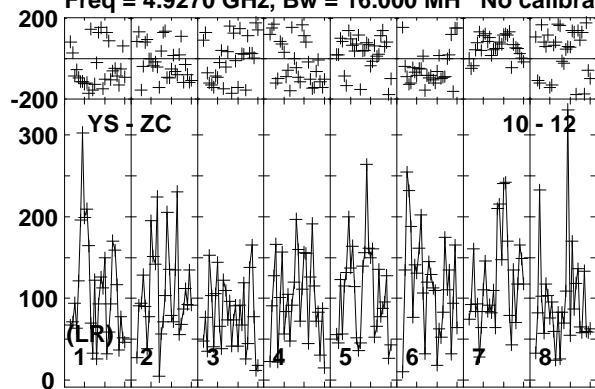


Lower frame: Micro Ampl Jy Top frame: Phas deg  
Vector averaged cross-power spectrum Baseline: JB (01) - YS (10)  
Timerange: 00/10:25:26 to 00/10:27:12

Plot file version 68 created 20-JUL-2016 17:58:41

J1450+0910 EH032B.UVDATA.1

Freq = 4.9270 GHz, Bw = 16.000 MH No calibration applied and no bandpass applied

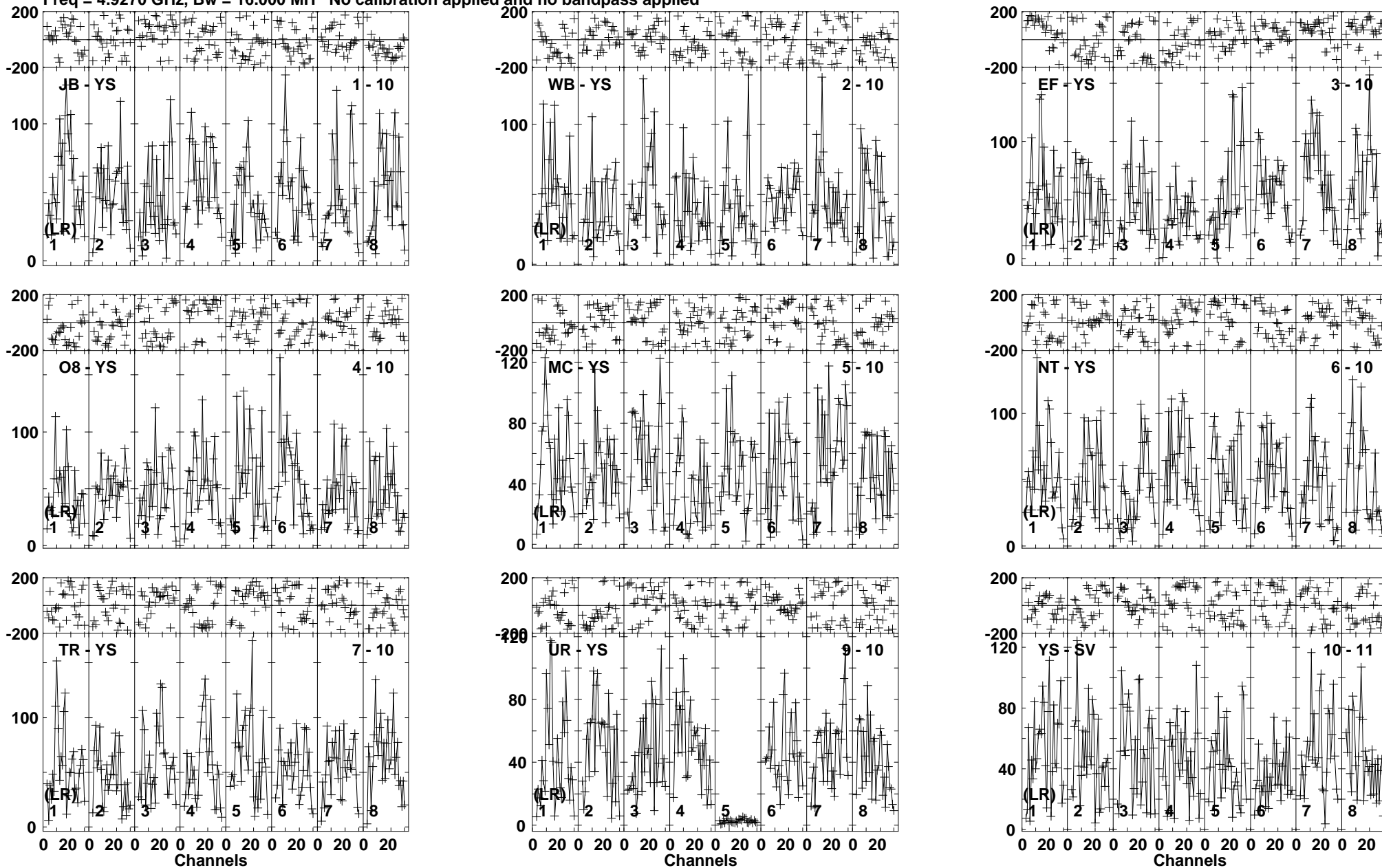


Lower frame: Micro Ampl Jy Top frame: Phas deg  
Vector averaged cross-power spectrum Baseline: YS (10) - ZC (12)  
Timerange: 00/10:25:26 to 00/10:27:12

Plot file version 69 created 20-JUL-2016 17:58:41

UGC09555 EH032B.UVDATA.1

Freq = 4.9270 GHz, Bw = 16.000 MH No calibration applied and no bandpass applied

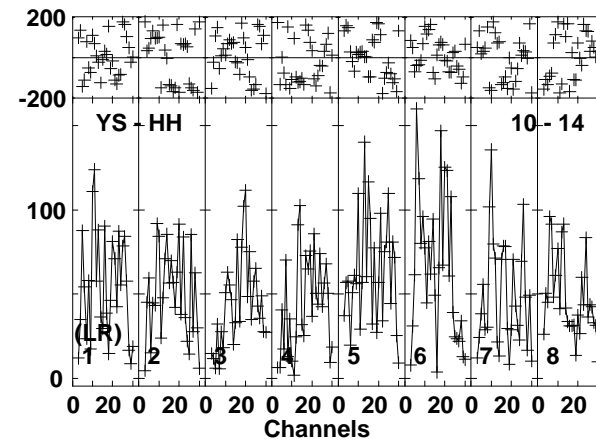
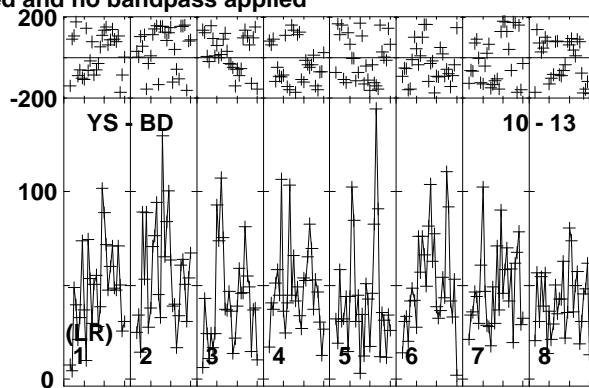
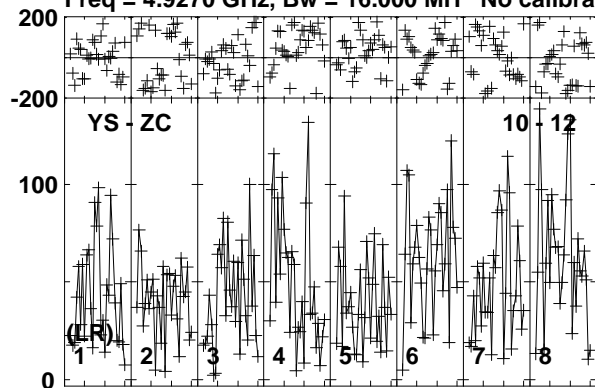


Lower frame: Micro Ampl Jy Top frame: Phas deg  
Vector averaged cross-power spectrum Baseline: JB (01) - YS (10)  
Timerange: 00/10:27:18 to 00/10:36:12

Plot file version 70 created 20-JUL-2016 17:58:42

UGC09555 EH032B.UVDATA.1

Freq = 4.9270 GHz, Bw = 16.000 MH No calibration applied and no bandpass applied

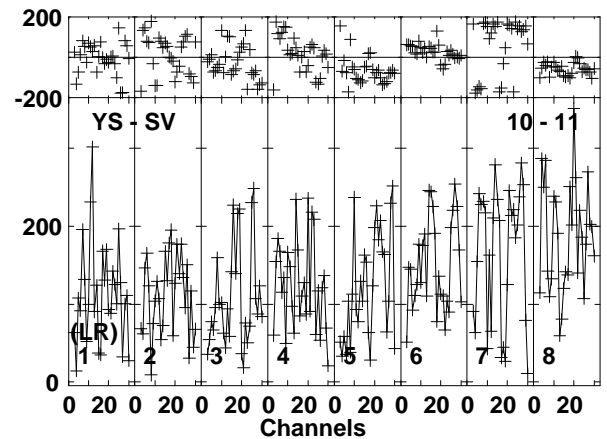
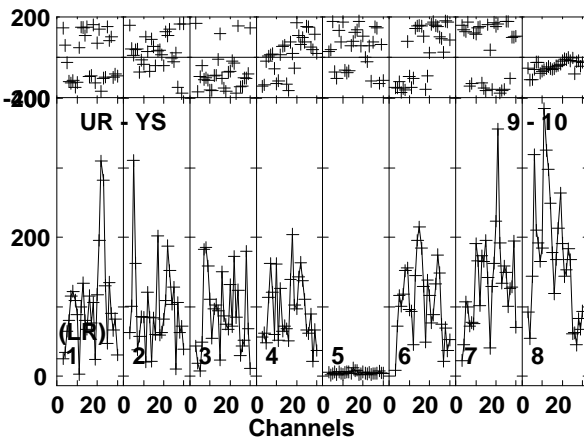
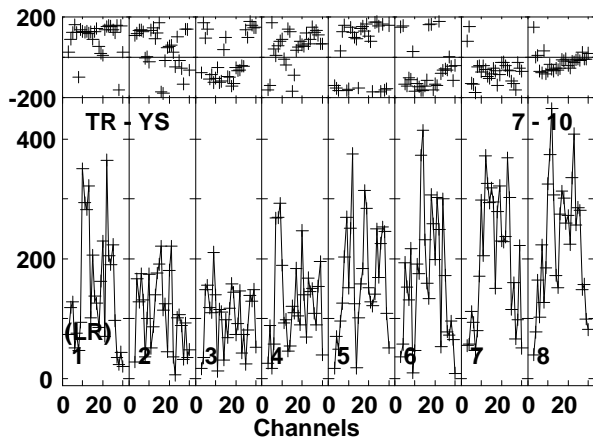
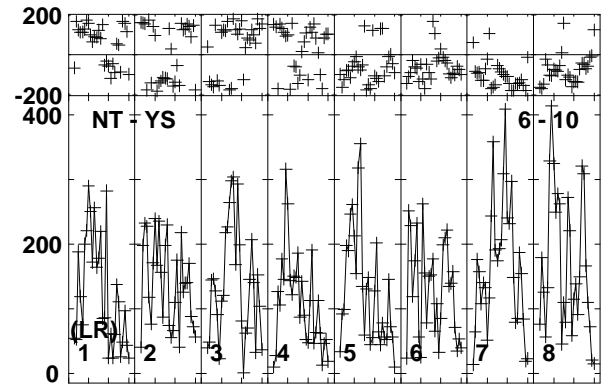
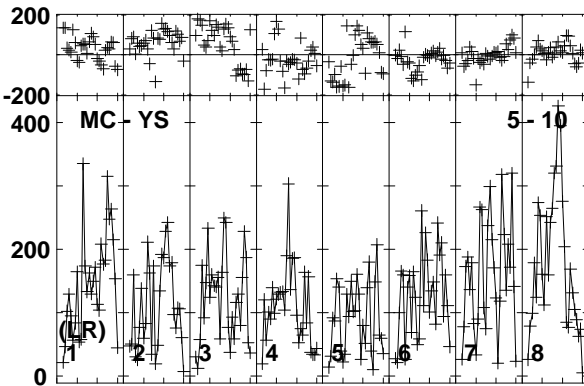
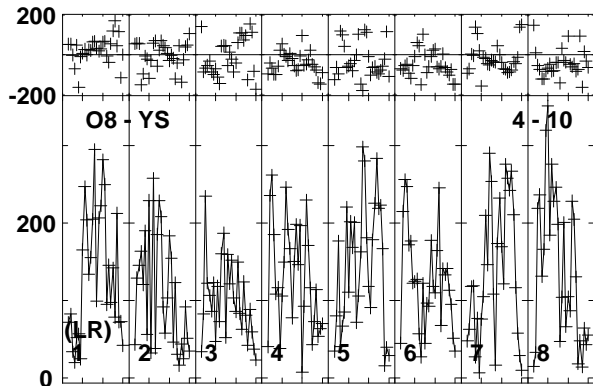
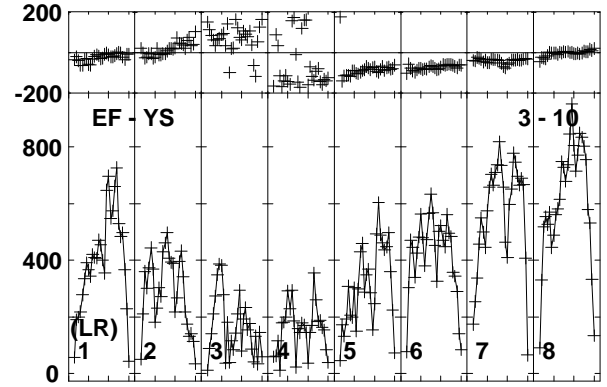
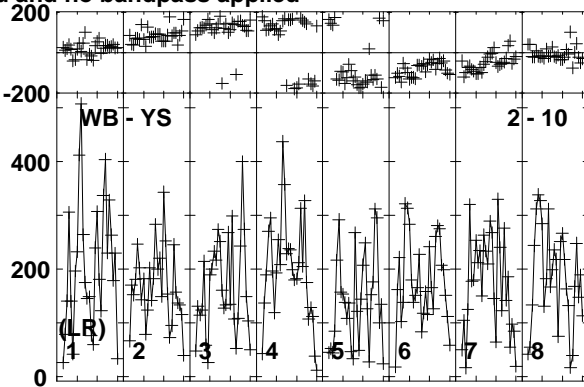
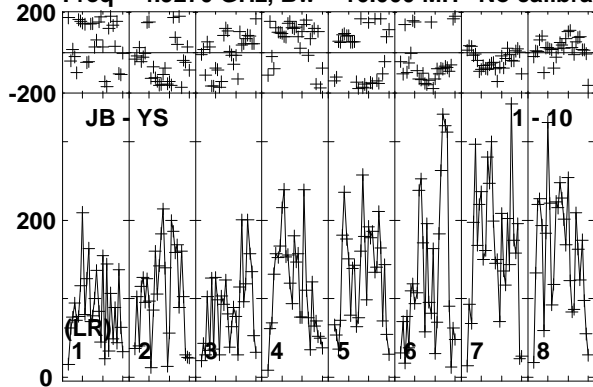


Lower frame: Micro Ampl Jy Top frame: Phas deg  
Vector averaged cross-power spectrum Baseline: YS (10) - ZC (12)  
Timerange: 00/10:27:18 to 00/10:36:12

Plot file version 71 created 20-JUL-2016 17:58:42

J1450+0910 EH032B.UVDATA.1

Freq = 4.9270 GHz, Bw = 16.000 MH No calibration applied and no bandpass applied

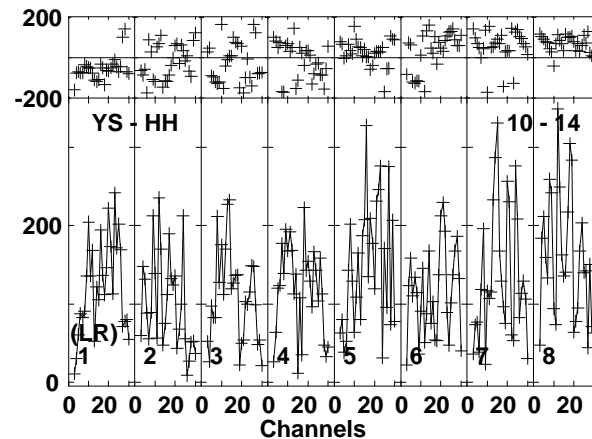
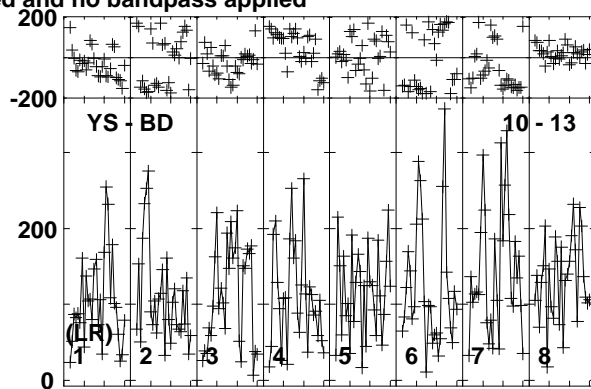
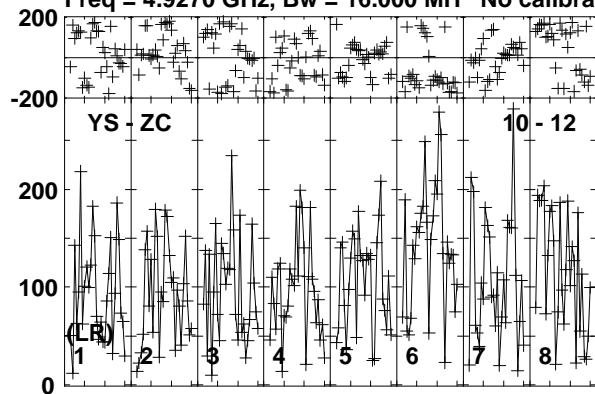


Lower frame: Micro Ampl Jy Top frame: Phas deg  
Vector averaged cross-power spectrum Baseline: JB (01) - YS (10)  
Timerange: 00/10:36:51 to 00/10:38:47

Plot file version 72 created 20-JUL-2016 17:58:42

J1450+0910 EH032B.UVDATA.1

Freq = 4.9270 GHz, Bw = 16.000 MH No calibration applied and no bandpass applied




Lower frame: Micro Ampl Jy Top frame: Phas deg  
Vector averaged cross-power spectrum Baseline: YS (10) - ZC (12)  
Timerange: 00/10:36:51 to 00/10:38:47



Plot file version 73 created 20-JUL-2016 17:58:43

UGC09555 EH032B.UVDATA.1

Freq = 4.9270 GHz, Bw = 16.000 MH No calibration applied and no bandpass applied

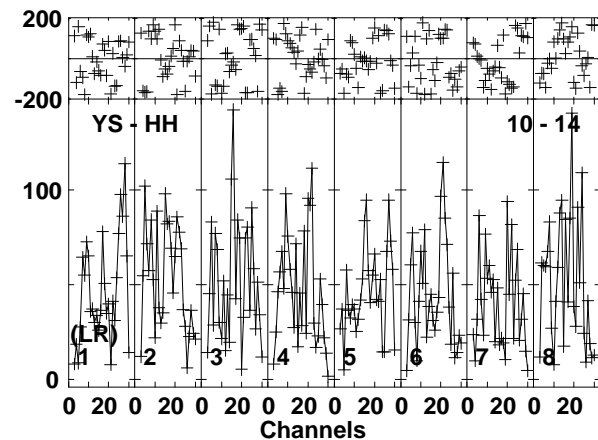
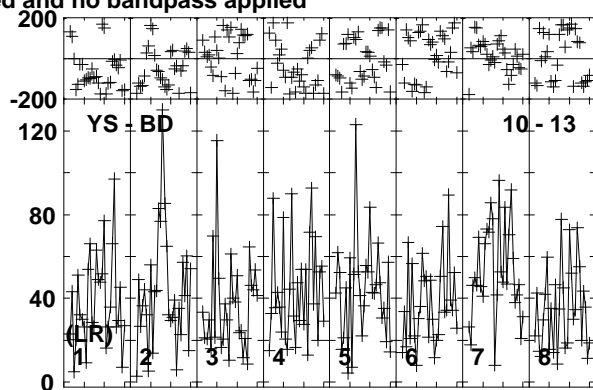
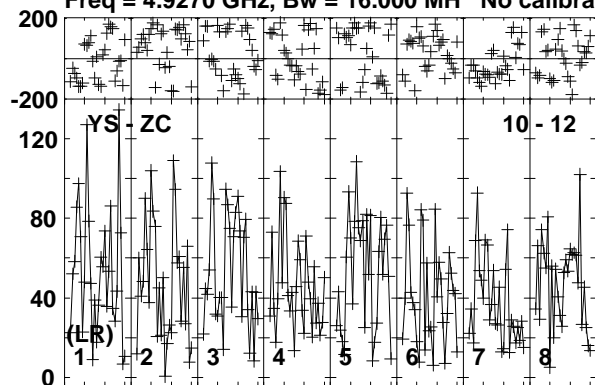


Lower frame: Micro Ampl Jy Top frame: Phas deg  
Vector averaged cross-power spectrum Baseline: JB (01) - YS (10)  
Timerange: 00/10:38:53 to 00/10:47:47

Plot file version 74 created 20-JUL-2016 17:58:43

UGC09555 EH032B.UVDATA.1

Freq = 4.9270 GHz, Bw = 16.000 MH No calibration applied and no bandpass applied

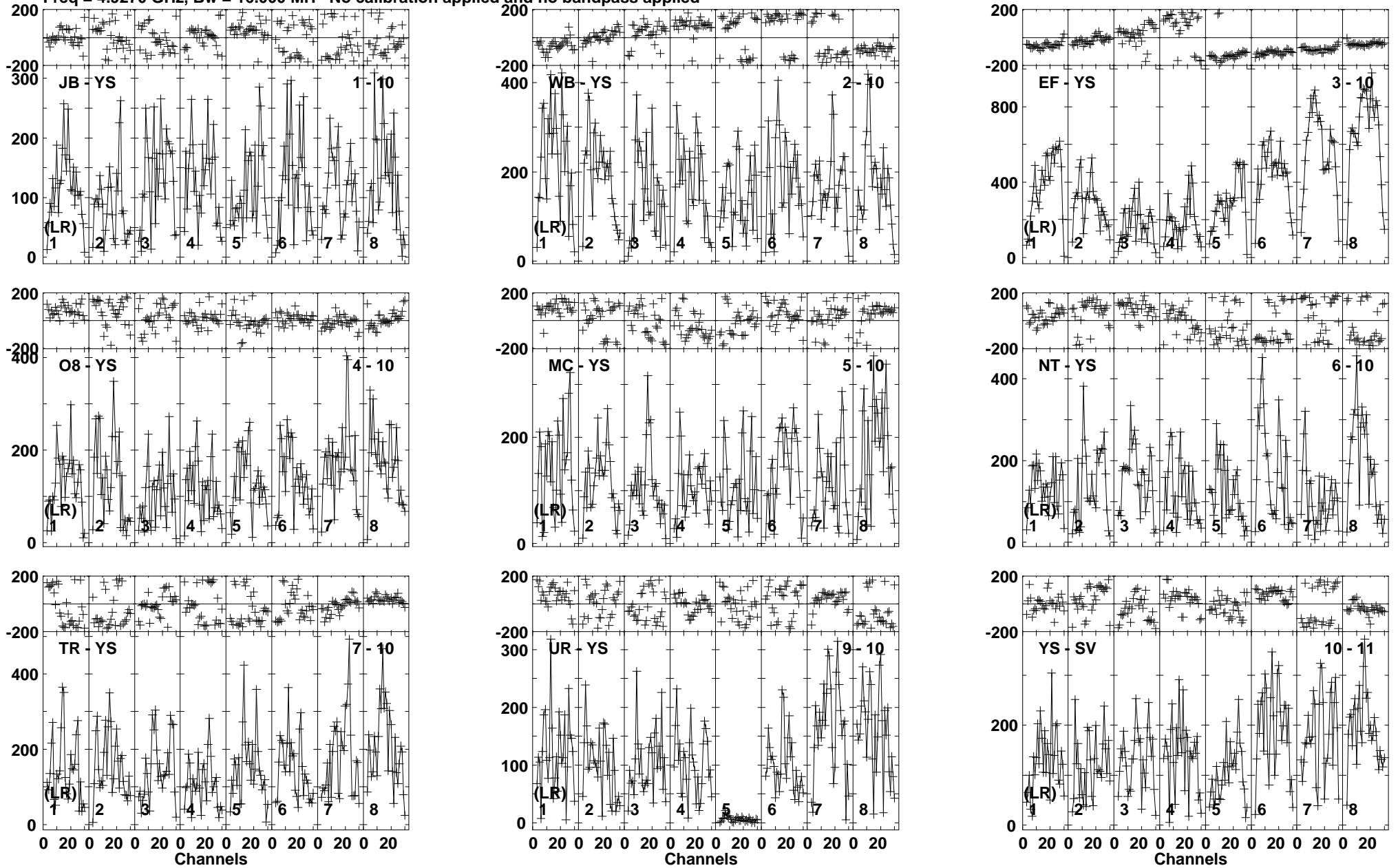


Lower frame: Micro Ampl Jy Top frame: Phas deg  
Vector averaged cross-power spectrum Baseline: YS (10) - ZC (12)  
Timerange: 00/10:38:53 to 00/10:47:47

Plot file version 75 created 20-JUL-2016 17:58:43

J1450+0910 EH032B.UVDATA.1

Freq = 4.9270 GHz, Bw = 16.000 MH No calibration applied and no bandpass applied

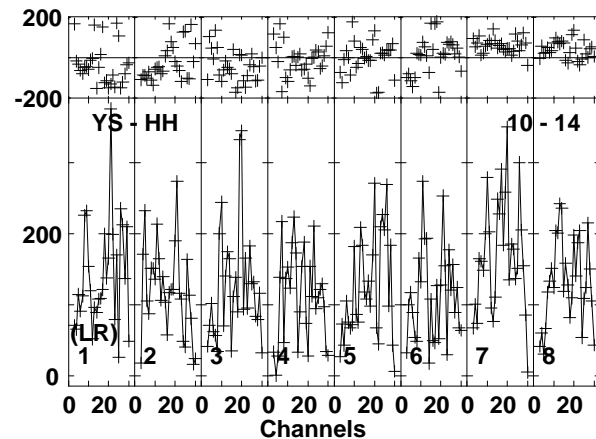
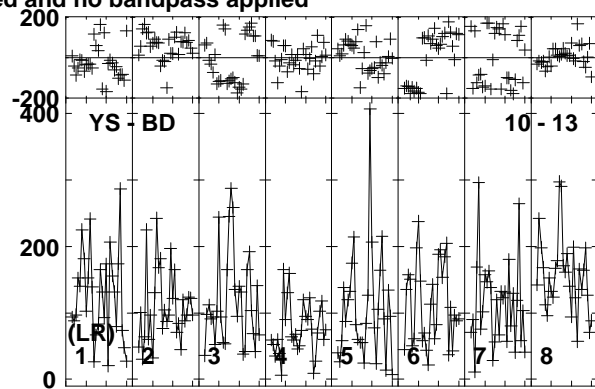
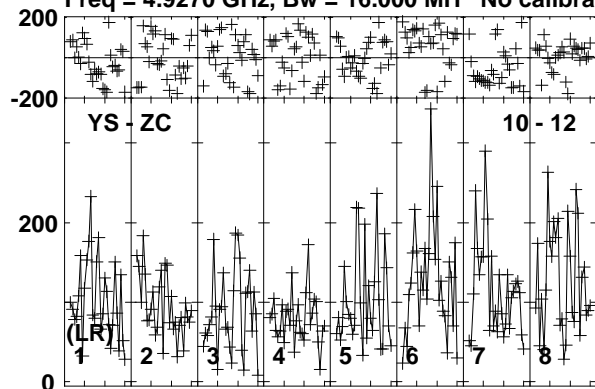


Lower frame: Micro Ampl Jy Top frame: Phas deg  
Vector averaged cross-power spectrum Baseline: JB (01) - YS (10)  
Timerange: 00/10:48:28 to 00/10:50:14

Plot file version 76 created 20-JUL-2016 17:58:44

J1450+0910 EH032B.UVDATA.1

Freq = 4.9270 GHz, Bw = 16.000 MH No calibration applied and no bandpass applied

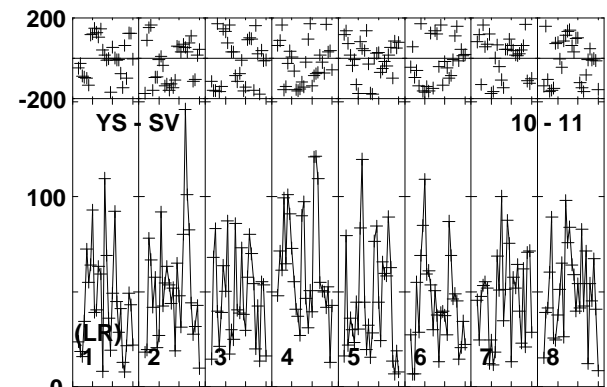
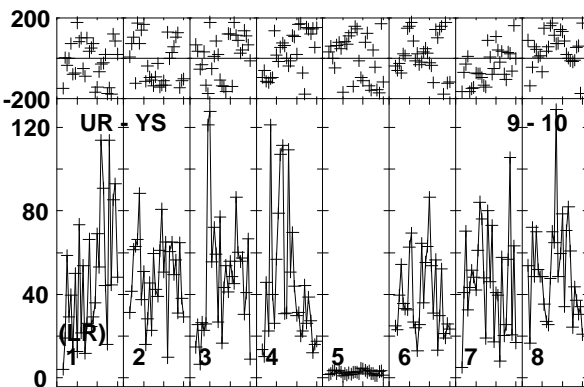
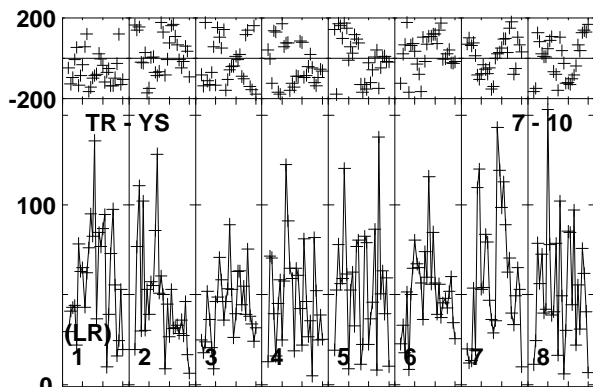
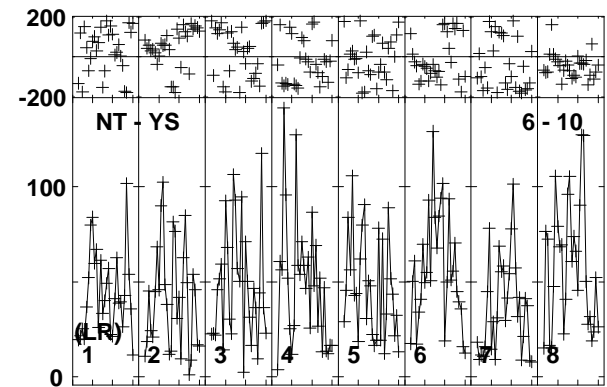
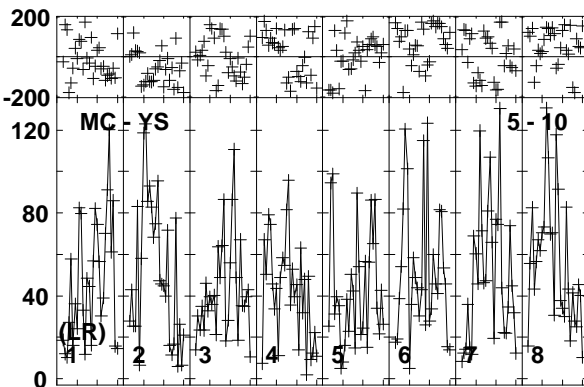
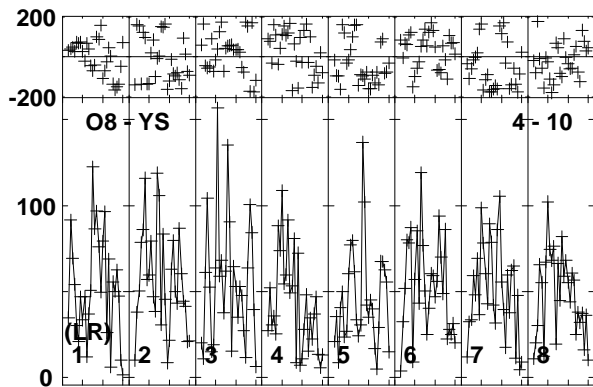
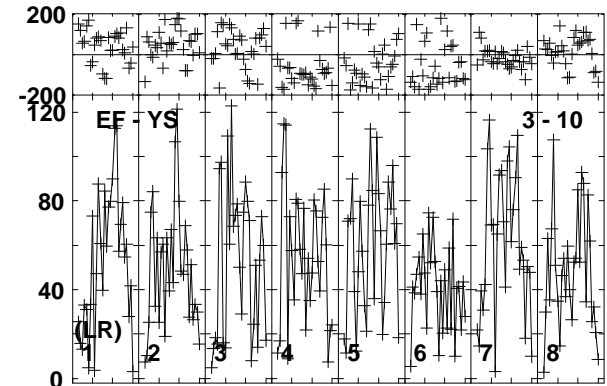
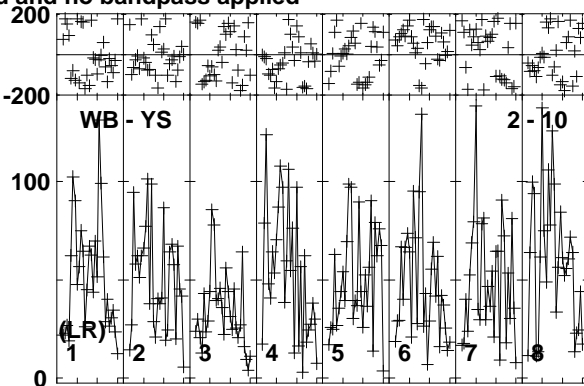
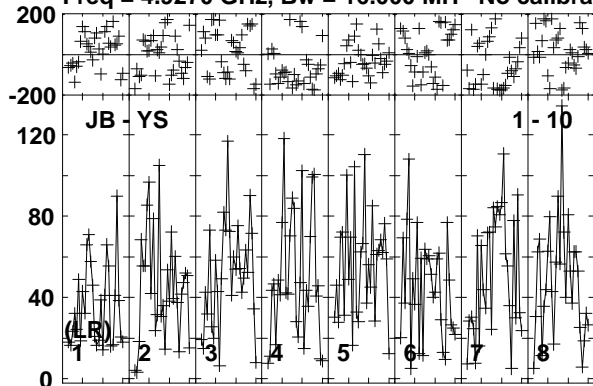


Lower frame: Micro Ampl Jy Top frame: Phas deg  
Vector averaged cross-power spectrum Baseline: YS (10) - ZC (12)  
Timerange: 00/10:48:28 to 00/10:50:14

Plot file version 77 created 20-JUL-2016 17:58:44

UGC09555 EH032B.UVDATA.1

Freq = 4.9270 GHz, Bw = 16.000 MH No calibration applied and no bandpass applied

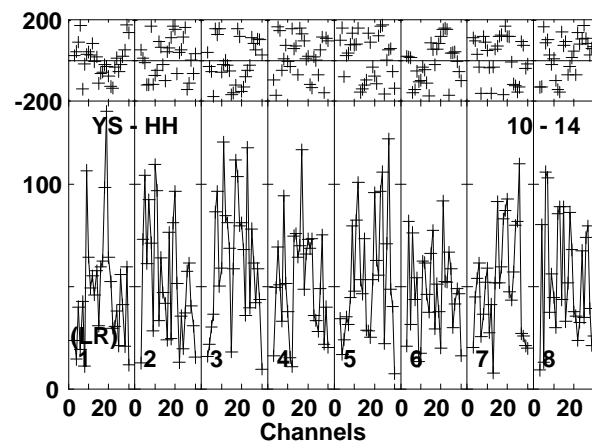
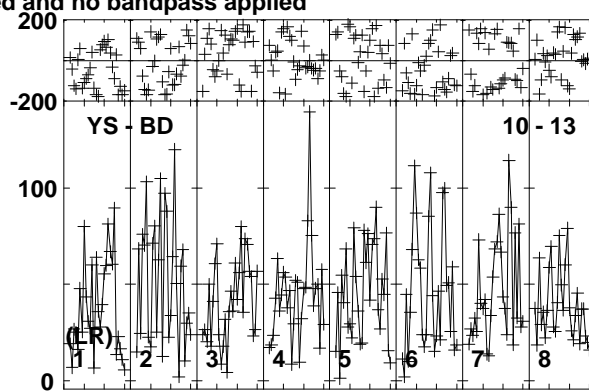
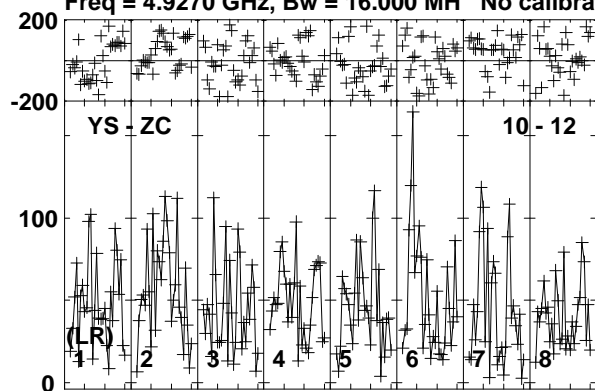


Lower frame: Micro Ampl Jy Top frame: Phas deg  
Vector averaged cross-power spectrum Baseline: JB (01) - YS (10)  
Timerange: 00/10:50:20 to 00/10:59:14

Plot file version 78 created 20-JUL-2016 17:58:45

UGC09555 EH032B.UVDATA.1

Freq = 4.9270 GHz, Bw = 16.000 MH No calibration applied and no bandpass applied

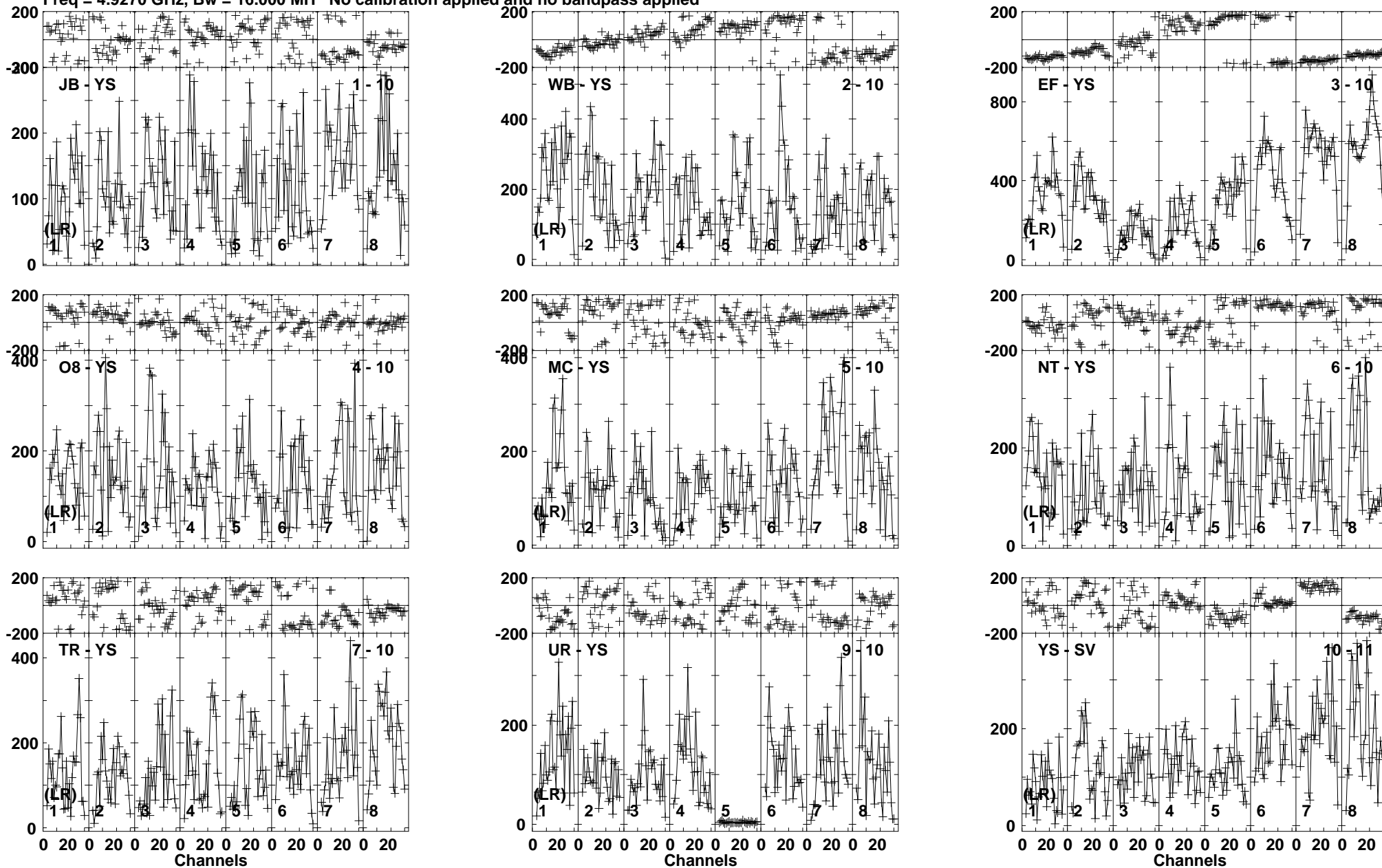


Lower frame: Micro Ampl Jy Top frame: Phas deg  
Vector averaged cross-power spectrum Baseline: YS (10) - ZC (12)  
Timerange: 00/10:50:20 to 00/10:59:14

Plot file version 79 created 20-JUL-2016 17:58:45

J1450+0910 EH032B.UVDATA.1

Freq = 4.9270 GHz, Bw = 16.000 MH No calibration applied and no bandpass applied

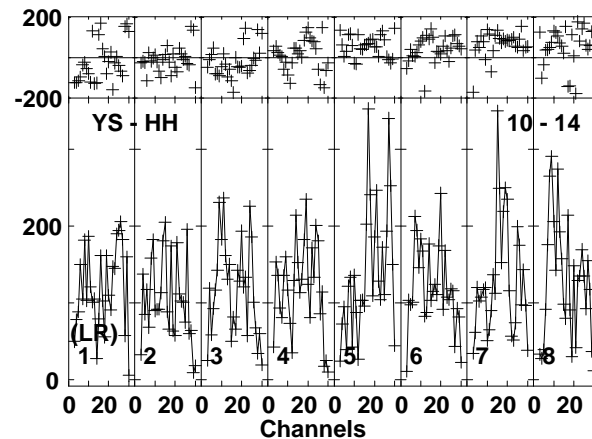
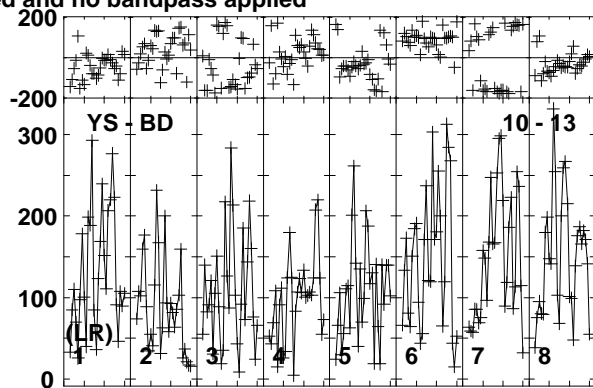
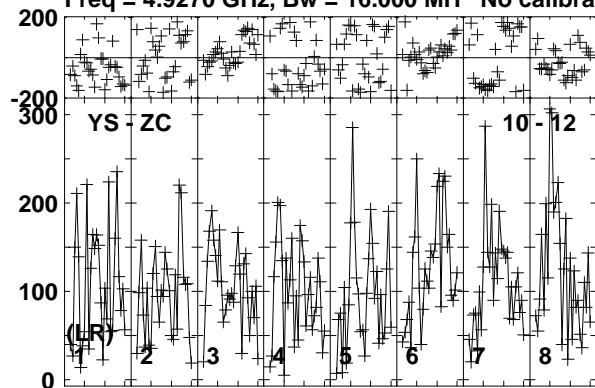


Lower frame: Micro Ampl Jy Top frame: Phas deg  
Vector averaged cross-power spectrum Baseline: JB (01) - YS (10)  
Timerange: 00/10:59:53 to 00/11:01:49

Plot file version 80 created 20-JUL-2016 17:58:45

J1450+0910 EH032B.UVDATA.1

Freq = 4.9270 GHz, Bw = 16.000 MH No calibration applied and no bandpass applied



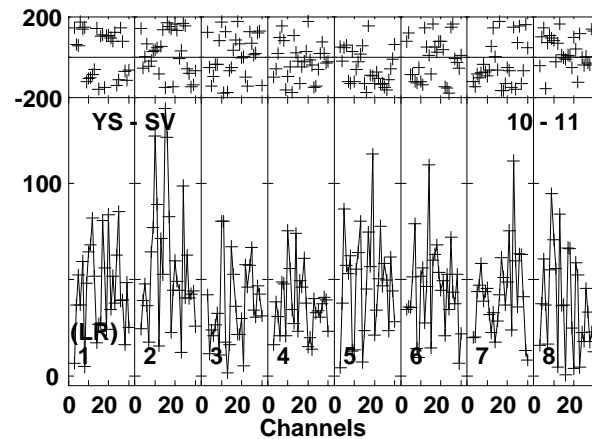
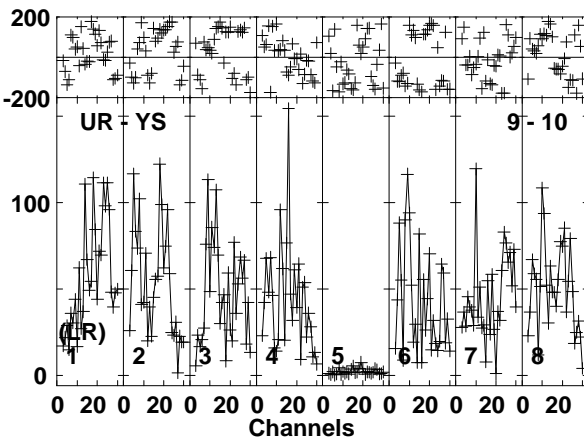
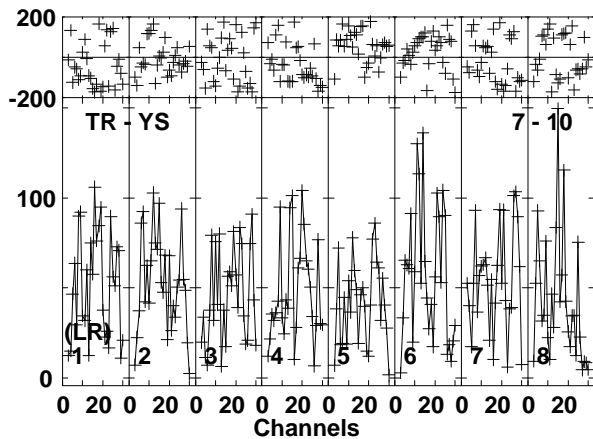
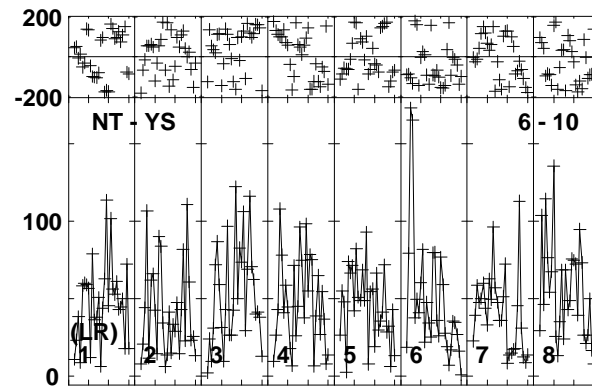
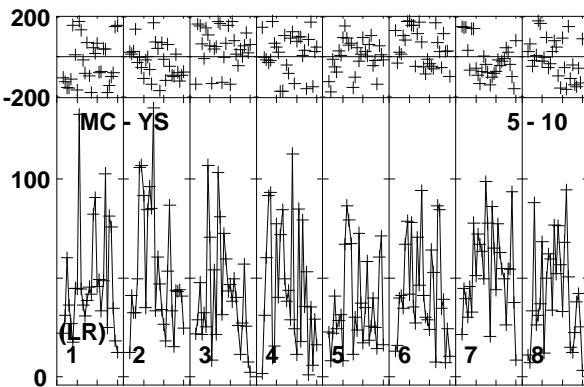
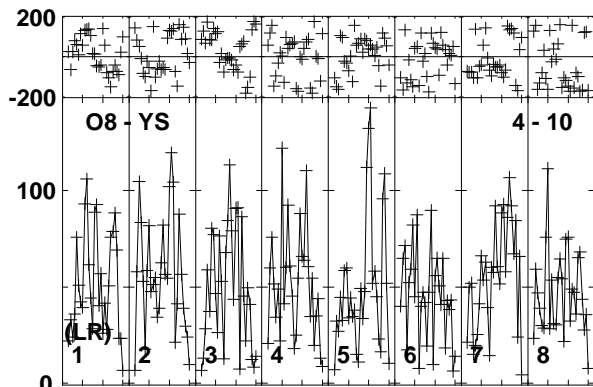
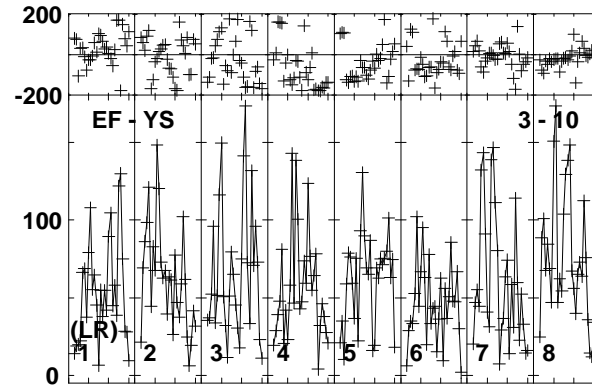
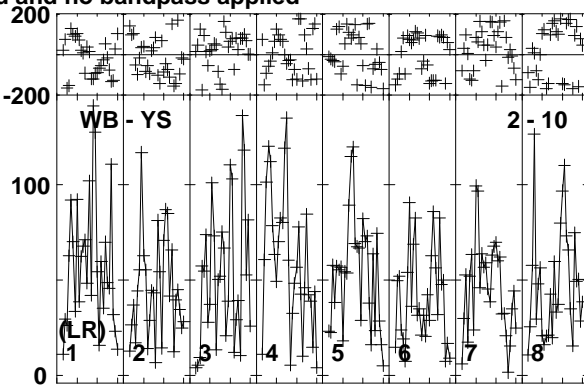
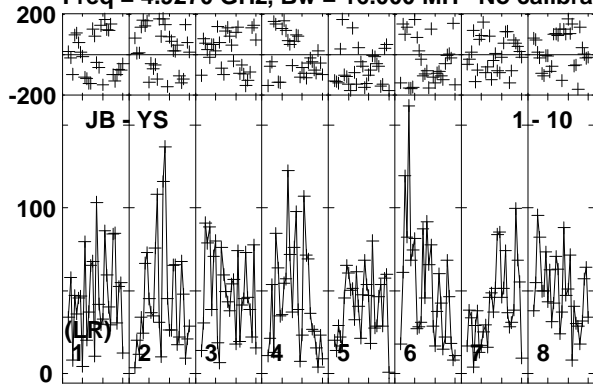
Lower frame: Micro Ampl Jy Top frame: Phas deg  
Vector averaged cross-power spectrum Baseline: YS (10) - ZC (12)  
Timerange: 00/10:59:53 to 00/11:01:49



Plot file version 81 created 20-JUL-2016 17:58:46

UGC09555 EH032B.UVDATA.1

Freq = 4.9270 GHz, Bw = 16.000 MH No calibration applied and no bandpass applied

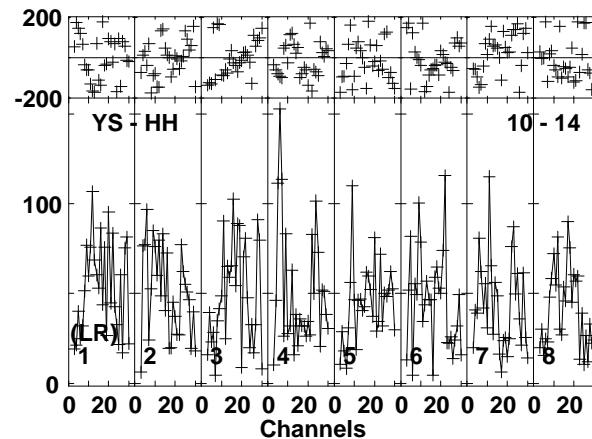
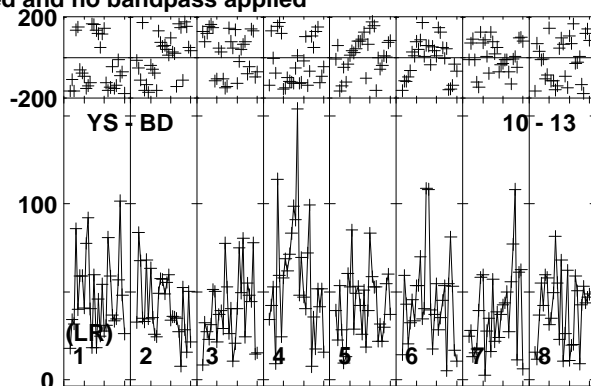
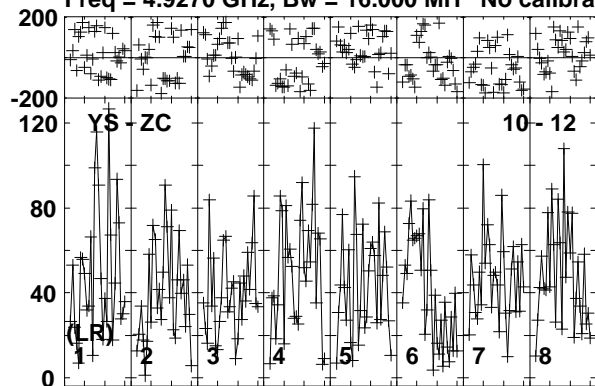


Lower frame: Micro Ampl Jy Top frame: Phas deg  
Vector averaged cross-power spectrum Baseline: JB (01) - YS (10)  
Timerange: 00/11:01:55 to 00/11:10:49

Plot file version 82 created 20-JUL-2016 17:58:46

UGC09555 EH032B.UVDATA.1

Freq = 4.9270 GHz, Bw = 16.000 MH No calibration applied and no bandpass applied

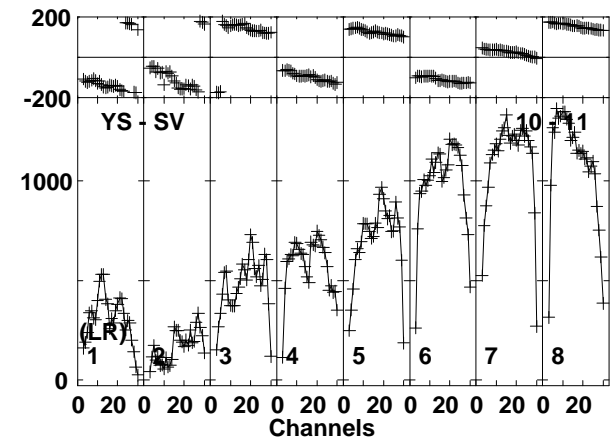
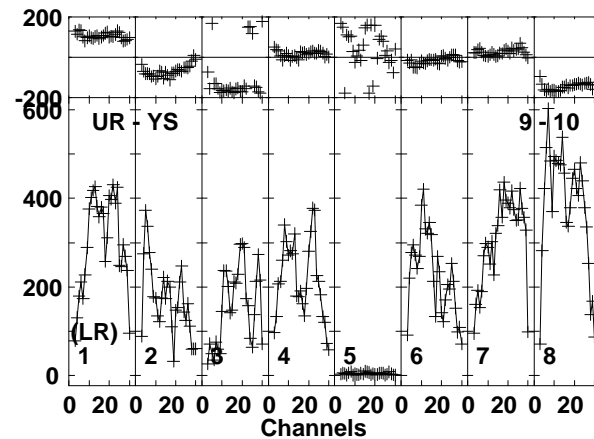
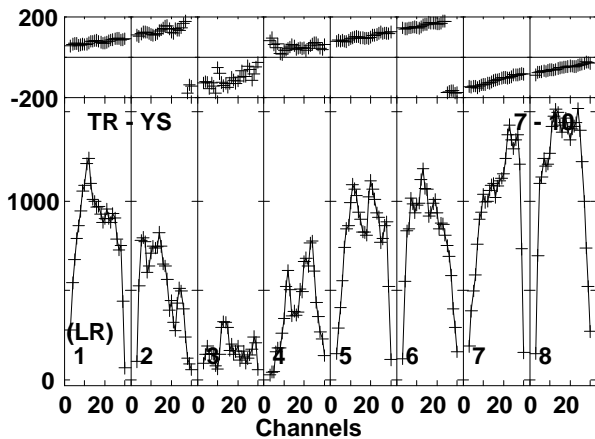
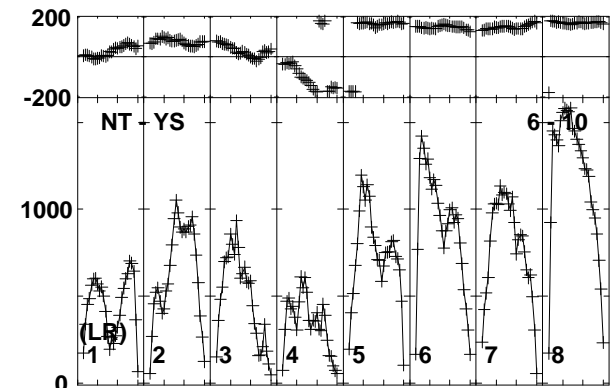
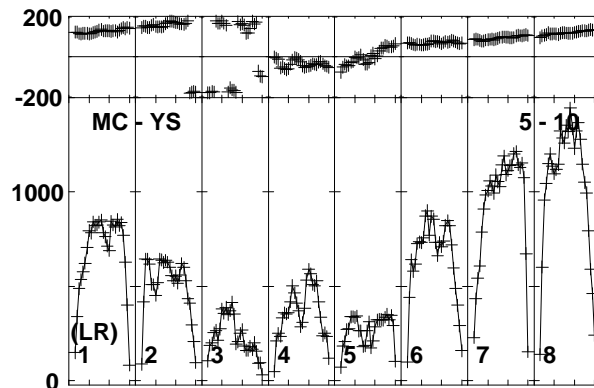
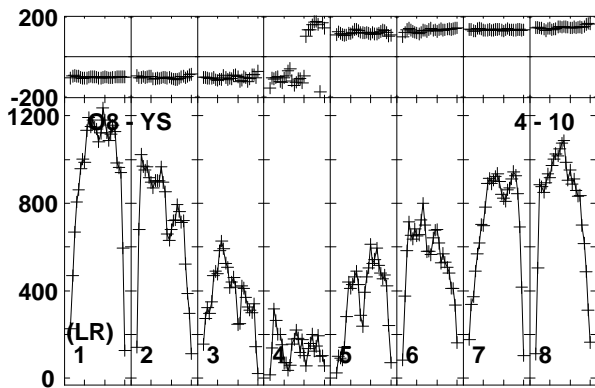
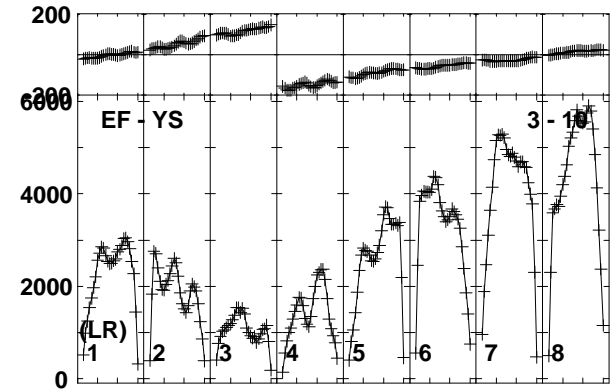
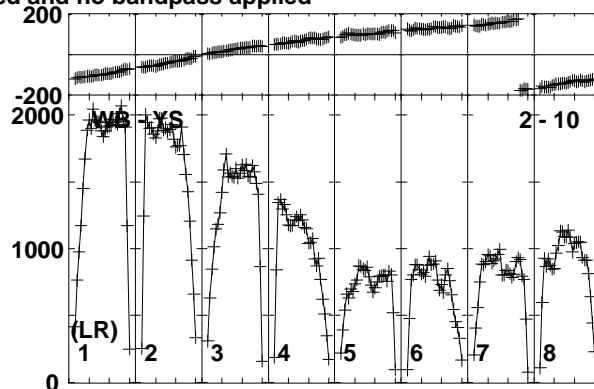
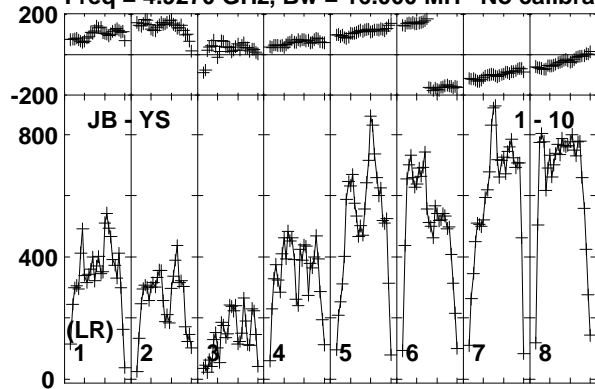


Lower frame: Micro Ampl Jy Top frame: Phas deg  
Vector averaged cross-power spectrum Baseline: YS (10) - ZC (12)  
Timerange: 00/11:01:55 to 00/11:10:49

Plot file version 83 created 20-JUL-2016 17:58:46

OQ208 EH032B.UVDATA.1

Freq = 4.9270 GHz, Bw = 16.000 MH No calibration applied and no bandpass applied

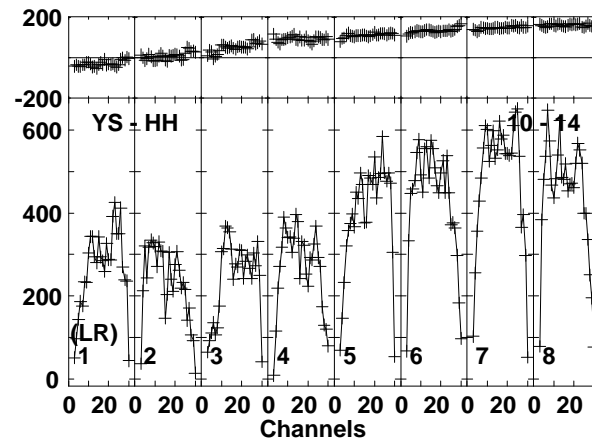
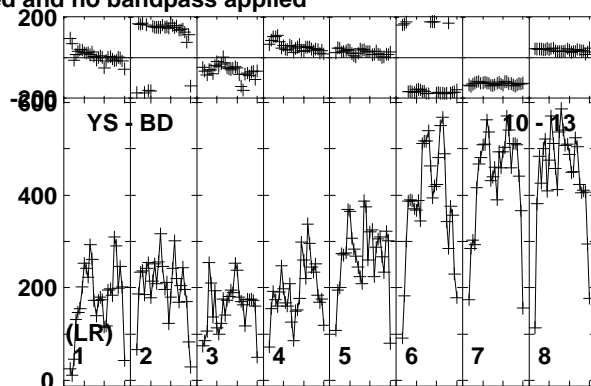
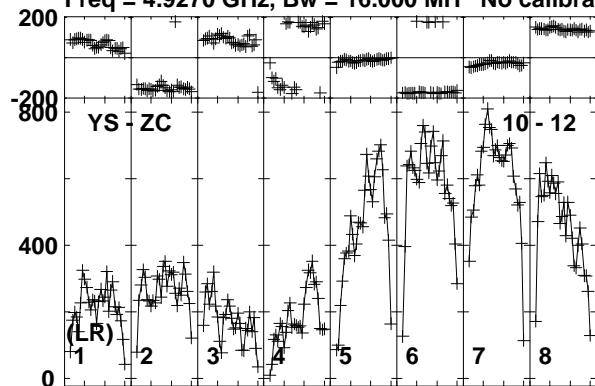


Lower frame: Micro Ampl Jy Top frame: Phas deg  
Vector averaged cross-power spectrum Baseline: JB (01) - YS (10)  
Timerange: 00/11:12:42 to 00/11:17:28

Plot file version 84 created 20-JUL-2016 17:58:47

OQ208 EH032B.UVDATA.1

Freq = 4.9270 GHz, Bw = 16.000 MH No calibration applied and no bandpass applied




Lower frame: Micro Ampl Jy Top frame: Phas deg  
Vector averaged cross-power spectrum Baseline: YS (10) - ZC (12)  
Timerange: 00/11:12:42 to 00/11:17:28

Plot file version 85 created 20-JUL-2016 17:58:47

J1450+0910 EH032B.UVDATA.1

Freq = 4.9270 GHz, Bw = 16.000 MH No calibration applied and no bandpass applied

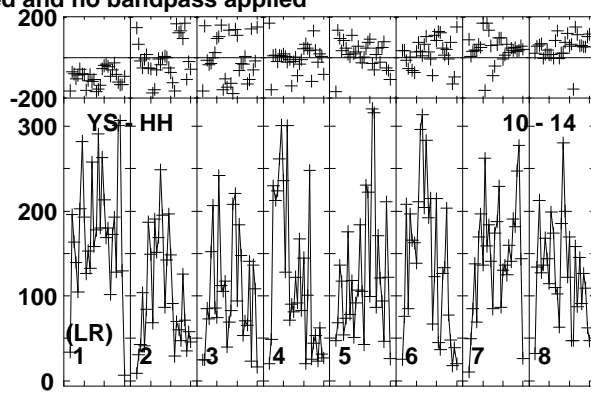
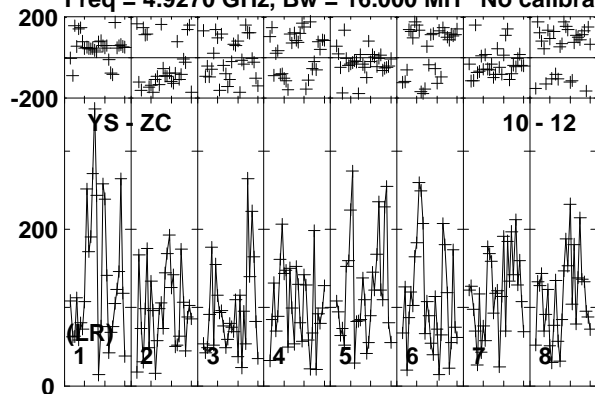


Lower frame: Micro Ampl Jy Top frame: Phas deg  
Vector averaged cross-power spectrum Baseline: JB (01) - YS (10)  
Timerange: 00/11:19:23 to 00/11:21:09

Plot file version 86 created 20-JUL-2016 17:58:47

J1450+0910 EH032B.UVDATA.1

Freq = 4.9270 GHz, Bw = 16.000 MH No calibration applied and no bandpass applied

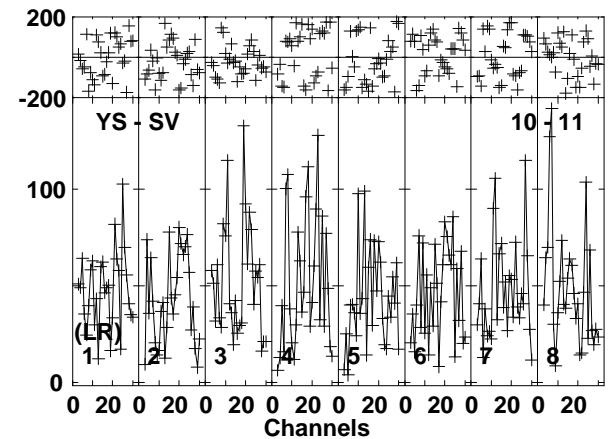
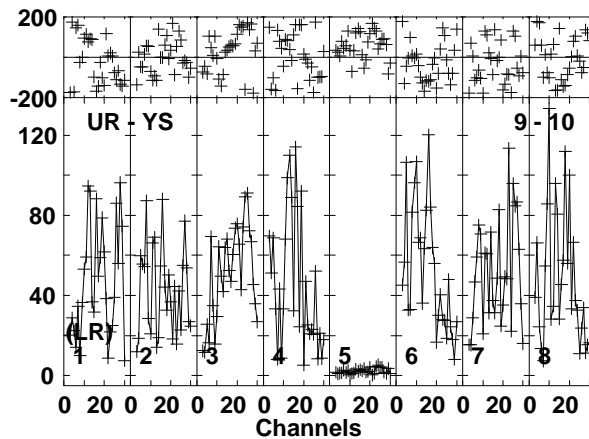
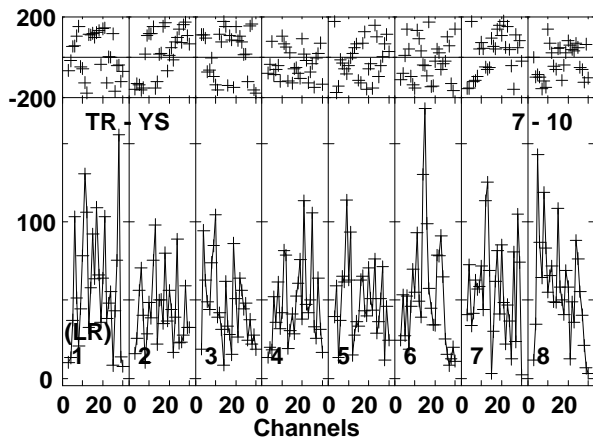
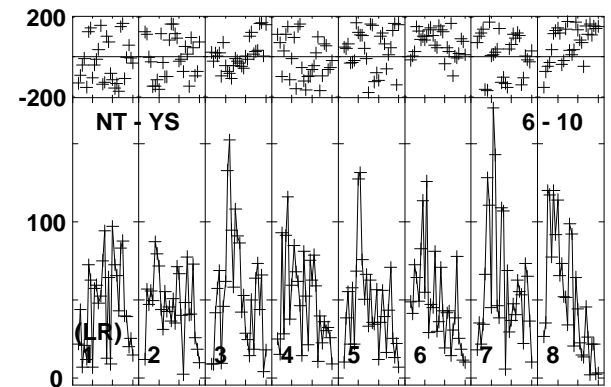
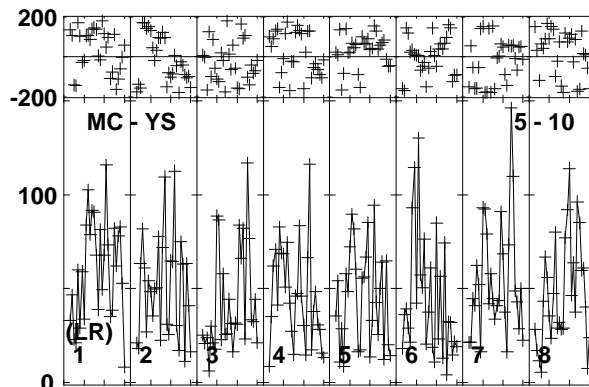
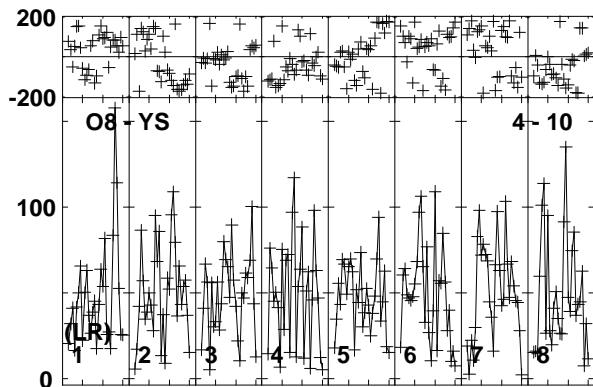
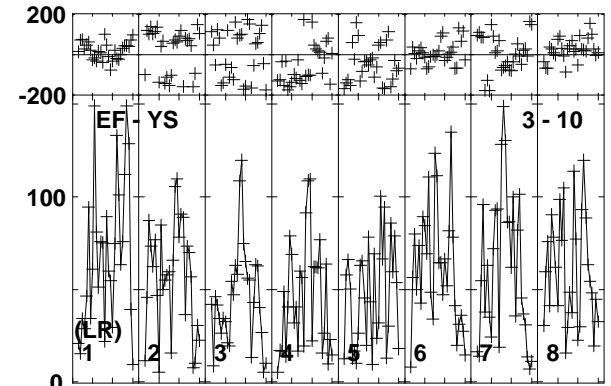
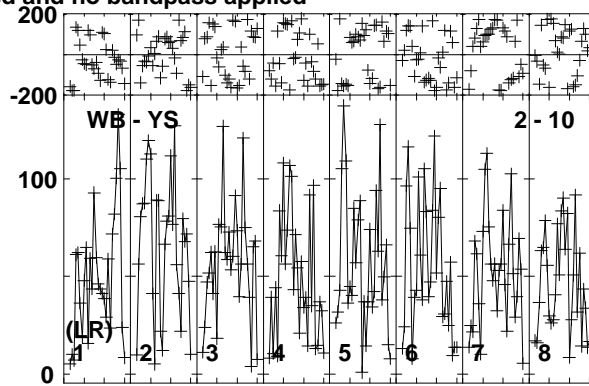
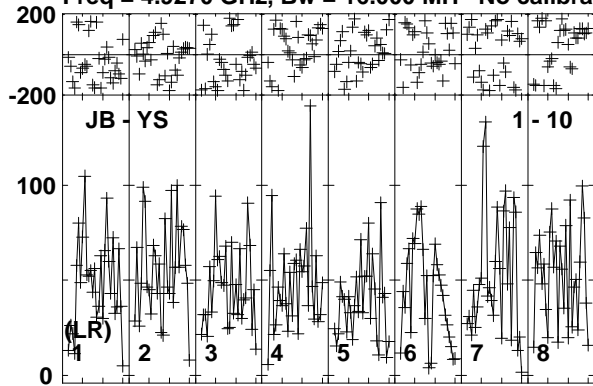


Lower frame: Micro Ampl Jy Top frame: Phas deg  
Vector averaged cross-power spectrum Baseline: YS (10) - ZC (12)  
Timerange: 00/11:19:23 to 00/11:21:09

Plot file version 87 created 20-JUL-2016 17:58:48

UGC09555 EH032B.UVDATA.1

Freq = 4.9270 GHz, Bw = 16.000 MH No calibration applied and no bandpass applied

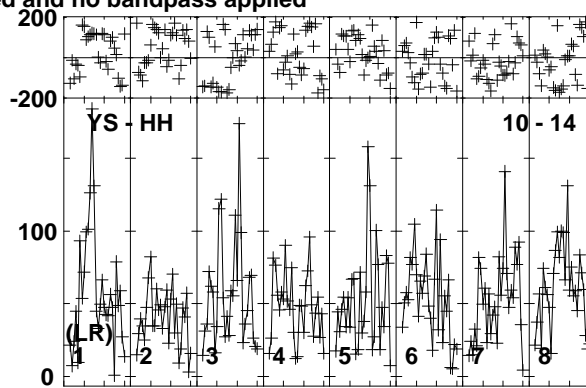
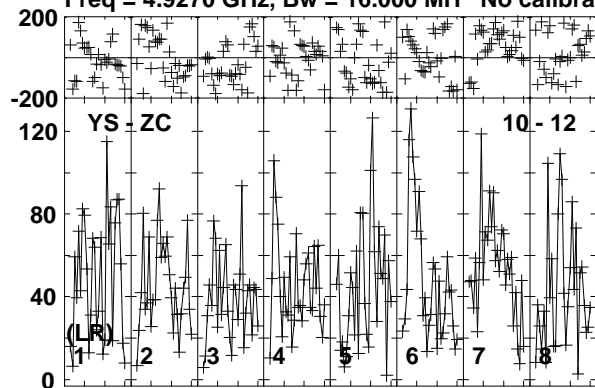


Lower frame: Micro Ampl Jy Top frame: Phas deg  
Vector averaged cross-power spectrum Baseline: JB (01) - YS (10)  
Timerange: 00/11:21:15 to 00/11:30:09

Plot file version 88 created 20-JUL-2016 17:58:48

UGC09555 EH032B.UVDATA.1

Freq = 4.9270 GHz, Bw = 16.000 MH No calibration applied and no bandpass applied



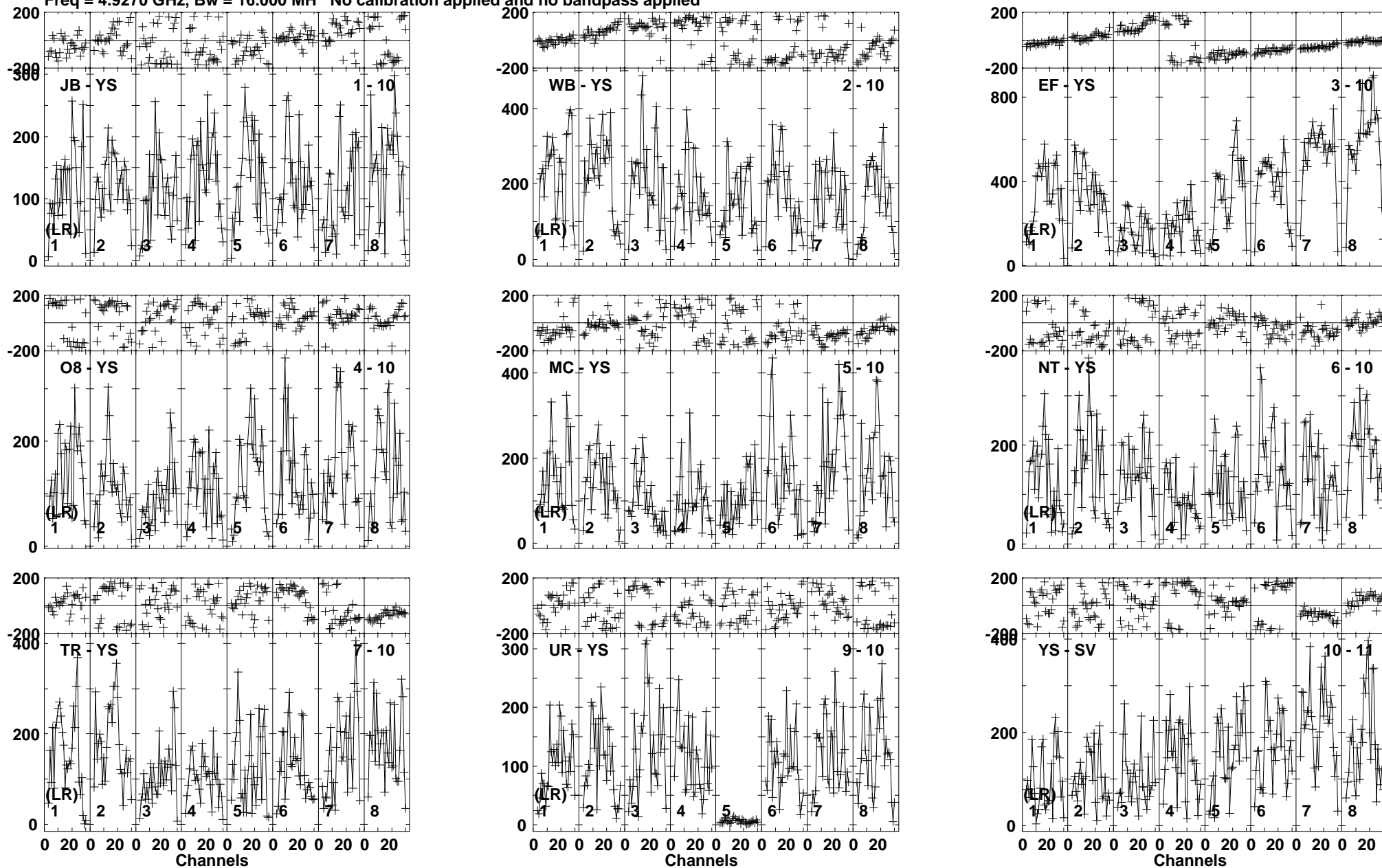
Lower frame: Micro Ampl Jy Top frame: Phas deg  
Vector averaged cross-power spectrum Baseline: YS (10) - ZC (12)  
Timerange: 00/11:21:15 to 00/11:30:09



Plot file version 89 created 20-JUL-2016 17:58:48

J1450+0910 EH032B.UVDATA.1

Freq = 4.9270 GHz, Bw = 16.000 MH No calibration applied and no bandpass applied

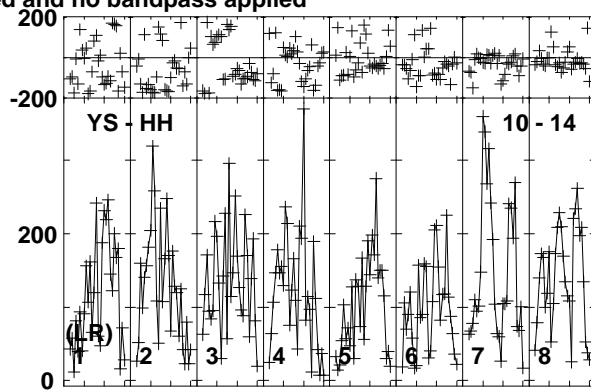
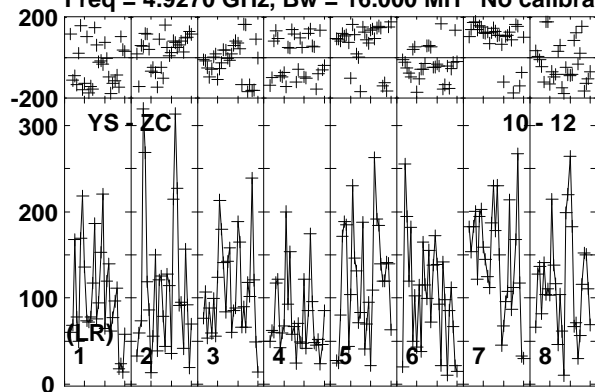


Lower frame: Micro Ampl Jy Top frame: Phas deg  
Vector averaged cross-power spectrum Baseline: JB (01) - YS (10)  
Timerange: 00/11:30:48 to 00/11:32:44

Plot file version 90 created 20-JUL-2016 17:58:49

J1450+0910 EH032B.UVDATA.1

Freq = 4.9270 GHz, Bw = 16.000 MH No calibration applied and no bandpass applied

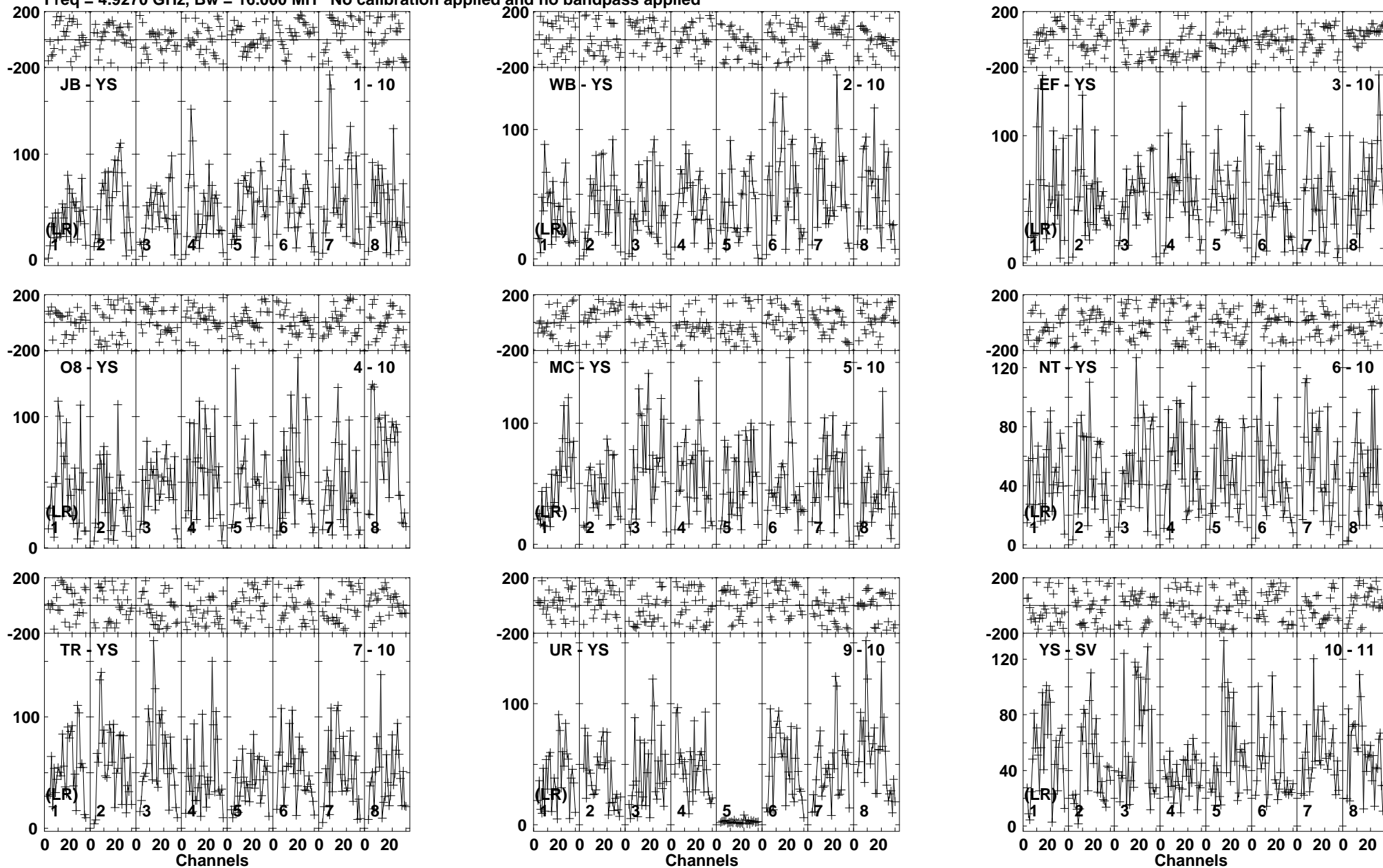


Lower frame: Micro Ampl Jy Top frame: Phas deg  
Vector averaged cross-power spectrum Baseline: YS (10) - ZC (12)  
Timerange: 00/11:30:48 to 00/11:32:44

Plot file version 91 created 20-JUL-2016 17:58:49

UGC09555 EH032B.UVDATA.1

Freq = 4.9270 GHz, Bw = 16.000 MH No calibration applied and no bandpass applied

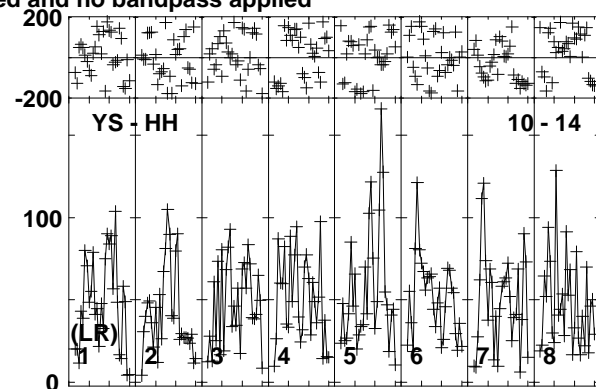
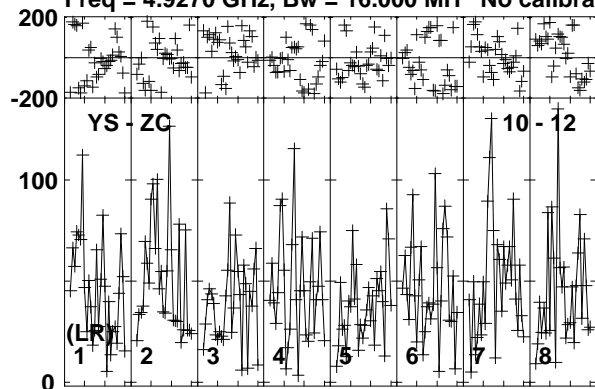


Lower frame: Micro Ampl Jy Top frame: Phas deg  
Vector averaged cross-power spectrum Baseline: JB (01) - YS (10)  
Timerange: 00/11:32:50 to 00/11:41:44

Plot file version 92 created 20-JUL-2016 17:58:49

UGC09555 EH032B.UVDATA.1

Freq = 4.9270 GHz, Bw = 16.000 MH No calibration applied and no bandpass applied

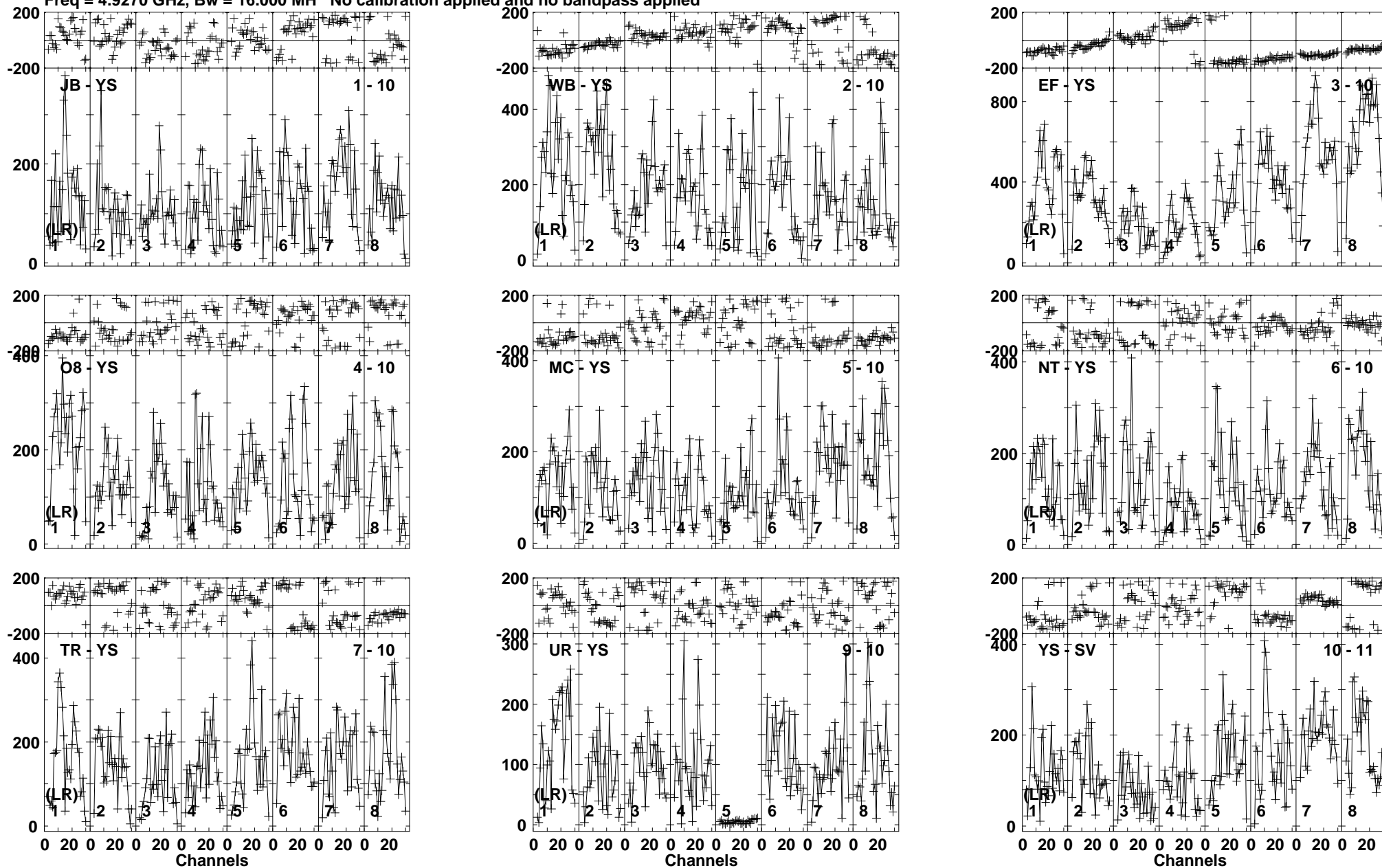


Lower frame: Micro Ampl Jy Top frame: Phas deg  
Vector averaged cross-power spectrum Baseline: YS (10) - ZC (12)  
Timerange: 00/11:32:50 to 00/11:41:44

Plot file version 93 created 20-JUL-2016 17:58:50

J1450+0910 EH032B.UVDATA.1

Freq = 4.9270 GHz, Bw = 16.000 MH No calibration applied and no bandpass applied

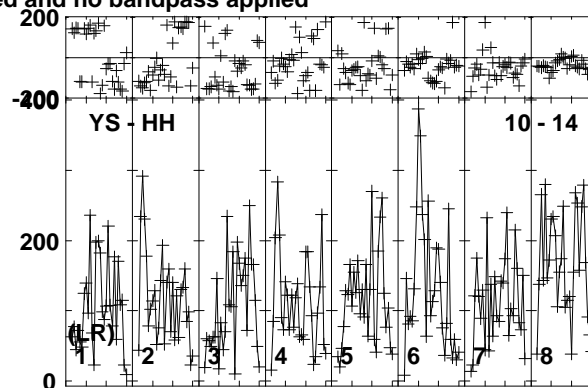
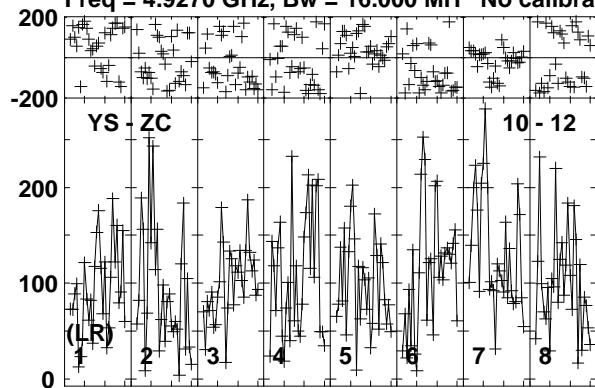


Lower frame: Micro Ampl Jy Top frame: Phas deg  
Vector averaged cross-power spectrum Baseline: JB (01) - YS (10)  
Timerange: 00/11:42:23 to 00/11:44:19

Plot file version 94 created 20-JUL-2016 17:58:50

J1450+0910 EH032B.UVDATA.1

Freq = 4.9270 GHz, Bw = 16.000 MH No calibration applied and no bandpass applied

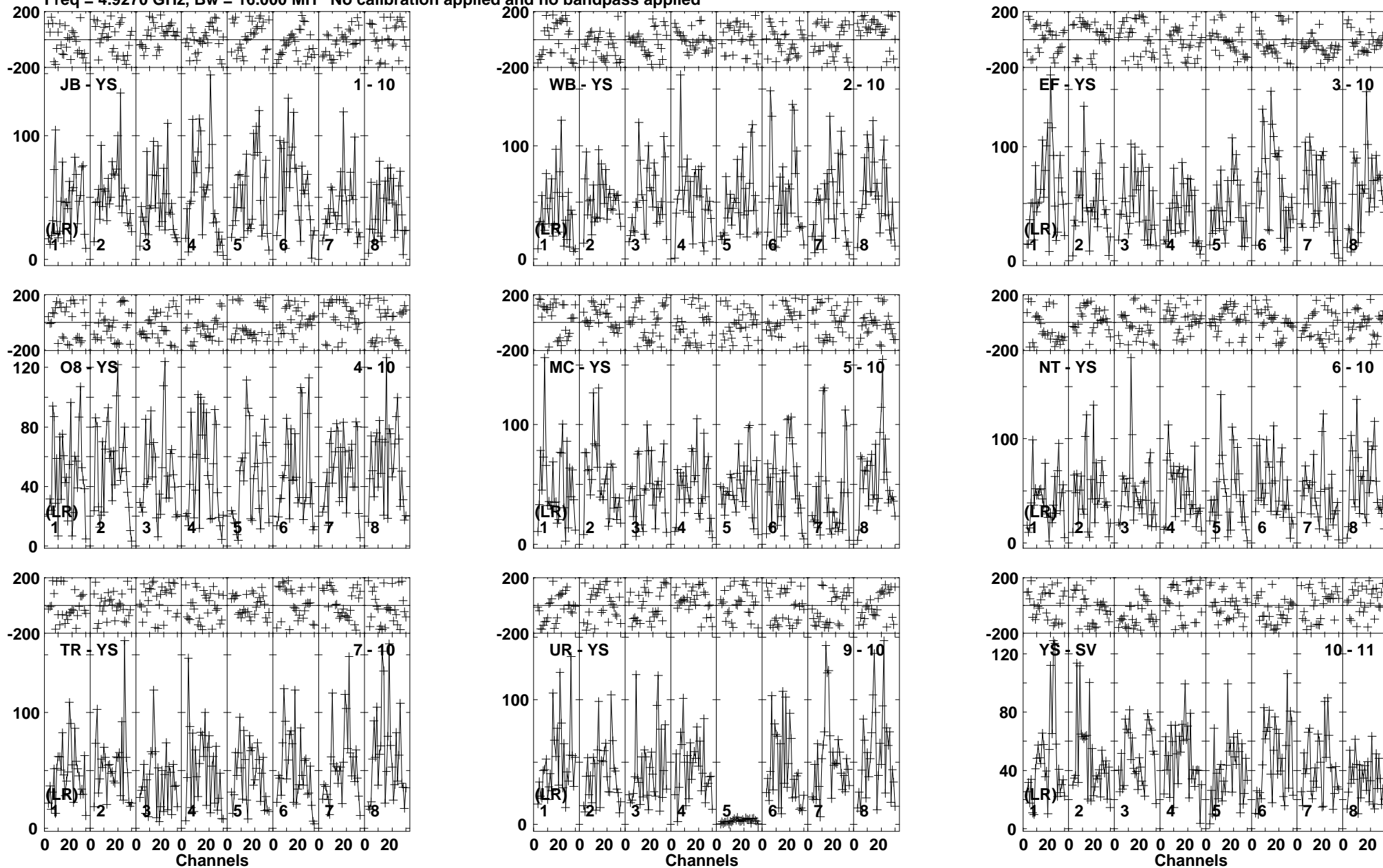


Lower frame: Micro Ampl Jy Top frame: Phas deg  
Vector averaged cross-power spectrum Baseline: YS (10) - ZC (12)  
Timerange: 00/11:42:23 to 00/11:44:19

Plot file version 95 created 20-JUL-2016 17:58:50

UGC09555 EH032B.UVDATA.1

Freq = 4.9270 GHz, Bw = 16.000 MH No calibration applied and no bandpass applied

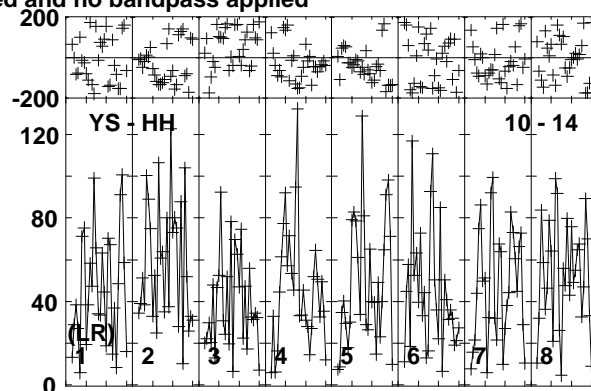
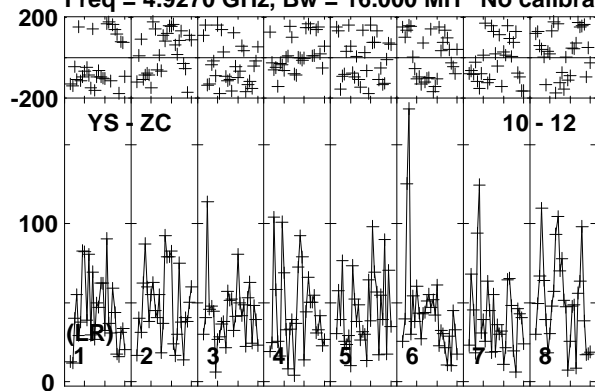


Lower frame: Micro Ampl Jy Top frame: Phas deg  
Vector averaged cross-power spectrum Baseline: JB (01) - YS (10)  
Timerange: 00/11:44:25 to 00/11:53:19

Plot file version 96 created 20-JUL-2016 17:58:51

UGC09555 EH032B.UVDATA.1

Freq = 4.9270 GHz, Bw = 16.000 MH No calibration applied and no bandpass applied



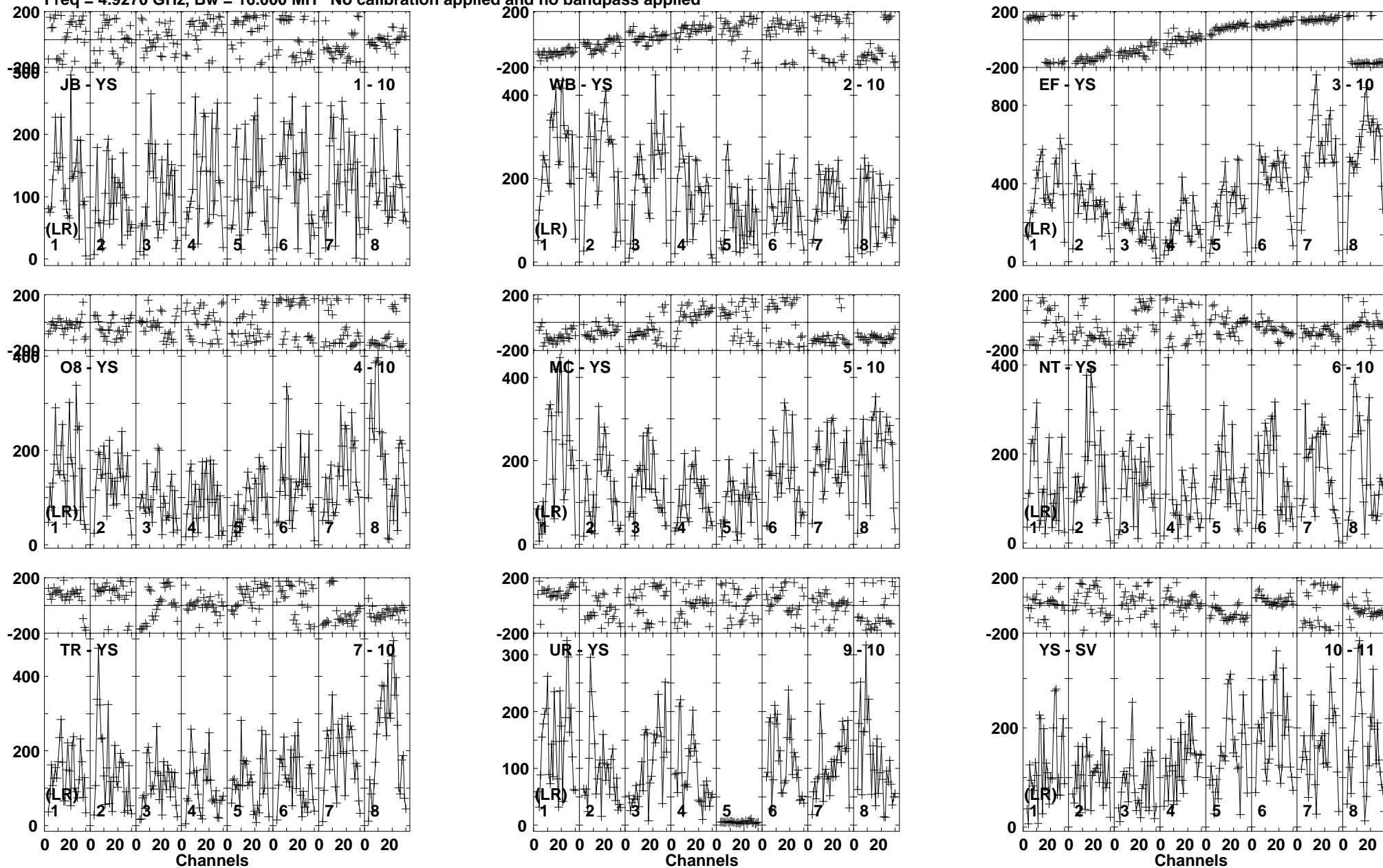
Lower frame: Micro Ampl Jy Top frame: Phas deg  
Vector averaged cross-power spectrum Baseline: YS (10) - ZC (12)  
Timerange: 00/11:44:25 to 00/11:53:19



Plot file version 97 created 20-JUL-2016 17:58:51

J1450+0910 EH032B.UVDATA.1

Freq = 4.9270 GHz, Bw = 16.000 MH No calibration applied and no bandpass applied

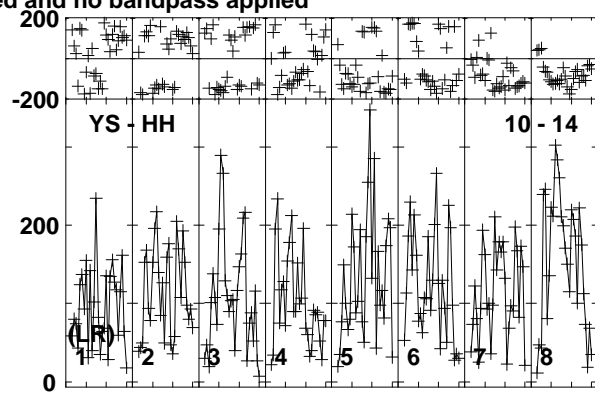
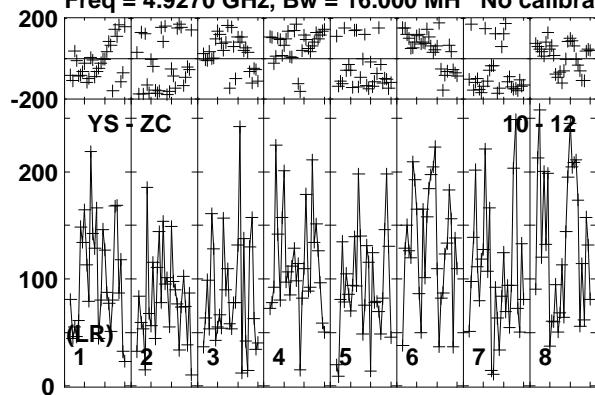


Lower frame: Micro Ampl Jy Top frame: Phas deg  
Vector averaged cross-power spectrum Baseline: JB (01) - YS (10)  
Timerange: 00/11:53:58 to 00/11:55:54

Plot file version 98 created 20-JUL-2016 17:58:51

J1450+0910 EH032B.UVDATA.1

Freq = 4.9270 GHz, Bw = 16.000 MH No calibration applied and no bandpass applied

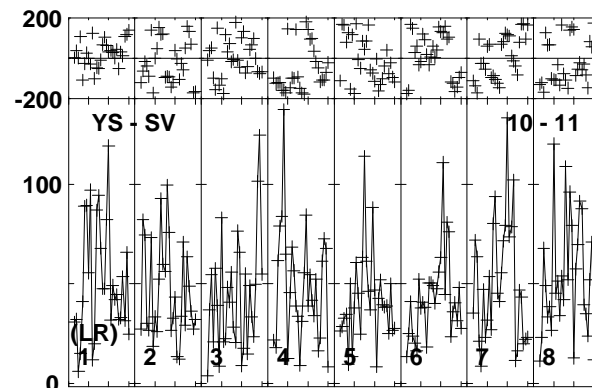
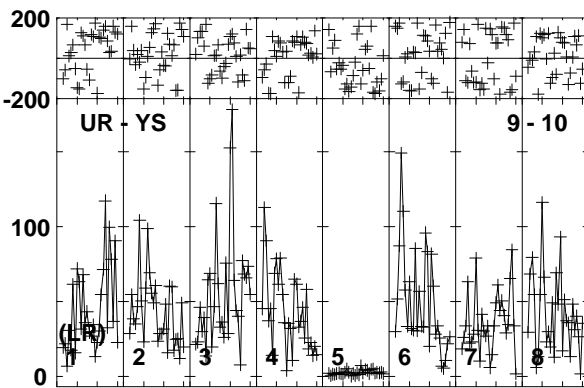
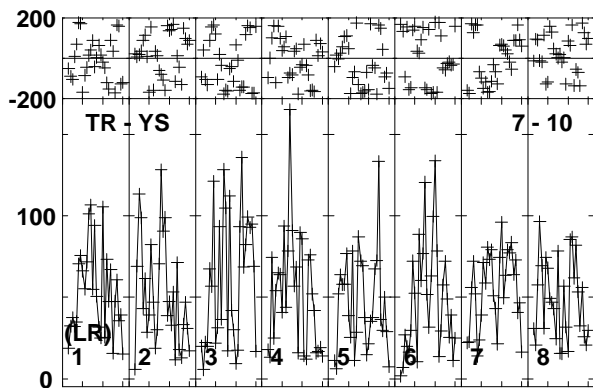
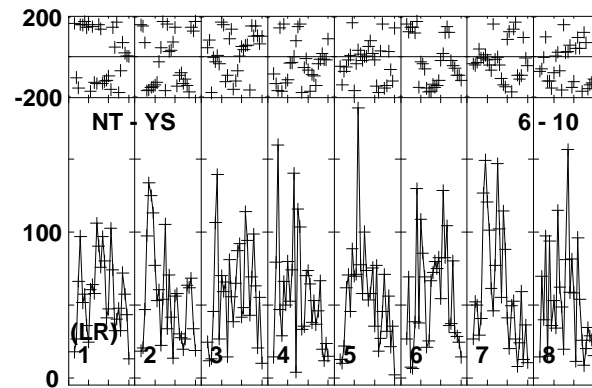
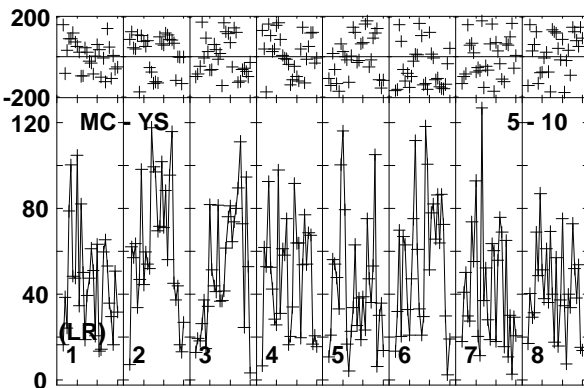
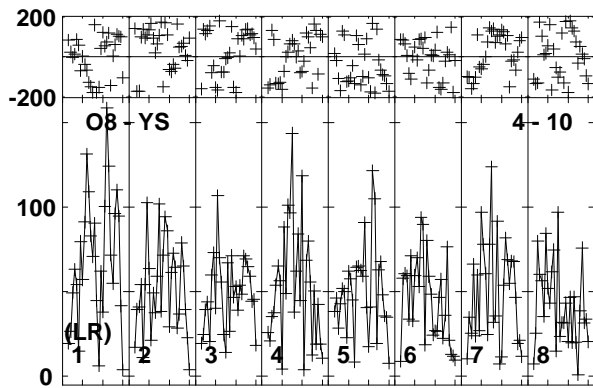
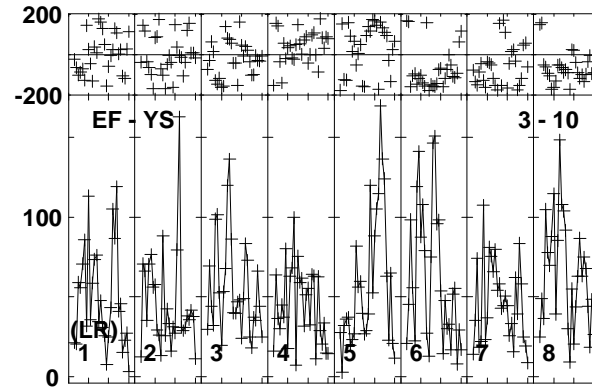
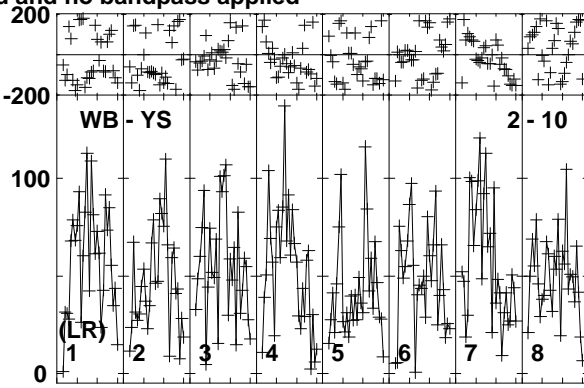
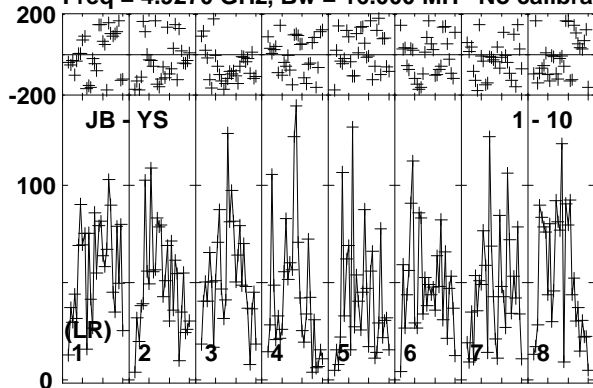


Lower frame: Micro Ampl Jy Top frame: Phas deg  
Vector averaged cross-power spectrum Baseline: YS (10) - ZC (12)  
Timerange: 00/11:53:58 to 00/11:55:54

Plot file version 99 created 20-JUL-2016 17:58:51

UGC09555 EH032B.UVDATA.1

Freq = 4.9270 GHz, Bw = 16.000 MH No calibration applied and no bandpass applied

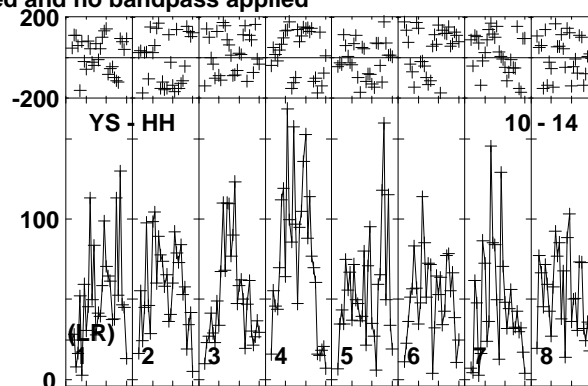
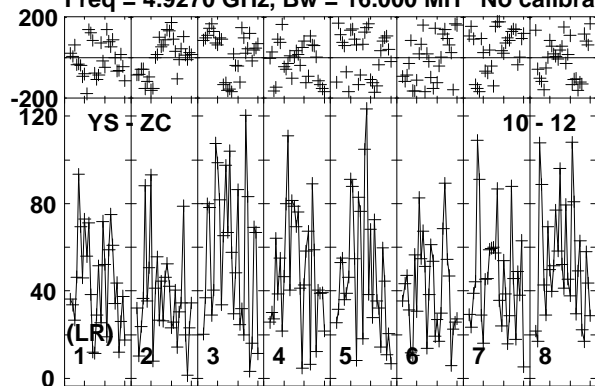


Lower frame: Micro Ampl Jy Top frame: Phas deg  
Vector averaged cross-power spectrum Baseline: JB (01) - YS (10)  
Timerange: 00/11:56:00 to 00/12:04:54

Plot file version 100 created 20-JUL-2016 17:58:52

UGC09555 EH032B.UVDATA.1

Freq = 4.9270 GHz, Bw = 16.000 MH No calibration applied and no bandpass applied

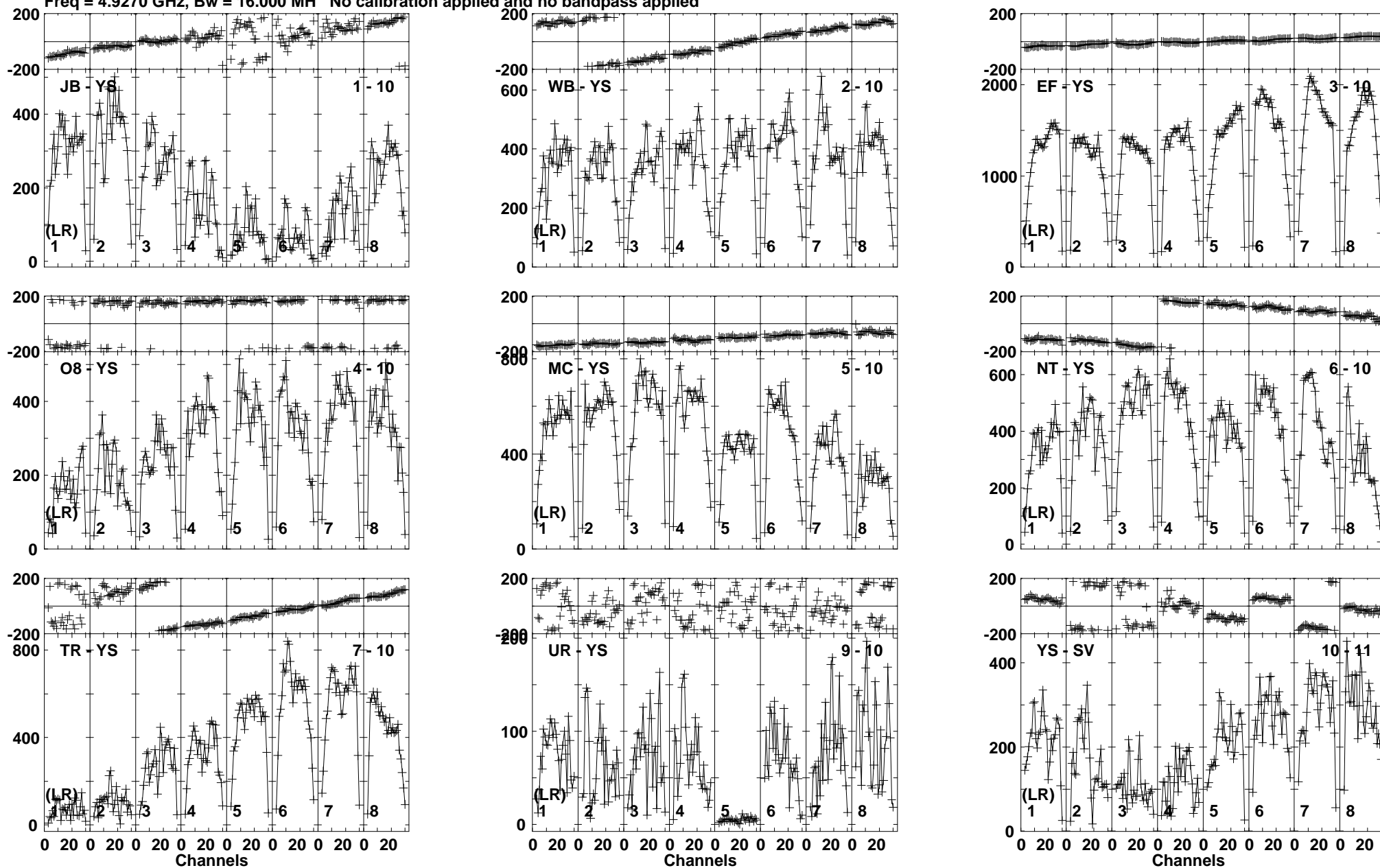


Lower frame: Micro Ampl Jy Top frame: Phas deg  
Vector averaged cross-power spectrum Baseline: YS (10) - ZC (12)  
Timerange: 00/11:56:00 to 00/12:04:54

Plot file version 101 created 20-JUL-2016 17:58:52

3C286 EH032B.UVDATA.1

Freq = 4.9270 GHz, Bw = 16.000 MH No calibration applied and no bandpass applied

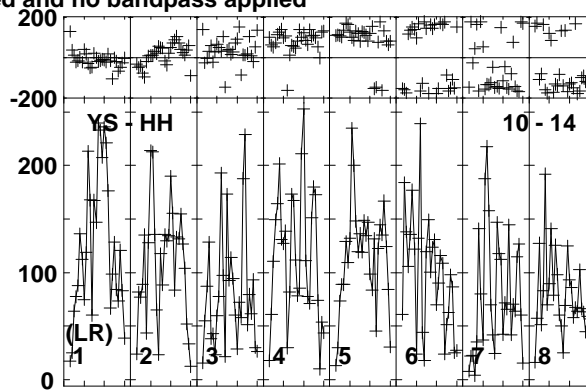
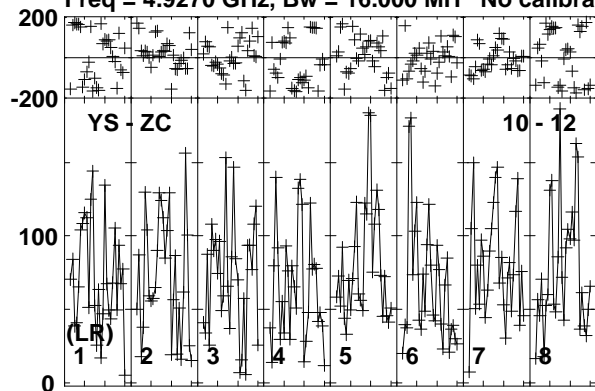


Lower frame: Micro Ampl Jy Top frame: Phas deg  
Vector averaged cross-power spectrum Baseline: JB (01) - YS (10)  
Timerange: 00:12:07:27 to 00:12:12:13

Plot file version 102 created 20-JUL-2016 17:58:53

3C286 EH032B.UVDATA.1

Freq = 4.9270 GHz, Bw = 16.000 MH No calibration applied and no bandpass applied

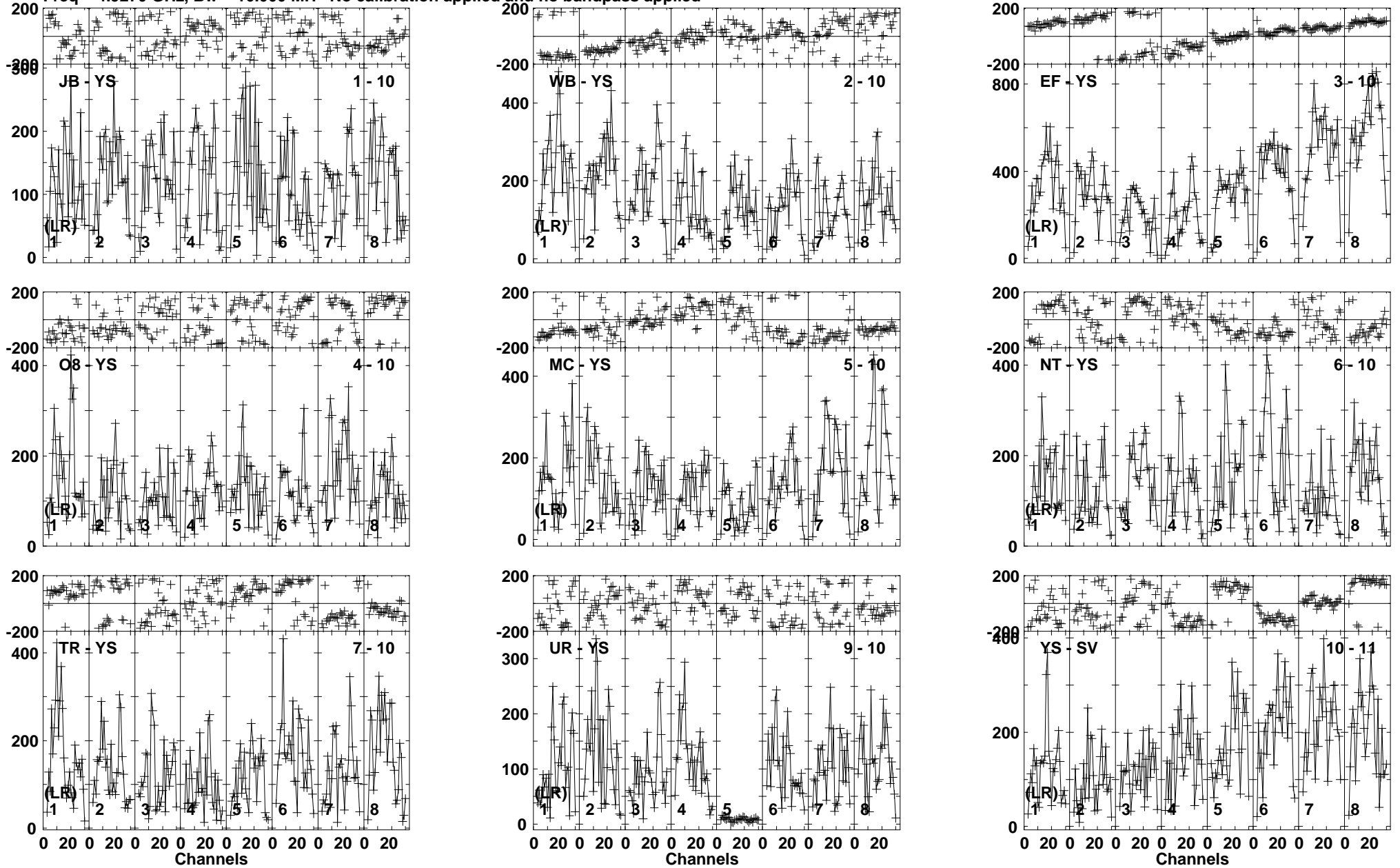


Lower frame: Micro Ampl Jy Top frame: Phas deg  
Vector averaged cross-power spectrum Baseline: YS (10) - ZC (12)  
Timerange: 00/12:07:27 to 00/12:12:13

Plot file version 103 created 20-JUL-2016 17:58:53

J1450+0910 EH032B.UVDATA.1

Freq = 4.9270 GHz, Bw = 16.000 MH No calibration applied and no bandpass applied

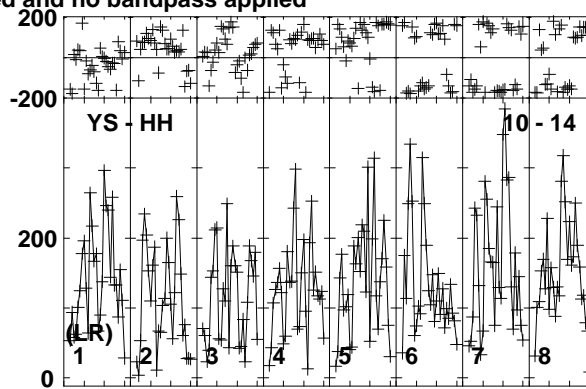
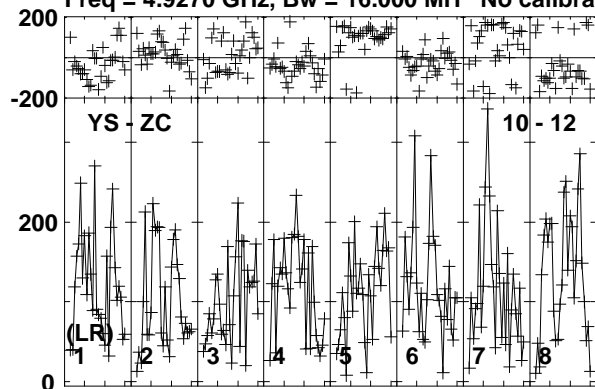


Lower frame: Micro Ampl Jy Top frame: Phas deg  
Vector averaged cross-power spectrum Baseline: JB (01) - YS (10)  
Timerange: 00:12:14:44 to 00:12:16:30

Plot file version 104 created 20-JUL-2016 17:58:53

J1450+0910 EH032B.UVDATA.1

Freq = 4.9270 GHz, Bw = 16.000 MH No calibration applied and no bandpass applied



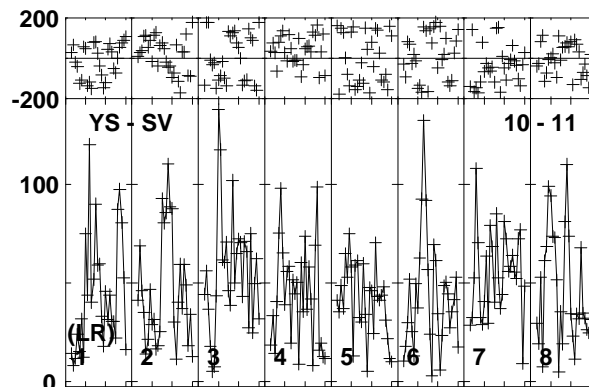
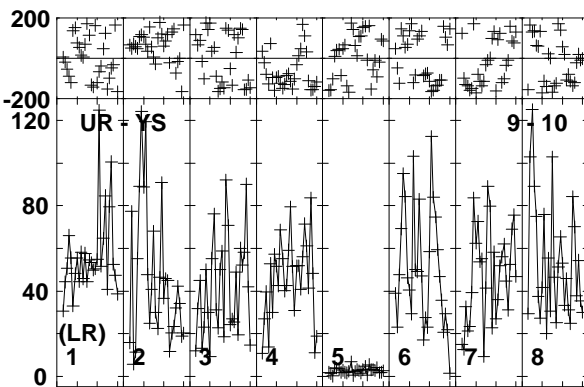
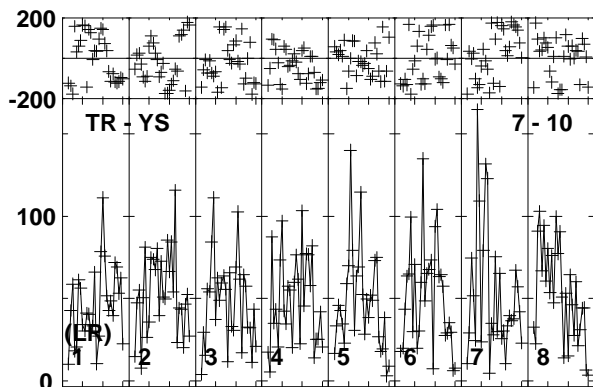
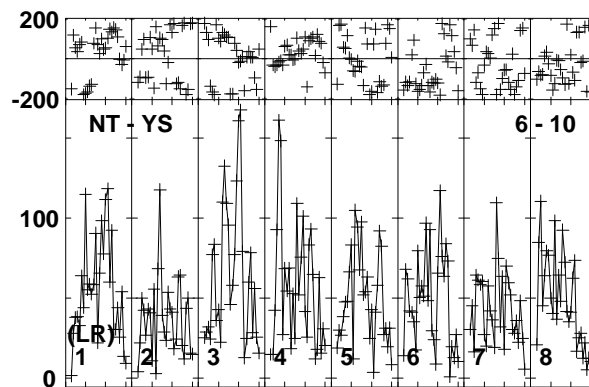
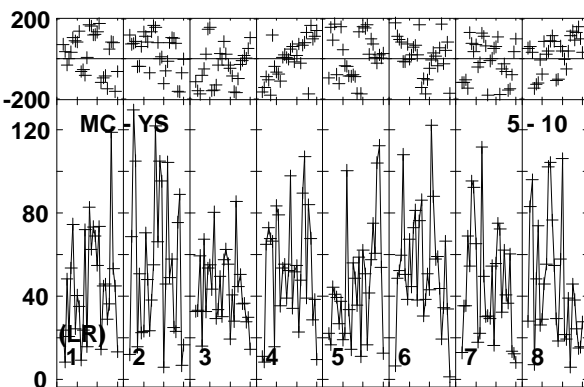
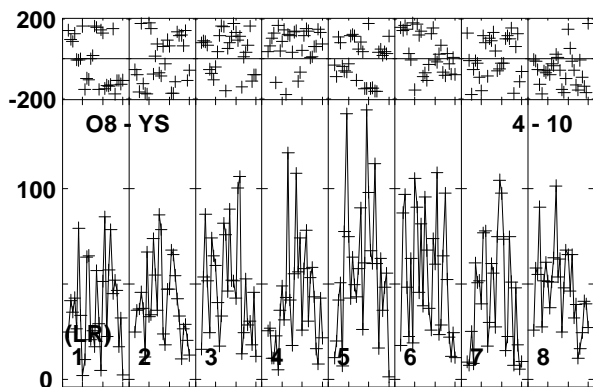
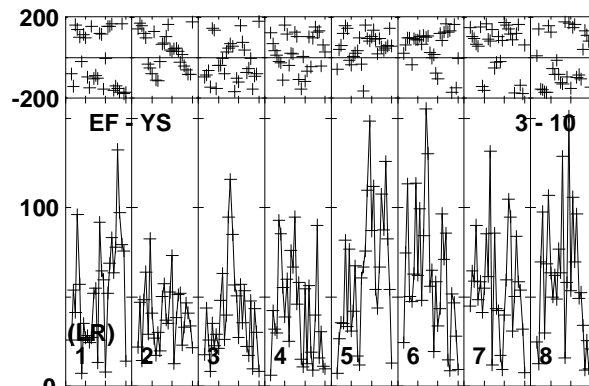
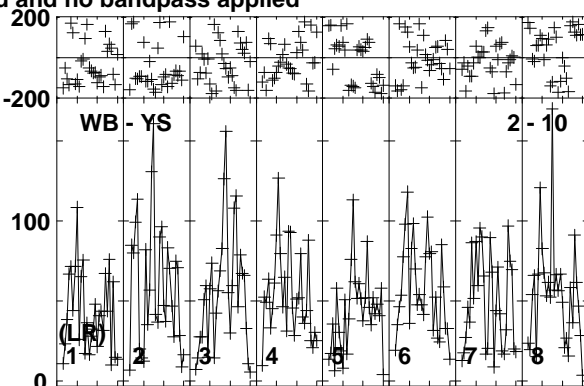
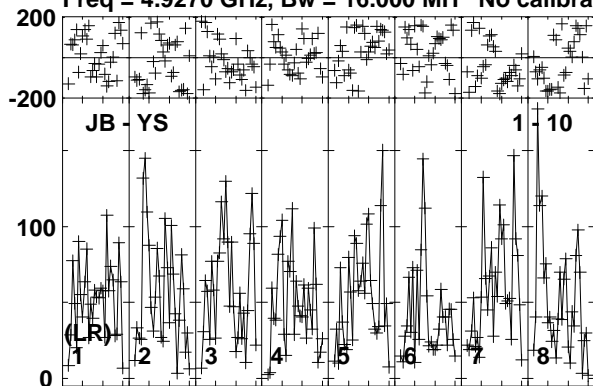
Lower frame: Micro Ampl Jy Top frame: Phas deg  
Vector averaged cross-power spectrum Baseline: YS (10) - ZC (12)  
Timerange: 00/12:14:44 to 00/12:16:30



Plot file version 105 created 20-JUL-2016 17:58:53

UGC09555 EH032B.UVDATA.1

Freq = 4.9270 GHz, Bw = 16.000 MH No calibration applied and no bandpass applied

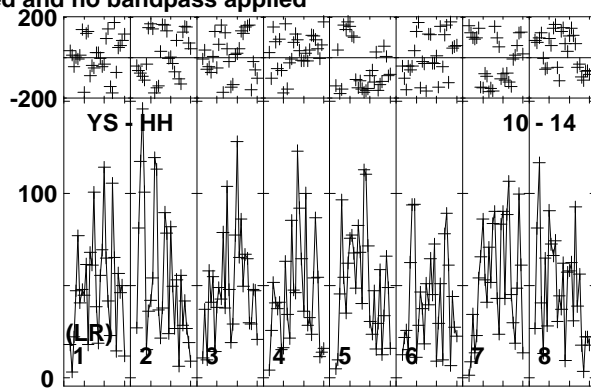
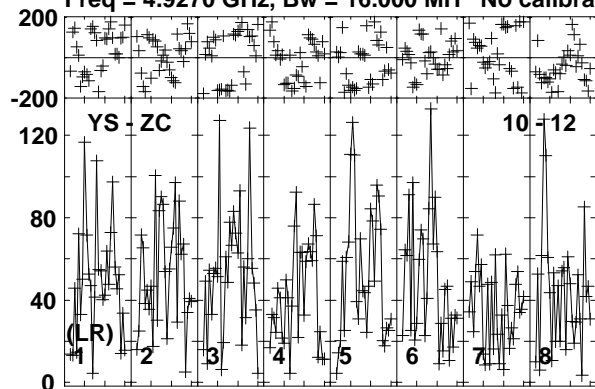


Lower frame: Micro Ampl Jy Top frame: Phas deg  
Vector averaged cross-power spectrum Baseline: JB (01) - YS (10)  
Timerange: 00/12:16:36 to 00/12:25:30

Plot file version 106 created 20-JUL-2016 17:58:54

UGC09555 EH032B.UVDATA.1

Freq = 4.9270 GHz, Bw = 16.000 MH No calibration applied and no bandpass applied




Lower frame: Micro Ampl Jy Top frame: Phas deg  
Vector averaged cross-power spectrum Baseline: YS (10) - ZC (12)  
Timerange: 00/12:16:36 to 00/12:25:30

Plot file version 107 created 20-JUL-2016 17:58:54

J1450+0910 EH032B.UVDATA.1

Freq = 4.9270 GHz, Bw = 16.000 MH No calibration applied and no bandpass applied

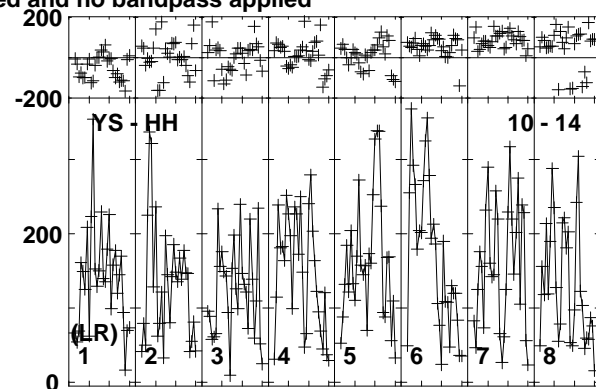
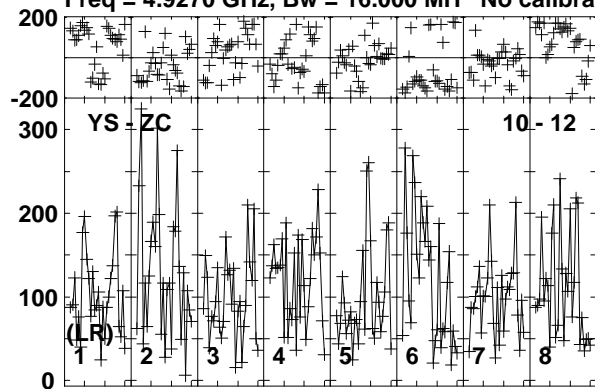


Lower frame: Micro Ampl Jy Top frame: Phas deg  
Vector averaged cross-power spectrum Baseline: JB (01) - YS (10)  
Timerange: 00/12:26:09 to 00/12:28:05

Plot file version 108 created 20-JUL-2016 17:58:54

J1450+0910 EH032B.UVDATA.1

Freq = 4.9270 GHz, Bw = 16.000 MH No calibration applied and no bandpass applied

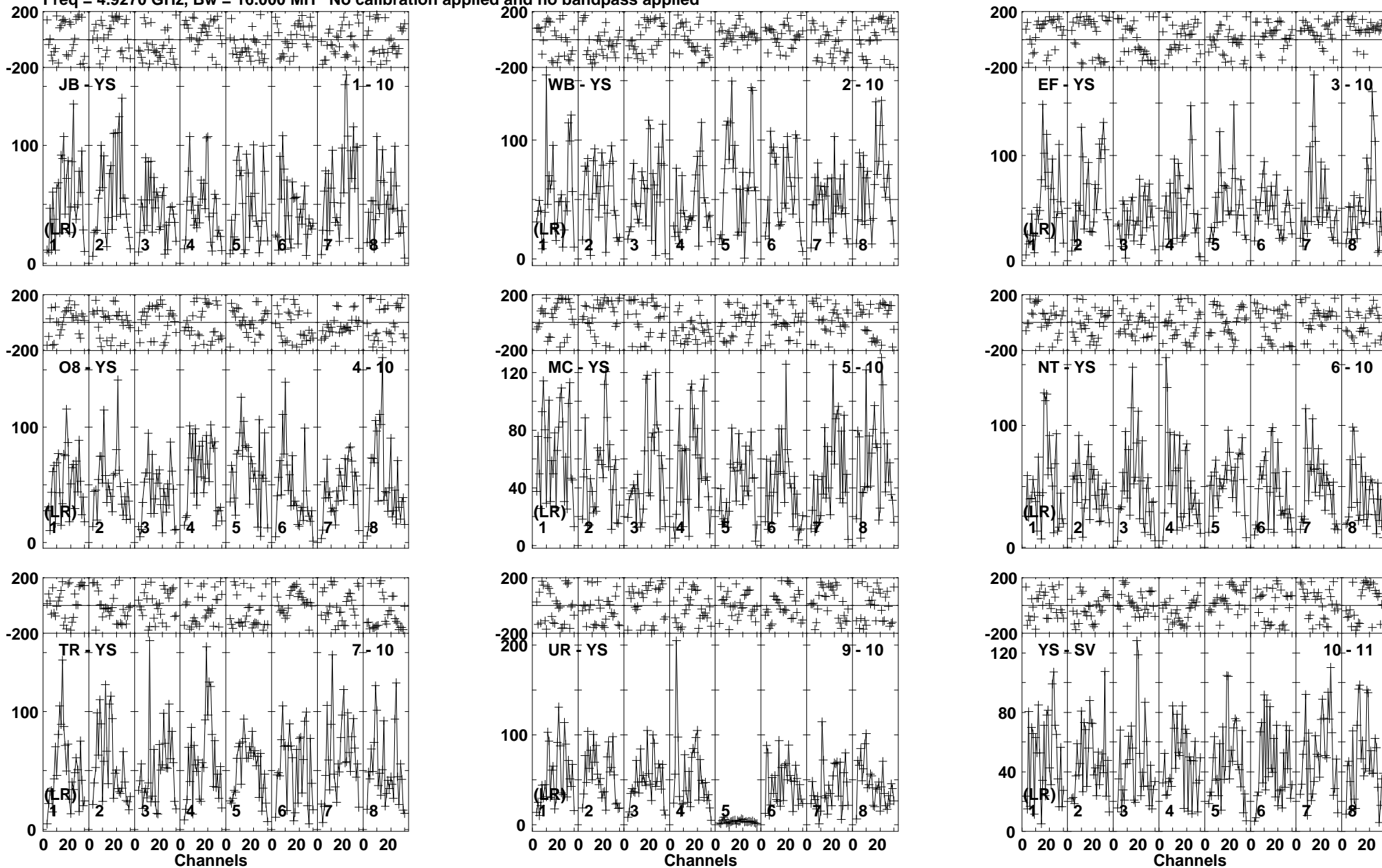


Lower frame: Micro Ampl Jy Top frame: Phas deg  
Vector averaged cross-power spectrum Baseline: YS (10) - ZC (12)  
Timerange: 00/12:26:09 to 00/12:28:05

Plot file version 109 created 20-JUL-2016 17:58:55

UGC09555 EH032B.UVDATA.1

Freq = 4.9270 GHz, Bw = 16.000 MH No calibration applied and no bandpass applied

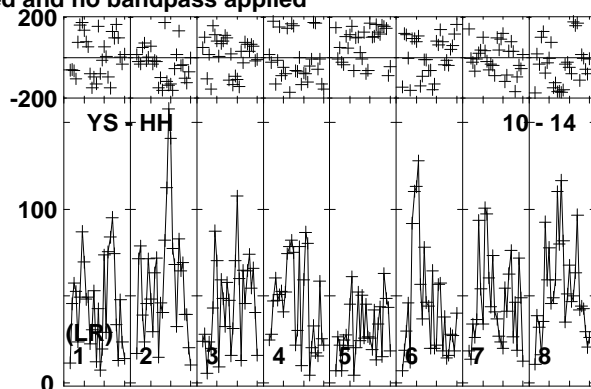
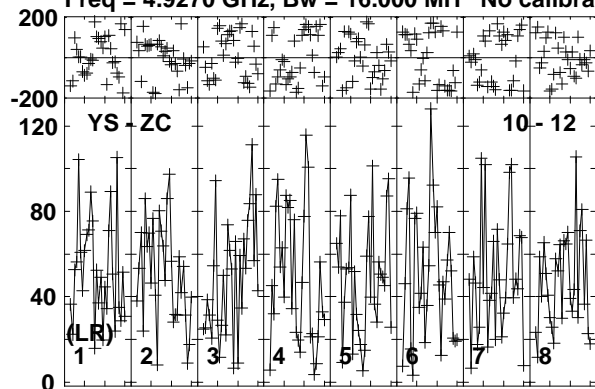


Lower frame: Micro Ampl Jy Top frame: Phas deg  
Vector averaged cross-power spectrum Baseline: JB (01) - YS (10)  
Timerange: 00/12:28:11 to 00/12:37:05

Plot file version 110 created 20-JUL-2016 17:58:55

UGC09555 EH032B.UVDATA.1

Freq = 4.9270 GHz, Bw = 16.000 MH No calibration applied and no bandpass applied

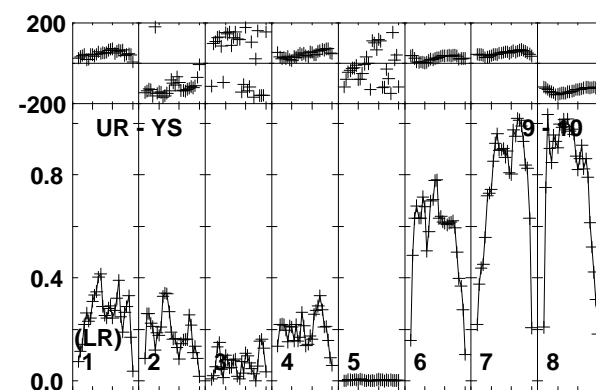
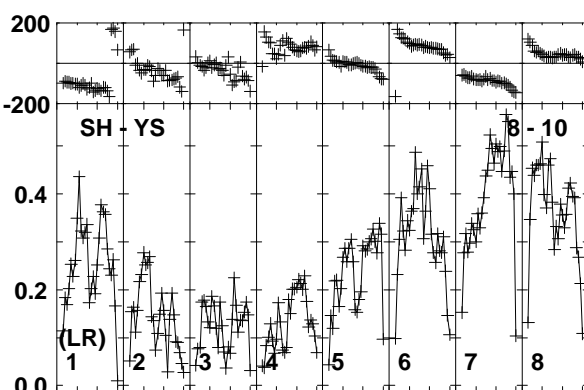
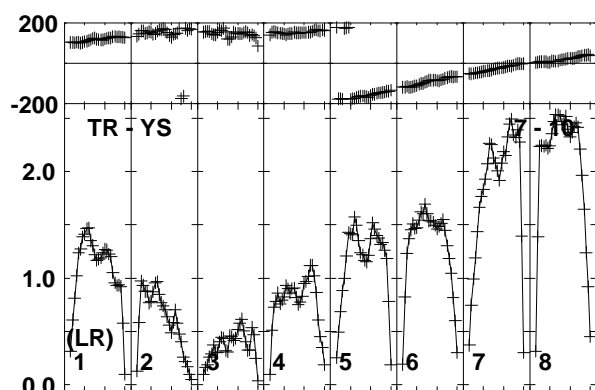
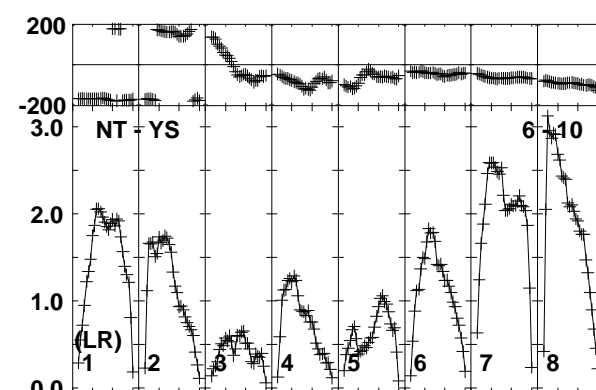
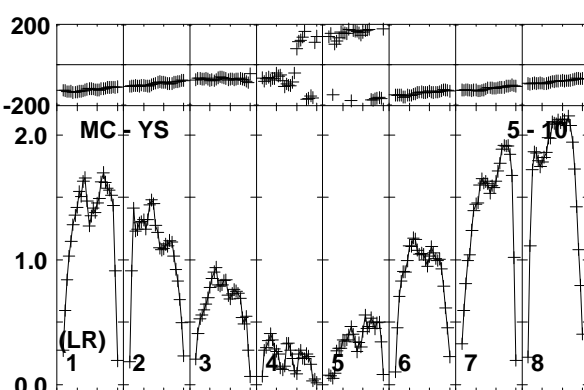
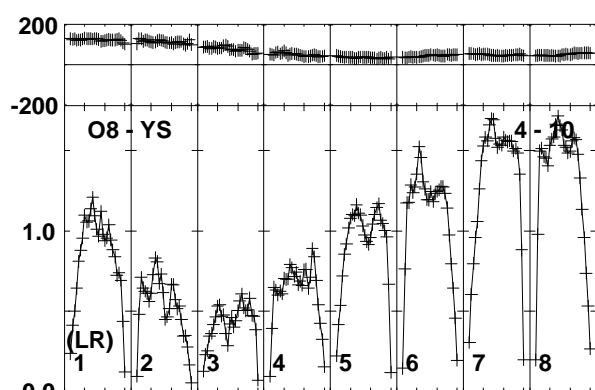
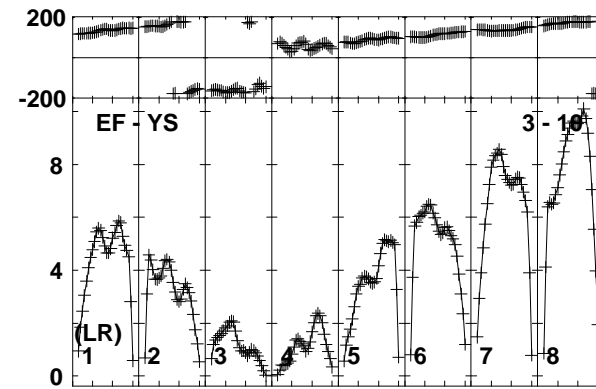
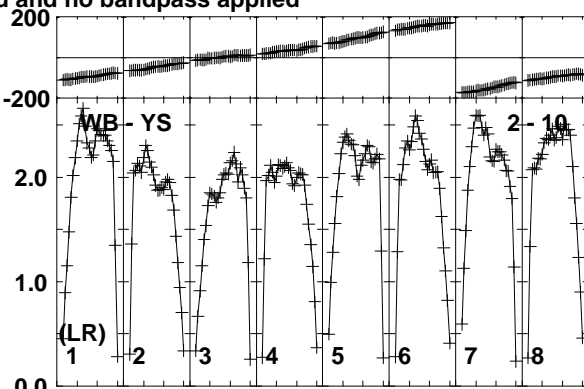
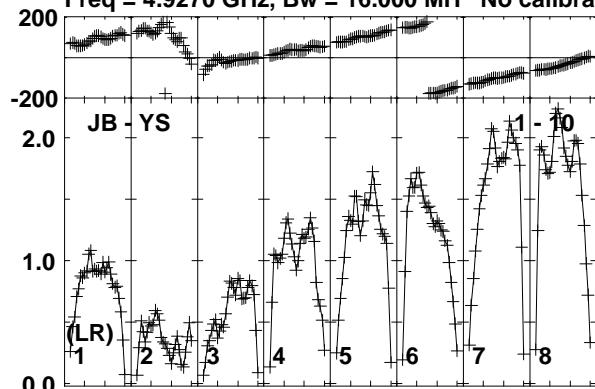


Lower frame: Micro Ampl Jy Top frame: Phas deg  
Vector averaged cross-power spectrum Baseline: YS (10) - ZC (12)  
Timerange: 00/12:28:11 to 00/12:37:05

Plot file version 111 created 20-JUL-2016 17:58:56

3C345 EH032B.UVDATA.1

Freq = 4.9270 GHz, Bw = 16.000 MH No calibration applied and no bandpass applied

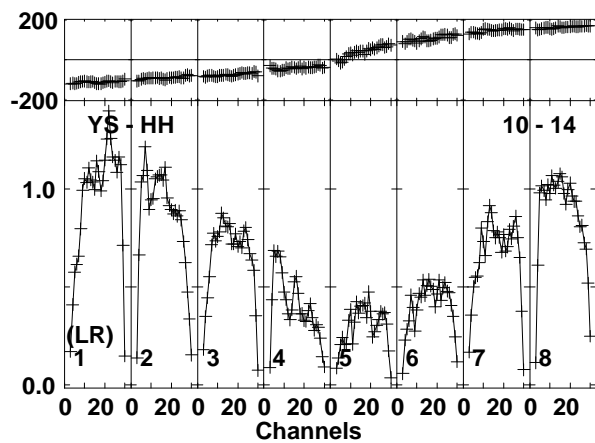
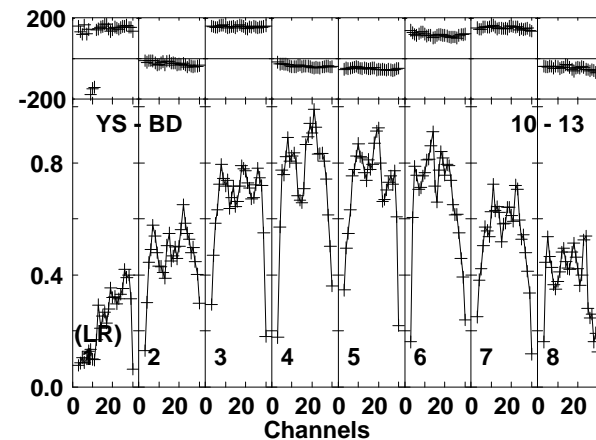
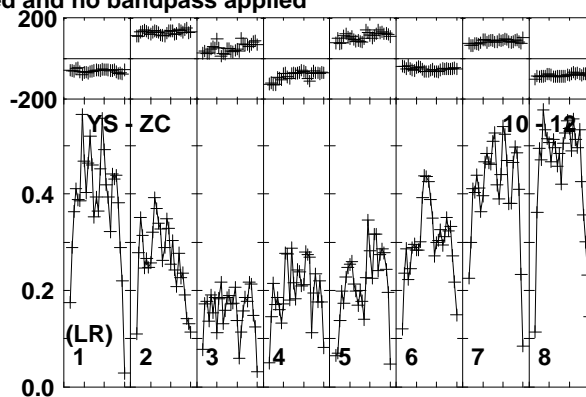
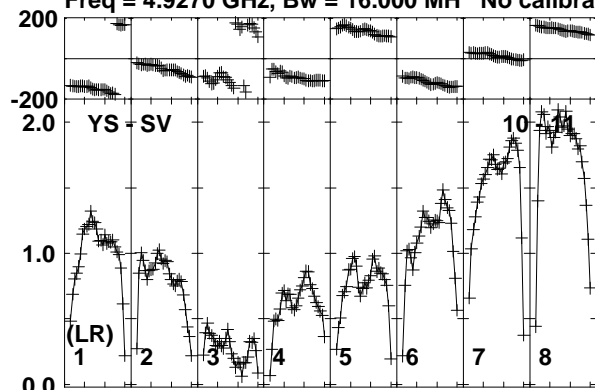


Lower frame: Milli Ampl Jy Top frame: Phas deg  
Vector averaged cross-power spectrum Baseline: JB (01) - YS (10)  
Timerange: 00:12:40:56 to 00:12:45:42

Plot file version 112 created 20-JUL-2016 17:58:56

3C345 EH032B.UVDATA.1

Freq = 4.9270 GHz, Bw = 16.000 MH No calibration applied and no bandpass applied



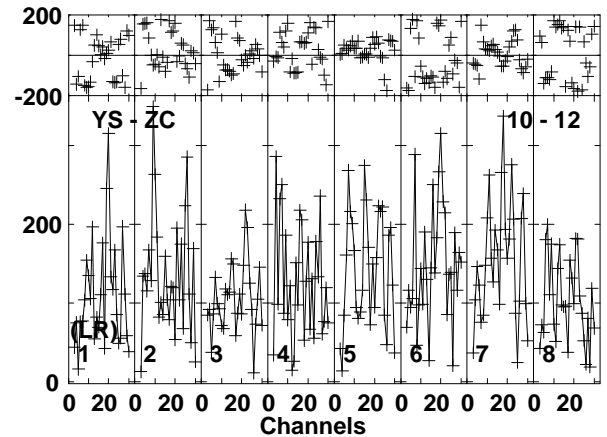
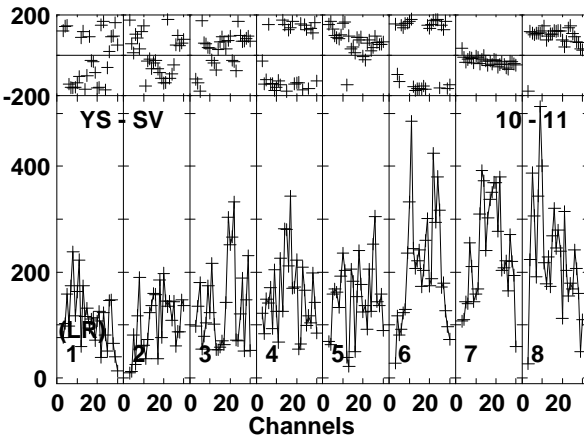
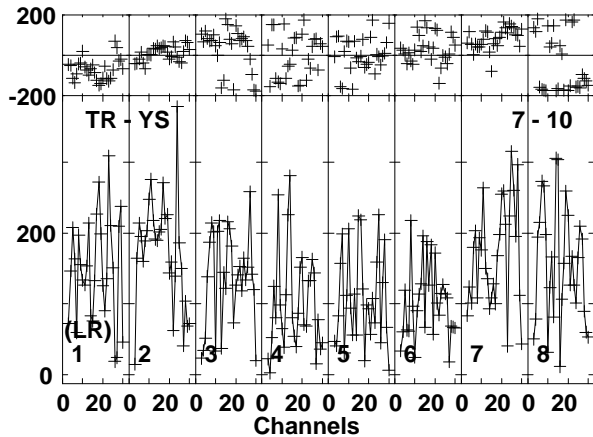
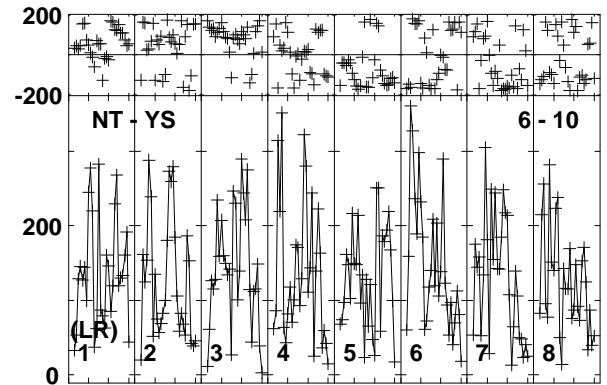
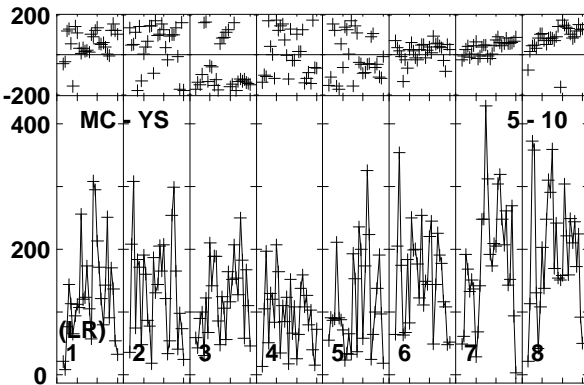
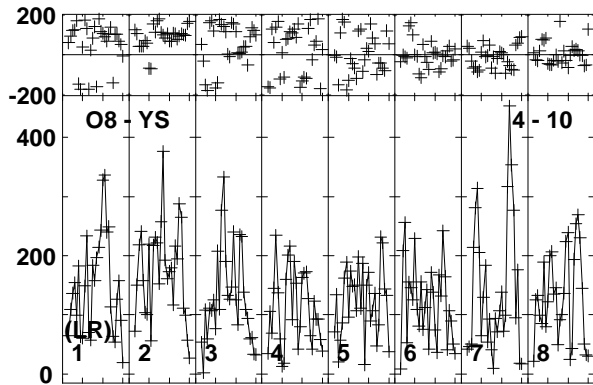
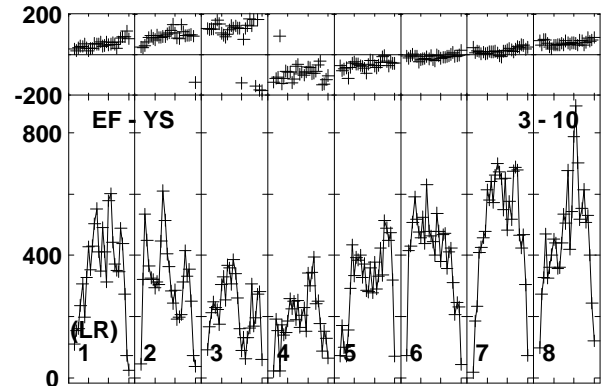
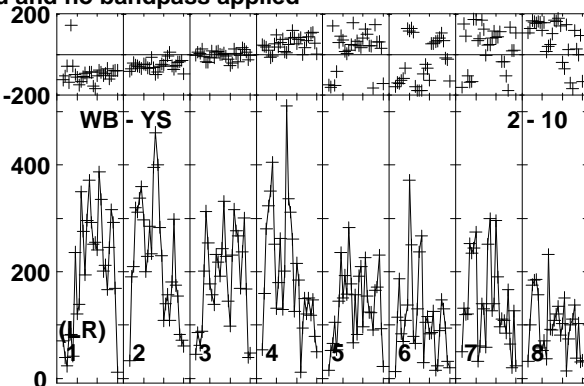
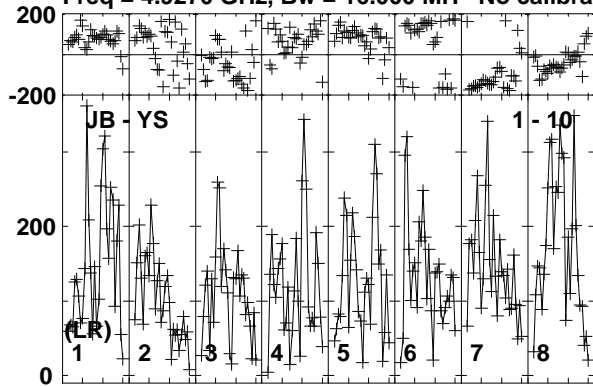
Lower frame: Milli Ampl Jy Top frame: Phas deg  
Vector averaged cross-power spectrum Baseline: YS (10) - SV (11)  
Timerange: 00/12:40:56 to 00/12:45:42



Plot file version 113 created 20-JUL-2016 17:58:56

J1450+0910 EH032B.UVDATA.1

Freq = 4.9270 GHz, Bw = 16.000 MH No calibration applied and no bandpass applied

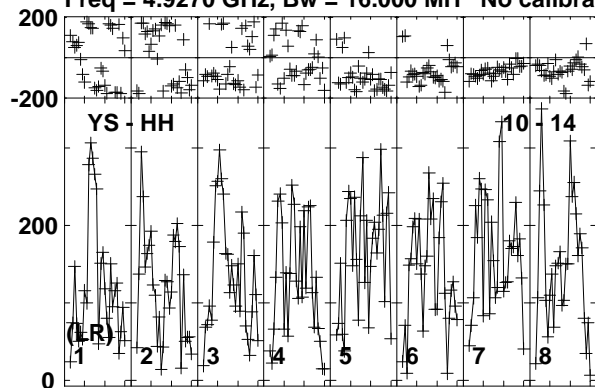


Lower frame: Micro Ampl Jy Top frame: Phas deg  
Vector averaged cross-power spectrum Baseline: JB (01) - YS (10)  
Timerange: 00:12:49:43 to 00:12:51:29

Plot file version 114 created 20-JUL-2016 17:58:56

J1450+0910 EH032B.UVDATA.1

Freq = 4.9270 GHz, Bw = 16.000 MH No calibration applied and no bandpass applied

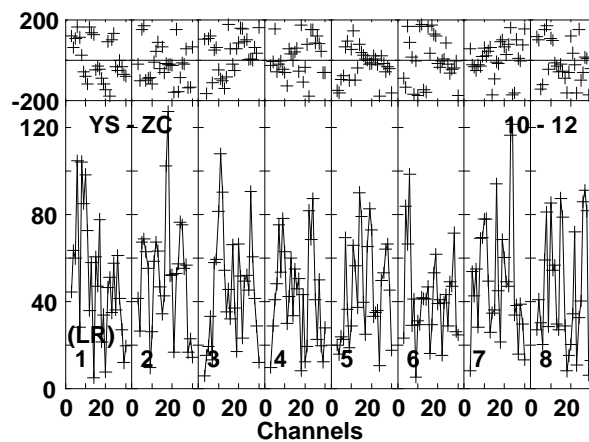
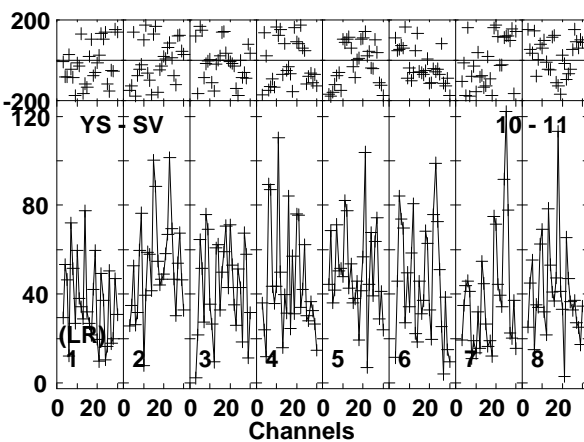
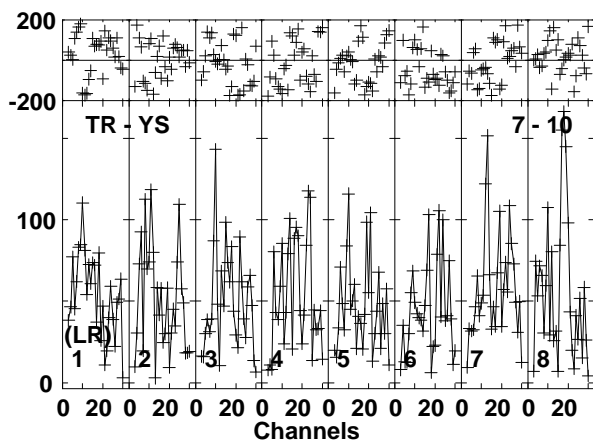
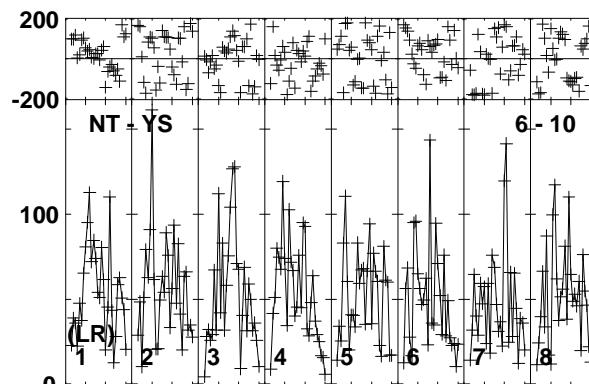
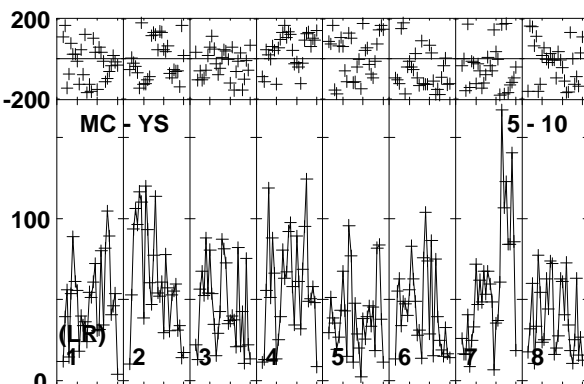
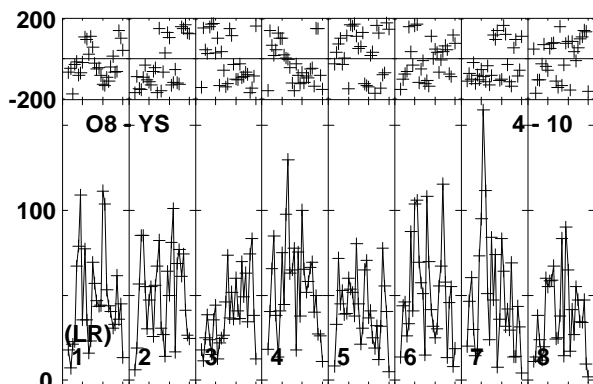
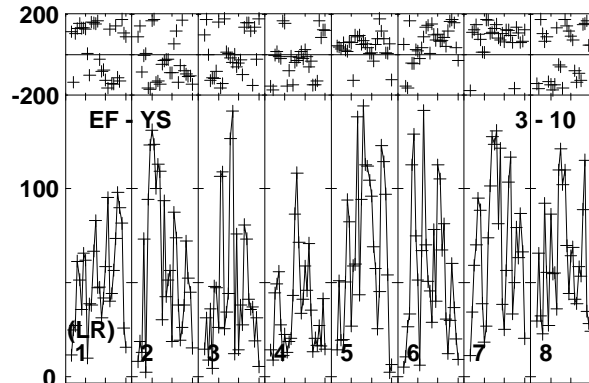
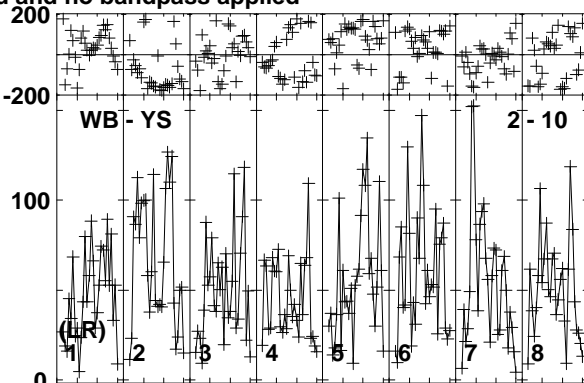
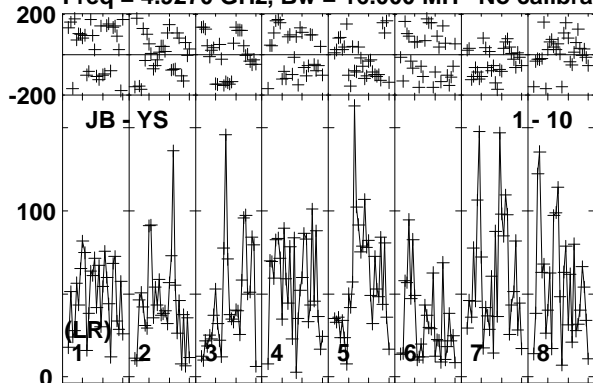


Lower frame: Micro Ampl Jy Top frame: Phas deg  
Vector averaged cross-power spectrum Baseline: YS (10) - HH (14)  
Timerange: 00/12:49:43 to 00/12:51:29

Plot file version 115 created 20-JUL-2016 17:58:57

UGC09555 EH032B.UVDATA.1

Freq = 4.9270 GHz, Bw = 16.000 MH No calibration applied and no bandpass applied

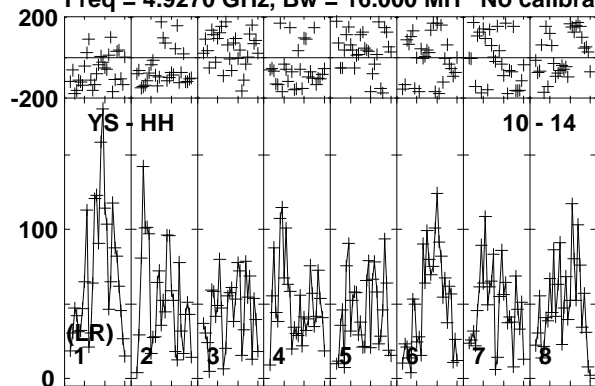


Lower frame: Micro Ampl Jy Top frame: Phas deg  
Vector averaged cross-power spectrum Baseline: JB (01) - YS (10)  
Timerange: 00/12:51:35 to 00/13:00:29

Plot file version 116 created 20-JUL-2016 17:58:57

UGC09555 EH032B.UVDATA.1

Freq = 4.9270 GHz, Bw = 16.000 MH No calibration applied and no bandpass applied

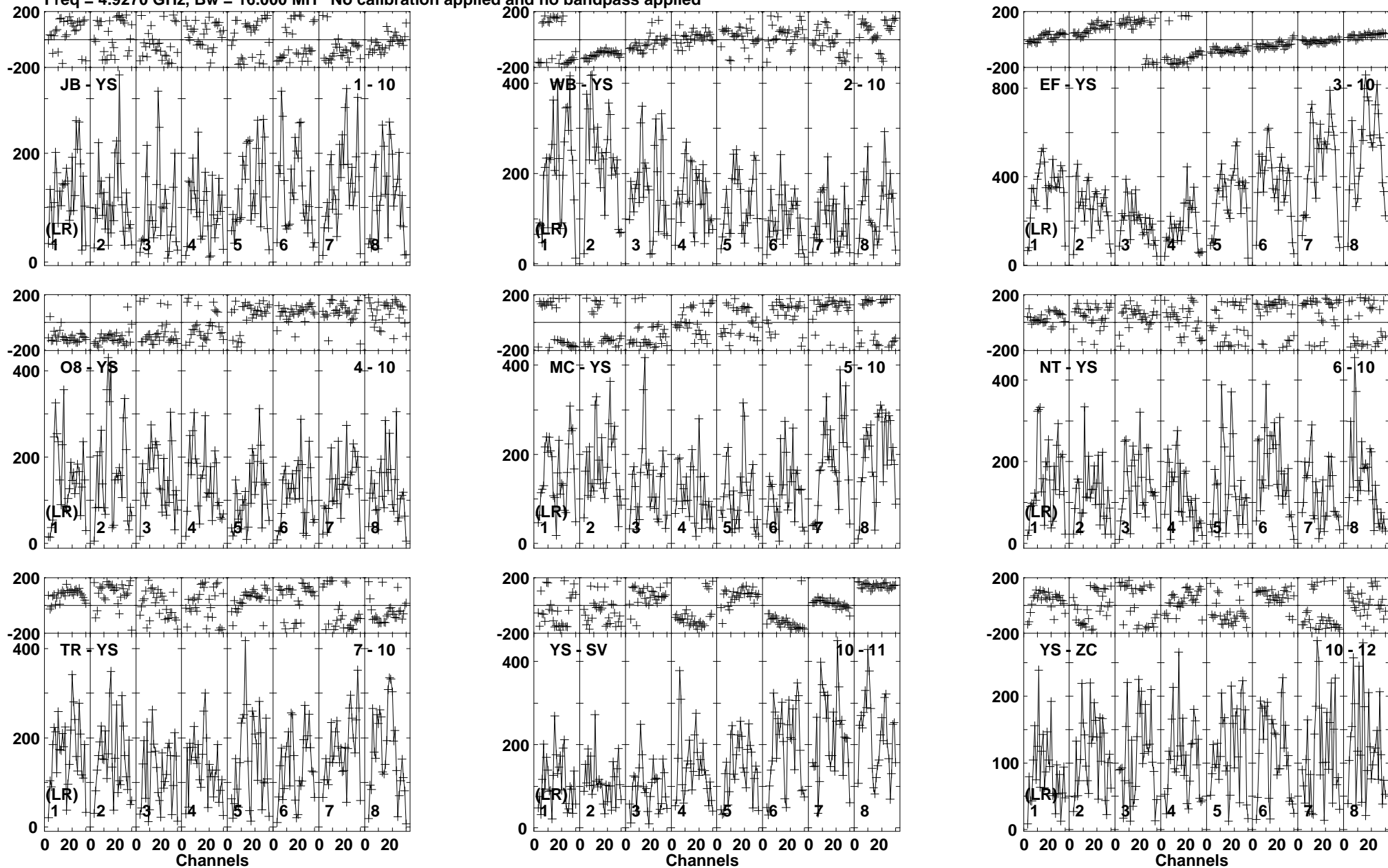


Lower frame: Micro Ampl Jy Top frame: Phas deg  
Vector averaged cross-power spectrum Baseline: YS (10) - HH (14)  
Timerange: 00/12:51:35 to 00/13:00:29

Plot file version 117 created 20-JUL-2016 17:58:57

J1450+0910 EH032B.UVDATA.1

Freq = 4.9270 GHz, Bw = 16.000 MH No calibration applied and no bandpass applied

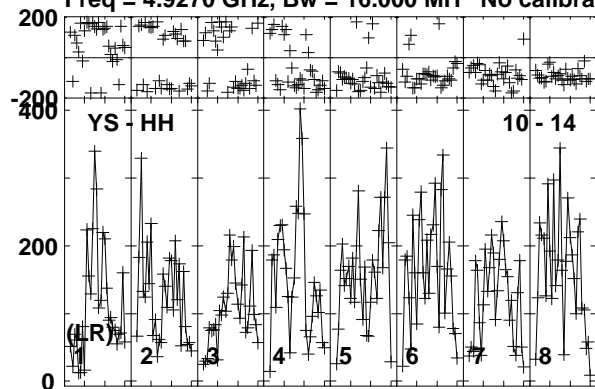


Lower frame: Micro Ampl Jy Top frame: Phas deg  
Vector averaged cross-power spectrum Baseline: JB (01) - YS (10)  
Timerange: 00/13:01:08 to 00/13:03:04

Plot file version 118 created 20-JUL-2016 17:58:58

J1450+0910 EH032B.UVDATA.1

Freq = 4.9270 GHz, Bw = 16.000 MH No calibration applied and no bandpass applied

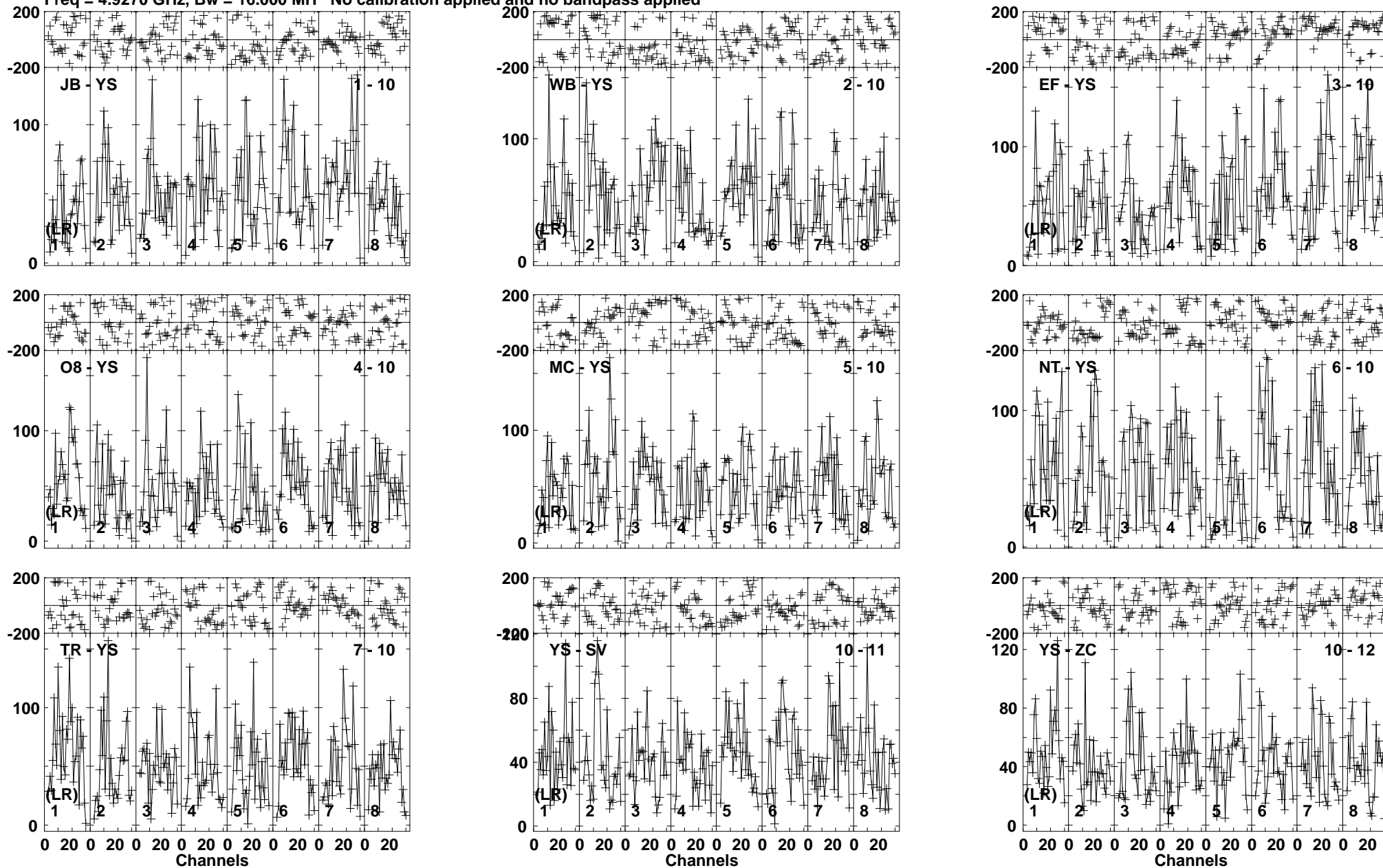


Lower frame: Micro Ampl Jy Top frame: Phas deg  
Vector averaged cross-power spectrum Baseline: YS (10) - HH (14)  
Timerange: 00/13:01:08 to 00/13:03:04

Plot file version 119 created 20-JUL-2016 17:58:58

UGC09555 EH032B.UVDATA.1

Freq = 4.9270 GHz, Bw = 16.000 MH No calibration applied and no bandpass applied

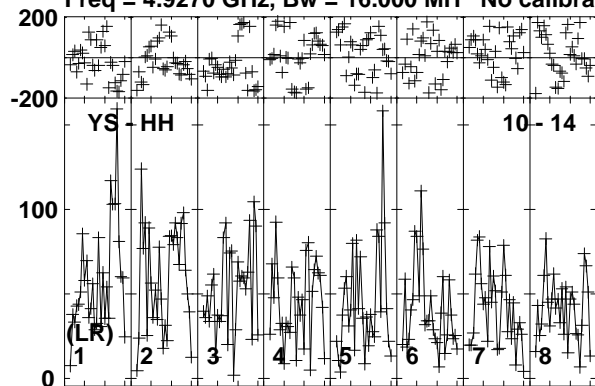


Lower frame: Micro Ampl Jy Top frame: Phas deg  
Vector averaged cross-power spectrum Baseline: JB (01) - YS (10)  
Timerange: 00/13:03:10 to 00/13:12:04

Plot file version 120 created 20-JUL-2016 17:58:58

UGC09555 EH032B.UVDATA.1

Freq = 4.9270 GHz, Bw = 16.000 MH No calibration applied and no bandpass applied



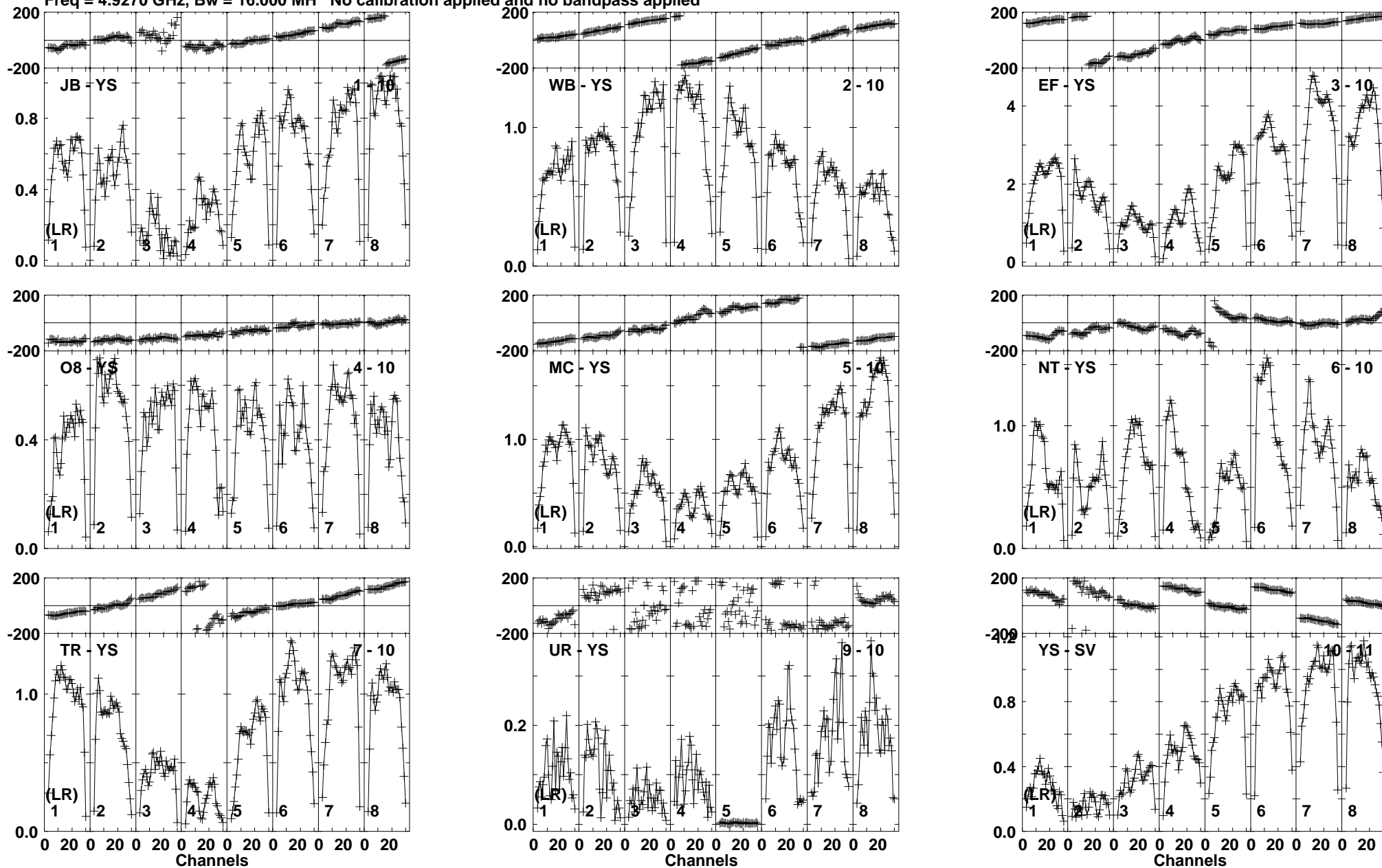
Lower frame: Micro Ampl Jy Top frame: Phas deg  
Vector averaged cross-power spectrum Baseline: YS (10) - HH (14)  
Timerange: 00/13:03:10 to 00/13:12:04



Plot file version 121 created 20-JUL-2016 17:58:58

OQ208 EH032B.UVDATA.1

Freq = 4.9270 GHz, Bw = 16.000 MH No calibration applied and no bandpass applied

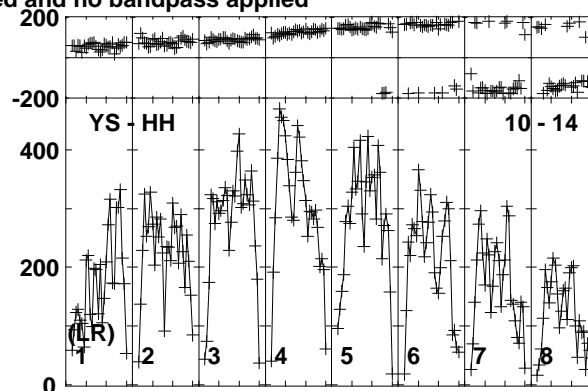
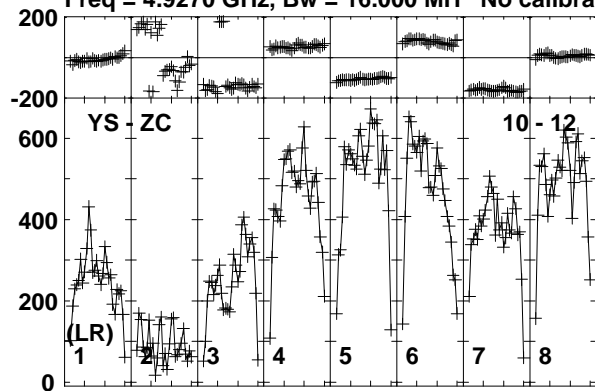


Lower frame: Milli Ampl Jy Top frame: Phas deg  
Vector averaged cross-power spectrum Baseline: JB (01) - YS (10)  
Timerange: 00/13:14:01 to 00/13:18:47

Plot file version 122 created 20-JUL-2016 17:58:59

OQ208 EH032B.UVDATA.1

Freq = 4.9270 GHz, Bw = 16.000 MH No calibration applied and no bandpass applied

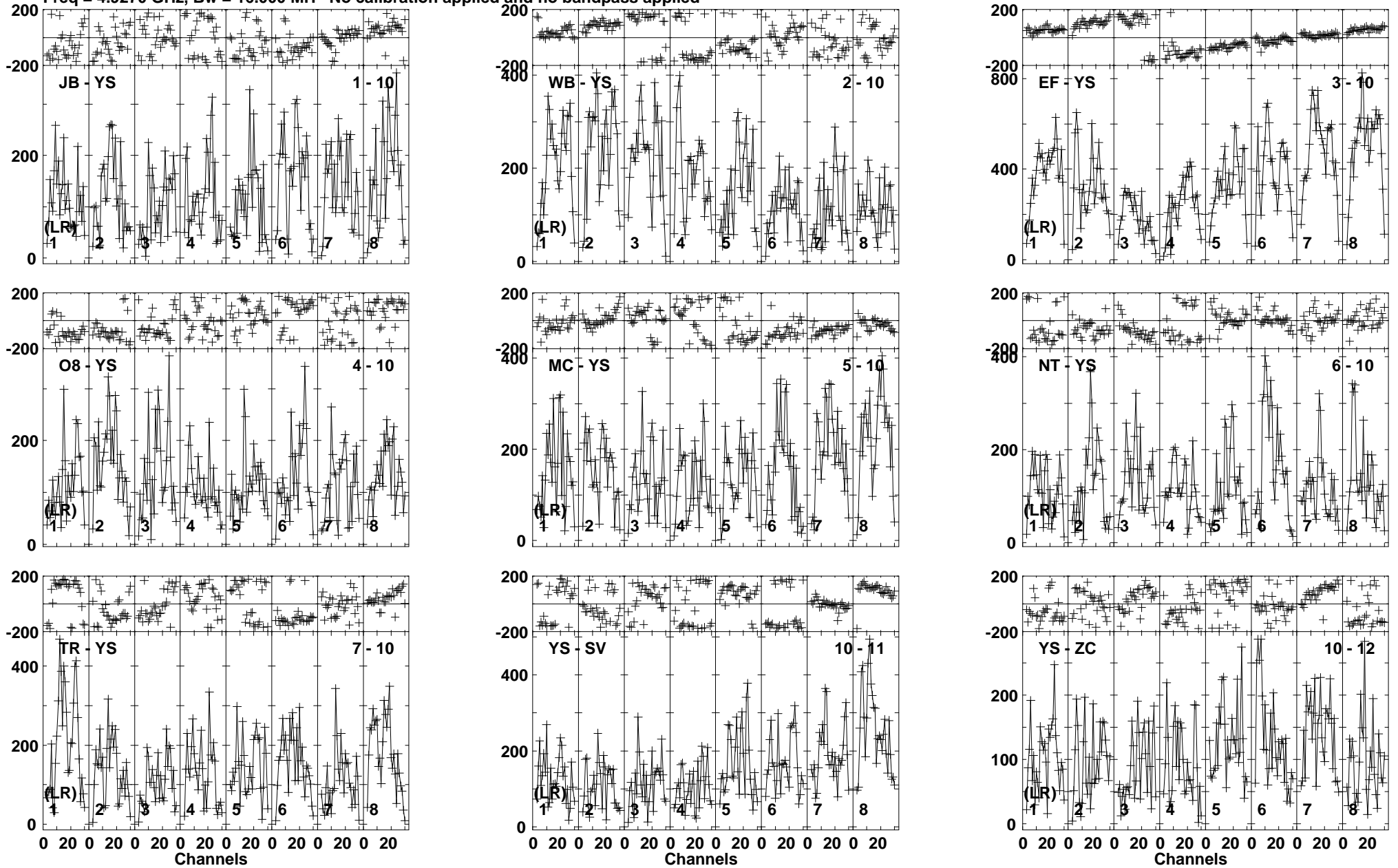


Lower frame: Micro Ampl Jy Top frame: Phas deg  
Vector averaged cross-power spectrum Baseline: YS (10) - ZC (12)  
Timerange: 00/13:14:01 to 00/13:18:47

Plot file version 123 created 20-JUL-2016 17:58:59

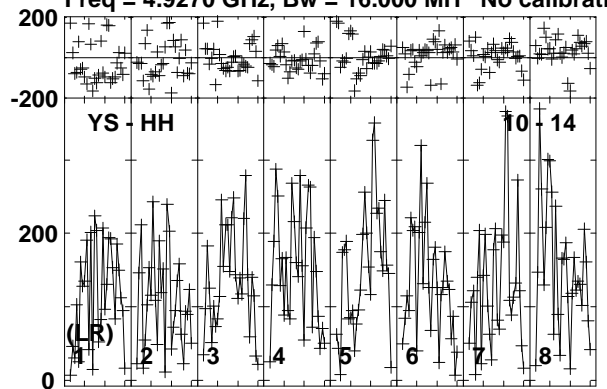
J1450+0910 EH032B.UVDATA.1

Freq = 4.9270 GHz, Bw = 16.000 MH No calibration applied and no bandpass applied



Lower frame: Micro Ampl Jy Top frame: Phas deg  
Vector averaged cross-power spectrum Baseline: JB (01) - YS (10)  
Timerange: 00/13:20:42 to 00/13:22:28

Plot file version 124 created 20-JUL-2016 17:58:59  
J1450+0910 EH032B.UVDATA.1  
Freq = 4.9270 GHz, Bw = 16.000 MH No calibration applied and no bandpass applied

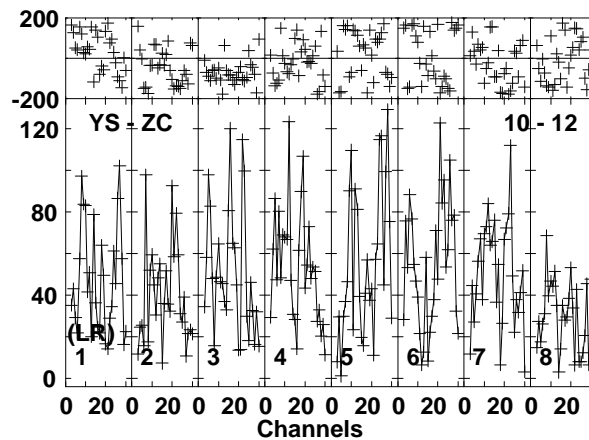
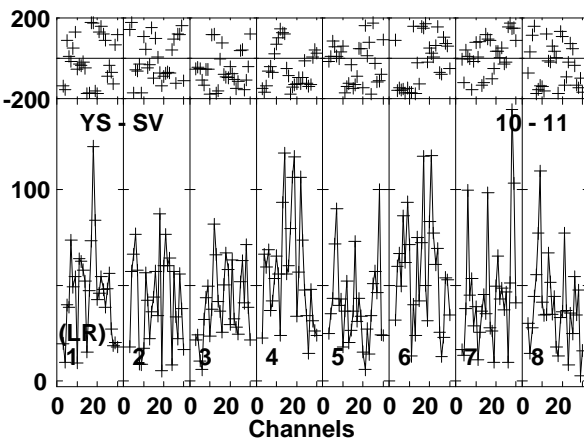
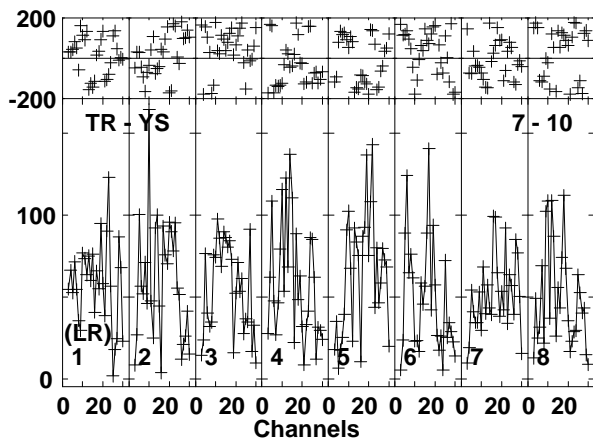
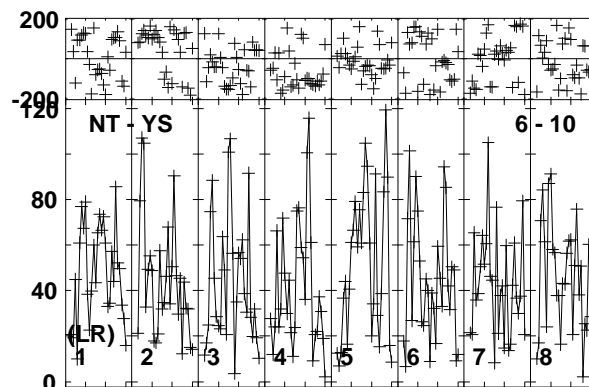
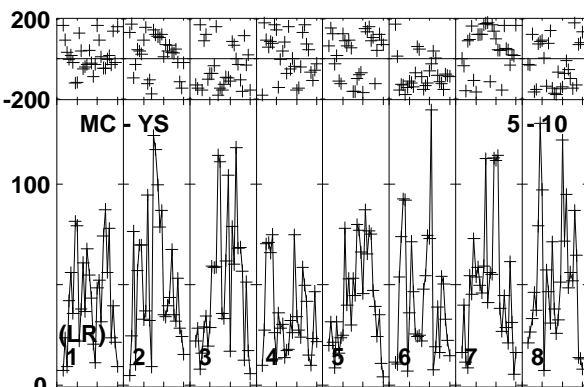
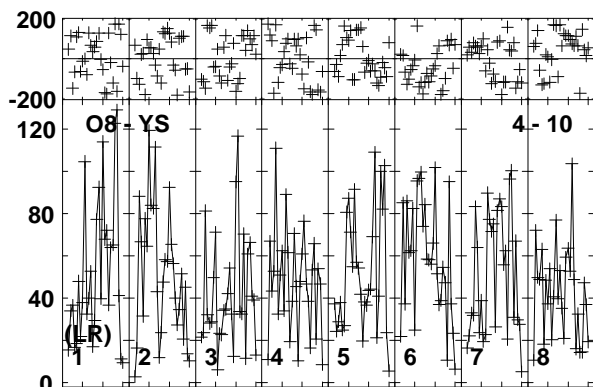
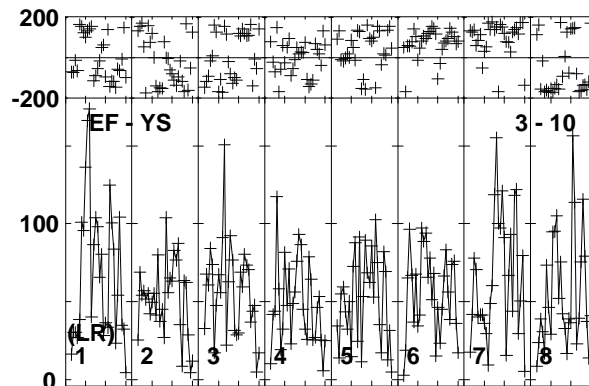
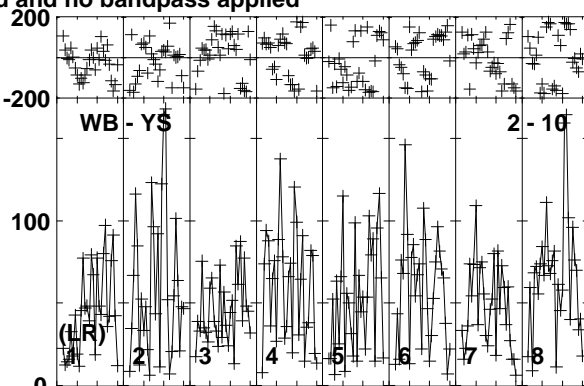
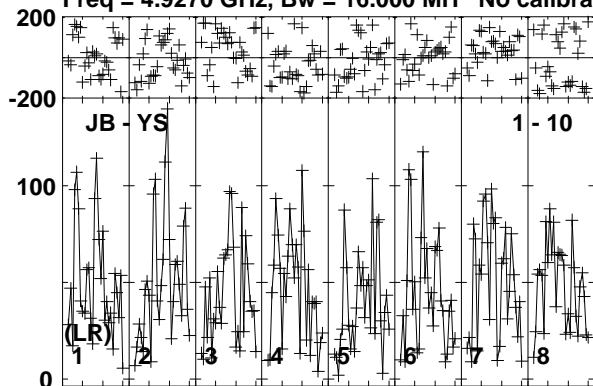


Lower frame: Micro Ampl Jy Top frame: Phas deg  
Vector averaged cross-power spectrum Baseline: YS (10) - HH (14)  
Timerange: 00/13:20:42 to 00/13:22:28

Plot file version 125 created 20-JUL-2016 17:58:59

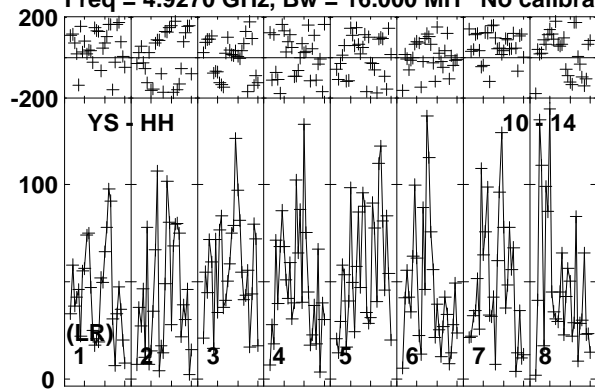
UGC09555 EH032B.UVDATA.1

Freq = 4.9270 GHz, Bw = 16.000 MH No calibration applied and no bandpass applied



Lower frame: Micro Ampl Jy Top frame: Phas deg  
Vector averaged cross-power spectrum Baseline: JB (01) - YS (10)  
Timerange: 00/13:22:34 to 00/13:31:28

Plot file version 126 created 20-JUL-2016 17:59:00  
UGC09555 EH032B.UVDATA.1  
Freq = 4.9270 GHz, Bw = 16.000 MH No calibration applied and no bandpass applied

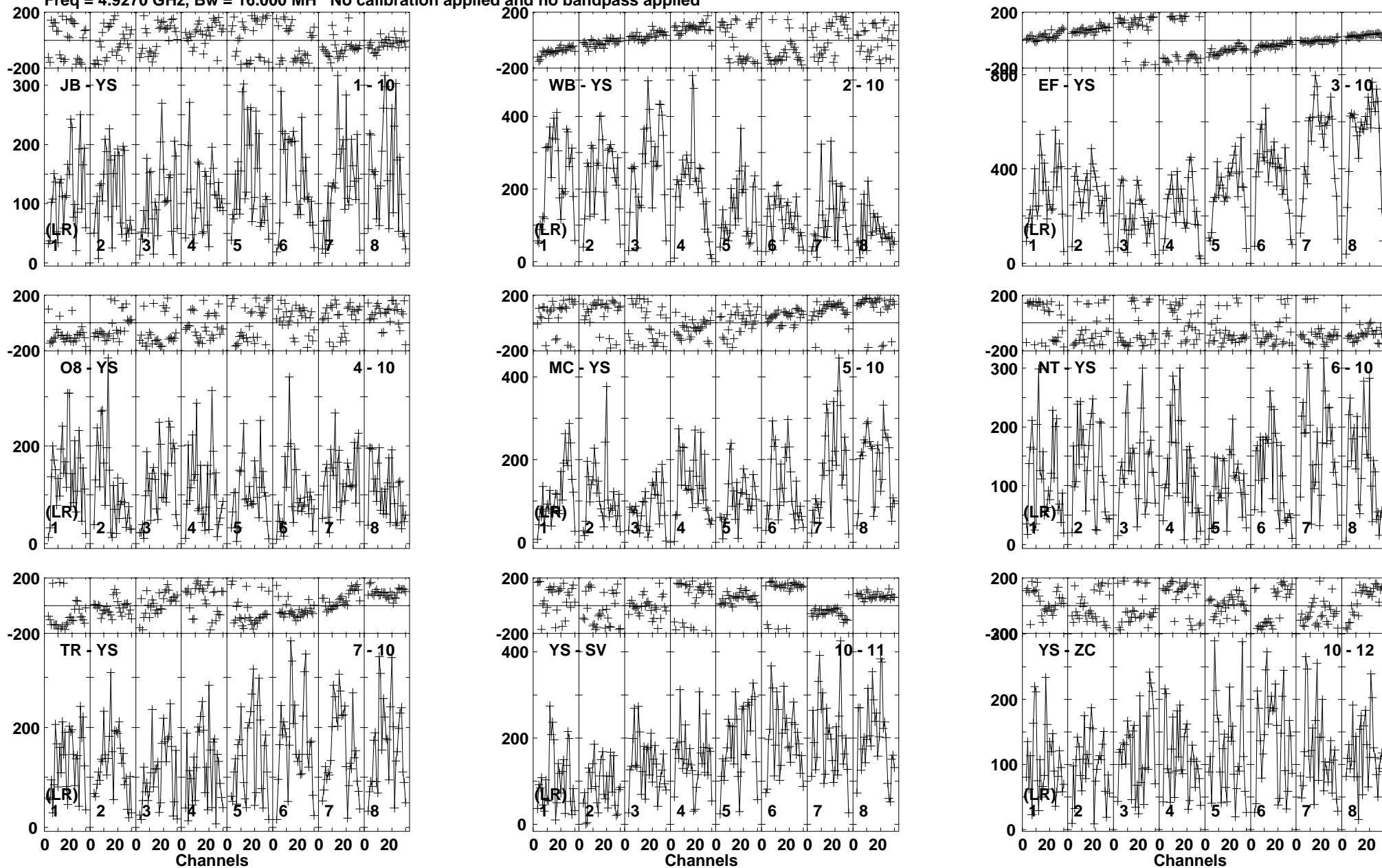


Lower frame: Micro Ampl Jy Top frame: Phas deg  
Vector averaged cross-power spectrum Baseline: YS (10) - HH (14)  
Timerange: 00/13:22:34 to 00/13:31:28

Plot file version 127 created 20-JUL-2016 17:59:00

J1450+0910 EH032B.UVDATA.1

Freq = 4.9270 GHz, Bw = 16.000 MH No calibration applied and no bandpass applied

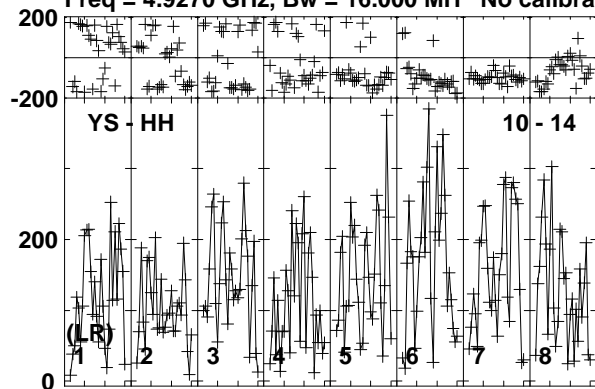


Lower frame: Micro Ampl Jy Top frame: Phas deg  
Vector averaged cross-power spectrum Baseline: JB (01) - YS (10)  
Timerange: 00/13:32:07 to 00/13:34:03

Plot file version 128 created 20-JUL-2016 17:59:00

J1450+0910 EH032B.UVDATA.1

Freq = 4.9270 GHz, Bw = 16.000 MH No calibration applied and no bandpass applied




Lower frame: Micro Ampl Jy Top frame: Phas deg  
Vector averaged cross-power spectrum Baseline: YS (10) - HH (14)  
Timerange: 00/13:32:07 to 00/13:34:03



Plot file version 129 created 20-JUL-2016 17:59:00

UGC09555 EH032B.UVDATA.1

Freq = 4.9270 GHz, Bw = 16.000 MH No calibration applied and no bandpass applied

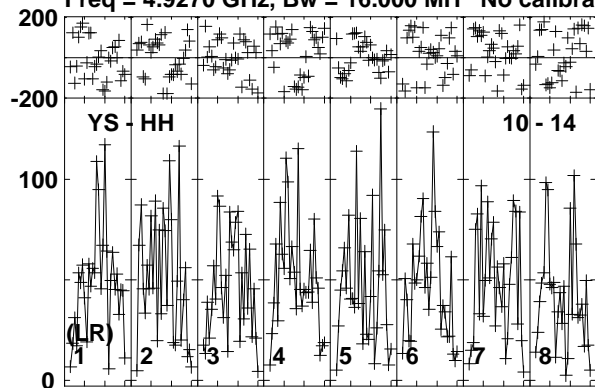


Lower frame: Micro Ampl Jy Top frame: Phas deg  
Vector averaged cross-power spectrum Baseline: JB (01) - YS (10)  
Timerange: 00/13:34:08 to 00/13:43:02

Plot file version 130 created 20-JUL-2016 17:59:01

UGC09555 EH032B.UVDATA.1

Freq = 4.9270 GHz, Bw = 16.000 MH No calibration applied and no bandpass applied

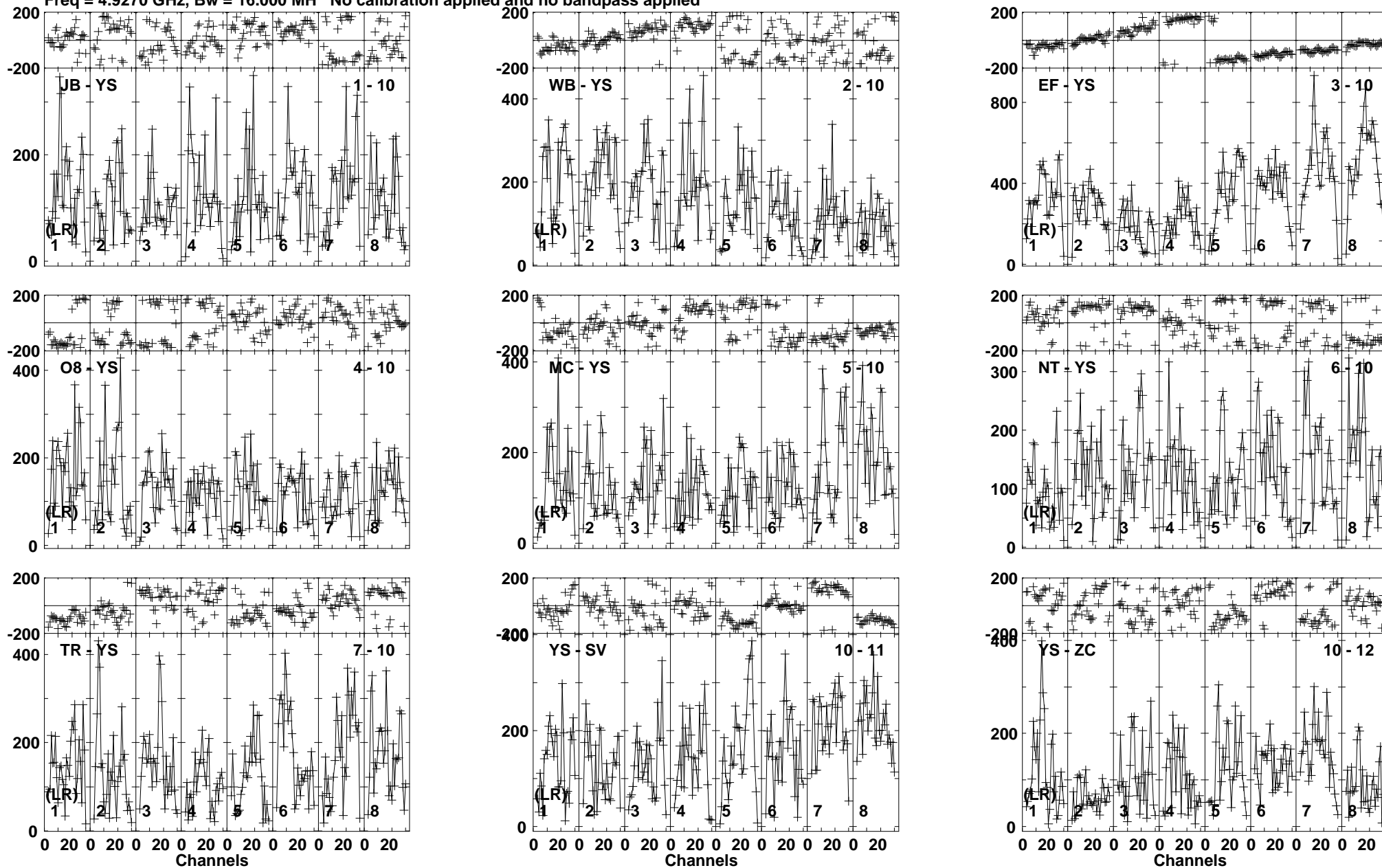


Lower frame: Micro Ampl Jy Top frame: Phas deg  
Vector averaged cross-power spectrum Baseline: YS (10) - HH (14)  
Timerange: 00/13:34:08 to 00/13:43:02

Plot file version 131 created 20-JUL-2016 17:59:01

J1450+0910 EH032B.UVDATA.1

Freq = 4.9270 GHz, Bw = 16.000 MH No calibration applied and no bandpass applied

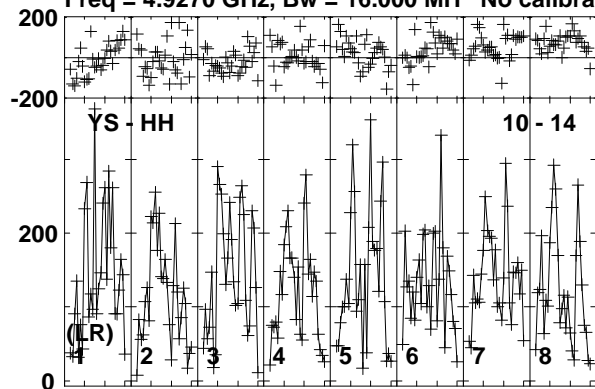


Lower frame: Micro Ampl Jy Top frame: Phas deg  
Vector averaged cross-power spectrum Baseline: JB (01) - YS (10)  
Timerange: 00/13:43:42 to 00/13:45:38

Plot file version 132 created 20-JUL-2016 17:59:02

J1450+0910 EH032B.UVDATA.1

Freq = 4.9270 GHz, Bw = 16.000 MH No calibration applied and no bandpass applied

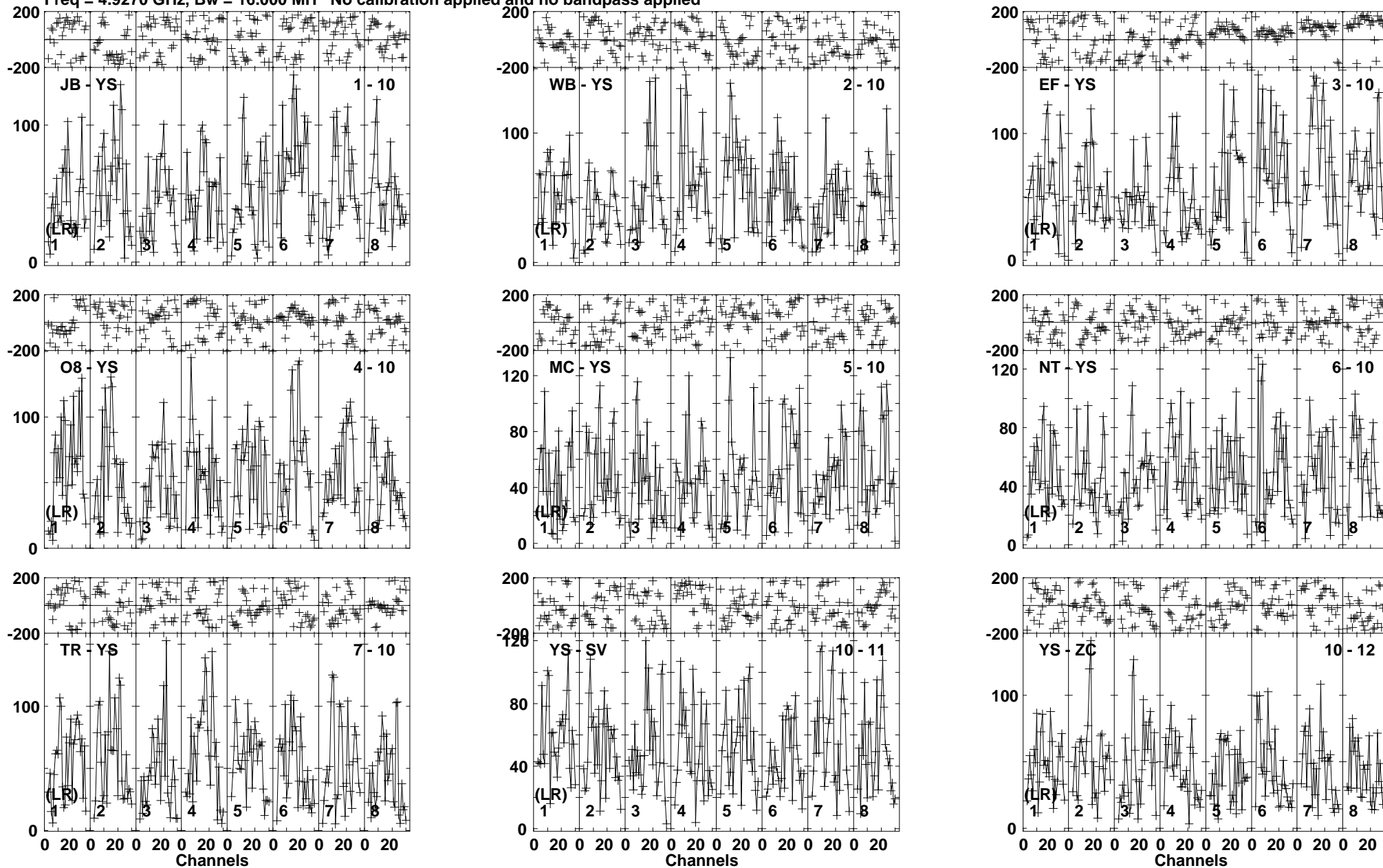


Lower frame: Micro Ampl Jy Top frame: Phas deg  
Vector averaged cross-power spectrum Baseline: YS (10) - HH (14)  
Timerange: 00/13:43:42 to 00/13:45:38

Plot file version 133 created 20-JUL-2016 17:59:02

UGC09555 EH032B.UVDATA.1

Freq = 4.9270 GHz, Bw = 16.000 MH No calibration applied and no bandpass applied

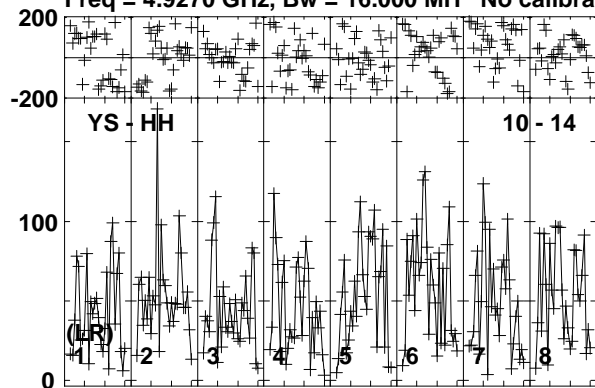


Lower frame: Micro Ampl Jy Top frame: Phas deg  
Vector averaged cross-power spectrum Baseline: JB (01) - YS (10)  
Timerange: 00/13:45:43 to 00/13:54:37

Plot file version 134 created 20-JUL-2016 17:59:02

UGC09555 EH032B.UVDATA.1

Freq = 4.9270 GHz, Bw = 16.000 MH No calibration applied and no bandpass applied

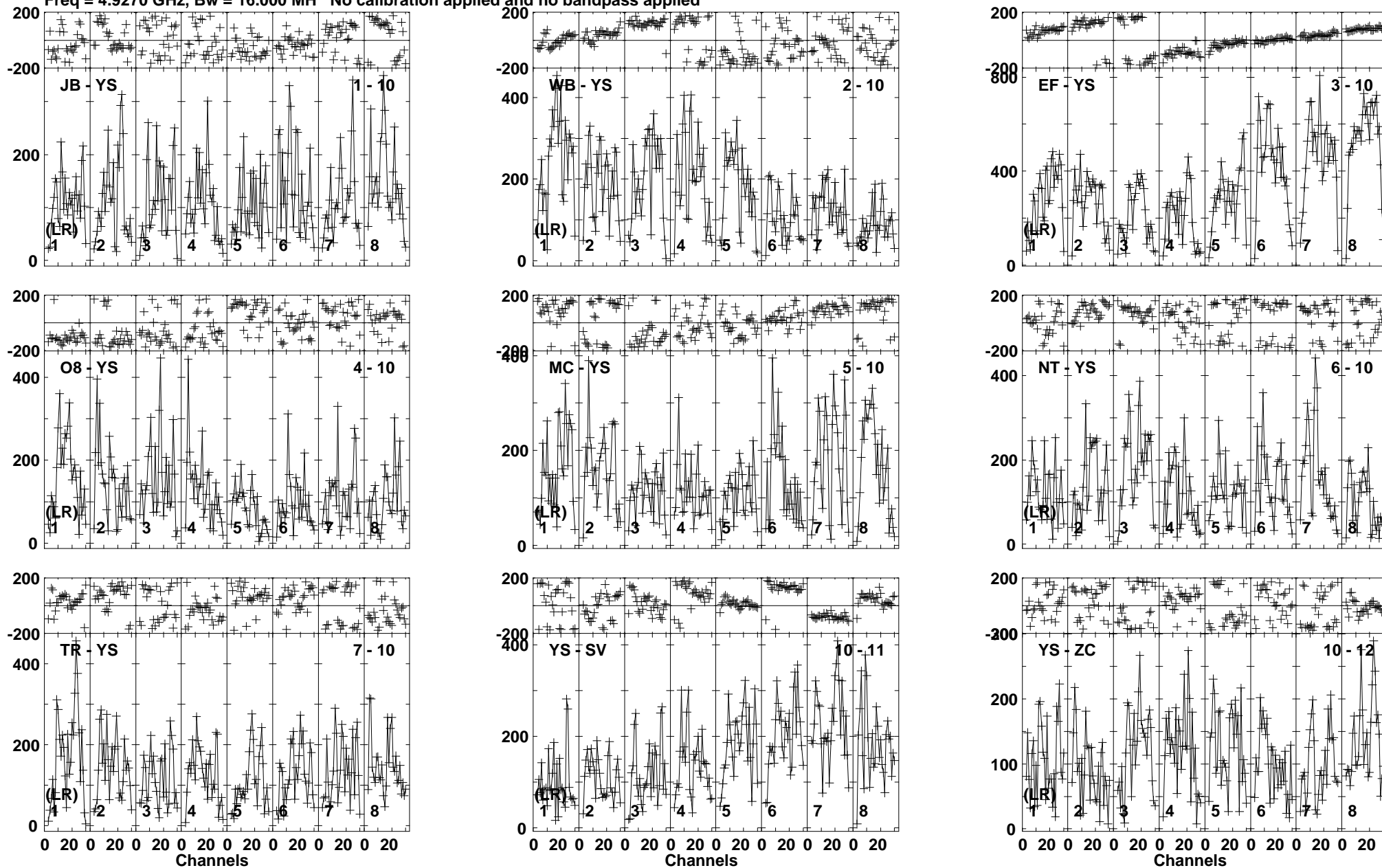


Lower frame: Micro Ampl Jy Top frame: Phas deg  
Vector averaged cross-power spectrum Baseline: YS (10) - HH (14)  
Timerange: 00/13:45:43 to 00/13:54:37

Plot file version 135 created 20-JUL-2016 17:59:02

J1450+0910 EH032B.UVDATA.1

Freq = 4.9270 GHz, Bw = 16.000 MH No calibration applied and no bandpass applied

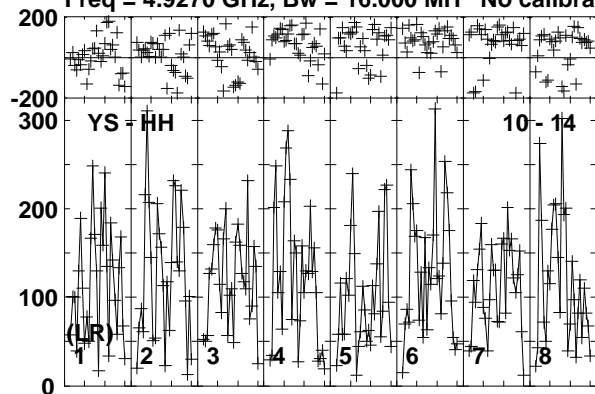


Lower frame: Micro Ampl Jy Top frame: Phas deg  
Vector averaged cross-power spectrum Baseline: JB (01) - YS (10)  
Timerange: 00/13:55:17 to 00/13:57:13

Plot file version 136 created 20-JUL-2016 17:59:02

J1450+0910 EH032B.UVDATA.1

Freq = 4.9270 GHz, Bw = 16.000 MH No calibration applied and no bandpass applied



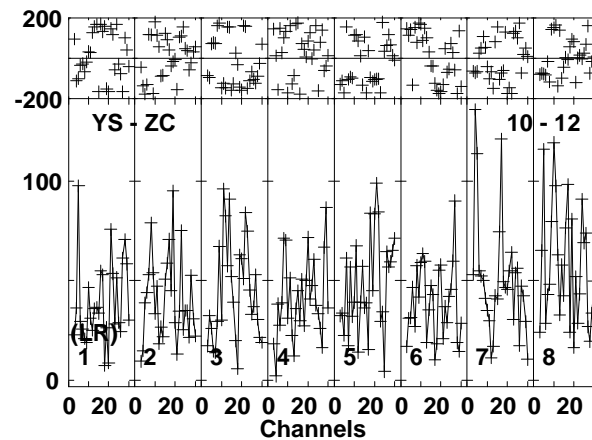
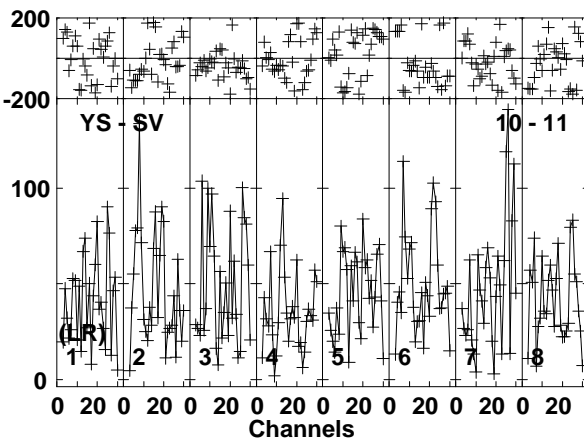
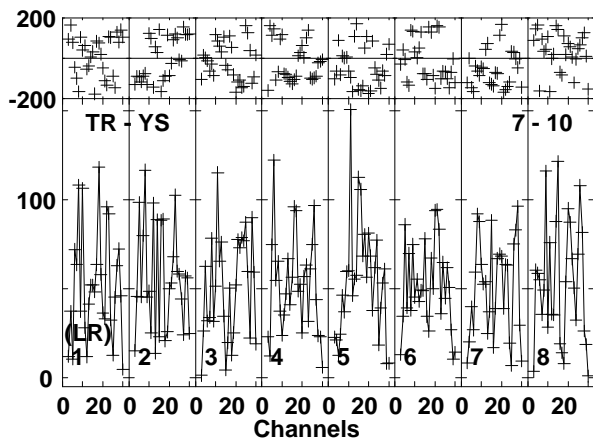
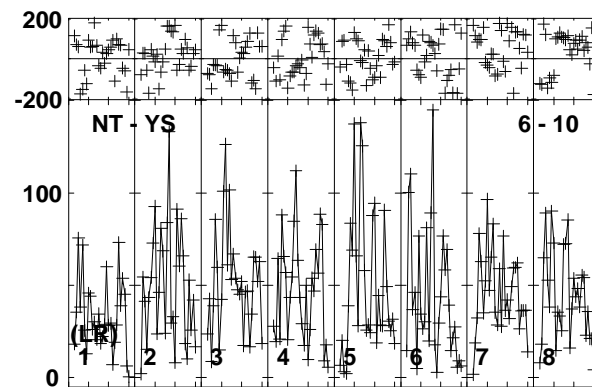
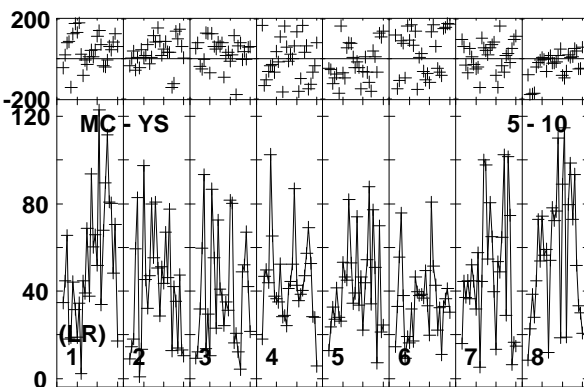
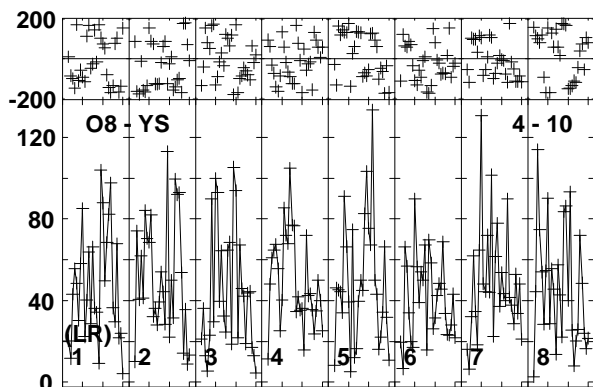
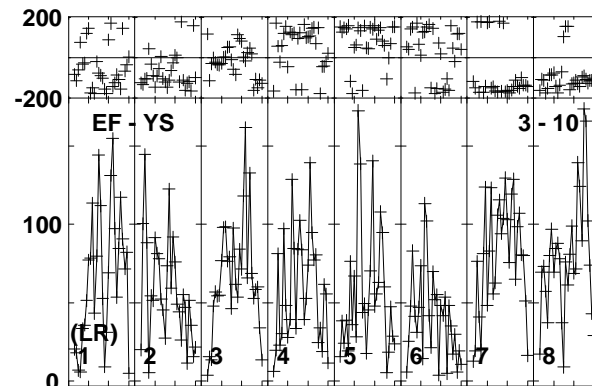
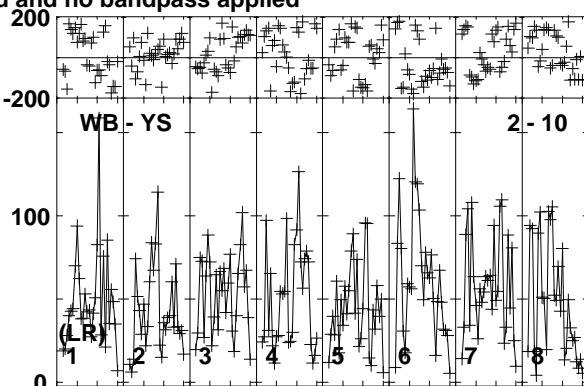
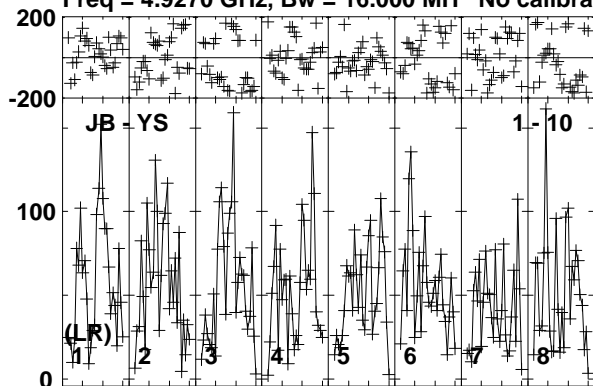
Lower frame: Micro Ampl Jy Top frame: Phas deg  
Vector averaged cross-power spectrum Baseline: YS (10) - HH (14)  
Timerange: 00/13:55:17 to 00/13:57:13



Plot file version 137 created 20-JUL-2016 17:59:03

UGC09555 EH032B.UVDATA.1

Freq = 4.9270 GHz, Bw = 16.000 MH No calibration applied and no bandpass applied

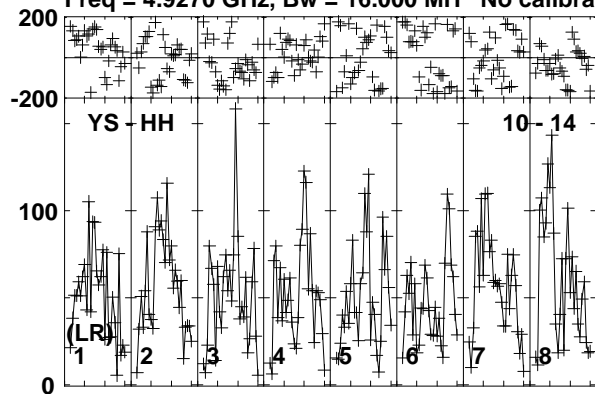


Lower frame: Micro Ampl Jy Top frame: Phas deg  
Vector averaged cross-power spectrum Baseline: JB (01) - YS (10)  
Timerange: 00/13:57:18 to 00/14:06:12

Plot file version 138 created 20-JUL-2016 17:59:03

UGC09555 EH032B.UVDATA.1

Freq = 4.9270 GHz, Bw = 16.000 MH No calibration applied and no bandpass applied

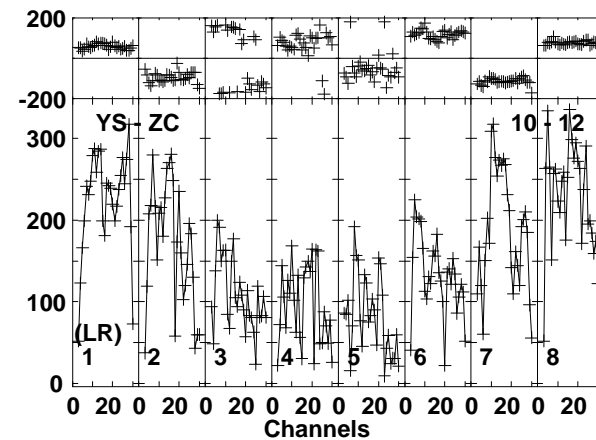
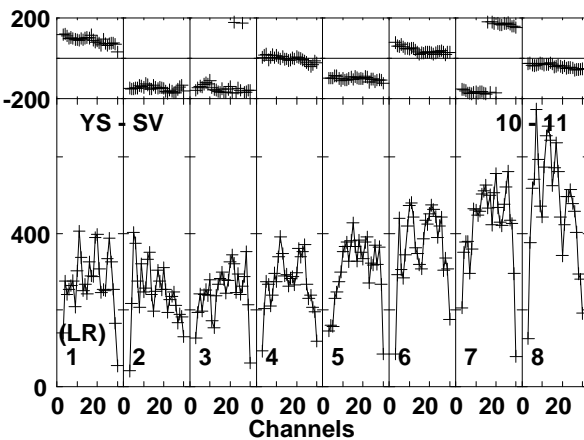
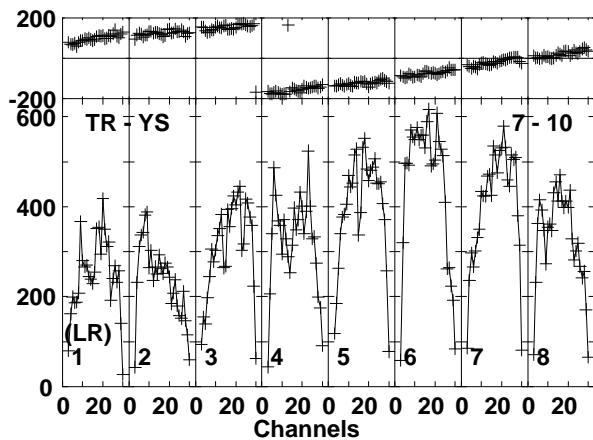
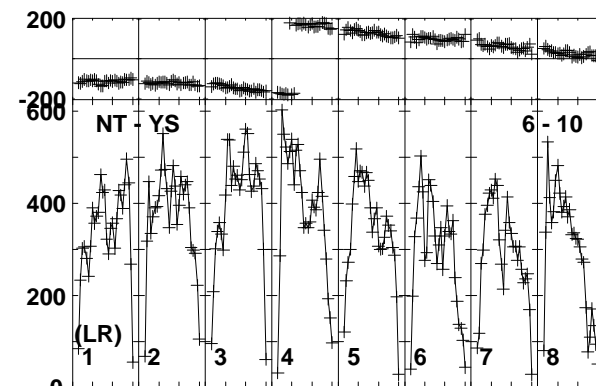
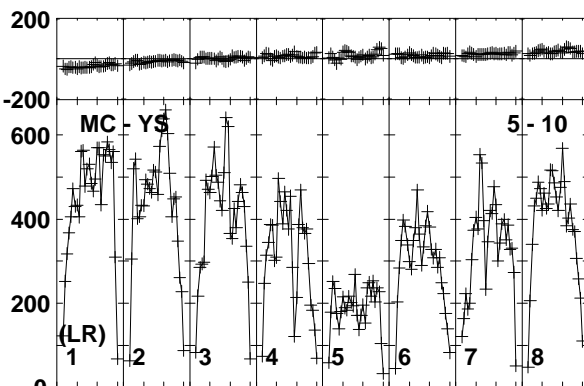
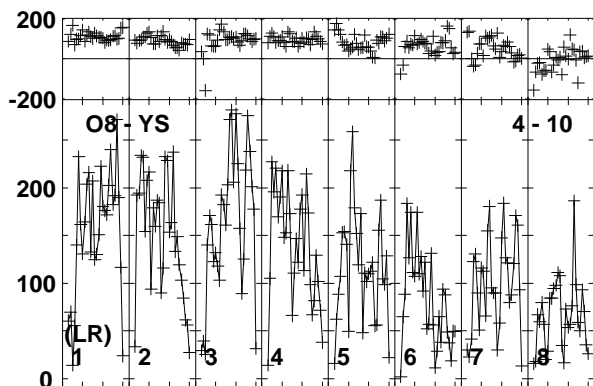
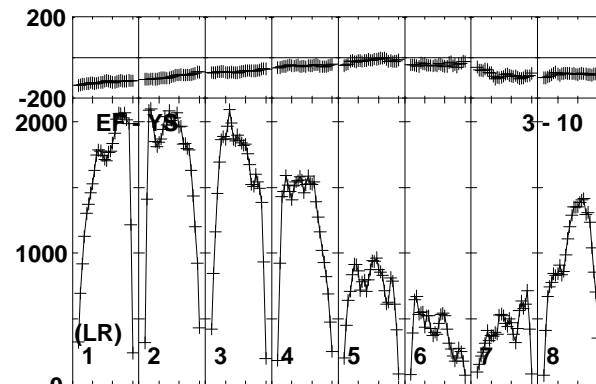
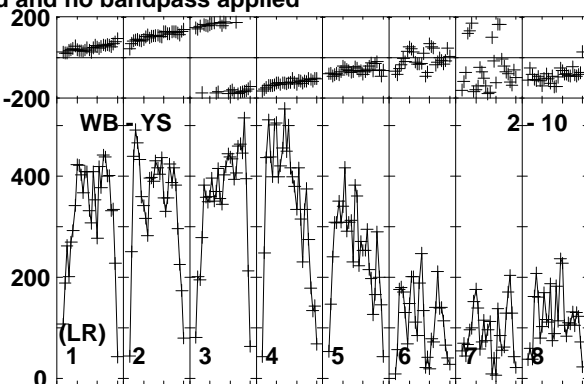
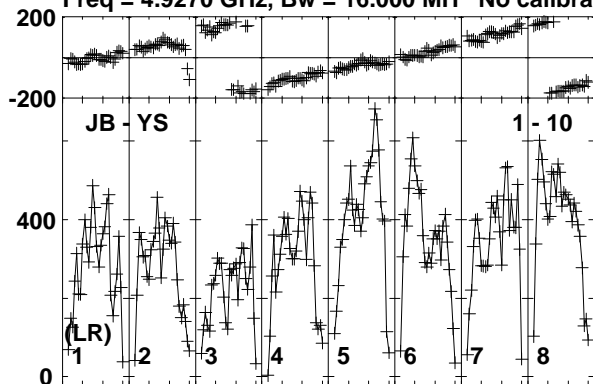


Lower frame: Micro Ampl Jy Top frame: Phas deg  
Vector averaged cross-power spectrum Baseline: YS (10) - HH (14)  
Timerange: 00/13:57:18 to 00/14:06:12

Plot file version 139 created 20-JUL-2016 17:59:03

3C286 EH032B.UVDATA.1

Freq = 4.9270 GHz, Bw = 16.000 MH No calibration applied and no bandpass applied

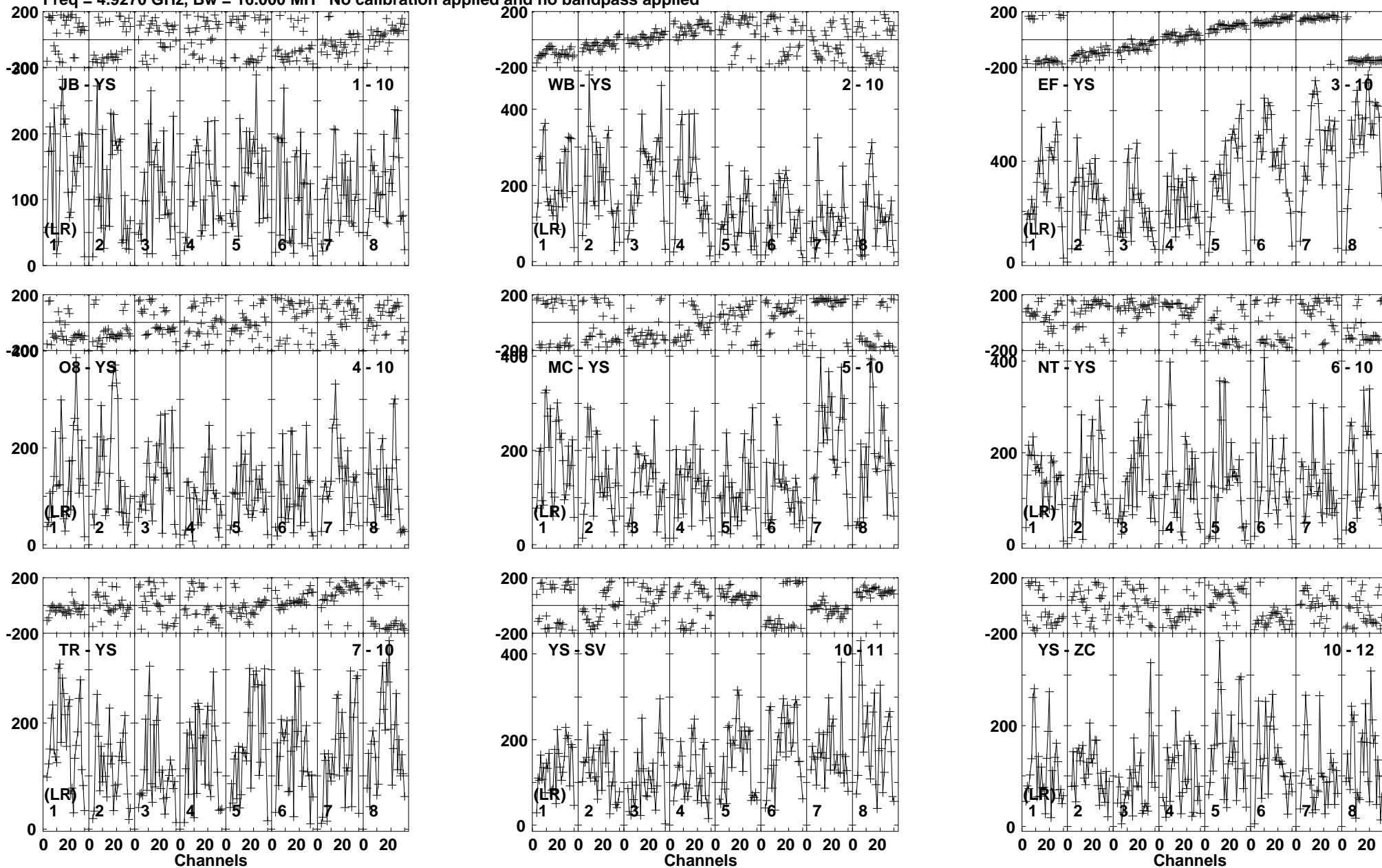


Lower frame: Micro Ampl Jy Top frame: Phas deg  
Vector averaged cross-power spectrum Baseline: JB (01) - YS (10)  
Timerange: 00/14:08:48 to 00/14:13:34

Plot file version 140 created 20-JUL-2016 17:59:04

J1450+0910 EH032B.UVDATA.1

Freq = 4.9270 GHz, Bw = 16.000 MH No calibration applied and no bandpass applied

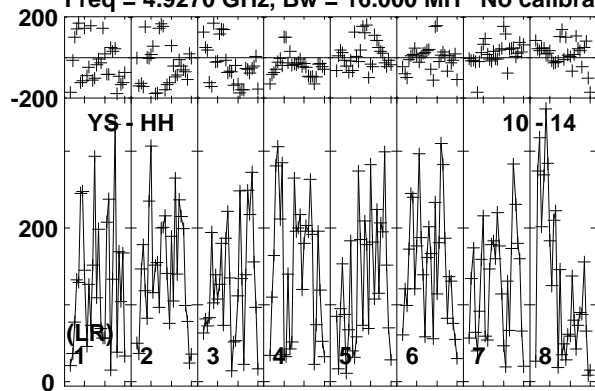


Lower frame: Micro Ampl Jy Top frame: Phas deg  
Vector averaged cross-power spectrum Baseline: JB (01) - YS (10)  
Timerange: 00/14:16:07 to 00/14:17:51

Plot file version 141 created 20-JUL-2016 17:59:04

J1450+0910 EH032B.UVDATA.1

Freq = 4.9270 GHz, Bw = 16.000 MH No calibration applied and no bandpass applied




Lower frame: Micro Ampl Jy Top frame: Phas deg  
Vector averaged cross-power spectrum Baseline: YS (10) - HH (14)  
Timerange: 00/14:16:07 to 00/14:17:51

Plot file version 142 created 20-JUL-2016 17:59:04

UGC09555 EH032B.UVDATA.1

Freq = 4.9270 GHz, Bw = 16.000 MH No calibration applied and no bandpass applied

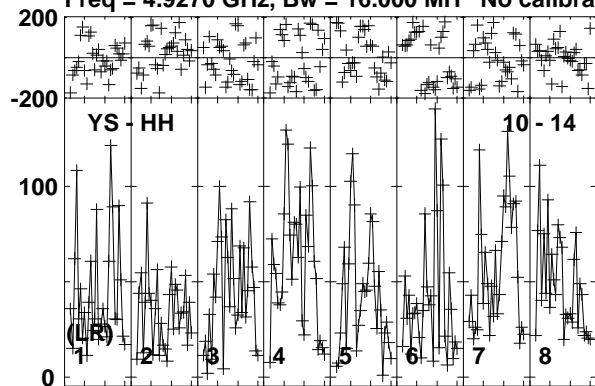


Lower frame: Micro Ampl Jy Top frame: Phas deg  
Vector averaged cross-power spectrum Baseline: JB (01) - YS (10)  
Timerange: 00/14:17:57 to 00/14:26:51

Plot file version 143 created 20-JUL-2016 17:59:05

UGC09555 EH032B.UVDATA.1

Freq = 4.9270 GHz, Bw = 16.000 MH No calibration applied and no bandpass applied

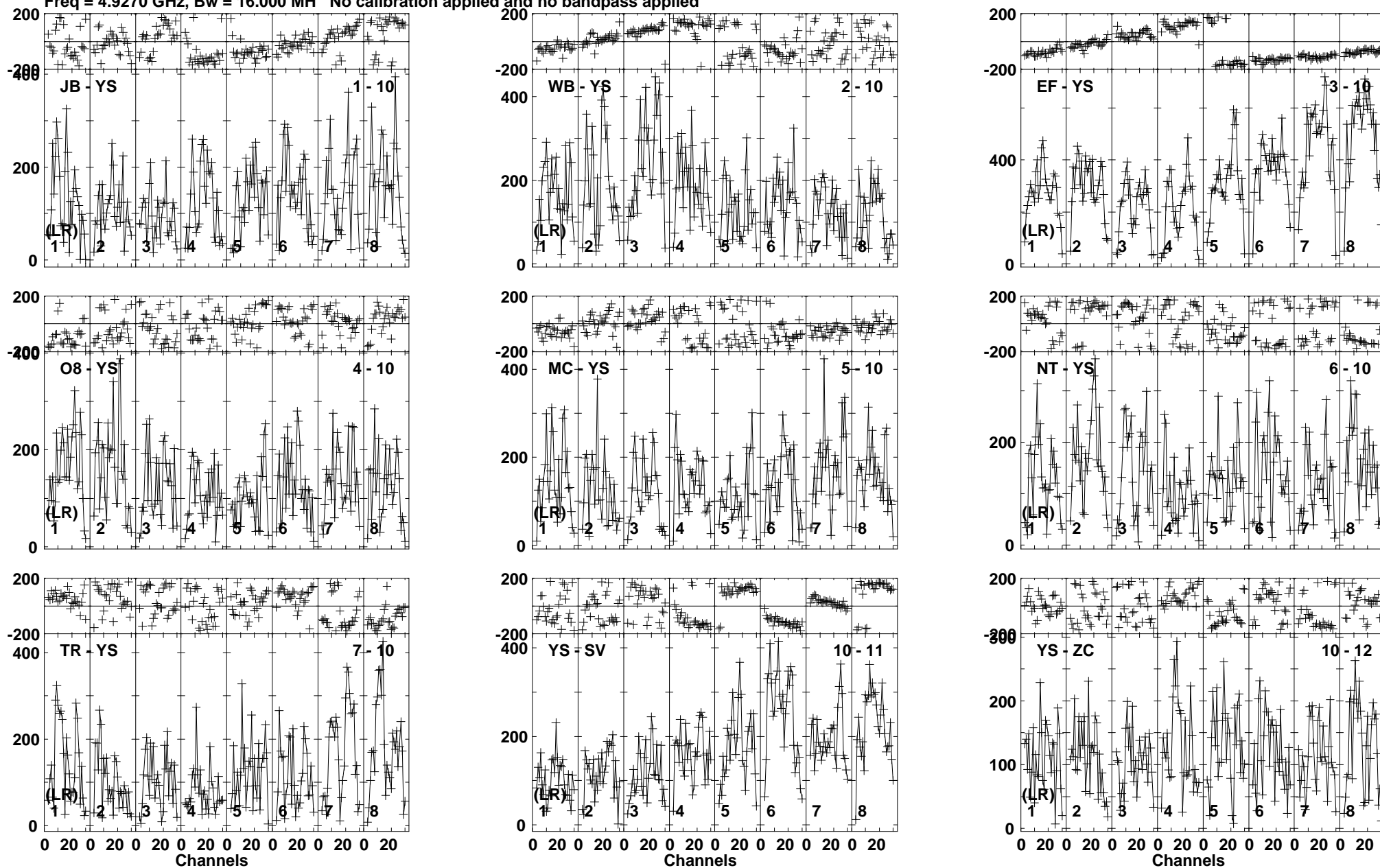


Lower frame: Micro Ampl Jy Top frame: Phas deg  
Vector averaged cross-power spectrum Baseline: YS (10) - HH (14)  
Timerange: 00/14:17:57 to 00/14:26:51

Plot file version 144 created 20-JUL-2016 17:59:05

J1450+0910 EH032B.UVDATA.1

Freq = 4.9270 GHz, Bw = 16.000 MH No calibration applied and no bandpass applied



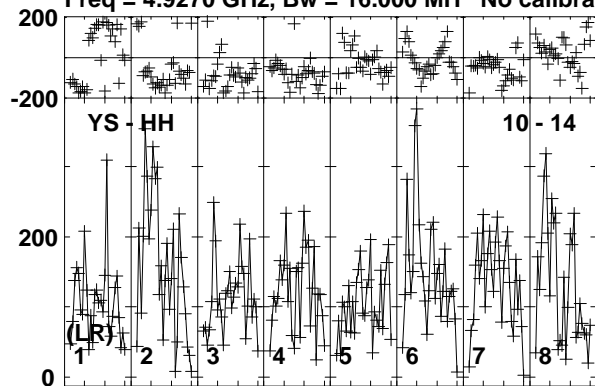
Lower frame: Micro Ampl Jy Top frame: Phas deg  
Vector averaged cross-power spectrum Baseline: JB (01) - YS (10)  
Timerange: 00/14:27:31 to 00/14:29:27



Plot file version 145 created 20-JUL-2016 17:59:05

J1450+0910 EH032B.UVDATA.1

Freq = 4.9270 GHz, Bw = 16.000 MH No calibration applied and no bandpass applied

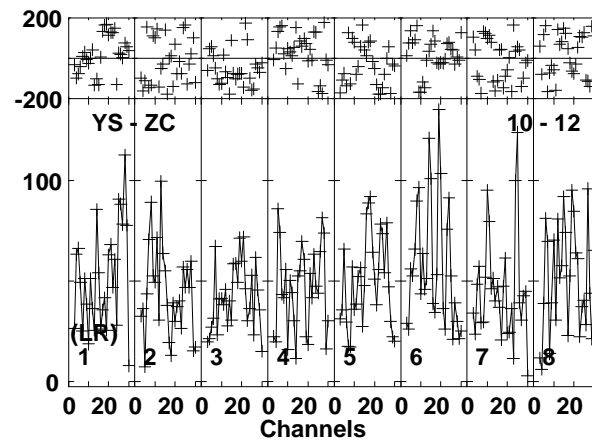
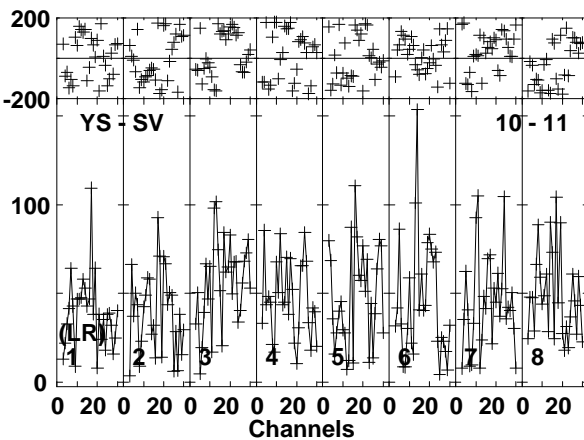
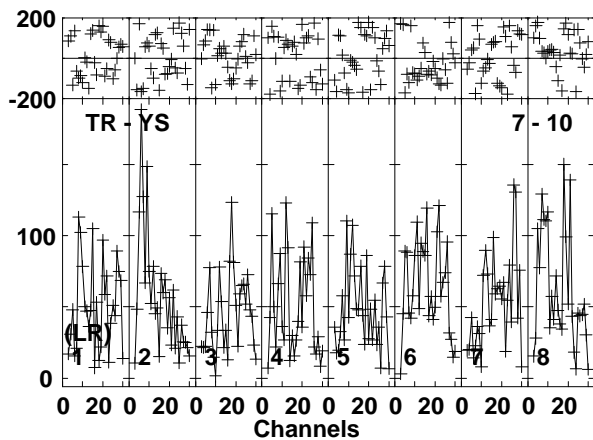
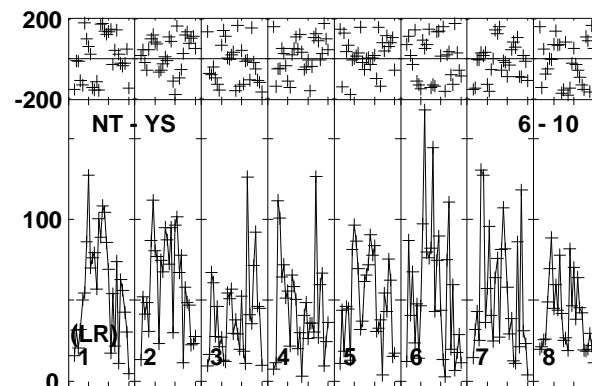
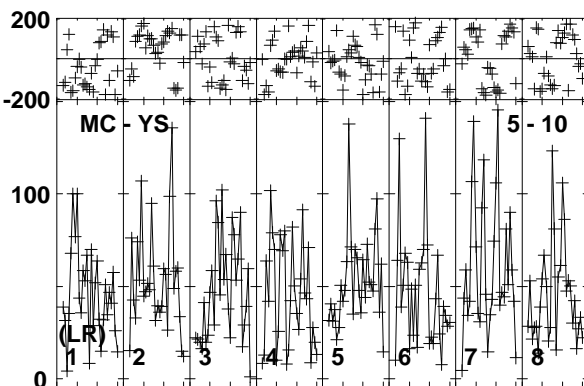
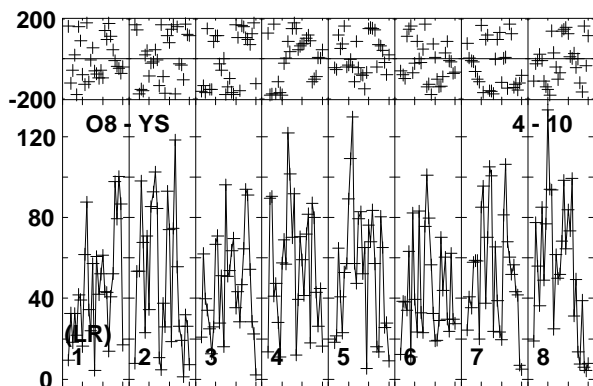
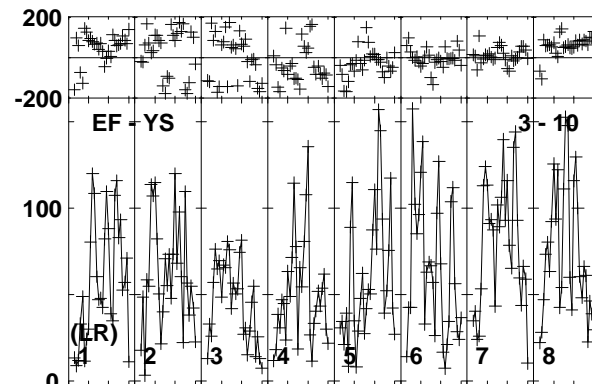
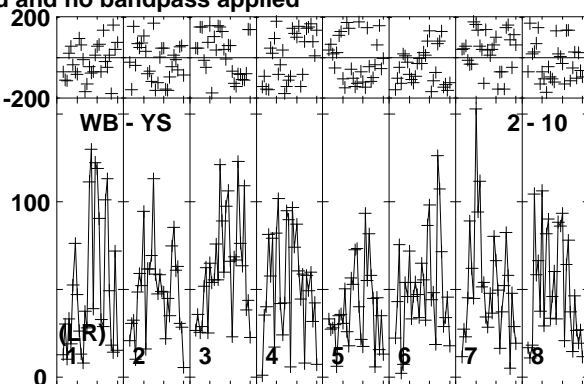
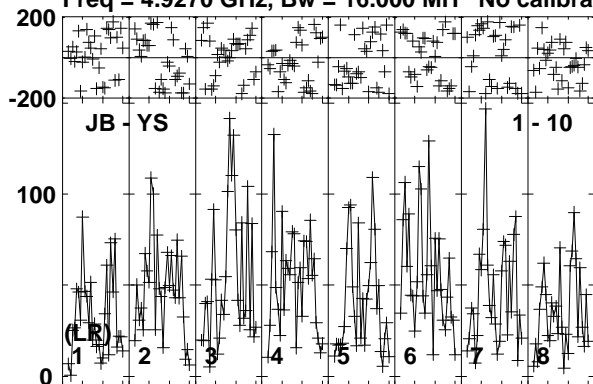


Lower frame: Micro Ampl Jy Top frame: Phas deg  
Vector averaged cross-power spectrum Baseline: YS (10) - HH (14)  
Timerange: 00/14:27:31 to 00/14:29:27

Plot file version 146 created 20-JUL-2016 17:59:05

UGC09555 EH032B.UVDATA.1

Freq = 4.9270 GHz, Bw = 16.000 MH No calibration applied and no bandpass applied

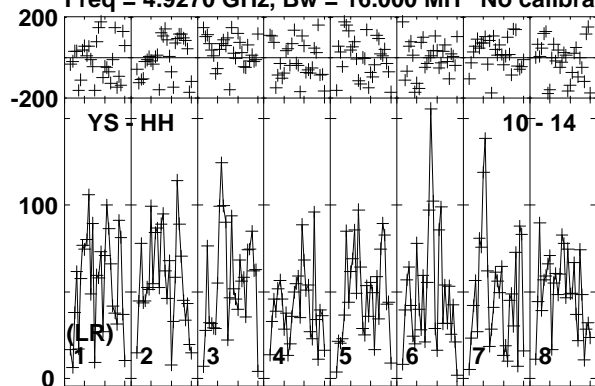


Lower frame: Micro Ampl Jy Top frame: Phas deg  
Vector averaged cross-power spectrum Baseline: JB (01) - YS (10)  
Timerange: 00/14:29:32 to 00/14:38:26

Plot file version 147 created 20-JUL-2016 17:59:06

UGC09555 EH032B.UVDATA.1

Freq = 4.9270 GHz, Bw = 16.000 MH No calibration applied and no bandpass applied

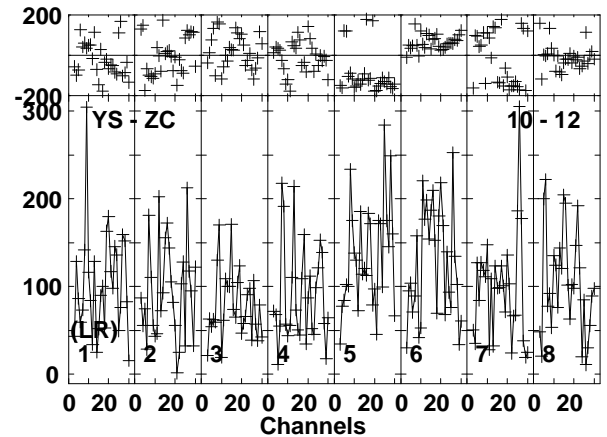
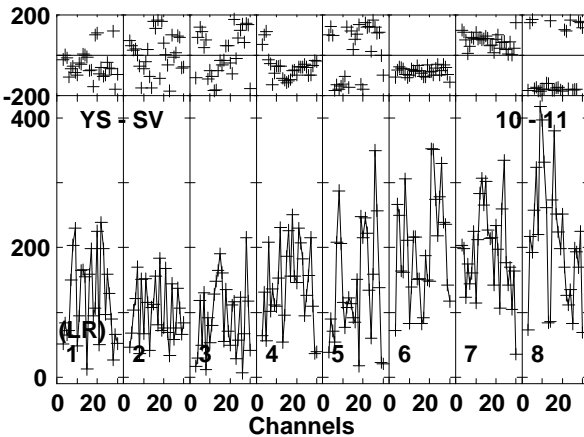
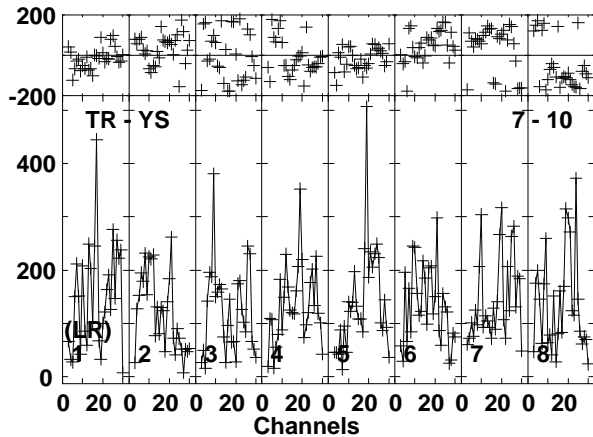
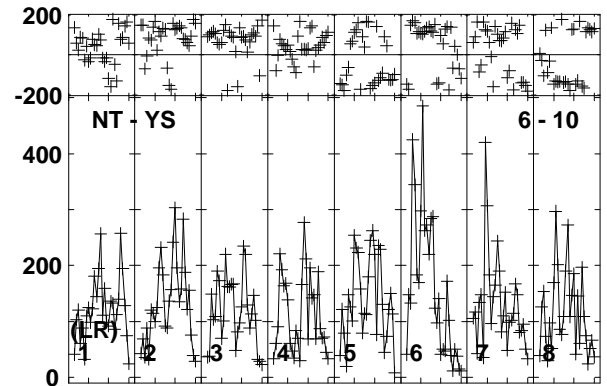
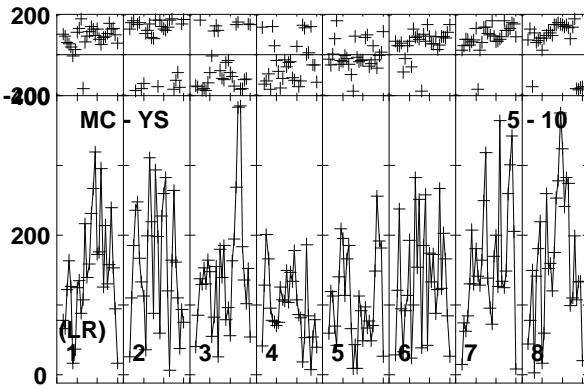
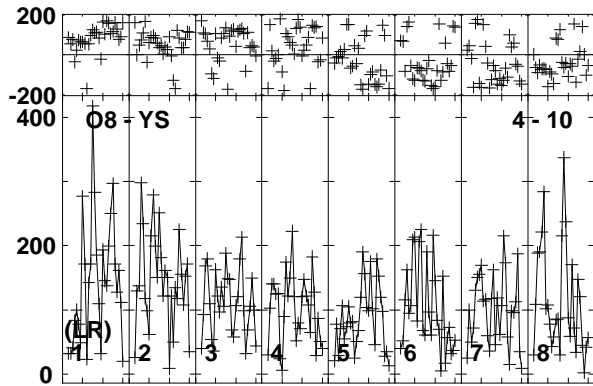
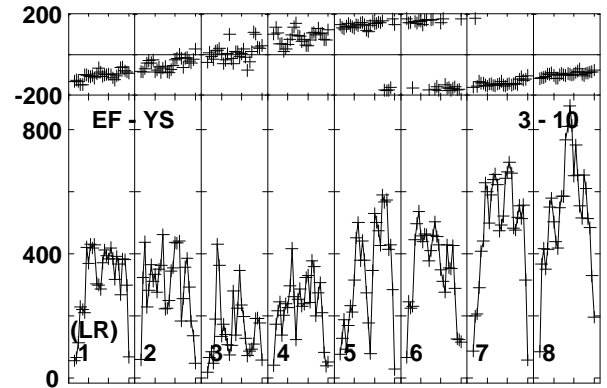
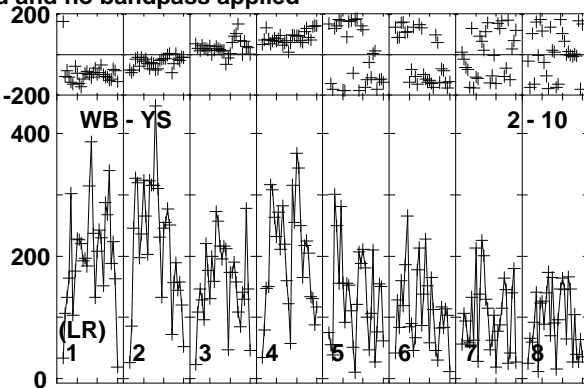
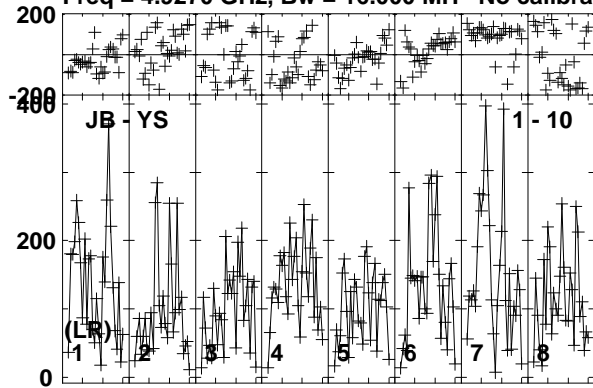


Lower frame: Micro Ampl Jy Top frame: Phas deg  
Vector averaged cross-power spectrum Baseline: YS (10) - HH (14)  
Timerange: 00/14:29:32 to 00/14:38:26

Plot file version 148 created 20-JUL-2016 17:59:06

J1450+0910 EH032B.UVDATA.1

Freq = 4.9270 GHz, Bw = 16.000 MH No calibration applied and no bandpass applied

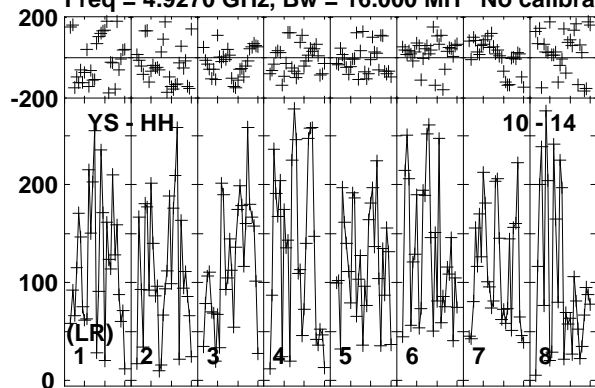


Lower frame: Micro Ampl Jy Top frame: Phas deg  
Vector averaged cross-power spectrum Baseline: JB (01) - YS (10)  
Timerange: 00/14:39:06 to 00/14:41:02

Plot file version 149 created 20-JUL-2016 17:59:06

J1450+0910 EH032B.UVDATA.1

Freq = 4.9270 GHz, Bw = 16.000 MH No calibration applied and no bandpass applied

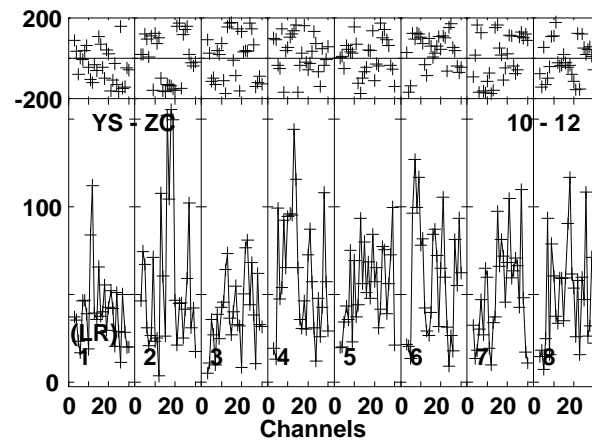
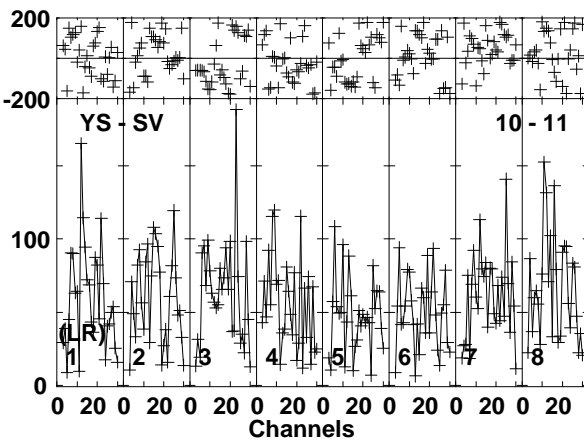
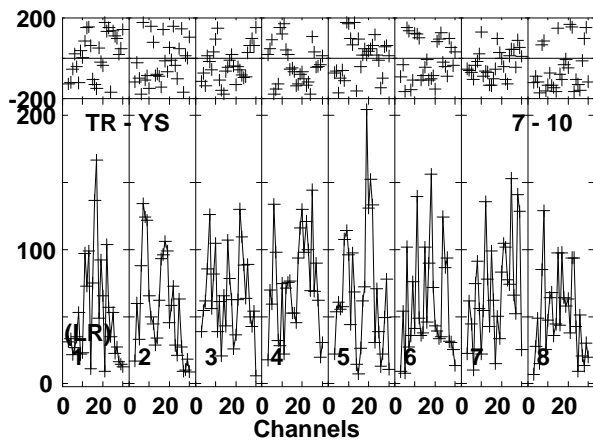
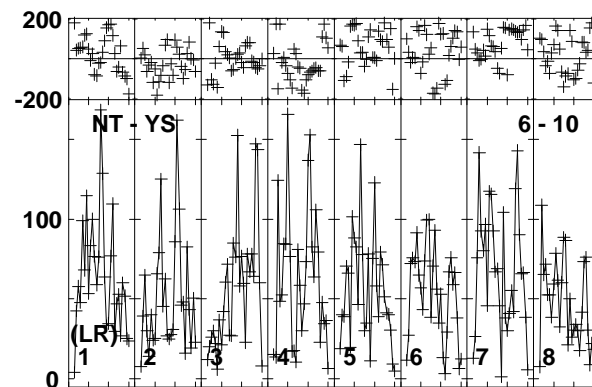
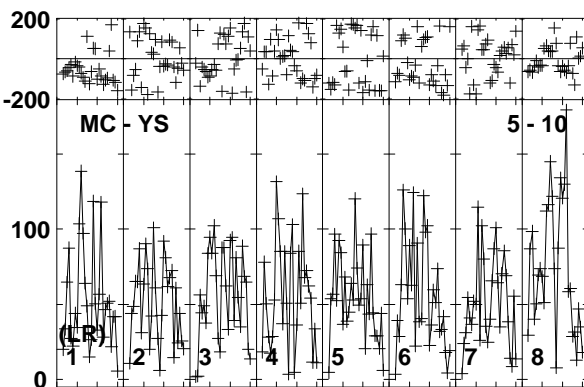
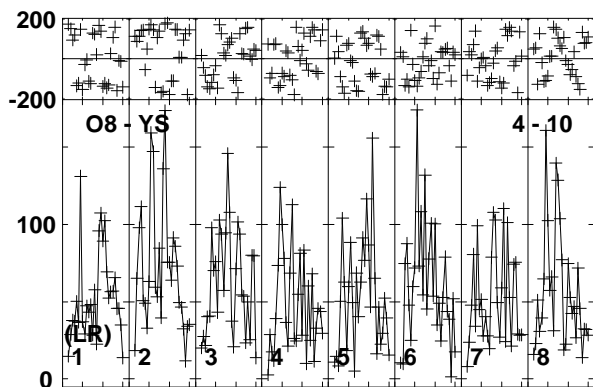
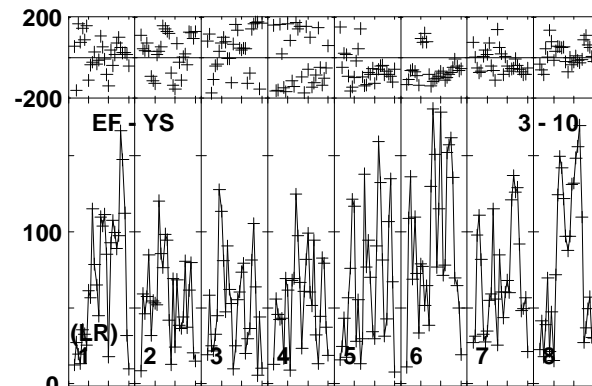
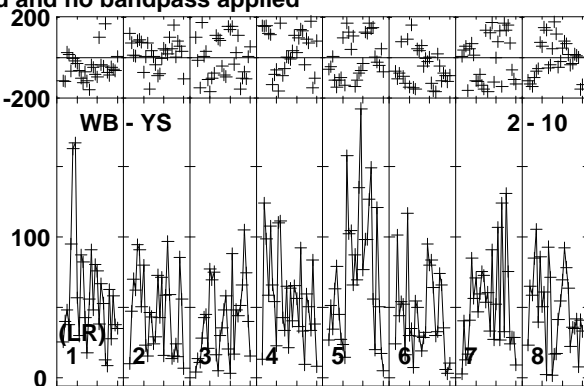
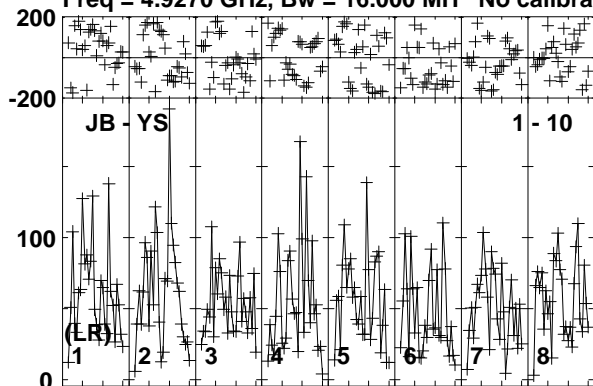


Lower frame: Micro Ampl Jy Top frame: Phas deg  
Vector averaged cross-power spectrum Baseline: YS (10) - HH (14)  
Timerange: 00/14:39:06 to 00/14:41:02

Plot file version 150 created 20-JUL-2016 17:59:06

UGC09555 EH032B.UVDATA.1

Freq = 4.9270 GHz, Bw = 16.000 MH No calibration applied and no bandpass applied

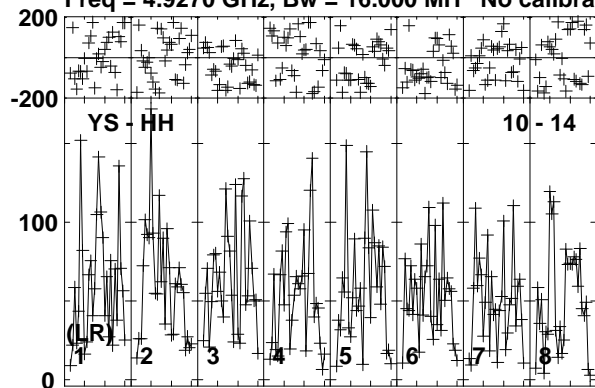


Lower frame: Micro Ampl Jy Top frame: Phas deg  
Vector averaged cross-power spectrum Baseline: JB (01) - YS (10)  
Timerange: 00/14:41:07 to 00/14:48:01

Plot file version 151 created 20-JUL-2016 17:59:06

UGC09555 EH032B.UVDATA.1

Freq = 4.9270 GHz, Bw = 16.000 MH No calibration applied and no bandpass applied

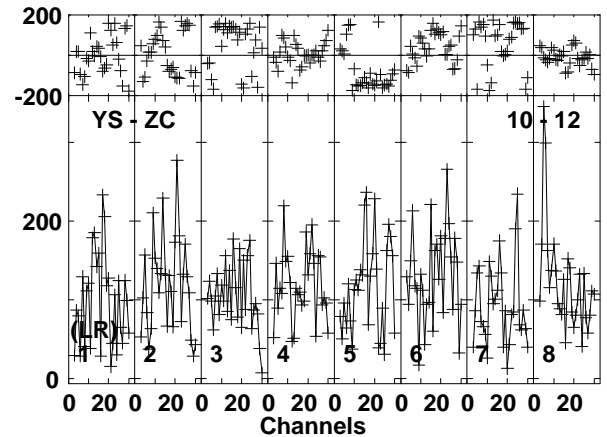
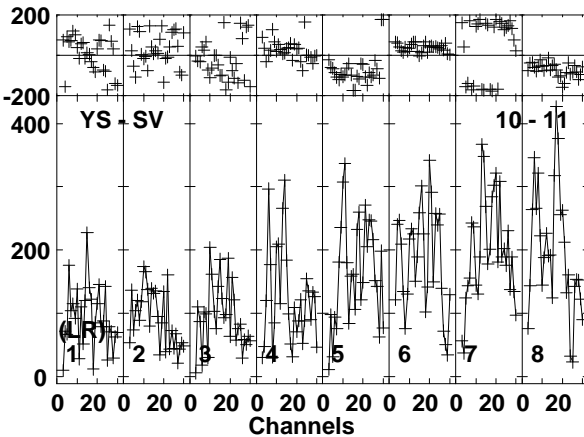
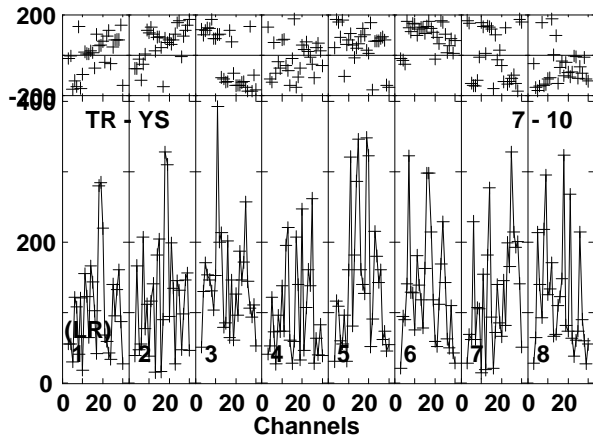
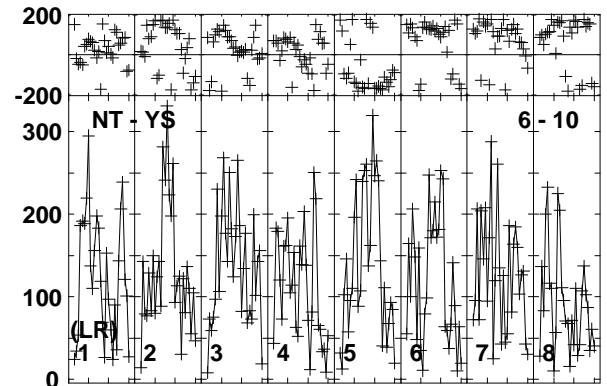
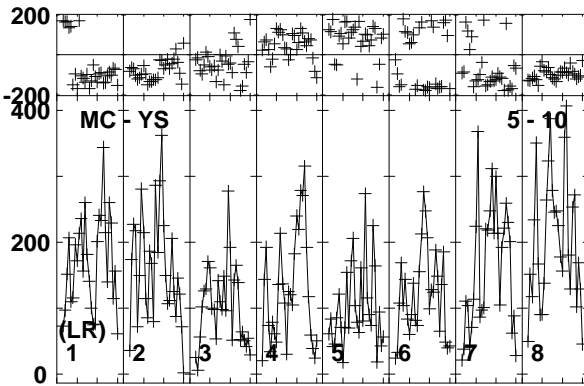
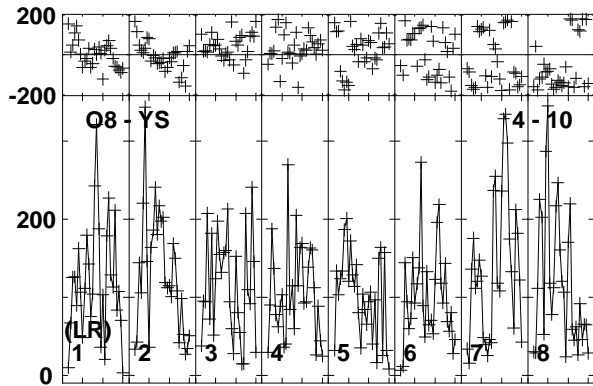
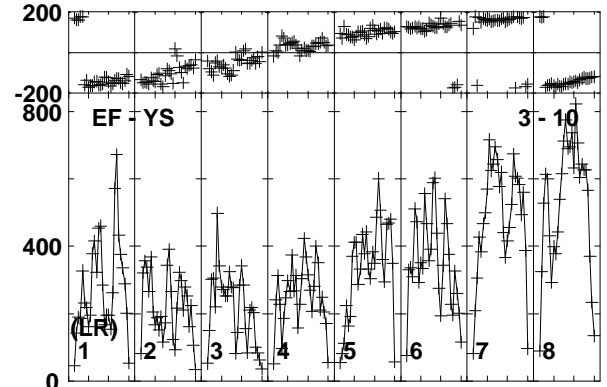
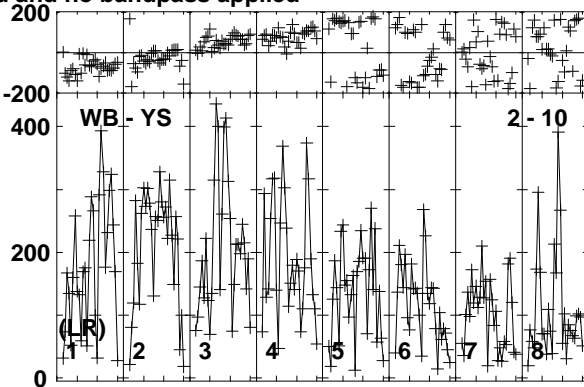
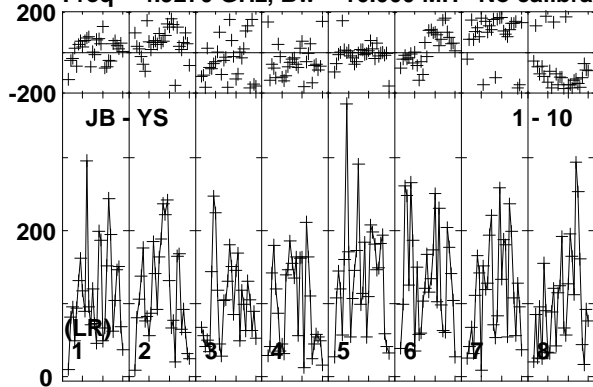


Lower frame: Micro Ampl Jy Top frame: Phas deg  
Vector averaged cross-power spectrum Baseline: YS (10) - HH (14)  
Timerange: 00/14:41:07 to 00/14:48:01

Plot file version 152 created 20-JUL-2016 17:59:07

J1450+0910 EH032B.UVDATA.1

Freq = 4.9270 GHz, Bw = 16.000 MH No calibration applied and no bandpass applied



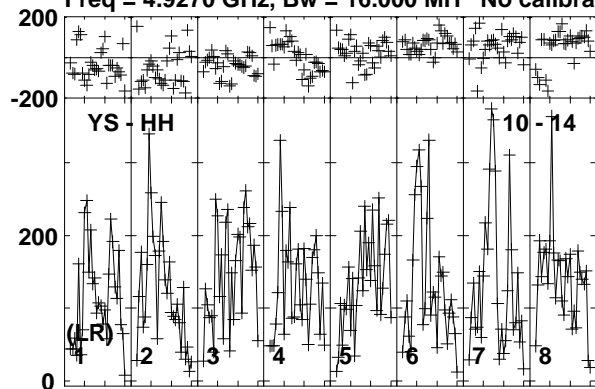
Lower frame: Micro Ampl Jy Top frame: Phas deg  
Vector averaged cross-power spectrum Baseline: JB (01) - YS (10)  
Timerange: 00/14:48:41 to 00/14:50:37



Plot file version 153 created 20-JUL-2016 17:59:07

J1450+0910 EH032B.UVDATA.1

Freq = 4.9270 GHz, Bw = 16.000 MH No calibration applied and no bandpass applied

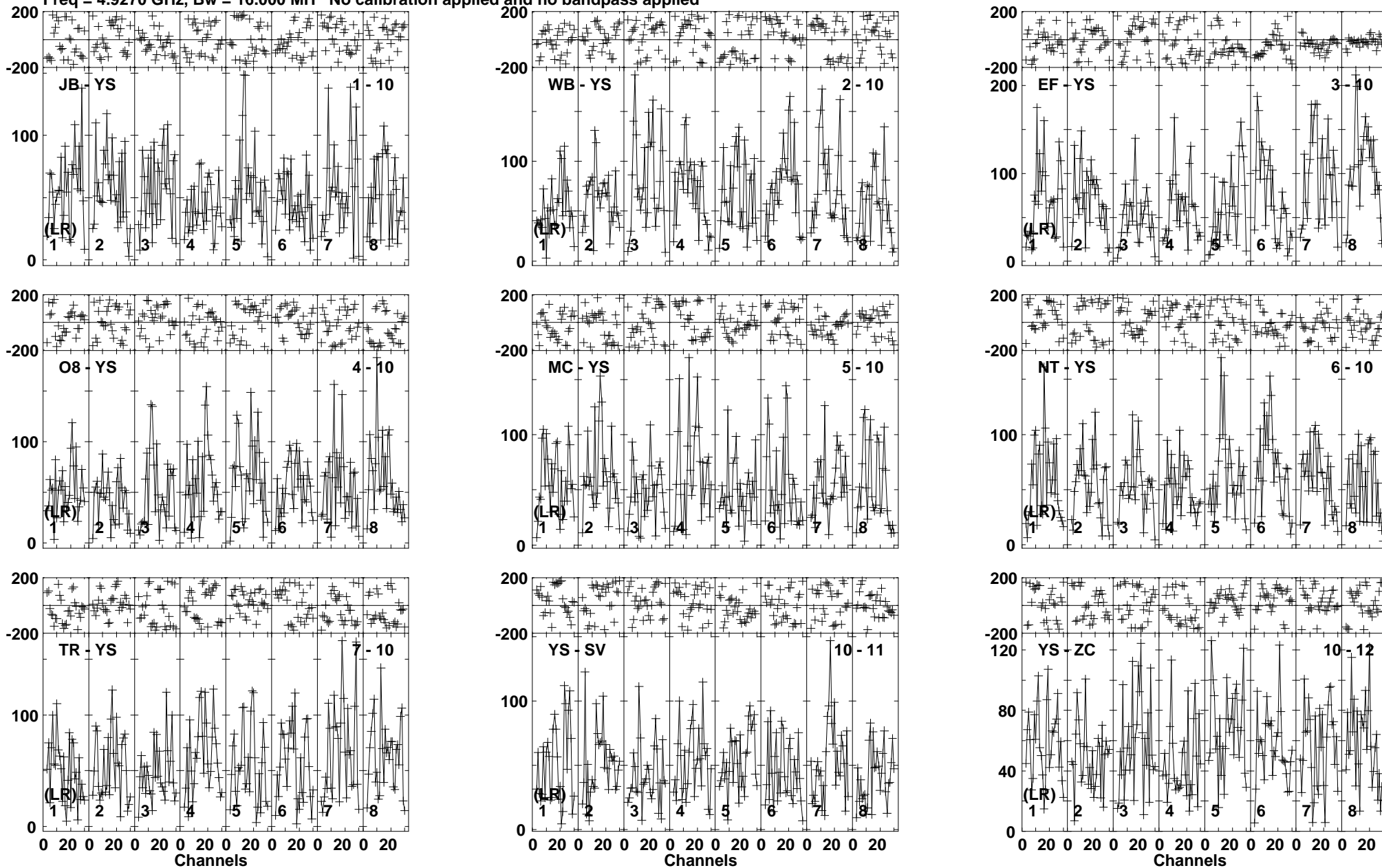


Lower frame: Micro Ampl Jy Top frame: Phas deg  
Vector averaged cross-power spectrum Baseline: YS (10) - HH (14)  
Timerange: 00/14:48:41 to 00/14:50:37

Plot file version 154 created 20-JUL-2016 17:59:07

UGC09555 EH032B.UVDATA.1

Freq = 4.9270 GHz, Bw = 16.000 MH No calibration applied and no bandpass applied

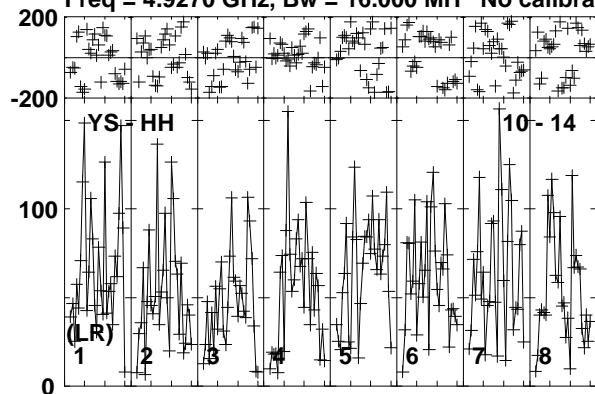


Lower frame: Micro Ampl Jy Top frame: Phas deg  
Vector average cross-power spectrum Baseline: JB (01) - YS (10)  
Timerange: 00/14:50:42 to 00/14:57:36

Plot file version 155 created 20-JUL-2016 17:59:07

UGC09555 EH032B.UVDATA.1

Freq = 4.9270 GHz, Bw = 16.000 MH No calibration applied and no bandpass applied

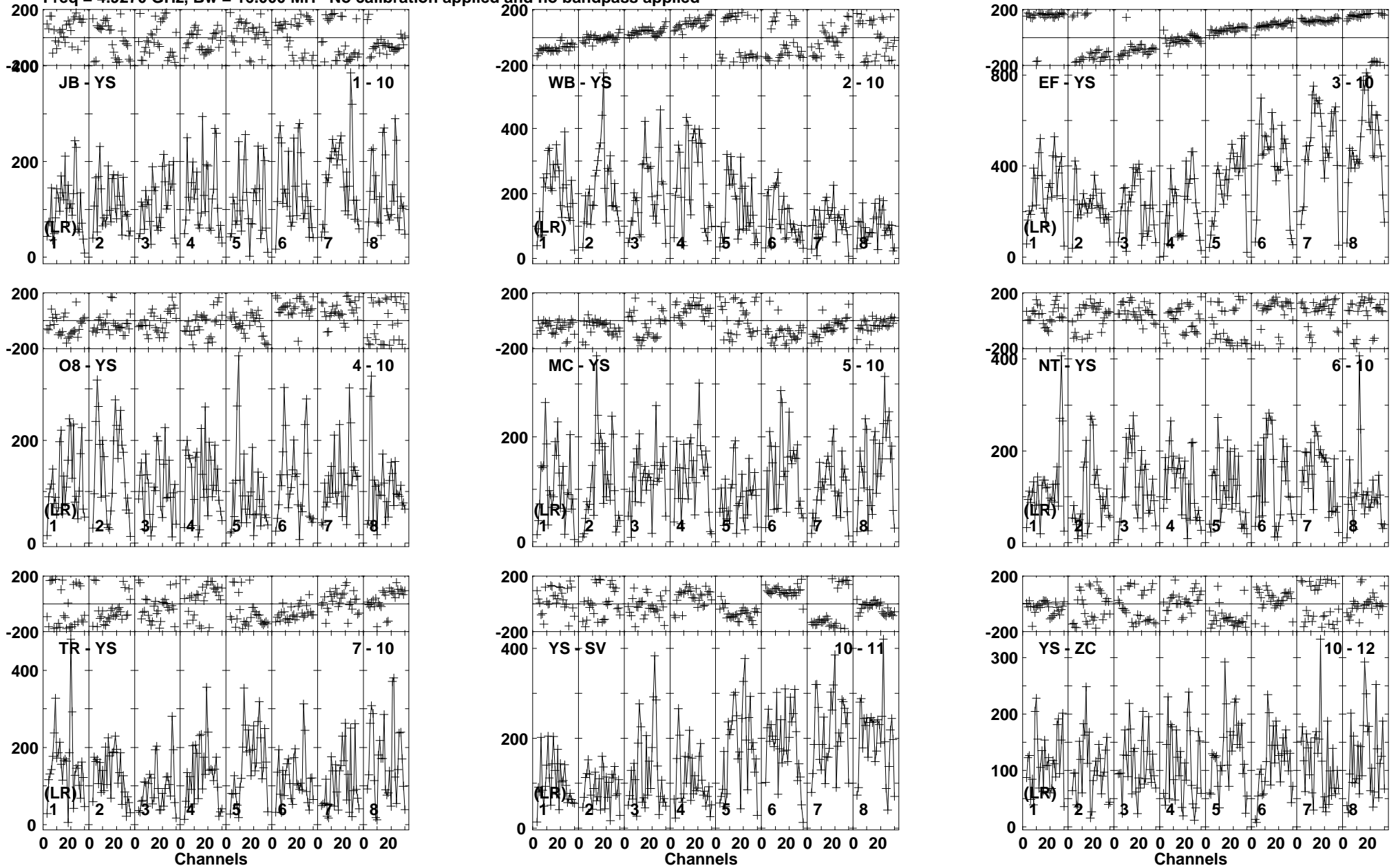


Lower frame: Micro Ampl Jy Top frame: Phas deg  
Vector averaged cross-power spectrum Baseline: YS (10) - HH (14)  
Timerange: 00/14:50:42 to 00/14:57:36

Plot file version 156 created 20-JUL-2016 17:59:07

J1450+0910 EH032B.UVDATA.1

Freq = 4.9270 GHz, Bw = 16.000 MH No calibration applied and no bandpass applied

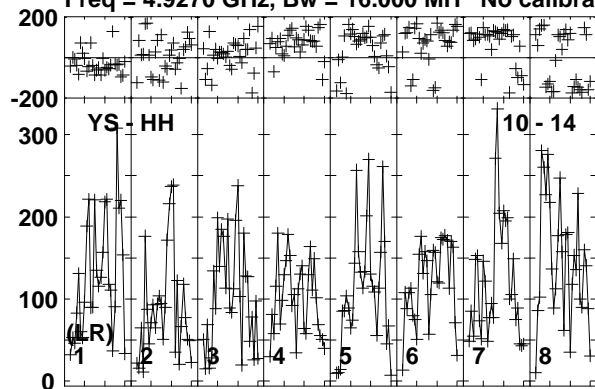


Lower frame: Micro Ampl Jy Top frame: Phas deg  
Vector averaged cross-power spectrum Baseline: JB (01) - YS (10)  
Timerange: 00/14:58:16 to 00/15:00:12

Plot file version 157 created 20-JUL-2016 17:59:07

J1450+0910 EH032B.UVDATA.1

Freq = 4.9270 GHz, Bw = 16.000 MH No calibration applied and no bandpass applied



Lower frame: Micro Ampl Jy Top frame: Phas deg  
Vector averaged cross-power spectrum Baseline: YS (10) - HH (14)  
Timerange: 00/14:58:16 to 00/15:00:12