



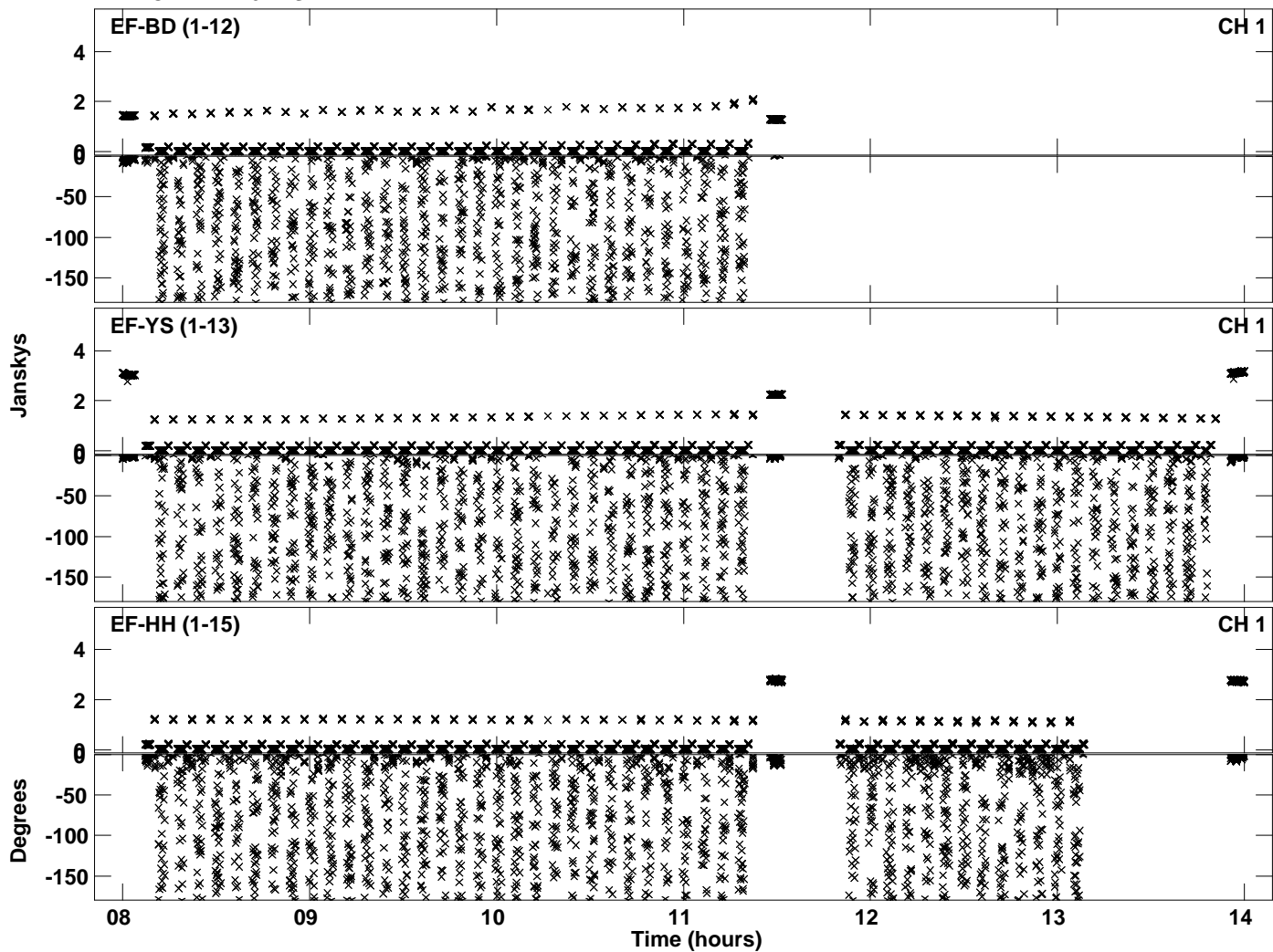
Plot file version 1 created 17-DEC-2021 12:50:10
Amplitude andPhase vs Time for EG118A.UVDATA.1 Vect aver. CL # 4
IF 1 CHAN 1 - 64 STK LL




Plot file version 2 created 17-DEC-2021 12:50:10
Amplitude and Phase vs Time for EG118A.UVDATA.1 Vect aver. CL # 4
IF 1 CHAN 1 - 64 STK LL



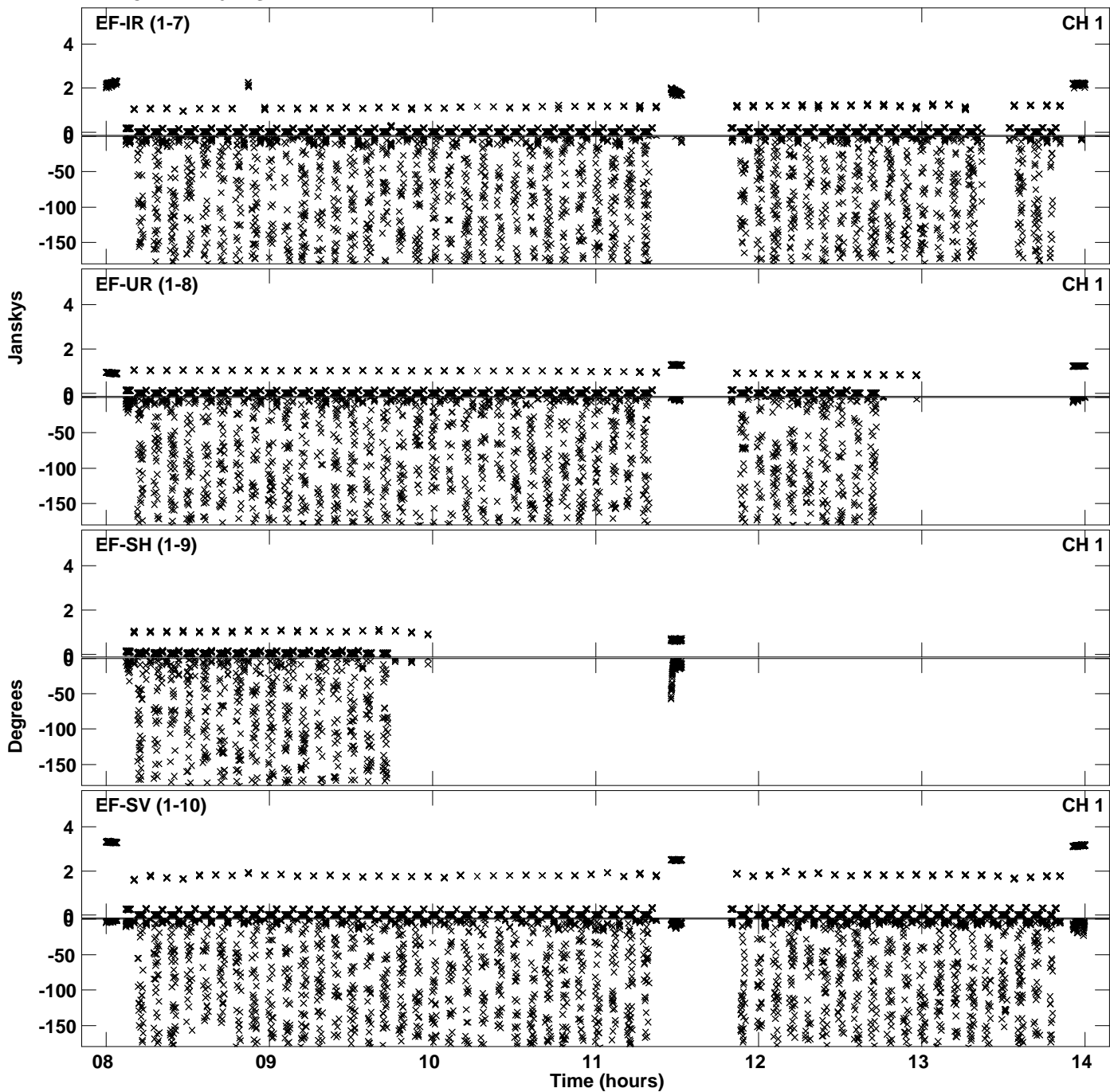
PLot file version 3 created 17-DEC-2021 12:50:10
Amplitude andPhase vs Time for EG118A.UVDATA.1 Vect aver. CL # 4
IF 1 CHAN 1 - 64 STK LL



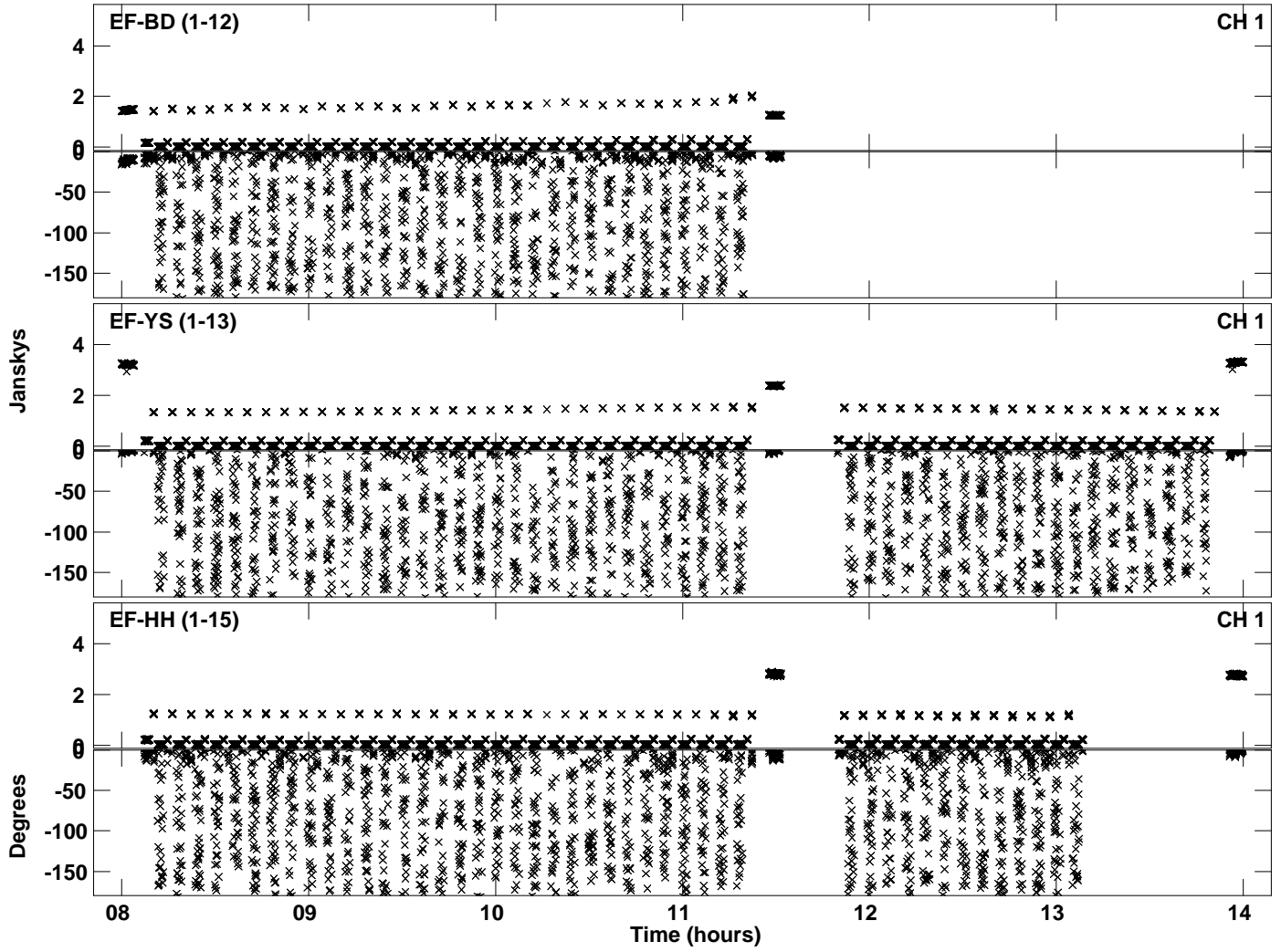
Plot file version 4 created 17-DEC-2021 12:50:17
Amplitude andPhase vs Time for EG118A.UVDATA.1 Vect aver. CL # 4
IF 2 CHAN 1 - 64 STK LL




Plot file version 5 created 17-DEC-2021 12:50:17
Amplitude andPhase vs Time for EG118A.UVDATA.1 Vect aver. CL # 4
IF 2 CHAN 1 - 64 STK LL



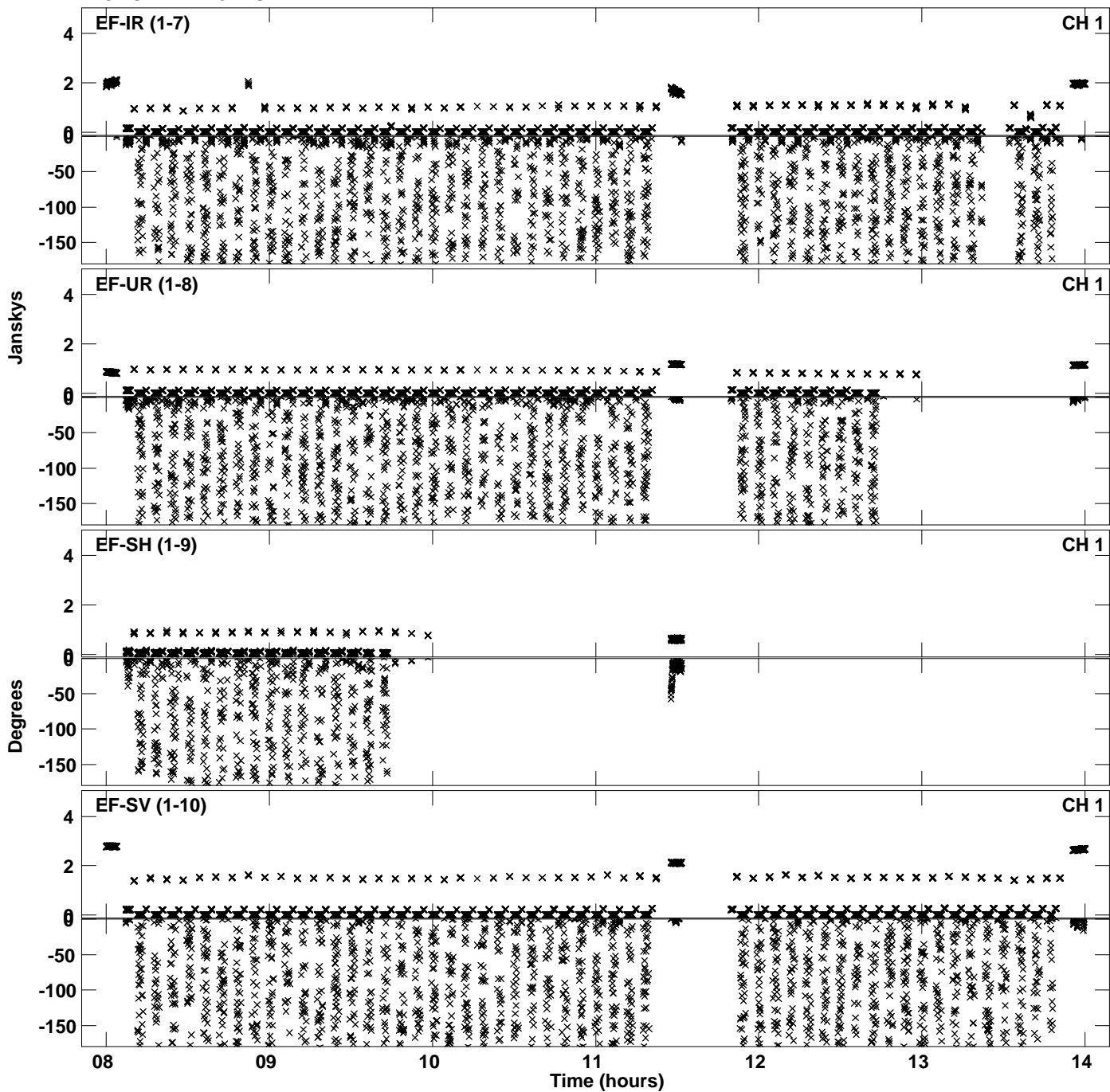
PLot file version 6 created 17-DEC-2021 12:50:17
Amplitude andPhase vs Time for EG118A.UVDATA.1 Vect aver. CL # 4
IF 2 CHAN 1 - 64 STK LL



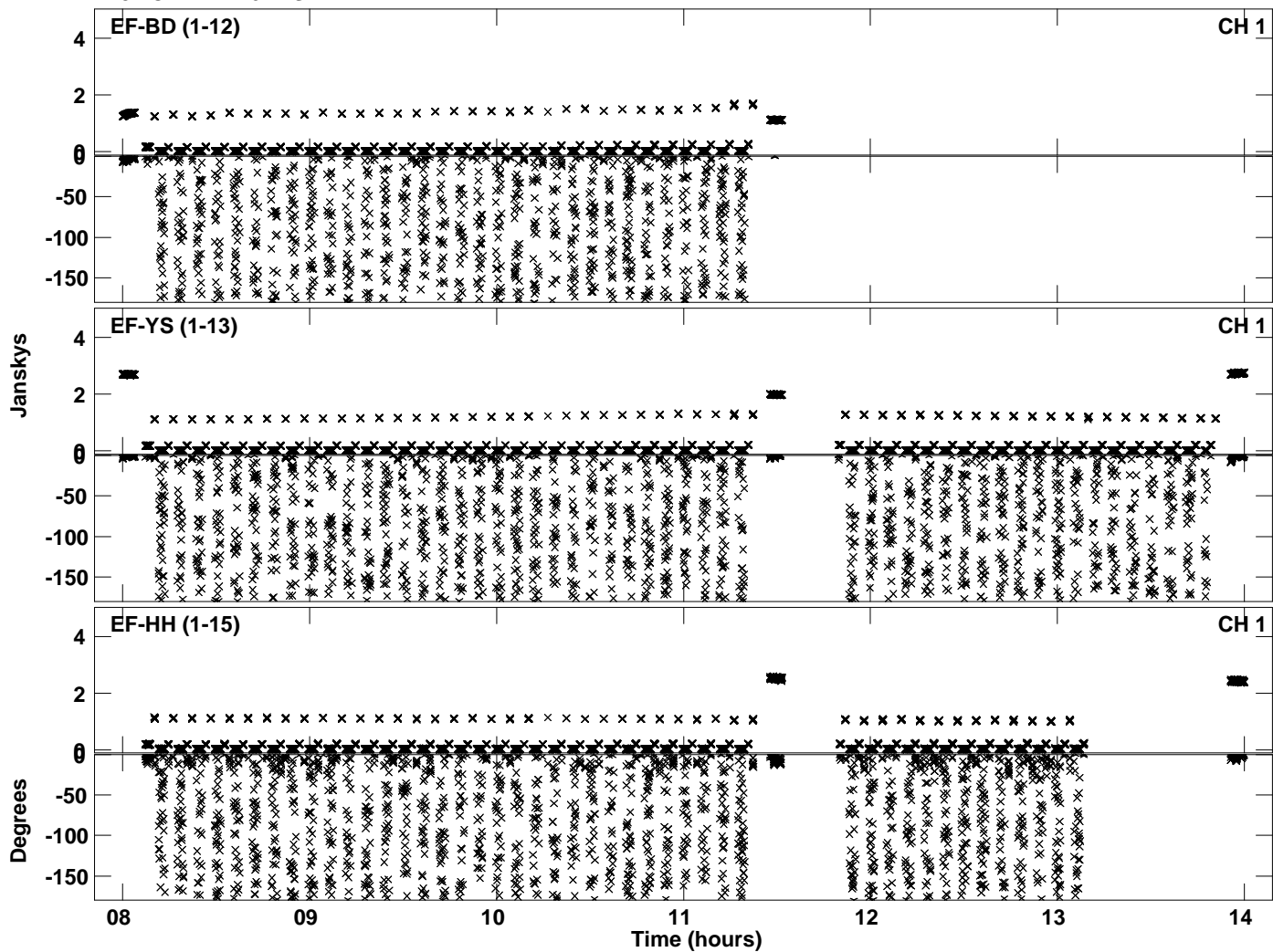
Plot file version 7 created 17-DEC-2021 12:50:24
Amplitude andPhase vs Time for EG118A.UVDATA.1 Vect aver. CL # 4
IF 3 CHAN 1 - 64 STK LL




Plot file version 8 created 17-DEC-2021 12:50:24
Amplitude and Phase vs Time for EG118A.UVDATA.1 Vect aver. CL # 4
IF 3 CHAN 1 - 64 STK LL



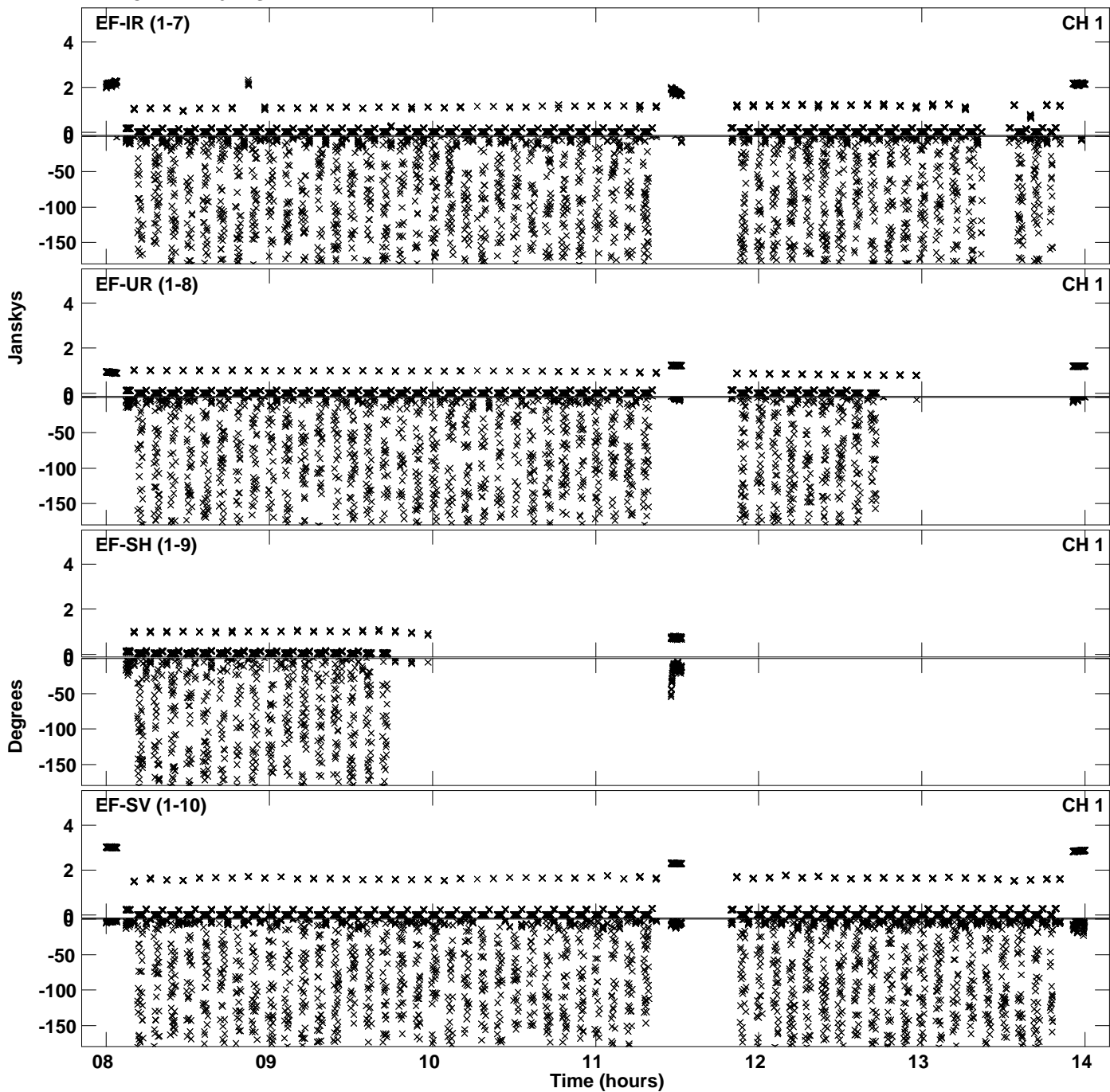
PLot file version 9 created 17-DEC-2021 12:50:24
Amplitude andPhase vs Time for EG118A.UVDATA.1 Vect aver. CL # 4
IF 3 CHAN 1 - 64 STK LL




PLot file version 10 created 17-DEC-2021 12:50:30
Amplitude andPhase vs Time for EG118A.UVDATA.1 Vect aver. CL # 4
IF 4 CHAN 1 - 64 STK LL




Plot file version 11 created 17-DEC-2021 12:50:30
Amplitude and Phase vs Time for EG118A.UVDATA.1 Vect aver. CL # 4
IF 4 CHAN 1 - 64 STK LL



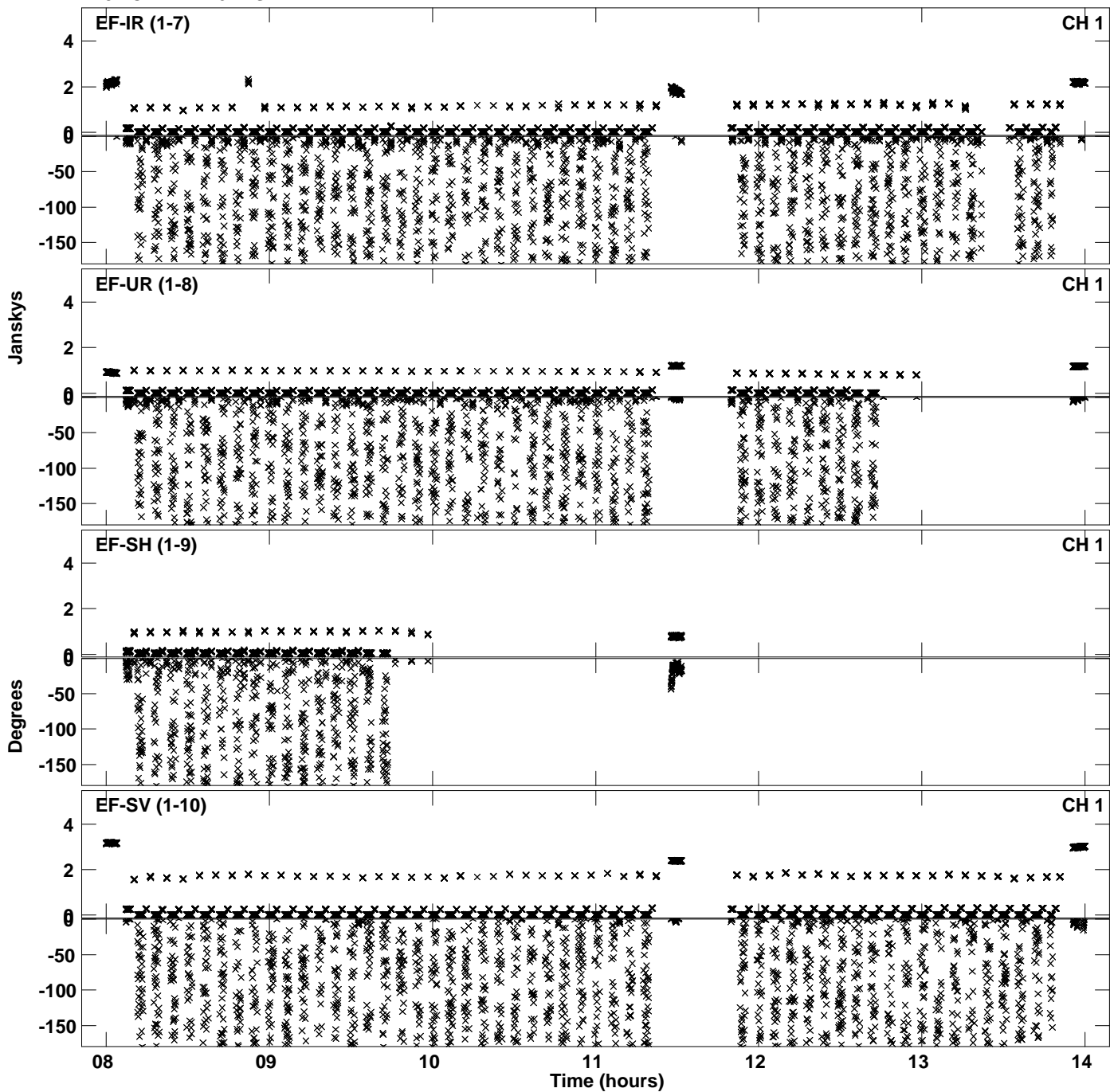
PLot file version 12 created 17-DEC-2021 12:50:30
Amplitude andPhase vs Time for EG118A.UVDATA.1 Vect aver. CL # 4
IF 4 CHAN 1 - 64 STK LL



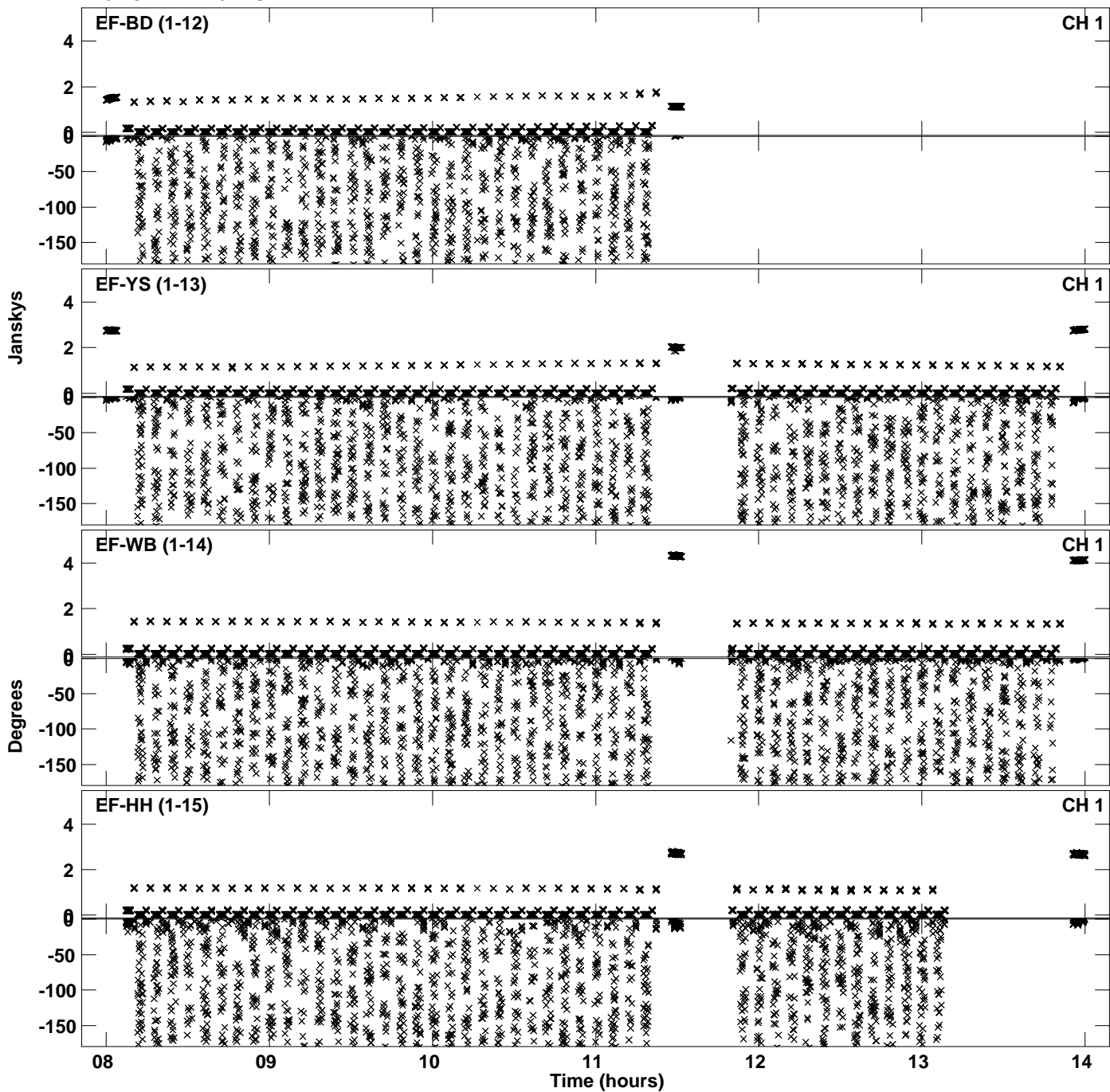
PLot file version 13 created 17-DEC-2021 12:50:38
Amplitude andPhase vs Time for EG118A.UVDATA.1 Vect aver. CL # 4
IF 5 CHAN 1 - 64 STK LL




Plot file version 14 created 17-DEC-2021 12:50:38
Amplitude andPhase vs Time for EG118A.UVDATA.1 Vect aver. CL # 4
IF 5 CHAN 1 - 64 STK LL



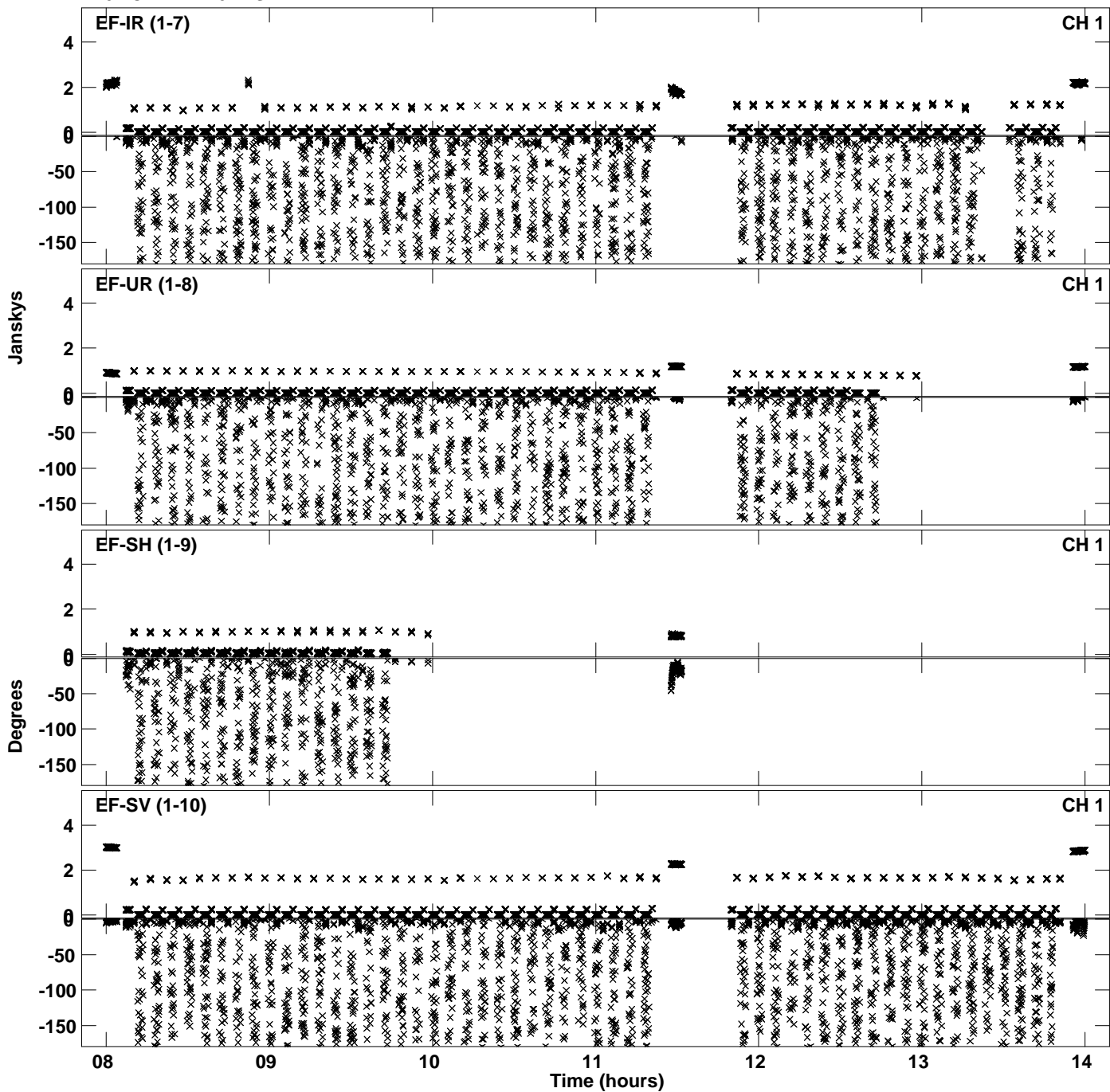
PLot file version 15 created 17-DEC-2021 12:50:38
Amplitude andPhase vs Time for EG118A.UVDATA.1 Vect aver. CL # 4
IF 5 CHAN 1 - 64 STK LL




Plot file version 16 created 17-DEC-2021 12:50:45
Amplitude andPhase vs Time for EG118A.UVDATA.1 Vect aver. CL # 4
IF 6 CHAN 1 - 64 STK LL




Plot file version 17 created 17-DEC-2021 12:50:45
Amplitude andPhase vs Time for EG118A.UVDATA.1 Vect aver. CL # 4
IF 6 CHAN 1 - 64 STK LL




PLot file version 18 created 17-DEC-2021 12:50:45
Amplitude andPhase vs Time for EG118A.UVDATA.1 Vect aver. CL # 4
IF 6 CHAN 1 - 64 STK LL




Plot file version 19 created 17-DEC-2021 12:50:53
Amplitude andPhase vs Time for EG118A.UVDATA.1 Vect aver. CL # 4
IF 7 CHAN 1 - 64 STK LL




Plot file version 20 created 17-DEC-2021 12:50:53
Amplitude andPhase vs Time for EG118A.UVDATA.1 Vect aver. CL # 4
IF 7 CHAN 1 - 64 STK LL




Plot file version 21 created 17-DEC-2021 12:50:53
Amplitude andPhase vs Time for EG118A.UVDATA.1 Vect aver. CL # 4
IF 7 CHAN 1 - 64 STK LL




Plot file version 22 created 17-DEC-2021 12:51:00
Amplitude and Phase vs Time for EG118A.UVDATA.1 Vect aver. CL # 4
IF 8 CHAN 1 - 64 STK LL




Plot file version 23 created 17-DEC-2021 12:51:00
Amplitude andPhase vs Time for EG118A.UVDATA.1 Vect aver. CL # 4
IF 8 CHAN 1 - 64 STK LL




Plot file version 24 created 17-DEC-2021 12:51:00
Amplitude andPhase vs Time for EG118A.UVDATA.1 Vect aver. CL # 4
IF 8 CHAN 1 - 64 STK LL



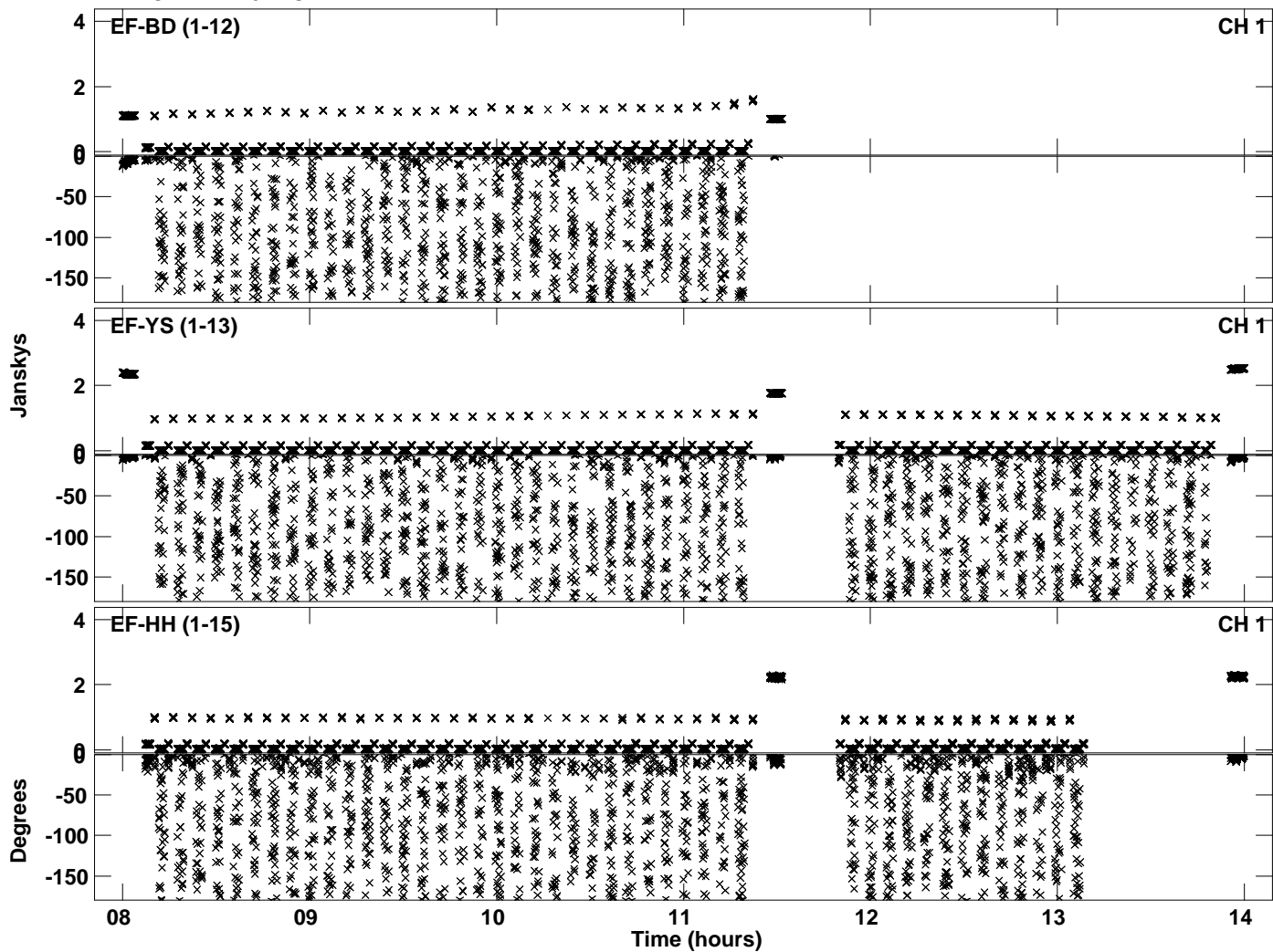
Plot file version 25 created 17-DEC-2021 12:51:07
Amplitude andPhase vs Time for EG118A.UVDATA.1 Vect aver. CL # 4
IF 1 CHAN 1 - 64 STK RR




Plot file version 26 created 17-DEC-2021 12:51:07
Amplitude andPhase vs Time for EG118A.UVDATA.1 Vect aver. CL # 4
IF 1 CHAN 1 - 64 STK RR




PLot file version 27 created 17-DEC-2021 12:51:07
Amplitude andPhase vs Time for EG118A.UVDATA.1 Vect aver. CL # 4
IF 1 CHAN 1 - 64 STK RR



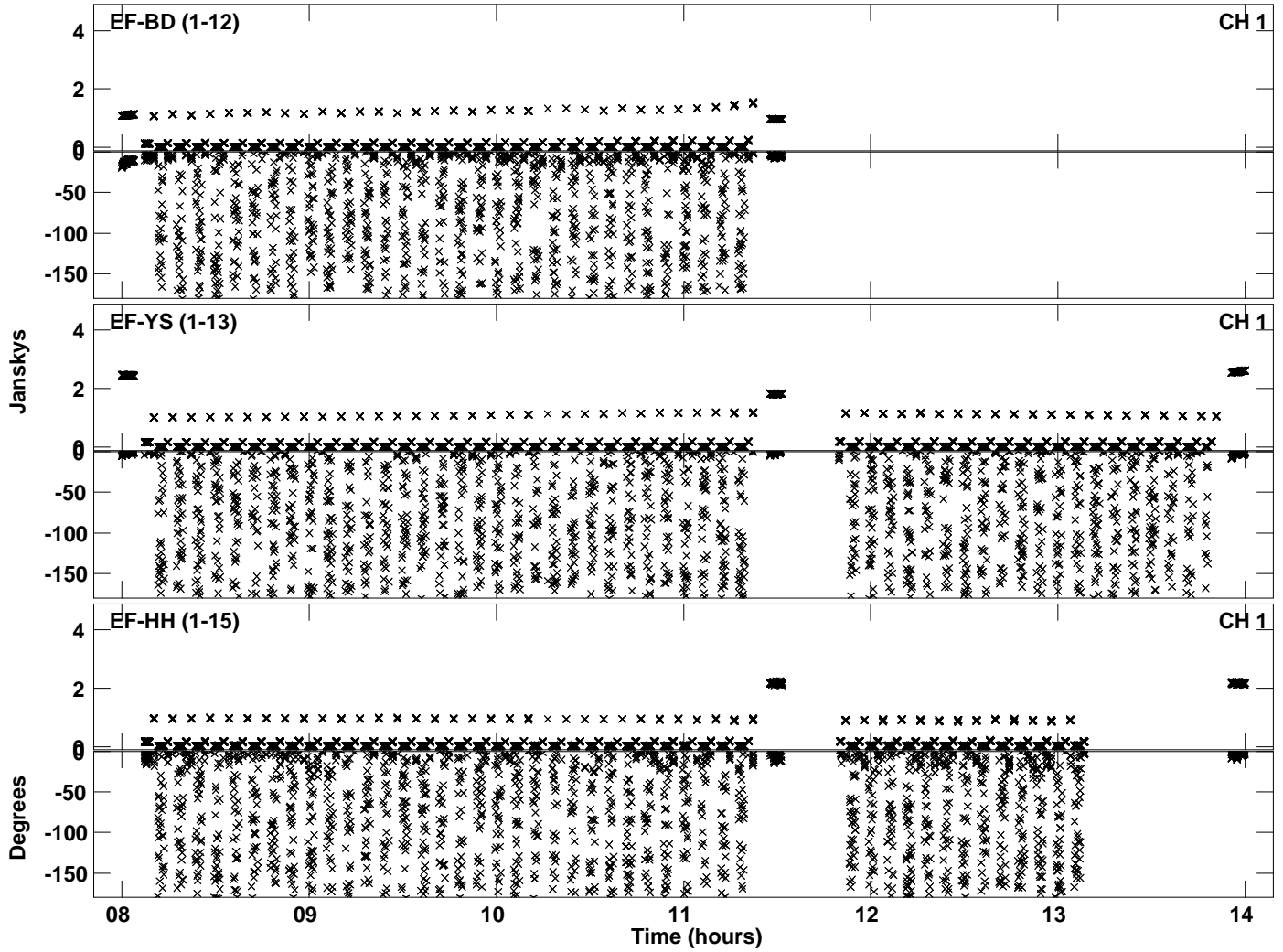
Plot file version 28 created 17-DEC-2021 12:51:12
Amplitude and Phase vs Time for EG118A.UVDATA.1 Vect aver. CL # 4
IF 2 CHAN 1 - 64 STK RR




Plot file version 29 created 17-DEC-2021 12:51:12
Amplitude andPhase vs Time for EG118A.UVDATA.1 Vect aver. CL # 4
IF 2 CHAN 1 - 64 STK RR



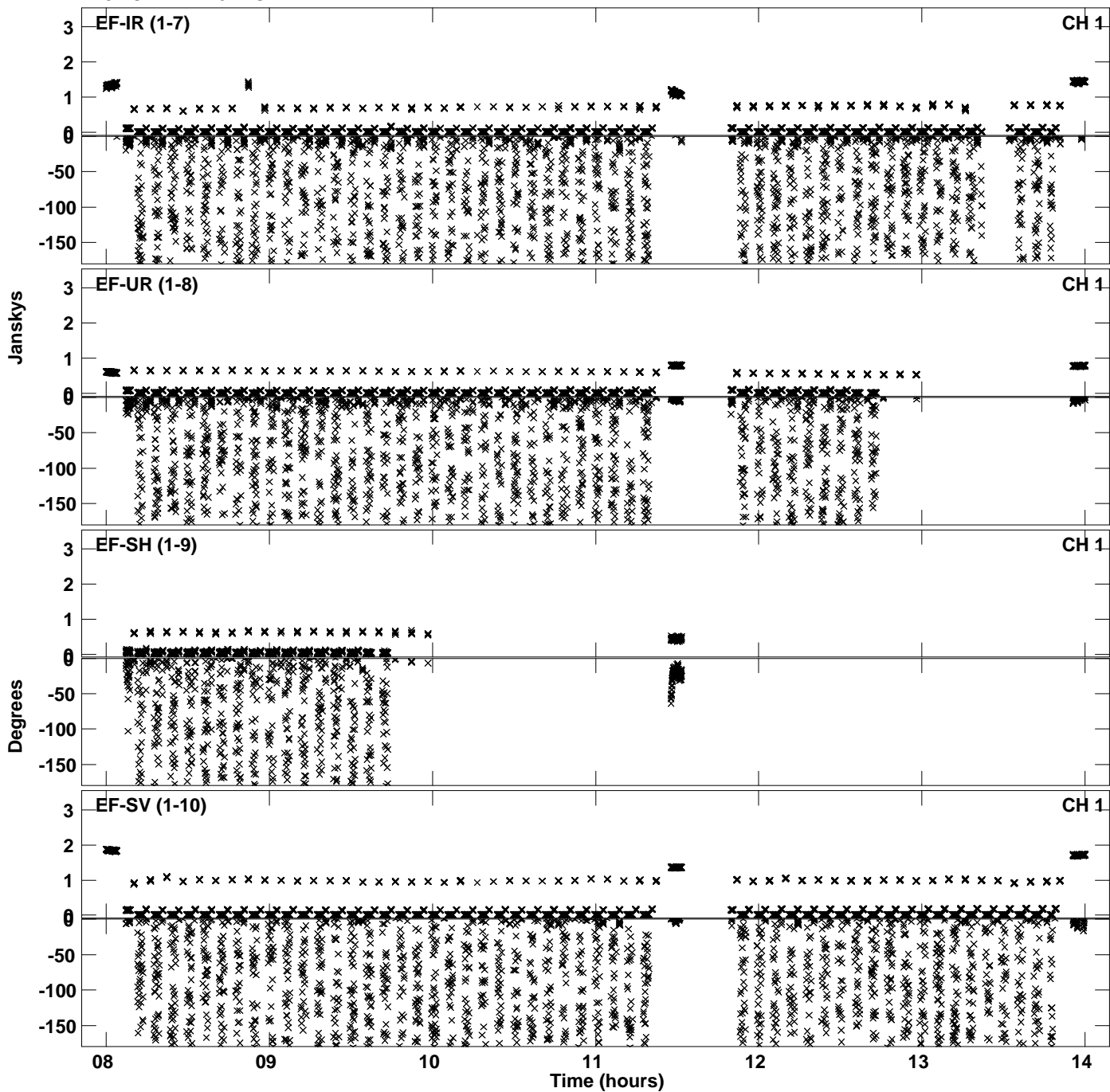
PLot file version 30 created 17-DEC-2021 12:51:12
Amplitude andPhase vs Time for EG118A.UVDATA.1 Vect aver. CL # 4
IF 2 CHAN 1 - 64 STK RR



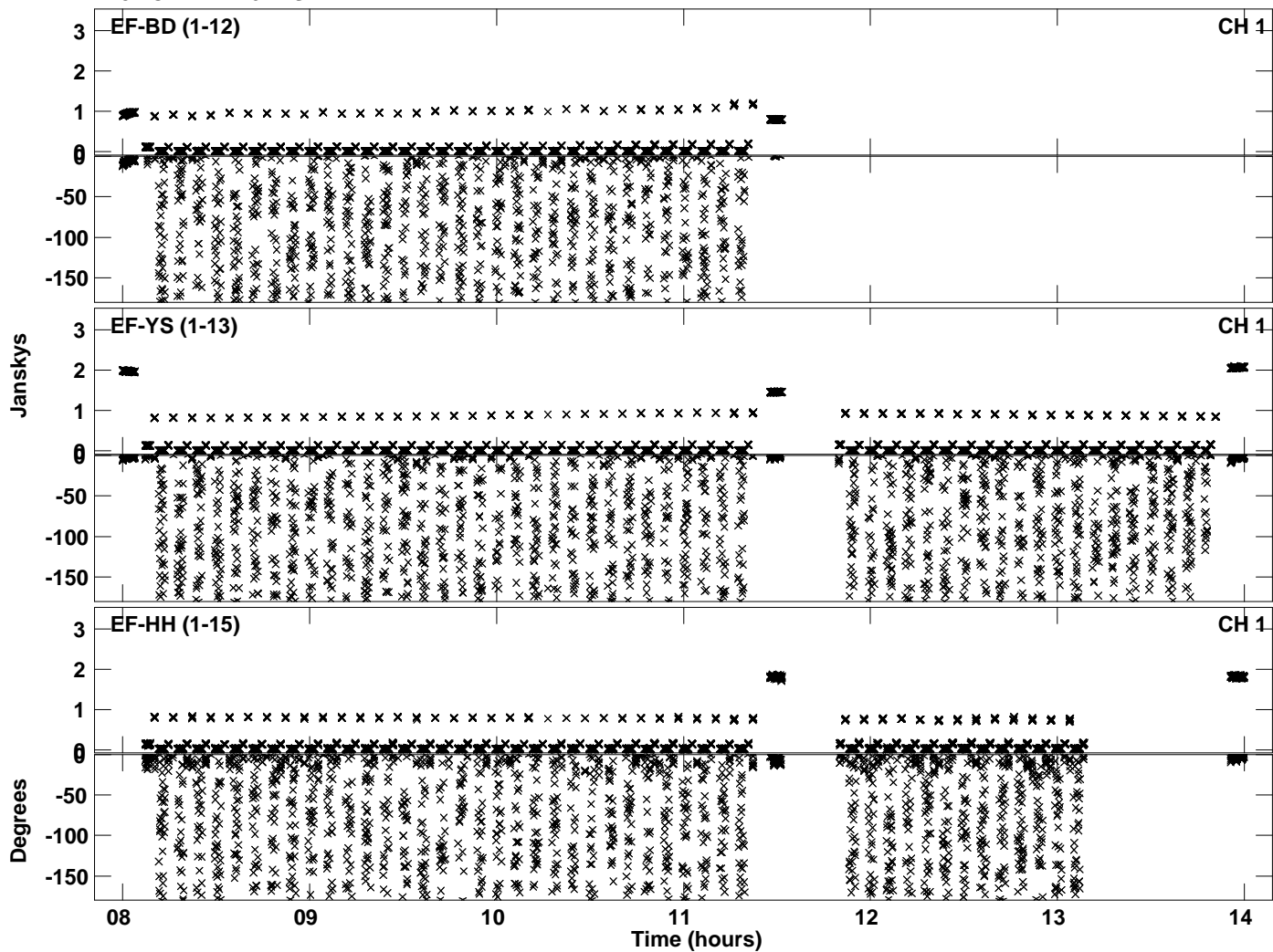
Plot file version 31 created 17-DEC-2021 12:51:19
Amplitude andPhase vs Time for EG118A.UVDATA.1 Vect aver. CL # 4
IF 3 CHAN 1 - 64 STK RR




Plot file version 32 created 17-DEC-2021 12:51:19
Amplitude andPhase vs Time for EG118A.UVDATA.1 Vect aver. CL # 4
IF 3 CHAN 1 - 64 STK RR




Plot file version 33 created 17-DEC-2021 12:51:19
Amplitude andPhase vs Time for EG118A.UVDATA.1 Vect aver. CL # 4
IF 3 CHAN 1 - 64 STK RR



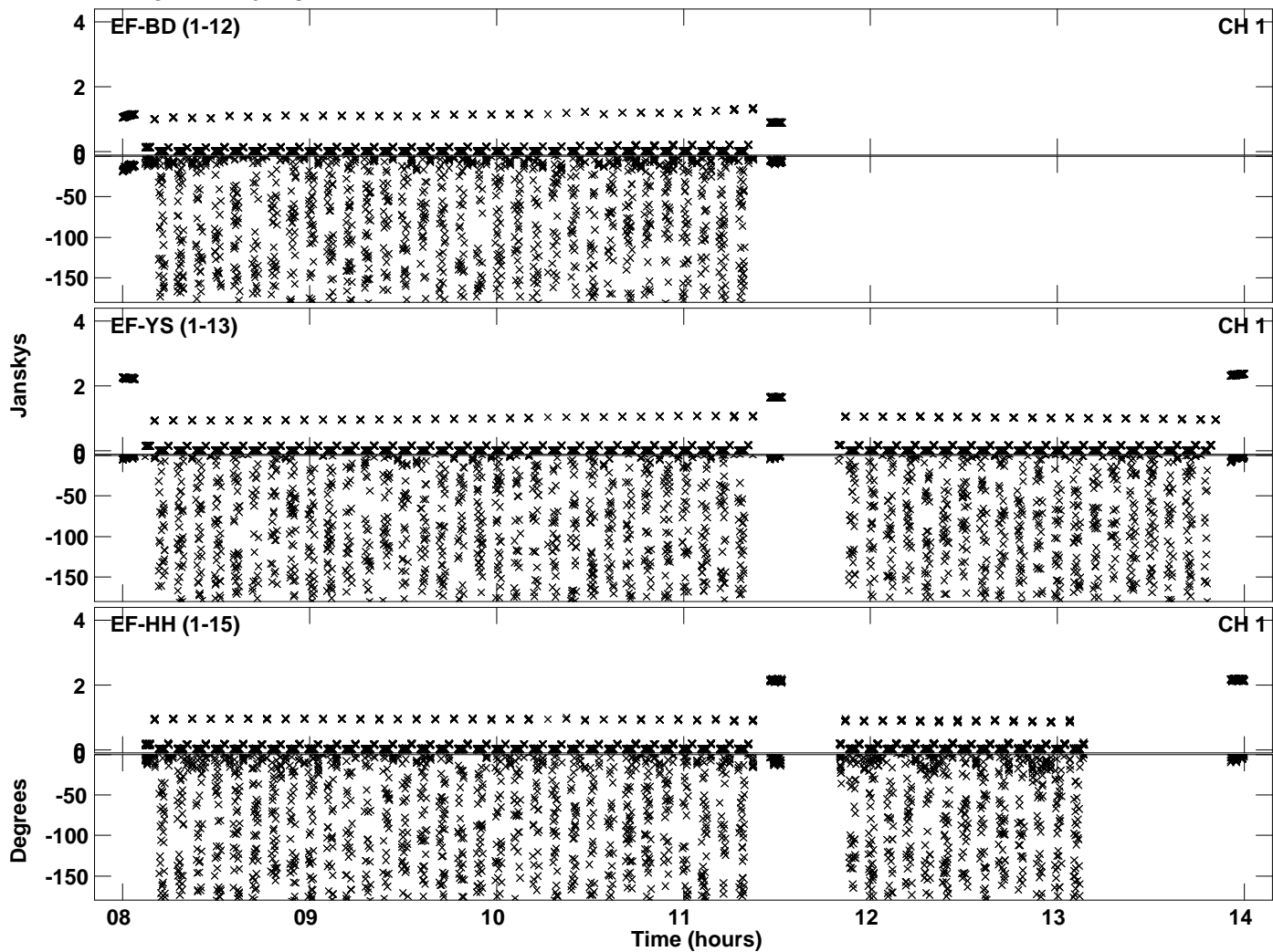
Plot file version 34 created 17-DEC-2021 12:51:25
Amplitude andPhase vs Time for EG118A.UVDATA.1 Vect aver. CL # 4
IF 4 CHAN 1 - 64 STK RR




Plot file version 35 created 17-DEC-2021 12:51:25
Amplitude andPhase vs Time for EG118A.UVDATA.1 Vect aver. CL # 4
IF 4 CHAN 1 - 64 STK RR




PLot file version 36 created 17-DEC-2021 12:51:25
Amplitude andPhase vs Time for EG118A.UVDATA.1 Vect aver. CL # 4
IF 4 CHAN 1 - 64 STK RR



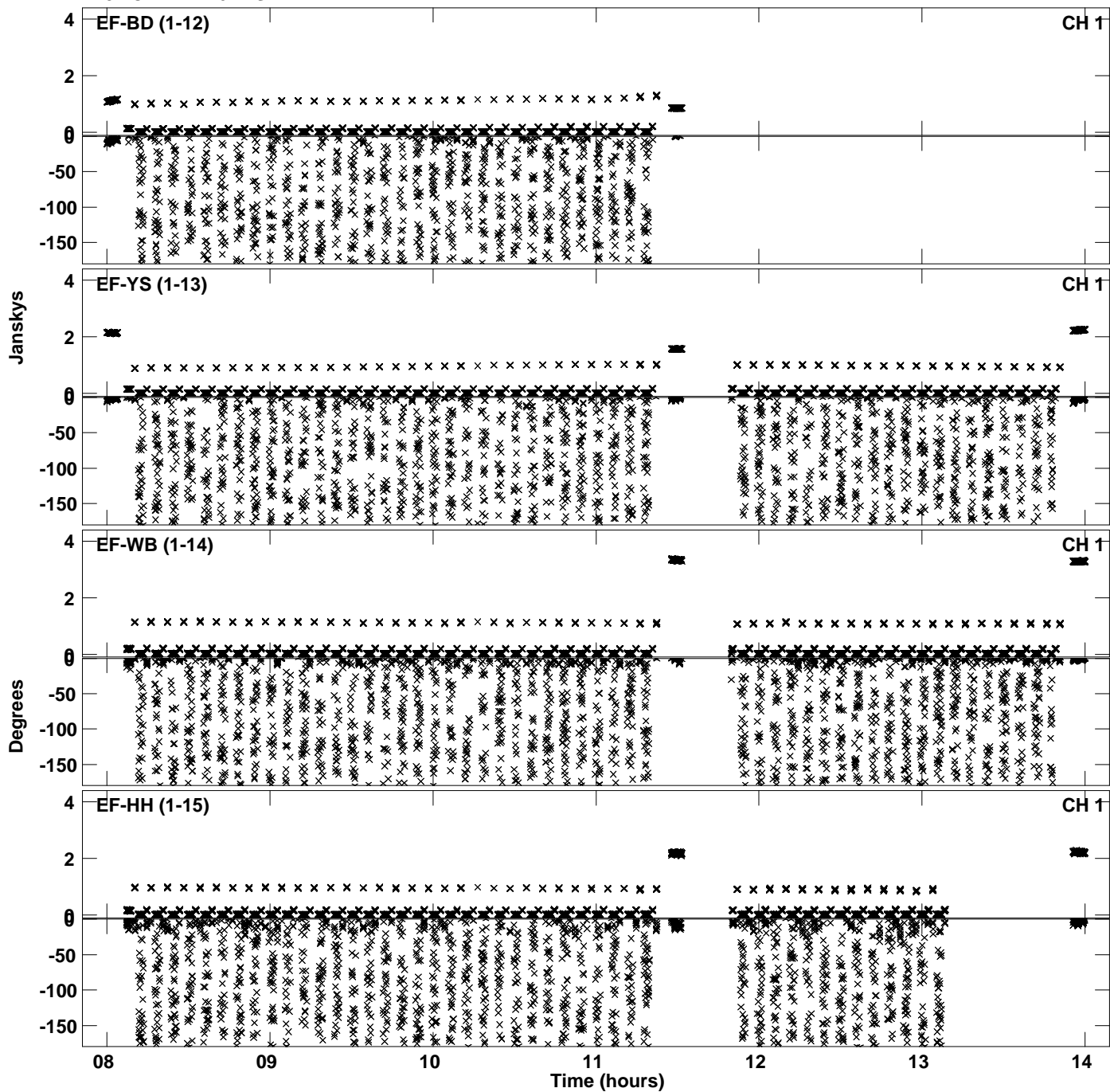
PLot file version 37 created 17-DEC-2021 12:51:31
Amplitude andPhase vs Time for EG118A.UVDATA.1 Vect aver. CL # 4
IF 5 CHAN 1 - 64 STK RR




Plot file version 38 created 17-DEC-2021 12:51:31
Amplitude and Phase vs Time for EG118A.UVDATA.1 Vect aver. CL # 4
IF 5 CHAN 1 - 64 STK RR




PLot file version 39 created 17-DEC-2021 12:51:31
Amplitude andPhase vs Time for EG118A.UVDATA.1 Vect aver. CL # 4
IF 5 CHAN 1 - 64 STK RR



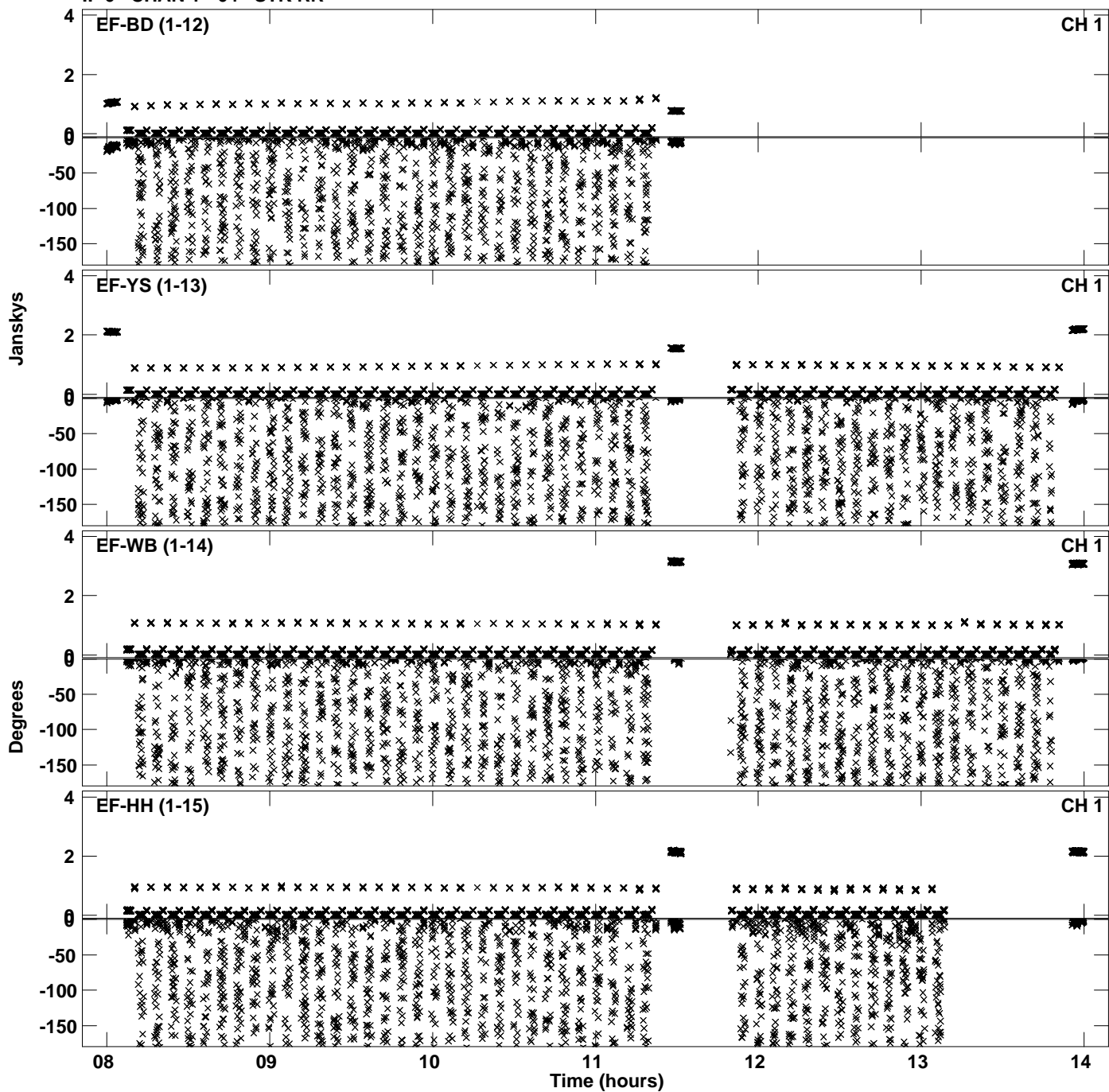
Plot file version 40 created 17-DEC-2021 12:51:38
Amplitude andPhase vs Time for EG118A.UVDATA.1 Vect aver. CL # 4
IF 6 CHAN 1 - 64 STK RR




Plot file version 41 created 17-DEC-2021 12:51:38
Amplitude andPhase vs Time for EG118A.UVDATA.1 Vect aver. CL # 4
IF 6 CHAN 1 - 64 STK RR




PLot file version 42 created 17-DEC-2021 12:51:38
Amplitude andPhase vs Time for EG118A.UVDATA.1 Vect aver. CL # 4
IF 6 CHAN 1 - 64 STK RR




Plot file version 43 created 17-DEC-2021 12:51:44
Amplitude andPhase vs Time for EG118A.UVDATA.1 Vect aver. CL # 4
IF 7 CHAN 1 - 64 STK RR




PLot file version 44 created 17-DEC-2021 12:51:44
Amplitude andPhase vs Time for EG118A.UVDATA.1 Vect aver. CL # 4
IF 7 CHAN 1 - 64 STK RR




PLot file version 45 created 17-DEC-2021 12:51:44
Amplitude andPhase vs Time for EG118A.UVDATA.1 Vect aver. CL # 4
IF 7 CHAN 1 - 64 STK RR



Plot file version 46 created 17-DEC-2021 12:51:50
Amplitude andPhase vs Time for EG118A.UVDATA.1 Vect aver. CL # 4
IF 8 CHAN 1 - 64 STK RR



Plot file version 47 created 17-DEC-2021 12:51:50
Amplitude andPhase vs Time for EG118A.UVDATA.1 Vect aver. CL # 4
IF 8 CHAN 1 - 64 STK RR



PLot file version 48 created 17-DEC-2021 12:51:51
Amplitude andPhase vs Time for EG118A.UVDATA.1 Vect aver. CL # 4
IF 8 CHAN 1 - 64 STK RR

