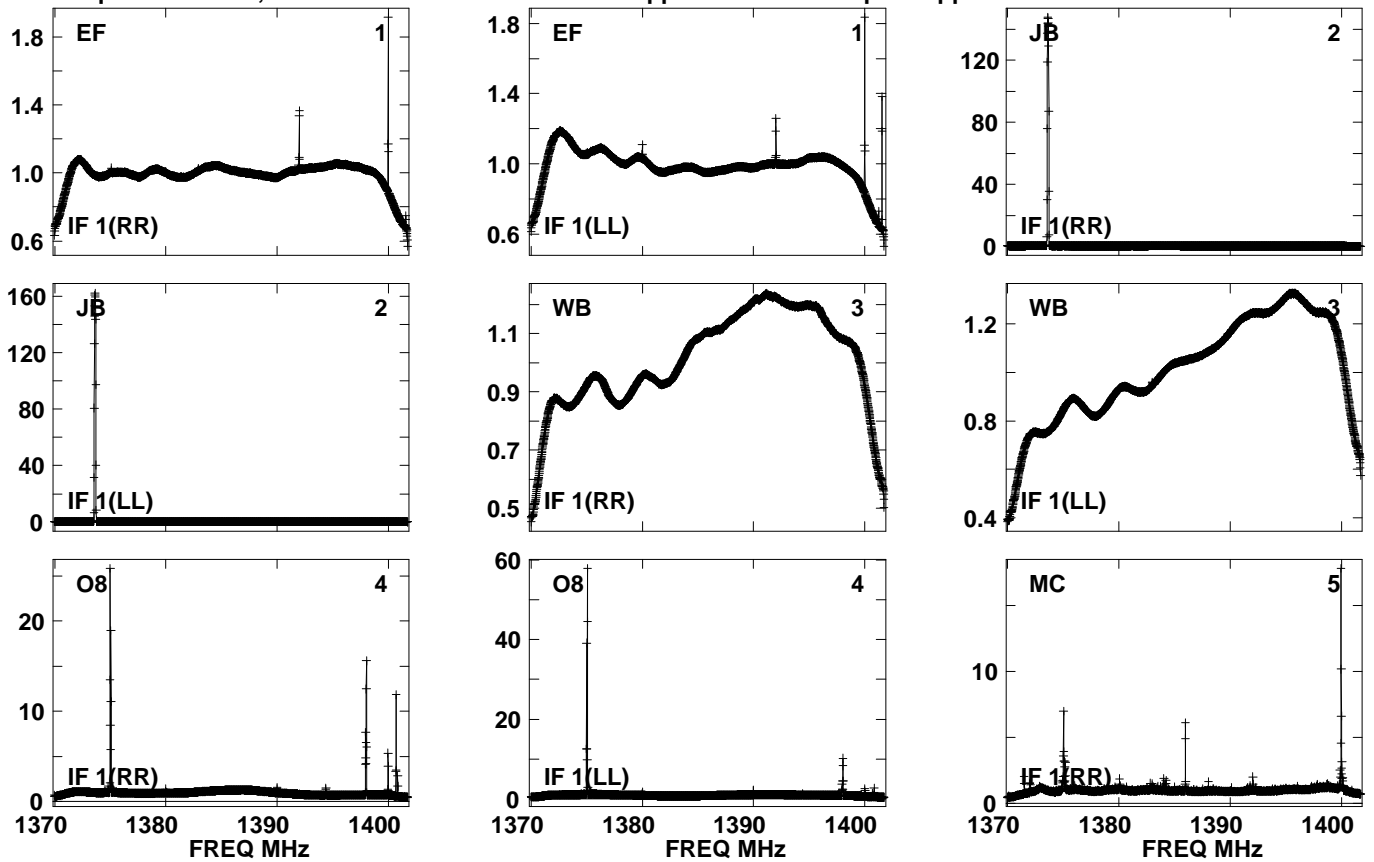


Plot file version 1 created 08-MAR-2022 13:21:20

J1651+0129 EH039B 2.UVDATA.1

Freq = 1.3699 GHz, Bw = 32.000 MH No calibration applied and no bandpass applied

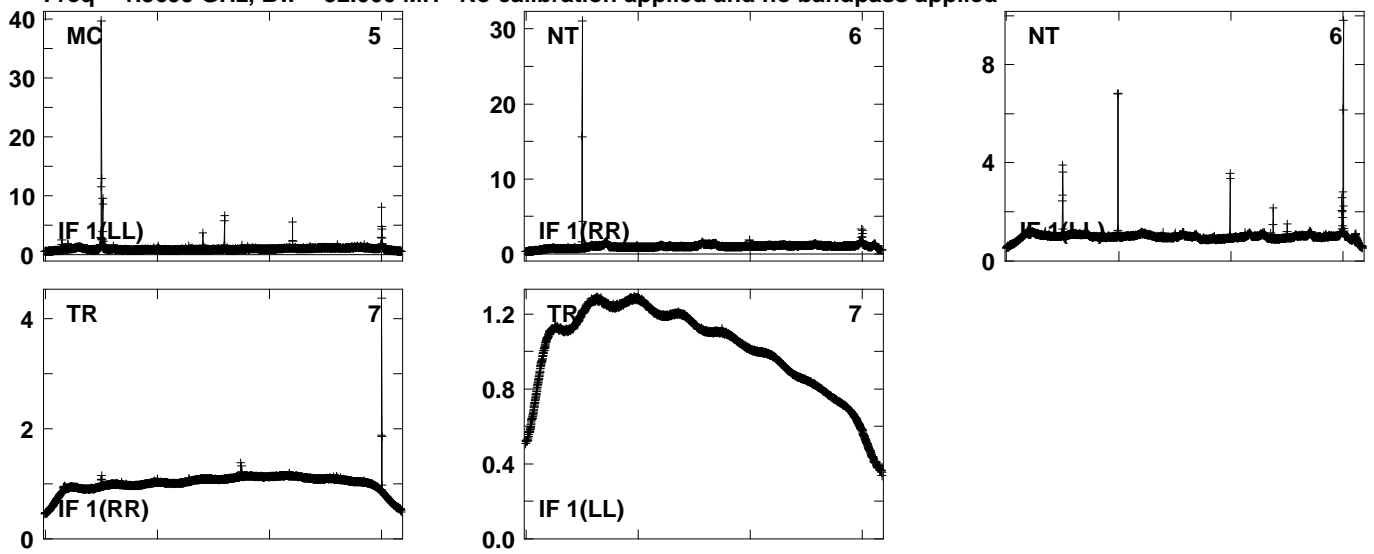


Lower frame: Real Jy  
Auto-corr total-power spectrum Antenna: \*  
Timerange: 00/09:30:01 to 00/09:31:59

Plot file version 2 created 08-MAR-2022 13:21:20

J1651+0129 EH039B 2.UVDATA.1

Freq = 1.3699 GHz, Bw = 32.000 MH No calibration applied and no bandpass applied

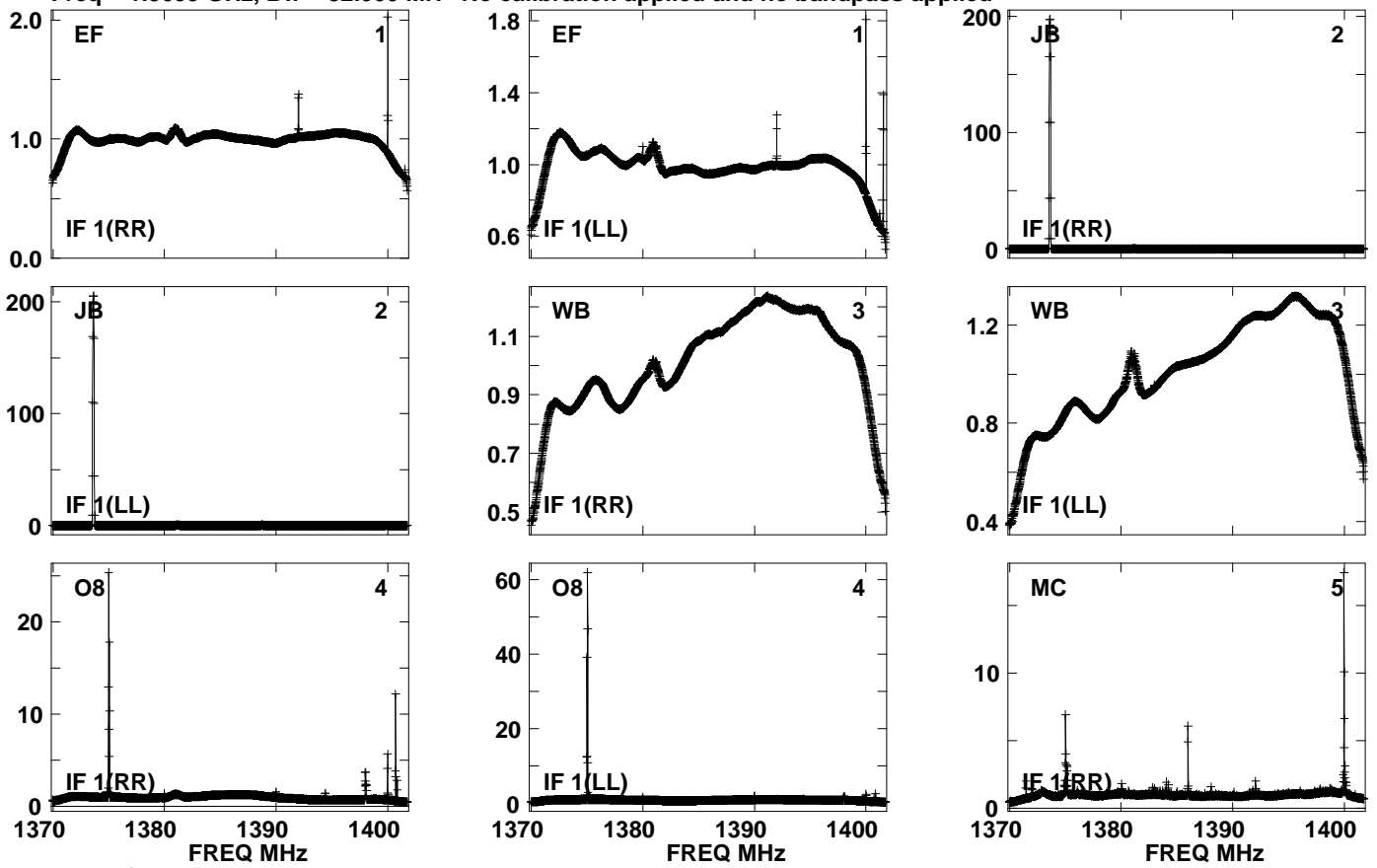


Lower frame: Real Jy  
Auto-corr total-power spectrum Antenna: \*  
Timerange: 00/09:30:01 to 00/09:31:59

Plot file version 3 created 08-MAR-2022 13:21:21

NGC6240 EH039B 2.UVDATA.1

Freq = 1.3699 GHz, Bw = 32.000 MH No calibration applied and no bandpass applied



Lower frame: Real Jy

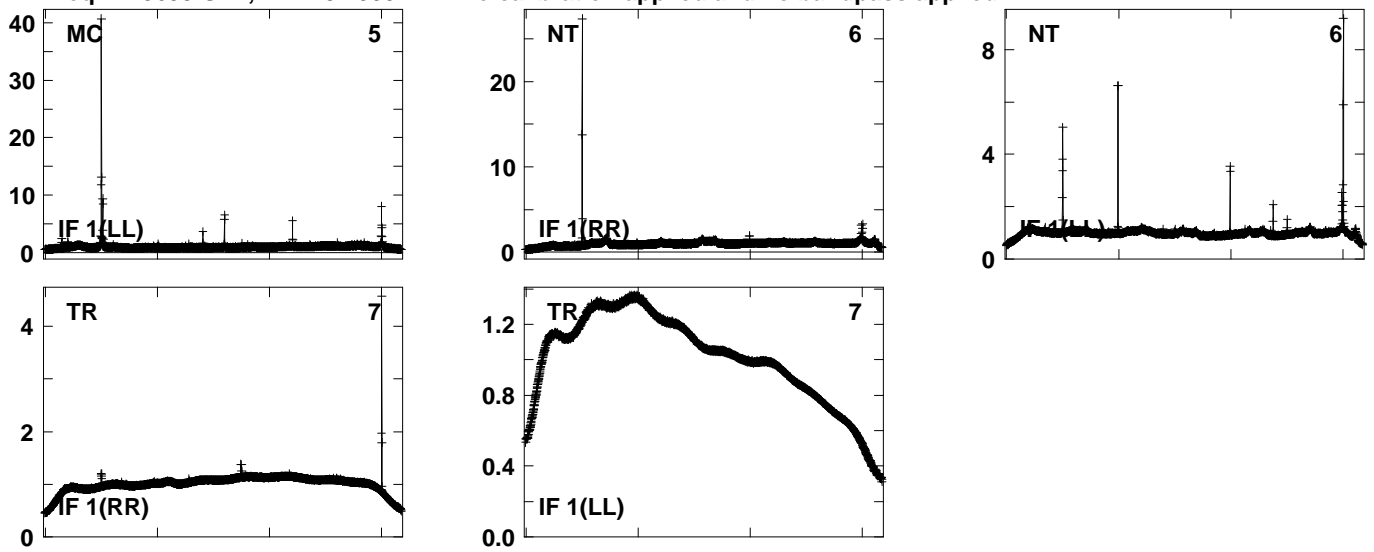
Auto-corr total-power spectrum Antenna: \*

Timerange: 00/09:32:01 to 00/09:35:29

Plot file version 4 created 08-MAR-2022 13:21:21

NGC6240 EH039B 2.UVDATA.1

Freq = 1.3699 GHz, Bw = 32.000 MH No calibration applied and no bandpass applied

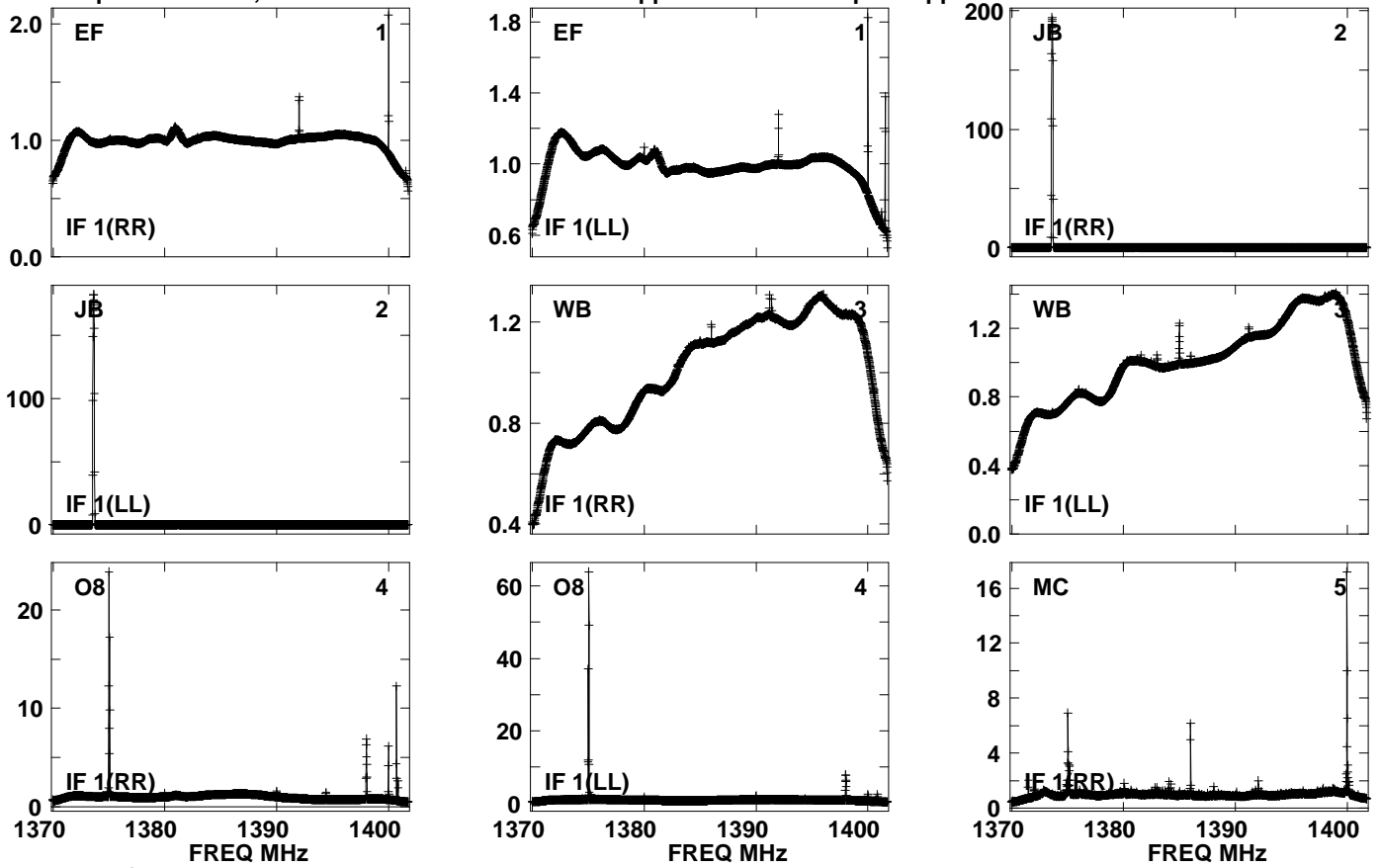


Lower frame: Real Jy  
Auto-corr total-power spectrum Antenna: \*  
Timerange: 00/09:32:01 to 00/09:35:29

Plot file version 5 created 08-MAR-2022 13:21:21

J1651+0129 EH039B 2.UVDATA.1

Freq = 1.3699 GHz, Bw = 32.000 MH No calibration applied and no bandpass applied



Lower frame: Real Jy

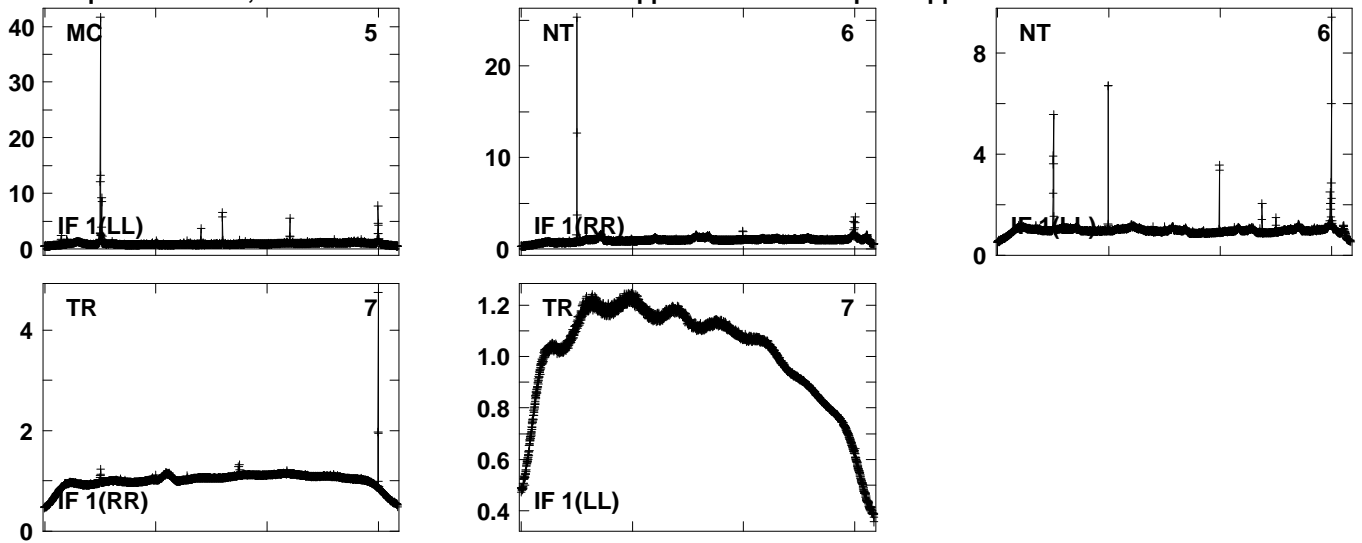
Auto-corr total-power spectrum Antenna: \*

Timerange: 00/09:35:56 to 00/09:37:24

Plot file version 6 created 08-MAR-2022 13:21:22

J1651+0129 EH039B 2.UVDATA.1

Freq = 1.3699 GHz, Bw = 32.000 MH No calibration applied and no bandpass applied

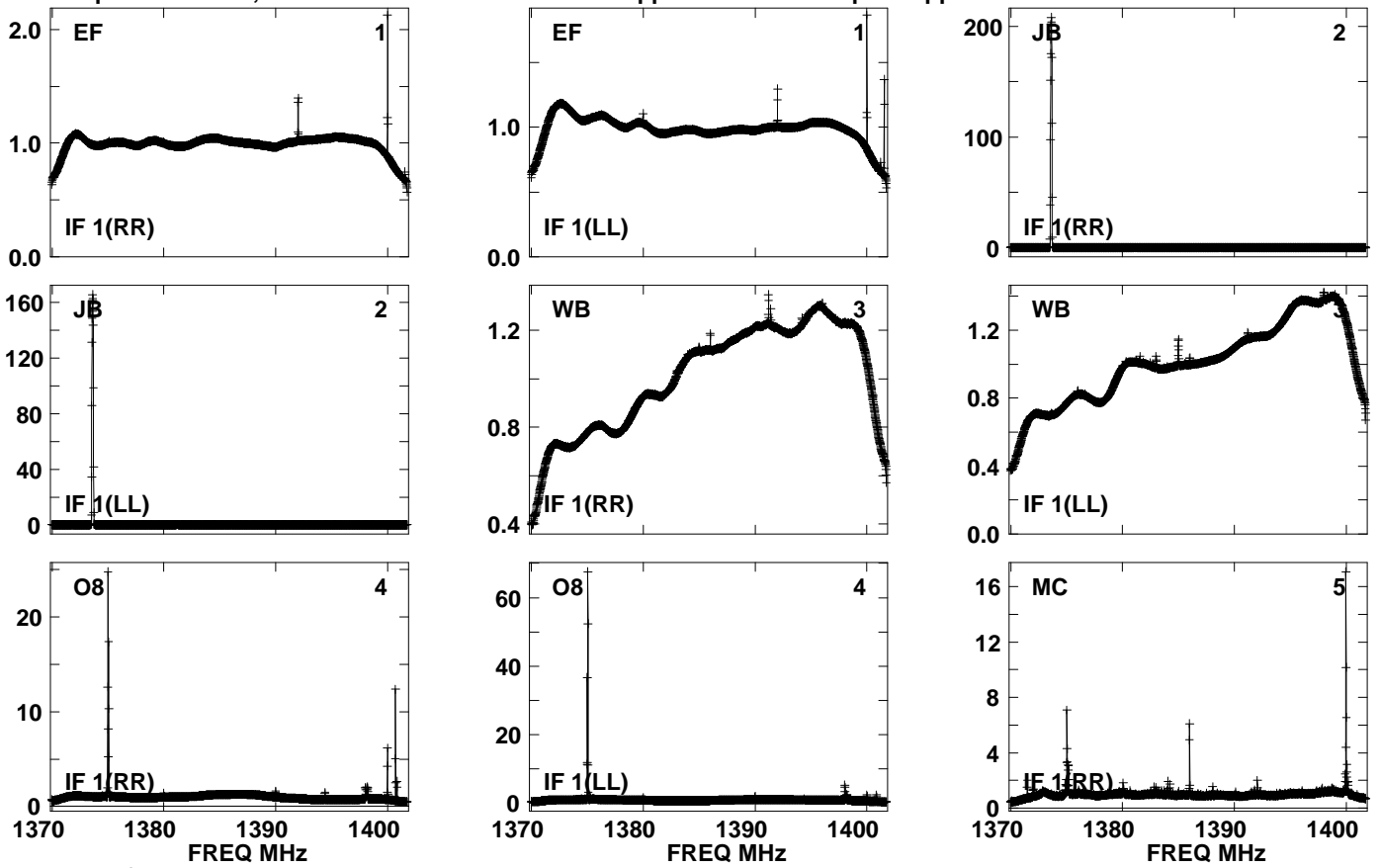


Lower frame: Real Jy  
Auto-corr total-power spectrum Antenna: \*  
Timerange: 00/09:35:56 to 00/09:37:24

Plot file version 7 created 08-MAR-2022 13:21:22

NGC6240 EH039B 2.UVDATA.1

Freq = 1.3699 GHz, Bw = 32.000 MH No calibration applied and no bandpass applied



Lower frame: Real Jy

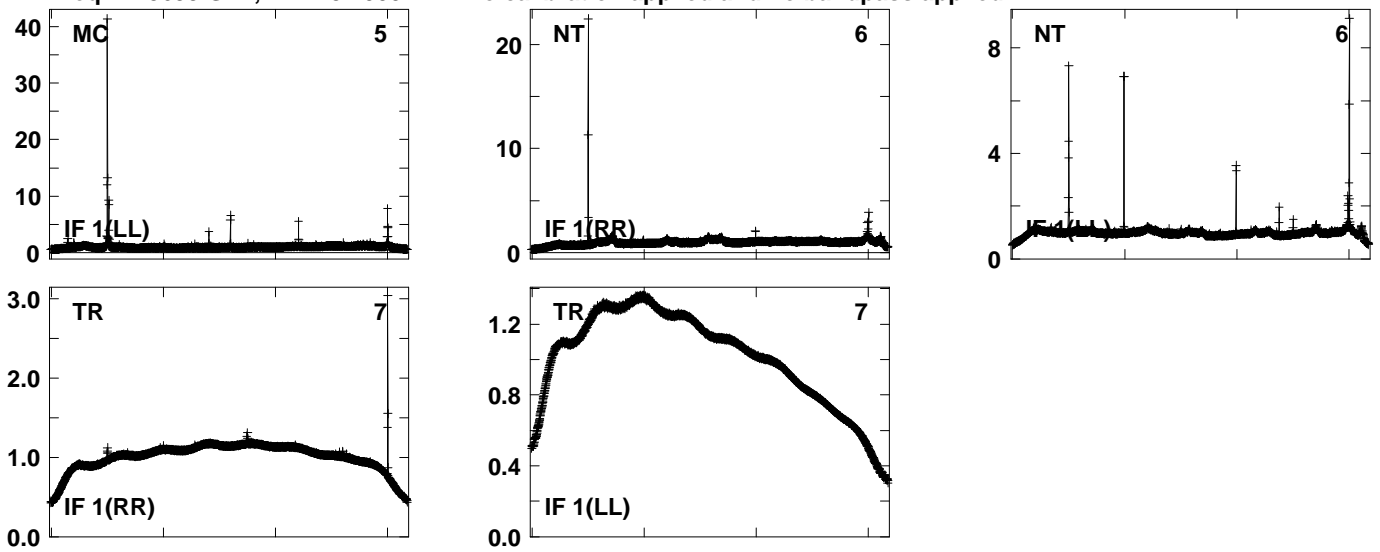
Auto-corr total-power spectrum Antenna: \*

Timerange: 00/09:37:26 to 00/09:40:54

Plot file version 8 created 08-MAR-2022 13:21:22

NGC6240 EH039B 2.UVDATA.1

Freq = 1.3699 GHz, Bw = 32.000 MH No calibration applied and no bandpass applied



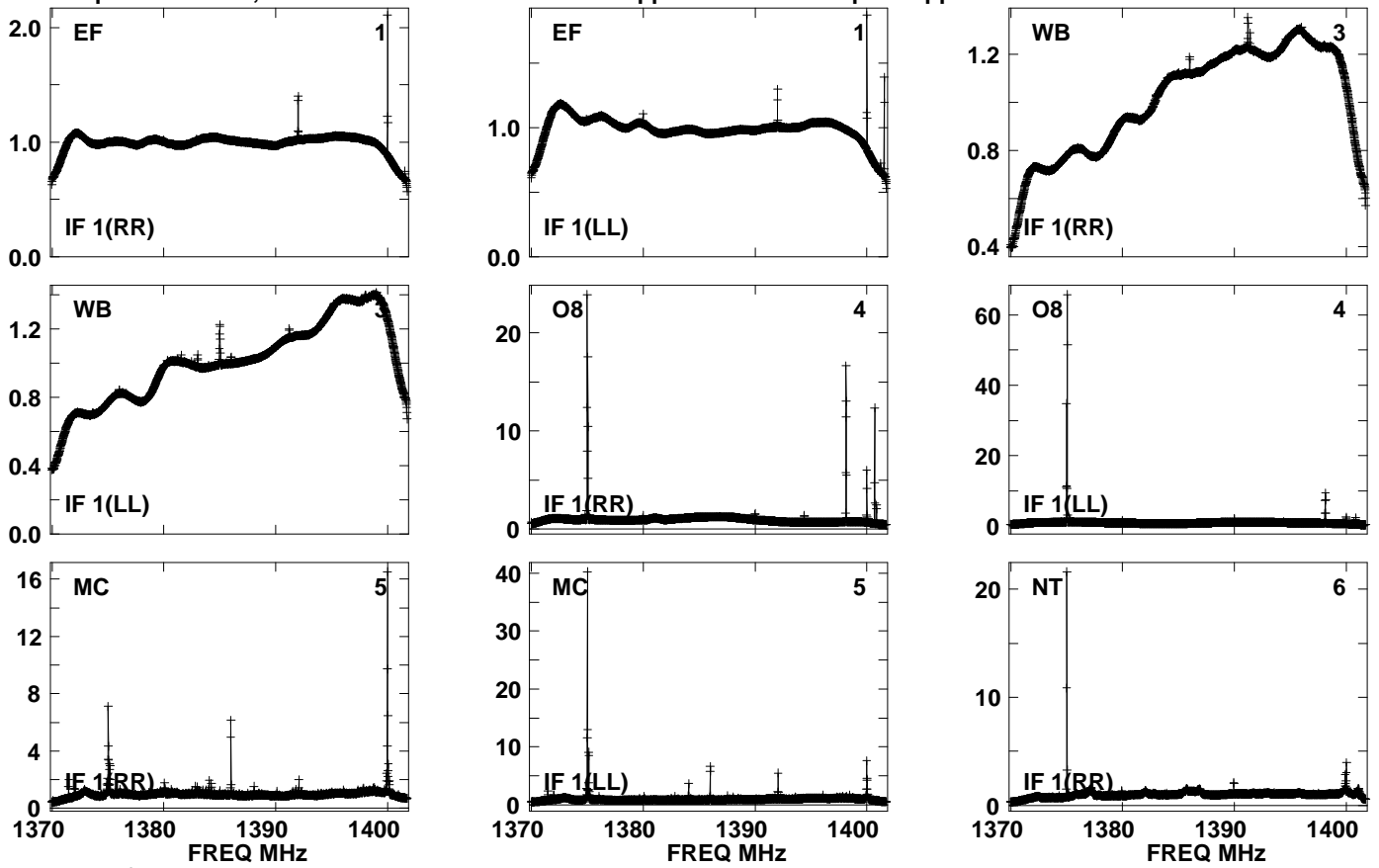
Lower frame: Real Jy  
Auto-corr total-power spectrum Antenna: \*  
Timerange: 00/09:37:26 to 00/09:40:54



Plot file version 9 created 08-MAR-2022 13:21:23

J1651+0129 EH039B 2.UVDATA.1

Freq = 1.3699 GHz, Bw = 32.000 MH No calibration applied and no bandpass applied

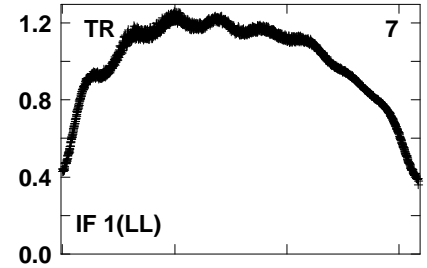
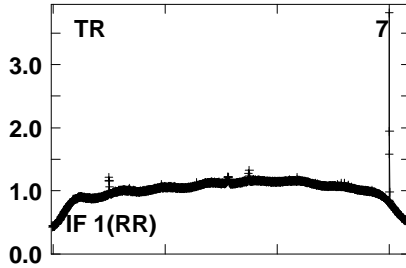
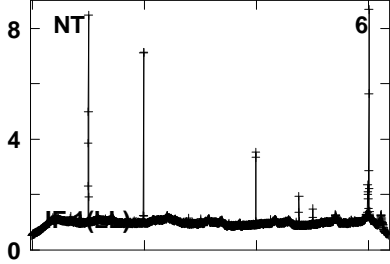


Lower frame: Real Jy  
Auto-corr total-power spectrum Antenna: \*  
Timerange: 00/09:40:56 to 00/09:42:24

Plot file version 10 created 08-MAR-2022 13:21:23

J1651+0129 EH039B 2.UVDATA.1

Freq = 1.3699 GHz, Bw = 32.000 MH No calibration applied and no bandpass applied

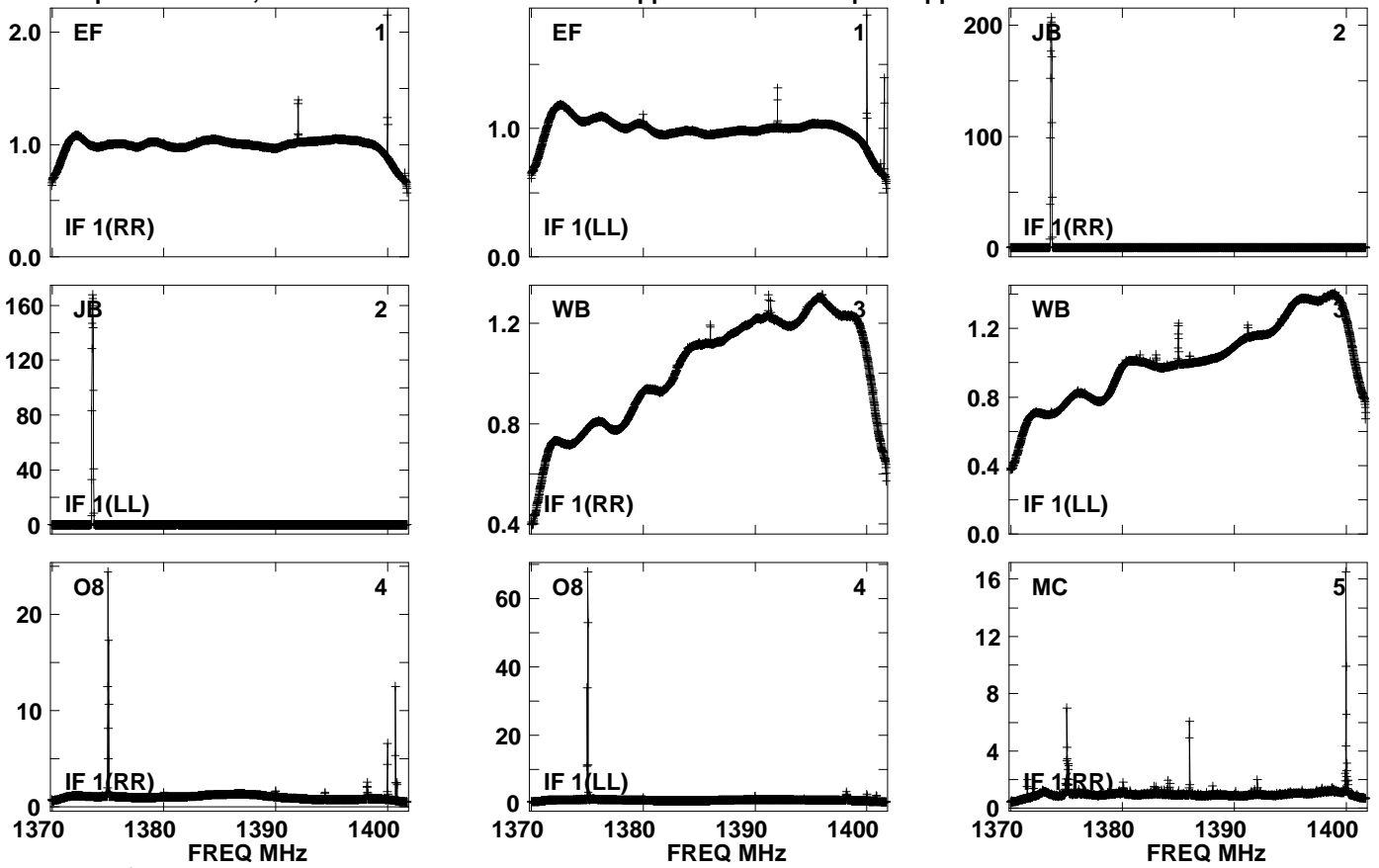


Lower frame: Real Jy  
Auto-corr total-power spectrum Antenna: \*  
Timerange: 00/09:40:56 to 00/09:42:24

Plot file version 11 created 08-MAR-2022 13:21:23

NGC6240 EH039B 2.UVDATA.1

Freq = 1.3699 GHz, Bw = 32.000 MH No calibration applied and no bandpass applied



Lower frame: Real Jy

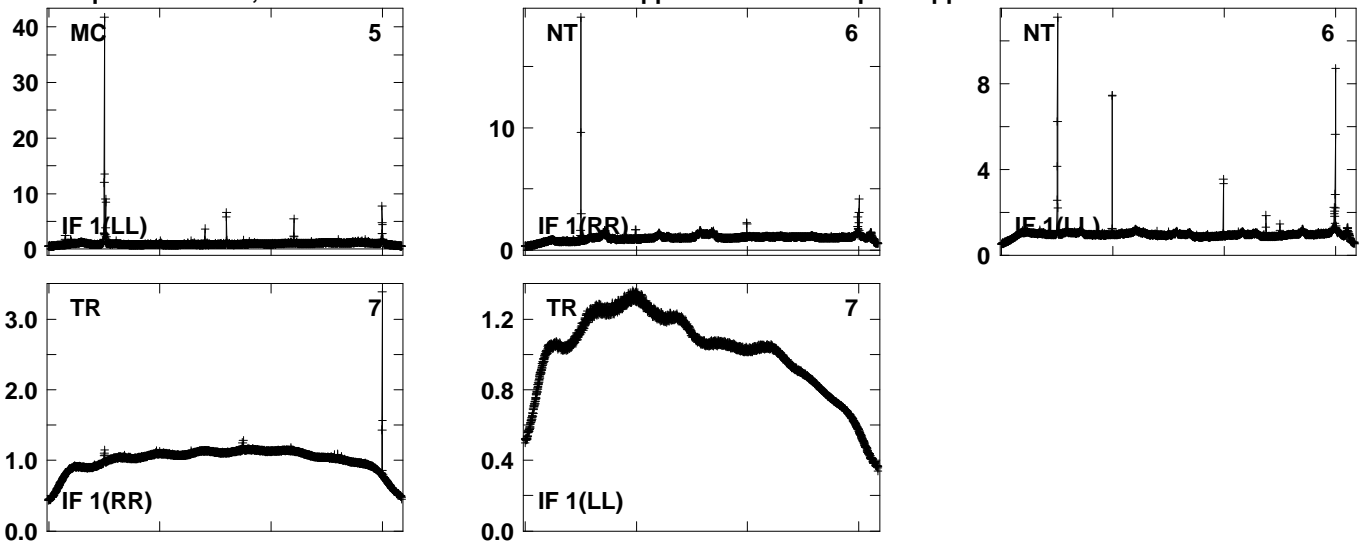
Auto-corr total-power spectrum Antenna: \*

Timerange: 00/09:42:26 to 00/09:45:54

Plot file version 12 created 08-MAR-2022 13:21:23

NGC6240 EH039B 2.UVDATA.1

Freq = 1.3699 GHz, Bw = 32.000 MH No calibration applied and no bandpass applied

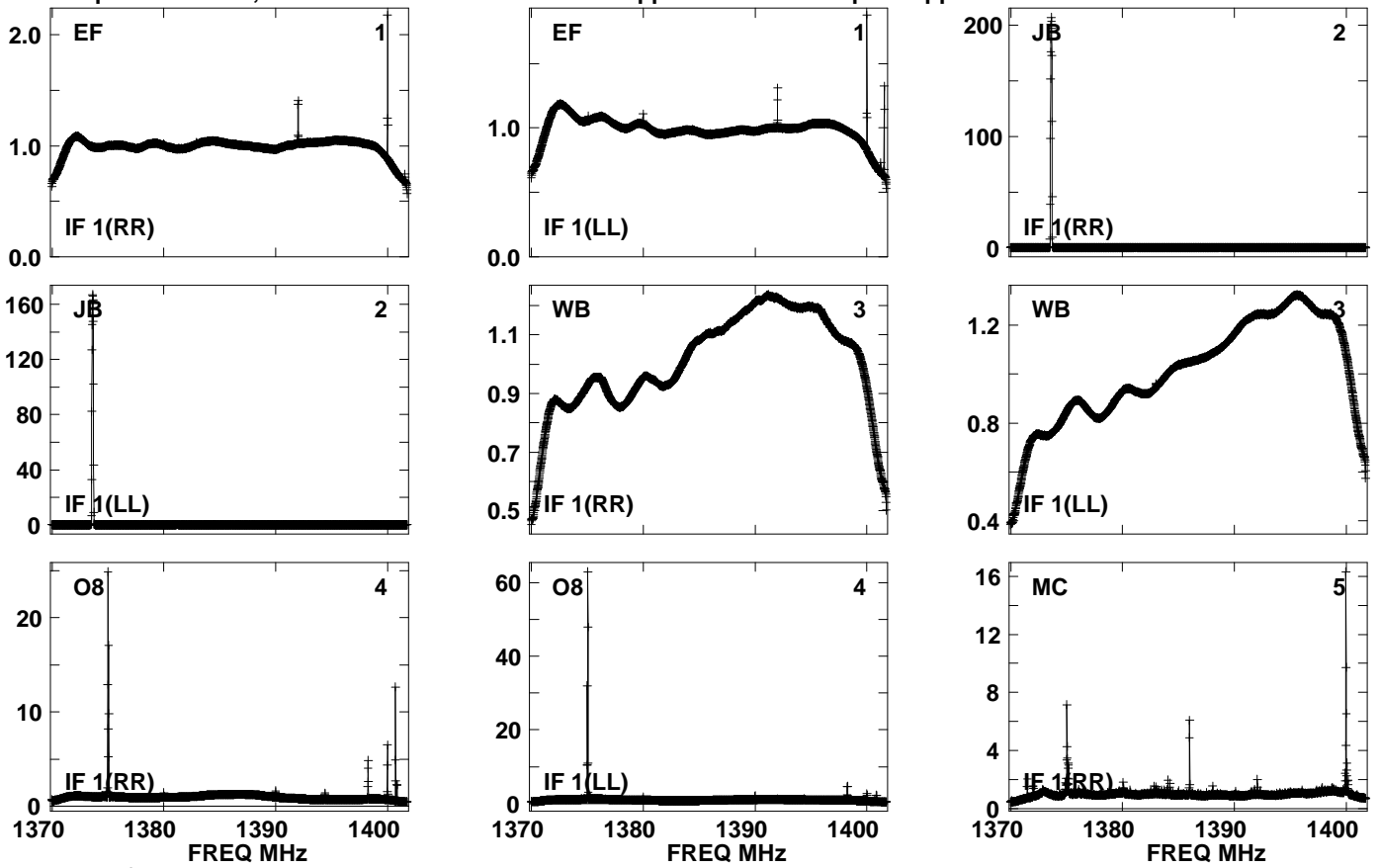


Lower frame: Real Jy  
Auto-corr total-power spectrum Antenna: \*  
Timerange: 00/09:42:26 to 00/09:45:54

Plot file version 13 created 08-MAR-2022 13:21:24

J1651+0129 EH039B 2.UVDATA.1

Freq = 1.3699 GHz, Bw = 32.000 MH No calibration applied and no bandpass applied

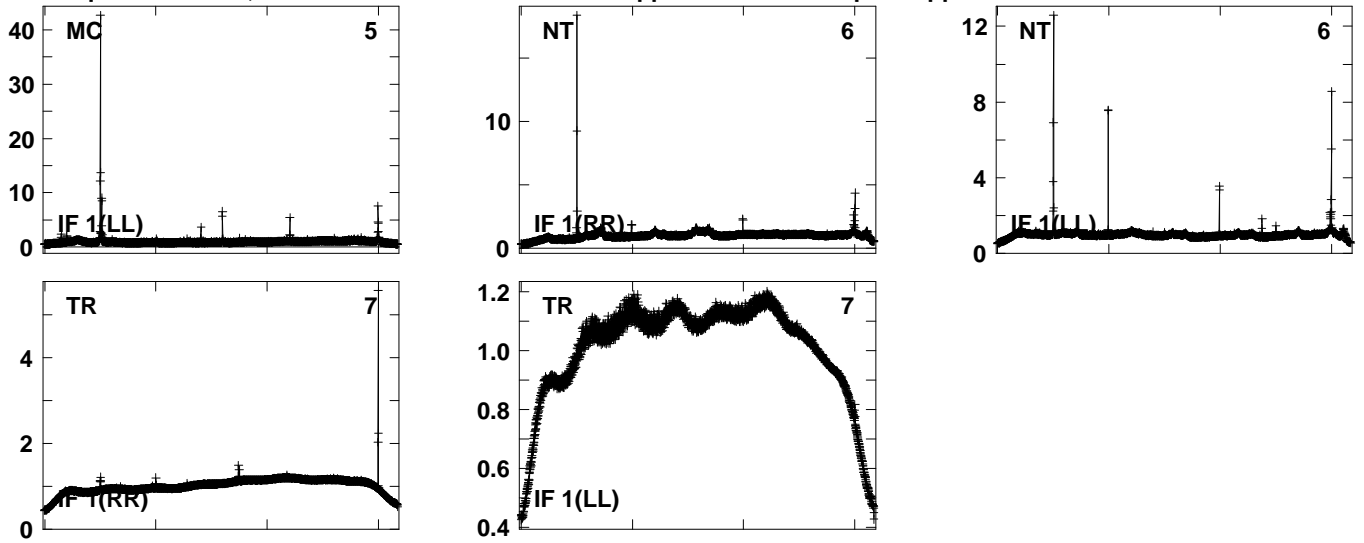


Lower frame: Real Jy  
Auto-corr total-power spectrum Antenna: \*  
Timerange: 00/09:46:21 to 00/09:47:49

Plot file version 14 created 08-MAR-2022 13:21:24

J1651+0129 EH039B 2.UVDATA.1

Freq = 1.3699 GHz, Bw = 32.000 MH No calibration applied and no bandpass applied

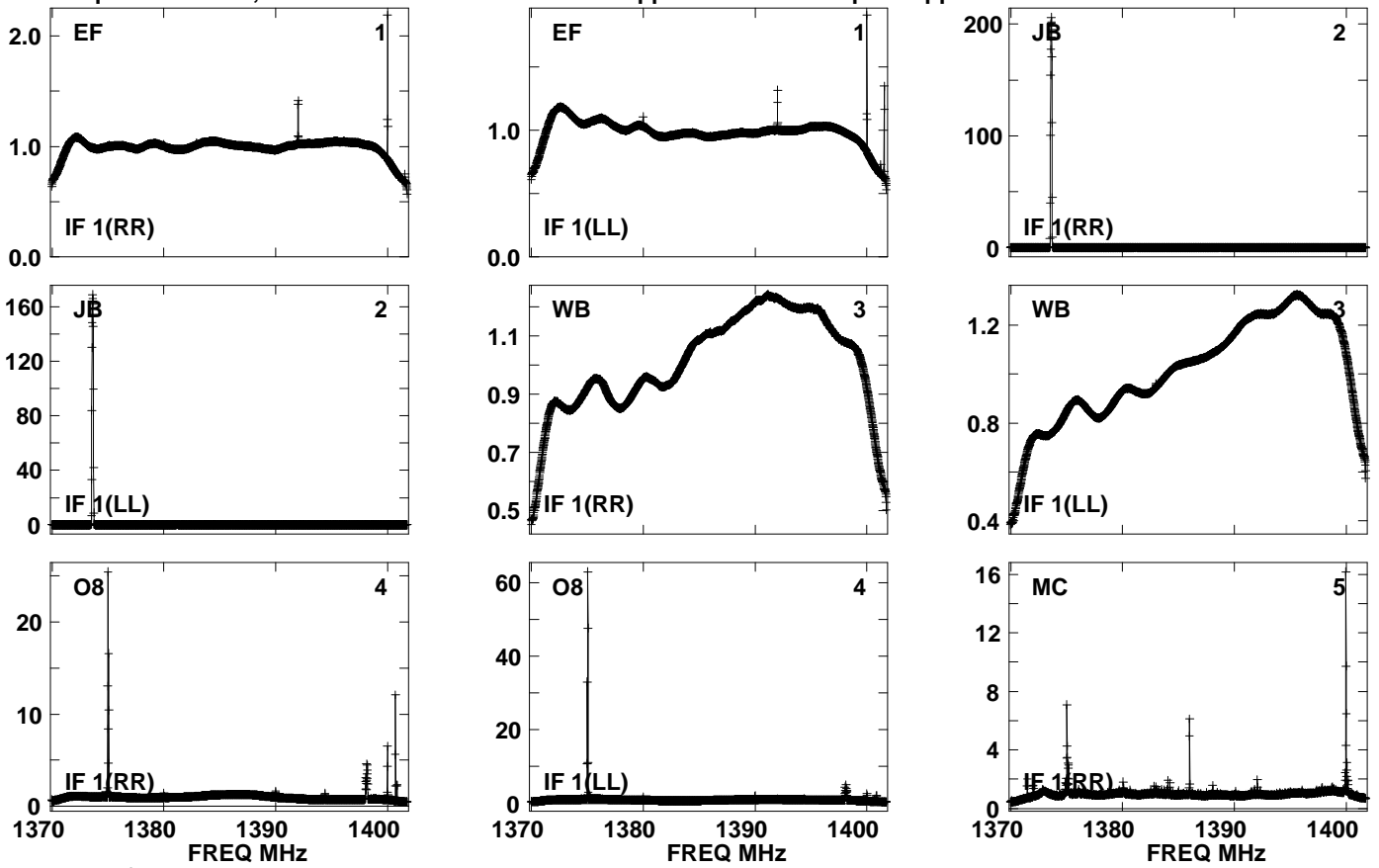


Lower frame: Real Jy  
Auto-corr total-power spectrum Antenna: \*  
Timerange: 00/09:46:21 to 00/09:47:49

Plot file version 15 created 08-MAR-2022 13:21:24

NGC6240 EH039B 2.UVDATA.1

Freq = 1.3699 GHz, Bw = 32.000 MH No calibration applied and no bandpass applied



Lower frame: Real Jy

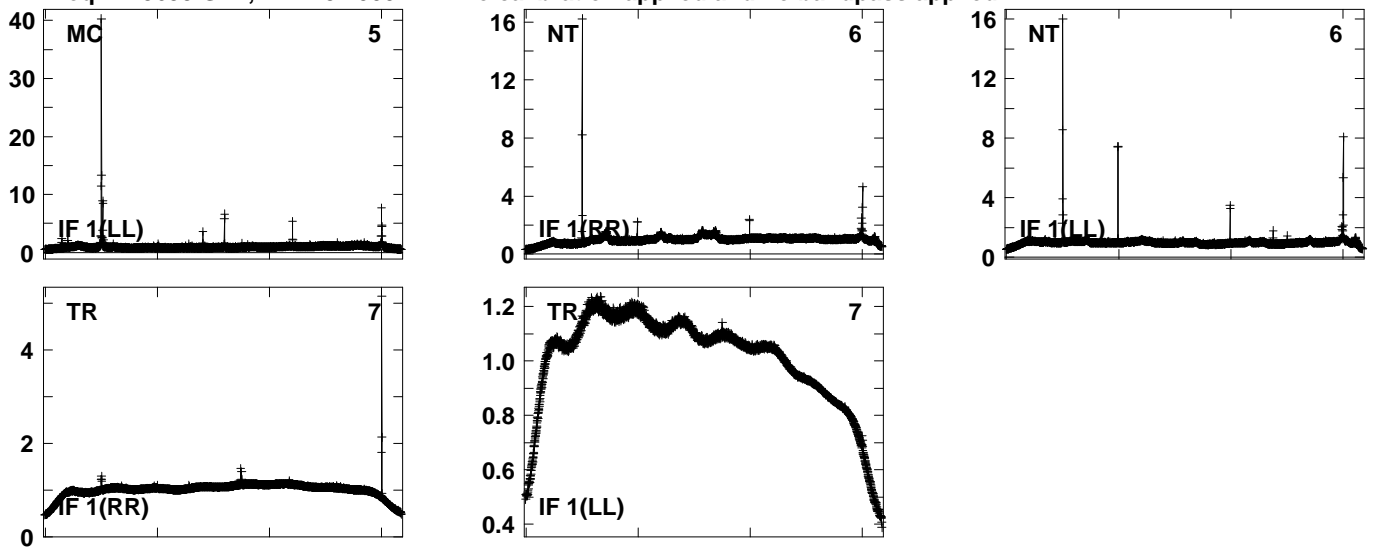
Auto-corr total-power spectrum Antenna: \*

Timerange: 00/09:47:51 to 00/09:51:19

Plot file version 16 created 08-MAR-2022 13:21:25

NGC6240 EH039B 2.UVDATA.1

Freq = 1.3699 GHz, Bw = 32.000 MH No calibration applied and no bandpass applied



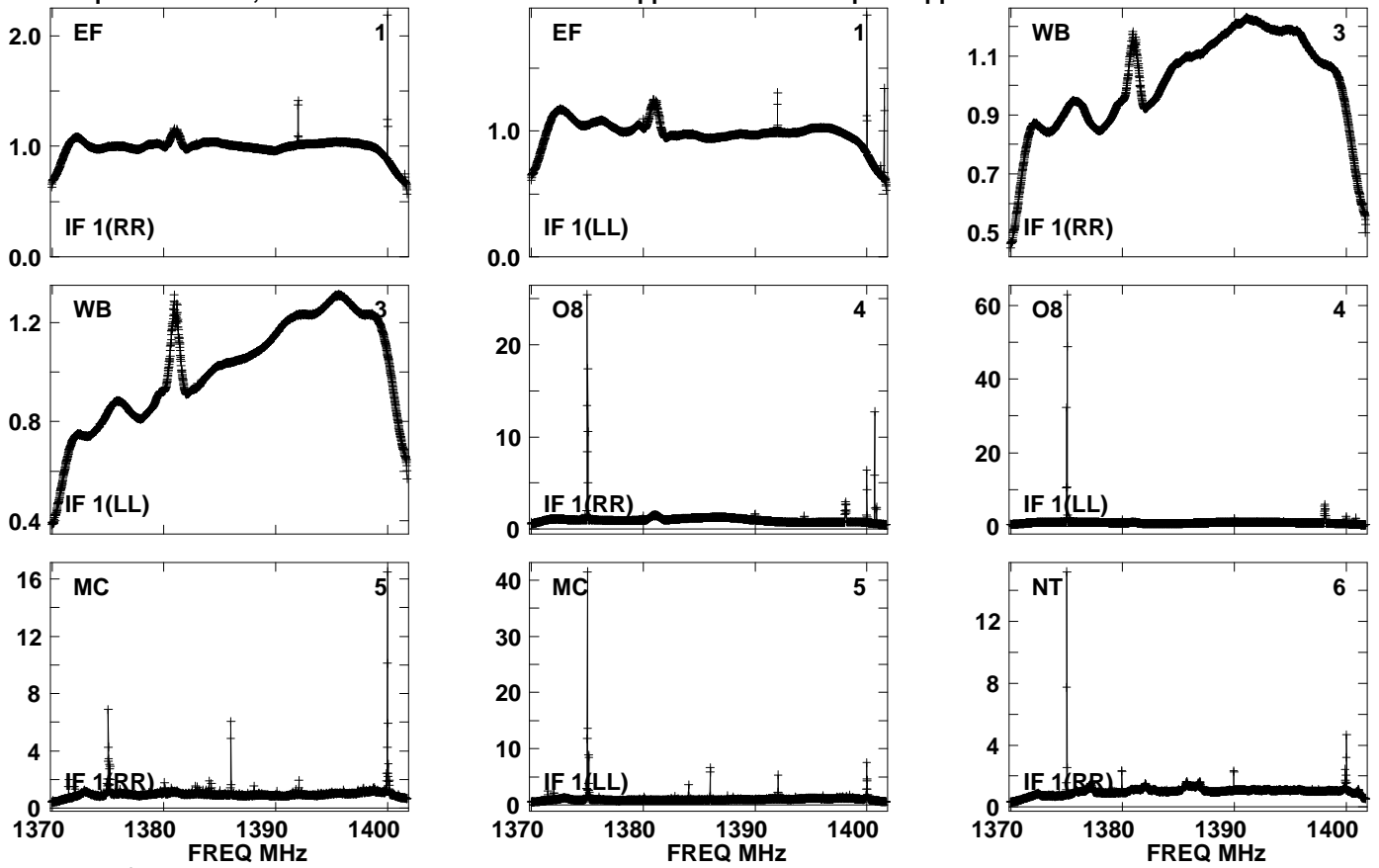
Lower frame: Real Jy  
Auto-corr total-power spectrum Antenna: \*  
Timerange: 00/09:47:51 to 00/09:51:19



Plot file version 17 created 08-MAR-2022 13:21:25

J1651+0129 EH039B 2.UVDATA.1

Freq = 1.3699 GHz, Bw = 32.000 MH No calibration applied and no bandpass applied

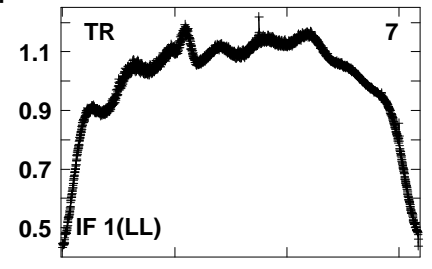

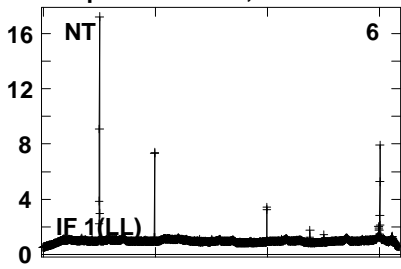


Lower frame: Real Jy  
Auto-corr total-power spectrum Antenna: \*  
Timerange: 00/09:51:21 to 00/09:52:49

Plot file version 18 created 08-MAR-2022 13:21:25

J1651+0129 EH039B 2.UVDATA.1

Freq = 1.3699 GHz, Bw = 32.000 MH No calibration applied and no bandpass applied

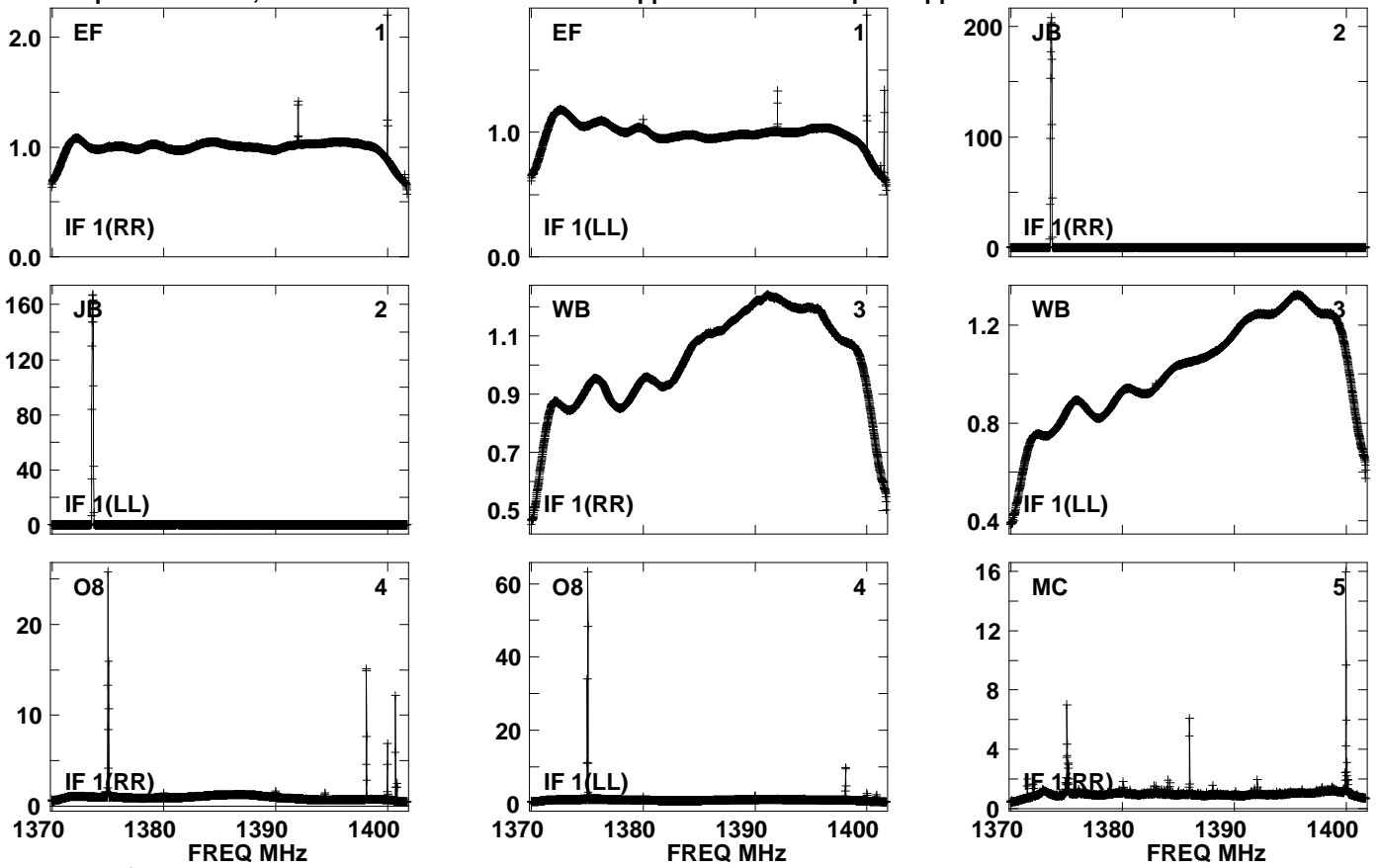


Lower frame: Real Jy  
Auto-corr total-power spectrum Antenna: \*  
Timerange: 00/09:51:21 to 00/09:52:49

Plot file version 19 created 08-MAR-2022 13:21:26

NGC6240 EH039B 2.UVDATA.1

Freq = 1.3699 GHz, Bw = 32.000 MH No calibration applied and no bandpass applied

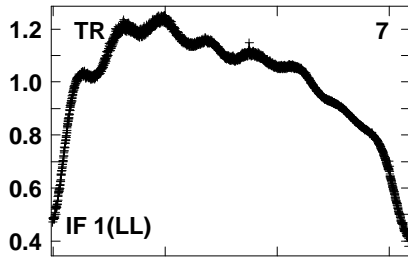
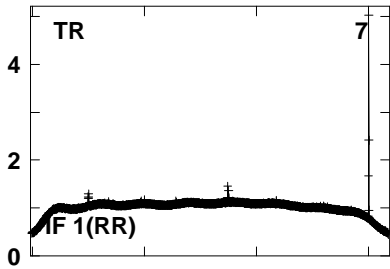
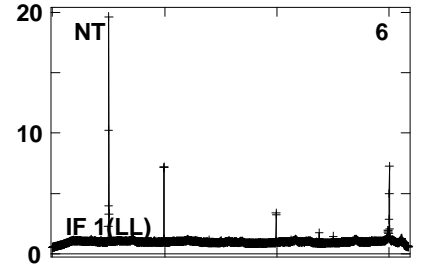
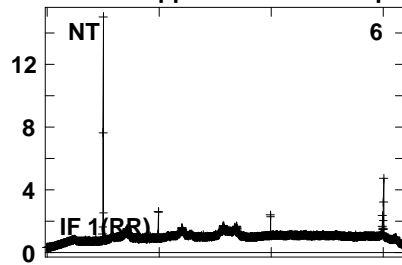
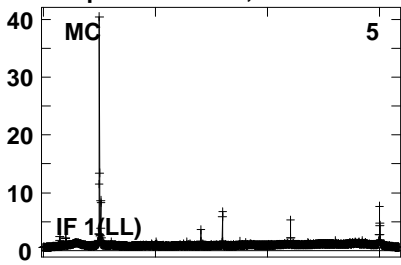


Lower frame: Real Jy  
Auto-corr total-power spectrum Antenna: \*  
Timerange: 00/09:52:51 to 00/09:56:19

Plot file version 20 created 08-MAR-2022 13:21:26

NGC6240 EH039B 2.UVDATA.1

Freq = 1.3699 GHz, Bw = 32.000 MH No calibration applied and no bandpass applied

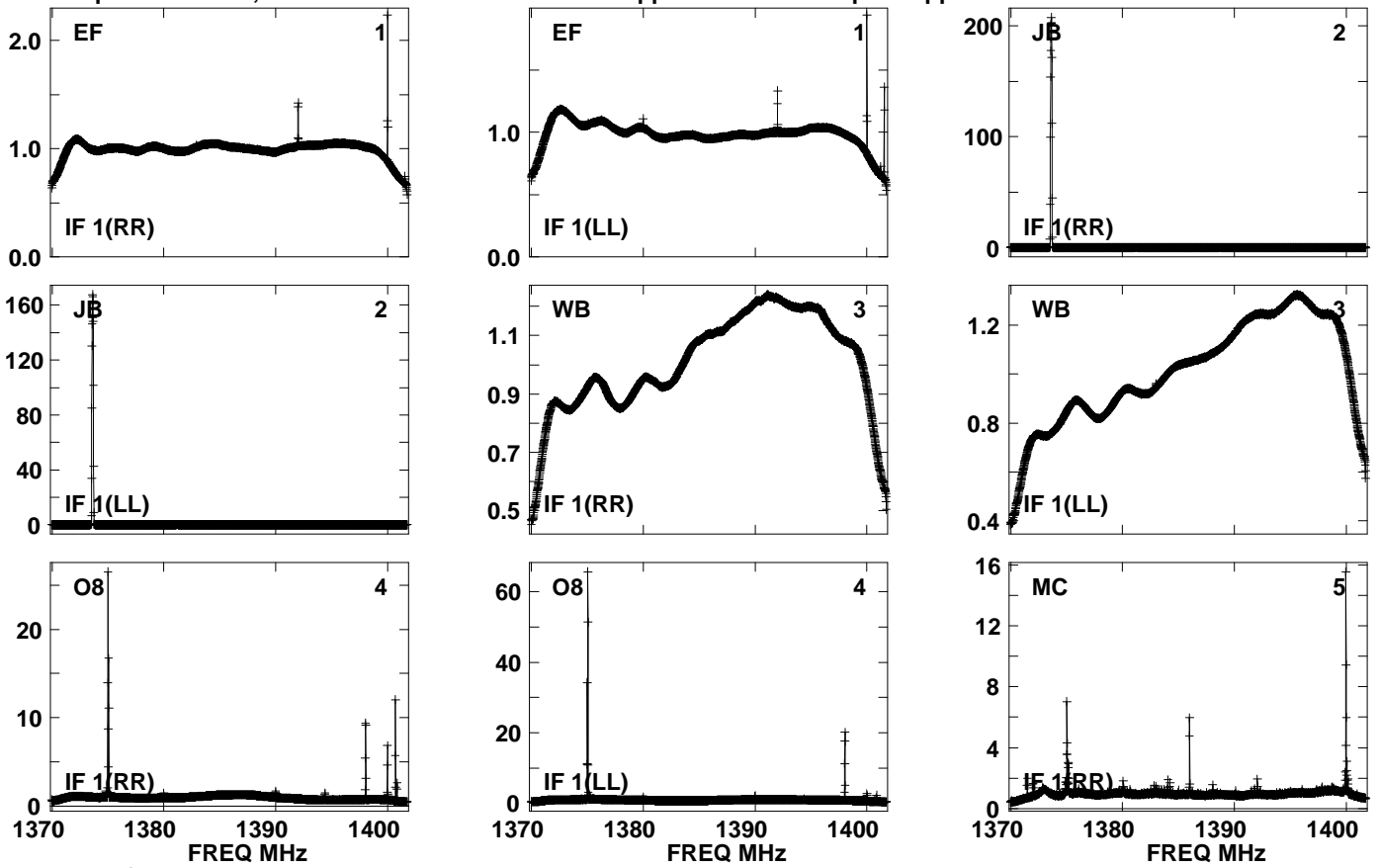


Lower frame: Real Jy  
Auto-corr total-power spectrum Antenna: \*  
Timerange: 00/09:52:51 to 00/09:56:19

Plot file version 21 created 08-MAR-2022 13:21:26

J1651+0129 EH039B 2.UVDATA.1

Freq = 1.3699 GHz, Bw = 32.000 MH No calibration applied and no bandpass applied



Lower frame: Real Jy

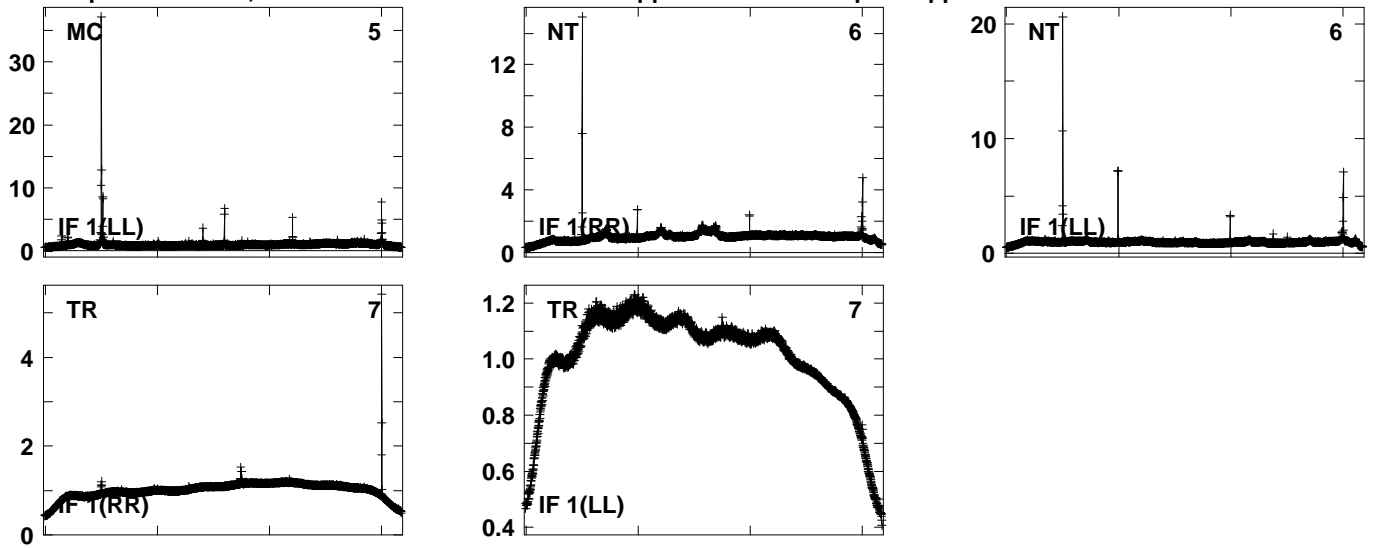
Auto-corr total-power spectrum Antenna: \*

Timerange: 00/09:56:46 to 00/09:58:14

Plot file version 22 created 08-MAR-2022 13:21:27

J1651+0129 EH039B 2.UVDATA.1

Freq = 1.3699 GHz, Bw = 32.000 MH No calibration applied and no bandpass applied

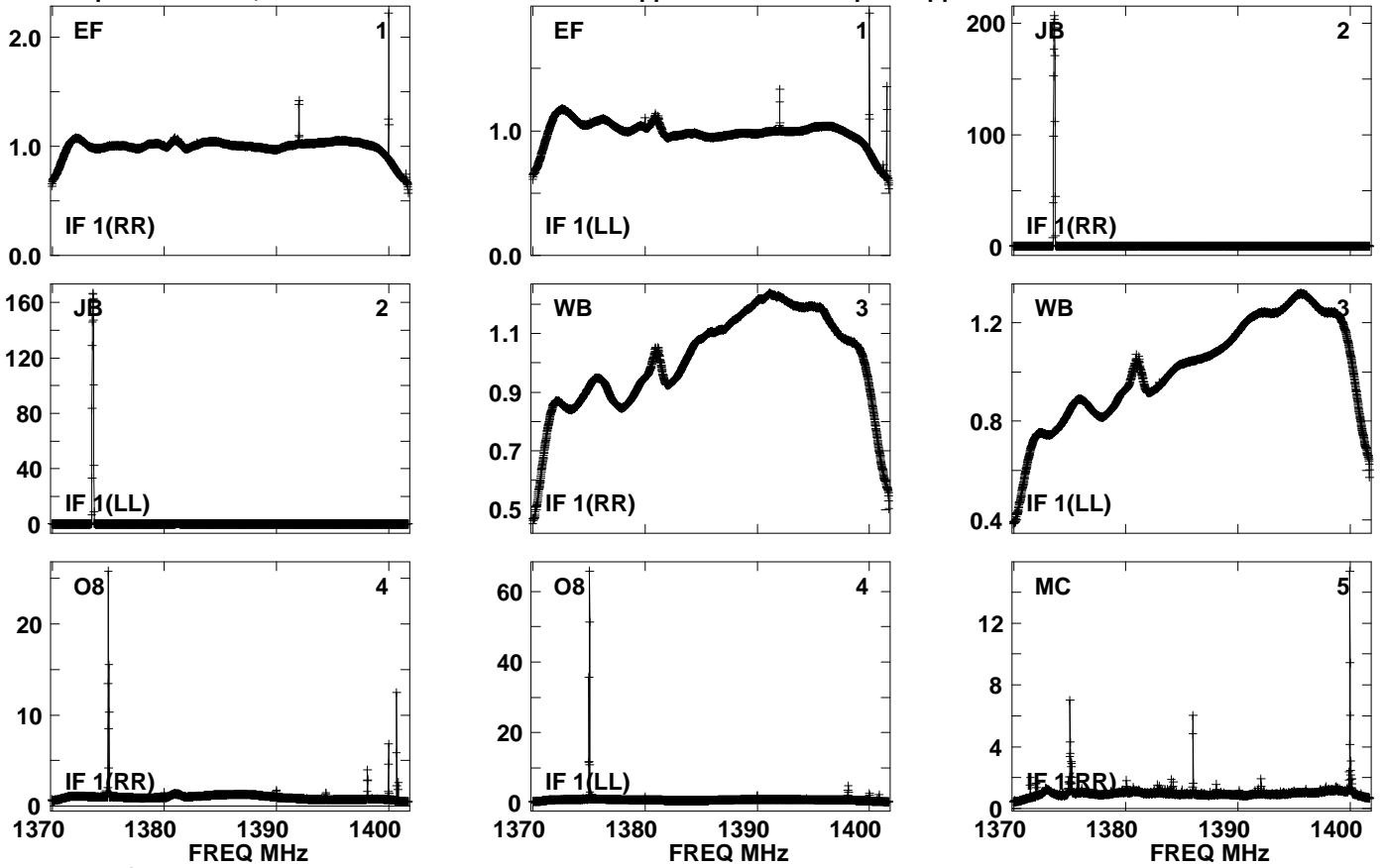


Lower frame: Real Jy  
Auto-corr total-power spectrum Antenna: \*  
Timerange: 00/09:56:46 to 00/09:58:14

Plot file version 23 created 08-MAR-2022 13:21:27

NGC6240 EH039B 2.UVDATA.1

Freq = 1.3699 GHz, Bw = 32.000 MH No calibration applied and no bandpass applied



Lower frame: Real Jy

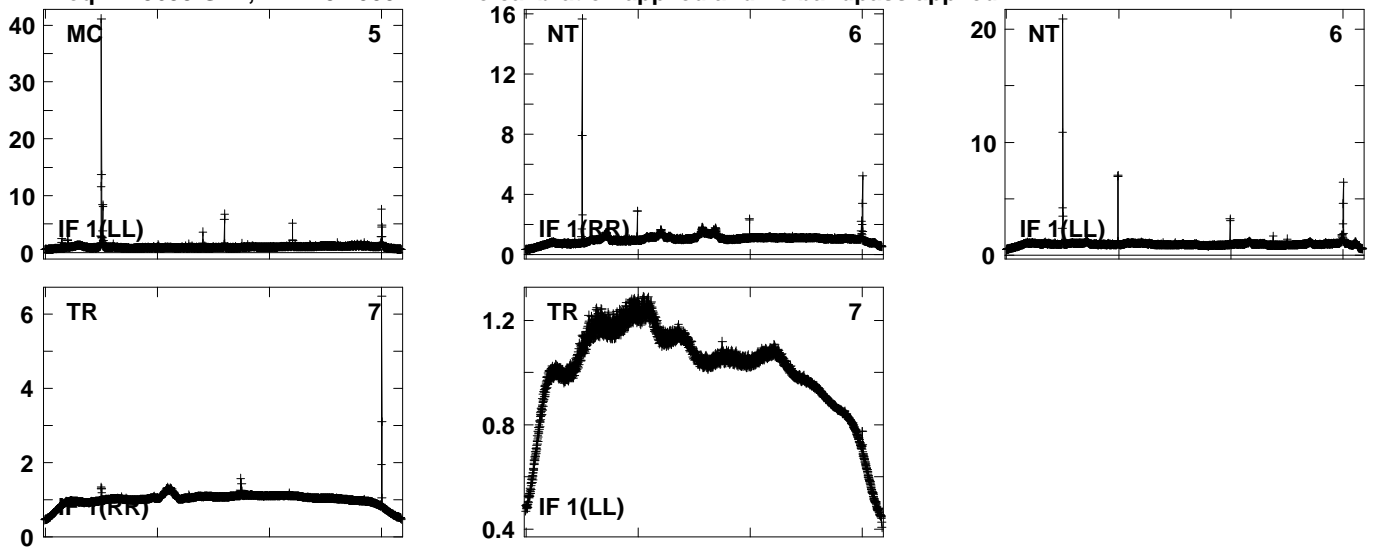
Auto-corr total-power spectrum Antenna: \*

Timerange: 00/09:58:16 to 00/10:01:44

Plot file version 24 created 08-MAR-2022 13:21:27

NGC6240 EH039B 2.UVDATA.1

Freq = 1.3699 GHz, Bw = 32.000 MH No calibration applied and no bandpass applied



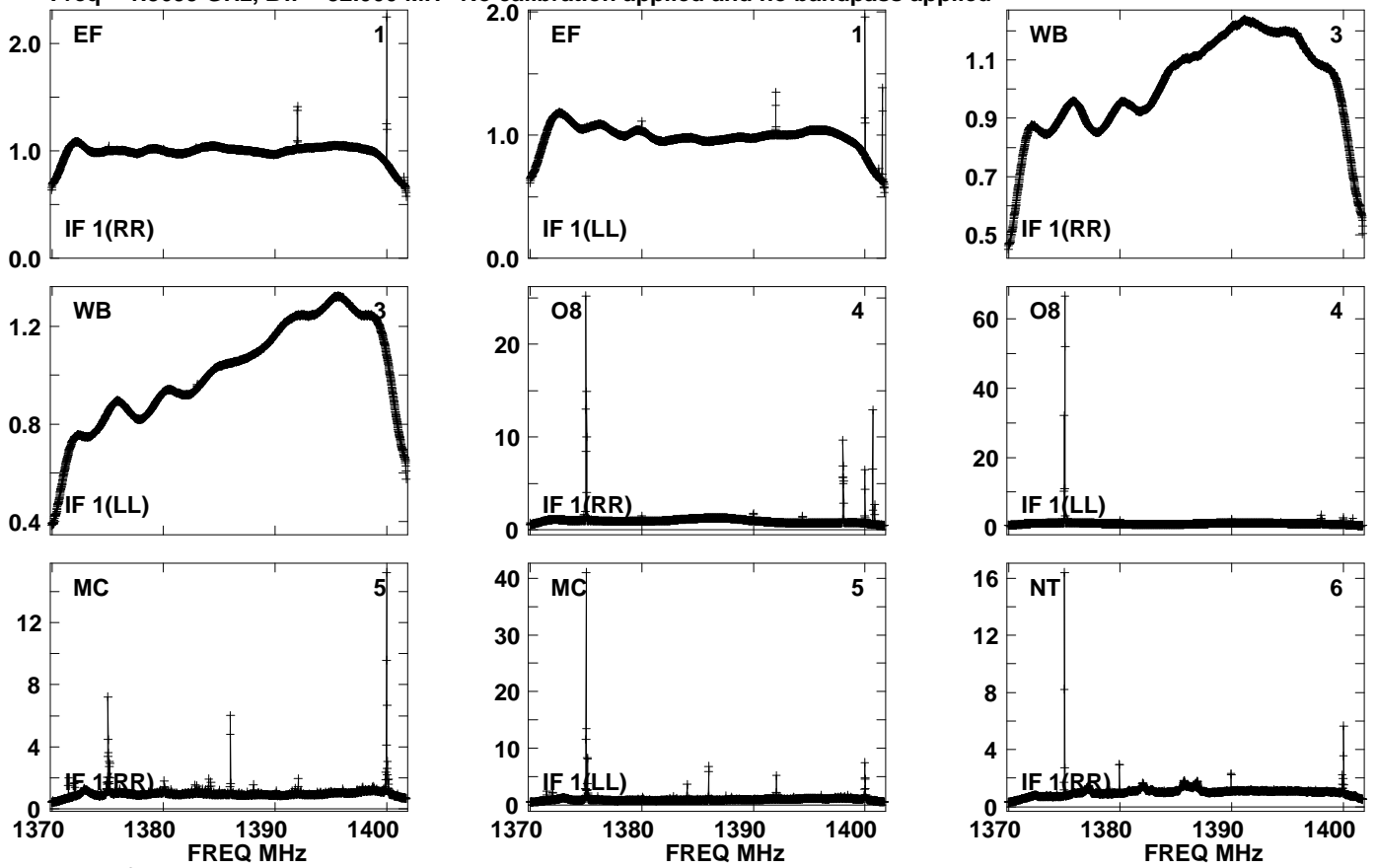
Lower frame: Real Jy  
Auto-corr total-power spectrum Antenna: \*  
Timerange: 00/09:58:16 to 00/10:01:44



Plot file version 25 created 08-MAR-2022 13:21:28

J1651+0129 EH039B 2.UVDATA.1

Freq = 1.3699 GHz, Bw = 32.000 MH No calibration applied and no bandpass applied

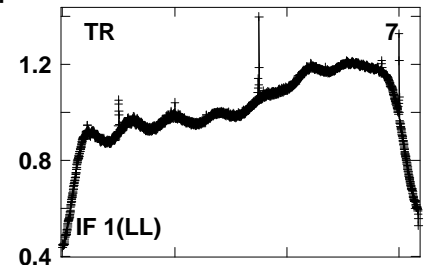
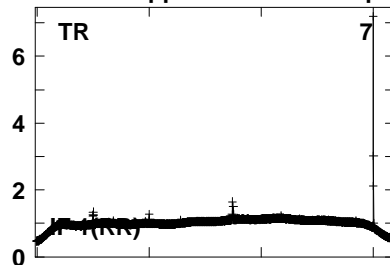
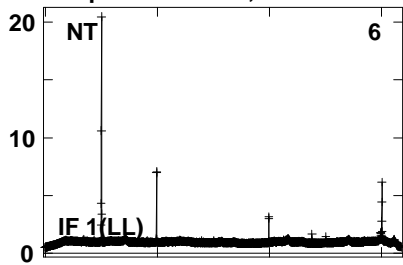


Lower frame: Real Jy  
Auto-corr total-power spectrum Antenna: \*  
Timerange: 00/10:01:46 to 00/10:03:44

Plot file version 26 created 08-MAR-2022 13:21:28

J1651+0129 EH039B 2.UVDATA.1

Freq = 1.3699 GHz, Bw = 32.000 MH No calibration applied and no bandpass applied

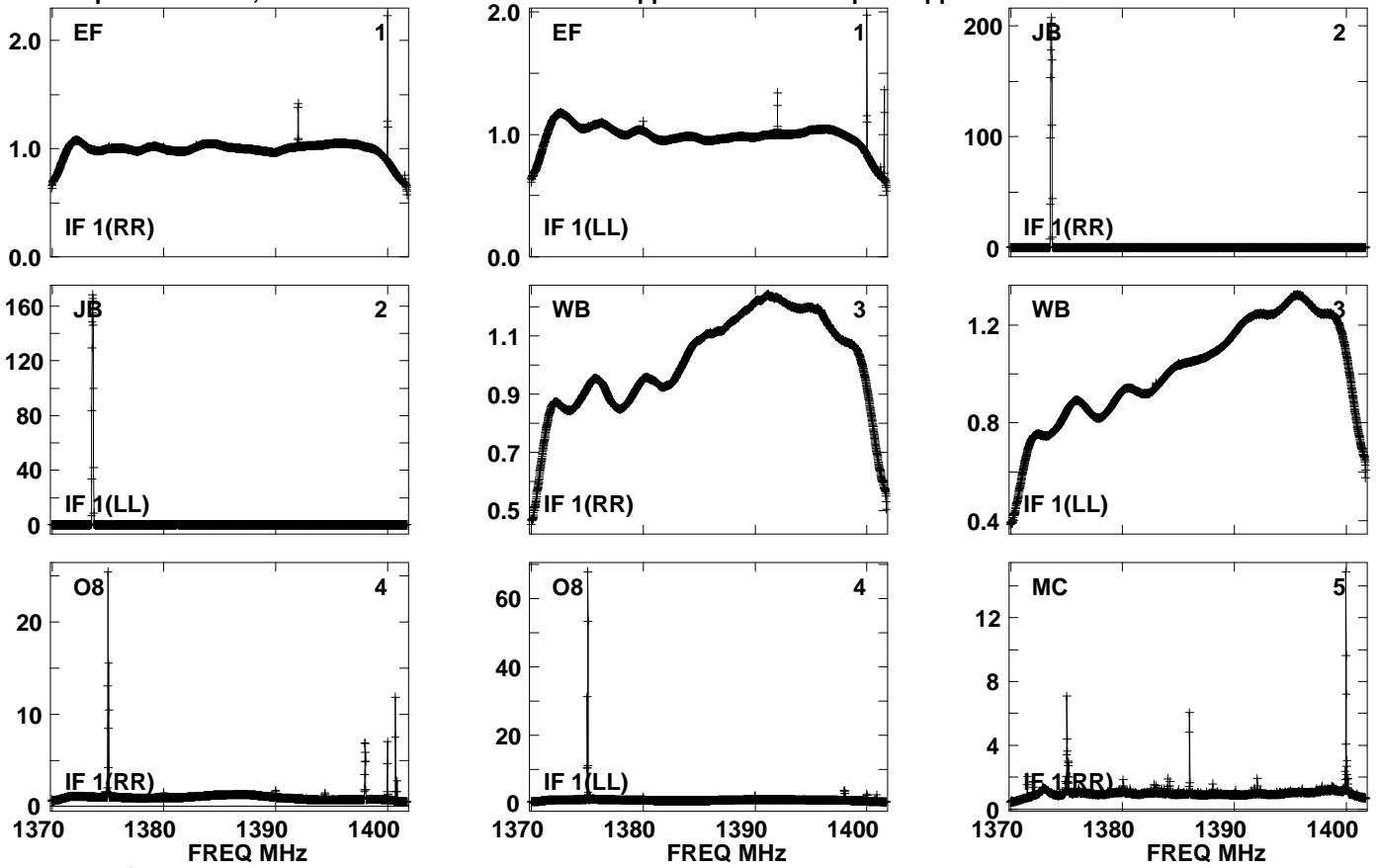


Lower frame: Real Jy  
Auto-corr total-power spectrum Antenna: \*  
Timerange: 00/10:01:46 to 00/10:03:44

Plot file version 27 created 08-MAR-2022 13:21:28

NGC6240 EH039B 2.UVDATA.1

Freq = 1.3699 GHz, Bw = 32.000 MH No calibration applied and no bandpass applied



Lower frame: Real Jy

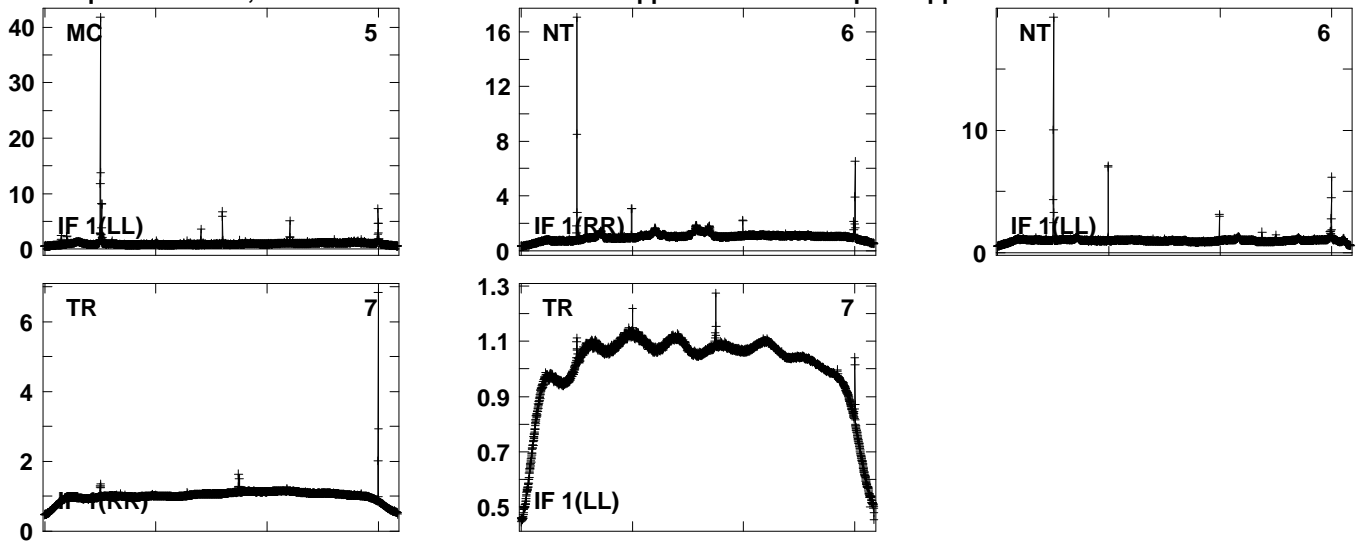
Auto-corr total-power spectrum Antenna: \*

Timerange: 00/10:03:46 to 00/10:07:14

Plot file version 28 created 08-MAR-2022 13:21:29

NGC6240 EH039B 2.UVDATA.1

Freq = 1.3699 GHz, Bw = 32.000 MH No calibration applied and no bandpass applied

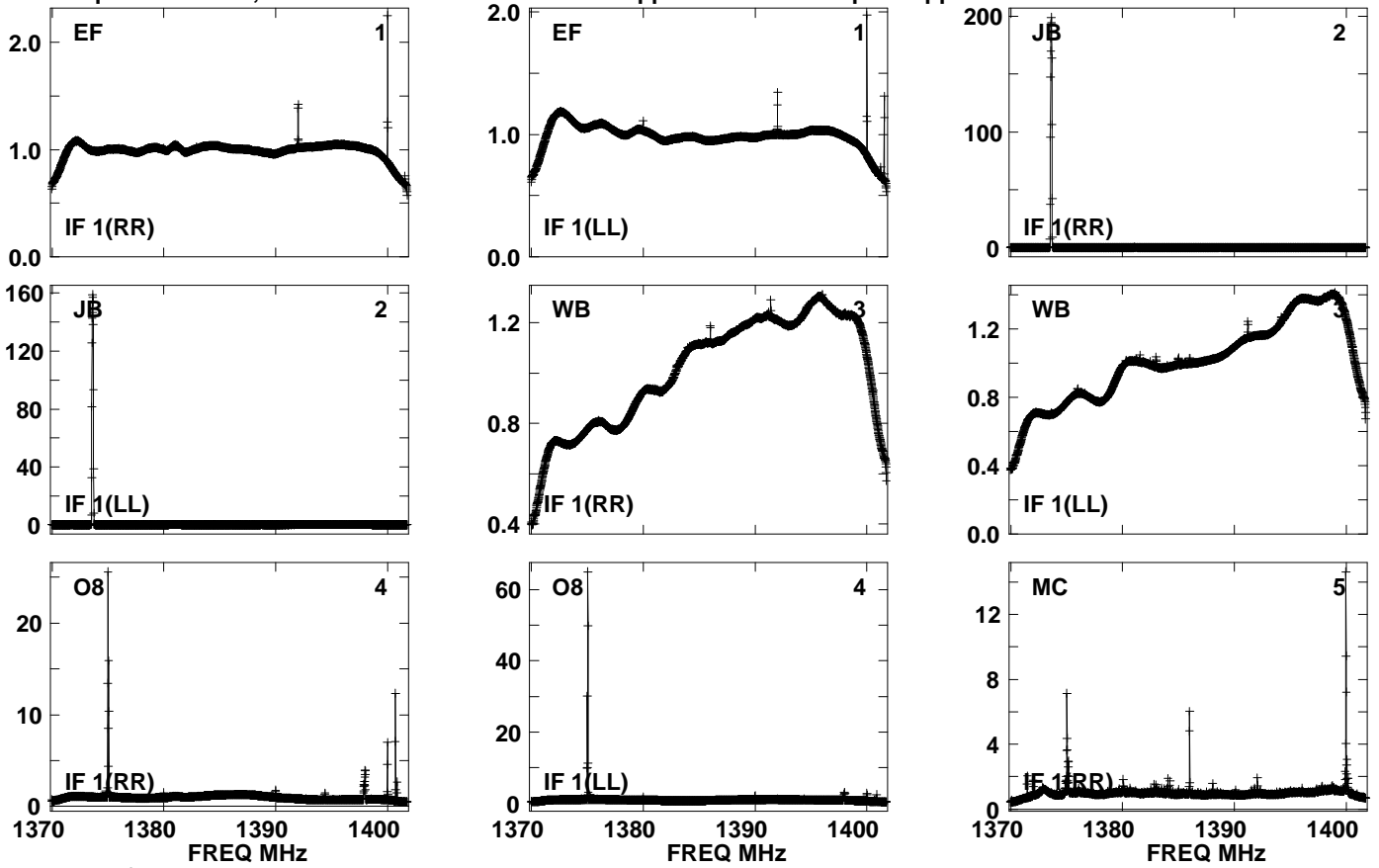


Lower frame: Real Jy  
Auto-corr total-power spectrum Antenna: \*  
Timerange: 00/10:03:46 to 00/10:07:14

Plot file version 29 created 08-MAR-2022 13:21:29

J1651+0129 EH039B 2.UVDATA.1

Freq = 1.3699 GHz, Bw = 32.000 MH No calibration applied and no bandpass applied

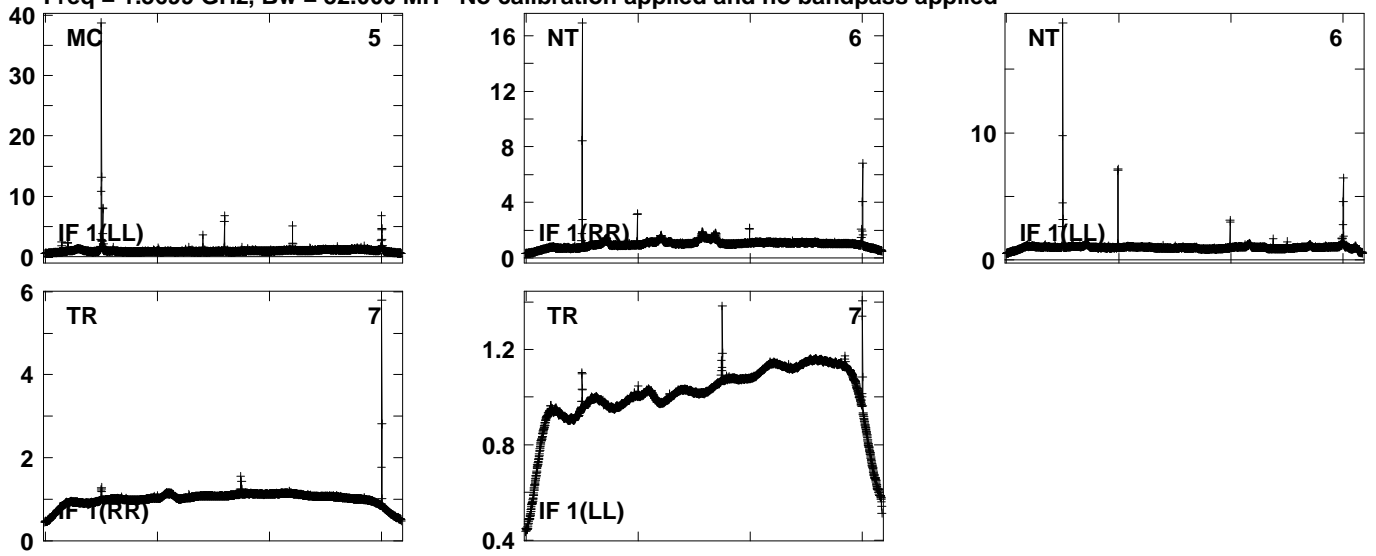


Lower frame: Real Jy  
Auto-corr total-power spectrum Antenna: \*  
Timerange: 00/10:07:41 to 00/10:09:09

Plot file version 30 created 08-MAR-2022 13:21:29

J1651+0129 EH039B 2.UVDATA.1

Freq = 1.3699 GHz, Bw = 32.000 MH No calibration applied and no bandpass applied

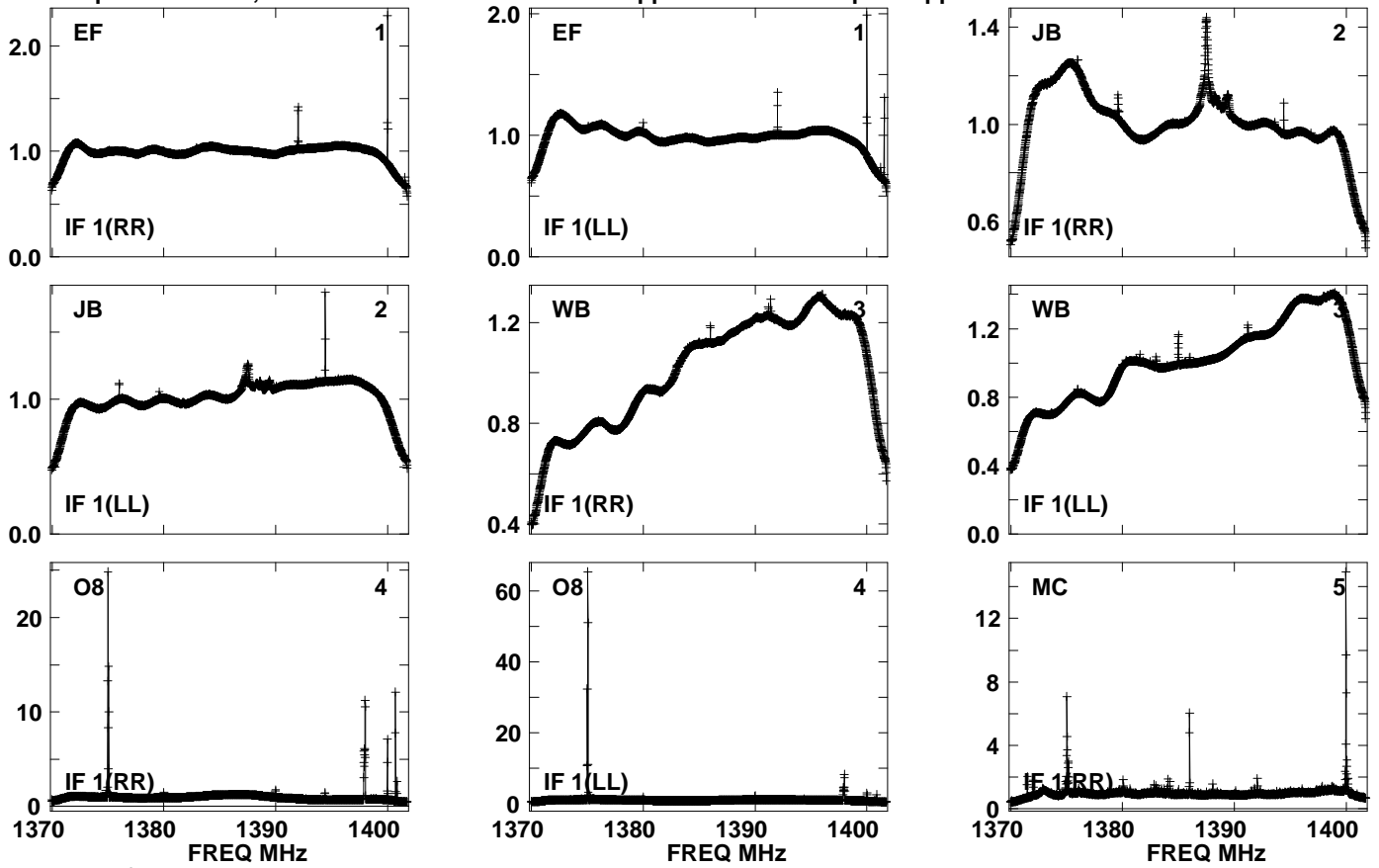


Lower frame: Real Jy  
Auto-corr total-power spectrum Antenna: \*  
Timerange: 00/10:07:41 to 00/10:09:09

Plot file version 31 created 08-MAR-2022 13:21:30

NGC6240 EH039B 2.UVDATA.1

Freq = 1.3699 GHz, Bw = 32.000 MH No calibration applied and no bandpass applied



Lower frame: Real Jy

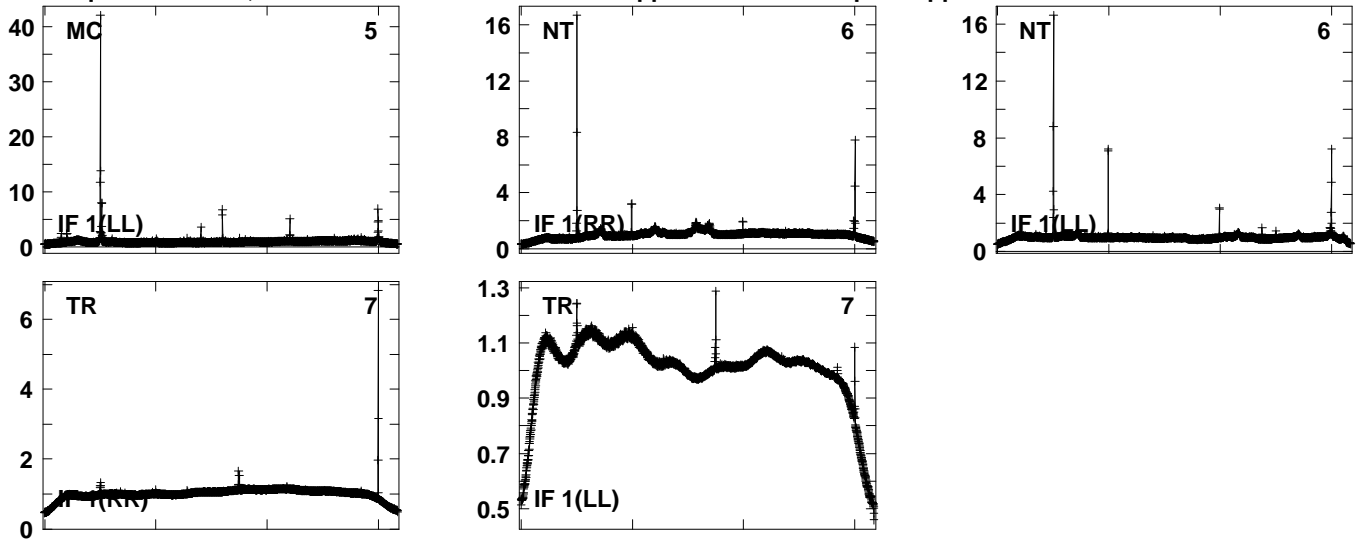
Auto-corr total-power spectrum Antenna: \*

Timerange: 00/10:09:11 to 00/10:12:39

Plot file version 32 created 08-MAR-2022 13:21:30

NGC6240 EH039B 2.UVDATA.1

Freq = 1.3699 GHz, Bw = 32.000 MH No calibration applied and no bandpass applied



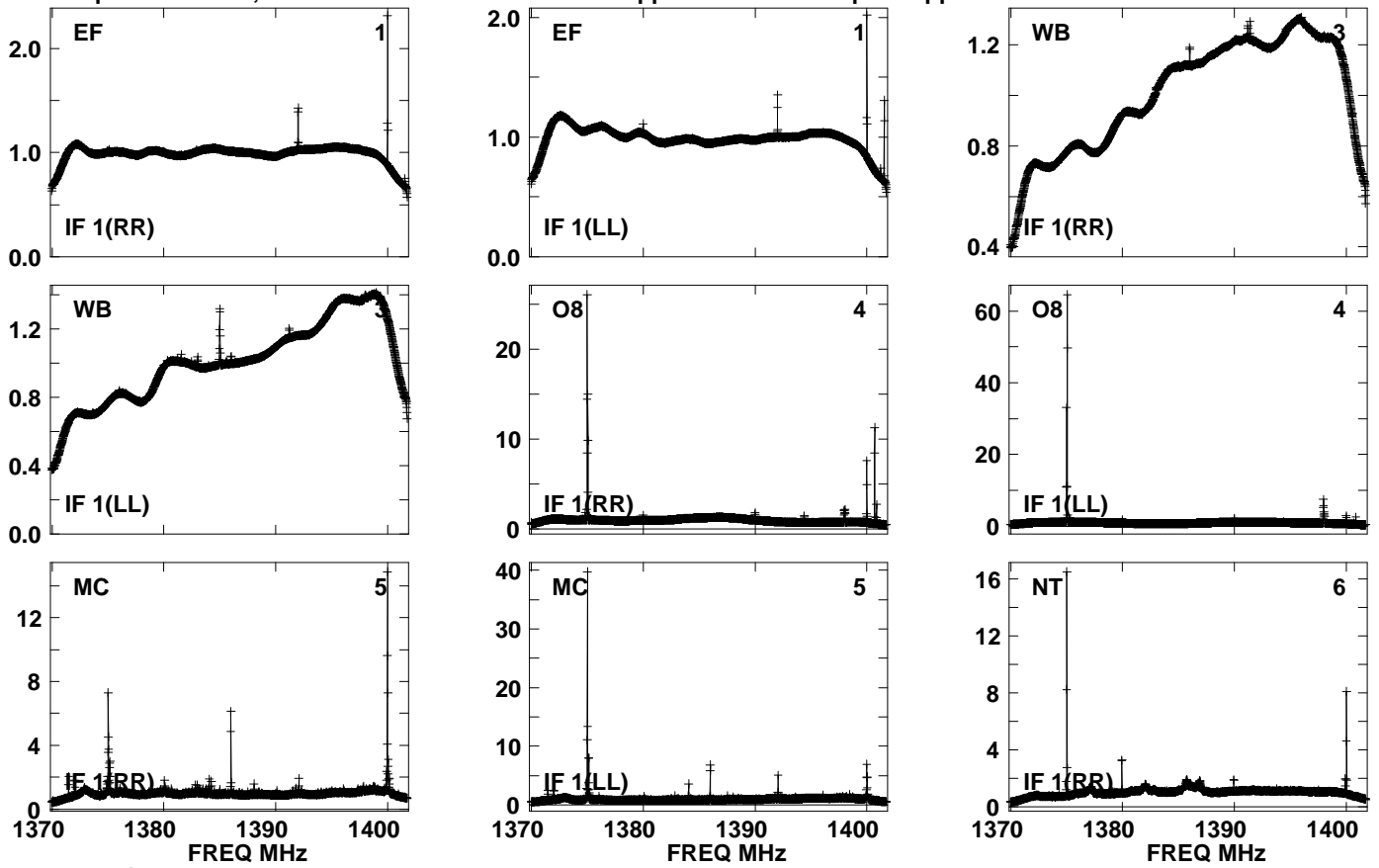
Lower frame: Real Jy  
Auto-corr total-power spectrum Antenna: \*  
Timerange: 00/10:09:11 to 00/10:12:39



Plot file version 33 created 08-MAR-2022 13:21:30

J1651+0129 EH039B 2.UVDATA.1

Freq = 1.3699 GHz, Bw = 32.000 MH No calibration applied and no bandpass applied

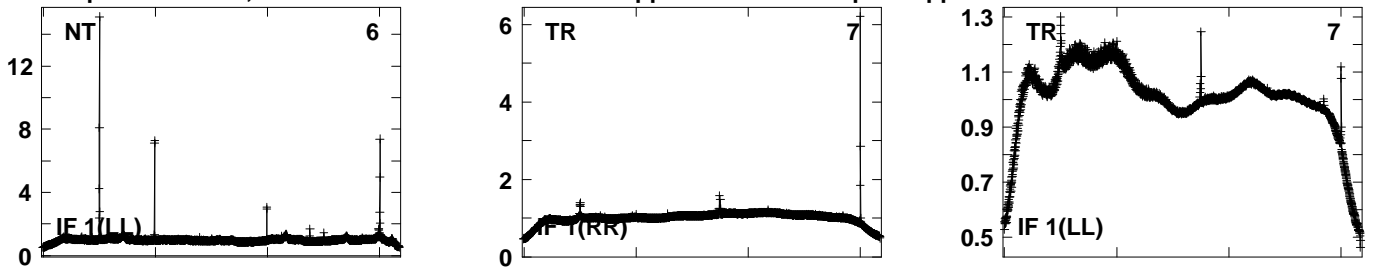


Lower frame: Real Jy  
Auto-corr total-power spectrum Antenna: \*  
Timerange: 00/10:12:41 to 00/10:14:39

Plot file version 34 created 08-MAR-2022 13:21:31

J1651+0129 EH039B 2.UVDATA.1

Freq = 1.3699 GHz, Bw = 32.000 MH No calibration applied and no bandpass applied

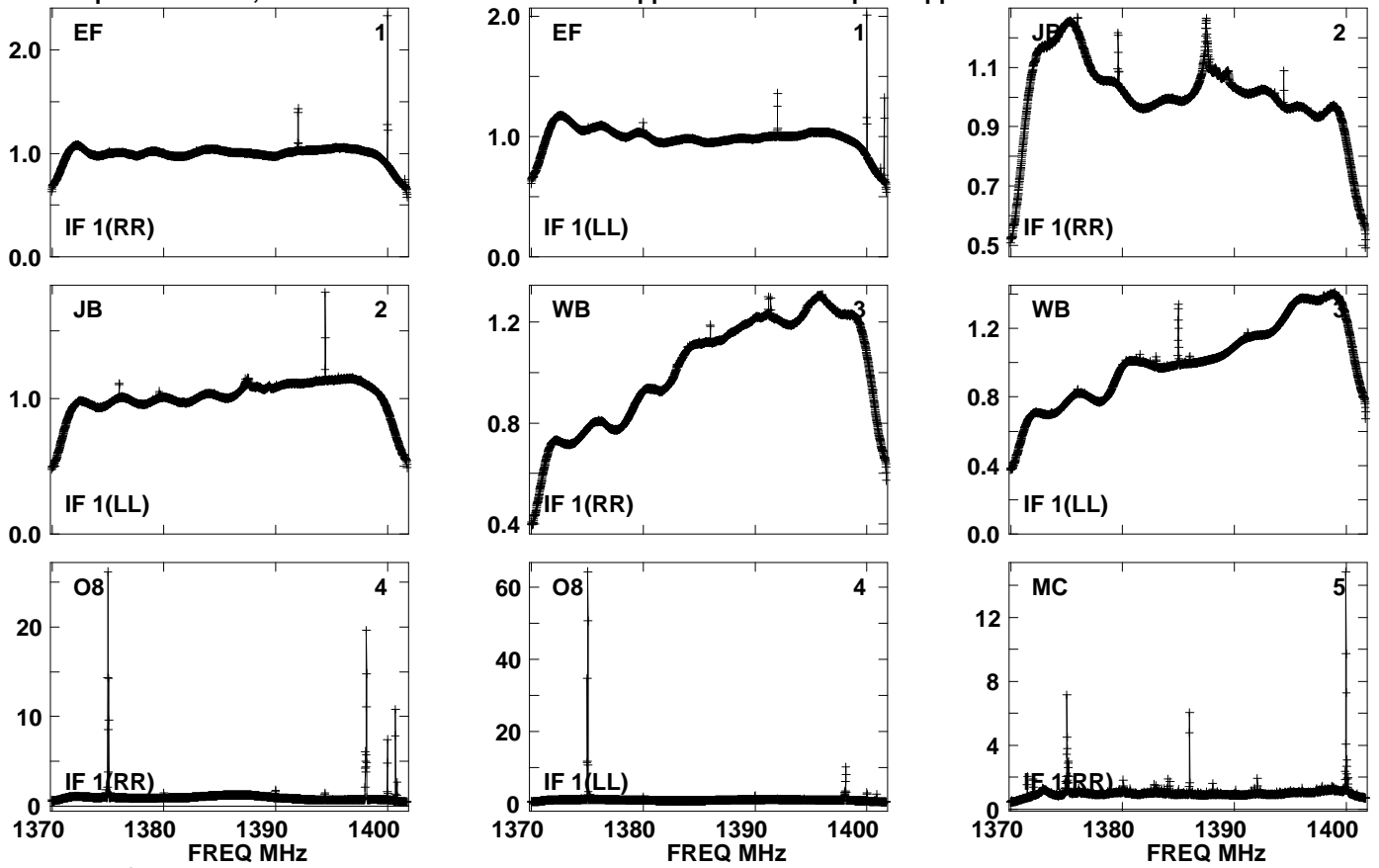


Lower frame: Real Jy  
Auto-corr total-power spectrum Antenna: \*  
Timerange: 00/10:12:41 to 00/10:14:39

Plot file version 35 created 08-MAR-2022 13:21:31

NGC6240 EH039B 2.UVDATA.1

Freq = 1.3699 GHz, Bw = 32.000 MH No calibration applied and no bandpass applied



Lower frame: Real Jy

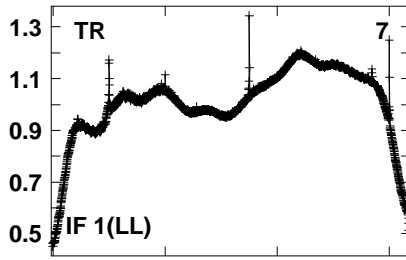
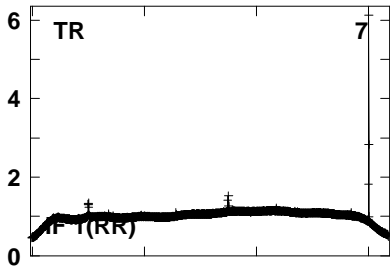
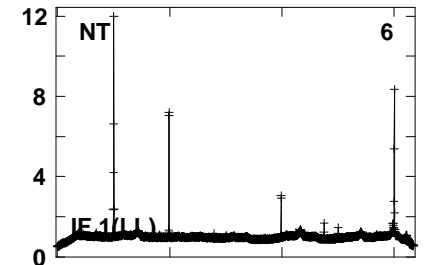
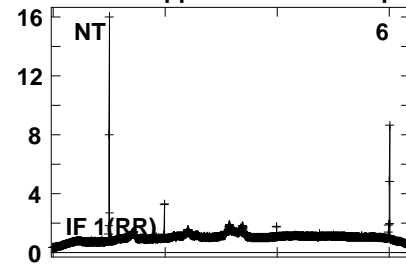
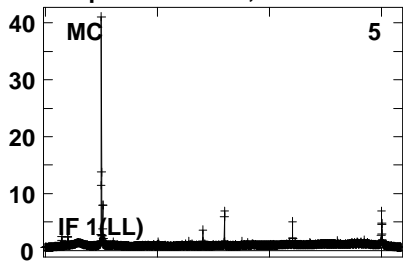
Auto-corr total-power spectrum Antenna: \*

Timerange: 00/10:14:41 to 00/10:18:09

Plot file version 36 created 08-MAR-2022 13:21:31

NGC6240 EH039B 2.UVDATA.1

Freq = 1.3699 GHz, Bw = 32.000 MH No calibration applied and no bandpass applied

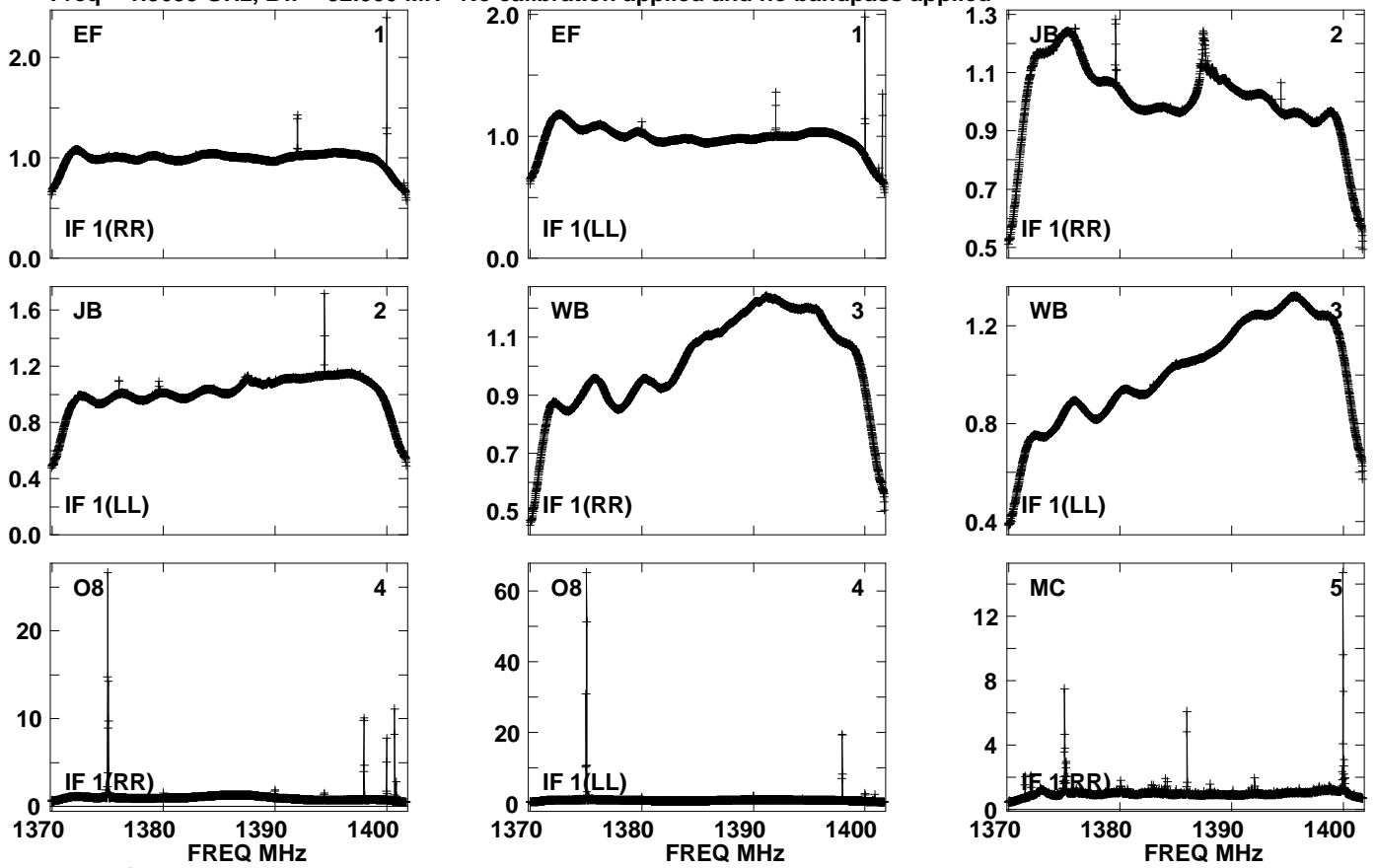


Lower frame: Real Jy  
Auto-corr total-power spectrum Antenna: \*  
Timerange: 00/10:14:41 to 00/10:18:09

Plot file version 37 created 08-MAR-2022 13:21:32

J1651+0129 EH039B 2.UVDATA.1

Freq = 1.3699 GHz, Bw = 32.000 MH No calibration applied and no bandpass applied



Lower frame: Real Jy

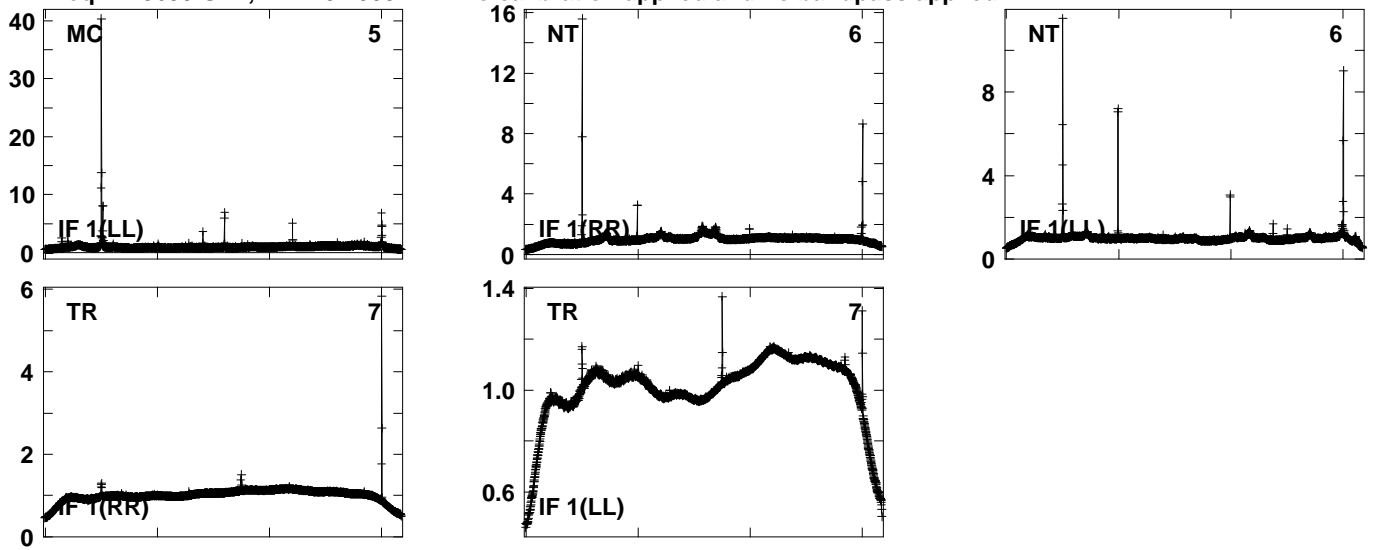
Auto-corr total-power spectrum Antenna: \*

Timerange: 00/10:18:36 to 00/10:20:04

Plot file version 38 created 08-MAR-2022 13:21:32

J1651+0129 EH039B 2.UVDATA.1

Freq = 1.3699 GHz, Bw = 32.000 MH No calibration applied and no bandpass applied

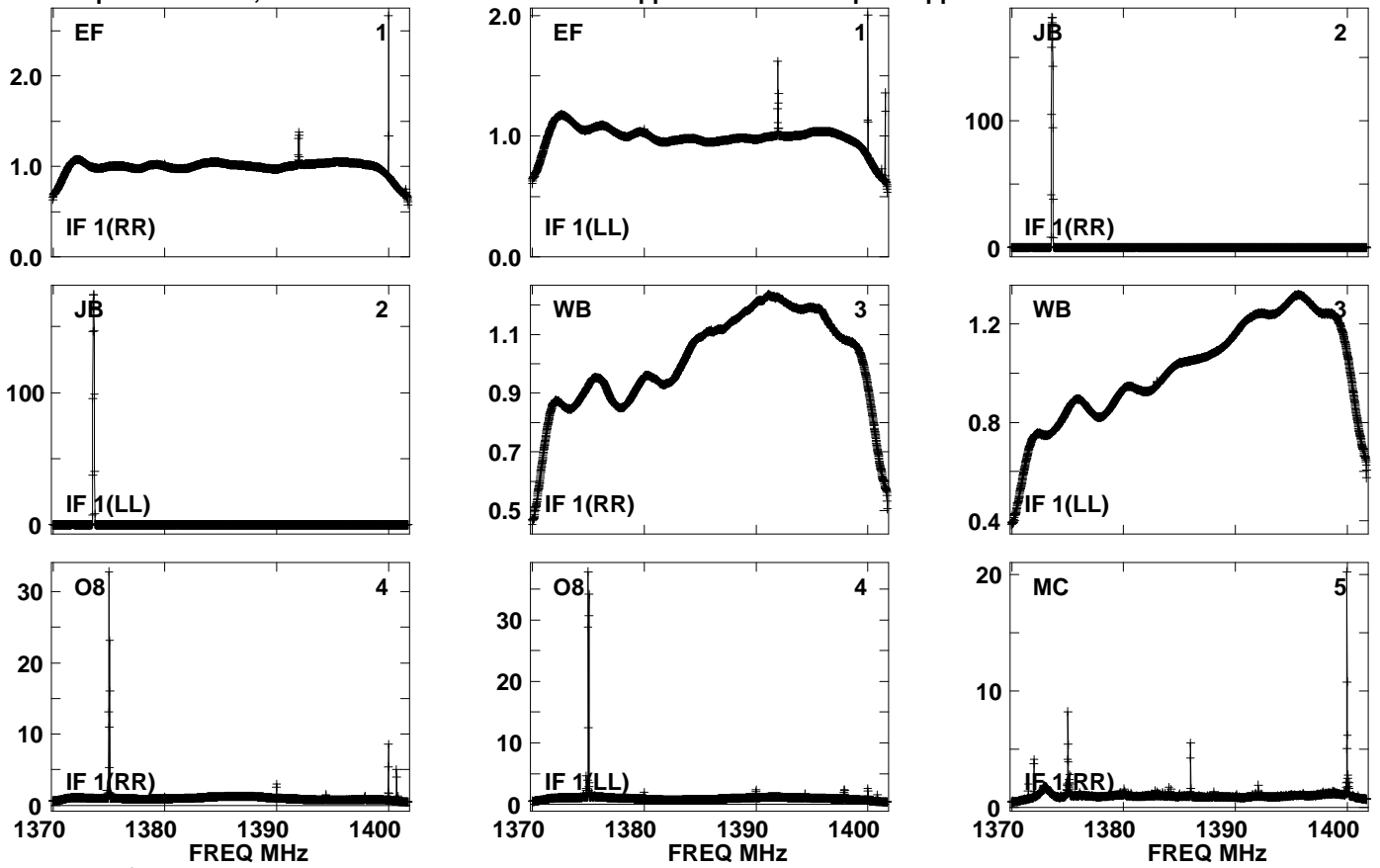


Lower frame: Real Jy  
Auto-corr total-power spectrum Antenna: \*  
Timerange: 00/10:18:36 to 00/10:20:04

Plot file version 39 created 08-MAR-2022 13:21:32

3C345 EH039B 2.UVDATA.1

Freq = 1.3699 GHz, Bw = 32.000 MH No calibration applied and no bandpass applied

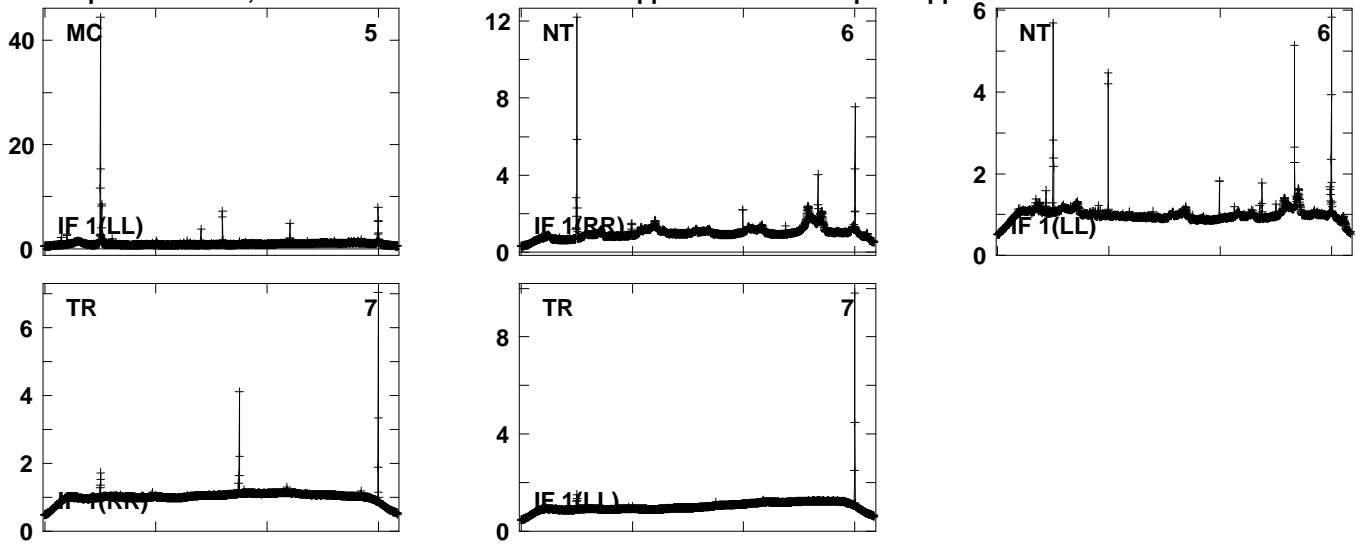


Lower frame: Real Jy  
Auto-corr total-power spectrum Antenna: \*  
Timerange: 00/10:24:20 to 00/10:28:18

Plot file version 40 created 08-MAR-2022 13:21:33

3C345 EH039B 2.UVDATA.1

Freq = 1.3699 GHz, Bw = 32.000 MH No calibration applied and no bandpass applied



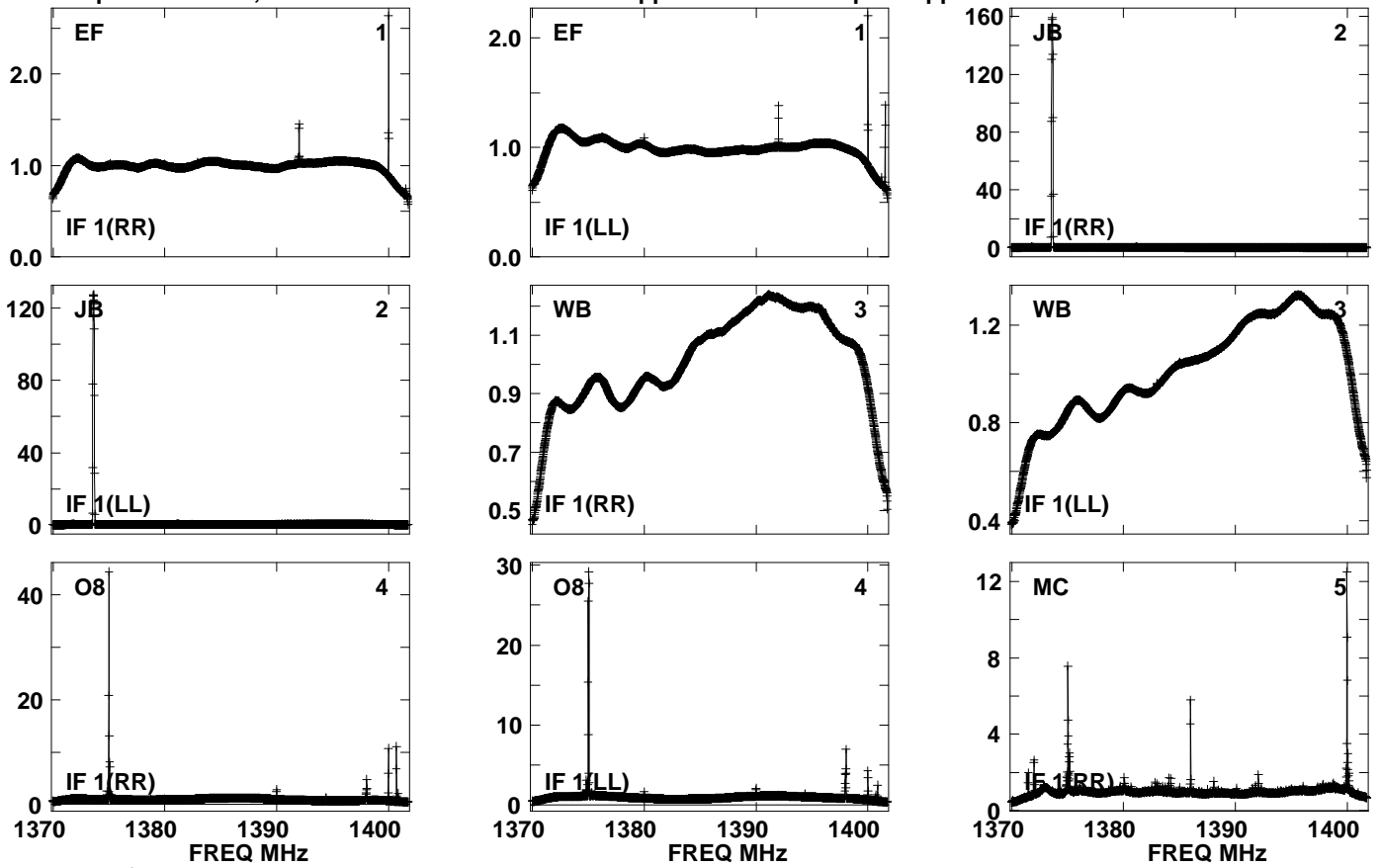
Lower frame: Real Jy  
Auto-corr total-power spectrum Antenna: \*  
Timerange: 00/10:24:20 to 00/10:28:18



Plot file version 41 created 08-MAR-2022 13:21:33

J1651+0129 EH039B 2.UVDATA.1

Freq = 1.3699 GHz, Bw = 32.000 MH No calibration applied and no bandpass applied



Lower frame: Real Jy

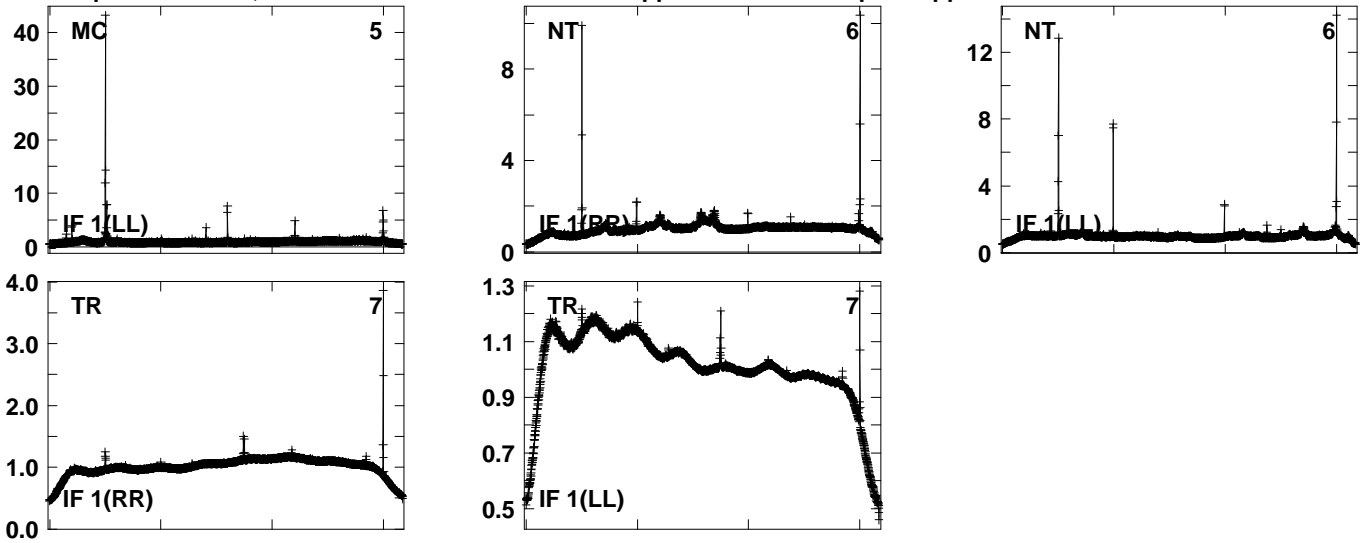
Auto-corr total-power spectrum Antenna: \*

Timerange: 00/10:32:27 to 00/10:34:15

Plot file version 42 created 08-MAR-2022 13:21:33

J1651+0129 EH039B 2.UVDATA.1

Freq = 1.3699 GHz, Bw = 32.000 MH No calibration applied and no bandpass applied

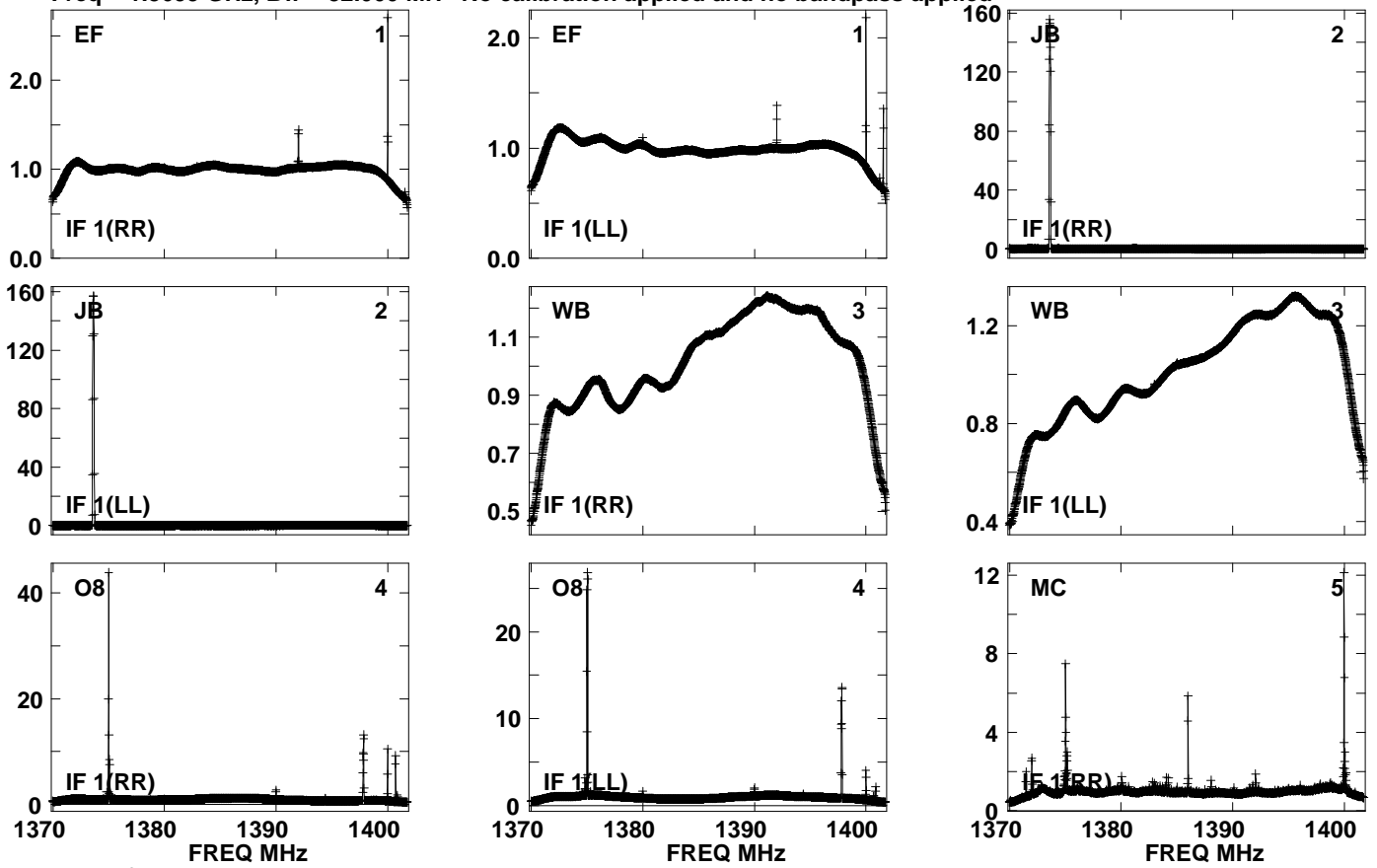


Lower frame: Real Jy  
Auto-corr total-power spectrum Antenna: \*  
Timerange: 00/10:32:27 to 00/10:34:15

Plot file version 43 created 08-MAR-2022 13:21:34

NGC6240 EH039B 2.UVDATA.1

Freq = 1.3699 GHz, Bw = 32.000 MH No calibration applied and no bandpass applied



Lower frame: Real Jy

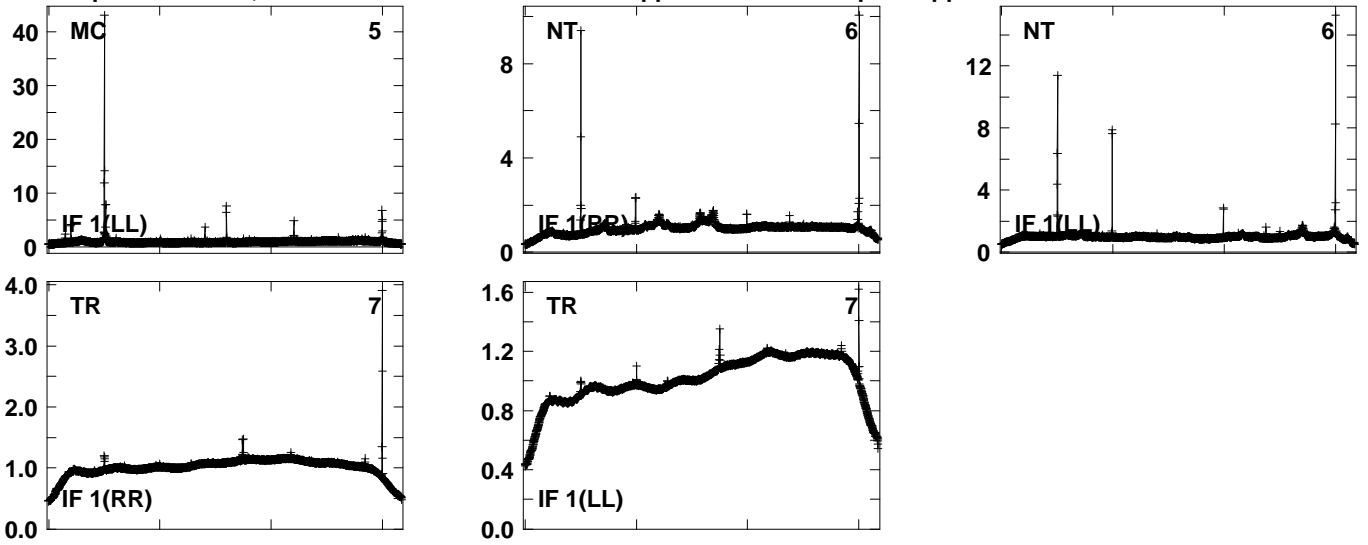
Auto-corr total-power spectrum Antenna: \*

Timerange: 00/10:34:17 to 00/10:37:45

Plot file version 44 created 08-MAR-2022 13:21:34

NGC6240 EH039B 2.UVDATA.1

Freq = 1.3699 GHz, Bw = 32.000 MH No calibration applied and no bandpass applied

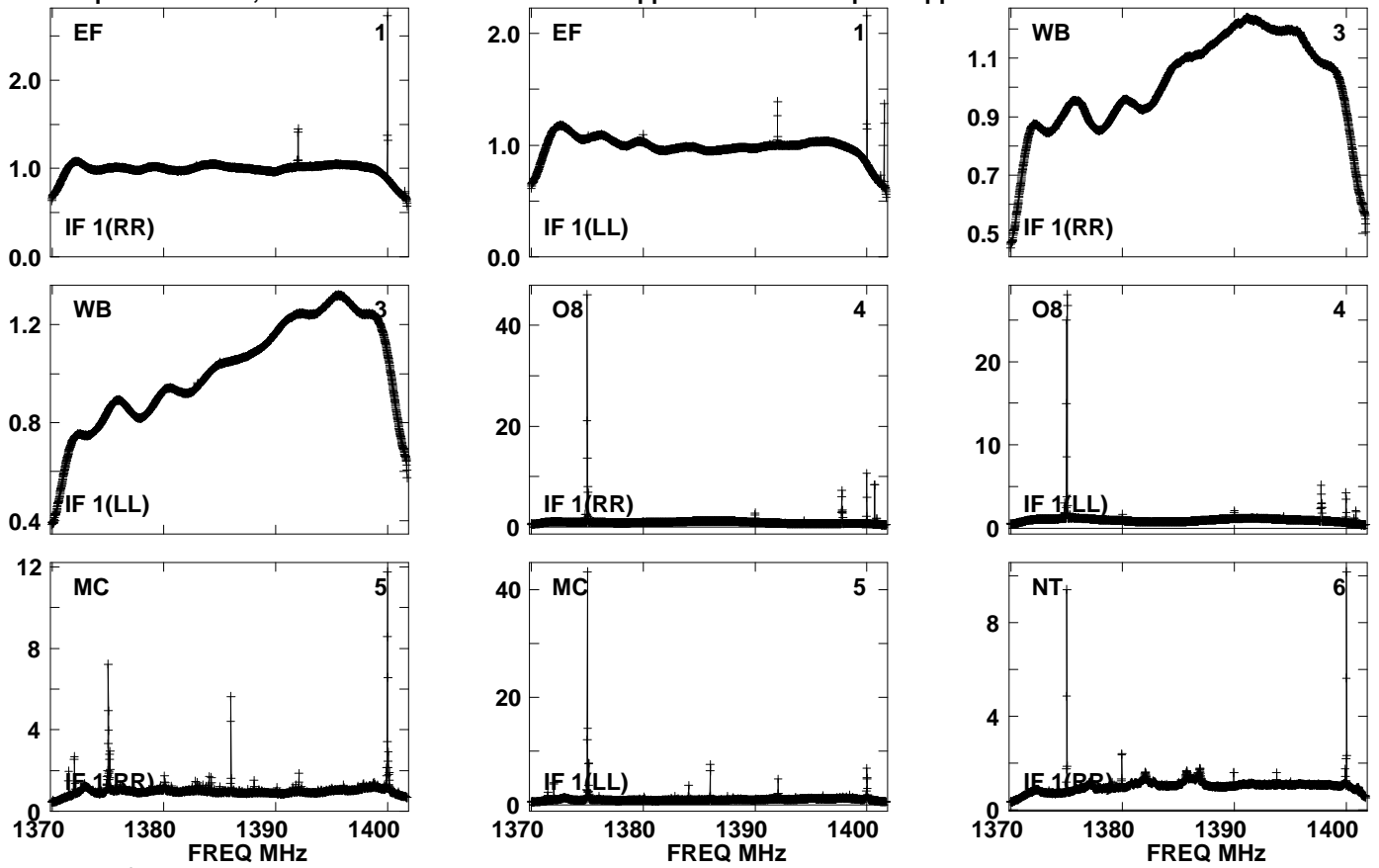


Lower frame: Real Jy  
Auto-corr total-power spectrum Antenna: \*  
Timerange: 00/10:34:17 to 00/10:37:45

Plot file version 45 created 08-MAR-2022 13:21:34

J1651+0129 EH039B 2.UVDATA.1

Freq = 1.3699 GHz, Bw = 32.000 MH No calibration applied and no bandpass applied

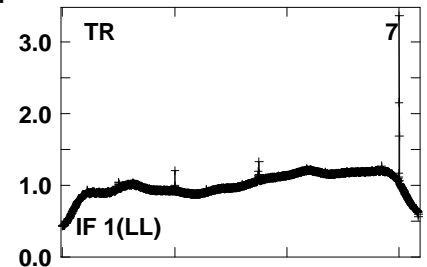
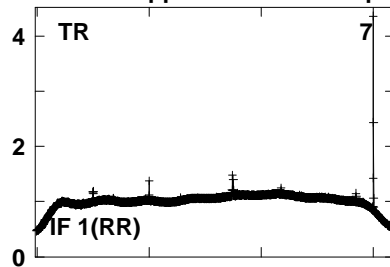



Lower frame: Real Jy  
Auto-corr total-power spectrum Antenna: \*  
Timerange: 00/10:37:47 to 00/10:39:15

Plot file version 46 created 08-MAR-2022 13:21:35

J1651+0129 EH039B 2.UVDATA.1

Freq = 1.3699 GHz, Bw = 32.000 MH No calibration applied and no bandpass applied

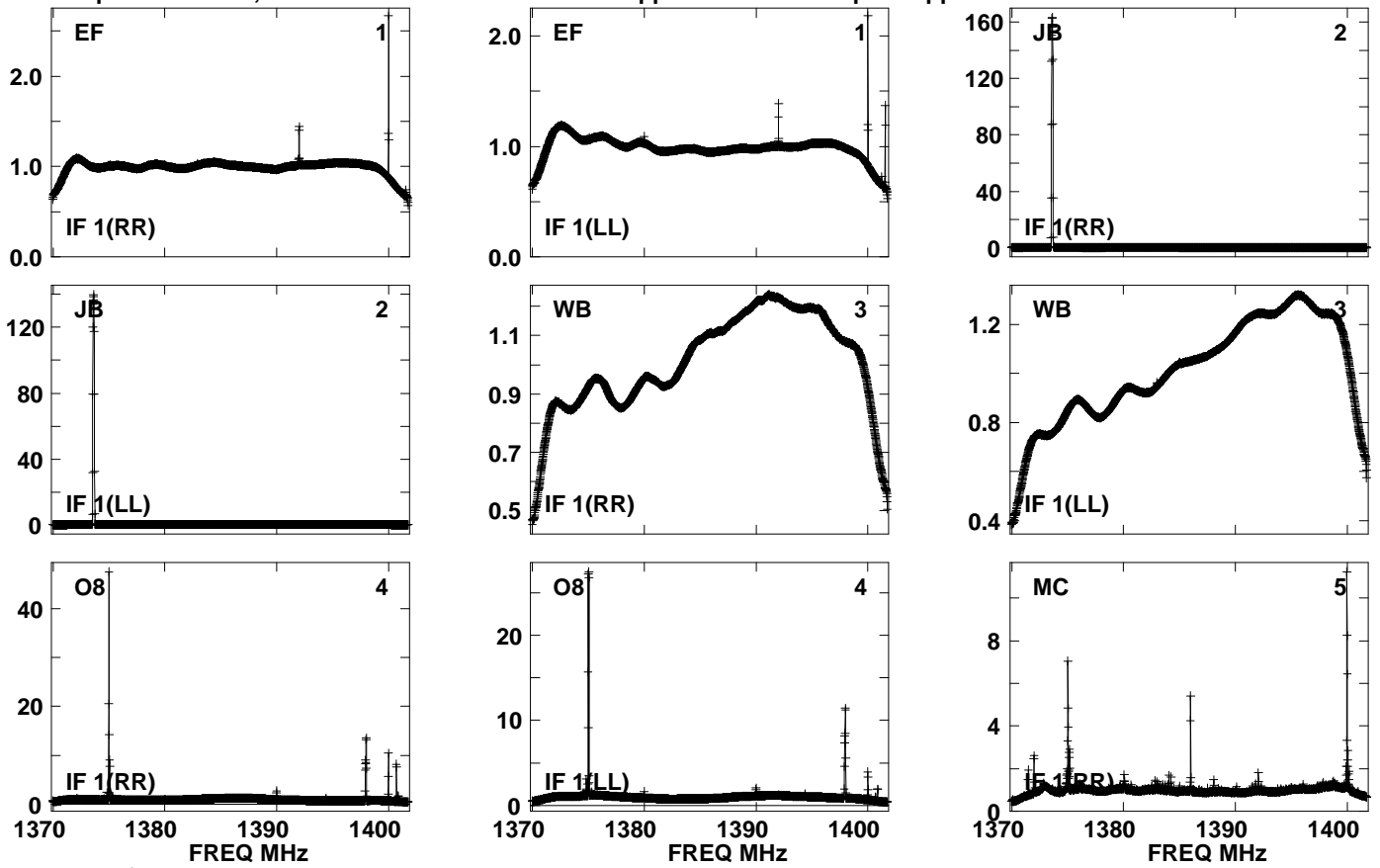


Lower frame: Real Jy  
Auto-corr total-power spectrum Antenna: \*  
Timerange: 00/10:37:47 to 00/10:39:15

Plot file version 47 created 08-MAR-2022 13:21:35

NGC6240 EH039B 2.UVDATA.1

Freq = 1.3699 GHz, Bw = 32.000 MH No calibration applied and no bandpass applied



Lower frame: Real Jy

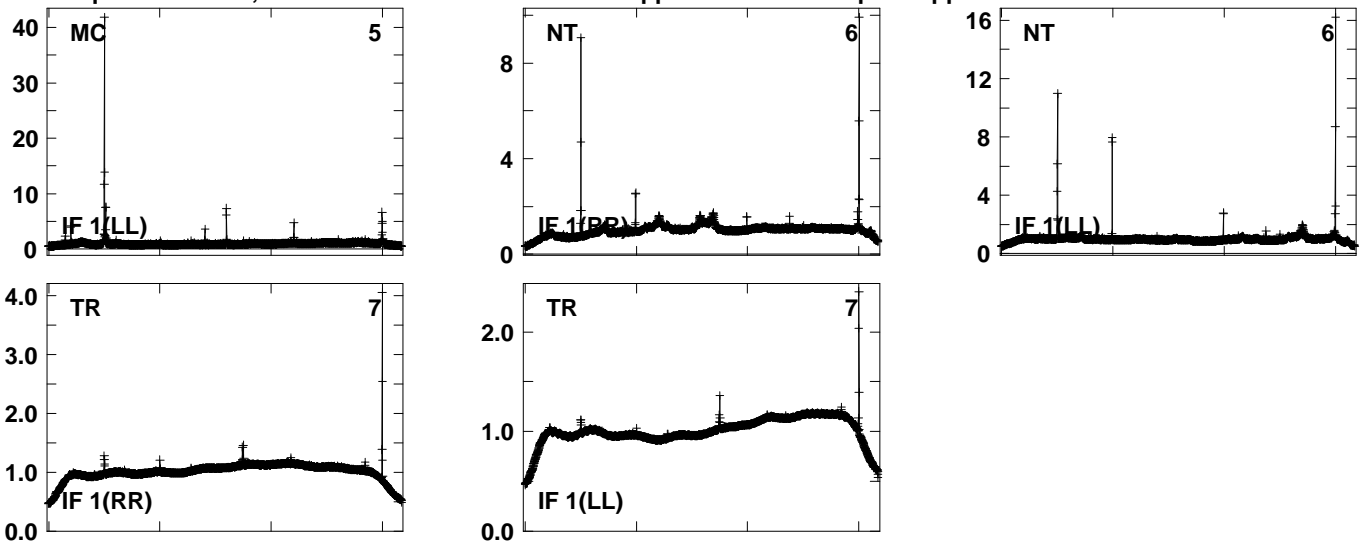
Auto-corr total-power spectrum Antenna: \*

Timerange: 00/10:39:17 to 00/10:42:45

Plot file version 48 created 08-MAR-2022 13:21:35

NGC6240 EH039B 2.UVDATA.1

Freq = 1.3699 GHz, Bw = 32.000 MH No calibration applied and no bandpass applied



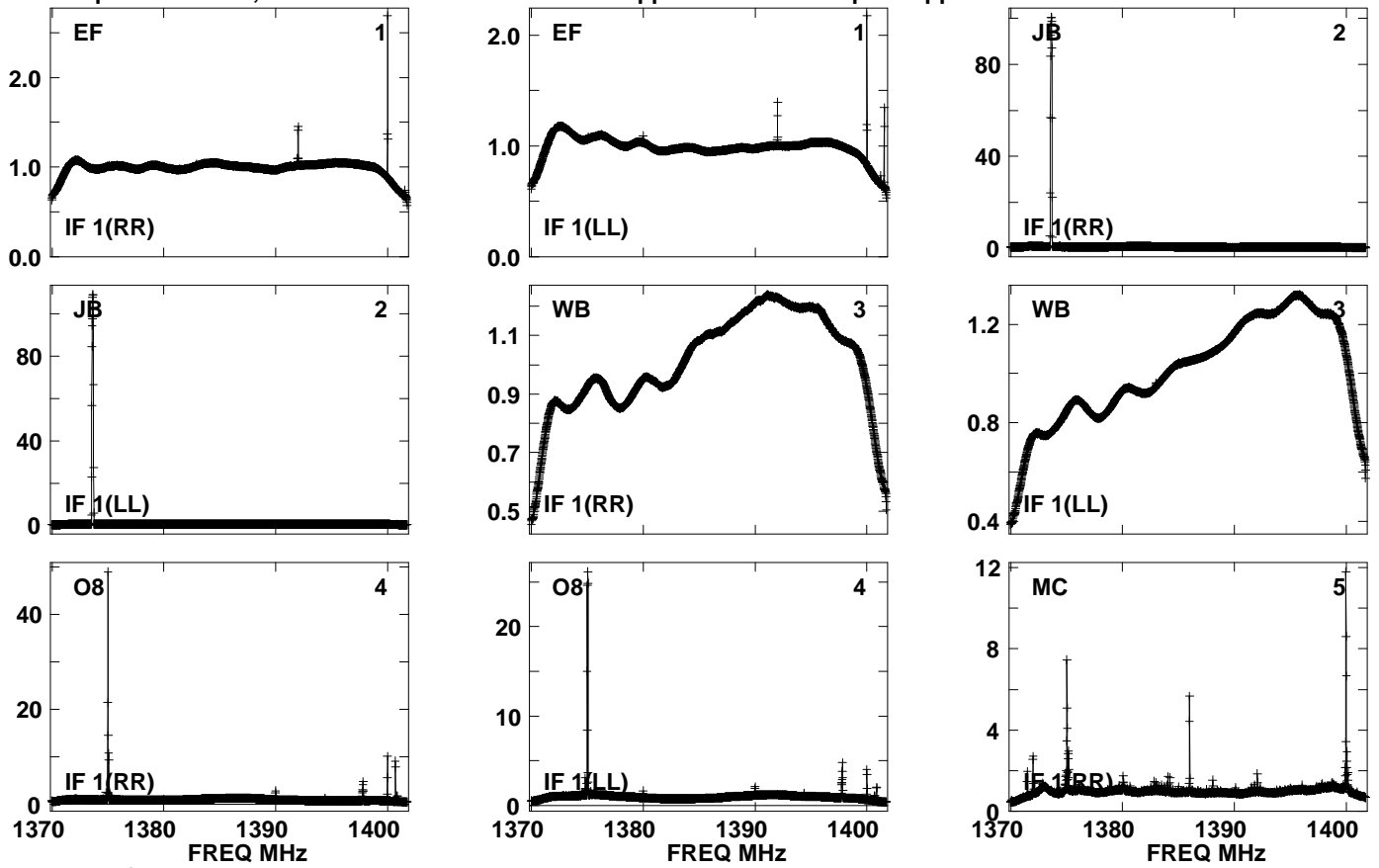
Lower frame: Real Jy  
Auto-corr total-power spectrum Antenna: \*  
Timerange: 00/10:39:17 to 00/10:42:45



Plot file version 49 created 08-MAR-2022 13:21:36

J1651+0129 EH039B 2.UVDATA.1

Freq = 1.3699 GHz, Bw = 32.000 MH No calibration applied and no bandpass applied

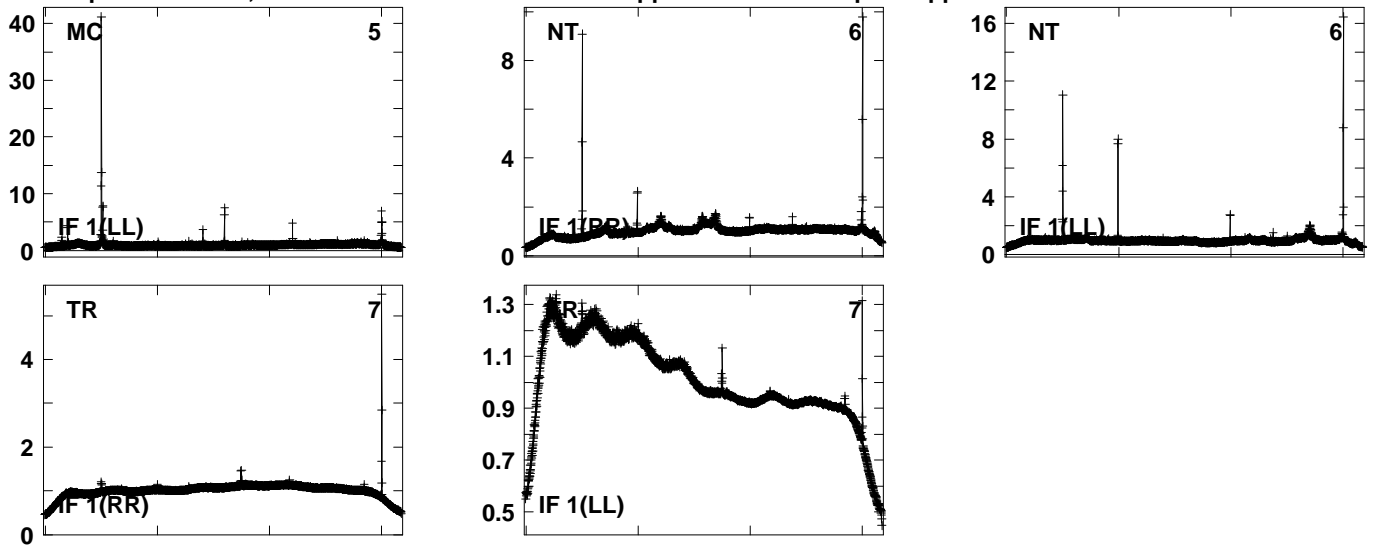


Lower frame: Real Jy  
Auto-corr total-power spectrum Antenna: \*  
Timerange: 00/10:43:12 to 00/10:44:40

Plot file version 50 created 08-MAR-2022 13:21:36

J1651+0129 EH039B 2.UVDATA.1

Freq = 1.3699 GHz, Bw = 32.000 MH No calibration applied and no bandpass applied

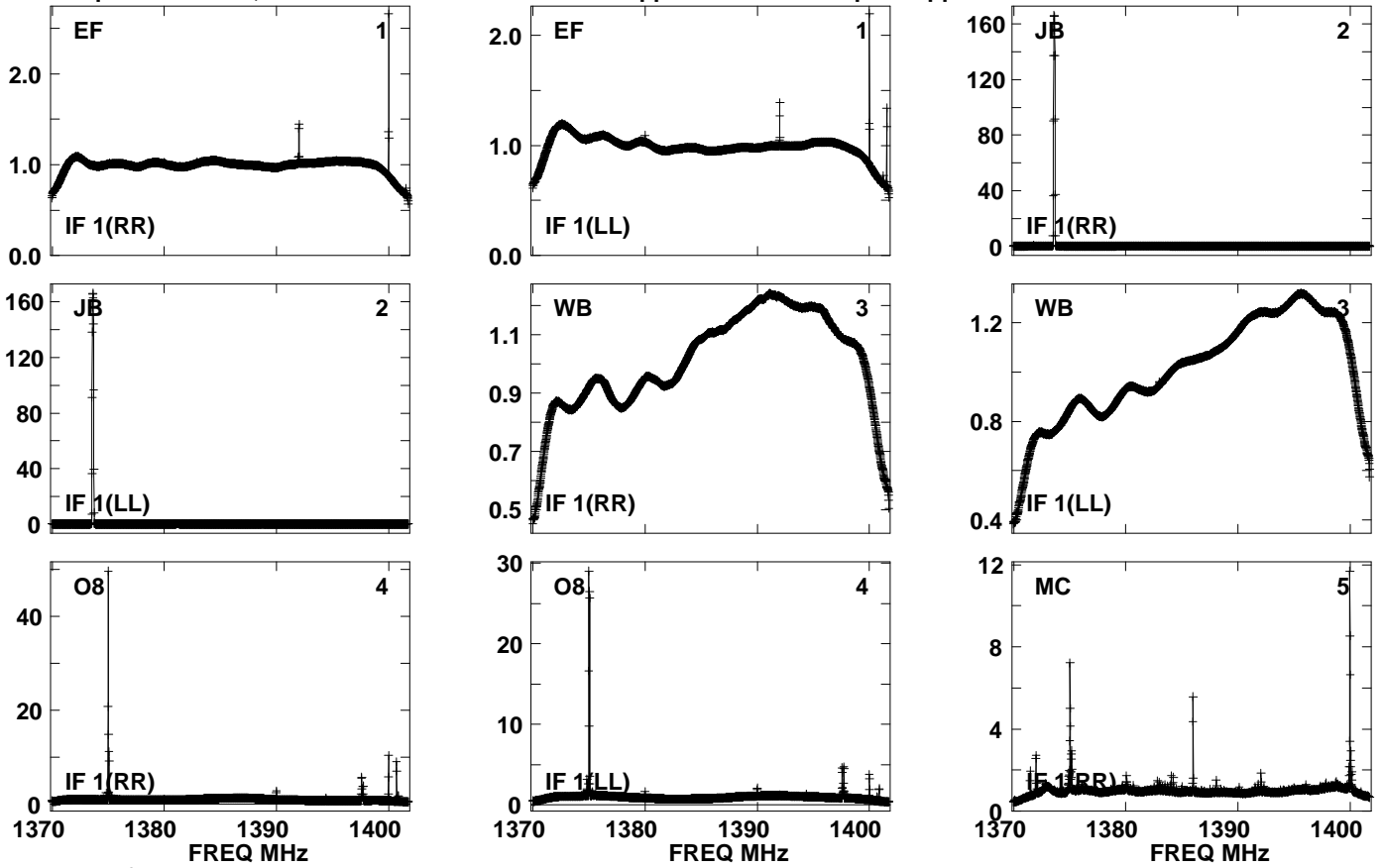


Lower frame: Real Jy  
Auto-corr total-power spectrum Antenna: \*  
Timerange: 00/10:43:12 to 00/10:44:40

Plot file version 51 created 08-MAR-2022 13:21:36

NGC6240 EH039B 2.UVDATA.1

Freq = 1.3699 GHz, Bw = 32.000 MH No calibration applied and no bandpass applied

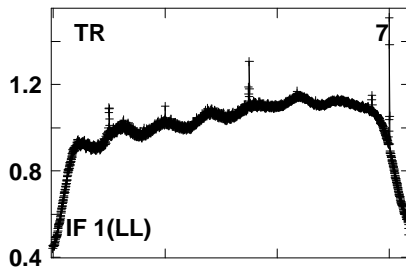
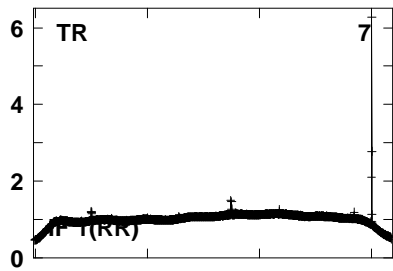
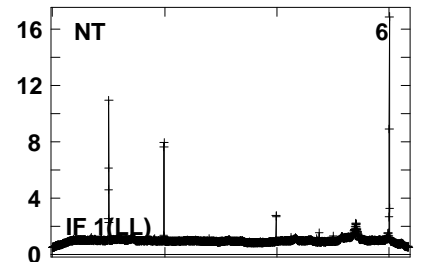
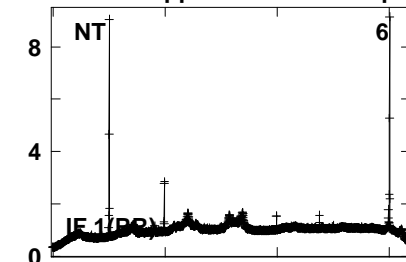
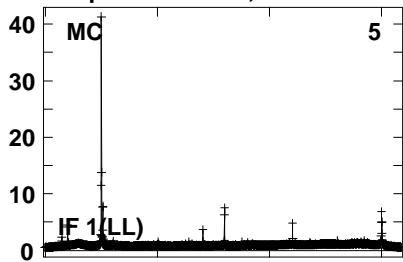


Lower frame: Real Jy  
Auto-corr total-power spectrum Antenna: \*  
Timerange: 00/10:44:42 to 00/10:48:10

Plot file version 52 created 08-MAR-2022 13:21:36

NGC6240 EH039B 2.UVDATA.1

Freq = 1.3699 GHz, Bw = 32.000 MH No calibration applied and no bandpass applied

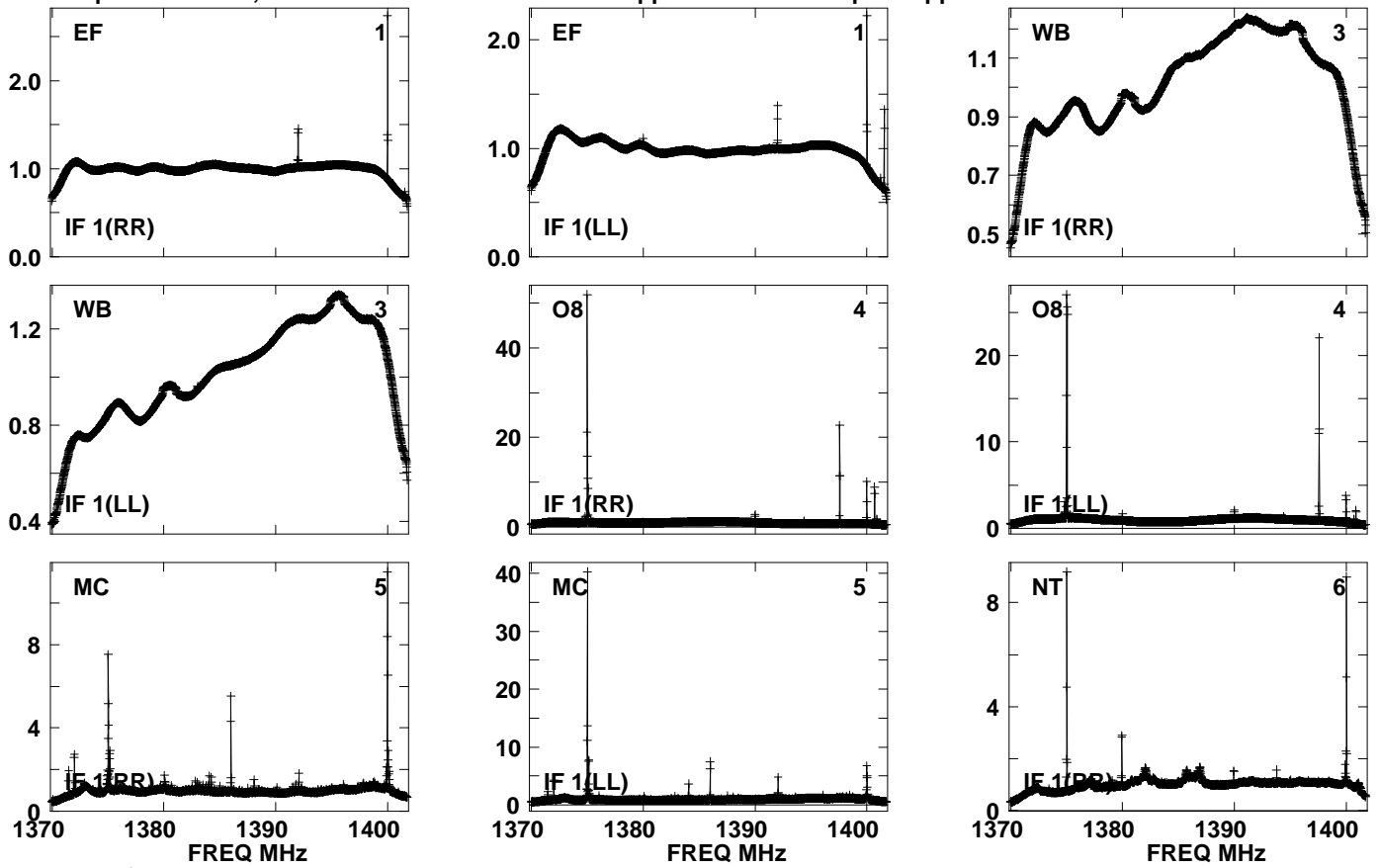


Lower frame: Real Jy  
Auto-corr total-power spectrum Antenna: \*  
Timerange: 00/10:44:42 to 00/10:48:10

Plot file version 53 created 08-MAR-2022 13:21:37

J1651+0129 EH039B 2.UVDATA.1

Freq = 1.3699 GHz, Bw = 32.000 MH No calibration applied and no bandpass applied

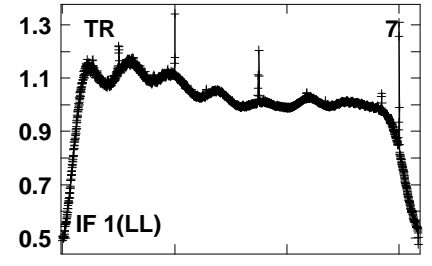

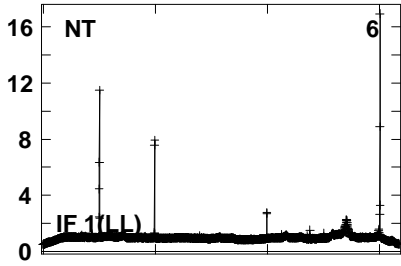


Lower frame: Real Jy  
Auto-corr total-power spectrum Antenna: \*  
Timerange: 00/10:48:12 to 00/10:49:40

Plot file version 54 created 08-MAR-2022 13:21:37

J1651+0129 EH039B 2.UVDATA.1

Freq = 1.3699 GHz, Bw = 32.000 MH No calibration applied and no bandpass applied

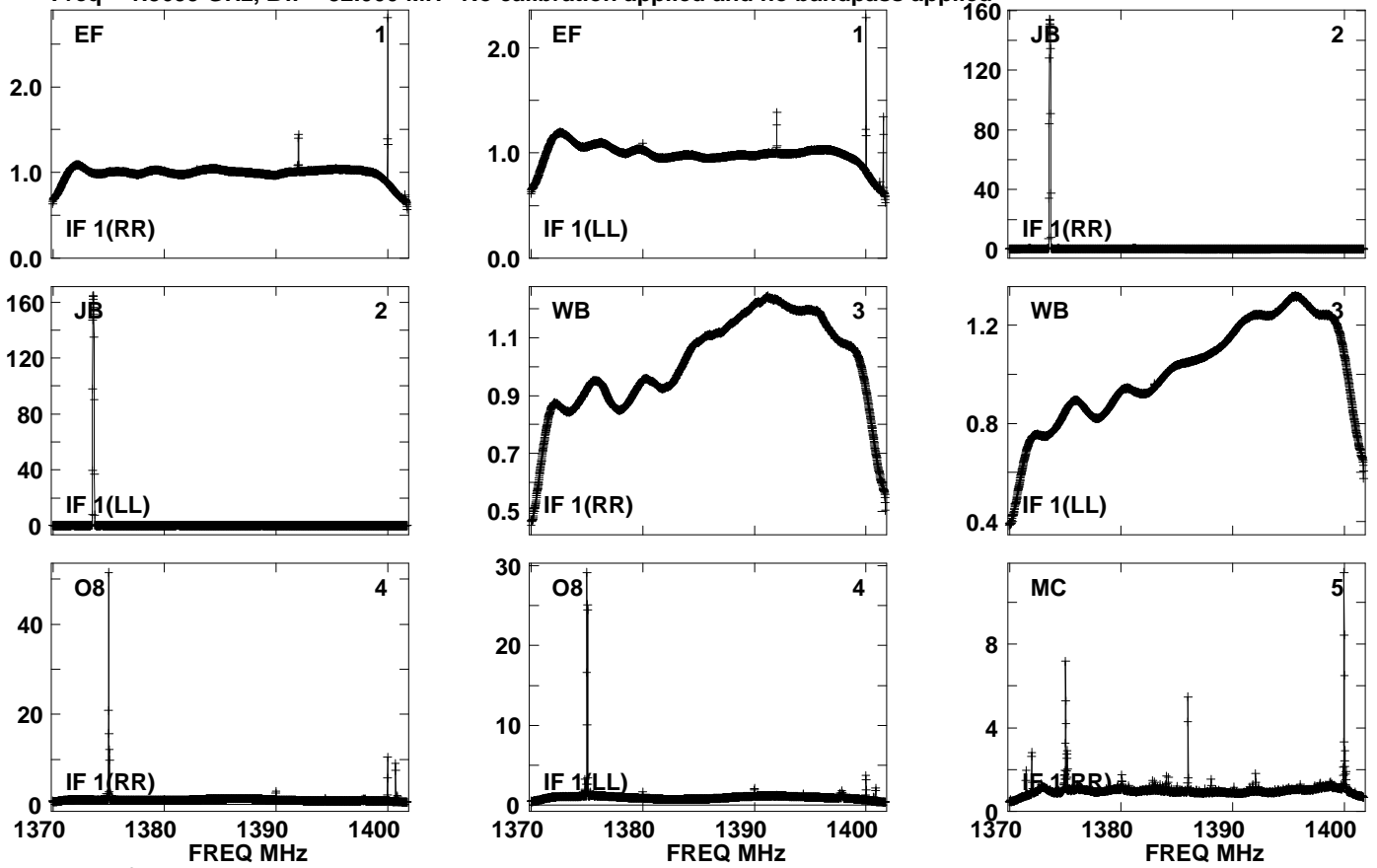


Lower frame: Real Jy  
Auto-corr total-power spectrum Antenna: \*  
Timerange: 00/10:48:12 to 00/10:49:40

Plot file version 55 created 08-MAR-2022 13:21:37

NGC6240 EH039B 2.UVDATA.1

Freq = 1.3699 GHz, Bw = 32.000 MH No calibration applied and no bandpass applied



Lower frame: Real Jy

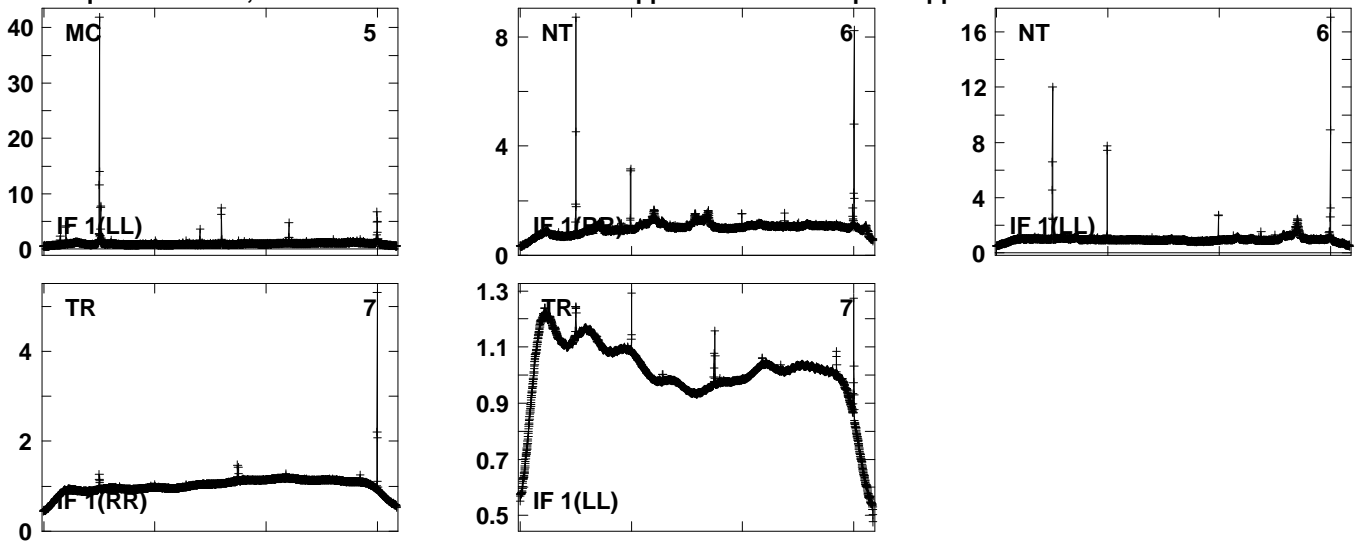
Auto-corr total-power spectrum Antenna: \*

Timerange: 00/10:49:42 to 00/10:53:10

Plot file version 56 created 08-MAR-2022 13:21:38

NGC6240 EH039B 2.UVDATA.1

Freq = 1.3699 GHz, Bw = 32.000 MH No calibration applied and no bandpass applied



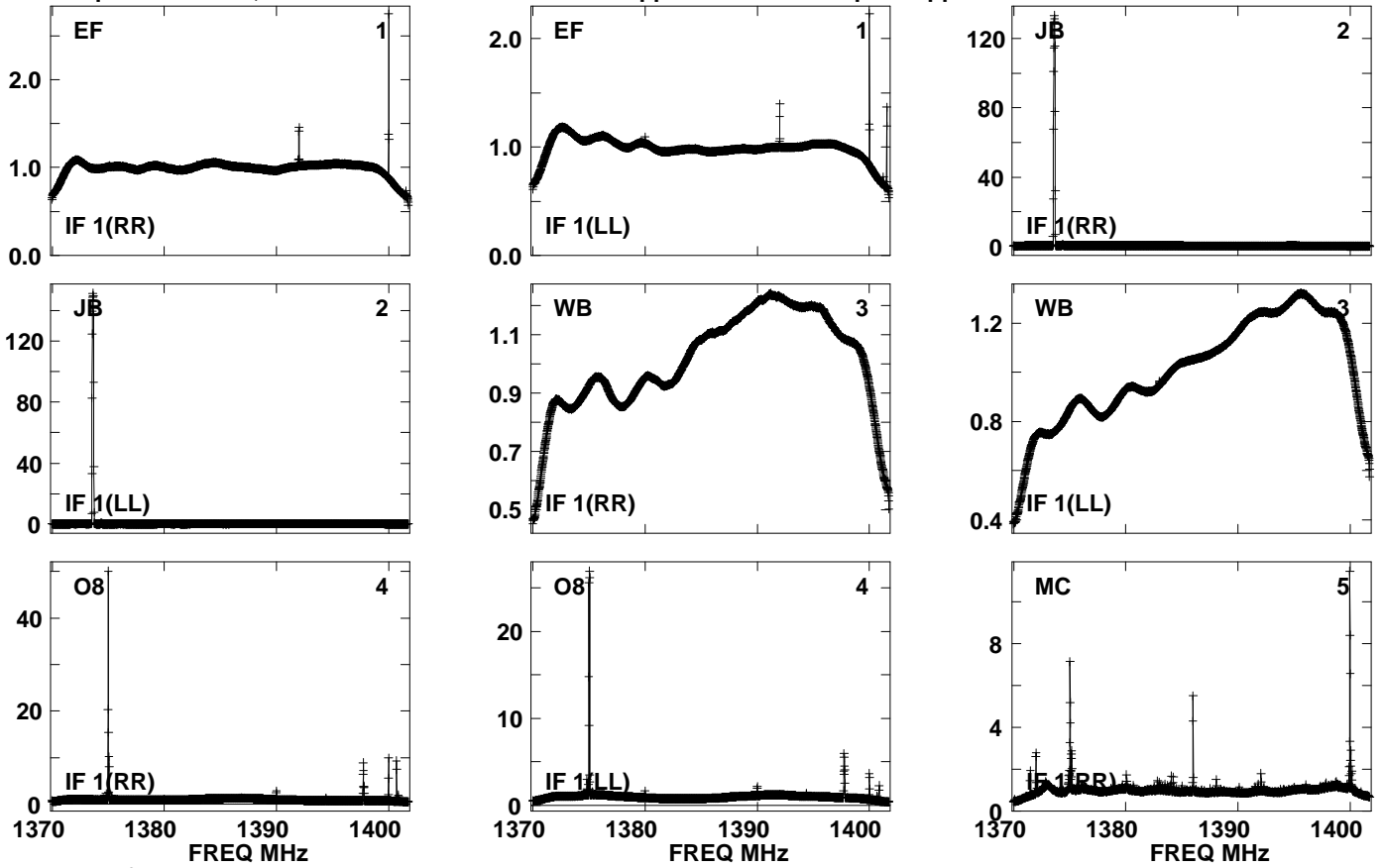
Lower frame: Real Jy  
Auto-corr total-power spectrum Antenna: \*  
Timerange: 00/10:49:42 to 00/10:53:10



Plot file version 57 created 08-MAR-2022 13:21:38

J1651+0129 EH039B 2.UVDATA.1

Freq = 1.3699 GHz, Bw = 32.000 MH No calibration applied and no bandpass applied

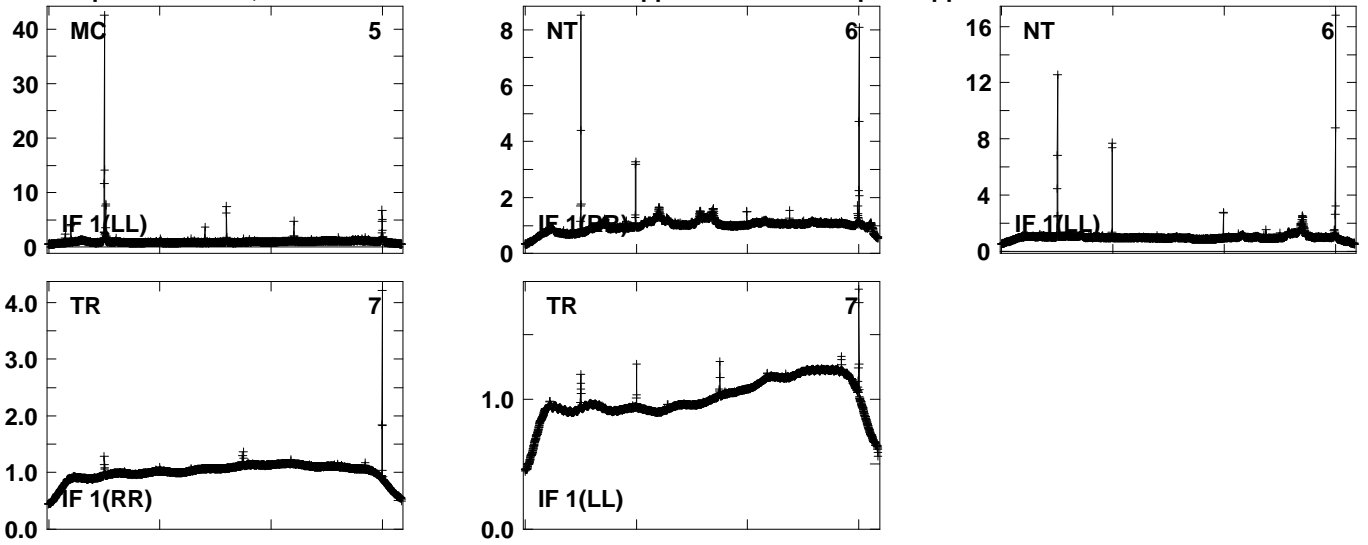


Lower frame: Real Jy  
Auto-corr total-power spectrum Antenna: \*  
Timerange: 00/10:53:37 to 00/10:55:05

Plot file version 58 created 08-MAR-2022 13:21:38

J1651+0129 EH039B 2.UVDATA.1

Freq = 1.3699 GHz, Bw = 32.000 MH No calibration applied and no bandpass applied

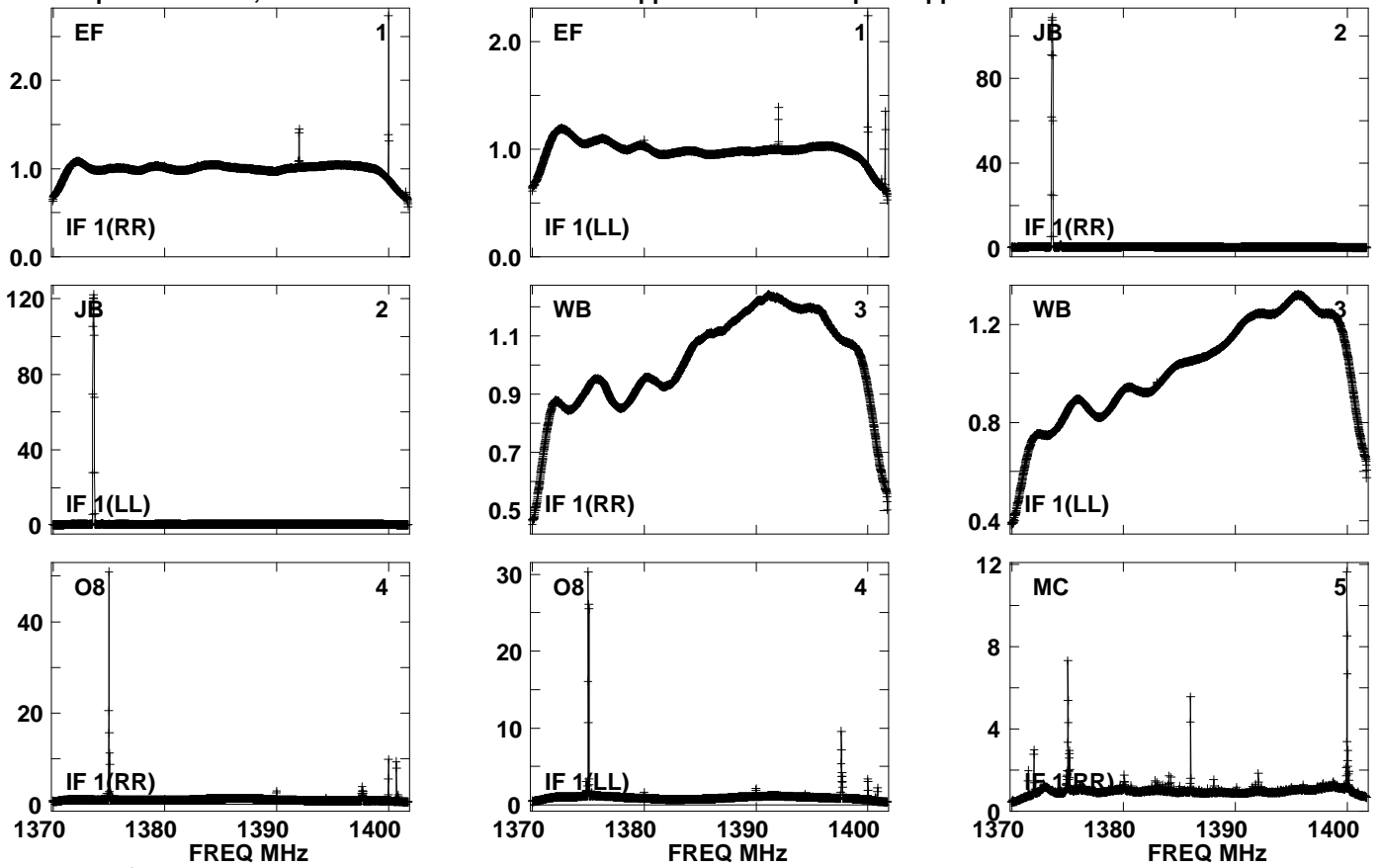


Lower frame: Real Jy  
Auto-corr total-power spectrum Antenna: \*  
Timerange: 00/10:53:37 to 00/10:55:05

Plot file version 59 created 08-MAR-2022 13:21:39

NGC6240 EH039B 2.UVDATA.1

Freq = 1.3699 GHz, Bw = 32.000 MH No calibration applied and no bandpass applied

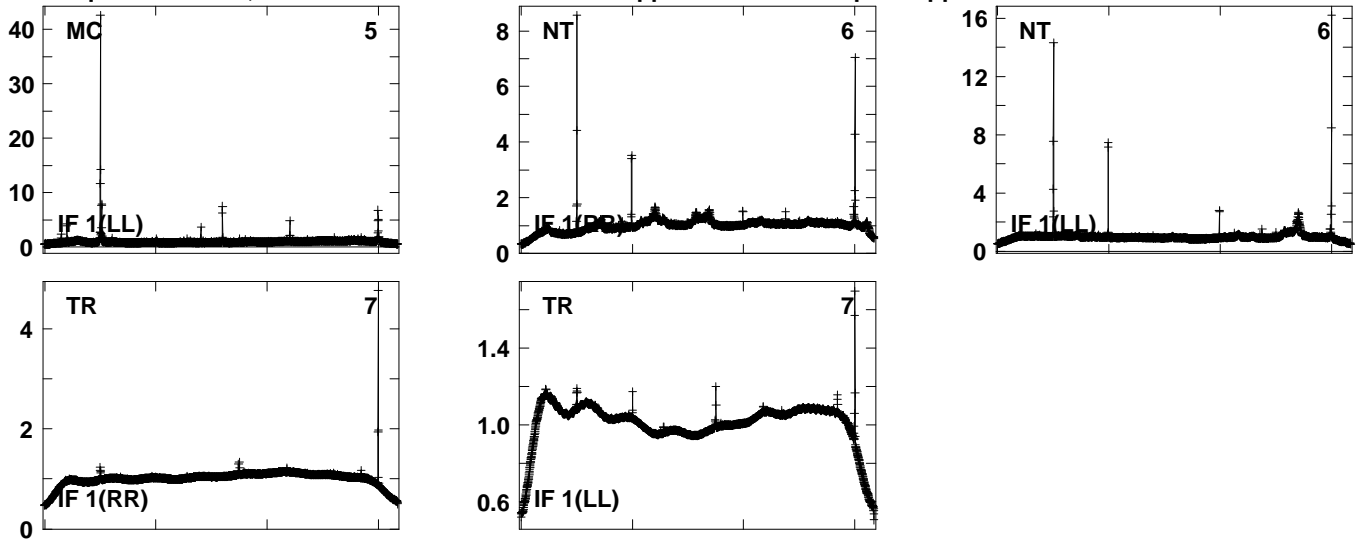


Lower frame: Real Jy  
Auto-corr total-power spectrum Antenna: \*  
Timerange: 00/10:55:07 to 00/10:58:35

Plot file version 60 created 08-MAR-2022 13:21:39

NGC6240 EH039B 2.UVDATA.1

Freq = 1.3699 GHz, Bw = 32.000 MH No calibration applied and no bandpass applied

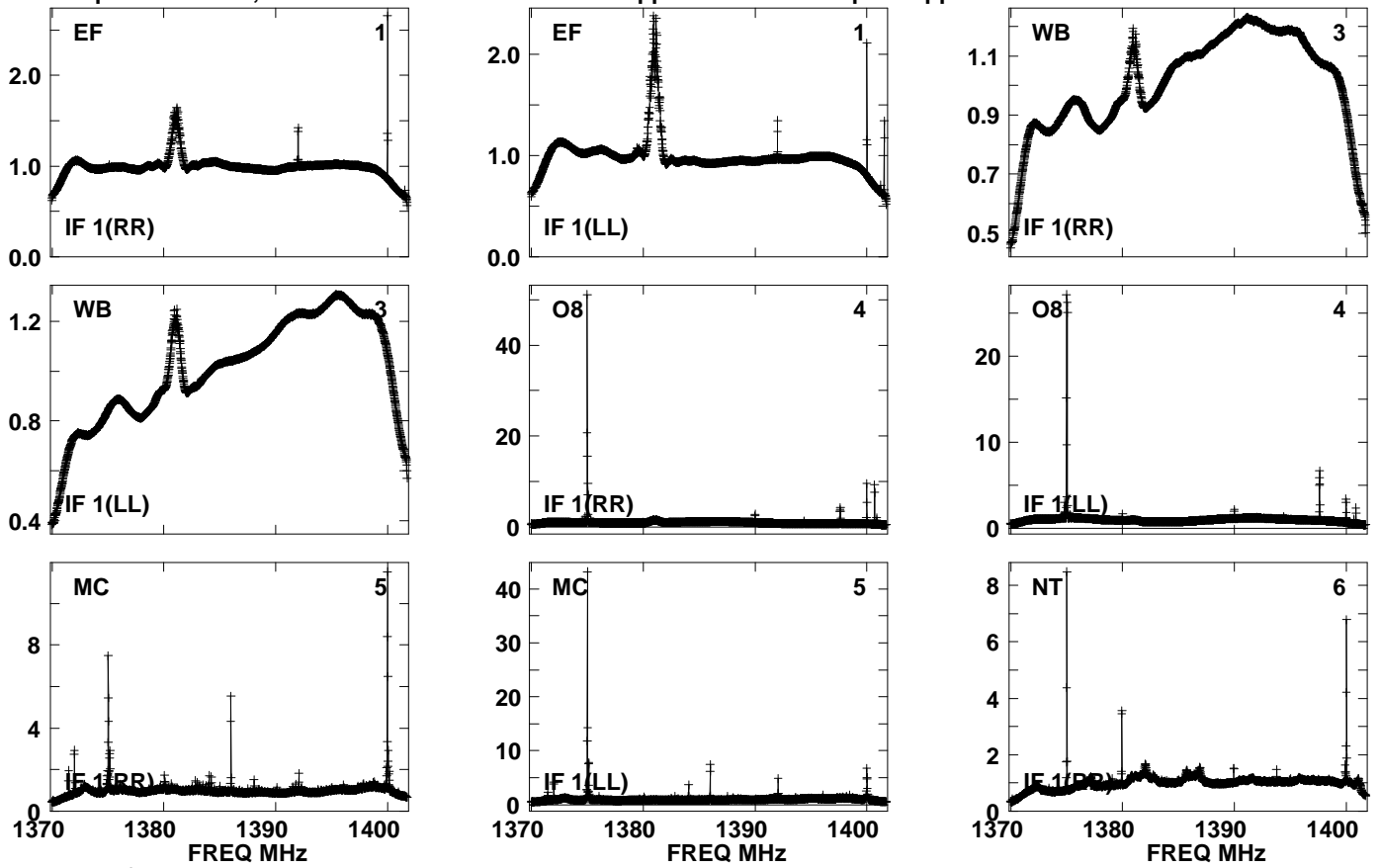


Lower frame: Real Jy  
Auto-corr total-power spectrum Antenna: \*  
Timerange: 00/10:55:07 to 00/10:58:35

Plot file version 61 created 08-MAR-2022 13:21:39

J1651+0129 EH039B 2.UVDATA.1

Freq = 1.3699 GHz, Bw = 32.000 MH No calibration applied and no bandpass applied



Lower frame: Real Jy

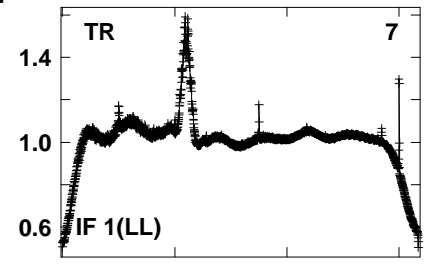
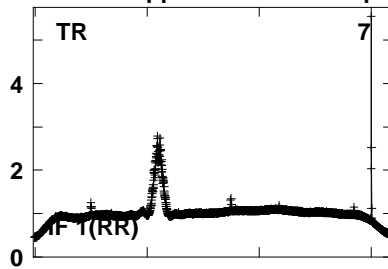
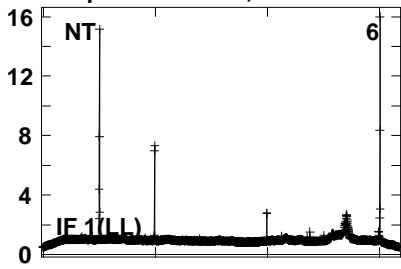
Auto-corr total-power spectrum Antenna: \*

Timerange: 00/10:58:37 to 00/11:00:05

Plot file version 62 created 08-MAR-2022 13:21:39

J1651+0129 EH039B 2.UVDATA.1

Freq = 1.3699 GHz, Bw = 32.000 MH No calibration applied and no bandpass applied

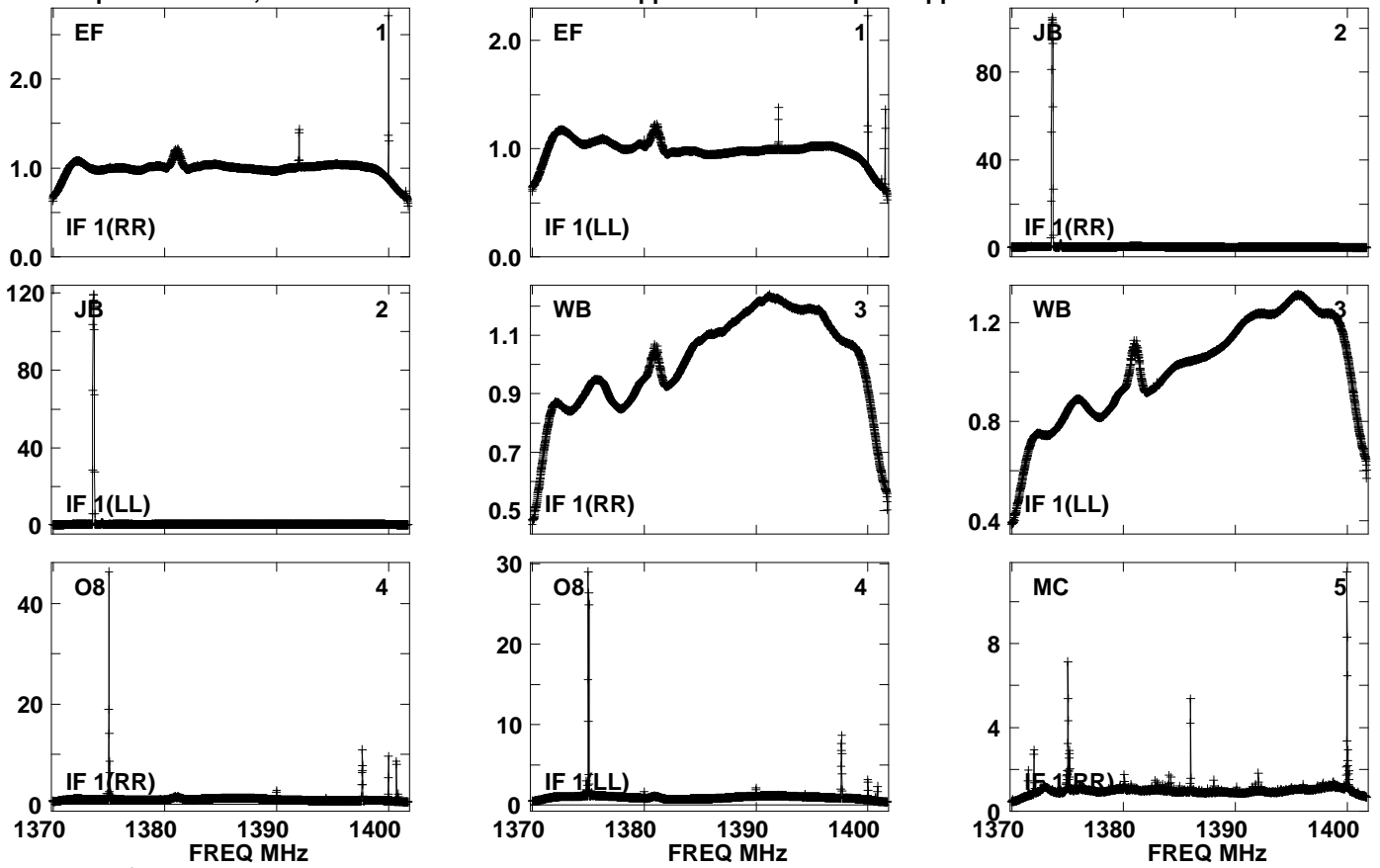


Lower frame: Real Jy  
Auto-corr total-power spectrum Antenna: \*  
Timerange: 00/10:58:37 to 00/11:00:05

Plot file version 63 created 08-MAR-2022 13:21:40

NGC6240 EH039B 2.UVDATA.1

Freq = 1.3699 GHz, Bw = 32.000 MH No calibration applied and no bandpass applied



Lower frame: Real Jy

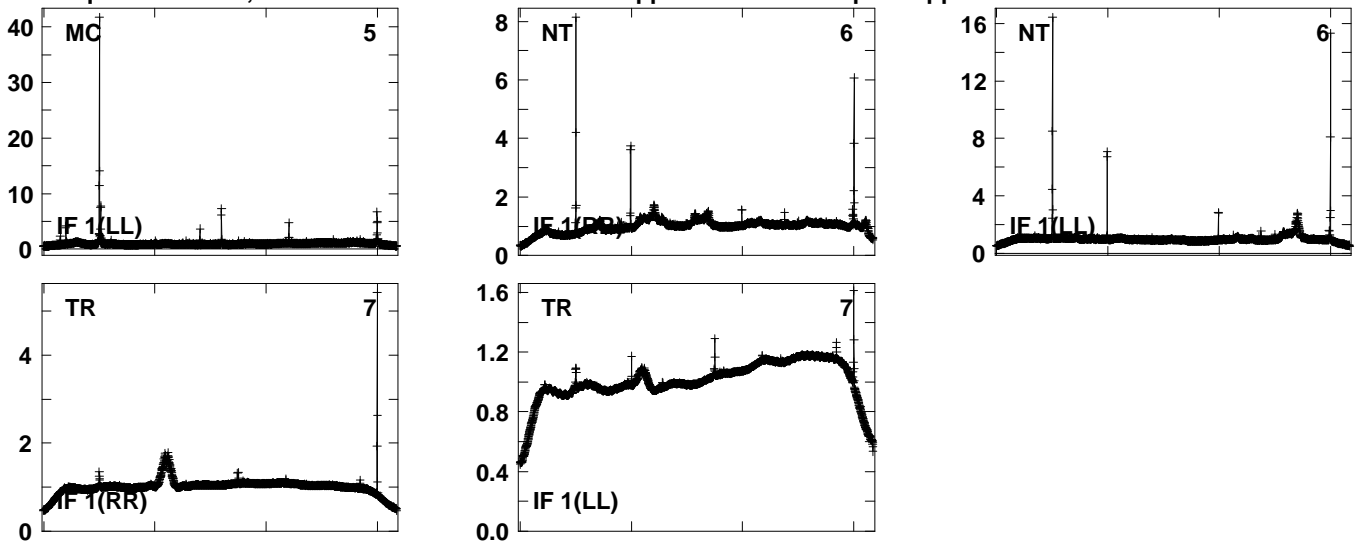
Auto-corr total-power spectrum Antenna: \*

Timerange: 00/11:00:07 to 00/11:03:35

Plot file version 64 created 08-MAR-2022 13:21:40

NGC6240 EH039B 2.UVDATA.1

Freq = 1.3699 GHz, Bw = 32.000 MH No calibration applied and no bandpass applied



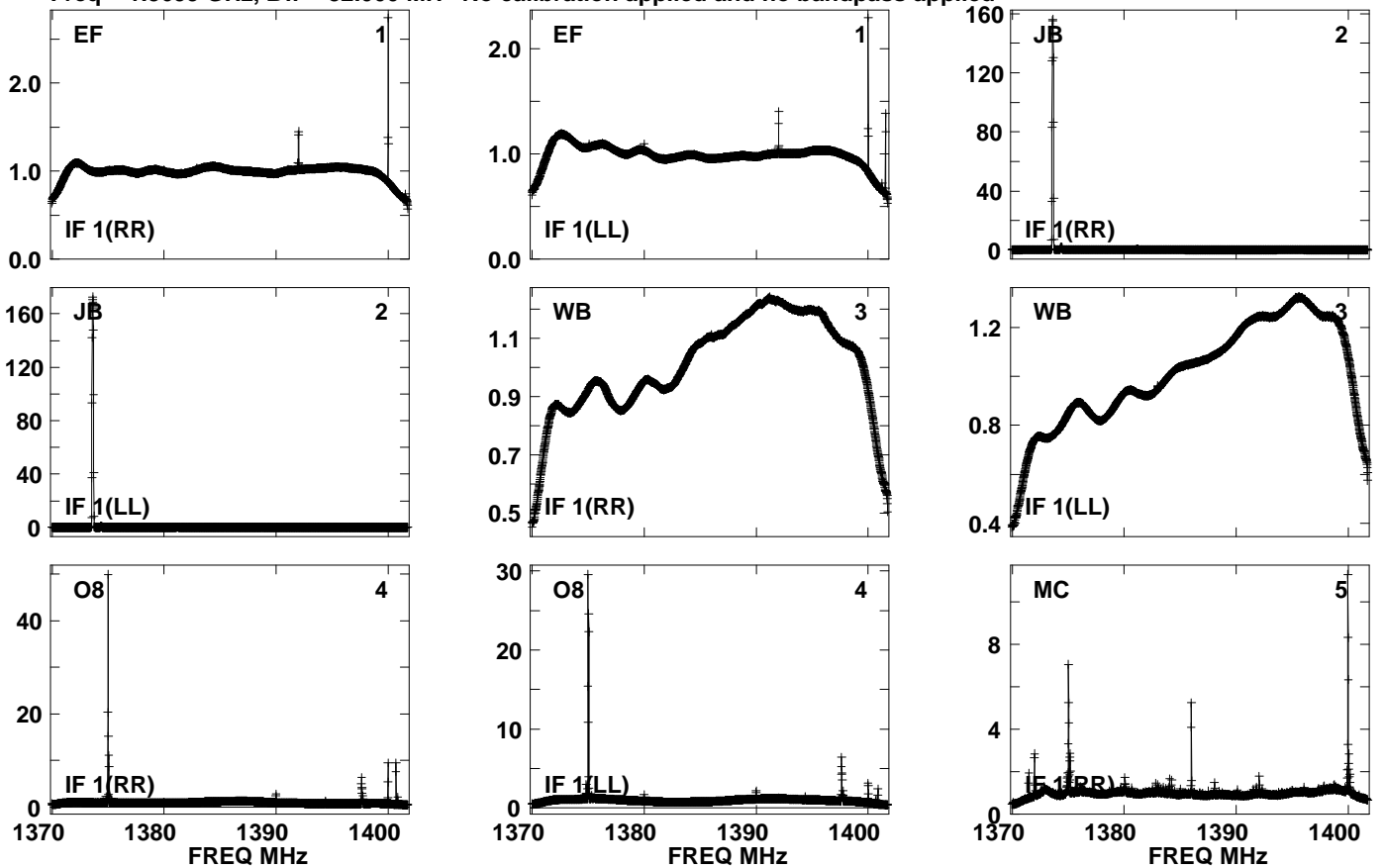
Lower frame: Real Jy  
Auto-corr total-power spectrum Antenna: \*  
Timerange: 00/11:00:07 to 00/11:03:35



Plot file version 65 created 08-MAR-2022 13:21:41

J1651+0129 EH039B 2.UVDATA.1

Freq = 1.3699 GHz, Bw = 32.000 MH No calibration applied and no bandpass applied

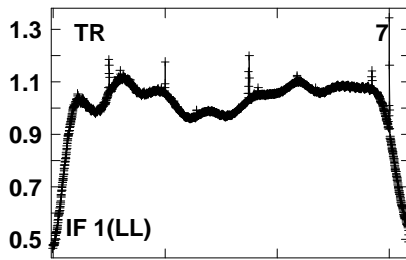
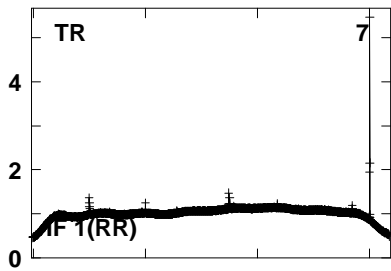
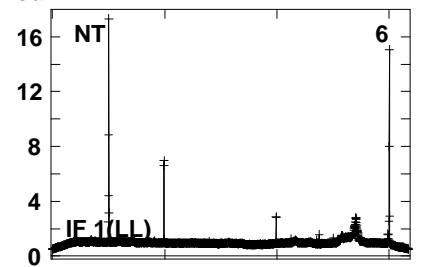
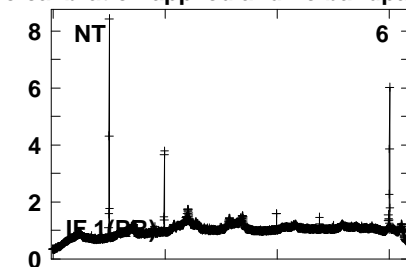
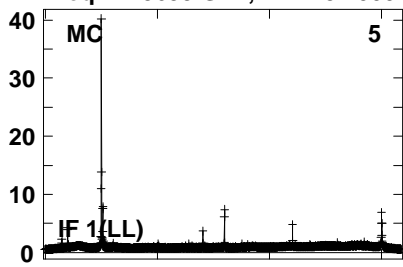


Lower frame: Real Jy  
Auto-corr total-power spectrum Antenna: \*  
Timerange: 00/11:04:02 to 00/11:05:30

Plot file version 66 created 08-MAR-2022 13:21:41

J1651+0129 EH039B 2.UVDATA.1

Freq = 1.3699 GHz, Bw = 32.000 MH No calibration applied and no bandpass applied

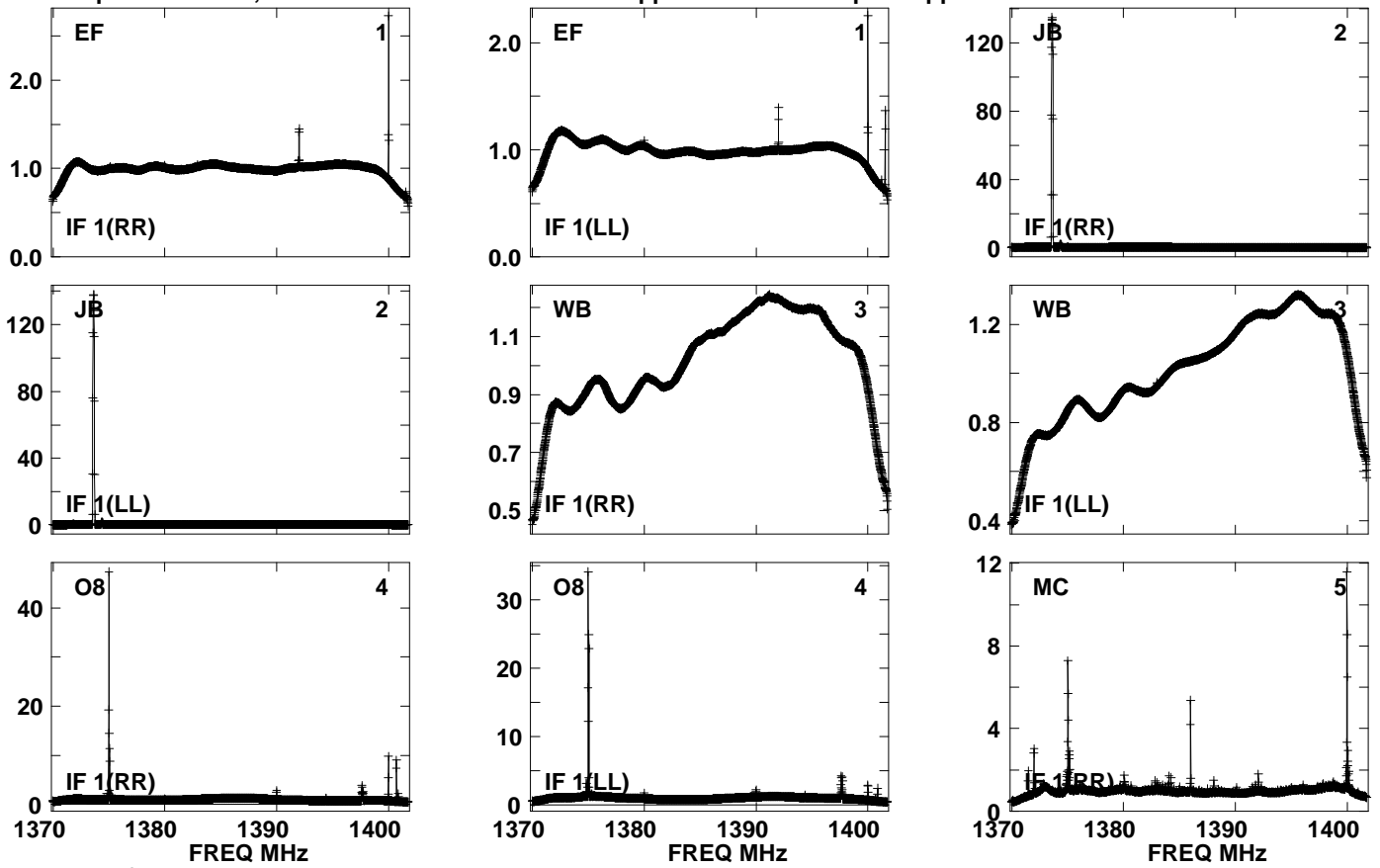


Lower frame: Real Jy  
Auto-corr total-power spectrum Antenna: \*  
Timerange: 00/11:04:02 to 00/11:05:30

Plot file version 67 created 08-MAR-2022 13:21:41

NGC6240 EH039B 2.UVDATA.1

Freq = 1.3699 GHz, Bw = 32.000 MH No calibration applied and no bandpass applied



Lower frame: Real Jy

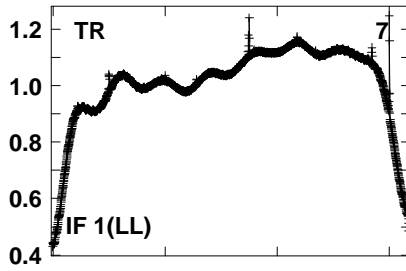
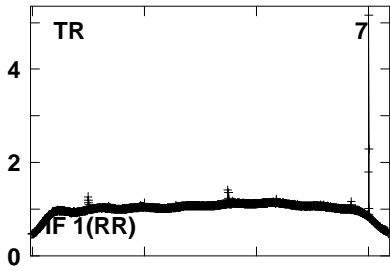
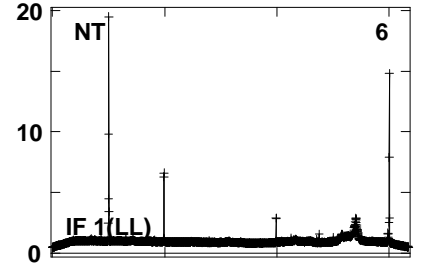
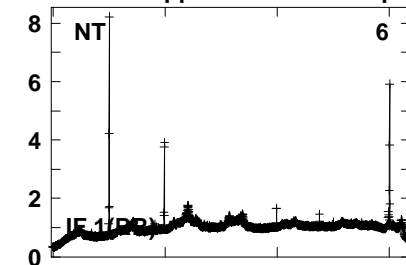
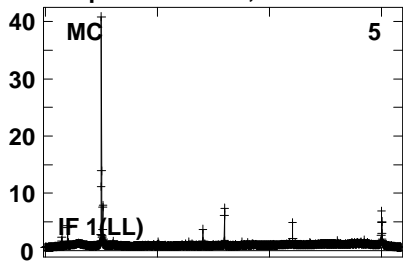
Auto-corr total-power spectrum Antenna: \*

Timerange: 00/11:05:32 to 00/11:09:00

Plot file version 68 created 08-MAR-2022 13:21:41

NGC6240 EH039B 2.UVDATA.1

Freq = 1.3699 GHz, Bw = 32.000 MH No calibration applied and no bandpass applied

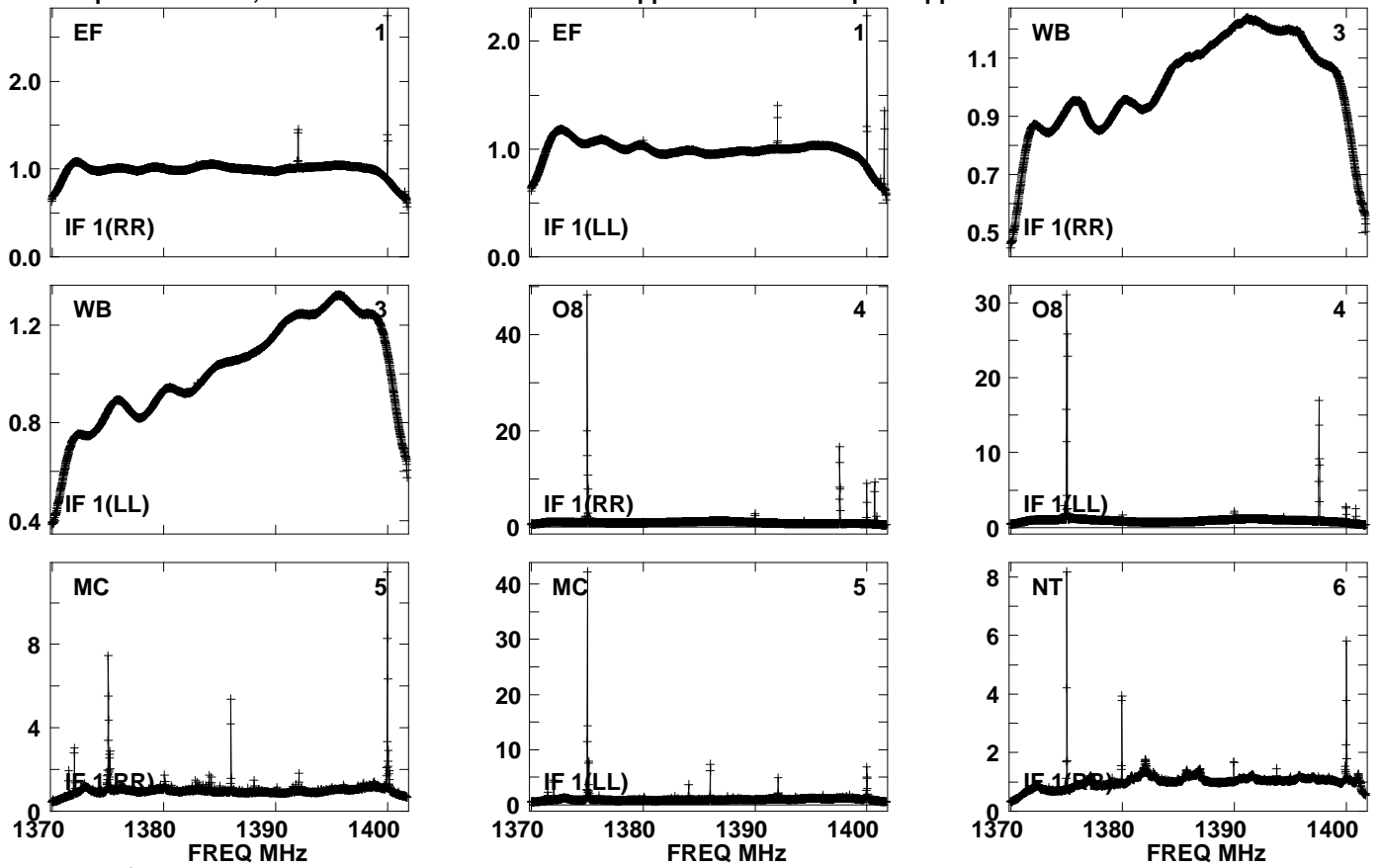


Lower frame: Real Jy  
Auto-corr total-power spectrum Antenna: \*  
Timerange: 00/11:05:32 to 00/11:09:00

Plot file version 69 created 08-MAR-2022 13:21:42

J1651+0129 EH039B 2.UVDATA.1

Freq = 1.3699 GHz, Bw = 32.000 MH No calibration applied and no bandpass applied



Lower frame: Real Jy

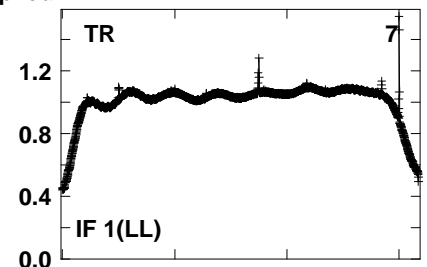
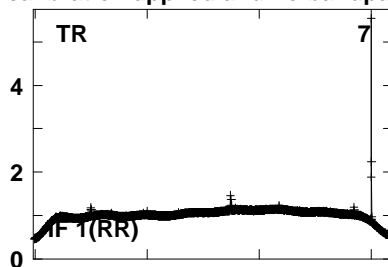

Auto-corr total-power spectrum Antenna: \*

Timerange: 00/11:09:02 to 00/11:10:30

Plot file version 70 created 08-MAR-2022 13:21:42

J1651+0129 EH039B 2.UVDATA.1

Freq = 1.3699 GHz, Bw = 32.000 MH No calibration applied and no bandpass applied

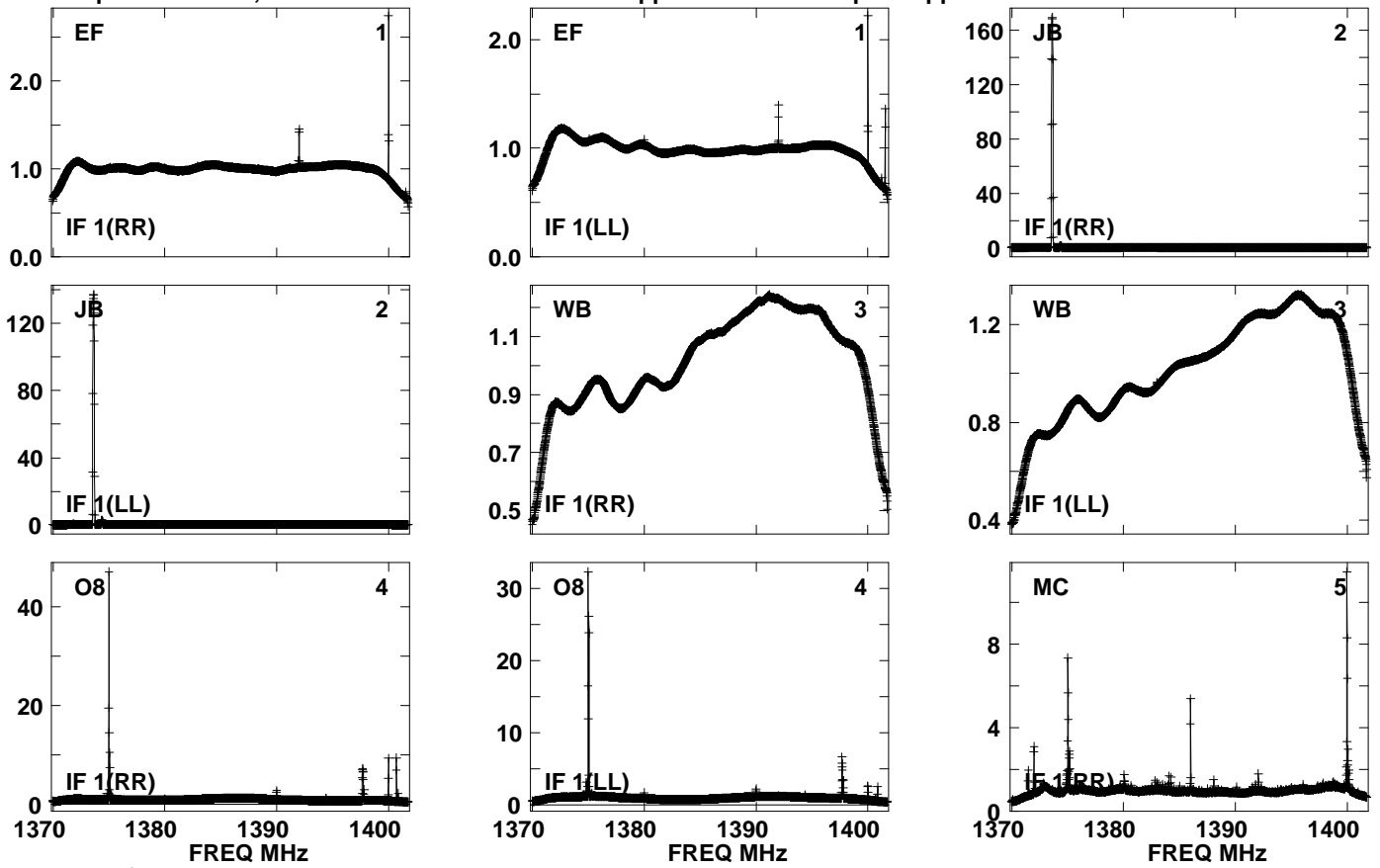


Lower frame: Real Jy  
Auto-corr total-power spectrum Antenna: \*  
Timerange: 00/11:09:02 to 00/11:10:30

Plot file version 71 created 08-MAR-2022 13:21:42

NGC6240 EH039B 2.UVDATA.1

Freq = 1.3699 GHz, Bw = 32.000 MH No calibration applied and no bandpass applied



Lower frame: Real Jy

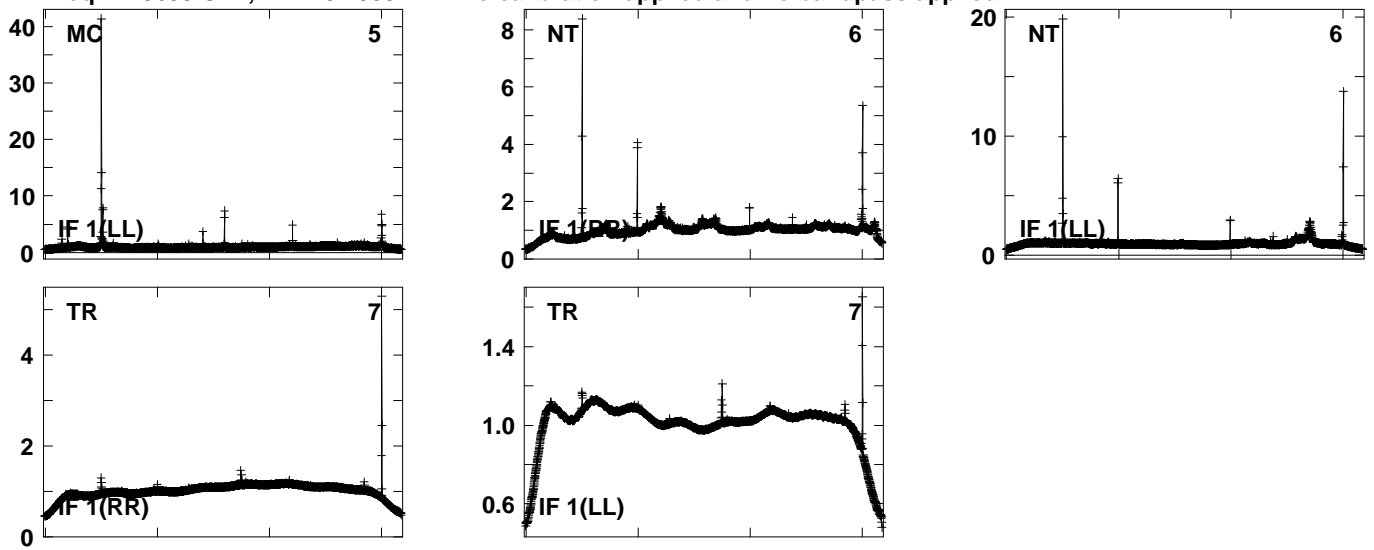
Auto-corr total-power spectrum Antenna: \*

Timerange: 00/11:10:32 to 00/11:14:00

Plot file version 72 created 08-MAR-2022 13:21:43

NGC6240 EH039B 2.UVDATA.1

Freq = 1.3699 GHz, Bw = 32.000 MH No calibration applied and no bandpass applied



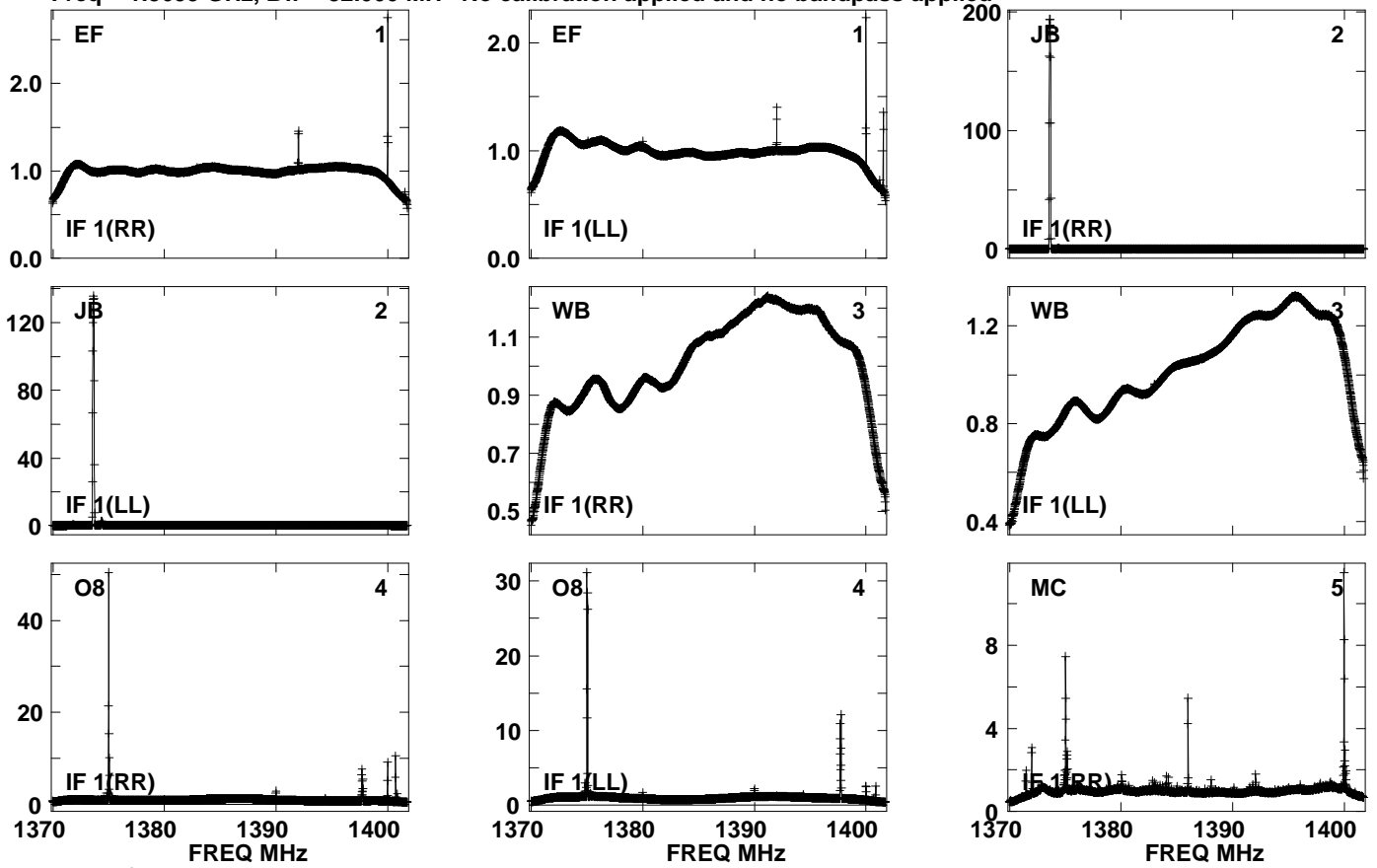
Lower frame: Real Jy  
Auto-corr total-power spectrum Antenna: \*  
Timerange: 00/11:10:32 to 00/11:14:00



Plot file version 73 created 08-MAR-2022 13:21:43

J1651+0129 EH039B 2.UVDATA.1

Freq = 1.3699 GHz, Bw = 32.000 MH No calibration applied and no bandpass applied



Lower frame: Real Jy

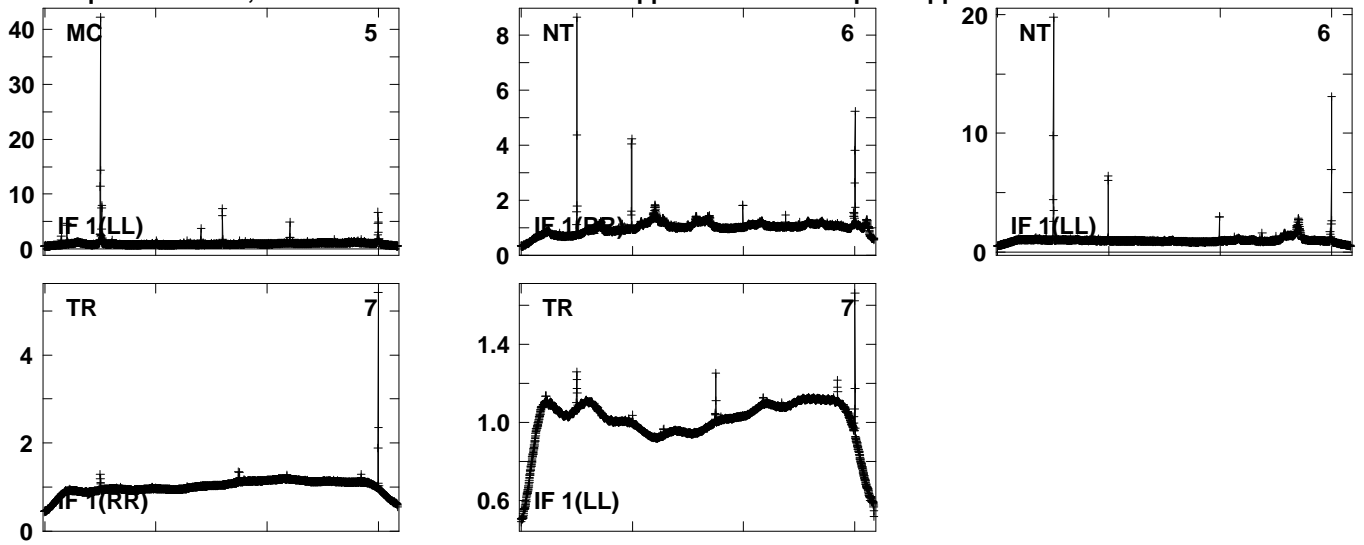
Auto-corr total-power spectrum Antenna: \*

Timerange: 00/11:14:27 to 00/11:15:55

Plot file version 74 created 08-MAR-2022 13:21:43

J1651+0129 EH039B 2.UVDATA.1

Freq = 1.3699 GHz, Bw = 32.000 MH No calibration applied and no bandpass applied

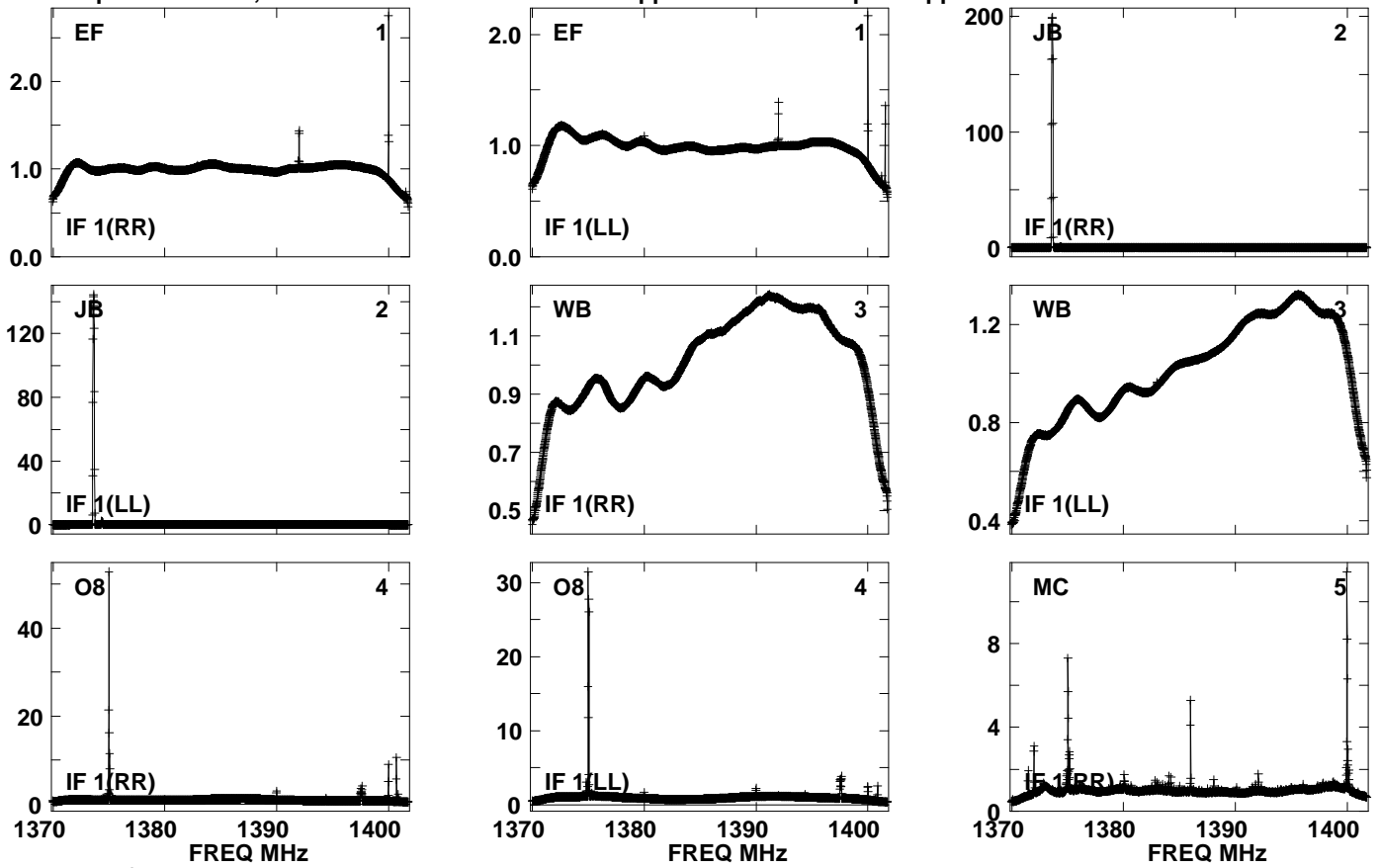


Lower frame: Real Jy  
Auto-corr total-power spectrum Antenna: \*  
Timerange: 00/11:14:27 to 00/11:15:55

Plot file version 75 created 08-MAR-2022 13:21:44

NGC6240 EH039B 2.UVDATA.1

Freq = 1.3699 GHz, Bw = 32.000 MH No calibration applied and no bandpass applied



Lower frame: Real Jy

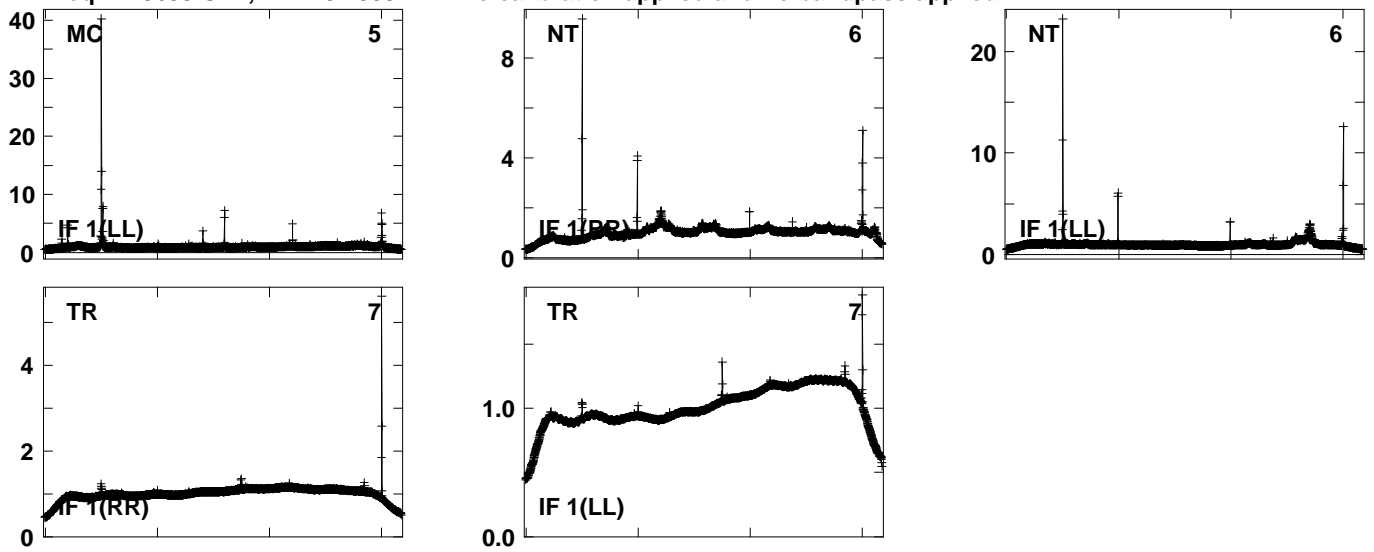
Auto-corr total-power spectrum Antenna: \*

Timerange: 00/11:15:57 to 00/11:19:25

Plot file version 76 created 08-MAR-2022 13:21:44

NGC6240 EH039B 2.UVDATA.1

Freq = 1.3699 GHz, Bw = 32.000 MH No calibration applied and no bandpass applied

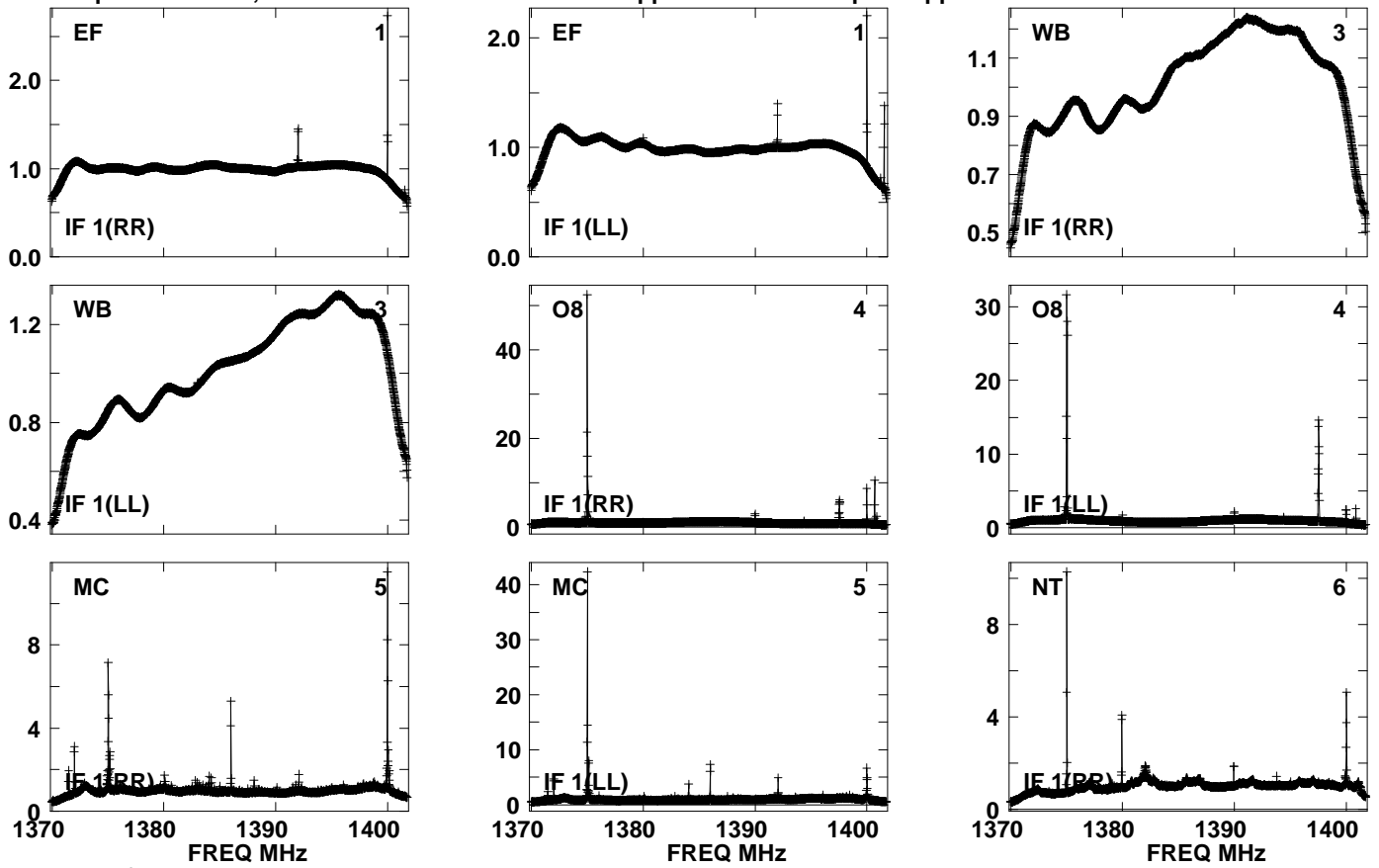


Lower frame: Real Jy  
Auto-corr total-power spectrum Antenna: \*  
Timerange: 00/11:15:57 to 00/11:19:25

Plot file version 77 created 08-MAR-2022 13:21:44

J1651+0129 EH039B 2.UVDATA.1

Freq = 1.3699 GHz, Bw = 32.000 MH No calibration applied and no bandpass applied



Lower frame: Real Jy

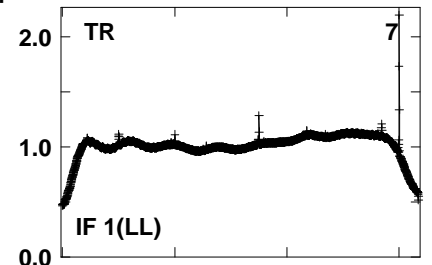
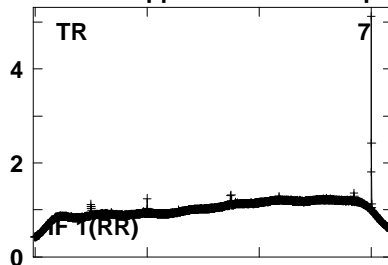

Auto-corr total-power spectrum Antenna: \*

Timerange: 00/11:19:27 to 00/11:20:55

Plot file version 78 created 08-MAR-2022 13:21:45

J1651+0129 EH039B 2.UVDATA.1

Freq = 1.3699 GHz, Bw = 32.000 MH No calibration applied and no bandpass applied

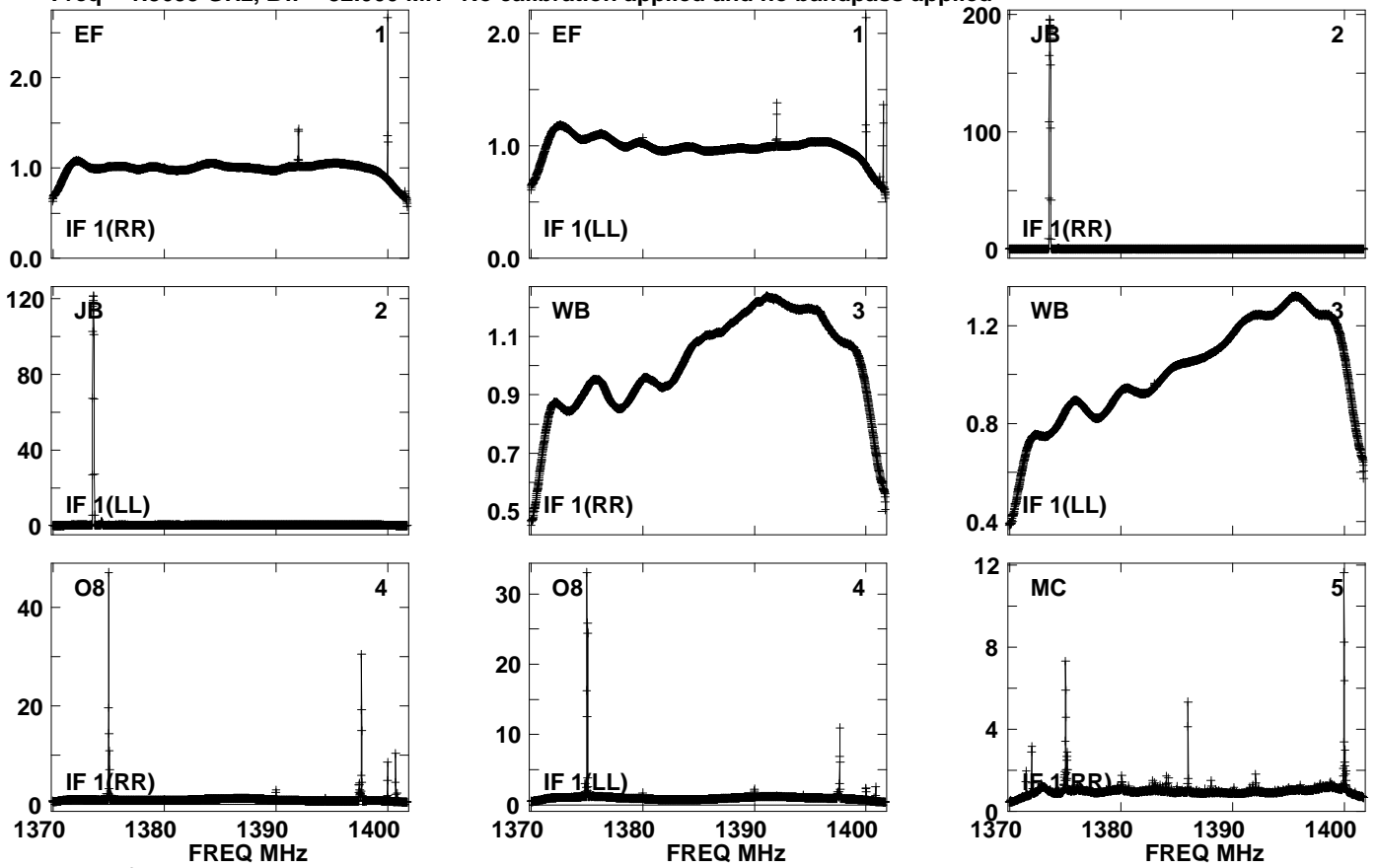


Lower frame: Real Jy  
Auto-corr total-power spectrum Antenna: \*  
Timerange: 00/11:19:27 to 00/11:20:55

Plot file version 79 created 08-MAR-2022 13:21:45

NGC6240 EH039B 2.UVDATA.1

Freq = 1.3699 GHz, Bw = 32.000 MH No calibration applied and no bandpass applied



Lower frame: Real Jy

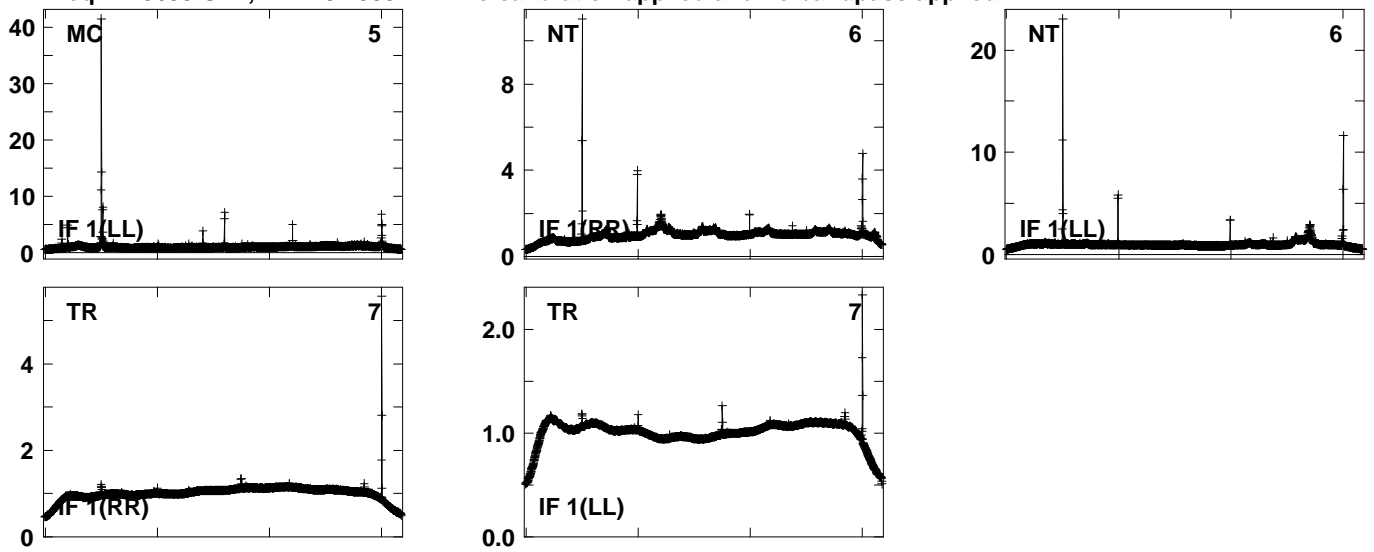
Auto-corr total-power spectrum Antenna: \*

Timerange: 00/11:20:57 to 00/11:24:25

Plot file version 80 created 08-MAR-2022 13:21:45

NGC6240 EH039B 2.UVDATA.1

Freq = 1.3699 GHz, Bw = 32.000 MH No calibration applied and no bandpass applied



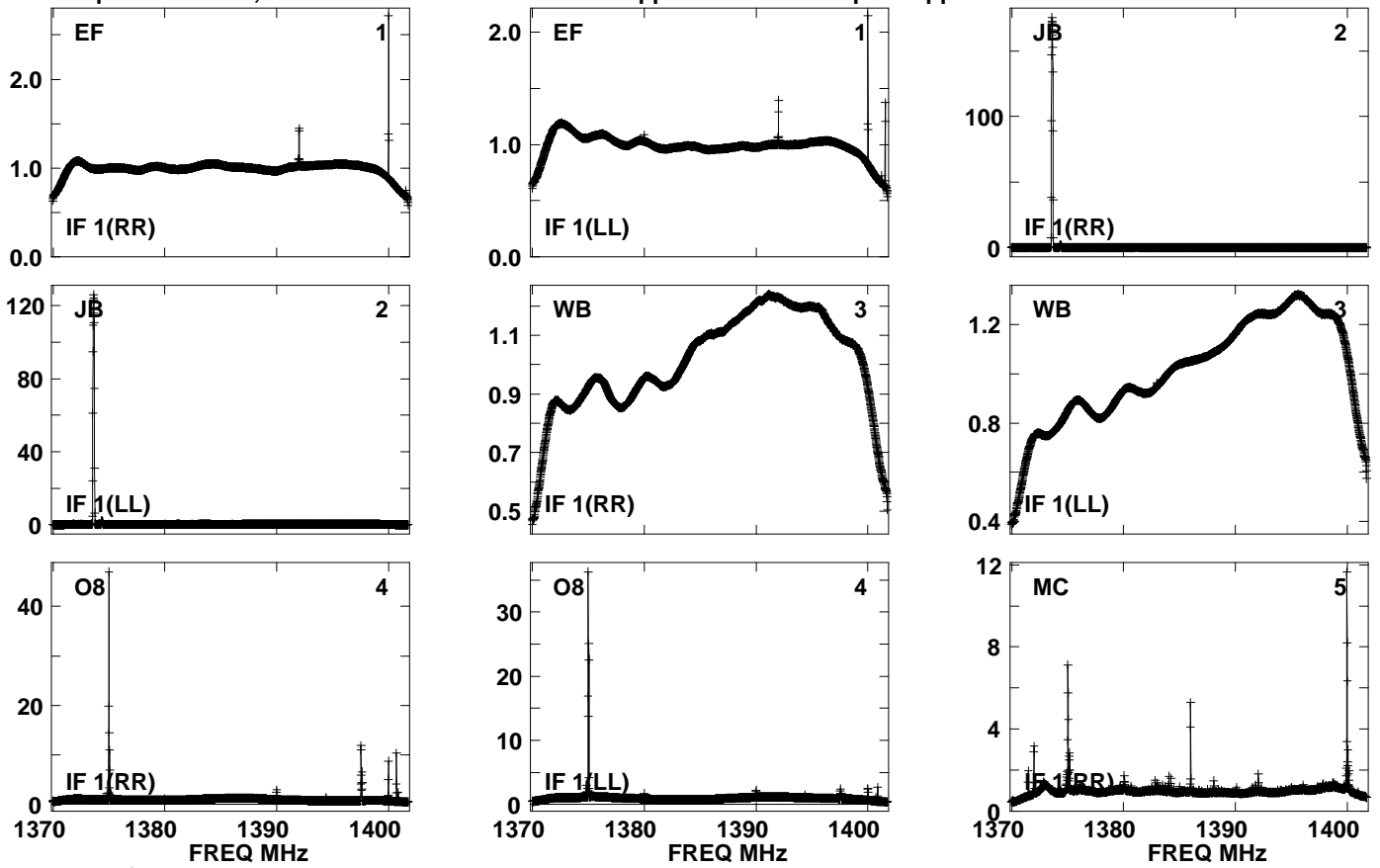
Lower frame: Real Jy  
Auto-corr total-power spectrum Antenna: \*  
Timerange: 00/11:20:57 to 00/11:24:25



Plot file version 81 created 08-MAR-2022 13:21:46

J1651+0129 EH039B 2.UVDATA.1

Freq = 1.3699 GHz, Bw = 32.000 MH No calibration applied and no bandpass applied

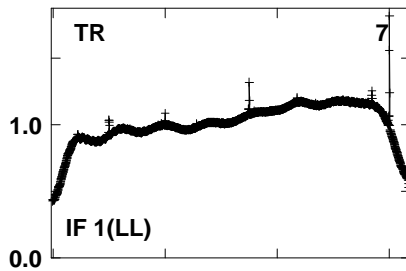
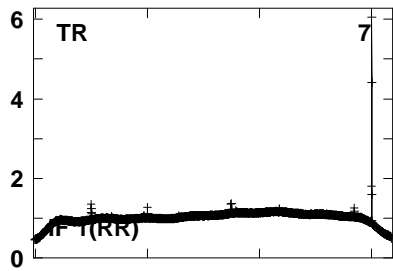
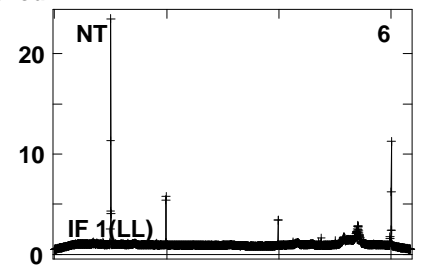
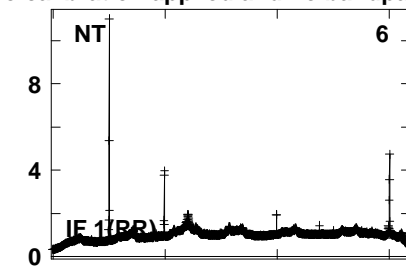
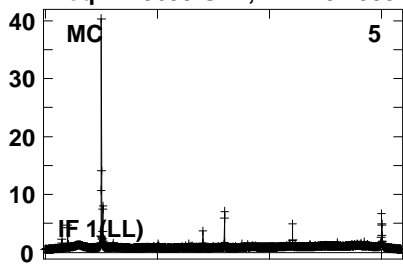


Lower frame: Real Jy  
Auto-corr total-power spectrum Antenna: \*  
Timerange: 00/11:24:52 to 00/11:26:20

Plot file version 82 created 08-MAR-2022 13:21:46

J1651+0129 EH039B 2.UVDATA.1

Freq = 1.3699 GHz, Bw = 32.000 MH No calibration applied and no bandpass applied

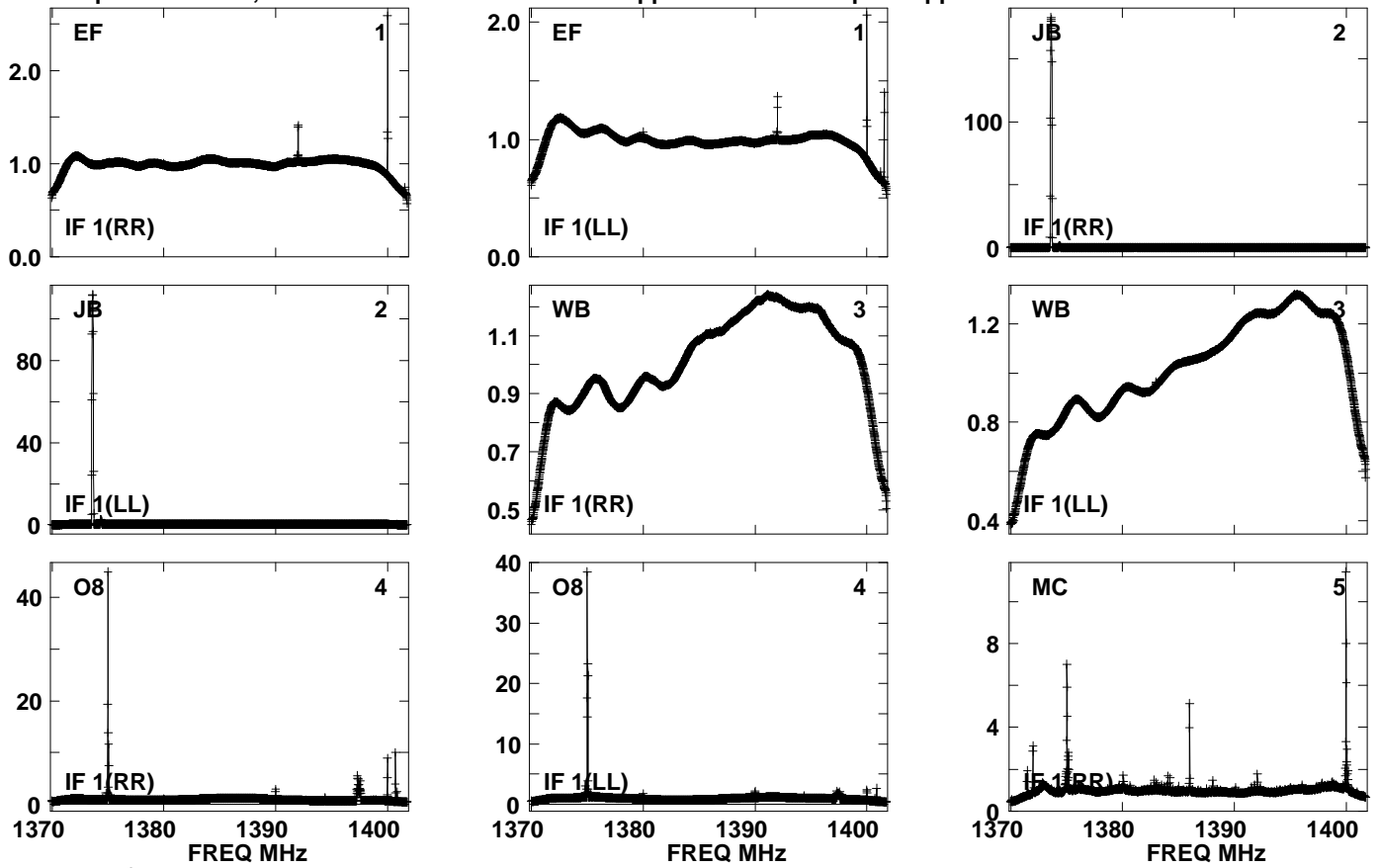


Lower frame: Real Jy  
Auto-corr total-power spectrum Antenna: \*  
Timerange: 00/11:24:52 to 00/11:26:20

Plot file version 83 created 08-MAR-2022 13:21:46

NGC6240 EH039B 2.UVDATA.1

Freq = 1.3699 GHz, Bw = 32.000 MH No calibration applied and no bandpass applied

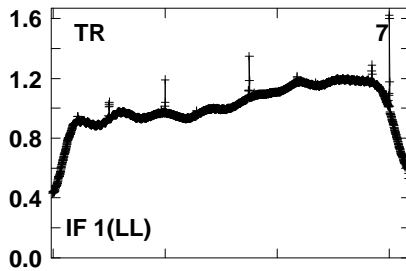
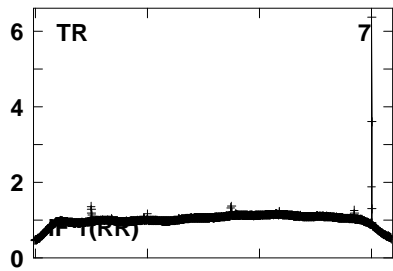
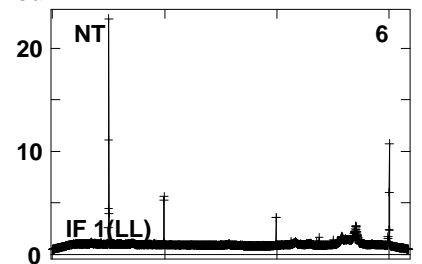
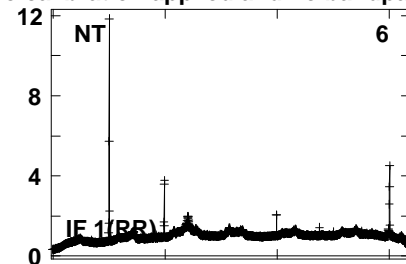
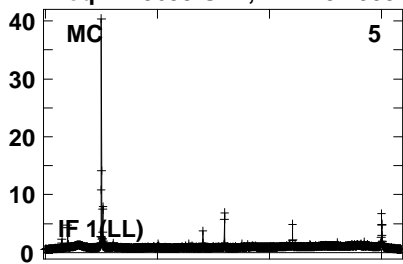


Lower frame: Real Jy  
Auto-corr total-power spectrum Antenna: \*  
Timerange: 00/11:26:22 to 00/11:29:50

Plot file version 84 created 08-MAR-2022 13:21:46

NGC6240 EH039B 2.UVDATA.1

Freq = 1.3699 GHz, Bw = 32.000 MH No calibration applied and no bandpass applied

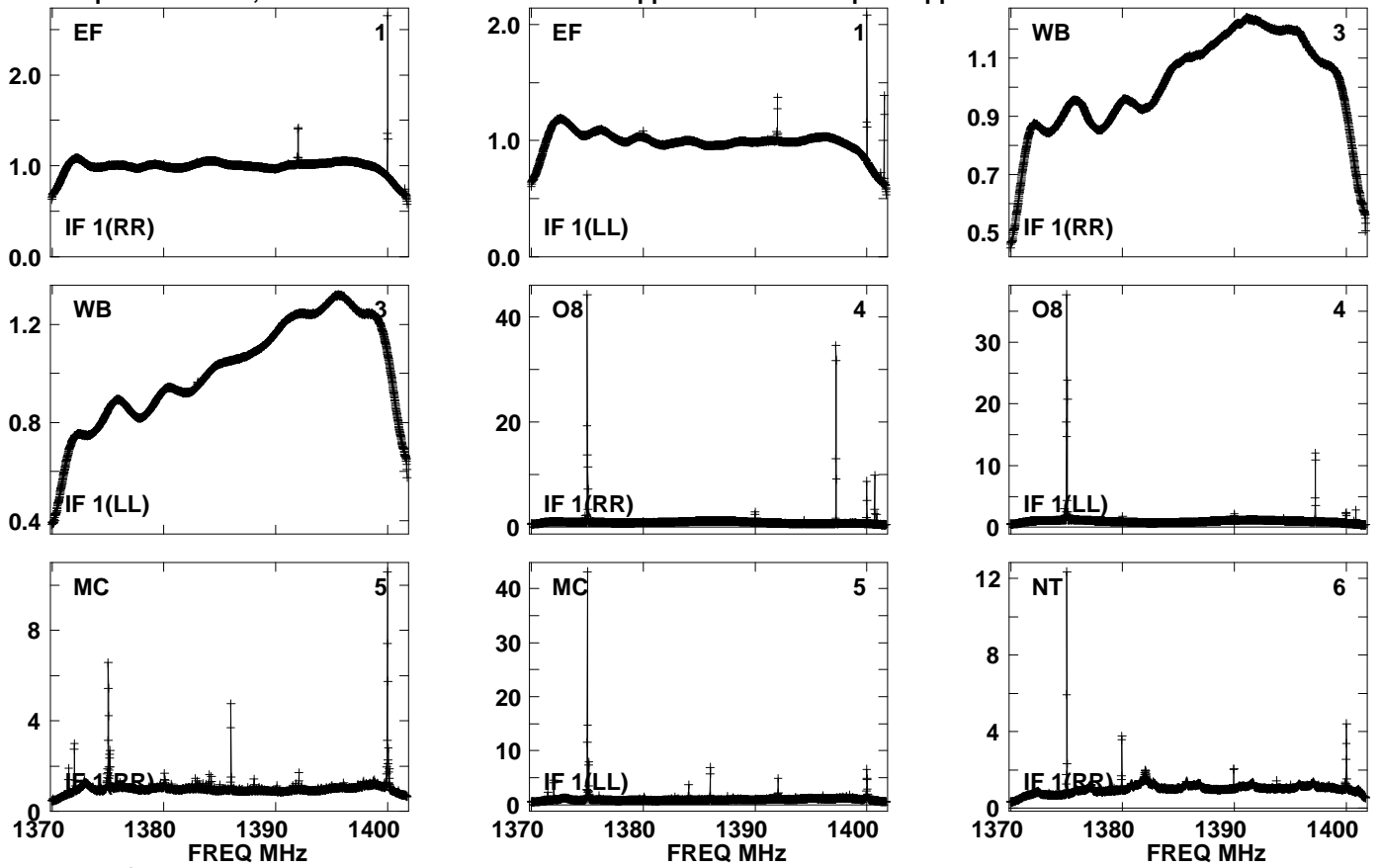


Lower frame: Real Jy  
Auto-corr total-power spectrum Antenna: \*  
Timerange: 00/11:26:22 to 00/11:29:50

Plot file version 85 created 08-MAR-2022 13:21:47

J1651+0129 EH039B 2.UVDATA.1

Freq = 1.3699 GHz, Bw = 32.000 MH No calibration applied and no bandpass applied



Lower frame: Real Jy

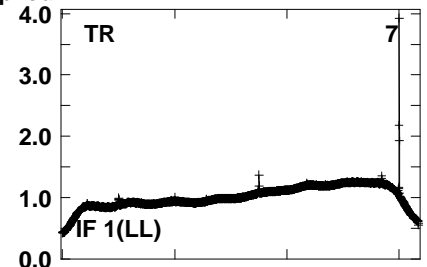

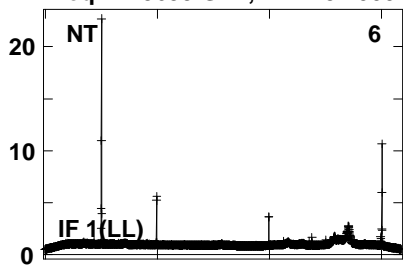
Auto-corr total-power spectrum Antenna: \*

Timerange: 00/11:29:52 to 00/11:31:20

Plot file version 86 created 08-MAR-2022 13:21:47

J1651+0129 EH039B 2.UVDATA.1

Freq = 1.3699 GHz, Bw = 32.000 MH No calibration applied and no bandpass applied

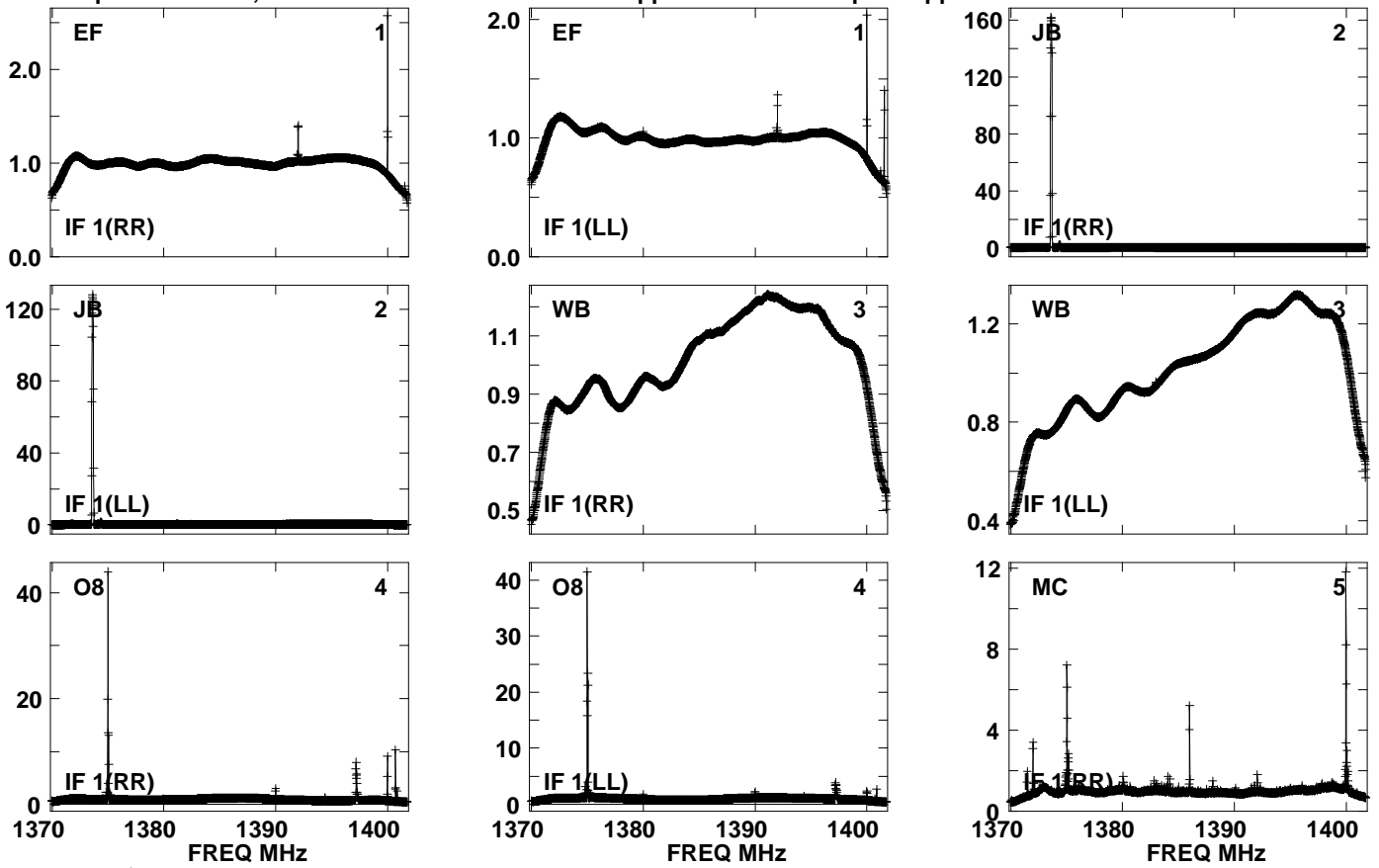


Lower frame: Real Jy  
Auto-corr total-power spectrum Antenna: \*  
Timerange: 00/11:29:52 to 00/11:31:20

Plot file version 87 created 08-MAR-2022 13:21:47

NGC6240 EH039B 2.UVDATA.1

Freq = 1.3699 GHz, Bw = 32.000 MH No calibration applied and no bandpass applied

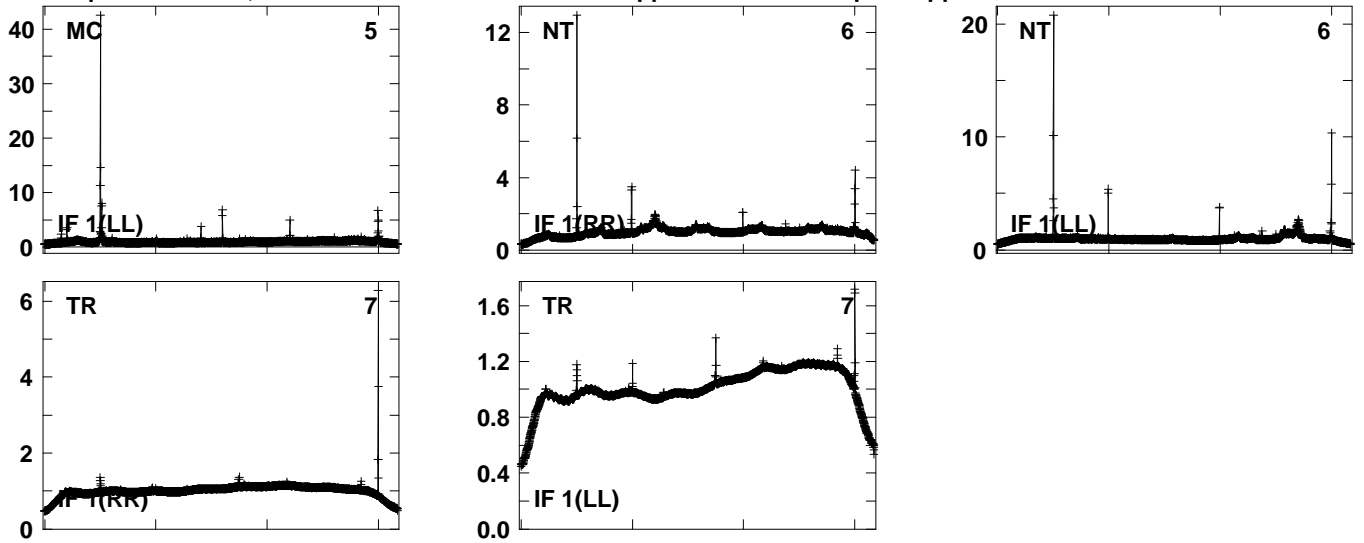


Lower frame: Real Jy  
Auto-corr total-power spectrum Antenna: \*  
Timerange: 00/11:31:22 to 00/11:34:50

Plot file version 88 created 08-MAR-2022 13:21:48

NGC6240 EH039B 2.UVDATA.1

Freq = 1.3699 GHz, Bw = 32.000 MH No calibration applied and no bandpass applied



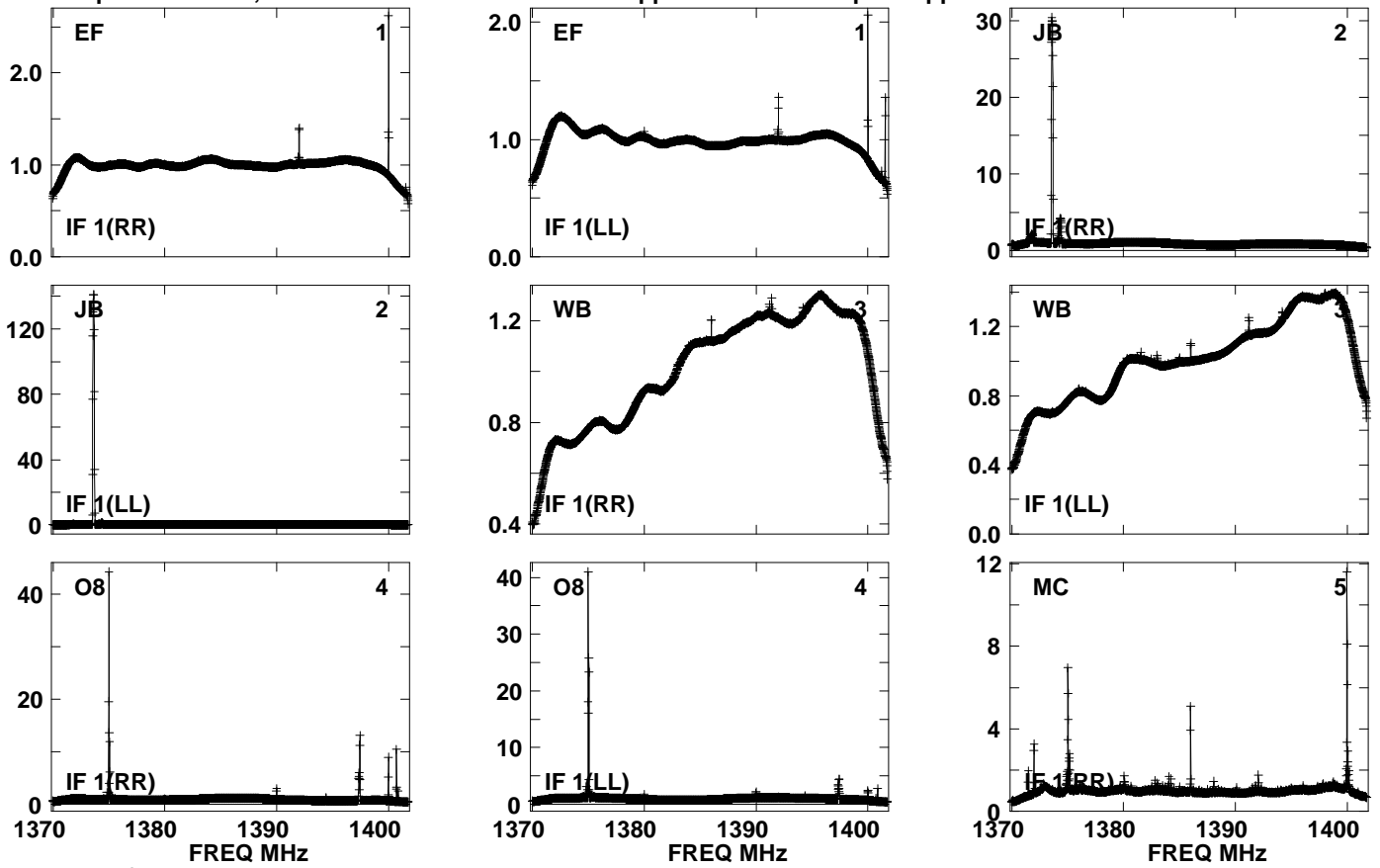
Lower frame: Real Jy  
Auto-corr total-power spectrum Antenna: \*  
Timerange: 00/11:31:22 to 00/11:34:50



Plot file version 89 created 08-MAR-2022 13:21:48

J1651+0129 EH039B 2.UVDATA.1

Freq = 1.3699 GHz, Bw = 32.000 MH No calibration applied and no bandpass applied

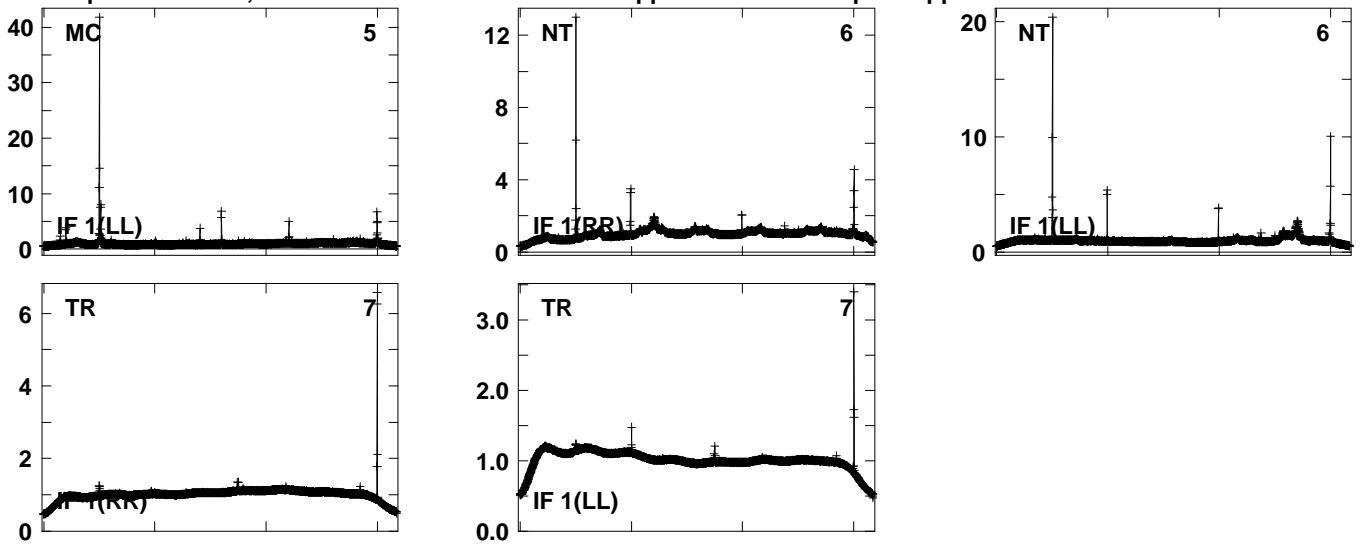


Lower frame: Real Jy  
Auto-corr total-power spectrum Antenna: \*  
Timerange: 00/11:35:17 to 00/11:36:45

Plot file version 90 created 08-MAR-2022 13:21:48

J1651+0129 EH039B 2.UVDATA.1

Freq = 1.3699 GHz, Bw = 32.000 MH No calibration applied and no bandpass applied

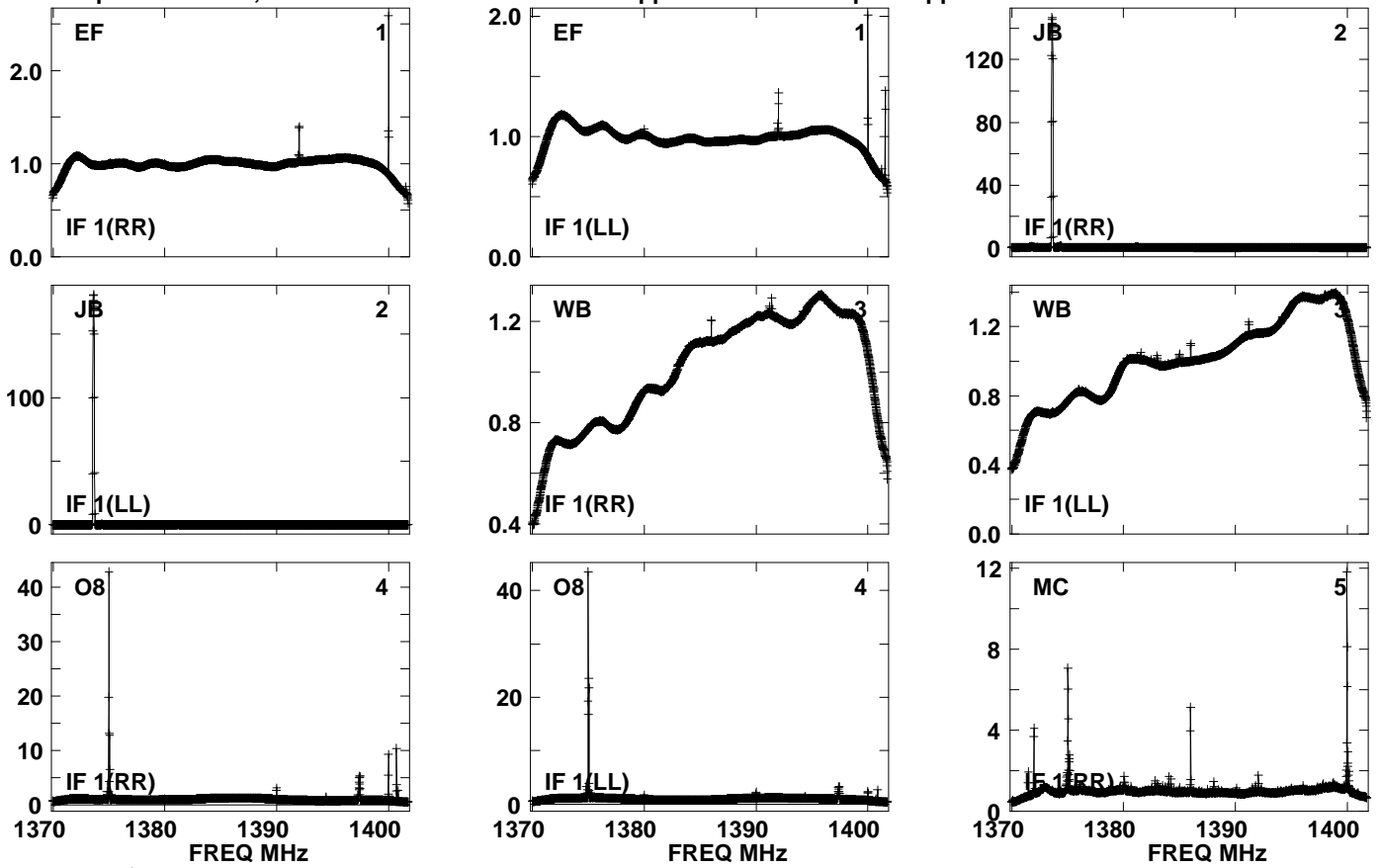


Lower frame: Real Jy  
Auto-corr total-power spectrum Antenna: \*  
Timerange: 00/11:35:17 to 00/11:36:45

Plot file version 91 created 08-MAR-2022 13:21:49

NGC6240 EH039B 2.UVDATA.1

Freq = 1.3699 GHz, Bw = 32.000 MH No calibration applied and no bandpass applied

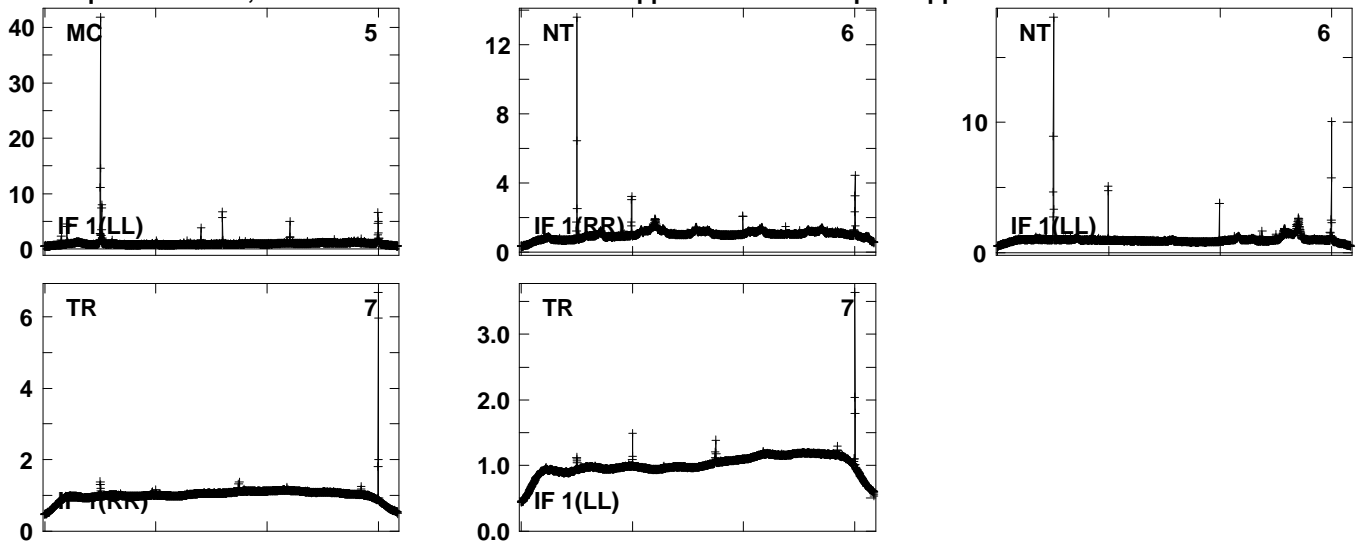


Lower frame: Real Jy  
Auto-corr total-power spectrum Antenna: \*  
Timerange: 00/11:36:47 to 00/11:40:15

Plot file version 92 created 08-MAR-2022 13:21:49

NGC6240 EH039B 2.UVDATA.1

Freq = 1.3699 GHz, Bw = 32.000 MH No calibration applied and no bandpass applied

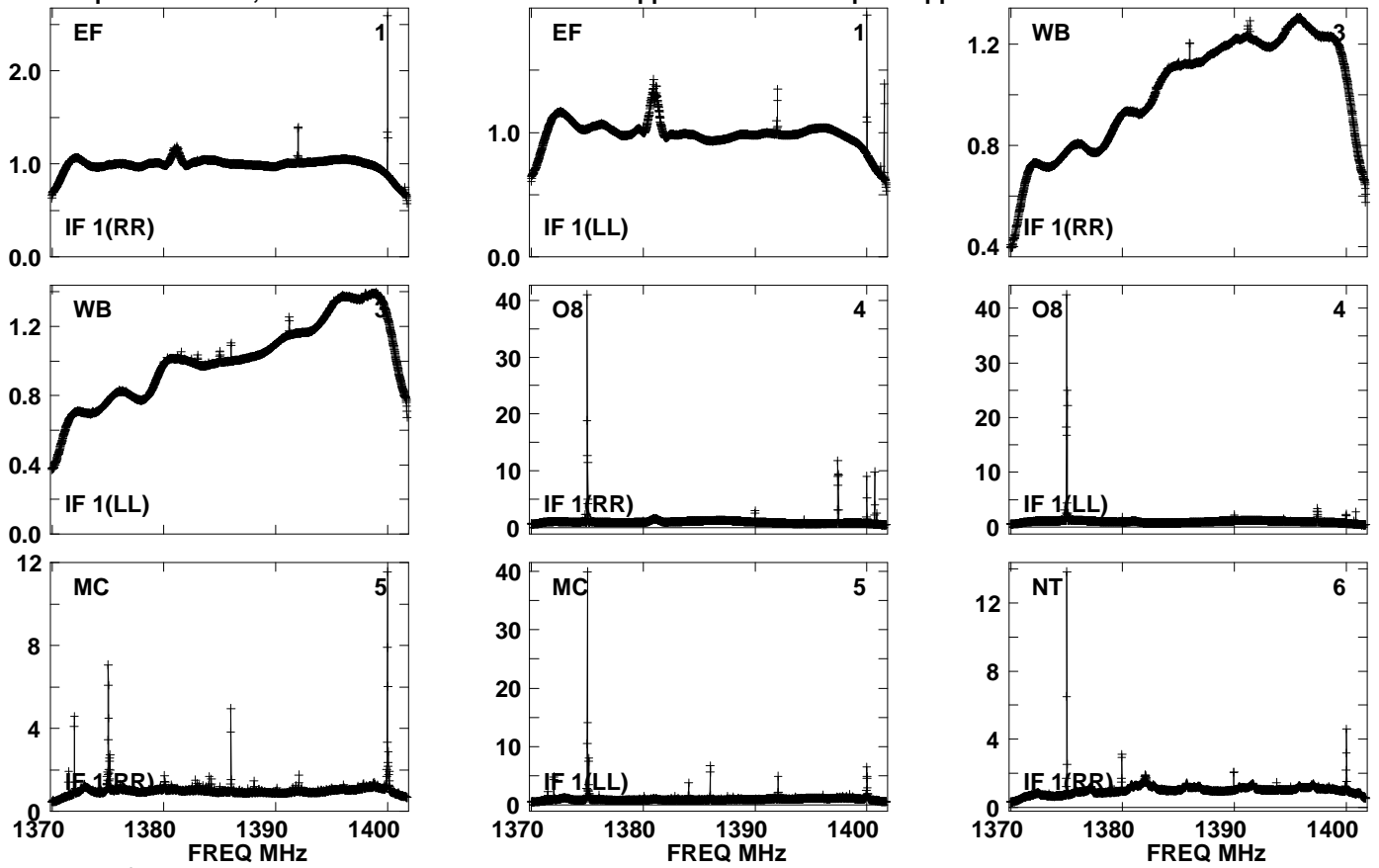


Lower frame: Real Jy  
Auto-corr total-power spectrum Antenna: \*  
Timerange: 00/11:36:47 to 00/11:40:15

Plot file version 93 created 08-MAR-2022 13:21:49

J1651+0129 EH039B 2.UVDATA.1

Freq = 1.3699 GHz, Bw = 32.000 MH No calibration applied and no bandpass applied



Lower frame: Real Jy

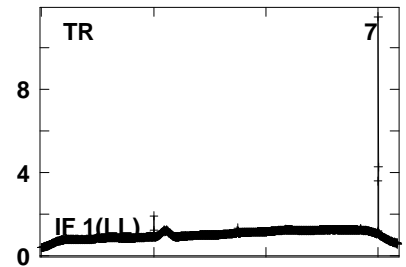

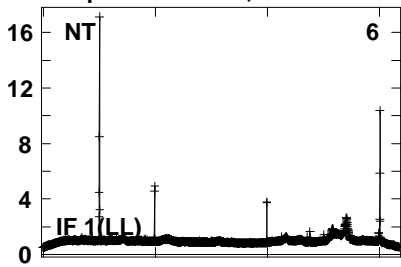
Auto-corr total-power spectrum Antenna: \*

Timerange: 00/11:40:17 to 00/11:41:45

Plot file version 94 created 08-MAR-2022 13:21:49

J1651+0129 EH039B 2.UVDATA.1

Freq = 1.3699 GHz, Bw = 32.000 MH No calibration applied and no bandpass applied

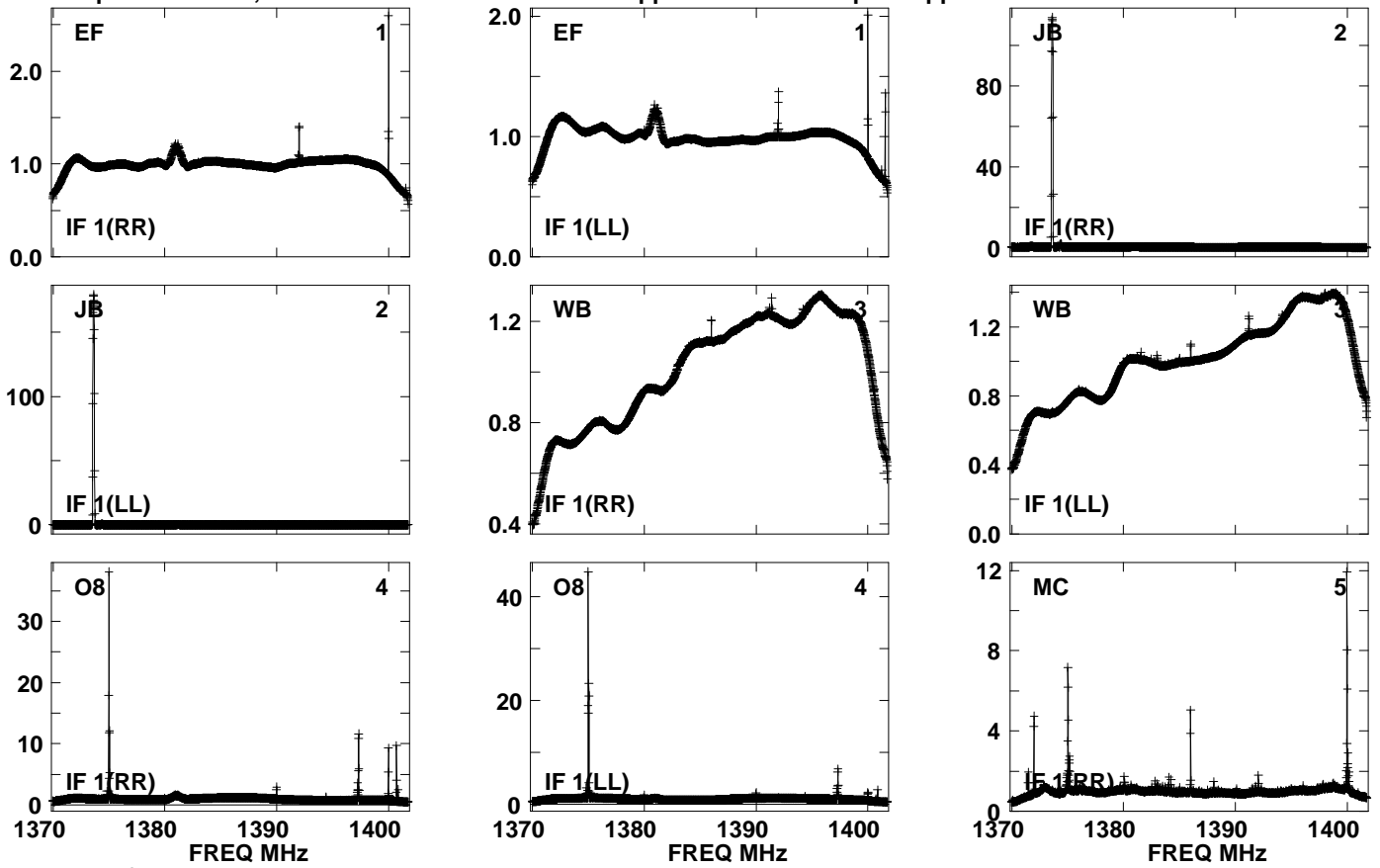


Lower frame: Real Jy  
Auto-corr total-power spectrum Antenna: \*  
Timerange: 00/11:40:17 to 00/11:41:45

Plot file version 95 created 08-MAR-2022 13:21:50

NGC6240 EH039B 2.UVDATA.1

Freq = 1.3699 GHz, Bw = 32.000 MH No calibration applied and no bandpass applied



Lower frame: Real Jy

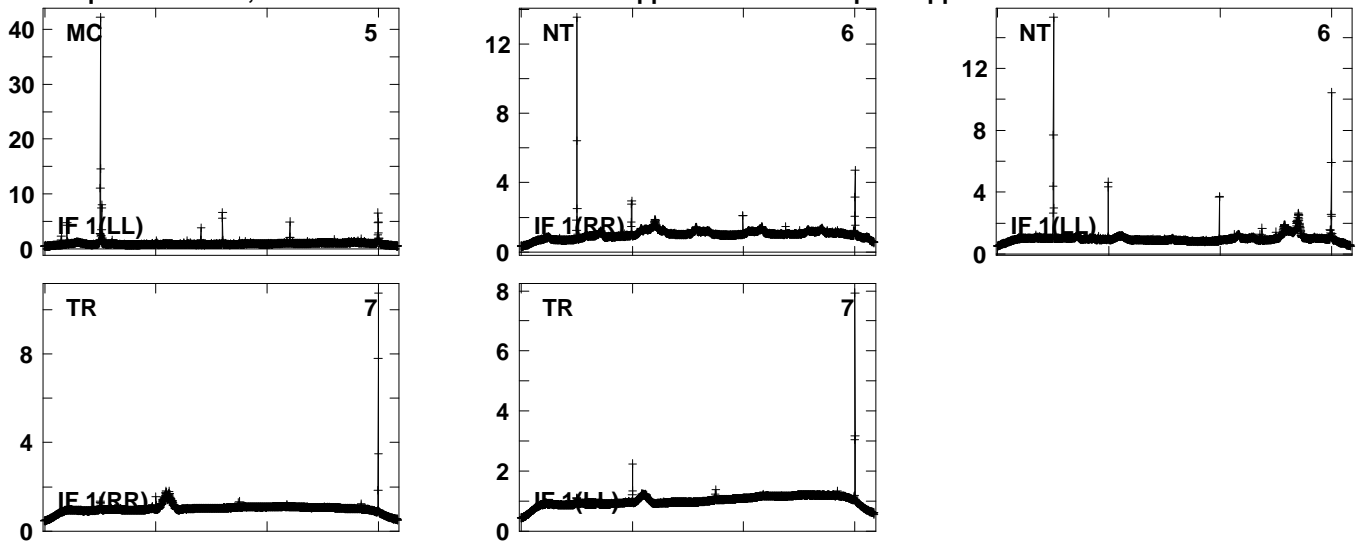
Auto-corr total-power spectrum Antenna: \*

Timerange: 00/11:41:47 to 00/11:45:15

Plot file version 96 created 08-MAR-2022 13:21:50

NGC6240 EH039B 2.UVDATA.1

Freq = 1.3699 GHz, Bw = 32.000 MH No calibration applied and no bandpass applied



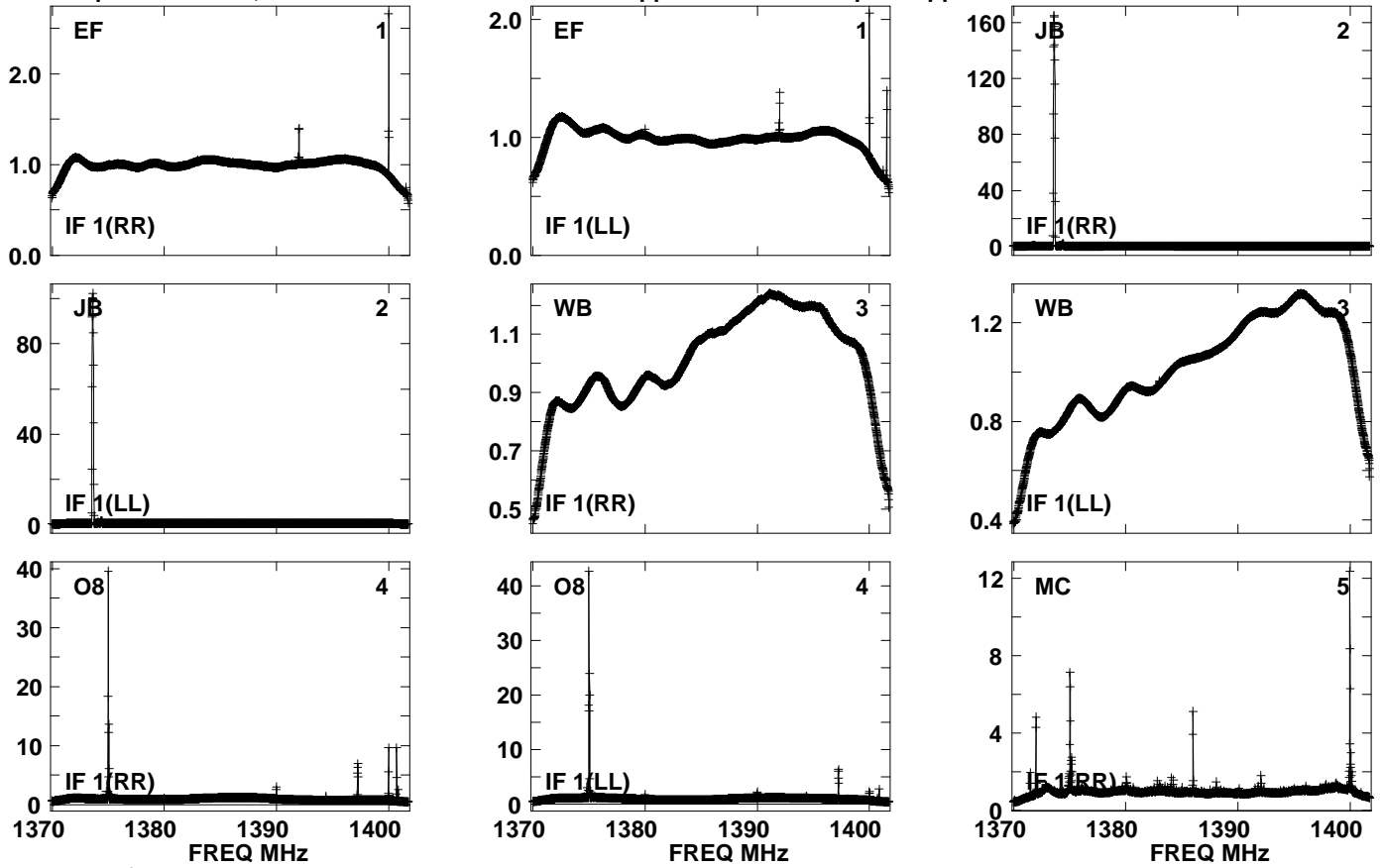
Lower frame: Real Jy  
Auto-corr total-power spectrum Antenna: \*  
Timerange: 00/11:41:47 to 00/11:45:15



Plot file version 97 created 08-MAR-2022 13:21:51

J1651+0129 EH039B 2.UVDATA.1

Freq = 1.3699 GHz, Bw = 32.000 MH No calibration applied and no bandpass applied

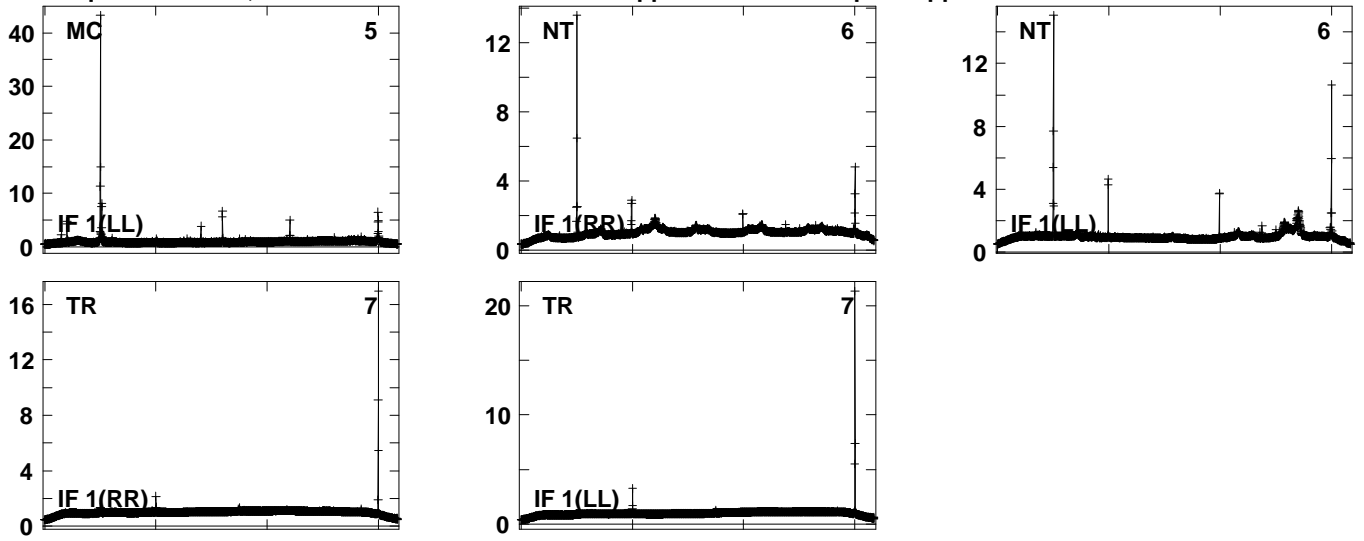


Lower frame: Real Jy  
Auto-corr total-power spectrum Antenna: \*  
Timerange: 00/11:45:42 to 00/11:47:10

Plot file version 98 created 08-MAR-2022 13:21:51

J1651+0129 EH039B 2.UVDATA.1

Freq = 1.3699 GHz, Bw = 32.000 MH No calibration applied and no bandpass applied

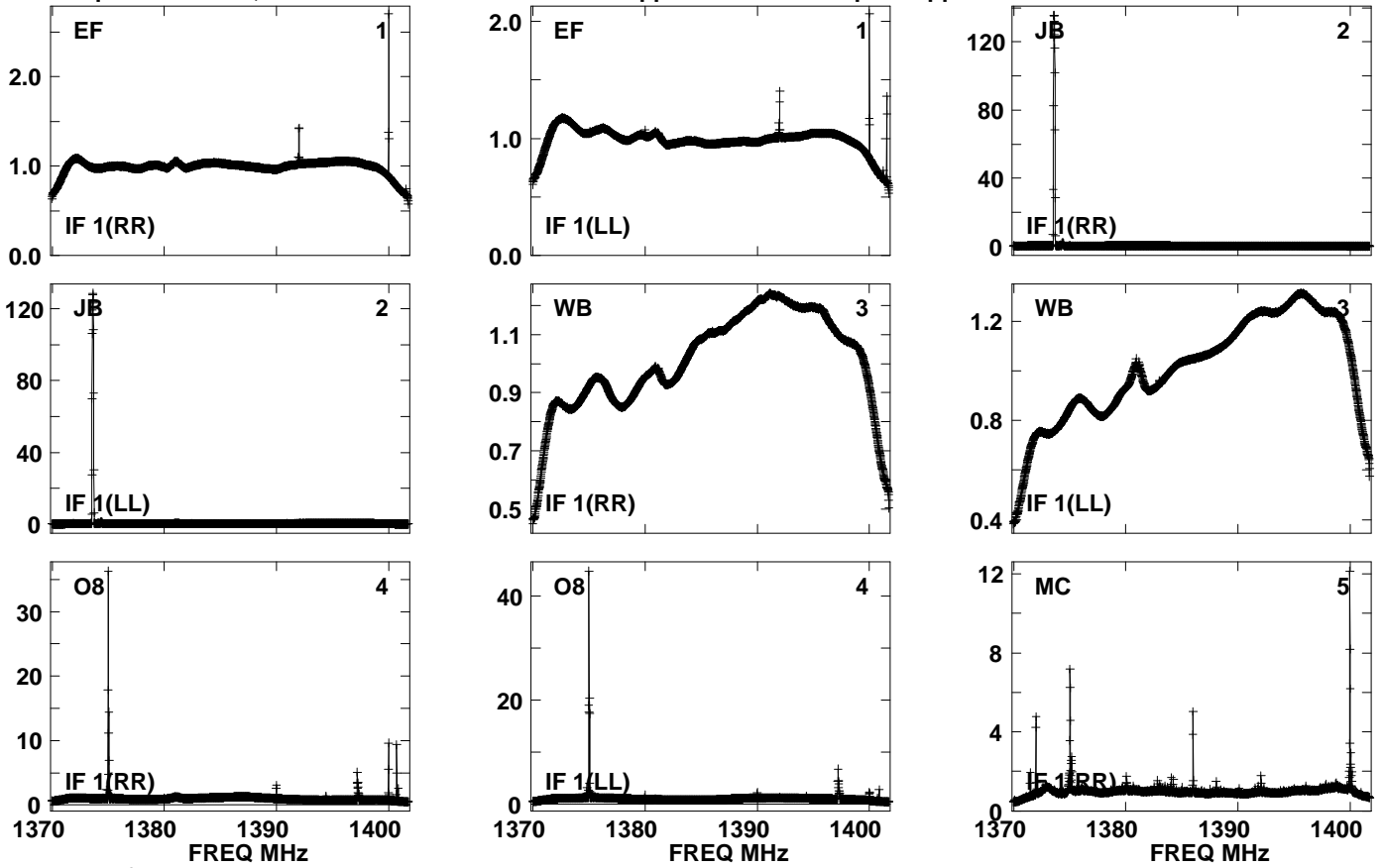


Lower frame: Real Jy  
Auto-corr total-power spectrum Antenna: \*  
Timerange: 00/11:45:42 to 00/11:47:10

Plot file version 99 created 08-MAR-2022 13:21:51

NGC6240 EH039B 2.UVDATA.1

Freq = 1.3699 GHz, Bw = 32.000 MH No calibration applied and no bandpass applied


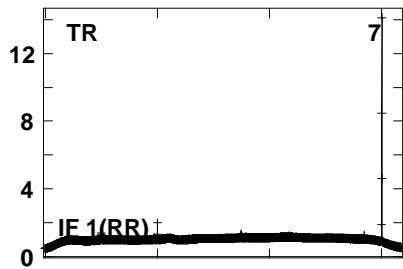
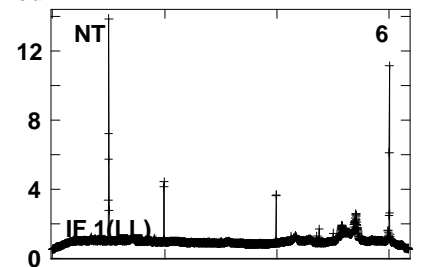
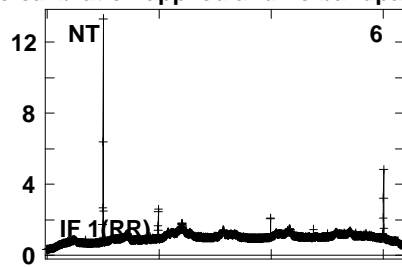
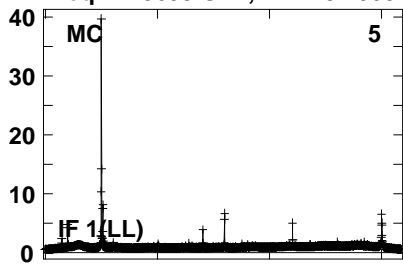


Lower frame: Real Jy  
Auto-corr total-power spectrum Antenna: \*  
Timerange: 00/11:47:12 to 00/11:50:40

Plot file version 100 created 08-MAR-2022 13:21:51

NGC6240 EH039B 2.UVDATA.1

Freq = 1.3699 GHz, Bw = 32.000 MH No calibration applied and no bandpass applied

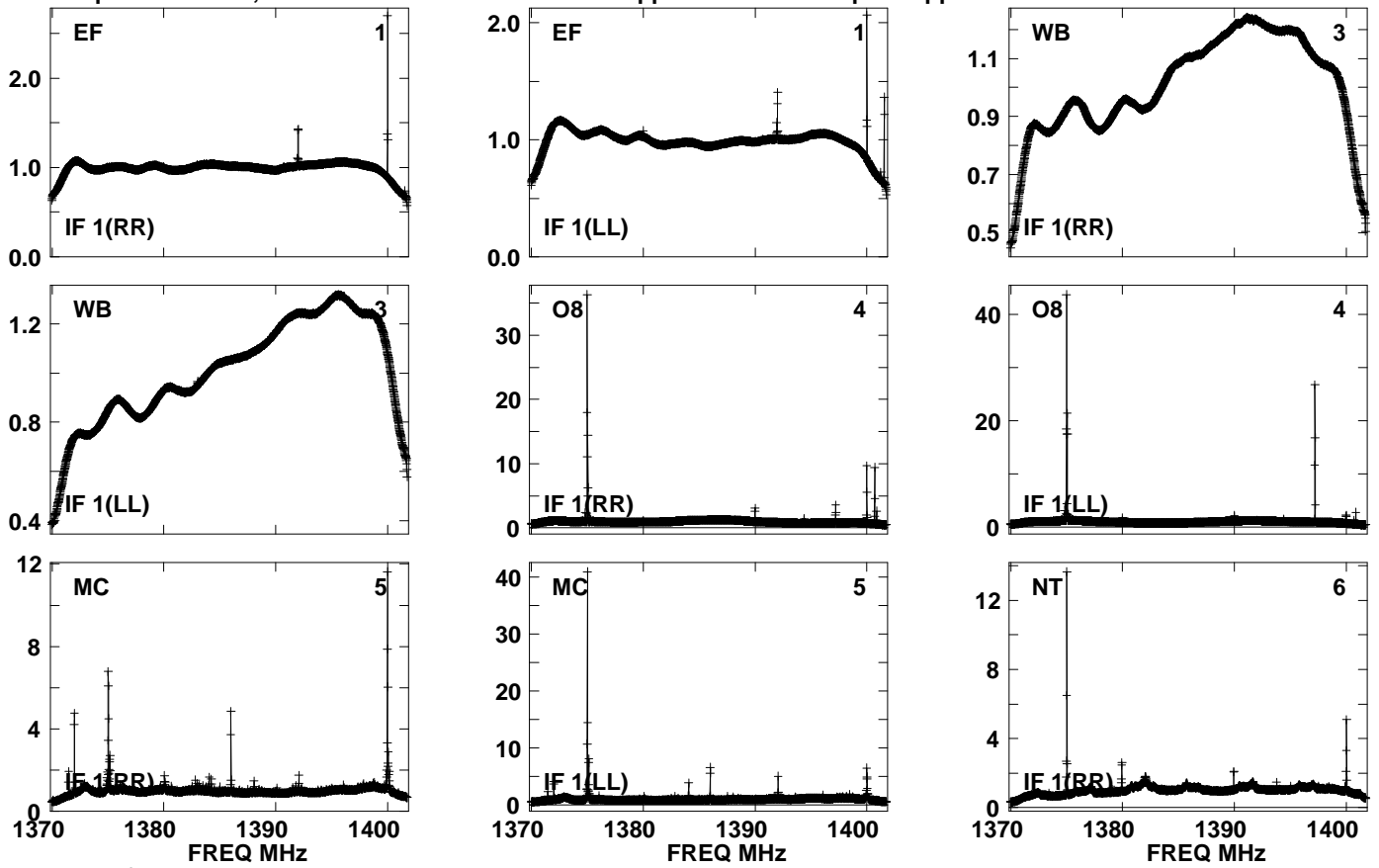


Lower frame: Real Jy  
Auto-corr total-power spectrum Antenna: \*  
Timerange: 00/11:47:12 to 00/11:50:40

Plot file version 101 created 08-MAR-2022 13:21:52

J1651+0129 EH039B 2.UVDATA.1

Freq = 1.3699 GHz, Bw = 32.000 MH No calibration applied and no bandpass applied


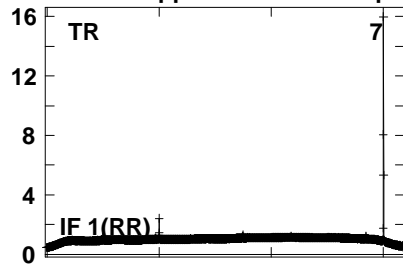
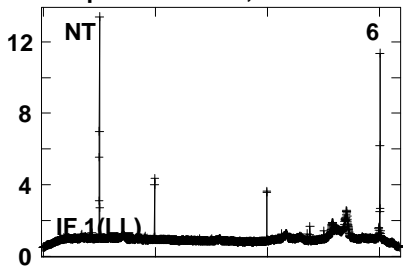


Lower frame: Real Jy  
Auto-corr total-power spectrum Antenna: \*  
Timerange: 00/11:50:42 to 00/11:52:10

Plot file version 102 created 08-MAR-2022 13:21:52

J1651+0129 EH039B 2.UVDATA.1

Freq = 1.3699 GHz, Bw = 32.000 MH No calibration applied and no bandpass applied

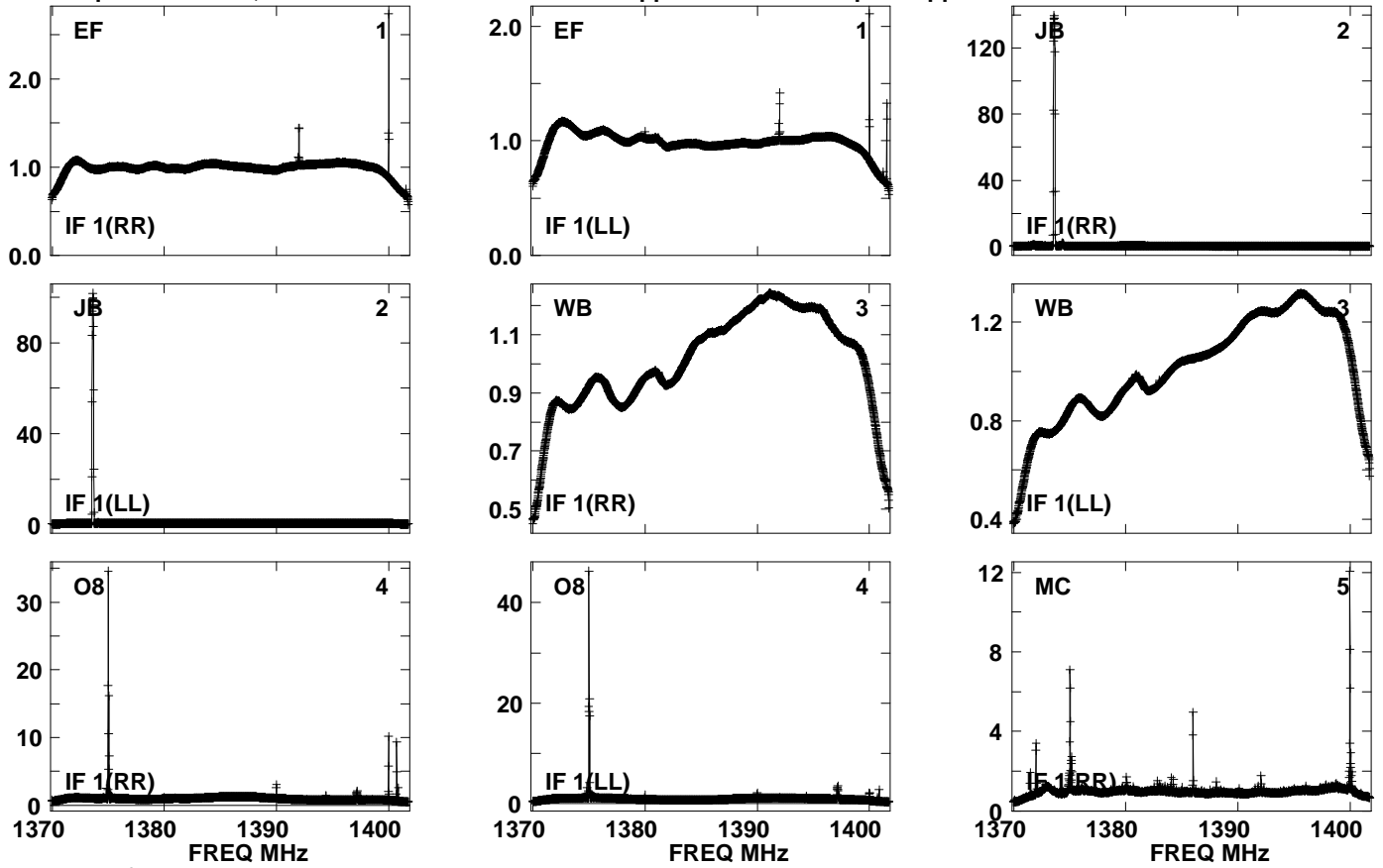


Lower frame: Real Jy  
Auto-corr total-power spectrum Antenna: \*  
Timerange: 00/11:50:42 to 00/11:52:10

Plot file version 103 created 08-MAR-2022 13:21:52

NGC6240 EH039B 2.UVDATA.1

Freq = 1.3699 GHz, Bw = 32.000 MH No calibration applied and no bandpass applied

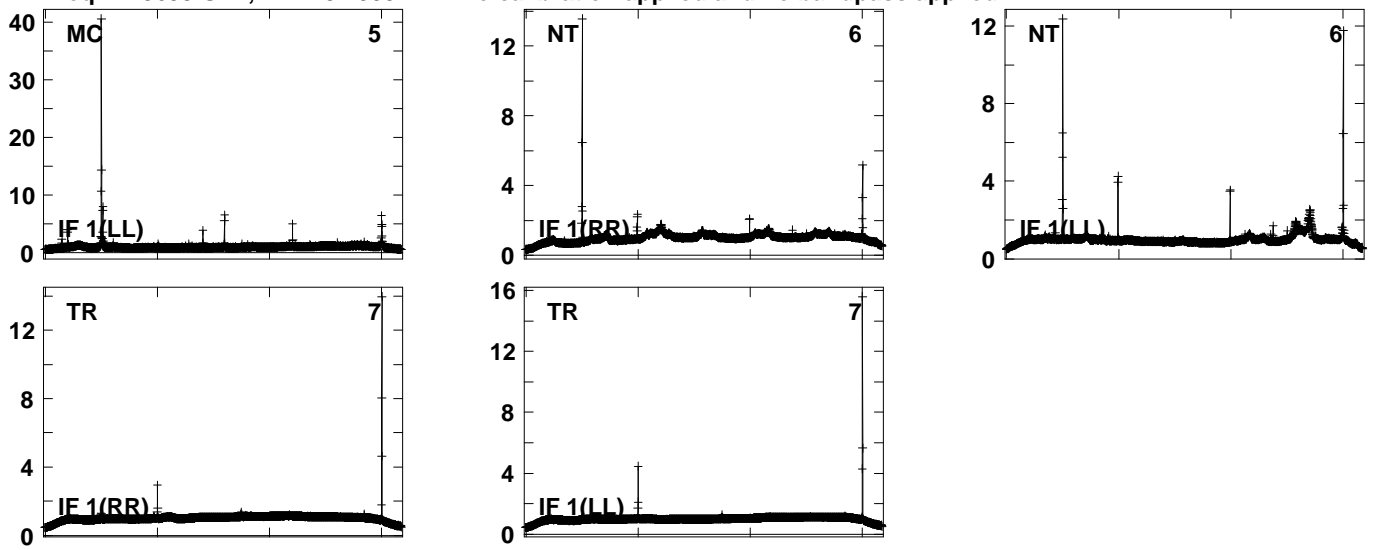


Lower frame: Real Jy  
Auto-corr total-power spectrum Antenna: \*  
Timerange: 00/11:52:12 to 00/11:55:40

Plot file version 104 created 08-MAR-2022 13:21:53

NGC6240 EH039B 2.UVDATA.1

Freq = 1.3699 GHz, Bw = 32.000 MH No calibration applied and no bandpass applied



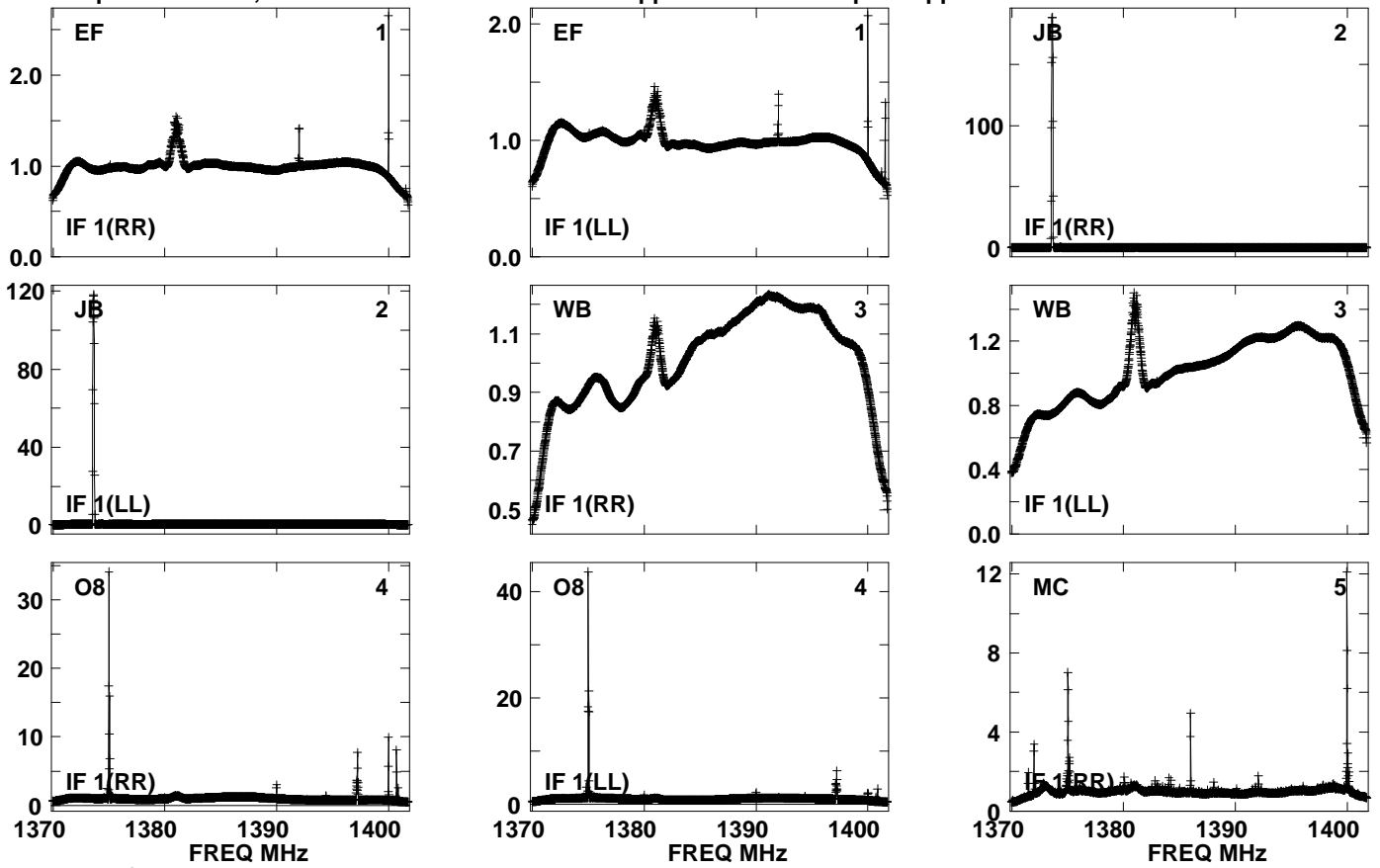
Lower frame: Real Jy  
Auto-corr total-power spectrum Antenna: \*  
Timerange: 00/11:52:12 to 00/11:55:40



Plot file version 105 created 08-MAR-2022 13:21:53

J1651+0129 EH039B 2.UVDATA.1

Freq = 1.3699 GHz, Bw = 32.000 MH No calibration applied and no bandpass applied



Lower frame: Real Jy

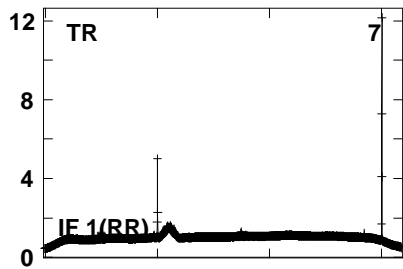
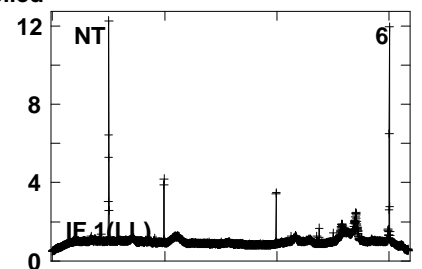
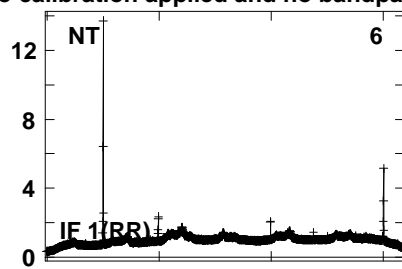

Auto-corr total-power spectrum Antenna: \*

Timerange: 00/11:56:07 to 00/11:57:35

Plot file version 106 created 08-MAR-2022 13:21:53

J1651+0129 EH039B 2.UVDATA.1

Freq = 1.3699 GHz, Bw = 32.000 MH No calibration applied and no bandpass applied

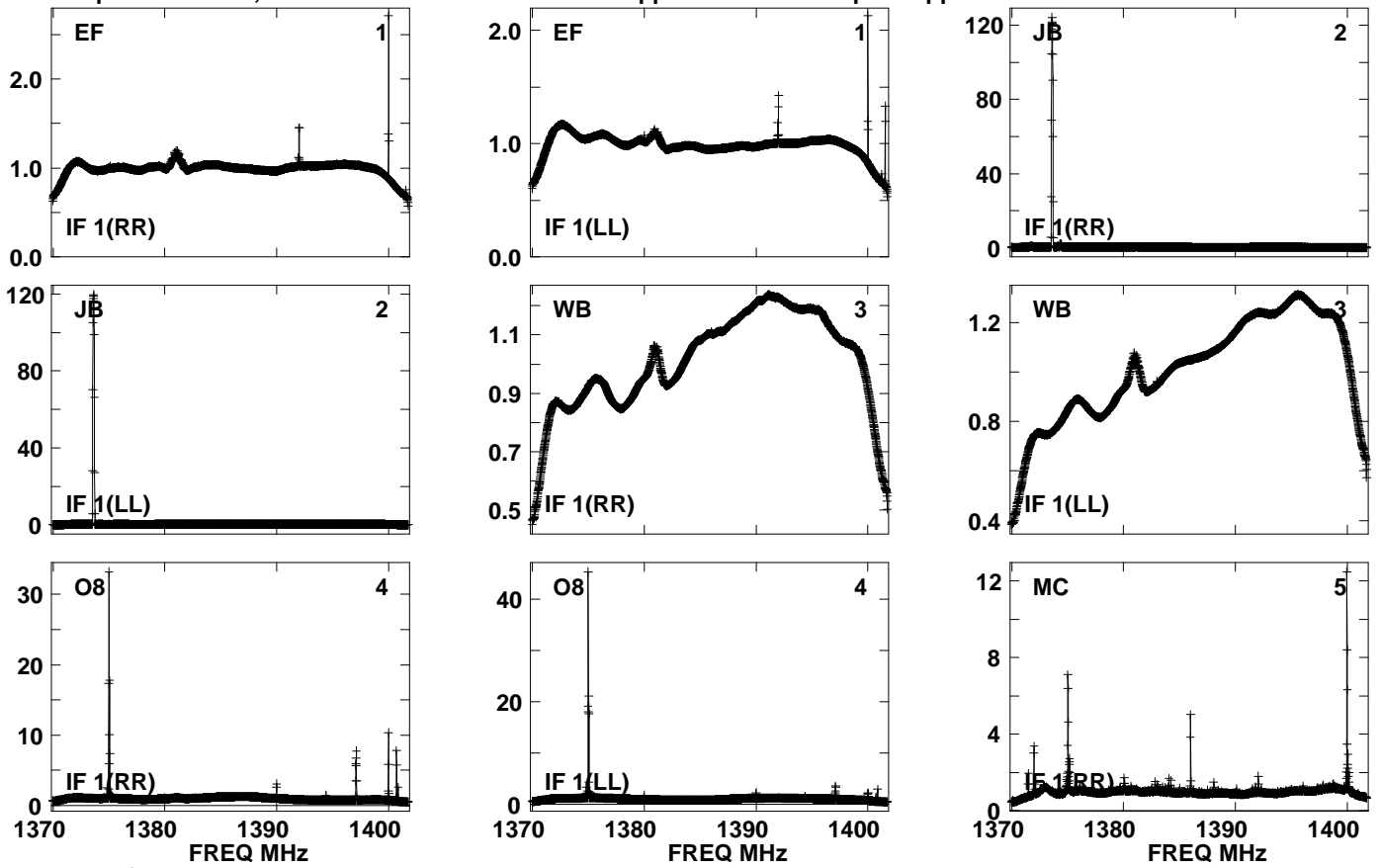


Lower frame: Real Jy  
Auto-corr total-power spectrum Antenna: \*  
Timerange: 00/11:56:07 to 00/11:57:35

Plot file version 107 created 08-MAR-2022 13:21:54

NGC6240 EH039B 2.UVDATA.1

Freq = 1.3699 GHz, Bw = 32.000 MH No calibration applied and no bandpass applied



Lower frame: Real Jy

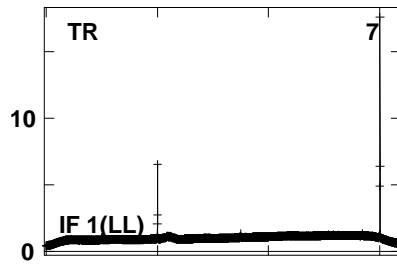
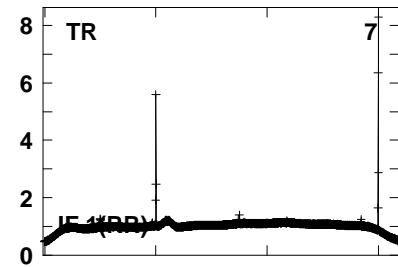
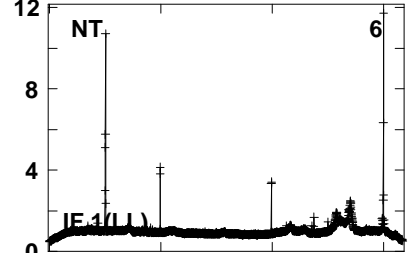
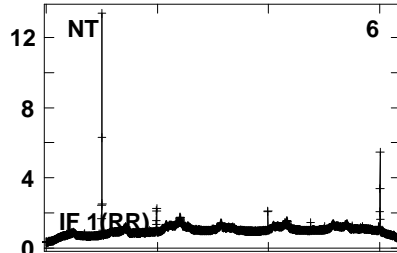
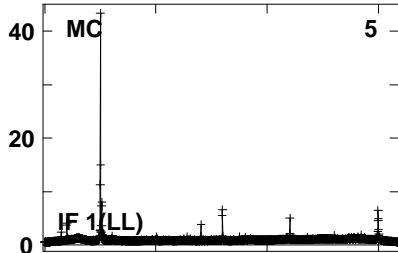
Auto-corr total-power spectrum Antenna: \*

Timerange: 00/11:57:37 to 00/12:01:05

Plot file version 108 created 08-MAR-2022 13:21:54

NGC6240 EH039B 2.UVDATA.1

Freq = 1.3699 GHz, Bw = 32.000 MH No calibration applied and no bandpass applied

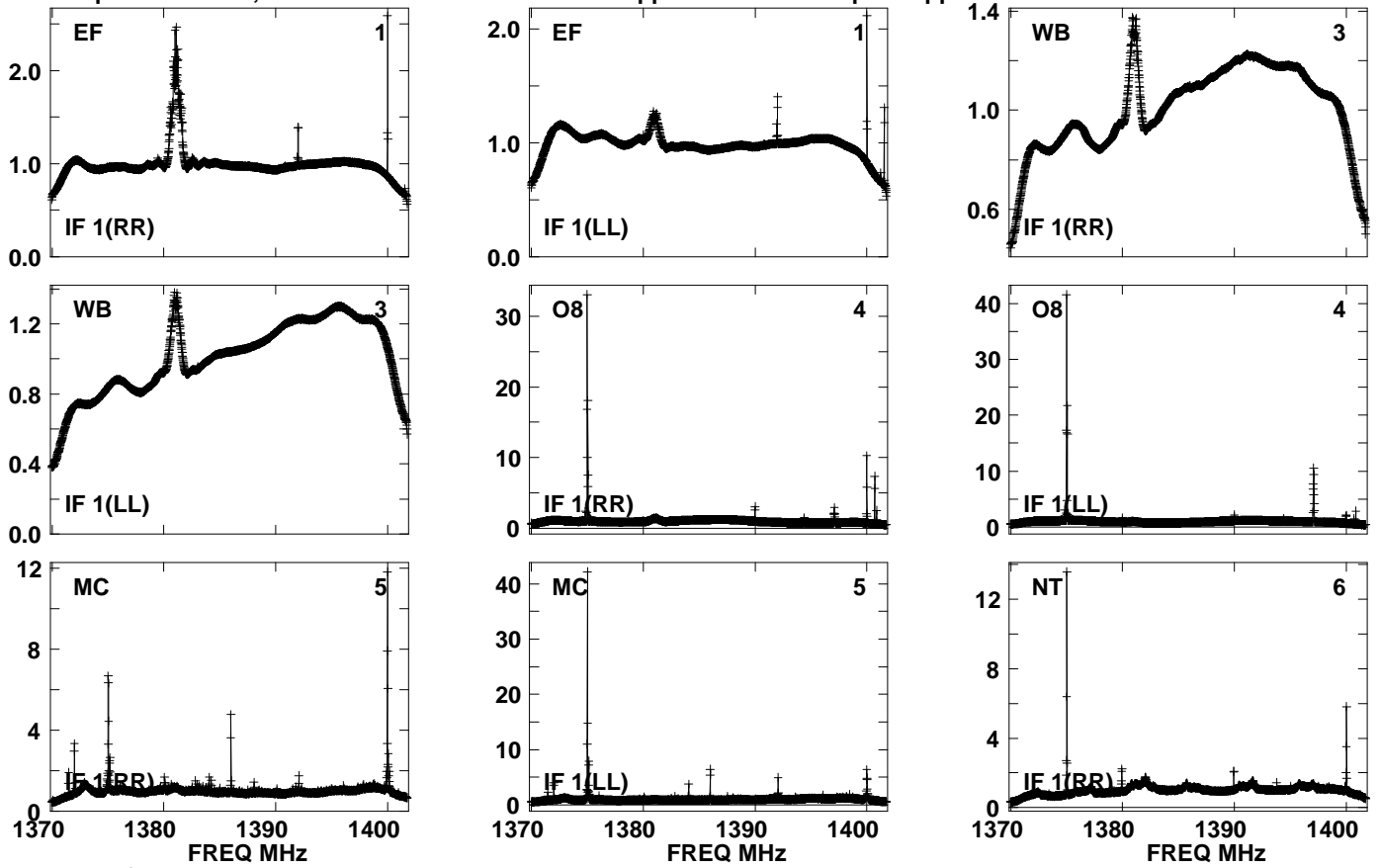


Lower frame: Real Jy  
Auto-corr total-power spectrum Antenna: \*  
Timerange: 00/11:57:37 to 00/12:01:05

Plot file version 109 created 08-MAR-2022 13:21:54

J1651+0129 EH039B 2.UVDATA.1

Freq = 1.3699 GHz, Bw = 32.000 MH No calibration applied and no bandpass applied



Lower frame: Real Jy

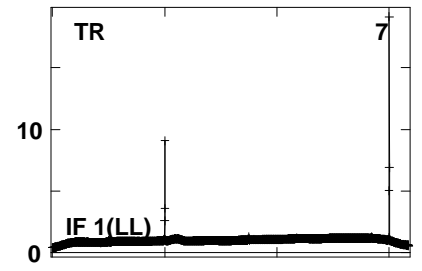
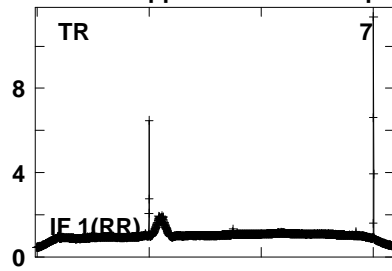
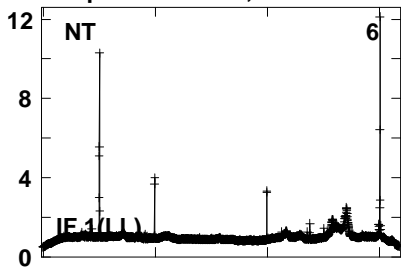
Auto-corr total-power spectrum Antenna: \*

Timerange: 00/12:01:07 to 00/12:02:35

Plot file version 110 created 08-MAR-2022 13:21:54

J1651+0129 EH039B 2.UVDATA.1

Freq = 1.3699 GHz, Bw = 32.000 MH No calibration applied and no bandpass applied

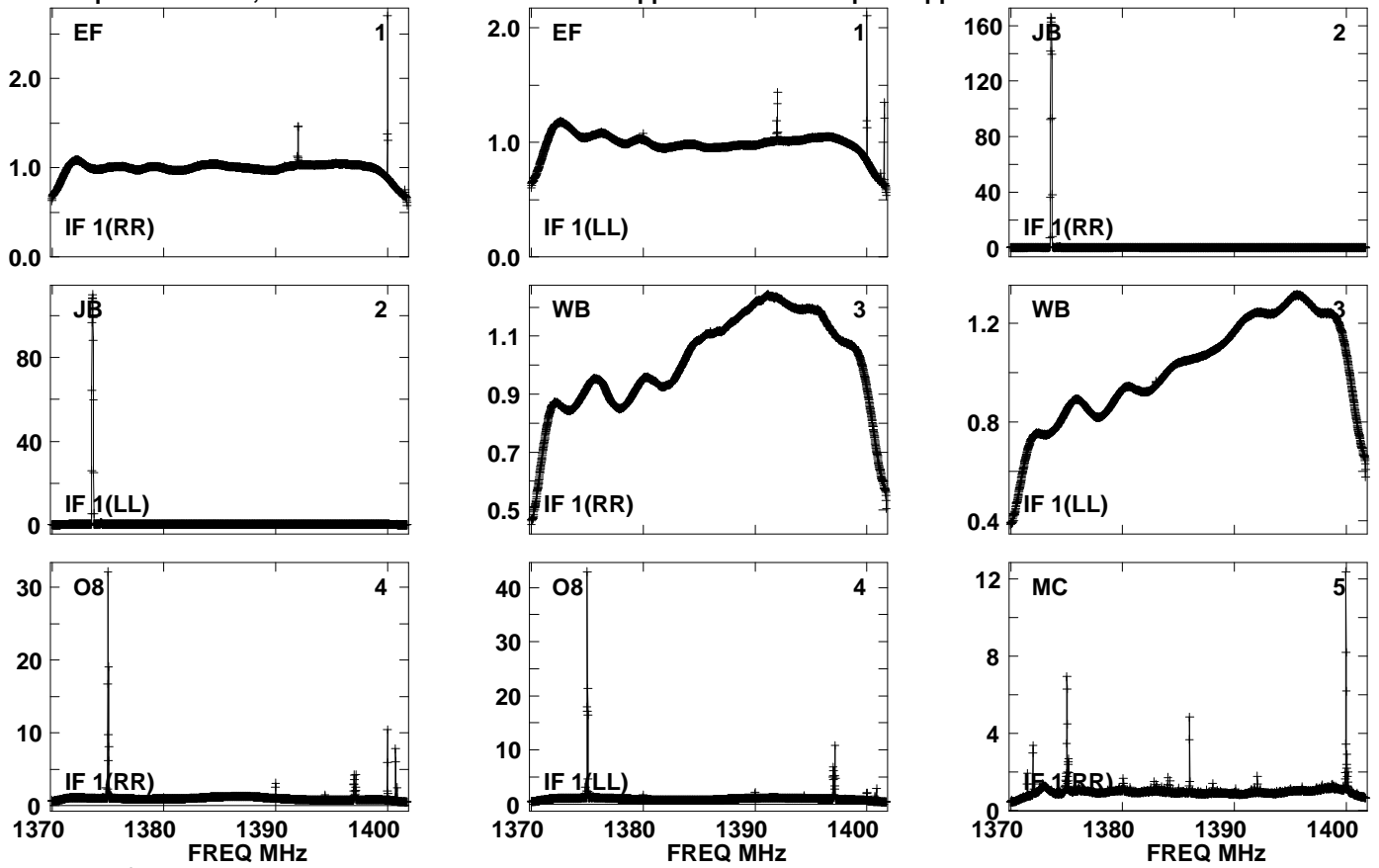


Lower frame: Real Jy  
Auto-corr total-power spectrum Antenna: \*  
Timerange: 00/12:01:07 to 00/12:02:35

Plot file version 111 created 08-MAR-2022 13:21:55

NGC6240 EH039B 2.UVDATA.1

Freq = 1.3699 GHz, Bw = 32.000 MH No calibration applied and no bandpass applied



Lower frame: Real Jy

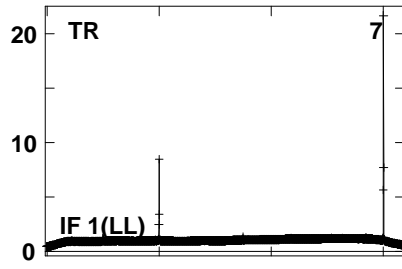
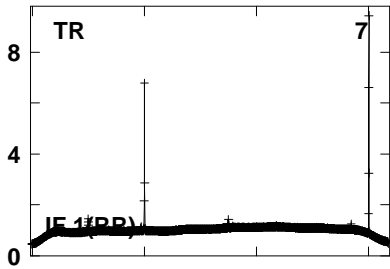
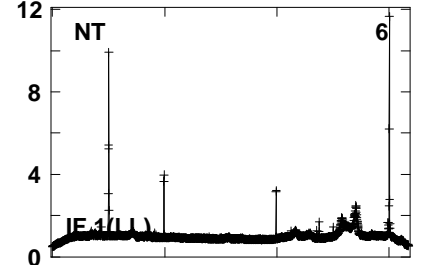
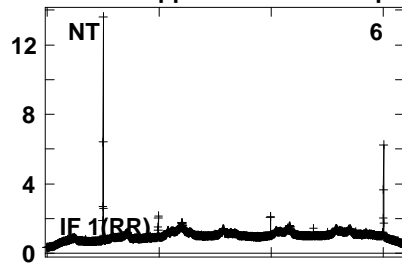
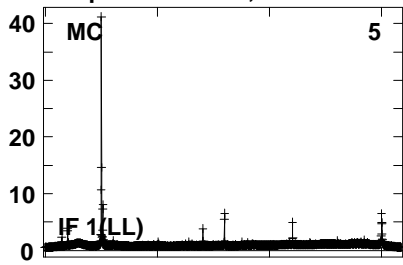
Auto-corr total-power spectrum Antenna: \*

Timerange: 00/12:02:37 to 00/12:06:05

Plot file version 112 created 08-MAR-2022 13:21:55

NGC6240 EH039B 2.UVDATA.1

Freq = 1.3699 GHz, Bw = 32.000 MH No calibration applied and no bandpass applied



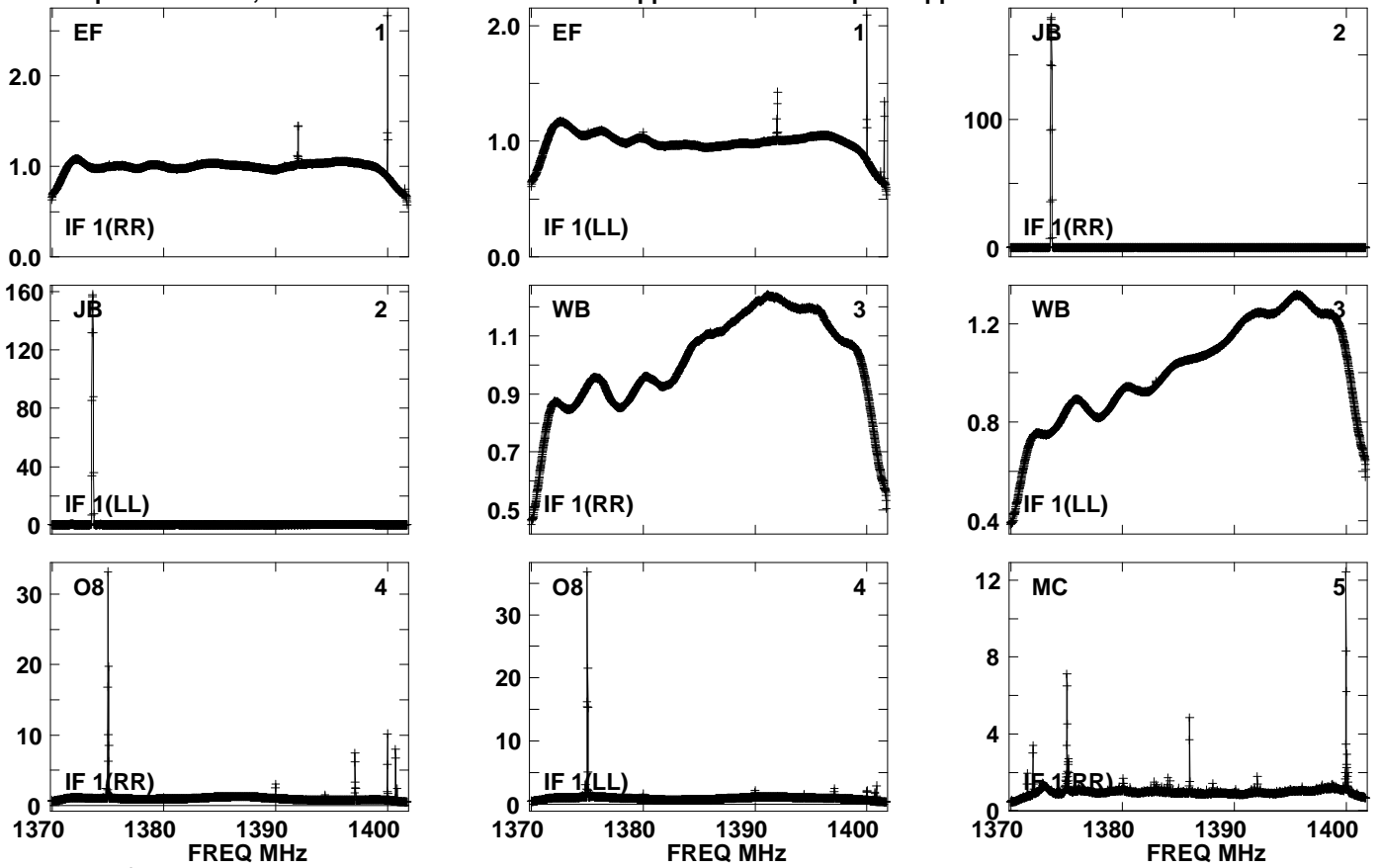
Lower frame: Real Jy  
Auto-corr total-power spectrum Antenna: \*  
Timerange: 00/12:02:37 to 00/12:06:05



Plot file version 113 created 08-MAR-2022 13:21:55

J1651+0129 EH039B 2.UVDATA.1

Freq = 1.3699 GHz, Bw = 32.000 MH No calibration applied and no bandpass applied



Lower frame: Real Jy

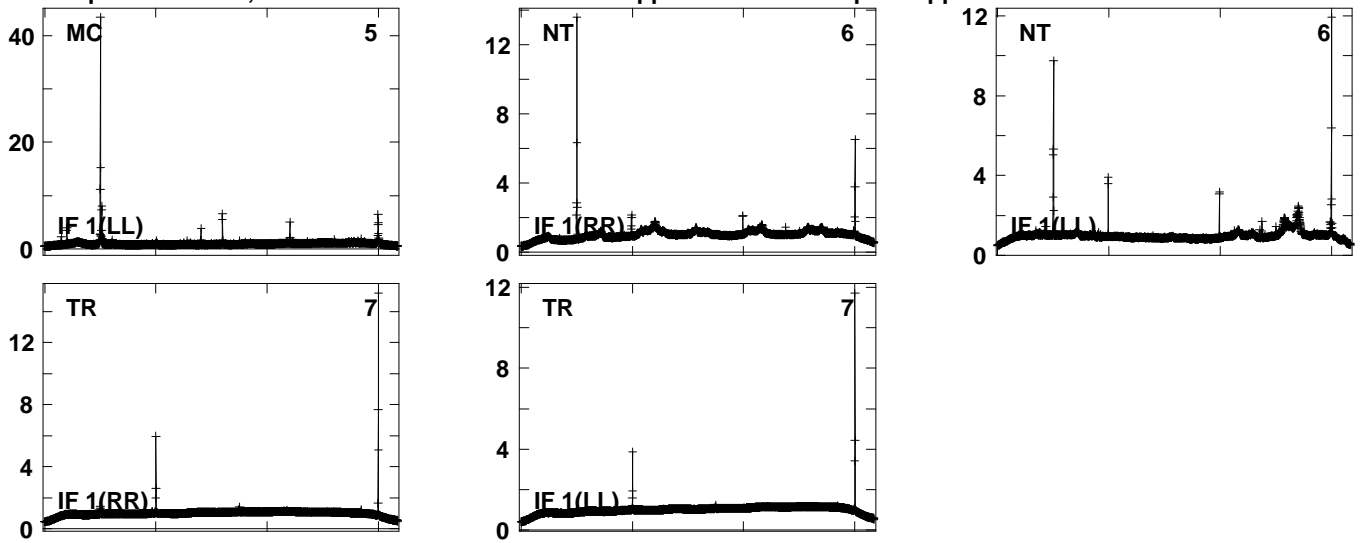
Auto-corr total-power spectrum Antenna: \*

Timerange: 00/12:06:32 to 00/12:08:00

Plot file version 114 created 08-MAR-2022 13:21:56

J1651+0129 EH039B 2.UVDATA.1

Freq = 1.3699 GHz, Bw = 32.000 MH No calibration applied and no bandpass applied

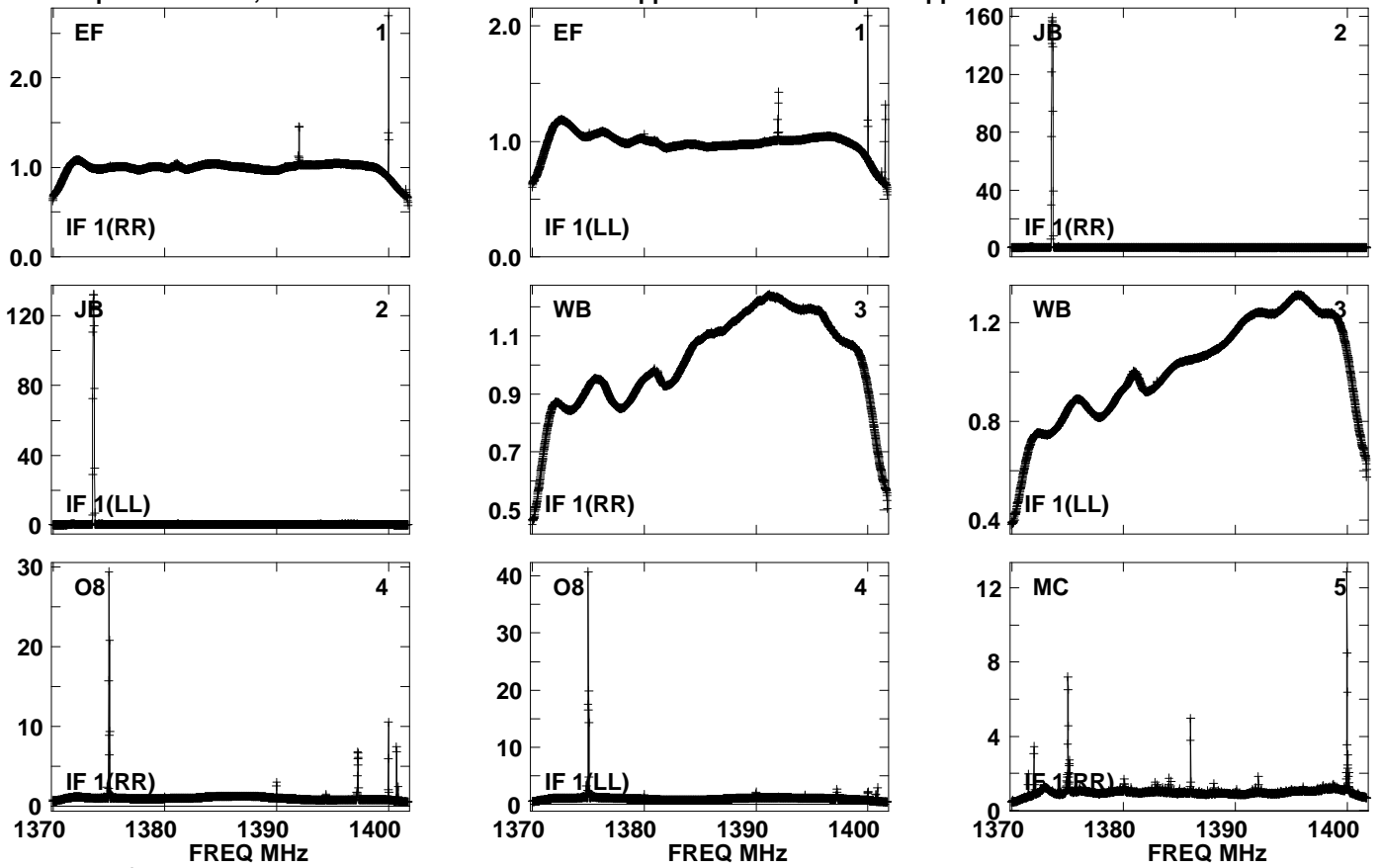


Lower frame: Real Jy  
Auto-corr total-power spectrum Antenna: \*  
Timerange: 00/12:06:32 to 00/12:08:00

Plot file version 115 created 08-MAR-2022 13:21:56

NGC6240 EH039B 2.UVDATA.1

Freq = 1.3699 GHz, Bw = 32.000 MH No calibration applied and no bandpass applied

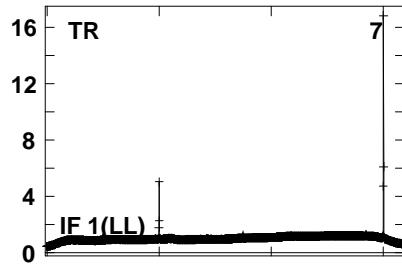
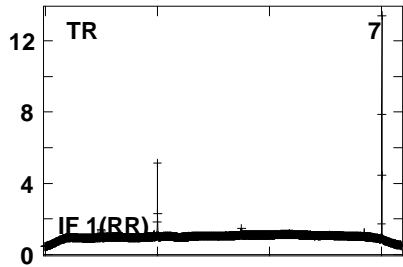
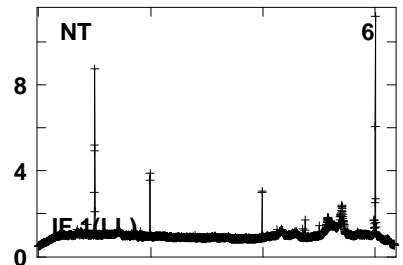

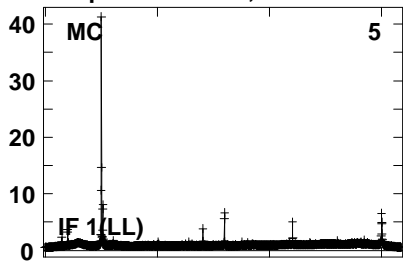


Lower frame: Real Jy  
Auto-corr total-power spectrum Antenna: \*  
Timerange: 00/12:08:02 to 00/12:11:30

Plot file version 116 created 08-MAR-2022 13:21:56

NGC6240 EH039B 2.UVDATA.1

Freq = 1.3699 GHz, Bw = 32.000 MH No calibration applied and no bandpass applied

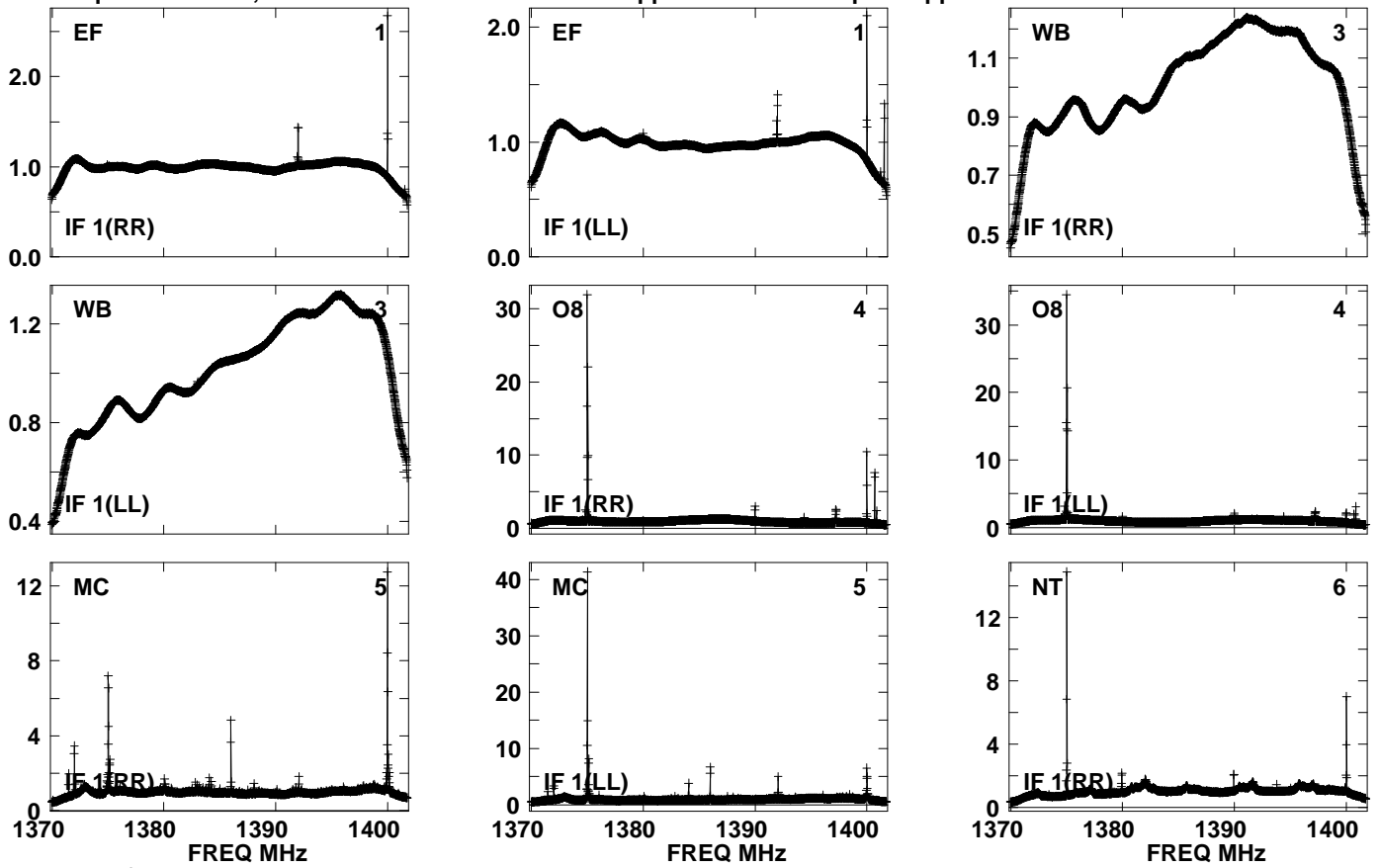


Lower frame: Real Jy  
Auto-corr total-power spectrum Antenna: \*  
Timerange: 00/12:08:02 to 00/12:11:30

Plot file version 117 created 08-MAR-2022 13:21:57

J1651+0129 EH039B 2.UVDATA.1

Freq = 1.3699 GHz, Bw = 32.000 MH No calibration applied and no bandpass applied

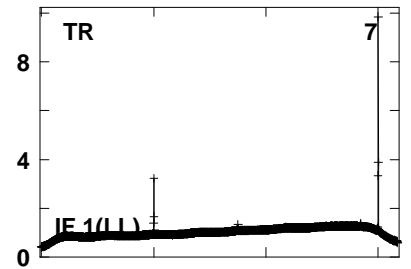
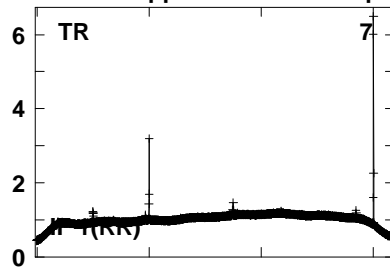
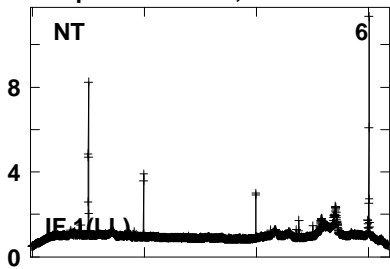


Lower frame: Real Jy  
Auto-corr total-power spectrum Antenna: \*  
Timerange: 00/12:11:32 to 00/12:13:00

Plot file version 118 created 08-MAR-2022 13:21:57

J1651+0129 EH039B 2.UVDATA.1

Freq = 1.3699 GHz, Bw = 32.000 MH No calibration applied and no bandpass applied

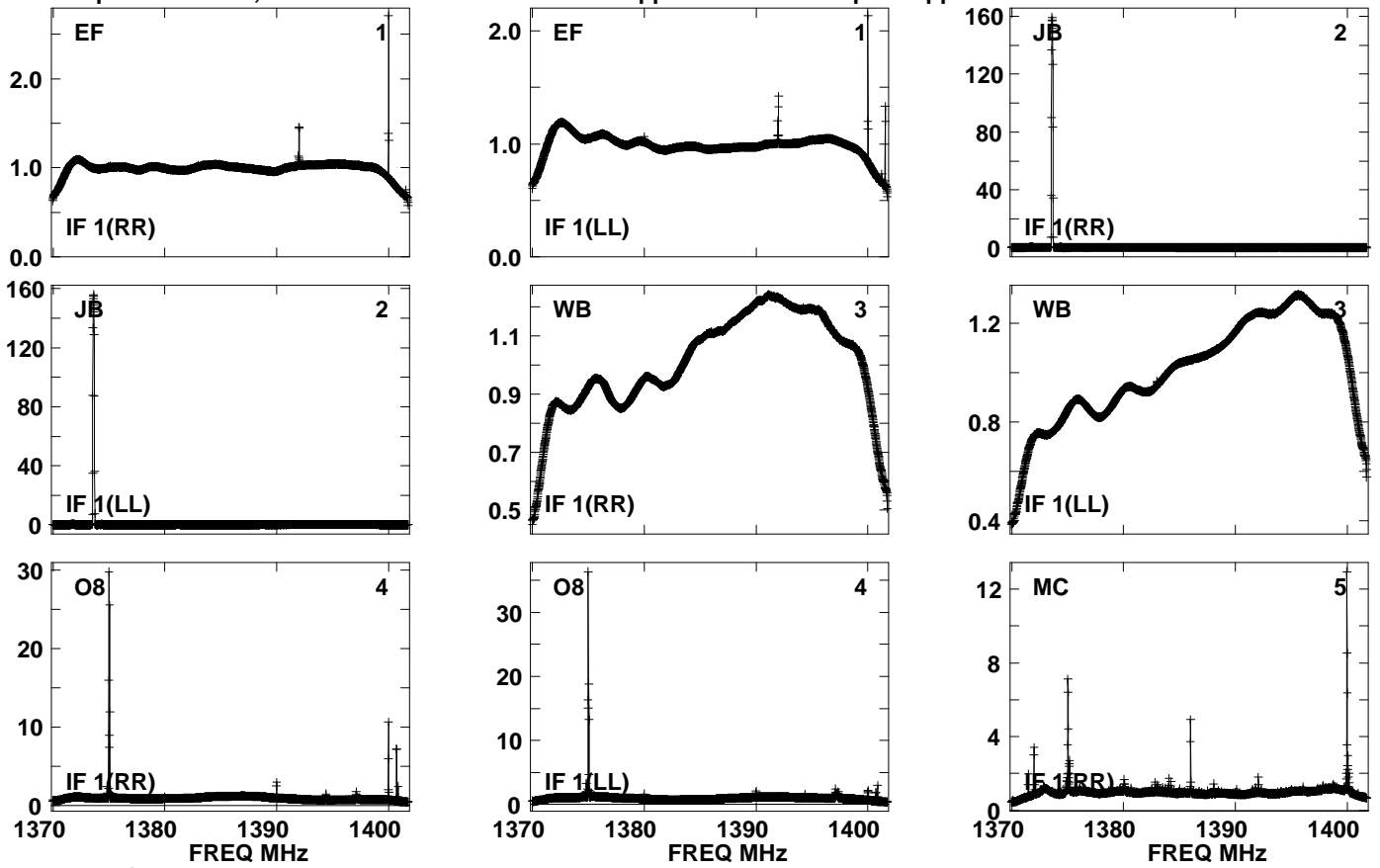


Lower frame: Real Jy  
Auto-corr total-power spectrum Antenna: \*  
Timerange: 00/12:11:32 to 00/12:13:00

Plot file version 119 created 08-MAR-2022 13:21:57

NGC6240 EH039B 2.UVDATA.1

Freq = 1.3699 GHz, Bw = 32.000 MH No calibration applied and no bandpass applied



Lower frame: Real Jy

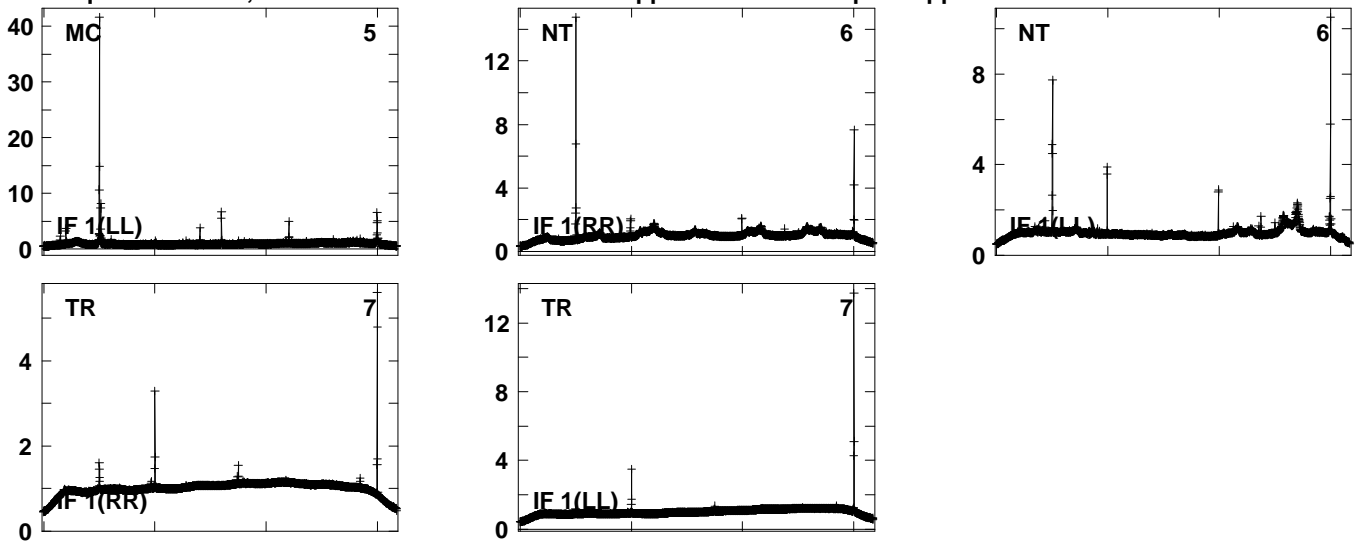
Auto-corr total-power spectrum Antenna: \*

Timerange: 00/12:13:02 to 00/12:16:30

Plot file version 120 created 08-MAR-2022 13:21:58

NGC6240 EH039B 2.UVDATA.1

Freq = 1.3699 GHz, Bw = 32.000 MH No calibration applied and no bandpass applied



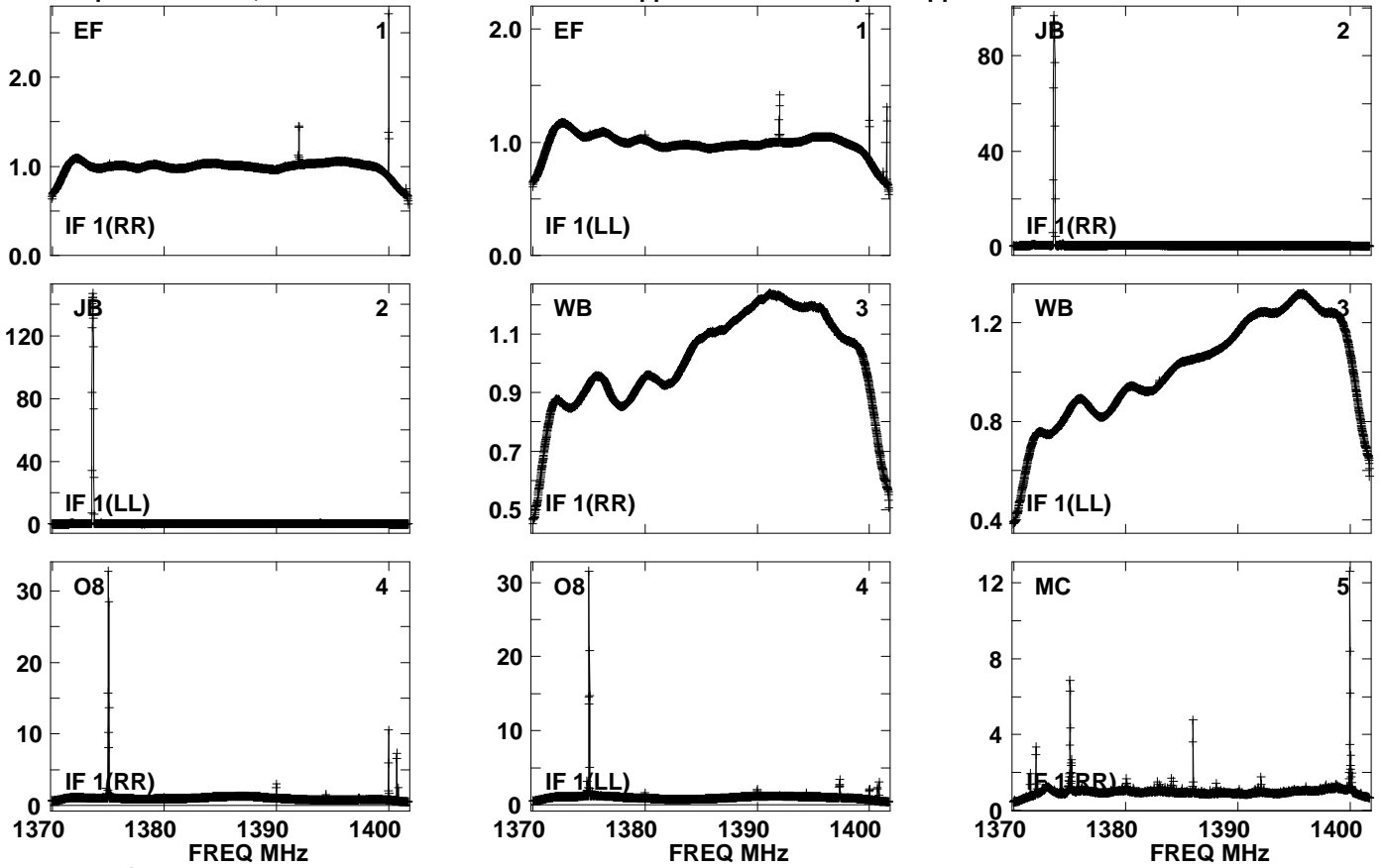
Lower frame: Real Jy  
Auto-corr total-power spectrum Antenna: \*  
Timerange: 00/12:13:02 to 00/12:16:30



Plot file version 121 created 08-MAR-2022 13:21:58

J1651+0129 EH039B 2.UVDATA.1

Freq = 1.3699 GHz, Bw = 32.000 MH No calibration applied and no bandpass applied

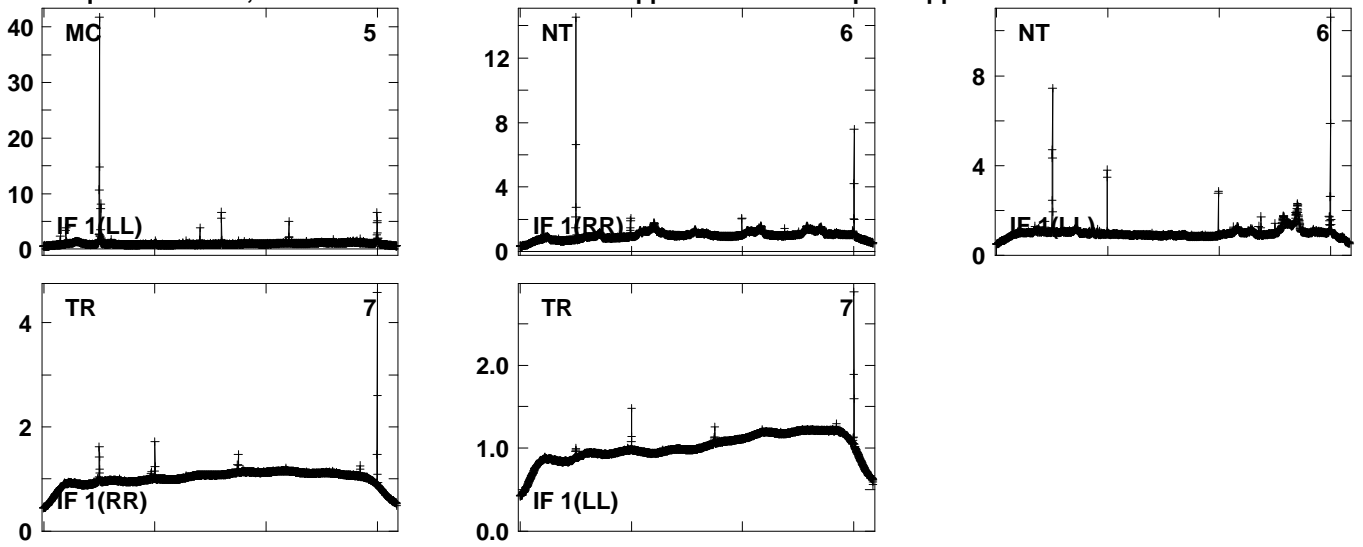


Lower frame: Real Jy  
Auto-corr total-power spectrum Antenna: \*  
Timerange: 00/12:16:57 to 00/12:18:25

Plot file version 122 created 08-MAR-2022 13:21:58

J1651+0129 EH039B 2.UVDATA.1

Freq = 1.3699 GHz, Bw = 32.000 MH No calibration applied and no bandpass applied

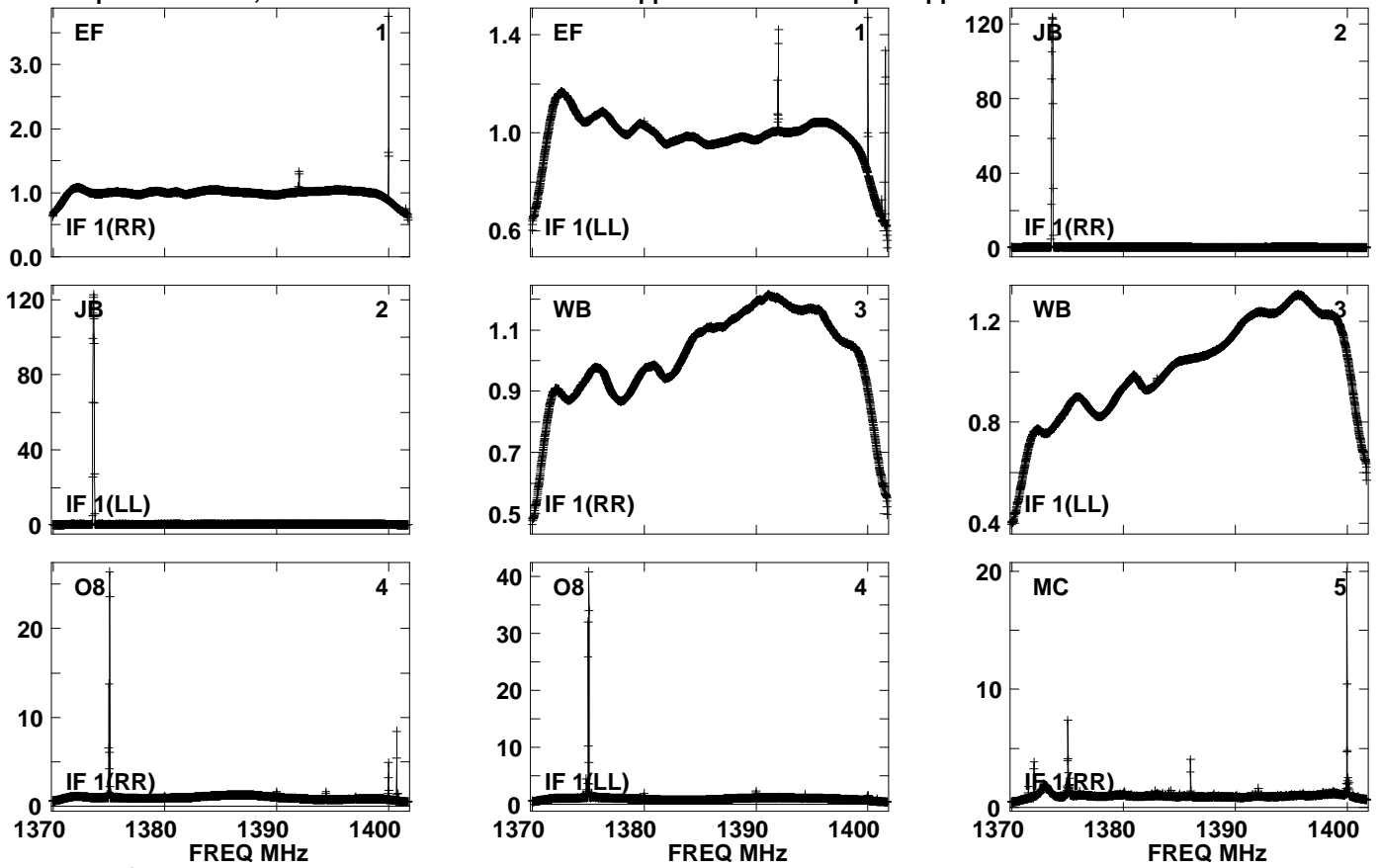


Lower frame: Real Jy  
Auto-corr total-power spectrum Antenna: \*  
Timerange: 00/12:16:57 to 00/12:18:25

Plot file version 123 created 08-MAR-2022 13:21:59

3C345 EH039B 2.UVDATA.1

Freq = 1.3699 GHz, Bw = 32.000 MH No calibration applied and no bandpass applied

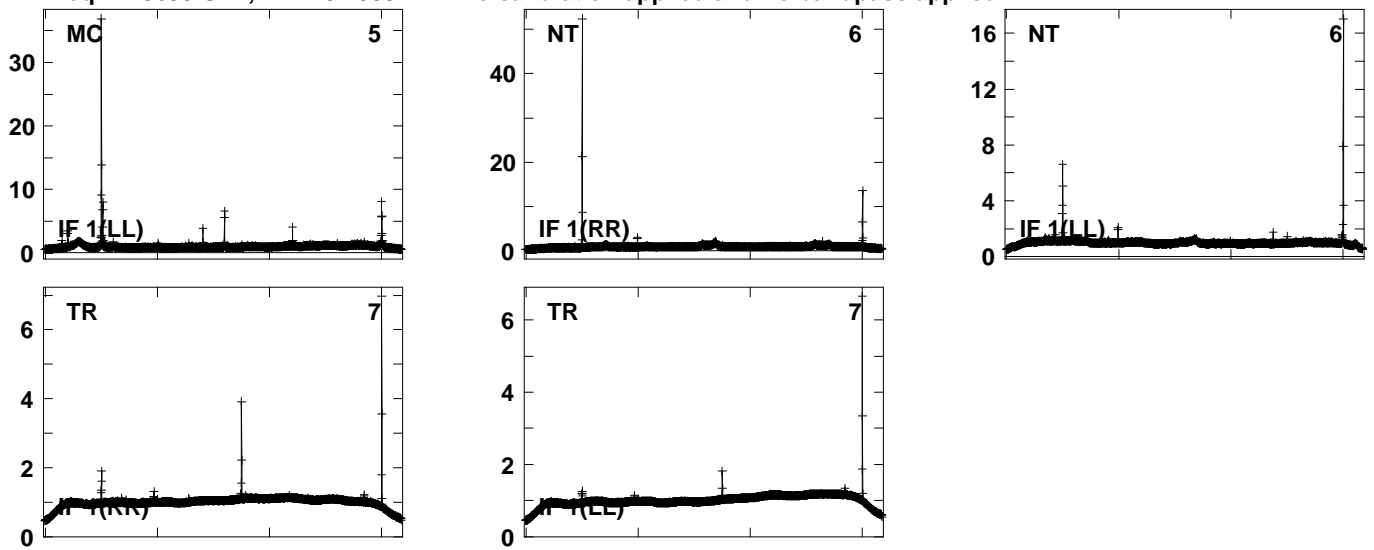


Lower frame: Real Jy  
Auto-corr total-power spectrum Antenna: \*  
Timerange: 00/12:23:03 to 00/12:27:01

Plot file version 124 created 08-MAR-2022 13:21:59

3C345 EH039B 2.UVDATA.1

Freq = 1.3699 GHz, Bw = 32.000 MH No calibration applied and no bandpass applied

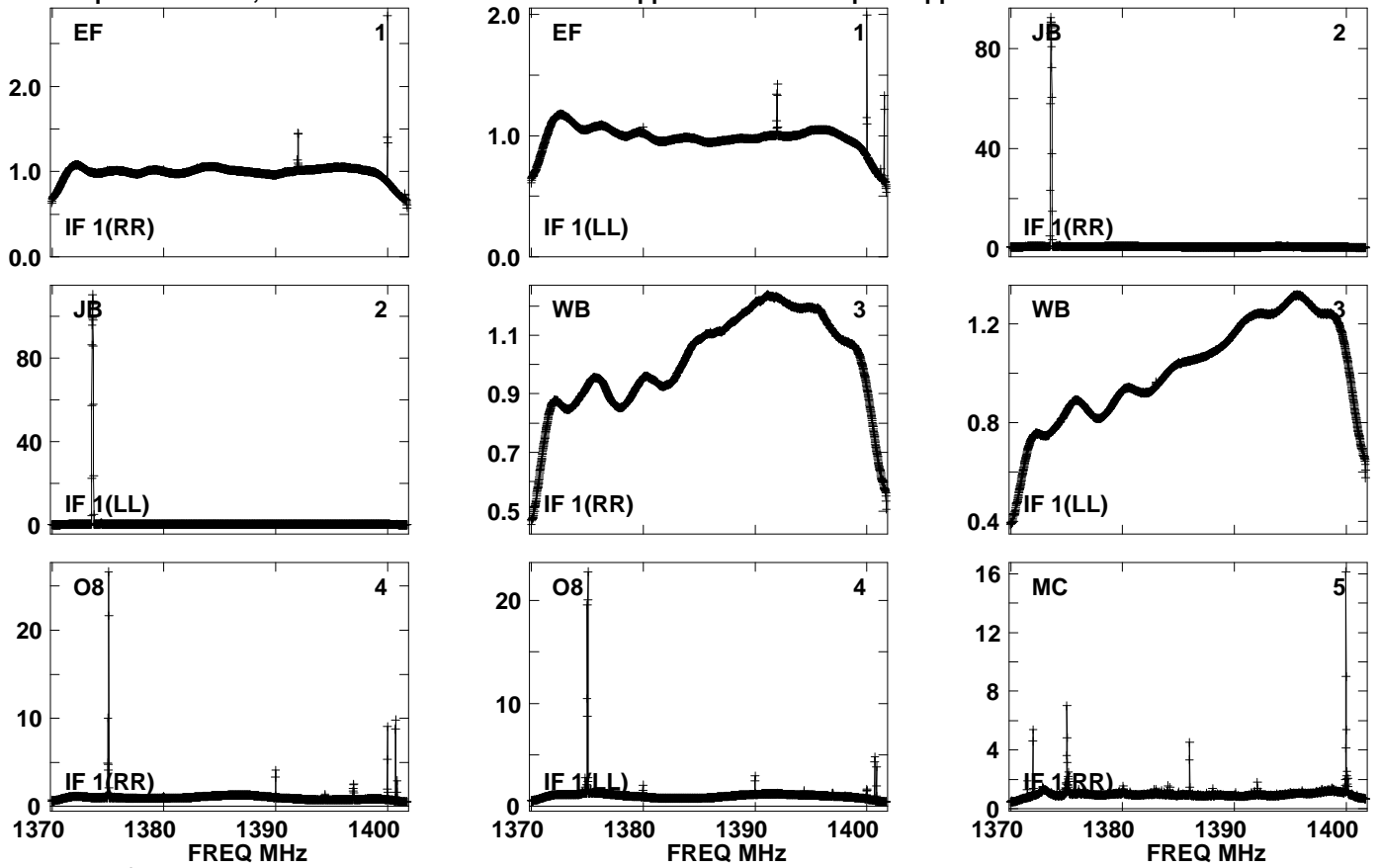


Lower frame: Real Jy  
Auto-corr total-power spectrum Antenna: \*  
Timerange: 00/12:23:03 to 00/12:27:01

Plot file version 125 created 08-MAR-2022 13:21:59

J1651+0129 EH039B 2.UVDATA.1

Freq = 1.3699 GHz, Bw = 32.000 MH No calibration applied and no bandpass applied

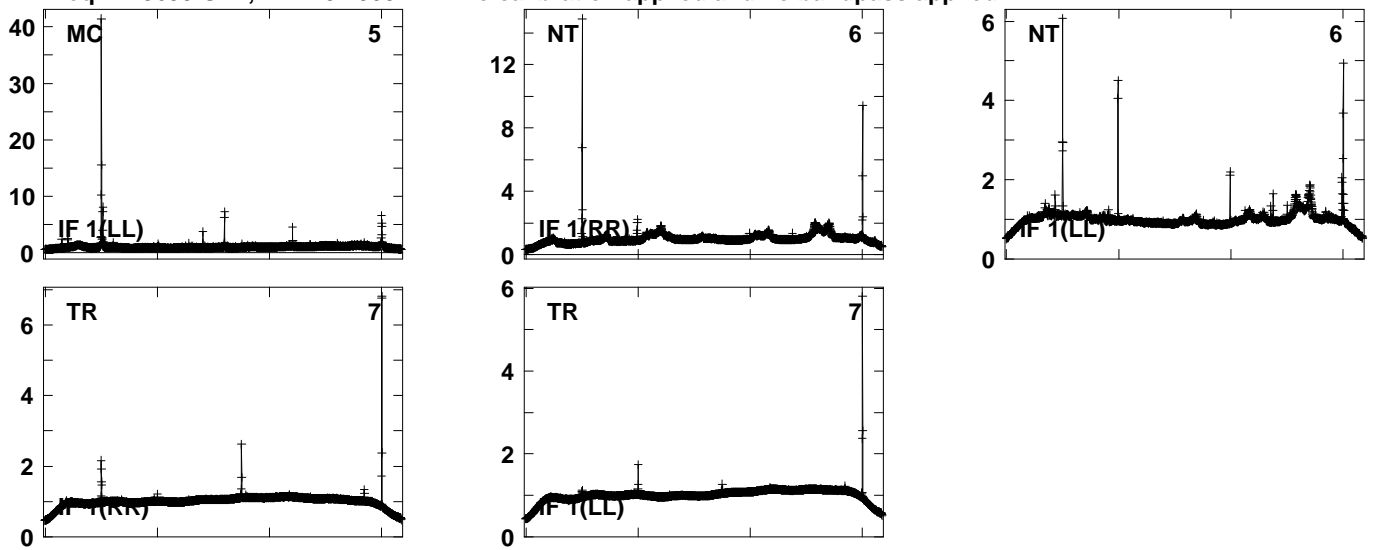


Lower frame: Real Jy  
Auto-corr total-power spectrum Antenna: \*  
Timerange: 00/12:31:35 to 00/12:33:23

Plot file version 126 created 08-MAR-2022 13:22:00

J1651+0129 EH039B 2.UVDATA.1

Freq = 1.3699 GHz, Bw = 32.000 MH No calibration applied and no bandpass applied

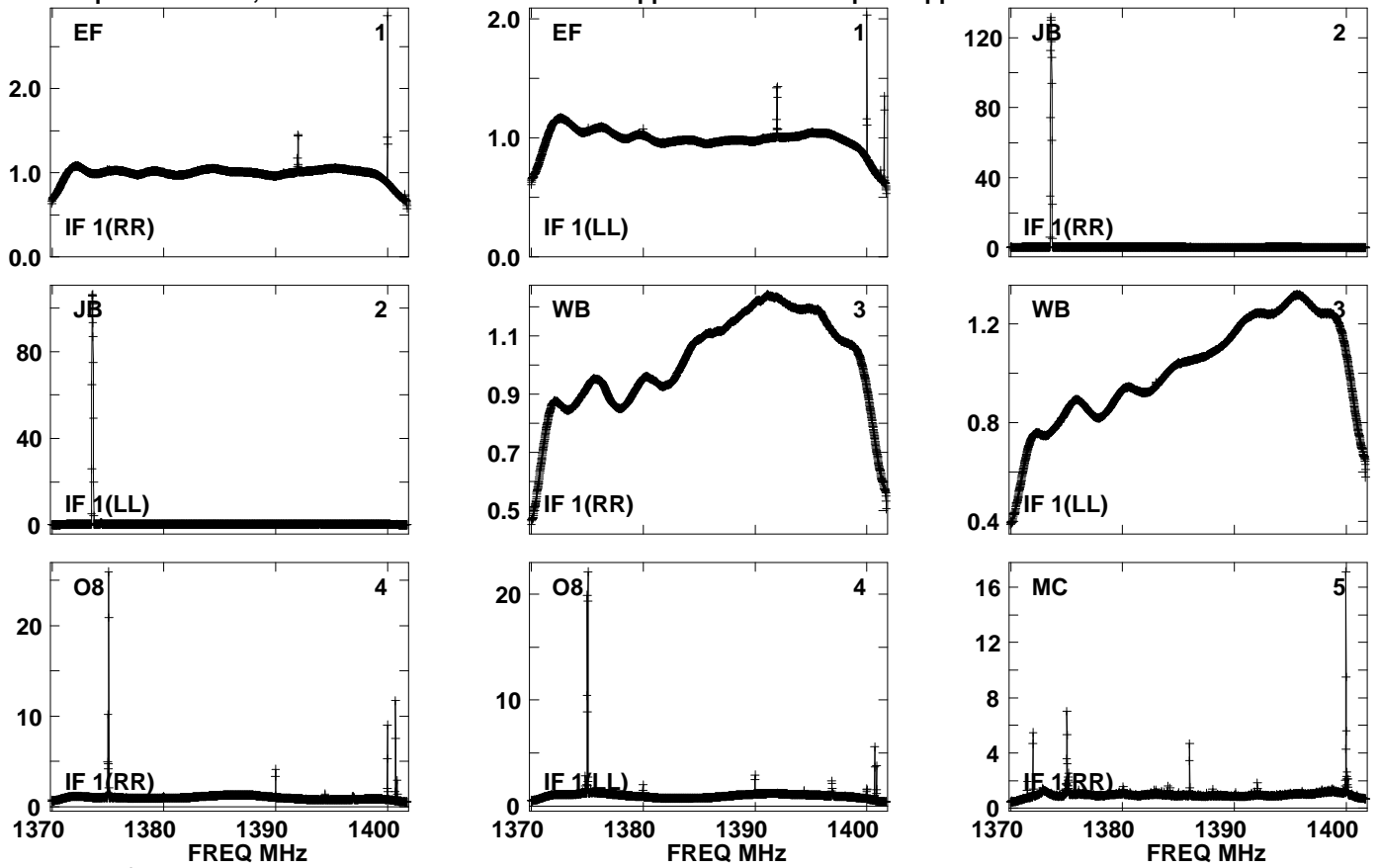


Lower frame: Real Jy  
Auto-corr total-power spectrum Antenna: \*  
Timerange: 00/12:31:35 to 00/12:33:23

Plot file version 127 created 08-MAR-2022 13:22:00

NGC6240 EH039B 2.UVDATA.1

Freq = 1.3699 GHz, Bw = 32.000 MH No calibration applied and no bandpass applied

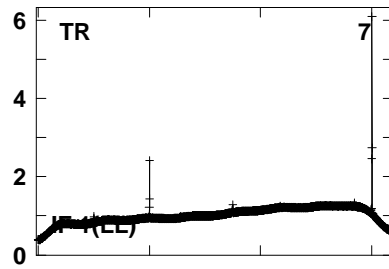
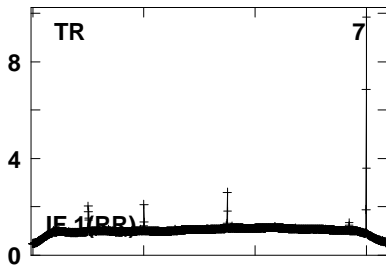
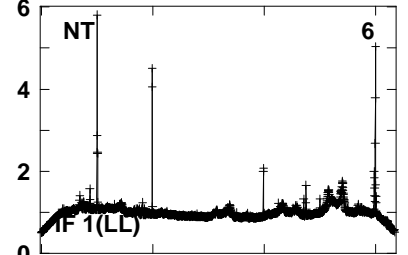
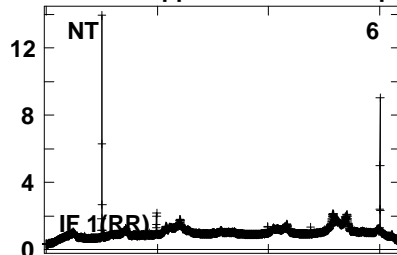
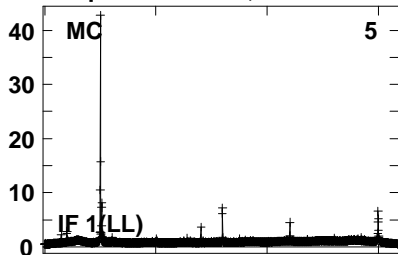


Lower frame: Real Jy  
Auto-corr total-power spectrum Antenna: \*  
Timerange: 00/12:33:35 to 00/12:36:53

Plot file version 128 created 08-MAR-2022 13:22:00

NGC6240 EH039B 2.UVDATA.1

Freq = 1.3699 GHz, Bw = 32.000 MH No calibration applied and no bandpass applied



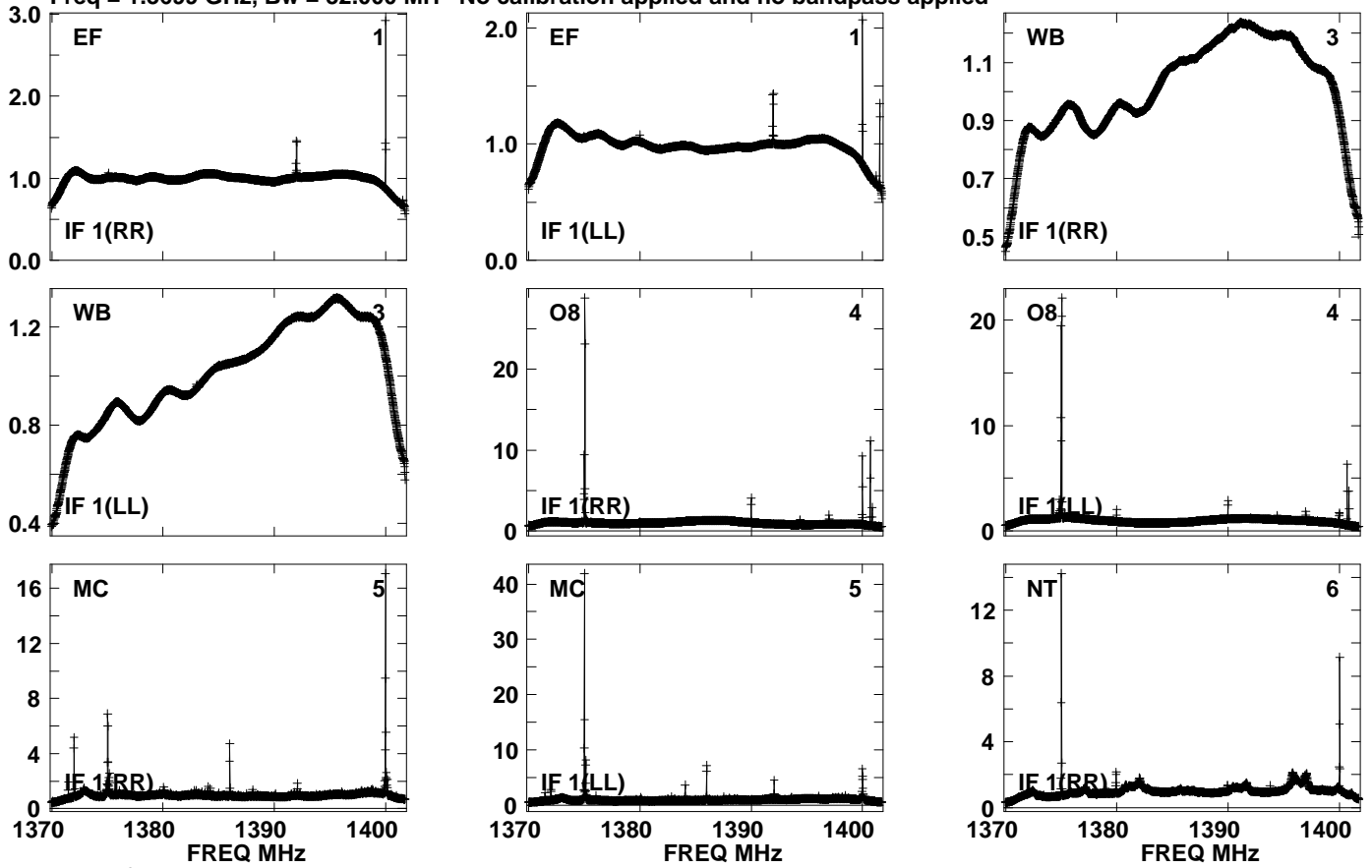
Lower frame: Real Jy  
Auto-corr total-power spectrum Antenna: \*  
Timerange: 00/12:33:35 to 00/12:36:53



Plot file version 129 created 08-MAR-2022 13:22:01

J1651+0129 EH039B 2.UVDATA.1

Freq = 1.3699 GHz, Bw = 32.000 MH No calibration applied and no bandpass applied


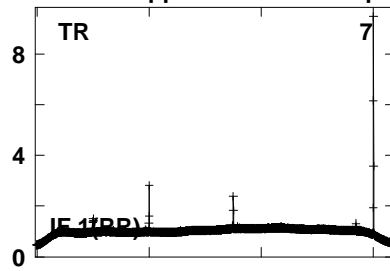
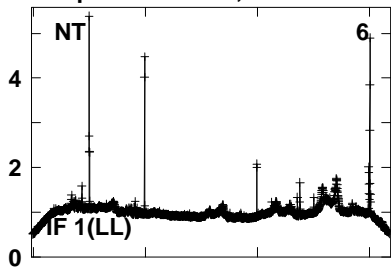


Lower frame: Real Jy  
Auto-corr total-power spectrum Antenna: \*  
Timerange: 00/12:37:05 to 00/12:38:23

Plot file version 130 created 08-MAR-2022 13:22:01

J1651+0129 EH039B 2.UVDATA.1

Freq = 1.3699 GHz, Bw = 32.000 MH No calibration applied and no bandpass applied

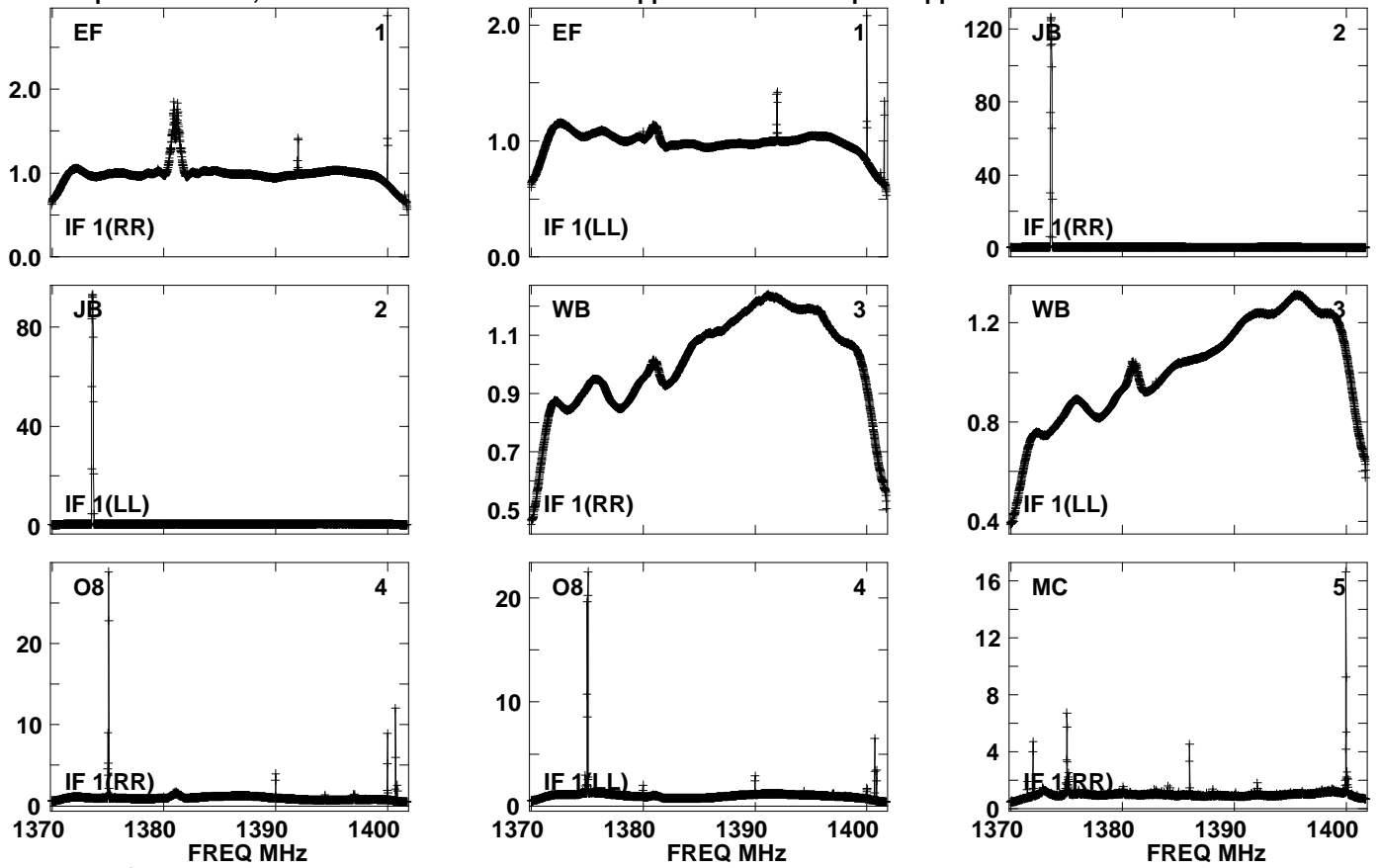


Lower frame: Real Jy  
Auto-corr total-power spectrum Antenna: \*  
Timerange: 00/12:37:05 to 00/12:38:23

Plot file version 131 created 08-MAR-2022 13:22:01

NGC6240 EH039B 2.UVDATA.1

Freq = 1.3699 GHz, Bw = 32.000 MH No calibration applied and no bandpass applied



Lower frame: Real Jy

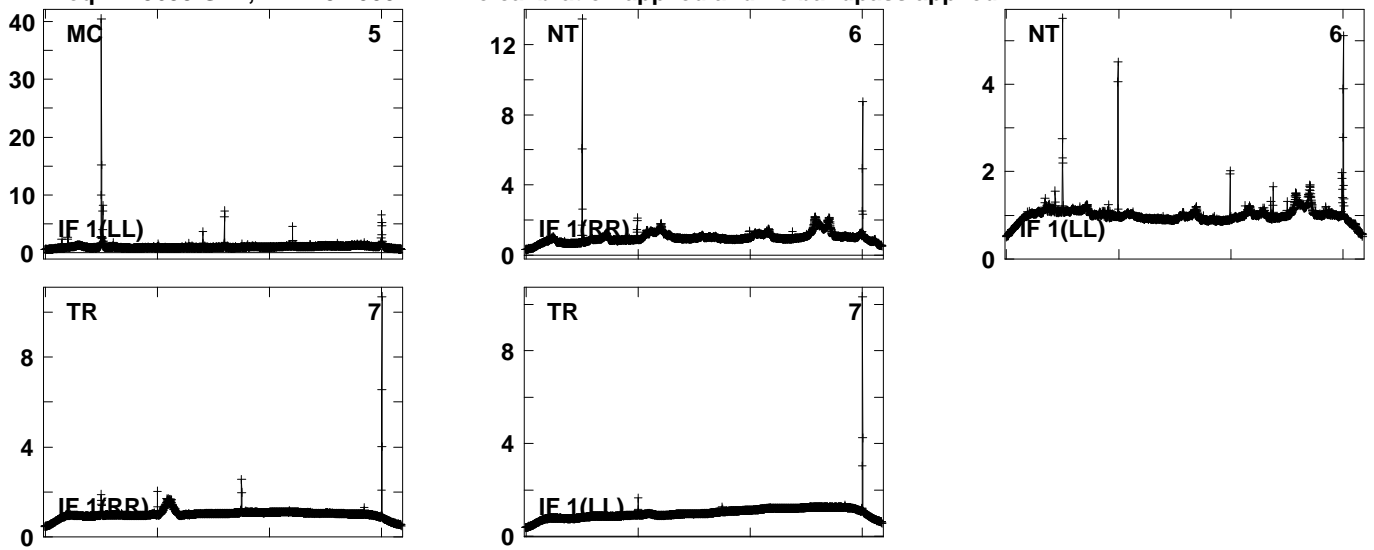
Auto-corr total-power spectrum Antenna: \*

Timerange: 00/12:38:35 to 00/12:41:53

Plot file version 132 created 08-MAR-2022 13:22:01

NGC6240 EH039B 2.UVDATA.1

Freq = 1.3699 GHz, Bw = 32.000 MH No calibration applied and no bandpass applied



Lower frame: Real Jy

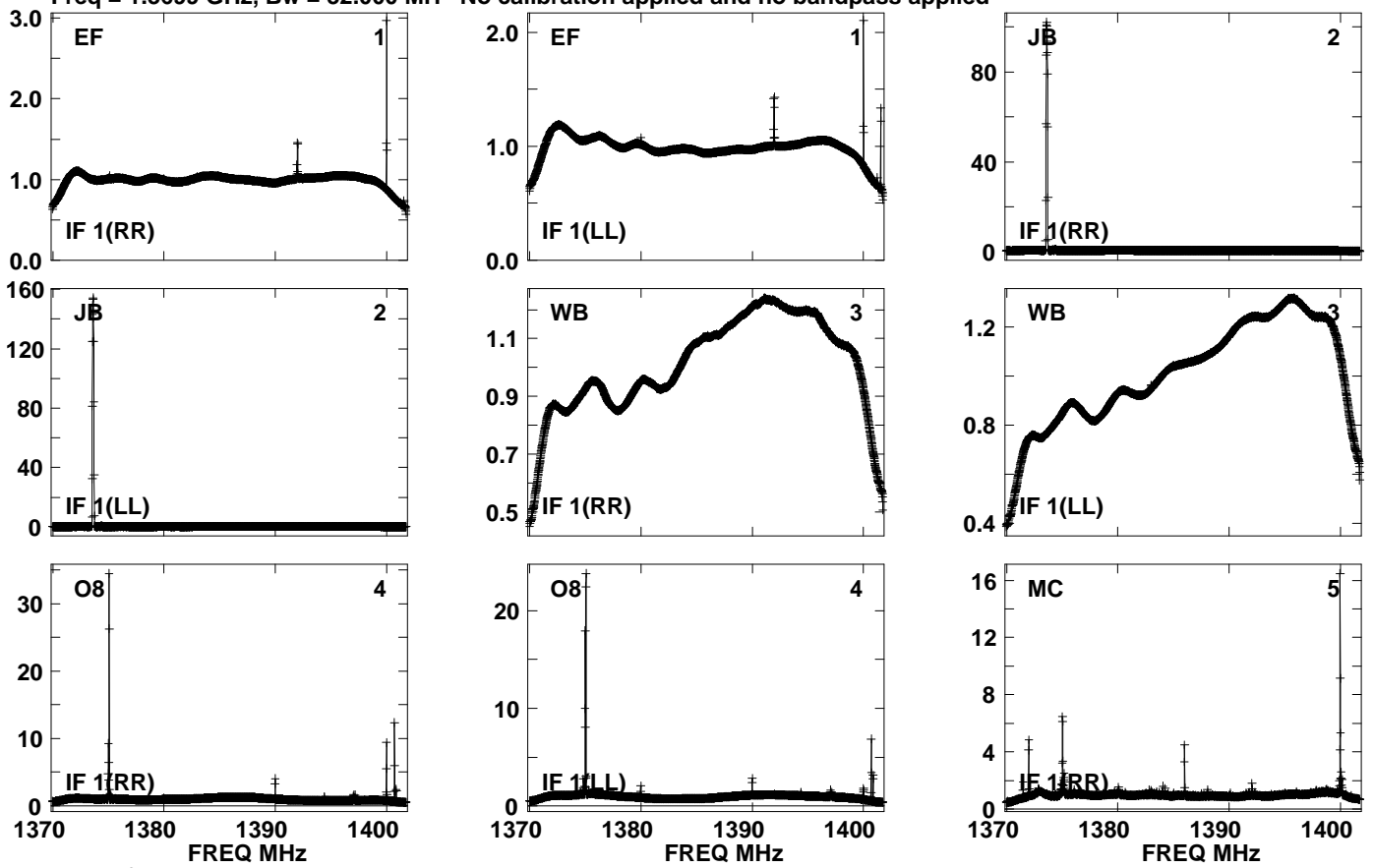
Auto-corr total-power spectrum Antenna: \*

Timerange: 00/12:38:35 to 00/12:41:53

Plot file version 133 created 08-MAR-2022 13:22:02

J1651+0129 EH039B 2.UVDATA.1

Freq = 1.3699 GHz, Bw = 32.000 MH No calibration applied and no bandpass applied



Lower frame: Real Jy

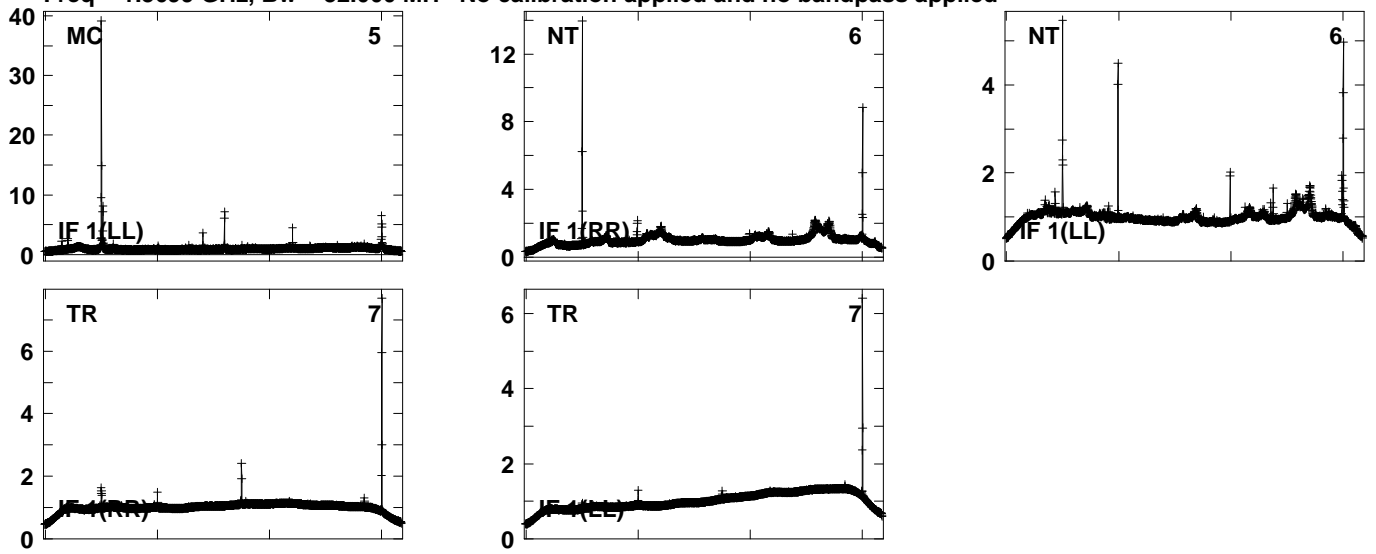
Auto-corr total-power spectrum Antenna: \*

Timerange: 00/12:42:30 to 00/12:43:48

Plot file version 134 created 08-MAR-2022 13:22:02

J1651+0129 EH039B 2.UVDATA.1

Freq = 1.3699 GHz, Bw = 32.000 MH No calibration applied and no bandpass applied

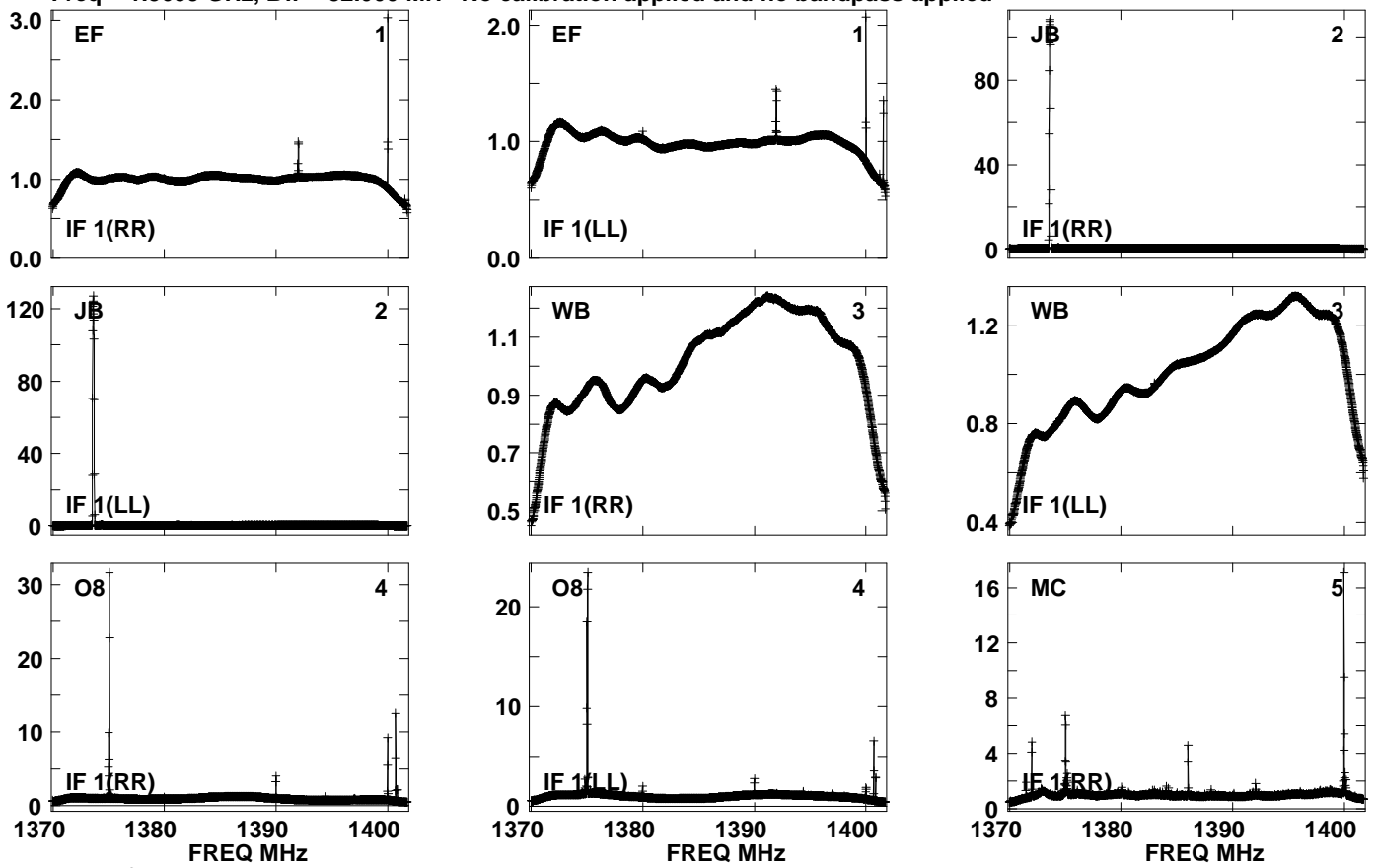


Lower frame: Real Jy  
Auto-corr total-power spectrum Antenna: \*  
Timerange: 00/12:42:30 to 00/12:43:48

Plot file version 135 created 08-MAR-2022 13:22:02

NGC6240 EH039B 2.UVDATA.1

Freq = 1.3699 GHz, Bw = 32.000 MH No calibration applied and no bandpass applied



Lower frame: Real Jy

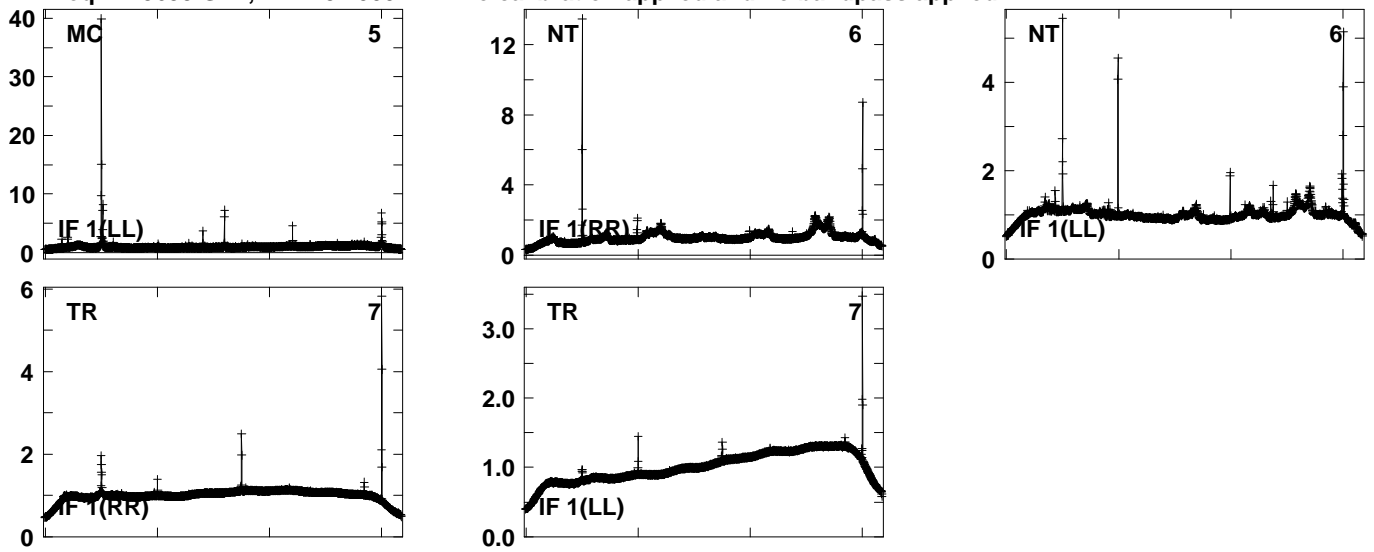
Auto-corr total-power spectrum Antenna: \*

Timerange: 00/12:44:00 to 00/12:47:18

Plot file version 136 created 08-MAR-2022 13:22:02

NGC6240 EH039B 2.UVDATA.1

Freq = 1.3699 GHz, Bw = 32.000 MH No calibration applied and no bandpass applied



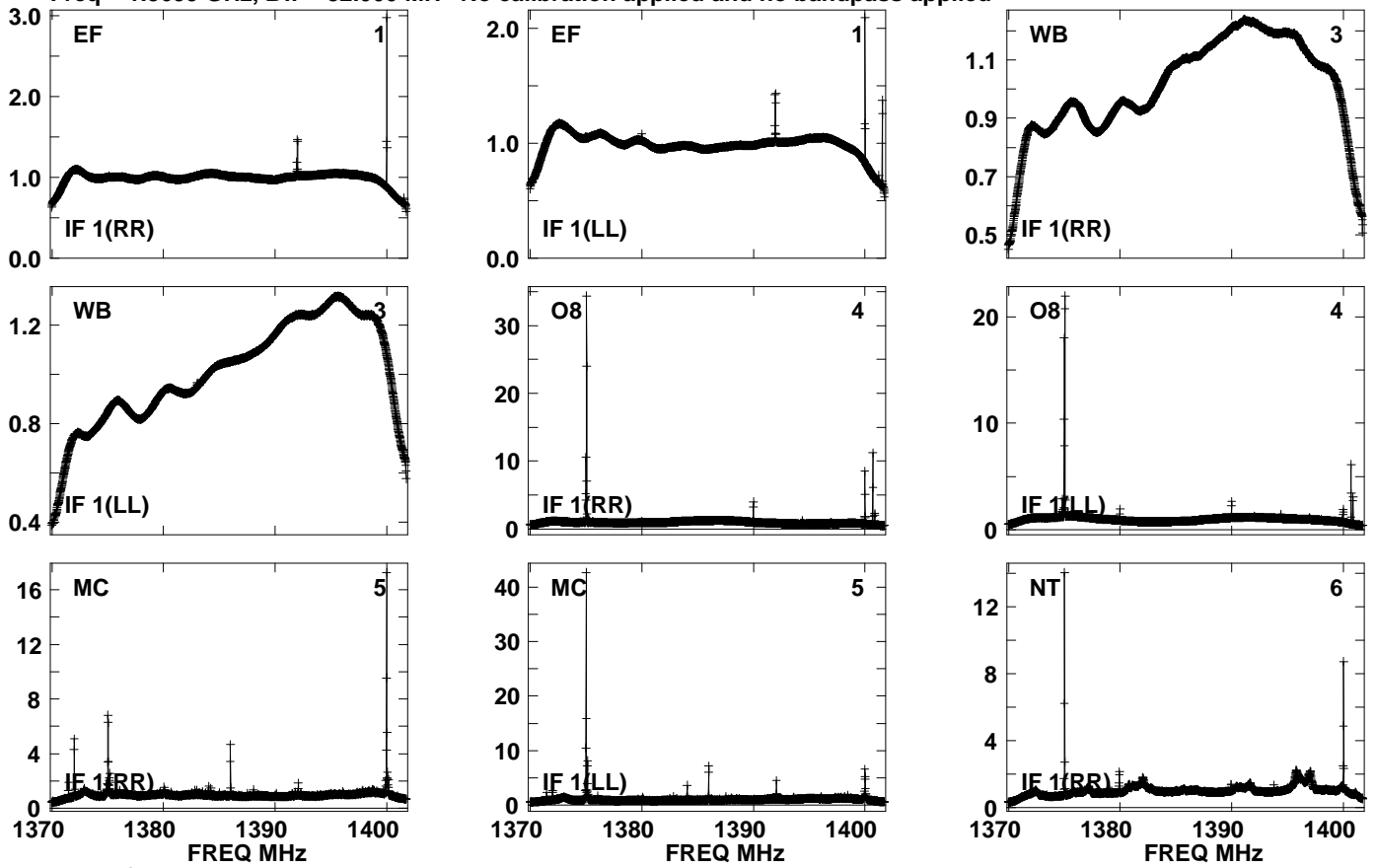
Lower frame: Real Jy  
Auto-corr total-power spectrum Antenna: \*  
Timerange: 00/12:44:00 to 00/12:47:18



Plot file version 137 created 08-MAR-2022 13:22:03

J1651+0129 EH039B 2.UVDATA.1

Freq = 1.3699 GHz, Bw = 32.000 MH No calibration applied and no bandpass applied



Lower frame: Real Jy

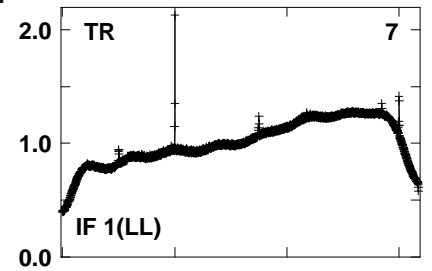
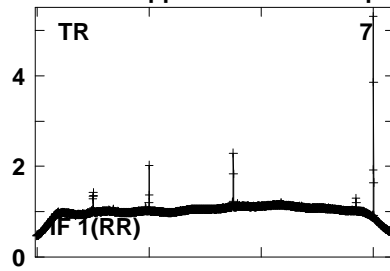
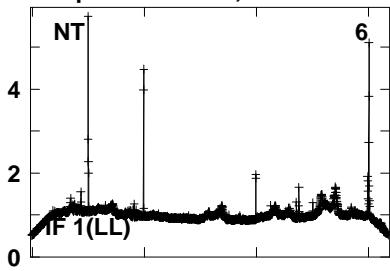
Auto-corr total-power spectrum Antenna: \*

Timerange: 00/12:47:30 to 00/12:48:48

Plot file version 138 created 08-MAR-2022 13:22:03

J1651+0129 EH039B 2.UVDATA.1

Freq = 1.3699 GHz, Bw = 32.000 MH No calibration applied and no bandpass applied

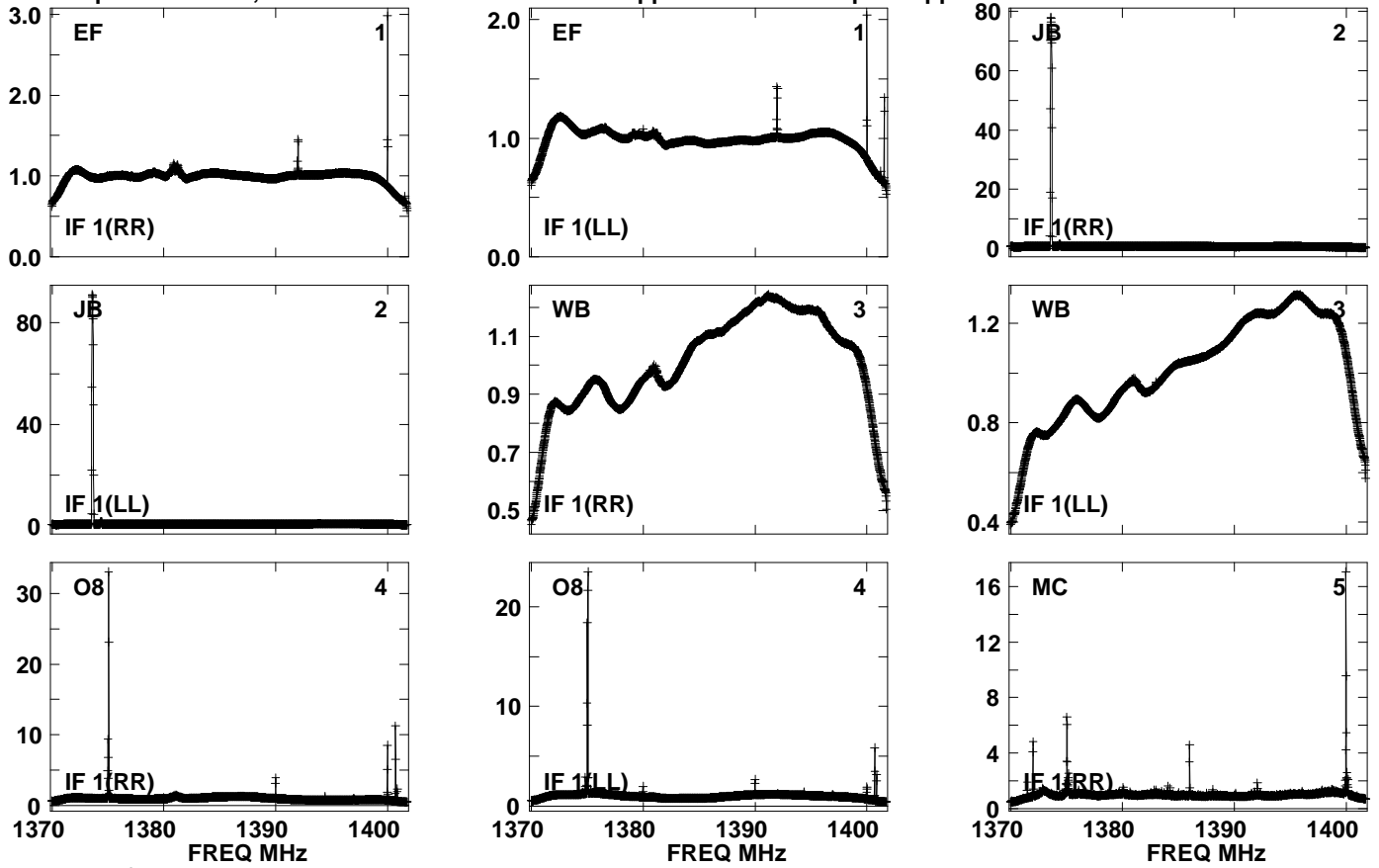


Lower frame: Real Jy  
Auto-corr total-power spectrum Antenna: \*  
Timerange: 00/12:47:30 to 00/12:48:48

Plot file version 139 created 08-MAR-2022 13:22:03

NGC6240 EH039B 2.UVDATA.1

Freq = 1.3699 GHz, Bw = 32.000 MH No calibration applied and no bandpass applied

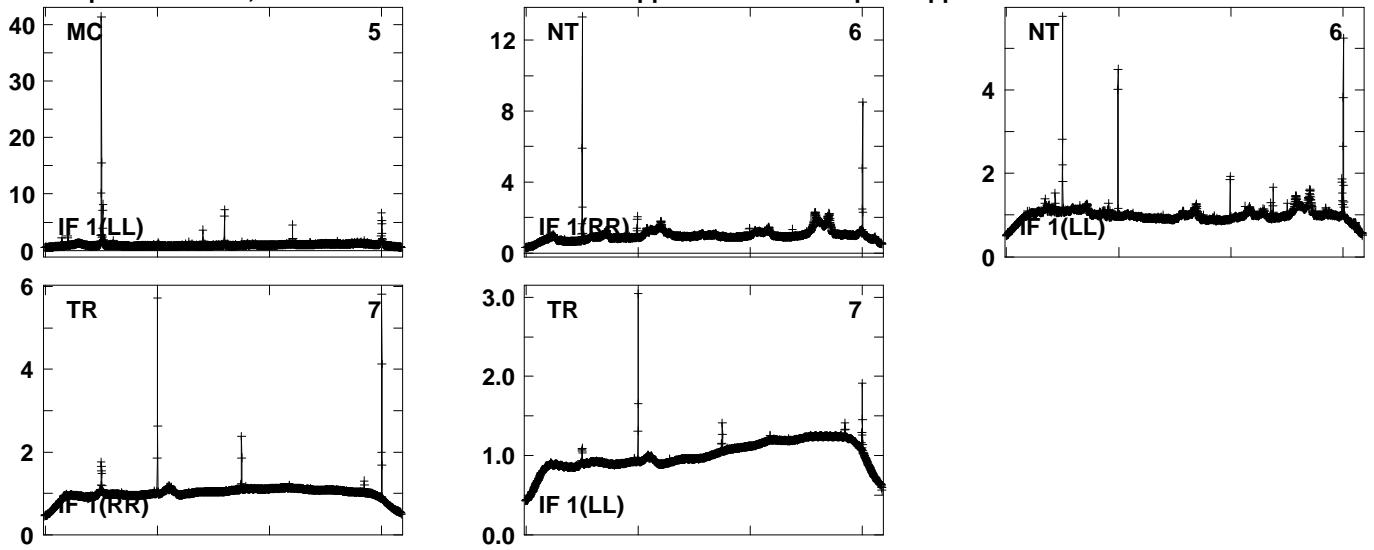


Lower frame: Real Jy  
Auto-corr total-power spectrum Antenna: \*  
Timerange: 00/12:49:00 to 00/12:52:18

Plot file version 140 created 08-MAR-2022 13:22:03

NGC6240 EH039B 2.UVDATA.1

Freq = 1.3699 GHz, Bw = 32.000 MH No calibration applied and no bandpass applied

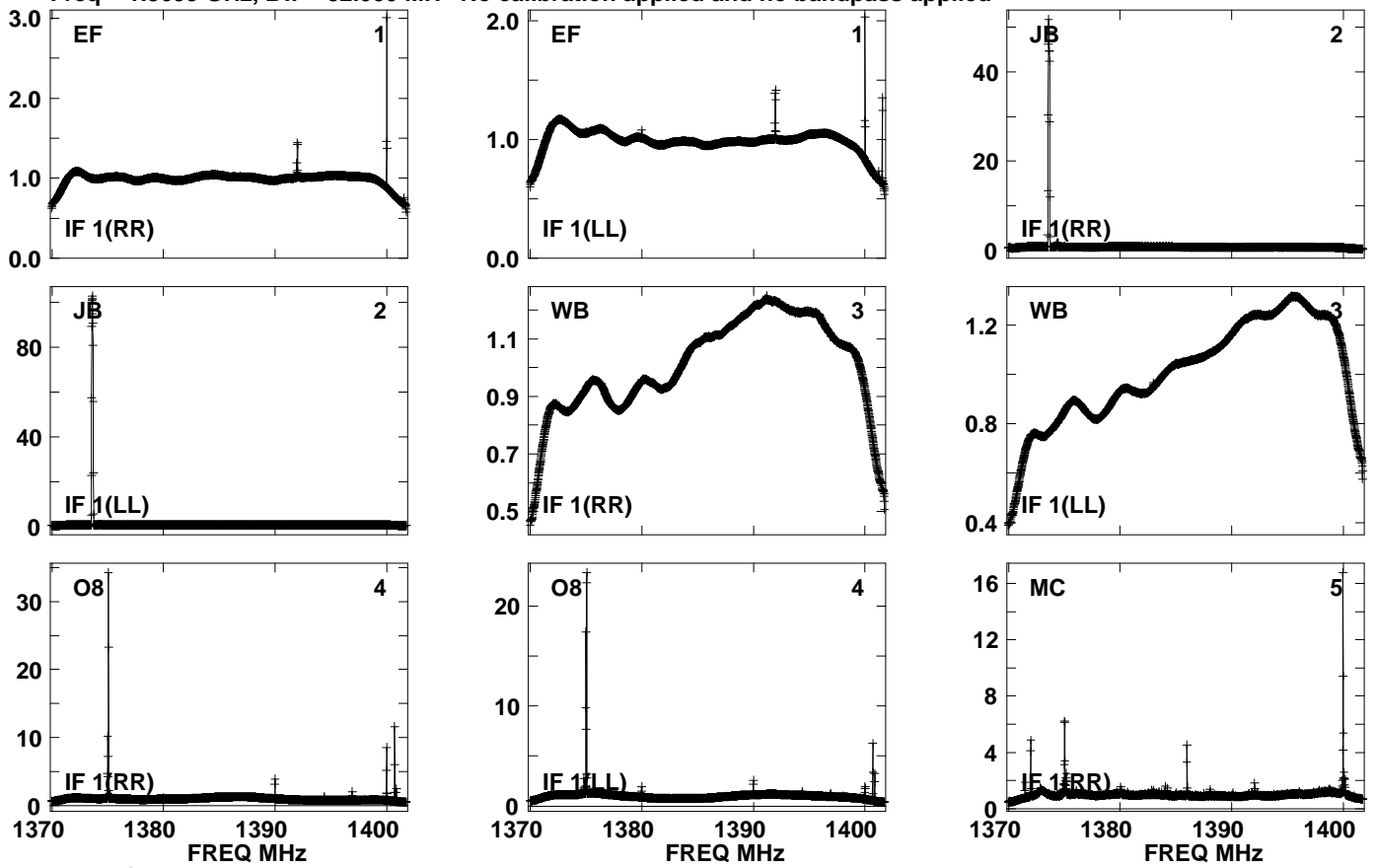


Lower frame: Real Jy  
Auto-corr total-power spectrum Antenna: \*  
Timerange: 00/12:49:00 to 00/12:52:18

Plot file version 141 created 08-MAR-2022 13:22:03

J1651+0129 EH039B 2.UVDATA.1

Freq = 1.3699 GHz, Bw = 32.000 MH No calibration applied and no bandpass applied



Lower frame: Real Jy

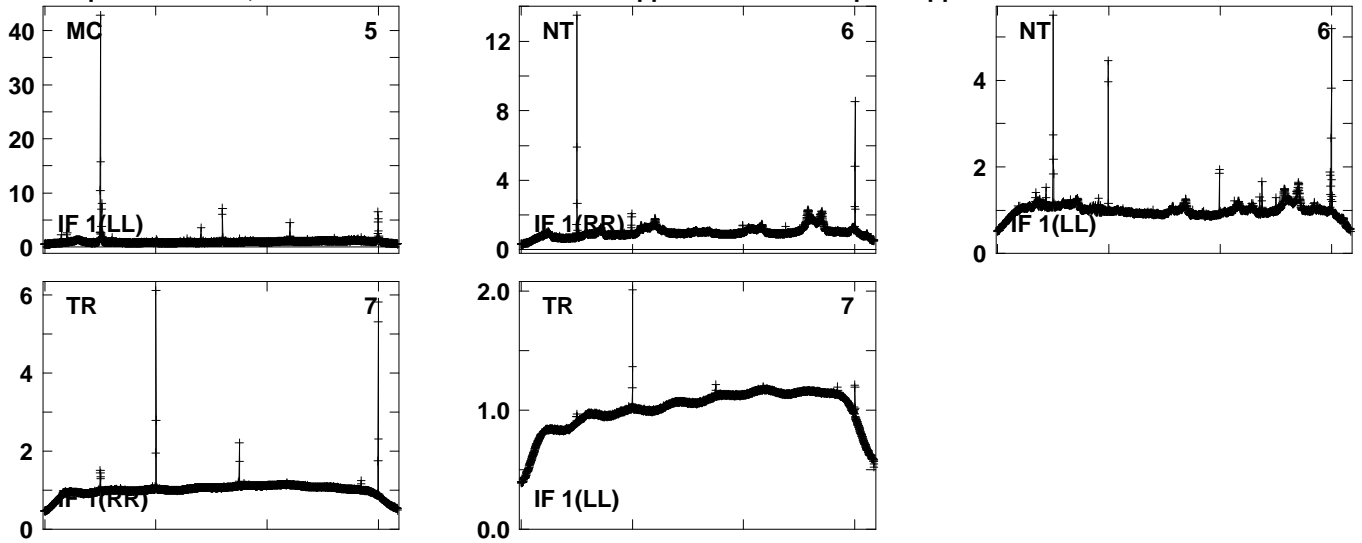
Auto-corr total-power spectrum Antenna: \*

Timerange: 00/12:52:55 to 00/12:54:13

Plot file version 142 created 08-MAR-2022 13:22:03

J1651+0129 EH039B 2.UVDATA.1

Freq = 1.3699 GHz, Bw = 32.000 MH No calibration applied and no bandpass applied

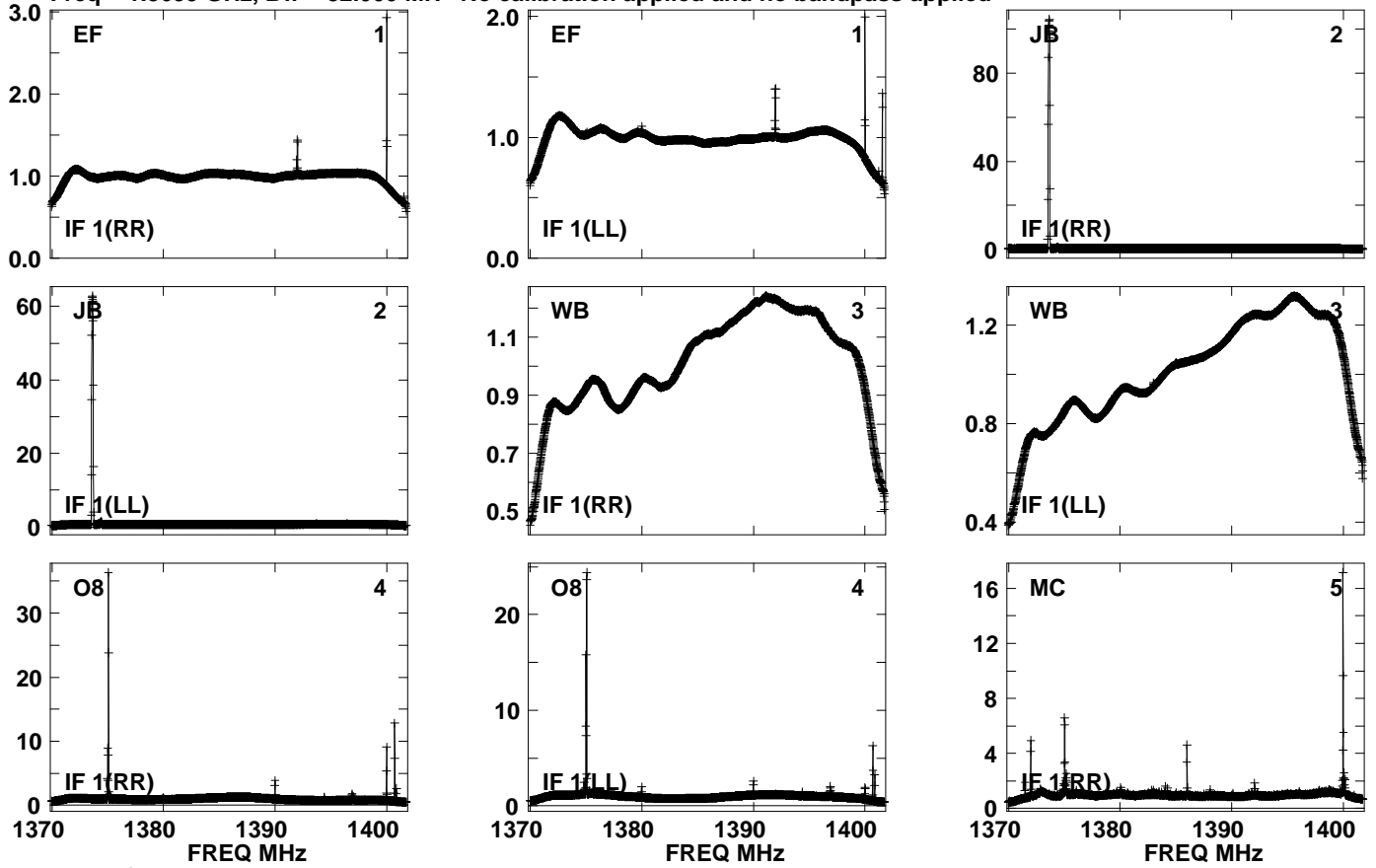


Lower frame: Real Jy  
Auto-corr total-power spectrum Antenna: \*  
Timerange: 00/12:52:55 to 00/12:54:13

Plot file version 143 created 08-MAR-2022 13:22:04

NGC6240 EH039B 2.UVDATA.1

Freq = 1.3699 GHz, Bw = 32.000 MH No calibration applied and no bandpass applied

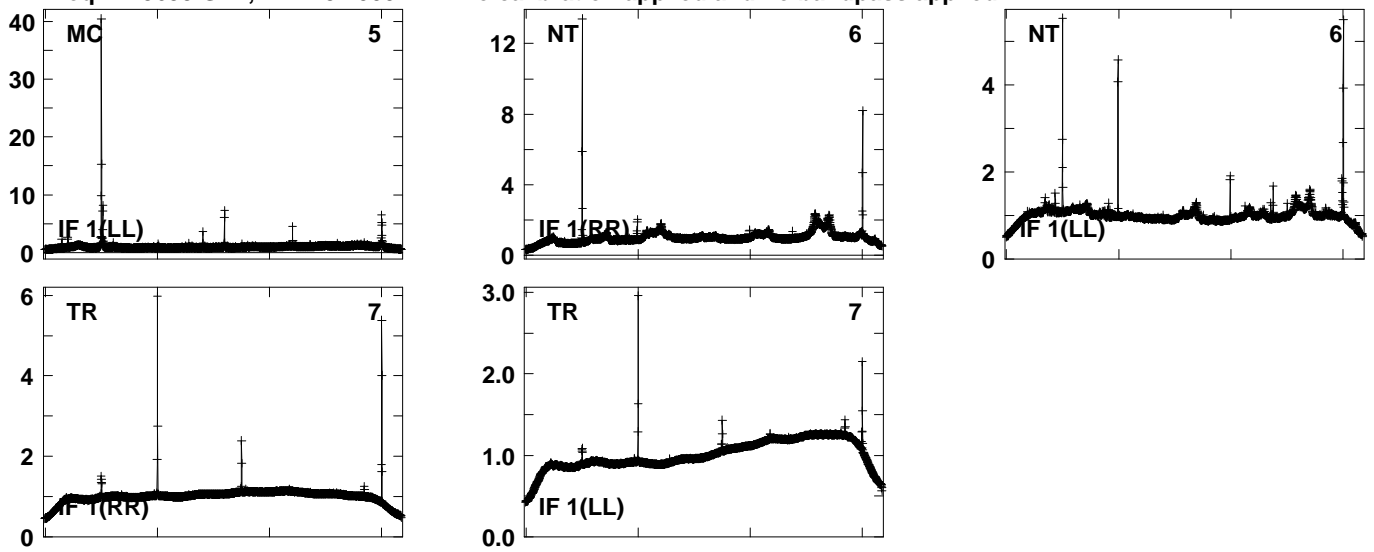


Lower frame: Real Jy  
Auto-corr total-power spectrum Antenna: \*  
Timerange: 00/12:54:25 to 00/12:57:43

Plot file version 144 created 08-MAR-2022 13:22:04

NGC6240 EH039B 2.UVDATA.1

Freq = 1.3699 GHz, Bw = 32.000 MH No calibration applied and no bandpass applied



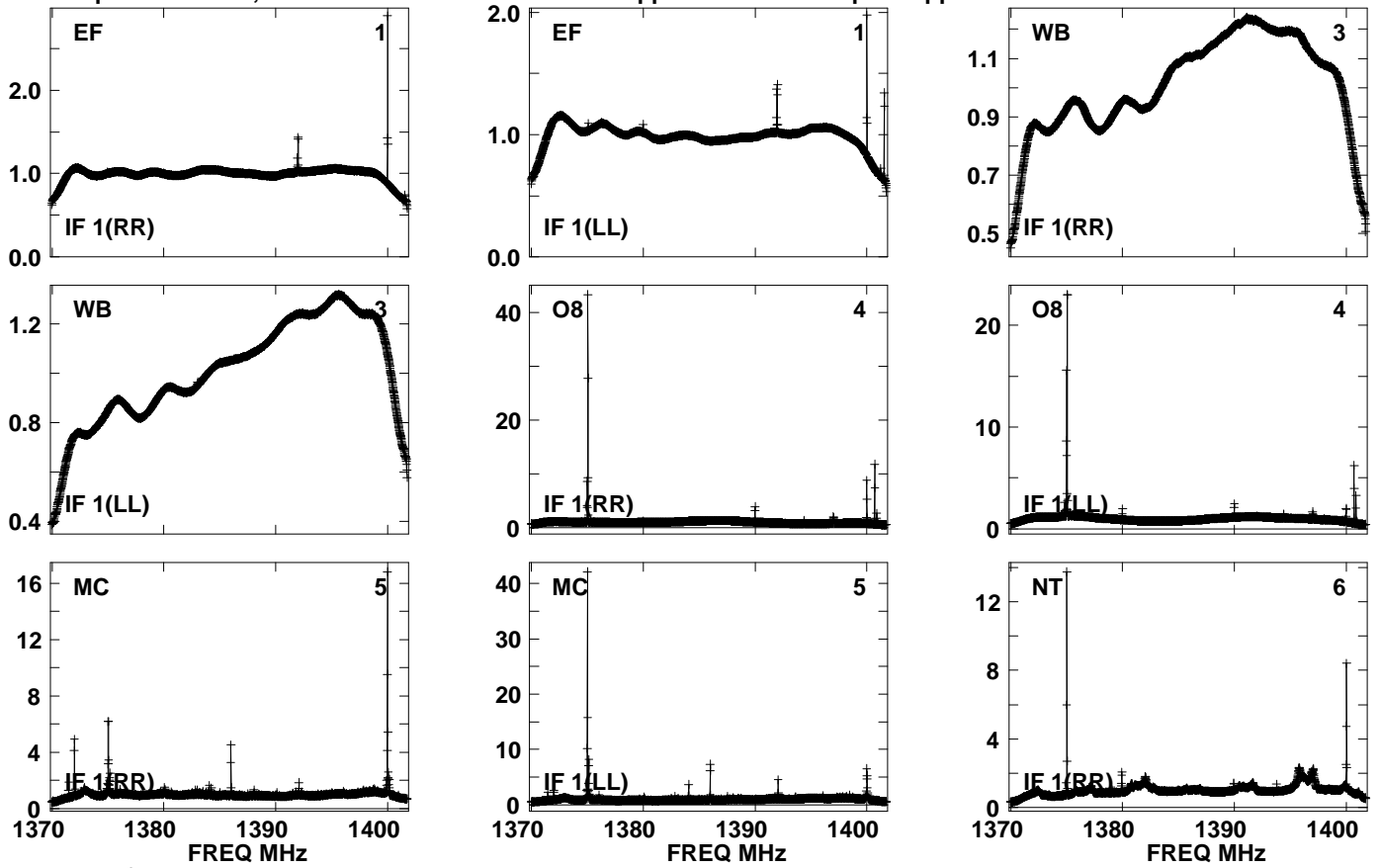
Lower frame: Real Jy  
Auto-corr total-power spectrum Antenna: \*  
Timerange: 00/12:54:25 to 00/12:57:43



Plot file version 145 created 08-MAR-2022 13:22:04

J1651+0129 EH039B 2.UVDATA.1

Freq = 1.3699 GHz, Bw = 32.000 MH No calibration applied and no bandpass applied

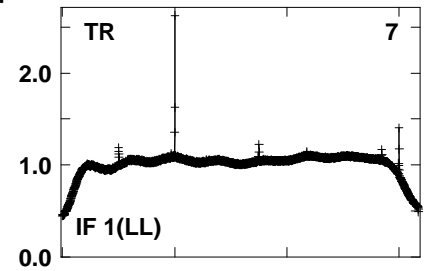
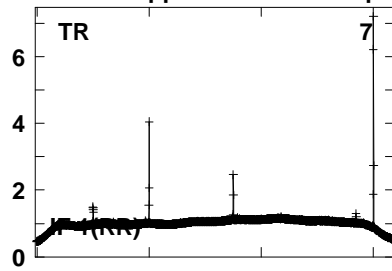
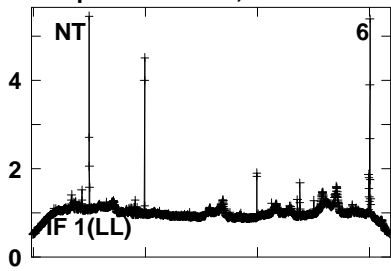


Lower frame: Real Jy  
Auto-corr total-power spectrum Antenna: \*  
Timerange: 00/12:57:55 to 00/12:59:13

Plot file version 146 created 08-MAR-2022 13:22:04

J1651+0129 EH039B 2.UVDATA.1

Freq = 1.3699 GHz, Bw = 32.000 MH No calibration applied and no bandpass applied

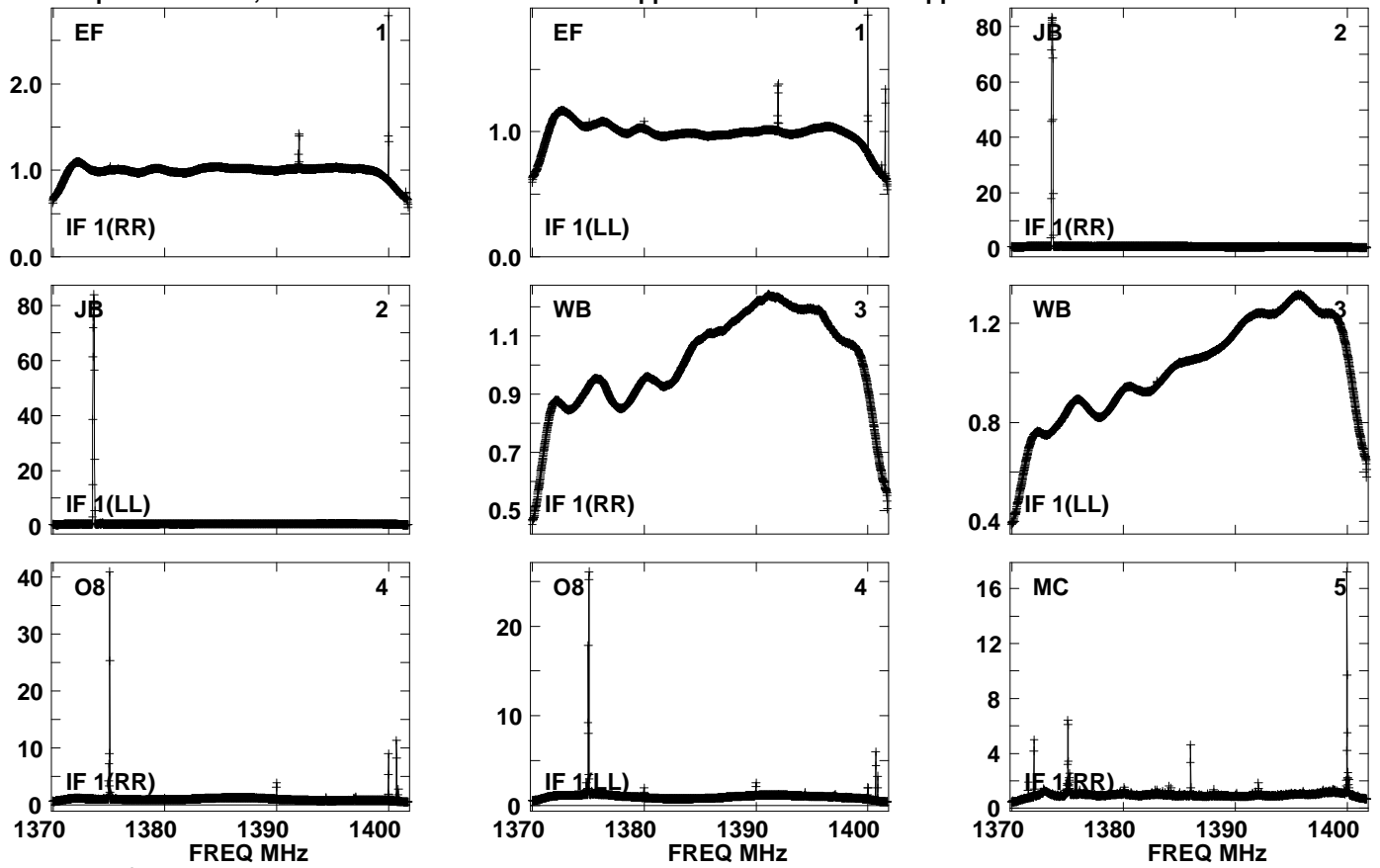


Lower frame: Real Jy  
Auto-corr total-power spectrum Antenna: \*  
Timerange: 00/12:57:55 to 00/12:59:13

Plot file version 147 created 08-MAR-2022 13:22:05

NGC6240 EH039B 2.UVDATA.1

Freq = 1.3699 GHz, Bw = 32.000 MH No calibration applied and no bandpass applied

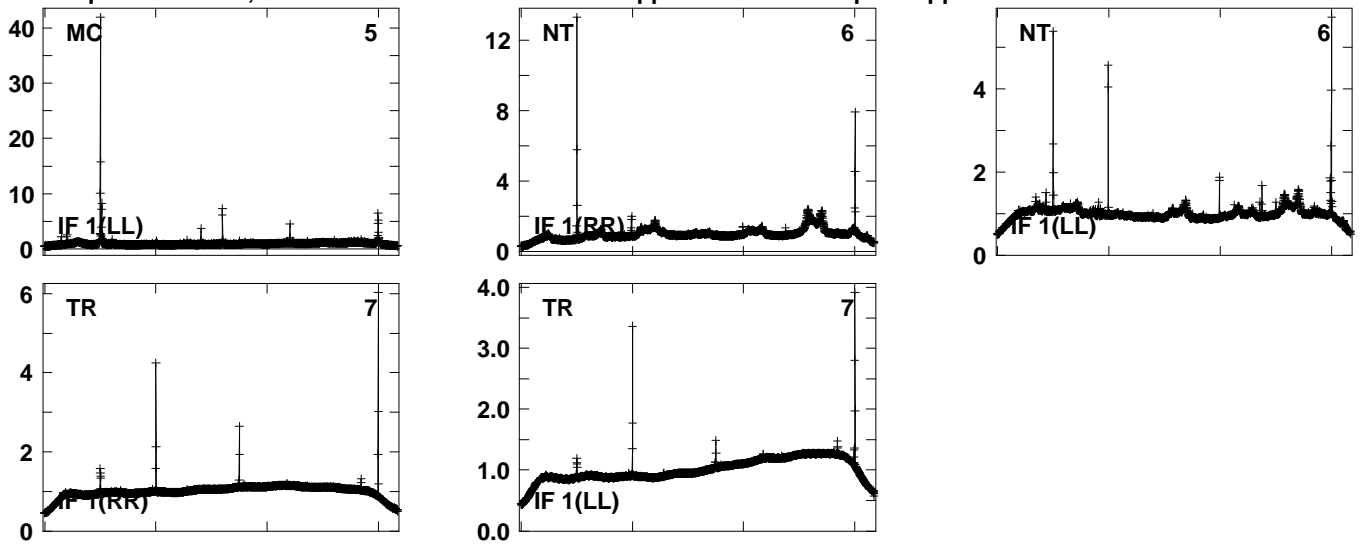


Lower frame: Real Jy  
Auto-corr total-power spectrum Antenna: \*  
Timerange: 00/12:59:25 to 00/13:02:43

Plot file version 148 created 08-MAR-2022 13:22:05

NGC6240 EH039B 2.UVDATA.1

Freq = 1.3699 GHz, Bw = 32.000 MH No calibration applied and no bandpass applied

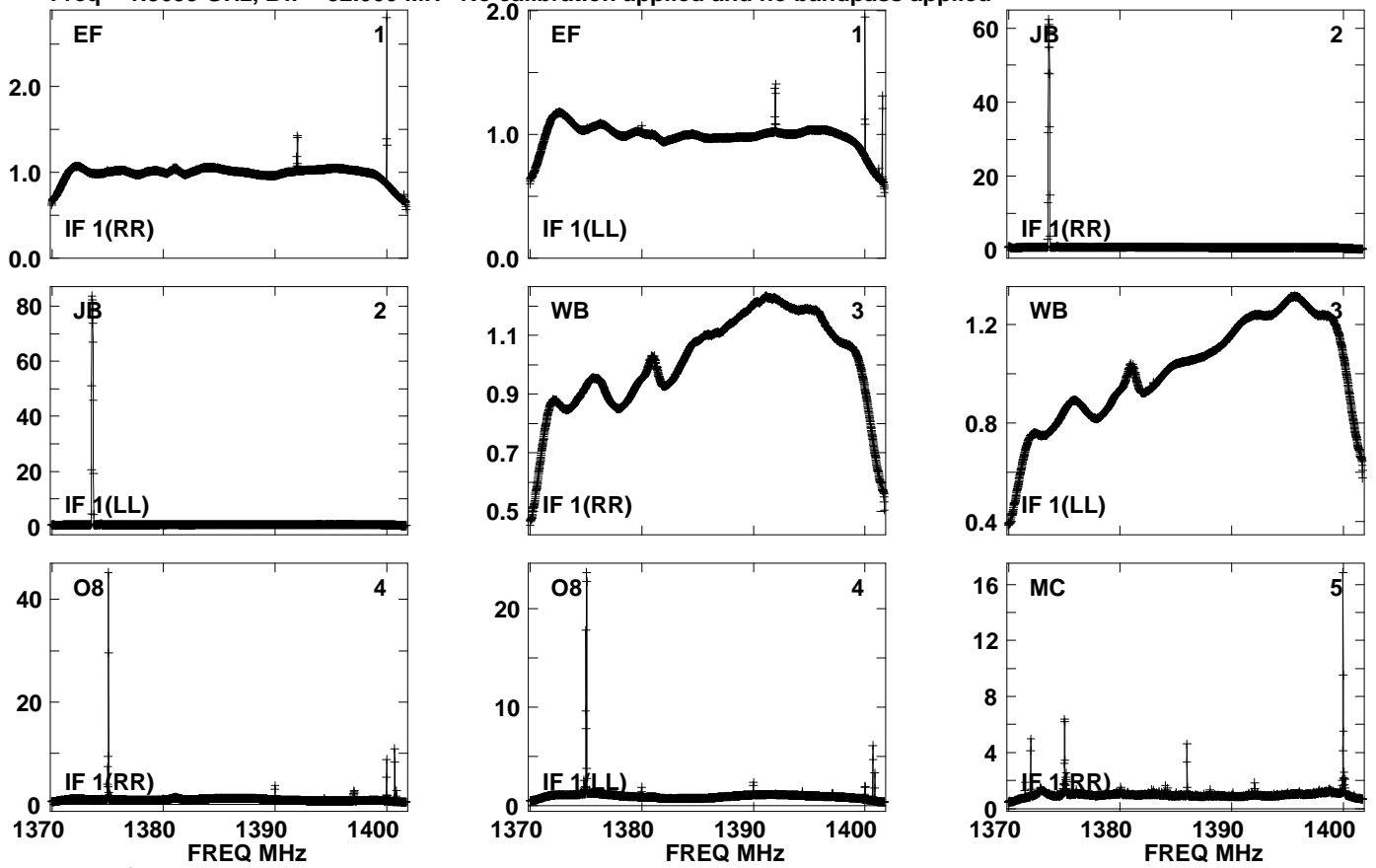


Lower frame: Real Jy  
Auto-corr total-power spectrum Antenna: \*  
Timerange: 00/12:59:25 to 00/13:02:43

Plot file version 149 created 08-MAR-2022 13:22:05

J1651+0129 EH039B 2.UVDATA.1

Freq = 1.3699 GHz, Bw = 32.000 MH No calibration applied and no bandpass applied



Lower frame: Real Jy

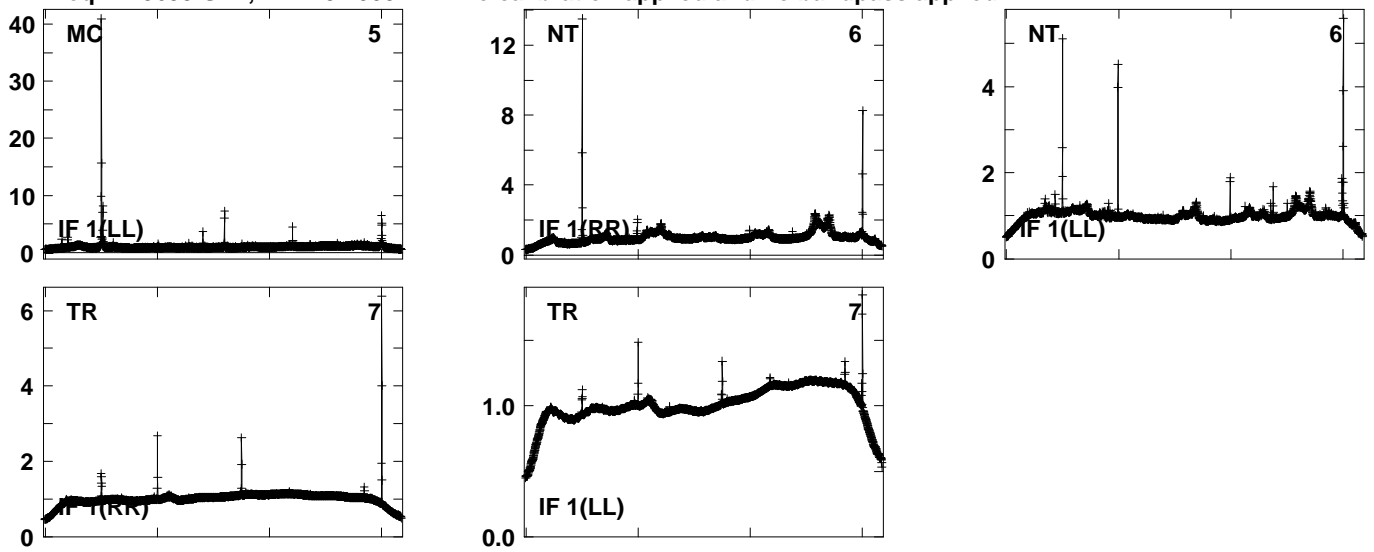
Auto-corr total-power spectrum Antenna: \*

Timerange: 00/13:03:20 to 00/13:04:38

Plot file version 150 created 08-MAR-2022 13:22:05

J1651+0129 EH039B 2.UVDATA.1

Freq = 1.3699 GHz, Bw = 32.000 MH No calibration applied and no bandpass applied

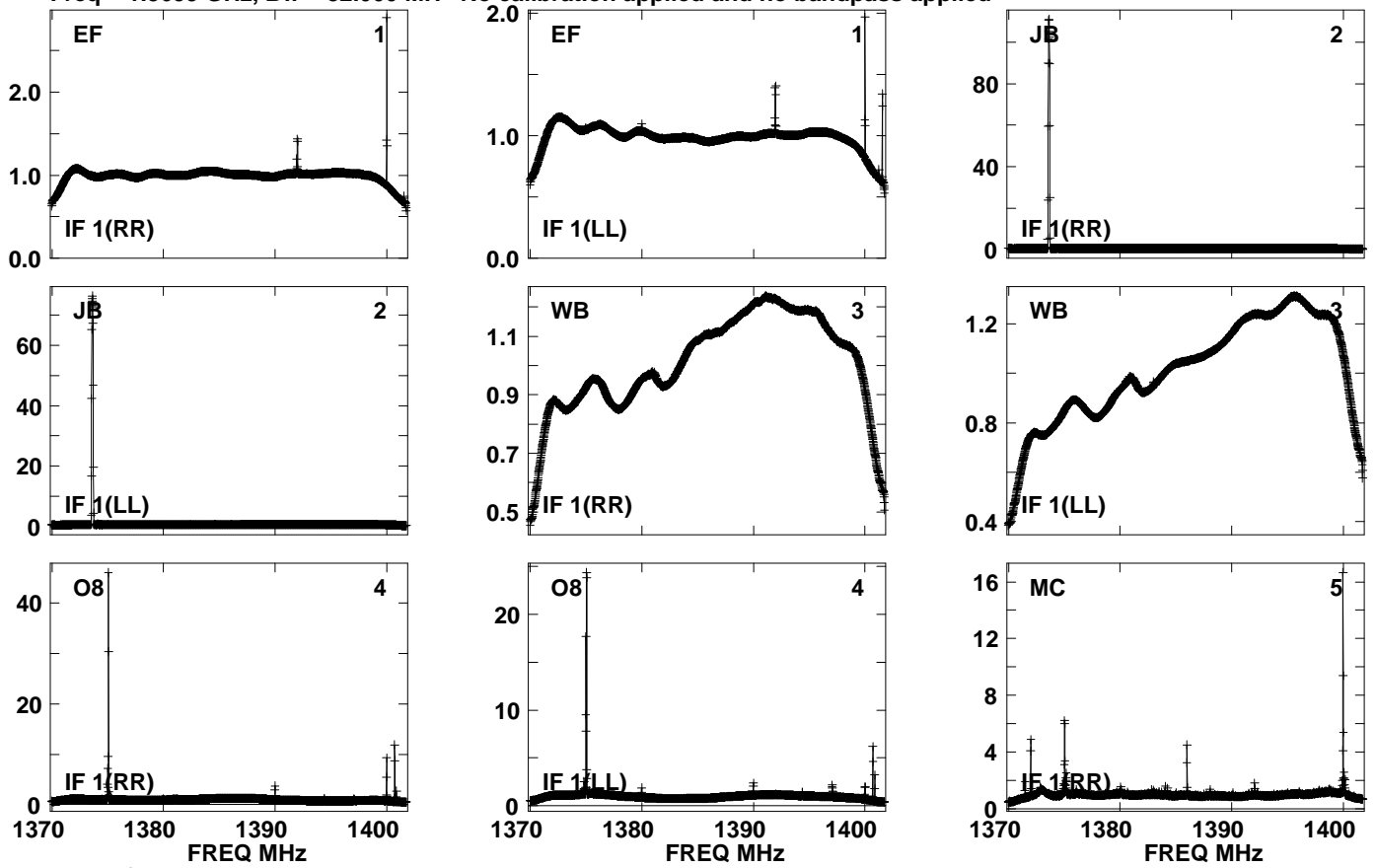


Lower frame: Real Jy  
Auto-corr total-power spectrum Antenna: \*  
Timerange: 00/13:03:20 to 00/13:04:38

Plot file version 151 created 08-MAR-2022 13:22:05

NGC6240 EH039B 2.UVDATA.1

Freq = 1.3699 GHz, Bw = 32.000 MH No calibration applied and no bandpass applied

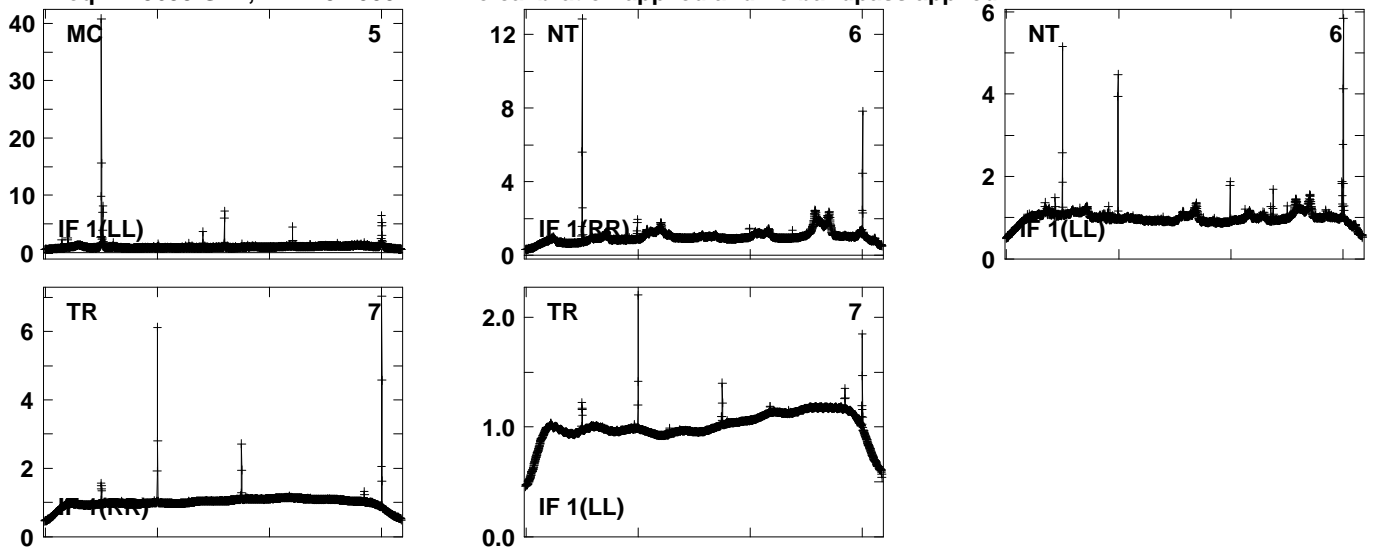


Lower frame: Real Jy  
Auto-corr total-power spectrum Antenna: \*  
Timerange: 00/13:04:50 to 00/13:08:08

Plot file version 152 created 08-MAR-2022 13:22:06

NGC6240 EH039B 2.UVDATA.1

Freq = 1.3699 GHz, Bw = 32.000 MH No calibration applied and no bandpass applied



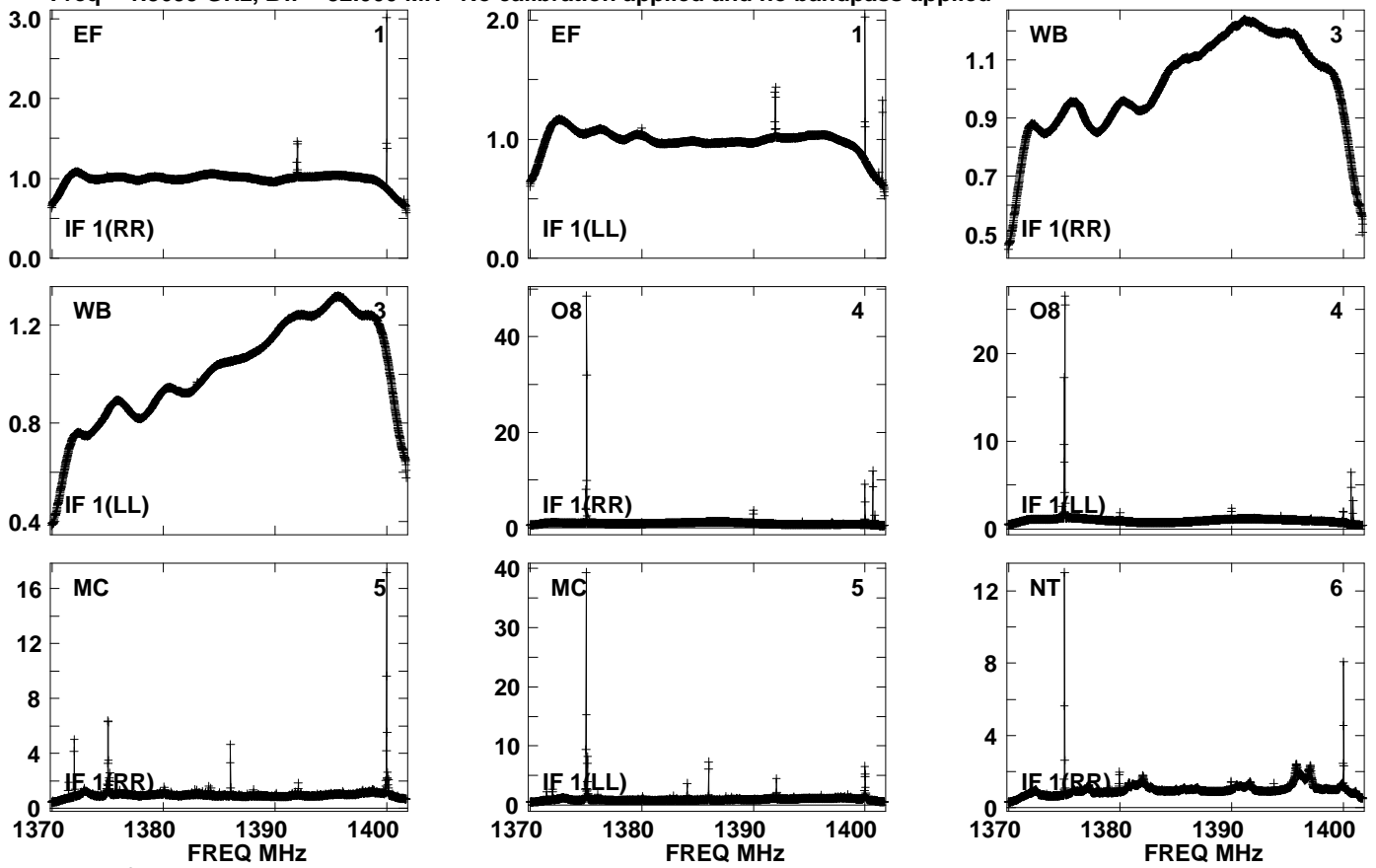
Lower frame: Real Jy  
Auto-corr total-power spectrum Antenna: \*  
Timerange: 00/13:04:50 to 00/13:08:08



Plot file version 153 created 08-MAR-2022 13:22:06

J1651+0129 EH039B 2.UVDATA.1

Freq = 1.3699 GHz, Bw = 32.000 MH No calibration applied and no bandpass applied



Lower frame: Real Jy

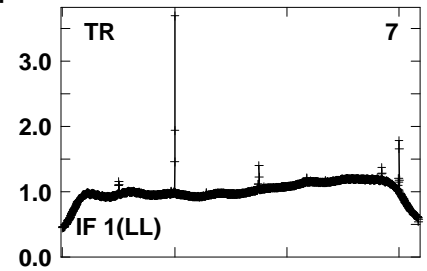
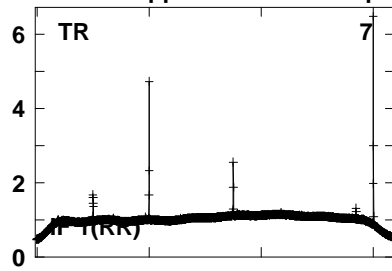
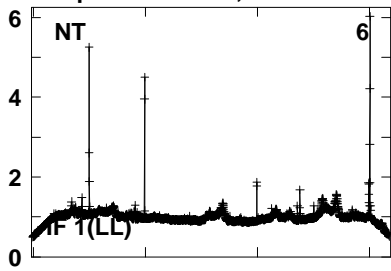
Auto-corr total-power spectrum Antenna: \*

Timerange: 00/13:08:20 to 00/13:09:38

Plot file version 154 created 08-MAR-2022 13:22:06

J1651+0129 EH039B 2.UVDATA.1

Freq = 1.3699 GHz, Bw = 32.000 MH No calibration applied and no bandpass applied

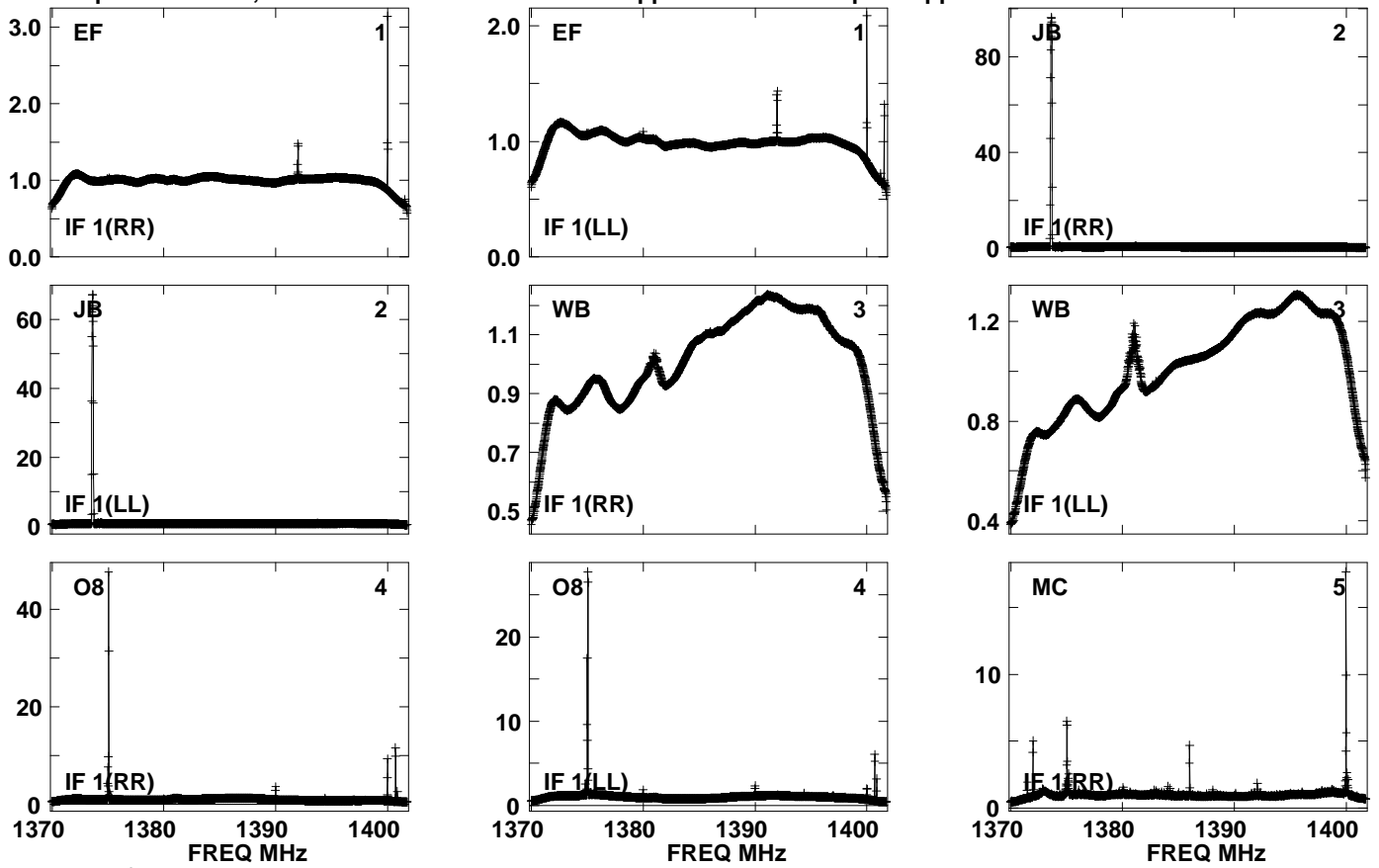


Lower frame: Real Jy  
Auto-corr total-power spectrum Antenna: \*  
Timerange: 00/13:08:20 to 00/13:09:38

Plot file version 155 created 08-MAR-2022 13:22:06

NGC6240 EH039B 2.UVDATA.1

Freq = 1.3699 GHz, Bw = 32.000 MH No calibration applied and no bandpass applied

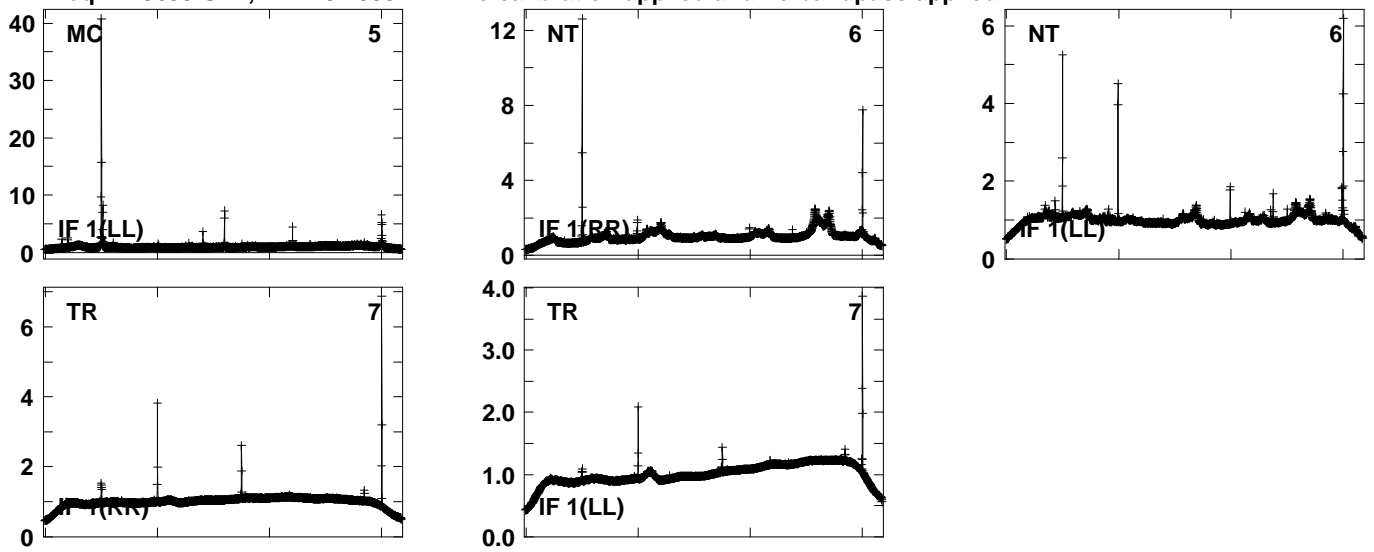


Lower frame: Real Jy  
Auto-corr total-power spectrum Antenna: \*  
Timerange: 00/13:09:50 to 00/13:13:08

Plot file version 156 created 08-MAR-2022 13:22:06

NGC6240 EH039B 2.UVDATA.1

Freq = 1.3699 GHz, Bw = 32.000 MH No calibration applied and no bandpass applied

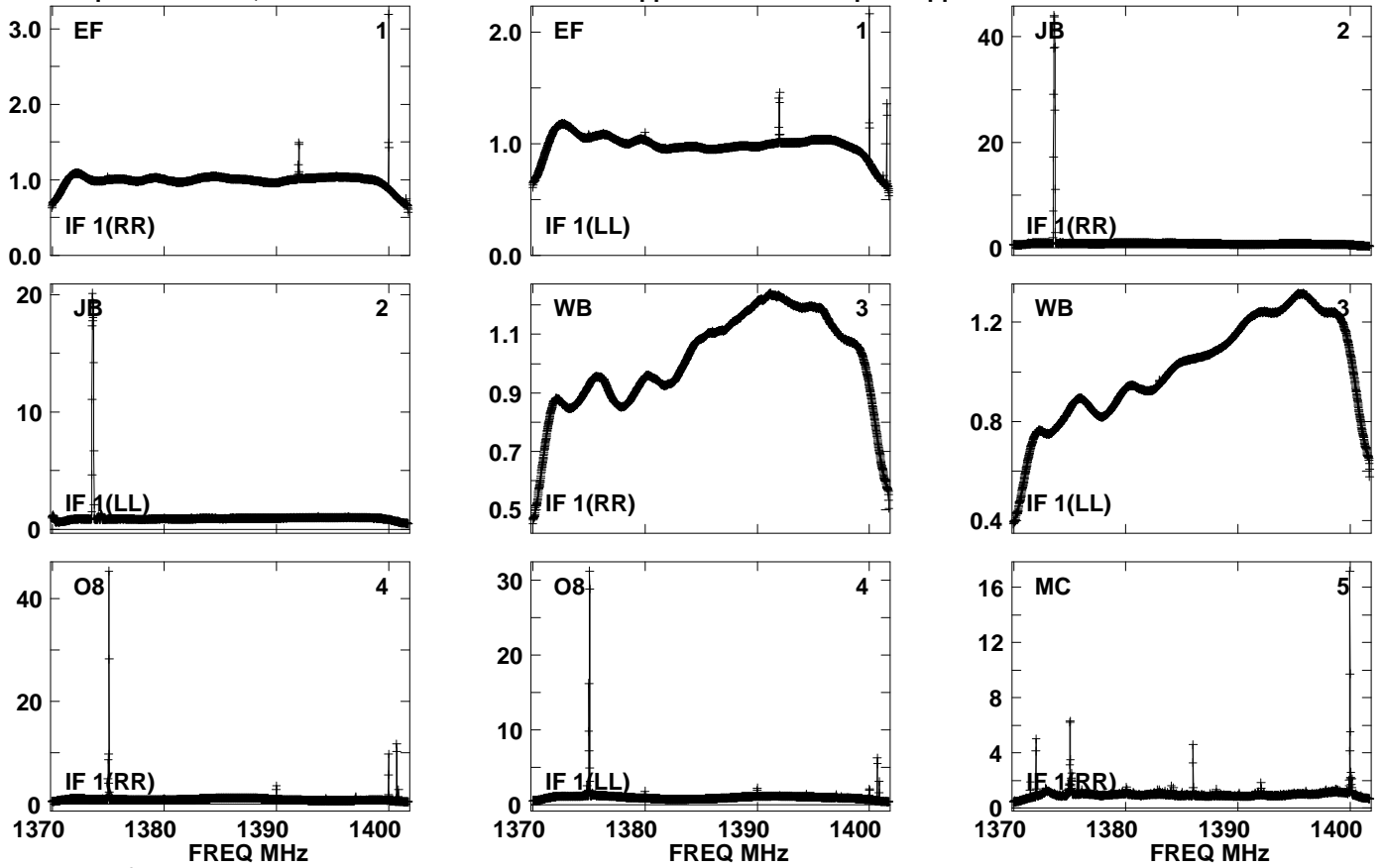


Lower frame: Real Jy  
Auto-corr total-power spectrum Antenna: \*  
Timerange: 00/13:09:50 to 00/13:13:08

Plot file version 157 created 08-MAR-2022 13:22:07

J1651+0129 EH039B 2.UVDATA.1

Freq = 1.3699 GHz, Bw = 32.000 MH No calibration applied and no bandpass applied



Lower frame: Real Jy

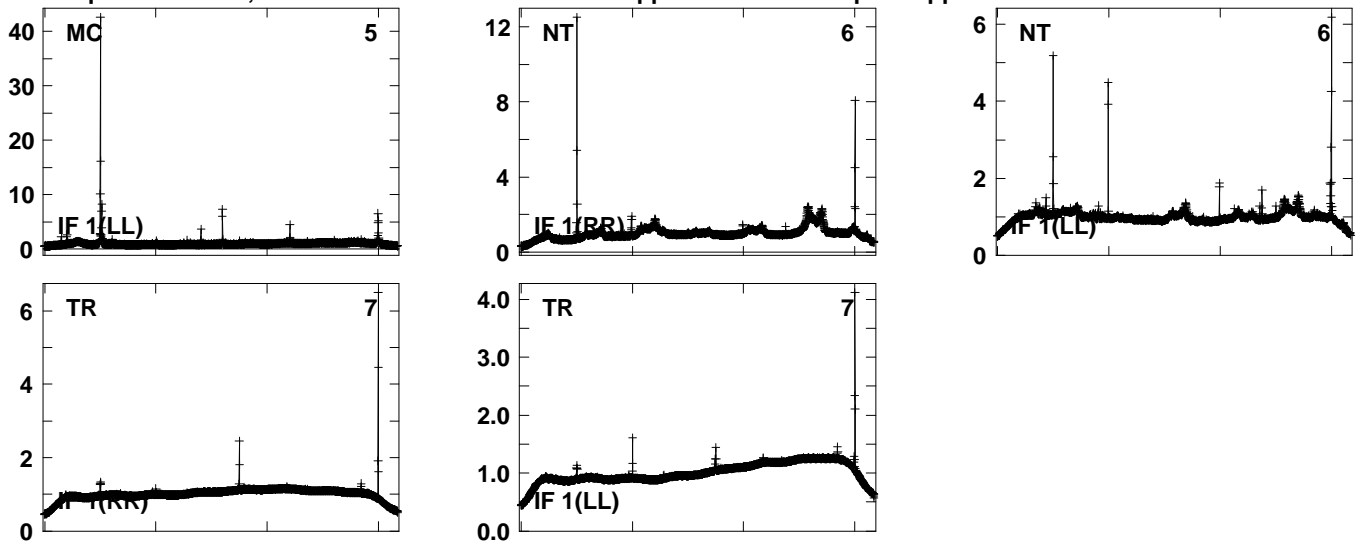
Auto-corr total-power spectrum Antenna: \*

Timerange: 00/13:13:45 to 00/13:15:03

Plot file version 158 created 08-MAR-2022 13:22:07

J1651+0129 EH039B 2.UVDATA.1

Freq = 1.3699 GHz, Bw = 32.000 MH No calibration applied and no bandpass applied

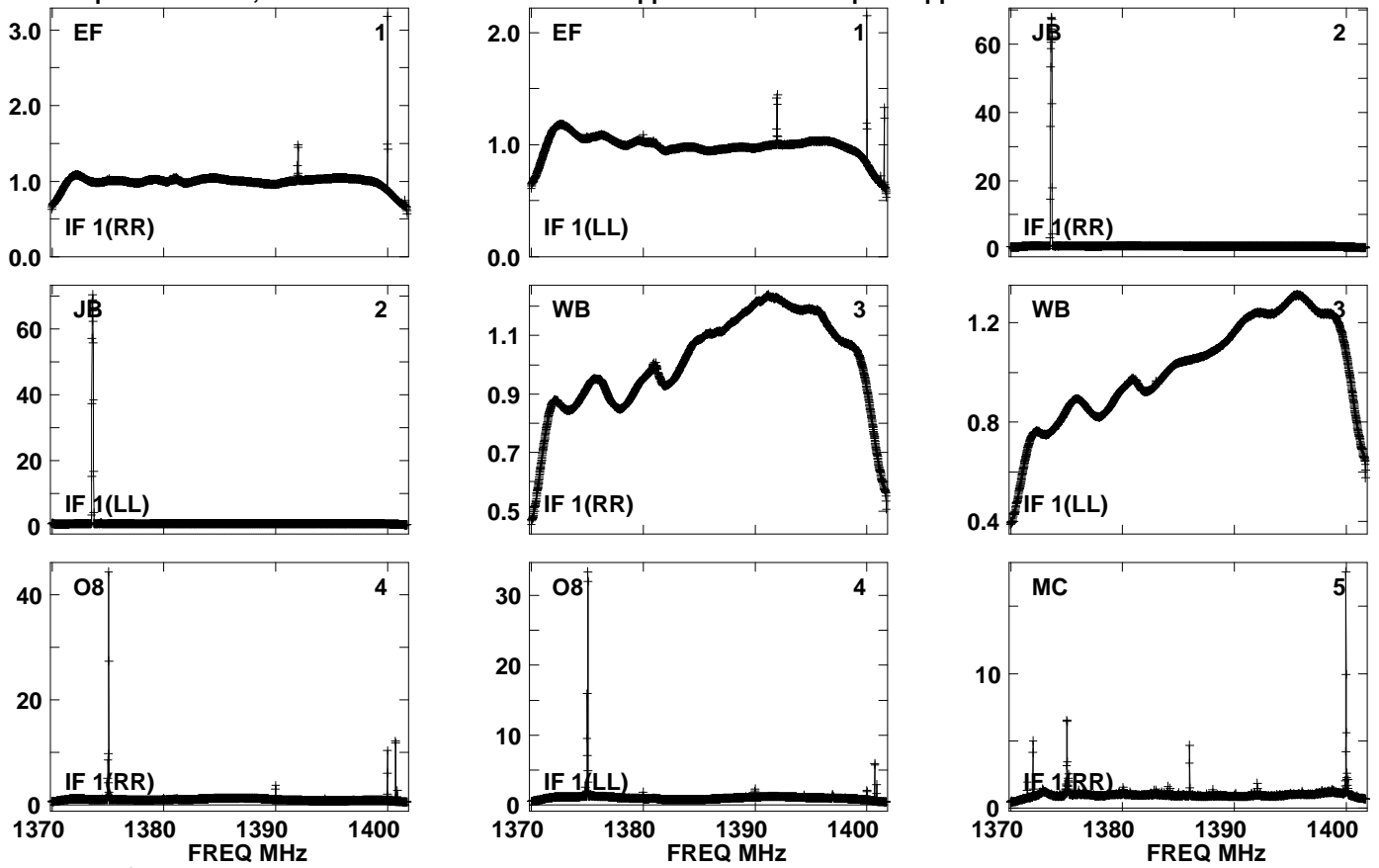


Lower frame: Real Jy  
Auto-corr total-power spectrum Antenna: \*  
Timerange: 00/13:13:45 to 00/13:15:03

Plot file version 159 created 08-MAR-2022 13:22:07

NGC6240 EH039B 2.UVDATA.1

Freq = 1.3699 GHz, Bw = 32.000 MH No calibration applied and no bandpass applied

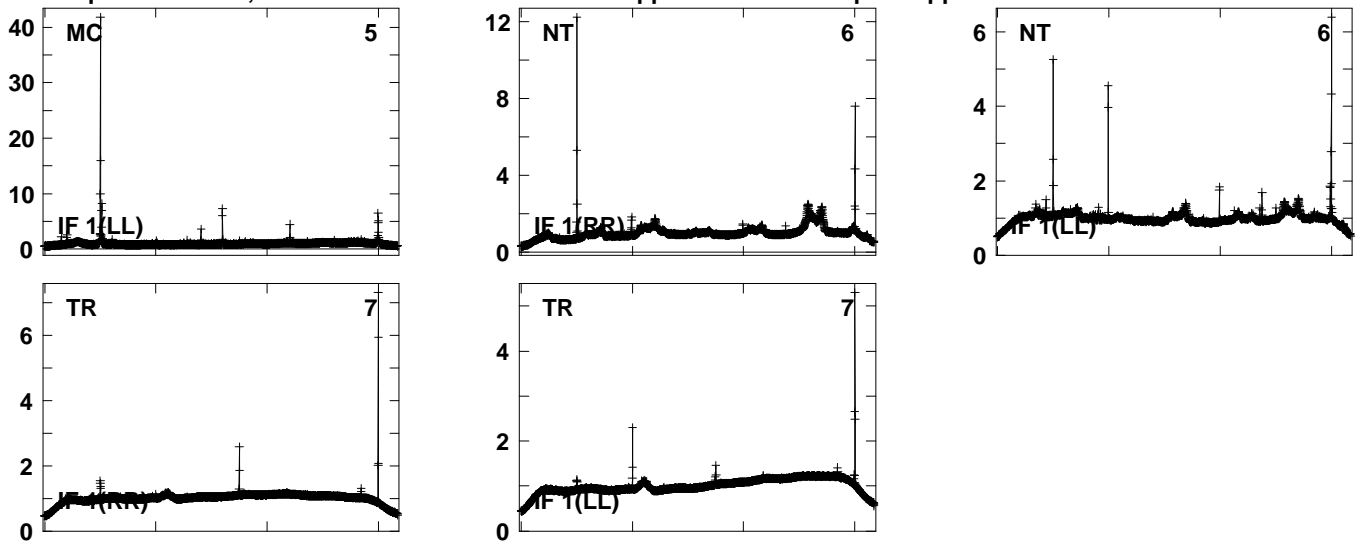


Lower frame: Real Jy  
Auto-corr total-power spectrum Antenna: \*  
Timerange: 00/13:15:15 to 00/13:18:33

Plot file version 160 created 08-MAR-2022 13:22:07

NGC6240 EH039B 2.UVDATA.1

Freq = 1.3699 GHz, Bw = 32.000 MH No calibration applied and no bandpass applied



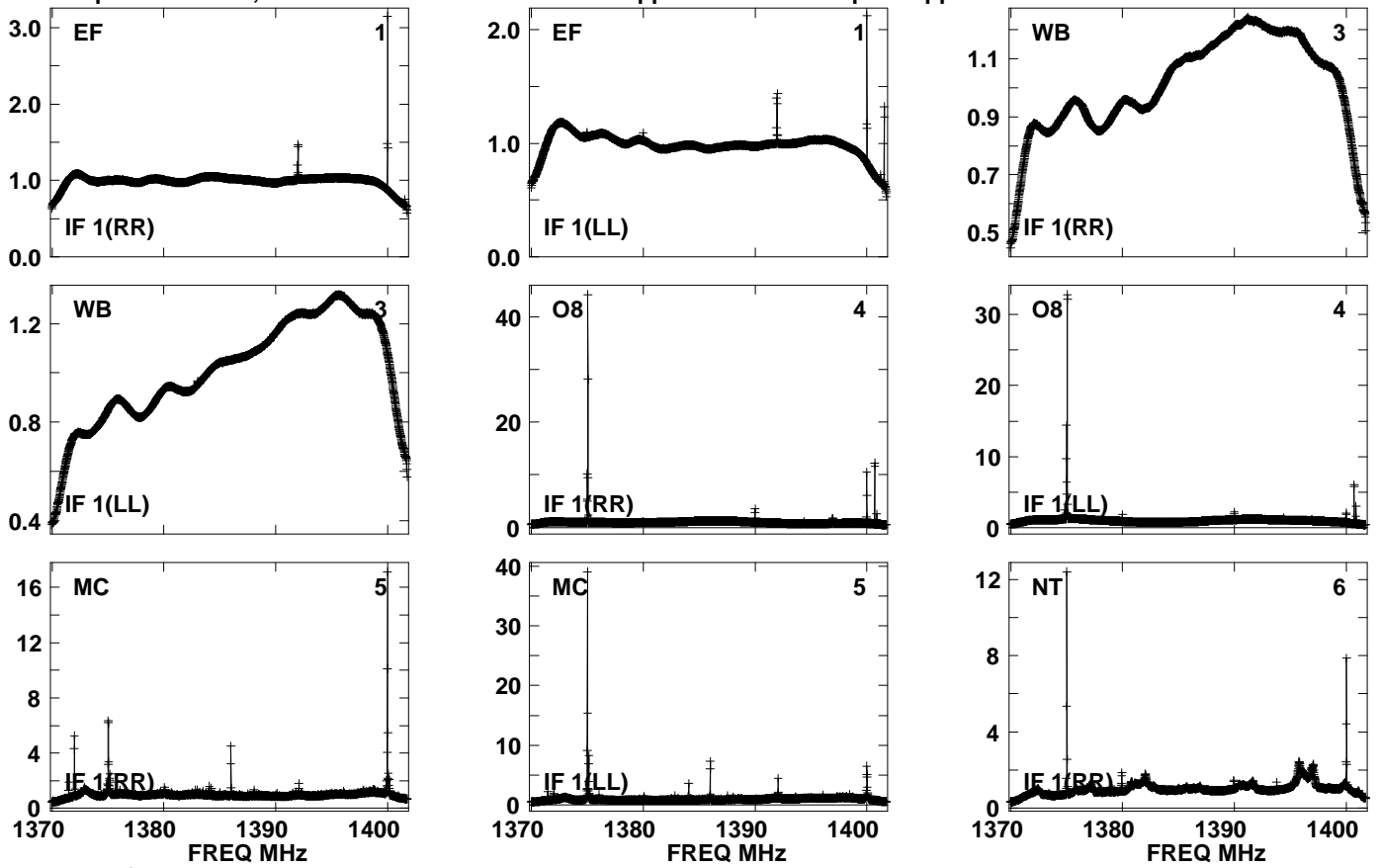
Lower frame: Real Jy  
Auto-corr total-power spectrum Antenna: \*  
Timerange: 00/13:15:15 to 00/13:18:33



Plot file version 161 created 08-MAR-2022 13:22:08

J1651+0129 EH039B 2.UVDATA.1

Freq = 1.3699 GHz, Bw = 32.000 MH No calibration applied and no bandpass applied



Lower frame: Real Jy

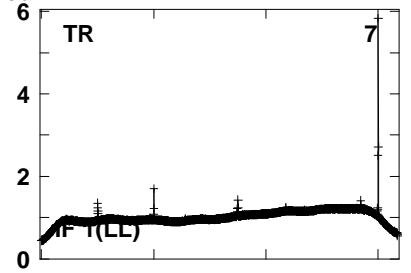
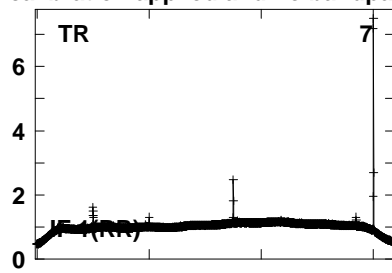
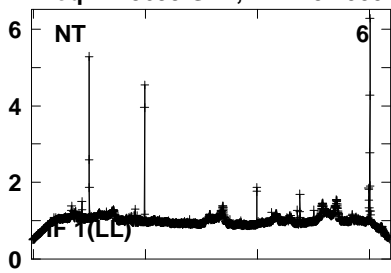
Auto-corr total-power spectrum Antenna: \*

Timerange: 00/13:18:45 to 00/13:20:03

Plot file version 162 created 08-MAR-2022 13:22:08

J1651+0129 EH039B 2.UVDATA.1

Freq = 1.3699 GHz, Bw = 32.000 MH No calibration applied and no bandpass applied

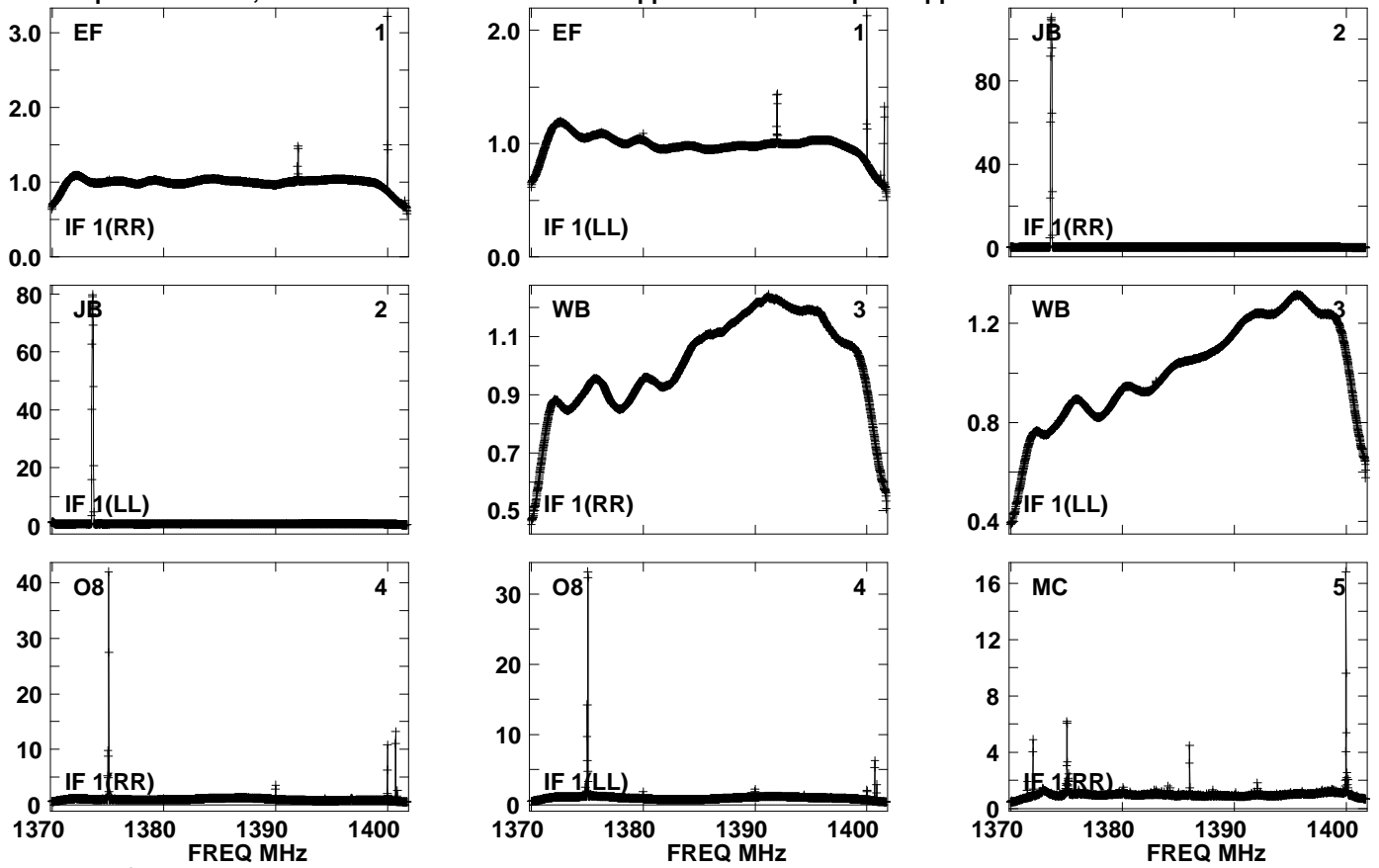


Lower frame: Real Jy  
Auto-corr total-power spectrum Antenna: \*  
Timerange: 00/13:18:45 to 00/13:20:03

Plot file version 163 created 08-MAR-2022 13:22:08

NGC6240 EH039B 2.UVDATA.1

Freq = 1.3699 GHz, Bw = 32.000 MH No calibration applied and no bandpass applied



Lower frame: Real Jy

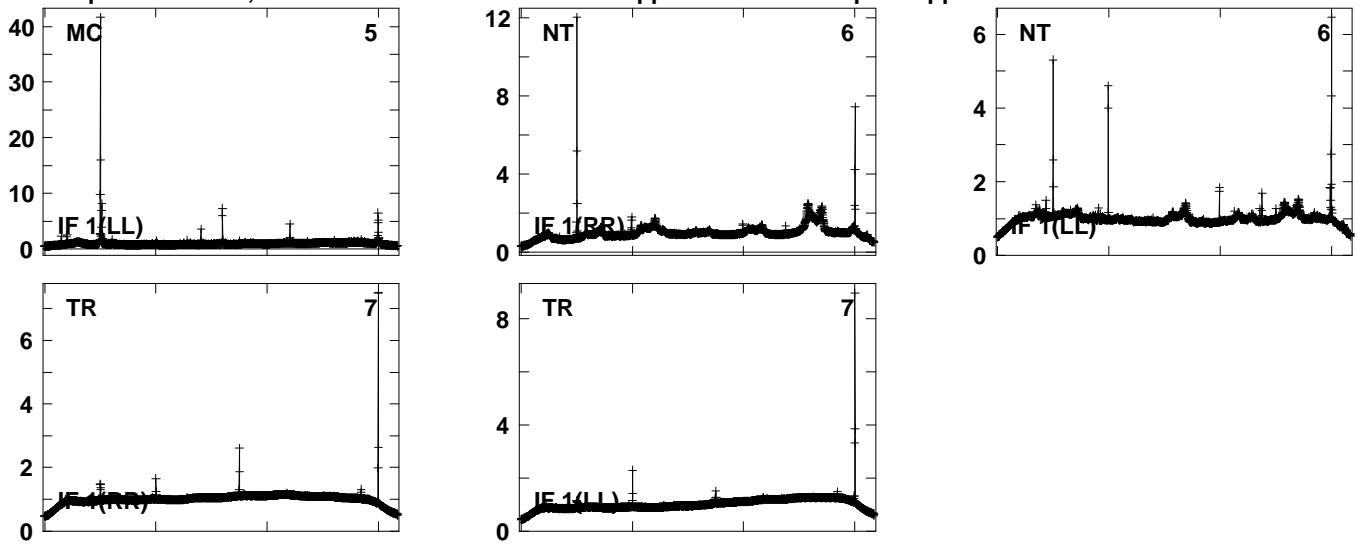
Auto-corr total-power spectrum Antenna: \*

Timerange: 00/13:20:15 to 00/13:23:33

Plot file version 164 created 08-MAR-2022 13:22:08

NGC6240 EH039B 2.UVDATA.1

Freq = 1.3699 GHz, Bw = 32.000 MH No calibration applied and no bandpass applied

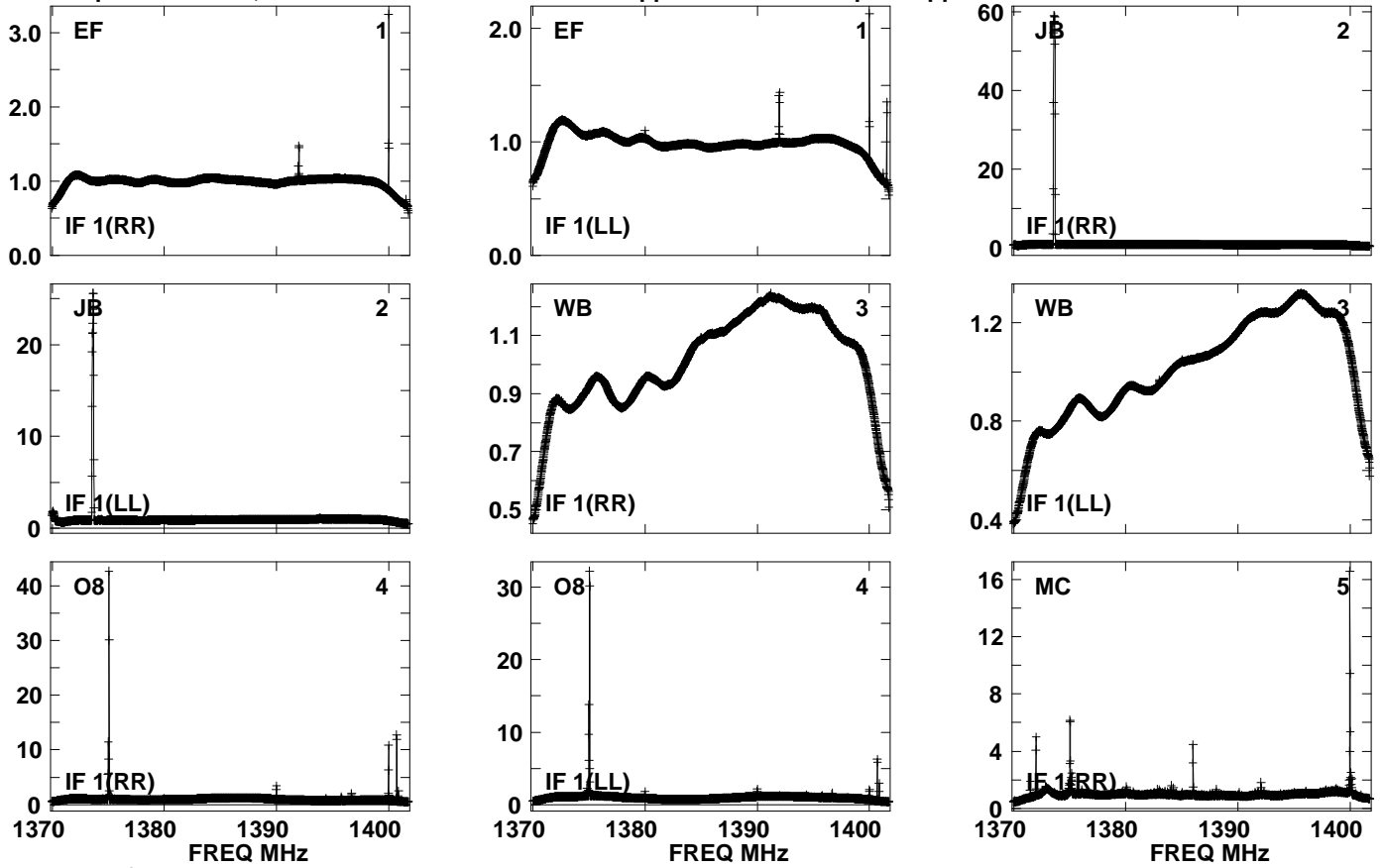


Lower frame: Real Jy  
Auto-corr total-power spectrum Antenna: \*  
Timerange: 00/13:20:15 to 00/13:23:33

Plot file version 165 created 08-MAR-2022 13:22:08

J1651+0129 EH039B 2.UVDATA.1

Freq = 1.3699 GHz, Bw = 32.000 MH No calibration applied and no bandpass applied


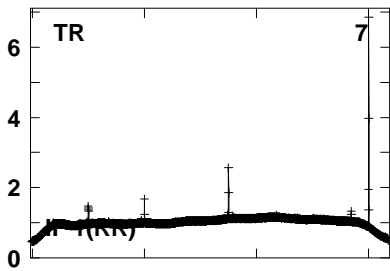
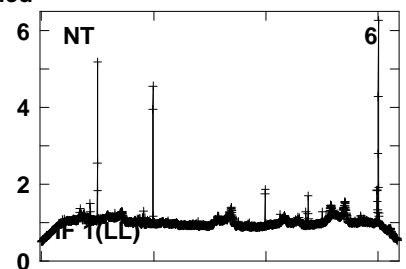
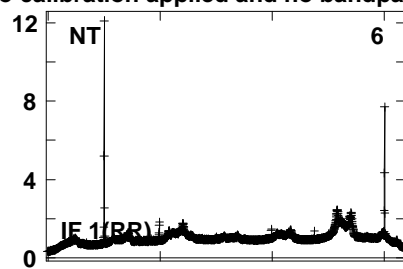



Lower frame: Real Jy  
Auto-corr total-power spectrum Antenna: \*  
Timerange: 00/13:24:10 to 00/13:25:28

Plot file version 166 created 08-MAR-2022 13:22:08

J1651+0129 EH039B 2.UVDATA.1

Freq = 1.3699 GHz, Bw = 32.000 MH No calibration applied and no bandpass applied

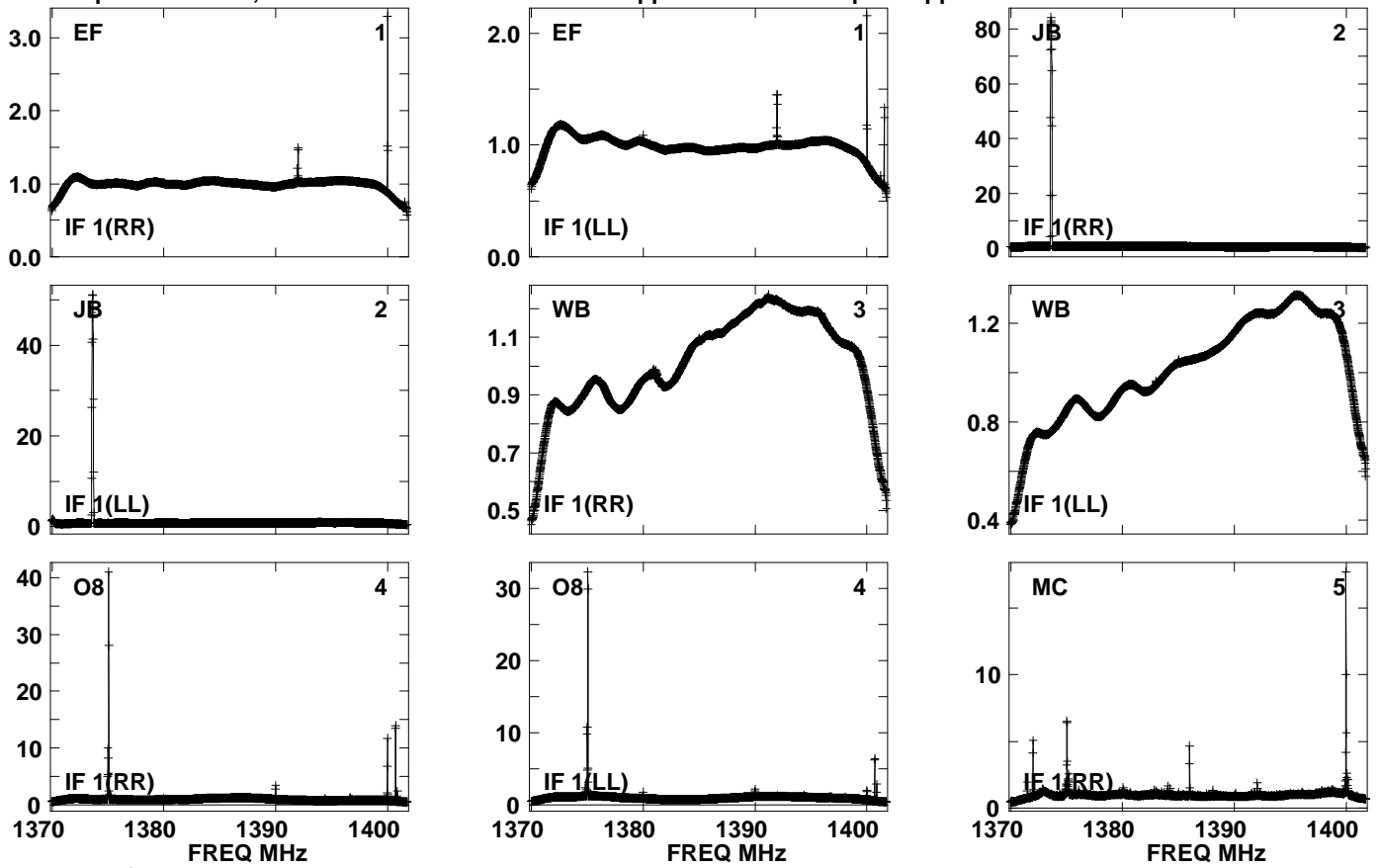


Lower frame: Real Jy  
Auto-corr total-power spectrum Antenna: \*  
Timerange: 00/13:24:10 to 00/13:25:28

Plot file version 167 created 08-MAR-2022 13:22:09

NGC6240 EH039B 2.UVDATA.1

Freq = 1.3699 GHz, Bw = 32.000 MH No calibration applied and no bandpass applied



Lower frame: Real Jy

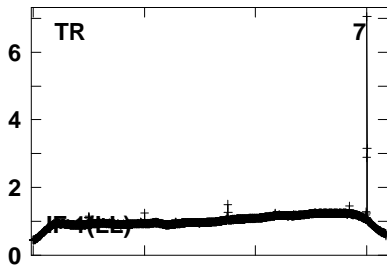
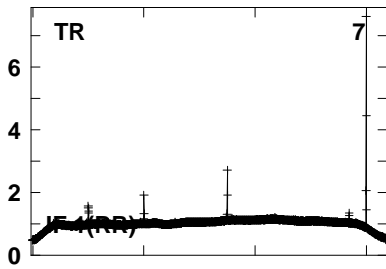
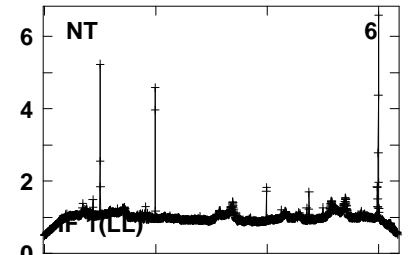
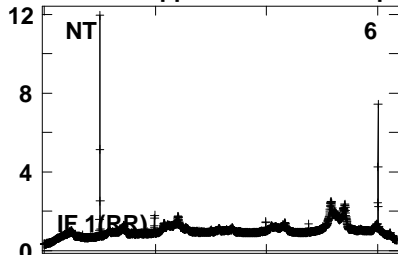
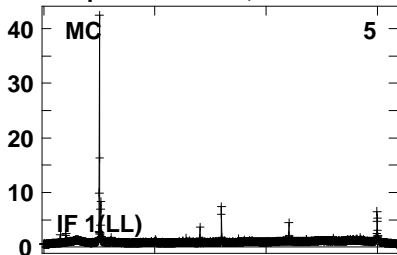
Auto-corr total-power spectrum Antenna: \*

Timerange: 00/13:25:40 to 00/13:28:58

Plot file version 168 created 08-MAR-2022 13:22:09

NGC6240 EH039B 2.UVDATA.1

Freq = 1.3699 GHz, Bw = 32.000 MH No calibration applied and no bandpass applied



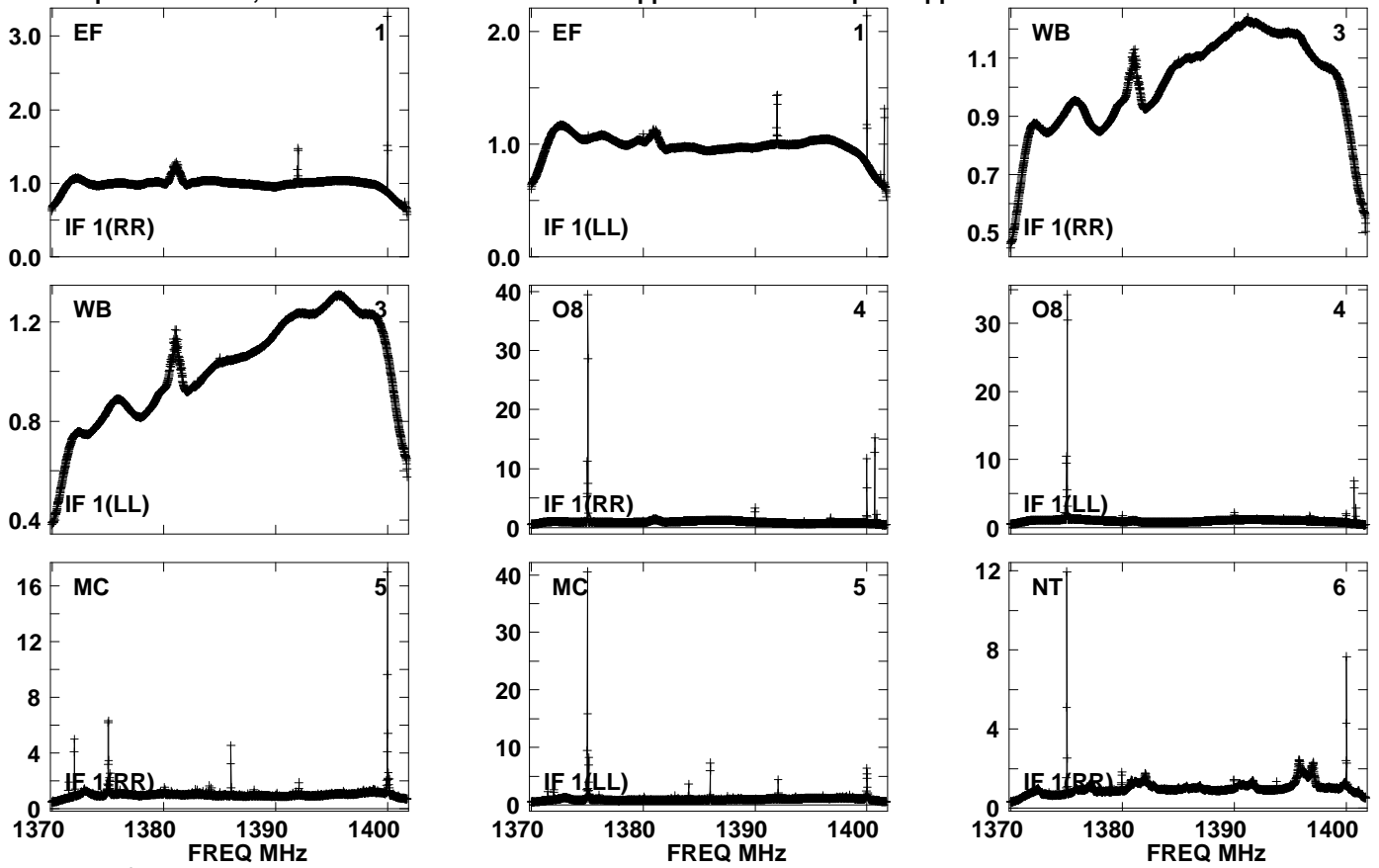
Lower frame: Real Jy  
Auto-corr total-power spectrum Antenna: \*  
Timerange: 00/13:25:40 to 00/13:28:58



Plot file version 169 created 08-MAR-2022 13:22:09

J1651+0129 EH039B 2.UVDATA.1

Freq = 1.3699 GHz, Bw = 32.000 MH No calibration applied and no bandpass applied

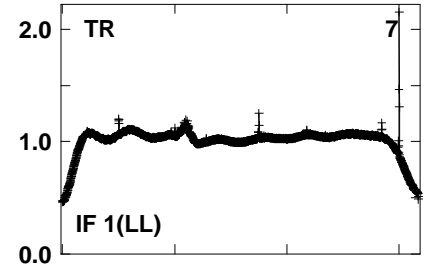
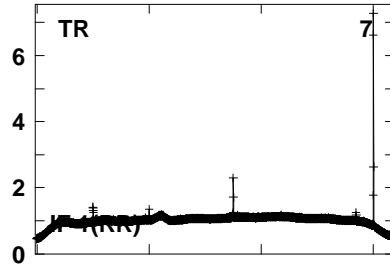
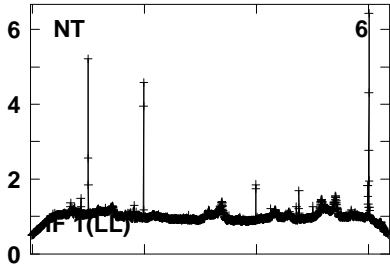


Lower frame: Real Jy  
Auto-corr total-power spectrum Antenna: \*  
Timerange: 00/13:29:10 to 00/13:30:28

Plot file version 170 created 08-MAR-2022 13:22:09

J1651+0129 EH039B 2.UVDATA.1

Freq = 1.3699 GHz, Bw = 32.000 MH No calibration applied and no bandpass applied

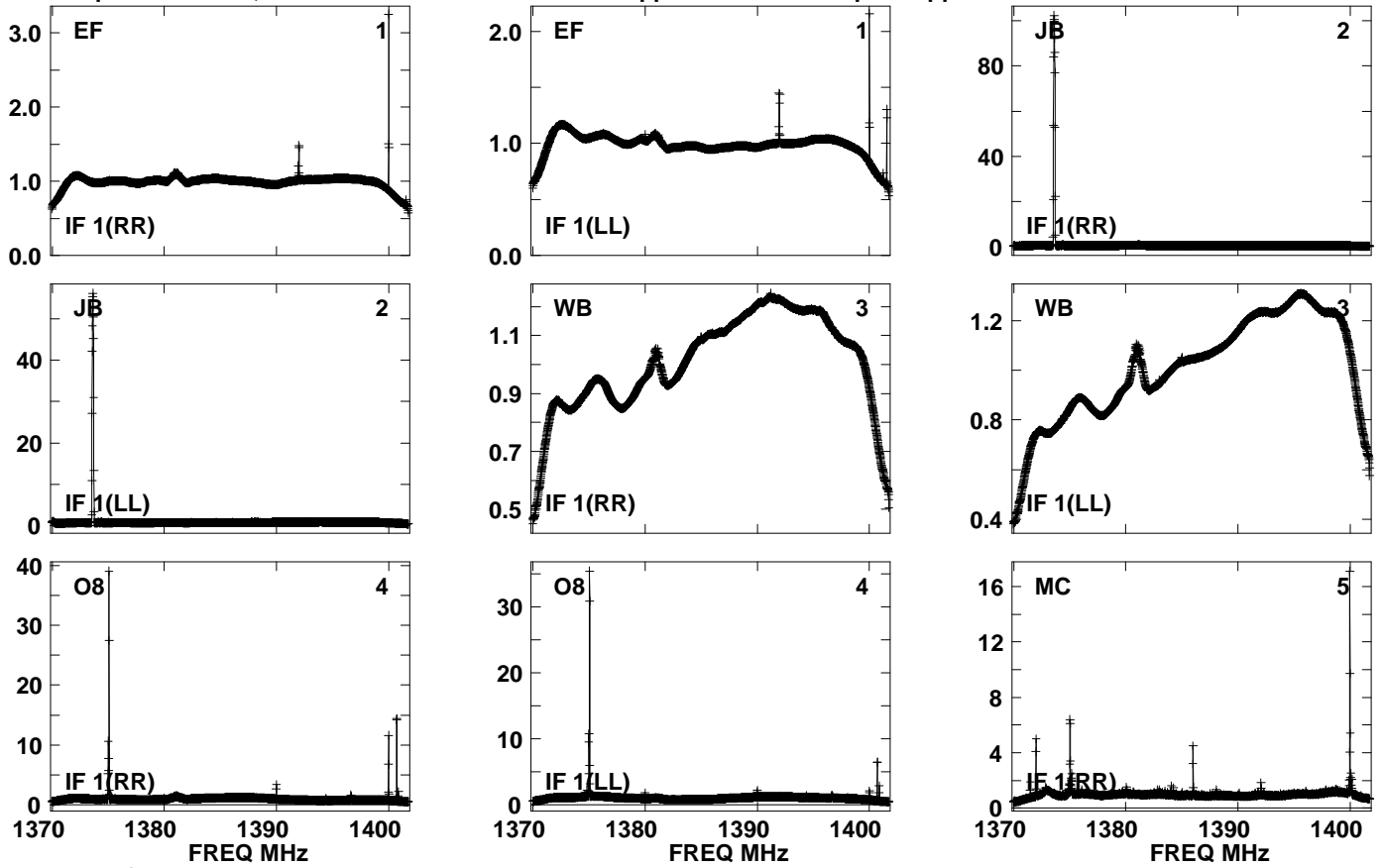


Lower frame: Real Jy  
Auto-corr total-power spectrum Antenna: \*  
Timerange: 00/13:29:10 to 00/13:30:28

Plot file version 171 created 08-MAR-2022 13:22:10

NGC6240 EH039B 2.UVDATA.1

Freq = 1.3699 GHz, Bw = 32.000 MH No calibration applied and no bandpass applied

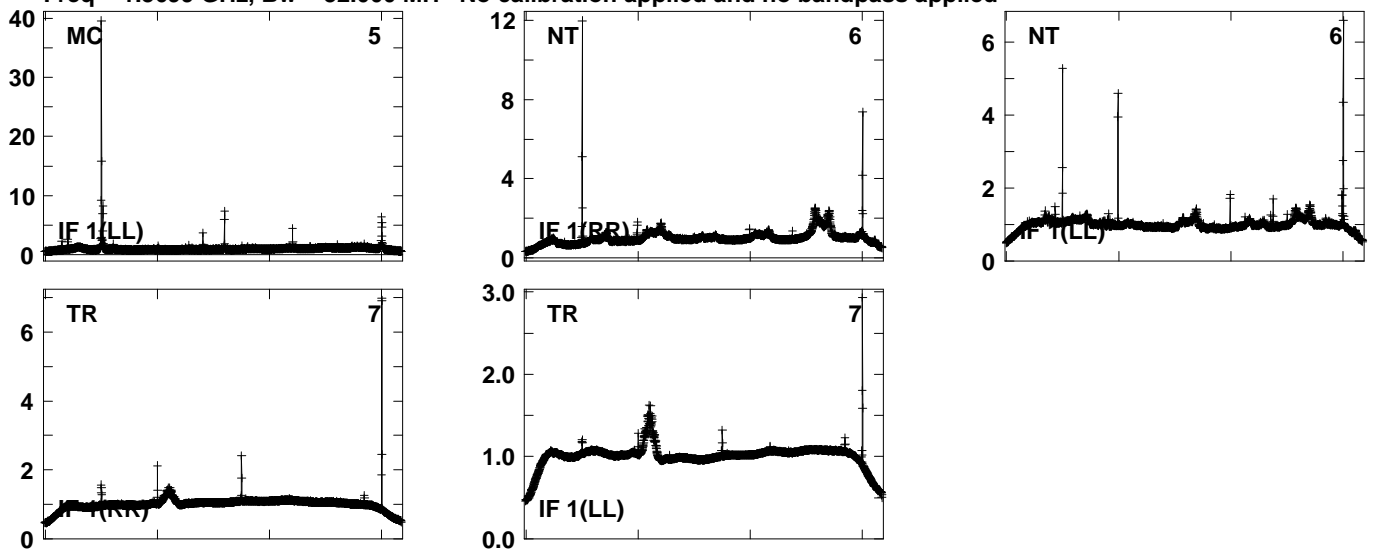


Lower frame: Real Jy  
Auto-corr total-power spectrum Antenna: \*  
Timerange: 00/13:30:40 to 00/13:33:58

Plot file version 172 created 08-MAR-2022 13:22:10

NGC6240 EH039B 2.UVDATA.1

Freq = 1.3699 GHz, Bw = 32.000 MH No calibration applied and no bandpass applied

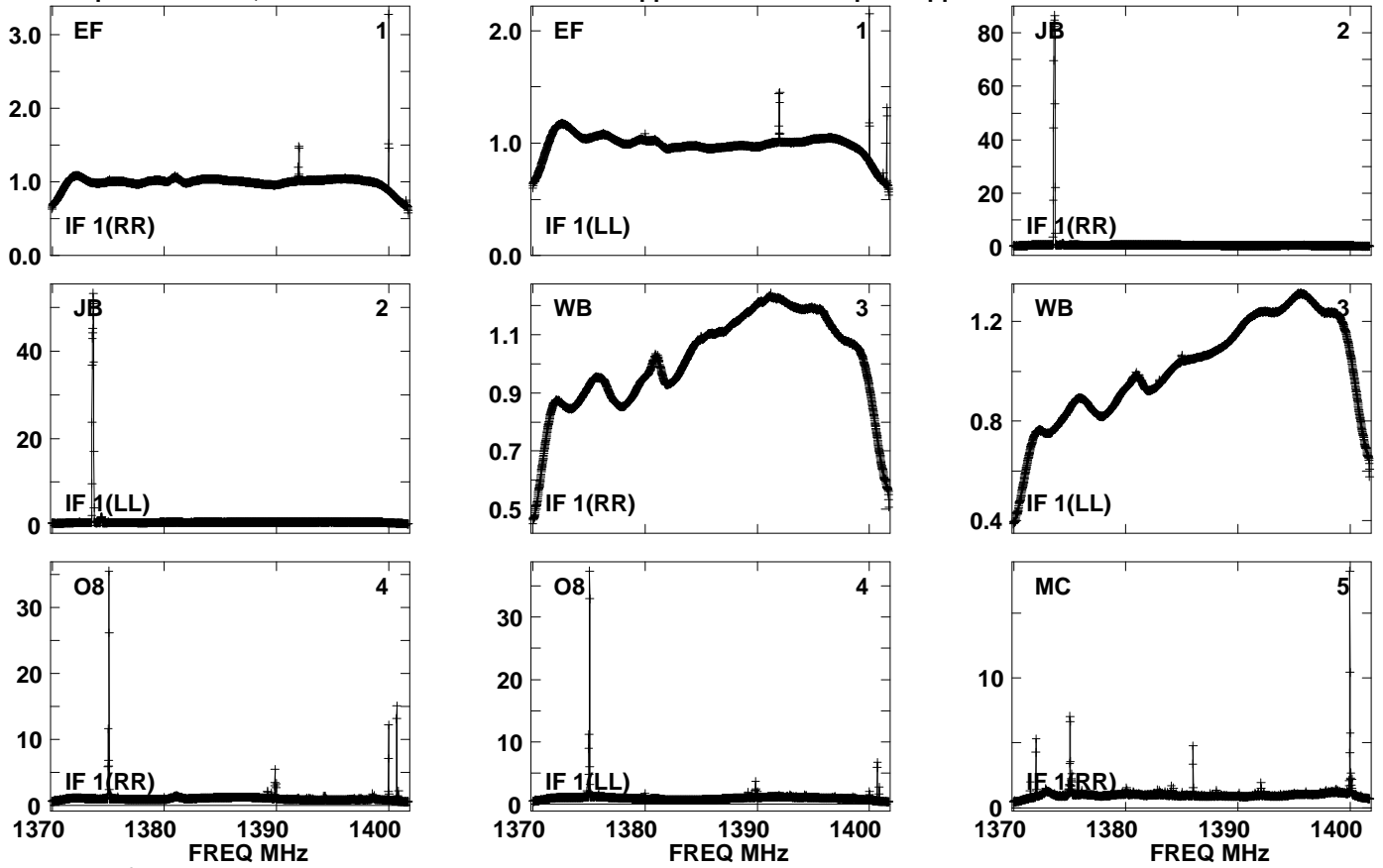


Lower frame: Real Jy  
Auto-corr total-power spectrum Antenna: \*  
Timerange: 00/13:30:40 to 00/13:33:58

Plot file version 173 created 08-MAR-2022 13:22:10

J1651+0129 EH039B 2.UVDATA.1

Freq = 1.3699 GHz, Bw = 32.000 MH No calibration applied and no bandpass applied

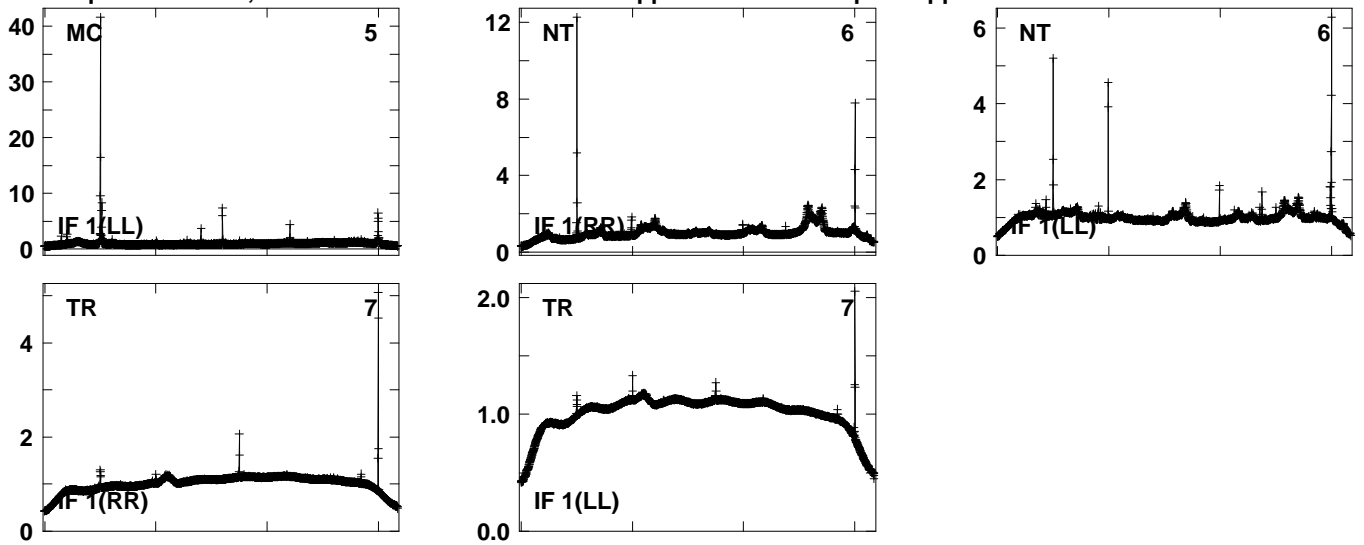


Lower frame: Real Jy  
Auto-corr total-power spectrum Antenna: \*  
Timerange: 00/13:34:35 to 00/13:35:53

Plot file version 174 created 08-MAR-2022 13:22:10

J1651+0129 EH039B 2.UVDATA.1

Freq = 1.3699 GHz, Bw = 32.000 MH No calibration applied and no bandpass applied

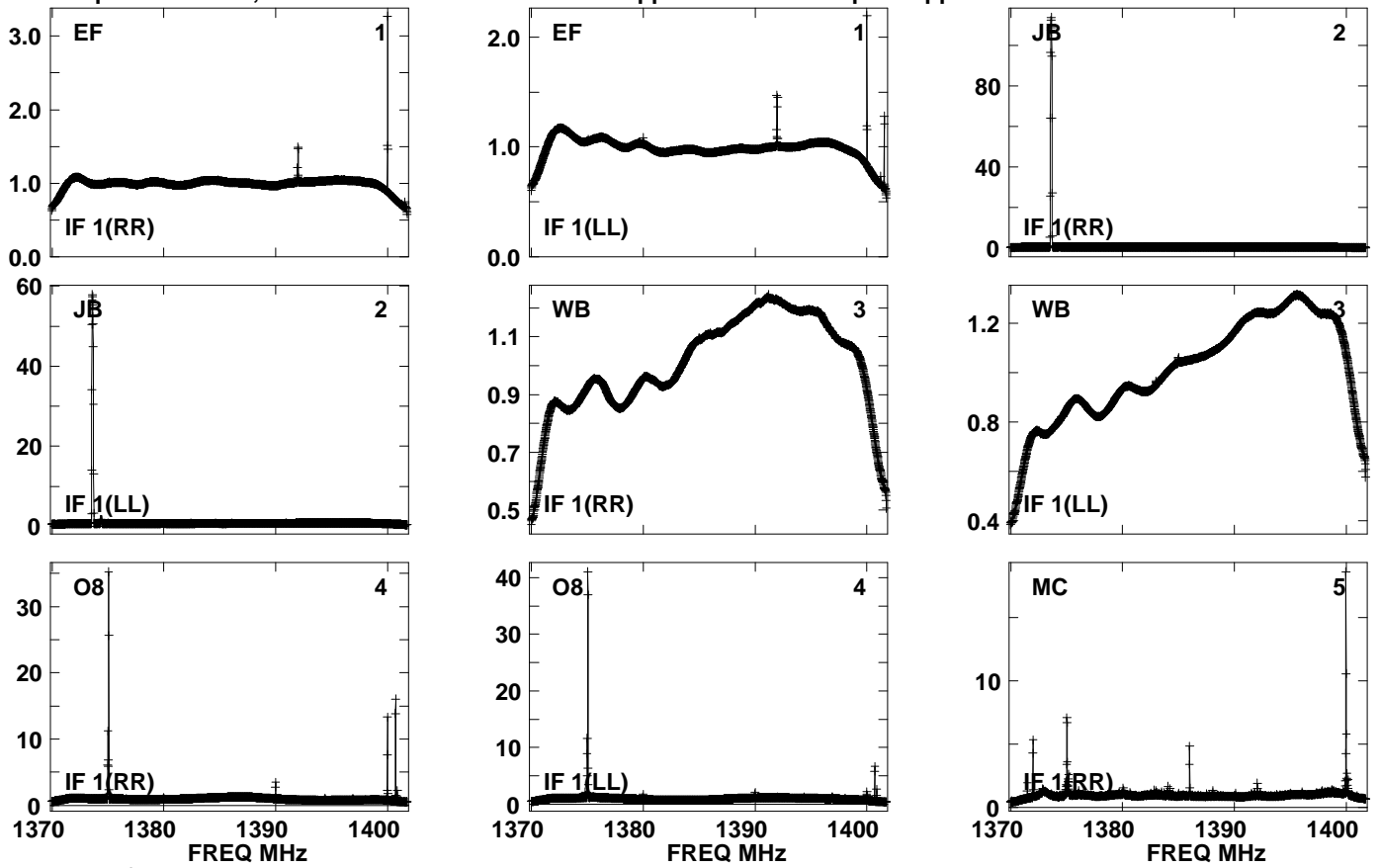


Lower frame: Real Jy  
Auto-corr total-power spectrum Antenna: \*  
Timerange: 00/13:34:35 to 00/13:35:53

Plot file version 175 created 08-MAR-2022 13:22:10

NGC6240 EH039B 2.UVDATA.1

Freq = 1.3699 GHz, Bw = 32.000 MH No calibration applied and no bandpass applied



Lower frame: Real Jy

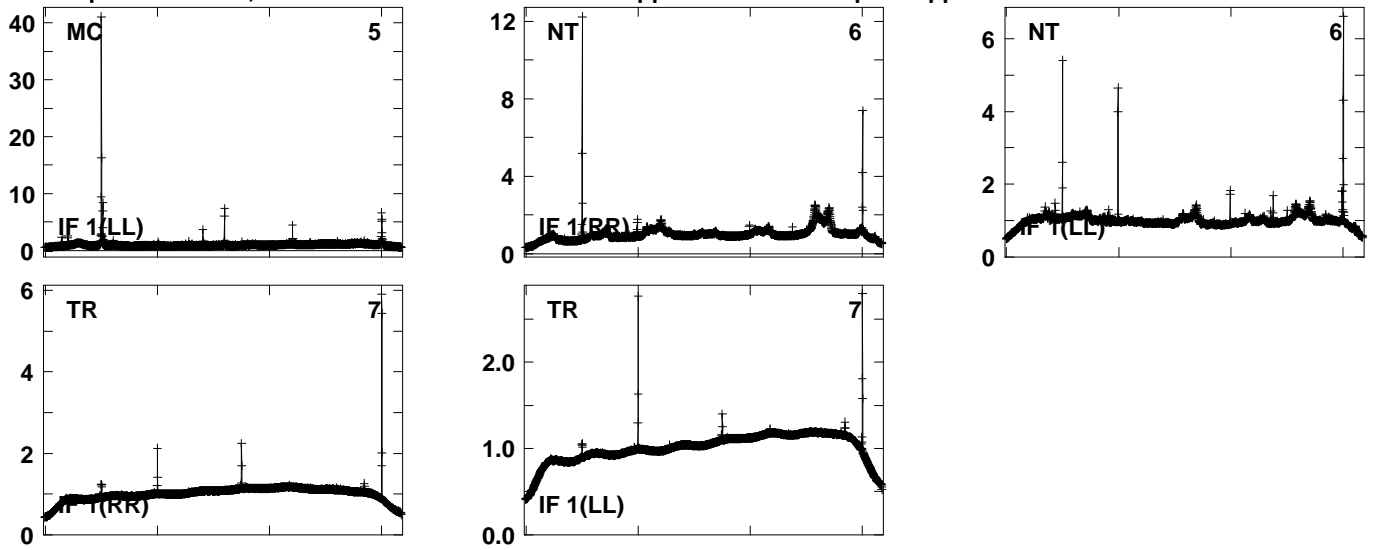
Auto-corr total-power spectrum Antenna: \*

Timerange: 00/13:36:05 to 00/13:39:23

Plot file version 176 created 08-MAR-2022 13:22:11

NGC6240 EH039B 2.UVDATA.1

Freq = 1.3699 GHz, Bw = 32.000 MH No calibration applied and no bandpass applied



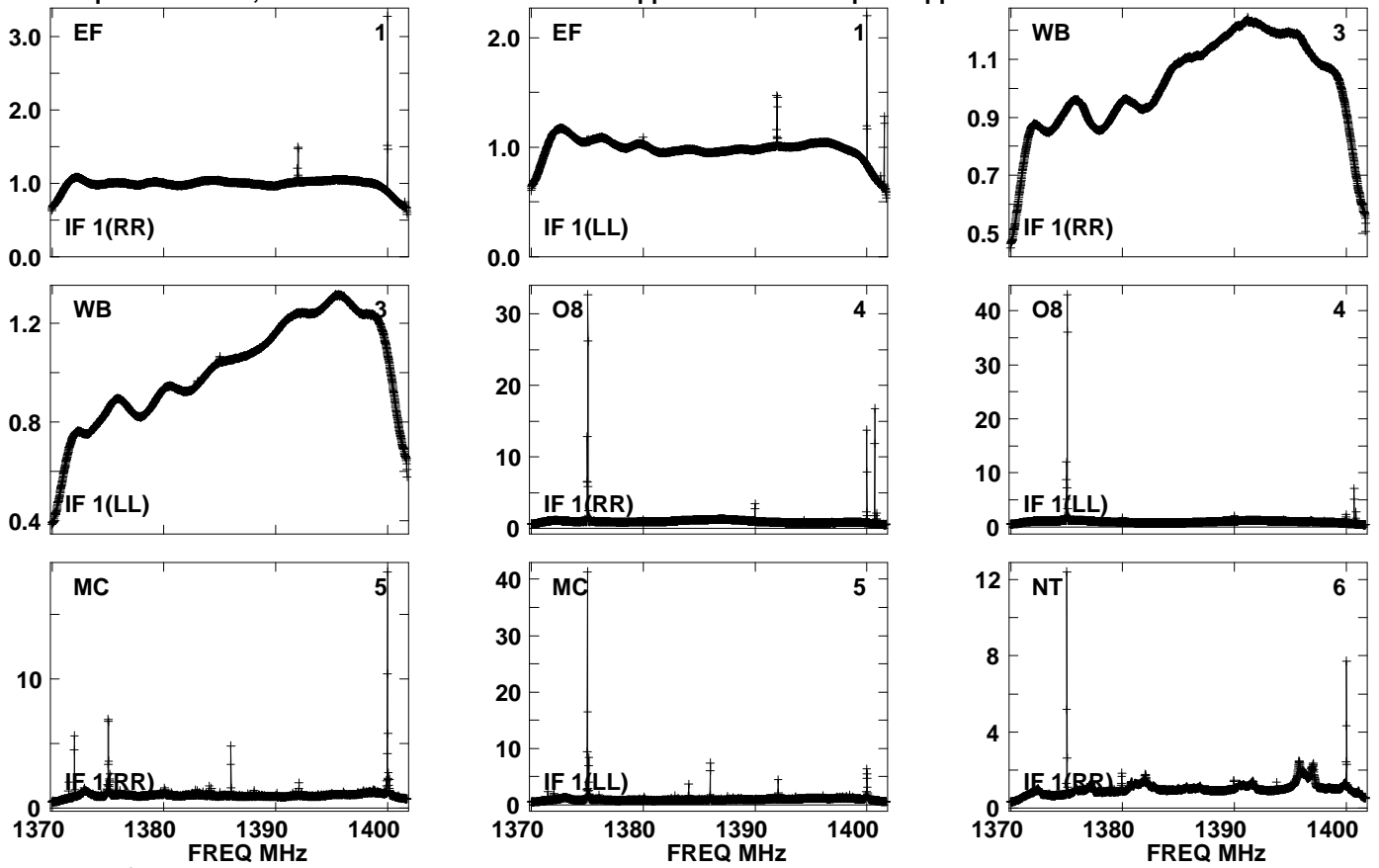
Lower frame: Real Jy  
Auto-corr total-power spectrum Antenna: \*  
Timerange: 00/13:36:05 to 00/13:39:23



Plot file version 177 created 08-MAR-2022 13:22:11

J1651+0129 EH039B 2.UVDATA.1

Freq = 1.3699 GHz, Bw = 32.000 MH No calibration applied and no bandpass applied



Lower frame: Real Jy

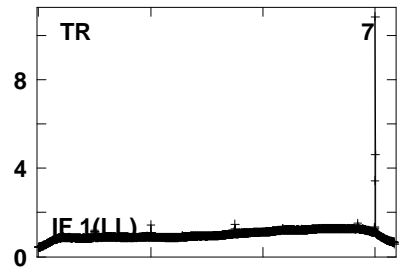
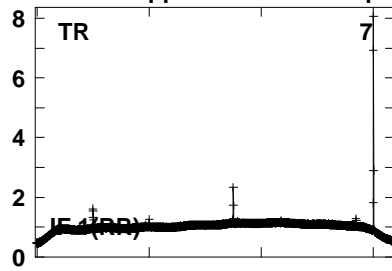
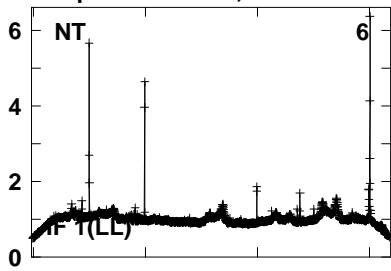
Auto-corr total-power spectrum Antenna: \*

Timerange: 00/13:39:35 to 00/13:40:53

Plot file version 178 created 08-MAR-2022 13:22:11

J1651+0129 EH039B 2.UVDATA.1

Freq = 1.3699 GHz, Bw = 32.000 MH No calibration applied and no bandpass applied

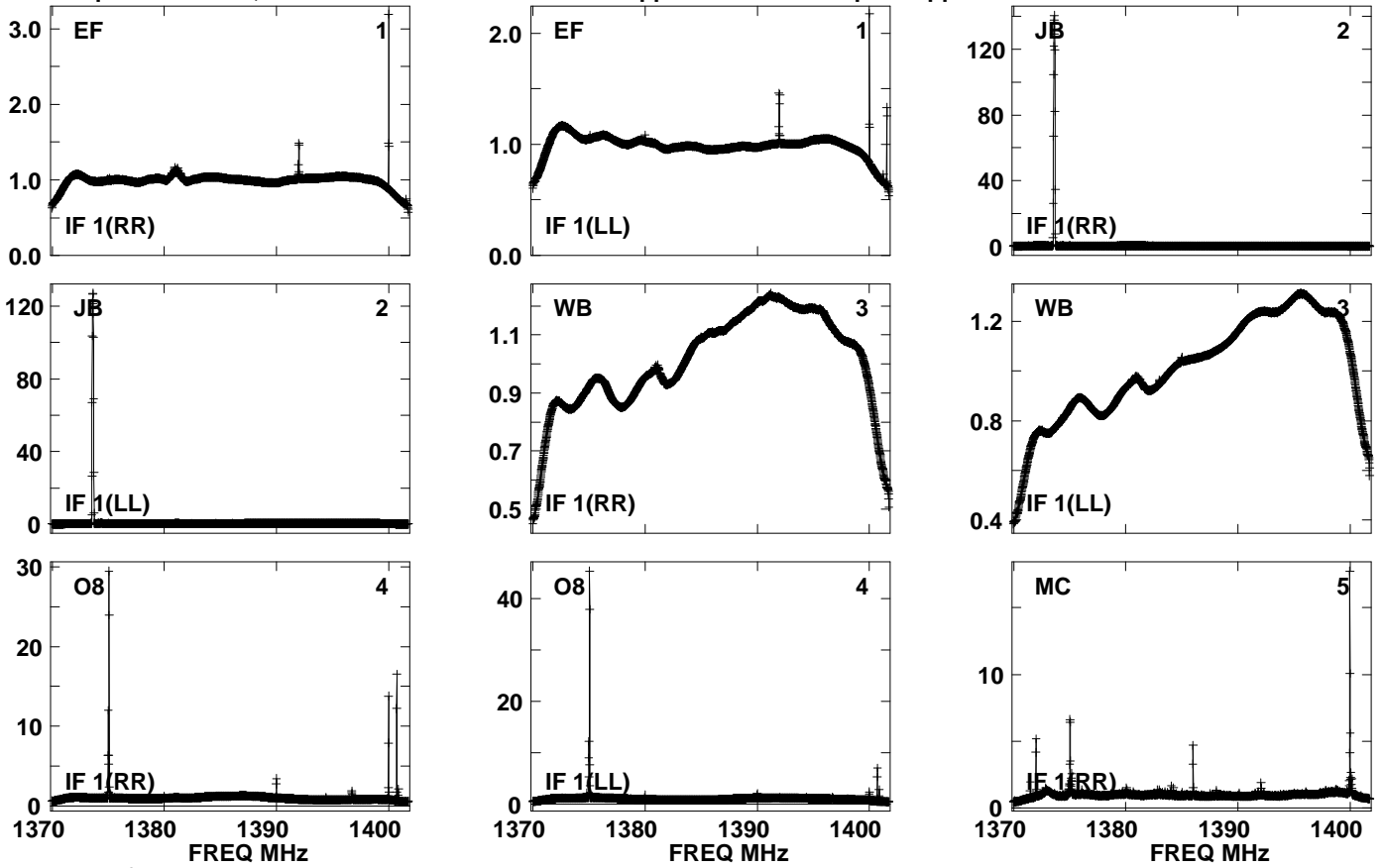


Lower frame: Real Jy  
Auto-corr total-power spectrum Antenna: \*  
Timerange: 00/13:39:35 to 00/13:40:53

Plot file version 179 created 08-MAR-2022 13:22:11

NGC6240 EH039B 2.UVDATA.1

Freq = 1.3699 GHz, Bw = 32.000 MH No calibration applied and no bandpass applied



Lower frame: Real Jy

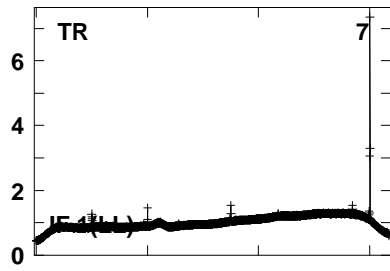
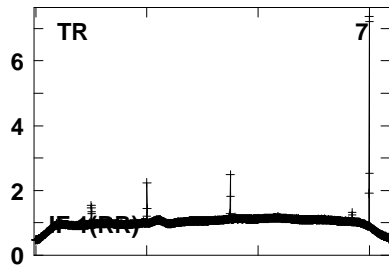
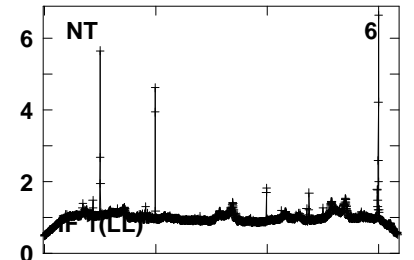
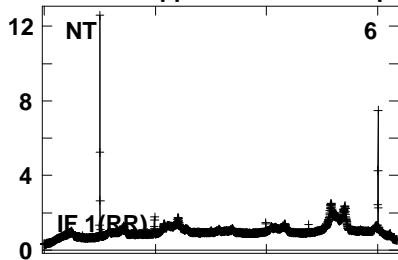
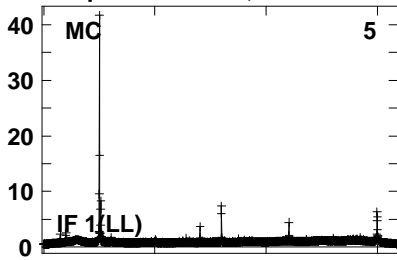
Auto-corr total-power spectrum Antenna: \*

Timerange: 00/13:41:05 to 00/13:44:23

Plot file version 180 created 08-MAR-2022 13:22:11

NGC6240 EH039B 2.UVDATA.1

Freq = 1.3699 GHz, Bw = 32.000 MH No calibration applied and no bandpass applied

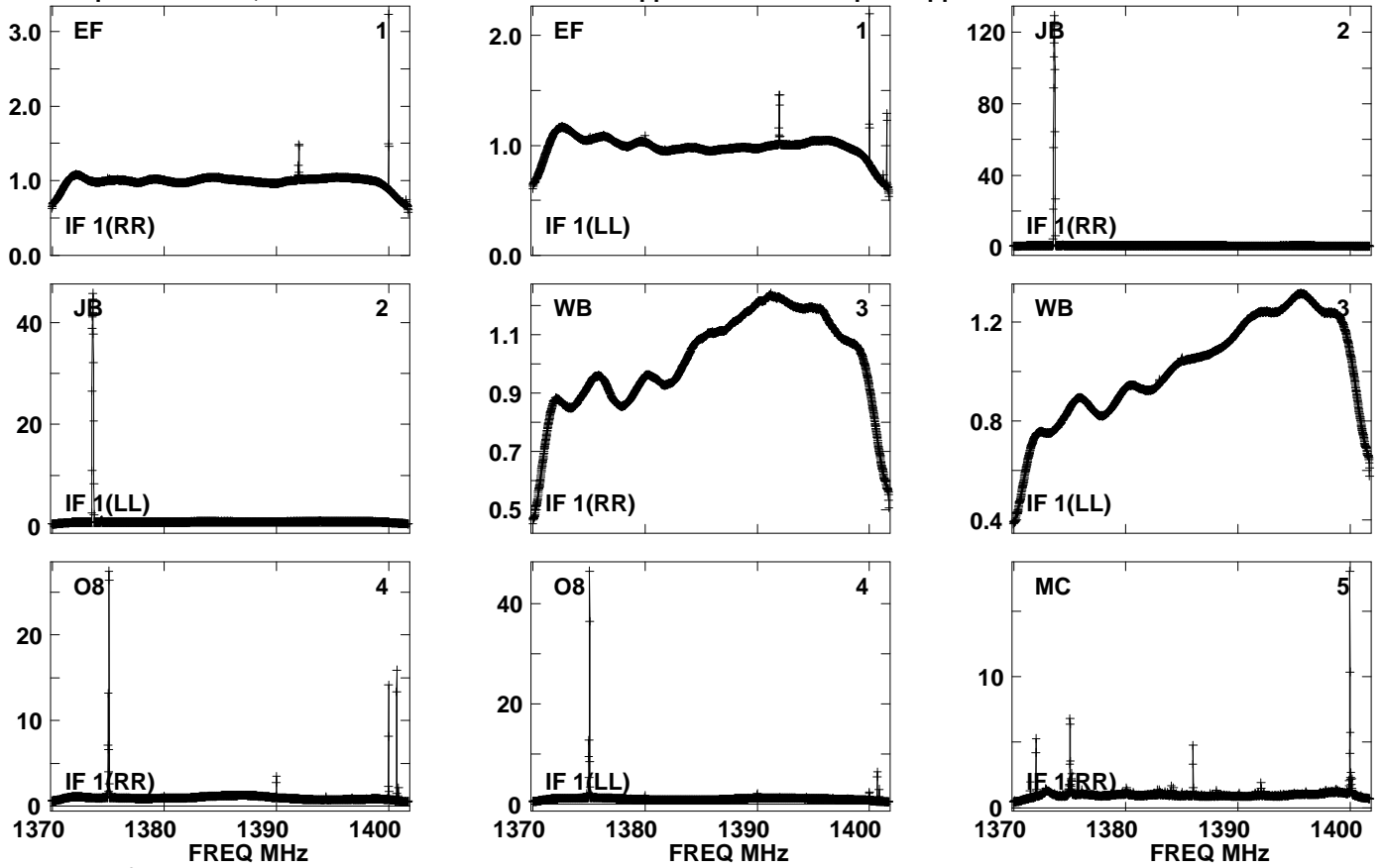


Lower frame: Real Jy  
Auto-corr total-power spectrum Antenna: \*  
Timerange: 00/13:41:05 to 00/13:44:23

Plot file version 181 created 08-MAR-2022 13:22:12

J1651+0129 EH039B 2.UVDATA.1

Freq = 1.3699 GHz, Bw = 32.000 MH No calibration applied and no bandpass applied

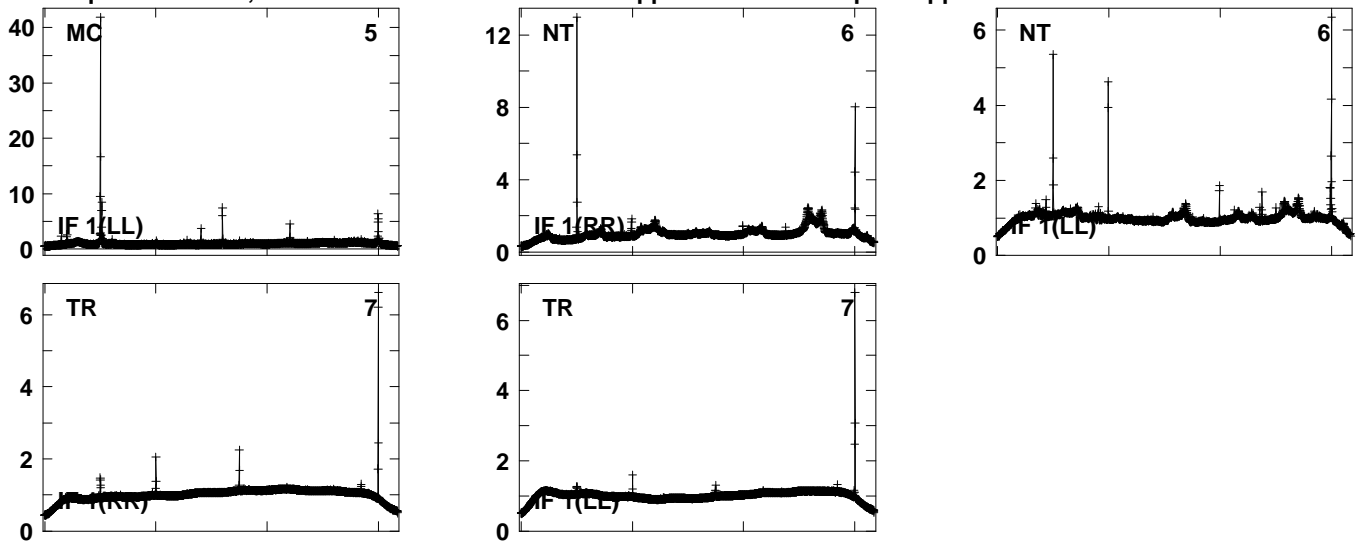


Lower frame: Real Jy  
Auto-corr total-power spectrum Antenna: \*  
Timerange: 00/13:45:00 to 00/13:46:18

Plot file version 182 created 08-MAR-2022 13:22:12

J1651+0129 EH039B 2.UVDATA.1

Freq = 1.3699 GHz, Bw = 32.000 MH No calibration applied and no bandpass applied

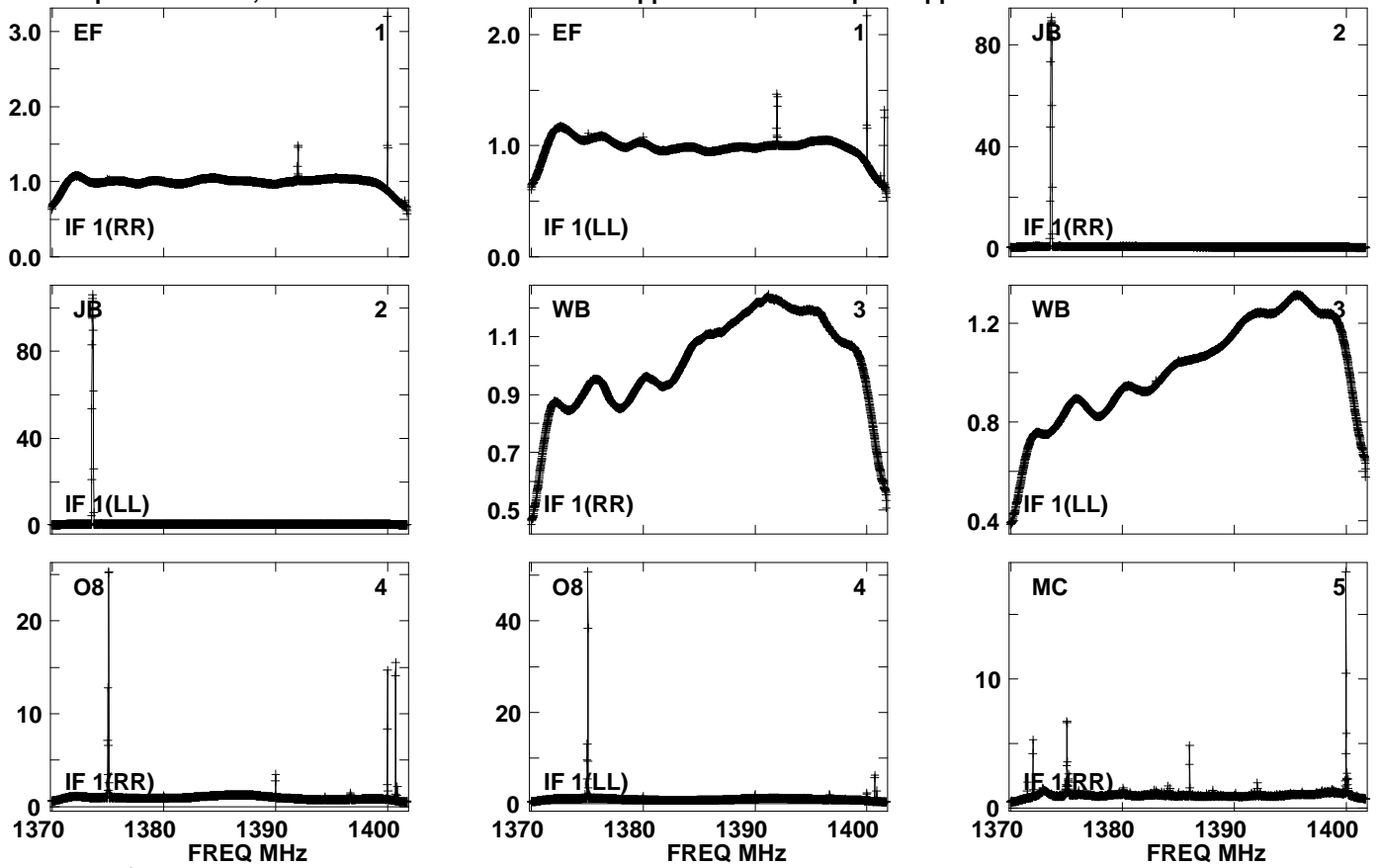


Lower frame: Real Jy  
Auto-corr total-power spectrum Antenna: \*  
Timerange: 00/13:45:00 to 00/13:46:18

Plot file version 183 created 08-MAR-2022 13:22:12

NGC6240 EH039B 2.UVDATA.1

Freq = 1.3699 GHz, Bw = 32.000 MH No calibration applied and no bandpass applied

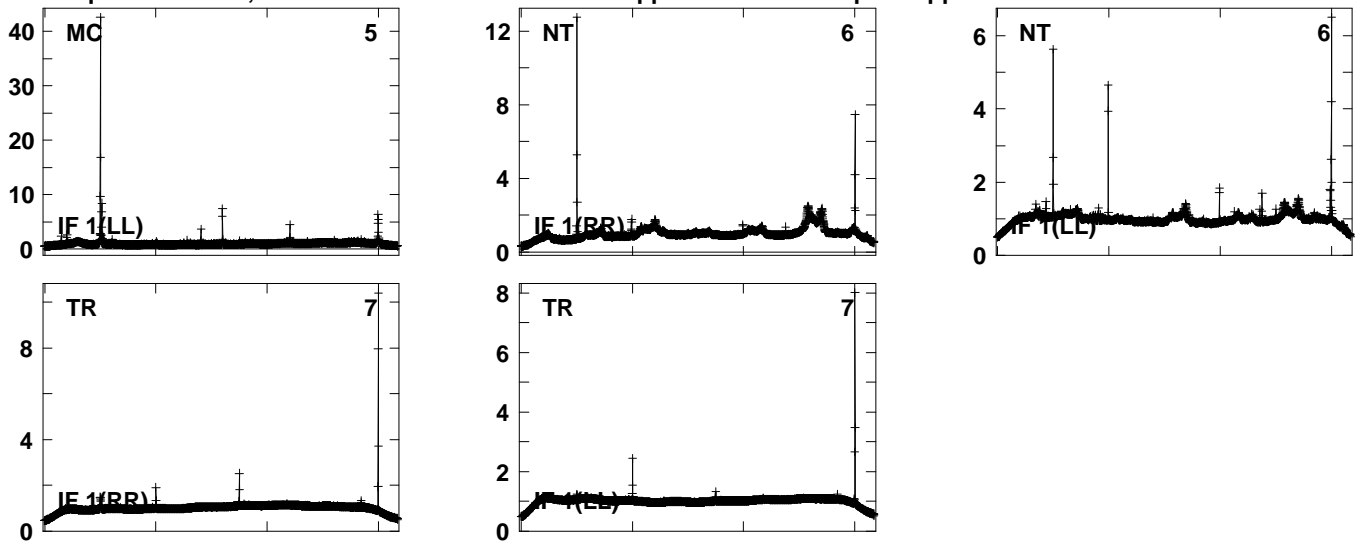


Lower frame: Real Jy  
Auto-corr total-power spectrum Antenna: \*  
Timerange: 00/13:46:30 to 00/13:49:48

Plot file version 184 created 08-MAR-2022 13:22:12

NGC6240 EH039B 2.UVDATA.1

Freq = 1.3699 GHz, Bw = 32.000 MH No calibration applied and no bandpass applied



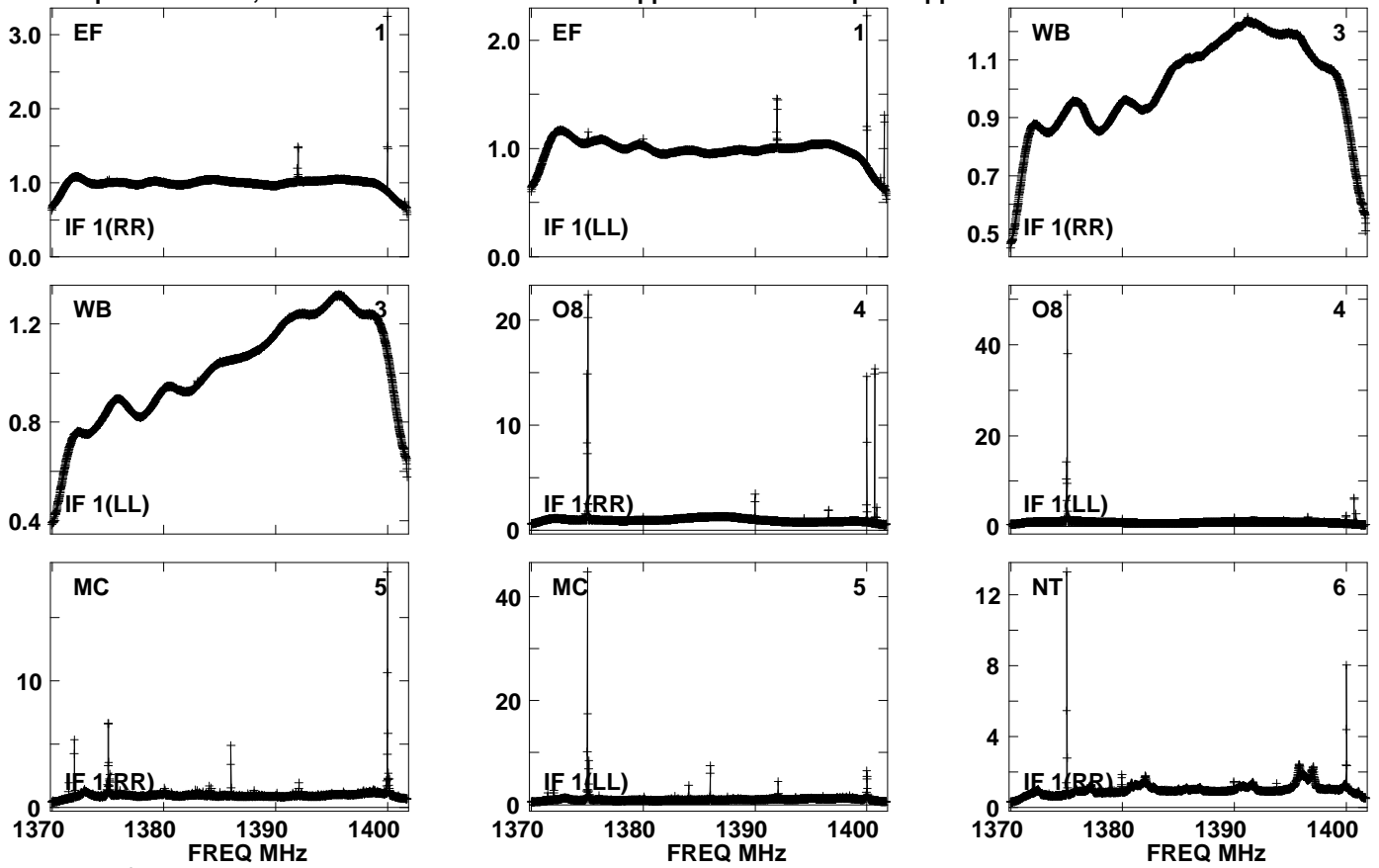
Lower frame: Real Jy  
Auto-corr total-power spectrum Antenna: \*  
Timerange: 00/13:46:30 to 00/13:49:48



Plot file version 185 created 08-MAR-2022 13:22:13

J1651+0129 EH039B 2.UVDATA.1

Freq = 1.3699 GHz, Bw = 32.000 MH No calibration applied and no bandpass applied

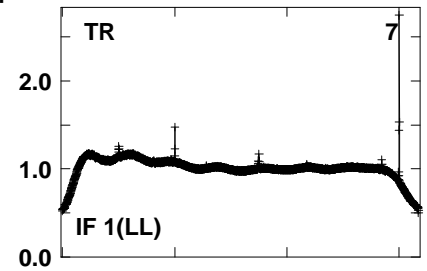

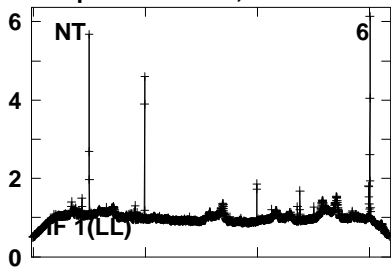


Lower frame: Real Jy  
Auto-corr total-power spectrum Antenna: \*  
Timerange: 00/13:50:00 to 00/13:51:18

Plot file version 186 created 08-MAR-2022 13:22:13

J1651+0129 EH039B 2.UVDATA.1

Freq = 1.3699 GHz, Bw = 32.000 MH No calibration applied and no bandpass applied

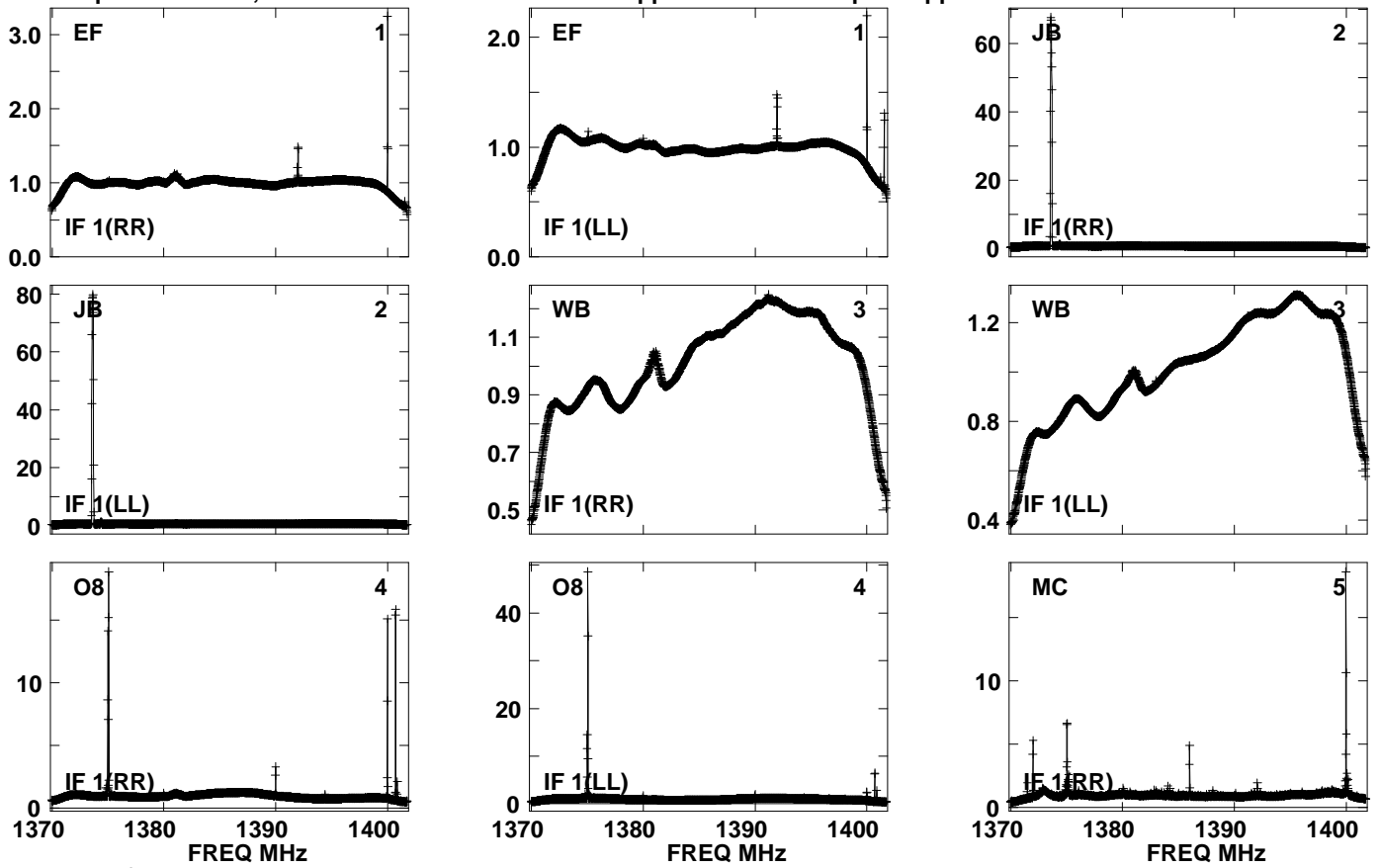


Lower frame: Real Jy  
Auto-corr total-power spectrum Antenna: \*  
Timerange: 00/13:50:00 to 00/13:51:18

Plot file version 187 created 08-MAR-2022 13:22:13

NGC6240 EH039B 2.UVDATA.1

Freq = 1.3699 GHz, Bw = 32.000 MH No calibration applied and no bandpass applied

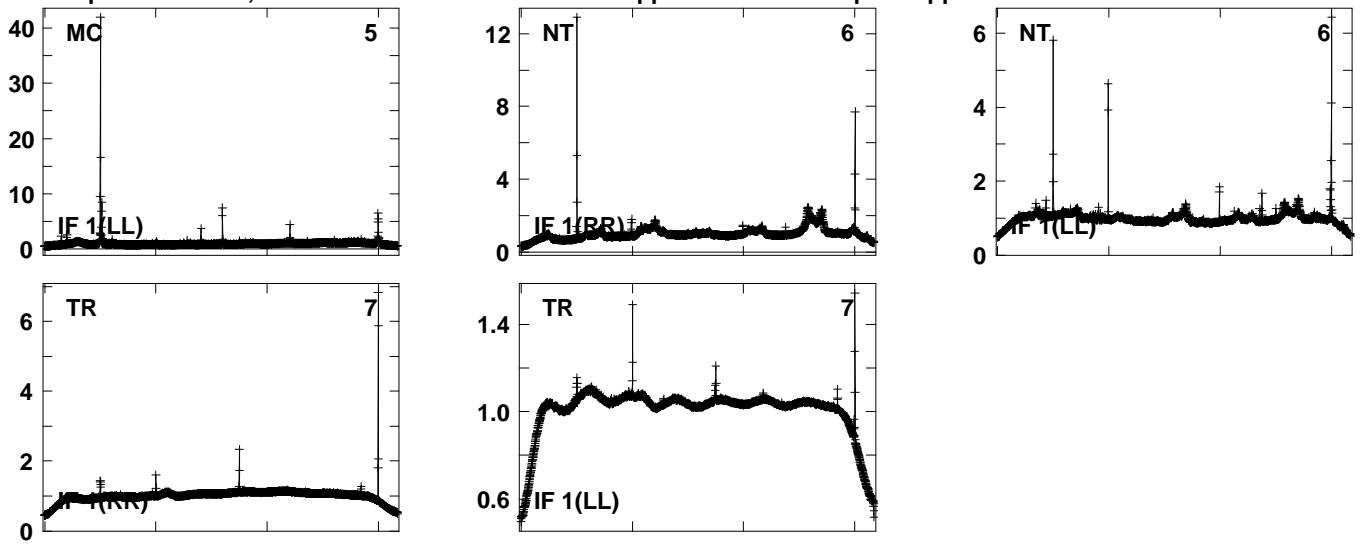


Lower frame: Real Jy  
Auto-corr total-power spectrum Antenna: \*  
Timerange: 00/13:51:30 to 00/13:54:48

Plot file version 188 created 08-MAR-2022 13:22:13

NGC6240 EH039B 2.UVDATA.1

Freq = 1.3699 GHz, Bw = 32.000 MH No calibration applied and no bandpass applied

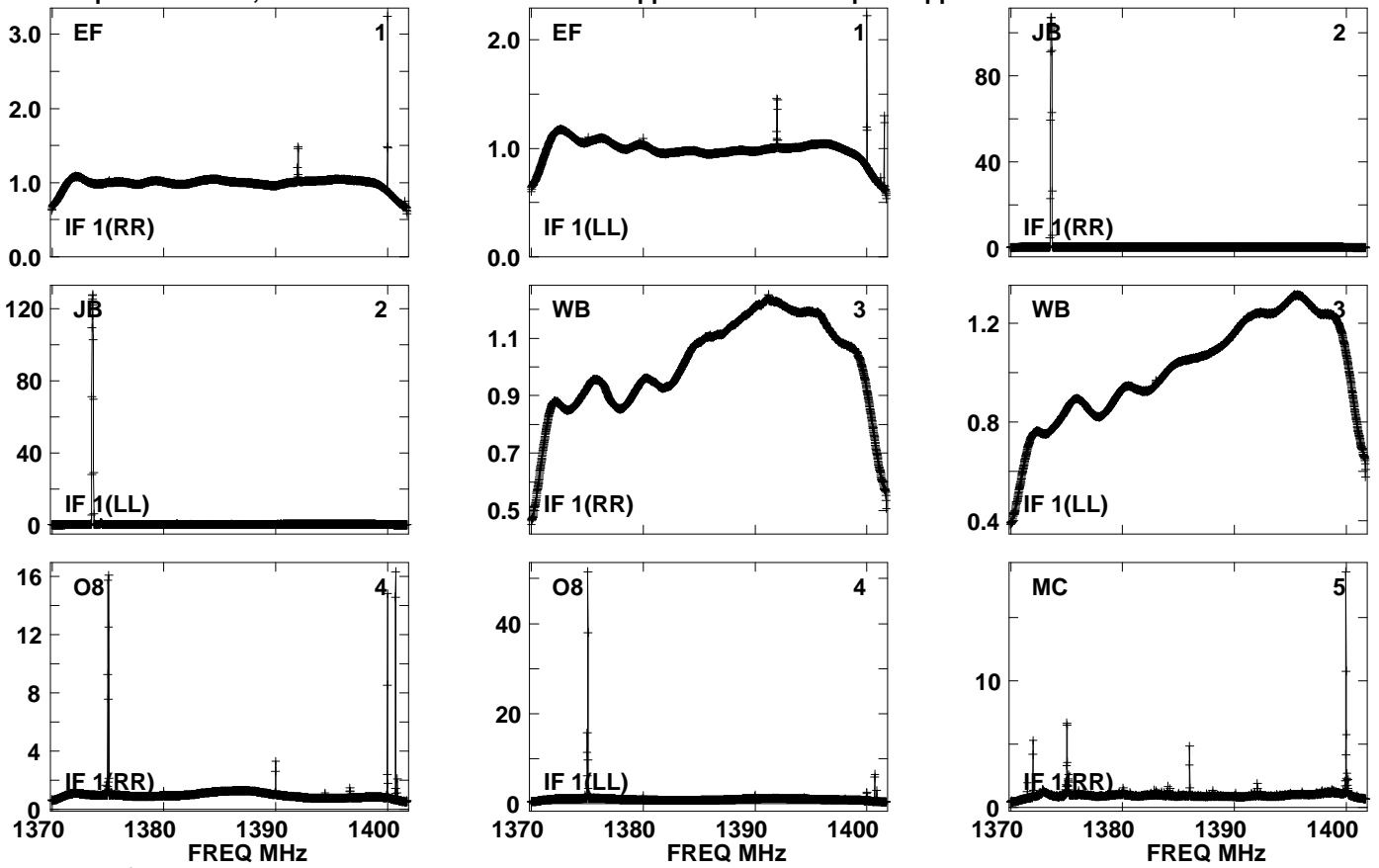


Lower frame: Real Jy  
Auto-corr total-power spectrum Antenna: \*  
Timerange: 00/13:51:30 to 00/13:54:48

Plot file version 189 created 08-MAR-2022 13:22:13

J1651+0129 EH039B 2.UVDATA.1

Freq = 1.3699 GHz, Bw = 32.000 MH No calibration applied and no bandpass applied

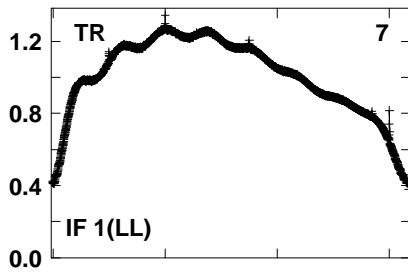
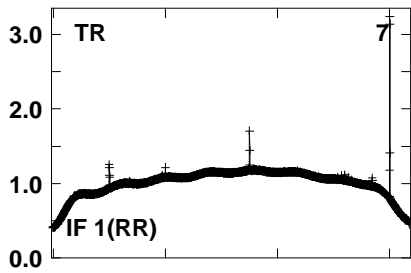
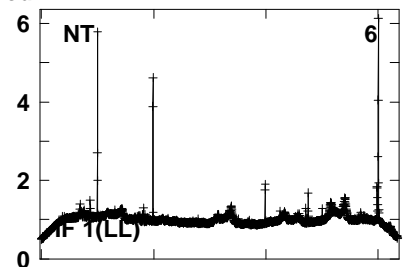
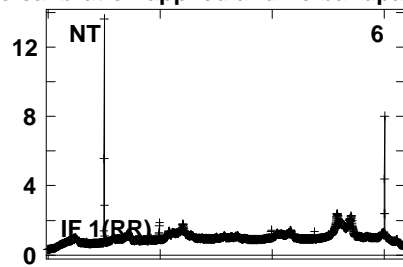
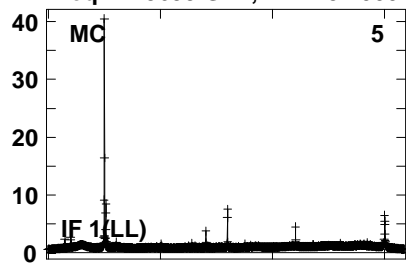


Lower frame: Real Jy  
Auto-corr total-power spectrum Antenna: \*  
Timerange: 00/13:55:25 to 00/13:56:43

Plot file version 190 created 08-MAR-2022 13:22:14

J1651+0129 EH039B 2.UVDATA.1

Freq = 1.3699 GHz, Bw = 32.000 MH No calibration applied and no bandpass applied

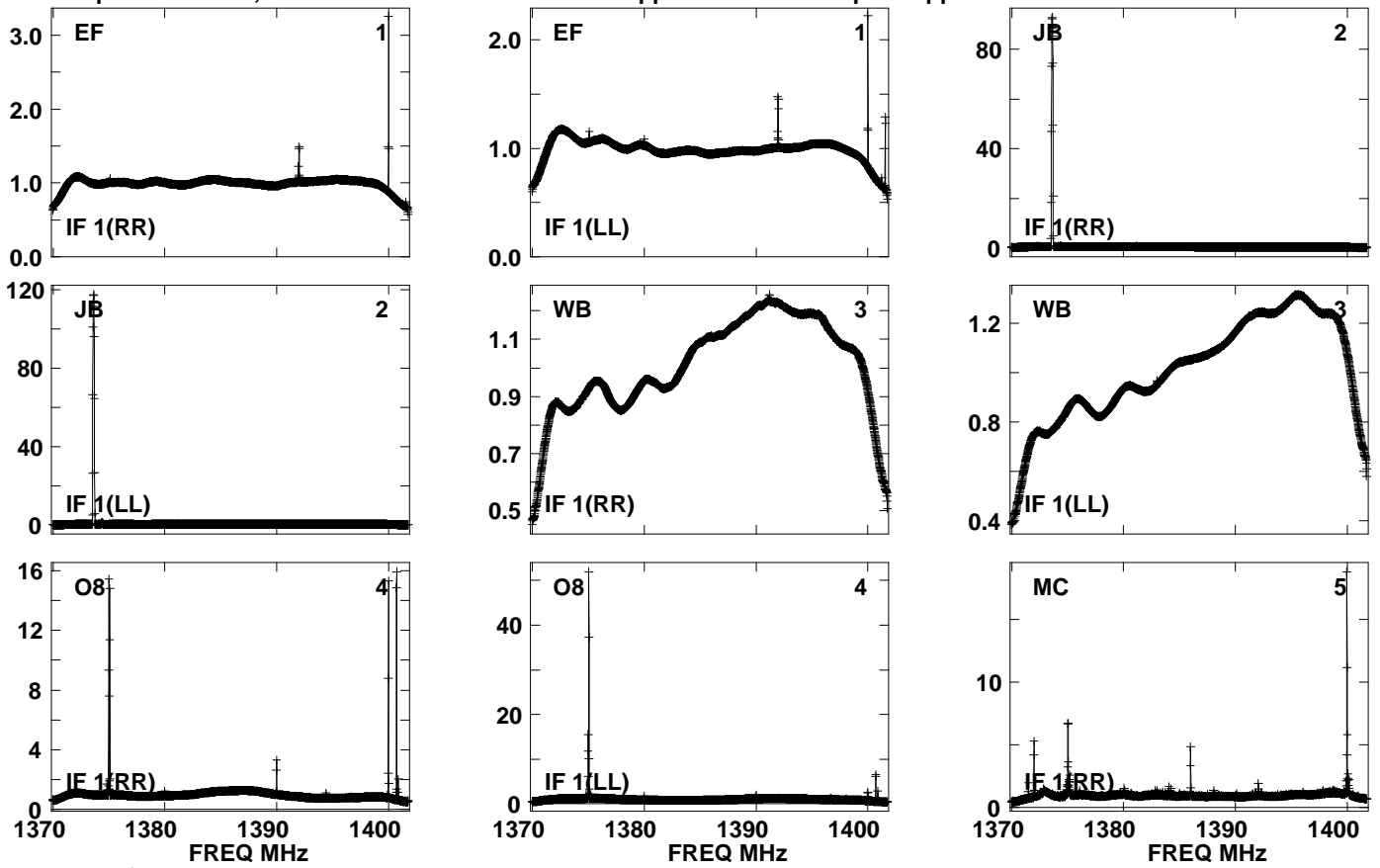


Lower frame: Real Jy  
Auto-corr total-power spectrum Antenna: \*  
Timerange: 00/13:55:25 to 00/13:56:43

Plot file version 191 created 08-MAR-2022 13:22:14

NGC6240 EH039B 2.UVDATA.1

Freq = 1.3699 GHz, Bw = 32.000 MH No calibration applied and no bandpass applied



Lower frame: Real Jy

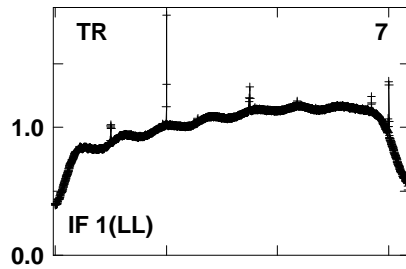
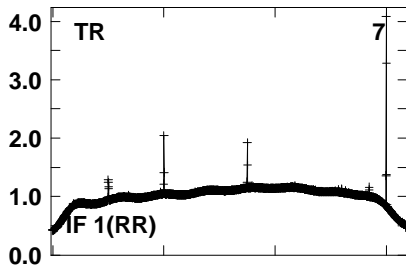
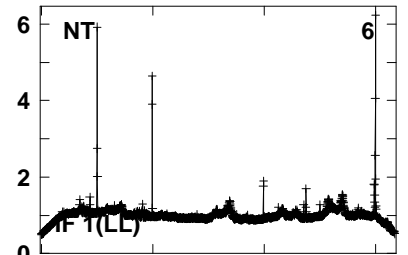
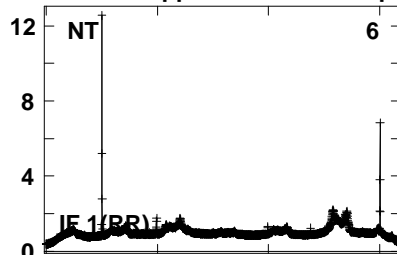
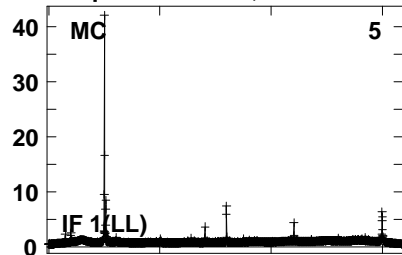
Auto-corr total-power spectrum Antenna: \*

Timerange: 00/13:56:55 to 00/14:00:13

Plot file version 192 created 08-MAR-2022 13:22:14

NGC6240 EH039B 2.UVDATA.1

Freq = 1.3699 GHz, Bw = 32.000 MH No calibration applied and no bandpass applied



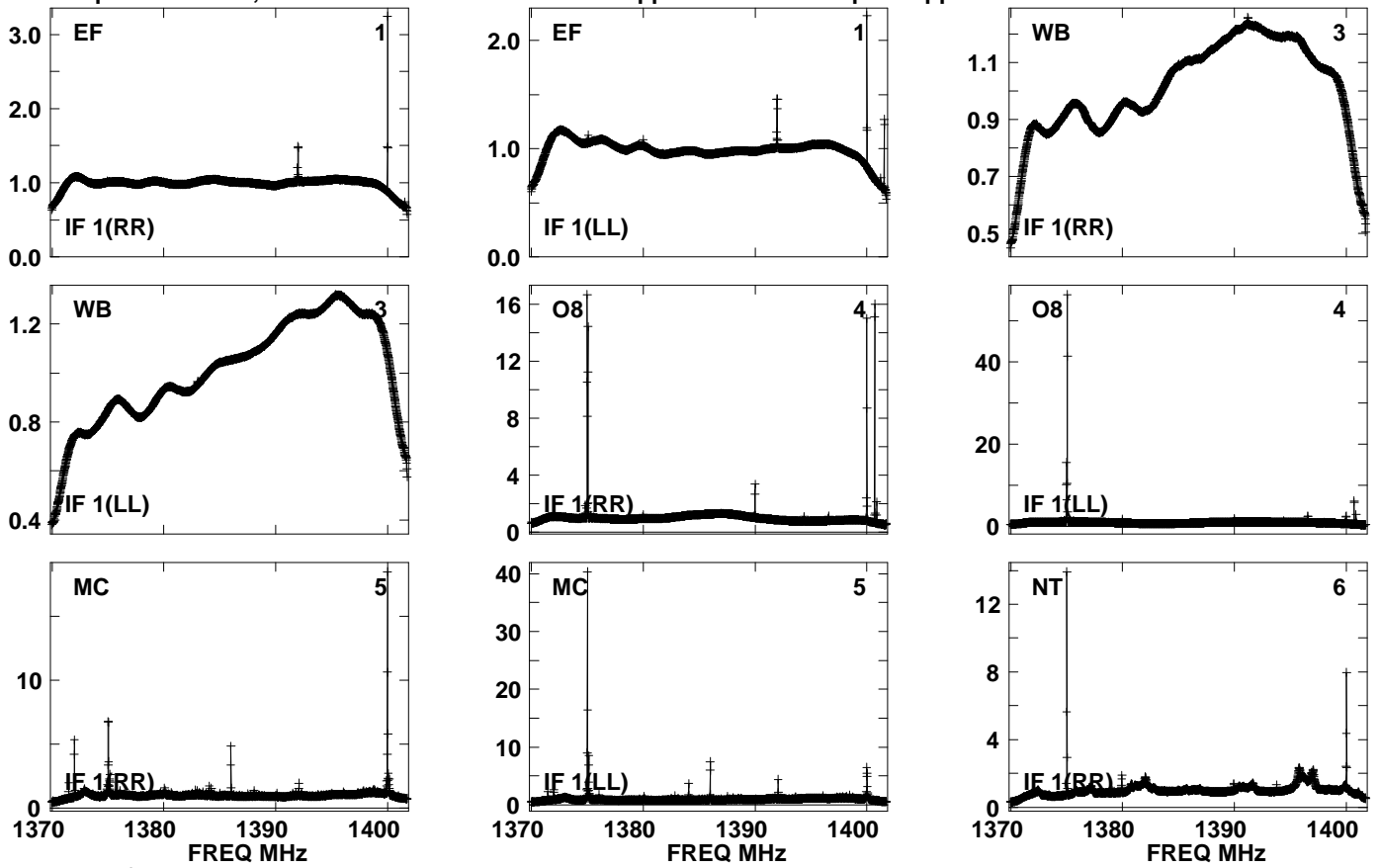
Lower frame: Real Jy  
Auto-corr total-power spectrum Antenna: \*  
Timerange: 00/13:56:55 to 00/14:00:13



Plot file version 193 created 08-MAR-2022 13:22:14

J1651+0129 EH039B 2.UVDATA.1

Freq = 1.3699 GHz, Bw = 32.000 MH No calibration applied and no bandpass applied

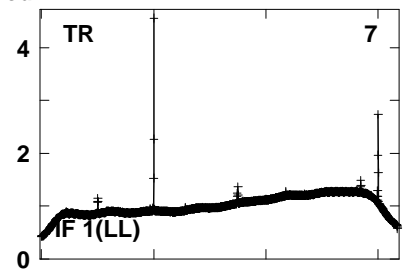
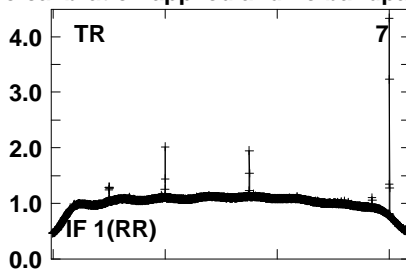
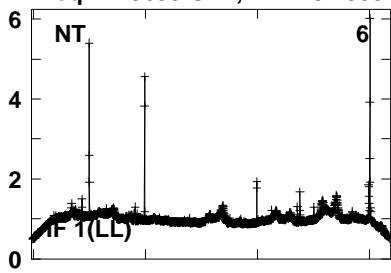


Lower frame: Real Jy  
Auto-corr total-power spectrum Antenna: \*  
Timerange: 00/14:00:25 to 00/14:01:43

Plot file version 194 created 08-MAR-2022 13:22:14

J1651+0129 EH039B 2.UVDATA.1

Freq = 1.3699 GHz, Bw = 32.000 MH No calibration applied and no bandpass applied

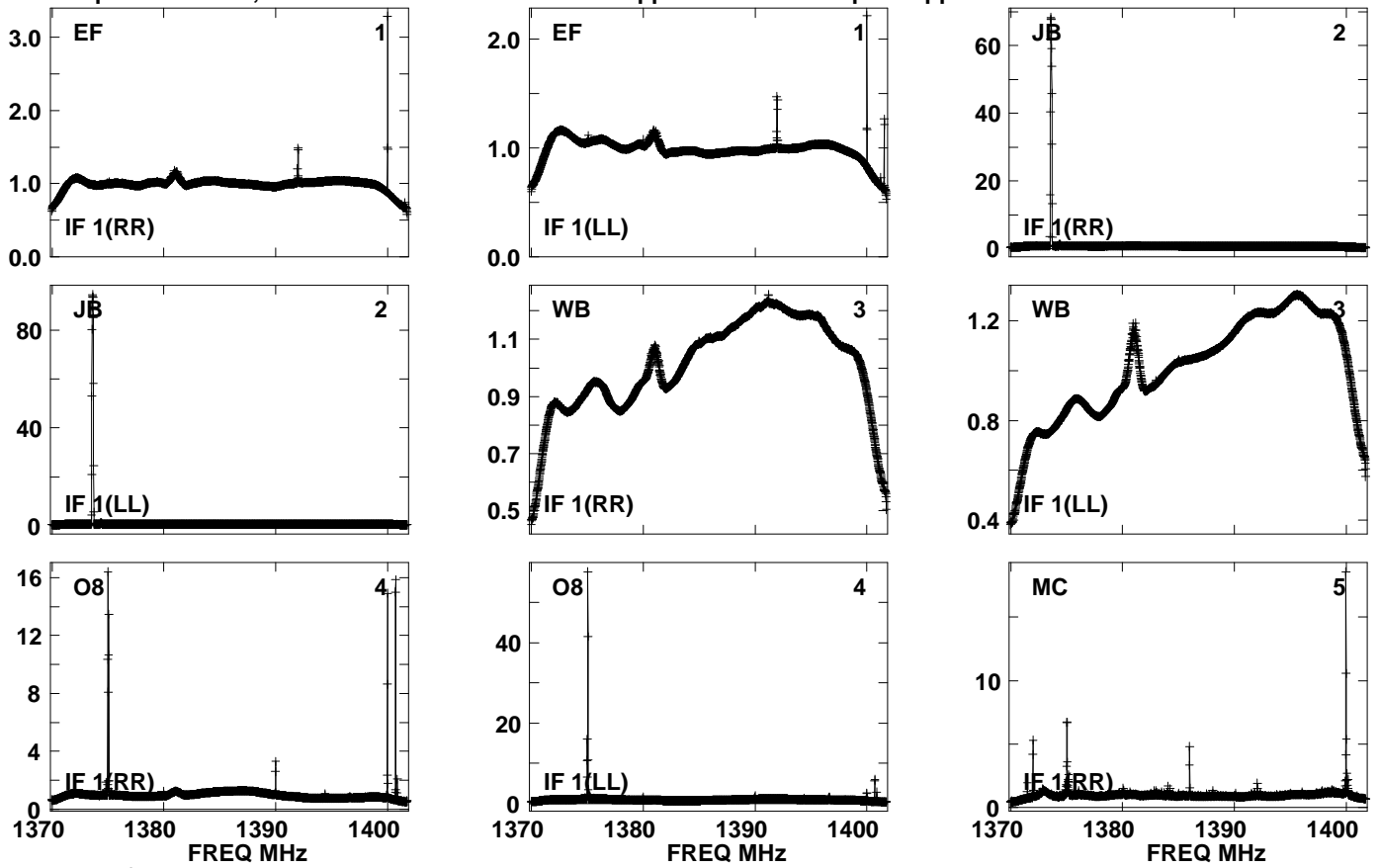


Lower frame: Real Jy  
Auto-corr total-power spectrum Antenna: \*  
Timerange: 00/14:00:25 to 00/14:01:43

Plot file version 195 created 08-MAR-2022 13:22:15

NGC6240 EH039B 2.UVDATA.1

Freq = 1.3699 GHz, Bw = 32.000 MH No calibration applied and no bandpass applied



Lower frame: Real Jy

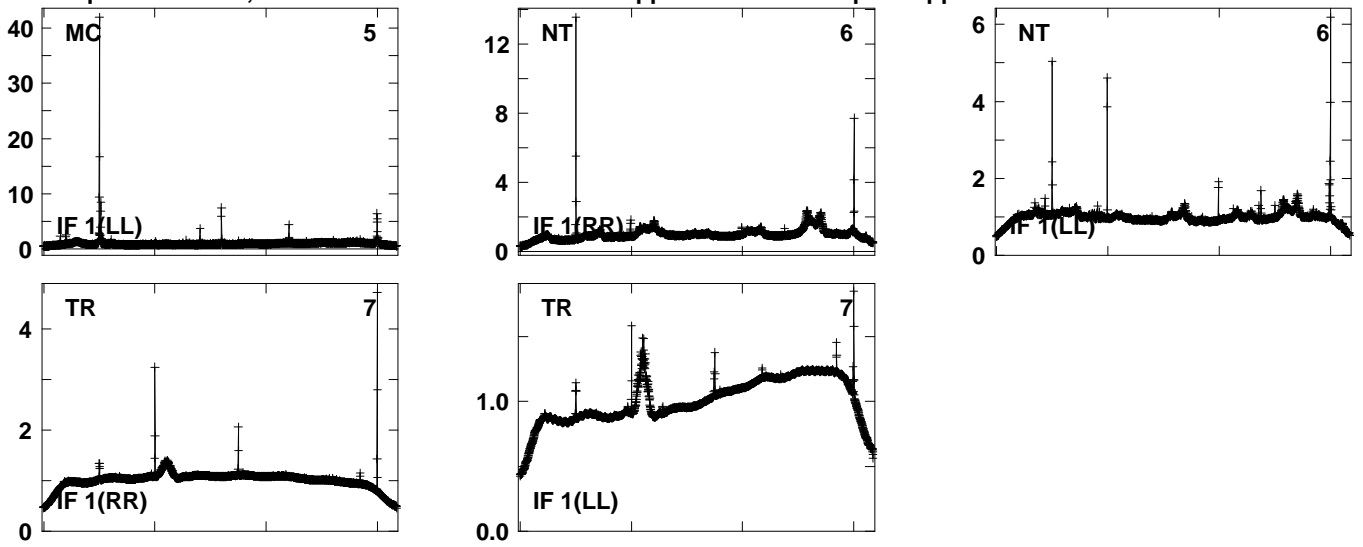
Auto-corr total-power spectrum Antenna: \*

Timerange: 00/14:01:55 to 00/14:05:13

Plot file version 196 created 08-MAR-2022 13:22:15

NGC6240 EH039B 2.UVDATA.1

Freq = 1.3699 GHz, Bw = 32.000 MH No calibration applied and no bandpass applied

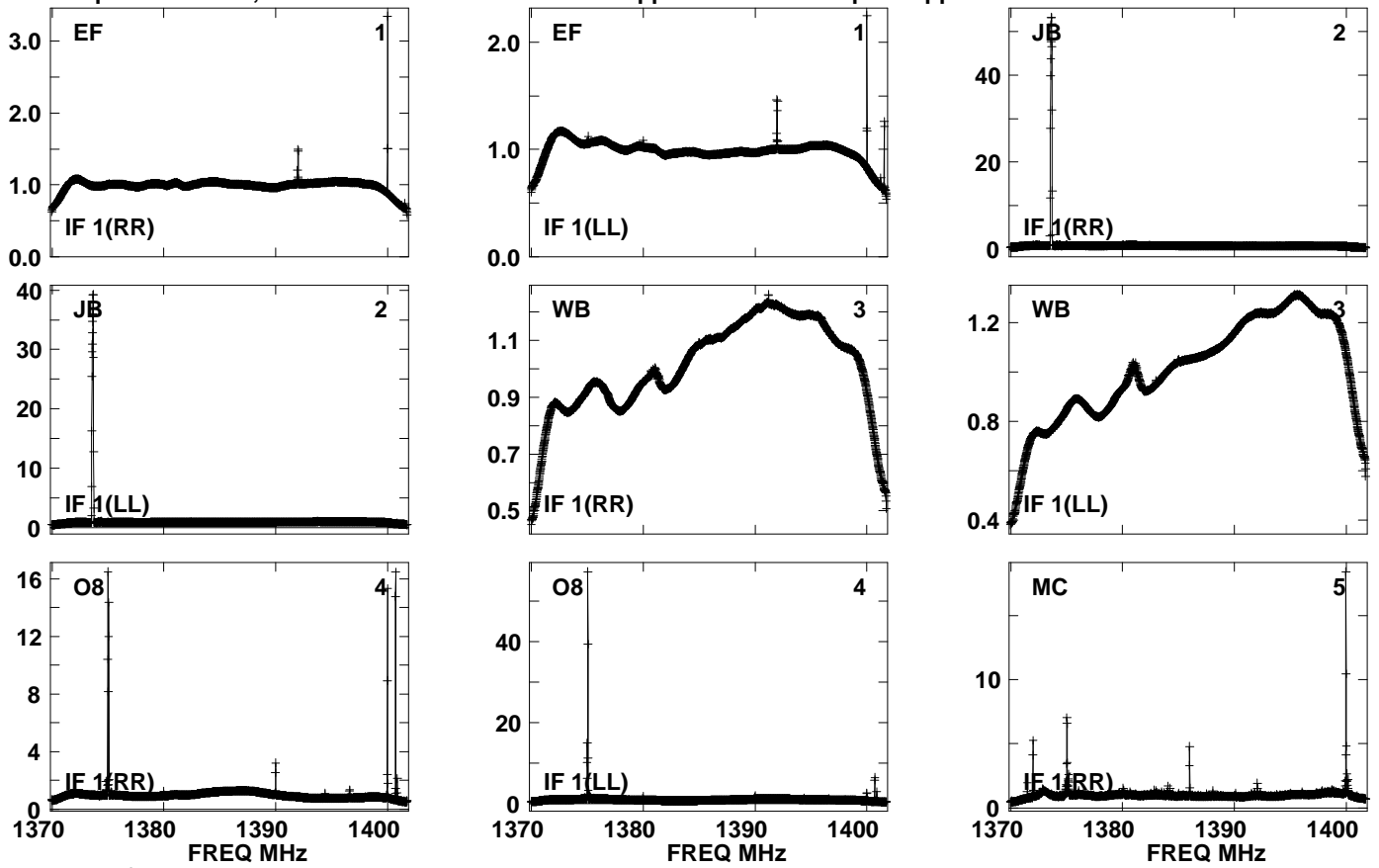


Lower frame: Real Jy  
Auto-corr total-power spectrum Antenna: \*  
Timerange: 00/14:01:55 to 00/14:05:13

Plot file version 197 created 08-MAR-2022 13:22:15

J1651+0129 EH039B 2.UVDATA.1

Freq = 1.3699 GHz, Bw = 32.000 MH No calibration applied and no bandpass applied



Lower frame: Real Jy

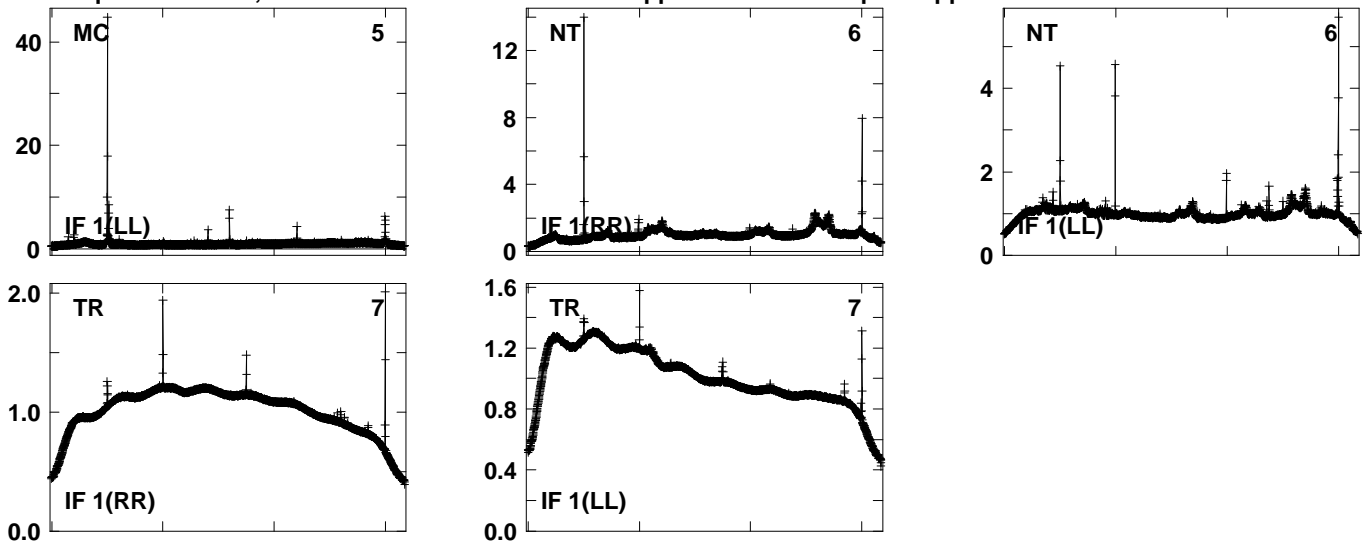
Auto-corr total-power spectrum Antenna: \*

Timerange: 00/14:05:50 to 00/14:07:08

Plot file version 198 created 08-MAR-2022 13:22:15

J1651+0129 EH039B 2.UVDATA.1

Freq = 1.3699 GHz, Bw = 32.000 MH No calibration applied and no bandpass applied

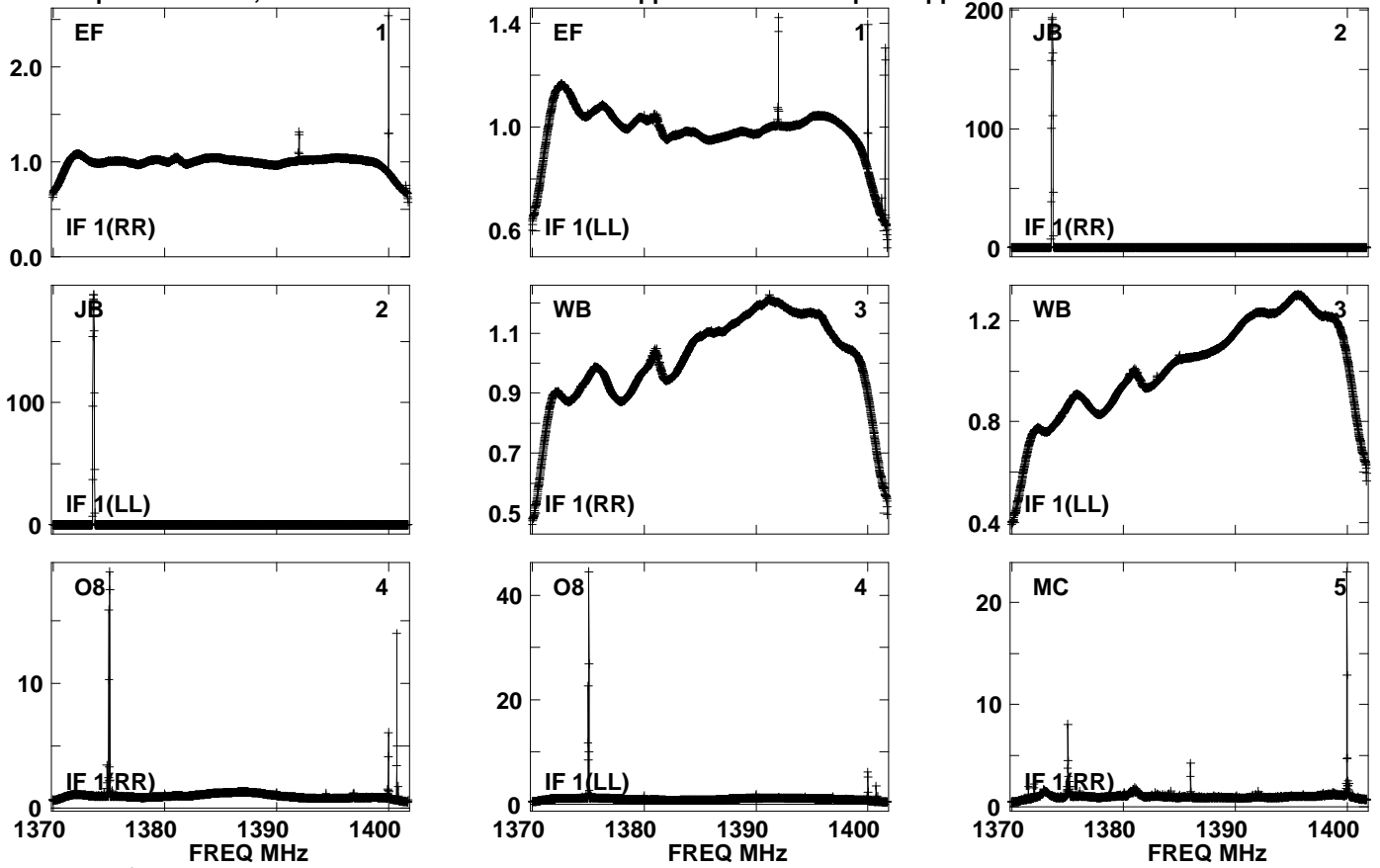


Lower frame: Real Jy  
Auto-corr total-power spectrum Antenna: \*  
Timerange: 00/14:05:50 to 00/14:07:08

Plot file version 199 created 08-MAR-2022 13:22:16

3C345 EH039B 2.UVDATA.1

Freq = 1.3699 GHz, Bw = 32.000 MH No calibration applied and no bandpass applied



Lower frame: Real Jy

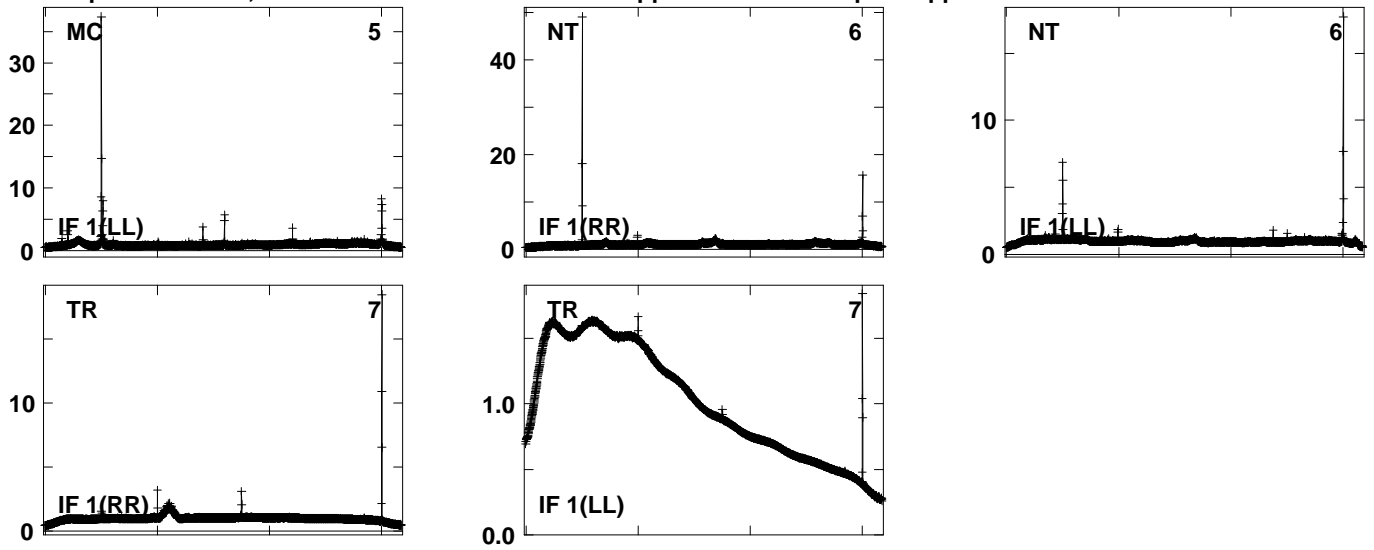
Auto-corr total-power spectrum Antenna: \*

Timerange: 00/14:12:20 to 00/14:16:18

Plot file version 200 created 08-MAR-2022 13:22:16

3C345 EH039B 2.UVDATA.1

Freq = 1.3699 GHz, Bw = 32.000 MH No calibration applied and no bandpass applied



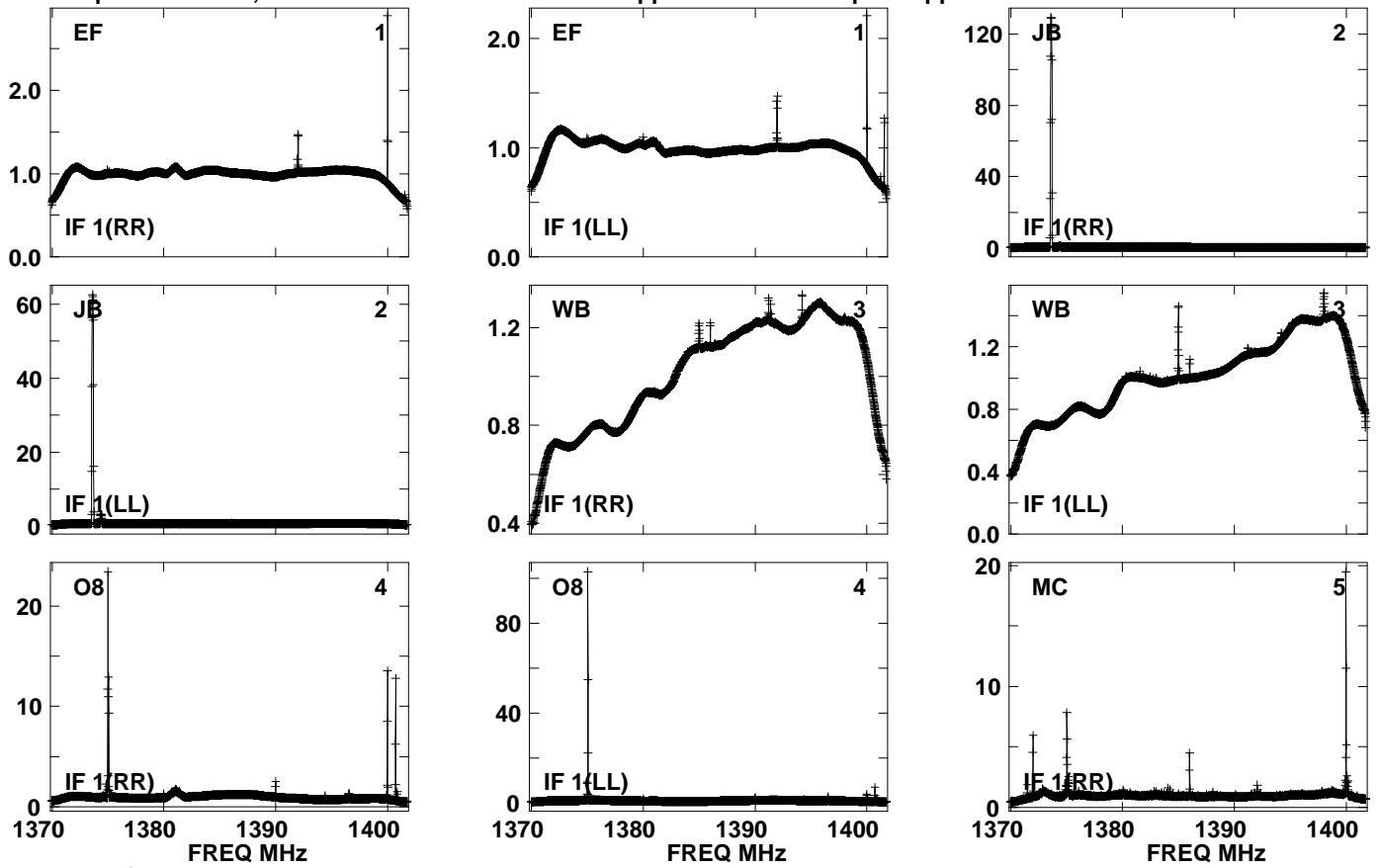
Lower frame: Real Jy  
Auto-corr total-power spectrum Antenna: \*  
Timerange: 00/14:12:20 to 00/14:16:18



Plot file version 201 created 08-MAR-2022 13:22:16

J1651+0129 EH039B 2.UVDATA.1

Freq = 1.3699 GHz, Bw = 32.000 MH No calibration applied and no bandpass applied



Lower frame: Real Jy

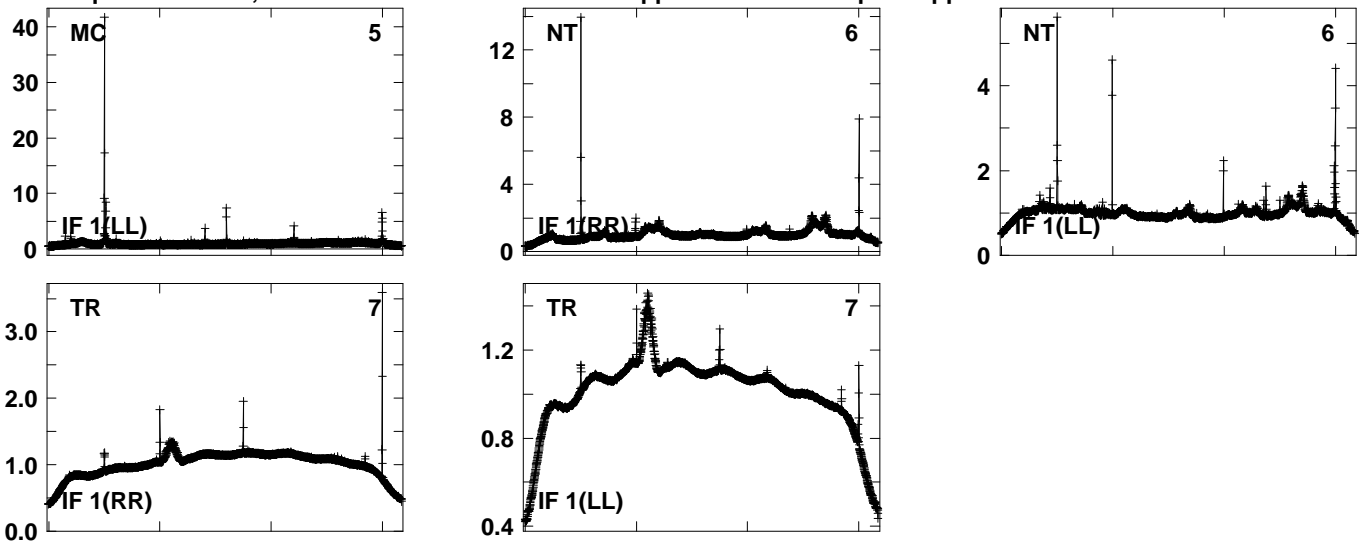
Auto-corr total-power spectrum Antenna: \*

Timerange: 00/14:21:29 to 00/14:23:17

Plot file version 202 created 08-MAR-2022 13:22:16

J1651+0129 EH039B 2.UVDATA.1

Freq = 1.3699 GHz, Bw = 32.000 MH No calibration applied and no bandpass applied

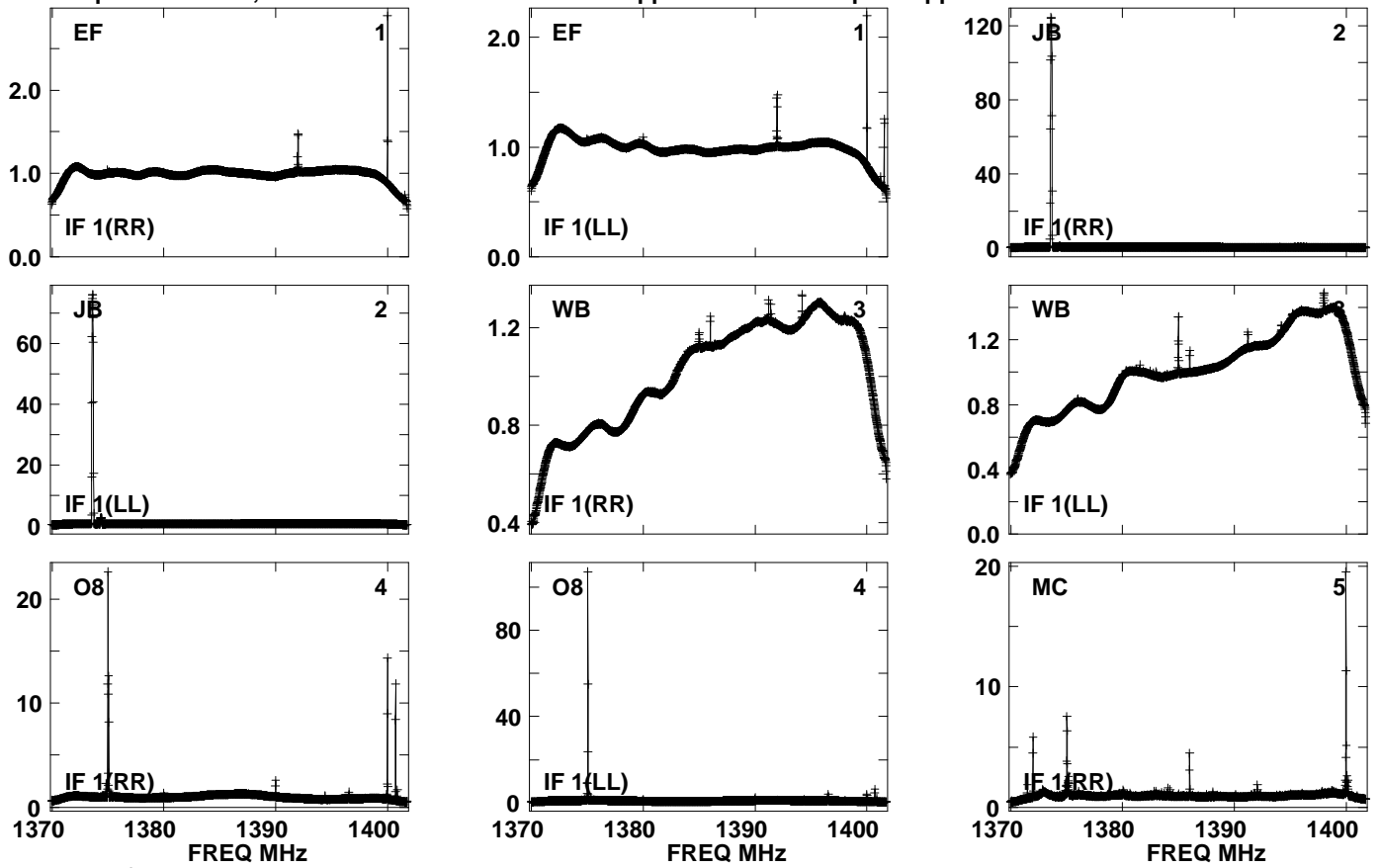


Lower frame: Real Jy  
Auto-corr total-power spectrum Antenna: \*  
Timerange: 00/14:21:29 to 00/14:23:17

Plot file version 203 created 08-MAR-2022 13:22:17

NGC6240 EH039B 2.UVDATA.1

Freq = 1.3699 GHz, Bw = 32.000 MH No calibration applied and no bandpass applied

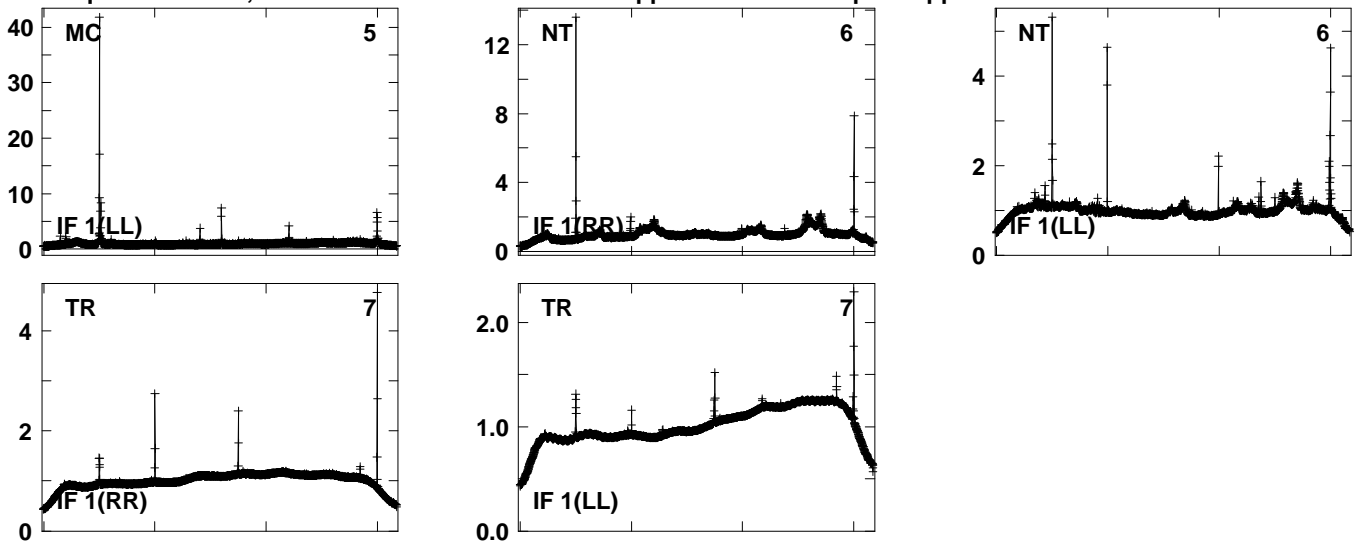


Lower frame: Real Jy  
Auto-corr total-power spectrum Antenna: \*  
Timerange: 00/14:23:19 to 00/14:26:47

Plot file version 204 created 08-MAR-2022 13:22:17

NGC6240 EH039B 2.UVDATA.1

Freq = 1.3699 GHz, Bw = 32.000 MH No calibration applied and no bandpass applied

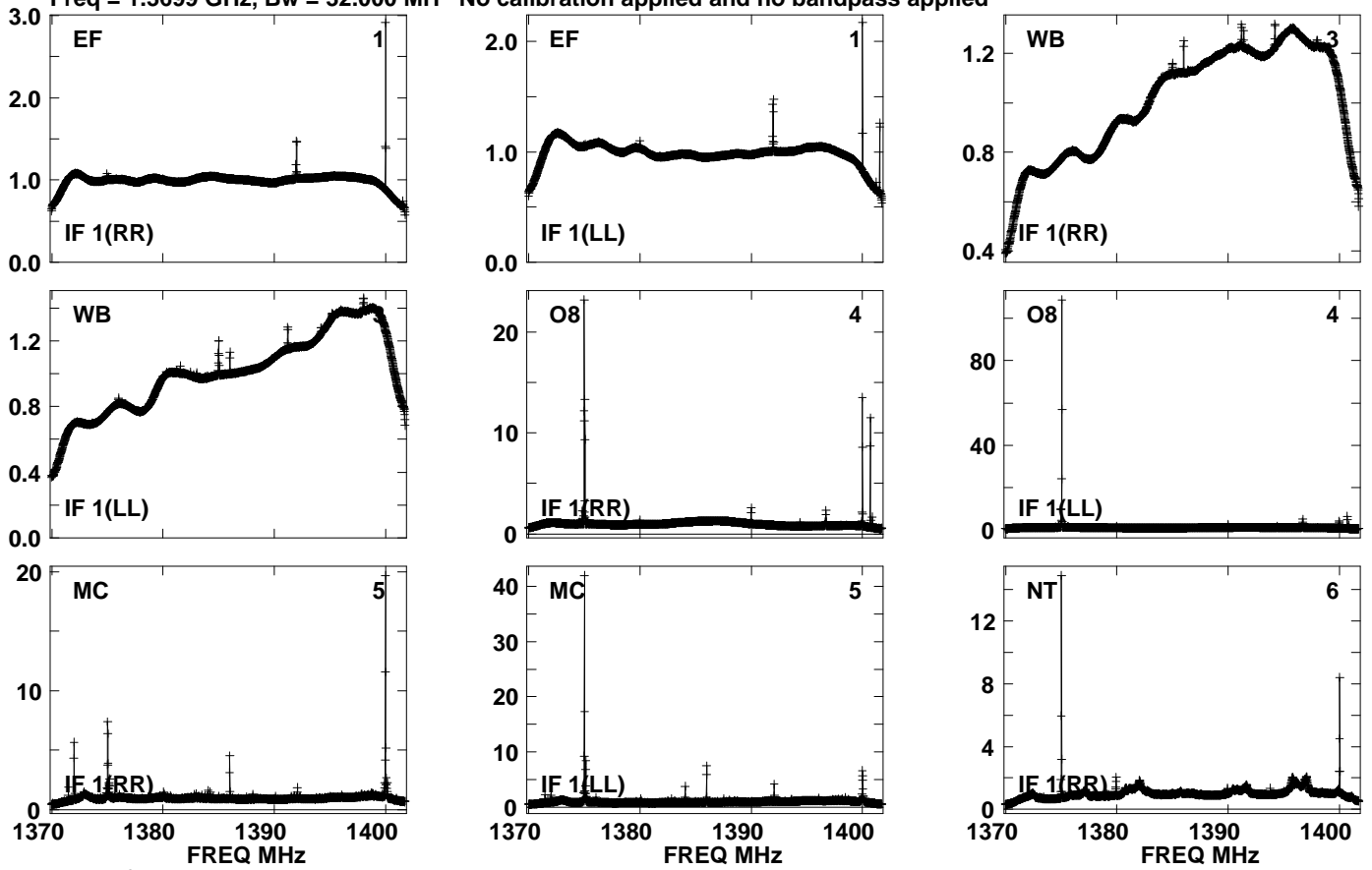


Lower frame: Real Jy  
Auto-corr total-power spectrum Antenna: \*  
Timerange: 00/14:23:19 to 00/14:26:47

Plot file version 205 created 08-MAR-2022 13:22:17

J1651+0129 EH039B 2.UVDATA.1

Freq = 1.3699 GHz, Bw = 32.000 MH No calibration applied and no bandpass applied

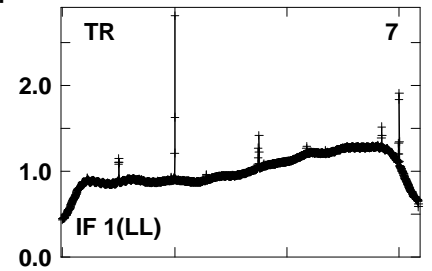
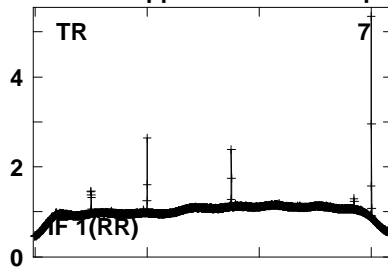
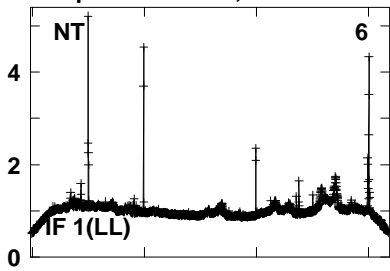


Lower frame: Real Jy  
Auto-corr total-power spectrum Antenna: \*  
Timerange: 00/14:26:49 to 00/14:28:17

Plot file version 206 created 08-MAR-2022 13:22:17

J1651+0129 EH039B 2.UVDATA.1

Freq = 1.3699 GHz, Bw = 32.000 MH No calibration applied and no bandpass applied

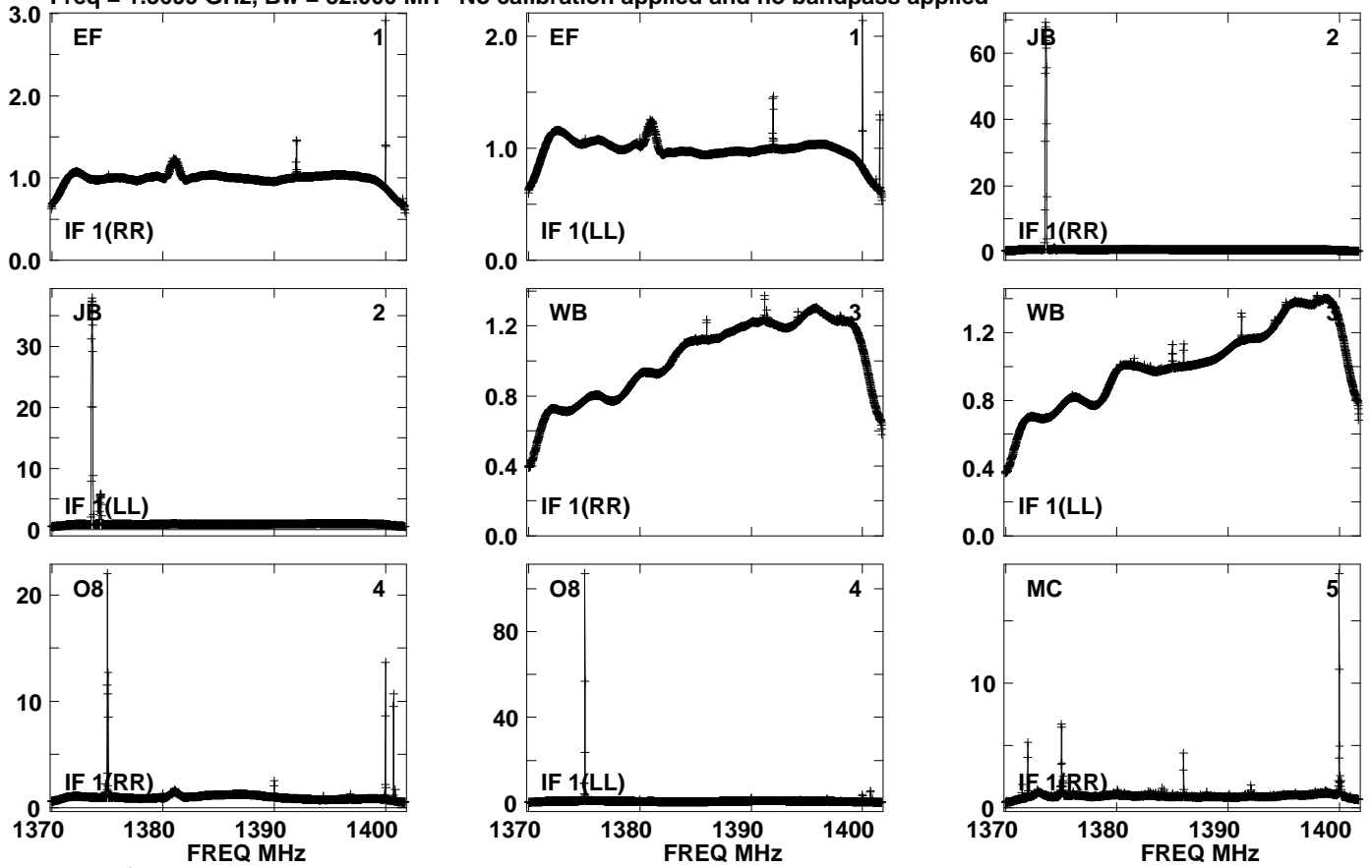


Lower frame: Real Jy  
Auto-corr total-power spectrum Antenna: \*  
Timerange: 00/14:26:49 to 00/14:28:17

Plot file version 207 created 08-MAR-2022 13:22:18

NGC6240 EH039B 2.UVDATA.1

Freq = 1.3699 GHz, Bw = 32.000 MH No calibration applied and no bandpass applied

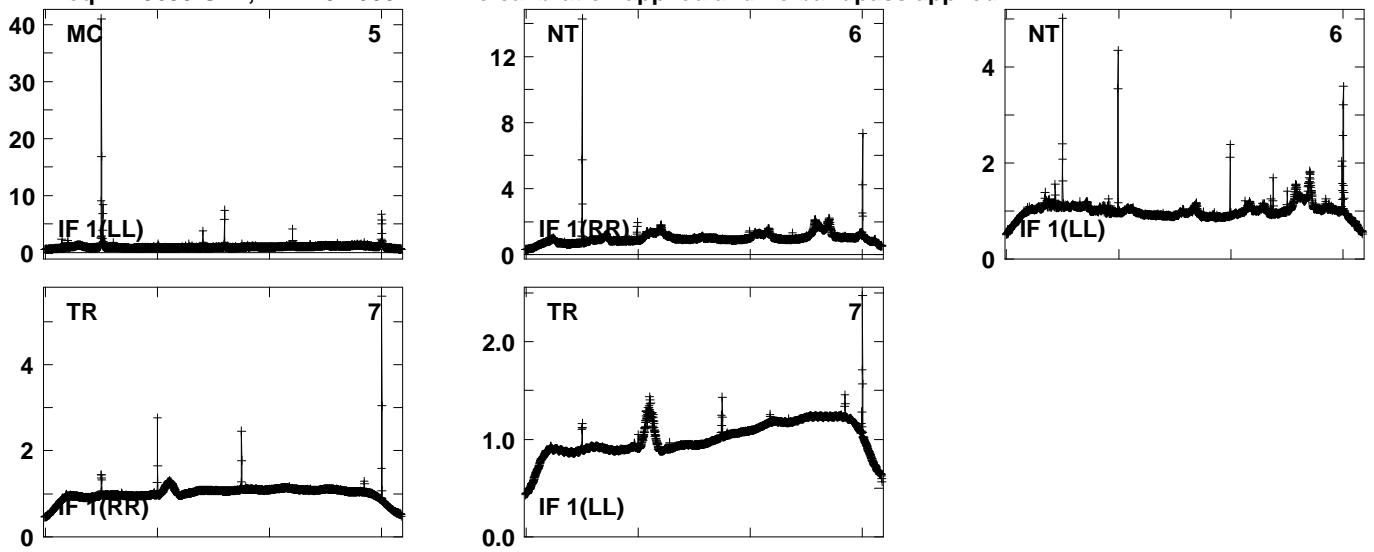


Lower frame: Real Jy  
Auto-corr total-power spectrum Antenna: \*  
Timerange: 00/14:28:19 to 00/14:31:47

Plot file version 208 created 08-MAR-2022 13:22:18

NGC6240 EH039B 2.UVDATA.1

Freq = 1.3699 GHz, Bw = 32.000 MH No calibration applied and no bandpass applied



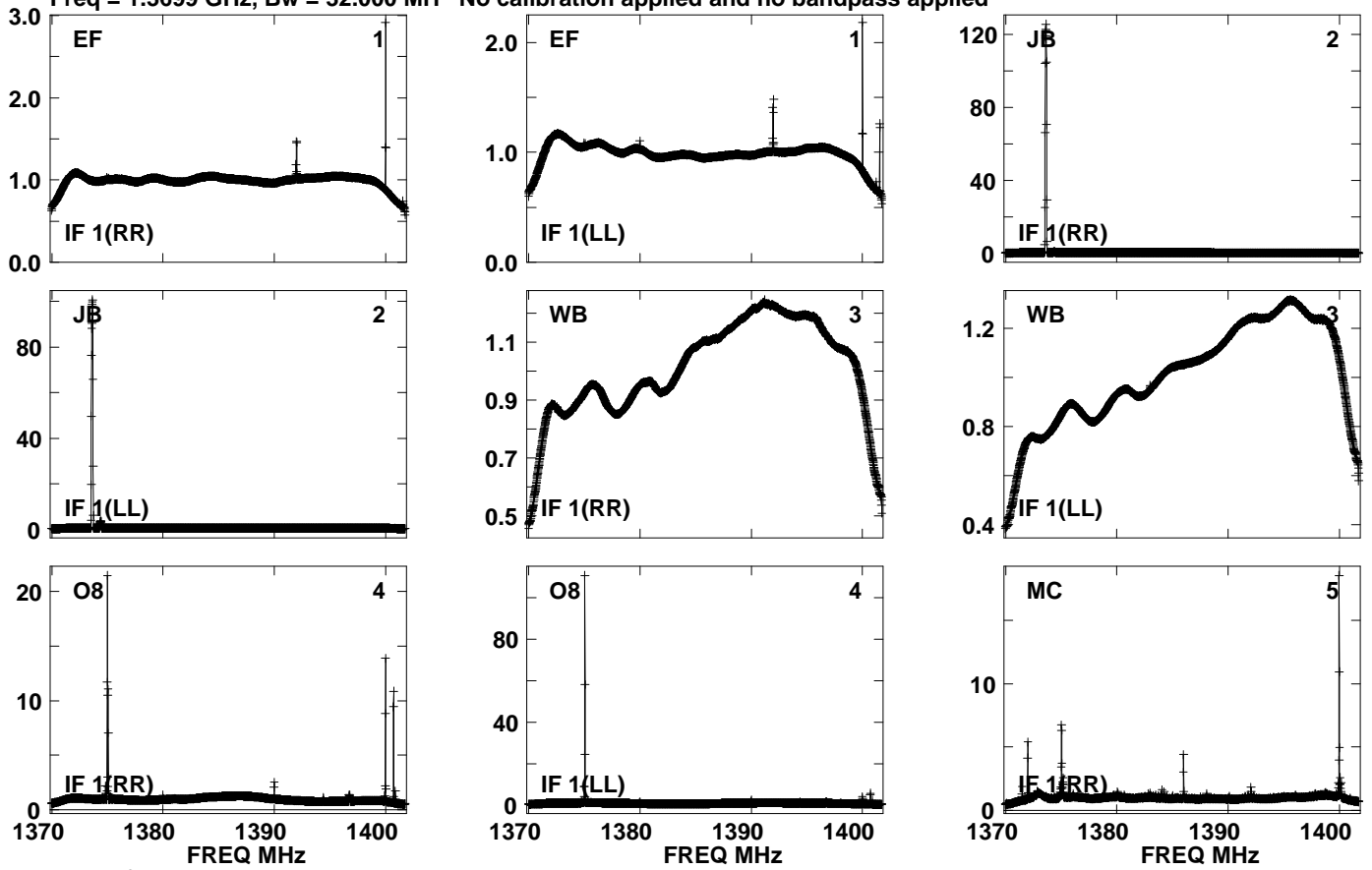
Lower frame: Real Jy  
Auto-corr total-power spectrum Antenna: \*  
Timerange: 00/14:28:19 to 00/14:31:47



Plot file version 209 created 08-MAR-2022 13:22:18

J1651+0129 EH039B 2.UVDATA.1

Freq = 1.3699 GHz, Bw = 32.000 MH No calibration applied and no bandpass applied

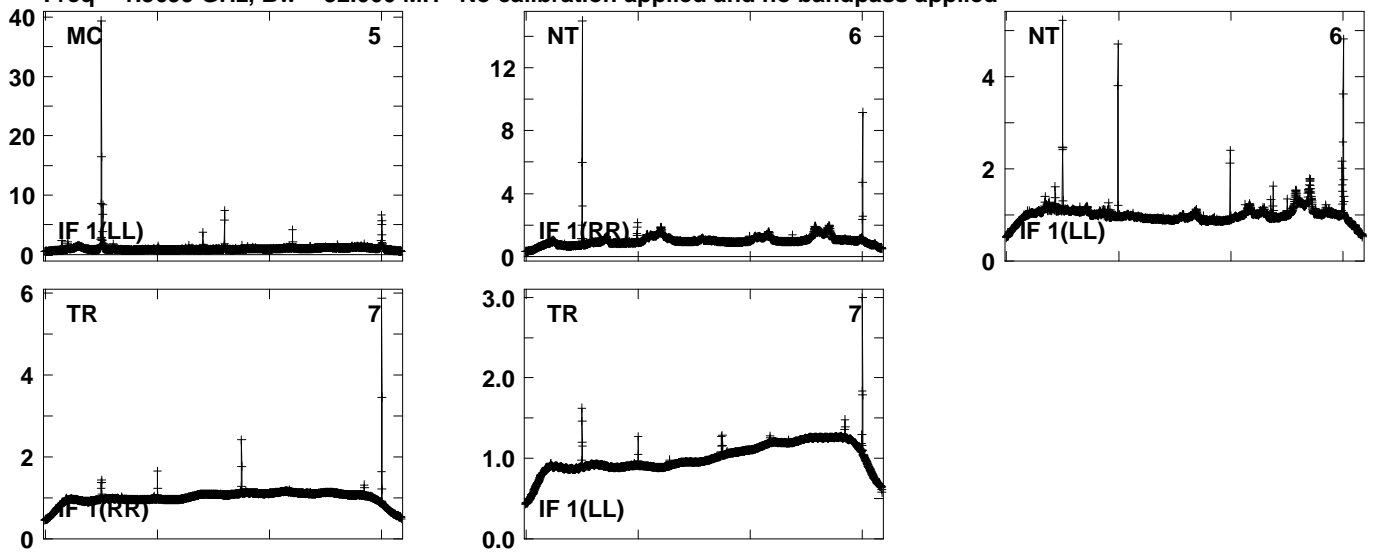


Lower frame: Real Jy  
Auto-corr total-power spectrum Antenna: \*  
Timerange: 00/14:32:14 to 00/14:33:42

Plot file version 210 created 08-MAR-2022 13:22:18

J1651+0129 EH039B 2.UVDATA.1

Freq = 1.3699 GHz, Bw = 32.000 MH No calibration applied and no bandpass applied

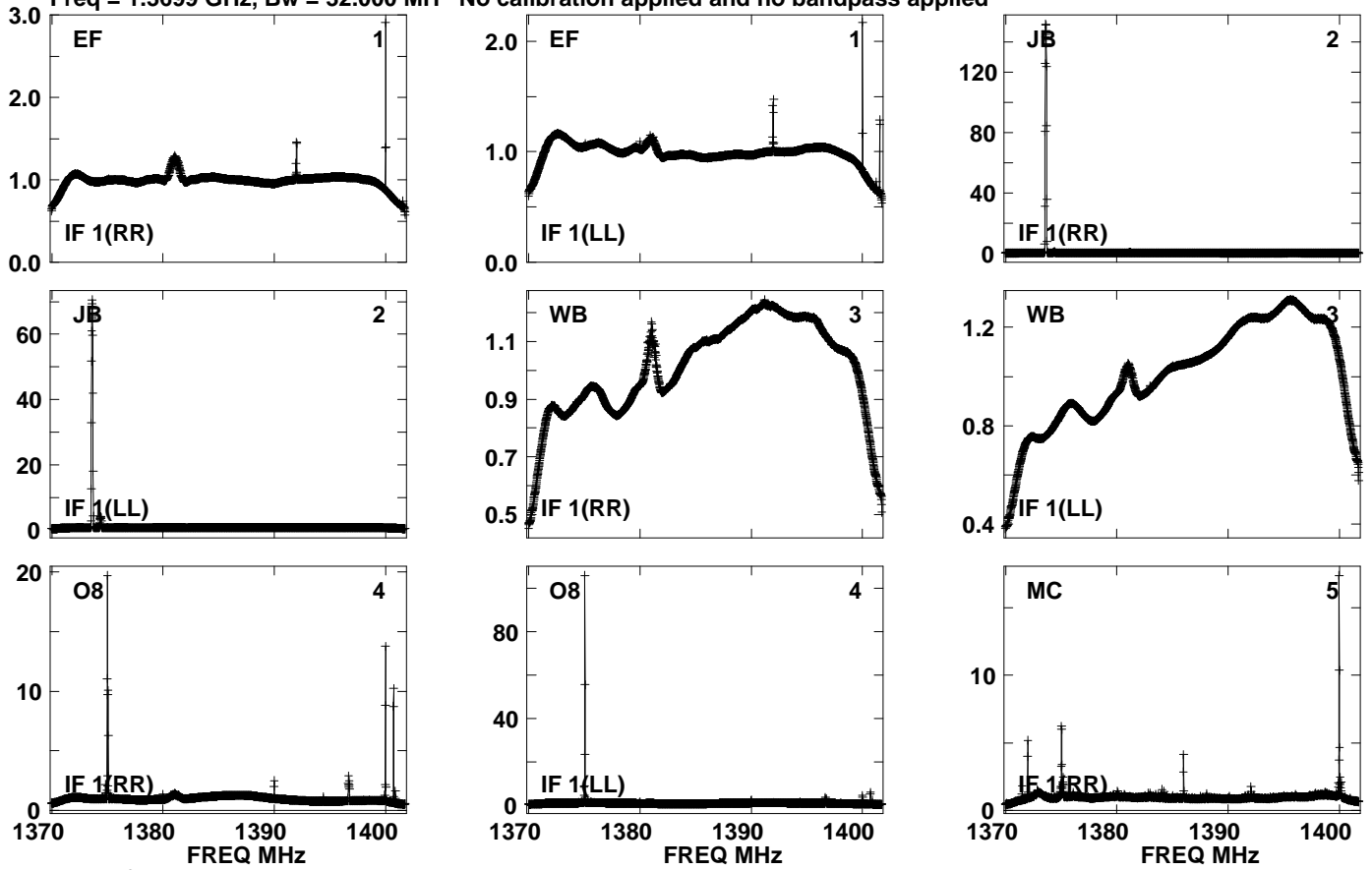


Lower frame: Real Jy  
Auto-corr total-power spectrum Antenna: \*  
Timerange: 00/14:32:14 to 00/14:33:42

Plot file version 211 created 08-MAR-2022 13:22:19

NGC6240 EH039B 2.UVDATA.1

Freq = 1.3699 GHz, Bw = 32.000 MH No calibration applied and no bandpass applied



Lower frame: Real Jy

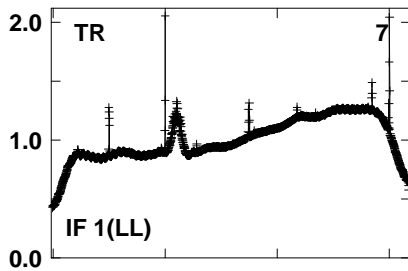
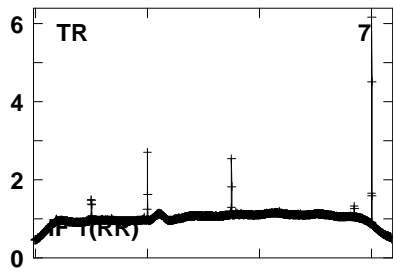
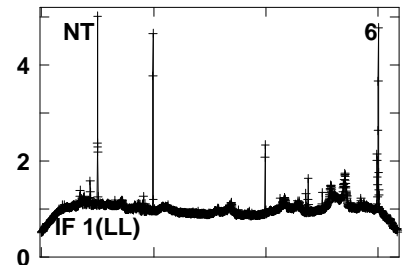
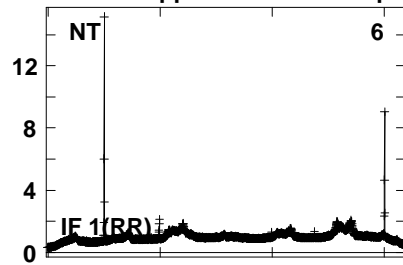
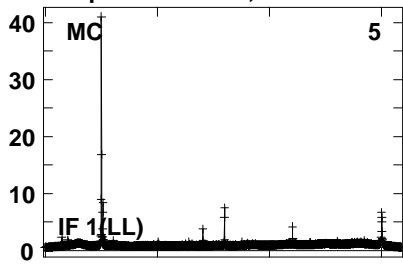
Auto-corr total-power spectrum Antenna: \*

Timerange: 00/14:33:44 to 00/14:37:12

Plot file version 212 created 08-MAR-2022 13:22:19

NGC6240 EH039B 2.UVDATA.1

Freq = 1.3699 GHz, Bw = 32.000 MH No calibration applied and no bandpass applied

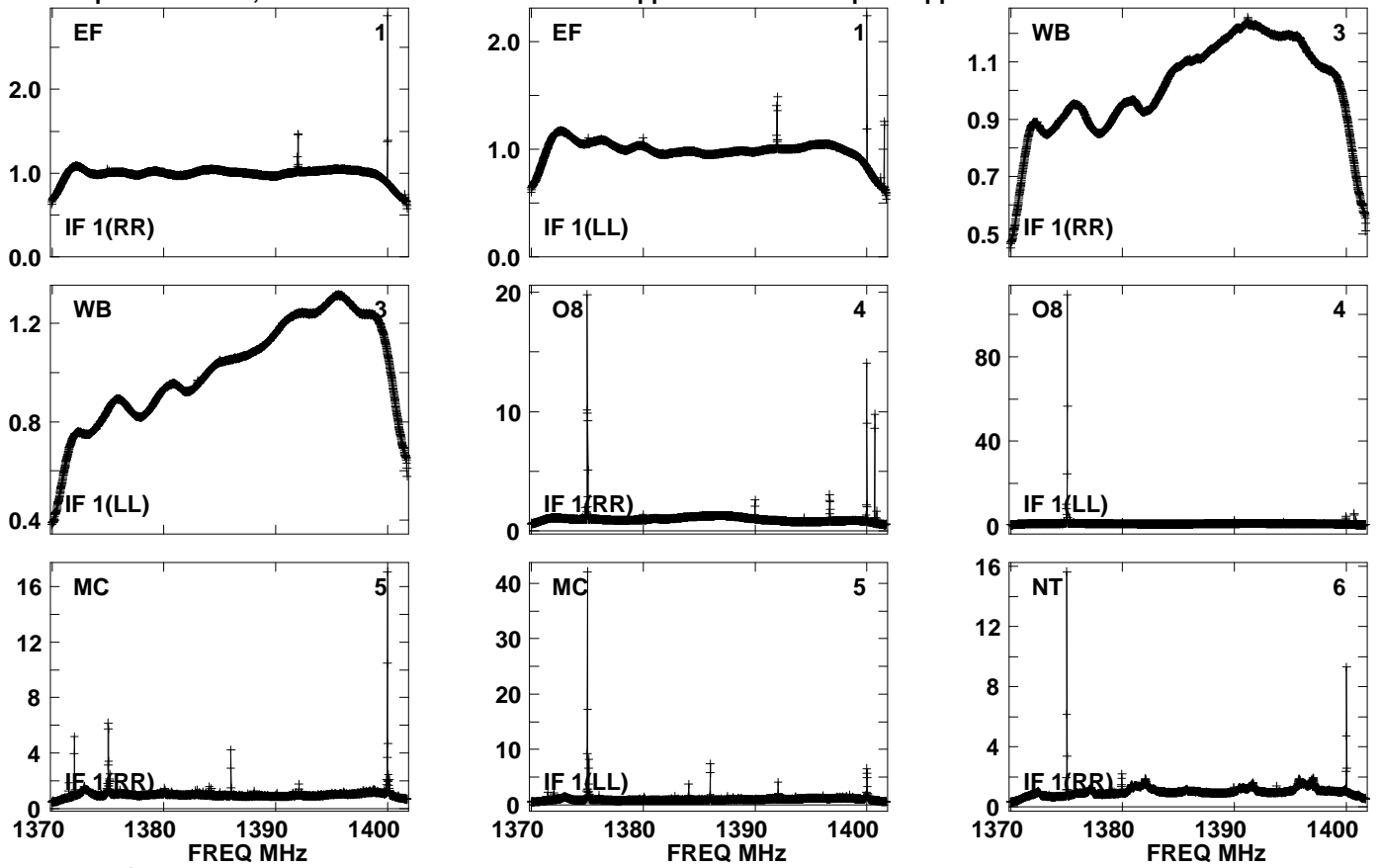


Lower frame: Real Jy  
Auto-corr total-power spectrum Antenna: \*  
Timerange: 00/14:33:44 to 00/14:37:12

Plot file version 213 created 08-MAR-2022 13:22:19

J1651+0129 EH039B 2.UVDATA.1

Freq = 1.3699 GHz, Bw = 32.000 MH No calibration applied and no bandpass applied

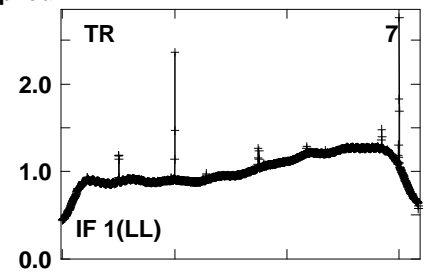
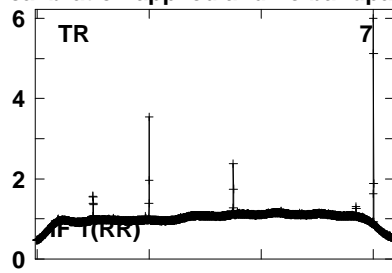
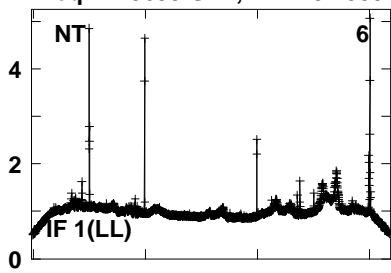


Lower frame: Real Jy  
Auto-corr total-power spectrum Antenna: \*  
Timerange: 00/14:37:14 to 00/14:38:42

Plot file version 214 created 08-MAR-2022 13:22:19

J1651+0129 EH039B 2.UVDATA.1

Freq = 1.3699 GHz, Bw = 32.000 MH No calibration applied and no bandpass applied

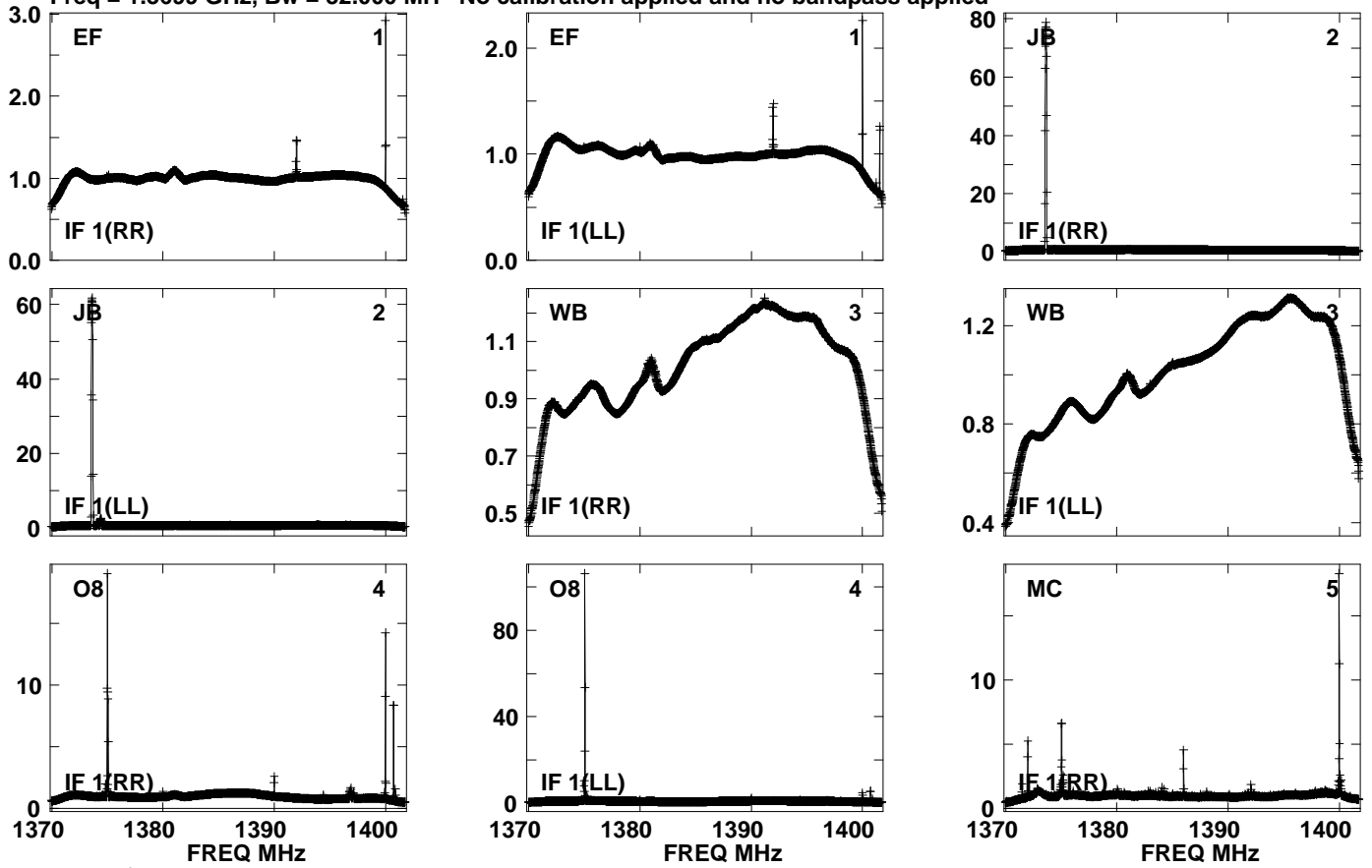


Lower frame: Real Jy  
Auto-corr total-power spectrum Antenna: \*  
Timerange: 00/14:37:14 to 00/14:38:42

Plot file version 215 created 08-MAR-2022 13:22:19

NGC6240 EH039B 2.UVDATA.1

Freq = 1.3699 GHz, Bw = 32.000 MH No calibration applied and no bandpass applied

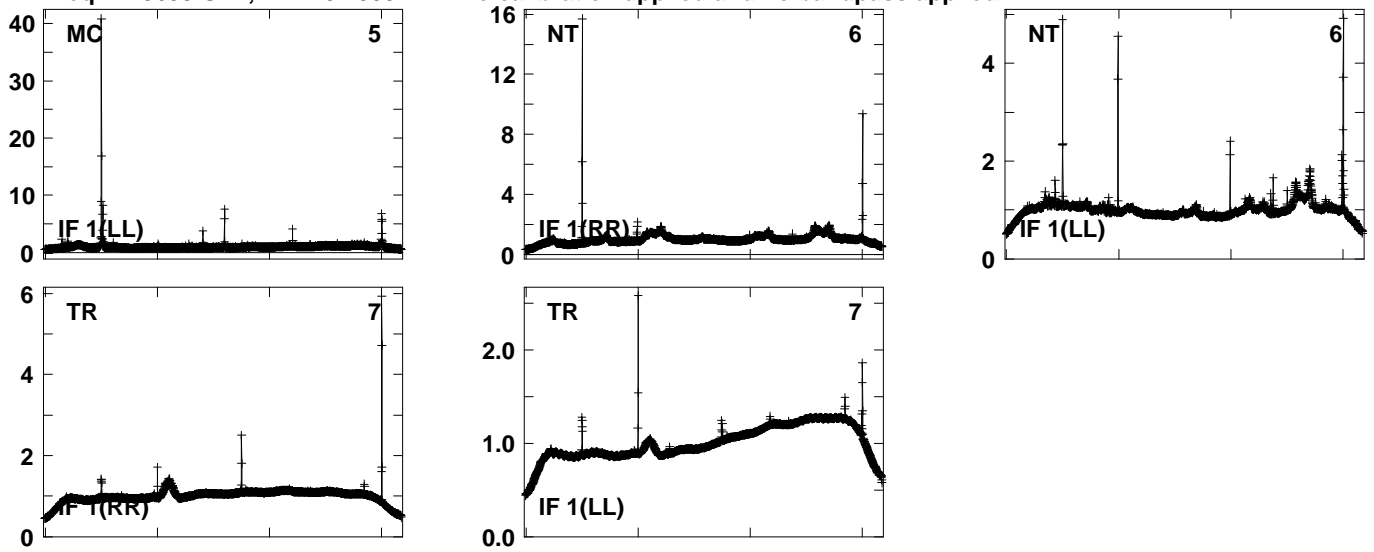


Lower frame: Real Jy  
Auto-corr total-power spectrum Antenna: \*  
Timerange: 00/14:38:44 to 00/14:42:12

Plot file version 216 created 08-MAR-2022 13:22:20

NGC6240 EH039B 2.UVDATA.1

Freq = 1.3699 GHz, Bw = 32.000 MH No calibration applied and no bandpass applied



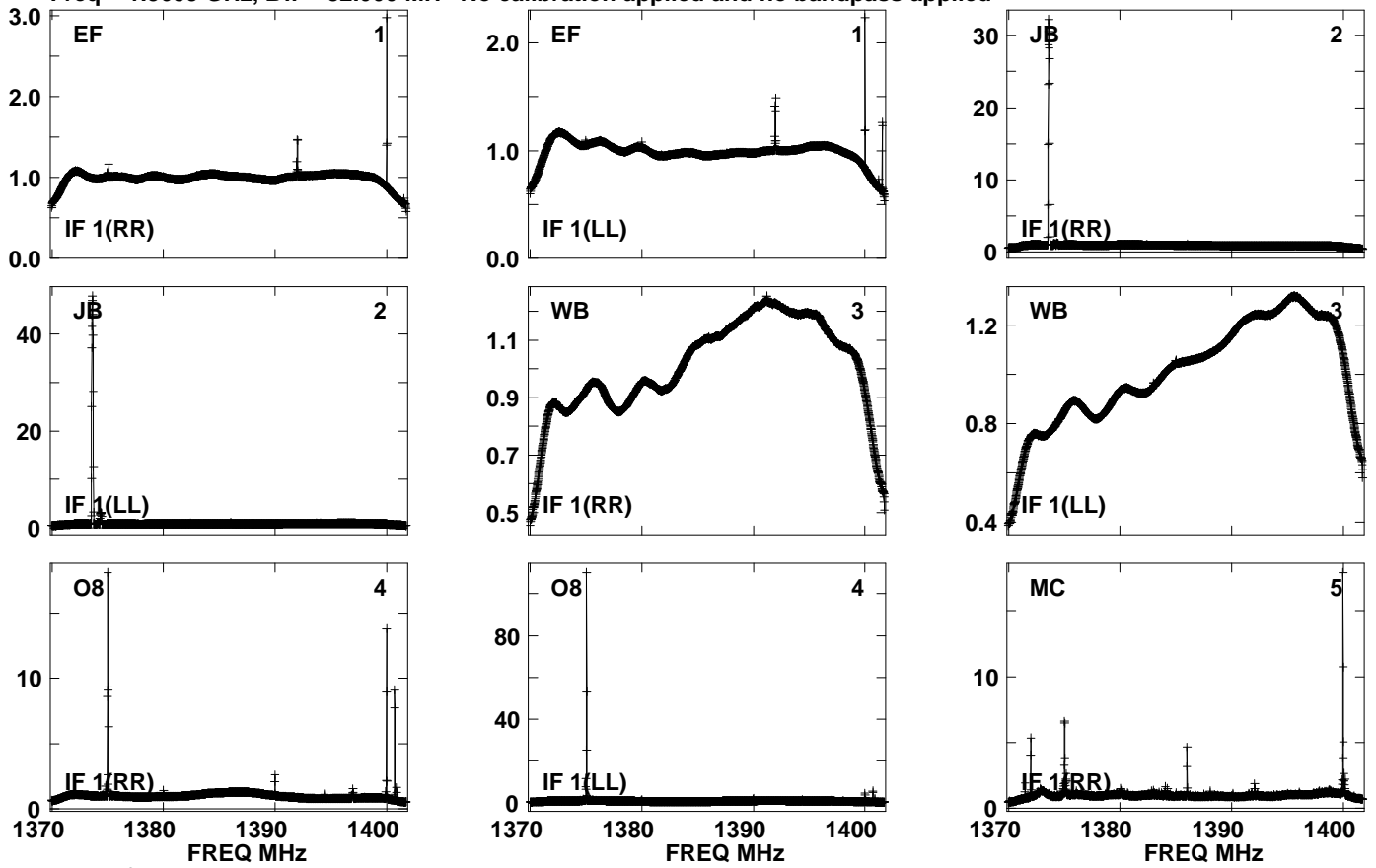
Lower frame: Real Jy  
Auto-corr total-power spectrum Antenna: \*  
Timerange: 00/14:38:44 to 00/14:42:12



Plot file version 217 created 08-MAR-2022 13:22:20

J1651+0129 EH039B 2.UVDATA.1

Freq = 1.3699 GHz, Bw = 32.000 MH No calibration applied and no bandpass applied

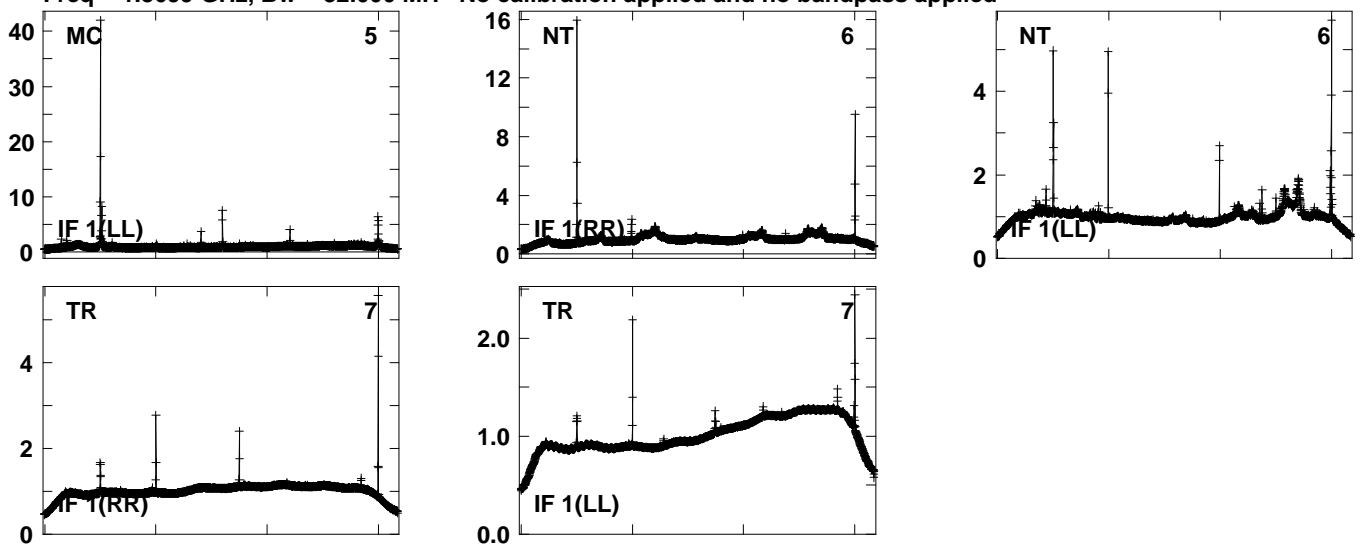


Lower frame: Real Jy  
Auto-corr total-power spectrum Antenna: \*  
Timerange: 00/14:42:39 to 00/14:44:07

Plot file version 218 created 08-MAR-2022 13:22:20

J1651+0129 EH039B 2.UVDATA.1

Freq = 1.3699 GHz, Bw = 32.000 MH No calibration applied and no bandpass applied

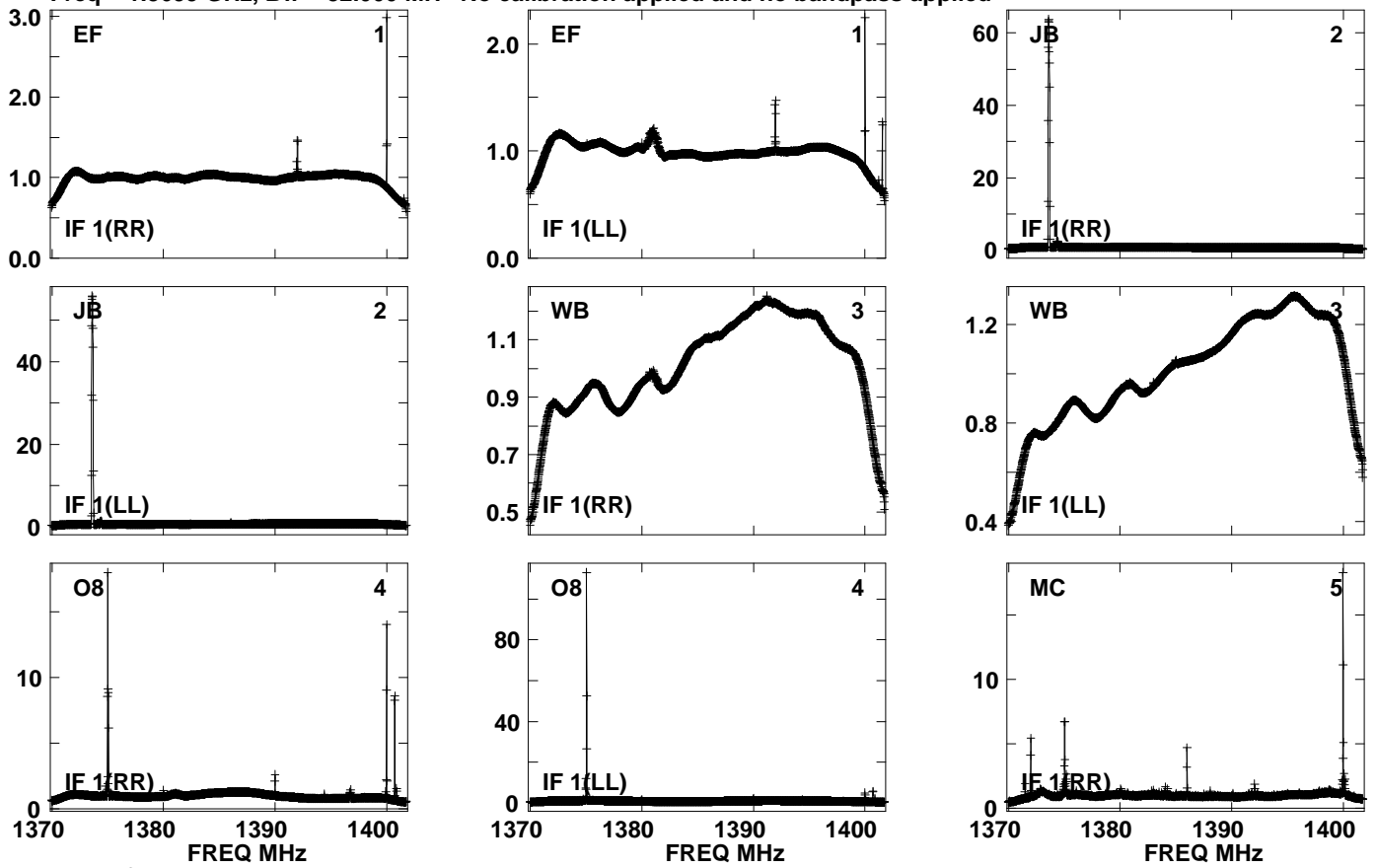


Lower frame: Real Jy  
Auto-corr total-power spectrum Antenna: \*  
Timerange: 00/14:42:39 to 00/14:44:07

Plot file version 219 created 08-MAR-2022 13:22:20

NGC6240 EH039B 2.UVDATA.1

Freq = 1.3699 GHz, Bw = 32.000 MH No calibration applied and no bandpass applied

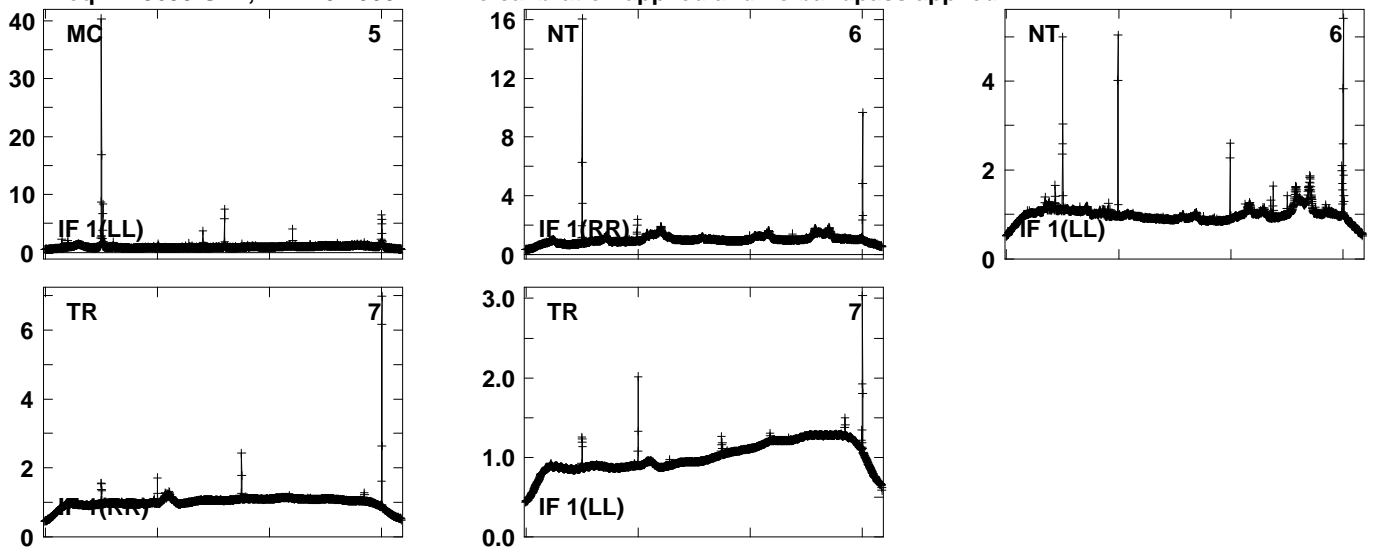


Lower frame: Real Jy  
Auto-corr total-power spectrum Antenna: \*  
Timerange: 00/14:44:09 to 00/14:47:37

Plot file version 220 created 08-MAR-2022 13:22:21

NGC6240 EH039B 2.UVDATA.1

Freq = 1.3699 GHz, Bw = 32.000 MH No calibration applied and no bandpass applied

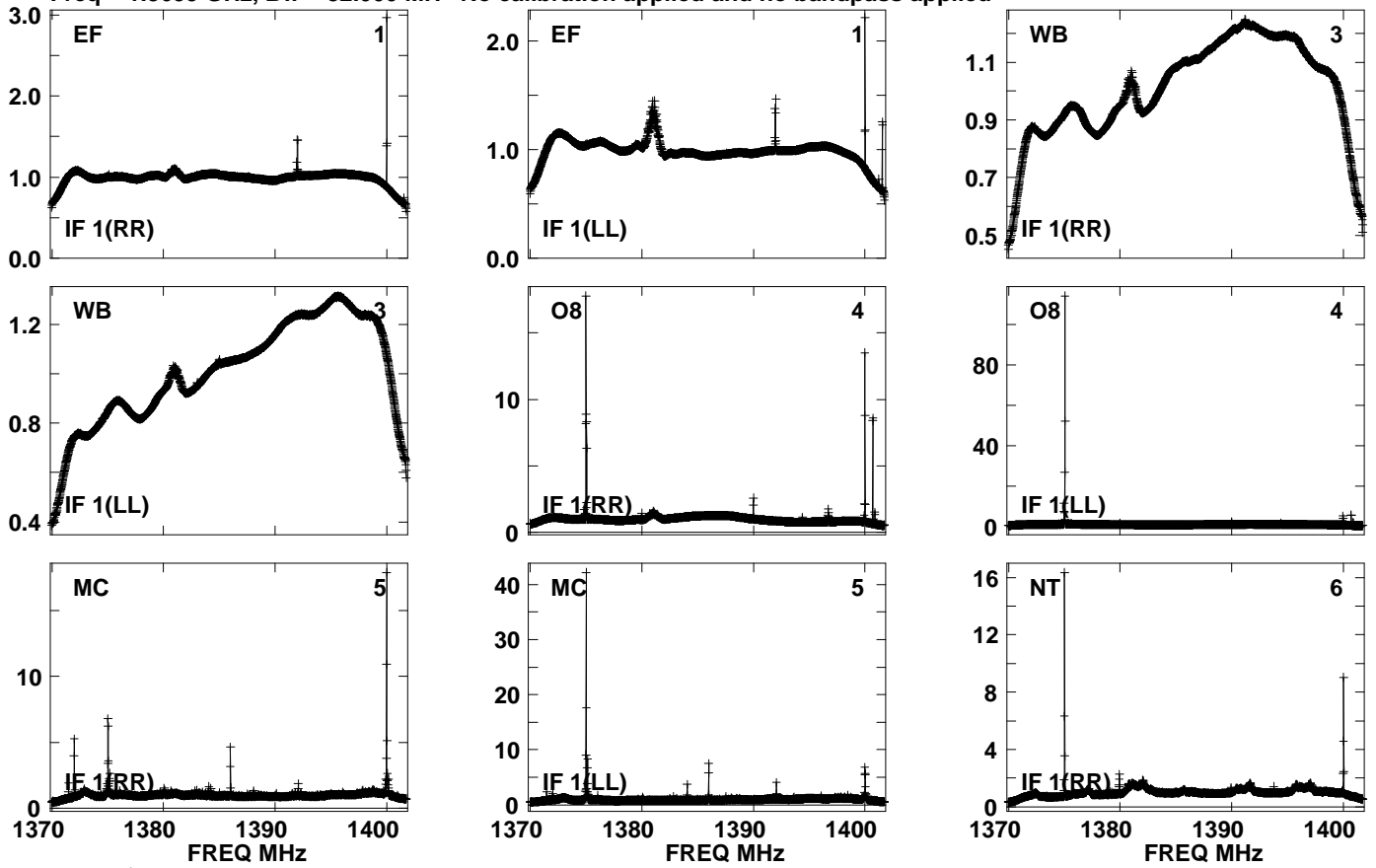


Lower frame: Real Jy  
Auto-corr total-power spectrum Antenna: \*  
Timerange: 00/14:44:09 to 00/14:47:37

Plot file version 221 created 08-MAR-2022 13:22:21

J1651+0129 EH039B 2.UVDATA.1

Freq = 1.3699 GHz, Bw = 32.000 MH No calibration applied and no bandpass applied

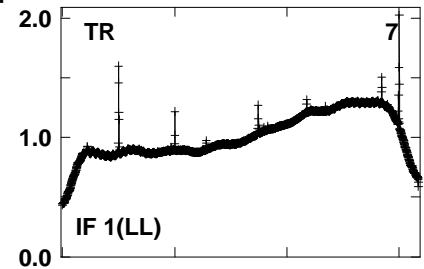

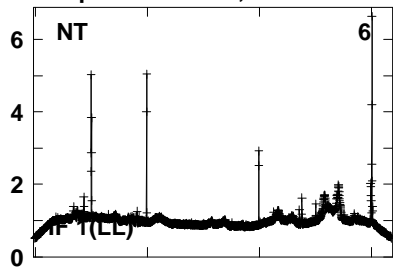


Lower frame: Real Jy  
Auto-corr total-power spectrum Antenna: \*  
Timerange: 00/14:47:39 to 00/14:49:07

Plot file version 222 created 08-MAR-2022 13:22:21

J1651+0129 EH039B 2.UVDATA.1

Freq = 1.3699 GHz, Bw = 32.000 MH No calibration applied and no bandpass applied

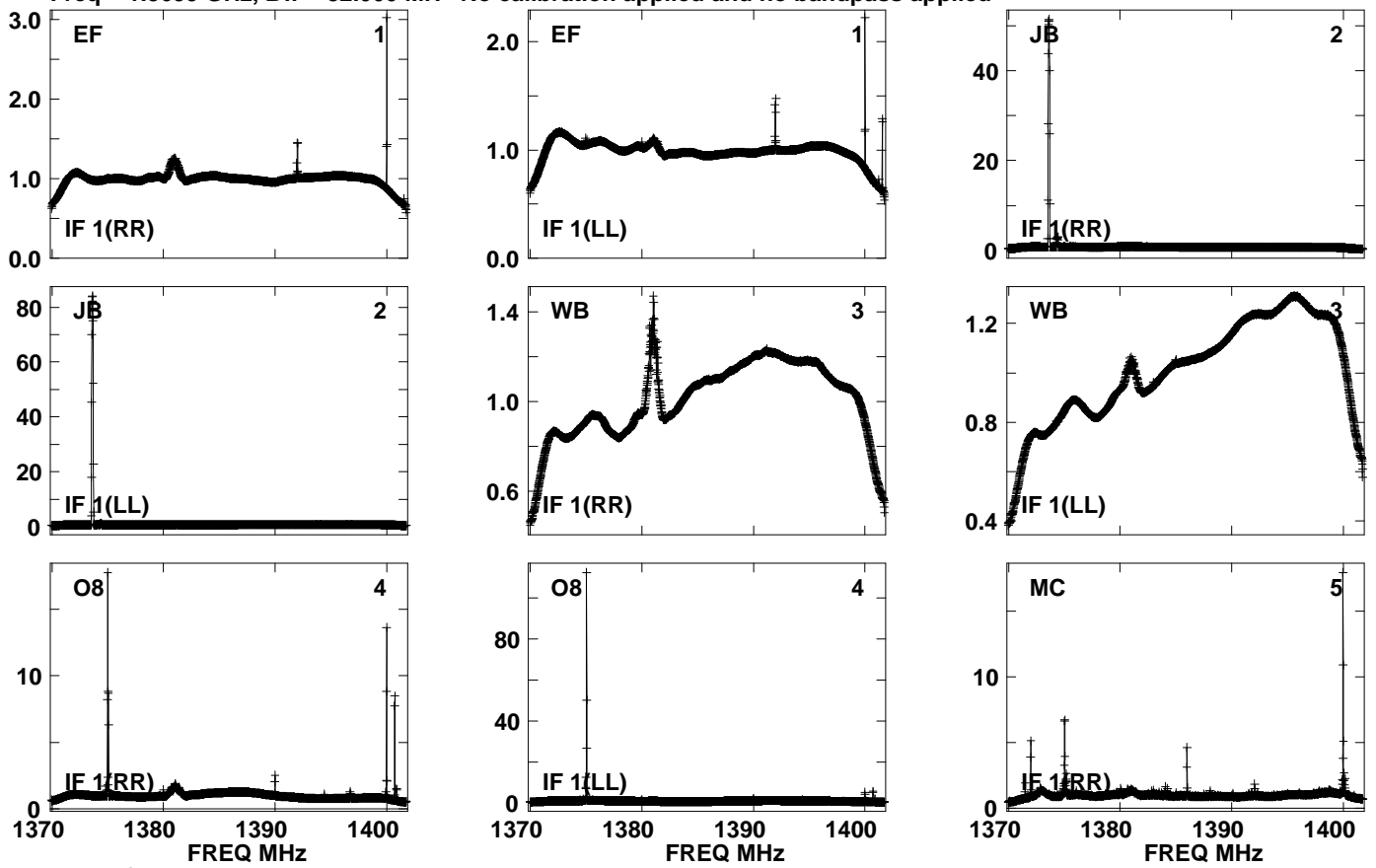


Lower frame: Real Jy  
Auto-corr total-power spectrum Antenna: \*  
Timerange: 00/14:47:39 to 00/14:49:07

Plot file version 223 created 08-MAR-2022 13:22:21

NGC6240 EH039B 2.UVDATA.1

Freq = 1.3699 GHz, Bw = 32.000 MH No calibration applied and no bandpass applied



Lower frame: Real Jy

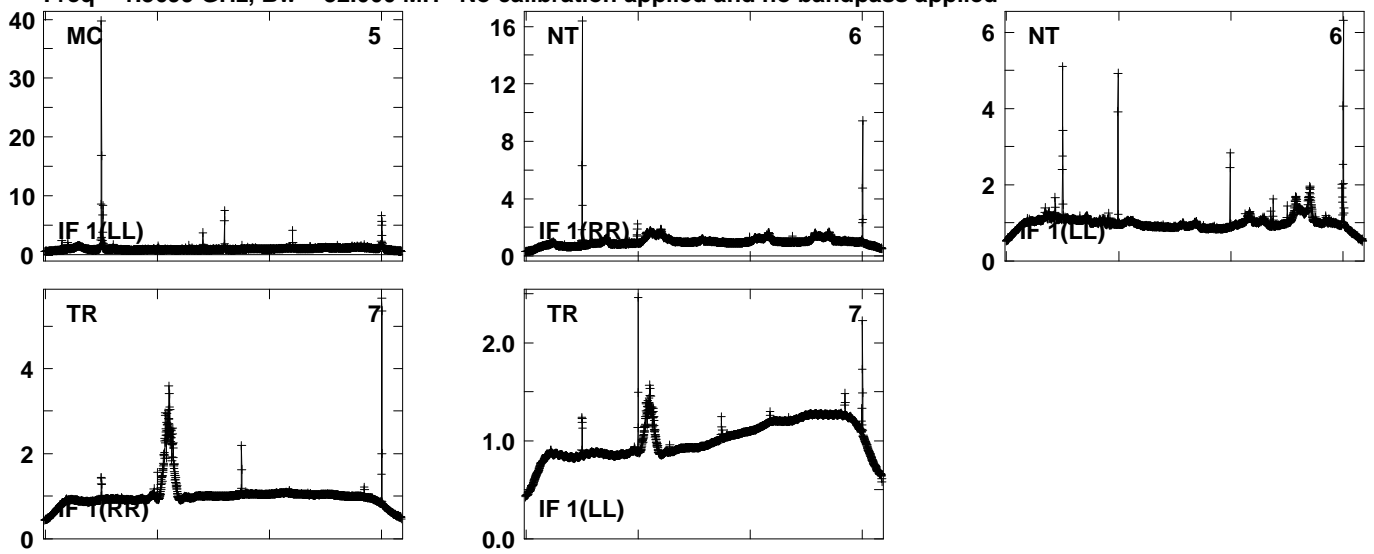
Auto-corr total-power spectrum Antenna: \*

Timerange: 00/14:49:09 to 00/14:52:37

Plot file version 224 created 08-MAR-2022 13:22:21

NGC6240 EH039B 2.UVDATA.1

Freq = 1.3699 GHz, Bw = 32.000 MH No calibration applied and no bandpass applied



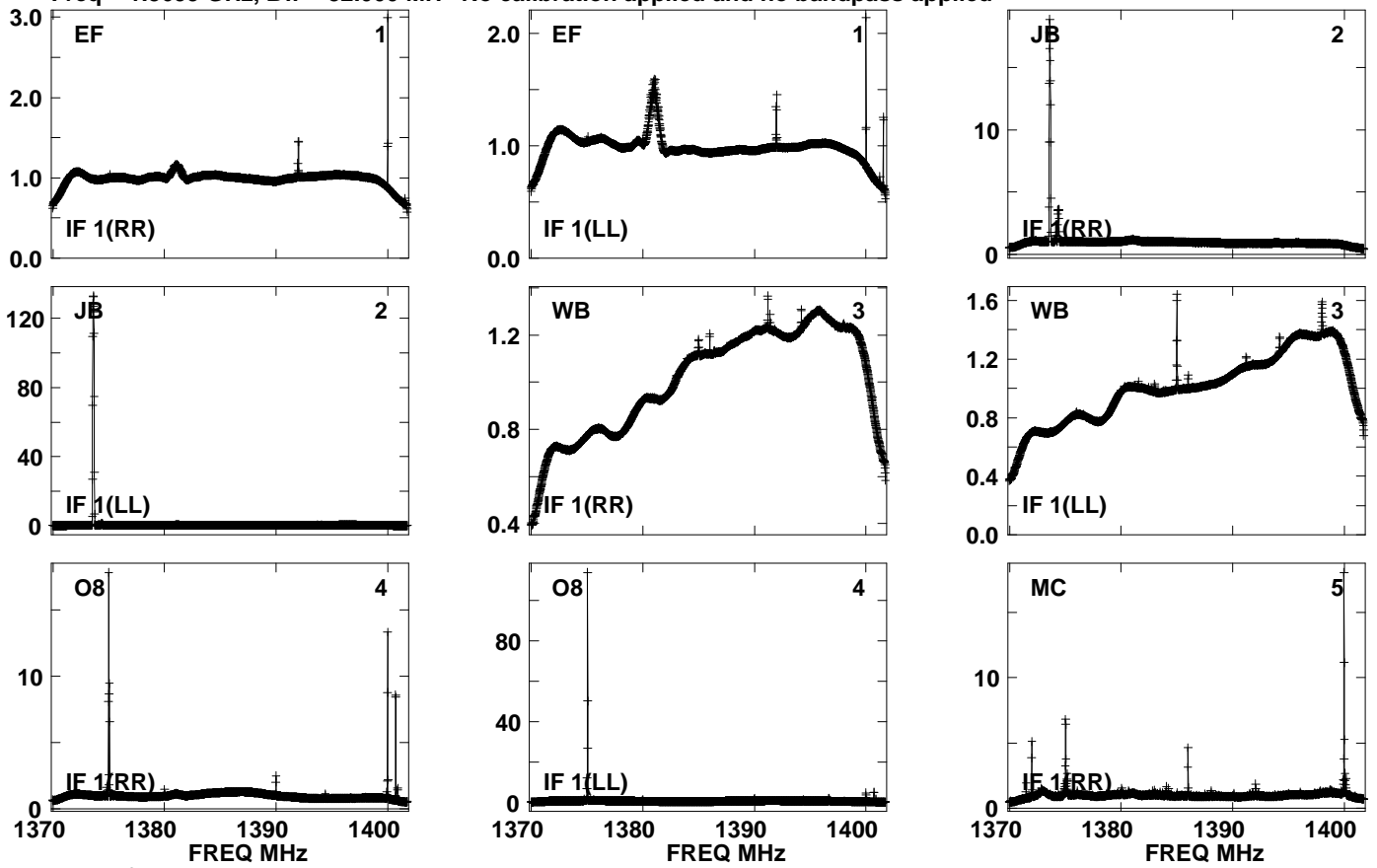
Lower frame: Real Jy  
Auto-corr total-power spectrum Antenna: \*  
Timerange: 00/14:49:09 to 00/14:52:37



Plot file version 225 created 08-MAR-2022 13:22:22

J1651+0129 EH039B 2.UVDATA.1

Freq = 1.3699 GHz, Bw = 32.000 MH No calibration applied and no bandpass applied

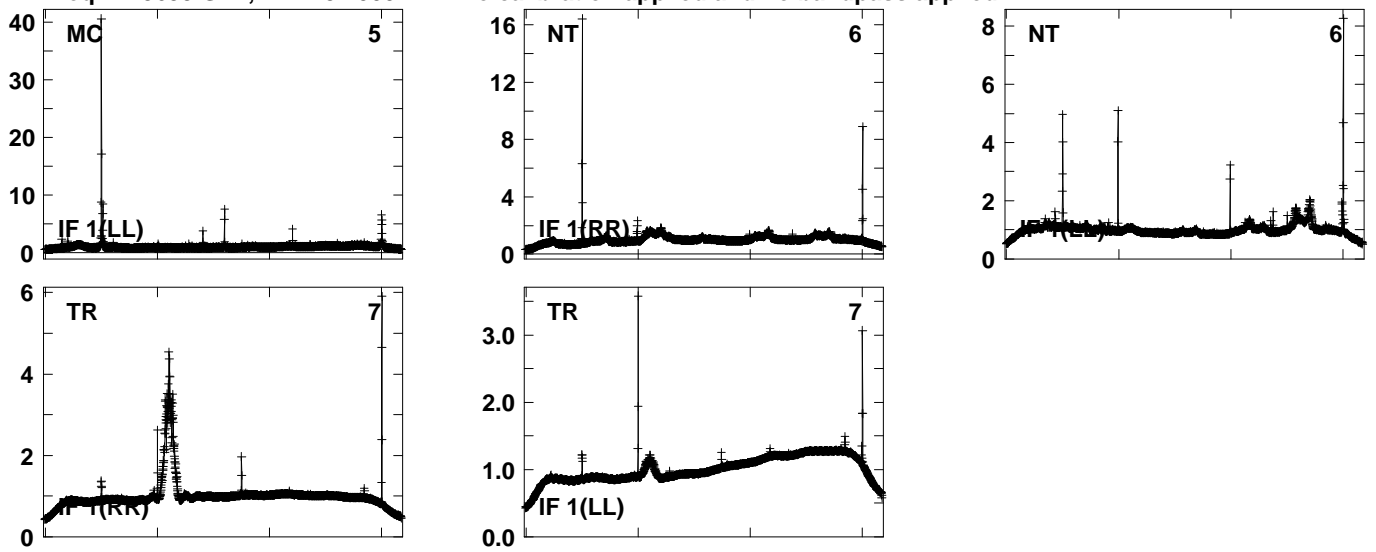


Lower frame: Real Jy  
Auto-corr total-power spectrum Antenna: \*  
Timerange: 00/14:53:04 to 00/14:54:32

Plot file version 226 created 08-MAR-2022 13:22:22

J1651+0129 EH039B 2.UVDATA.1

Freq = 1.3699 GHz, Bw = 32.000 MH No calibration applied and no bandpass applied

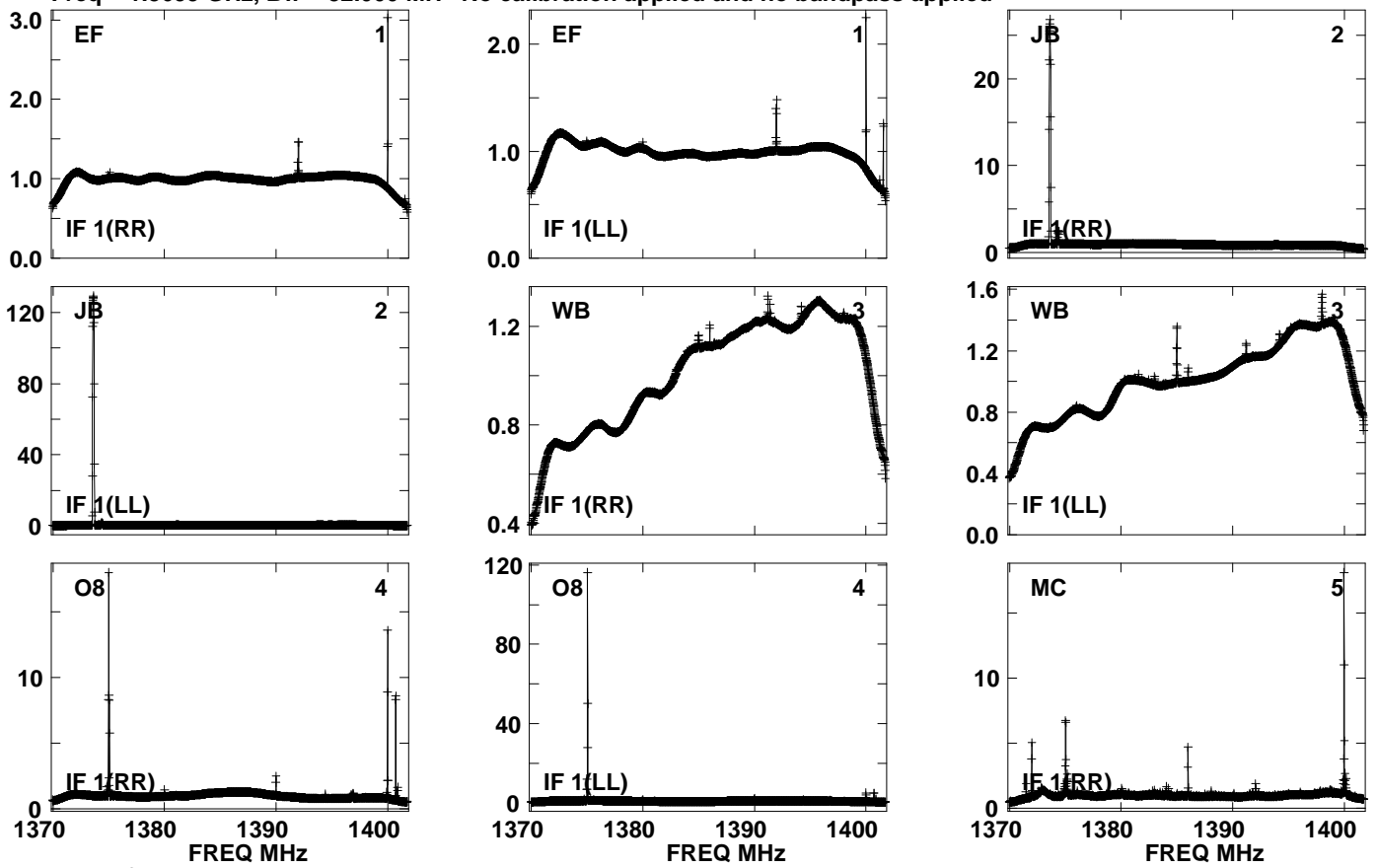


Lower frame: Real Jy  
Auto-corr total-power spectrum Antenna: \*  
Timerange: 00/14:53:04 to 00/14:54:32

Plot file version 227 created 08-MAR-2022 13:22:22

NGC6240 EH039B 2.UVDATA.1

Freq = 1.3699 GHz, Bw = 32.000 MH No calibration applied and no bandpass applied

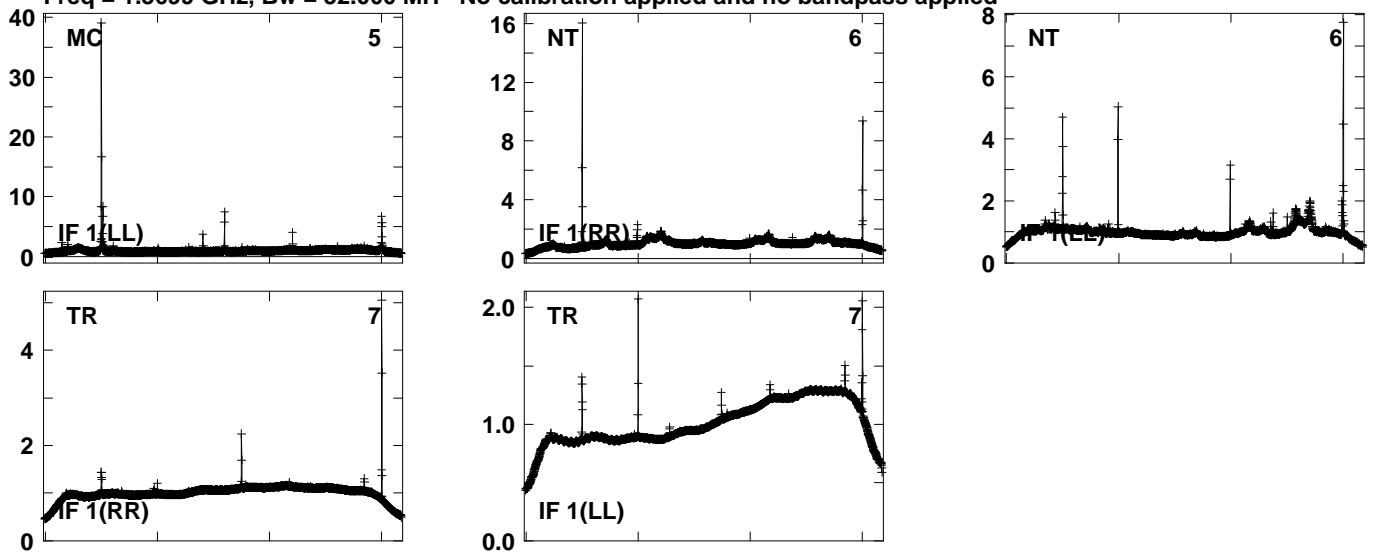


Lower frame: Real Jy  
Auto-corr total-power spectrum Antenna: \*  
Timerange: 00/14:54:34 to 00/14:58:02

Plot file version 228 created 08-MAR-2022 13:22:22

NGC6240 EH039B 2.UVDATA.1

Freq = 1.3699 GHz, Bw = 32.000 MH No calibration applied and no bandpass applied

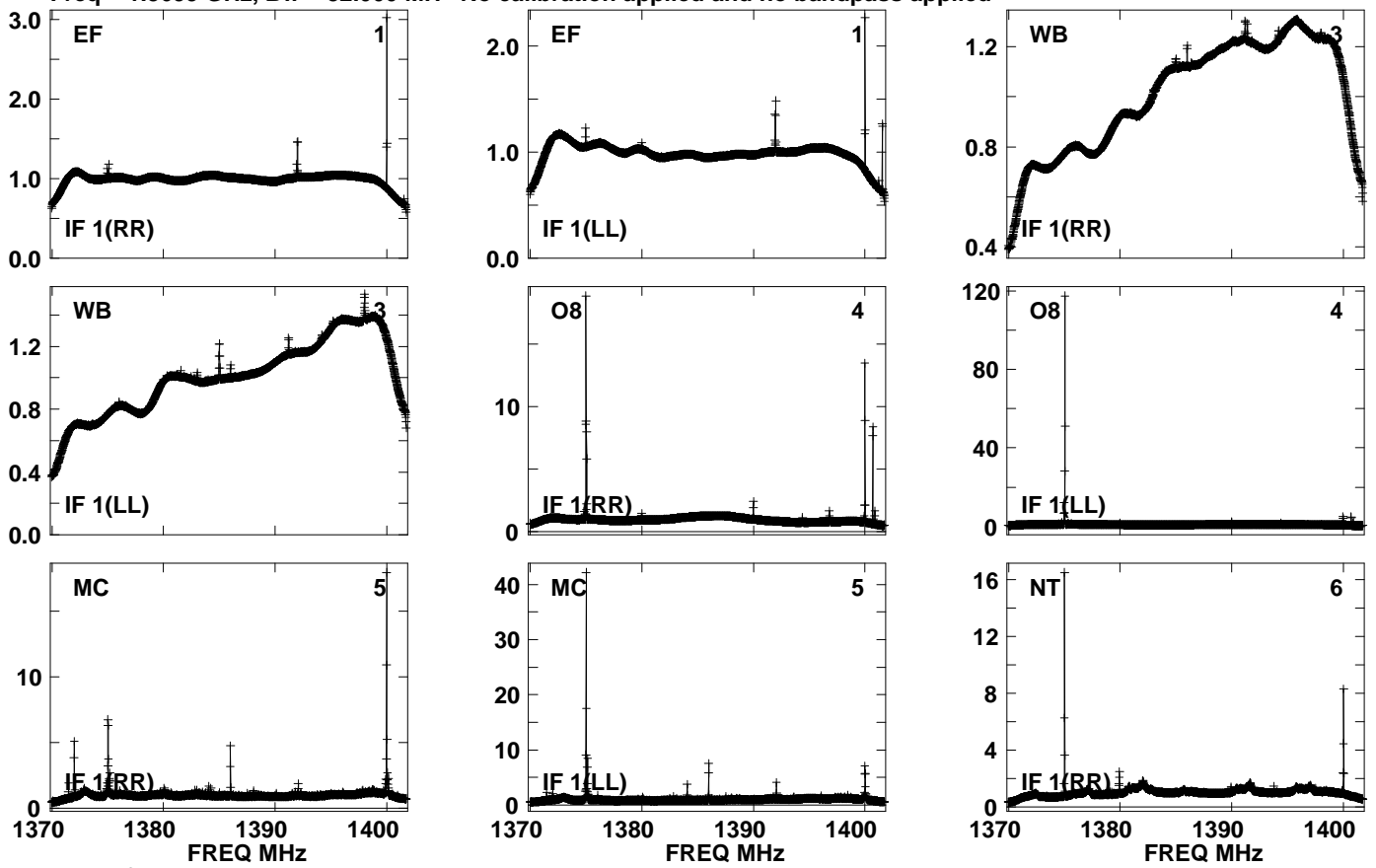


Lower frame: Real Jy  
Auto-corr total-power spectrum Antenna: \*  
Timerange: 00/14:54:34 to 00/14:58:02

Plot file version 229 created 08-MAR-2022 13:22:23

J1651+0129 EH039B 2.UVDATA.1

Freq = 1.3699 GHz, Bw = 32.000 MH No calibration applied and no bandpass applied

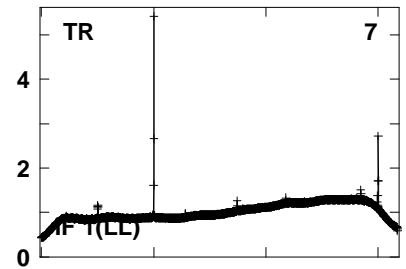
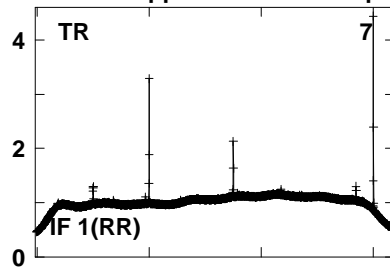
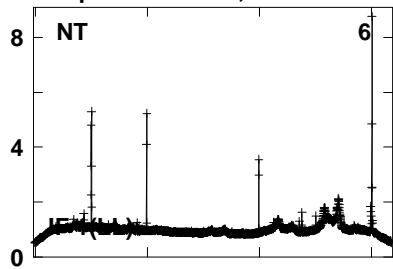


Lower frame: Real Jy  
Auto-corr total-power spectrum Antenna: \*  
Timerange: 00/14:58:04 to 00/14:59:32

Plot file version 230 created 08-MAR-2022 13:22:23

J1651+0129 EH039B 2.UVDATA.1

Freq = 1.3699 GHz, Bw = 32.000 MH No calibration applied and no bandpass applied

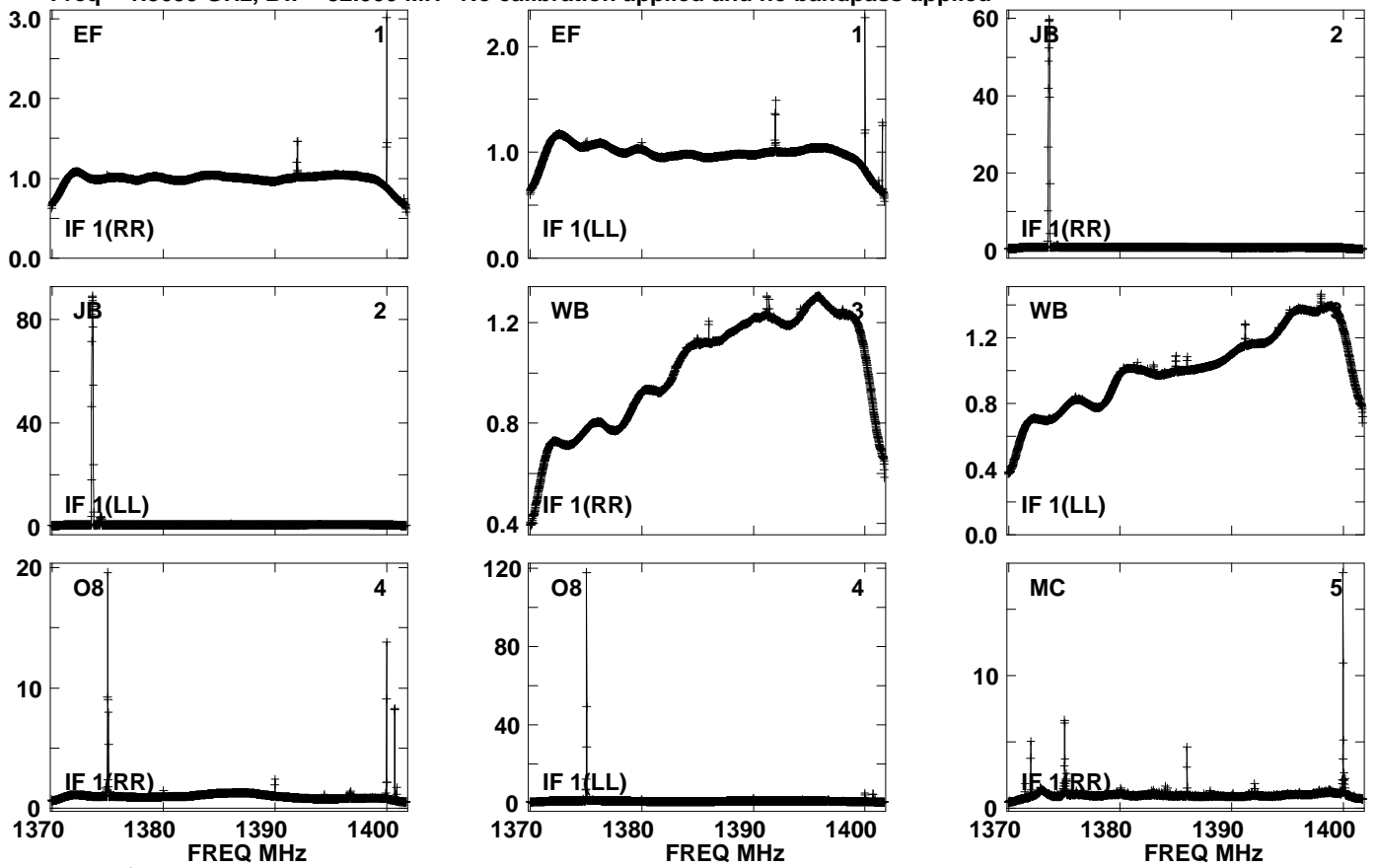


Lower frame: Real Jy  
Auto-corr total-power spectrum Antenna: \*  
Timerange: 00/14:58:04 to 00/14:59:32

Plot file version 231 created 08-MAR-2022 13:22:23

NGC6240 EH039B 2.UVDATA.1

Freq = 1.3699 GHz, Bw = 32.000 MH No calibration applied and no bandpass applied



Lower frame: Real Jy

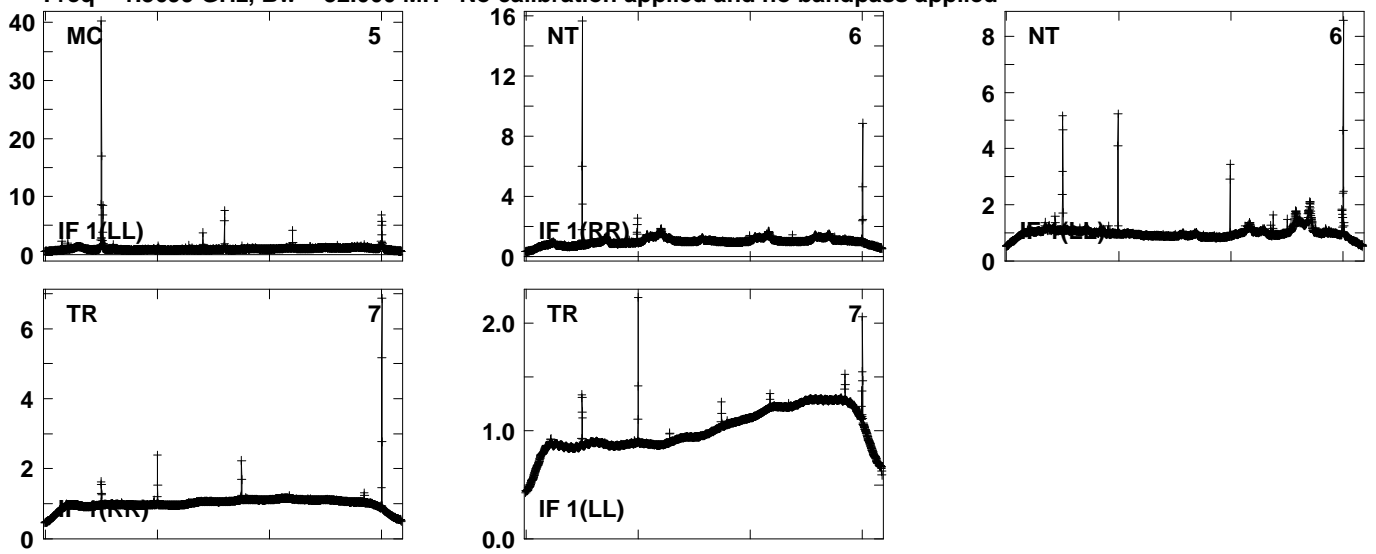
Auto-corr total-power spectrum Antenna: \*

Timerange: 00/14:59:34 to 00/15:03:02

Plot file version 232 created 08-MAR-2022 13:22:23

NGC6240 EH039B 2.UVDATA.1

Freq = 1.3699 GHz, Bw = 32.000 MH No calibration applied and no bandpass applied



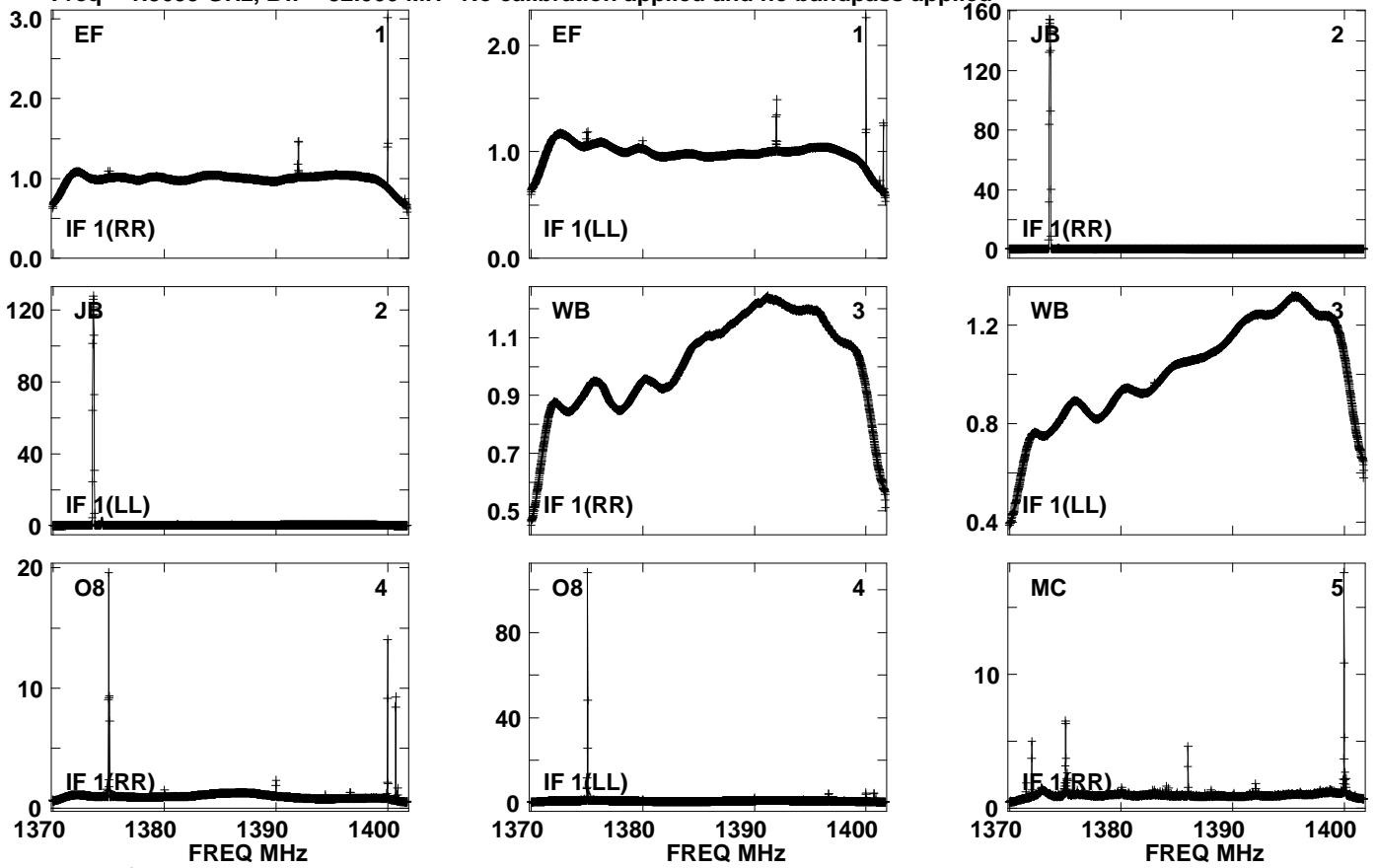
Lower frame: Real Jy  
Auto-corr total-power spectrum Antenna: \*  
Timerange: 00/14:59:34 to 00/15:03:02



Plot file version 233 created 08-MAR-2022 13:22:23

J1651+0129 EH039B 2.UVDATA.1

Freq = 1.3699 GHz, Bw = 32.000 MH No calibration applied and no bandpass applied



Lower frame: Real Jy

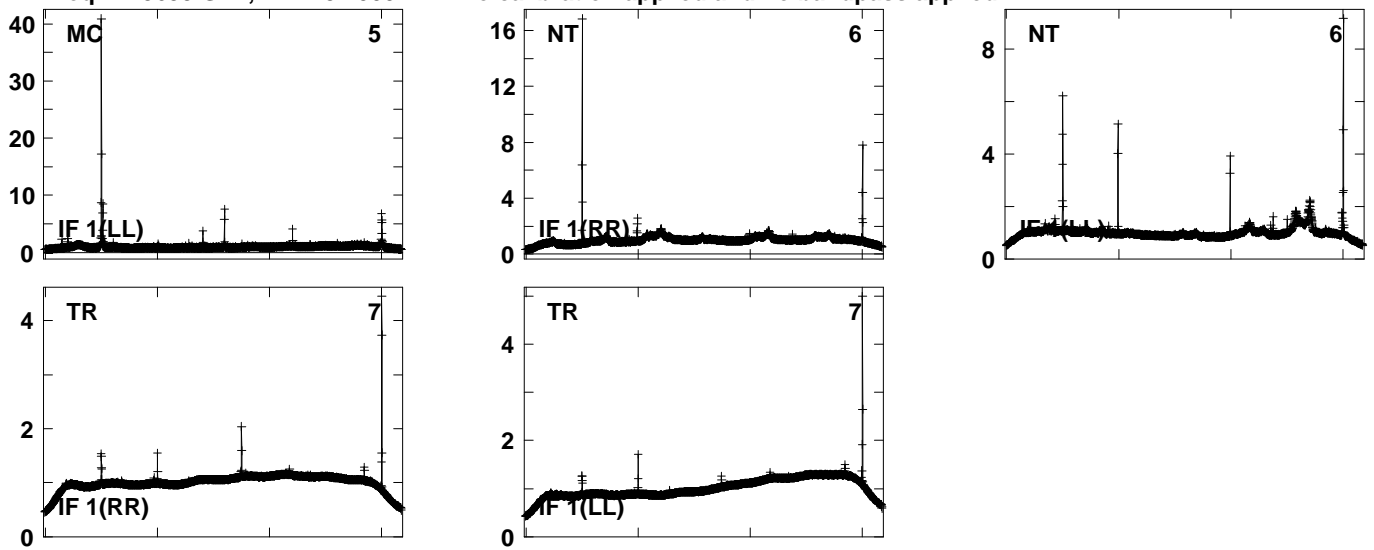
Auto-corr total-power spectrum Antenna: \*

Timerange: 00/15:03:29 to 00/15:04:57

Plot file version 234 created 08-MAR-2022 13:22:24

J1651+0129 EH039B 2.UVDATA.1

Freq = 1.3699 GHz, Bw = 32.000 MH No calibration applied and no bandpass applied

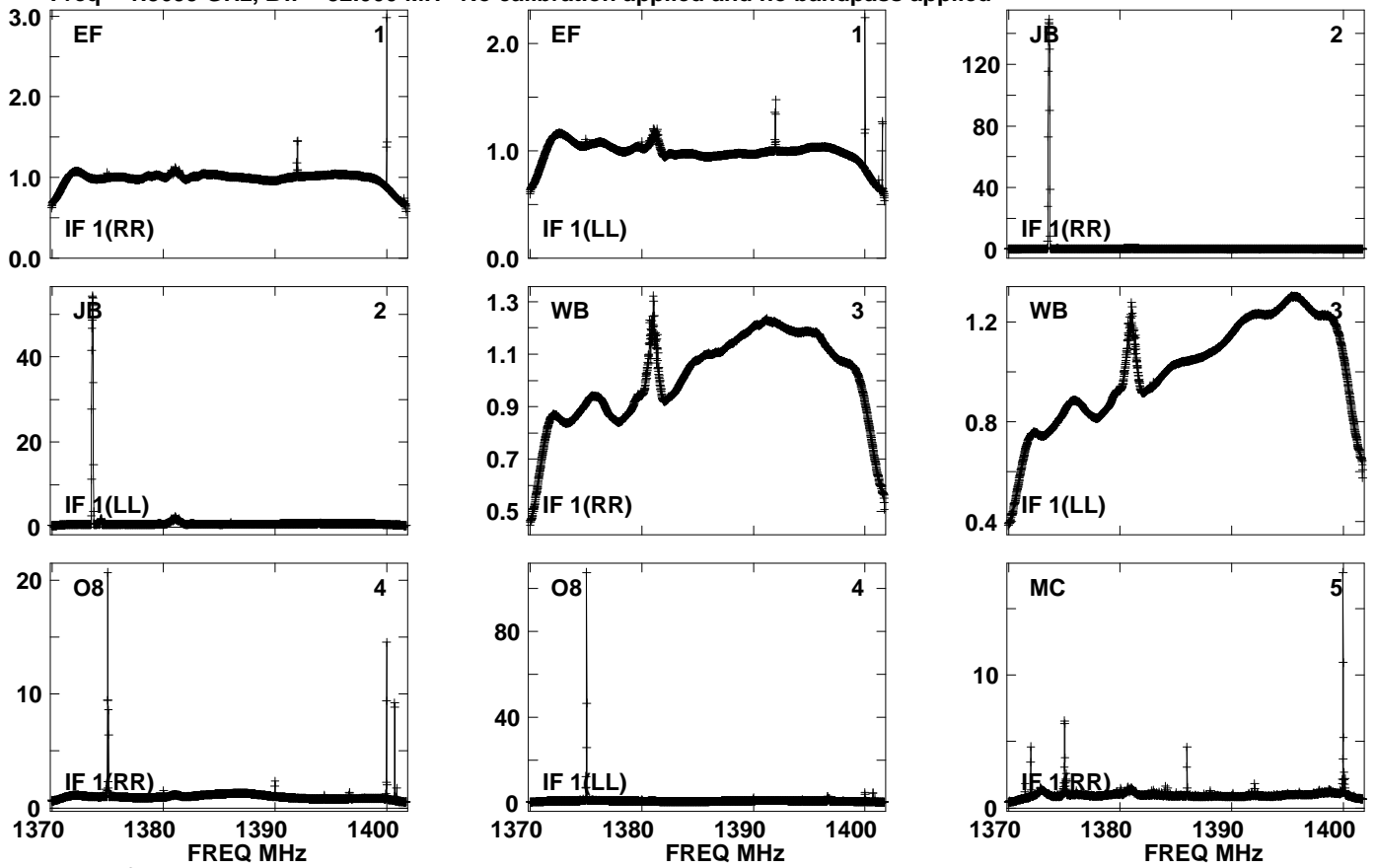


Lower frame: Real Jy  
Auto-corr total-power spectrum Antenna: \*  
Timerange: 00/15:03:29 to 00/15:04:57

Plot file version 235 created 08-MAR-2022 13:22:24

NGC6240 EH039B 2.UVDATA.1

Freq = 1.3699 GHz, Bw = 32.000 MH No calibration applied and no bandpass applied



Lower frame: Real Jy

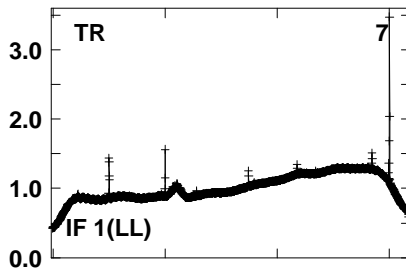
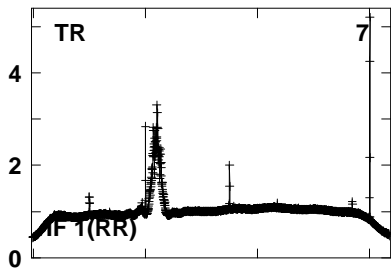
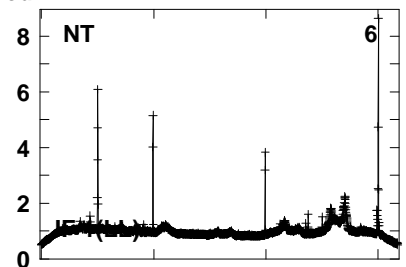
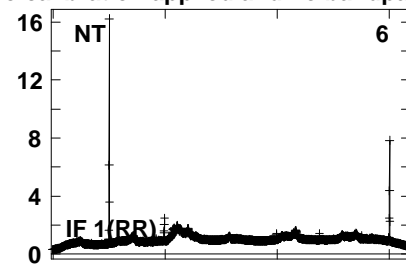
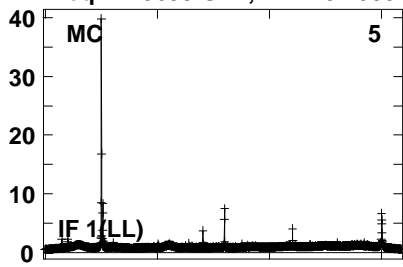
Auto-corr total-power spectrum Antenna: \*

Timerange: 00/15:04:59 to 00/15:08:27

Plot file version 236 created 08-MAR-2022 13:22:24

NGC6240 EH039B 2.UVDATA.1

Freq = 1.3699 GHz, Bw = 32.000 MH No calibration applied and no bandpass applied

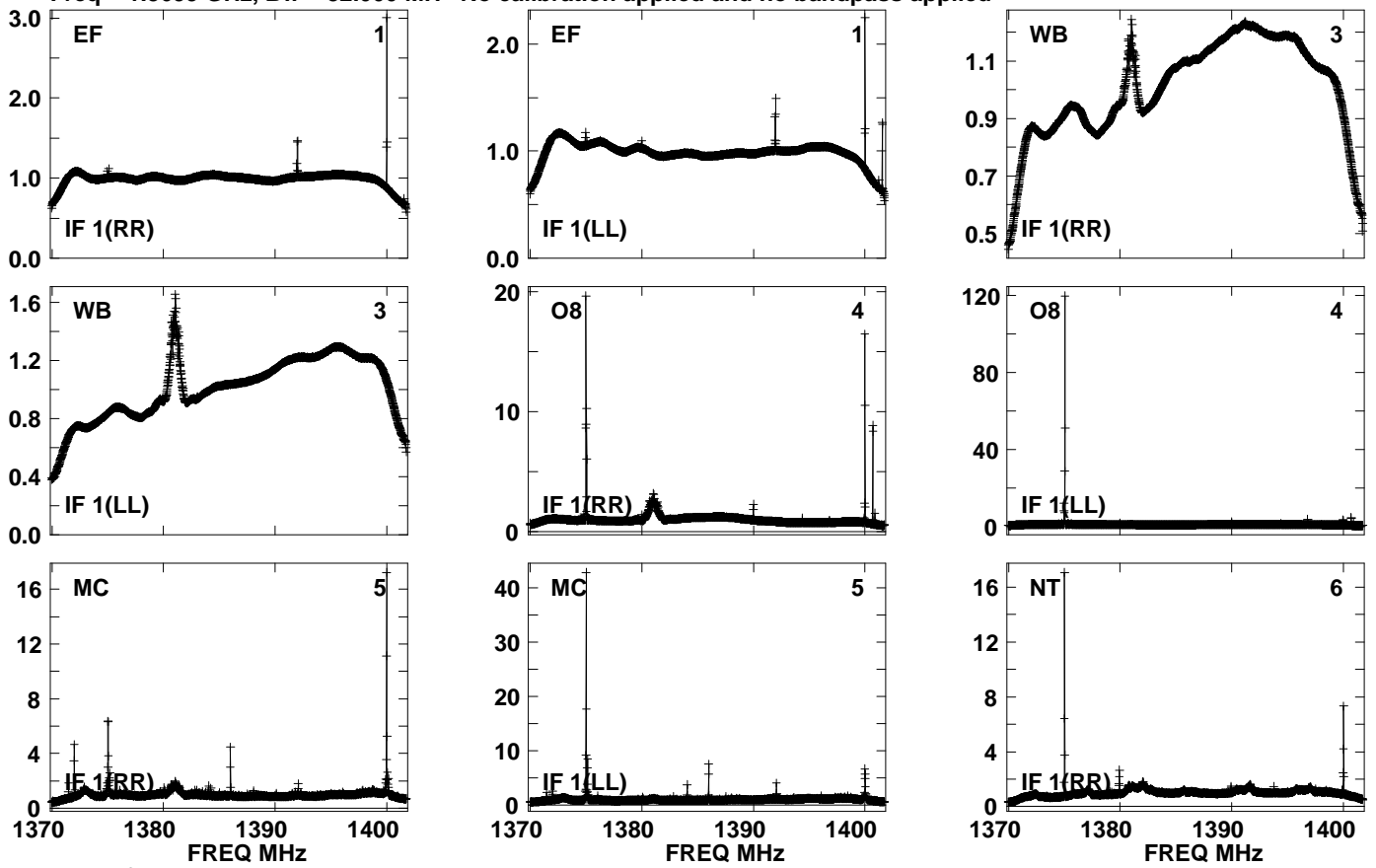


Lower frame: Real Jy  
Auto-corr total-power spectrum Antenna: \*  
Timerange: 00/15:04:59 to 00/15:08:27

Plot file version 237 created 08-MAR-2022 13:22:24

J1651+0129 EH039B 2.UVDATA.1

Freq = 1.3699 GHz, Bw = 32.000 MH No calibration applied and no bandpass applied

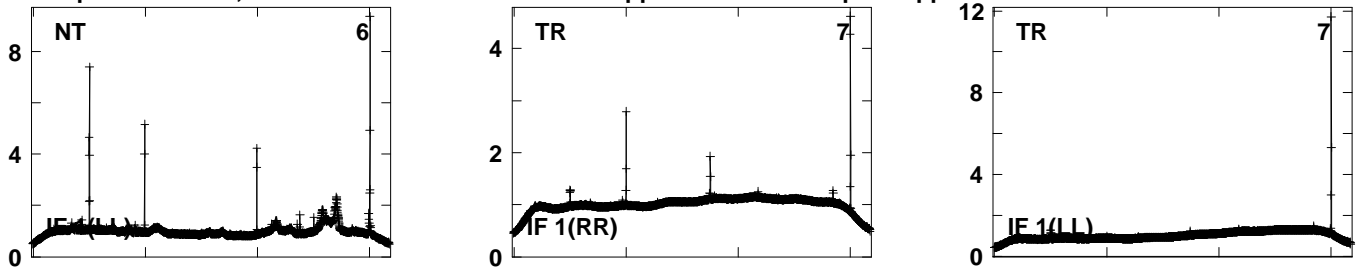


Lower frame: Real Jy  
Auto-corr total-power spectrum Antenna: \*  
Timerange: 00/15:08:29 to 00/15:09:57

Plot file version 238 created 08-MAR-2022 13:22:25

J1651+0129 EH039B 2.UVDATA.1

Freq = 1.3699 GHz, Bw = 32.000 MH No calibration applied and no bandpass applied

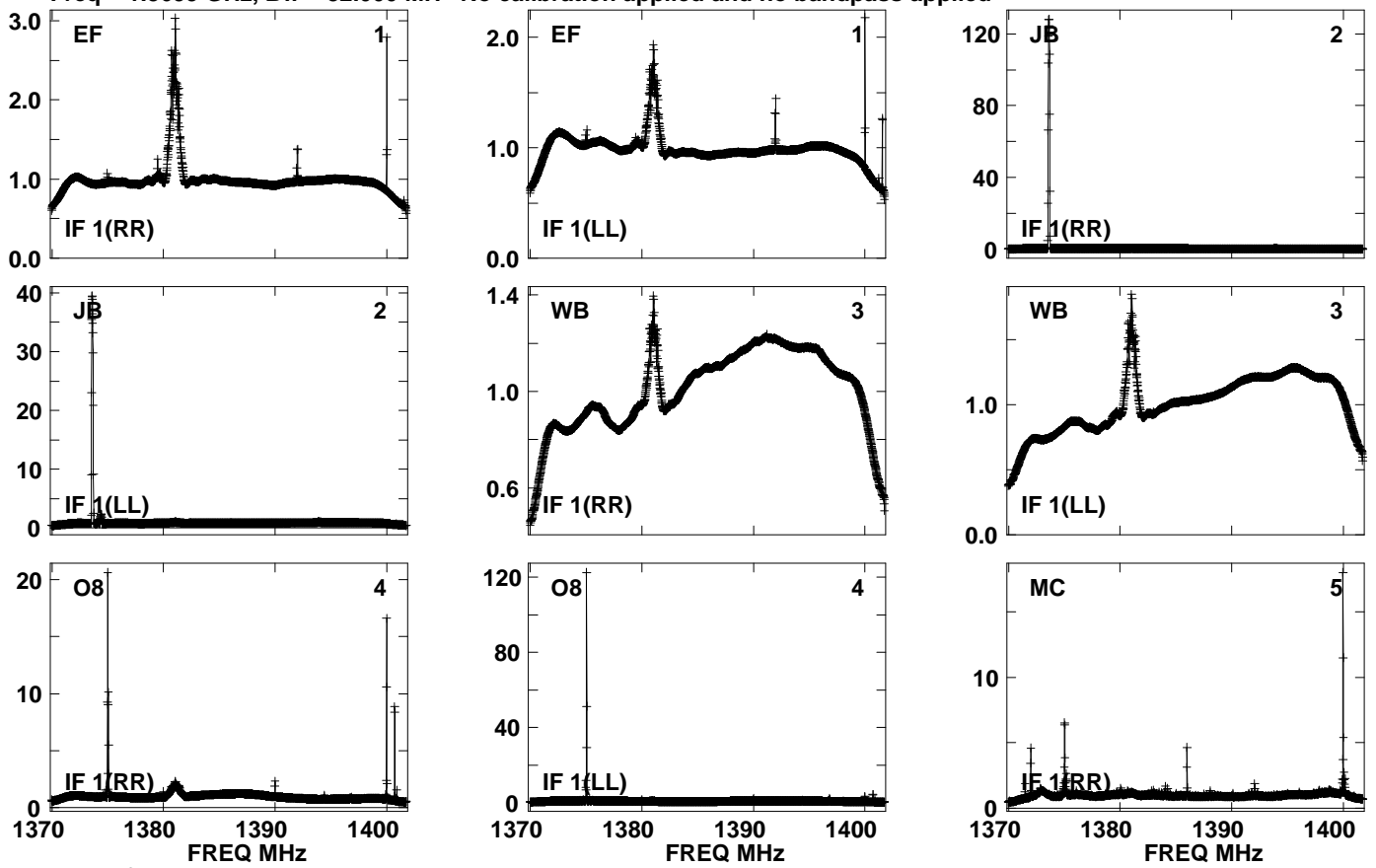


Lower frame: Real Jy  
Auto-corr total-power spectrum Antenna: \*  
Timerange: 00/15:08:29 to 00/15:09:57

Plot file version 239 created 08-MAR-2022 13:22:25

NGC6240 EH039B 2.UVDATA.1

Freq = 1.3699 GHz, Bw = 32.000 MH No calibration applied and no bandpass applied



Lower frame: Real Jy

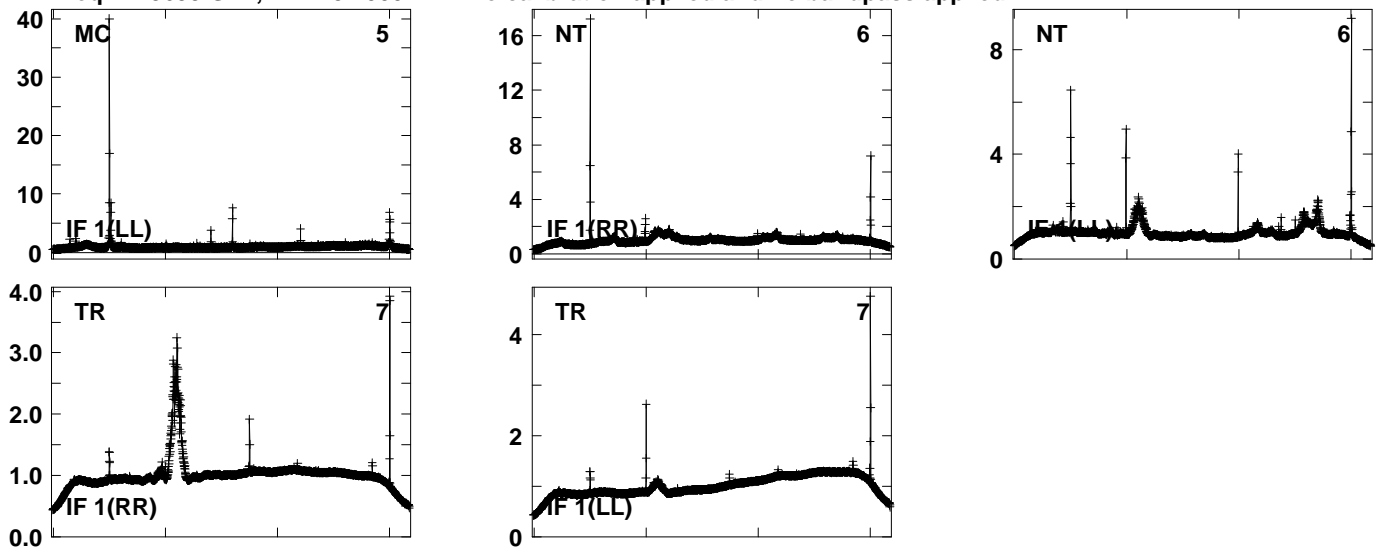
Auto-corr total-power spectrum Antenna: \*

Timerange: 00/15:09:59 to 00/15:13:27

Plot file version 240 created 08-MAR-2022 13:22:25

NGC6240 EH039B 2.UVDATA.1

Freq = 1.3699 GHz, Bw = 32.000 MH No calibration applied and no bandpass applied



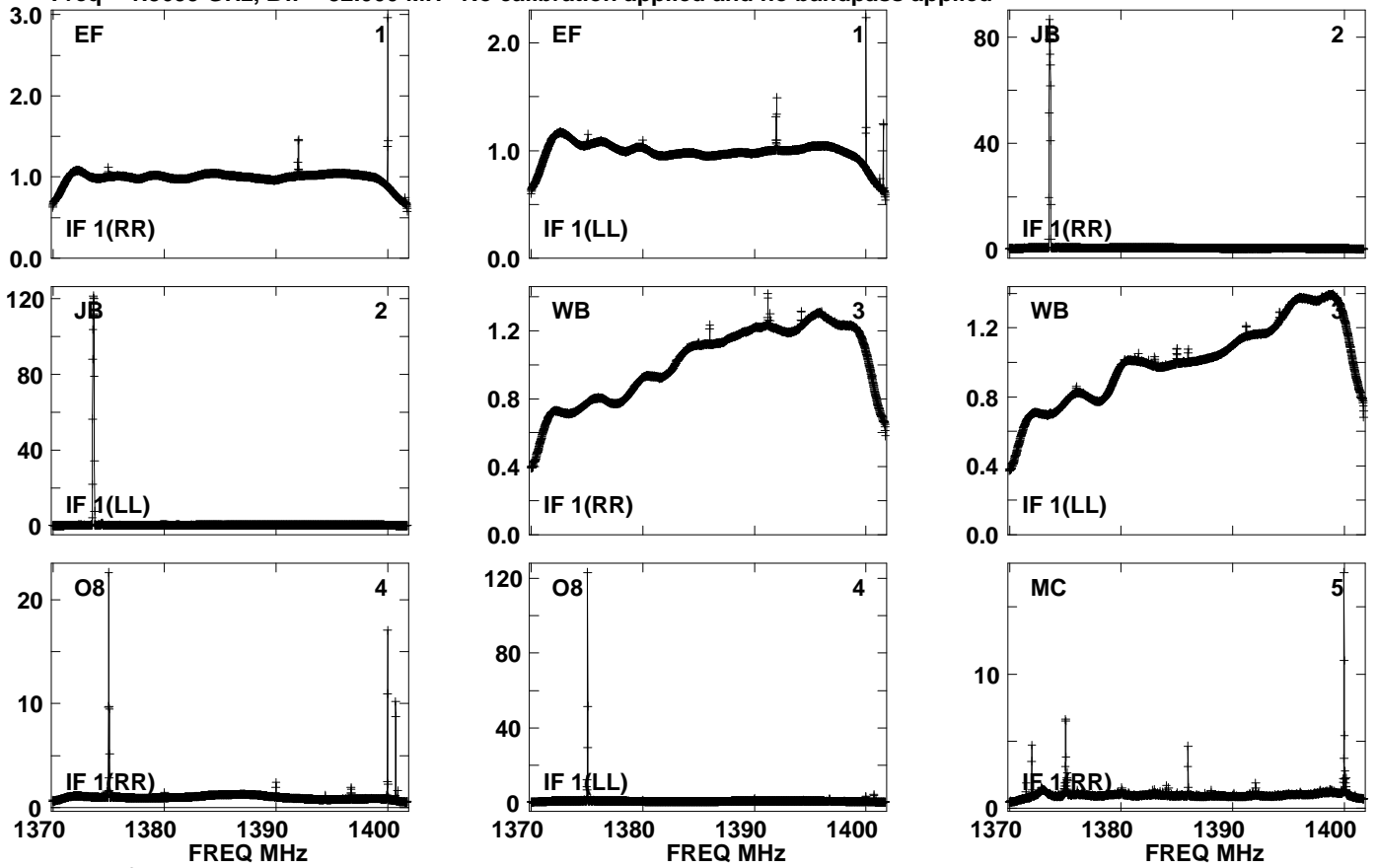
Lower frame: Real Jy  
Auto-corr total-power spectrum Antenna: \*  
Timerange: 00/15:09:59 to 00/15:13:27



Plot file version 241 created 08-MAR-2022 13:22:25

J1651+0129 EH039B 2.UVDATA.1

Freq = 1.3699 GHz, Bw = 32.000 MH No calibration applied and no bandpass applied

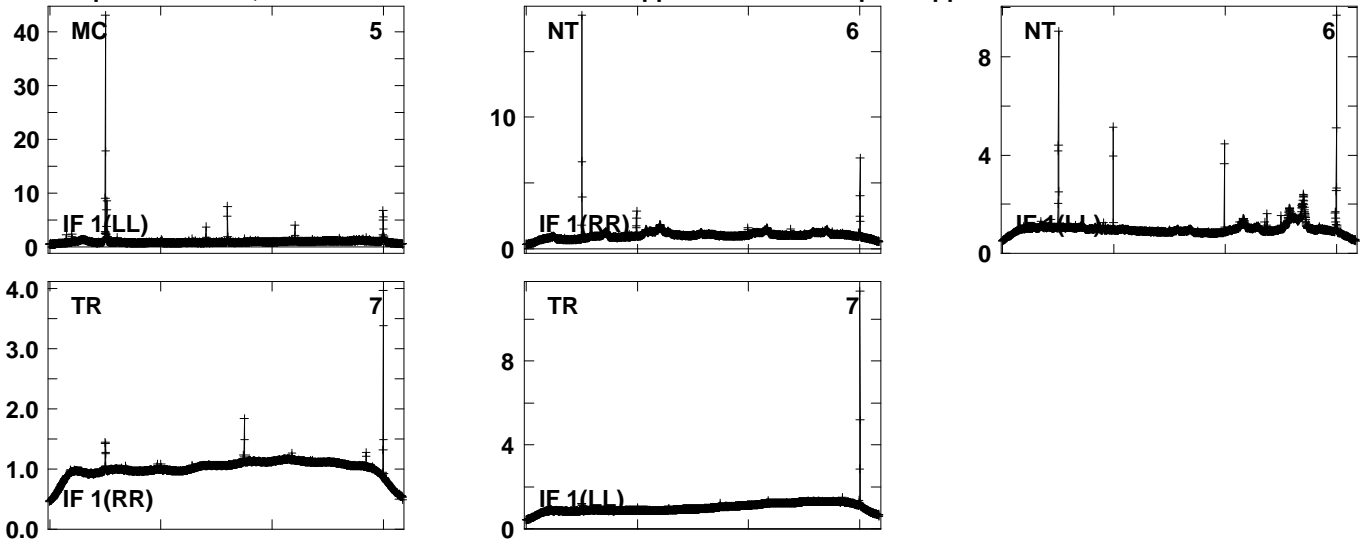


Lower frame: Real Jy  
Auto-corr total-power spectrum Antenna: \*  
Timerange: 00/15:13:54 to 00/15:15:22

Plot file version 242 created 08-MAR-2022 13:22:26

J1651+0129 EH039B 2.UVDATA.1

Freq = 1.3699 GHz, Bw = 32.000 MH No calibration applied and no bandpass applied

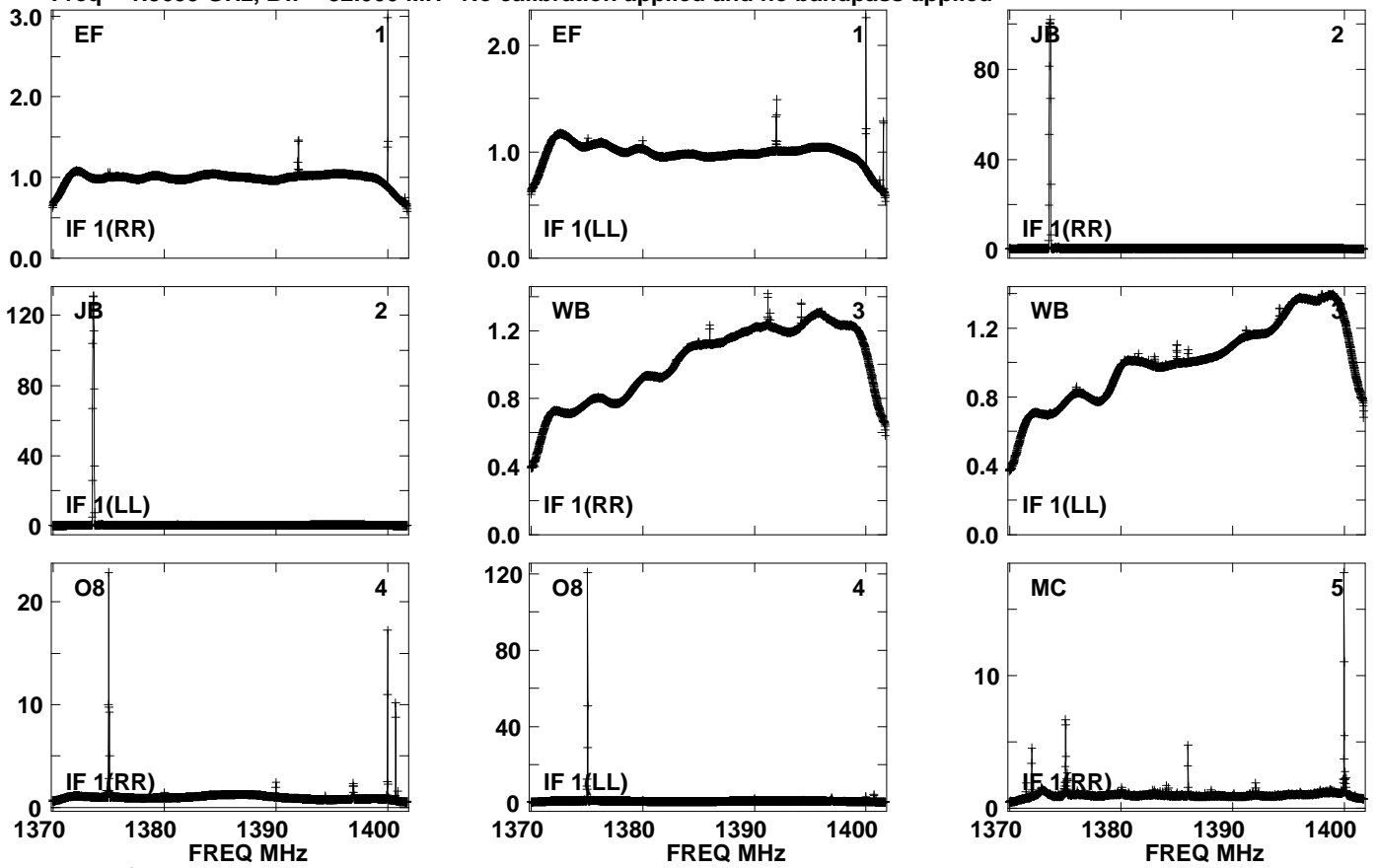


Lower frame: Real Jy  
Auto-corr total-power spectrum Antenna: \*  
Timerange: 00/15:13:54 to 00/15:15:22

Plot file version 243 created 08-MAR-2022 13:22:26

NGC6240 EH039B 2.UVDATA.1

Freq = 1.3699 GHz, Bw = 32.000 MH No calibration applied and no bandpass applied

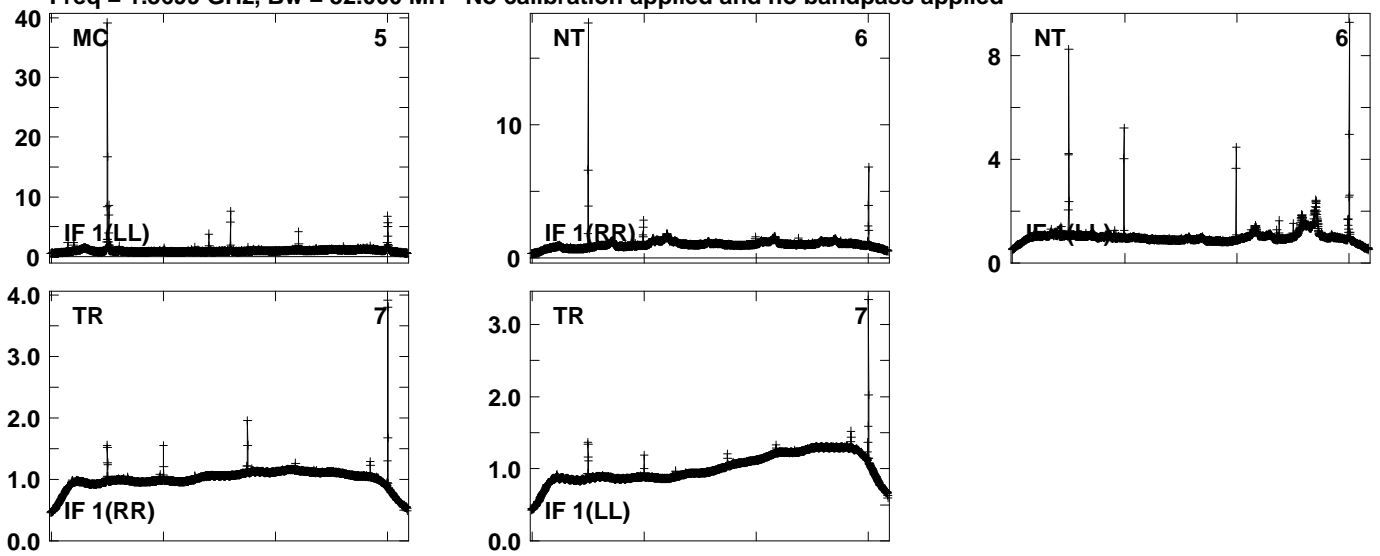


Lower frame: Real Jy  
Auto-corr total-power spectrum Antenna: \*  
Timerange: 00/15:15:24 to 00/15:18:52

Plot file version 244 created 08-MAR-2022 13:22:26

NGC6240 EH039B 2.UVDATA.1

Freq = 1.3699 GHz, Bw = 32.000 MH No calibration applied and no bandpass applied



Lower frame: Real Jy

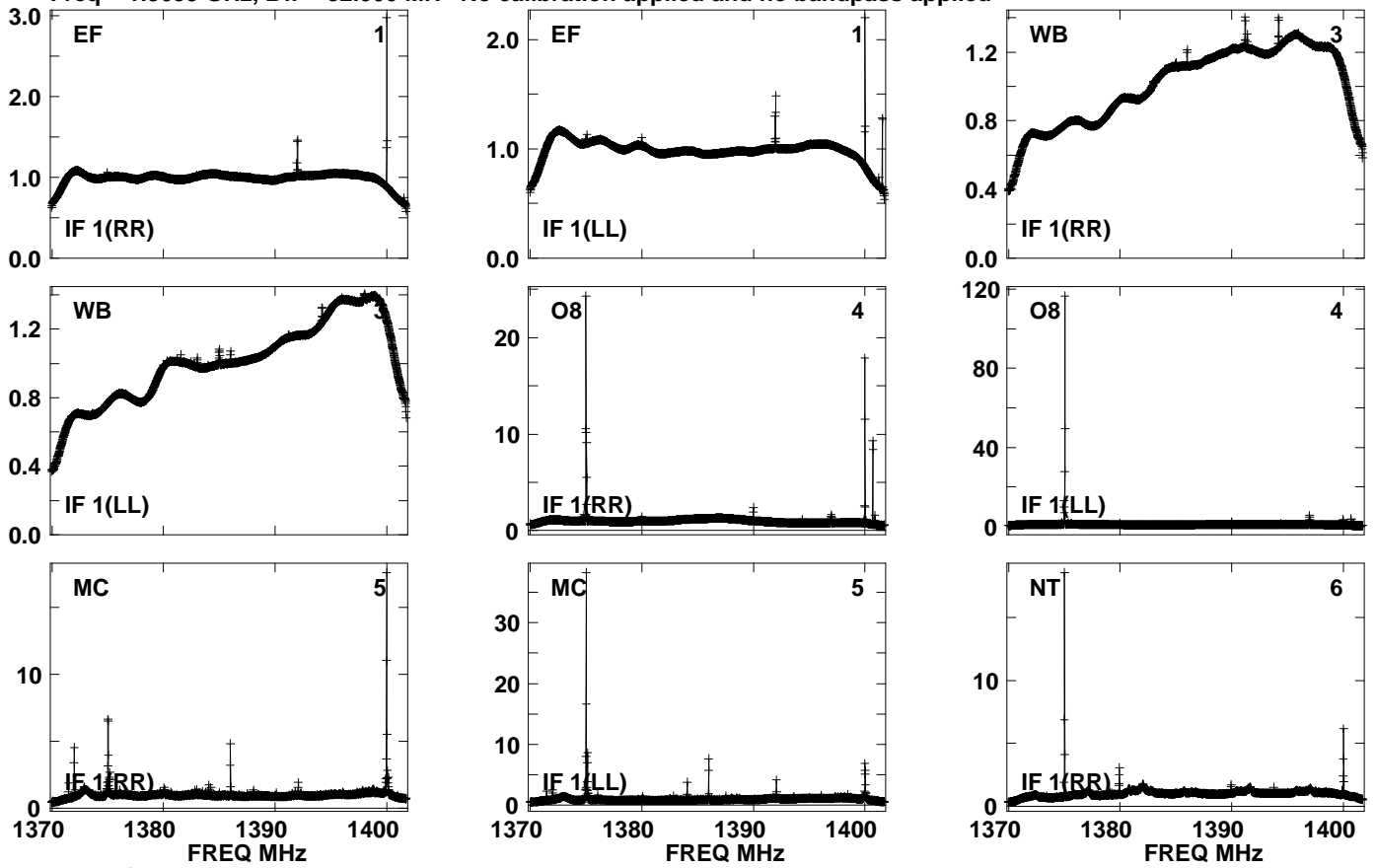
Auto-corr total-power spectrum Antenna: \*

Timerange: 00/15:15:24 to 00/15:18:52

Plot file version 245 created 08-MAR-2022 13:22:26

J1651+0129 EH039B 2.UVDATA.1

Freq = 1.3699 GHz, Bw = 32.000 MH No calibration applied and no bandpass applied

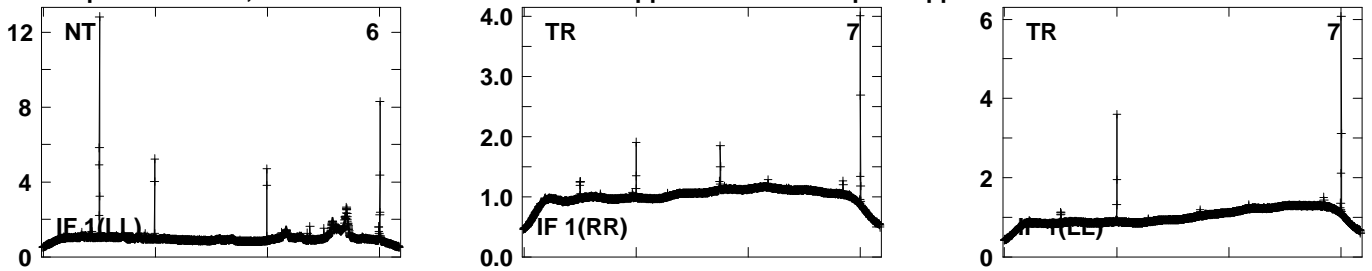


Lower frame: Real Jy  
Auto-corr total-power spectrum Antenna: \*  
Timerange: 00/15:18:54 to 00/15:20:22

Plot file version 246 created 08-MAR-2022 13:22:26

J1651+0129 EH039B 2.UVDATA.1

Freq = 1.3699 GHz, Bw = 32.000 MH No calibration applied and no bandpass applied

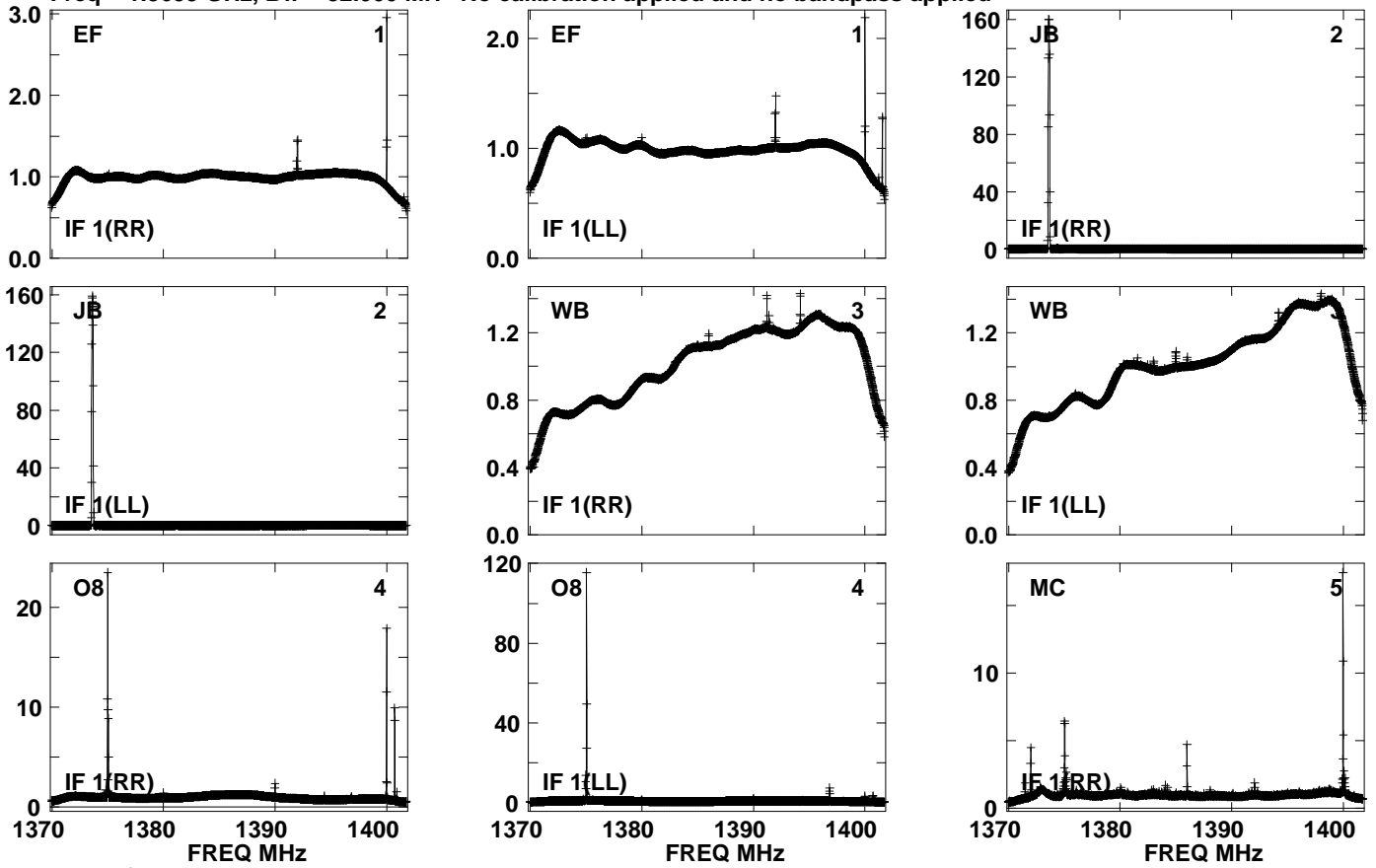


Lower frame: Real Jy  
Auto-corr total-power spectrum Antenna: \*  
Timerange: 00/15:18:54 to 00/15:20:22

Plot file version 247 created 08-MAR-2022 13:22:27

NGC6240 EH039B 2.UVDATA.1

Freq = 1.3699 GHz, Bw = 32.000 MH No calibration applied and no bandpass applied

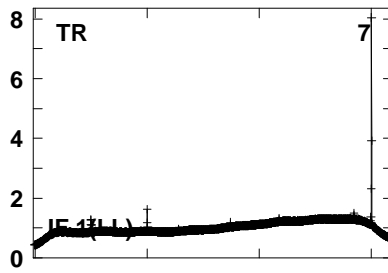
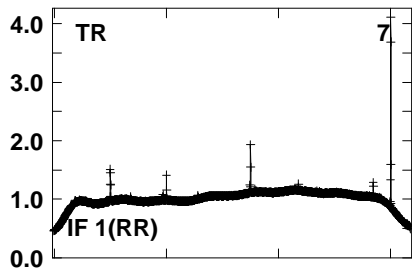
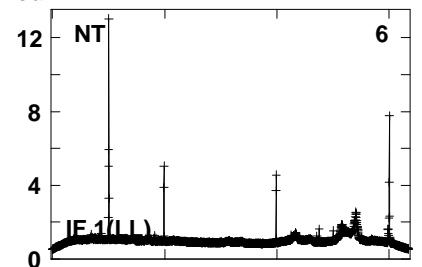
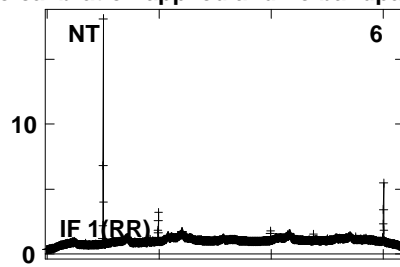
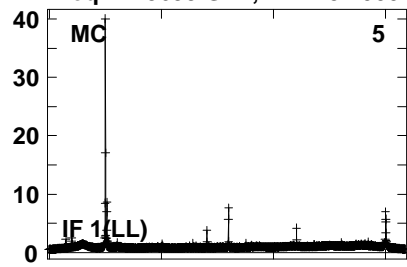


Lower frame: Real Jy  
Auto-corr total-power spectrum Antenna: \*  
Timerange: 00/15:20:24 to 00/15:23:52

Plot file version 248 created 08-MAR-2022 13:22:27

NGC6240 EH039B 2.UVDATA.1

Freq = 1.3699 GHz, Bw = 32.000 MH No calibration applied and no bandpass applied



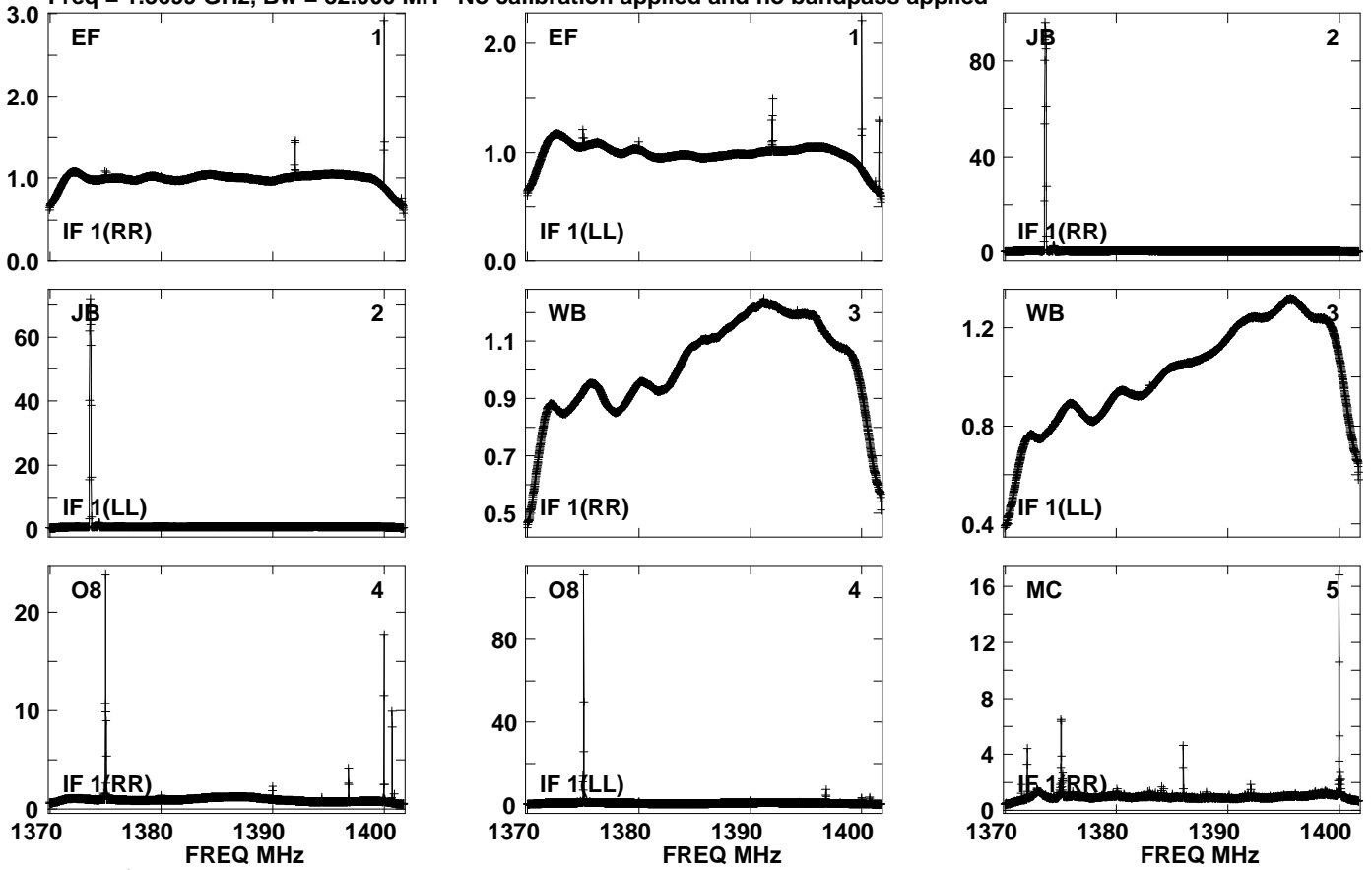
Lower frame: Real Jy  
Auto-corr total-power spectrum Antenna: \*  
Timerange: 00/15:20:24 to 00/15:23:52



Plot file version 249 created 08-MAR-2022 13:22:27

J1651+0129 EH039B 2.UVDATA.1

Freq = 1.3699 GHz, Bw = 32.000 MH No calibration applied and no bandpass applied

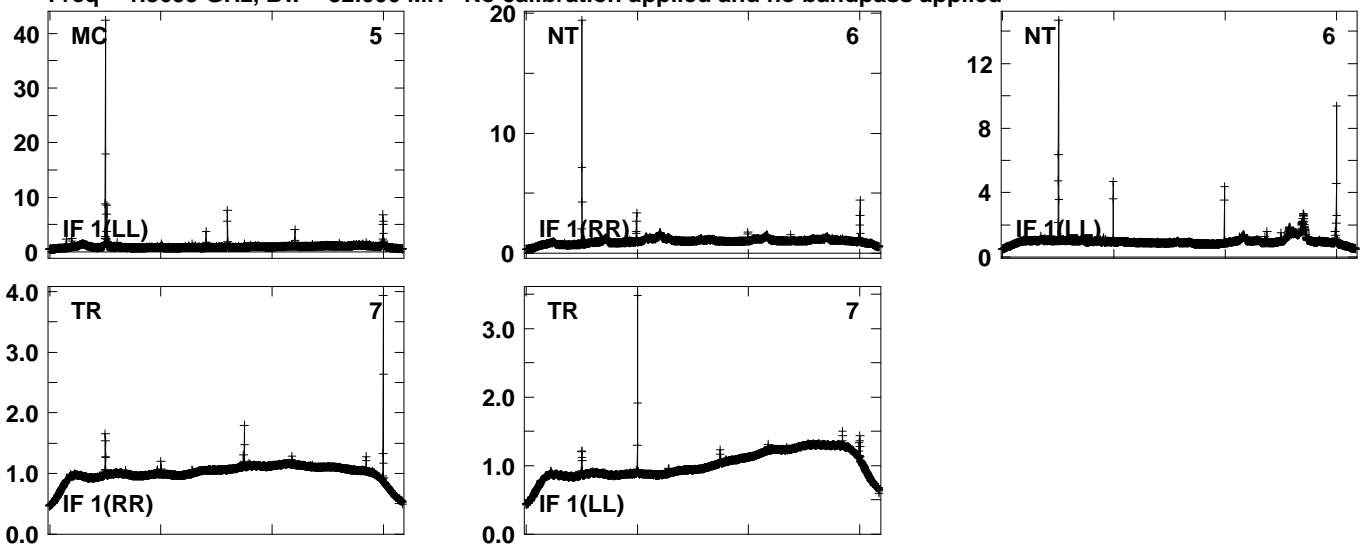


Lower frame: Real Jy  
Auto-corr total-power spectrum Antenna: \*  
Timerange: 00/15:24:19 to 00/15:25:47

Plot file version 250 created 08-MAR-2022 13:22:27

J1651+0129 EH039B 2.UVDATA.1

Freq = 1.3699 GHz, Bw = 32.000 MH No calibration applied and no bandpass applied

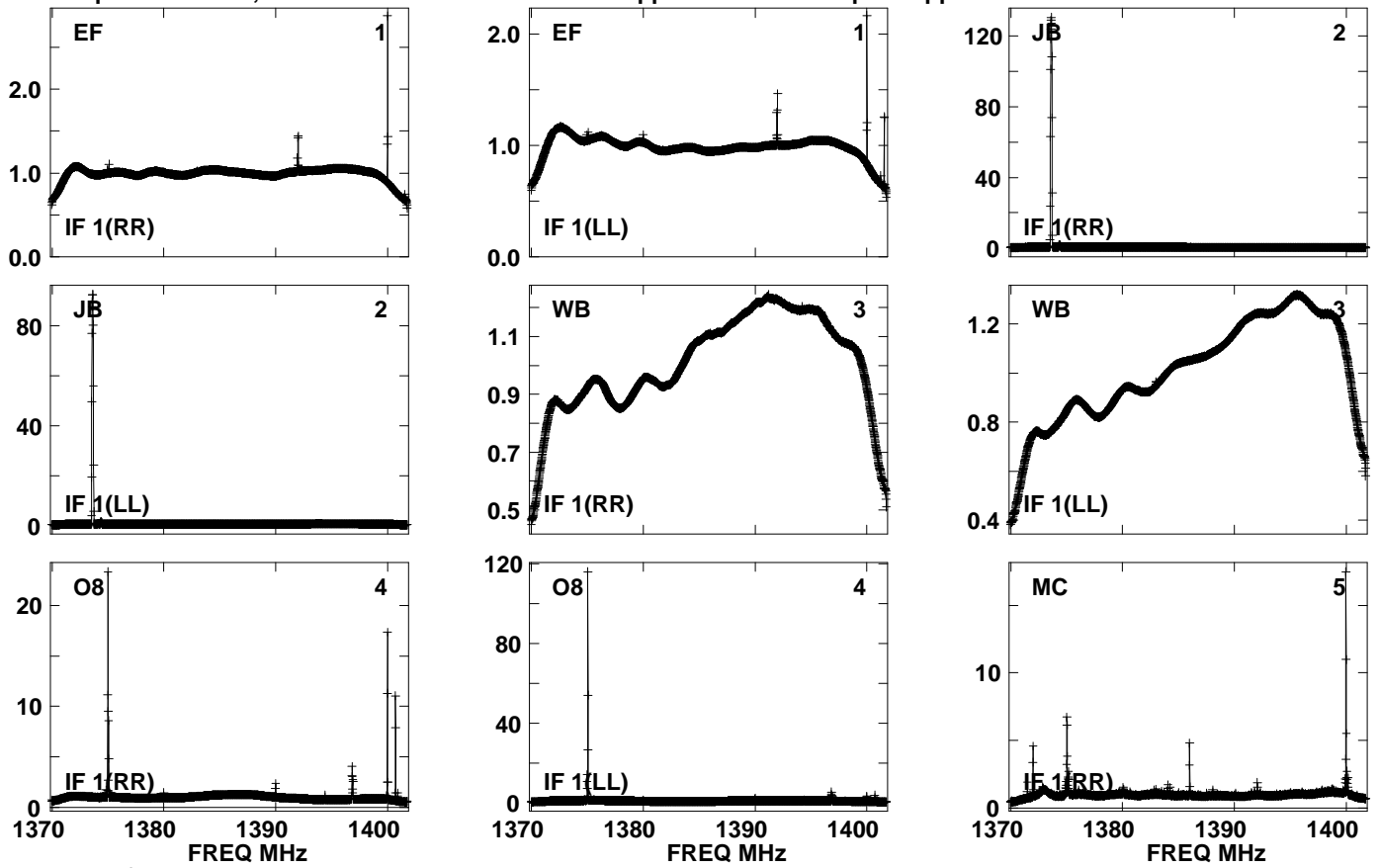


Lower frame: Real Jy  
Auto-corr total-power spectrum Antenna: \*  
Timerange: 00/15:24:19 to 00/15:25:47

Plot file version 251 created 08-MAR-2022 13:22:28

NGC6240 EH039B 2.UVDATA.1

Freq = 1.3699 GHz, Bw = 32.000 MH No calibration applied and no bandpass applied

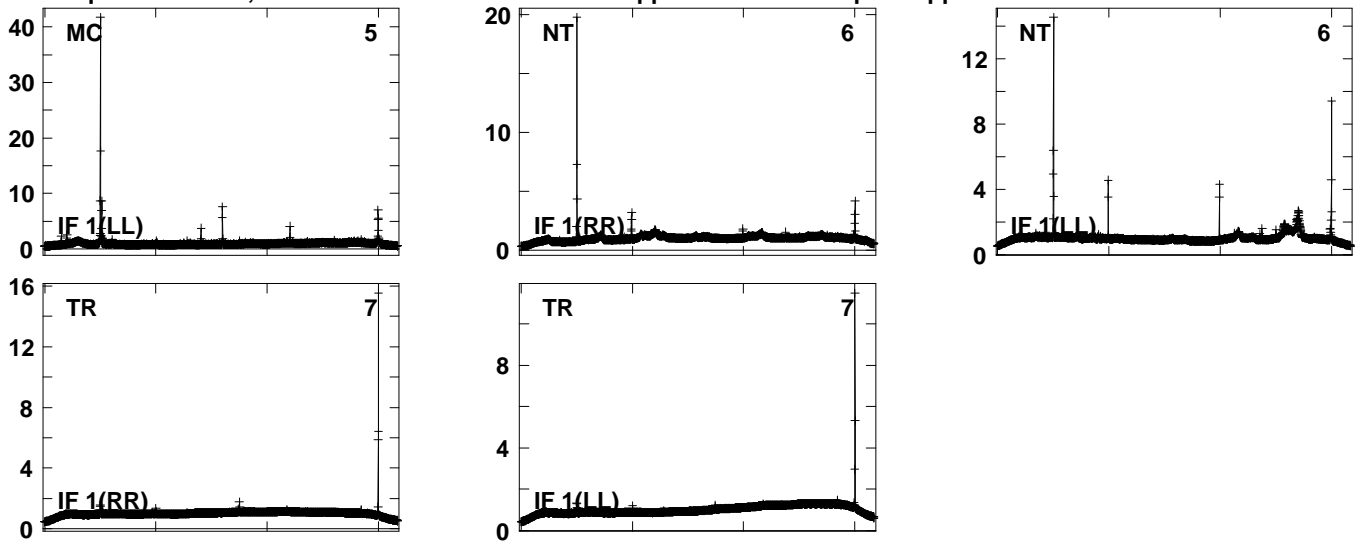


Lower frame: Real Jy  
Auto-corr total-power spectrum Antenna: \*  
Timerange: 00/15:25:49 to 00/15:29:17

Plot file version 252 created 08-MAR-2022 13:22:28

NGC6240 EH039B 2.UVDATA.1

Freq = 1.3699 GHz, Bw = 32.000 MH No calibration applied and no bandpass applied

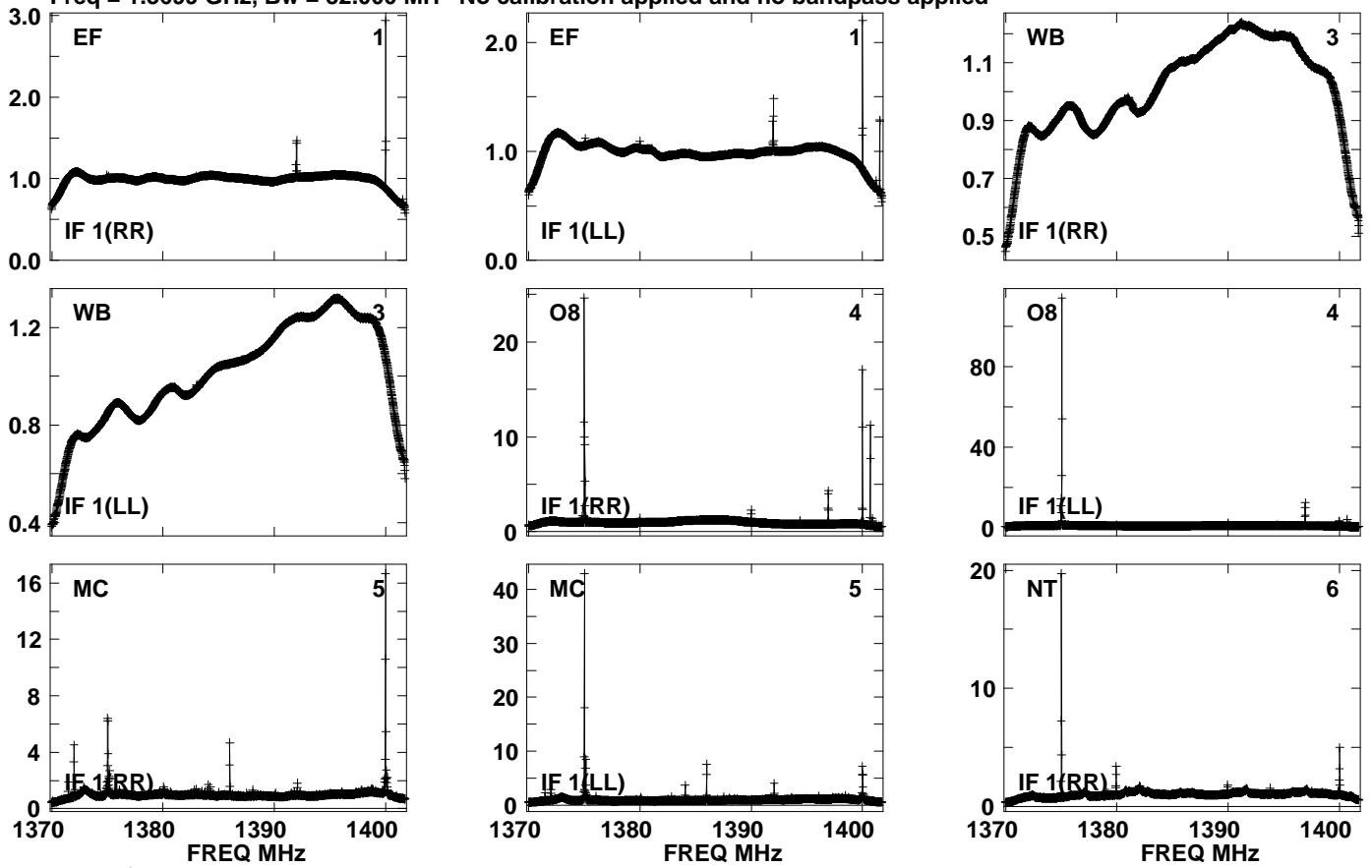


Lower frame: Real Jy  
Auto-corr total-power spectrum Antenna: \*  
Timerange: 00/15:25:49 to 00/15:29:17

Plot file version 253 created 08-MAR-2022 13:22:28

J1651+0129 EH039B 2.UVDATA.1

Freq = 1.3699 GHz, Bw = 32.000 MH No calibration applied and no bandpass applied

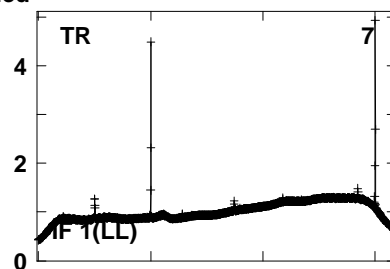




Lower frame: Real Jy  
Auto-corr total-power spectrum Antenna: \*  
Timerange: 00/15:29:19 to 00/15:30:47

Plot file version 254 created 08-MAR-2022 13:22:28

J1651+0129 EH039B 2.UVDATA.1

Freq = 1.3699 GHz, Bw = 32.000 MH No calibration applied and no bandpass applied

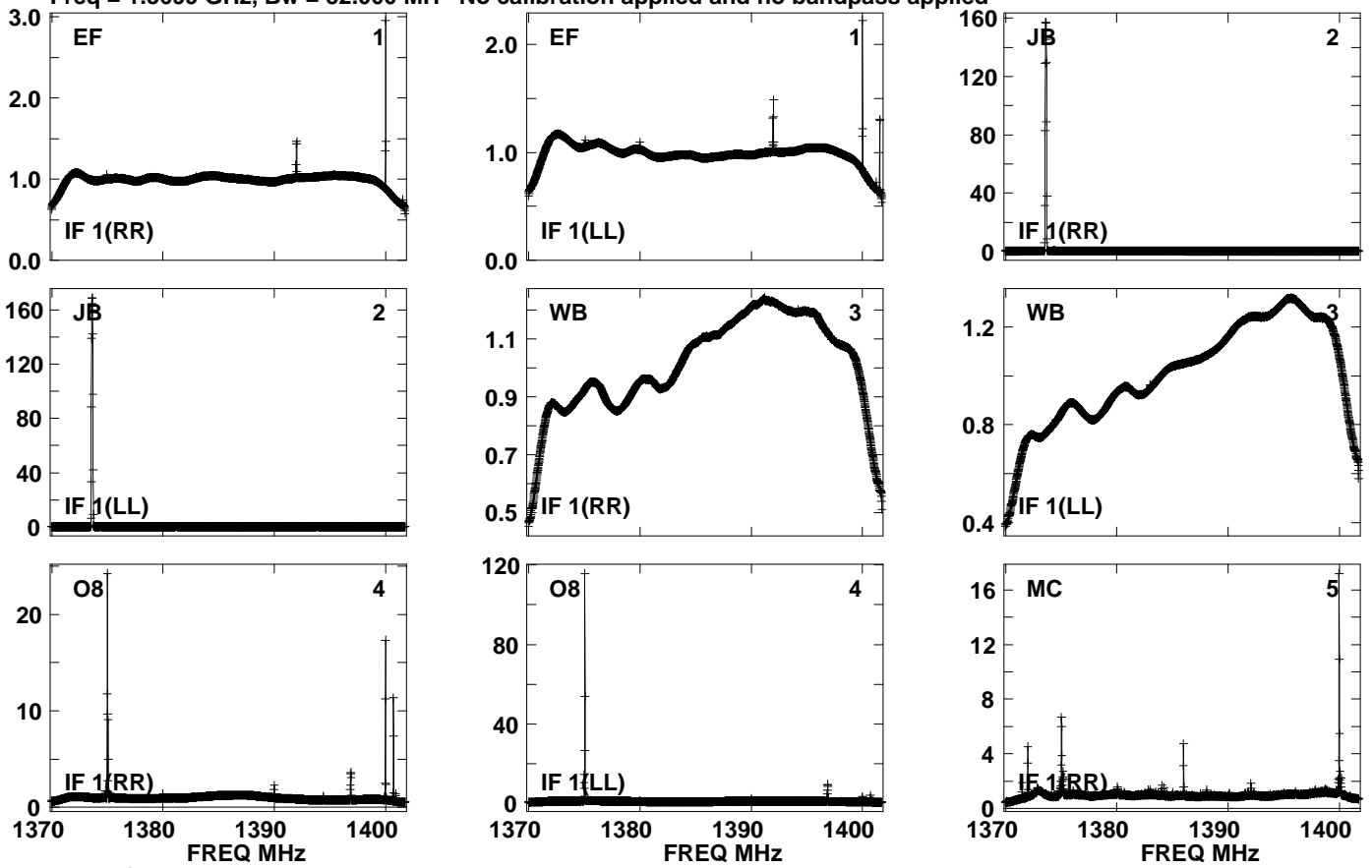


Lower frame: Real Jy  
Auto-corr total-power spectrum Antenna: \*  
Timerange: 00/15:29:19 to 00/15:30:47

Plot file version 255 created 08-MAR-2022 13:22:28

NGC6240 EH039B 2.UVDATA.1

Freq = 1.3699 GHz, Bw = 32.000 MH No calibration applied and no bandpass applied

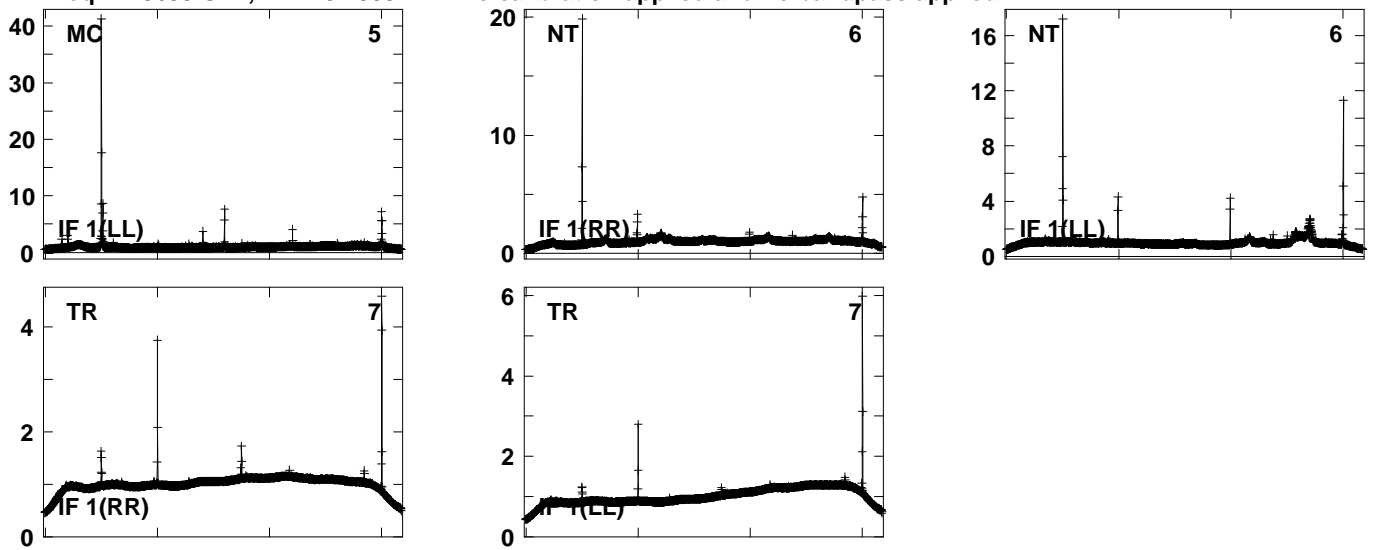


Lower frame: Real Jy  
Auto-corr total-power spectrum Antenna: \*  
Timerange: 00/15:30:49 to 00/15:34:17

Plot file version 256 created 08-MAR-2022 13:22:29

NGC6240 EH039B 2.UVDATA.1

Freq = 1.3699 GHz, Bw = 32.000 MH No calibration applied and no bandpass applied



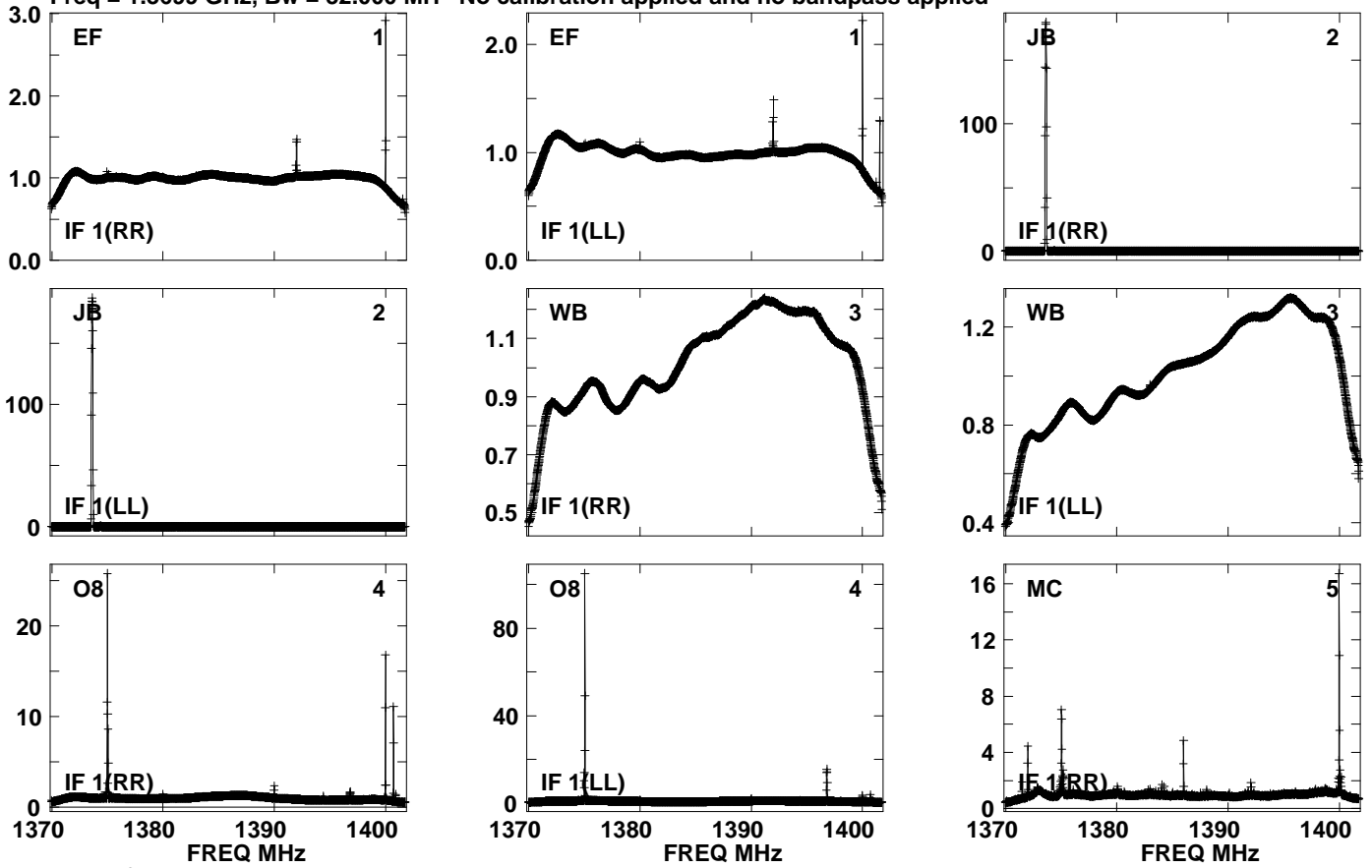
Lower frame: Real Jy  
Auto-corr total-power spectrum Antenna: \*  
Timerange: 00/15:30:49 to 00/15:34:17



Plot file version 257 created 08-MAR-2022 13:22:29

J1651+0129 EH039B 2.UVDATA.1

Freq = 1.3699 GHz, Bw = 32.000 MH No calibration applied and no bandpass applied

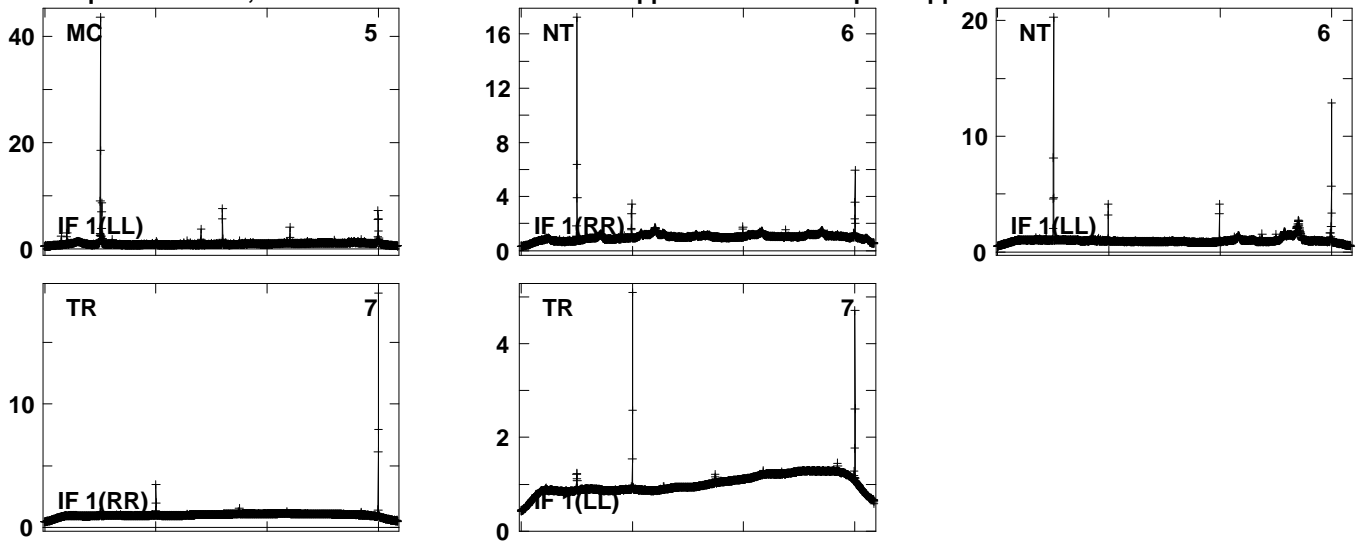


Lower frame: Real Jy  
Auto-corr total-power spectrum Antenna: \*  
Timerange: 00/15:34:44 to 00/15:36:12

Plot file version 258 created 08-MAR-2022 13:22:29

J1651+0129 EH039B 2.UVDATA.1

Freq = 1.3699 GHz, Bw = 32.000 MH No calibration applied and no bandpass applied

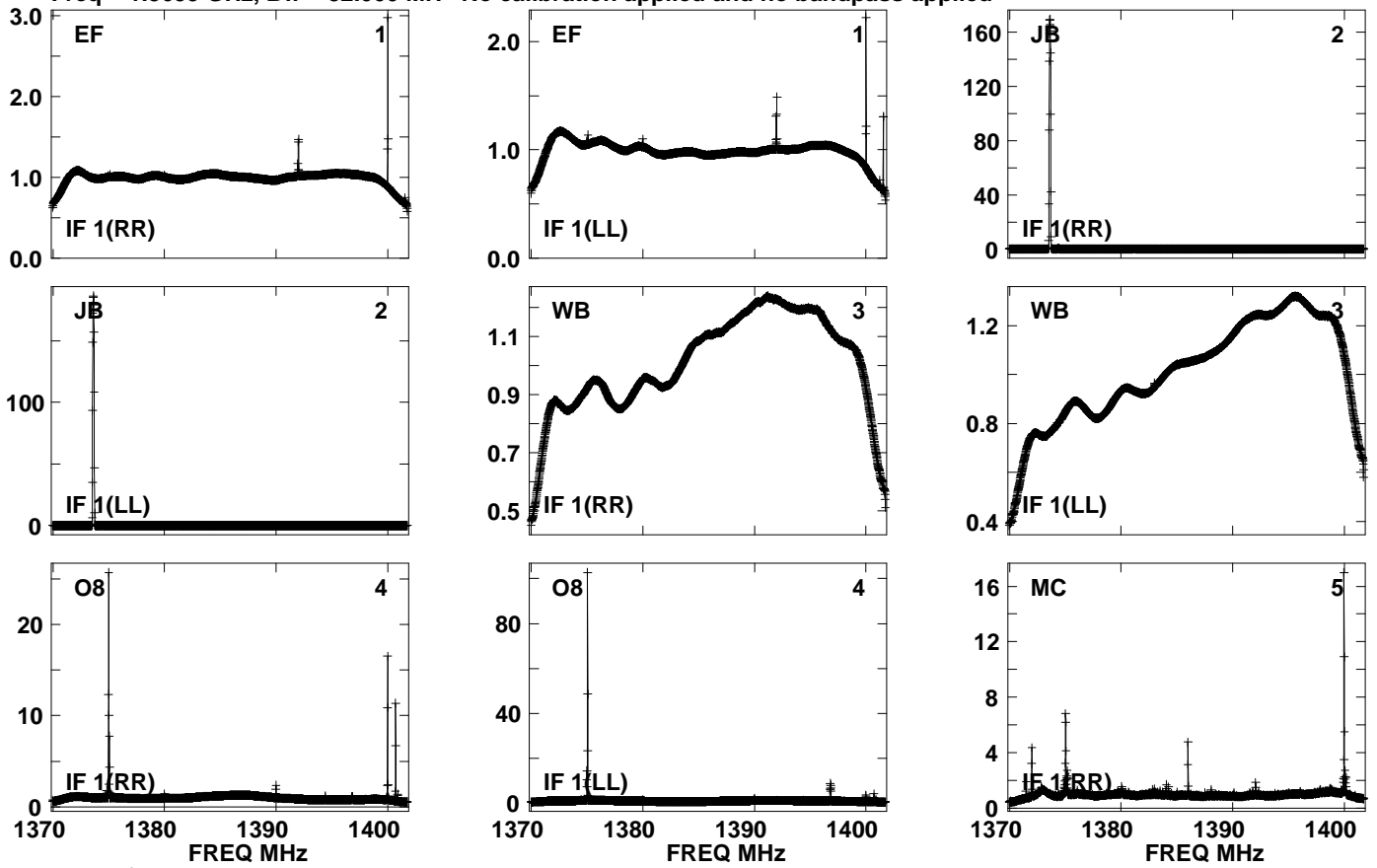


Lower frame: Real Jy  
Auto-corr total-power spectrum Antenna: \*  
Timerange: 00/15:34:44 to 00/15:36:12

Plot file version 259 created 08-MAR-2022 13:22:29

NGC6240 EH039B 2.UVDATA.1

Freq = 1.3699 GHz, Bw = 32.000 MH No calibration applied and no bandpass applied

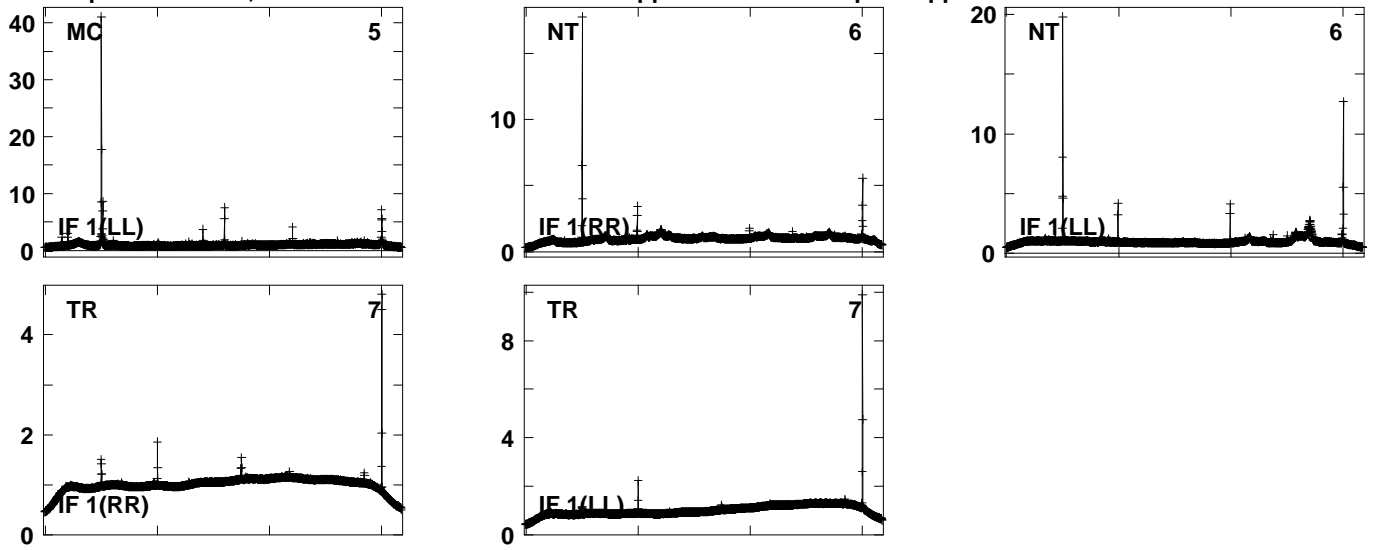


Lower frame: Real Jy  
Auto-corr total-power spectrum Antenna: \*  
Timerange: 00/15:36:14 to 00/15:39:42

Plot file version 260 created 08-MAR-2022 13:22:30

NGC6240 EH039B 2.UVDATA.1

Freq = 1.3699 GHz, Bw = 32.000 MH No calibration applied and no bandpass applied



Lower frame: Real Jy

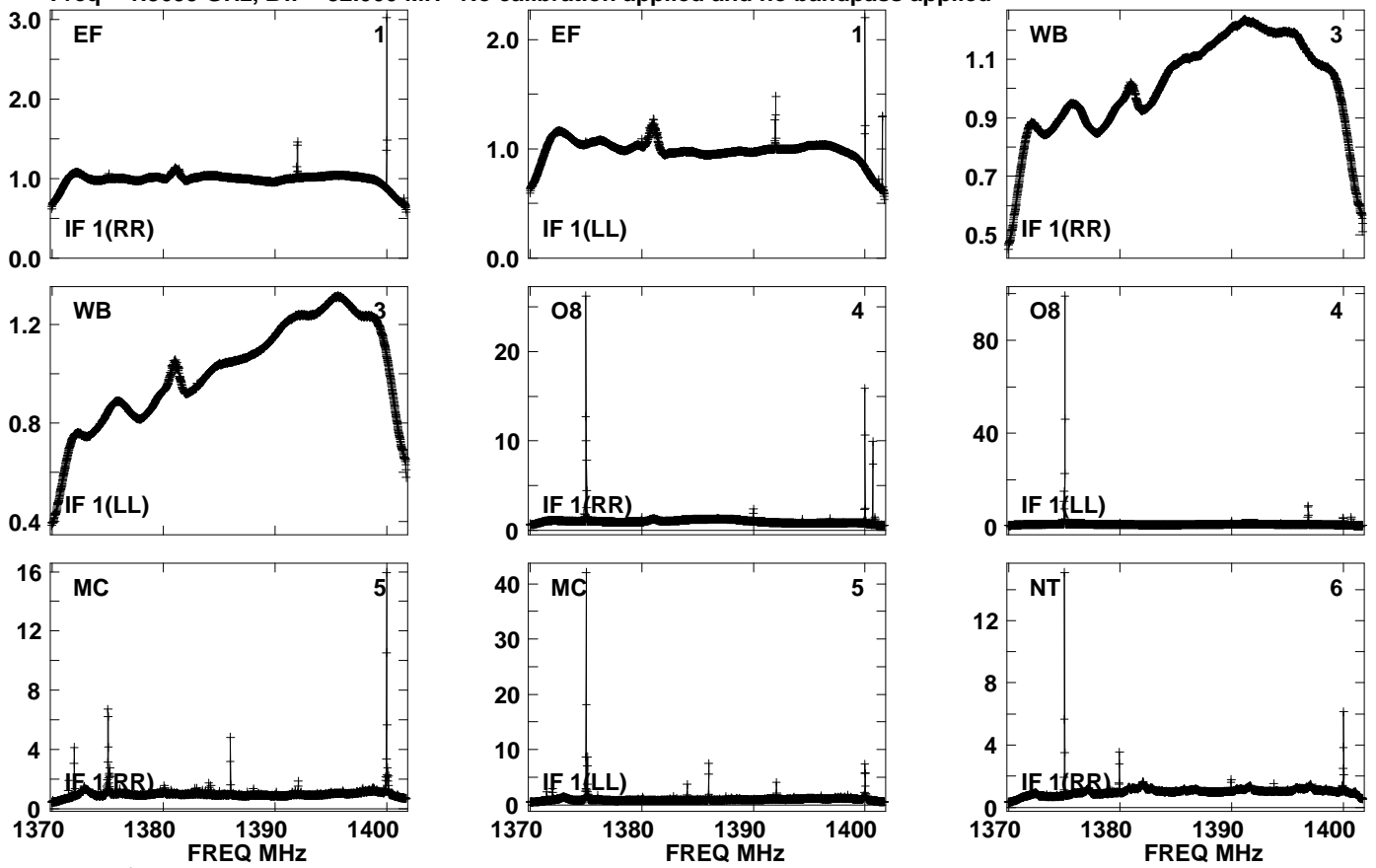
Auto-corr total-power spectrum Antenna: \*

Timerange: 00/15:36:14 to 00/15:39:42

Plot file version 261 created 08-MAR-2022 13:22:30

J1651+0129 EH039B 2.UVDATA.1

Freq = 1.3699 GHz, Bw = 32.000 MH No calibration applied and no bandpass applied



Lower frame: Real Jy

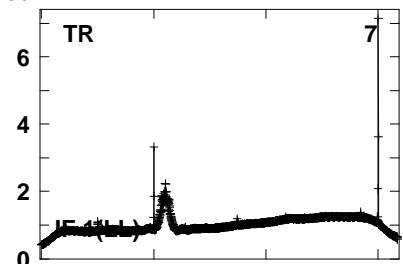
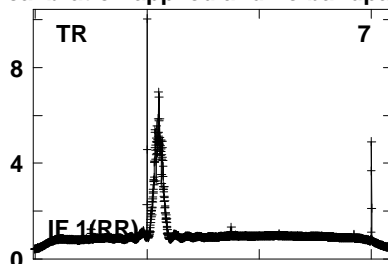

Auto-corr total-power spectrum Antenna: \*

Timerange: 00/15:39:44 to 00/15:41:12

Plot file version 262 created 08-MAR-2022 13:22:30

J1651+0129 EH039B 2.UVDATA.1

Freq = 1.3699 GHz, Bw = 32.000 MH No calibration applied and no bandpass applied

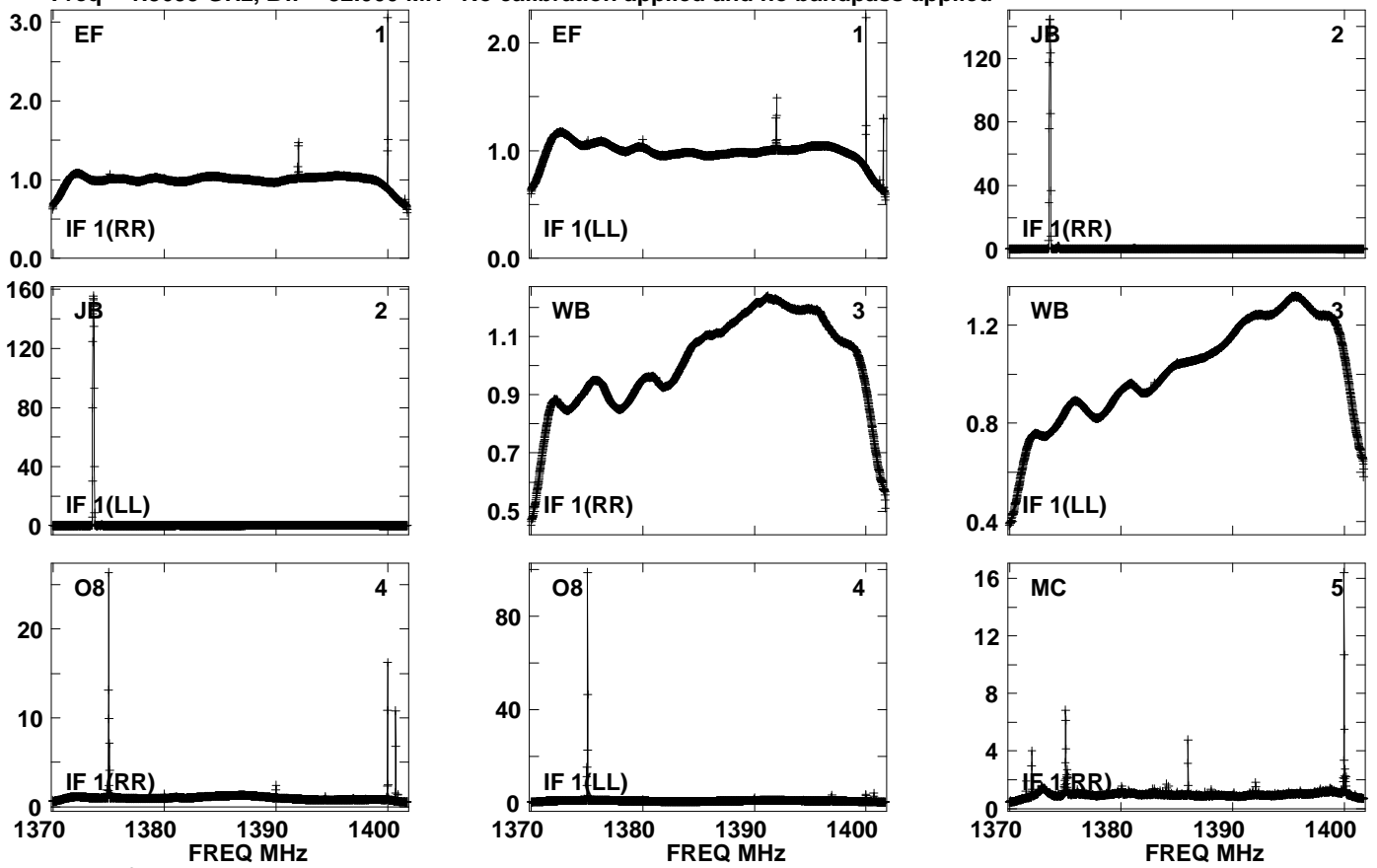


Lower frame: Real Jy  
Auto-corr total-power spectrum Antenna: \*  
Timerange: 00/15:39:44 to 00/15:41:12

Plot file version 263 created 08-MAR-2022 13:22:30

NGC6240 EH039B 2.UVDATA.1

Freq = 1.3699 GHz, Bw = 32.000 MH No calibration applied and no bandpass applied



Lower frame: Real Jy

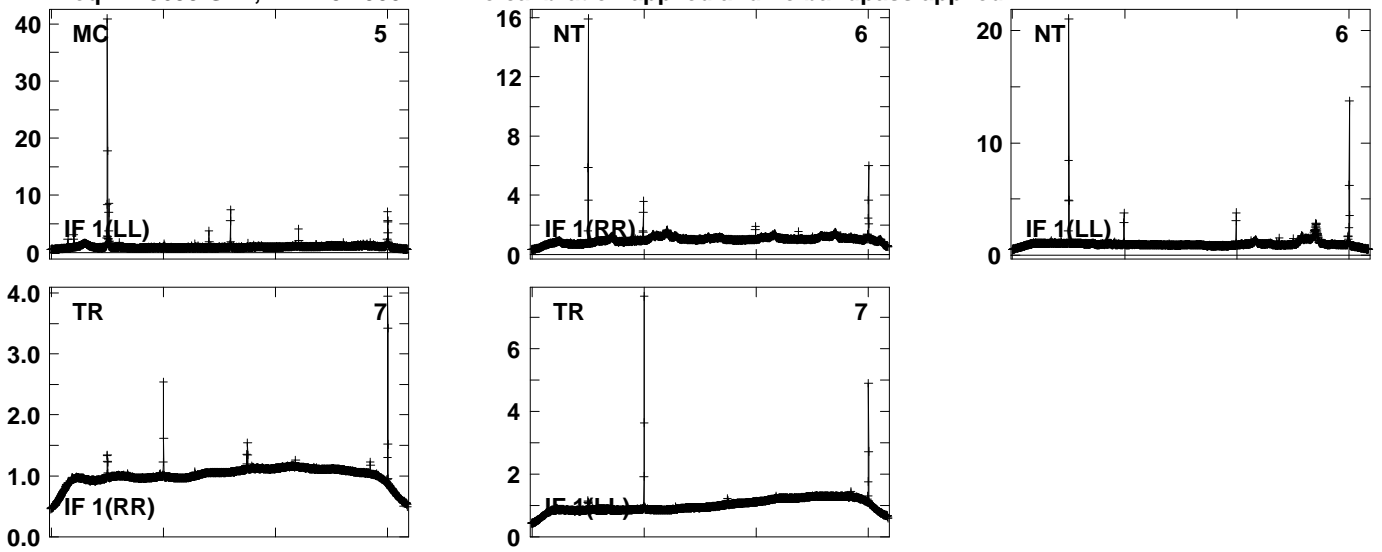
Auto-corr total-power spectrum Antenna: \*

Timerange: 00/15:41:14 to 00/15:44:42

Plot file version 264 created 08-MAR-2022 13:22:30

NGC6240 EH039B 2.UVDATA.1

Freq = 1.3699 GHz, Bw = 32.000 MH No calibration applied and no bandpass applied



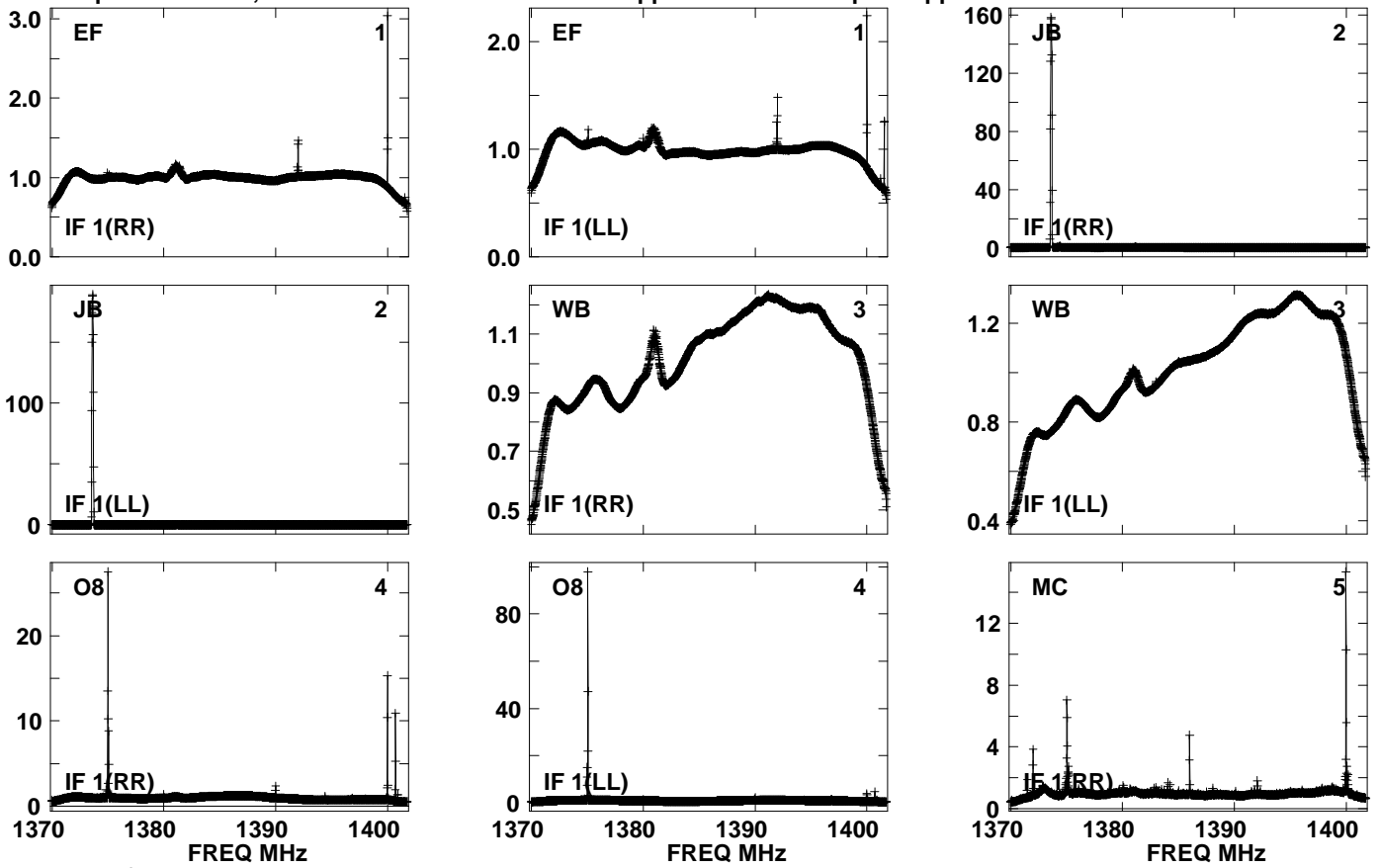
Lower frame: Real Jy  
Auto-corr total-power spectrum Antenna: \*  
Timerange: 00/15:41:14 to 00/15:44:42



Plot file version 265 created 08-MAR-2022 13:22:31

J1651+0129 EH039B 2.UVDATA.1

Freq = 1.3699 GHz, Bw = 32.000 MH No calibration applied and no bandpass applied

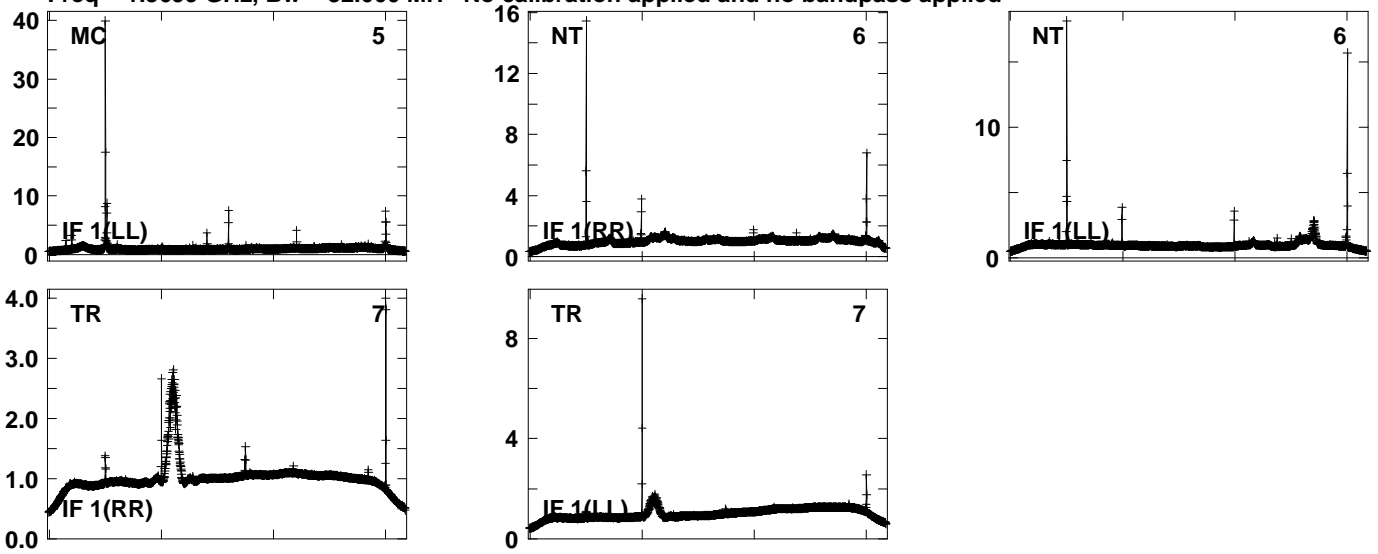


Lower frame: Real Jy  
Auto-corr total-power spectrum Antenna: \*  
Timerange: 00/15:45:09 to 00/15:46:37

Plot file version 266 created 08-MAR-2022 13:22:31

J1651+0129 EH039B 2.UVDATA.1

Freq = 1.3699 GHz, Bw = 32.000 MH No calibration applied and no bandpass applied

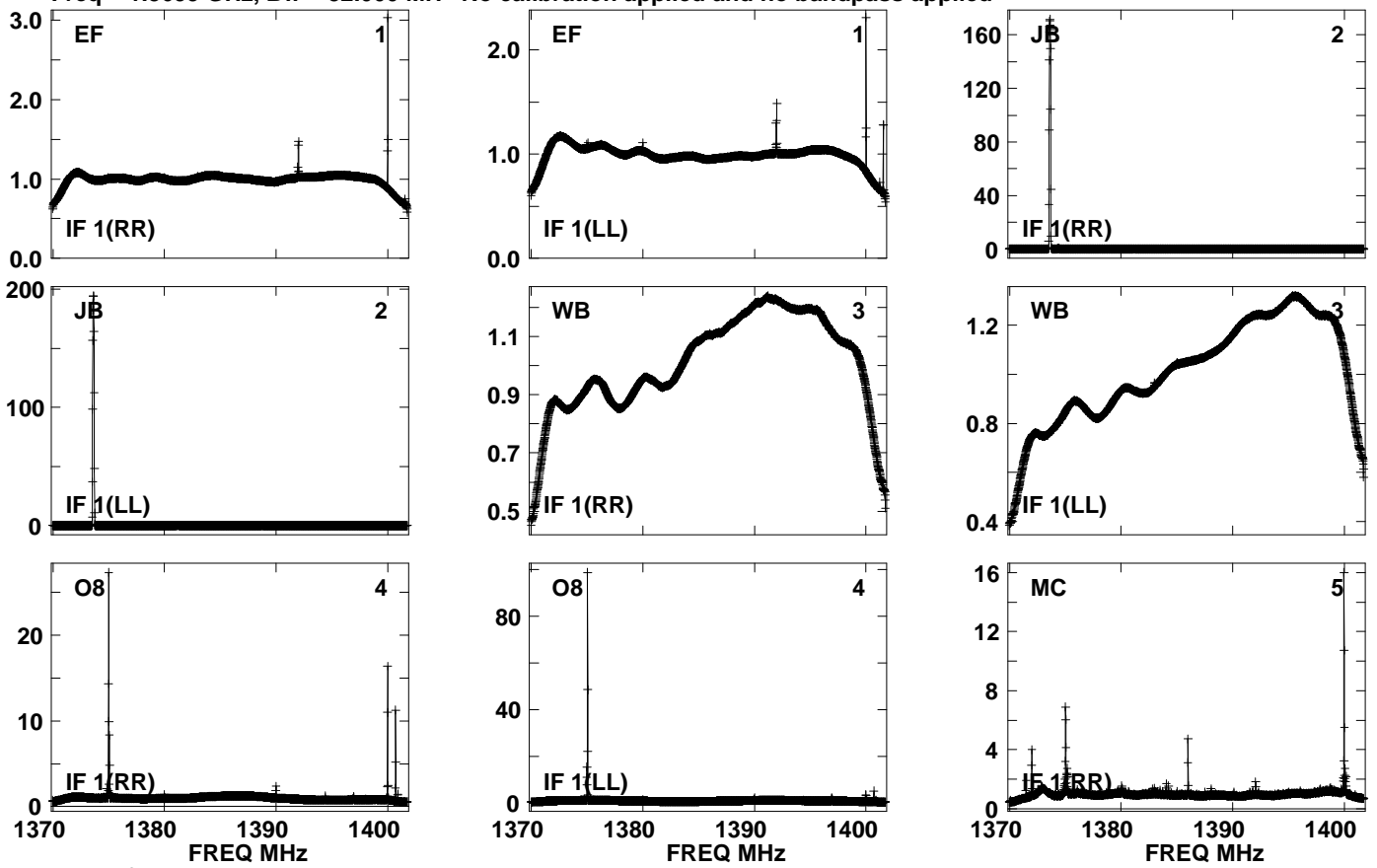


Lower frame: Real Jy  
Auto-corr total-power spectrum Antenna: \*  
Timerange: 00/15:45:09 to 00/15:46:37

Plot file version 267 created 08-MAR-2022 13:22:31

NGC6240 EH039B 2.UVDATA.1

Freq = 1.3699 GHz, Bw = 32.000 MH No calibration applied and no bandpass applied



Lower frame: Real Jy

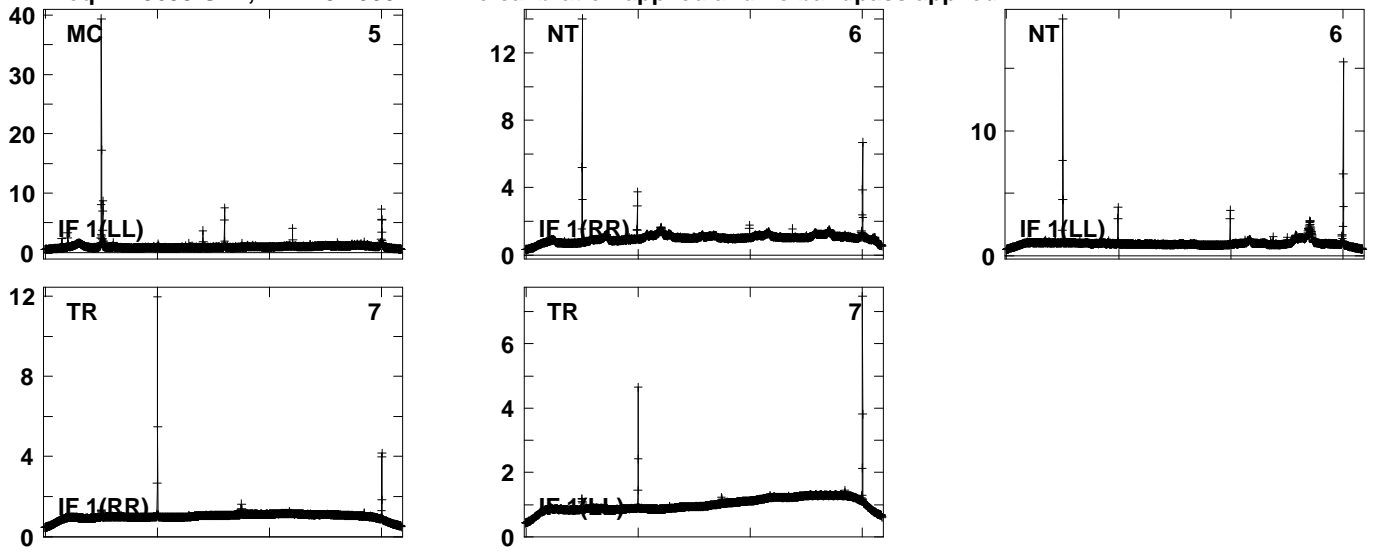
Auto-corr total-power spectrum Antenna: \*

Timerange: 00/15:46:39 to 00/15:50:07

Plot file version 268 created 08-MAR-2022 13:22:31

NGC6240 EH039B 2.UVDATA.1

Freq = 1.3699 GHz, Bw = 32.000 MH No calibration applied and no bandpass applied

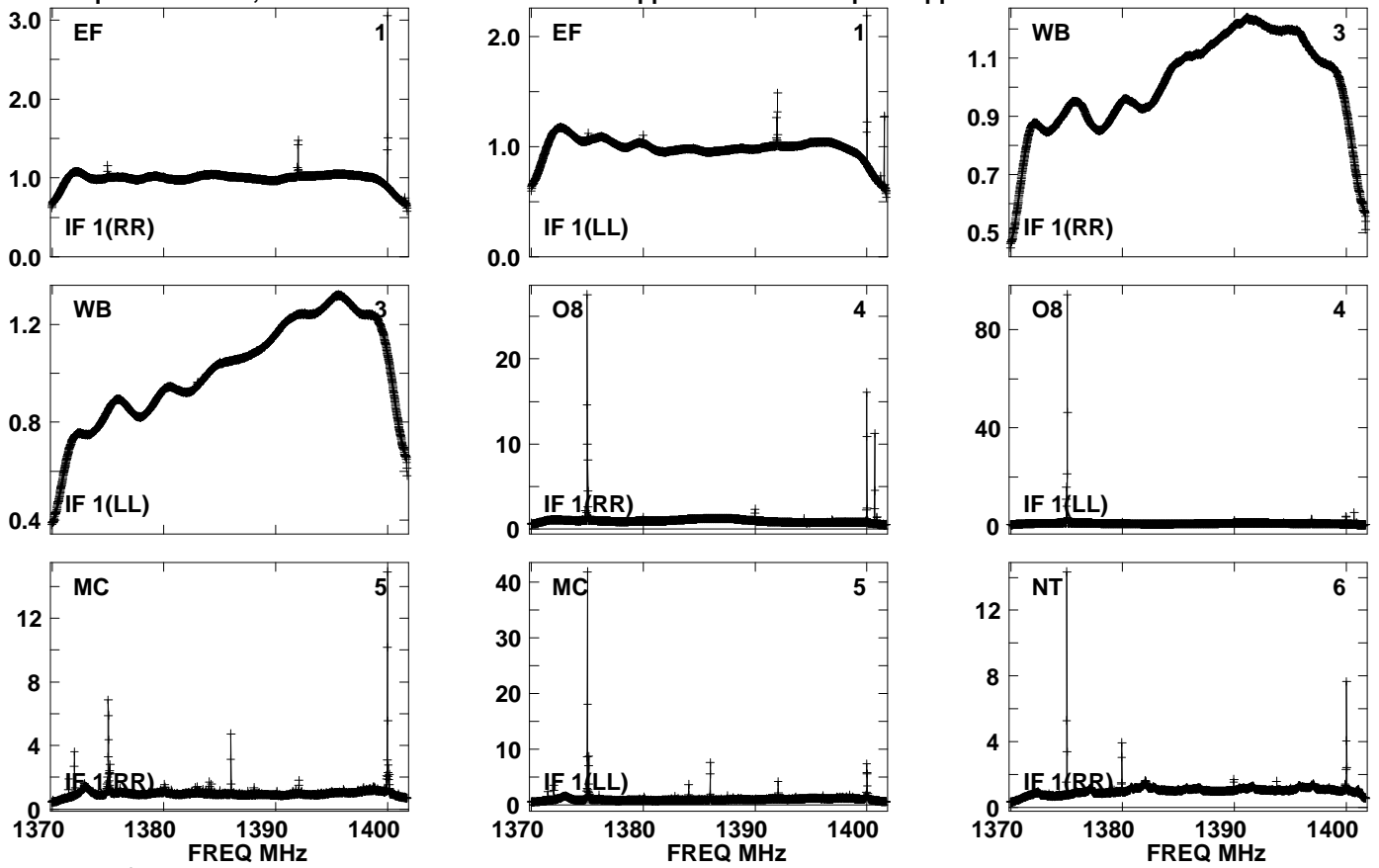


Lower frame: Real Jy  
Auto-corr total-power spectrum Antenna: \*  
Timerange: 00/15:46:39 to 00/15:50:07

Plot file version 269 created 08-MAR-2022 13:22:32

J1651+0129 EH039B 2.UVDATA.1

Freq = 1.3699 GHz, Bw = 32.000 MH No calibration applied and no bandpass applied


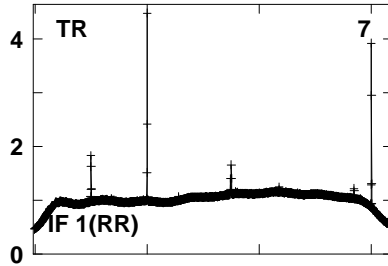
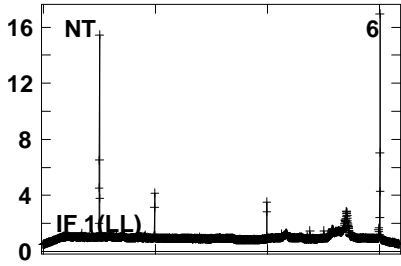


Lower frame: Real Jy  
Auto-corr total-power spectrum Antenna: \*  
Timerange: 00/15:50:09 to 00/15:51:37

Plot file version 270 created 08-MAR-2022 13:22:32

J1651+0129 EH039B 2.UVDATA.1

Freq = 1.3699 GHz, Bw = 32.000 MH No calibration applied and no bandpass applied

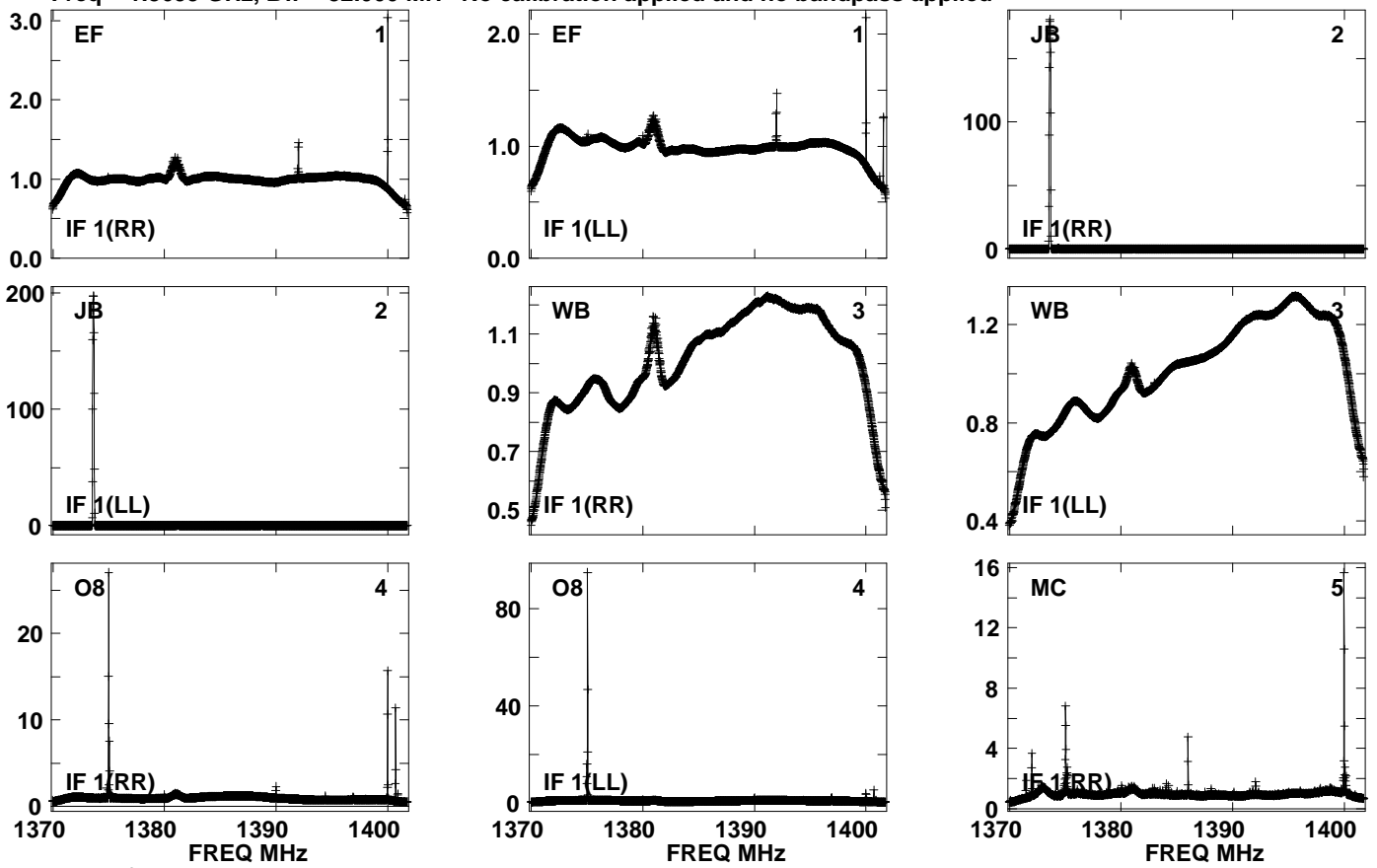


Lower frame: Real Jy  
Auto-corr total-power spectrum Antenna: \*  
Timerange: 00/15:50:09 to 00/15:51:37

Plot file version 271 created 08-MAR-2022 13:22:32

NGC6240 EH039B 2.UVDATA.1

Freq = 1.3699 GHz, Bw = 32.000 MH No calibration applied and no bandpass applied



Lower frame: Real Jy

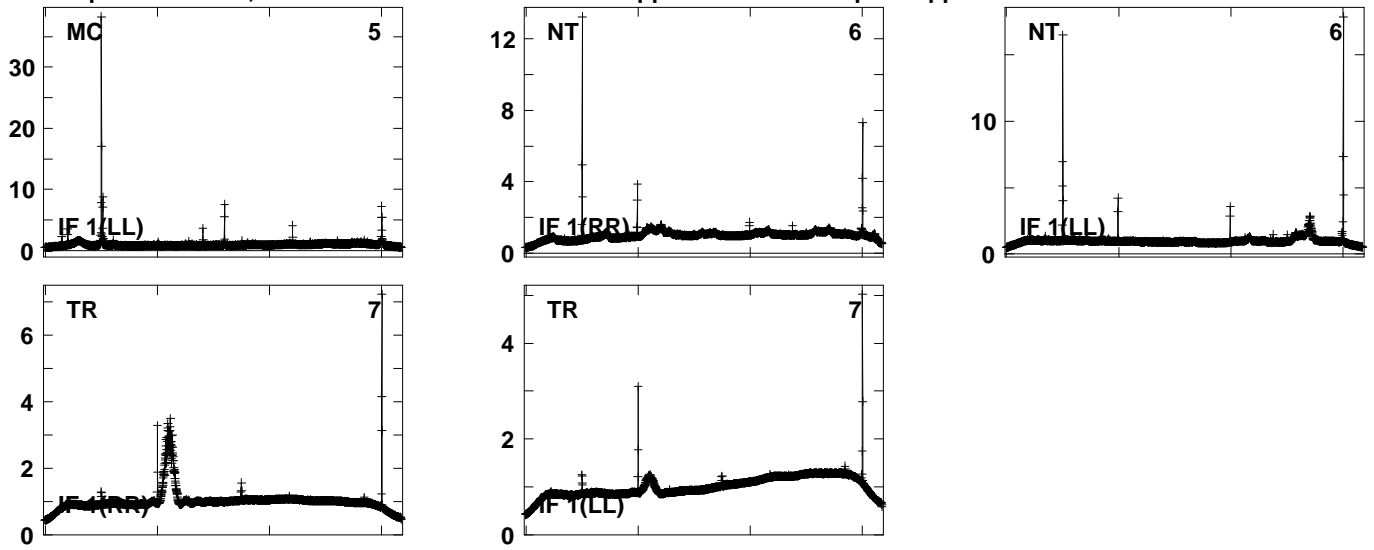
Auto-corr total-power spectrum Antenna: \*

Timerange: 00/15:51:39 to 00/15:55:07

Plot file version 272 created 08-MAR-2022 13:22:32

NGC6240 EH039B 2.UVDATA.1

Freq = 1.3699 GHz, Bw = 32.000 MH No calibration applied and no bandpass applied



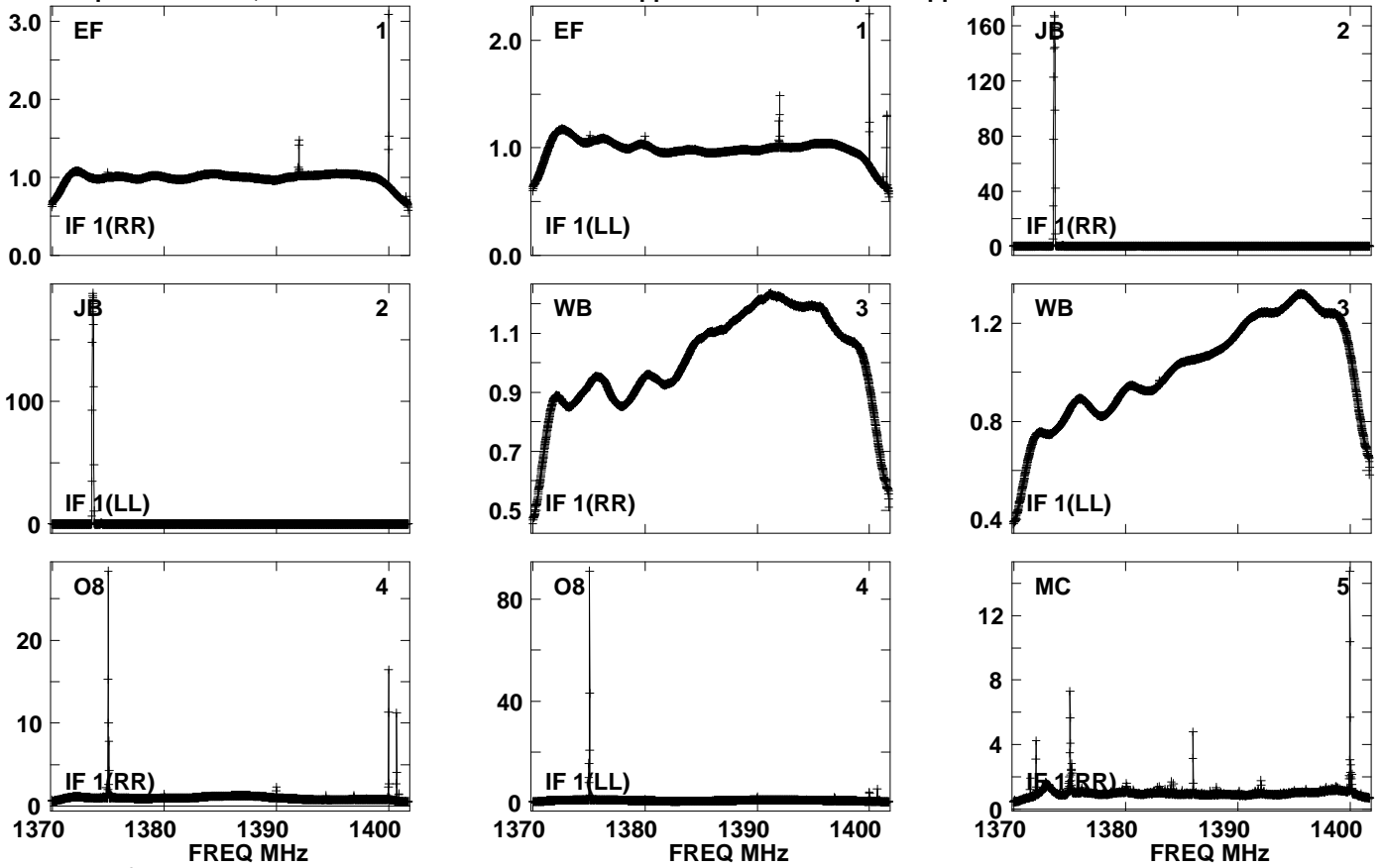
Lower frame: Real Jy  
Auto-corr total-power spectrum Antenna: \*  
Timerange: 00/15:51:39 to 00/15:55:07



Plot file version 273 created 08-MAR-2022 13:22:32

J1651+0129 EH039B 2.UVDATA.1

Freq = 1.3699 GHz, Bw = 32.000 MH No calibration applied and no bandpass applied

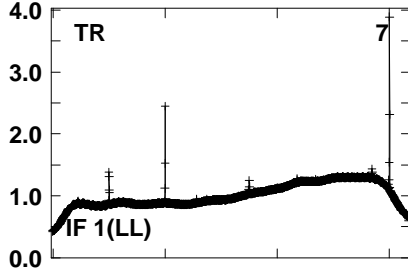
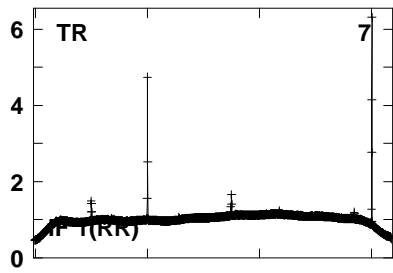

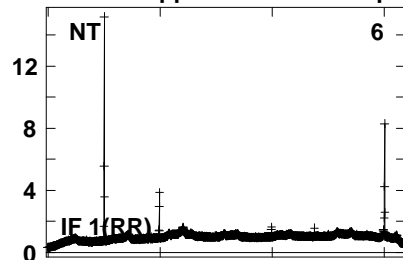
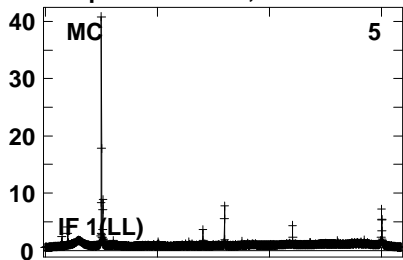


Lower frame: Real Jy  
Auto-corr total-power spectrum Antenna: \*  
Timerange: 00/15:55:34 to 00/15:57:02

Plot file version 274 created 08-MAR-2022 13:22:33

J1651+0129 EH039B 2.UVDATA.1

Freq = 1.3699 GHz, Bw = 32.000 MH No calibration applied and no bandpass applied

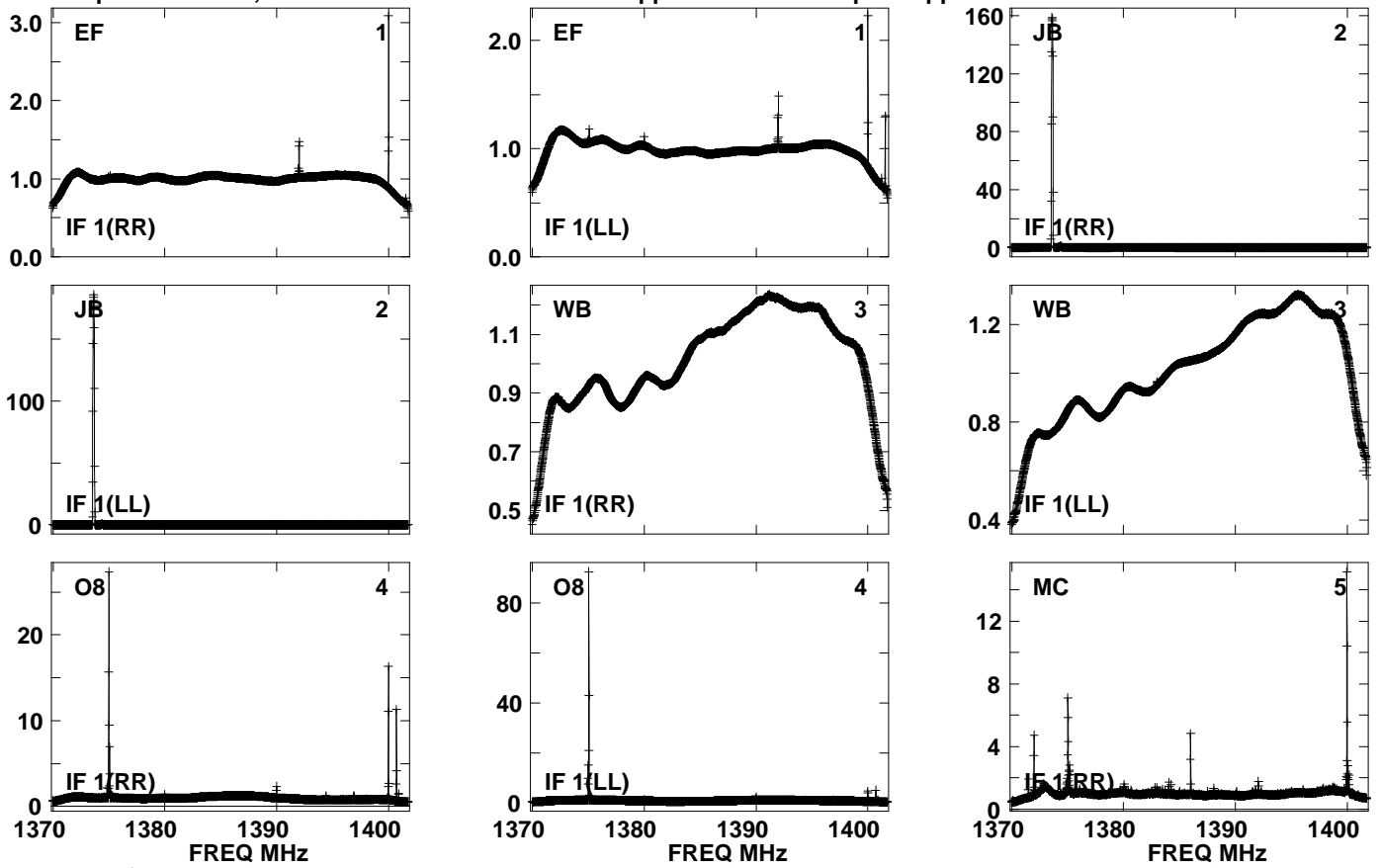


Lower frame: Real Jy  
Auto-corr total-power spectrum Antenna: \*  
Timerange: 00/15:55:34 to 00/15:57:02

Plot file version 275 created 08-MAR-2022 13:22:33

NGC6240 EH039B 2.UVDATA.1

Freq = 1.3699 GHz, Bw = 32.000 MH No calibration applied and no bandpass applied



Lower frame: Real Jy

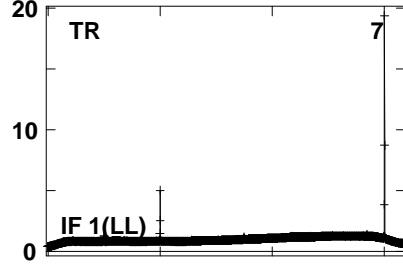

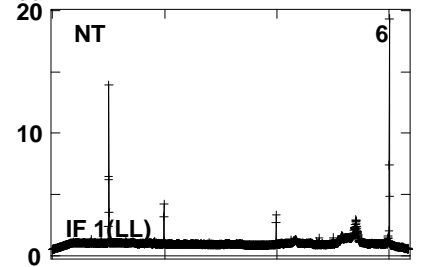
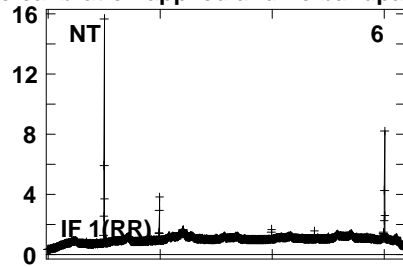
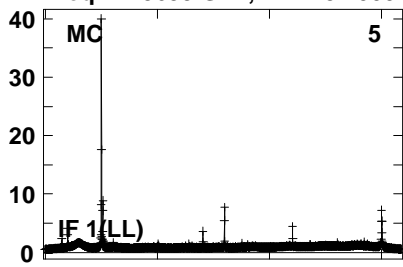
Auto-corr total-power spectrum Antenna: \*

Timerange: 00/15:57:04 to 00/16:00:32

Plot file version 276 created 08-MAR-2022 13:22:33

NGC6240 EH039B 2.UVDATA.1

Freq = 1.3699 GHz, Bw = 32.000 MH No calibration applied and no bandpass applied

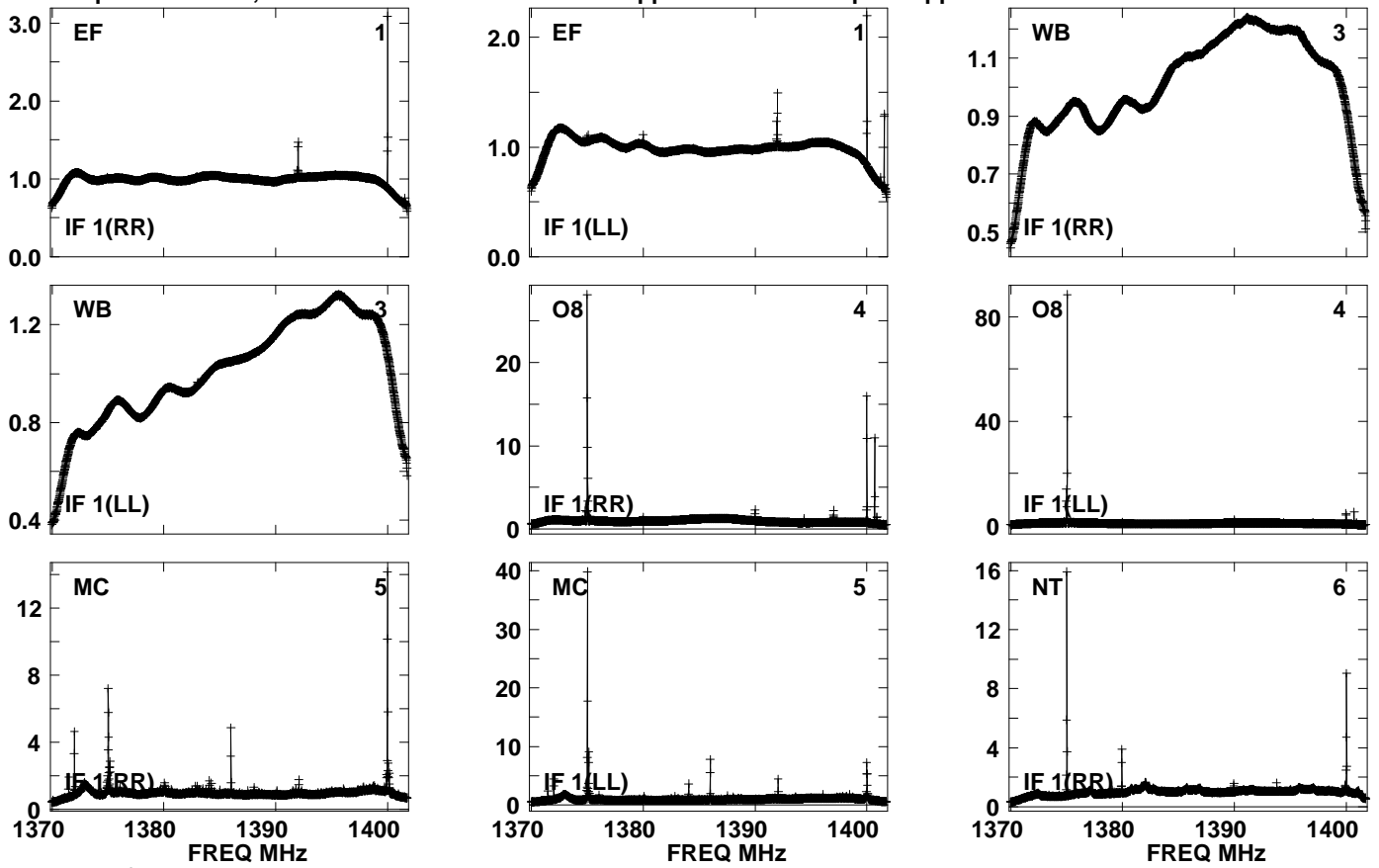


Lower frame: Real Jy  
Auto-corr total-power spectrum Antenna: \*  
Timerange: 00/15:57:04 to 00/16:00:32

Plot file version 277 created 08-MAR-2022 13:22:33

J1651+0129 EH039B 2.UVDATA.1

Freq = 1.3699 GHz, Bw = 32.000 MH No calibration applied and no bandpass applied



Lower frame: Real Jy

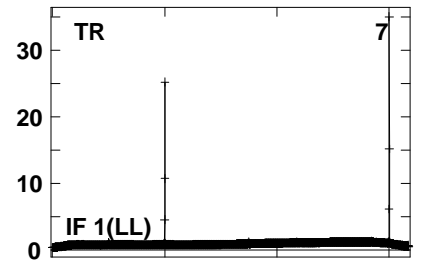
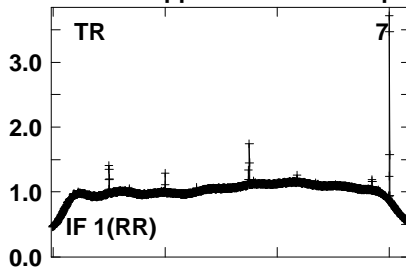

Auto-corr total-power spectrum Antenna: \*

Timerange: 00/16:00:34 to 00/16:02:02

Plot file version 278 created 08-MAR-2022 13:22:34

J1651+0129 EH039B 2.UVDATA.1

Freq = 1.3699 GHz, Bw = 32.000 MH No calibration applied and no bandpass applied

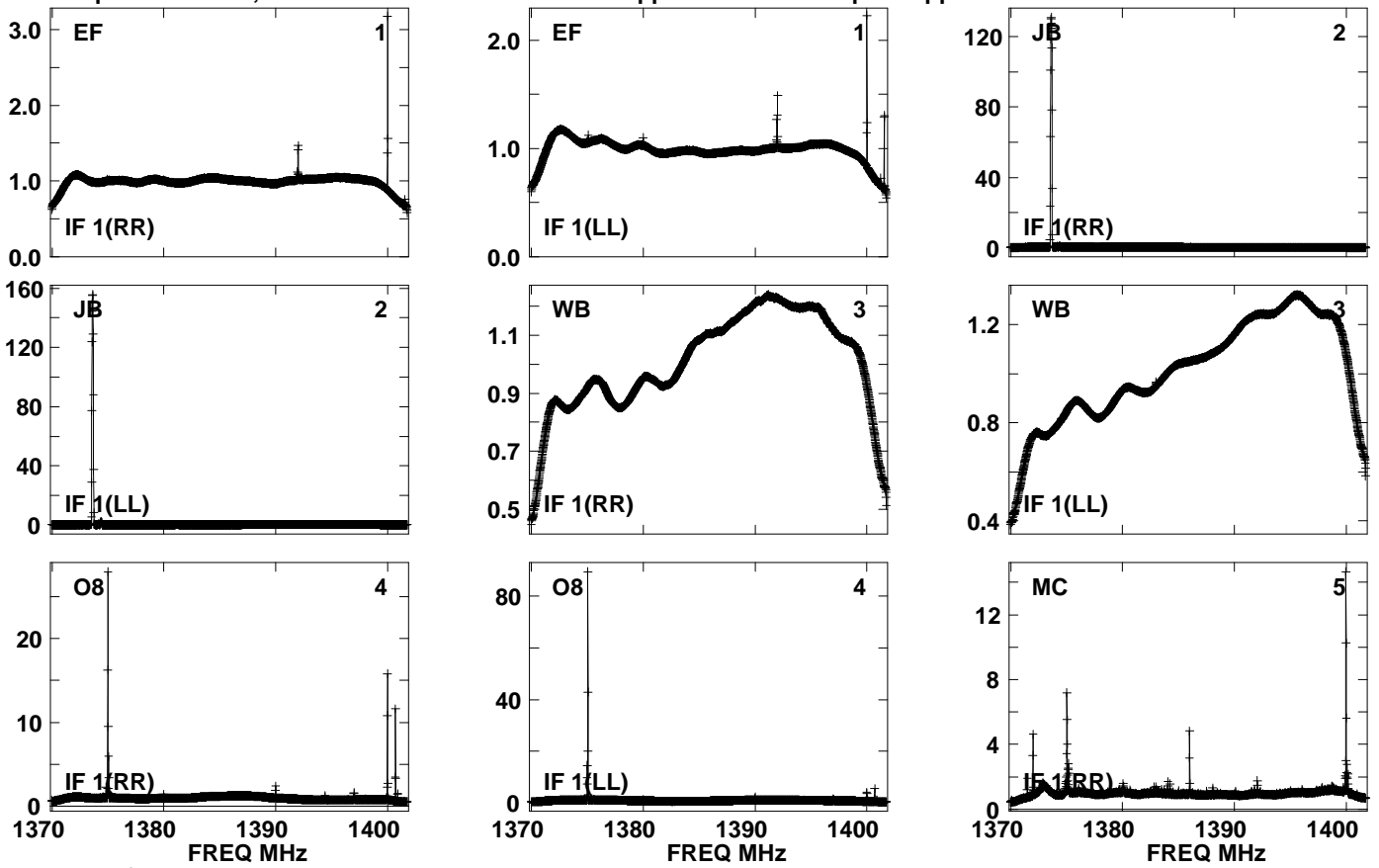


Lower frame: Real Jy  
Auto-corr total-power spectrum Antenna: \*  
Timerange: 00/16:00:34 to 00/16:02:02

Plot file version 279 created 08-MAR-2022 13:22:34

NGC6240 EH039B 2.UVDATA.1

Freq = 1.3699 GHz, Bw = 32.000 MH No calibration applied and no bandpass applied

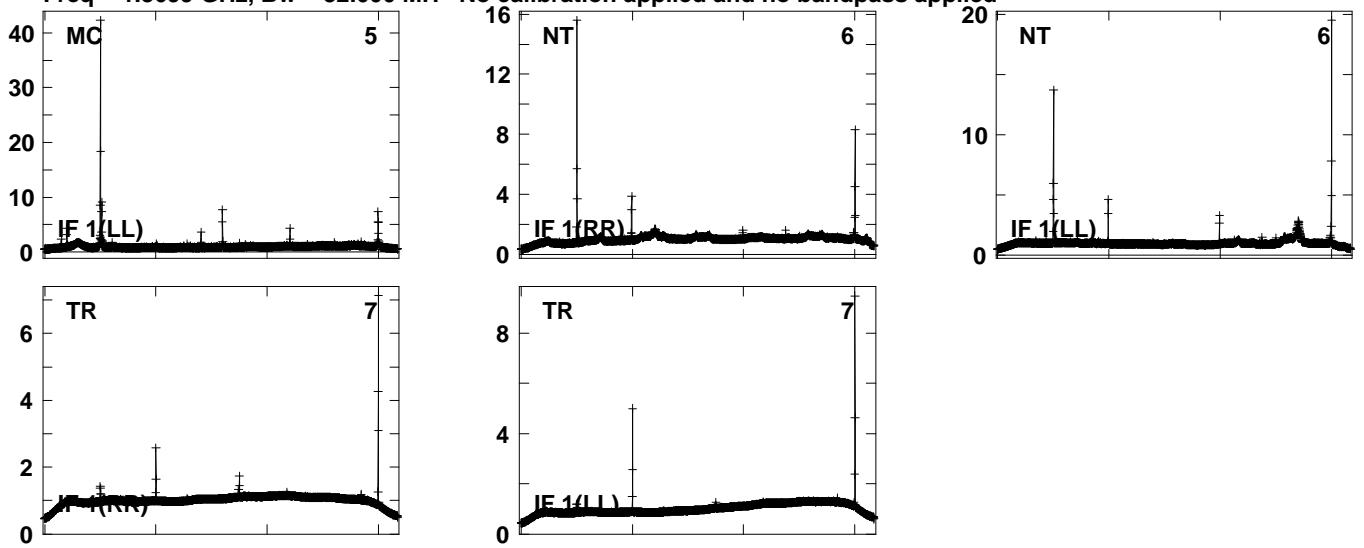


Lower frame: Real Jy  
Auto-corr total-power spectrum Antenna: \*  
Timerange: 00/16:02:04 to 00/16:05:32

Plot file version 280 created 08-MAR-2022 13:22:34

NGC6240 EH039B 2.UVDATA.1

Freq = 1.3699 GHz, Bw = 32.000 MH No calibration applied and no bandpass applied



Lower frame: Real Jy

Auto-corr total-power spectrum Antenna: \*

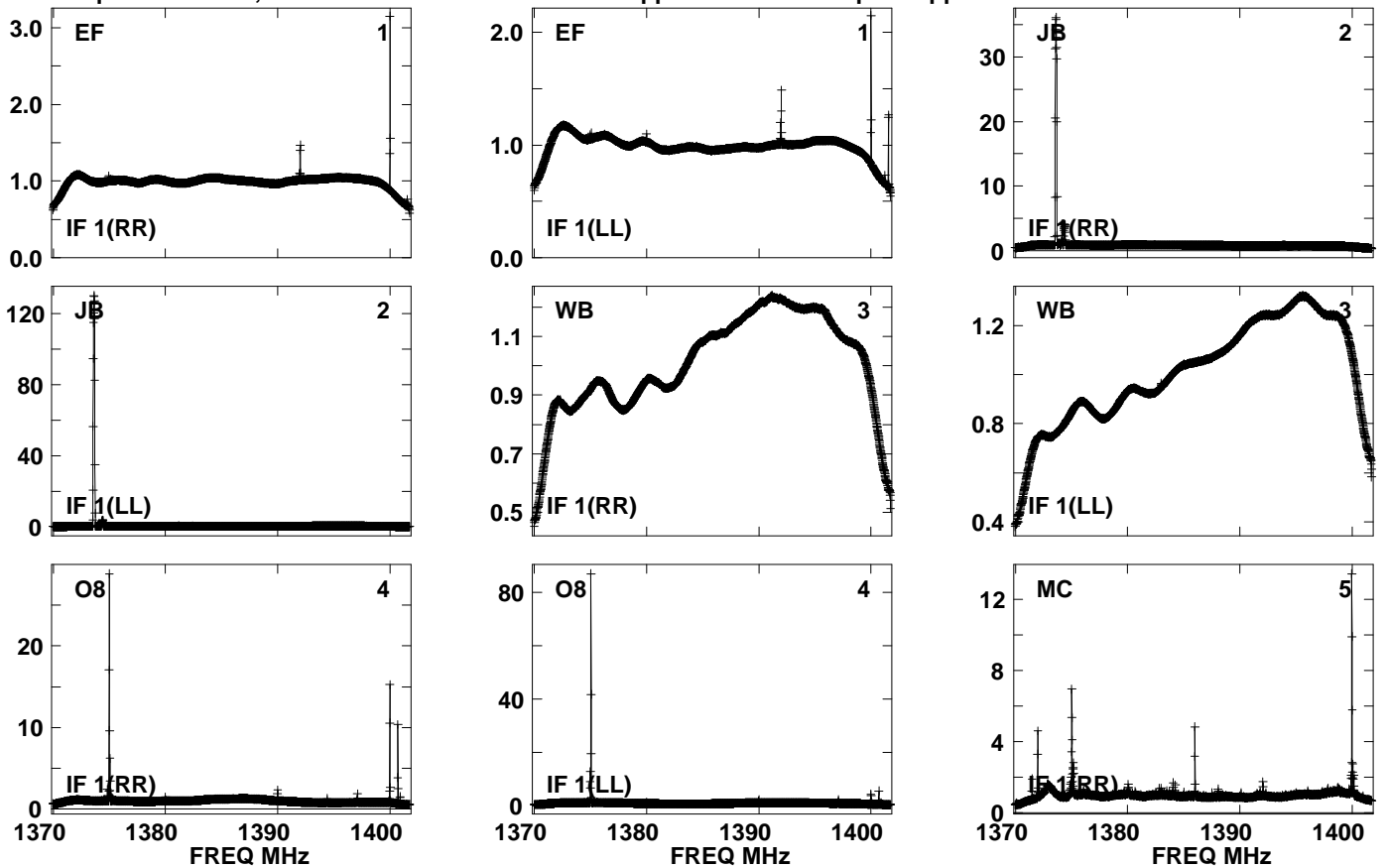
Timerange: 00/16:02:04 to 00/16:05:32



Plot file version 281 created 08-MAR-2022 13:22:34

J1651+0129 EH039B 2.UVDATA.1

Freq = 1.3699 GHz, Bw = 32.000 MH No calibration applied and no bandpass applied

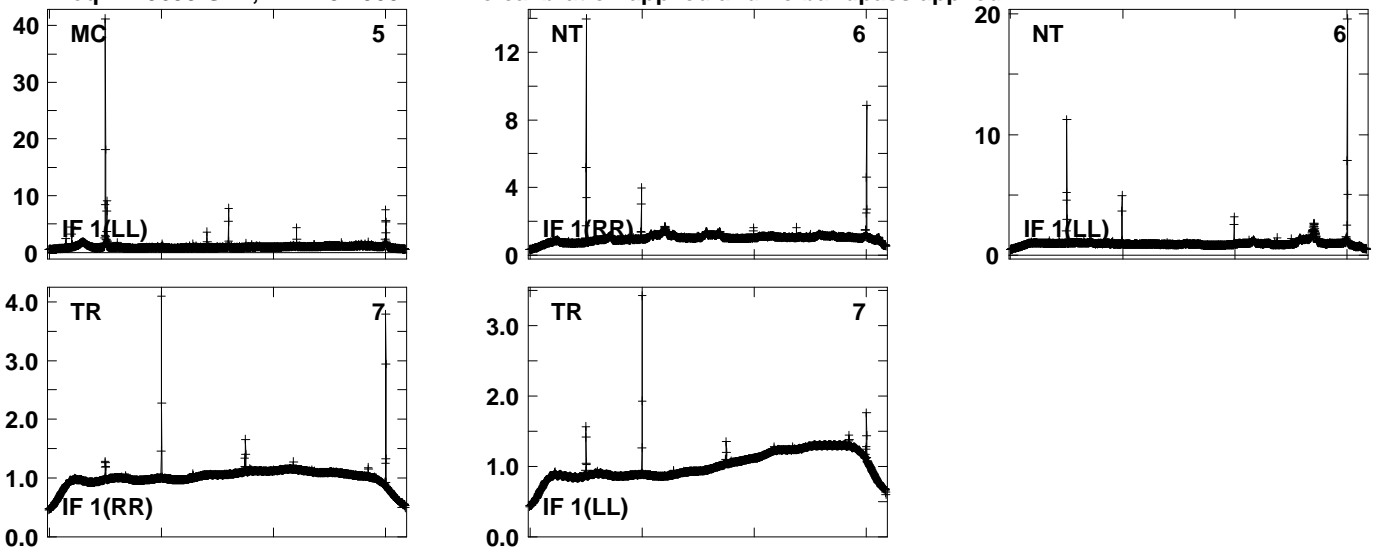


Lower frame: Real Jy  
Auto-corr total-power spectrum Antenna: \*  
Timerange: 00/16:05:59 to 00/16:07:27

Plot file version 282 created 08-MAR-2022 13:22:35

J1651+0129 EH039B 2.UVDATA.1

Freq = 1.3699 GHz, Bw = 32.000 MH No calibration applied and no bandpass applied

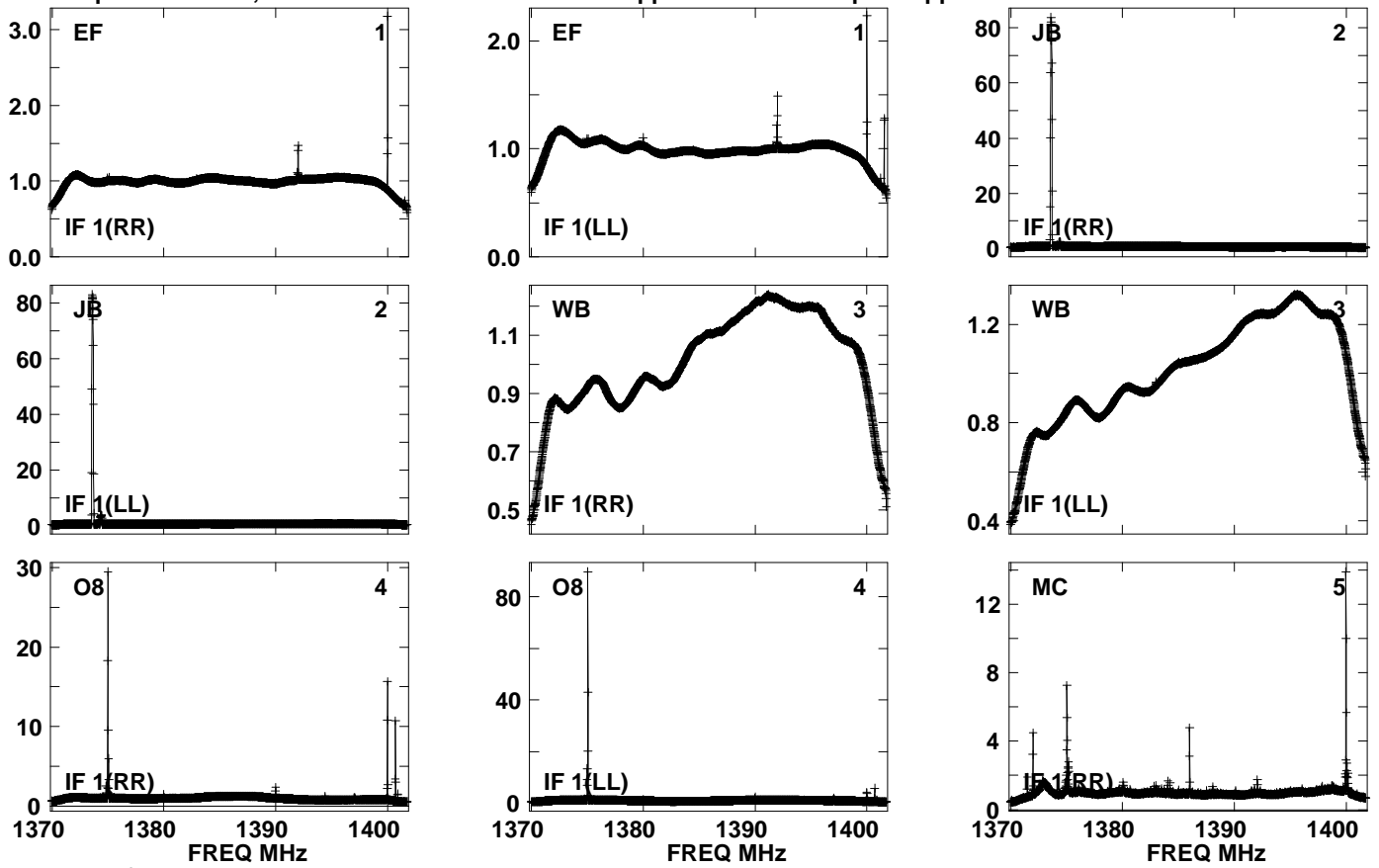


Lower frame: Real Jy  
Auto-corr total-power spectrum Antenna: \*  
Timerange: 00/16:05:59 to 00/16:07:27

Plot file version 283 created 08-MAR-2022 13:22:35

NGC6240 EH039B 2.UVDATA.1

Freq = 1.3699 GHz, Bw = 32.000 MH No calibration applied and no bandpass applied



Lower frame: Real Jy

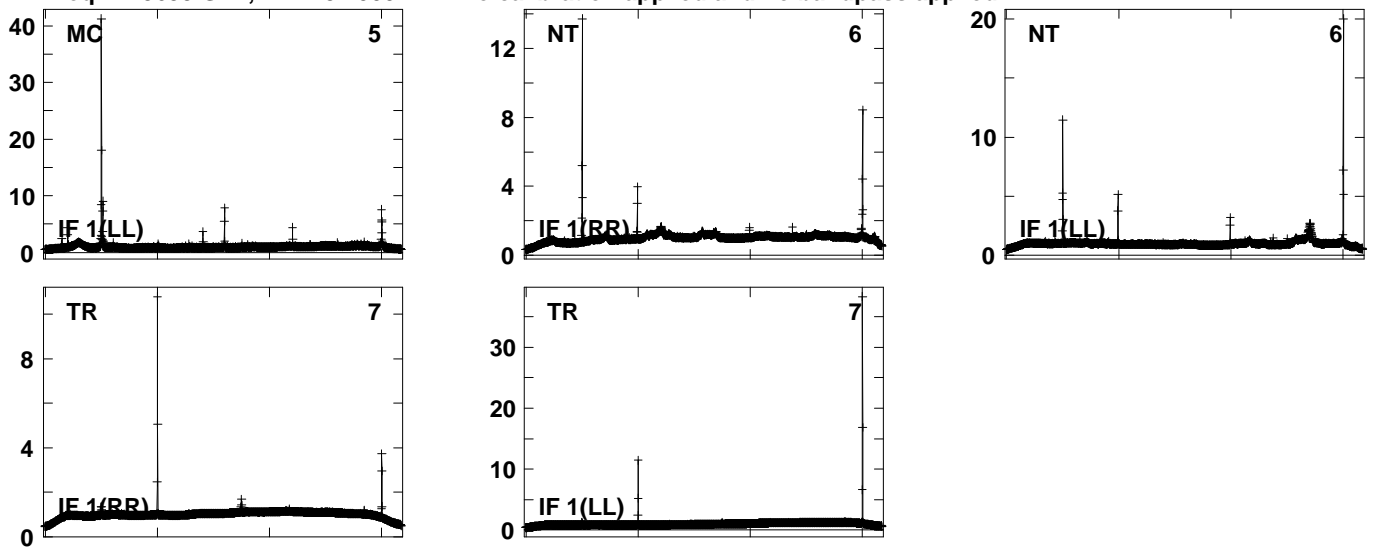
Auto-corr total-power spectrum Antenna: \*

Timerange: 00/16:07:29 to 00/16:10:57

Plot file version 284 created 08-MAR-2022 13:22:35

NGC6240 EH039B 2.UVDATA.1

Freq = 1.3699 GHz, Bw = 32.000 MH No calibration applied and no bandpass applied

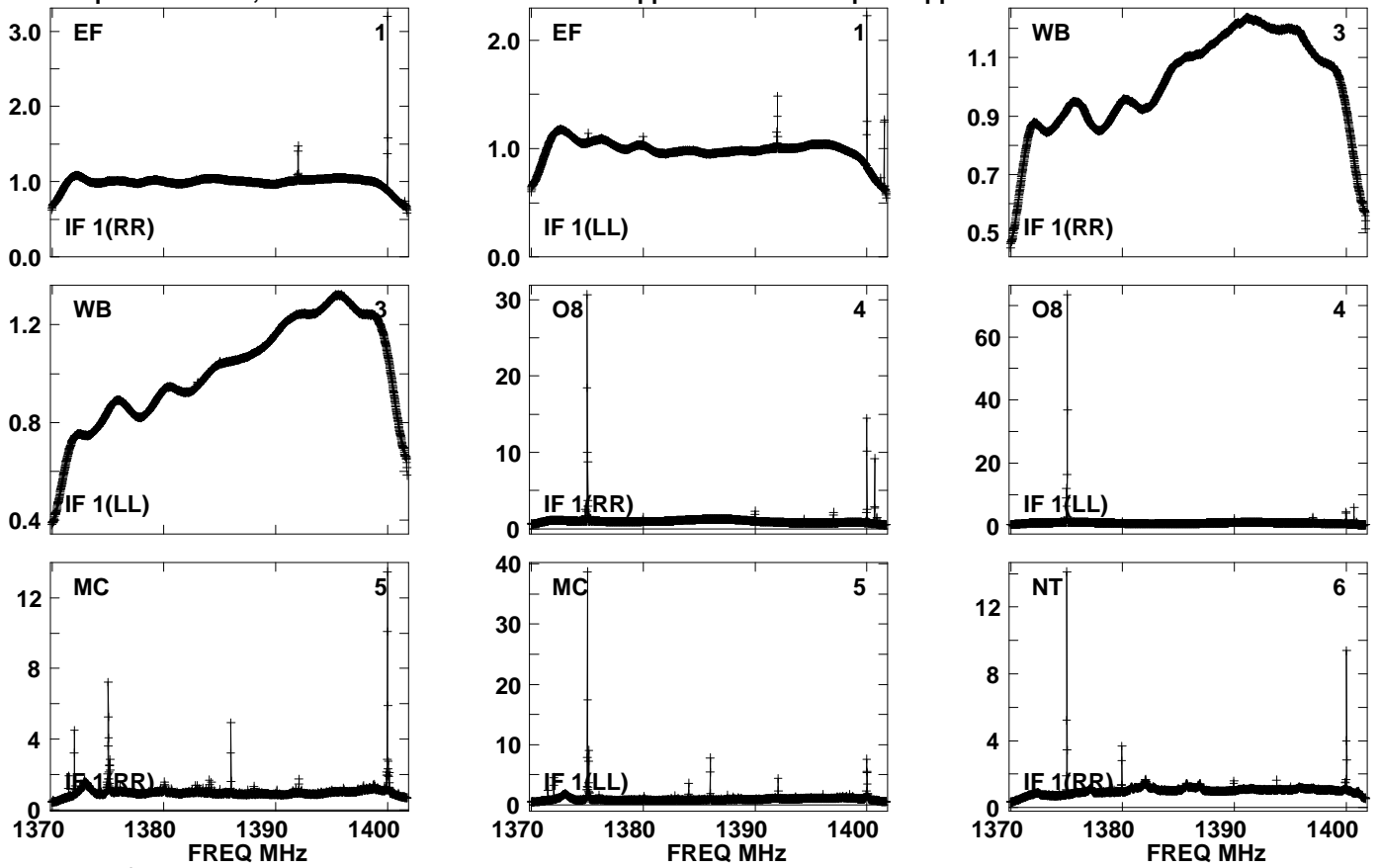


Lower frame: Real Jy  
Auto-corr total-power spectrum Antenna: \*  
Timerange: 00/16:07:29 to 00/16:10:57

Plot file version 285 created 08-MAR-2022 13:22:35

J1651+0129 EH039B 2.UVDATA.1

Freq = 1.3699 GHz, Bw = 32.000 MH No calibration applied and no bandpass applied



Lower frame: Real Jy

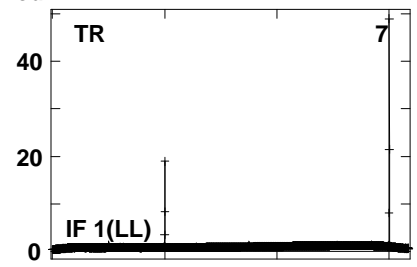


Auto-corr total-power spectrum Antenna: \*

Timerange: 00/16:10:59 to 00/16:12:27

Plot file version 286 created 08-MAR-2022 13:22:36

J1651+0129 EH039B 2.UVDATA.1

Freq = 1.3699 GHz, Bw = 32.000 MH No calibration applied and no bandpass applied

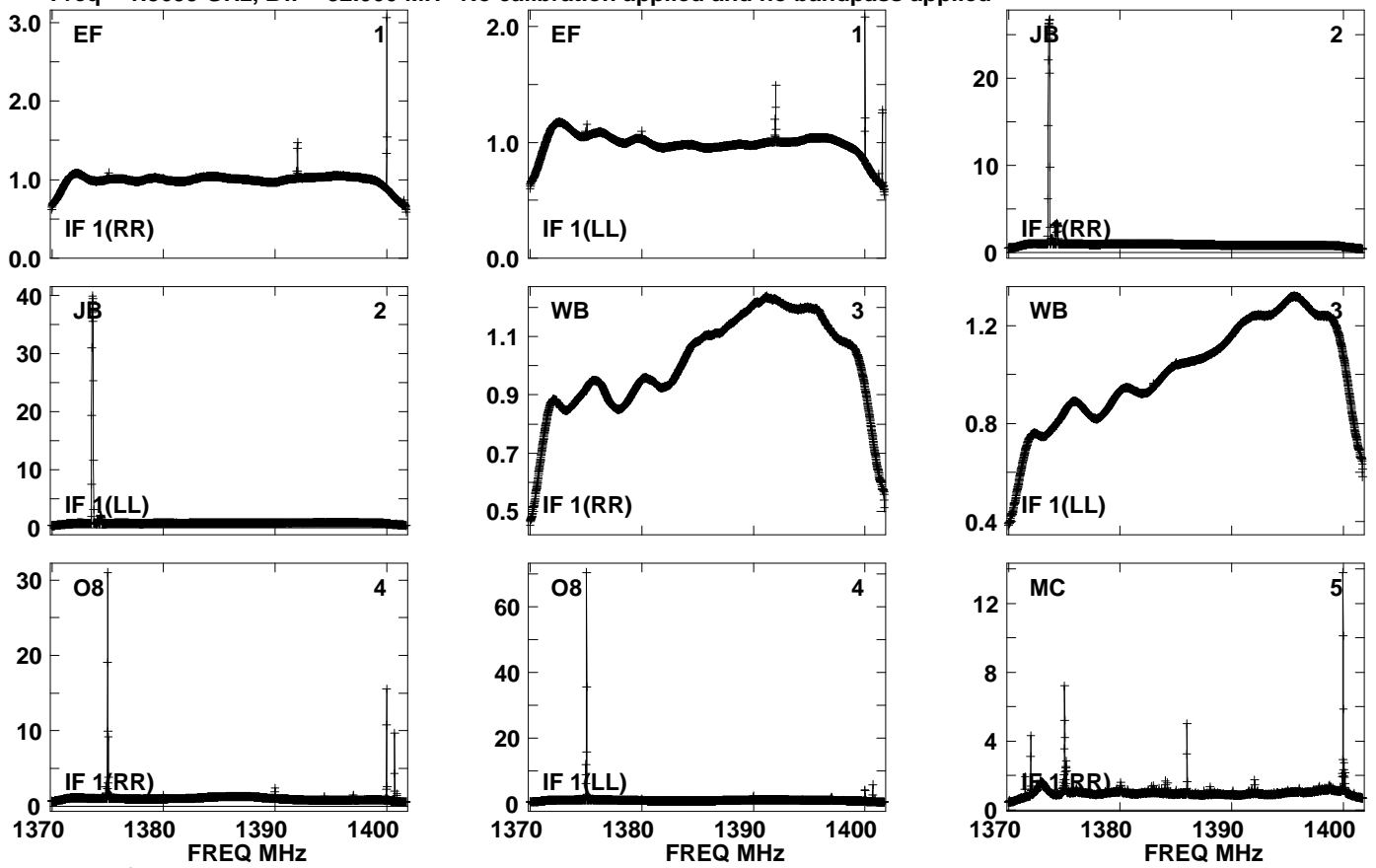


Lower frame: Real Jy  
Auto-corr total-power spectrum Antenna: \*  
Timerange: 00/16:10:59 to 00/16:12:27

Plot file version 287 created 08-MAR-2022 13:22:36

NGC6240 EH039B 2.UVDATA.1

Freq = 1.3699 GHz, Bw = 32.000 MH No calibration applied and no bandpass applied

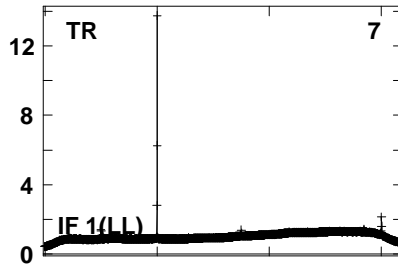
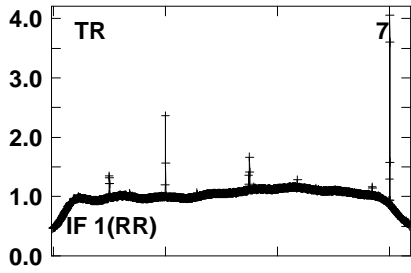

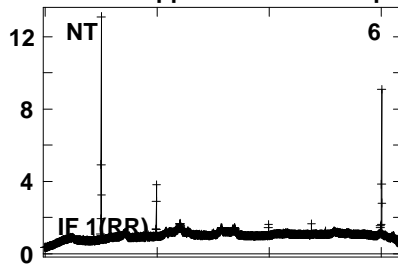
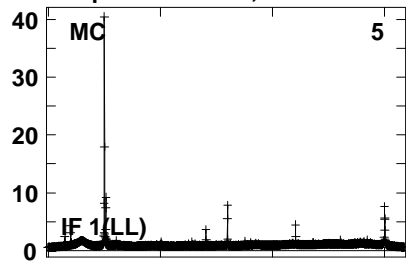


Lower frame: Real Jy  
Auto-corr total-power spectrum Antenna: \*  
Timerange: 00/16:12:29 to 00/16:15:57

Plot file version 288 created 08-MAR-2022 13:22:36

NGC6240 EH039B 2.UVDATA.1

Freq = 1.3699 GHz, Bw = 32.000 MH No calibration applied and no bandpass applied



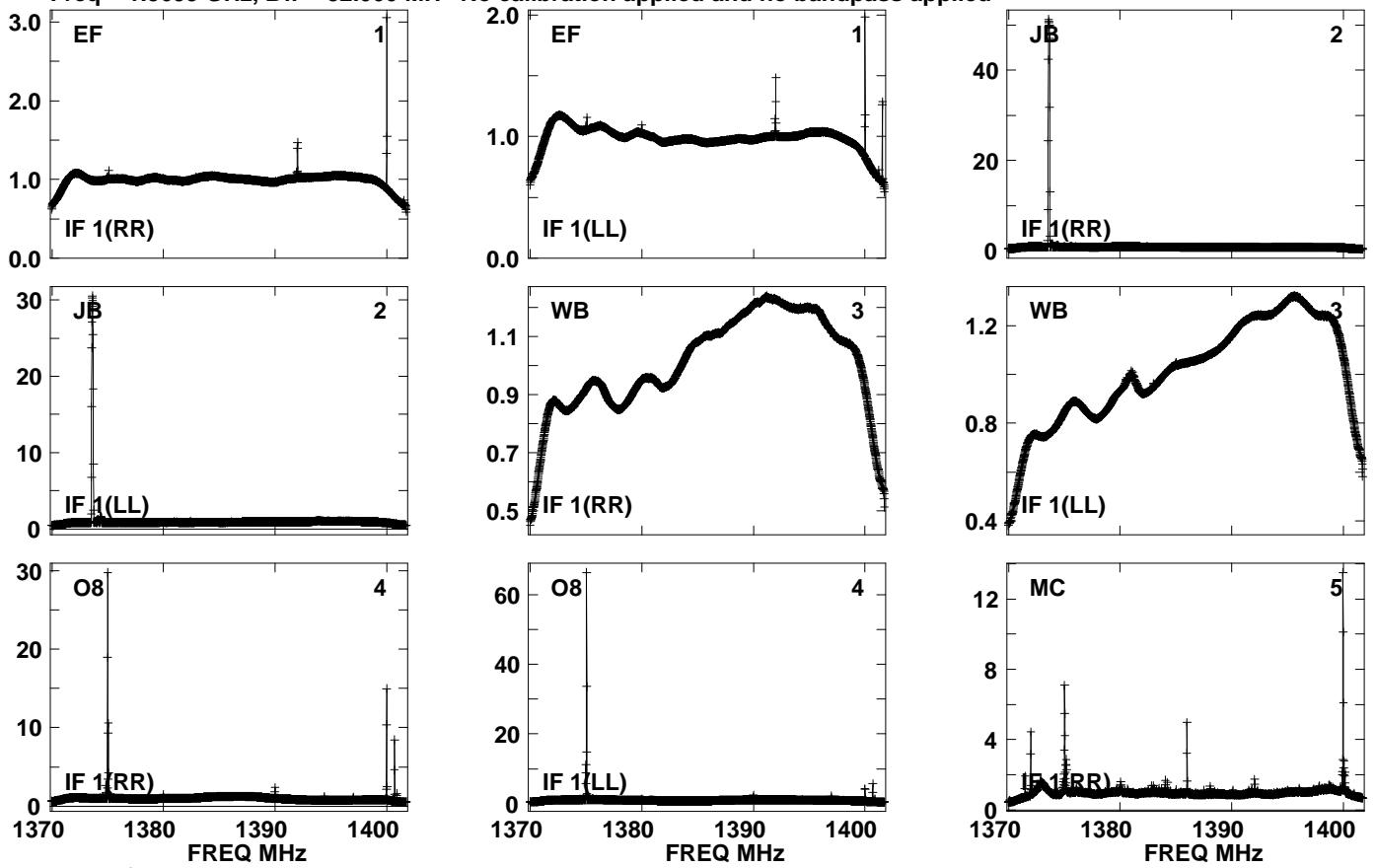
Lower frame: Real Jy  
Auto-corr total-power spectrum Antenna: \*  
Timerange: 00/16:12:29 to 00/16:15:57



Plot file version 289 created 08-MAR-2022 13:22:36

J1651+0129 EH039B 2.UVDATA.1

Freq = 1.3699 GHz, Bw = 32.000 MH No calibration applied and no bandpass applied

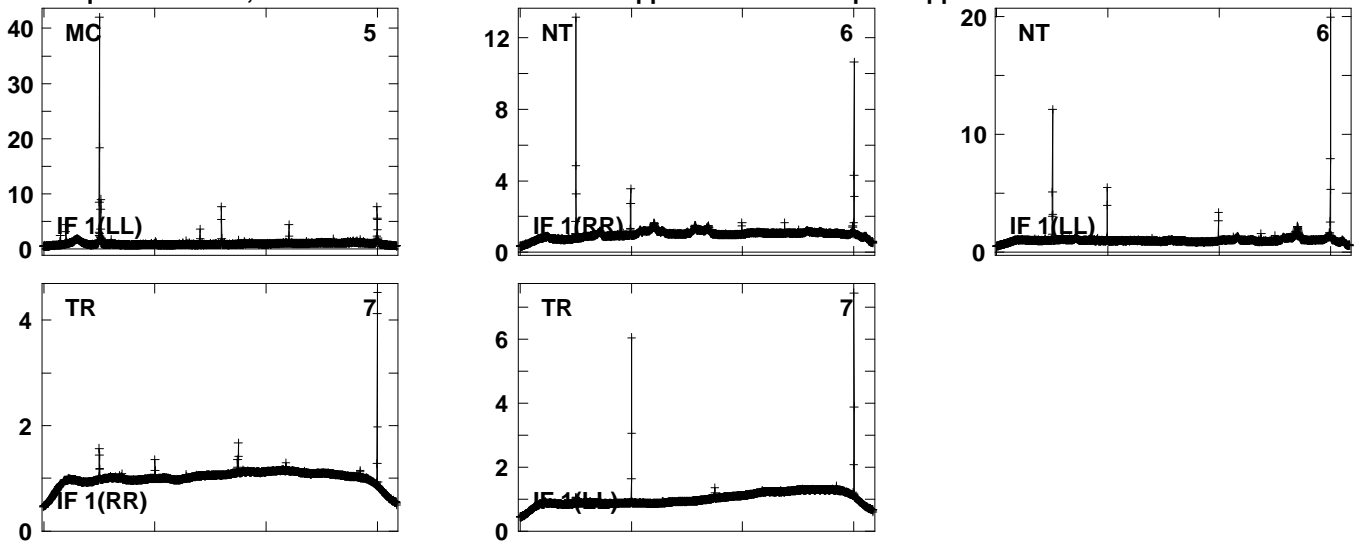


Lower frame: Real Jy  
Auto-corr total-power spectrum Antenna: \*  
Timerange: 00/16:16:24 to 00/16:17:52

Plot file version 290 created 08-MAR-2022 13:22:37

J1651+0129 EH039B 2.UVDATA.1

Freq = 1.3699 GHz, Bw = 32.000 MH No calibration applied and no bandpass applied

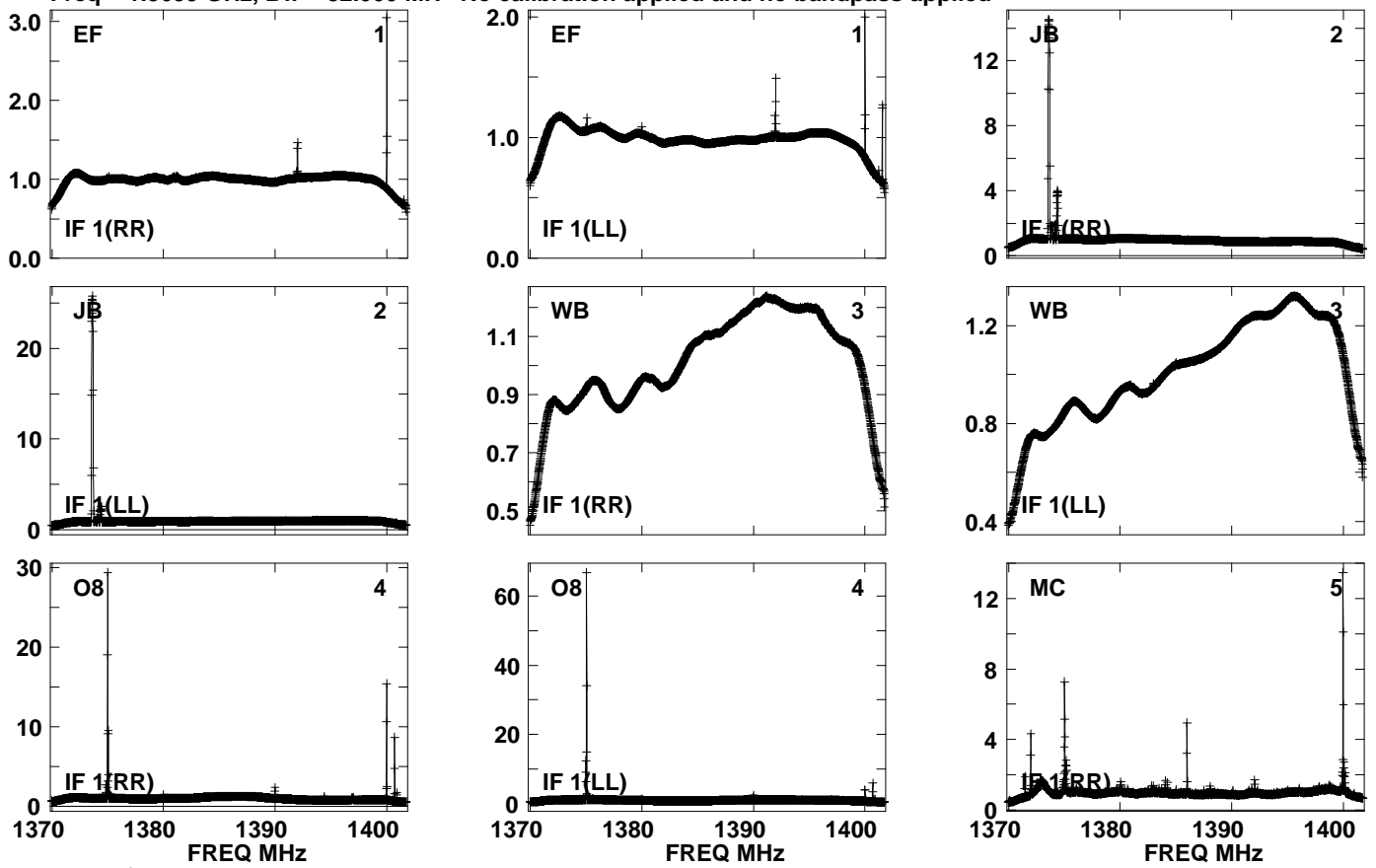


Lower frame: Real Jy  
Auto-corr total-power spectrum Antenna: \*  
Timerange: 00/16:16:24 to 00/16:17:52

Plot file version 291 created 08-MAR-2022 13:22:37

NGC6240 EH039B 2.UVDATA.1

Freq = 1.3699 GHz, Bw = 32.000 MH No calibration applied and no bandpass applied

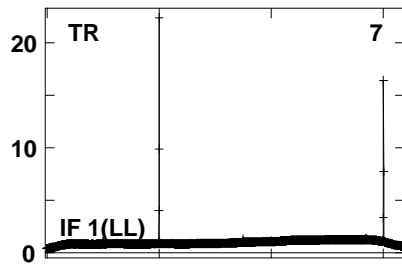
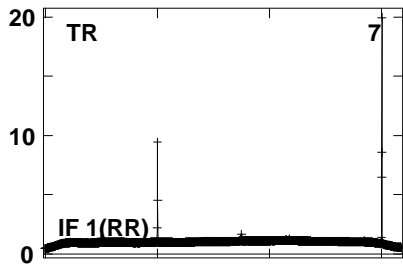

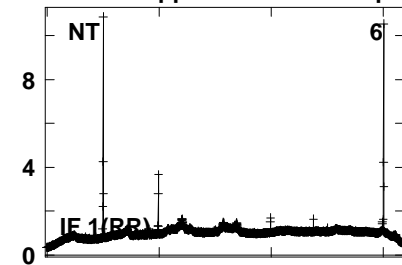
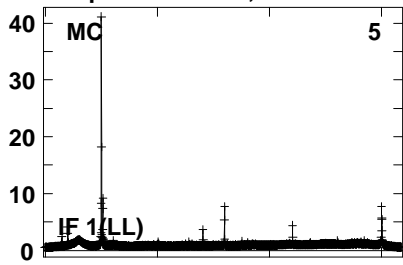


Lower frame: Real Jy  
Auto-corr total-power spectrum Antenna: \*  
Timerange: 00/16:17:54 to 00/16:21:22

Plot file version 292 created 08-MAR-2022 13:22:37

NGC6240 EH039B 2.UVDATA.1

Freq = 1.3699 GHz, Bw = 32.000 MH No calibration applied and no bandpass applied

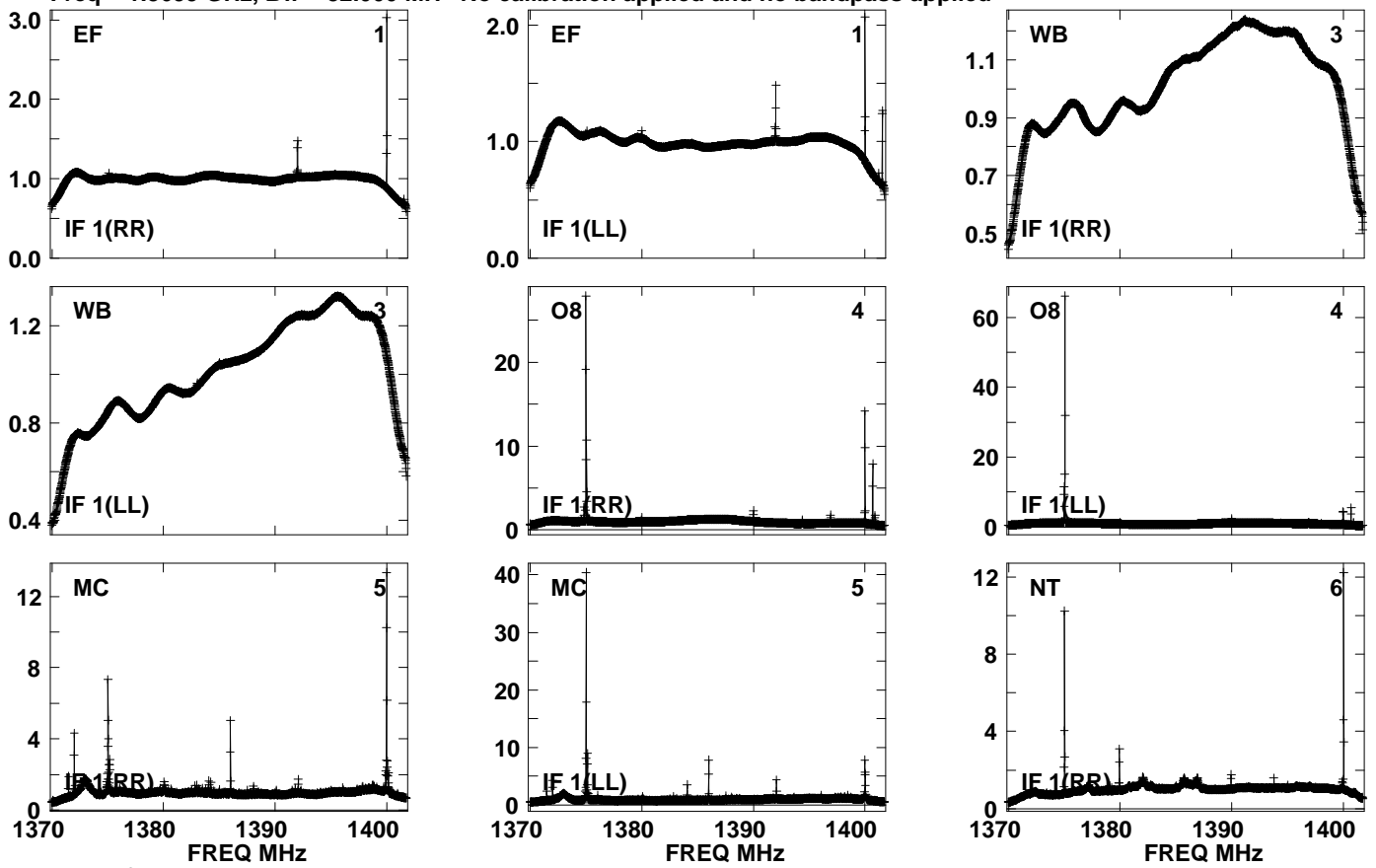


Lower frame: Real Jy  
Auto-corr total-power spectrum Antenna: \*  
Timerange: 00/16:17:54 to 00/16:21:22

Plot file version 293 created 08-MAR-2022 13:22:37

J1651+0129 EH039B 2.UVDATA.1

Freq = 1.3699 GHz, Bw = 32.000 MH No calibration applied and no bandpass applied



Lower frame: Real Jy


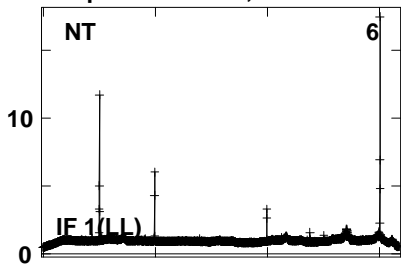
Auto-corr total-power spectrum Antenna: \*

Timerange: 00/16:21:24 to 00/16:22:52

Plot file version 294 created 08-MAR-2022 13:22:37

J1651+0129 EH039B 2.UVDATA.1

Freq = 1.3699 GHz, Bw = 32.000 MH No calibration applied and no bandpass applied

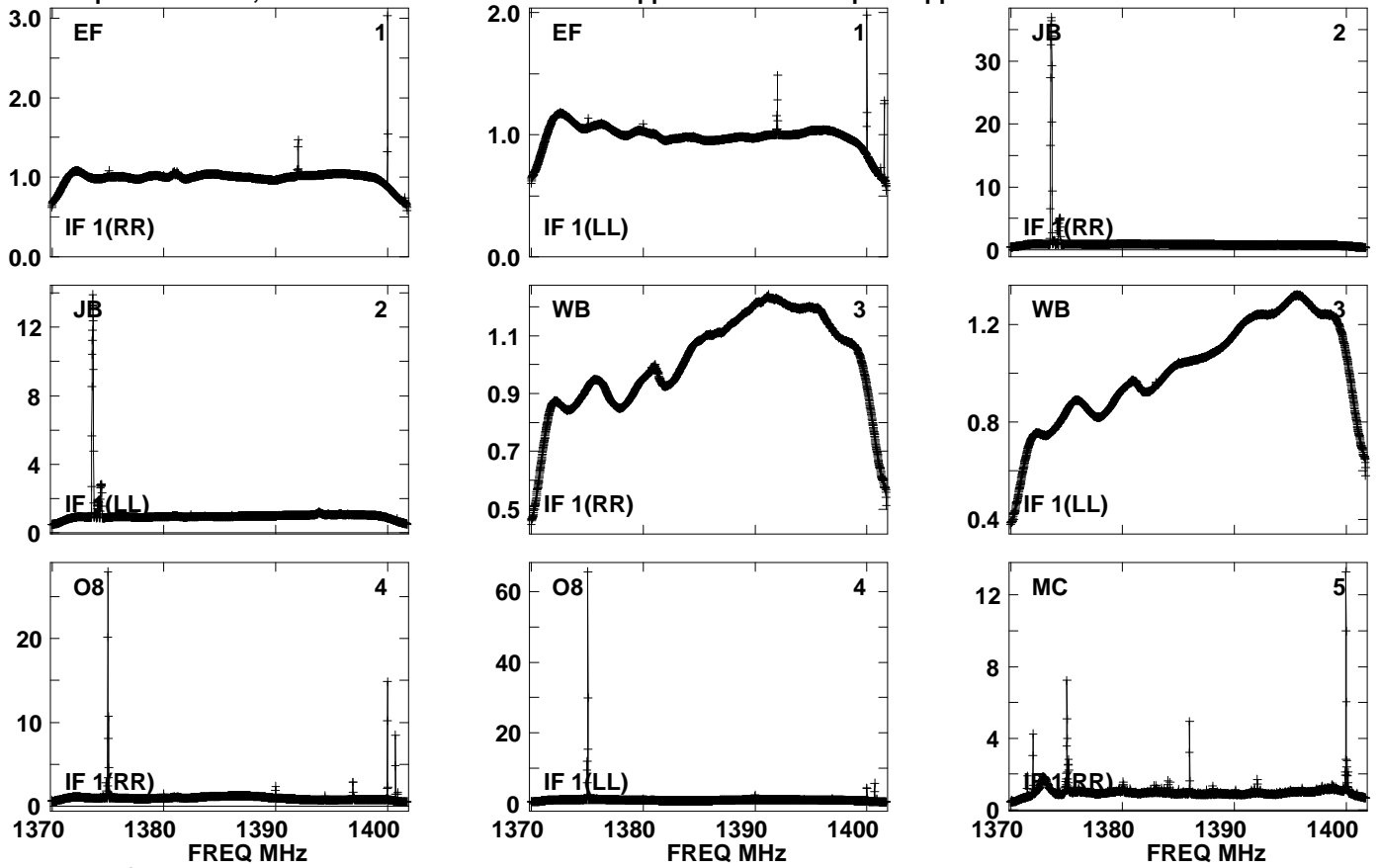


Lower frame: Real Jy  
Auto-corr total-power spectrum Antenna: \*  
Timerange: 00/16:21:24 to 00/16:22:52

Plot file version 295 created 08-MAR-2022 13:22:38

NGC6240 EH039B 2.UVDATA.1

Freq = 1.3699 GHz, Bw = 32.000 MH No calibration applied and no bandpass applied

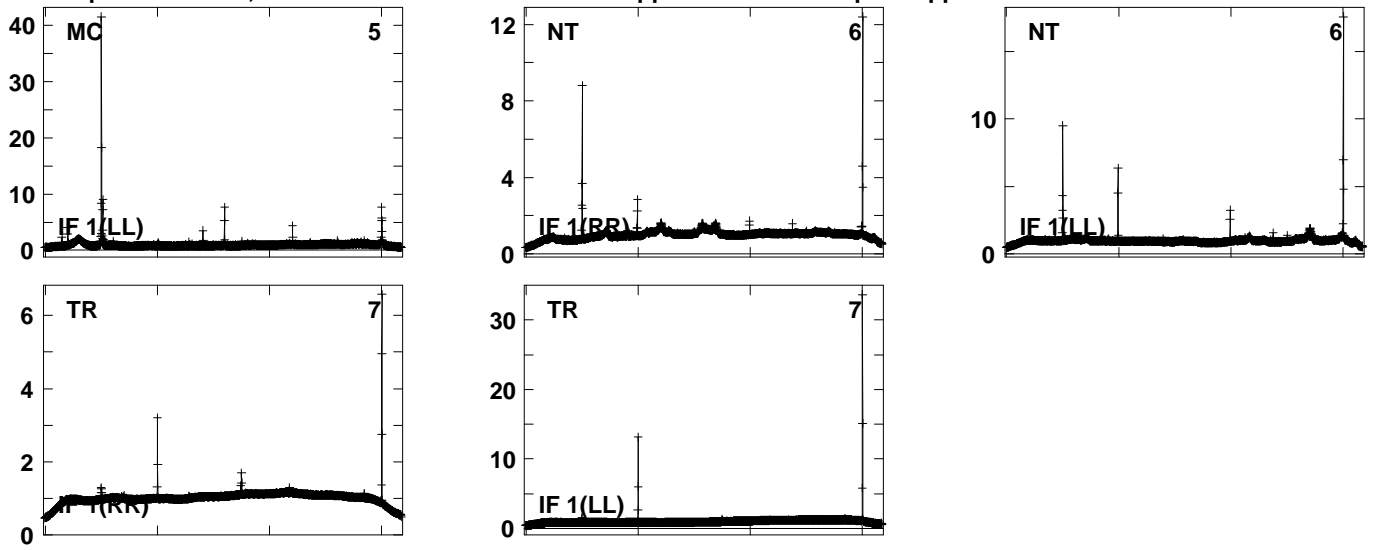


Lower frame: Real Jy  
Auto-corr total-power spectrum Antenna: \*  
Timerange: 00/16:22:54 to 00/16:26:22

Plot file version 296 created 08-MAR-2022 13:22:38

NGC6240 EH039B 2.UVDATA.1

Freq = 1.3699 GHz, Bw = 32.000 MH No calibration applied and no bandpass applied



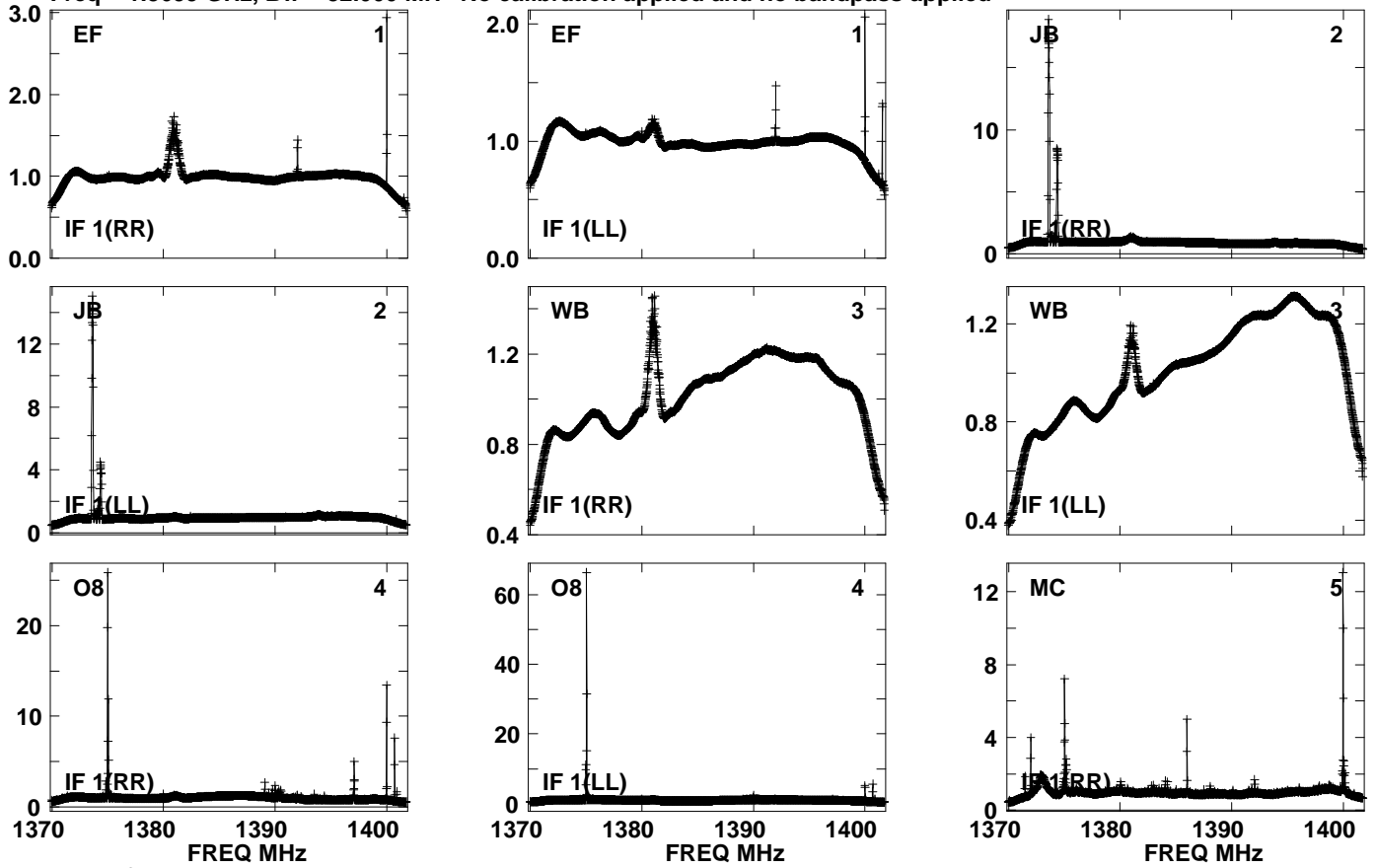
Lower frame: Real Jy  
Auto-corr total-power spectrum Antenna: \*  
Timerange: 00/16:22:54 to 00/16:26:22



Plot file version 297 created 08-MAR-2022 13:22:38

J1651+0129 EH039B 2.UVDATA.1

Freq = 1.3699 GHz, Bw = 32.000 MH No calibration applied and no bandpass applied

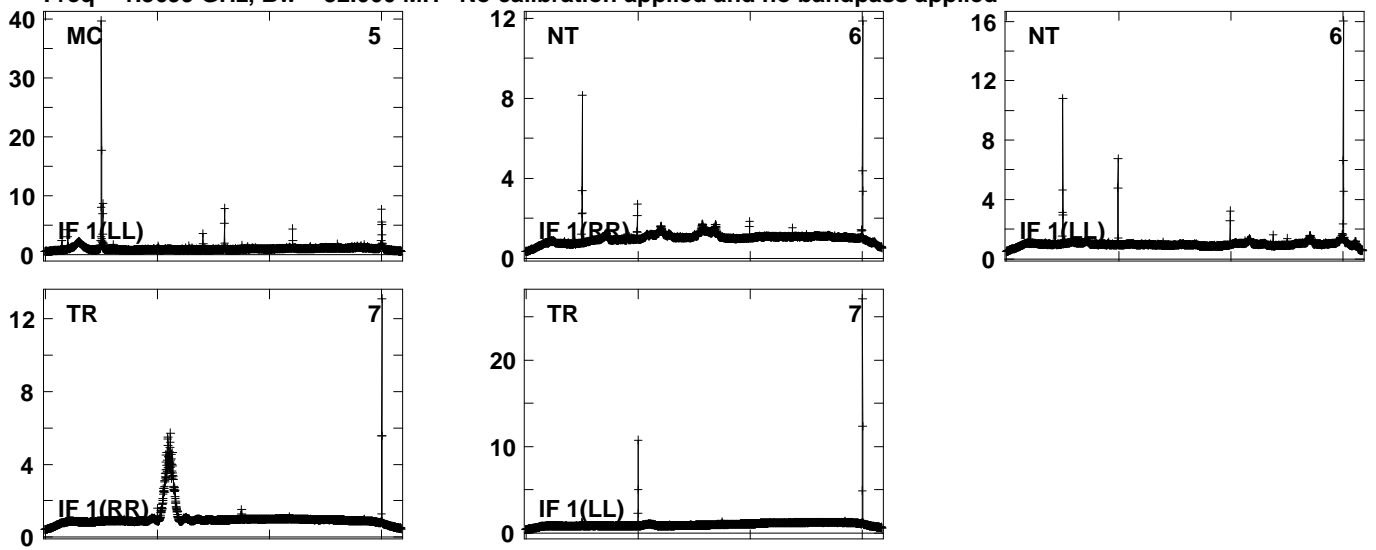


Lower frame: Real Jy  
Auto-corr total-power spectrum Antenna: \*  
Timerange: 00/16:26:49 to 00/16:28:17

Plot file version 298 created 08-MAR-2022 13:22:38

J1651+0129 EH039B 2.UVDATA.1

Freq = 1.3699 GHz, Bw = 32.000 MH No calibration applied and no bandpass applied

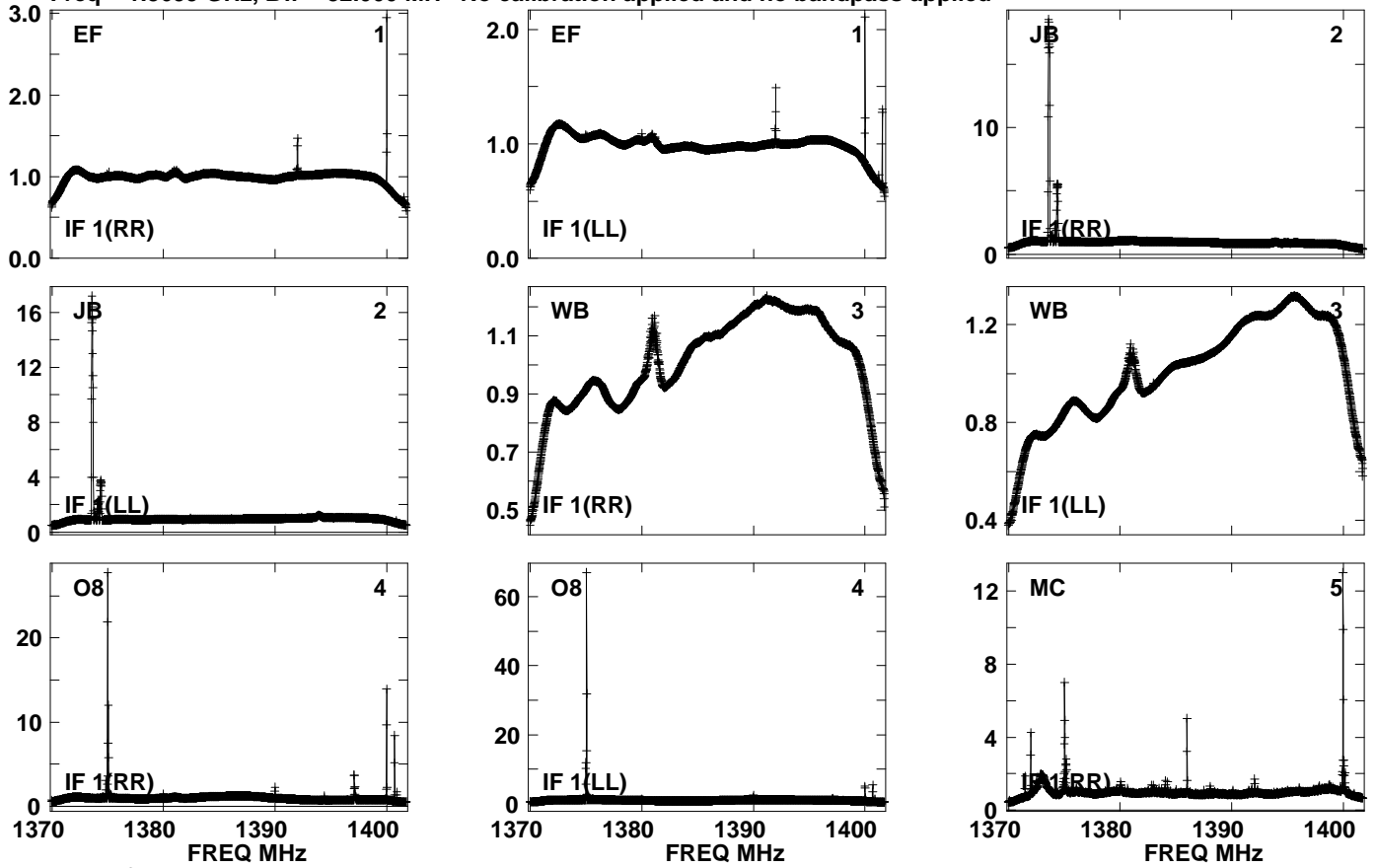


Lower frame: Real Jy  
Auto-corr total-power spectrum Antenna: \*  
Timerange: 00/16:26:49 to 00/16:28:17

Plot file version 299 created 08-MAR-2022 13:22:39

NGC6240 EH039B 2.UVDATA.1

Freq = 1.3699 GHz, Bw = 32.000 MH No calibration applied and no bandpass applied

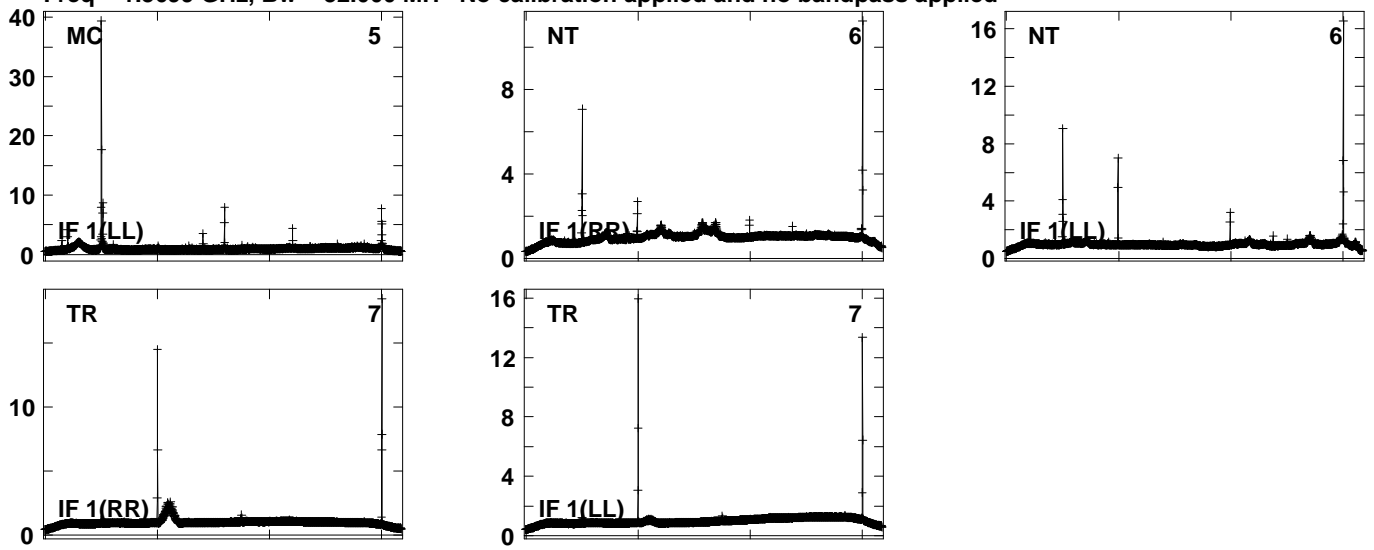


Lower frame: Real Jy  
Auto-corr total-power spectrum Antenna: \*  
Timerange: 00/16:28:19 to 00/16:31:47

Plot file version 300 created 08-MAR-2022 13:22:39

NGC6240 EH039B 2.UVDATA.1

Freq = 1.3699 GHz, Bw = 32.000 MH No calibration applied and no bandpass applied

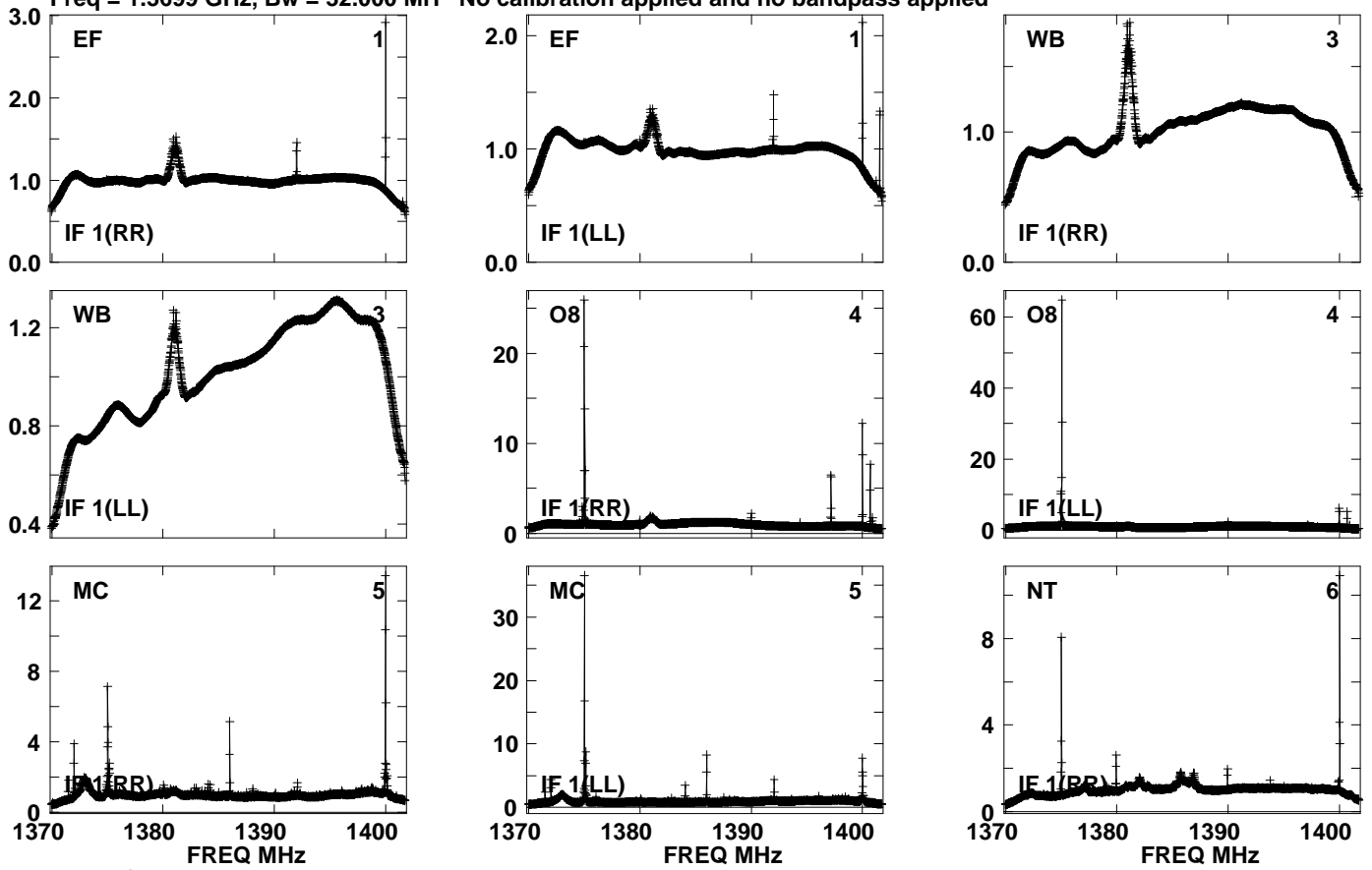


Lower frame: Real Jy  
Auto-corr total-power spectrum Antenna: \*  
Timerange: 00/16:28:19 to 00/16:31:47

Plot file version 301 created 08-MAR-2022 13:22:39

J1651+0129 EH039B 2.UVDATA.1

Freq = 1.3699 GHz, Bw = 32.000 MH No calibration applied and no bandpass applied

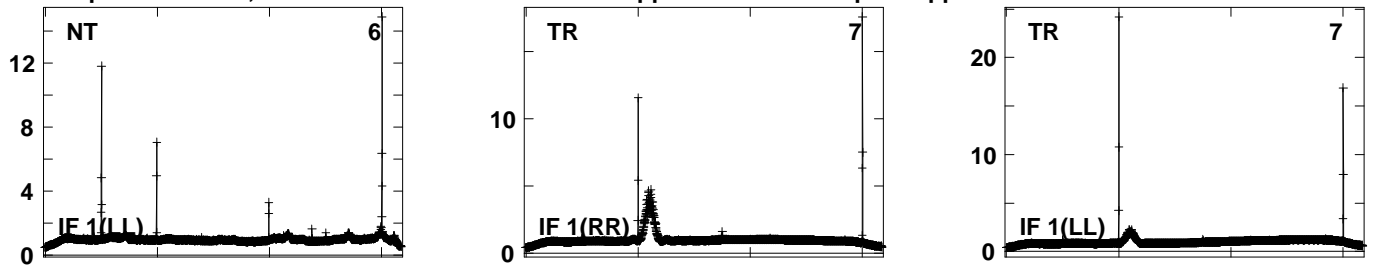


Lower frame: Real Jy  
Auto-corr total-power spectrum Antenna: \*  
Timerange: 00/16:31:49 to 00/16:33:17

Plot file version 302 created 08-MAR-2022 13:22:39

J1651+0129 EH039B 2.UVDATA.1

Freq = 1.3699 GHz, Bw = 32.000 MH No calibration applied and no bandpass applied



Lower frame: Real Jy

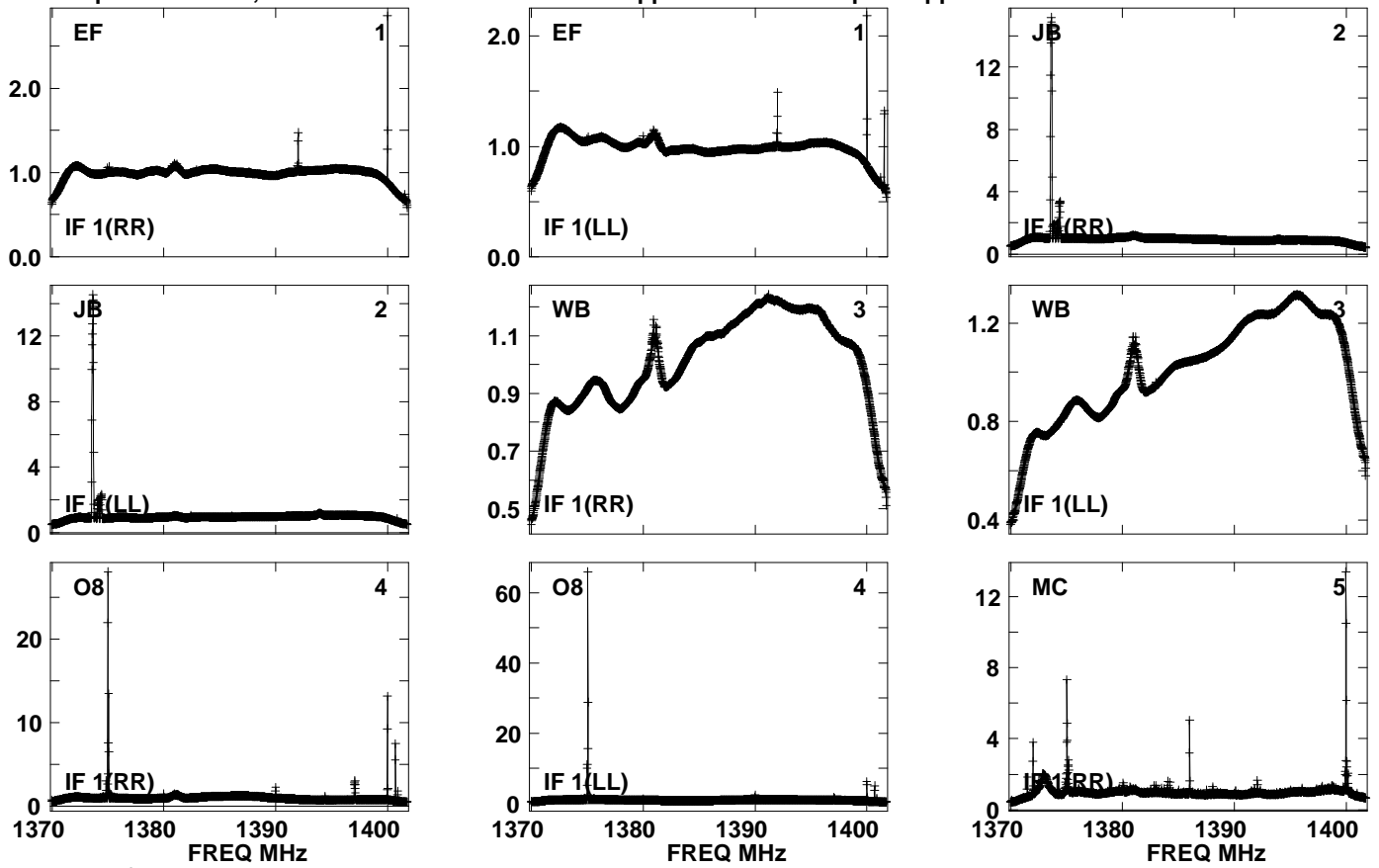
Auto-corr total-power spectrum Antenna: \*

Timerange: 00/16:31:49 to 00/16:33:17

Plot file version 303 created 08-MAR-2022 13:22:39

NGC6240 EH039B 2.UVDATA.1

Freq = 1.3699 GHz, Bw = 32.000 MH No calibration applied and no bandpass applied



Lower frame: Real Jy

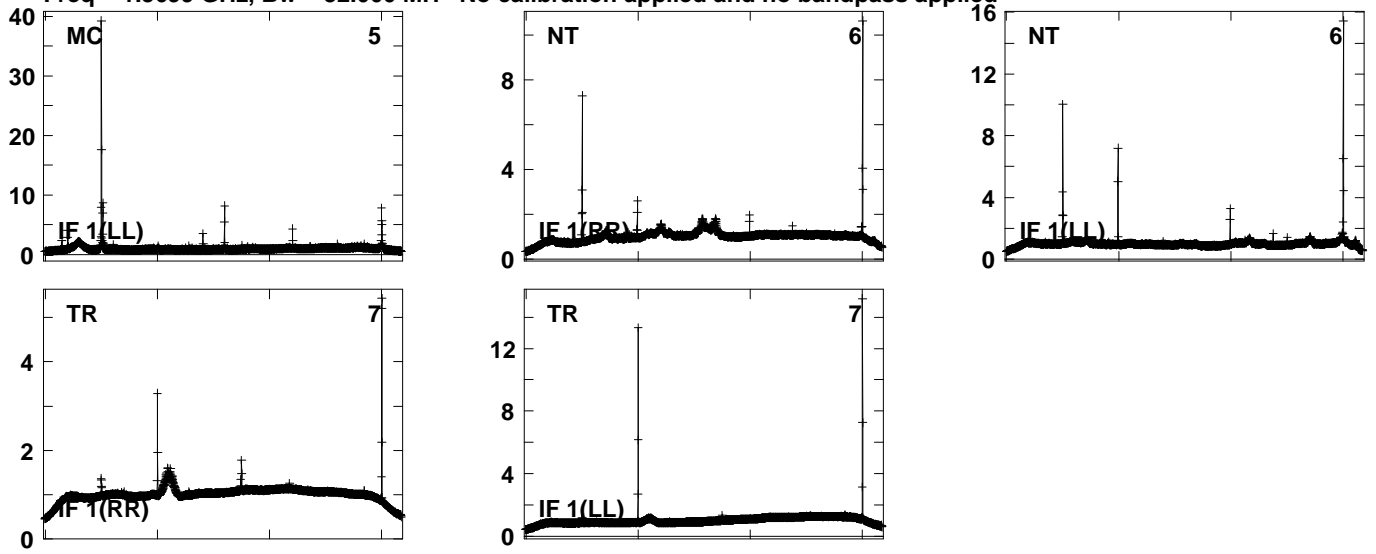
Auto-corr total-power spectrum Antenna: \*

Timerange: 00/16:33:19 to 00/16:36:47

Plot file version 304 created 08-MAR-2022 13:22:40

NGC6240 EH039B 2.UVDATA.1

Freq = 1.3699 GHz, Bw = 32.000 MH No calibration applied and no bandpass applied



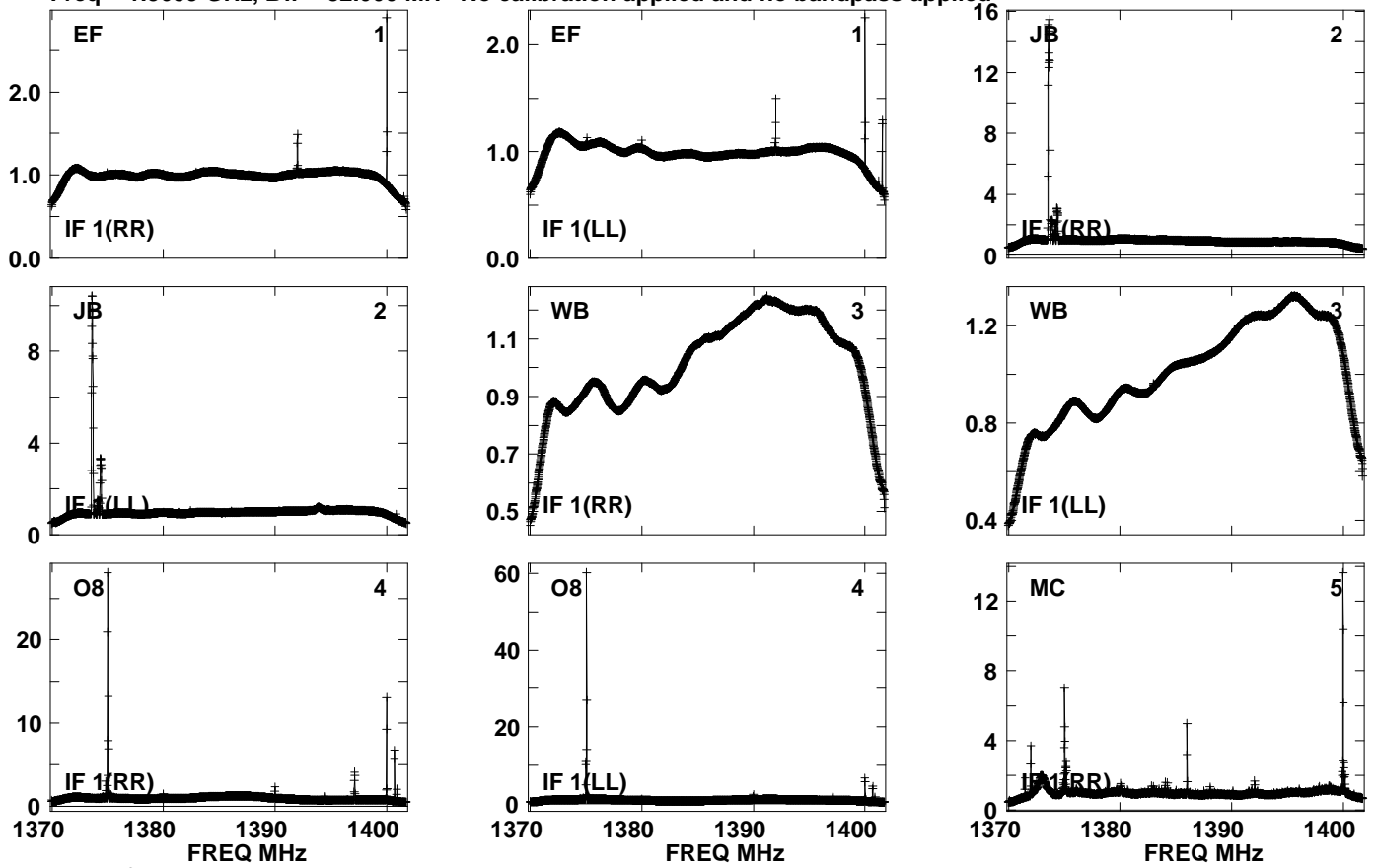
Lower frame: Real Jy  
Auto-corr total-power spectrum Antenna: \*  
Timerange: 00/16:33:19 to 00/16:36:47



Plot file version 305 created 08-MAR-2022 13:22:40

J1651+0129 EH039B 2.UVDATA.1

Freq = 1.3699 GHz, Bw = 32.000 MH No calibration applied and no bandpass applied

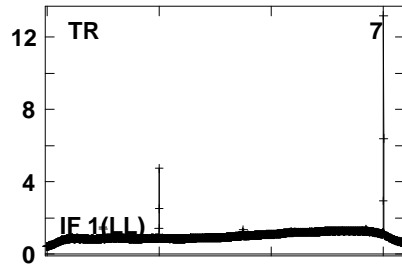
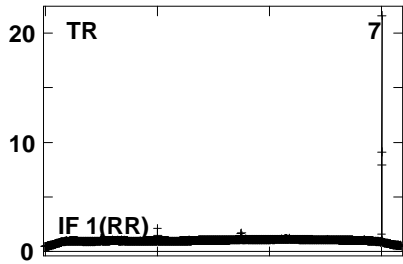
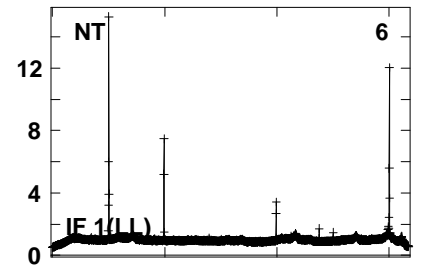
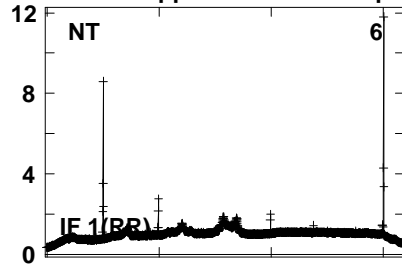
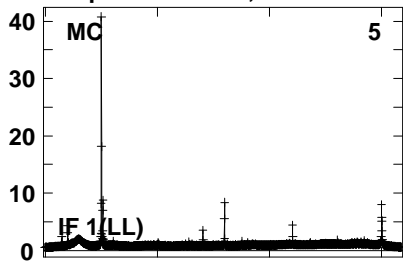


Lower frame: Real Jy  
Auto-corr total-power spectrum Antenna: \*  
Timerange: 00/16:37:14 to 00/16:38:42

Plot file version 306 created 08-MAR-2022 13:22:40

J1651+0129 EH039B 2.UVDATA.1

Freq = 1.3699 GHz, Bw = 32.000 MH No calibration applied and no bandpass applied

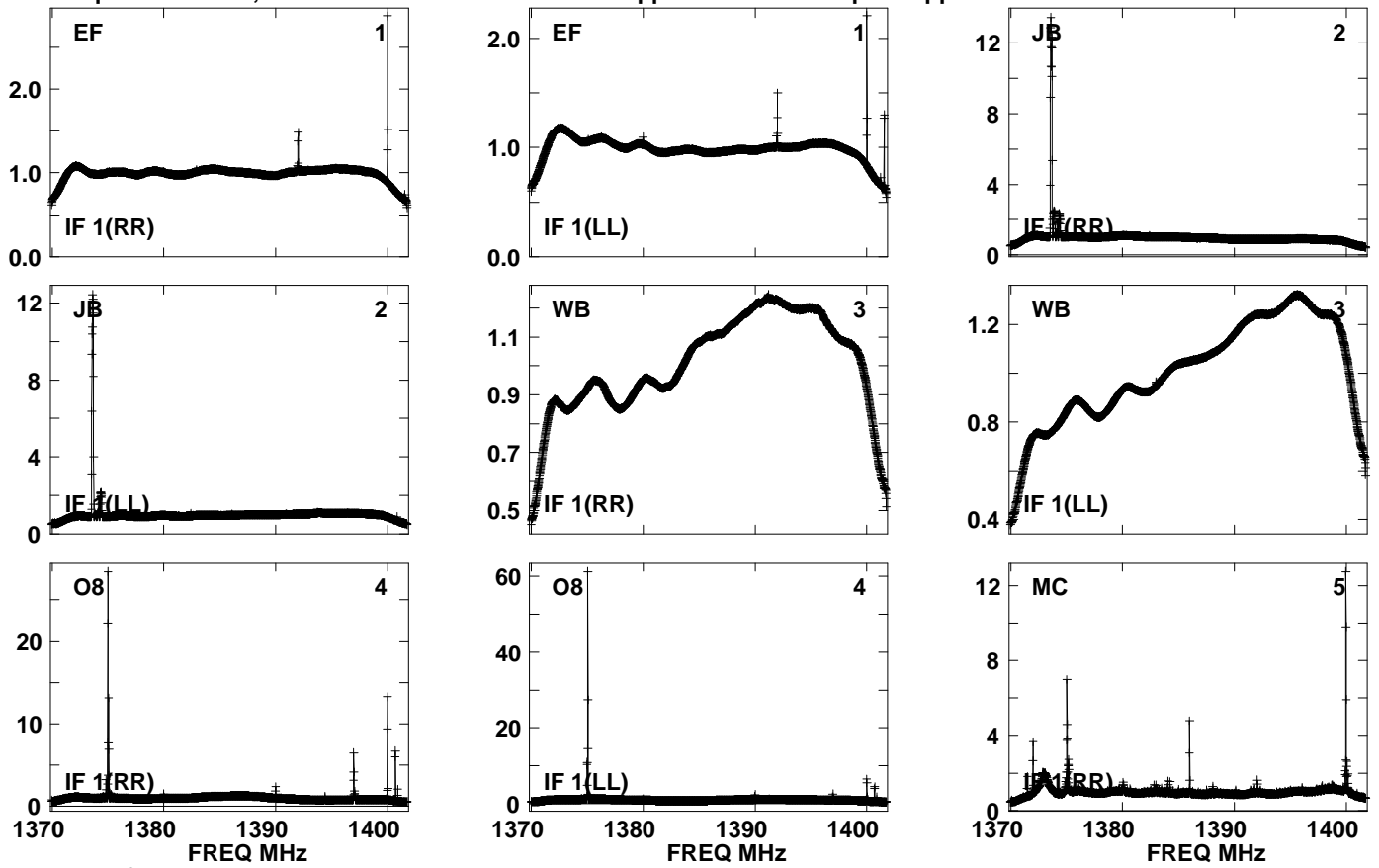


Lower frame: Real Jy  
Auto-corr total-power spectrum Antenna: \*  
Timerange: 00/16:37:14 to 00/16:38:42

Plot file version 307 created 08-MAR-2022 13:22:40

NGC6240 EH039B 2.UVDATA.1

Freq = 1.3699 GHz, Bw = 32.000 MH No calibration applied and no bandpass applied



Lower frame: Real Jy

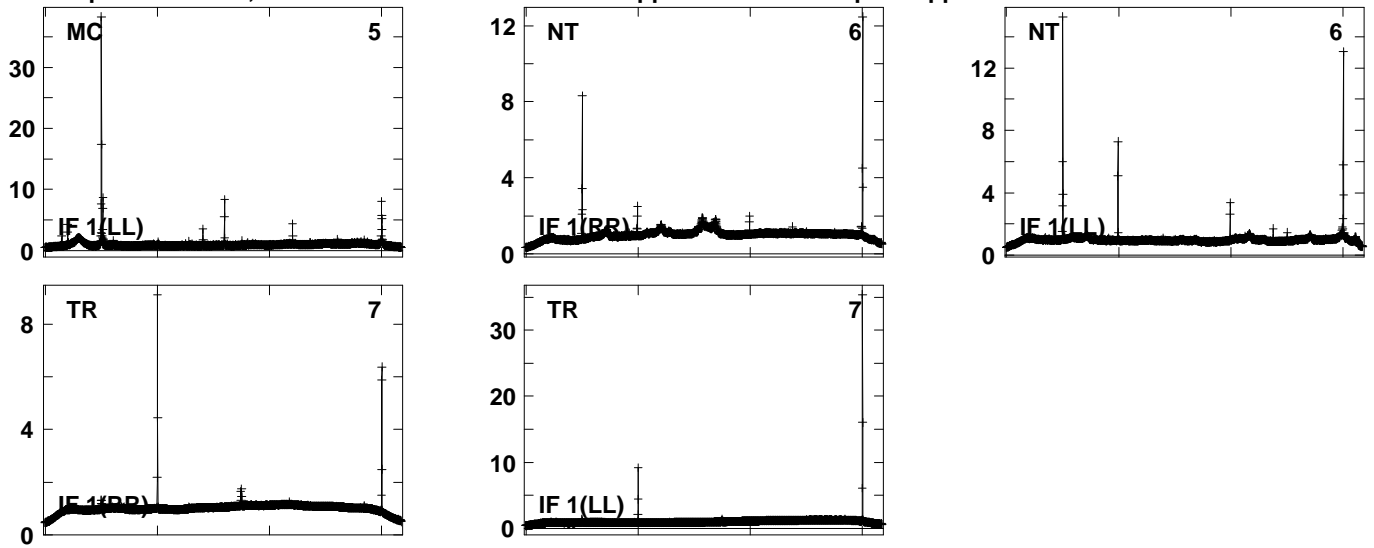
Auto-corr total-power spectrum Antenna: \*

Timerange: 00/16:38:44 to 00/16:42:12

Plot file version 308 created 08-MAR-2022 13:22:41

NGC6240 EH039B 2.UVDATA.1

Freq = 1.3699 GHz, Bw = 32.000 MH No calibration applied and no bandpass applied

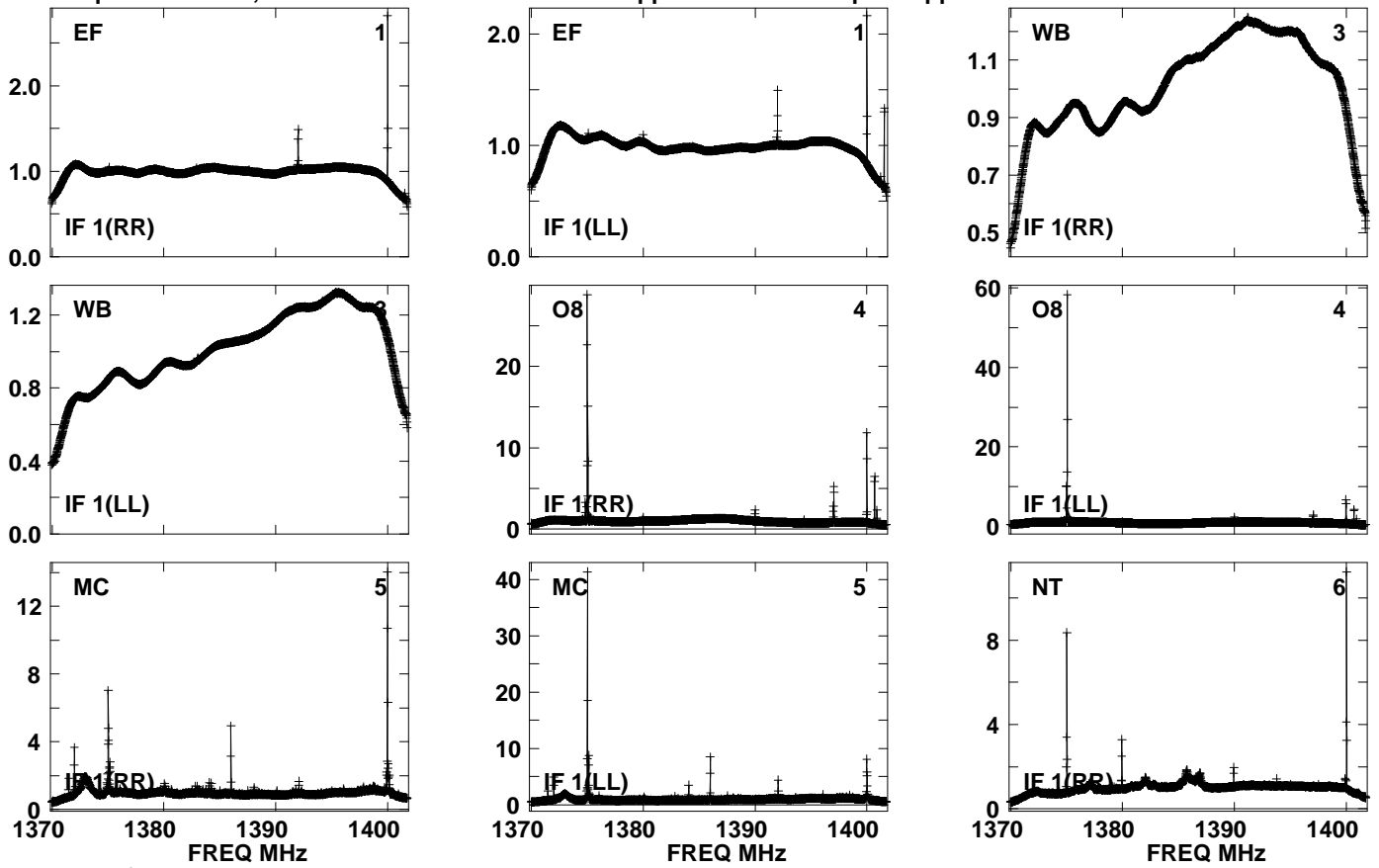


Lower frame: Real Jy  
Auto-corr total-power spectrum Antenna: \*  
Timerange: 00/16:38:44 to 00/16:42:12

Plot file version 309 created 08-MAR-2022 13:22:41

J1651+0129 EH039B 2.UVDATA.1

Freq = 1.3699 GHz, Bw = 32.000 MH No calibration applied and no bandpass applied



Lower frame: Real Jy

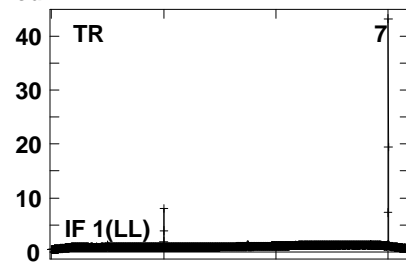
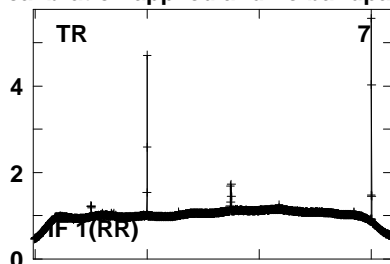
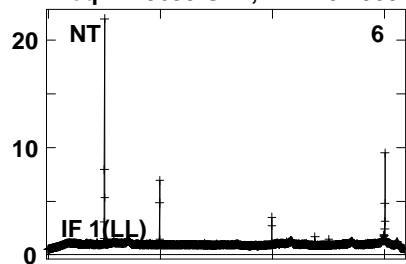
Auto-corr total-power spectrum Antenna: \*

Timerange: 00/16:42:14 to 00/16:43:42

Plot file version 310 created 08-MAR-2022 13:22:41

J1651+0129 EH039B 2.UVDATA.1

Freq = 1.3699 GHz, Bw = 32.000 MH No calibration applied and no bandpass applied

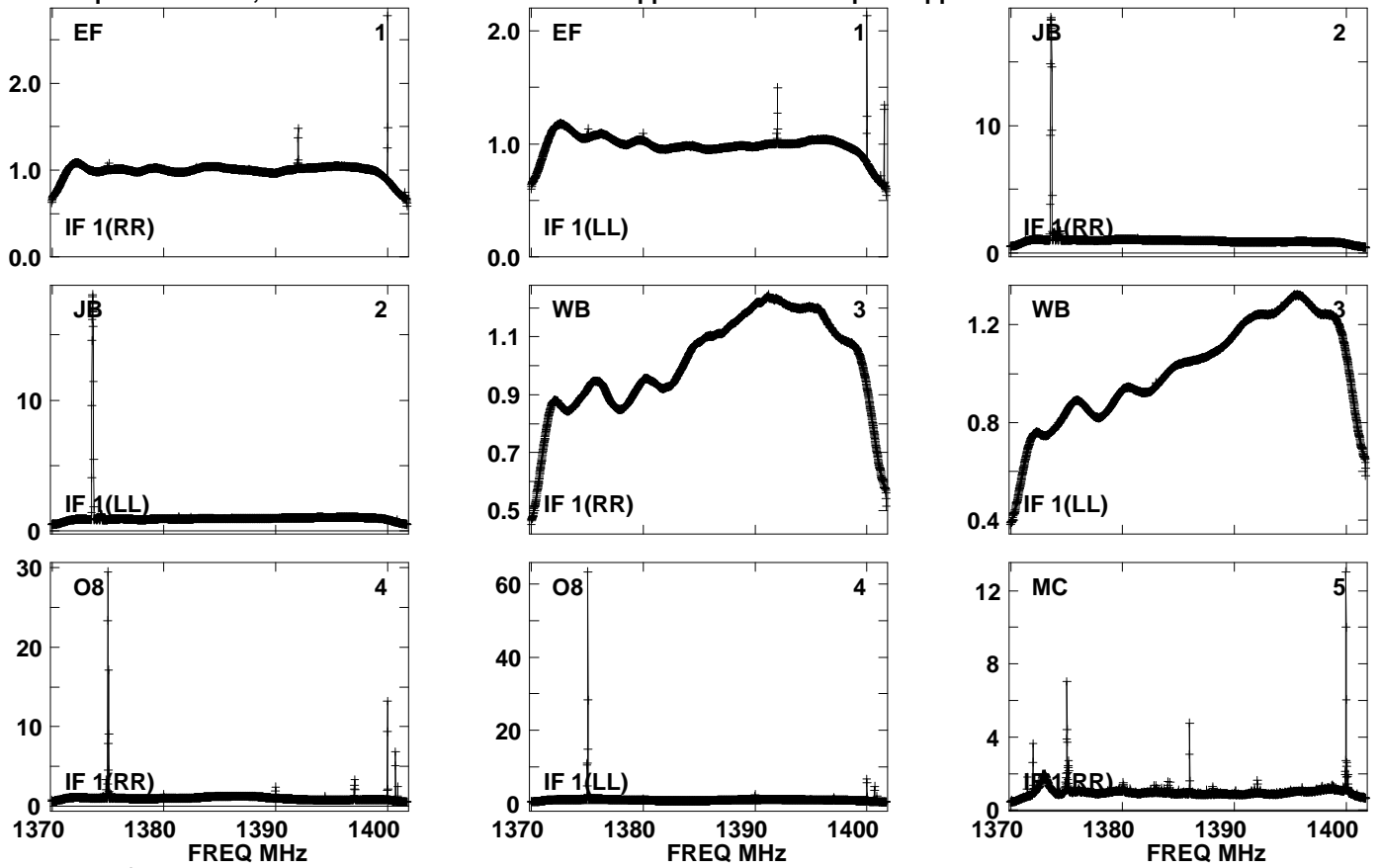


Lower frame: Real Jy  
Auto-corr total-power spectrum Antenna: \*  
Timerange: 00/16:42:14 to 00/16:43:42

Plot file version 311 created 08-MAR-2022 13:22:41

NGC6240 EH039B 2.UVDATA.1

Freq = 1.3699 GHz, Bw = 32.000 MH No calibration applied and no bandpass applied



Lower frame: Real Jy

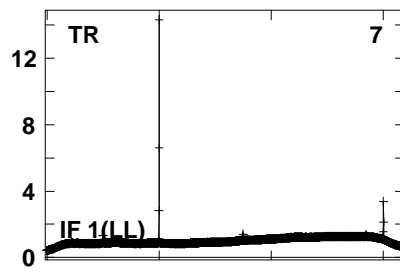
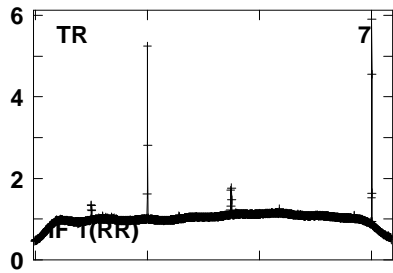
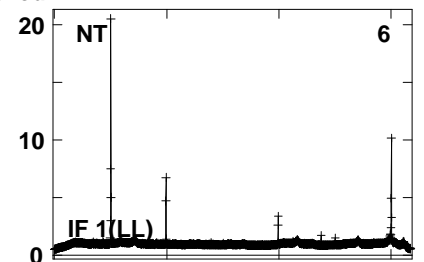
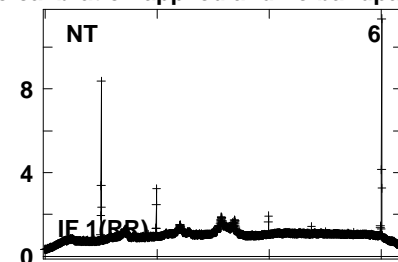
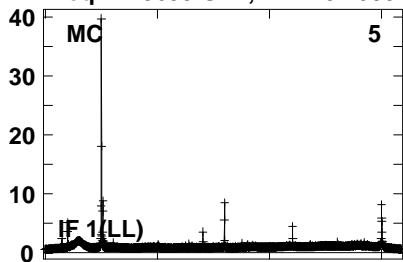
Auto-corr total-power spectrum Antenna: \*

Timerange: 00/16:43:44 to 00/16:47:12

Plot file version 312 created 08-MAR-2022 13:22:41

NGC6240 EH039B 2.UVDATA.1

Freq = 1.3699 GHz, Bw = 32.000 MH No calibration applied and no bandpass applied



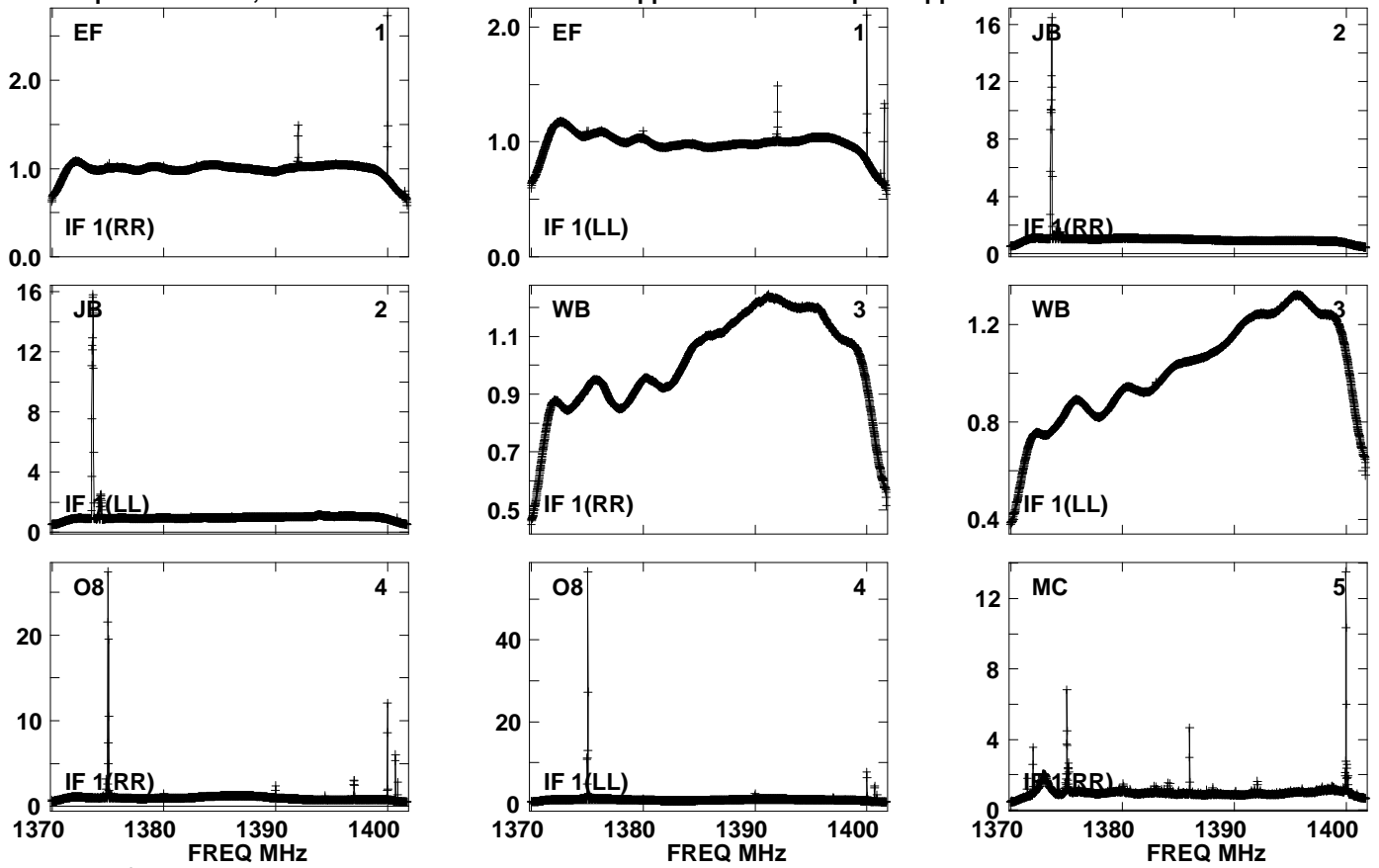
Lower frame: Real Jy  
Auto-corr total-power spectrum Antenna: \*  
Timerange: 00/16:43:44 to 00/16:47:12



Plot file version 313 created 08-MAR-2022 13:22:42

J1651+0129 EH039B 2.UVDATA.1

Freq = 1.3699 GHz, Bw = 32.000 MH No calibration applied and no bandpass applied

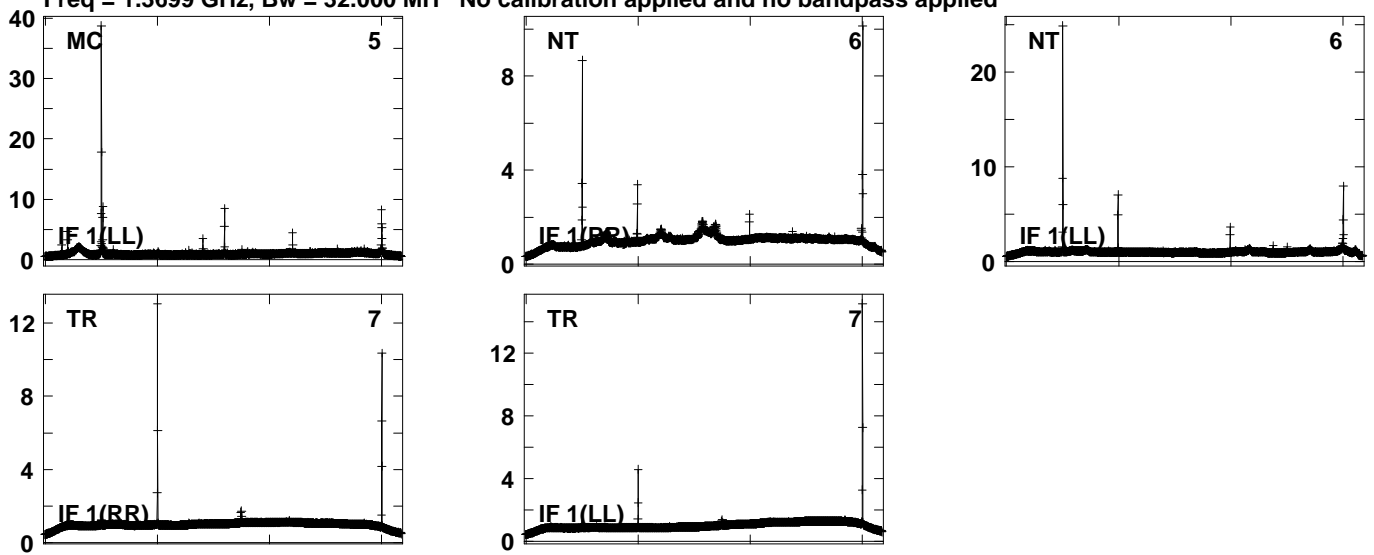


Lower frame: Real Jy  
Auto-corr total-power spectrum Antenna: \*  
Timerange: 00/16:47:39 to 00/16:49:07

Plot file version 314 created 08-MAR-2022 13:22:42

J1651+0129 EH039B 2.UVDATA.1

Freq = 1.3699 GHz, Bw = 32.000 MH No calibration applied and no bandpass applied

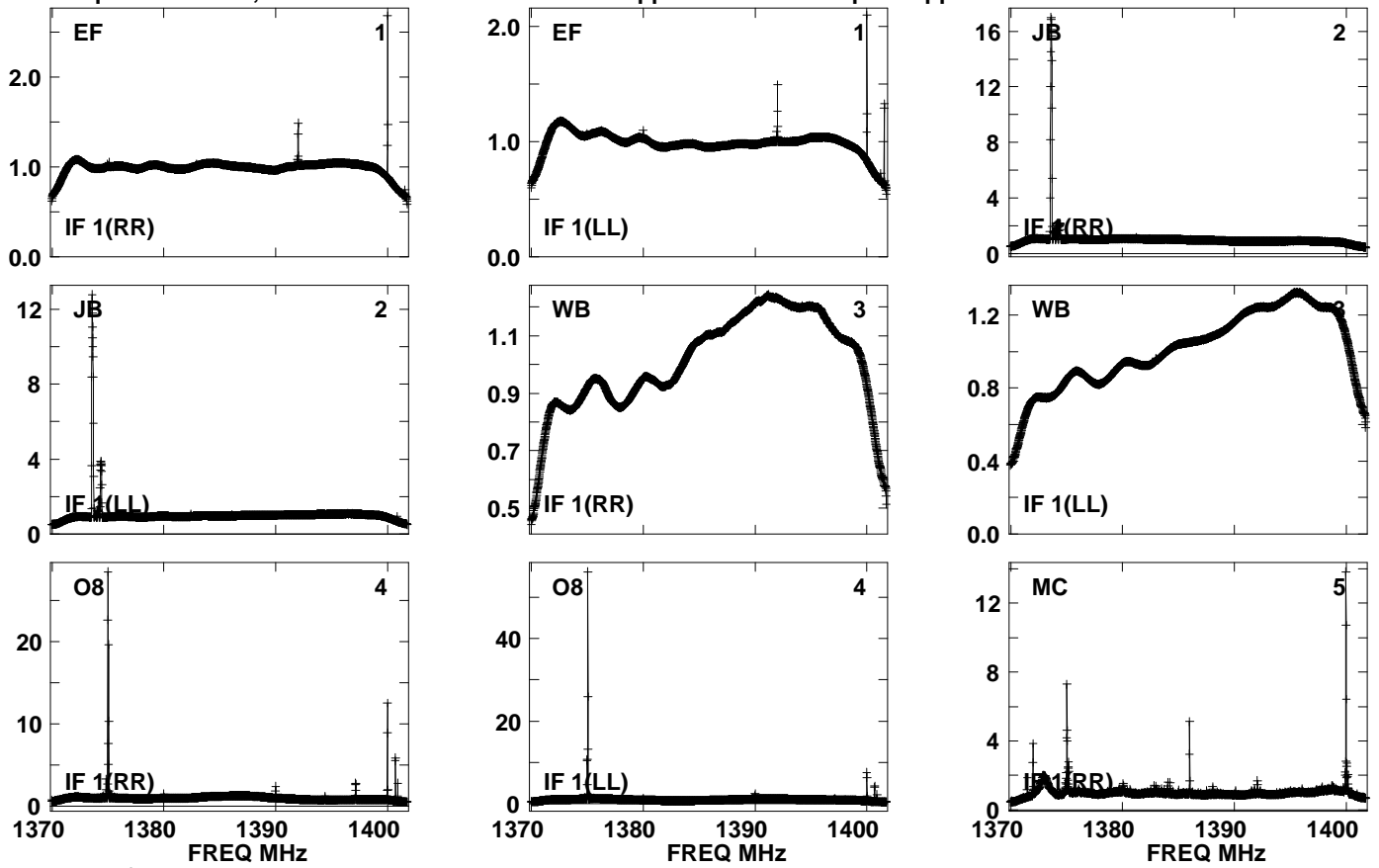


Lower frame: Real Jy  
Auto-corr total-power spectrum Antenna: \*  
Timerange: 00/16:47:39 to 00/16:49:07

Plot file version 315 created 08-MAR-2022 13:22:42

NGC6240 EH039B 2.UVDATA.1

Freq = 1.3699 GHz, Bw = 32.000 MH No calibration applied and no bandpass applied



Lower frame: Real Jy

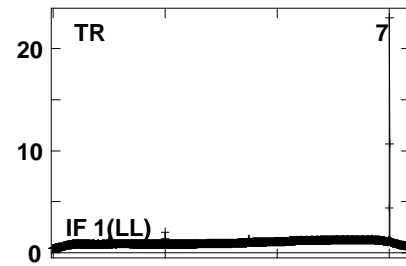
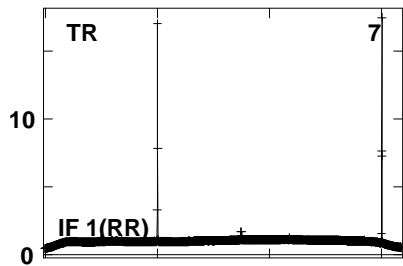
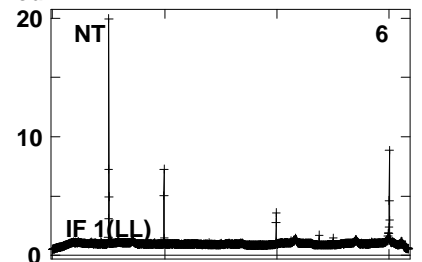
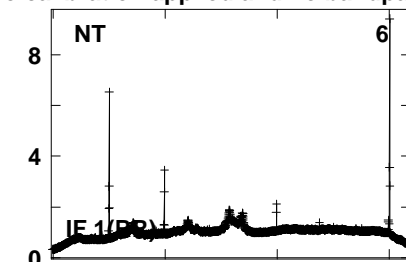
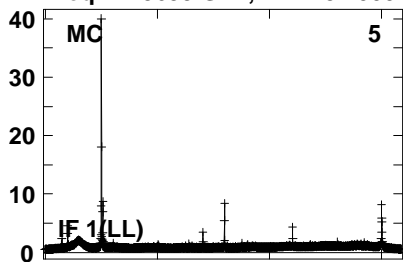
Auto-corr total-power spectrum Antenna: \*

Timerange: 00/16:49:09 to 00/16:52:37

Plot file version 316 created 08-MAR-2022 13:22:42

NGC6240 EH039B 2.UVDATA.1

Freq = 1.3699 GHz, Bw = 32.000 MH No calibration applied and no bandpass applied

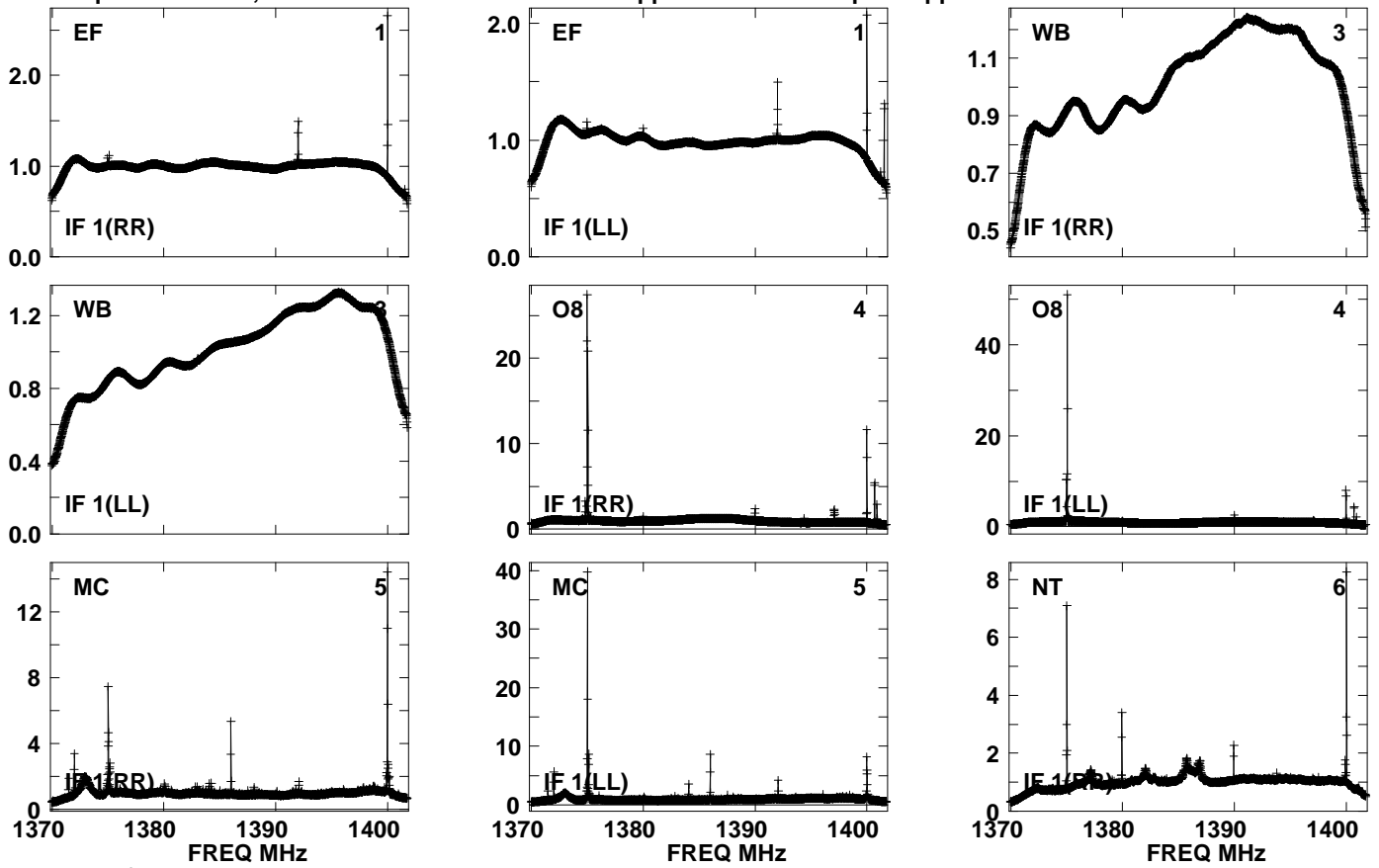


Lower frame: Real Jy  
Auto-corr total-power spectrum Antenna: \*  
Timerange: 00/16:49:09 to 00/16:52:37

Plot file version 317 created 08-MAR-2022 13:22:43

J1651+0129 EH039B 2.UVDATA.1

Freq = 1.3699 GHz, Bw = 32.000 MH No calibration applied and no bandpass applied



Lower frame: Real Jy

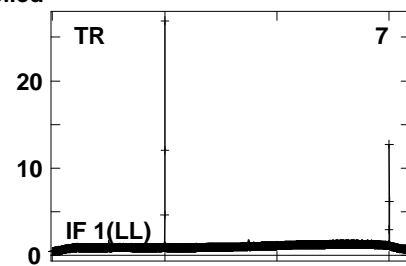

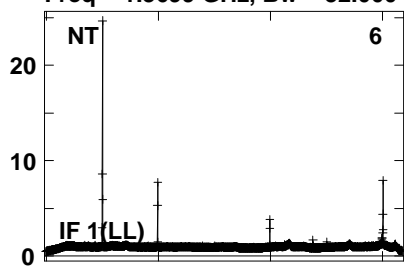
Auto-corr total-power spectrum Antenna: \*

Timerange: 00/16:52:39 to 00/16:54:07

Plot file version 318 created 08-MAR-2022 13:22:43

J1651+0129 EH039B 2.UVDATA.1

Freq = 1.3699 GHz, Bw = 32.000 MH No calibration applied and no bandpass applied

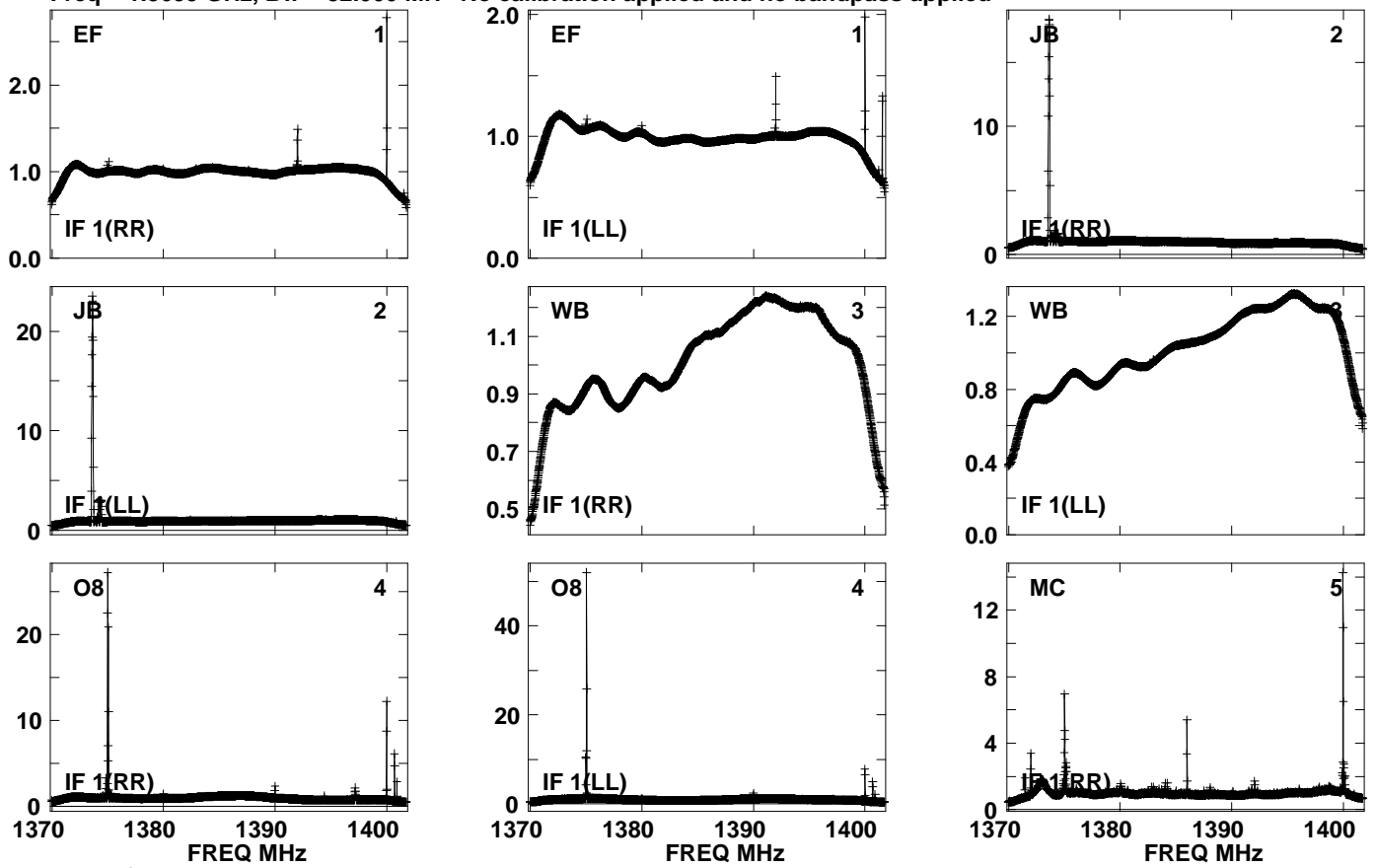


Lower frame: Real Jy  
Auto-corr total-power spectrum Antenna: \*  
Timerange: 00/16:52:39 to 00/16:54:07

Plot file version 319 created 08-MAR-2022 13:22:43

NGC6240 EH039B 2.UVDATA.1

Freq = 1.3699 GHz, Bw = 32.000 MH No calibration applied and no bandpass applied



Lower frame: Real Jy

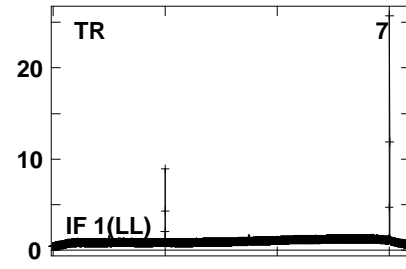
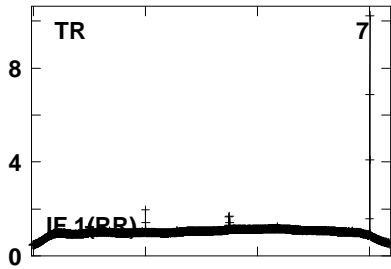
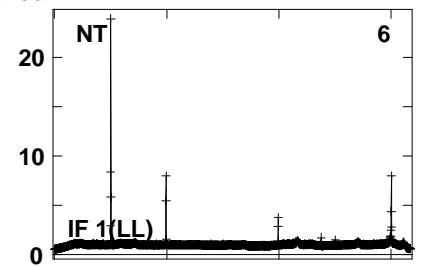
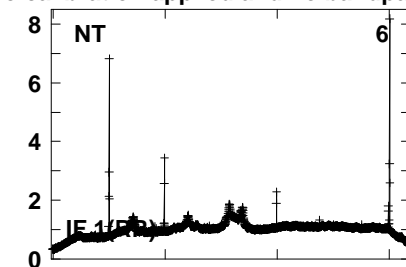

Auto-corr total-power spectrum Antenna: \*

Timerange: 00/16:54:09 to 00/16:57:37

Plot file version 320 created 08-MAR-2022 13:22:43

NGC6240 EH039B 2.UVDATA.1

Freq = 1.3699 GHz, Bw = 32.000 MH No calibration applied and no bandpass applied



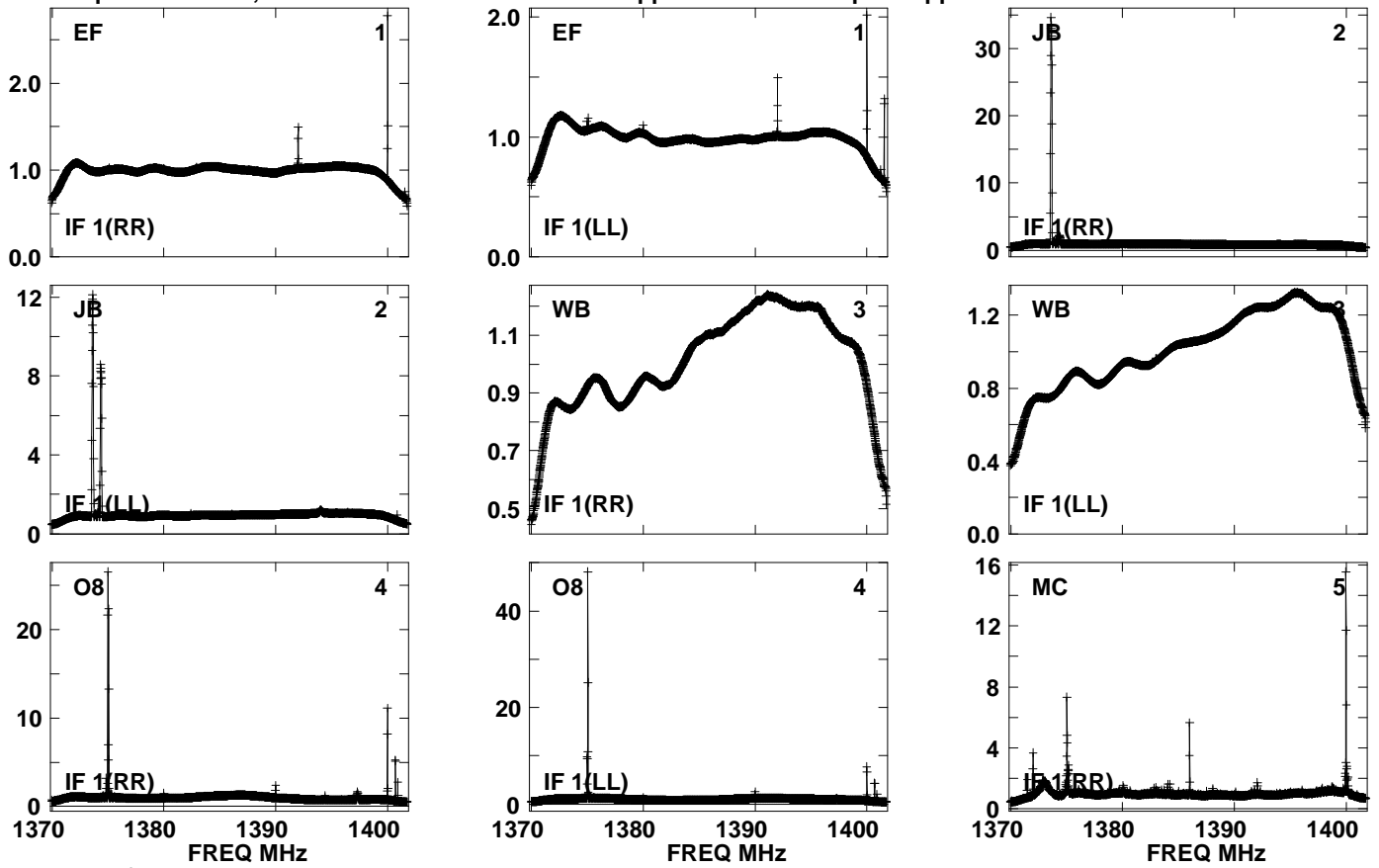
Lower frame: Real Jy  
Auto-corr total-power spectrum Antenna: \*  
Timerange: 00/16:54:09 to 00/16:57:37



Plot file version 321 created 08-MAR-2022 13:22:43

J1651+0129 EH039B 2.UVDATA.1

Freq = 1.3699 GHz, Bw = 32.000 MH No calibration applied and no bandpass applied



Lower frame: Real Jy

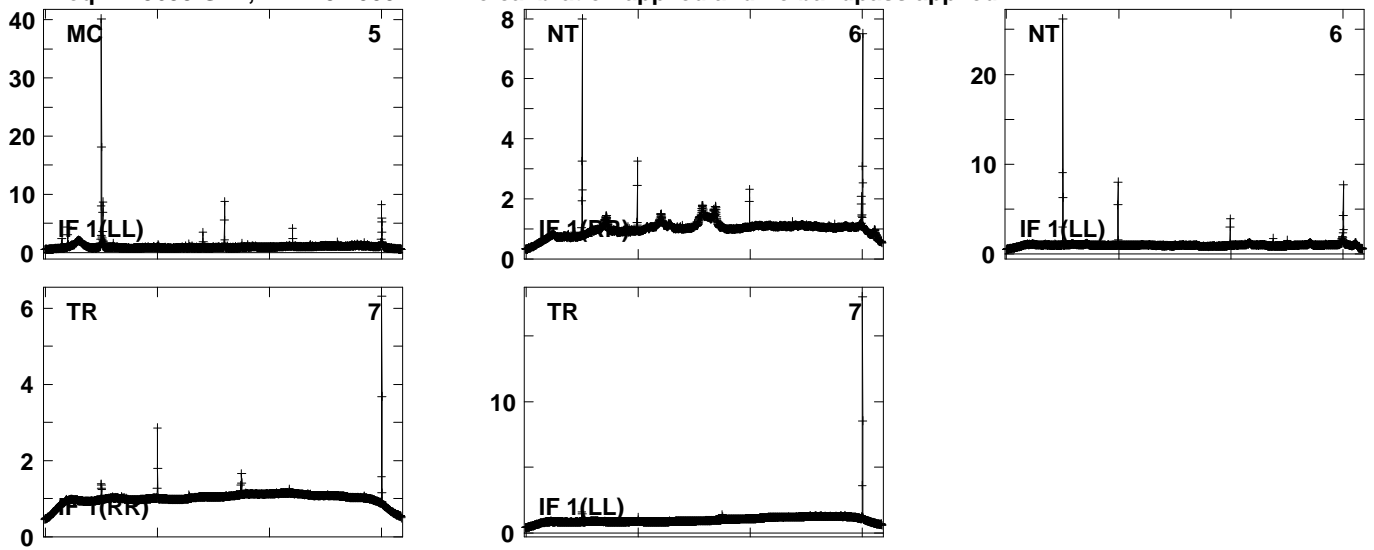
Auto-corr total-power spectrum Antenna: \*

Timerange: 00/16:58:04 to 00/16:59:32

Plot file version 322 created 08-MAR-2022 13:22:44

J1651+0129 EH039B 2.UVDATA.1

Freq = 1.3699 GHz, Bw = 32.000 MH No calibration applied and no bandpass applied

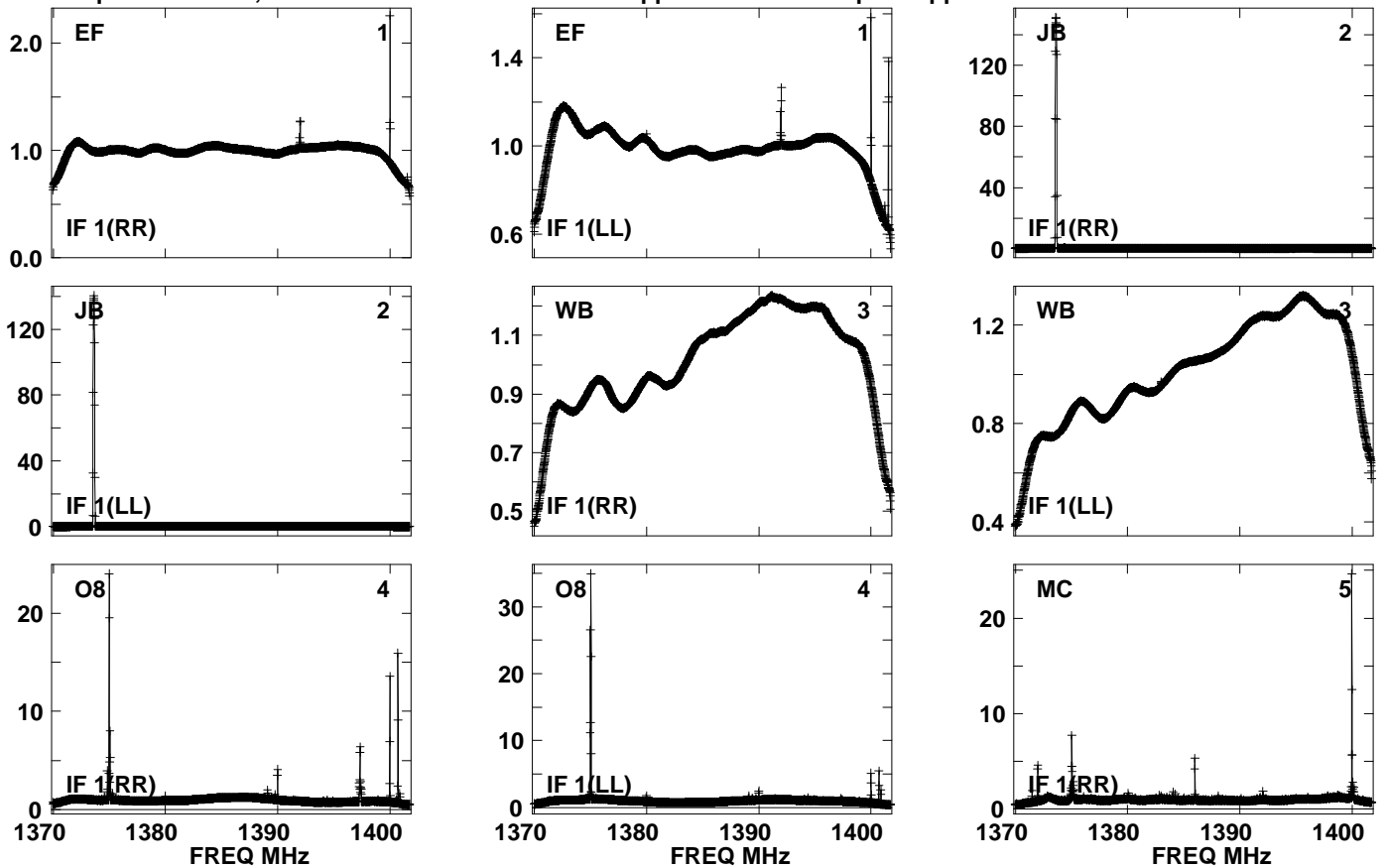


Lower frame: Real Jy  
Auto-corr total-power spectrum Antenna: \*  
Timerange: 00/16:58:04 to 00/16:59:32

Plot file version 323 created 08-MAR-2022 13:22:44

3C454.3 EH039B 2.UVDATA.1

Freq = 1.3699 GHz, Bw = 32.000 MH No calibration applied and no bandpass applied



Lower frame: Real Jy

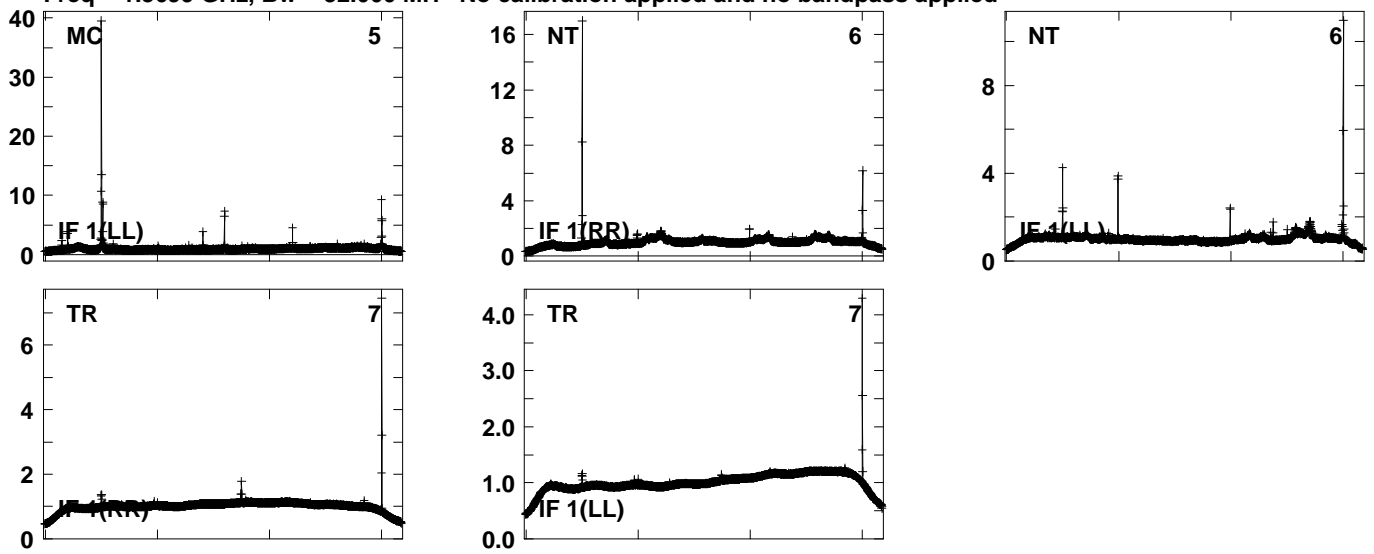
Auto-corr total-power spectrum Antenna: \*

Timerange: 00/17:07:26 to 00/17:11:24

Plot file version 324 created 08-MAR-2022 13:22:44

3C454.3 EH039B 2.UVDATA.1

Freq = 1.3699 GHz, Bw = 32.000 MH No calibration applied and no bandpass applied

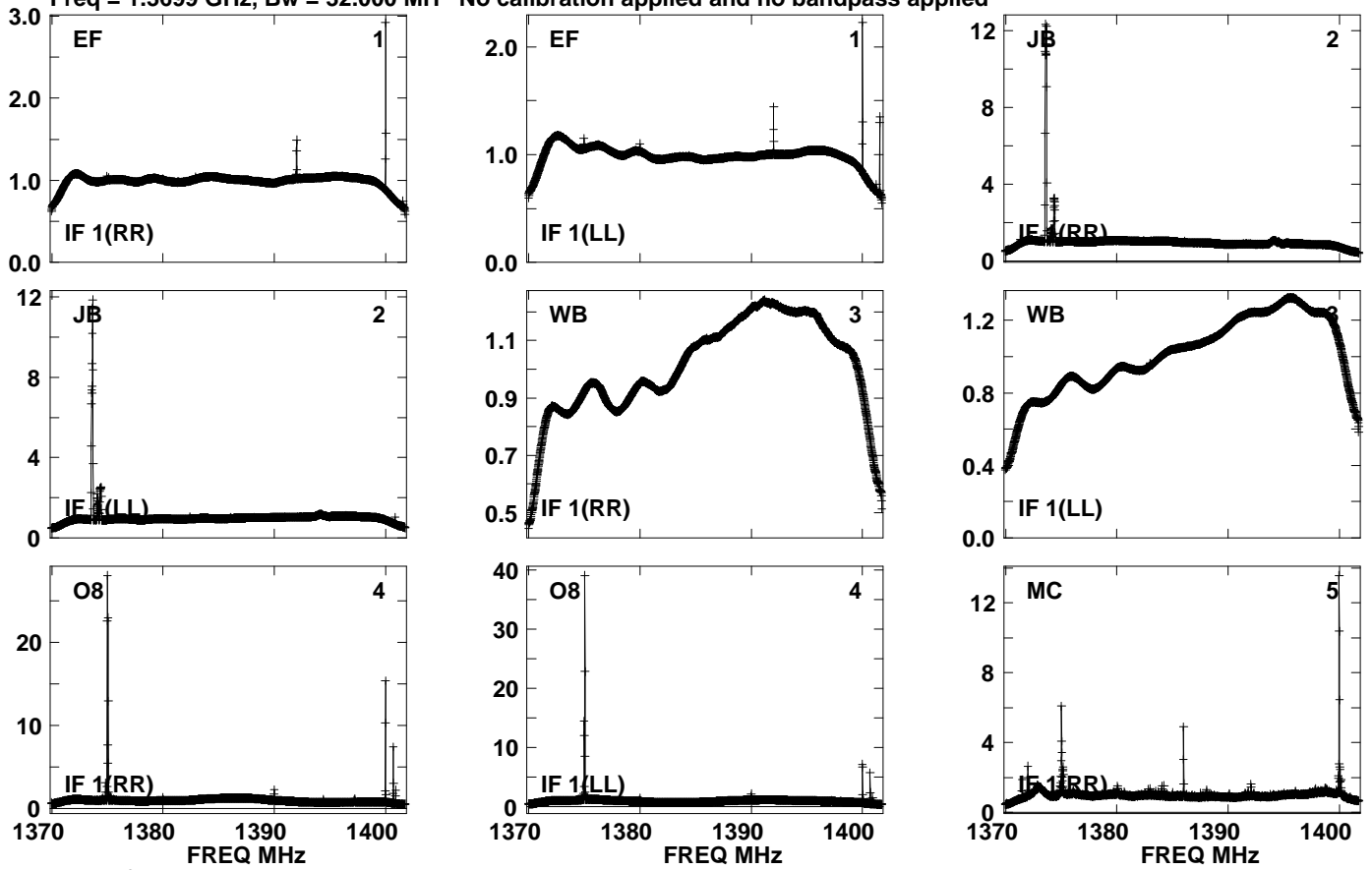


Lower frame: Real Jy  
Auto-corr total-power spectrum Antenna: \*  
Timerange: 00/17:07:26 to 00/17:11:24

Plot file version 325 created 08-MAR-2022 13:22:44

J1651+0129 EH039B 2.UVDATA.1

Freq = 1.3699 GHz, Bw = 32.000 MH No calibration applied and no bandpass applied



Lower frame: Real Jy

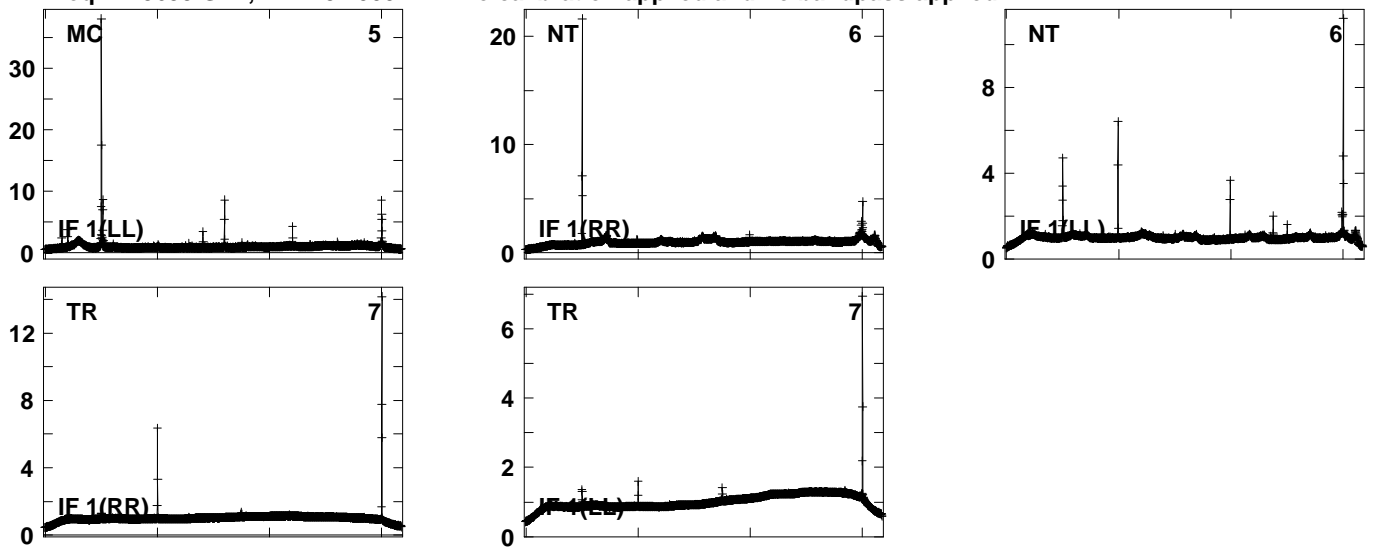
Auto-corr total-power spectrum Antenna: \*

Timerange: 00/17:19:34 to 00/17:21:22

Plot file version 326 created 08-MAR-2022 13:22:45

J1651+0129 EH039B 2.UVDATA.1

Freq = 1.3699 GHz, Bw = 32.000 MH No calibration applied and no bandpass applied

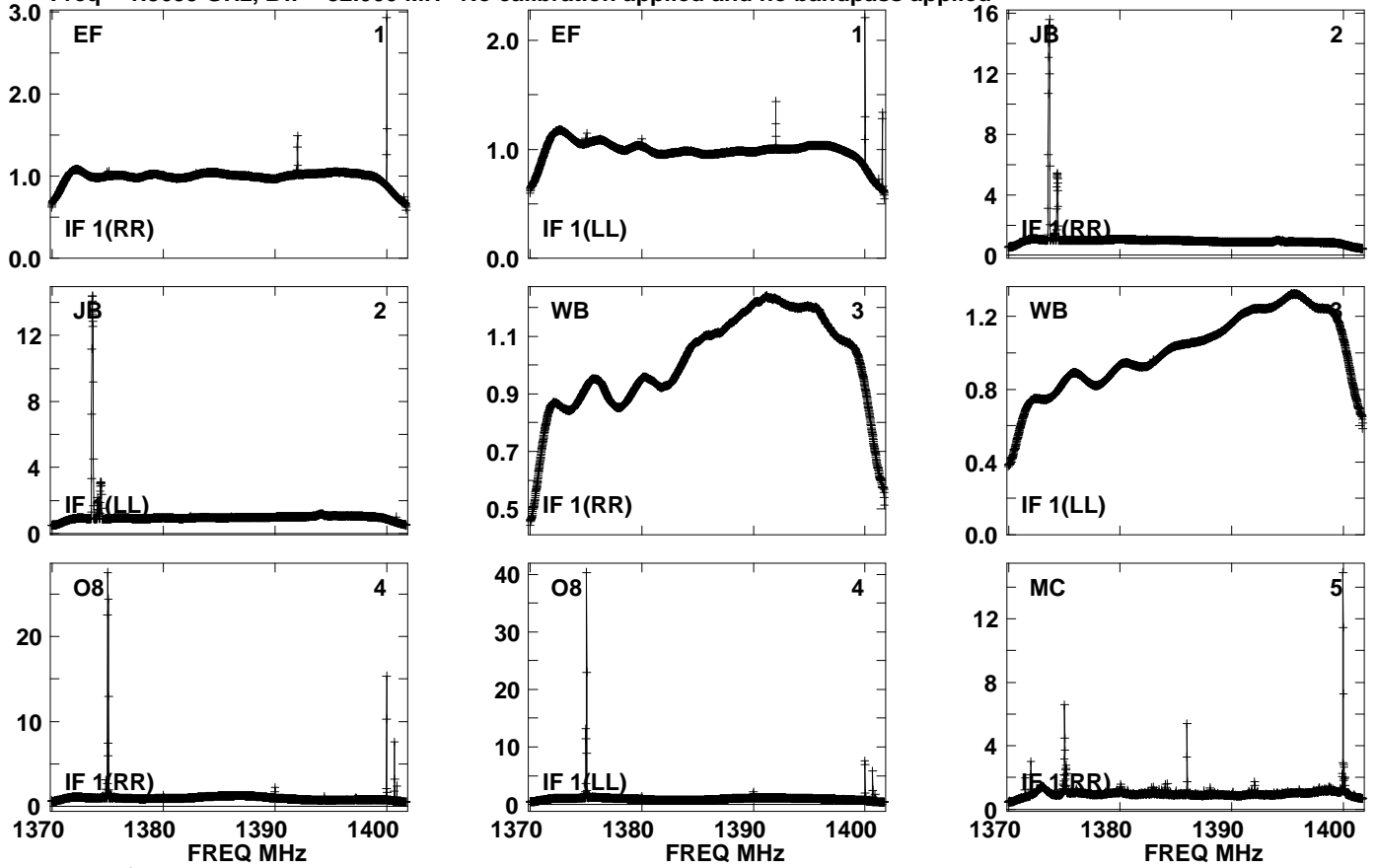


Lower frame: Real Jy  
Auto-corr total-power spectrum Antenna: \*  
Timerange: 00/17:19:34 to 00/17:21:22

Plot file version 327 created 08-MAR-2022 13:22:45

NGC6240 EH039B 2.UVDATA.1

Freq = 1.3699 GHz, Bw = 32.000 MH No calibration applied and no bandpass applied

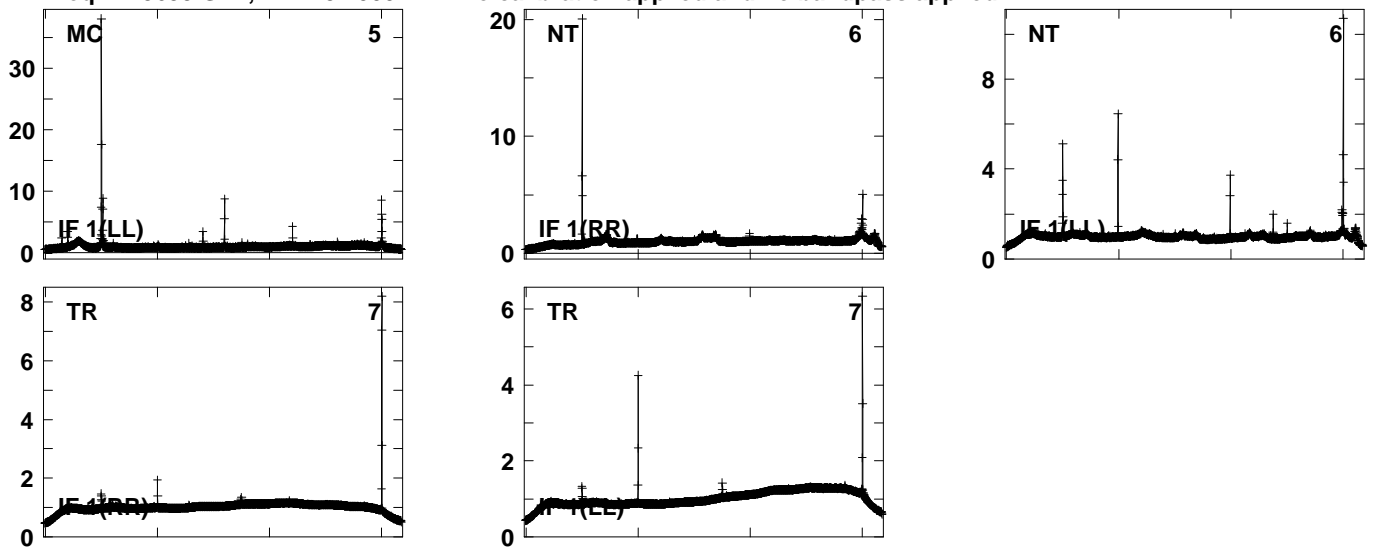


Lower frame: Real Jy  
Auto-corr total-power spectrum Antenna: \*  
Timerange: 00/17:21:24 to 00/17:24:52

Plot file version 328 created 08-MAR-2022 13:22:45

NGC6240 EH039B 2.UVDATA.1

Freq = 1.3699 GHz, Bw = 32.000 MH No calibration applied and no bandpass applied



Lower frame: Real Jy

Auto-corr total-power spectrum Antenna: \*

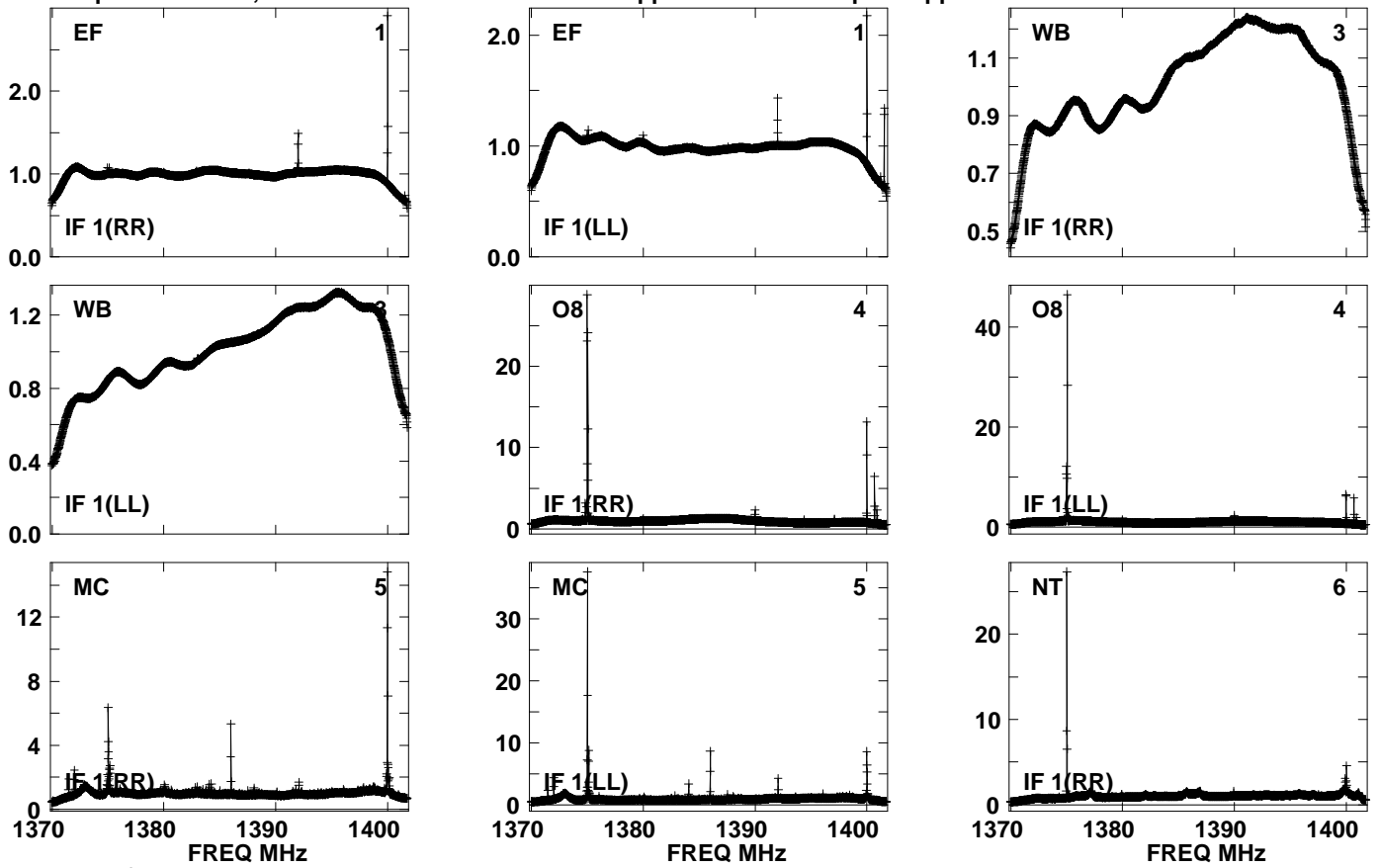
Timerange: 00/17:21:24 to 00/17:24:52



Plot file version 329 created 08-MAR-2022 13:22:45

J1651+0129 EH039B 2.UVDATA.1

Freq = 1.3699 GHz, Bw = 32.000 MH No calibration applied and no bandpass applied



Lower frame: Real Jy

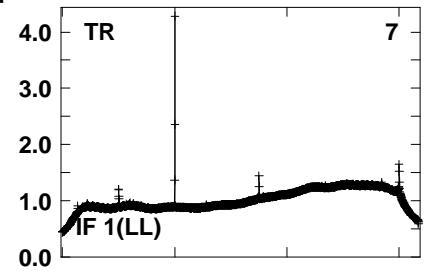
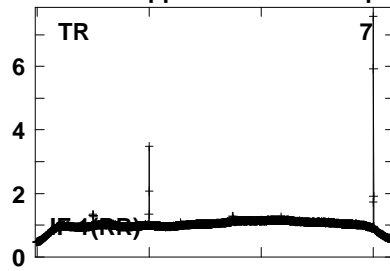
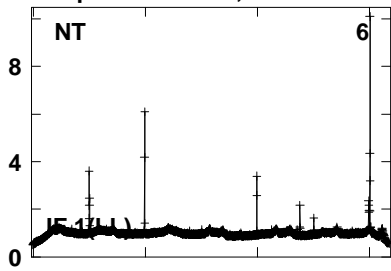
Auto-corr total-power spectrum Antenna: \*

Timerange: 00/17:24:56 to 00/17:26:22

Plot file version 330 created 08-MAR-2022 13:22:45

J1651+0129 EH039B 2.UVDATA.1

Freq = 1.3699 GHz, Bw = 32.000 MH No calibration applied and no bandpass applied

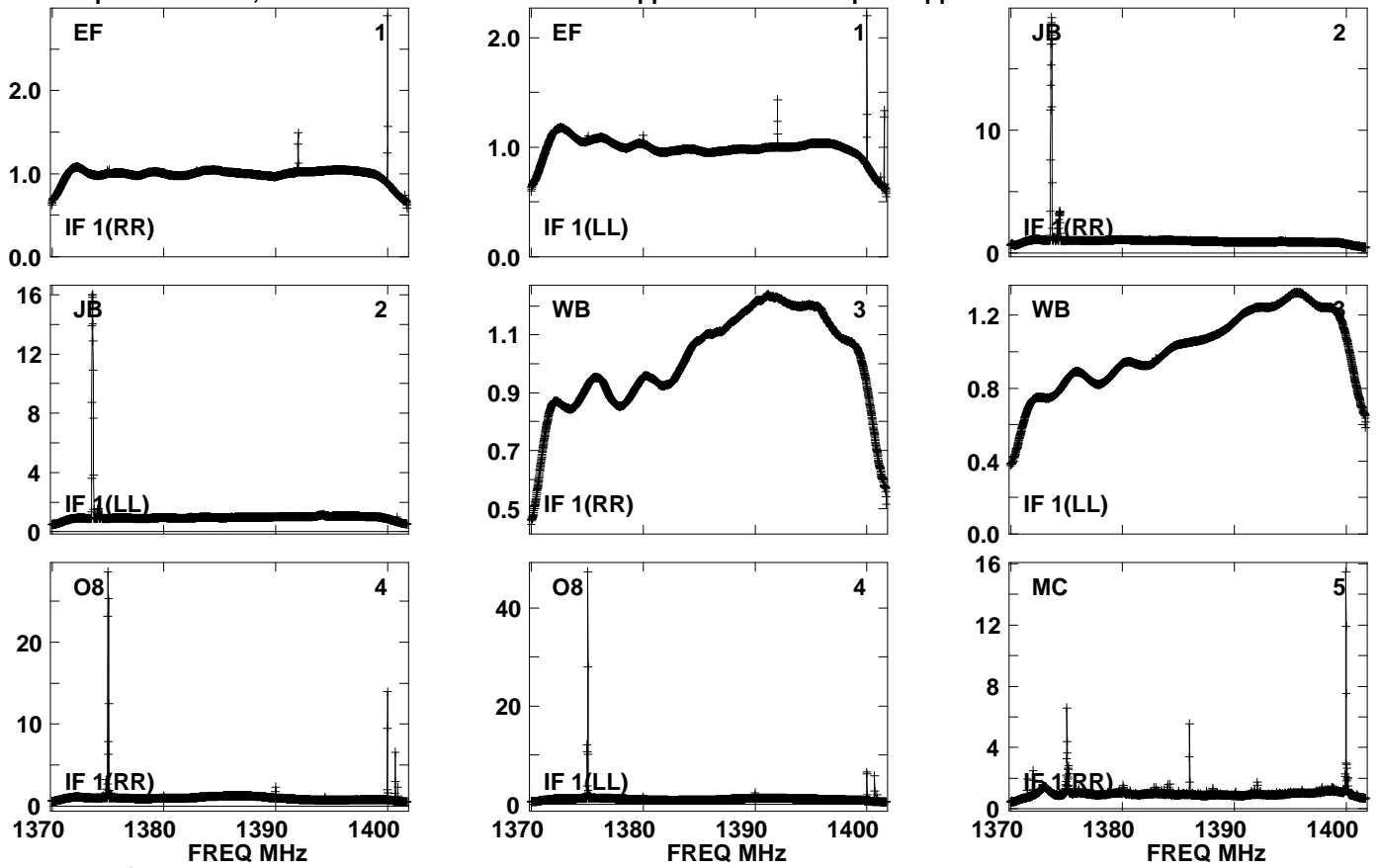


Lower frame: Real Jy  
Auto-corr total-power spectrum Antenna: \*  
Timerange: 00/17:24:56 to 00/17:26:22

Plot file version 331 created 08-MAR-2022 13:22:45

NGC6240 EH039B 2.UVDATA.1

Freq = 1.3699 GHz, Bw = 32.000 MH No calibration applied and no bandpass applied



Lower frame: Real Jy

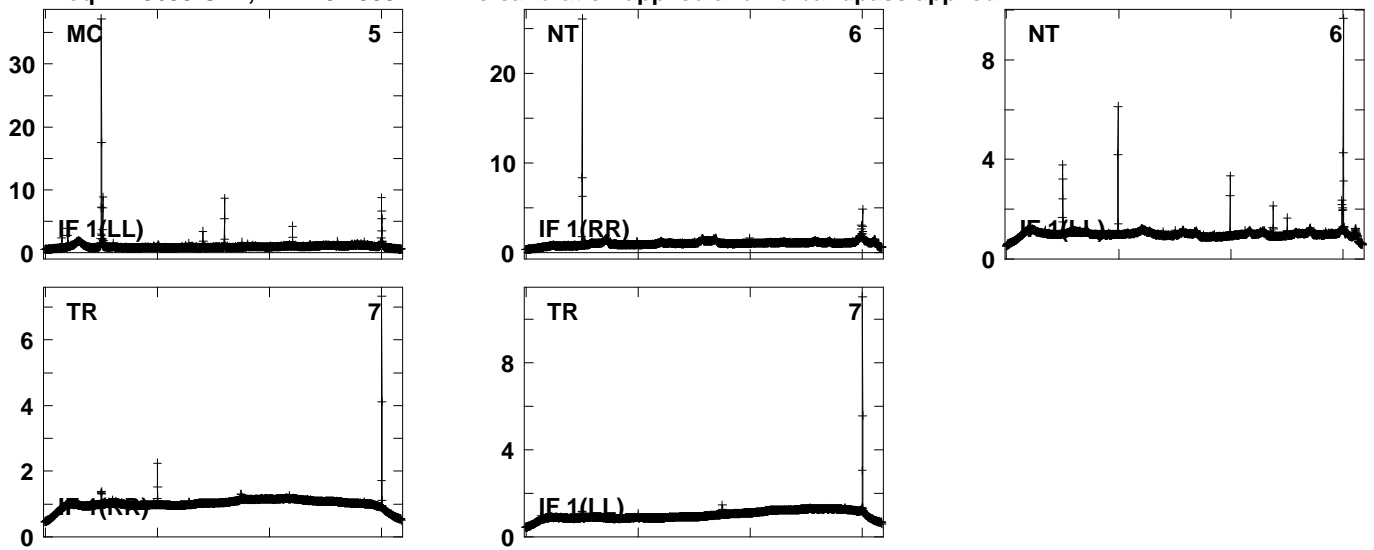
Auto-corr total-power spectrum Antenna: \*

Timerange: 00/17:26:24 to 00/17:29:52

Plot file version 332 created 08-MAR-2022 13:22:46

NGC6240 EH039B 2.UVDATA.1

Freq = 1.3699 GHz, Bw = 32.000 MH No calibration applied and no bandpass applied

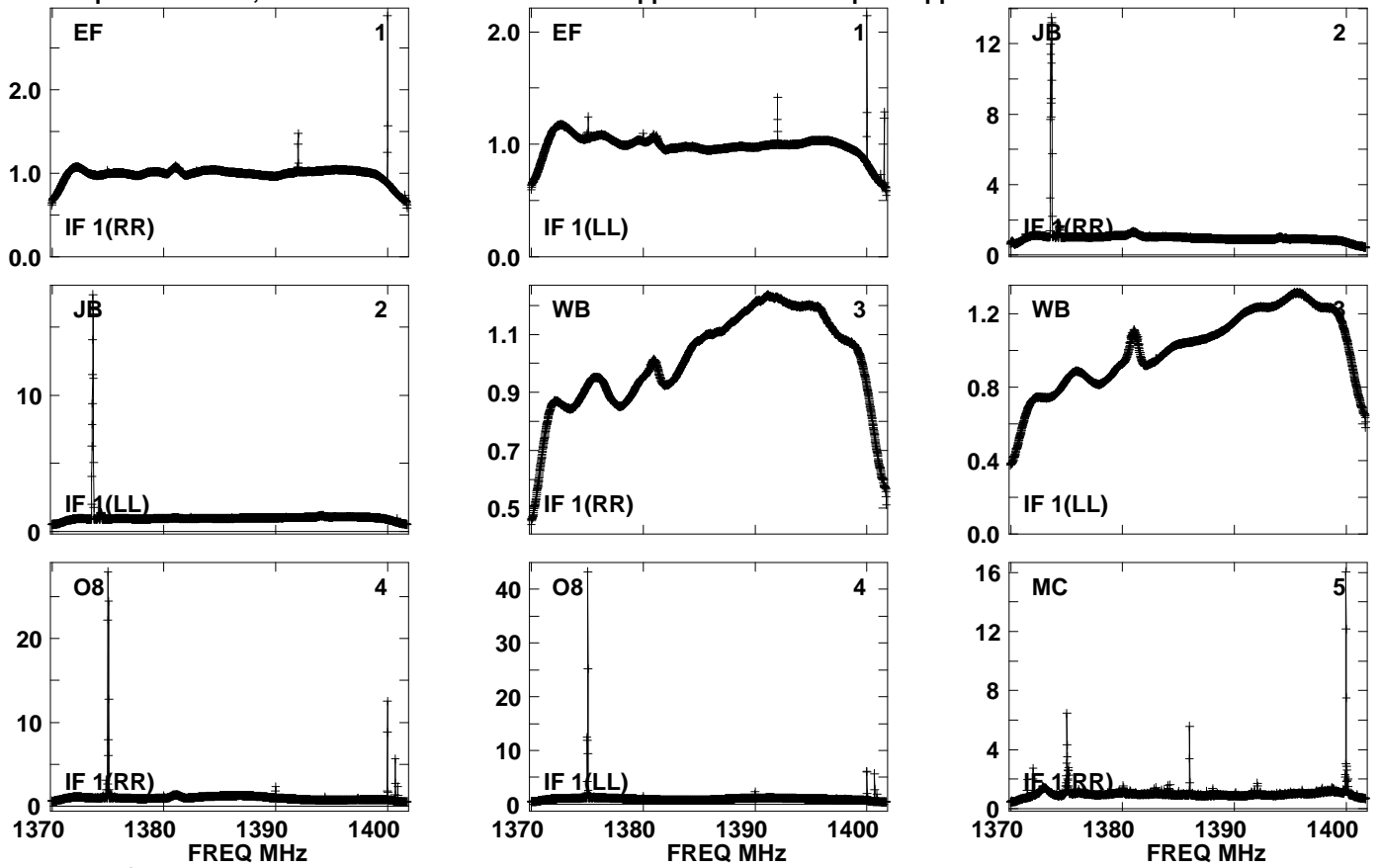


Lower frame: Real Jy  
Auto-corr total-power spectrum Antenna: \*  
Timerange: 00/17:26:24 to 00/17:29:52

Plot file version 333 created 08-MAR-2022 13:22:46

J1651+0129 EH039B 2.UVDATA.1

Freq = 1.3699 GHz, Bw = 32.000 MH No calibration applied and no bandpass applied



Lower frame: Real Jy

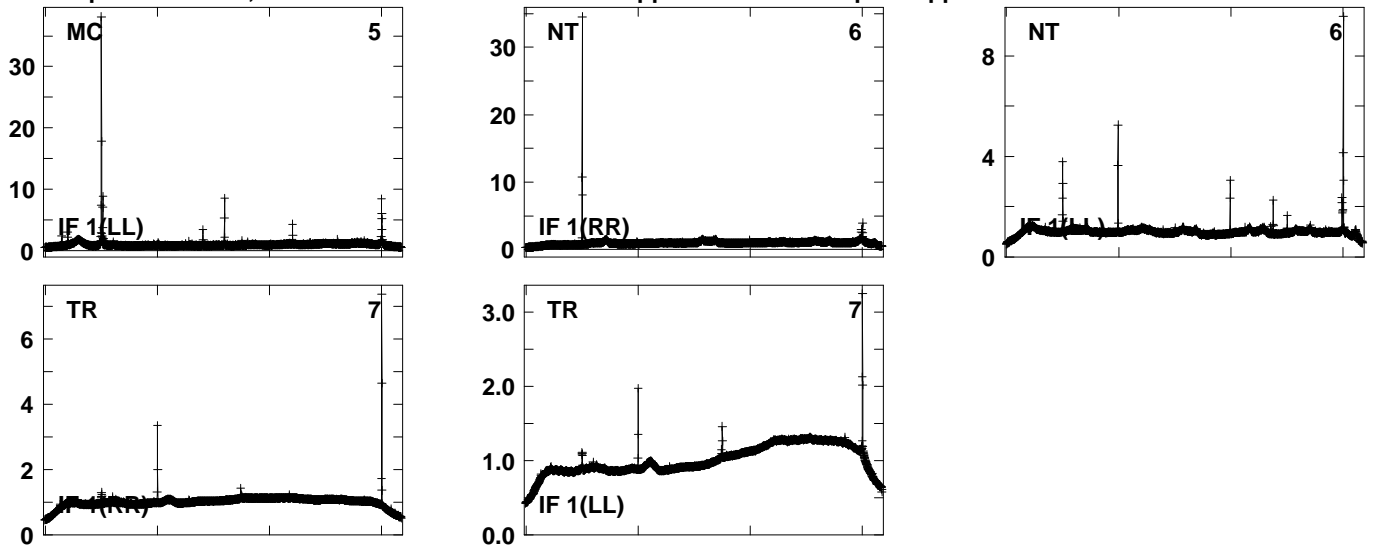
Auto-corr total-power spectrum Antenna: \*

Timerange: 00/17:30:19 to 00/17:31:47

Plot file version 334 created 08-MAR-2022 13:22:46

J1651+0129 EH039B 2.UVDATA.1

Freq = 1.3699 GHz, Bw = 32.000 MH No calibration applied and no bandpass applied

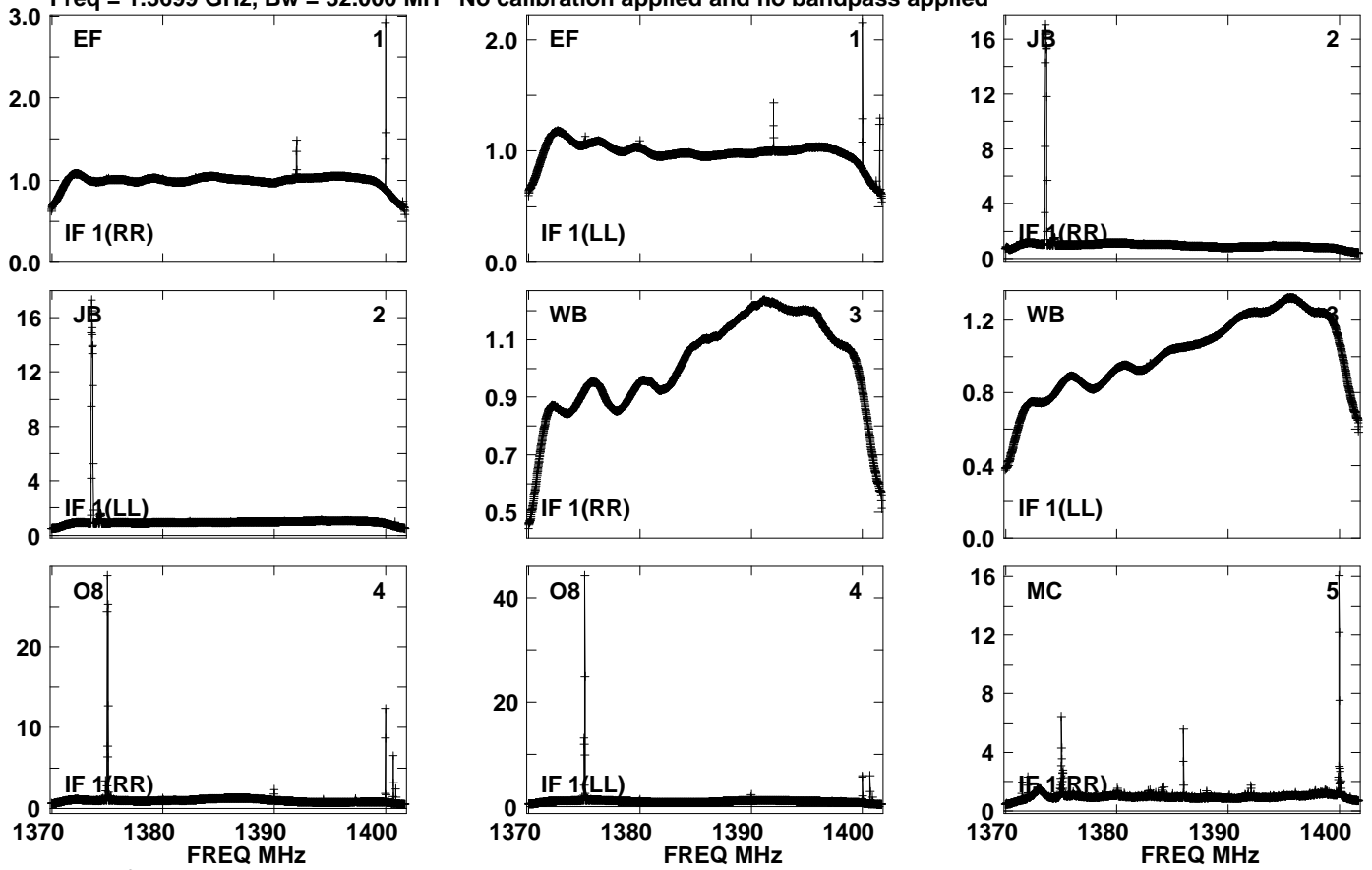


Lower frame: Real Jy  
Auto-corr total-power spectrum Antenna: \*  
Timerange: 00/17:30:19 to 00/17:31:47

Plot file version 335 created 08-MAR-2022 13:22:46

NGC6240 EH039B 2.UVDATA.1

Freq = 1.3699 GHz, Bw = 32.000 MH No calibration applied and no bandpass applied



Lower frame: Real Jy

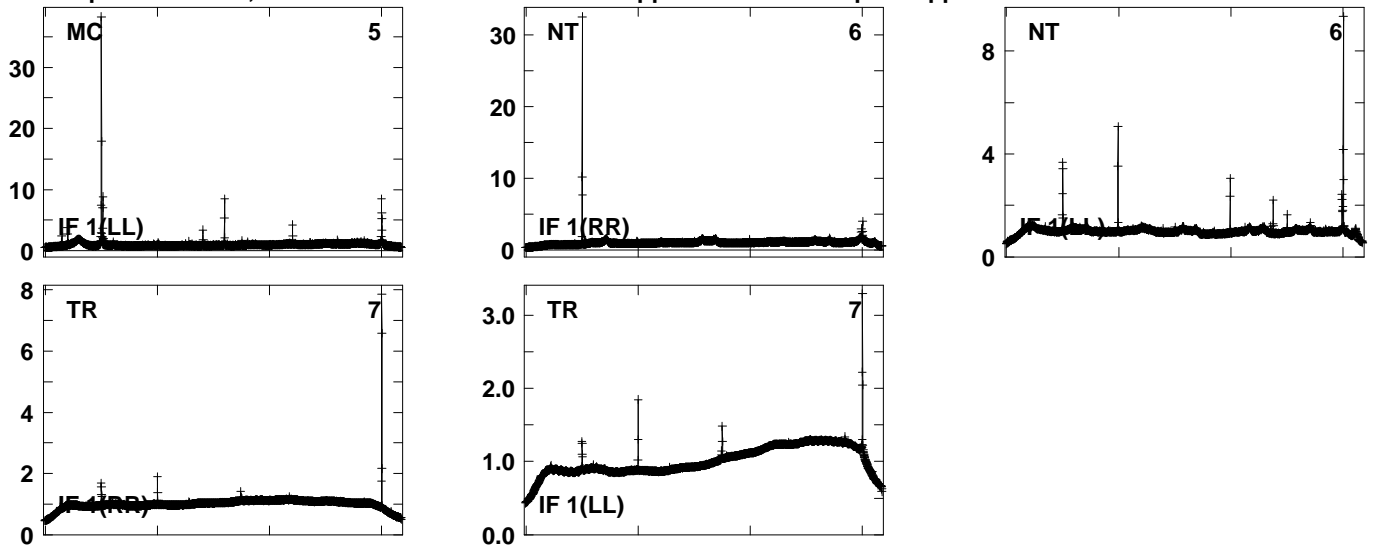
Auto-corr total-power spectrum Antenna: \*

Timerange: 00/17:31:49 to 00/17:35:17

Plot file version 336 created 08-MAR-2022 13:22:46

NGC6240 EH039B 2.UVDATA.1

Freq = 1.3699 GHz, Bw = 32.000 MH No calibration applied and no bandpass applied



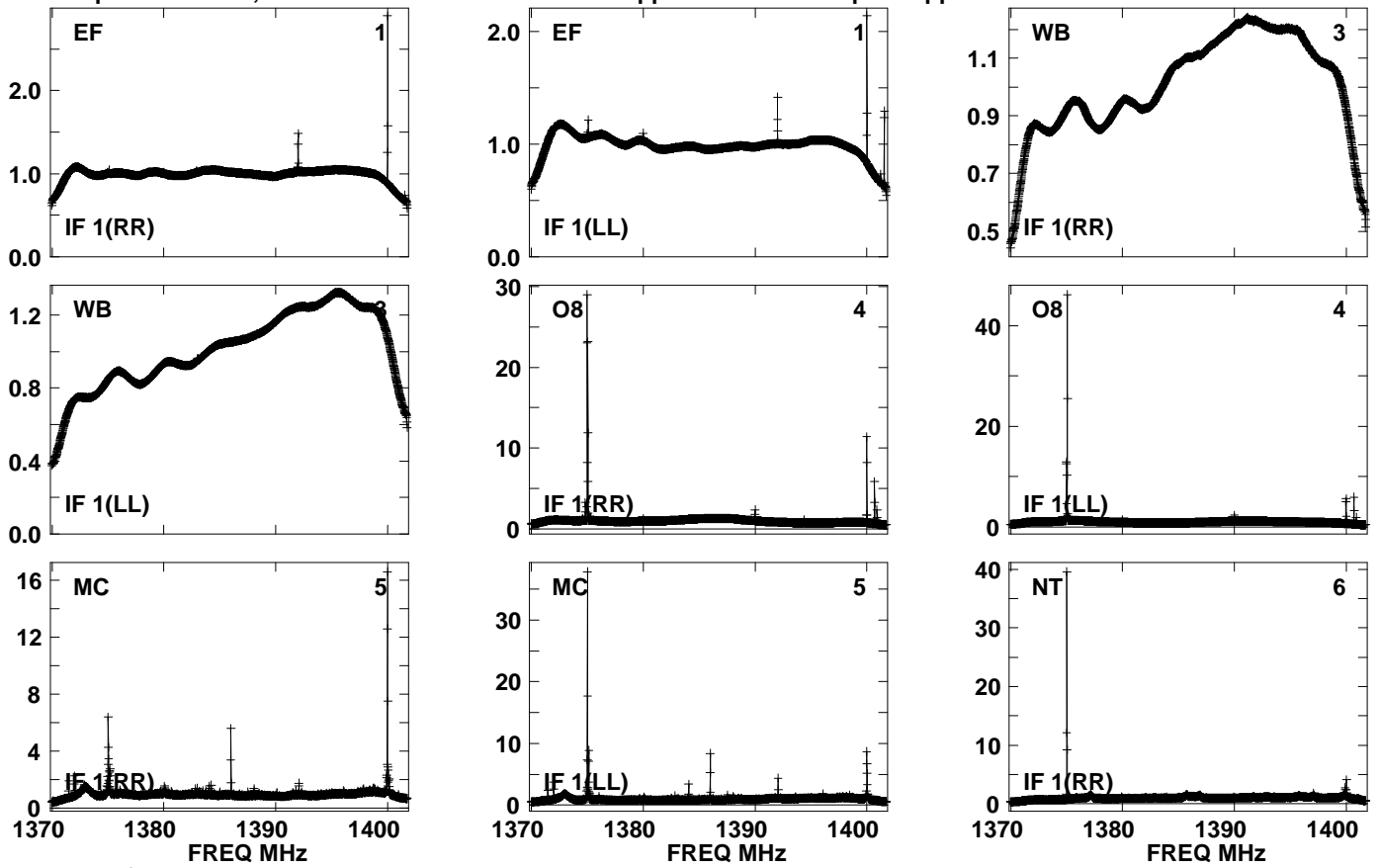
Lower frame: Real Jy  
Auto-corr total-power spectrum Antenna: \*  
Timerange: 00/17:31:49 to 00/17:35:17



Plot file version 337 created 08-MAR-2022 13:22:46

J1651+0129 EH039B 2.UVDATA.1

Freq = 1.3699 GHz, Bw = 32.000 MH No calibration applied and no bandpass applied



Lower frame: Real Jy

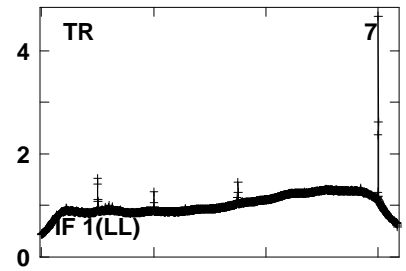
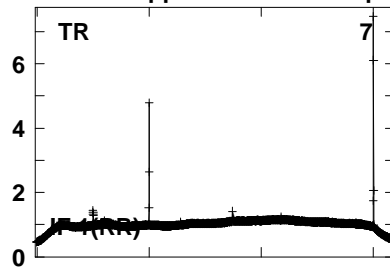
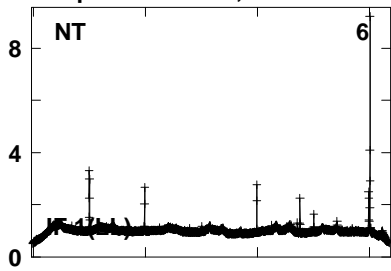
Auto-corr total-power spectrum Antenna: \*

Timerange: 00/17:35:19 to 00/17:36:47

Plot file version 338 created 08-MAR-2022 13:22:46

J1651+0129 EH039B 2.UVDATA.1

Freq = 1.3699 GHz, Bw = 32.000 MH No calibration applied and no bandpass applied

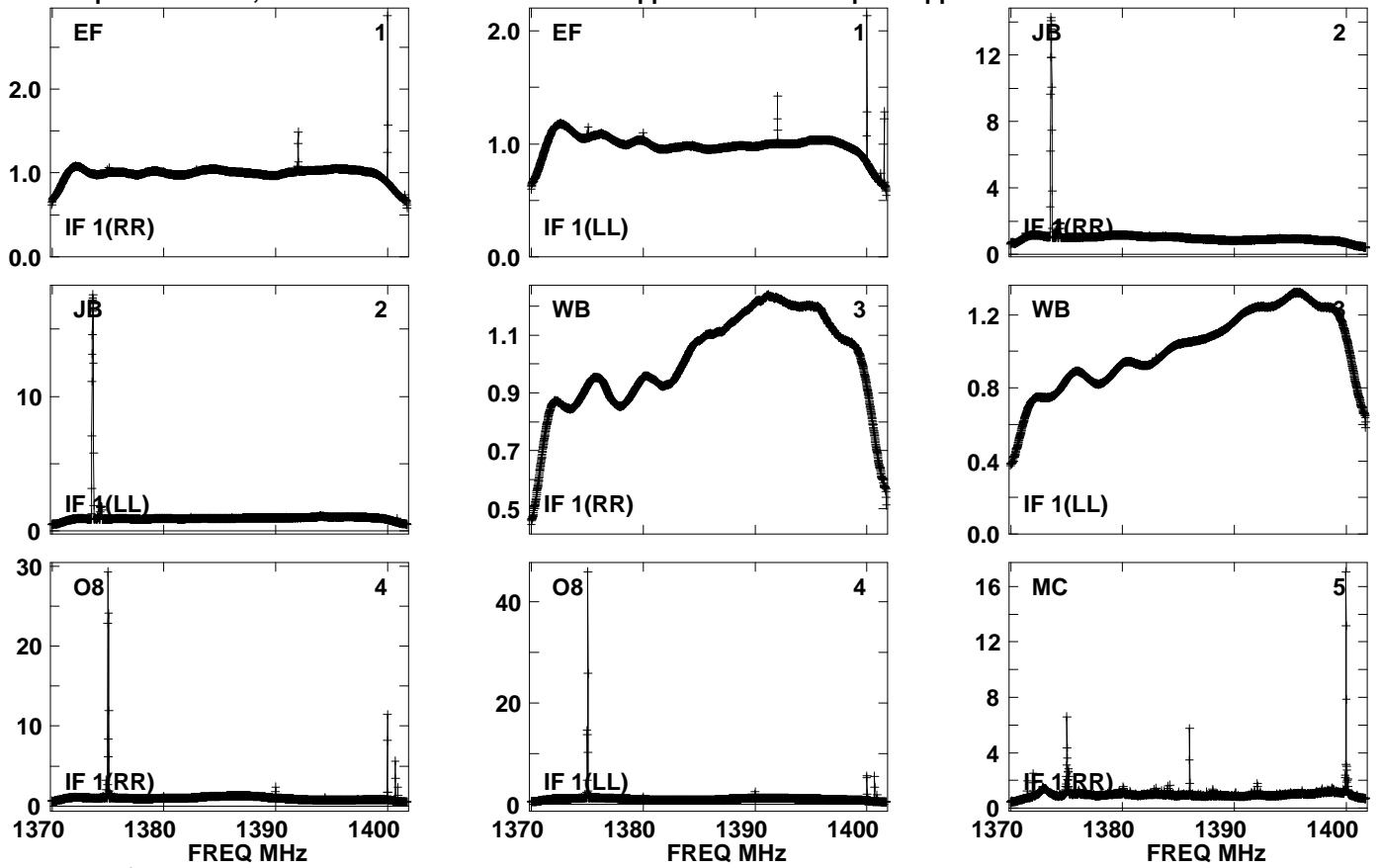


Lower frame: Real Jy  
Auto-corr total-power spectrum Antenna: \*  
Timerange: 00/17:35:19 to 00/17:36:47

Plot file version 339 created 08-MAR-2022 13:22:47

NGC6240 EH039B 2.UVDATA.1

Freq = 1.3699 GHz, Bw = 32.000 MH No calibration applied and no bandpass applied



Lower frame: Real Jy

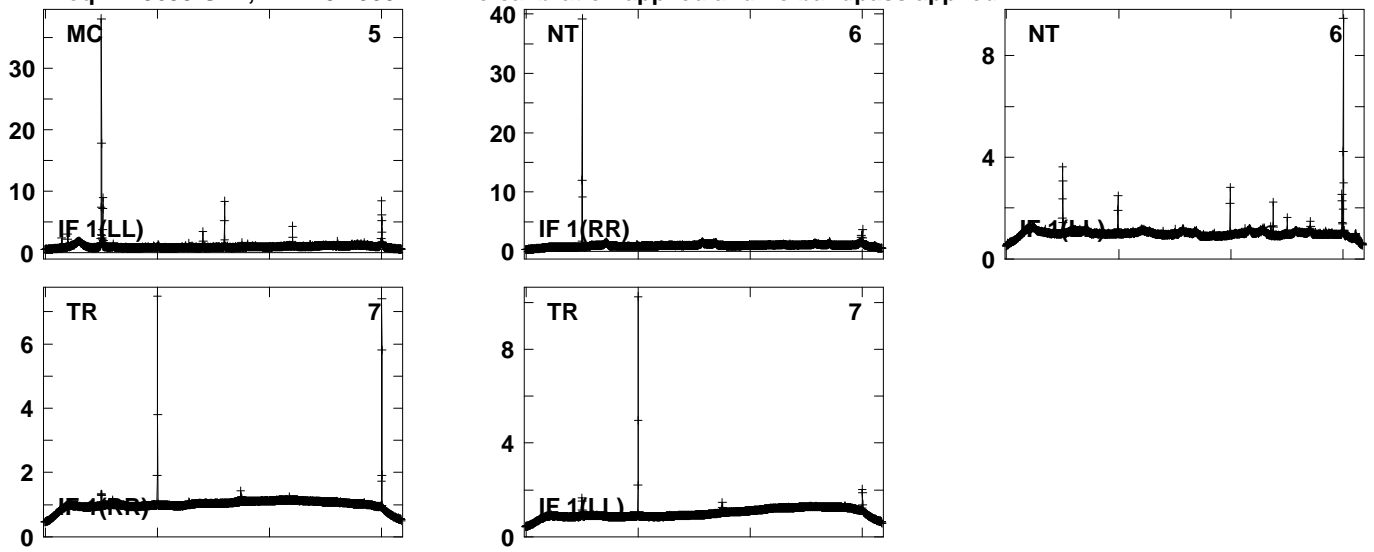
Auto-corr total-power spectrum Antenna: \*

Timerange: 00/17:36:49 to 00/17:40:17

Plot file version 340 created 08-MAR-2022 13:22:47

NGC6240 EH039B 2.UVDATA.1

Freq = 1.3699 GHz, Bw = 32.000 MH No calibration applied and no bandpass applied

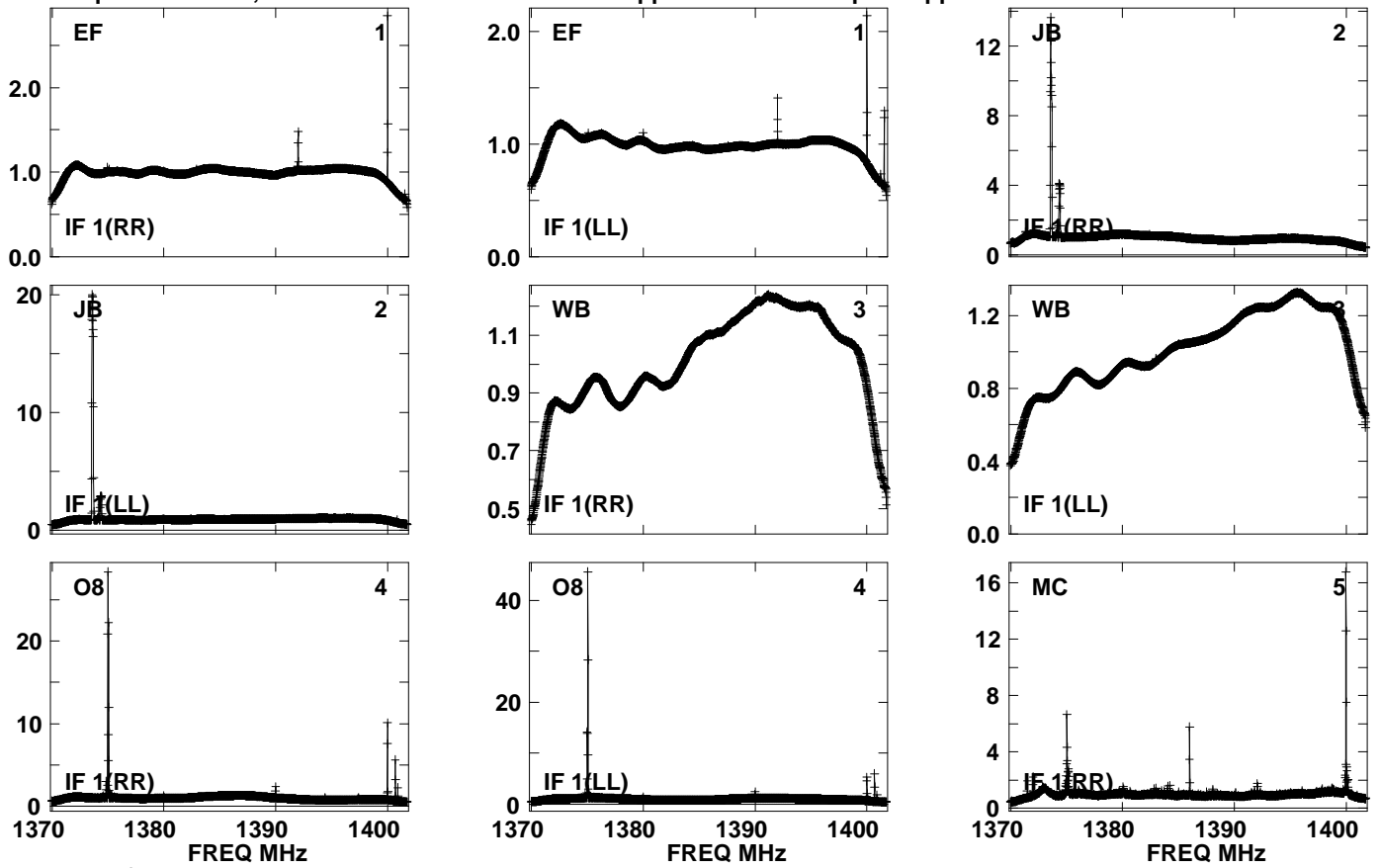


Lower frame: Real Jy  
Auto-corr total-power spectrum Antenna: \*  
Timerange: 00/17:36:49 to 00/17:40:17

Plot file version 341 created 08-MAR-2022 13:22:47

J1651+0129 EH039B 2.UVDATA.1

Freq = 1.3699 GHz, Bw = 32.000 MH No calibration applied and no bandpass applied



Lower frame: Real Jy

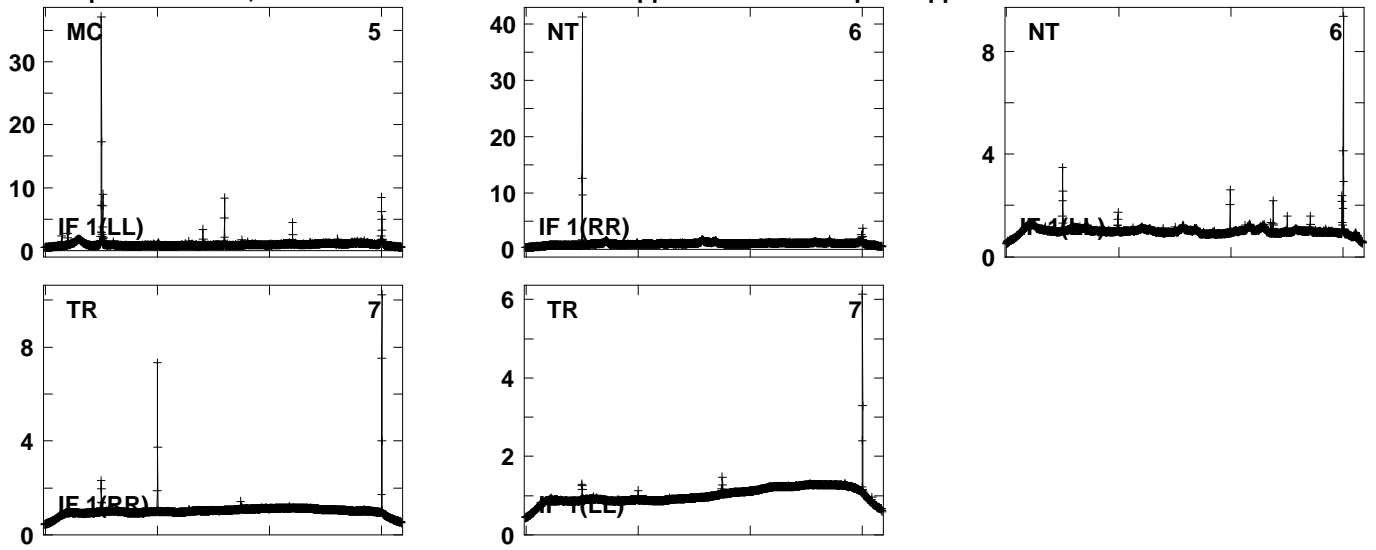
Auto-corr total-power spectrum Antenna: \*

Timerange: 00/17:40:44 to 00/17:42:12

Plot file version 342 created 08-MAR-2022 13:22:47

J1651+0129 EH039B 2.UVDATA.1

Freq = 1.3699 GHz, Bw = 32.000 MH No calibration applied and no bandpass applied

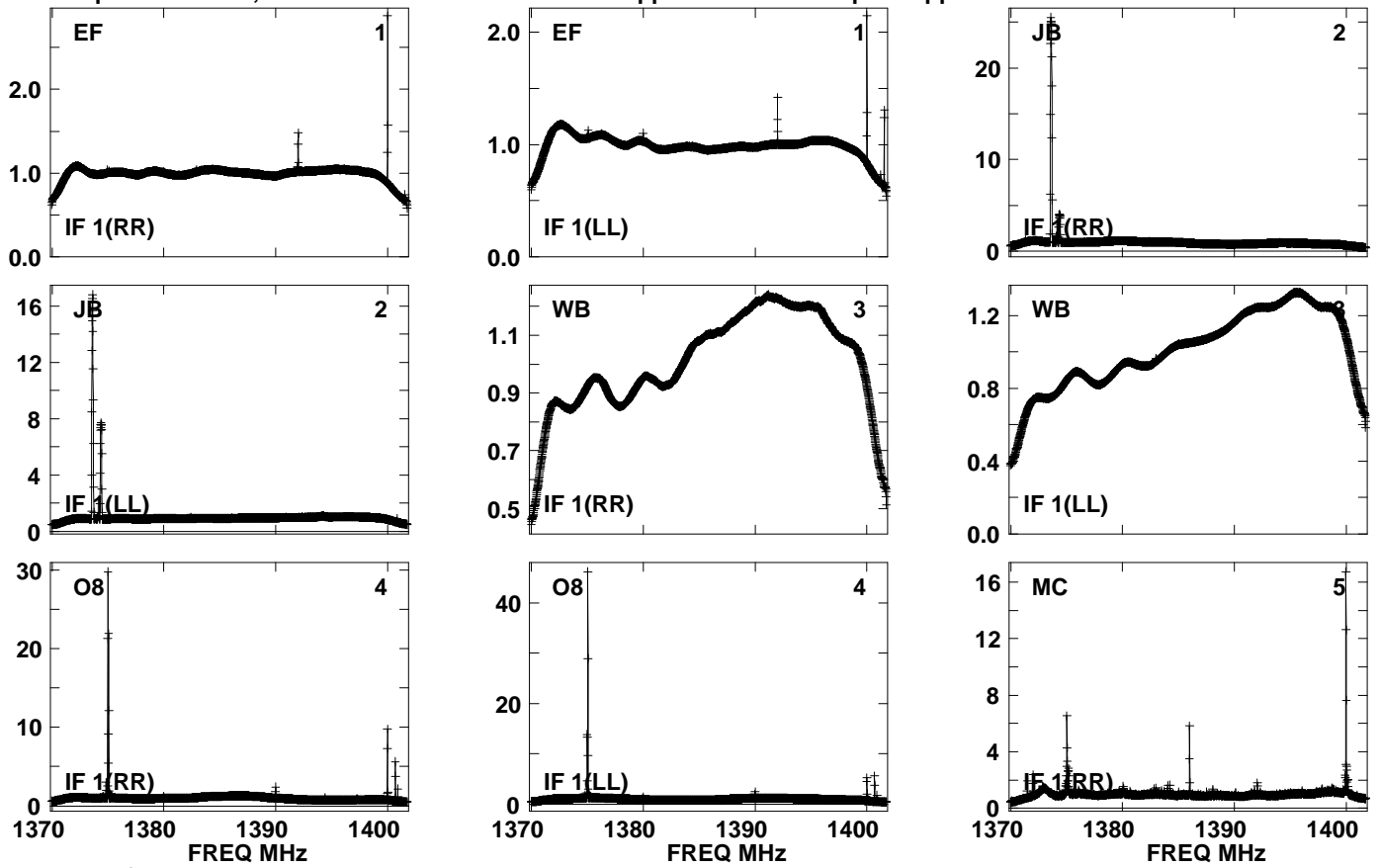


Lower frame: Real Jy  
Auto-corr total-power spectrum Antenna: \*  
Timerange: 00/17:40:44 to 00/17:42:12

Plot file version 343 created 08-MAR-2022 13:22:47

NGC6240 EH039B 2.UVDATA.1

Freq = 1.3699 GHz, Bw = 32.000 MH No calibration applied and no bandpass applied

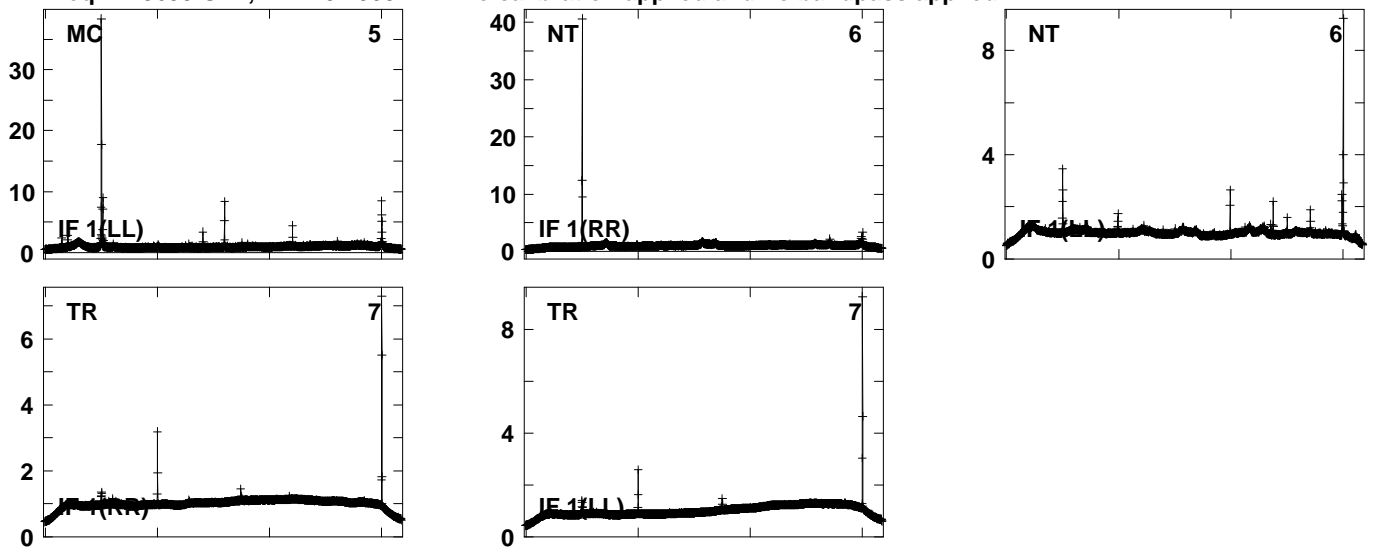


Lower frame: Real Jy  
Auto-corr total-power spectrum Antenna: \*  
Timerange: 00/17:42:14 to 00/17:45:42

Plot file version 344 created 08-MAR-2022 13:22:47

NGC6240 EH039B 2.UVDATA.1

Freq = 1.3699 GHz, Bw = 32.000 MH No calibration applied and no bandpass applied



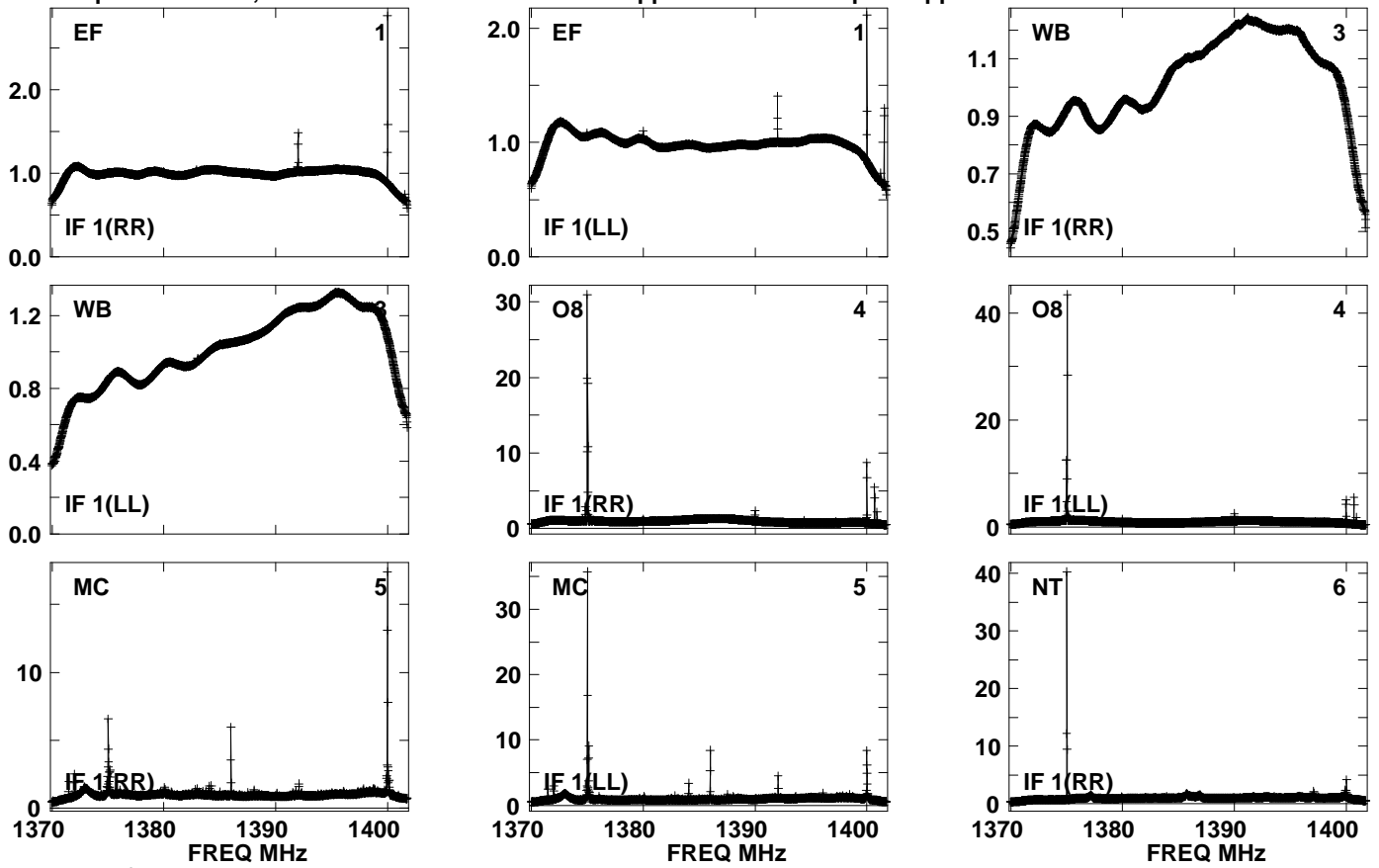
Lower frame: Real Jy  
Auto-corr total-power spectrum Antenna: \*  
Timerange: 00/17:42:14 to 00/17:45:42



Plot file version 345 created 08-MAR-2022 13:22:47

J1651+0129 EH039B 2.UVDATA.1

Freq = 1.3699 GHz, Bw = 32.000 MH No calibration applied and no bandpass applied



Lower frame: Real Jy

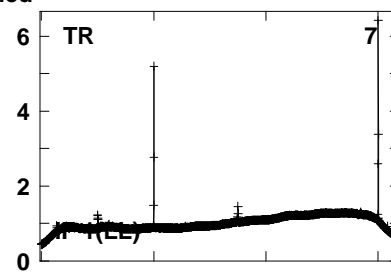


Auto-corr total-power spectrum Antenna: \*

Timerange: 00/17:45:44 to 00/17:47:12

Plot file version 346 created 08-MAR-2022 13:22:48

J1651+0129 EH039B 2.UVDATA.1

Freq = 1.3699 GHz, Bw = 32.000 MH No calibration applied and no bandpass applied

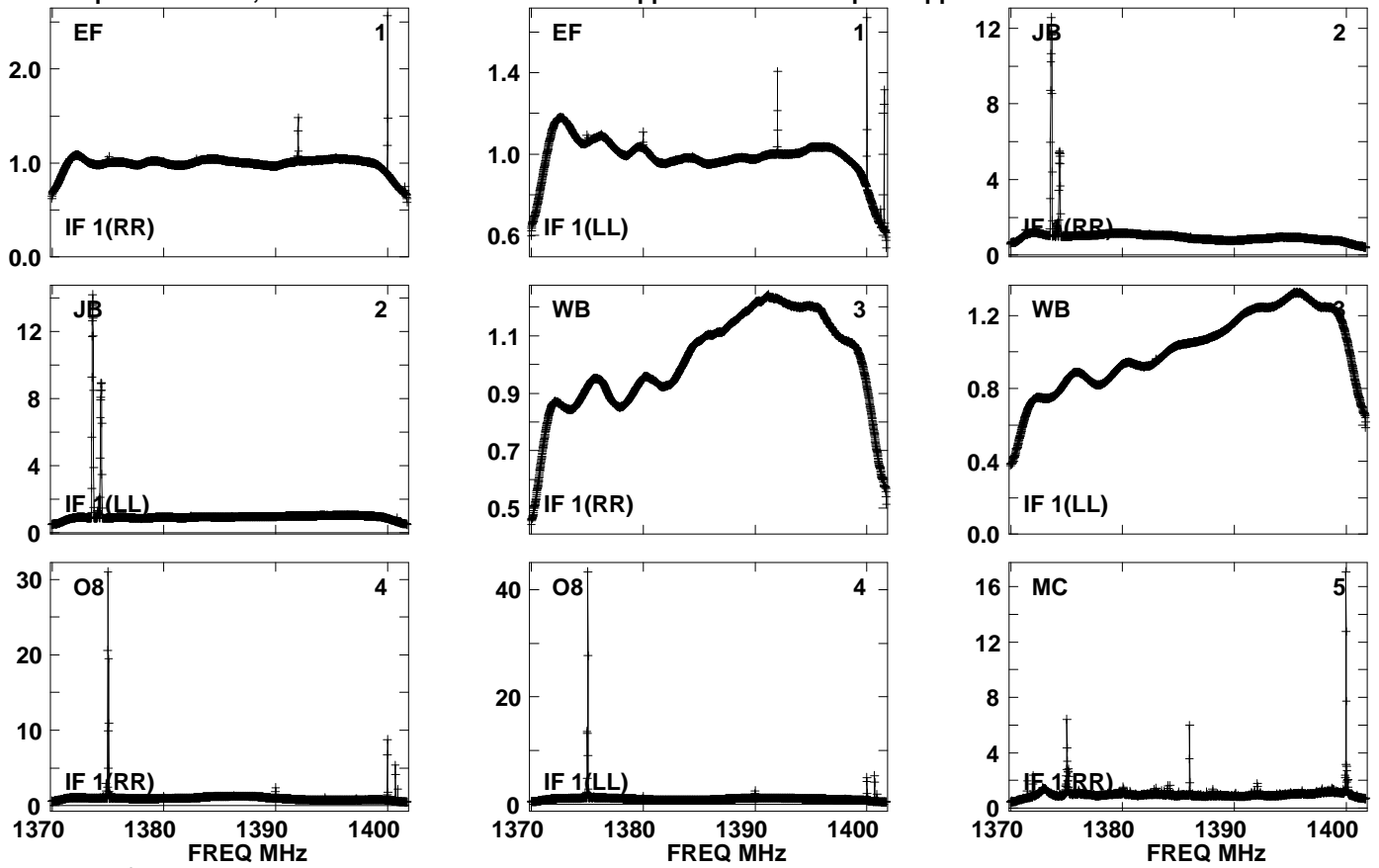


Lower frame: Real Jy  
Auto-corr total-power spectrum Antenna: \*  
Timerange: 00/17:45:44 to 00/17:47:12

Plot file version 347 created 08-MAR-2022 13:22:48

NGC6240 EH039B 2.UVDATA.1

Freq = 1.3699 GHz, Bw = 32.000 MH No calibration applied and no bandpass applied

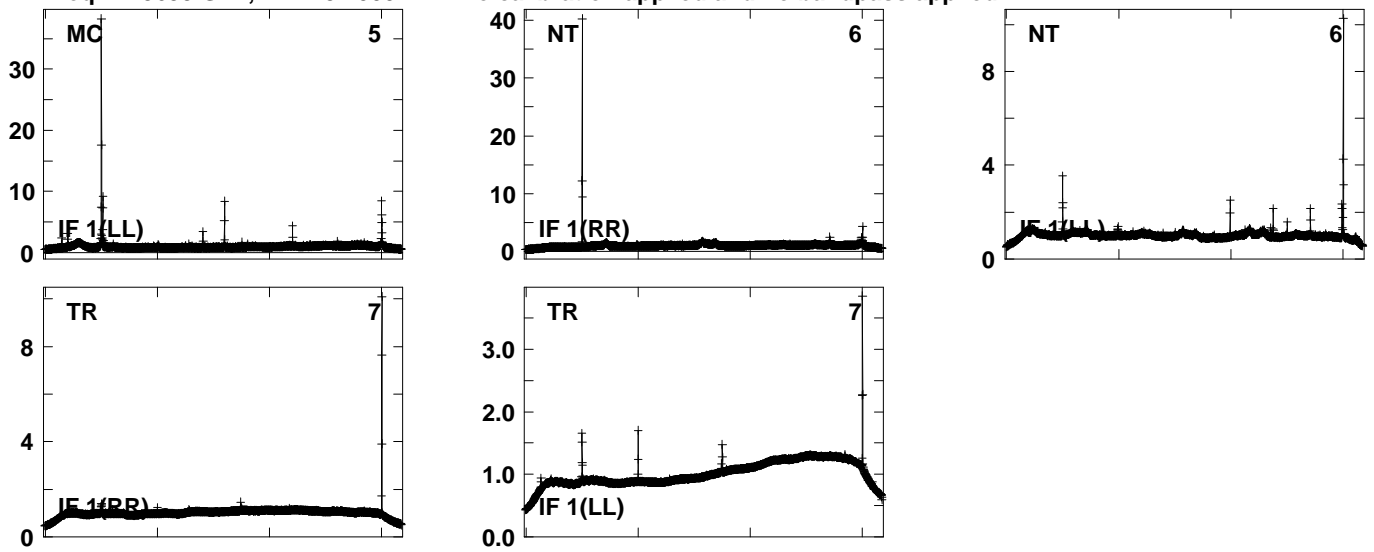


Lower frame: Real Jy  
Auto-corr total-power spectrum Antenna: \*  
Timerange: 00/17:47:14 to 00/17:50:42

Plot file version 348 created 08-MAR-2022 13:22:48

NGC6240 EH039B 2.UVDATA.1

Freq = 1.3699 GHz, Bw = 32.000 MH No calibration applied and no bandpass applied

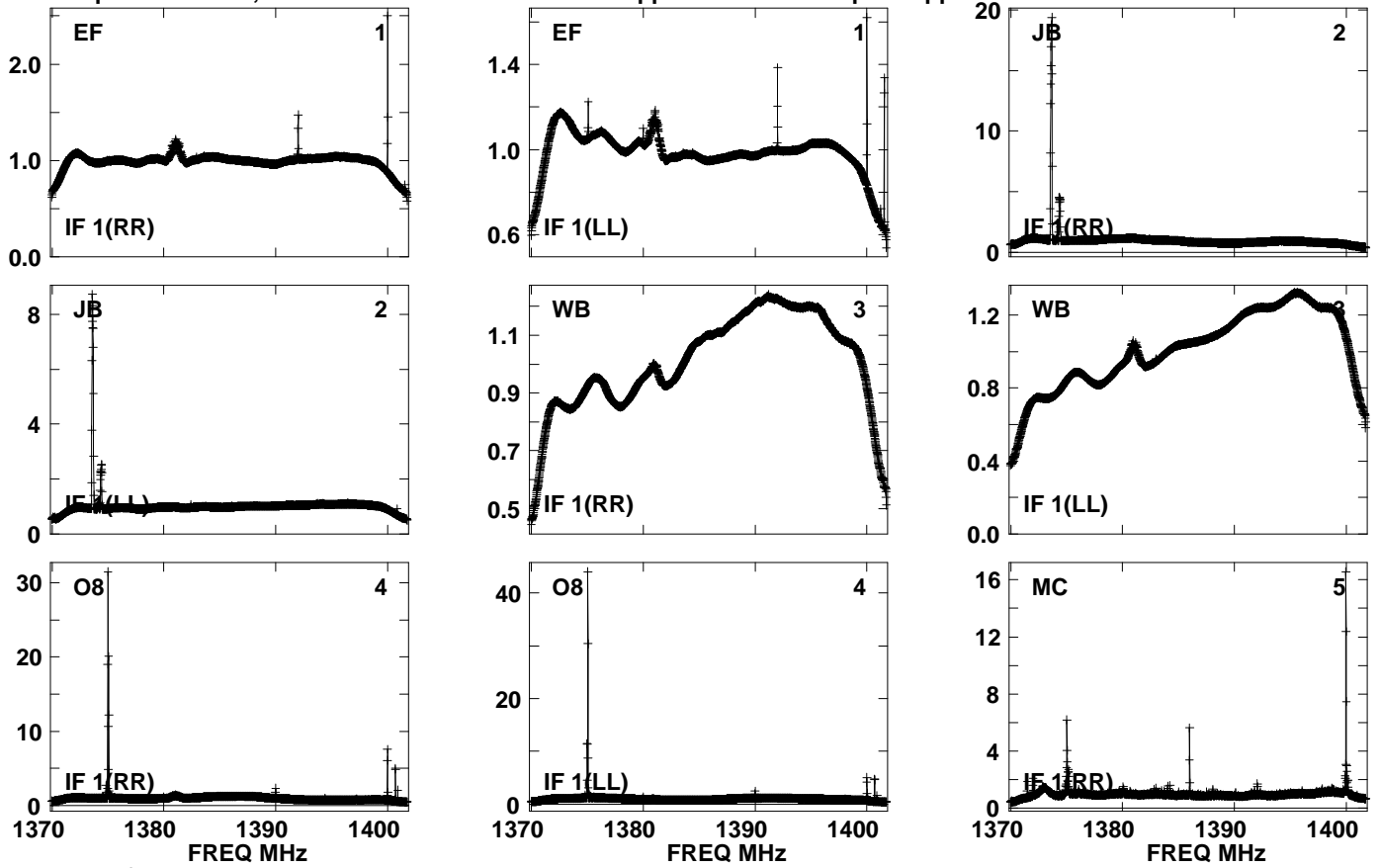


Lower frame: Real Jy  
Auto-corr total-power spectrum Antenna: \*  
Timerange: 00/17:47:14 to 00/17:50:42

Plot file version 349 created 08-MAR-2022 13:22:48

J1651+0129 EH039B 2.UVDATA.1

Freq = 1.3699 GHz, Bw = 32.000 MH No calibration applied and no bandpass applied



Lower frame: Real Jy

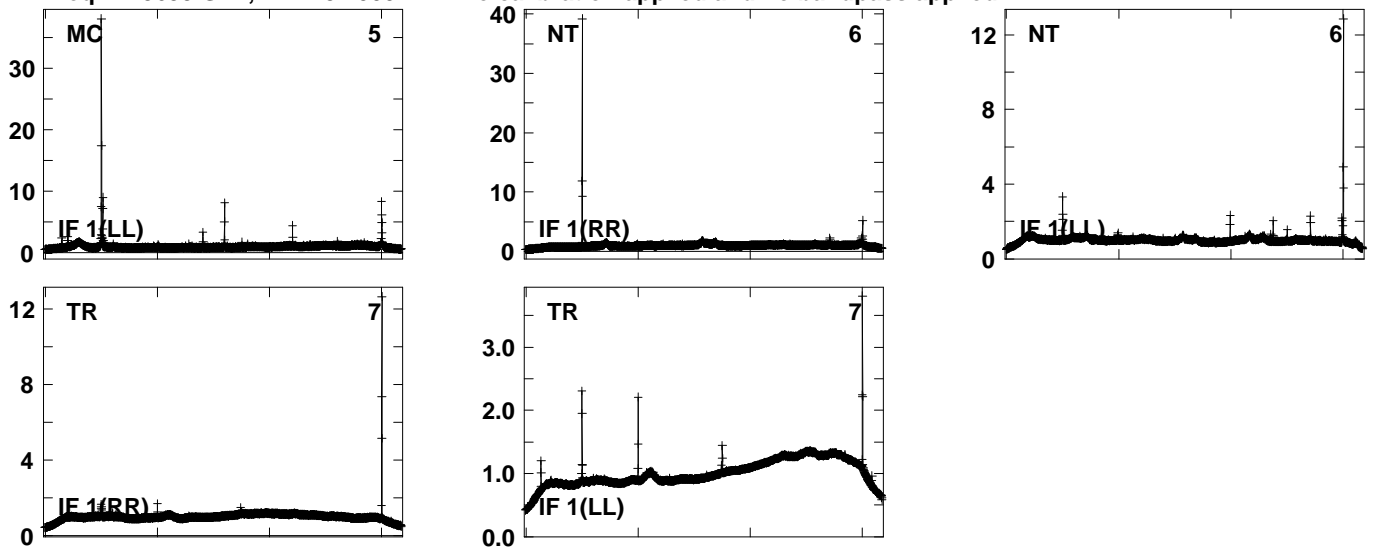
Auto-corr total-power spectrum Antenna: \*

Timerange: 00/17:51:09 to 00/17:52:37

Plot file version 350 created 08-MAR-2022 13:22:48

J1651+0129 EH039B 2.UVDATA.1

Freq = 1.3699 GHz, Bw = 32.000 MH No calibration applied and no bandpass applied

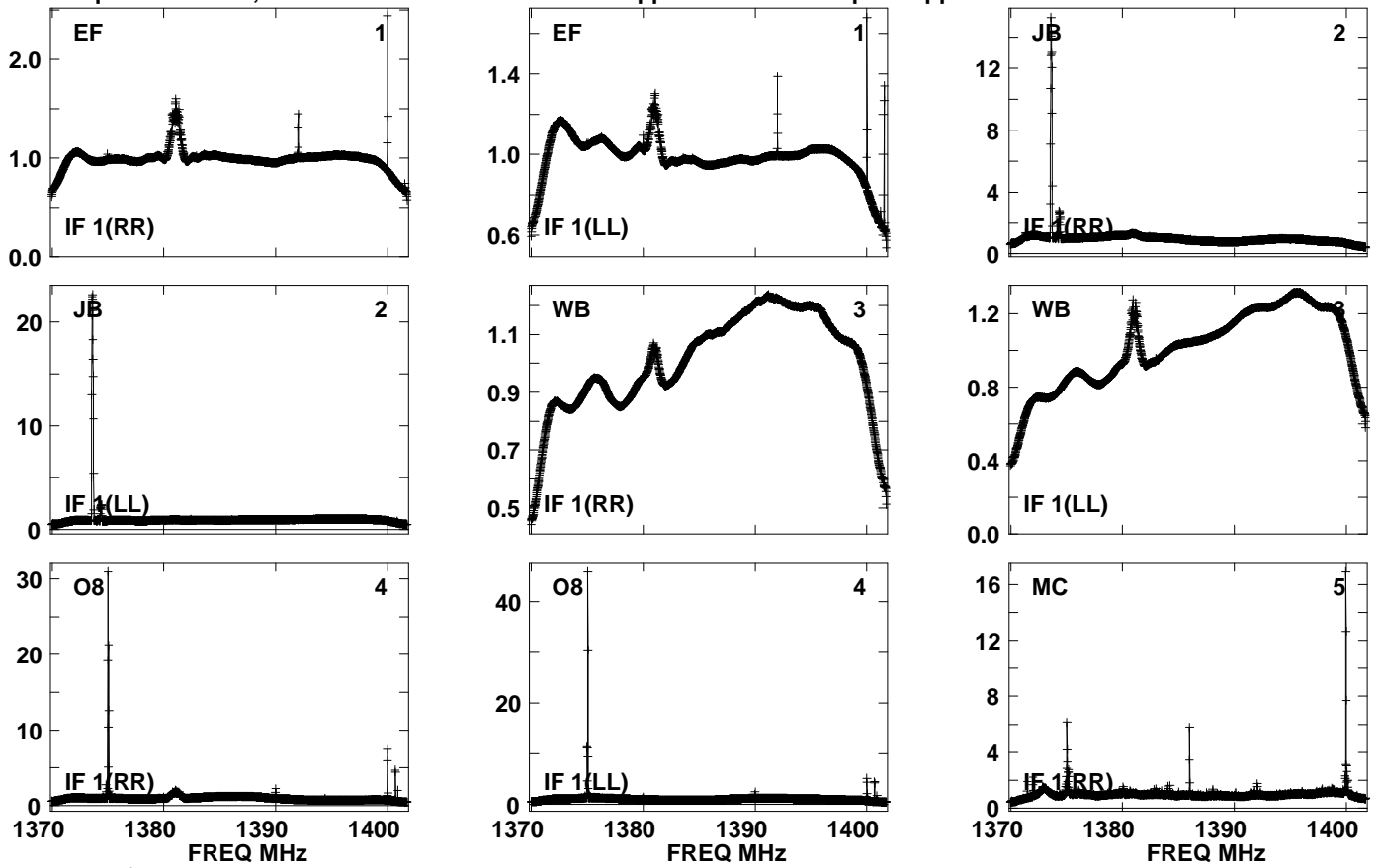


Lower frame: Real Jy  
Auto-corr total-power spectrum Antenna: \*  
Timerange: 00/17:51:09 to 00/17:52:37

Plot file version 351 created 08-MAR-2022 13:22:48

NGC6240 EH039B 2.UVDATA.1

Freq = 1.3699 GHz, Bw = 32.000 MH No calibration applied and no bandpass applied



Lower frame: Real Jy

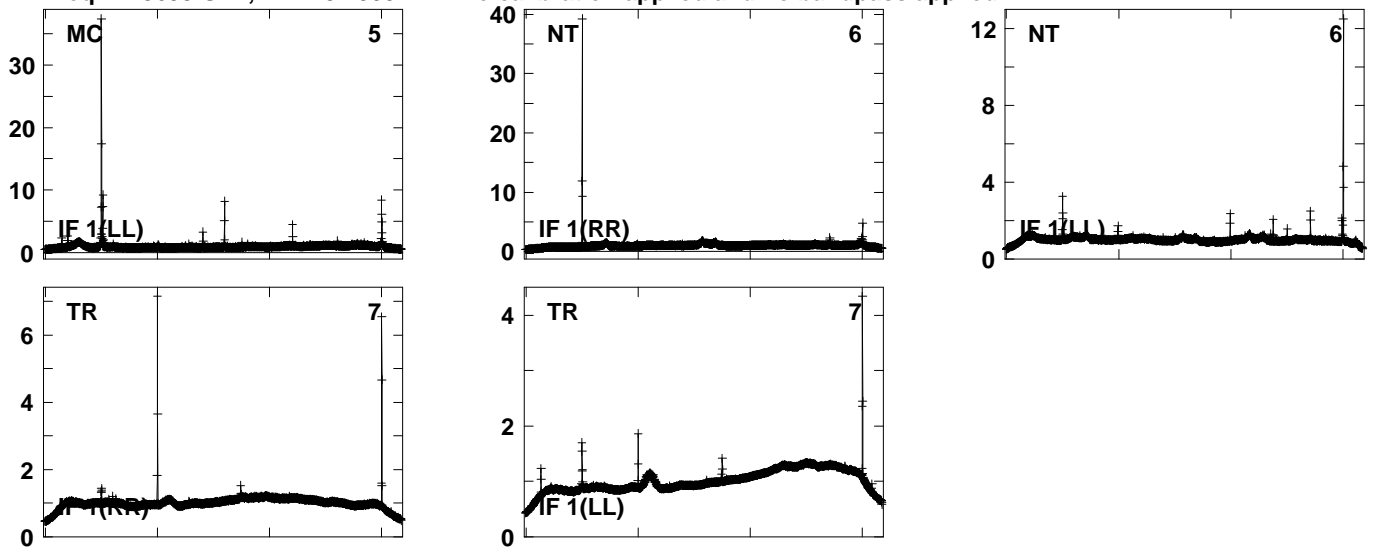
Auto-corr total-power spectrum Antenna: \*

Timerange: 00/17:52:39 to 00/17:56:07

Plot file version 352 created 08-MAR-2022 13:22:48

NGC6240 EH039B 2.UVDATA.1

Freq = 1.3699 GHz, Bw = 32.000 MH No calibration applied and no bandpass applied



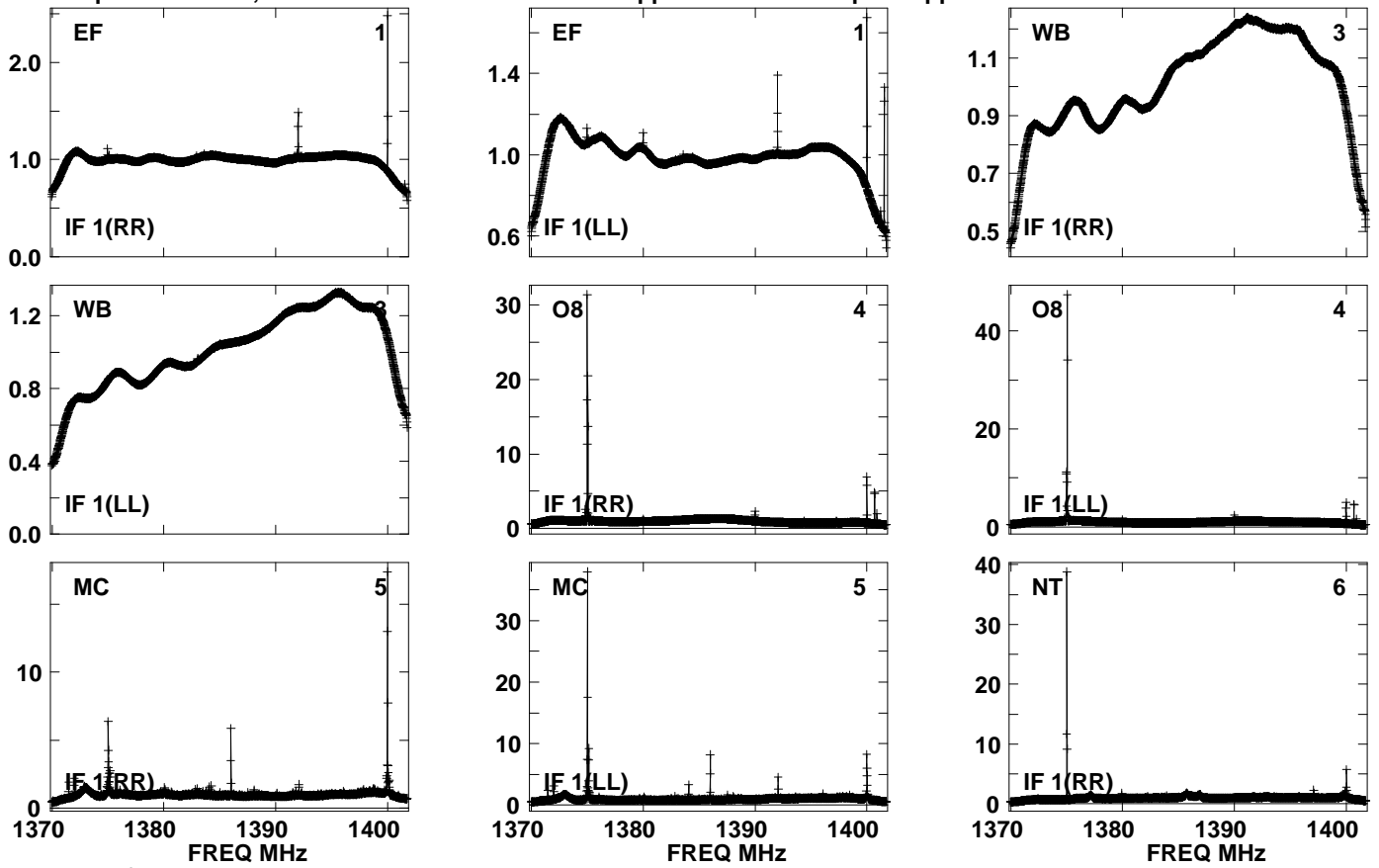
Lower frame: Real Jy  
Auto-corr total-power spectrum Antenna: \*  
Timerange: 00/17:52:39 to 00/17:56:07



Plot file version 353 created 08-MAR-2022 13:22:49

J1651+0129 EH039B 2.UVDATA.1

Freq = 1.3699 GHz, Bw = 32.000 MH No calibration applied and no bandpass applied



Lower frame: Real Jy

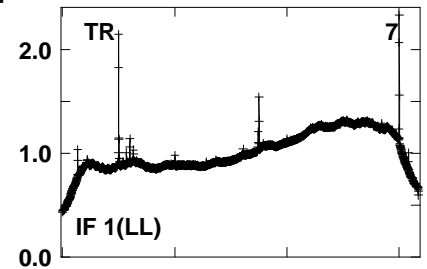
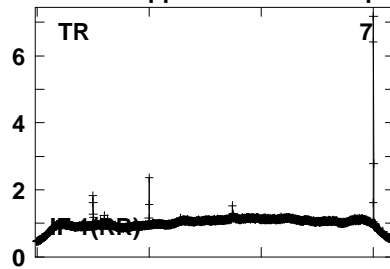

Auto-corr total-power spectrum Antenna: \*

Timerange: 00/17:56:09 to 00/17:57:37

Plot file version 354 created 08-MAR-2022 13:22:49

J1651+0129 EH039B 2.UVDATA.1

Freq = 1.3699 GHz, Bw = 32.000 MH No calibration applied and no bandpass applied

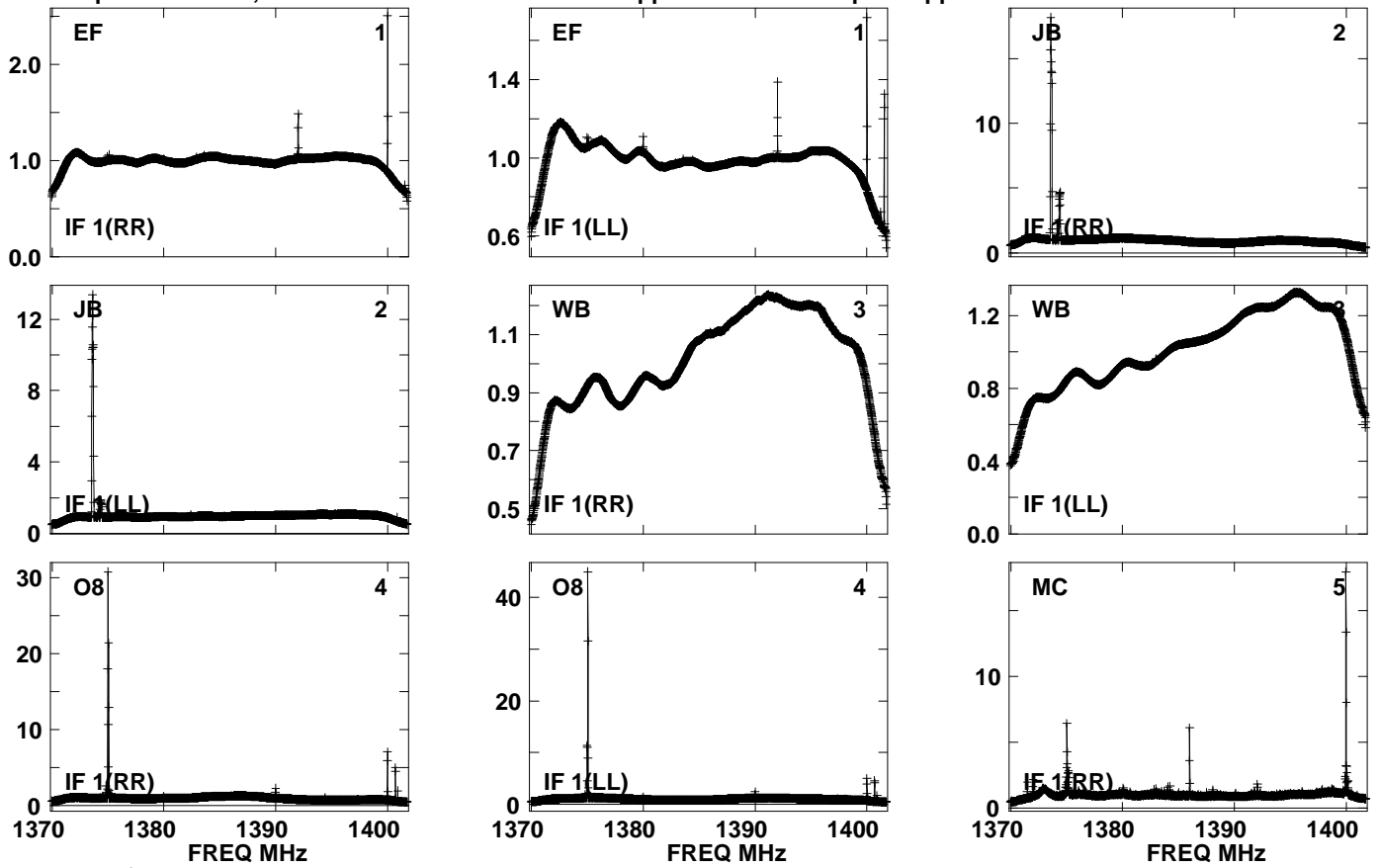


Lower frame: Real Jy  
Auto-corr total-power spectrum Antenna: \*  
Timerange: 00/17:56:09 to 00/17:57:37

Plot file version 355 created 08-MAR-2022 13:22:49

NGC6240 EH039B 2.UVDATA.1

Freq = 1.3699 GHz, Bw = 32.000 MH No calibration applied and no bandpass applied



Lower frame: Real Jy

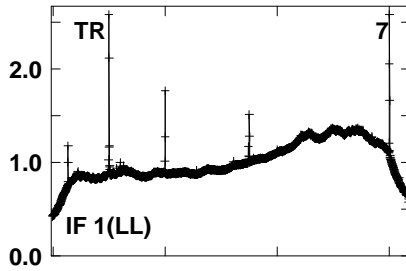
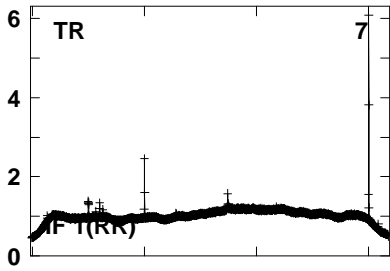

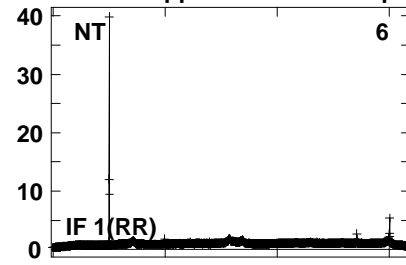
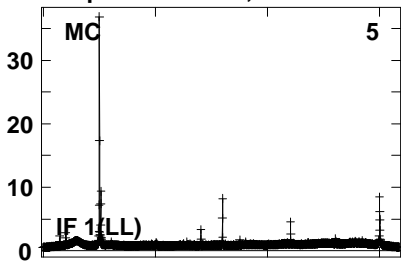
Auto-corr total-power spectrum Antenna: \*

Timerange: 00/17:57:39 to 00/18:01:07

Plot file version 356 created 08-MAR-2022 13:22:49

NGC6240 EH039B 2.UVDATA.1

Freq = 1.3699 GHz, Bw = 32.000 MH No calibration applied and no bandpass applied

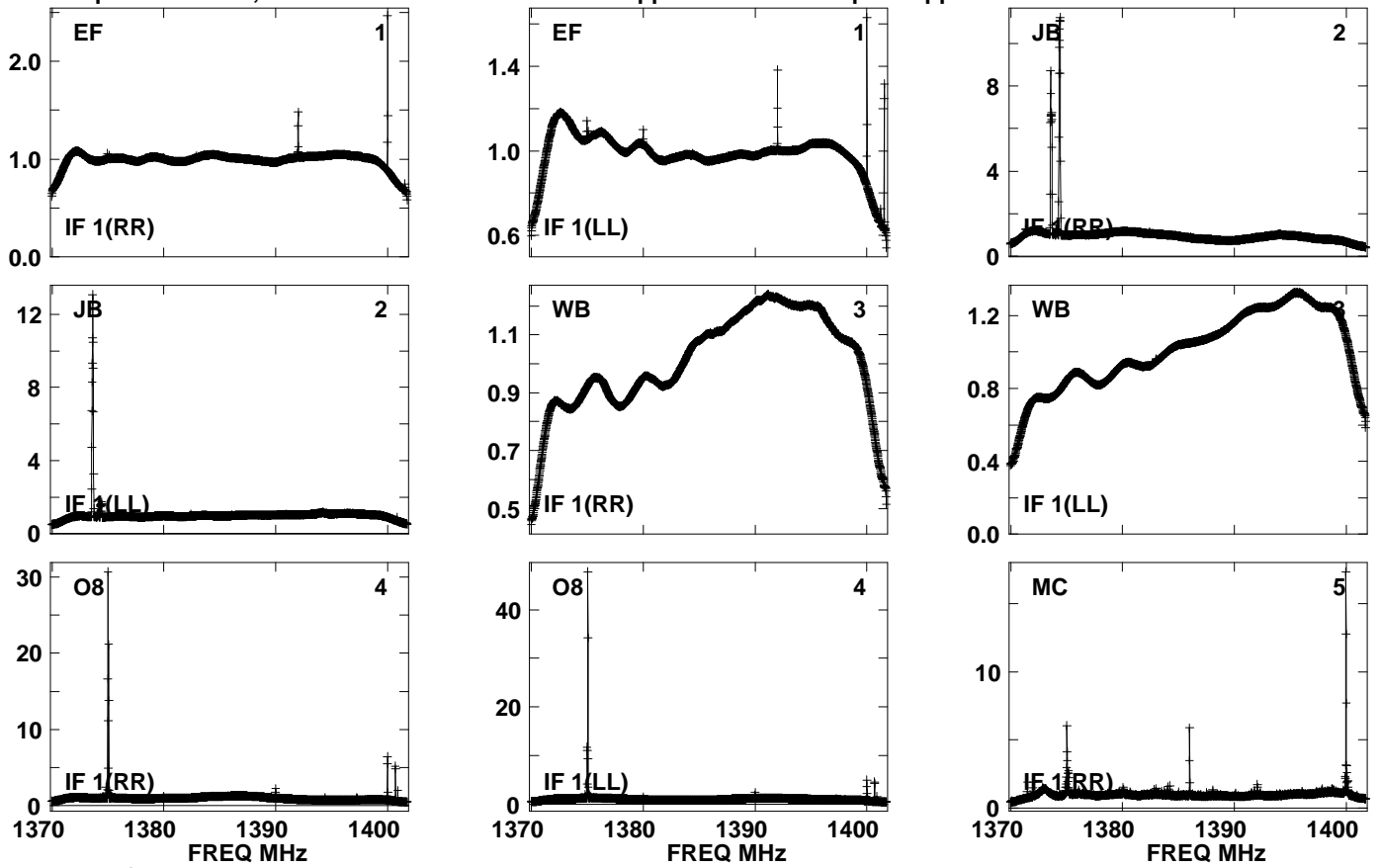


Lower frame: Real Jy  
Auto-corr total-power spectrum Antenna: \*  
Timerange: 00/17:57:39 to 00/18:01:07

Plot file version 357 created 08-MAR-2022 13:22:49

J1651+0129 EH039B 2.UVDATA.1

Freq = 1.3699 GHz, Bw = 32.000 MH No calibration applied and no bandpass applied



Lower frame: Real Jy

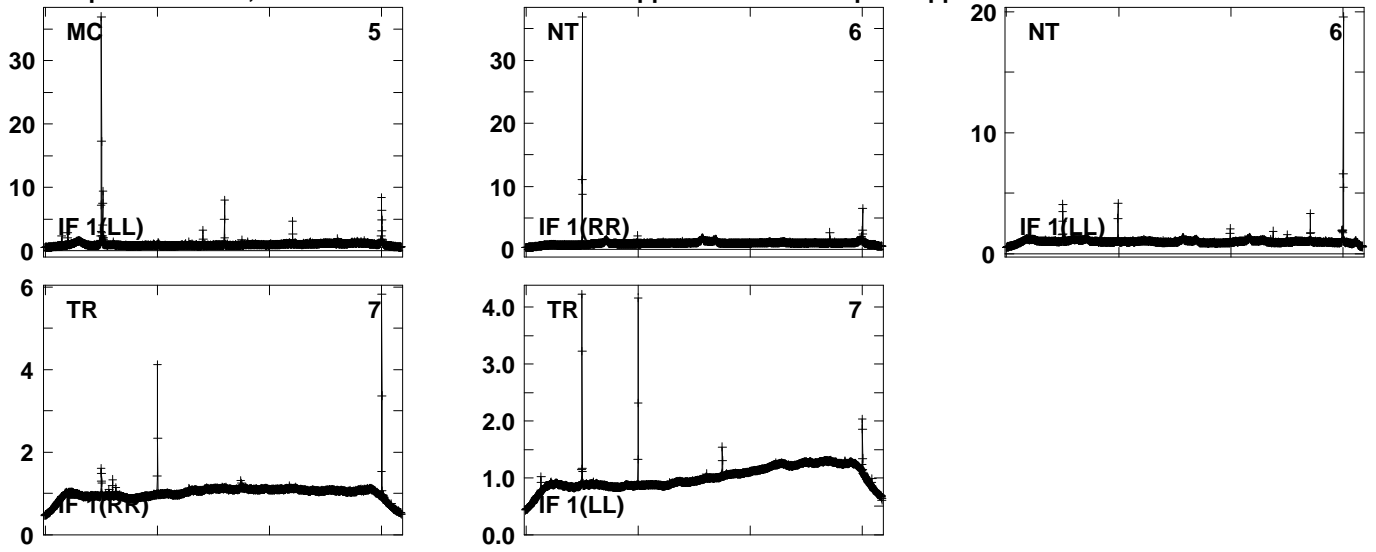
Auto-corr total-power spectrum Antenna: \*

Timerange: 00/18:01:34 to 00/18:03:02

Plot file version 358 created 08-MAR-2022 13:22:49

J1651+0129 EH039B 2.UVDATA.1

Freq = 1.3699 GHz, Bw = 32.000 MH No calibration applied and no bandpass applied

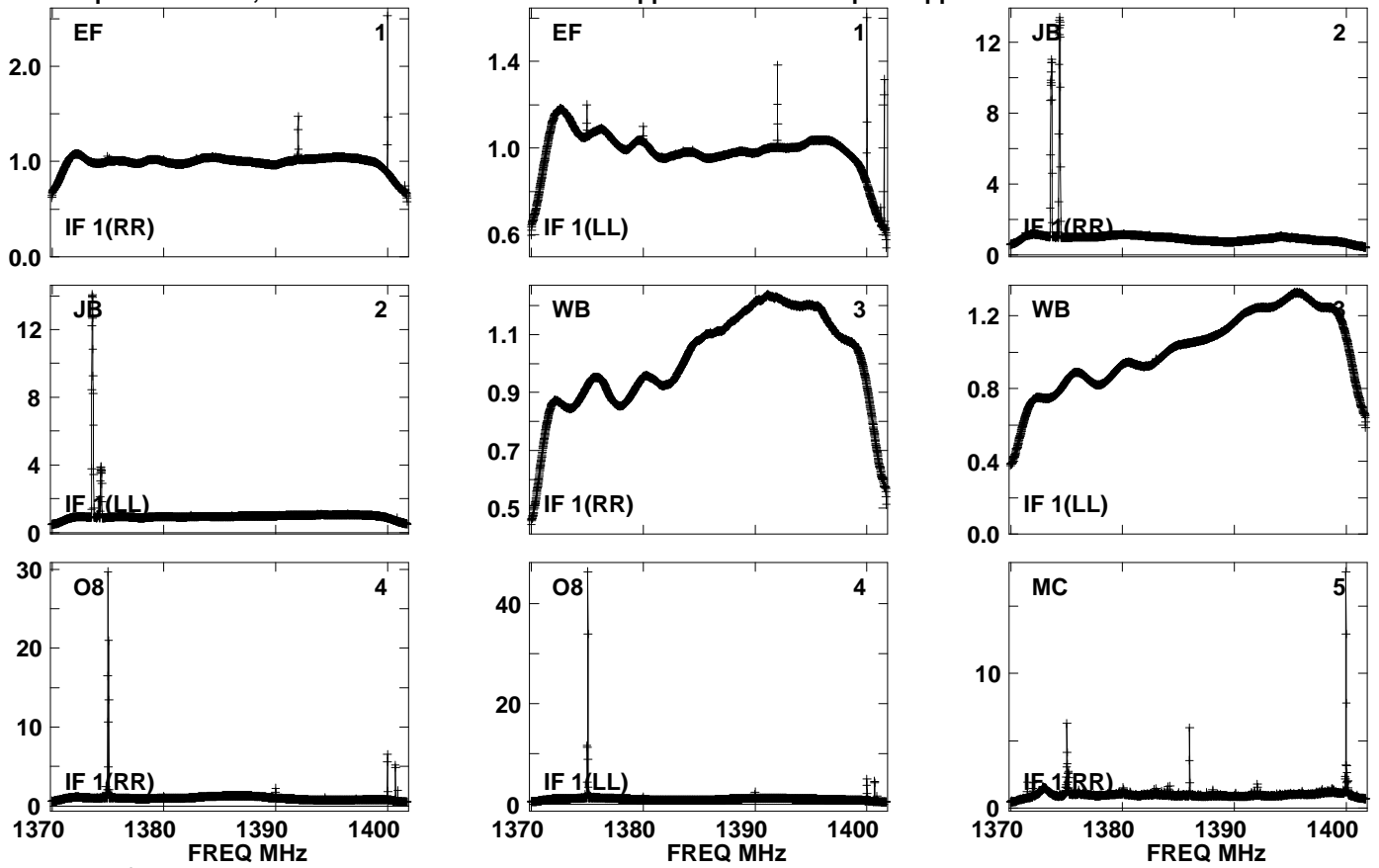


Lower frame: Real Jy  
Auto-corr total-power spectrum Antenna: \*  
Timerange: 00/18:01:34 to 00/18:03:02

Plot file version 359 created 08-MAR-2022 13:22:50

NGC6240 EH039B 2.UVDATA.1

Freq = 1.3699 GHz, Bw = 32.000 MH No calibration applied and no bandpass applied



Lower frame: Real Jy

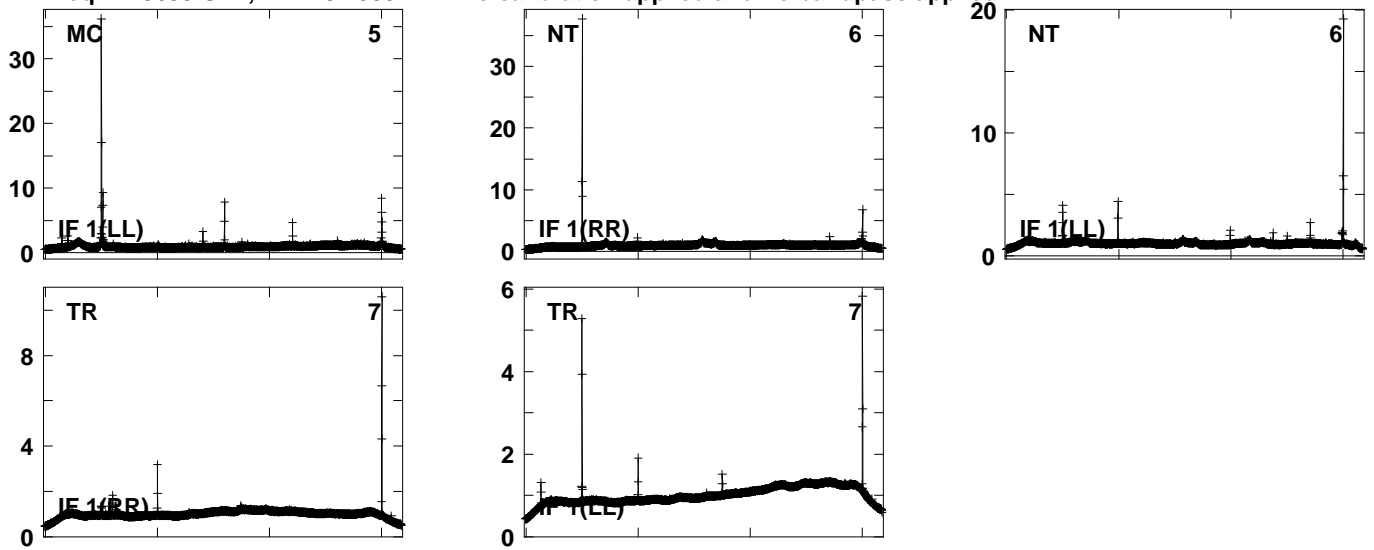
Auto-corr total-power spectrum Antenna: \*

Timerange: 00/18:03:04 to 00/18:06:32

Plot file version 360 created 08-MAR-2022 13:22:50

NGC6240 EH039B 2.UVDATA.1

Freq = 1.3699 GHz, Bw = 32.000 MH No calibration applied and no bandpass applied



Lower frame: Real Jy

Auto-corr total-power spectrum Antenna: \*

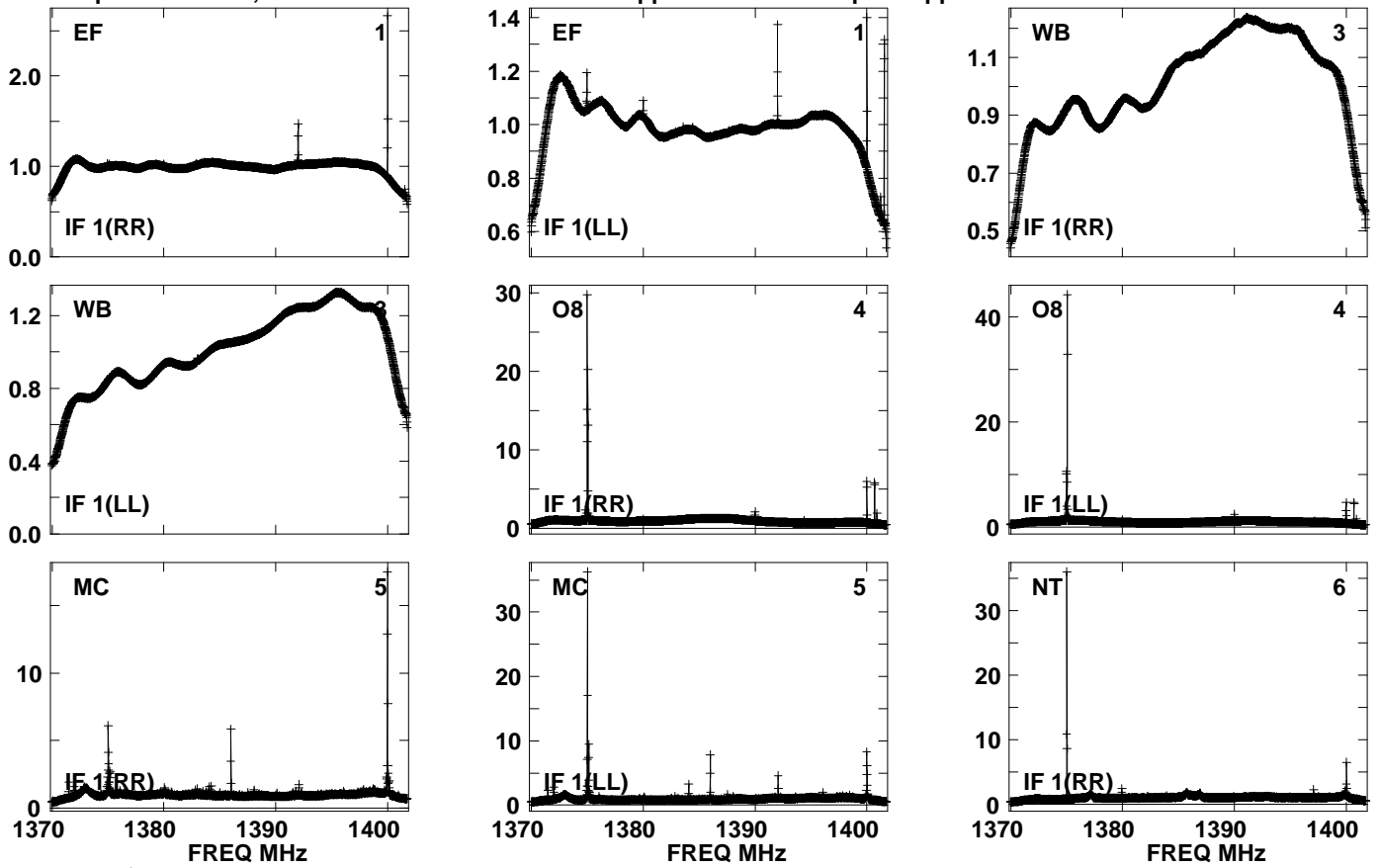
Timerange: 00/18:03:04 to 00/18:06:32



Plot file version 361 created 08-MAR-2022 13:22:50

J1651+0129 EH039B 2.UVDATA.1

Freq = 1.3699 GHz, Bw = 32.000 MH No calibration applied and no bandpass applied

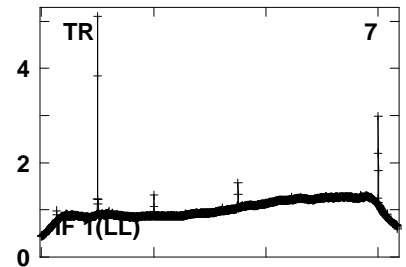
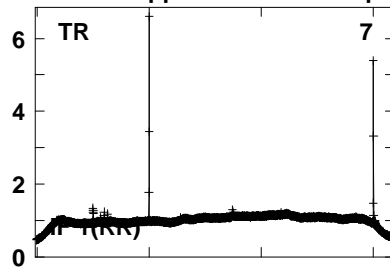



Lower frame: Real Jy  
Auto-corr total-power spectrum Antenna: \*  
Timerange: 00/18:06:34 to 00/18:08:02

Plot file version 362 created 08-MAR-2022 13:22:50

J1651+0129 EH039B 2.UVDATA.1

Freq = 1.3699 GHz, Bw = 32.000 MH No calibration applied and no bandpass applied

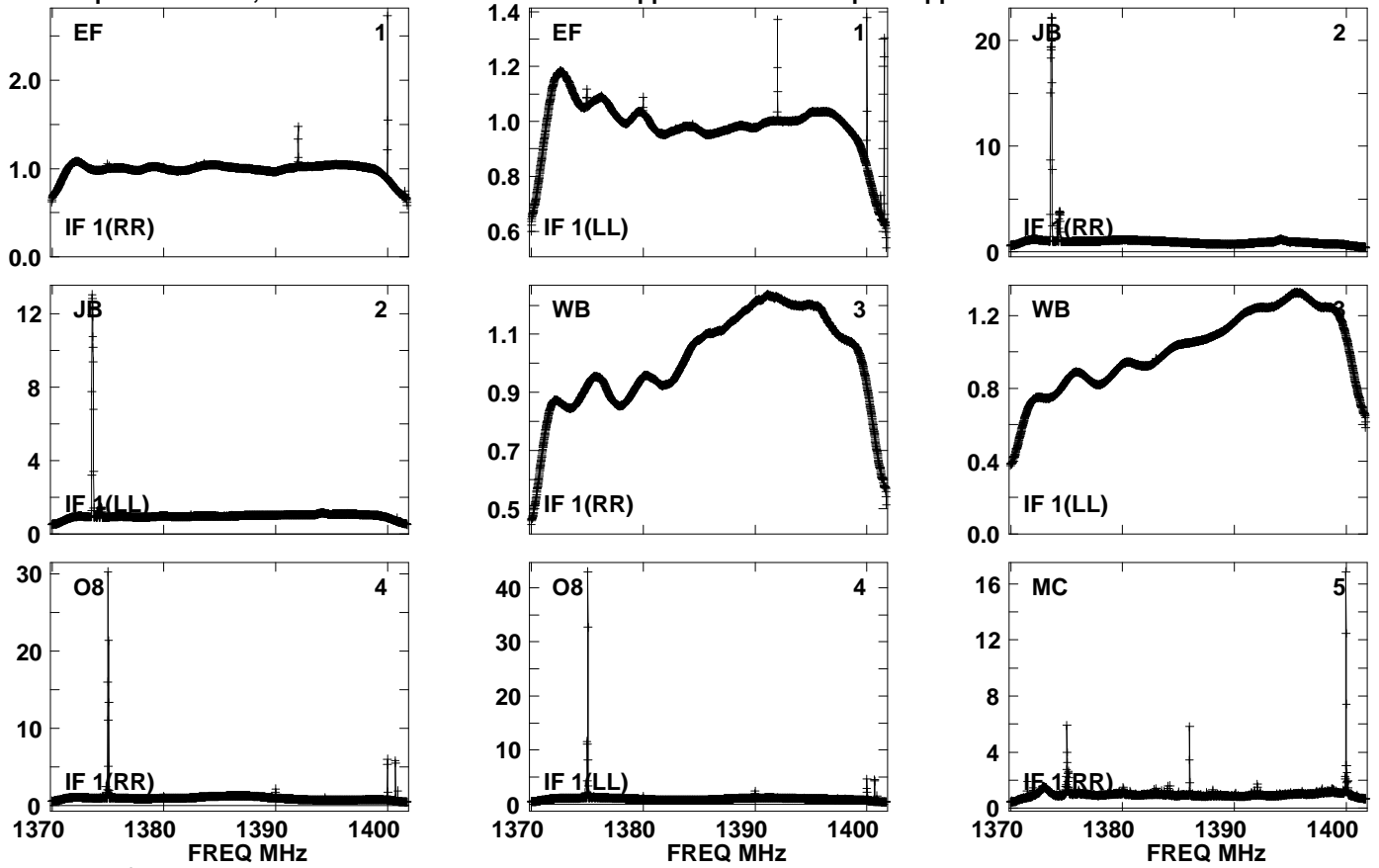


Lower frame: Real Jy  
Auto-corr total-power spectrum Antenna: \*  
Timerange: 00/18:06:34 to 00/18:08:02

Plot file version 363 created 08-MAR-2022 13:22:50

NGC6240 EH039B 2.UVDATA.1

Freq = 1.3699 GHz, Bw = 32.000 MH No calibration applied and no bandpass applied

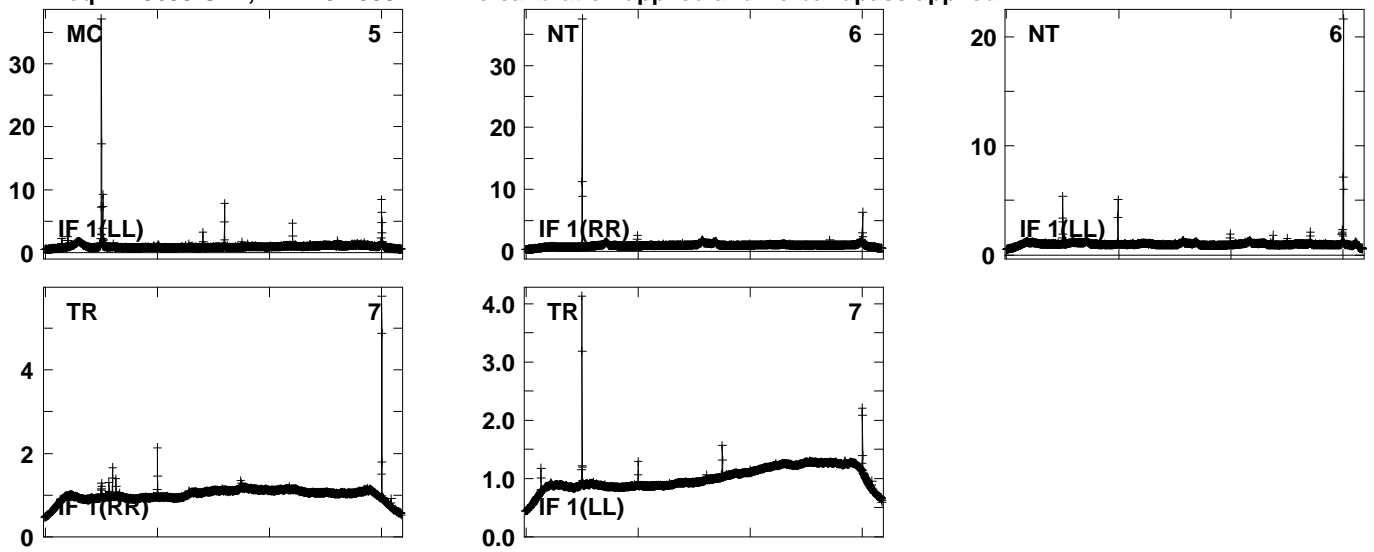


Lower frame: Real Jy  
Auto-corr total-power spectrum Antenna: \*  
Timerange: 00/18:08:04 to 00/18:11:32

Plot file version 364 created 08-MAR-2022 13:22:50

NGC6240 EH039B 2.UVDATA.1

Freq = 1.3699 GHz, Bw = 32.000 MH No calibration applied and no bandpass applied

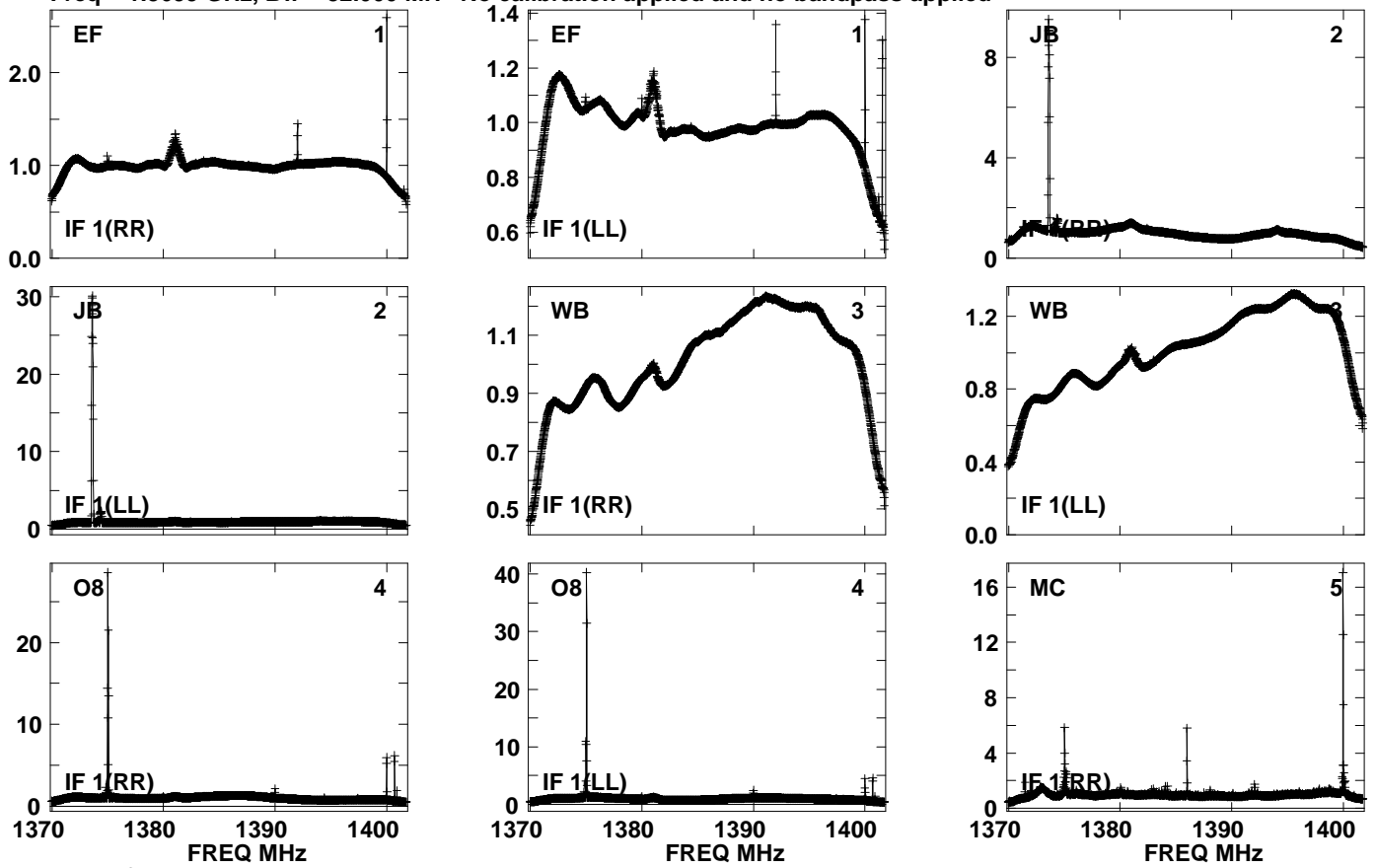


Lower frame: Real Jy  
Auto-corr total-power spectrum Antenna: \*  
Timerange: 00/18:08:04 to 00/18:11:32

Plot file version 365 created 08-MAR-2022 13:22:51

J1651+0129 EH039B 2.UVDATA.1

Freq = 1.3699 GHz, Bw = 32.000 MH No calibration applied and no bandpass applied



Lower frame: Real Jy

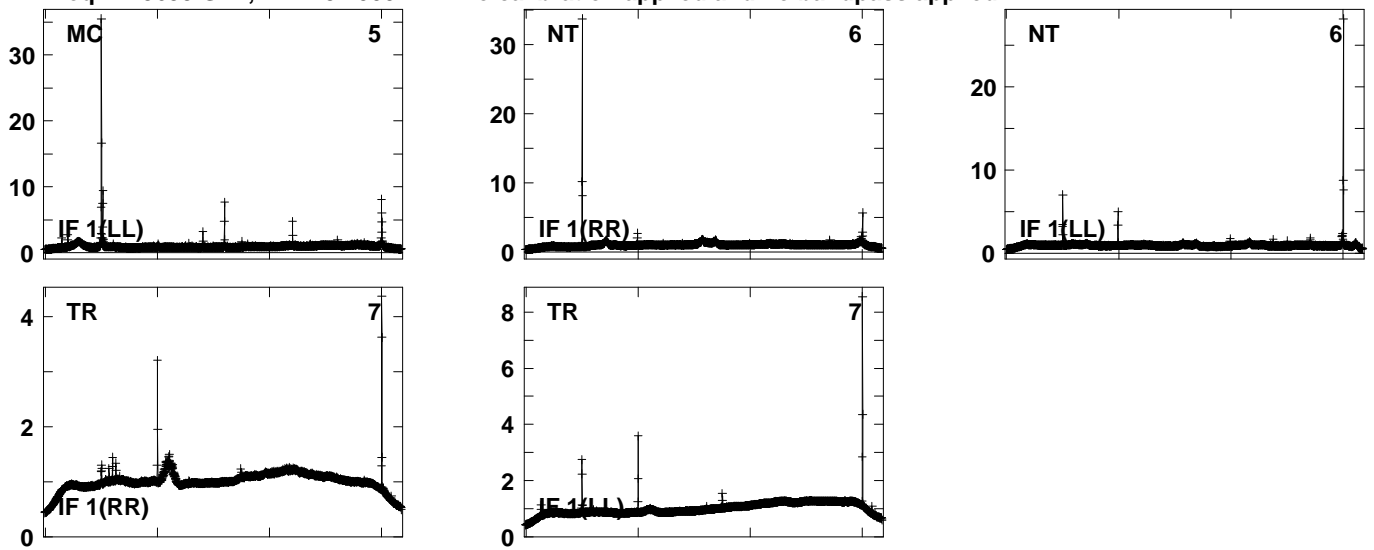
Auto-corr total-power spectrum Antenna: \*

Timerange: 00/18:11:59 to 00/18:13:27

Plot file version 366 created 08-MAR-2022 13:22:51

J1651+0129 EH039B 2.UVDATA.1

Freq = 1.3699 GHz, Bw = 32.000 MH No calibration applied and no bandpass applied

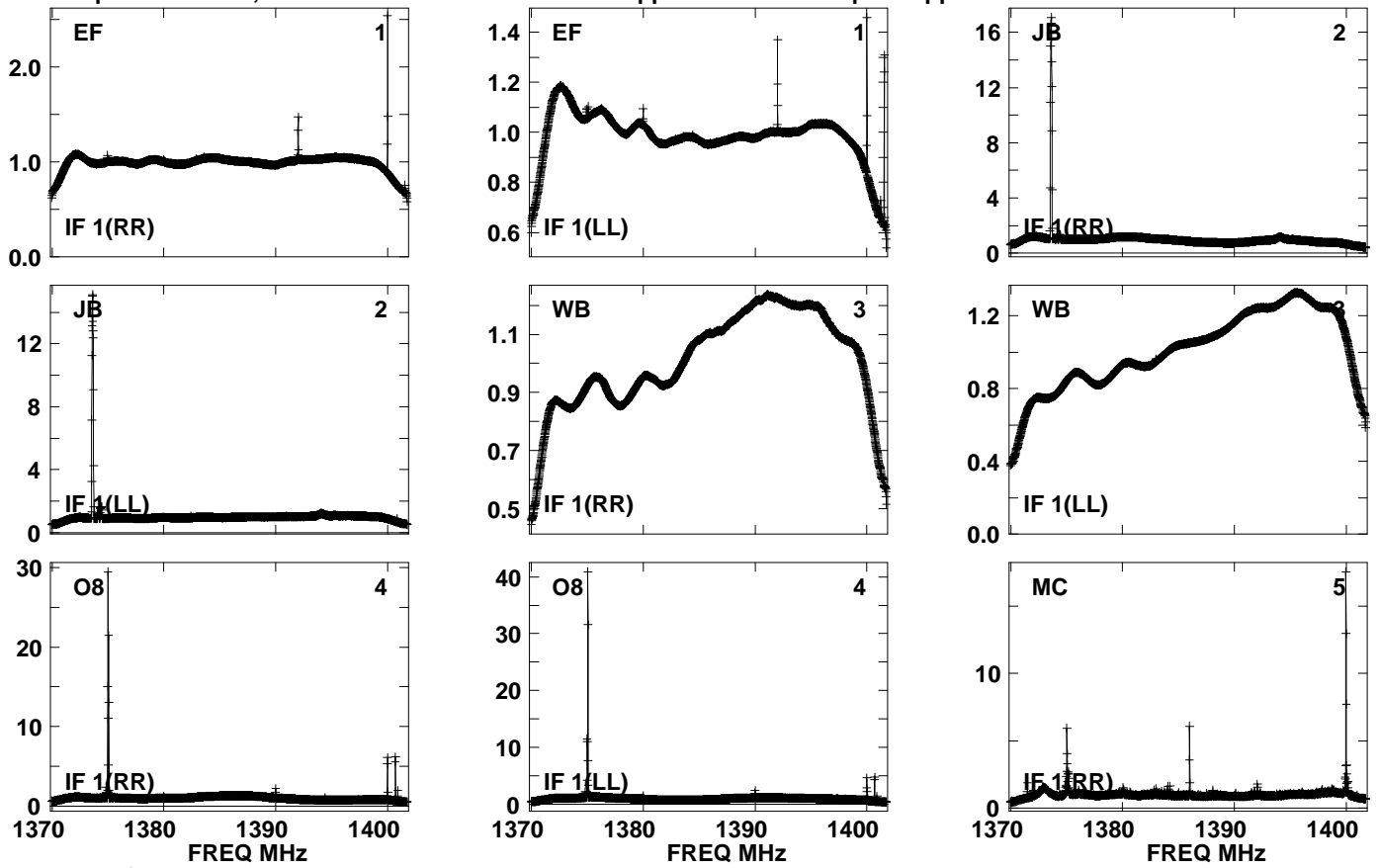


Lower frame: Real Jy  
Auto-corr total-power spectrum Antenna: \*  
Timerange: 00/18:11:59 to 00/18:13:27

Plot file version 367 created 08-MAR-2022 13:22:51

NGC6240 EH039B 2.UVDATA.1

Freq = 1.3699 GHz, Bw = 32.000 MH No calibration applied and no bandpass applied

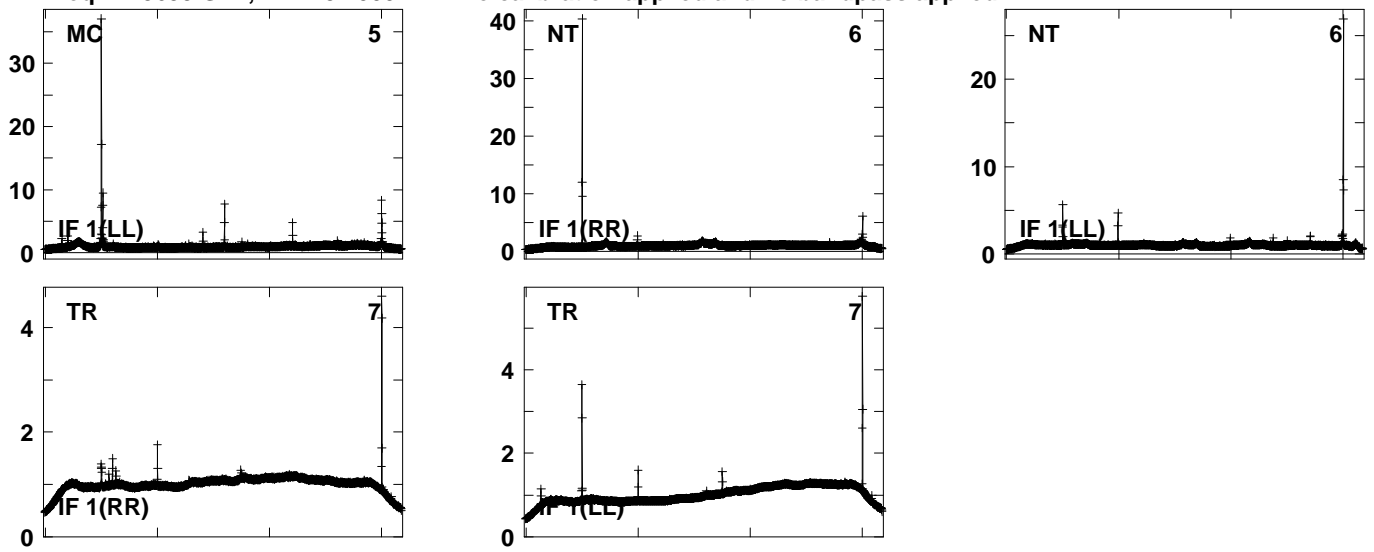


Lower frame: Real Jy  
Auto-corr total-power spectrum Antenna: \*  
Timerange: 00/18:13:29 to 00/18:16:57

Plot file version 368 created 08-MAR-2022 13:22:51

NGC6240 EH039B 2.UVDATA.1

Freq = 1.3699 GHz, Bw = 32.000 MH No calibration applied and no bandpass applied



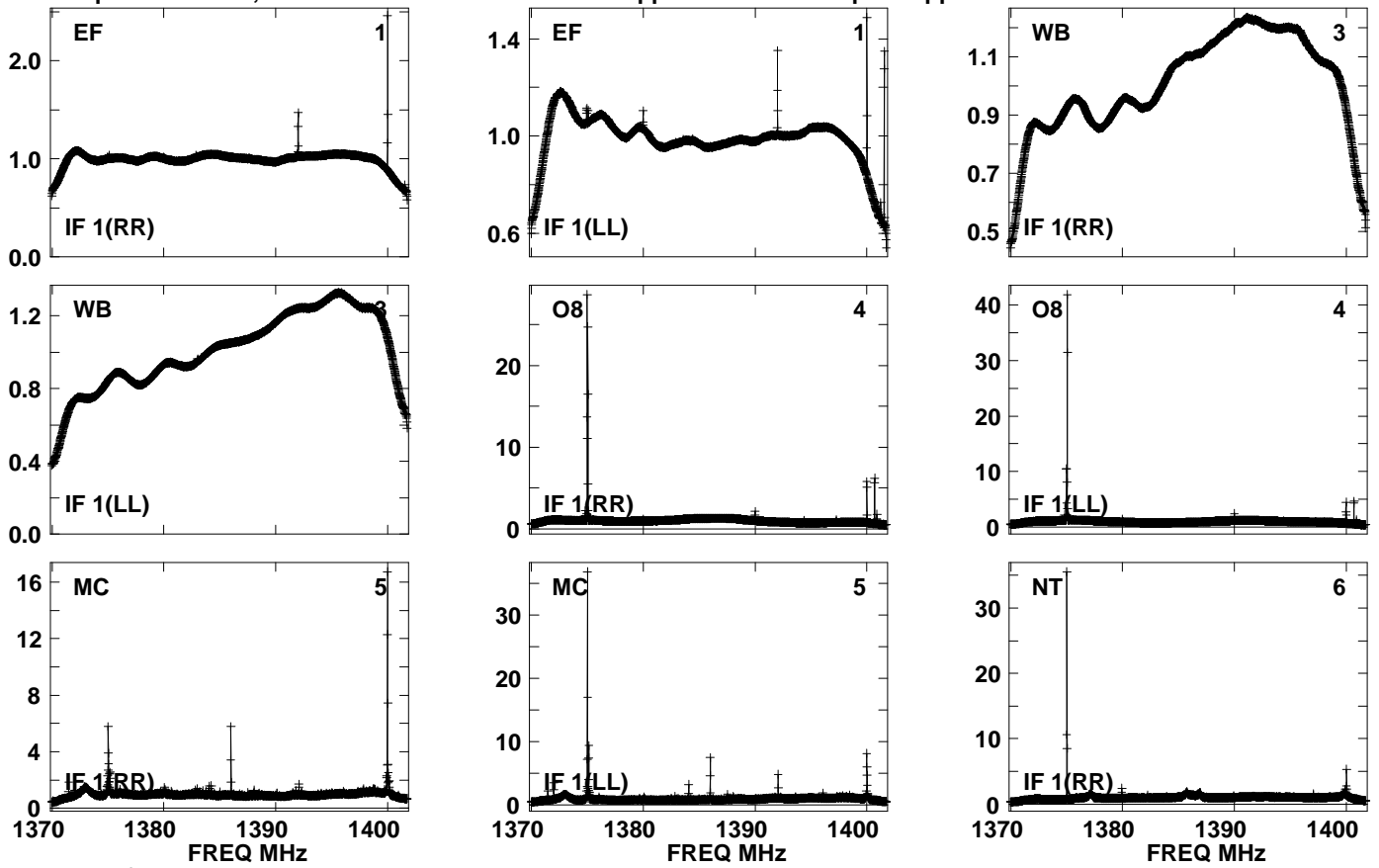
Lower frame: Real Jy  
Auto-corr total-power spectrum Antenna: \*  
Timerange: 00/18:13:29 to 00/18:16:57



Plot file version 369 created 08-MAR-2022 13:22:51

J1651+0129 EH039B 2.UVDATA.1

Freq = 1.3699 GHz, Bw = 32.000 MH No calibration applied and no bandpass applied

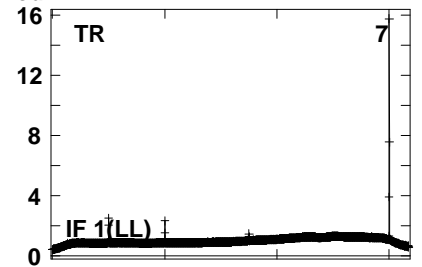
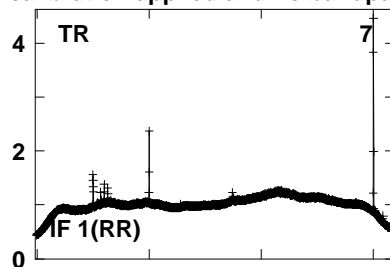
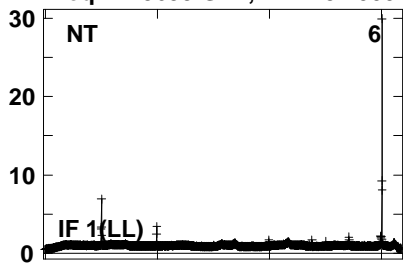


Lower frame: Real Jy  
Auto-corr total-power spectrum Antenna: \*  
Timerange: 00/18:16:59 to 00/18:18:27

Plot file version 370 created 08-MAR-2022 13:22:51

J1651+0129 EH039B 2.UVDATA.1

Freq = 1.3699 GHz, Bw = 32.000 MH No calibration applied and no bandpass applied

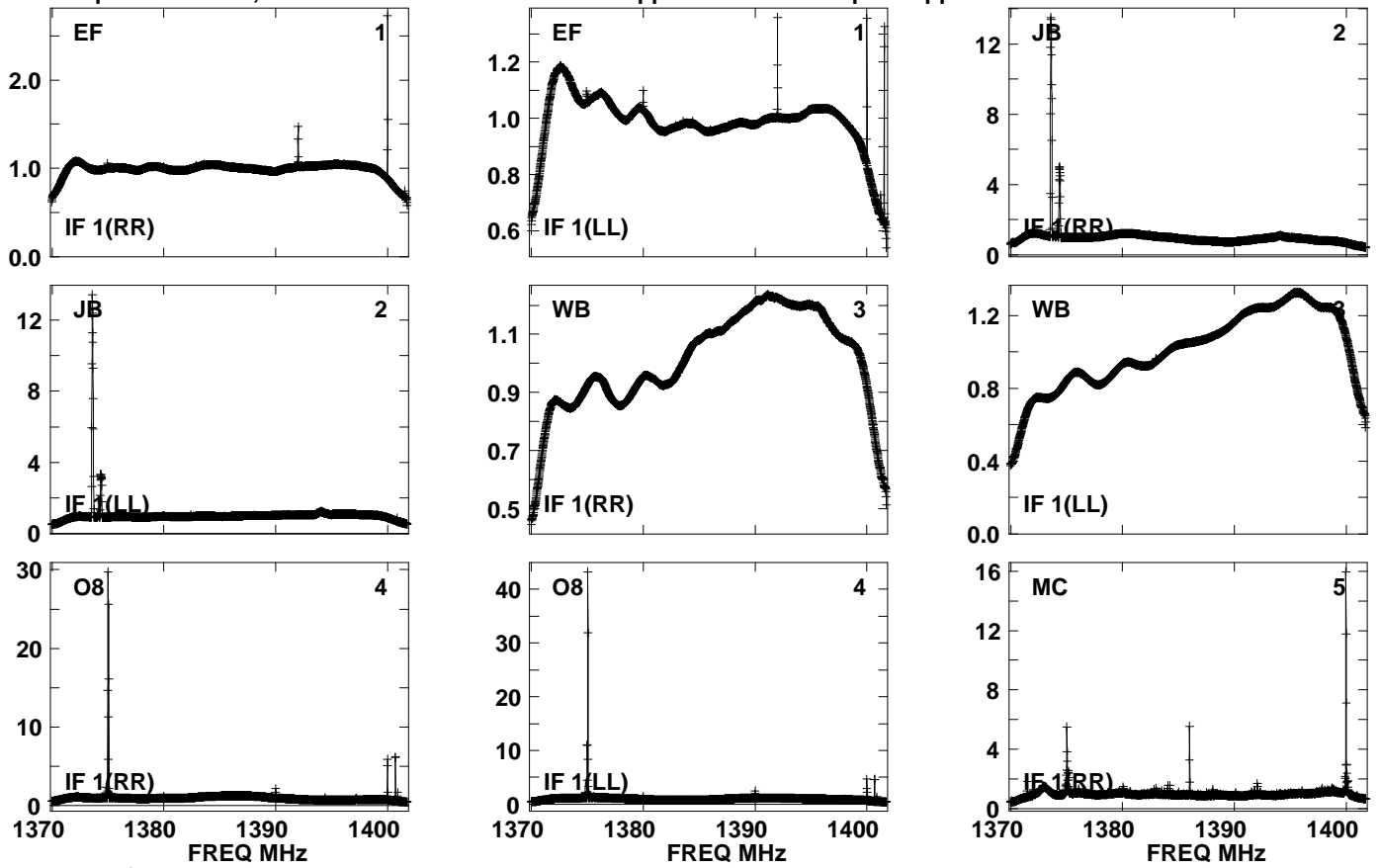


Lower frame: Real Jy  
Auto-corr total-power spectrum Antenna: \*  
Timerange: 00/18:16:59 to 00/18:18:27

Plot file version 371 created 08-MAR-2022 13:22:52

NGC6240 EH039B 2.UVDATA.1

Freq = 1.3699 GHz, Bw = 32.000 MH No calibration applied and no bandpass applied

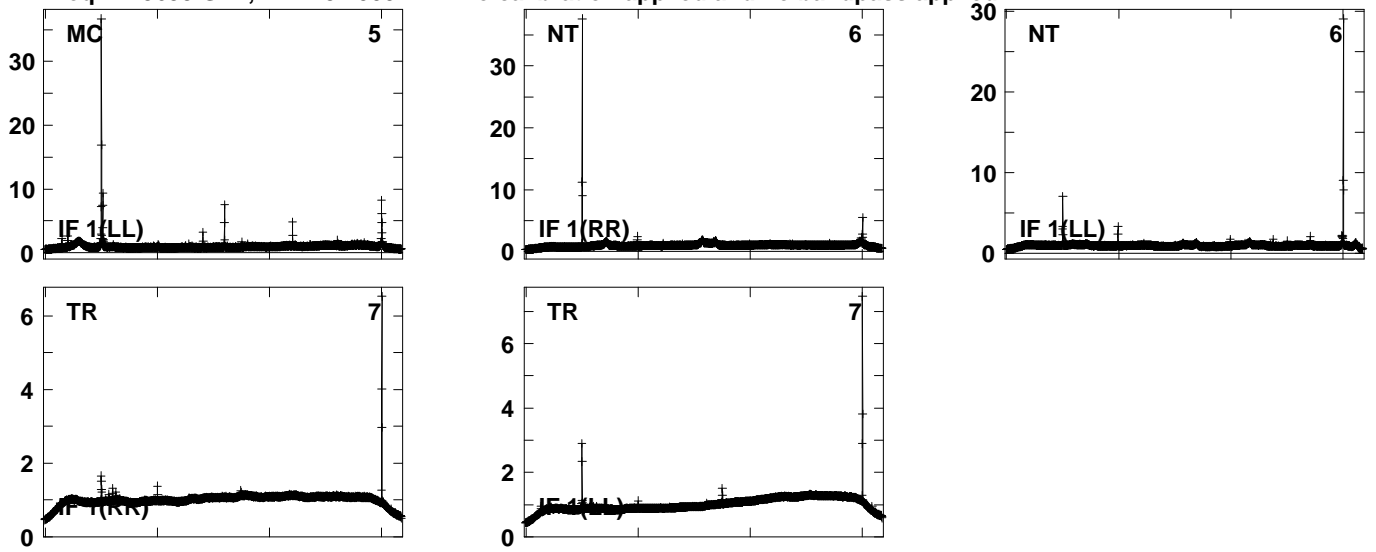


Lower frame: Real Jy  
Auto-corr total-power spectrum Antenna: \*  
Timerange: 00/18:18:29 to 00/18:21:57

Plot file version 372 created 08-MAR-2022 13:22:52

NGC6240 EH039B 2.UVDATA.1

Freq = 1.3699 GHz, Bw = 32.000 MH No calibration applied and no bandpass applied

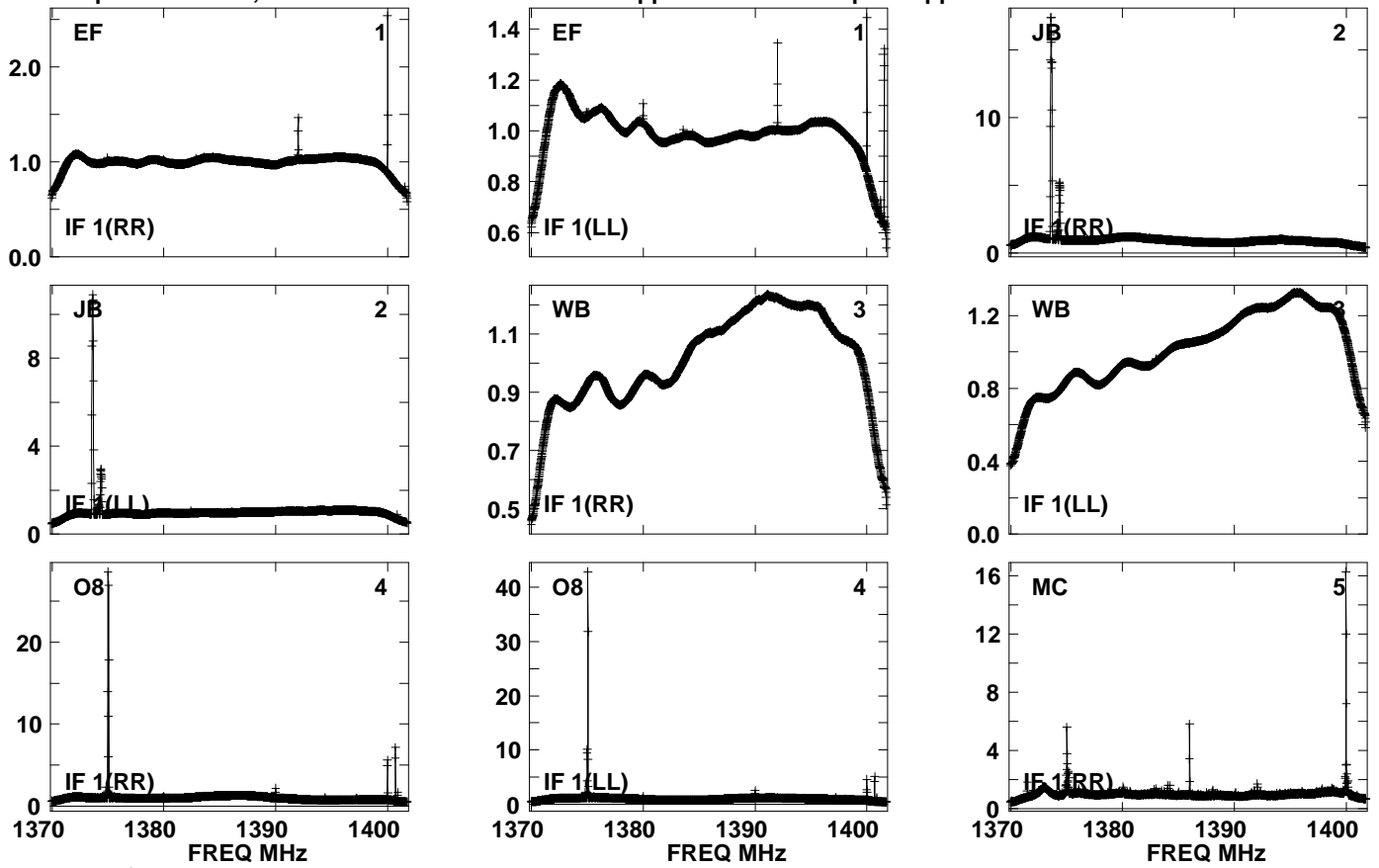


Lower frame: Real Jy  
Auto-corr total-power spectrum Antenna: \*  
Timerange: 00/18:18:29 to 00/18:21:57

Plot file version 373 created 08-MAR-2022 13:22:52

J1651+0129 EH039B 2.UVDATA.1

Freq = 1.3699 GHz, Bw = 32.000 MH No calibration applied and no bandpass applied



Lower frame: Real Jy

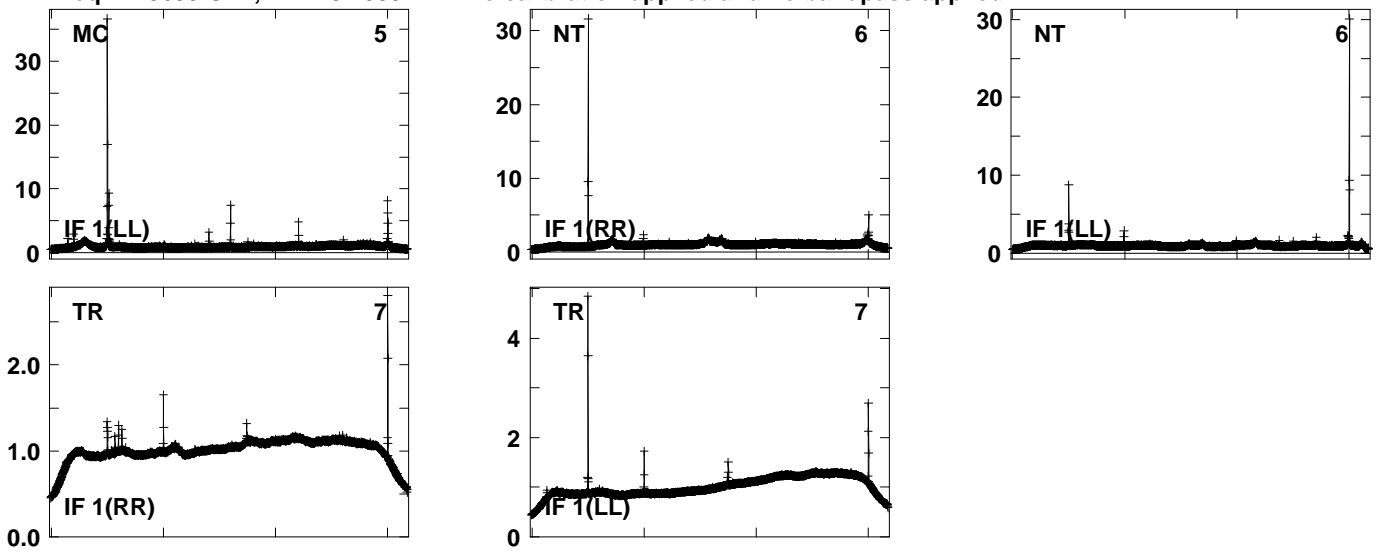
Auto-corr total-power spectrum Antenna: \*

Timerange: 00/18:22:24 to 00/18:23:52

Plot file version 374 created 08-MAR-2022 13:22:52

J1651+0129 EH039B 2.UVDATA.1

Freq = 1.3699 GHz, Bw = 32.000 MH No calibration applied and no bandpass applied



Lower frame: Real Jy

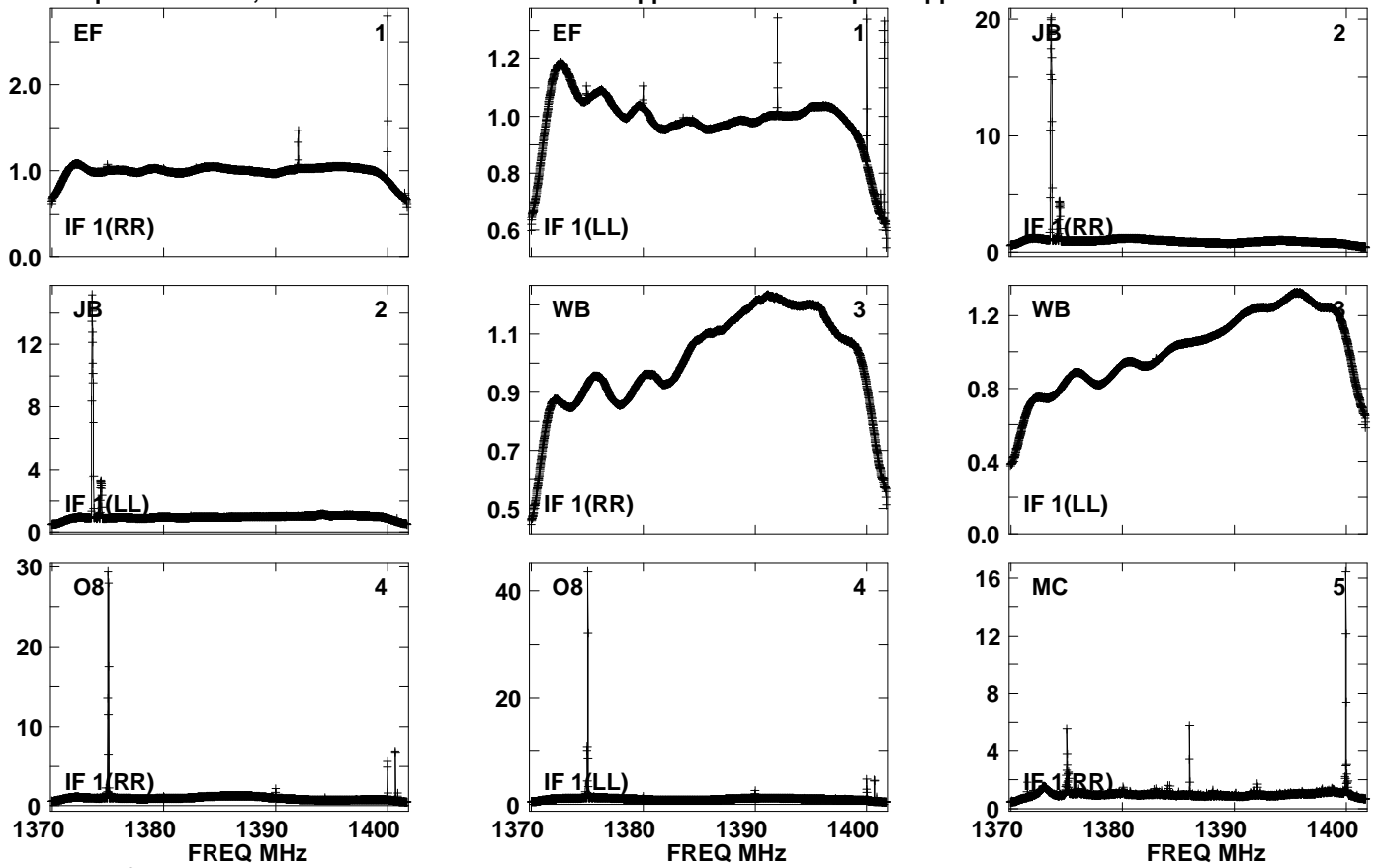
Auto-corr total-power spectrum Antenna: \*

Timerange: 00/18:22:24 to 00/18:23:52

Plot file version 375 created 08-MAR-2022 13:22:52

NGC6240 EH039B 2.UVDATA.1

Freq = 1.3699 GHz, Bw = 32.000 MH No calibration applied and no bandpass applied



Lower frame: Real Jy

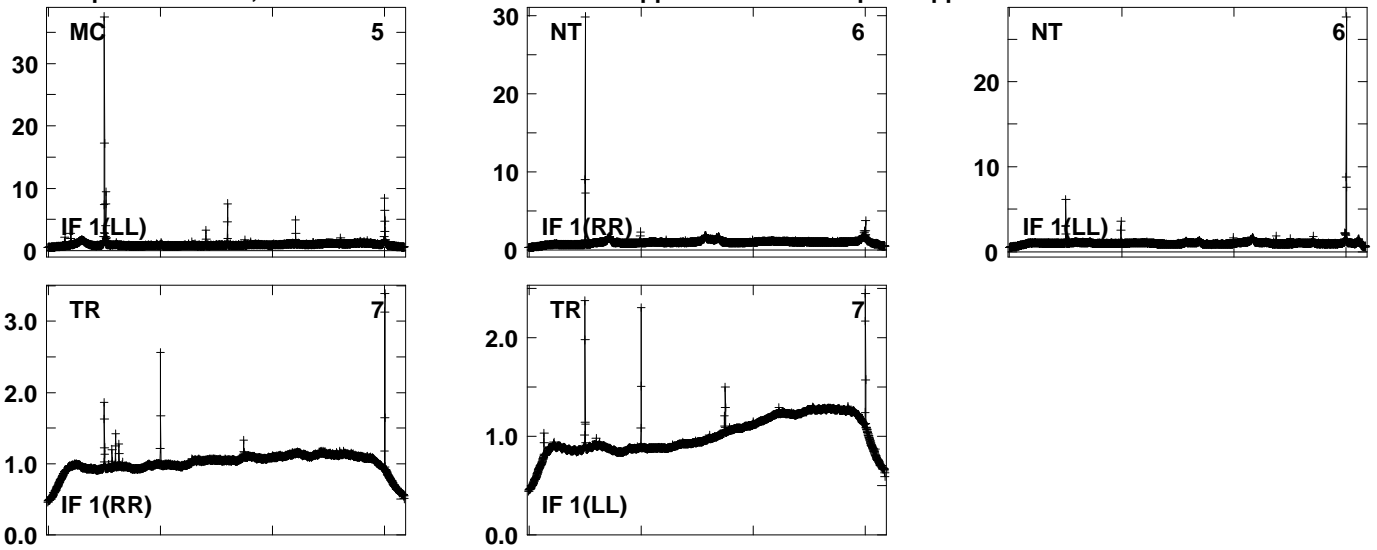
Auto-corr total-power spectrum Antenna: \*

Timerange: 00/18:23:54 to 00/18:28:04

Plot file version 376 created 08-MAR-2022 13:22:52

NGC6240 EH039B 2.UVDATA.1

Freq = 1.3699 GHz, Bw = 32.000 MH No calibration applied and no bandpass applied



Lower frame: Real Jy

Auto-corr total-power spectrum Antenna: \*

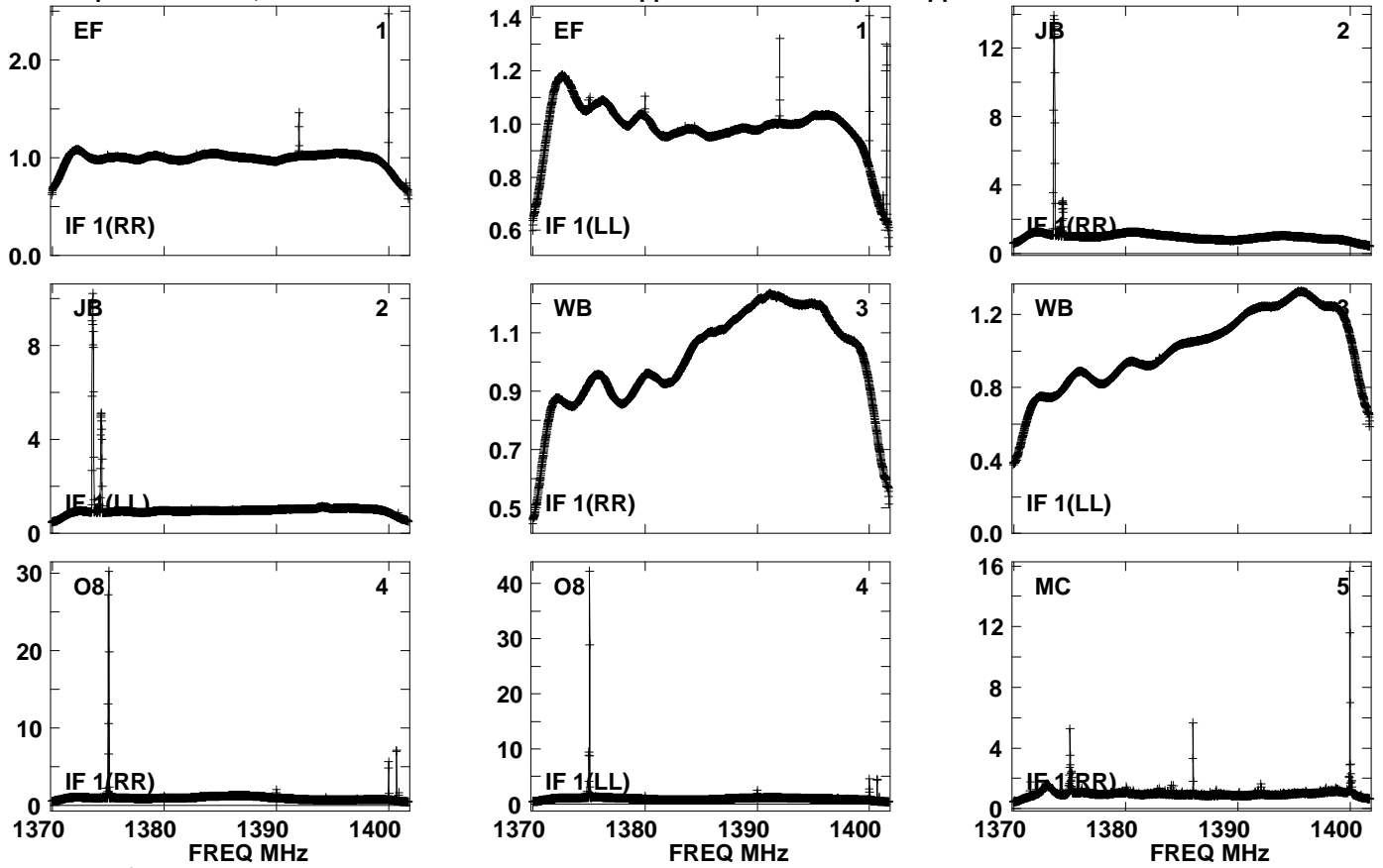
Timerange: 00/18:23:54 to 00/18:28:04



Plot file version 377 created 08-MAR-2022 13:22:53

J1651+0129 EH039B 2.UVDATA.1

Freq = 1.3699 GHz, Bw = 32.000 MH No calibration applied and no bandpass applied

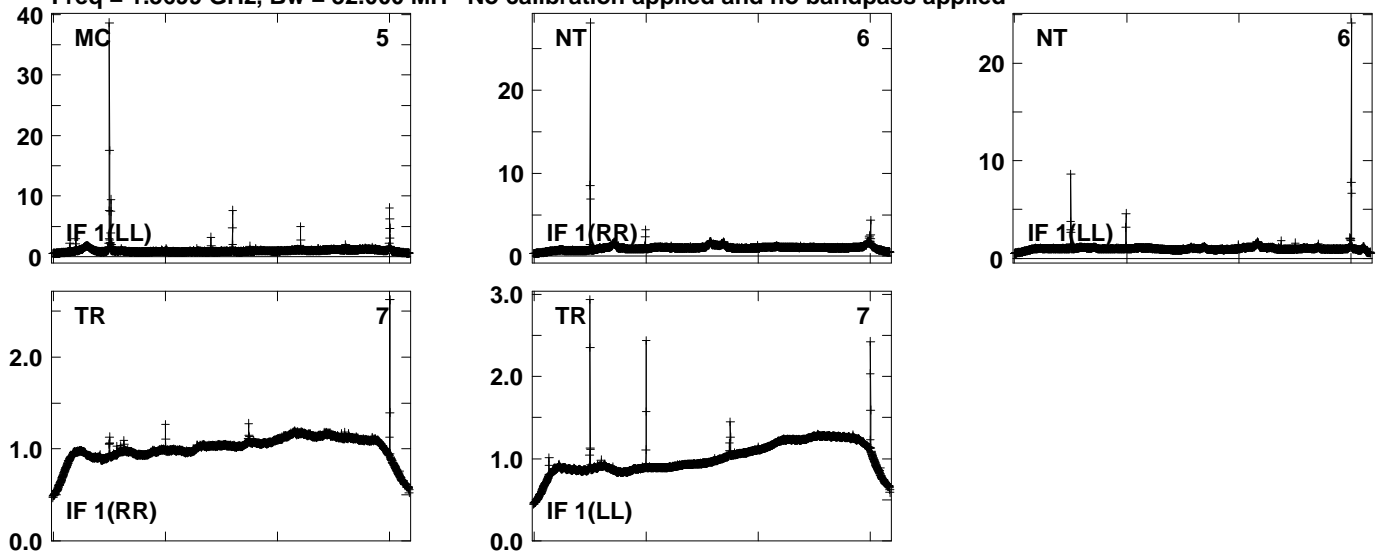


Lower frame: Real Jy  
Auto-corr total-power spectrum Antenna: \*  
Timerange: 00/18:28:31 to 00/18:29:59

Plot file version 378 created 08-MAR-2022 13:22:53

J1651+0129 EH039B 2.UVDATA.1

Freq = 1.3699 GHz, Bw = 32.000 MH No calibration applied and no bandpass applied



Lower frame: Real Jy  
Auto-corr total-power spectrum Antenna: \*  
Timerange: 00/18:28:31 to 00/18:29:59