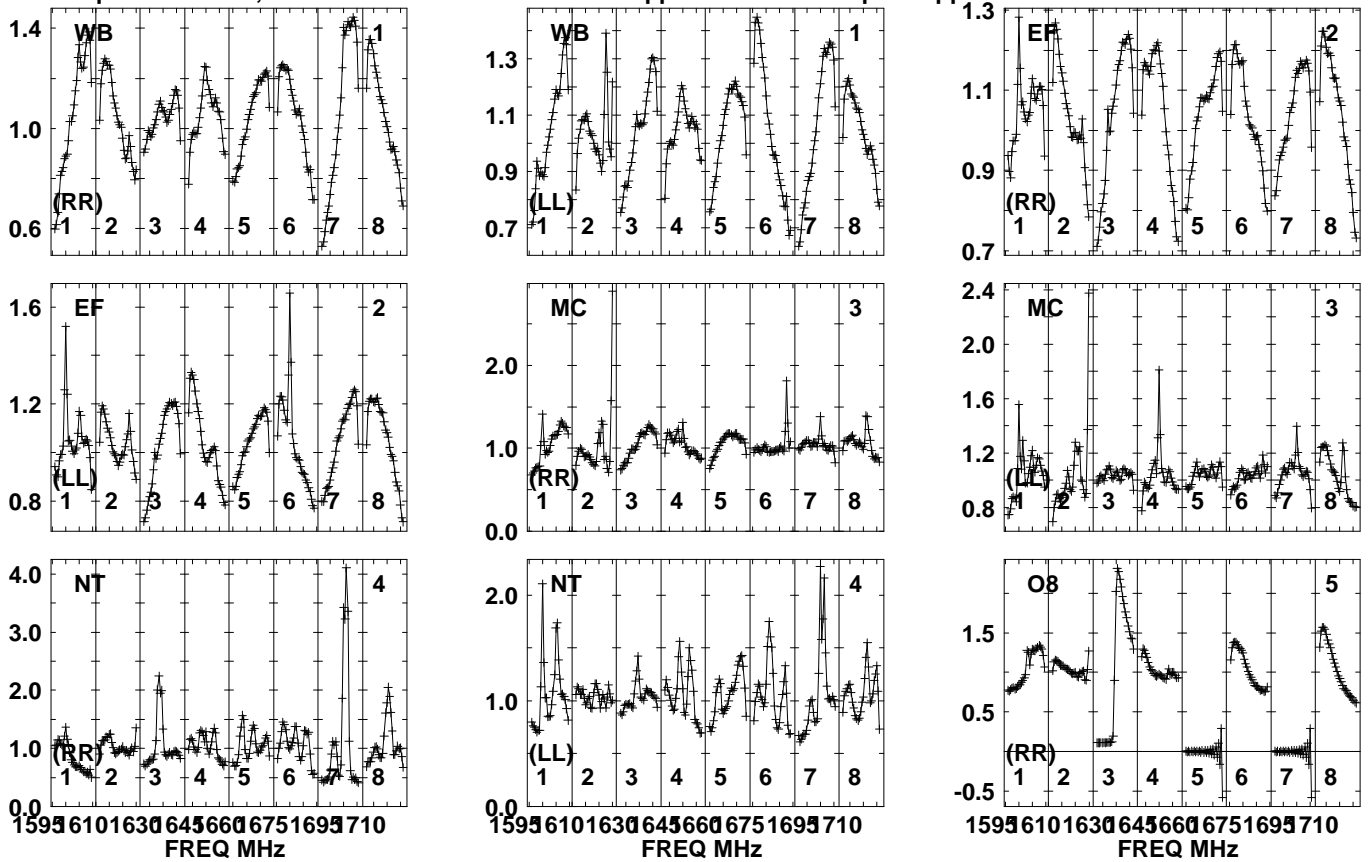


Plot file version 1 created 12-SEP-2022 13:07:00

J2136+0041 EH040A.UVDATA.1

Freq = 1.5950 GHz, Bw = 16.000 MH No calibration applied and no bandpass applied

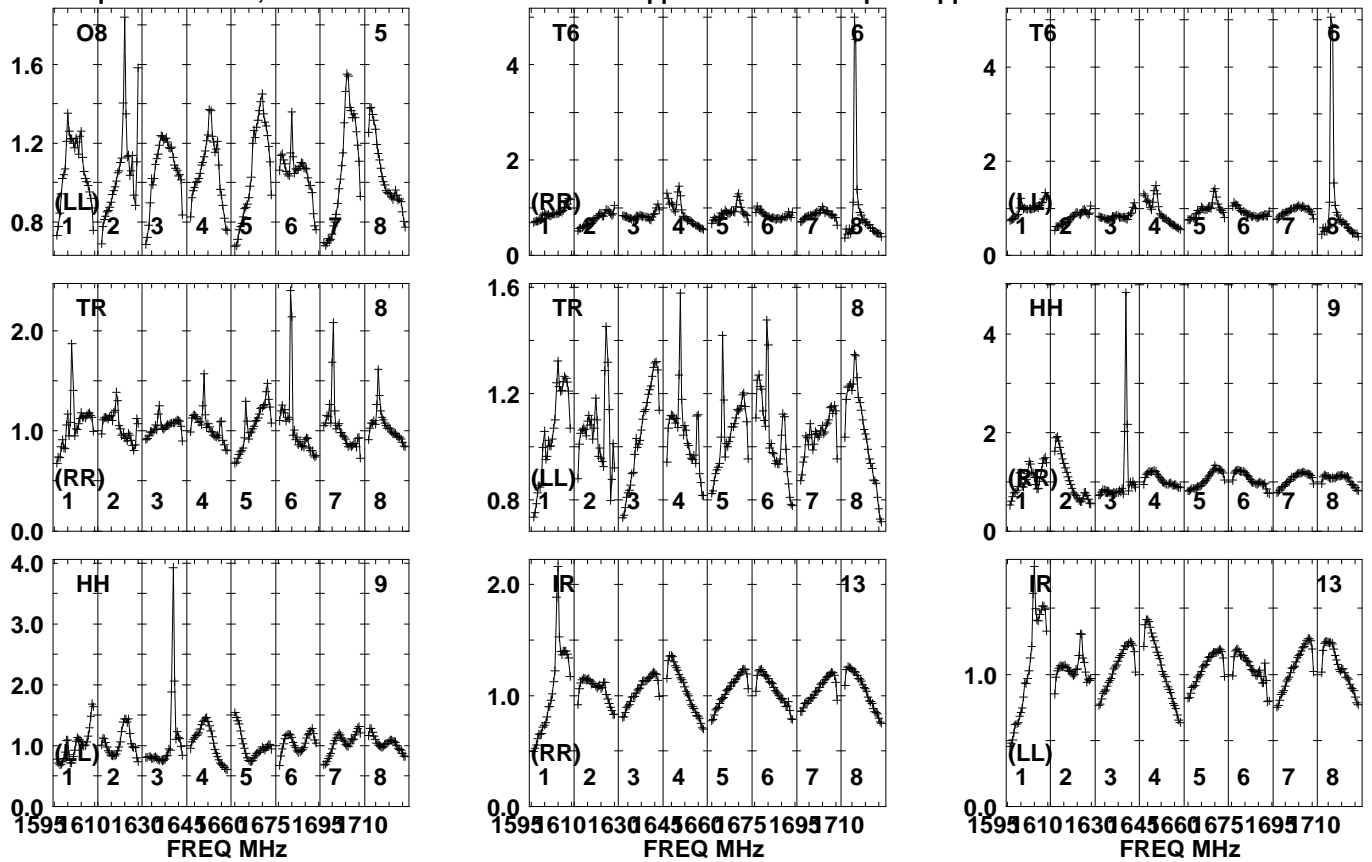


Lower frame: Real Jy  
Auto-corr total-power spectrum Antenna: \*  
Timerange: 00/07:28:01 to 00/07:32:59

Plot file version 2 created 12-SEP-2022 13:07:00

J2136+0041 EH040A.UVDATA.1

Freq = 1.5950 GHz, Bw = 16.000 MH No calibration applied and no bandpass applied

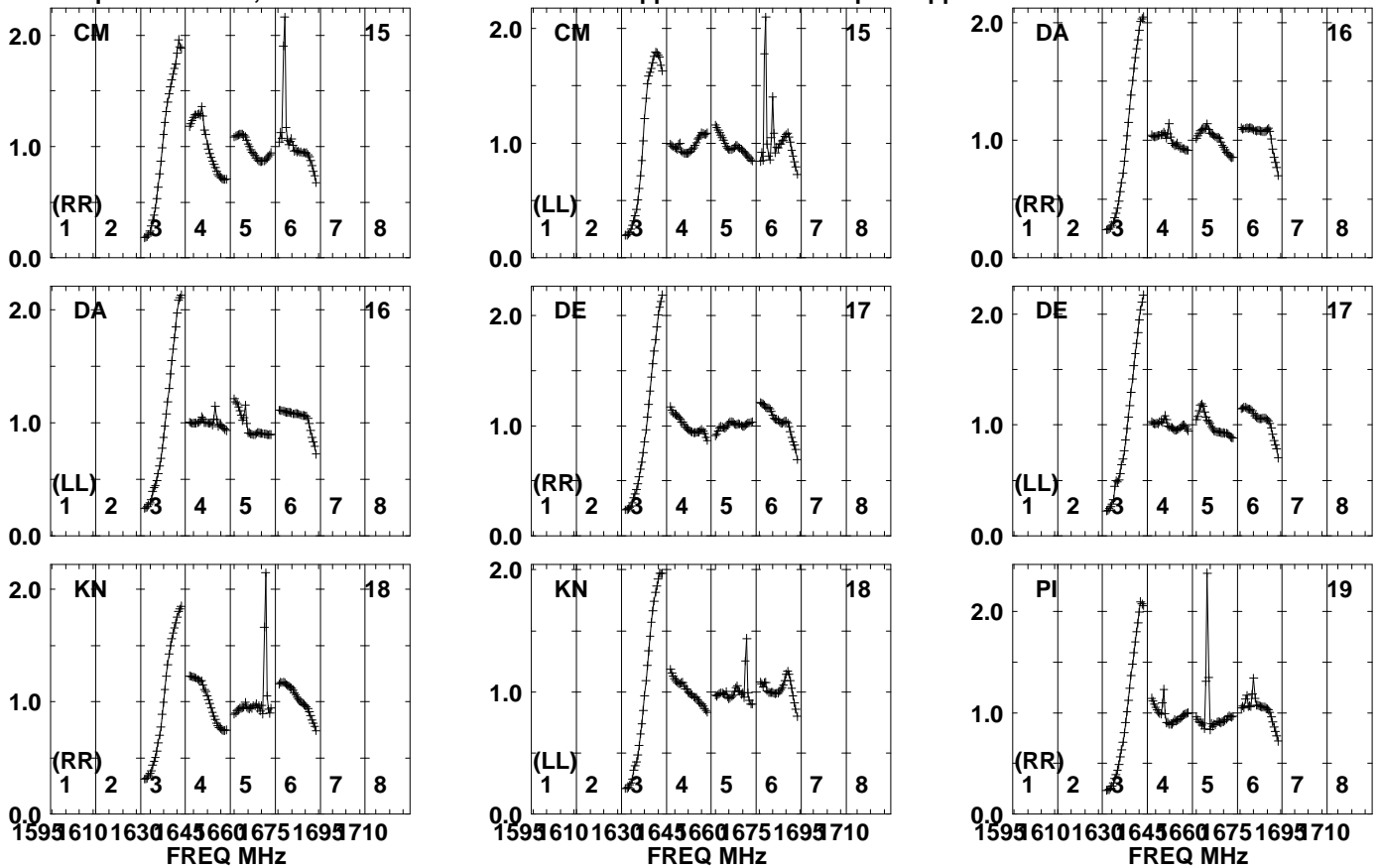


Lower frame: Real Jy  
Auto-corr total-power spectrum Antenna: \*  
Timerange: 00/07:28:01 to 00/07:32:59

Plot file version 3 created 12-SEP-2022 13:07:00

J2136+0041 EH040A.UVDATA.1

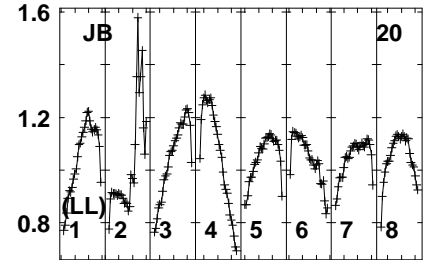
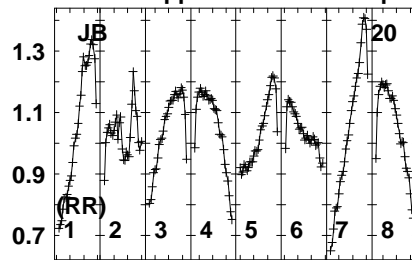
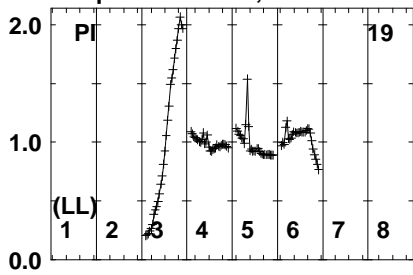
Freq = 1.5950 GHz, Bw = 16.000 MH No calibration applied and no bandpass applied



Plot file version 4 created 12-SEP-2022 13:07:01

J2136+0041 EH040A.UVDATA.1

Freq = 1.5950 GHz, Bw = 16.000 MH No calibration applied and no bandpass applied

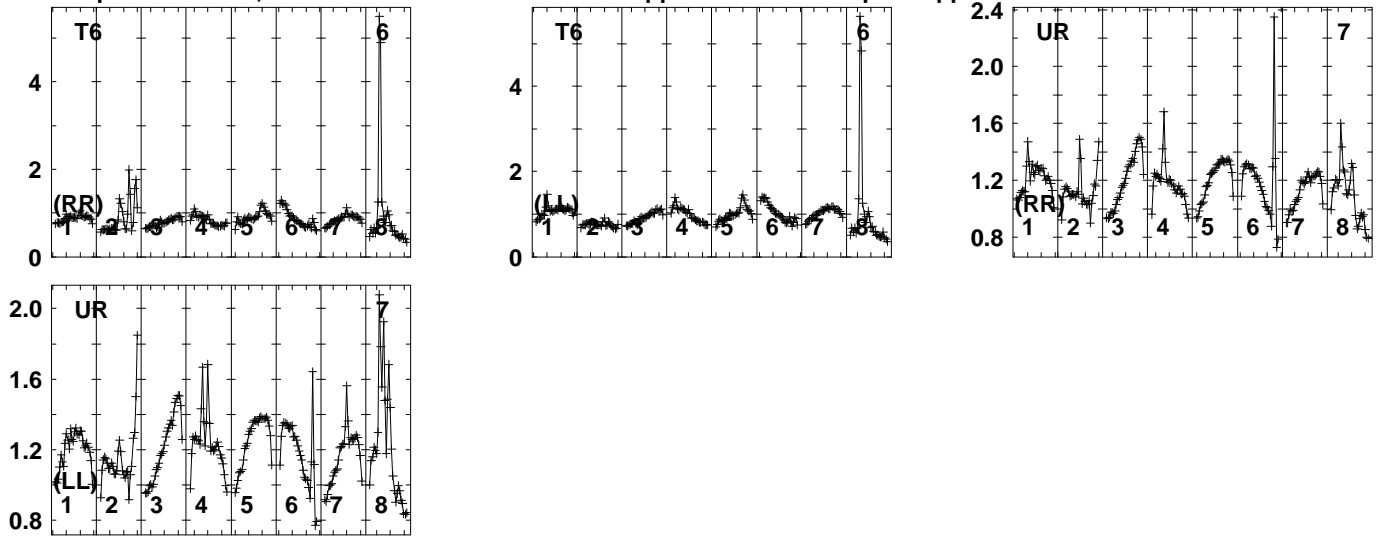


Lower frame: Real Jy  
Auto-corr total-power spectrum Antenna: \*  
Timerange: 00/07:28:01 to 00/07:32:59

Plot file version 5 created 12-SEP-2022 13:07:01

HS0810+2554 EH040A.UVDATA.1

Freq = 1.5950 GHz, Bw = 16.000 MH No calibration applied and no bandpass applied

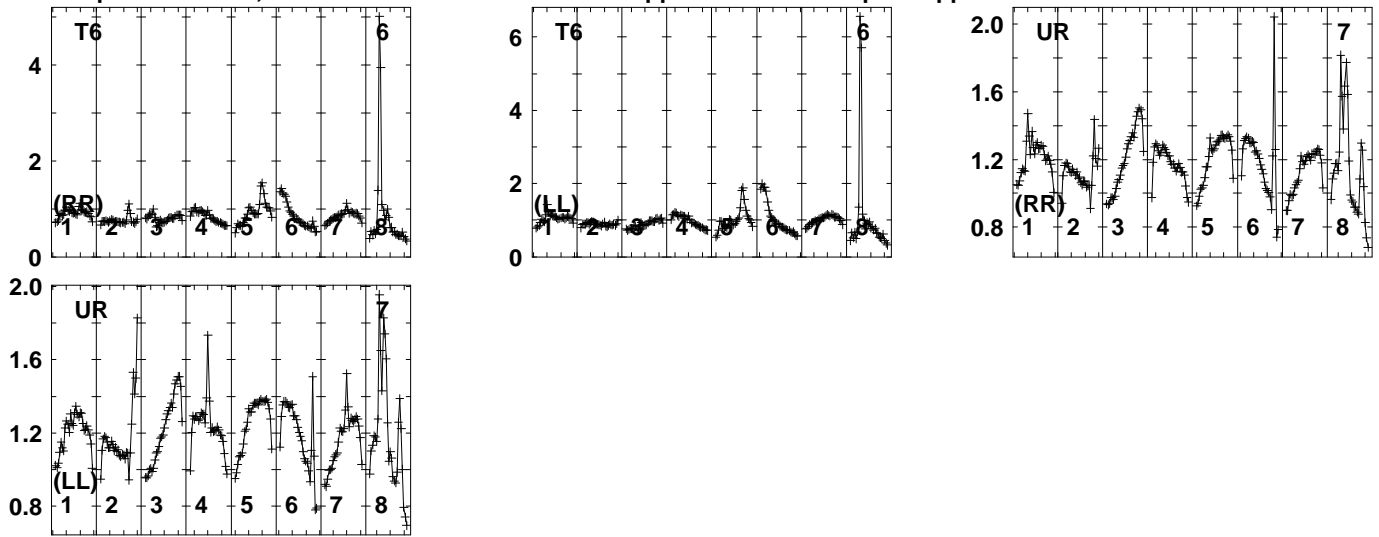


Lower frame: Real Jy  
Auto-corr total-power spectrum Antenna: \*  
Timerange: 00/08:41:01 to 00/08:44:29

Plot file version 6 created 12-SEP-2022 13:07:01

J0813+2435 EH040A.UVDATA.1

Freq = 1.5950 GHz, Bw = 16.000 MH No calibration applied and no bandpass applied

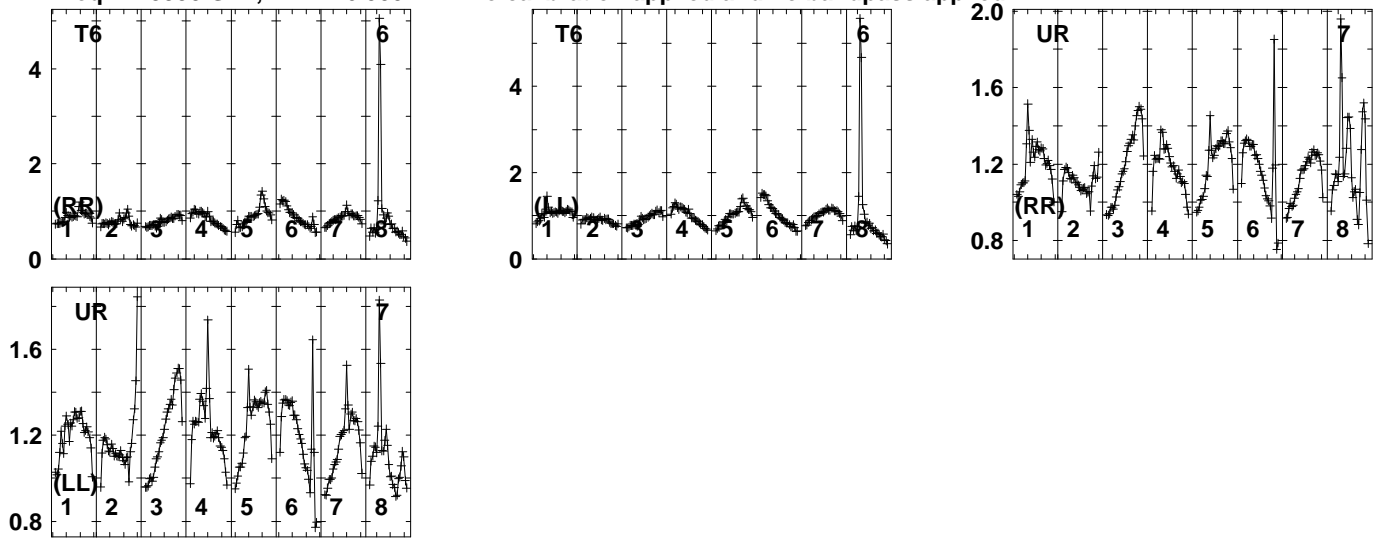


Lower frame: Real Jy  
Auto-corr total-power spectrum Antenna: \*  
Timerange: 00/08:44:33 to 00/08:45:59

Plot file version 7 created 12-SEP-2022 13:07:01

HS0810+2554 EH040A.UVDATA.1

Freq = 1.5950 GHz, Bw = 16.000 MH No calibration applied and no bandpass applied

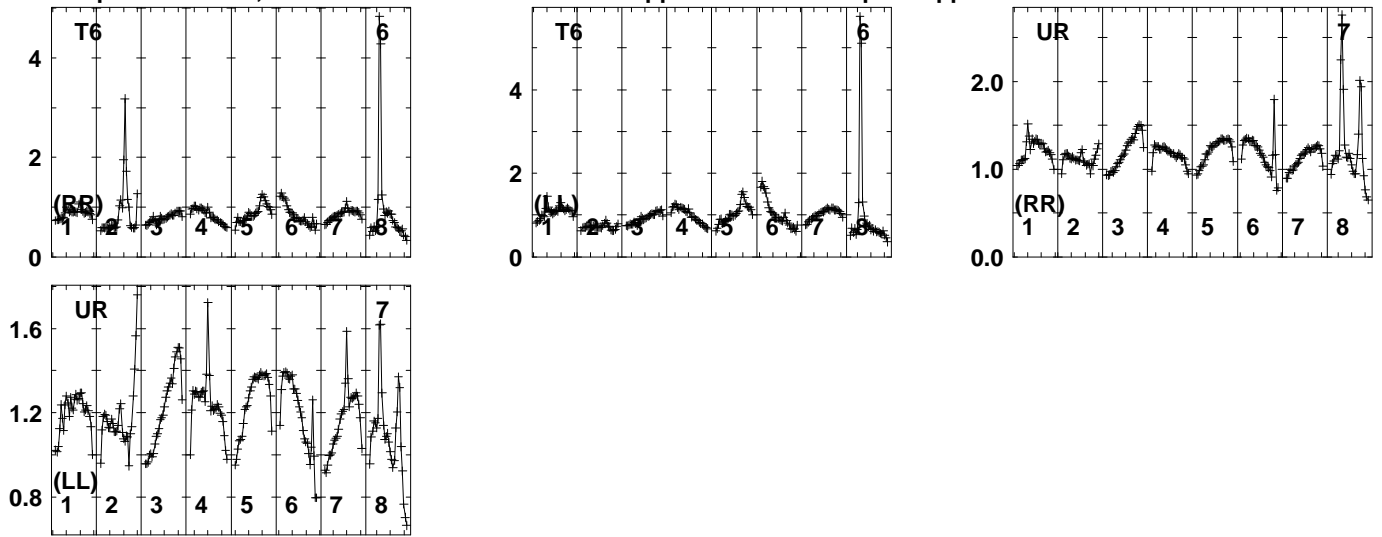


Lower frame: Real Jy  
Auto-corr total-power spectrum Antenna: \*  
Timerange: 00/08:46:03 to 00/08:49:29

Plot file version 8 created 12-SEP-2022 13:07:01

J0813+2435 EH040A.UVDATA.1

Freq = 1.5950 GHz, Bw = 16.000 MH No calibration applied and no bandpass applied



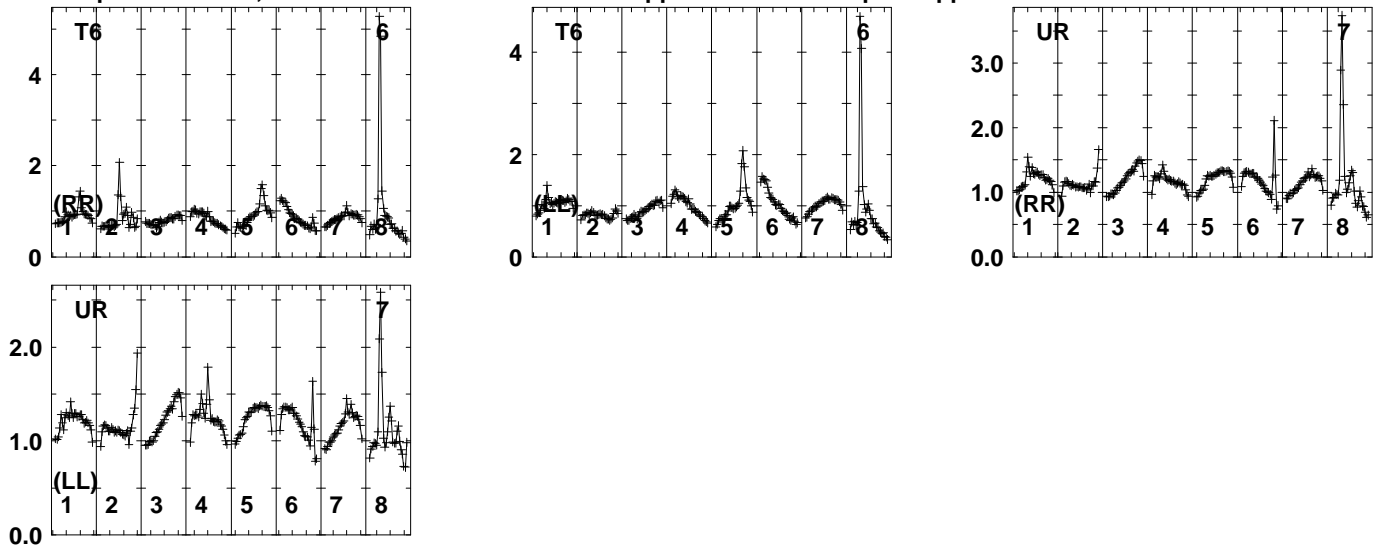
Lower frame: Real Jy  
Auto-corr total-power spectrum Antenna: \*  
Timerange: 00/08:50:01 to 00/08:51:29



Plot file version 9 created 12-SEP-2022 13:07:01

HS0810+2554 EH040A.UVDATA.1

Freq = 1.5950 GHz, Bw = 16.000 MH No calibration applied and no bandpass applied

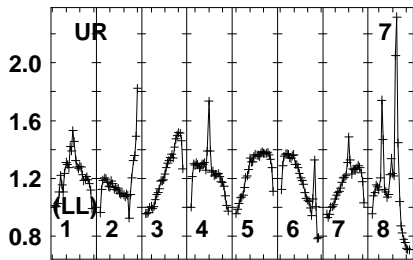
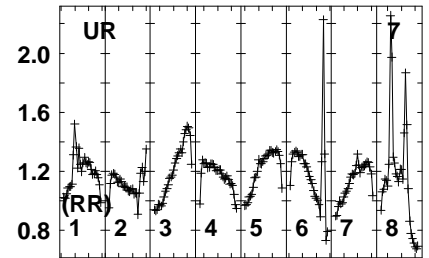
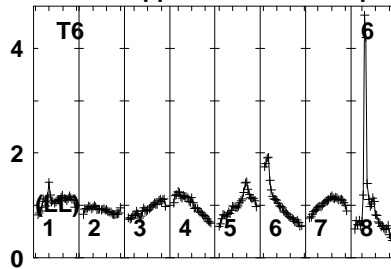
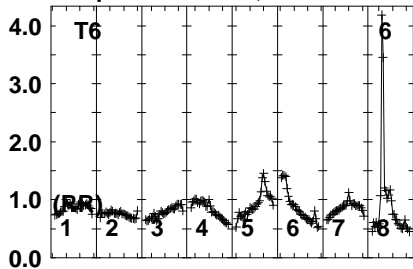


Lower frame: Real Jy  
Auto-corr total-power spectrum Antenna: \*  
Timerange: 00/08:51:31 to 00/08:54:59

Plot file version 10 created 12-SEP-2022 13:07:01

J0813+2435 EH040A.UVDATA.1

Freq = 1.5950 GHz, Bw = 16.000 MH No calibration applied and no bandpass applied

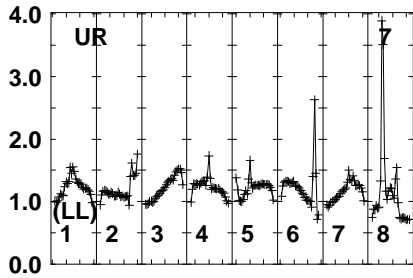
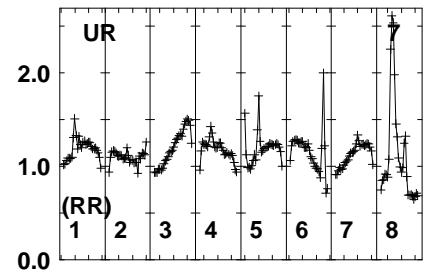
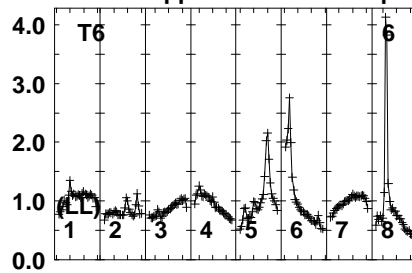
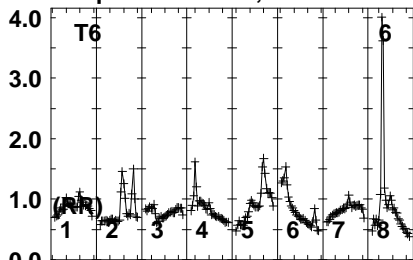


Lower frame: Real Jy  
Auto-corr total-power spectrum Antenna: \*  
Timerange: 00/08:55:03 to 00/08:56:29

Plot file version 11 created 12-SEP-2022 13:07:01

HS0810+2554 EH040A.UVDATA.1

Freq = 1.5950 GHz, Bw = 16.000 MH No calibration applied and no bandpass applied

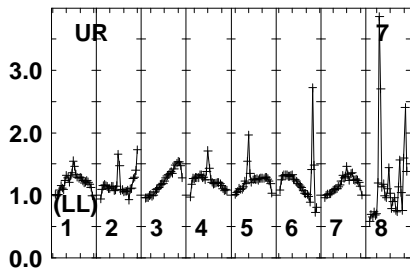
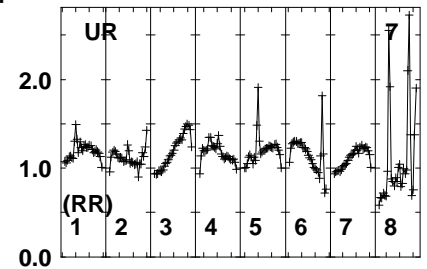
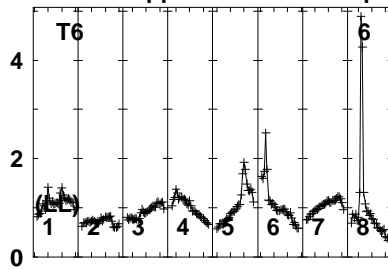
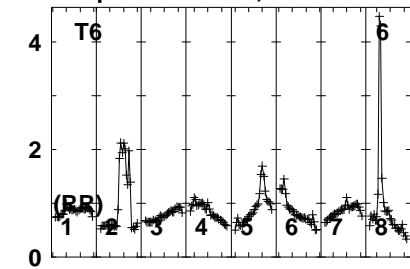


Lower frame: Real Jy  
Auto-corr total-power spectrum Antenna: \*  
Timerange: 00/08:56:33 to 00/08:59:59

Plot file version 12 created 12-SEP-2022 13:07:01

J0813+2435 EH040A.UVDATA.1

Freq = 1.5950 GHz, Bw = 16.000 MH No calibration applied and no bandpass applied

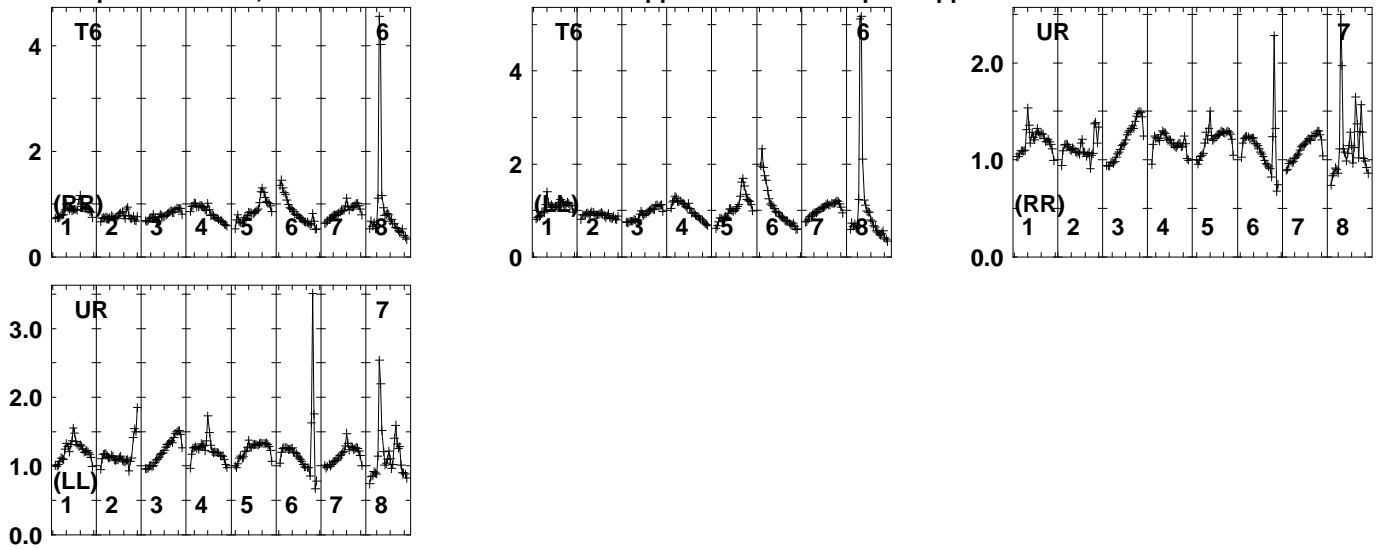


Lower frame: Real Jy  
Auto-corr total-power spectrum Antenna: \*  
Timerange: 00/09:00:31 to 00/09:01:59

Plot file version 13 created 12-SEP-2022 13:07:01

HS0810+2554 EH040A.UVDATA.1

Freq = 1.5950 GHz, Bw = 16.000 MH No calibration applied and no bandpass applied

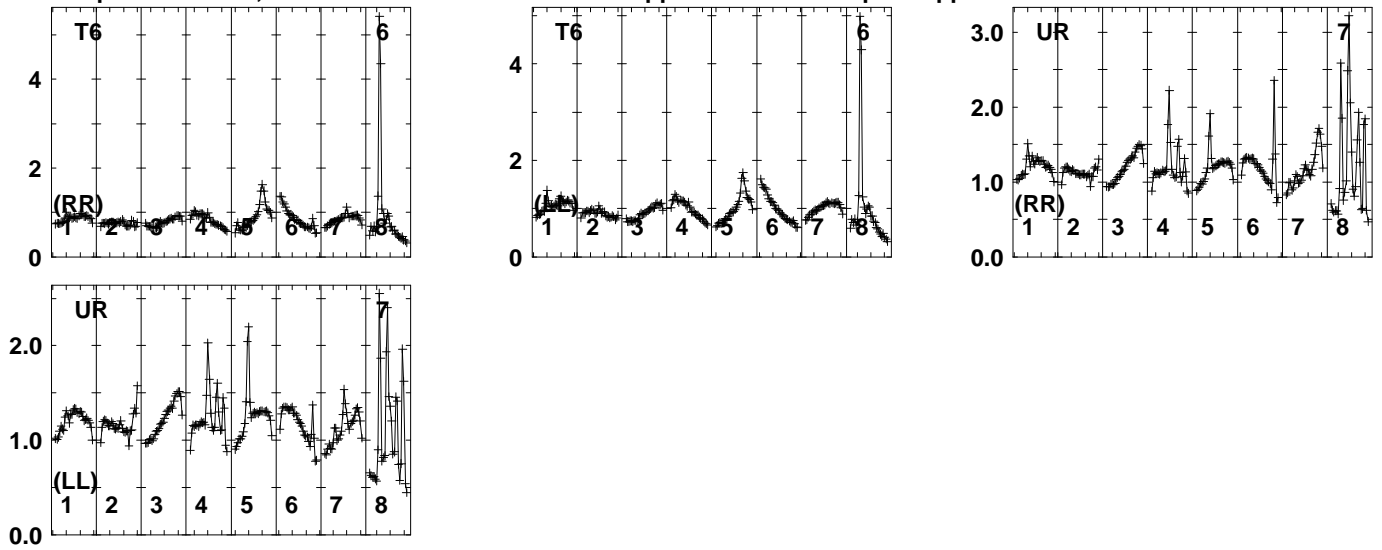


Lower frame: Real Jy  
Auto-corr total-power spectrum Antenna: \*  
Timerange: 00/09:02:01 to 00/09:05:29

Plot file version 14 created 12-SEP-2022 13:07:01

J0813+2435 EH040A.UVDATA.1

Freq = 1.5950 GHz, Bw = 16.000 MH No calibration applied and no bandpass applied

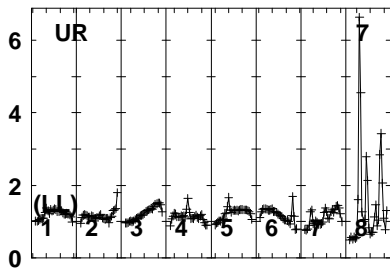
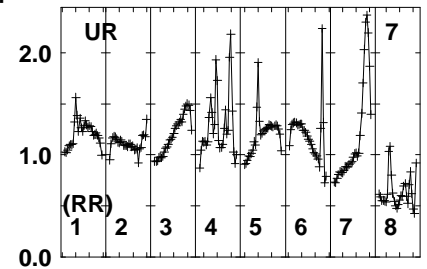
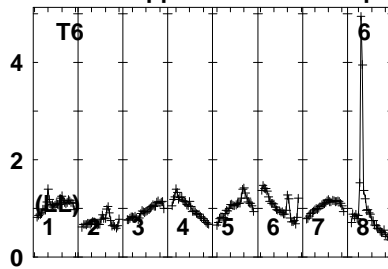
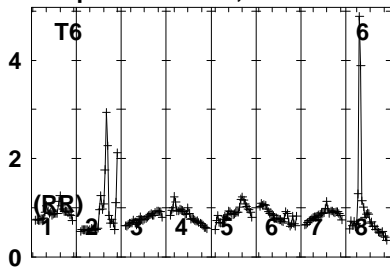


Lower frame: Real Jy  
Auto-corr total-power spectrum Antenna: \*  
Timerange: 00/09:05:33 to 00/09:06:59

Plot file version 15 created 12-SEP-2022 13:07:01

HS0810+2554 EH040A.UVDATA.1

Freq = 1.5950 GHz, Bw = 16.000 MH No calibration applied and no bandpass applied

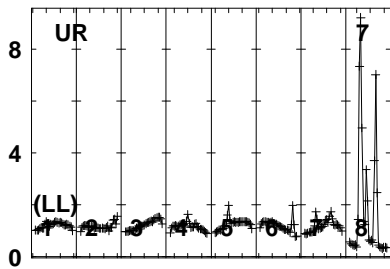
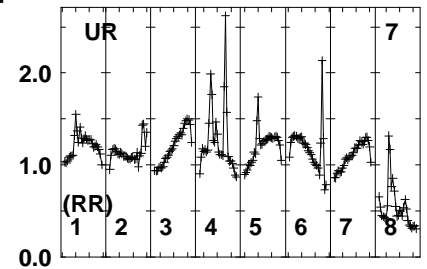
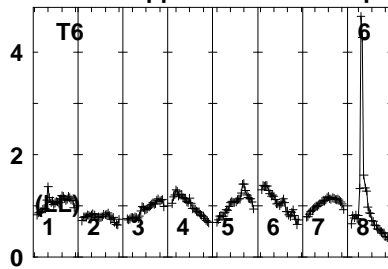
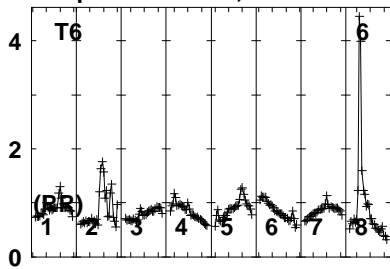


Lower frame: Real Jy  
Auto-corr total-power spectrum Antenna: \*  
Timerange: 00/09:07:03 to 00/09:10:29

Plot file version 16 created 12-SEP-2022 13:07:01

J0813+2435 EH040A.UVDATA.1

Freq = 1.5950 GHz, Bw = 16.000 MH No calibration applied and no bandpass applied



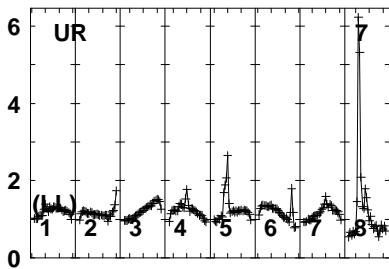
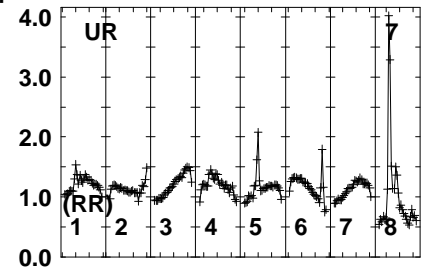
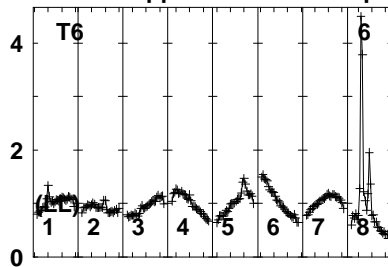
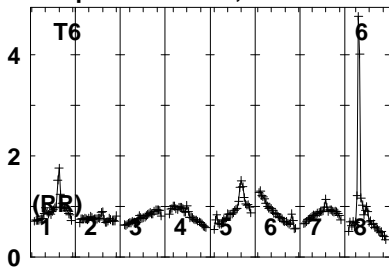
Lower frame: Real Jy  
Auto-corr total-power spectrum Antenna: \*  
Timerange: 00/09:11:01 to 00/09:12:29



Plot file version 17 created 12-SEP-2022 13:07:01

HS0810+2554 EH040A.UVDATA.1

Freq = 1.5950 GHz, Bw = 16.000 MH No calibration applied and no bandpass applied

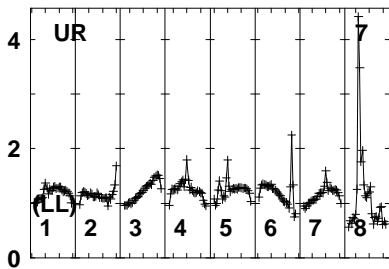
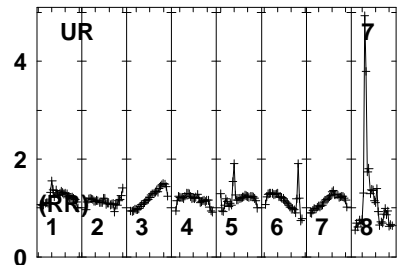
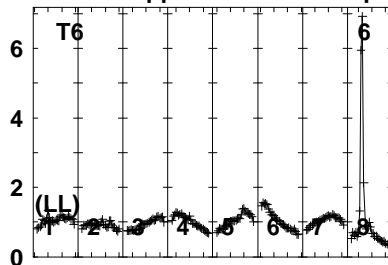
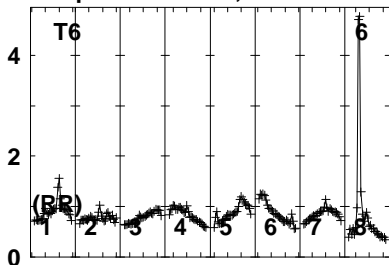


Lower frame: Real Jy  
Auto-corr total-power spectrum Antenna: \*  
Timerange: 00/09:12:31 to 00/09:15:59

Plot file version 18 created 12-SEP-2022 13:07:01

J0813+2435 EH040A.UVDATA.1

Freq = 1.5950 GHz, Bw = 16.000 MH No calibration applied and no bandpass applied

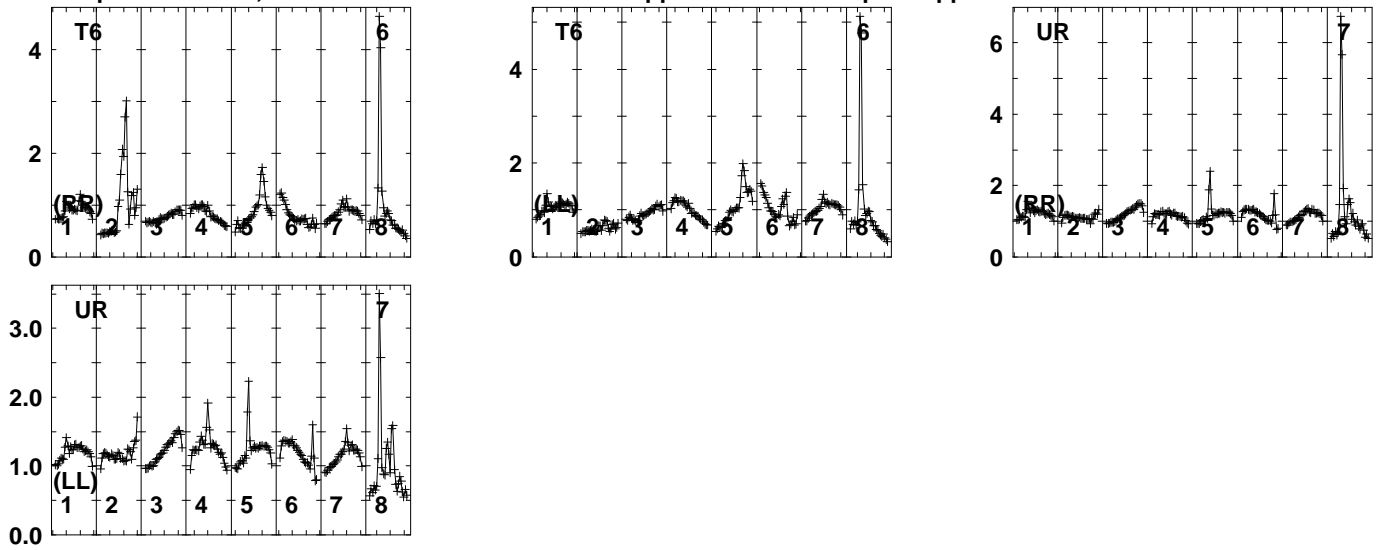


Lower frame: Real Jy  
Auto-corr total-power spectrum Antenna: \*  
Timerange: 00/09:16:03 to 00/09:17:29

Plot file version 19 created 12-SEP-2022 13:07:01

HS0810+2554 EH040A.UVDATA.1

Freq = 1.5950 GHz, Bw = 16.000 MH No calibration applied and no bandpass applied

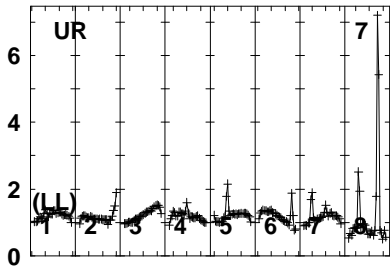
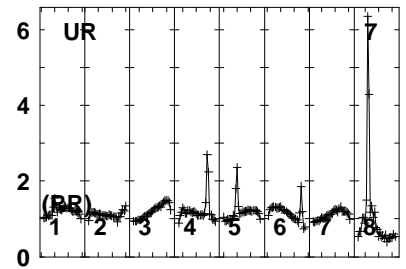
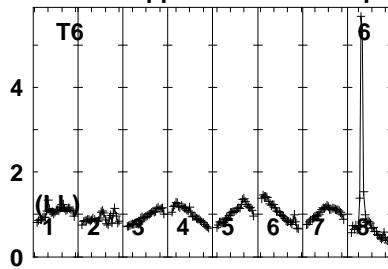
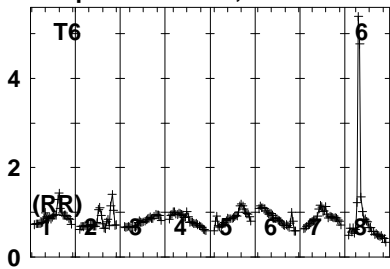


Lower frame: Real Jy  
Auto-corr total-power spectrum Antenna: \*  
Timerange: 00/09:17:33 to 00/09:20:59

Plot file version 20 created 12-SEP-2022 13:07:01

J0813+2435 EH040A.UVDATA.1

Freq = 1.5950 GHz, Bw = 16.000 MH No calibration applied and no bandpass applied

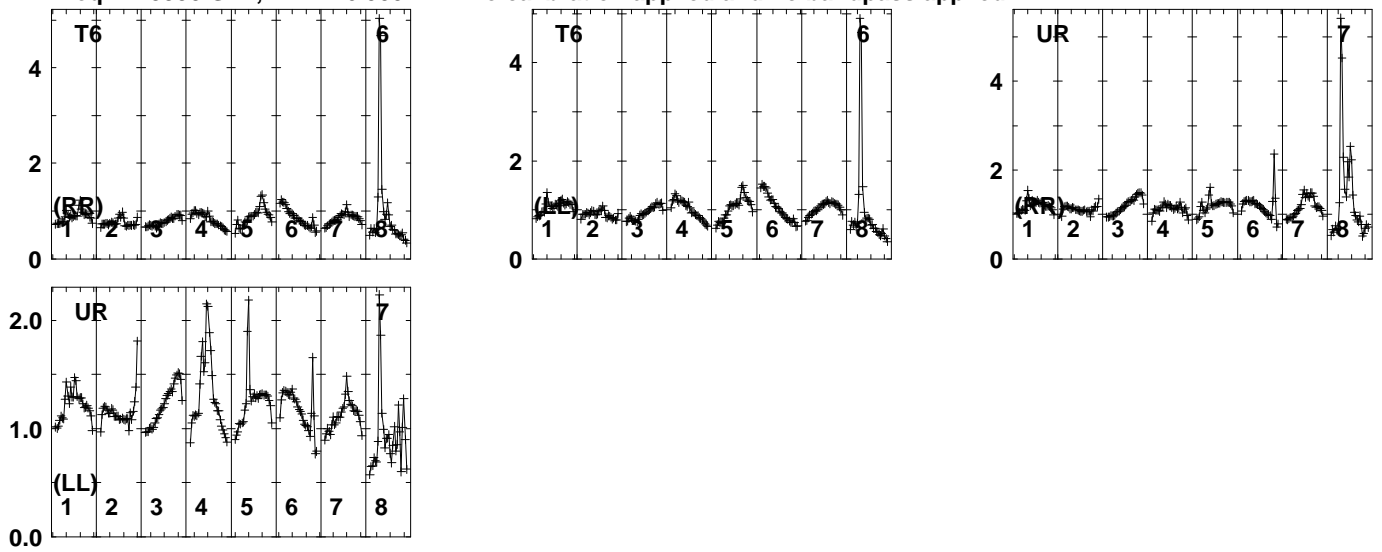


Lower frame: Real Jy  
Auto-corr total-power spectrum Antenna: \*  
Timerange: 00/09:21:31 to 00/09:22:59

Plot file version 21 created 12-SEP-2022 13:07:01

HS0810+2554 EH040A.UVDATA.1

Freq = 1.5950 GHz, Bw = 16.000 MH No calibration applied and no bandpass applied

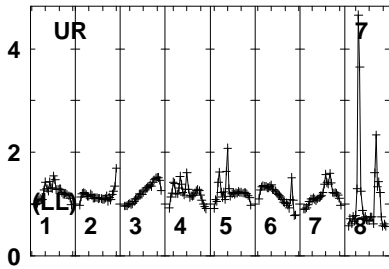
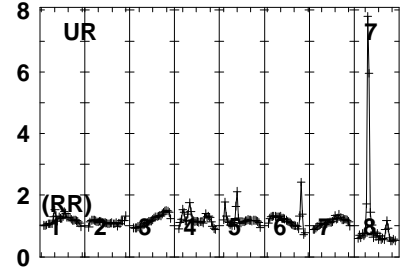
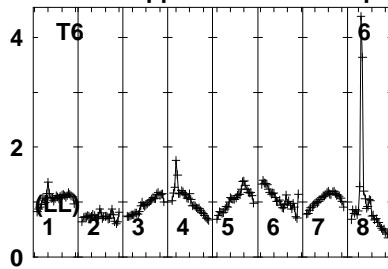
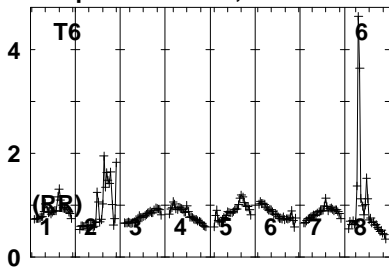


Lower frame: Real Jy  
Auto-corr total-power spectrum Antenna: \*  
Timerange: 00/09:23:01 to 00/09:26:29

Plot file version 22 created 12-SEP-2022 13:07:01

J0813+2435 EH040A.UVDATA.1

Freq = 1.5950 GHz, Bw = 16.000 MH No calibration applied and no bandpass applied

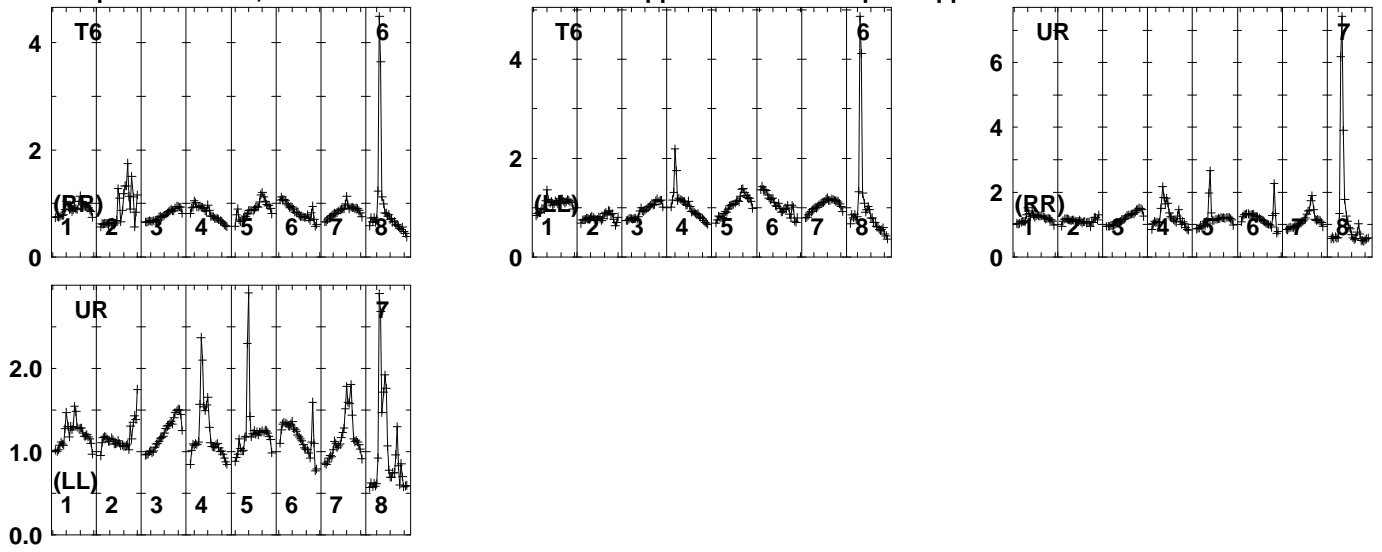


Lower frame: Real Jy  
Auto-corr total-power spectrum Antenna: \*  
Timerange: 00/09:26:33 to 00/09:27:59

Plot file version 23 created 12-SEP-2022 13:07:01

HS0810+2554 EH040A.UVDATA.1

Freq = 1.5950 GHz, Bw = 16.000 MH No calibration applied and no bandpass applied

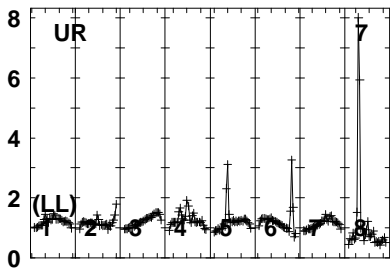
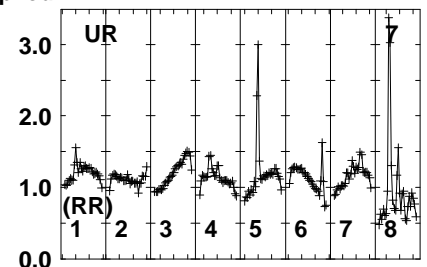
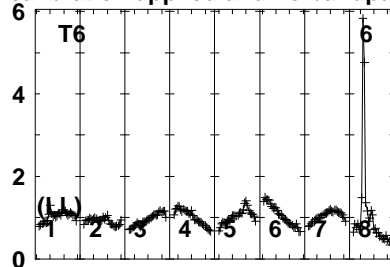
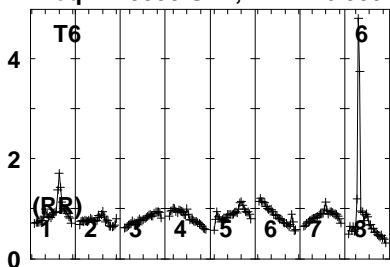


Lower frame: Real Jy  
Auto-corr total-power spectrum Antenna: \*  
Timerange: 00/09:28:03 to 00/09:31:29

Plot file version 24 created 12-SEP-2022 13:07:01

J0813+2435 EH040A.UVDATA.1

Freq = 1.5950 GHz, Bw = 16.000 MH No calibration applied and no bandpass applied



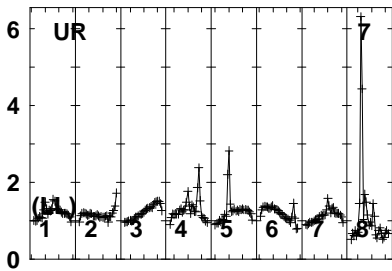
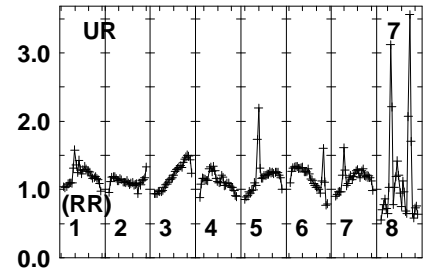
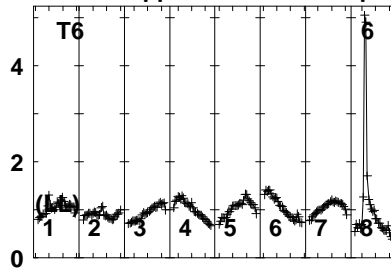
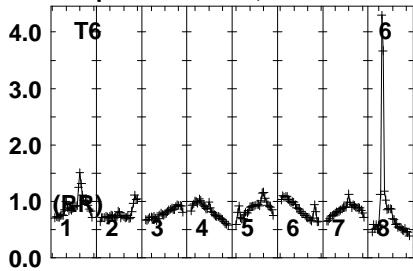
Lower frame: Real Jy  
Auto-corr total-power spectrum Antenna: \*  
Timerange: 00/09:32:01 to 00/09:33:29



Plot file version 25 created 12-SEP-2022 13:07:01

HS0810+2554 EH040A.UVDATA.1

Freq = 1.5950 GHz, Bw = 16.000 MH No calibration applied and no bandpass applied

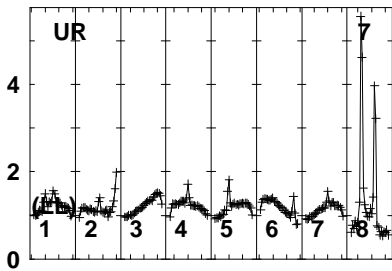
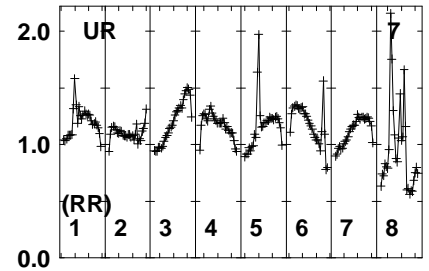
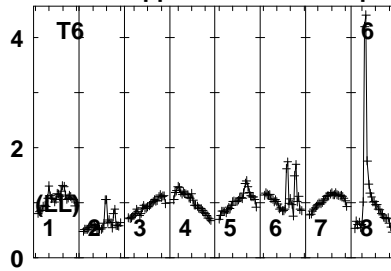
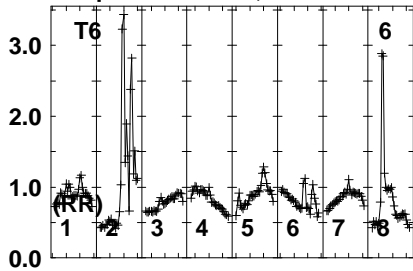


Lower frame: Real Jy  
Auto-corr total-power spectrum Antenna: \*  
Timerange: 00/09:33:31 to 00/09:36:59

Plot file version 26 created 12-SEP-2022 13:07:01

J0813+2435 EH040A.UVDATA.1

Freq = 1.5950 GHz, Bw = 16.000 MH No calibration applied and no bandpass applied

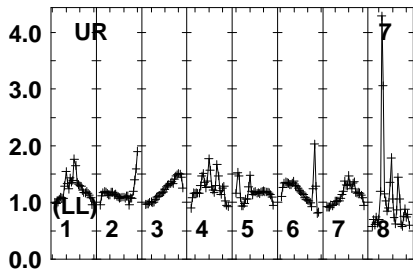
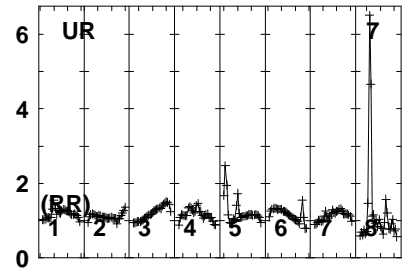
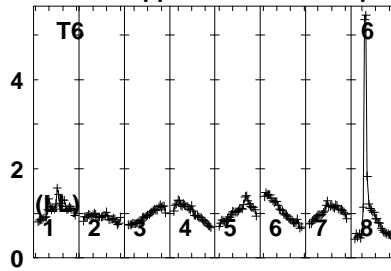
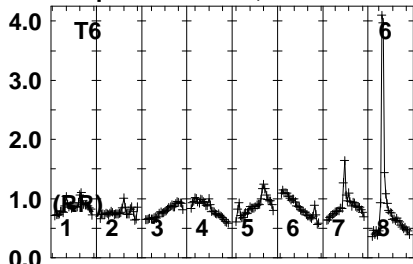


Lower frame: Real Jy  
Auto-corr total-power spectrum Antenna: \*  
Timerange: 00/09:37:03 to 00/09:38:29

Plot file version 27 created 12-SEP-2022 13:07:01

HS0810+2554 EH040A.UVDATA.1

Freq = 1.5950 GHz, Bw = 16.000 MH No calibration applied and no bandpass applied

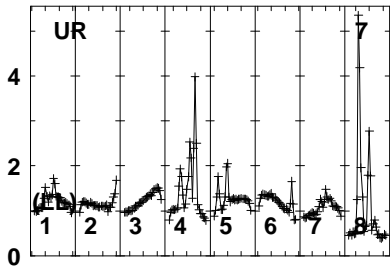
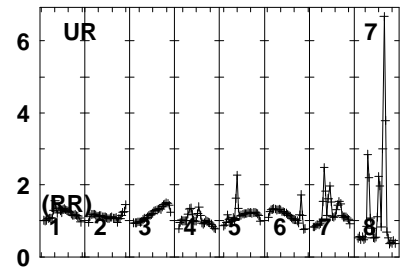
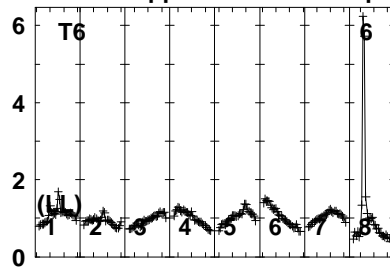
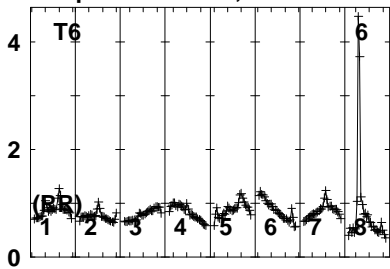


Lower frame: Real Jy  
Auto-corr total-power spectrum Antenna: \*  
Timerange: 00/09:38:33 to 00/09:41:59

Plot file version 28 created 12-SEP-2022 13:07:01

J0813+2435 EH040A.UVDATA.1

Freq = 1.5950 GHz, Bw = 16.000 MH No calibration applied and no bandpass applied

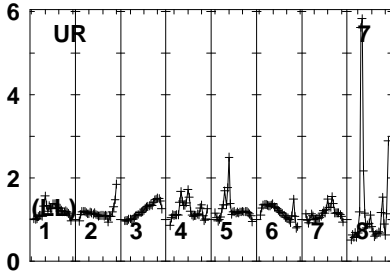
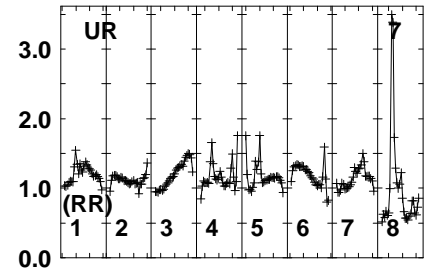
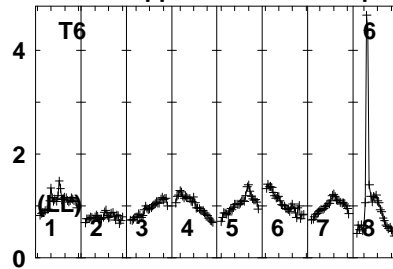
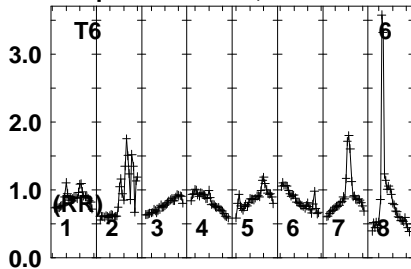


Lower frame: Real Jy  
Auto-corr total-power spectrum Antenna: \*  
Timerange: 00/09:42:31 to 00/09:43:59

Plot file version 29 created 12-SEP-2022 13:07:01

HS0810+2554 EH040A.UVDATA.1

Freq = 1.5950 GHz, Bw = 16.000 MH No calibration applied and no bandpass applied



Lower frame: Real Jy

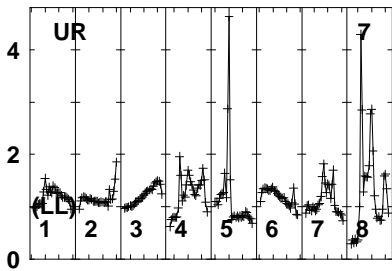
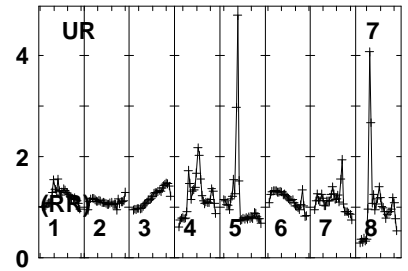
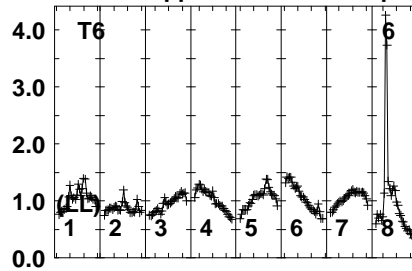
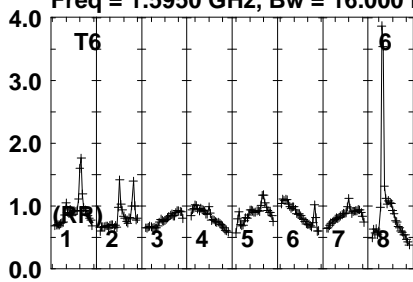
Auto-corr total-power spectrum Antenna: \*

Timerange: 00/09:44:01 to 00/09:47:29

Plot file version 30 created 12-SEP-2022 13:07:01

J0813+2435 EH040A.UVDATA.1

Freq = 1.5950 GHz, Bw = 16.000 MH No calibration applied and no bandpass applied

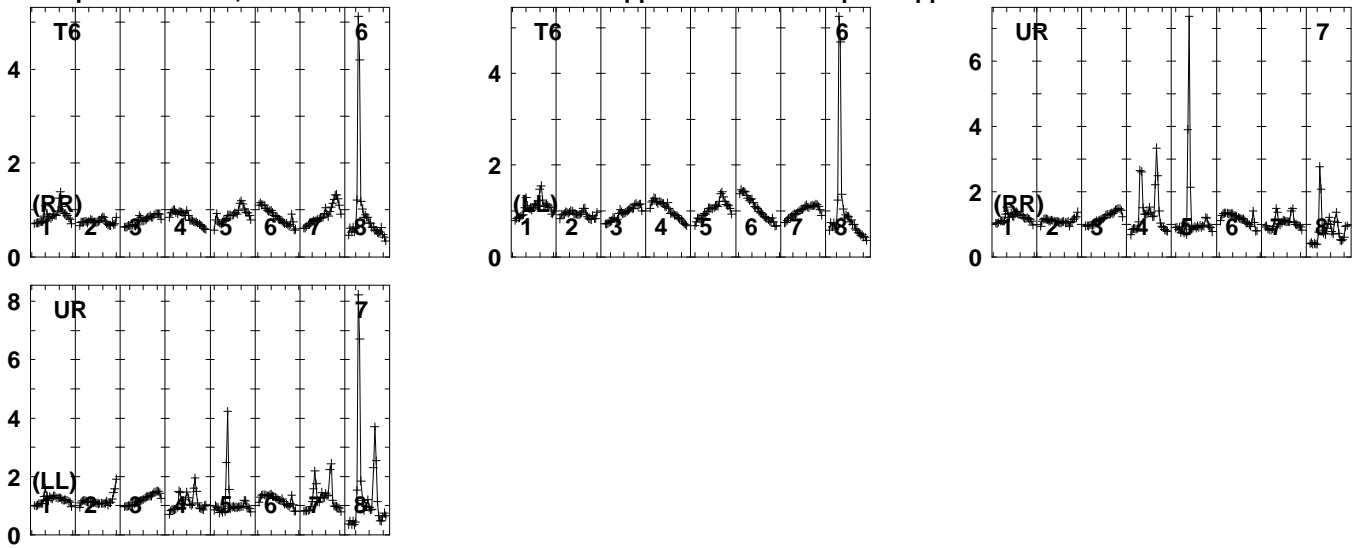


Lower frame: Real Jy

Auto-corr total-power spectrum Antenna: \*

Timerange: 00/09:47:33 to 00/09:48:59

Plot file version 31 created 12-SEP-2022 13:07:01  
 HS0810+2554 EH040A.UVDATA.1  
 Freq = 1.5950 GHz, Bw = 16.000 MH No calibration applied and no bandpass applied

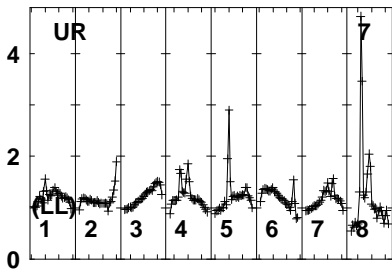
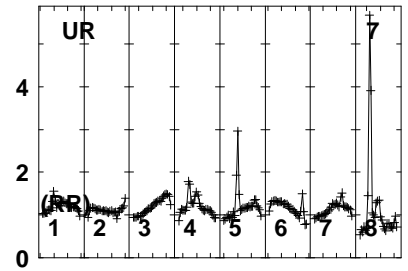
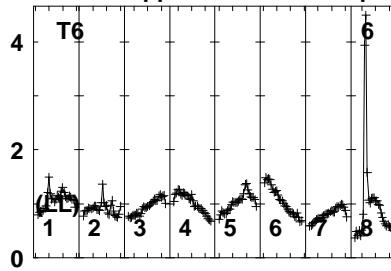
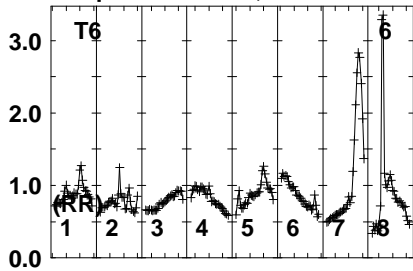


Lower frame: Real Jy  
 Auto-corr total-power spectrum Antenna: \*  
 Timerange: 00/09:49:03 to 00/09:52:29

Plot file version 32 created 12-SEP-2022 13:07:01

J0813+2435 EH040A.UVDATA.1

Freq = 1.5950 GHz, Bw = 16.000 MH No calibration applied and no bandpass applied



Lower frame: Real Jy

Auto-corr total-power spectrum Antenna: \*

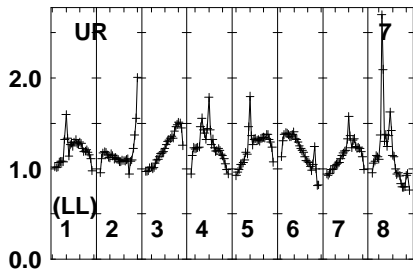
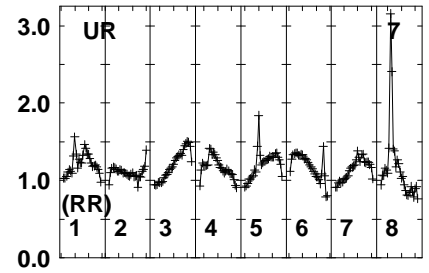
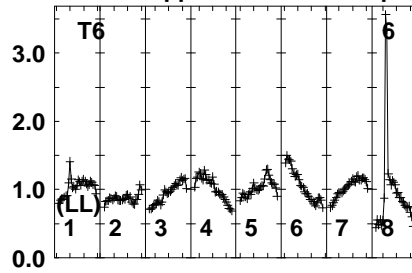
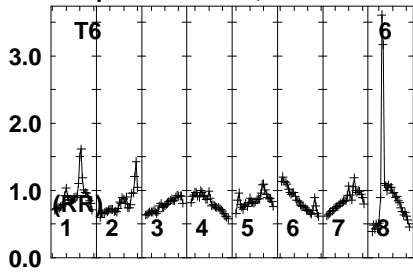
Timerange: 00/09:53:01 to 00/09:54:29



Plot file version 33 created 12-SEP-2022 13:07:01

HS0810+2554 EH040A.UVDATA.1

Freq = 1.5950 GHz, Bw = 16.000 MH No calibration applied and no bandpass applied

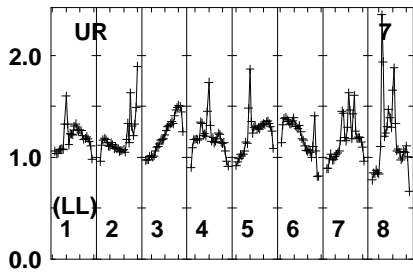
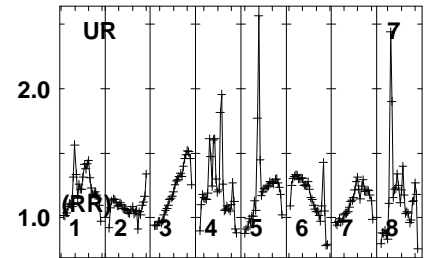
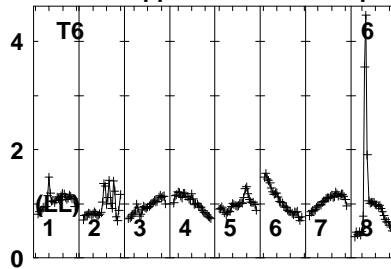
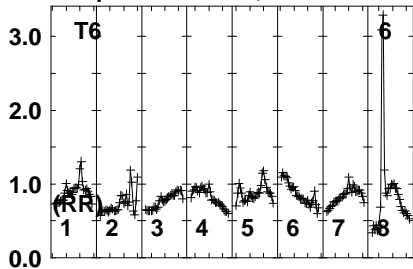


Lower frame: Real Jy  
Auto-corr total-power spectrum Antenna: \*  
Timerange: 00/09:54:31 to 00/09:57:59

Plot file version 34 created 12-SEP-2022 13:07:01

J0813+2435 EH040A.UVDATA.1

Freq = 1.5950 GHz, Bw = 16.000 MH No calibration applied and no bandpass applied

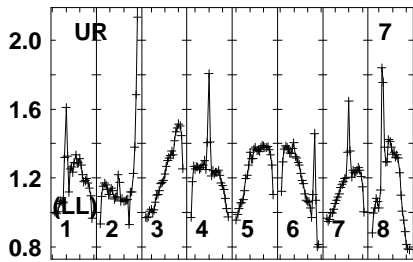
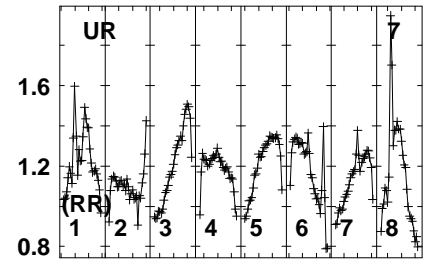
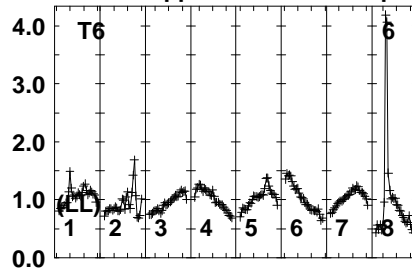
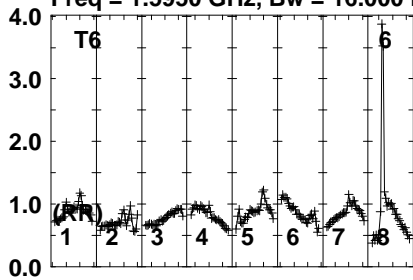


Lower frame: Real Jy  
Auto-corr total-power spectrum Antenna: \*  
Timerange: 00/09:58:03 to 00/09:59:29

Plot file version 35 created 12-SEP-2022 13:07:02

HS0810+2554 EH040A.UVDATA.1

Freq = 1.5950 GHz, Bw = 16.000 MH No calibration applied and no bandpass applied



Lower frame: Real Jy

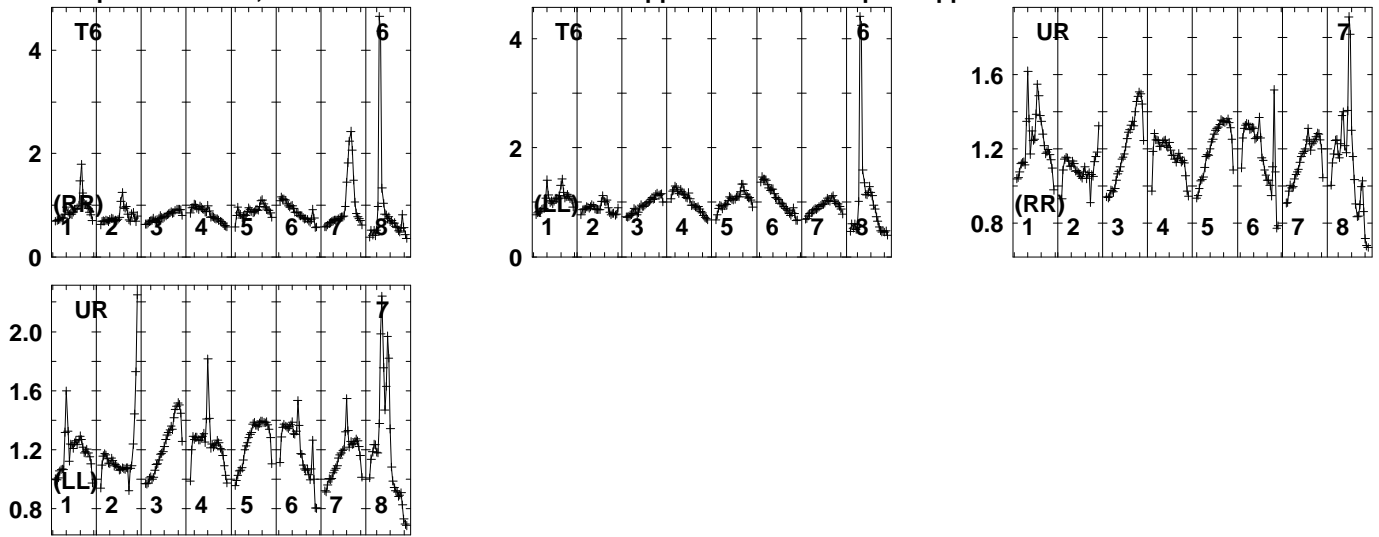
Auto-corr total-power spectrum Antenna: \*

Timerange: 00/09:59:33 to 00/10:02:59

Plot file version 36 created 12-SEP-2022 13:07:02

J0813+2435 EH040A.UVDATA.1

Freq = 1.5950 GHz, Bw = 16.000 MH No calibration applied and no bandpass applied

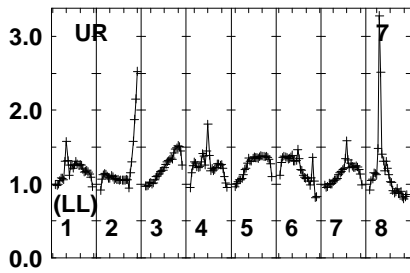
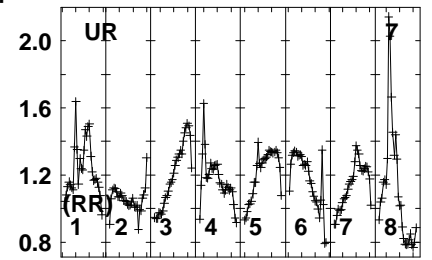
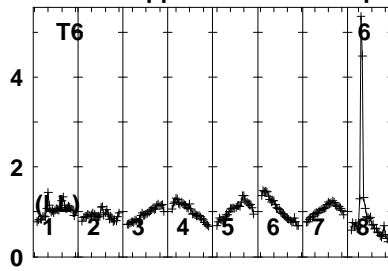
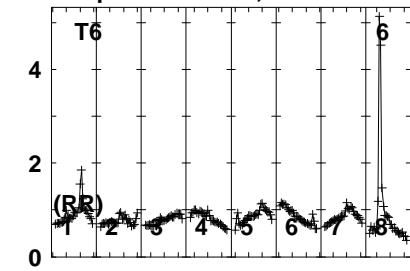


Lower frame: Real Jy  
Auto-corr total-power spectrum Antenna: \*  
Timerange: 00/10:03:31 to 00/10:04:59

Plot file version 37 created 12-SEP-2022 13:07:02

HS0810+2554 EH040A.UVDATA.1

Freq = 1.5950 GHz, Bw = 16.000 MH No calibration applied and no bandpass applied

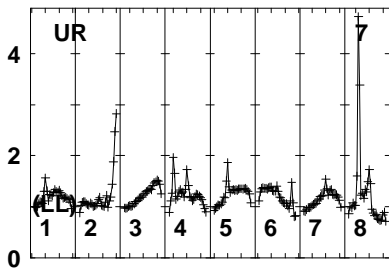
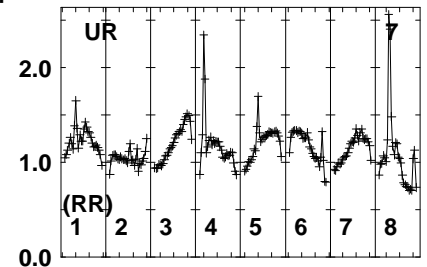
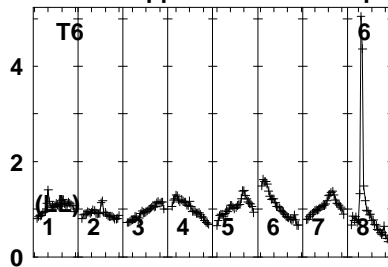
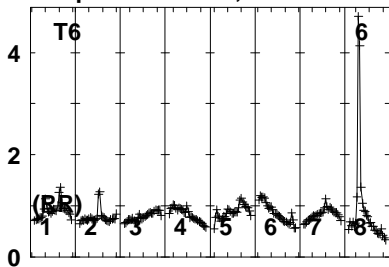


Lower frame: Real Jy  
Auto-corr total-power spectrum Antenna: \*  
Timerange: 00/10:05:01 to 00/10:08:29

Plot file version 38 created 12-SEP-2022 13:07:02

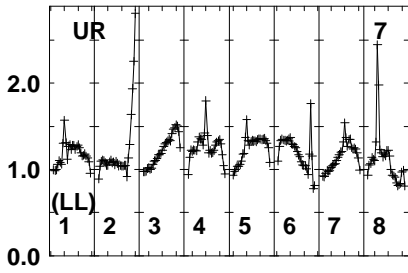
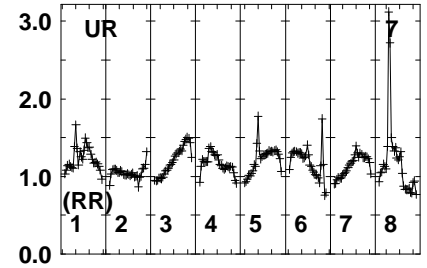
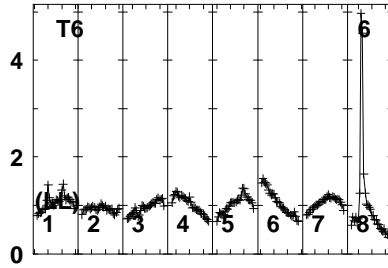
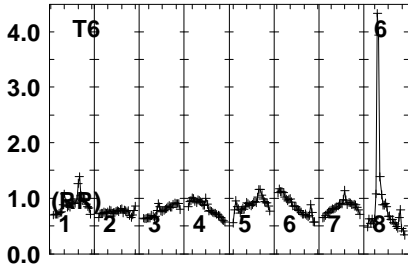
J0813+2435 EH040A.UVDATA.1

Freq = 1.5950 GHz, Bw = 16.000 MH No calibration applied and no bandpass applied



Lower frame: Real Jy  
Auto-corr total-power spectrum Antenna: \*  
Timerange: 00/10:08:33 to 00/10:09:59

Plot file version 39 created 12-SEP-2022 13:07:02  
HS0810+2554 EH040A.UVDATA.1  
Freq = 1.5950 GHz, Bw = 16.000 MH No calibration applied and no bandpass applied

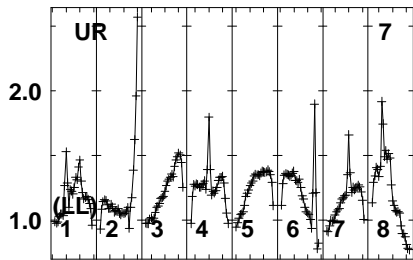
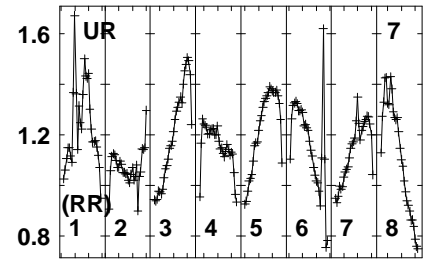
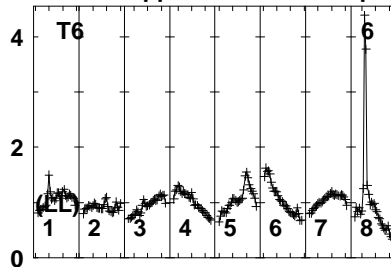
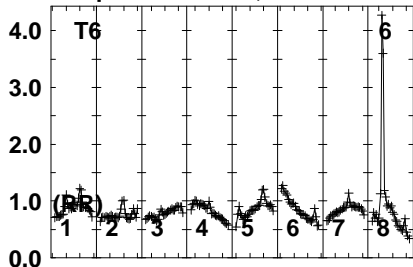


Lower frame: Real Jy  
Auto-corr total-power spectrum Antenna: \*  
Timerange: 00/10:10:03 to 00/10:13:29

Plot file version 40 created 12-SEP-2022 13:07:02

J0813+2435 EH040A.UVDATA.1

Freq = 1.5950 GHz, Bw = 16.000 MH No calibration applied and no bandpass applied



Lower frame: Real Jy

Auto-corr total-power spectrum Antenna: \*

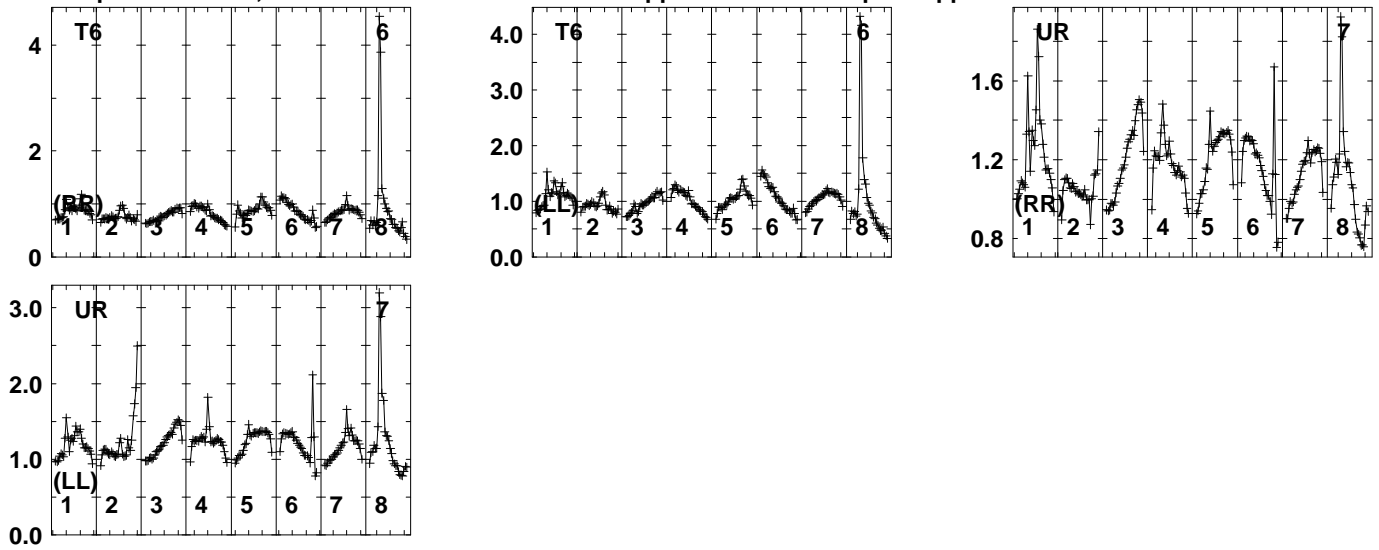
Timerange: 00/10:14:01 to 00/10:15:29



Plot file version 41 created 12-SEP-2022 13:07:02

HS0810+2554 EH040A.UVDATA.1

Freq = 1.5950 GHz, Bw = 16.000 MH No calibration applied and no bandpass applied

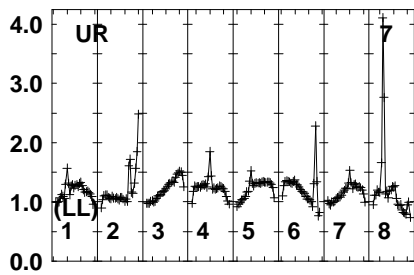
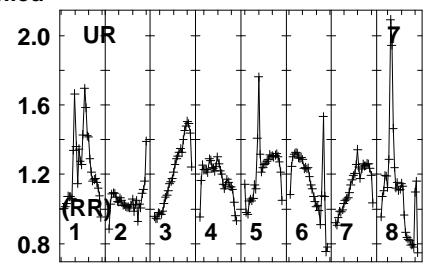
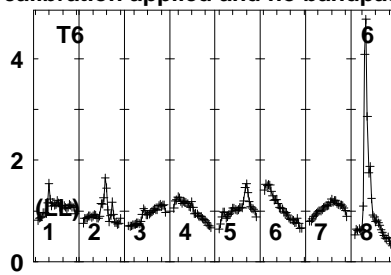
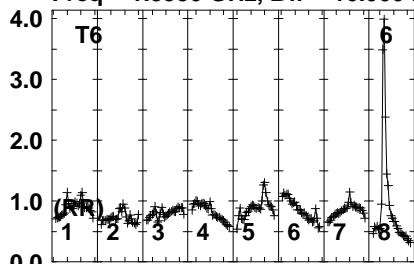


Lower frame: Real Jy  
Auto-corr total-power spectrum Antenna: \*  
Timerange: 00/10:15:31 to 00/10:18:59

Plot file version 42 created 12-SEP-2022 13:07:02

J0813+2435 EH040A.UVDATA.1

Freq = 1.5950 GHz, Bw = 16.000 MH No calibration applied and no bandpass applied



Lower frame: Real Jy

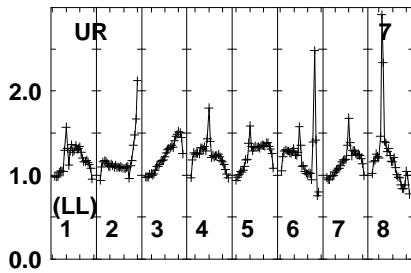
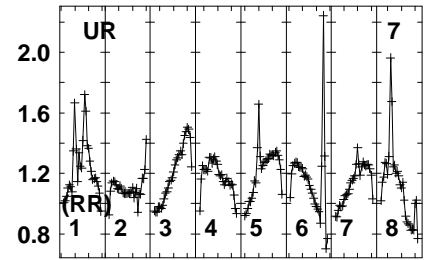
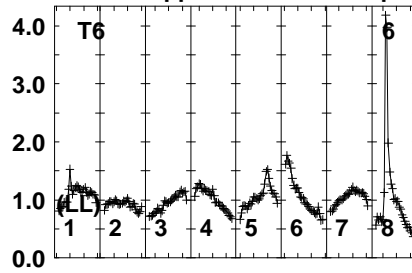
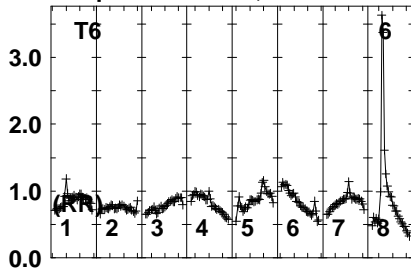
Auto-corr total-power spectrum Antenna: \*

Timerange: 00/10:19:03 to 00/10:20:29

Plot file version 43 created 12-SEP-2022 13:07:02

HS0810+2554 EH040A.UVDATA.1

Freq = 1.5950 GHz, Bw = 16.000 MH No calibration applied and no bandpass applied

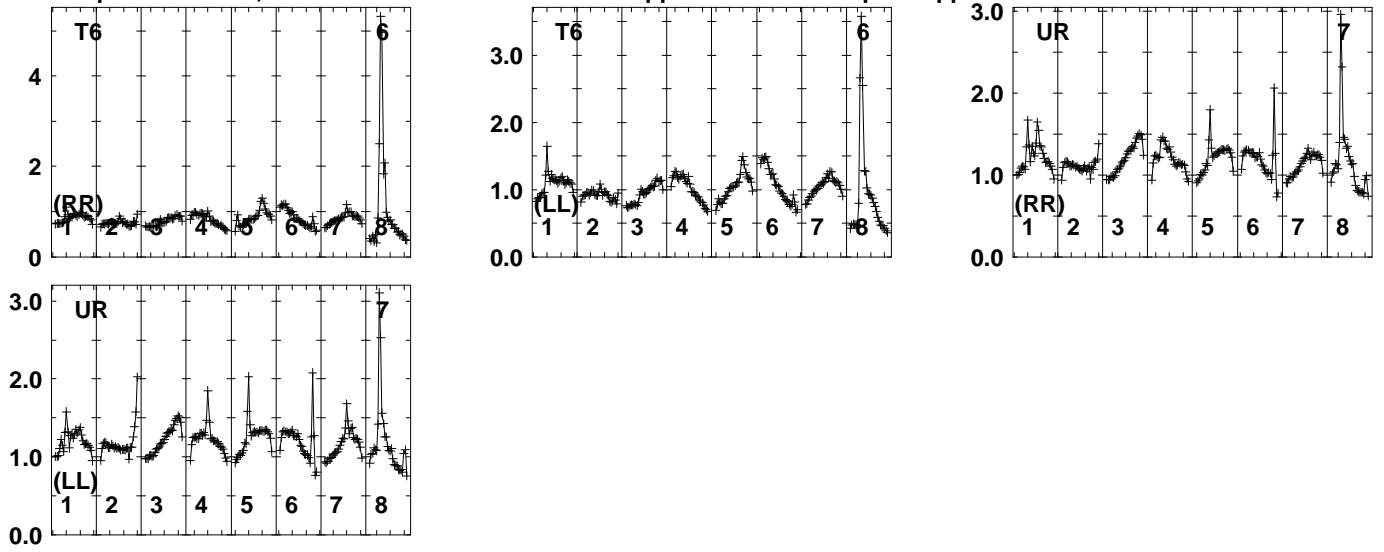


Lower frame: Real Jy  
Auto-corr total-power spectrum Antenna: \*  
Timerange: 00/10:20:33 to 00/10:23:59

Plot file version 44 created 12-SEP-2022 13:07:02

J0813+2435 EH040A.UVDATA.1

Freq = 1.5950 GHz, Bw = 16.000 MH No calibration applied and no bandpass applied

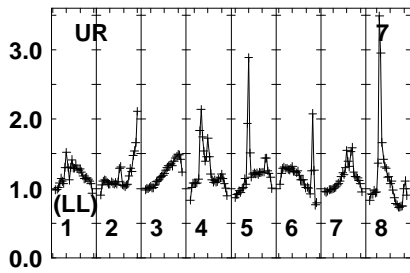
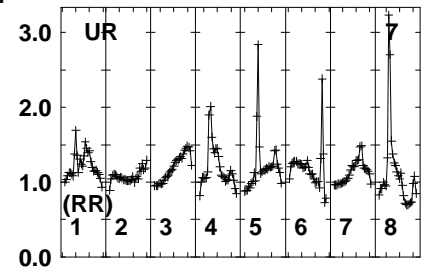
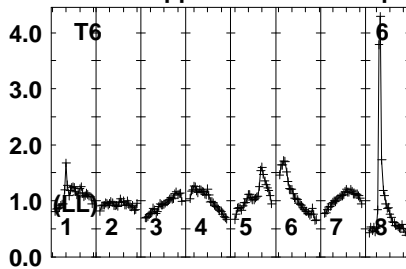
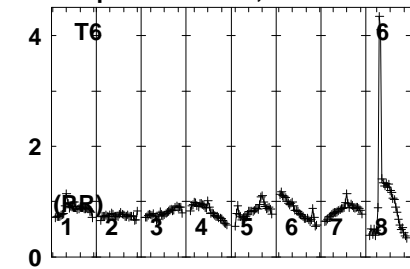


Lower frame: Real Jy  
Auto-corr total-power spectrum Antenna: \*  
Timerange: 00/10:24:31 to 00/10:25:59

Plot file version 45 created 12-SEP-2022 13:07:02

HS0810+2554 EH040A.UVDATA.1

Freq = 1.5950 GHz, Bw = 16.000 MH No calibration applied and no bandpass applied

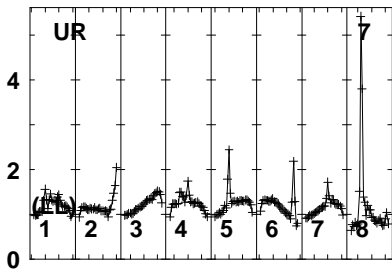
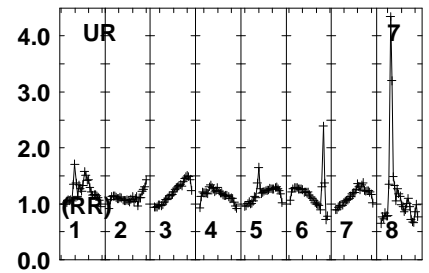
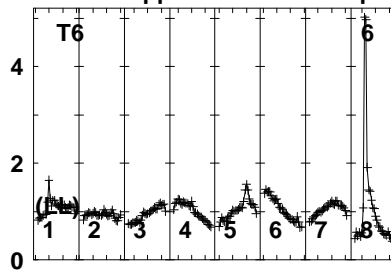
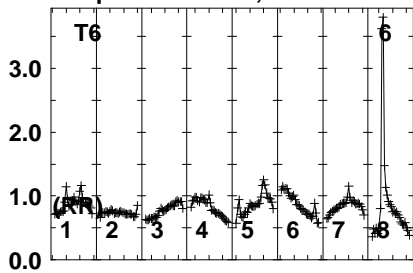


Lower frame: Real Jy  
Auto-corr total-power spectrum Antenna: \*  
Timerange: 00/10:26:01 to 00/10:29:29

Plot file version 46 created 12-SEP-2022 13:07:02

J0813+2435 EH040A.UVDATA.1

Freq = 1.5950 GHz, Bw = 16.000 MH No calibration applied and no bandpass applied



Lower frame: Real Jy

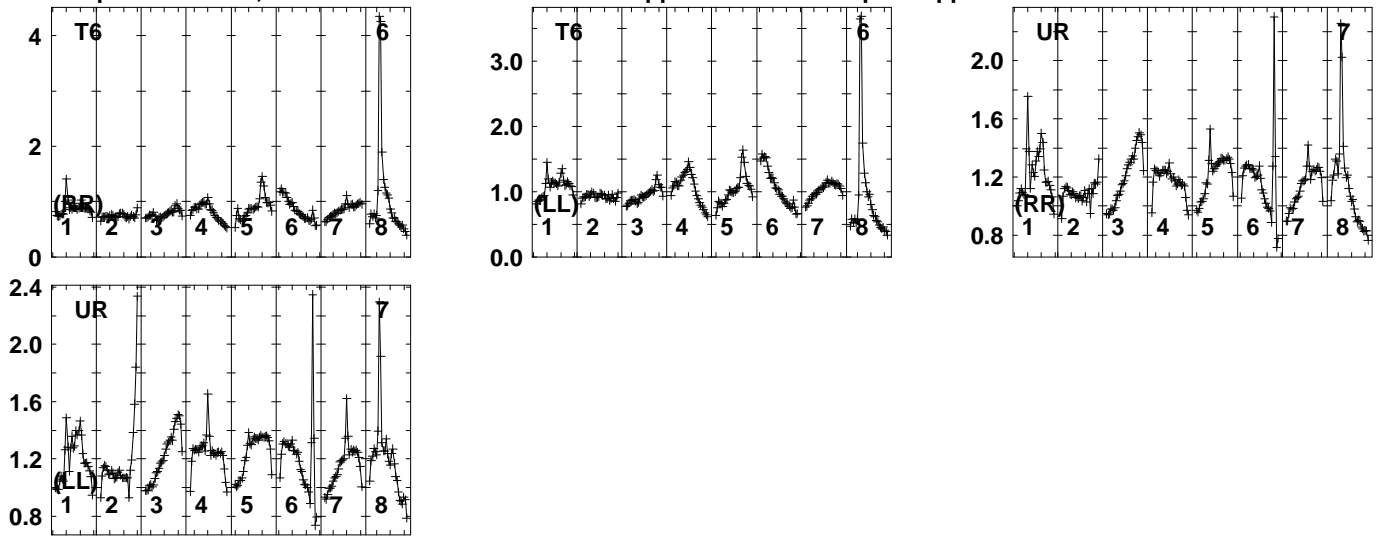
Auto-corr total-power spectrum Antenna: \*

Timerange: 00/10:29:33 to 00/10:30:59

Plot file version 47 created 12-SEP-2022 13:07:02

HS0810+2554 EH040A.UVDATA.1

Freq = 1.5950 GHz, Bw = 16.000 MH No calibration applied and no bandpass applied

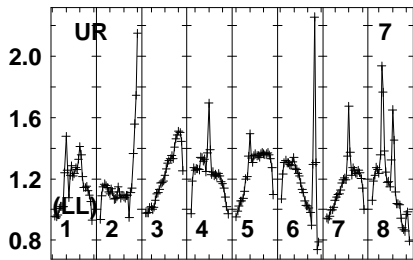
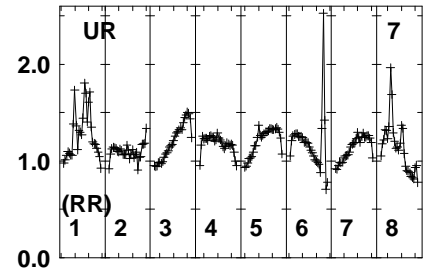
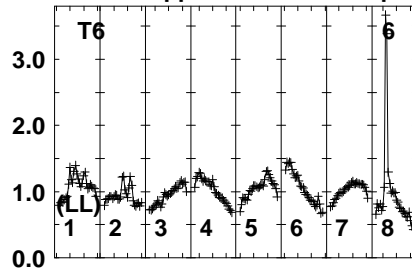
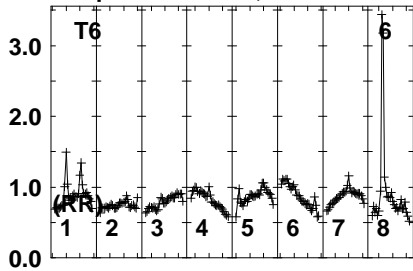


Lower frame: Real Jy  
Auto-corr total-power spectrum Antenna: \*  
Timerange: 00/10:31:03 to 00/10:34:29

Plot file version 48 created 12-SEP-2022 13:07:02

J0813+2435 EH040A.UVDATA.1

Freq = 1.5950 GHz, Bw = 16.000 MH No calibration applied and no bandpass applied



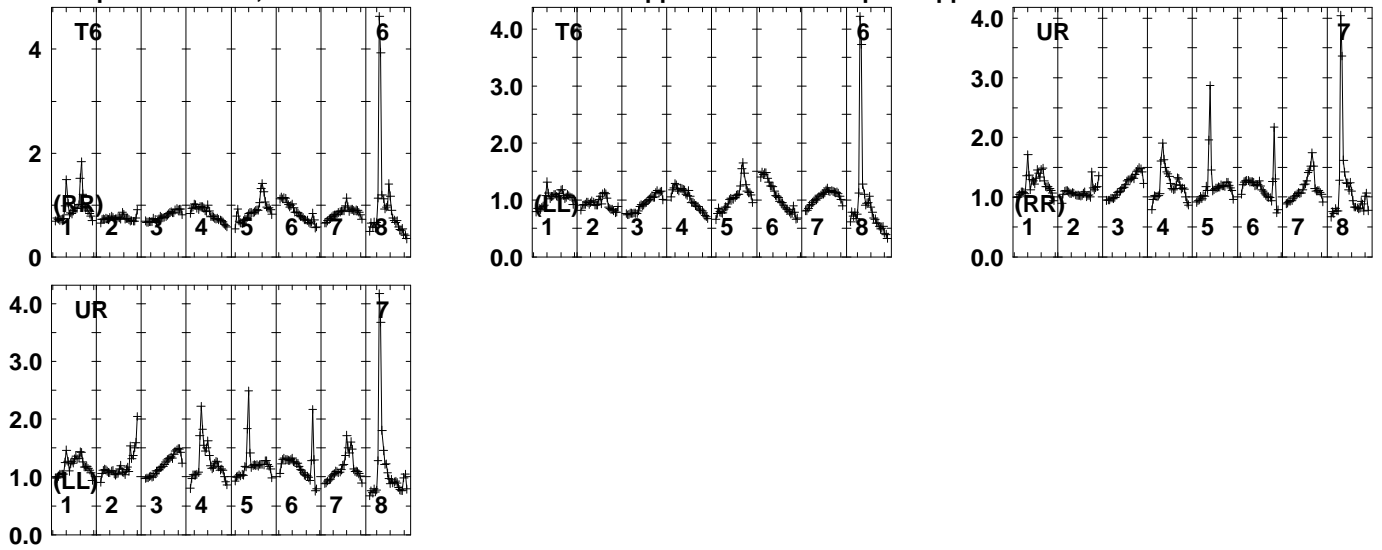
Lower frame: Real Jy  
Auto-corr total-power spectrum Antenna: \*  
Timerange: 00/10:35:01 to 00/10:36:29



Plot file version 49 created 12-SEP-2022 13:07:02

HS0810+2554 EH040A.UVDATA.1

Freq = 1.5950 GHz, Bw = 16.000 MH No calibration applied and no bandpass applied

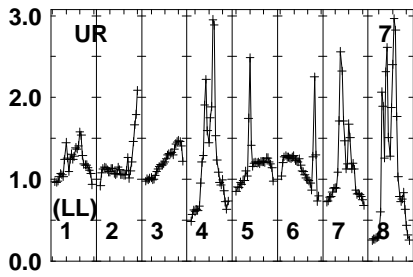
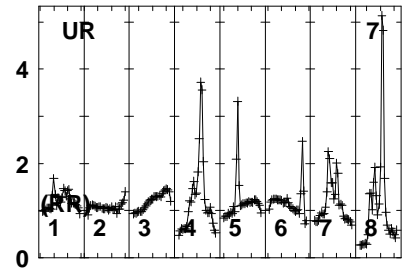
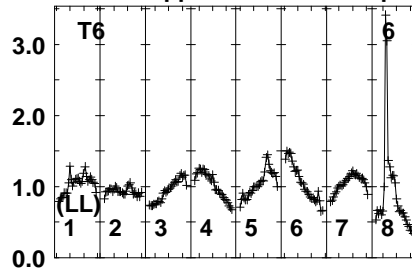
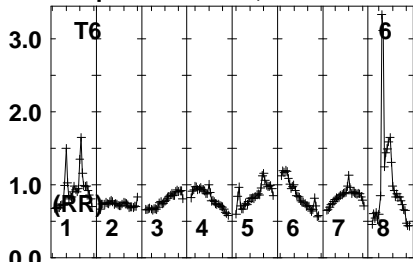


Lower frame: Real Jy  
Auto-corr total-power spectrum Antenna: \*  
Timerange: 00/10:36:31 to 00/10:39:59

Plot file version 50 created 12-SEP-2022 13:07:02

J0813+2435 EH040A.UVDATA.1

Freq = 1.5950 GHz, Bw = 16.000 MH No calibration applied and no bandpass applied



Lower frame: Real Jy

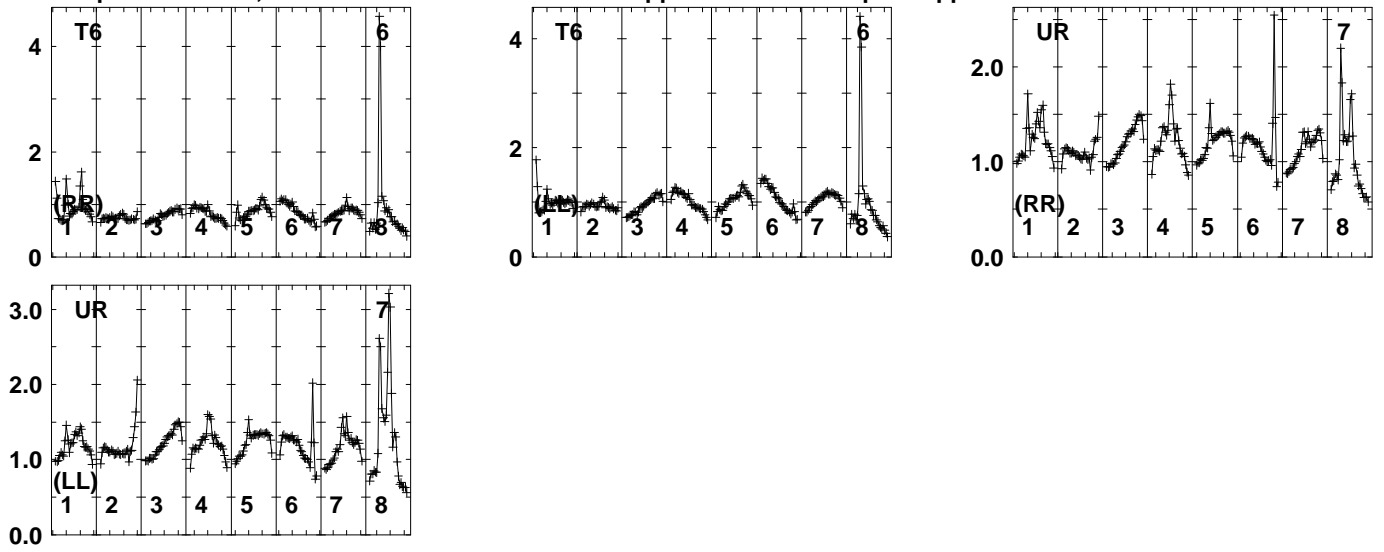
Auto-corr total-power spectrum Antenna: \*

Timerange: 00/10:40:03 to 00/10:41:29

Plot file version 51 created 12-SEP-2022 13:07:02

HS0810+2554 EH040A.UVDATA.1

Freq = 1.5950 GHz, Bw = 16.000 MH No calibration applied and no bandpass applied

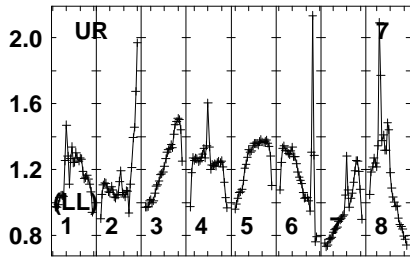
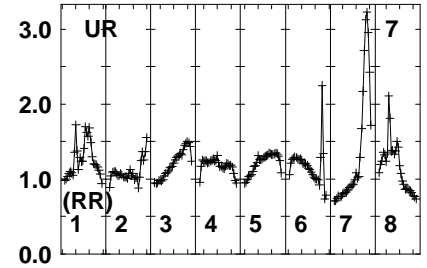
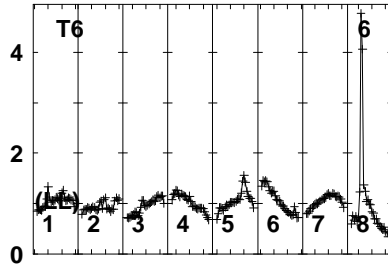
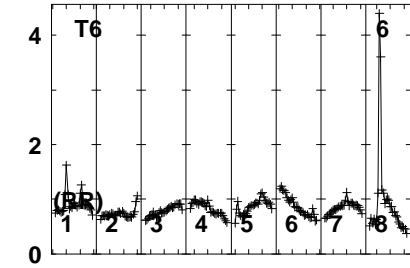


Lower frame: Real Jy  
Auto-corr total-power spectrum Antenna: \*  
Timerange: 00/10:41:33 to 00/10:44:59

Plot file version 52 created 12-SEP-2022 13:07:02

J0813+2435 EH040A.UVDATA.1

Freq = 1.5950 GHz, Bw = 16.000 MH No calibration applied and no bandpass applied

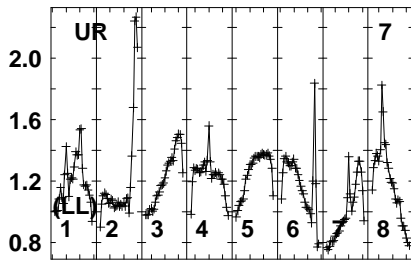
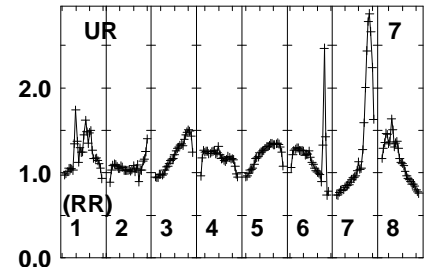
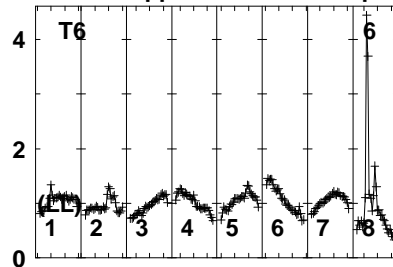
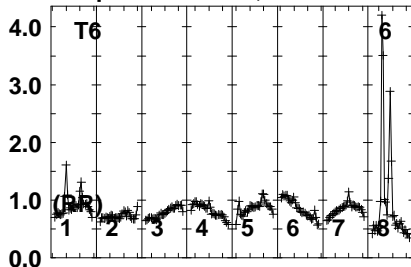


Lower frame: Real Jy  
Auto-corr total-power spectrum Antenna: \*  
Timerange: 00/10:45:31 to 00/10:46:59

Plot file version 53 created 12-SEP-2022 13:07:02

HS0810+2554 EH040A.UVDATA.1

Freq = 1.5950 GHz, Bw = 16.000 MH No calibration applied and no bandpass applied

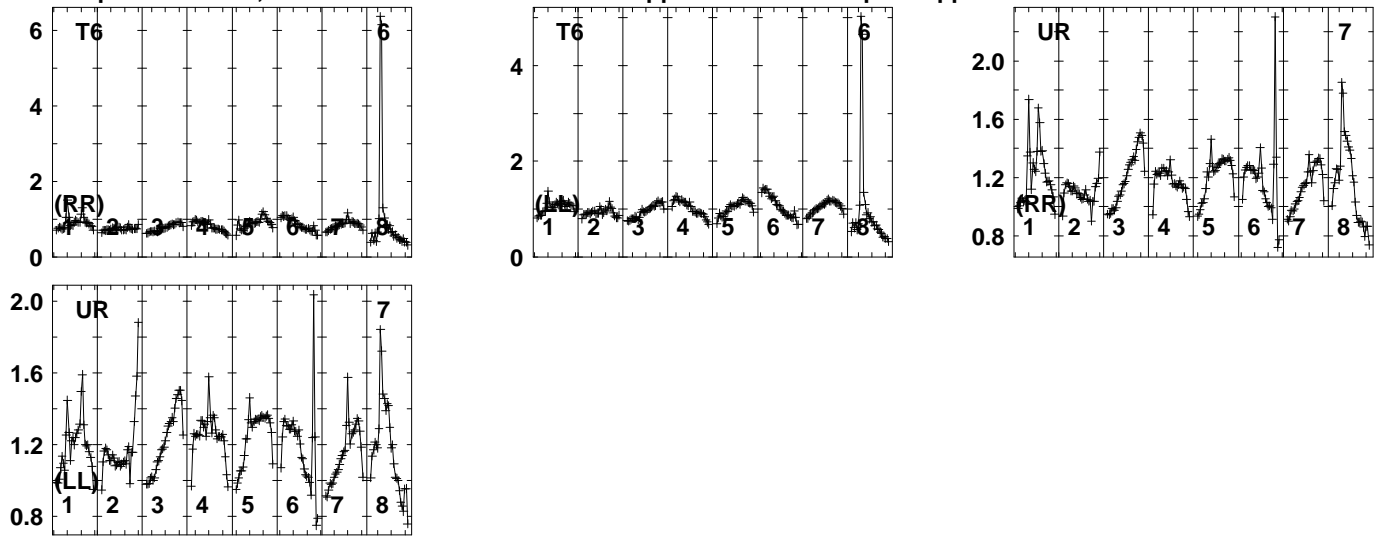


Lower frame: Real Jy  
Auto-corr total-power spectrum Antenna: \*  
Timerange: 00/10:47:01 to 00/10:50:29

Plot file version 54 created 12-SEP-2022 13:07:02

J0813+2435 EH040A.UVDATA.1

Freq = 1.5950 GHz, Bw = 16.000 MH No calibration applied and no bandpass applied

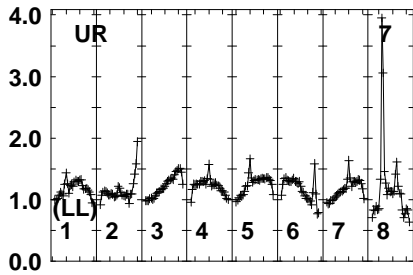
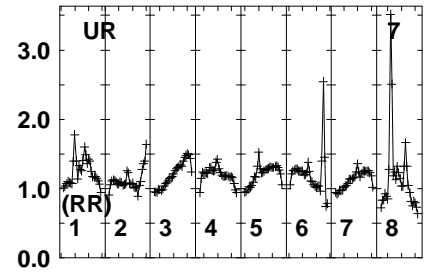
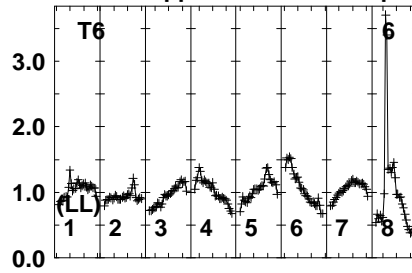
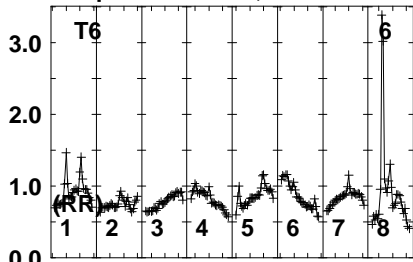


Lower frame: Real Jy  
Auto-corr total-power spectrum Antenna: \*  
Timerange: 00/10:50:33 to 00/10:51:59

Plot file version 55 created 12-SEP-2022 13:07:02

HS0810+2554 EH040A.UVDATA.1

Freq = 1.5950 GHz, Bw = 16.000 MH No calibration applied and no bandpass applied



Lower frame: Real Jy

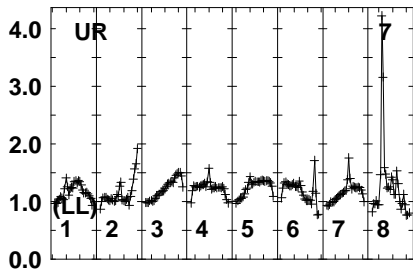
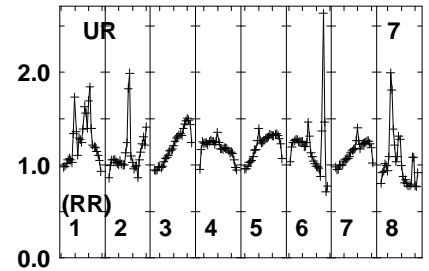
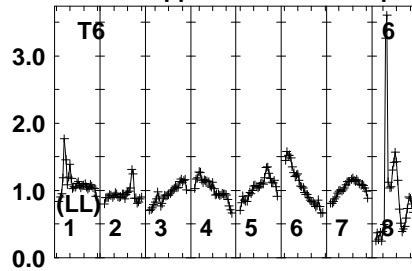
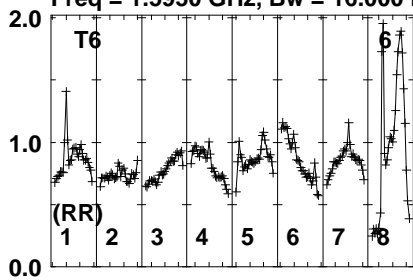
Auto-corr total-power spectrum Antenna: \*

Timerange: 00/10:52:03 to 00/10:55:29

Plot file version 56 created 12-SEP-2022 13:07:02

J0813+2435 EH040A.UVDATA.1

Freq = 1.5950 GHz, Bw = 16.000 MH No calibration applied and no bandpass applied



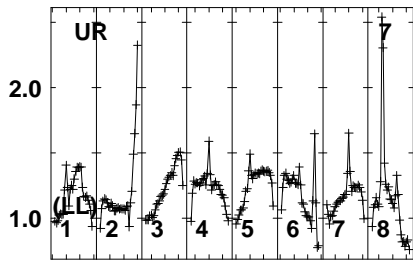
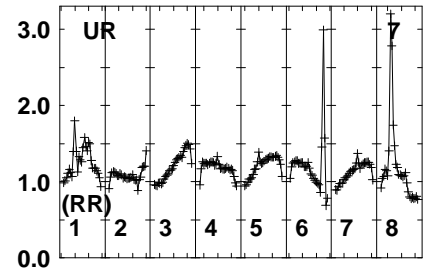
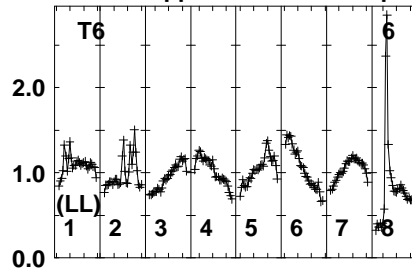
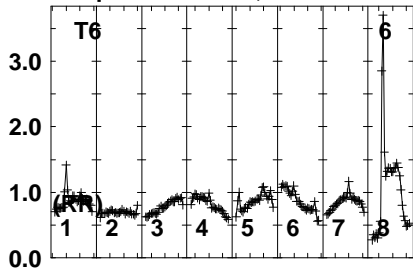
Lower frame: Real Jy  
Auto-corr total-power spectrum Antenna: \*  
Timerange: 00/10:56:01 to 00/10:57:29



Plot file version 57 created 12-SEP-2022 13:07:02

HS0810+2554 EH040A.UVDATA.1

Freq = 1.5950 GHz, Bw = 16.000 MH No calibration applied and no bandpass applied

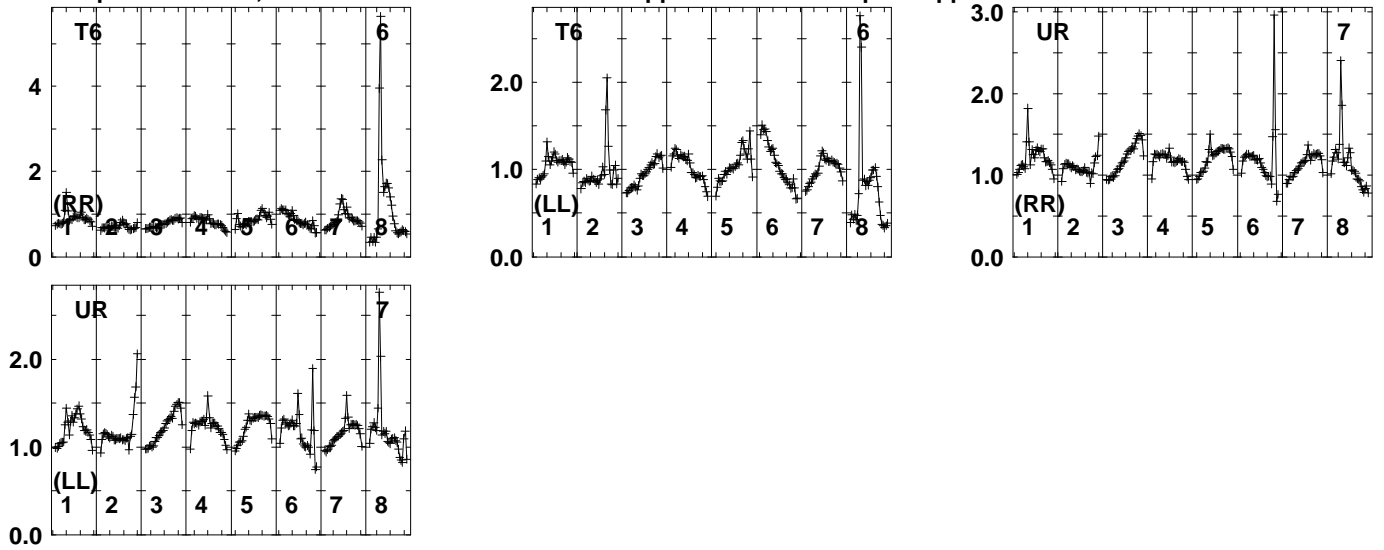


Lower frame: Real Jy  
Auto-corr total-power spectrum Antenna: \*  
Timerange: 00/10:57:31 to 00/11:00:59

Plot file version 58 created 12-SEP-2022 13:07:02

J0813+2435 EH040A.UVDATA.1

Freq = 1.5950 GHz, Bw = 16.000 MH No calibration applied and no bandpass applied

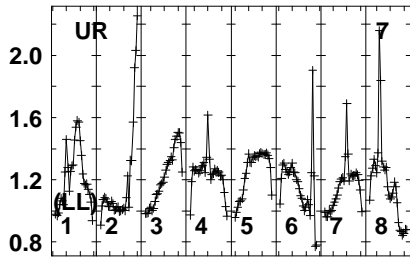
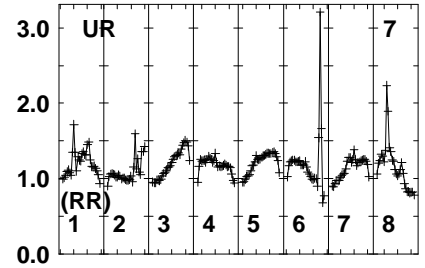
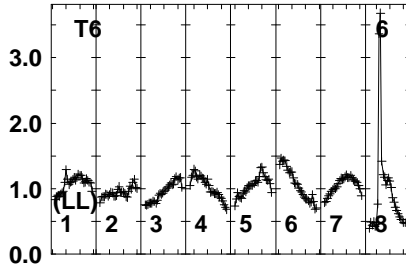
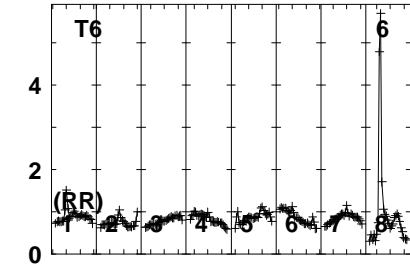


Lower frame: Real Jy  
Auto-corr total-power spectrum Antenna: \*  
Timerange: 00/11:01:03 to 00/11:02:29

Plot file version 59 created 12-SEP-2022 13:07:02

HS0810+2554 EH040A.UVDATA.1

Freq = 1.5950 GHz, Bw = 16.000 MH No calibration applied and no bandpass applied

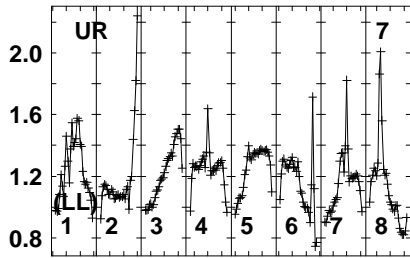
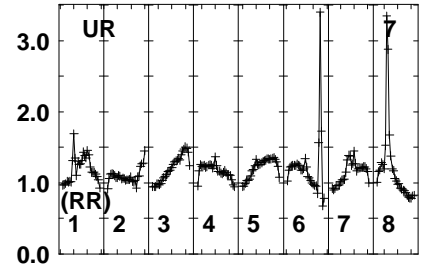
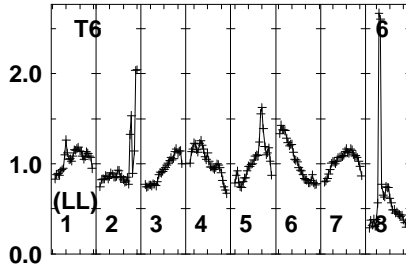
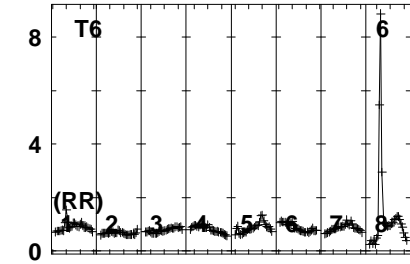


Lower frame: Real Jy  
Auto-corr total-power spectrum Antenna: \*  
Timerange: 00/11:02:33 to 00/11:05:59

Plot file version 60 created 12-SEP-2022 13:07:02

J0813+2435 EH040A.UVDATA.1

Freq = 1.5950 GHz, Bw = 16.000 MH No calibration applied and no bandpass applied

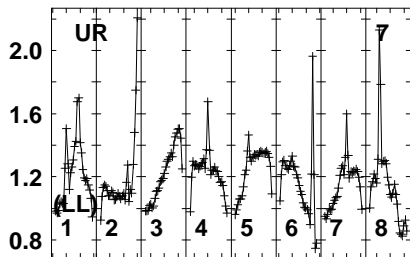
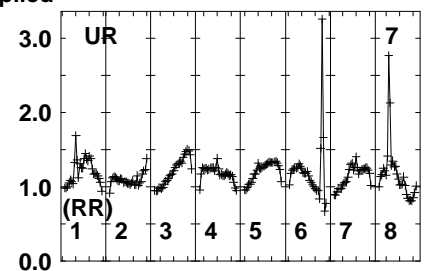
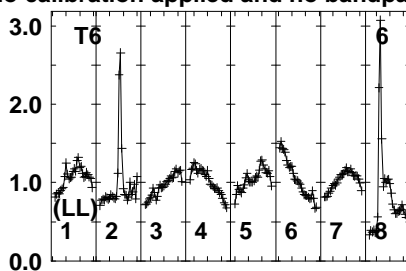
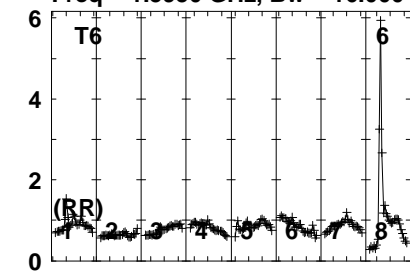


Lower frame: Real Jy  
Auto-corr total-power spectrum Antenna: \*  
Timerange: 00/11:06:31 to 00/11:07:59

Plot file version 61 created 12-SEP-2022 13:07:02

HS0810+2554 EH040A.UVDATA.1

Freq = 1.5950 GHz, Bw = 16.000 MH No calibration applied and no bandpass applied

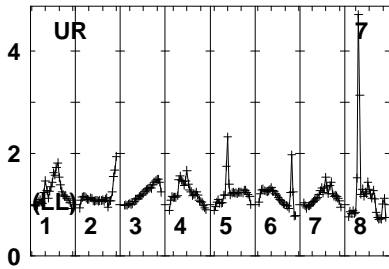
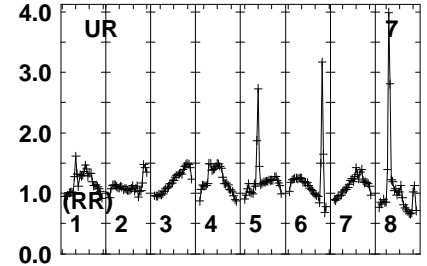
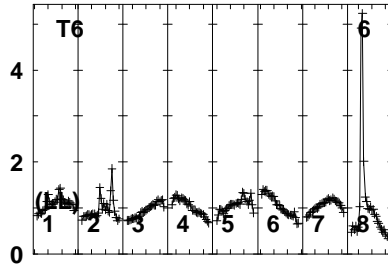
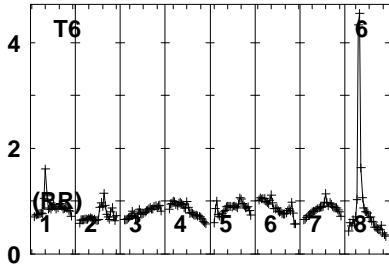


Lower frame: Real Jy  
Auto-corr total-power spectrum Antenna: \*  
Timerange: 00/11:08:01 to 00/11:11:29

Plot file version 62 created 12-SEP-2022 13:07:02

J0813+2435 EH040A.UVDATA.1

Freq = 1.5950 GHz, Bw = 16.000 MH No calibration applied and no bandpass applied

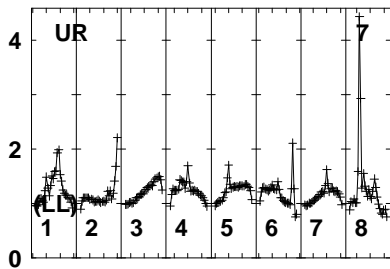
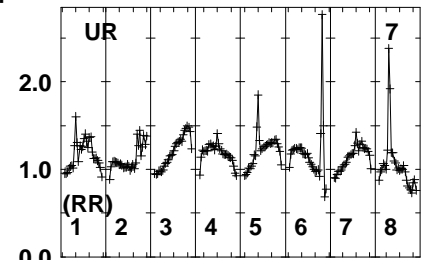
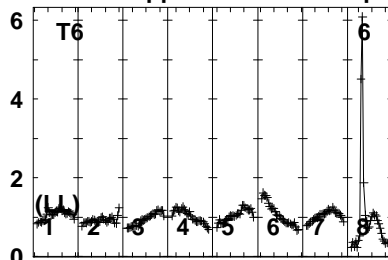
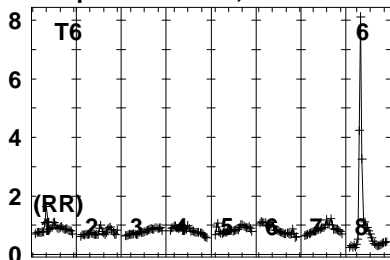


Lower frame: Real Jy  
Auto-corr total-power spectrum Antenna: \*  
Timerange: 00/11:11:33 to 00/11:12:59

Plot file version 63 created 12-SEP-2022 13:07:02

HS0810+2554 EH040A.UVDATA.1

Freq = 1.5950 GHz, Bw = 16.000 MH No calibration applied and no bandpass applied

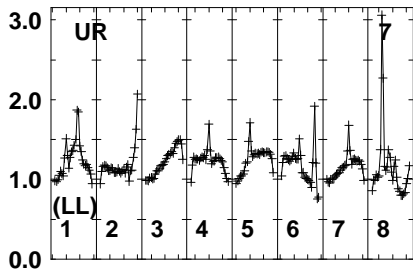
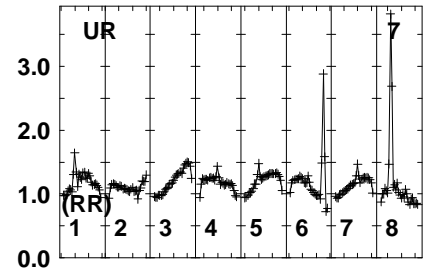
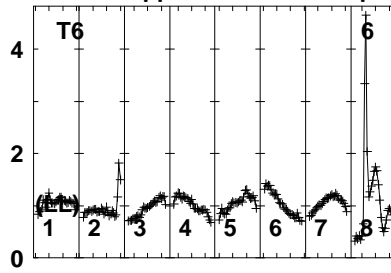
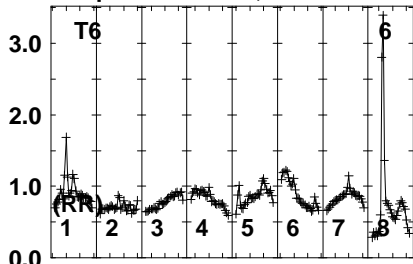


Lower frame: Real Jy  
Auto-corr total-power spectrum Antenna: \*  
Timerange: 00/11:13:03 to 00/11:16:29

Plot file version 64 created 12-SEP-2022 13:07:03

J0813+2435 EH040A.UVDATA.1

Freq = 1.5950 GHz, Bw = 16.000 MH No calibration applied and no bandpass applied



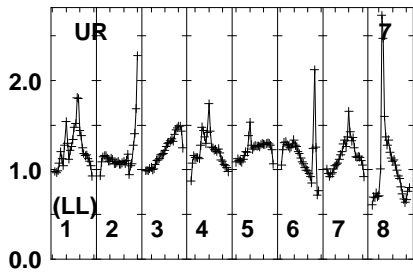
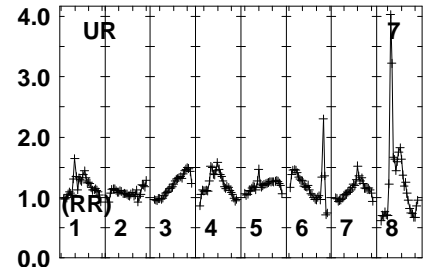
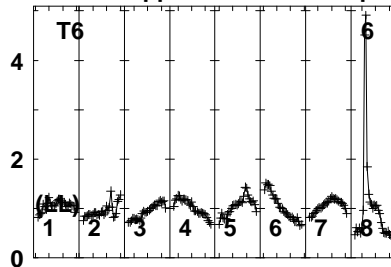
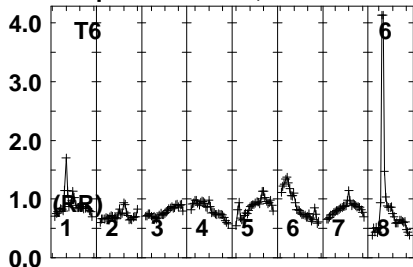
Lower frame: Real Jy  
Auto-corr total-power spectrum Antenna: \*  
Timerange: 00/11:17:01 to 00/11:18:29



Plot file version 65 created 12-SEP-2022 13:07:03

HS0810+2554 EH040A.UVDATA.1

Freq = 1.5950 GHz, Bw = 16.000 MH No calibration applied and no bandpass applied



Lower frame: Real Jy

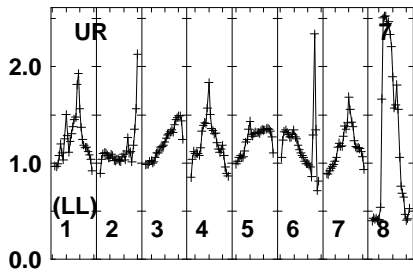
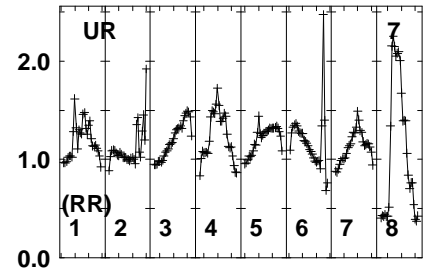
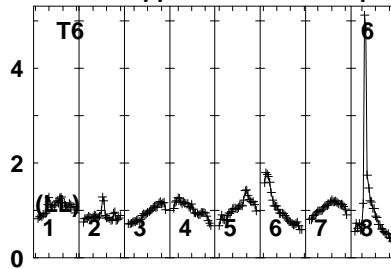
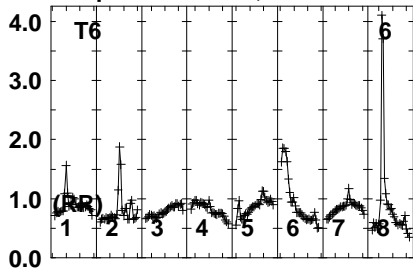
Auto-corr total-power spectrum Antenna: \*

Timerange: 00/11:18:31 to 00/11:21:59

Plot file version 66 created 12-SEP-2022 13:07:03

J0813+2435 EH040A.UVDATA.1

Freq = 1.5950 GHz, Bw = 16.000 MH No calibration applied and no bandpass applied

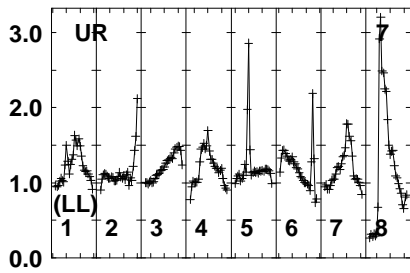
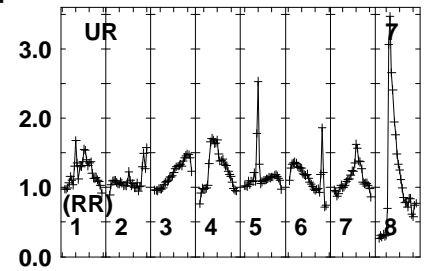
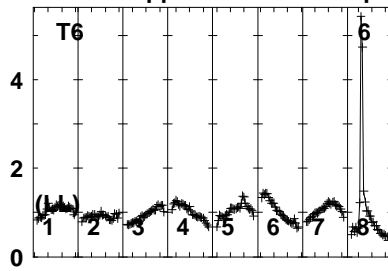
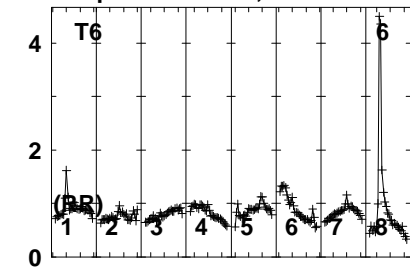


Lower frame: Real Jy  
Auto-corr total-power spectrum Antenna: \*  
Timerange: 00/11:22:03 to 00/11:23:29

Plot file version 67 created 12-SEP-2022 13:07:03

HS0810+2554 EH040A.UVDATA.1

Freq = 1.5950 GHz, Bw = 16.000 MH No calibration applied and no bandpass applied

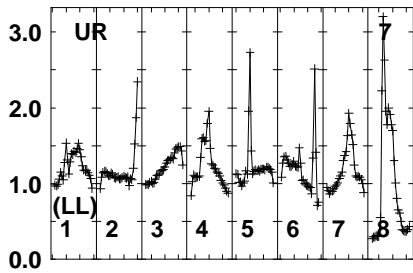
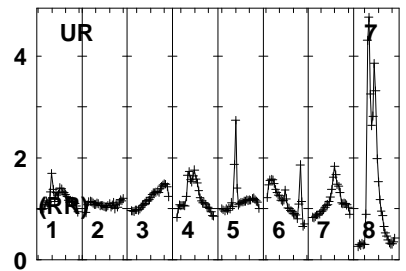
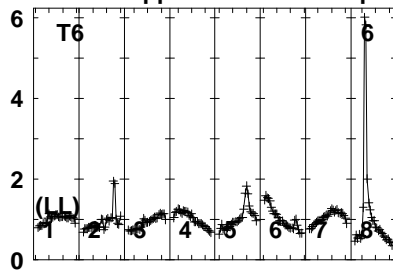
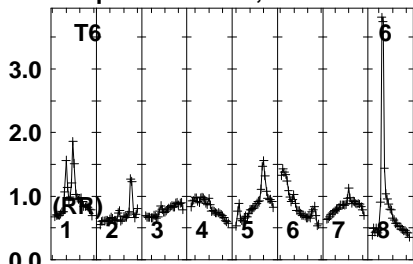


Lower frame: Real Jy  
Auto-corr total-power spectrum Antenna: \*  
Timerange: 00/11:23:33 to 00/11:26:59

Plot file version 68 created 12-SEP-2022 13:07:03

J0813+2435 EH040A.UVDATA.1

Freq = 1.5950 GHz, Bw = 16.000 MH No calibration applied and no bandpass applied

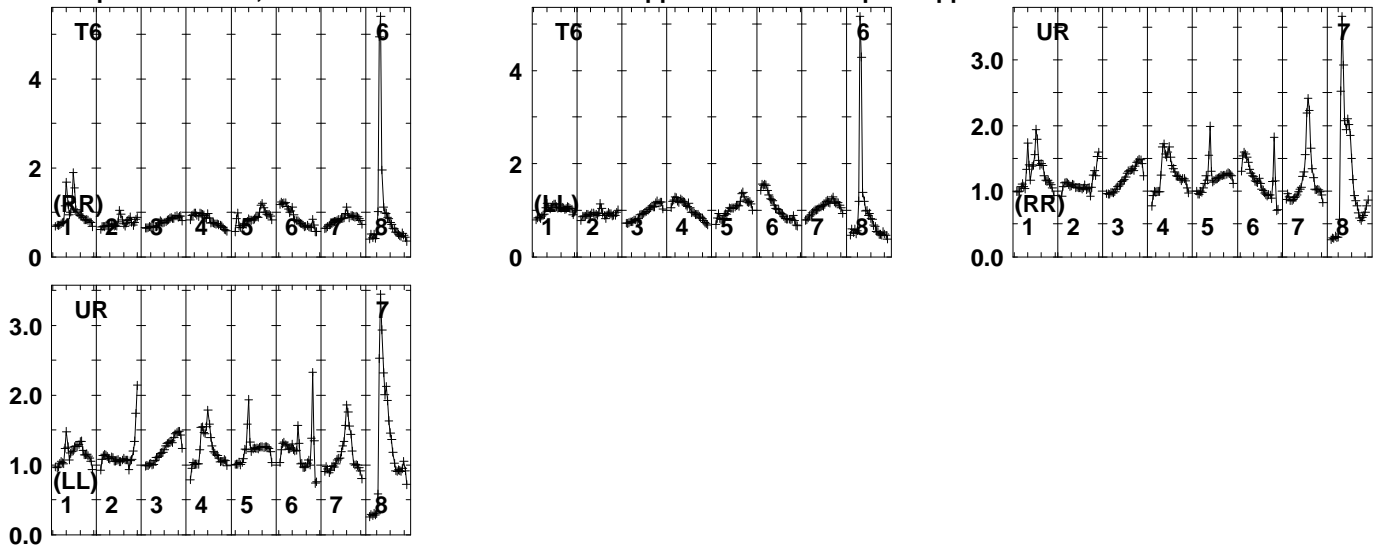


Lower frame: Real Jy  
Auto-corr total-power spectrum Antenna: \*  
Timerange: 00/11:27:31 to 00/11:28:59

Plot file version 69 created 12-SEP-2022 13:07:03

HS0810+2554 EH040A.UVDATA.1

Freq = 1.5950 GHz, Bw = 16.000 MH No calibration applied and no bandpass applied

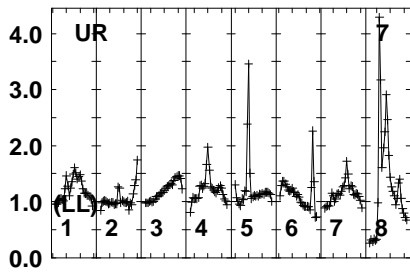
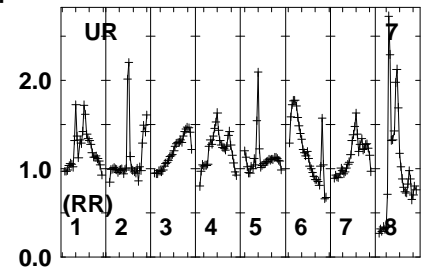
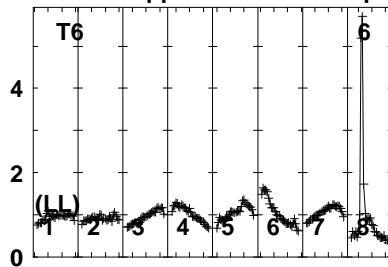
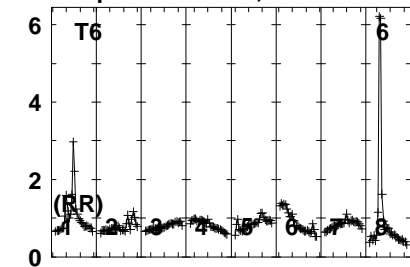


Lower frame: Real Jy  
Auto-corr total-power spectrum Antenna: \*  
Timerange: 00/11:29:01 to 00/11:32:29

Plot file version 70 created 12-SEP-2022 13:07:03

J0813+2435 EH040A.UVDATA.1

Freq = 1.5950 GHz, Bw = 16.000 MH No calibration applied and no bandpass applied

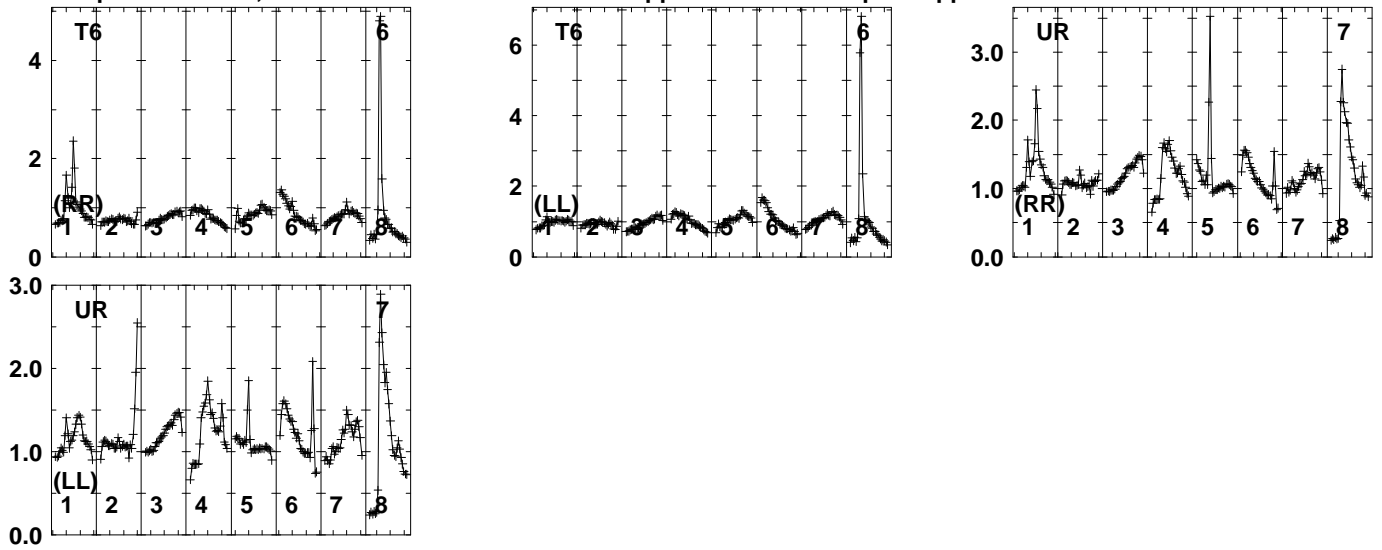


Lower frame: Real Jy  
Auto-corr total-power spectrum Antenna: \*  
Timerange: 00/11:32:33 to 00/11:33:59

Plot file version 71 created 12-SEP-2022 13:07:03

HS0810+2554 EH040A.UVDATA.1

Freq = 1.5950 GHz, Bw = 16.000 MH No calibration applied and no bandpass applied

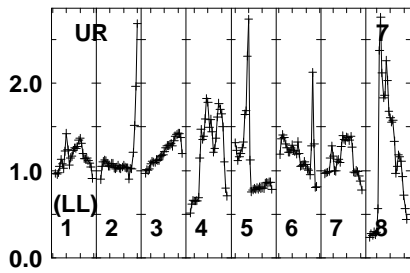
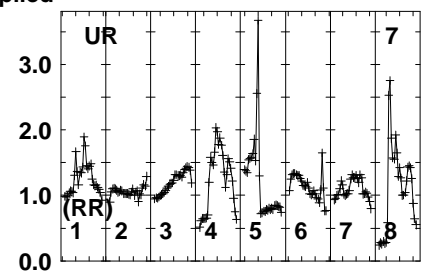
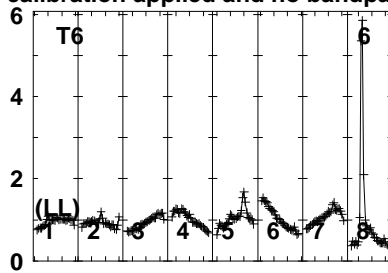
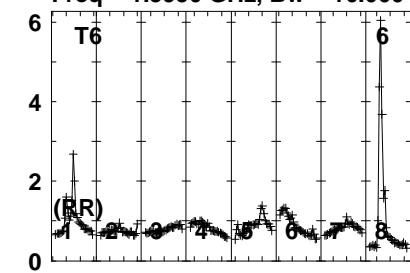


Lower frame: Real Jy  
Auto-corr total-power spectrum Antenna: \*  
Timerange: 00/11:34:03 to 00/11:37:29

Plot file version 72 created 12-SEP-2022 13:07:03

J0813+2435 EH040A.UVDATA.1

Freq = 1.5950 GHz, Bw = 16.000 MH No calibration applied and no bandpass applied



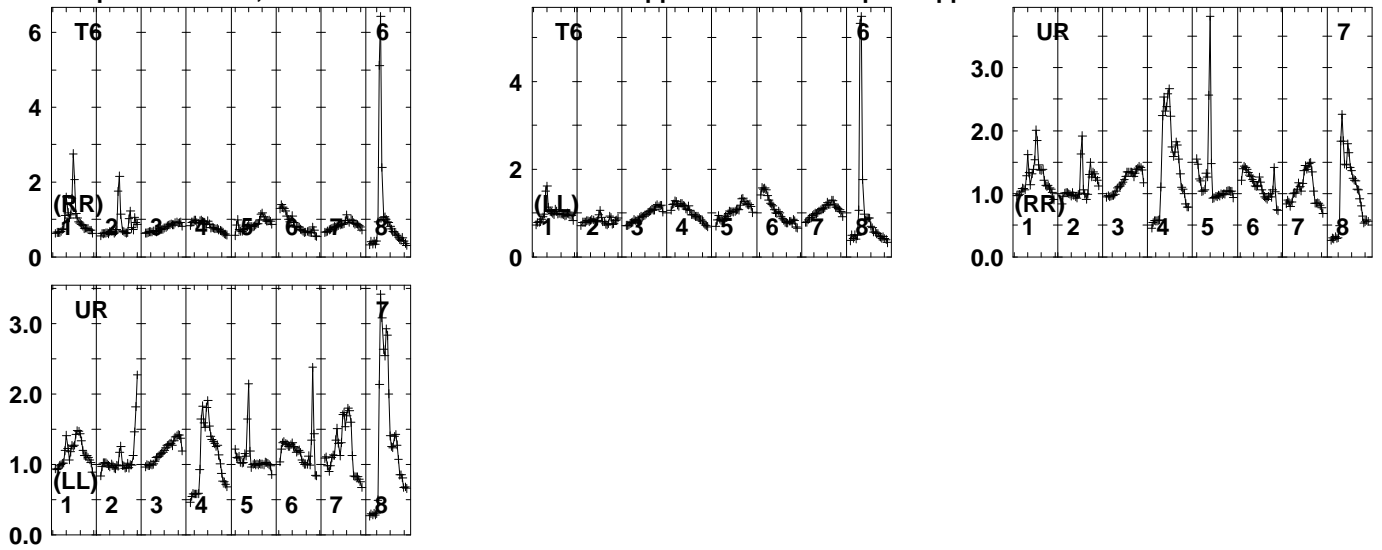
Lower frame: Real Jy  
Auto-corr total-power spectrum Antenna: \*  
Timerange: 00/11:38:01 to 00/11:39:29



Plot file version 73 created 12-SEP-2022 13:07:03

HS0810+2554 EH040A.UVDATA.1

Freq = 1.5950 GHz, Bw = 16.000 MH No calibration applied and no bandpass applied

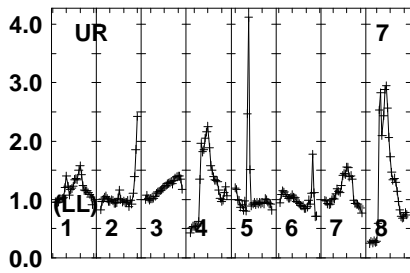
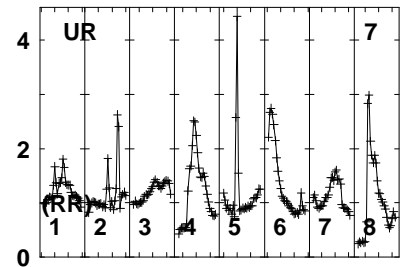
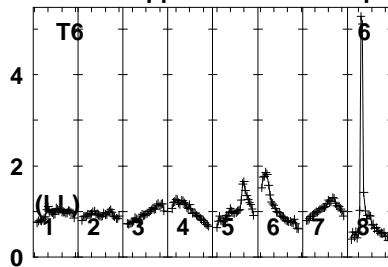
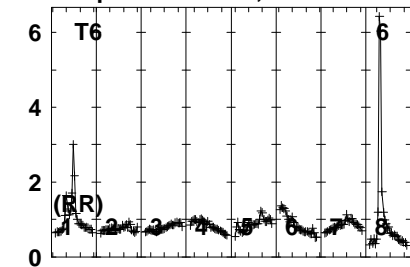


Lower frame: Real Jy  
Auto-corr total-power spectrum Antenna: \*  
Timerange: 00/11:39:31 to 00/11:42:59

Plot file version 74 created 12-SEP-2022 13:07:03

J0813+2435 EH040A.UVDATA.1

Freq = 1.5950 GHz, Bw = 16.000 MH No calibration applied and no bandpass applied

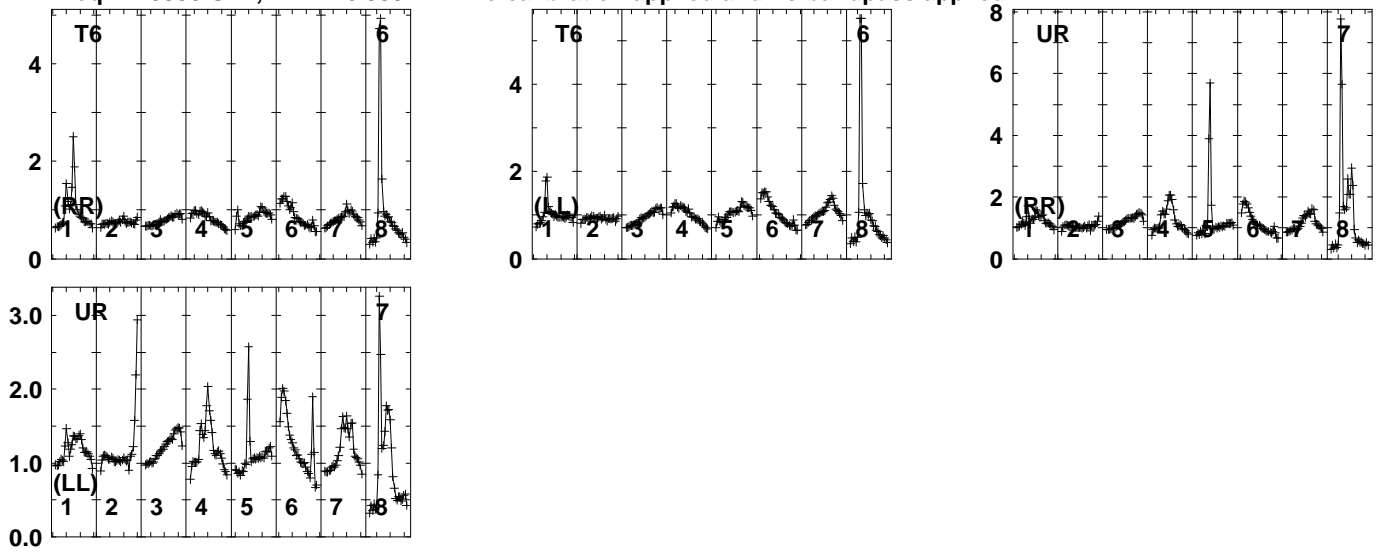


Lower frame: Real Jy  
Auto-corr total-power spectrum Antenna: \*  
Timerange: 00/11:43:03 to 00/11:44:29

Plot file version 75 created 12-SEP-2022 13:07:03

HS0810+2554 EH040A.UVDATA.1

Freq = 1.5950 GHz, Bw = 16.000 MH No calibration applied and no bandpass applied

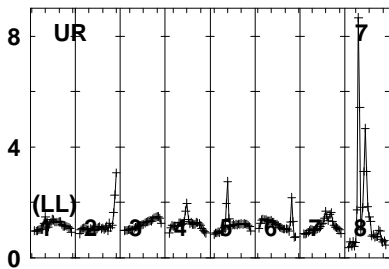
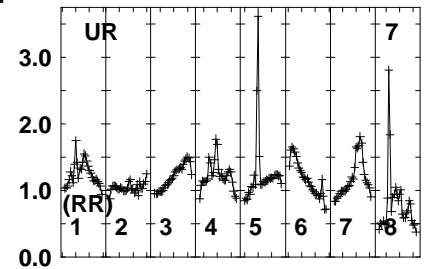
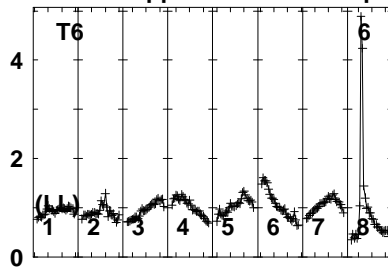
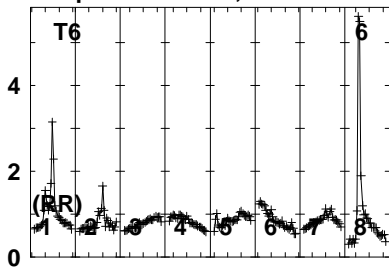


Lower frame: Real Jy  
Auto-corr total-power spectrum Antenna: \*  
Timerange: 00/11:44:33 to 00/11:47:59

Plot file version 76 created 12-SEP-2022 13:07:03

J0813+2435 EH040A.UVDATA.1

Freq = 1.5950 GHz, Bw = 16.000 MH No calibration applied and no bandpass applied

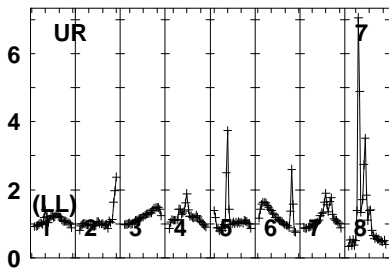
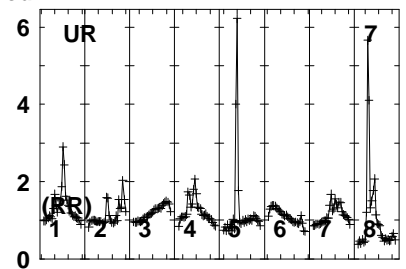
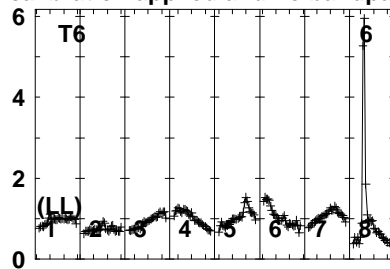
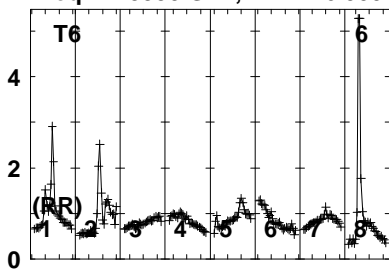


Lower frame: Real Jy  
Auto-corr total-power spectrum Antenna: \*  
Timerange: 00/11:48:31 to 00/11:49:59

Plot file version 77 created 12-SEP-2022 13:07:03

HS0810+2554 EH040A.UVDATA.1

Freq = 1.5950 GHz, Bw = 16.000 MH No calibration applied and no bandpass applied

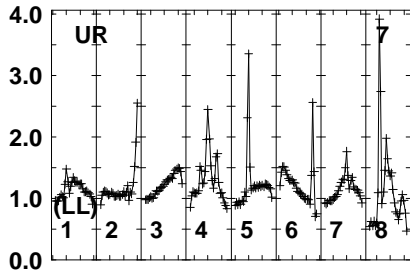
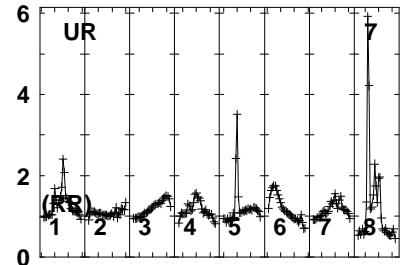
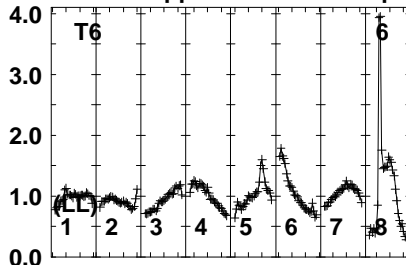
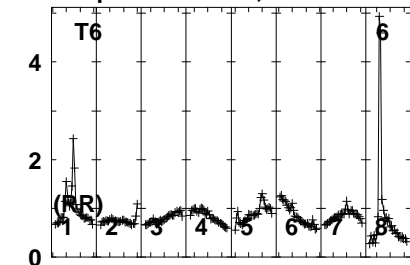


Lower frame: Real Jy  
Auto-corr total-power spectrum Antenna: \*  
Timerange: 00/11:50:01 to 00/11:53:29

Plot file version 78 created 12-SEP-2022 13:07:03

J0813+2435 EH040A.UVDATA.1

Freq = 1.5950 GHz, Bw = 16.000 MH No calibration applied and no bandpass applied

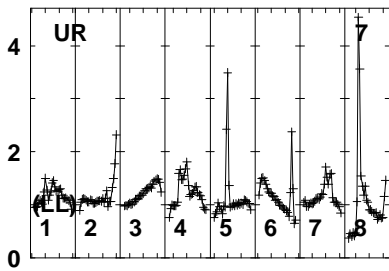
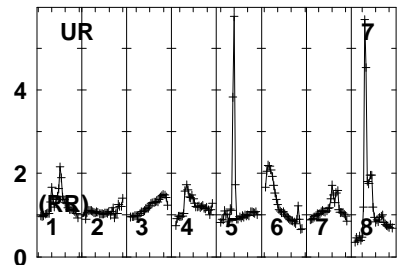
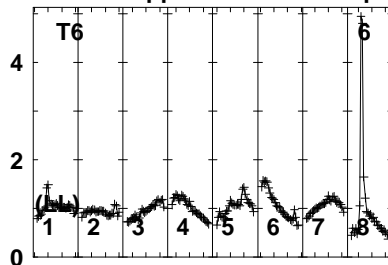
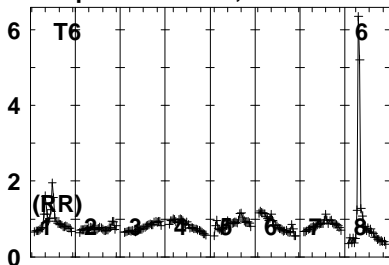


Lower frame: Real Jy  
Auto-corr total-power spectrum Antenna: \*  
Timerange: 00/11:53:33 to 00/11:54:59

Plot file version 79 created 12-SEP-2022 13:07:03

HS0810+2554 EH040A.UVDATA.1

Freq = 1.5950 GHz, Bw = 16.000 MH No calibration applied and no bandpass applied

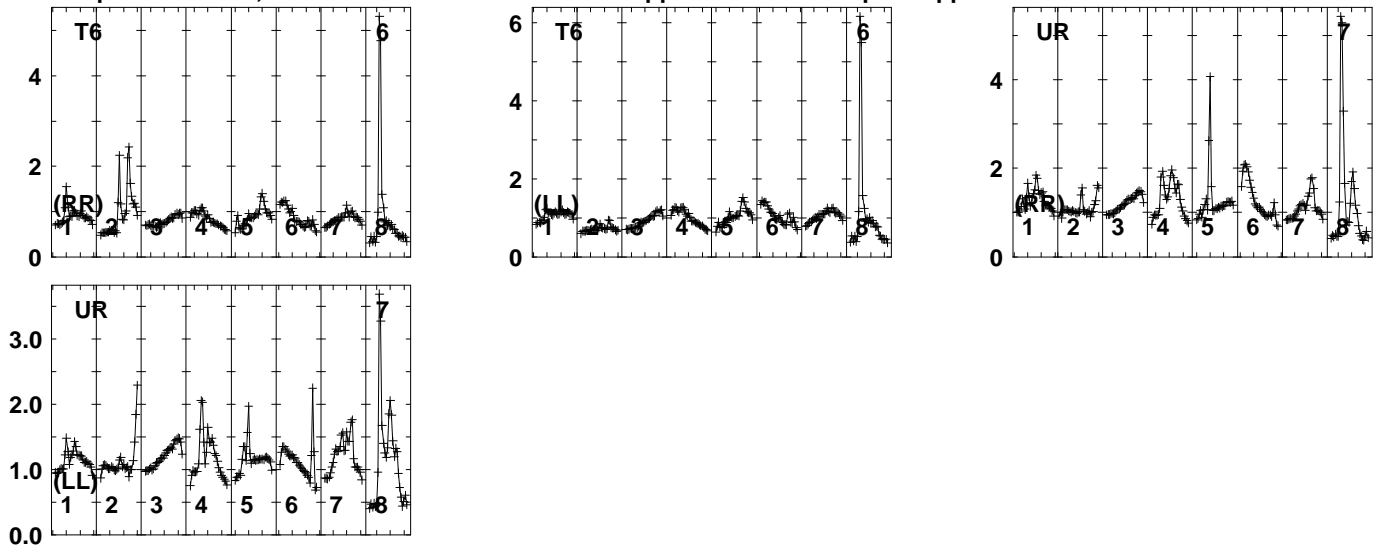


Lower frame: Real Jy  
Auto-corr total-power spectrum Antenna: \*  
Timerange: 00/11:55:03 to 00/11:58:29

Plot file version 80 created 12-SEP-2022 13:07:03

J0813+2435 EH040A.UVDATA.1

Freq = 1.5950 GHz, Bw = 16.000 MH No calibration applied and no bandpass applied



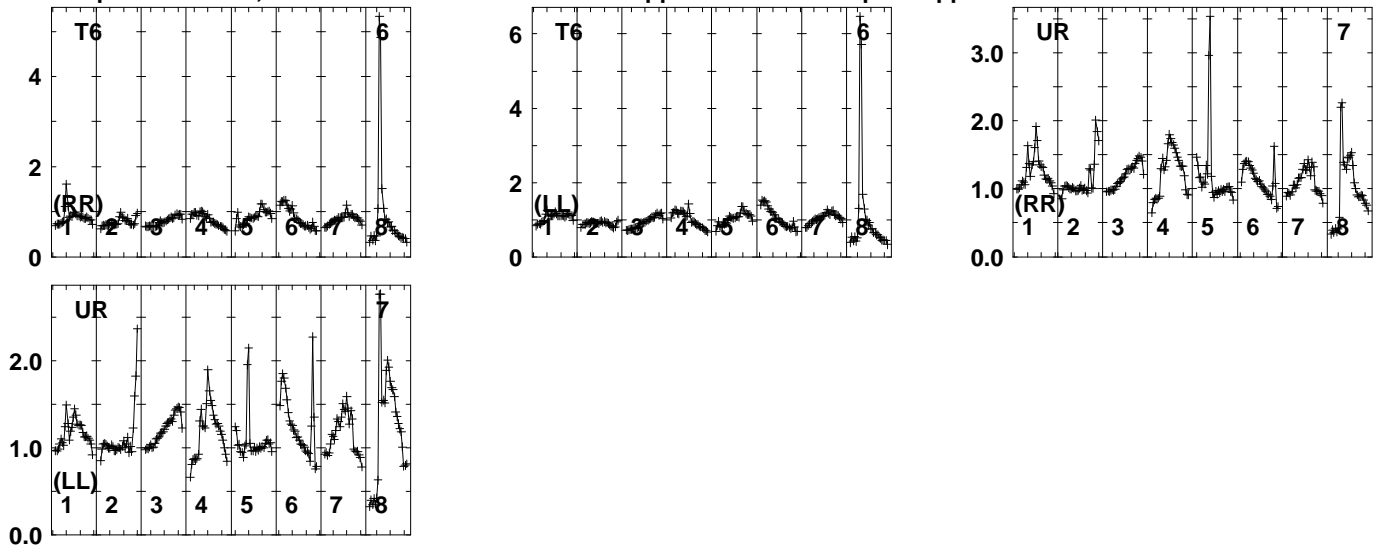
Lower frame: Real Jy  
Auto-corr total-power spectrum Antenna: \*  
Timerange: 00/11:59:01 to 00/12:00:29



Plot file version 81 created 12-SEP-2022 13:07:03

HS0810+2554 EH040A.UVDATA.1

Freq = 1.5950 GHz, Bw = 16.000 MH No calibration applied and no bandpass applied

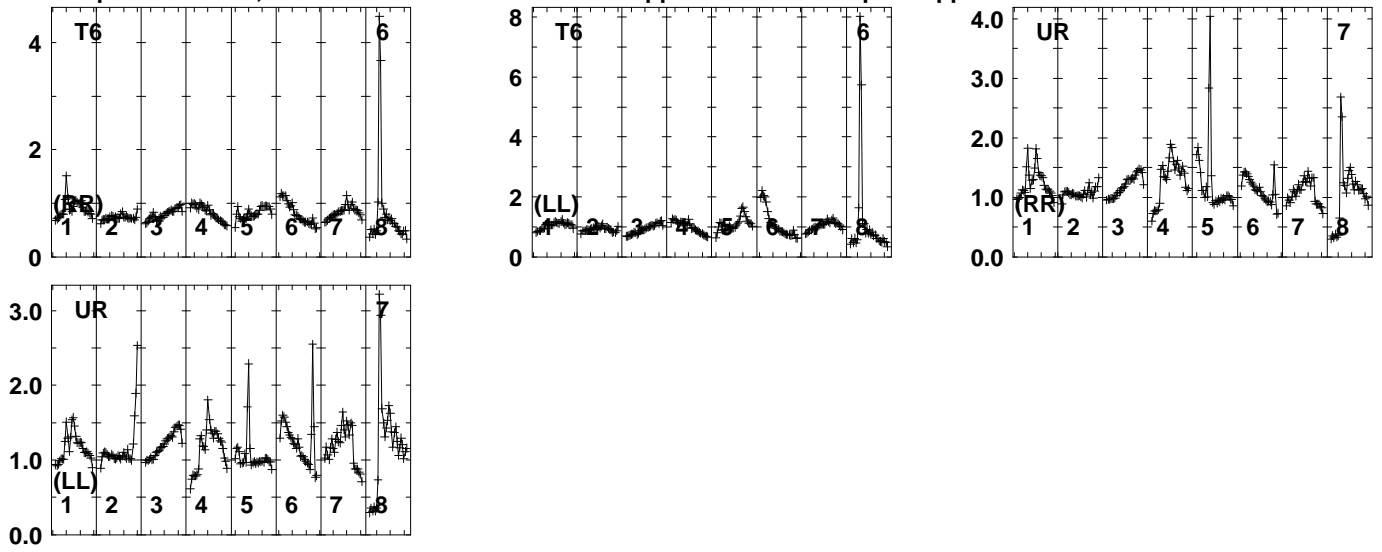


Lower frame: Real Jy  
Auto-corr total-power spectrum Antenna: \*  
Timerange: 00/12:00:31 to 00/12:03:59

Plot file version 82 created 12-SEP-2022 13:07:03

J0813+2435 EH040A.UVDATA.1

Freq = 1.5950 GHz, Bw = 16.000 MH No calibration applied and no bandpass applied

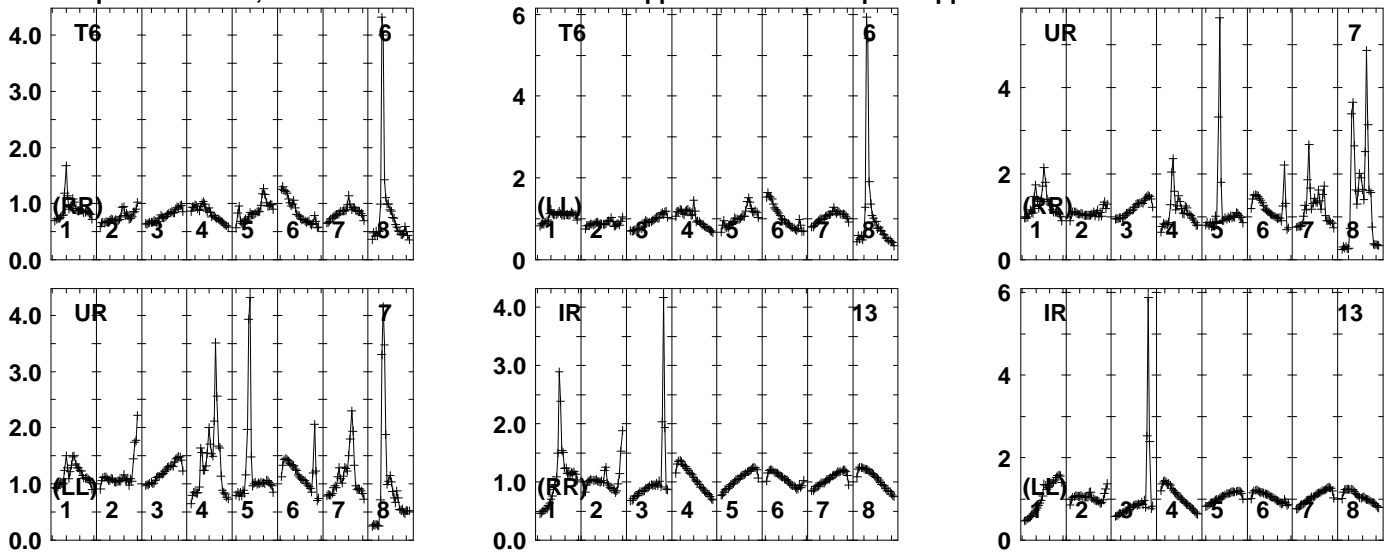


Lower frame: Real Jy  
Auto-corr total-power spectrum Antenna: \*  
Timerange: 00/12:04:03 to 00/12:05:29

Plot file version 83 created 12-SEP-2022 13:07:03

HS0810+2554 EH040A.UVDATA.1

Freq = 1.5950 GHz, Bw = 16.000 MH No calibration applied and no bandpass applied



Lower frame: Real Jy

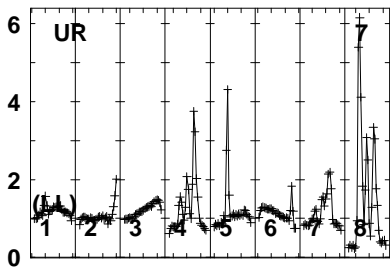
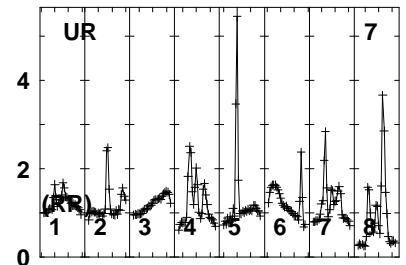
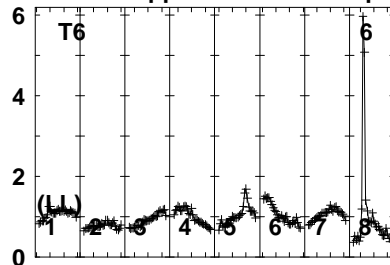
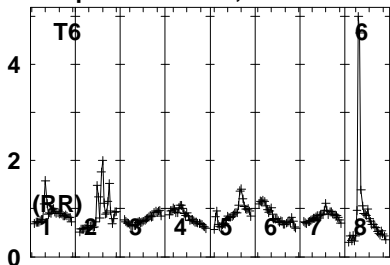
Auto-corr total-power spectrum Antenna: \*

Timerange: 00/12:05:33 to 00/12:08:59

Plot file version 84 created 12-SEP-2022 13:07:03

J0813+2435 EH040A.UVDATA.1

Freq = 1.5950 GHz, Bw = 16.000 MH No calibration applied and no bandpass applied

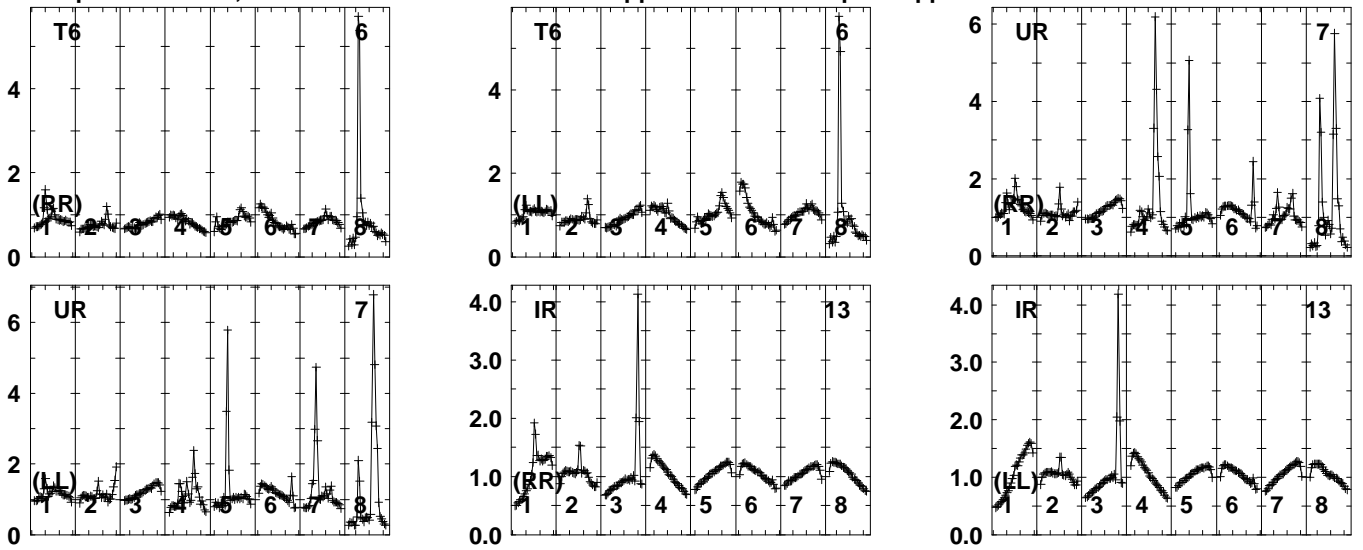


Lower frame: Real Jy  
Auto-corr total-power spectrum Antenna: \*  
Timerange: 00/12:09:31 to 00/12:10:59

Plot file version 85 created 12-SEP-2022 13:07:03

HS0810+2554 EH040A.UVDATA.1

Freq = 1.5950 GHz, Bw = 16.000 MH No calibration applied and no bandpass applied

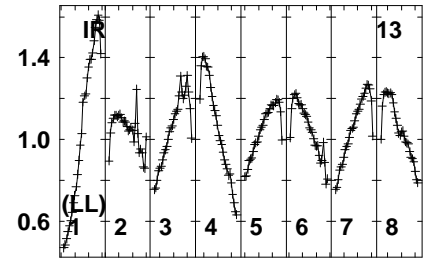
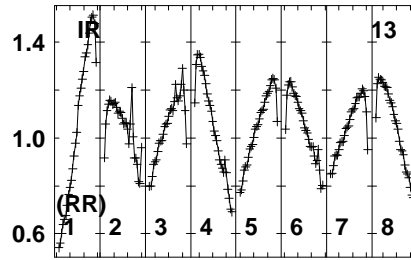
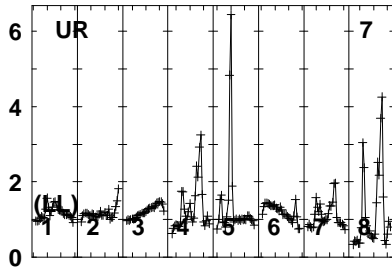
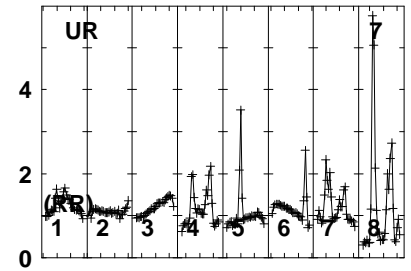
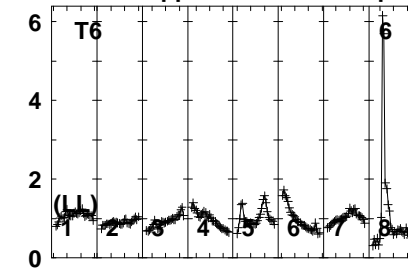
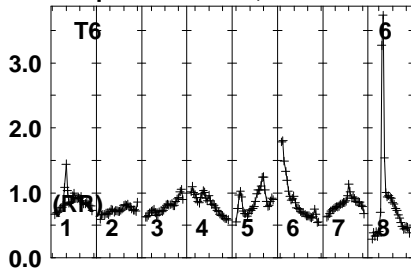


Lower frame: Real Jy  
Auto-corr total-power spectrum Antenna: \*  
Timerange: 00/12:11:01 to 00/12:14:29

Plot file version 86 created 12-SEP-2022 13:07:04

J0813+2435 EH040A.UVDATA.1

Freq = 1.5950 GHz, Bw = 16.000 MH No calibration applied and no bandpass applied

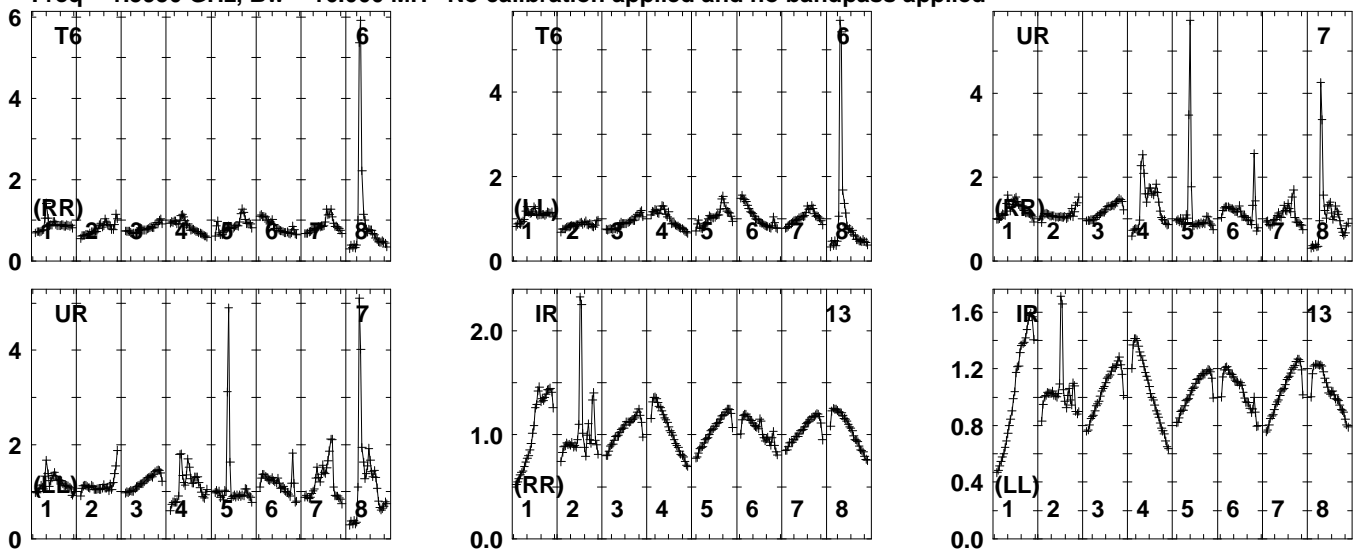


Lower frame: Real Jy  
Auto-corr total-power spectrum Antenna: \*  
Timerange: 00/12:14:31 to 00/12:15:59

Plot file version 87 created 12-SEP-2022 13:07:04

HS0810+2554 EH040A.UVDATA.1

Freq = 1.5950 GHz, Bw = 16.000 MH No calibration applied and no bandpass applied

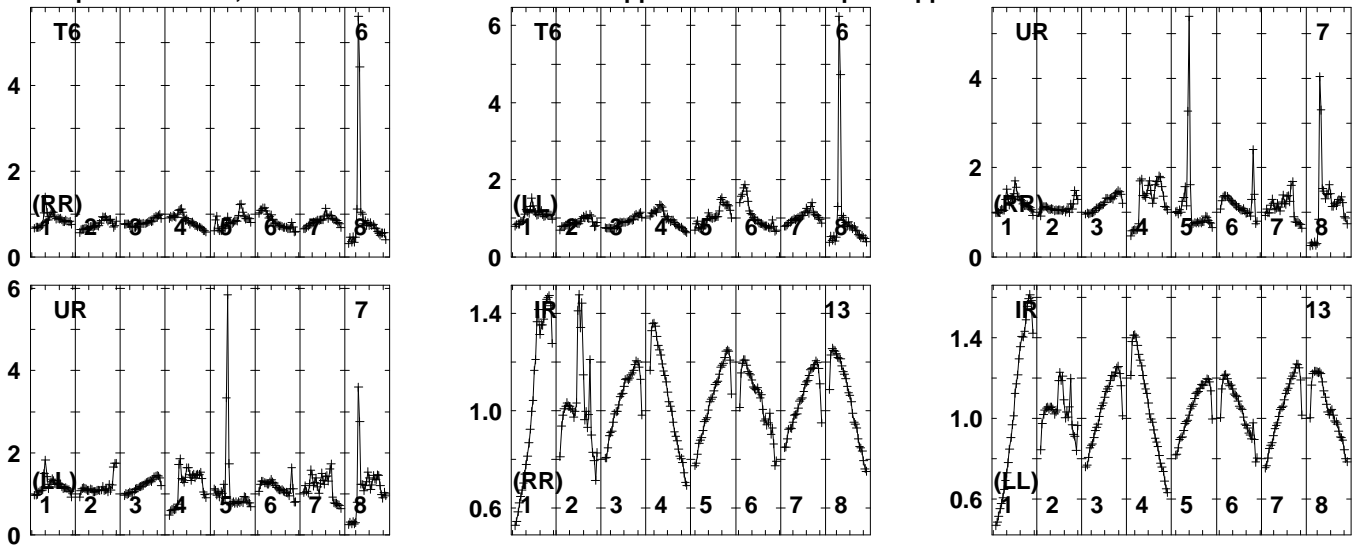


Lower frame: Real Jy  
Auto-corr total-power spectrum Antenna: \*  
Timerange: 00/12:16:03 to 00/12:19:29

Plot file version 88 created 12-SEP-2022 13:07:04

J0813+2435 EH040A.UVDATA.1

Freq = 1.5950 GHz, Bw = 16.000 MH No calibration applied and no bandpass applied



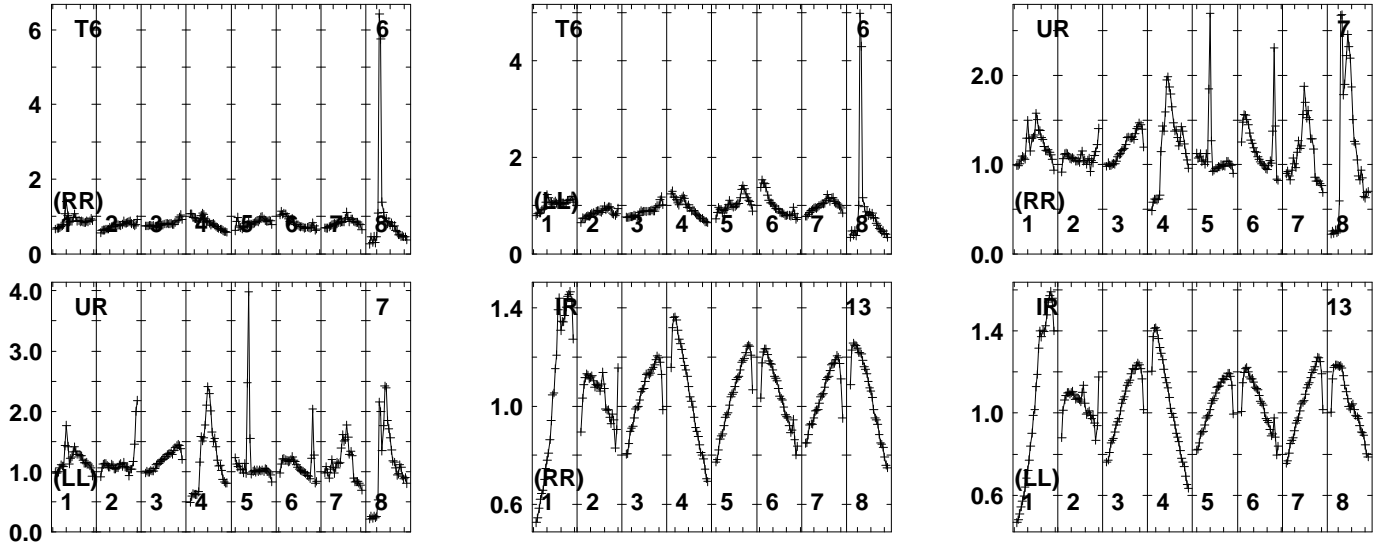
Lower frame: Real Jy  
Auto-corr total-power spectrum Antenna: \*  
Timerange: 00/12:20:01 to 00/12:21:29



Plot file version 89 created 12-SEP-2022 13:07:04

HS0810+2554 EH040A.UVDATA.1

Freq = 1.5950 GHz, Bw = 16.000 MH No calibration applied and no bandpass applied

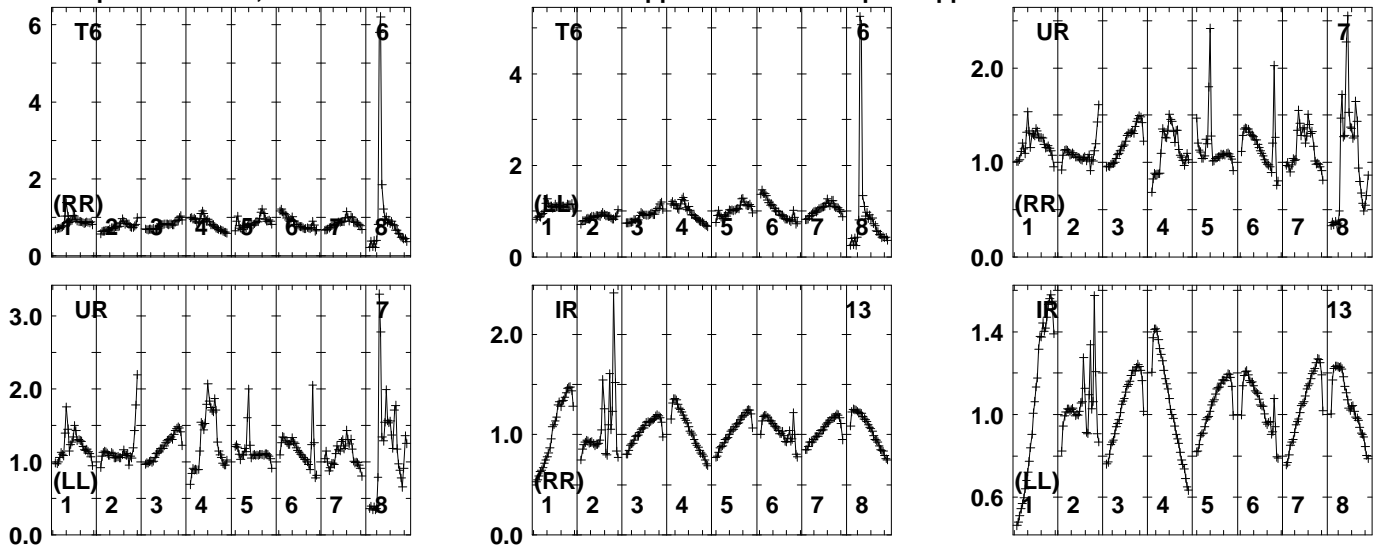


Lower frame: Real Jy  
Auto-corr total-power spectrum Antenna: \*  
Timerange: 00/12:21:31 to 00/12:24:59

Plot file version 90 created 12-SEP-2022 13:07:04

J0813+2435 EH040A.UVDATA.1

Freq = 1.5950 GHz, Bw = 16.000 MH No calibration applied and no bandpass applied

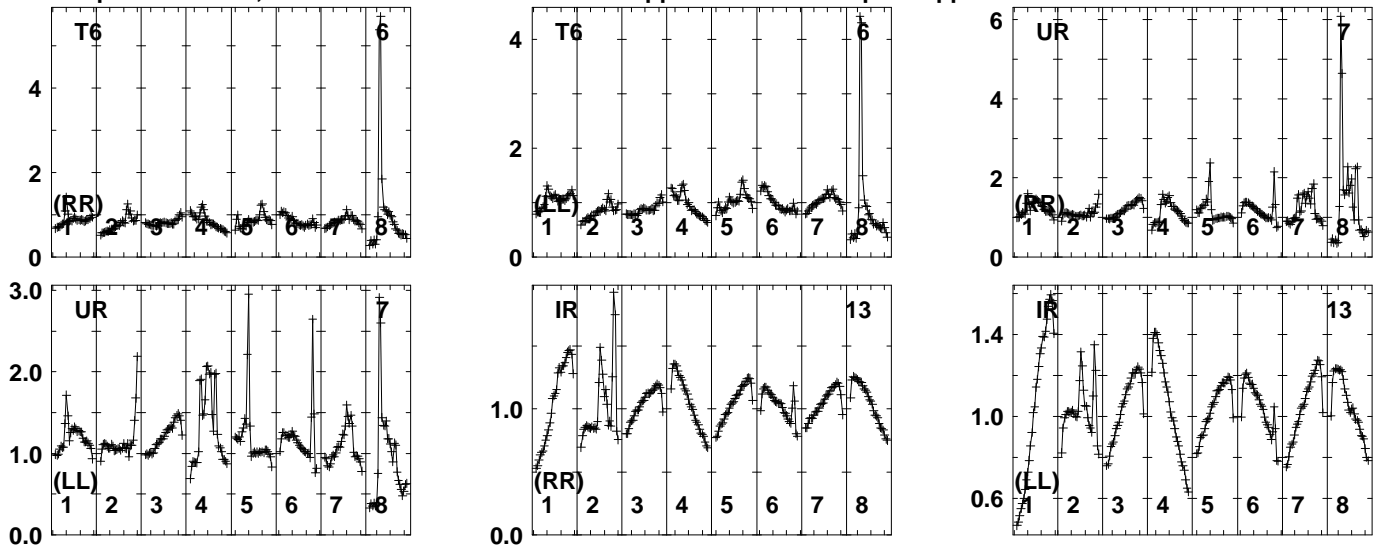


Lower frame: Real Jy  
Auto-corr total-power spectrum Antenna: \*  
Timerange: 00/12:25:03 to 00/12:26:29

Plot file version 91 created 12-SEP-2022 13:07:04

HS0810+2554 EH040A.UVDATA.1

Freq = 1.5950 GHz, Bw = 16.000 MH No calibration applied and no bandpass applied

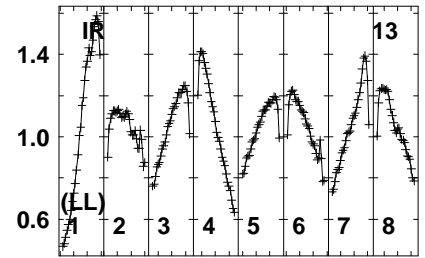
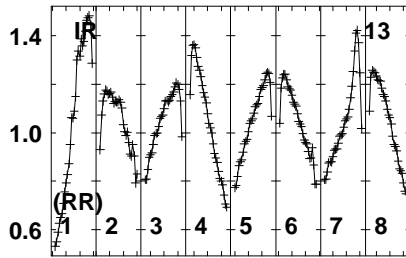
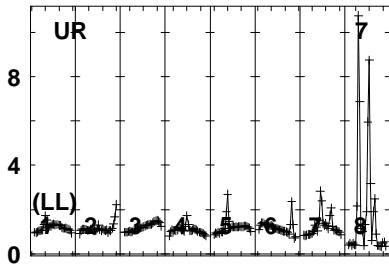
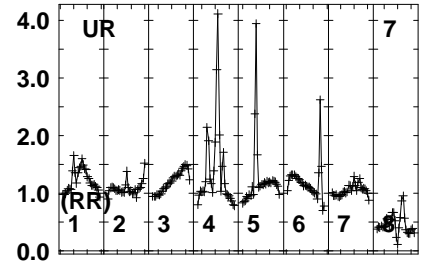
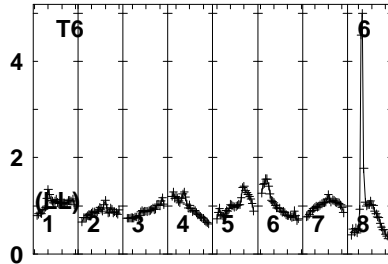
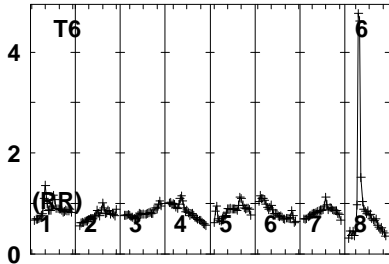


Lower frame: Real Jy  
Auto-corr total-power spectrum Antenna: \*  
Timerange: 00/12:26:33 to 00/12:29:59

Plot file version 92 created 12-SEP-2022 13:07:04

J0813+2435 EH040A.UVDATA.1

Freq = 1.5950 GHz, Bw = 16.000 MH No calibration applied and no bandpass applied

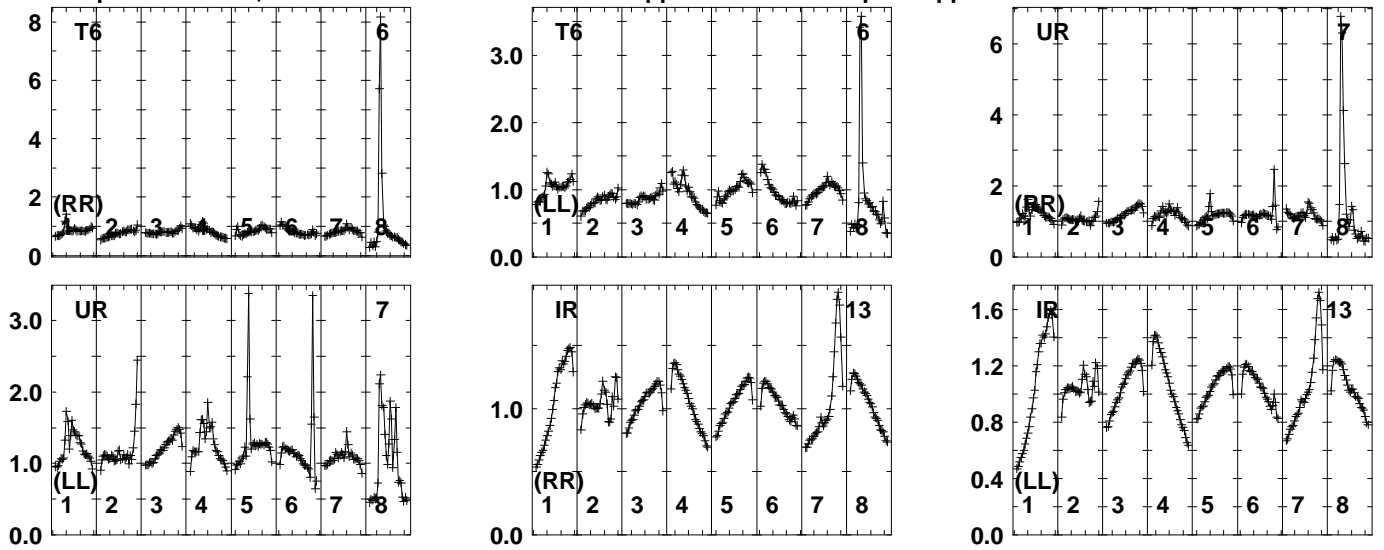


Lower frame: Real Jy  
Auto-corr total-power spectrum Antenna: \*  
Timerange: 00/12:30:31 to 00/12:31:59

Plot file version 93 created 12-SEP-2022 13:07:04

HS0810+2554 EH040A.UVDATA.1

Freq = 1.5950 GHz, Bw = 16.000 MH No calibration applied and no bandpass applied

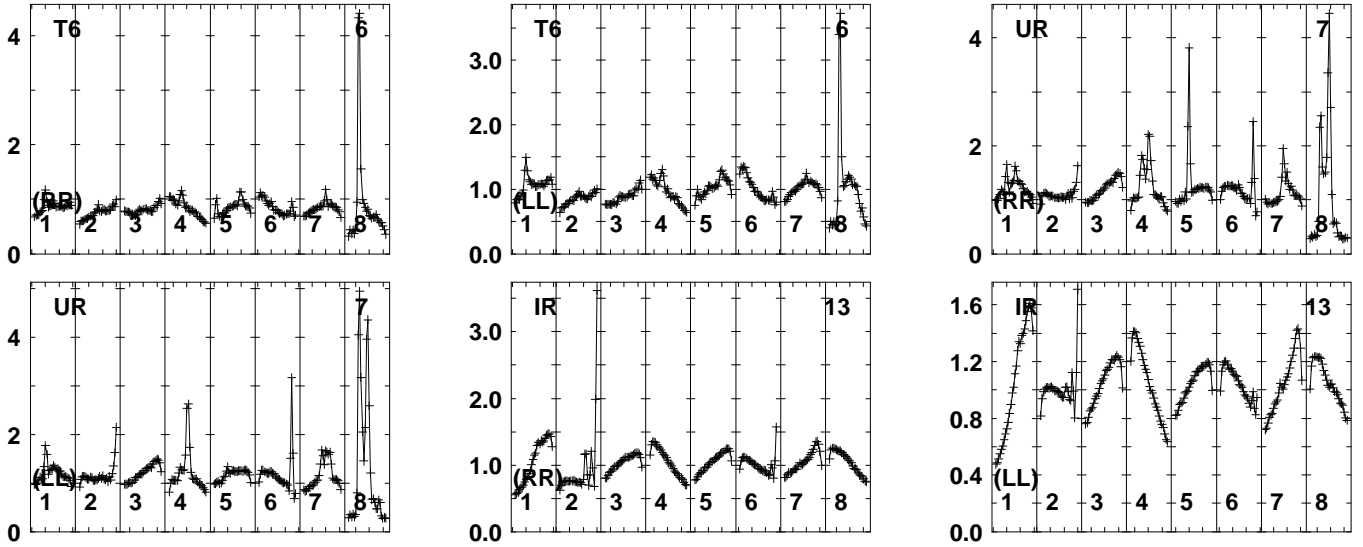


Lower frame: Real Jy  
Auto-corr total-power spectrum Antenna: \*  
Timerange: 00/12:32:01 to 00/12:35:29

Plot file version 94 created 12-SEP-2022 13:07:04

J0813+2435 EH040A.UVDATA.1

Freq = 1.5950 GHz, Bw = 16.000 MH No calibration applied and no bandpass applied

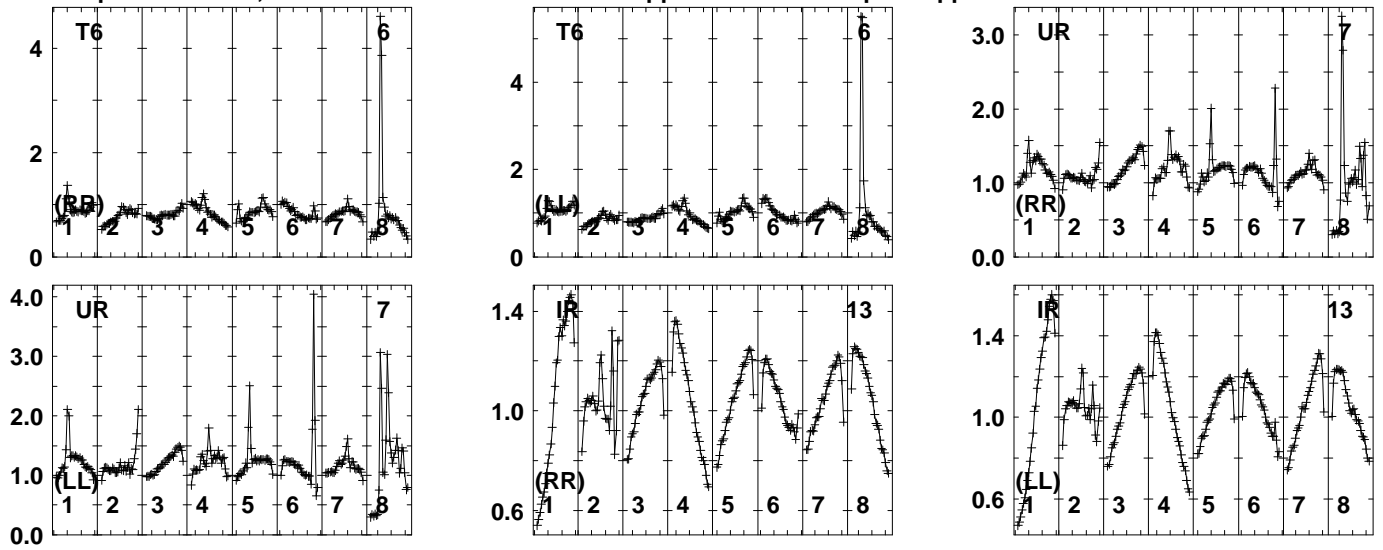


Lower frame: Real Jy  
Auto-corr total-power spectrum Antenna: \*  
Timerange: 00/12:35:33 to 00/12:36:59

Plot file version 95 created 12-SEP-2022 13:07:04

HS0810+2554 EH040A.UVDATA.1

Freq = 1.5950 GHz, Bw = 16.000 MH No calibration applied and no bandpass applied

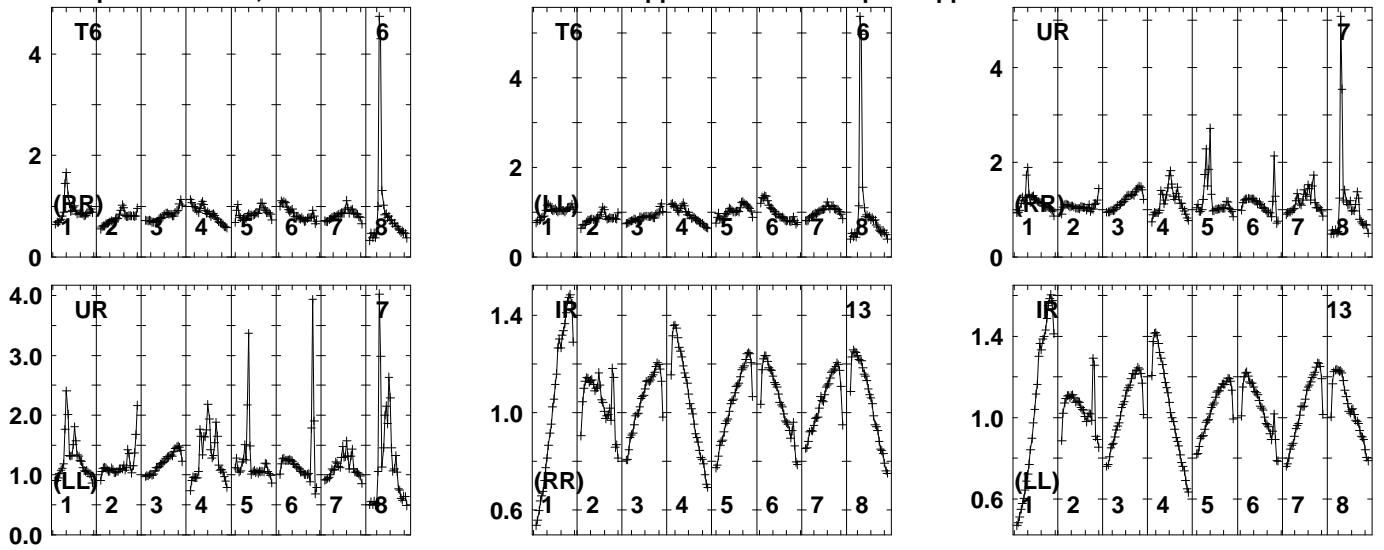


Lower frame: Real Jy  
Auto-corr total-power spectrum Antenna: \*  
Timerange: 00/12:37:03 to 00/12:40:29

Plot file version 96 created 12-SEP-2022 13:07:04

J0813+2435 EH040A.UVDATA.1

Freq = 1.5950 GHz, Bw = 16.000 MH No calibration applied and no bandpass applied



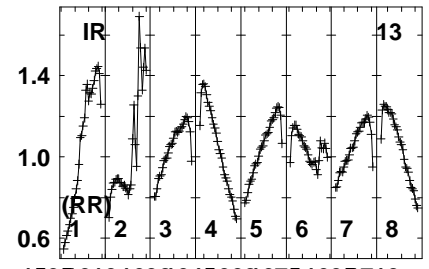
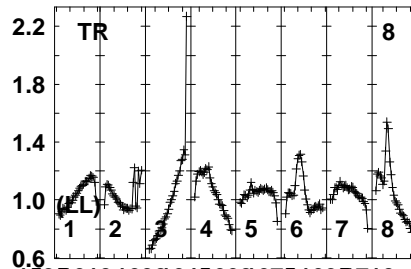
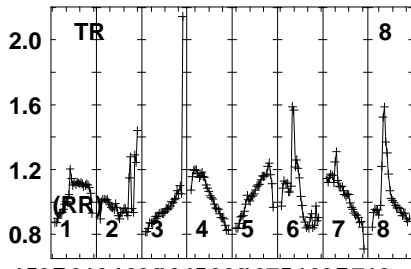
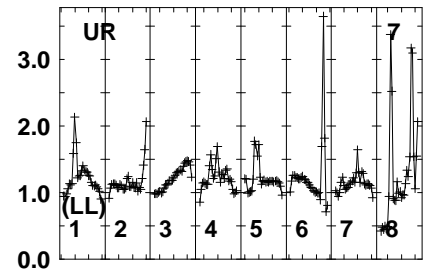
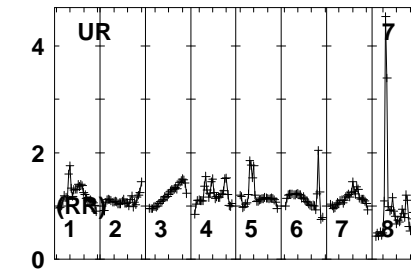
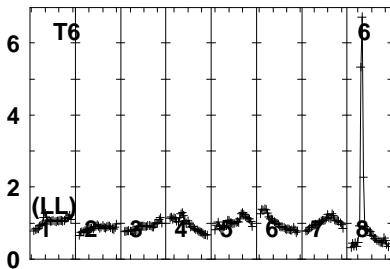
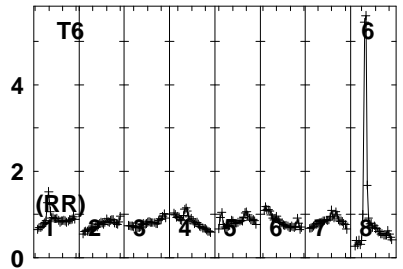
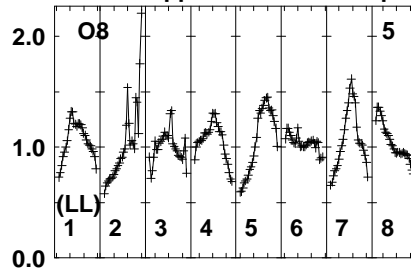
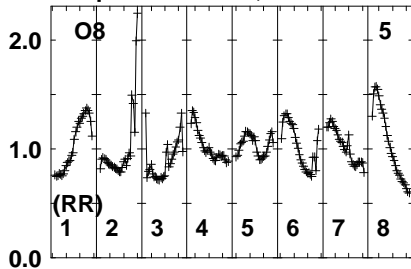
Lower frame: Real Jy  
Auto-corr total-power spectrum Antenna: \*  
Timerange: 00/12:41:01 to 00/12:42:29



Plot file version 97 created 12-SEP-2022 13:07:04

HS0810+2554 EH040A.UVDATA.1

Freq = 1.5950 GHz, Bw = 16.000 MH No calibration applied and no bandpass applied



1595 610 1630 645 660 675 1695 710  
FREQ MHz

1595 610 1630 645 660 675 1695 710  
FREQ MHz

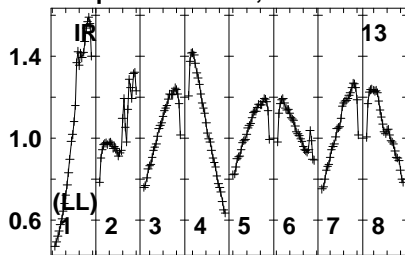
1595 610 1630 645 660 675 1695 710  
FREQ MHz

Lower frame: Real Jy  
Auto-corr total-power spectrum Antenna: \*  
Timerange: 00/12:42:31 to 00/12:45:59

Plot file version 98 created 12-SEP-2022 13:07:04

HS0810+2554 EH040A.UVDATA.1

Freq = 1.5950 GHz, Bw = 16.000 MH No calibration applied and no bandpass applied



Lower frame: Real Jy

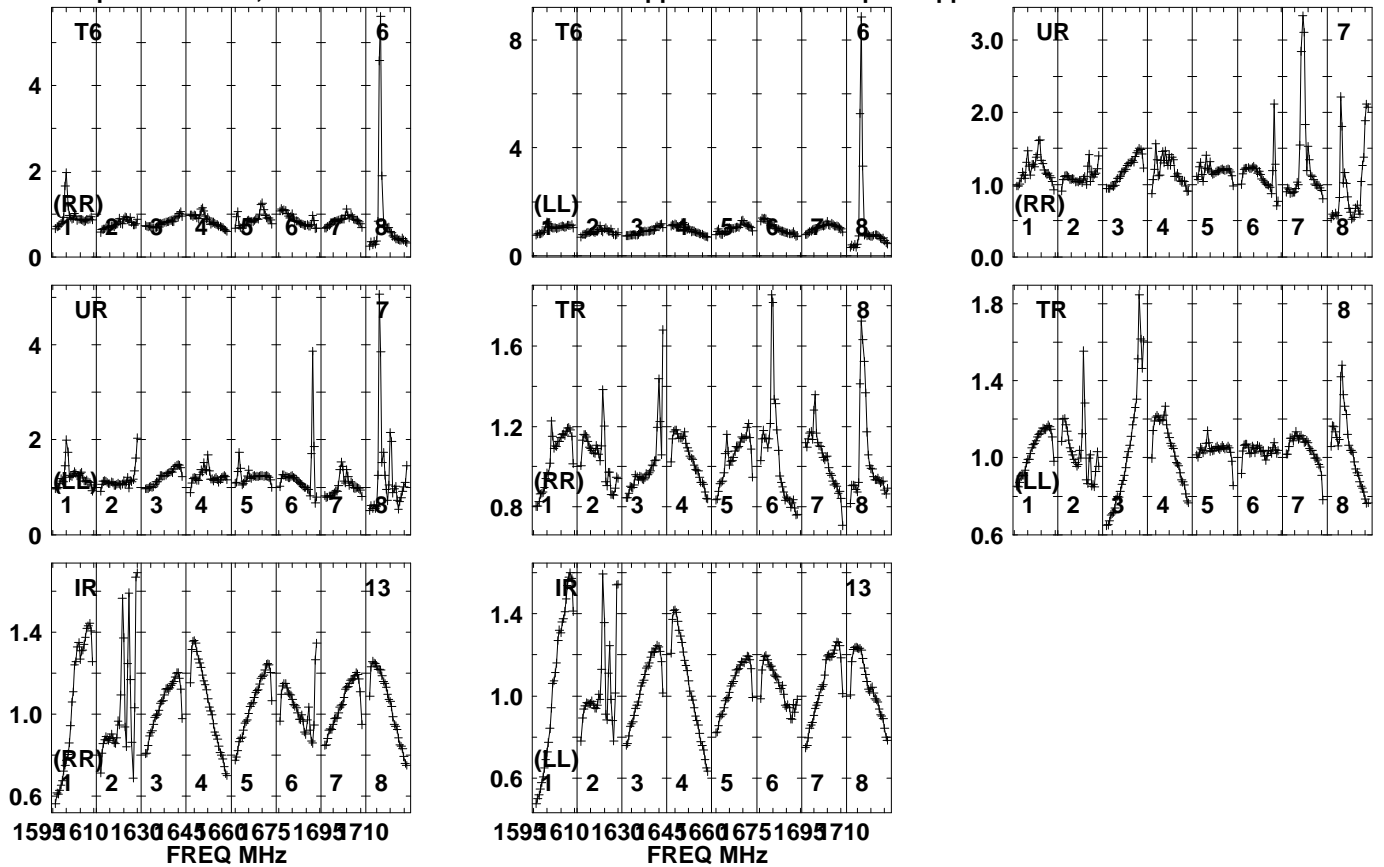
Auto-corr total-power spectrum Antenna: \*

Timerange: 00/12:42:31 to 00/12:45:59

Plot file version 99 created 12-SEP-2022 13:07:04

J0813+2435 EH040A.UVDATA.1

Freq = 1.5950 GHz, Bw = 16.000 MH No calibration applied and no bandpass applied

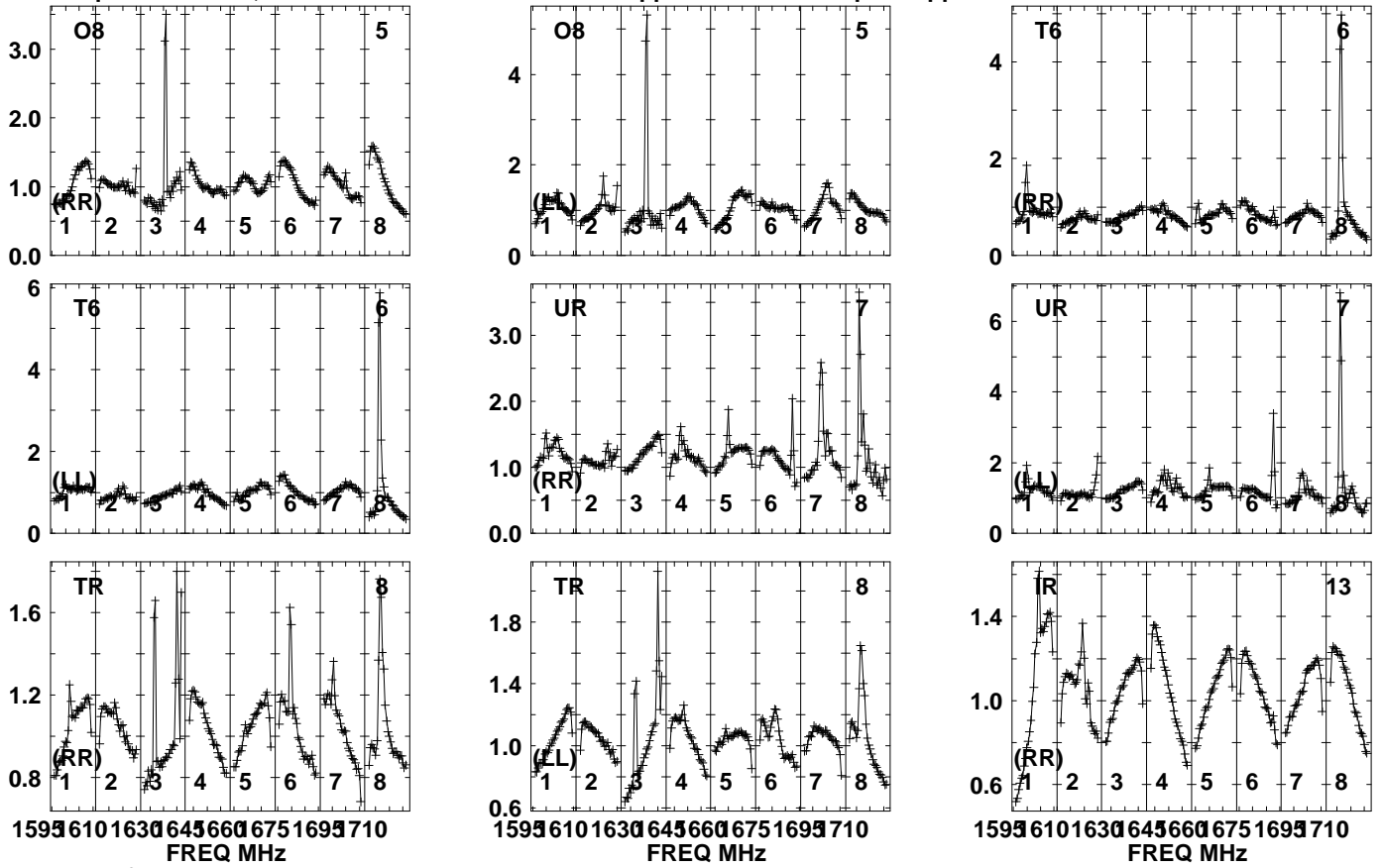


Lower frame: Real Jy  
Auto-corr total-power spectrum Antenna: \*  
Timerange: 00/12:46:01 to 00/12:47:29

Plot file version 100 created 12-SEP-2022 13:07:04

HS0810+2554 EH040A.UVDATA.1

Freq = 1.5950 GHz, Bw = 16.000 MH No calibration applied and no bandpass applied

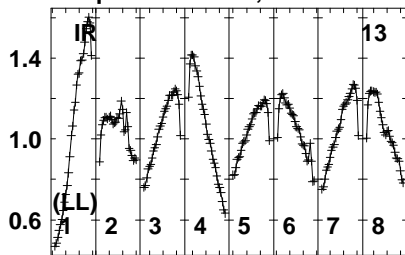


Lower frame: Real Jy  
Auto-corr total-power spectrum Antenna: \*  
Timerange: 00/12:47:31 to 00/12:50:59

Plot file version 101 created 12-SEP-2022 13:07:04

HS0810+2554 EH040A.UVDATA.1

Freq = 1.5950 GHz, Bw = 16.000 MH No calibration applied and no bandpass applied



Lower frame: Real Jy

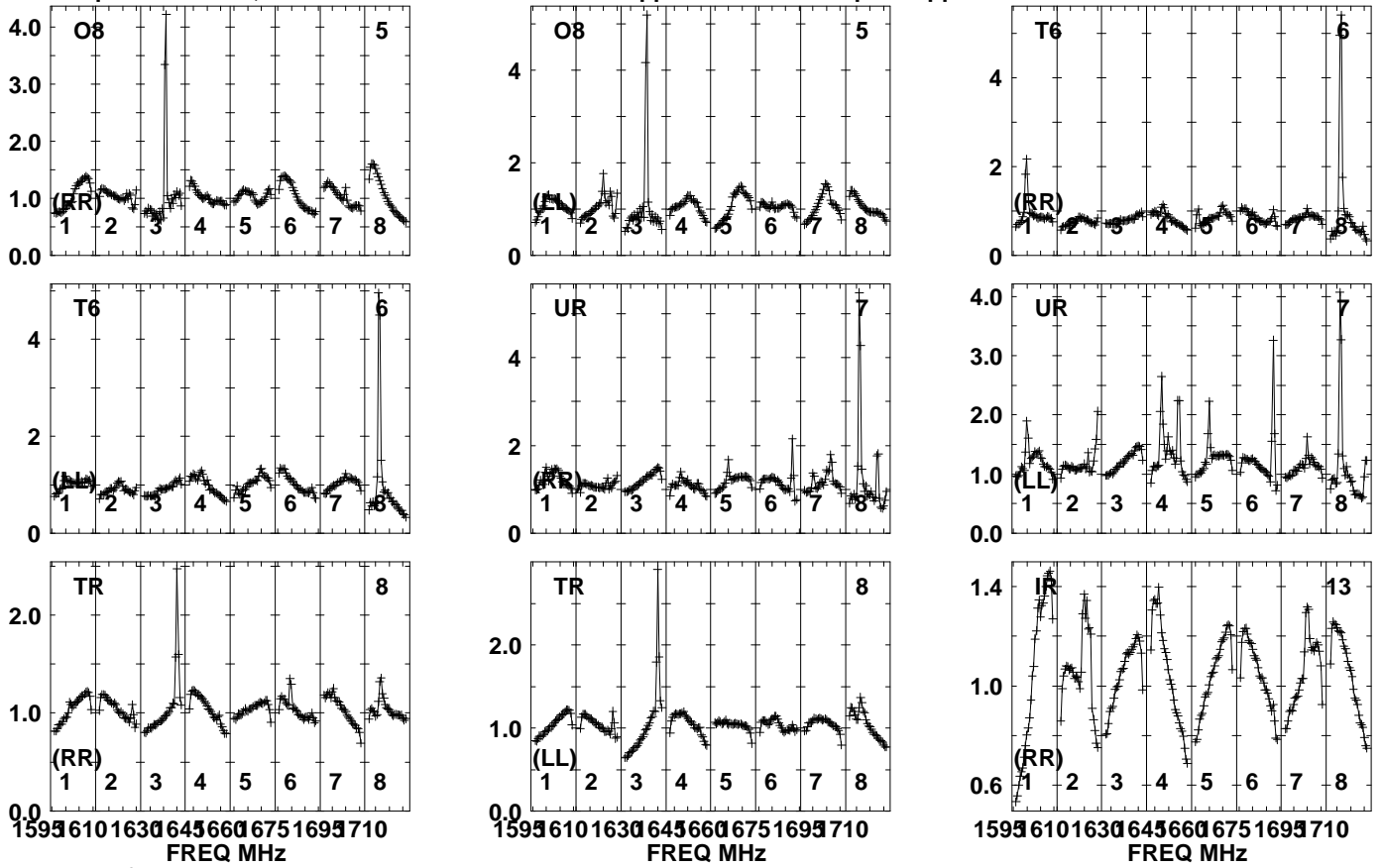
Auto-corr total-power spectrum Antenna: \*

Timerange: 00/12:47:31 to 00/12:50:59

Plot file version 102 created 12-SEP-2022 13:07:04

J0813+2435 EH040A.UVDATA.1

Freq = 1.5950 GHz, Bw = 16.000 MH No calibration applied and no bandpass applied

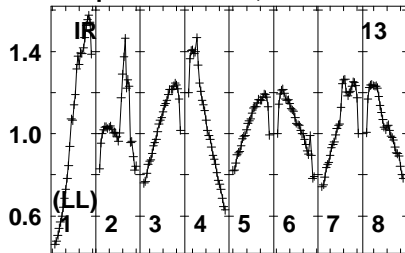


Lower frame: Real Jy  
Auto-corr total-power spectrum Antenna: \*  
Timerange: 00/12:51:31 to 00/12:52:59

Plot file version 103 created 12-SEP-2022 13:07:04

J0813+2435 EH040A.UVDATA.1

Freq = 1.5950 GHz, Bw = 16.000 MH No calibration applied and no bandpass applied



Lower frame: Real Jy

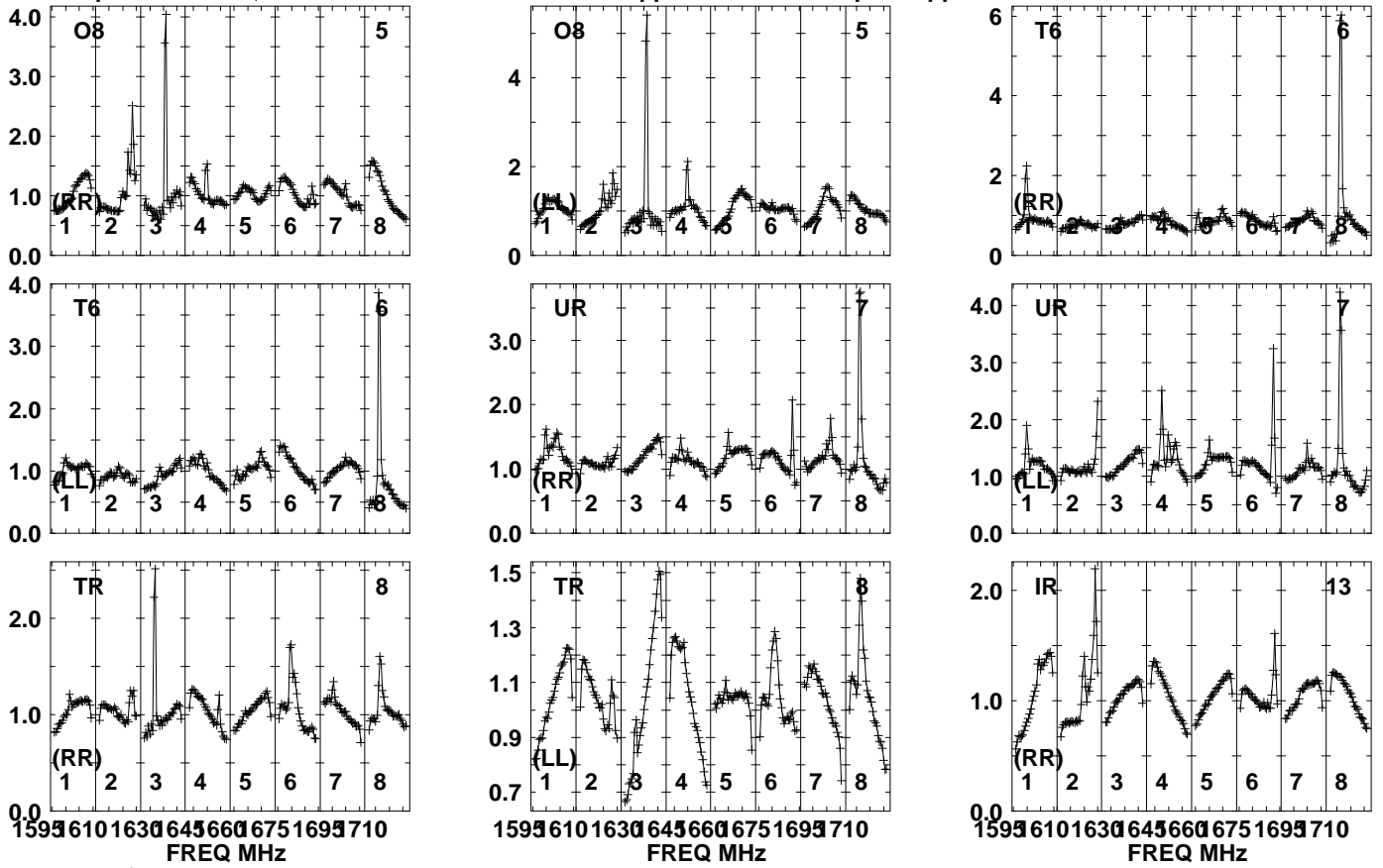
Auto-corr total-power spectrum Antenna: \*

Timerange: 00/12:51:31 to 00/12:52:59

Plot file version 104 created 12-SEP-2022 13:07:04

HS0810+2554 EH040A.UVDATA.1

Freq = 1.5950 GHz, Bw = 16.000 MH No calibration applied and no bandpass applied



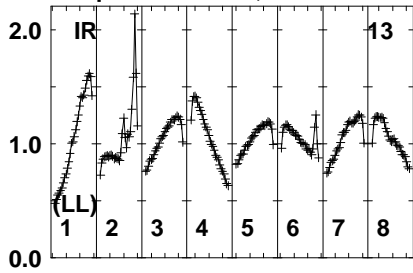
Lower frame: Real Jy  
Auto-corr total-power spectrum Antenna: \*  
Timerange: 00/12:53:01 to 00/12:56:29



Plot file version 105 created 12-SEP-2022 13:07:05

HS0810+2554 EH040A.UVDATA.1

Freq = 1.5950 GHz, Bw = 16.000 MH No calibration applied and no bandpass applied



Lower frame: Real Jy

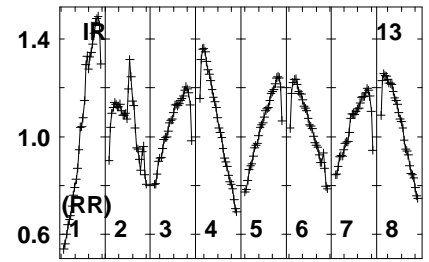
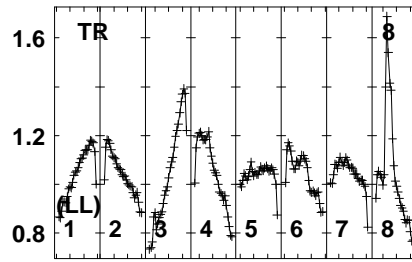
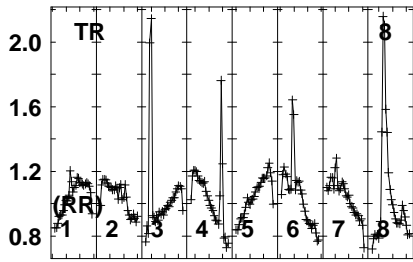
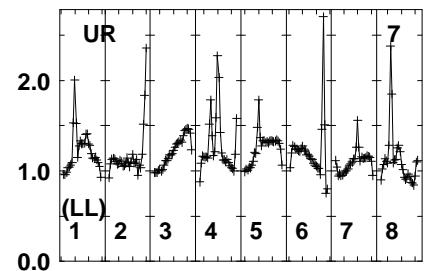
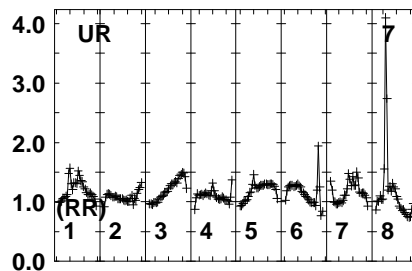
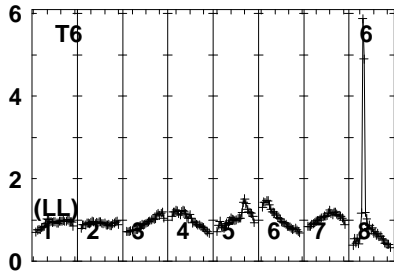
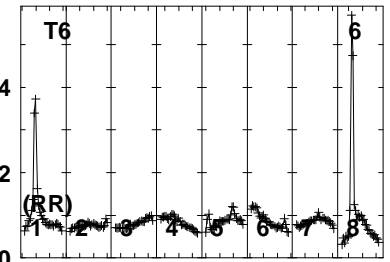
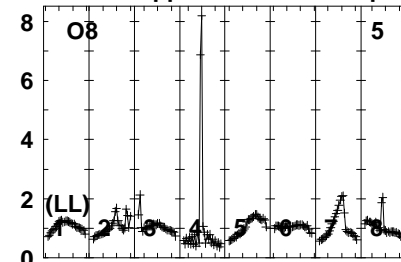
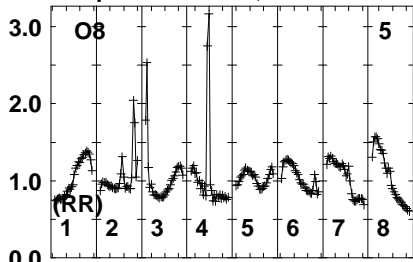
Auto-corr total-power spectrum Antenna: \*

Timerange: 00/12:53:01 to 00/12:56:29

Plot file version 106 created 12-SEP-2022 13:07:05

J0813+2435 EH040A.UVDATA.1

Freq = 1.5950 GHz, Bw = 16.000 MH No calibration applied and no bandpass applied



1595 610 1630 645 660 675 1695 710  
FREQ MHz

1595 610 1630 645 660 675 1695 710  
FREQ MHz

1595 610 1630 645 660 675 1695 710  
FREQ MHz

Lower frame: Real Jy

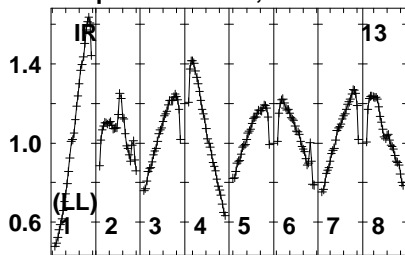
Auto-corr total-power spectrum Antenna: \*

Timerange: 00/12:56:31 to 00/12:57:59

Plot file version 107 created 12-SEP-2022 13:07:05

J0813+2435 EH040A.UVDATA.1

Freq = 1.5950 GHz, Bw = 16.000 MH No calibration applied and no bandpass applied



Lower frame: Real Jy

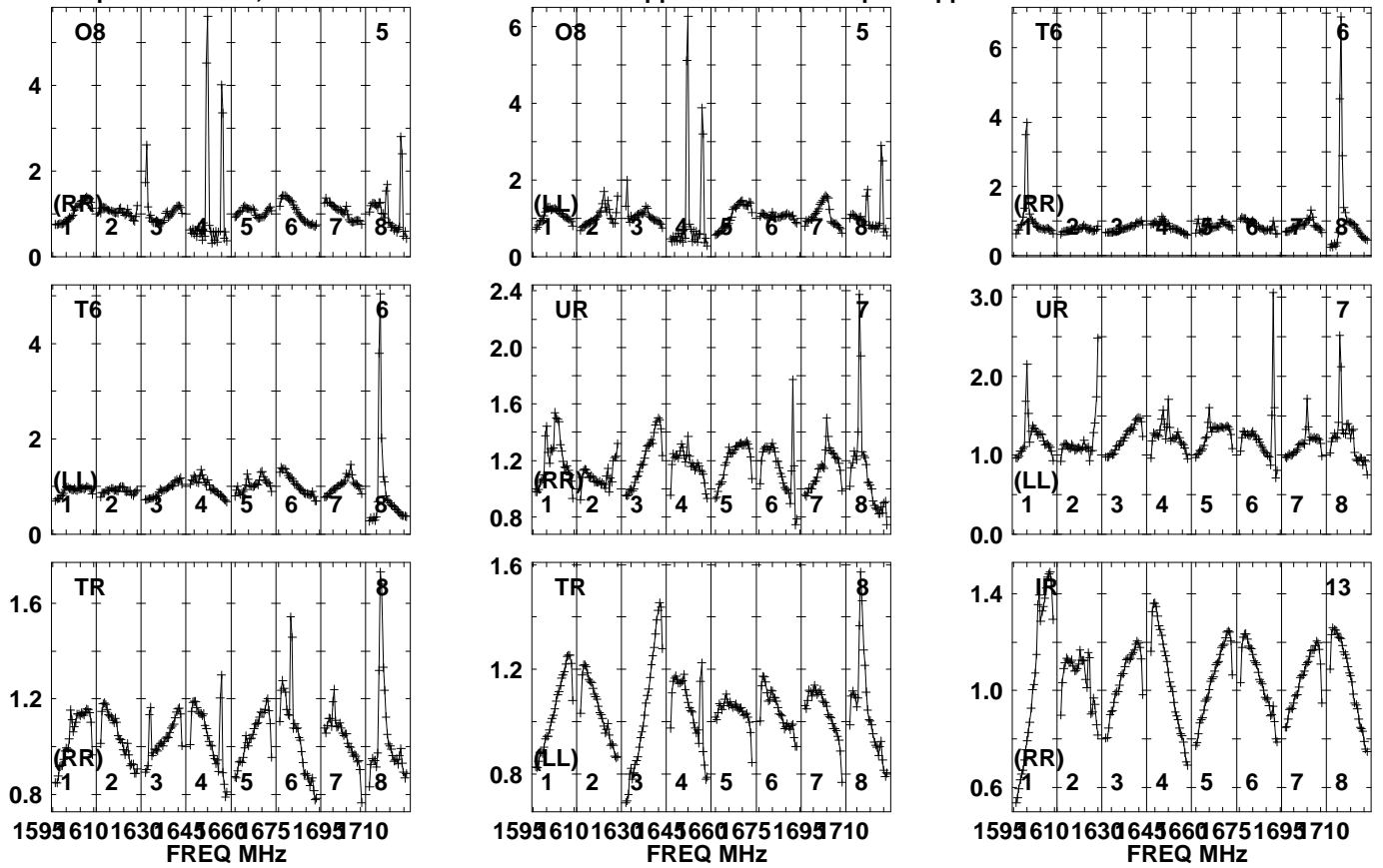
Auto-corr total-power spectrum Antenna: \*

Timerange: 00/12:56:31 to 00/12:57:59

Plot file version 108 created 12-SEP-2022 13:07:05

HS0810+2554 EH040A.UVDATA.1

Freq = 1.5950 GHz, Bw = 16.000 MH No calibration applied and no bandpass applied

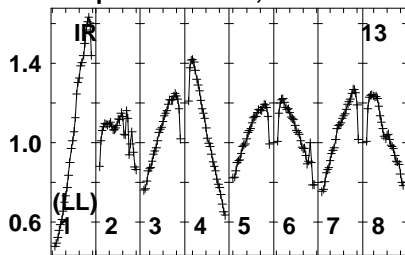


Lower frame: Real Jy  
Auto-corr total-power spectrum Antenna: \*  
Timerange: 00/12:58:01 to 00/13:01:29

Plot file version 109 created 12-SEP-2022 13:07:05

HS0810+2554 EH040A.UVDATA.1

Freq = 1.5950 GHz, Bw = 16.000 MH No calibration applied and no bandpass applied



Lower frame: Real Jy

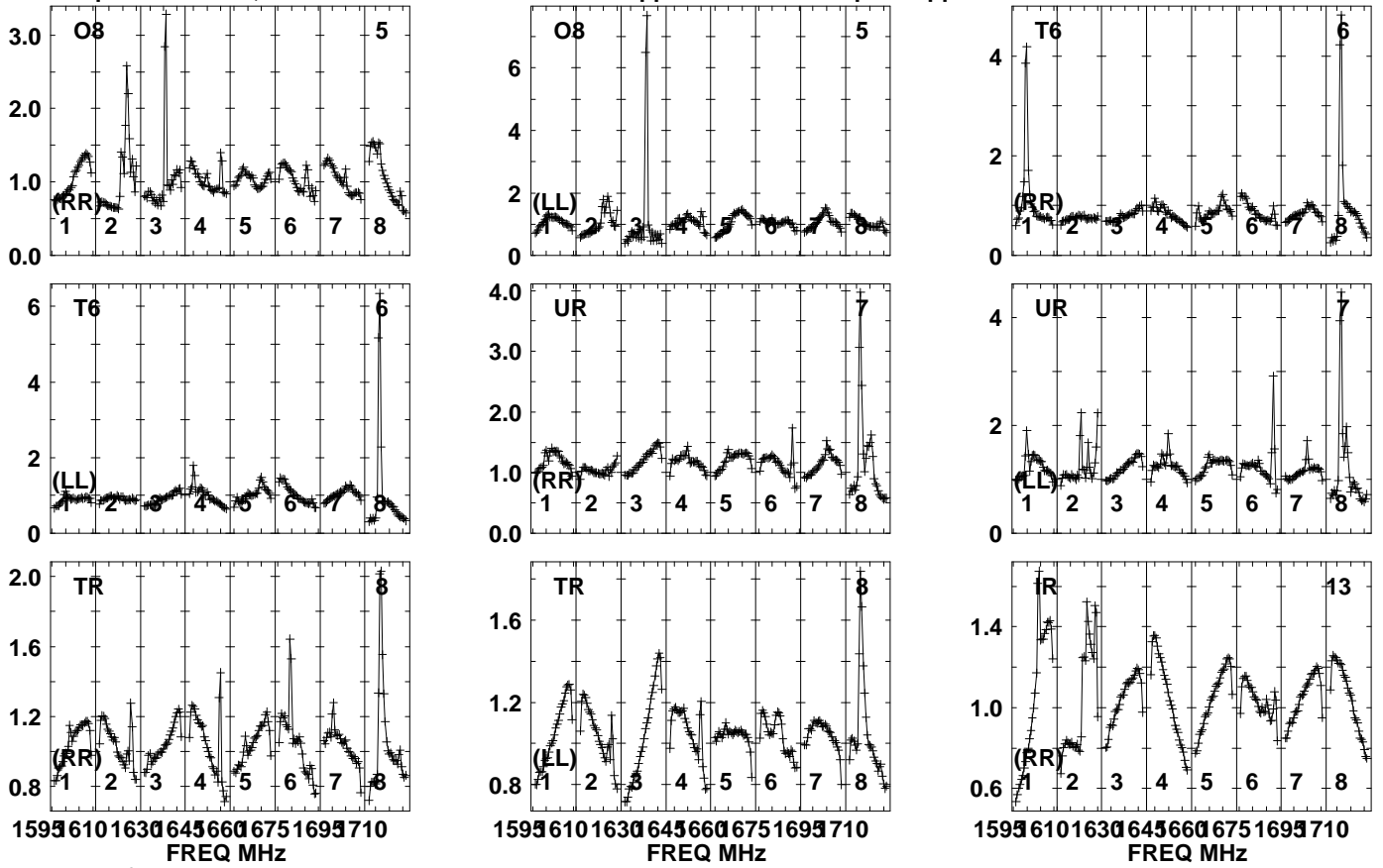
Auto-corr total-power spectrum Antenna: \*

Timerange: 00/12:58:01 to 00/13:01:29

Plot file version 110 created 12-SEP-2022 13:07:05

J0813+2435 EH040A.UVDATA.1

Freq = 1.5950 GHz, Bw = 16.000 MH No calibration applied and no bandpass applied

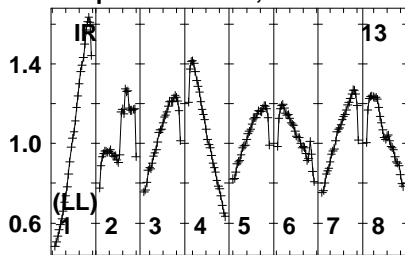


Lower frame: Real Jy  
Auto-corr total-power spectrum Antenna: \*  
Timerange: 00/13:02:01 to 00/13:03:29

Plot file version 111 created 12-SEP-2022 13:07:05

J0813+2435 EH040A.UVDATA.1

Freq = 1.5950 GHz, Bw = 16.000 MH No calibration applied and no bandpass applied



Lower frame: Real Jy

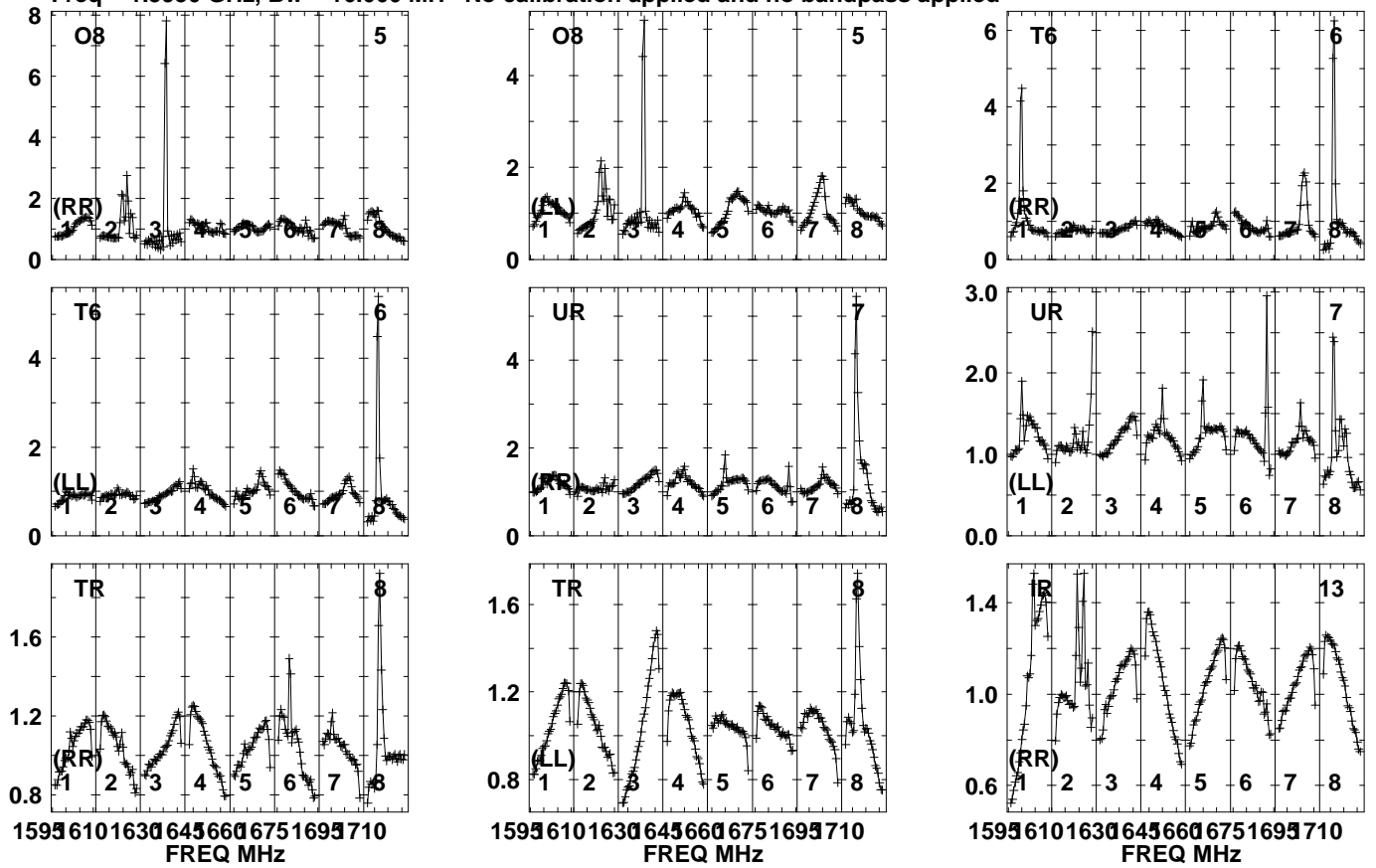
Auto-corr total-power spectrum Antenna: \*

Timerange: 00/13:02:01 to 00/13:03:29

Plot file version 112 created 12-SEP-2022 13:07:05

HS0810+2554 EH040A.UVDATA.1

Freq = 1.5950 GHz, Bw = 16.000 MH No calibration applied and no bandpass applied



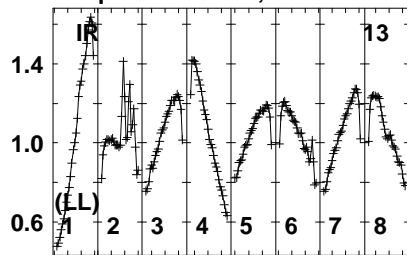
Lower frame: Real Jy  
Auto-corr total-power spectrum Antenna: \*  
Timerange: 00/13:03:31 to 00/13:06:59



Plot file version 113 created 12-SEP-2022 13:07:05

HS0810+2554 EH040A.UVDATA.1

Freq = 1.5950 GHz, Bw = 16.000 MH No calibration applied and no bandpass applied



Lower frame: Real Jy

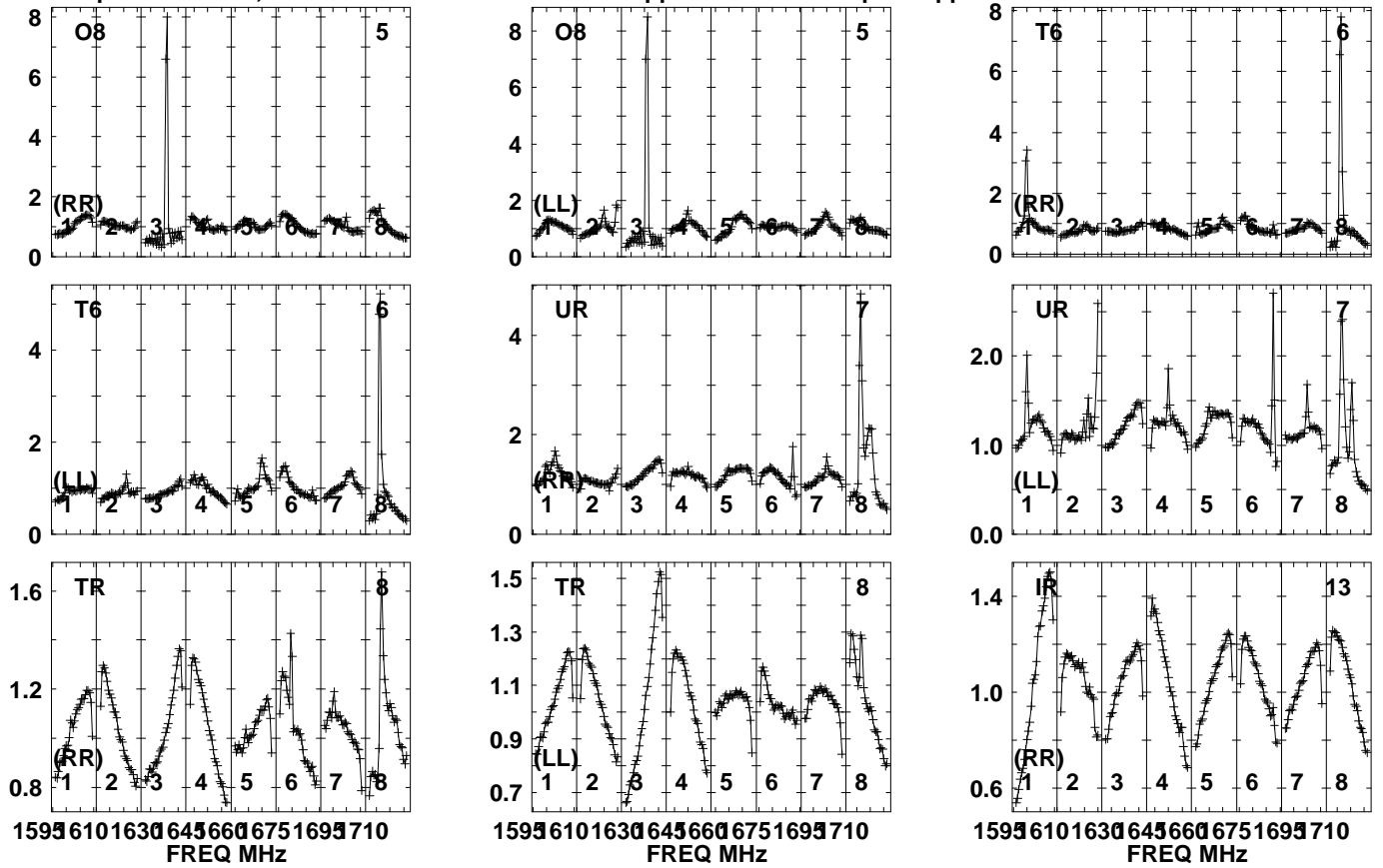
Auto-corr total-power spectrum Antenna: \*

Timerange: 00/13:03:31 to 00/13:06:59

Plot file version 114 created 12-SEP-2022 13:07:05

J0813+2435 EH040A.UVDATA.1

Freq = 1.5950 GHz, Bw = 16.000 MH No calibration applied and no bandpass applied

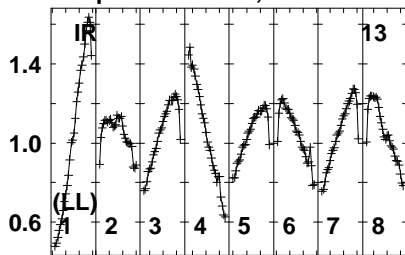


Lower frame: Real Jy  
Auto-corr total-power spectrum Antenna: \*  
Timerange: 00/13:07:01 to 00/13:08:29

Plot file version 115 created 12-SEP-2022 13:07:05

J0813+2435 EH040A.UVDATA.1

Freq = 1.5950 GHz, Bw = 16.000 MH No calibration applied and no bandpass applied



Lower frame: Real Jy

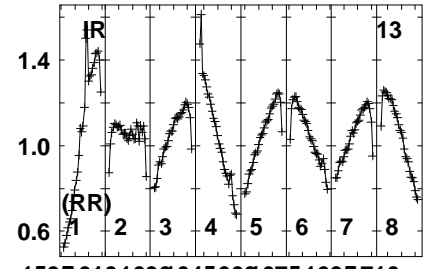
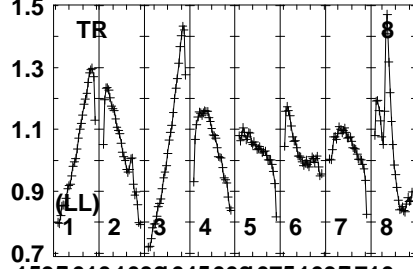
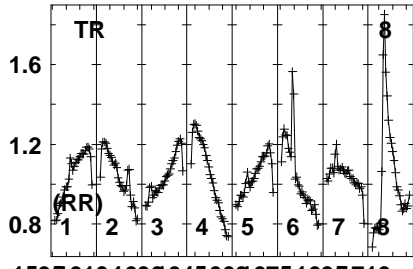
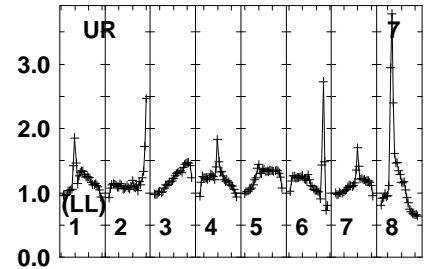
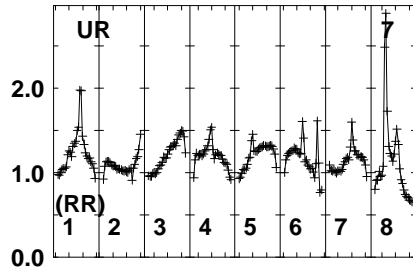
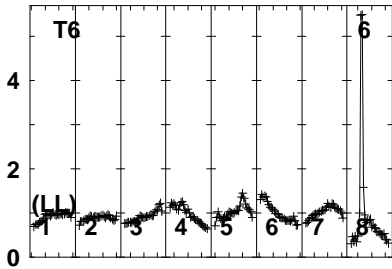
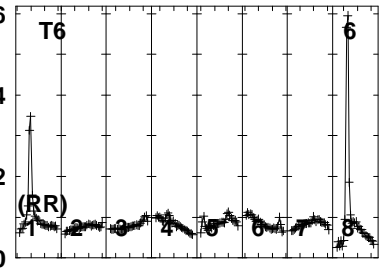
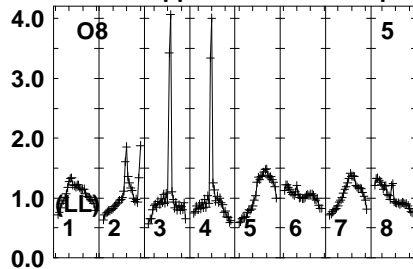
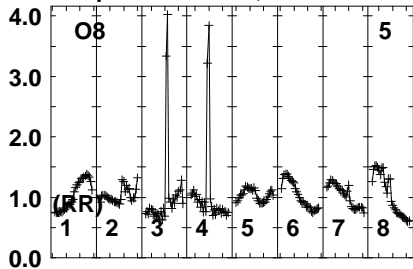
Auto-corr total-power spectrum Antenna: \*

Timerange: 00/13:07:01 to 00/13:08:29

Plot file version 116 created 12-SEP-2022 13:07:05

HS0810+2554 EH040A.UVDATA.1

Freq = 1.5950 GHz, Bw = 16.000 MH No calibration applied and no bandpass applied



1595 610 1630 645 660 675 1695 710  
FREQ MHz

1595 610 1630 645 660 675 1695 710  
FREQ MHz

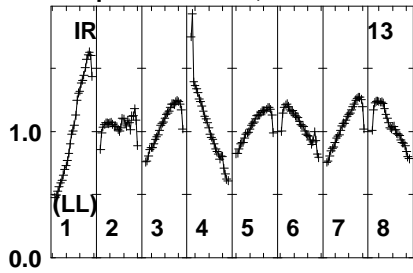
1595 610 1630 645 660 675 1695 710  
FREQ MHz

Lower frame: Real Jy  
Auto-corr total-power spectrum Antenna: \*  
Timerange: 00/13:08:31 to 00/13:11:59

Plot file version 117 created 12-SEP-2022 13:07:05

HS0810+2554 EH040A.UVDATA.1

Freq = 1.5950 GHz, Bw = 16.000 MH No calibration applied and no bandpass applied



Lower frame: Real Jy

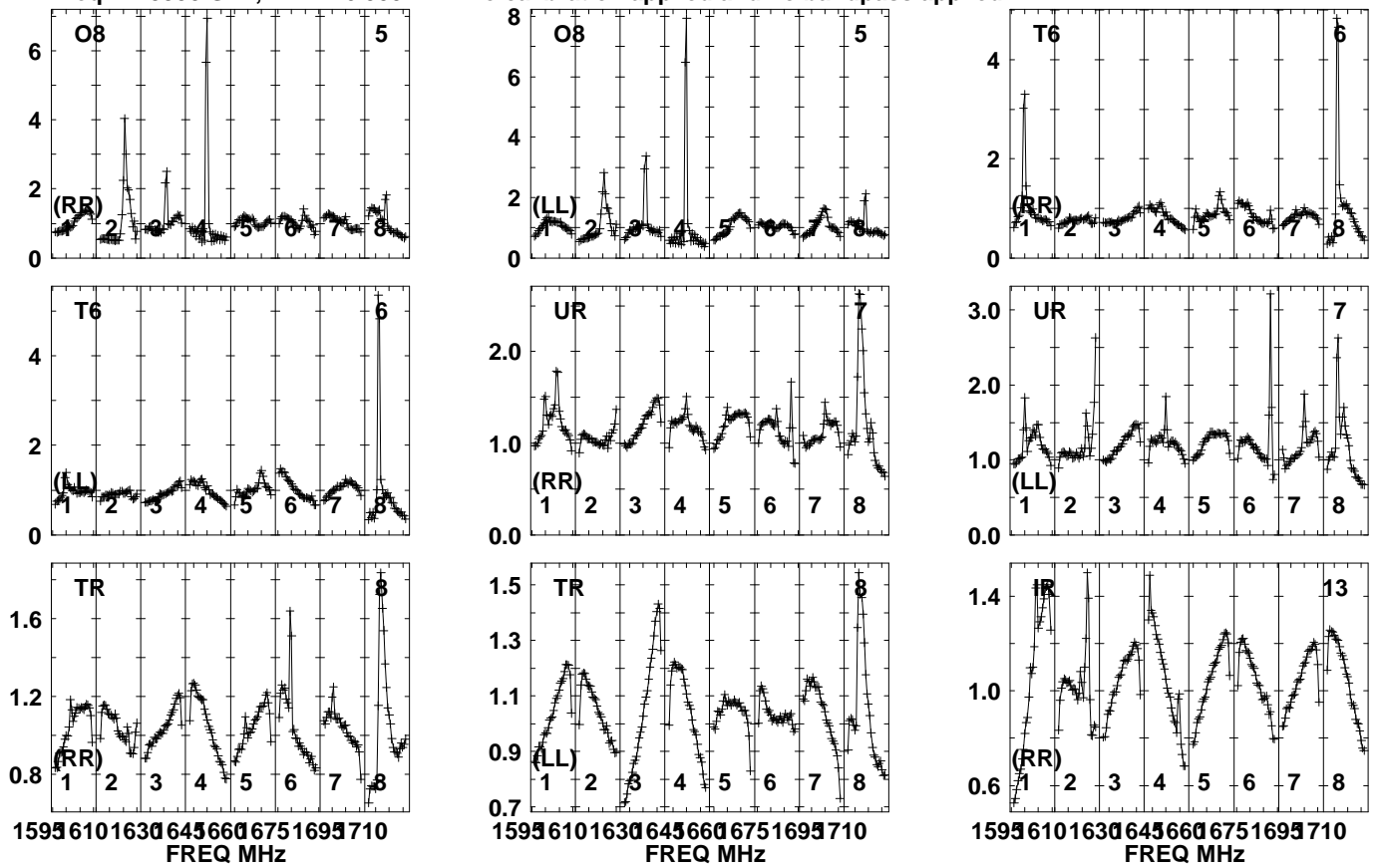
Auto-corr total-power spectrum Antenna: \*

Timerange: 00/13:08:31 to 00/13:11:59

Plot file version 118 created 12-SEP-2022 13:07:05

J0813+2435 EH040A.UVDATA.1

Freq = 1.5950 GHz, Bw = 16.000 MH No calibration applied and no bandpass applied

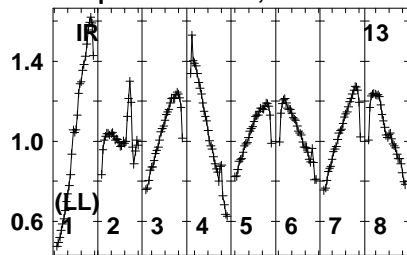


Lower frame: Real Jy  
Auto-corr total-power spectrum Antenna: \*  
Timerange: 00/13:12:31 to 00/13:13:59

Plot file version 119 created 12-SEP-2022 13:07:05

J0813+2435 EH040A.UVDATA.1

Freq = 1.5950 GHz, Bw = 16.000 MH No calibration applied and no bandpass applied



Lower frame: Real Jy

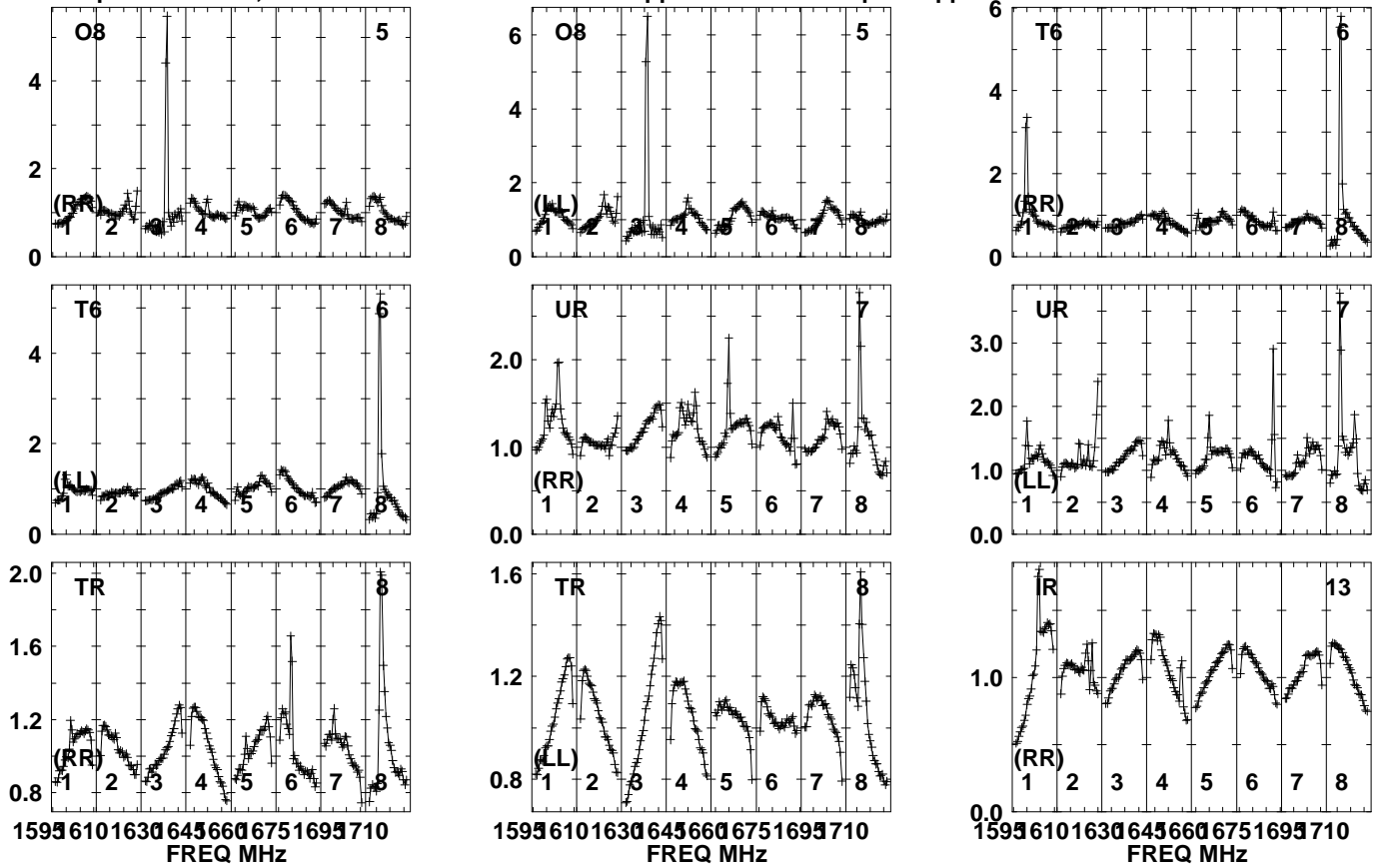
Auto-corr total-power spectrum Antenna: \*

Timerange: 00/13:12:31 to 00/13:13:59

Plot file version 120 created 12-SEP-2022 13:07:05

HS0810+2554 EH040A.UVDATA.1

Freq = 1.5950 GHz, Bw = 16.000 MH No calibration applied and no bandpass applied



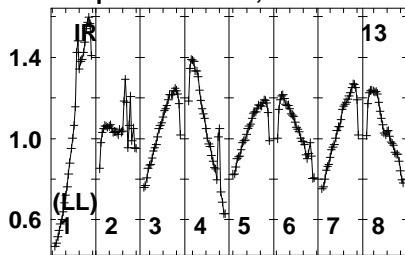
Lower frame: Real Jy

Auto-corr total-power spectrum Antenna: \*

Timerange: 00/13:14:01 to 00/13:17:29



Plot file version 121 created 12-SEP-2022 13:07:05  
HS0810+2554 EH040A.UVDATA.1  
Freq = 1.5950 GHz, Bw = 16.000 MH No calibration applied and no bandpass applied

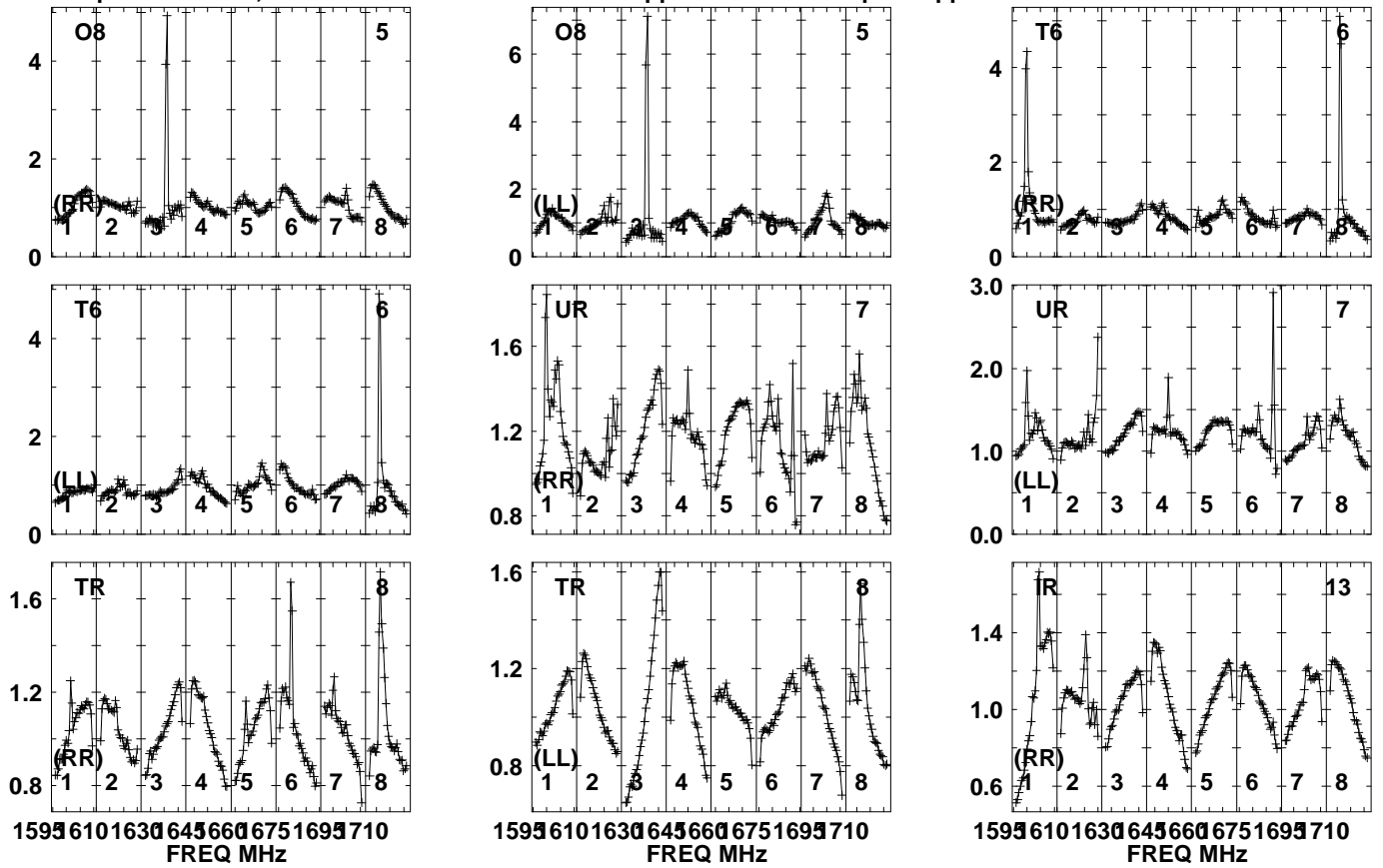


Lower frame: Real Jy  
Auto-corr total-power spectrum Antenna: \*  
Timerange: 00/13:14:01 to 00/13:17:29

Plot file version 122 created 12-SEP-2022 13:07:05

J0813+2435 EH040A.UVDATA.1

Freq = 1.5950 GHz, Bw = 16.000 MH No calibration applied and no bandpass applied

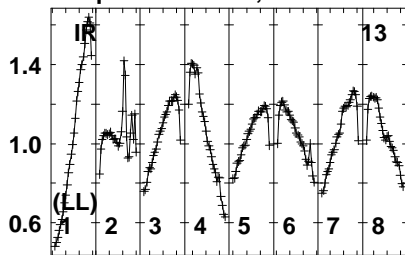


Lower frame: Real Jy  
Auto-corr total-power spectrum Antenna: \*  
Timerange: 00/13:17:31 to 00/13:18:59

Plot file version 123 created 12-SEP-2022 13:07:05

J0813+2435 EH040A.UVDATA.1

Freq = 1.5950 GHz, Bw = 16.000 MH No calibration applied and no bandpass applied



Lower frame: Real Jy

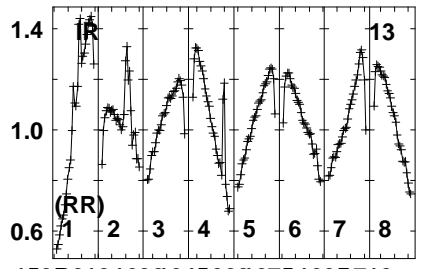
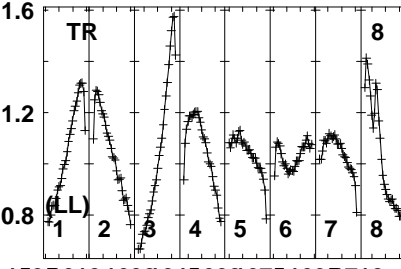
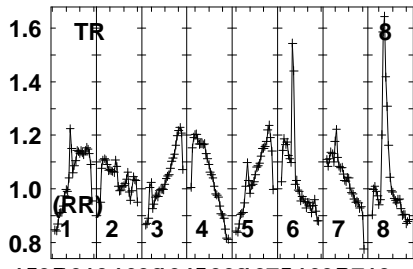
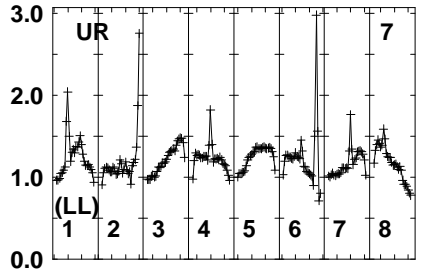
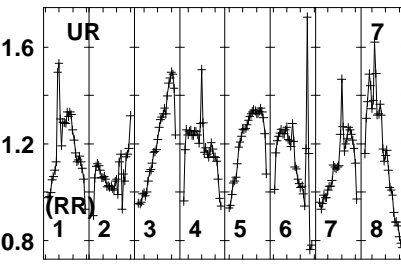
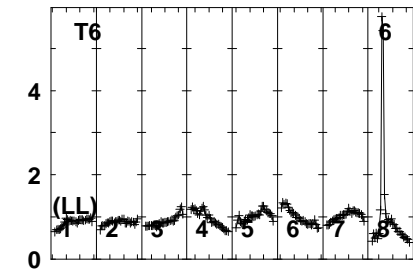
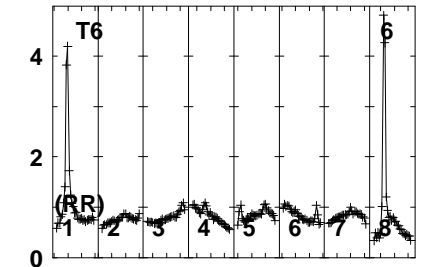
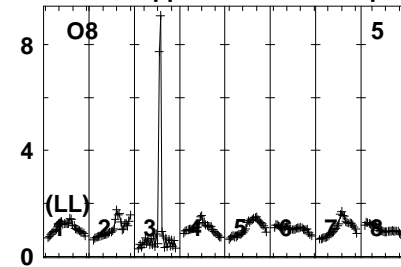
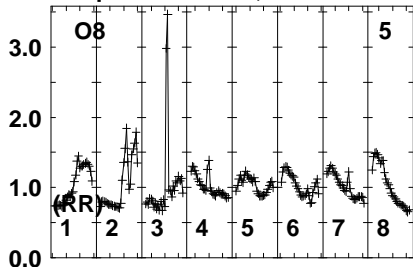
Auto-corr total-power spectrum Antenna: \*

Timerange: 00/13:17:31 to 00/13:18:59

Plot file version 124 created 12-SEP-2022 13:07:06

HS0810+2554 EH040A.UVDATA.1

Freq = 1.5950 GHz, Bw = 16.000 MH No calibration applied and no bandpass applied



1595 610 1630 645 660 675 1695 710  
FREQ MHz

1595 610 1630 645 660 675 1695 710  
FREQ MHz

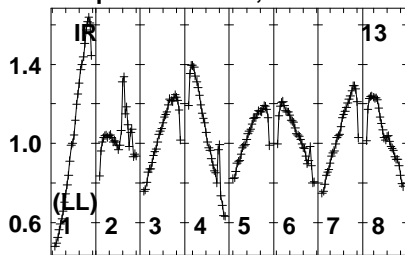
1595 610 1630 645 660 675 1695 710  
FREQ MHz

Lower frame: Real Jy

Auto-corr total-power spectrum Antenna: \*

Timerange: 00/13:19:01 to 00/13:22:29

Plot file version 125 created 12-SEP-2022 13:07:06  
HS0810+2554 EH040A.UVDATA.1  
Freq = 1.5950 GHz, Bw = 16.000 MH No calibration applied and no bandpass applied

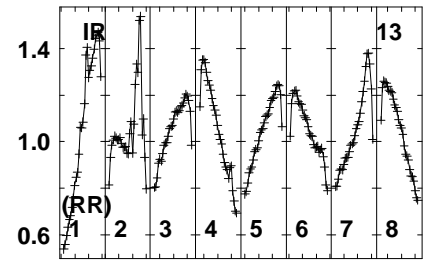
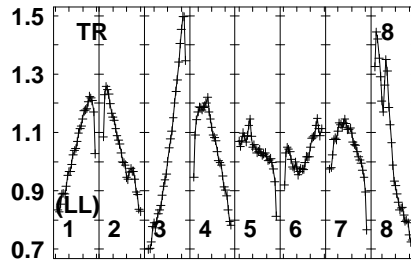
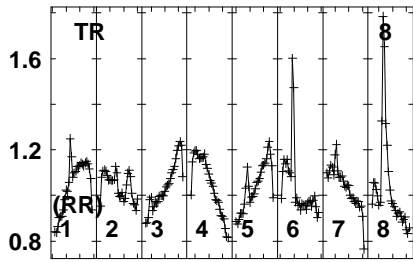
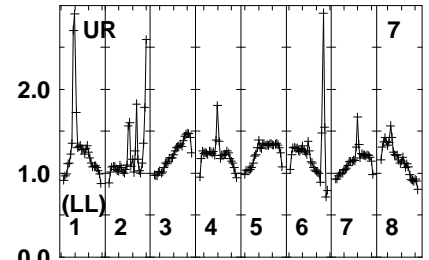
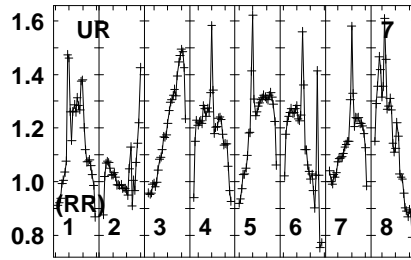
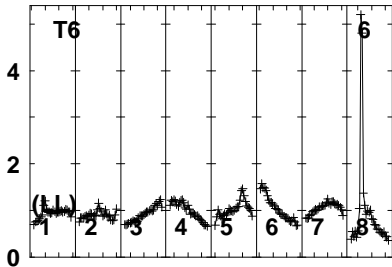
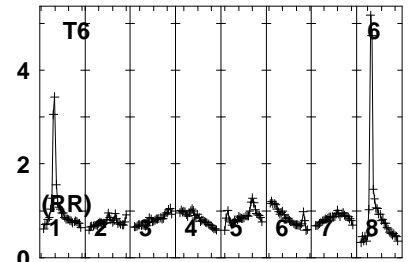
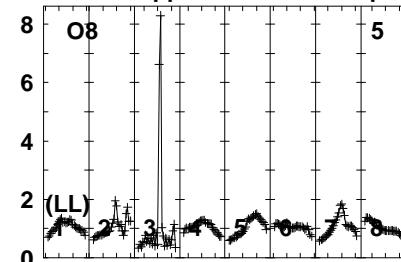
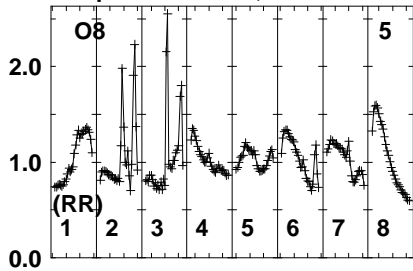


Lower frame: Real Jy  
Auto-corr total-power spectrum Antenna: \*  
Timerange: 00/13:19:01 to 00/13:22:29

Plot file version 126 created 12-SEP-2022 13:07:06

J0813+2435 EH040A.UVDATA.1

Freq = 1.5950 GHz, Bw = 16.000 MH No calibration applied and no bandpass applied



1595 610 1630 645 660 675 1695 710  
FREQ MHz

1595 610 1630 645 660 675 1695 710  
FREQ MHz

1595 610 1630 645 660 675 1695 710  
FREQ MHz

Lower frame: Real Jy

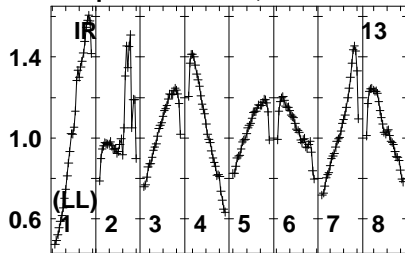
Auto-corr total-power spectrum Antenna: \*

Timerange: 00/13:23:01 to 00/13:24:29

Plot file version 127 created 12-SEP-2022 13:07:06

J0813+2435 EH040A.UVDATA.1

Freq = 1.5950 GHz, Bw = 16.000 MH No calibration applied and no bandpass applied

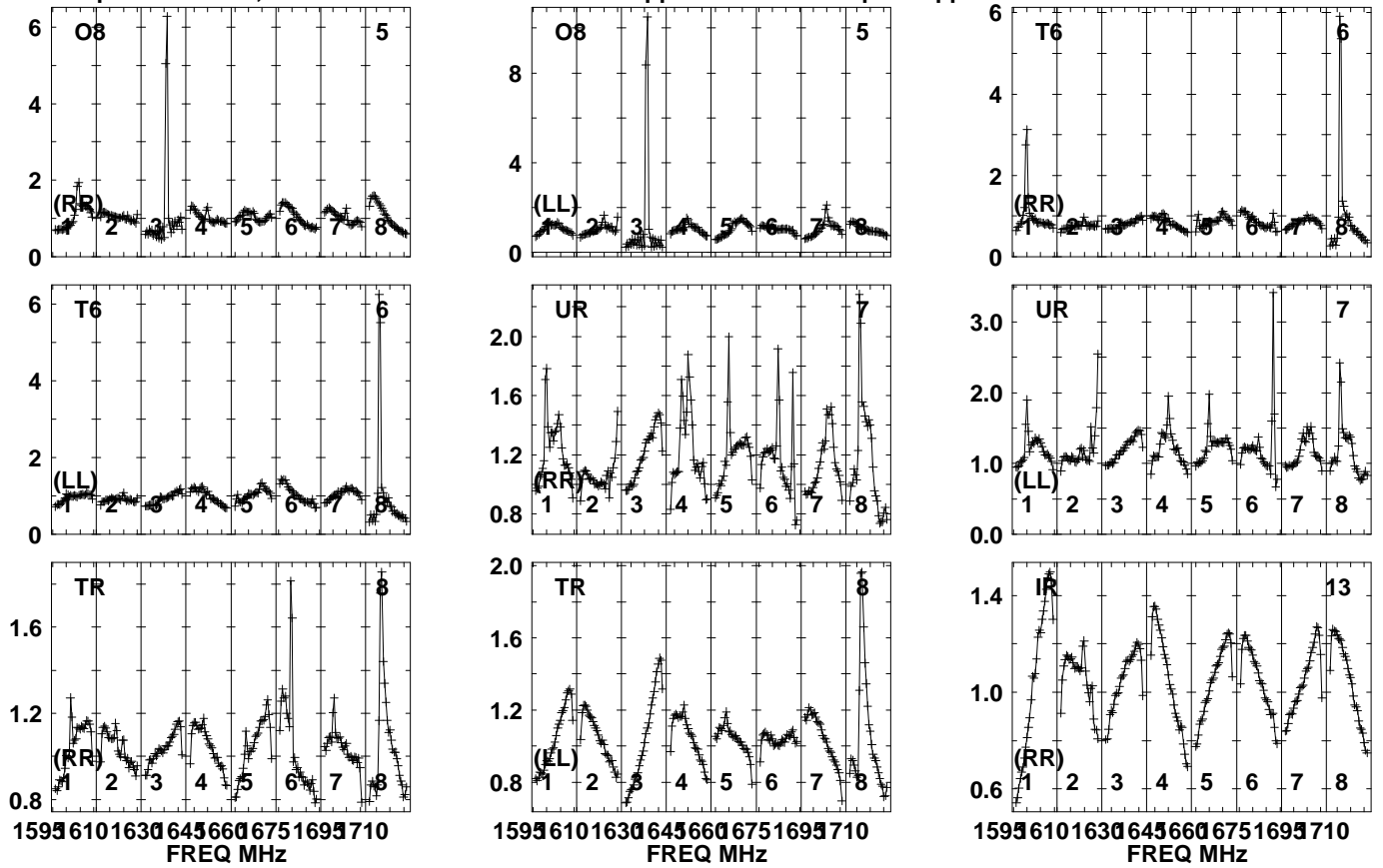


Lower frame: Real Jy  
Auto-corr total-power spectrum Antenna: \*  
Timerange: 00/13:23:01 to 00/13:24:29

Plot file version 128 created 12-SEP-2022 13:07:06

HS0810+2554 EH040A.UVDATA.1

Freq = 1.5950 GHz, Bw = 16.000 MH No calibration applied and no bandpass applied



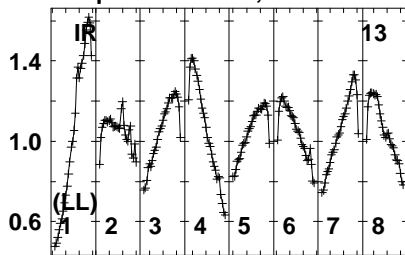
Lower frame: Real Jy  
Auto-corr total-power spectrum Antenna: \*  
Timerange: 00/13:24:31 to 00/13:27:59



Plot file version 129 created 12-SEP-2022 13:07:06

HS0810+2554 EH040A.UVDATA.1

Freq = 1.5950 GHz, Bw = 16.000 MH No calibration applied and no bandpass applied

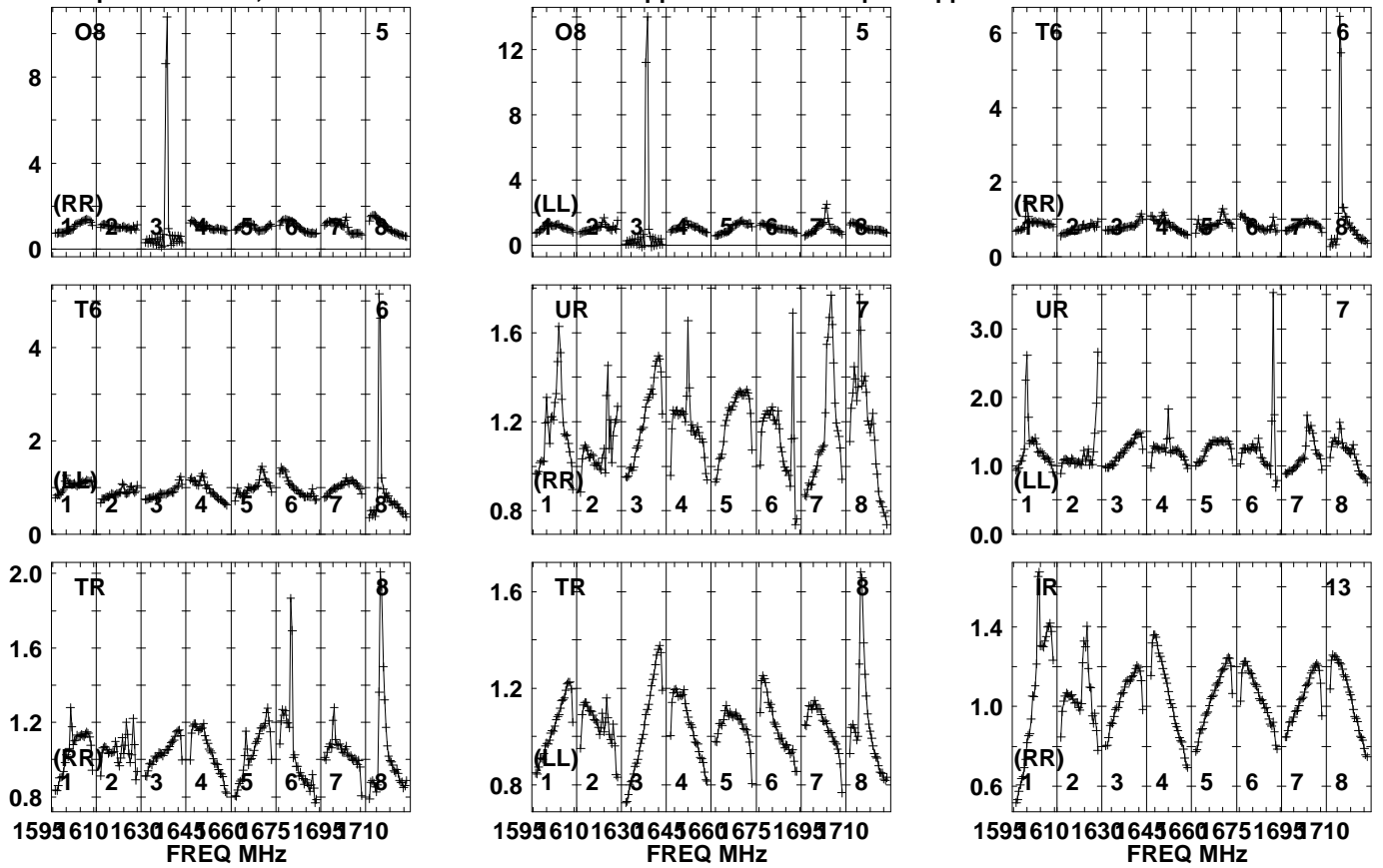


Lower frame: Real Jy  
Auto-corr total-power spectrum Antenna: \*  
Timerange: 00/13:24:31 to 00/13:27:59

Plot file version 130 created 12-SEP-2022 13:07:06

J0813+2435 EH040A.UVDATA.1

Freq = 1.5950 GHz, Bw = 16.000 MH No calibration applied and no bandpass applied

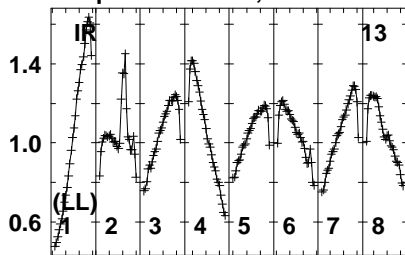


Lower frame: Real Jy  
Auto-corr total-power spectrum Antenna: \*  
Timerange: 00/13:28:01 to 00/13:29:29

Plot file version 131 created 12-SEP-2022 13:07:06

J0813+2435 EH040A.UVDATA.1

Freq = 1.5950 GHz, Bw = 16.000 MH No calibration applied and no bandpass applied



Lower frame: Real Jy

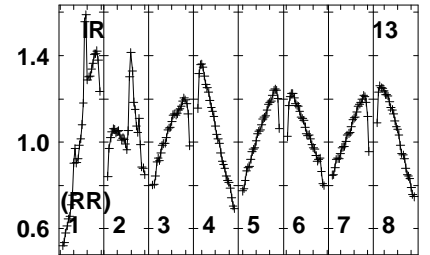
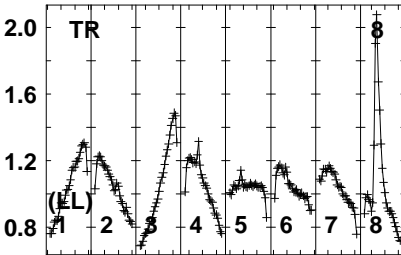
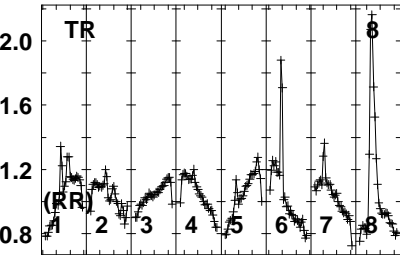
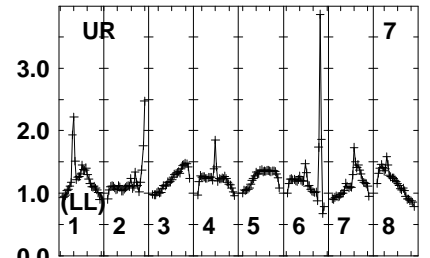
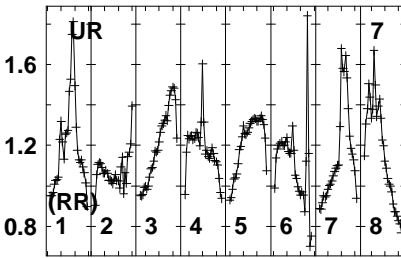
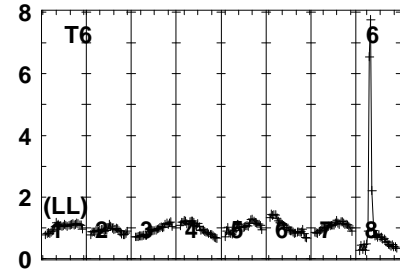
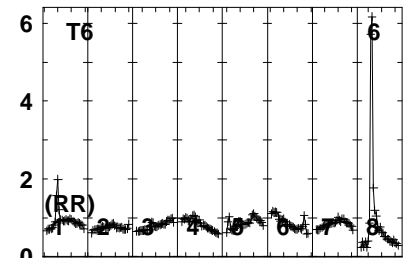
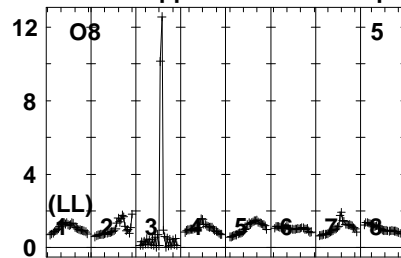
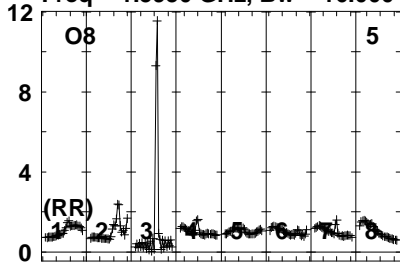
Auto-corr total-power spectrum Antenna: \*

Timerange: 00/13:28:01 to 00/13:29:29

Plot file version 132 created 12-SEP-2022 13:07:06

HS0810+2554 EH040A.UVDATA.1

Freq = 1.5950 GHz, Bw = 16.000 MH No calibration applied and no bandpass applied



1595 610 1630 645 660 675 1695 710  
FREQ MHz

1595 610 1630 645 660 675 1695 710  
FREQ MHz

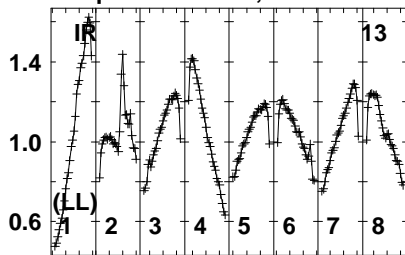
1595 610 1630 645 660 675 1695 710  
FREQ MHz

Lower frame: Real Jy  
Auto-corr total-power spectrum Antenna: \*  
Timerange: 00/13:29:31 to 00/13:32:59

Plot file version 133 created 12-SEP-2022 13:07:06

HS0810+2554 EH040A.UVDATA.1

Freq = 1.5950 GHz, Bw = 16.000 MH No calibration applied and no bandpass applied



Lower frame: Real Jy

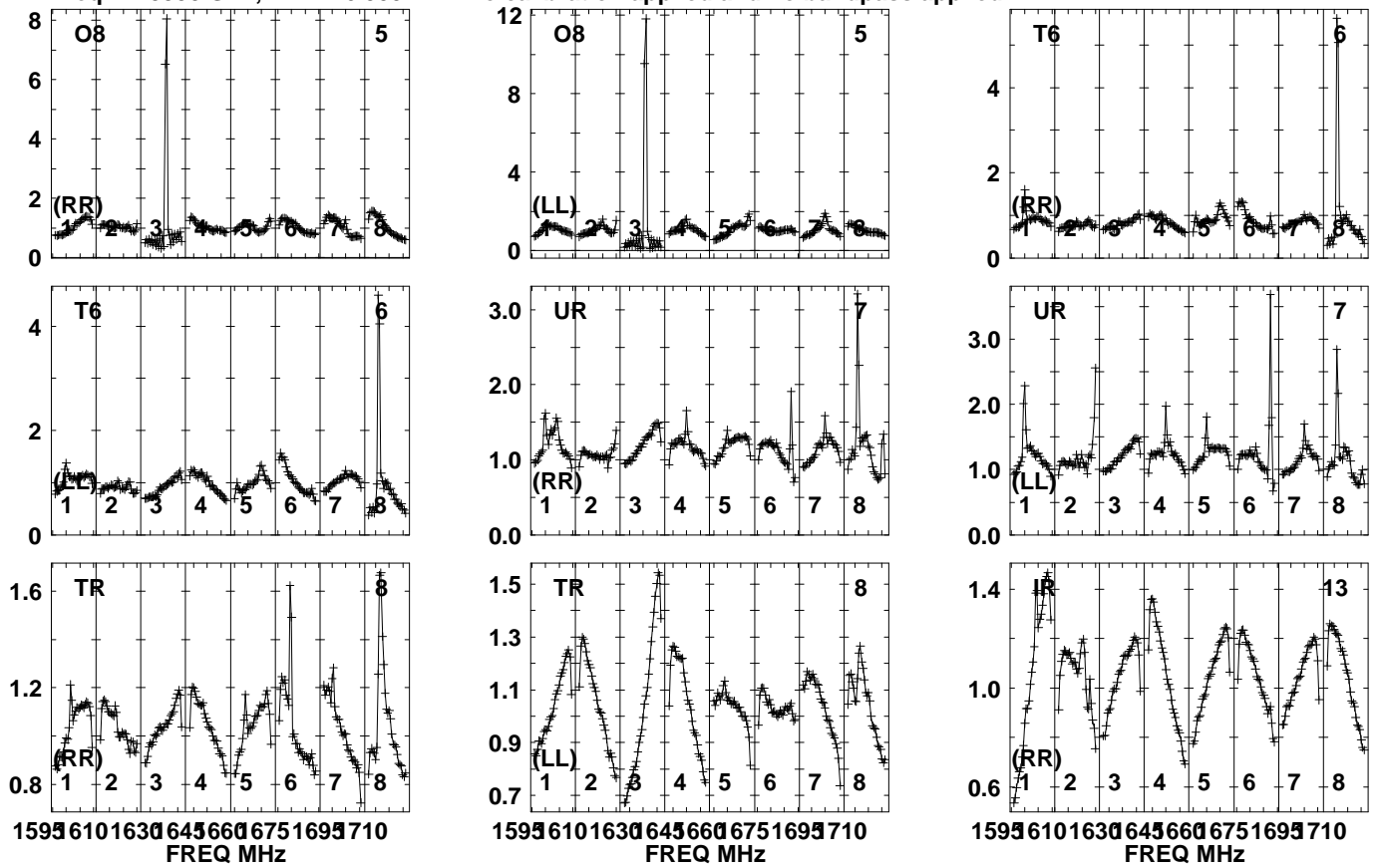
Auto-corr total-power spectrum Antenna: \*

Timerange: 00/13:29:31 to 00/13:32:59

Plot file version 134 created 12-SEP-2022 13:07:06

J0813+2435 EH040A.UVDATA.1

Freq = 1.5950 GHz, Bw = 16.000 MH No calibration applied and no bandpass applied

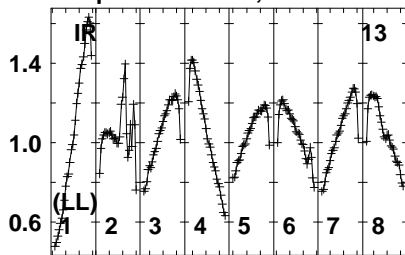


Lower frame: Real Jy  
Auto-corr total-power spectrum Antenna: \*  
Timerange: 00/13:33:31 to 00/13:34:59

Plot file version 135 created 12-SEP-2022 13:07:06

J0813+2435 EH040A.UVDATA.1

Freq = 1.5950 GHz, Bw = 16.000 MH No calibration applied and no bandpass applied



Lower frame: Real Jy  
Auto-corr total-power spectrum Antenna: \*  
Timerange: 00/13:33:31 to 00/13:34:59

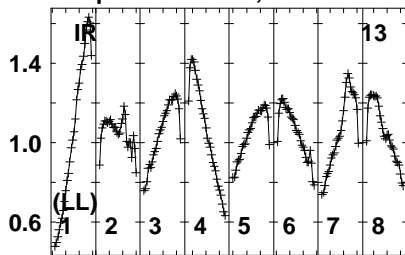




Plot file version 137 created 12-SEP-2022 13:07:06

HS0810+2554 EH040A.UVDATA.1

Freq = 1.5950 GHz, Bw = 16.000 MH No calibration applied and no bandpass applied



Lower frame: Real Jy

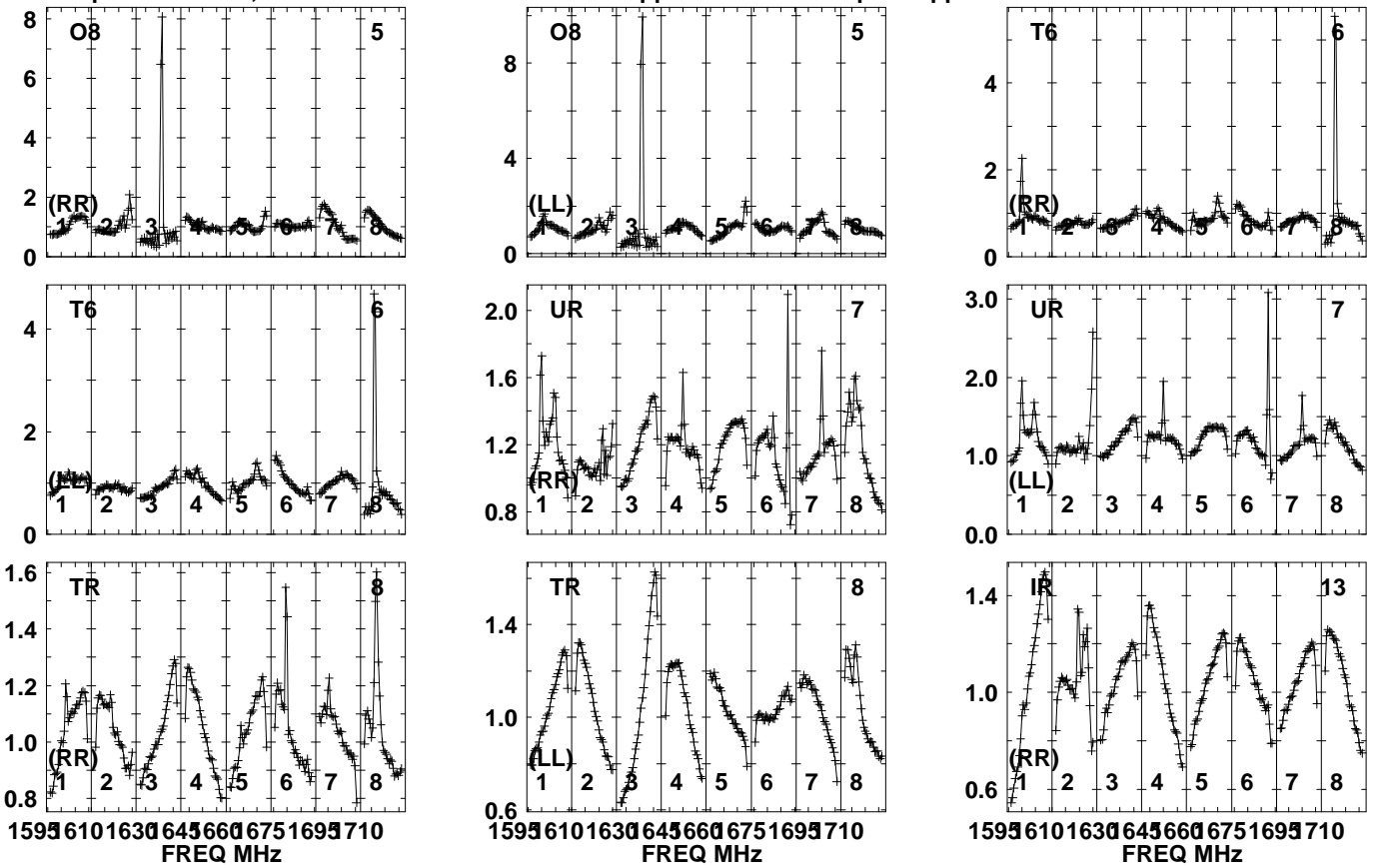
Auto-corr total-power spectrum Antenna: \*

Timerange: 00/13:35:01 to 00/13:38:29

Plot file version 138 created 12-SEP-2022 13:07:06

J0813+2435 EH040A.UVDATA.1

Freq = 1.5950 GHz, Bw = 16.000 MH No calibration applied and no bandpass applied



Lower frame: Real Jy

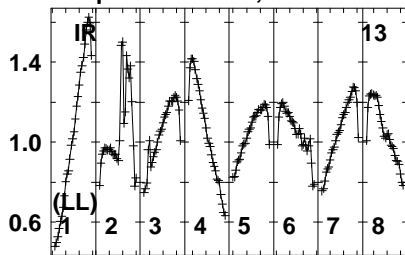
Auto-corr total-power spectrum Antenna: \*

Timerange: 00/13:38:31 to 00/13:39:59

Plot file version 139 created 12-SEP-2022 13:07:06

J0813+2435 EH040A.UVDATA.1

Freq = 1.5950 GHz, Bw = 16.000 MH No calibration applied and no bandpass applied



Lower frame: Real Jy

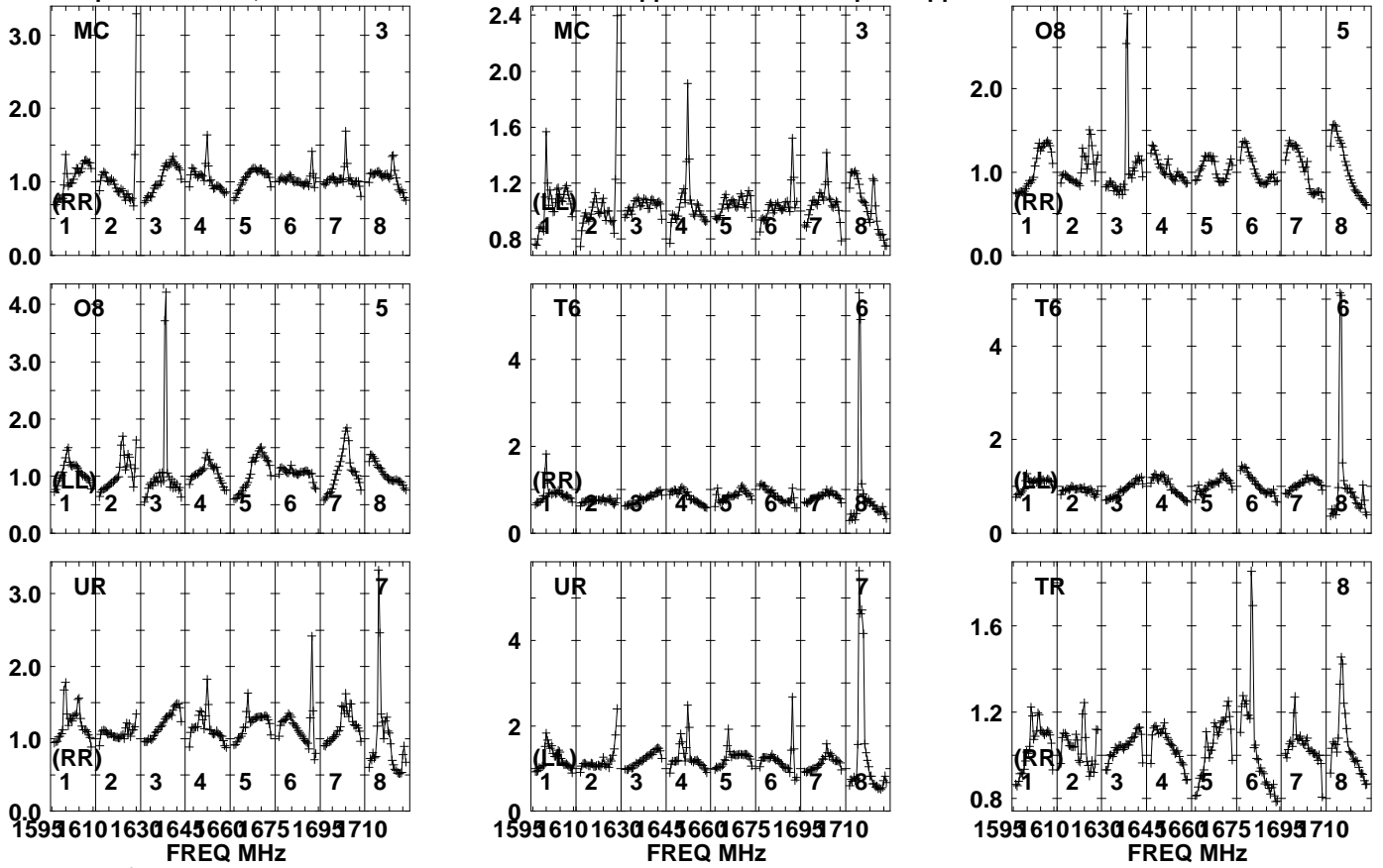
Auto-corr total-power spectrum Antenna: \*

Timerange: 00/13:38:31 to 00/13:39:59

Plot file version 140 created 12-SEP-2022 13:07:06

HS0810+2554 EH040A.UVDATA.1

Freq = 1.5950 GHz, Bw = 16.000 MH No calibration applied and no bandpass applied



Lower frame: Real Jy

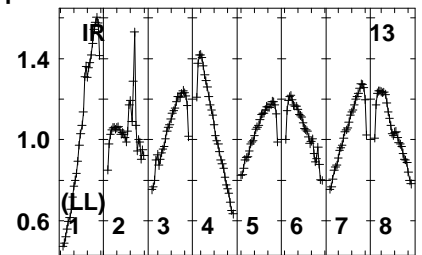
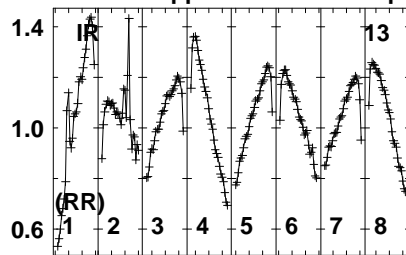
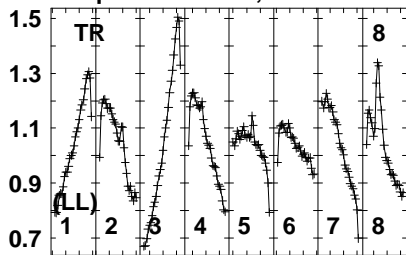
Auto-corr total-power spectrum Antenna: \*

Timerange: 00/13:40:01 to 00/13:43:29

Plot file version 141 created 12-SEP-2022 13:07:06

HS0810+2554 EH040A.UVDATA.1

Freq = 1.5950 GHz, Bw = 16.000 MH No calibration applied and no bandpass applied

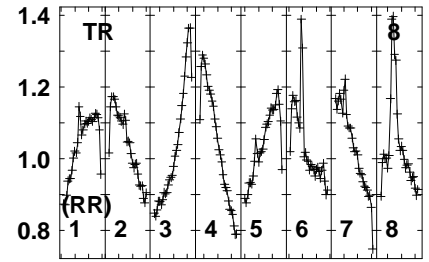
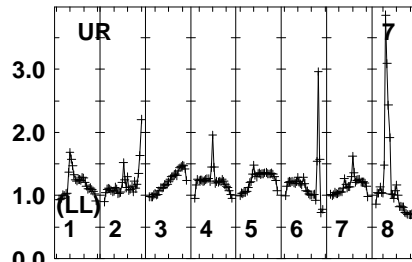
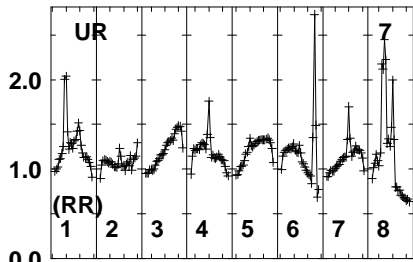
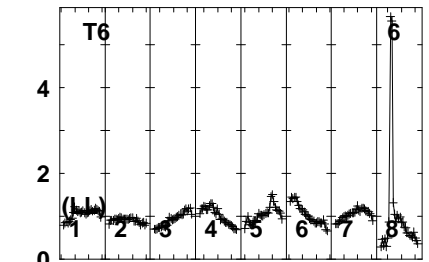
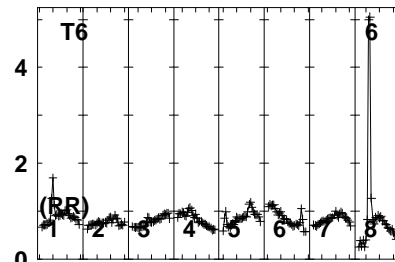
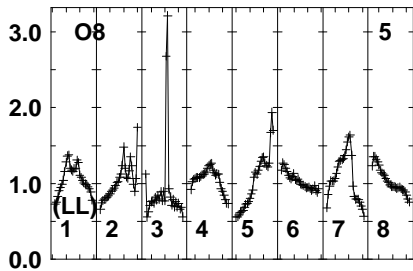
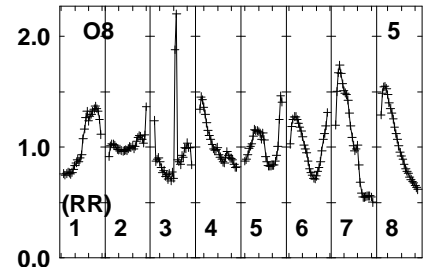
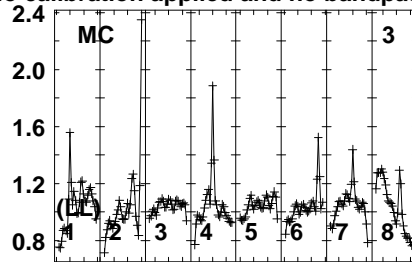
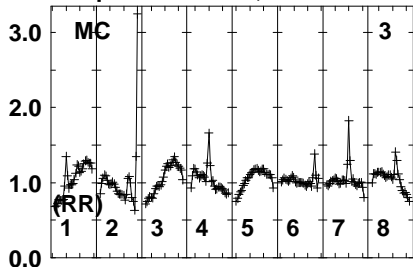


Lower frame: Real Jy  
Auto-corr total-power spectrum Antenna: \*  
Timerange: 00/13:40:01 to 00/13:43:29

Plot file version 142 created 12-SEP-2022 13:07:06

J0813+2435 EH040A.UVDATA.1

Freq = 1.5950 GHz, Bw = 16.000 MH No calibration applied and no bandpass applied



1595 610 1630 645 660 675 1695 710  
FREQ MHz

1595 610 1630 645 660 675 1695 710  
FREQ MHz

1595 610 1630 645 660 675 1695 710  
FREQ MHz

Lower frame: Real Jy

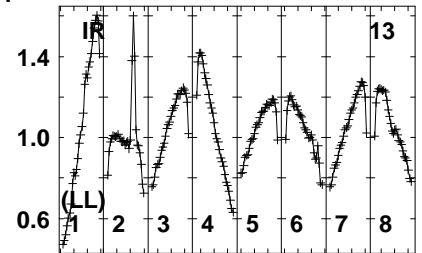
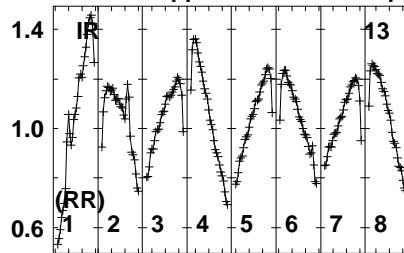
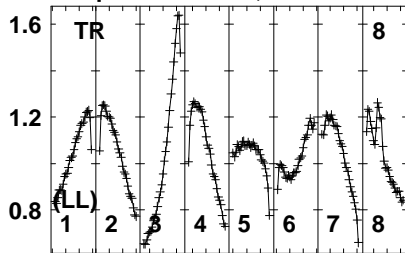
Auto-corr total-power spectrum Antenna: \*

Timerange: 00/13:44:01 to 00/13:45:29

Plot file version 143 created 12-SEP-2022 13:07:06

J0813+2435 EH040A.UVDATA.1

Freq = 1.5950 GHz, Bw = 16.000 MH No calibration applied and no bandpass applied

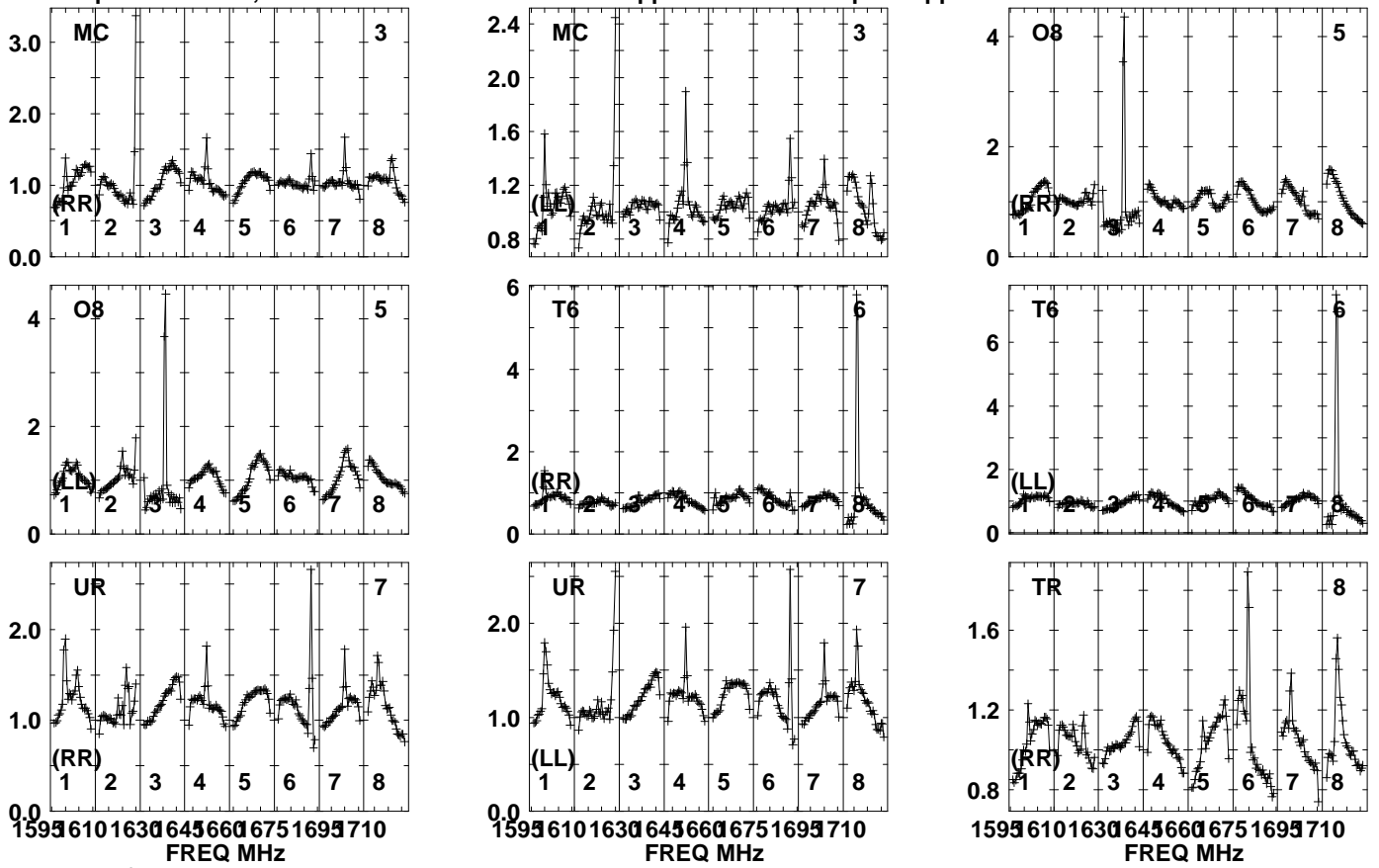


Lower frame: Real Jy  
Auto-corr total-power spectrum Antenna: \*  
Timerange: 00/13:44:01 to 00/13:45:29

Plot file version 144 created 12-SEP-2022 13:07:06

HS0810+2554 EH040A.UVDATA.1

Freq = 1.5950 GHz, Bw = 16.000 MH No calibration applied and no bandpass applied



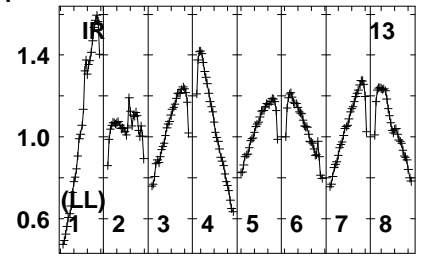
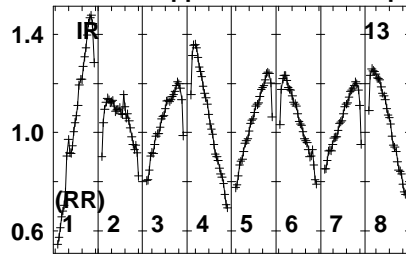
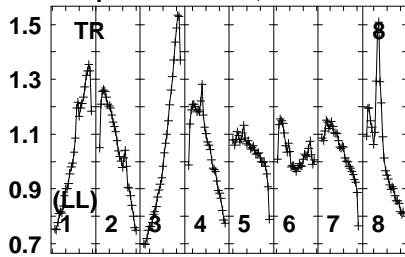
Lower frame: Real Jy  
Auto-corr total-power spectrum Antenna: \*  
Timerange: 00/13:45:31 to 00/13:48:59



Plot file version 145 created 12-SEP-2022 13:07:07

HS0810+2554 EH040A.UVDATA.1

Freq = 1.5950 GHz, Bw = 16.000 MH No calibration applied and no bandpass applied

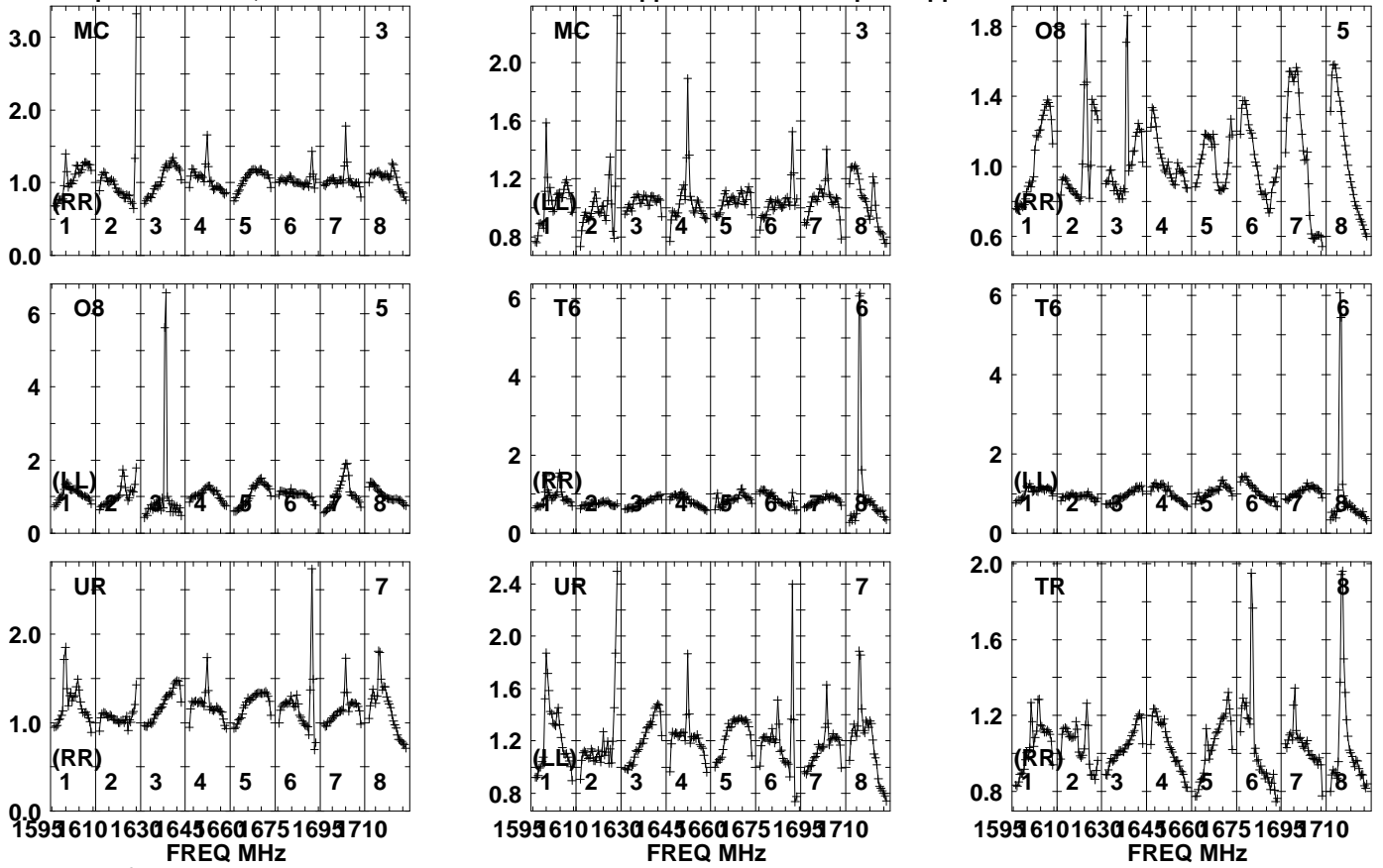


Lower frame: Real Jy  
Auto-corr total-power spectrum Antenna: \*  
Timerange: 00/13:45:31 to 00/13:48:59

Plot file version 146 created 12-SEP-2022 13:07:07

J0813+2435 EH040A.UVDATA.1

Freq = 1.5950 GHz, Bw = 16.000 MH No calibration applied and no bandpass applied

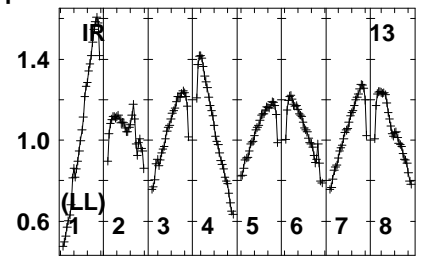
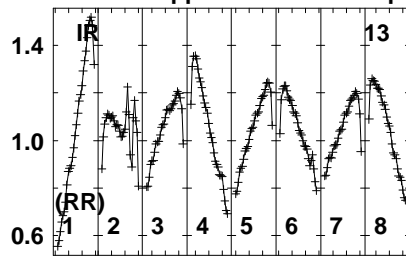
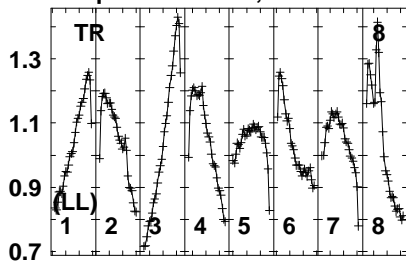


Lower frame: Real Jy  
Auto-corr total-power spectrum Antenna: \*  
Timerange: 00/13:49:01 to 00/13:50:29

Plot file version 147 created 12-SEP-2022 13:07:07

J0813+2435 EH040A.UVDATA.1

Freq = 1.5950 GHz, Bw = 16.000 MH No calibration applied and no bandpass applied

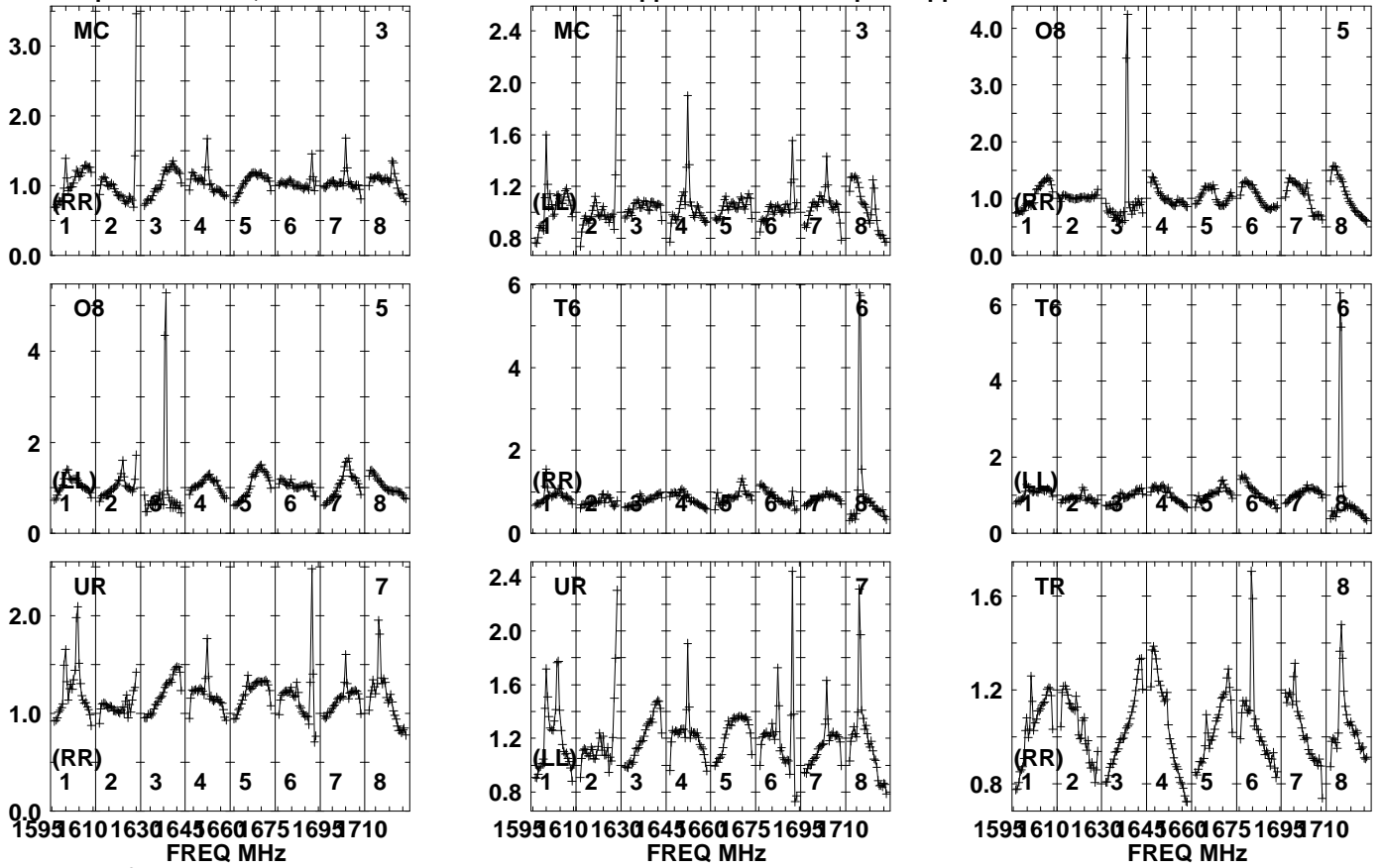


Lower frame: Real Jy  
Auto-corr total-power spectrum Antenna: \*  
Timerange: 00/13:49:01 to 00/13:50:29

Plot file version 148 created 12-SEP-2022 13:07:07

HS0810+2554 EH040A.UVDATA.1

Freq = 1.5950 GHz, Bw = 16.000 MH No calibration applied and no bandpass applied

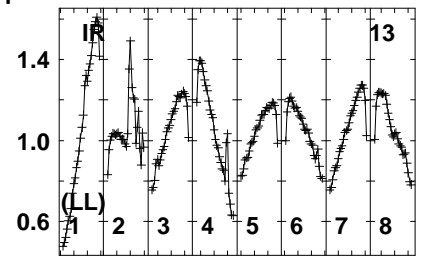
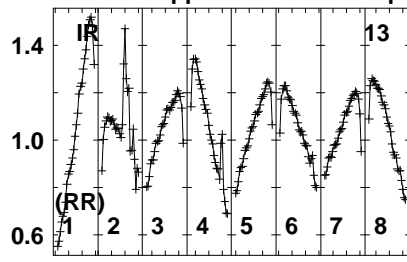
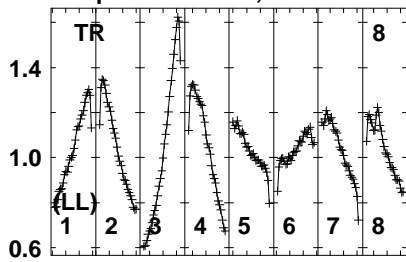


Lower frame: Real Jy  
Auto-corr total-power spectrum Antenna: \*  
Timerange: 00/13:50:33 to 00/13:53:59

Plot file version 149 created 12-SEP-2022 13:07:07

HS0810+2554 EH040A.UVDATA.1

Freq = 1.5950 GHz, Bw = 16.000 MH No calibration applied and no bandpass applied

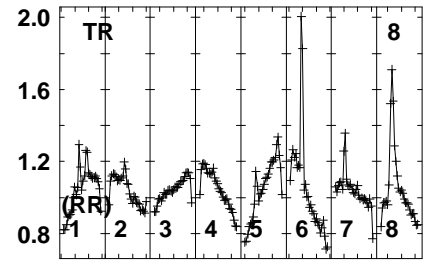
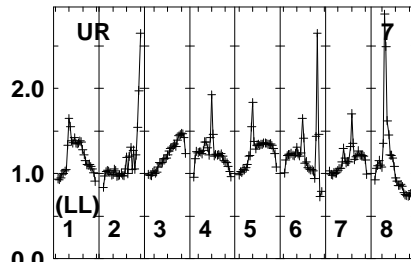
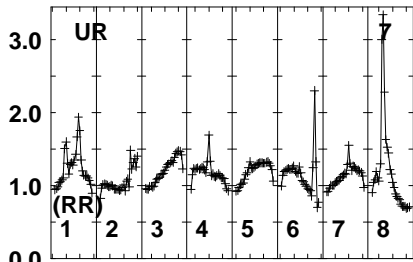
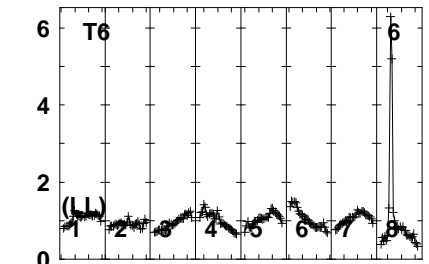
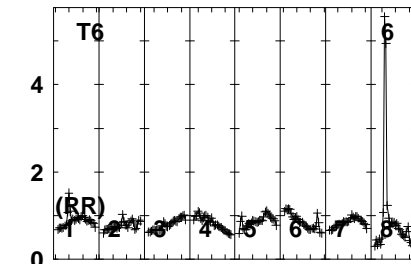
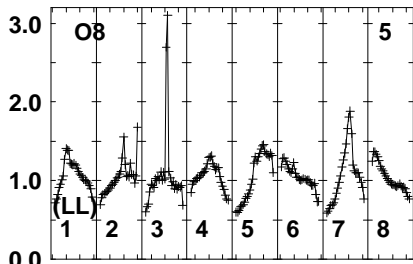
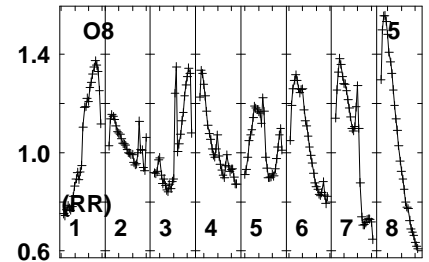
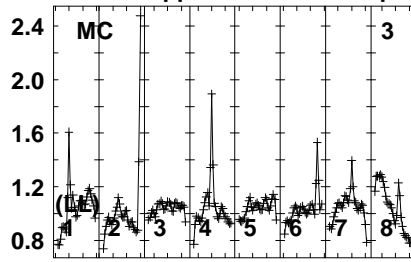
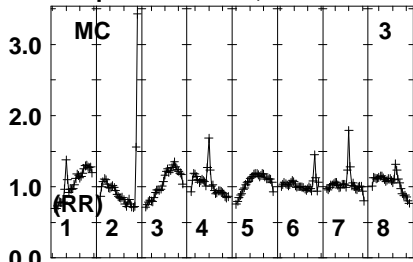


Lower frame: Real Jy  
Auto-corr total-power spectrum Antenna: \*  
Timerange: 00/13:50:33 to 00/13:53:59

Plot file version 150 created 12-SEP-2022 13:07:07

J0813+2435 EH040A.UVDATA.1

Freq = 1.5950 GHz, Bw = 16.000 MH No calibration applied and no bandpass applied



1595 610 1630 645 660 675 1695 710  
FREQ MHz

1595 610 1630 645 660 675 1695 710  
FREQ MHz

1595 610 1630 645 660 675 1695 710  
FREQ MHz

Lower frame: Real Jy

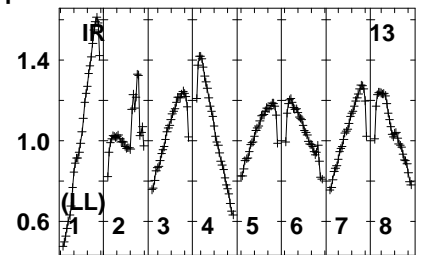
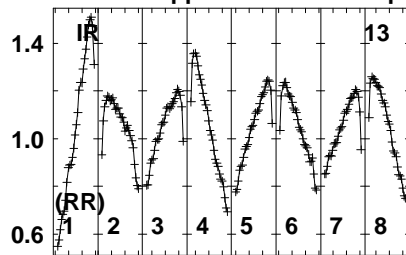
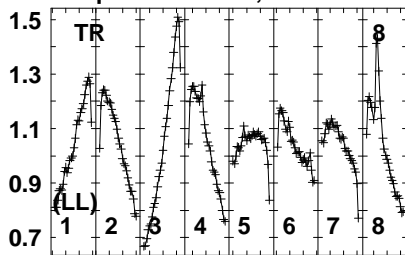
Auto-corr total-power spectrum Antenna: \*

Timerange: 00/13:54:31 to 00/13:55:59

Plot file version 151 created 12-SEP-2022 13:07:07

J0813+2435 EH040A.UVDATA.1

Freq = 1.5950 GHz, Bw = 16.000 MH No calibration applied and no bandpass applied

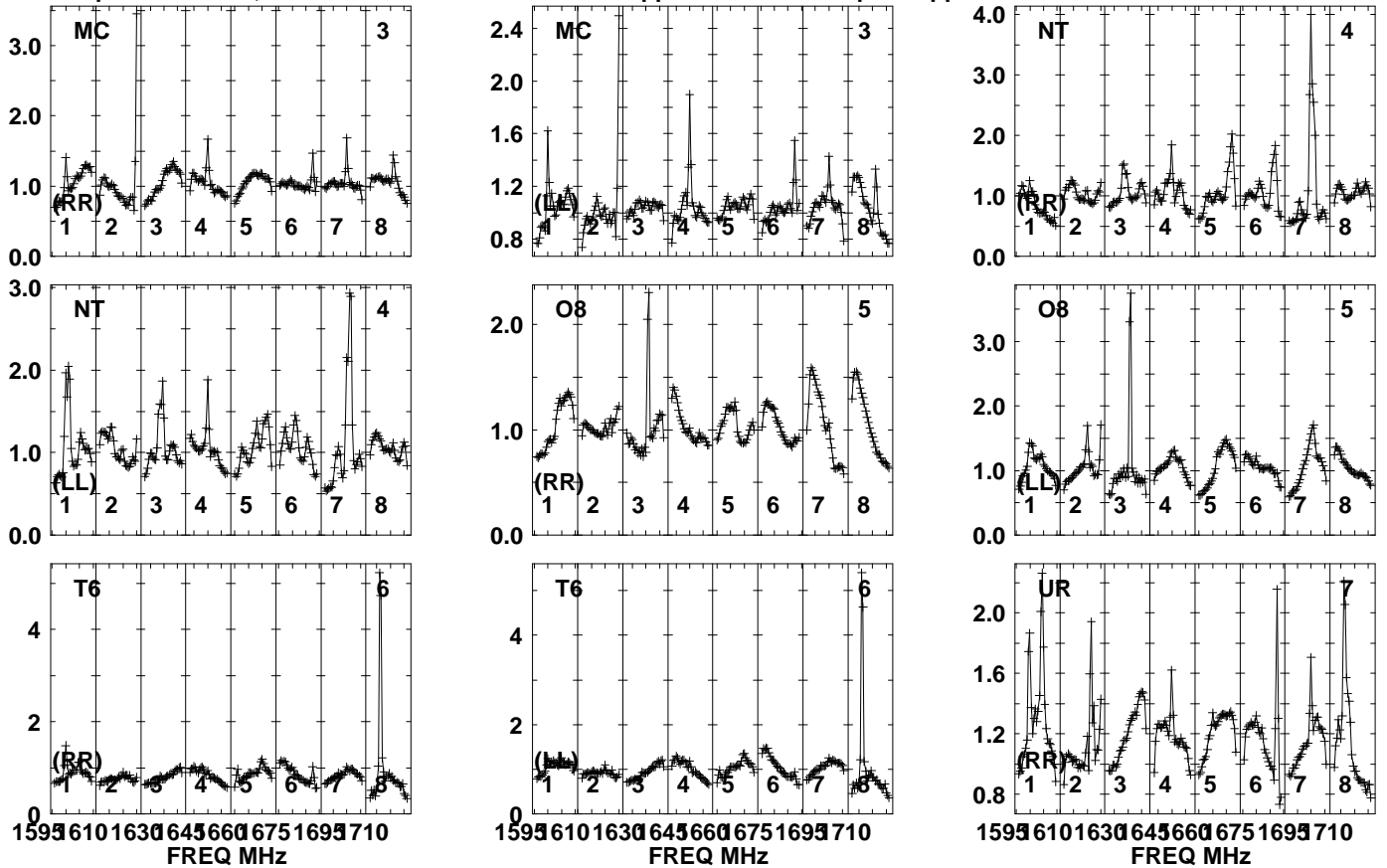


Lower frame: Real Jy  
Auto-corr total-power spectrum Antenna: \*  
Timerange: 00/13:54:31 to 00/13:55:59

Plot file version 152 created 12-SEP-2022 13:07:07

HS0810+2554 EH040A.UVDATA.1

Freq = 1.5950 GHz, Bw = 16.000 MH No calibration applied and no bandpass applied



Lower frame: Real Jy

Auto-corr total-power spectrum Antenna: \*

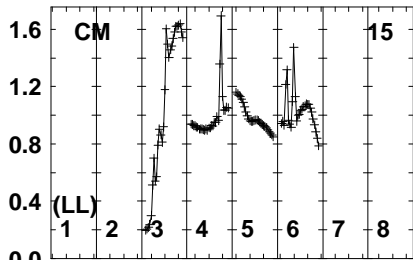
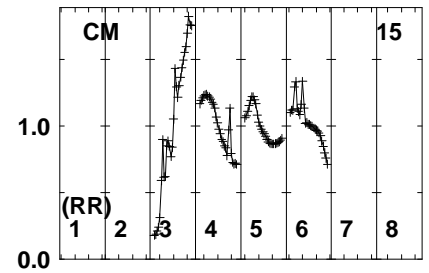
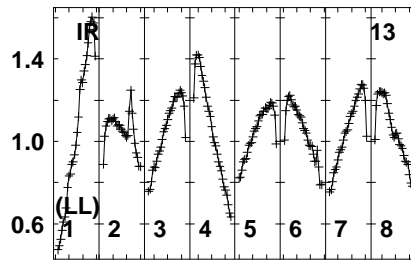
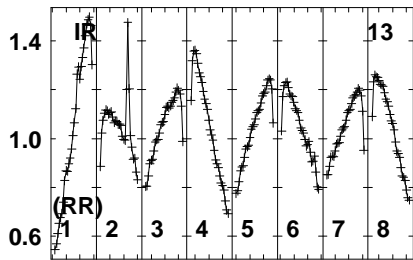
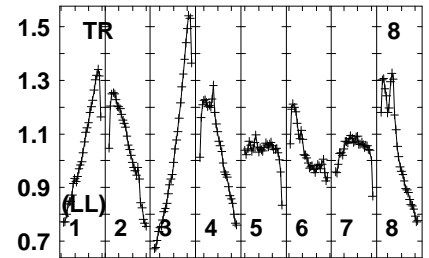
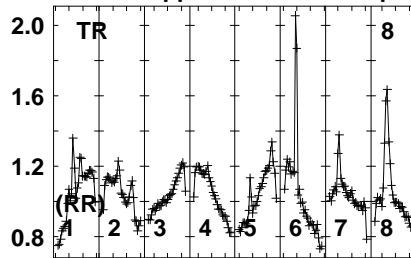
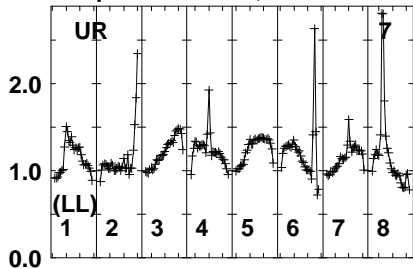
Timerange: 00/13:56:01 to 00/13:59:29



Plot file version 153 created 12-SEP-2022 13:07:07

HS0810+2554 EH040A.UVDATA.1

Freq = 1.5950 GHz, Bw = 16.000 MH No calibration applied and no bandpass applied



1595 610 1630 645 660 675 1695 710

FREQ MHz

Lower frame: Real Jy

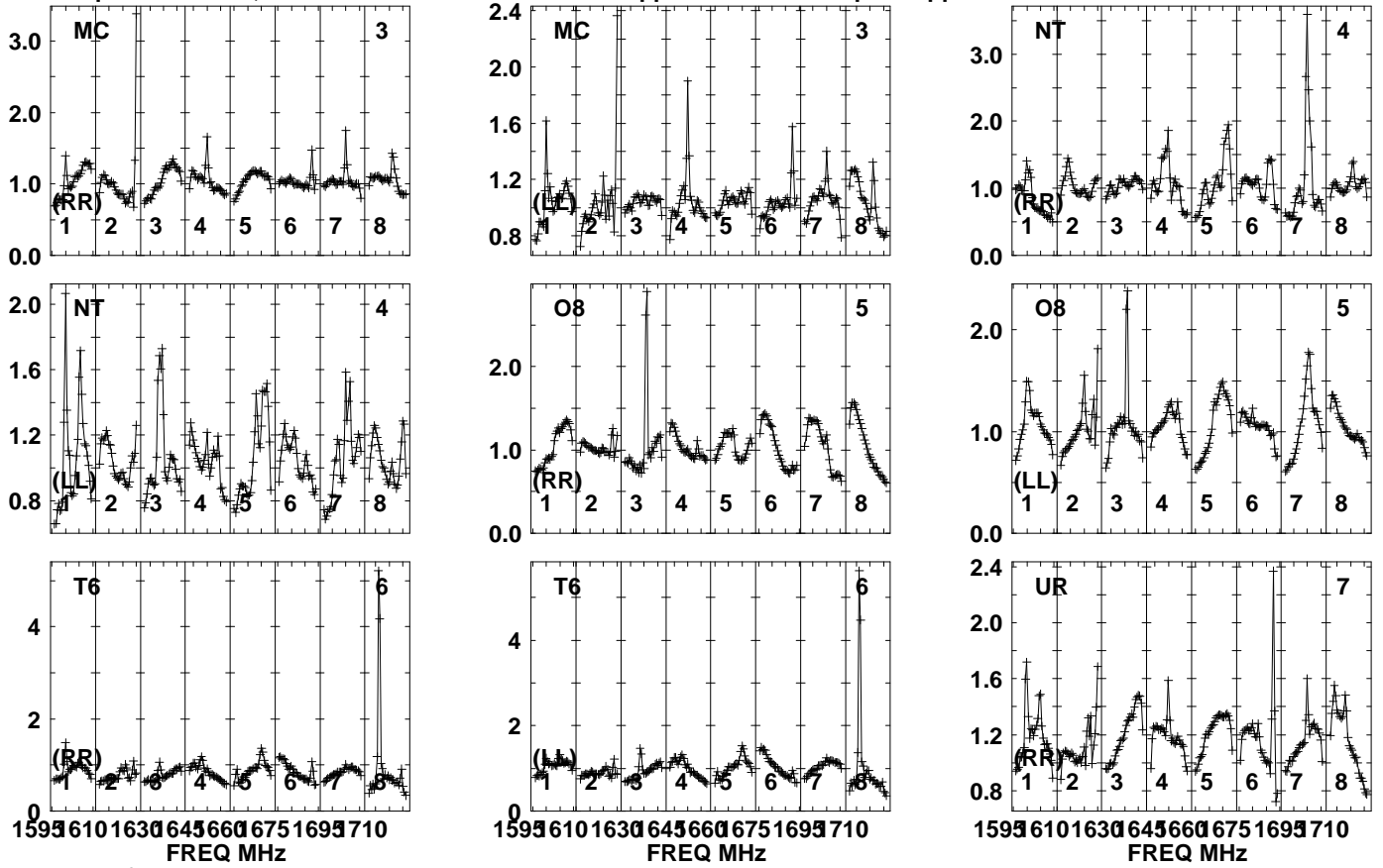
Auto-corr total-power spectrum Antenna: \*

Timerange: 00/13:56:01 to 00/13:59:29

Plot file version 154 created 12-SEP-2022 13:07:07

J0813+2435 EH040A.UVDATA.1

Freq = 1.5950 GHz, Bw = 16.000 MH No calibration applied and no bandpass applied

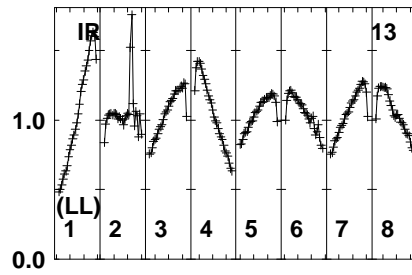
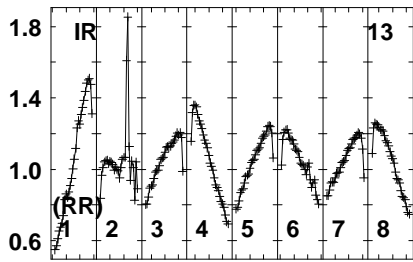
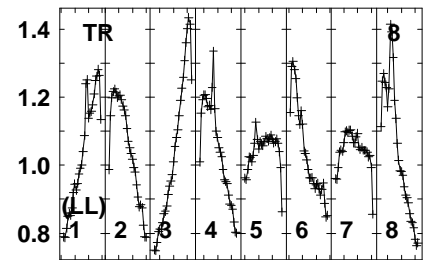
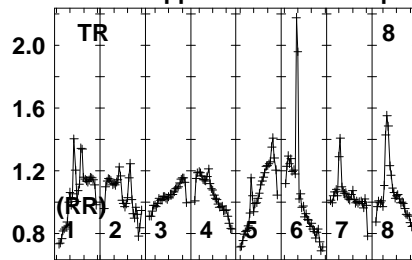
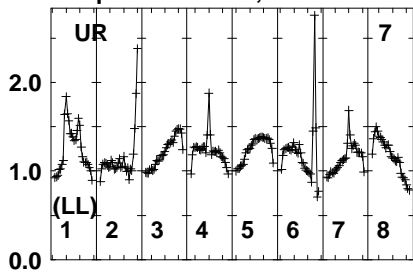


Lower frame: Real Jy  
Auto-corr total-power spectrum Antenna: \*  
Timerange: 00/13:59:31 to 00/14:00:59

Plot file version 155 created 12-SEP-2022 13:07:07

J0813+2435 EH040A.UVDATA.1

Freq = 1.5950 GHz, Bw = 16.000 MH No calibration applied and no bandpass applied

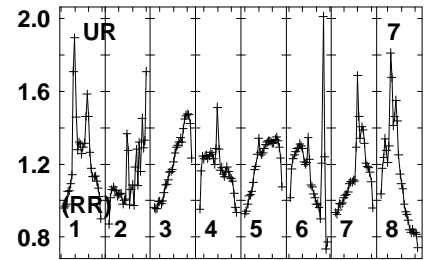
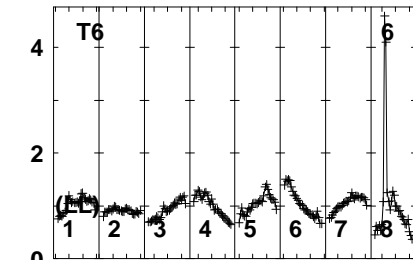
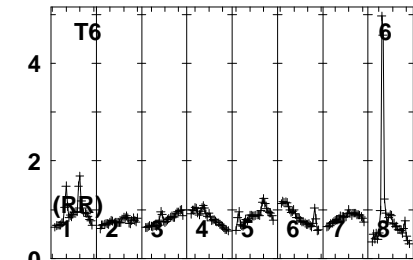
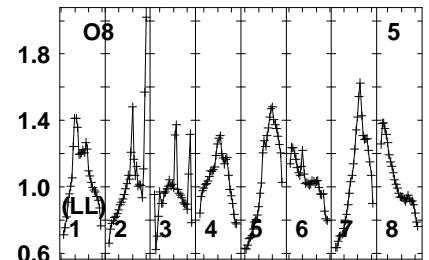
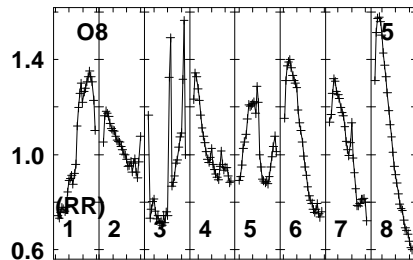
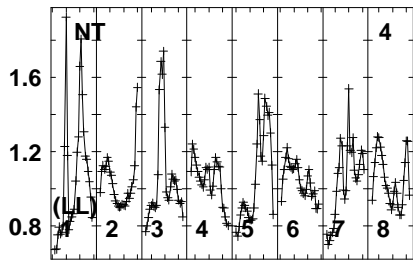
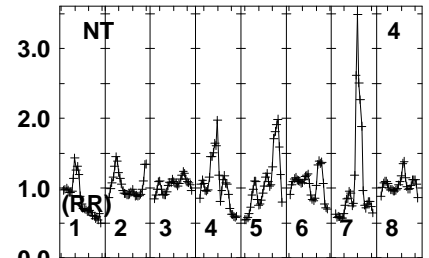
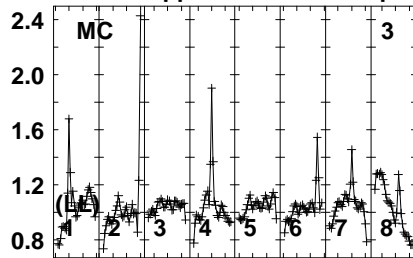
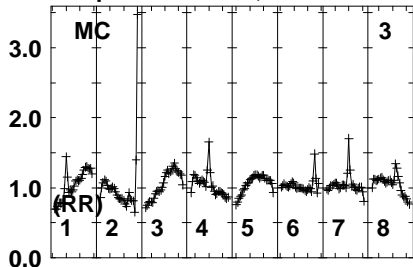


Lower frame: Real Jy  
Auto-corr total-power spectrum Antenna: \*  
Timerange: 00/13:59:31 to 00/14:00:59

Plot file version 156 created 12-SEP-2022 13:07:07

HS0810+2554 EH040A.UVDATA.1

Freq = 1.5950 GHz, Bw = 16.000 MH No calibration applied and no bandpass applied



1595 610 1630 645 660 675 1695 710  
FREQ MHz

1595 610 1630 645 660 675 1695 710  
FREQ MHz

1595 610 1630 645 660 675 1695 710  
FREQ MHz

Lower frame: Real Jy

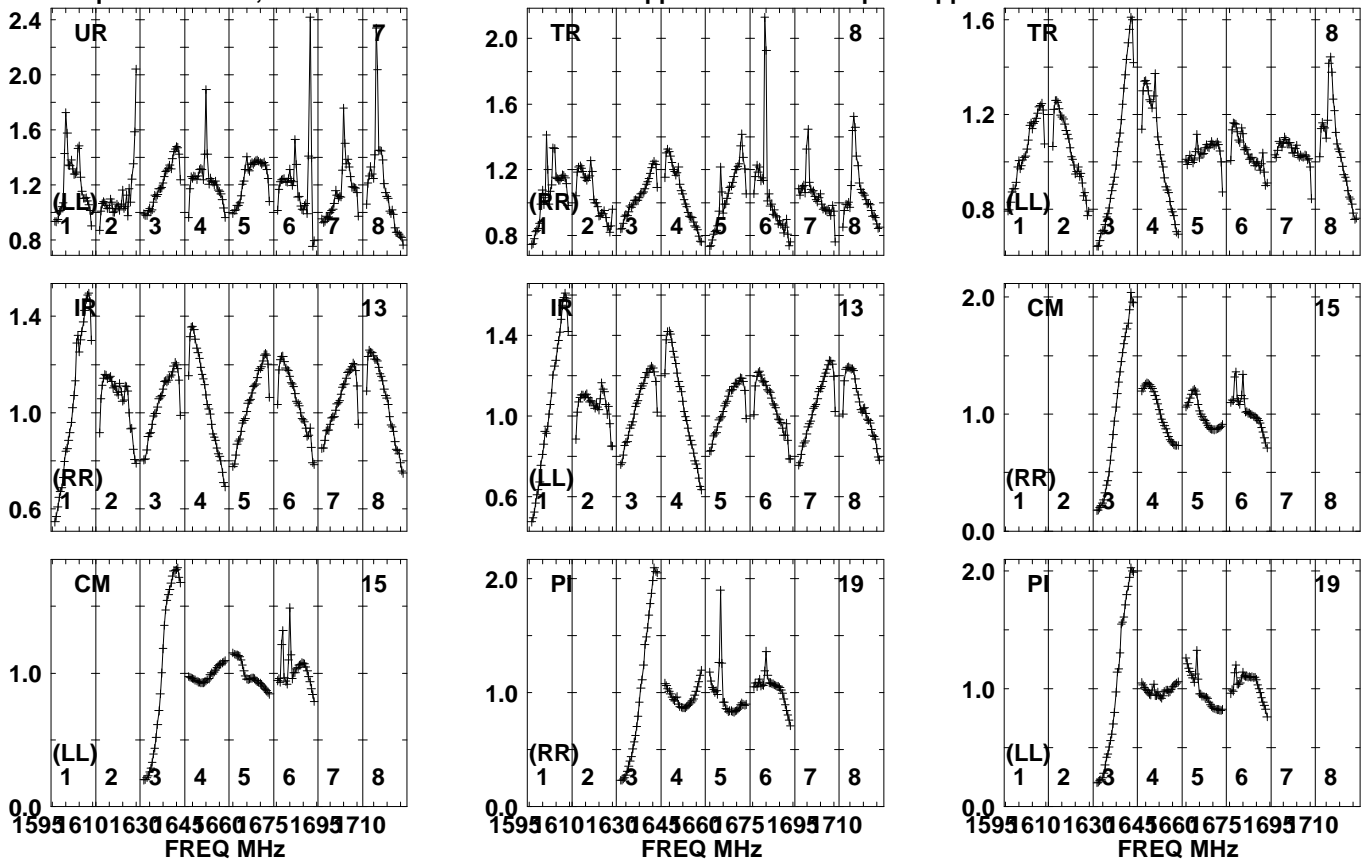
Auto-corr total-power spectrum Antenna: \*

Timerange: 00/14:01:01 to 00/14:04:29

Plot file version 157 created 12-SEP-2022 13:07:07

HS0810+2554 EH040A.UVDATA.1

Freq = 1.5950 GHz, Bw = 16.000 MH No calibration applied and no bandpass applied

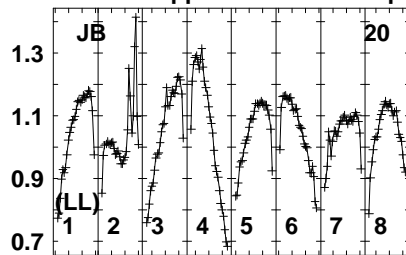
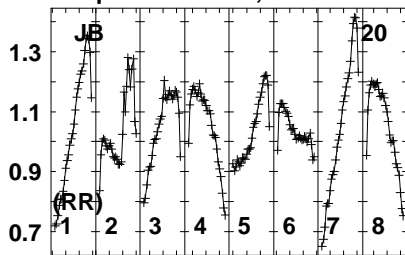


Lower frame: Real Jy  
Auto-corr total-power spectrum Antenna: \*  
Timerange: 00/14:01:01 to 00/14:04:29

Plot file version 158 created 12-SEP-2022 13:07:08

HS0810+2554 EH040A.UVDATA.1

Freq = 1.5950 GHz, Bw = 16.000 MH No calibration applied and no bandpass applied

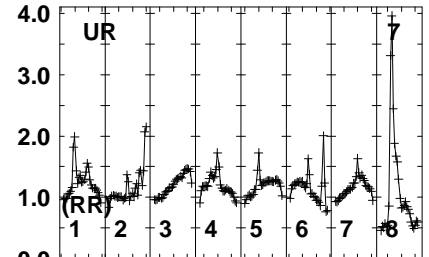
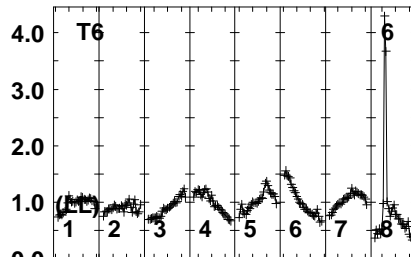
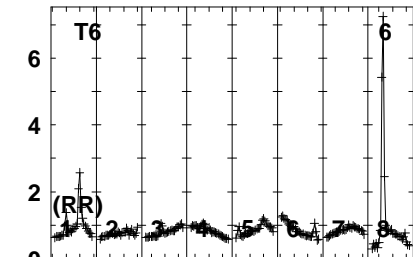
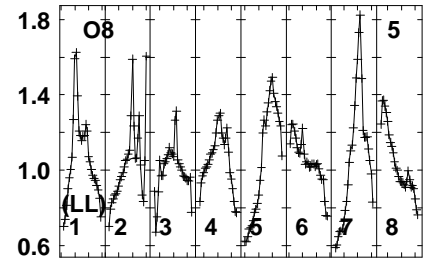
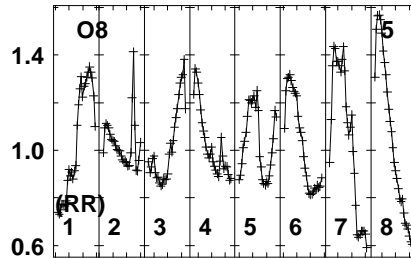
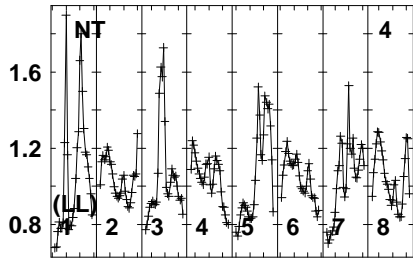
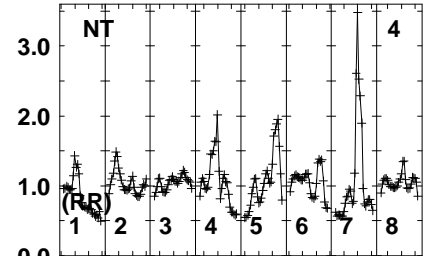
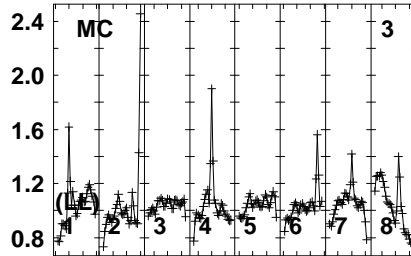
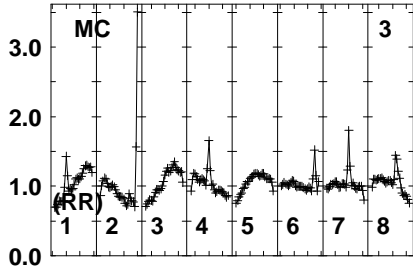


Lower frame: Real Jy  
Auto-corr total-power spectrum Antenna: \*  
Timerange: 00/14:01:01 to 00/14:04:29

Plot file version 159 created 12-SEP-2022 13:07:08

J0813+2435 EH040A.UVDATA.1

Freq = 1.5950 GHz, Bw = 16.000 MH No calibration applied and no bandpass applied



1595 610 1630 645 660 675 1695 710  
FREQ MHz

1595 610 1630 645 660 675 1695 710  
FREQ MHz

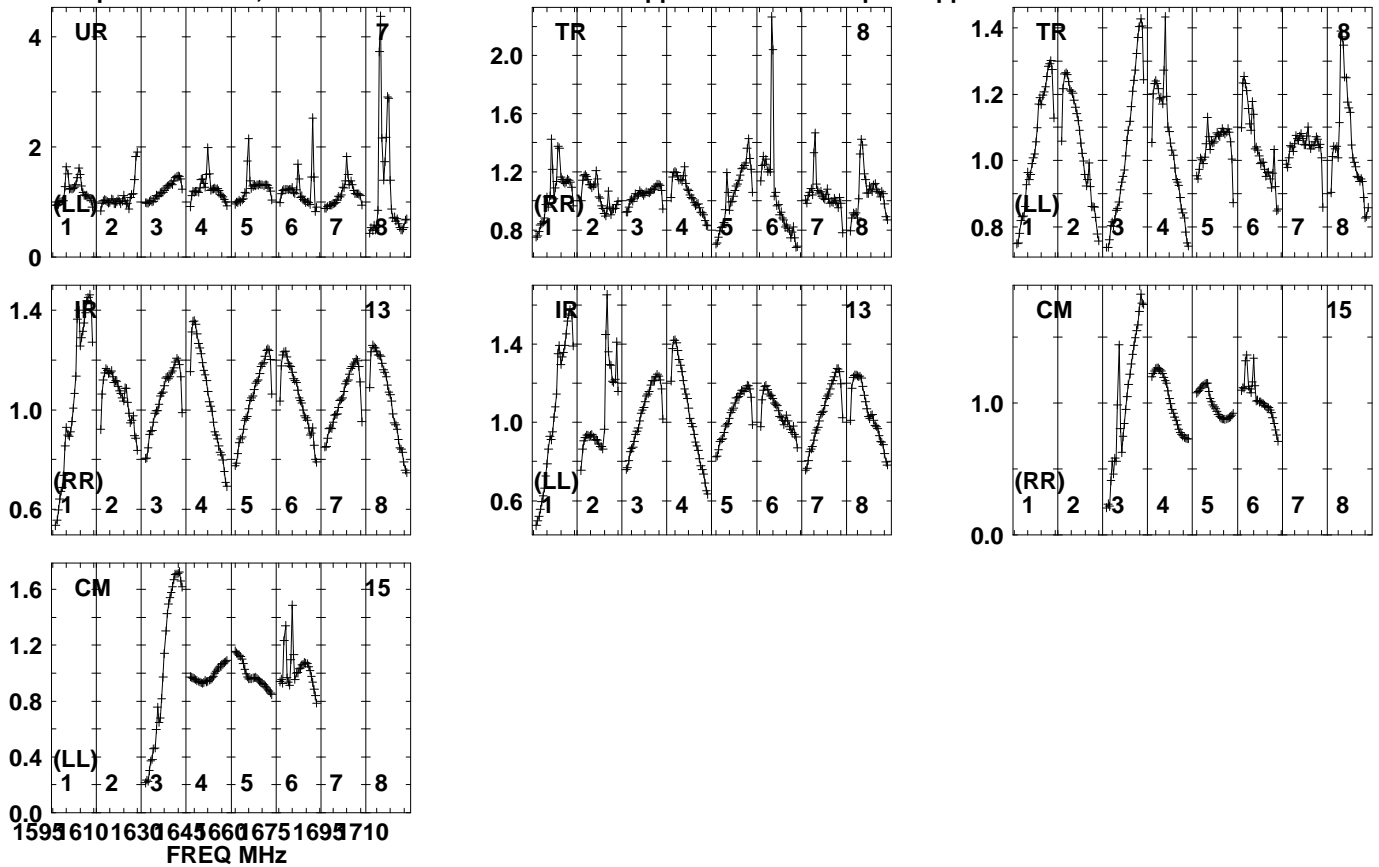
1595 610 1630 645 660 675 1695 710  
FREQ MHz

Lower frame: Real Jy  
Auto-corr total-power spectrum Antenna: \*  
Timerange: 00/14:05:01 to 00/14:06:29

Plot file version 160 created 12-SEP-2022 13:07:08

J0813+2435 EH040A.UVDATA.1

Freq = 1.5950 GHz, Bw = 16.000 MH No calibration applied and no bandpass applied



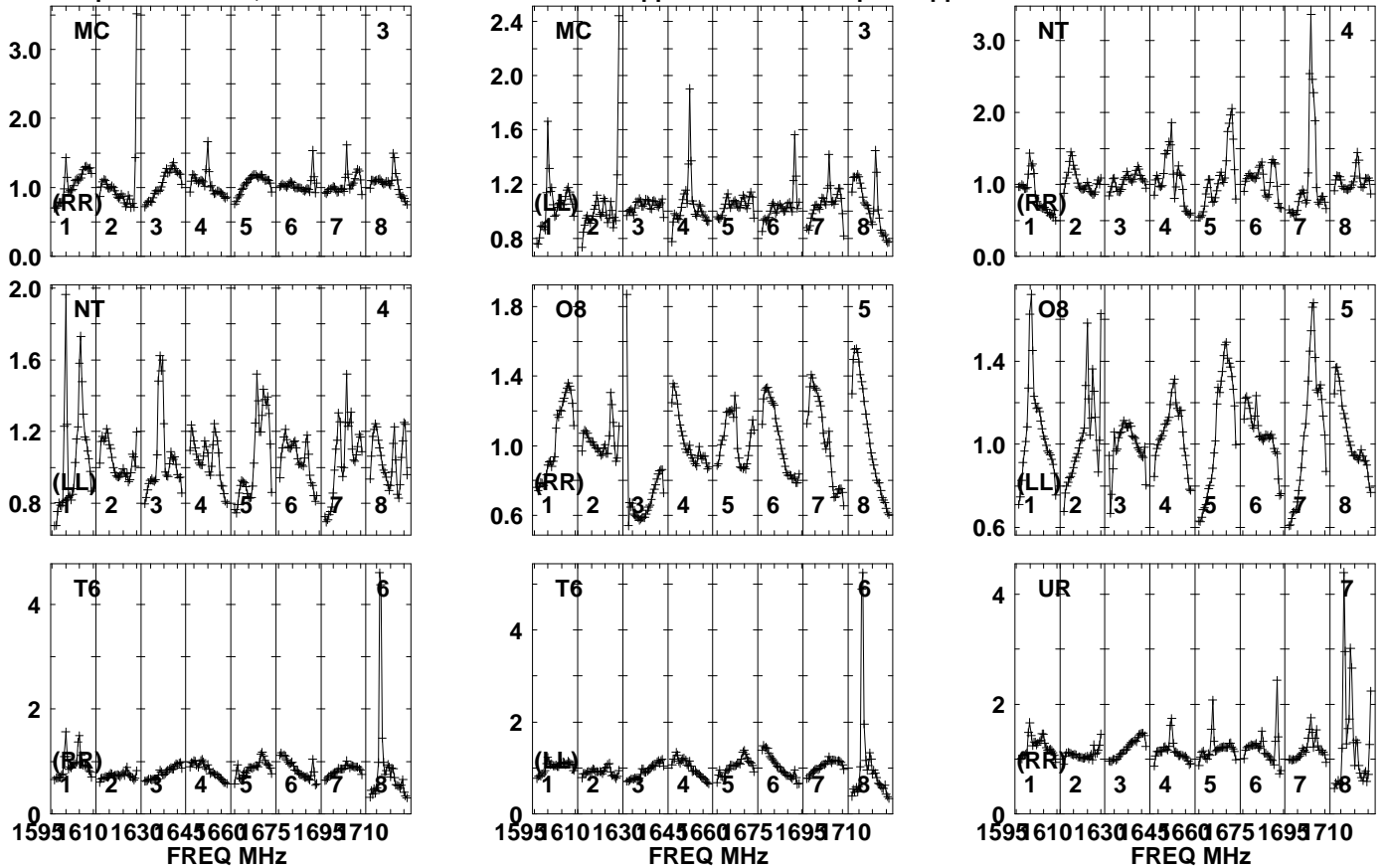
Lower frame: Real Jy  
Auto-corr total-power spectrum Antenna: \*  
Timerange: 00/14:05:01 to 00/14:06:29



Plot file version 161 created 12-SEP-2022 13:07:08

HS0810+2554 EH040A.UVDATA.1

Freq = 1.5950 GHz, Bw = 16.000 MH No calibration applied and no bandpass applied



Lower frame: Real Jy

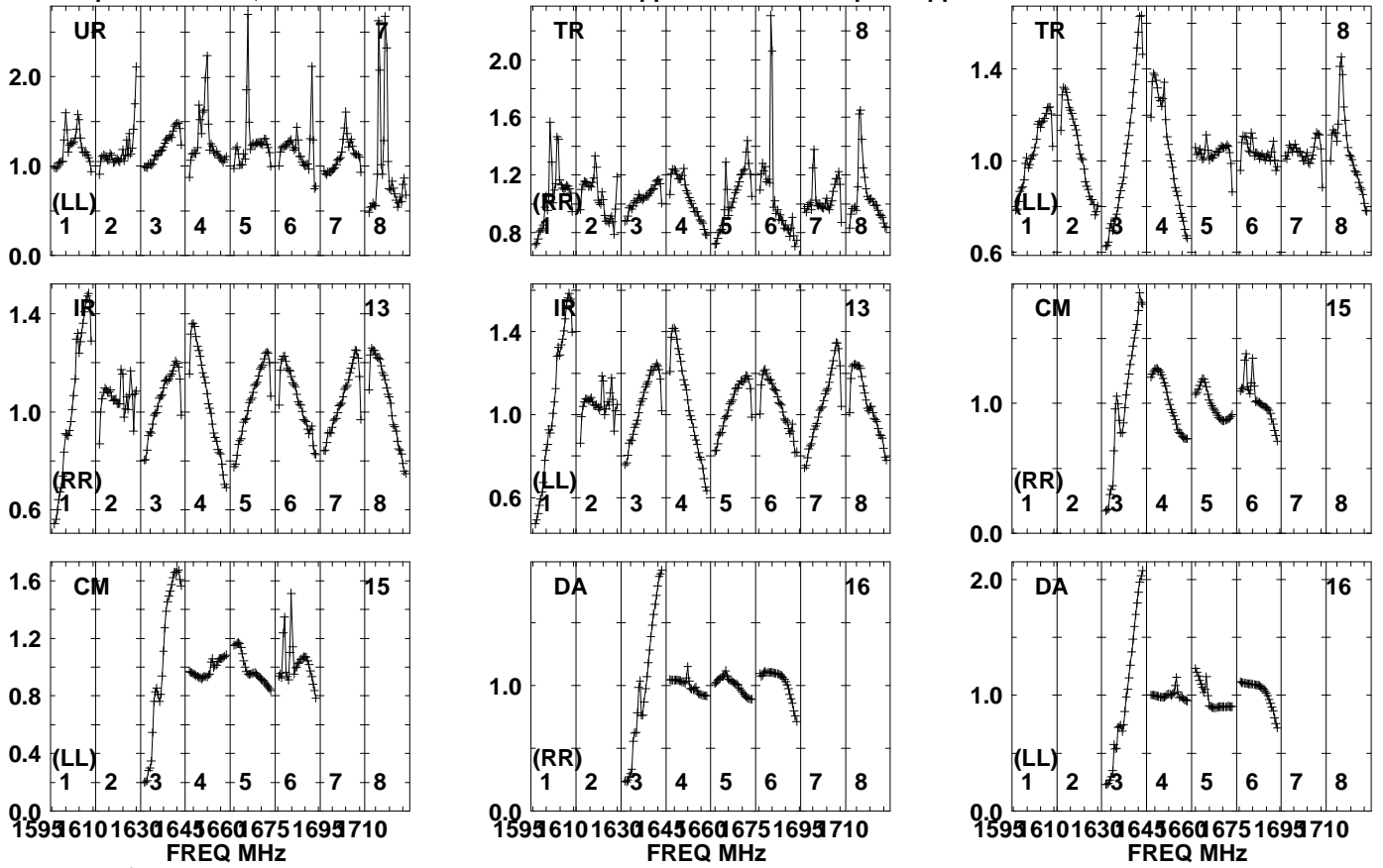
Auto-corr total-power spectrum Antenna: \*

Timerange: 00/14:06:31 to 00/14:09:59

Plot file version 162 created 12-SEP-2022 13:07:08

HS0810+2554 EH040A.UVDATA.1

Freq = 1.5950 GHz, Bw = 16.000 MH No calibration applied and no bandpass applied

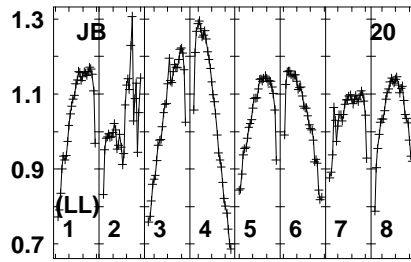
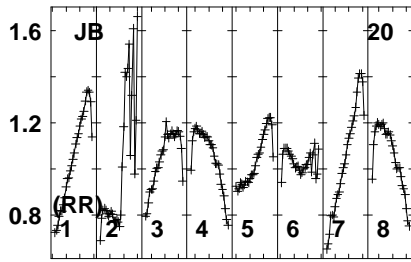
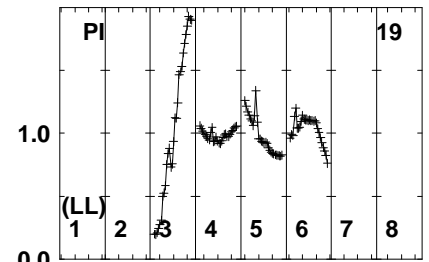
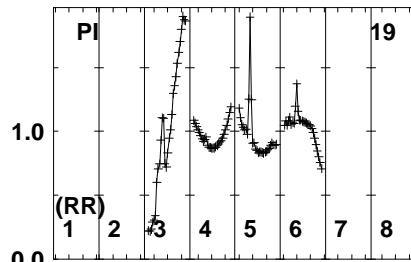
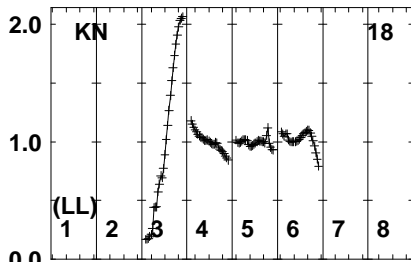
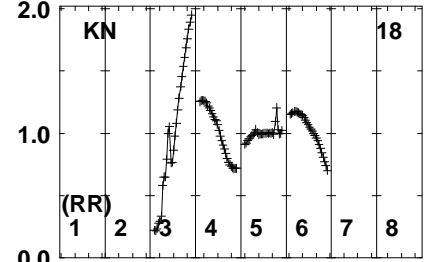
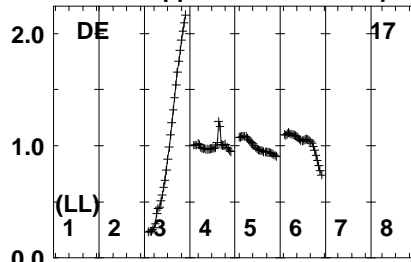
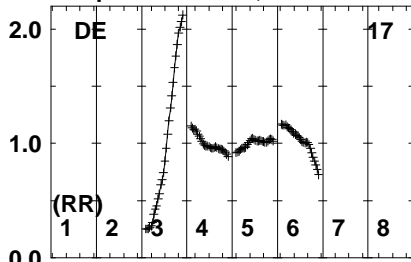


Lower frame: Real Jy  
Auto-corr total-power spectrum Antenna: \*  
Timerange: 00/14:06:31 to 00/14:09:59

Plot file version 163 created 12-SEP-2022 13:07:08

HS0810+2554 EH040A.UVDATA.1

Freq = 1.5950 GHz, Bw = 16.000 MH No calibration applied and no bandpass applied



1595 610 1630 645 660 675 1695 710  
FREQ MHz

1595 610 1630 645 660 675 1695 710  
FREQ MHz

Lower frame: Real Jy

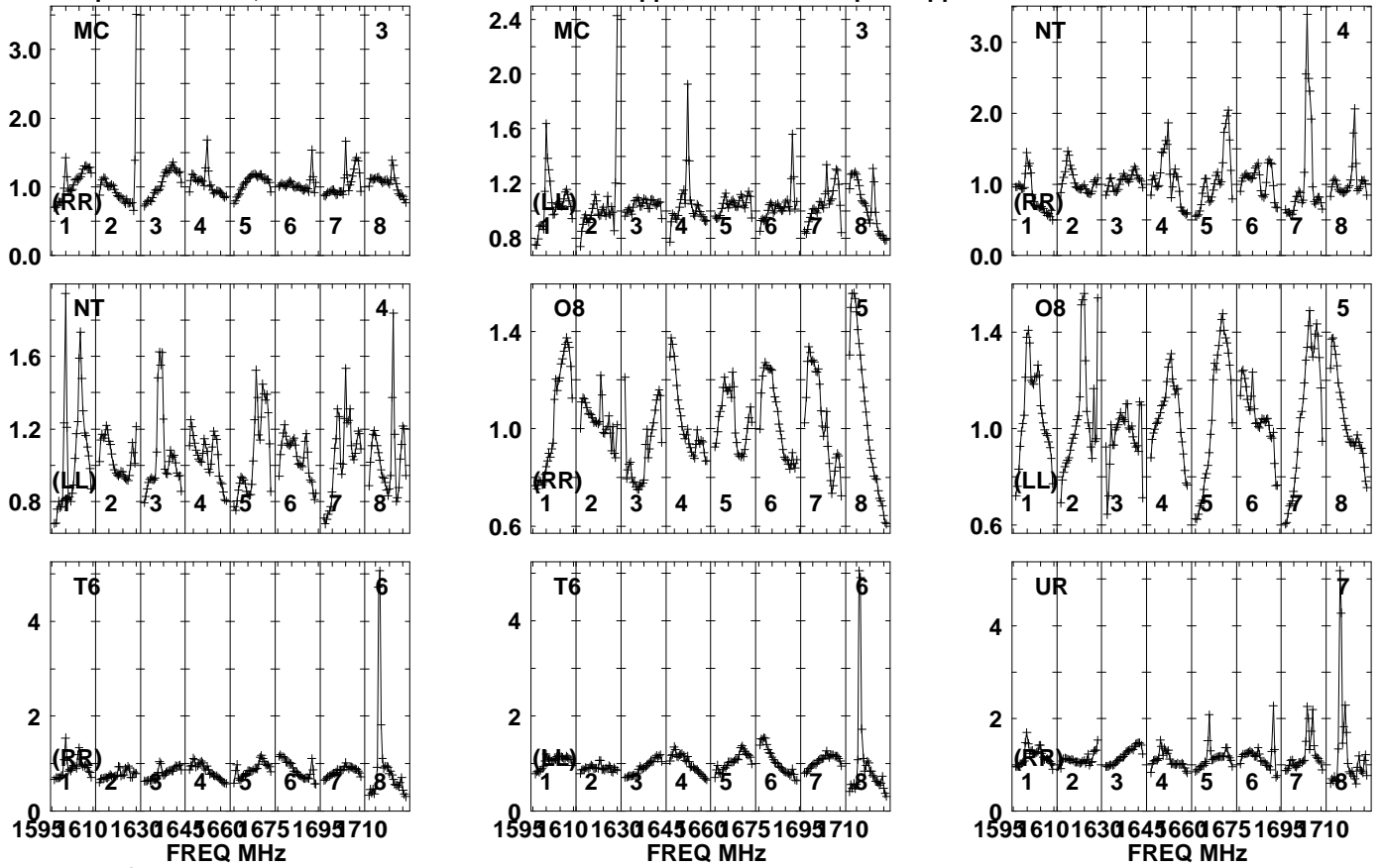
Auto-corr total-power spectrum Antenna: \*

Timerange: 00/14:06:31 to 00/14:09:59

Plot file version 164 created 12-SEP-2022 13:07:08

J0813+2435 EH040A.UVDATA.1

Freq = 1.5950 GHz, Bw = 16.000 MH No calibration applied and no bandpass applied



Lower frame: Real Jy

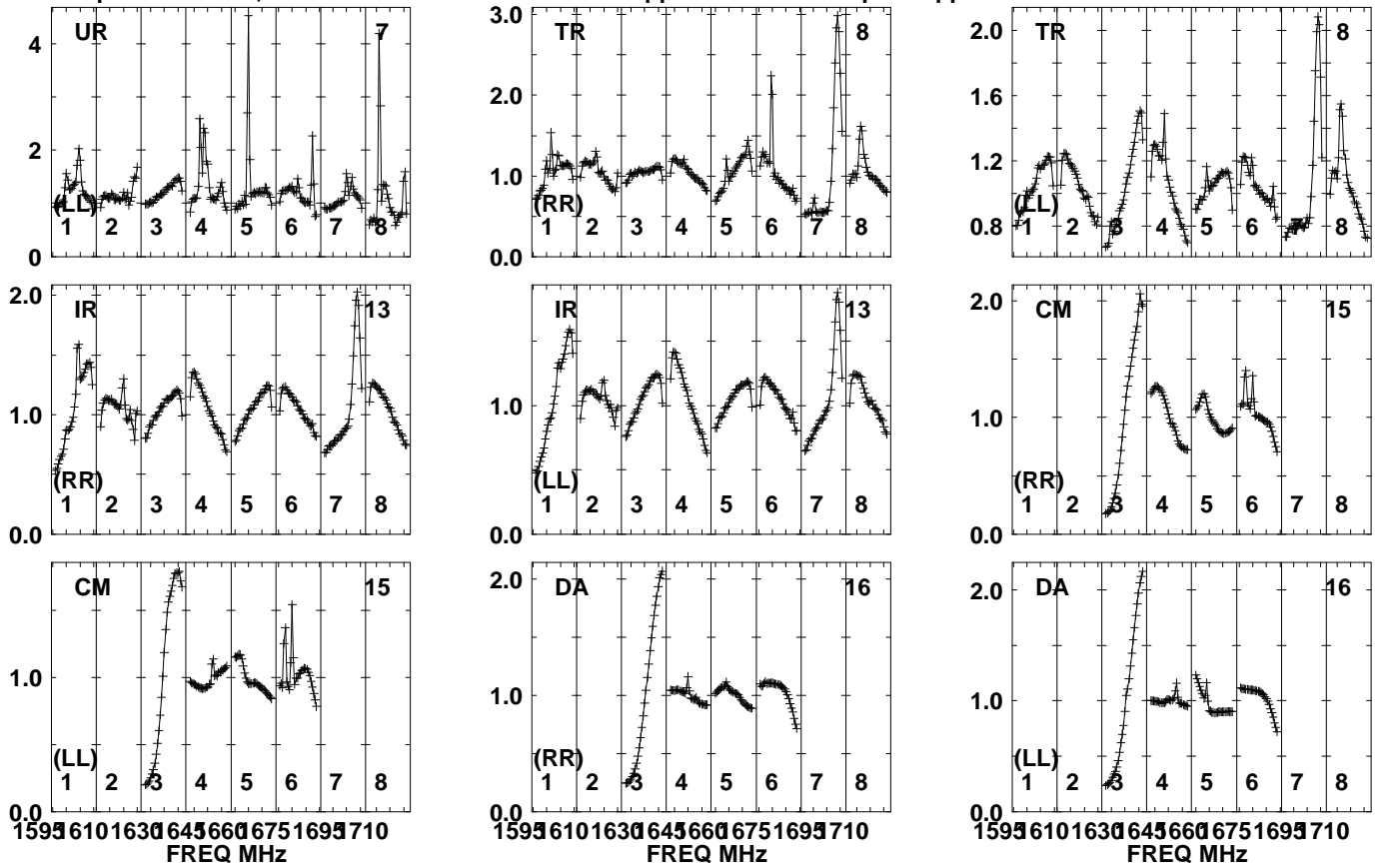
Auto-corr total-power spectrum Antenna: \*

Timerange: 00/14:10:01 to 00/14:11:29

Plot file version 165 created 12-SEP-2022 13:07:08

J0813+2435 EH040A.UVDATA.1

Freq = 1.5950 GHz, Bw = 16.000 MH No calibration applied and no bandpass applied

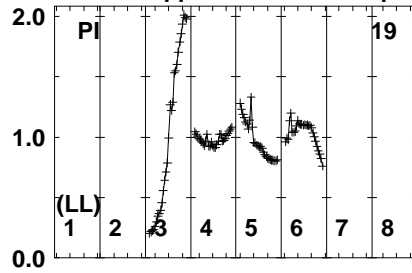
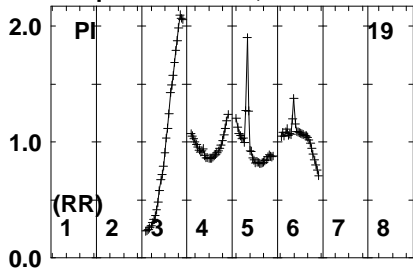


Lower frame: Real Jy  
Auto-corr total-power spectrum Antenna: \*  
Timerange: 00/14:10:01 to 00/14:11:29

Plot file version 166 created 12-SEP-2022 13:07:09

J0813+2435 EH040A.UVDATA.1

Freq = 1.5950 GHz, Bw = 16.000 MH No calibration applied and no bandpass applied



Lower frame: Real Jy

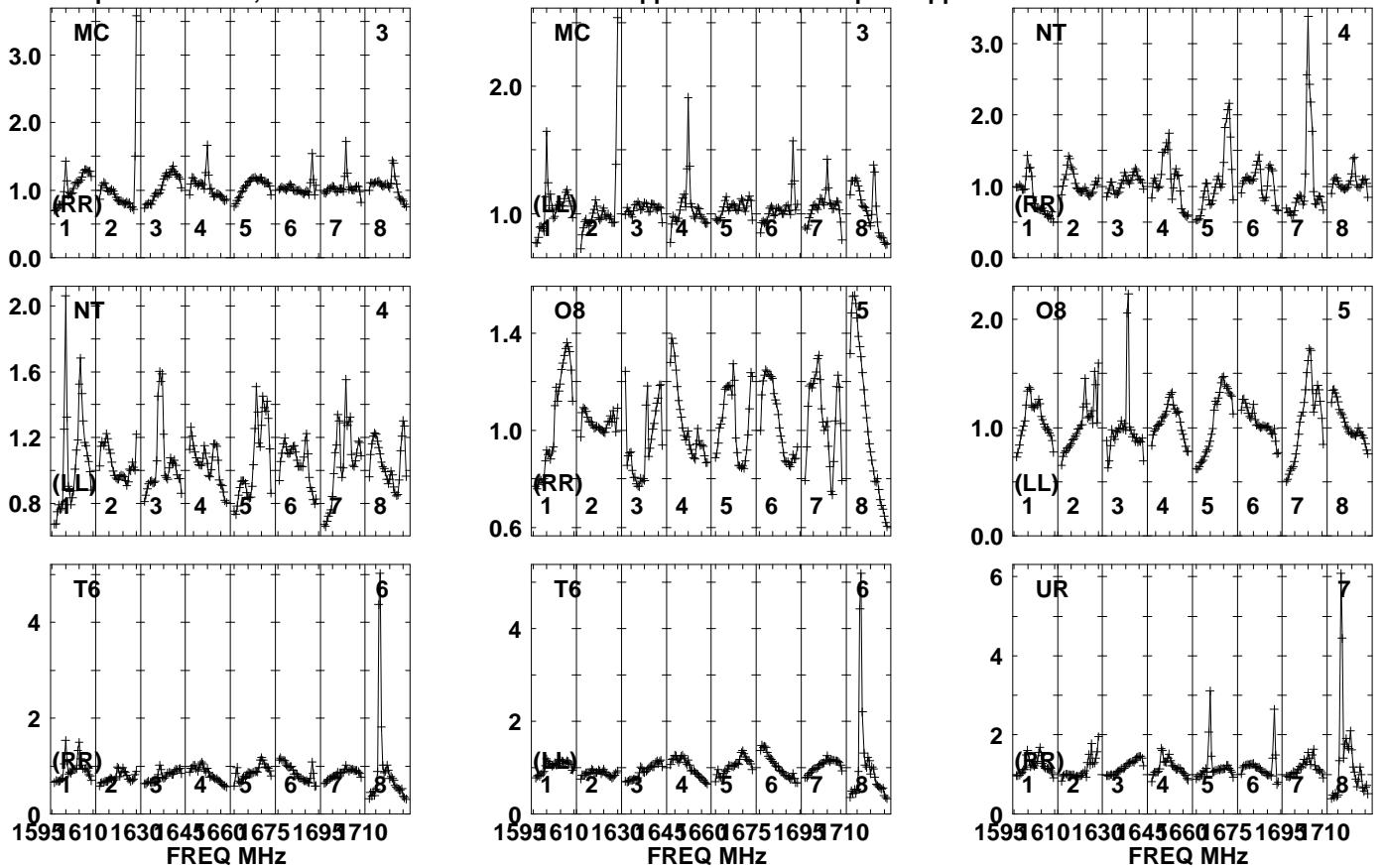
Auto-corr total-power spectrum Antenna: \*

Timerange: 00/14:10:01 to 00/14:11:29

Plot file version 167 created 12-SEP-2022 13:07:09

HS0810+2554 EH040A.UVDATA.1

Freq = 1.5950 GHz, Bw = 16.000 MH No calibration applied and no bandpass applied

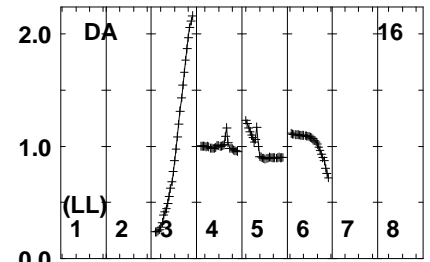
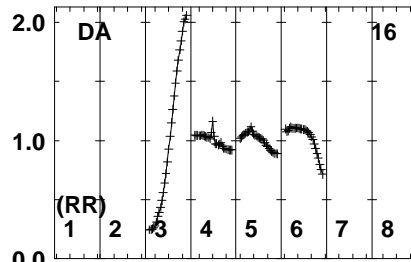
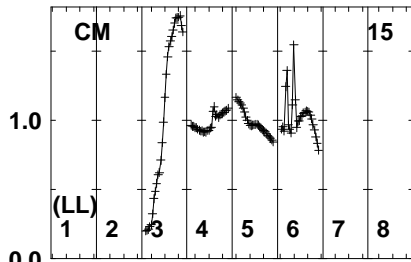
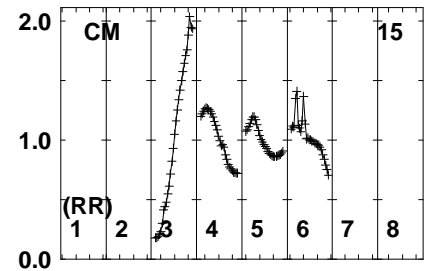
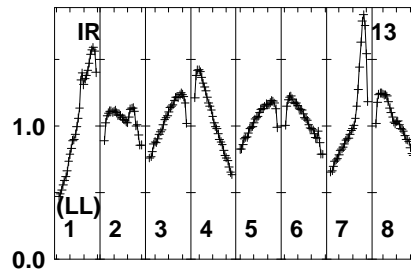
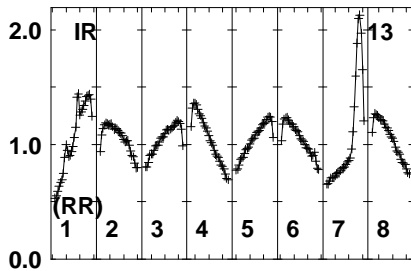
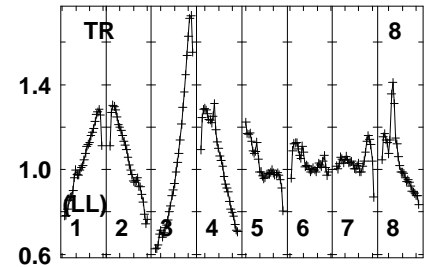
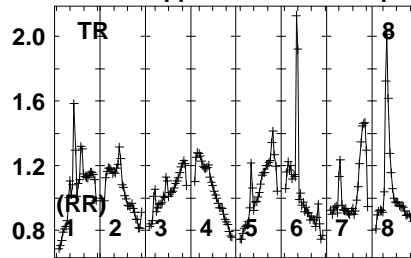
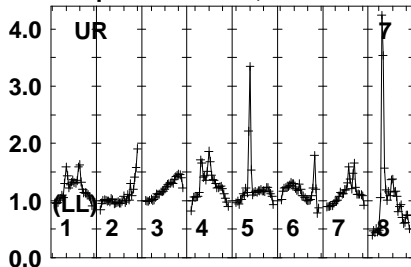


Lower frame: Real Jy  
Auto-corr total-power spectrum Antenna: \*  
Timerange: 00/14:11:33 to 00/14:14:59

Plot file version 168 created 12-SEP-2022 13:07:09

HS0810+2554 EH040A.UVDATA.1

Freq = 1.5950 GHz, Bw = 16.000 MH No calibration applied and no bandpass applied



1595 610 1630 645 660 675 1695 710  
FREQ MHz

1595 610 1630 645 660 675 1695 710  
FREQ MHz

1595 610 1630 645 660 675 1695 710  
FREQ MHz

Lower frame: Real Jy

Auto-corr total-power spectrum Antenna: \*

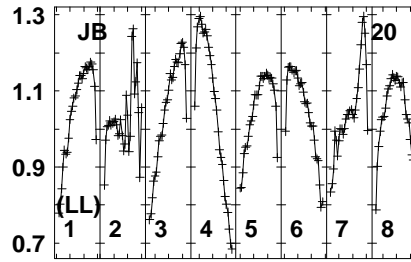
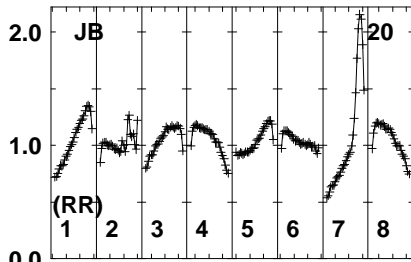
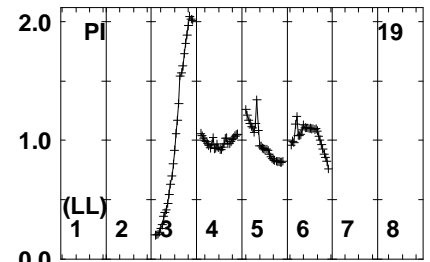
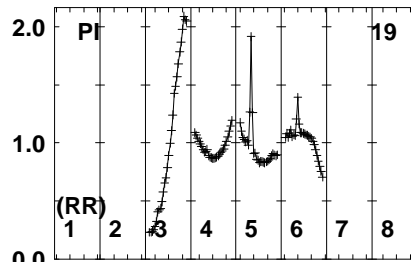
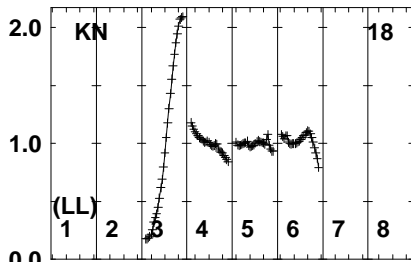
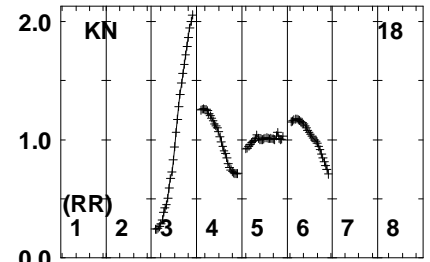
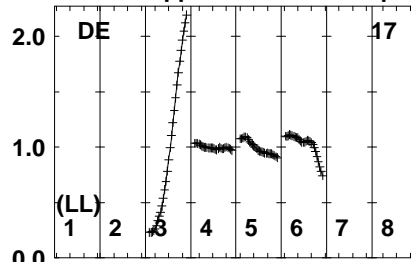
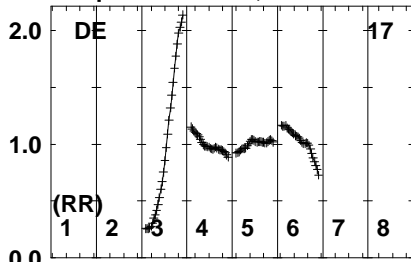
Timerange: 00/14:11:33 to 00/14:14:59



Plot file version 169 created 12-SEP-2022 13:07:09

HS0810+2554 EH040A.UVDATA.1

Freq = 1.5950 GHz, Bw = 16.000 MH No calibration applied and no bandpass applied



1595 610 1630 645 660 675 1695 710  
FREQ MHz

1595 610 1630 645 660 675 1695 710  
FREQ MHz

Lower frame: Real Jy

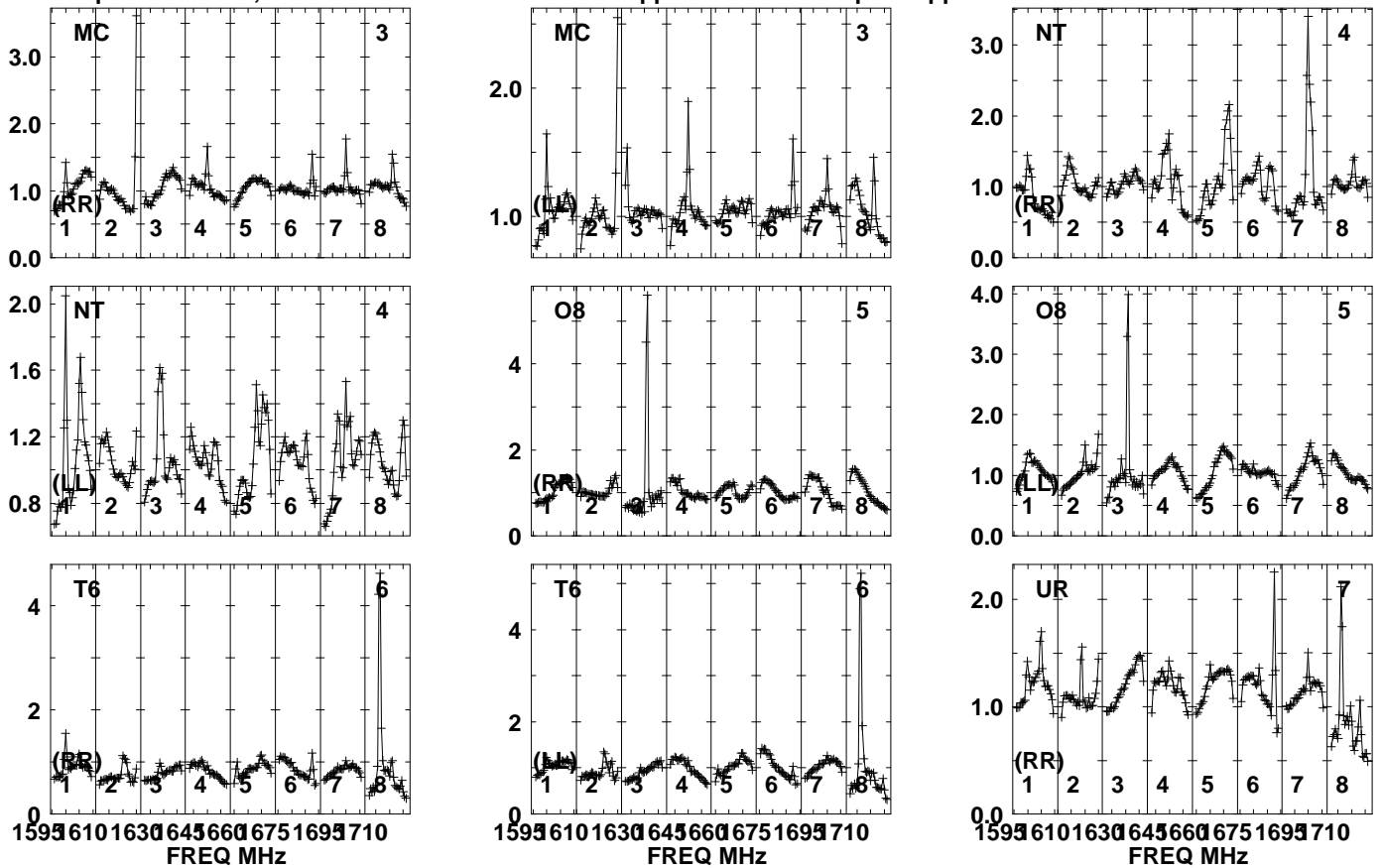
Auto-corr total-power spectrum Antenna: \*

Timerange: 00/14:11:33 to 00/14:14:59

Plot file version 170 created 12-SEP-2022 13:07:09

J0813+2435 EH040A.UVDATA.1

Freq = 1.5950 GHz, Bw = 16.000 MH No calibration applied and no bandpass applied

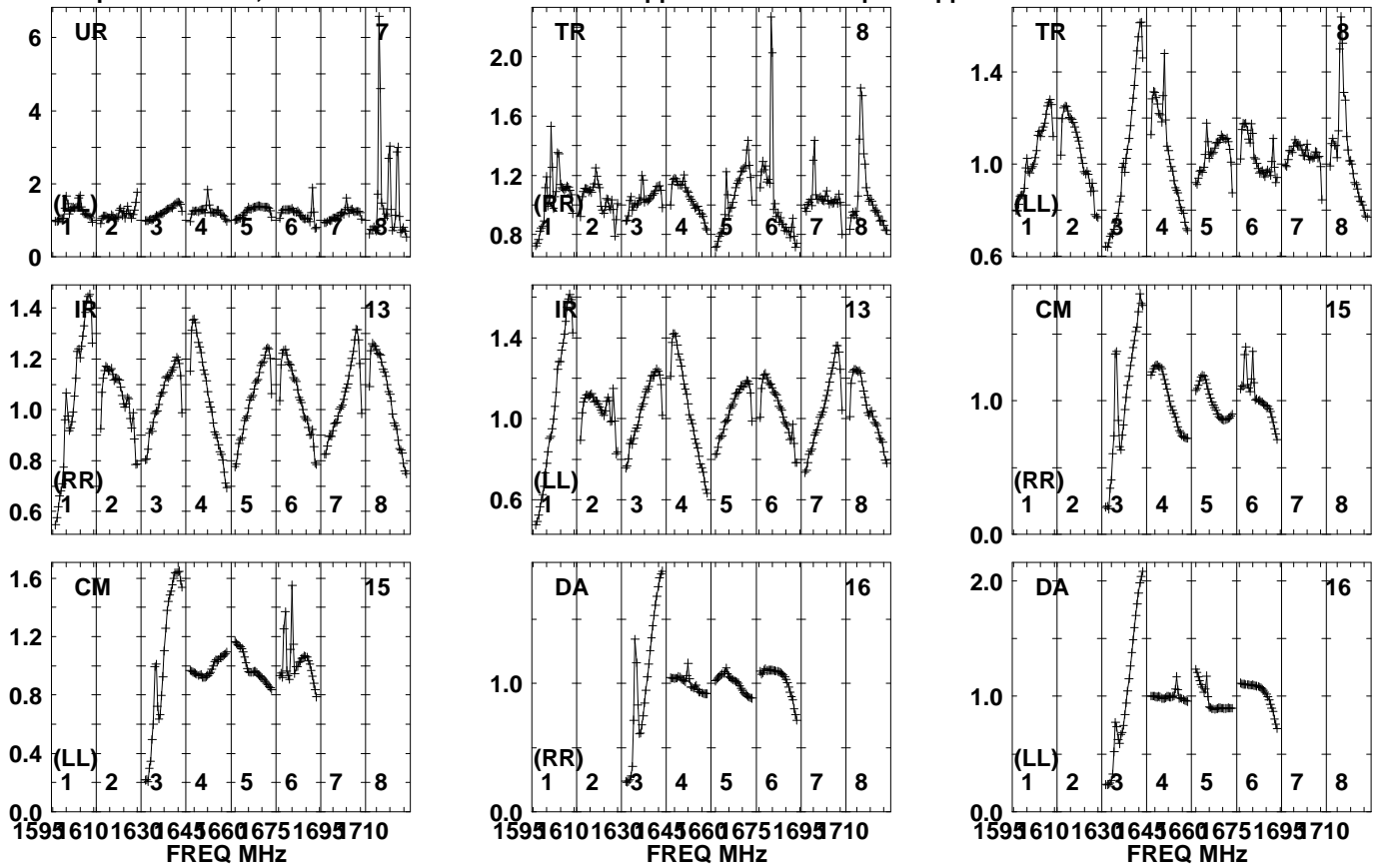


Lower frame: Real Jy  
Auto-corr total-power spectrum Antenna: \*  
Timerange: 00/14:15:31 to 00/14:16:59

Plot file version 171 created 12-SEP-2022 13:07:09

J0813+2435 EH040A.UVDATA.1

Freq = 1.5950 GHz, Bw = 16.000 MH No calibration applied and no bandpass applied

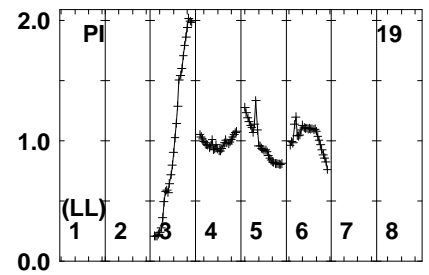
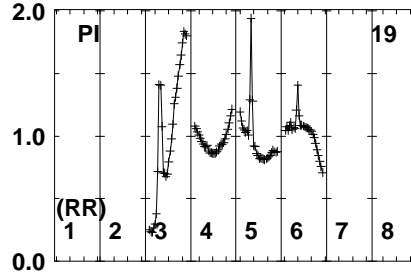
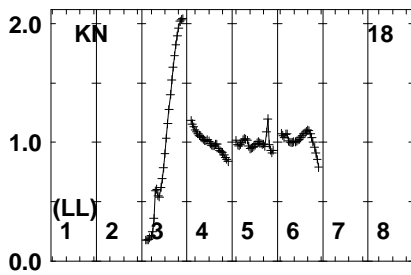
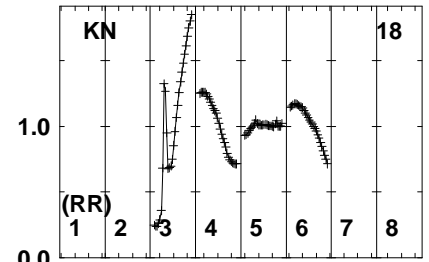
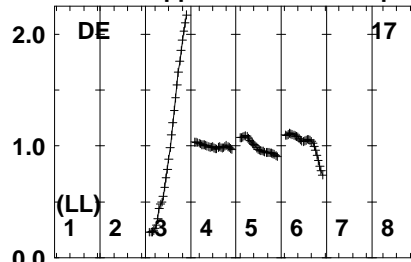
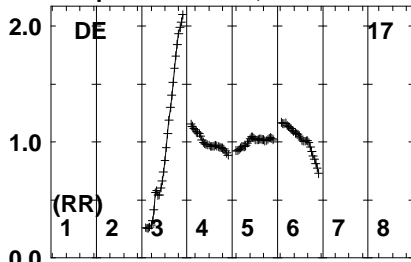


Lower frame: Real Jy  
Auto-corr total-power spectrum Antenna: \*  
Timerange: 00/14:15:31 to 00/14:16:59

Plot file version 172 created 12-SEP-2022 13:07:09

J0813+2435 EH040A.UVDATA.1

Freq = 1.5950 GHz, Bw = 16.000 MH No calibration applied and no bandpass applied

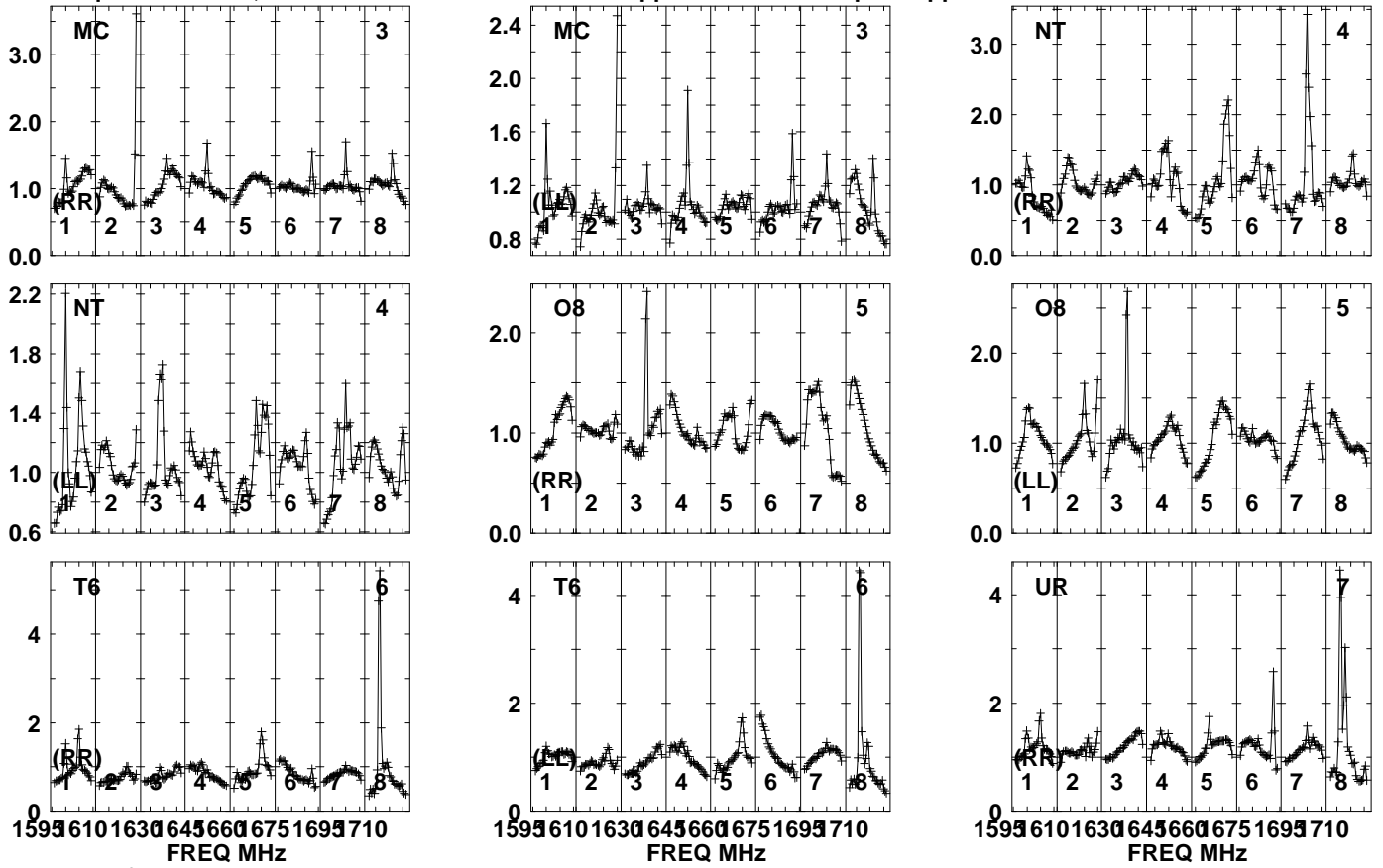


Lower frame: Real Jy  
Auto-corr total-power spectrum Antenna: \*  
Timerange: 00/14:15:31 to 00/14:16:59

Plot file version 173 created 12-SEP-2022 13:07:10

HS0810+2554 EH040A.UVDATA.1

Freq = 1.5950 GHz, Bw = 16.000 MH No calibration applied and no bandpass applied



Lower frame: Real Jy

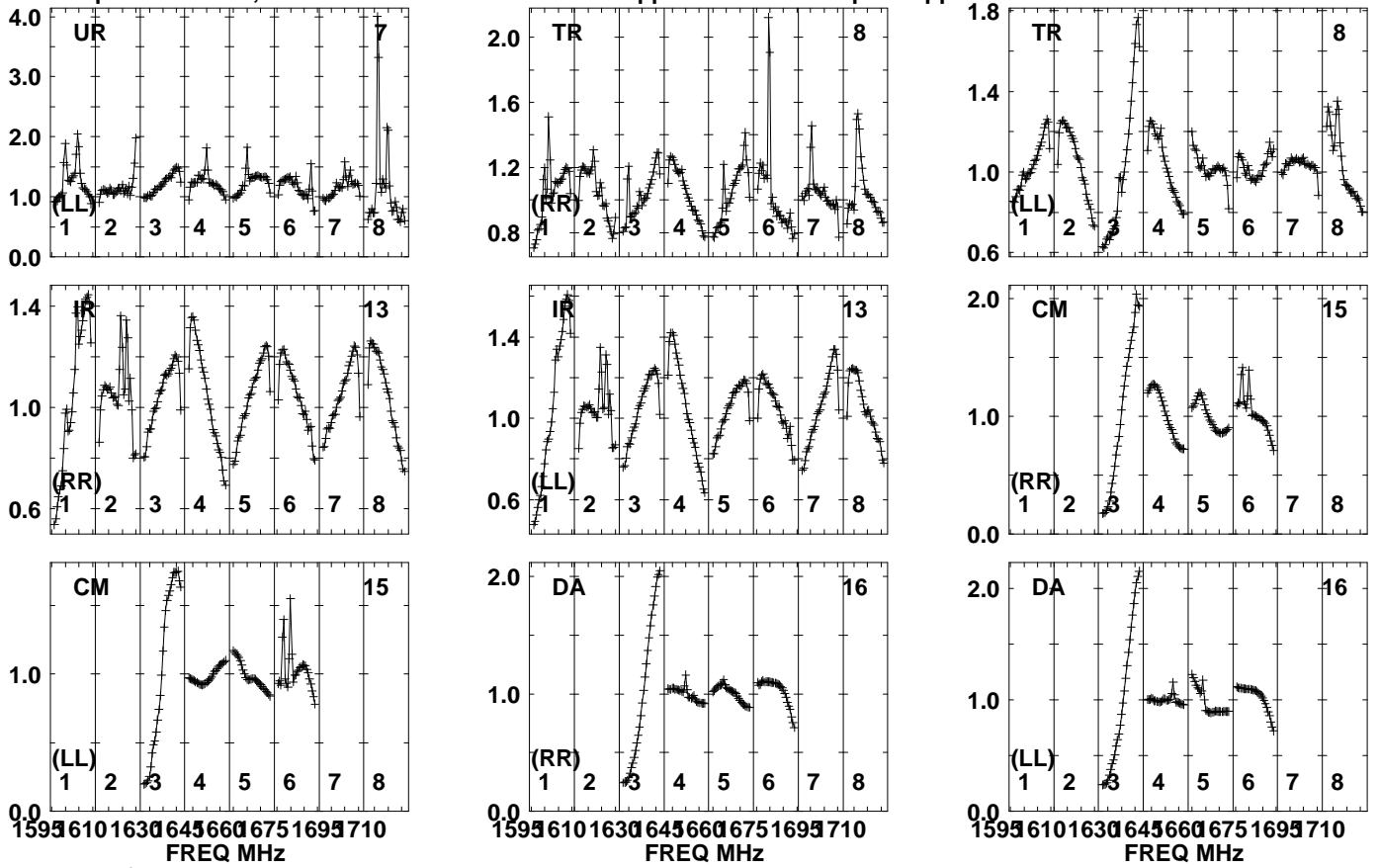
Auto-corr total-power spectrum Antenna: \*

Timerange: 00/14:17:01 to 00/14:20:29

Plot file version 174 created 12-SEP-2022 13:07:10

HS0810+2554 EH040A.UVDATA.1

Freq = 1.5950 GHz, Bw = 16.000 MH No calibration applied and no bandpass applied

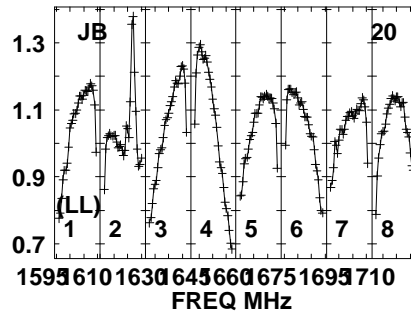
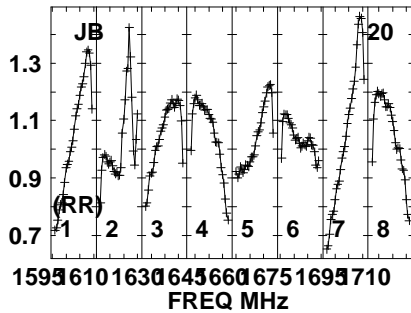
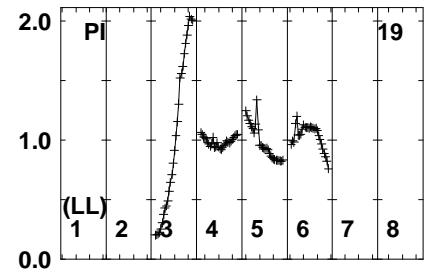
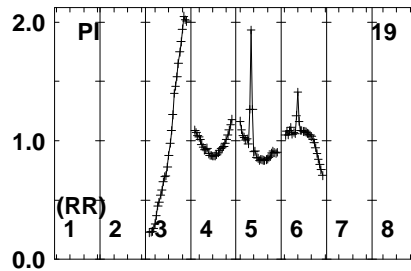
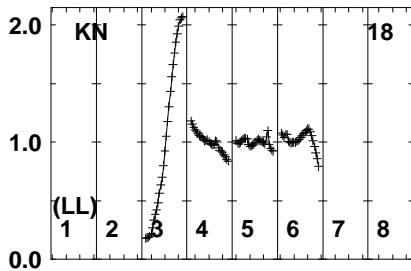
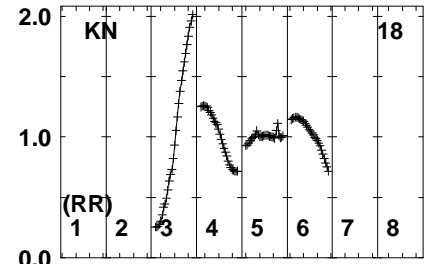
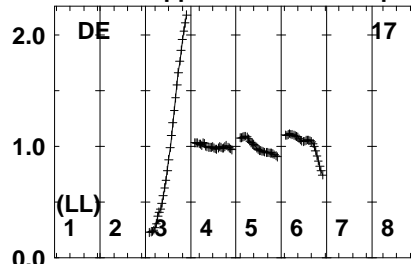
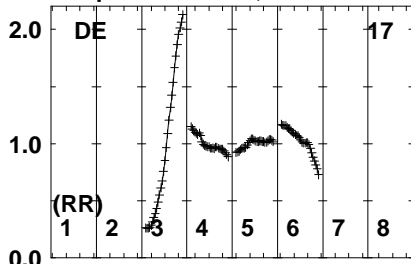


Lower frame: Real Jy  
Auto-corr total-power spectrum Antenna: \*  
Timerange: 00/14:17:01 to 00/14:20:29

Plot file version 175 created 12-SEP-2022 13:07:10

HS0810+2554 EH040A.UVDATA.1

Freq = 1.5950 GHz, Bw = 16.000 MH No calibration applied and no bandpass applied

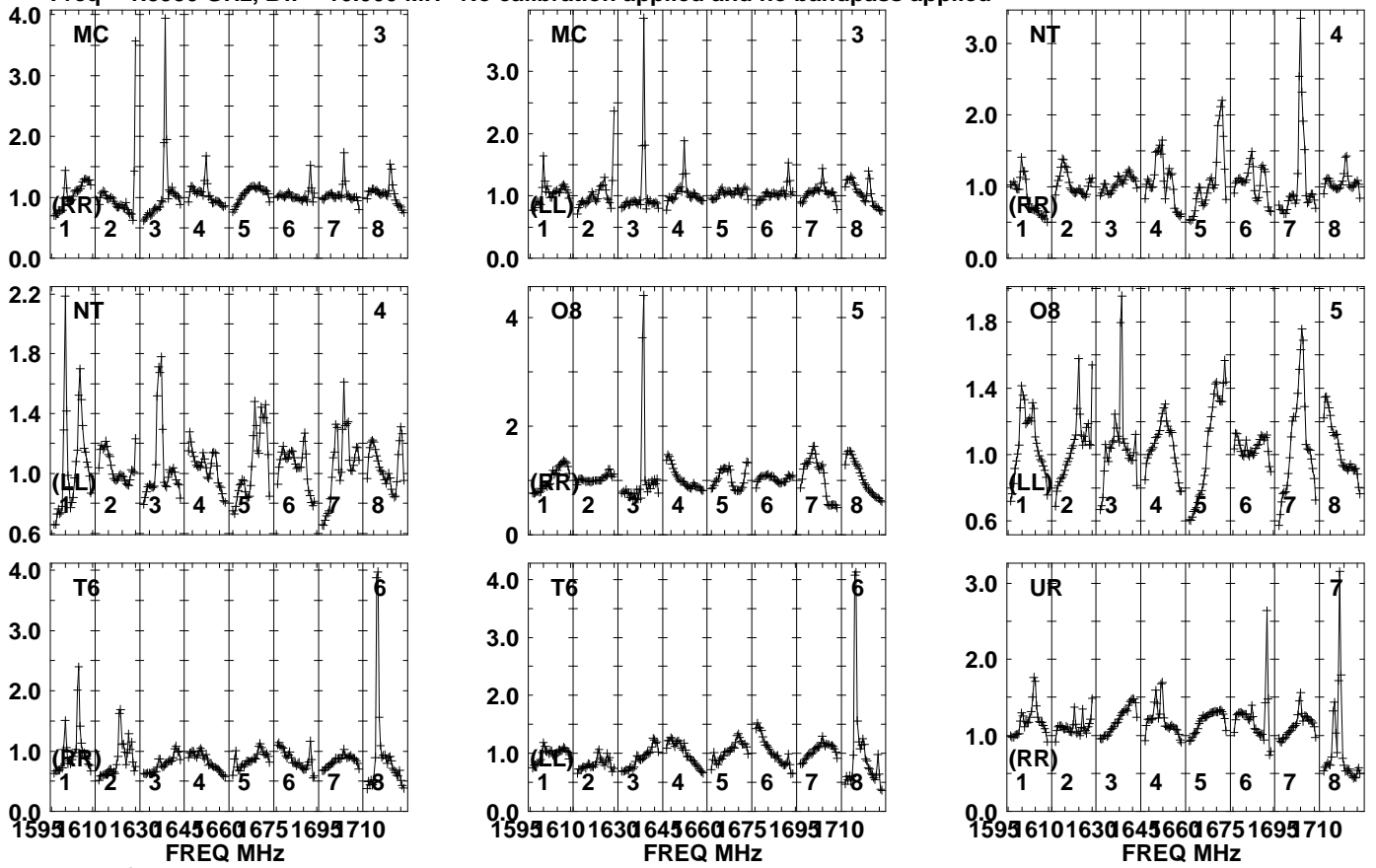


Lower frame: Real Jy  
Auto-corr total-power spectrum Antenna: \*  
Timerange: 00/14:17:01 to 00/14:20:29

Plot file version 176 created 12-SEP-2022 13:07:10

J0813+2435 EH040A.UVDATA.1

Freq = 1.5950 GHz, Bw = 16.000 MH No calibration applied and no bandpass applied



Lower frame: Real Jy

Auto-corr total-power spectrum Antenna: \*

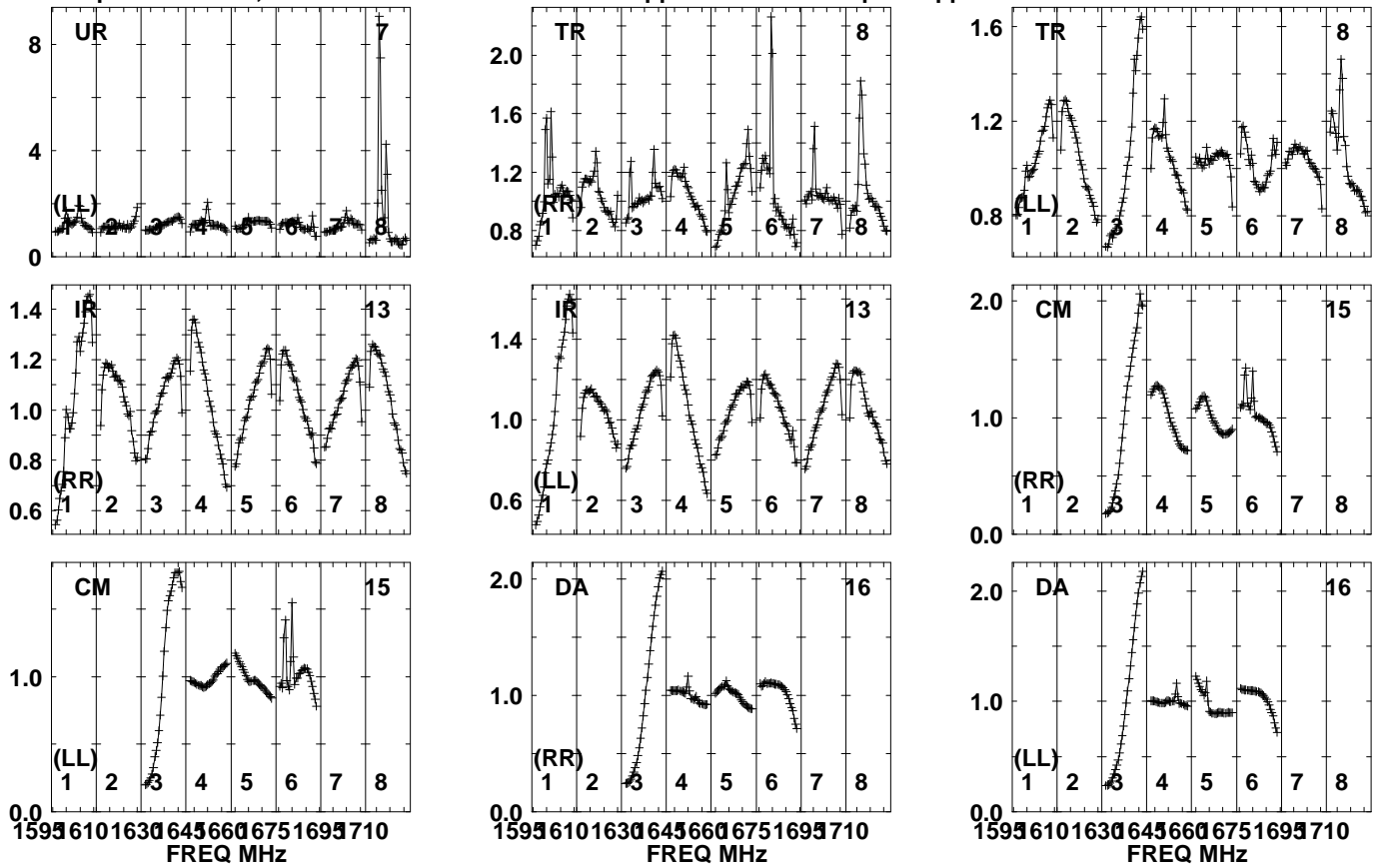
Timerange: 00/14:20:31 to 00/14:21:59



Plot file version 177 created 12-SEP-2022 13:07:10

J0813+2435 EH040A.UVDATA.1

Freq = 1.5950 GHz, Bw = 16.000 MH No calibration applied and no bandpass applied

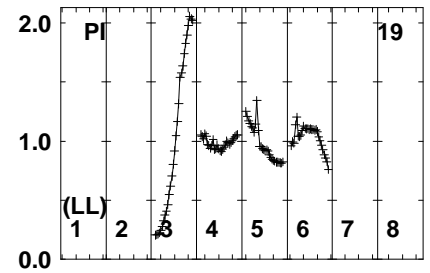
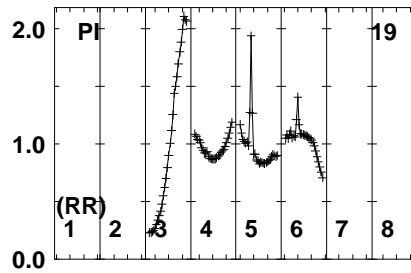
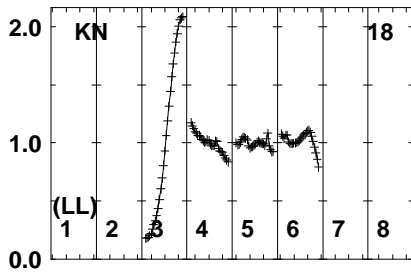
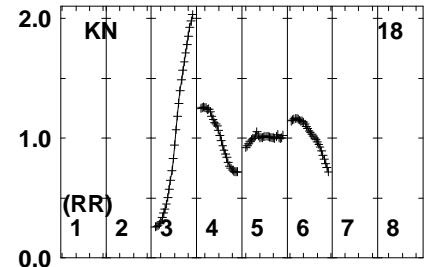
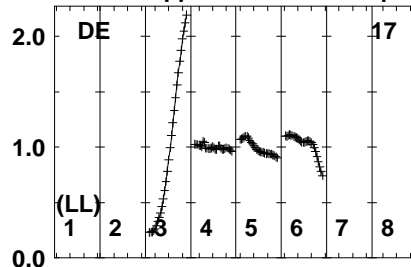
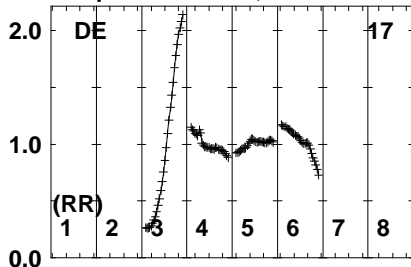


Lower frame: Real Jy  
Auto-corr total-power spectrum Antenna: \*  
Timerange: 00/14:20:31 to 00/14:21:59

Plot file version 178 created 12-SEP-2022 13:07:10

J0813+2435 EH040A.UVDATA.1

Freq = 1.5950 GHz, Bw = 16.000 MH No calibration applied and no bandpass applied

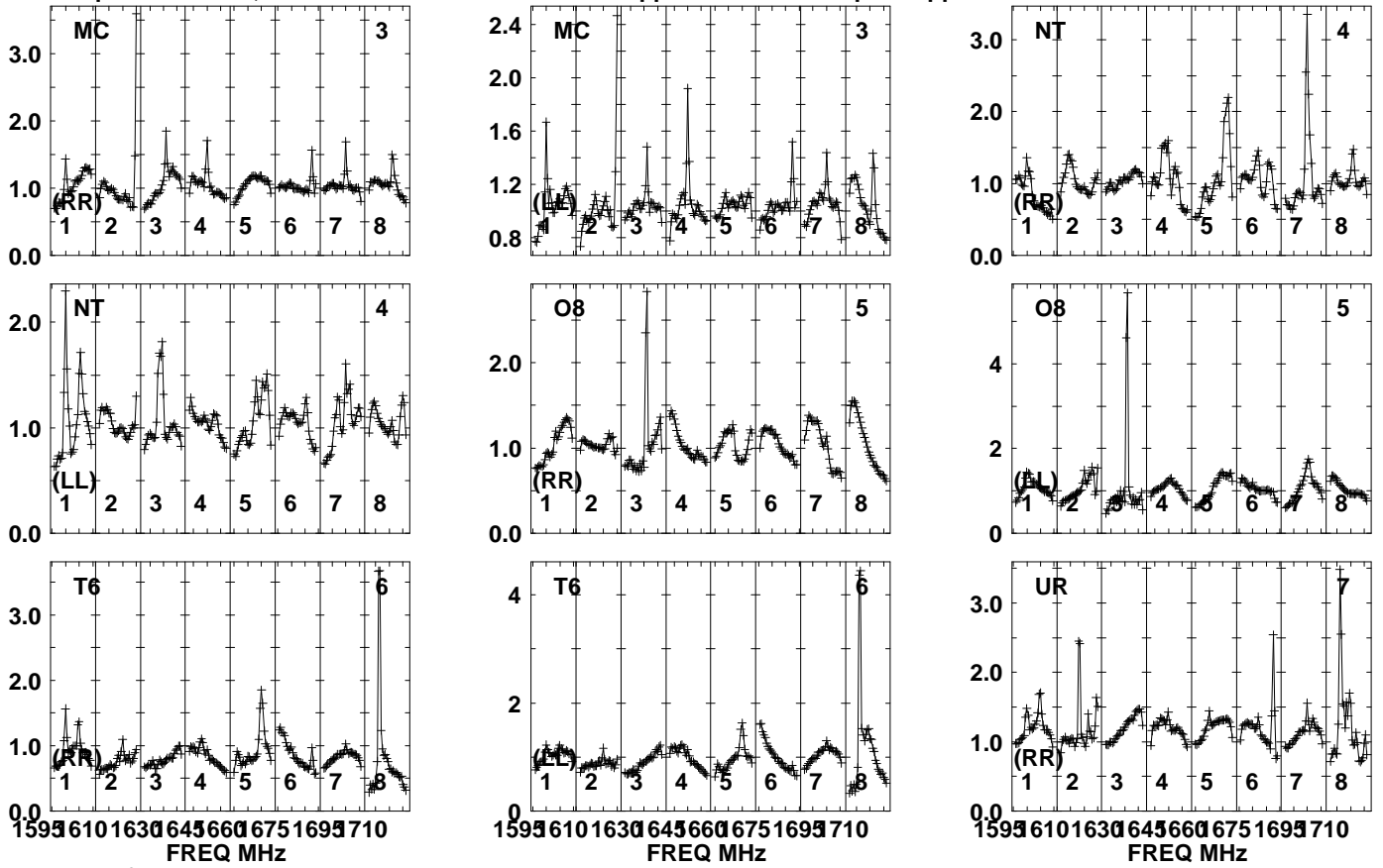


Lower frame: Real Jy  
Auto-corr total-power spectrum Antenna: \*  
Timerange: 00/14:20:31 to 00/14:21:59

Plot file version 179 created 12-SEP-2022 13:07:11

HS0810+2554 EH040A.UVDATA.1

Freq = 1.5950 GHz, Bw = 16.000 MH No calibration applied and no bandpass applied

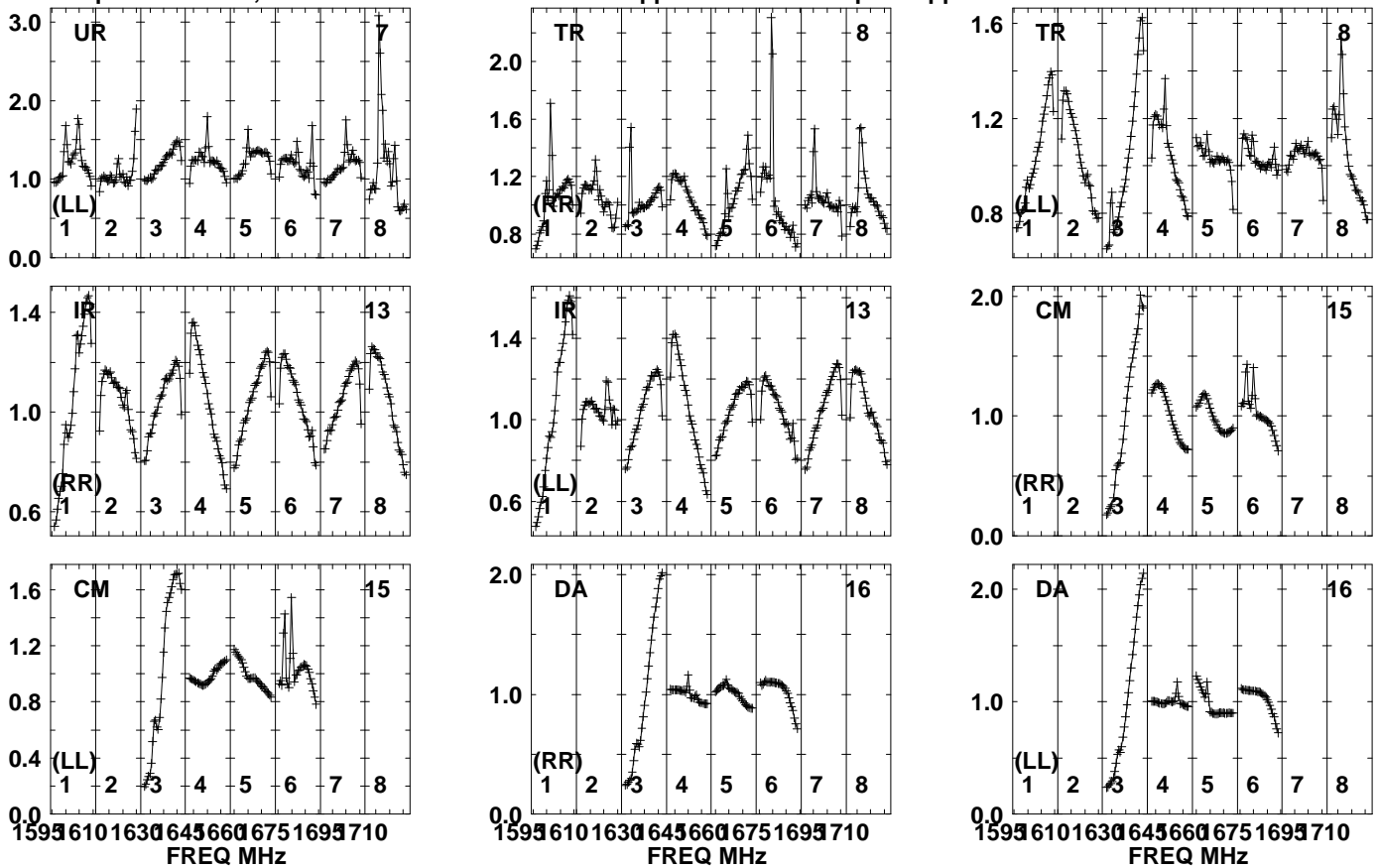


Lower frame: Real Jy  
Auto-corr total-power spectrum Antenna: \*  
Timerange: 00/14:22:03 to 00/14:25:29

Plot file version 180 created 12-SEP-2022 13:07:11

HS0810+2554 EH040A.UVDATA.1

Freq = 1.5950 GHz, Bw = 16.000 MH No calibration applied and no bandpass applied

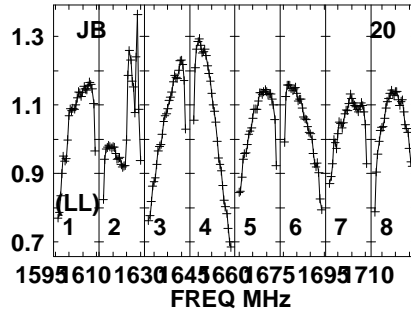
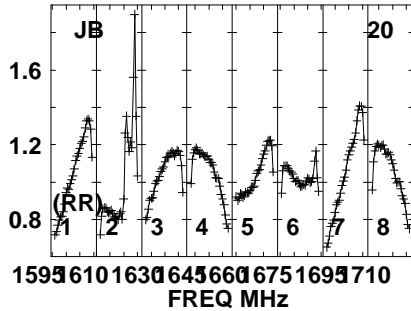
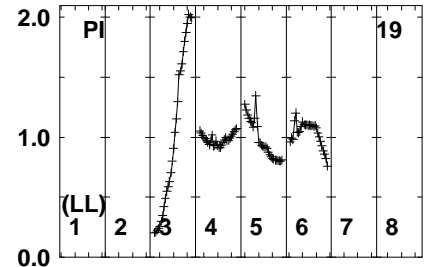
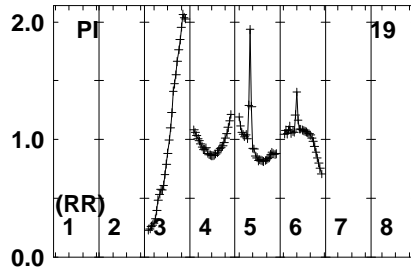
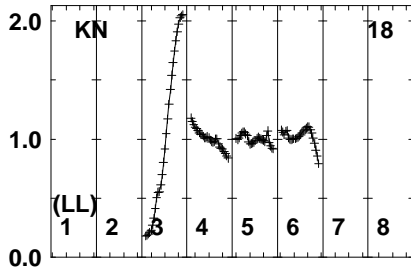
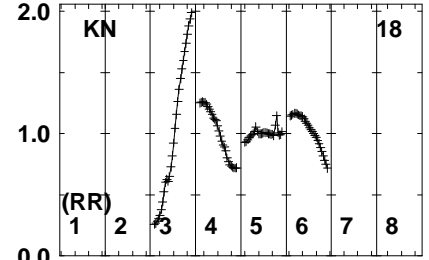
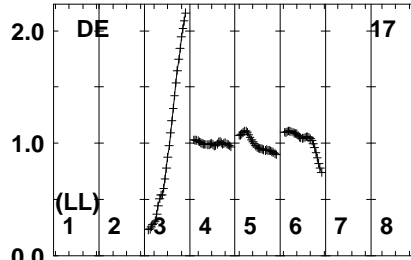
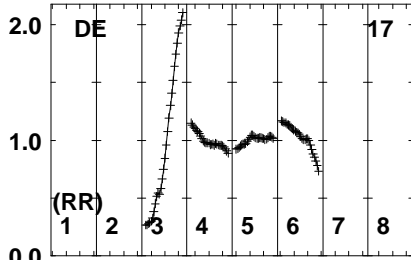


Lower frame: Real Jy  
Auto-corr total-power spectrum Antenna: \*  
Timerange: 00/14:22:03 to 00/14:25:29

Plot file version 181 created 12-SEP-2022 13:07:11

HS0810+2554 EH040A.UVDATA.1

Freq = 1.5950 GHz, Bw = 16.000 MH No calibration applied and no bandpass applied



1595 610 1630 645 660 675 1695 710  
FREQ MHz

1595 610 1630 645 660 675 1695 710  
FREQ MHz

Lower frame: Real Jy

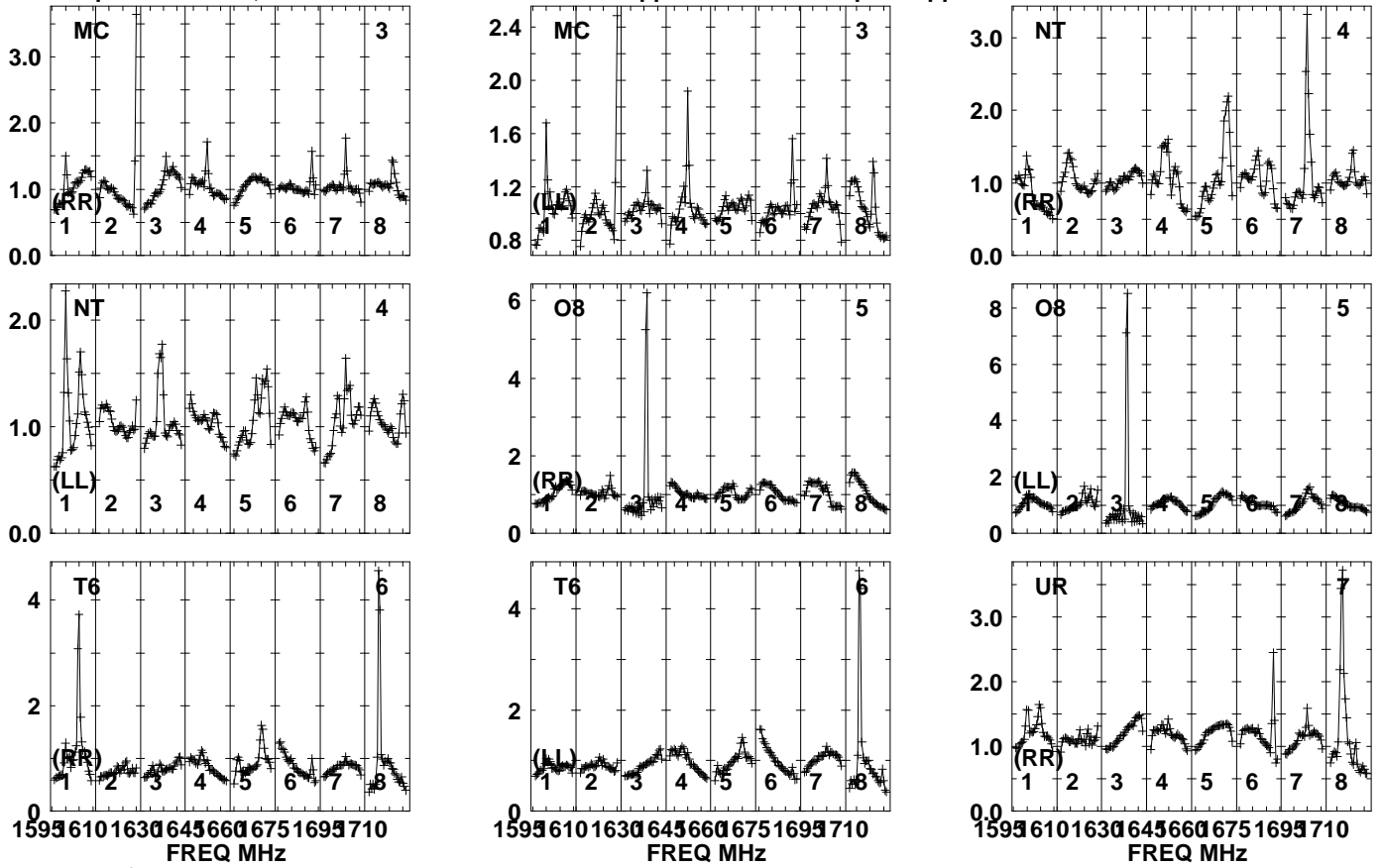
Auto-corr total-power spectrum Antenna: \*

Timerange: 00/14:22:03 to 00/14:25:29

Plot file version 182 created 12-SEP-2022 13:07:11

J0813+2435 EH040A.UVDATA.1

Freq = 1.5950 GHz, Bw = 16.000 MH No calibration applied and no bandpass applied

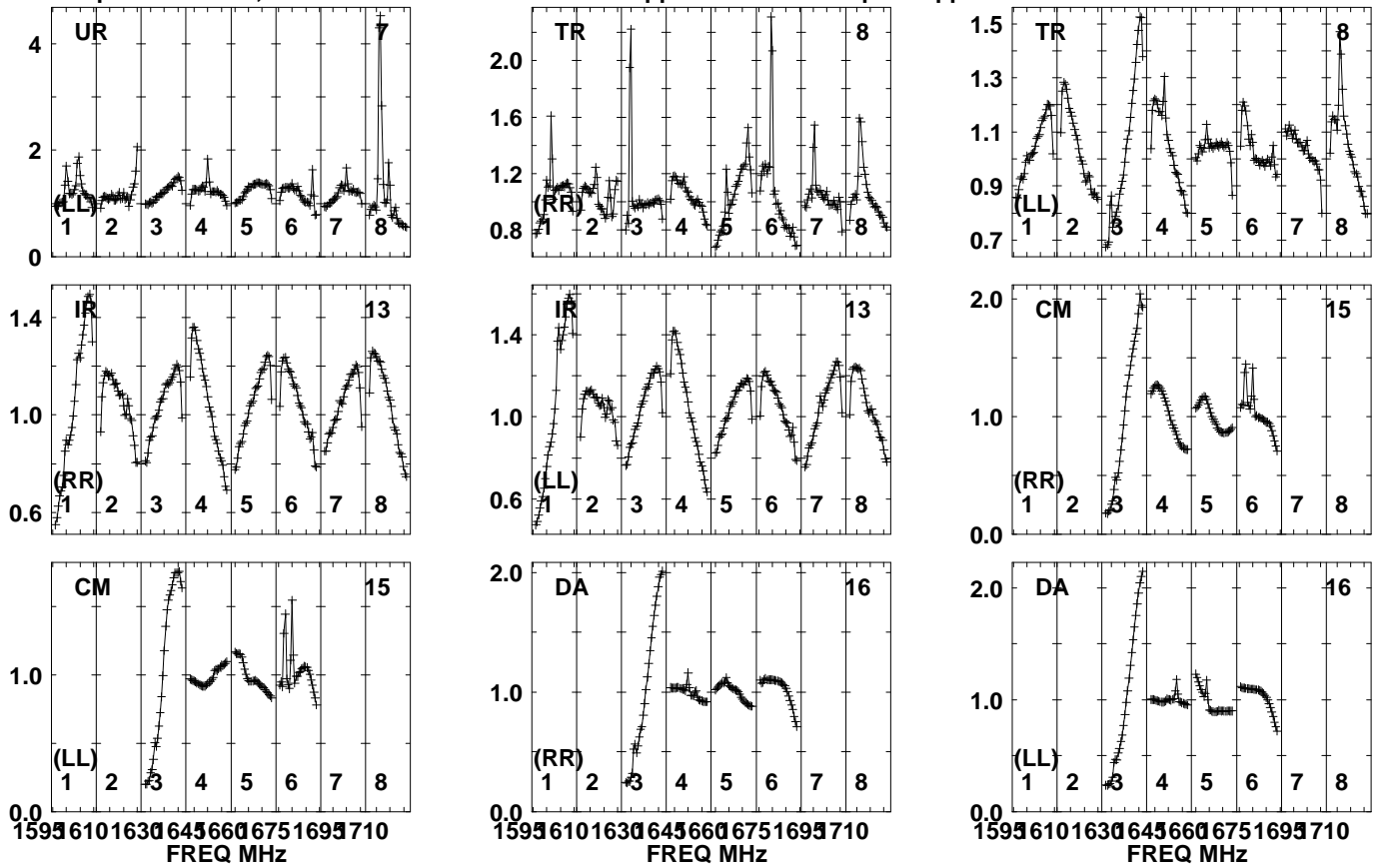


Lower frame: Real Jy  
Auto-corr total-power spectrum Antenna: \*  
Timerange: 00/14:26:01 to 00/14:27:29

Plot file version 183 created 12-SEP-2022 13:07:11

J0813+2435 EH040A.UVDATA.1

Freq = 1.5950 GHz, Bw = 16.000 MH No calibration applied and no bandpass applied

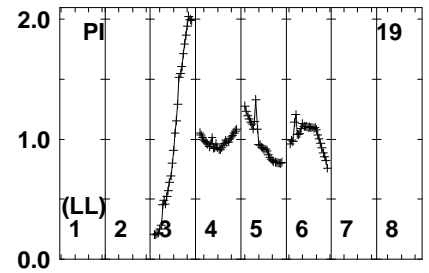
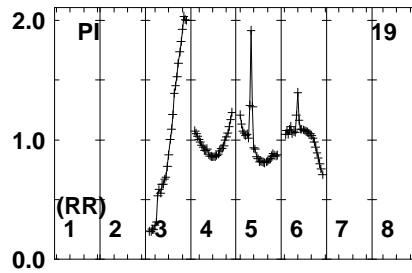
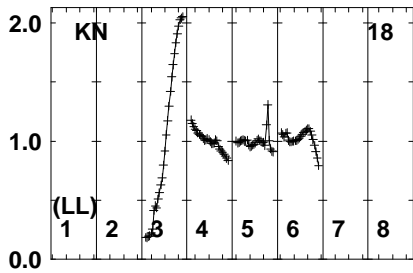
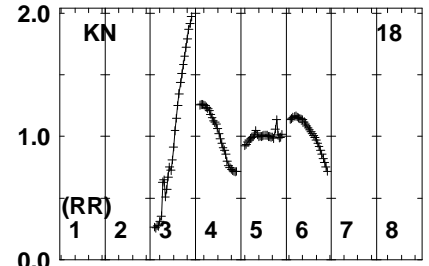
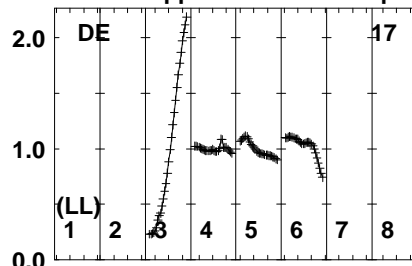
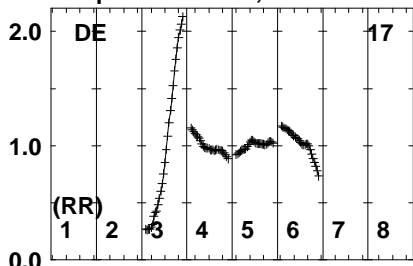


Lower frame: Real Jy  
Auto-corr total-power spectrum Antenna: \*  
Timerange: 00/14:26:01 to 00/14:27:29

Plot file version 184 created 12-SEP-2022 13:07:11

J0813+2435 EH040A.UVDATA.1

Freq = 1.5950 GHz, Bw = 16.000 MH No calibration applied and no bandpass applied



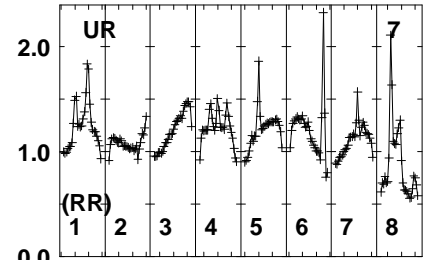
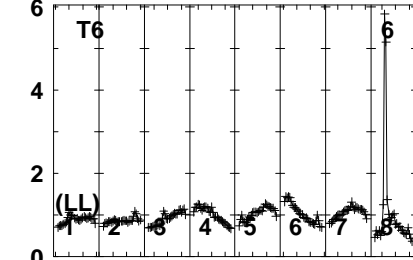
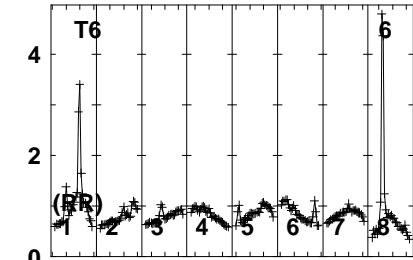
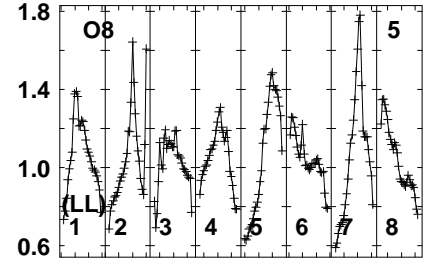
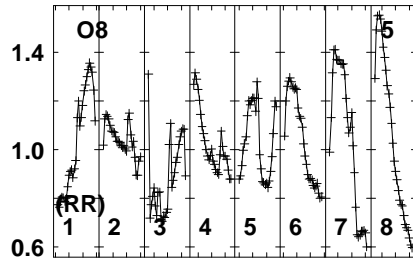
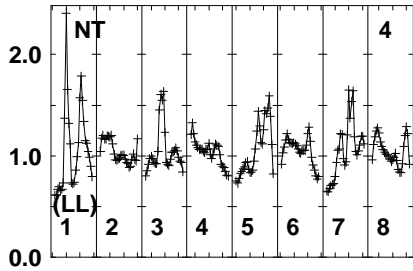
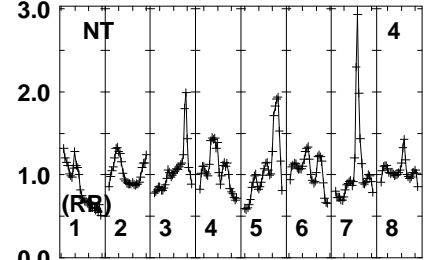
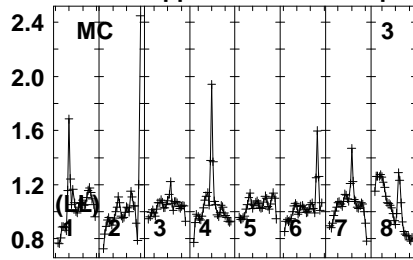
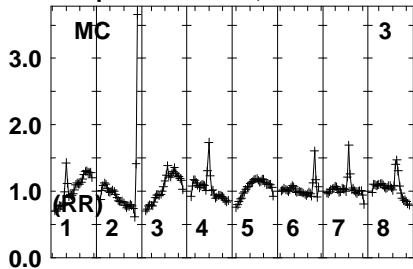
Lower frame: Real Jy  
Auto-corr total-power spectrum Antenna: \*  
Timerange: 00/14:26:01 to 00/14:27:29



Plot file version 185 created 12-SEP-2022 13:07:11

HS0810+2554 EH040A.UVDATA.1

Freq = 1.5950 GHz, Bw = 16.000 MH No calibration applied and no bandpass applied



1595 610 1630 645 660 675 1695 710  
FREQ MHz

1595 610 1630 645 660 675 1695 710  
FREQ MHz

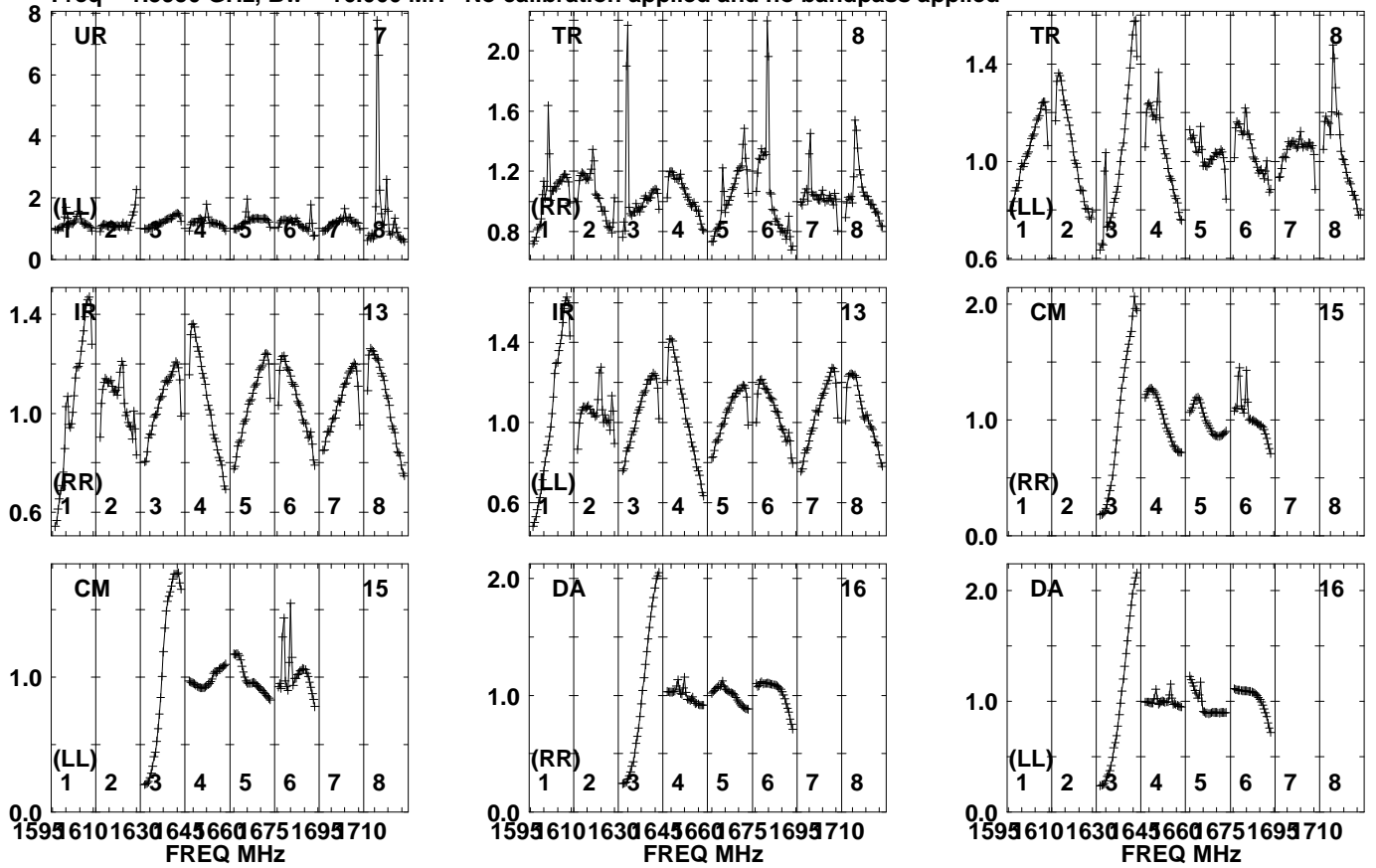
1595 610 1630 645 660 675 1695 710  
FREQ MHz

Lower frame: Real Jy  
Auto-corr total-power spectrum Antenna: \*  
Timerange: 00/14:27:31 to 00/14:30:59

Plot file version 186 created 12-SEP-2022 13:07:12

HS0810+2554 EH040A.UVDATA.1

Freq = 1.5950 GHz, Bw = 16.000 MH No calibration applied and no bandpass applied

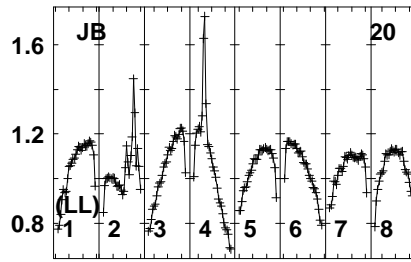
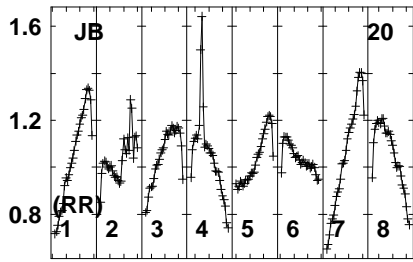
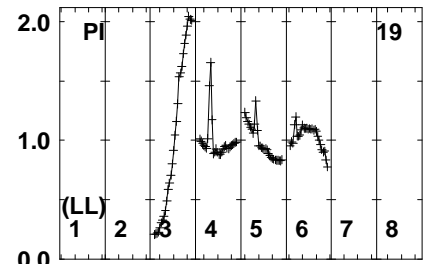
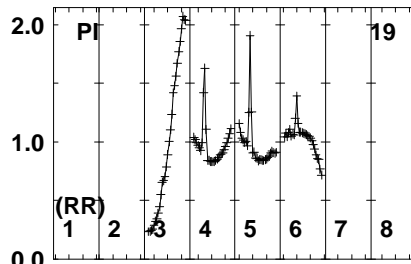
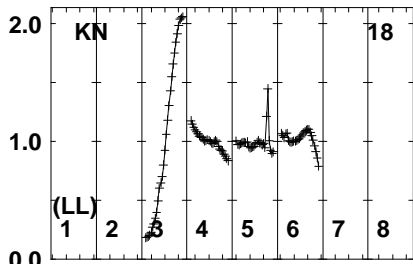
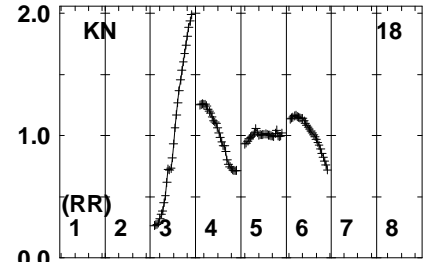
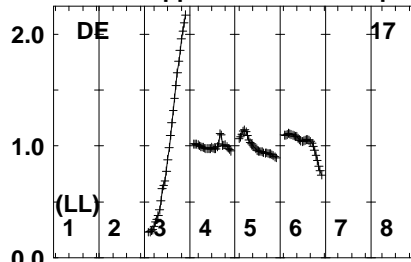
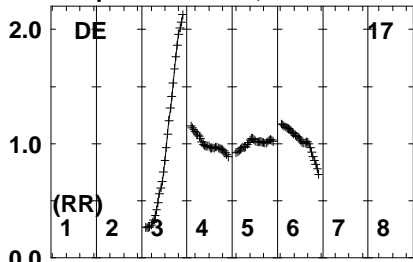


Lower frame: Real Jy  
Auto-corr total-power spectrum Antenna: \*  
Timerange: 00/14:27:31 to 00/14:30:59

Plot file version 187 created 12-SEP-2022 13:07:12

HS0810+2554 EH040A.UVDATA.1

Freq = 1.5950 GHz, Bw = 16.000 MH No calibration applied and no bandpass applied



1595 610 1630 645 660 675 1695 710  
FREQ MHz

1595 610 1630 645 660 675 1695 710  
FREQ MHz

Lower frame: Real Jy

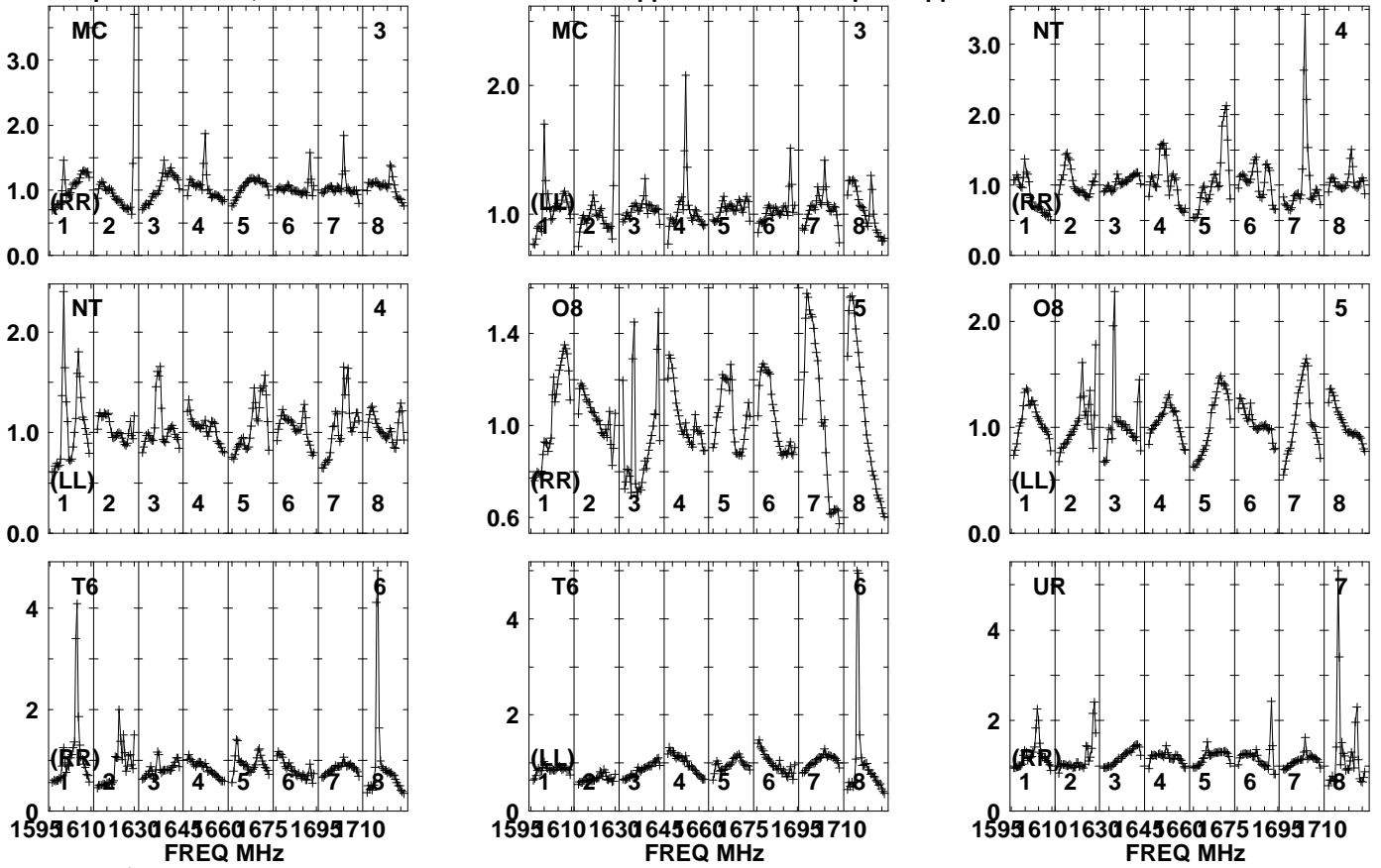
Auto-corr total-power spectrum Antenna: \*

Timerange: 00/14:27:31 to 00/14:30:59

Plot file version 188 created 12-SEP-2022 13:07:12

J0813+2435 EH040A.UVDATA.1

Freq = 1.5950 GHz, Bw = 16.000 MH No calibration applied and no bandpass applied

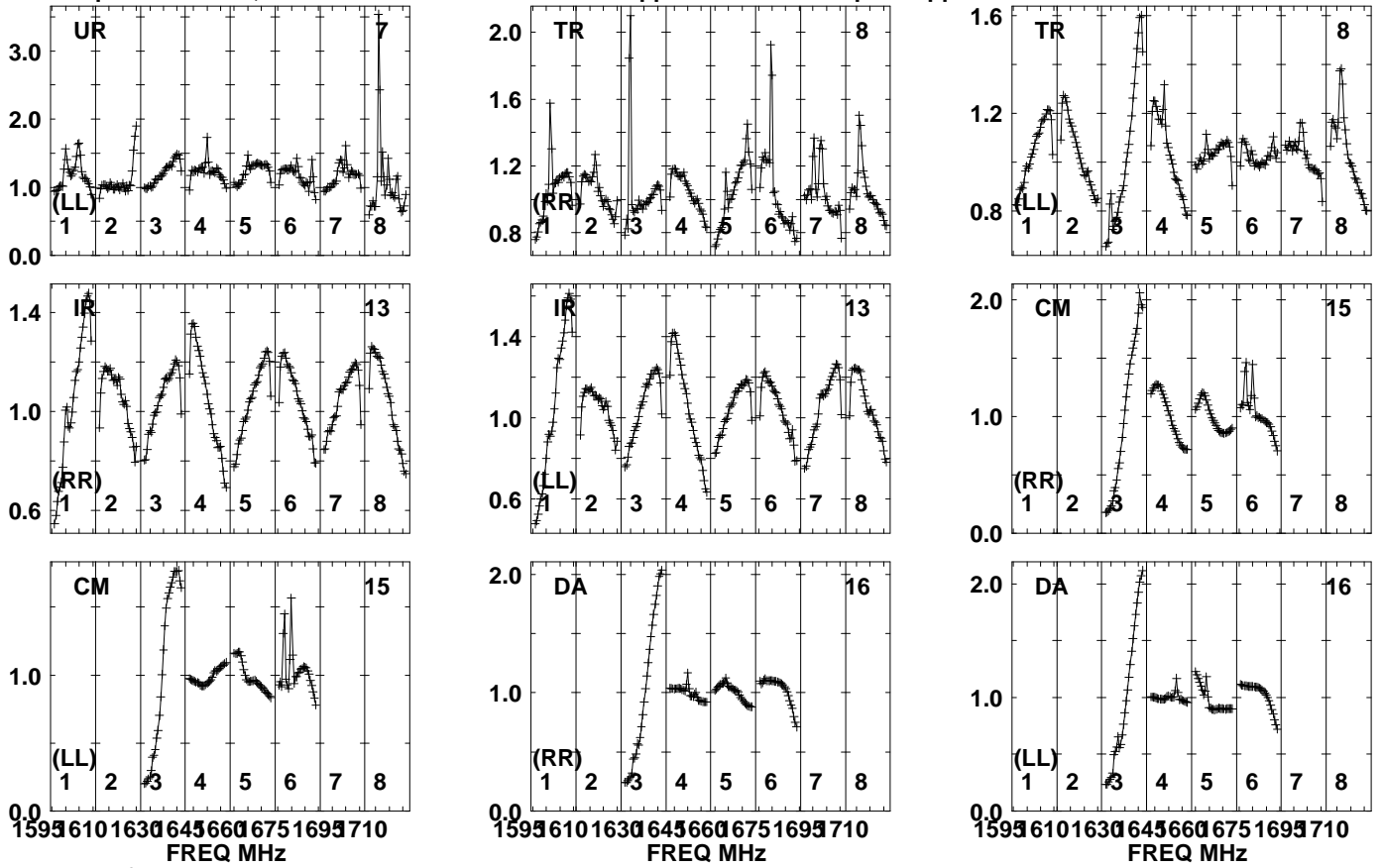


Lower frame: Real Jy  
Auto-corr total-power spectrum Antenna: \*  
Timerange: 00/14:31:01 to 00/14:32:29

Plot file version 189 created 12-SEP-2022 13:07:12

J0813+2435 EH040A.UVDATA.1

Freq = 1.5950 GHz, Bw = 16.000 MH No calibration applied and no bandpass applied

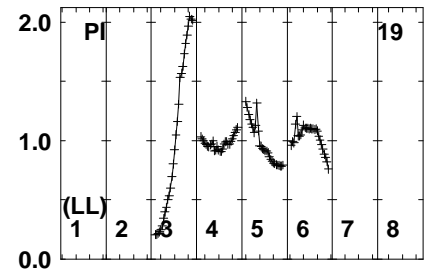
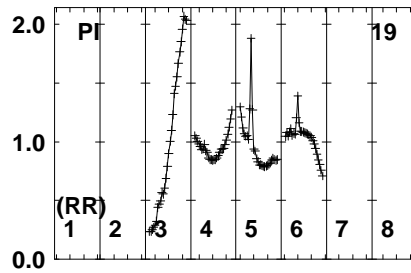
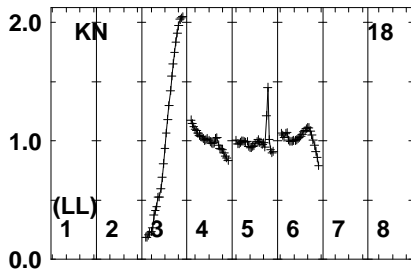
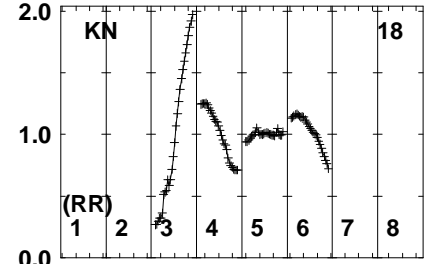
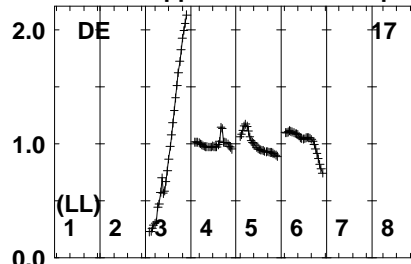
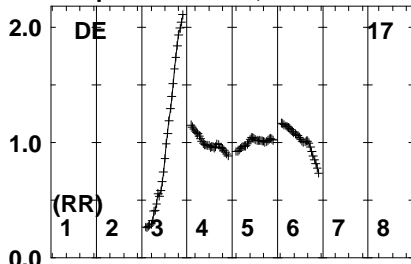


Lower frame: Real Jy  
Auto-corr total-power spectrum Antenna: \*  
Timerange: 00/14:31:01 to 00/14:32:29

Plot file version 190 created 12-SEP-2022 13:07:12

J0813+2435 EH040A.UVDATA.1

Freq = 1.5950 GHz, Bw = 16.000 MH No calibration applied and no bandpass applied

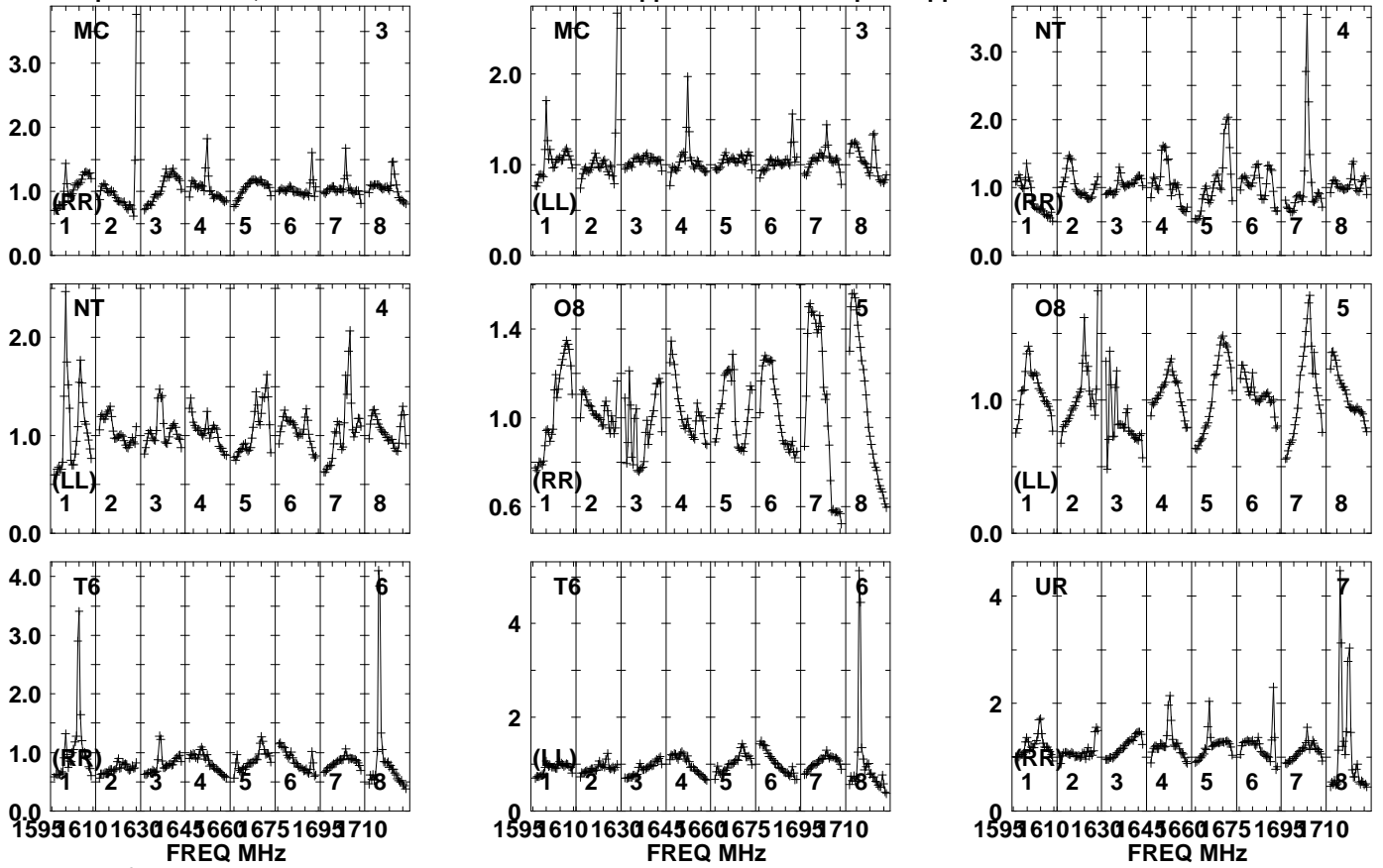


Lower frame: Real Jy  
Auto-corr total-power spectrum Antenna: \*  
Timerange: 00/14:31:01 to 00/14:32:29

Plot file version 191 created 12-SEP-2022 13:07:12

HS0810+2554 EH040A.UVDATA.1

Freq = 1.5950 GHz, Bw = 16.000 MH No calibration applied and no bandpass applied



Lower frame: Real Jy

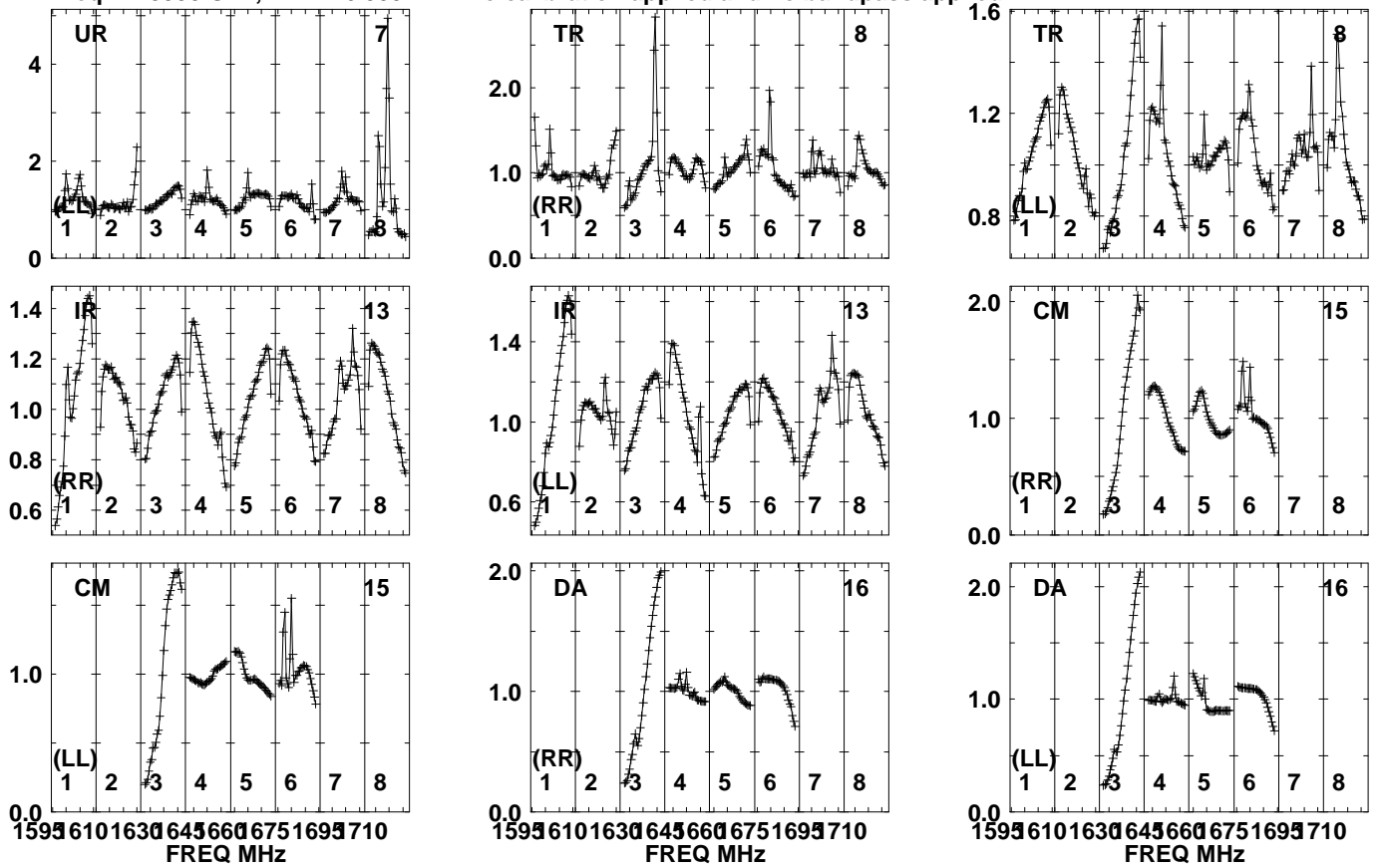
Auto-corr total-power spectrum Antenna: \*

Timerange: 00/14:32:33 to 00/14:35:59

Plot file version 192 created 12-SEP-2022 13:07:12

HS0810+2554 EH040A.UVDATA.1

Freq = 1.5950 GHz, Bw = 16.000 MH No calibration applied and no bandpass applied



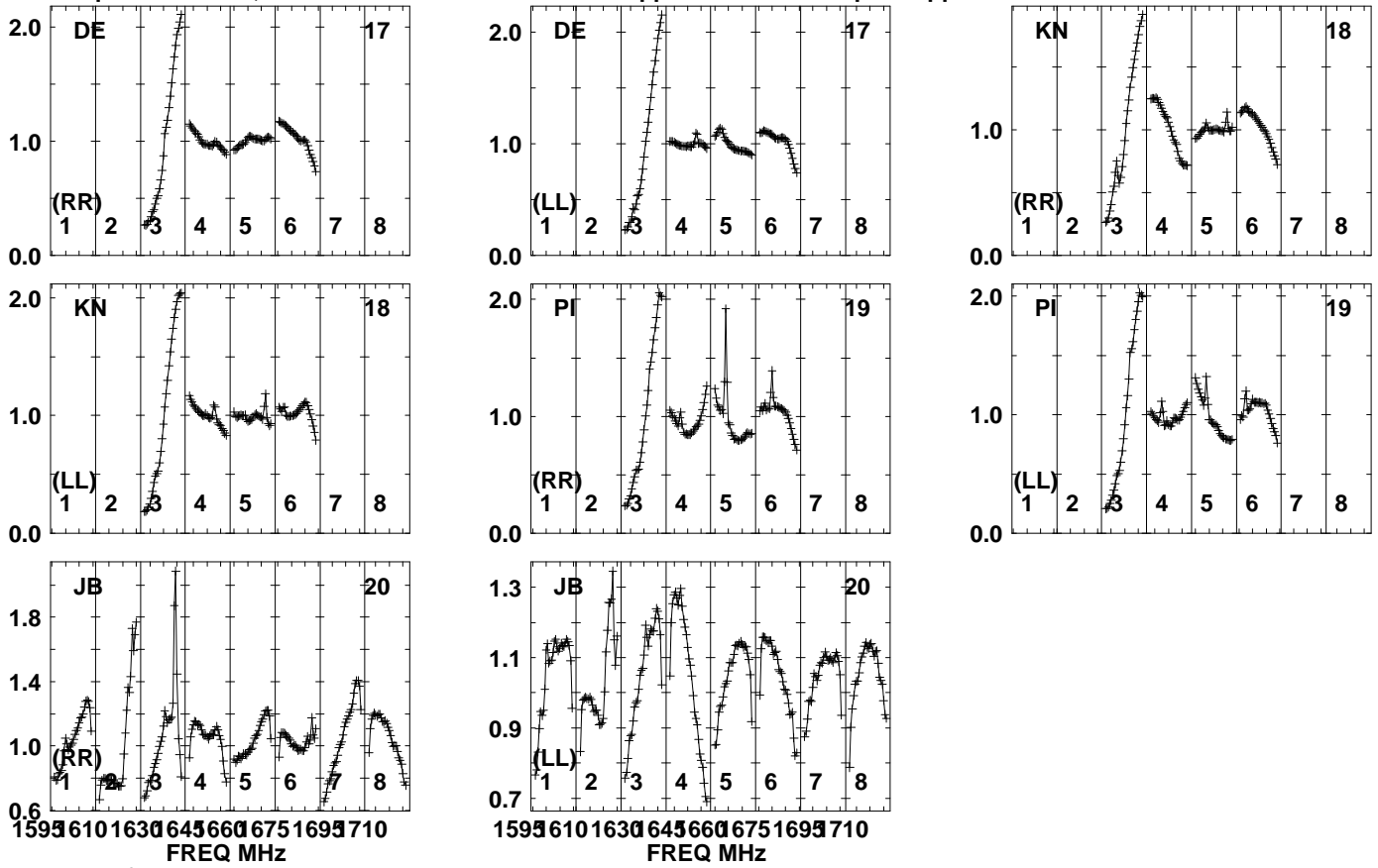
Lower frame: Real Jy  
Auto-corr total-power spectrum Antenna: \*  
Timerange: 00/14:32:33 to 00/14:35:59



Plot file version 193 created 12-SEP-2022 13:07:13

HS0810+2554 EH040A.UVDATA.1

Freq = 1.5950 GHz, Bw = 16.000 MH No calibration applied and no bandpass applied



Lower frame: Real Jy

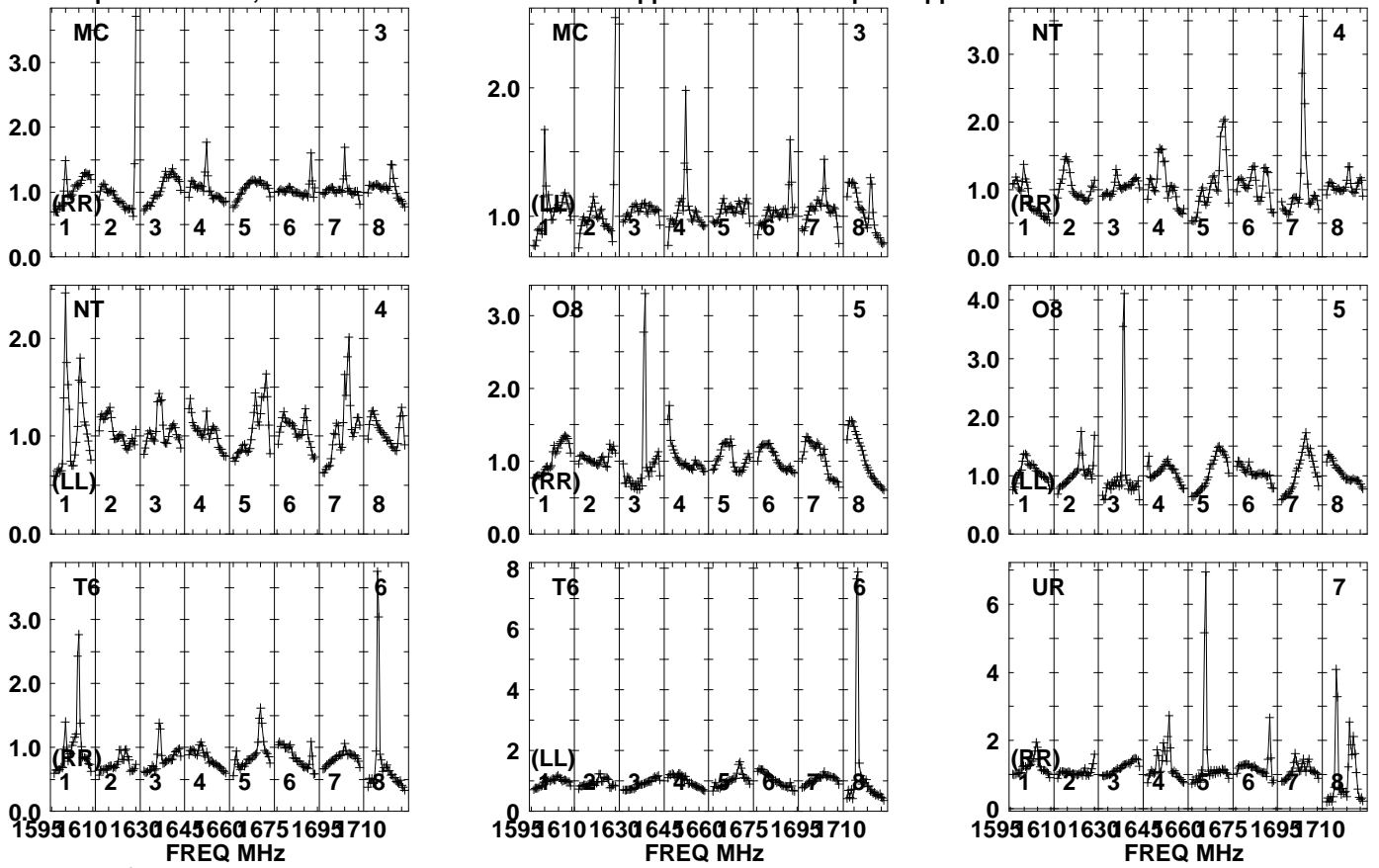
Auto-corr total-power spectrum Antenna: \*

Timerange: 00/14:32:33 to 00/14:35:59

Plot file version 194 created 12-SEP-2022 13:07:13

J0813+2435 EH040A.UVDATA.1

Freq = 1.5950 GHz, Bw = 16.000 MH No calibration applied and no bandpass applied



Lower frame: Real Jy

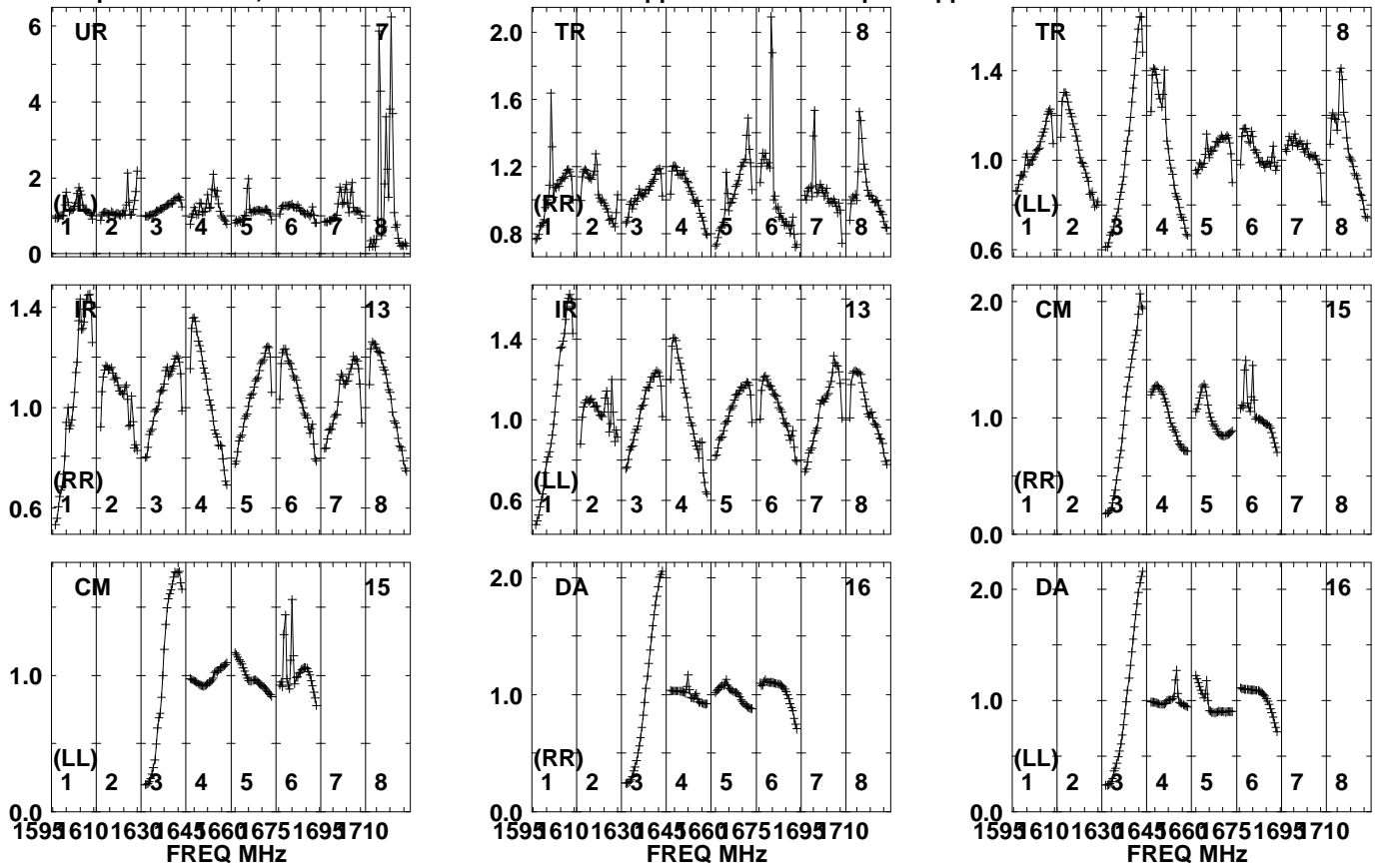
Auto-corr total-power spectrum Antenna: \*

Timerange: 00/14:36:31 to 00/14:37:59

Plot file version 195 created 12-SEP-2022 13:07:13

J0813+2435 EH040A.UVDATA.1

Freq = 1.5950 GHz, Bw = 16.000 MH No calibration applied and no bandpass applied

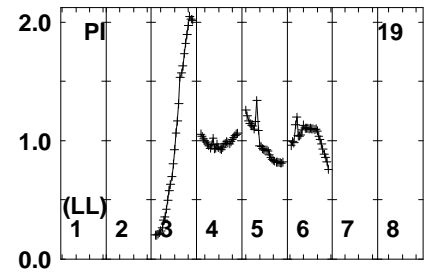
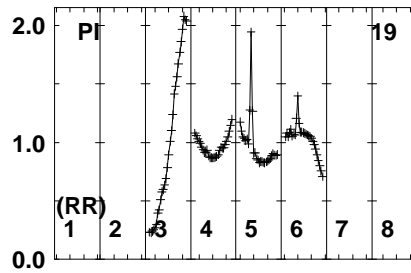
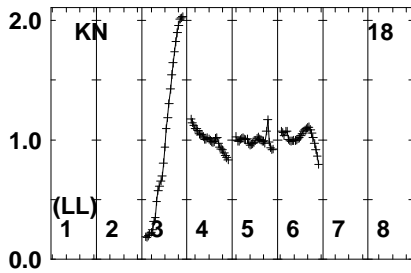
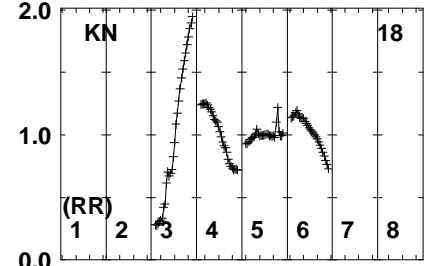
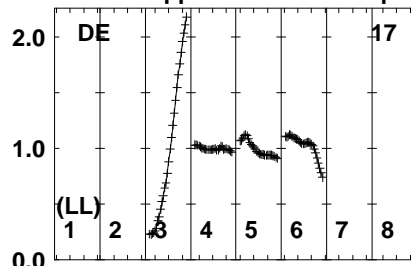
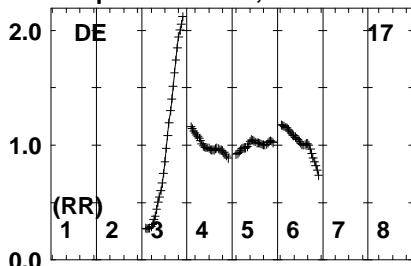


Lower frame: Real Jy  
Auto-corr total-power spectrum Antenna: \*  
Timerange: 00/14:36:31 to 00/14:37:59

Plot file version 196 created 12-SEP-2022 13:07:13

J0813+2435 EH040A.UVDATA.1

Freq = 1.5950 GHz, Bw = 16.000 MH No calibration applied and no bandpass applied

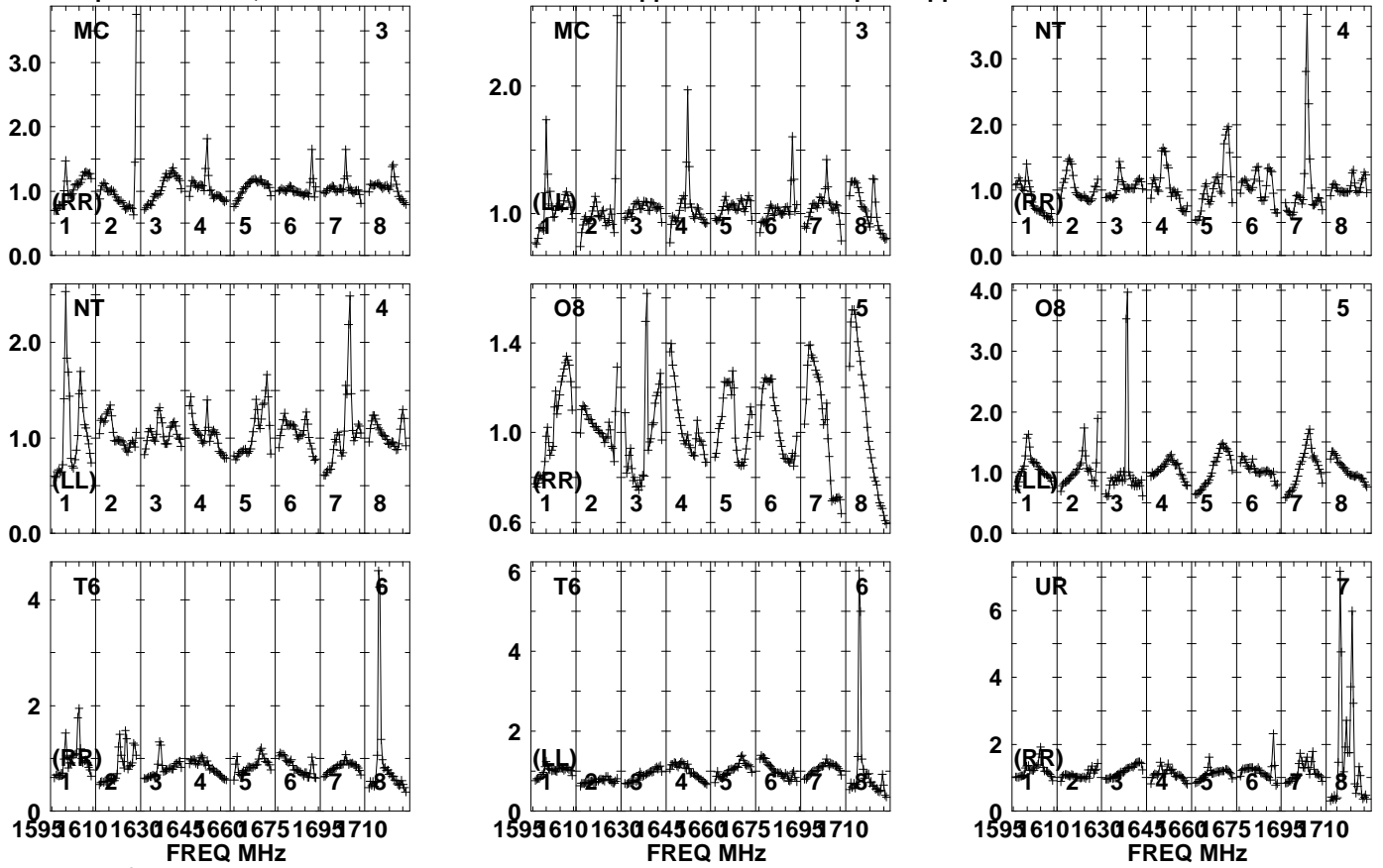


Lower frame: Real Jy  
Auto-corr total-power spectrum Antenna: \*  
Timerange: 00/14:36:31 to 00/14:37:59

Plot file version 197 created 12-SEP-2022 13:07:13

HS0810+2554 EH040A.UVDATA.1

Freq = 1.5950 GHz, Bw = 16.000 MH No calibration applied and no bandpass applied

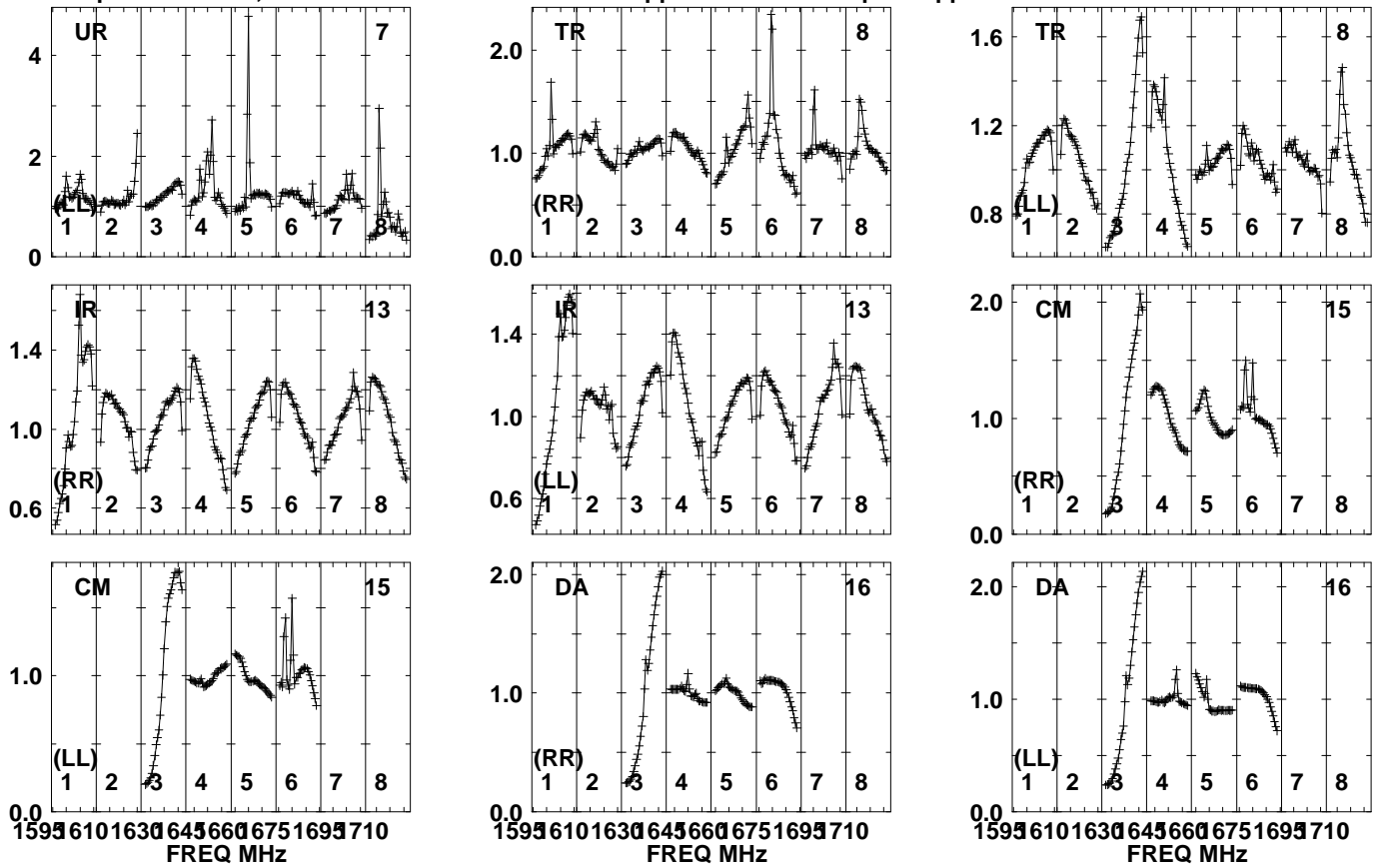


Lower frame: Real Jy  
Auto-corr total-power spectrum Antenna: \*  
Timerange: 00/14:38:01 to 00/14:41:29

Plot file version 198 created 12-SEP-2022 13:07:13

HS0810+2554 EH040A.UVDATA.1

Freq = 1.5950 GHz, Bw = 16.000 MH No calibration applied and no bandpass applied

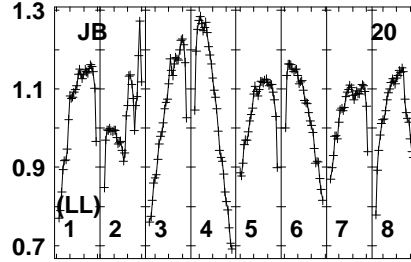
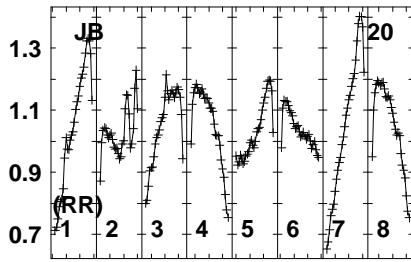
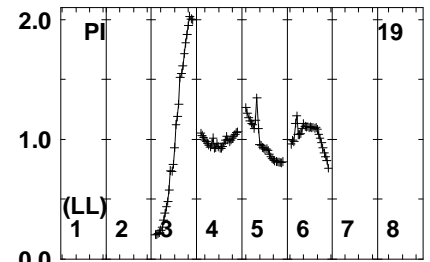
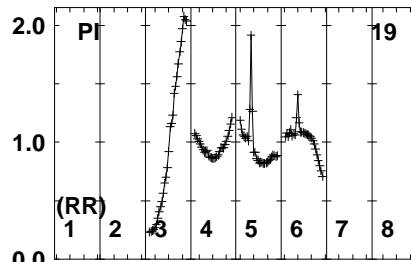
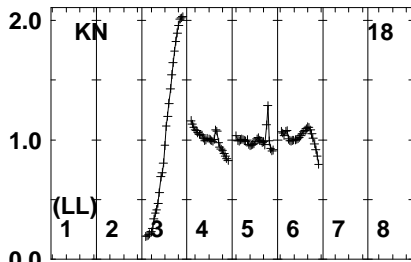
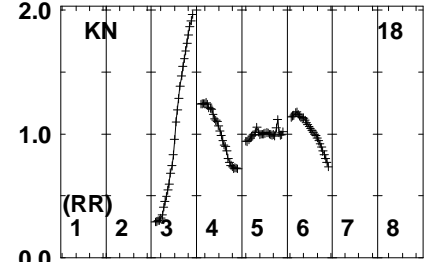
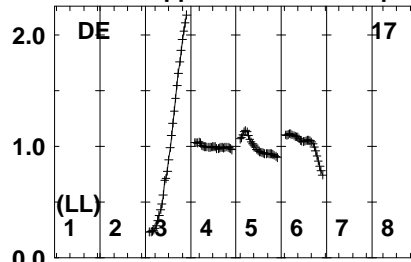
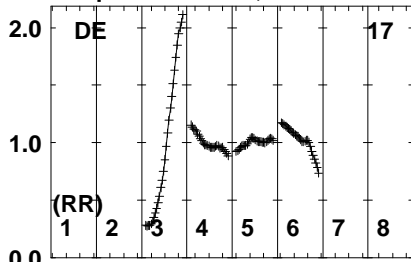


Lower frame: Real Jy  
Auto-corr total-power spectrum Antenna: \*  
Timerange: 00/14:38:01 to 00/14:41:29

Plot file version 199 created 12-SEP-2022 13:07:13

HS0810+2554 EH040A.UVDATA.1

Freq = 1.5950 GHz, Bw = 16.000 MH No calibration applied and no bandpass applied



1595 610 1630 645 660 675 1695 710  
FREQ MHz

1595 610 1630 645 660 675 1695 710  
FREQ MHz

Lower frame: Real Jy

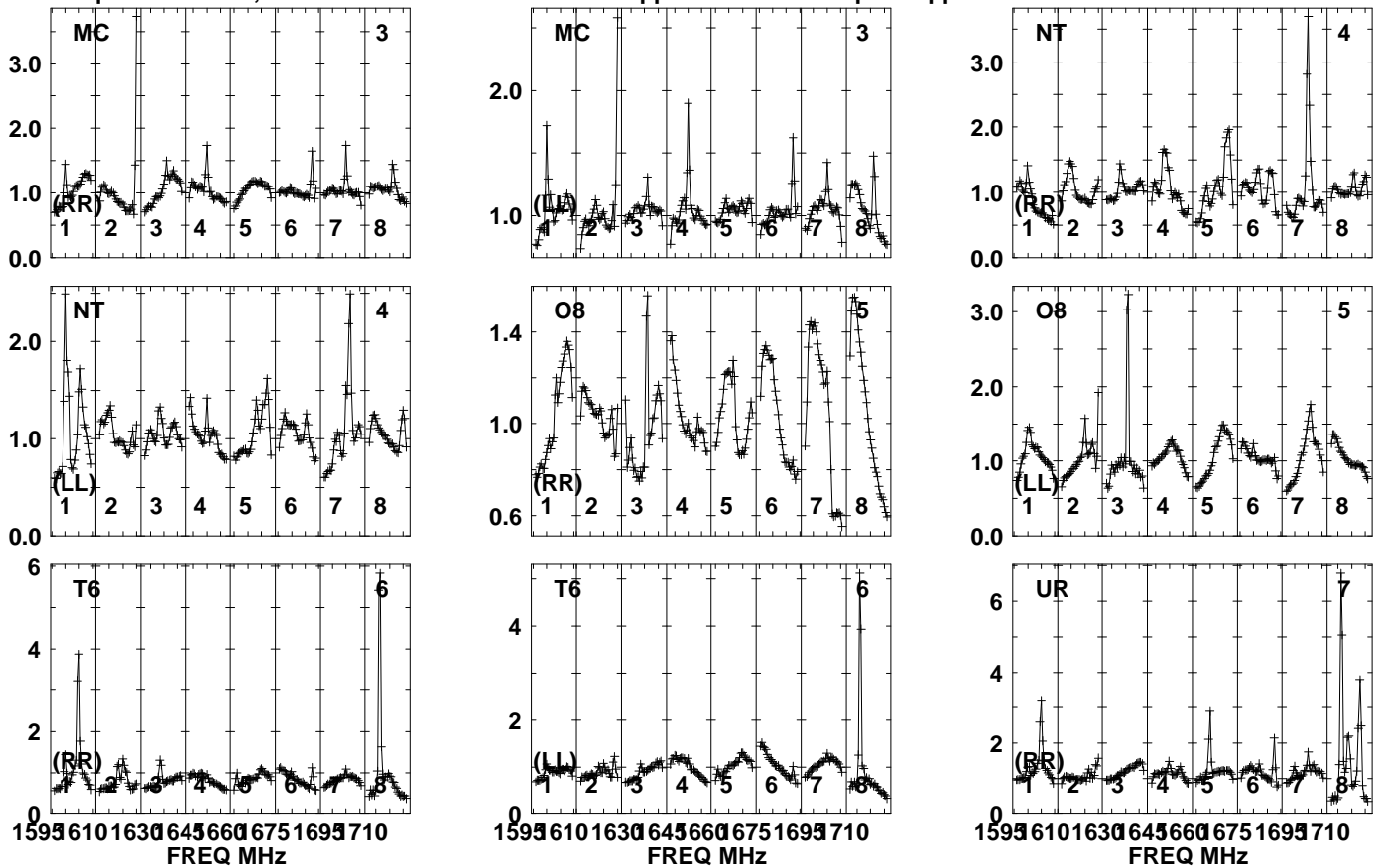
Auto-corr total-power spectrum Antenna: \*

Timerange: 00/14:38:01 to 00/14:41:29

Plot file version 200 created 12-SEP-2022 13:07:14

J0813+2435 EH040A.UVDATA.1

Freq = 1.5950 GHz, Bw = 16.000 MH No calibration applied and no bandpass applied



Lower frame: Real Jy

Auto-corr total-power spectrum Antenna: \*

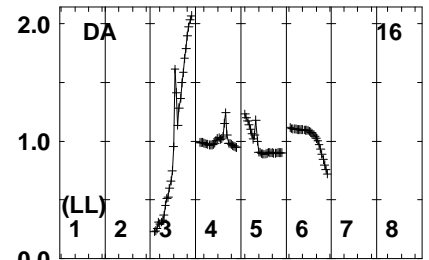
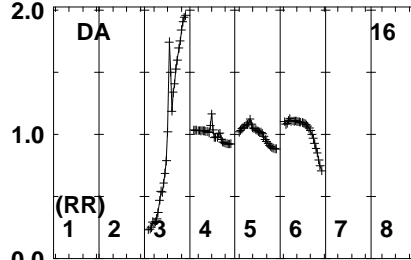
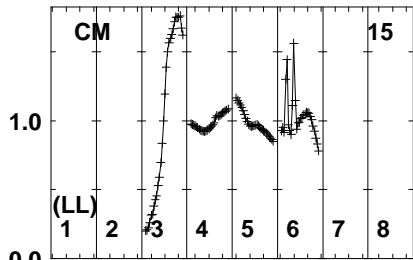
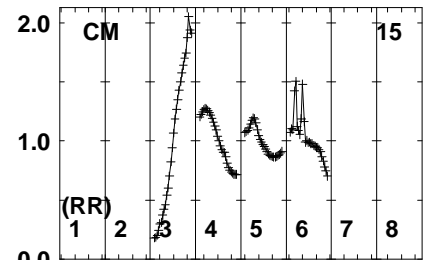
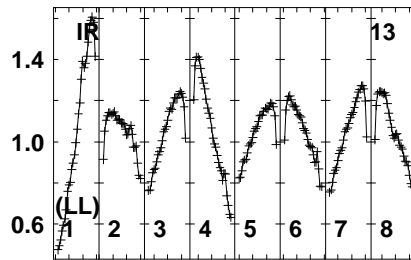
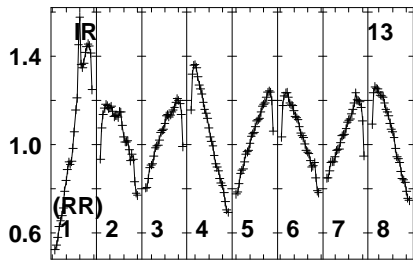
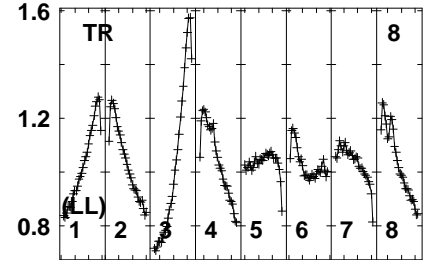
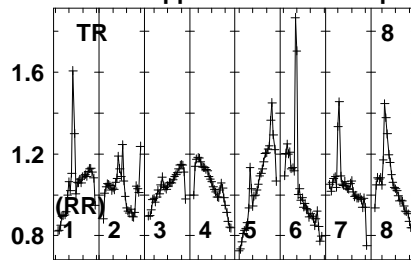
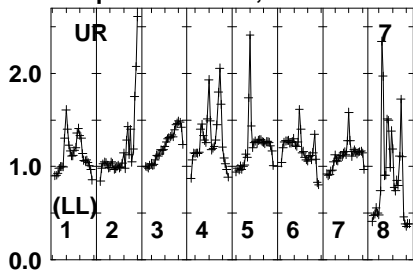
Timerange: 00/14:41:31 to 00/14:42:59



Plot file version 201 created 12-SEP-2022 13:07:14

J0813+2435 EH040A.UVDATA.1

Freq = 1.5950 GHz, Bw = 16.000 MH No calibration applied and no bandpass applied



1595 610 1630 645 660 675 1695 710  
FREQ MHz

1595 610 1630 645 660 675 1695 710  
FREQ MHz

1595 610 1630 645 660 675 1695 710  
FREQ MHz

Lower frame: Real Jy

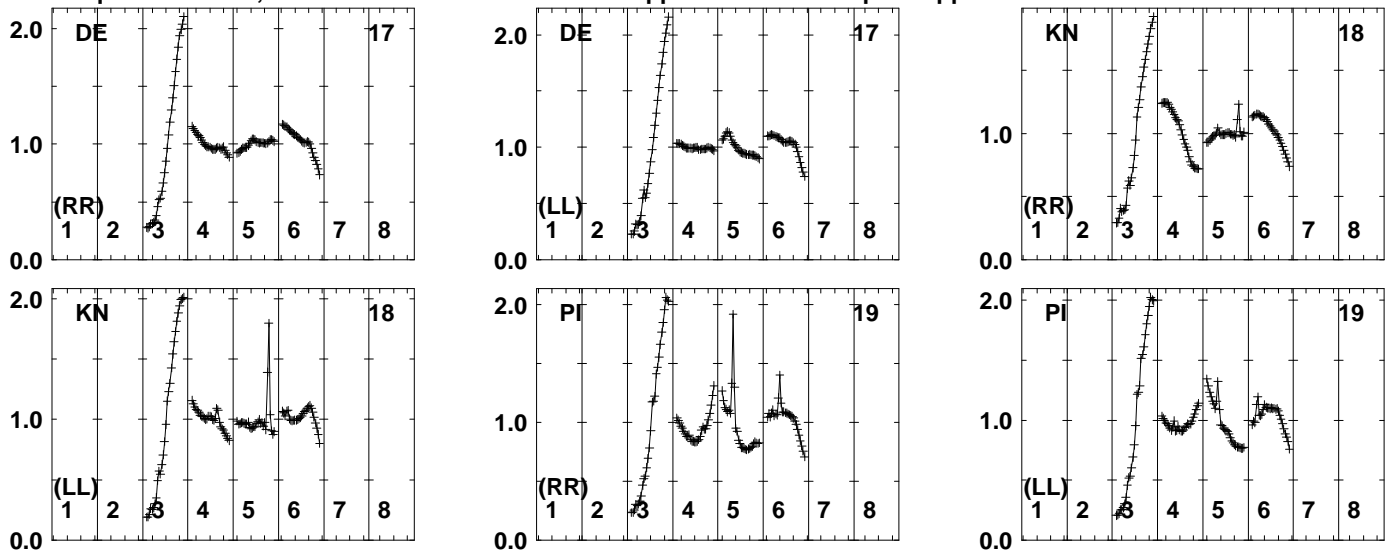
Auto-corr total-power spectrum Antenna: \*

Timerange: 00/14:41:31 to 00/14:42:59

Plot file version 202 created 12-SEP-2022 13:07:14

J0813+2435 EH040A.UVDATA.1

Freq = 1.5950 GHz, Bw = 16.000 MH No calibration applied and no bandpass applied



Lower frame: Real Jy

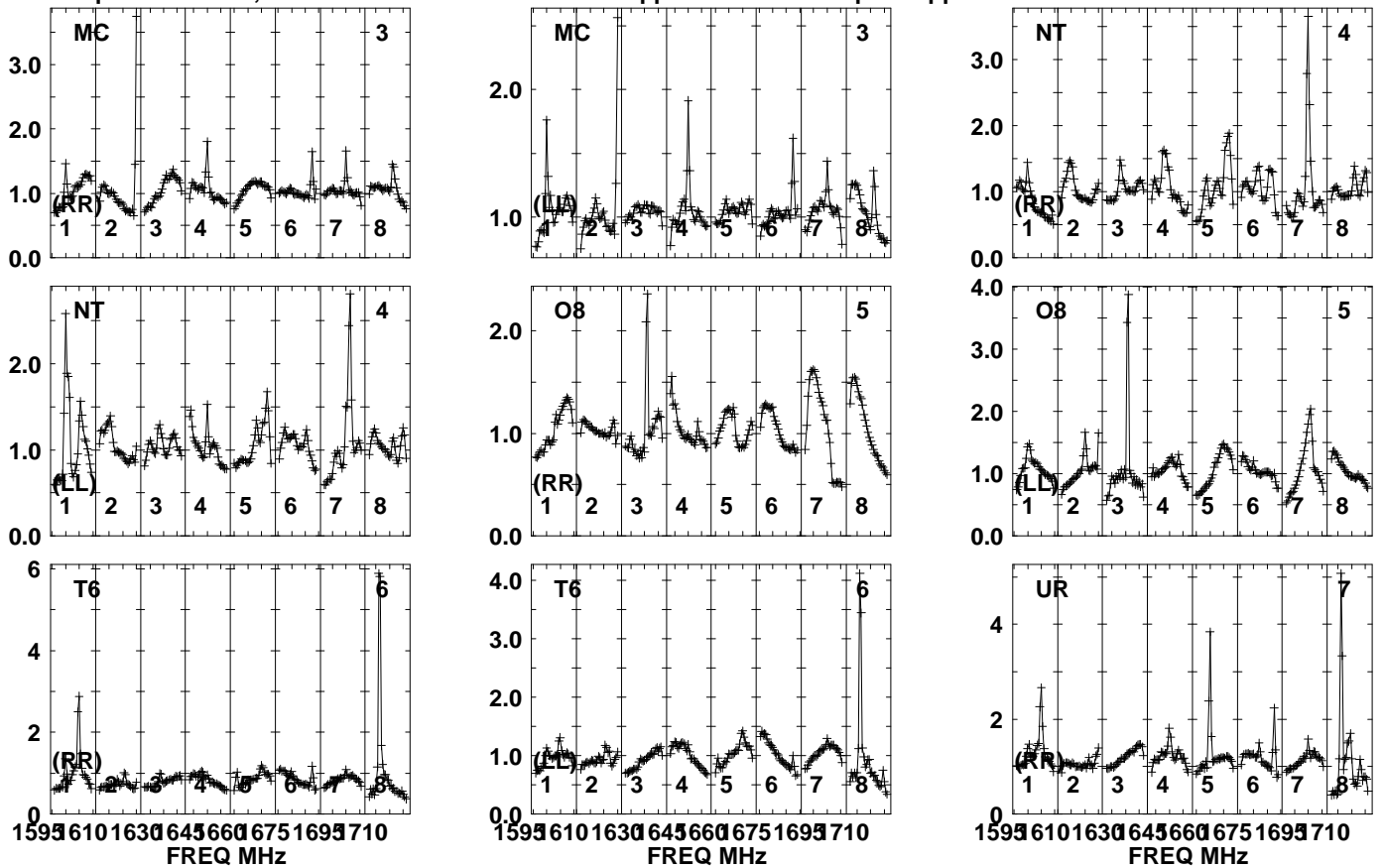
Auto-corr total-power spectrum Antenna: \*

Timerange: 00/14:41:31 to 00/14:42:59

Plot file version 203 created 12-SEP-2022 13:07:14

HS0810+2554 EH040A.UVDATA.1

Freq = 1.5950 GHz, Bw = 16.000 MH No calibration applied and no bandpass applied



Lower frame: Real Jy

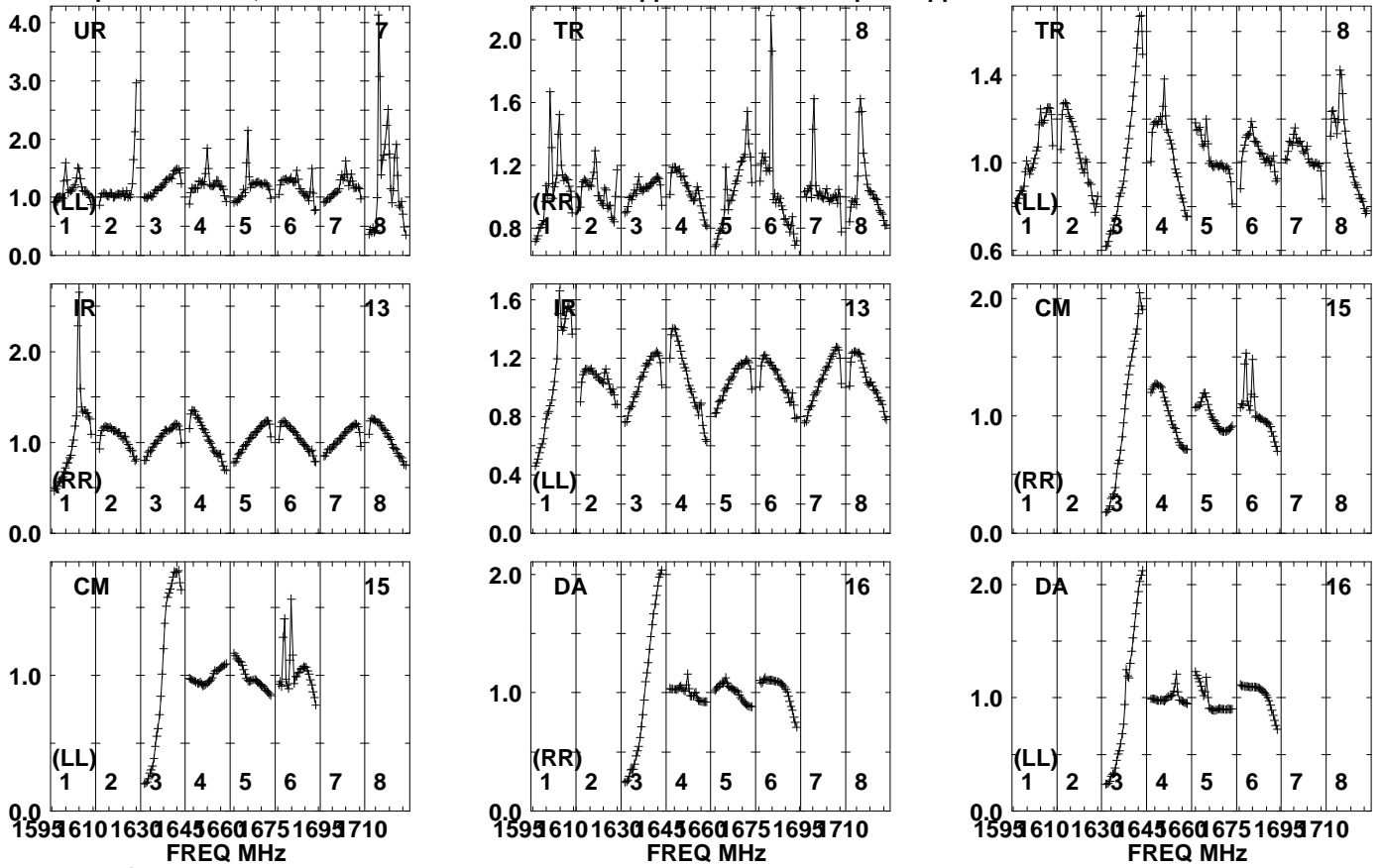
Auto-corr total-power spectrum Antenna: \*

Timerange: 00/14:43:03 to 00/14:46:29

Plot file version 204 created 12-SEP-2022 13:07:14

HS0810+2554 EH040A.UVDATA.1

Freq = 1.5950 GHz, Bw = 16.000 MH No calibration applied and no bandpass applied

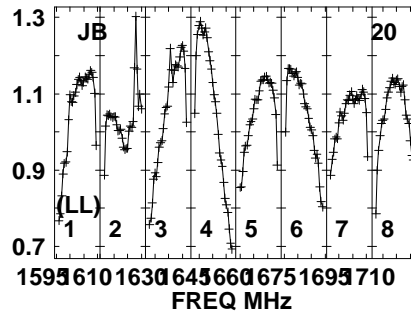
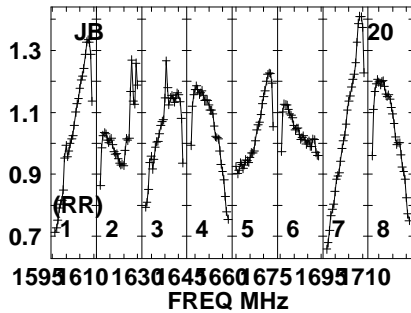
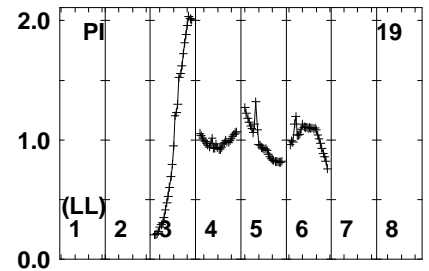
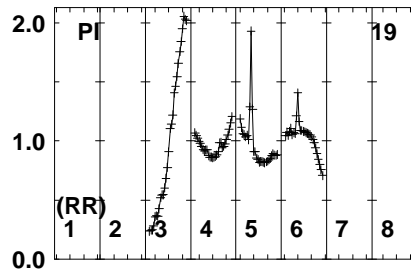
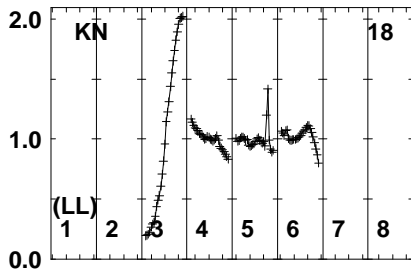
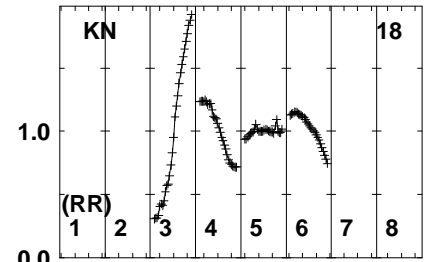
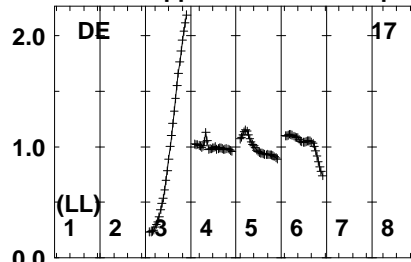
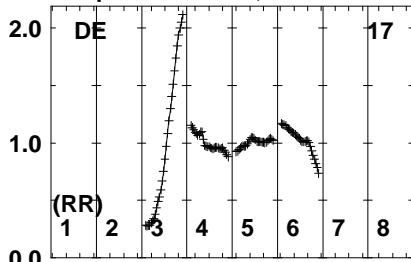


Lower frame: Real Jy  
Auto-corr total-power spectrum Antenna: \*  
Timerange: 00/14:43:03 to 00/14:46:29

Plot file version 205 created 12-SEP-2022 13:07:14

HS0810+2554 EH040A.UVDATA.1

Freq = 1.5950 GHz, Bw = 16.000 MH No calibration applied and no bandpass applied



1595 610 1630 645 660 675 1695 710  
FREQ MHz

1595 610 1630 645 660 675 1695 710  
FREQ MHz

Lower frame: Real Jy

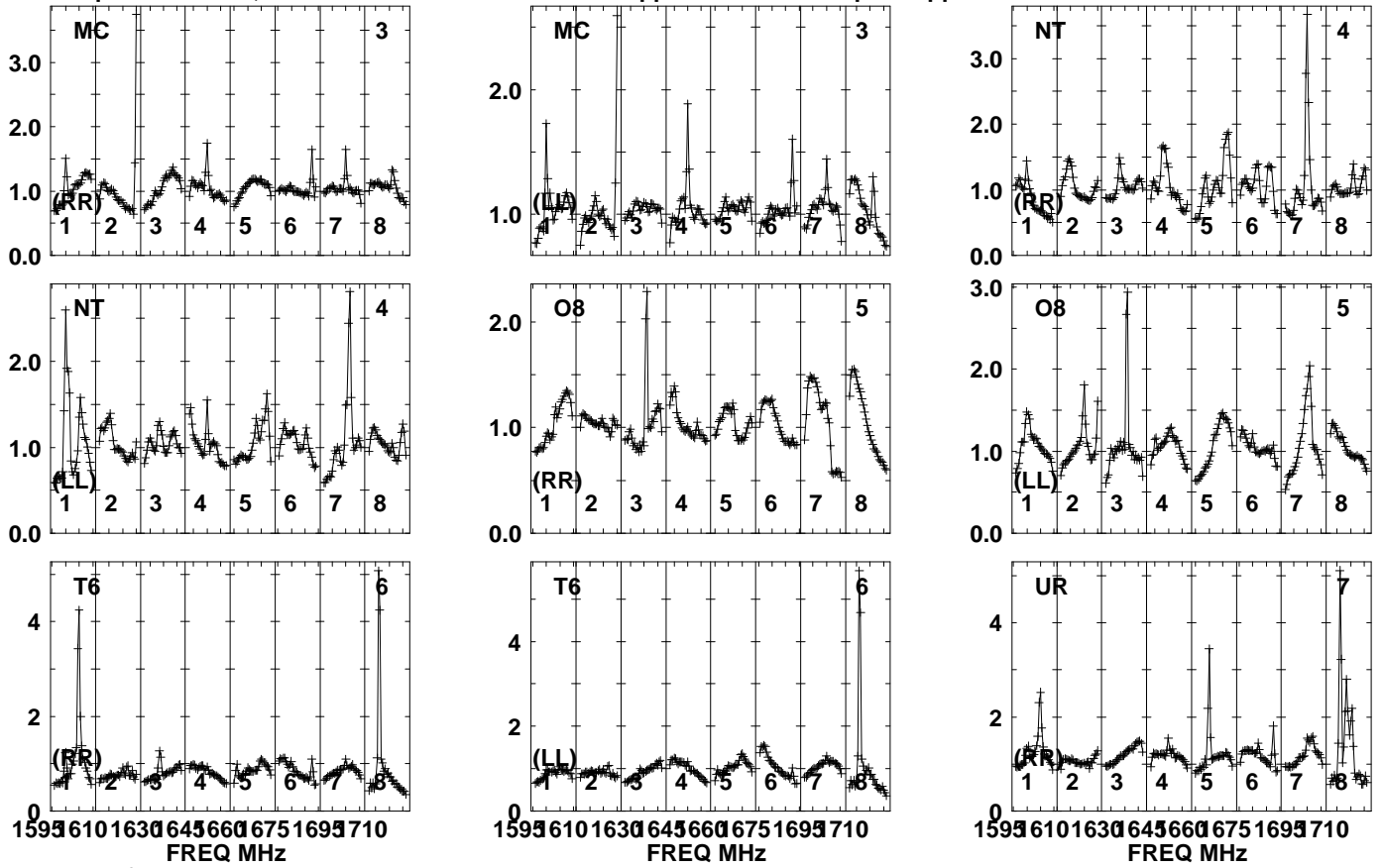
Auto-corr total-power spectrum Antenna: \*

Timerange: 00/14:43:03 to 00/14:46:29

Plot file version 206 created 12-SEP-2022 13:07:14

J0813+2435 EH040A.UVDATA.1

Freq = 1.5950 GHz, Bw = 16.000 MH No calibration applied and no bandpass applied

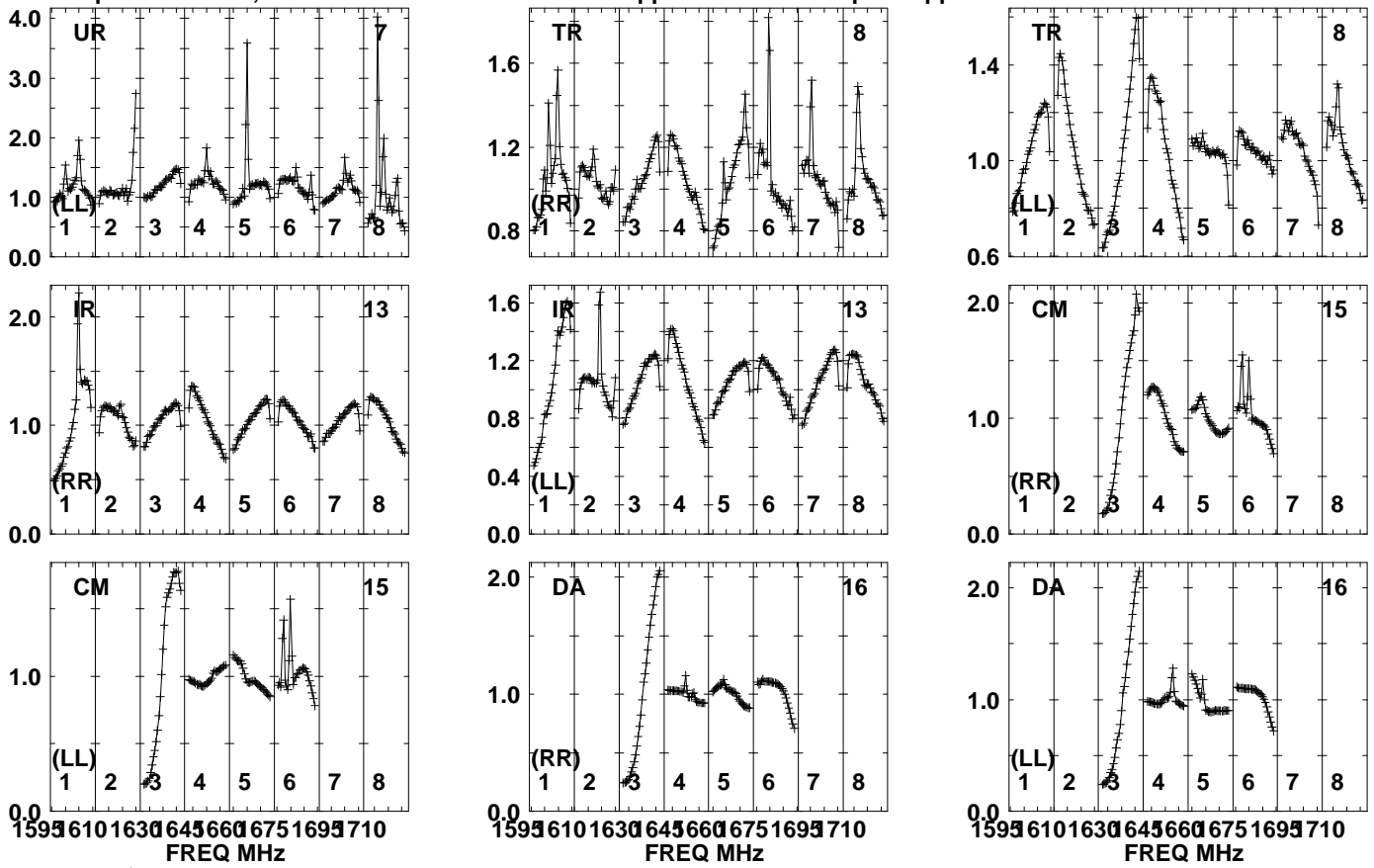


Lower frame: Real Jy  
Auto-corr total-power spectrum Antenna: \*  
Timerange: 00/14:47:01 to 00/14:48:29

Plot file version 207 created 12-SEP-2022 13:07:14

J0813+2435 EH040A.UVDATA.1

Freq = 1.5950 GHz, Bw = 16.000 MH No calibration applied and no bandpass applied

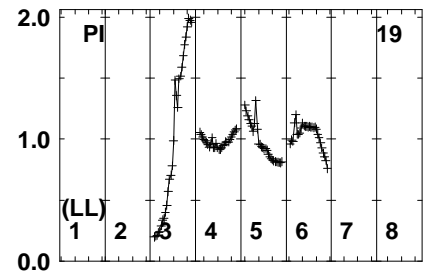
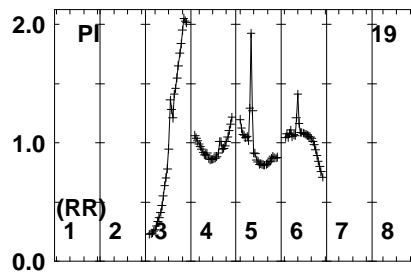
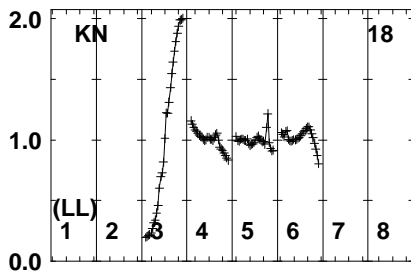
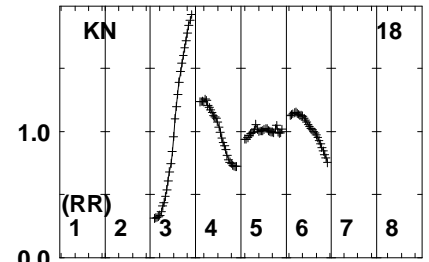
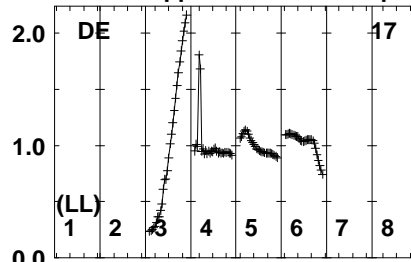
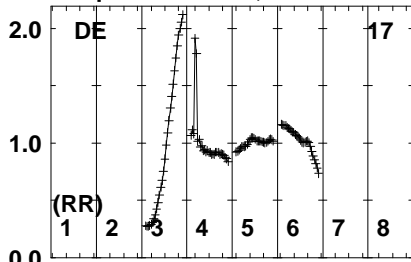


Lower frame: Real Jy  
Auto-corr total-power spectrum Antenna: \*  
Timerange: 00/14:47:01 to 00/14:48:29

Plot file version 208 created 12-SEP-2022 13:07:15

J0813+2435 EH040A.UVDATA.1

Freq = 1.5950 GHz, Bw = 16.000 MH No calibration applied and no bandpass applied



Lower frame: Real Jy

Auto-corr total-power spectrum Antenna: \*

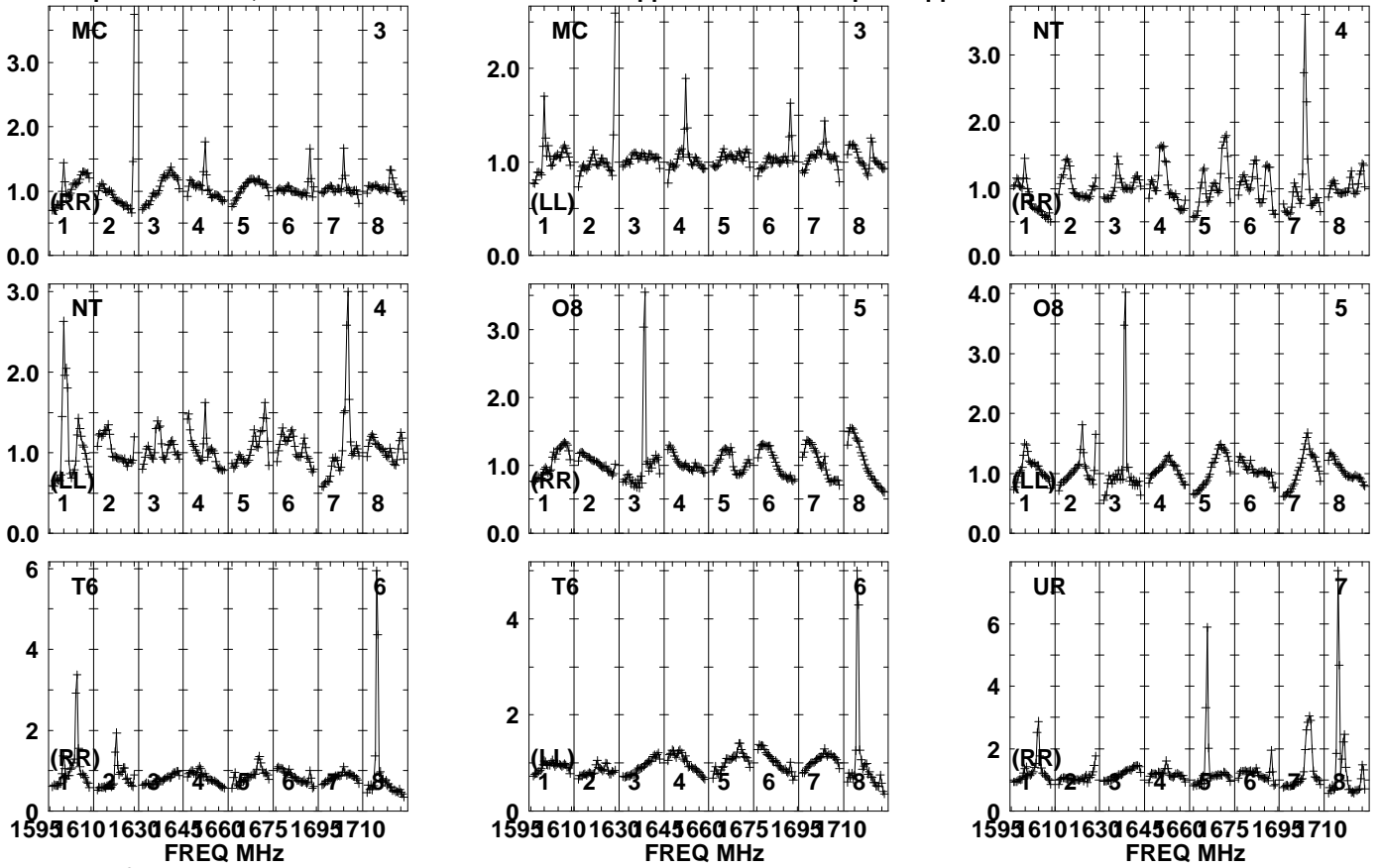
Timerange: 00/14:47:01 to 00/14:48:29



Plot file version 209 created 12-SEP-2022 13:07:15

HS0810+2554 EH040A.UVDATA.1

Freq = 1.5950 GHz, Bw = 16.000 MH No calibration applied and no bandpass applied

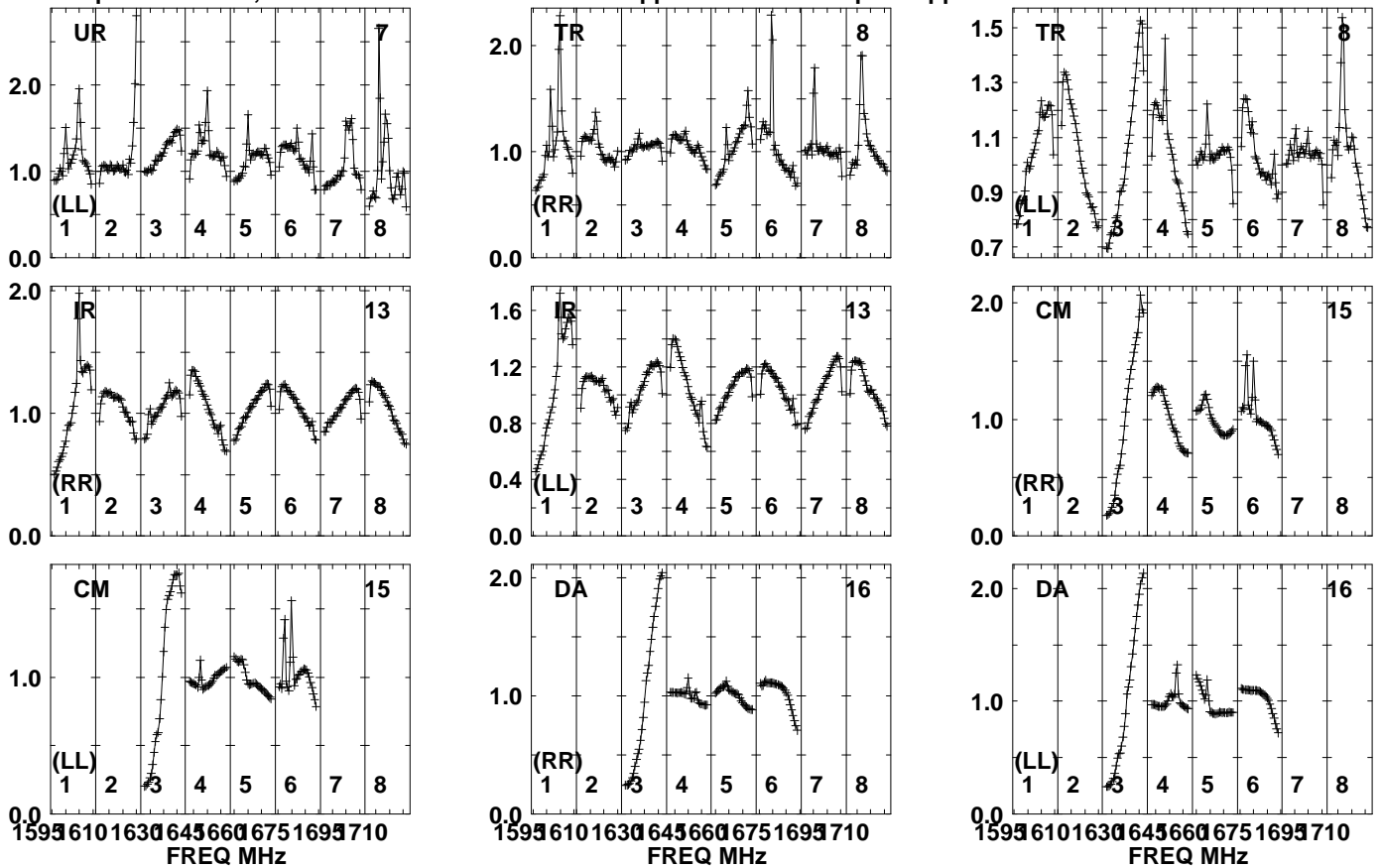


Lower frame: Real Jy  
Auto-corr total-power spectrum Antenna: \*  
Timerange: 00/14:48:31 to 00/14:51:59

Plot file version 210 created 12-SEP-2022 13:07:15

HS0810+2554 EH040A.UVDATA.1

Freq = 1.5950 GHz, Bw = 16.000 MH No calibration applied and no bandpass applied



Lower frame: Real Jy

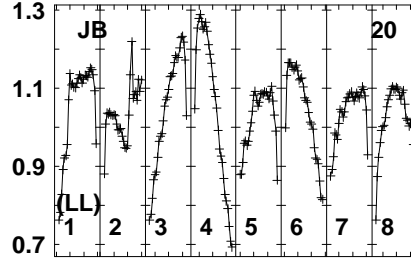
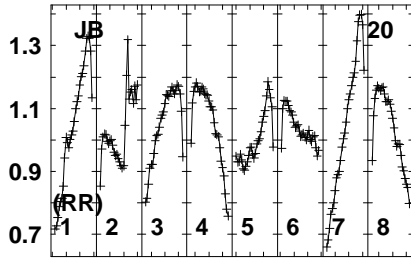
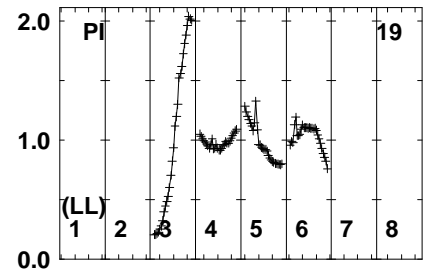
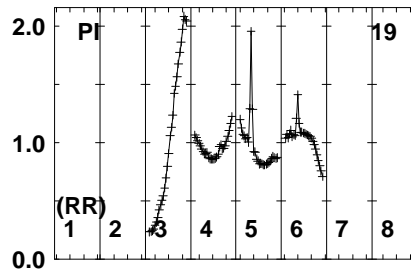
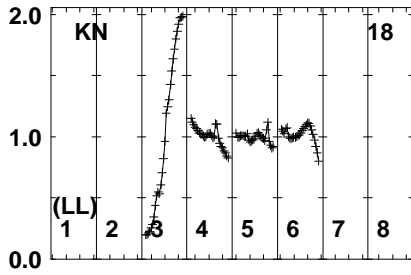
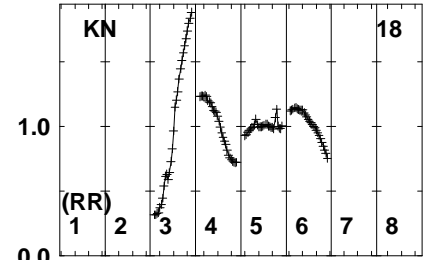
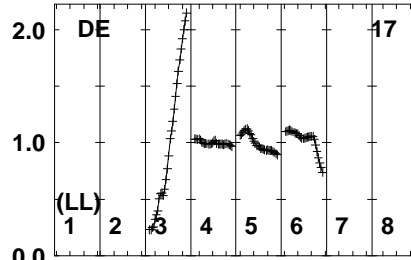
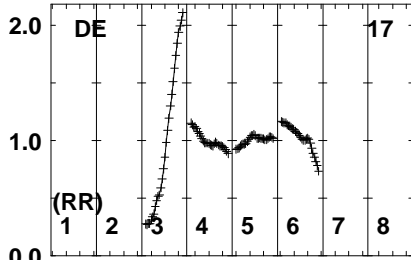
Auto-corr total-power spectrum Antenna: \*

Timerange: 00/14:48:31 to 00/14:51:59

Plot file version 211 created 12-SEP-2022 13:07:15

HS0810+2554 EH040A.UVDATA.1

Freq = 1.5950 GHz, Bw = 16.000 MH No calibration applied and no bandpass applied



1595 610 1630 645 660 675 1695 710

FREQ MHz

1595 610 1630 645 660 675 1695 710

FREQ MHz

Lower frame: Real Jy

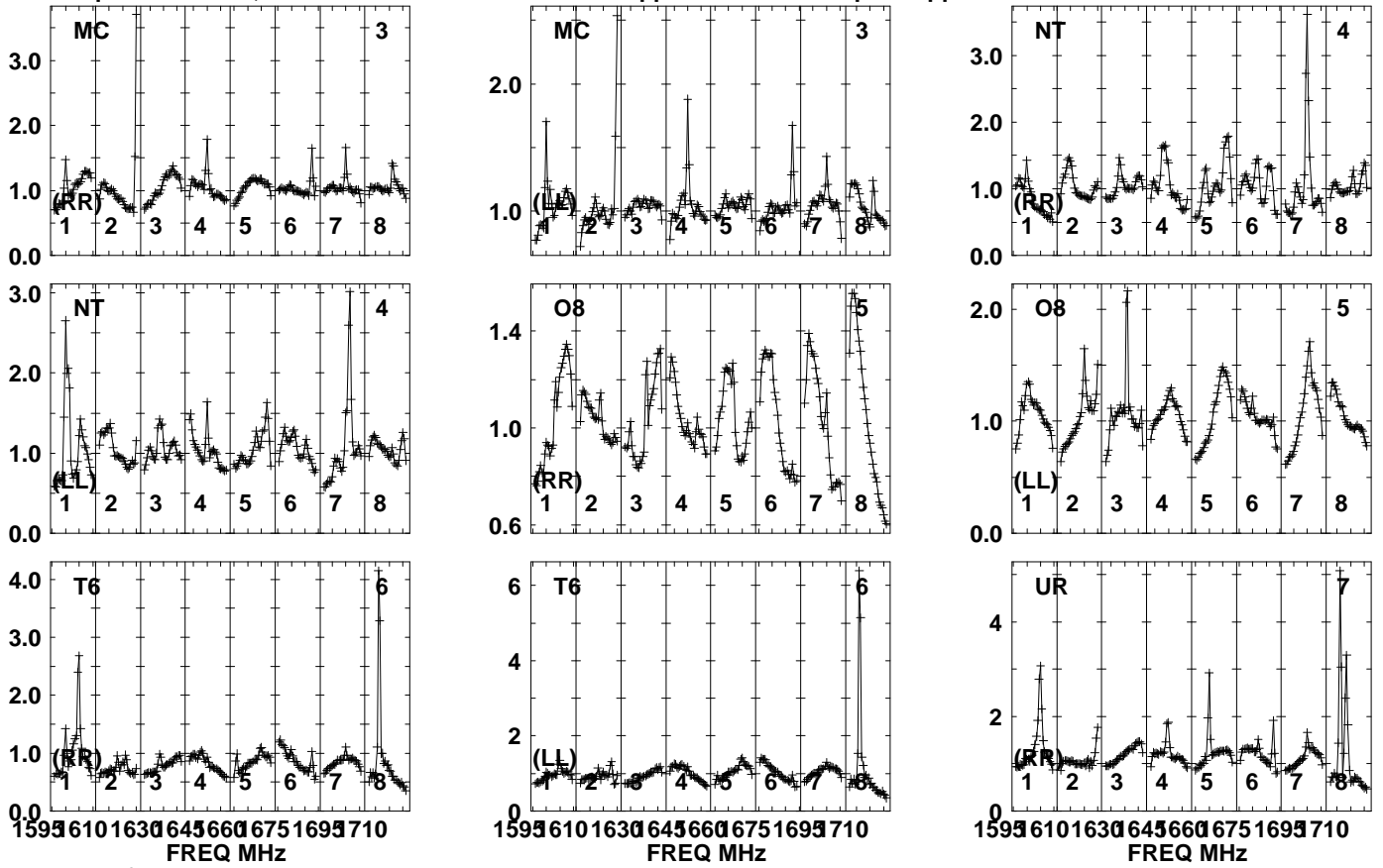
Auto-corr total-power spectrum Antenna: \*

Timerange: 00/14:48:31 to 00/14:51:59

Plot file version 212 created 12-SEP-2022 13:07:15

J0813+2435 EH040A.UVDATA.1

Freq = 1.5950 GHz, Bw = 16.000 MH No calibration applied and no bandpass applied

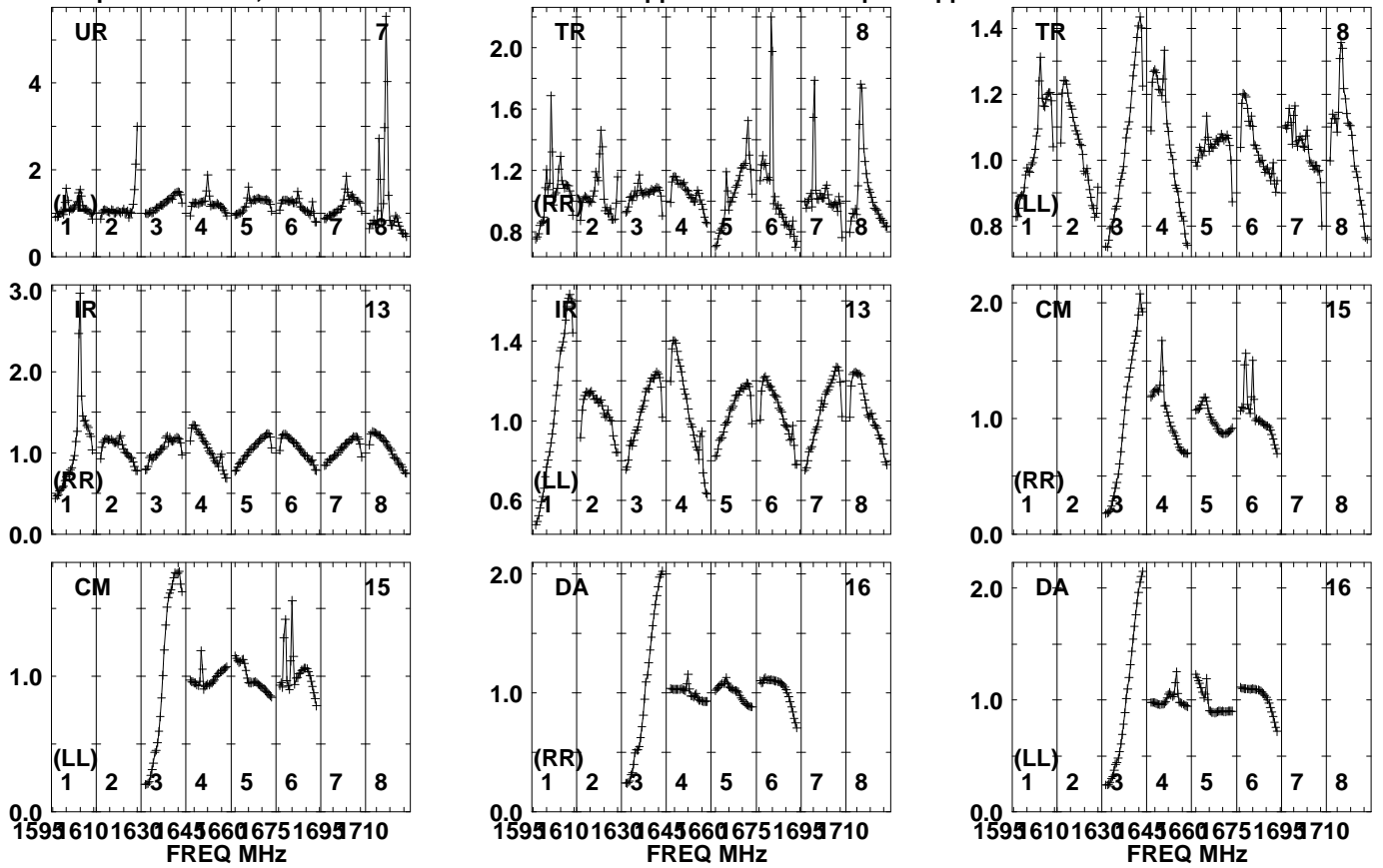


Lower frame: Real Jy  
Auto-corr total-power spectrum Antenna: \*  
Timerange: 00/14:52:01 to 00/14:53:29

Plot file version 213 created 12-SEP-2022 13:07:15

J0813+2435 EH040A.UVDATA.1

Freq = 1.5950 GHz, Bw = 16.000 MH No calibration applied and no bandpass applied

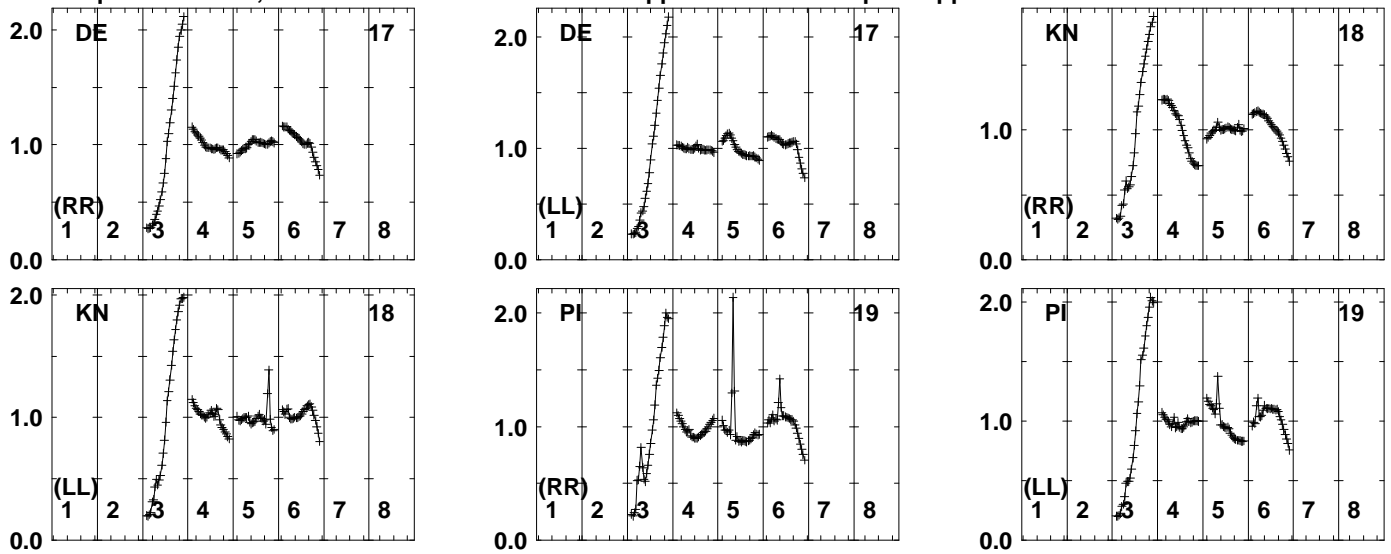


Lower frame: Real Jy  
Auto-corr total-power spectrum Antenna: \*  
Timerange: 00/14:52:01 to 00/14:53:29

Plot file version 214 created 12-SEP-2022 13:07:16

J0813+2435 EH040A.UVDATA.1

Freq = 1.5950 GHz, Bw = 16.000 MH No calibration applied and no bandpass applied



Lower frame: Real Jy

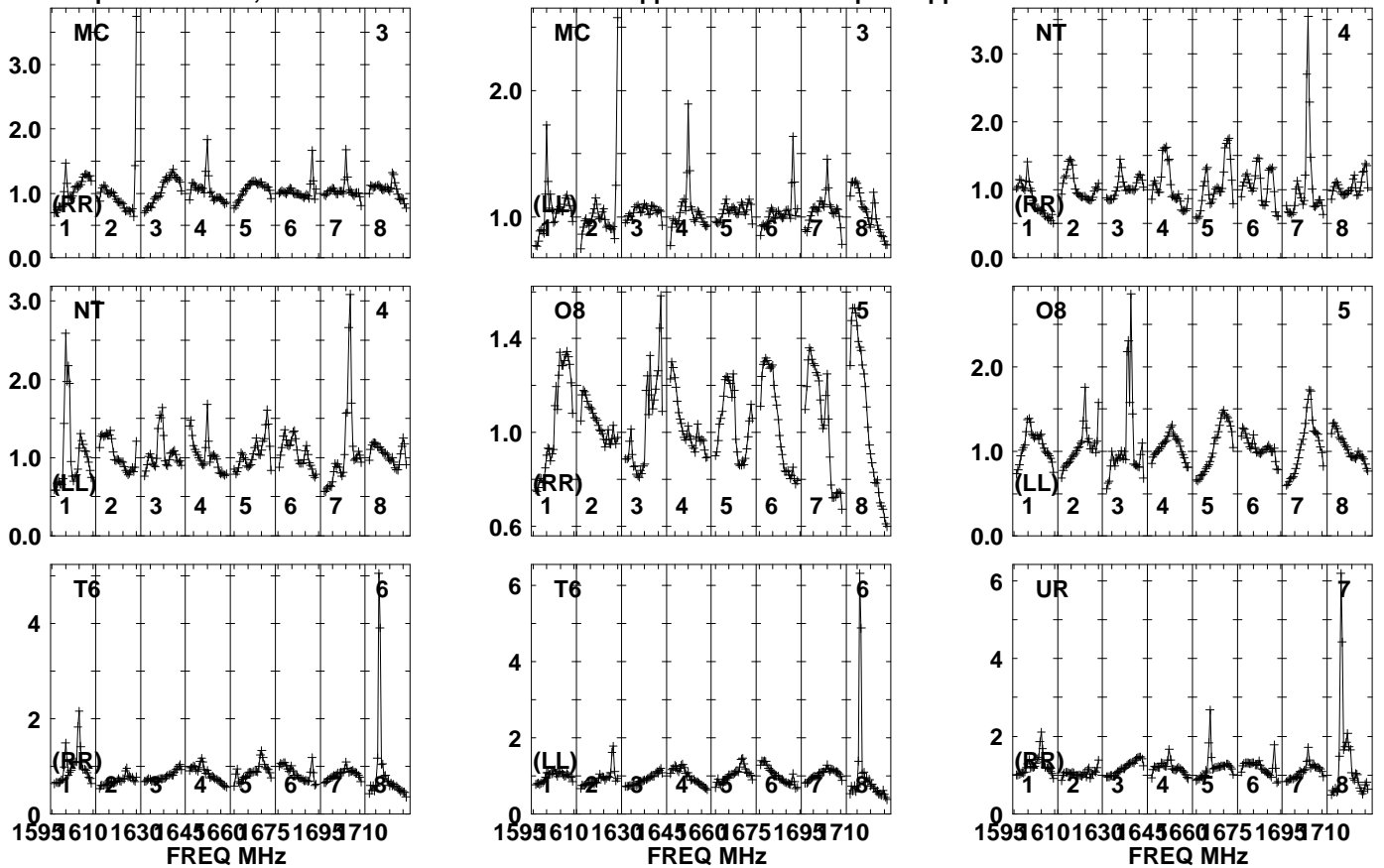
Auto-corr total-power spectrum Antenna: \*

Timerange: 00/14:52:01 to 00/14:53:29

Plot file version 215 created 12-SEP-2022 13:07:16

HS0810+2554 EH040A.UVDATA.1

Freq = 1.5950 GHz, Bw = 16.000 MH No calibration applied and no bandpass applied



Lower frame: Real Jy

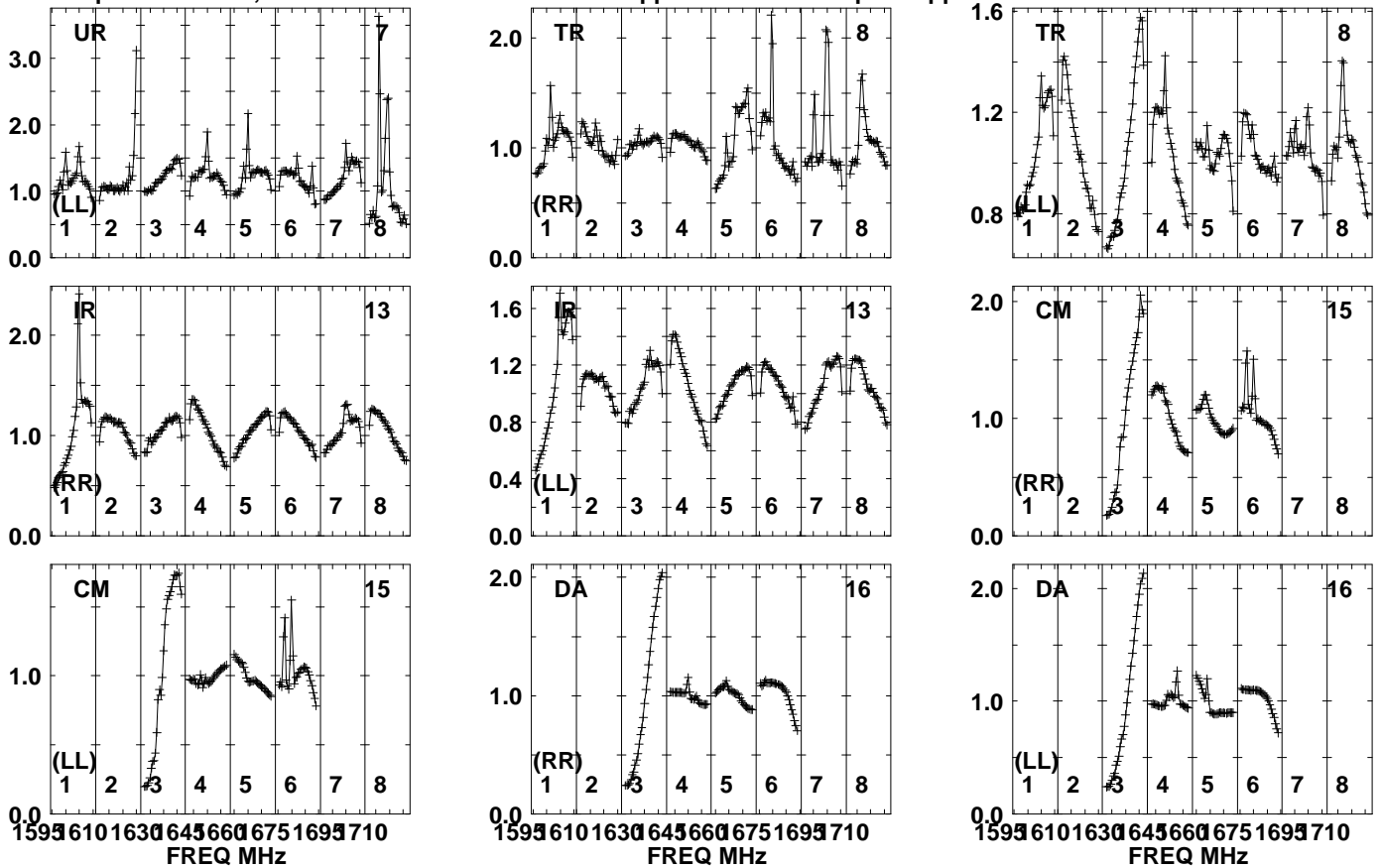
Auto-corr total-power spectrum Antenna: \*

Timerange: 00/14:53:33 to 00/14:56:59

Plot file version 216 created 12-SEP-2022 13:07:16

HS0810+2554 EH040A.UVDATA.1

Freq = 1.5950 GHz, Bw = 16.000 MH No calibration applied and no bandpass applied



Lower frame: Real Jy

Auto-corr total-power spectrum Antenna: \*

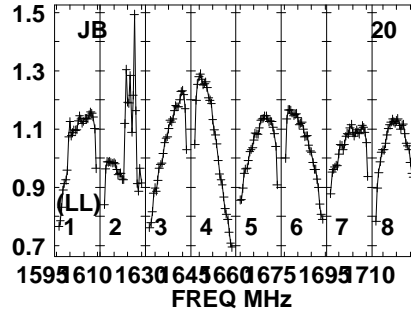
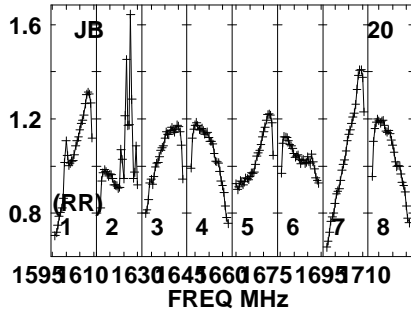
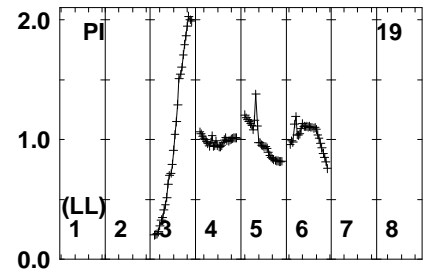
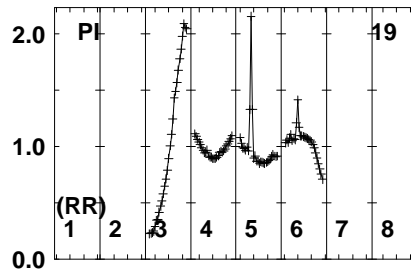
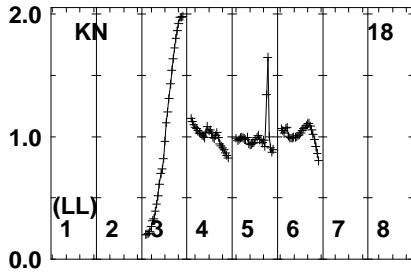
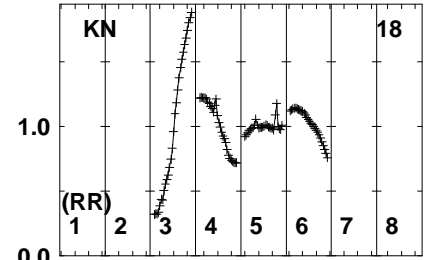
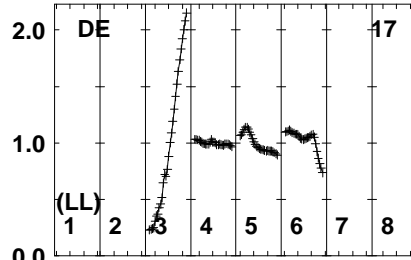
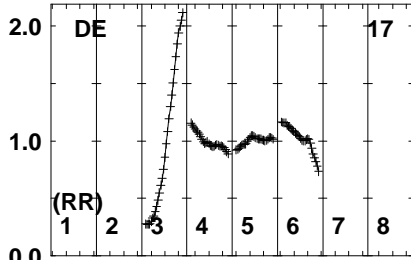
Timerange: 00/14:53:33 to 00/14:56:59



Plot file version 217 created 12-SEP-2022 13:07:16

HS0810+2554 EH040A.UVDATA.1

Freq = 1.5950 GHz, Bw = 16.000 MH No calibration applied and no bandpass applied



1595 610 1630 645 660 675 1695 710  
FREQ MHz

1595 610 1630 645 660 675 1695 710  
FREQ MHz

Lower frame: Real Jy

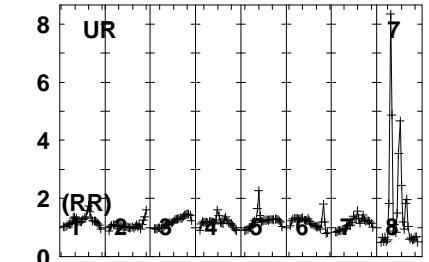
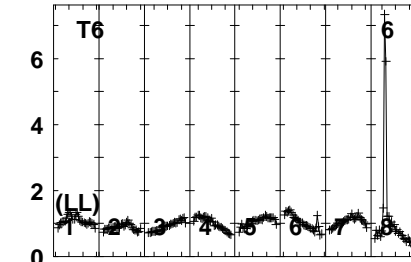
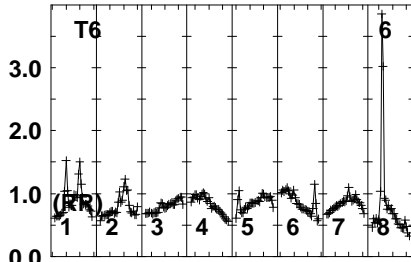
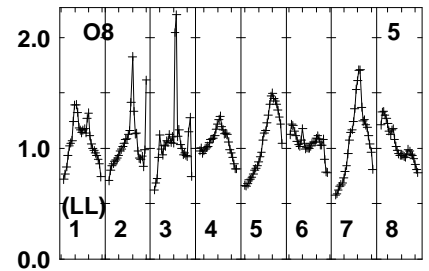
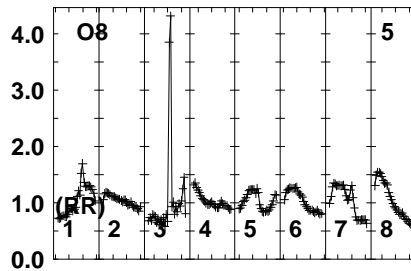
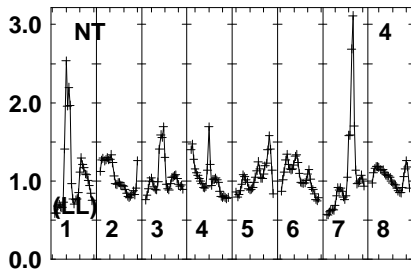
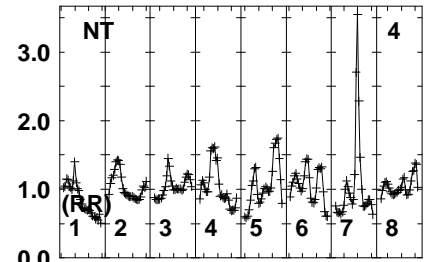
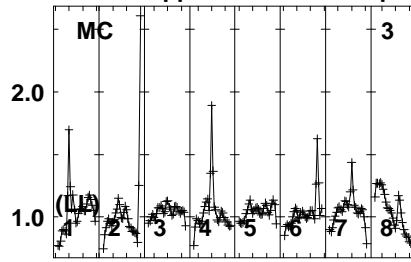
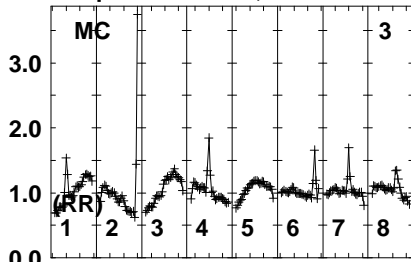
Auto-corr total-power spectrum Antenna: \*

Timerange: 00/14:53:33 to 00/14:56:59

Plot file version 218 created 12-SEP-2022 13:07:16

J0813+2435 EH040A.UVDATA.1

Freq = 1.5950 GHz, Bw = 16.000 MH No calibration applied and no bandpass applied



1595 610 1630 645 660 675 1695 710  
FREQ MHz

1595 610 1630 645 660 675 1695 710  
FREQ MHz

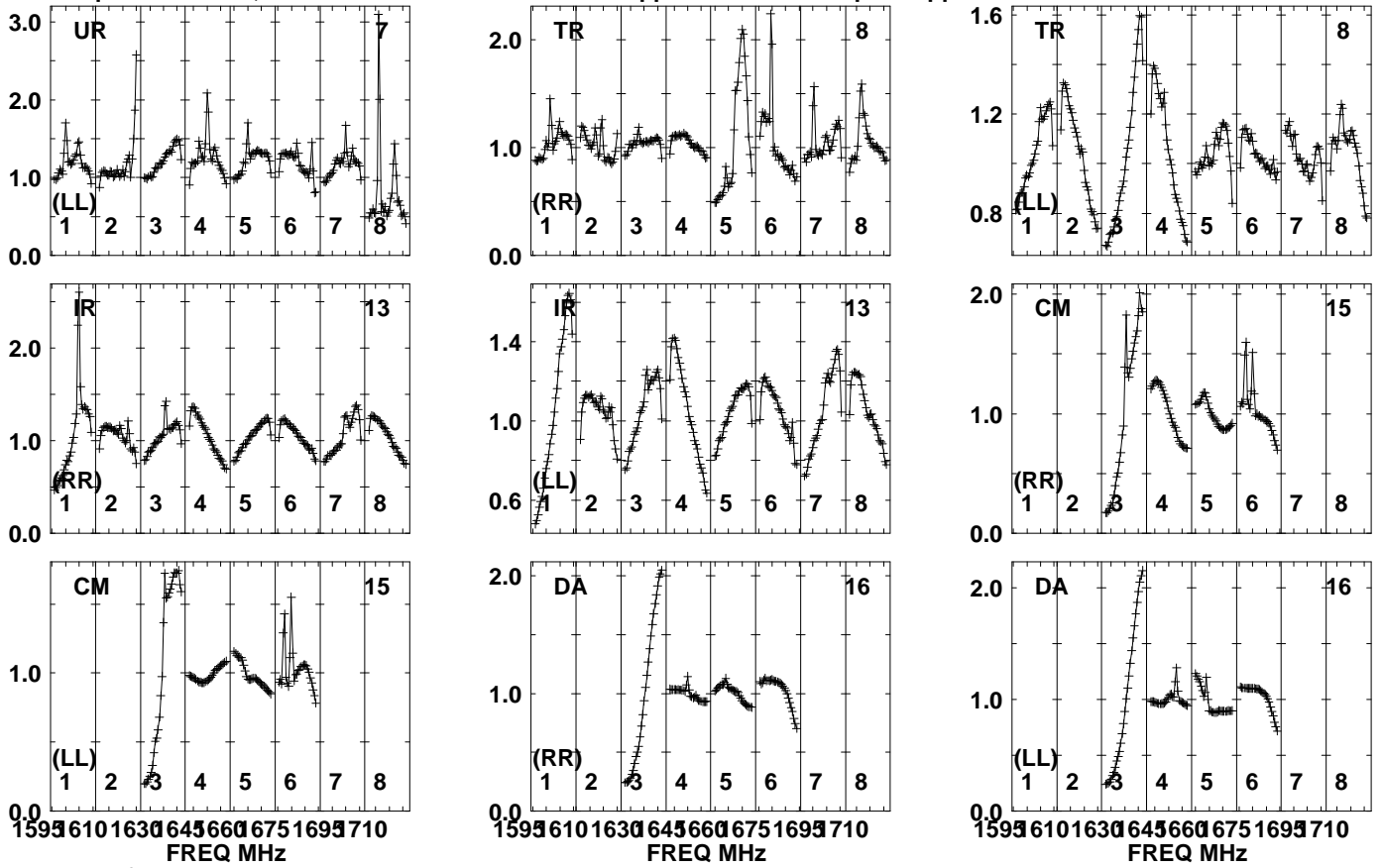
1595 610 1630 645 660 675 1695 710  
FREQ MHz

Lower frame: Real Jy  
Auto-corr total-power spectrum Antenna: \*  
Timerange: 00/14:57:31 to 00/14:58:59

Plot file version 219 created 12-SEP-2022 13:07:16

J0813+2435 EH040A.UVDATA.1

Freq = 1.5950 GHz, Bw = 16.000 MH No calibration applied and no bandpass applied

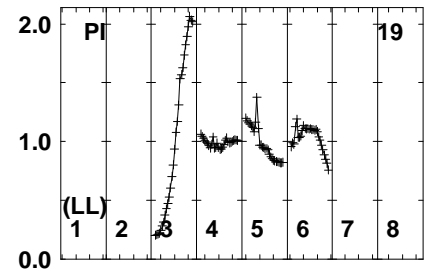
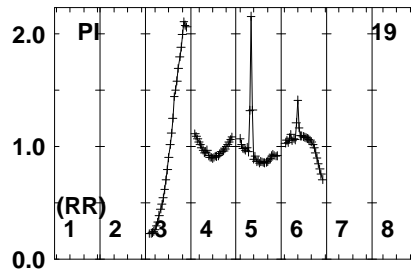
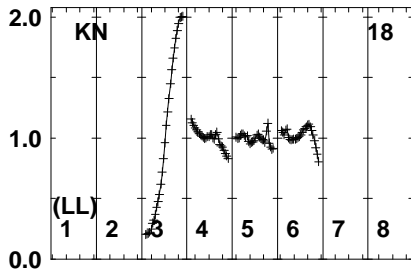
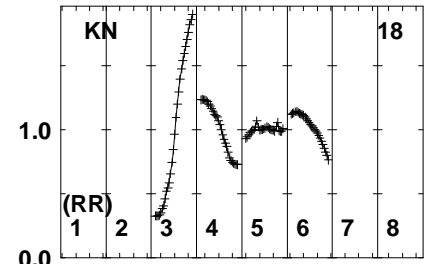
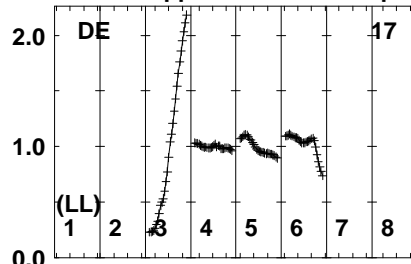
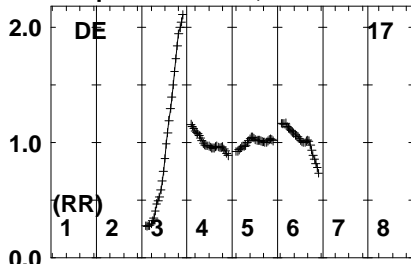


Lower frame: Real Jy  
Auto-corr total-power spectrum Antenna: \*  
Timerange: 00/14:57:31 to 00/14:58:59

Plot file version 220 created 12-SEP-2022 13:07:16

J0813+2435 EH040A.UVDATA.1

Freq = 1.5950 GHz, Bw = 16.000 MH No calibration applied and no bandpass applied

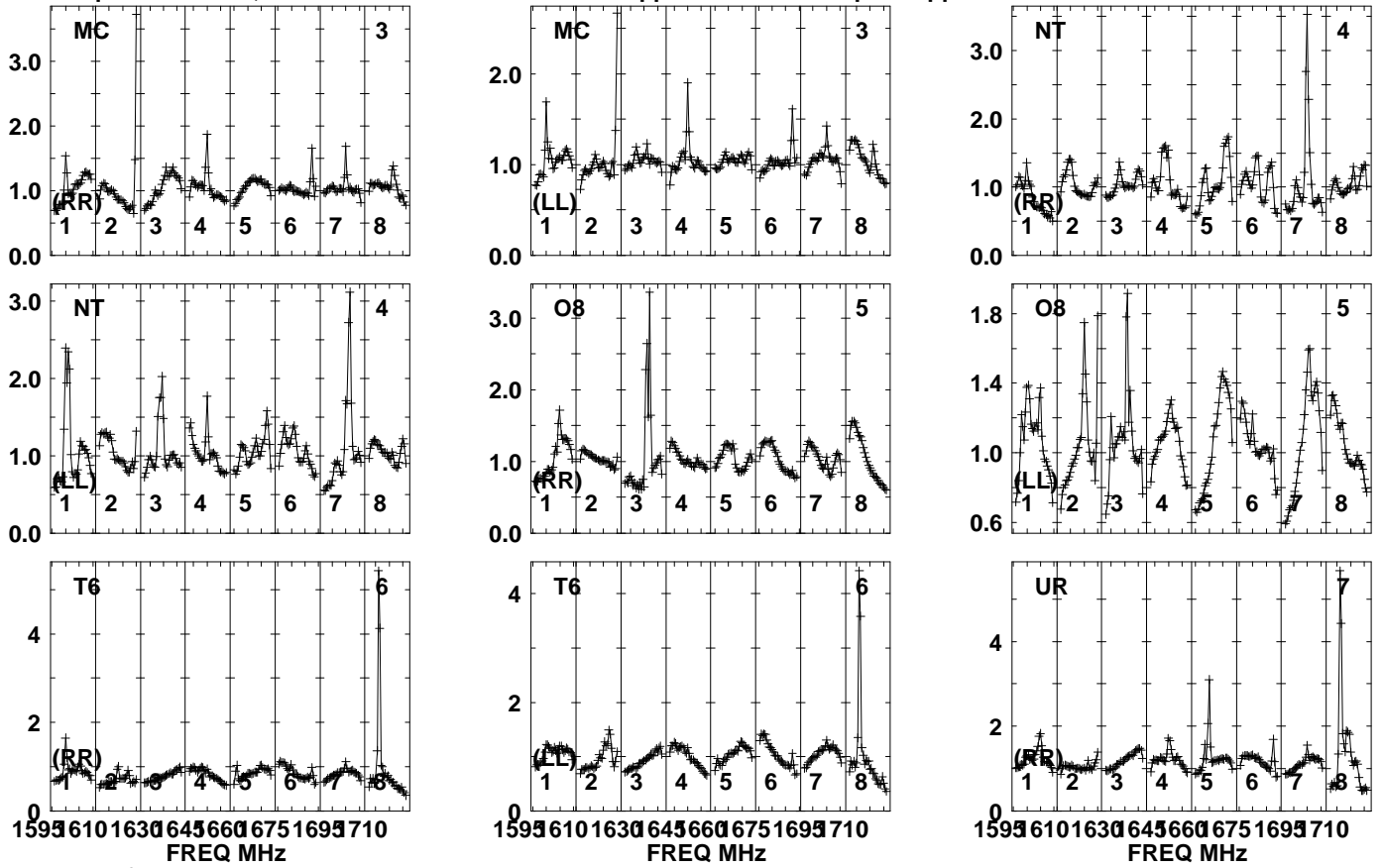


Lower frame: Real Jy  
Auto-corr total-power spectrum Antenna: \*  
Timerange: 00/14:57:31 to 00/14:58:59

Plot file version 221 created 12-SEP-2022 13:07:16

HS0810+2554 EH040A.UVDATA.1

Freq = 1.5950 GHz, Bw = 16.000 MH No calibration applied and no bandpass applied

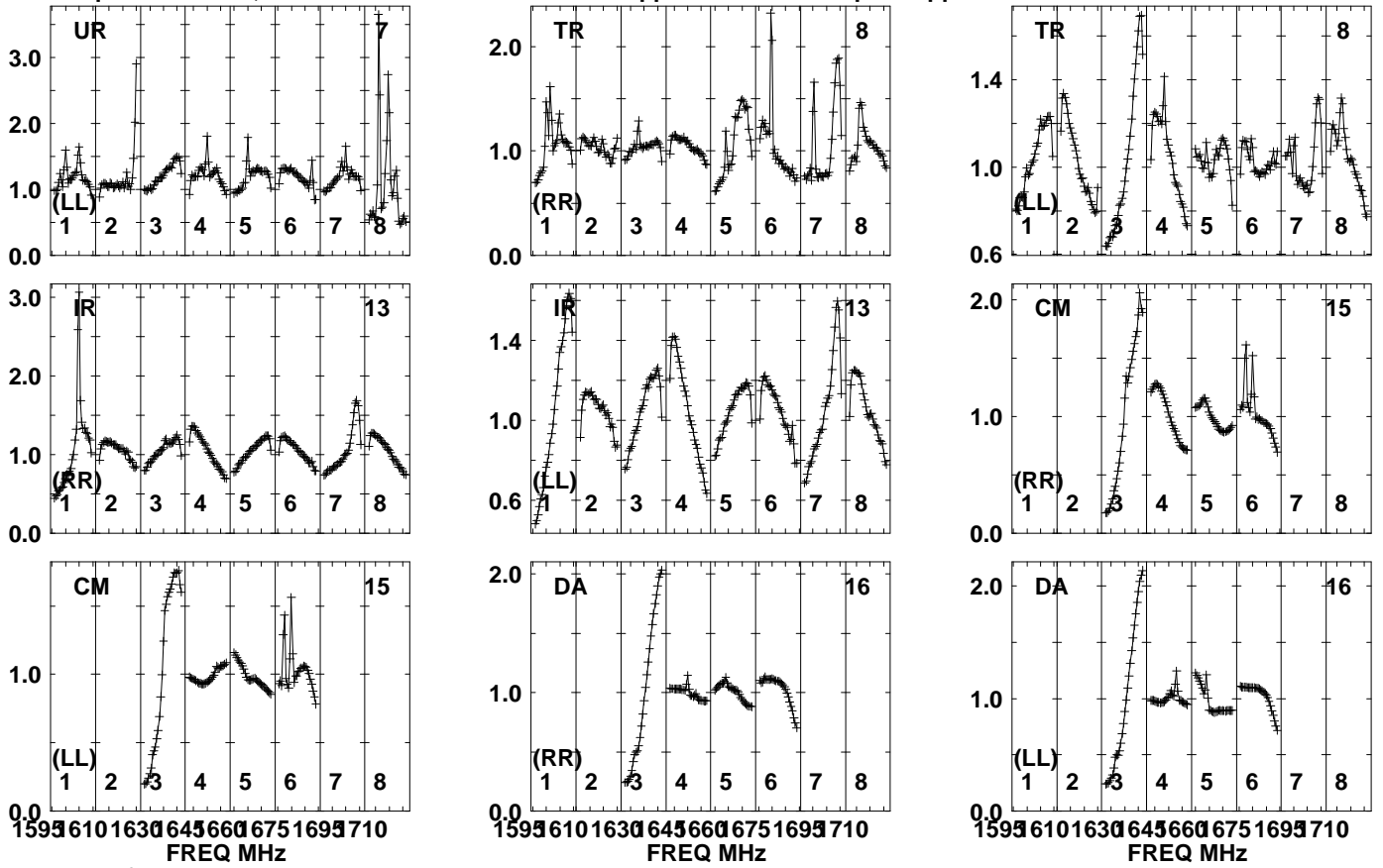


Lower frame: Real Jy  
Auto-corr total-power spectrum Antenna: \*  
Timerange: 00/14:59:01 to 00/15:02:29

Plot file version 222 created 12-SEP-2022 13:07:17

HS0810+2554 EH040A.UVDATA.1

Freq = 1.5950 GHz, Bw = 16.000 MH No calibration applied and no bandpass applied

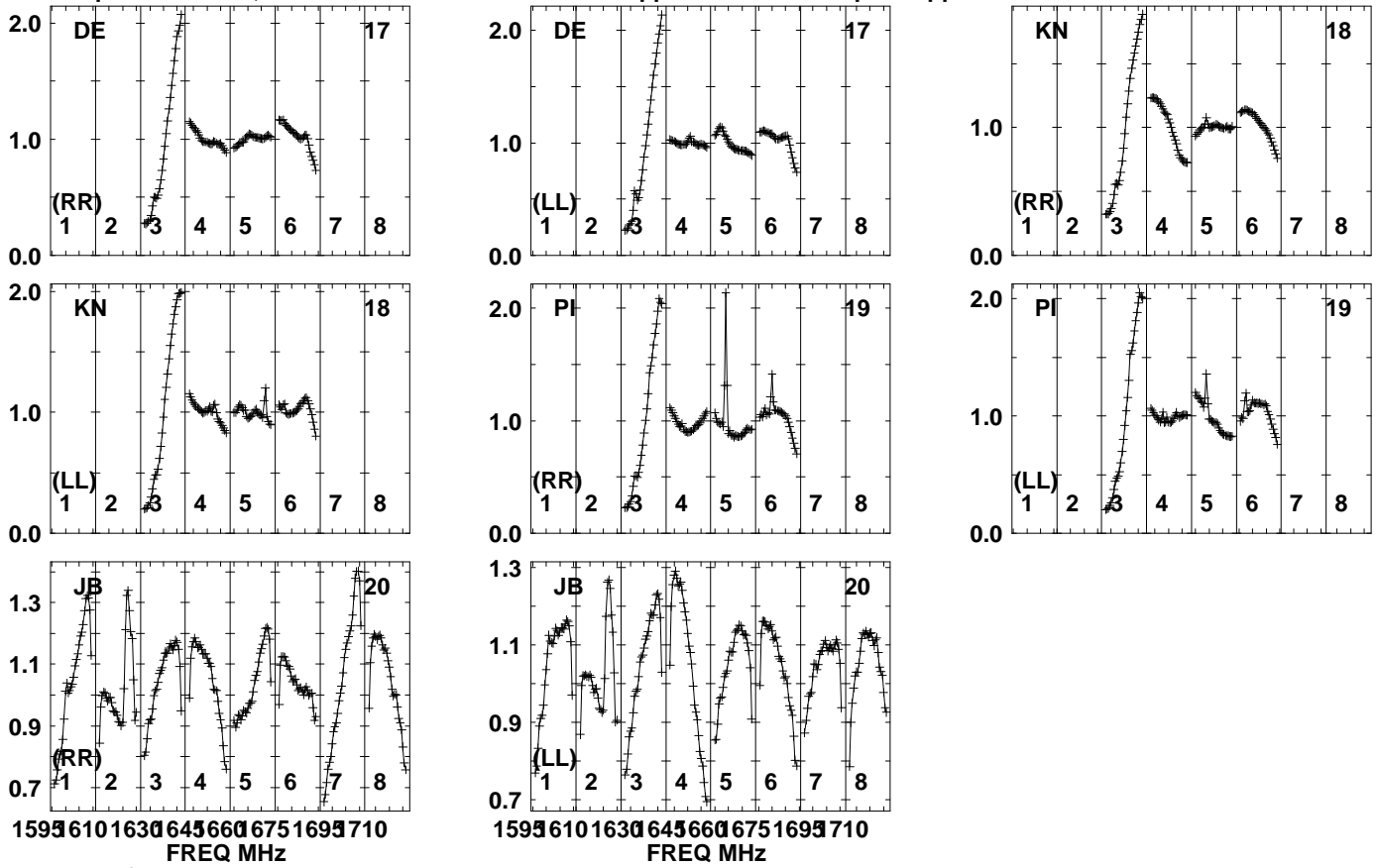


Lower frame: Real Jy  
Auto-corr total-power spectrum Antenna: \*  
Timerange: 00/14:59:01 to 00/15:02:29

Plot file version 223 created 12-SEP-2022 13:07:17

HS0810+2554 EH040A.UVDATA.1

Freq = 1.5950 GHz, Bw = 16.000 MH No calibration applied and no bandpass applied

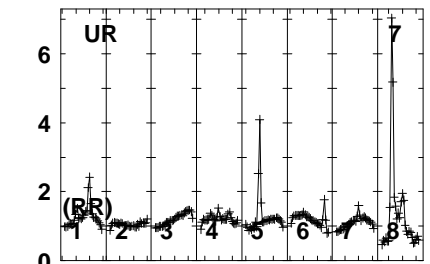
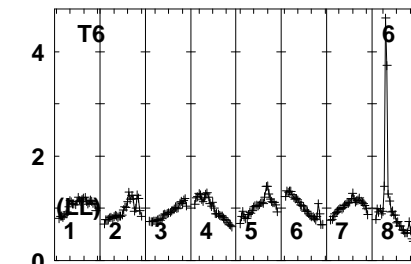
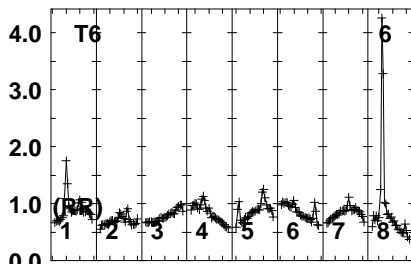
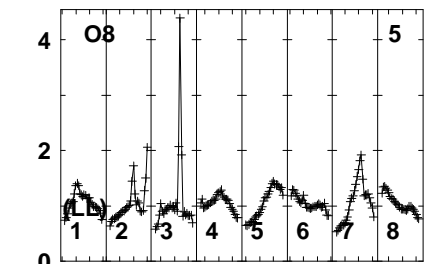
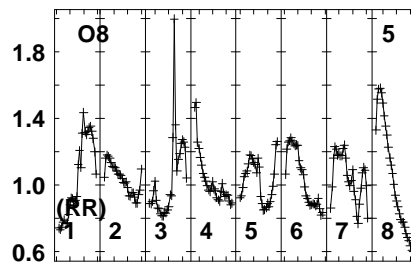
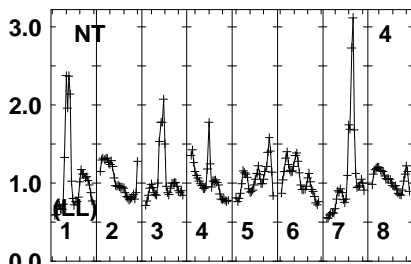
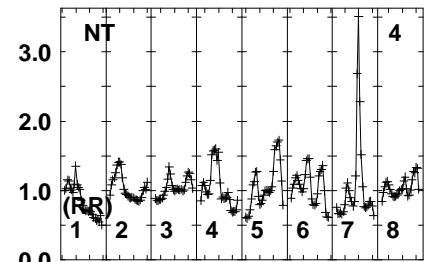
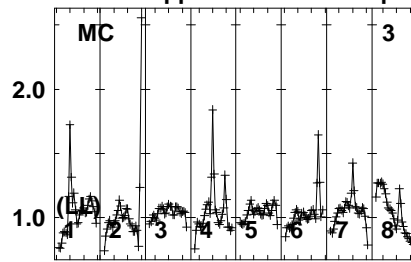
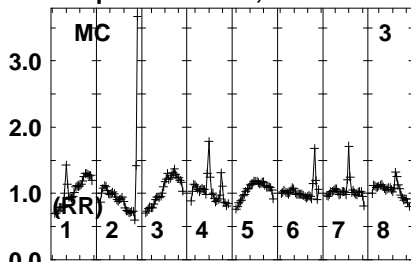


Lower frame: Real Jy  
Auto-corr total-power spectrum Antenna: \*  
Timerange: 00/14:59:01 to 00/15:02:29

Plot file version 224 created 12-SEP-2022 13:07:17

J0813+2435 EH040A.UVDATA.1

Freq = 1.5950 GHz, Bw = 16.000 MH No calibration applied and no bandpass applied



1595 610 1630 645 660 675 1695 710  
FREQ MHz

1595 610 1630 645 660 675 1695 710  
FREQ MHz

1595 610 1630 645 660 675 1695 710  
FREQ MHz

Lower frame: Real Jy

Auto-corr total-power spectrum Antenna: \*

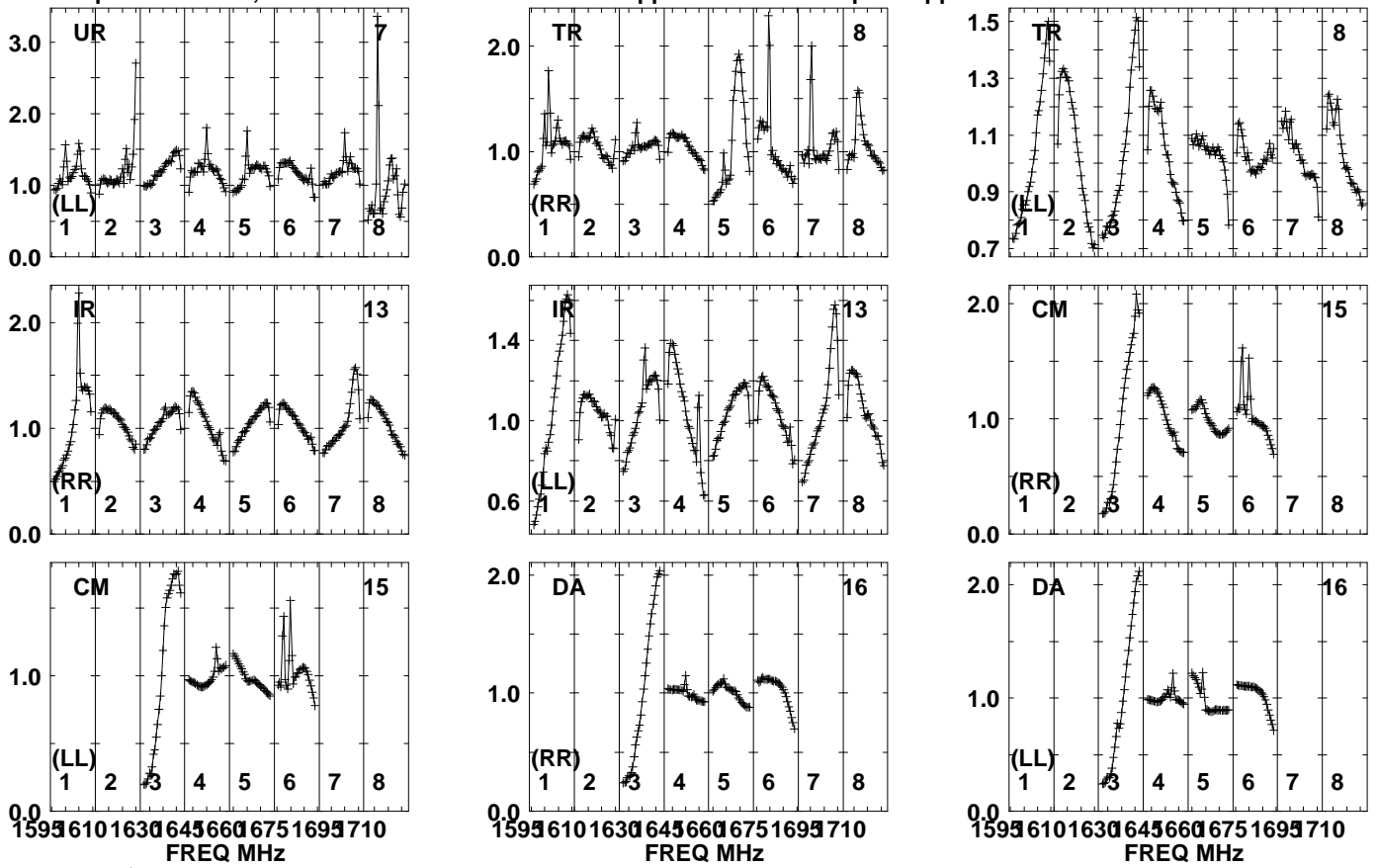
Timerange: 00/15:02:31 to 00/15:03:59



Plot file version 225 created 12-SEP-2022 13:07:17

J0813+2435 EH040A.UVDATA.1

Freq = 1.5950 GHz, Bw = 16.000 MH No calibration applied and no bandpass applied



Lower frame: Real Jy

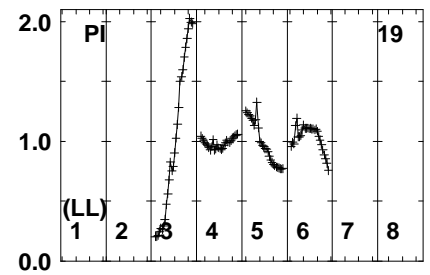
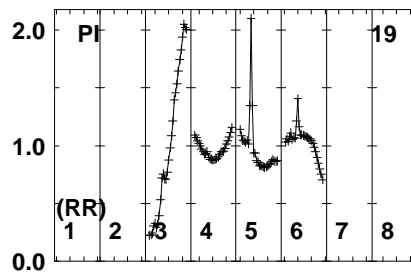
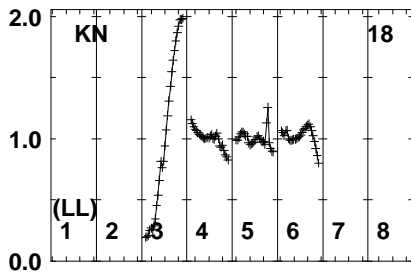
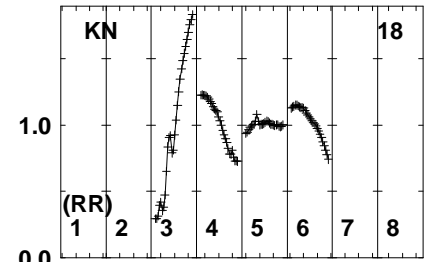
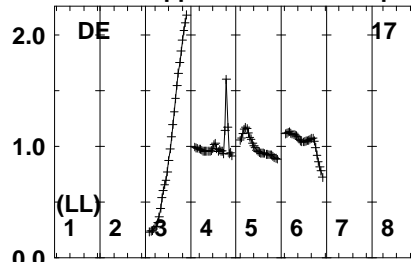
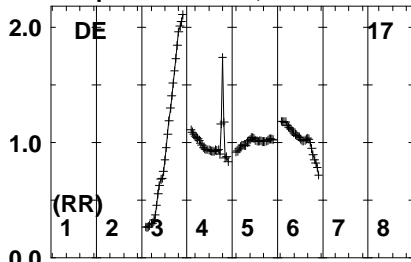
Auto-corr total-power spectrum Antenna: \*

Timerange: 00/15:02:31 to 00/15:03:59

Plot file version 226 created 12-SEP-2022 13:07:17

J0813+2435 EH040A.UVDATA.1

Freq = 1.5950 GHz, Bw = 16.000 MH No calibration applied and no bandpass applied

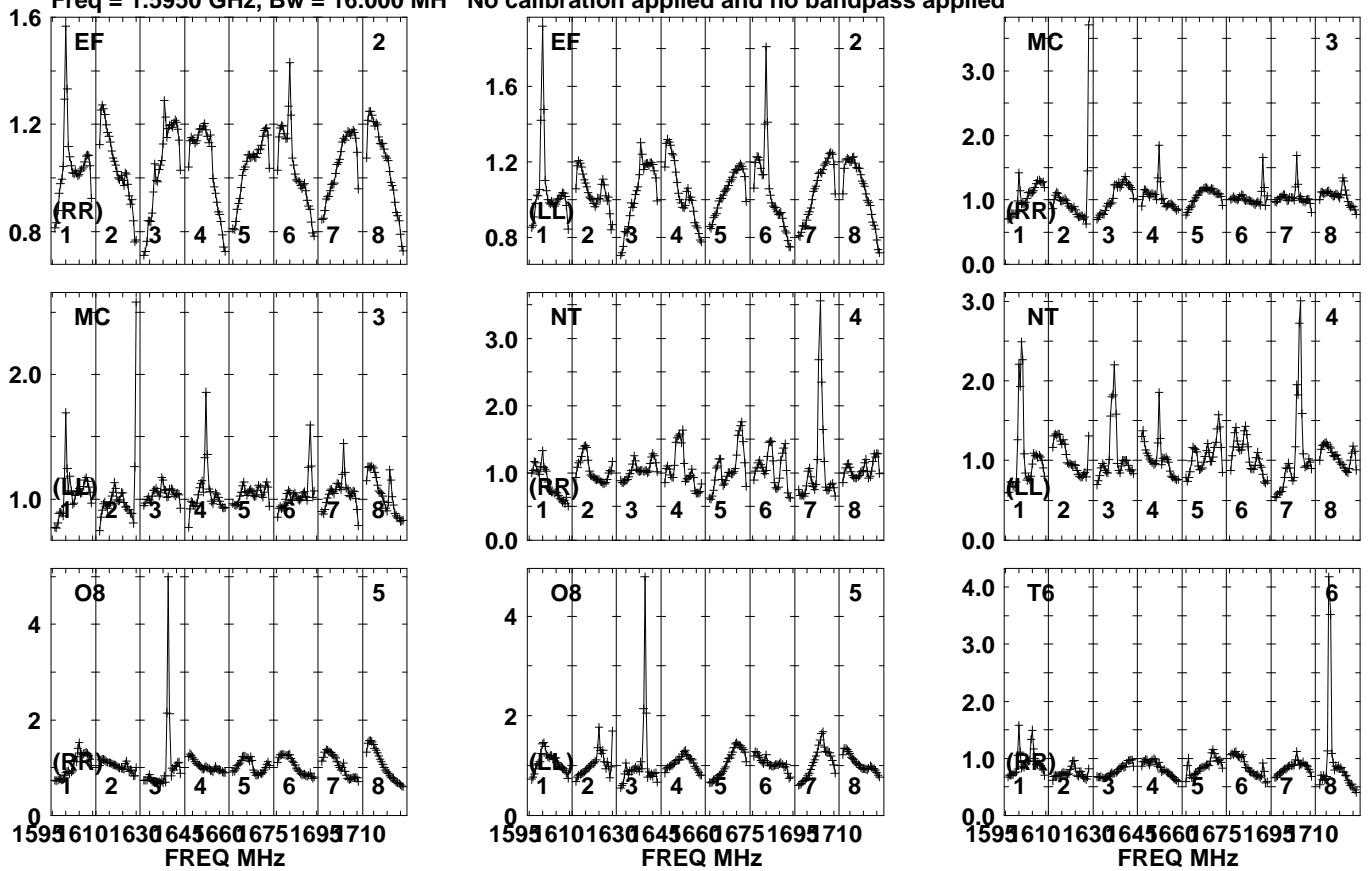


Lower frame: Real Jy  
Auto-corr total-power spectrum Antenna: \*  
Timerange: 00/15:02:31 to 00/15:03:59

Plot file version 227 created 12-SEP-2022 13:07:17

HS0810+2554 EH040A.UVDATA.1

Freq = 1.5950 GHz, Bw = 16.000 MH No calibration applied and no bandpass applied

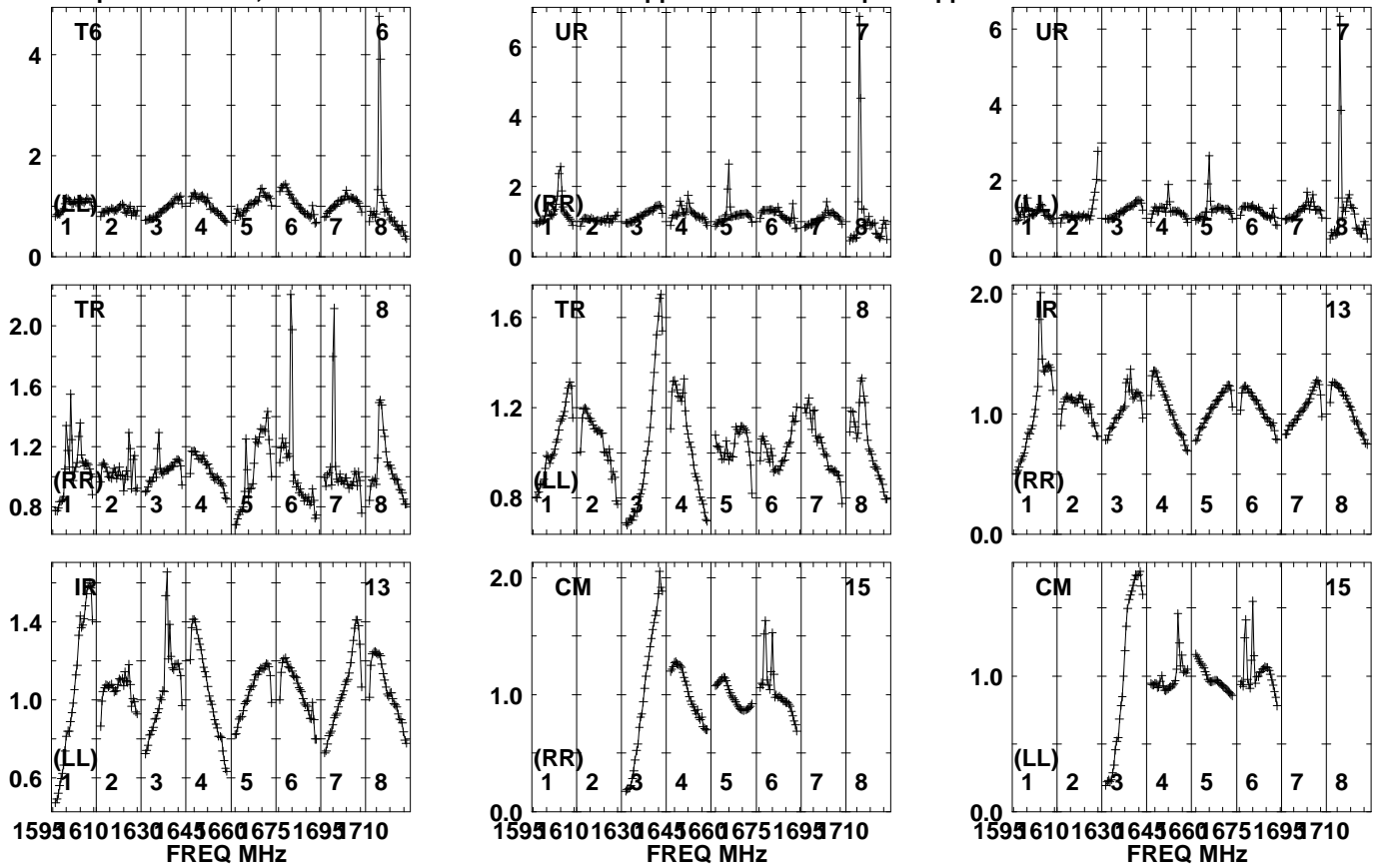


Lower frame: Real Jy  
Auto-corr total-power spectrum Antenna: \*  
Timerange: 00/15:04:01 to 00/15:07:29

Plot file version 228 created 12-SEP-2022 13:07:17

HS0810+2554 EH040A.UVDATA.1

Freq = 1.5950 GHz, Bw = 16.000 MH No calibration applied and no bandpass applied

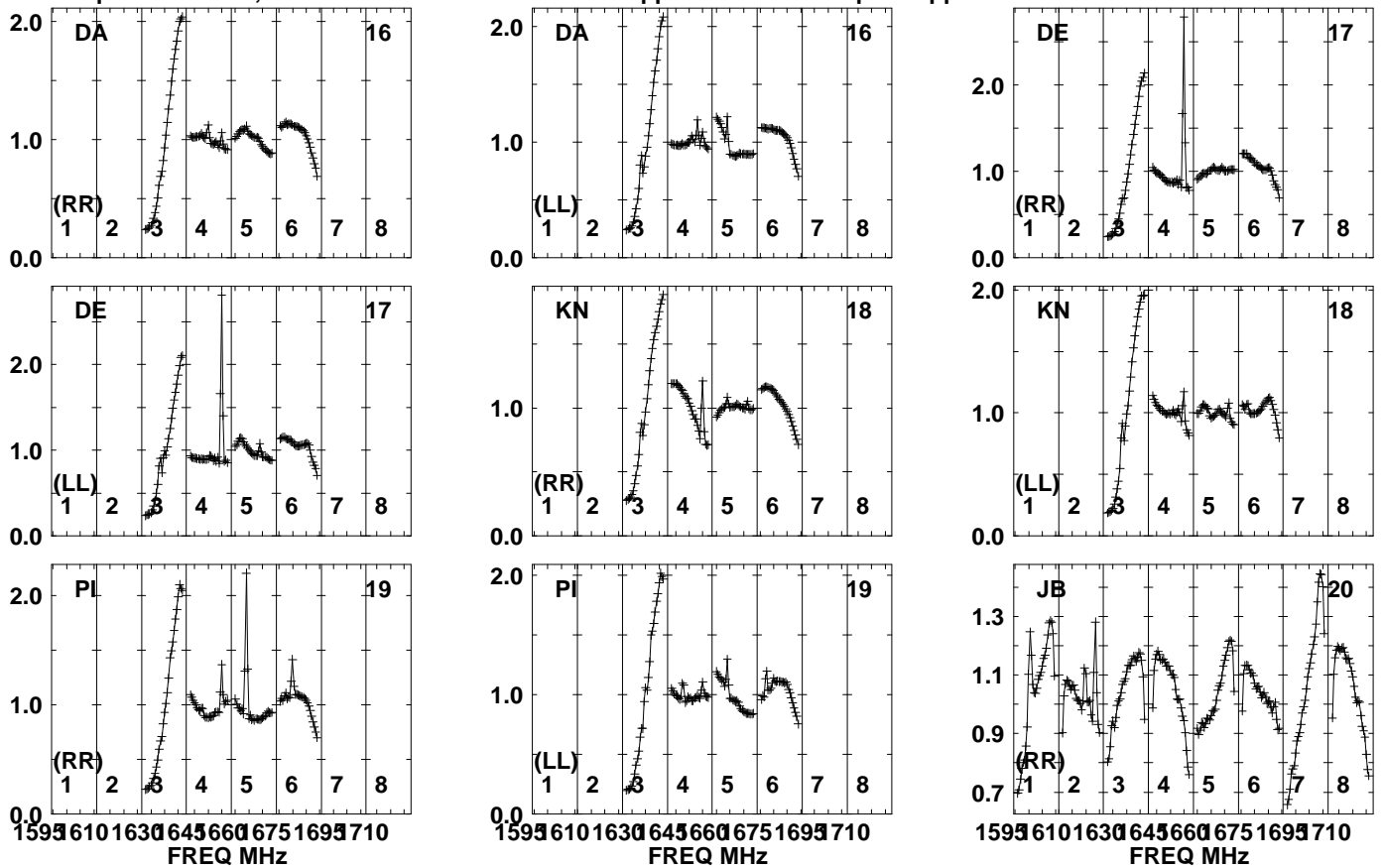


Lower frame: Real Jy  
Auto-corr total-power spectrum Antenna: \*  
Timerange: 00/15:04:01 to 00/15:07:29

Plot file version 229 created 12-SEP-2022 13:07:18

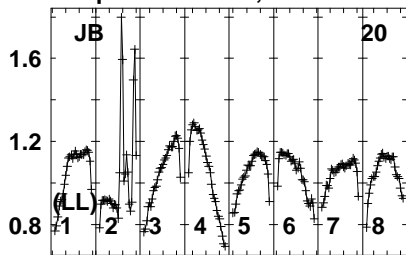
HS0810+2554 EH040A.UVDATA.1

Freq = 1.5950 GHz, Bw = 16.000 MH No calibration applied and no bandpass applied



Lower frame: Real Jy  
Auto-corr total-power spectrum Antenna: \*  
Timerange: 00/15:04:01 to 00/15:07:29

Plot file version 230 created 12-SEP-2022 13:07:18  
HS0810+2554 EH040A.UVDATA.1  
Freq = 1.5950 GHz, Bw = 16.000 MH No calibration applied and no bandpass applied

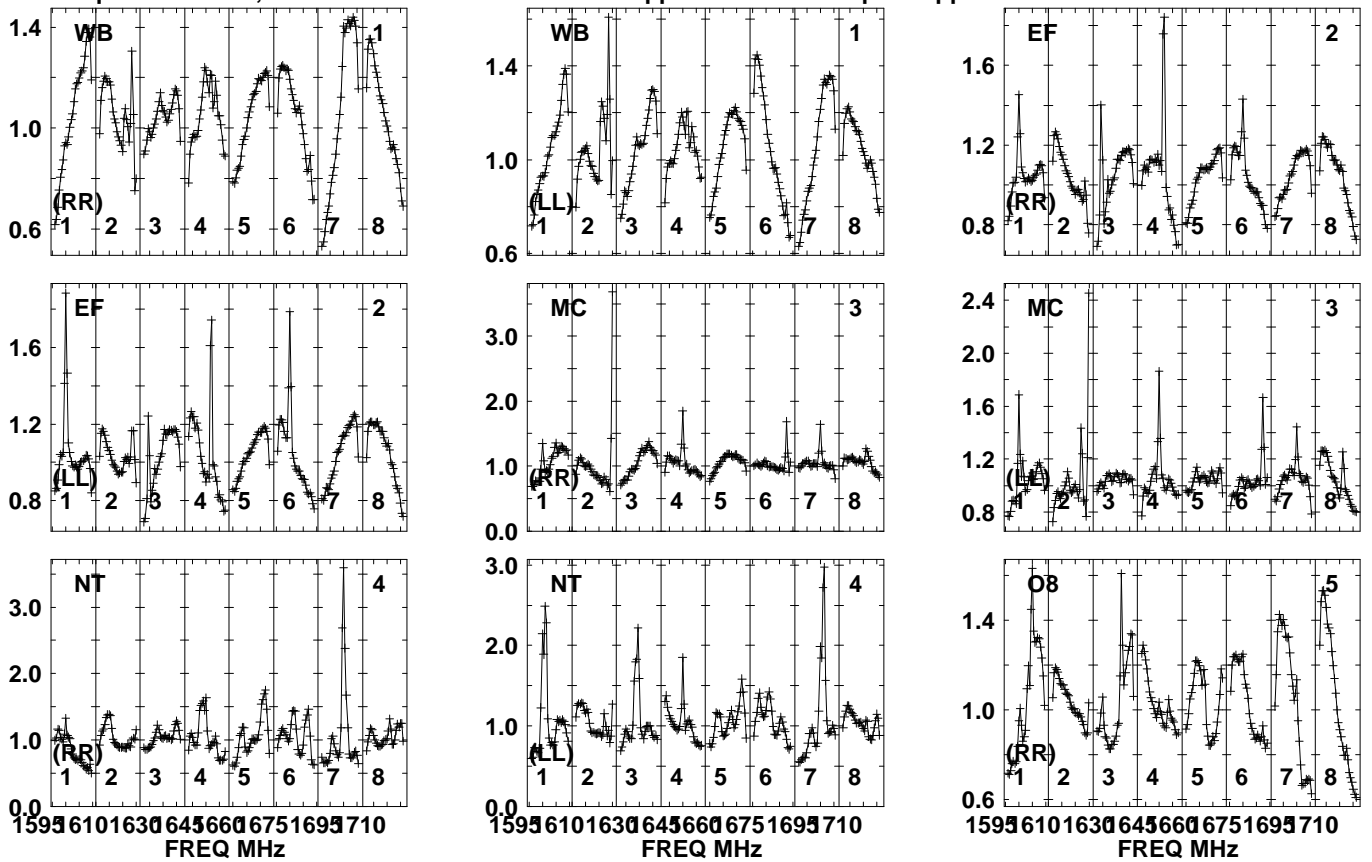


Lower frame: Real Jy  
Auto-corr total-power spectrum Antenna: \*  
Timerange: 00/15:04:01 to 00/15:07:29

Plot file version 231 created 12-SEP-2022 13:07:18

J0813+2435 EH040A.UVDATA.1

Freq = 1.5950 GHz, Bw = 16.000 MH No calibration applied and no bandpass applied

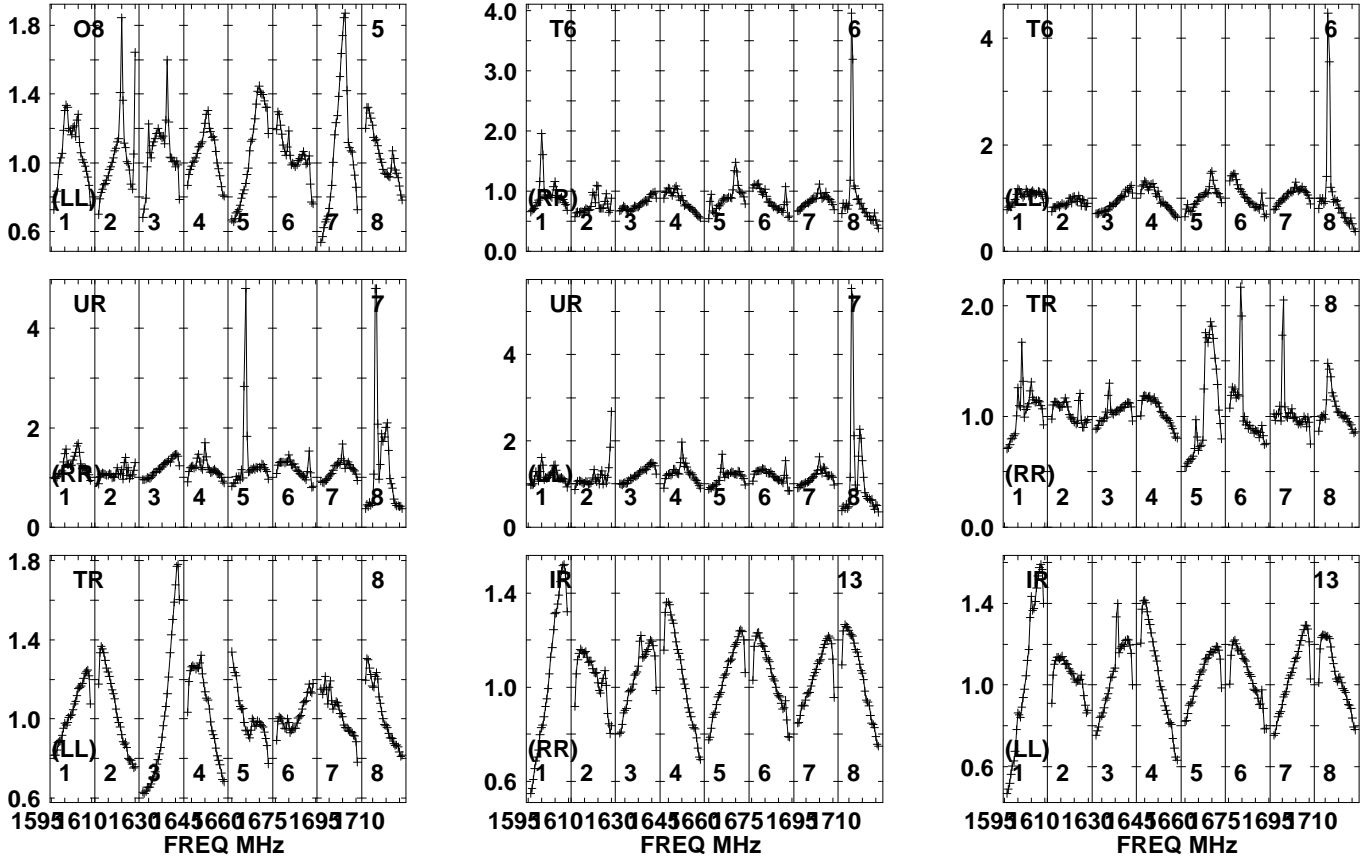


Lower frame: Real Jy  
Auto-corr total-power spectrum Antenna: \*  
Timerange: 00/15:08:01 to 00/15:09:29

Plot file version 232 created 12-SEP-2022 13:07:18

J0813+2435 EH040A.UVDATA.1

Freq = 1.5950 GHz, Bw = 16.000 MH No calibration applied and no bandpass applied



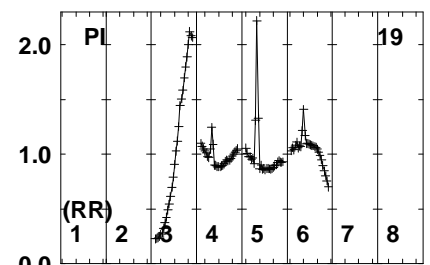
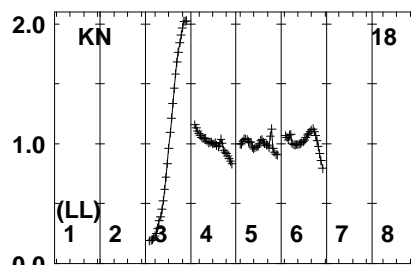
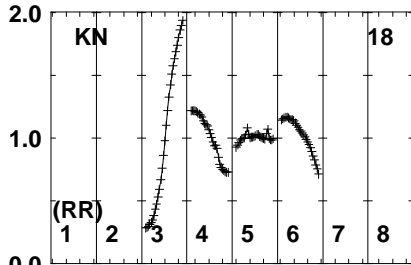
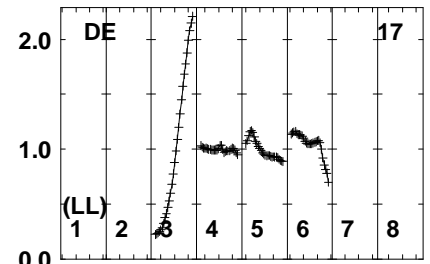
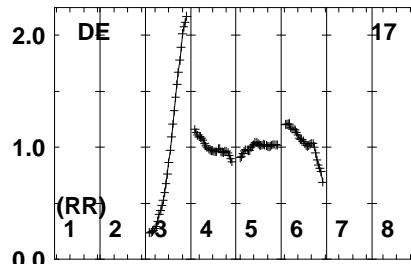
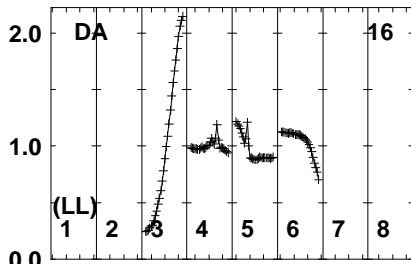
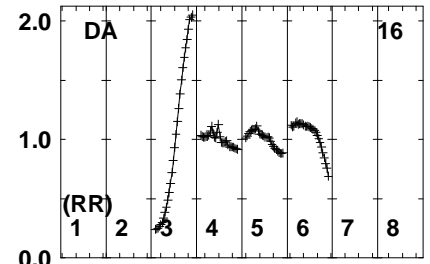
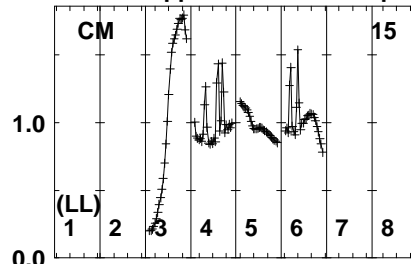
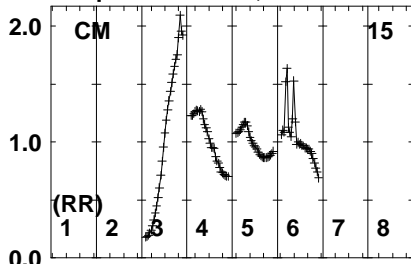
Lower frame: Real Jy  
Auto-corr total-power spectrum Antenna: \*  
Timerange: 00/15:08:01 to 00/15:09:29



Plot file version 233 created 12-SEP-2022 13:07:18

J0813+2435 EH040A.UVDATA.1

Freq = 1.5950 GHz, Bw = 16.000 MH No calibration applied and no bandpass applied



1595 610 1630 645 660 675 1695 710  
FREQ MHz

1595 610 1630 645 660 675 1695 710  
FREQ MHz

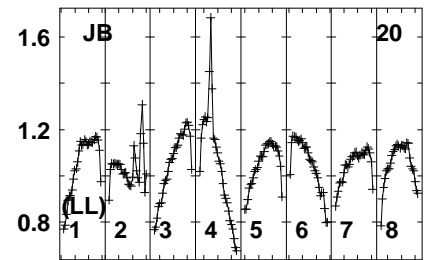
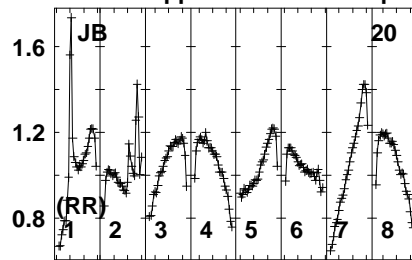
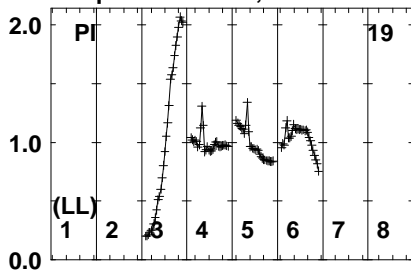
1595 610 1630 645 660 675 1695 710  
FREQ MHz

Lower frame: Real Jy  
Auto-corr total-power spectrum Antenna: \*  
Timerange: 00/15:08:01 to 00/15:09:29

Plot file version 234 created 12-SEP-2022 13:07:18

J0813+2435 EH040A.UVDATA.1

Freq = 1.5950 GHz, Bw = 16.000 MH No calibration applied and no bandpass applied



Lower frame: Real Jy

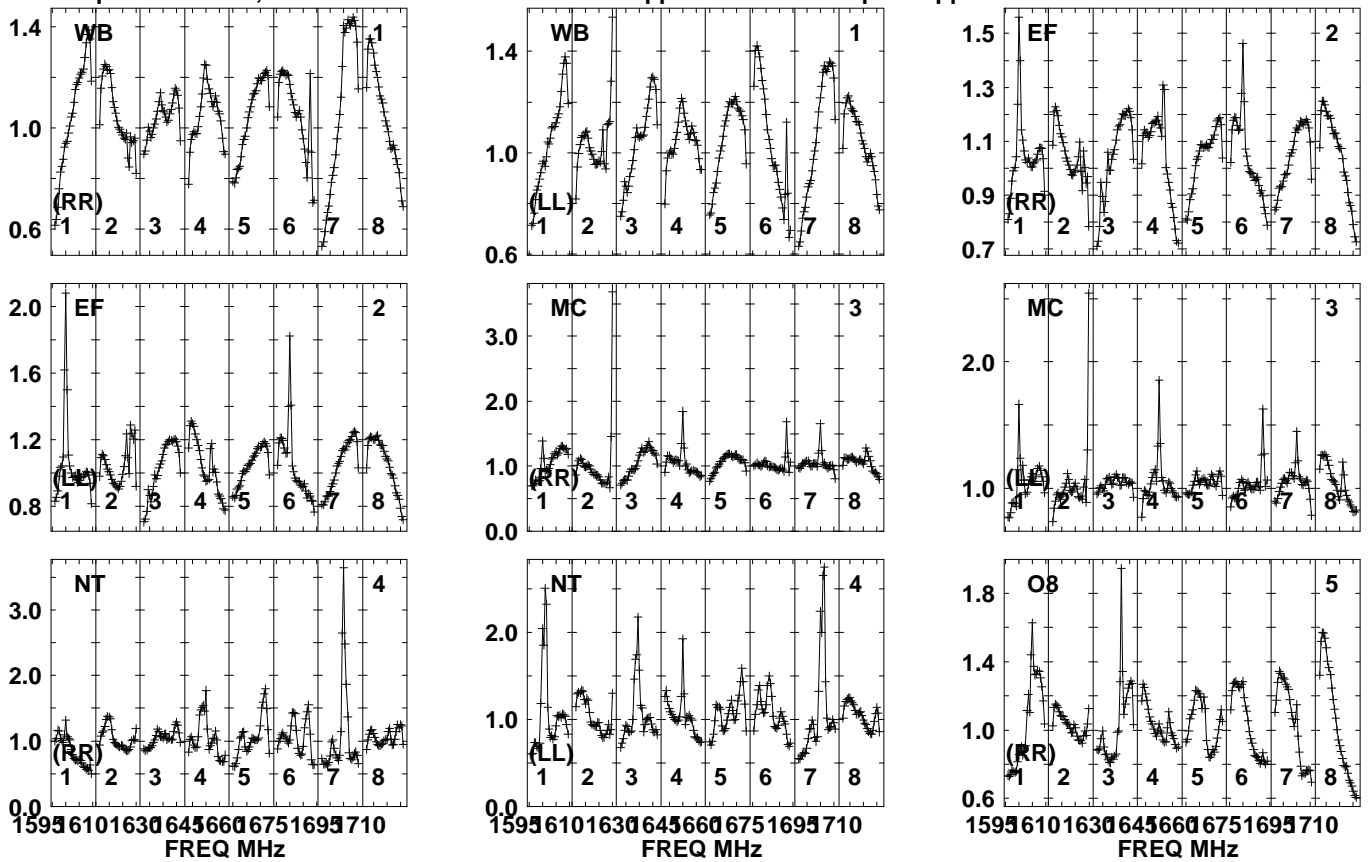
Auto-corr total-power spectrum Antenna: \*

Timerange: 00/15:08:01 to 00/15:09:29

Plot file version 235 created 12-SEP-2022 13:07:18

HS0810+2554 EH040A.UVDATA.1

Freq = 1.5950 GHz, Bw = 16.000 MH No calibration applied and no bandpass applied

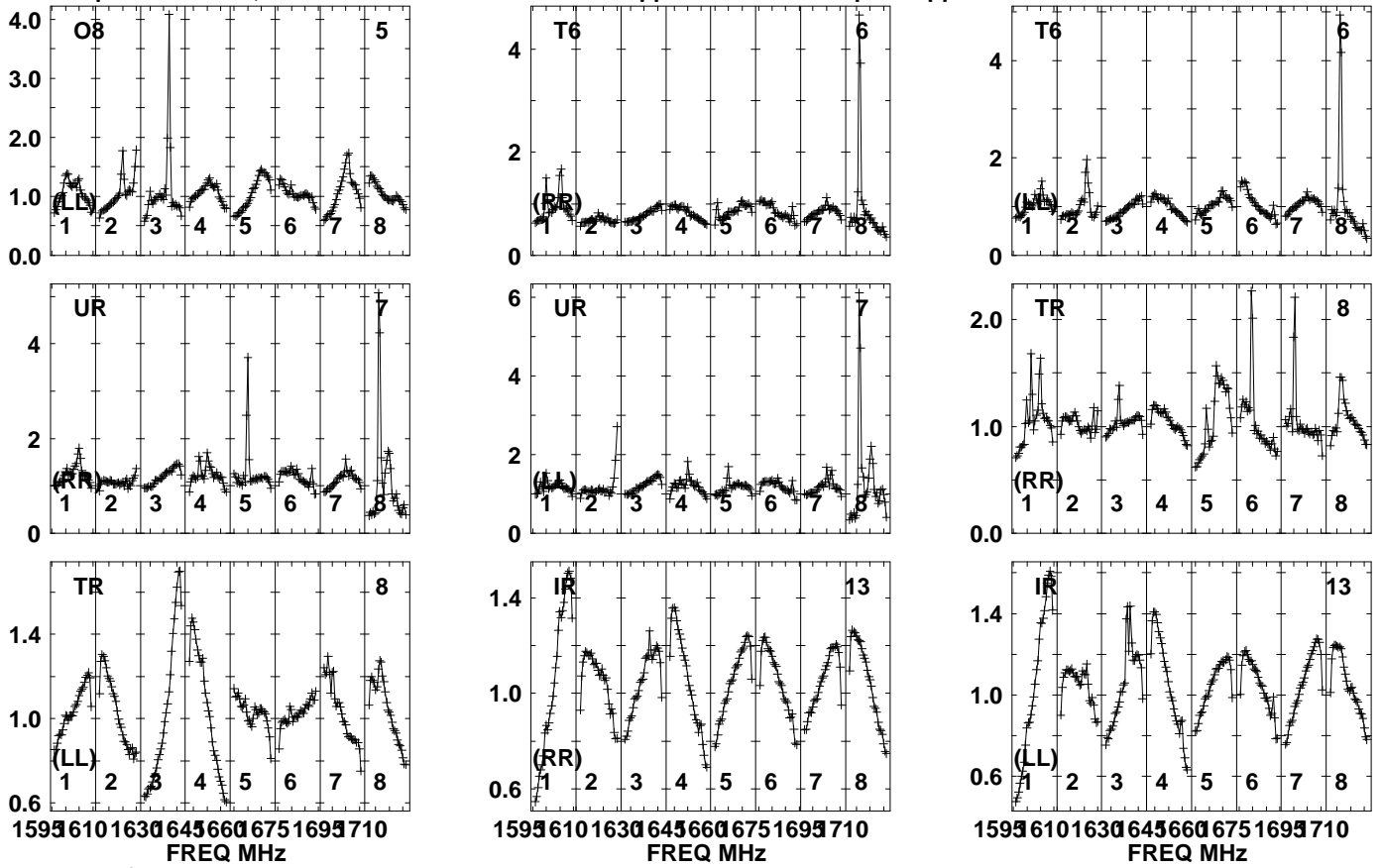


Lower frame: Real Jy  
Auto-corr total-power spectrum Antenna: \*  
Timerange: 00/15:09:31 to 00/15:12:59

Plot file version 236 created 12-SEP-2022 13:07:18

HS0810+2554 EH040A.UVDATA.1

Freq = 1.5950 GHz, Bw = 16.000 MH No calibration applied and no bandpass applied

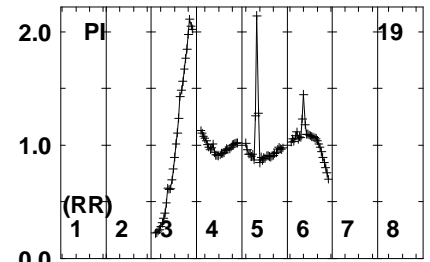
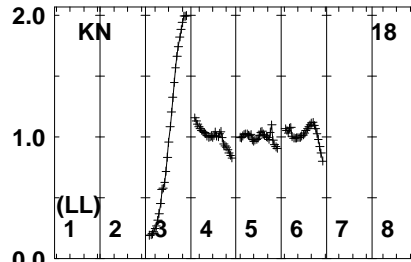
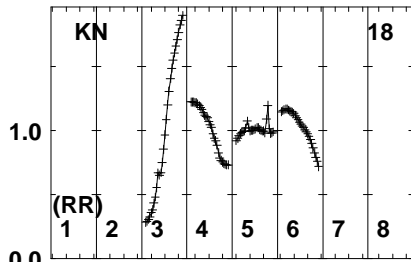
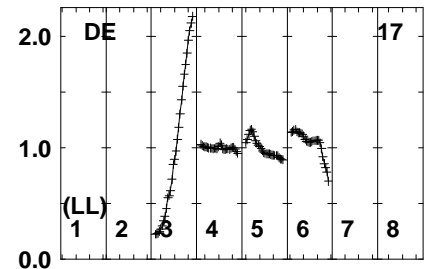
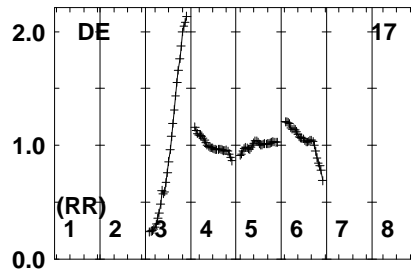
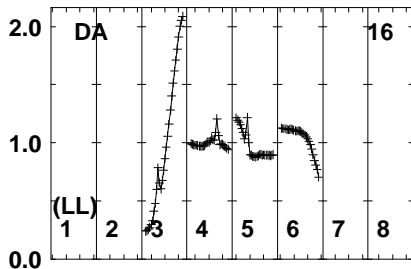
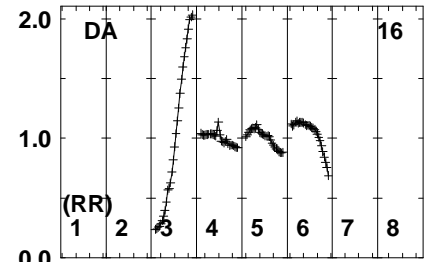
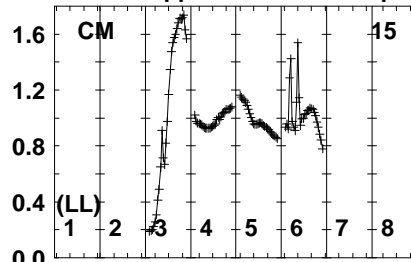
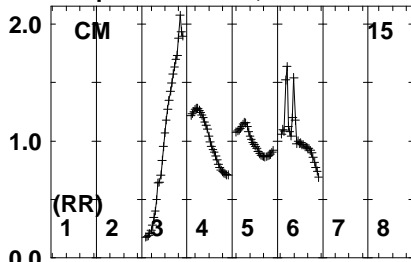


Lower frame: Real Jy  
Auto-corr total-power spectrum Antenna: \*  
Timerange: 00/15:09:31 to 00/15:12:59

Plot file version 237 created 12-SEP-2022 13:07:19

HS0810+2554 EH040A.UVDATA.1

Freq = 1.5950 GHz, Bw = 16.000 MH No calibration applied and no bandpass applied



1595 610 1630 645 660 675 1695 710  
FREQ MHz

1595 610 1630 645 660 675 1695 710  
FREQ MHz

1595 610 1630 645 660 675 1695 710  
FREQ MHz

Lower frame: Real Jy

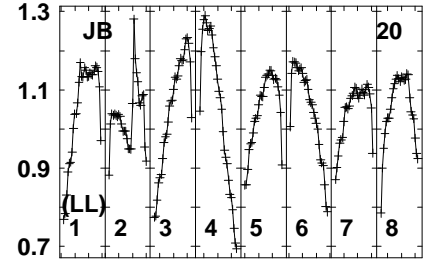
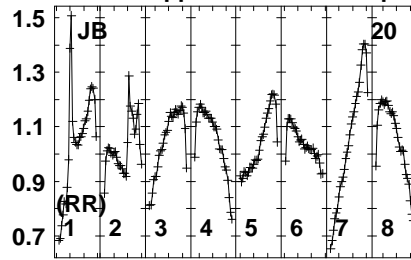
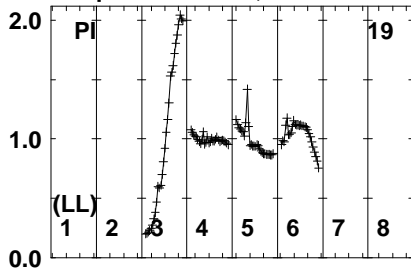
Auto-corr total-power spectrum Antenna: \*

Timerange: 00/15:09:31 to 00/15:12:59

Plot file version 238 created 12-SEP-2022 13:07:19

HS0810+2554 EH040A.UVDATA.1

Freq = 1.5950 GHz, Bw = 16.000 MH No calibration applied and no bandpass applied

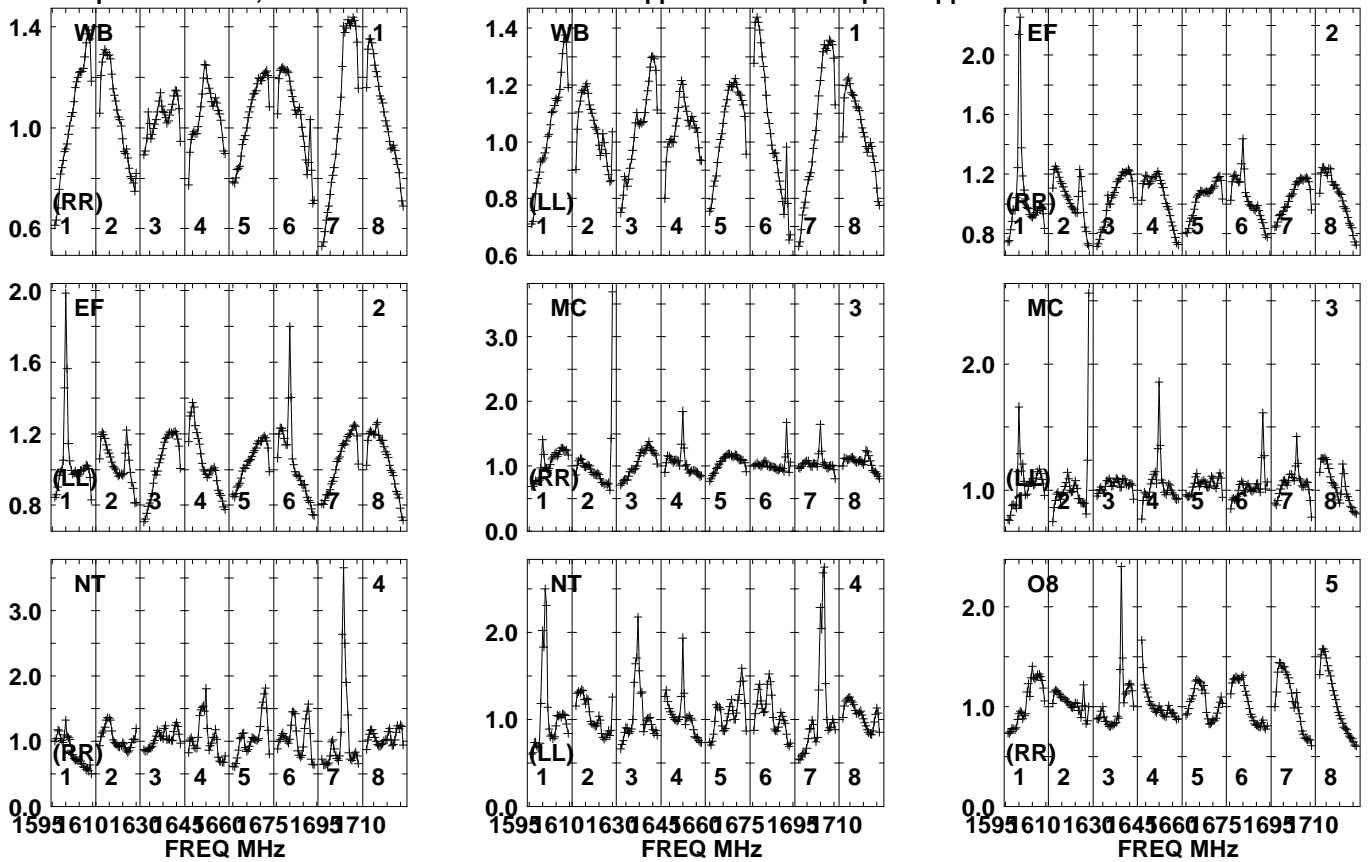


Lower frame: Real Jy  
Auto-corr total-power spectrum Antenna: \*  
Timerange: 00/15:09:31 to 00/15:12:59

Plot file version 239 created 12-SEP-2022 13:07:19

J0813+2435 EH040A.UVDATA.1

Freq = 1.5950 GHz, Bw = 16.000 MH No calibration applied and no bandpass applied

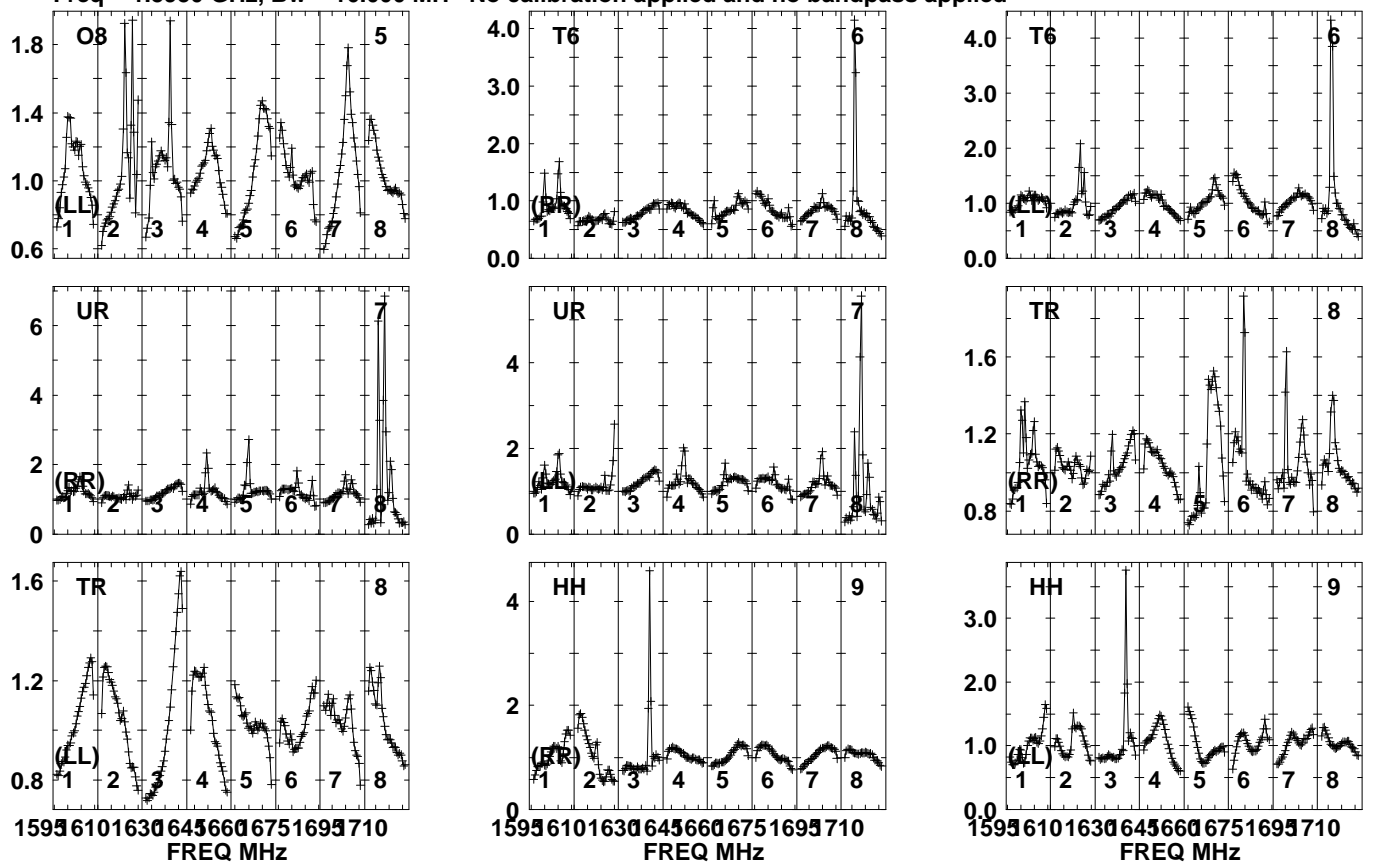


Lower frame: Real Jy  
Auto-corr total-power spectrum Antenna: \*  
Timerange: 00/15:13:01 to 00/15:14:29

Plot file version 240 created 12-SEP-2022 13:07:19

J0813+2435 EH040A.UVDATA.1

Freq = 1.5950 GHz, Bw = 16.000 MH No calibration applied and no bandpass applied



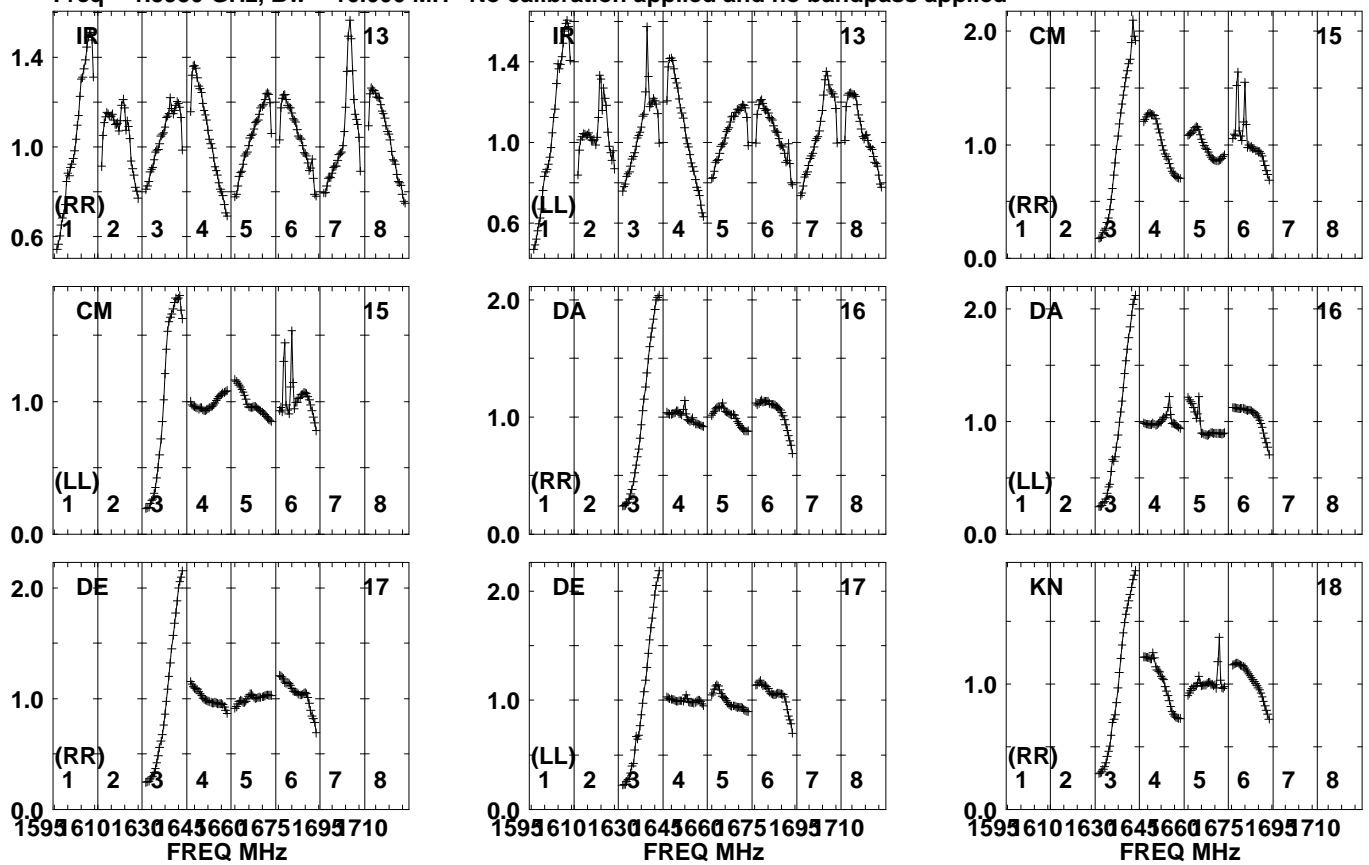
Lower frame: Real Jy  
Auto-corr total-power spectrum Antenna: \*  
Timerange: 00/15:13:01 to 00/15:14:29



Plot file version 241 created 12-SEP-2022 13:07:19

J0813+2435 EH040A.UVDATA.1

Freq = 1.5950 GHz, Bw = 16.000 MH No calibration applied and no bandpass applied

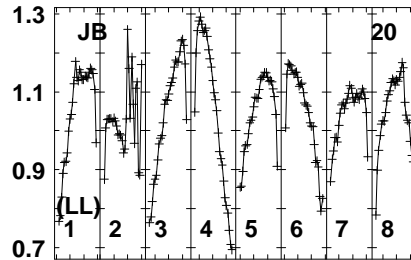
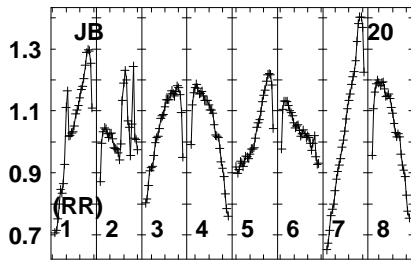
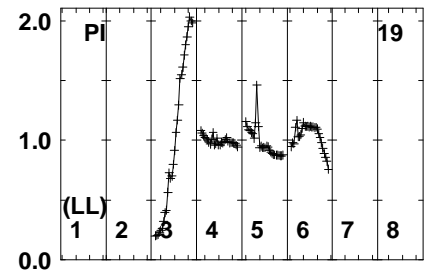
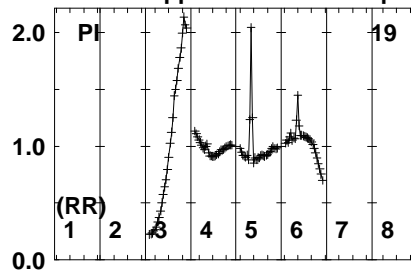
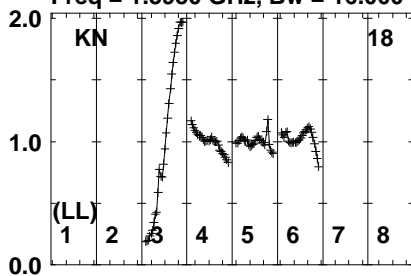


Lower frame: Real Jy  
Auto-corr total-power spectrum Antenna: \*  
Timerange: 00/15:13:01 to 00/15:14:29

Plot file version 242 created 12-SEP-2022 13:07:19

J0813+2435 EH040A.UVDATA.1

Freq = 1.5950 GHz, Bw = 16.000 MH No calibration applied and no bandpass applied

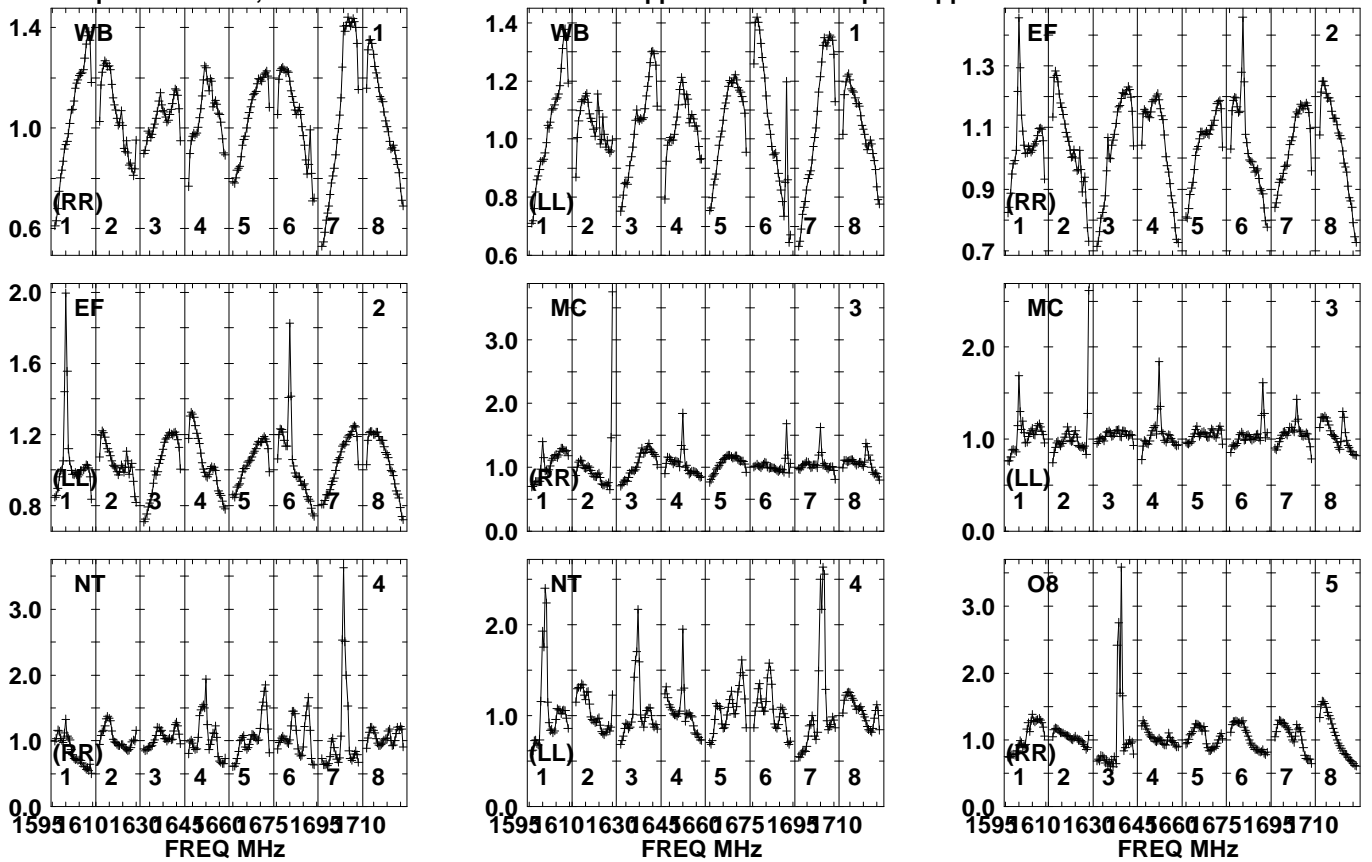


Lower frame: Real Jy  
Auto-corr total-power spectrum Antenna: \*  
Timerange: 00/15:13:01 to 00/15:14:29

Plot file version 243 created 12-SEP-2022 13:07:19

HS0810+2554 EH040A.UVDATA.1

Freq = 1.5950 GHz, Bw = 16.000 MH No calibration applied and no bandpass applied

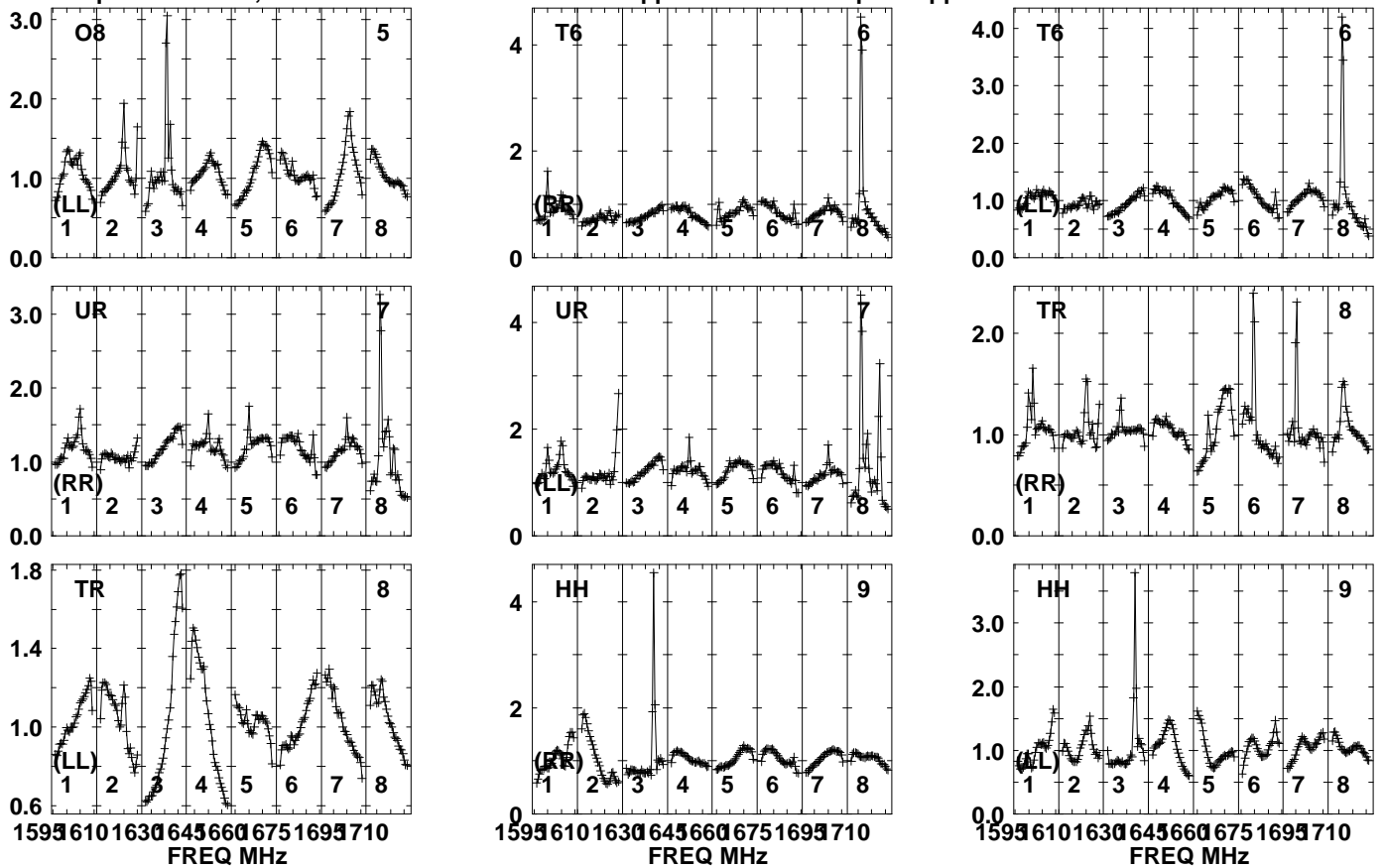


Lower frame: Real Jy  
Auto-corr total-power spectrum Antenna: \*  
Timerange: 00/15:14:31 to 00/15:17:59

Plot file version 244 created 12-SEP-2022 13:07:19

HS0810+2554 EH040A.UVDATA.1

Freq = 1.5950 GHz, Bw = 16.000 MH No calibration applied and no bandpass applied

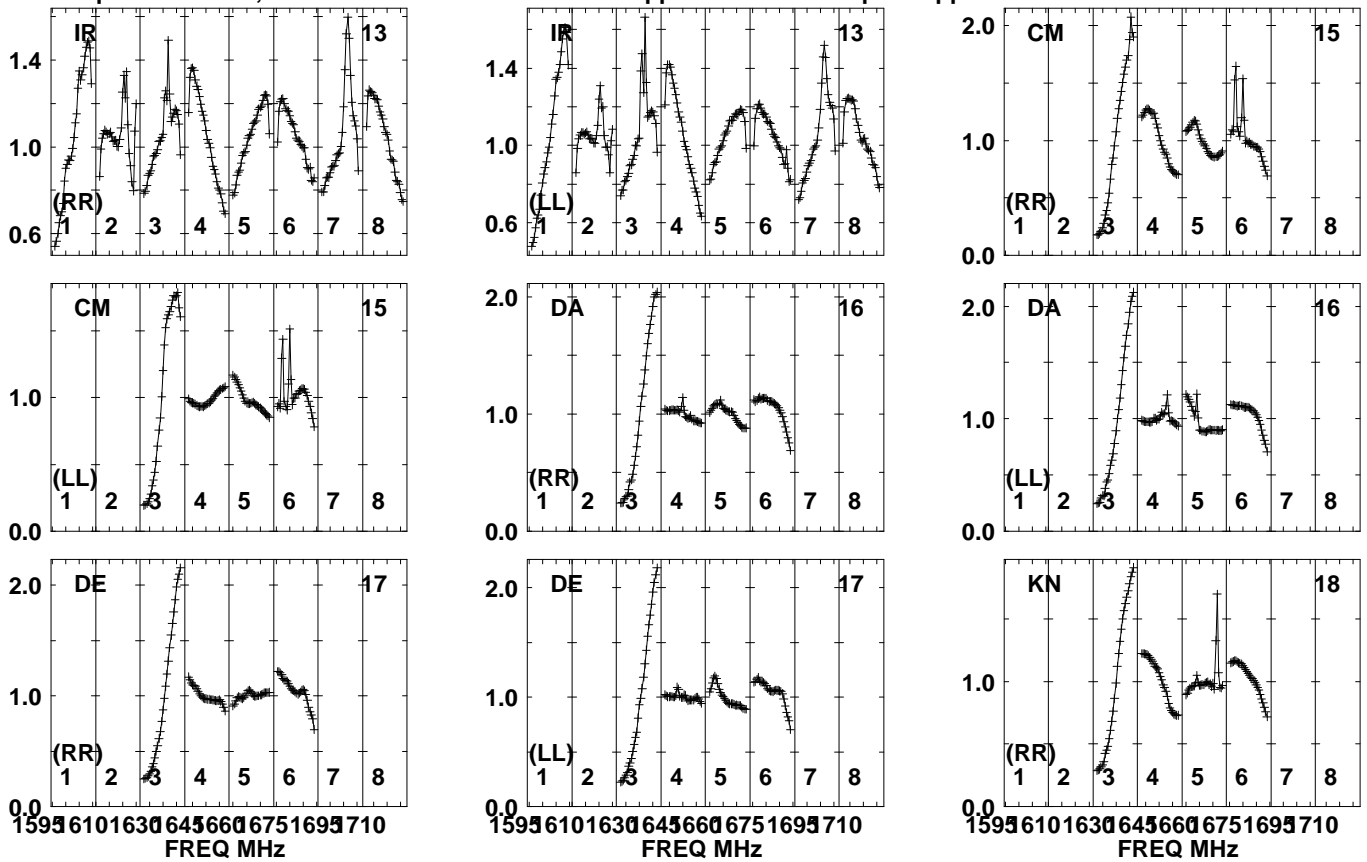


Lower frame: Real Jy  
Auto-corr total-power spectrum Antenna: \*  
Timerange: 00/15:14:31 to 00/15:17:59

Plot file version 245 created 12-SEP-2022 13:07:20

HS0810+2554 EH040A.UVDATA.1

Freq = 1.5950 GHz, Bw = 16.000 MH No calibration applied and no bandpass applied

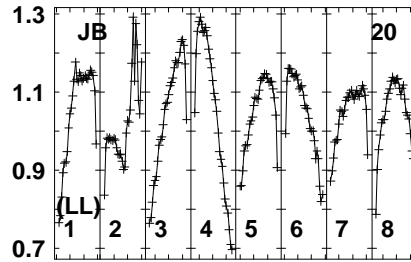
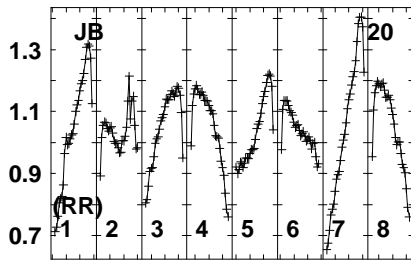
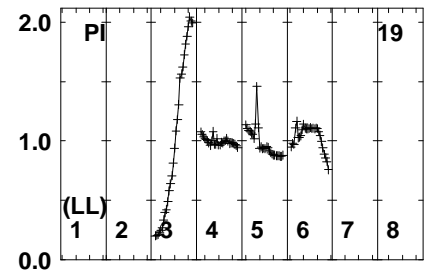
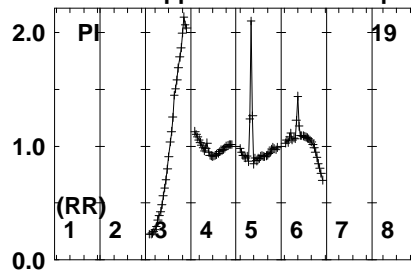
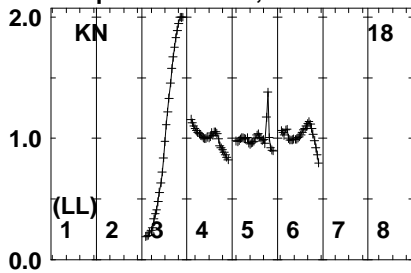


Lower frame: Real Jy  
Auto-corr total-power spectrum Antenna: \*  
Timerange: 00/15:14:31 to 00/15:17:59

Plot file version 246 created 12-SEP-2022 13:07:20

HS0810+2554 EH040A.UVDATA.1

Freq = 1.5950 GHz, Bw = 16.000 MH No calibration applied and no bandpass applied

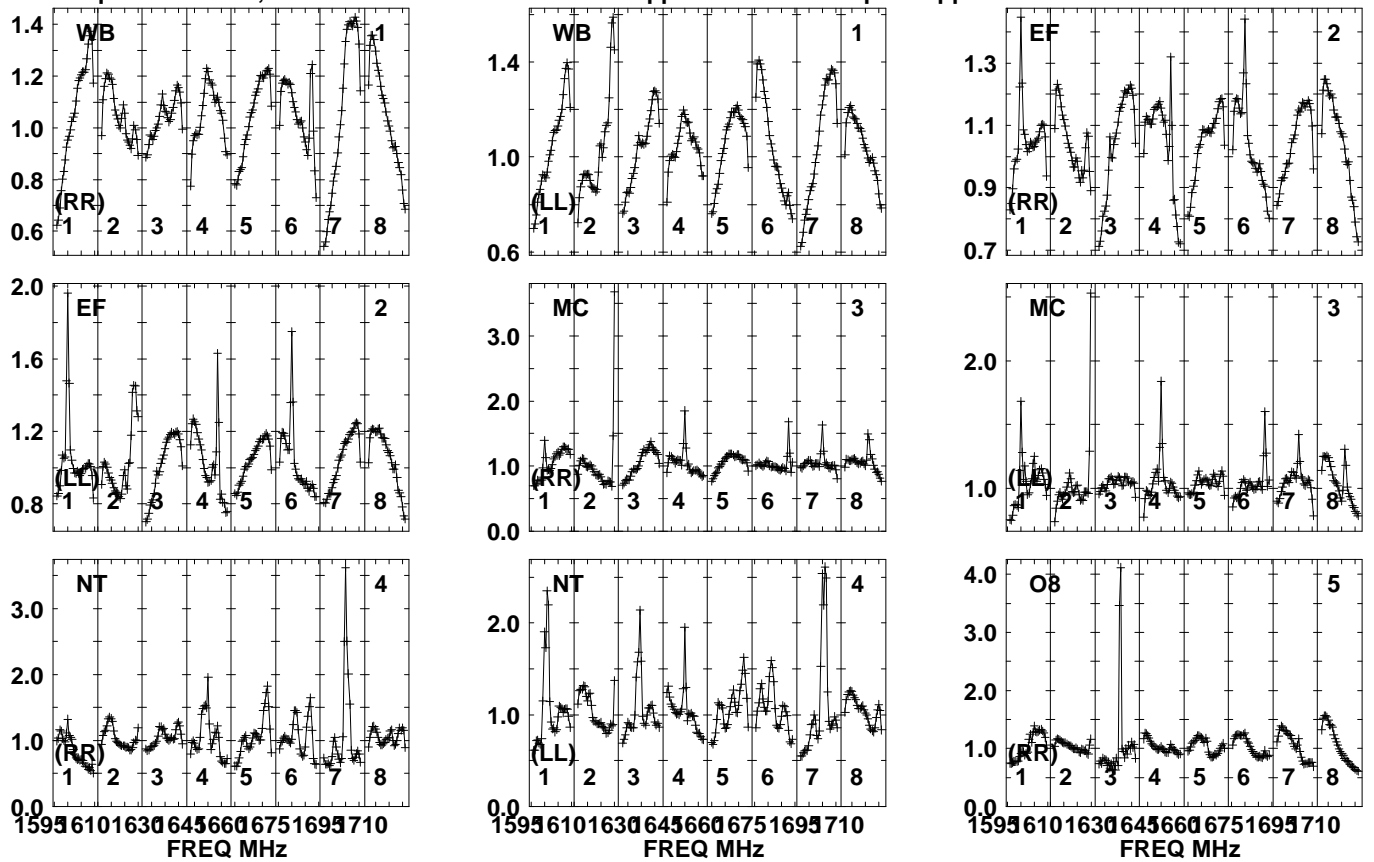


Lower frame: Real Jy  
Auto-corr total-power spectrum Antenna: \*  
Timerange: 00/15:14:31 to 00/15:17:59

Plot file version 247 created 12-SEP-2022 13:07:20

J0813+2435 EH040A.UVDATA.1

Freq = 1.5950 GHz, Bw = 16.000 MH No calibration applied and no bandpass applied

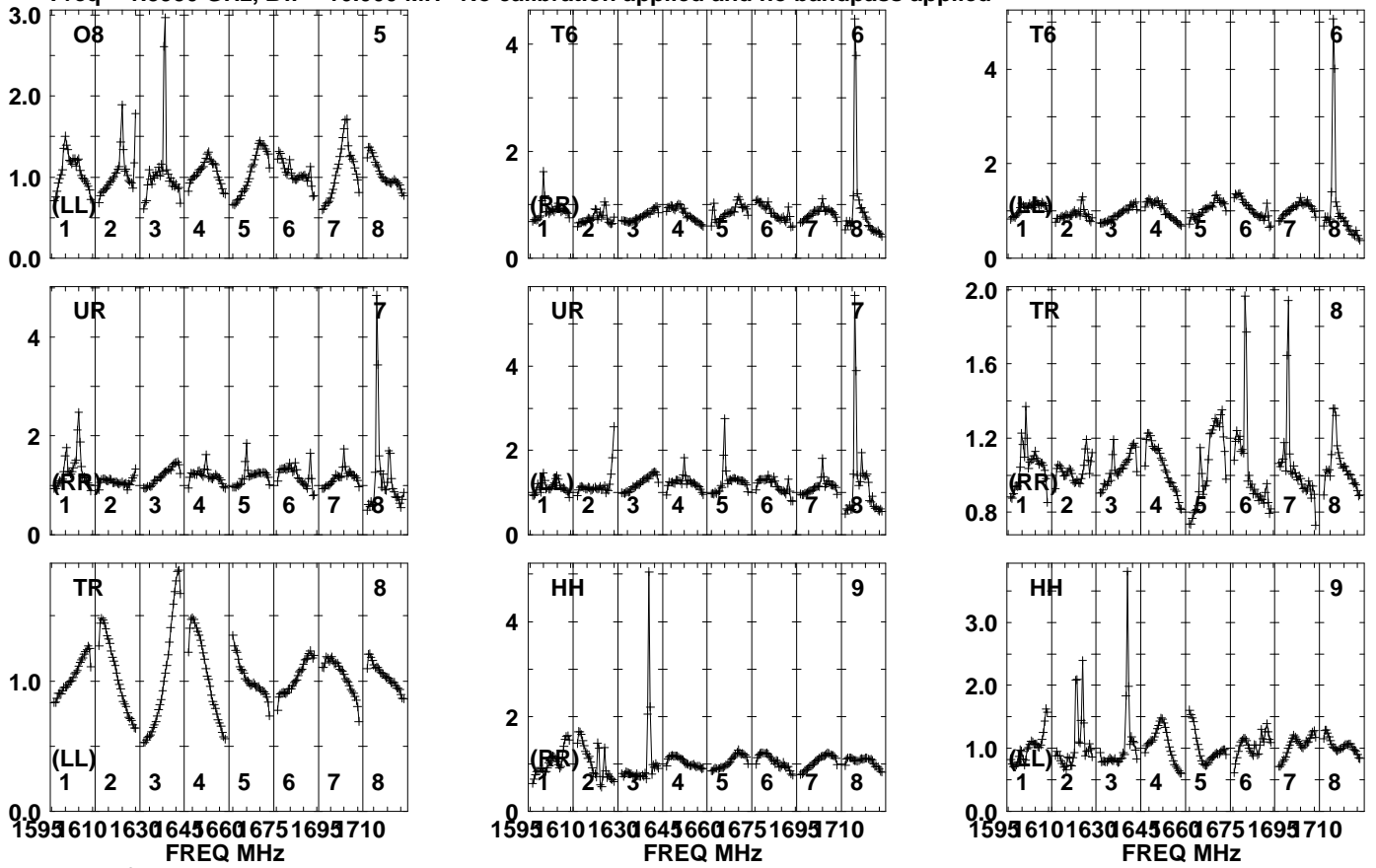


Lower frame: Real Jy  
Auto-corr total-power spectrum Antenna: \*  
Timerange: 00/15:18:31 to 00/15:19:59

Plot file version 248 created 12-SEP-2022 13:07:20

J0813+2435 EH040A.UVDATA.1

Freq = 1.5950 GHz, Bw = 16.000 MH No calibration applied and no bandpass applied



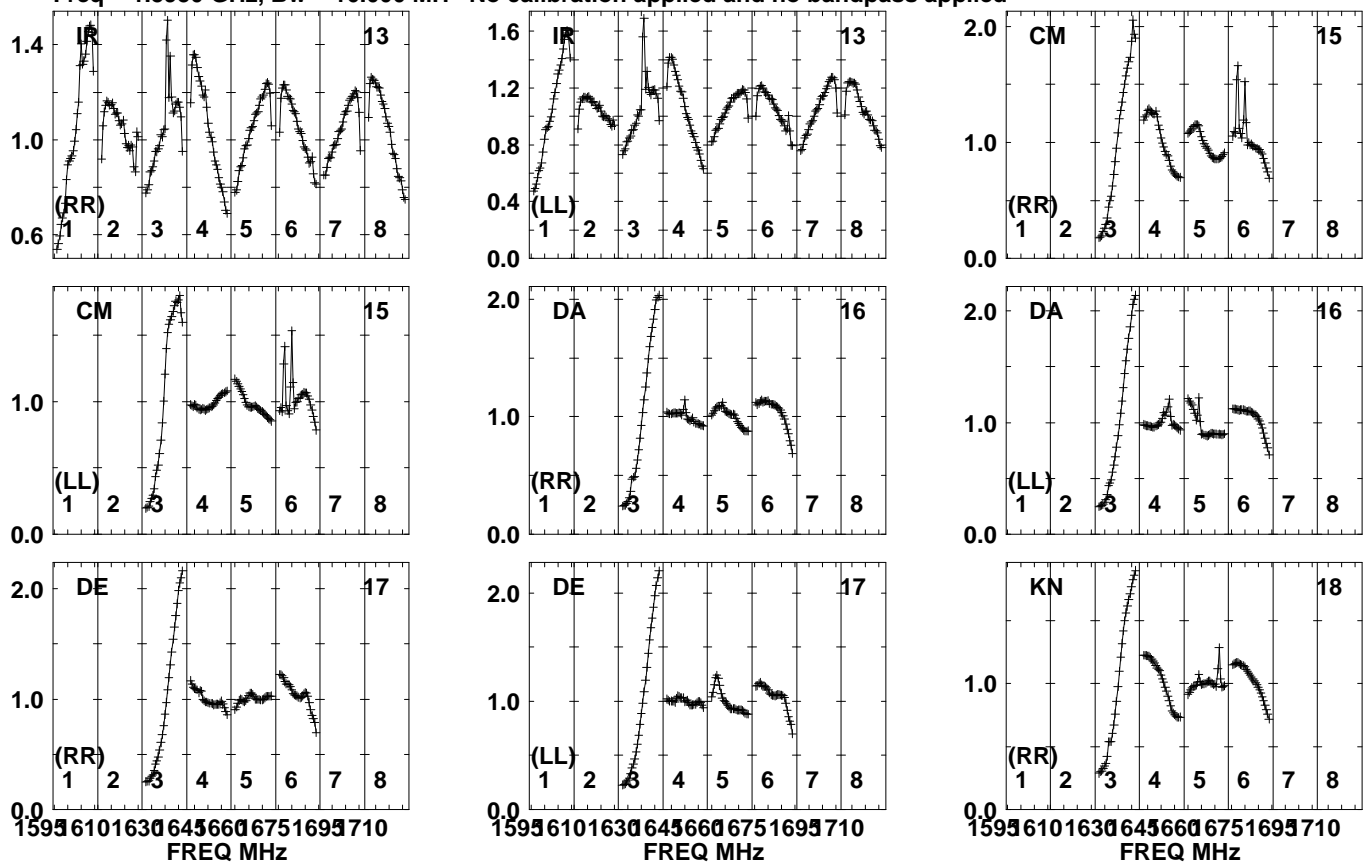
Lower frame: Real Jy  
Auto-corr total-power spectrum Antenna: \*  
Timerange: 00/15:18:31 to 00/15:19:59



Plot file version 249 created 12-SEP-2022 13:07:20

J0813+2435 EH040A.UVDATA.1

Freq = 1.5950 GHz, Bw = 16.000 MH No calibration applied and no bandpass applied

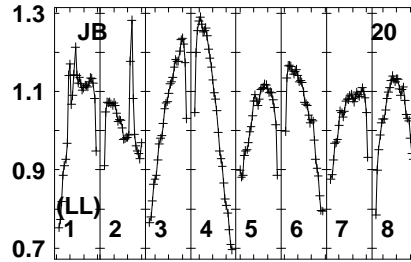
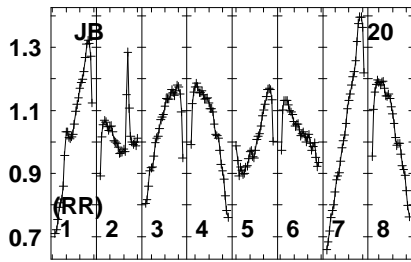
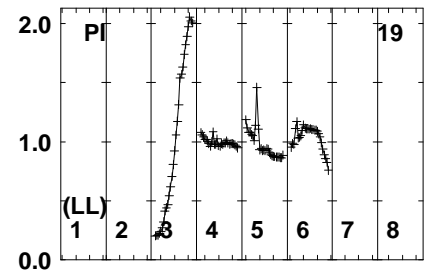
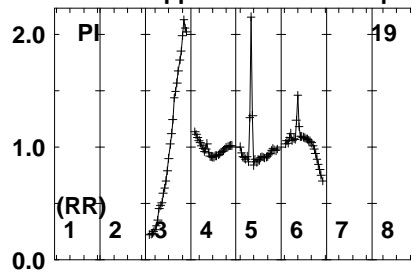
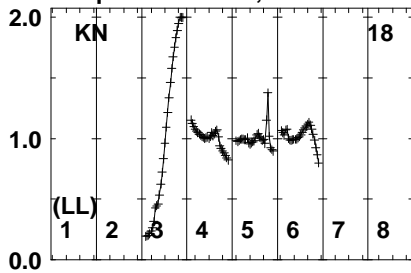


Lower frame: Real Jy  
Auto-corr total-power spectrum Antenna: \*  
Timerange: 00/15:18:31 to 00/15:19:59

Plot file version 250 created 12-SEP-2022 13:07:20

J0813+2435 EH040A.UVDATA.1

Freq = 1.5950 GHz, Bw = 16.000 MH No calibration applied and no bandpass applied

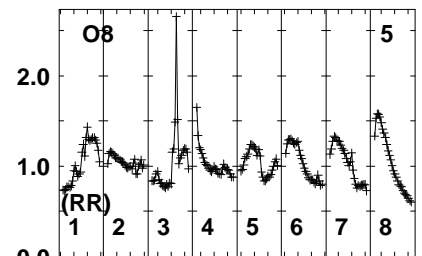
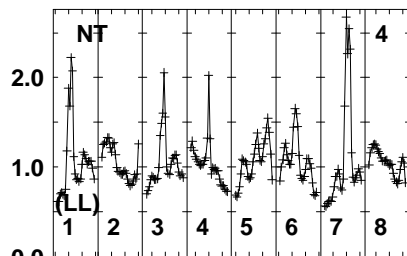
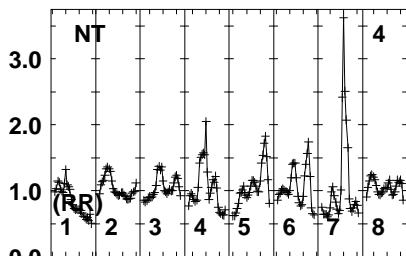
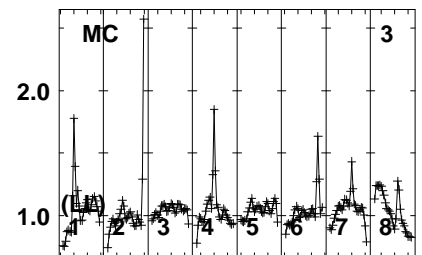
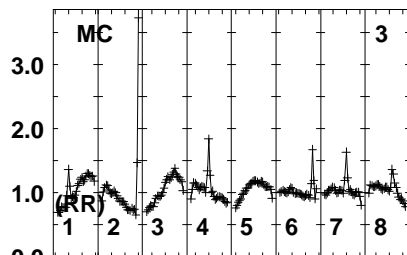
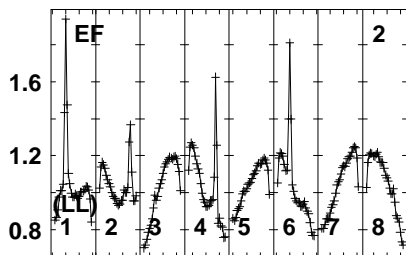
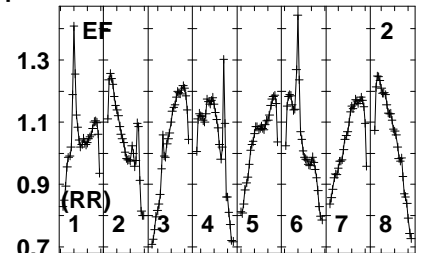
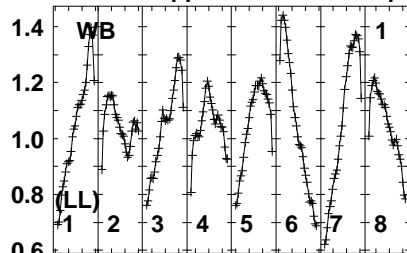
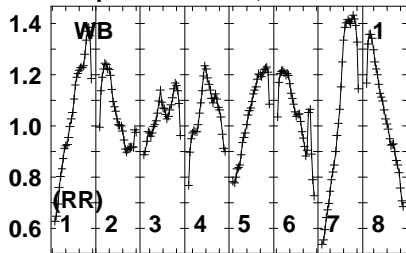


Lower frame: Real Jy  
Auto-corr total-power spectrum Antenna: \*  
Timerange: 00/15:18:31 to 00/15:19:59

Plot file version 251 created 12-SEP-2022 13:07:20

HS0810+2554 EH040A.UVDATA.1

Freq = 1.5950 GHz, Bw = 16.000 MH No calibration applied and no bandpass applied



1595 610 1630 645 660 675 1695 710  
FREQ MHz

1595 610 1630 645 660 675 1695 710  
FREQ MHz

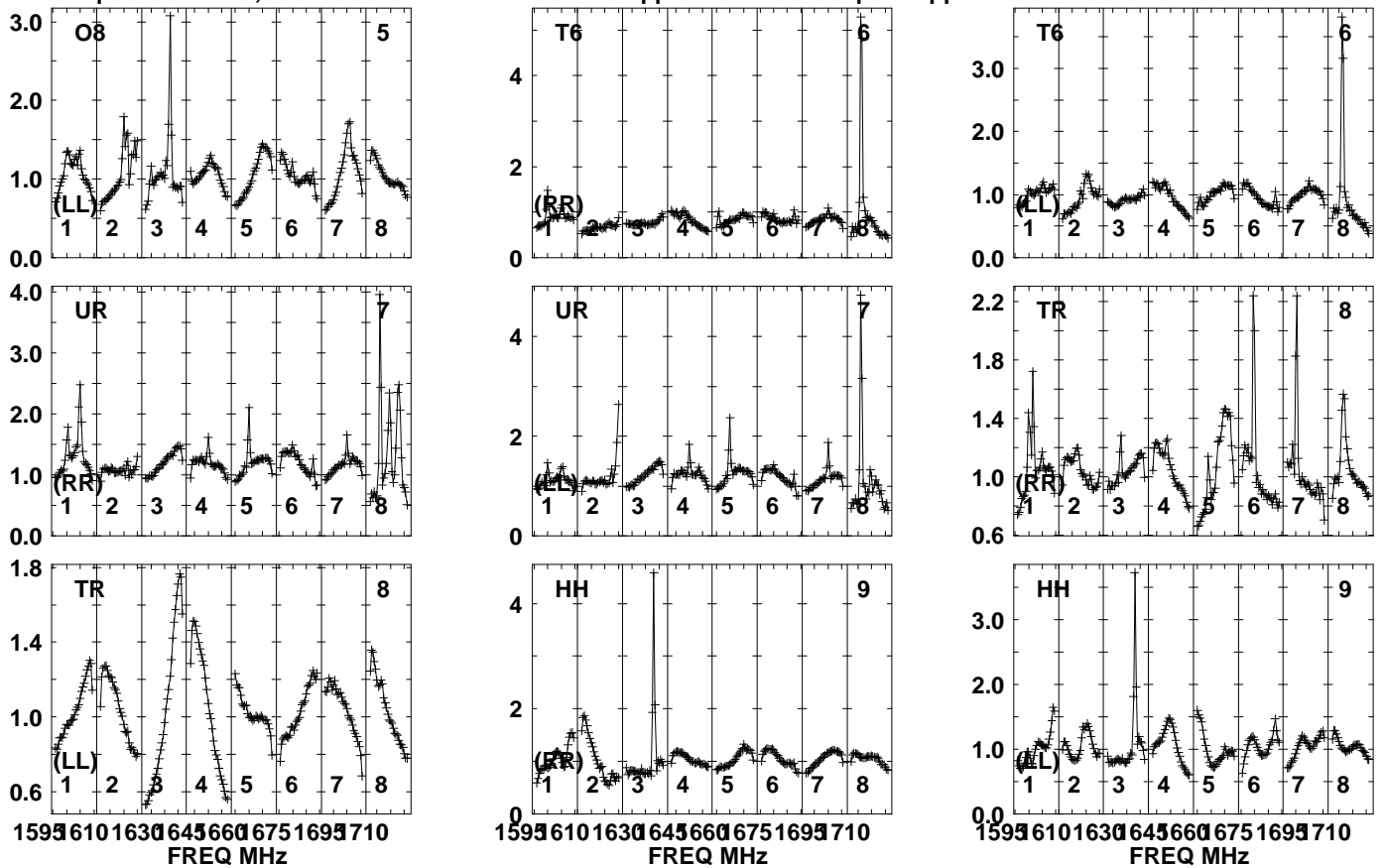
1595 610 1630 645 660 675 1695 710  
FREQ MHz

Lower frame: Real Jy  
Auto-corr total-power spectrum Antenna: \*  
Timerange: 00/15:20:01 to 00/15:23:29

Plot file version 252 created 12-SEP-2022 13:07:21

HS0810+2554 EH040A.UVDATA.1

Freq = 1.5950 GHz, Bw = 16.000 MH No calibration applied and no bandpass applied



Lower frame: Real Jy

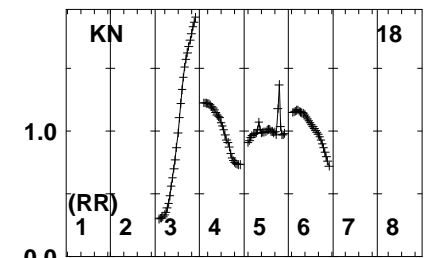
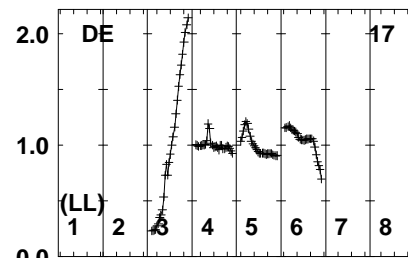
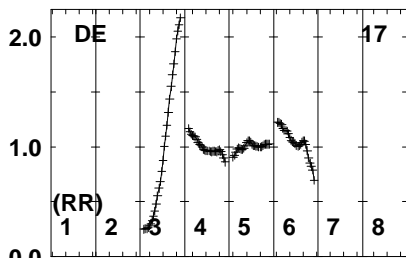
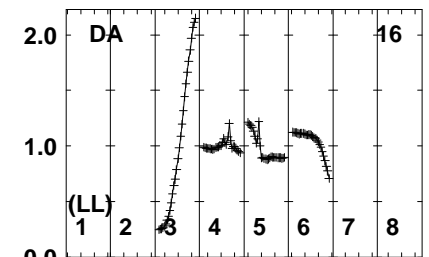
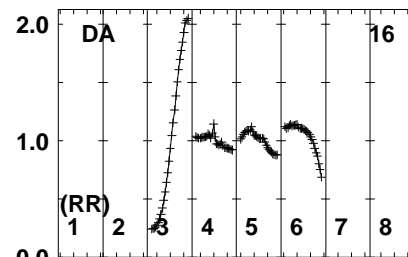
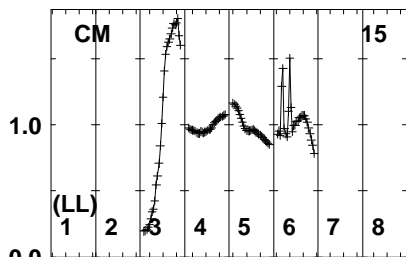
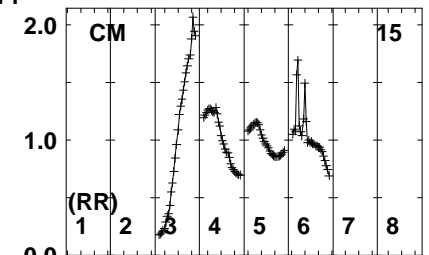
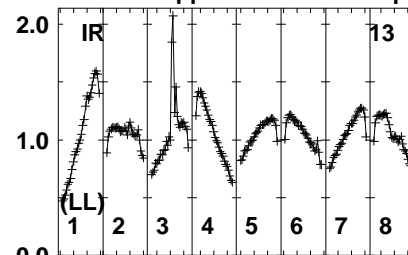
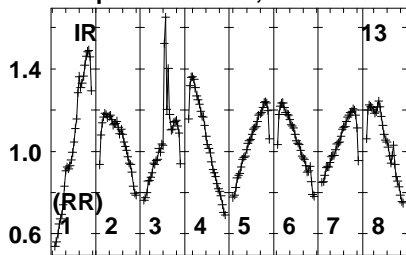
Auto-corr total-power spectrum Antenna: \*

Timerange: 00/15:20:01 to 00/15:23:29

Plot file version 253 created 12-SEP-2022 13:07:21

HS0810+2554 EH040A.UVDATA.1

Freq = 1.5950 GHz, Bw = 16.000 MH No calibration applied and no bandpass applied



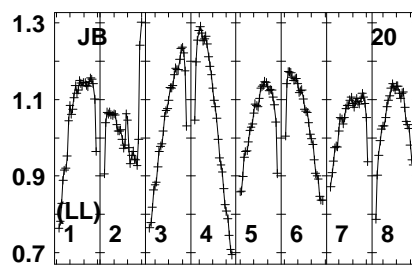
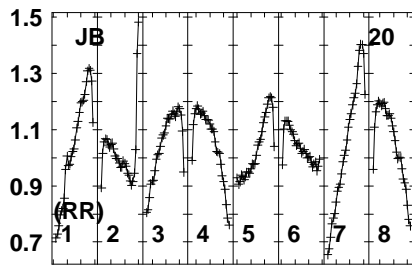
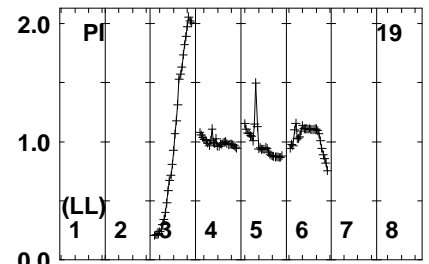
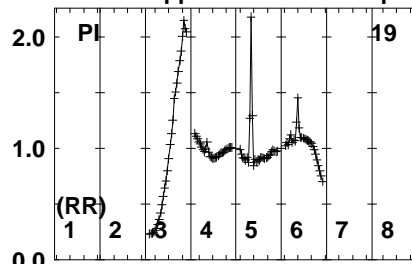
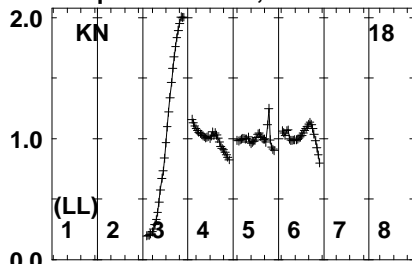
1595 610 1630 645 660 675 1695 710  
FREQ MHz

Lower frame: Real Jy  
Auto-corr total-power spectrum Antenna: \*  
Timerange: 00/15:20:01 to 00/15:23:29

Plot file version 254 created 12-SEP-2022 13:07:21

HS0810+2554 EH040A.UVDATA.1

Freq = 1.5950 GHz, Bw = 16.000 MH No calibration applied and no bandpass applied

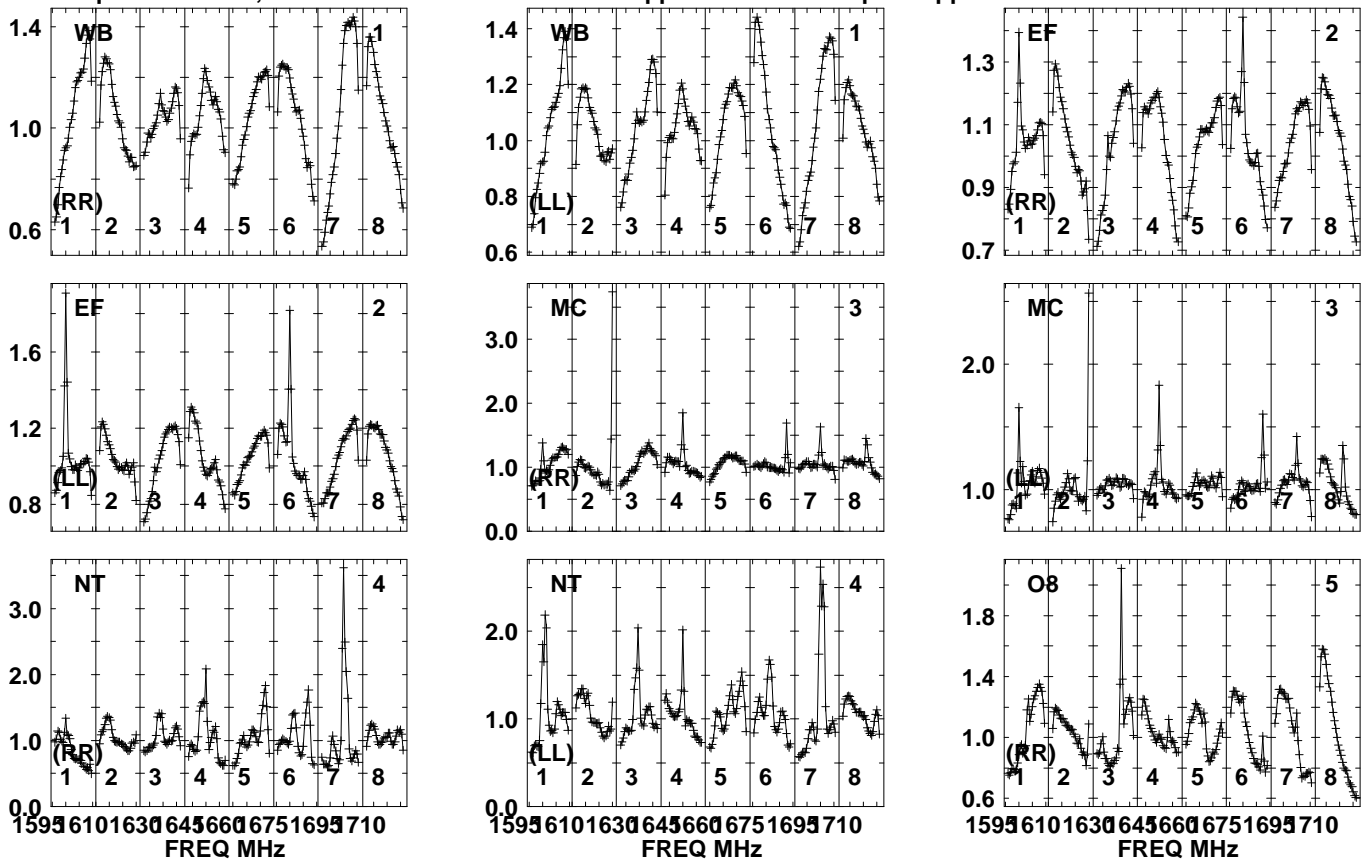


Lower frame: Real Jy  
Auto-corr total-power spectrum Antenna: \*  
Timerange: 00/15:20:01 to 00/15:23:29

Plot file version 255 created 12-SEP-2022 13:07:21

J0813+2435 EH040A.UVDATA.1

Freq = 1.5950 GHz, Bw = 16.000 MH No calibration applied and no bandpass applied

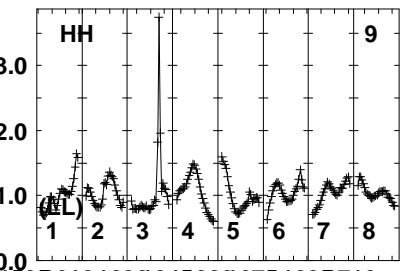
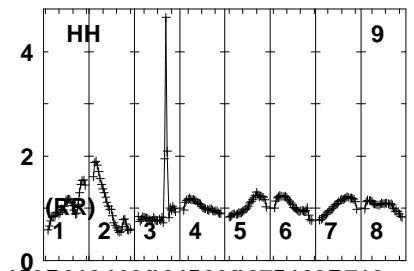
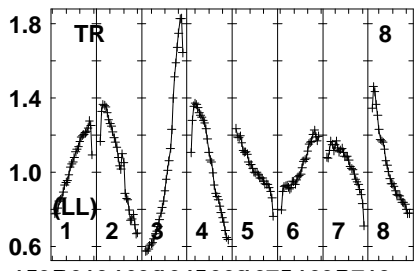
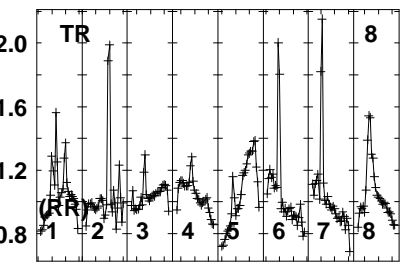
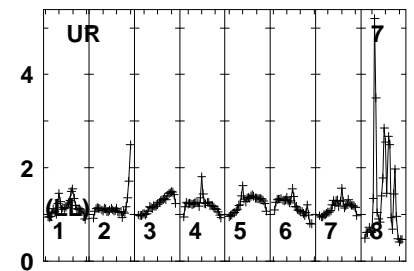
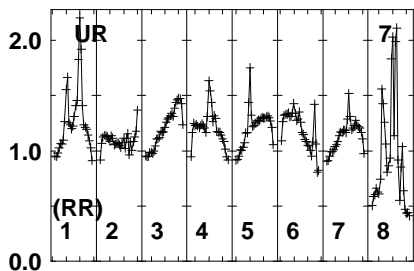
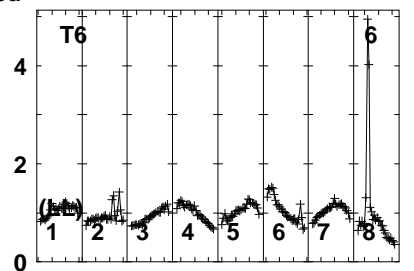
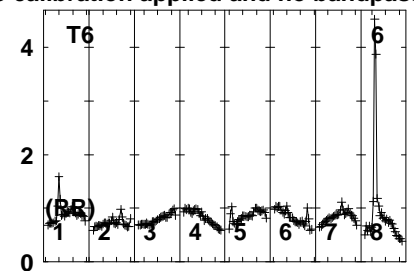
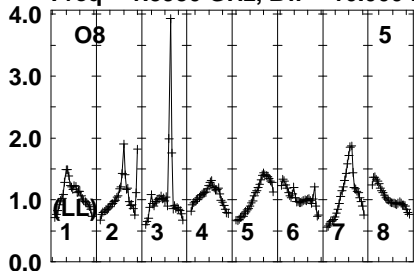


Lower frame: Real Jy  
Auto-corr total-power spectrum Antenna: \*  
Timerange: 00/15:23:31 to 00/15:24:59

Plot file version 256 created 12-SEP-2022 13:07:21

J0813+2435 EH040A.UVDATA.1

Freq = 1.5950 GHz, Bw = 16.000 MH No calibration applied and no bandpass applied



1595 610 1630 645 660 675 1695 710  
FREQ MHz

1595 610 1630 645 660 675 1695 710  
FREQ MHz

1595 610 1630 645 660 675 1695 710  
FREQ MHz

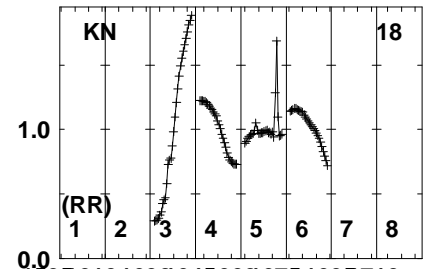
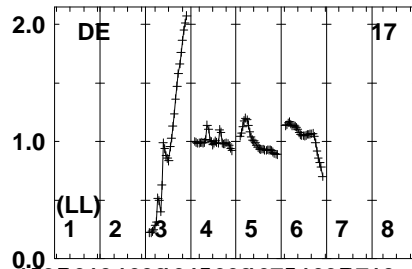
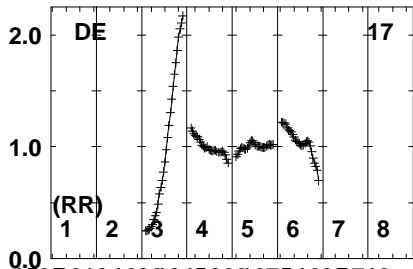
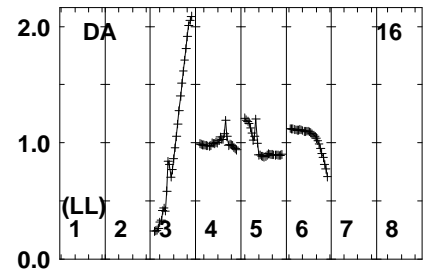
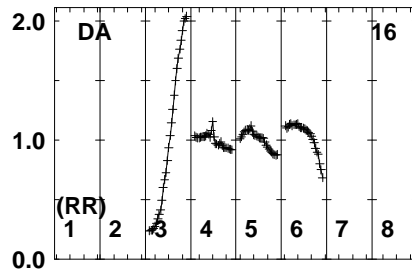
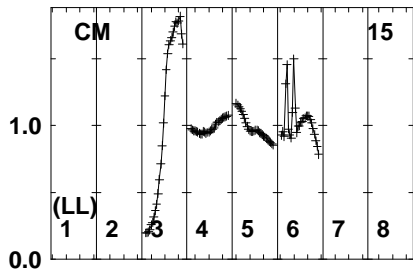
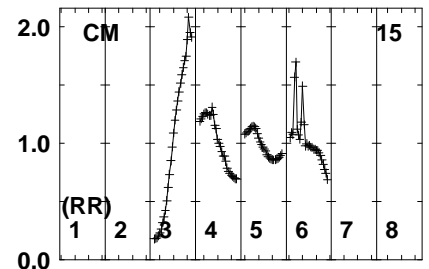
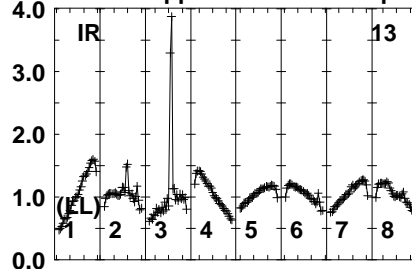
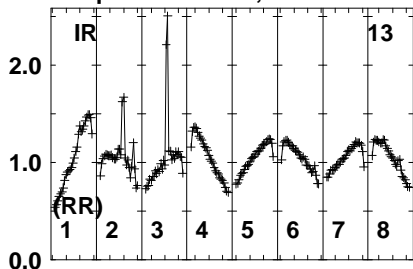
Lower frame: Real Jy  
Auto-corr total-power spectrum Antenna: \*  
Timerange: 00/15:23:31 to 00/15:24:59



Plot file version 257 created 12-SEP-2022 13:07:22

J0813+2435 EH040A.UVDATA.1

Freq = 1.5950 GHz, Bw = 16.000 MH No calibration applied and no bandpass applied



1595 610 1630 645 660 675 1695 710  
FREQ MHz

1595 610 1630 645 660 675 1695 710  
FREQ MHz

1595 610 1630 645 660 675 1695 710  
FREQ MHz

Lower frame: Real Jy

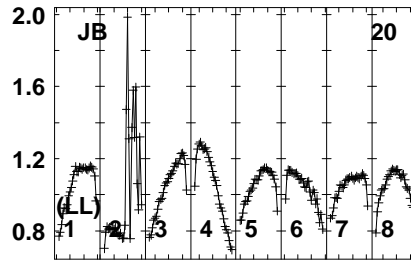
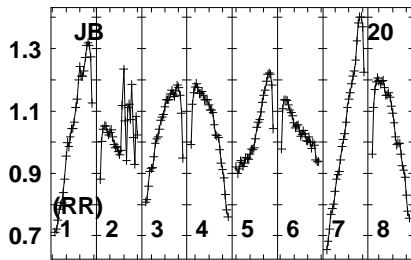
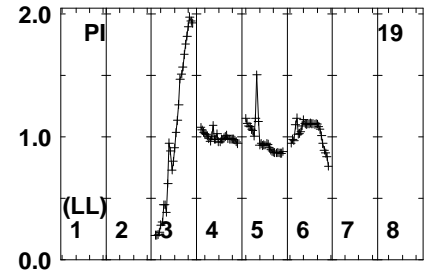
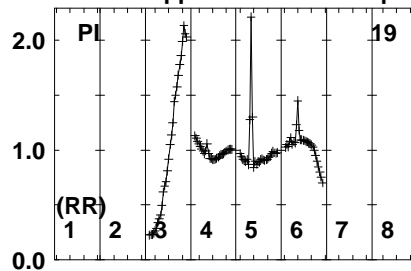
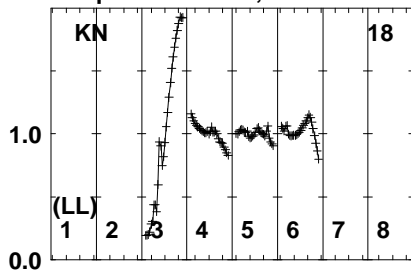
Auto-corr total-power spectrum Antenna: \*

Timerange: 00/15:23:31 to 00/15:24:59

Plot file version 258 created 12-SEP-2022 13:07:22

J0813+2435 EH040A.UVDATA.1

Freq = 1.5950 GHz, Bw = 16.000 MH No calibration applied and no bandpass applied

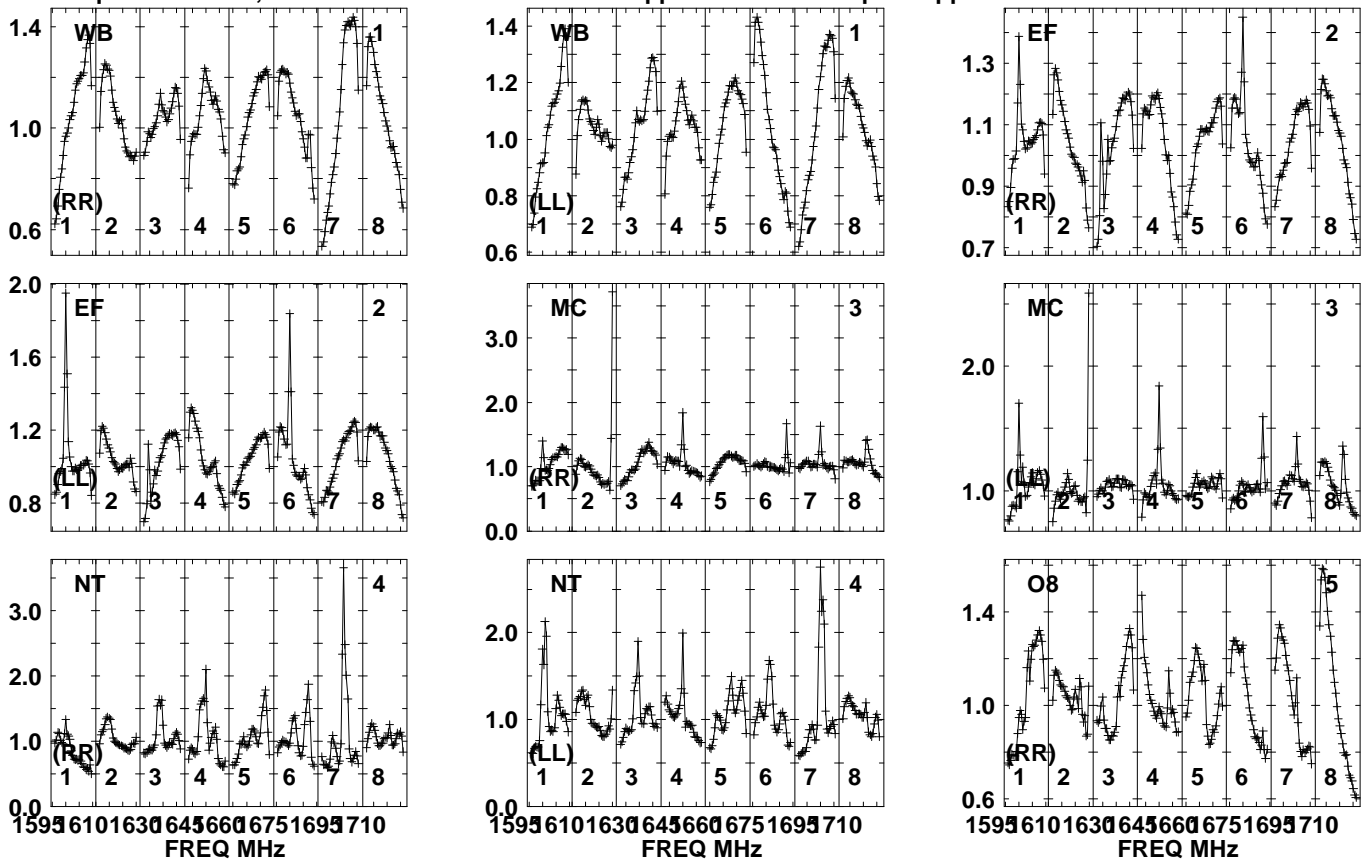


Lower frame: Real Jy  
Auto-corr total-power spectrum Antenna: \*  
Timerange: 00/15:23:31 to 00/15:24:59

Plot file version 259 created 12-SEP-2022 13:07:22

HS0810+2554 EH040A.UVDATA.1

Freq = 1.5950 GHz, Bw = 16.000 MH No calibration applied and no bandpass applied

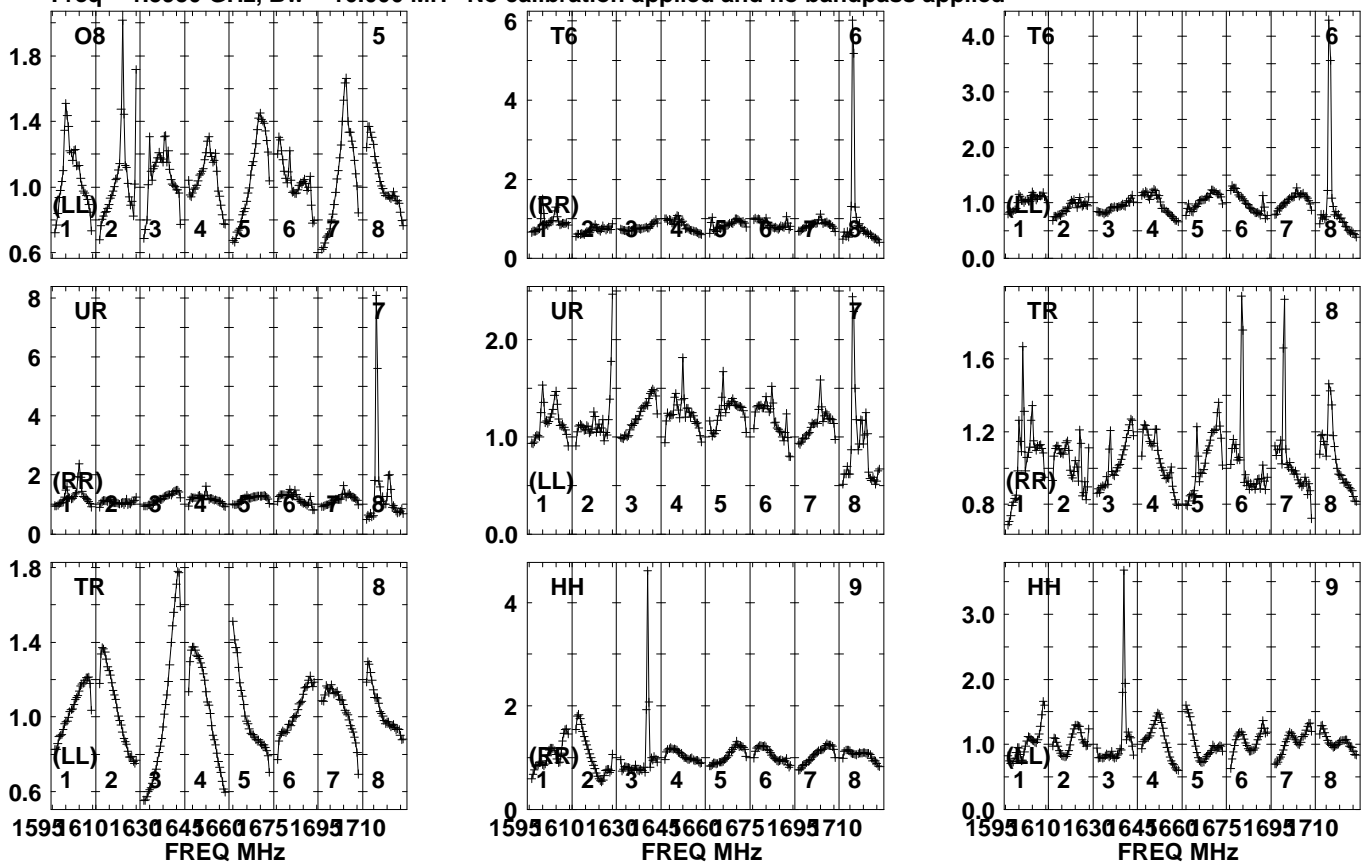


Lower frame: Real Jy  
Auto-corr total-power spectrum Antenna: \*  
Timerange: 00/15:25:01 to 00/15:28:29

Plot file version 260 created 12-SEP-2022 13:07:22

HS0810+2554 EH040A.UVDATA.1

Freq = 1.5950 GHz, Bw = 16.000 MH No calibration applied and no bandpass applied

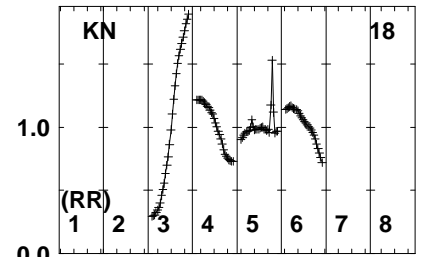
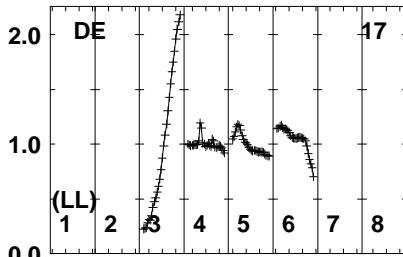
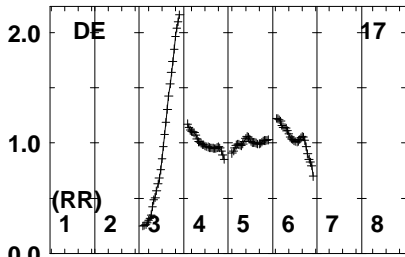
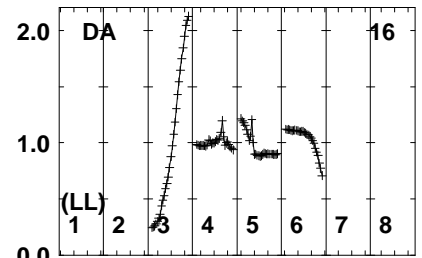
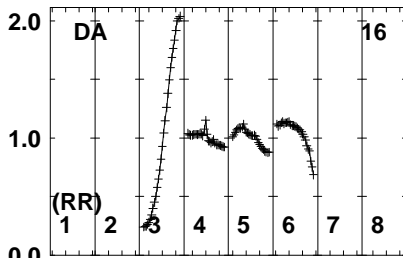
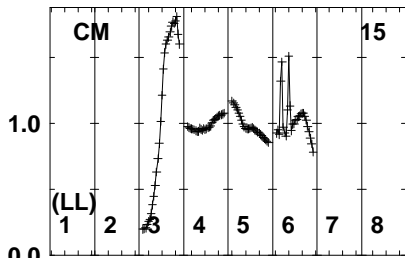
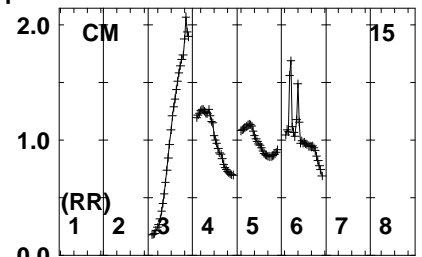
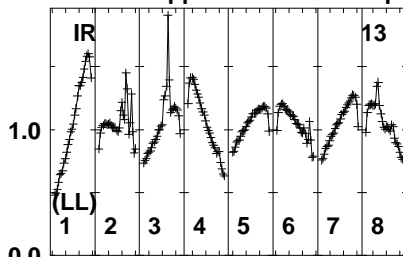
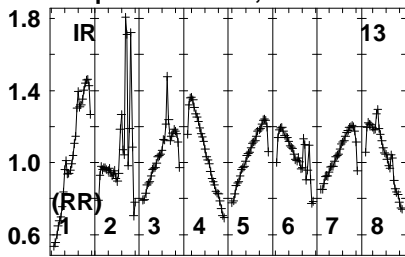


Lower frame: Real Jy  
Auto-corr total-power spectrum Antenna: \*  
Timerange: 00/15:25:01 to 00/15:28:29

Plot file version 261 created 12-SEP-2022 13:07:22

HS0810+2554 EH040A.UVDATA.1

Freq = 1.5950 GHz, Bw = 16.000 MH No calibration applied and no bandpass applied



1595 610 1630 645 660 675 1695 710  
FREQ MHz

1595 610 1630 645 660 675 1695 710  
FREQ MHz

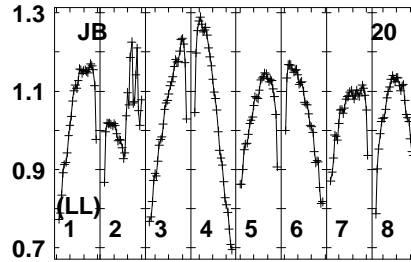
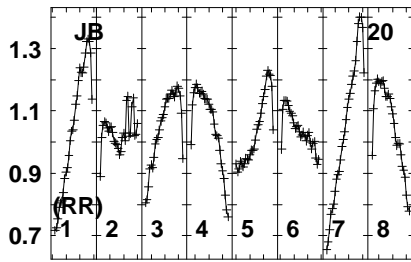
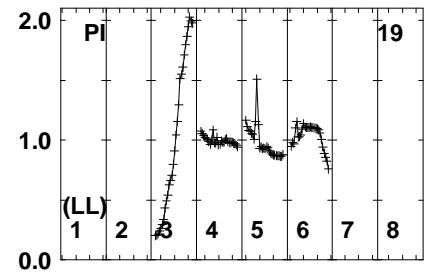
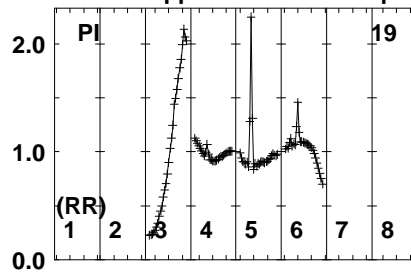
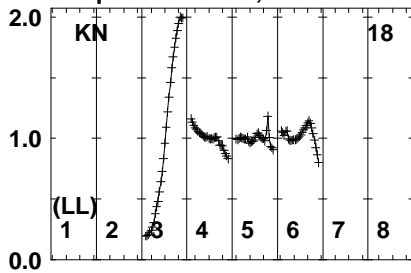
1595 610 1630 645 660 675 1695 710  
FREQ MHz

Lower frame: Real Jy  
Auto-corr total-power spectrum Antenna: \*  
Timerange: 00/15:25:01 to 00/15:28:29

Plot file version 262 created 12-SEP-2022 13:07:22

HS0810+2554 EH040A.UVDATA.1

Freq = 1.5950 GHz, Bw = 16.000 MH No calibration applied and no bandpass applied

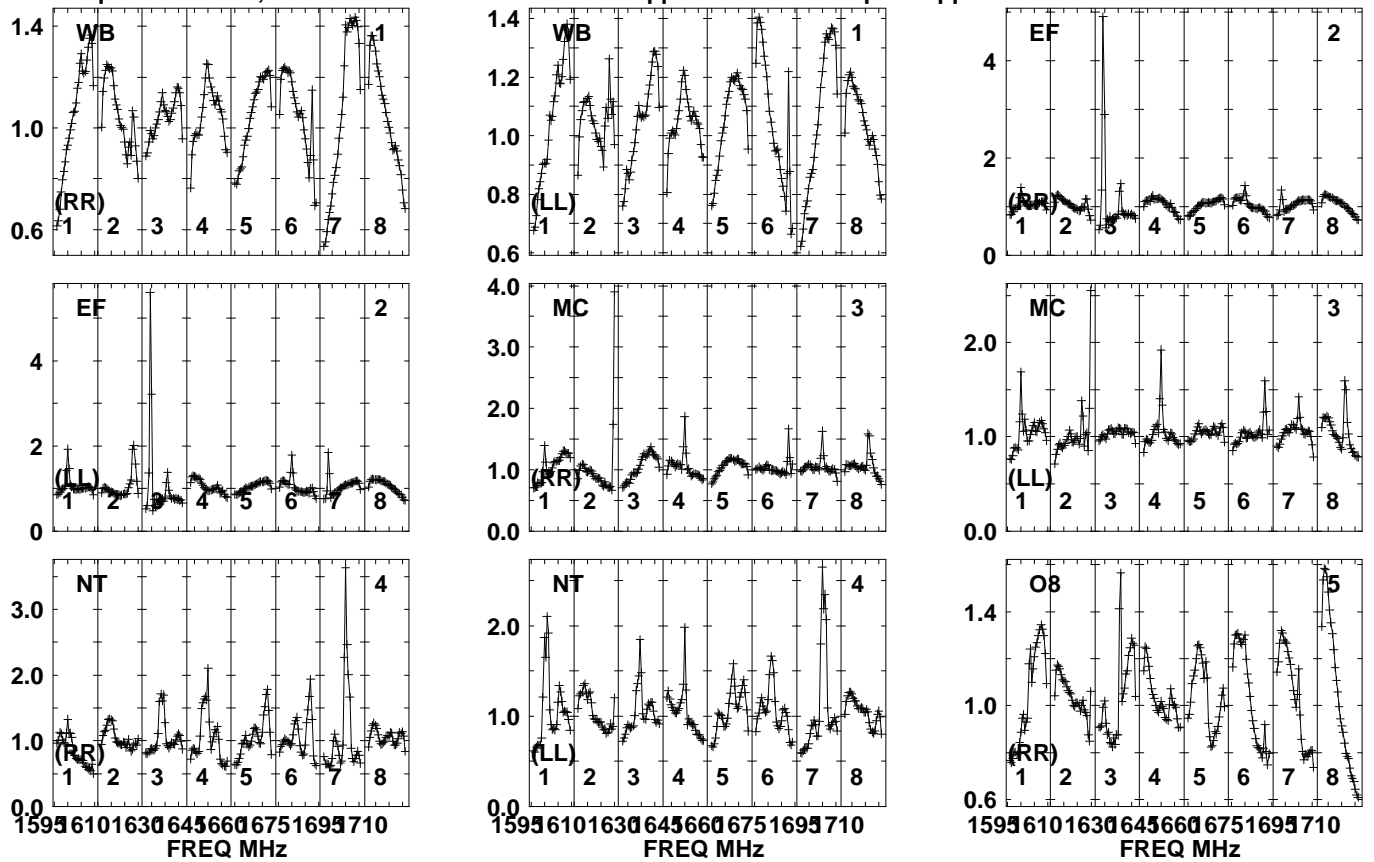


Lower frame: Real Jy  
Auto-corr total-power spectrum Antenna: \*  
Timerange: 00/15:25:01 to 00/15:28:29

Plot file version 263 created 12-SEP-2022 13:07:22

J0813+2435 EH040A.UVDATA.1

Freq = 1.5950 GHz, Bw = 16.000 MH No calibration applied and no bandpass applied

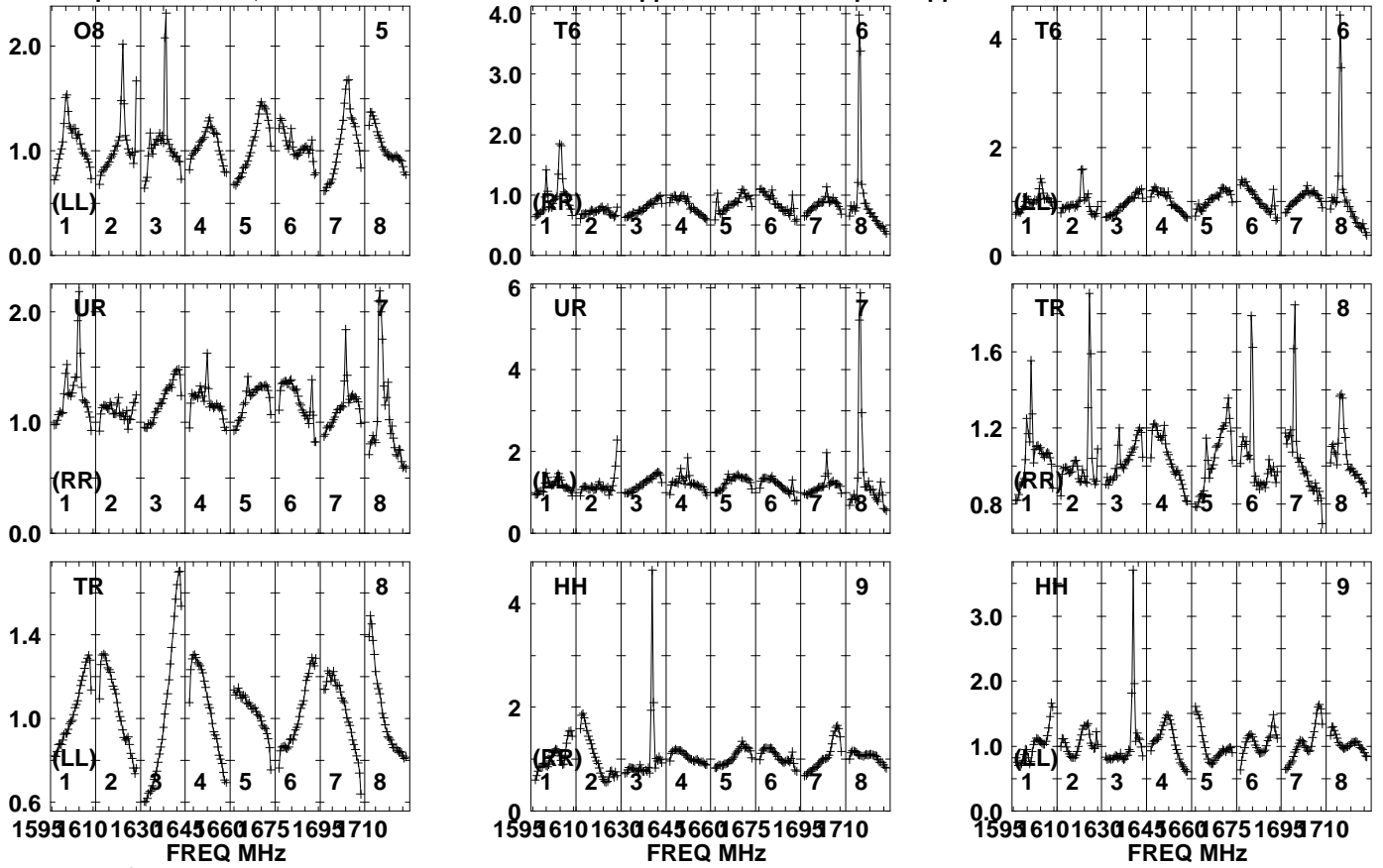


Lower frame: Real Jy  
Auto-corr total-power spectrum Antenna: \*  
Timerange: 00/15:29:01 to 00/15:30:29

Plot file version 264 created 12-SEP-2022 13:07:23

J0813+2435 EH040A.UVDATA.1

Freq = 1.5950 GHz, Bw = 16.000 MH No calibration applied and no bandpass applied



Lower frame: Real Jy

Auto-corr total-power spectrum Antenna: \*

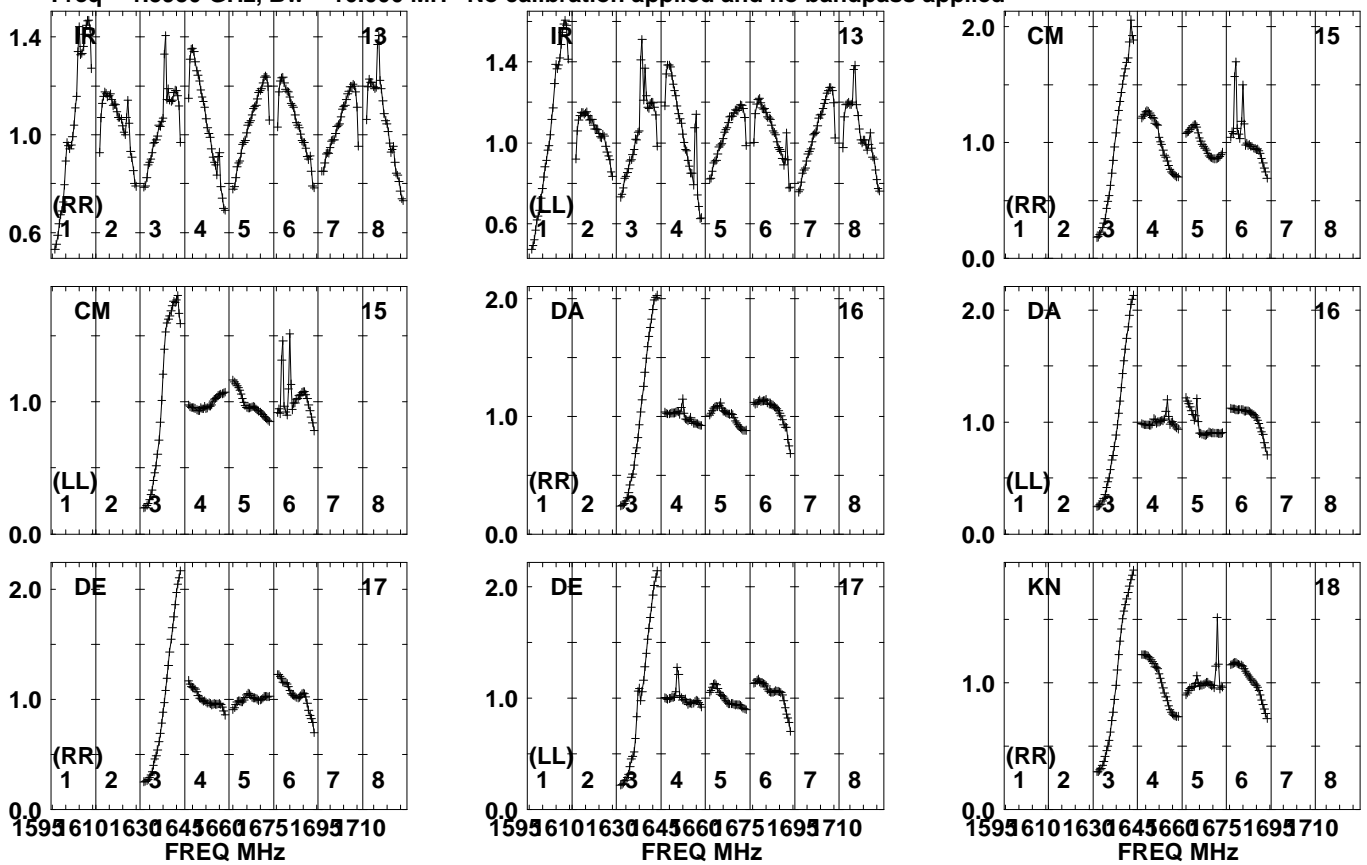
Timerange: 00/15:29:01 to 00/15:30:29



Plot file version 265 created 12-SEP-2022 13:07:23

J0813+2435 EH040A.UVDATA.1

Freq = 1.5950 GHz, Bw = 16.000 MH No calibration applied and no bandpass applied

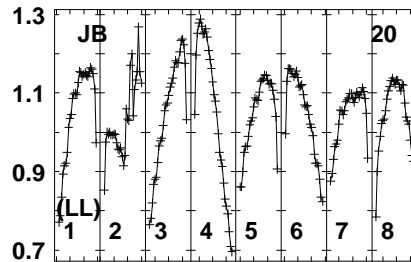
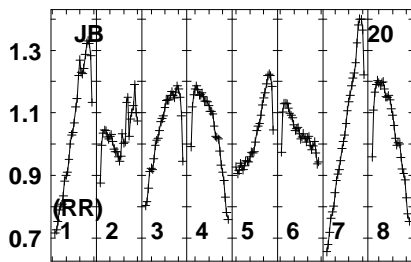
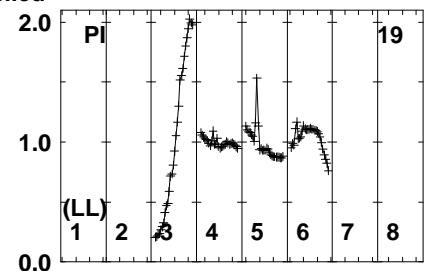
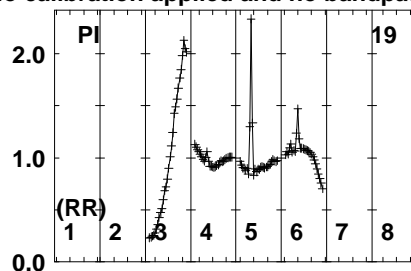
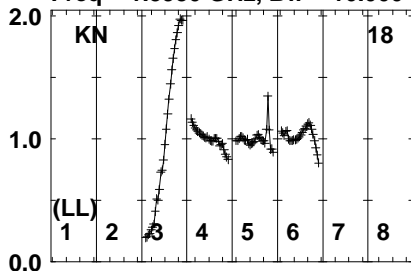


Lower frame: Real Jy  
Auto-corr total-power spectrum Antenna: \*  
Timerange: 00/15:29:01 to 00/15:30:29

Plot file version 266 created 12-SEP-2022 13:07:23

J0813+2435 EH040A.UVDATA.1

Freq = 1.5950 GHz, Bw = 16.000 MH No calibration applied and no bandpass applied

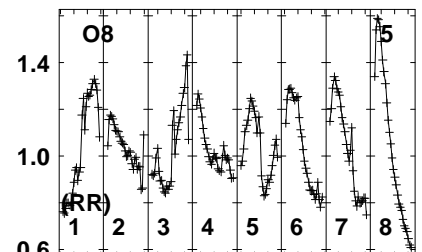
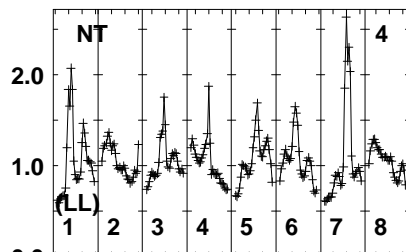
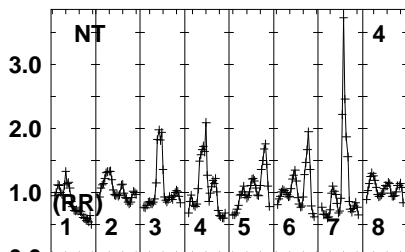
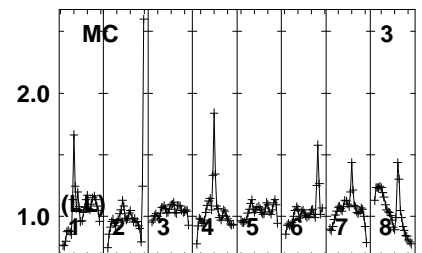
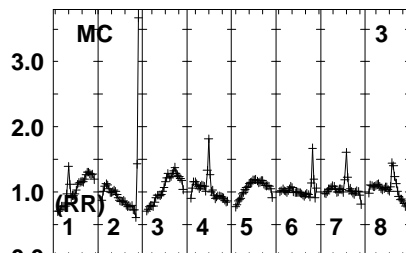
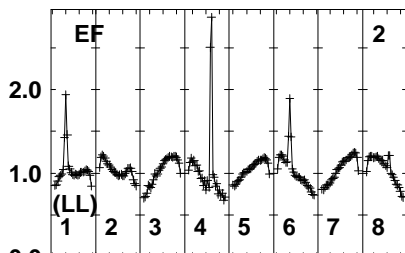
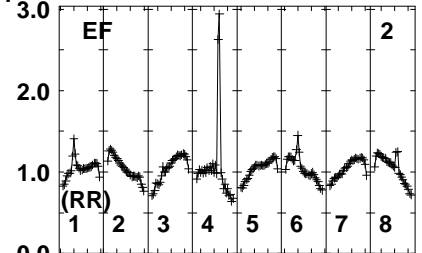
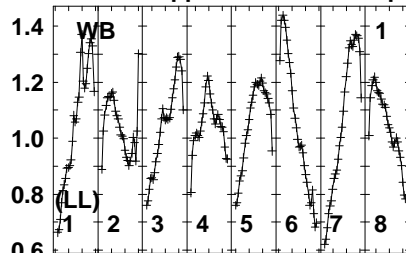
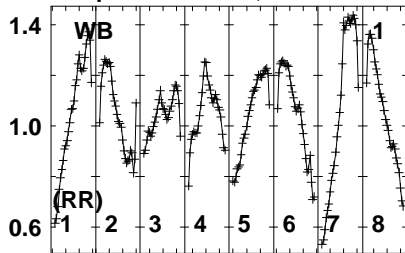


Lower frame: Real Jy  
Auto-corr total-power spectrum Antenna: \*  
Timerange: 00/15:29:01 to 00/15:30:29

Plot file version 267 created 12-SEP-2022 13:07:23

HS0810+2554 EH040A.UVDATA.1

Freq = 1.5950 GHz, Bw = 16.000 MH No calibration applied and no bandpass applied



1595 610 1630 645 660 675 1695 710  
FREQ MHz

1595 610 1630 645 660 675 1695 710  
FREQ MHz

1595 610 1630 645 660 675 1695 710  
FREQ MHz

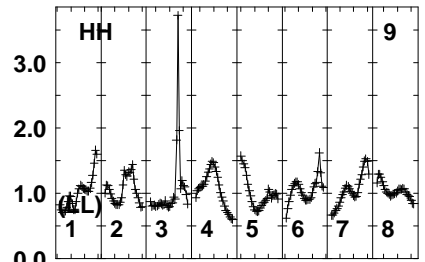
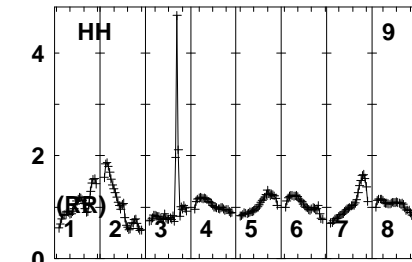
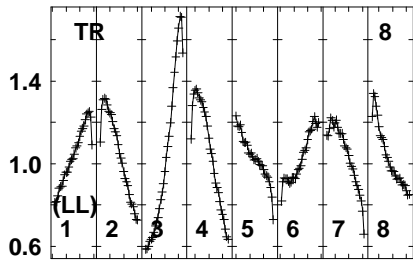
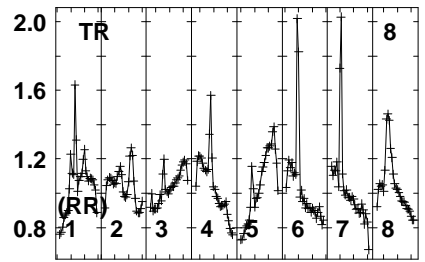
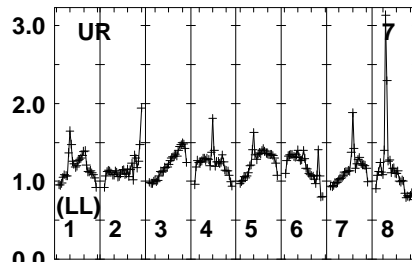
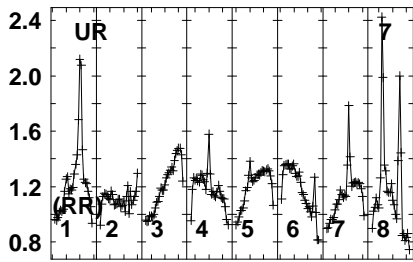
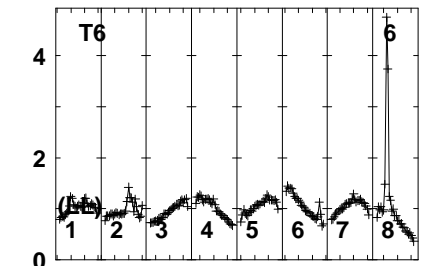
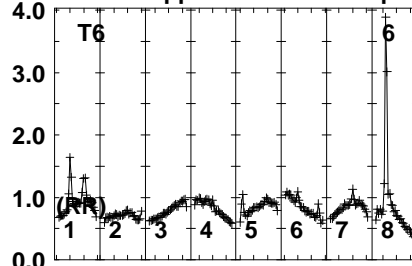
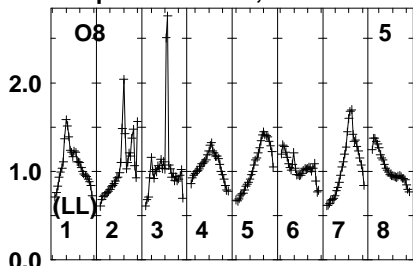
Lower frame: Real Jy  
Auto-corr total-power spectrum Antenna: \*  
Timerange: 00/15:30:31 to 00/15:33:59

Plot file version 268 created 12-SEP-2022 13:07:23

HS0810+2554 EH040A.UVDATA.1

Freq = 1.5950 GHz, Bw = 16.000 MH

No calibration applied and no bandpass applied



1595 610 1630 645 660 675 1695 710  
FREQ MHz

1595 610 1630 645 660 675 1695 710  
FREQ MHz

1595 610 1630 645 660 675 1695 710  
FREQ MHz

Lower frame: Real Jy

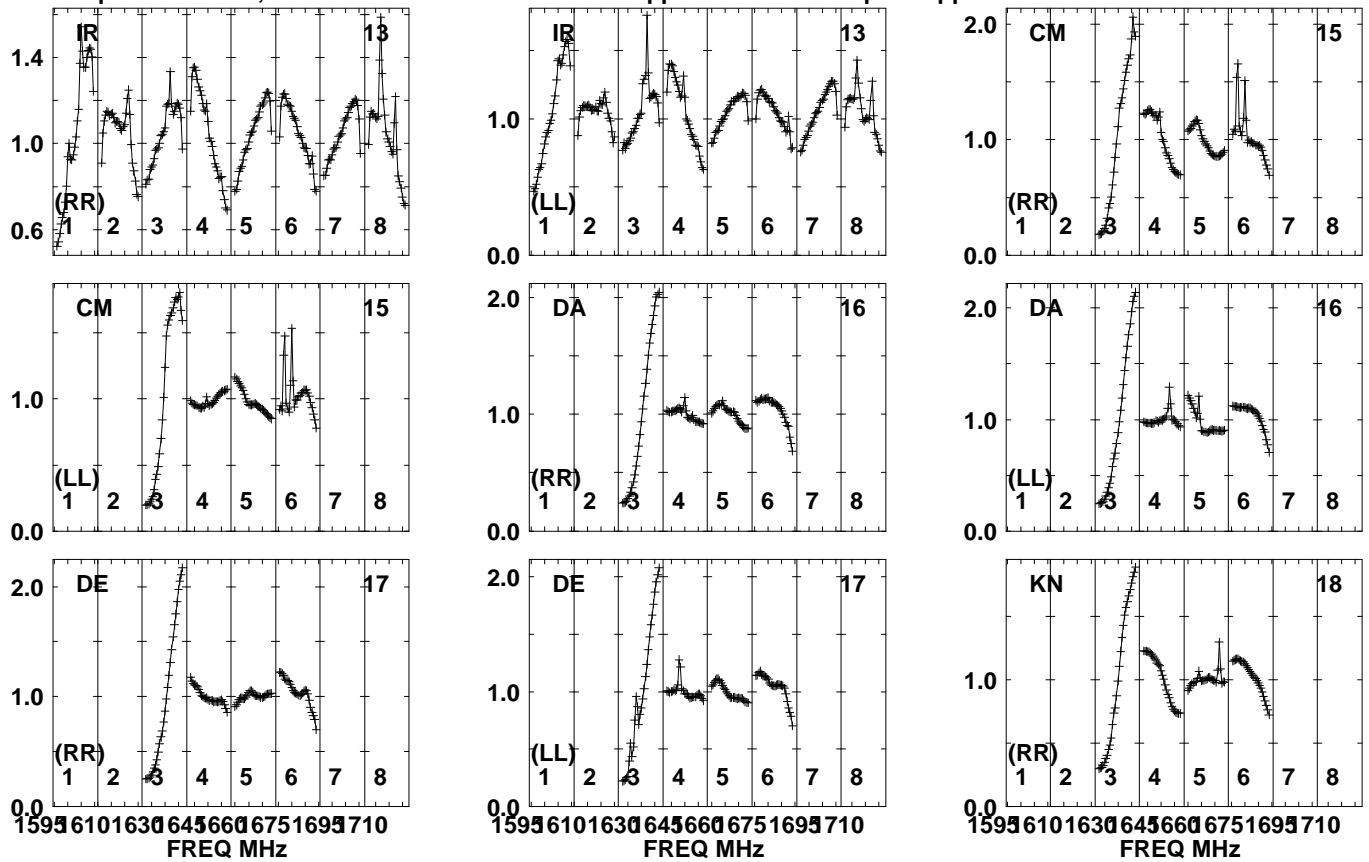
Auto-corr total-power spectrum Antenna: \*

Timerange: 00/15:30:31 to 00/15:33:59

Plot file version 269 created 12-SEP-2022 13:07:23

HS0810+2554 EH040A.UVDATA.1

Freq = 1.5950 GHz, Bw = 16.000 MH No calibration applied and no bandpass applied

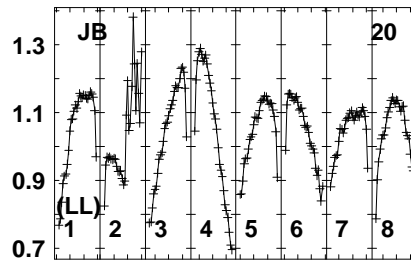
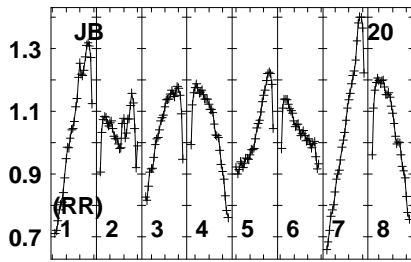
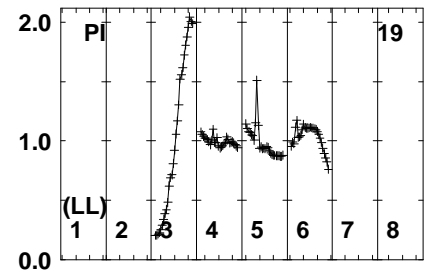
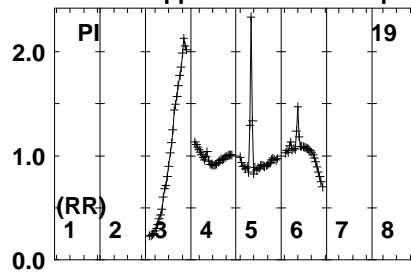
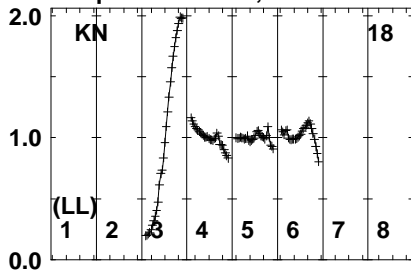


Lower frame: Real Jy  
Auto-corr total-power spectrum Antenna: \*  
Timerange: 00/15:30:31 to 00/15:33:59

Plot file version 270 created 12-SEP-2022 13:07:23

HS0810+2554 EH040A.UVDATA.1

Freq = 1.5950 GHz, Bw = 16.000 MH No calibration applied and no bandpass applied

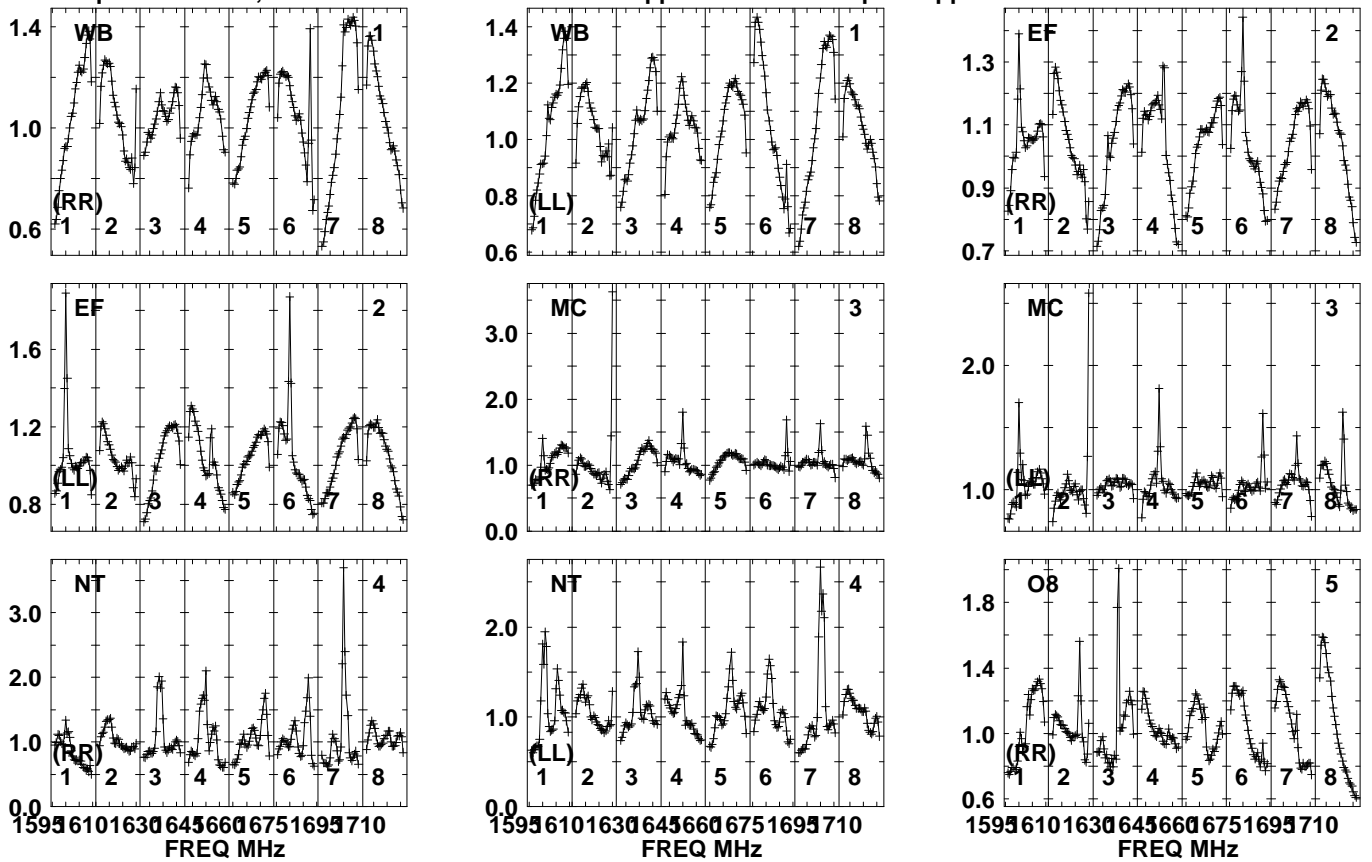


Lower frame: Real Jy  
Auto-corr total-power spectrum Antenna: \*  
Timerange: 00/15:30:31 to 00/15:33:59

Plot file version 271 created 12-SEP-2022 13:07:24

J0813+2435 EH040A.UVDATA.1

Freq = 1.5950 GHz, Bw = 16.000 MH No calibration applied and no bandpass applied

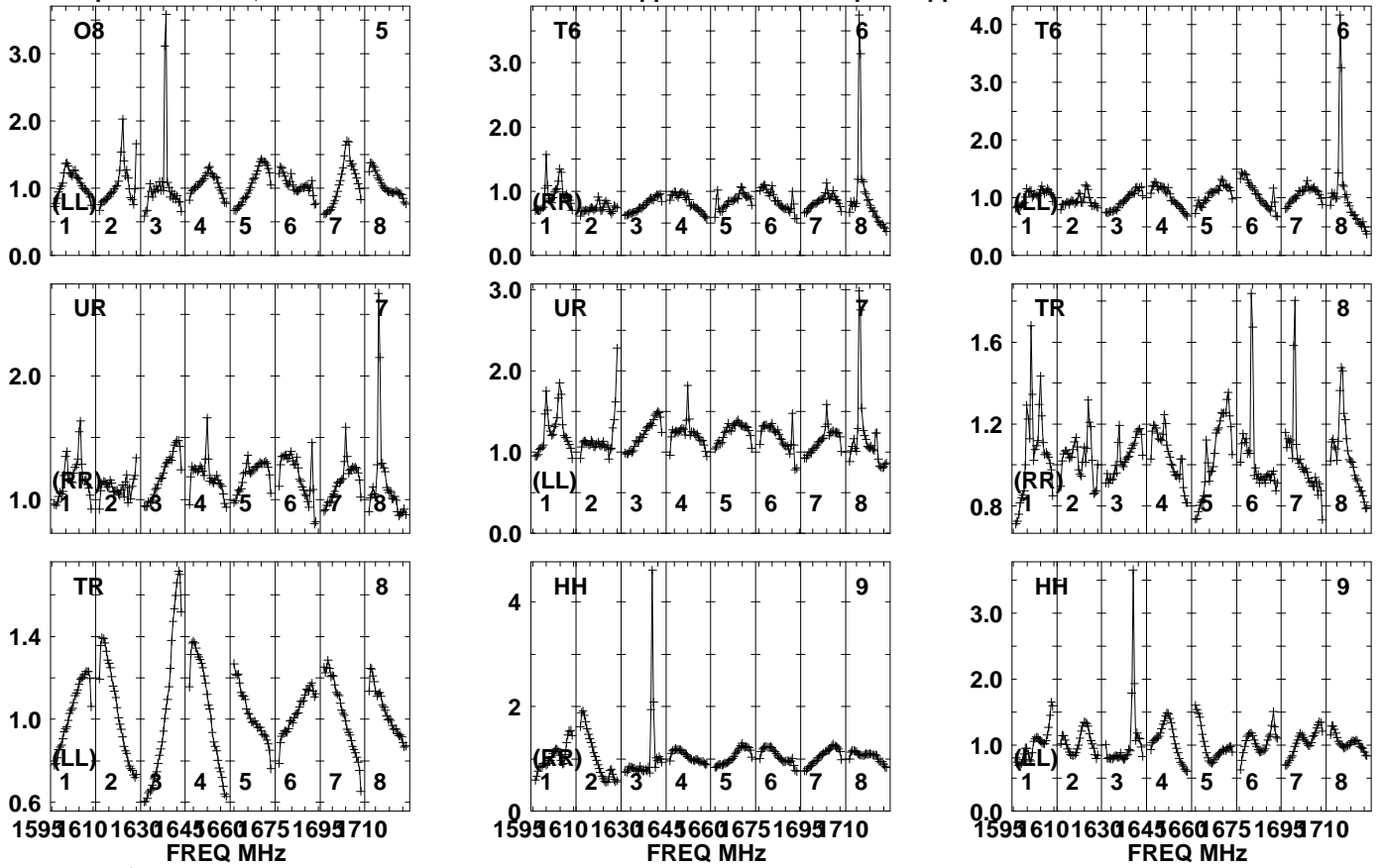


Lower frame: Real Jy  
Auto-corr total-power spectrum Antenna: \*  
Timerange: 00/15:34:01 to 00/15:35:29

Plot file version 272 created 12-SEP-2022 13:07:24

J0813+2435 EH040A.UVDATA.1

Freq = 1.5950 GHz, Bw = 16.000 MH No calibration applied and no bandpass applied

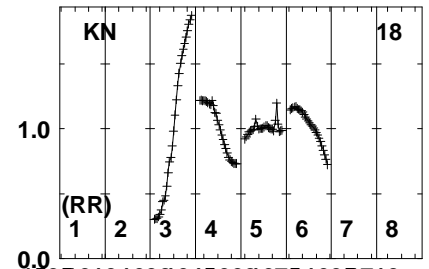
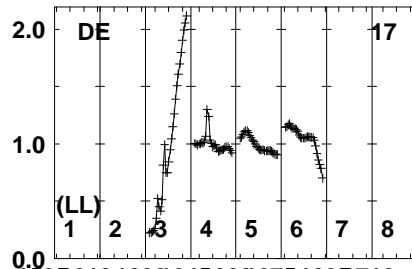
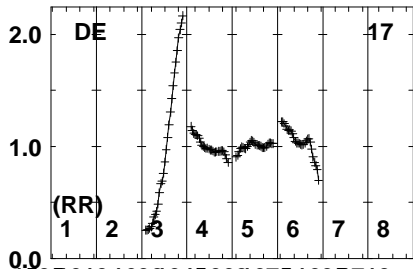
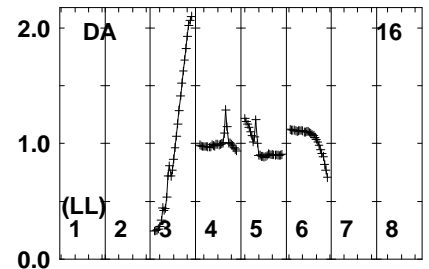
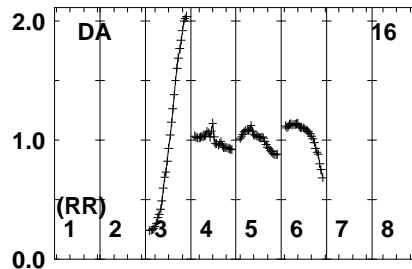
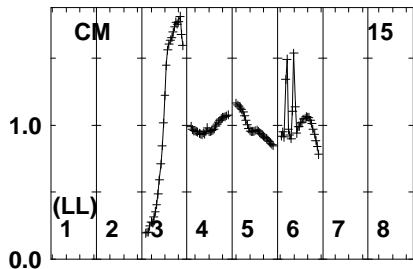
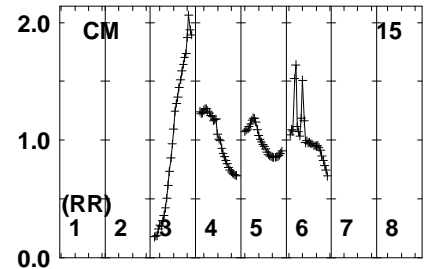
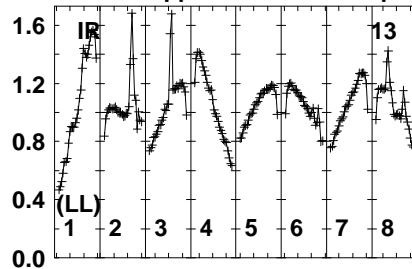
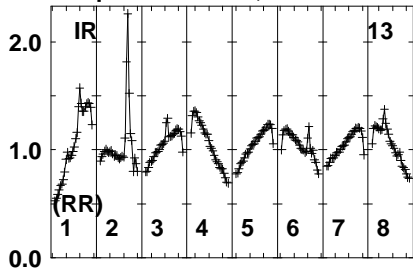




Plot file version 273 created 12-SEP-2022 13:07:24

J0813+2435 EH040A.UVDATA.1

Freq = 1.5950 GHz, Bw = 16.000 MH No calibration applied and no bandpass applied



1595 610 1630 645 660 675 1695 710  
FREQ MHz

1595 610 1630 645 660 675 1695 710  
FREQ MHz

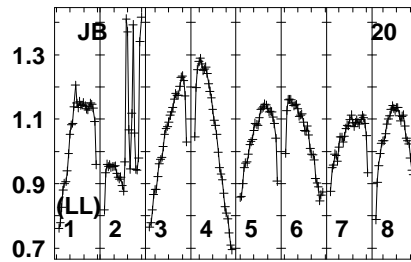
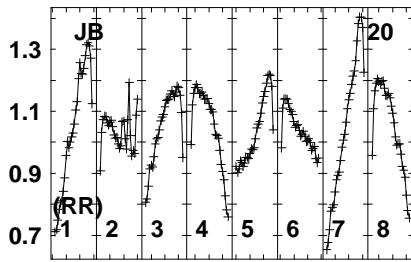
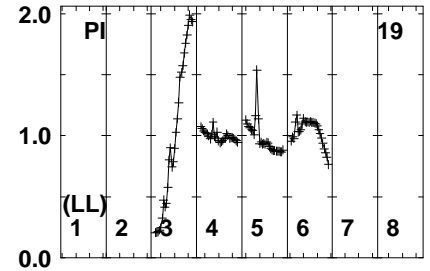
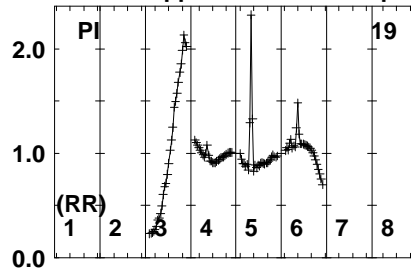
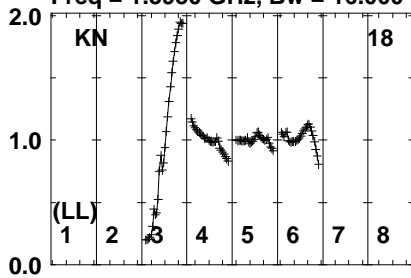
1595 610 1630 645 660 675 1695 710  
FREQ MHz

Lower frame: Real Jy  
Auto-corr total-power spectrum Antenna: \*  
Timerange: 00/15:34:01 to 00/15:35:29

Plot file version 274 created 12-SEP-2022 13:07:24

J0813+2435 EH040A.UVDATA.1

Freq = 1.5950 GHz, Bw = 16.000 MH No calibration applied and no bandpass applied

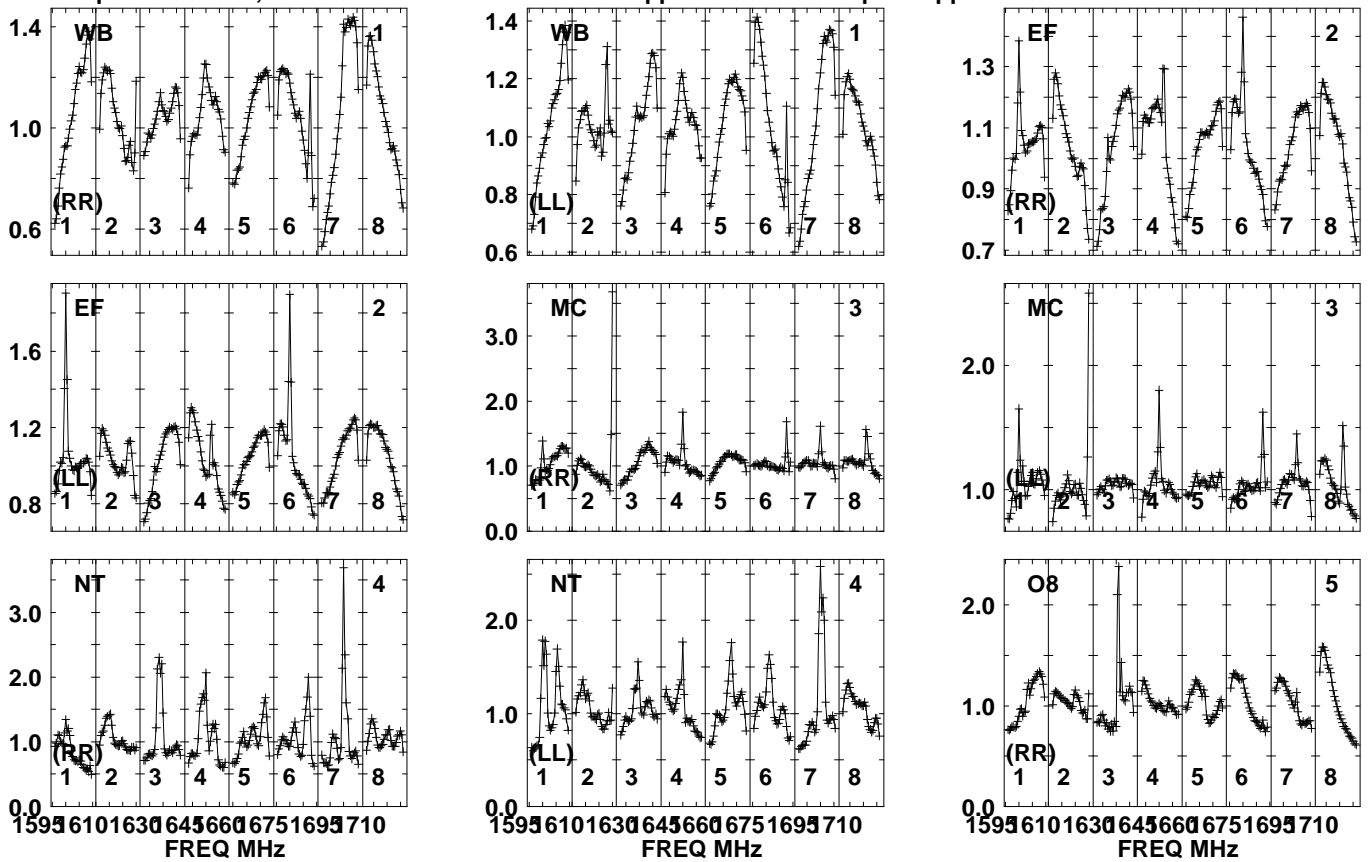


Lower frame: Real Jy  
Auto-corr total-power spectrum Antenna: \*  
Timerange: 00/15:34:01 to 00/15:35:29

Plot file version 275 created 12-SEP-2022 13:07:24

HS0810+2554 EH040A.UVDATA.1

Freq = 1.5950 GHz, Bw = 16.000 MH No calibration applied and no bandpass applied



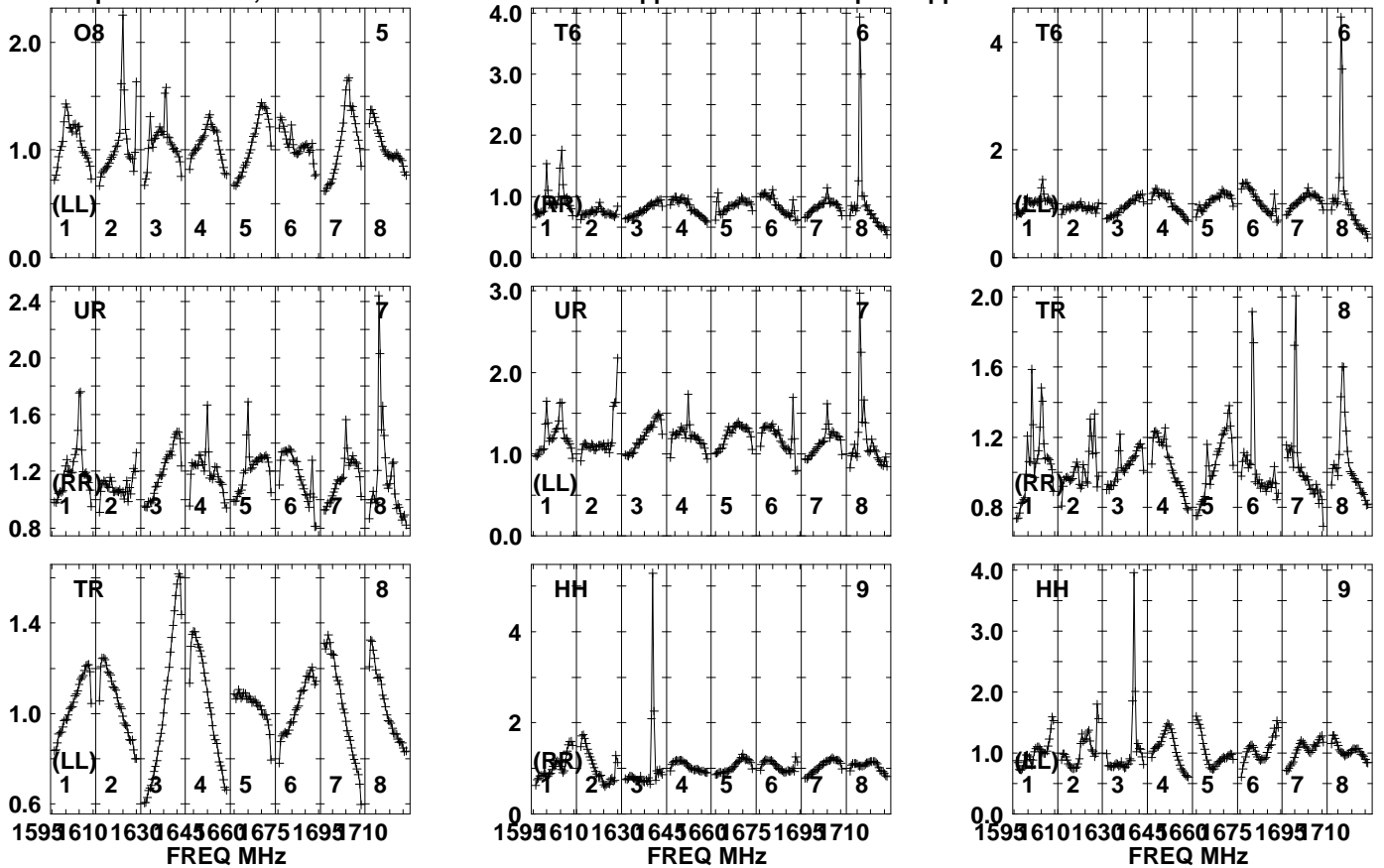
Lower frame: Real Jy  
Auto-corr total-power spectrum Antenna: \*  
Timerange: 00/15:35:31 to 00/15:38:59

Plot file version 276 created 12-SEP-2022 13:07:24

HS0810+2554 EH040A.UVDATA.1

Freq = 1.5950 GHz, Bw = 16.000 MH

No calibration applied and no bandpass applied



Lower frame: Real Jy

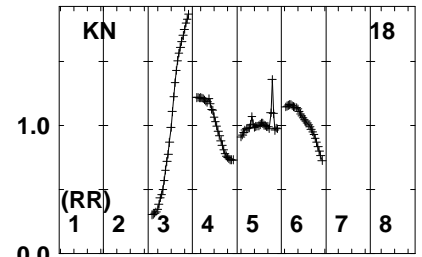
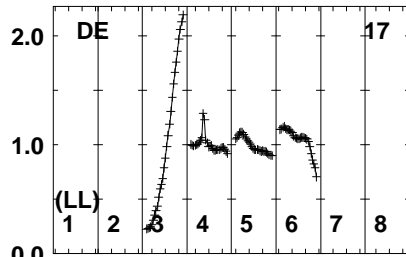
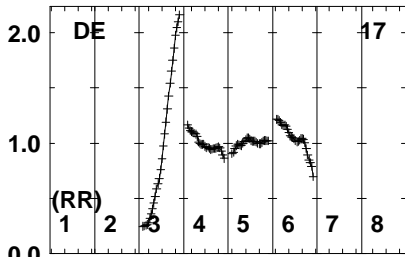
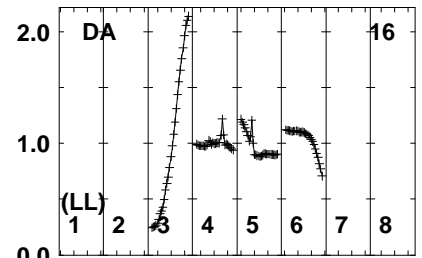
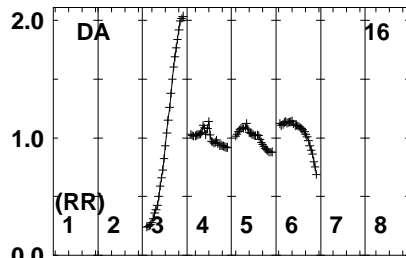
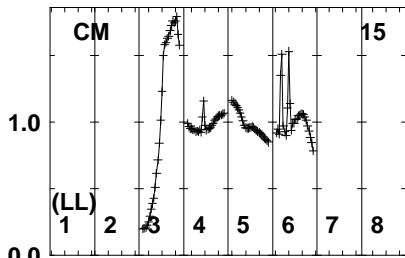
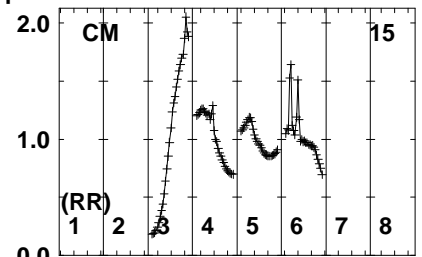
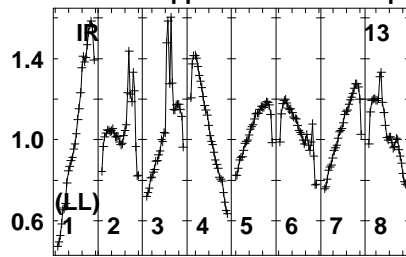
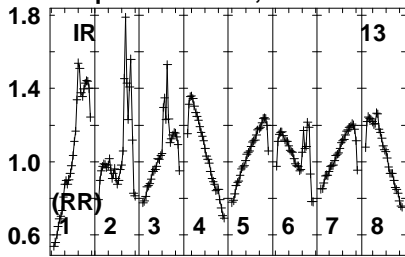
Auto-corr total-power spectrum Antenna: \*

Timerange: 00/15:35:31 to 00/15:38:59

Plot file version 277 created 12-SEP-2022 13:07:25

HS0810+2554 EH040A.UVDATA.1

Freq = 1.5950 GHz, Bw = 16.000 MH No calibration applied and no bandpass applied



1595 610 1630 645 660 675 1695 710  
FREQ MHz

1595 610 1630 645 660 675 1695 710  
FREQ MHz

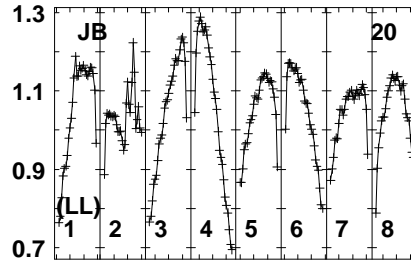
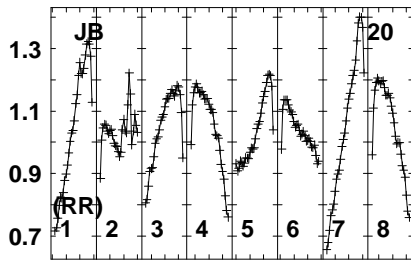
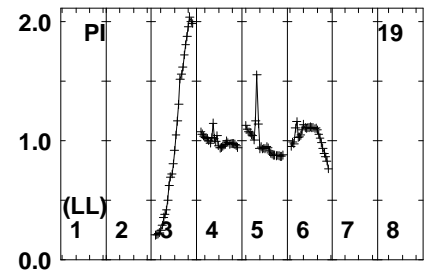
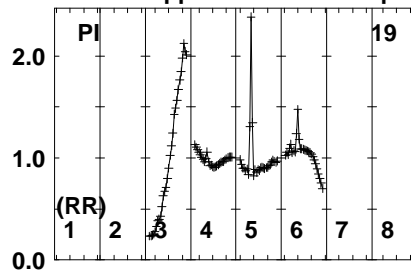
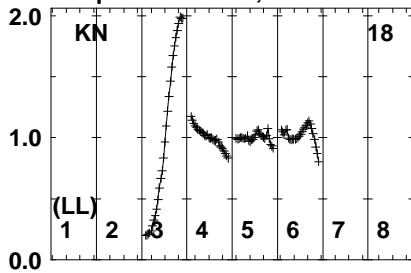
1595 610 1630 645 660 675 1695 710  
FREQ MHz

Lower frame: Real Jy  
Auto-corr total-power spectrum Antenna: \*  
Timerange: 00/15:35:31 to 00/15:38:59

Plot file version 278 created 12-SEP-2022 13:07:25

HS0810+2554 EH040A.UVDATA.1

Freq = 1.5950 GHz, Bw = 16.000 MH No calibration applied and no bandpass applied

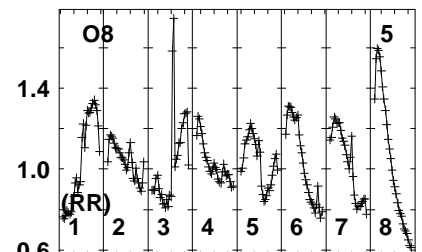
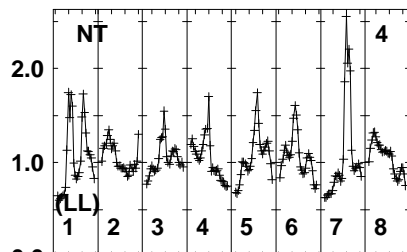
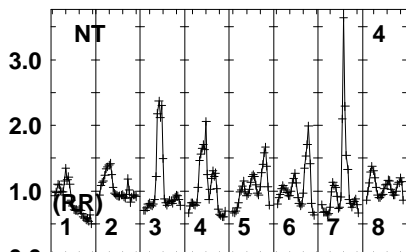
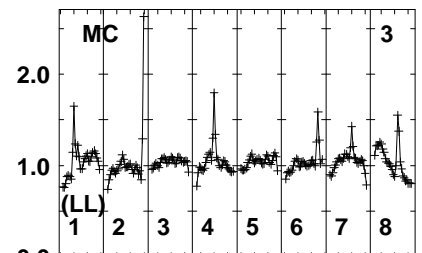
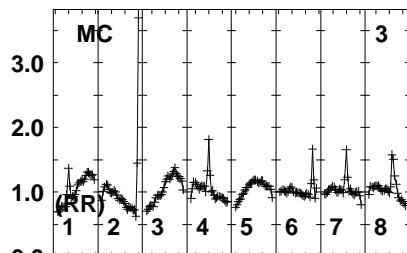
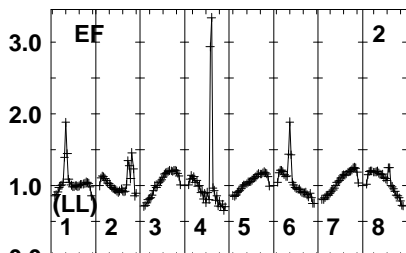
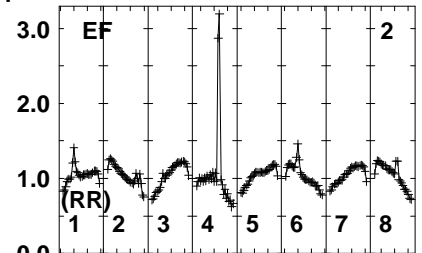
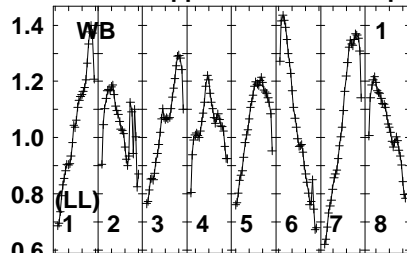
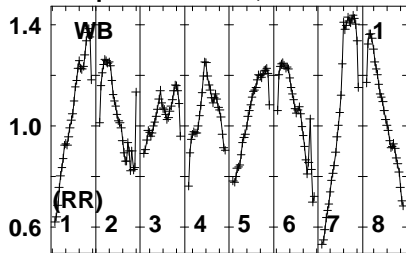


Lower frame: Real Jy  
Auto-corr total-power spectrum Antenna: \*  
Timerange: 00/15:35:31 to 00/15:38:59

Plot file version 279 created 12-SEP-2022 13:07:25

J0813+2435 EH040A.UVDATA.1

Freq = 1.5950 GHz, Bw = 16.000 MH No calibration applied and no bandpass applied



1595 610 1630 645 660 675 1695 710  
FREQ MHz

1595 610 1630 645 660 675 1695 710  
FREQ MHz

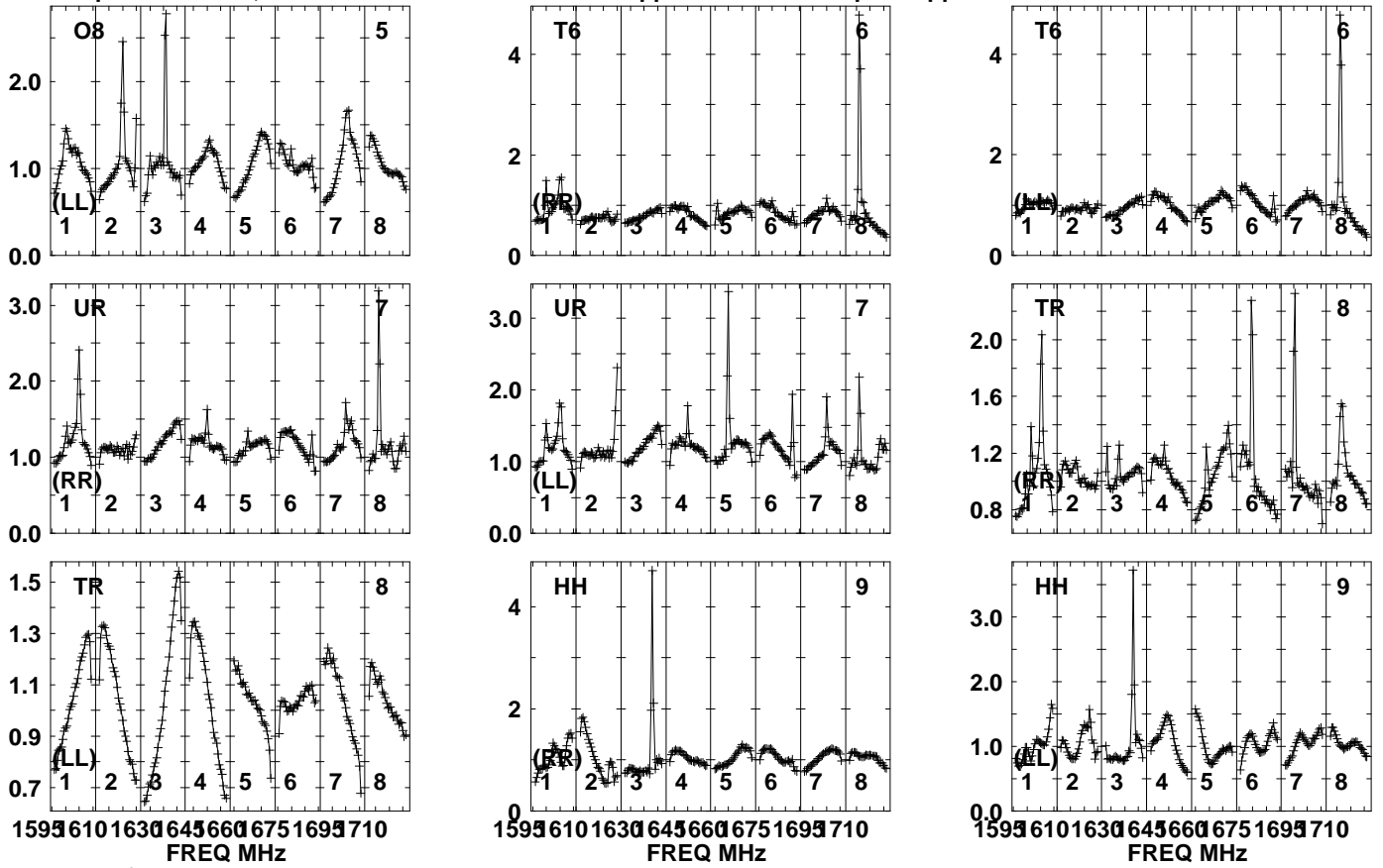
1595 610 1630 645 660 675 1695 710  
FREQ MHz

Lower frame: Real Jy  
Auto-corr total-power spectrum Antenna: \*  
Timerange: 00/15:39:31 to 00/15:40:59

Plot file version 280 created 12-SEP-2022 13:07:25

J0813+2435 EH040A.UVDATA.1

Freq = 1.5950 GHz, Bw = 16.000 MH No calibration applied and no bandpass applied



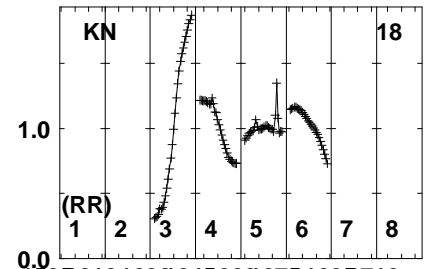
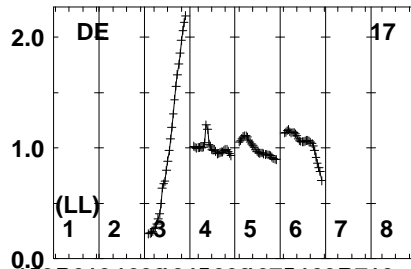
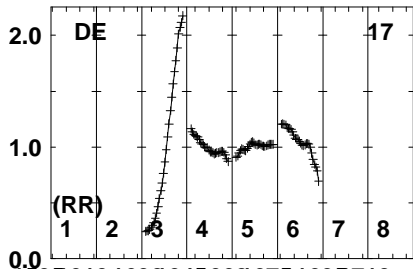
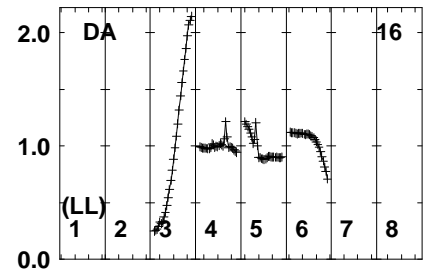
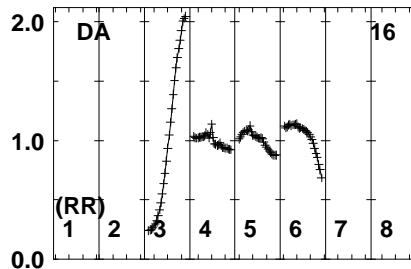
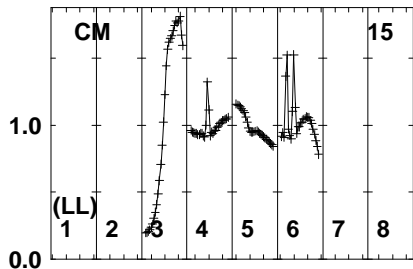
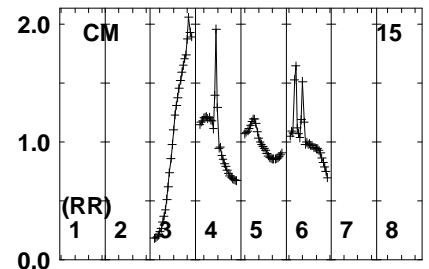
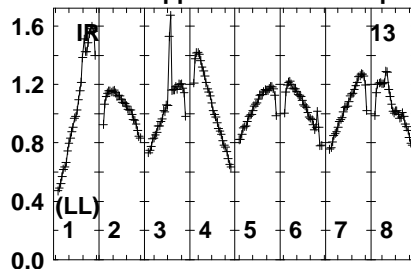
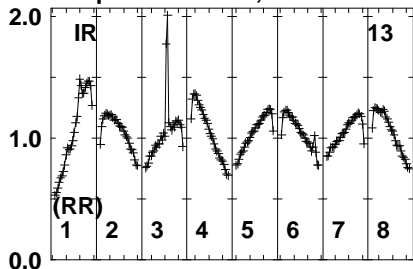
Lower frame: Real Jy  
Auto-corr total-power spectrum Antenna: \*  
Timerange: 00/15:39:31 to 00/15:40:59



Plot file version 281 created 12-SEP-2022 13:07:25

J0813+2435 EH040A.UVDATA.1

Freq = 1.5950 GHz, Bw = 16.000 MH No calibration applied and no bandpass applied



1595 610 1630 645 660 675 1695 710  
FREQ MHz

1595 610 1630 645 660 675 1695 710  
FREQ MHz

1595 610 1630 645 660 675 1695 710  
FREQ MHz

Lower frame: Real Jy

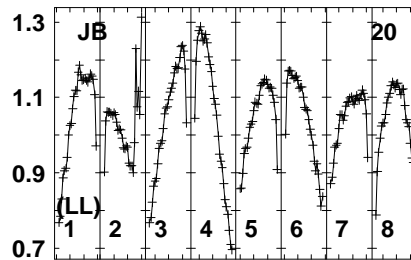
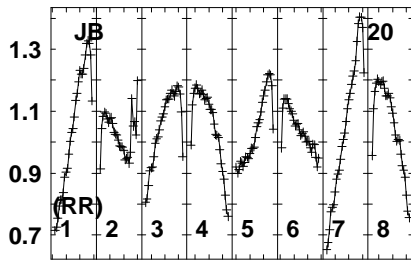
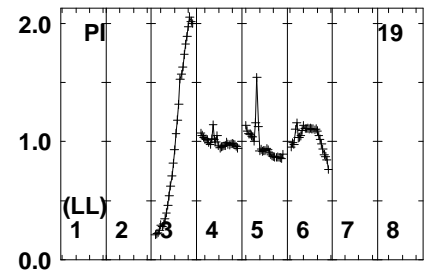
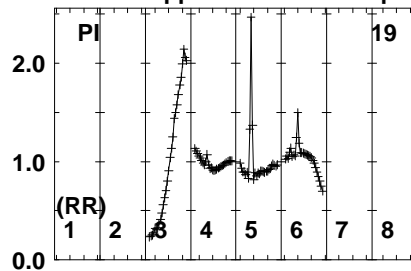
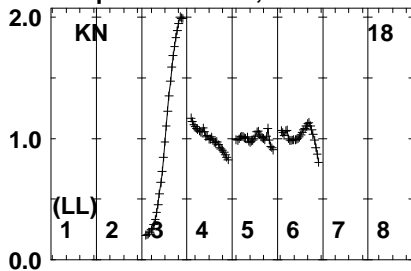
Auto-corr total-power spectrum Antenna: \*

Timerange: 00/15:39:31 to 00/15:40:59

Plot file version 282 created 12-SEP-2022 13:07:25

J0813+2435 EH040A.UVDATA.1

Freq = 1.5950 GHz, Bw = 16.000 MH No calibration applied and no bandpass applied

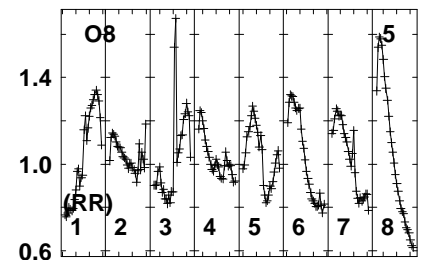
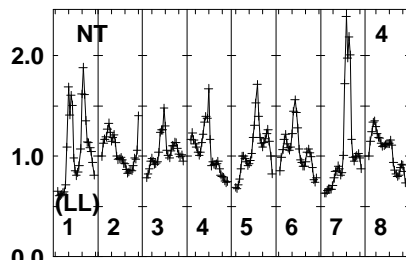
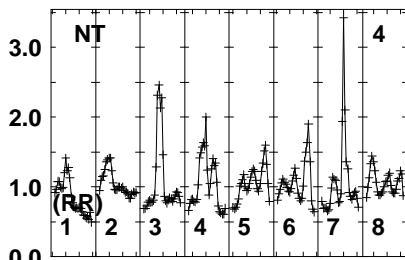
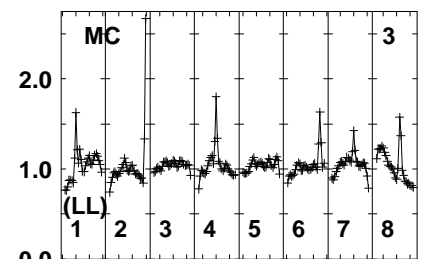
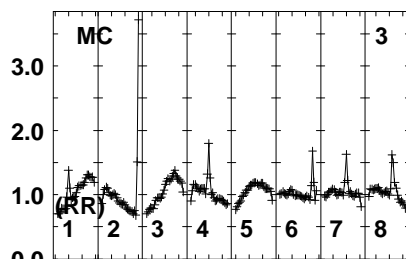
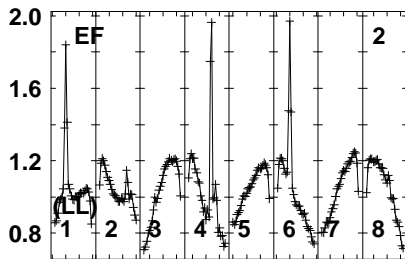
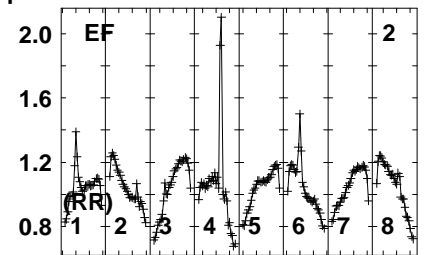
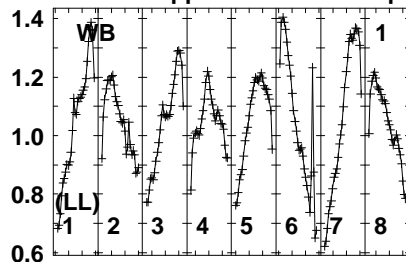
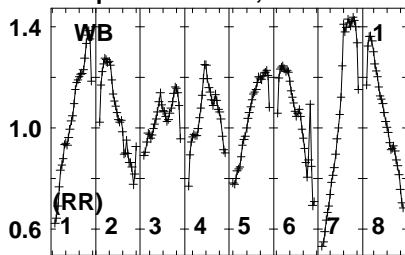


Lower frame: Real Jy  
Auto-corr total-power spectrum Antenna: \*  
Timerange: 00/15:39:31 to 00/15:40:59

Plot file version 283 created 12-SEP-2022 13:07:25

HS0810+2554 EH040A.UVDATA.1

Freq = 1.5950 GHz, Bw = 16.000 MH No calibration applied and no bandpass applied



1595 610 1630 645 660 675 1695 710  
FREQ MHz

1595 610 1630 645 660 675 1695 710  
FREQ MHz

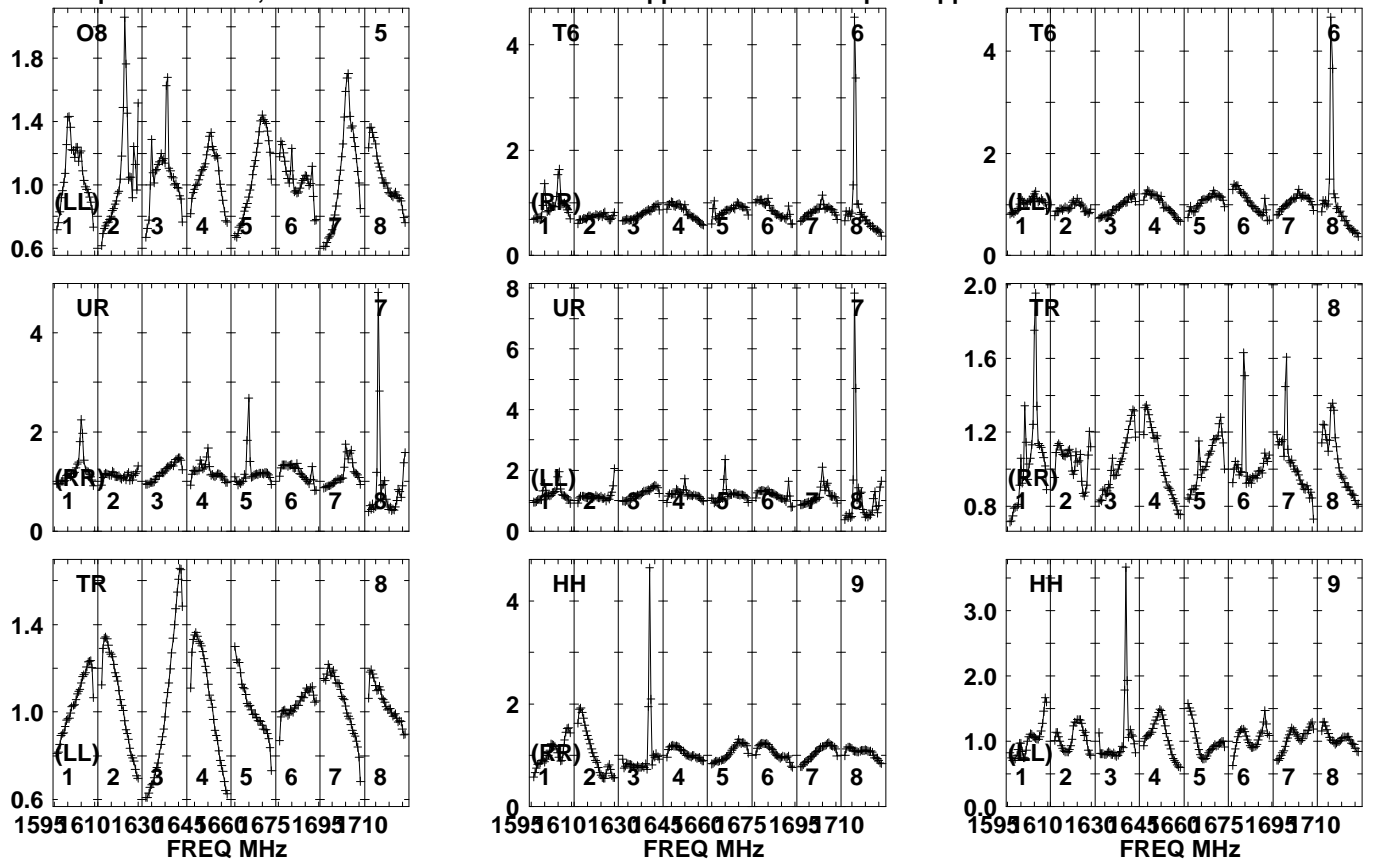
1595 610 1630 645 660 675 1695 710  
FREQ MHz

Lower frame: Real Jy  
Auto-corr total-power spectrum Antenna: \*  
Timerange: 00/15:41:01 to 00/15:44:29

Plot file version 284 created 12-SEP-2022 13:07:25

HS0810+2554 EH040A.UVDATA.1

Freq = 1.5950 GHz, Bw = 16.000 MH No calibration applied and no bandpass applied

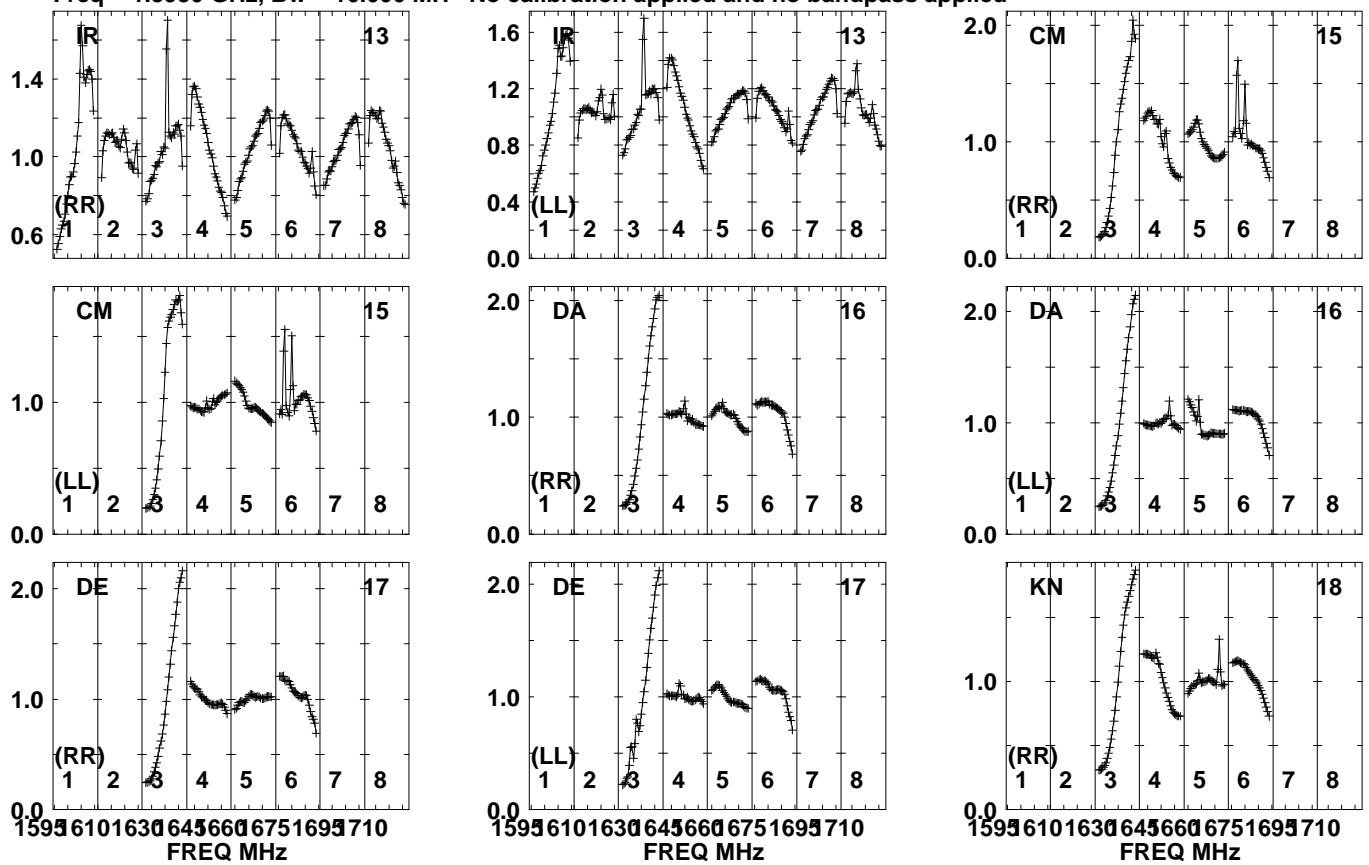


Lower frame: Real Jy  
Auto-corr total-power spectrum Antenna: \*  
Timerange: 00/15:41:01 to 00/15:44:29

Plot file version 285 created 12-SEP-2022 13:07:26

HS0810+2554 EH040A.UVDATA.1

Freq = 1.5950 GHz, Bw = 16.000 MH No calibration applied and no bandpass applied

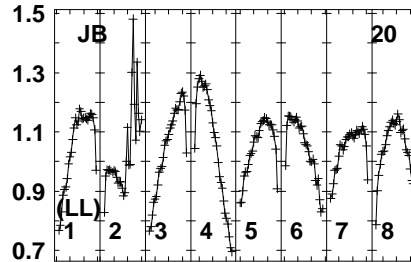
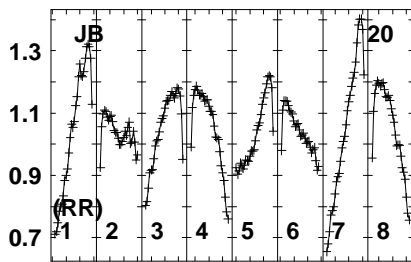
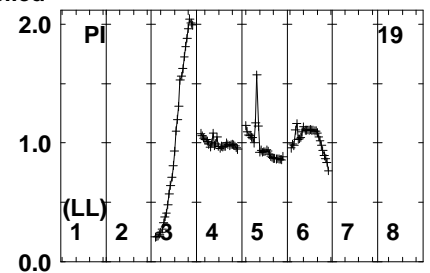
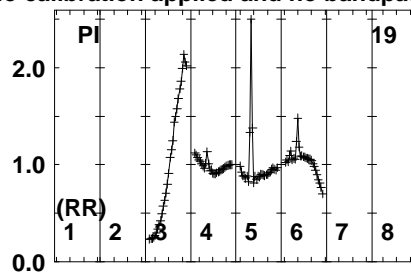
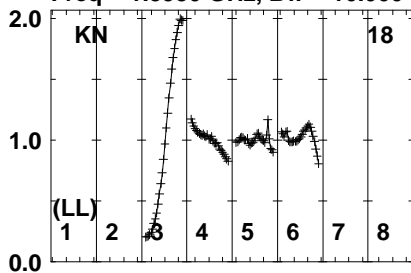


Lower frame: Real Jy  
Auto-corr total-power spectrum Antenna: \*  
Timerange: 00/15:41:01 to 00/15:44:29

Plot file version 286 created 12-SEP-2022 13:07:26

HS0810+2554 EH040A.UVDATA.1

Freq = 1.5950 GHz, Bw = 16.000 MH No calibration applied and no bandpass applied

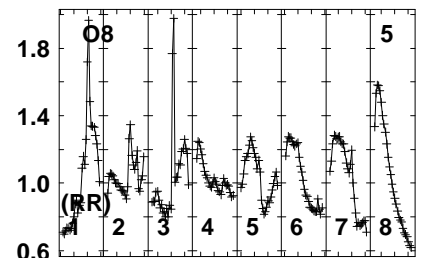
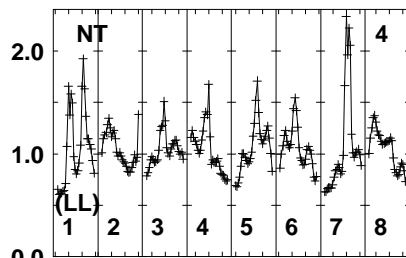
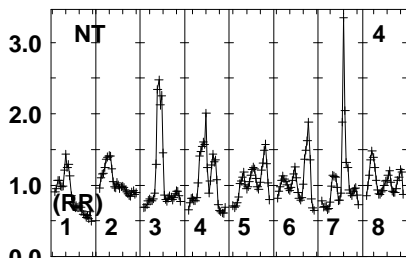
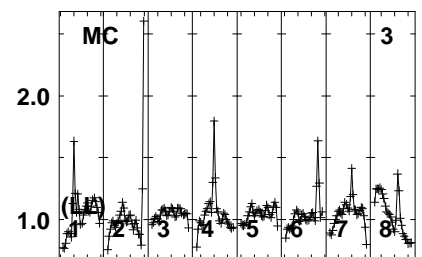
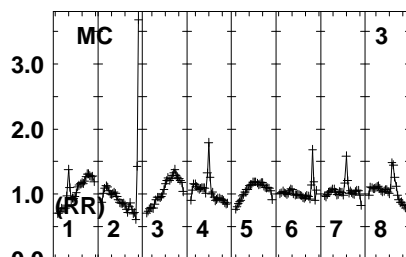
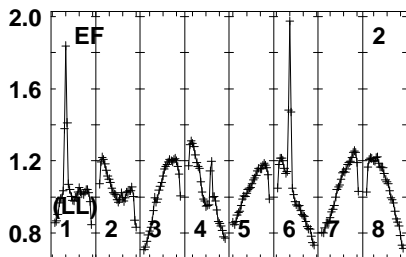
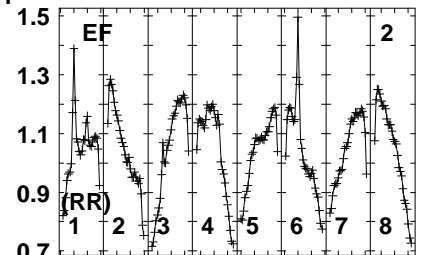
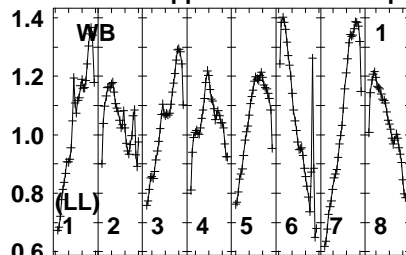
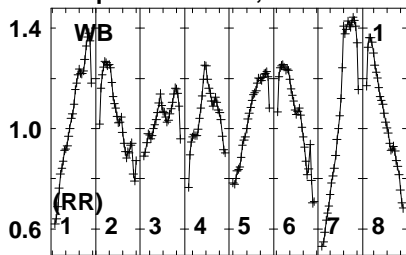


Lower frame: Real Jy  
Auto-corr total-power spectrum Antenna: \*  
Timerange: 00/15:41:01 to 00/15:44:29

Plot file version 287 created 12-SEP-2022 13:07:26

J0813+2435 EH040A.UVDATA.1

Freq = 1.5950 GHz, Bw = 16.000 MH No calibration applied and no bandpass applied



1595 610 1630 645 660 675 1695 710  
FREQ MHz

1595 610 1630 645 660 675 1695 710  
FREQ MHz

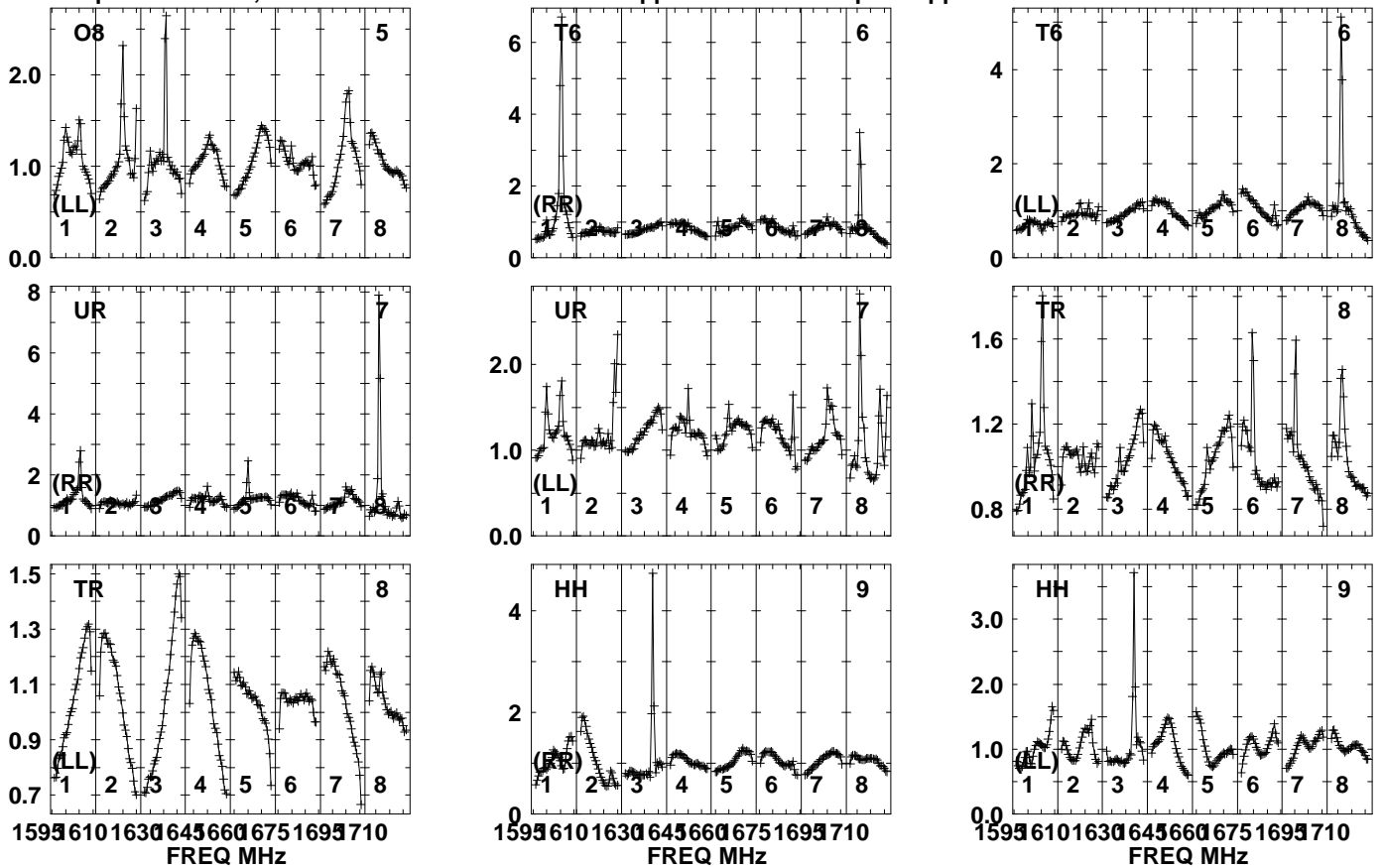
1595 610 1630 645 660 675 1695 710  
FREQ MHz

Lower frame: Real Jy  
Auto-corr total-power spectrum Antenna: \*  
Timerange: 00/15:44:31 to 00/15:45:59

Plot file version 288 created 12-SEP-2022 13:07:26

J0813+2435 EH040A.UVDATA.1

Freq = 1.5950 GHz, Bw = 16.000 MH No calibration applied and no bandpass applied



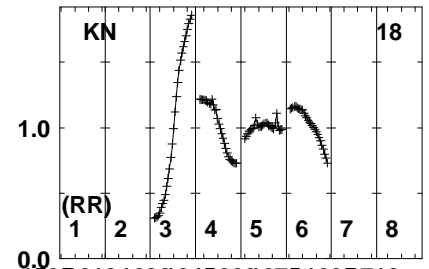
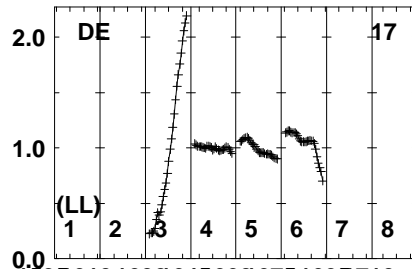
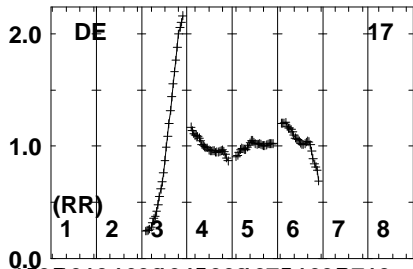
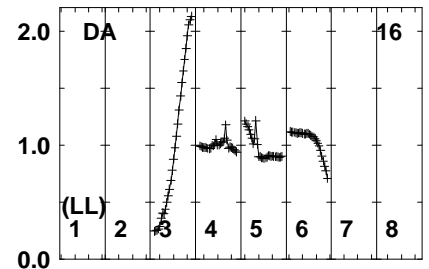
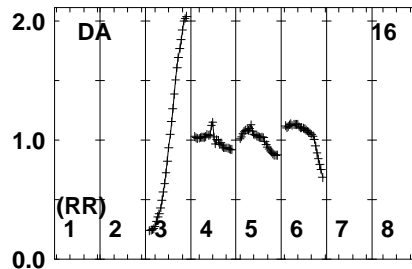
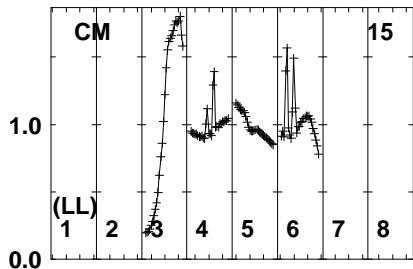
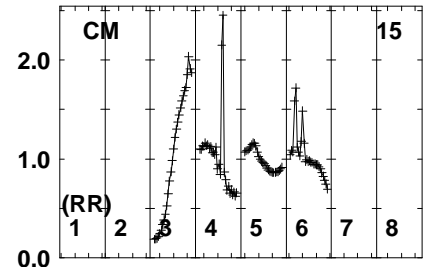
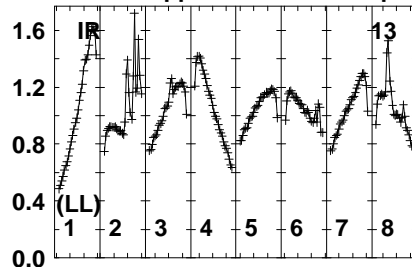
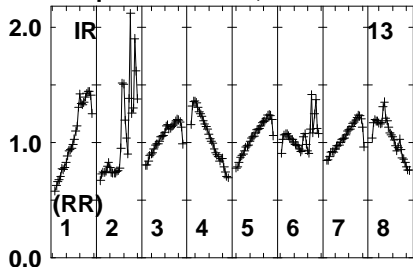
Lower frame: Real Jy  
Auto-corr total-power spectrum Antenna: \*  
Timerange: 00/15:44:31 to 00/15:45:59



Plot file version 289 created 12-SEP-2022 13:07:26

J0813+2435 EH040A.UVDATA.1

Freq = 1.5950 GHz, Bw = 16.000 MH No calibration applied and no bandpass applied



1595 1610 1630 1645 1660 1675 1695 1710  
FREQ MHz

1595 1610 1630 1645 1660 1675 1695 1710  
FREQ MHz

1595 1610 1630 1645 1660 1675 1695 1710  
FREQ MHz

Lower frame: Real Jy

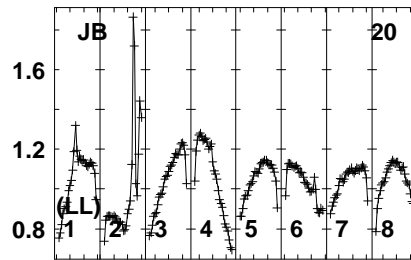
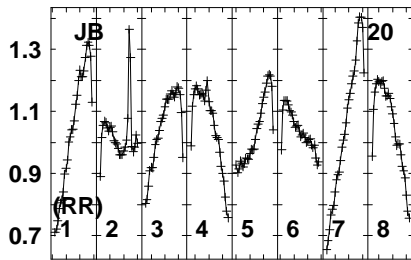
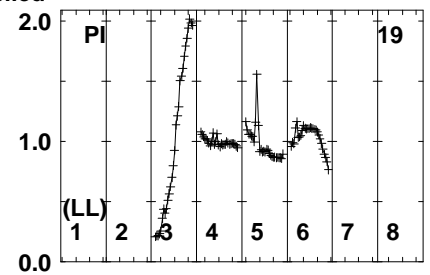
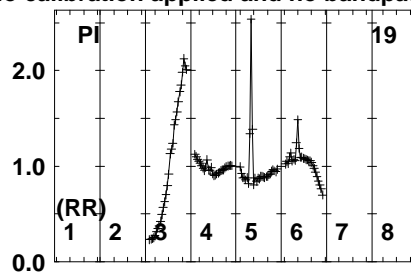
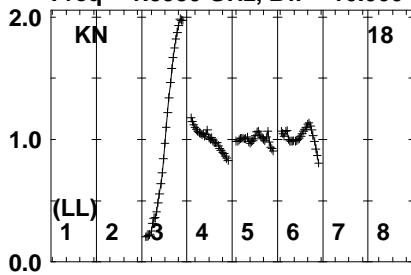
Auto-corr total-power spectrum Antenna: \*

Timerange: 00/15:44:31 to 00/15:45:59

Plot file version 290 created 12-SEP-2022 13:07:26

J0813+2435 EH040A.UVDATA.1

Freq = 1.5950 GHz, Bw = 16.000 MH No calibration applied and no bandpass applied

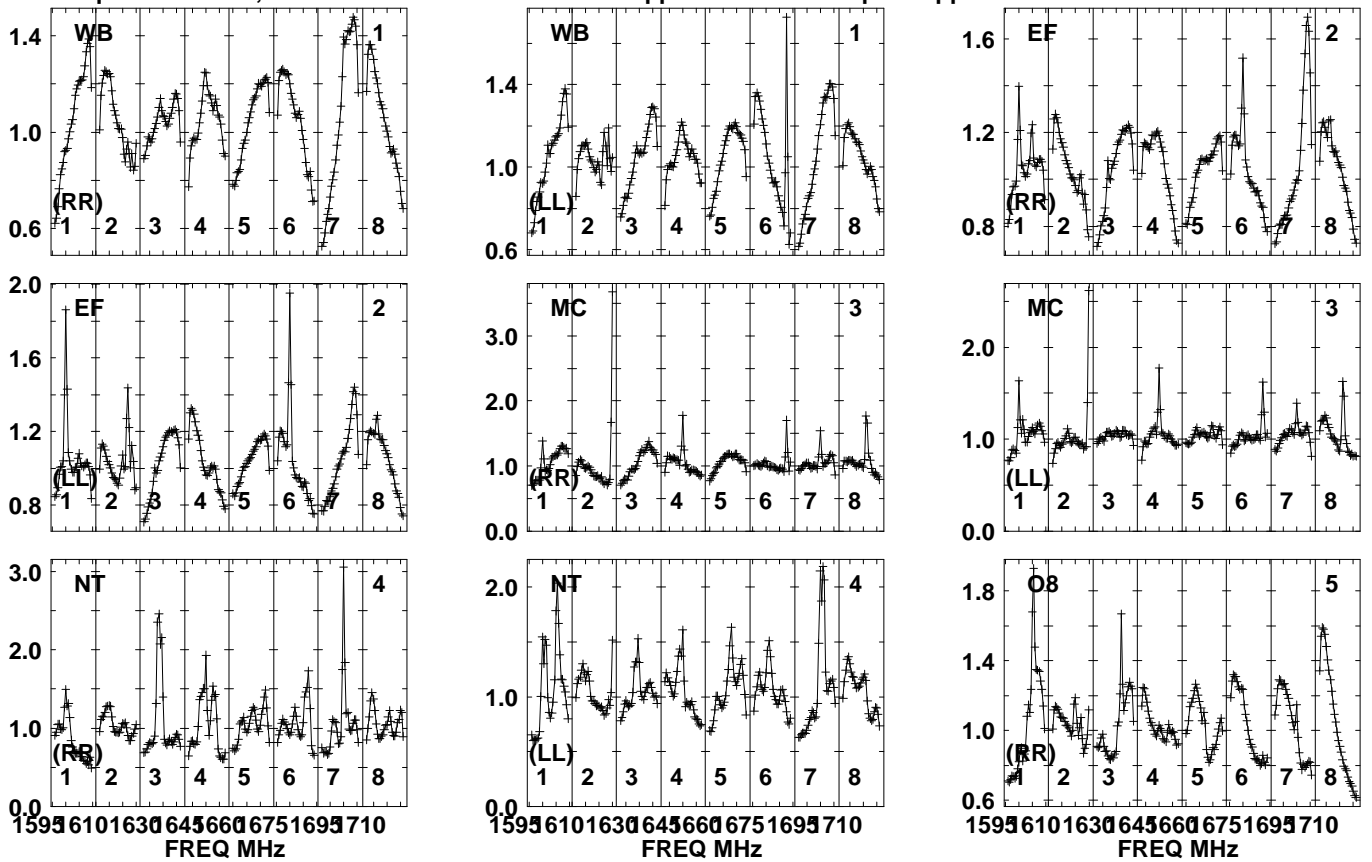


Lower frame: Real Jy  
Auto-corr total-power spectrum Antenna: \*  
Timerange: 00/15:44:31 to 00/15:45:59

Plot file version 291 created 12-SEP-2022 13:07:27

HS0810+2554 EH040A.UVDATA.1

Freq = 1.5950 GHz, Bw = 16.000 MH No calibration applied and no bandpass applied

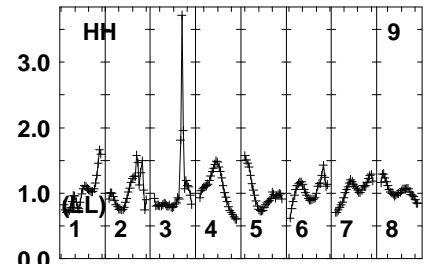
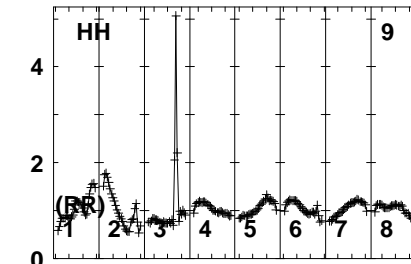
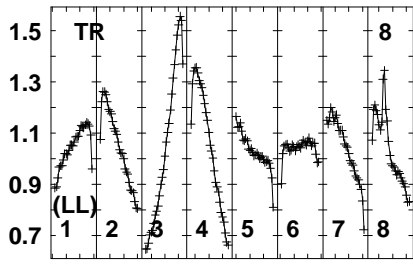
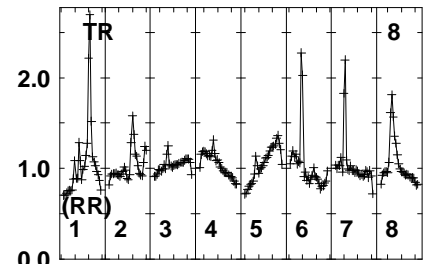
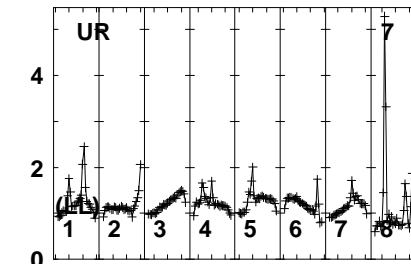
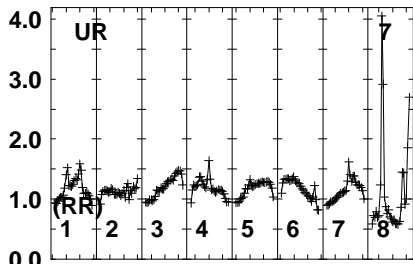
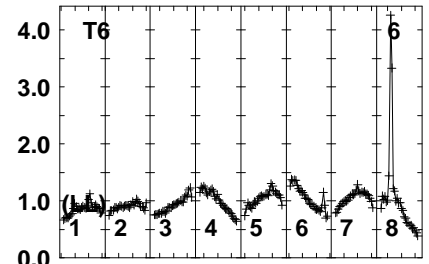
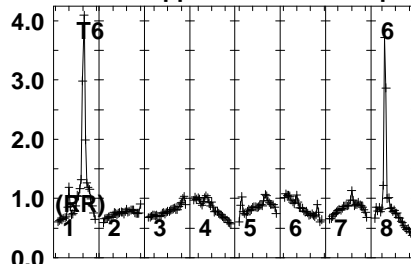
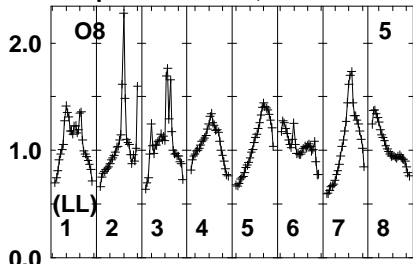


Lower frame: Real Jy  
Auto-corr total-power spectrum Antenna: \*  
Timerange: 00/15:46:01 to 00/15:49:29

Plot file version 292 created 12-SEP-2022 13:07:27

HS0810+2554 EH040A.UVDATA.1

Freq = 1.5950 GHz, Bw = 16.000 MH No calibration applied and no bandpass applied



1595 610 1630 645 660 675 1695 710  
FREQ MHz

1595 610 1630 645 660 675 1695 710  
FREQ MHz

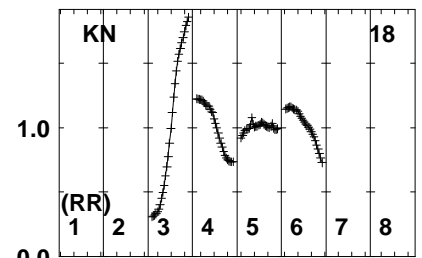
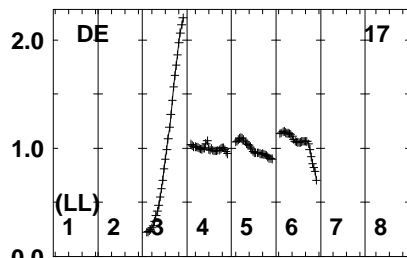
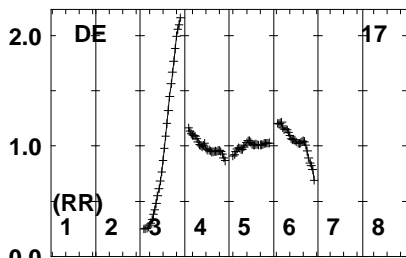
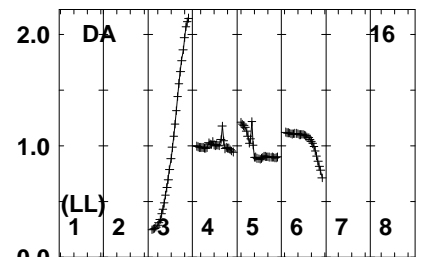
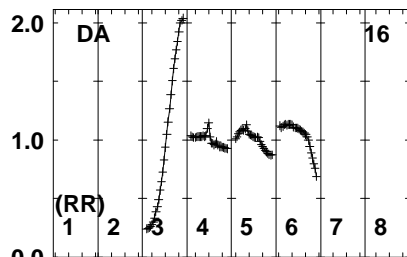
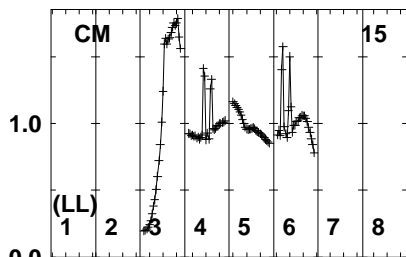
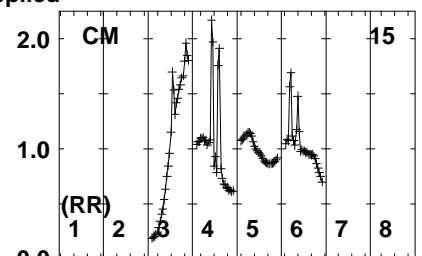
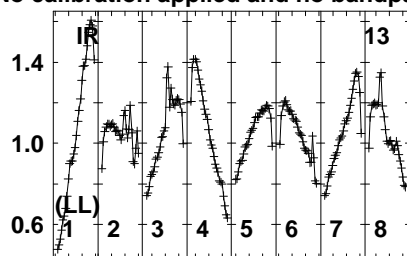
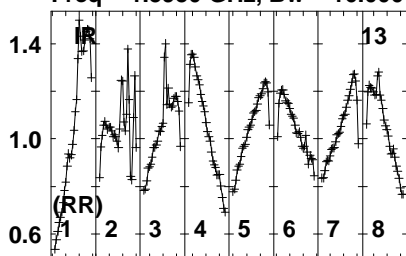
1595 610 1630 645 660 675 1695 710  
FREQ MHz

Lower frame: Real Jy  
Auto-corr total-power spectrum Antenna: \*  
Timerange: 00/15:46:01 to 00/15:49:29

Plot file version 293 created 12-SEP-2022 13:07:27

HS0810+2554 EH040A.UVDATA.1

Freq = 1.5950 GHz, Bw = 16.000 MH No calibration applied and no bandpass applied



1595 610 1630 645 660 675 1695 710  
FREQ MHz

1595 610 1630 645 660 675 1695 710  
FREQ MHz

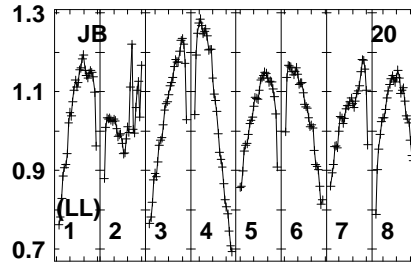
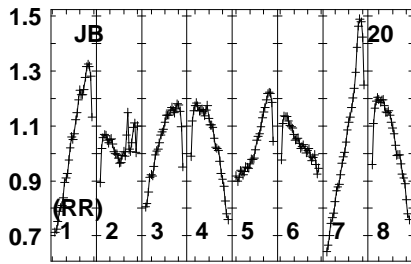
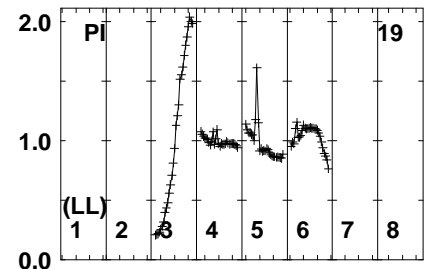
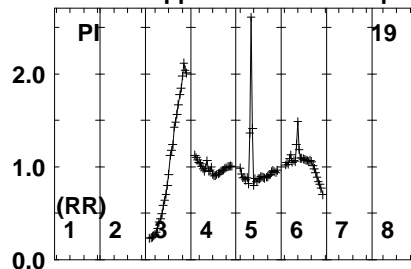
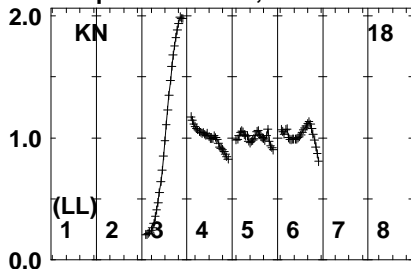
1595 610 1630 645 660 675 1695 710  
FREQ MHz

Lower frame: Real Jy  
Auto-corr total-power spectrum Antenna: \*  
Timerange: 00/15:46:01 to 00/15:49:29

Plot file version 294 created 12-SEP-2022 13:07:27

HS0810+2554 EH040A.UVDATA.1

Freq = 1.5950 GHz, Bw = 16.000 MH No calibration applied and no bandpass applied

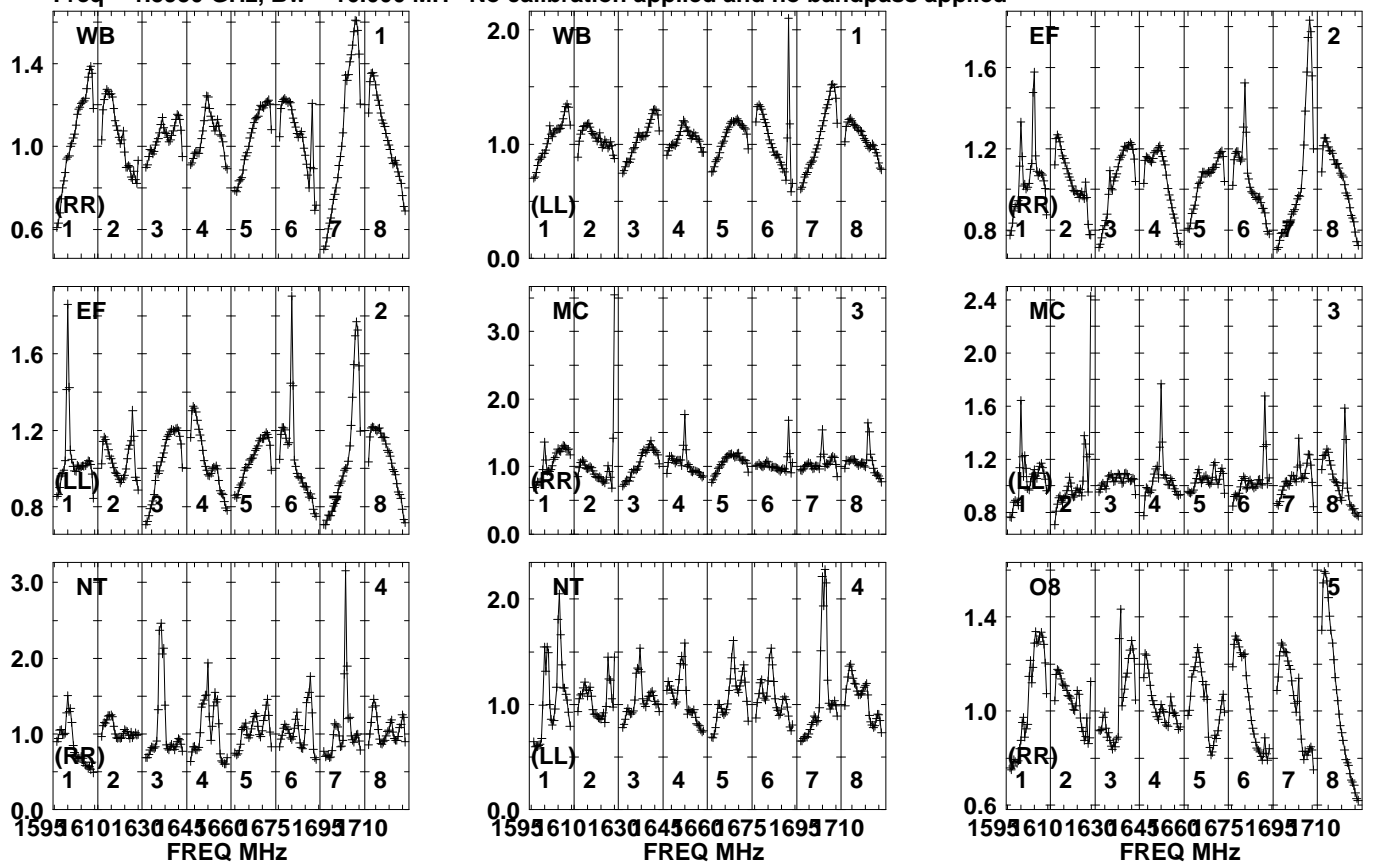


Lower frame: Real Jy  
Auto-corr total-power spectrum Antenna: \*  
Timerange: 00/15:46:01 to 00/15:49:29

Plot file version 295 created 12-SEP-2022 13:07:27

J0813+2435 EH040A.UVDATA.1

Freq = 1.5950 GHz, Bw = 16.000 MH No calibration applied and no bandpass applied

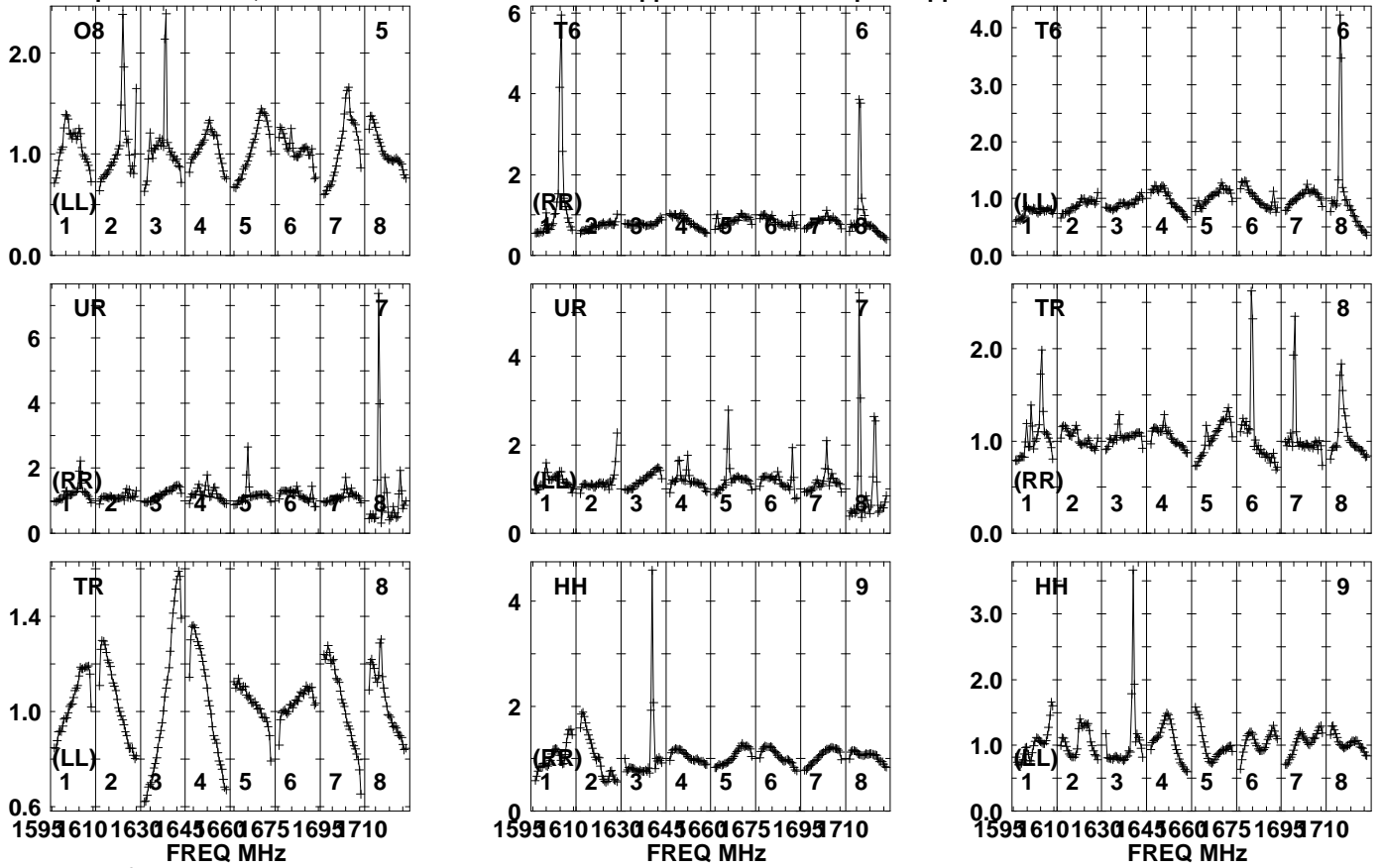


Lower frame: Real Jy  
Auto-corr total-power spectrum Antenna: \*  
Timerange: 00/15:50:01 to 00/15:51:29

Plot file version 296 created 12-SEP-2022 13:07:27

J0813+2435 EH040A.UVDATA.1

Freq = 1.5950 GHz, Bw = 16.000 MH No calibration applied and no bandpass applied



Lower frame: Real Jy

Auto-corr total-power spectrum Antenna: \*

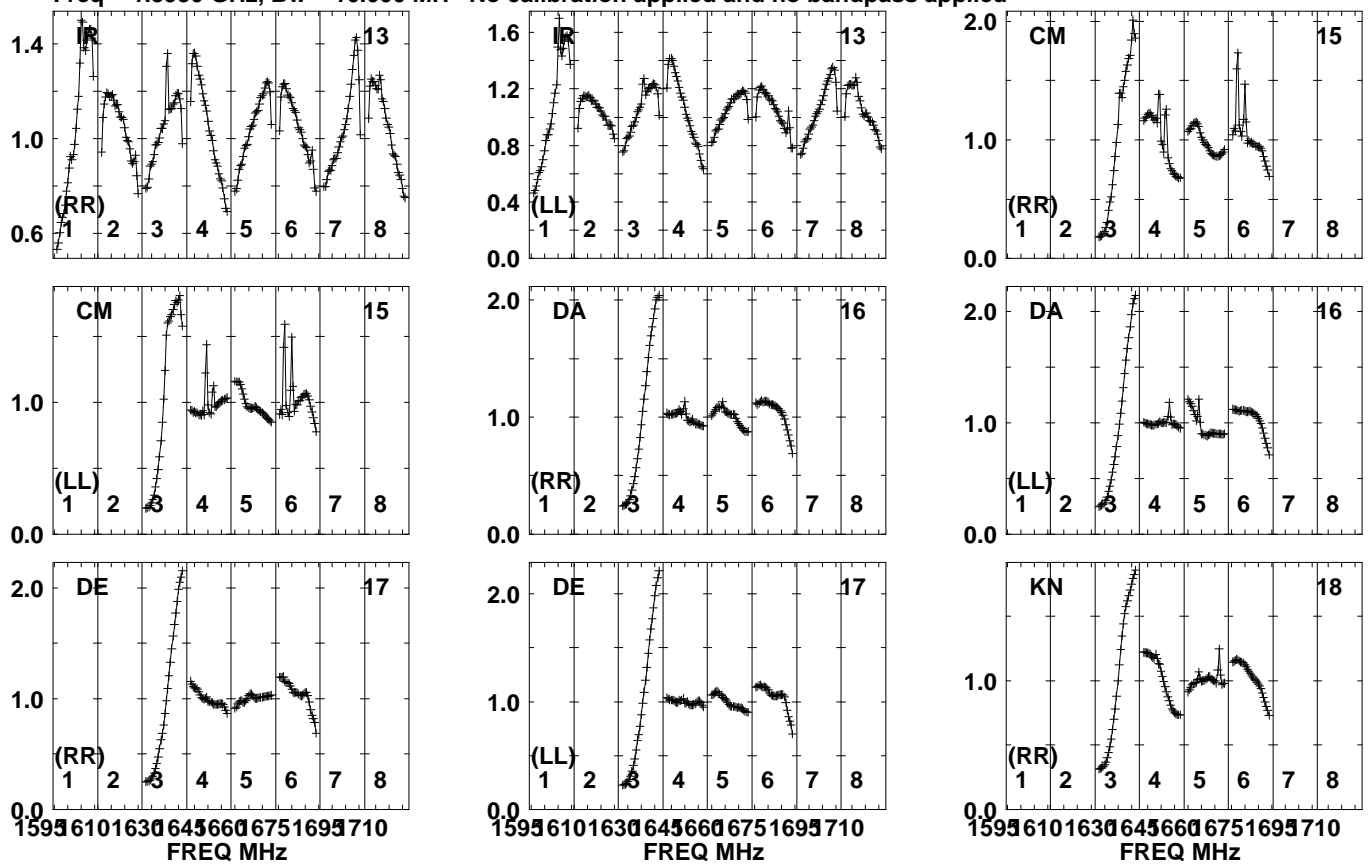
Timerange: 00/15:50:01 to 00/15:51:29



Plot file version 297 created 12-SEP-2022 13:07:27

J0813+2435 EH040A.UVDATA.1

Freq = 1.5950 GHz, Bw = 16.000 MH No calibration applied and no bandpass applied

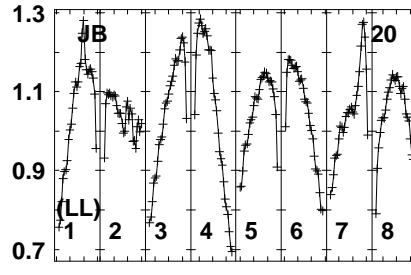
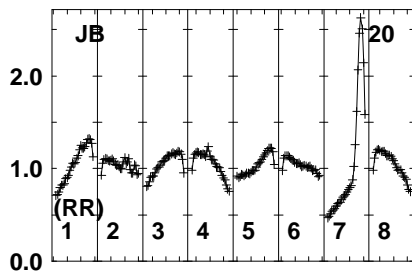
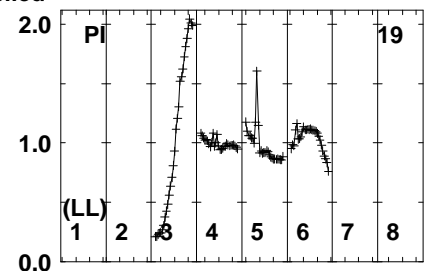
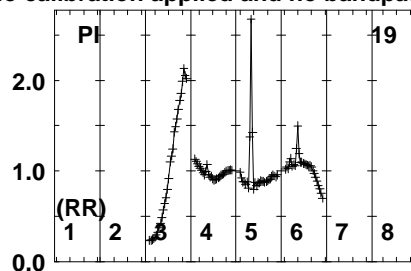
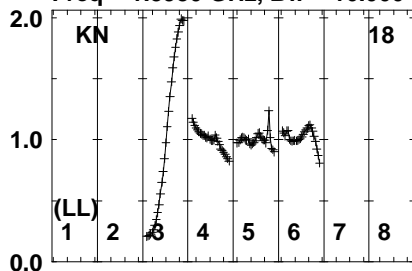


Lower frame: Real Jy  
Auto-corr total-power spectrum Antenna: \*  
Timerange: 00/15:50:01 to 00/15:51:29

Plot file version 298 created 12-SEP-2022 13:07:28

J0813+2435 EH040A.UVDATA.1

Freq = 1.5950 GHz, Bw = 16.000 MH No calibration applied and no bandpass applied

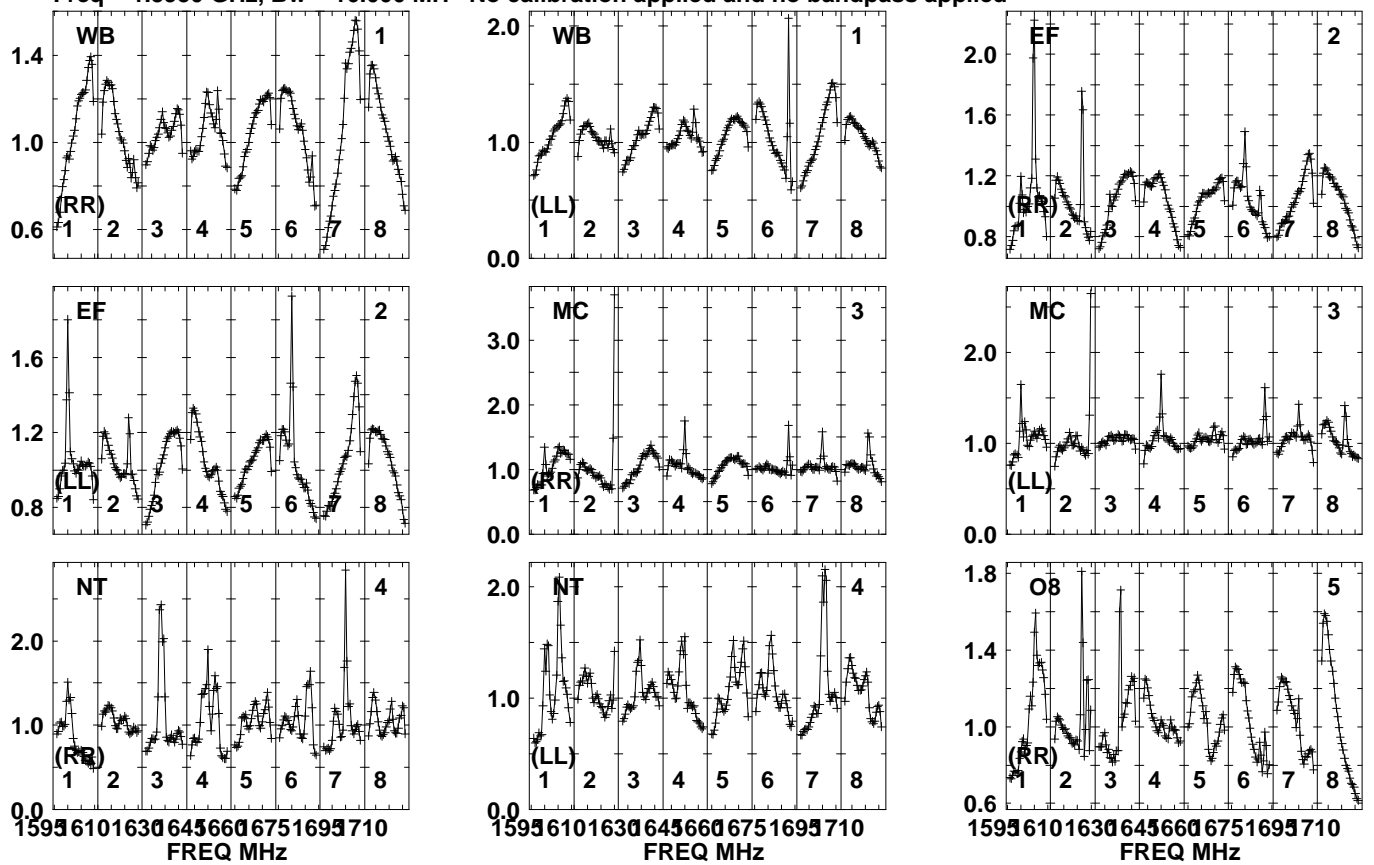


Lower frame: Real Jy  
Auto-corr total-power spectrum Antenna: \*  
Timerange: 00/15:50:01 to 00/15:51:29

Plot file version 299 created 12-SEP-2022 13:07:28

HS0810+2554 EH040A.UVDATA.1

Freq = 1.5950 GHz, Bw = 16.000 MH No calibration applied and no bandpass applied

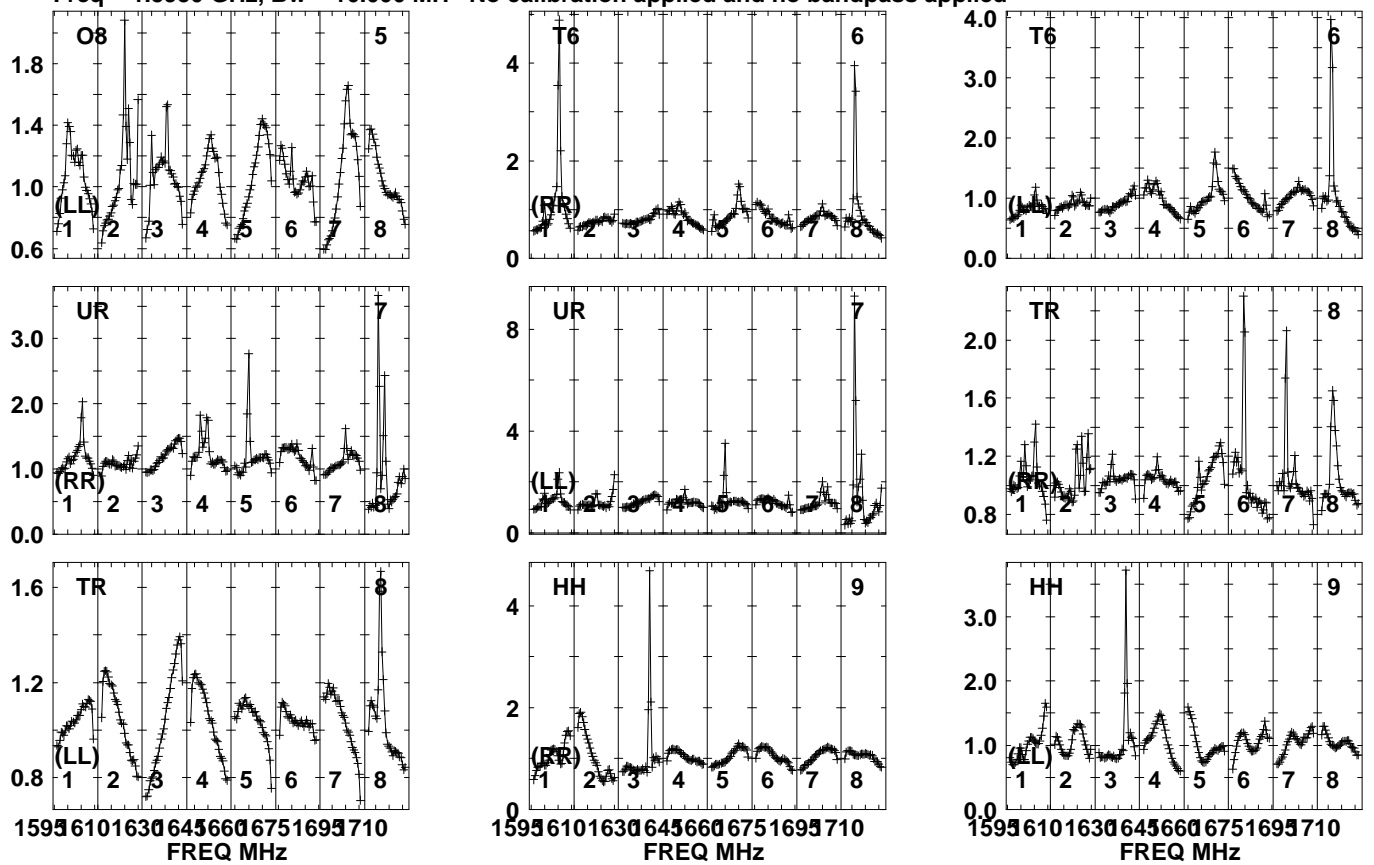


Lower frame: Real Jy  
Auto-corr total-power spectrum Antenna: \*  
Timerange: 00/15:51:31 to 00/15:54:59

Plot file version 300 created 12-SEP-2022 13:07:28

HS0810+2554 EH040A.UVDATA.1

Freq = 1.5950 GHz, Bw = 16.000 MH No calibration applied and no bandpass applied

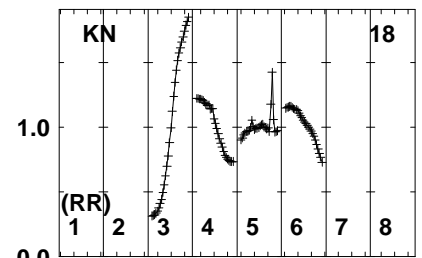
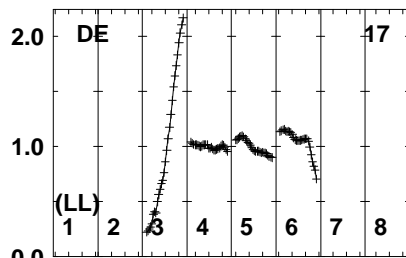
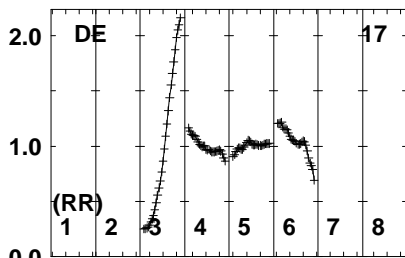
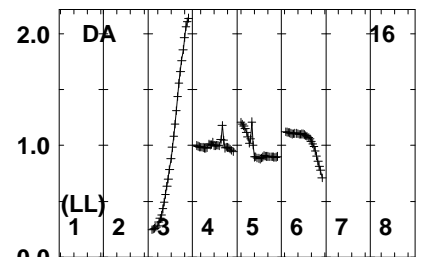
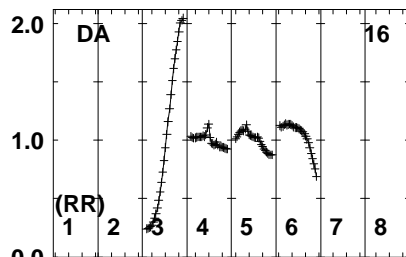
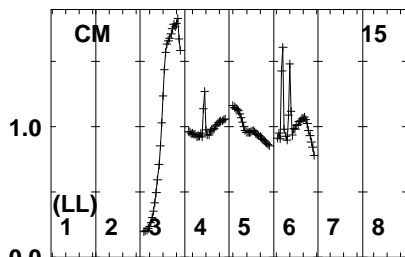
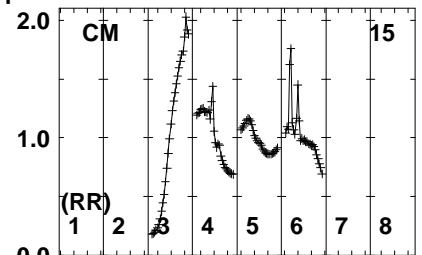
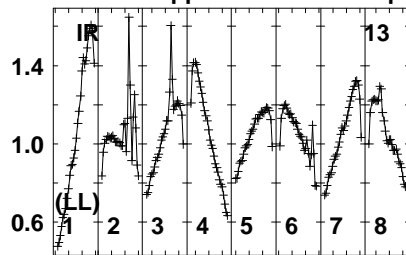
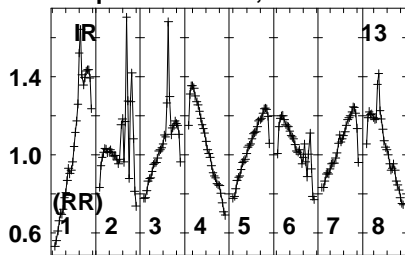


Lower frame: Real Jy  
Auto-corr total-power spectrum Antenna: \*  
Timerange: 00/15:51:31 to 00/15:54:59

Plot file version 301 created 12-SEP-2022 13:07:28

HS0810+2554 EH040A.UVDATA.1

Freq = 1.5950 GHz, Bw = 16.000 MH No calibration applied and no bandpass applied



1595 610 1630 645 660 675 1695 710  
FREQ MHz

1595 610 1630 645 660 675 1695 710  
FREQ MHz

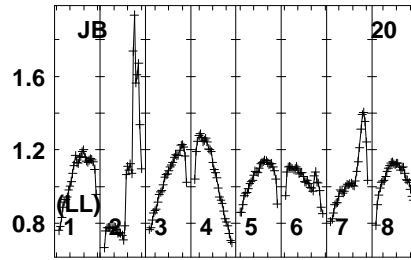
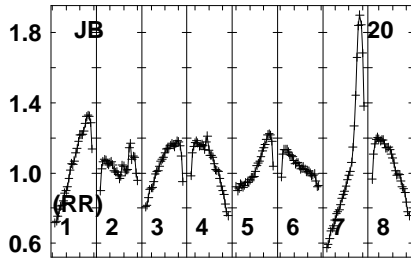
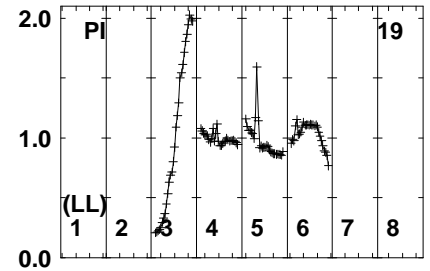
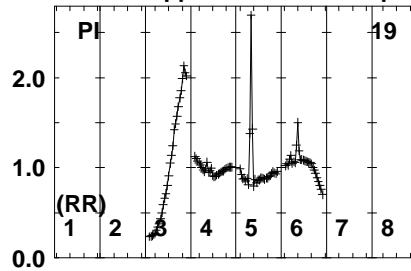
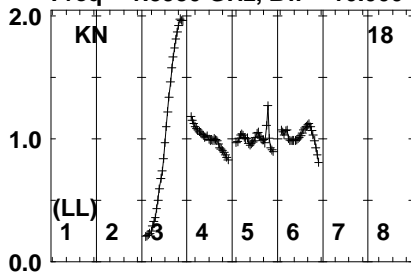
1595 610 1630 645 660 675 1695 710  
FREQ MHz

Lower frame: Real Jy  
Auto-corr total-power spectrum Antenna: \*  
Timerange: 00/15:51:31 to 00/15:54:59

Plot file version 302 created 12-SEP-2022 13:07:28

HS0810+2554 EH040A.UVDATA.1

Freq = 1.5950 GHz, Bw = 16.000 MH No calibration applied and no bandpass applied

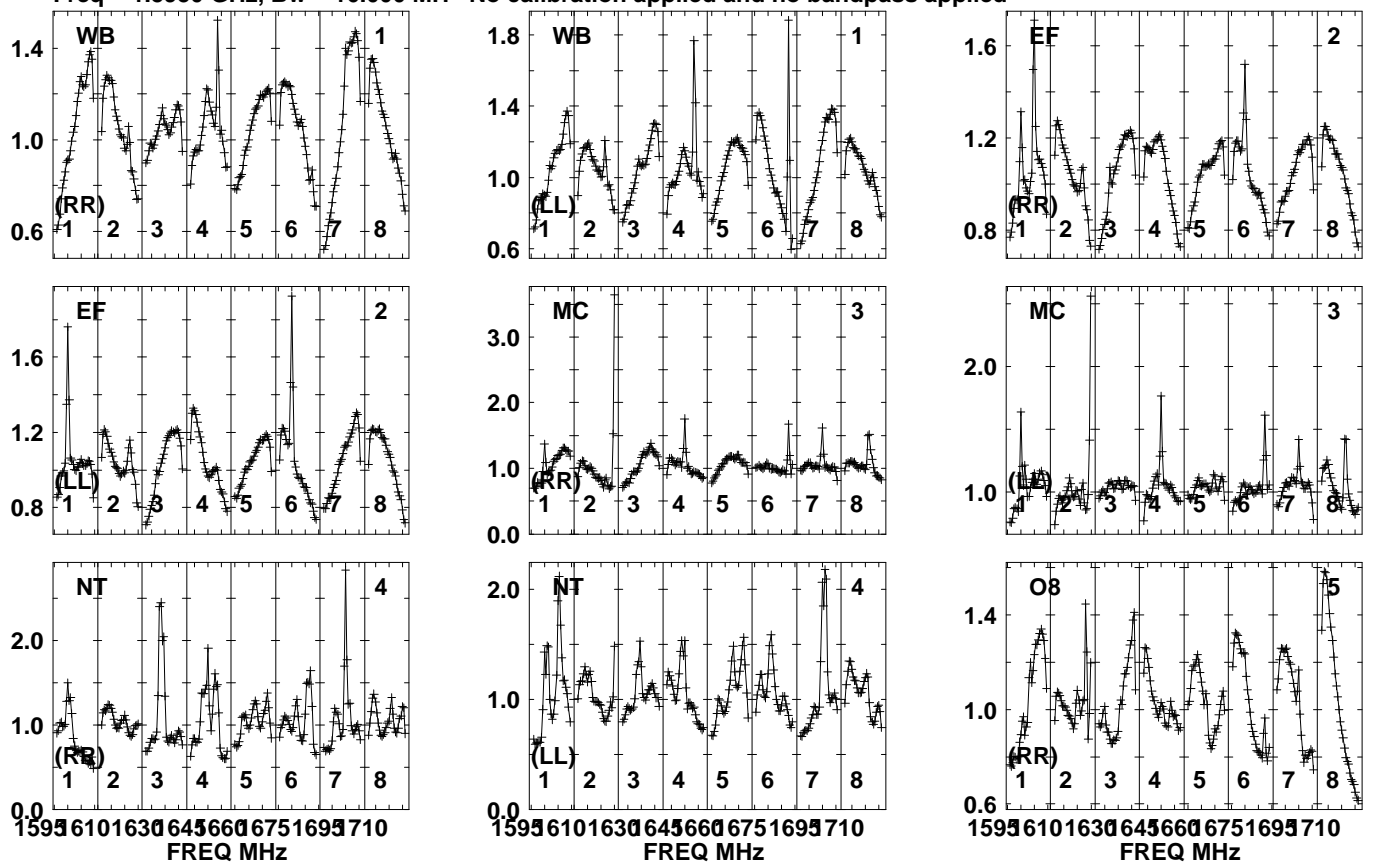


Lower frame: Real Jy  
Auto-corr total-power spectrum Antenna: \*  
Timerange: 00/15:51:31 to 00/15:54:59

Plot file version 303 created 12-SEP-2022 13:07:28

J0813+2435 EH040A.UVDATA.1

Freq = 1.5950 GHz, Bw = 16.000 MH No calibration applied and no bandpass applied

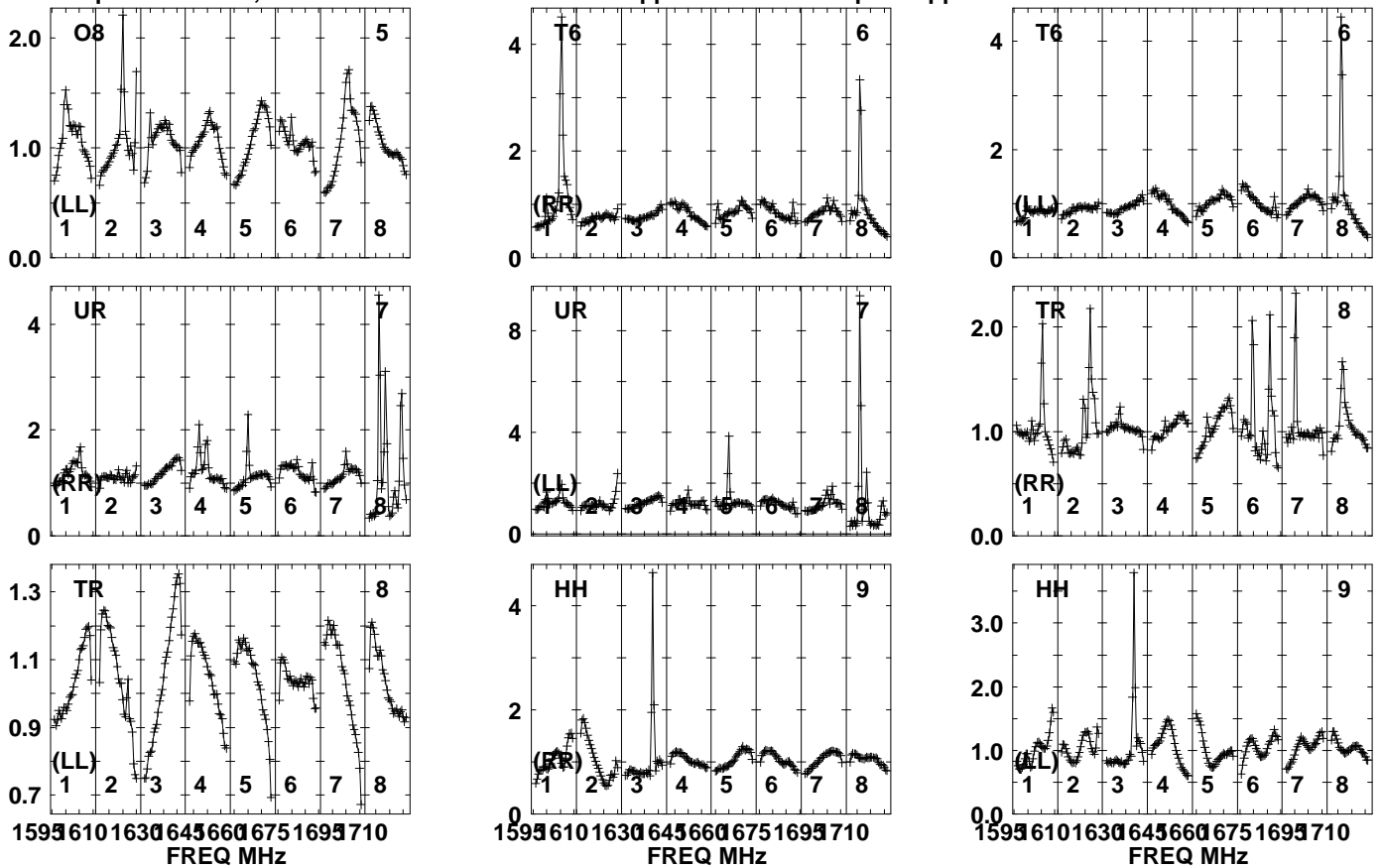


Lower frame: Real Jy  
Auto-corr total-power spectrum Antenna: \*  
Timerange: 00/15:55:01 to 00/15:56:29

Plot file version 304 created 12-SEP-2022 13:07:28

J0813+2435 EH040A.UVDATA.1

Freq = 1.5950 GHz, Bw = 16.000 MH No calibration applied and no bandpass applied



Lower frame: Real Jy

Auto-corr total-power spectrum Antenna: \*

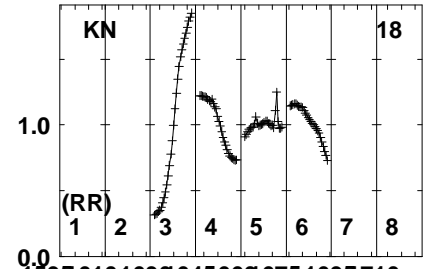
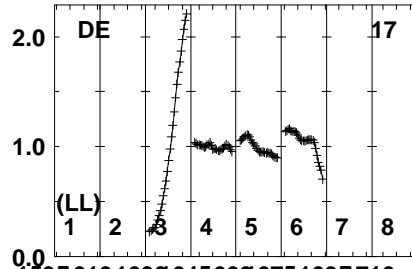
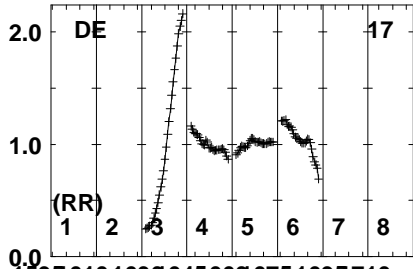
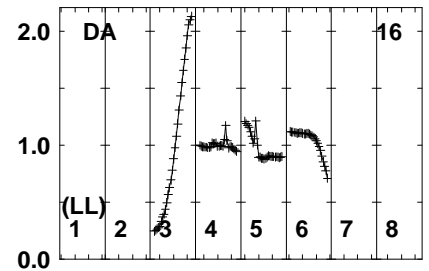
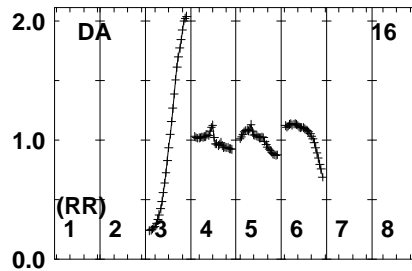
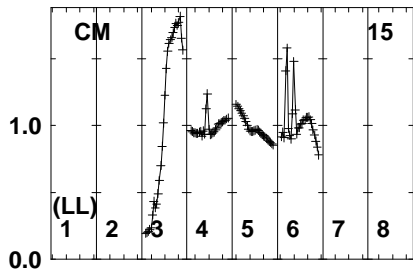
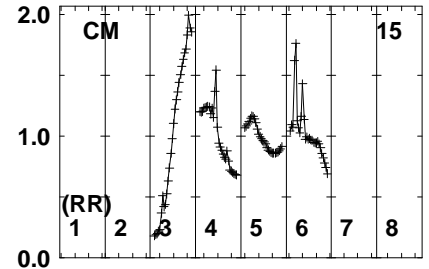
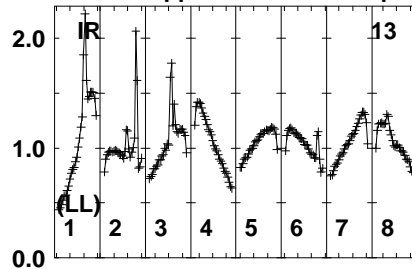
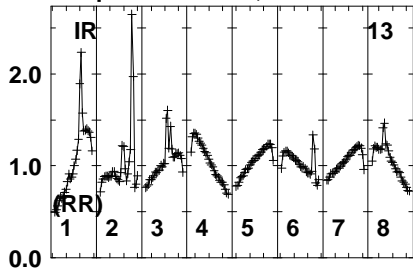
Timerange: 00/15:55:01 to 00/15:56:29



Plot file version 305 created 12-SEP-2022 13:07:29

J0813+2435 EH040A.UVDATA.1

Freq = 1.5950 GHz, Bw = 16.000 MH No calibration applied and no bandpass applied



1595 610 1630 645 660 675 1695 710  
FREQ MHz

1595 610 1630 645 660 675 1695 710  
FREQ MHz

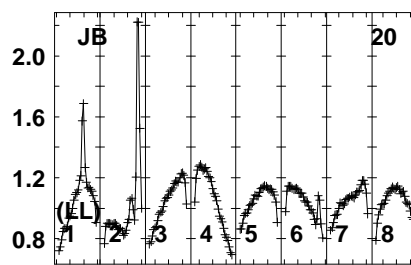
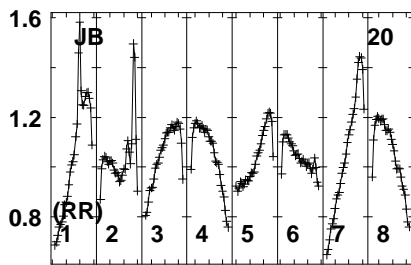
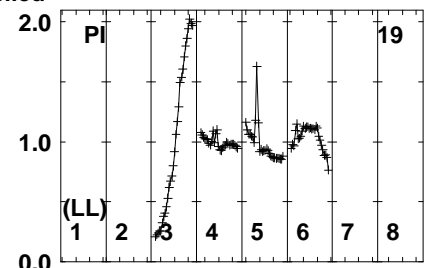
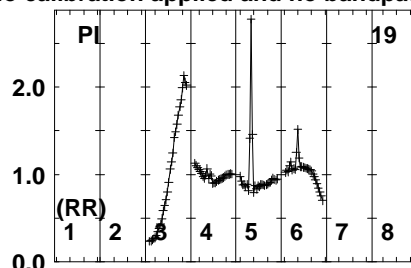
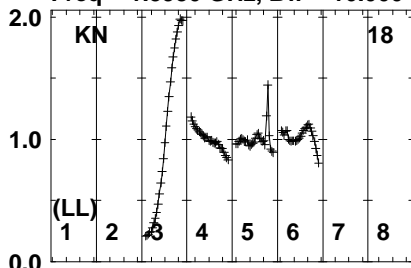
1595 610 1630 645 660 675 1695 710  
FREQ MHz

Lower frame: Real Jy  
Auto-corr total-power spectrum Antenna: \*  
Timerange: 00/15:55:01 to 00/15:56:29

Plot file version 306 created 12-SEP-2022 13:07:29

J0813+2435 EH040A.UVDATA.1

Freq = 1.5950 GHz, Bw = 16.000 MH No calibration applied and no bandpass applied

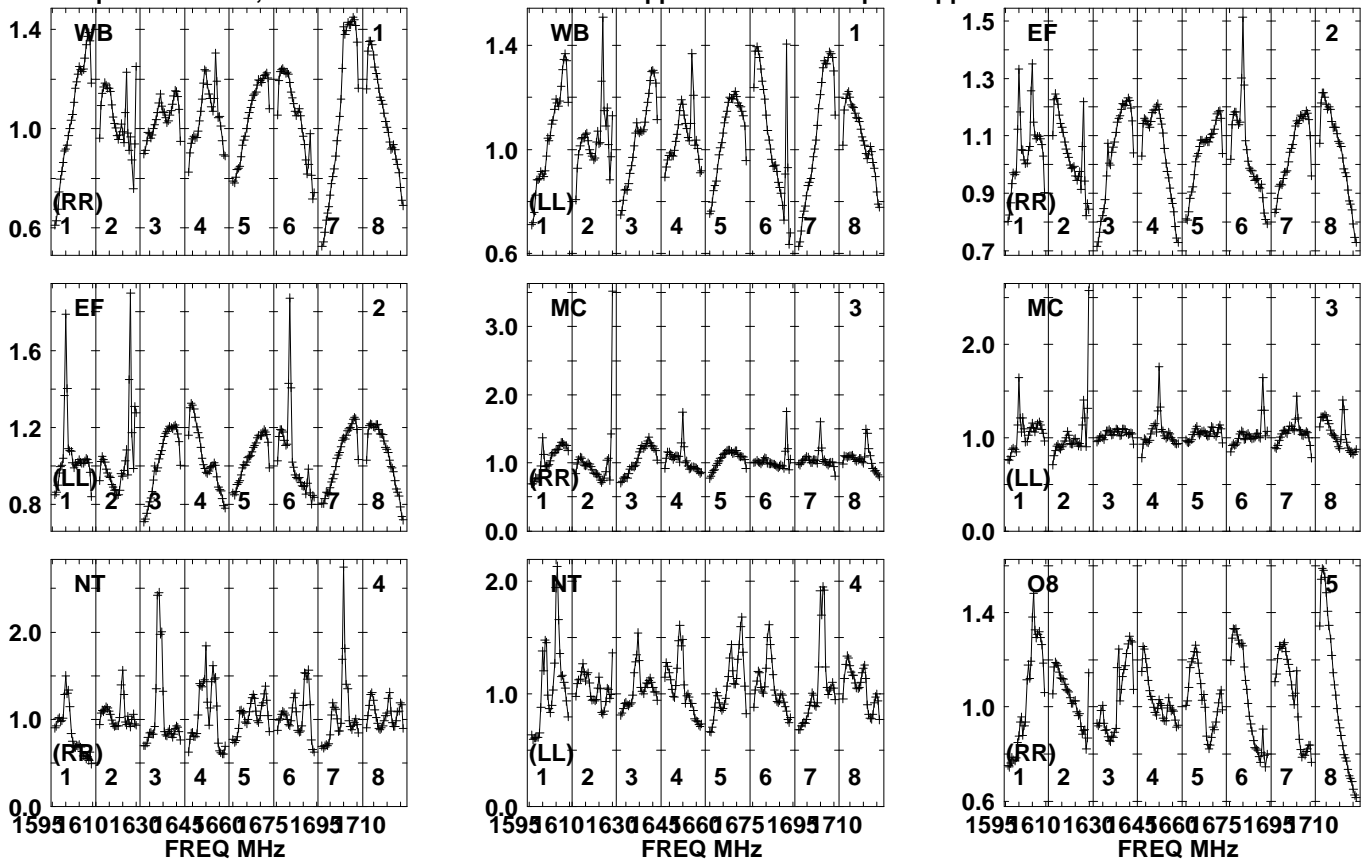


Lower frame: Real Jy  
Auto-corr total-power spectrum Antenna: \*  
Timerange: 00/15:55:01 to 00/15:56:29

Plot file version 307 created 12-SEP-2022 13:07:29

HS0810+2554 EH040A.UVDATA.1

Freq = 1.5950 GHz, Bw = 16.000 MH No calibration applied and no bandpass applied

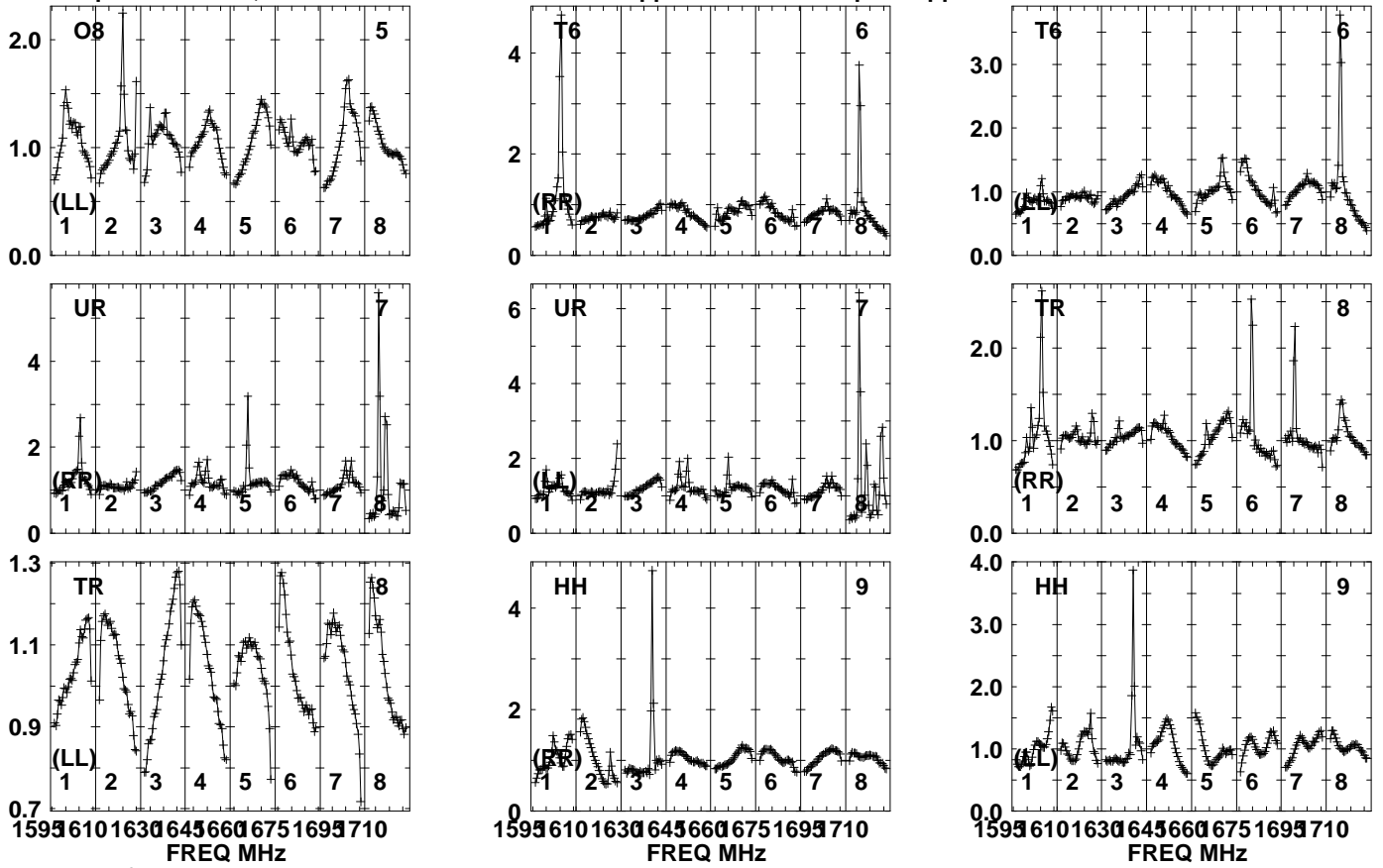


Lower frame: Real Jy  
Auto-corr total-power spectrum Antenna: \*  
Timerange: 00/15:56:31 to 00/15:59:59

Plot file version 308 created 12-SEP-2022 13:07:29

HS0810+2554 EH040A.UVDATA.1

Freq = 1.5950 GHz, Bw = 16.000 MH No calibration applied and no bandpass applied



Lower frame: Real Jy

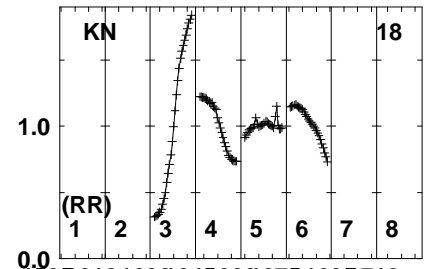
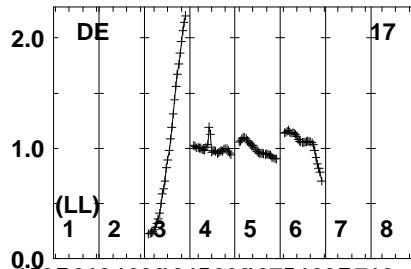
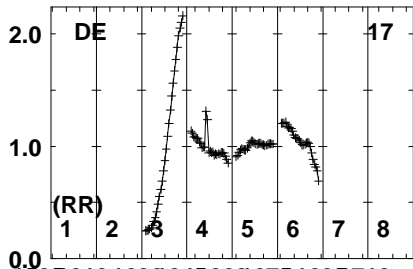
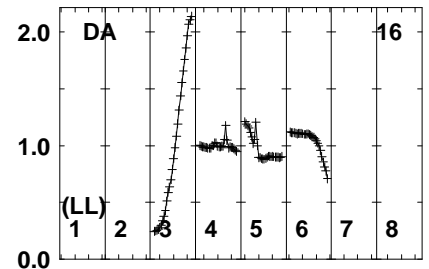
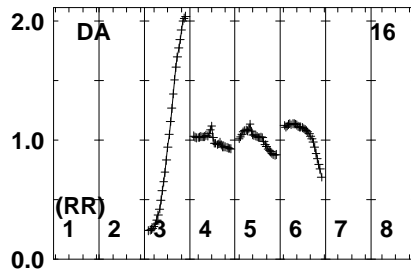
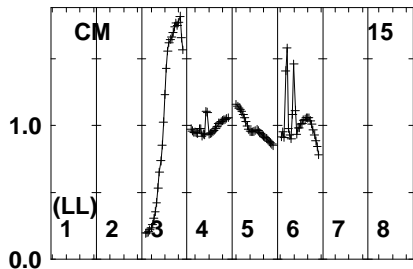
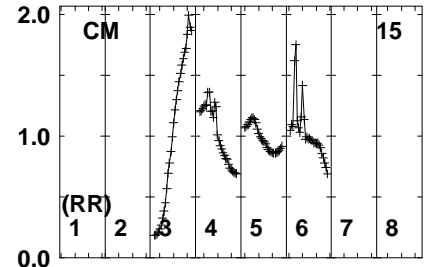
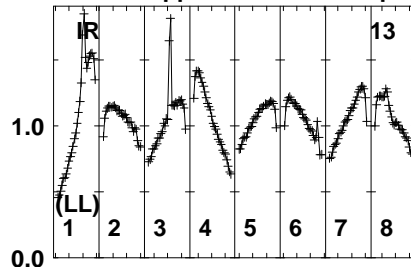
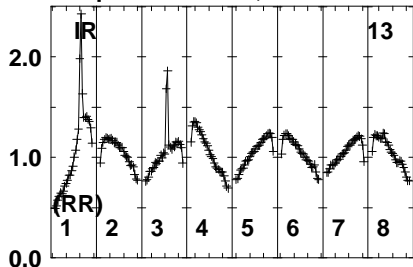
Auto-corr total-power spectrum Antenna: \*

Timerange: 00/15:56:31 to 00/15:59:59

Plot file version 309 created 12-SEP-2022 13:07:29

HS0810+2554 EH040A.UVDATA.1

Freq = 1.5950 GHz, Bw = 16.000 MH No calibration applied and no bandpass applied



1595 610 1630 1645 660 675 1695 710  
FREQ MHz

1595 610 1630 1645 660 675 1695 710  
FREQ MHz

1595 610 1630 1645 660 675 1695 710  
FREQ MHz

Lower frame: Real Jy

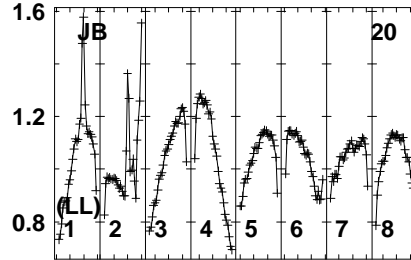
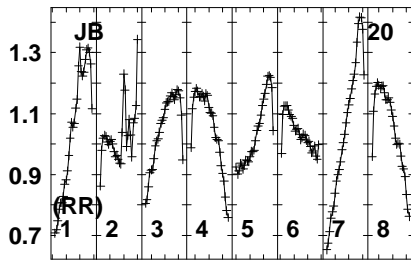
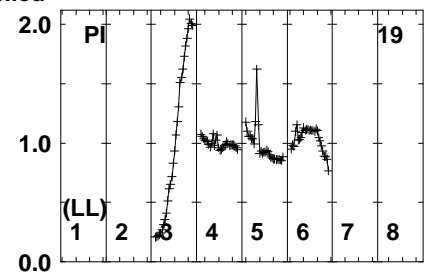
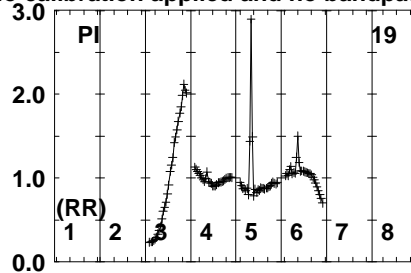
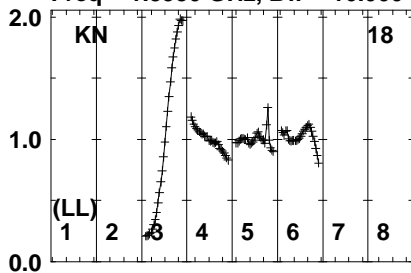
Auto-corr total-power spectrum Antenna: \*

Timerange: 00/15:56:31 to 00/15:59:59

Plot file version 310 created 12-SEP-2022 13:07:29

HS0810+2554 EH040A.UVDATA.1

Freq = 1.5950 GHz, Bw = 16.000 MH No calibration applied and no bandpass applied

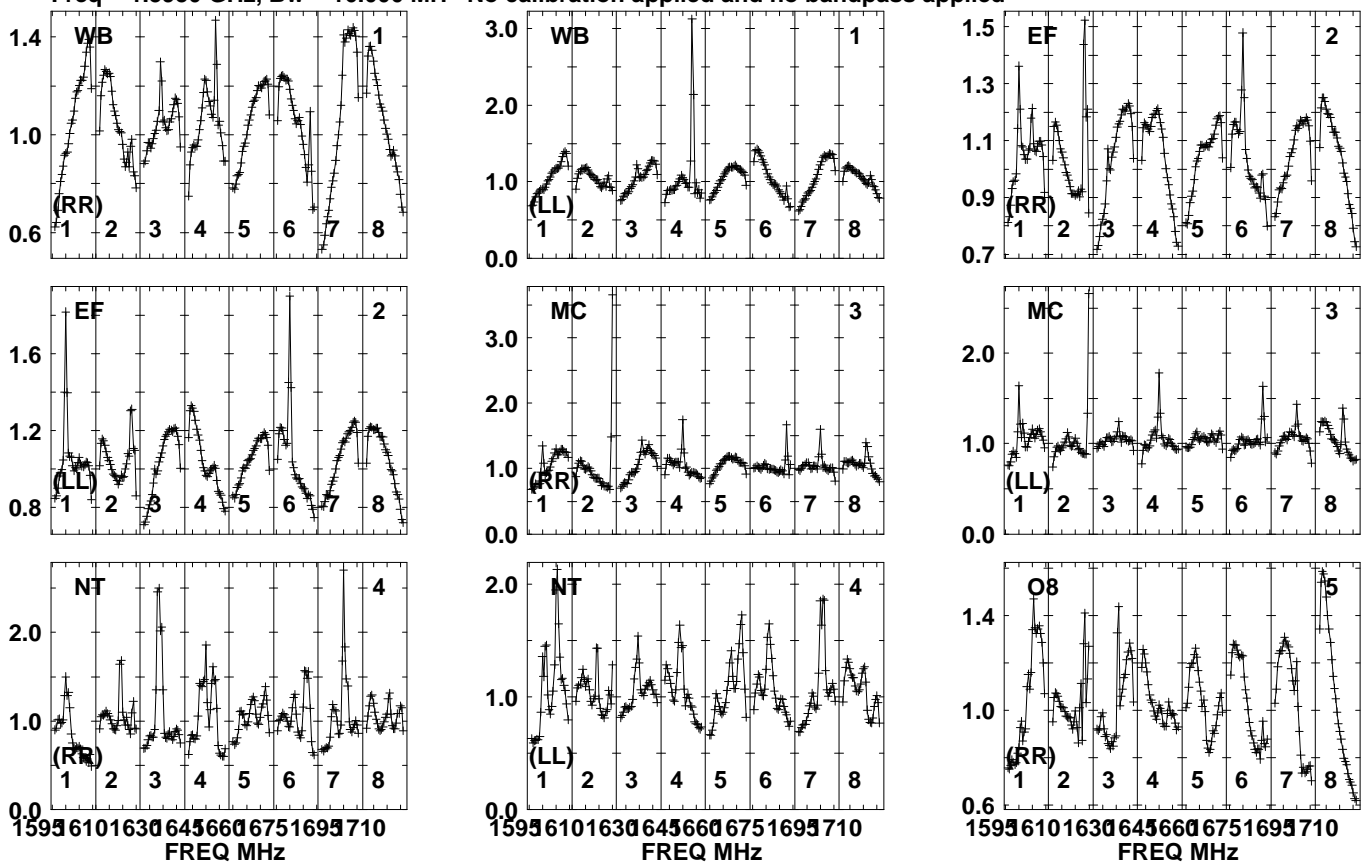


Lower frame: Real Jy  
Auto-corr total-power spectrum Antenna: \*  
Timerange: 00/15:56:31 to 00/15:59:59

Plot file version 311 created 12-SEP-2022 13:07:29

J0813+2435 EH040A.UVDATA.1

Freq = 1.5950 GHz, Bw = 16.000 MH No calibration applied and no bandpass applied

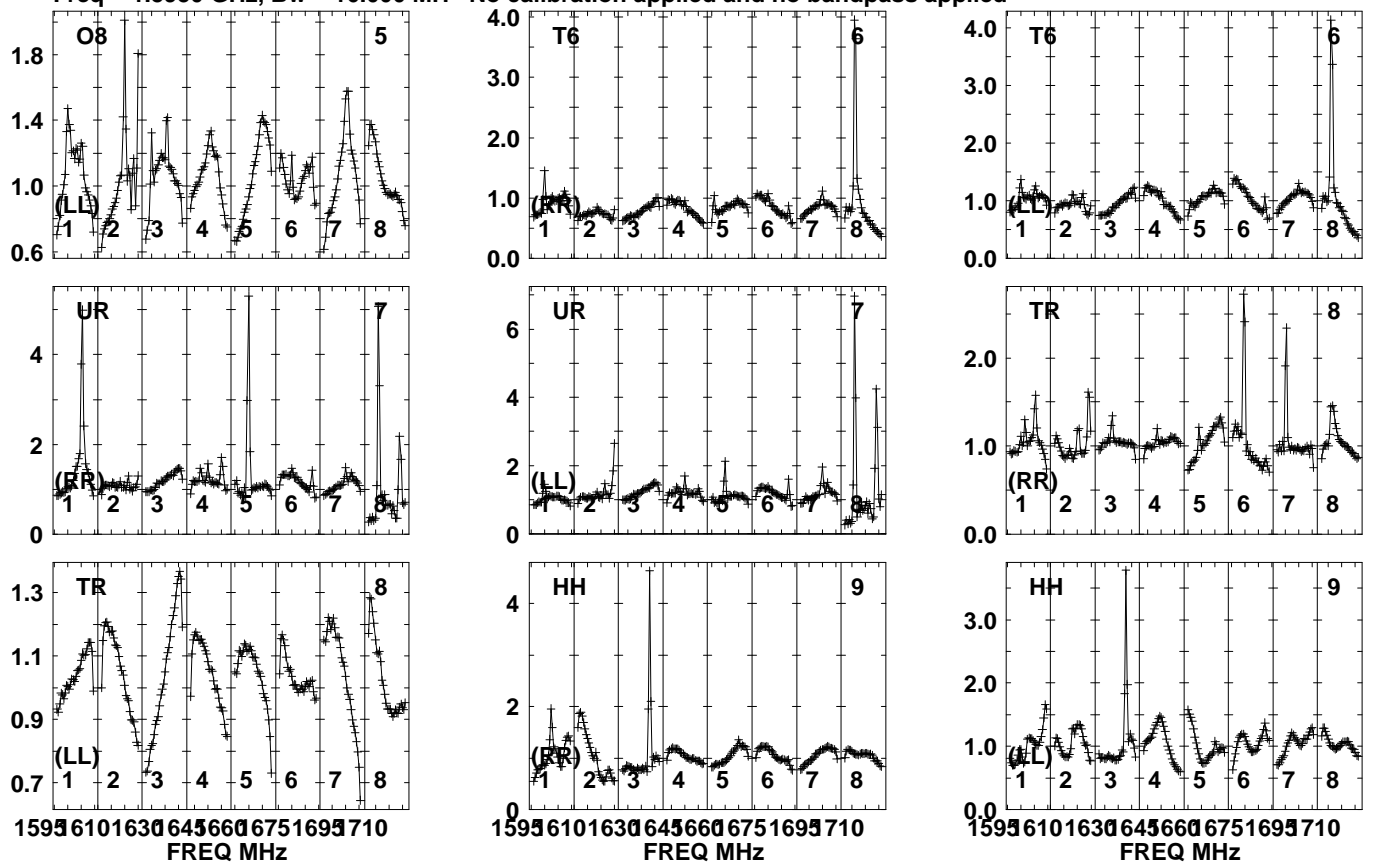


Lower frame: Real Jy  
Auto-corr total-power spectrum Antenna: \*  
Timerange: 00/16:00:31 to 00/16:01:59

Plot file version 312 created 12-SEP-2022 13:07:30

J0813+2435 EH040A.UVDATA.1

Freq = 1.5950 GHz, Bw = 16.000 MH No calibration applied and no bandpass applied



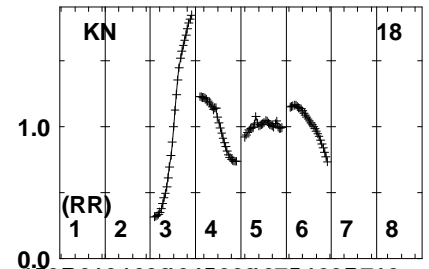
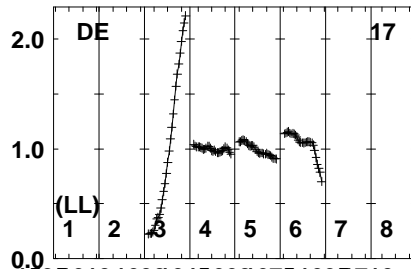
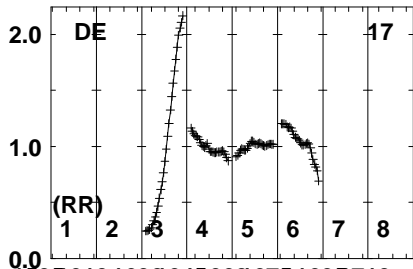
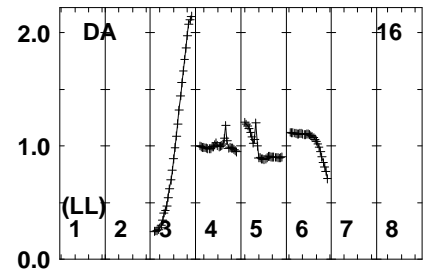
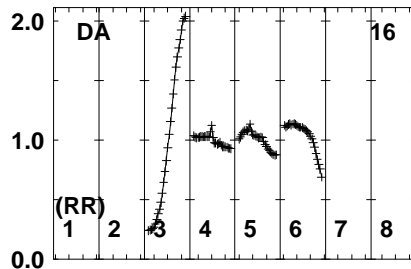
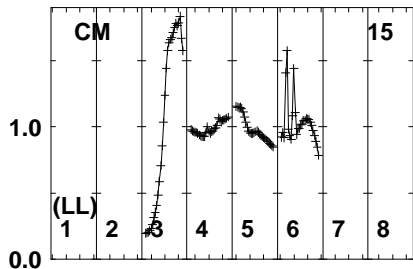
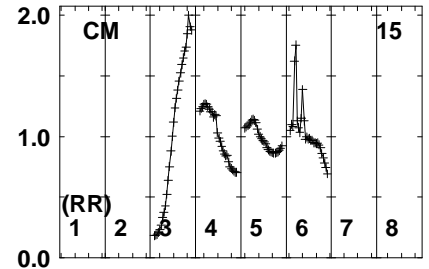
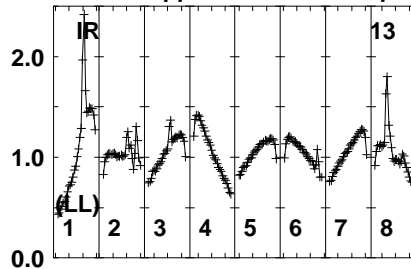
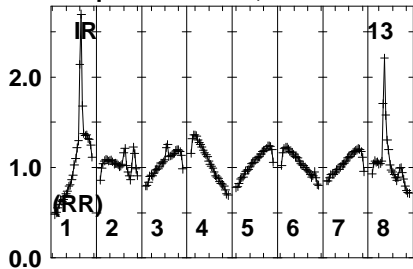
Lower frame: Real Jy  
Auto-corr total-power spectrum Antenna: \*  
Timerange: 00/16:00:31 to 00/16:01:59



Plot file version 313 created 12-SEP-2022 13:07:30

J0813+2435 EH040A.UVDATA.1

Freq = 1.5950 GHz, Bw = 16.000 MH No calibration applied and no bandpass applied



1595 610 1630 645 660 675 1695 710  
FREQ MHz

1595 610 1630 645 660 675 1695 710  
FREQ MHz

1595 610 1630 645 660 675 1695 710  
FREQ MHz

Lower frame: Real Jy

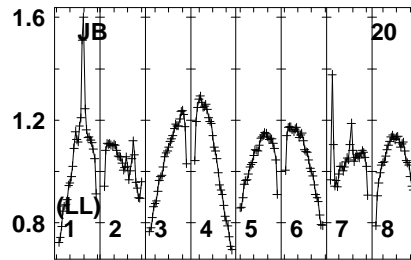
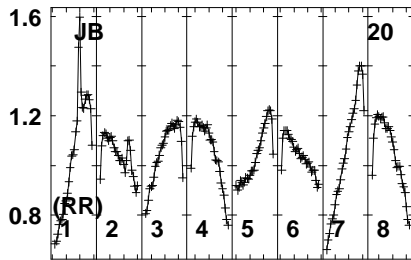
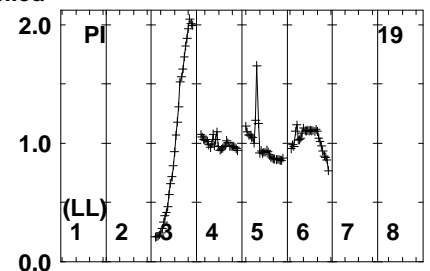
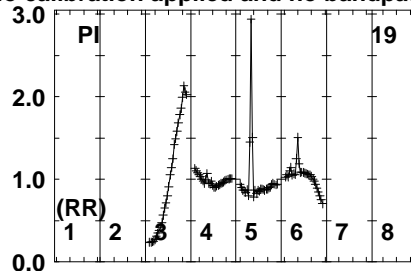
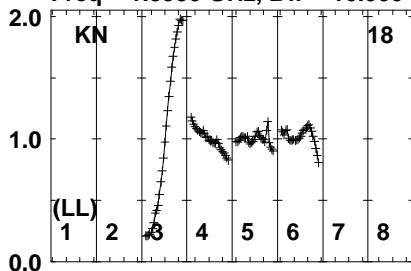
Auto-corr total-power spectrum Antenna: \*

Timerange: 00/16:00:31 to 00/16:01:59

Plot file version 314 created 12-SEP-2022 13:07:30

J0813+2435 EH040A.UVDATA.1

Freq = 1.5950 GHz, Bw = 16.000 MH No calibration applied and no bandpass applied

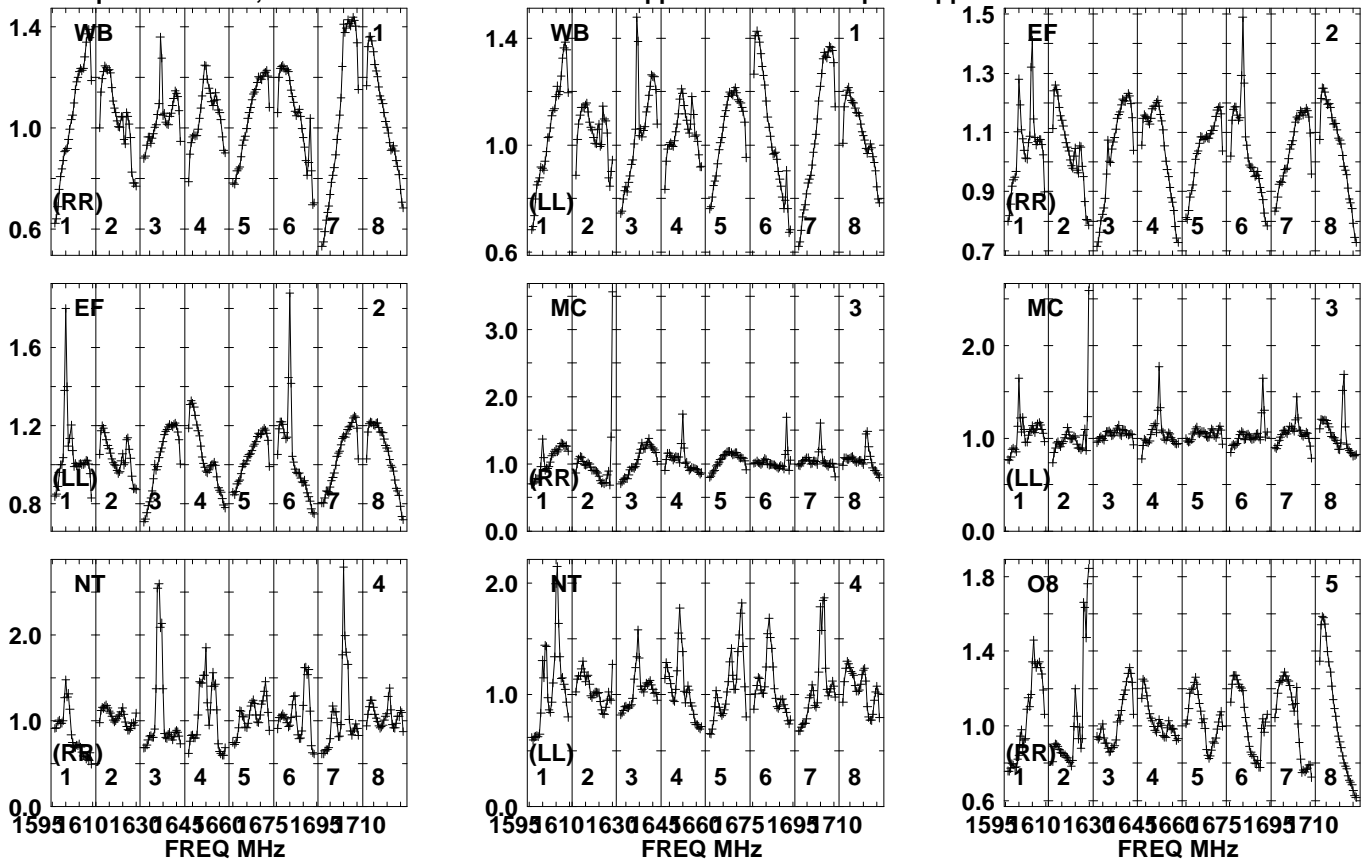


Lower frame: Real Jy  
Auto-corr total-power spectrum Antenna: \*  
Timerange: 00/16:00:31 to 00/16:01:59

Plot file version 315 created 12-SEP-2022 13:07:30

HS0810+2554 EH040A.UVDATA.1

Freq = 1.5950 GHz, Bw = 16.000 MH No calibration applied and no bandpass applied

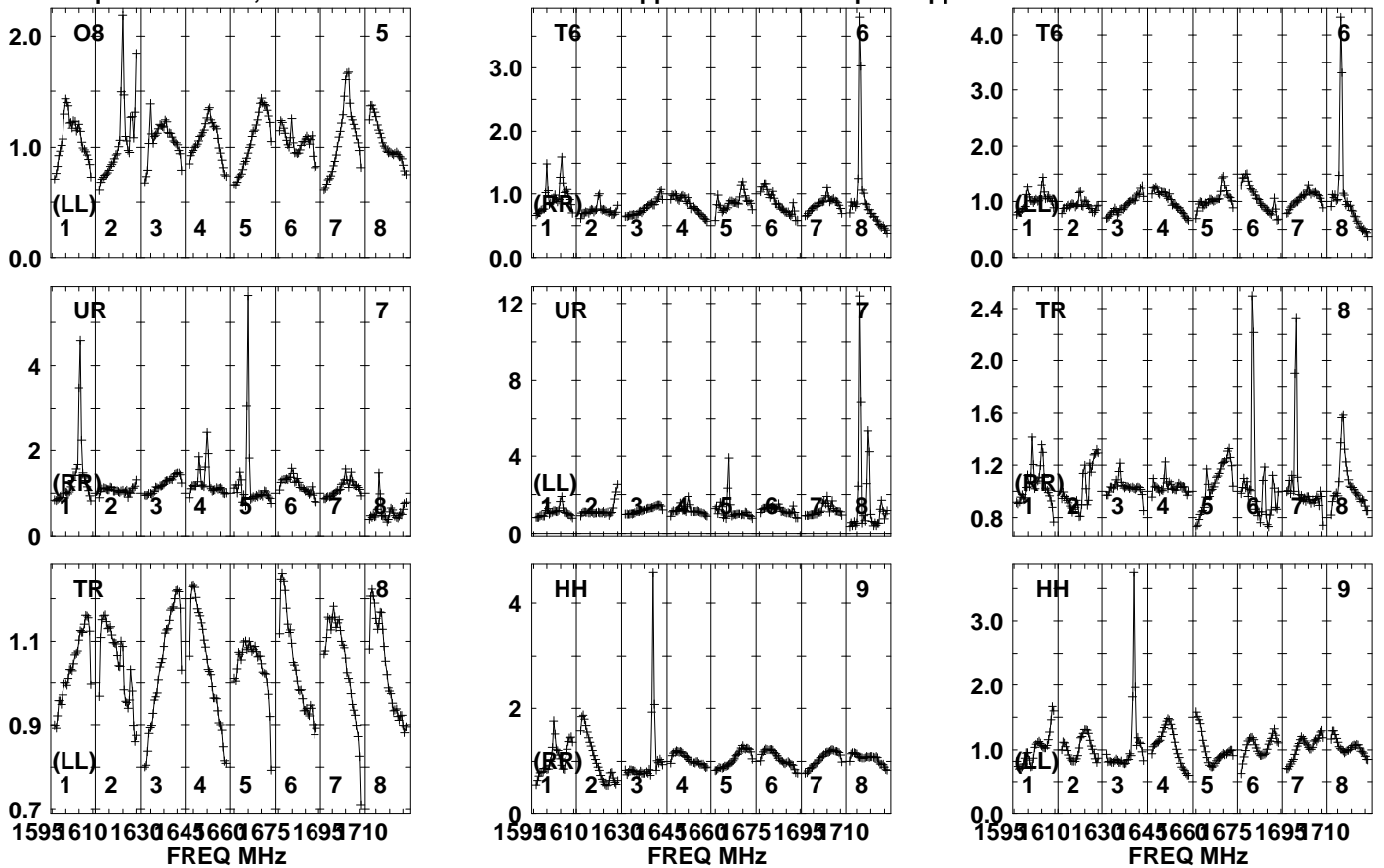


Lower frame: Real Jy  
Auto-corr total-power spectrum Antenna: \*  
Timerange: 00/16:02:01 to 00/16:05:29

Plot file version 316 created 12-SEP-2022 13:07:30

HS0810+2554 EH040A.UVDATA.1

Freq = 1.5950 GHz, Bw = 16.000 MH No calibration applied and no bandpass applied

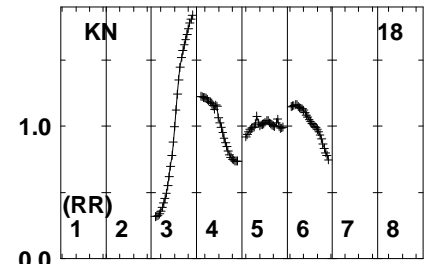
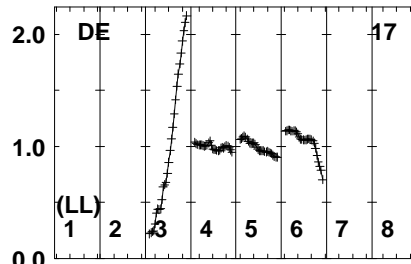
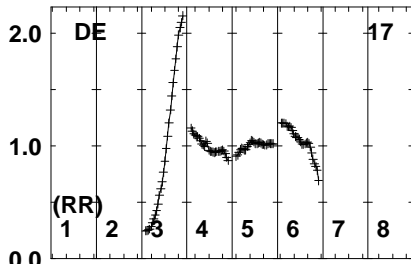
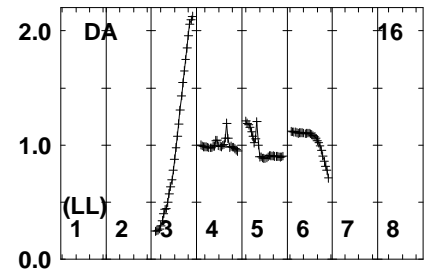
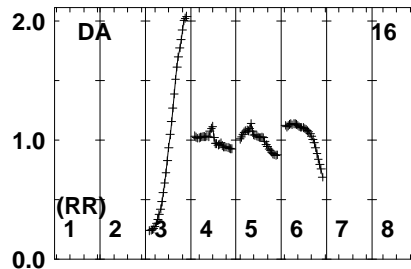
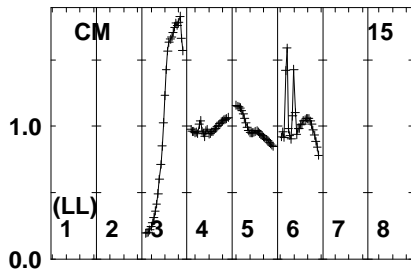
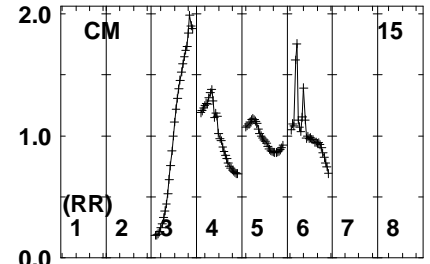
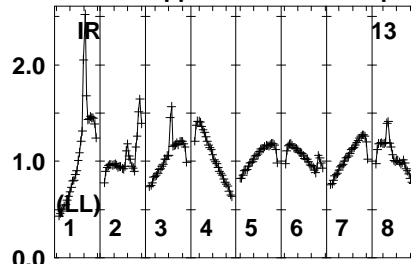
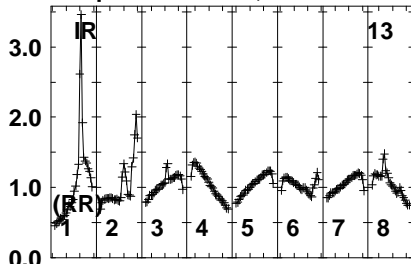


Lower frame: Real Jy  
Auto-corr total-power spectrum Antenna: \*  
Timerange: 00/16:02:01 to 00/16:05:29

Plot file version 317 created 12-SEP-2022 13:07:30

HS0810+2554 EH040A.UVDATA.1

Freq = 1.5950 GHz, Bw = 16.000 MH No calibration applied and no bandpass applied



1595 610 1630 1645 660 675 1695 710  
FREQ MHz

1595 610 1630 1645 660 675 1695 710  
FREQ MHz

1595 610 1630 1645 660 675 1695 710  
FREQ MHz

Lower frame: Real Jy

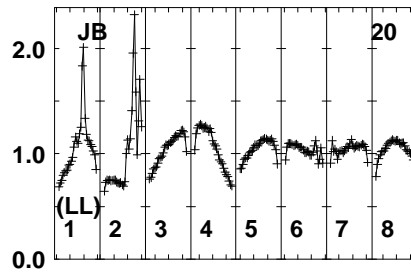
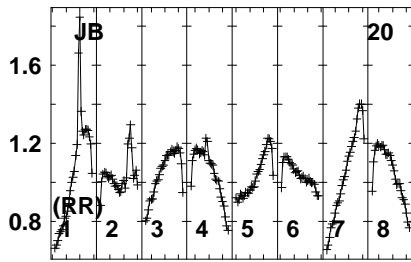
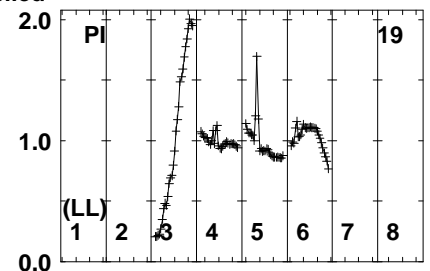
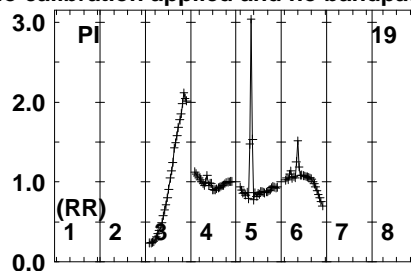
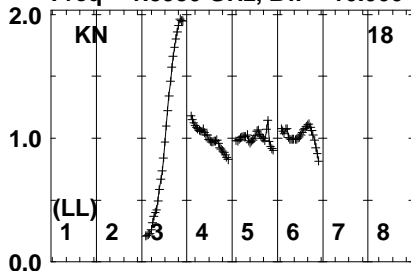
Auto-corr total-power spectrum Antenna: \*

Timerange: 00/16:02:01 to 00/16:05:29

Plot file version 318 created 12-SEP-2022 13:07:31

HS0810+2554 EH040A.UVDATA.1

Freq = 1.5950 GHz, Bw = 16.000 MH No calibration applied and no bandpass applied

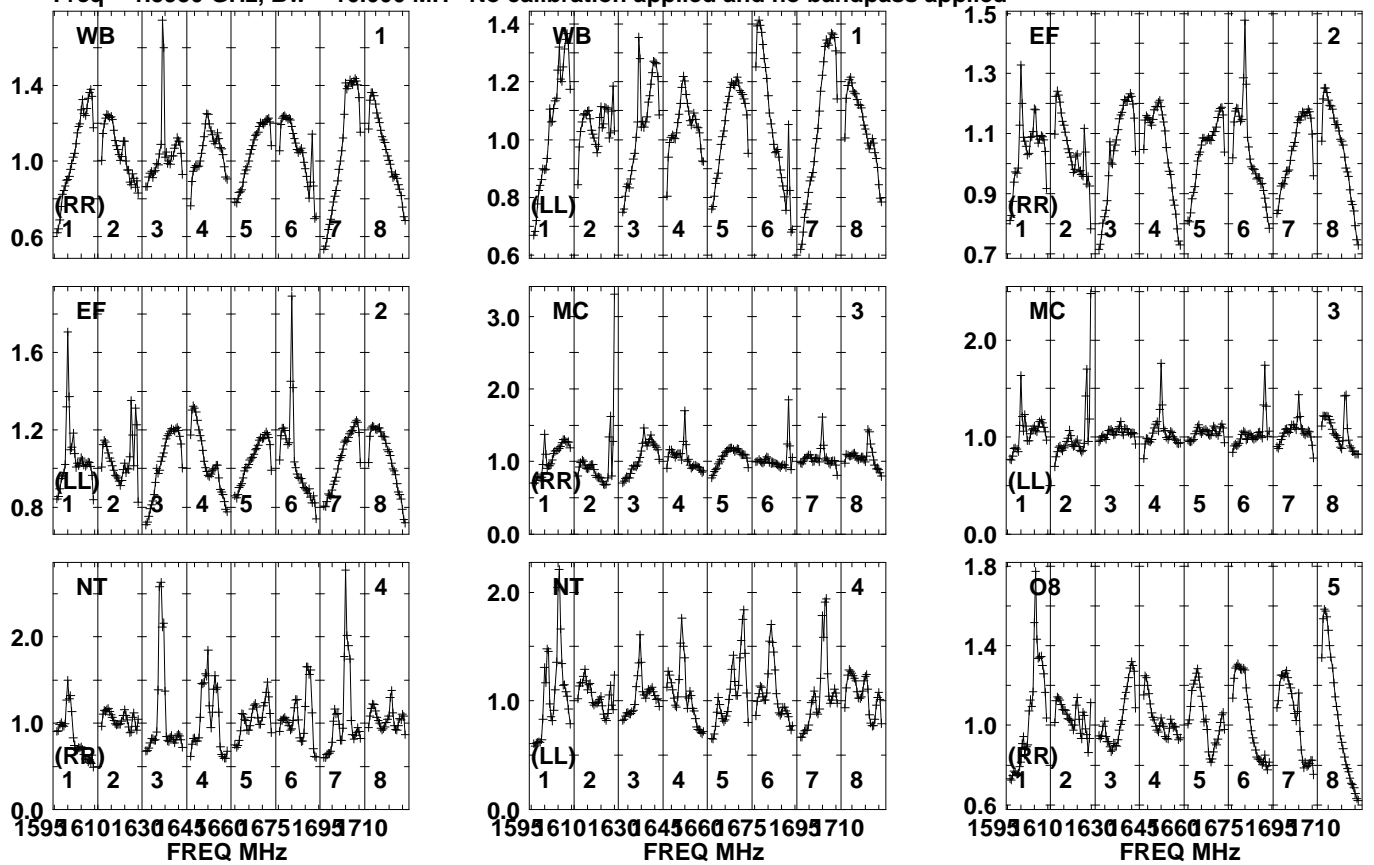


Lower frame: Real Jy  
Auto-corr total-power spectrum Antenna: \*  
Timerange: 00/16:02:01 to 00/16:05:29

Plot file version 319 created 12-SEP-2022 13:07:31

J0813+2435 EH040A.UVDATA.1

Freq = 1.5950 GHz, Bw = 16.000 MH No calibration applied and no bandpass applied

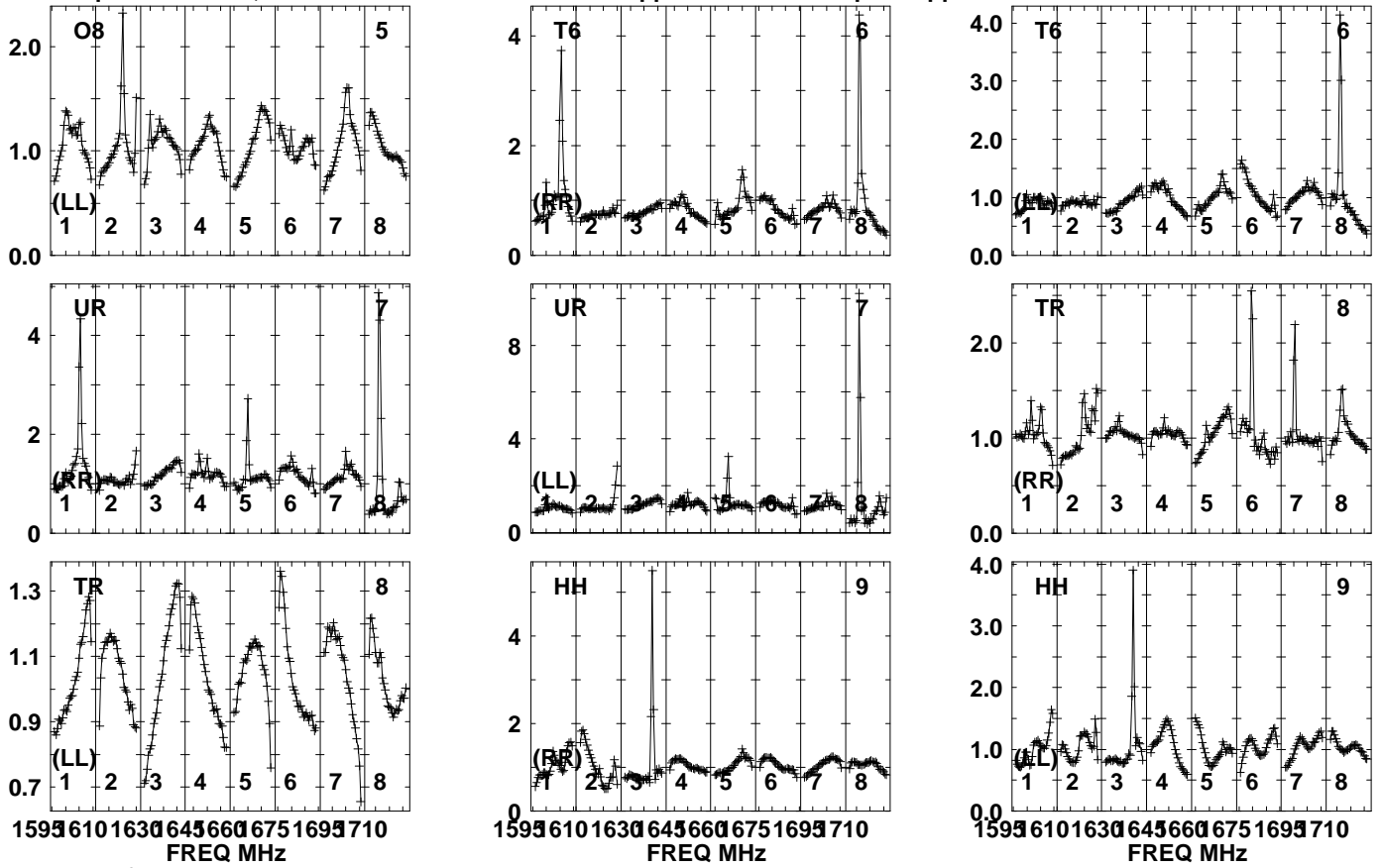


Lower frame: Real Jy  
Auto-corr total-power spectrum Antenna: \*  
Timerange: 00/16:05:31 to 00/16:06:59

Plot file version 320 created 12-SEP-2022 13:07:31

J0813+2435 EH040A.UVDATA.1

Freq = 1.5950 GHz, Bw = 16.000 MH No calibration applied and no bandpass applied



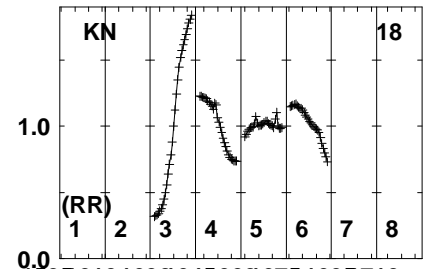
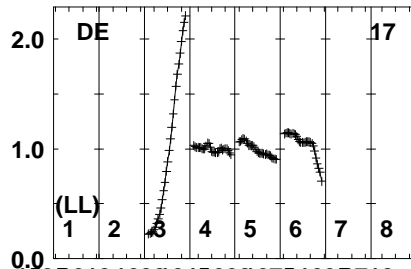
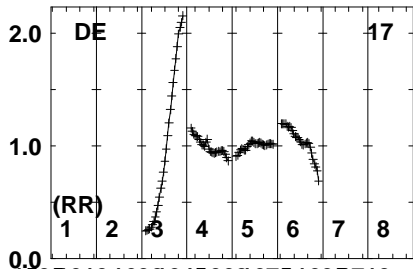
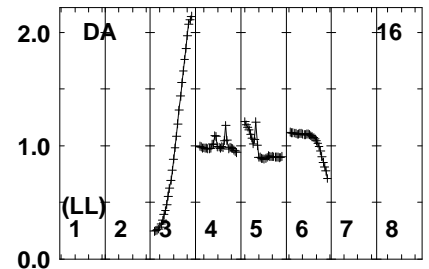
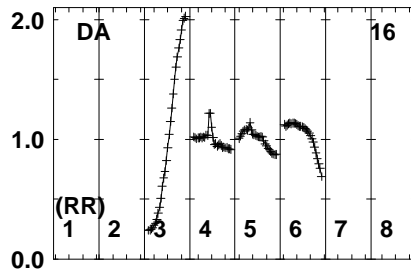
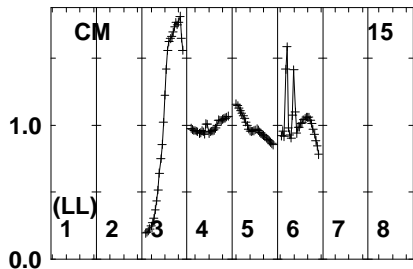
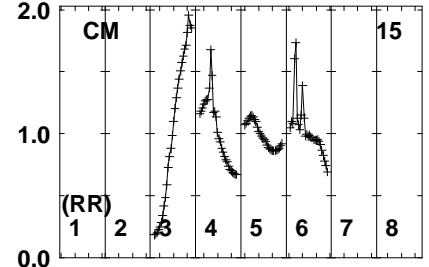
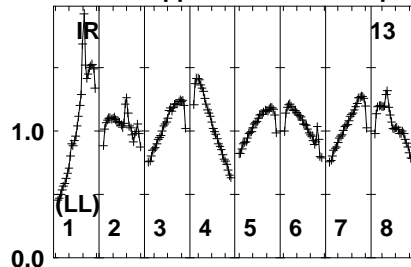
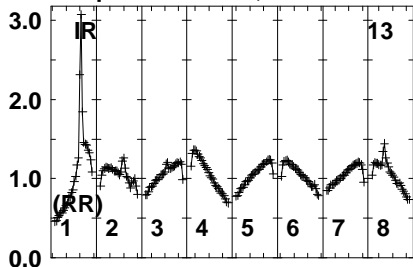
Lower frame: Real Jy  
Auto-corr total-power spectrum Antenna: \*  
Timerange: 00/16:05:31 to 00/16:06:59



Plot file version 321 created 12-SEP-2022 13:07:31

J0813+2435 EH040A.UVDATA.1

Freq = 1.5950 GHz, Bw = 16.000 MH No calibration applied and no bandpass applied



1595 610 1630 1645 660 675 1695 710  
FREQ MHz

1595 610 1630 1645 660 675 1695 710  
FREQ MHz

1595 610 1630 1645 660 675 1695 710  
FREQ MHz

Lower frame: Real Jy

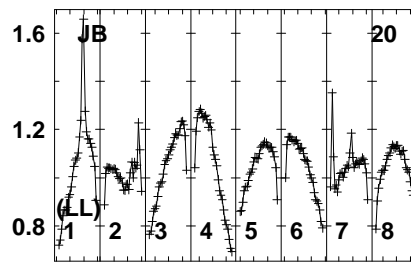
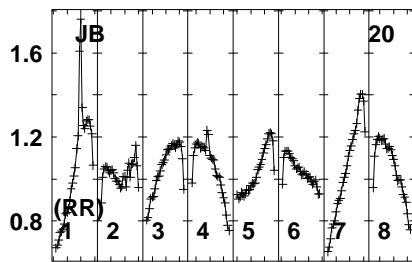
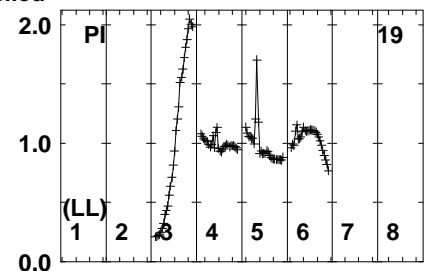
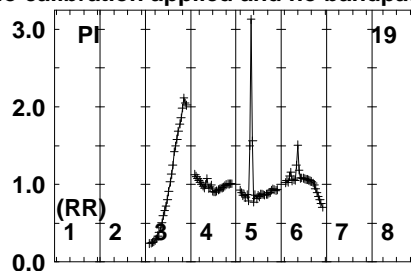
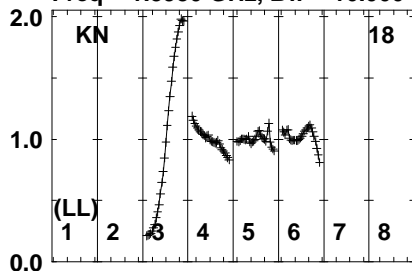
Auto-corr total-power spectrum Antenna: \*

Timerange: 00/16:05:31 to 00/16:06:59

Plot file version 322 created 12-SEP-2022 13:07:31

J0813+2435 EH040A.UVDATA.1

Freq = 1.5950 GHz, Bw = 16.000 MH No calibration applied and no bandpass applied

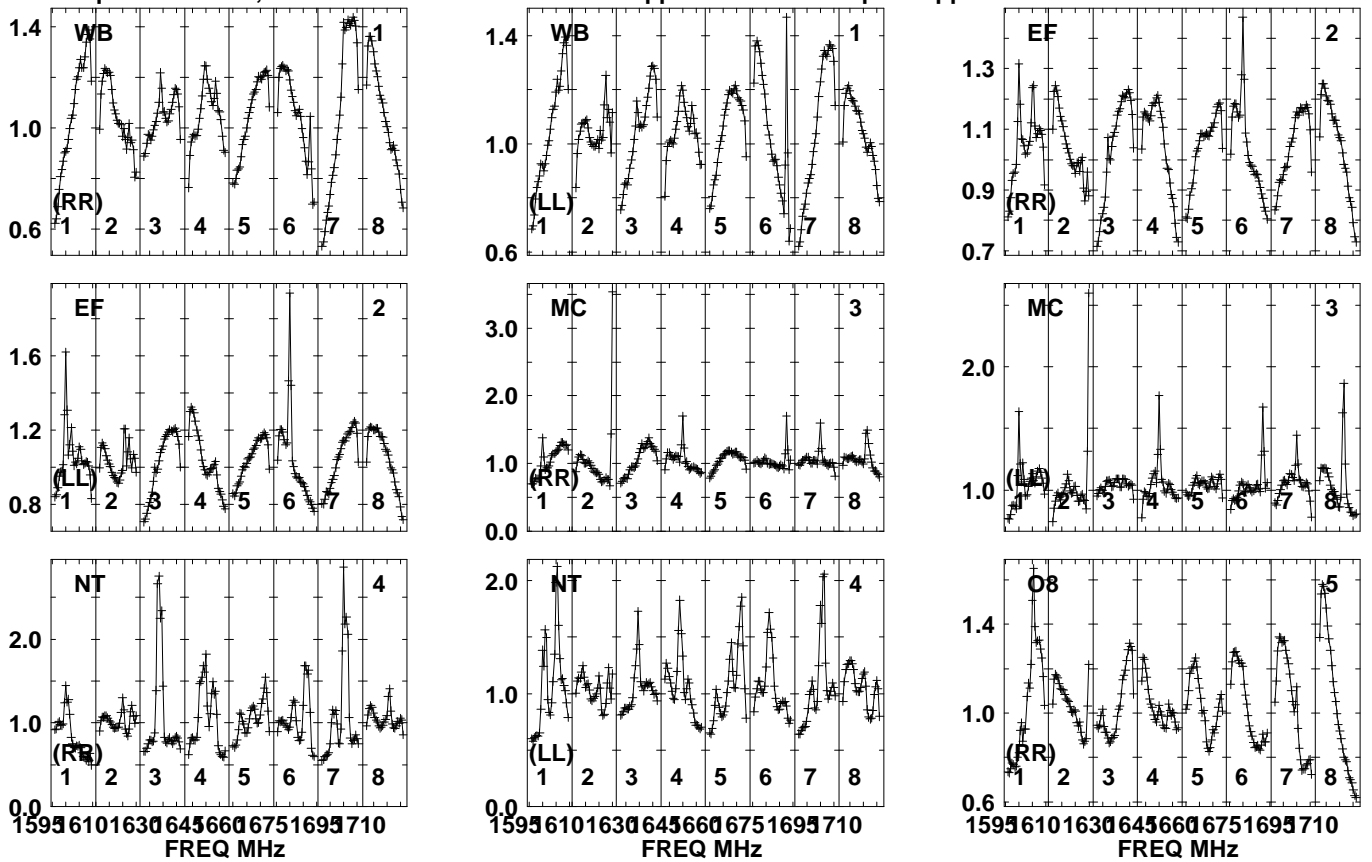


Lower frame: Real Jy  
Auto-corr total-power spectrum Antenna: \*  
Timerange: 00/16:05:31 to 00/16:06:59

Plot file version 323 created 12-SEP-2022 13:07:31

HS0810+2554 EH040A.UVDATA.1

Freq = 1.5950 GHz, Bw = 16.000 MH No calibration applied and no bandpass applied

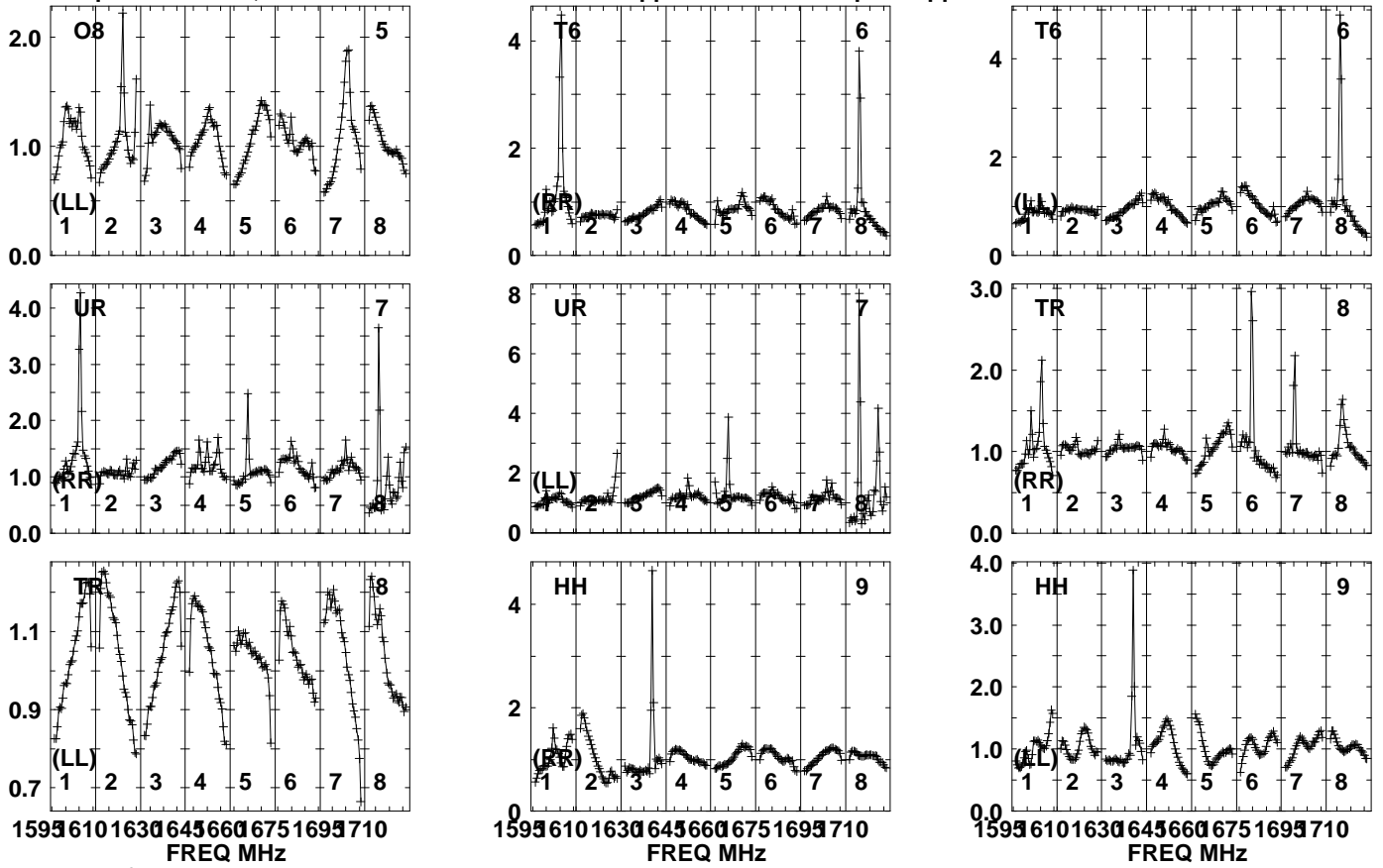


Lower frame: Real Jy  
Auto-corr total-power spectrum Antenna: \*  
Timerange: 00/16:07:01 to 00/16:10:29

Plot file version 324 created 12-SEP-2022 13:07:31

HS0810+2554 EH040A.UVDATA.1

Freq = 1.5950 GHz, Bw = 16.000 MH No calibration applied and no bandpass applied

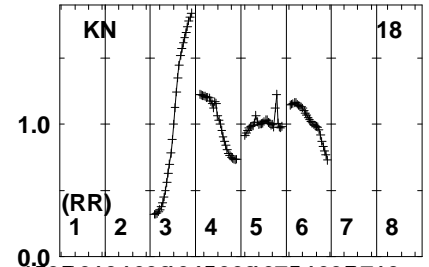
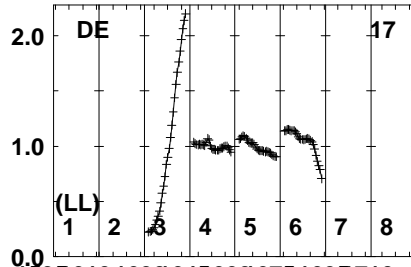
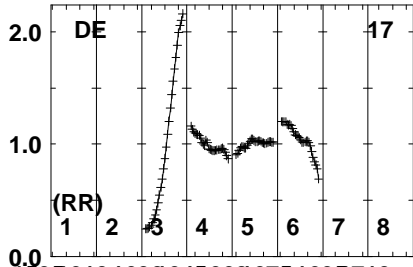
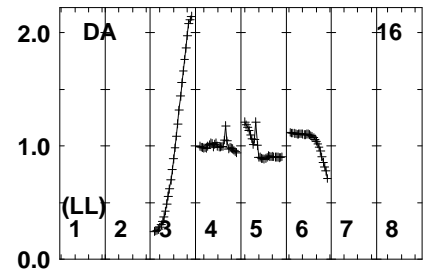
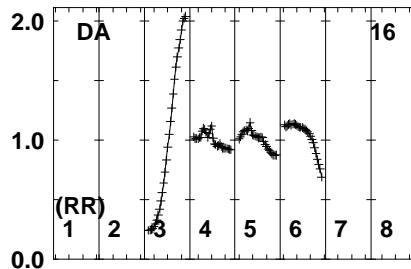
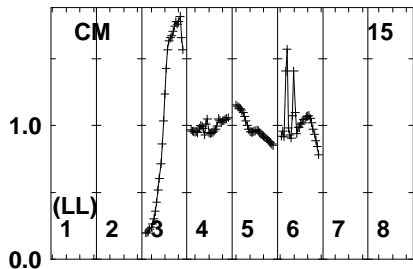
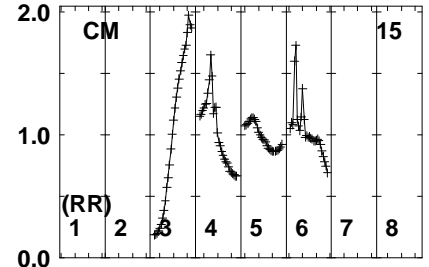
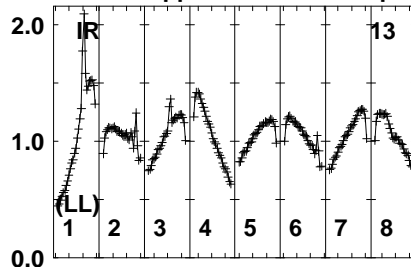
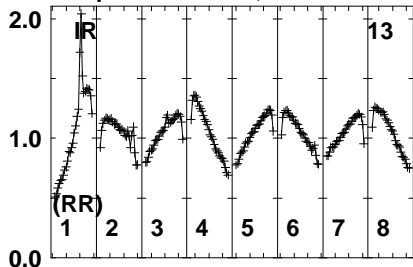


Lower frame: Real Jy  
Auto-corr total-power spectrum Antenna: \*  
Timerange: 00/16:07:01 to 00/16:10:29

Plot file version 325 created 12-SEP-2022 13:07:32

HS0810+2554 EH040A.UVDATA.1

Freq = 1.5950 GHz, Bw = 16.000 MH No calibration applied and no bandpass applied



1595 610 1630 1645 660 675 1695 710  
FREQ MHz

1595 610 1630 1645 660 675 1695 710  
FREQ MHz

1595 610 1630 1645 660 675 1695 710  
FREQ MHz

Lower frame: Real Jy

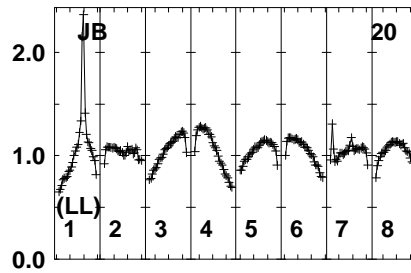
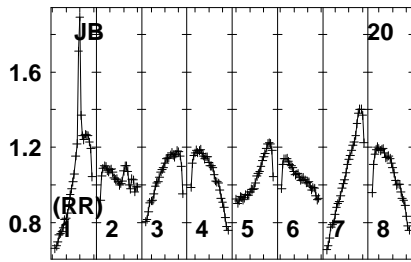
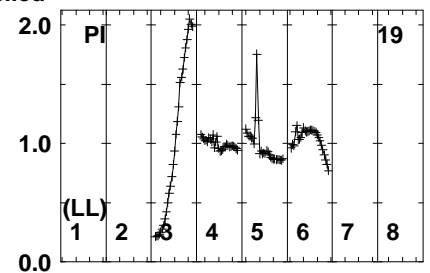
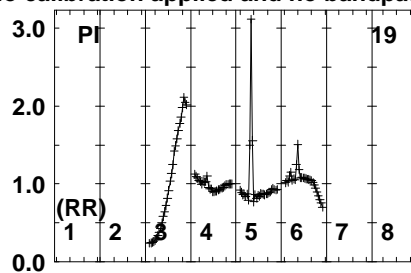
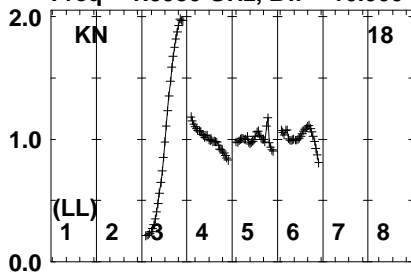
Auto-corr total-power spectrum Antenna: \*

Timerange: 00/16:07:01 to 00/16:10:29

Plot file version 326 created 12-SEP-2022 13:07:32

HS0810+2554 EH040A.UVDATA.1

Freq = 1.5950 GHz, Bw = 16.000 MH No calibration applied and no bandpass applied

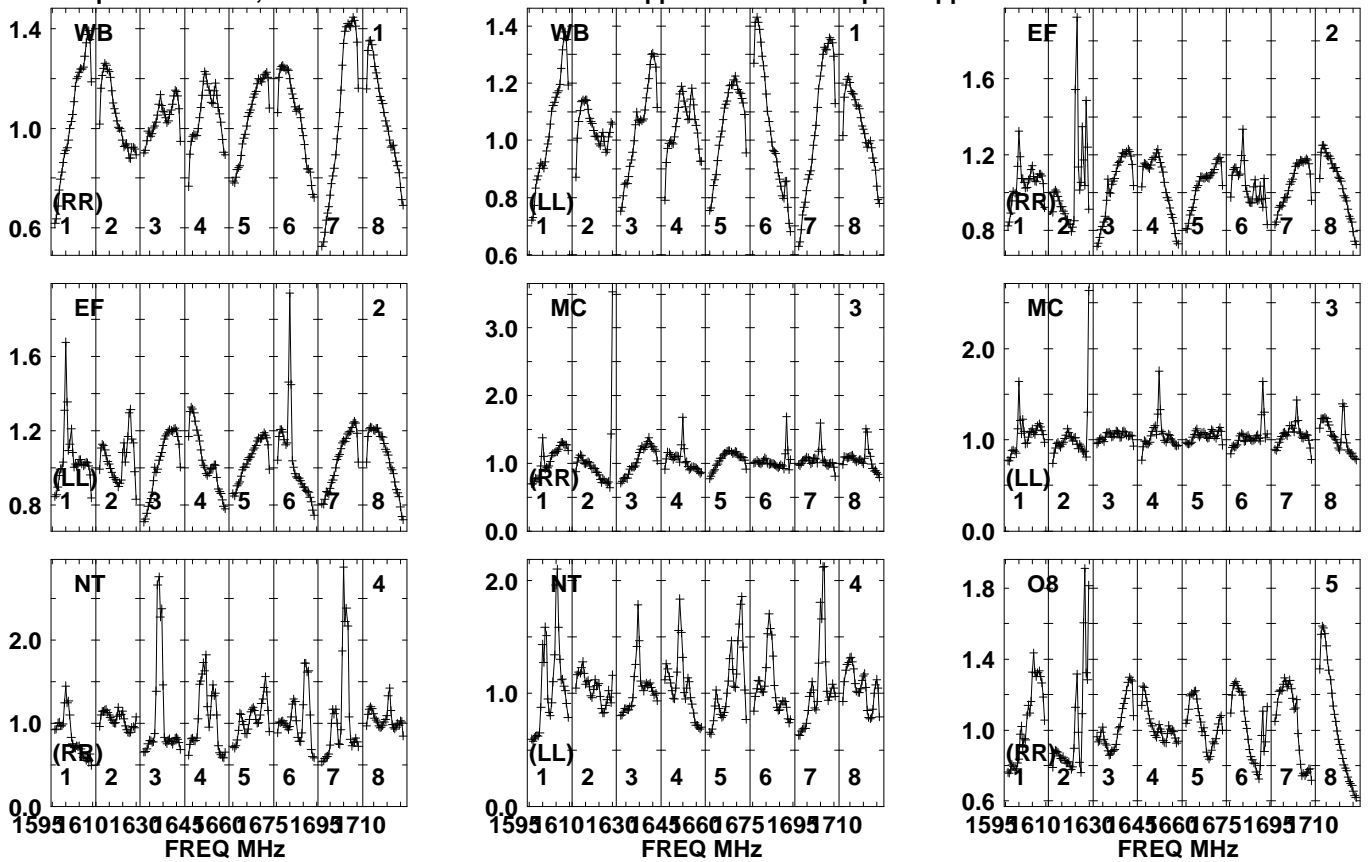


Lower frame: Real Jy  
Auto-corr total-power spectrum Antenna: \*  
Timerange: 00/16:07:01 to 00/16:10:29

Plot file version 327 created 12-SEP-2022 13:07:32

J0813+2435 EH040A.UVDATA.1

Freq = 1.5950 GHz, Bw = 16.000 MH No calibration applied and no bandpass applied

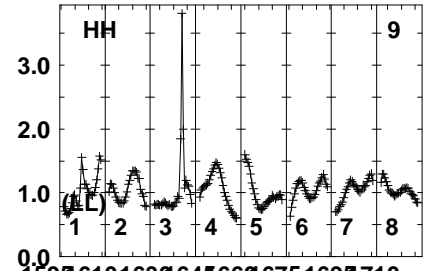
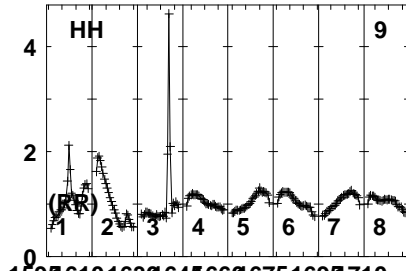
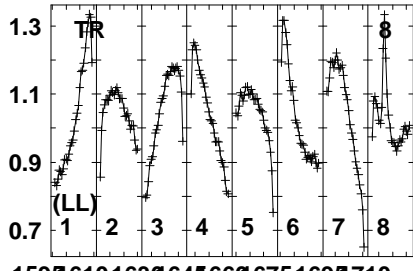
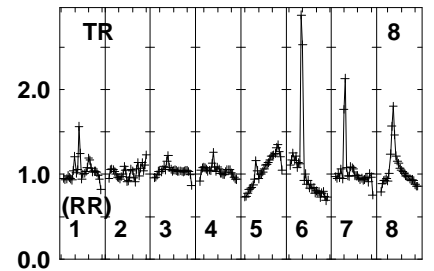
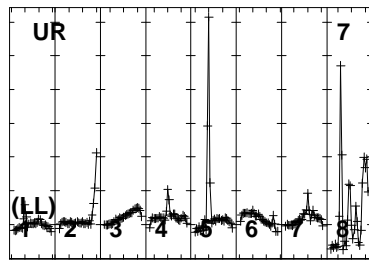
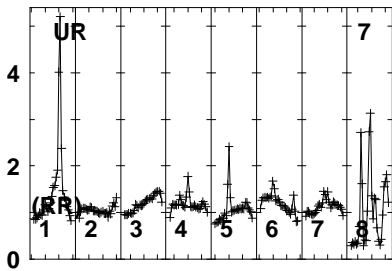
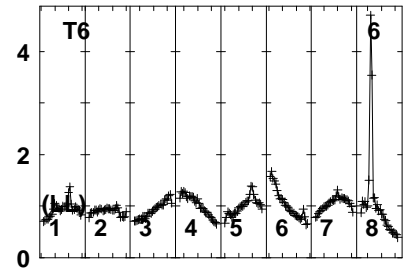
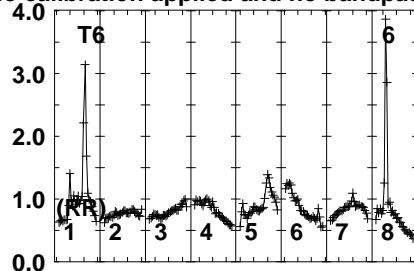
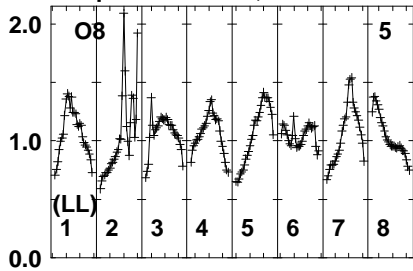


Lower frame: Real Jy  
Auto-corr total-power spectrum Antenna: \*  
Timerange: 00/16:11:01 to 00/16:12:29

Plot file version 328 created 12-SEP-2022 13:07:32

J0813+2435 EH040A.UVDATA.1

Freq = 1.5950 GHz, Bw = 16.000 MH No calibration applied and no bandpass applied



1595 610 1630 645 660 675 1695 710  
FREQ MHz

1595 610 1630 645 660 675 1695 710  
FREQ MHz

1595 610 1630 645 660 675 1695 710  
FREQ MHz

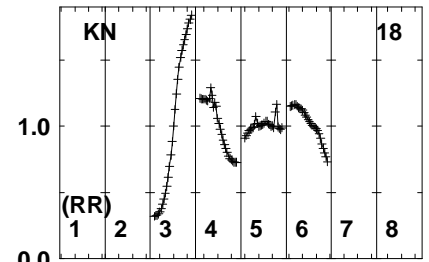
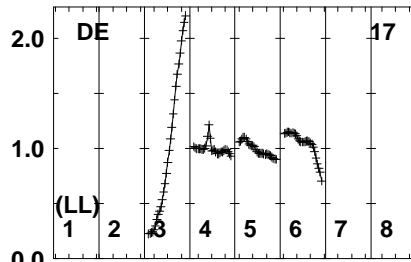
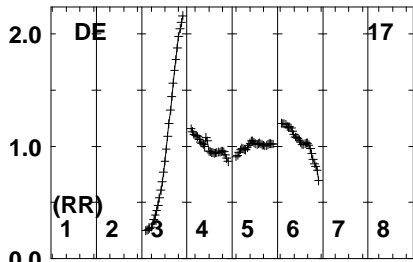
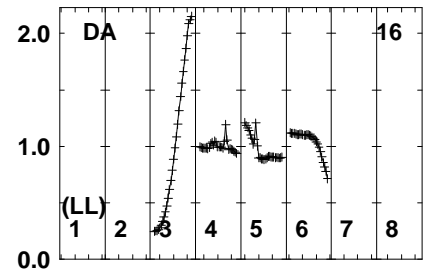
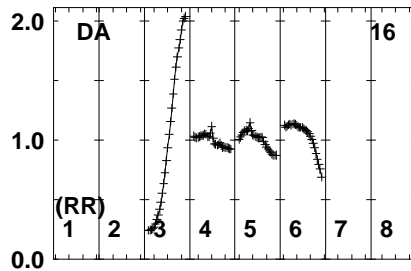
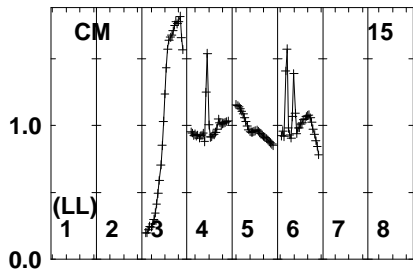
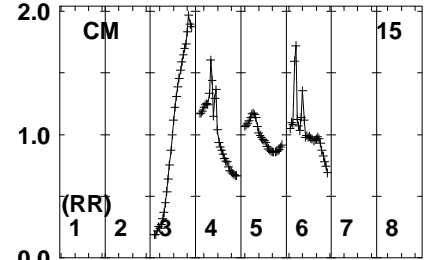
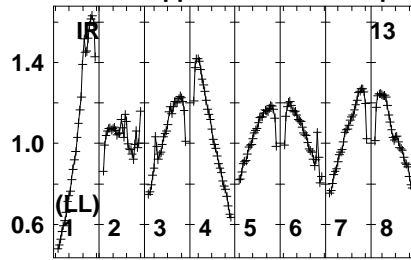
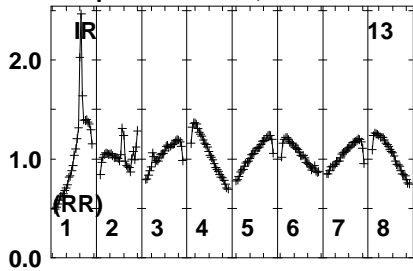
Lower frame: Real Jy  
Auto-corr total-power spectrum Antenna: \*  
Timerange: 00/16:11:01 to 00/16:12:29



Plot file version 329 created 12-SEP-2022 13:07:32

J0813+2435 EH040A.UVDATA.1

Freq = 1.5950 GHz, Bw = 16.000 MH No calibration applied and no bandpass applied



1595 610 1630 645 660 675 1695 710  
FREQ MHz

1595 610 1630 645 660 675 1695 710  
FREQ MHz

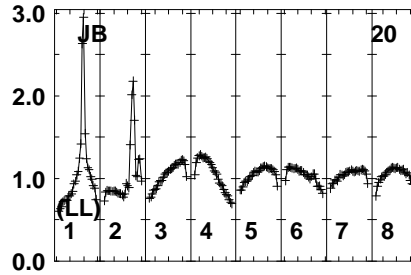
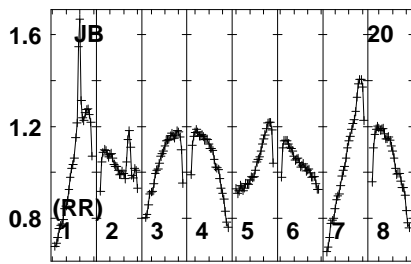
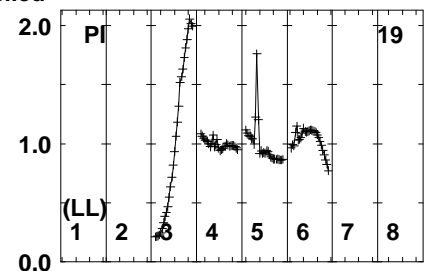
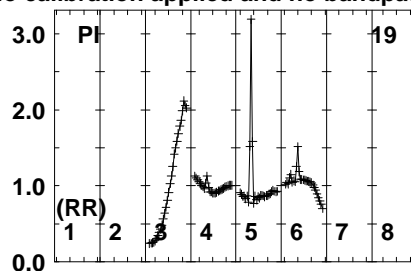
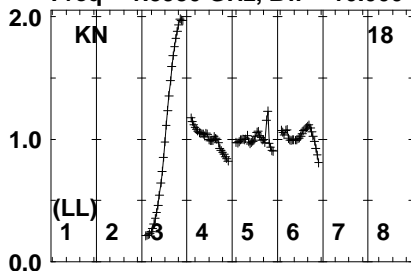
1595 610 1630 645 660 675 1695 710  
FREQ MHz

Lower frame: Real Jy  
Auto-corr total-power spectrum Antenna: \*  
Timerange: 00/16:11:01 to 00/16:12:29

Plot file version 330 created 12-SEP-2022 13:07:32

J0813+2435 EH040A.UVDATA.1

Freq = 1.5950 GHz, Bw = 16.000 MH No calibration applied and no bandpass applied

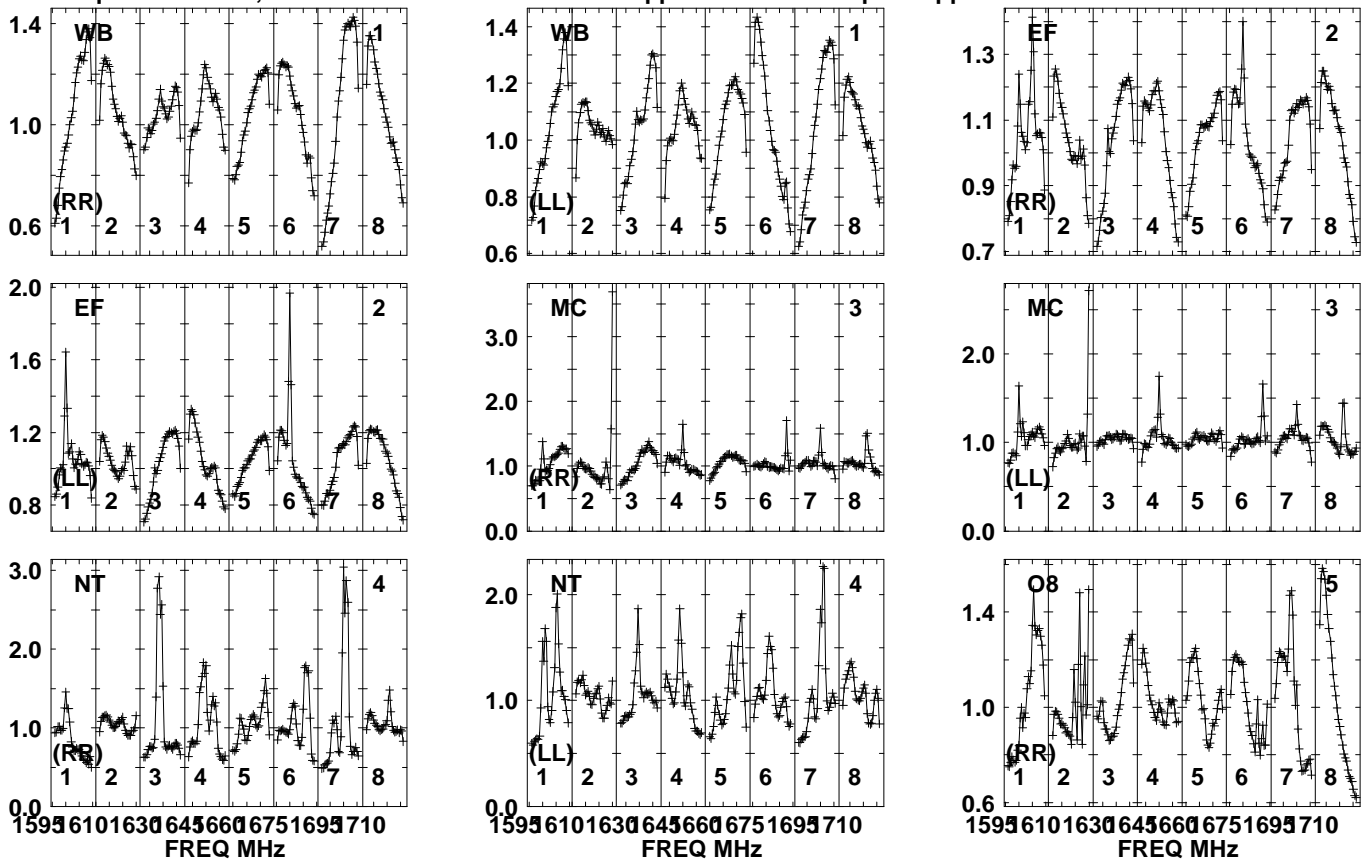


Lower frame: Real Jy  
Auto-corr total-power spectrum Antenna: \*  
Timerange: 00/16:11:01 to 00/16:12:29

Plot file version 331 created 12-SEP-2022 13:07:32

HS0810+2554 EH040A.UVDATA.1

Freq = 1.5950 GHz, Bw = 16.000 MH No calibration applied and no bandpass applied

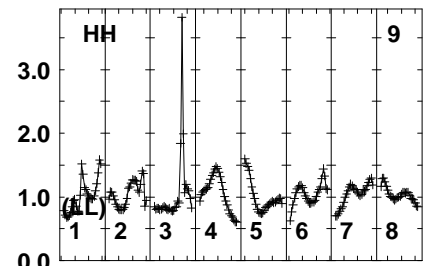
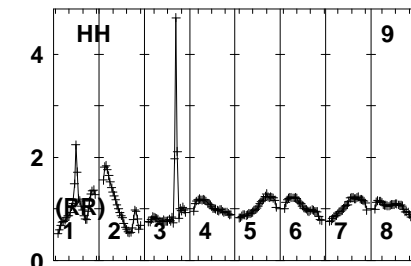
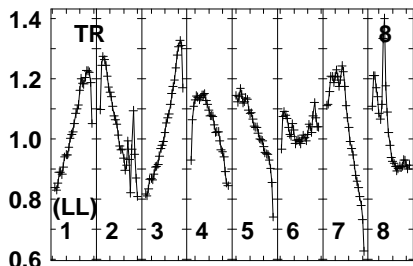
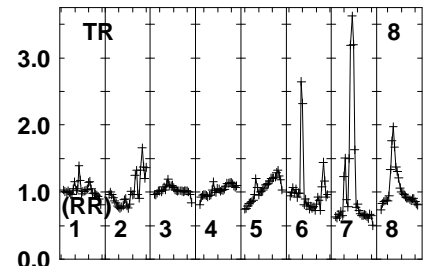
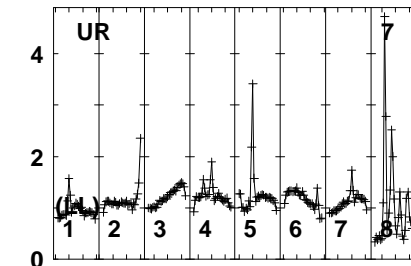
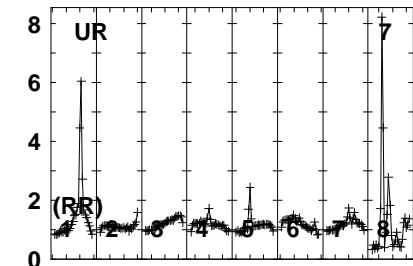
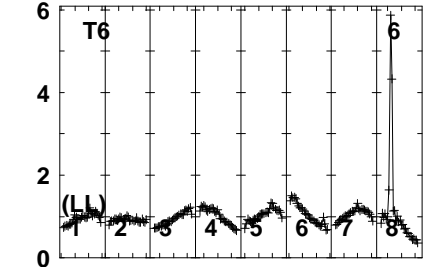
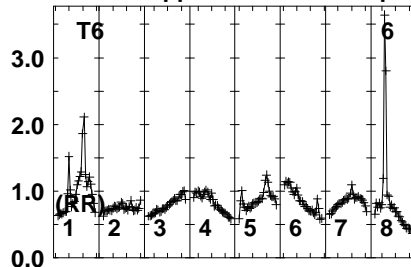
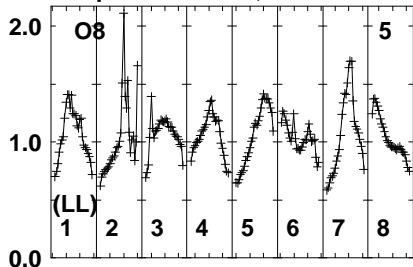


Lower frame: Real Jy  
Auto-corr total-power spectrum Antenna: \*  
Timerange: 00/16:12:31 to 00/16:15:59

Plot file version 332 created 12-SEP-2022 13:07:32

HS0810+2554 EH040A.UVDATA.1

Freq = 1.5950 GHz, Bw = 16.000 MH No calibration applied and no bandpass applied



1595 610 1630 645 660 675 1695 710  
FREQ MHz

1595 610 1630 645 660 675 1695 710  
FREQ MHz

1595 610 1630 645 660 675 1695 710  
FREQ MHz

Lower frame: Real Jy

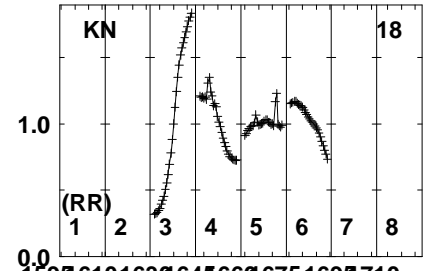
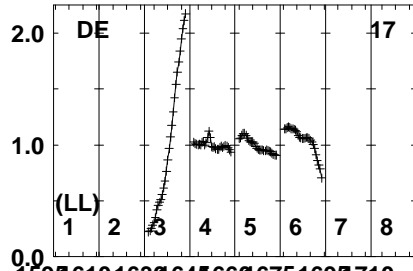
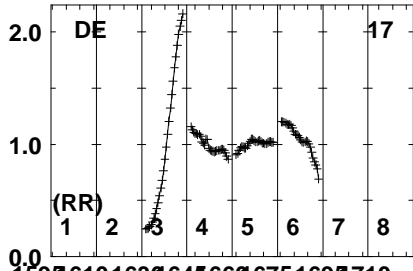
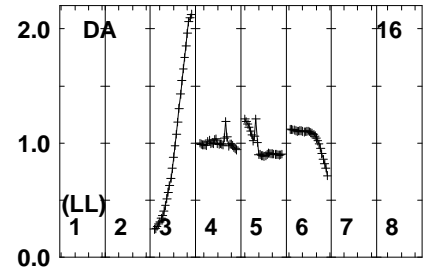
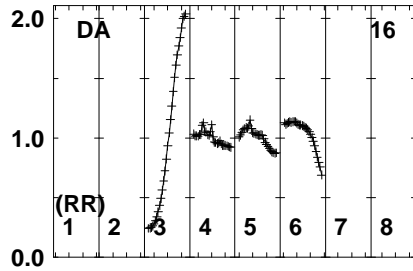
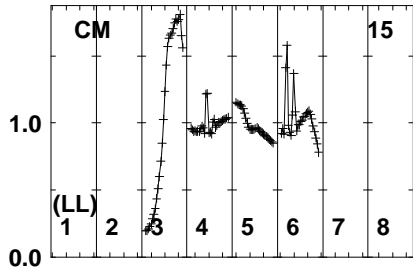
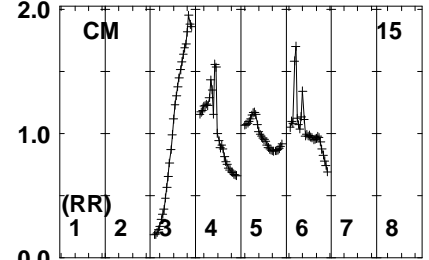
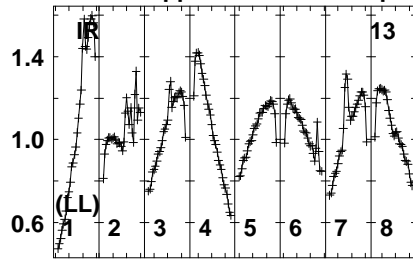
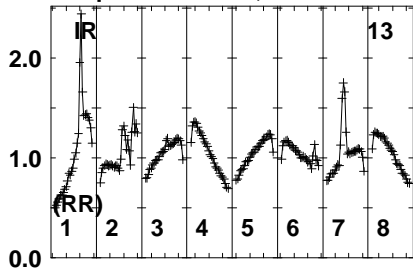
Auto-corr total-power spectrum Antenna: \*

Timerange: 00/16:12:31 to 00/16:15:59

Plot file version 333 created 12-SEP-2022 13:07:33

HS0810+2554 EH040A.UVDATA.1

Freq = 1.5950 GHz, Bw = 16.000 MH No calibration applied and no bandpass applied



1595 610 1630 645 660 675 1695 710  
FREQ MHz

1595 610 1630 645 660 675 1695 710  
FREQ MHz

1595 610 1630 645 660 675 1695 710  
FREQ MHz

Lower frame: Real Jy

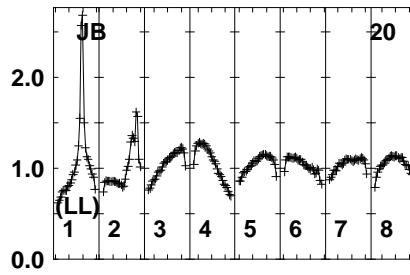
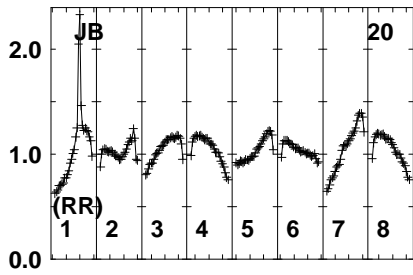
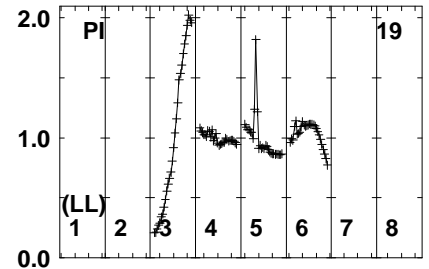
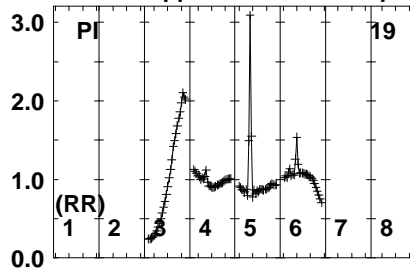
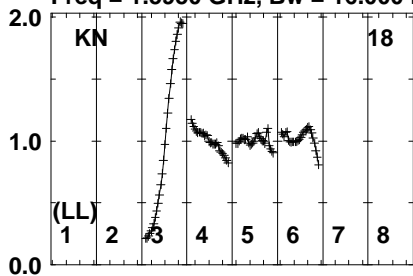
Auto-corr total-power spectrum Antenna: \*

Timerange: 00/16:12:31 to 00/16:15:59

Plot file version 334 created 12-SEP-2022 13:07:33

HS0810+2554 EH040A.UVDATA.1

Freq = 1.5950 GHz, Bw = 16.000 MH No calibration applied and no bandpass applied

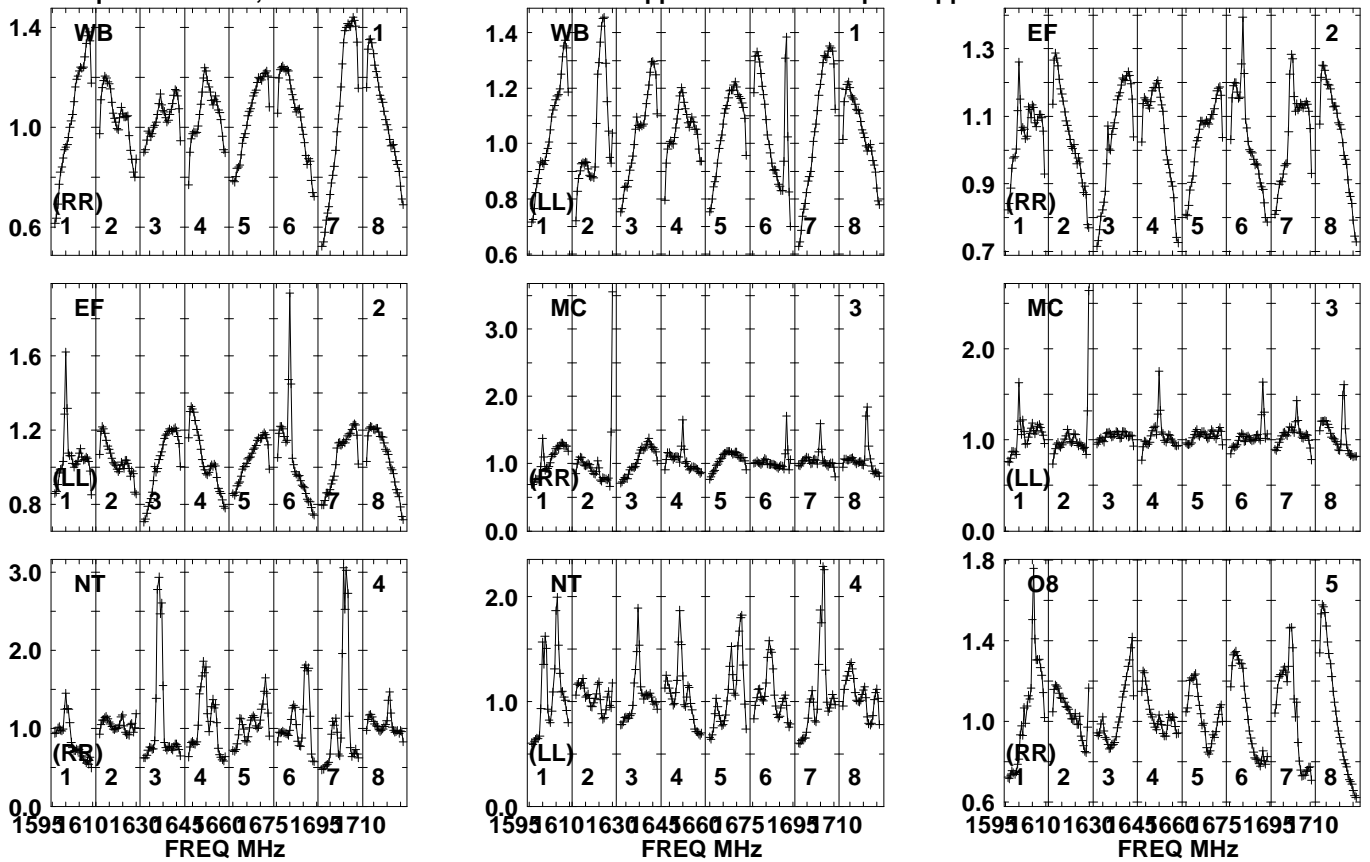


Lower frame: Real Jy  
Auto-corr total-power spectrum Antenna: \*  
Timerange: 00/16:12:31 to 00/16:15:59

Plot file version 335 created 12-SEP-2022 13:07:33

J0813+2435 EH040A.UVDATA.1

Freq = 1.5950 GHz, Bw = 16.000 MH No calibration applied and no bandpass applied

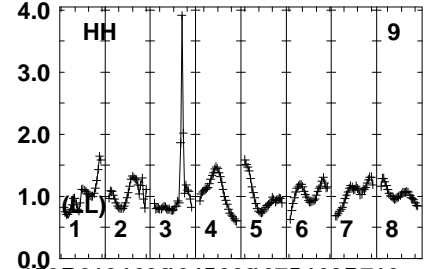
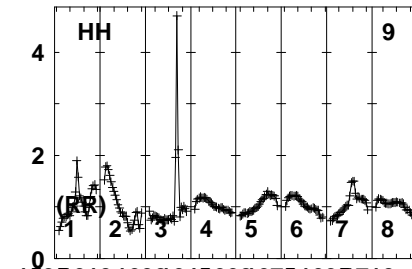
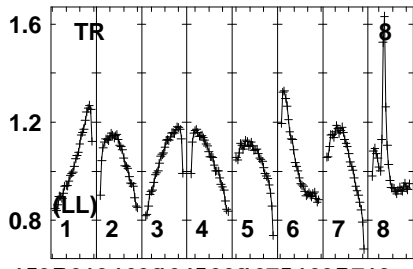
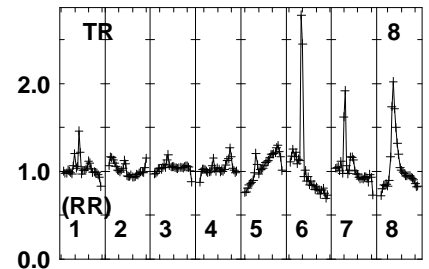
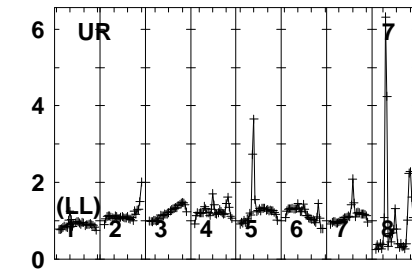
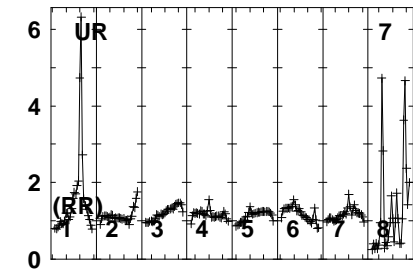
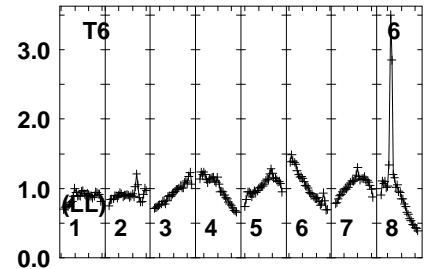
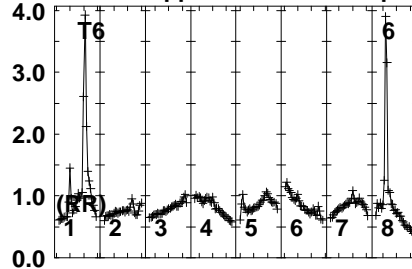
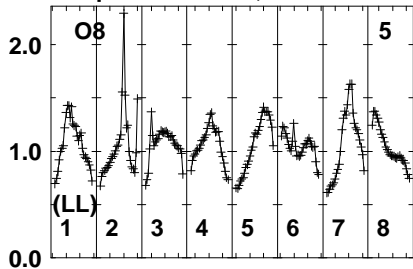


Lower frame: Real Jy  
Auto-corr total-power spectrum Antenna: \*  
Timerange: 00/16:16:01 to 00/16:17:29

Plot file version 336 created 12-SEP-2022 13:07:33

J0813+2435 EH040A.UVDATA.1

Freq = 1.5950 GHz, Bw = 16.000 MH No calibration applied and no bandpass applied



1595 610 1630 645 660 675 1695 710  
FREQ MHz

1595 610 1630 645 660 675 1695 710  
FREQ MHz

1595 610 1630 645 660 675 1695 710  
FREQ MHz

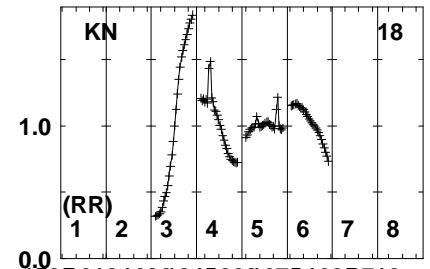
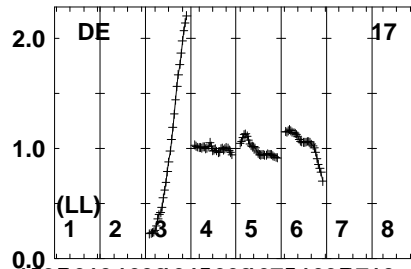
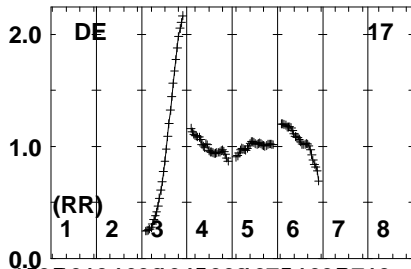
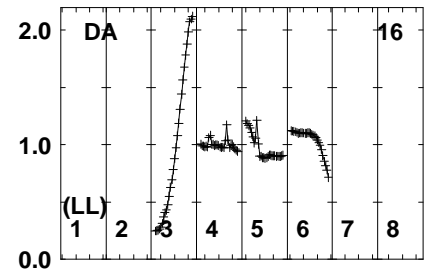
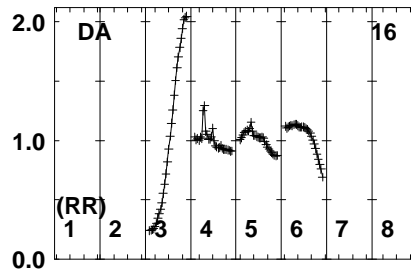
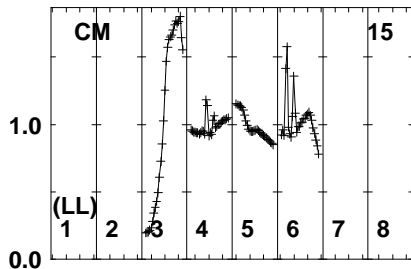
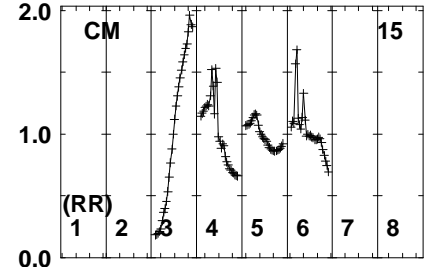
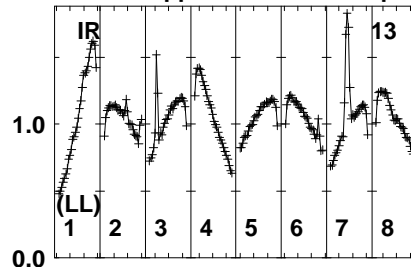
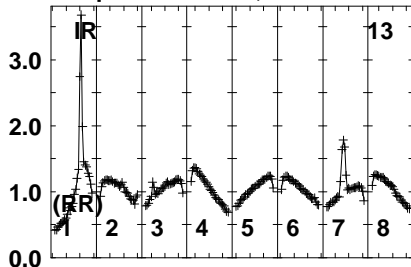
Lower frame: Real Jy  
Auto-corr total-power spectrum Antenna: \*  
Timerange: 00/16:16:01 to 00/16:17:29



Plot file version 337 created 12-SEP-2022 13:07:33

J0813+2435 EH040A.UVDATA.1

Freq = 1.5950 GHz, Bw = 16.000 MH No calibration applied and no bandpass applied



1595 610 1630 645 660 675 1695 710  
FREQ MHz

1595 610 1630 645 660 675 1695 710  
FREQ MHz

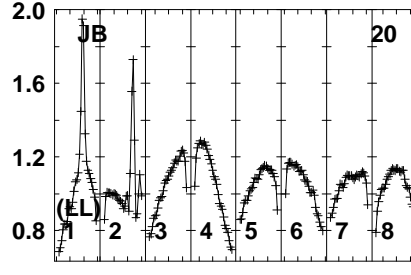
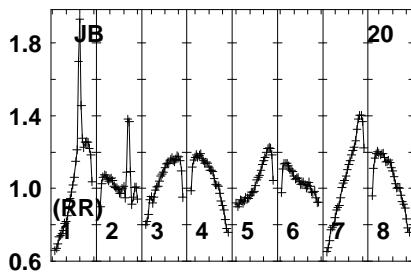
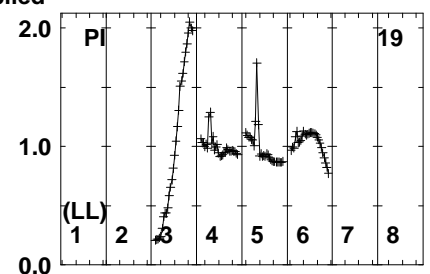
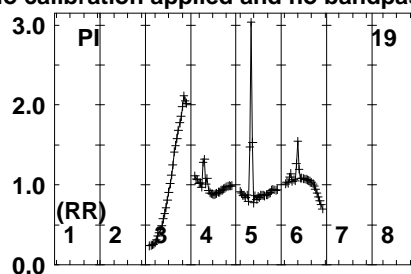
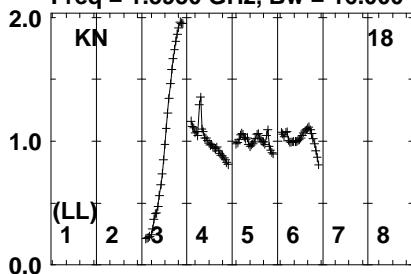
1595 610 1630 645 660 675 1695 710  
FREQ MHz

Lower frame: Real Jy  
Auto-corr total-power spectrum Antenna: \*  
Timerange: 00/16:16:01 to 00/16:17:29

Plot file version 338 created 12-SEP-2022 13:07:33

J0813+2435 EH040A.UVDATA.1

Freq = 1.5950 GHz, Bw = 16.000 MH No calibration applied and no bandpass applied

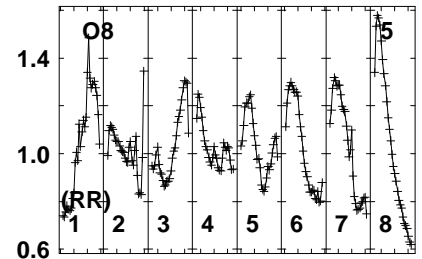
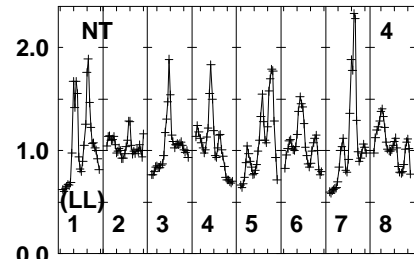
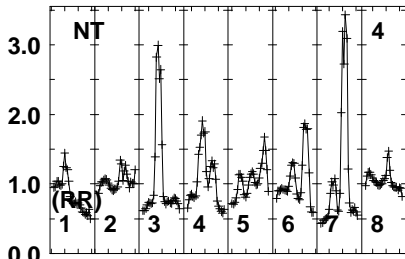
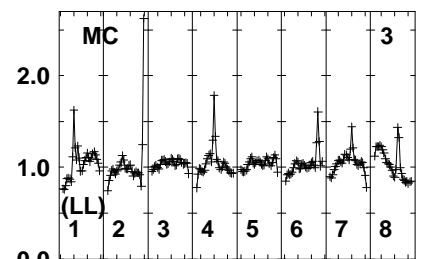
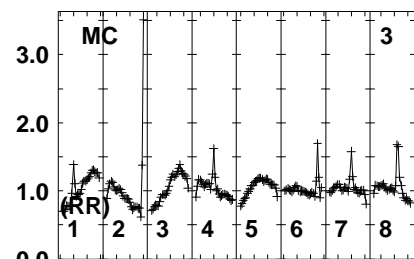
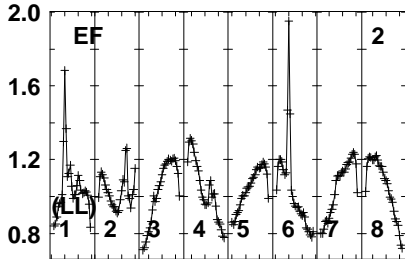
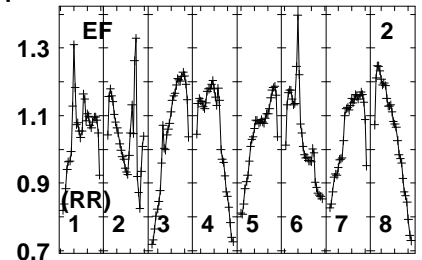
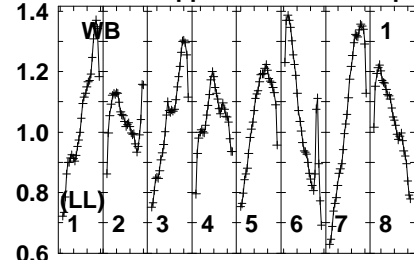
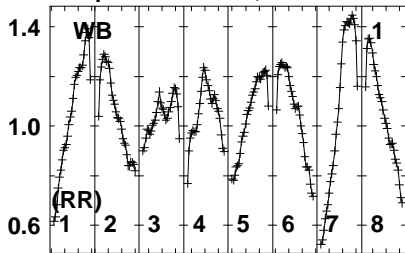


Lower frame: Real Jy  
Auto-corr total-power spectrum Antenna: \*  
Timerange: 00/16:16:01 to 00/16:17:29

Plot file version 339 created 12-SEP-2022 13:07:33

HS0810+2554 EH040A.UVDATA.1

Freq = 1.5950 GHz, Bw = 16.000 MH No calibration applied and no bandpass applied



1595 610 1630 645 660 675 1695 710  
FREQ MHz

1595 610 1630 645 660 675 1695 710  
FREQ MHz

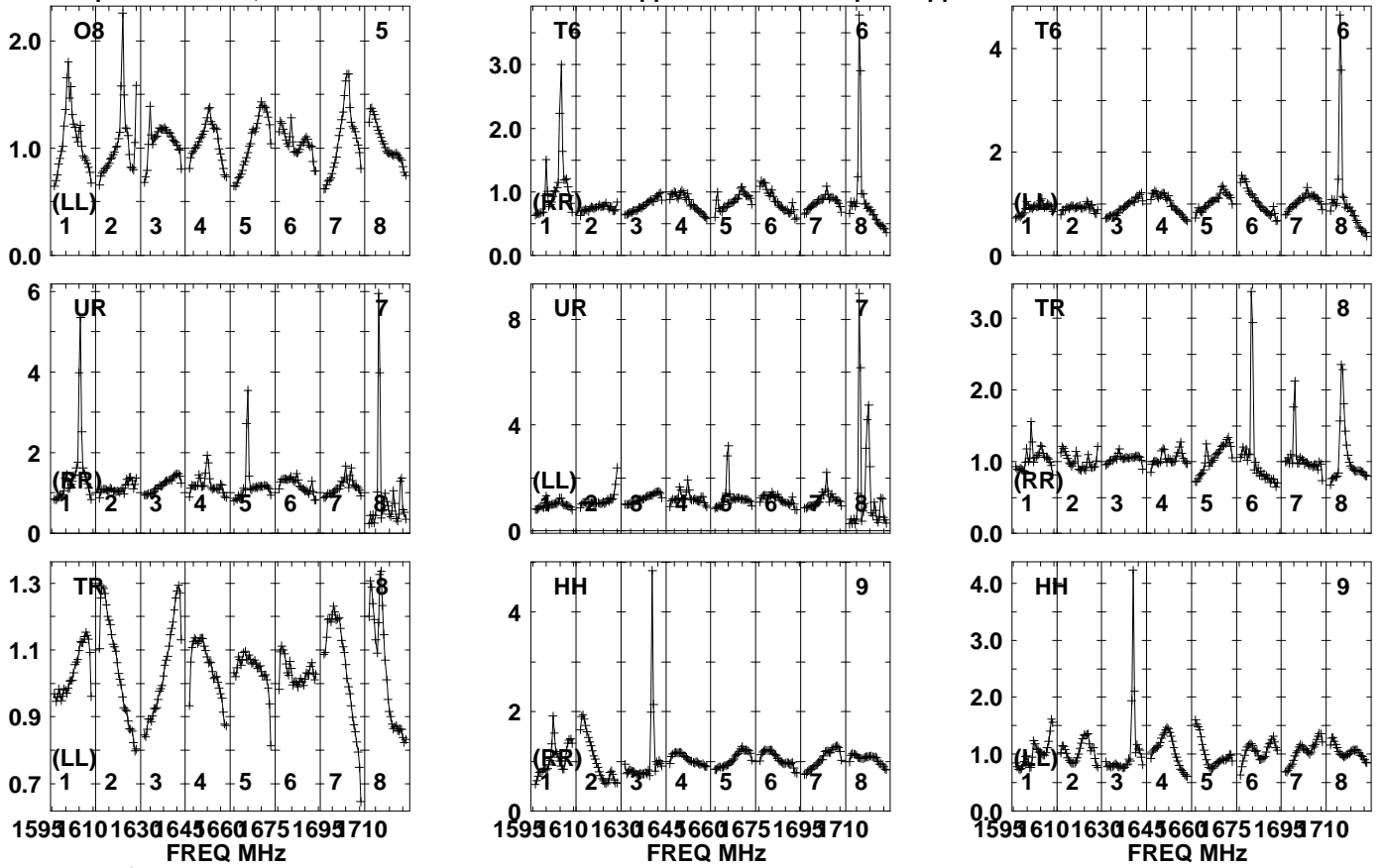
1595 610 1630 645 660 675 1695 710  
FREQ MHz

Lower frame: Real Jy  
Auto-corr total-power spectrum Antenna: \*  
Timerange: 00/16:17:31 to 00/16:20:59

Plot file version 340 created 12-SEP-2022 13:07:34

HS0810+2554 EH040A.UVDATA.1

Freq = 1.5950 GHz, Bw = 16.000 MH No calibration applied and no bandpass applied

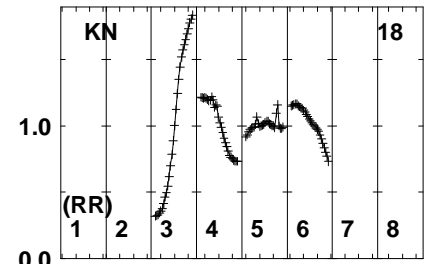
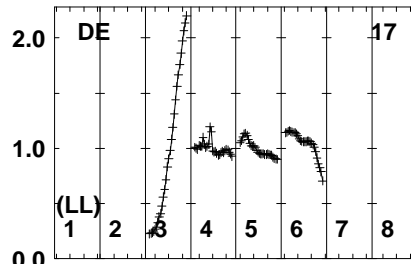
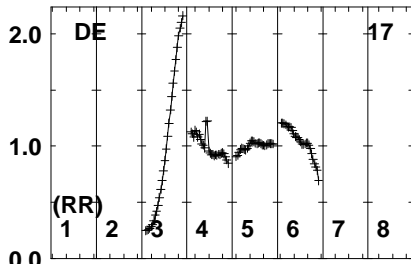
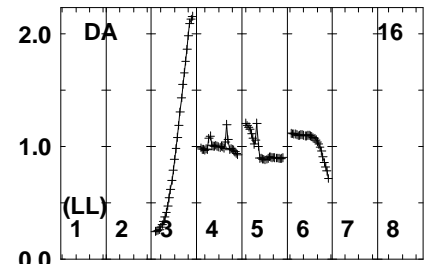
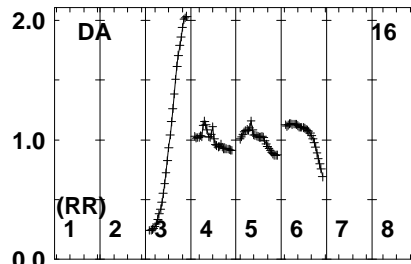
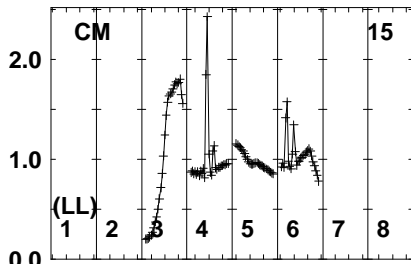
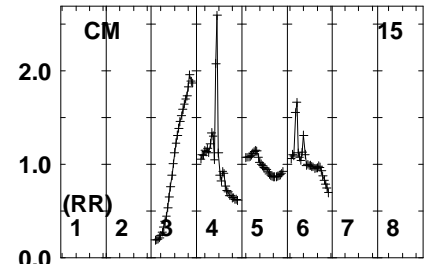
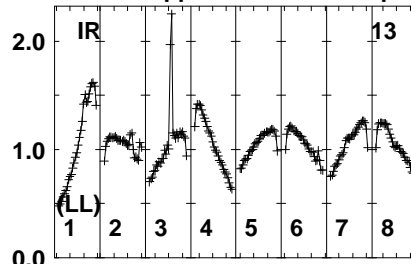
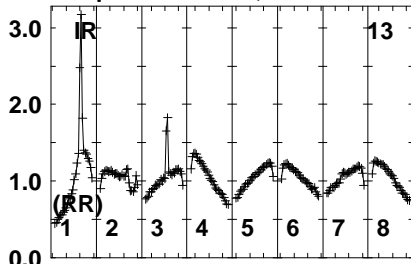


Lower frame: Real Jy  
Auto-corr total-power spectrum Antenna: \*  
Timerange: 00/16:17:31 to 00/16:20:59

Plot file version 341 created 12-SEP-2022 13:07:34

HS0810+2554 EH040A.UVDATA.1

Freq = 1.5950 GHz, Bw = 16.000 MH No calibration applied and no bandpass applied



1595 610 1630 645 660 675 1695 710  
FREQ MHz

1595 610 1630 645 660 675 1695 710  
FREQ MHz

1595 610 1630 645 660 675 1695 710  
FREQ MHz

Lower frame: Real Jy

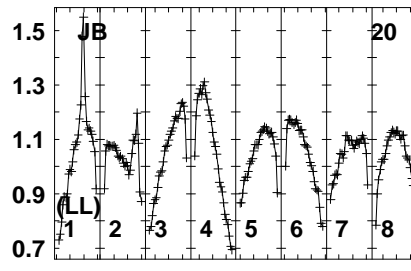
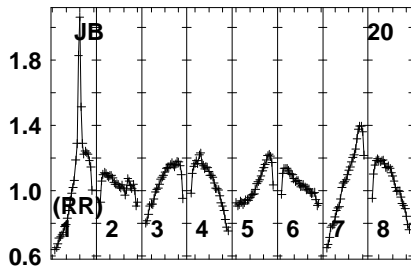
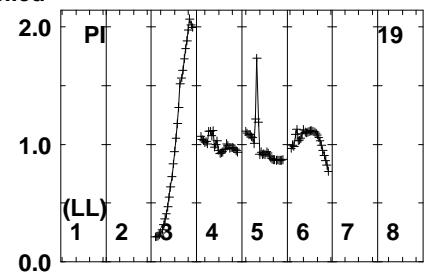
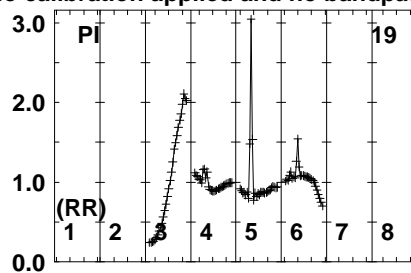
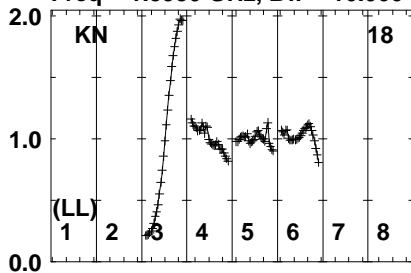
Auto-corr total-power spectrum Antenna: \*

Timerange: 00/16:17:31 to 00/16:20:59

Plot file version 342 created 12-SEP-2022 13:07:34

HS0810+2554 EH040A.UVDATA.1

Freq = 1.5950 GHz, Bw = 16.000 MH No calibration applied and no bandpass applied

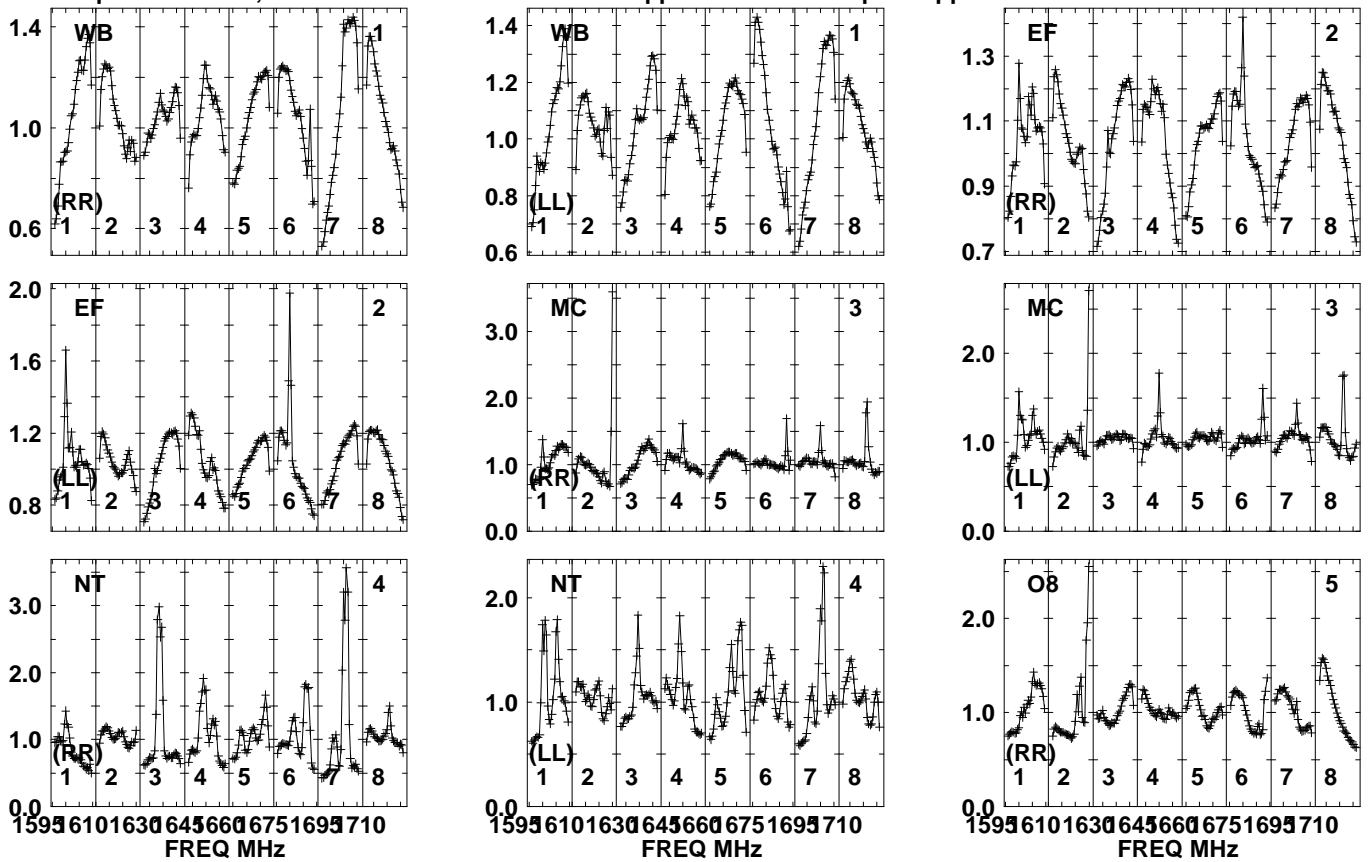


Lower frame: Real Jy  
Auto-corr total-power spectrum Antenna: \*  
Timerange: 00/16:17:31 to 00/16:20:59

Plot file version 343 created 12-SEP-2022 13:07:34

J0813+2435 EH040A.UVDATA.1

Freq = 1.5950 GHz, Bw = 16.000 MH No calibration applied and no bandpass applied

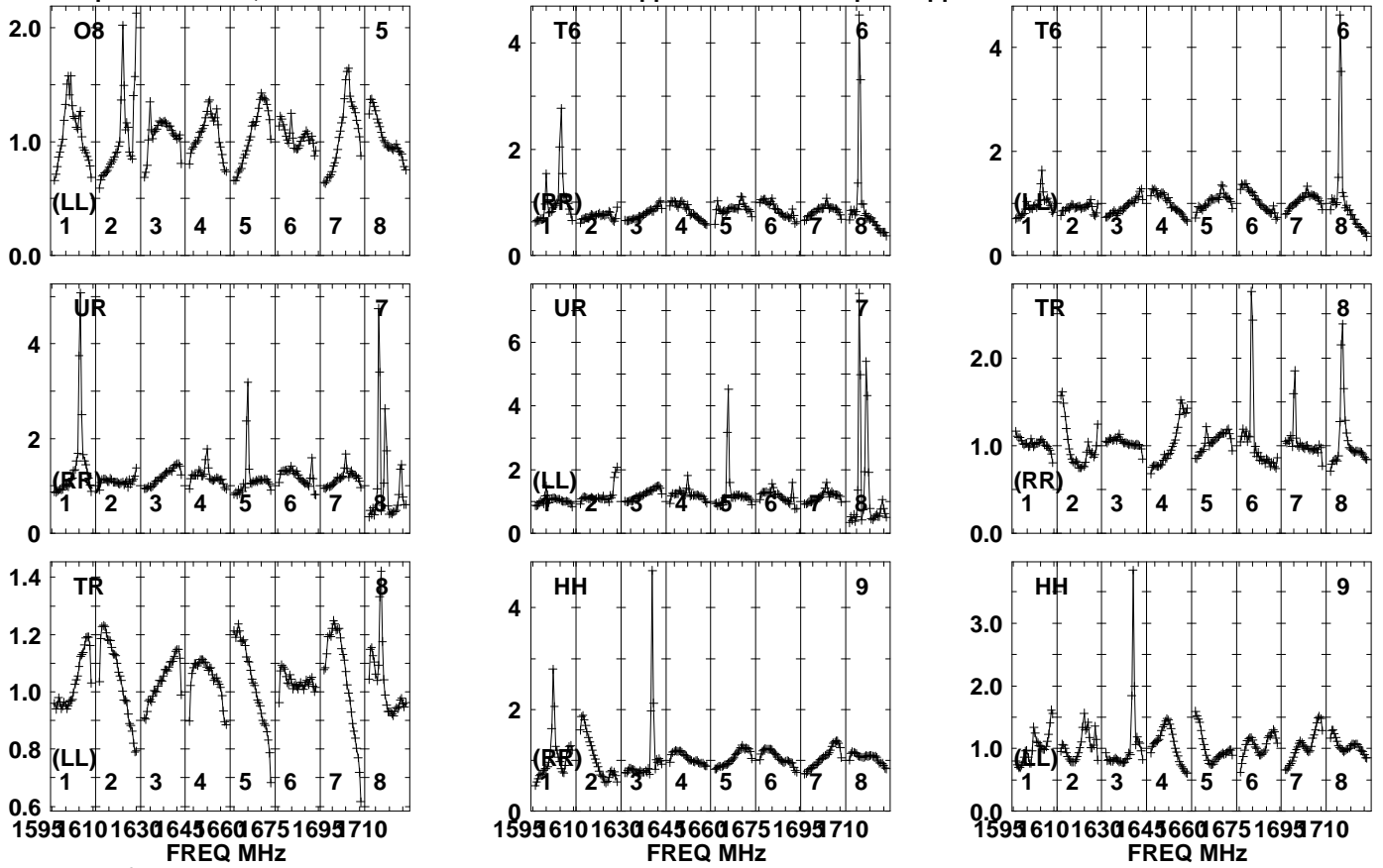


Lower frame: Real Jy  
Auto-corr total-power spectrum Antenna: \*  
Timerange: 00/16:21:31 to 00/16:22:59

Plot file version 344 created 12-SEP-2022 13:07:34

J0813+2435 EH040A.UVDATA.1

Freq = 1.5950 GHz, Bw = 16.000 MH No calibration applied and no bandpass applied



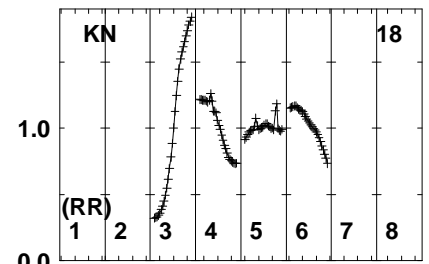
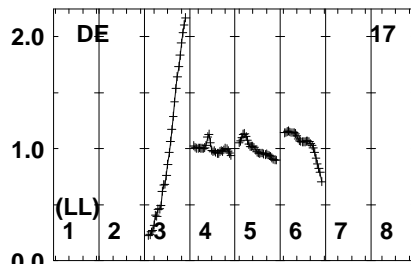
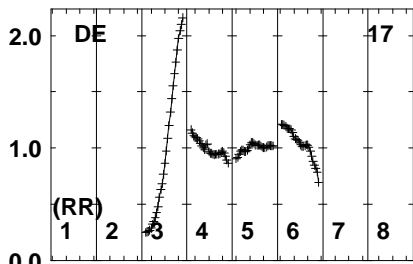
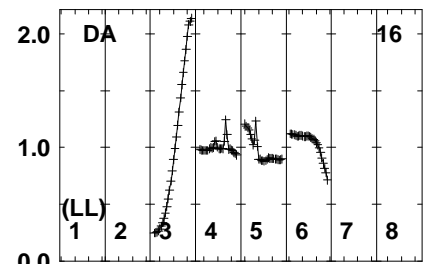
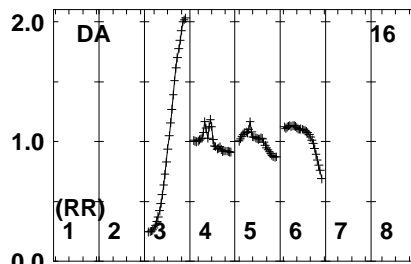
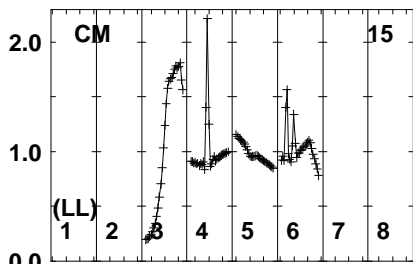
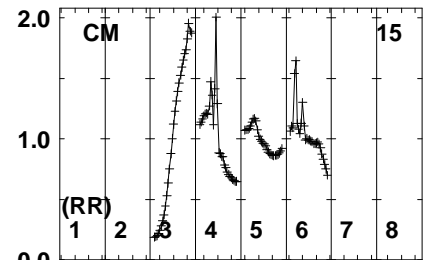
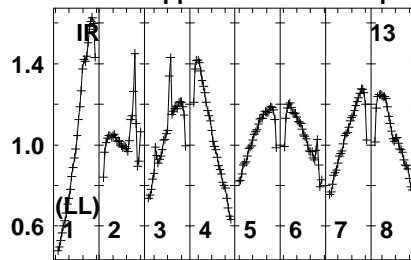
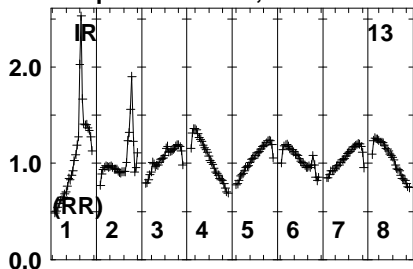
Lower frame: Real Jy  
Auto-corr total-power spectrum Antenna: \*  
Timerange: 00/16:21:31 to 00/16:22:59



Plot file version 345 created 12-SEP-2022 13:07:34

J0813+2435 EH040A.UVDATA.1

Freq = 1.5950 GHz, Bw = 16.000 MH No calibration applied and no bandpass applied



1595 610 1630 645 660 675 1695 710  
FREQ MHz

1595 610 1630 645 660 675 1695 710  
FREQ MHz

1595 610 1630 645 660 675 1695 710  
FREQ MHz

Lower frame: Real Jy

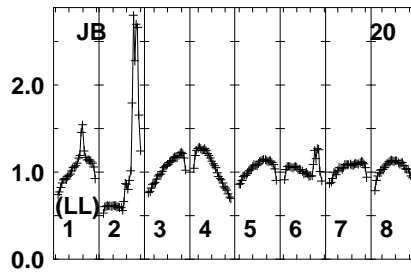
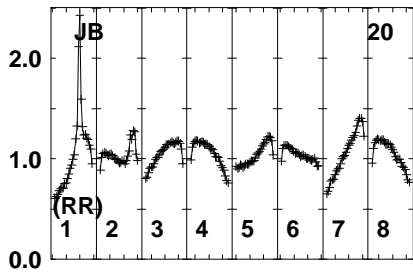
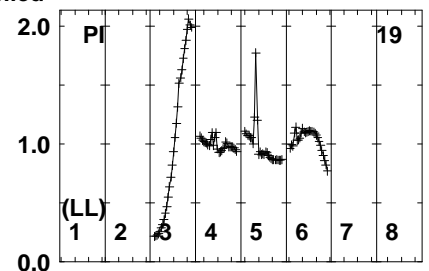
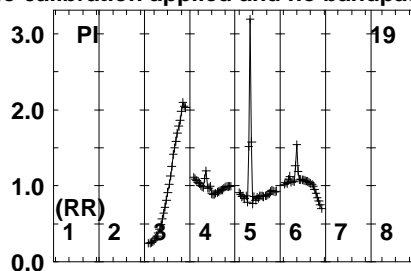
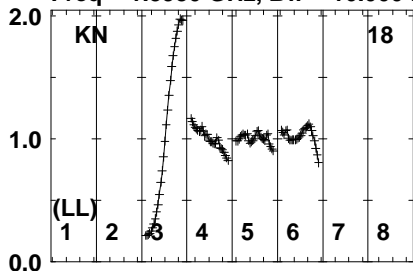
Auto-corr total-power spectrum Antenna: \*

Timerange: 00/16:21:31 to 00/16:22:59

Plot file version 346 created 12-SEP-2022 13:07:34

J0813+2435 EH040A.UVDATA.1

Freq = 1.5950 GHz, Bw = 16.000 MH No calibration applied and no bandpass applied

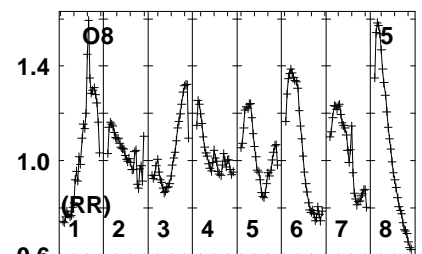
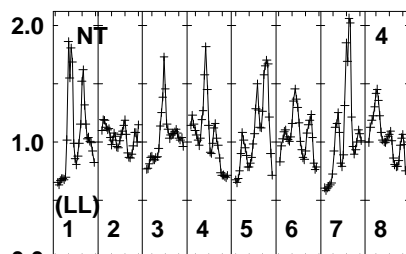
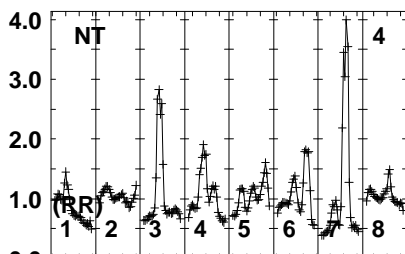
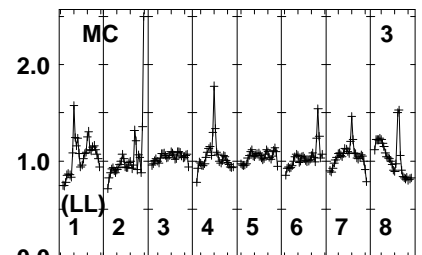
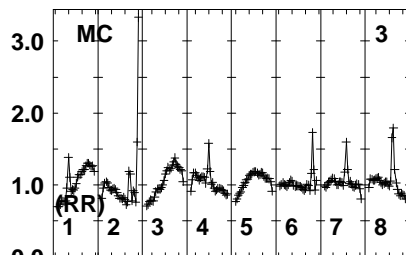
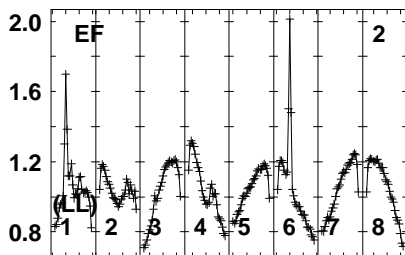
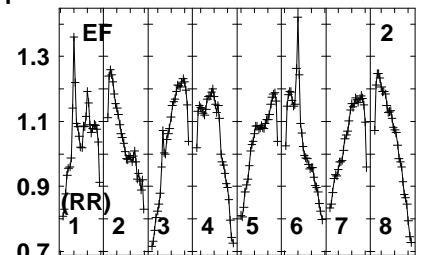
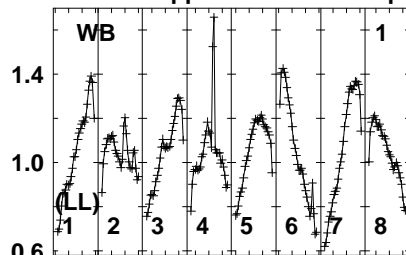
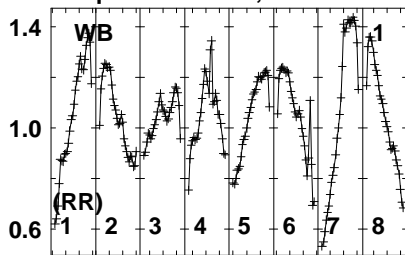


Lower frame: Real Jy  
Auto-corr total-power spectrum Antenna: \*  
Timerange: 00/16:21:31 to 00/16:22:59

Plot file version 347 created 12-SEP-2022 13:07:35

HS0810+2554 EH040A.UVDATA.1

Freq = 1.5950 GHz, Bw = 16.000 MH No calibration applied and no bandpass applied



1595 610 1630 645 660 675 1695 710  
FREQ MHz

1595 610 1630 645 660 675 1695 710  
FREQ MHz

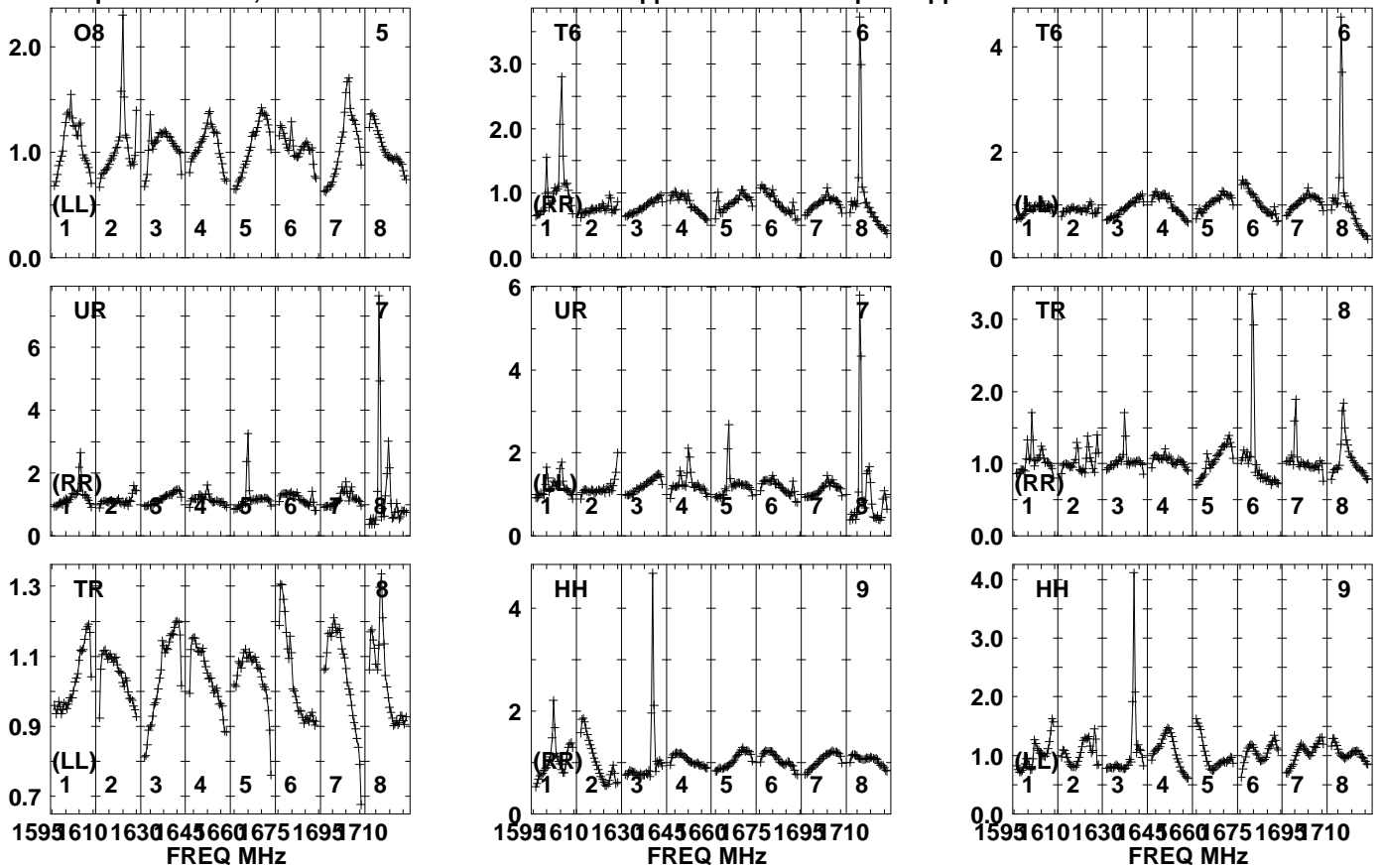
1595 610 1630 645 660 675 1695 710  
FREQ MHz

Lower frame: Real Jy  
Auto-corr total-power spectrum Antenna: \*  
Timerange: 00/16:23:01 to 00/16:26:29

Plot file version 348 created 12-SEP-2022 13:07:35

HS0810+2554 EH040A.UVDATA.1

Freq = 1.5950 GHz, Bw = 16.000 MH No calibration applied and no bandpass applied



Lower frame: Real Jy

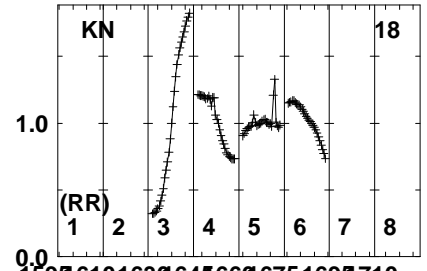
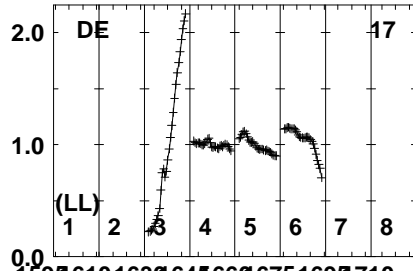
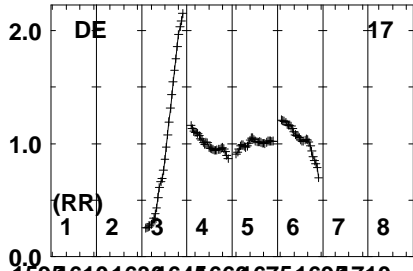
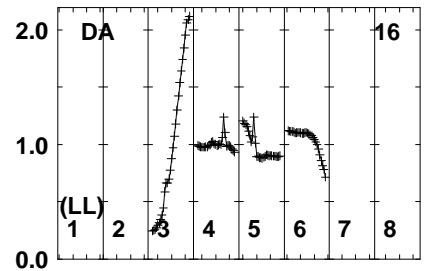
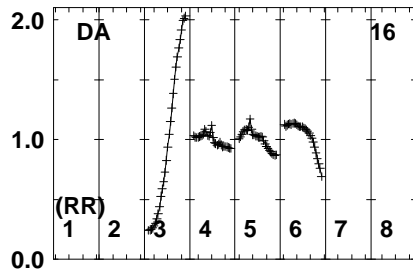
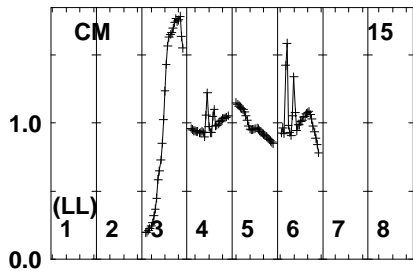
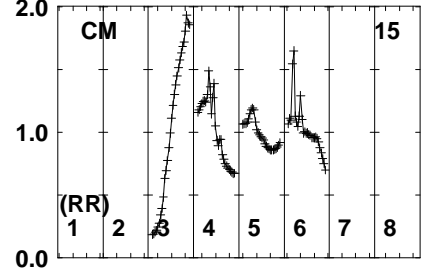
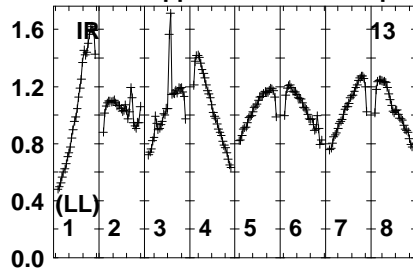
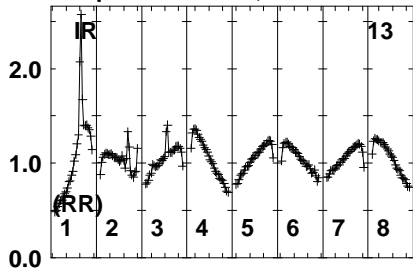
Auto-corr total-power spectrum Antenna: \*

Timerange: 00/16:23:01 to 00/16:26:29

Plot file version 349 created 12-SEP-2022 13:07:35

HS0810+2554 EH040A.UVDATA.1

Freq = 1.5950 GHz, Bw = 16.000 MH No calibration applied and no bandpass applied



1595 610 1630 645 660 675 1695 710  
FREQ MHz

1595 610 1630 645 660 675 1695 710  
FREQ MHz

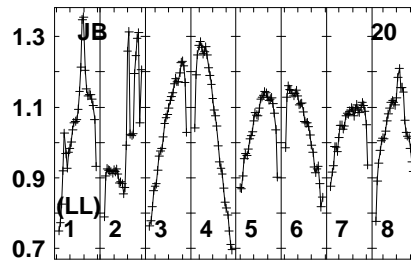
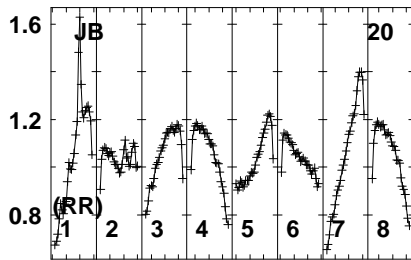
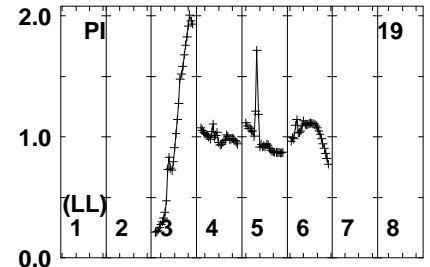
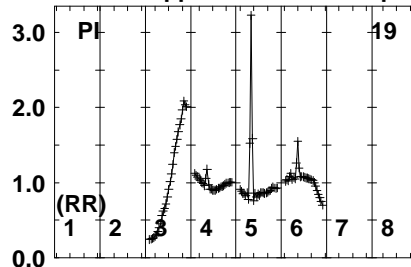
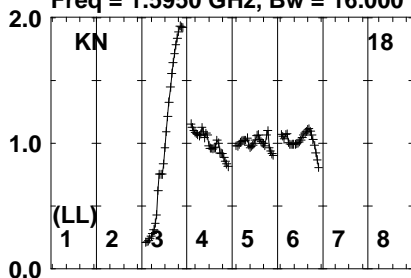
1595 610 1630 645 660 675 1695 710  
FREQ MHz

Lower frame: Real Jy  
Auto-corr total-power spectrum Antenna: \*  
Timerange: 00/16:23:01 to 00/16:26:29

Plot file version 350 created 12-SEP-2022 13:07:35

HS0810+2554 EH040A.UVDATA.1

Freq = 1.5950 GHz, Bw = 16.000 MH No calibration applied and no bandpass applied

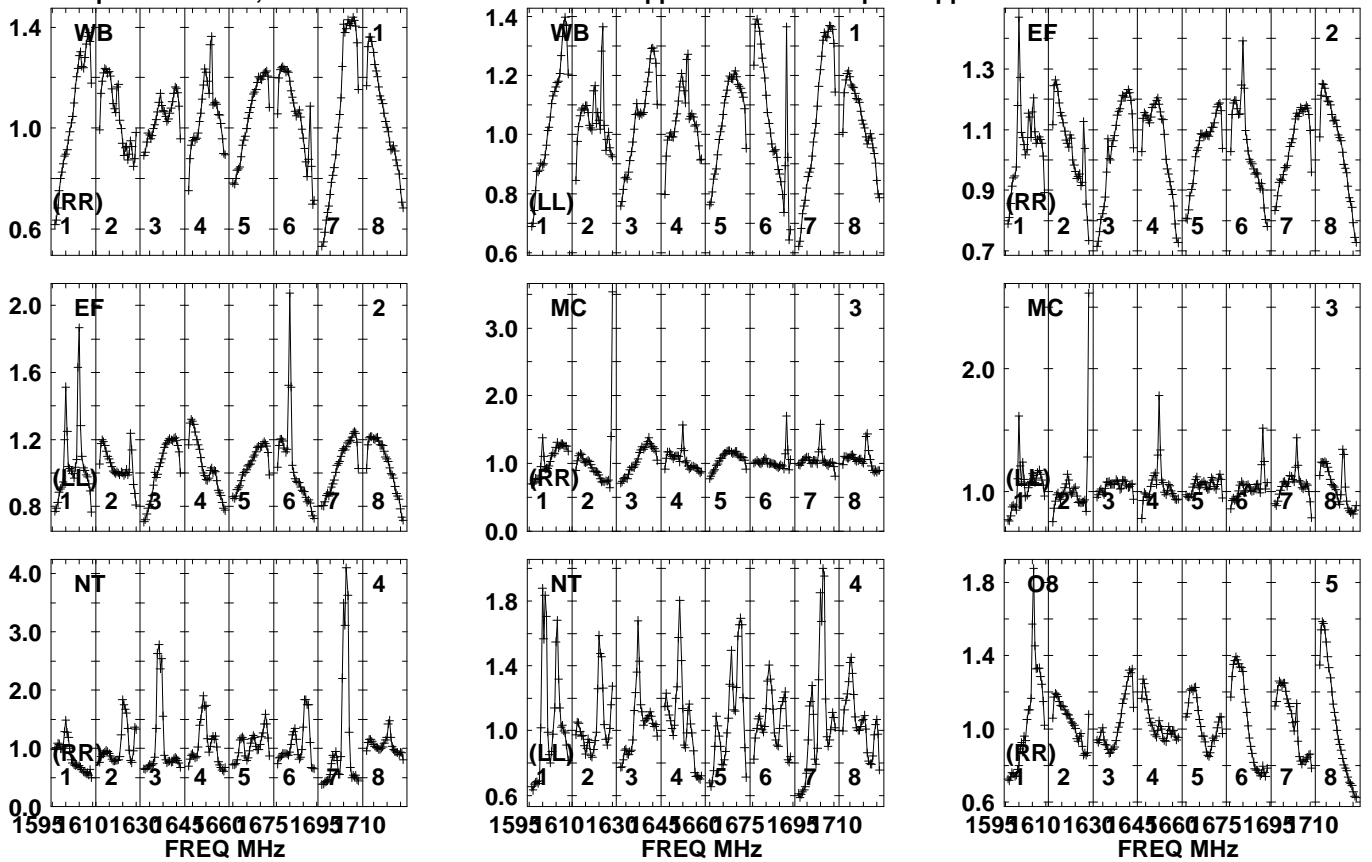


Lower frame: Real Jy  
Auto-corr total-power spectrum Antenna: \*  
Timerange: 00/16:23:01 to 00/16:26:29

Plot file version 351 created 12-SEP-2022 13:07:35

J0813+2435 EH040A.UVDATA.1

Freq = 1.5950 GHz, Bw = 16.000 MH No calibration applied and no bandpass applied

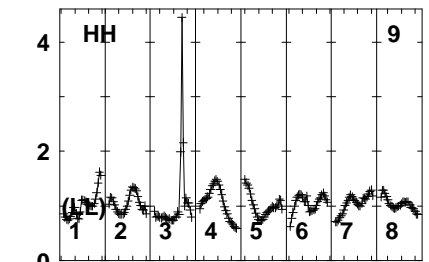
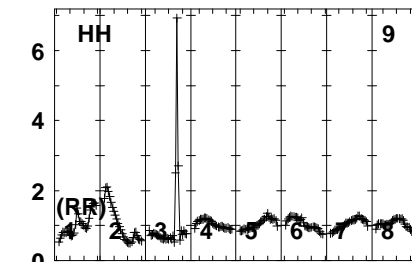
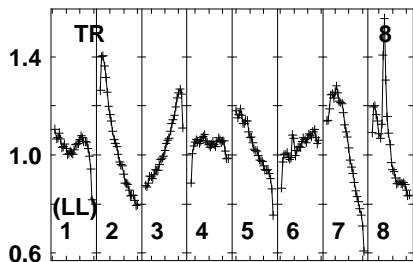
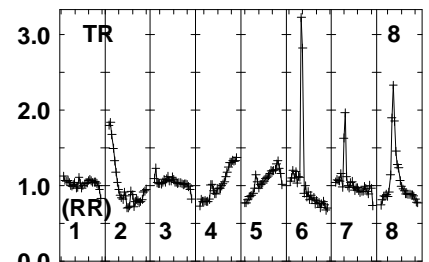
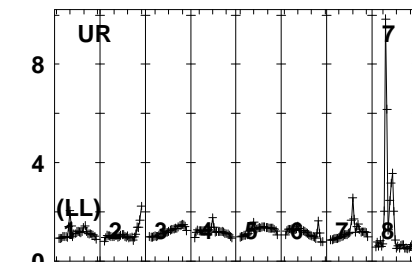
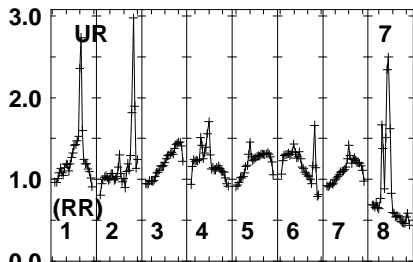
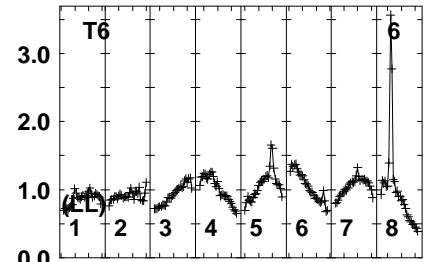
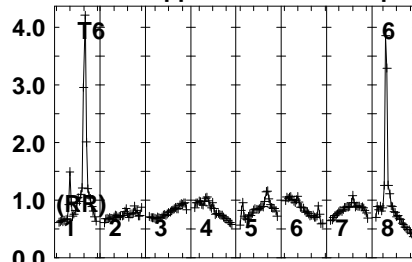
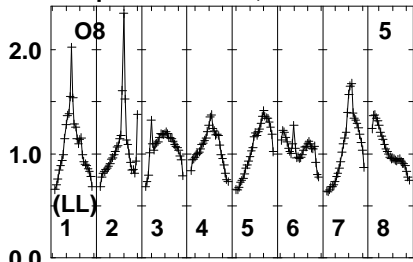


Lower frame: Real Jy  
Auto-corr total-power spectrum Antenna: \*  
Timerange: 00/16:26:31 to 00/16:27:59

Plot file version 352 created 12-SEP-2022 13:07:35

J0813+2435 EH040A.UVDATA.1

Freq = 1.5950 GHz, Bw = 16.000 MH No calibration applied and no bandpass applied



1595 610 1630 645 660 675 1695 710  
FREQ MHz

1595 610 1630 645 660 675 1695 710  
FREQ MHz

1595 610 1630 645 660 675 1695 710  
FREQ MHz

Lower frame: Real Jy

Auto-corr total-power spectrum Antenna: \*

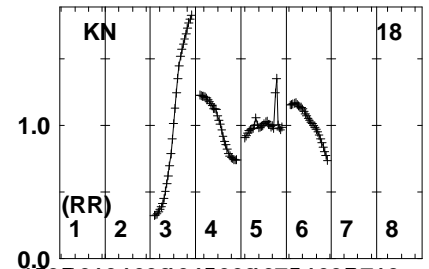
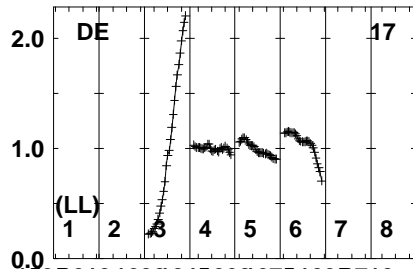
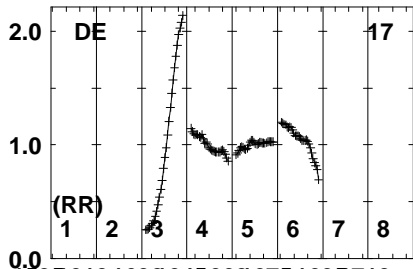
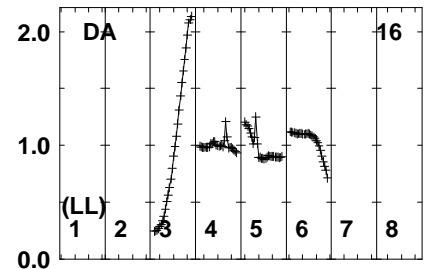
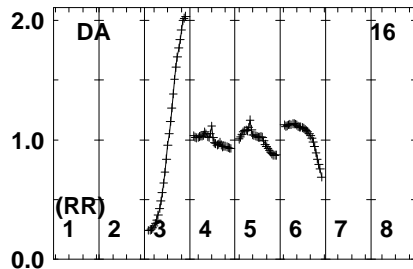
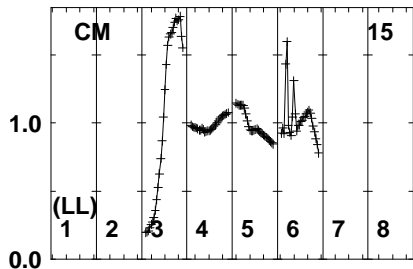
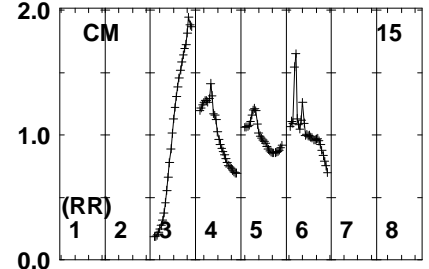
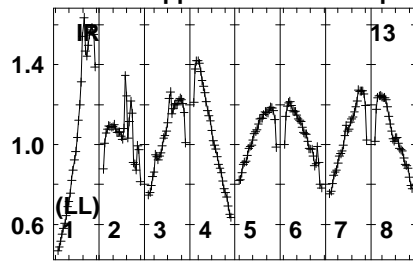
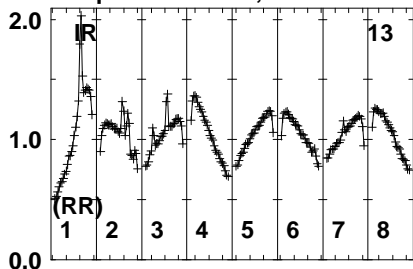
Timerange: 00/16:26:31 to 00/16:27:59



Plot file version 353 created 12-SEP-2022 13:07:36

J0813+2435 EH040A.UVDATA.1

Freq = 1.5950 GHz, Bw = 16.000 MH No calibration applied and no bandpass applied



1595 610 1630 1645 660 675 1695 710  
FREQ MHz

1595 610 1630 1645 660 675 1695 710  
FREQ MHz

1595 610 1630 1645 660 675 1695 710  
FREQ MHz

Lower frame: Real Jy

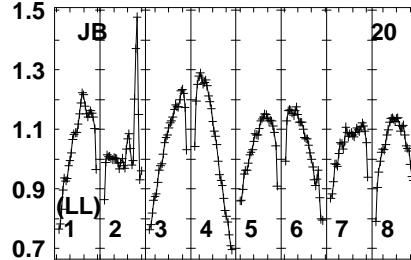
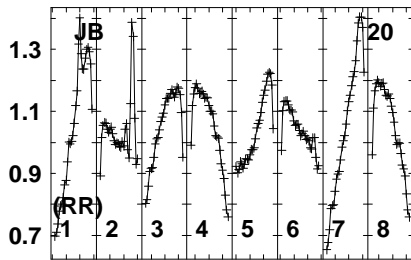
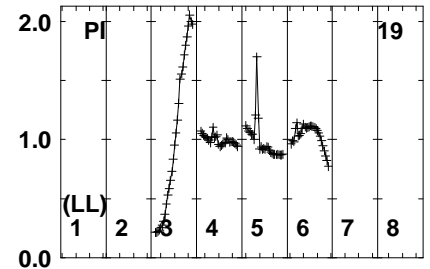
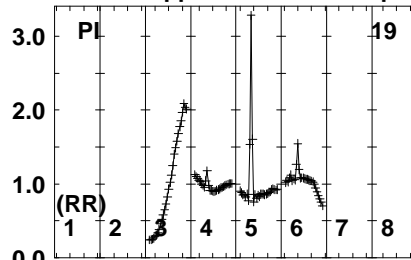
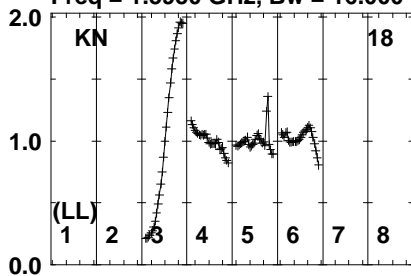
Auto-corr total-power spectrum Antenna: \*

Timerange: 00/16:26:31 to 00/16:27:59

Plot file version 354 created 12-SEP-2022 13:07:36

J0813+2435 EH040A.UVDATA.1

Freq = 1.5950 GHz, Bw = 16.000 MH No calibration applied and no bandpass applied

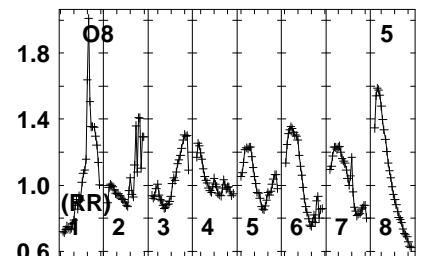
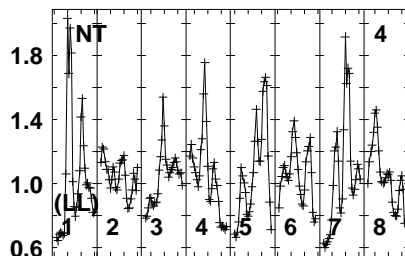
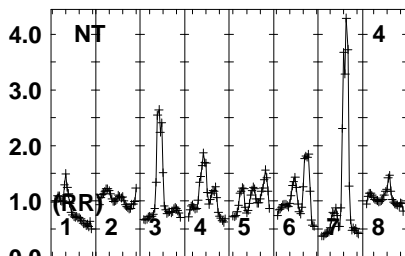
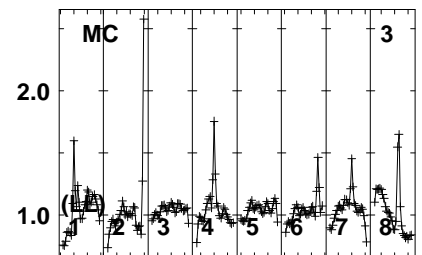
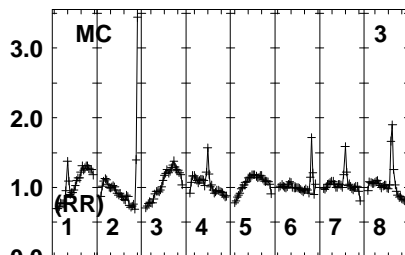
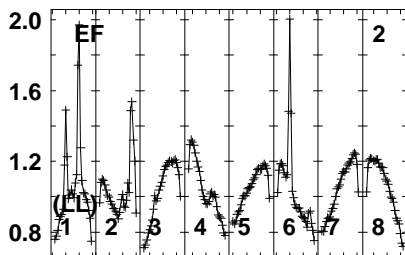
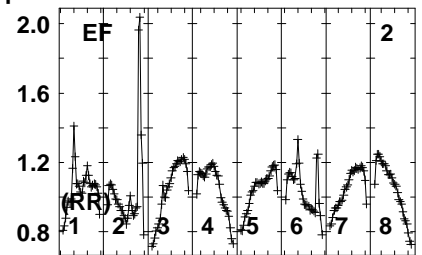
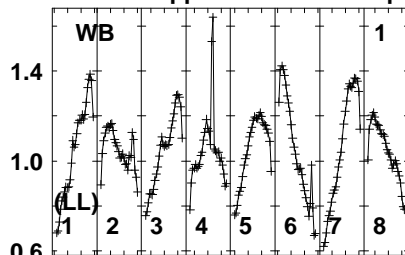
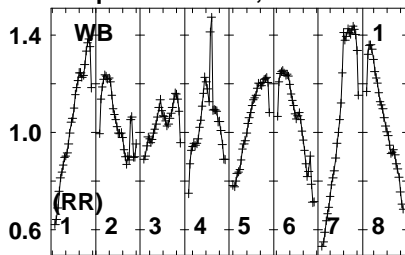


Lower frame: Real Jy  
Auto-corr total-power spectrum Antenna: \*  
Timerange: 00/16:26:31 to 00/16:27:59

Plot file version 355 created 12-SEP-2022 13:07:36

HS0810+2554 EH040A.UVDATA.1

Freq = 1.5950 GHz, Bw = 16.000 MH No calibration applied and no bandpass applied



1595 610 1630 645 660 675 1695 710  
FREQ MHz

1595 610 1630 645 660 675 1695 710  
FREQ MHz

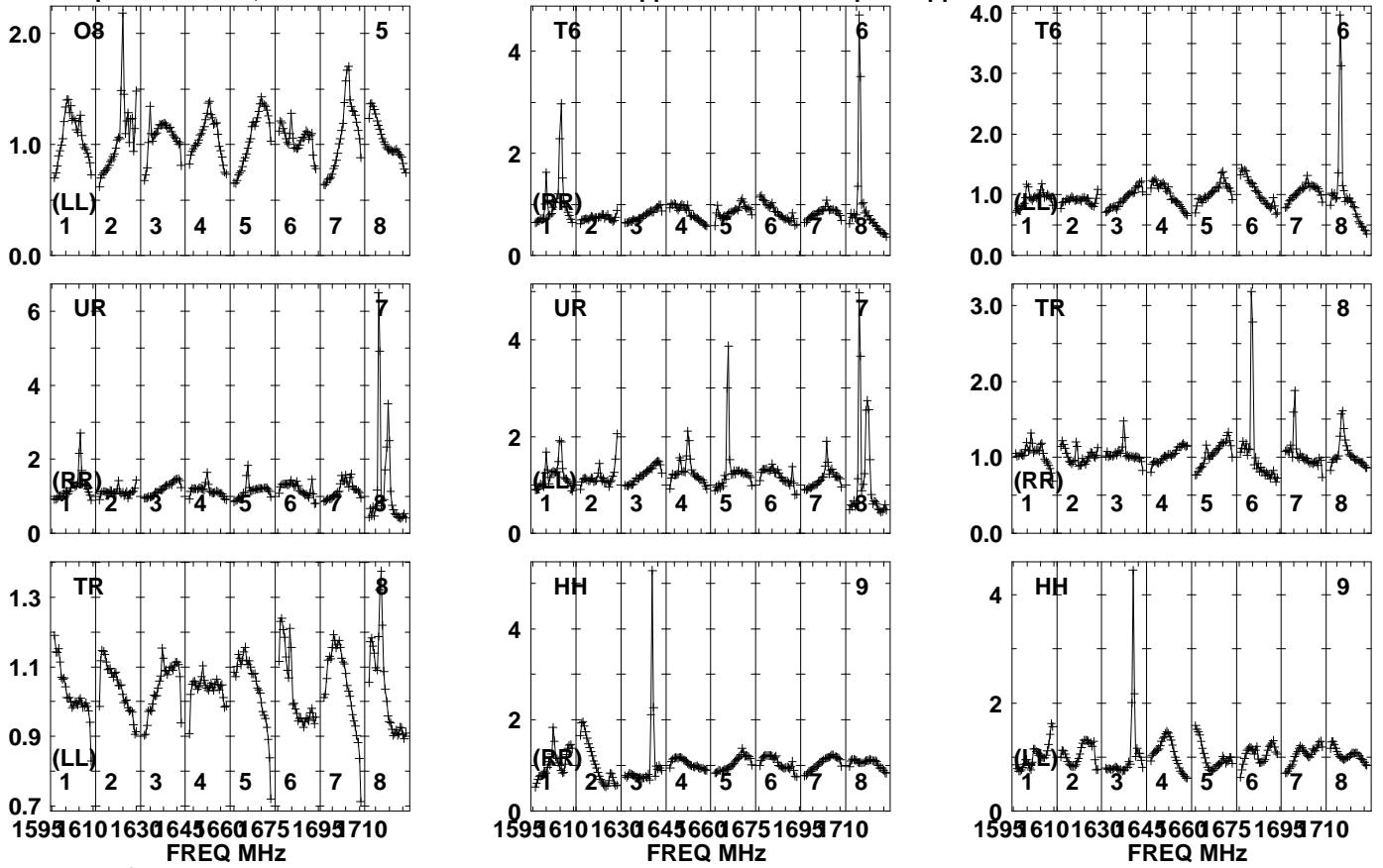
1595 610 1630 645 660 675 1695 710  
FREQ MHz

Lower frame: Real Jy  
Auto-corr total-power spectrum Antenna: \*  
Timerange: 00/16:28:01 to 00/16:31:29

Plot file version 356 created 12-SEP-2022 13:07:36

HS0810+2554 EH040A.UVDATA.1

Freq = 1.5950 GHz, Bw = 16.000 MH No calibration applied and no bandpass applied

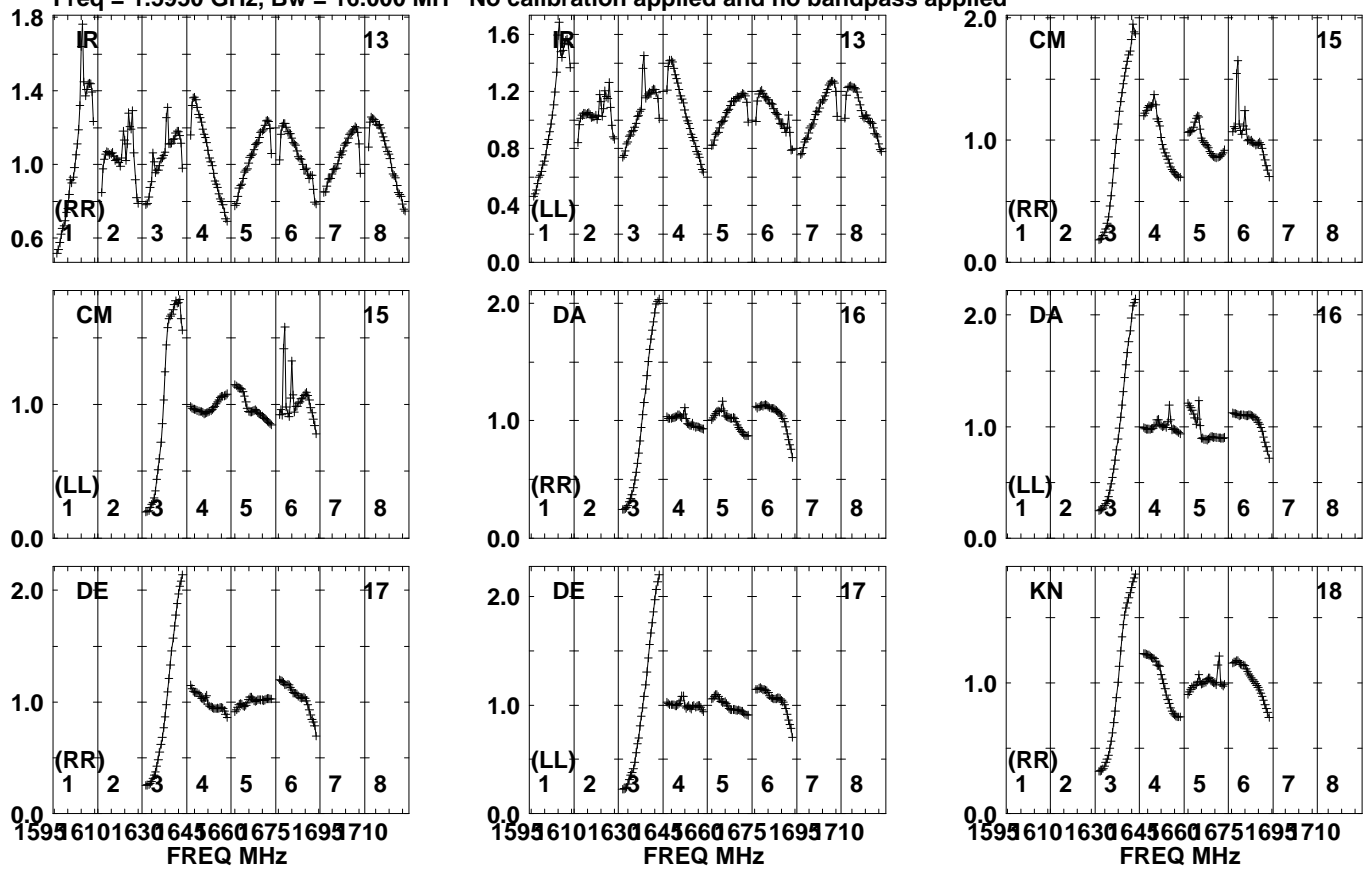


Lower frame: Real Jy  
Auto-corr total-power spectrum Antenna: \*  
Timerange: 00/16:28:01 to 00/16:31:29

Plot file version 357 created 12-SEP-2022 13:07:36

HS0810+2554 EH040A.UVDATA.1

Freq = 1.5950 GHz, Bw = 16.000 MH No calibration applied and no bandpass applied

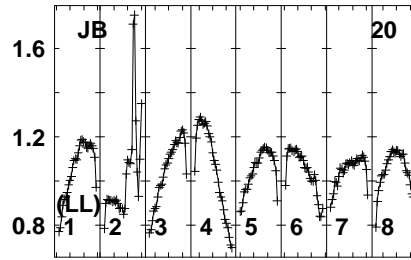
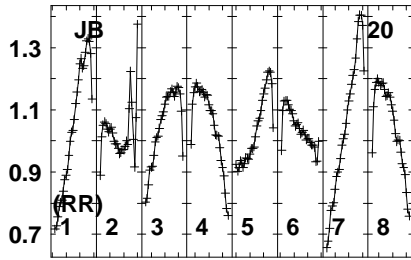
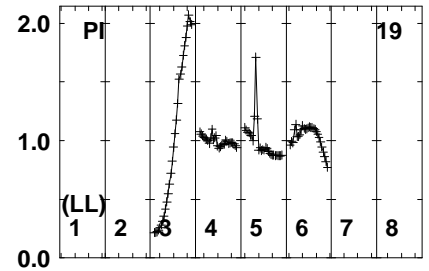
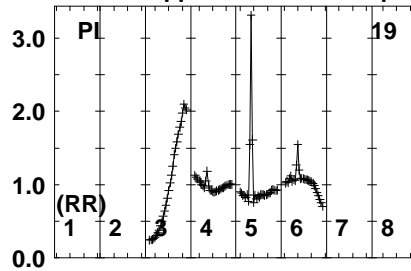
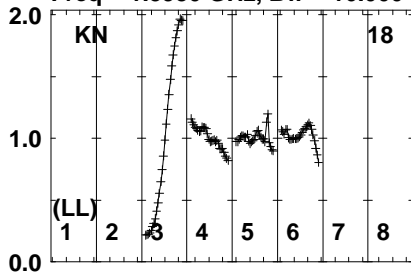


Lower frame: Real Jy  
Auto-corr total-power spectrum Antenna: \*  
Timerange: 00/16:28:01 to 00/16:31:29

Plot file version 358 created 12-SEP-2022 13:07:36

HS0810+2554 EH040A.UVDATA.1

Freq = 1.5950 GHz, Bw = 16.000 MH No calibration applied and no bandpass applied

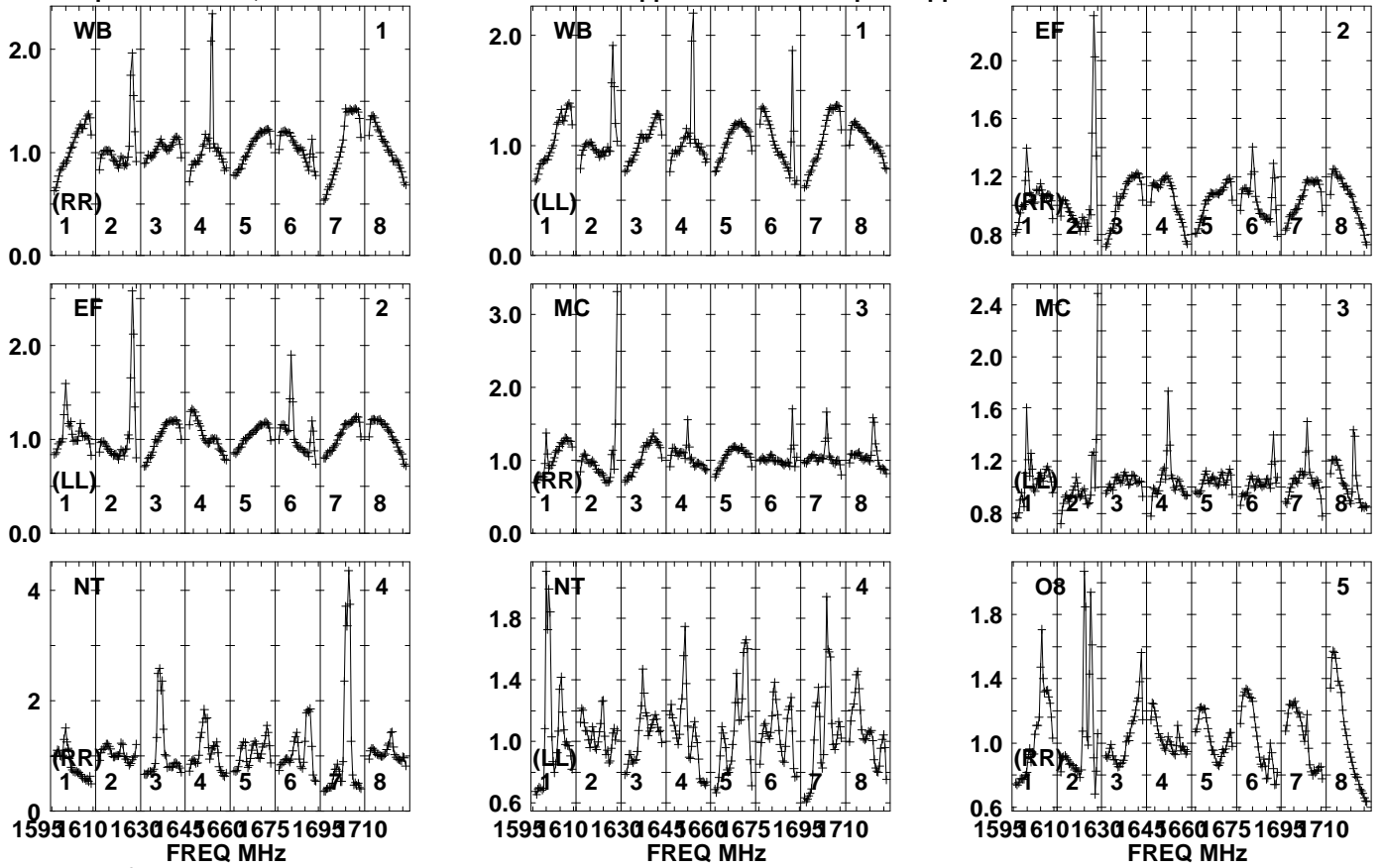


Lower frame: Real Jy  
Auto-corr total-power spectrum Antenna: \*  
Timerange: 00/16:28:01 to 00/16:31:29

Plot file version 359 created 12-SEP-2022 13:07:36

J0813+2435 EH040A.UVDATA.1

Freq = 1.5950 GHz, Bw = 16.000 MH No calibration applied and no bandpass applied

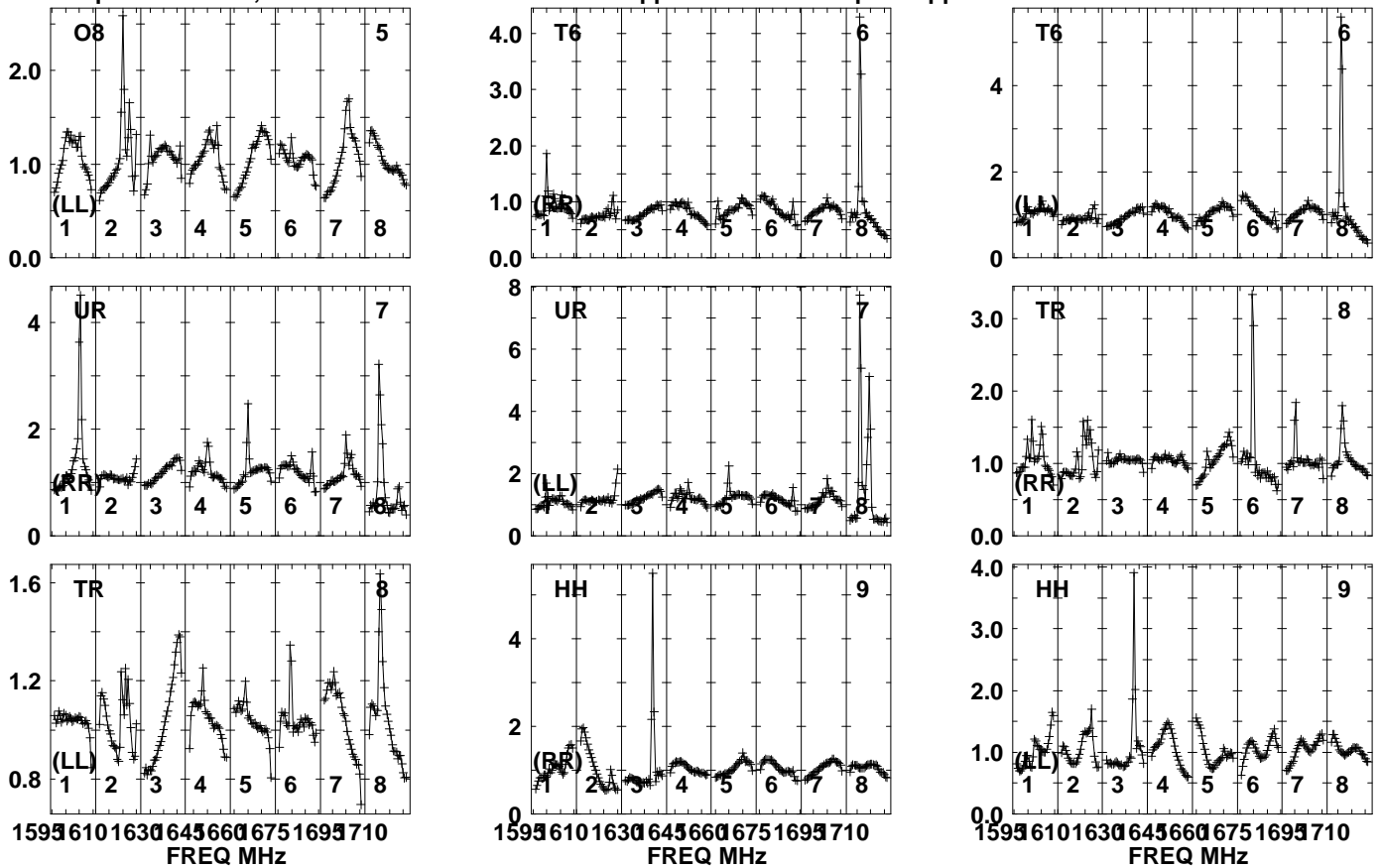


Lower frame: Real Jy  
Auto-corr total-power spectrum Antenna: \*  
Timerange: 00/16:32:01 to 00/16:33:29

Plot file version 360 created 12-SEP-2022 13:07:36

J0813+2435 EH040A.UVDATA.1

Freq = 1.5950 GHz, Bw = 16.000 MH No calibration applied and no bandpass applied



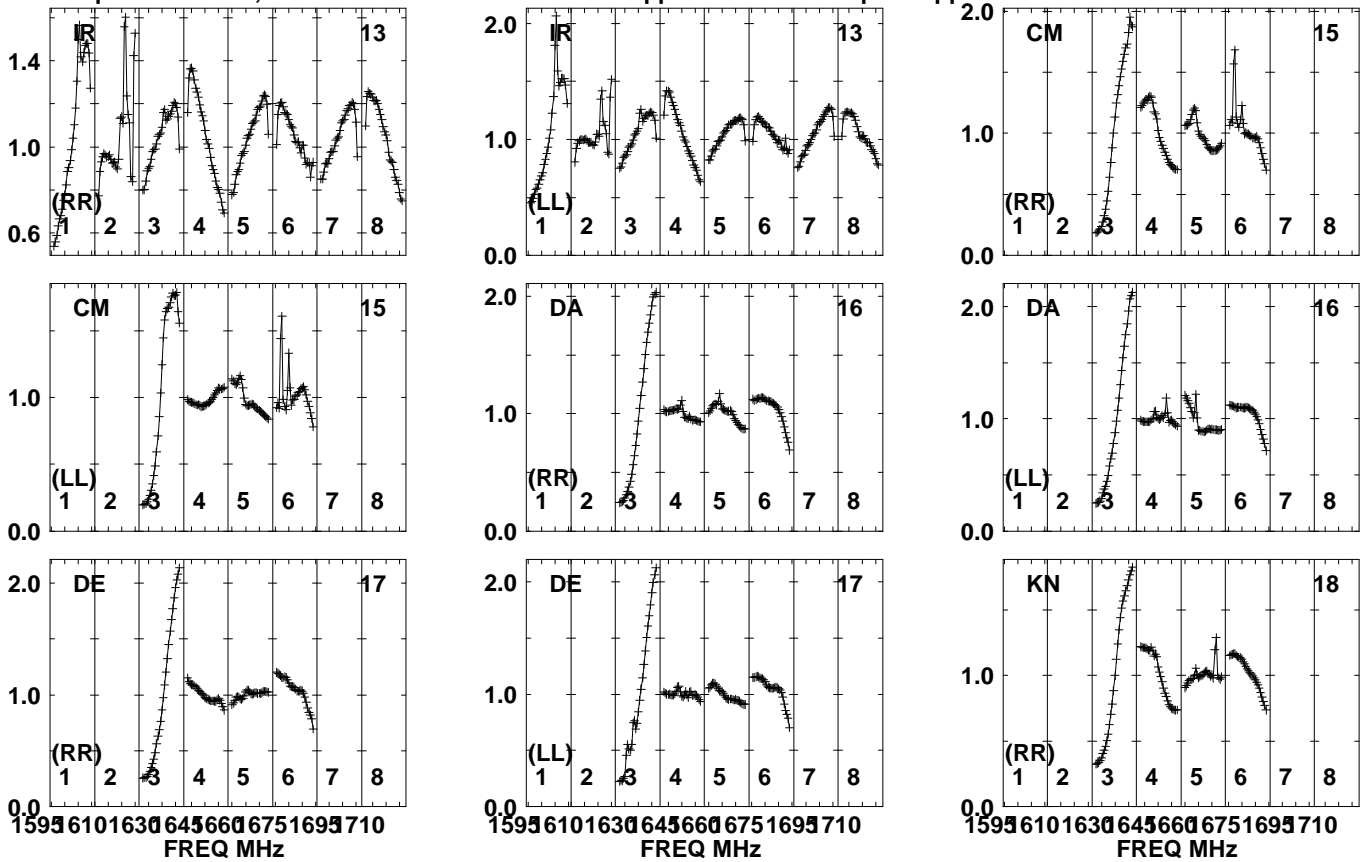
Lower frame: Real Jy  
Auto-corr total-power spectrum Antenna: \*  
Timerange: 00/16:32:01 to 00/16:33:29



Plot file version 361 created 12-SEP-2022 13:07:37

J0813+2435 EH040A.UVDATA.1

Freq = 1.5950 GHz, Bw = 16.000 MH No calibration applied and no bandpass applied

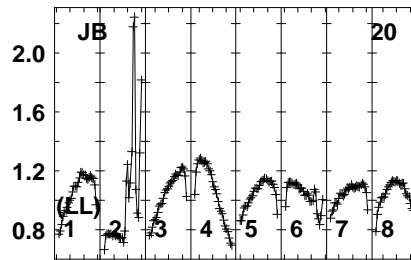
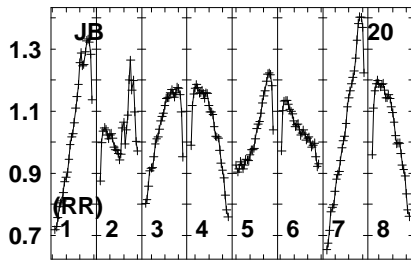
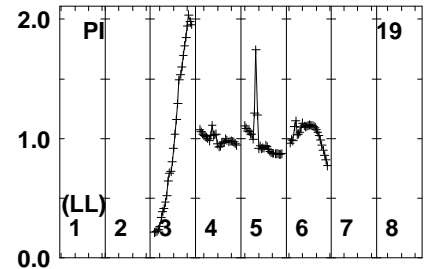
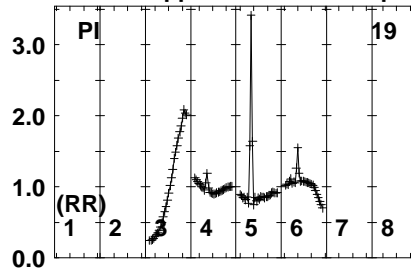
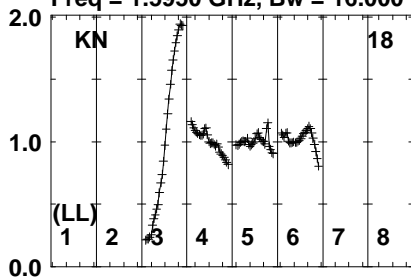


Lower frame: Real Jy  
Auto-corr total-power spectrum Antenna: \*  
Timerange: 00/16:32:01 to 00/16:33:29

Plot file version 362 created 12-SEP-2022 13:07:37

J0813+2435 EH040A.UVDATA.1

Freq = 1.5950 GHz, Bw = 16.000 MH No calibration applied and no bandpass applied

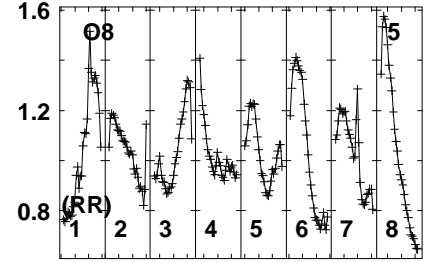
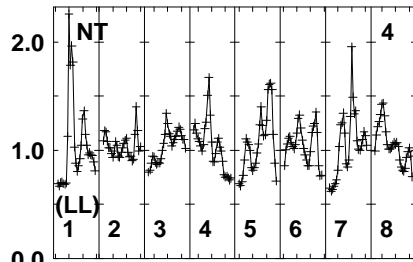
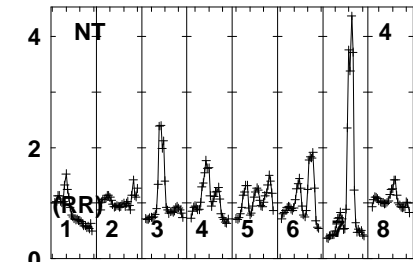
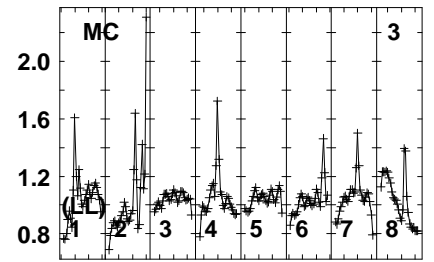
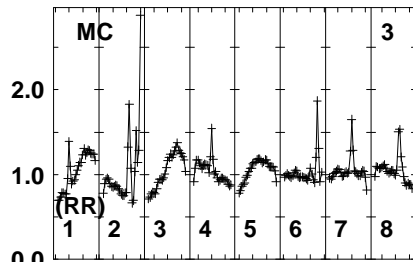
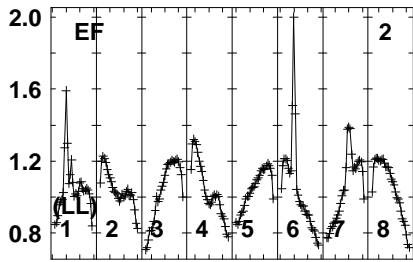
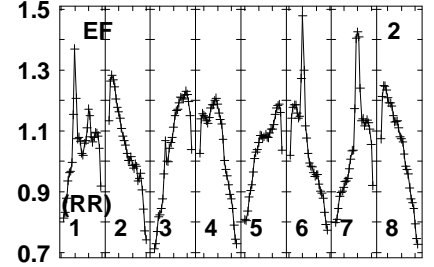
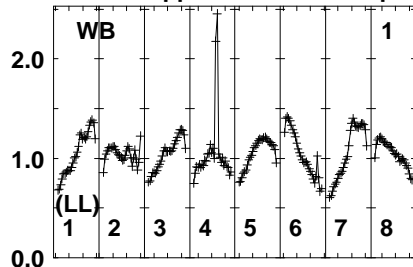
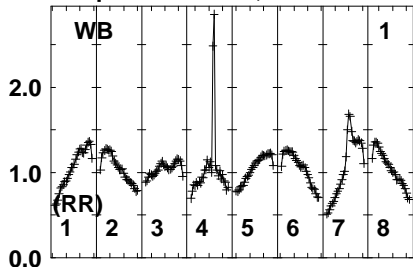


Lower frame: Real Jy  
Auto-corr total-power spectrum Antenna: \*  
Timerange: 00/16:32:01 to 00/16:33:29

Plot file version 363 created 12-SEP-2022 13:07:37

HS0810+2554 EH040A.UVDATA.1

Freq = 1.5950 GHz, Bw = 16.000 MH No calibration applied and no bandpass applied



1595 610 1630 645 660 675 1695 710  
FREQ MHz

1595 610 1630 645 660 675 1695 710  
FREQ MHz

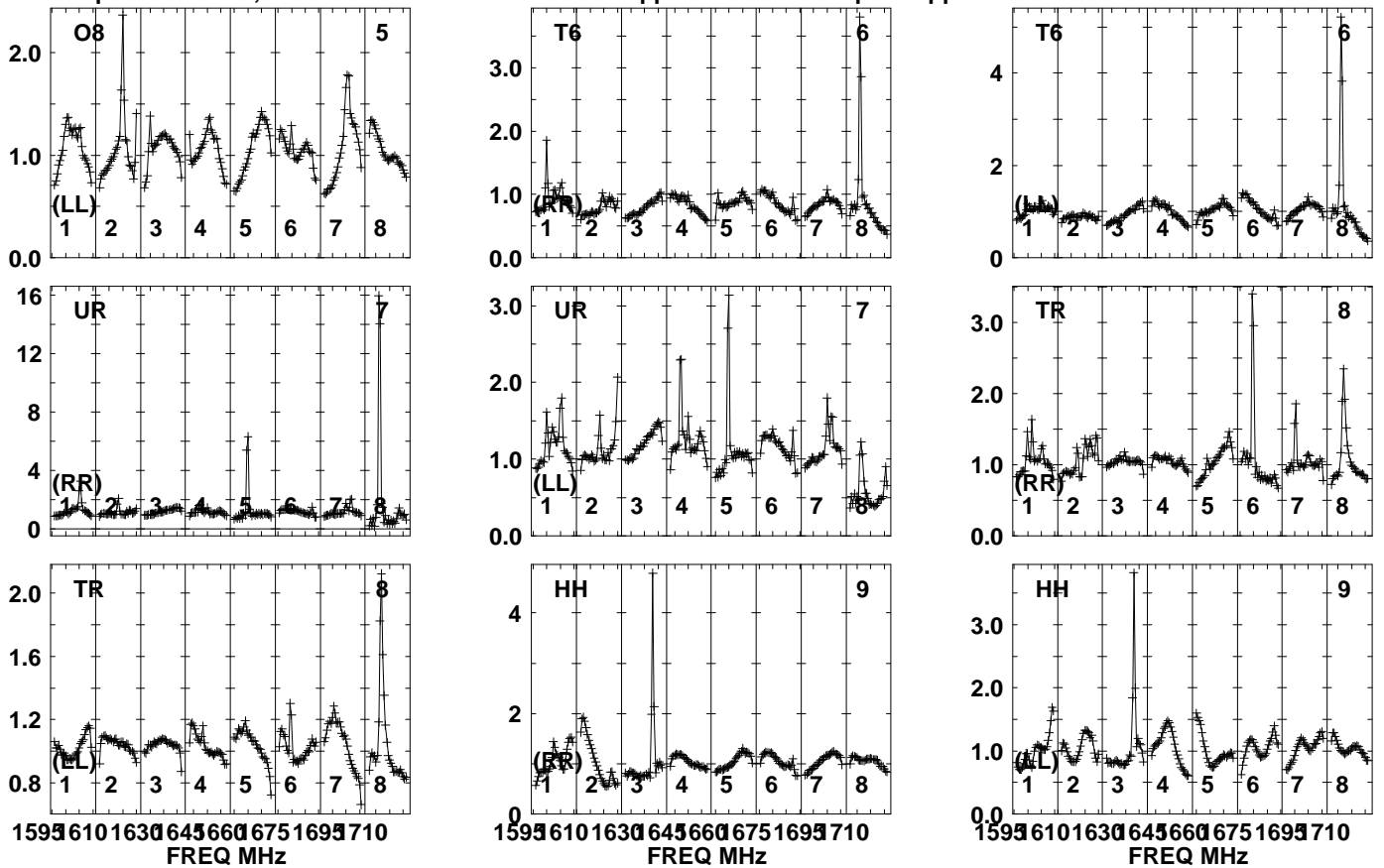
1595 610 1630 645 660 675 1695 710  
FREQ MHz

Lower frame: Real Jy  
Auto-corr total-power spectrum Antenna: \*  
Timerange: 00/16:33:31 to 00/16:36:59

Plot file version 364 created 12-SEP-2022 13:07:37

HS0810+2554 EH040A.UVDATA.1

Freq = 1.5950 GHz, Bw = 16.000 MH No calibration applied and no bandpass applied

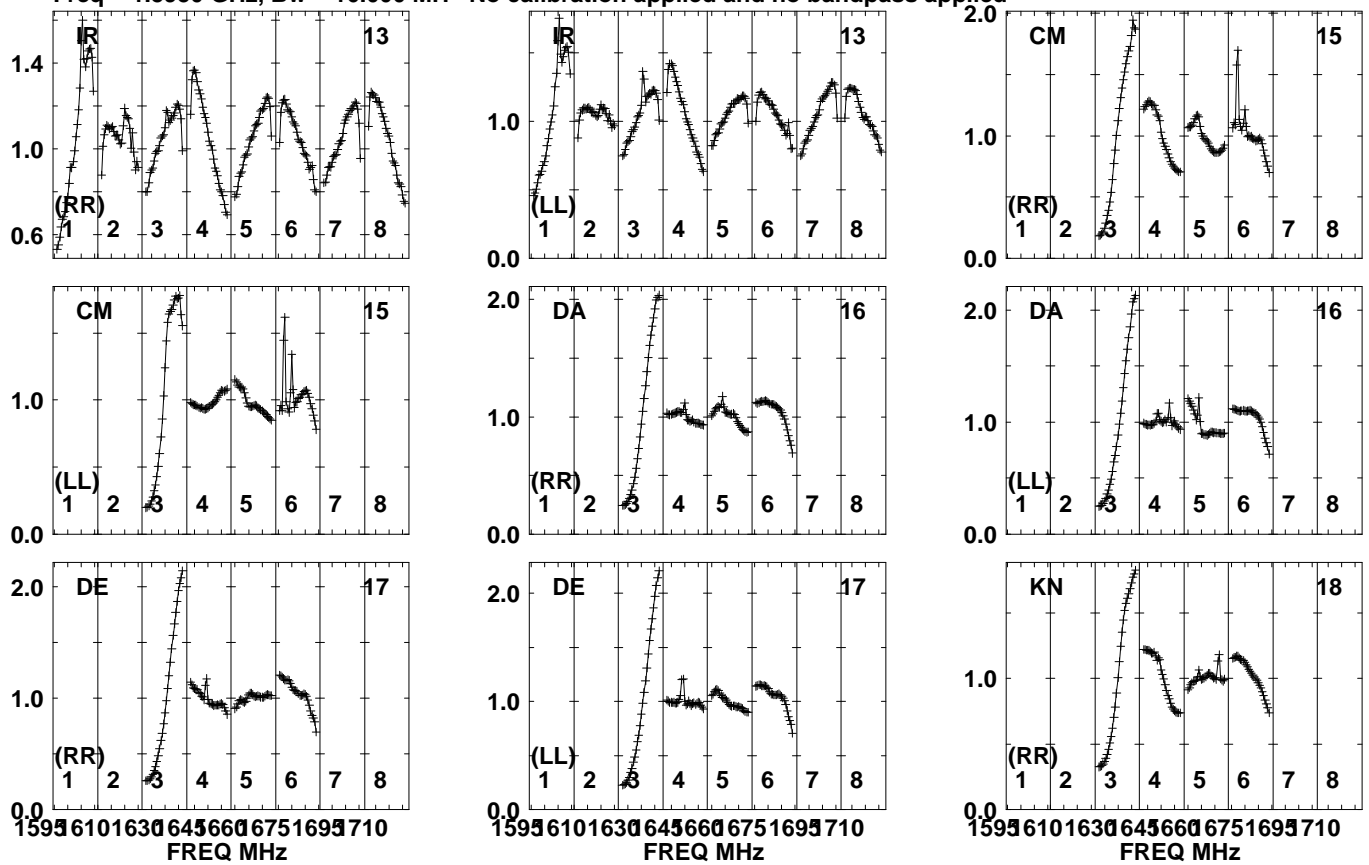


Lower frame: Real Jy  
Auto-corr total-power spectrum Antenna: \*  
Timerange: 00/16:33:31 to 00/16:36:59

Plot file version 365 created 12-SEP-2022 13:07:37

HS0810+2554 EH040A.UVDATA.1

Freq = 1.5950 GHz, Bw = 16.000 MH No calibration applied and no bandpass applied

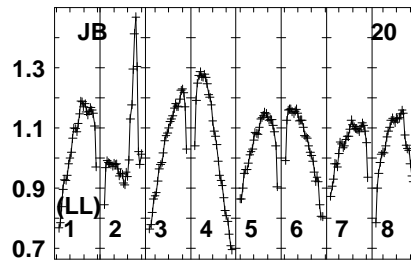
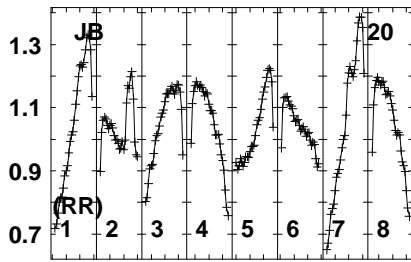
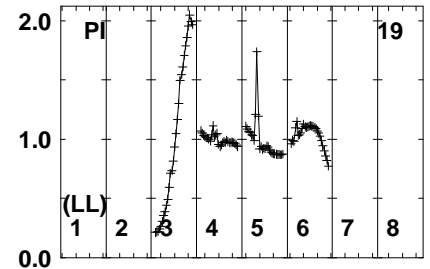
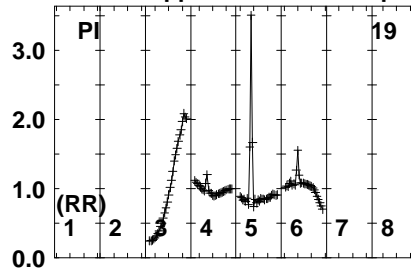
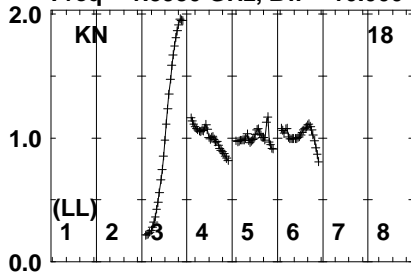


Lower frame: Real Jy  
Auto-corr total-power spectrum Antenna: \*  
Timerange: 00/16:33:31 to 00/16:36:59

Plot file version 366 created 12-SEP-2022 13:07:37

HS0810+2554 EH040A.UVDATA.1

Freq = 1.5950 GHz, Bw = 16.000 MH No calibration applied and no bandpass applied

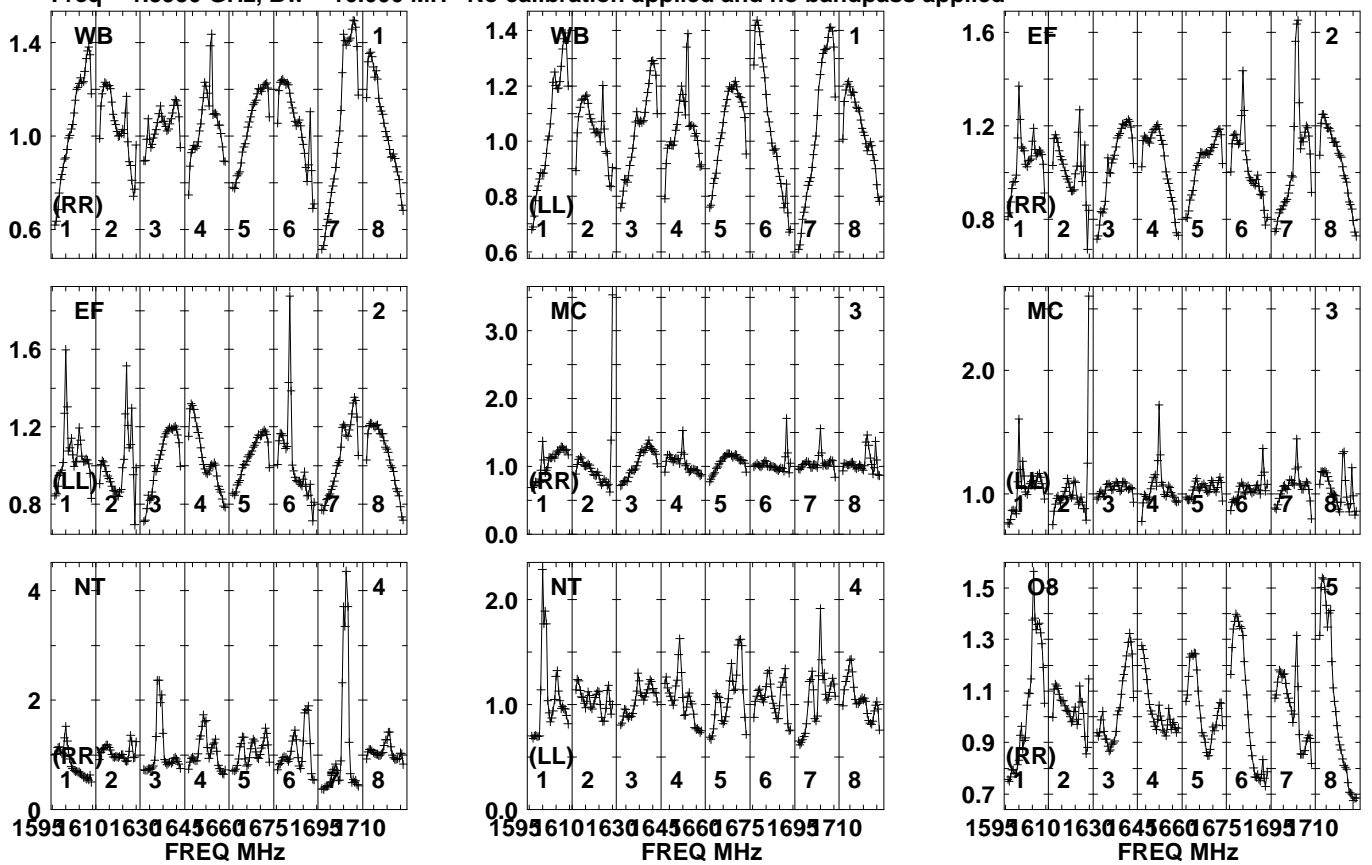


Lower frame: Real Jy  
Auto-corr total-power spectrum Antenna: \*  
Timerange: 00/16:33:31 to 00/16:36:59

Plot file version 367 created 12-SEP-2022 13:07:37

J0813+2435 EH040A.UVDATA.1

Freq = 1.5950 GHz, Bw = 16.000 MH No calibration applied and no bandpass applied

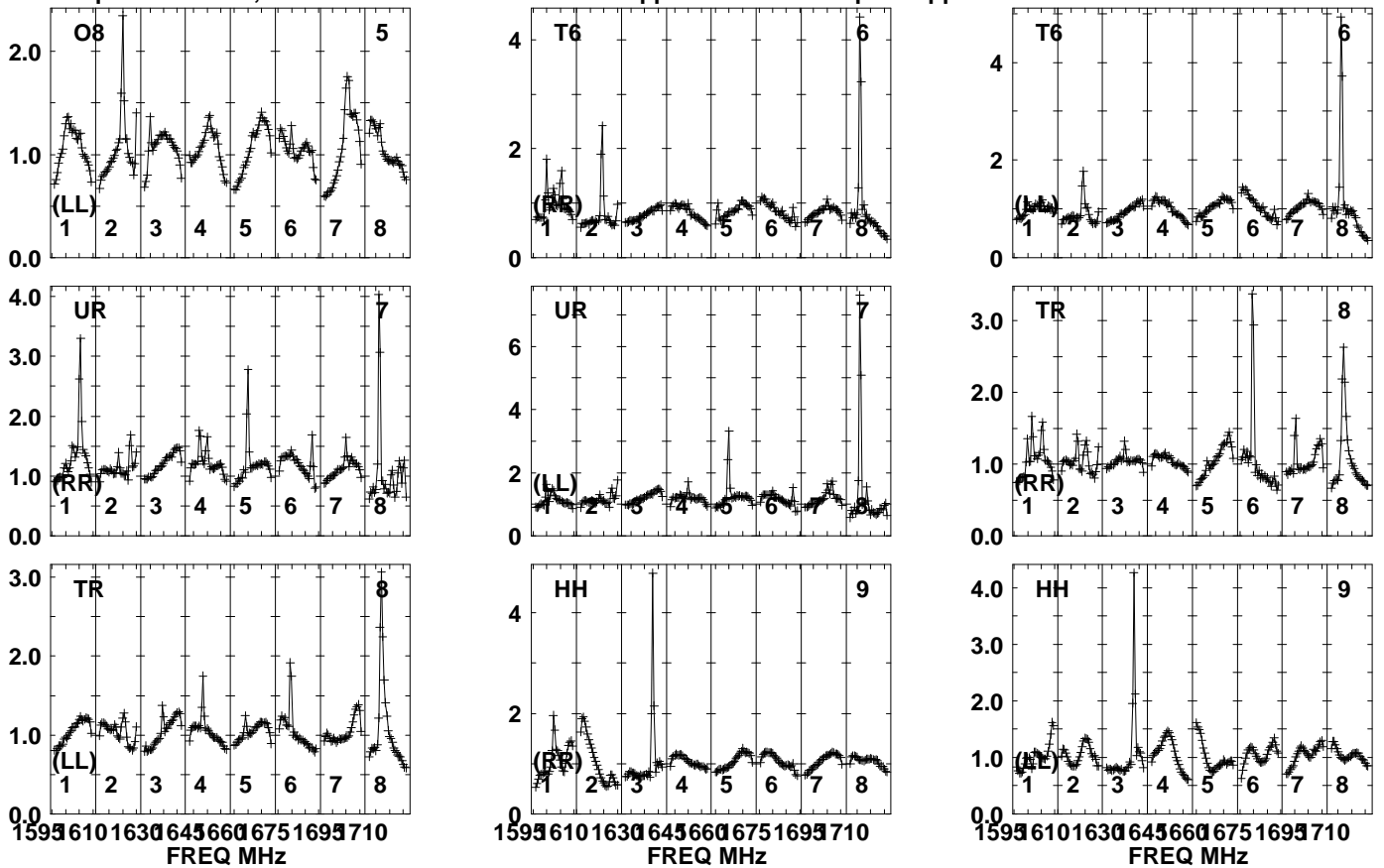


Lower frame: Real Jy  
Auto-corr total-power spectrum Antenna: \*  
Timerange: 00/16:37:01 to 00/16:38:29

Plot file version 368 created 12-SEP-2022 13:07:38

J0813+2435 EH040A.UVDATA.1

Freq = 1.5950 GHz, Bw = 16.000 MH No calibration applied and no bandpass applied



Lower frame: Real Jy

Auto-corr total-power spectrum Antenna: \*

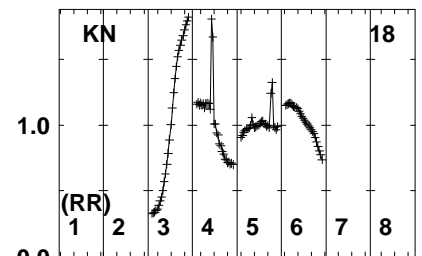
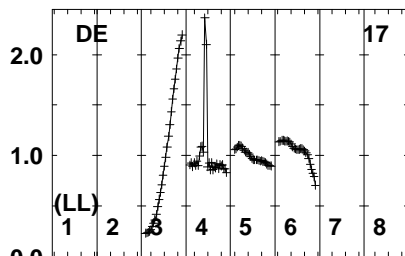
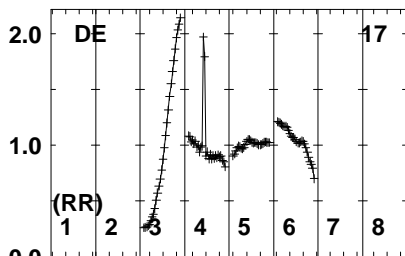
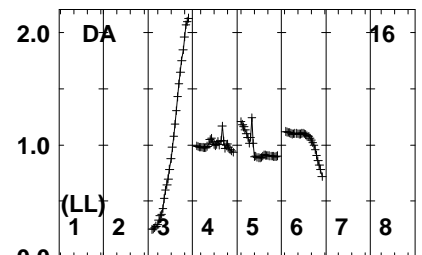
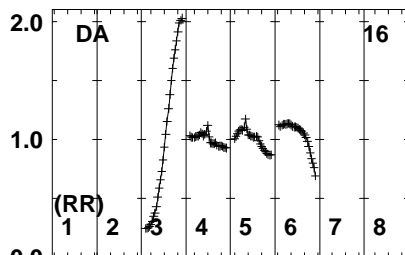
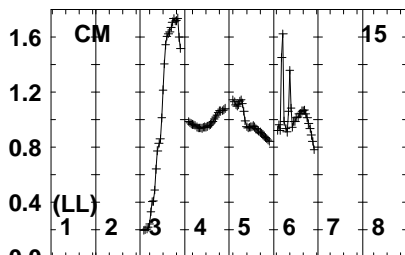
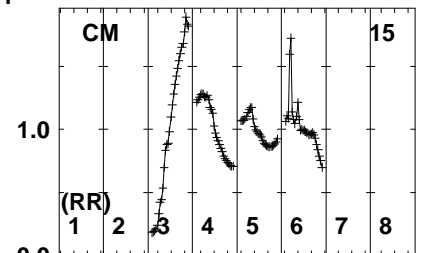
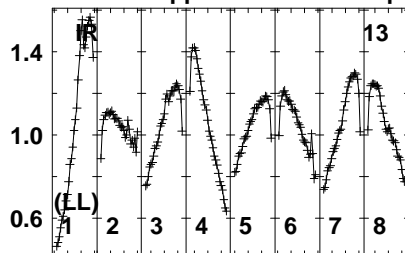
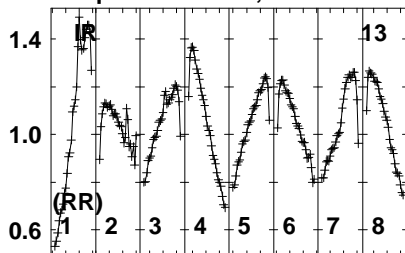
Timerange: 00/16:37:01 to 00/16:38:29



Plot file version 369 created 12-SEP-2022 13:07:38

J0813+2435 EH040A.UVDATA.1

Freq = 1.5950 GHz, Bw = 16.000 MH No calibration applied and no bandpass applied



1595 610 1630 645 660 675 1695 710  
FREQ MHz

1595 610 1630 645 660 675 1695 710  
FREQ MHz

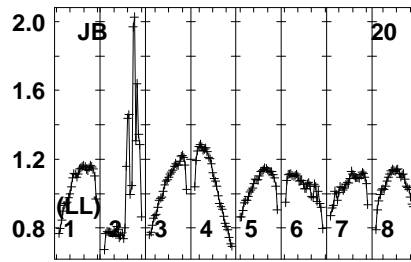
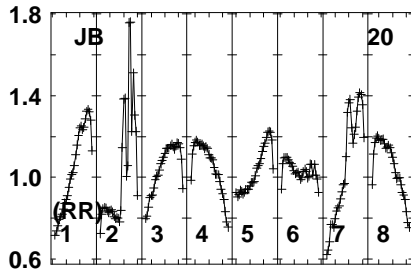
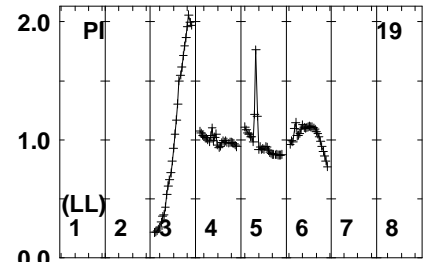
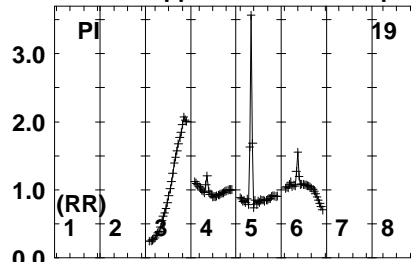
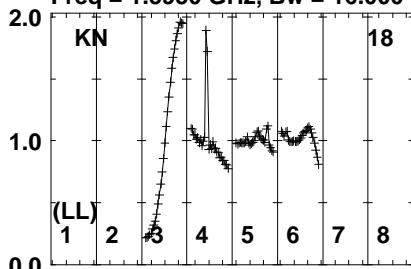
1595 610 1630 645 660 675 1695 710  
FREQ MHz

Lower frame: Real Jy  
Auto-corr total-power spectrum Antenna: \*  
Timerange: 00/16:37:01 to 00/16:38:29

Plot file version 370 created 12-SEP-2022 13:07:38

J0813+2435 EH040A.UVDATA.1

Freq = 1.5950 GHz, Bw = 16.000 MH No calibration applied and no bandpass applied

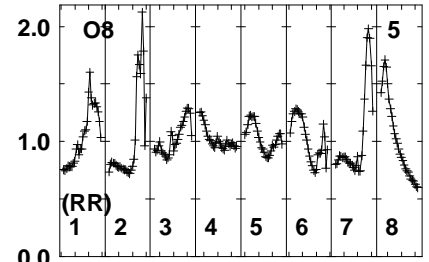
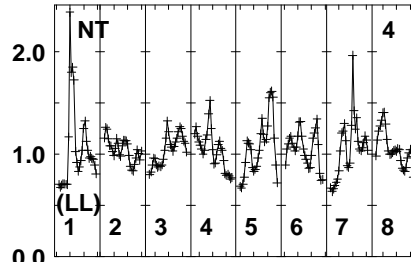
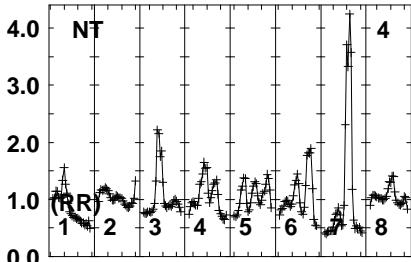
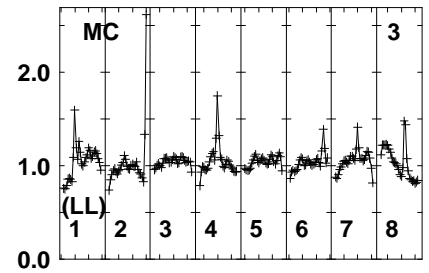
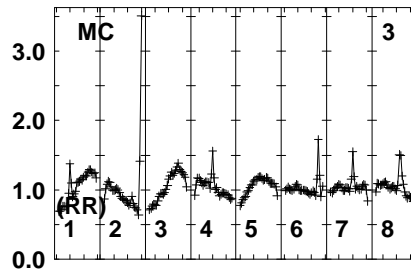
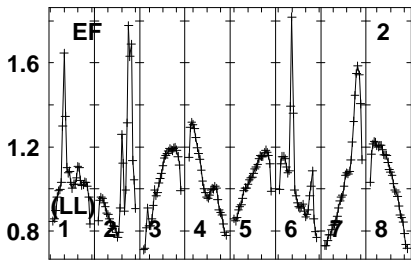
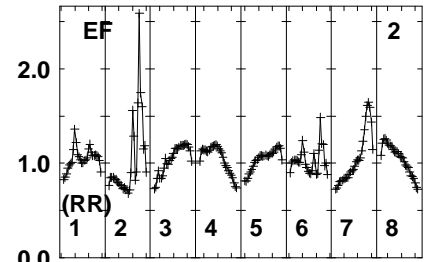
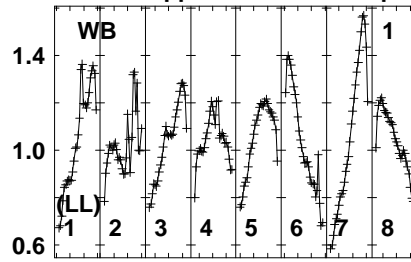
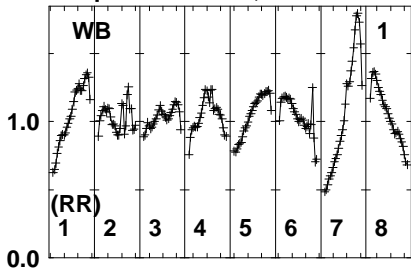


Lower frame: Real Jy  
Auto-corr total-power spectrum Antenna: \*  
Timerange: 00/16:37:01 to 00/16:38:29

Plot file version 371 created 12-SEP-2022 13:07:38

HS0810+2554 EH040A.UVDATA.1

Freq = 1.5950 GHz, Bw = 16.000 MH No calibration applied and no bandpass applied



1595 610 1630 645 660 675 1695 710  
FREQ MHz

1595 610 1630 645 660 675 1695 710  
FREQ MHz

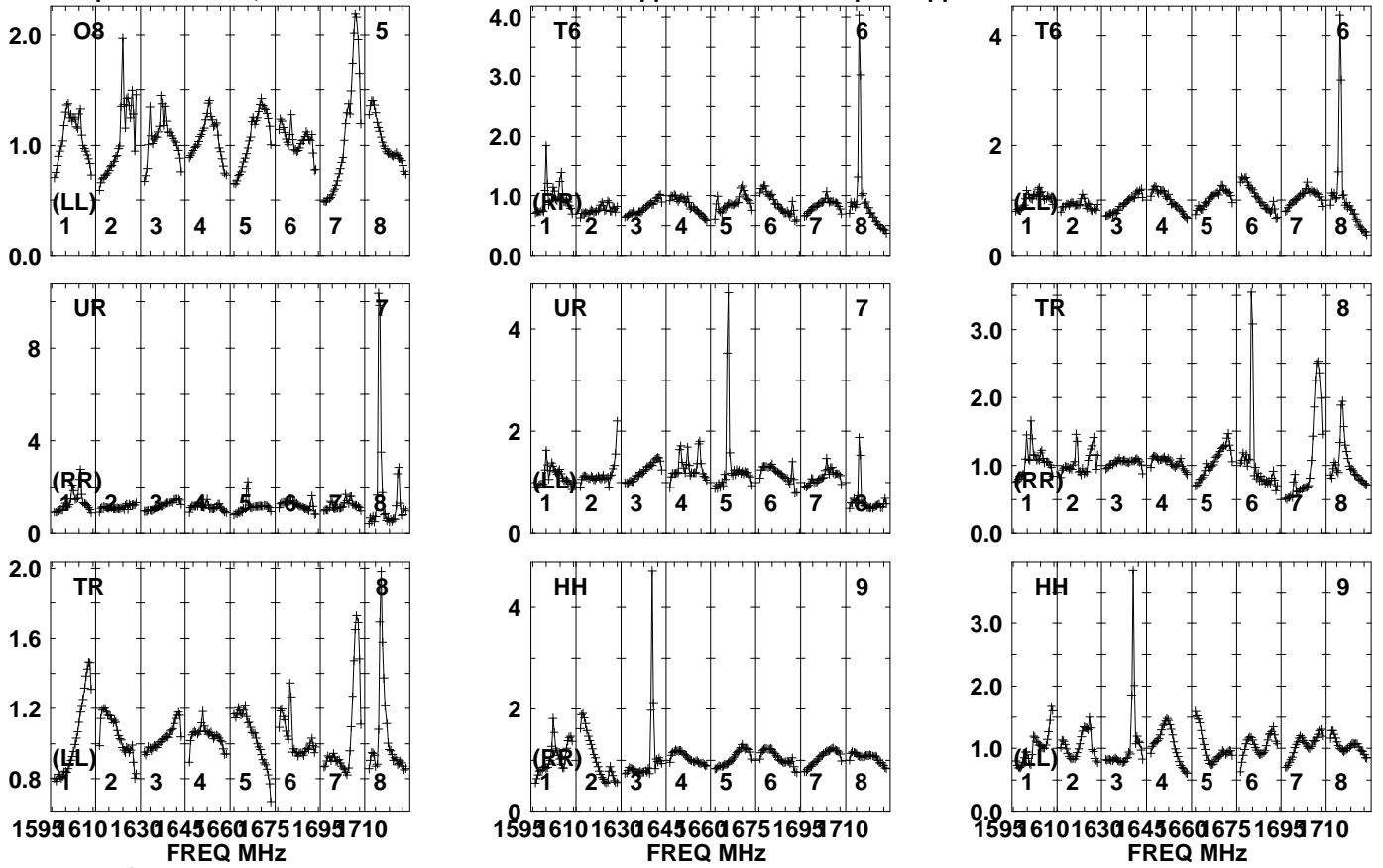
1595 610 1630 645 660 675 1695 710  
FREQ MHz

Lower frame: Real Jy  
Auto-corr total-power spectrum Antenna: \*  
Timerange: 00/16:38:31 to 00/16:41:59

Plot file version 372 created 12-SEP-2022 13:07:38

HS0810+2554 EH040A.UVDATA.1

Freq = 1.5950 GHz, Bw = 16.000 MH No calibration applied and no bandpass applied

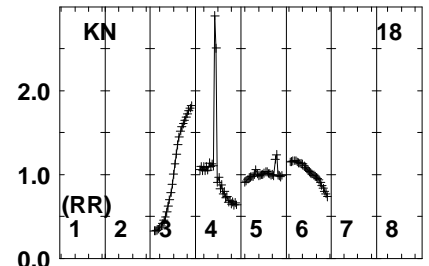
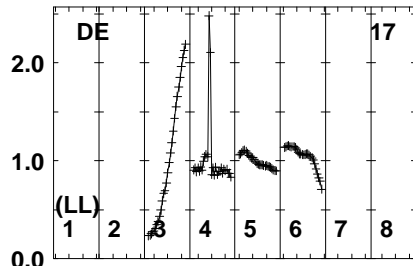
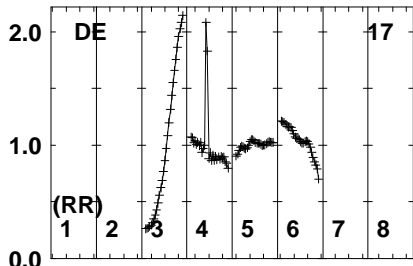
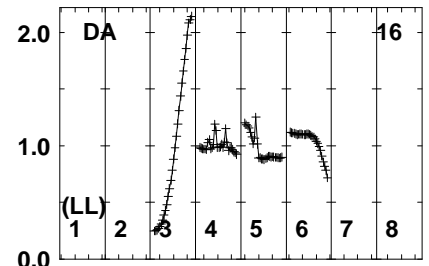
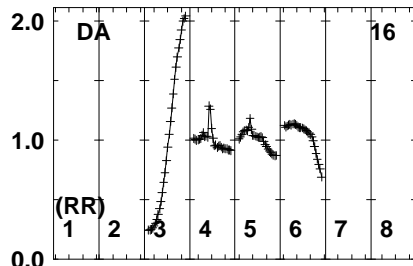
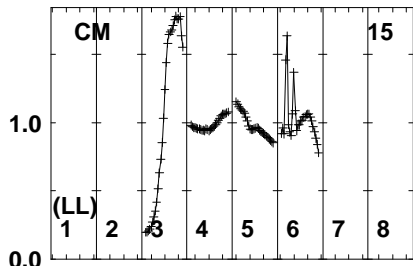
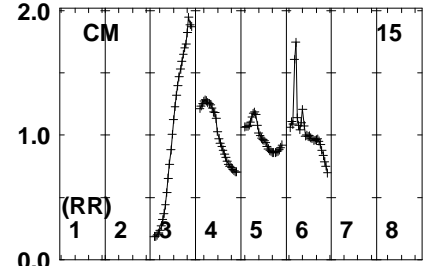
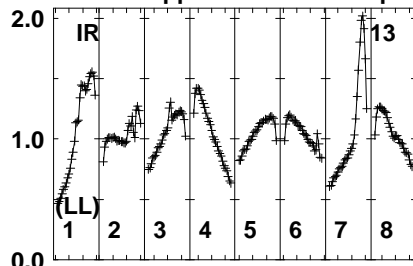
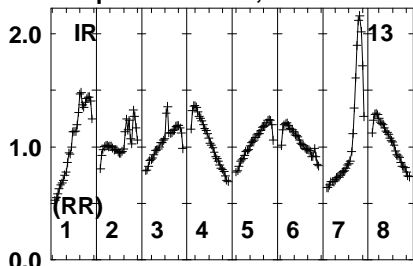


Lower frame: Real Jy  
Auto-corr total-power spectrum Antenna: \*  
Timerange: 00/16:38:31 to 00/16:41:59

Plot file version 373 created 12-SEP-2022 13:07:38

HS0810+2554 EH040A.UVDATA.1

Freq = 1.5950 GHz, Bw = 16.000 MH No calibration applied and no bandpass applied



1595 610 1630 645 660 675 1695 710  
FREQ MHz

1595 610 1630 645 660 675 1695 710  
FREQ MHz

1595 610 1630 645 660 675 1695 710  
FREQ MHz

Lower frame: Real Jy

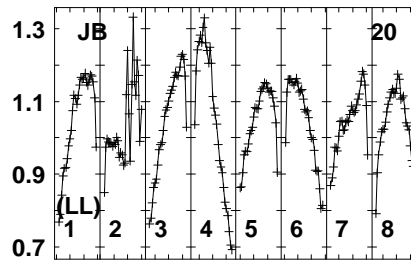
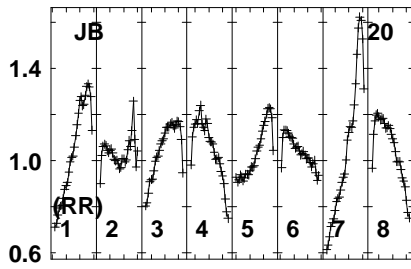
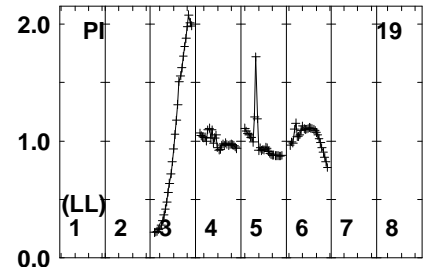
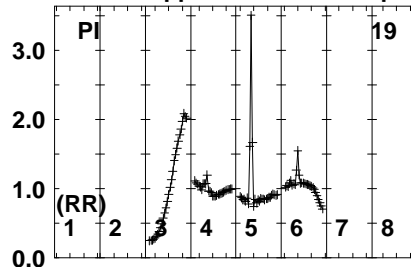
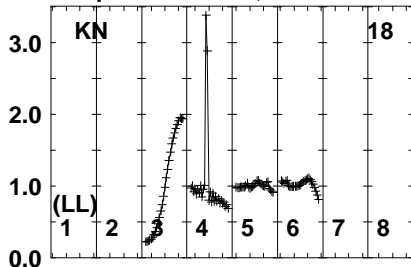
Auto-corr total-power spectrum Antenna: \*

Timerange: 00/16:38:31 to 00/16:41:59

Plot file version 374 created 12-SEP-2022 13:07:38

HS0810+2554 EH040A.UVDATA.1

Freq = 1.5950 GHz, Bw = 16.000 MH No calibration applied and no bandpass applied

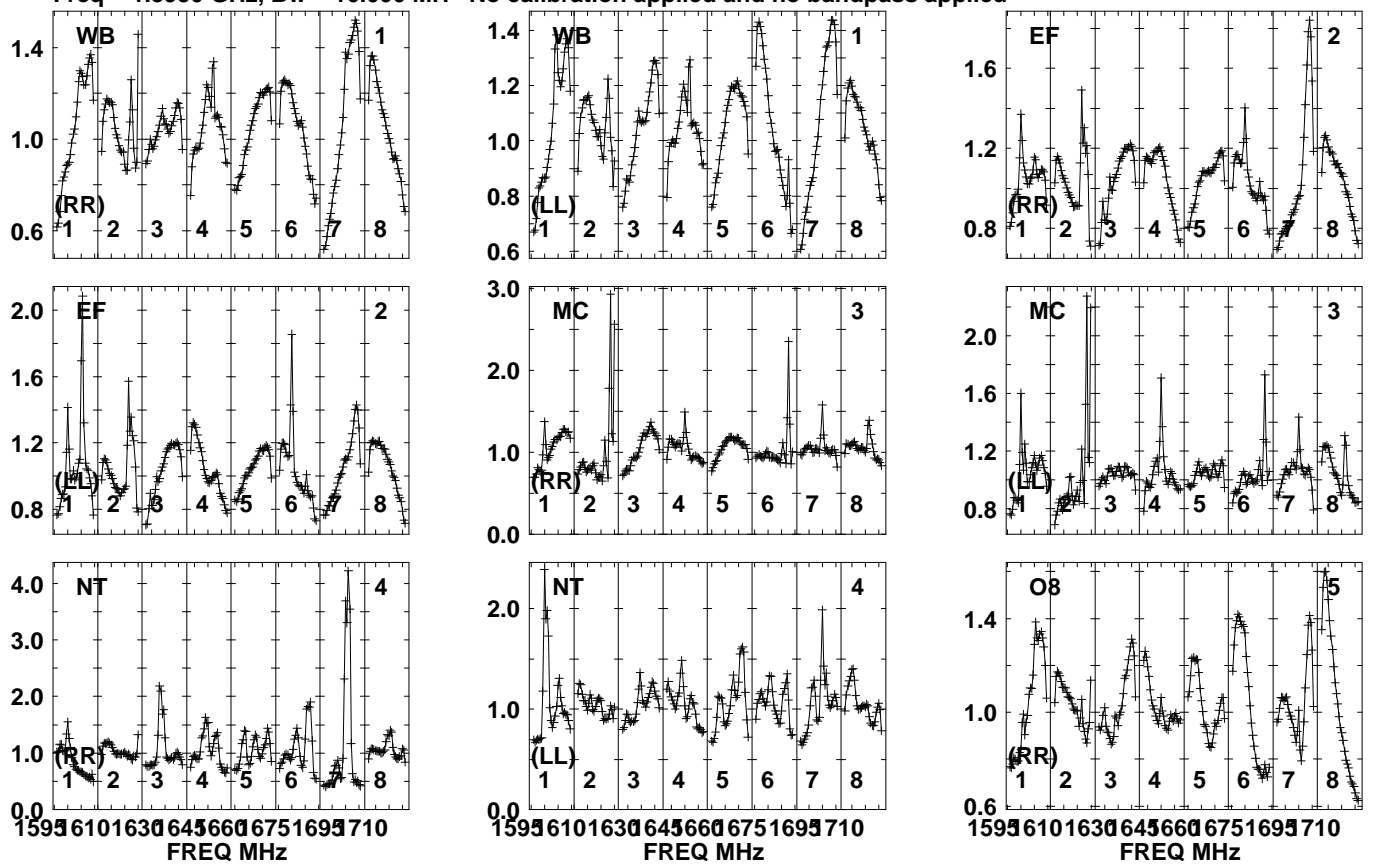


Lower frame: Real Jy  
Auto-corr total-power spectrum Antenna: \*  
Timerange: 00/16:38:31 to 00/16:41:59

Plot file version 375 created 12-SEP-2022 13:07:39

J0813+2435 EH040A.UVDATA.1

Freq = 1.5950 GHz, Bw = 16.000 MH No calibration applied and no bandpass applied

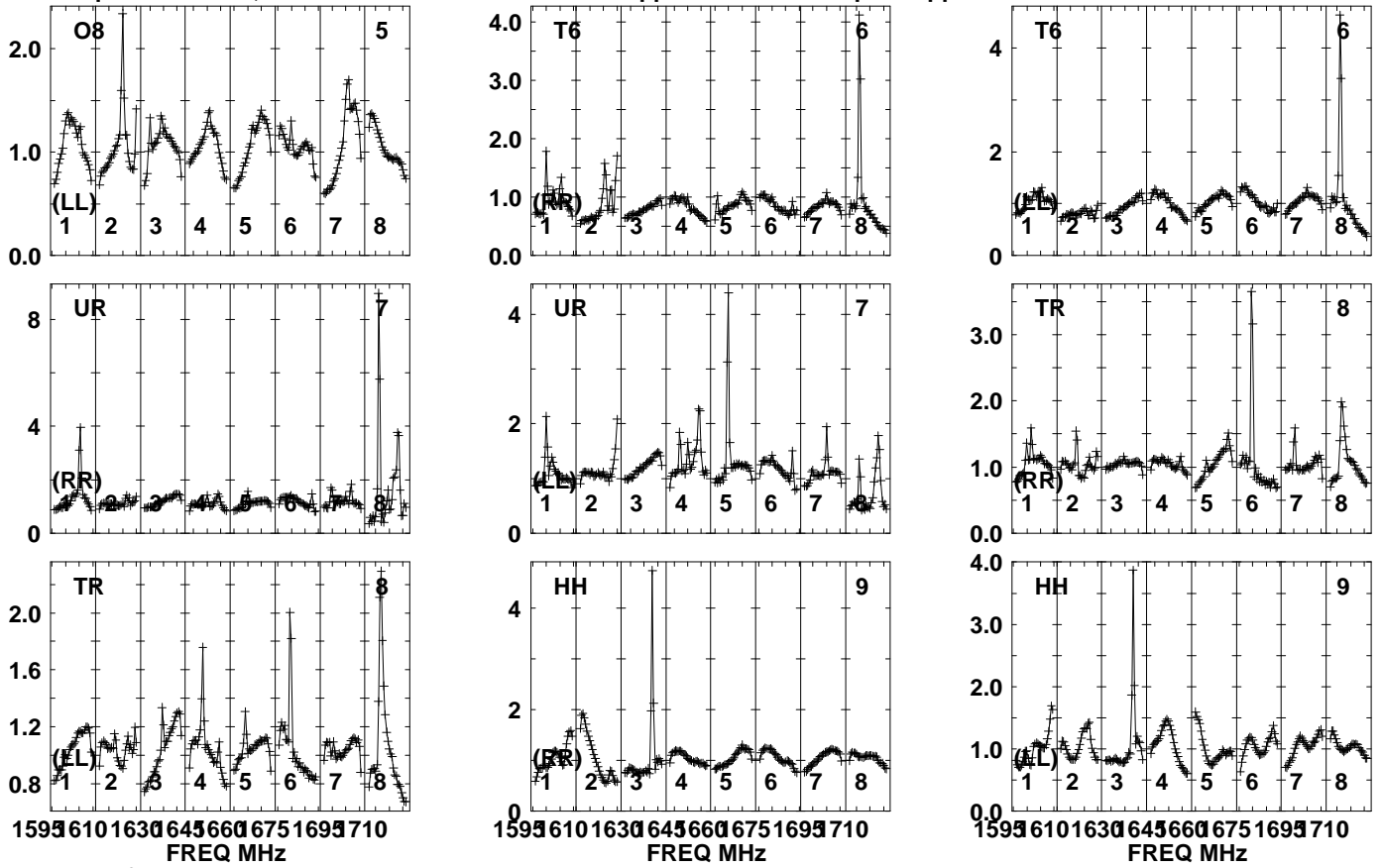


Lower frame: Real Jy  
Auto-corr total-power spectrum Antenna: \*  
Timerange: 00/16:42:31 to 00/16:43:59

Plot file version 376 created 12-SEP-2022 13:07:39

J0813+2435 EH040A.UVDATA.1

Freq = 1.5950 GHz, Bw = 16.000 MH No calibration applied and no bandpass applied



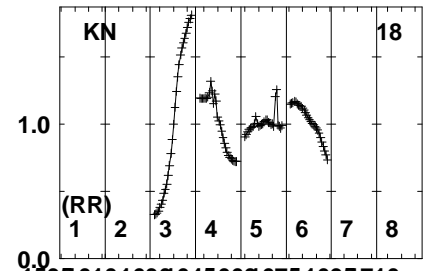
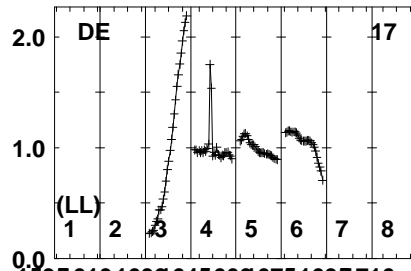
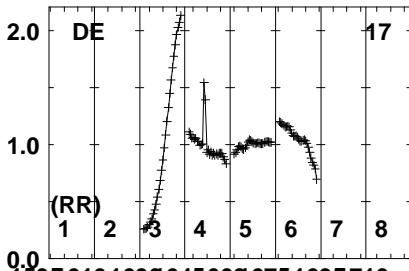
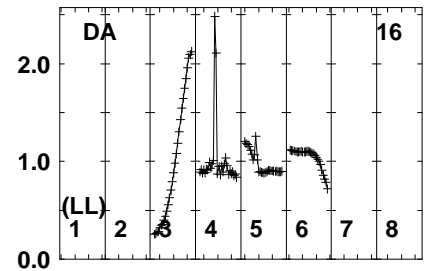
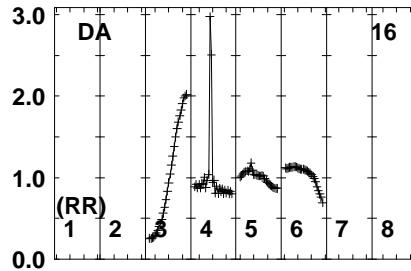
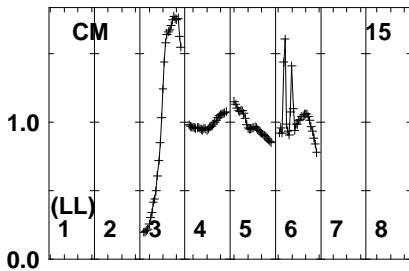
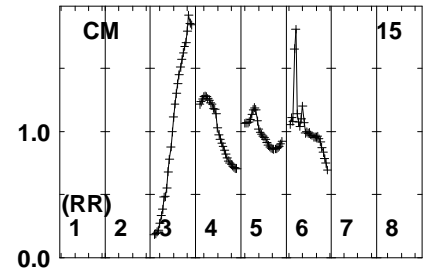
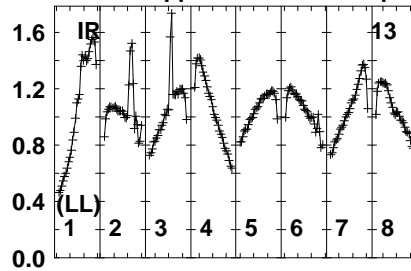
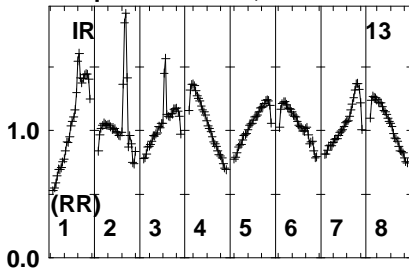
Lower frame: Real Jy  
Auto-corr total-power spectrum Antenna: \*  
Timerange: 00/16:42:31 to 00/16:43:59



Plot file version 377 created 12-SEP-2022 13:07:39

J0813+2435 EH040A.UVDATA.1

Freq = 1.5950 GHz, Bw = 16.000 MH No calibration applied and no bandpass applied



1595 610 1630 645 660 675 1695 710  
FREQ MHz

1595 610 1630 645 660 675 1695 710  
FREQ MHz

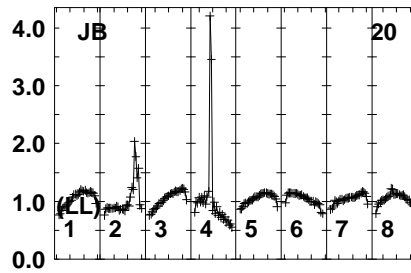
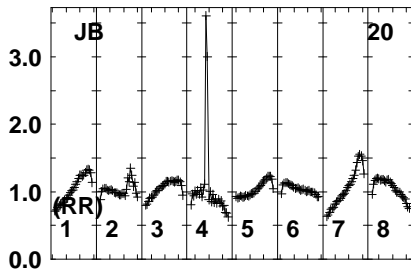
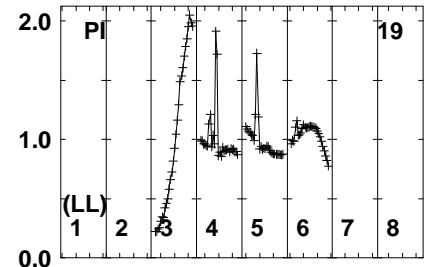
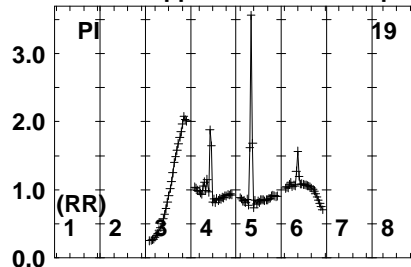
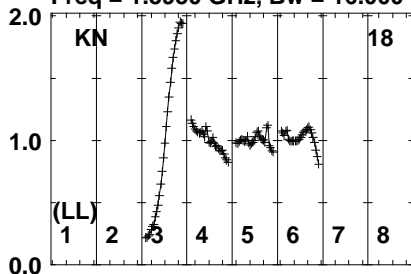
1595 610 1630 645 660 675 1695 710  
FREQ MHz

Lower frame: Real Jy  
Auto-corr total-power spectrum Antenna: \*  
Timerange: 00/16:42:31 to 00/16:43:59

Plot file version 378 created 12-SEP-2022 13:07:39

J0813+2435 EH040A.UVDATA.1

Freq = 1.5950 GHz, Bw = 16.000 MH No calibration applied and no bandpass applied

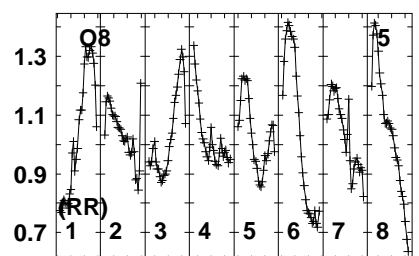
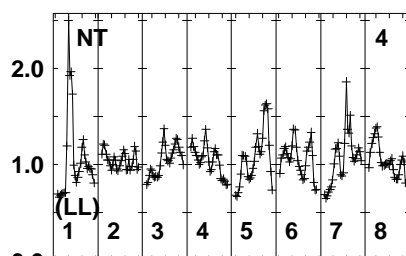
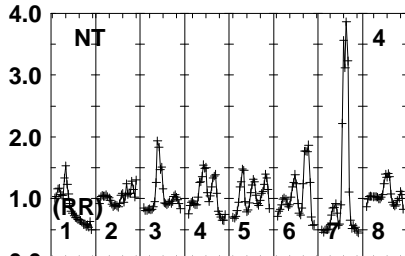
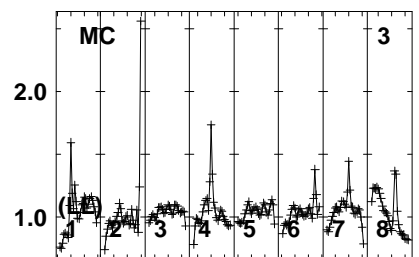
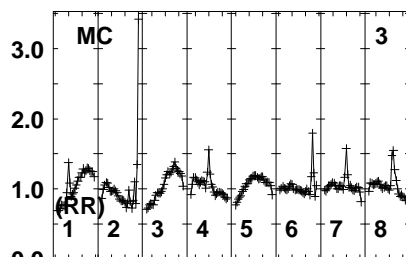
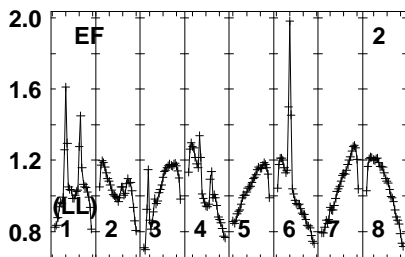
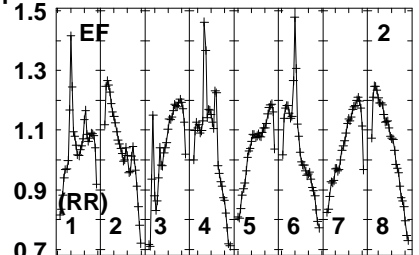
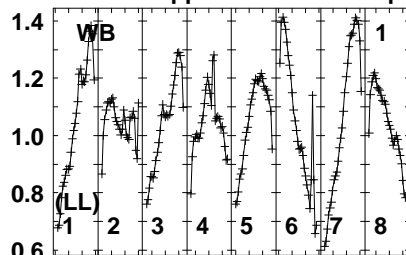
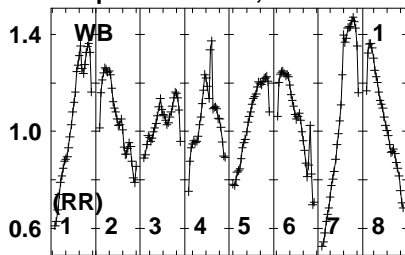


Lower frame: Real Jy  
Auto-corr total-power spectrum Antenna: \*  
Timerange: 00/16:42:31 to 00/16:43:59

Plot file version 379 created 12-SEP-2022 13:07:39

HS0810+2554 EH040A.UVDATA.1

Freq = 1.5950 GHz, Bw = 16.000 MH No calibration applied and no bandpass applied



1595 610 1630 645 660 675 1695 710  
FREQ MHz

1595 610 1630 645 660 675 1695 710  
FREQ MHz

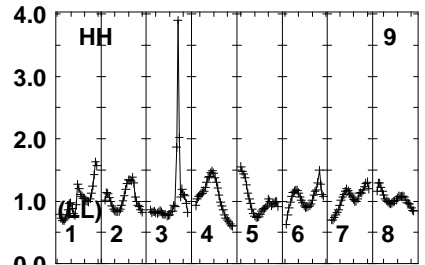
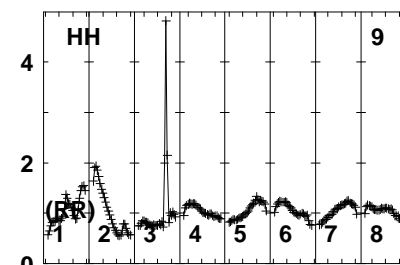
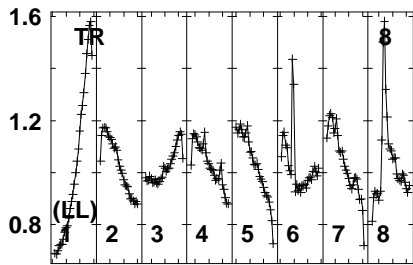
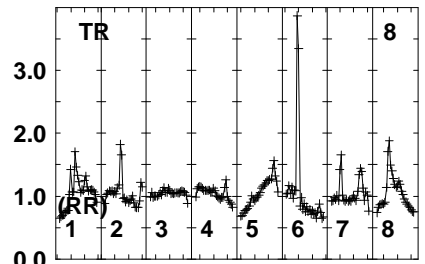
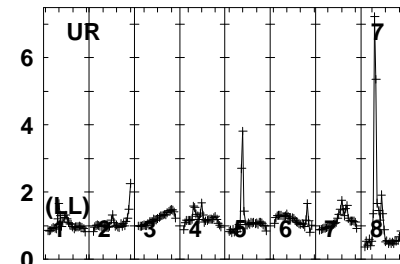
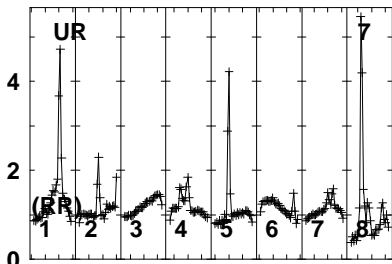
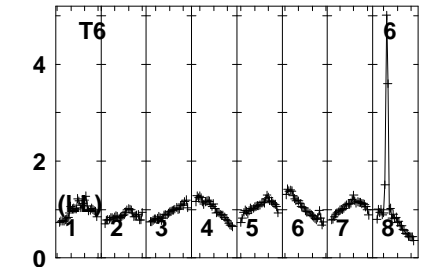
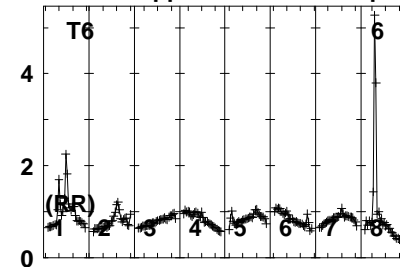
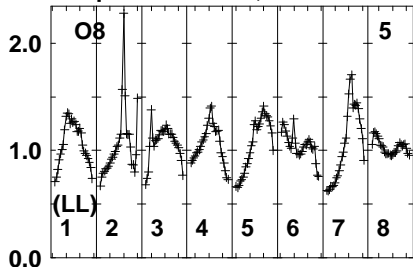
1595 610 1630 645 660 675 1695 710  
FREQ MHz

Lower frame: Real Jy  
Auto-corr total-power spectrum Antenna: \*  
Timerange: 00/16:44:01 to 00/16:47:29

Plot file version 380 created 12-SEP-2022 13:07:39

HS0810+2554 EH040A.UVDATA.1

Freq = 1.5950 GHz, Bw = 16.000 MH No calibration applied and no bandpass applied



1595 610 1630 645 660 675 1695 710  
FREQ MHz

1595 610 1630 645 660 675 1695 710  
FREQ MHz

1595 610 1630 645 660 675 1695 710  
FREQ MHz

Lower frame: Real Jy

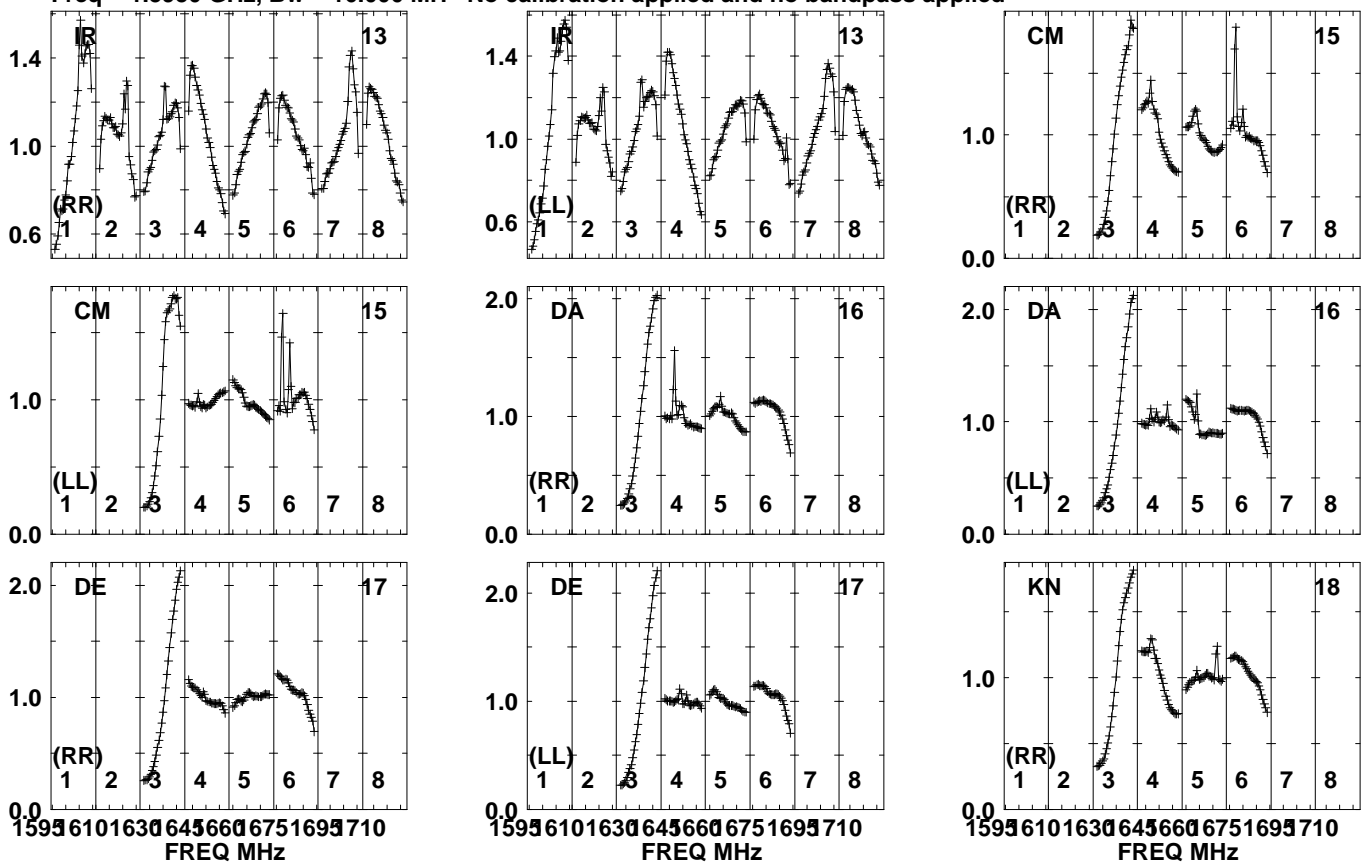
Auto-corr total-power spectrum Antenna: \*

Timerange: 00/16:44:01 to 00/16:47:29

Plot file version 381 created 12-SEP-2022 13:07:39

HS0810+2554 EH040A.UVDATA.1

Freq = 1.5950 GHz, Bw = 16.000 MH No calibration applied and no bandpass applied

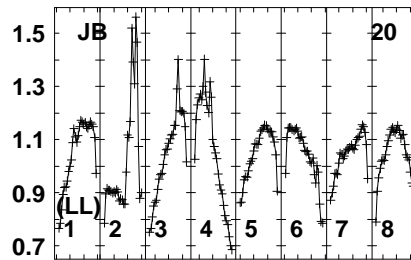
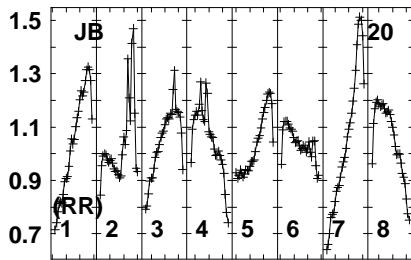
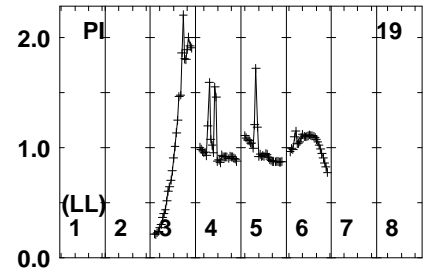
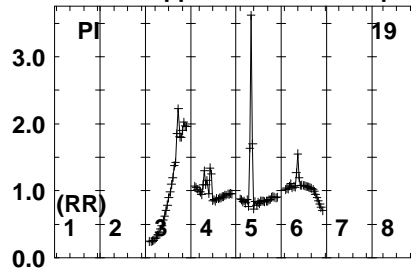
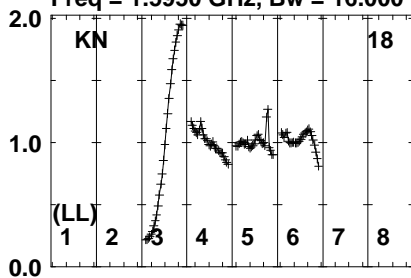


Lower frame: Real Jy  
Auto-corr total-power spectrum Antenna: \*  
Timerange: 00/16:44:01 to 00/16:47:29

Plot file version 382 created 12-SEP-2022 13:07:40

HS0810+2554 EH040A.UVDATA.1

Freq = 1.5950 GHz, Bw = 16.000 MH No calibration applied and no bandpass applied

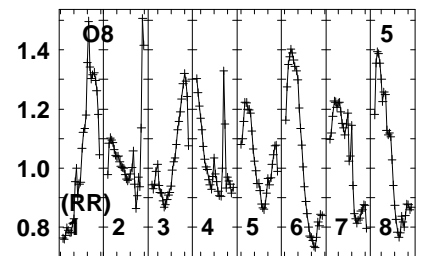
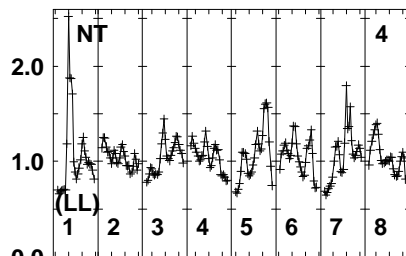
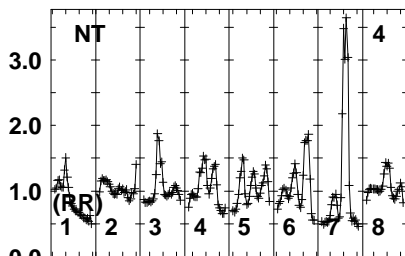
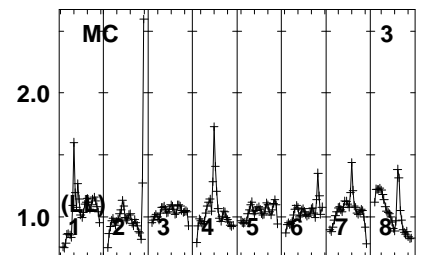
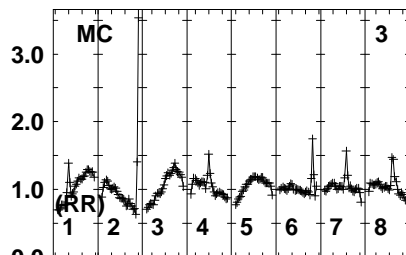
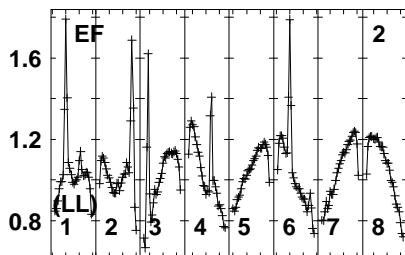
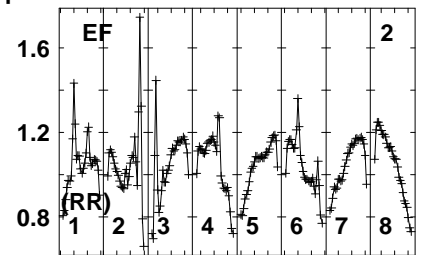
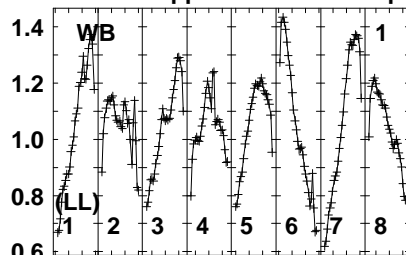
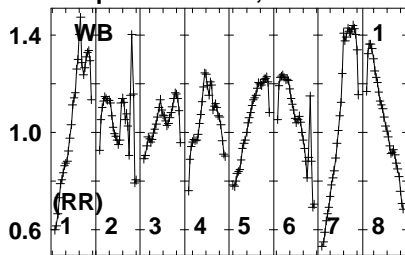


Lower frame: Real Jy  
Auto-corr total-power spectrum Antenna: \*  
Timerange: 00/16:44:01 to 00/16:47:29

Plot file version 383 created 12-SEP-2022 13:07:40

J0813+2435 EH040A.UVDATA.1

Freq = 1.5950 GHz, Bw = 16.000 MH No calibration applied and no bandpass applied



1595 610 1630 645 660 675 1695 710  
FREQ MHz

1595 610 1630 645 660 675 1695 710  
FREQ MHz

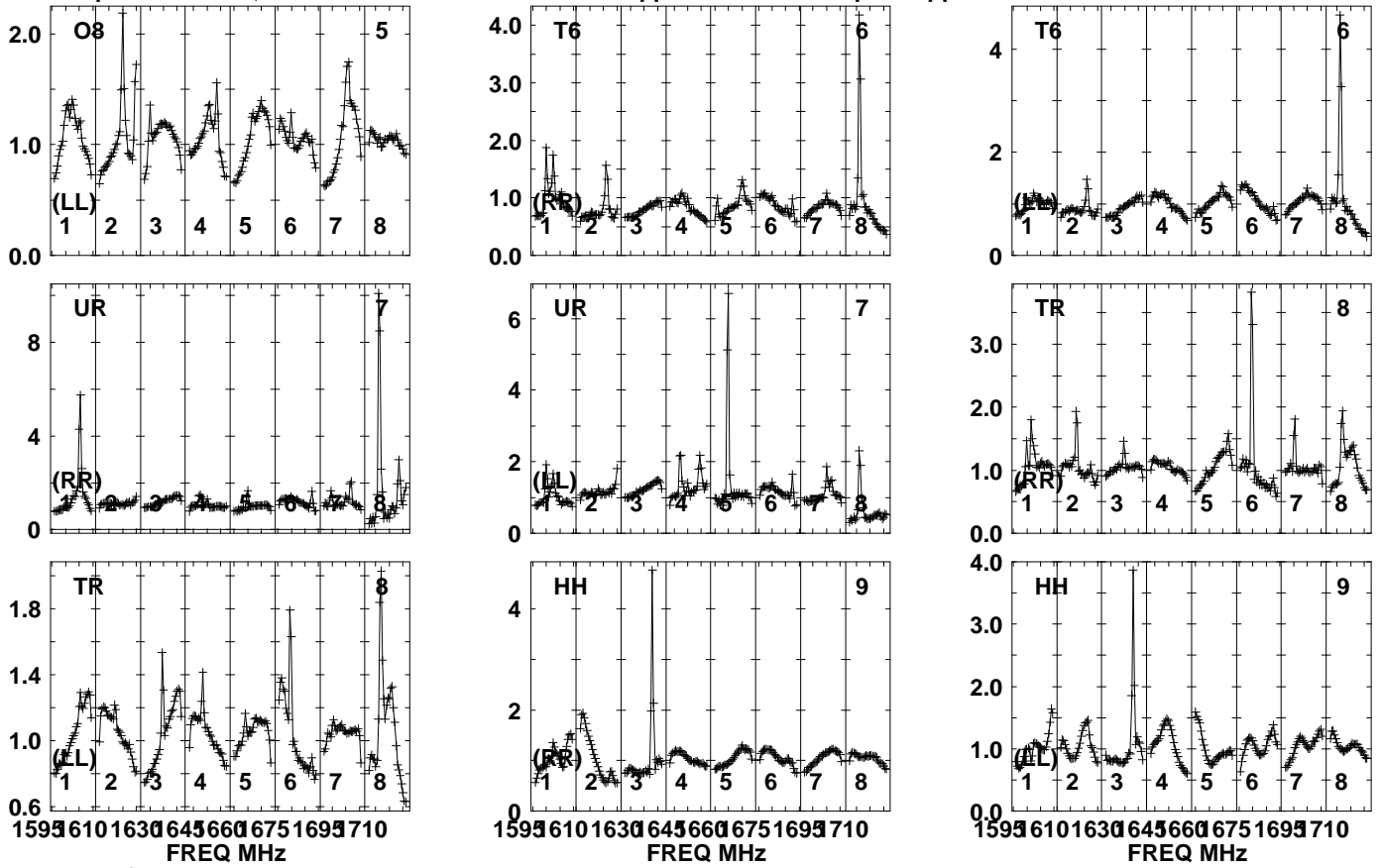
1595 610 1630 645 660 675 1695 710  
FREQ MHz

Lower frame: Real Jy  
Auto-corr total-power spectrum Antenna: \*  
Timerange: 00/16:47:31 to 00/16:48:59

Plot file version 384 created 12-SEP-2022 13:07:40

J0813+2435 EH040A.UVDATA.1

Freq = 1.5950 GHz, Bw = 16.000 MH No calibration applied and no bandpass applied



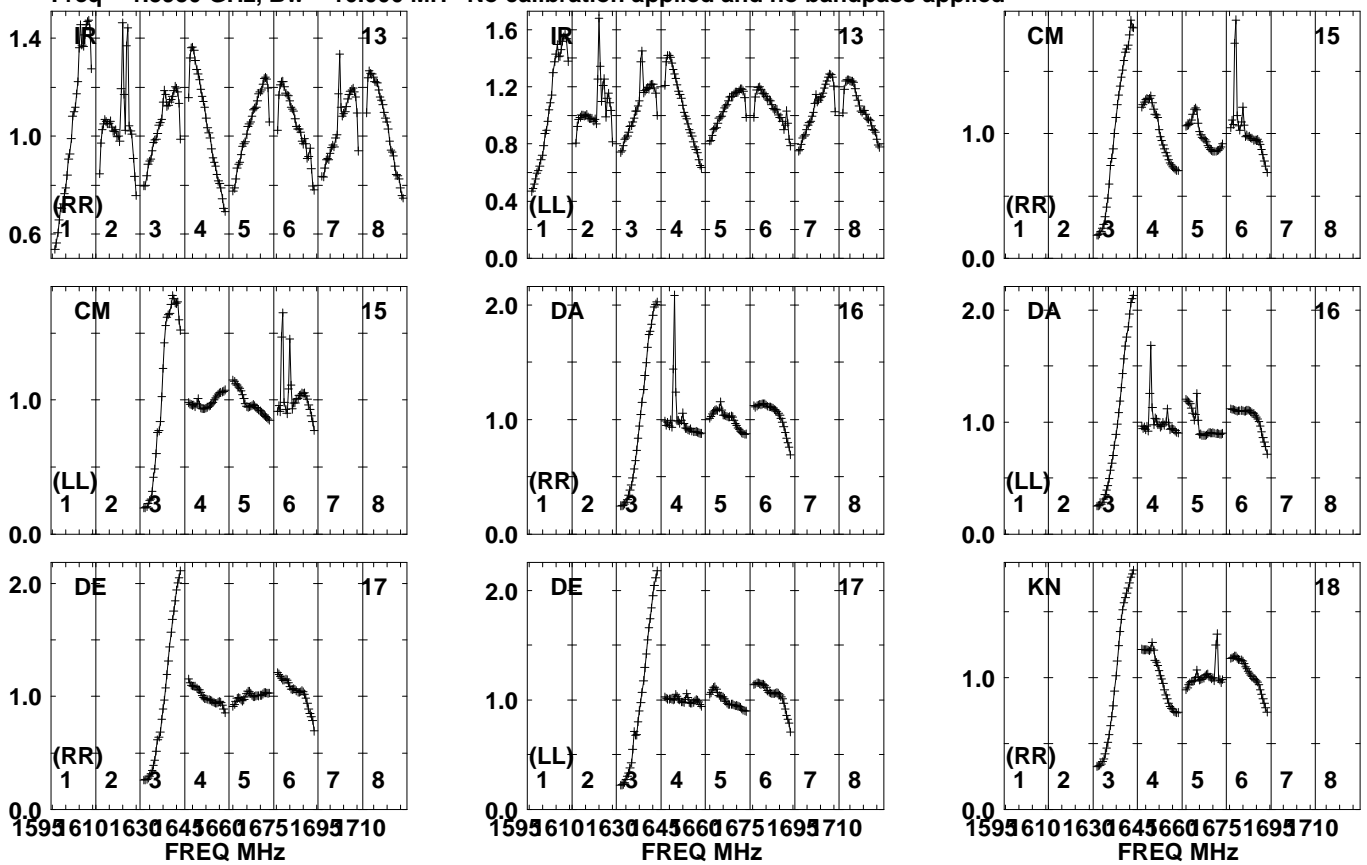
Lower frame: Real Jy  
Auto-corr total-power spectrum Antenna: \*  
Timerange: 00/16:47:31 to 00/16:48:59



Plot file version 385 created 12-SEP-2022 13:07:40

J0813+2435 EH040A.UVDATA.1

Freq = 1.5950 GHz, Bw = 16.000 MH No calibration applied and no bandpass applied

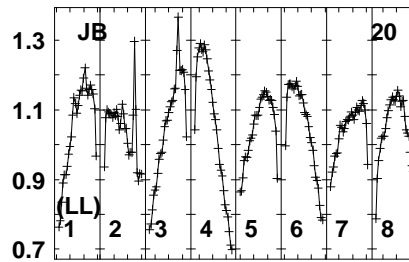
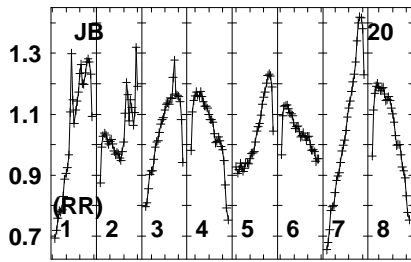
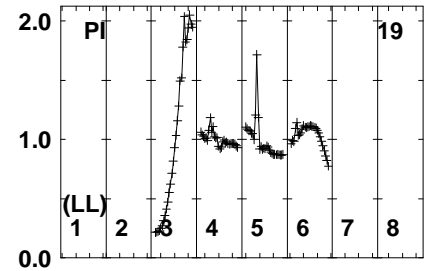
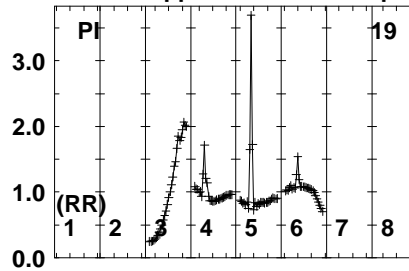
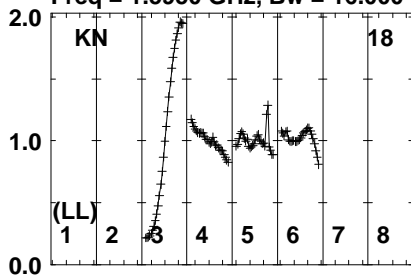


Lower frame: Real Jy  
Auto-corr total-power spectrum Antenna: \*  
Timerange: 00/16:47:31 to 00/16:48:59

Plot file version 386 created 12-SEP-2022 13:07:40

J0813+2435 EH040A.UVDATA.1

Freq = 1.5950 GHz, Bw = 16.000 MH No calibration applied and no bandpass applied

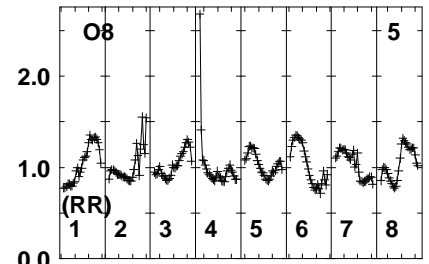
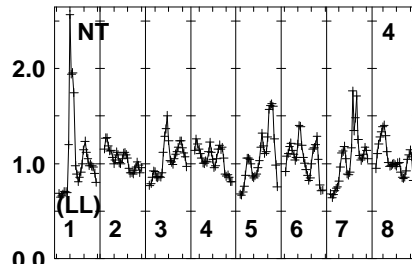
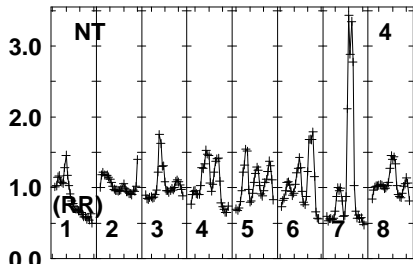
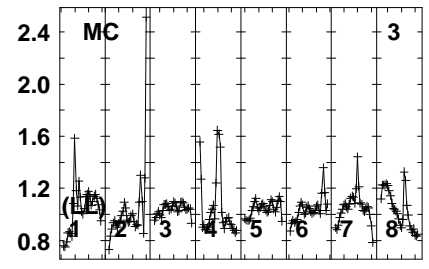
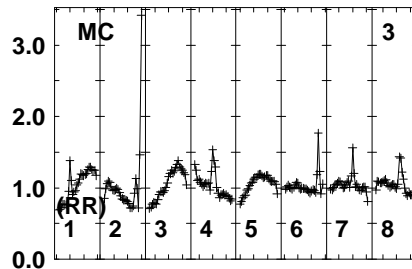
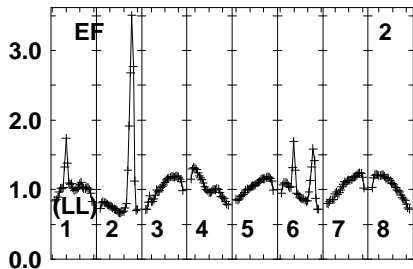
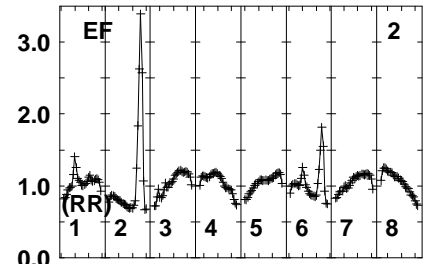
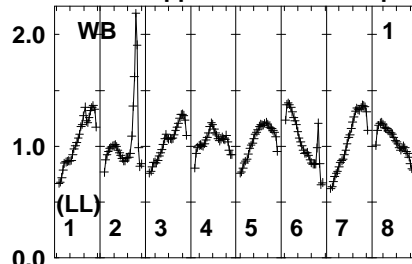
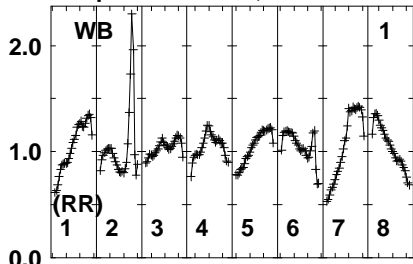


Lower frame: Real Jy  
Auto-corr total-power spectrum Antenna: \*  
Timerange: 00/16:47:31 to 00/16:48:59

Plot file version 387 created 12-SEP-2022 13:07:40

HS0810+2554 EH040A.UVDATA.1

Freq = 1.5950 GHz, Bw = 16.000 MH No calibration applied and no bandpass applied



1595 610 1630 645 660 675 1695 710  
FREQ MHz

1595 610 1630 645 660 675 1695 710  
FREQ MHz

1595 610 1630 645 660 675 1695 710  
FREQ MHz

Lower frame: Real Jy

Auto-corr total-power spectrum Antenna: \*

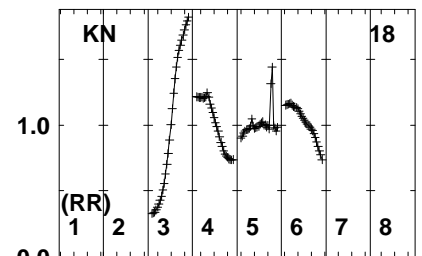
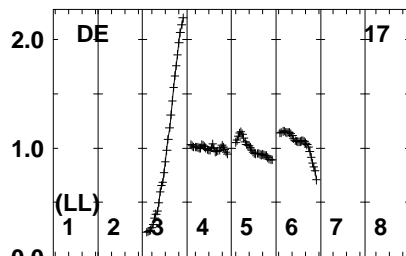
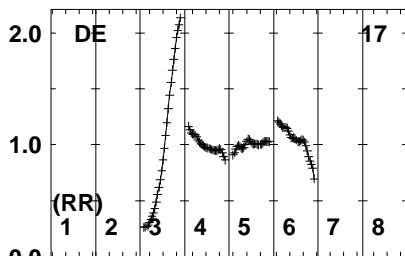
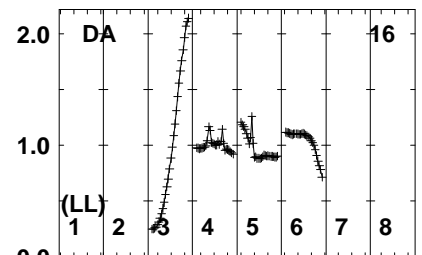
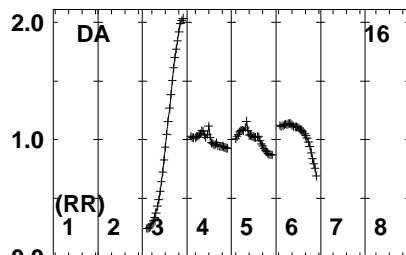
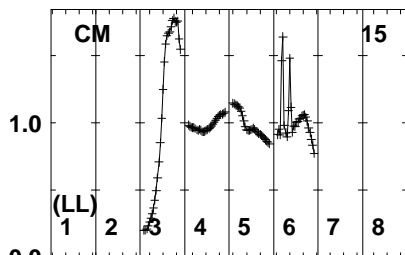
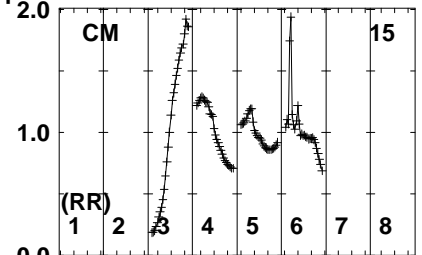
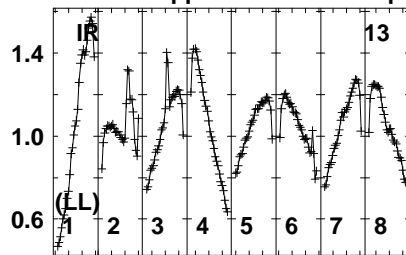
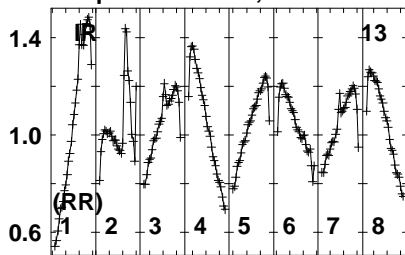
Timerange: 00/16:49:01 to 00/16:52:29



Plot file version 389 created 12-SEP-2022 13:07:41

HS0810+2554 EH040A.UVDATA.1

Freq = 1.5950 GHz, Bw = 16.000 MH No calibration applied and no bandpass applied



1595 610 1630 645 660 675 1695 710  
FREQ MHz

1595 610 1630 645 660 675 1695 710  
FREQ MHz

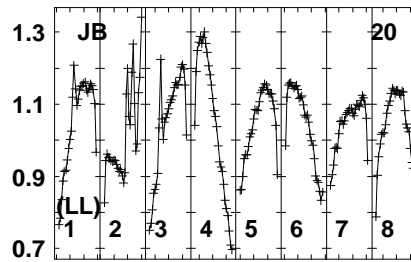
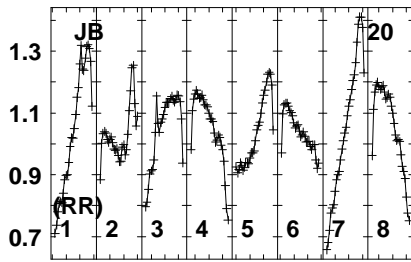
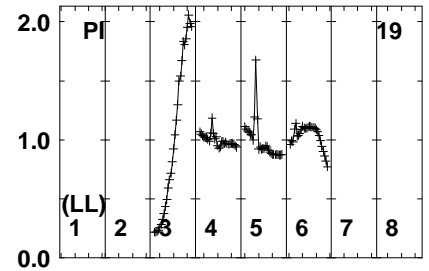
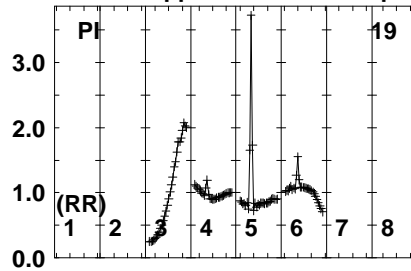
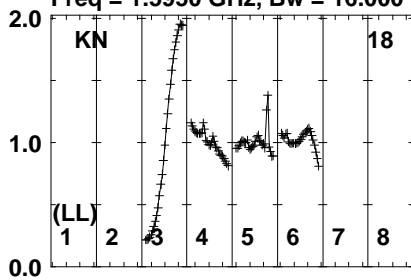
1595 610 1630 645 660 675 1695 710  
FREQ MHz

Lower frame: Real Jy  
Auto-corr total-power spectrum Antenna: \*  
Timerange: 00/16:49:01 to 00/16:52:29

Plot file version 390 created 12-SEP-2022 13:07:41

HS0810+2554 EH040A.UVDATA.1

Freq = 1.5950 GHz, Bw = 16.000 MH No calibration applied and no bandpass applied

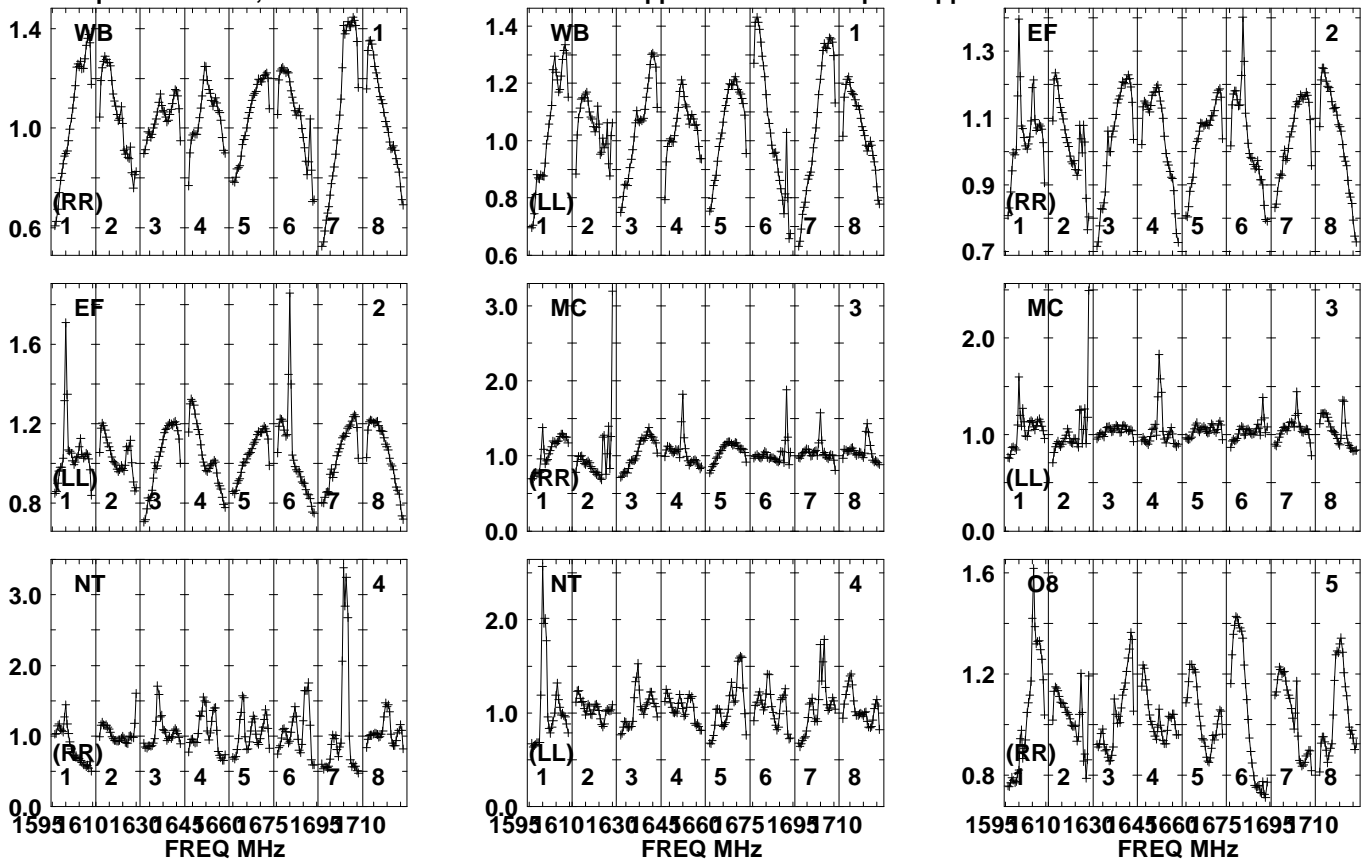


Lower frame: Real Jy  
Auto-corr total-power spectrum Antenna: \*  
Timerange: 00/16:49:01 to 00/16:52:29

Plot file version 391 created 12-SEP-2022 13:07:41

J0813+2435 EH040A.UVDATA.1

Freq = 1.5950 GHz, Bw = 16.000 MH No calibration applied and no bandpass applied

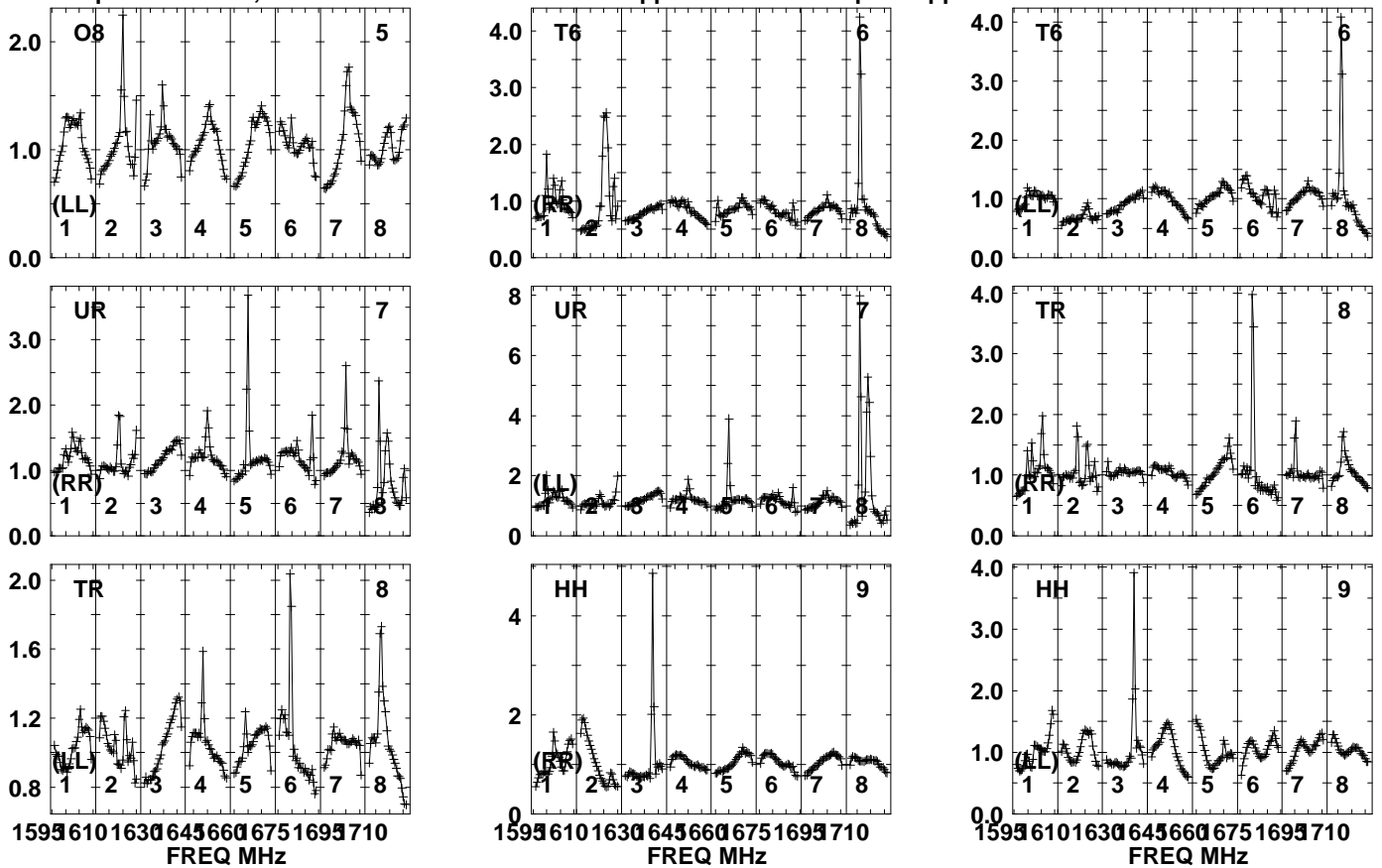


Lower frame: Real Jy  
Auto-corr total-power spectrum Antenna: \*  
Timerange: 00/16:53:01 to 00/16:54:29

Plot file version 392 created 12-SEP-2022 13:07:41

J0813+2435 EH040A.UVDATA.1

Freq = 1.5950 GHz, Bw = 16.000 MH No calibration applied and no bandpass applied



Lower frame: Real Jy

Auto-corr total-power spectrum Antenna: \*

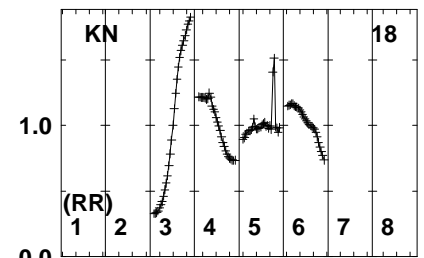
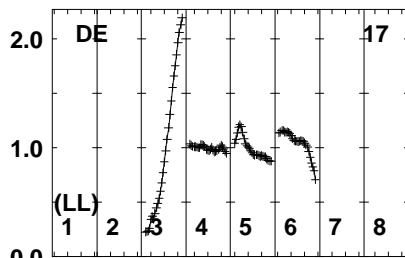
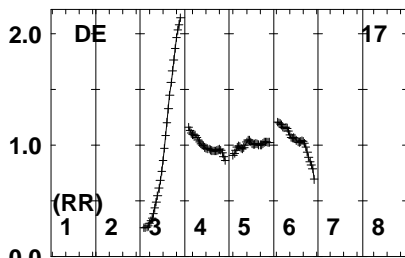
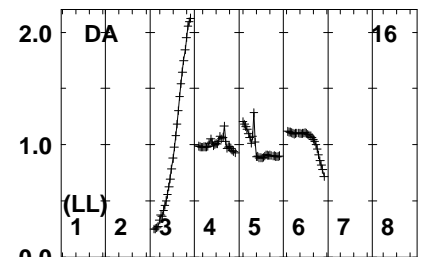
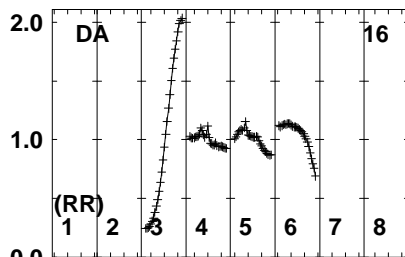
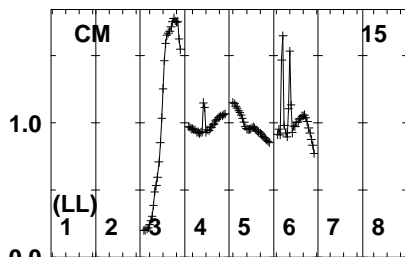
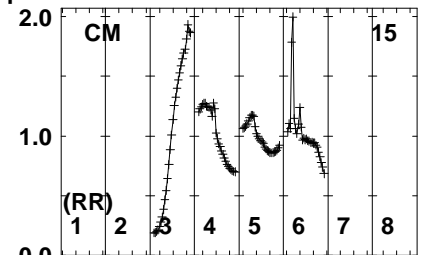
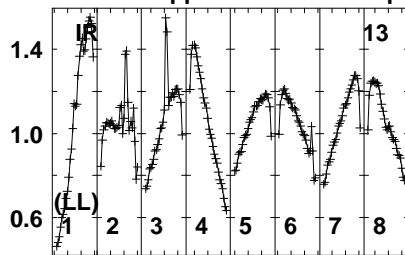
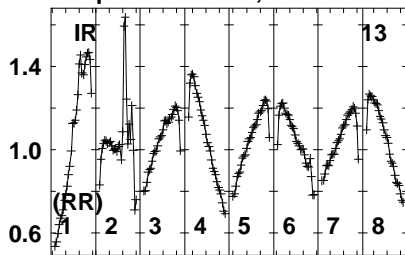
Timerange: 00/16:53:01 to 00/16:54:29



Plot file version 393 created 12-SEP-2022 13:07:41

J0813+2435 EH040A.UVDATA.1

Freq = 1.5950 GHz, Bw = 16.000 MH No calibration applied and no bandpass applied



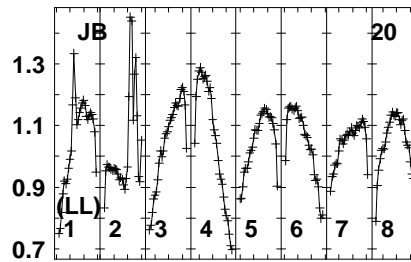
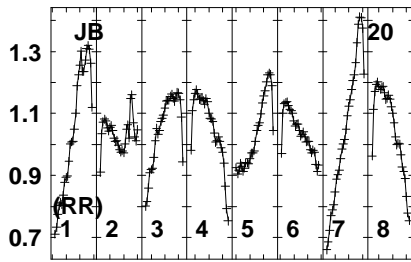
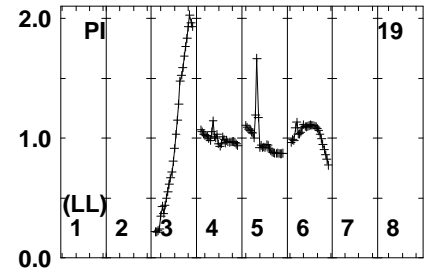
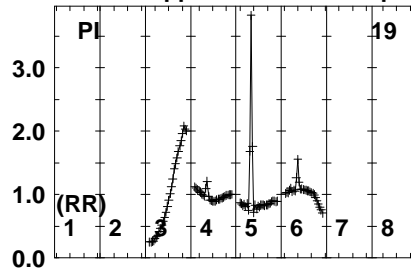
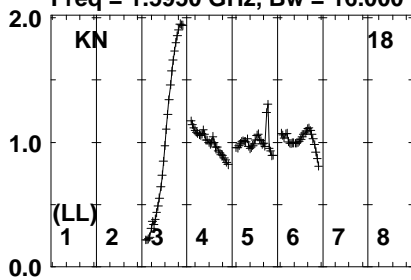
1595 610 1630 645 660 675 1695 710  
FREQ MHz

Lower frame: Real Jy  
Auto-corr total-power spectrum Antenna: \*  
Timerange: 00/16:53:01 to 00/16:54:29

Plot file version 394 created 12-SEP-2022 13:07:41

J0813+2435 EH040A.UVDATA.1

Freq = 1.5950 GHz, Bw = 16.000 MH No calibration applied and no bandpass applied

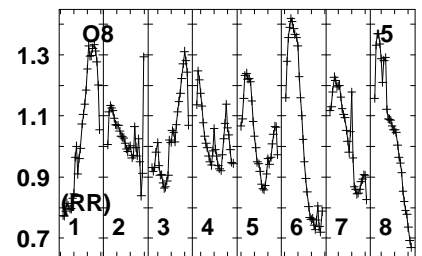
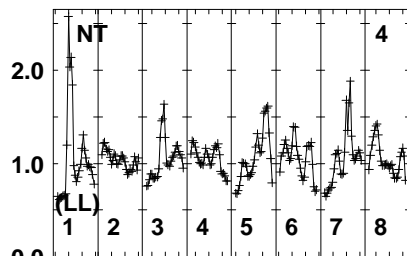
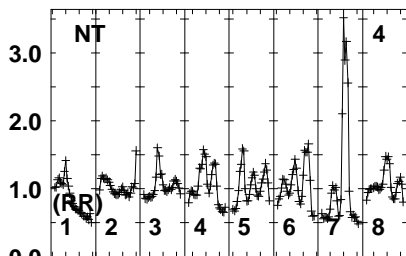
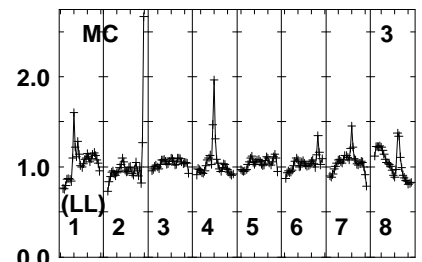
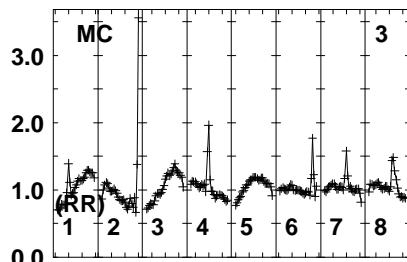
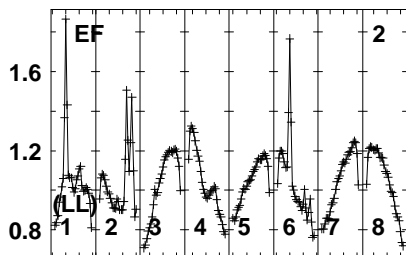
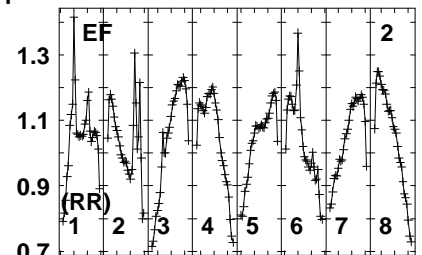
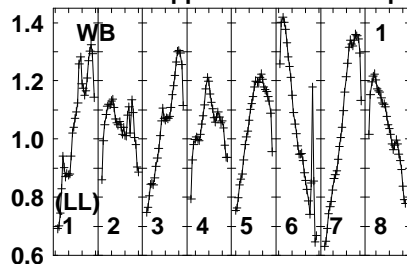
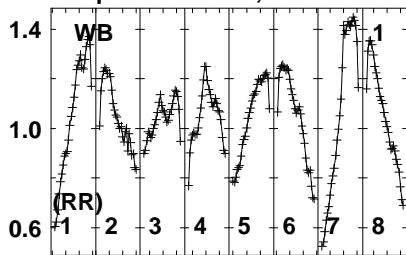


Lower frame: Real Jy  
Auto-corr total-power spectrum Antenna: \*  
Timerange: 00/16:53:01 to 00/16:54:29

Plot file version 395 created 12-SEP-2022 13:07:41

HS0810+2554 EH040A.UVDATA.1

Freq = 1.5950 GHz, Bw = 16.000 MH No calibration applied and no bandpass applied



1595 610 1630 645 660 675 1695 710  
FREQ MHz

1595 610 1630 645 660 675 1695 710  
FREQ MHz

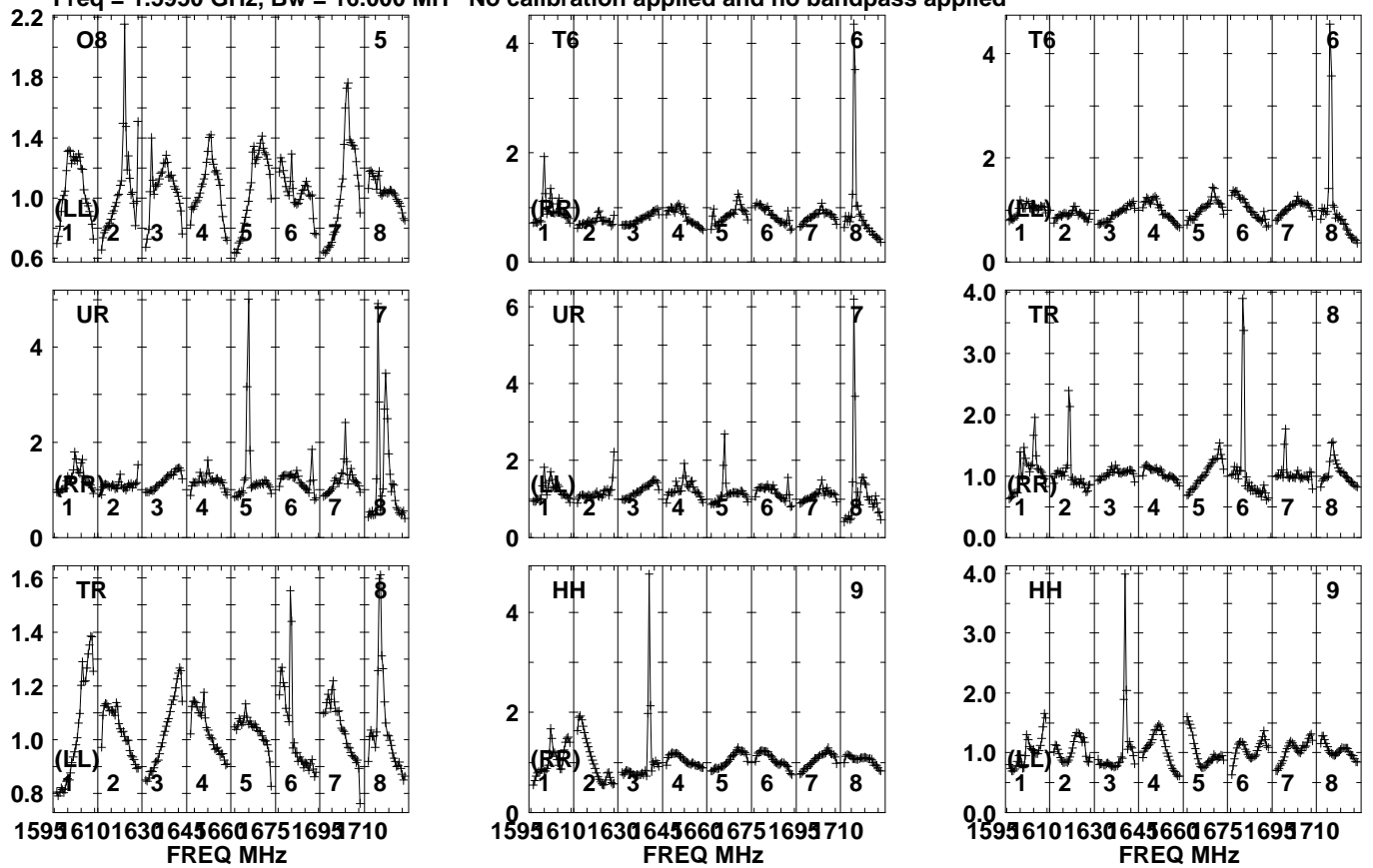
1595 610 1630 645 660 675 1695 710  
FREQ MHz

Lower frame: Real Jy  
Auto-corr total-power spectrum Antenna: \*  
Timerange: 00/16:54:31 to 00/16:57:59

Plot file version 396 created 12-SEP-2022 13:07:42

HS0810+2554 EH040A.UVDATA.1

Freq = 1.5950 GHz, Bw = 16.000 MH No calibration applied and no bandpass applied

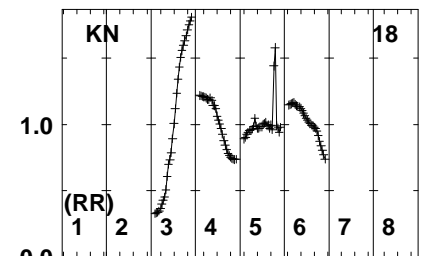
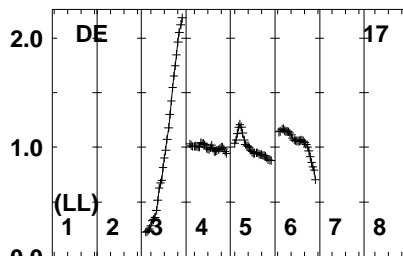
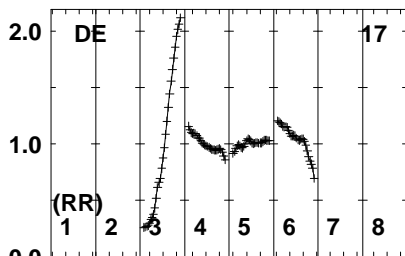
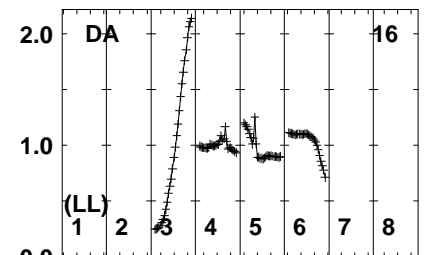
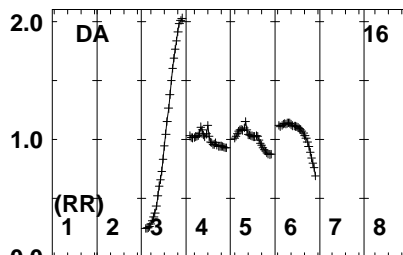
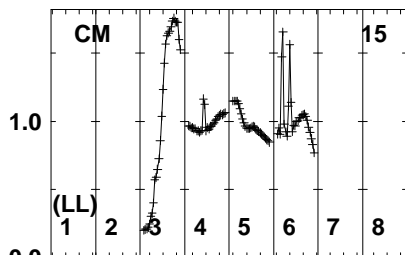
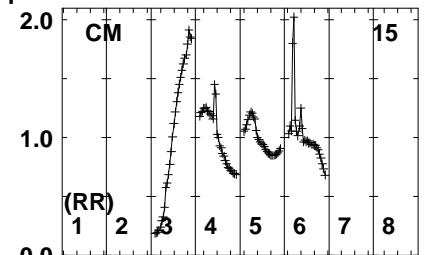
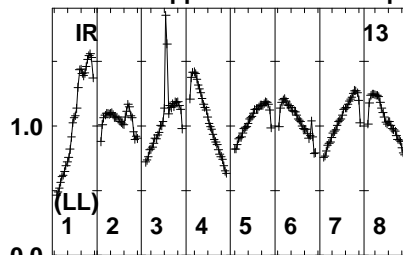
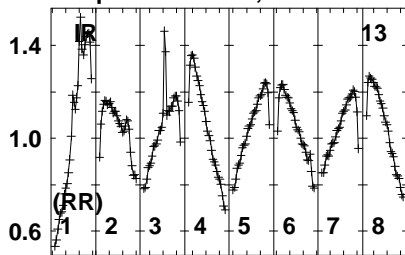


Lower frame: Real Jy  
Auto-corr total-power spectrum Antenna: \*  
Timerange: 00/16:54:31 to 00/16:57:59

Plot file version 397 created 12-SEP-2022 13:07:42

HS0810+2554 EH040A.UVDATA.1

Freq = 1.5950 GHz, Bw = 16.000 MH No calibration applied and no bandpass applied



1595 610 1630 645 660 675 1695 710  
FREQ MHz

1595 610 1630 645 660 675 1695 710  
FREQ MHz

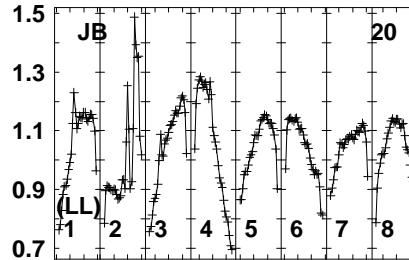
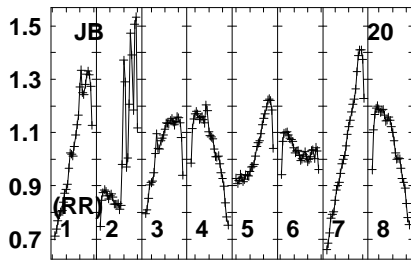
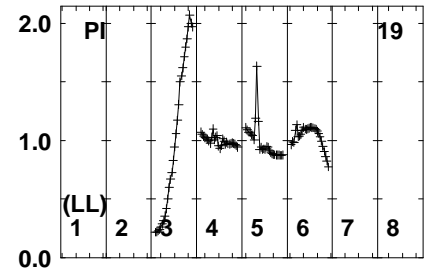
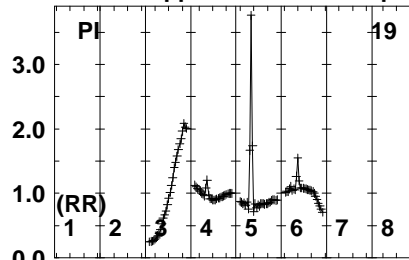
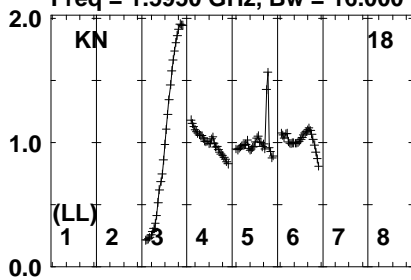
1595 610 1630 645 660 675 1695 710  
FREQ MHz

Lower frame: Real Jy  
Auto-corr total-power spectrum Antenna: \*  
Timerange: 00/16:54:31 to 00/16:57:59

Plot file version 398 created 12-SEP-2022 13:07:42

HS0810+2554 EH040A.UVDATA.1

Freq = 1.5950 GHz, Bw = 16.000 MH No calibration applied and no bandpass applied

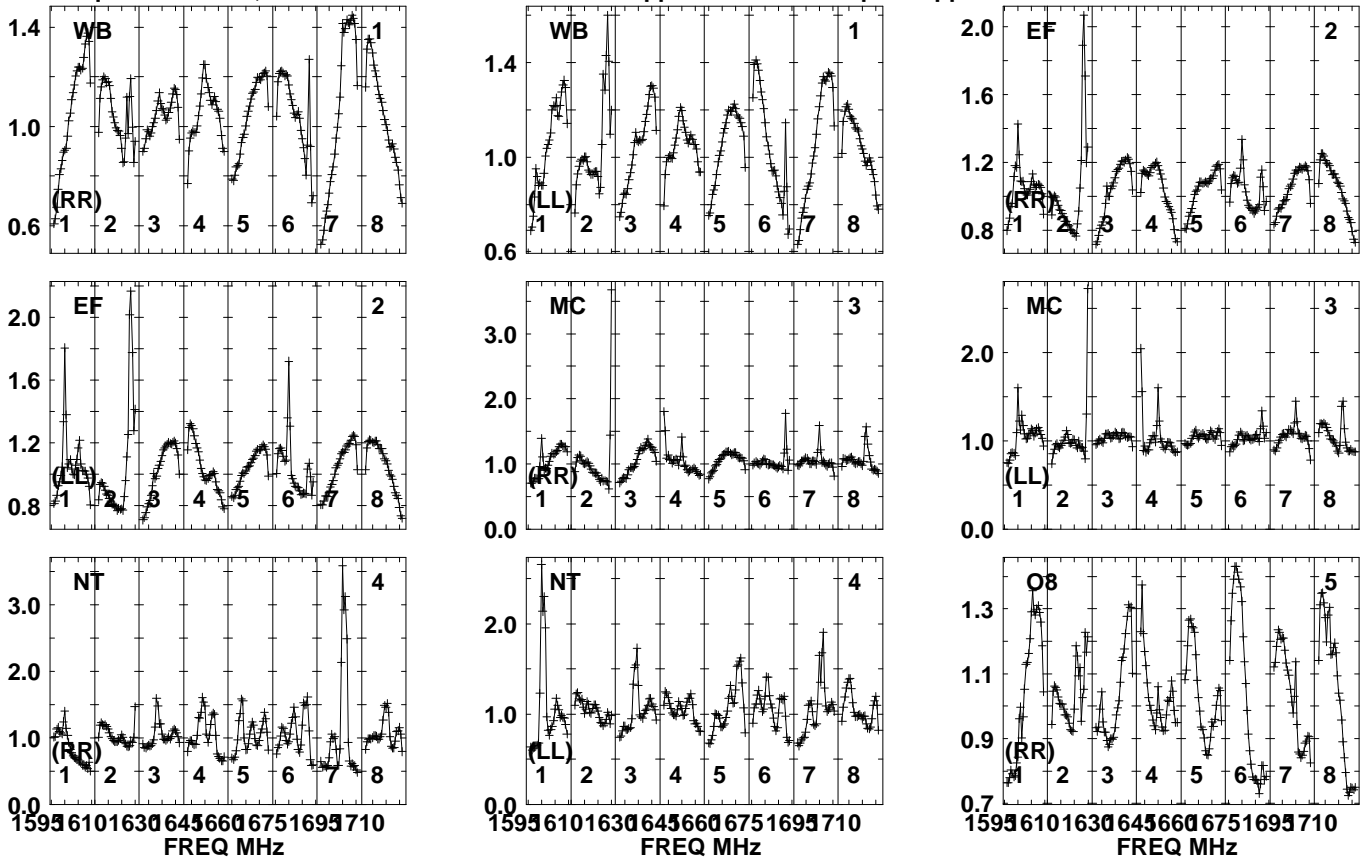


Lower frame: Real Jy  
Auto-corr total-power spectrum Antenna: \*  
Timerange: 00/16:54:31 to 00/16:57:59

Plot file version 399 created 12-SEP-2022 13:07:42

J0813+2435 EH040A.UVDATA.1

Freq = 1.5950 GHz, Bw = 16.000 MH No calibration applied and no bandpass applied

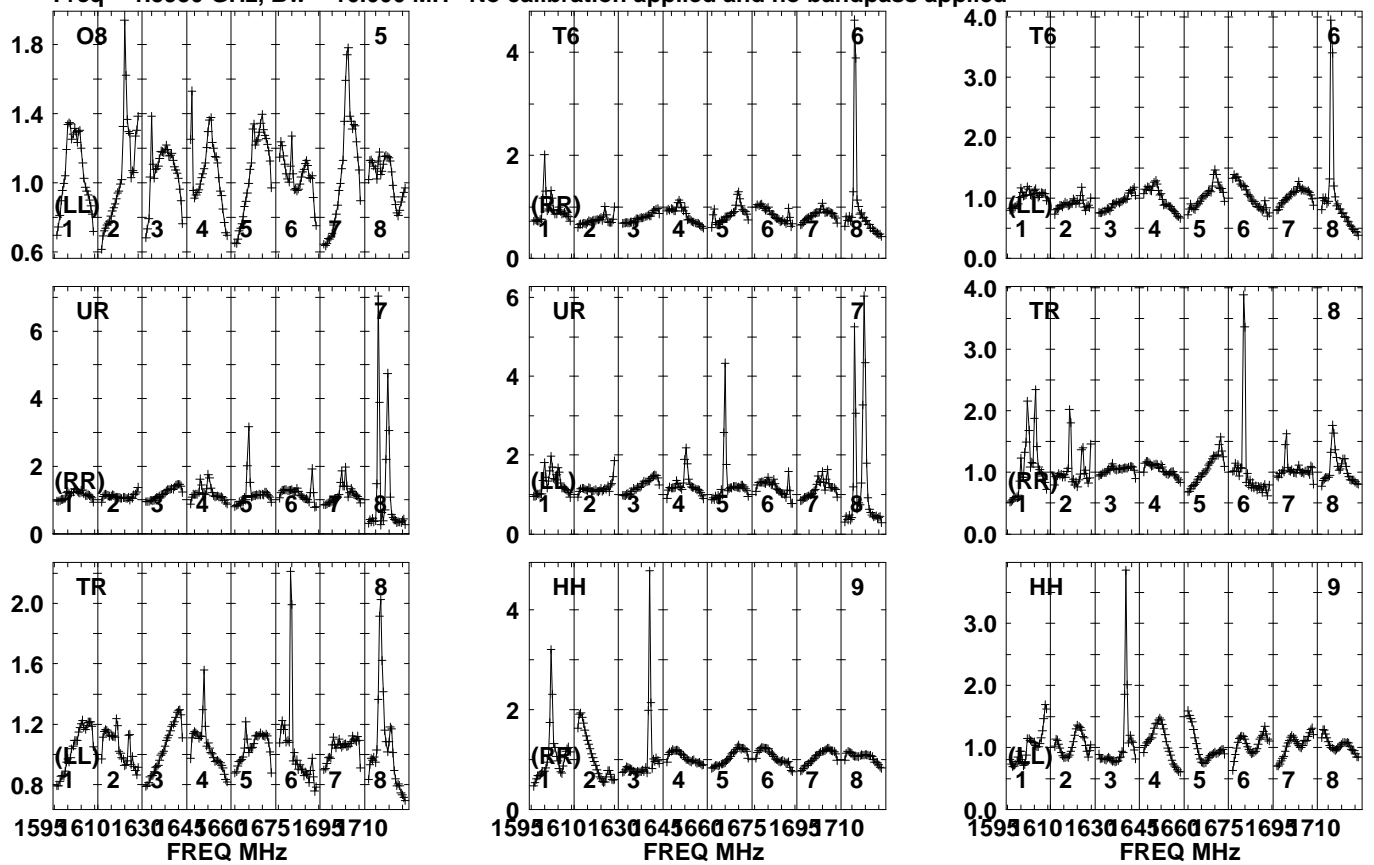


Lower frame: Real Jy  
Auto-corr total-power spectrum Antenna: \*  
Timerange: 00/16:58:01 to 00/16:59:29

Plot file version 400 created 12-SEP-2022 13:07:42

J0813+2435 EH040A.UVDATA.1

Freq = 1.5950 GHz, Bw = 16.000 MH No calibration applied and no bandpass applied



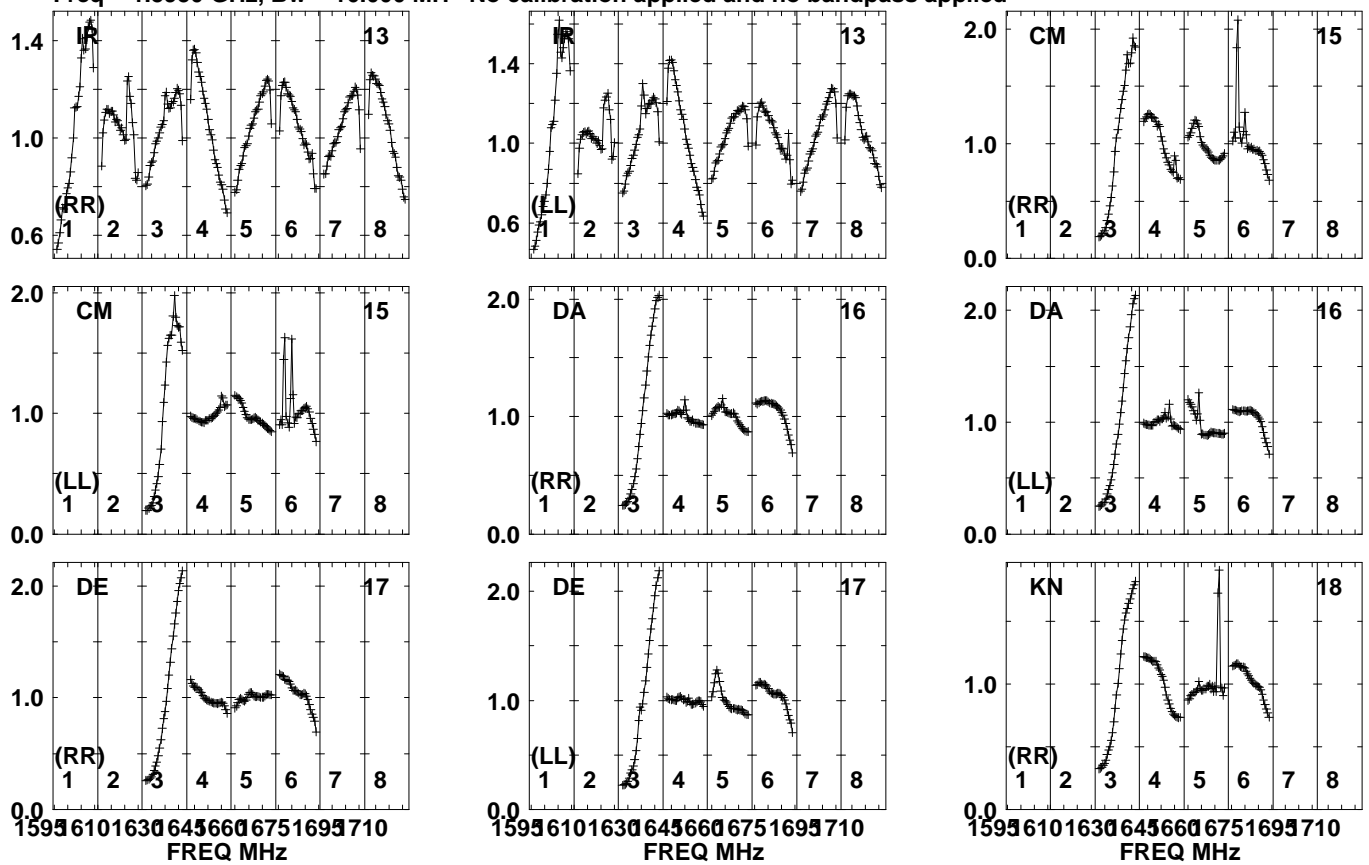
Lower frame: Real Jy  
Auto-corr total-power spectrum Antenna: \*  
Timerange: 00/16:58:01 to 00/16:59:29



Plot file version 401 created 12-SEP-2022 13:07:42

J0813+2435 EH040A.UVDATA.1

Freq = 1.5950 GHz, Bw = 16.000 MH No calibration applied and no bandpass applied

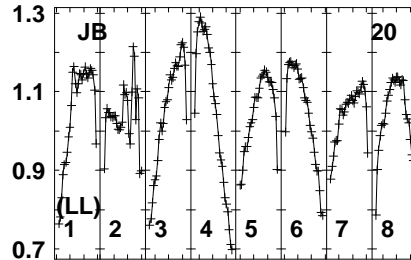
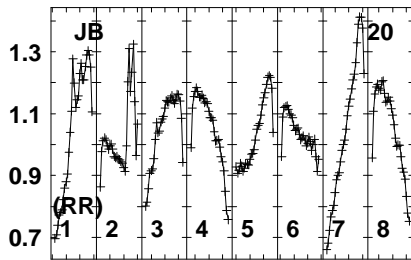
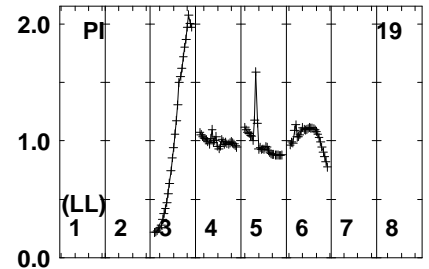
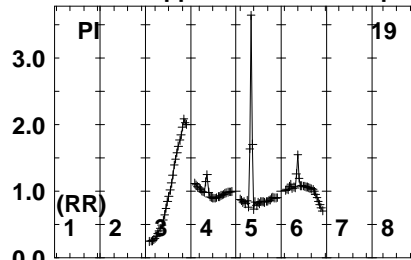
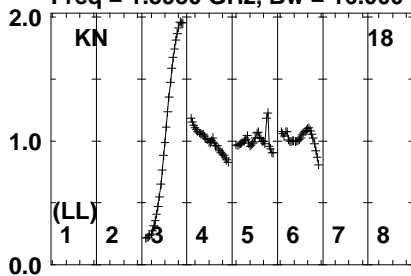


Lower frame: Real Jy  
Auto-corr total-power spectrum Antenna: \*  
Timerange: 00/16:58:01 to 00/16:59:29

Plot file version 402 created 12-SEP-2022 13:07:43

J0813+2435 EH040A.UVDATA.1

Freq = 1.5950 GHz, Bw = 16.000 MH No calibration applied and no bandpass applied

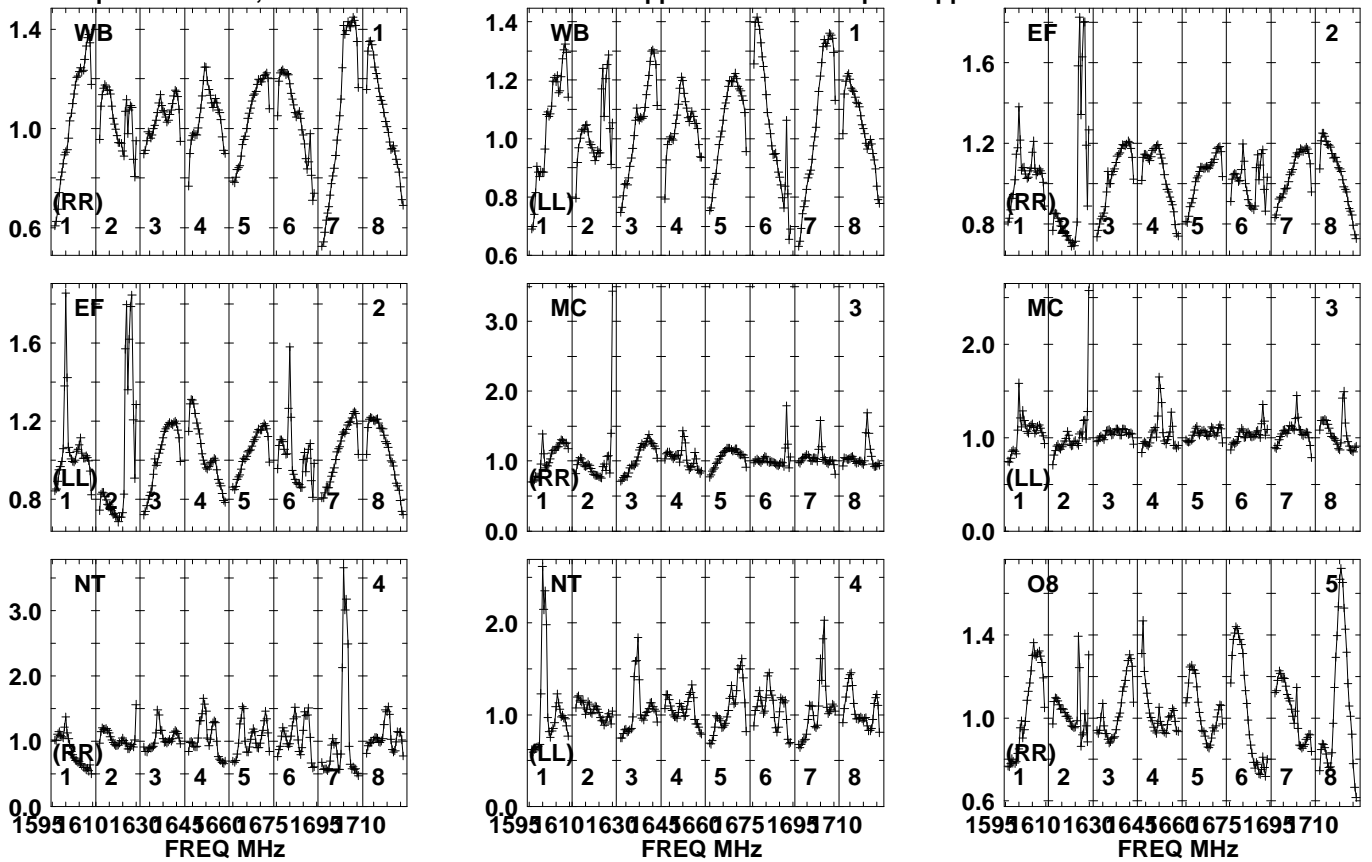


Lower frame: Real Jy  
Auto-corr total-power spectrum Antenna: \*  
Timerange: 00/16:58:01 to 00/16:59:29

Plot file version 403 created 12-SEP-2022 13:07:43

HS0810+2554 EH040A.UVDATA.1

Freq = 1.5950 GHz, Bw = 16.000 MH No calibration applied and no bandpass applied

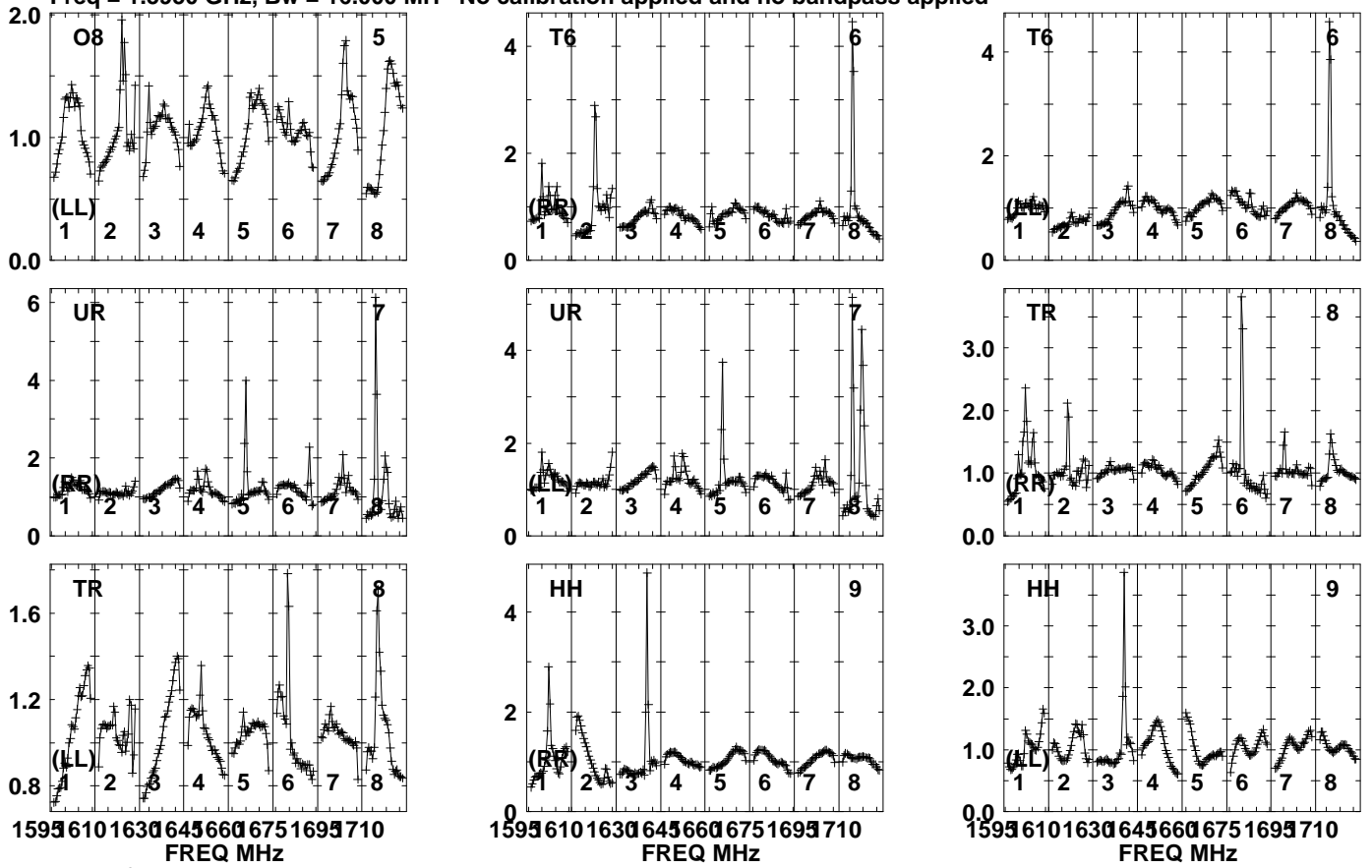


Lower frame: Real Jy  
Auto-corr total-power spectrum Antenna: \*  
Timerange: 00/16:59:31 to 00/17:02:59

Plot file version 404 created 12-SEP-2022 13:07:43

HS0810+2554 EH040A.UVDATA.1

Freq = 1.5950 GHz, Bw = 16.000 MH No calibration applied and no bandpass applied

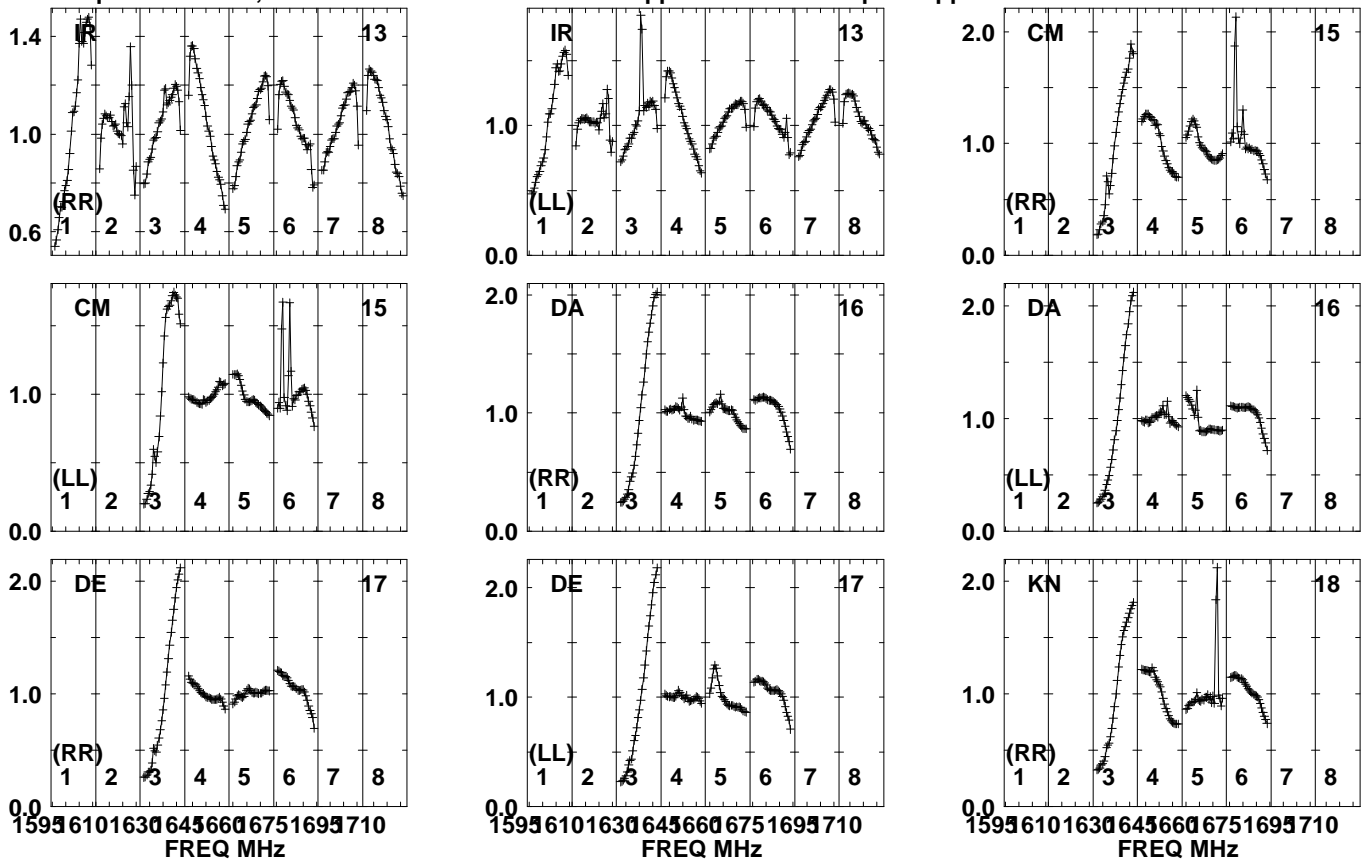


Lower frame: Real Jy  
Auto-corr total-power spectrum Antenna: \*  
Timerange: 00/16:59:31 to 00/17:02:59

Plot file version 405 created 12-SEP-2022 13:07:43

HS0810+2554 EH040A.UVDATA.1

Freq = 1.5950 GHz, Bw = 16.000 MH No calibration applied and no bandpass applied

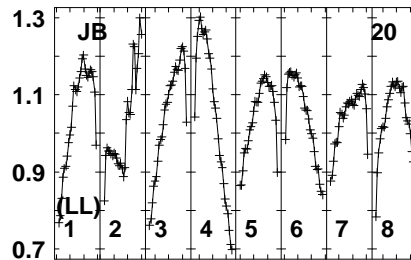
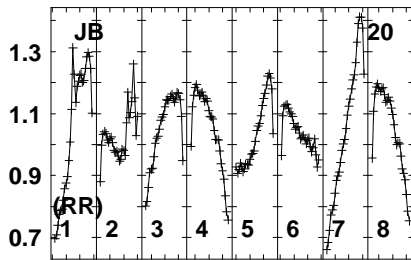
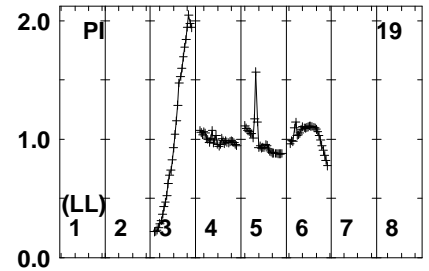
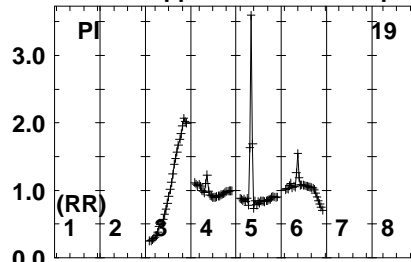
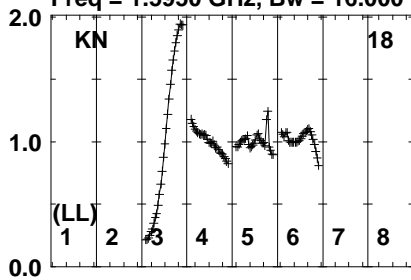


Lower frame: Real Jy  
Auto-corr total-power spectrum Antenna: \*  
Timerange: 00/16:59:31 to 00/17:02:59

Plot file version 406 created 12-SEP-2022 13:07:43

HS0810+2554 EH040A.UVDATA.1

Freq = 1.5950 GHz, Bw = 16.000 MH No calibration applied and no bandpass applied

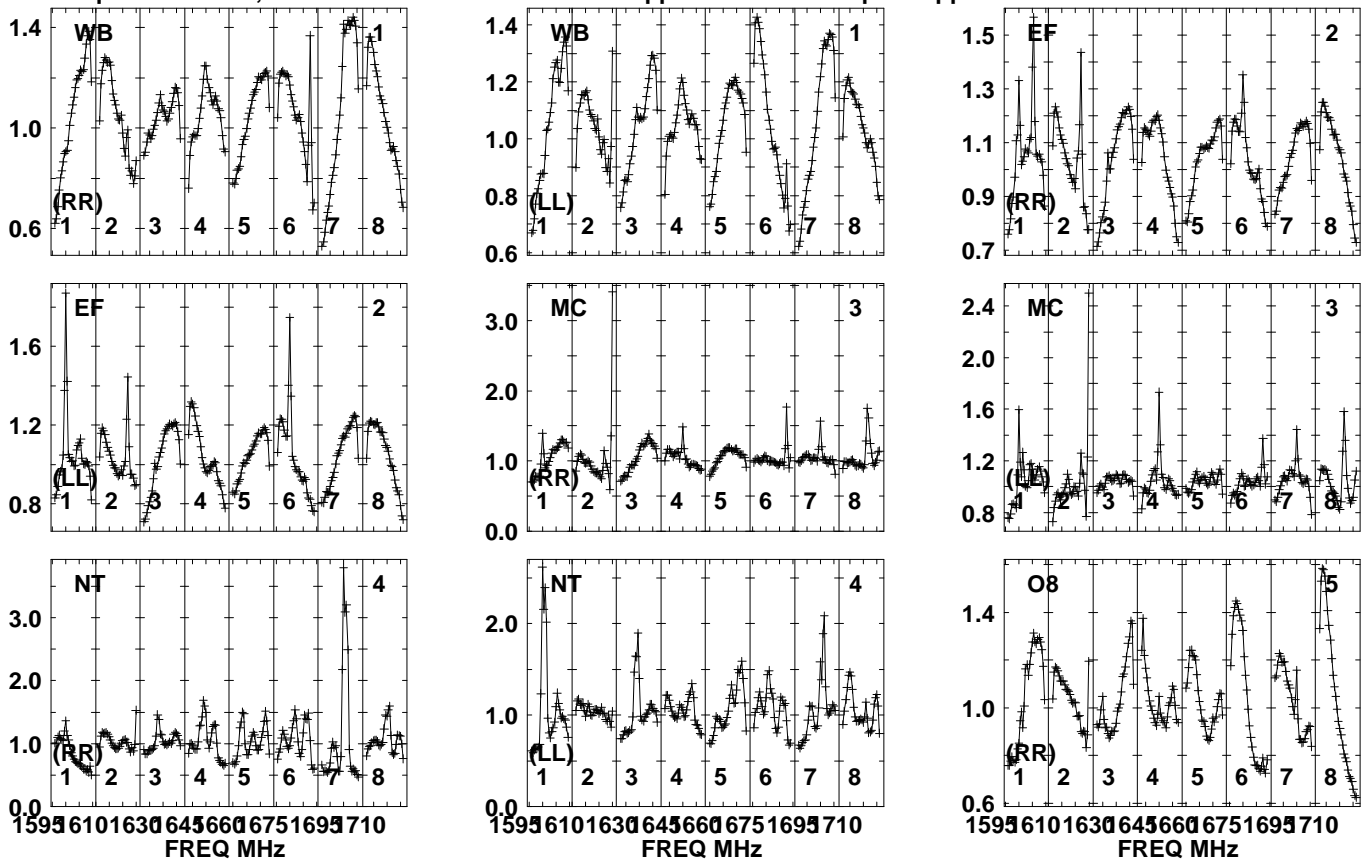


Lower frame: Real Jy  
Auto-corr total-power spectrum Antenna: \*  
Timerange: 00/16:59:31 to 00/17:02:59

Plot file version 407 created 12-SEP-2022 13:07:43

J0813+2435 EH040A.UVDATA.1

Freq = 1.5950 GHz, Bw = 16.000 MH No calibration applied and no bandpass applied

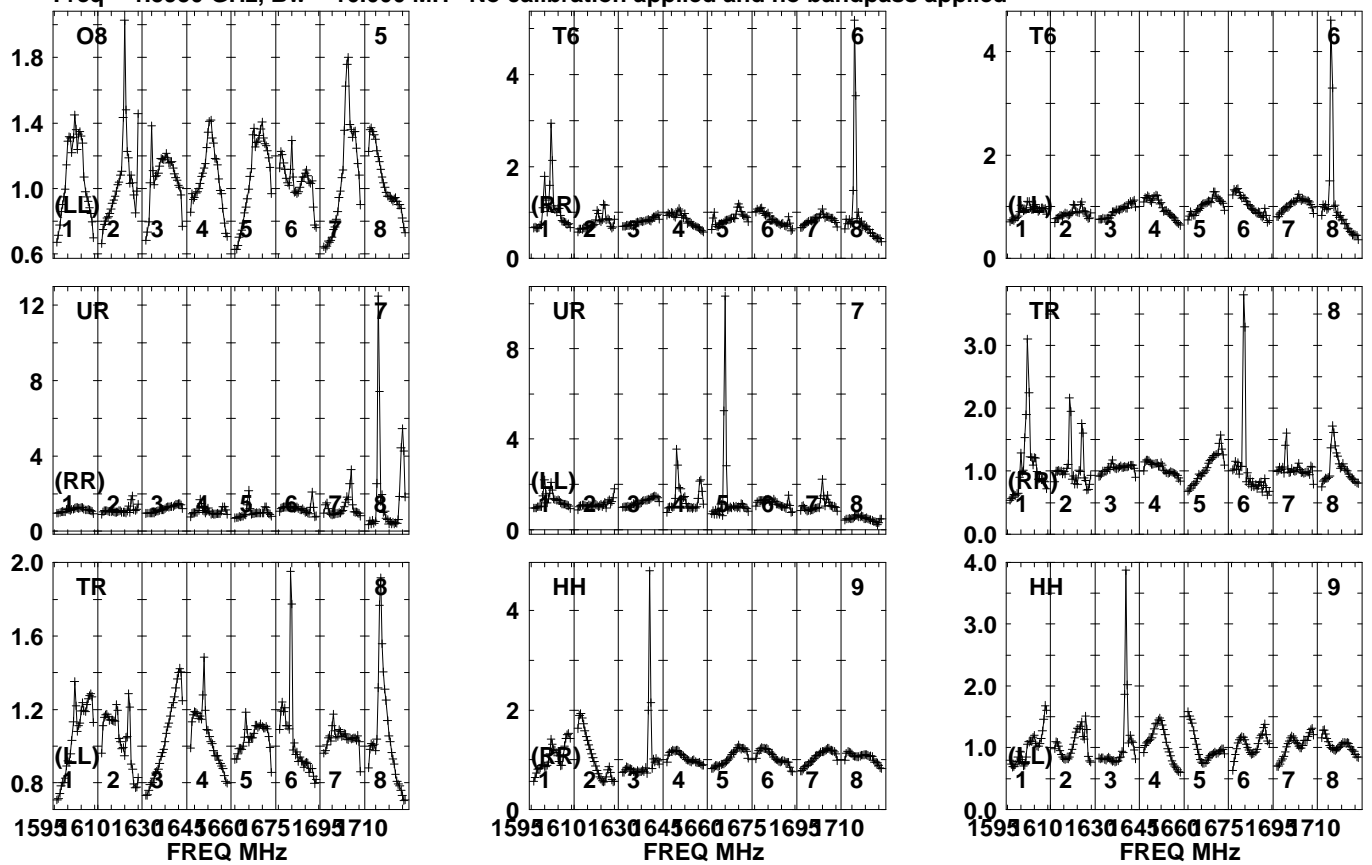


Lower frame: Real Jy  
Auto-corr total-power spectrum Antenna: \*  
Timerange: 00/17:03:31 to 00/17:04:59

Plot file version 408 created 12-SEP-2022 13:07:43

J0813+2435 EH040A.UVDATA.1

Freq = 1.5950 GHz, Bw = 16.000 MH No calibration applied and no bandpass applied



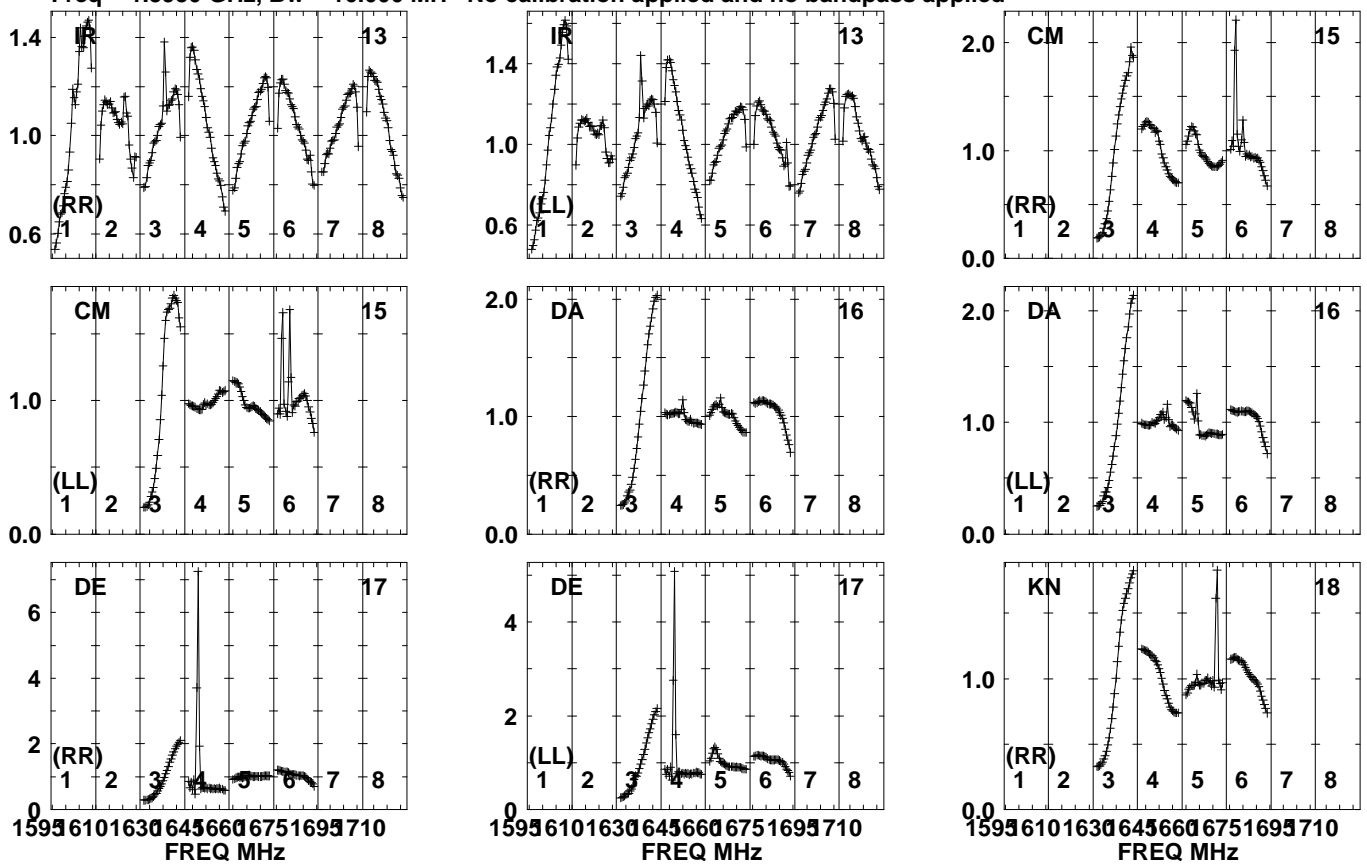
Lower frame: Real Jy  
Auto-corr total-power spectrum Antenna: \*  
Timerange: 00/17:03:31 to 00/17:04:59



Plot file version 409 created 12-SEP-2022 13:07:43

J0813+2435 EH040A.UVDATA.1

Freq = 1.5950 GHz, Bw = 16.000 MH No calibration applied and no bandpass applied

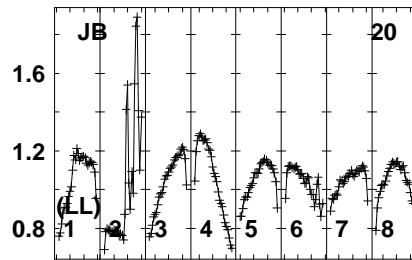
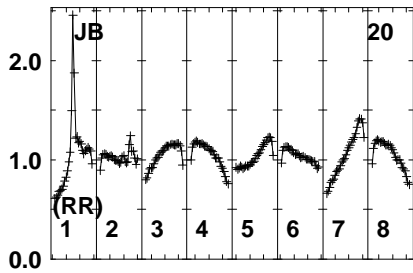
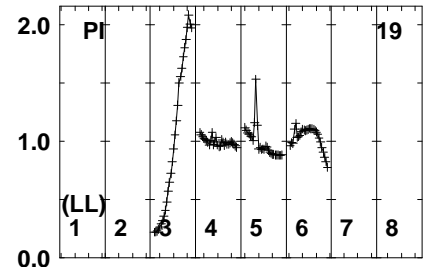
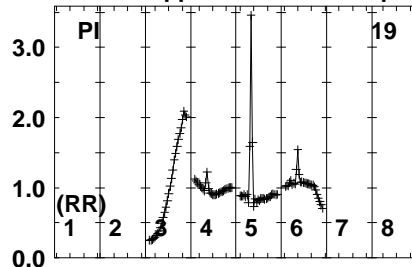
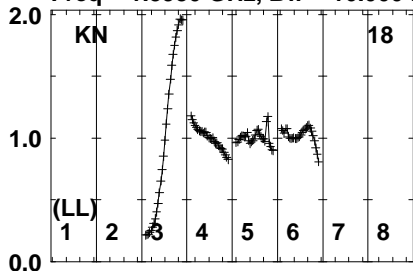


Lower frame: Real Jy  
Auto-corr total-power spectrum Antenna: \*  
Timerange: 00/17:03:31 to 00/17:04:59

Plot file version 410 created 12-SEP-2022 13:07:44

J0813+2435 EH040A.UVDATA.1

Freq = 1.5950 GHz, Bw = 16.000 MH No calibration applied and no bandpass applied

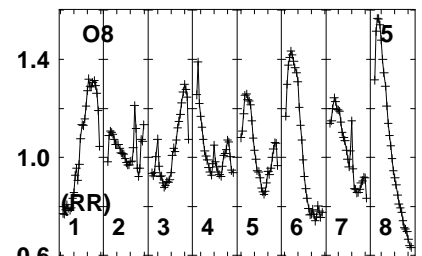
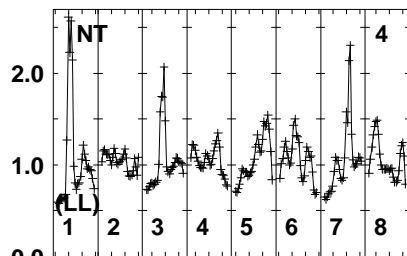
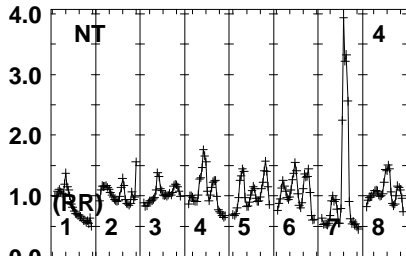
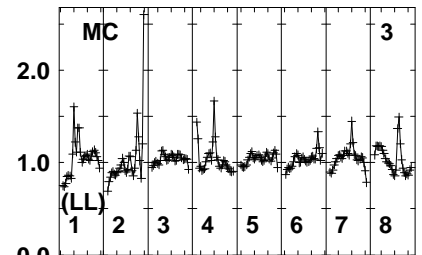
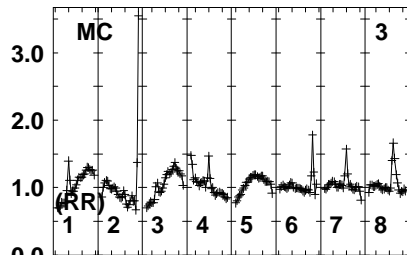
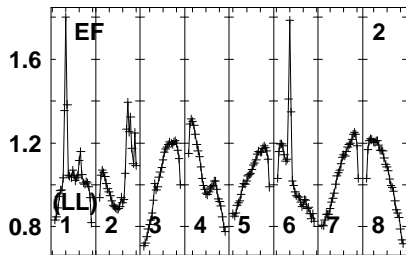
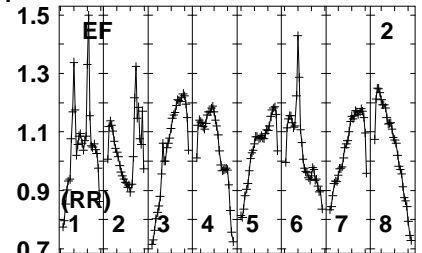
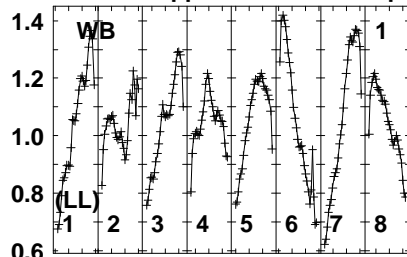
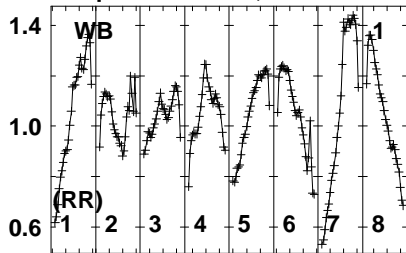


Lower frame: Real Jy  
Auto-corr total-power spectrum Antenna: \*  
Timerange: 00/17:03:31 to 00/17:04:59

Plot file version 411 created 12-SEP-2022 13:07:44

HS0810+2554 EH040A.UVDATA.1

Freq = 1.5950 GHz, Bw = 16.000 MH No calibration applied and no bandpass applied



1595 610 1630 645 660 675 1695 710  
FREQ MHz

1595 610 1630 645 660 675 1695 710  
FREQ MHz

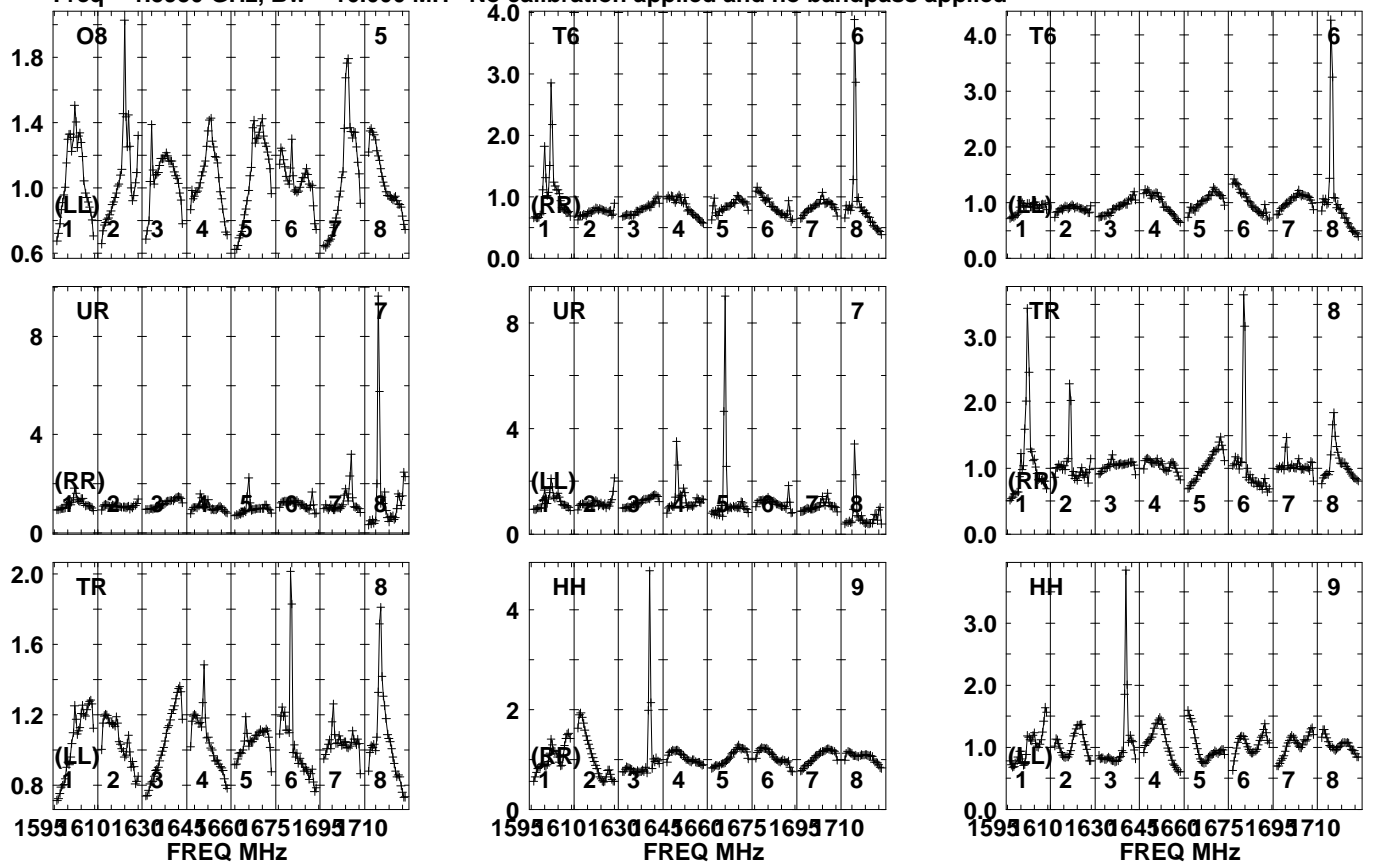
1595 610 1630 645 660 675 1695 710  
FREQ MHz

Lower frame: Real Jy  
Auto-corr total-power spectrum Antenna: \*  
Timerange: 00/17:05:01 to 00/17:08:29

Plot file version 412 created 12-SEP-2022 13:07:44

HS0810+2554 EH040A.UVDATA.1

Freq = 1.5950 GHz, Bw = 16.000 MH No calibration applied and no bandpass applied

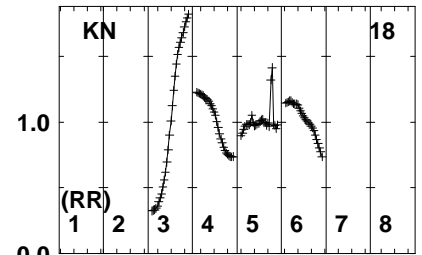
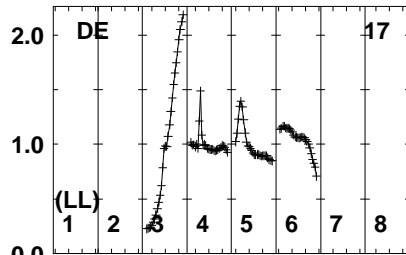
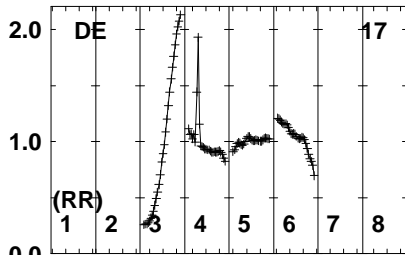
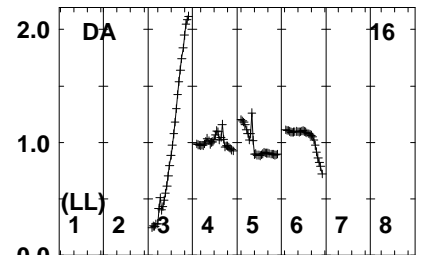
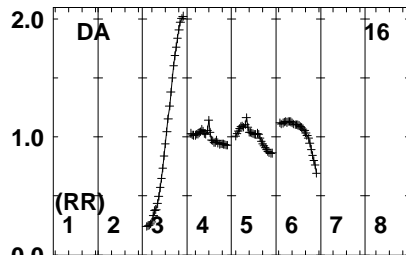
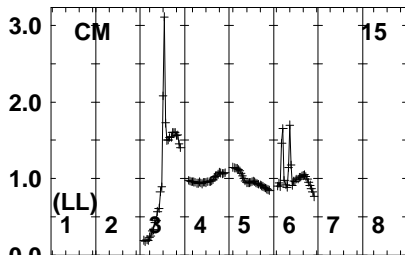
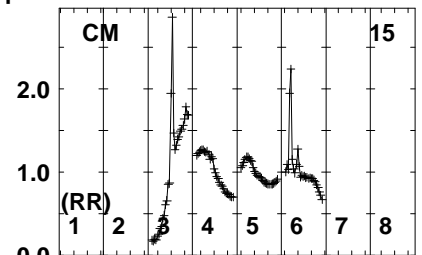
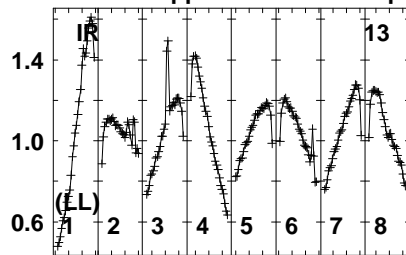
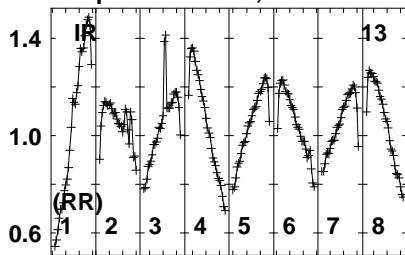


Lower frame: Real Jy  
Auto-corr total-power spectrum Antenna: \*  
Timerange: 00/17:05:01 to 00/17:08:29

Plot file version 413 created 12-SEP-2022 13:07:44

HS0810+2554 EH040A.UVDATA.1

Freq = 1.5950 GHz, Bw = 16.000 MH No calibration applied and no bandpass applied



1595 610 1630 645 660 675 1695 710  
FREQ MHz

1595 610 1630 645 660 675 1695 710  
FREQ MHz

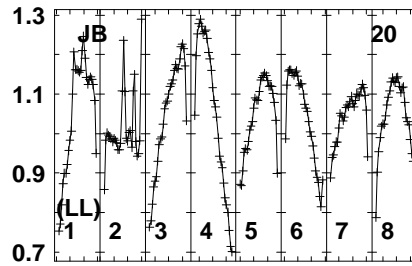
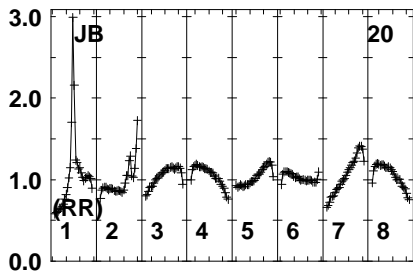
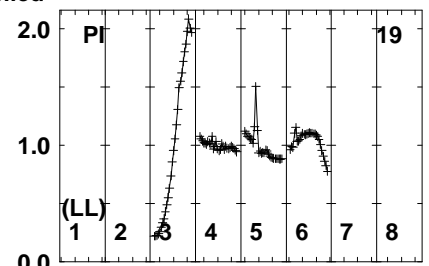
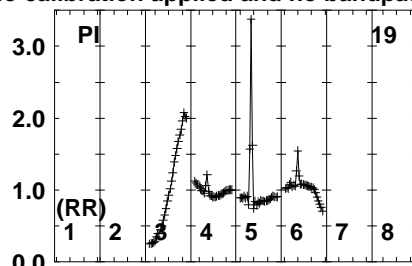
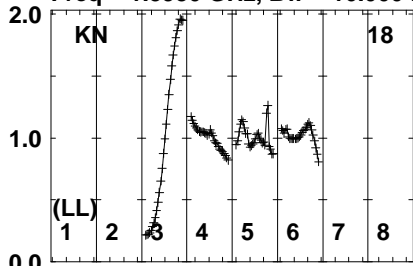
1595 610 1630 645 660 675 1695 710  
FREQ MHz

Lower frame: Real Jy  
Auto-corr total-power spectrum Antenna: \*  
Timerange: 00/17:05:01 to 00/17:08:29

Plot file version 414 created 12-SEP-2022 13:07:44

HS0810+2554 EH040A.UVDATA.1

Freq = 1.5950 GHz, Bw = 16.000 MH No calibration applied and no bandpass applied

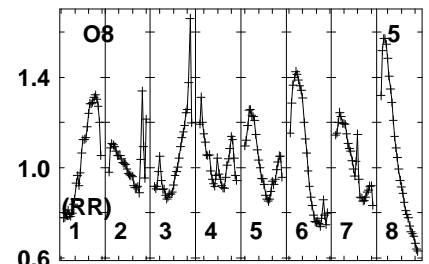
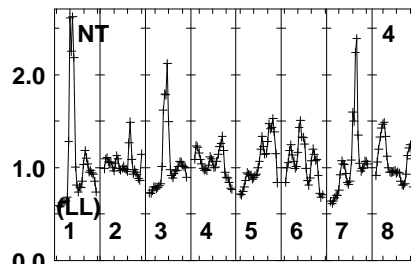
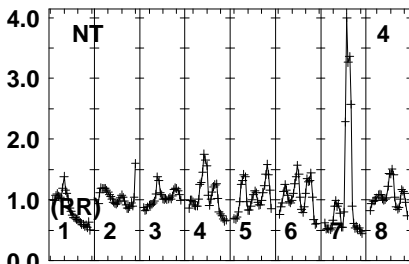
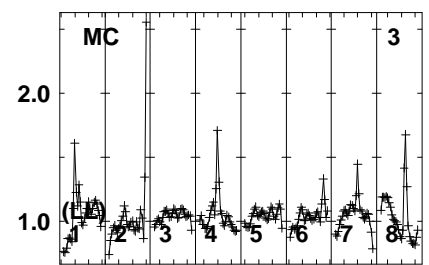
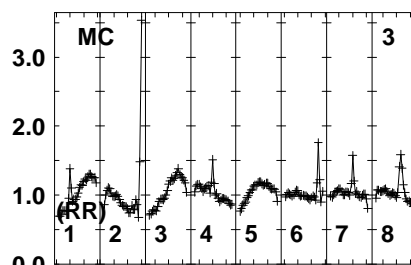
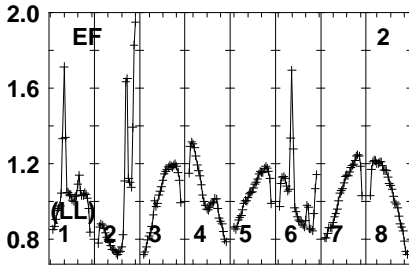
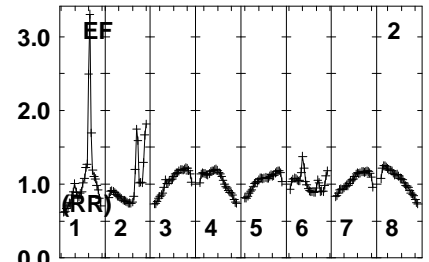
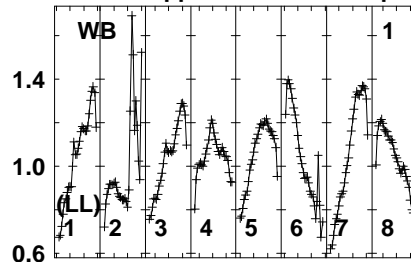
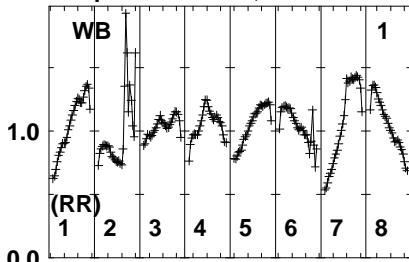


Lower frame: Real Jy  
Auto-corr total-power spectrum Antenna: \*  
Timerange: 00/17:05:01 to 00/17:08:29

Plot file version 415 created 12-SEP-2022 13:07:44

J0813+2435 EH040A.UVDATA.1

Freq = 1.5950 GHz, Bw = 16.000 MH No calibration applied and no bandpass applied



1595 610 1630 645 660 675 1695 710  
FREQ MHz

1595 610 1630 645 660 675 1695 710  
FREQ MHz

1595 610 1630 645 660 675 1695 710  
FREQ MHz

Lower frame: Real Jy

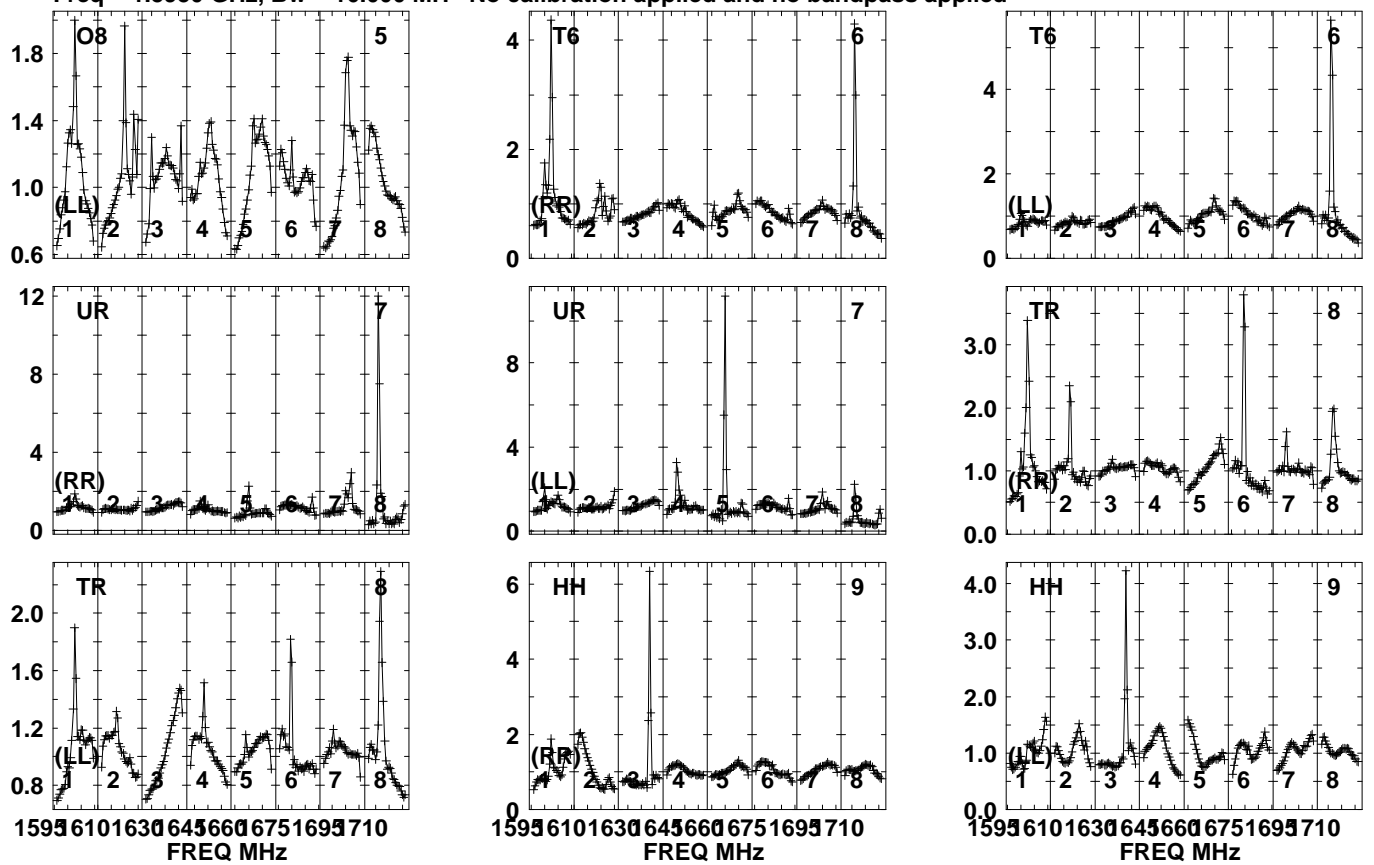
Auto-corr total-power spectrum Antenna: \*

Timerange: 00/17:08:31 to 00/17:09:59

Plot file version 416 created 12-SEP-2022 13:07:44

J0813+2435 EH040A.UVDATA.1

Freq = 1.5950 GHz, Bw = 16.000 MH No calibration applied and no bandpass applied



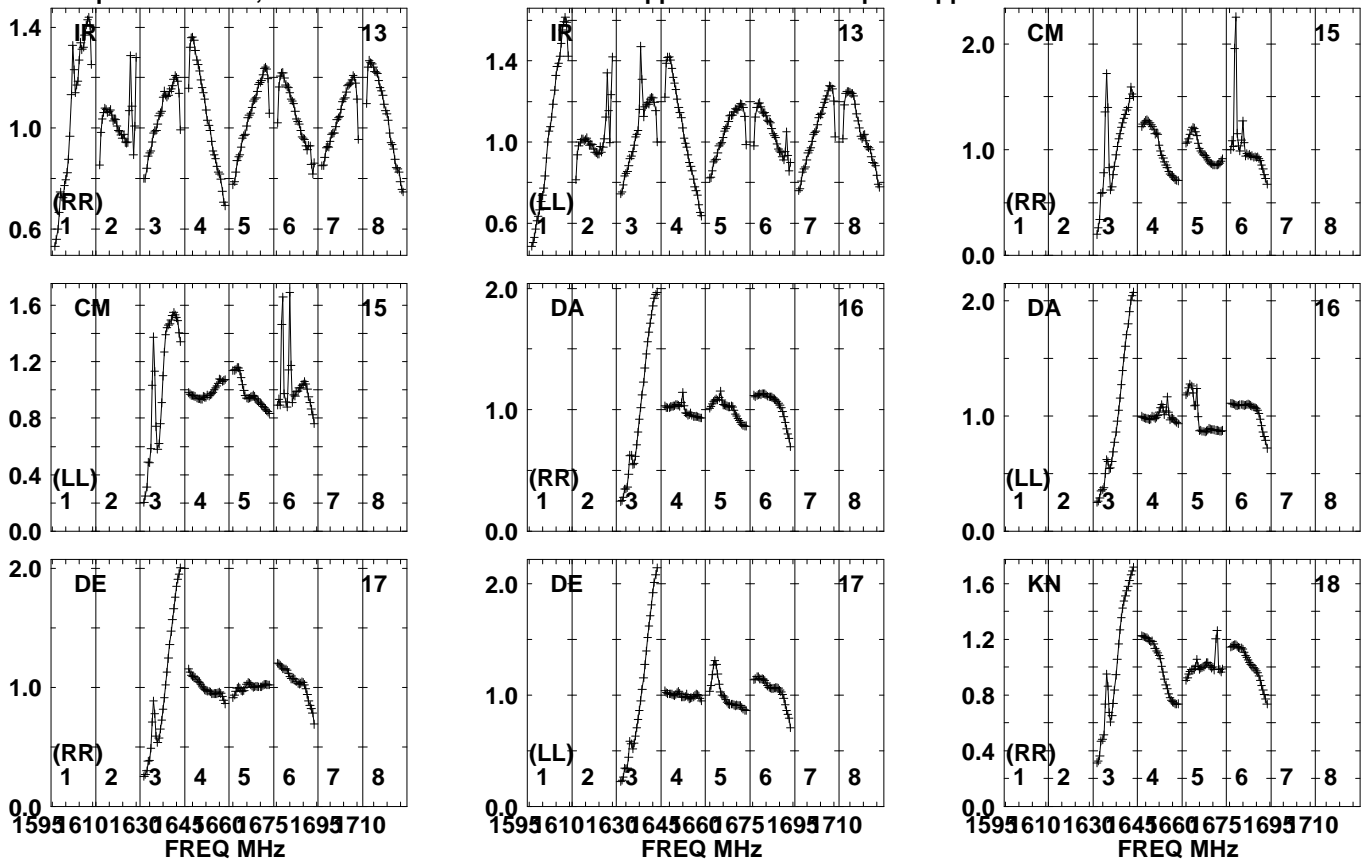
Lower frame: Real Jy  
Auto-corr total-power spectrum Antenna: \*  
Timerange: 00/17:08:31 to 00/17:09:59



Plot file version 417 created 12-SEP-2022 13:07:45

J0813+2435 EH040A.UVDATA.1

Freq = 1.5950 GHz, Bw = 16.000 MH No calibration applied and no bandpass applied

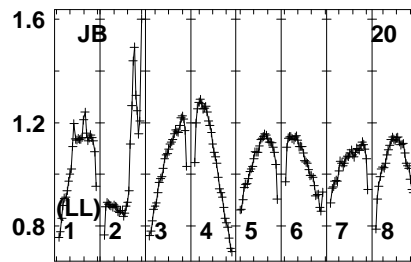
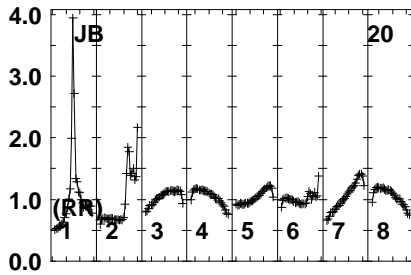
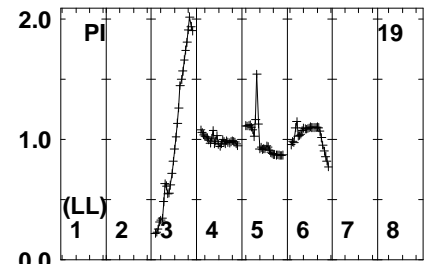
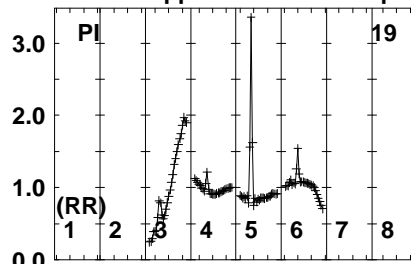
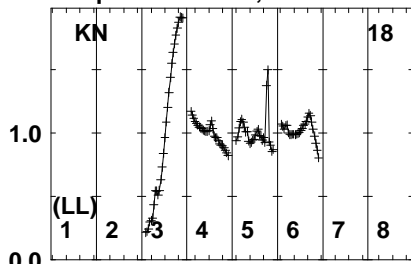


Lower frame: Real Jy  
Auto-corr total-power spectrum Antenna: \*  
Timerange: 00/17:08:31 to 00/17:09:59

Plot file version 418 created 12-SEP-2022 13:07:45

J0813+2435 EH040A.UVDATA.1

Freq = 1.5950 GHz, Bw = 16.000 MH No calibration applied and no bandpass applied

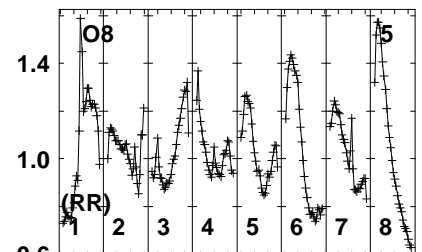
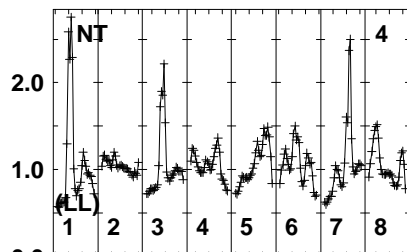
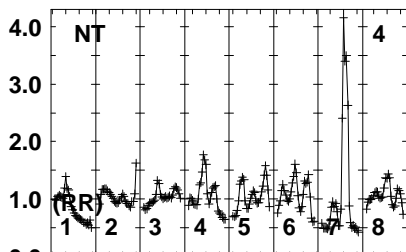
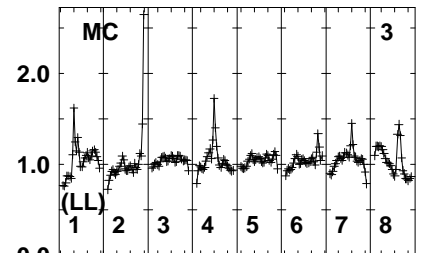
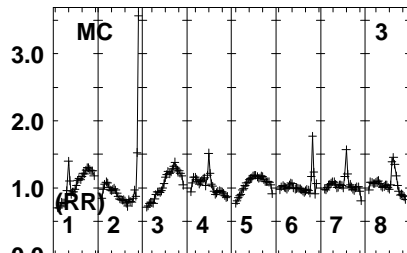
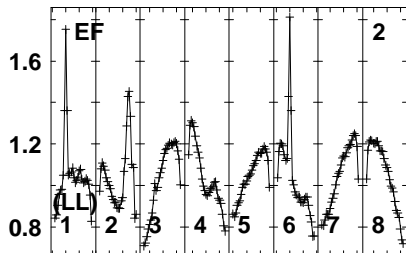
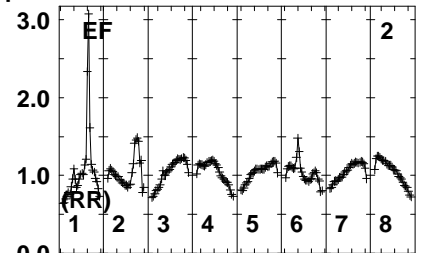
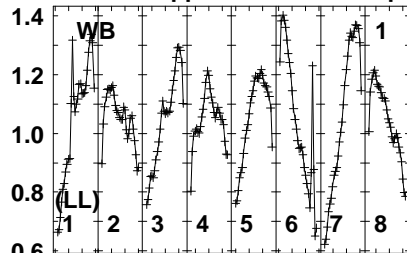
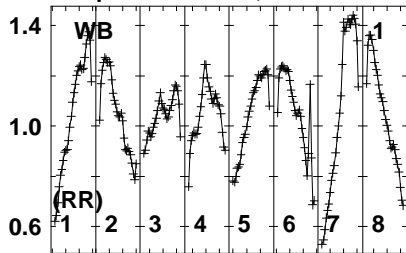


Lower frame: Real Jy  
Auto-corr total-power spectrum Antenna: \*  
Timerange: 00/17:08:31 to 00/17:09:59

Plot file version 419 created 12-SEP-2022 13:07:45

HS0810+2554 EH040A.UVDATA.1

Freq = 1.5950 GHz, Bw = 16.000 MH No calibration applied and no bandpass applied



1595 610 1630 645 660 675 1695 710  
FREQ MHz

1595 610 1630 645 660 675 1695 710  
FREQ MHz

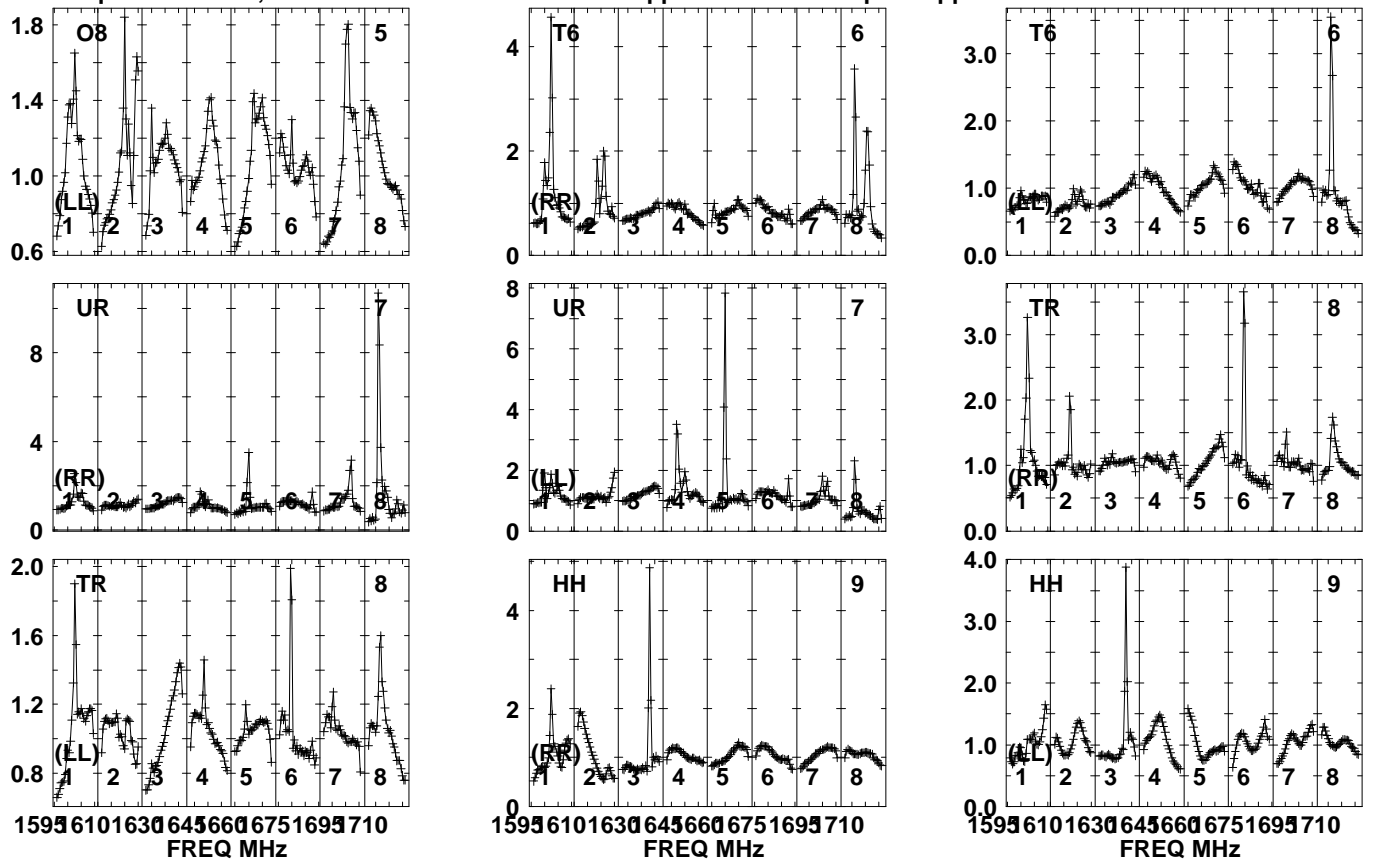
1595 610 1630 645 660 675 1695 710  
FREQ MHz

Lower frame: Real Jy  
Auto-corr total-power spectrum Antenna: \*  
Timerange: 00/17:10:01 to 00/17:13:29

Plot file version 420 created 12-SEP-2022 13:07:45

HS0810+2554 EH040A.UVDATA.1

Freq = 1.5950 GHz, Bw = 16.000 MH No calibration applied and no bandpass applied

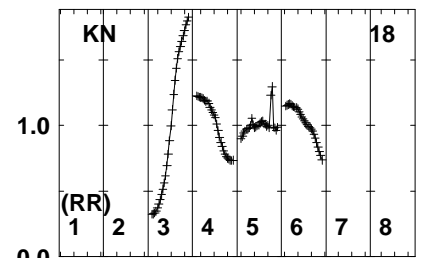
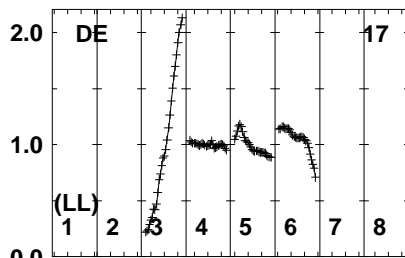
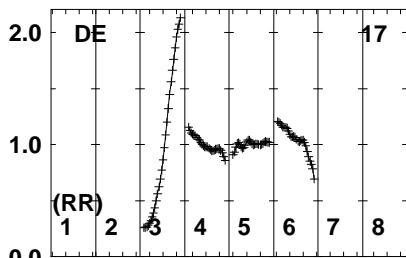
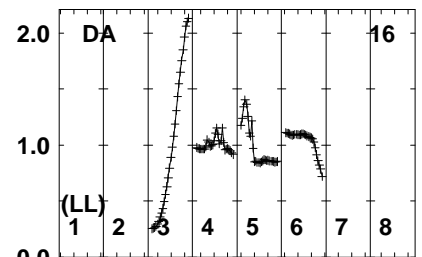
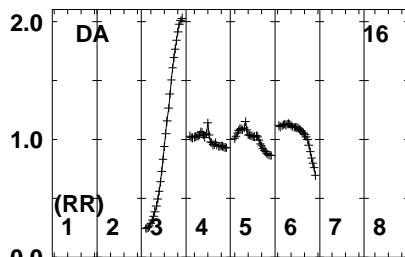
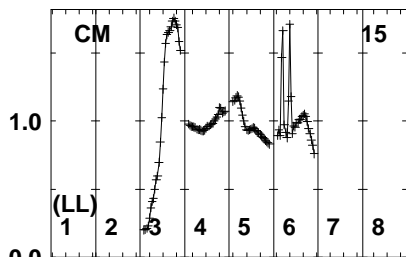
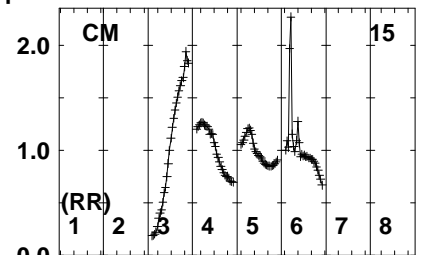
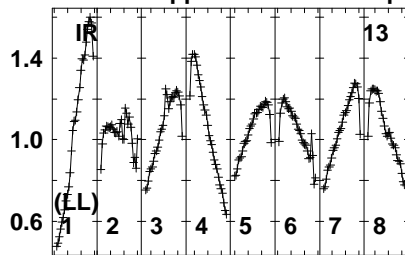
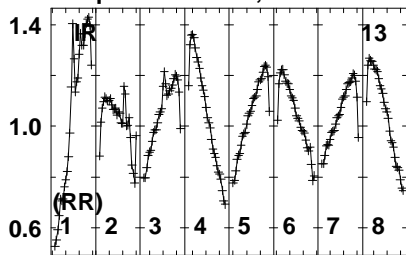


Lower frame: Real Jy  
Auto-corr total-power spectrum Antenna: \*  
Timerange: 00/17:10:01 to 00/17:13:29

Plot file version 421 created 12-SEP-2022 13:07:45

HS0810+2554 EH040A.UVDATA.1

Freq = 1.5950 GHz, Bw = 16.000 MH No calibration applied and no bandpass applied



1595 610 1630 645 660 675 1695 710  
FREQ MHz

1595 610 1630 645 660 675 1695 710  
FREQ MHz

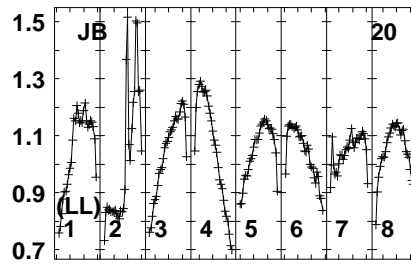
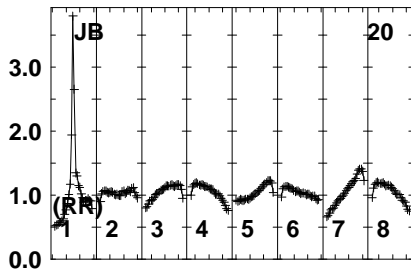
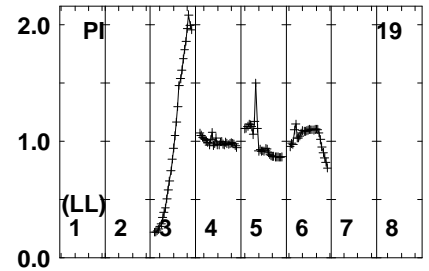
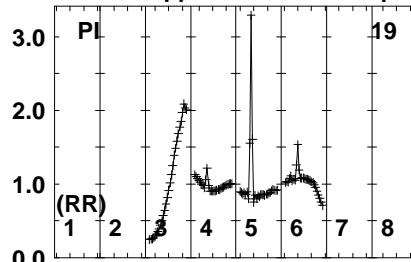
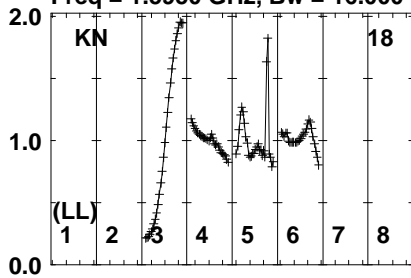
1595 610 1630 645 660 675 1695 710  
FREQ MHz

Lower frame: Real Jy  
Auto-corr total-power spectrum Antenna: \*  
Timerange: 00/17:10:01 to 00/17:13:29

Plot file version 422 created 12-SEP-2022 13:07:45

HS0810+2554 EH040A.UVDATA.1

Freq = 1.5950 GHz, Bw = 16.000 MH No calibration applied and no bandpass applied

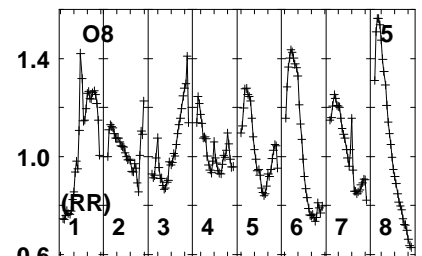
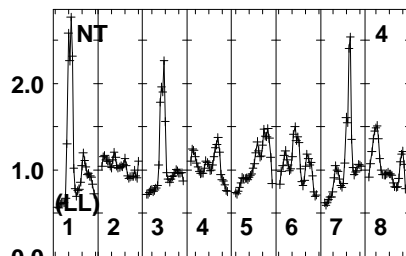
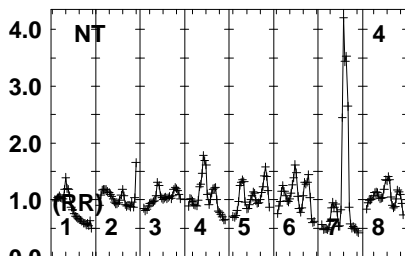
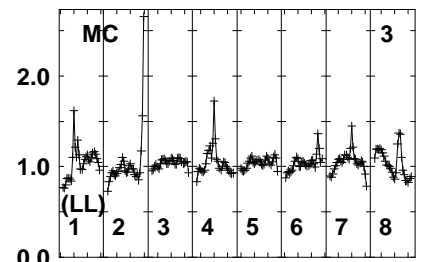
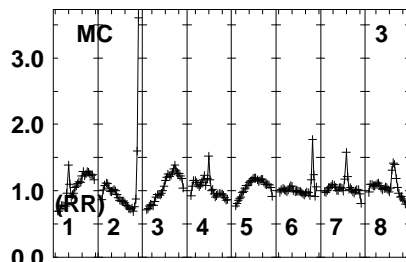
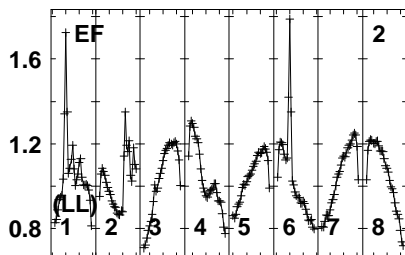
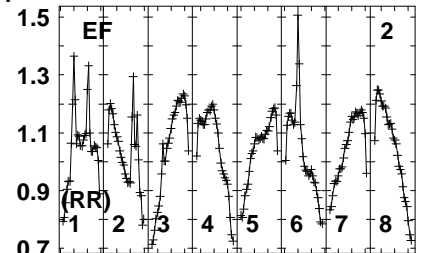
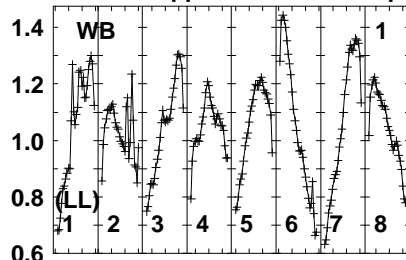
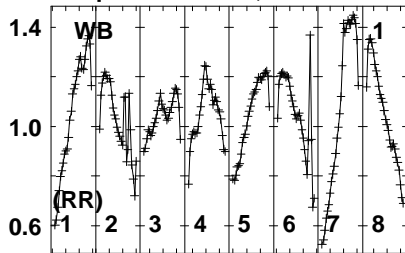


Lower frame: Real Jy  
Auto-corr total-power spectrum Antenna: \*  
Timerange: 00/17:10:01 to 00/17:13:29

Plot file version 423 created 12-SEP-2022 13:07:45

J0813+2435 EH040A.UVDATA.1

Freq = 1.5950 GHz, Bw = 16.000 MH No calibration applied and no bandpass applied



1595 610 1630 645 660 675 1695 710  
FREQ MHz

1595 610 1630 645 660 675 1695 710  
FREQ MHz

1595 610 1630 645 660 675 1695 710  
FREQ MHz

Lower frame: Real Jy  
Auto-corr total-power spectrum Antenna: \*  
Timerange: 00/17:14:01 to 00/17:15:29

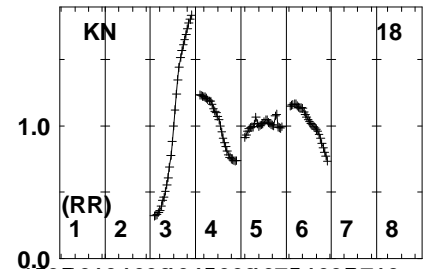
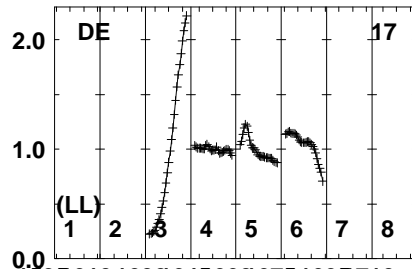
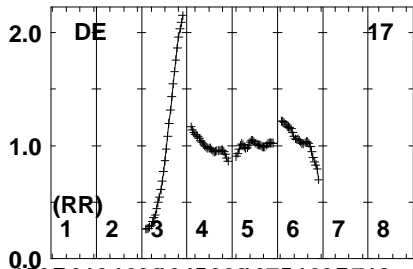
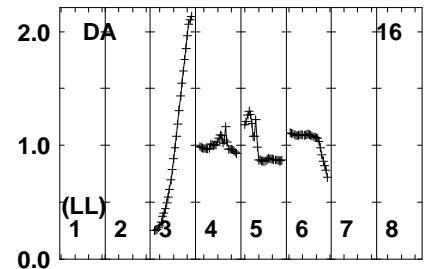
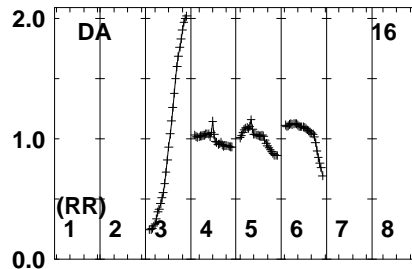
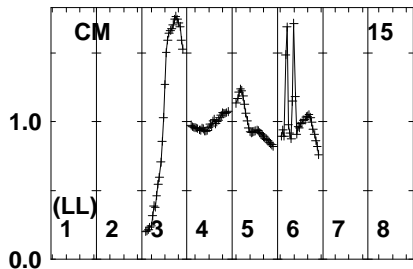
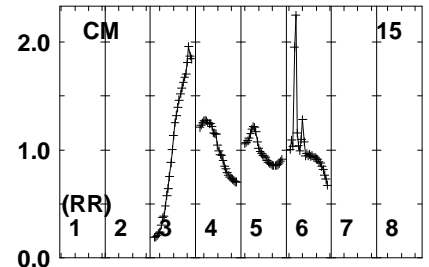
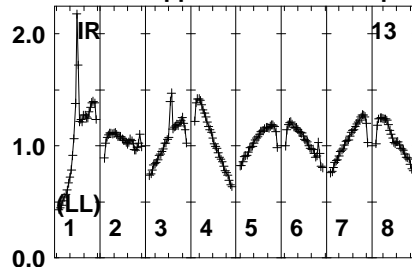
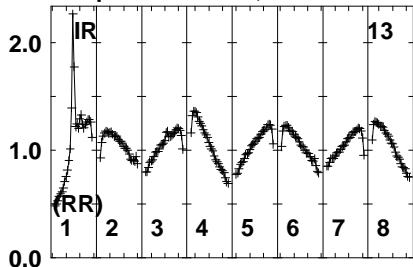




Plot file version 425 created 12-SEP-2022 13:07:46

J0813+2435 EH040A.UVDATA.1

Freq = 1.5950 GHz, Bw = 16.000 MH No calibration applied and no bandpass applied



1595 610 1630 1645 660 675 1695 710  
FREQ MHz

1595 610 1630 1645 660 675 1695 710  
FREQ MHz

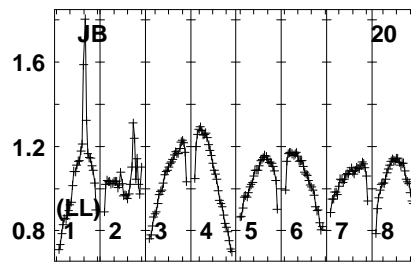
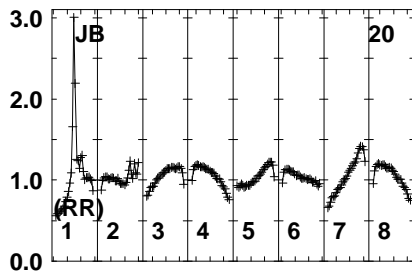
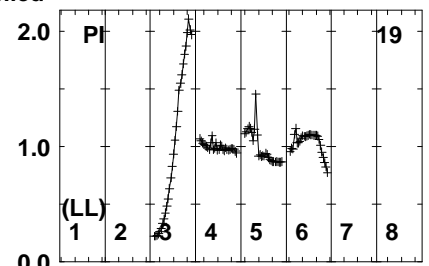
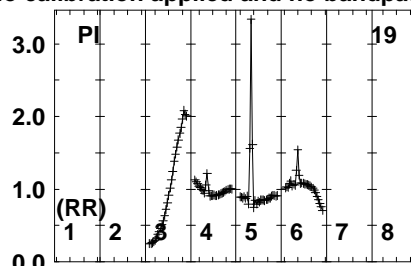
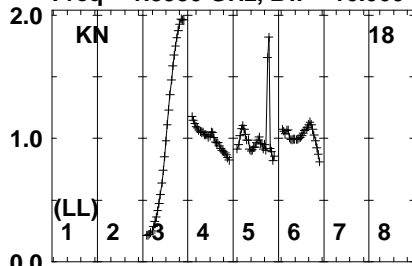
1595 610 1630 1645 660 675 1695 710  
FREQ MHz

Lower frame: Real Jy  
Auto-corr total-power spectrum Antenna: \*  
Timerange: 00/17:14:01 to 00/17:15:29

Plot file version 426 created 12-SEP-2022 13:07:46

J0813+2435 EH040A.UVDATA.1

Freq = 1.5950 GHz, Bw = 16.000 MH No calibration applied and no bandpass applied

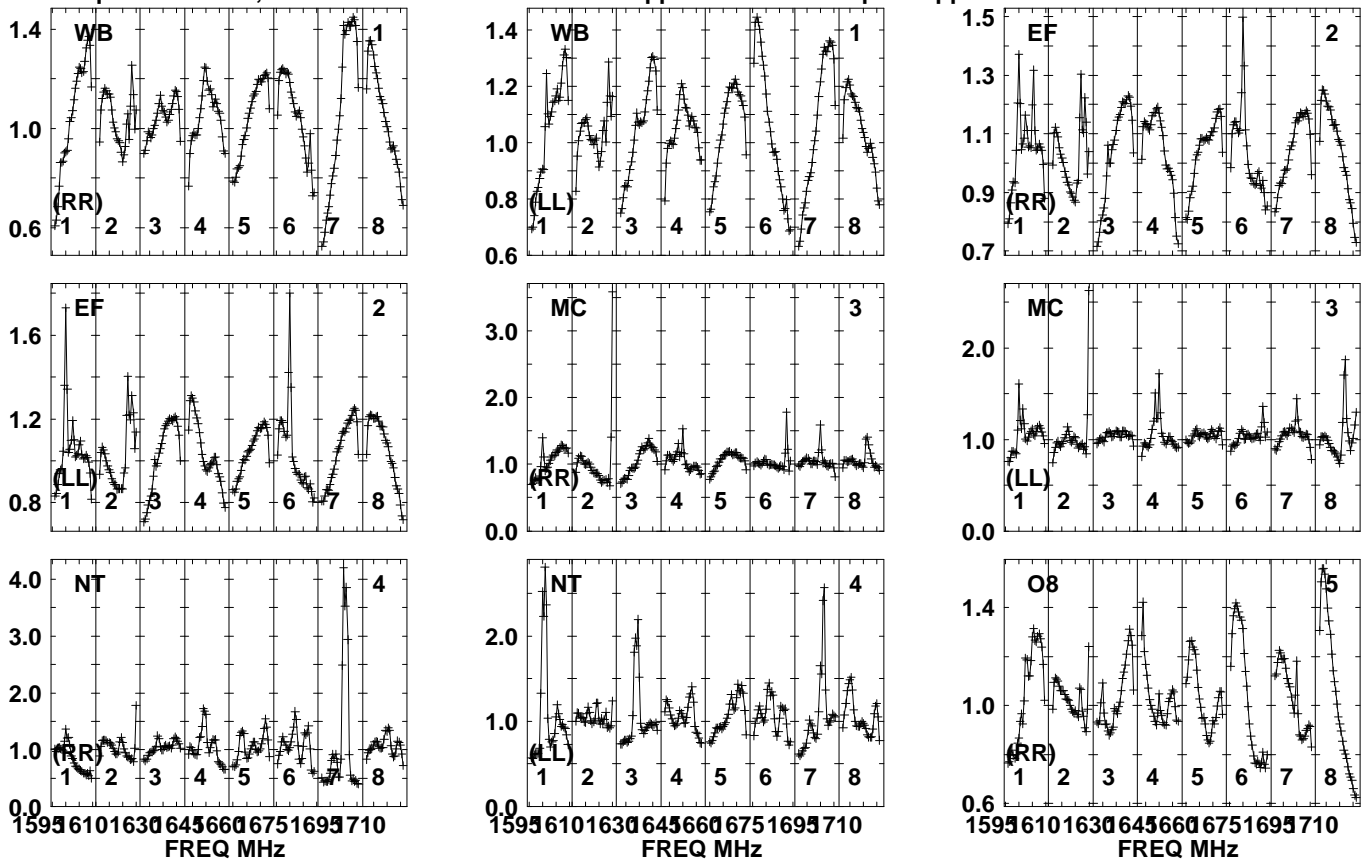


Lower frame: Real Jy  
Auto-corr total-power spectrum Antenna: \*  
Timerange: 00/17:14:01 to 00/17:15:29

Plot file version 427 created 12-SEP-2022 13:07:46

HS0810+2554 EH040A.UVDATA.1

Freq = 1.5950 GHz, Bw = 16.000 MH No calibration applied and no bandpass applied



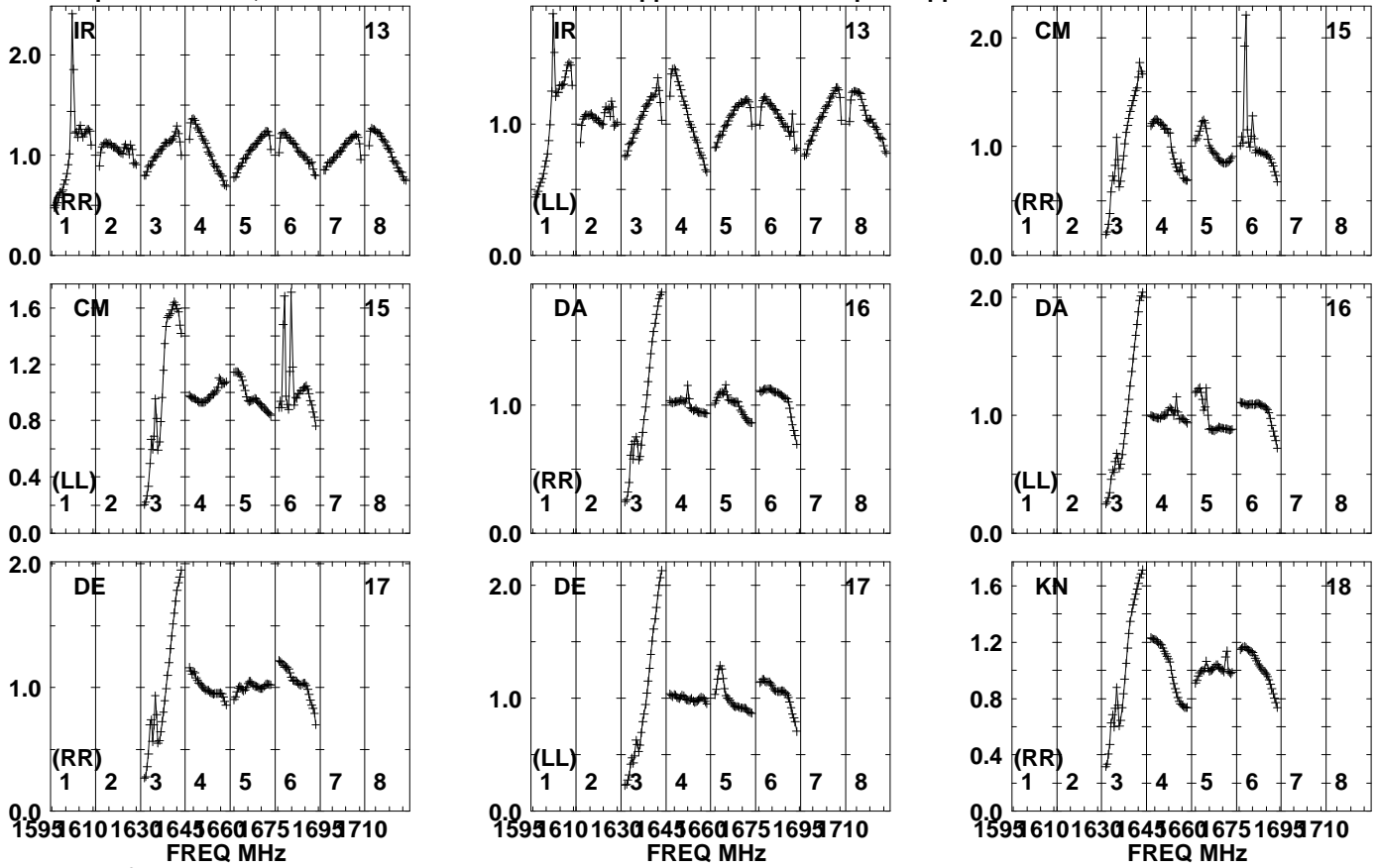
Lower frame: Real Jy  
Auto-corr total-power spectrum Antenna: \*  
Timerange: 00/17:15:31 to 00/17:18:59



Plot file version 429 created 12-SEP-2022 13:07:46

HS0810+2554 EH040A.UVDATA.1

Freq = 1.5950 GHz, Bw = 16.000 MH No calibration applied and no bandpass applied



Lower frame: Real Jy

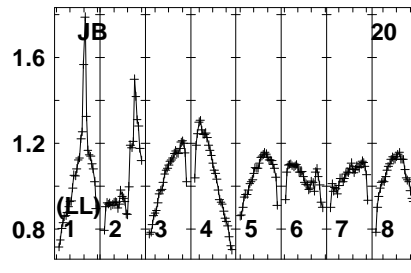
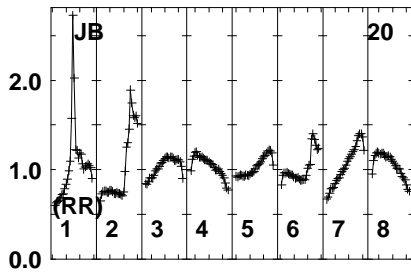
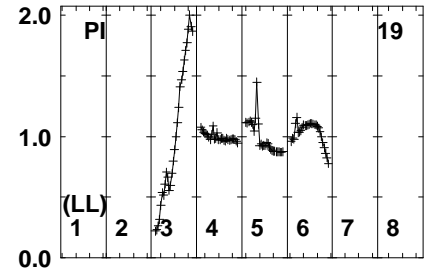
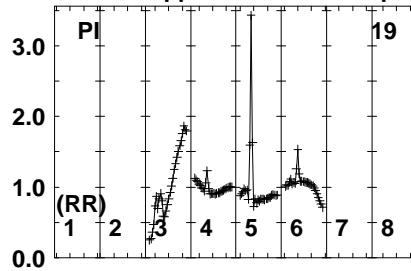
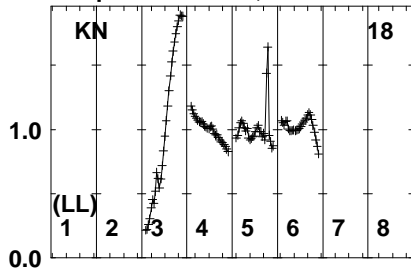
Auto-corr total-power spectrum Antenna: \*

Timerange: 00/17:15:31 to 00/17:18:59

Plot file version 430 created 12-SEP-2022 13:07:46

HS0810+2554 EH040A.UVDATA.1

Freq = 1.5950 GHz, Bw = 16.000 MH No calibration applied and no bandpass applied

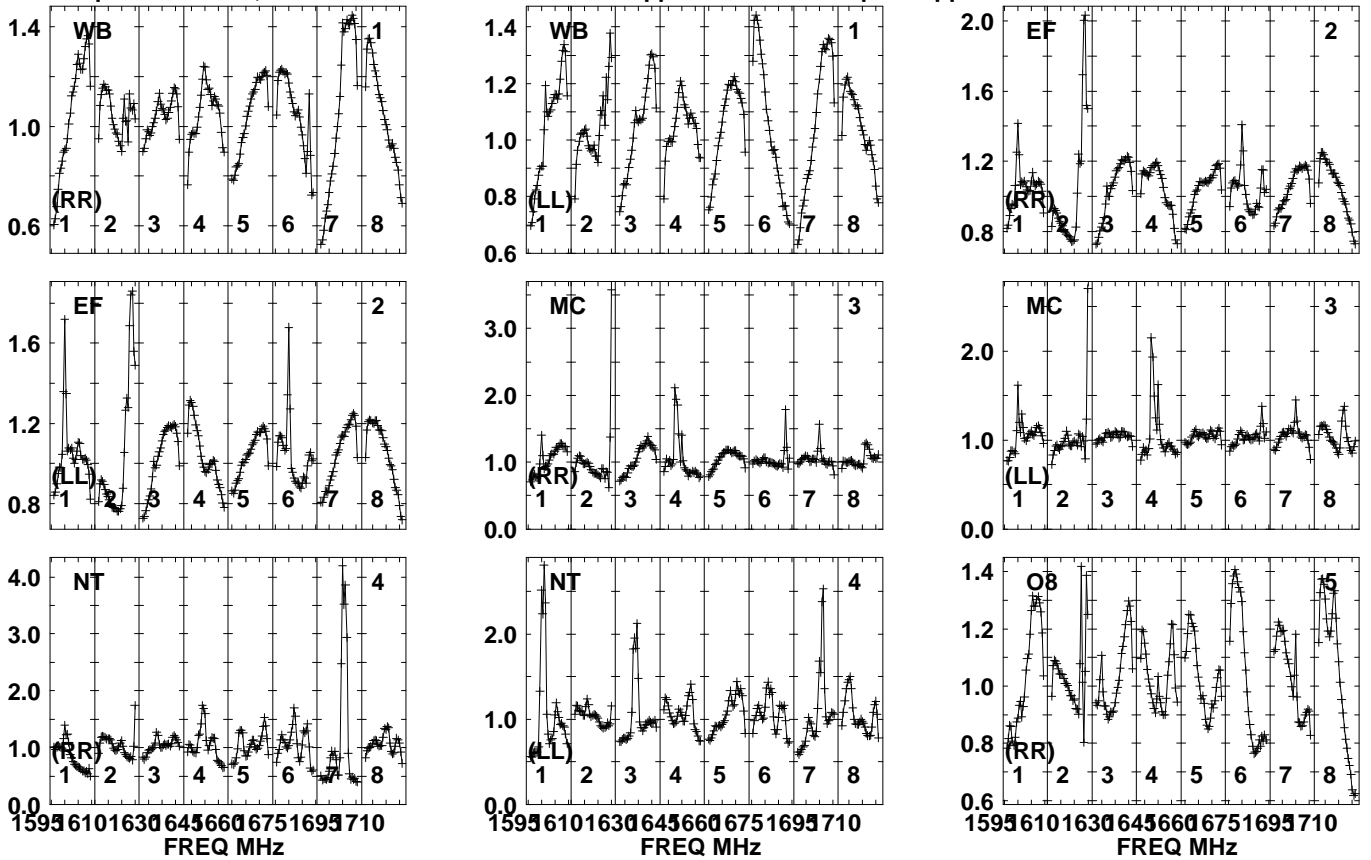


Lower frame: Real Jy  
Auto-corr total-power spectrum Antenna: \*  
Timerange: 00/17:15:31 to 00/17:18:59

Plot file version 431 created 12-SEP-2022 13:07:46

J0813+2435 EH040A.UVDATA.1

Freq = 1.5950 GHz, Bw = 16.000 MH No calibration applied and no bandpass applied

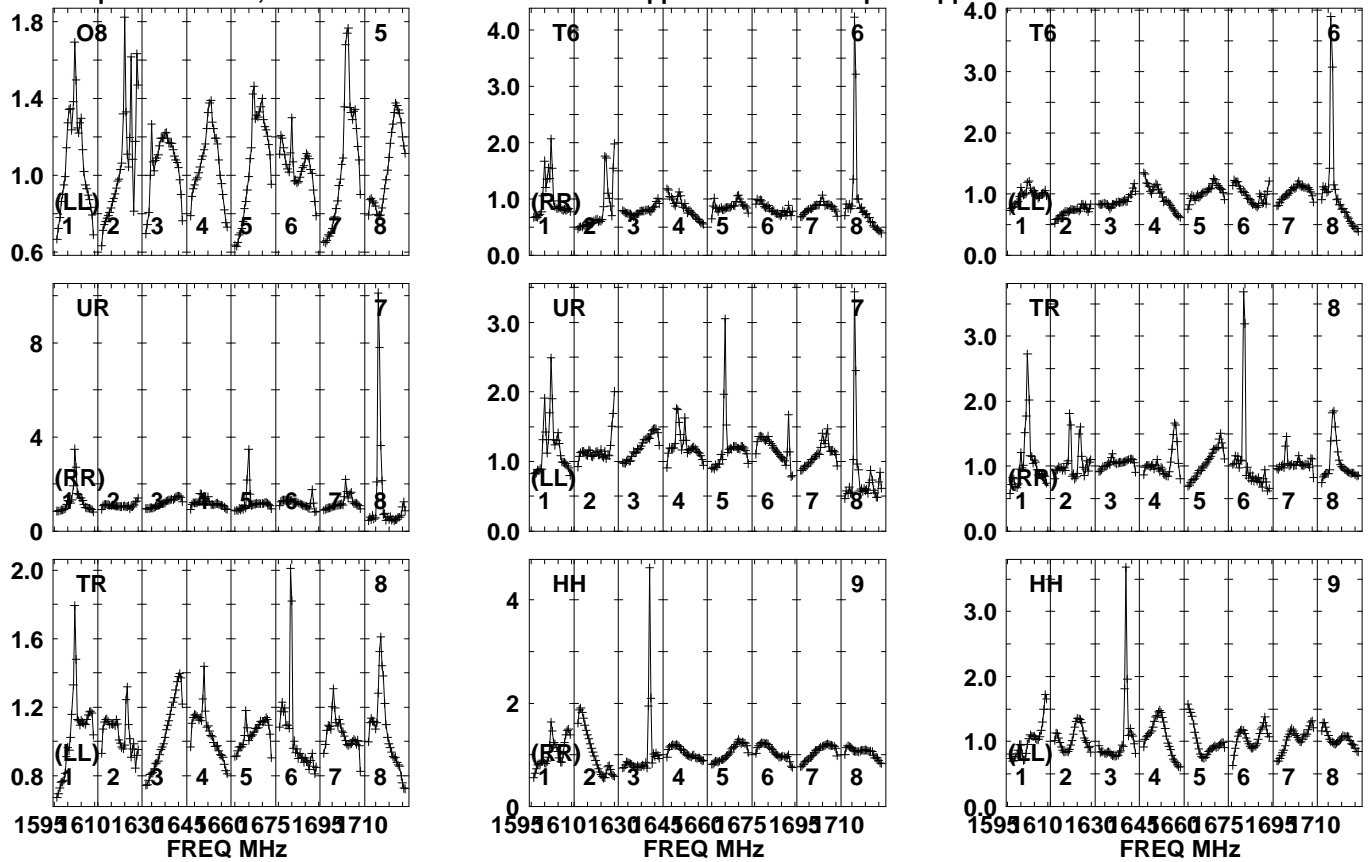


Lower frame: Real Jy  
Auto-corr total-power spectrum Antenna: \*  
Timerange: 00/17:19:01 to 00/17:20:29

Plot file version 432 created 12-SEP-2022 13:07:47

J0813+2435 EH040A.UVDATA.1

Freq = 1.5950 GHz, Bw = 16.000 MH No calibration applied and no bandpass applied



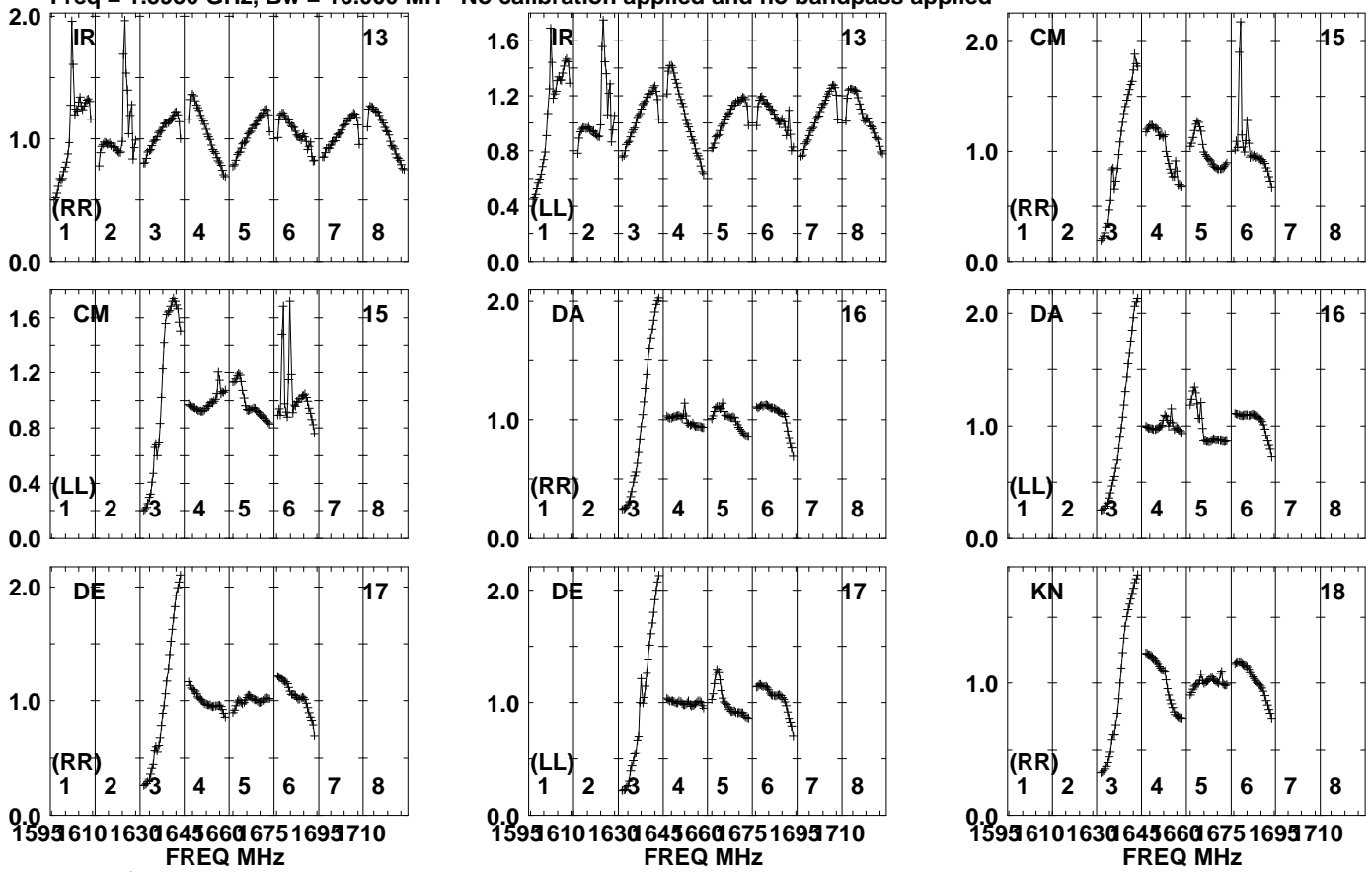
Lower frame: Real Jy  
Auto-corr total-power spectrum Antenna: \*  
Timerange: 00/17:19:01 to 00/17:20:29



Plot file version 433 created 12-SEP-2022 13:07:47

J0813+2435 EH040A.UVDATA.1

Freq = 1.5950 GHz, Bw = 16.000 MH No calibration applied and no bandpass applied

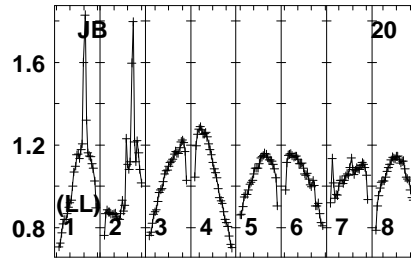
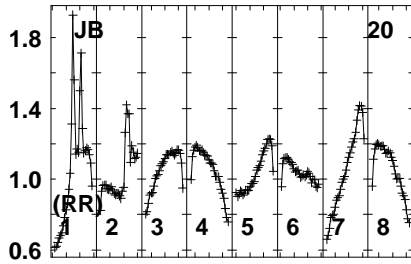
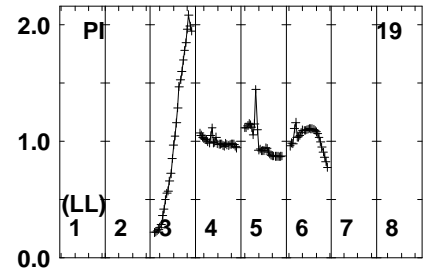
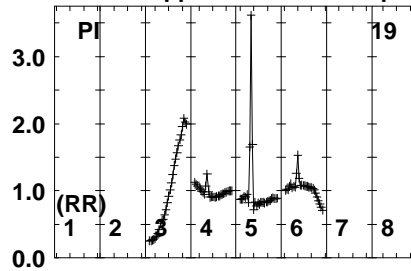
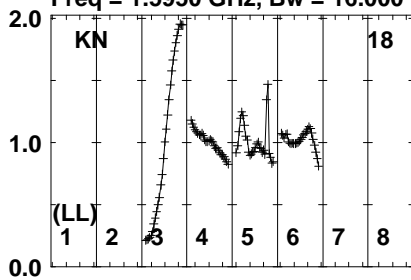


Lower frame: Real Jy  
Auto-corr total-power spectrum Antenna: \*  
Timerange: 00/17:19:01 to 00/17:20:29

Plot file version 434 created 12-SEP-2022 13:07:47

J0813+2435 EH040A.UVDATA.1

Freq = 1.5950 GHz, Bw = 16.000 MH No calibration applied and no bandpass applied

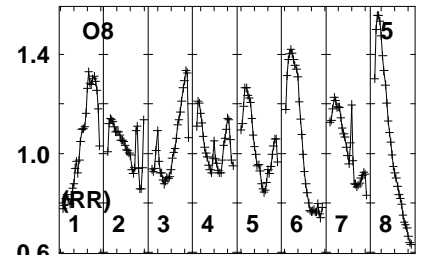
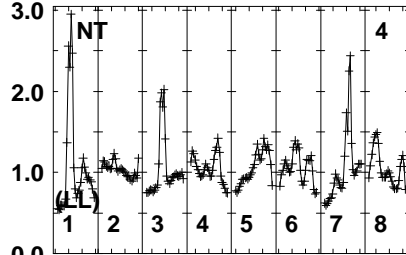
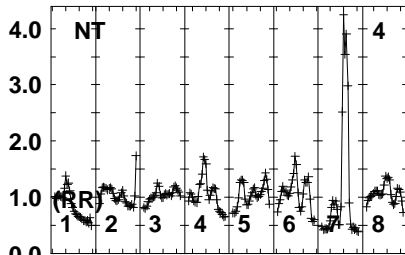
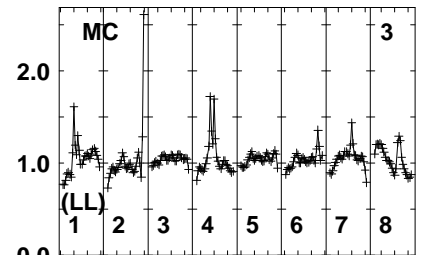
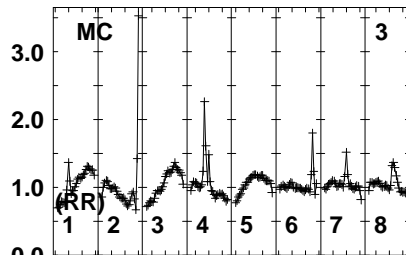
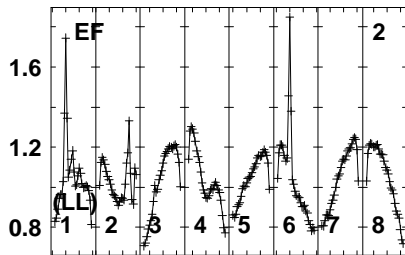
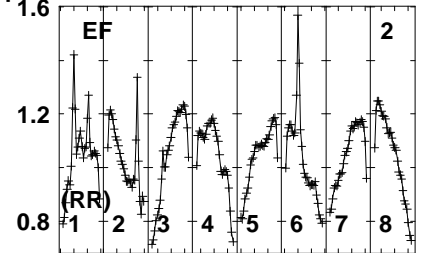
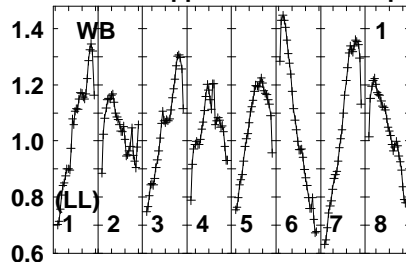
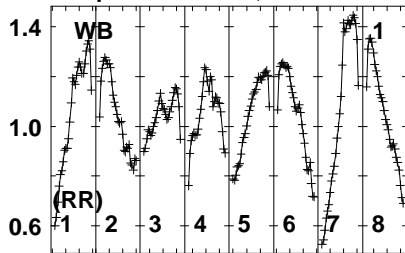


Lower frame: Real Jy  
Auto-corr total-power spectrum Antenna: \*  
Timerange: 00/17:19:01 to 00/17:20:29

Plot file version 435 created 12-SEP-2022 13:07:47

HS0810+2554 EH040A.UVDATA.1

Freq = 1.5950 GHz, Bw = 16.000 MH No calibration applied and no bandpass applied



1595 610 1630 645 660 675 1695 710  
FREQ MHz

1595 610 1630 645 660 675 1695 710  
FREQ MHz

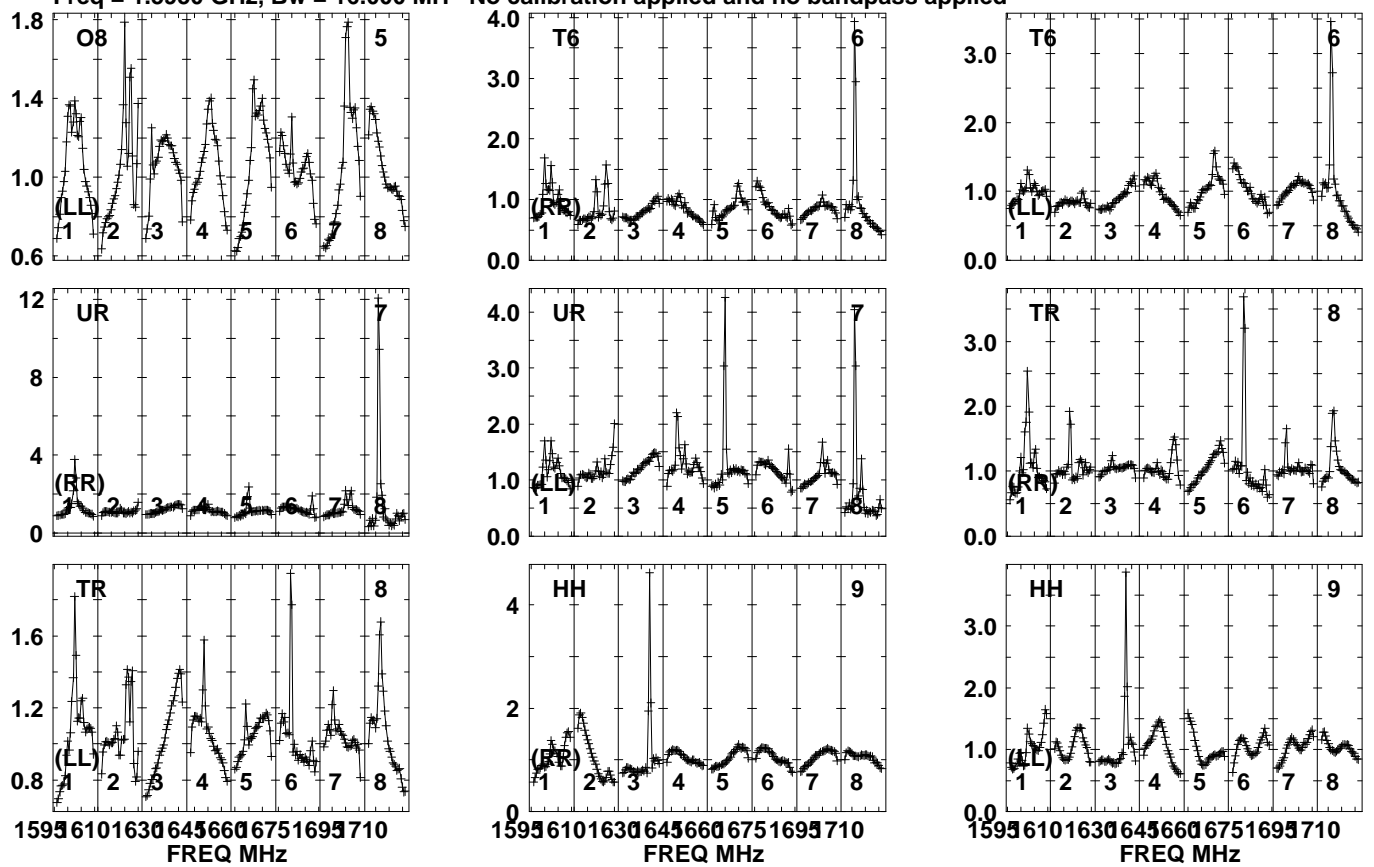
1595 610 1630 645 660 675 1695 710  
FREQ MHz

Lower frame: Real Jy  
Auto-corr total-power spectrum Antenna: \*  
Timerange: 00/17:20:31 to 00/17:23:59

Plot file version 436 created 12-SEP-2022 13:07:47

HS0810+2554 EH040A.UVDATA.1

Freq = 1.5950 GHz, Bw = 16.000 MH No calibration applied and no bandpass applied

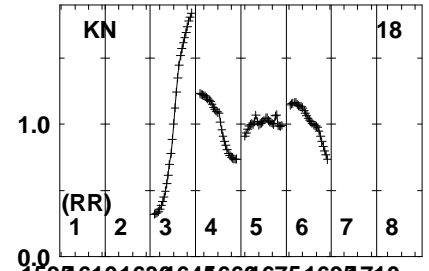
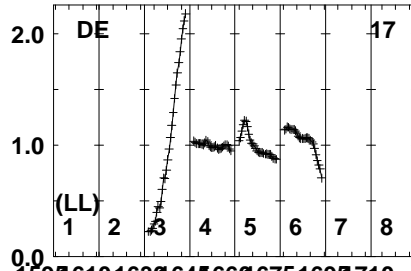
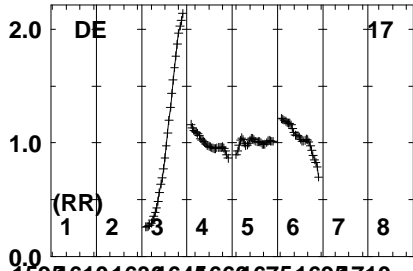
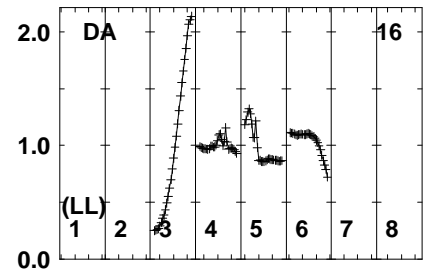
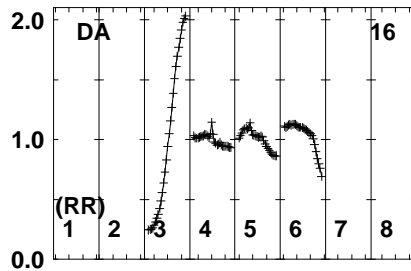
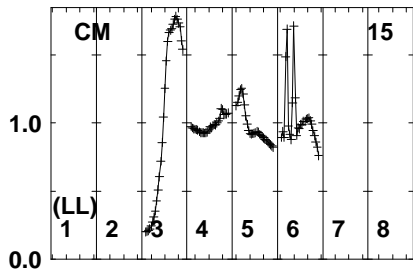
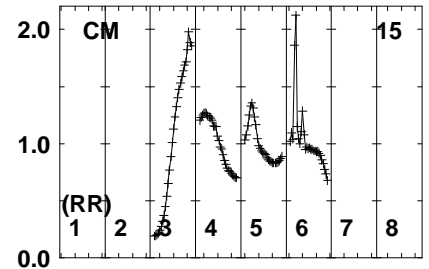
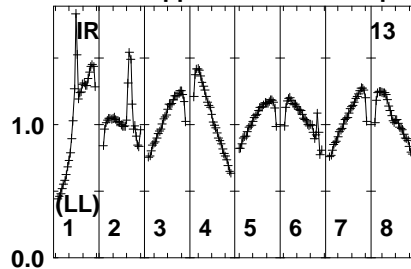
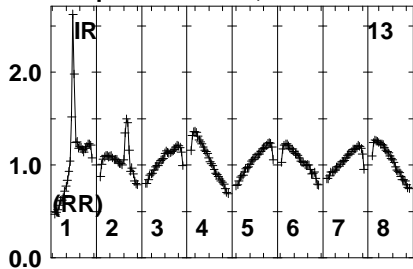


Lower frame: Real Jy  
Auto-corr total-power spectrum Antenna: \*  
Timerange: 00/17:20:31 to 00/17:23:59

Plot file version 437 created 12-SEP-2022 13:07:47

HS0810+2554 EH040A.UVDATA.1

Freq = 1.5950 GHz, Bw = 16.000 MH No calibration applied and no bandpass applied



1595 610 1630 645 660 675 1695 710  
FREQ MHz

1595 610 1630 645 660 675 1695 710  
FREQ MHz

1595 610 1630 645 660 675 1695 710  
FREQ MHz

Lower frame: Real Jy

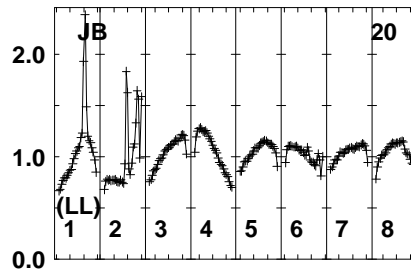
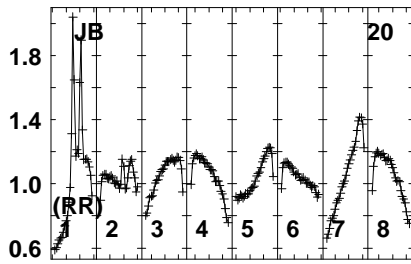
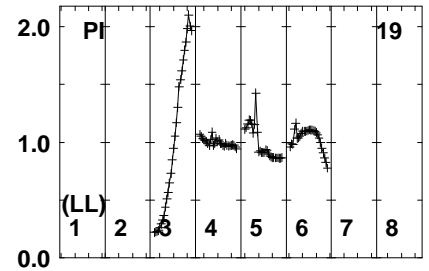
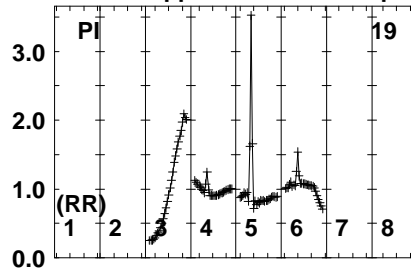
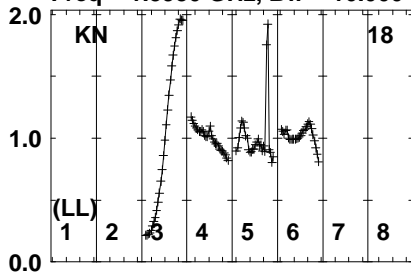
Auto-corr total-power spectrum Antenna: \*

Timerange: 00/17:20:31 to 00/17:23:59

Plot file version 438 created 12-SEP-2022 13:07:47

HS0810+2554 EH040A.UVDATA.1

Freq = 1.5950 GHz, Bw = 16.000 MH No calibration applied and no bandpass applied

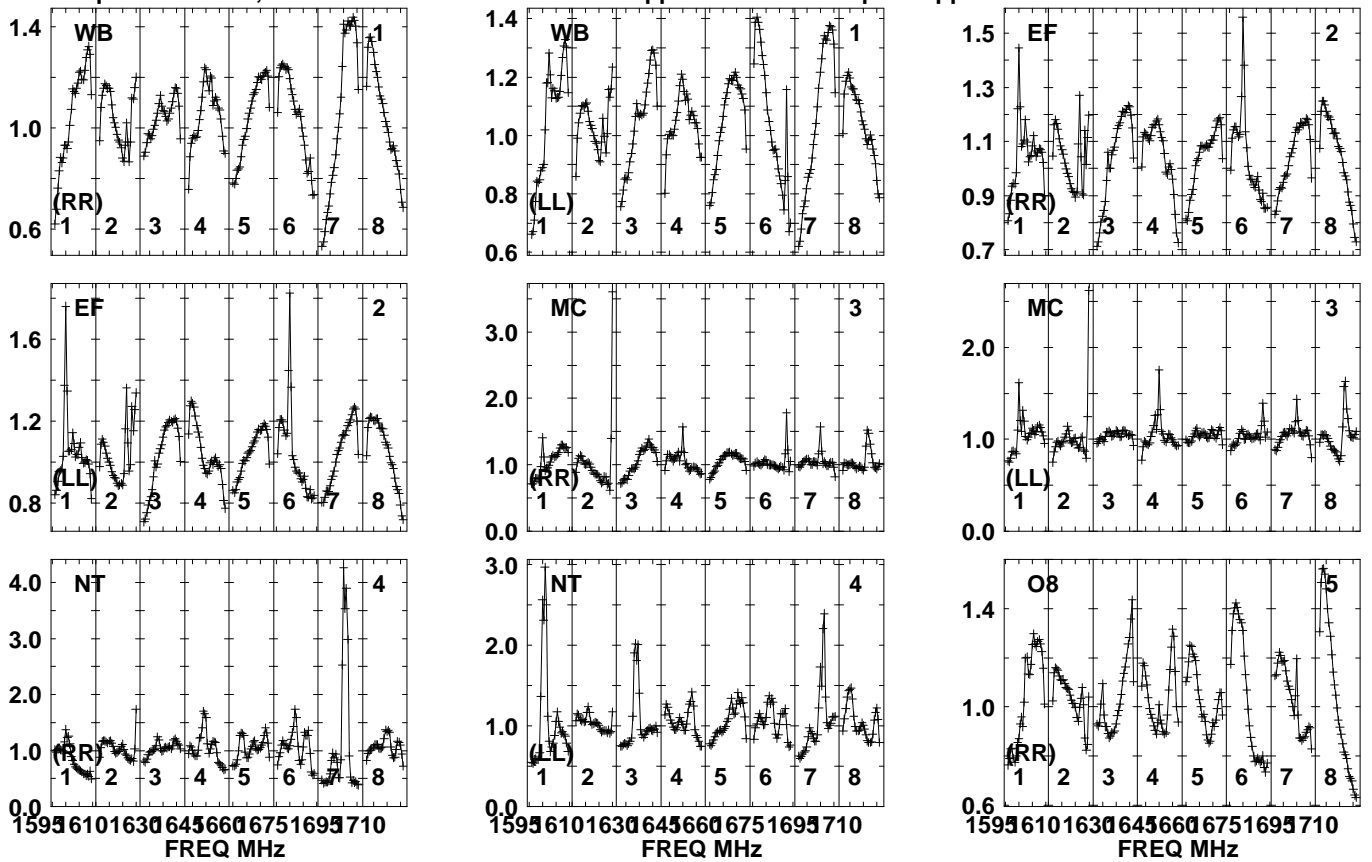


Lower frame: Real Jy  
Auto-corr total-power spectrum Antenna: \*  
Timerange: 00/17:20:31 to 00/17:23:59

Plot file version 439 created 12-SEP-2022 13:07:48

J0813+2435 EH040A.UVDATA.1

Freq = 1.5950 GHz, Bw = 16.000 MH No calibration applied and no bandpass applied

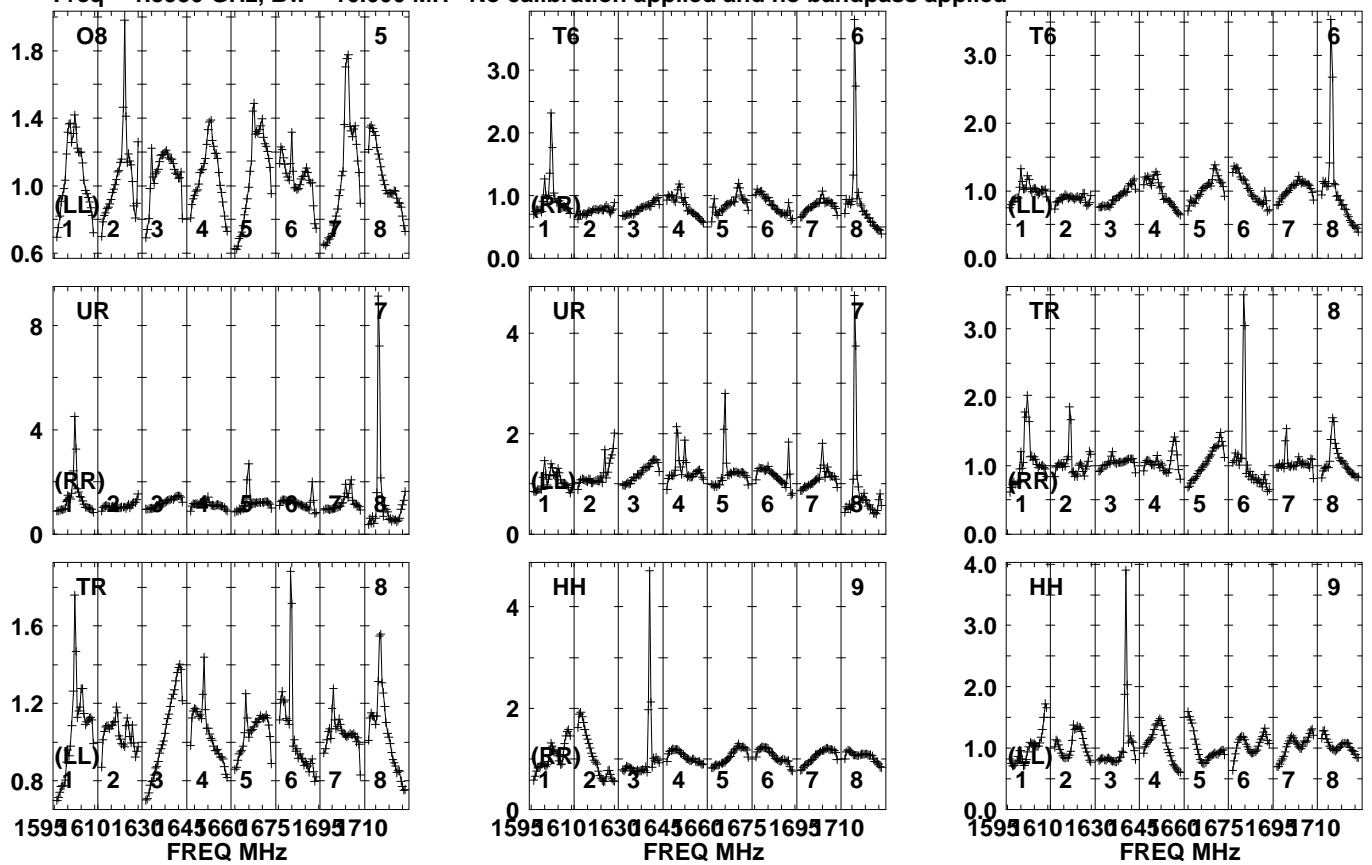


Lower frame: Real Jy  
Auto-corr total-power spectrum Antenna: \*  
Timerange: 00/17:24:31 to 00/17:25:59

Plot file version 440 created 12-SEP-2022 13:07:48

J0813+2435 EH040A.UVDATA.1

Freq = 1.5950 GHz, Bw = 16.000 MH No calibration applied and no bandpass applied



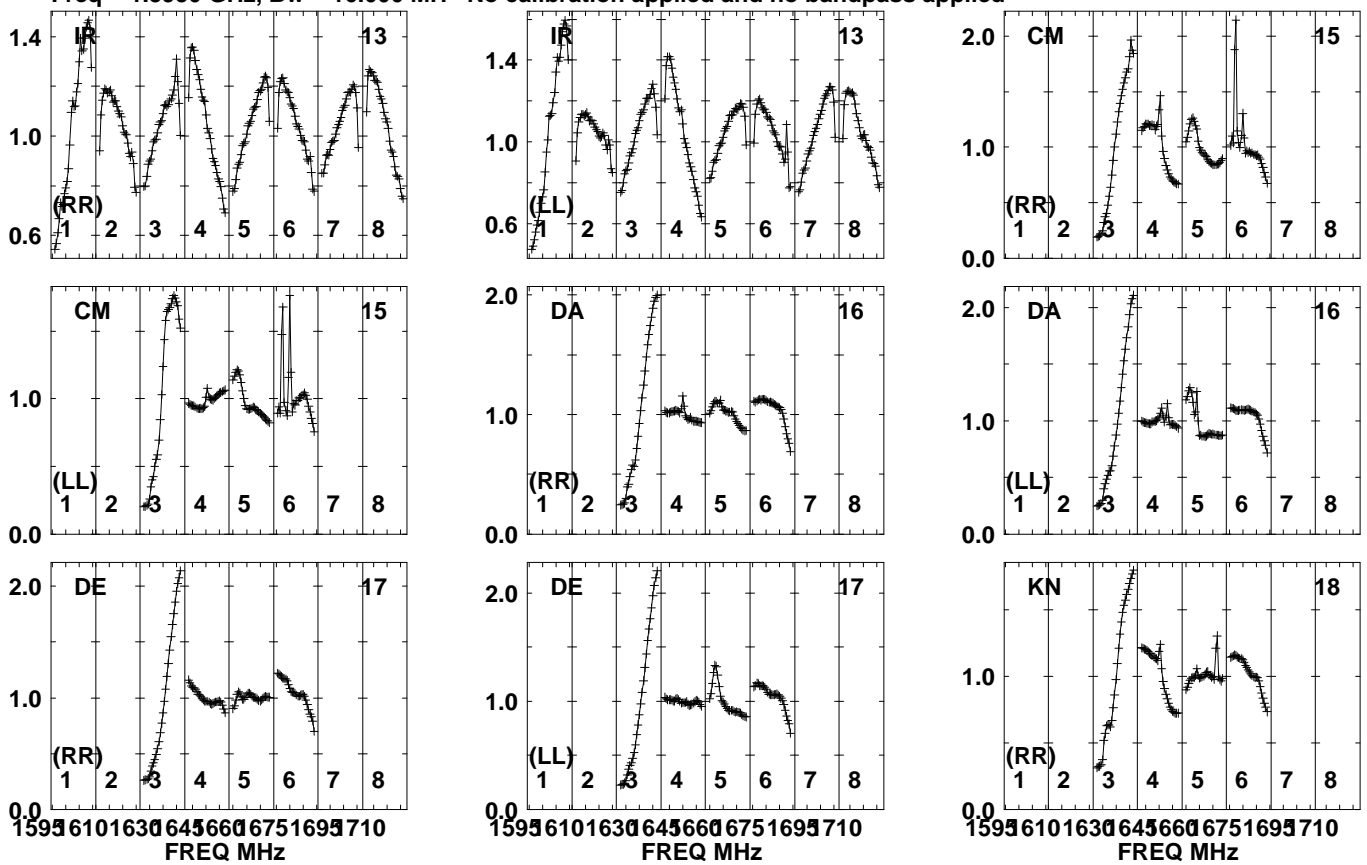
Lower frame: Real Jy  
Auto-corr total-power spectrum Antenna: \*  
Timerange: 00/17:24:31 to 00/17:25:59



Plot file version 441 created 12-SEP-2022 13:07:48

J0813+2435 EH040A.UVDATA.1

Freq = 1.5950 GHz, Bw = 16.000 MH No calibration applied and no bandpass applied

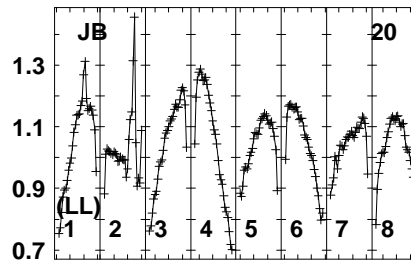
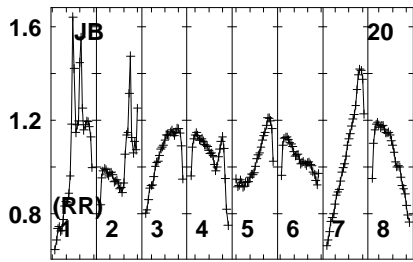
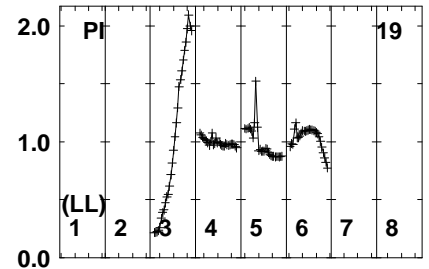
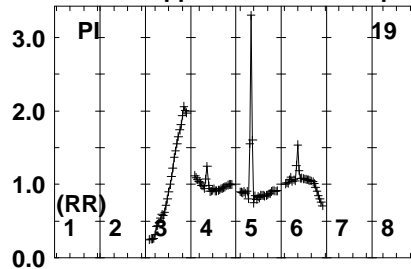
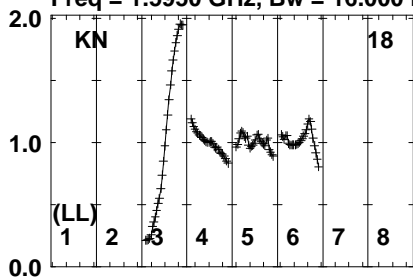


Lower frame: Real Jy  
Auto-corr total-power spectrum Antenna: \*  
Timerange: 00/17:24:31 to 00/17:25:59

Plot file version 442 created 12-SEP-2022 13:07:48

J0813+2435 EH040A.UVDATA.1

Freq = 1.5950 GHz, Bw = 16.000 MH No calibration applied and no bandpass applied

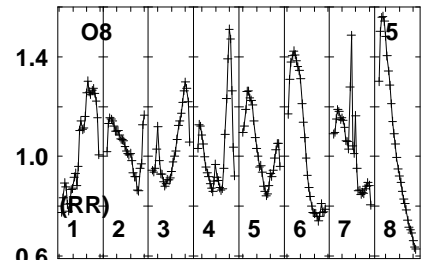
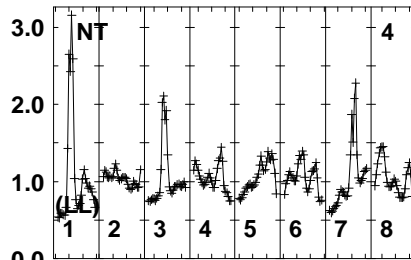
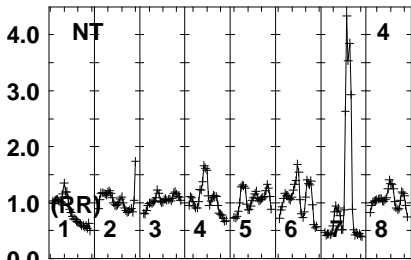
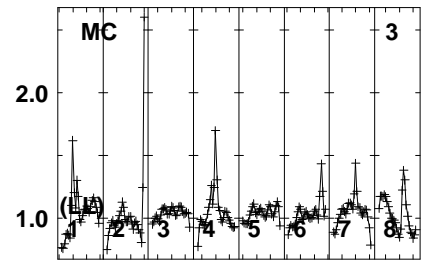
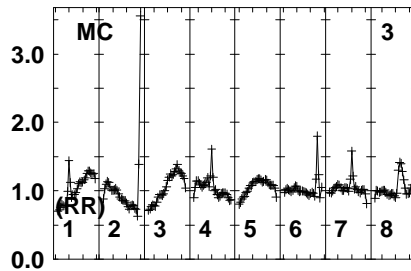
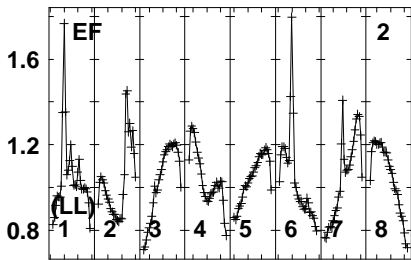
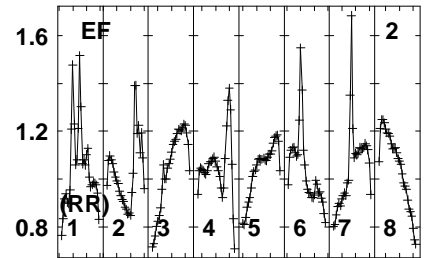
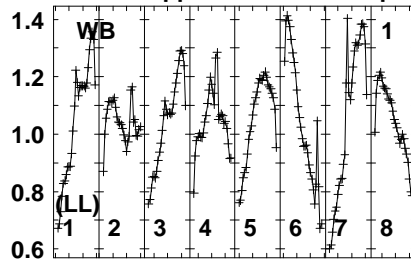
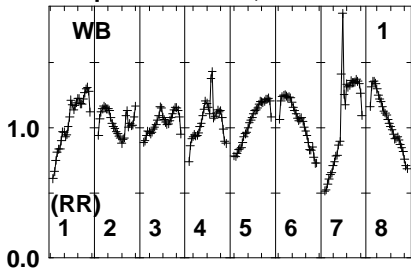


Lower frame: Real Jy  
Auto-corr total-power spectrum Antenna: \*  
Timerange: 00/17:24:31 to 00/17:25:59

Plot file version 443 created 12-SEP-2022 13:07:48

HS0810+2554 EH040A.UVDATA.1

Freq = 1.5950 GHz, Bw = 16.000 MH No calibration applied and no bandpass applied



1595 610 1630 645 660 675 1695 710  
FREQ MHz

1595 610 1630 645 660 675 1695 710  
FREQ MHz

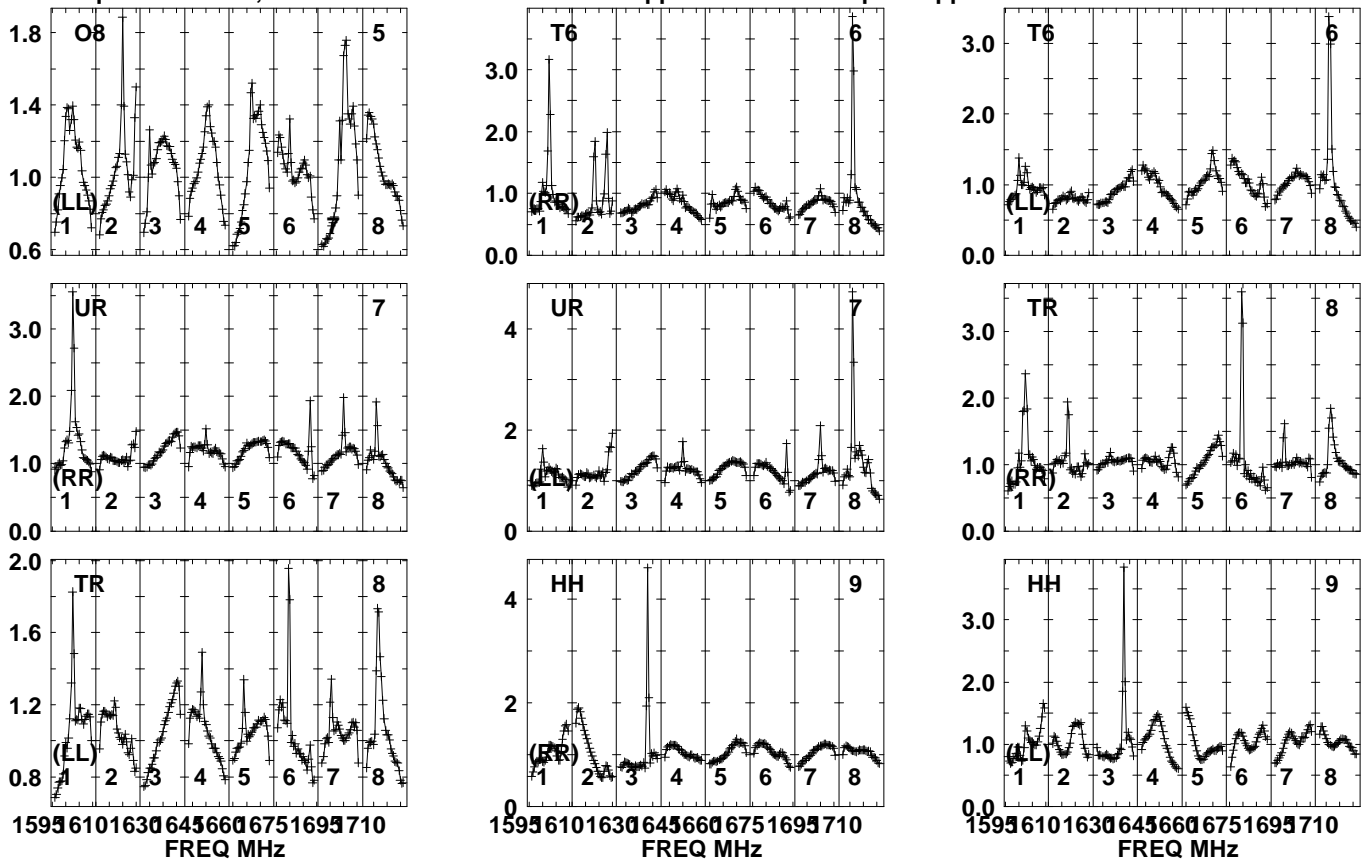
1595 610 1630 645 660 675 1695 710  
FREQ MHz

Lower frame: Real Jy  
Auto-corr total-power spectrum Antenna: \*  
Timerange: 00/17:26:01 to 00/17:29:29

Plot file version 444 created 12-SEP-2022 13:07:48

HS0810+2554 EH040A.UVDATA.1

Freq = 1.5950 GHz, Bw = 16.000 MH No calibration applied and no bandpass applied

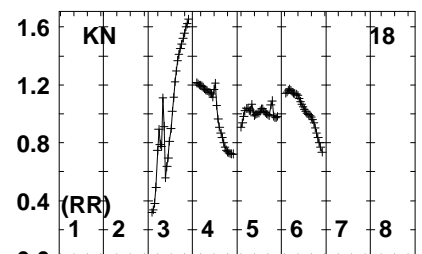
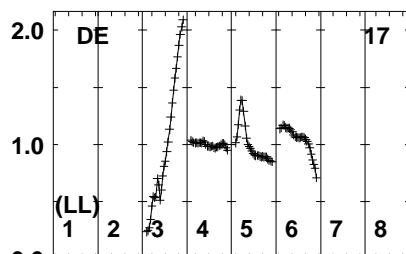
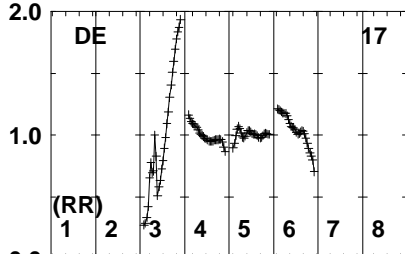
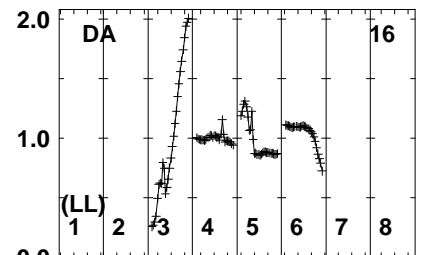
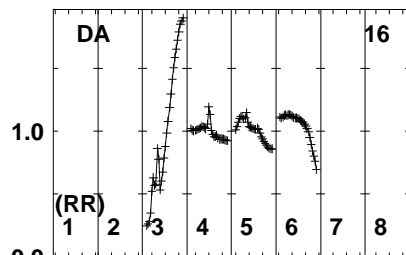
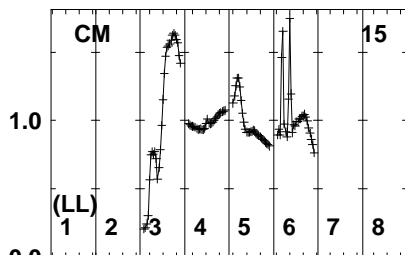
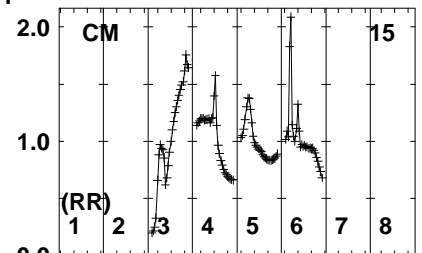
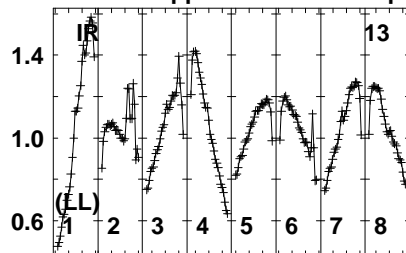
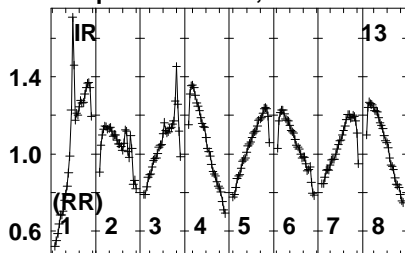


Lower frame: Real Jy  
Auto-corr total-power spectrum Antenna: \*  
Timerange: 00/17:26:01 to 00/17:29:29

Plot file version 445 created 12-SEP-2022 13:07:49

HS0810+2554 EH040A.UVDATA.1

Freq = 1.5950 GHz, Bw = 16.000 MH No calibration applied and no bandpass applied



1595 610 1630 645 660 675 1695 710  
FREQ MHz

1595 610 1630 645 660 675 1695 710  
FREQ MHz

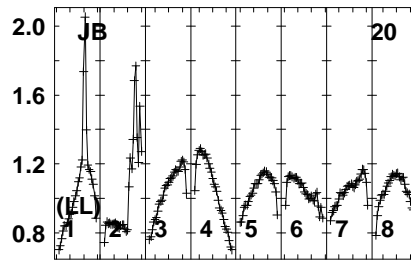
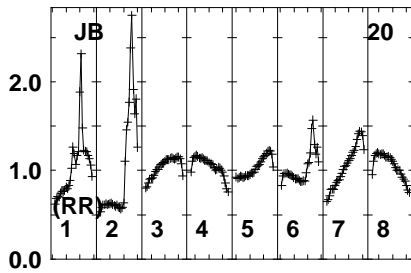
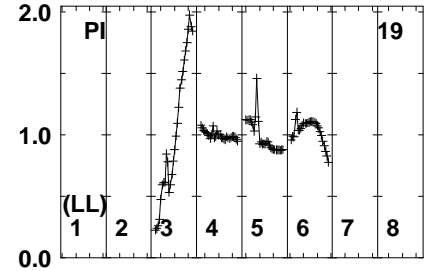
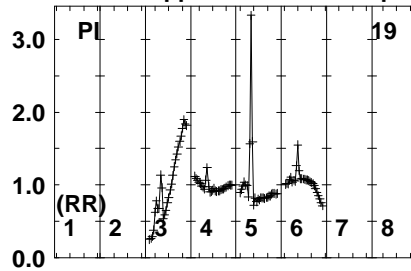
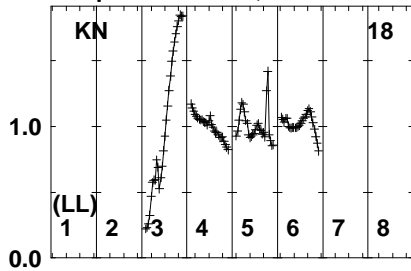
1595 610 1630 645 660 675 1695 710  
FREQ MHz

Lower frame: Real Jy  
Auto-corr total-power spectrum Antenna: \*  
Timerange: 00/17:26:01 to 00/17:29:29

Plot file version 446 created 12-SEP-2022 13:07:49

HS0810+2554 EH040A.UVDATA.1

Freq = 1.5950 GHz, Bw = 16.000 MH No calibration applied and no bandpass applied

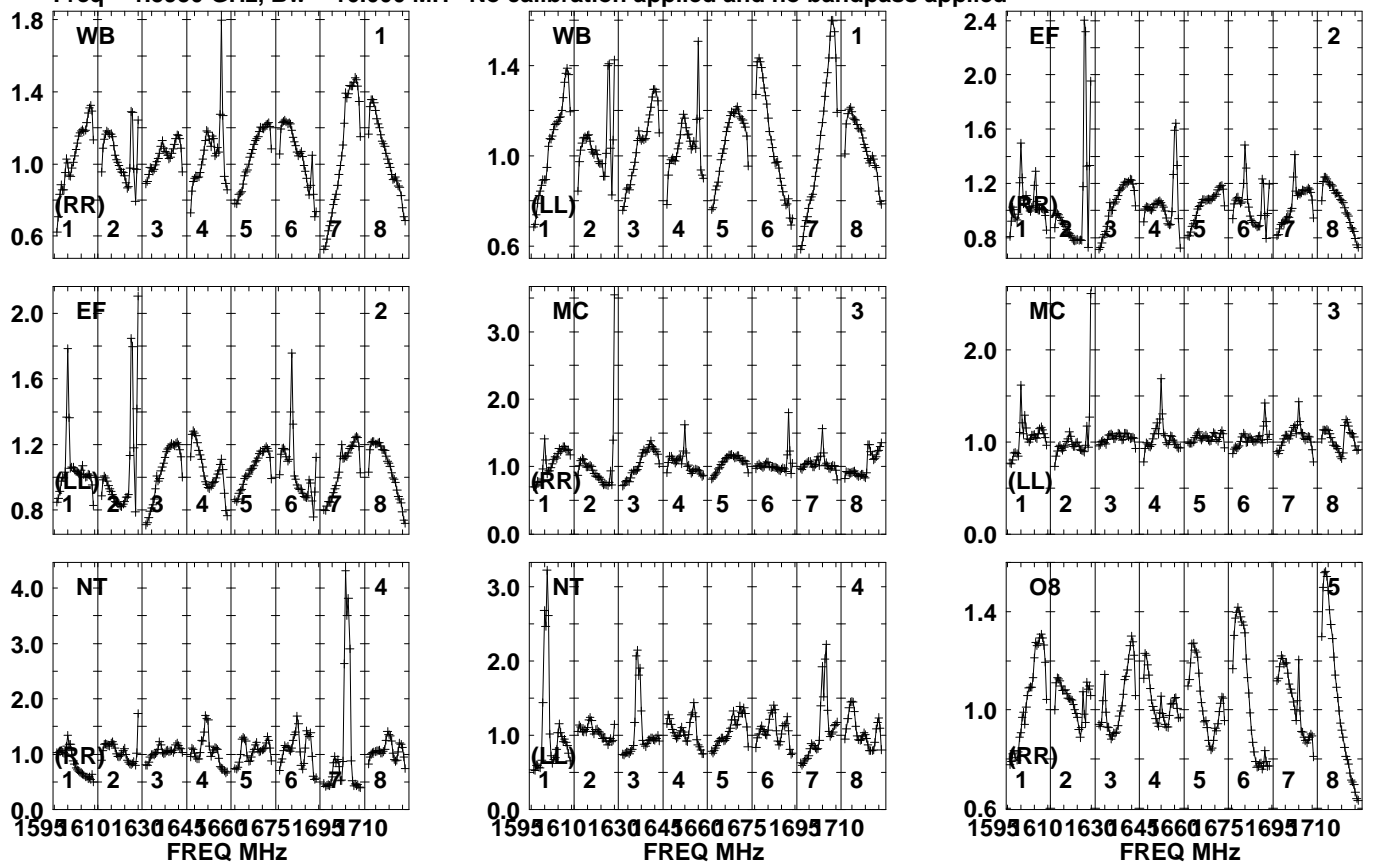


Lower frame: Real Jy  
Auto-corr total-power spectrum Antenna: \*  
Timerange: 00/17:26:01 to 00/17:29:29

Plot file version 447 created 12-SEP-2022 13:07:49

J0813+2435 EH040A.UVDATA.1

Freq = 1.5950 GHz, Bw = 16.000 MH No calibration applied and no bandpass applied

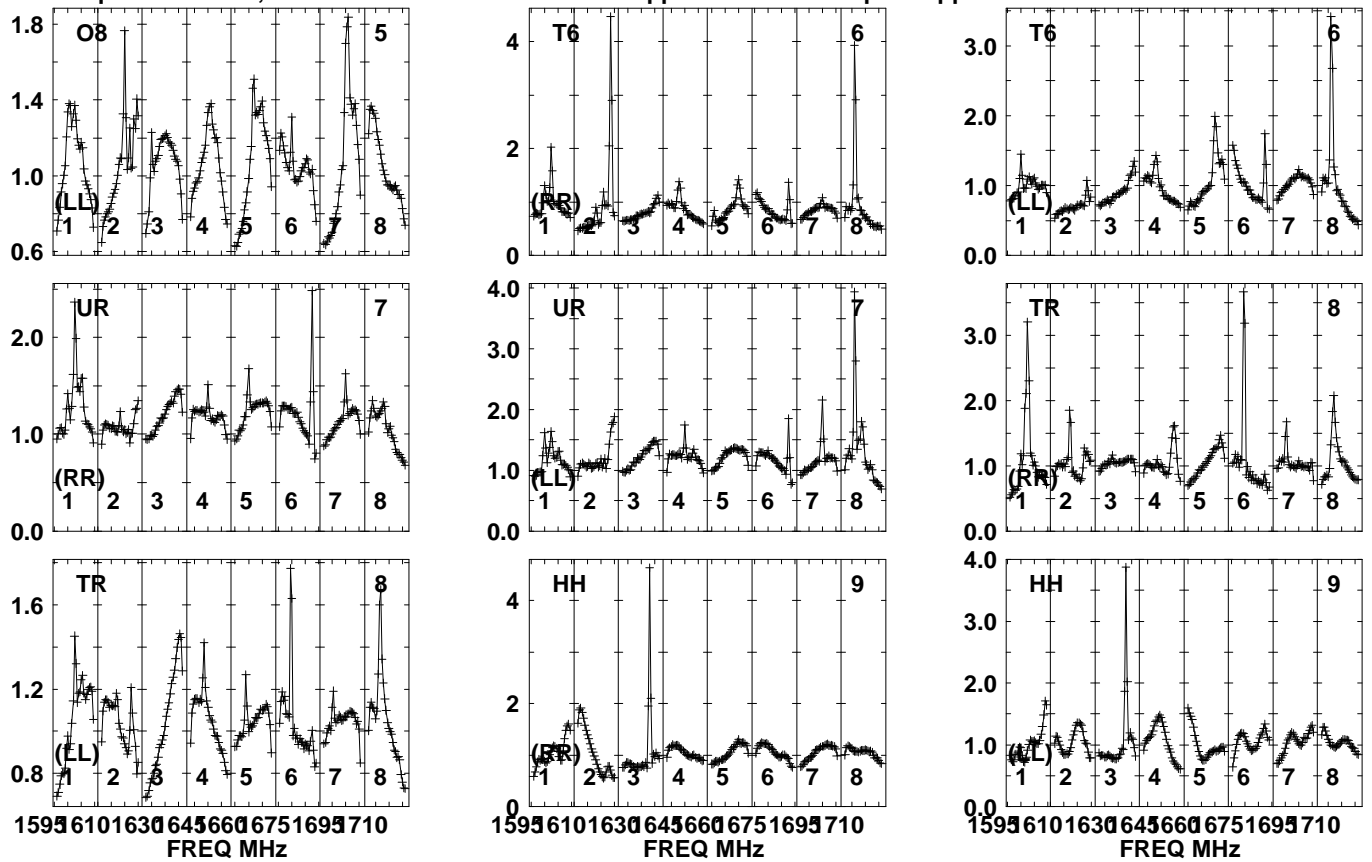


Lower frame: Real Jy  
Auto-corr total-power spectrum Antenna: \*  
Timerange: 00/17:29:31 to 00/17:30:59

Plot file version 448 created 12-SEP-2022 13:07:49

J0813+2435 EH040A.UVDATA.1

Freq = 1.5950 GHz, Bw = 16.000 MH No calibration applied and no bandpass applied



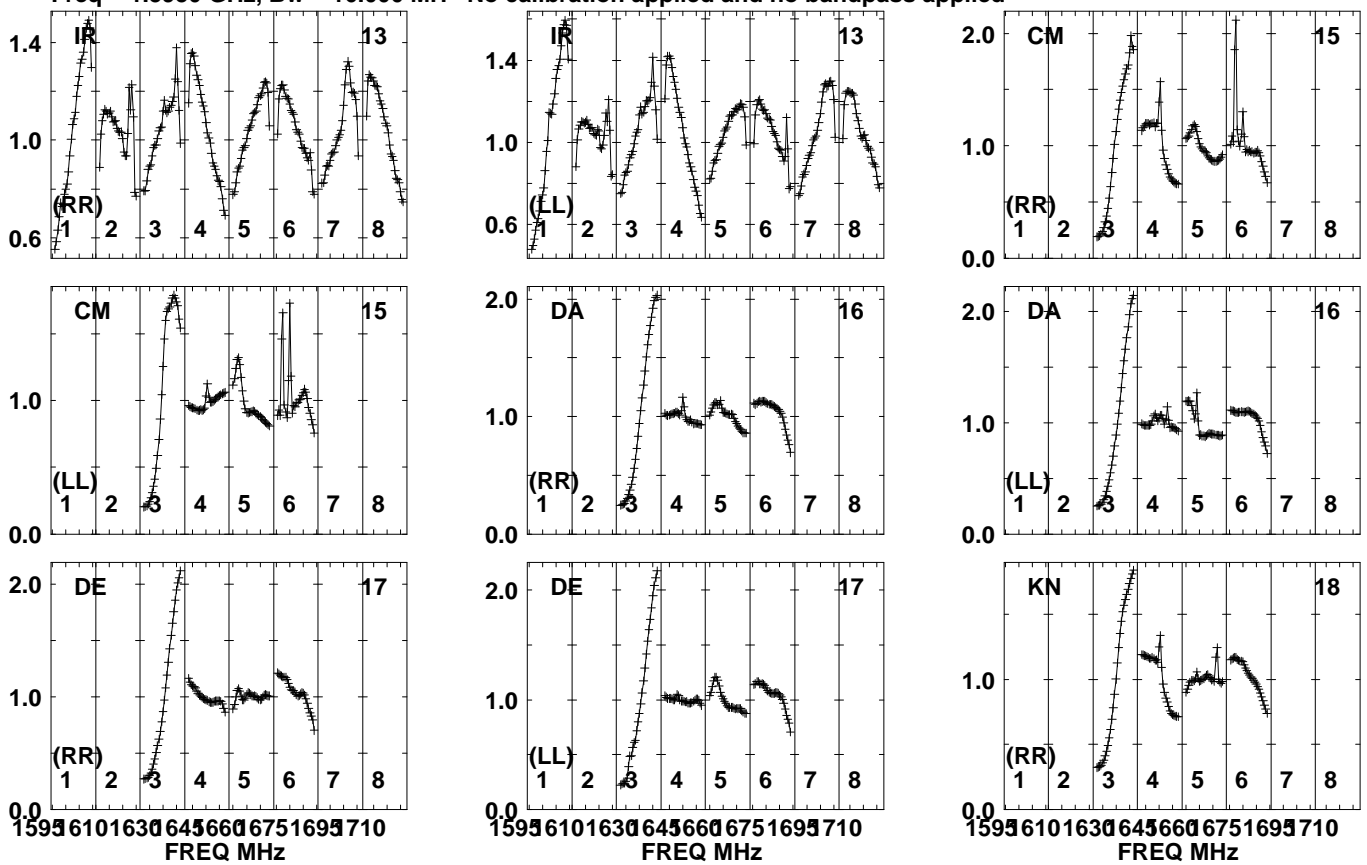
Lower frame: Real Jy  
Auto-corr total-power spectrum Antenna: \*  
Timerange: 00/17:29:31 to 00/17:30:59



Plot file version 449 created 12-SEP-2022 13:07:49

J0813+2435 EH040A.UVDATA.1

Freq = 1.5950 GHz, Bw = 16.000 MH No calibration applied and no bandpass applied

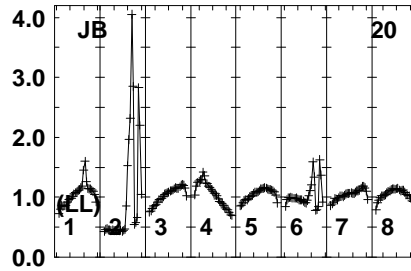
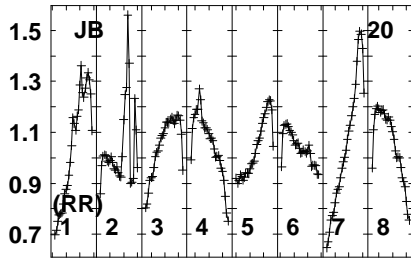
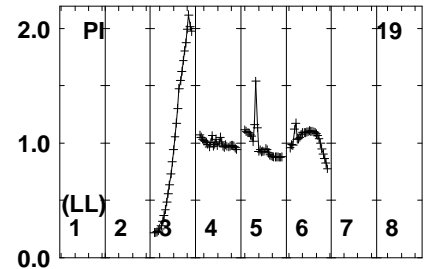
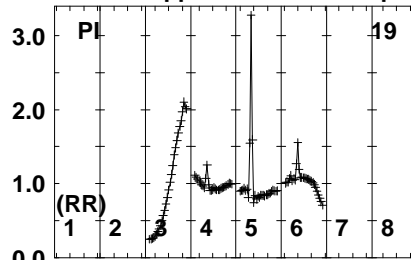
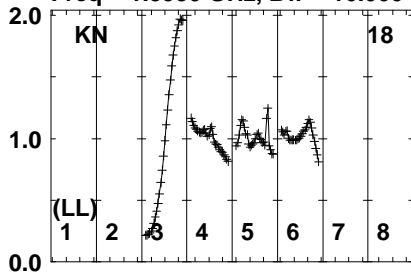


Lower frame: Real Jy  
Auto-corr total-power spectrum Antenna: \*  
Timerange: 00/17:29:31 to 00/17:30:59

Plot file version 450 created 12-SEP-2022 13:07:49

J0813+2435 EH040A.UVDATA.1

Freq = 1.5950 GHz, Bw = 16.000 MH No calibration applied and no bandpass applied

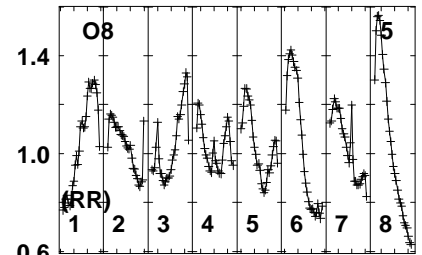
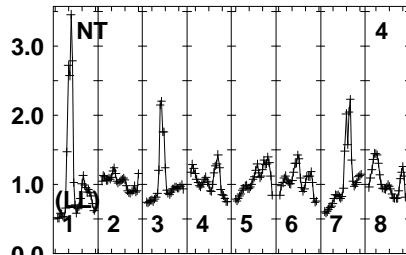
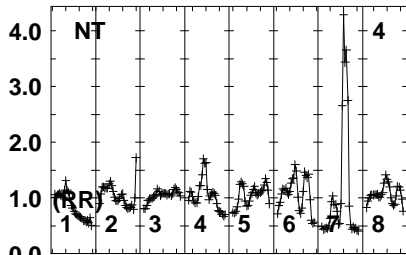
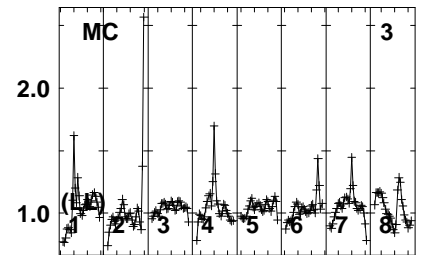
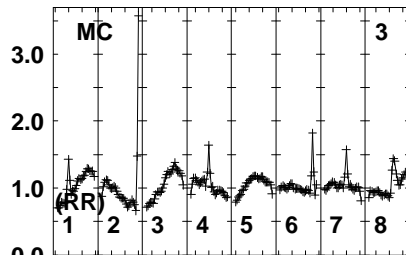
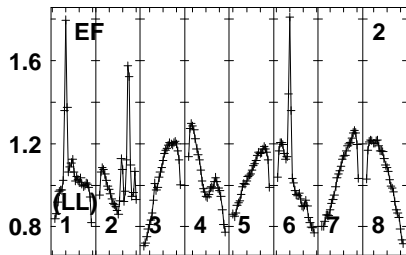
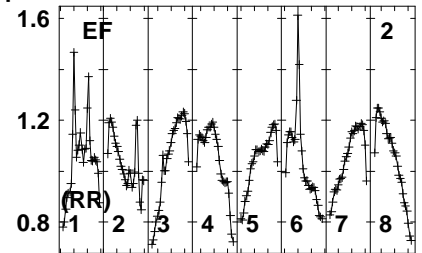
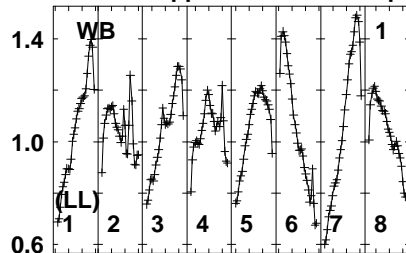
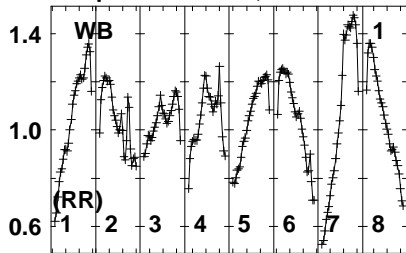


Lower frame: Real Jy  
Auto-corr total-power spectrum Antenna: \*  
Timerange: 00/17:29:31 to 00/17:30:59

Plot file version 451 created 12-SEP-2022 13:07:49

HS0810+2554 EH040A.UVDATA.1

Freq = 1.5950 GHz, Bw = 16.000 MH No calibration applied and no bandpass applied



1595 610 1630 645 660 675 1695 710  
FREQ MHz

1595 610 1630 645 660 675 1695 710  
FREQ MHz

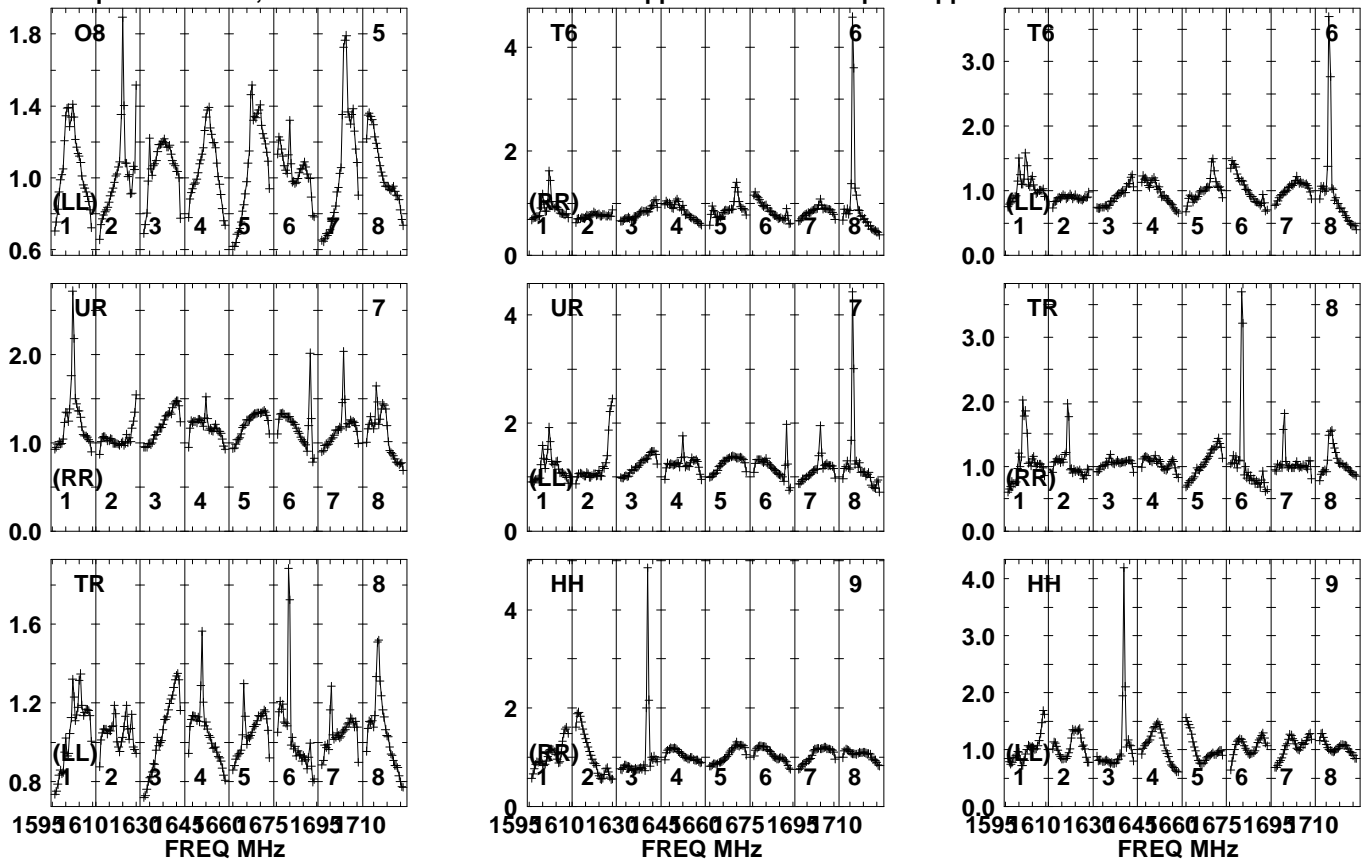
1595 610 1630 645 660 675 1695 710  
FREQ MHz

Lower frame: Real Jy  
Auto-corr total-power spectrum Antenna: \*  
Timerange: 00/17:31:01 to 00/17:34:29

Plot file version 452 created 12-SEP-2022 13:07:49

HS0810+2554 EH040A.UVDATA.1

Freq = 1.5950 GHz, Bw = 16.000 MH No calibration applied and no bandpass applied

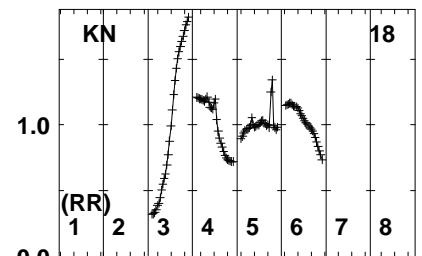
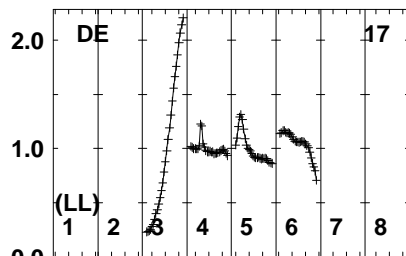
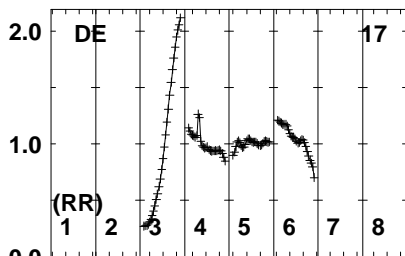
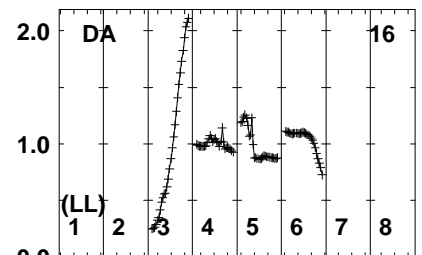
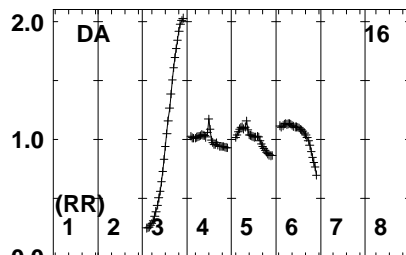
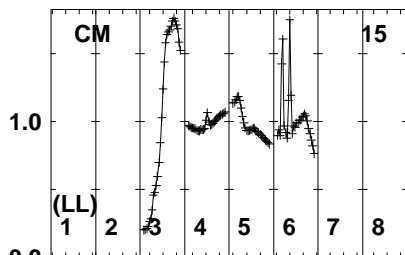
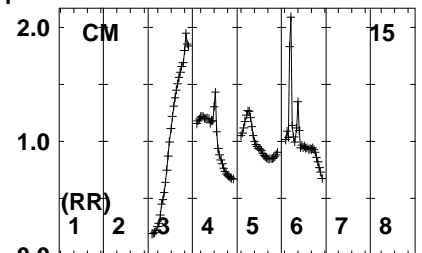
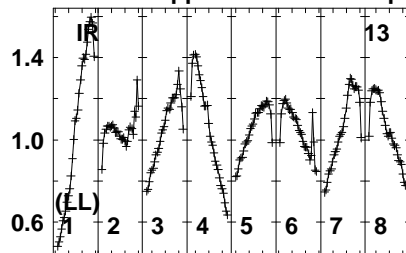
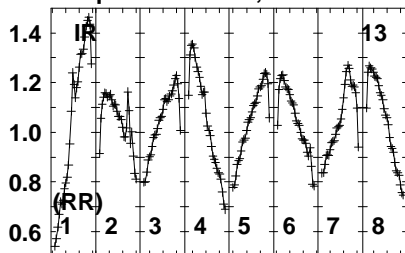


Lower frame: Real Jy  
Auto-corr total-power spectrum Antenna: \*  
Timerange: 00/17:31:01 to 00/17:34:29

Plot file version 453 created 12-SEP-2022 13:07:50

HS0810+2554 EH040A.UVDATA.1

Freq = 1.5950 GHz, Bw = 16.000 MH No calibration applied and no bandpass applied



1595 610 1630 645 660 675 1695 710  
FREQ MHz

1595 610 1630 645 660 675 1695 710  
FREQ MHz

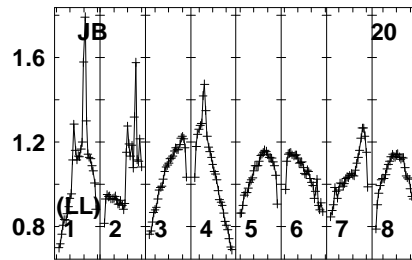
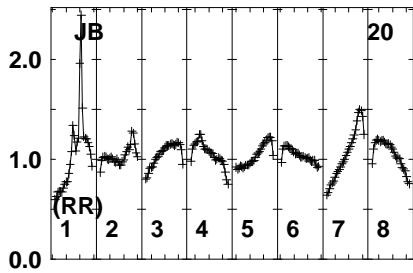
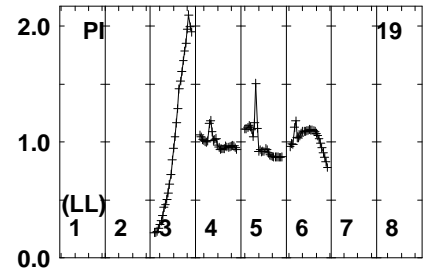
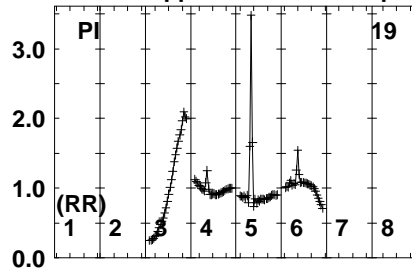
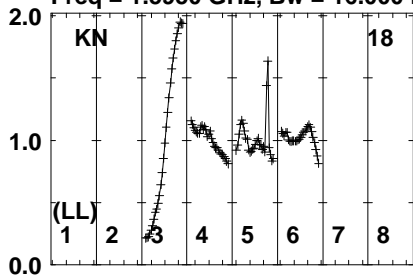
1595 610 1630 645 660 675 1695 710  
FREQ MHz

Lower frame: Real Jy  
Auto-corr total-power spectrum Antenna: \*  
Timerange: 00/17:31:01 to 00/17:34:29

Plot file version 454 created 12-SEP-2022 13:07:50

HS0810+2554 EH040A.UVDATA.1

Freq = 1.5950 GHz, Bw = 16.000 MH No calibration applied and no bandpass applied

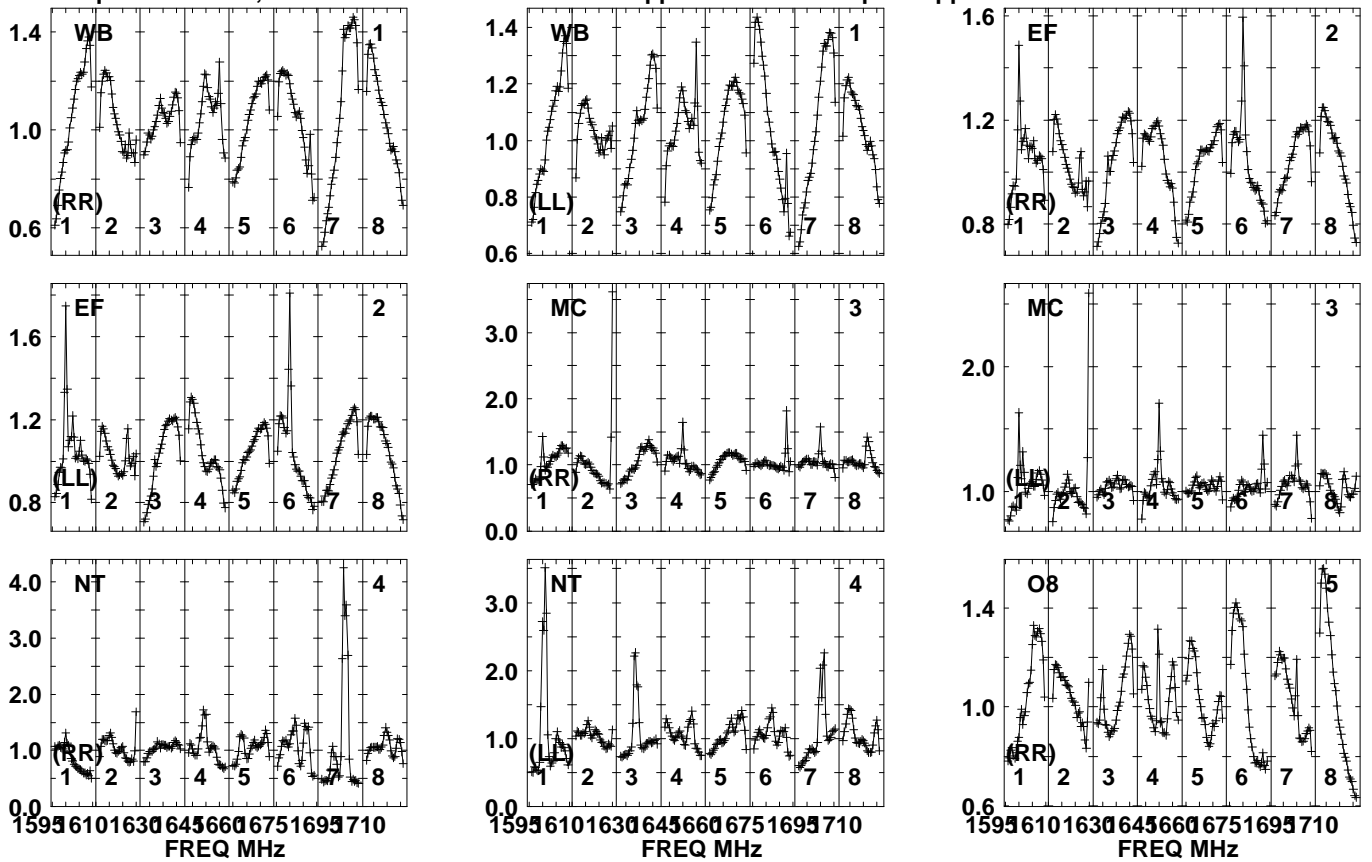


Lower frame: Real Jy  
Auto-corr total-power spectrum Antenna: \*  
Timerange: 00/17:31:01 to 00/17:34:29

Plot file version 455 created 12-SEP-2022 13:07:50

J0813+2435 EH040A.UVDATA.1

Freq = 1.5950 GHz, Bw = 16.000 MH No calibration applied and no bandpass applied

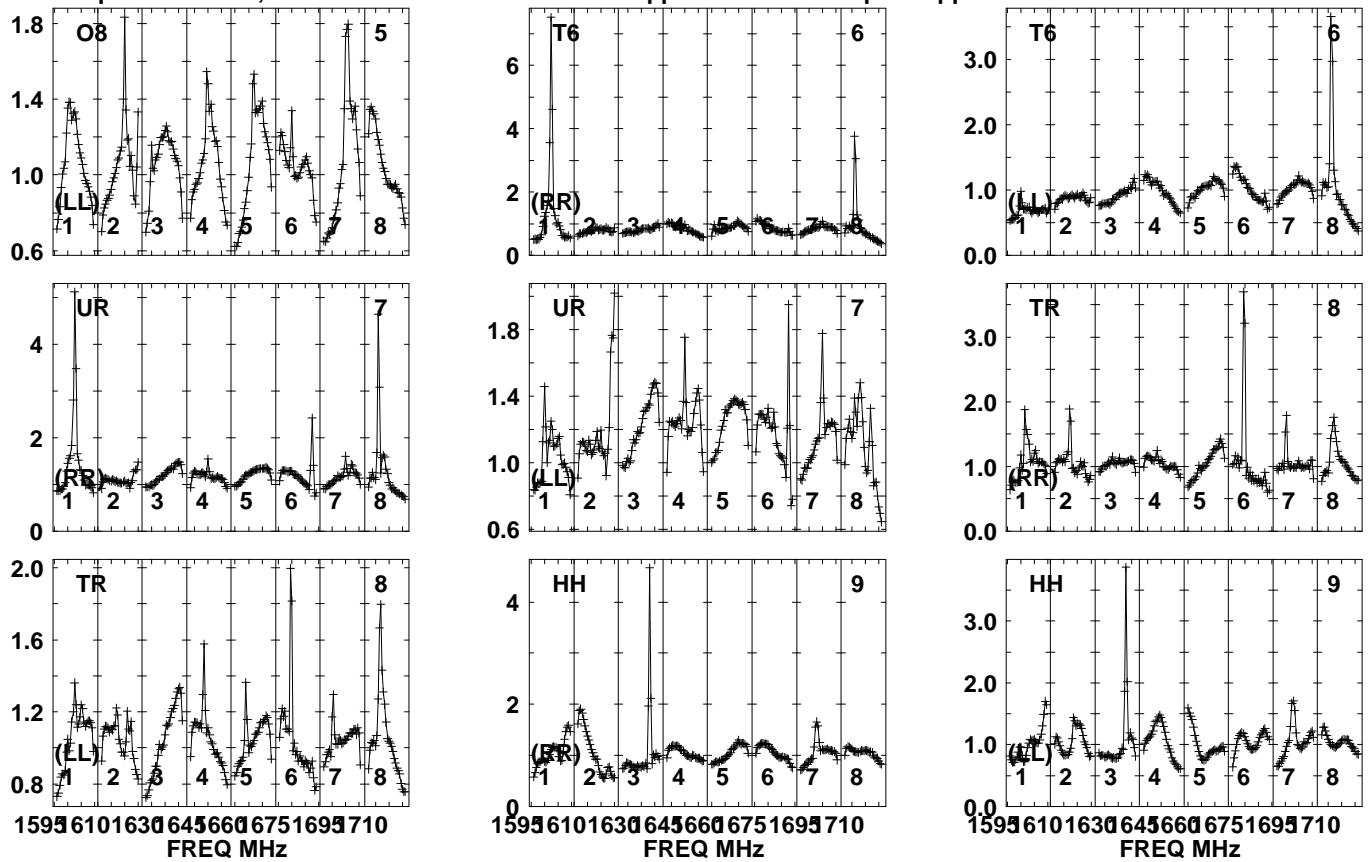


Lower frame: Real Jy  
Auto-corr total-power spectrum Antenna: \*  
Timerange: 00/17:35:01 to 00/17:36:29

Plot file version 456 created 12-SEP-2022 13:07:50

J0813+2435 EH040A.UVDATA.1

Freq = 1.5950 GHz, Bw = 16.000 MH No calibration applied and no bandpass applied



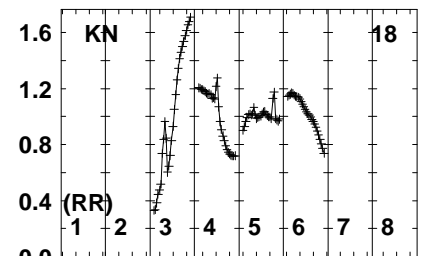
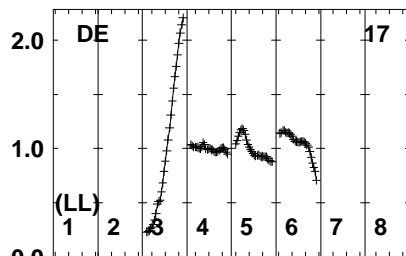
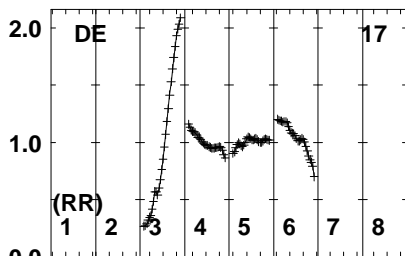
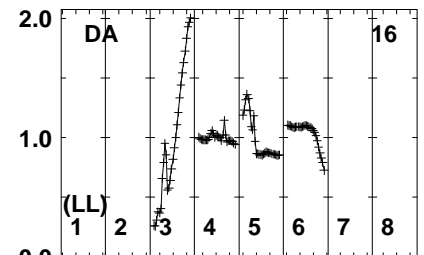
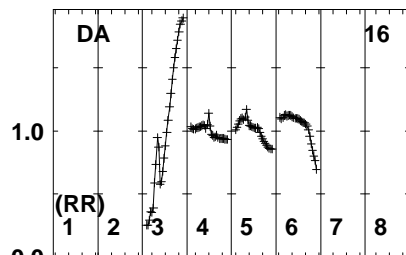
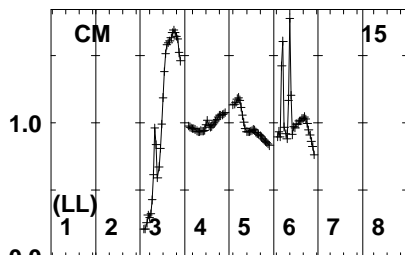
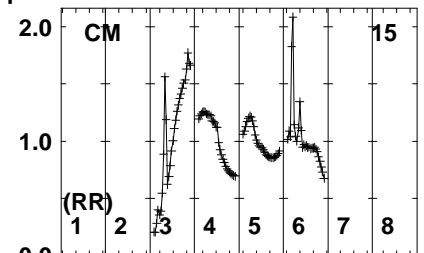
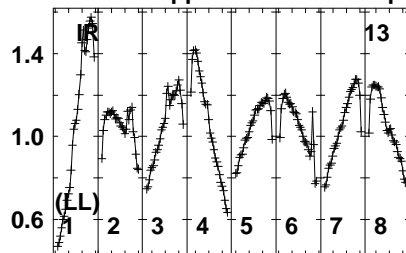
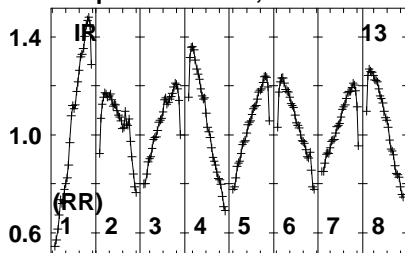
Lower frame: Real Jy  
Auto-corr total-power spectrum Antenna: \*  
Timerange: 00/17:35:01 to 00/17:36:29



Plot file version 457 created 12-SEP-2022 13:07:50

J0813+2435 EH040A.UVDATA.1

Freq = 1.5950 GHz, Bw = 16.000 MH No calibration applied and no bandpass applied



1595 610 1630 645 660 675 1695 710  
FREQ MHz

1595 610 1630 645 660 675 1695 710  
FREQ MHz

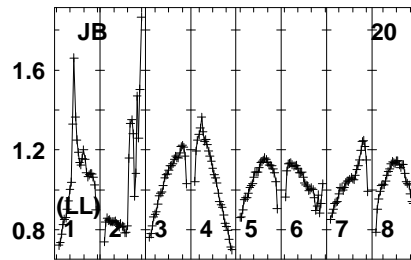
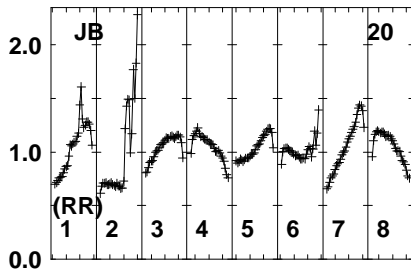
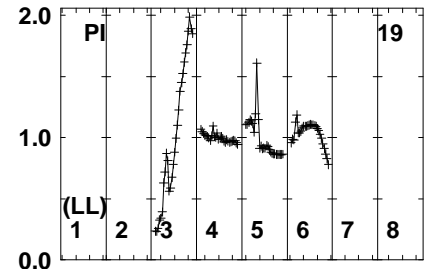
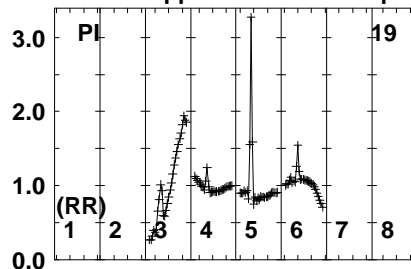
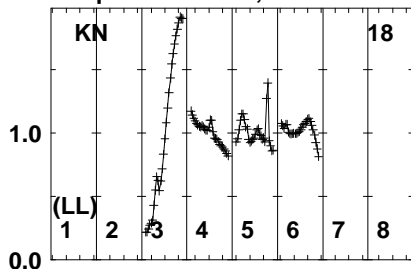
1595 610 1630 645 660 675 1695 710  
FREQ MHz

Lower frame: Real Jy  
Auto-corr total-power spectrum Antenna: \*  
Timerange: 00/17:35:01 to 00/17:36:29

Plot file version 458 created 12-SEP-2022 13:07:50

J0813+2435 EH040A.UVDATA.1

Freq = 1.5950 GHz, Bw = 16.000 MH No calibration applied and no bandpass applied

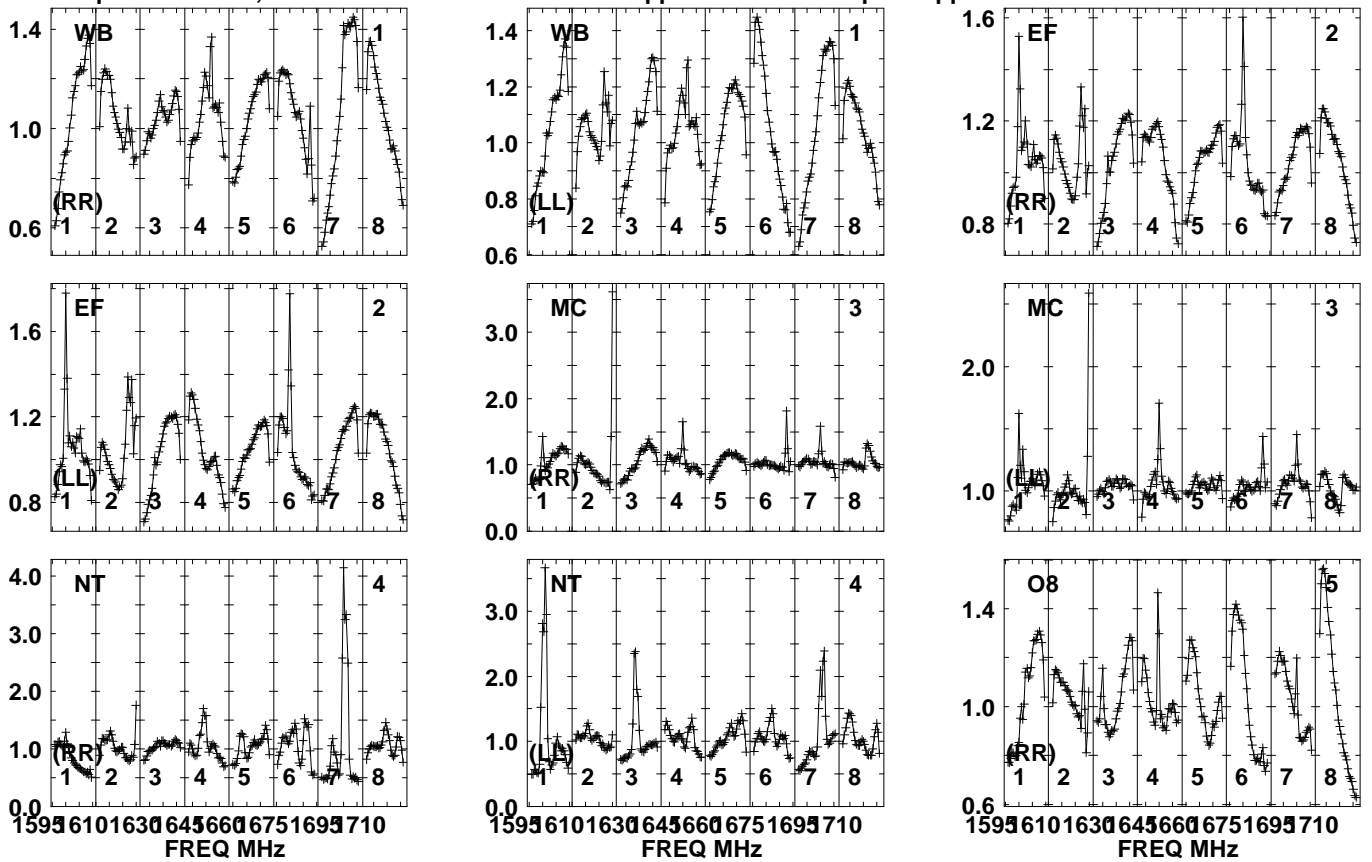


Lower frame: Real Jy  
Auto-corr total-power spectrum Antenna: \*  
Timerange: 00/17:35:01 to 00/17:36:29

Plot file version 459 created 12-SEP-2022 13:07:50

HS0810+2554 EH040A.UVDATA.1

Freq = 1.5950 GHz, Bw = 16.000 MH No calibration applied and no bandpass applied

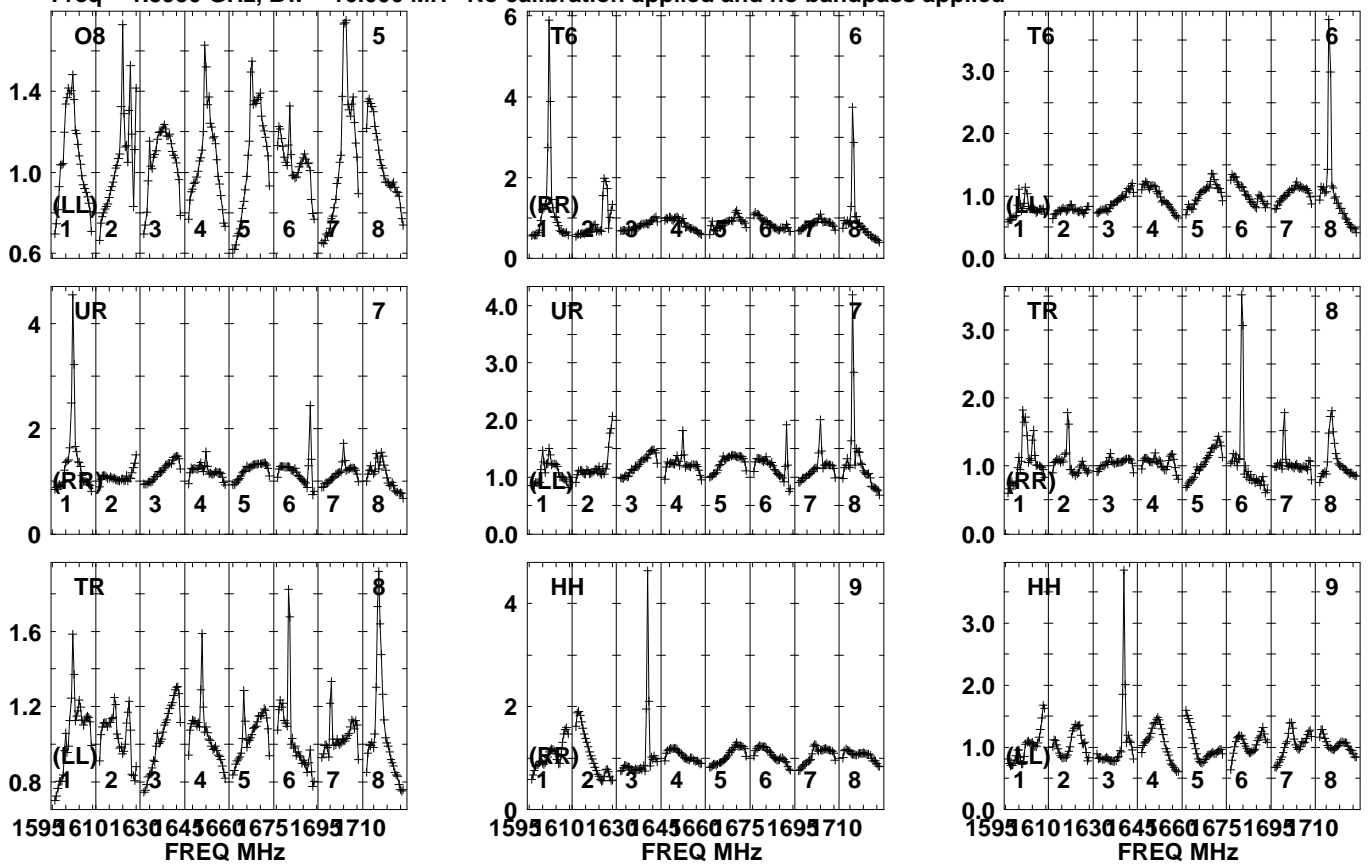


Lower frame: Real Jy  
Auto-corr total-power spectrum Antenna: \*  
Timerange: 00/17:36:31 to 00/17:39:59

Plot file version 460 created 12-SEP-2022 13:07:51

HS0810+2554 EH040A.UVDATA.1

Freq = 1.5950 GHz, Bw = 16.000 MH No calibration applied and no bandpass applied

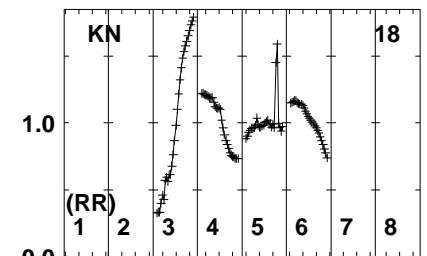
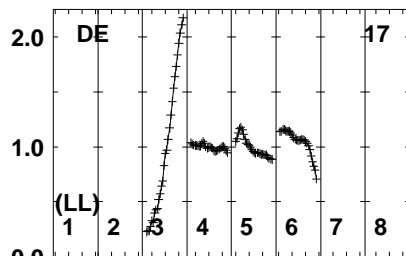
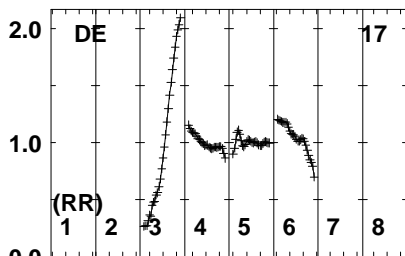
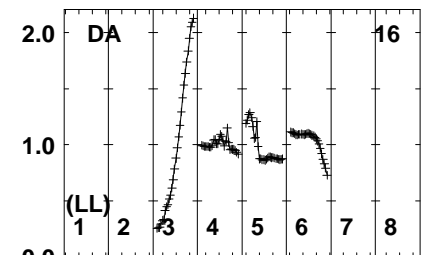
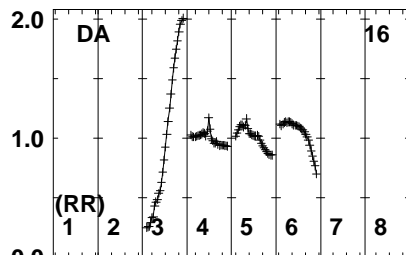
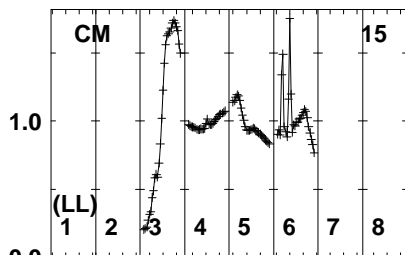
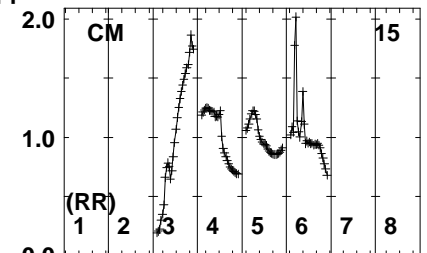
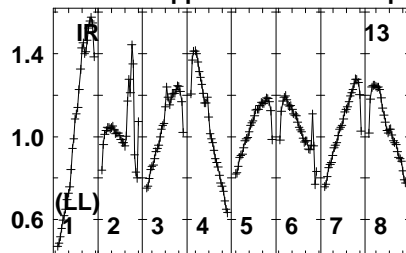
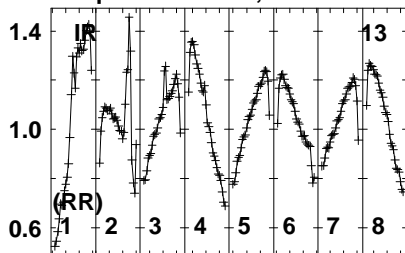


Lower frame: Real Jy  
Auto-corr total-power spectrum Antenna: \*  
Timerange: 00/17:36:31 to 00/17:39:59

Plot file version 461 created 12-SEP-2022 13:07:51

HS0810+2554 EH040A.UVDATA.1

Freq = 1.5950 GHz, Bw = 16.000 MH No calibration applied and no bandpass applied



1595 610 1630 645 660 675 1695 710  
FREQ MHz

1595 610 1630 645 660 675 1695 710  
FREQ MHz

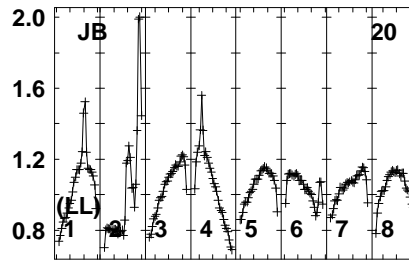
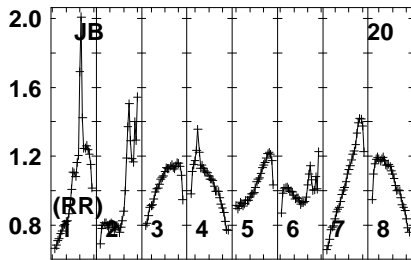
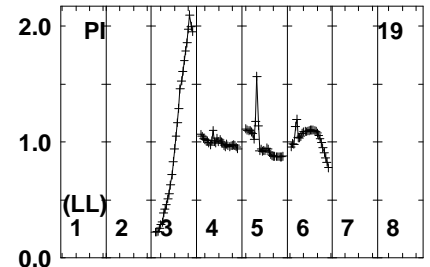
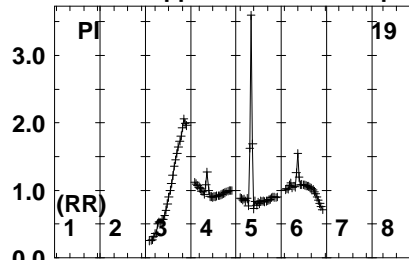
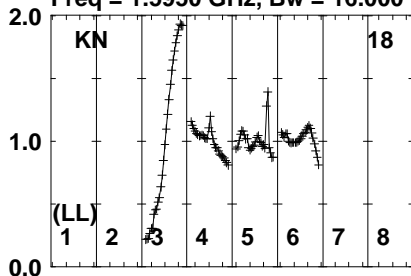
1595 610 1630 645 660 675 1695 710  
FREQ MHz

Lower frame: Real Jy  
Auto-corr total-power spectrum Antenna: \*  
Timerange: 00/17:36:31 to 00/17:39:59

Plot file version 462 created 12-SEP-2022 13:07:51

HS0810+2554 EH040A.UVDATA.1

Freq = 1.5950 GHz, Bw = 16.000 MH No calibration applied and no bandpass applied

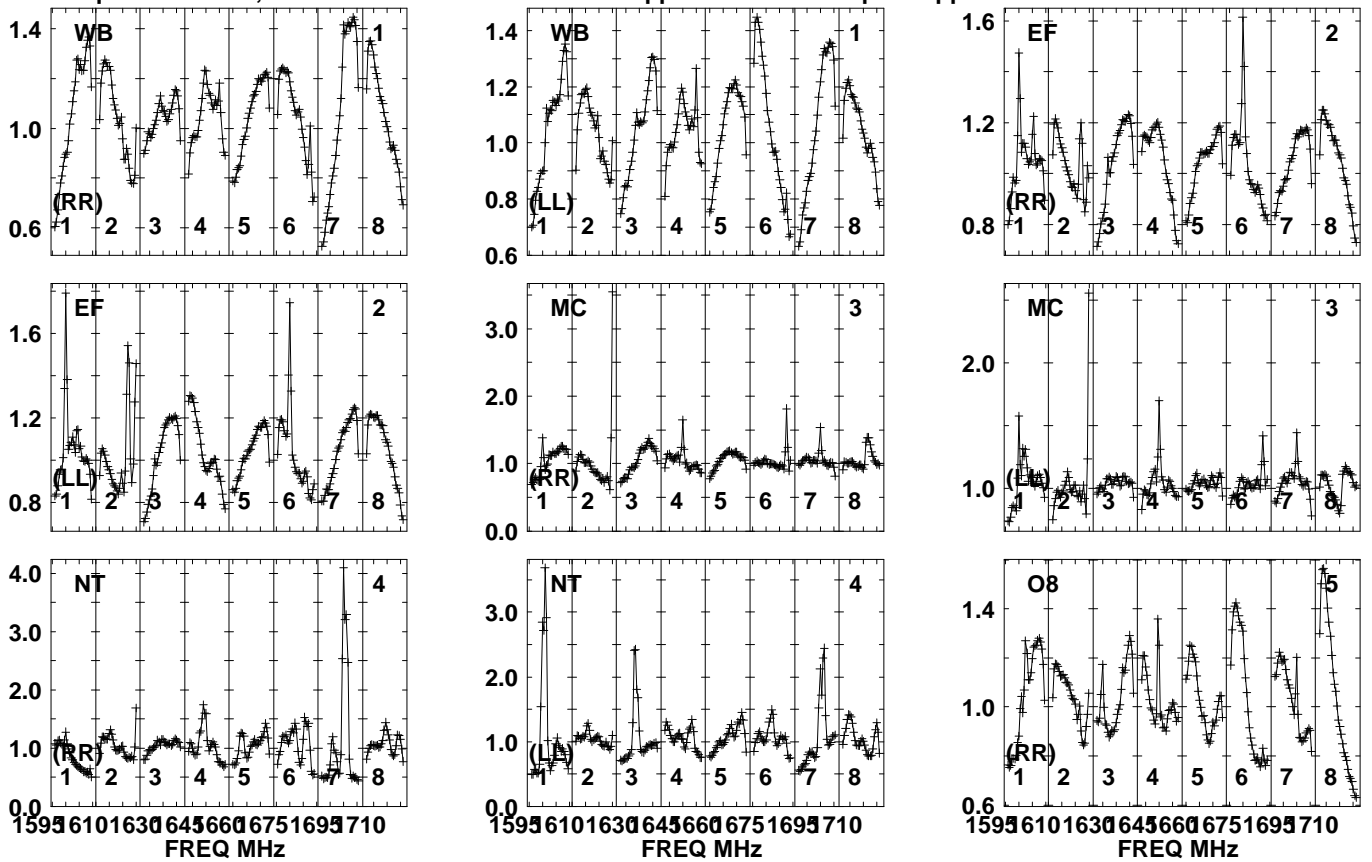


Lower frame: Real Jy  
Auto-corr total-power spectrum Antenna: \*  
Timerange: 00/17:36:31 to 00/17:39:59

Plot file version 463 created 12-SEP-2022 13:07:51

J0813+2435 EH040A.UVDATA.1

Freq = 1.5950 GHz, Bw = 16.000 MH No calibration applied and no bandpass applied

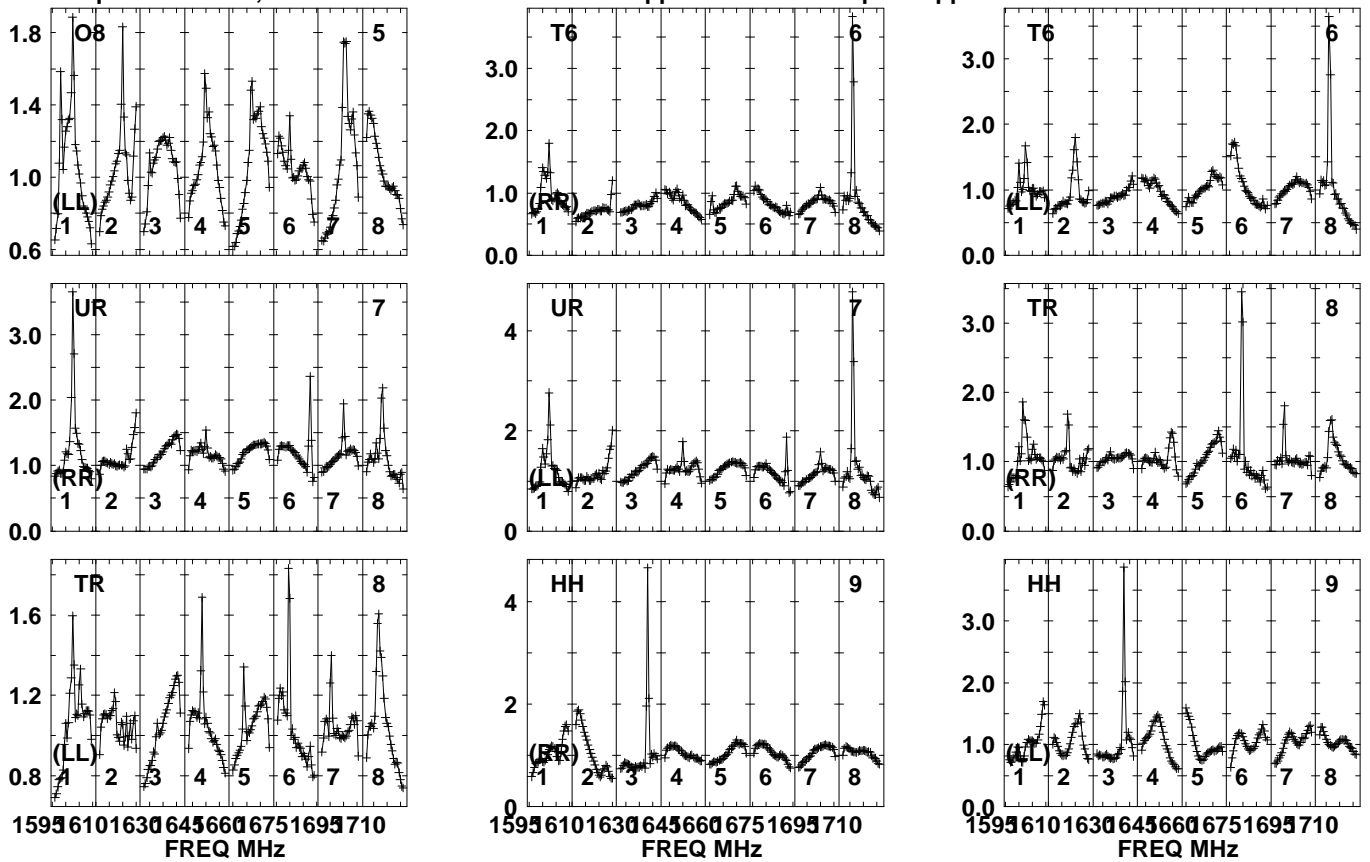


Lower frame: Real Jy  
Auto-corr total-power spectrum Antenna: \*  
Timerange: 00/17:40:01 to 00/17:41:29

Plot file version 464 created 12-SEP-2022 13:07:51

J0813+2435 EH040A.UVDATA.1

Freq = 1.5950 GHz, Bw = 16.000 MH No calibration applied and no bandpass applied



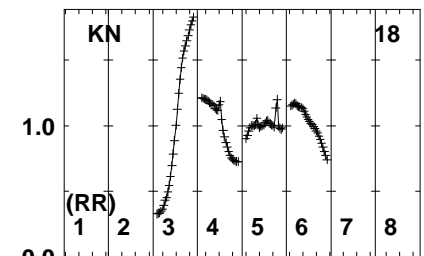
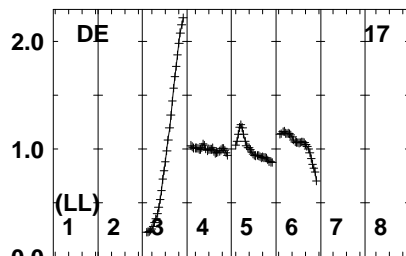
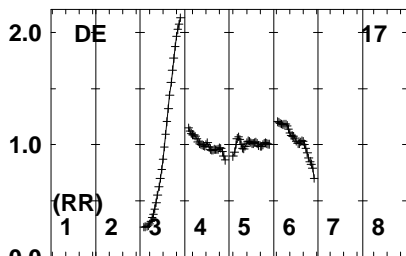
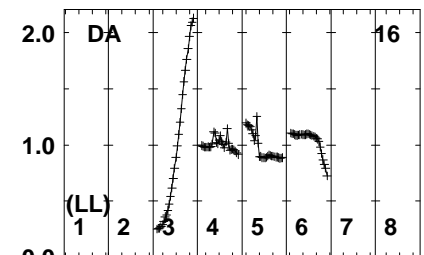
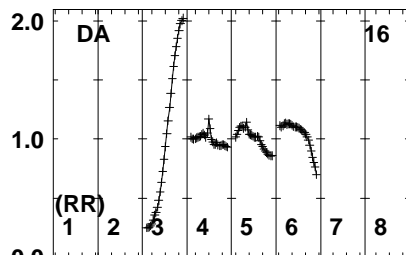
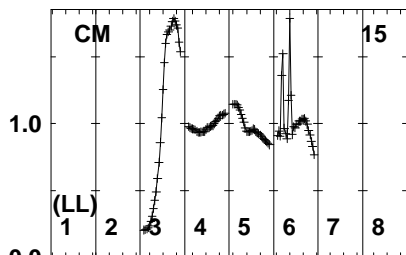
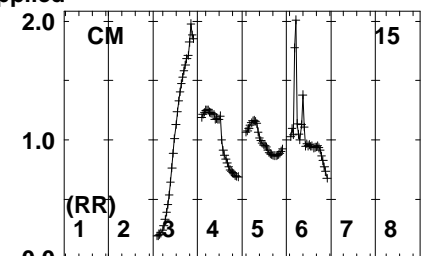
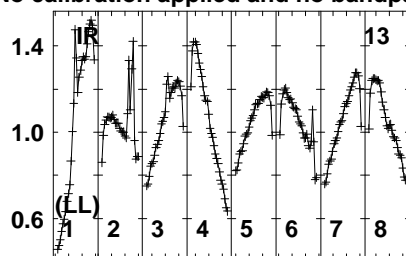
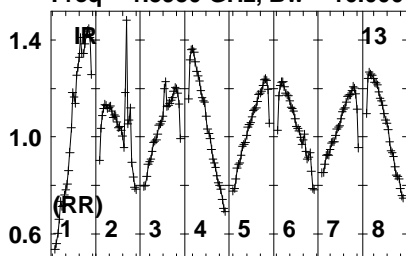
Lower frame: Real Jy  
Auto-corr total-power spectrum Antenna: \*  
Timerange: 00/17:40:01 to 00/17:41:29



Plot file version 465 created 12-SEP-2022 13:07:51

J0813+2435 EH040A.UVDATA.1

Freq = 1.5950 GHz, Bw = 16.000 MH No calibration applied and no bandpass applied



1595 610 1630 645 660 675 1695 710  
FREQ MHz

1595 610 1630 645 660 675 1695 710  
FREQ MHz

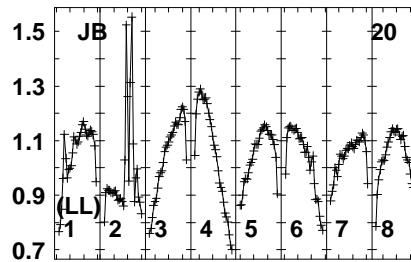
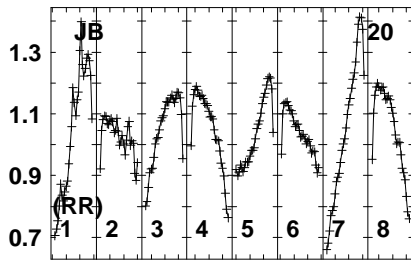
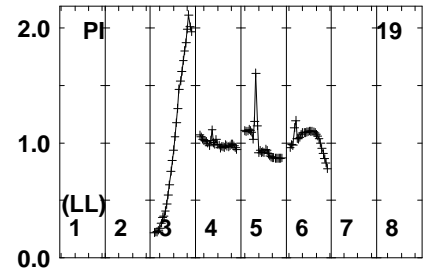
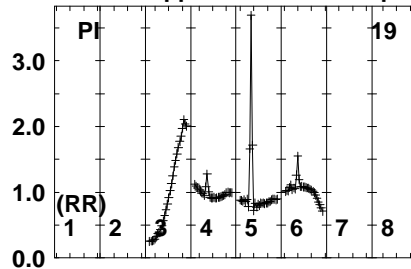
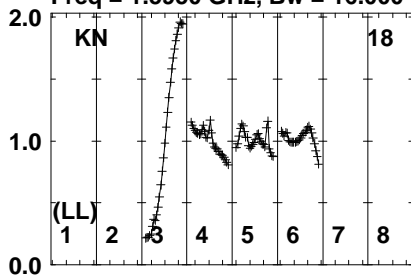
1595 610 1630 645 660 675 1695 710  
FREQ MHz

Lower frame: Real Jy  
Auto-corr total-power spectrum Antenna: \*  
Timerange: 00/17:40:01 to 00/17:41:29

Plot file version 466 created 12-SEP-2022 13:07:52

J0813+2435 EH040A.UVDATA.1

Freq = 1.5950 GHz, Bw = 16.000 MH No calibration applied and no bandpass applied

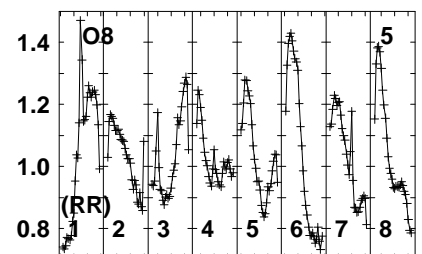
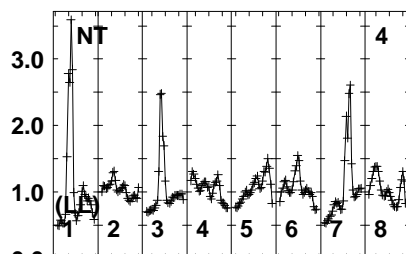
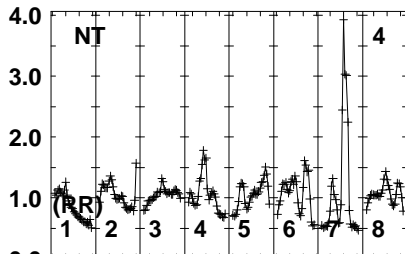
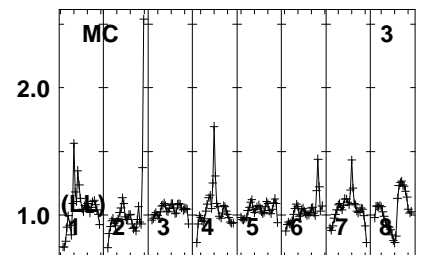
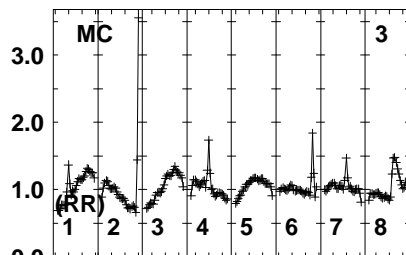
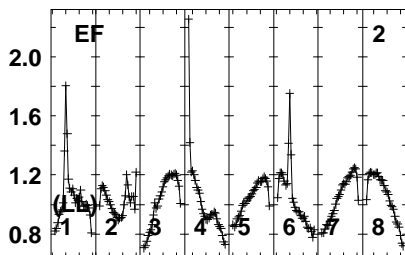
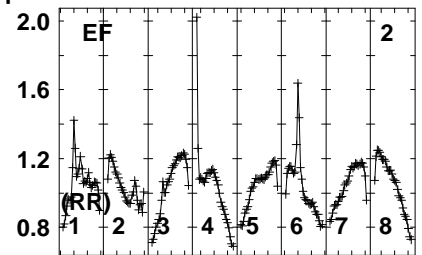
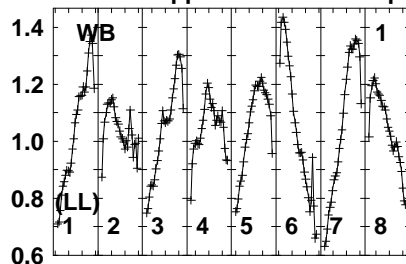
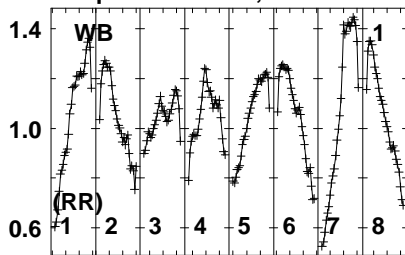


Lower frame: Real Jy  
Auto-corr total-power spectrum Antenna: \*  
Timerange: 00/17:40:01 to 00/17:41:29

Plot file version 467 created 12-SEP-2022 13:07:52

HS0810+2554 EH040A.UVDATA.1

Freq = 1.5950 GHz, Bw = 16.000 MH No calibration applied and no bandpass applied



1595 610 1630 645 660 675 1695 710  
FREQ MHz

1595 610 1630 645 660 675 1695 710  
FREQ MHz

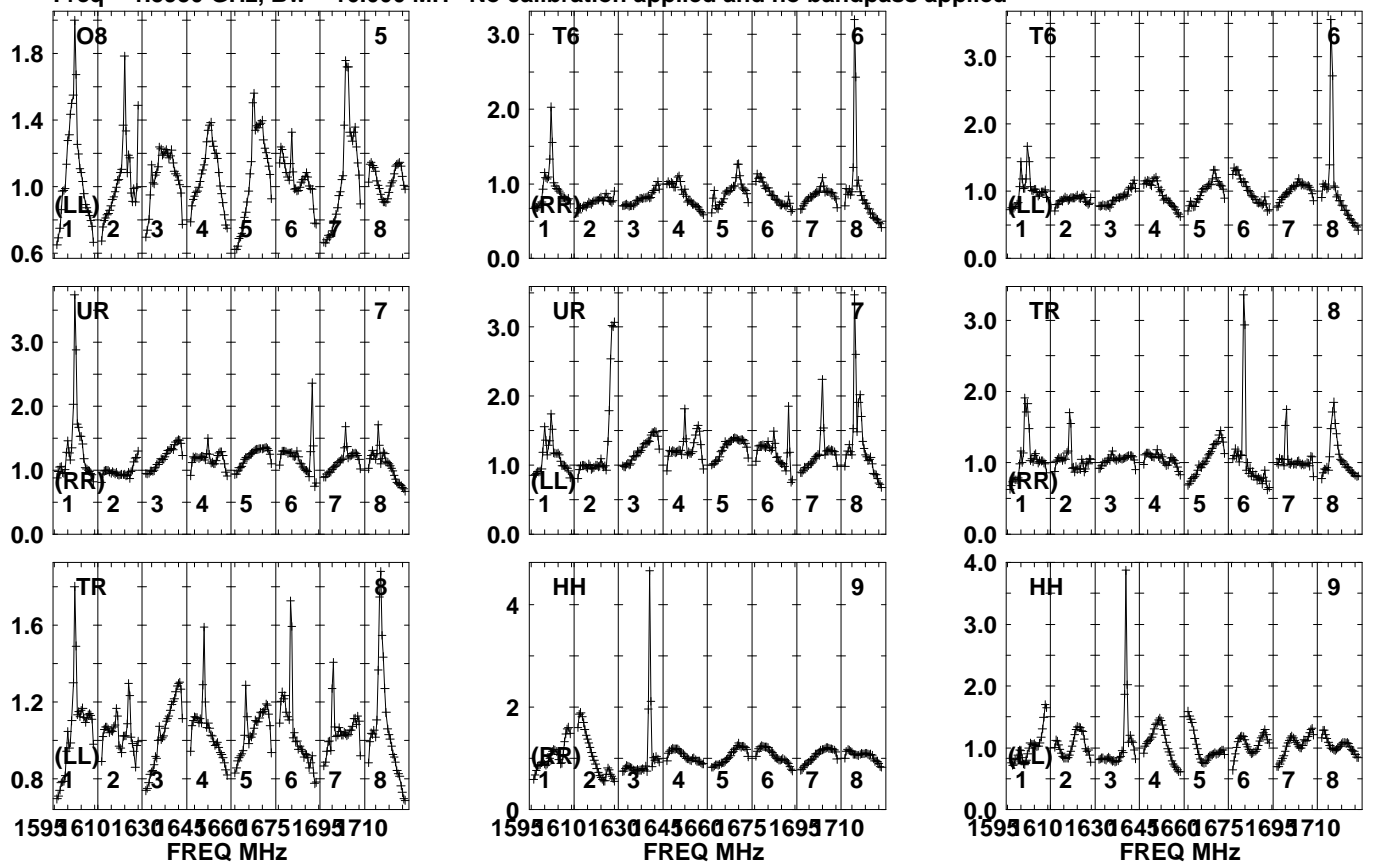
1595 610 1630 645 660 675 1695 710  
FREQ MHz

Lower frame: Real Jy  
Auto-corr total-power spectrum Antenna: \*  
Timerange: 00/17:41:31 to 00/17:44:59

Plot file version 468 created 12-SEP-2022 13:07:52

HS0810+2554 EH040A.UVDATA.1

Freq = 1.5950 GHz, Bw = 16.000 MH No calibration applied and no bandpass applied

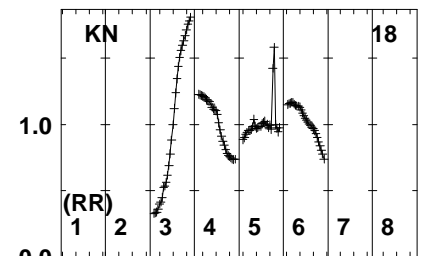
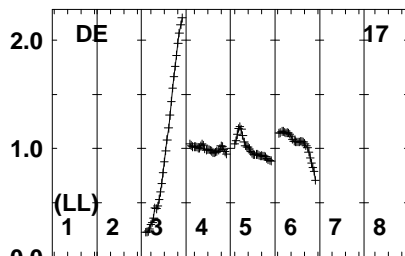
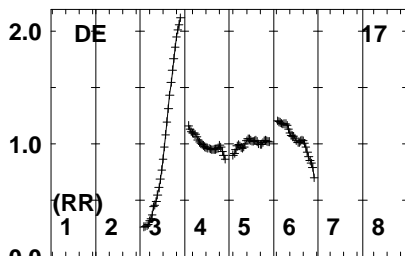
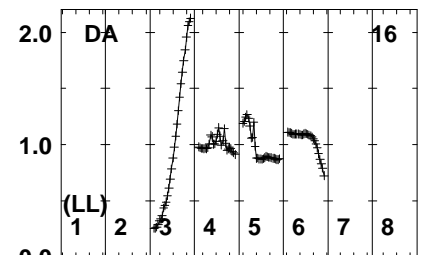
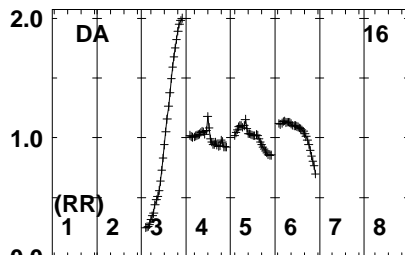
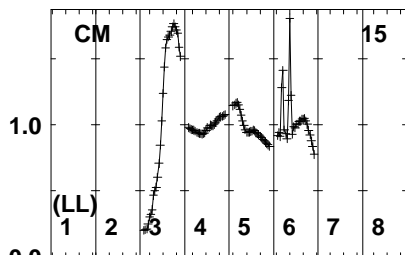
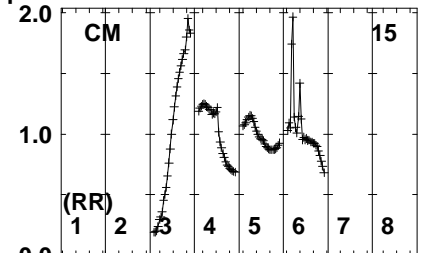
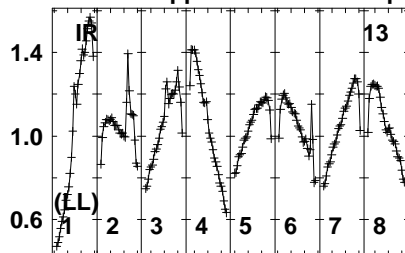
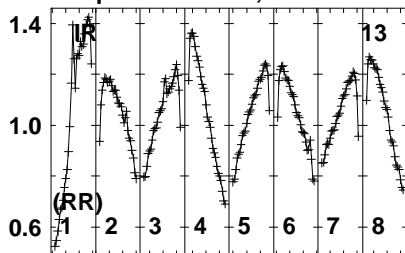


Lower frame: Real Jy  
Auto-corr total-power spectrum Antenna: \*  
Timerange: 00/17:41:31 to 00/17:44:59

Plot file version 469 created 12-SEP-2022 13:07:52

HS0810+2554 EH040A.UVDATA.1

Freq = 1.5950 GHz, Bw = 16.000 MH No calibration applied and no bandpass applied



1595 610 1630 645 660 675 1695 710  
FREQ MHz

1595 610 1630 645 660 675 1695 710  
FREQ MHz

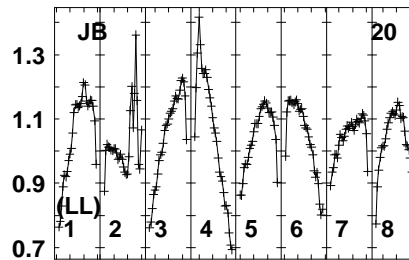
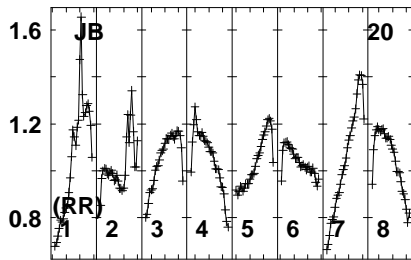
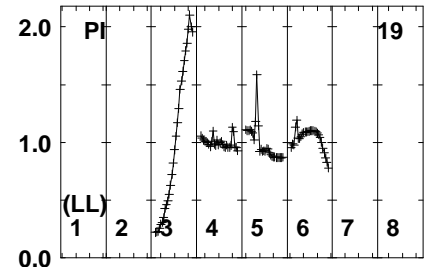
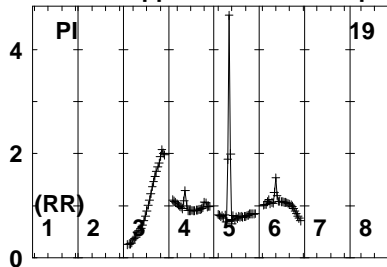
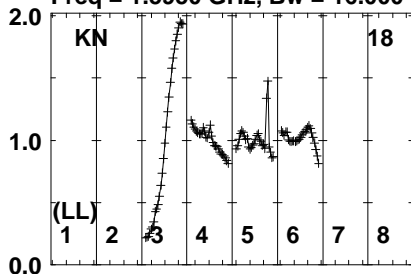
1595 610 1630 645 660 675 1695 710  
FREQ MHz

Lower frame: Real Jy  
Auto-corr total-power spectrum Antenna: \*  
Timerange: 00/17:41:31 to 00/17:44:59

Plot file version 470 created 12-SEP-2022 13:07:52

HS0810+2554 EH040A.UVDATA.1

Freq = 1.5950 GHz, Bw = 16.000 MH No calibration applied and no bandpass applied

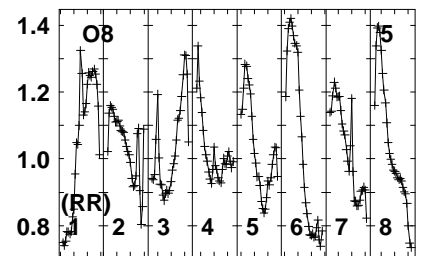
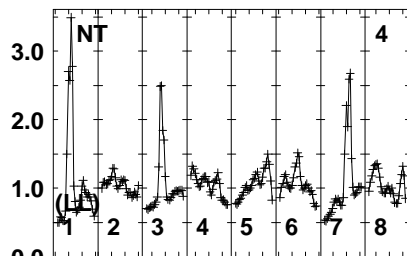
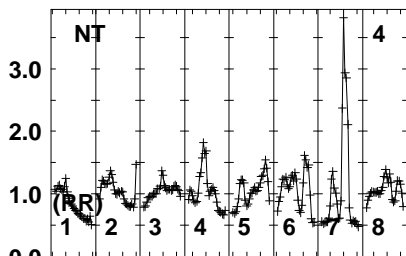
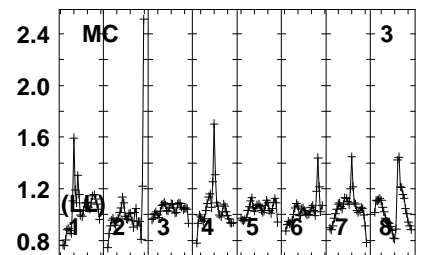
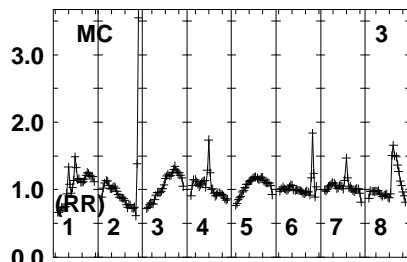
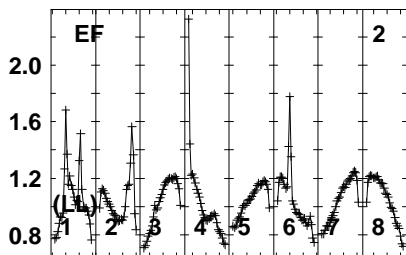
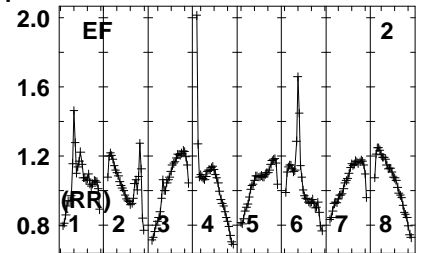
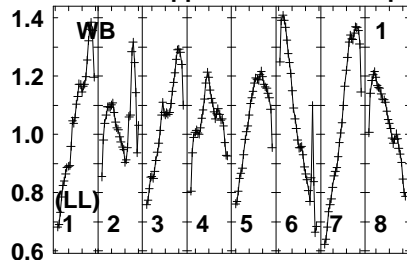
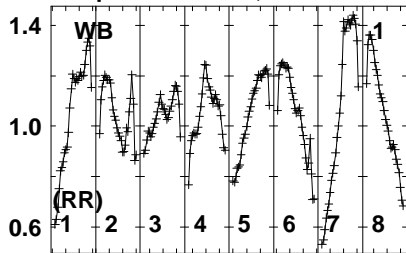


Lower frame: Real Jy  
Auto-corr total-power spectrum Antenna: \*  
Timerange: 00/17:41:31 to 00/17:44:59

Plot file version 471 created 12-SEP-2022 13:07:52

J0813+2435 EH040A.UVDATA.1

Freq = 1.5950 GHz, Bw = 16.000 MH No calibration applied and no bandpass applied



1595 610 1630 645 660 675 1695 710  
FREQ MHz

1595 610 1630 645 660 675 1695 710  
FREQ MHz

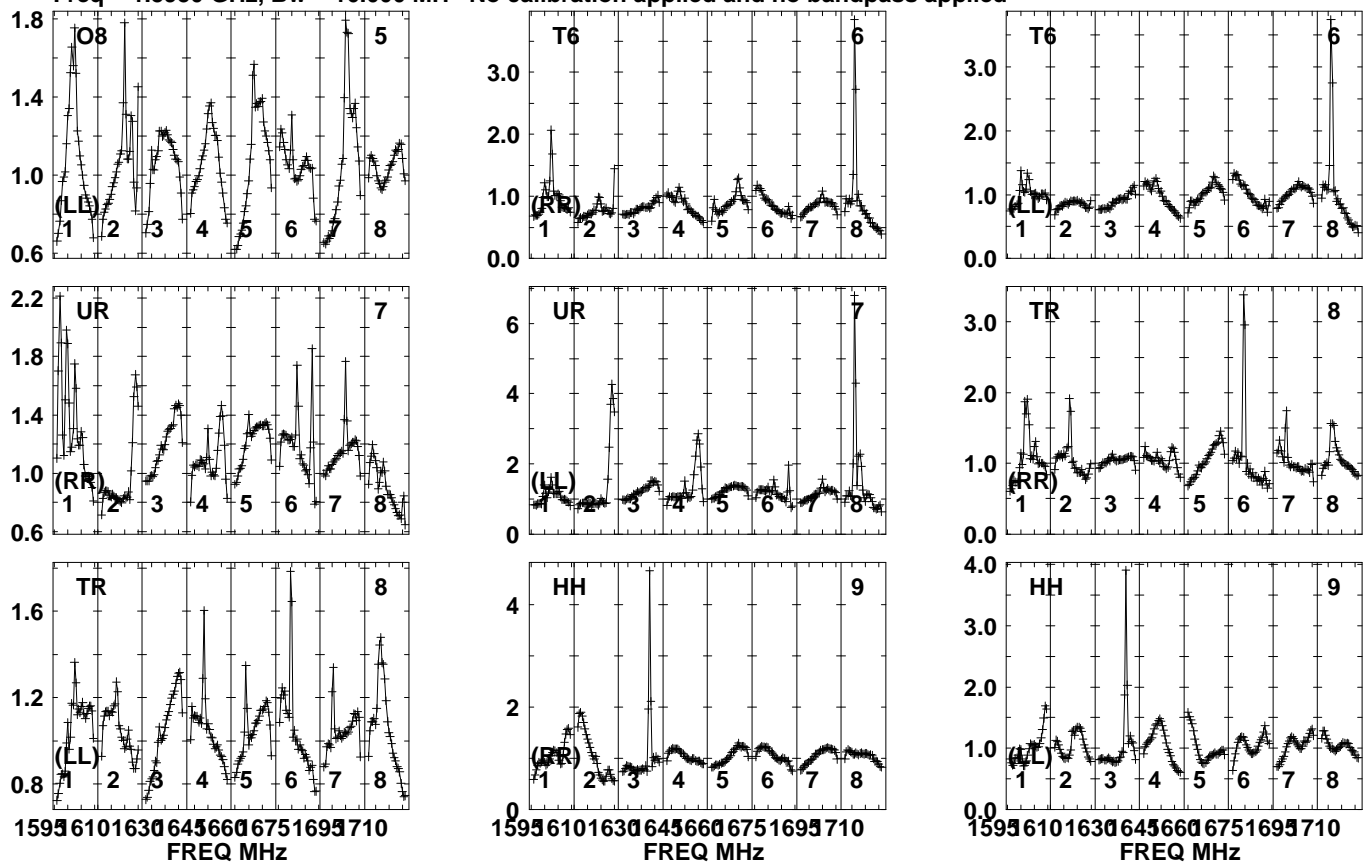
1595 610 1630 645 660 675 1695 710  
FREQ MHz

Lower frame: Real Jy  
Auto-corr total-power spectrum Antenna: \*  
Timerange: 00/17:45:31 to 00/17:46:59

Plot file version 472 created 12-SEP-2022 13:07:52

J0813+2435 EH040A.UVDATA.1

Freq = 1.5950 GHz, Bw = 16.000 MH No calibration applied and no bandpass applied



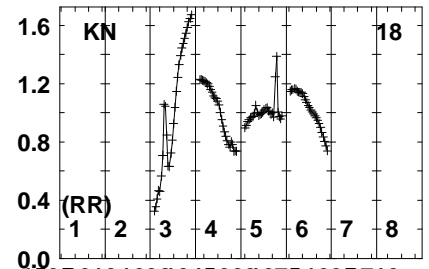
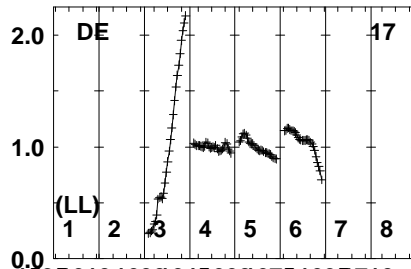
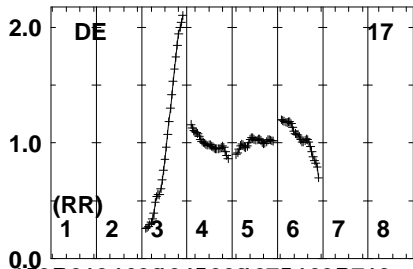
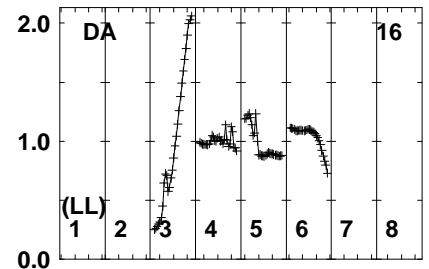
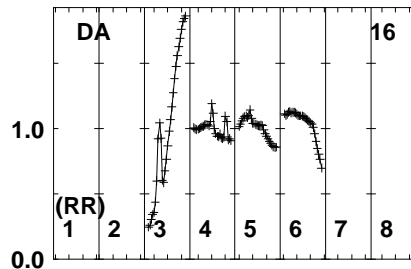
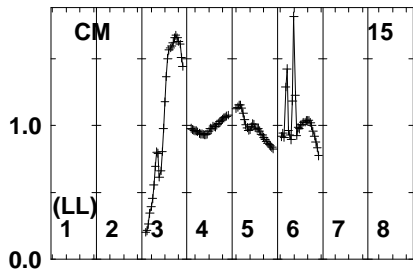
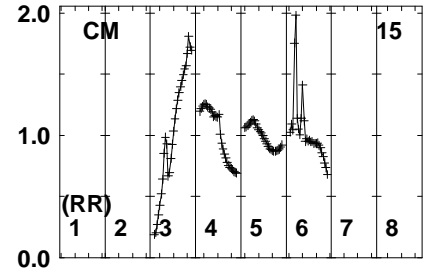
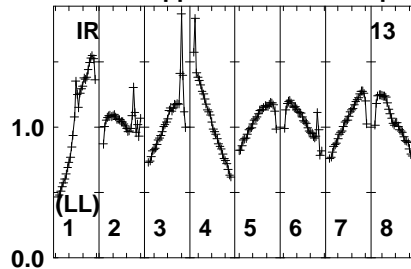
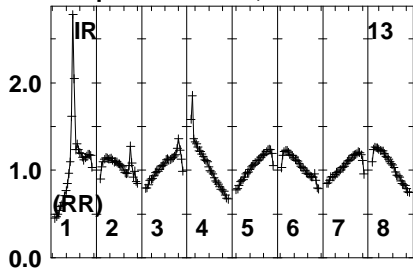
Lower frame: Real Jy  
Auto-corr total-power spectrum Antenna: \*  
Timerange: 00/17:45:31 to 00/17:46:59



Plot file version 473 created 12-SEP-2022 13:07:53

J0813+2435 EH040A.UVDATA.1

Freq = 1.5950 GHz, Bw = 16.000 MH No calibration applied and no bandpass applied



1595 610 1630 645 660 675 1695 710  
FREQ MHz

1595 610 1630 645 660 675 1695 710  
FREQ MHz

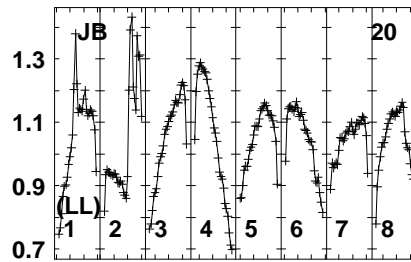
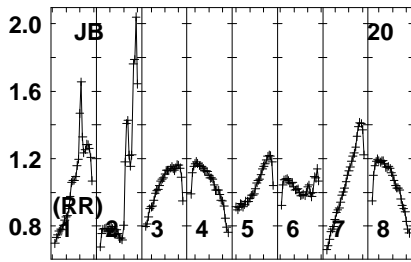
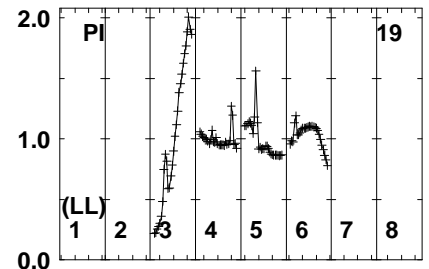
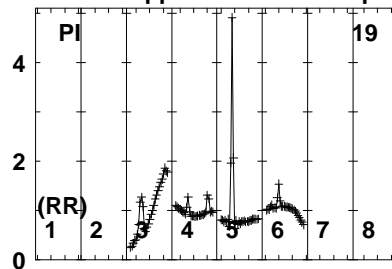
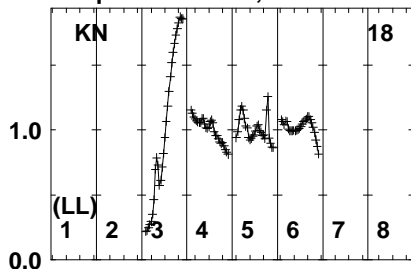
1595 610 1630 645 660 675 1695 710  
FREQ MHz

Lower frame: Real Jy  
Auto-corr total-power spectrum Antenna: \*  
Timerange: 00/17:45:31 to 00/17:46:59

Plot file version 474 created 12-SEP-2022 13:07:53

J0813+2435 EH040A.UVDATA.1

Freq = 1.5950 GHz, Bw = 16.000 MH No calibration applied and no bandpass applied

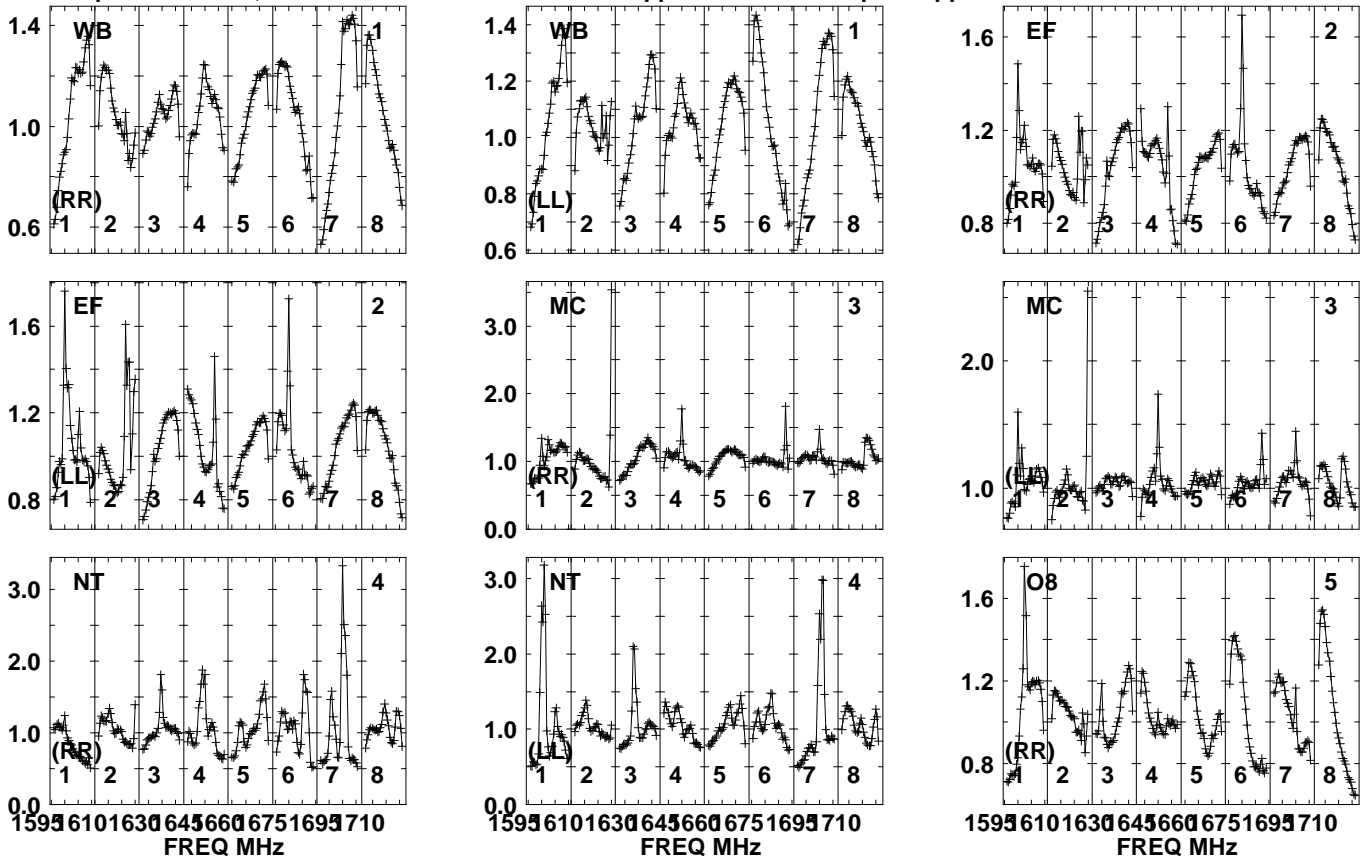


Lower frame: Real Jy  
Auto-corr total-power spectrum Antenna: \*  
Timerange: 00/17:45:31 to 00/17:46:59

Plot file version 475 created 12-SEP-2022 13:07:53

HS0810+2554 EH040A.UVDATA.1

Freq = 1.5950 GHz, Bw = 16.000 MH No calibration applied and no bandpass applied

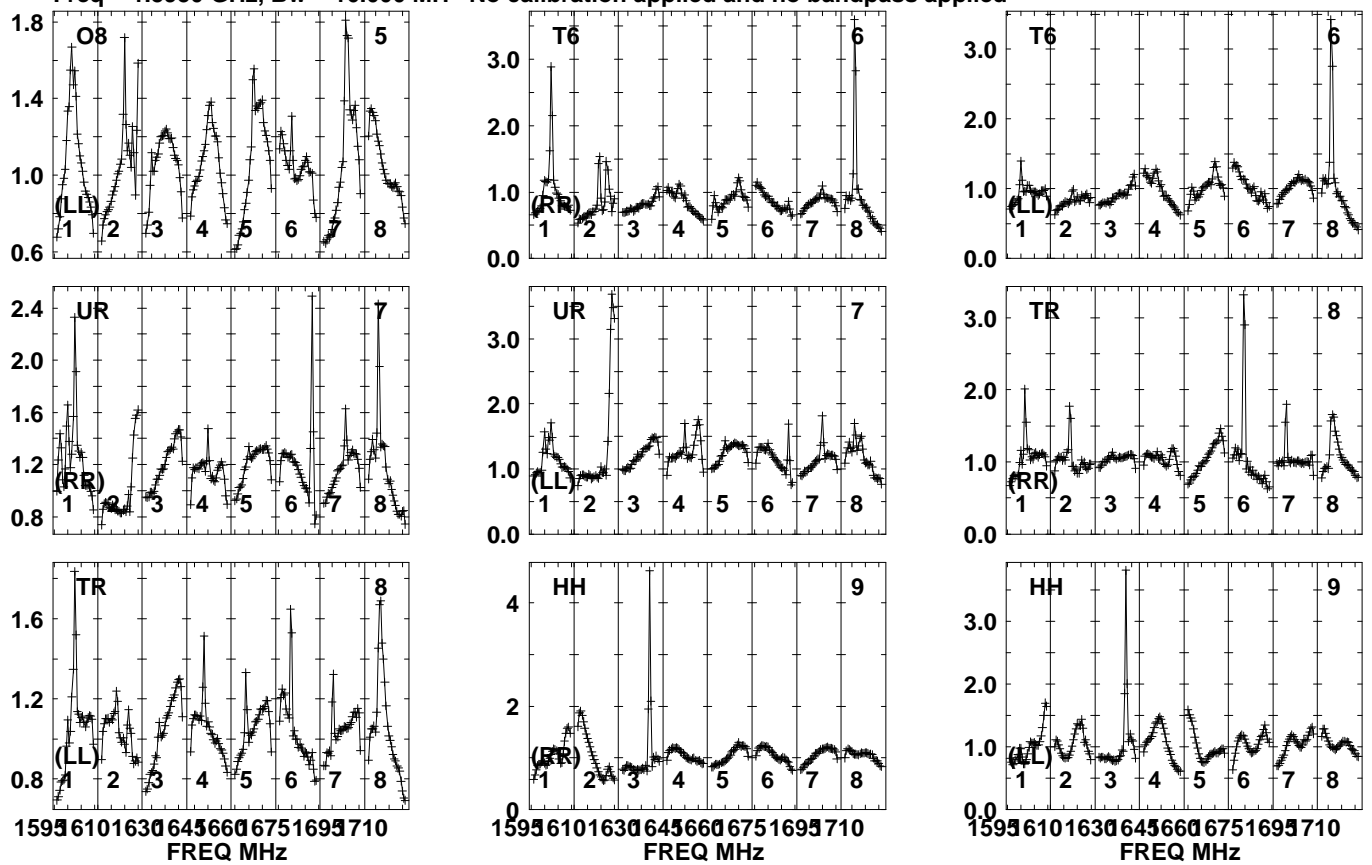


Lower frame: Real Jy  
Auto-corr total-power spectrum Antenna: \*  
Timerange: 00/17:47:01 to 00/17:50:29

Plot file version 476 created 12-SEP-2022 13:07:53

HS0810+2554 EH040A.UVDATA.1

Freq = 1.5950 GHz, Bw = 16.000 MH No calibration applied and no bandpass applied

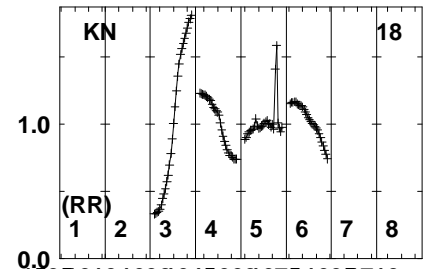
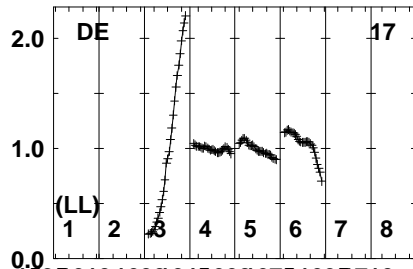
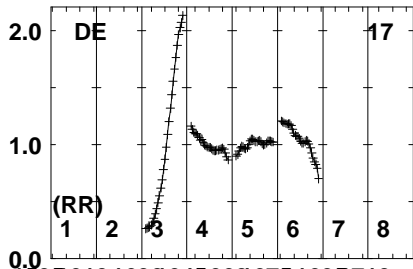
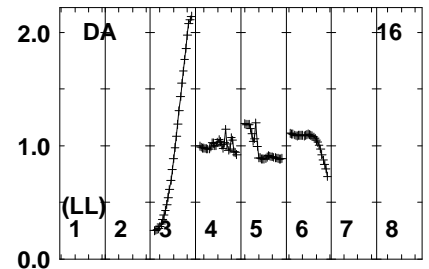
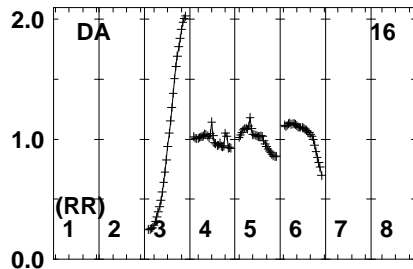
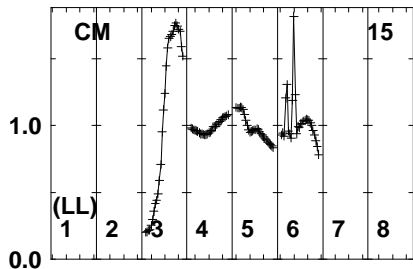
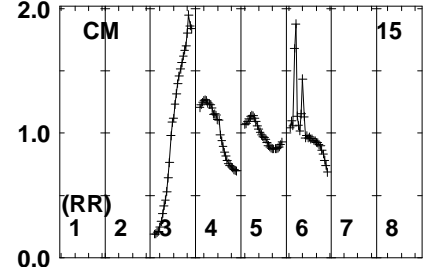
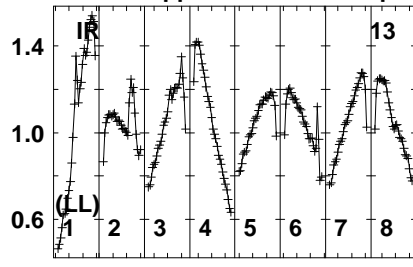
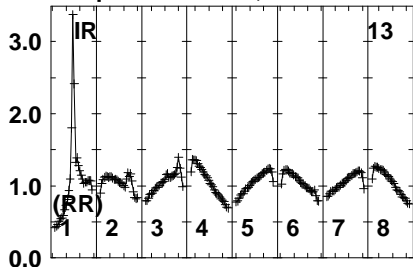


Lower frame: Real Jy  
Auto-corr total-power spectrum Antenna: \*  
Timerange: 00/17:47:01 to 00/17:50:29

Plot file version 477 created 12-SEP-2022 13:07:53

HS0810+2554 EH040A.UVDATA.1

Freq = 1.5950 GHz, Bw = 16.000 MH No calibration applied and no bandpass applied



1595 610 1630 645 660 675 1695 710  
FREQ MHz

1595 610 1630 645 660 675 1695 710  
FREQ MHz

1595 610 1630 645 660 675 1695 710  
FREQ MHz

Lower frame: Real Jy

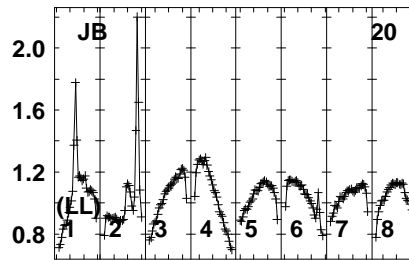
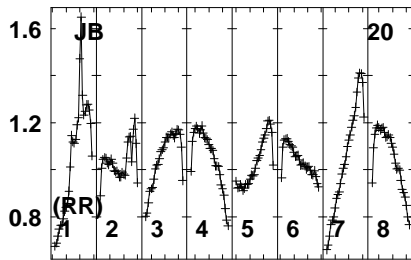
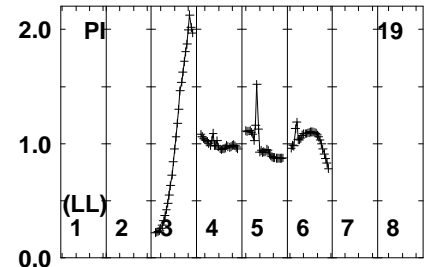
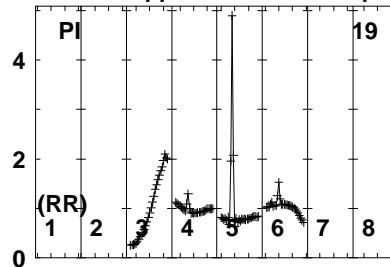
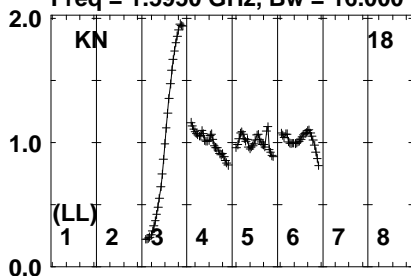
Auto-corr total-power spectrum Antenna: \*

Timerange: 00/17:47:01 to 00/17:50:29

Plot file version 478 created 12-SEP-2022 13:07:53

HS0810+2554 EH040A.UVDATA.1

Freq = 1.5950 GHz, Bw = 16.000 MH No calibration applied and no bandpass applied

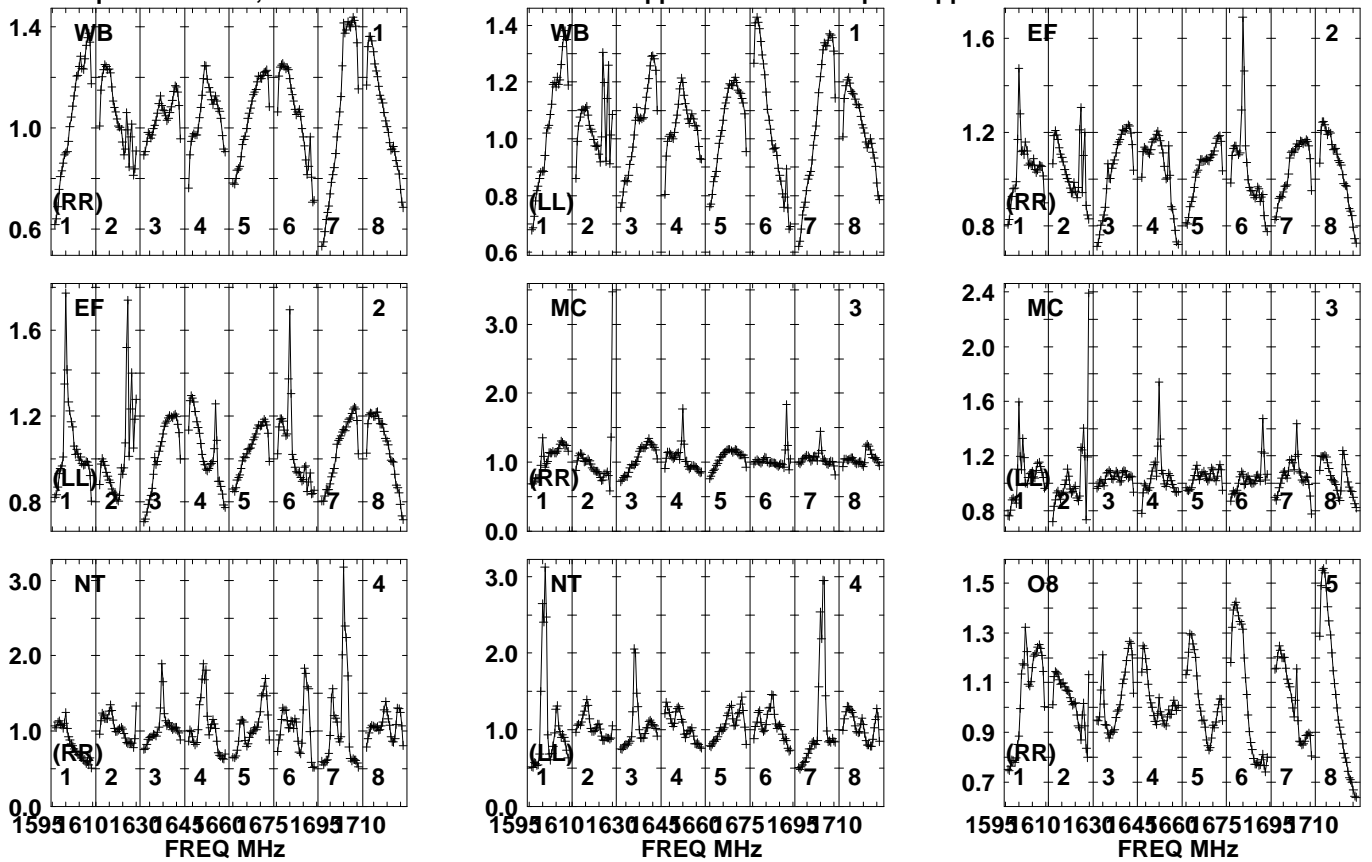


Lower frame: Real Jy  
Auto-corr total-power spectrum Antenna: \*  
Timerange: 00/17:47:01 to 00/17:50:29

Plot file version 479 created 12-SEP-2022 13:07:54

J0813+2435 EH040A.UVDATA.1

Freq = 1.5950 GHz, Bw = 16.000 MH No calibration applied and no bandpass applied

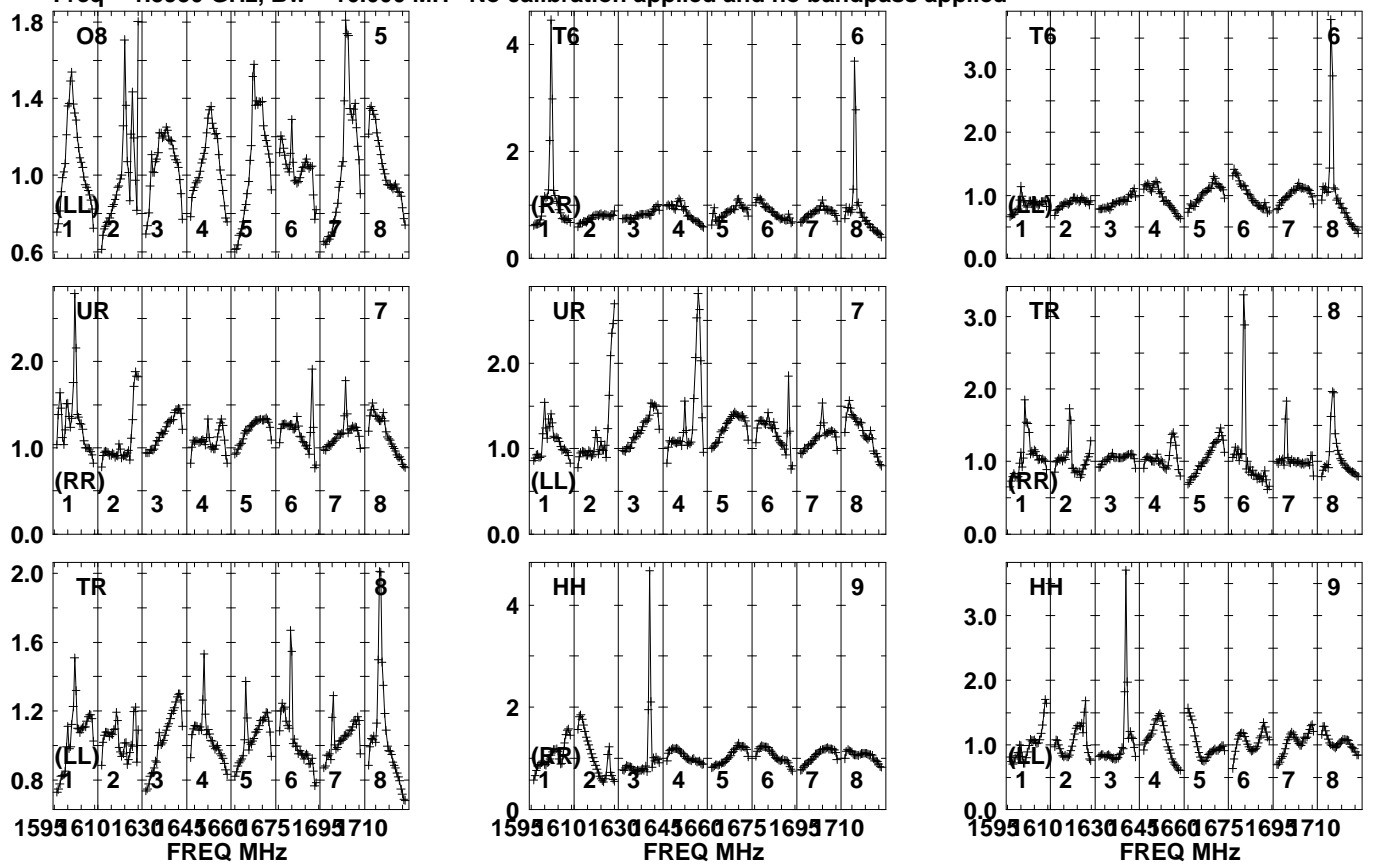


Lower frame: Real Jy  
Auto-corr total-power spectrum Antenna: \*  
Timerange: 00/17:50:31 to 00/17:51:59

Plot file version 480 created 12-SEP-2022 13:07:54

J0813+2435 EH040A.UVDATA.1

Freq = 1.5950 GHz, Bw = 16.000 MH No calibration applied and no bandpass applied



1595 610 1630 645 660 675 1695 710  
FREQ MHz

1595 610 1630 645 660 675 1695 710  
FREQ MHz

1595 610 1630 645 660 675 1695 710  
FREQ MHz

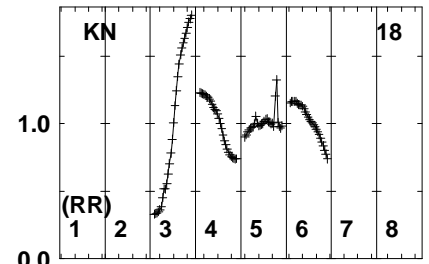
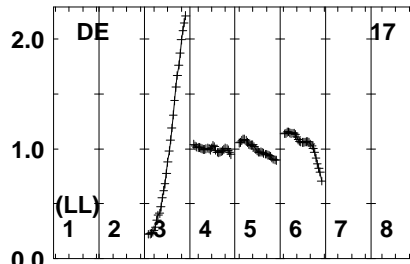
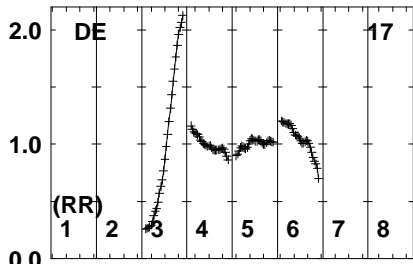
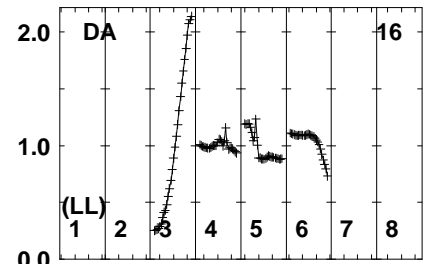
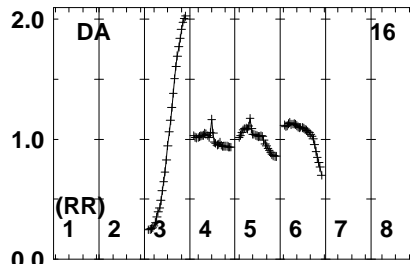
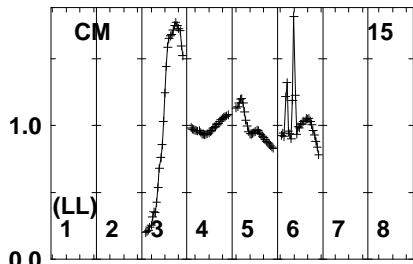
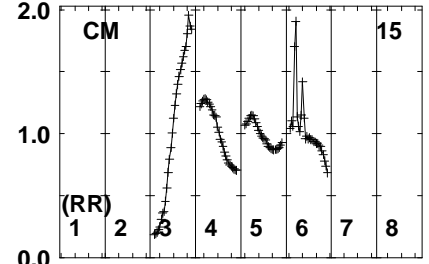
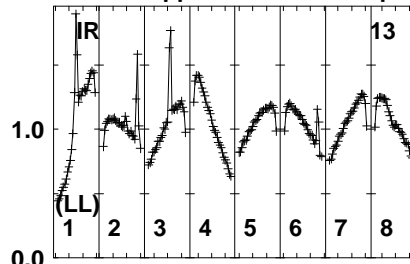
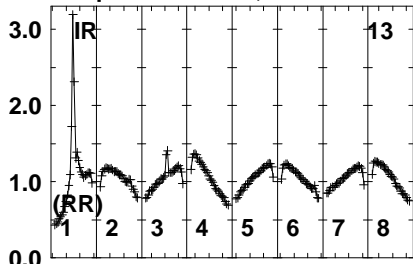
Lower frame: Real Jy  
Auto-corr total-power spectrum Antenna: \*  
Timerange: 00/17:50:31 to 00/17:51:59



Plot file version 481 created 12-SEP-2022 13:07:54

J0813+2435 EH040A.UVDATA.1

Freq = 1.5950 GHz, Bw = 16.000 MH No calibration applied and no bandpass applied



1595 610 1630 1645 660 675 1695 710  
FREQ MHz

1595 610 1630 1645 660 675 1695 710  
FREQ MHz

1595 610 1630 1645 660 675 1695 710  
FREQ MHz

Lower frame: Real Jy

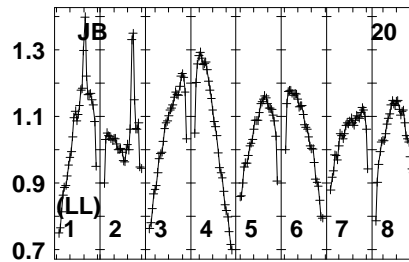
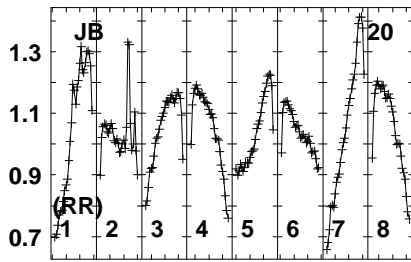
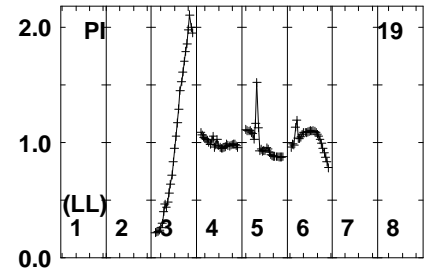
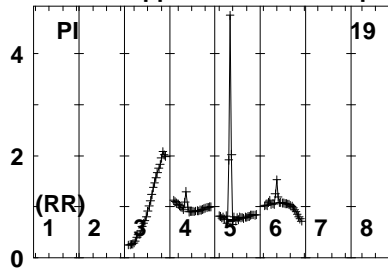
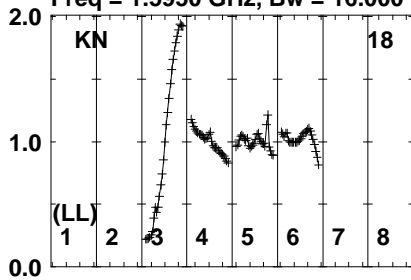
Auto-corr total-power spectrum Antenna: \*

Timerange: 00/17:50:31 to 00/17:51:59

Plot file version 482 created 12-SEP-2022 13:07:54

J0813+2435 EH040A.UVDATA.1

Freq = 1.5950 GHz, Bw = 16.000 MH No calibration applied and no bandpass applied

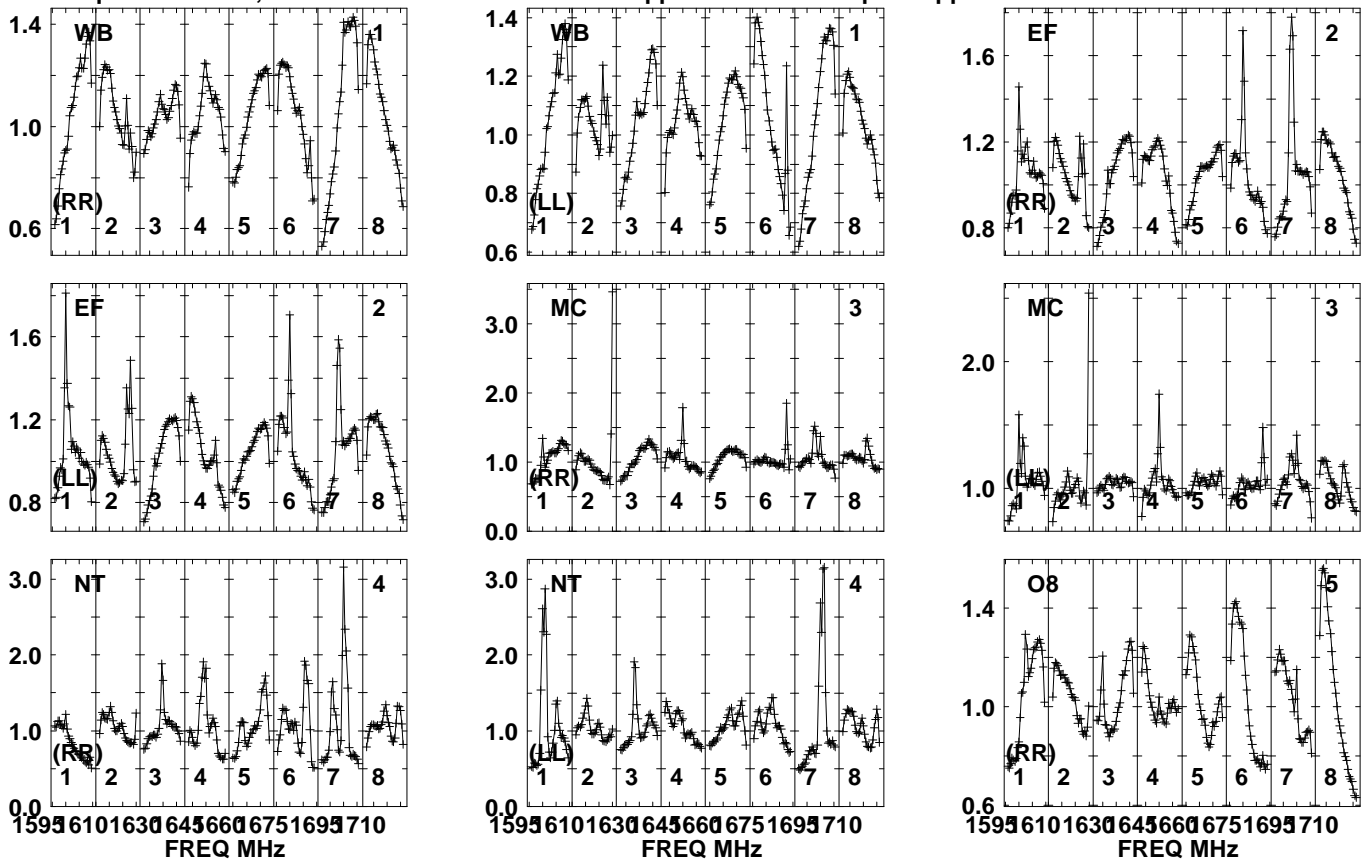


Lower frame: Real Jy  
Auto-corr total-power spectrum Antenna: \*  
Timerange: 00/17:50:31 to 00/17:51:59

Plot file version 483 created 12-SEP-2022 13:07:54

HS0810+2554 EH040A.UVDATA.1

Freq = 1.5950 GHz, Bw = 16.000 MH No calibration applied and no bandpass applied

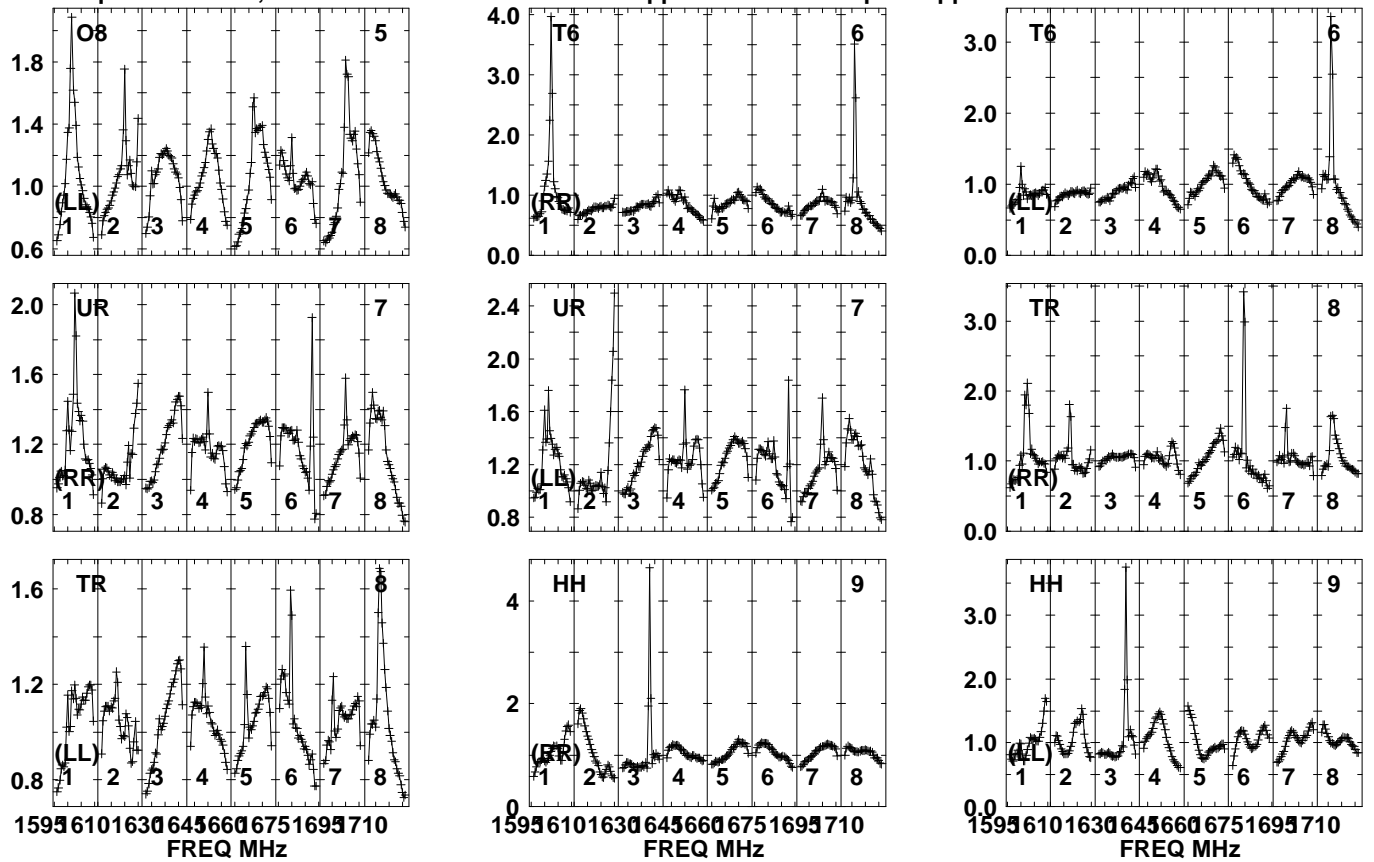


Lower frame: Real Jy  
Auto-corr total-power spectrum Antenna: \*  
Timerange: 00/17:52:01 to 00/17:55:29

Plot file version 484 created 12-SEP-2022 13:07:54

HS0810+2554 EH040A.UVDATA.1

Freq = 1.5950 GHz, Bw = 16.000 MH No calibration applied and no bandpass applied

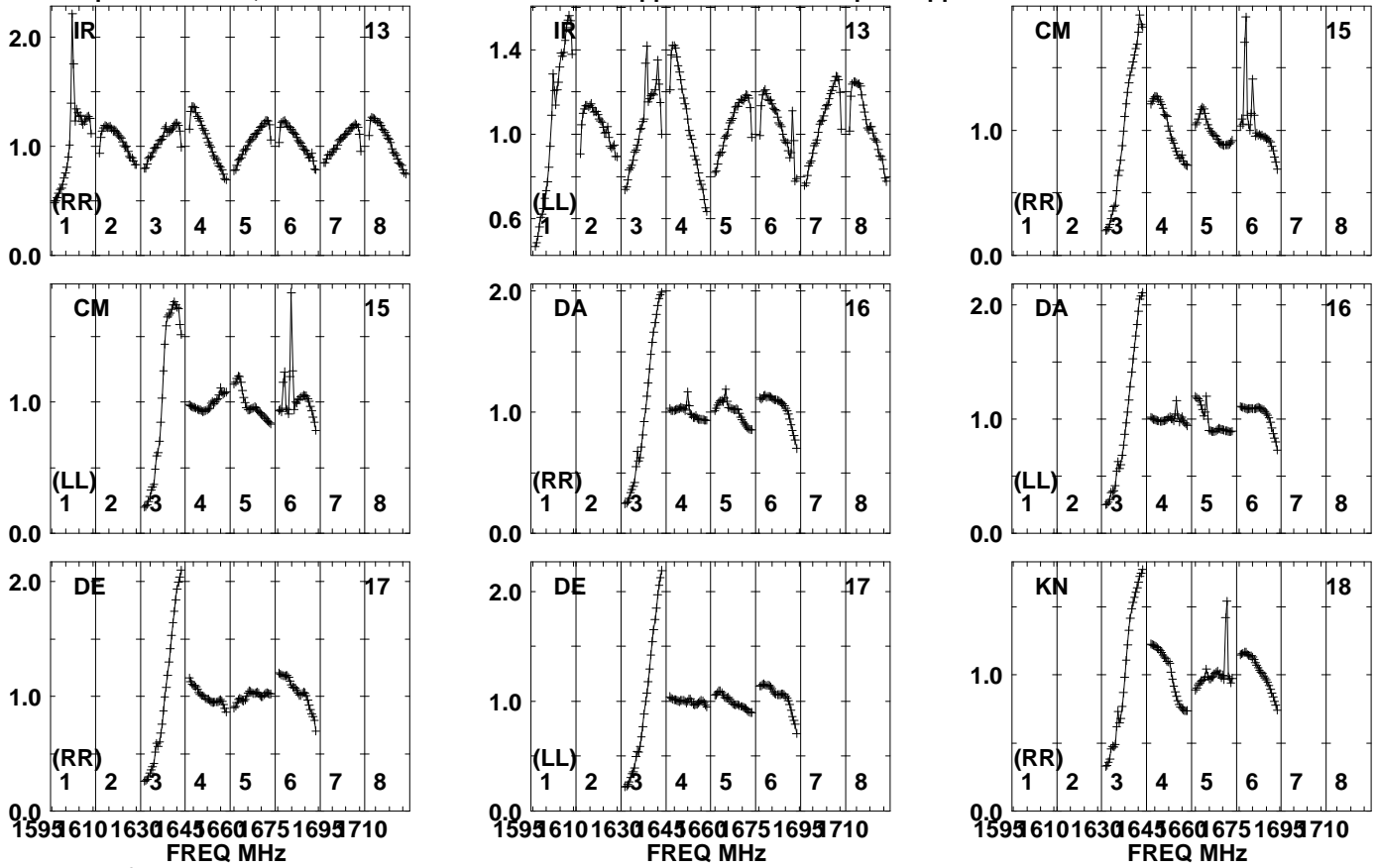


Lower frame: Real Jy  
Auto-corr total-power spectrum Antenna: \*  
Timerange: 00/17:52:01 to 00/17:55:29

Plot file version 485 created 12-SEP-2022 13:07:55

HS0810+2554 EH040A.UVDATA.1

Freq = 1.5950 GHz, Bw = 16.000 MH No calibration applied and no bandpass applied



Lower frame: Real Jy

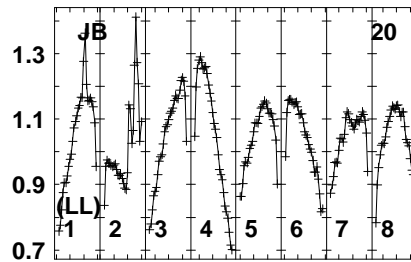
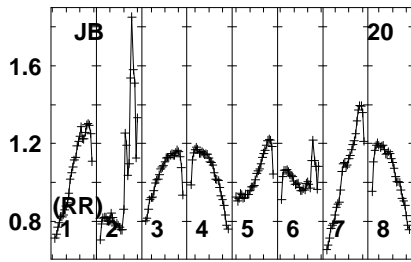
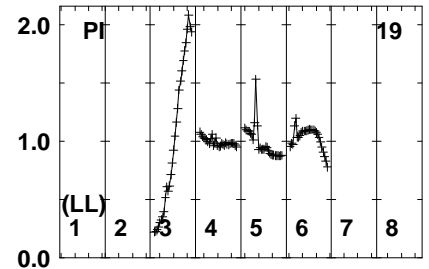
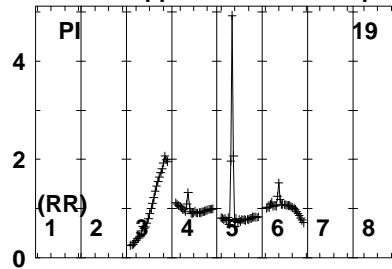
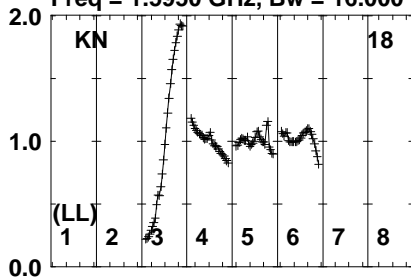
Auto-corr total-power spectrum Antenna: \*

Timerange: 00/17:52:01 to 00/17:55:29

Plot file version 486 created 12-SEP-2022 13:07:55

HS0810+2554 EH040A.UVDATA.1

Freq = 1.5950 GHz, Bw = 16.000 MH No calibration applied and no bandpass applied

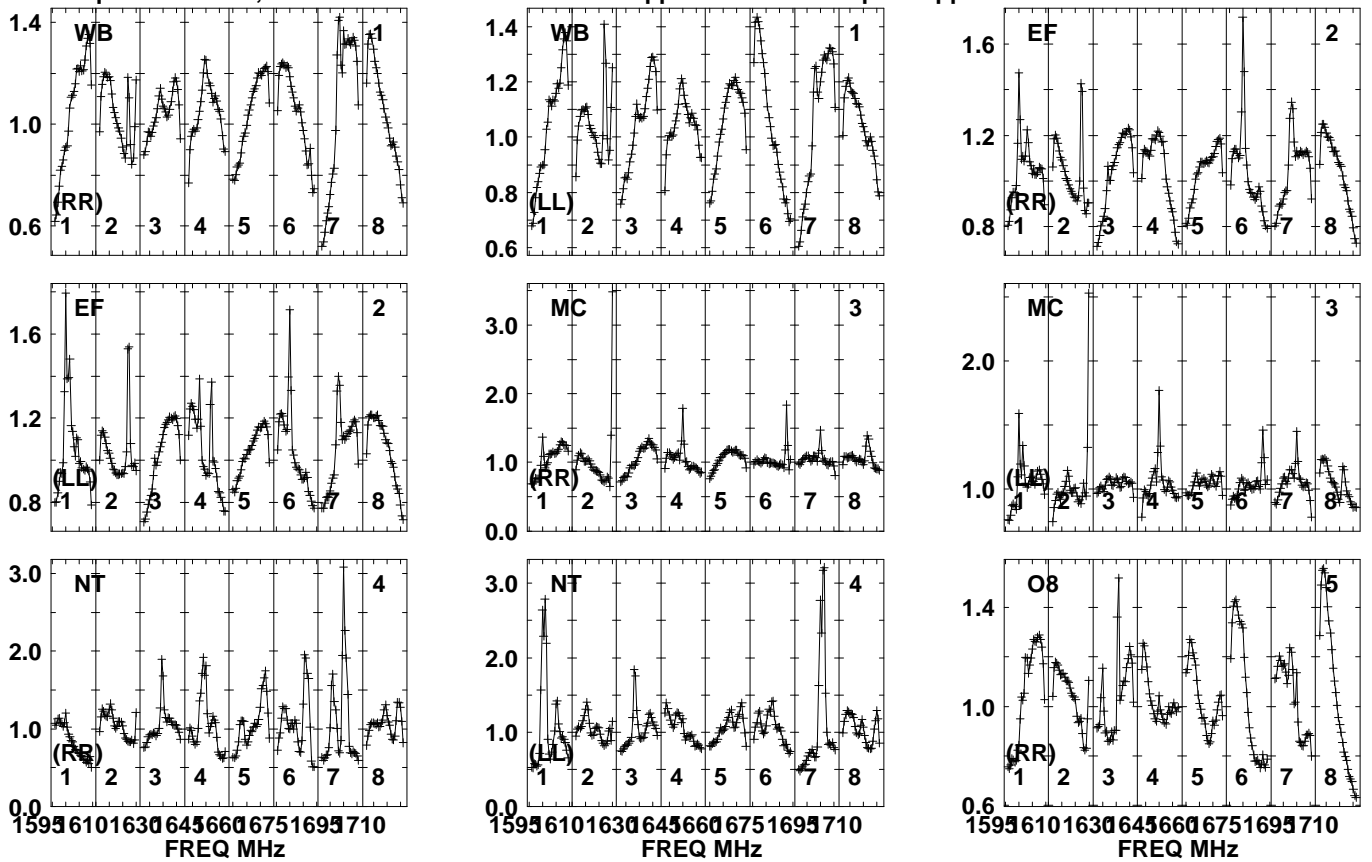


Lower frame: Real Jy  
Auto-corr total-power spectrum Antenna: \*  
Timerange: 00/17:52:01 to 00/17:55:29

Plot file version 487 created 12-SEP-2022 13:07:55

J0813+2435 EH040A.UVDATA.1

Freq = 1.5950 GHz, Bw = 16.000 MH No calibration applied and no bandpass applied

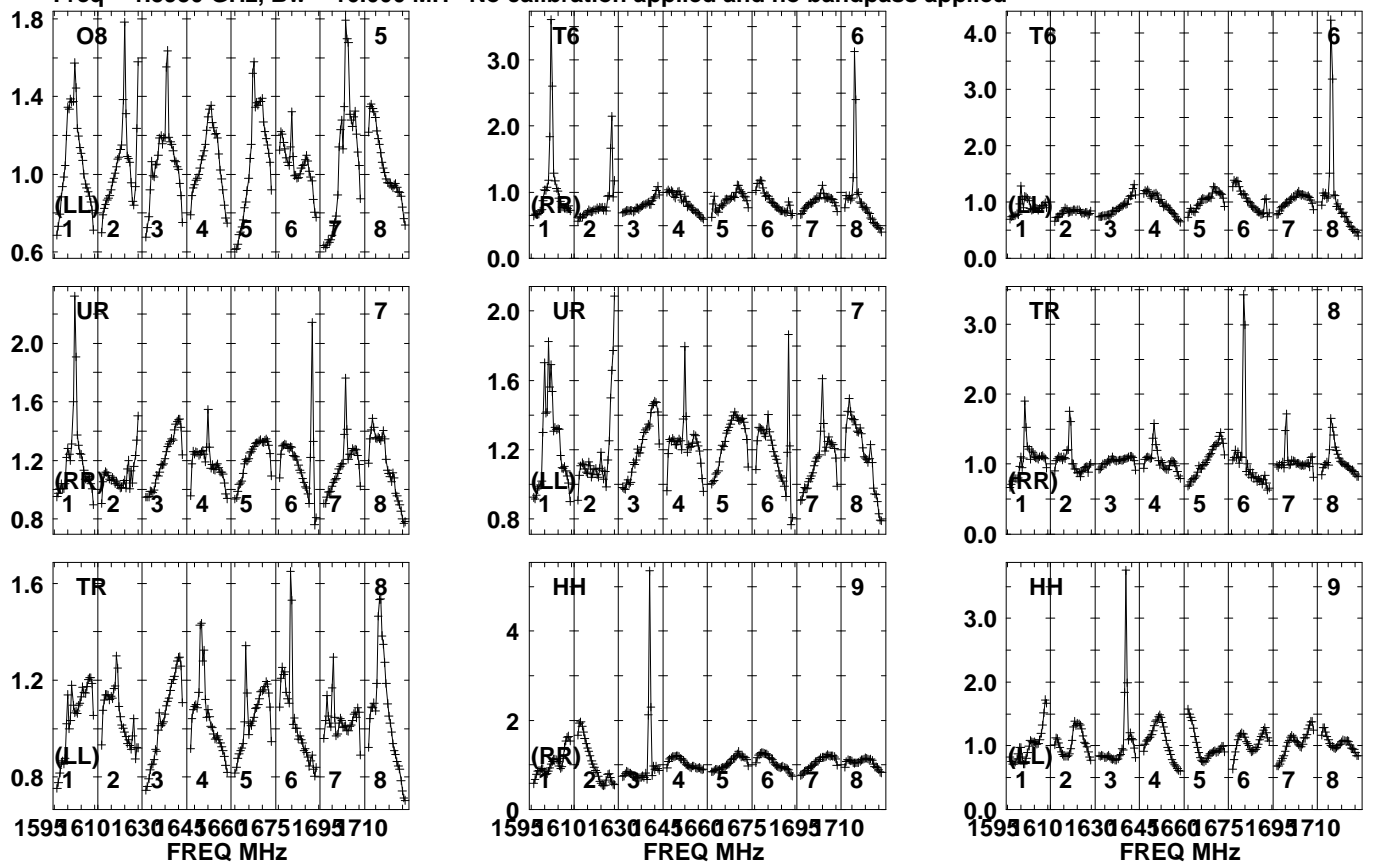


Lower frame: Real Jy  
Auto-corr total-power spectrum Antenna: \*  
Timerange: 00/17:56:01 to 00/17:57:29

Plot file version 488 created 12-SEP-2022 13:07:55

J0813+2435 EH040A.UVDATA.1

Freq = 1.5950 GHz, Bw = 16.000 MH No calibration applied and no bandpass applied



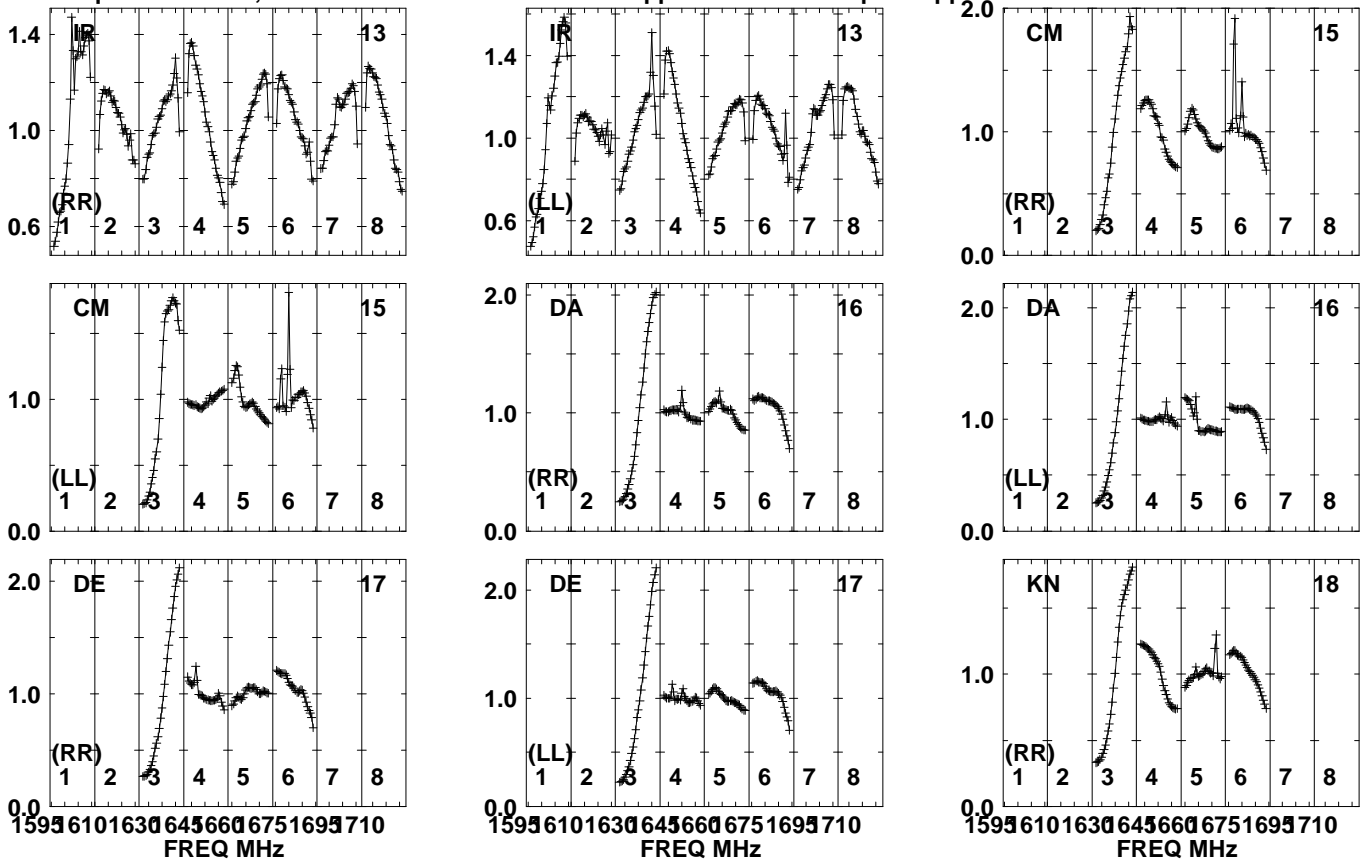
Lower frame: Real Jy  
Auto-corr total-power spectrum Antenna: \*  
Timerange: 00/17:56:01 to 00/17:57:29



Plot file version 489 created 12-SEP-2022 13:07:55

J0813+2435 EH040A.UVDATA.1

Freq = 1.5950 GHz, Bw = 16.000 MH No calibration applied and no bandpass applied

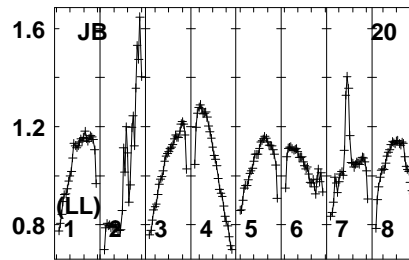
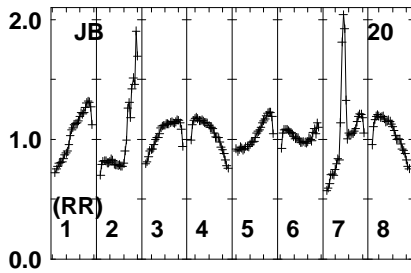
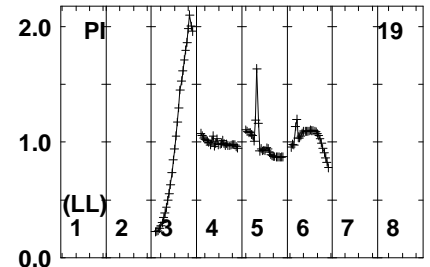
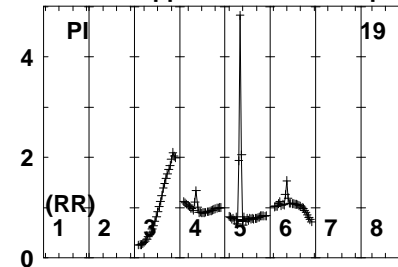
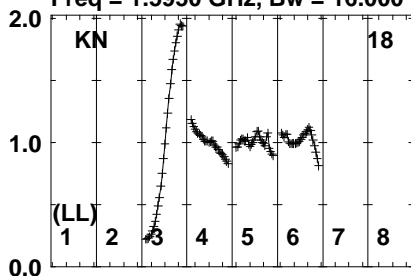


Lower frame: Real Jy  
Auto-corr total-power spectrum Antenna: \*  
Timerange: 00/17:56:01 to 00/17:57:29

Plot file version 490 created 12-SEP-2022 13:07:55

J0813+2435 EH040A.UVDATA.1

Freq = 1.5950 GHz, Bw = 16.000 MH No calibration applied and no bandpass applied

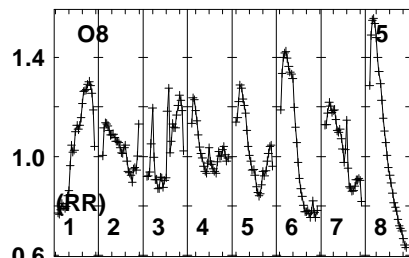
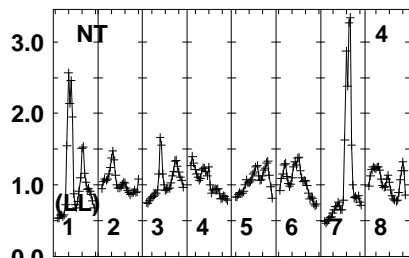
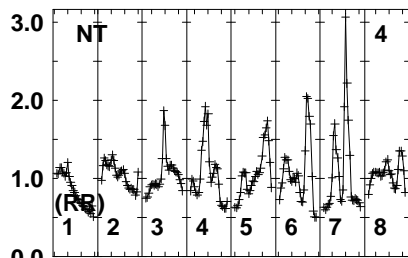
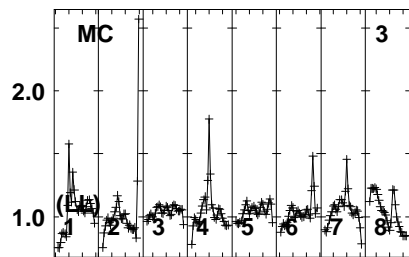
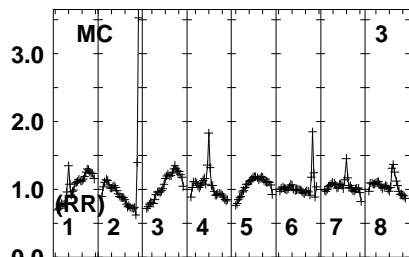
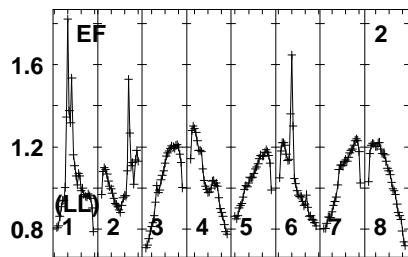
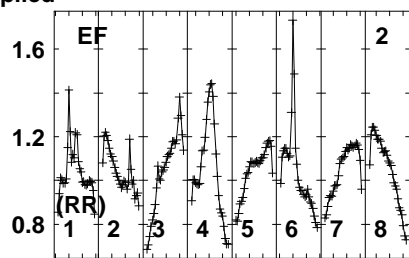
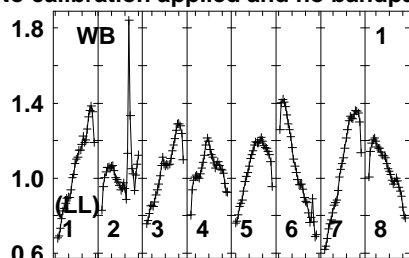
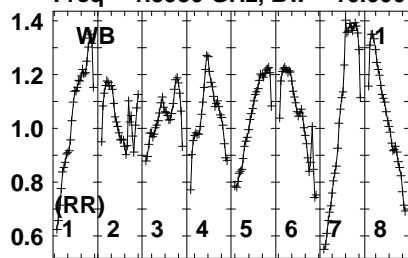


Lower frame: Real Jy  
Auto-corr total-power spectrum Antenna: \*  
Timerange: 00/17:56:01 to 00/17:57:29

Plot file version 491 created 12-SEP-2022 13:07:55

HS0810+2554 EH040A.UVDATA.1

Freq = 1.5950 GHz, Bw = 16.000 MH No calibration applied and no bandpass applied



1595 610 1630 645 660 675 1695 710  
FREQ MHz

1595 610 1630 645 660 675 1695 710  
FREQ MHz

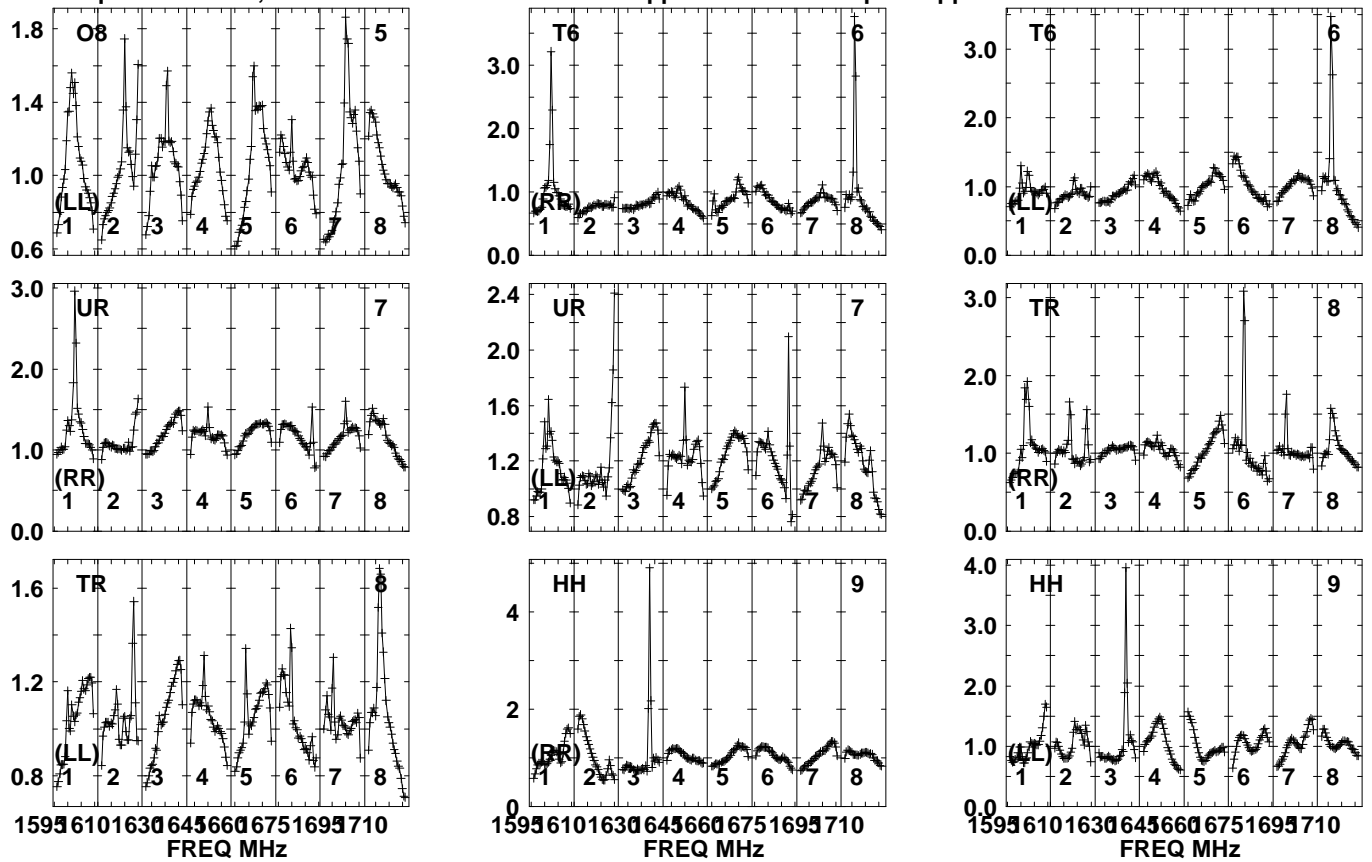
1595 610 1630 645 660 675 1695 710  
FREQ MHz

Lower frame: Real Jy  
Auto-corr total-power spectrum Antenna: \*  
Timerange: 00/17:57:31 to 00/18:00:59

Plot file version 492 created 12-SEP-2022 13:07:55

HS0810+2554 EH040A.UVDATA.1

Freq = 1.5950 GHz, Bw = 16.000 MH No calibration applied and no bandpass applied

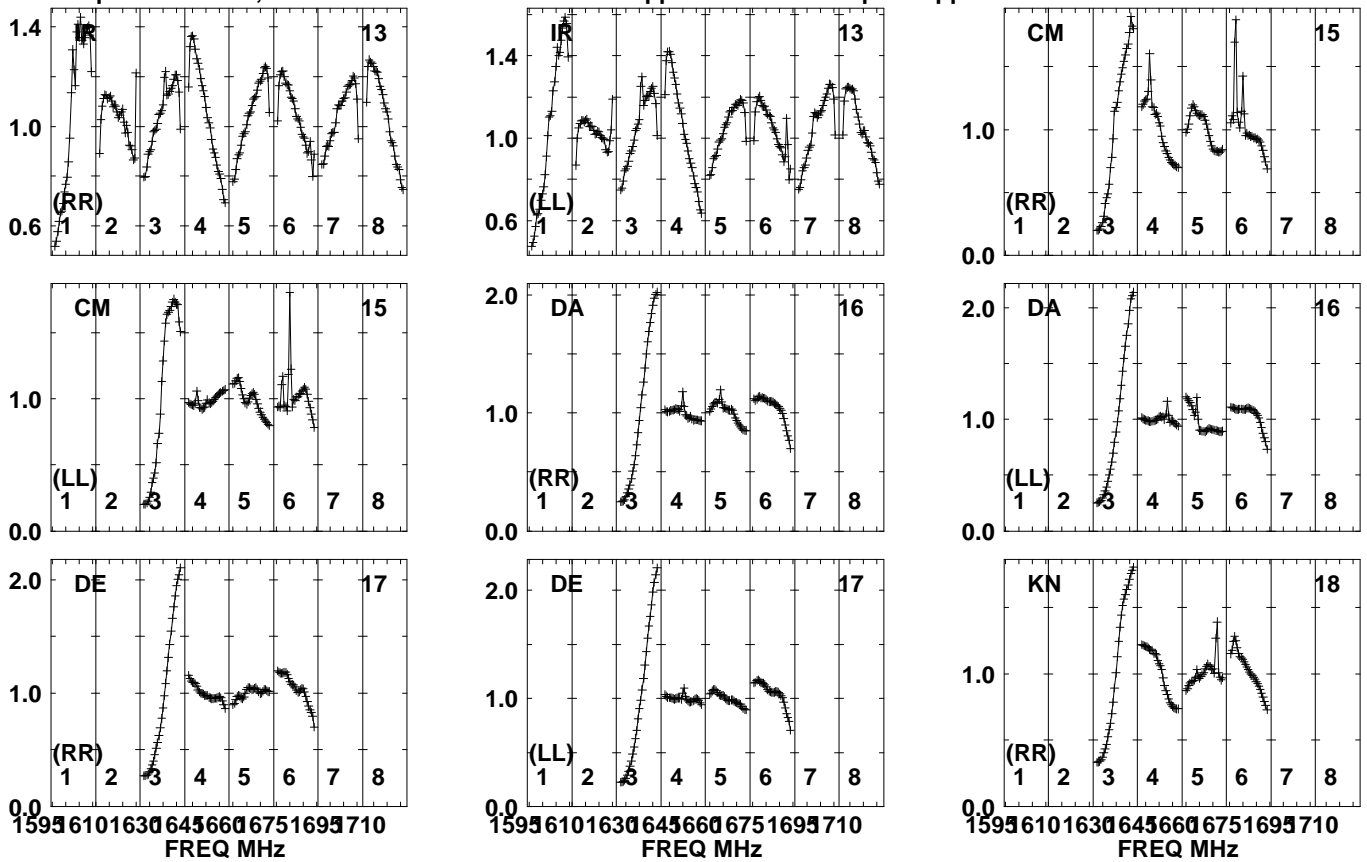


Lower frame: Real Jy  
Auto-corr total-power spectrum Antenna: \*  
Timerange: 00/17:57:31 to 00/18:00:59

Plot file version 493 created 12-SEP-2022 13:07:56

HS0810+2554 EH040A.UVDATA.1

Freq = 1.5950 GHz, Bw = 16.000 MH No calibration applied and no bandpass applied

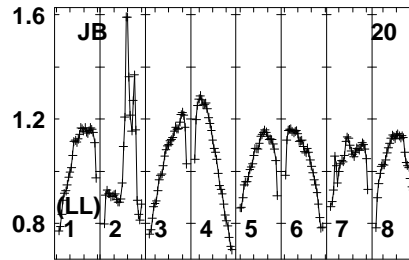
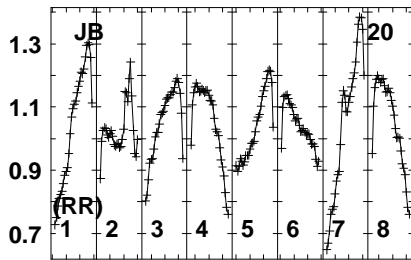
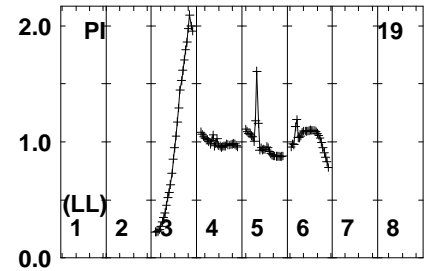
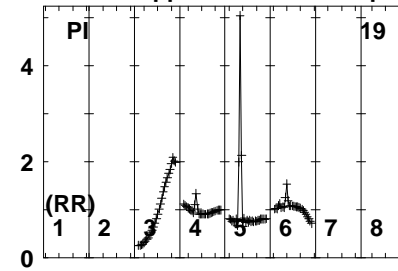
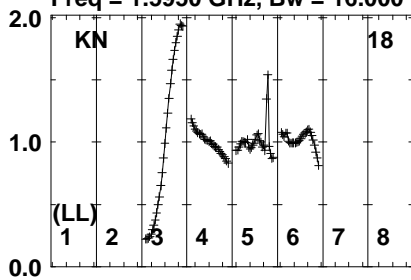


Lower frame: Real Jy  
Auto-corr total-power spectrum Antenna: \*  
Timerange: 00/17:57:31 to 00/18:00:59

Plot file version 494 created 12-SEP-2022 13:07:56

HS0810+2554 EH040A.UVDATA.1

Freq = 1.5950 GHz, Bw = 16.000 MH No calibration applied and no bandpass applied

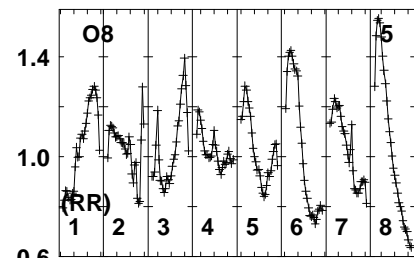
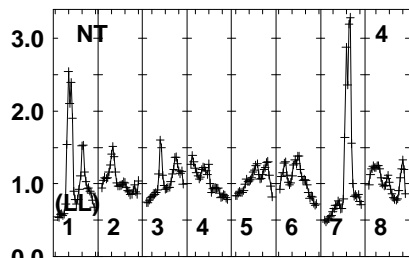
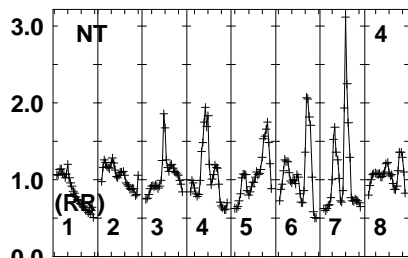
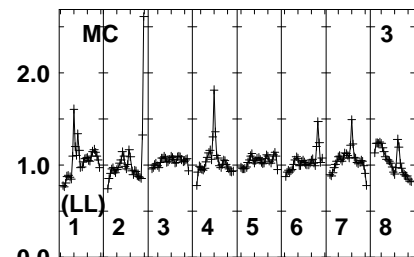
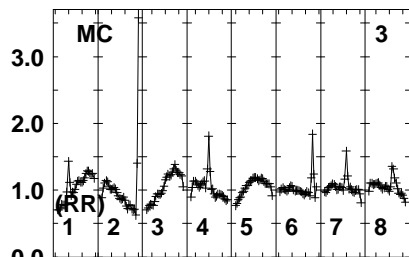
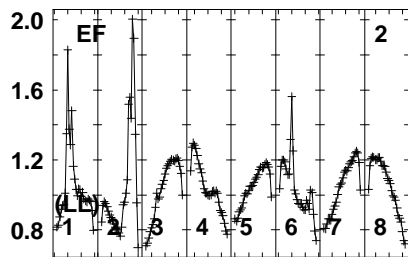
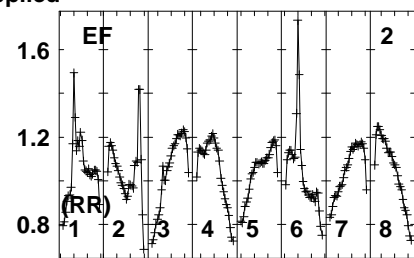
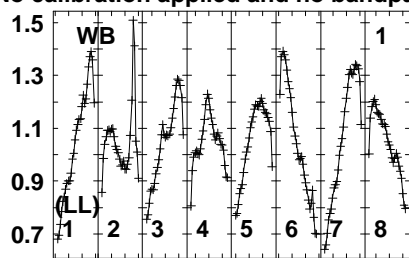
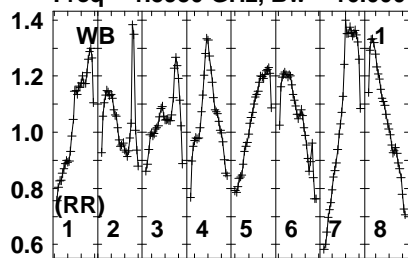


Lower frame: Real Jy  
Auto-corr total-power spectrum Antenna: \*  
Timerange: 00/17:57:31 to 00/18:00:59

Plot file version 495 created 12-SEP-2022 13:07:56

J0813+2435 EH040A.UVDATA.1

Freq = 1.5950 GHz, Bw = 16.000 MH No calibration applied and no bandpass applied



1595 610 1630 645 660 675 1695 710  
FREQ MHz

1595 610 1630 645 660 675 1695 710  
FREQ MHz

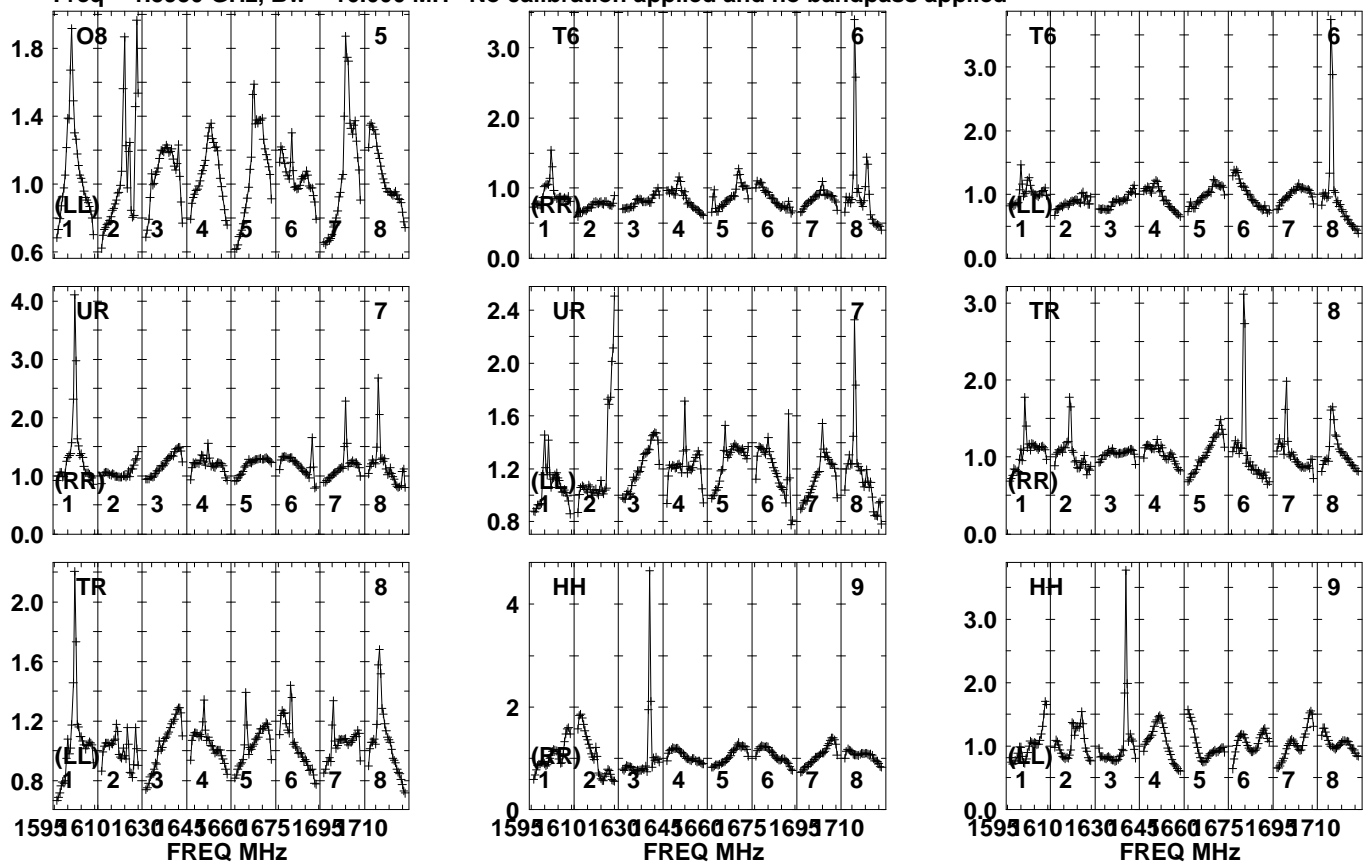
1595 610 1630 645 660 675 1695 710  
FREQ MHz

Lower frame: Real Jy  
Auto-corr total-power spectrum Antenna: \*  
Timerange: 00/18:01:01 to 00/18:02:29

Plot file version 496 created 12-SEP-2022 13:07:56

J0813+2435 EH040A.UVDATA.1

Freq = 1.5950 GHz, Bw = 16.000 MH No calibration applied and no bandpass applied



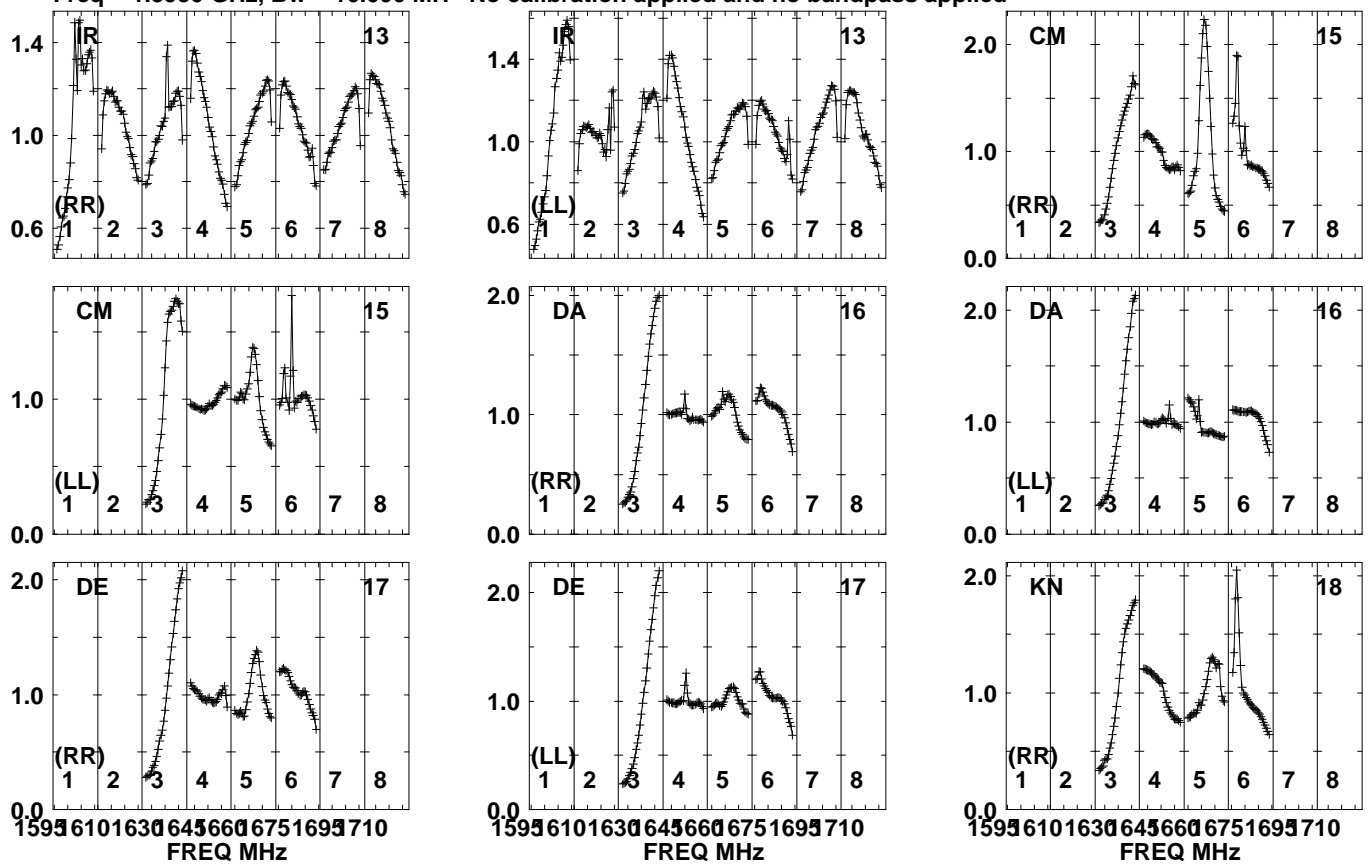
Lower frame: Real Jy  
Auto-corr total-power spectrum Antenna: \*  
Timerange: 00/18:01:01 to 00/18:02:29



Plot file version 497 created 12-SEP-2022 13:07:56

J0813+2435 EH040A.UVDATA.1

Freq = 1.5950 GHz, Bw = 16.000 MH No calibration applied and no bandpass applied

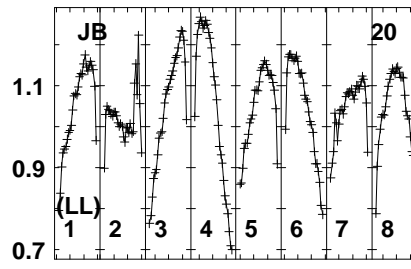
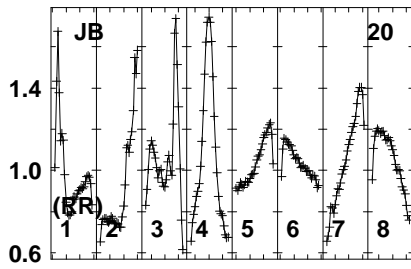
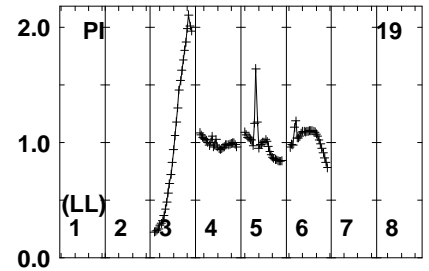
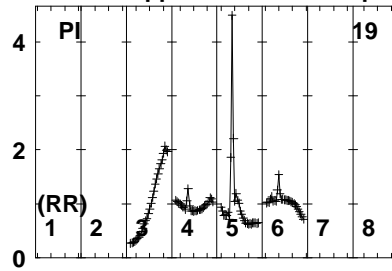
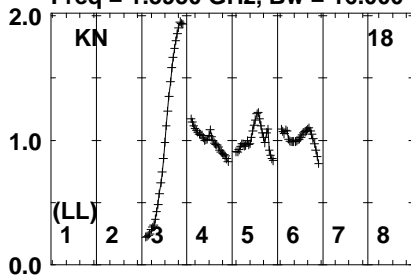


Lower frame: Real Jy  
Auto-corr total-power spectrum Antenna: \*  
Timerange: 00/18:01:01 to 00/18:02:29

Plot file version 498 created 12-SEP-2022 13:07:56

J0813+2435 EH040A.UVDATA.1

Freq = 1.5950 GHz, Bw = 16.000 MH No calibration applied and no bandpass applied

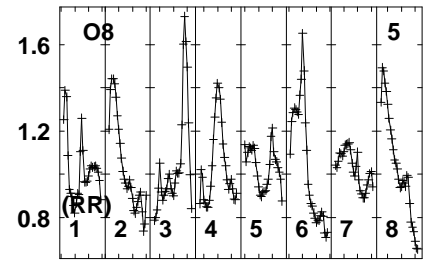
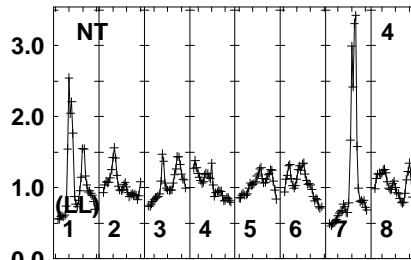
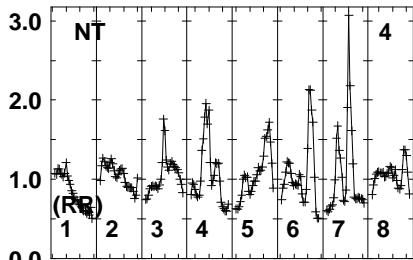
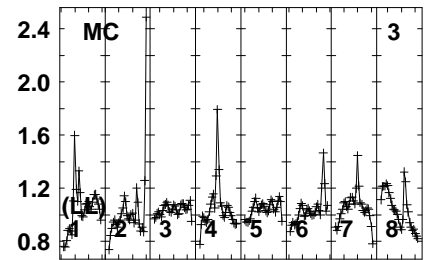
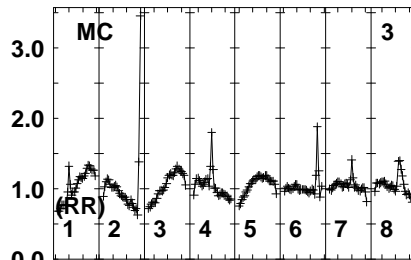
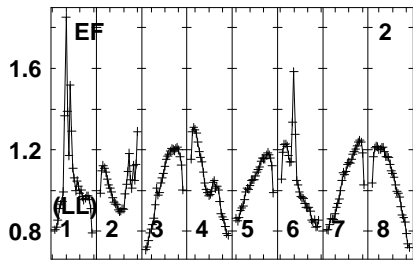
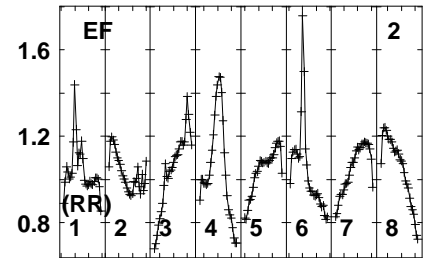
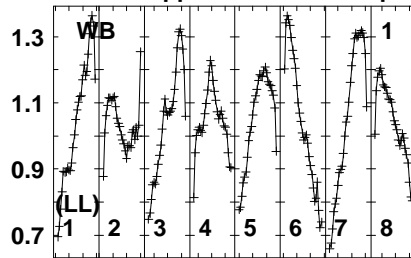
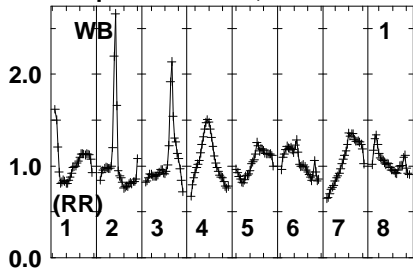


Lower frame: Real Jy  
Auto-corr total-power spectrum Antenna: \*  
Timerange: 00/18:01:01 to 00/18:02:29

Plot file version 499 created 12-SEP-2022 13:07:56

HS0810+2554 EH040A.UVDATA.1

Freq = 1.5950 GHz, Bw = 16.000 MH No calibration applied and no bandpass applied



1595 610 1630 645 660 675 1695 710  
FREQ MHz

1595 610 1630 645 660 675 1695 710  
FREQ MHz

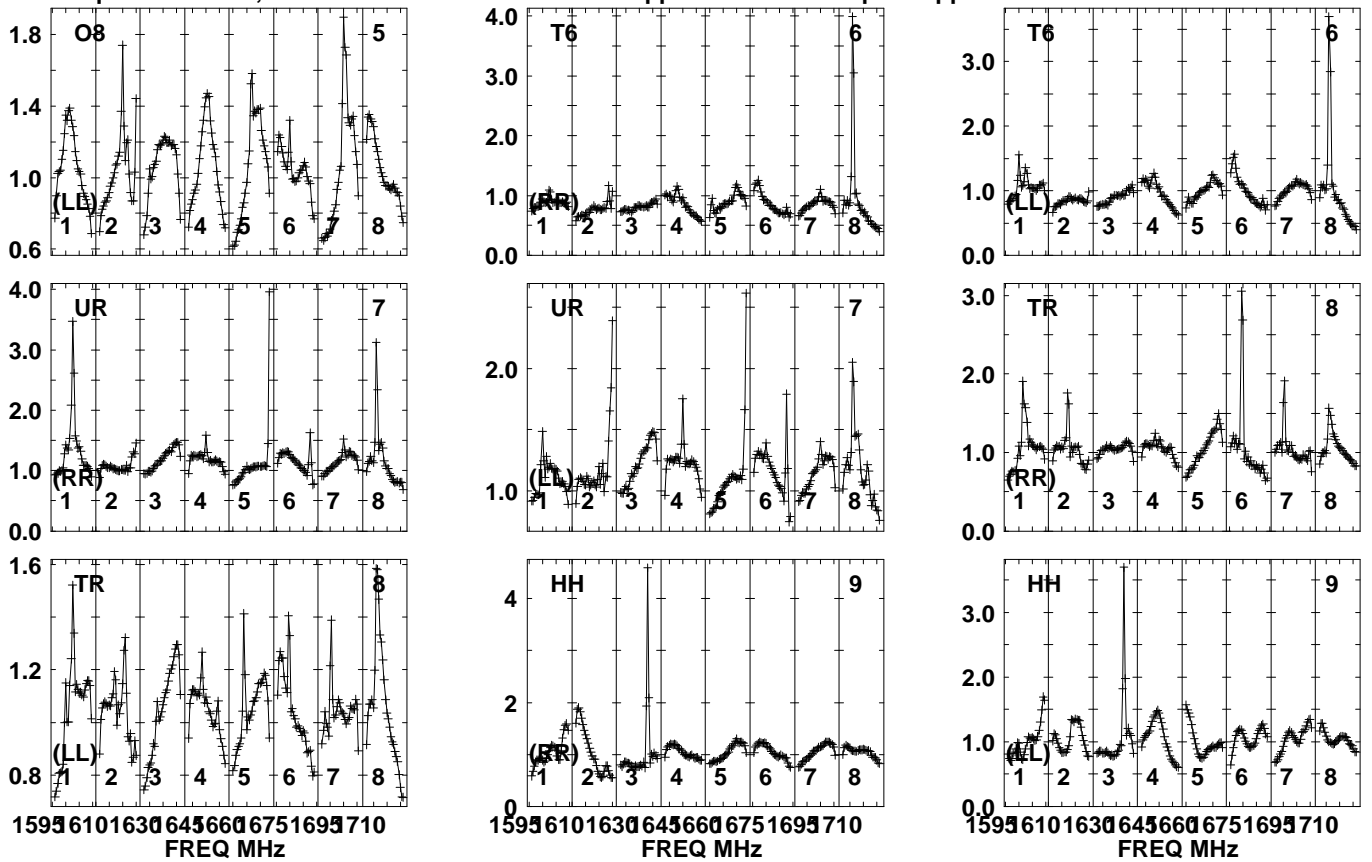
1595 610 1630 645 660 675 1695 710  
FREQ MHz

Lower frame: Real Jy  
Auto-corr total-power spectrum Antenna: \*  
Timerange: 00/18:02:31 to 00/18:05:59

Plot file version 500 created 12-SEP-2022 13:07:57

HS0810+2554 EH040A.UVDATA.1

Freq = 1.5950 GHz, Bw = 16.000 MH No calibration applied and no bandpass applied

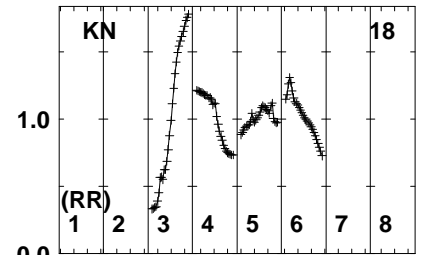
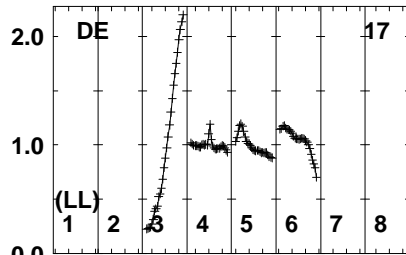
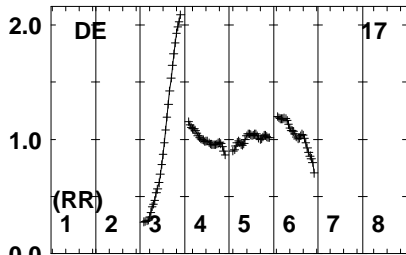
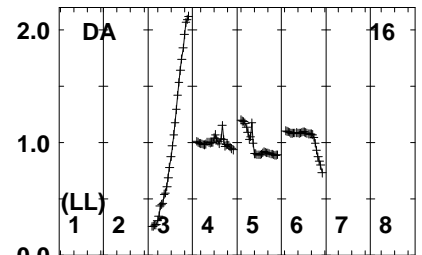
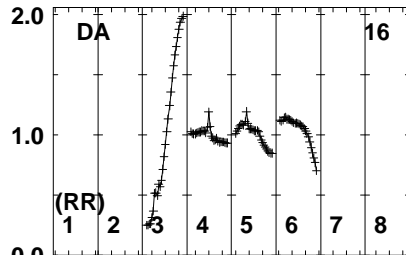
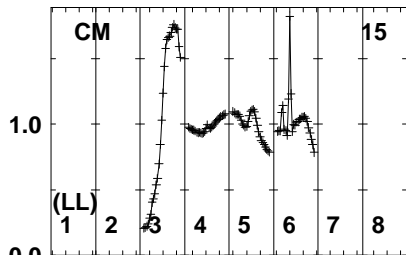
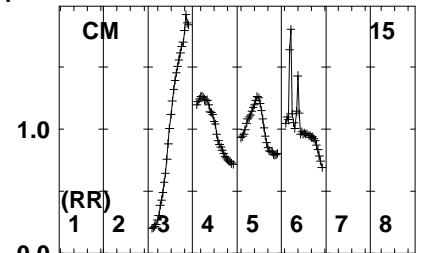
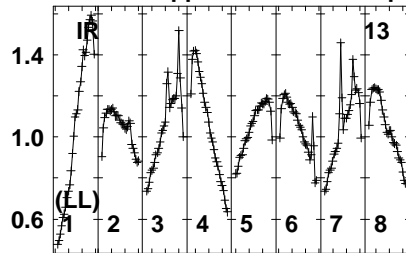
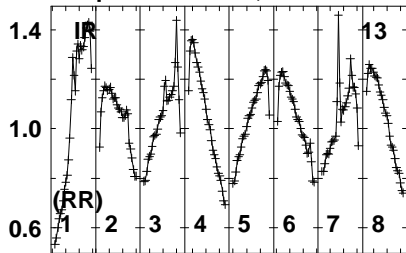


Lower frame: Real Jy  
Auto-corr total-power spectrum Antenna: \*  
Timerange: 00/18:02:31 to 00/18:05:59

Plot file version 501 created 12-SEP-2022 13:07:57

HS0810+2554 EH040A.UVDATA.1

Freq = 1.5950 GHz, Bw = 16.000 MH No calibration applied and no bandpass applied



1595 610 1630 645 660 675 1695 710  
FREQ MHz

1595 610 1630 645 660 675 1695 710  
FREQ MHz

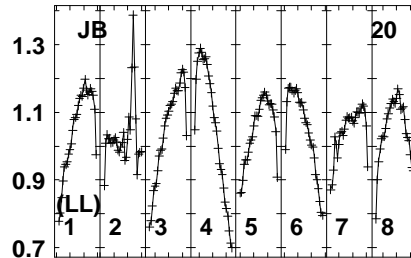
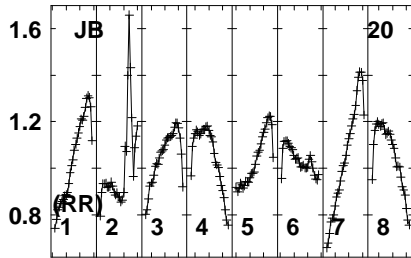
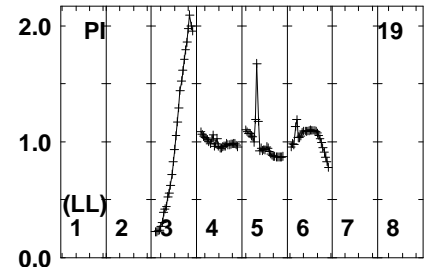
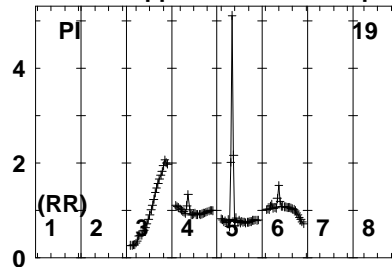
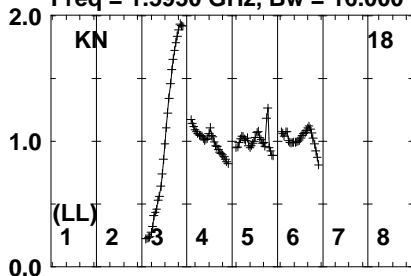
1595 610 1630 645 660 675 1695 710  
FREQ MHz

Lower frame: Real Jy  
Auto-corr total-power spectrum Antenna: \*  
Timerange: 00/18:02:31 to 00/18:05:59

Plot file version 502 created 12-SEP-2022 13:07:57

HS0810+2554 EH040A.UVDATA.1

Freq = 1.5950 GHz, Bw = 16.000 MH No calibration applied and no bandpass applied

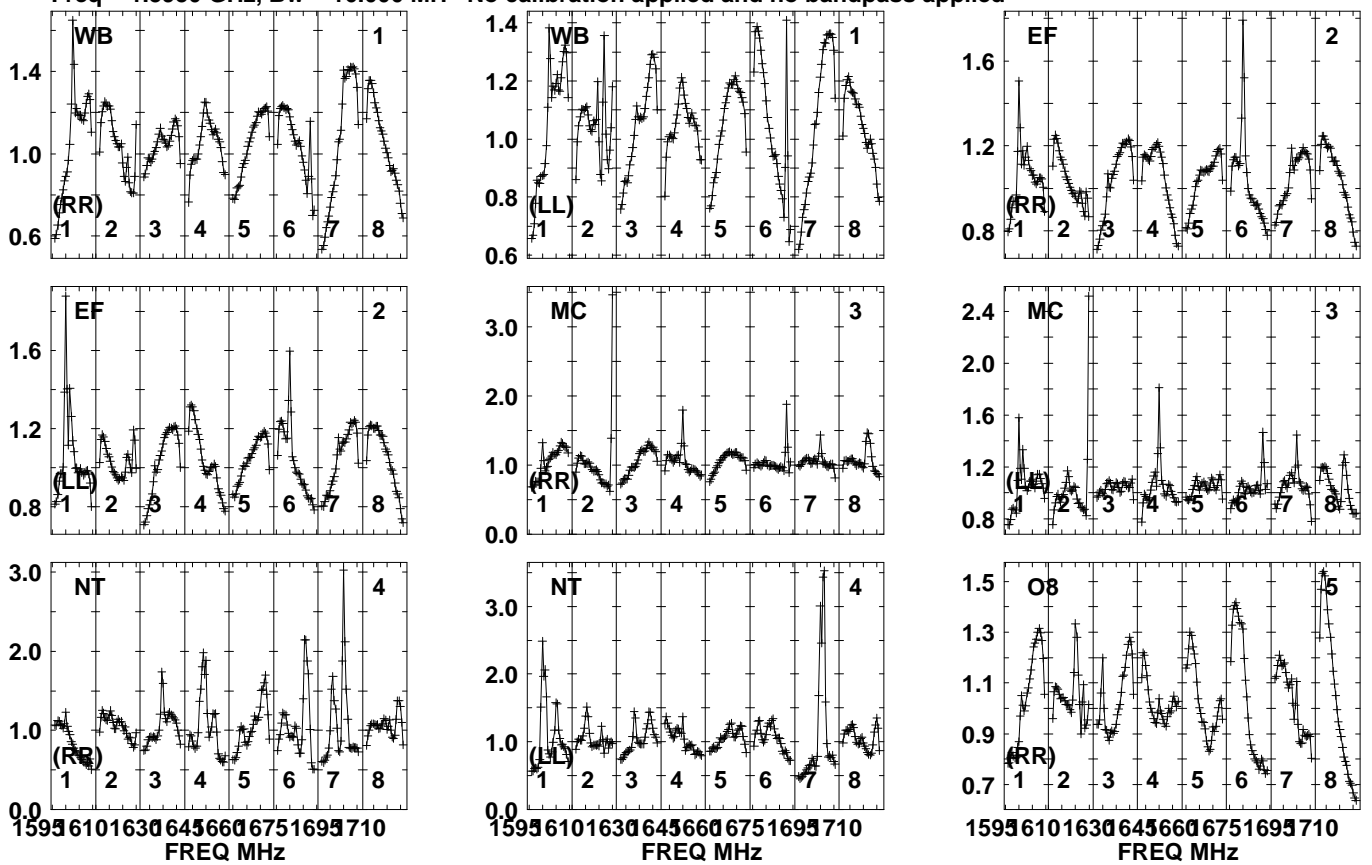


Lower frame: Real Jy  
Auto-corr total-power spectrum Antenna: \*  
Timerange: 00/18:02:31 to 00/18:05:59

Plot file version 503 created 12-SEP-2022 13:07:57

J0813+2435 EH040A.UVDATA.1

Freq = 1.5950 GHz, Bw = 16.000 MH No calibration applied and no bandpass applied

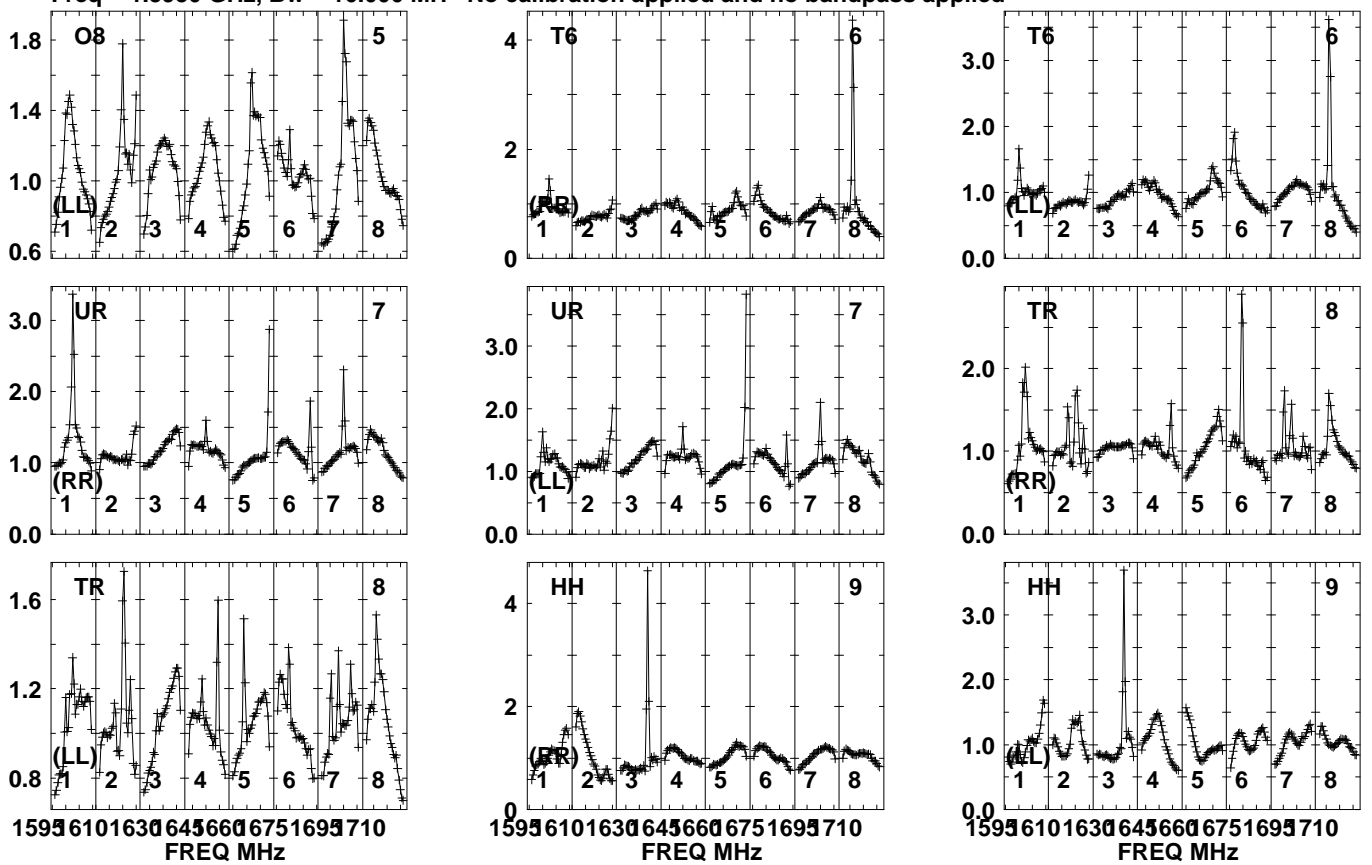


Lower frame: Real Jy  
Auto-corr total-power spectrum Antenna: \*  
Timerange: 00/18:06:31 to 00/18:07:59

Plot file version 504 created 12-SEP-2022 13:07:57

J0813+2435 EH040A.UVDATA.1

Freq = 1.5950 GHz, Bw = 16.000 MH No calibration applied and no bandpass applied



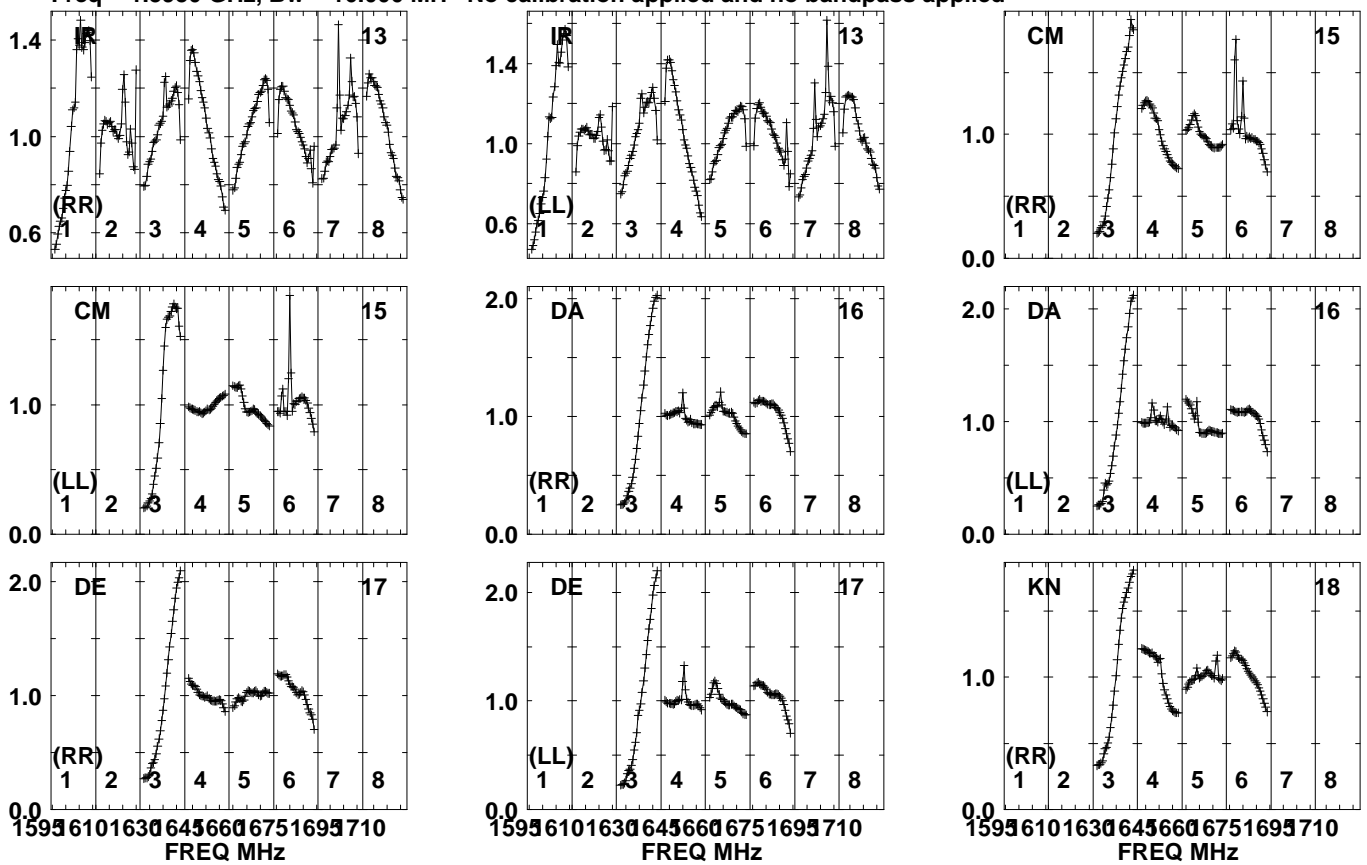
Lower frame: Real Jy  
Auto-corr total-power spectrum Antenna: \*  
Timerange: 00/18:06:31 to 00/18:07:59



Plot file version 505 created 12-SEP-2022 13:07:57

J0813+2435 EH040A.UVDATA.1

Freq = 1.5950 GHz, Bw = 16.000 MH No calibration applied and no bandpass applied

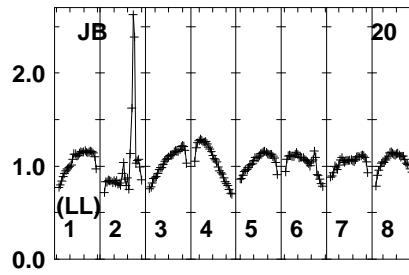
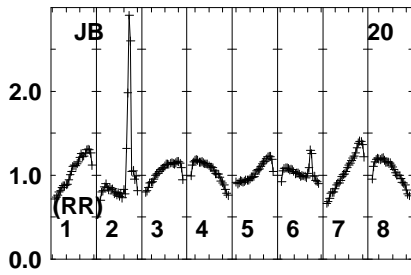
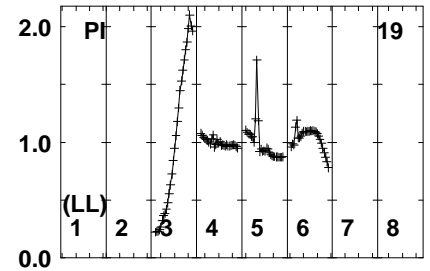
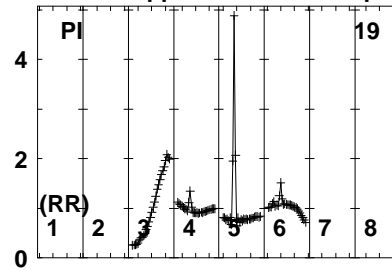
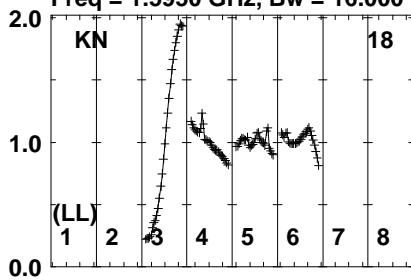


Lower frame: Real Jy  
Auto-corr total-power spectrum Antenna: \*  
Timerange: 00/18:06:31 to 00/18:07:59

Plot file version 506 created 12-SEP-2022 13:07:57

J0813+2435 EH040A.UVDATA.1

Freq = 1.5950 GHz, Bw = 16.000 MH No calibration applied and no bandpass applied

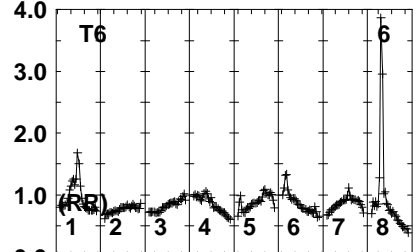
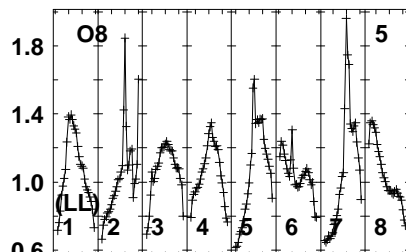
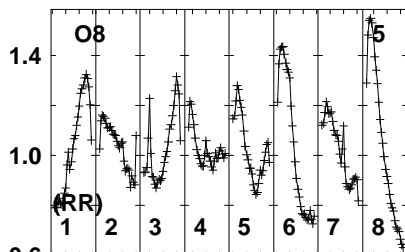
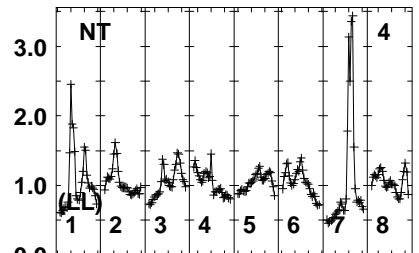
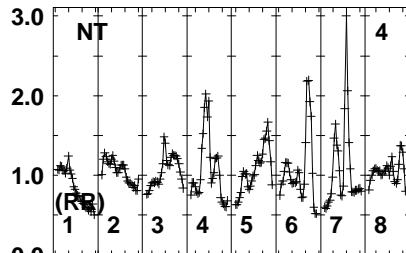
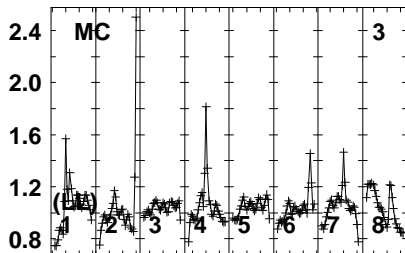
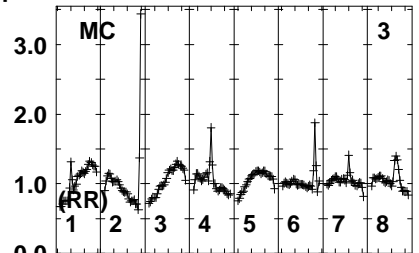
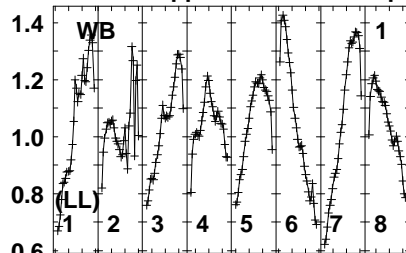
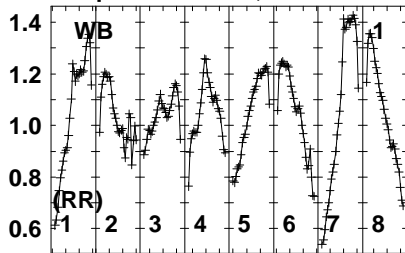


Lower frame: Real Jy  
Auto-corr total-power spectrum Antenna: \*  
Timerange: 00/18:06:31 to 00/18:07:59

Plot file version 507 created 12-SEP-2022 13:07:57

HS0810+2554 EH040A.UVDATA.1

Freq = 1.5950 GHz, Bw = 16.000 MH No calibration applied and no bandpass applied



1595 610 1630 645 660 675 1695 710  
FREQ MHz

1595 610 1630 645 660 675 1695 710  
FREQ MHz

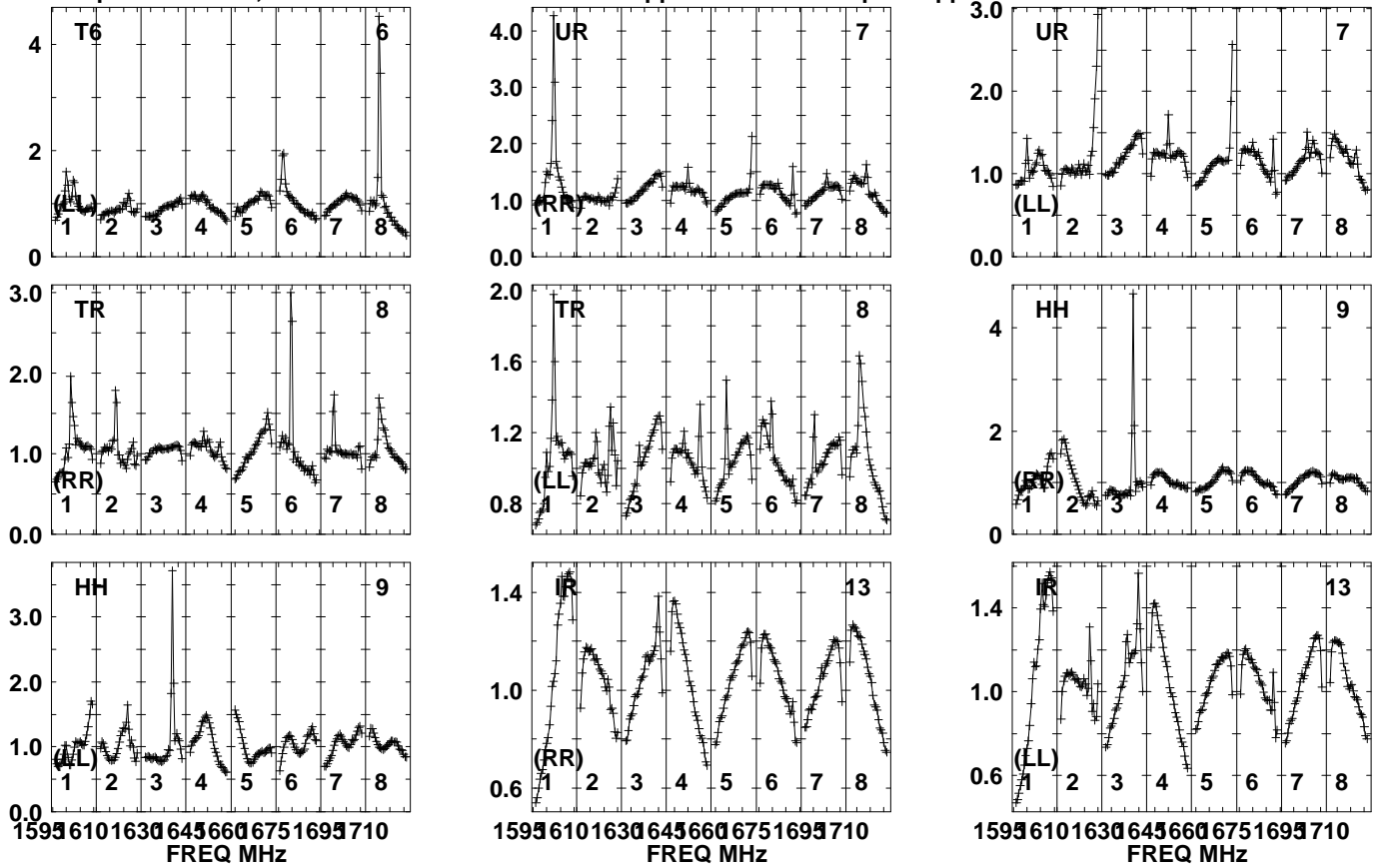
1595 610 1630 645 660 675 1695 710  
FREQ MHz

Lower frame: Real Jy  
Auto-corr total-power spectrum Antenna: \*  
Timerange: 00/18:08:01 to 00/18:11:29

Plot file version 508 created 12-SEP-2022 13:07:58

HS0810+2554 EH040A.UVDATA.1

Freq = 1.5950 GHz, Bw = 16.000 MH No calibration applied and no bandpass applied

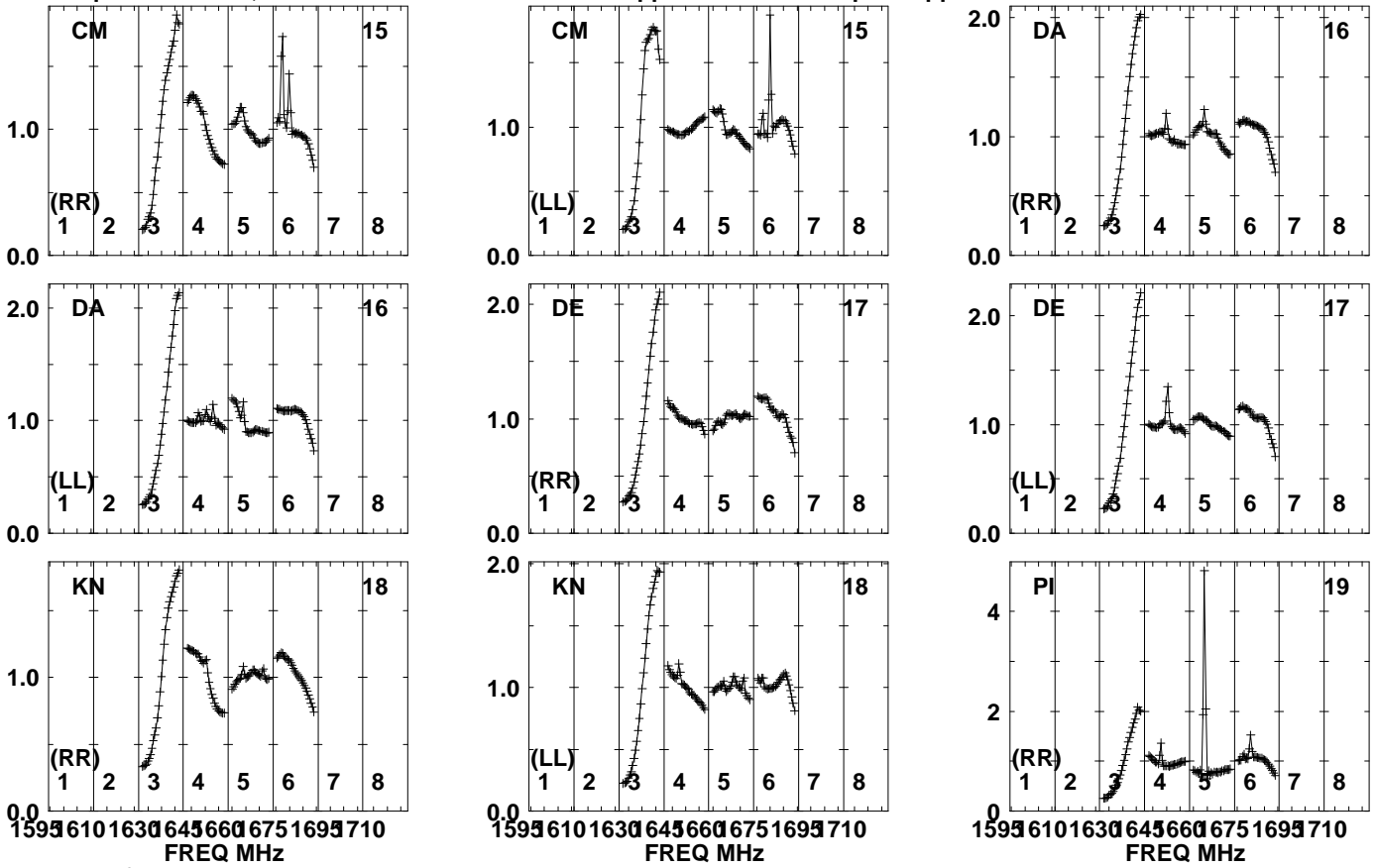


Lower frame: Real Jy  
Auto-corr total-power spectrum Antenna: \*  
Timerange: 00/18:08:01 to 00/18:11:29

Plot file version 509 created 12-SEP-2022 13:07:58

HS0810+2554 EH040A.UVDATA.1

Freq = 1.5950 GHz, Bw = 16.000 MH No calibration applied and no bandpass applied



Lower frame: Real Jy

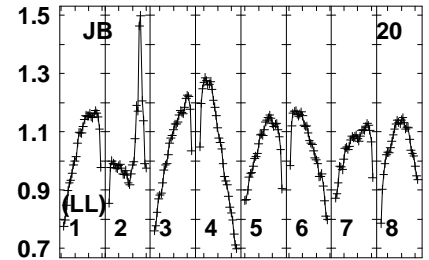
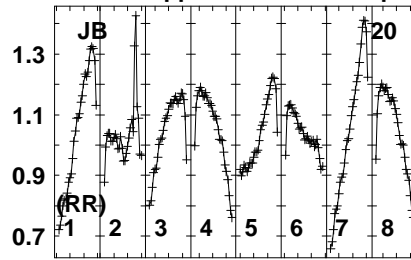
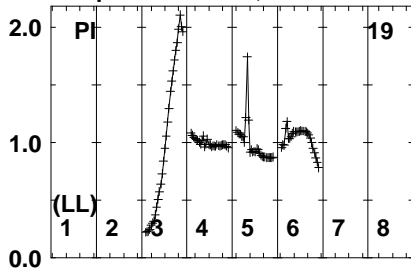
Auto-corr total-power spectrum Antenna: \*

Timerange: 00/18:08:01 to 00/18:11:29

Plot file version 510 created 12-SEP-2022 13:07:58

HS0810+2554 EH040A.UVDATA.1

Freq = 1.5950 GHz, Bw = 16.000 MH No calibration applied and no bandpass applied

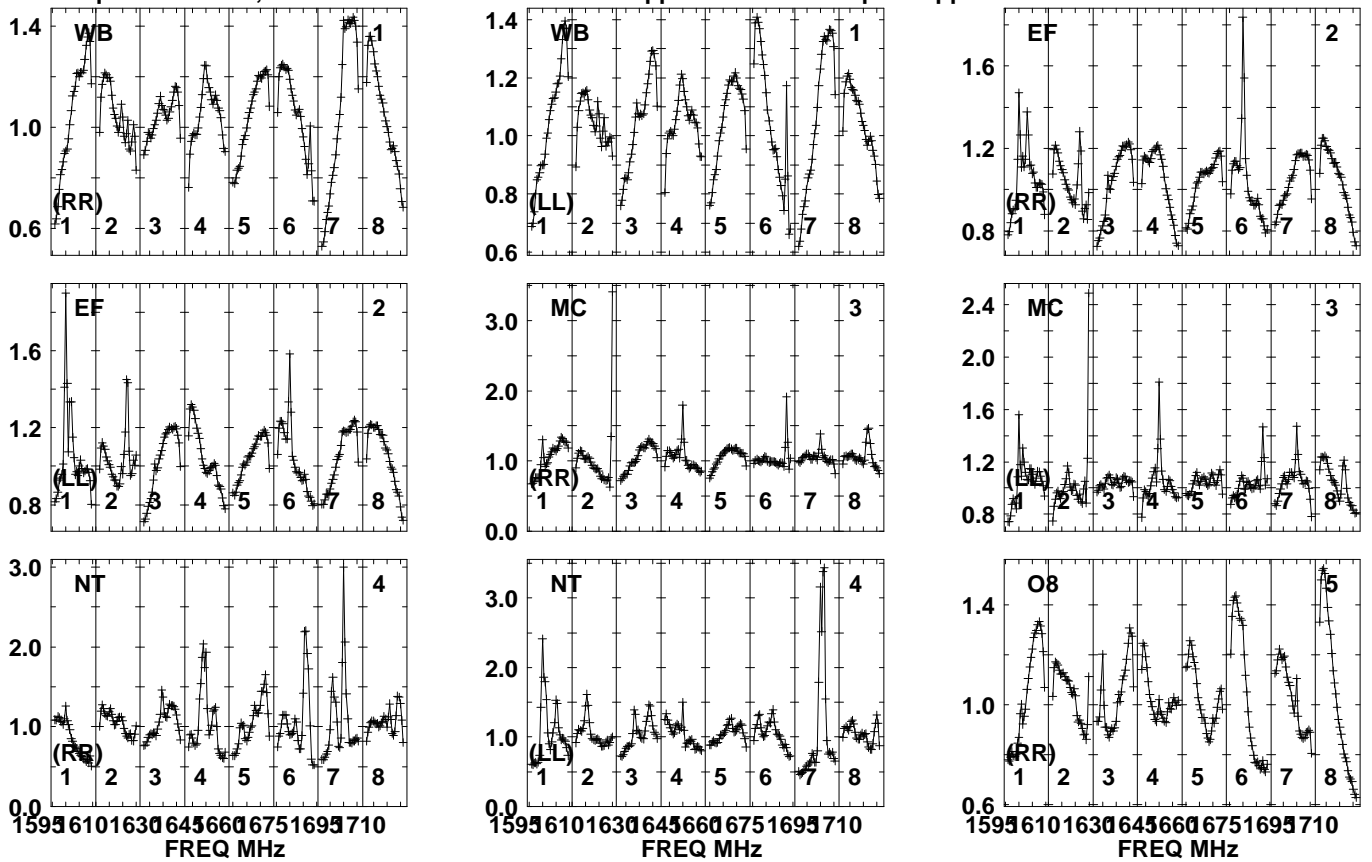


Lower frame: Real Jy  
Auto-corr total-power spectrum Antenna: \*  
Timerange: 00/18:08:01 to 00/18:11:29

Plot file version 511 created 12-SEP-2022 13:07:58

J0813+2435 EH040A.UVDATA.1

Freq = 1.5950 GHz, Bw = 16.000 MH No calibration applied and no bandpass applied

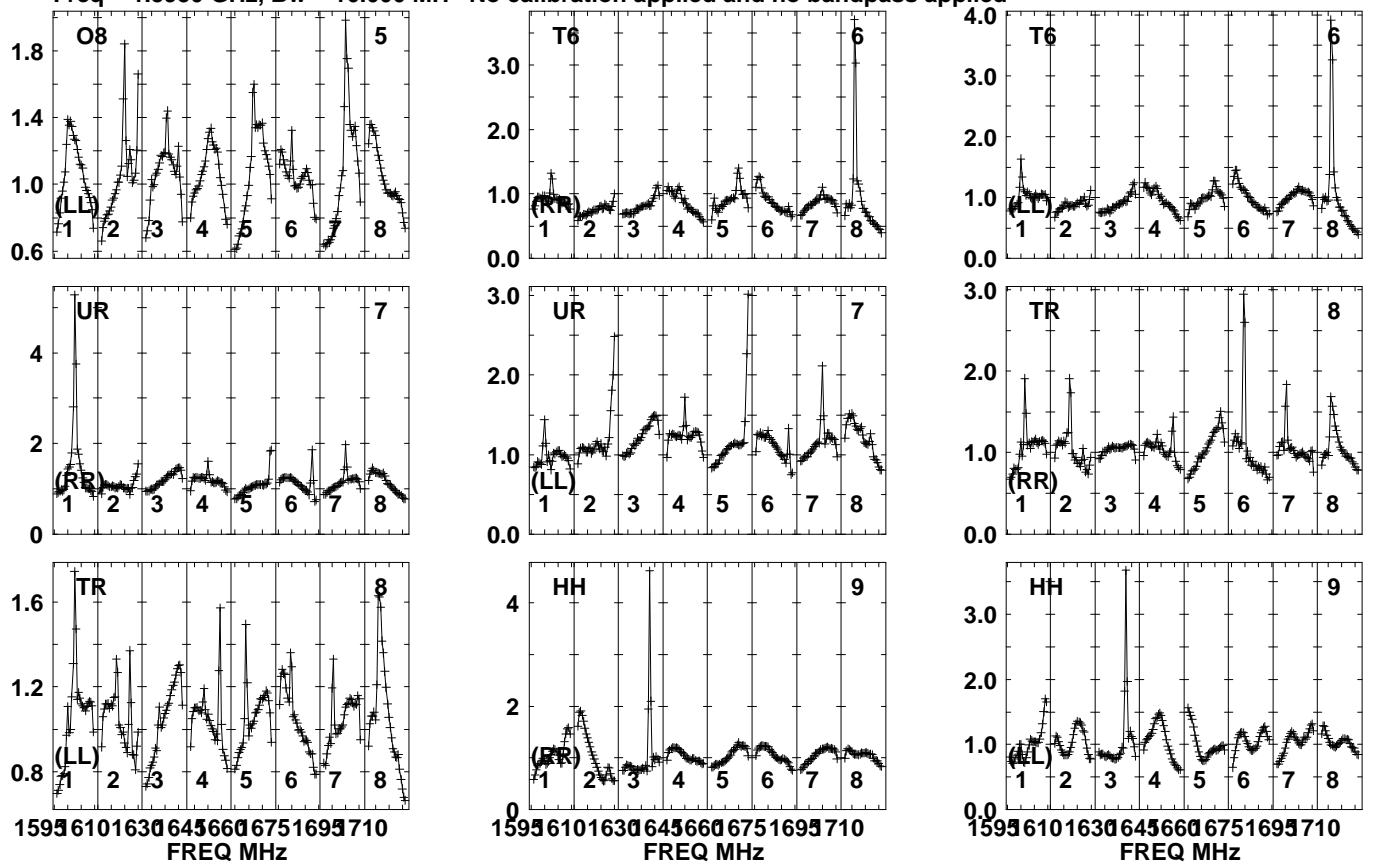


Lower frame: Real Jy  
Auto-corr total-power spectrum Antenna: \*  
Timerange: 00/18:11:31 to 00/18:12:59

Plot file version 512 created 12-SEP-2022 13:07:58

J0813+2435 EH040A.UVDATA.1

Freq = 1.5950 GHz, Bw = 16.000 MH No calibration applied and no bandpass applied



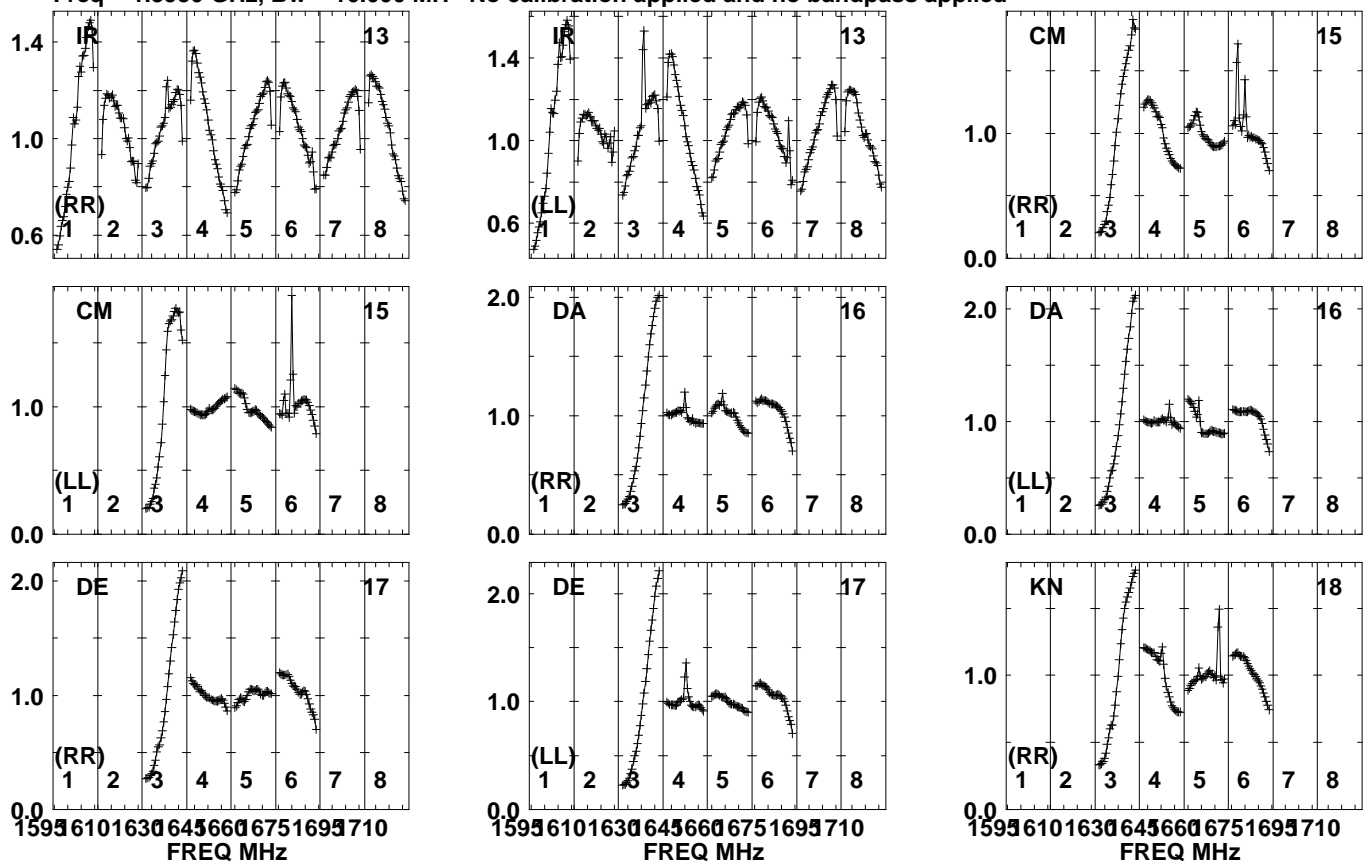
Lower frame: Real Jy  
Auto-corr total-power spectrum Antenna: \*  
Timerange: 00/18:11:31 to 00/18:12:59



Plot file version 513 created 12-SEP-2022 13:07:58

J0813+2435 EH040A.UVDATA.1

Freq = 1.5950 GHz, Bw = 16.000 MH No calibration applied and no bandpass applied

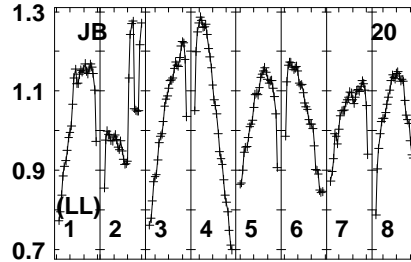
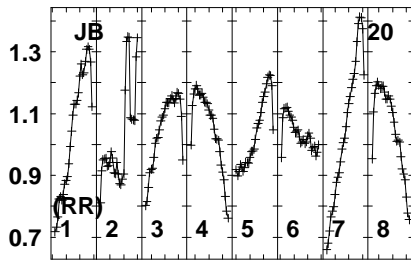
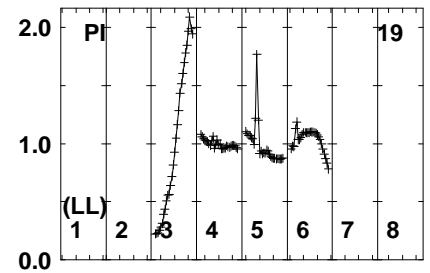
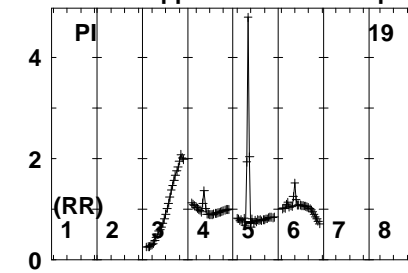
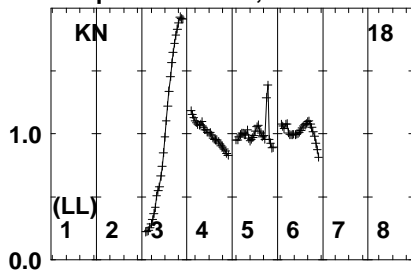


Lower frame: Real Jy  
Auto-corr total-power spectrum Antenna: \*  
Timerange: 00/18:11:31 to 00/18:12:59

Plot file version 514 created 12-SEP-2022 13:07:59

J0813+2435 EH040A.UVDATA.1

Freq = 1.5950 GHz, Bw = 16.000 MH No calibration applied and no bandpass applied

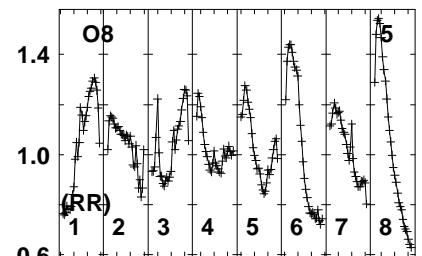
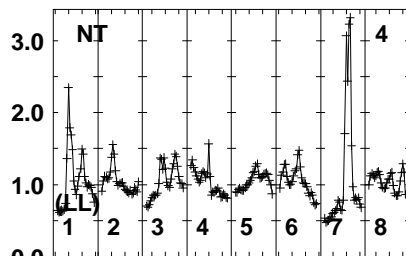
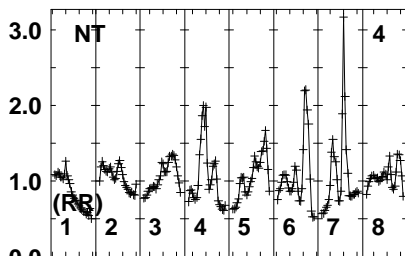
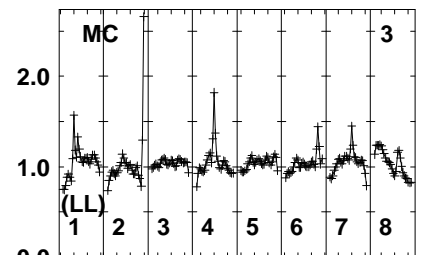
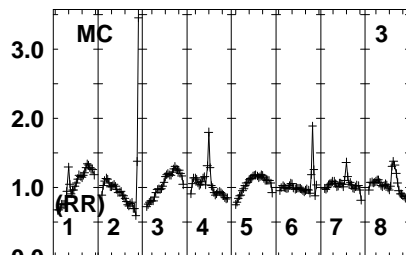
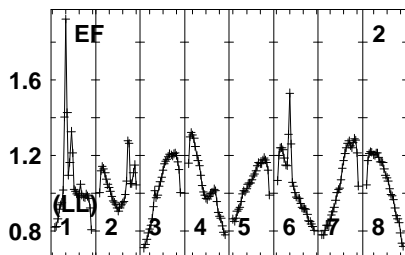
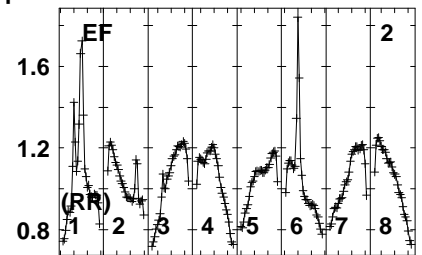
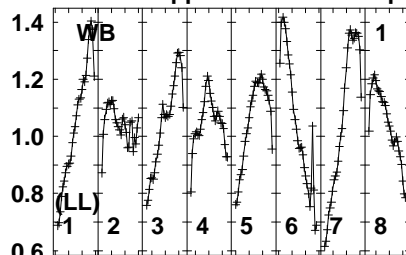
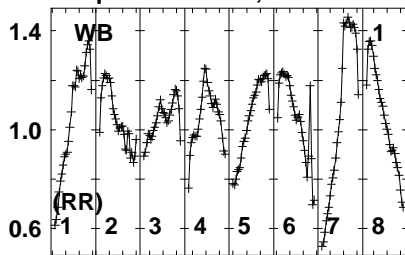


Lower frame: Real Jy  
Auto-corr total-power spectrum Antenna: \*  
Timerange: 00/18:11:31 to 00/18:12:59

Plot file version 515 created 12-SEP-2022 13:07:59

HS0810+2554 EH040A.UVDATA.1

Freq = 1.5950 GHz, Bw = 16.000 MH No calibration applied and no bandpass applied



1595 610 1630 645 660 675 1695 710  
FREQ MHz

1595 610 1630 645 660 675 1695 710  
FREQ MHz

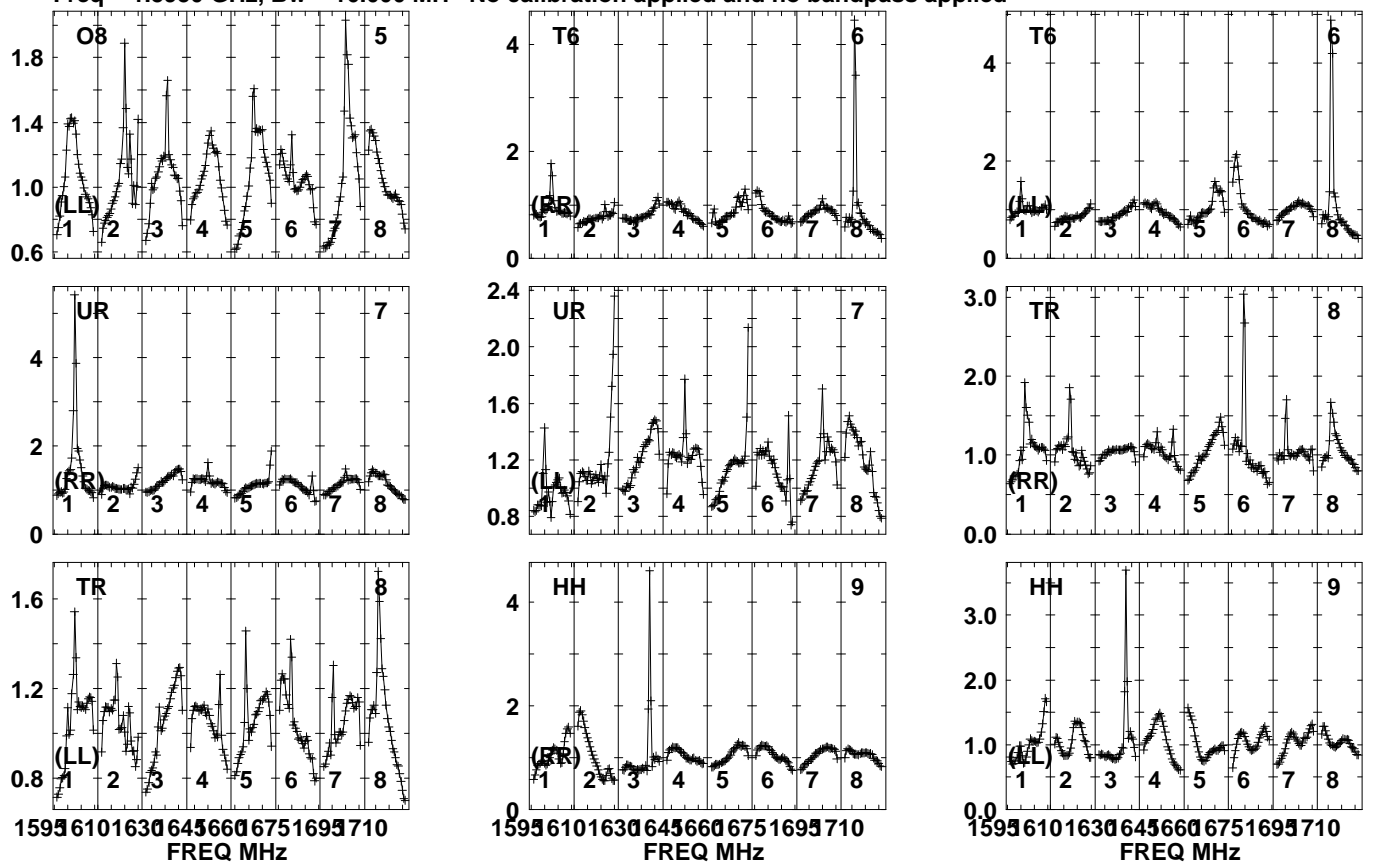
1595 610 1630 645 660 675 1695 710  
FREQ MHz

Lower frame: Real Jy  
Auto-corr total-power spectrum Antenna: \*  
Timerange: 00/18:13:01 to 00/18:16:29

Plot file version 516 created 12-SEP-2022 13:07:59

HS0810+2554 EH040A.UVDATA.1

Freq = 1.5950 GHz, Bw = 16.000 MH No calibration applied and no bandpass applied

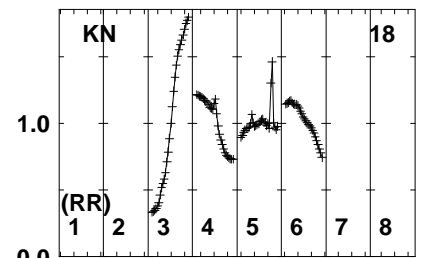
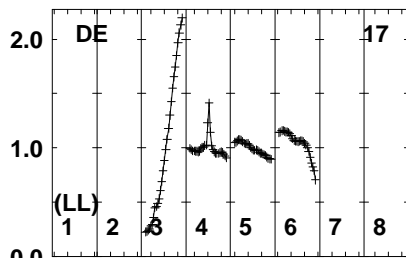
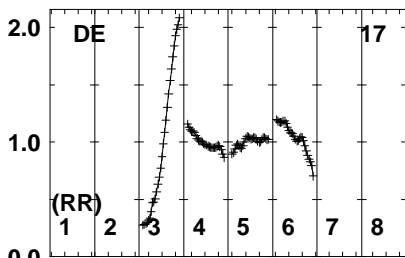
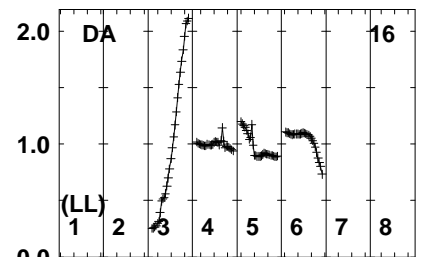
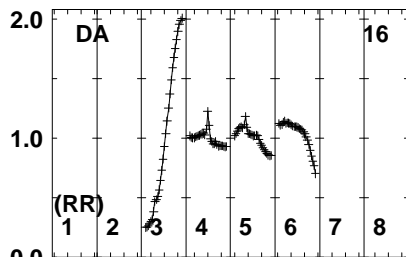
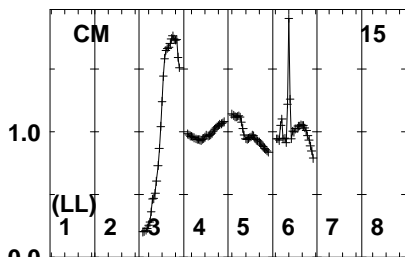
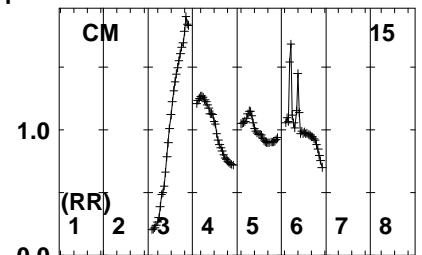
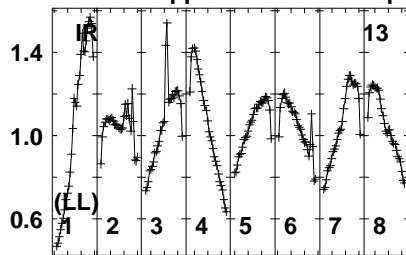
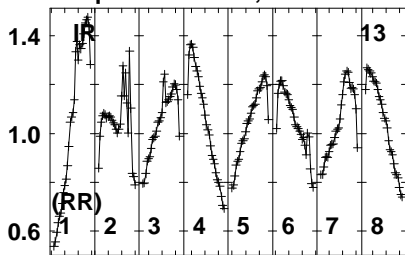


Lower frame: Real Jy  
Auto-corr total-power spectrum Antenna: \*  
Timerange: 00/18:13:01 to 00/18:16:29

Plot file version 517 created 12-SEP-2022 13:07:59

HS0810+2554 EH040A.UVDATA.1

Freq = 1.5950 GHz, Bw = 16.000 MH No calibration applied and no bandpass applied



1595 610 1630 645 660 675 1695 710  
FREQ MHz

1595 610 1630 645 660 675 1695 710  
FREQ MHz

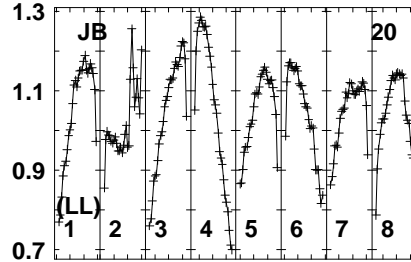
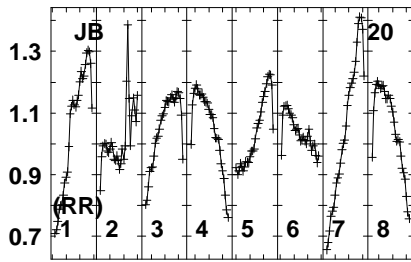
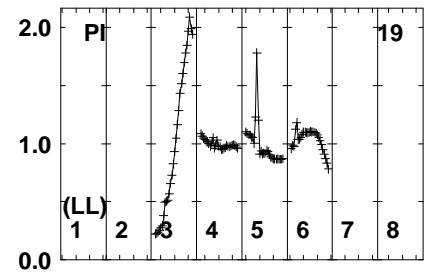
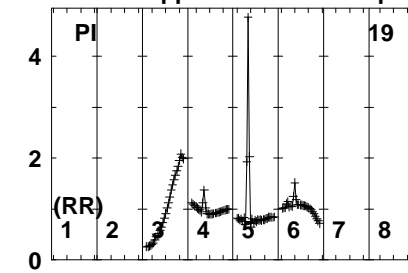
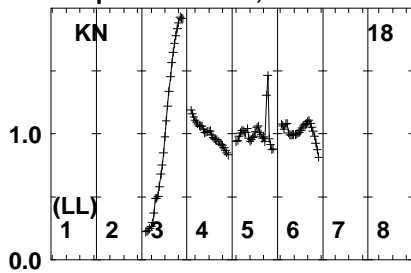
1595 610 1630 645 660 675 1695 710  
FREQ MHz

Lower frame: Real Jy  
Auto-corr total-power spectrum Antenna: \*  
Timerange: 00/18:13:01 to 00/18:16:29

Plot file version 518 created 12-SEP-2022 13:07:59

HS0810+2554 EH040A.UVDATA.1

Freq = 1.5950 GHz, Bw = 16.000 MH No calibration applied and no bandpass applied

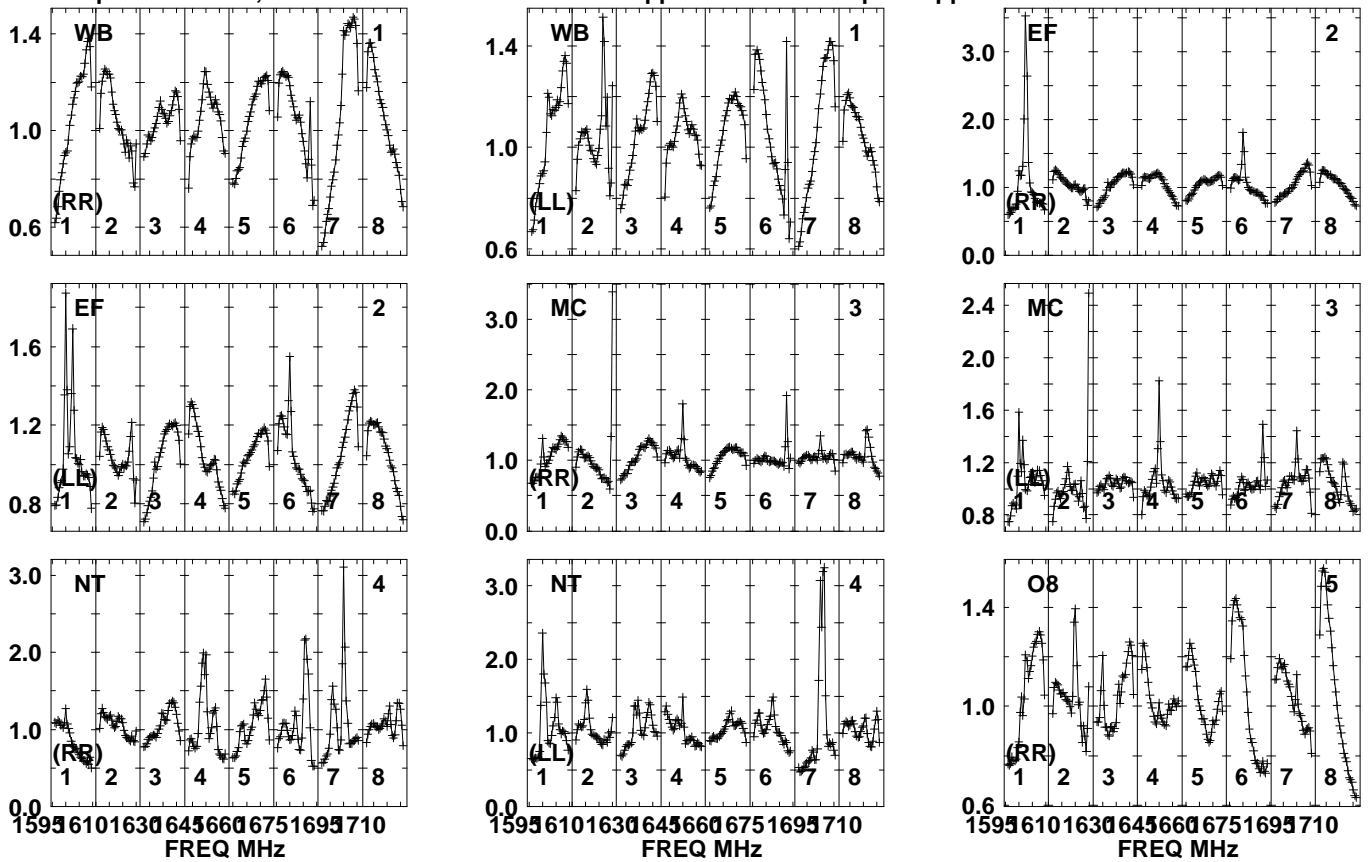


Lower frame: Real Jy  
Auto-corr total-power spectrum Antenna: \*  
Timerange: 00/18:13:01 to 00/18:16:29

Plot file version 519 created 12-SEP-2022 13:07:59

J0813+2435 EH040A.UVDATA.1

Freq = 1.5950 GHz, Bw = 16.000 MH No calibration applied and no bandpass applied

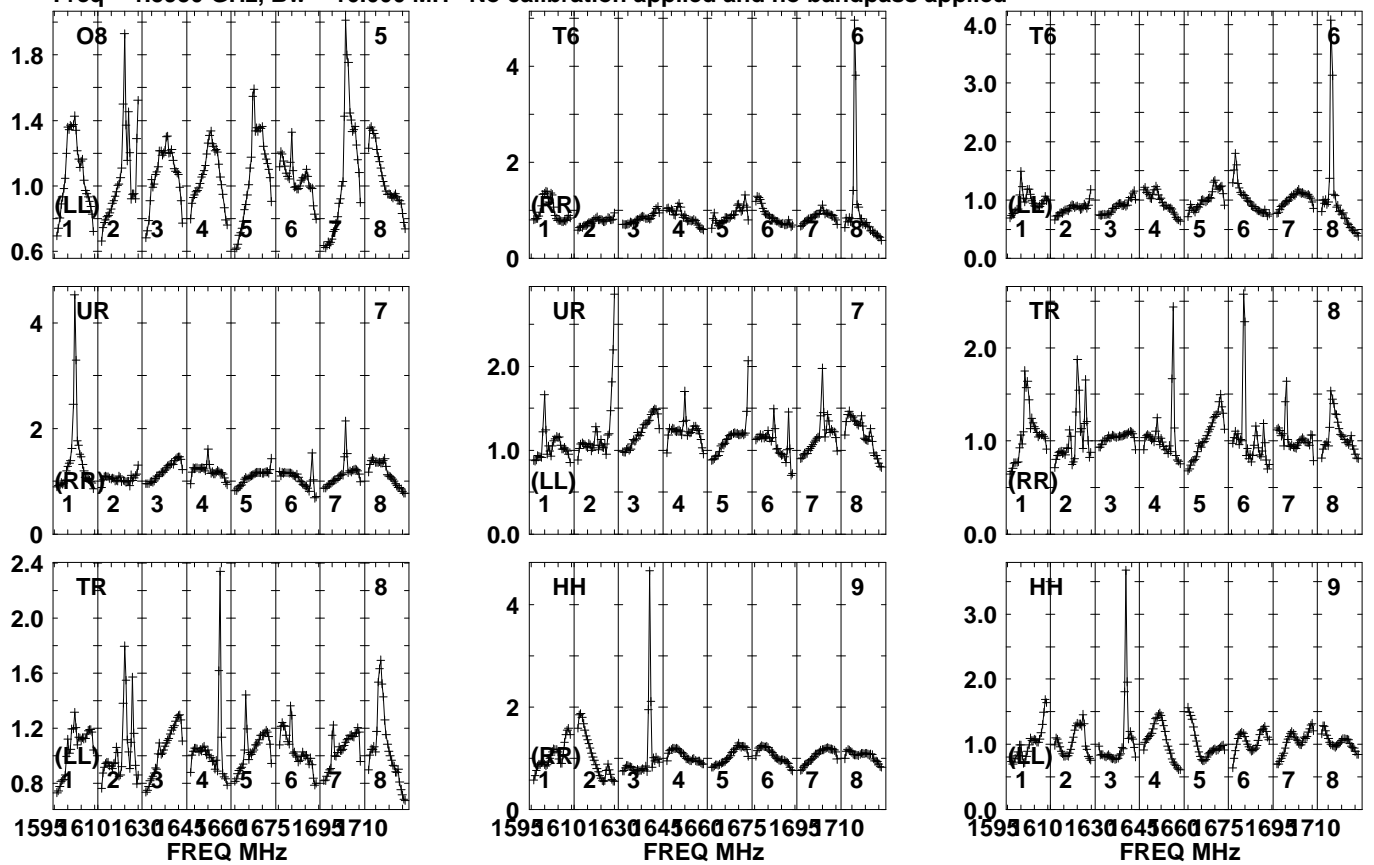


Lower frame: Real Jy  
Auto-corr total-power spectrum Antenna: \*  
Timerange: 00/18:17:01 to 00/18:18:29

Plot file version 520 created 12-SEP-2022 13:07:59

J0813+2435 EH040A.UVDATA.1

Freq = 1.5950 GHz, Bw = 16.000 MH No calibration applied and no bandpass applied



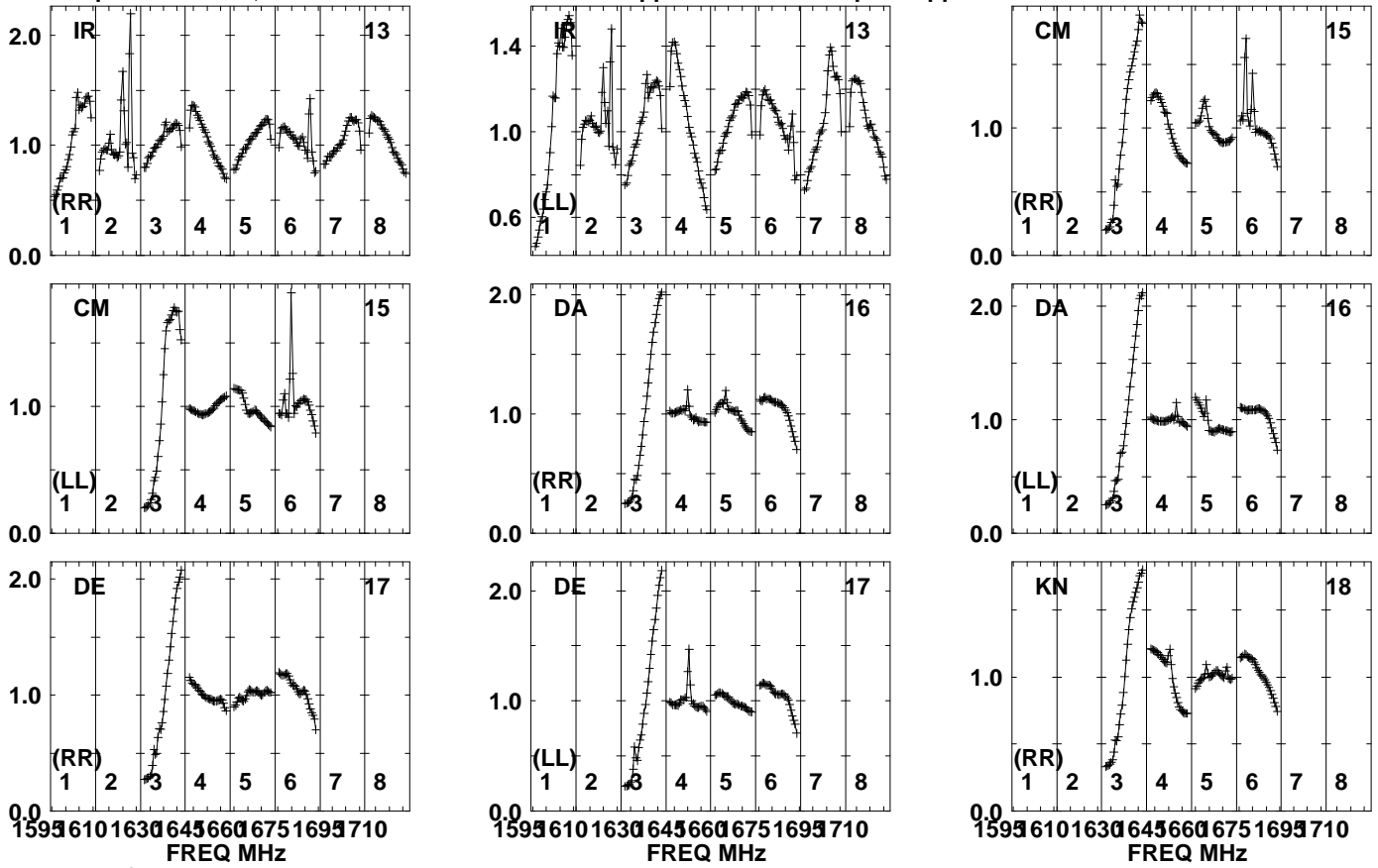
Lower frame: Real Jy  
Auto-corr total-power spectrum Antenna: \*  
Timerange: 00/18:17:01 to 00/18:18:29



Plot file version 521 created 12-SEP-2022 13:08:00

J0813+2435 EH040A.UVDATA.1

Freq = 1.5950 GHz, Bw = 16.000 MH No calibration applied and no bandpass applied

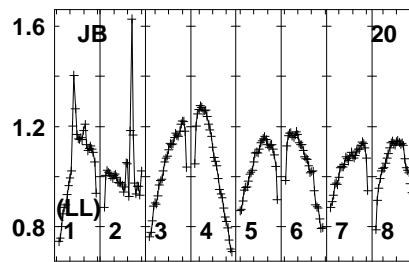
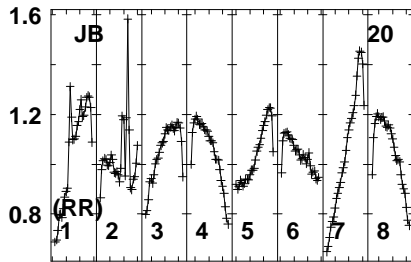
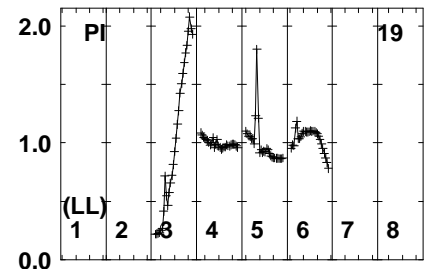
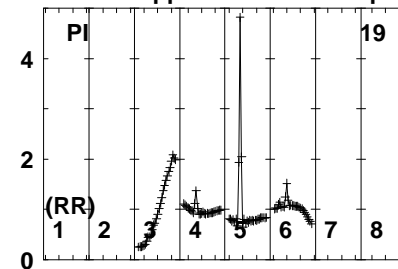
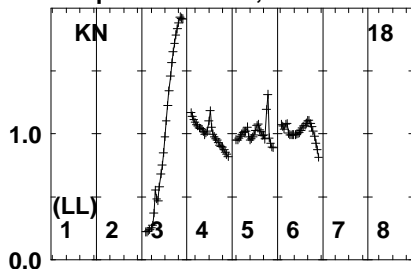


Lower frame: Real Jy  
Auto-corr total-power spectrum Antenna: \*  
Timerange: 00/18:17:01 to 00/18:18:29

Plot file version 522 created 12-SEP-2022 13:08:00

J0813+2435 EH040A.UVDATA.1

Freq = 1.5950 GHz, Bw = 16.000 MH No calibration applied and no bandpass applied

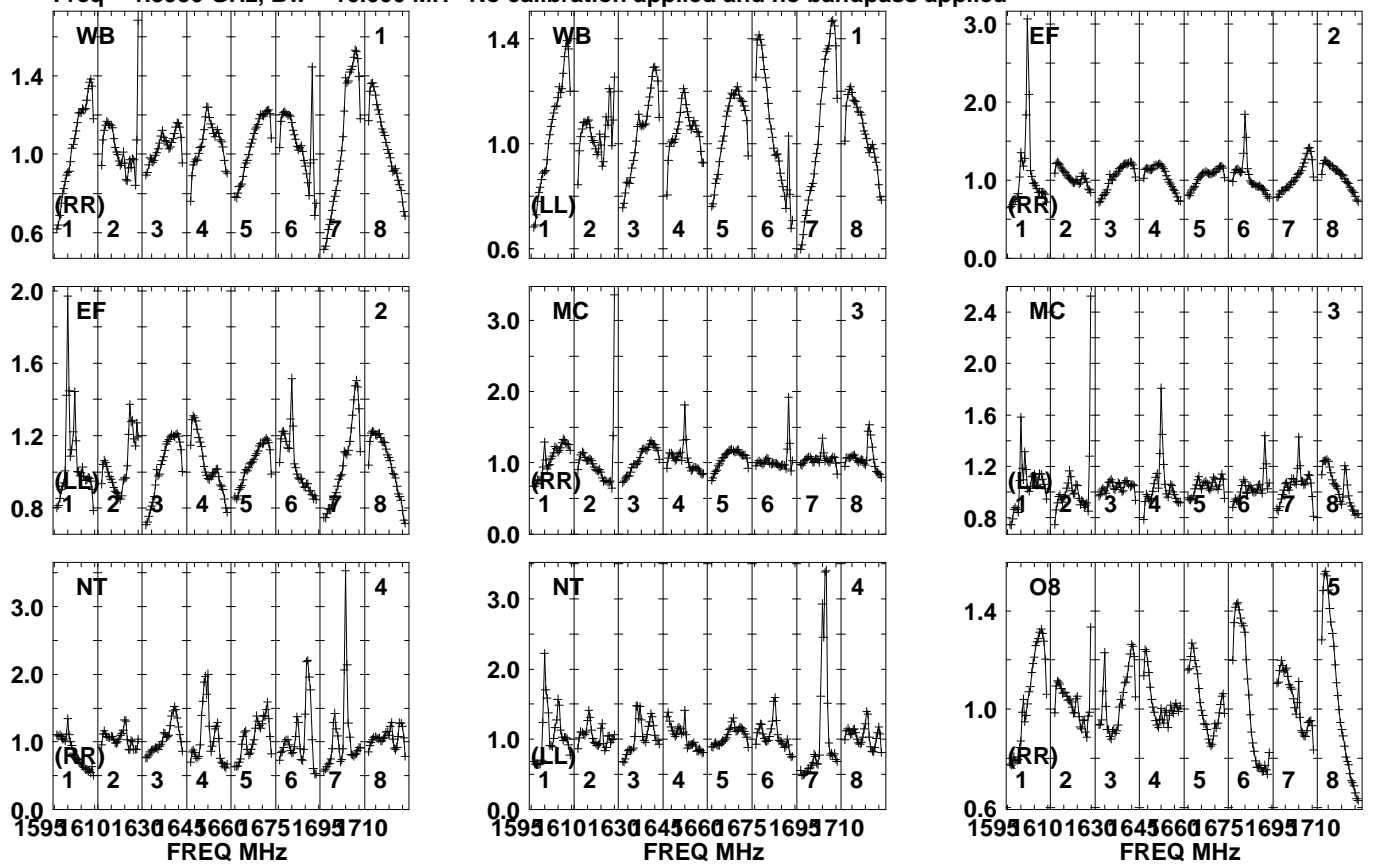


Lower frame: Real Jy  
Auto-corr total-power spectrum Antenna: \*  
Timerange: 00/18:17:01 to 00/18:18:29

Plot file version 523 created 12-SEP-2022 13:08:00

HS0810+2554 EH040A.UVDATA.1

Freq = 1.5950 GHz, Bw = 16.000 MH No calibration applied and no bandpass applied

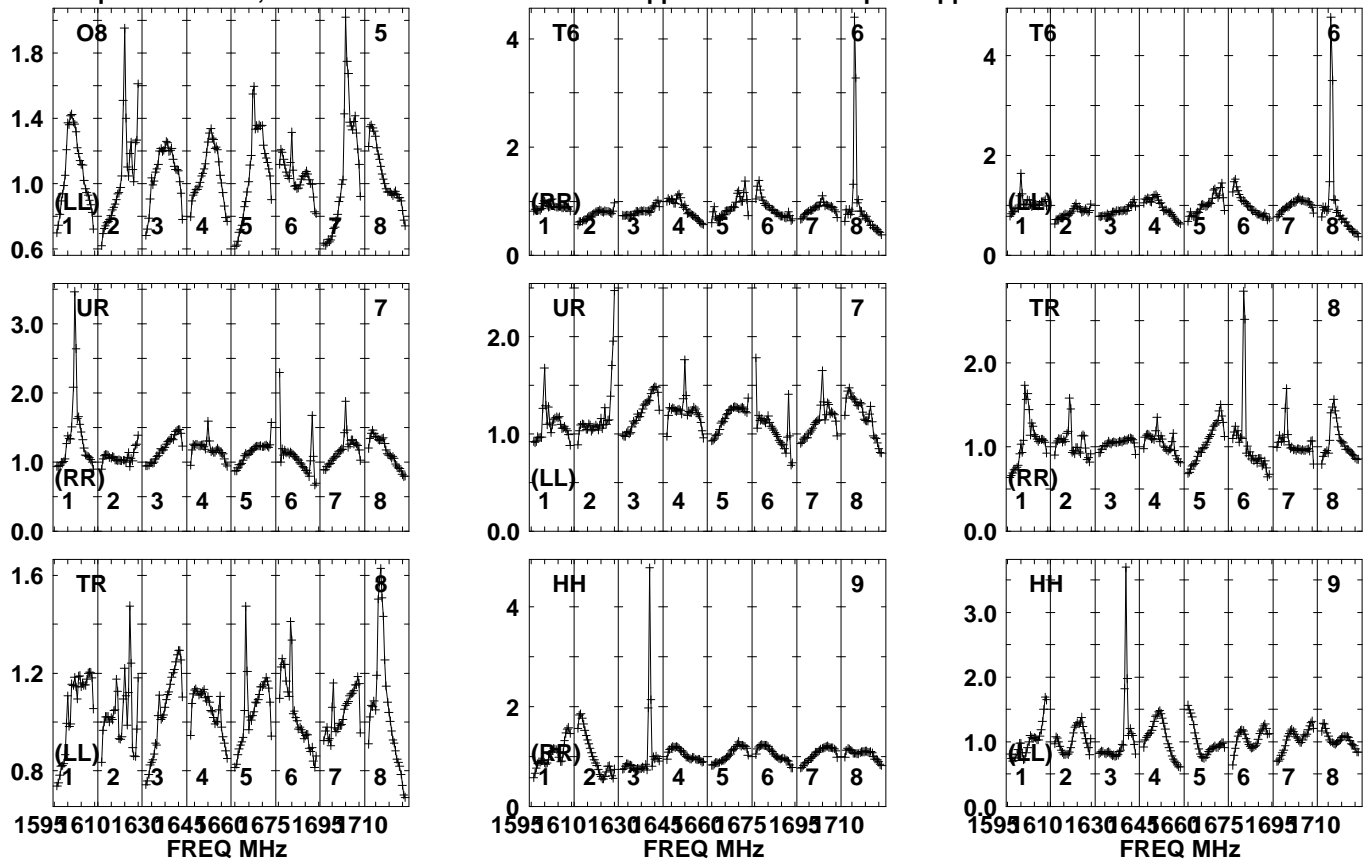


Lower frame: Real Jy  
Auto-corr total-power spectrum Antenna: \*  
Timerange: 00/18:18:31 to 00/18:21:59

Plot file version 524 created 12-SEP-2022 13:08:00

HS0810+2554 EH040A.UVDATA.1

Freq = 1.5950 GHz, Bw = 16.000 MH No calibration applied and no bandpass applied

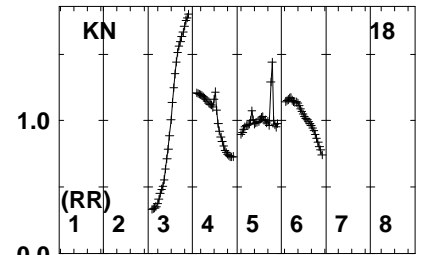
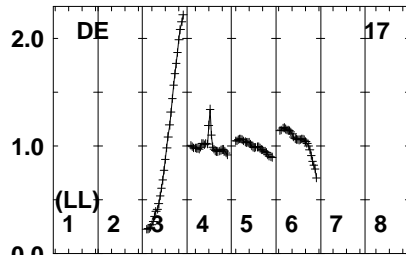
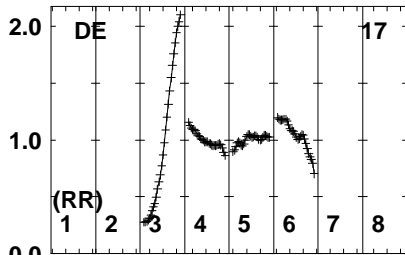
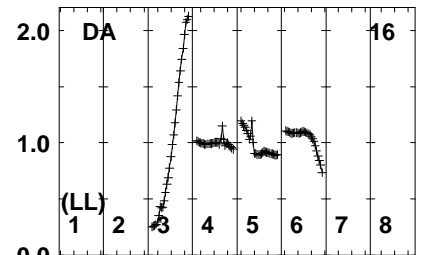
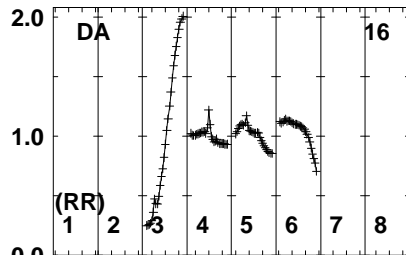
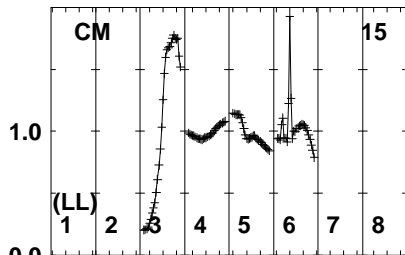
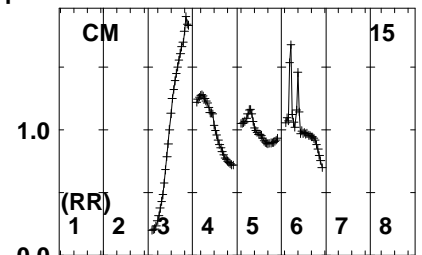
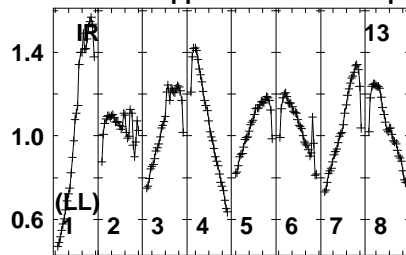
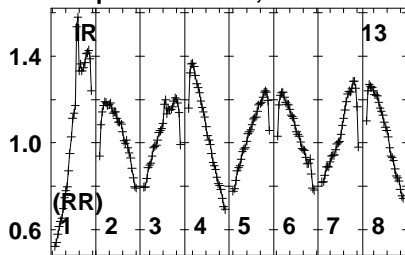


Lower frame: Real Jy  
Auto-corr total-power spectrum Antenna: \*  
Timerange: 00/18:18:31 to 00/18:21:59

Plot file version 525 created 12-SEP-2022 13:08:00

HS0810+2554 EH040A.UVDATA.1

Freq = 1.5950 GHz, Bw = 16.000 MH No calibration applied and no bandpass applied



1595 610 1630 645 660 675 1695 710  
FREQ MHz

1595 610 1630 645 660 675 1695 710  
FREQ MHz

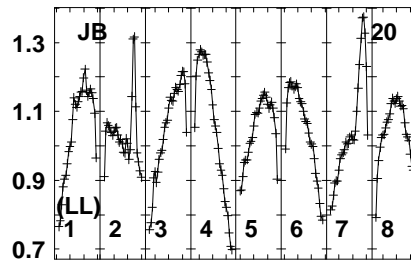
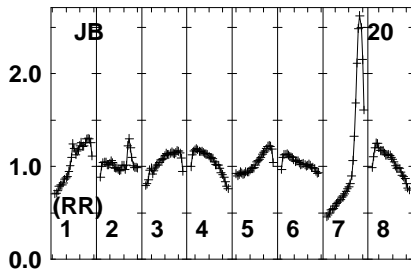
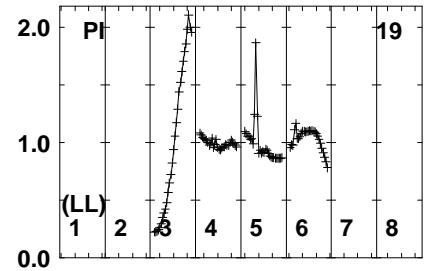
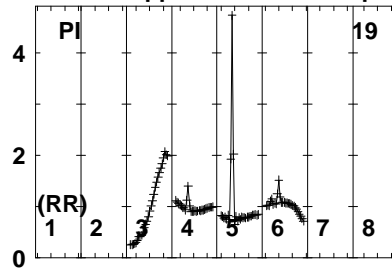
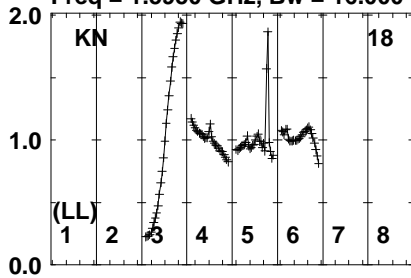
1595 610 1630 645 660 675 1695 710  
FREQ MHz

Lower frame: Real Jy  
Auto-corr total-power spectrum Antenna: \*  
Timerange: 00/18:18:31 to 00/18:21:59

Plot file version 526 created 12-SEP-2022 13:08:00

HS0810+2554 EH040A.UVDATA.1

Freq = 1.5950 GHz, Bw = 16.000 MH No calibration applied and no bandpass applied

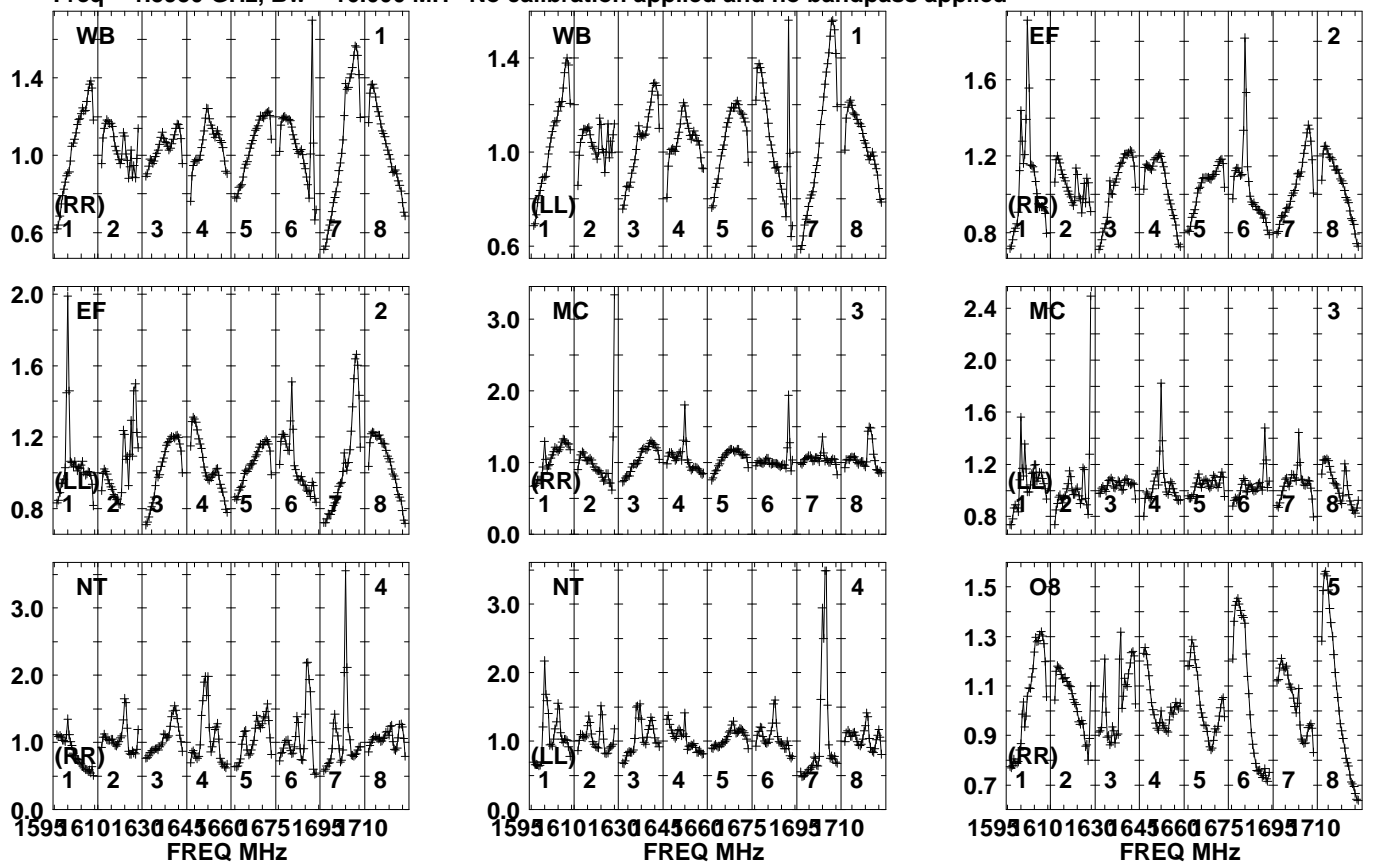


Lower frame: Real Jy  
Auto-corr total-power spectrum Antenna: \*  
Timerange: 00/18:18:31 to 00/18:21:59

Plot file version 527 created 12-SEP-2022 13:08:00

J0813+2435 EH040A.UVDATA.1

Freq = 1.5950 GHz, Bw = 16.000 MH No calibration applied and no bandpass applied

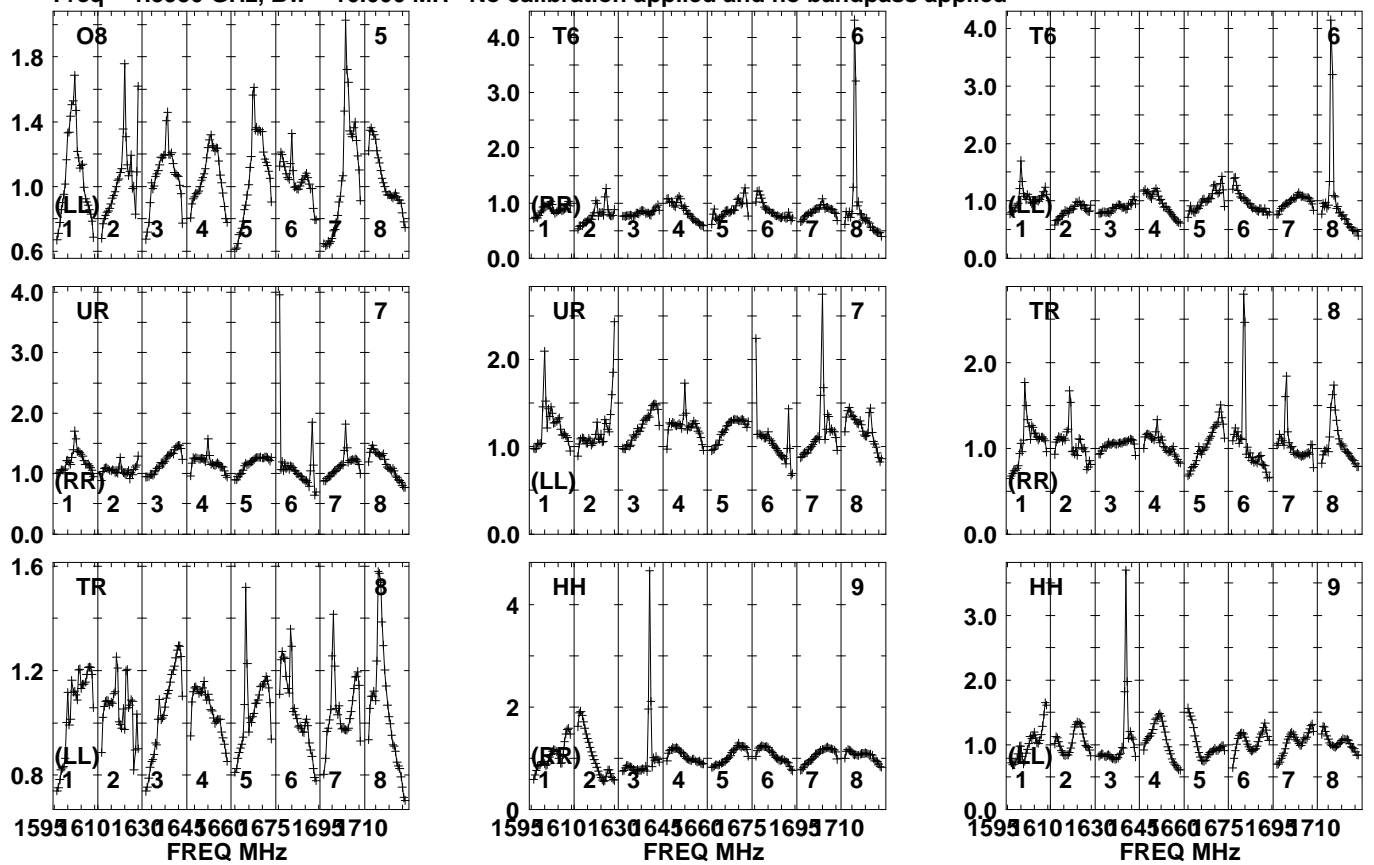


Lower frame: Real Jy  
Auto-corr total-power spectrum Antenna: \*  
Timerange: 00/18:22:01 to 00/18:23:29

Plot file version 528 created 12-SEP-2022 13:08:00

J0813+2435 EH040A.UVDATA.1

Freq = 1.5950 GHz, Bw = 16.000 MH No calibration applied and no bandpass applied



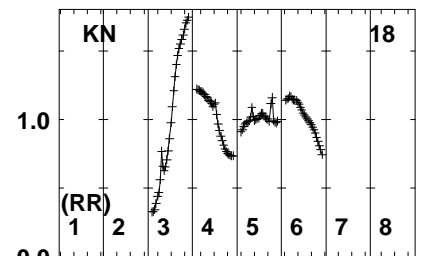
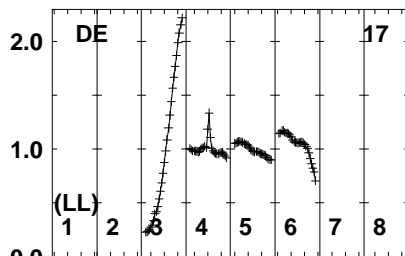
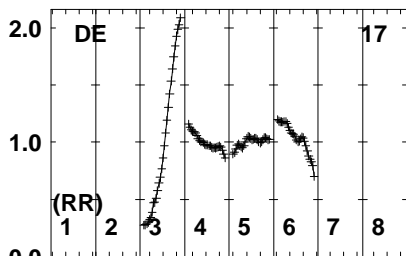
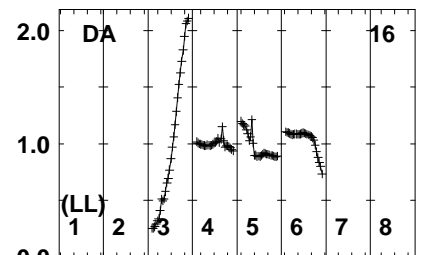
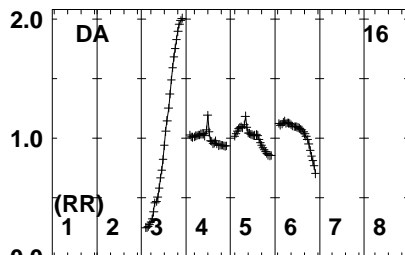
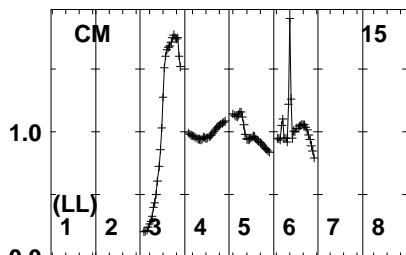
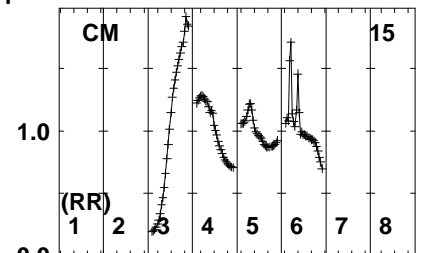
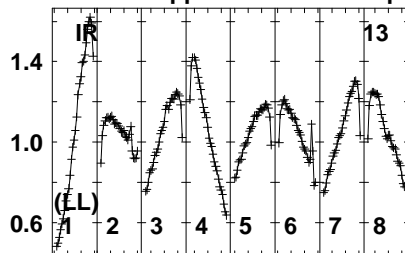
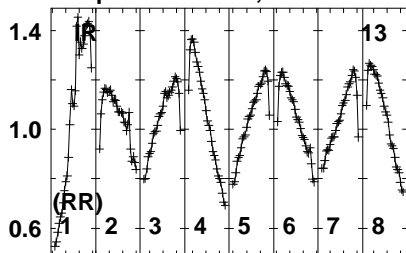
Lower frame: Real Jy  
Auto-corr total-power spectrum Antenna: \*  
Timerange: 00/18:22:01 to 00/18:23:29



Plot file version 529 created 12-SEP-2022 13:08:01

J0813+2435 EH040A.UVDATA.1

Freq = 1.5950 GHz, Bw = 16.000 MH No calibration applied and no bandpass applied



1595 610 1630 645 660 675 1695 710  
FREQ MHz

1595 610 1630 645 660 675 1695 710  
FREQ MHz

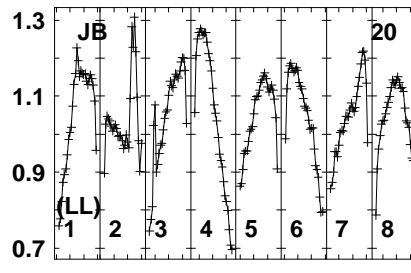
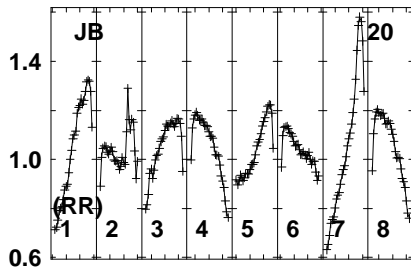
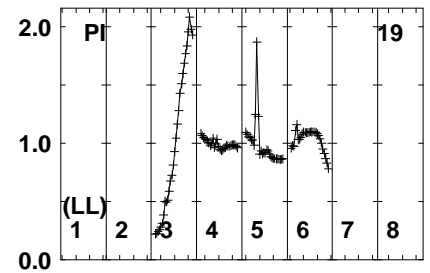
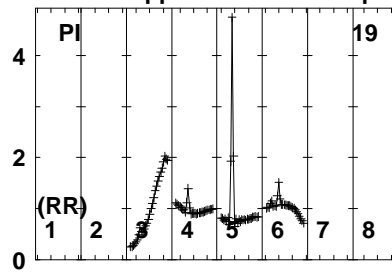
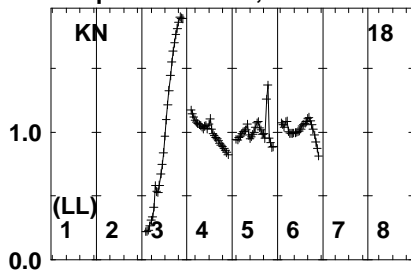
1595 610 1630 645 660 675 1695 710  
FREQ MHz

Lower frame: Real Jy  
Auto-corr total-power spectrum Antenna: \*  
Timerange: 00/18:22:01 to 00/18:23:29

Plot file version 530 created 12-SEP-2022 13:08:01

J0813+2435 EH040A.UVDATA.1

Freq = 1.5950 GHz, Bw = 16.000 MH No calibration applied and no bandpass applied

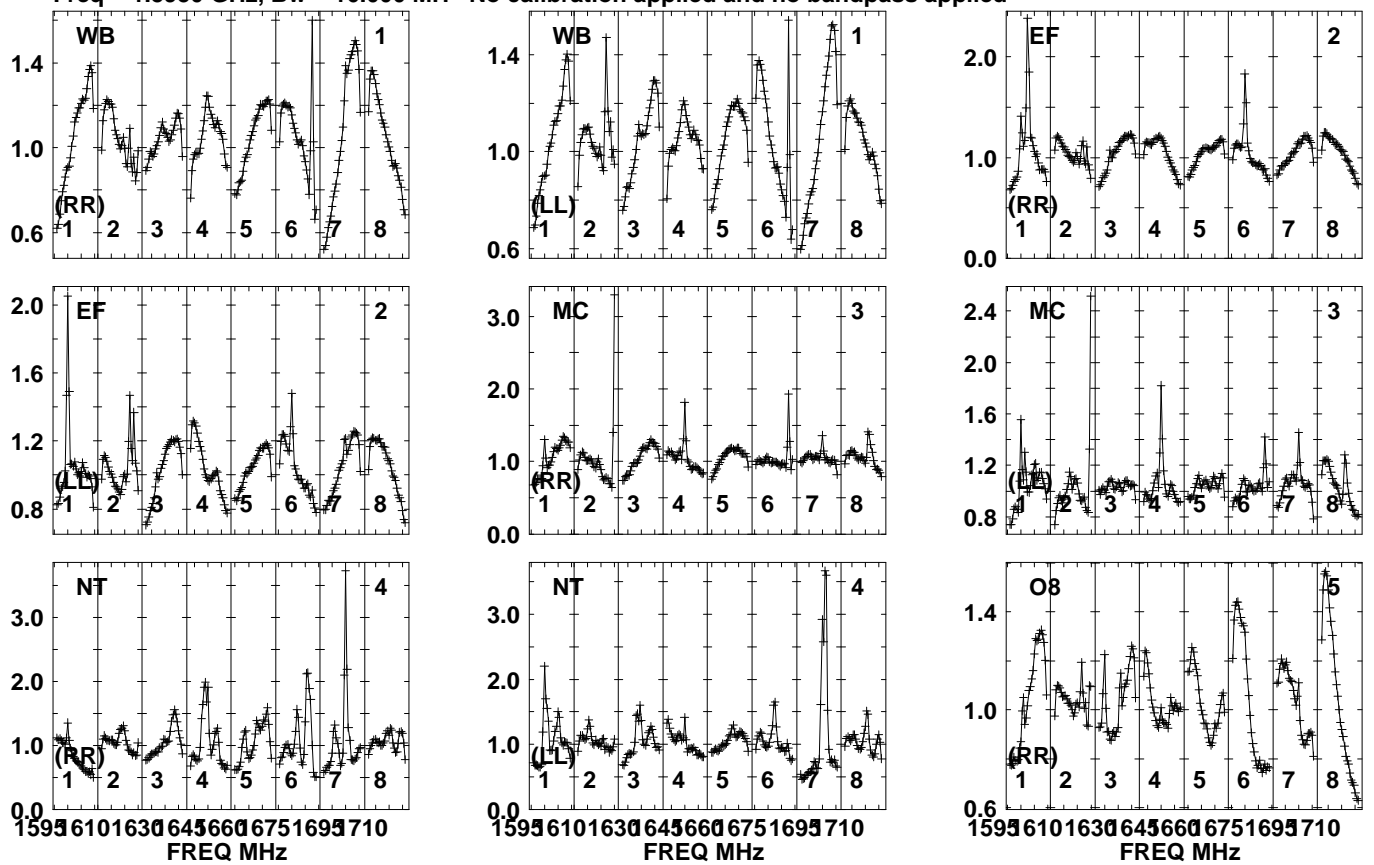


Lower frame: Real Jy  
Auto-corr total-power spectrum Antenna: \*  
Timerange: 00/18:22:01 to 00/18:23:29

Plot file version 531 created 12-SEP-2022 13:08:01

HS0810+2554 EH040A.UVDATA.1

Freq = 1.5950 GHz, Bw = 16.000 MH No calibration applied and no bandpass applied

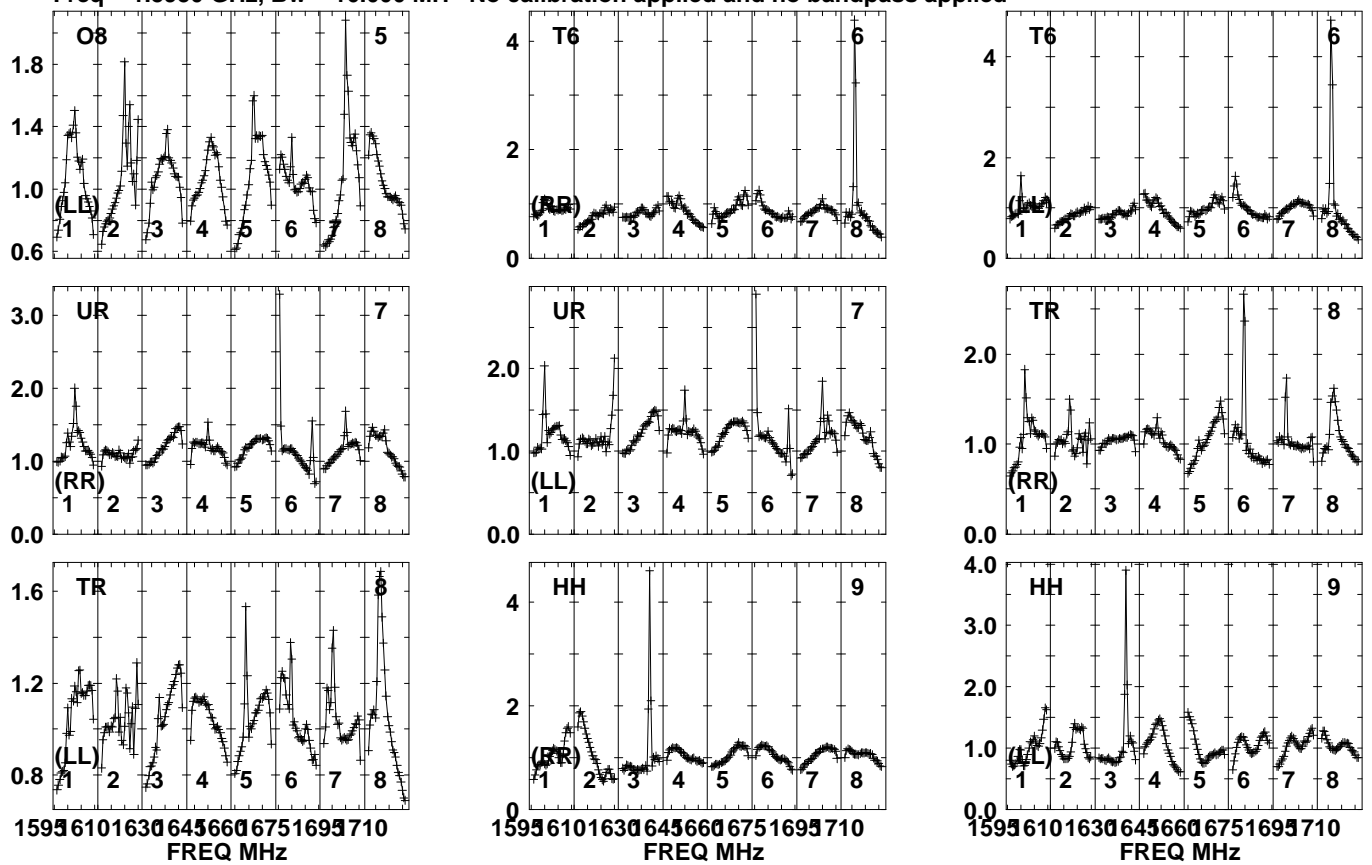


Lower frame: Real Jy  
Auto-corr total-power spectrum Antenna: \*  
Timerange: 00/18:23:31 to 00/18:26:59

Plot file version 532 created 12-SEP-2022 13:08:01

HS0810+2554 EH040A.UVDATA.1

Freq = 1.5950 GHz, Bw = 16.000 MH No calibration applied and no bandpass applied

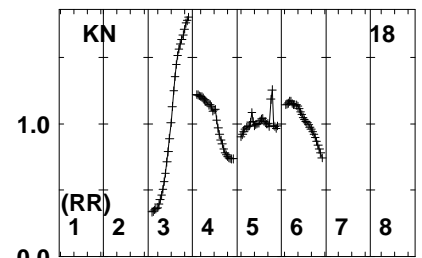
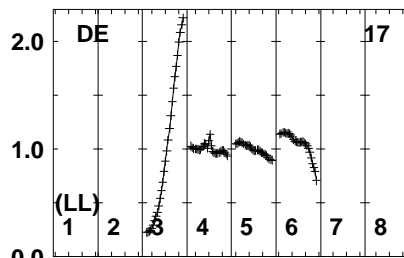
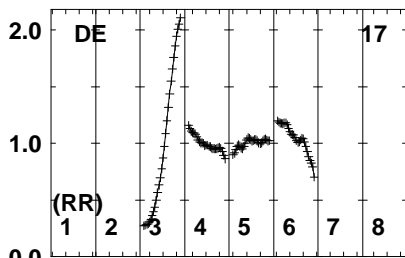
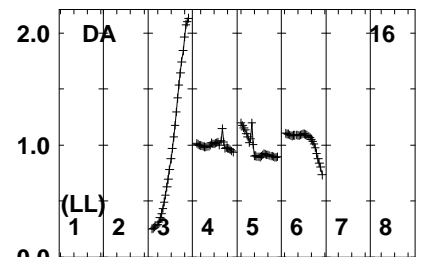
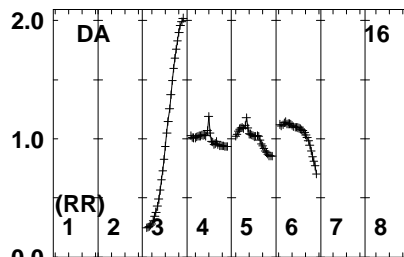
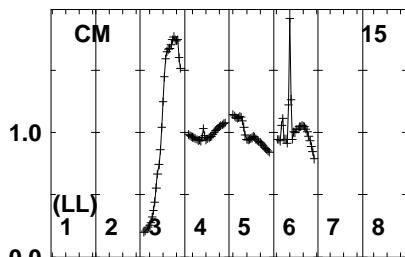
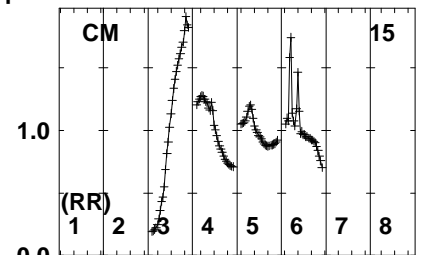
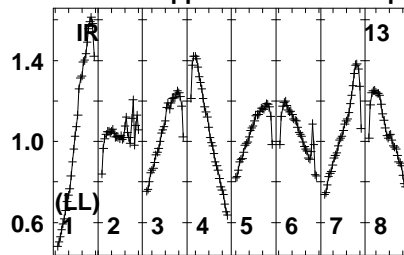
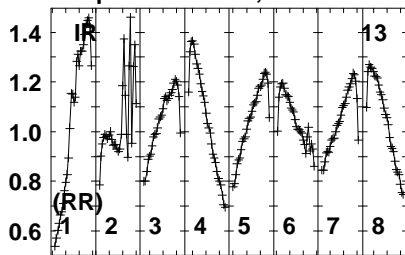


Lower frame: Real Jy  
Auto-corr total-power spectrum Antenna: \*  
Timerange: 00/18:23:31 to 00/18:26:59

Plot file version 533 created 12-SEP-2022 13:08:01

HS0810+2554 EH040A.UVDATA.1

Freq = 1.5950 GHz, Bw = 16.000 MH No calibration applied and no bandpass applied



1595 610 1630 645 660 675 1695 710  
FREQ MHz

1595 610 1630 645 660 675 1695 710  
FREQ MHz

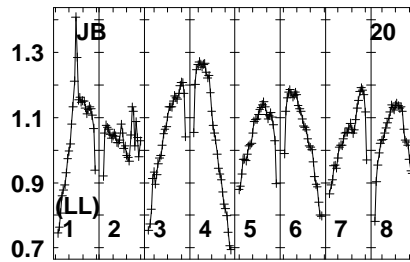
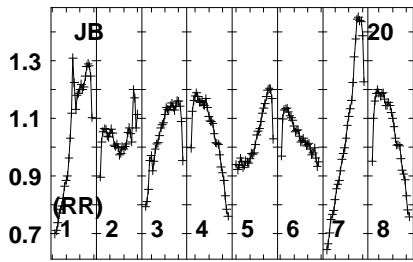
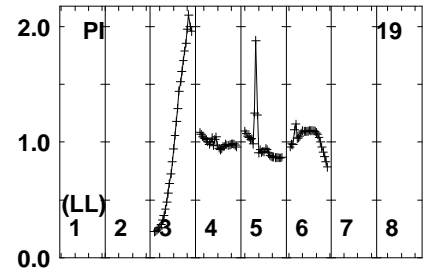
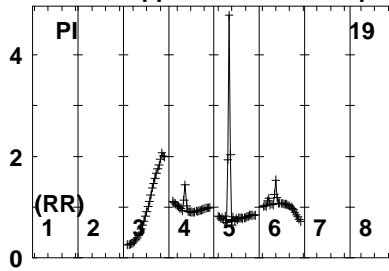
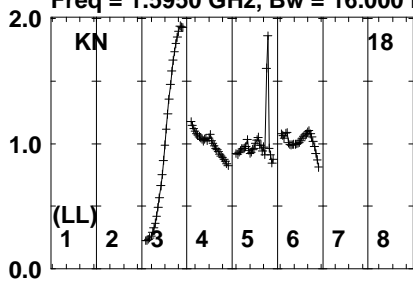
1595 610 1630 645 660 675 1695 710  
FREQ MHz

Lower frame: Real Jy  
Auto-corr total-power spectrum Antenna: \*  
Timerange: 00/18:23:31 to 00/18:26:59

Plot file version 534 created 12-SEP-2022 13:08:01

HS0810+2554 EH040A.UVDATA.1

Freq = 1.5950 GHz, Bw = 16.000 MH No calibration applied and no bandpass applied

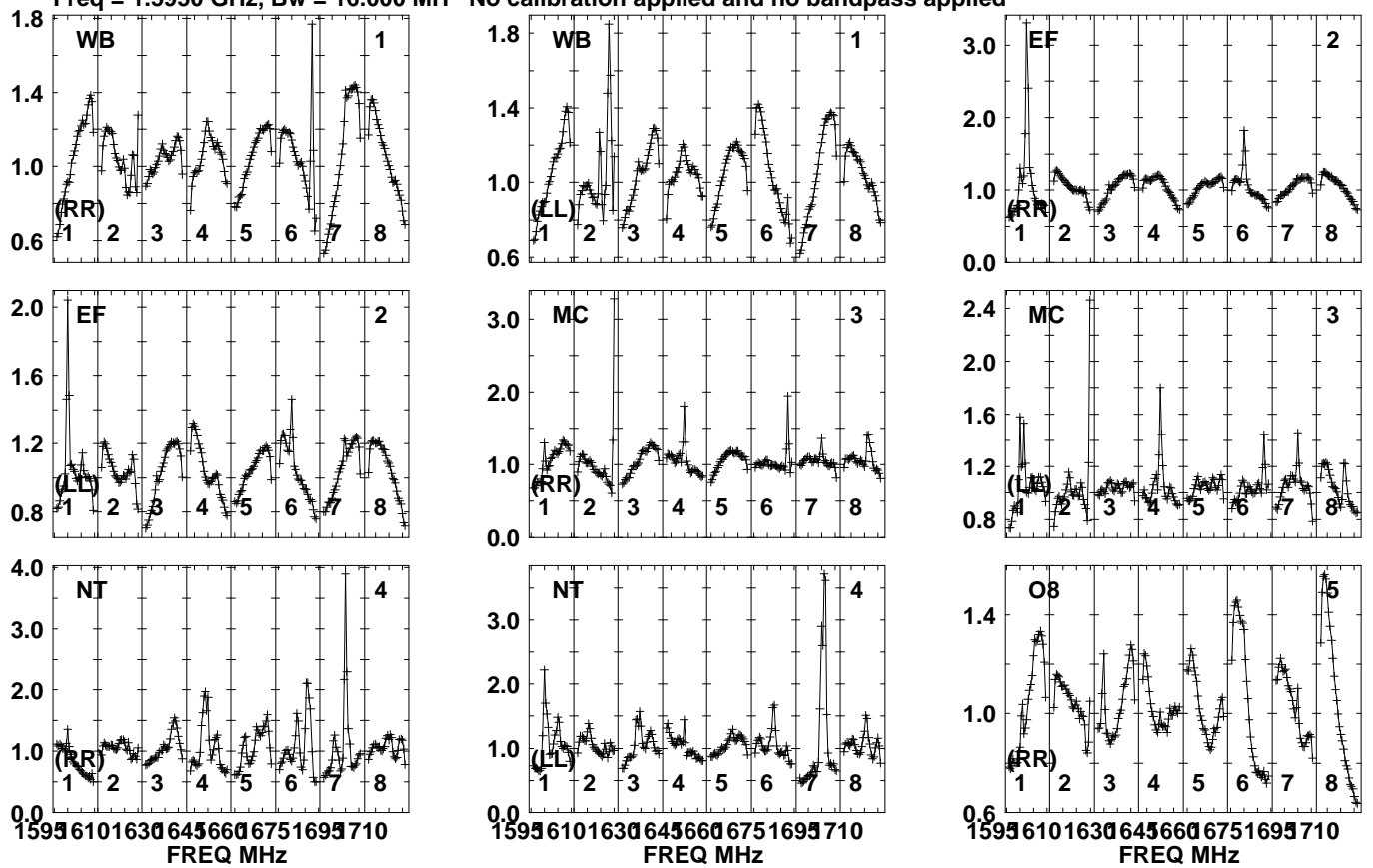


Lower frame: Real Jy  
Auto-corr total-power spectrum Antenna: \*  
Timerange: 00/18:23:31 to 00/18:26:59

Plot file version 535 created 12-SEP-2022 13:08:01

J0813+2435 EH040A.UVDATA.1

Freq = 1.5950 GHz, Bw = 16.000 MH No calibration applied and no bandpass applied

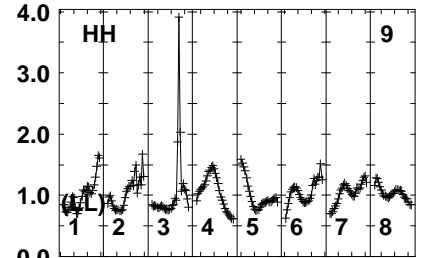
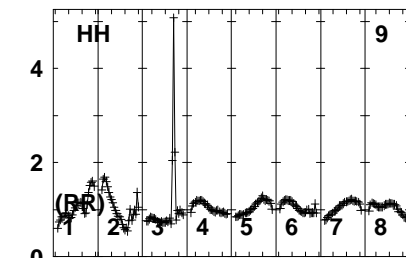
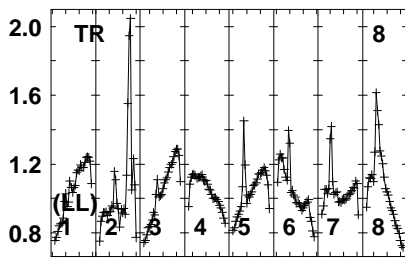
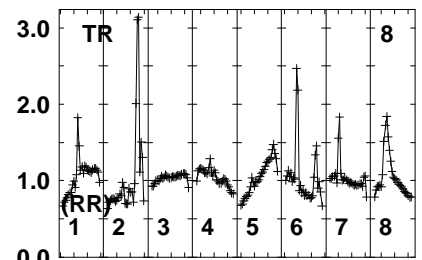
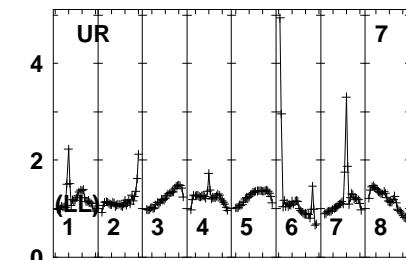
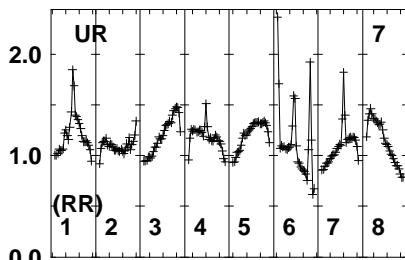
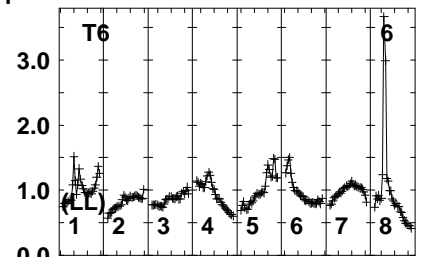
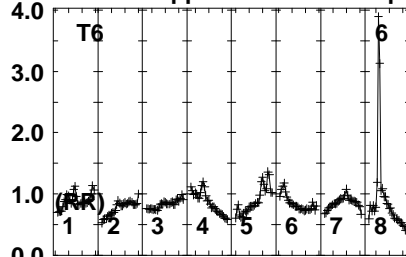
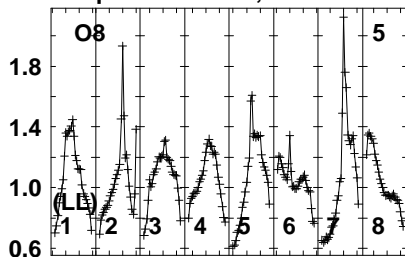


Lower frame: Real Jy  
Auto-corr total-power spectrum Antenna: \*  
Timerange: 00/18:27:31 to 00/18:28:59

Plot file version 536 created 12-SEP-2022 13:08:02

J0813+2435 EH040A.UVDATA.1

Freq = 1.5950 GHz, Bw = 16.000 MH No calibration applied and no bandpass applied



1595 610 1630 645 660 675 1695 710  
FREQ MHz

1595 610 1630 645 660 675 1695 710  
FREQ MHz

1595 610 1630 645 660 675 1695 710  
FREQ MHz

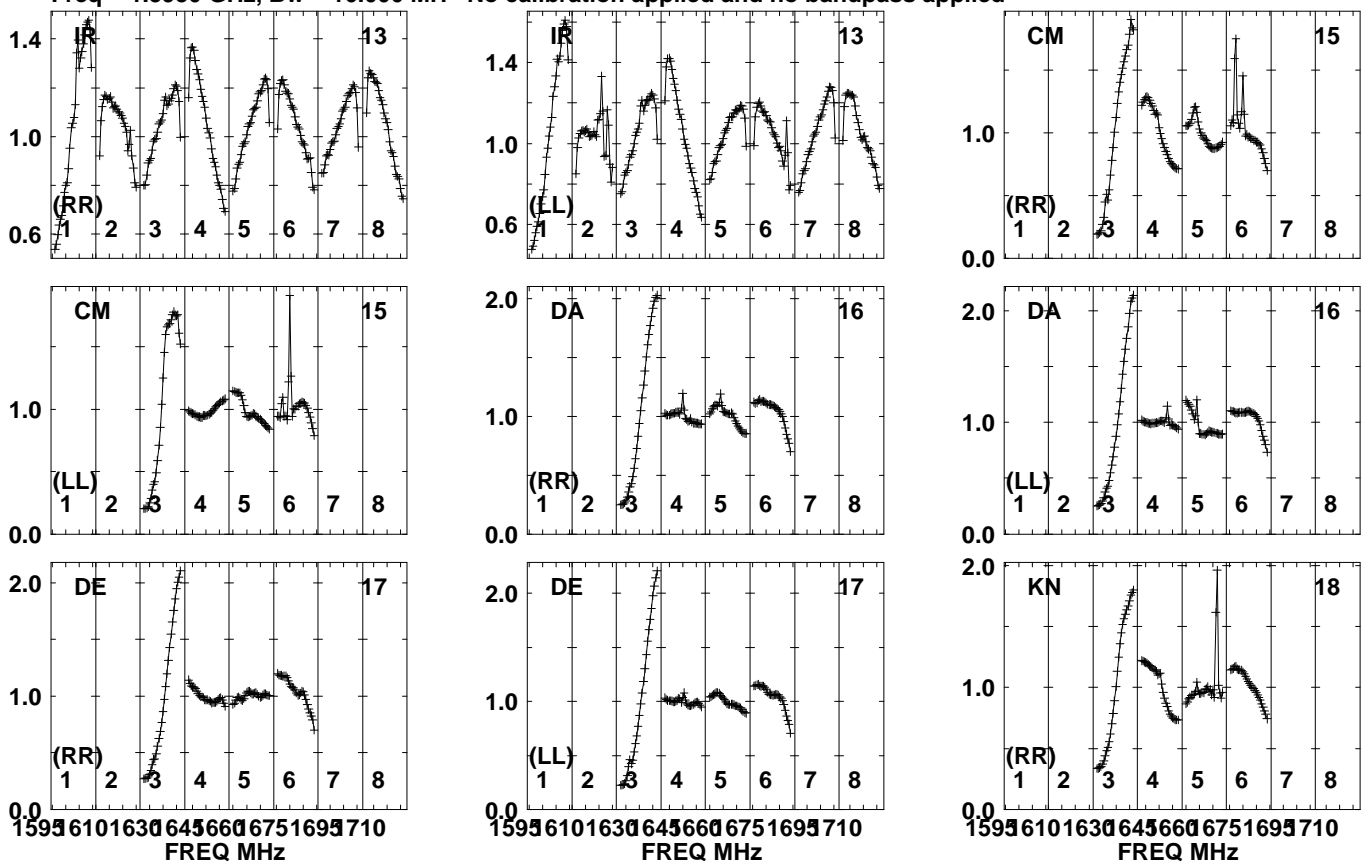
Lower frame: Real Jy  
Auto-corr total-power spectrum Antenna: \*  
Timerange: 00/18:27:31 to 00/18:28:59



Plot file version 537 created 12-SEP-2022 13:08:02

J0813+2435 EH040A.UVDATA.1

Freq = 1.5950 GHz, Bw = 16.000 MH No calibration applied and no bandpass applied

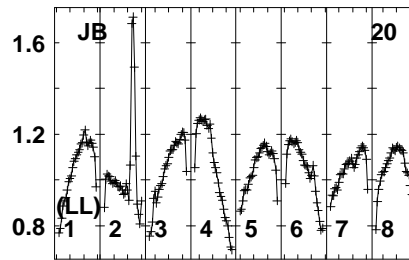
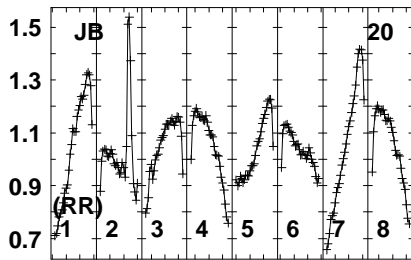
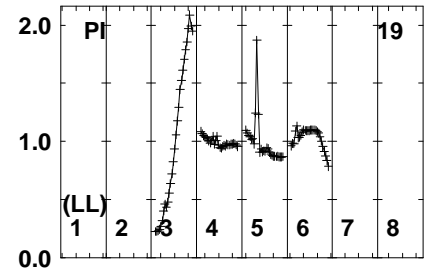
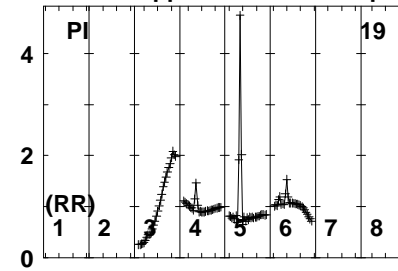
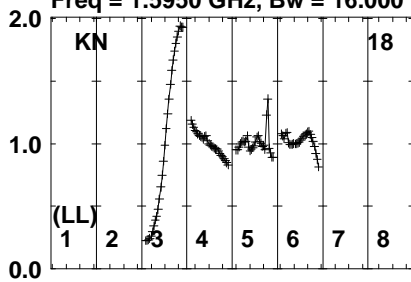


Lower frame: Real Jy  
Auto-corr total-power spectrum Antenna: \*  
Timerange: 00/18:27:31 to 00/18:28:59

Plot file version 538 created 12-SEP-2022 13:08:02

J0813+2435 EH040A.UVDATA.1

Freq = 1.5950 GHz, Bw = 16.000 MH No calibration applied and no bandpass applied

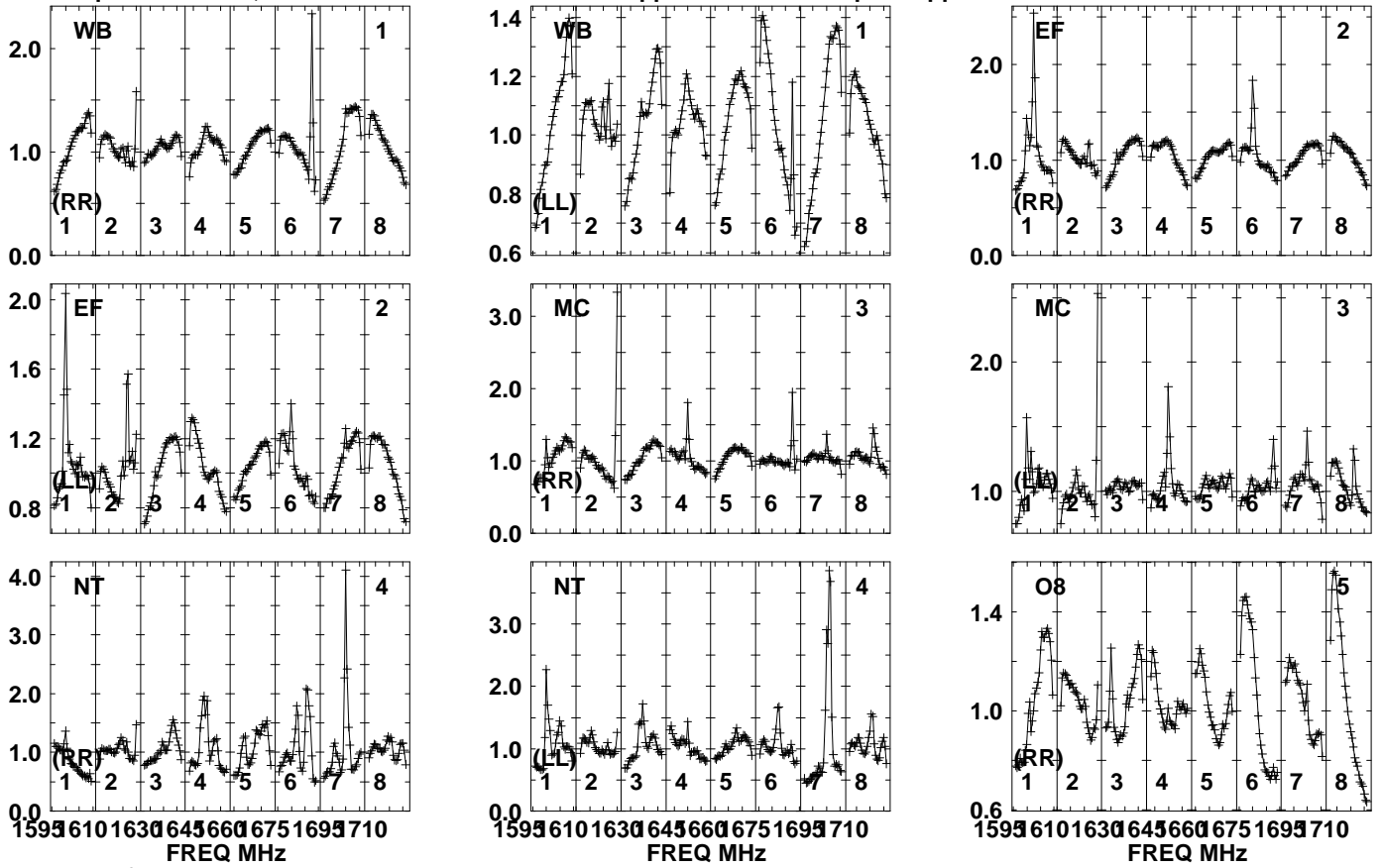


Lower frame: Real Jy  
Auto-corr total-power spectrum Antenna: \*  
Timerange: 00/18:27:31 to 00/18:28:59

Plot file version 539 created 12-SEP-2022 13:08:02

HS0810+2554 EH040A.UVDATA.1

Freq = 1.5950 GHz, Bw = 16.000 MH No calibration applied and no bandpass applied

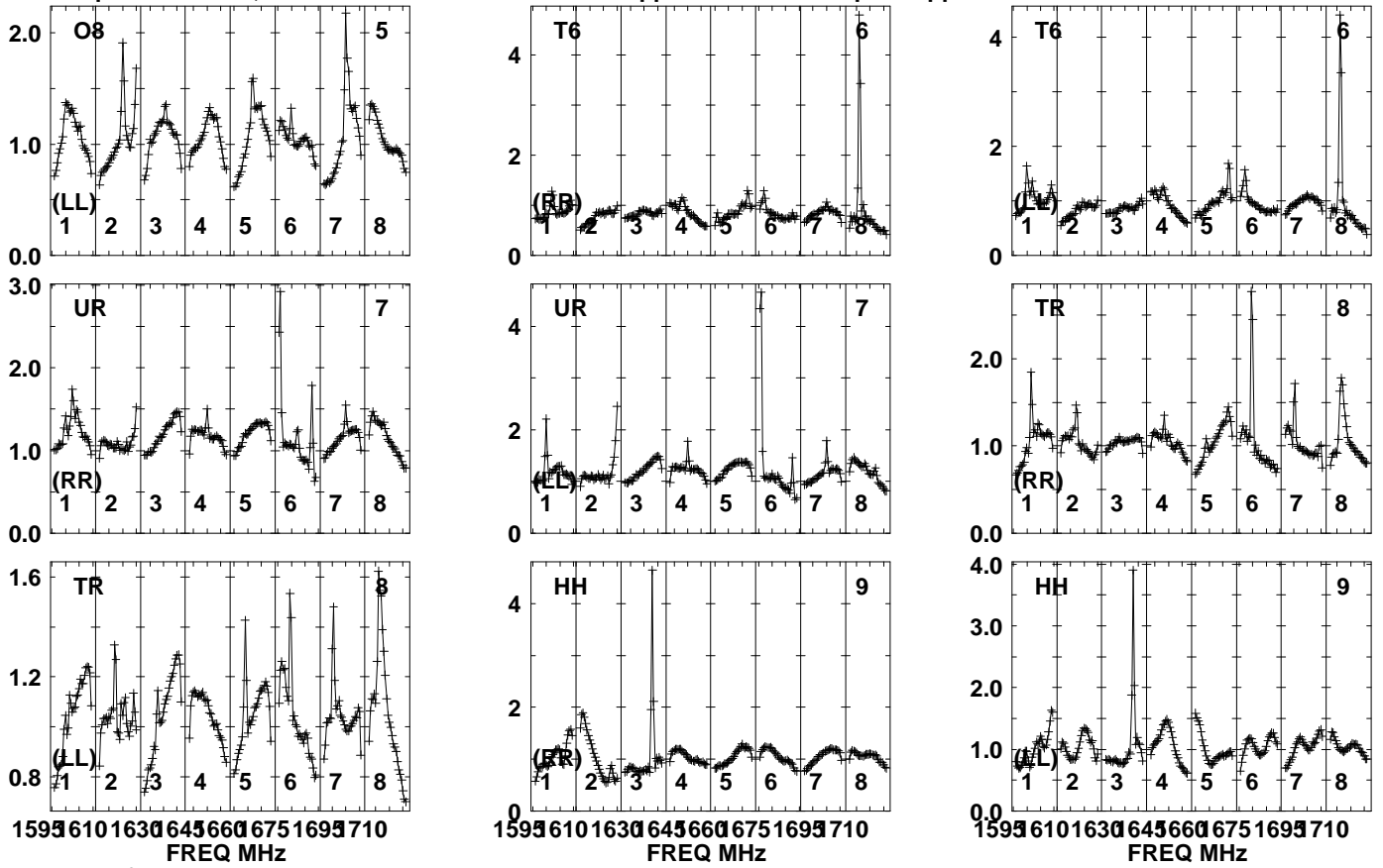


Lower frame: Real Jy  
Auto-corr total-power spectrum Antenna: \*  
Timerange: 00/18:29:01 to 00/18:32:29

Plot file version 540 created 12-SEP-2022 13:08:02

HS0810+2554 EH040A.UVDATA.1

Freq = 1.5950 GHz, Bw = 16.000 MH No calibration applied and no bandpass applied

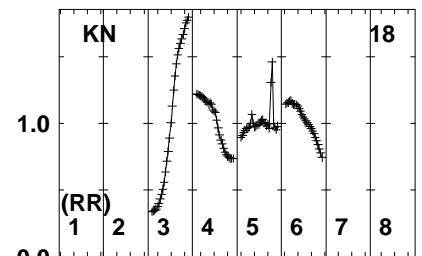
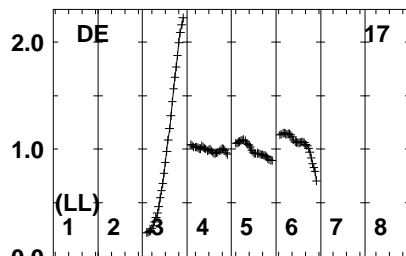
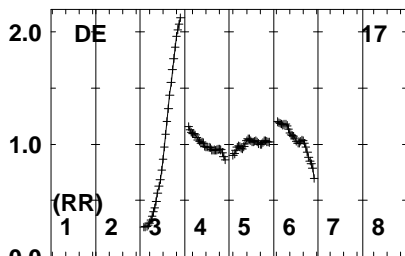
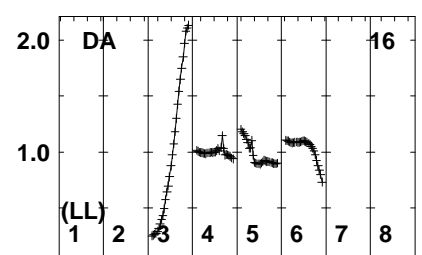
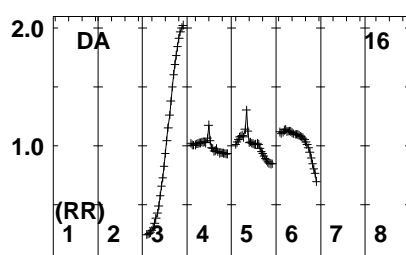
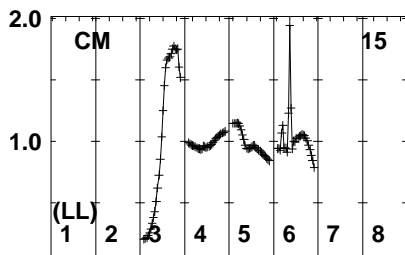
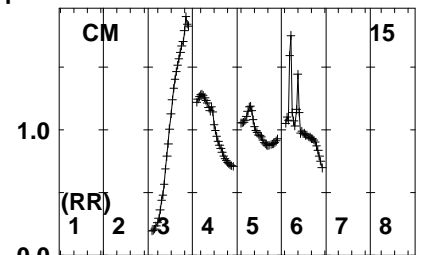
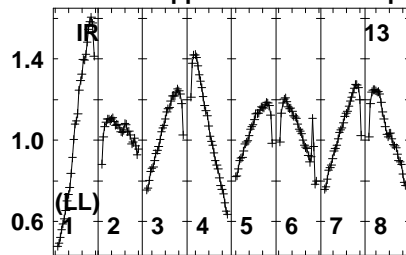
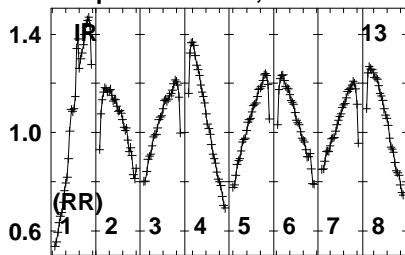


Lower frame: Real Jy  
Auto-corr total-power spectrum Antenna: \*  
Timerange: 00/18:29:01 to 00/18:32:29

Plot file version 541 created 12-SEP-2022 13:08:02

HS0810+2554 EH040A.UVDATA.1

Freq = 1.5950 GHz, Bw = 16.000 MH No calibration applied and no bandpass applied



1595 610 1630 645 660 675 1695 710  
FREQ MHz

1595 610 1630 645 660 675 1695 710  
FREQ MHz

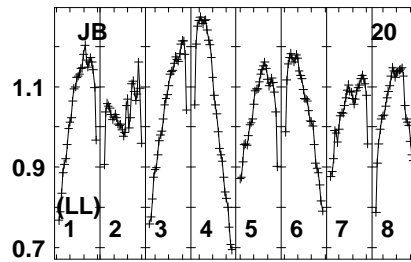
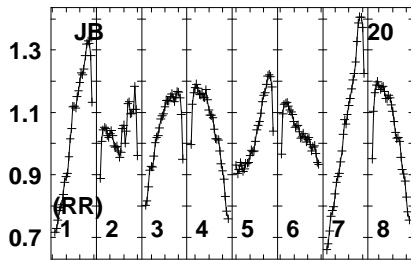
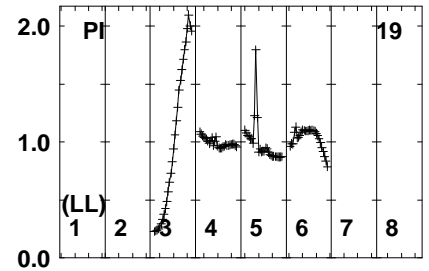
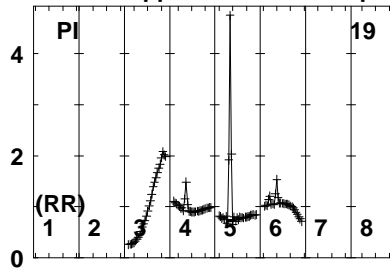
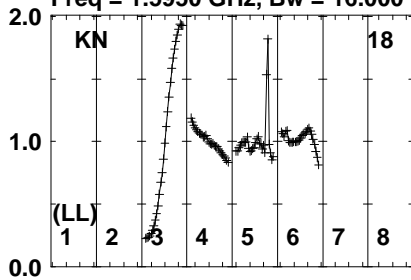
1595 610 1630 645 660 675 1695 710  
FREQ MHz

Lower frame: Real Jy  
Auto-corr total-power spectrum Antenna: \*  
Timerange: 00/18:29:01 to 00/18:32:29

Plot file version 542 created 12-SEP-2022 13:08:02

HS0810+2554 EH040A.UVDATA.1

Freq = 1.5950 GHz, Bw = 16.000 MH No calibration applied and no bandpass applied

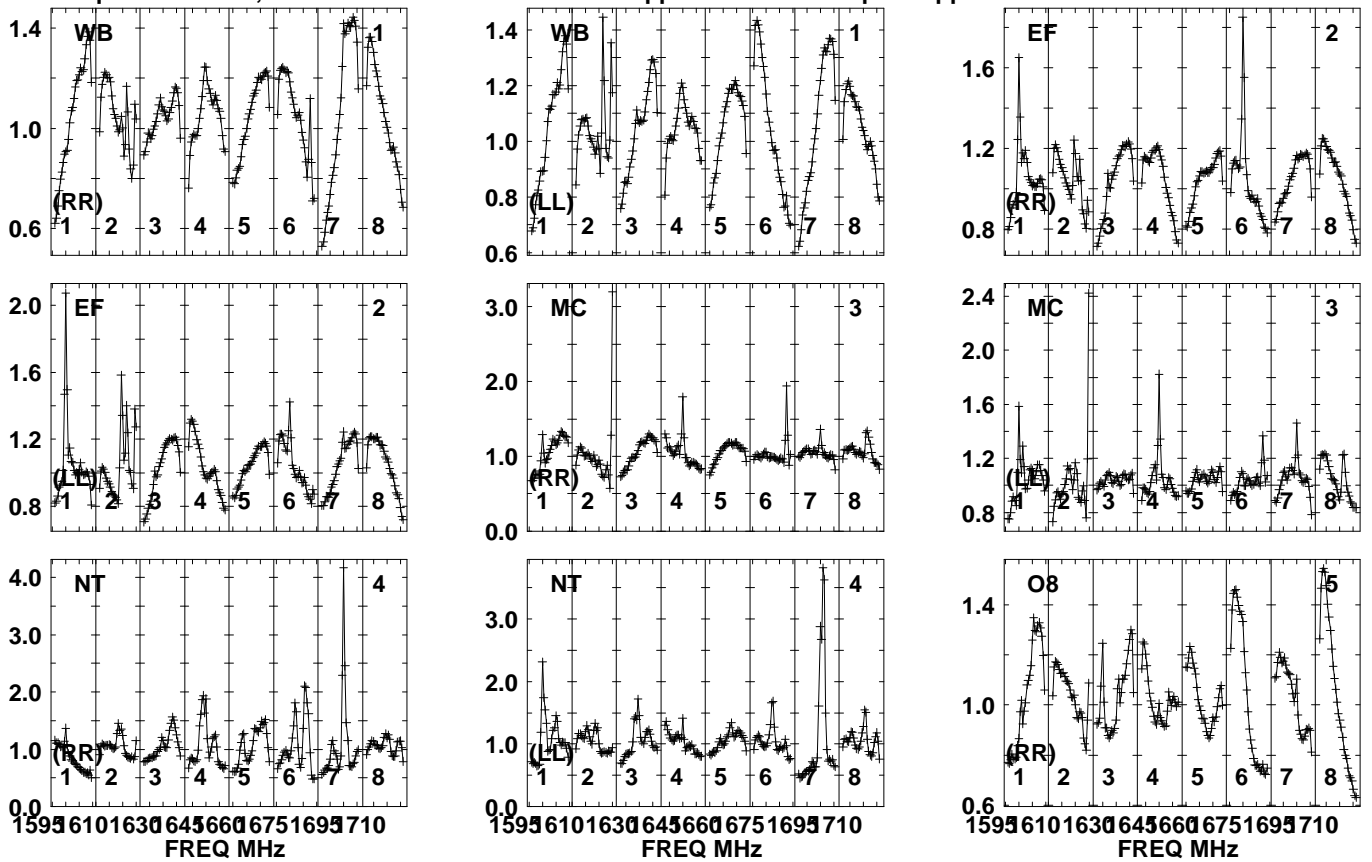


Lower frame: Real Jy  
Auto-corr total-power spectrum Antenna: \*  
Timerange: 00/18:29:01 to 00/18:32:29

Plot file version 543 created 12-SEP-2022 13:08:03

J0813+2435 EH040A.UVDATA.1

Freq = 1.5950 GHz, Bw = 16.000 MH No calibration applied and no bandpass applied

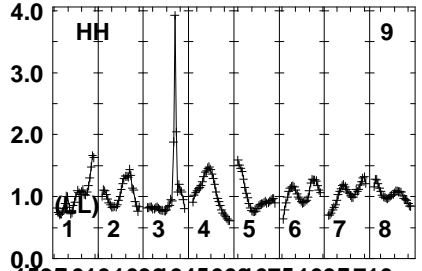
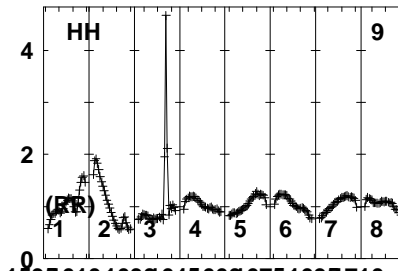
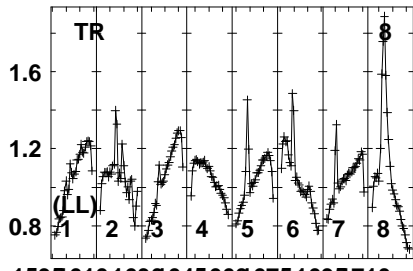
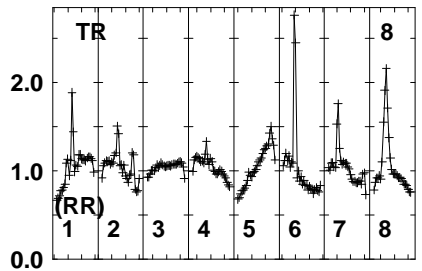
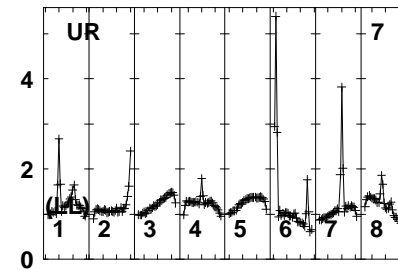
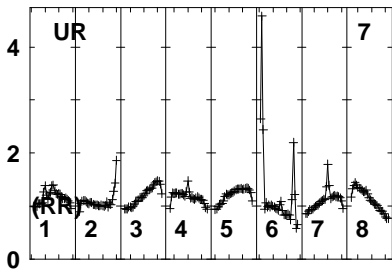
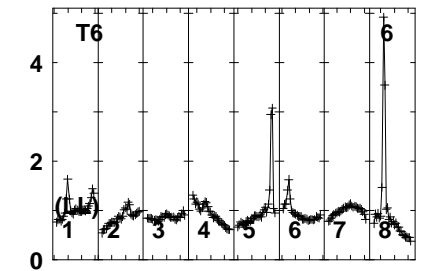
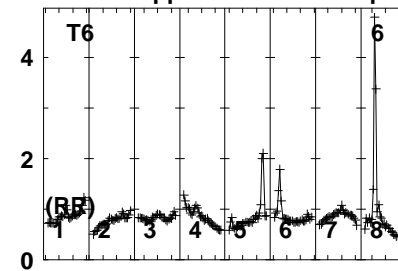
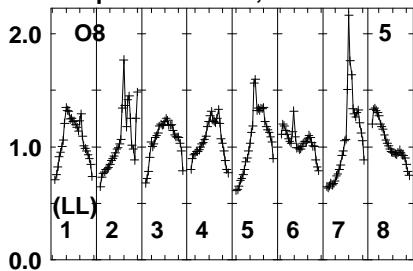


Lower frame: Real Jy  
Auto-corr total-power spectrum Antenna: \*  
Timerange: 00/18:32:31 to 00/18:33:59

Plot file version 544 created 12-SEP-2022 13:08:03

J0813+2435 EH040A.UVDATA.1

Freq = 1.5950 GHz, Bw = 16.000 MH No calibration applied and no bandpass applied



1595 610 1630 645 660 675 1695 710  
FREQ MHz

1595 610 1630 645 660 675 1695 710  
FREQ MHz

1595 610 1630 645 660 675 1695 710  
FREQ MHz

Lower frame: Real Jy

Auto-corr total-power spectrum Antenna: \*

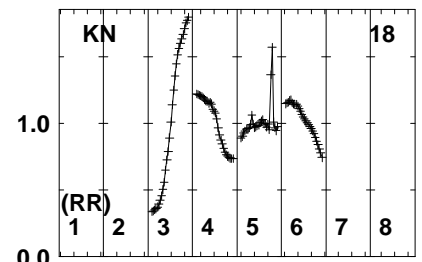
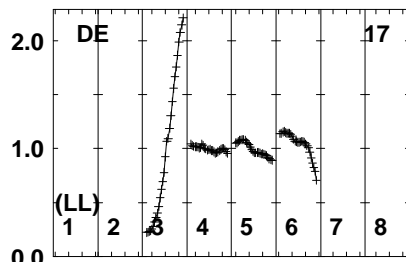
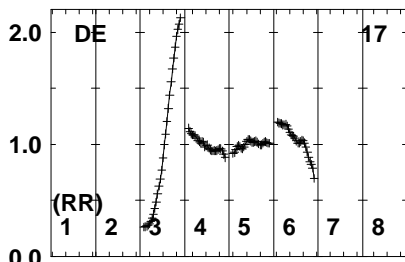
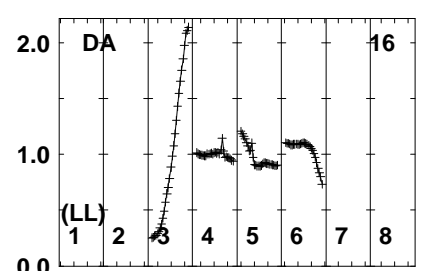
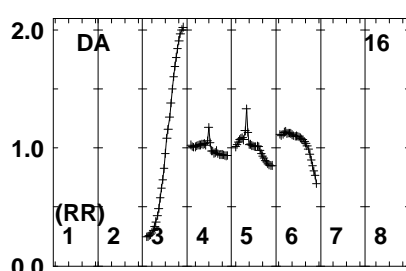
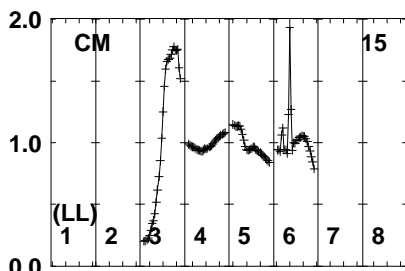
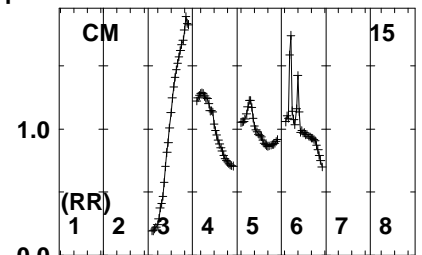
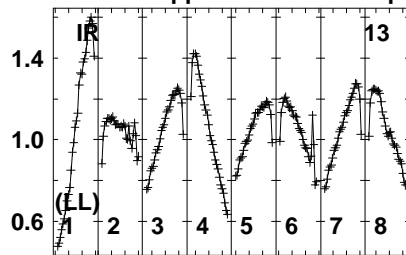
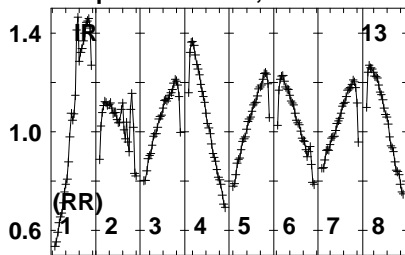
Timerange: 00/18:32:31 to 00/18:33:59



Plot file version 545 created 12-SEP-2022 13:08:03

J0813+2435 EH040A.UVDATA.1

Freq = 1.5950 GHz, Bw = 16.000 MH No calibration applied and no bandpass applied



1595 610 1630 645 660 675 1695 710  
FREQ MHz

1595 610 1630 645 660 675 1695 710  
FREQ MHz

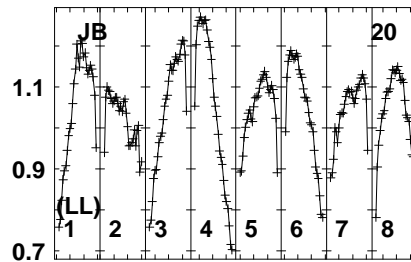
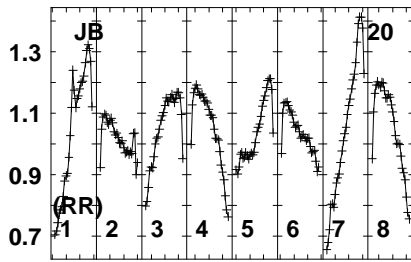
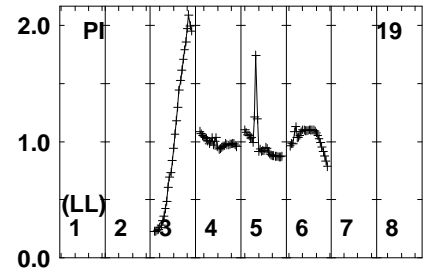
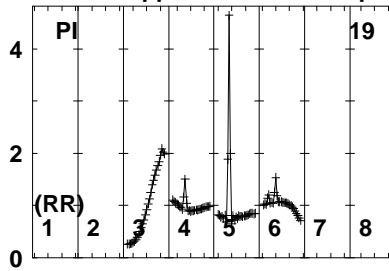
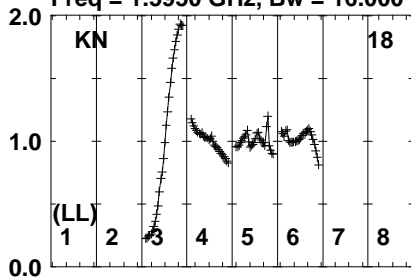
1595 610 1630 645 660 675 1695 710  
FREQ MHz

Lower frame: Real Jy  
Auto-corr total-power spectrum Antenna: \*  
Timerange: 00/18:32:31 to 00/18:33:59

Plot file version 546 created 12-SEP-2022 13:08:03

J0813+2435 EH040A.UVDATA.1

Freq = 1.5950 GHz, Bw = 16.000 MH No calibration applied and no bandpass applied

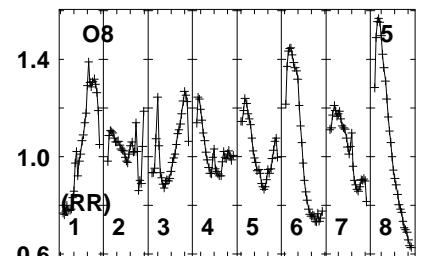
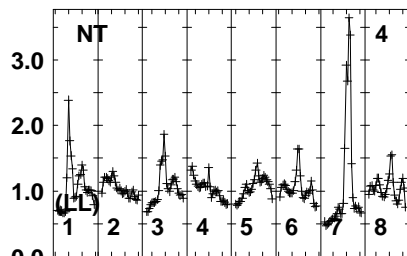
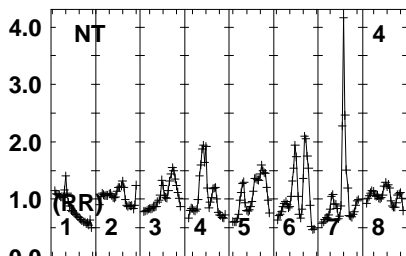
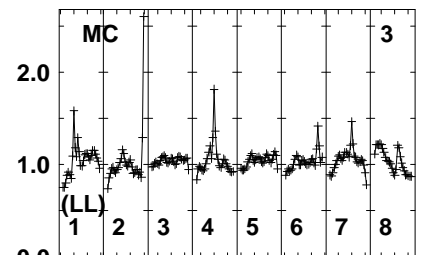
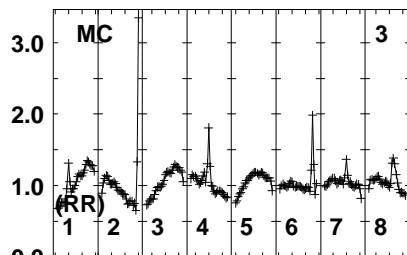
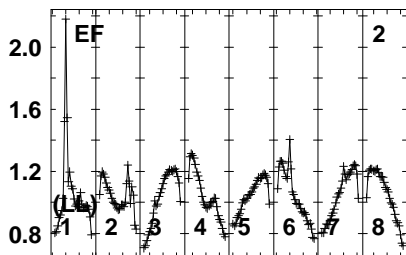
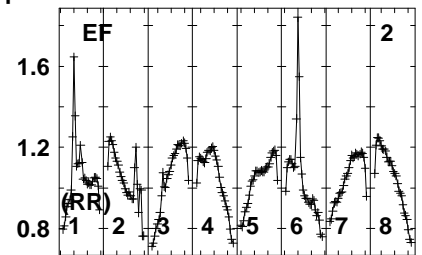
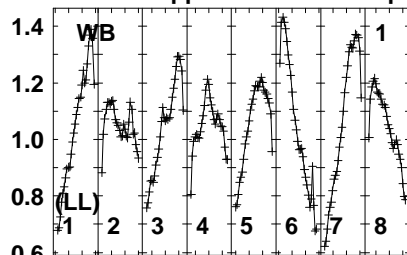
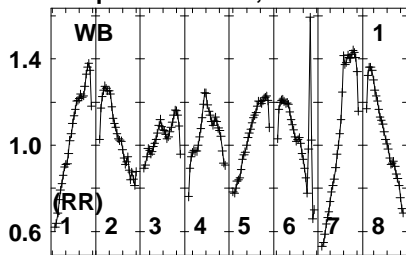


Lower frame: Real Jy  
Auto-corr total-power spectrum Antenna: \*  
Timerange: 00/18:32:31 to 00/18:33:59

Plot file version 547 created 12-SEP-2022 13:08:03

HS0810+2554 EH040A.UVDATA.1

Freq = 1.5950 GHz, Bw = 16.000 MH No calibration applied and no bandpass applied



1595 610 1630 645 660 675 1695 710  
FREQ MHz

1595 610 1630 645 660 675 1695 710  
FREQ MHz

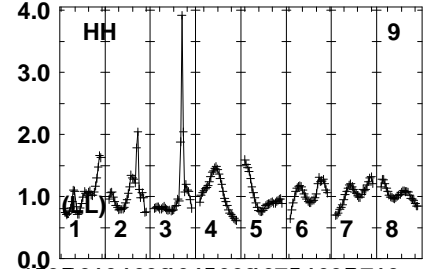
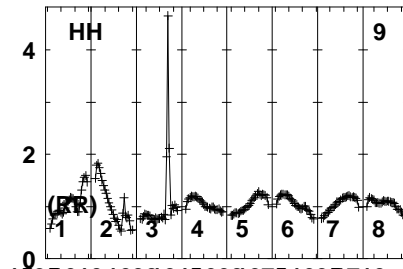
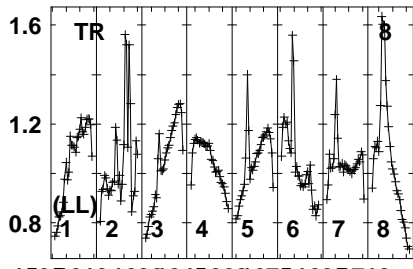
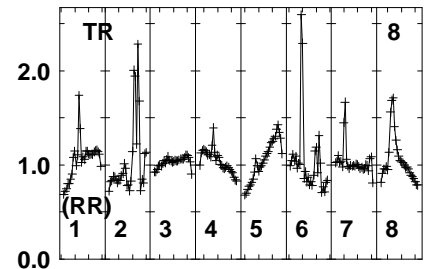
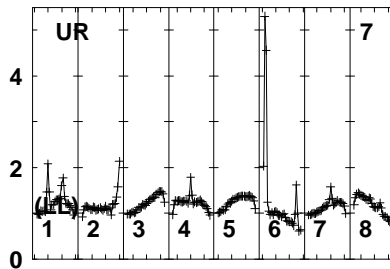
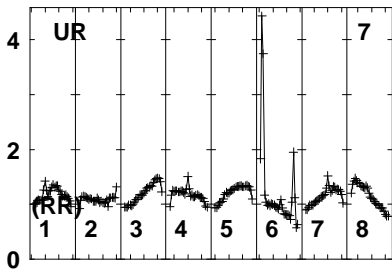
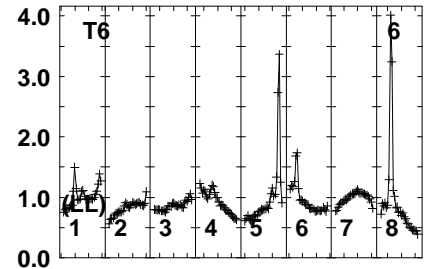
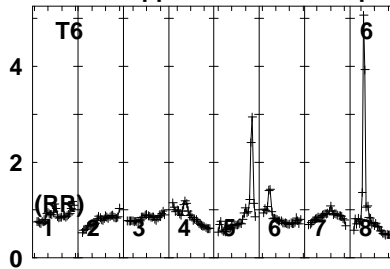
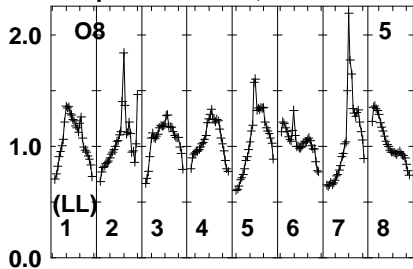
1595 610 1630 645 660 675 1695 710  
FREQ MHz

Lower frame: Real Jy  
Auto-corr total-power spectrum Antenna: \*  
Timerange: 00/18:34:01 to 00/18:37:29

Plot file version 548 created 12-SEP-2022 13:08:03

HS0810+2554 EH040A.UVDATA.1

Freq = 1.5950 GHz, Bw = 16.000 MH No calibration applied and no bandpass applied



1595 610 1630 645 660 675 1695 710  
FREQ MHz

1595 610 1630 645 660 675 1695 710  
FREQ MHz

1595 610 1630 645 660 675 1695 710  
FREQ MHz

Lower frame: Real Jy

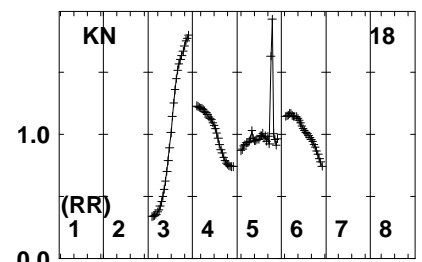
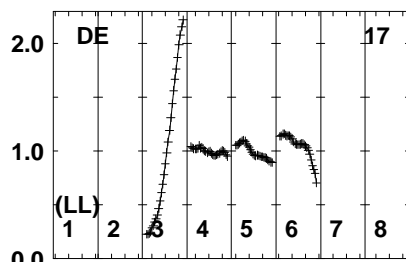
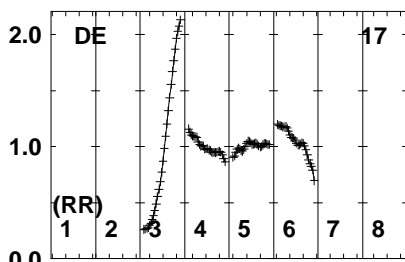
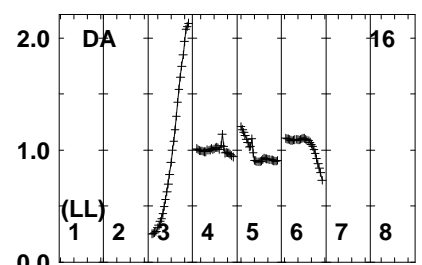
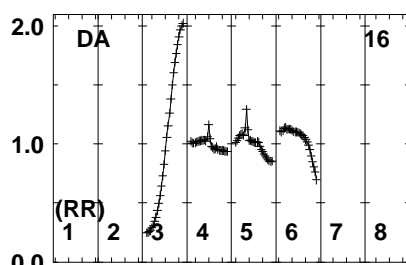
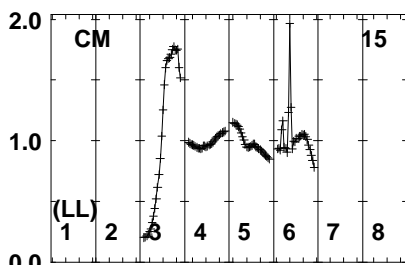
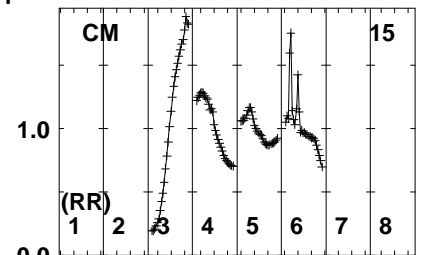
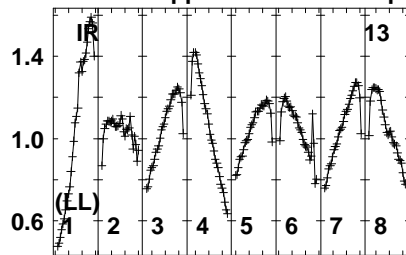
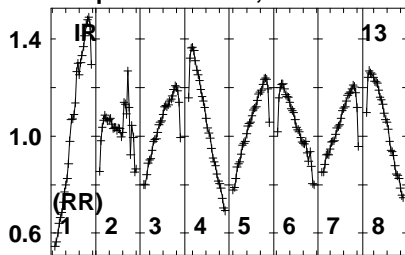
Auto-corr total-power spectrum Antenna: \*

Timerange: 00/18:34:01 to 00/18:37:29

Plot file version 549 created 12-SEP-2022 13:08:03

HS0810+2554 EH040A.UVDATA.1

Freq = 1.5950 GHz, Bw = 16.000 MH No calibration applied and no bandpass applied



1595 610 1630 645 660 675 1695 710  
FREQ MHz

1595 610 1630 645 660 675 1695 710  
FREQ MHz

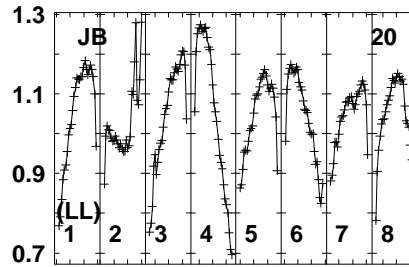
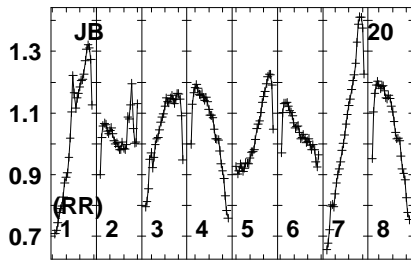
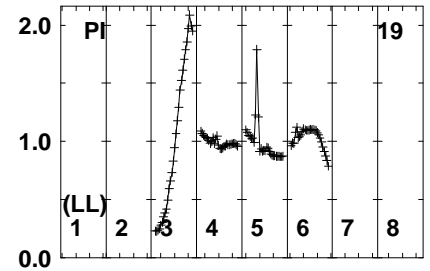
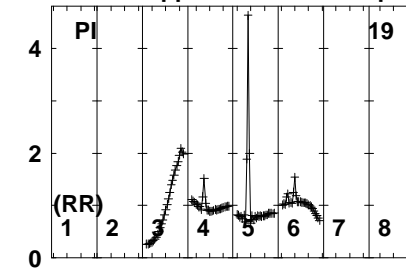
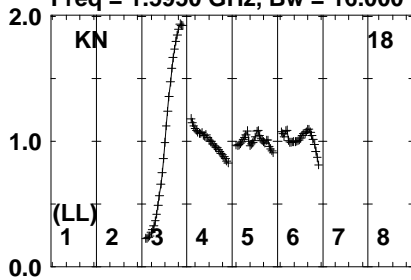
1595 610 1630 645 660 675 1695 710  
FREQ MHz

Lower frame: Real Jy  
Auto-corr total-power spectrum Antenna: \*  
Timerange: 00/18:34:01 to 00/18:37:29

Plot file version 550 created 12-SEP-2022 13:08:04

HS0810+2554 EH040A.UVDATA.1

Freq = 1.5950 GHz, Bw = 16.000 MH No calibration applied and no bandpass applied

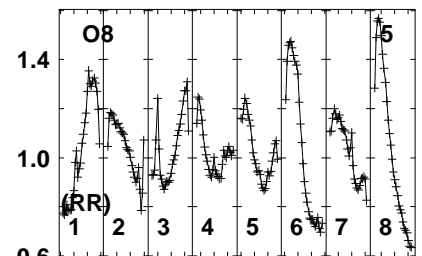
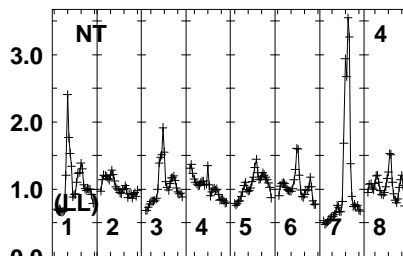
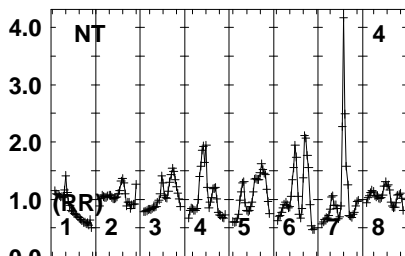
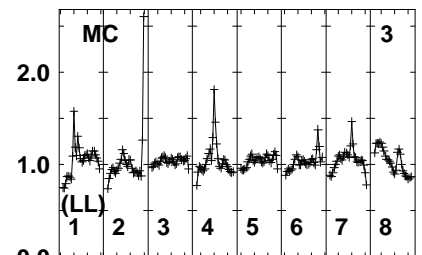
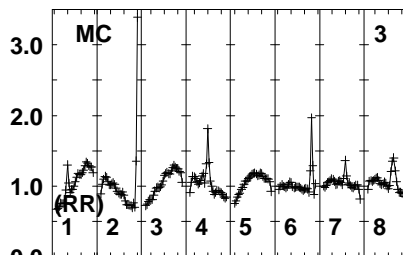
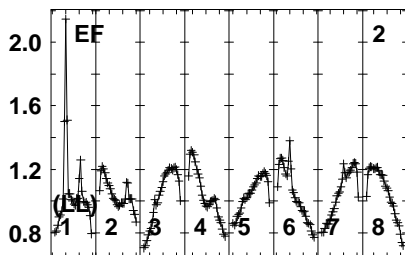
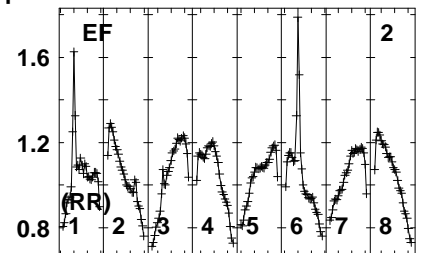
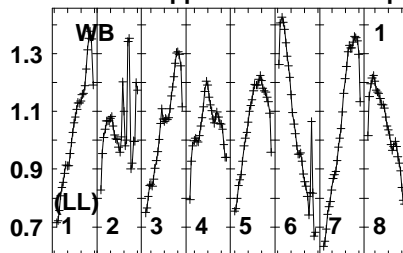
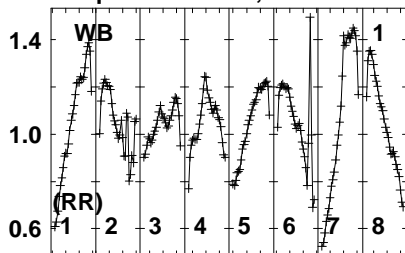


Lower frame: Real Jy  
Auto-corr total-power spectrum Antenna: \*  
Timerange: 00/18:34:01 to 00/18:37:29

Plot file version 551 created 12-SEP-2022 13:08:04

J0813+2435 EH040A.UVDATA.1

Freq = 1.5950 GHz, Bw = 16.000 MH No calibration applied and no bandpass applied



1595 610 1630 645 660 675 1695 710  
FREQ MHz

1595 610 1630 645 660 675 1695 710  
FREQ MHz

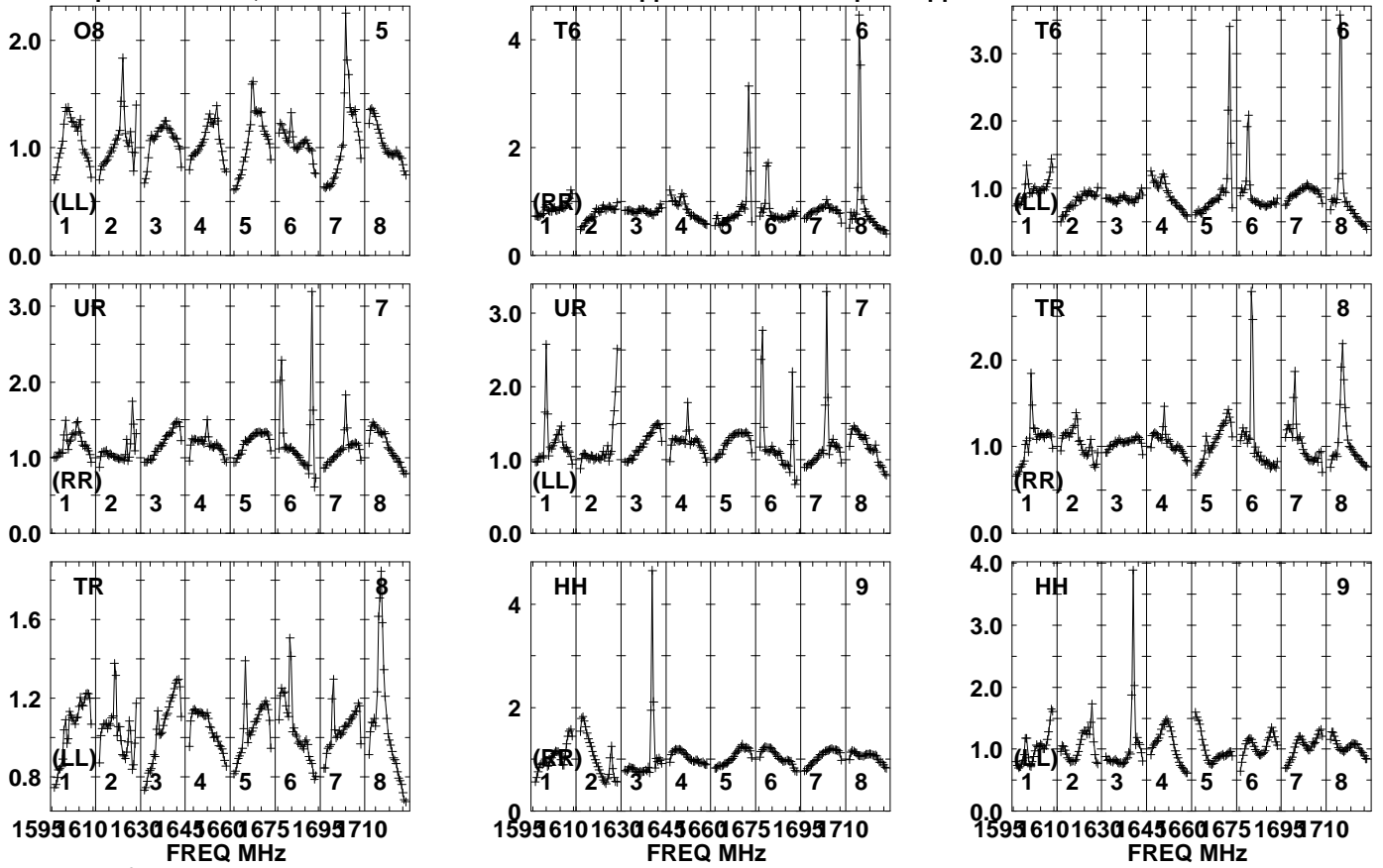
1595 610 1630 645 660 675 1695 710  
FREQ MHz

Lower frame: Real Jy  
Auto-corr total-power spectrum Antenna: \*  
Timerange: 00/18:38:01 to 00/18:39:29

Plot file version 552 created 12-SEP-2022 13:08:04

J0813+2435 EH040A.UVDATA.1

Freq = 1.5950 GHz, Bw = 16.000 MH No calibration applied and no bandpass applied



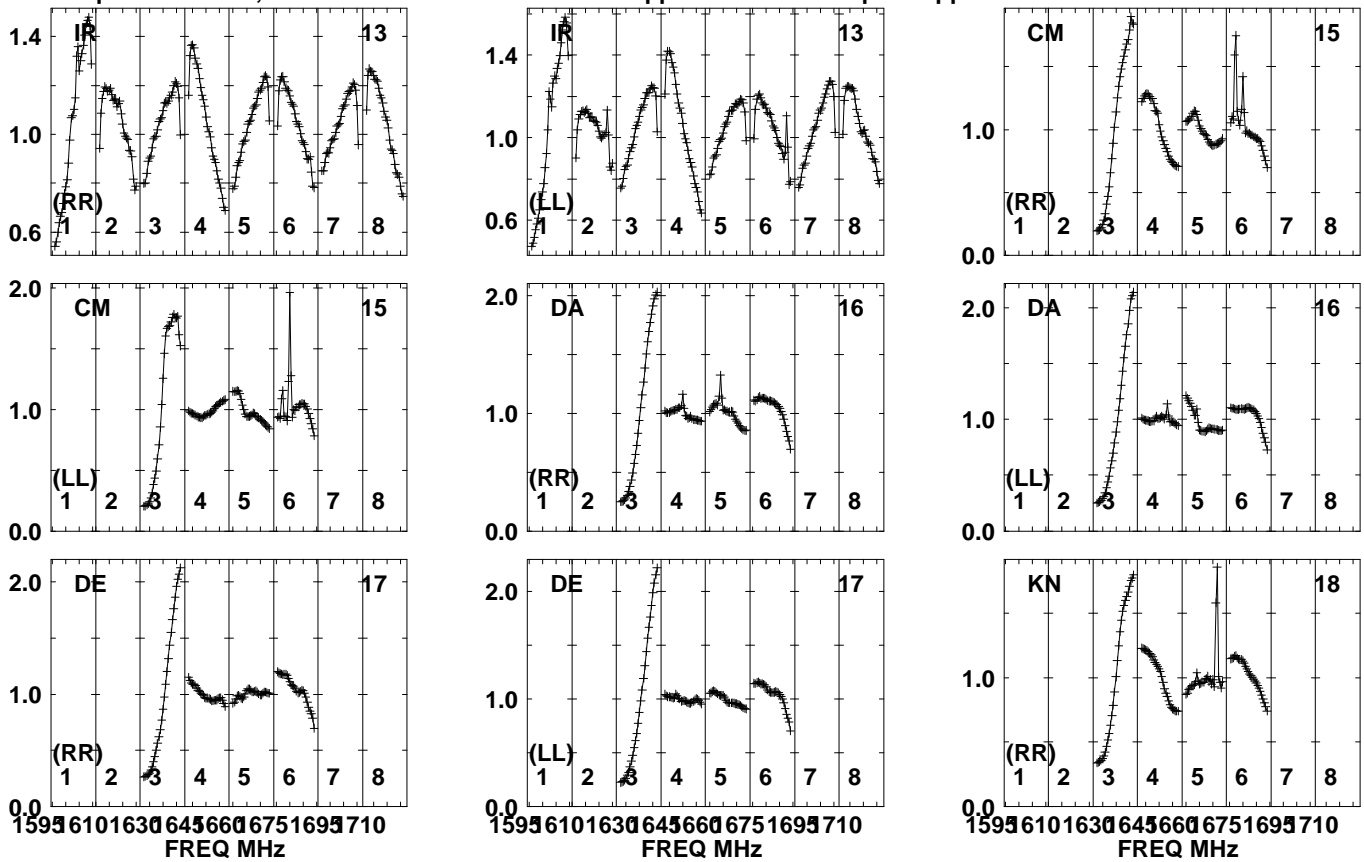
Lower frame: Real Jy  
Auto-corr total-power spectrum Antenna: \*  
Timerange: 00/18:38:01 to 00/18:39:29



Plot file version 553 created 12-SEP-2022 13:08:04

J0813+2435 EH040A.UVDATA.1

Freq = 1.5950 GHz, Bw = 16.000 MH No calibration applied and no bandpass applied

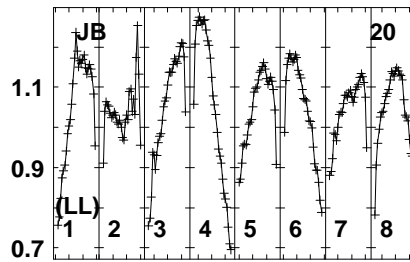
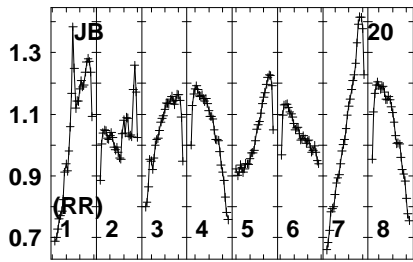
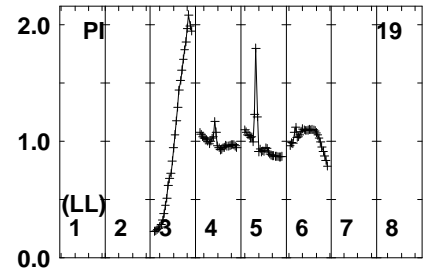
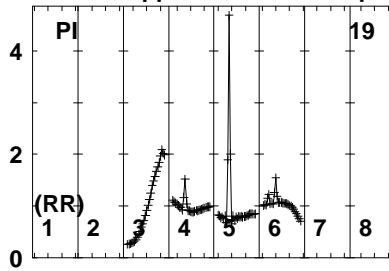
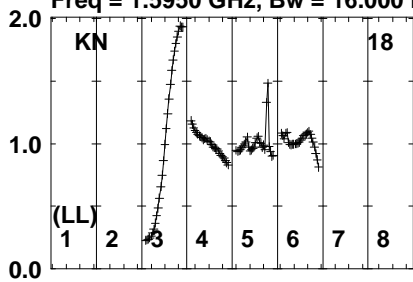


Lower frame: Real Jy  
Auto-corr total-power spectrum Antenna: \*  
Timerange: 00/18:38:01 to 00/18:39:29

Plot file version 554 created 12-SEP-2022 13:08:04

J0813+2435 EH040A.UVDATA.1

Freq = 1.5950 GHz, Bw = 16.000 MH No calibration applied and no bandpass applied

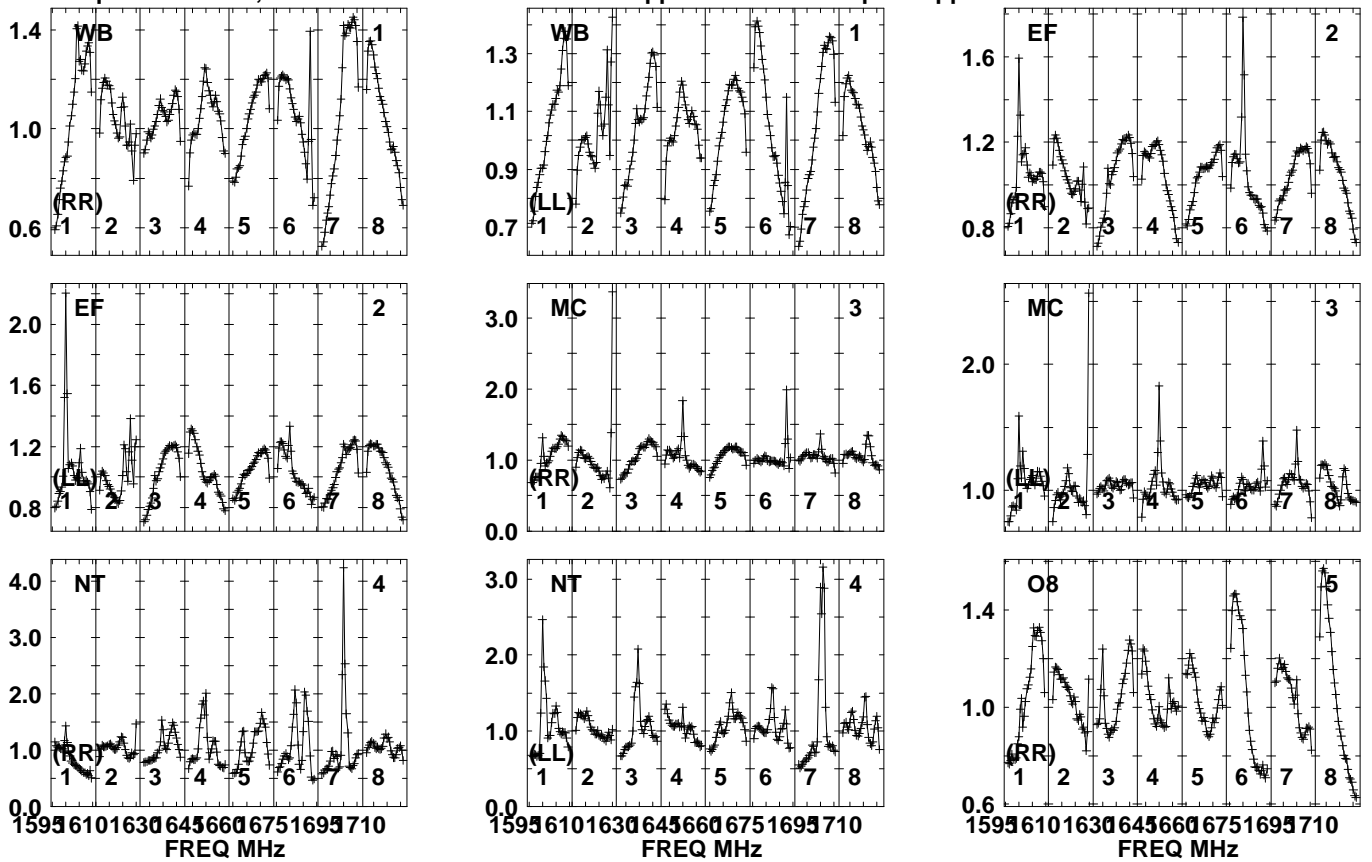


Lower frame: Real Jy  
Auto-corr total-power spectrum Antenna: \*  
Timerange: 00/18:38:01 to 00/18:39:29

Plot file version 555 created 12-SEP-2022 13:08:04

HS0810+2554 EH040A.UVDATA.1

Freq = 1.5950 GHz, Bw = 16.000 MH No calibration applied and no bandpass applied

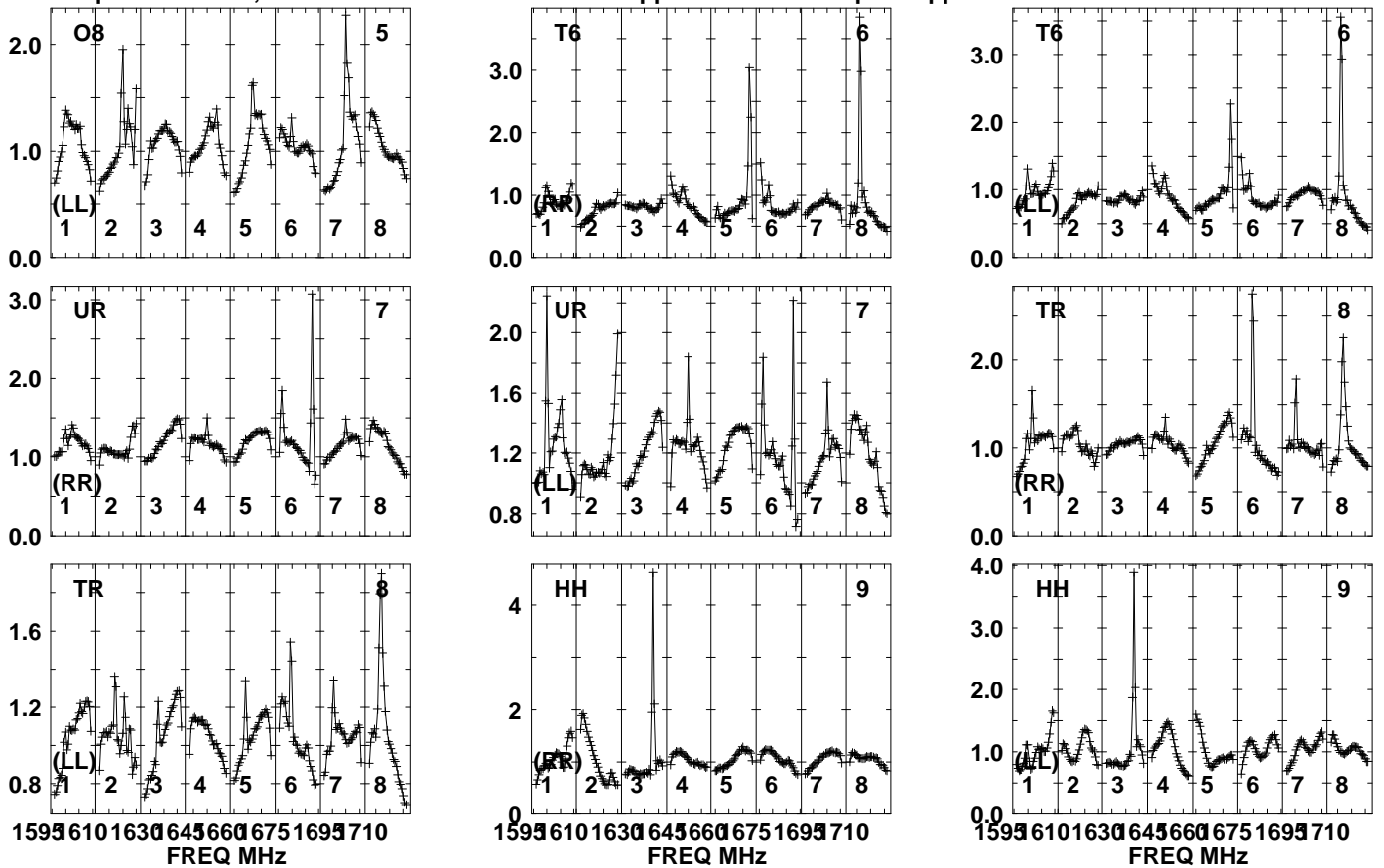


Lower frame: Real Jy  
Auto-corr total-power spectrum Antenna: \*  
Timerange: 00/18:39:31 to 00/18:42:59

Plot file version 556 created 12-SEP-2022 13:08:04

HS0810+2554 EH040A.UVDATA.1

Freq = 1.5950 GHz, Bw = 16.000 MH No calibration applied and no bandpass applied



Lower frame: Real Jy

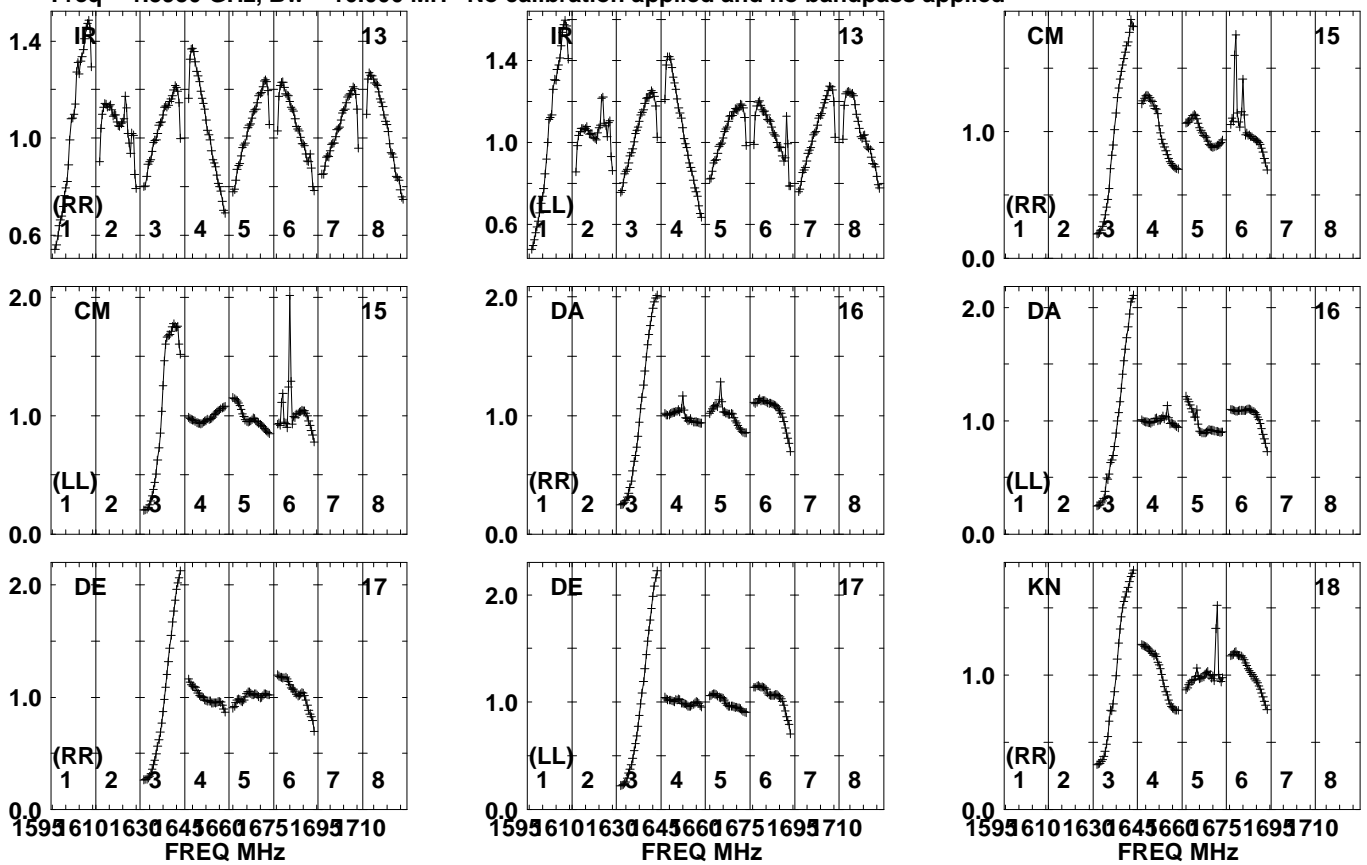
Auto-corr total-power spectrum Antenna: \*

Timerange: 00/18:39:31 to 00/18:42:59

Plot file version 557 created 12-SEP-2022 13:08:04

HS0810+2554 EH040A.UVDATA.1

Freq = 1.5950 GHz, Bw = 16.000 MH No calibration applied and no bandpass applied

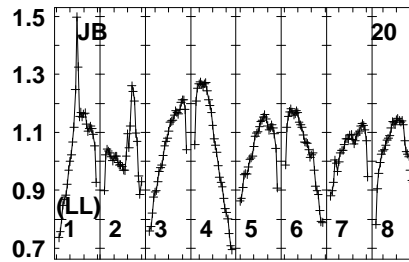
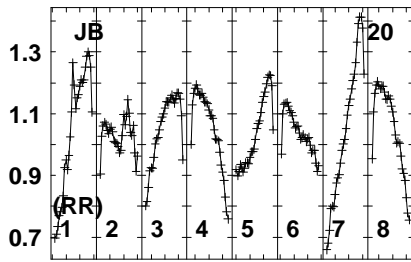
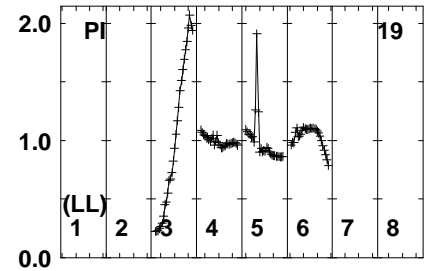
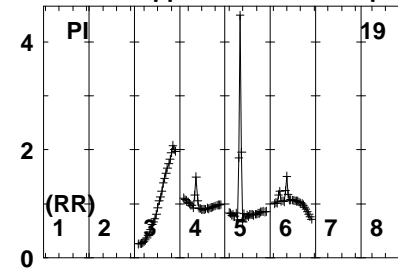
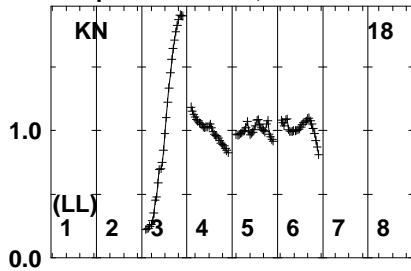


Lower frame: Real Jy  
Auto-corr total-power spectrum Antenna: \*  
Timerange: 00/18:39:31 to 00/18:42:59

Plot file version 558 created 12-SEP-2022 13:08:05

HS0810+2554 EH040A.UVDATA.1

Freq = 1.5950 GHz, Bw = 16.000 MH No calibration applied and no bandpass applied

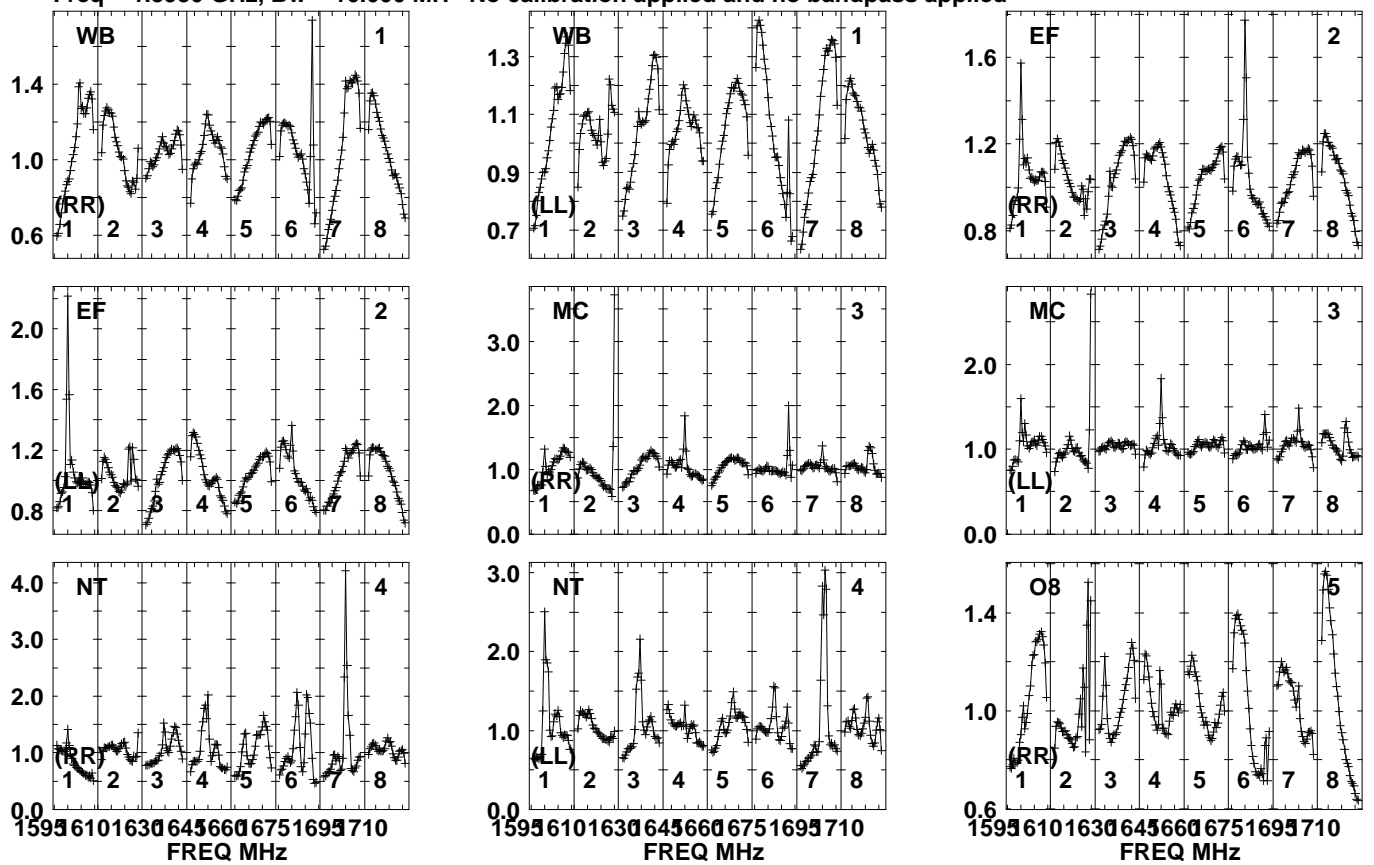


Lower frame: Real Jy  
Auto-corr total-power spectrum Antenna: \*  
Timerange: 00/18:39:31 to 00/18:42:59

Plot file version 559 created 12-SEP-2022 13:08:05

J0813+2435 EH040A.UVDATA.1

Freq = 1.5950 GHz, Bw = 16.000 MH No calibration applied and no bandpass applied

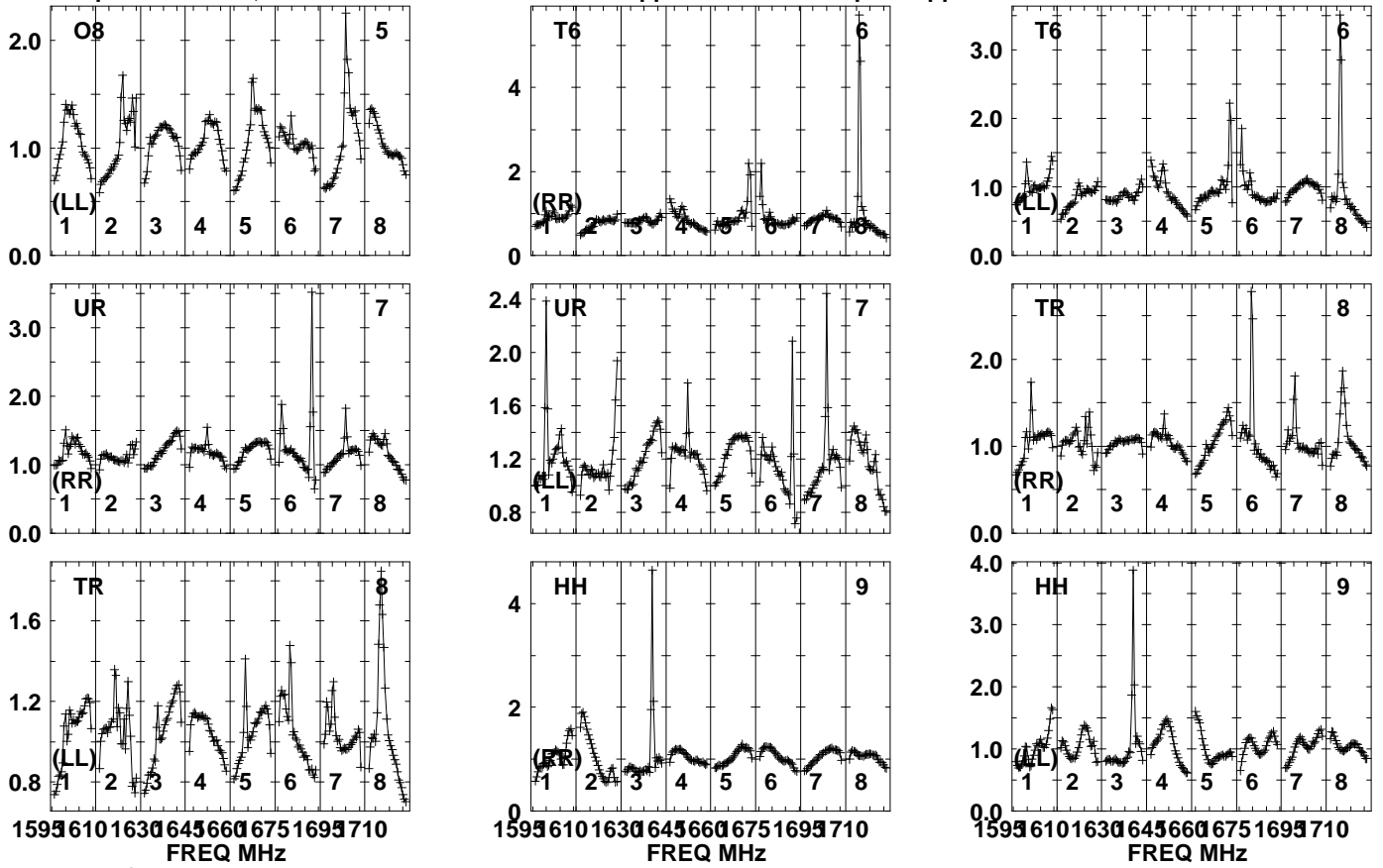


Lower frame: Real Jy  
Auto-corr total-power spectrum Antenna: \*  
Timerange: 00/18:43:01 to 00/18:44:29

Plot file version 560 created 12-SEP-2022 13:08:05

J0813+2435 EH040A.UVDATA.1

Freq = 1.5950 GHz, Bw = 16.000 MH No calibration applied and no bandpass applied



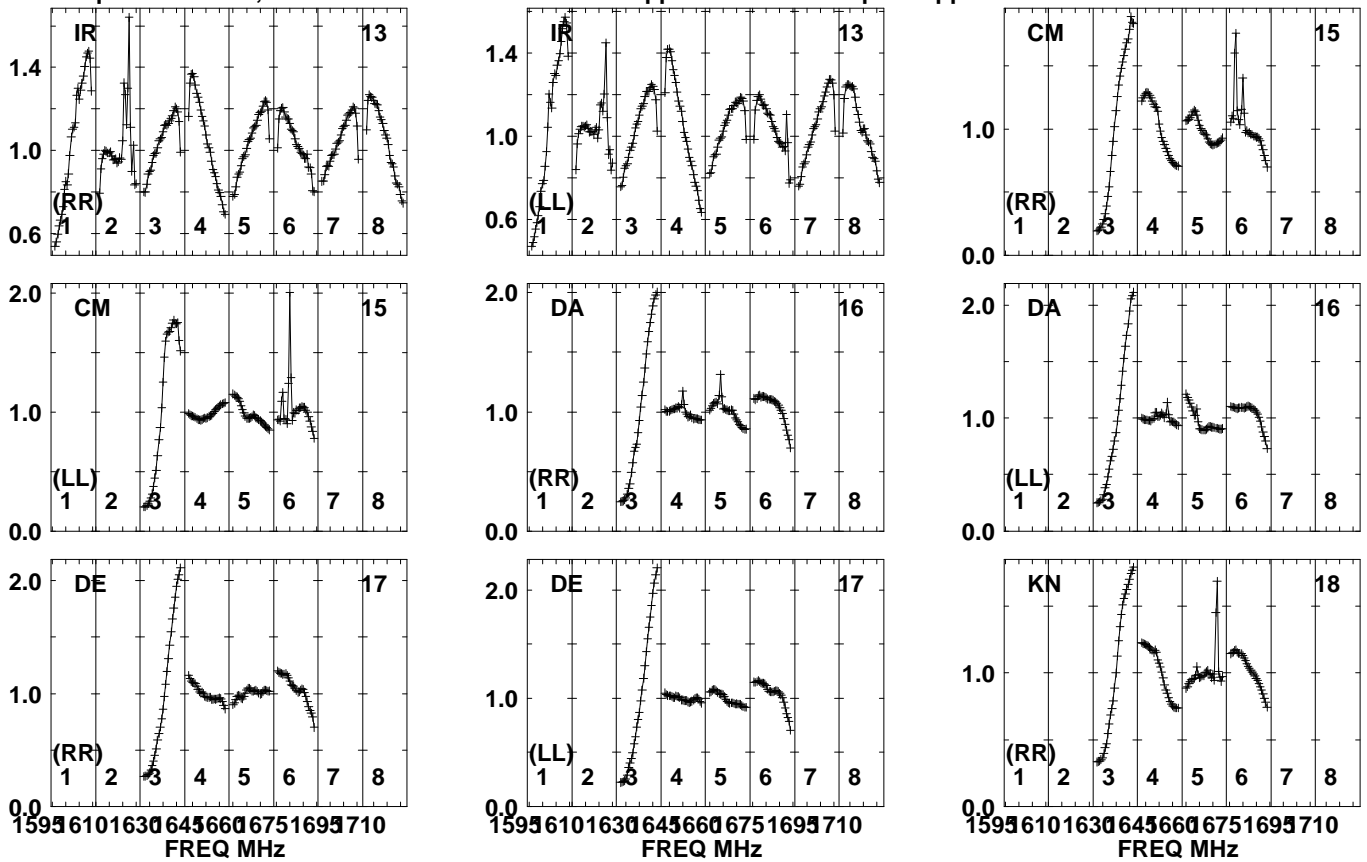
Lower frame: Real Jy  
Auto-corr total-power spectrum Antenna: \*  
Timerange: 00/18:43:01 to 00/18:44:29



Plot file version 561 created 12-SEP-2022 13:08:05

J0813+2435 EH040A.UVDATA.1

Freq = 1.5950 GHz, Bw = 16.000 MH No calibration applied and no bandpass applied

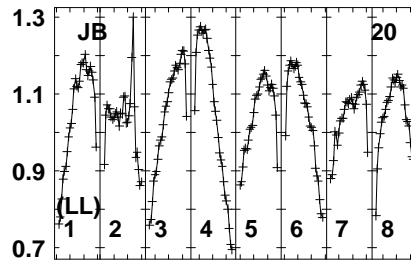
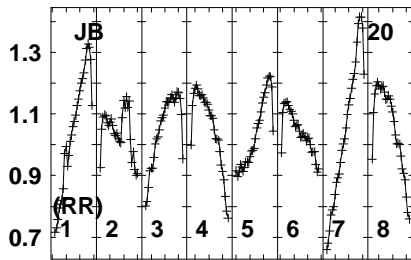
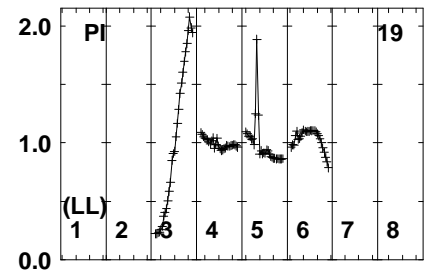
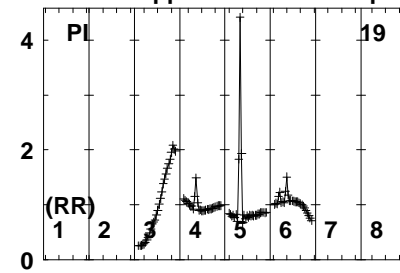
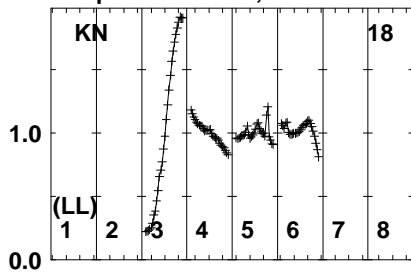


Lower frame: Real Jy  
Auto-corr total-power spectrum Antenna: \*  
Timerange: 00/18:43:01 to 00/18:44:29

Plot file version 562 created 12-SEP-2022 13:08:05

J0813+2435 EH040A.UVDATA.1

Freq = 1.5950 GHz, Bw = 16.000 MH No calibration applied and no bandpass applied

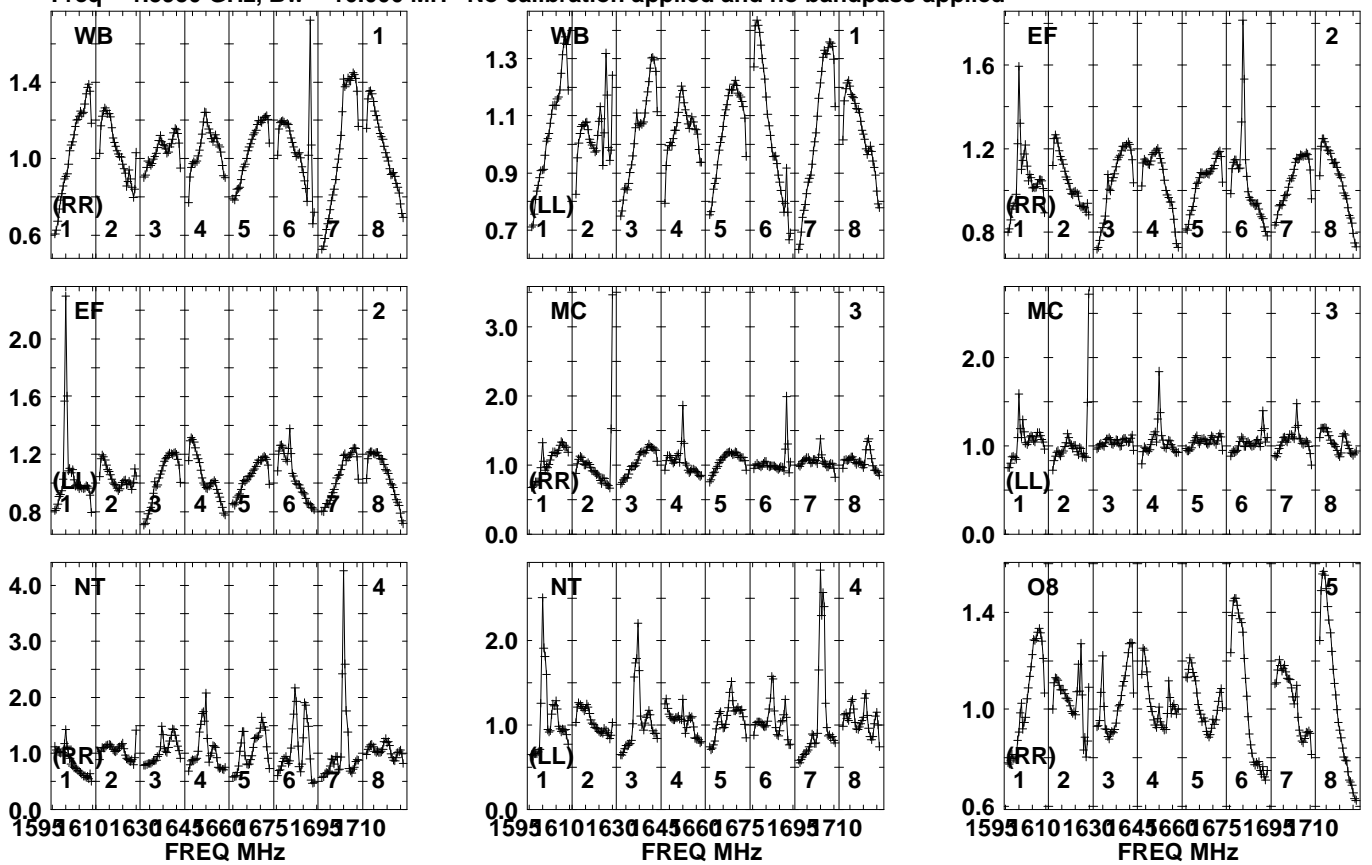


Lower frame: Real Jy  
Auto-corr total-power spectrum Antenna: \*  
Timerange: 00/18:43:01 to 00/18:44:29

Plot file version 563 created 12-SEP-2022 13:08:05

HS0810+2554 EH040A.UVDATA.1

Freq = 1.5950 GHz, Bw = 16.000 MH No calibration applied and no bandpass applied

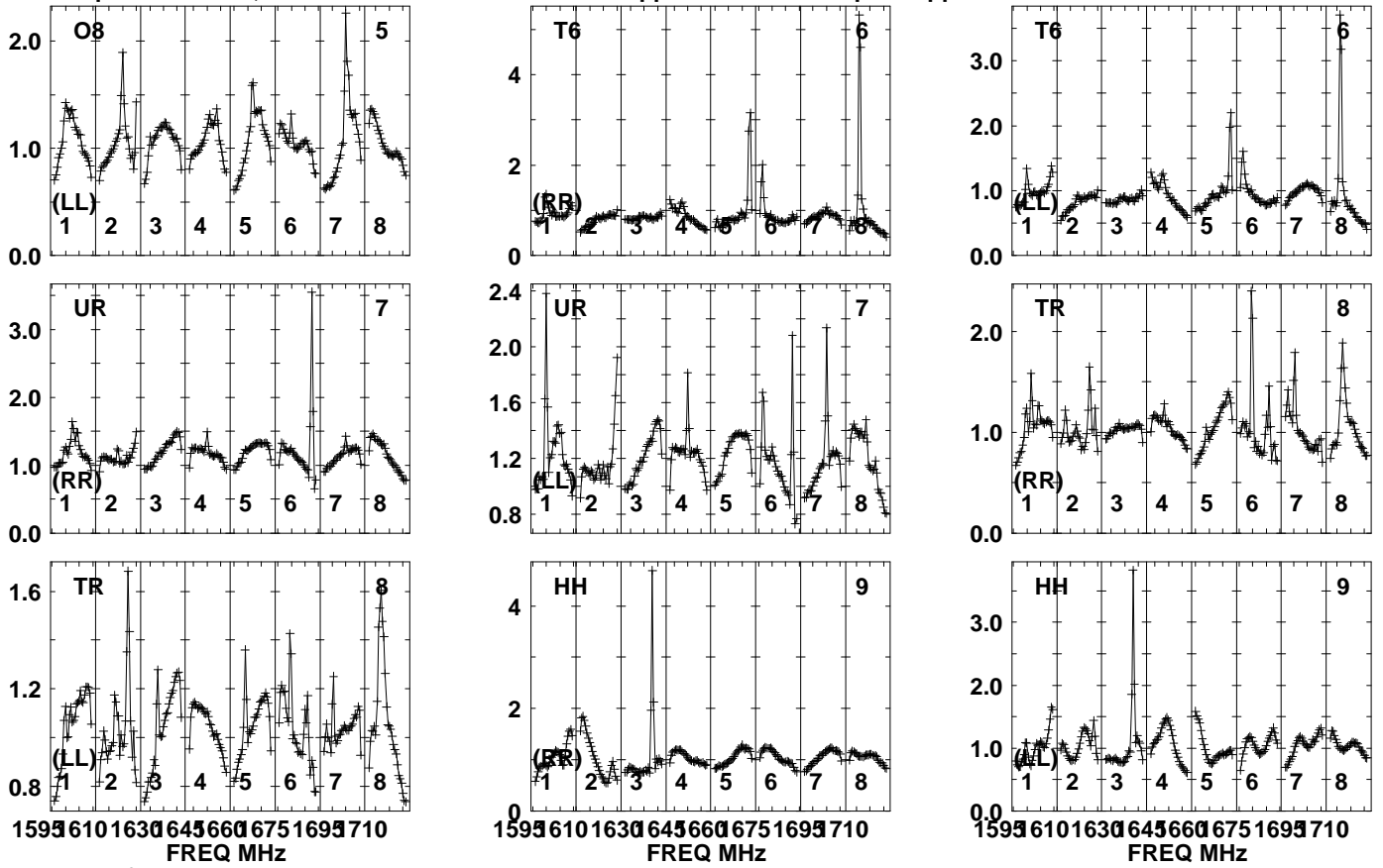


Lower frame: Real Jy  
Auto-corr total-power spectrum Antenna: \*  
Timerange: 00/18:44:31 to 00/18:47:59

Plot file version 564 created 12-SEP-2022 13:08:05

HS0810+2554 EH040A.UVDATA.1

Freq = 1.5950 GHz, Bw = 16.000 MH No calibration applied and no bandpass applied

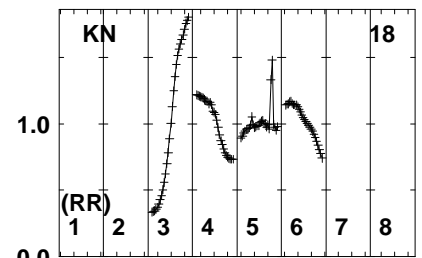
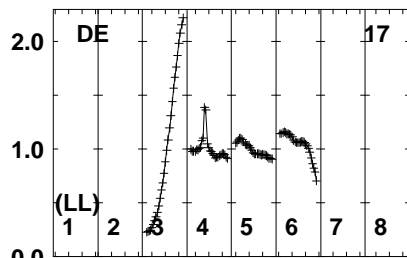
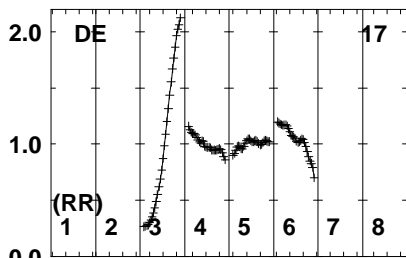
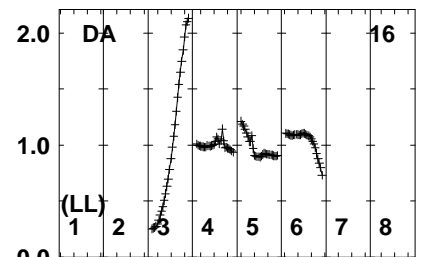
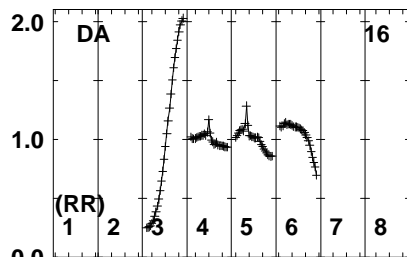
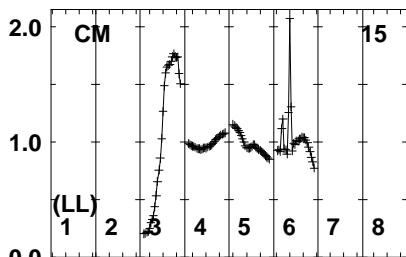
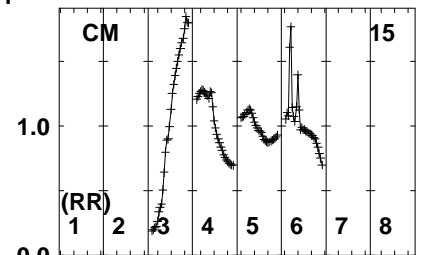
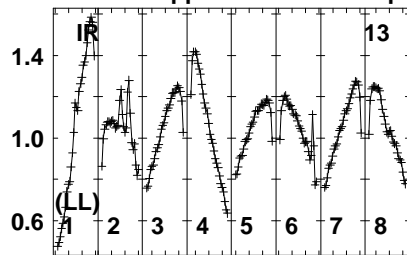
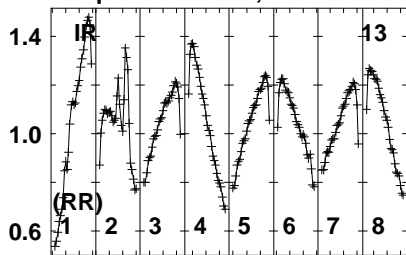


Lower frame: Real Jy  
Auto-corr total-power spectrum Antenna: \*  
Timerange: 00/18:44:31 to 00/18:47:59

Plot file version 565 created 12-SEP-2022 13:08:06

HS0810+2554 EH040A.UVDATA.1

Freq = 1.5950 GHz, Bw = 16.000 MH No calibration applied and no bandpass applied



1595 610 1630 645 660 675 1695 710  
FREQ MHz

1595 610 1630 645 660 675 1695 710  
FREQ MHz

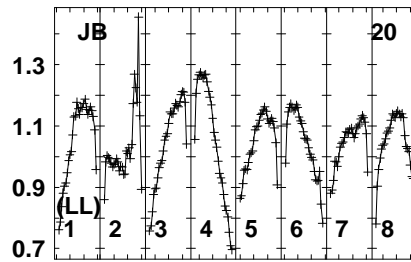
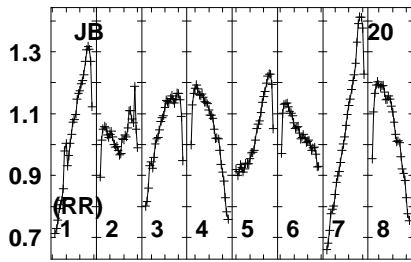
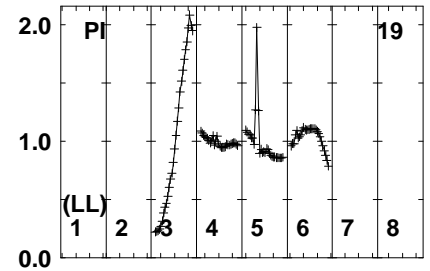
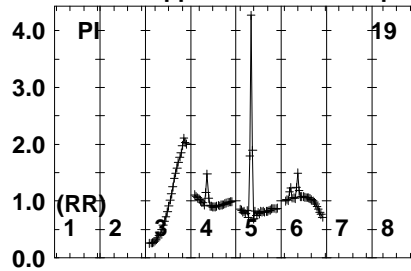
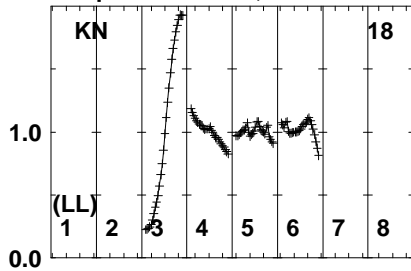
1595 610 1630 645 660 675 1695 710  
FREQ MHz

Lower frame: Real Jy  
Auto-corr total-power spectrum Antenna: \*  
Timerange: 00/18:44:31 to 00/18:47:59

Plot file version 566 created 12-SEP-2022 13:08:06

HS0810+2554 EH040A.UVDATA.1

Freq = 1.5950 GHz, Bw = 16.000 MH No calibration applied and no bandpass applied

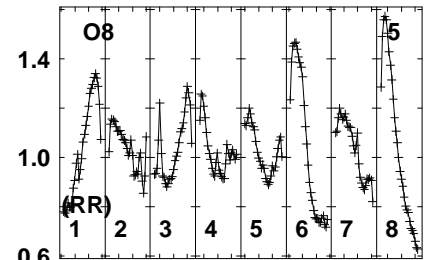
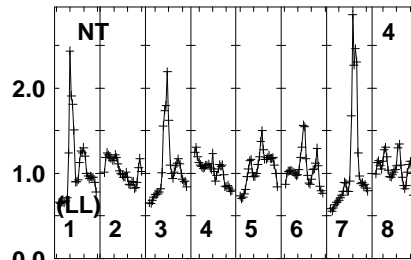
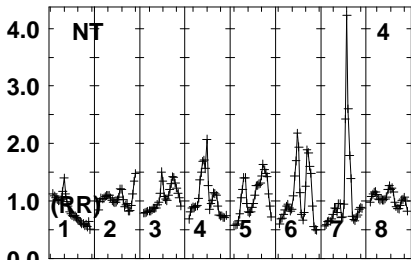
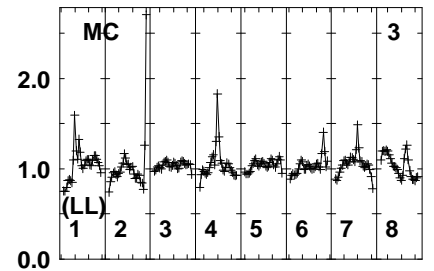
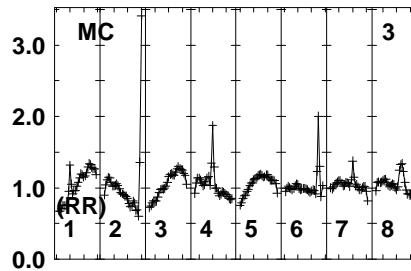
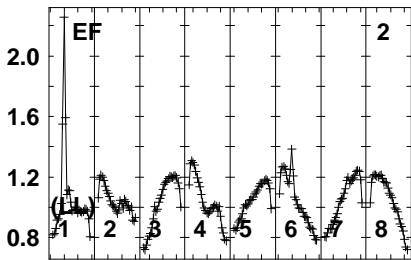
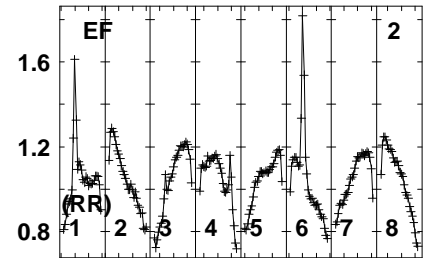
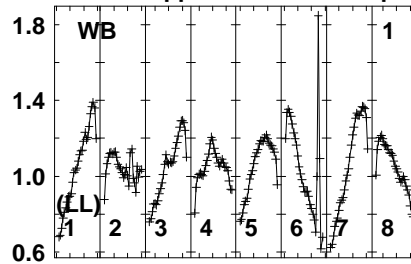
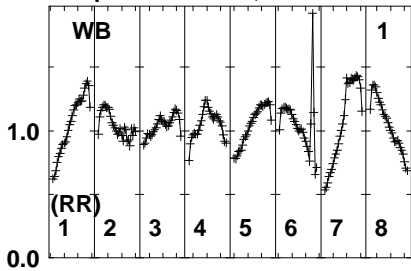


Lower frame: Real Jy  
Auto-corr total-power spectrum Antenna: \*  
Timerange: 00/18:44:31 to 00/18:47:59

Plot file version 567 created 12-SEP-2022 13:08:06

J0813+2435 EH040A.UVDATA.1

Freq = 1.5950 GHz, Bw = 16.000 MH No calibration applied and no bandpass applied



1595 610 1630 645 660 675 1695 710  
FREQ MHz

1595 610 1630 645 660 675 1695 710  
FREQ MHz

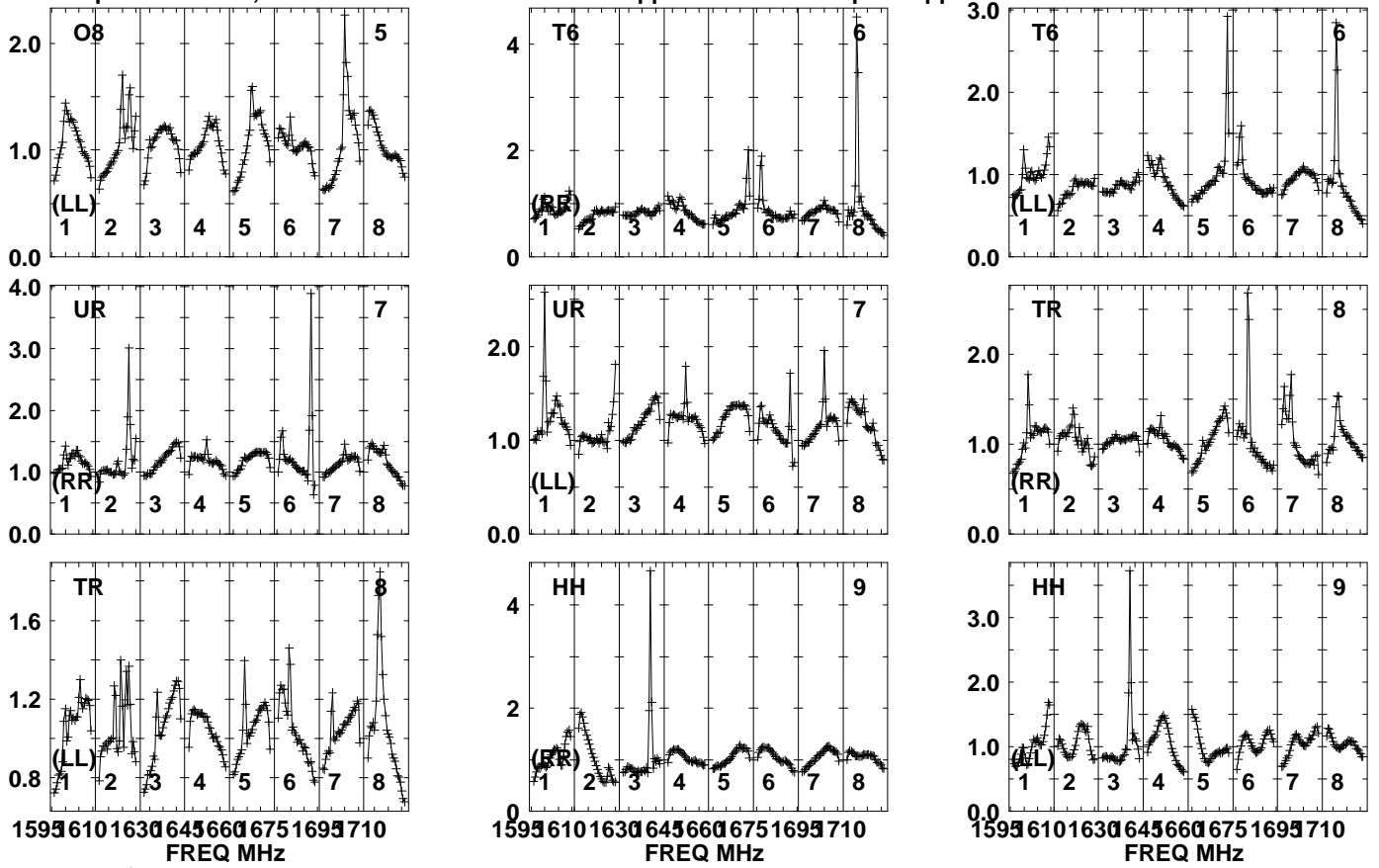
1595 610 1630 645 660 675 1695 710  
FREQ MHz

Lower frame: Real Jy  
Auto-corr total-power spectrum Antenna: \*  
Timerange: 00/18:48:31 to 00/18:49:59

Plot file version 568 created 12-SEP-2022 13:08:06

J0813+2435 EH040A.UVDATA.1

Freq = 1.5950 GHz, Bw = 16.000 MH No calibration applied and no bandpass applied



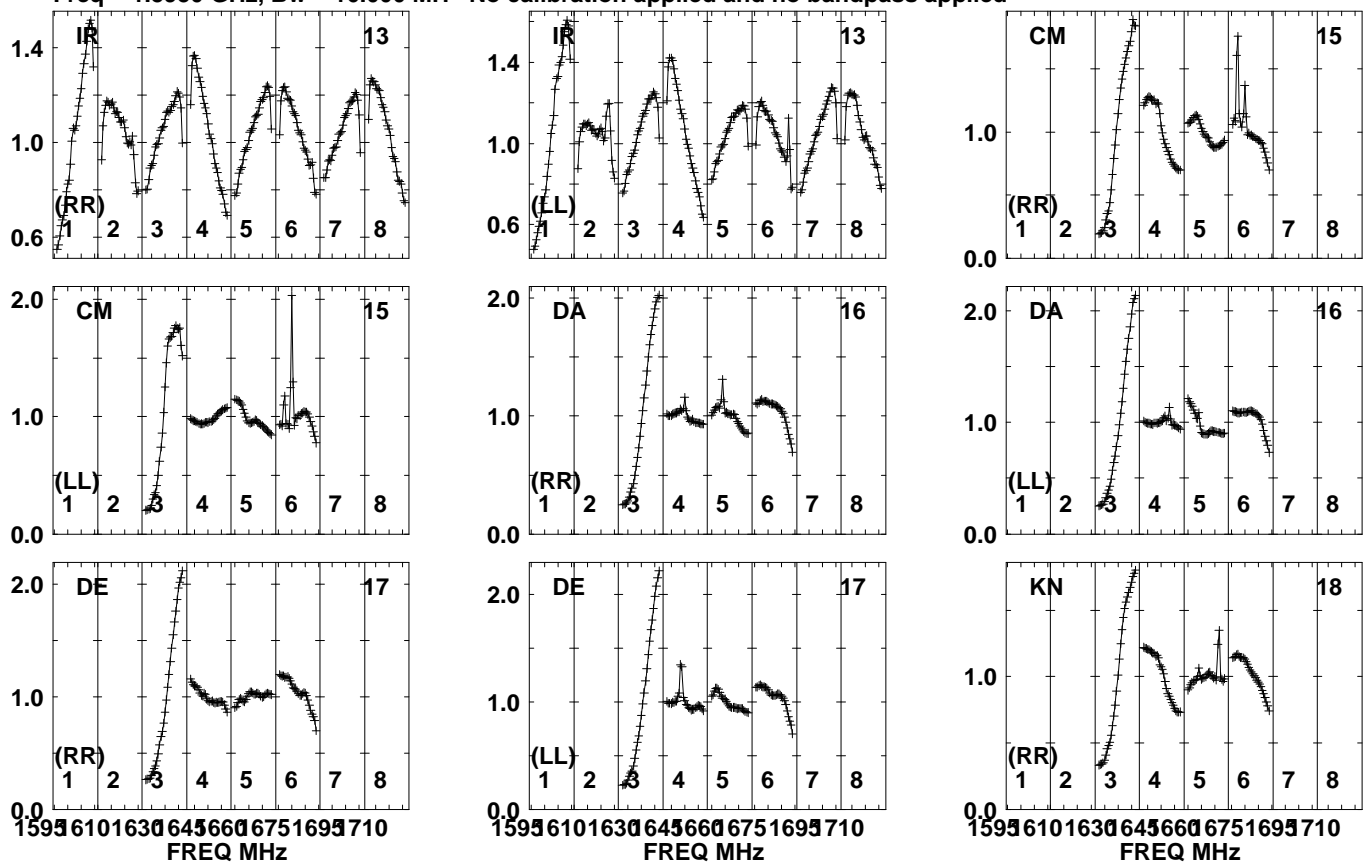
Lower frame: Real Jy  
Auto-corr total-power spectrum Antenna: \*  
Timerange: 00/18:48:31 to 00/18:49:59



Plot file version 569 created 12-SEP-2022 13:08:06

J0813+2435 EH040A.UVDATA.1

Freq = 1.5950 GHz, Bw = 16.000 MH No calibration applied and no bandpass applied

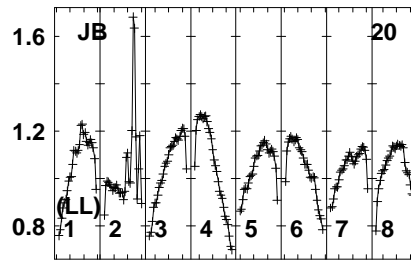
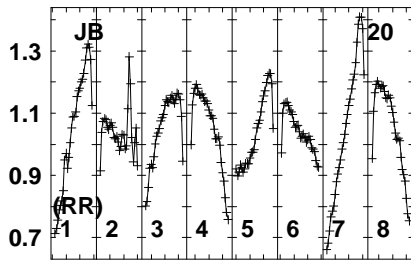
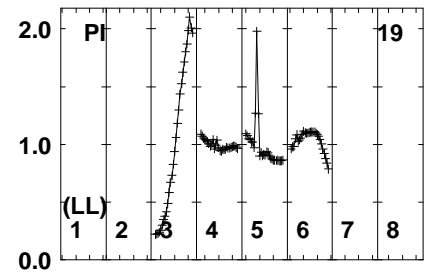
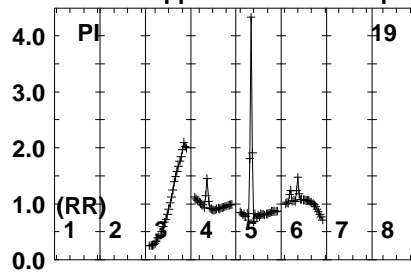
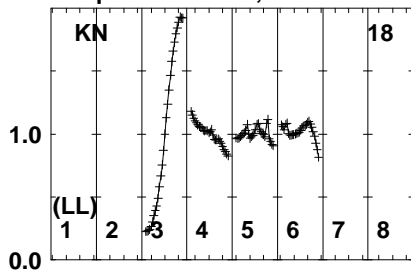


Lower frame: Real Jy  
Auto-corr total-power spectrum Antenna: \*  
Timerange: 00/18:48:31 to 00/18:49:59

Plot file version 570 created 12-SEP-2022 13:08:06

J0813+2435 EH040A.UVDATA.1

Freq = 1.5950 GHz, Bw = 16.000 MH No calibration applied and no bandpass applied

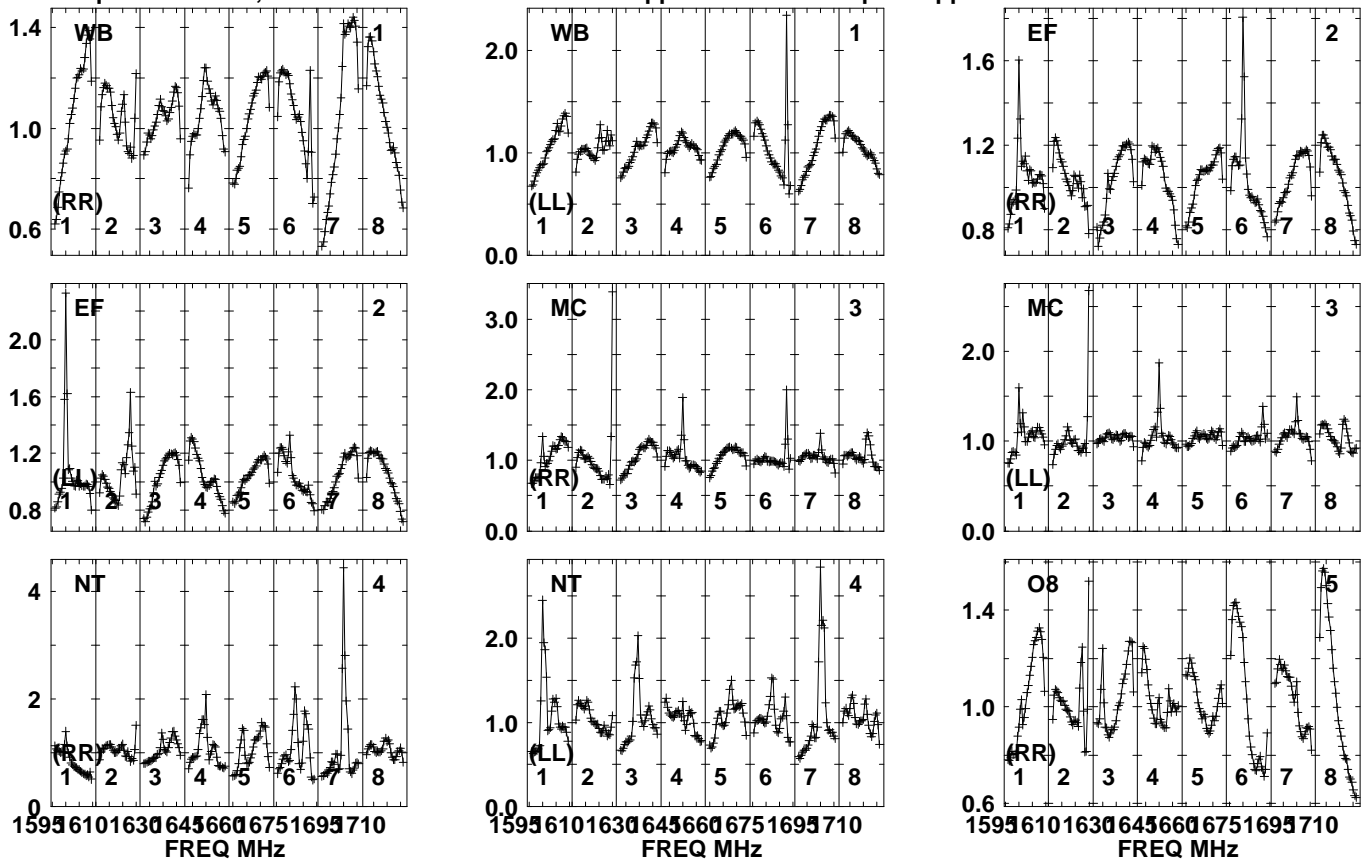


Lower frame: Real Jy  
Auto-corr total-power spectrum Antenna: \*  
Timerange: 00/18:48:31 to 00/18:49:59

Plot file version 571 created 12-SEP-2022 13:08:06

HS0810+2554 EH040A.UVDATA.1

Freq = 1.5950 GHz, Bw = 16.000 MH No calibration applied and no bandpass applied

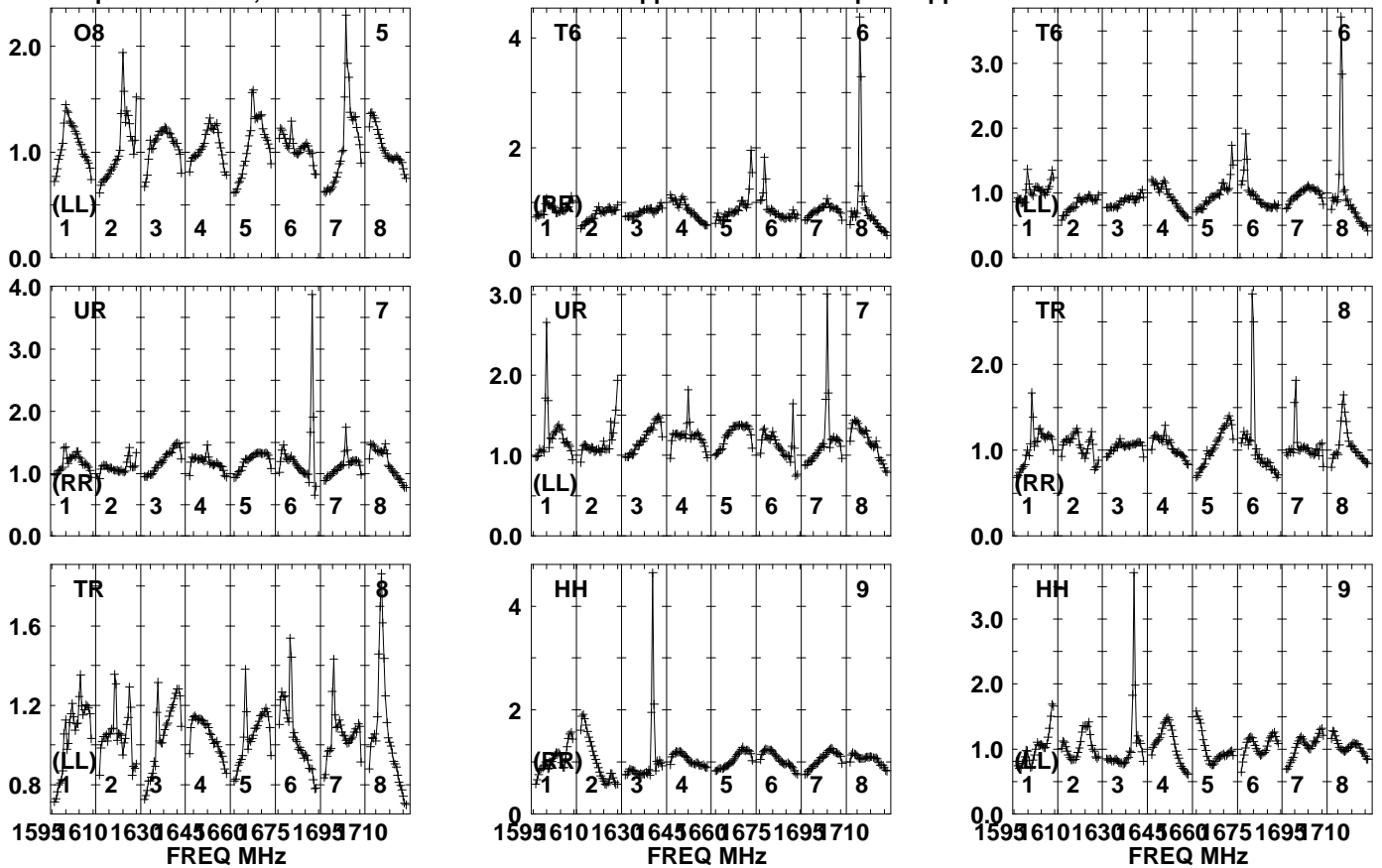


Lower frame: Real Jy  
Auto-corr total-power spectrum Antenna: \*  
Timerange: 00/18:50:01 to 00/18:53:29

Plot file version 572 created 12-SEP-2022 13:08:06

HS0810+2554 EH040A.UVDATA.1

Freq = 1.5950 GHz, Bw = 16.000 MH No calibration applied and no bandpass applied



Lower frame: Real Jy

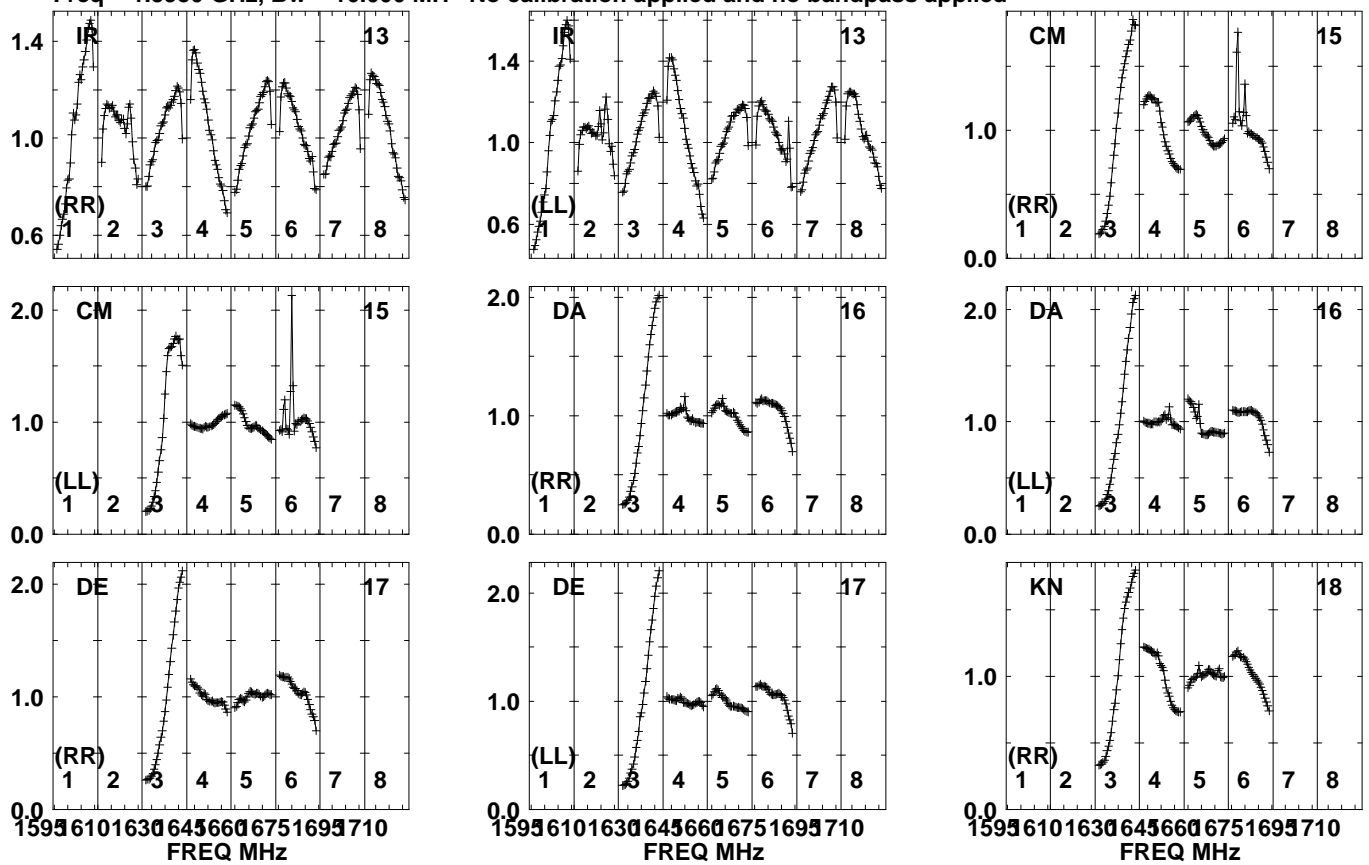
Auto-corr total-power spectrum Antenna: \*

Timerange: 00/18:50:01 to 00/18:53:29

Plot file version 573 created 12-SEP-2022 13:08:07

HS0810+2554 EH040A.UVDATA.1

Freq = 1.5950 GHz, Bw = 16.000 MH No calibration applied and no bandpass applied

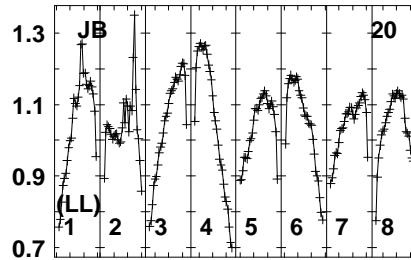
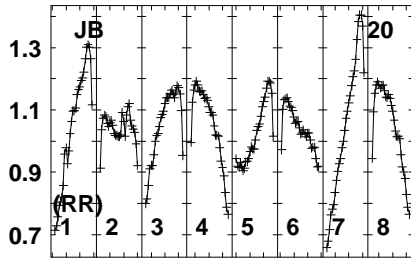
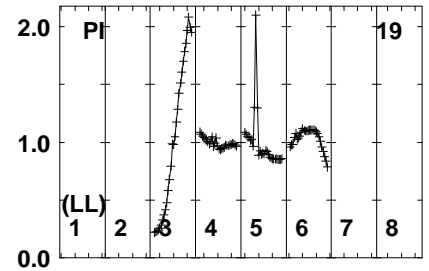
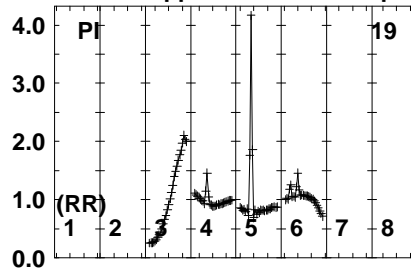
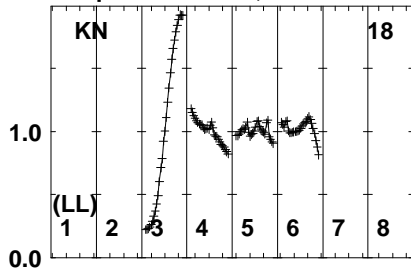


Lower frame: Real Jy  
Auto-corr total-power spectrum Antenna: \*  
Timerange: 00/18:50:01 to 00/18:53:29

Plot file version 574 created 12-SEP-2022 13:08:07

HS0810+2554 EH040A.UVDATA.1

Freq = 1.5950 GHz, Bw = 16.000 MH No calibration applied and no bandpass applied

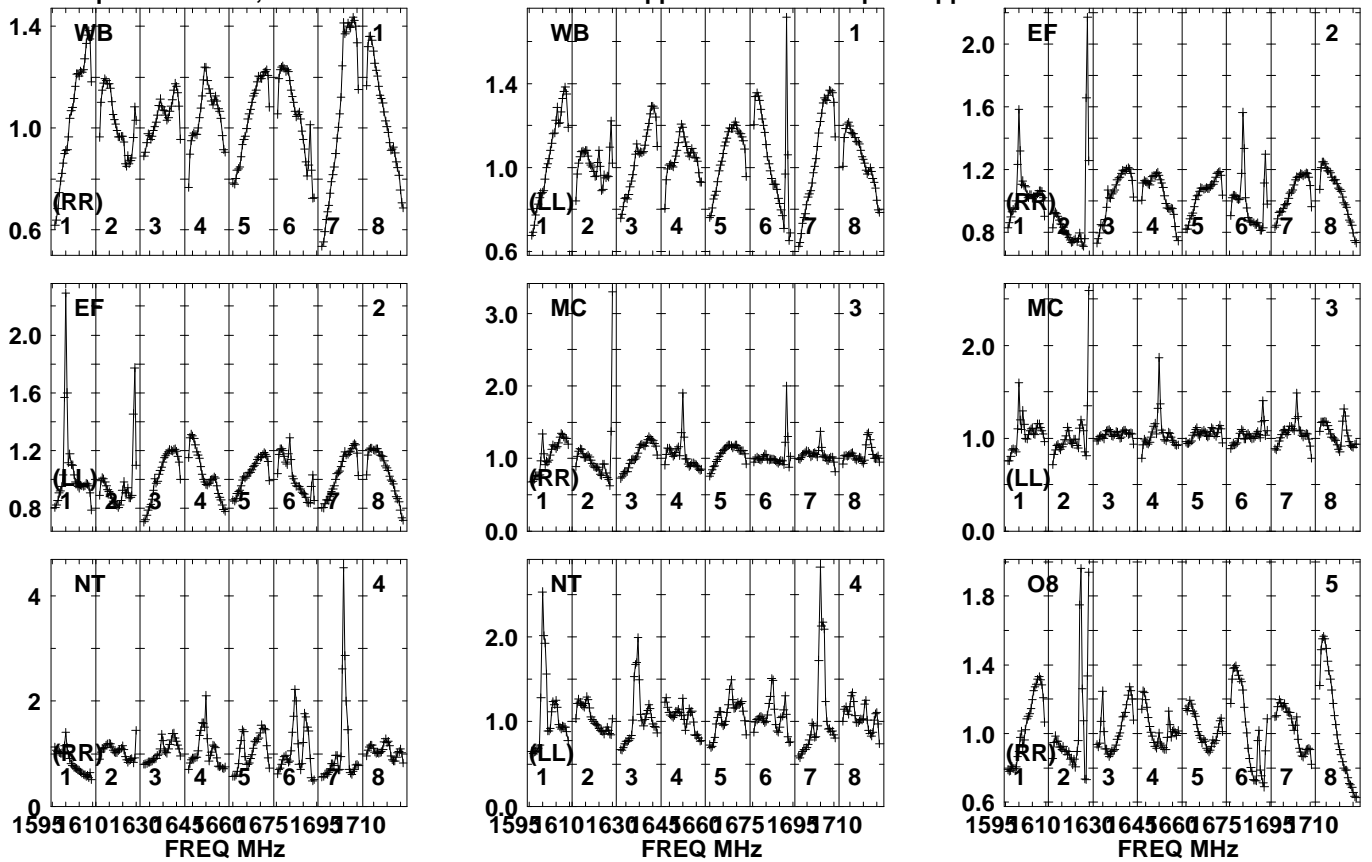


Lower frame: Real Jy  
Auto-corr total-power spectrum Antenna: \*  
Timerange: 00/18:50:01 to 00/18:53:29

Plot file version 575 created 12-SEP-2022 13:08:07

J0813+2435 EH040A.UVDATA.1

Freq = 1.5950 GHz, Bw = 16.000 MH No calibration applied and no bandpass applied

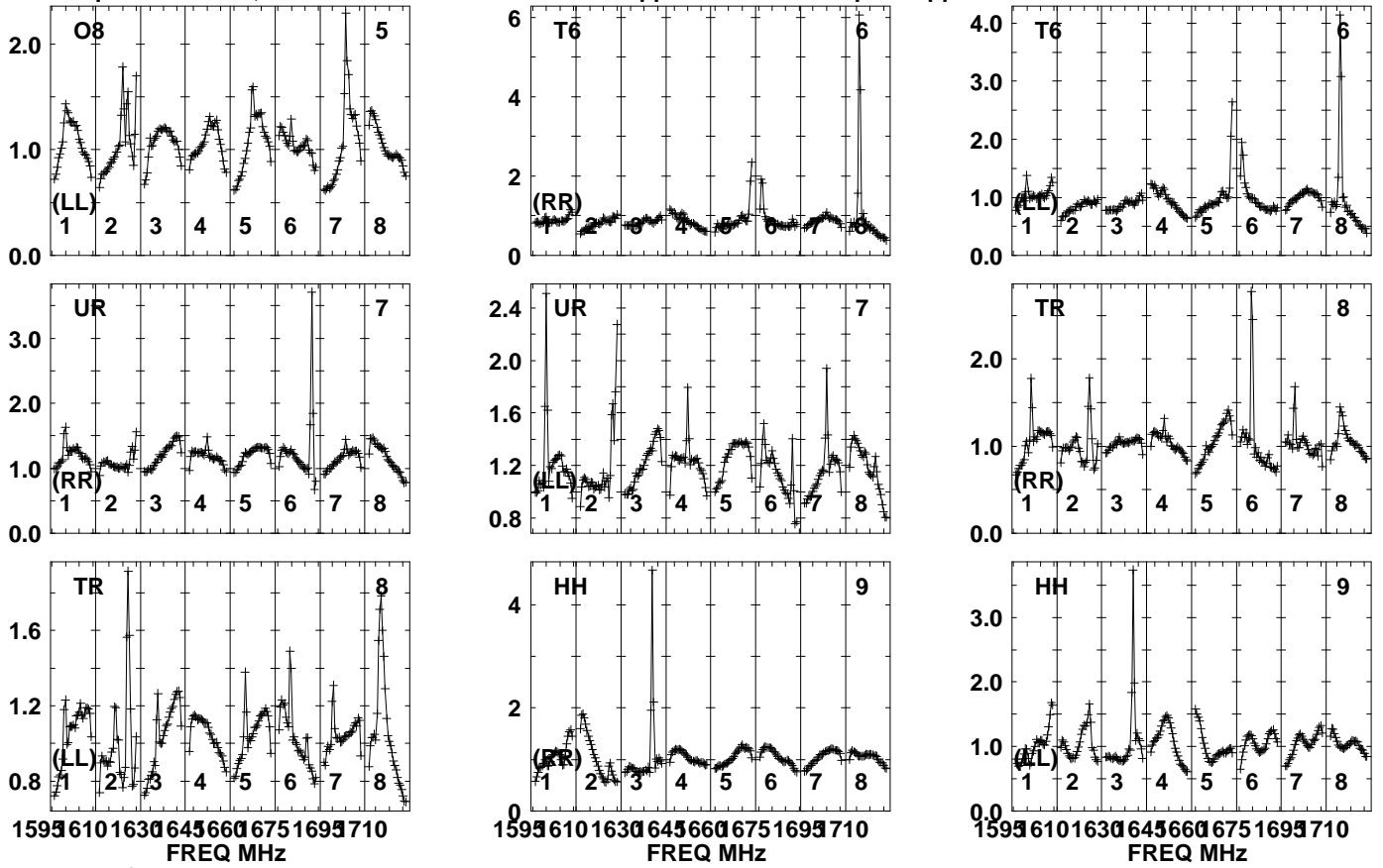


Lower frame: Real Jy  
Auto-corr total-power spectrum Antenna: \*  
Timerange: 00/18:53:31 to 00/18:54:59

Plot file version 576 created 12-SEP-2022 13:08:07

J0813+2435 EH040A.UVDATA.1

Freq = 1.5950 GHz, Bw = 16.000 MH No calibration applied and no bandpass applied



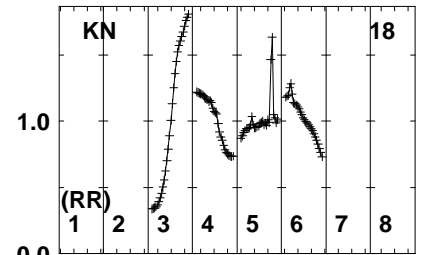
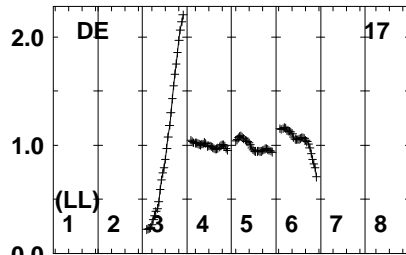
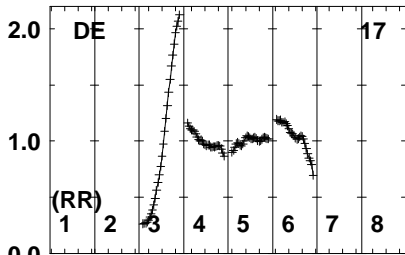
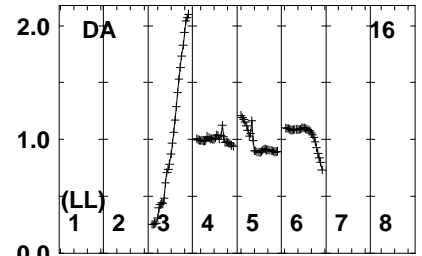
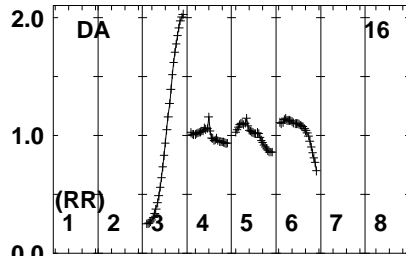
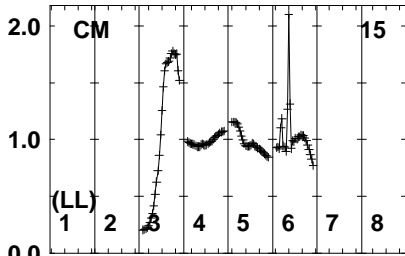
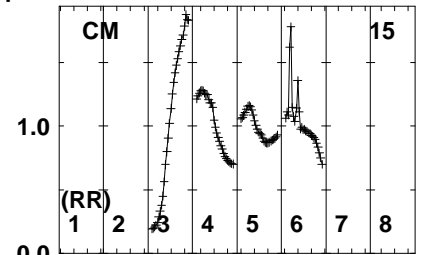
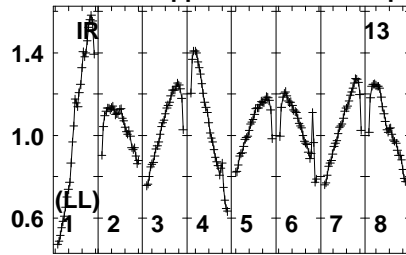
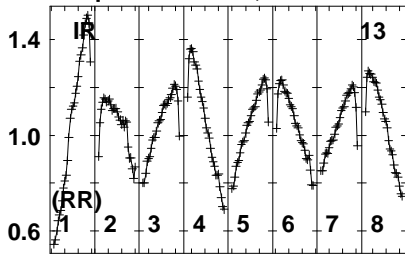
Lower frame: Real Jy  
Auto-corr total-power spectrum Antenna: \*  
Timerange: 00/18:53:31 to 00/18:54:59



Plot file version 577 created 12-SEP-2022 13:08:07

J0813+2435 EH040A.UVDATA.1

Freq = 1.5950 GHz, Bw = 16.000 MH No calibration applied and no bandpass applied



1595 610 1630 1645 660 675 1695 710  
FREQ MHz

1595 610 1630 1645 660 675 1695 710  
FREQ MHz

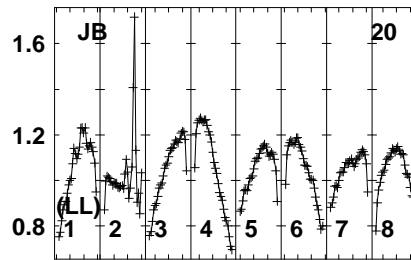
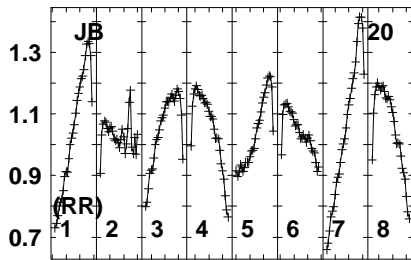
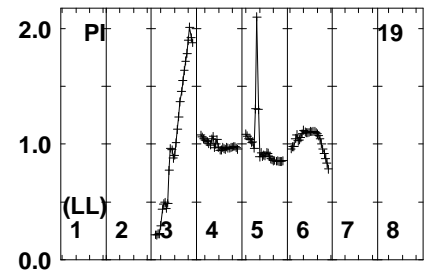
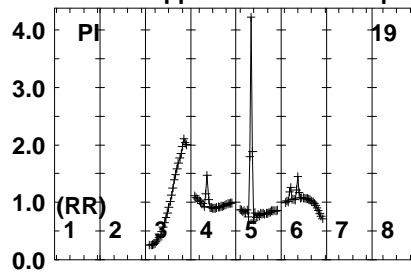
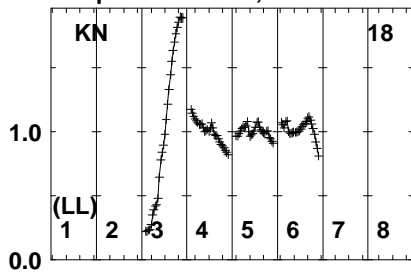
1595 610 1630 1645 660 675 1695 710  
FREQ MHz

Lower frame: Real Jy  
Auto-corr total-power spectrum Antenna: \*  
Timerange: 00/18:53:31 to 00/18:54:59

Plot file version 578 created 12-SEP-2022 13:08:07

J0813+2435 EH040A.UVDATA.1

Freq = 1.5950 GHz, Bw = 16.000 MH No calibration applied and no bandpass applied

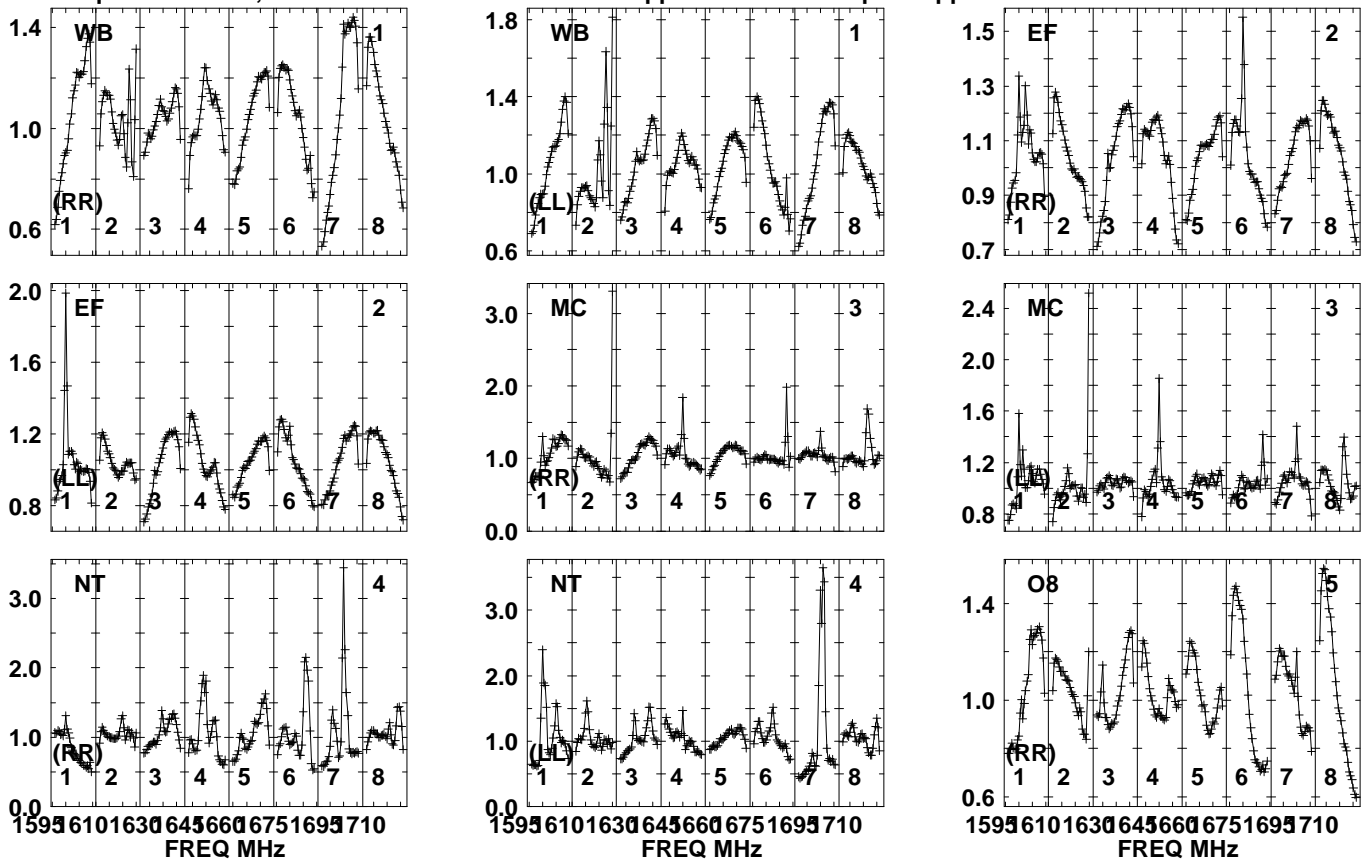


Lower frame: Real Jy  
Auto-corr total-power spectrum Antenna: \*  
Timerange: 00/18:53:31 to 00/18:54:59

Plot file version 579 created 12-SEP-2022 13:08:08

J0927+3902 EH040A.UVDATA.1

Freq = 1.5950 GHz, Bw = 16.000 MH No calibration applied and no bandpass applied



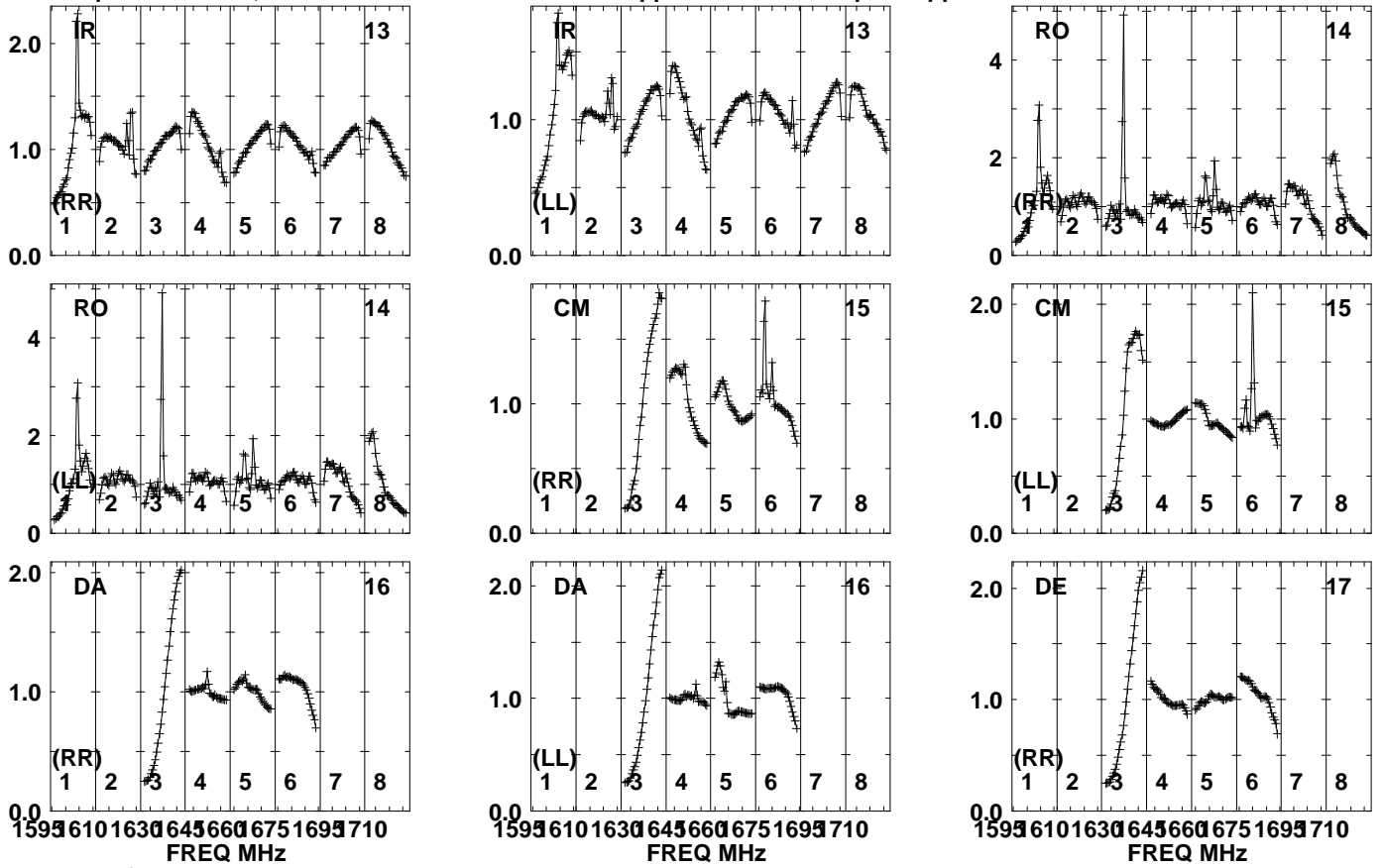
Lower frame: Real Jy  
Auto-corr total-power spectrum Antenna: \*  
Timerange: 00/18:57:11 to 00/19:01:09



Plot file version 581 created 12-SEP-2022 13:08:08

J0927+3902 EH040A.UVDATA.1

Freq = 1.5950 GHz, Bw = 16.000 MH No calibration applied and no bandpass applied

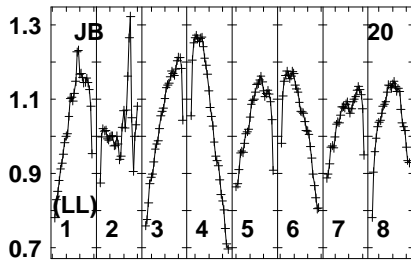
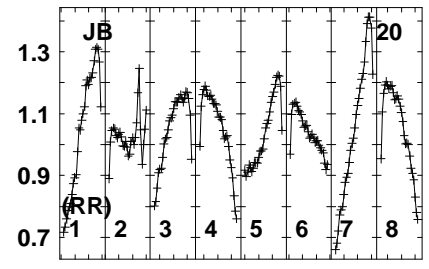
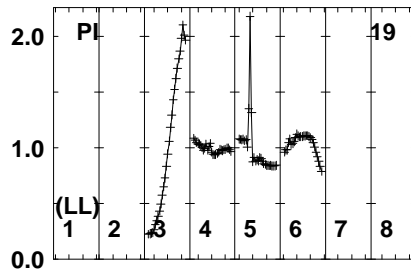
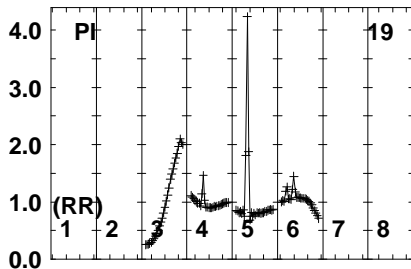
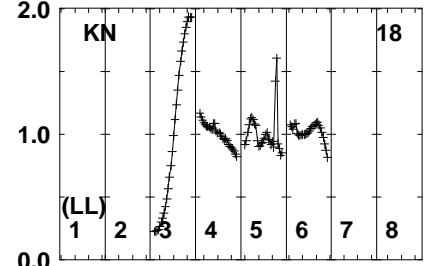
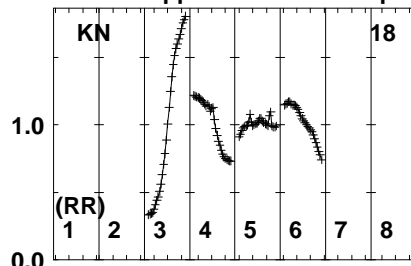
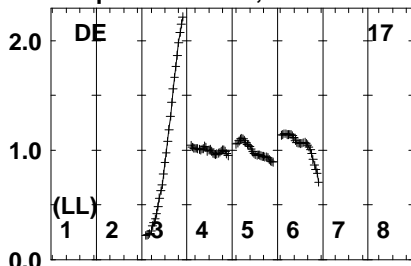


Lower frame: Real Jy  
Auto-corr total-power spectrum Antenna: \*  
Timerange: 00/18:57:11 to 00/19:01:09

Plot file version 582 created 12-SEP-2022 13:08:08

J0927+3902 EH040A.UVDATA.1

Freq = 1.5950 GHz, Bw = 16.000 MH No calibration applied and no bandpass applied



1595 610 1630 645 660 675 1695 710

FREQ MHz

Lower frame: Real Jy

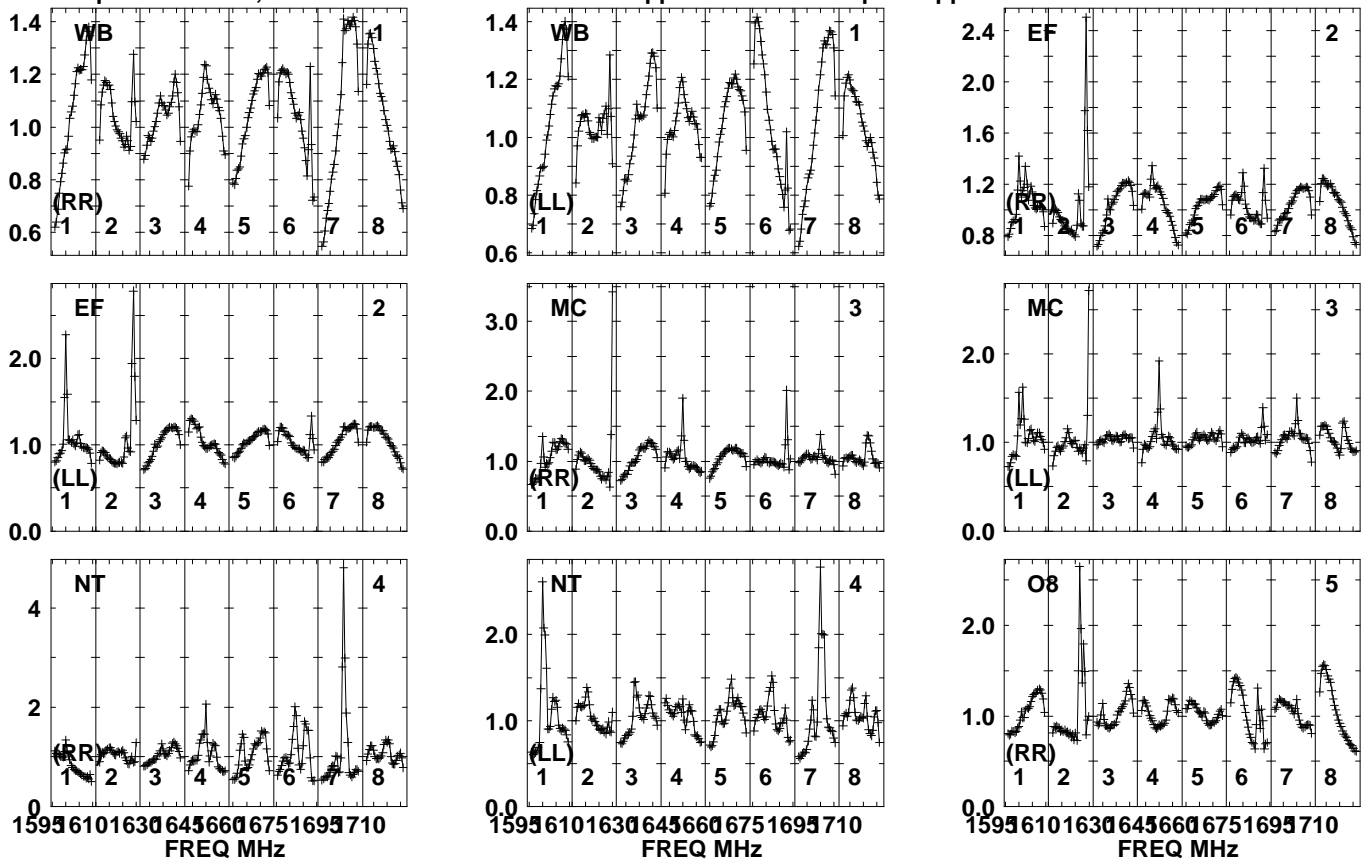
Auto-corr total-power spectrum Antenna: \*

Timerange: 00/18:57:11 to 00/19:01:09

Plot file version 583 created 12-SEP-2022 13:08:08

HS0810+2554 EH040A.UVDATA.1

Freq = 1.5950 GHz, Bw = 16.000 MH No calibration applied and no bandpass applied

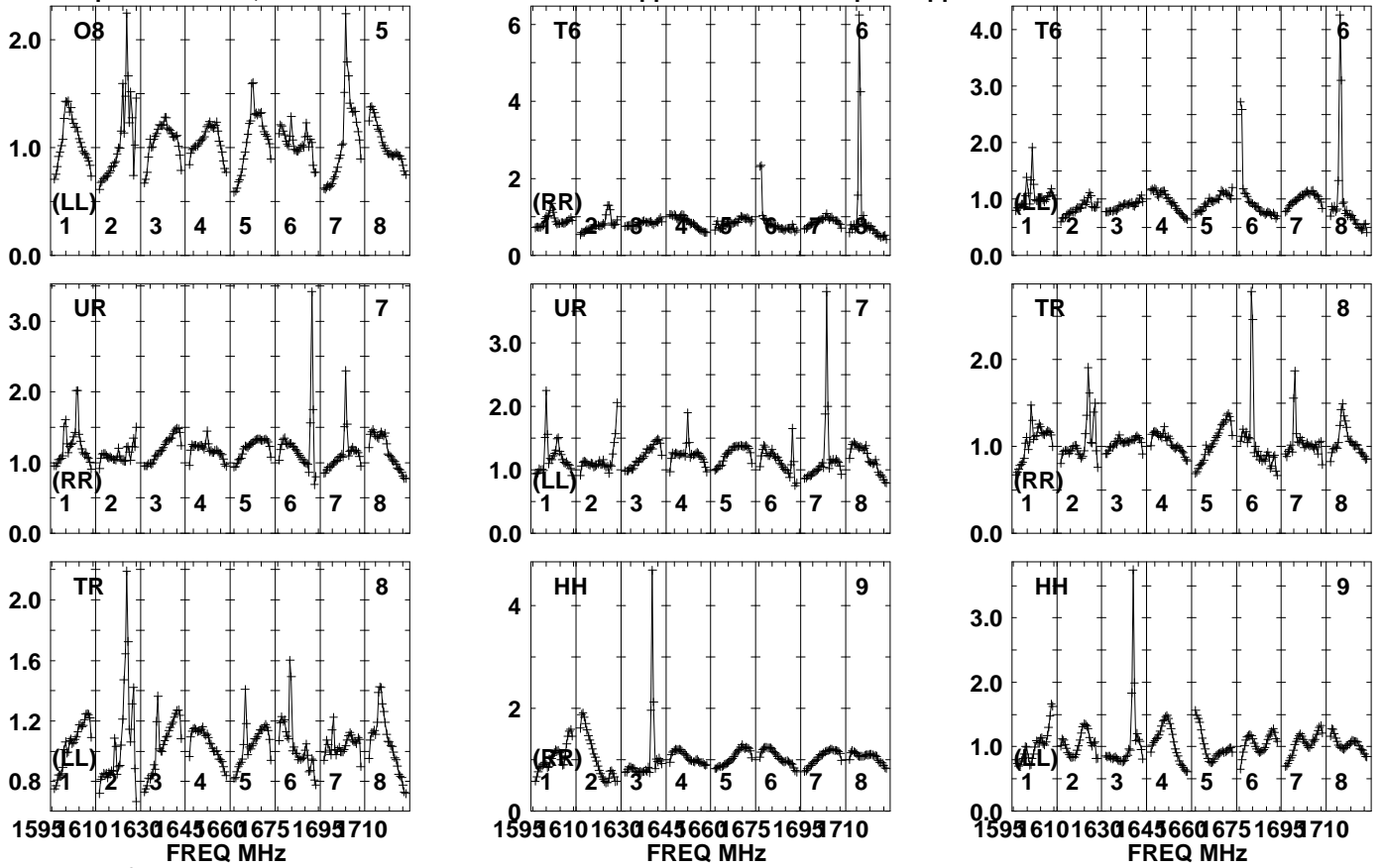


Lower frame: Real Jy  
Auto-corr total-power spectrum Antenna: \*  
Timerange: 00/19:01:11 to 00/19:04:39

Plot file version 584 created 12-SEP-2022 13:08:09

HS0810+2554 EH040A.UVDATA.1

Freq = 1.5950 GHz, Bw = 16.000 MH No calibration applied and no bandpass applied



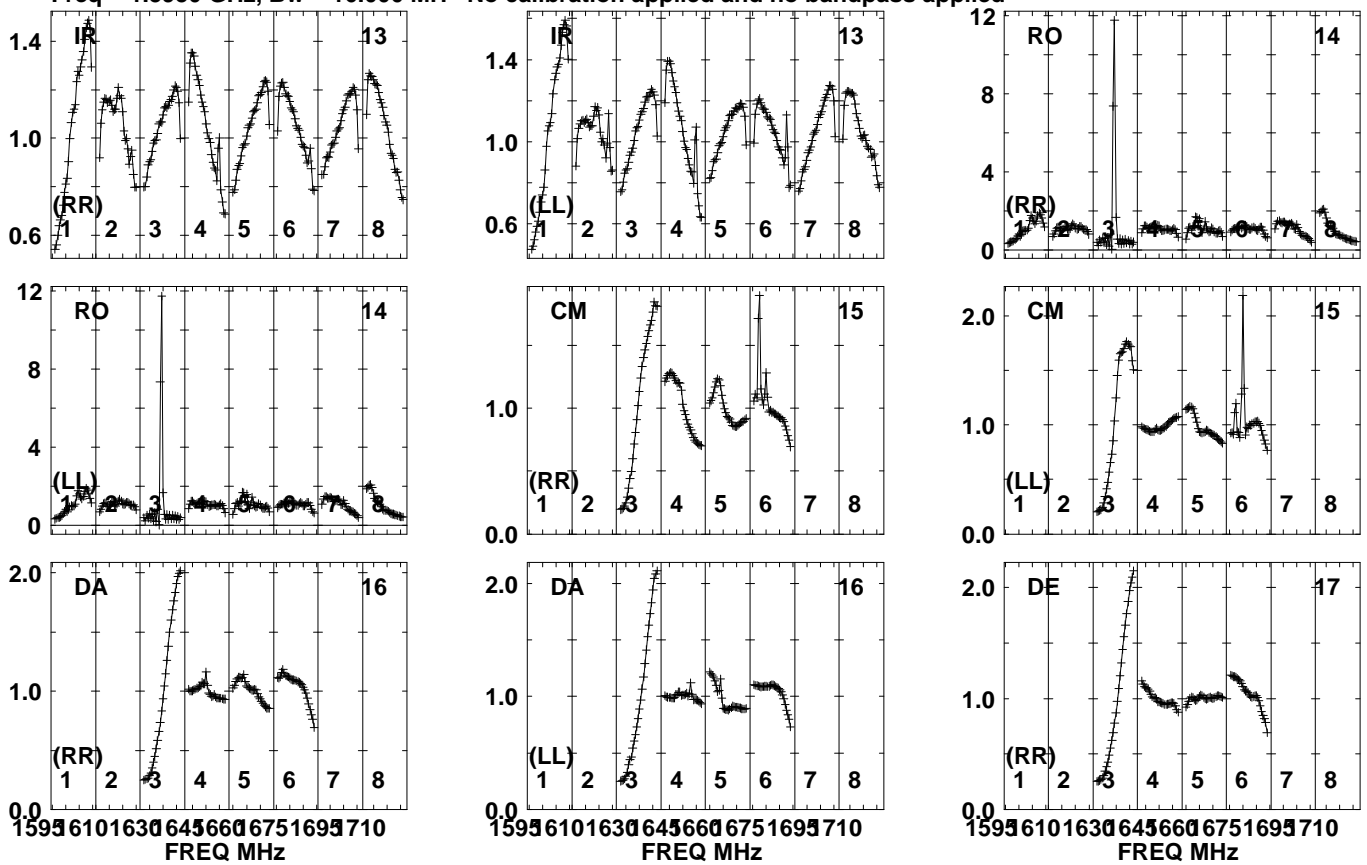
Lower frame: Real Jy  
Auto-corr total-power spectrum Antenna: \*  
Timerange: 00/19:01:11 to 00/19:04:39



Plot file version 585 created 12-SEP-2022 13:08:09

HS0810+2554 EH040A.UVDATA.1

Freq = 1.5950 GHz, Bw = 16.000 MH No calibration applied and no bandpass applied

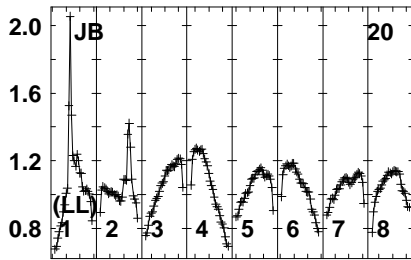
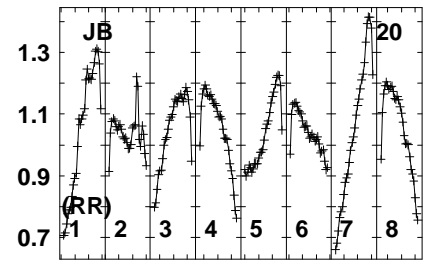
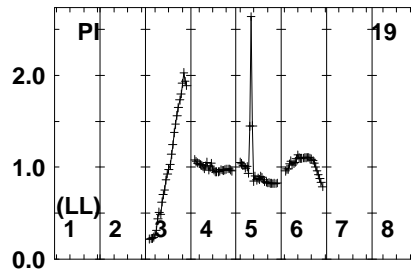
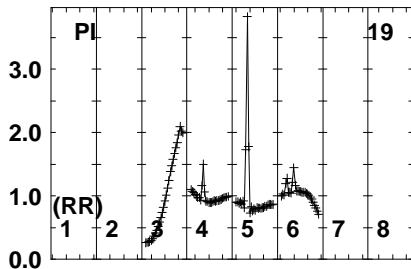
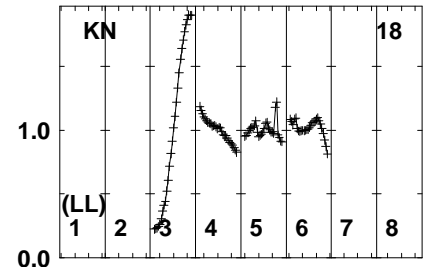
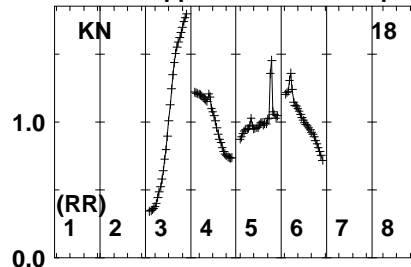
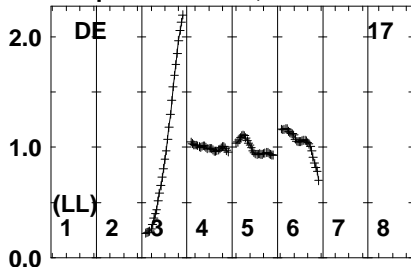


Lower frame: Real Jy  
Auto-corr total-power spectrum Antenna: \*  
Timerange: 00/19:01:11 to 00/19:04:39

Plot file version 586 created 12-SEP-2022 13:08:09

HS0810+2554 EH040A.UVDATA.1

Freq = 1.5950 GHz, Bw = 16.000 MH No calibration applied and no bandpass applied



1595 610 1630 645 660 675 1695 710

FREQ MHz

Lower frame: Real Jy

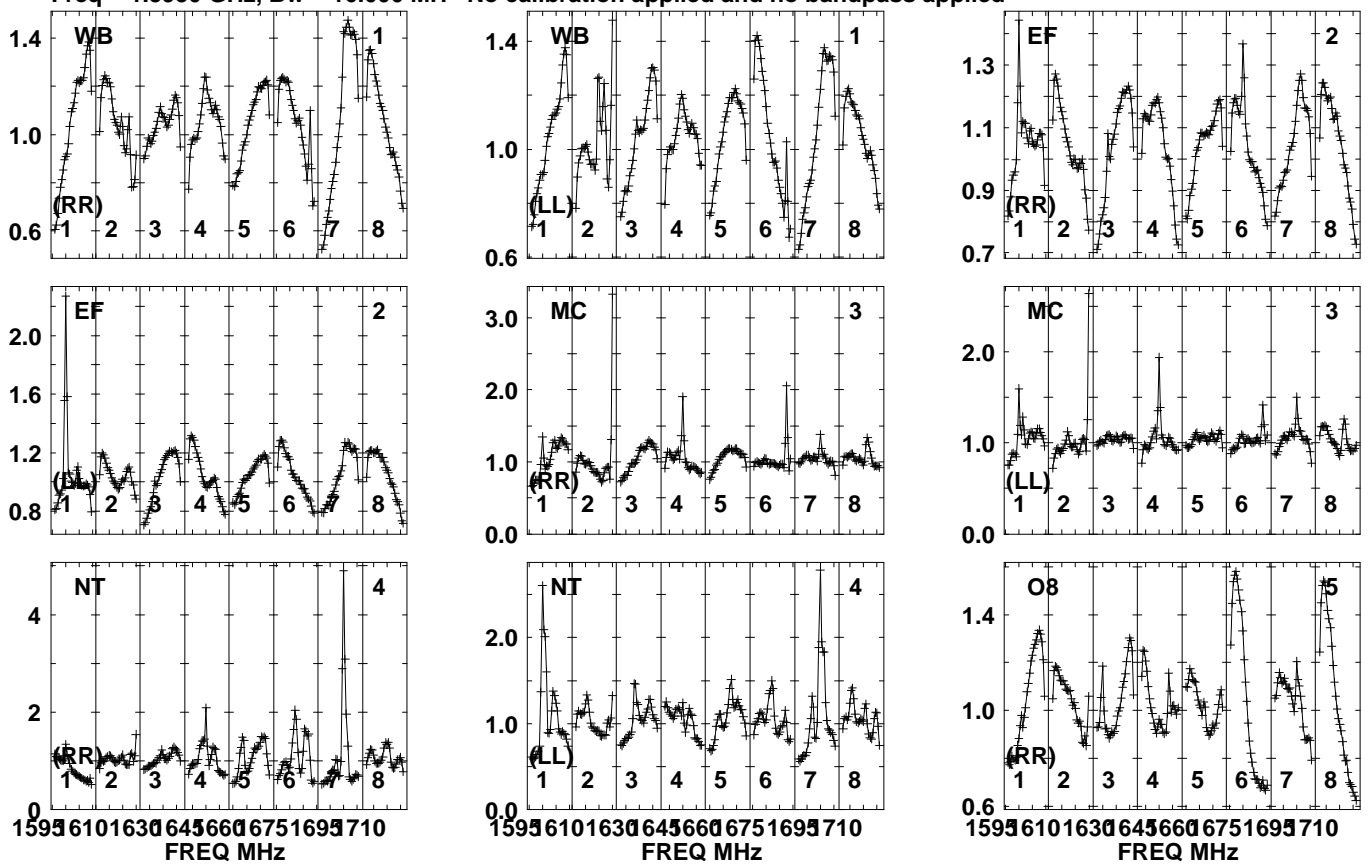
Auto-corr total-power spectrum Antenna: \*

Timerange: 00/19:01:11 to 00/19:04:39

Plot file version 587 created 12-SEP-2022 13:08:09

J0813+2435 EH040A.UVDATA.1

Freq = 1.5950 GHz, Bw = 16.000 MH No calibration applied and no bandpass applied

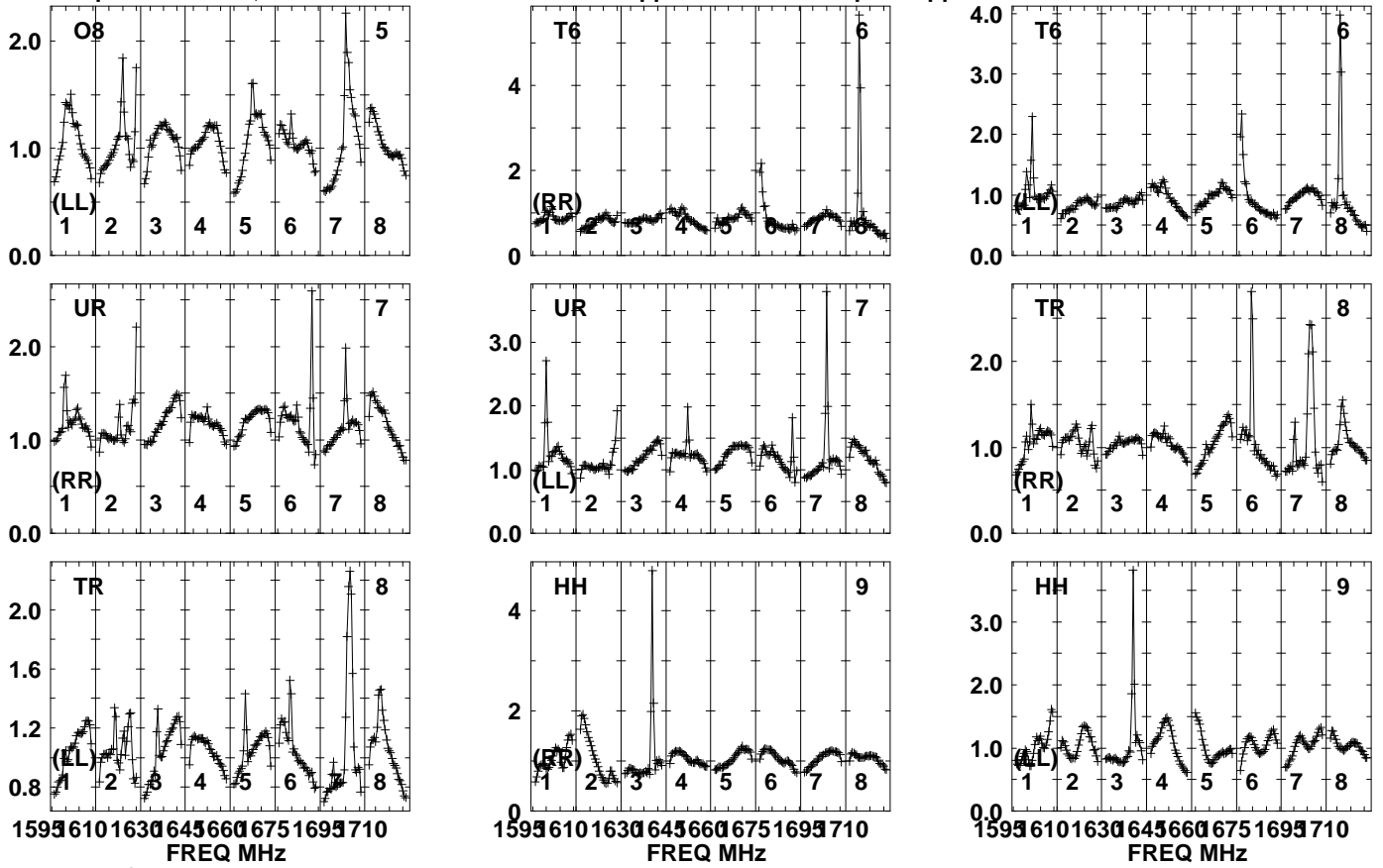


Lower frame: Real Jy  
Auto-corr total-power spectrum Antenna: \*  
Timerange: 00/19:05:11 to 00/19:09:09

Plot file version 588 created 12-SEP-2022 13:08:09

J0813+2435 EH040A.UVDATA.1

Freq = 1.5950 GHz, Bw = 16.000 MH No calibration applied and no bandpass applied

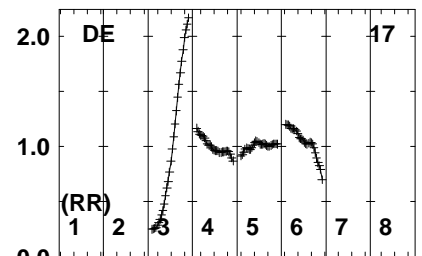
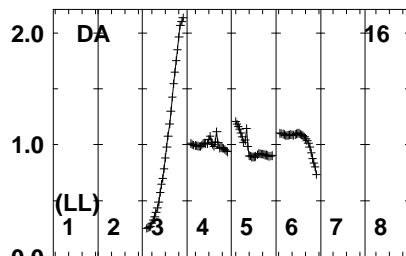
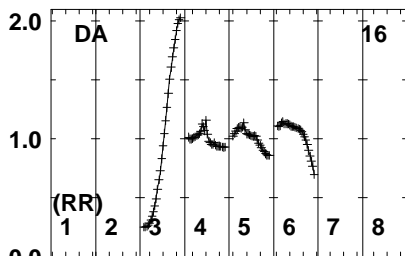
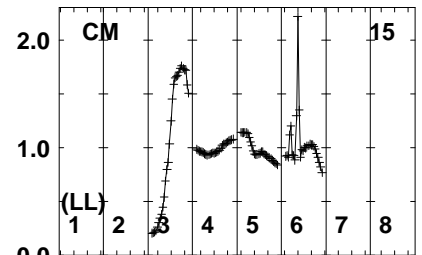
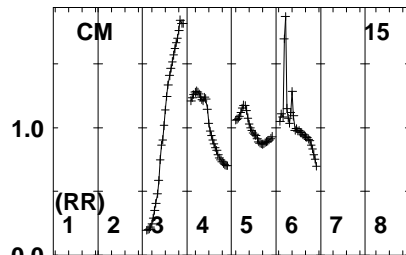
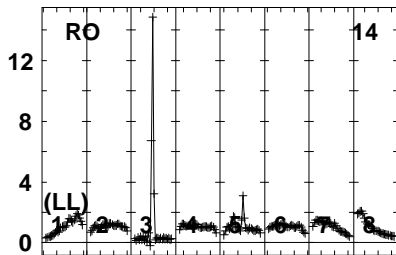
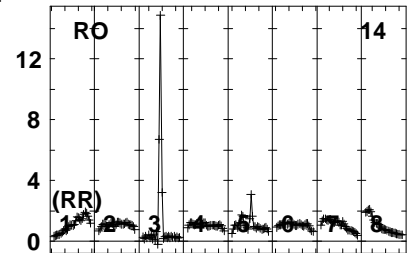
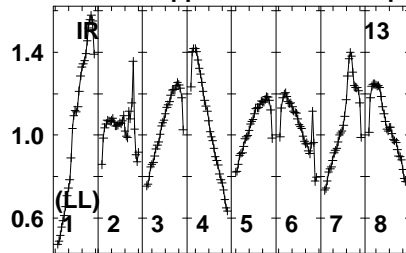
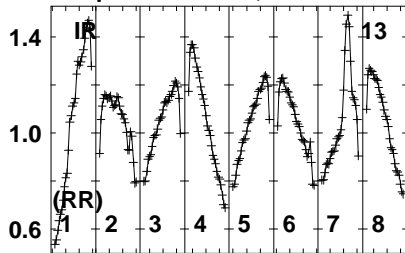


Lower frame: Real Jy  
Auto-corr total-power spectrum Antenna: \*  
Timerange: 00/19:05:11 to 00/19:09:09

Plot file version 589 created 12-SEP-2022 13:08:10

J0813+2435 EH040A.UVDATA.1

Freq = 1.5950 GHz, Bw = 16.000 MH No calibration applied and no bandpass applied



1595 610 1630 645 660 675 1695 710  
FREQ MHz

1595 610 1630 645 660 675 1695 710  
FREQ MHz

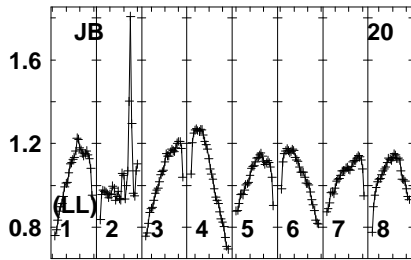
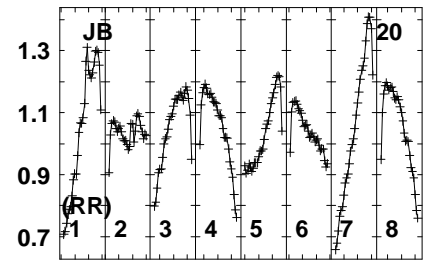
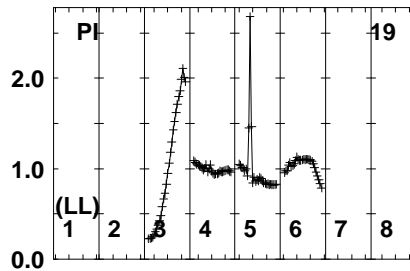
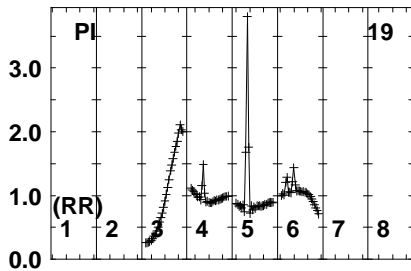
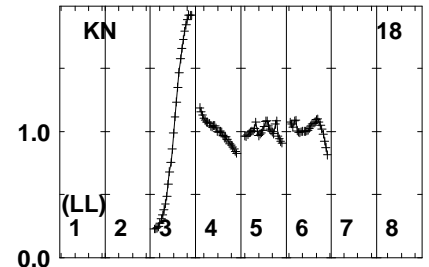
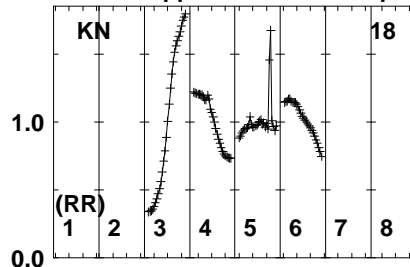
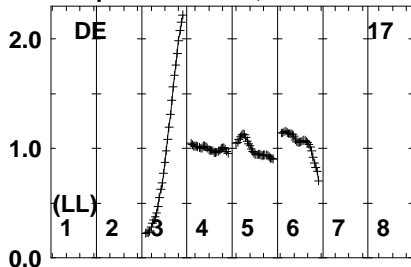
1595 610 1630 645 660 675 1695 710  
FREQ MHz

Lower frame: Real Jy  
Auto-corr total-power spectrum Antenna: \*  
Timerange: 00/19:05:11 to 00/19:09:09

Plot file version 590 created 12-SEP-2022 13:08:10

J0813+2435 EH040A.UVDATA.1

Freq = 1.5950 GHz, Bw = 16.000 MH No calibration applied and no bandpass applied



1595 610 1630 645 660 675 1695 710

FREQ MHz

Lower frame: Real Jy

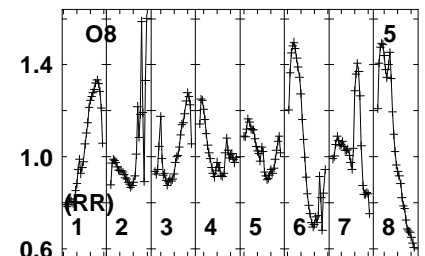
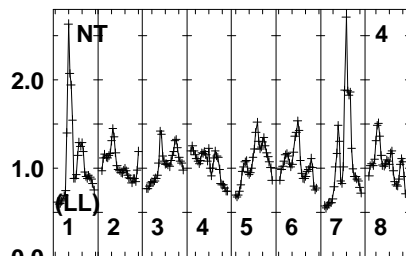
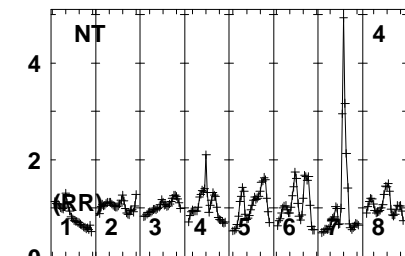
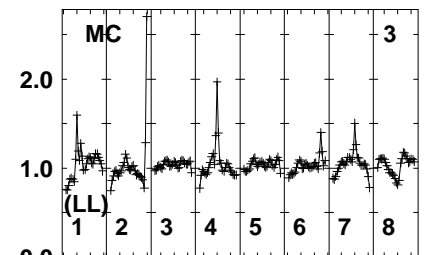
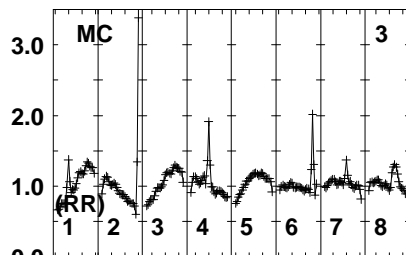
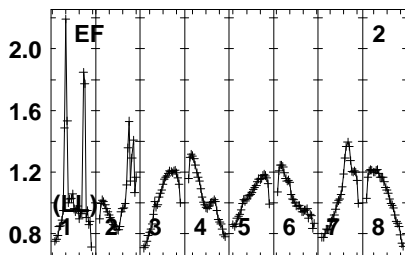
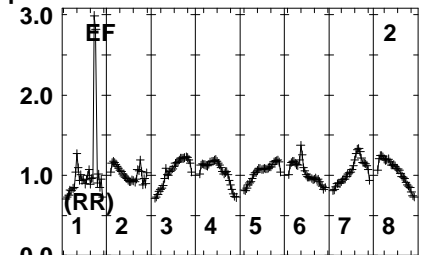
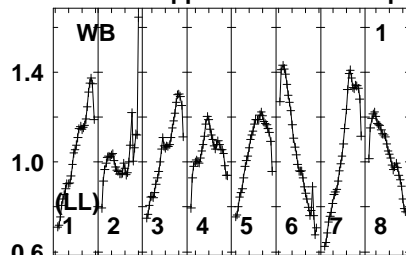
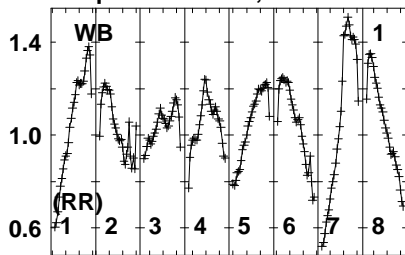
Auto-corr total-power spectrum Antenna: \*

Timerange: 00/19:05:11 to 00/19:09:09

Plot file version 591 created 12-SEP-2022 13:08:10

HS0810+2554 EH040A.UVDATA.1

Freq = 1.5950 GHz, Bw = 16.000 MH No calibration applied and no bandpass applied



1595 610 1630 645 660 675 1695 710  
FREQ MHz

1595 610 1630 645 660 675 1695 710  
FREQ MHz

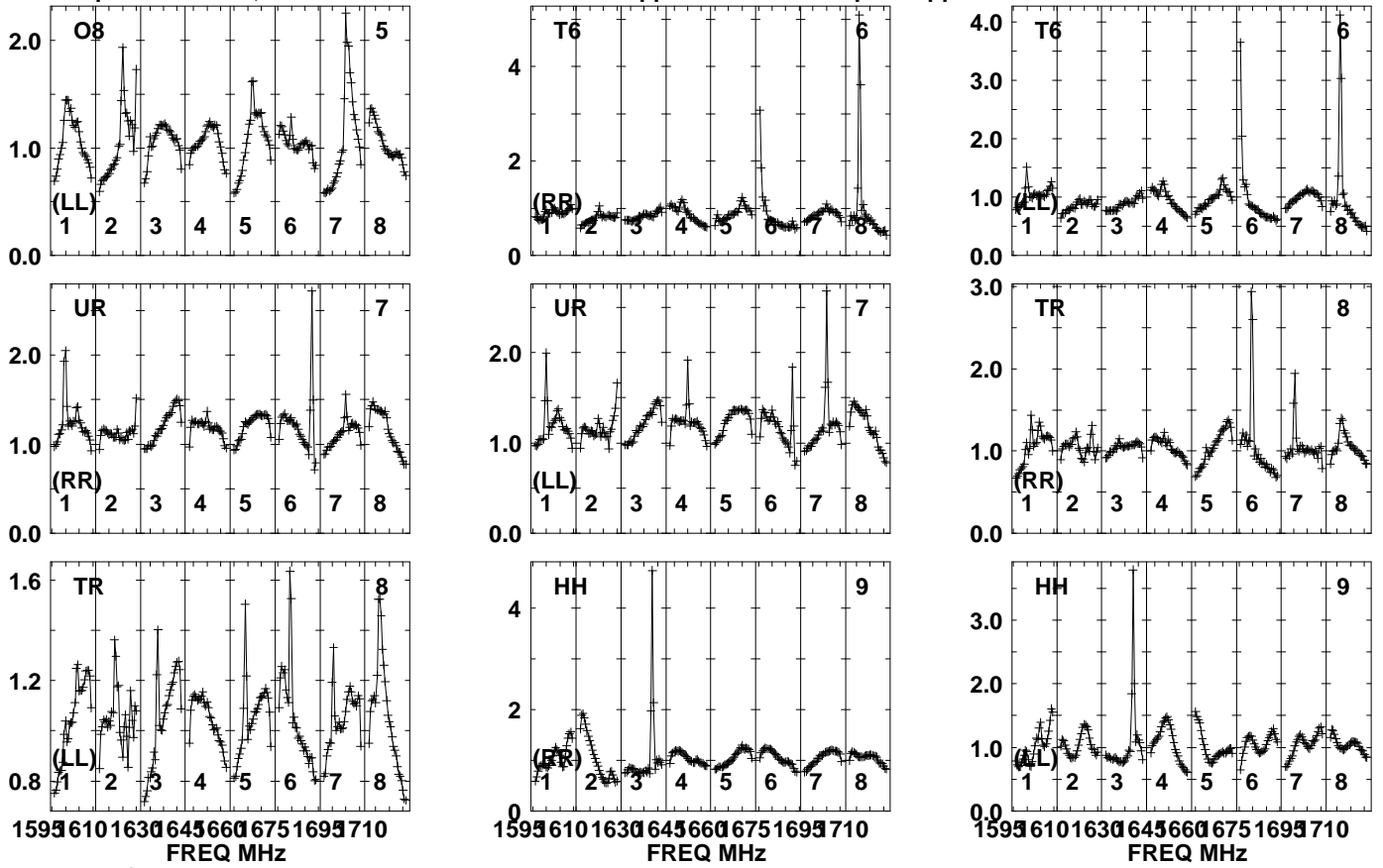
1595 610 1630 645 660 675 1695 710  
FREQ MHz

Lower frame: Real Jy  
Auto-corr total-power spectrum Antenna: \*  
Timerange: 00/19:09:11 to 00/19:12:39

Plot file version 592 created 12-SEP-2022 13:08:10

HS0810+2554 EH040A.UVDATA.1

Freq = 1.5950 GHz, Bw = 16.000 MH No calibration applied and no bandpass applied



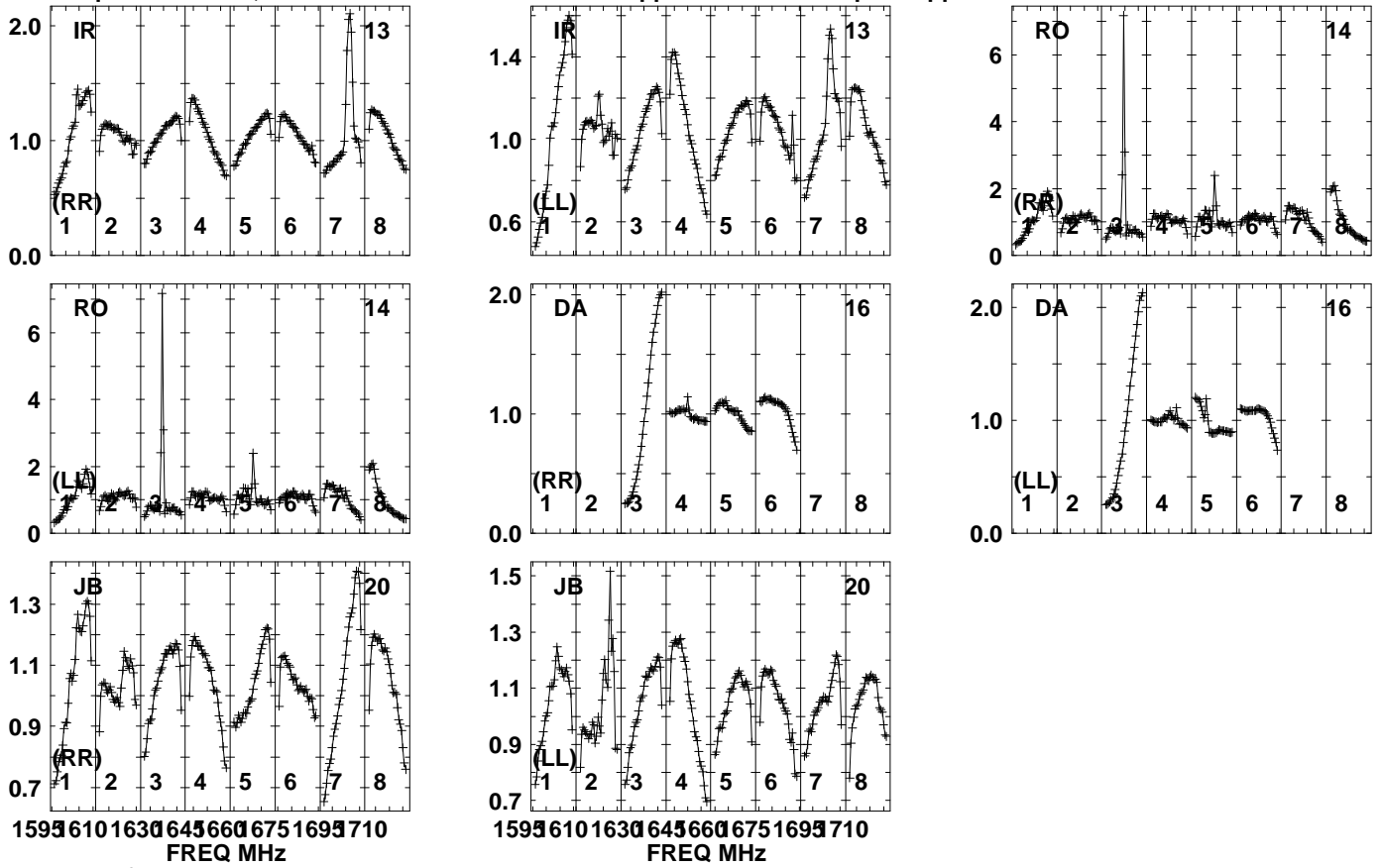
Lower frame: Real Jy  
Auto-corr total-power spectrum Antenna: \*  
Timerange: 00/19:09:11 to 00/19:12:39



Plot file version 593 created 12-SEP-2022 13:08:10

HS0810+2554 EH040A.UVDATA.1

Freq = 1.5950 GHz, Bw = 16.000 MH No calibration applied and no bandpass applied

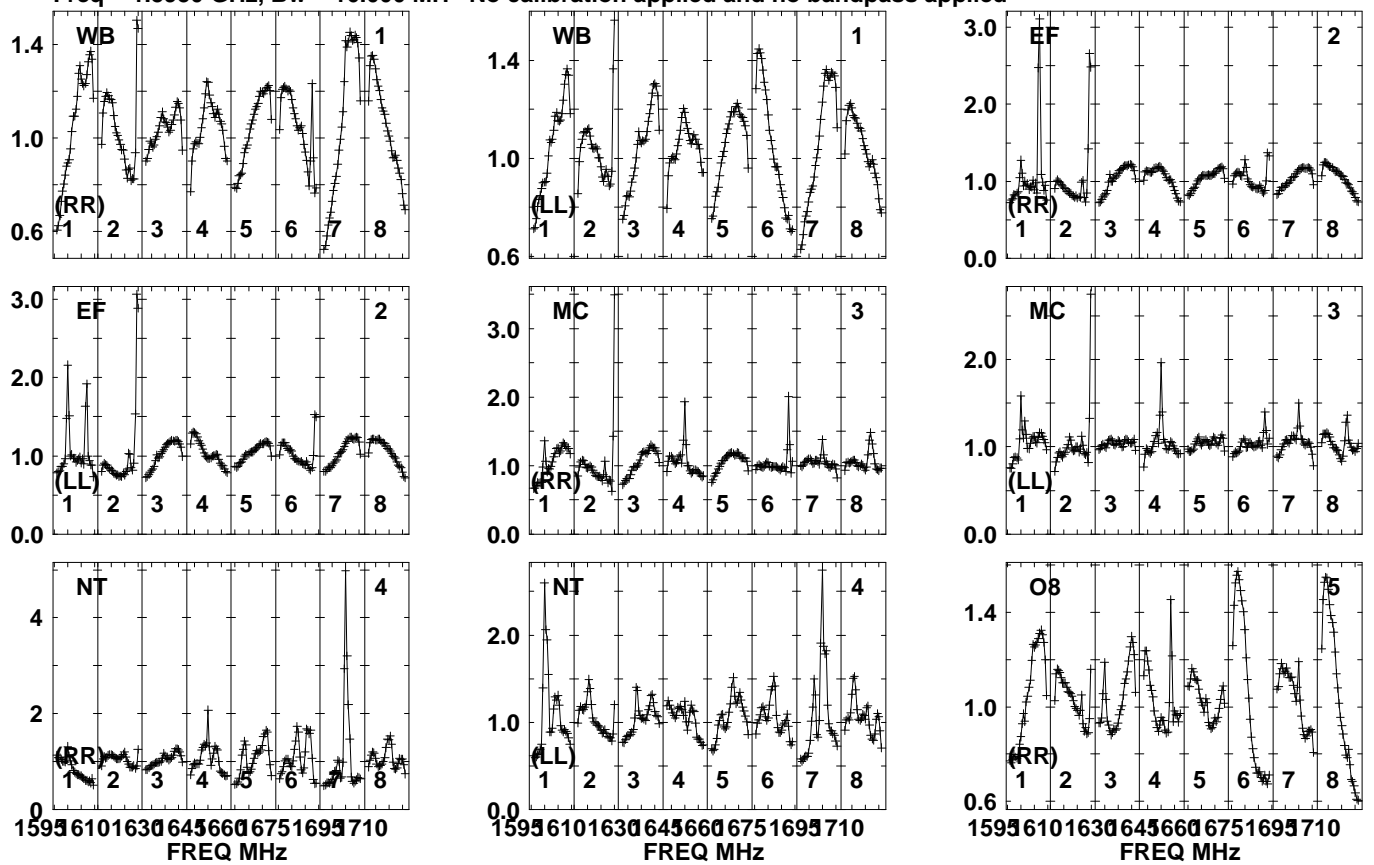


Lower frame: Real Jy  
Auto-corr total-power spectrum Antenna: \*  
Timerange: 00/19:09:11 to 00/19:12:39

Plot file version 594 created 12-SEP-2022 13:08:10

J0813+2435 EH040A.UVDATA.1

Freq = 1.5950 GHz, Bw = 16.000 MH No calibration applied and no bandpass applied

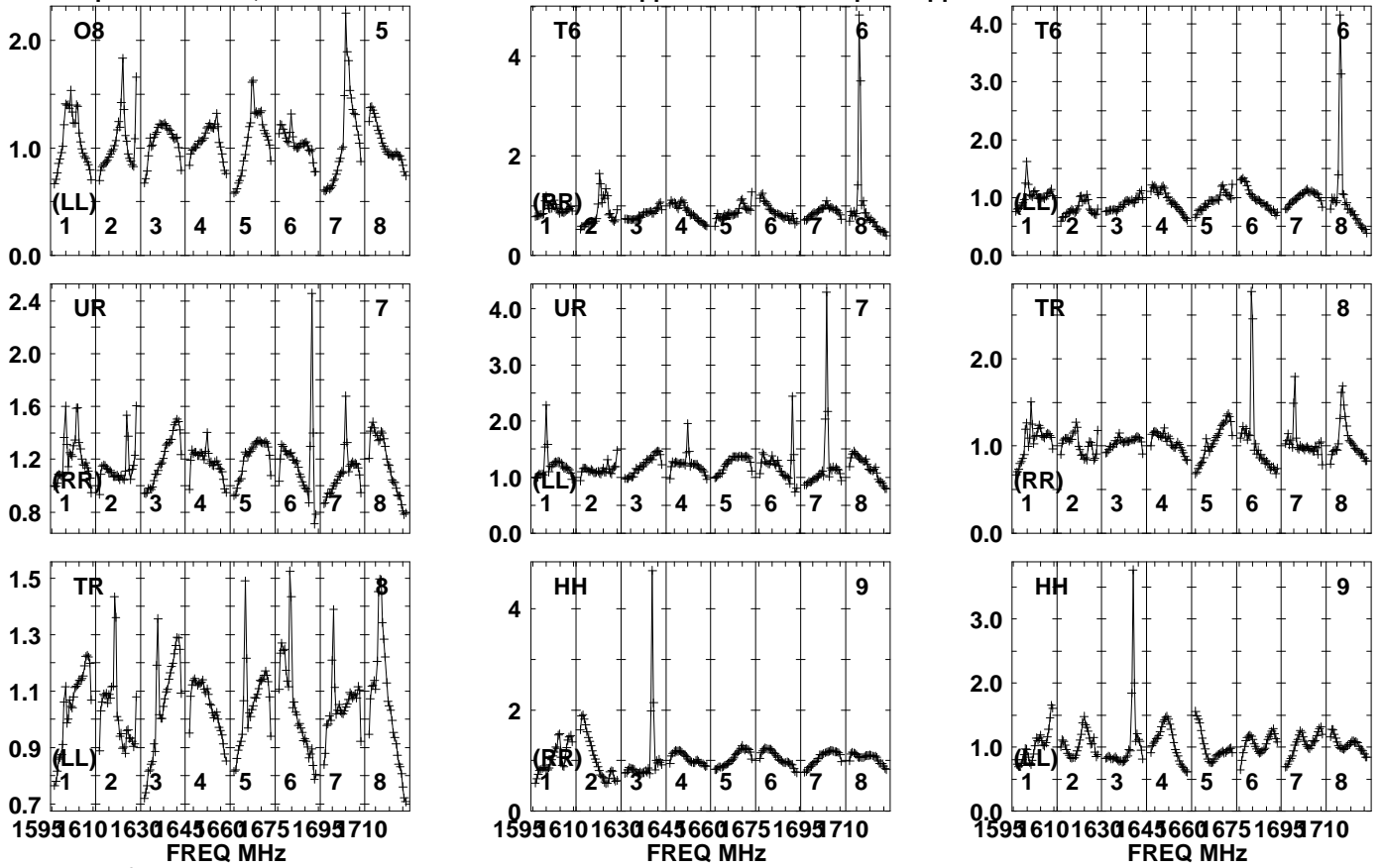


Lower frame: Real Jy  
Auto-corr total-power spectrum Antenna: \*  
Timerange: 00/19:13:11 to 00/19:14:39

Plot file version 595 created 12-SEP-2022 13:08:11

J0813+2435 EH040A.UVDATA.1

Freq = 1.5950 GHz, Bw = 16.000 MH No calibration applied and no bandpass applied

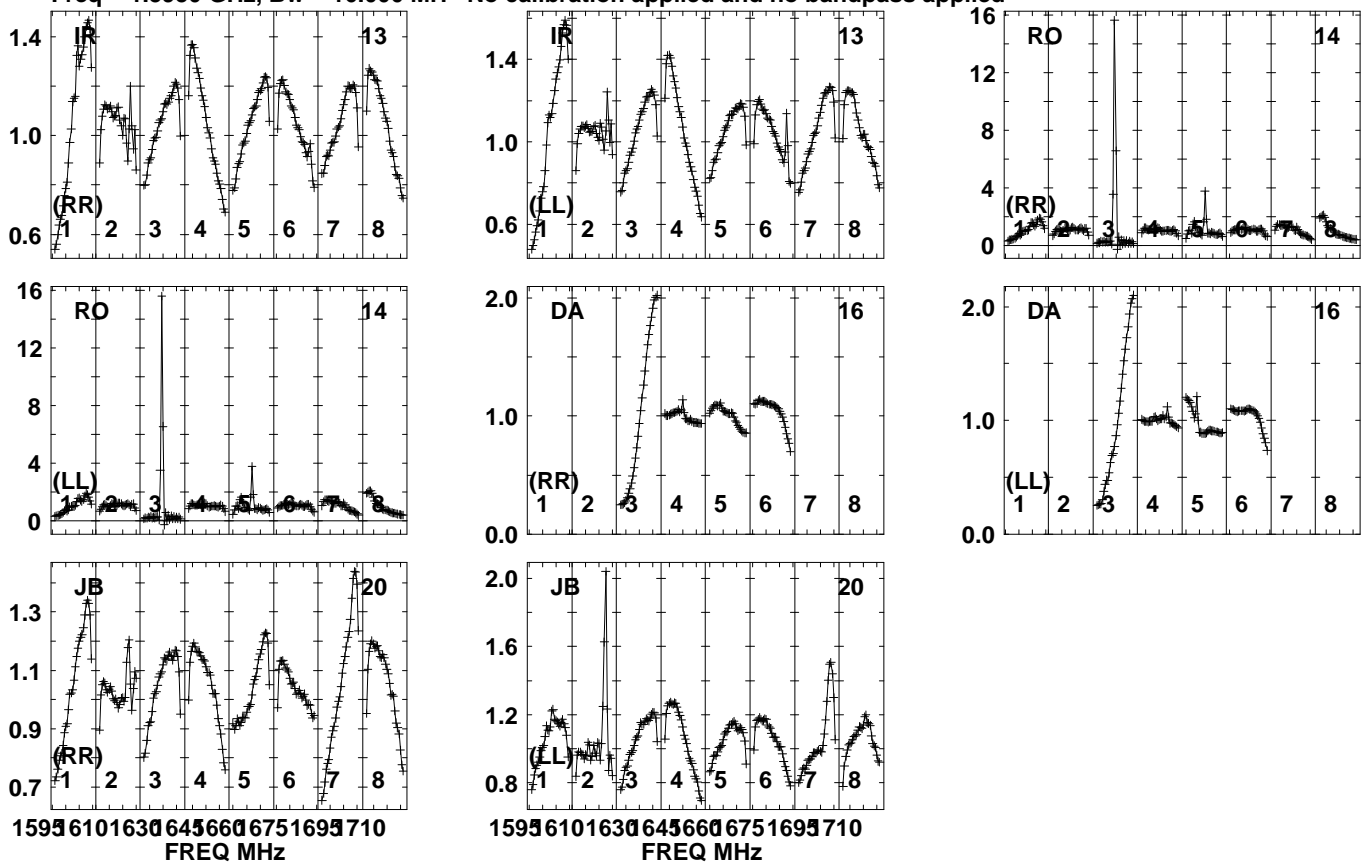


Lower frame: Real Jy  
Auto-corr total-power spectrum Antenna: \*  
Timerange: 00/19:13:11 to 00/19:14:39

Plot file version 596 created 12-SEP-2022 13:08:11

J0813+2435 EH040A.UVDATA.1

Freq = 1.5950 GHz, Bw = 16.000 MH No calibration applied and no bandpass applied

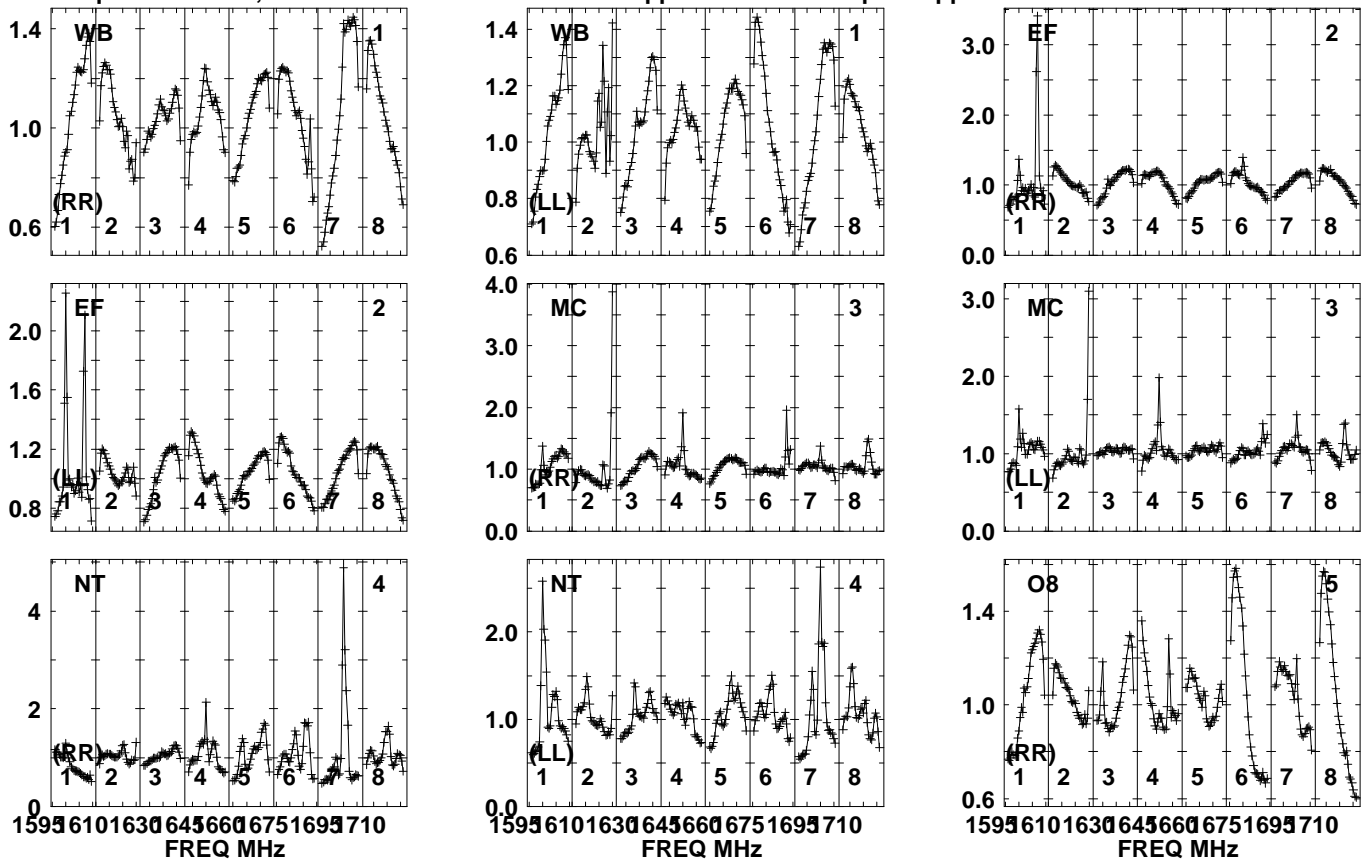


Lower frame: Real Jy  
Auto-corr total-power spectrum Antenna: \*  
Timerange: 00/19:13:11 to 00/19:14:39

Plot file version 597 created 12-SEP-2022 13:08:11

HS0810+2554 EH040A.UVDATA.1

Freq = 1.5950 GHz, Bw = 16.000 MH No calibration applied and no bandpass applied

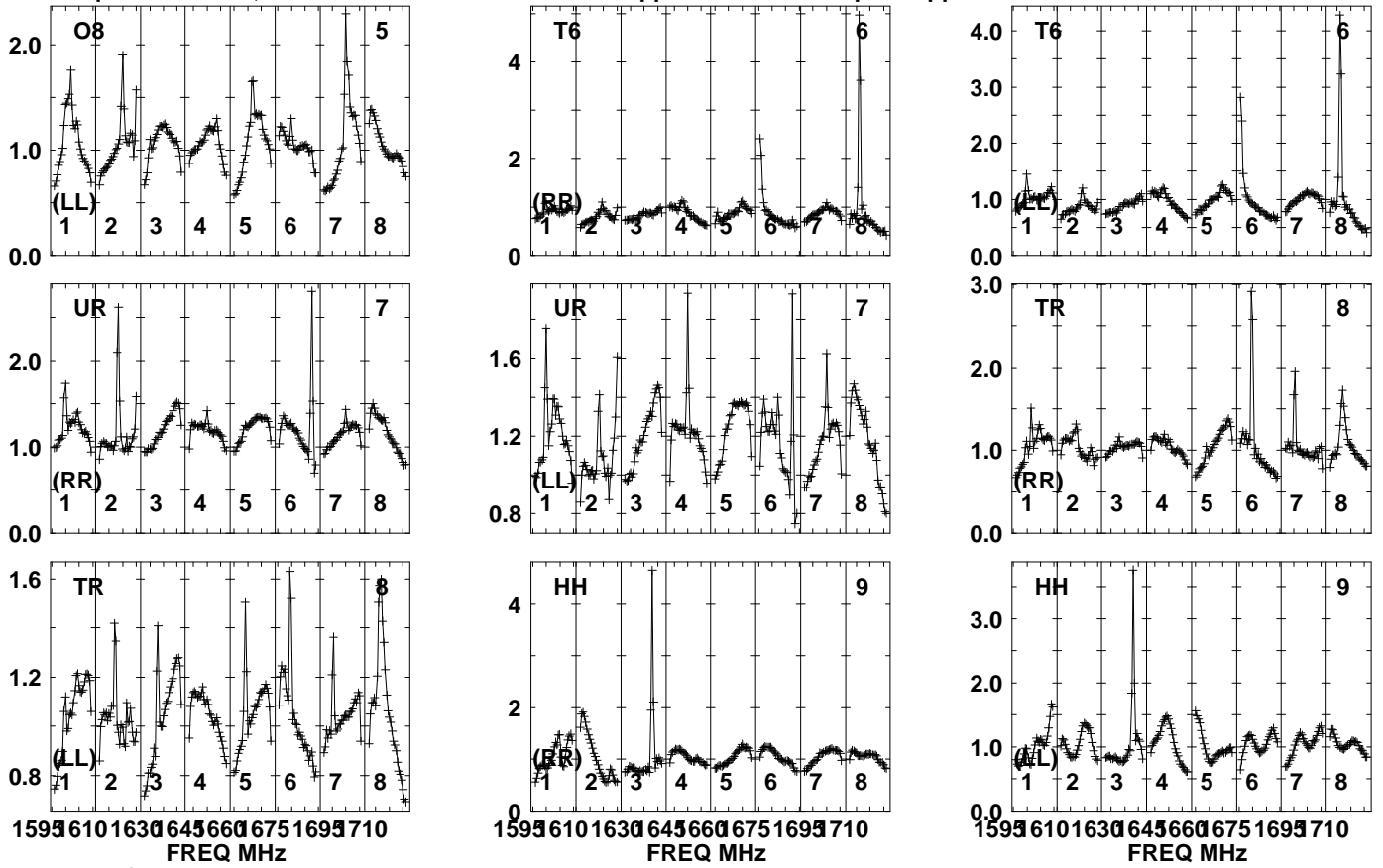


Lower frame: Real Jy  
Auto-corr total-power spectrum Antenna: \*  
Timerange: 00/19:14:41 to 00/19:18:09

Plot file version 598 created 12-SEP-2022 13:08:11

HS0810+2554 EH040A.UVDATA.1

Freq = 1.5950 GHz, Bw = 16.000 MH No calibration applied and no bandpass applied

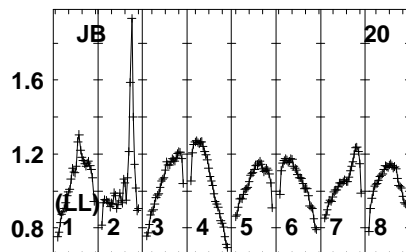
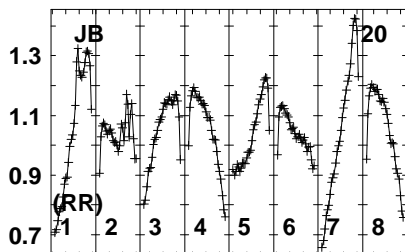
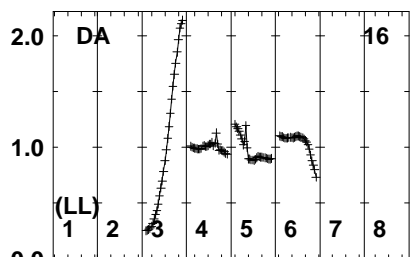
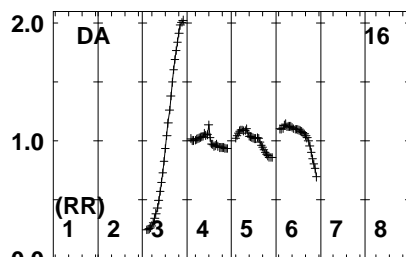
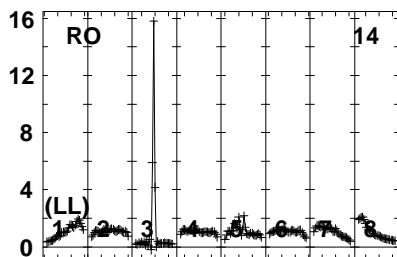
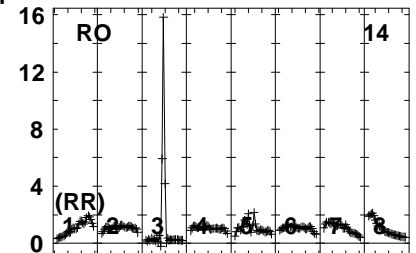
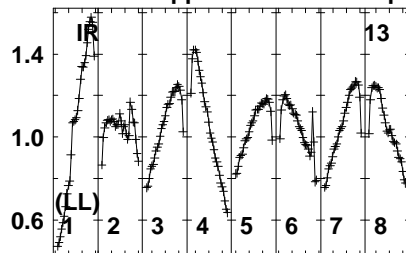
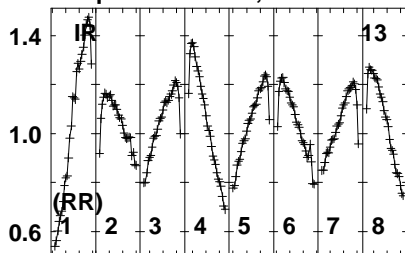


Lower frame: Real Jy  
Auto-corr total-power spectrum Antenna: \*  
Timerange: 00/19:14:41 to 00/19:18:09

Plot file version 599 created 12-SEP-2022 13:08:11

HS0810+2554 EH040A.UVDATA.1

Freq = 1.5950 GHz, Bw = 16.000 MH No calibration applied and no bandpass applied



1595 610 1630 645 660 675 1695 710  
FREQ MHz

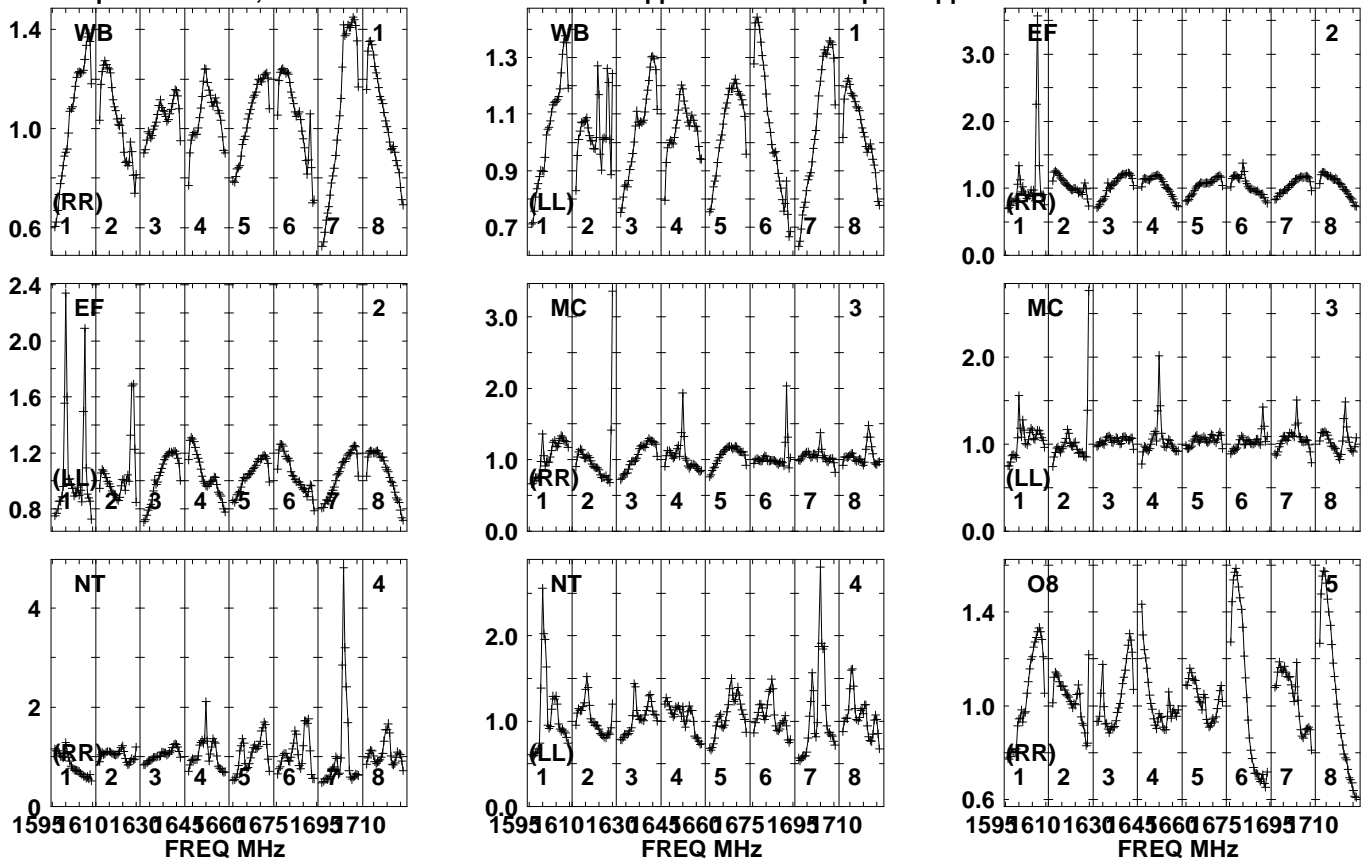
1595 610 1630 645 660 675 1695 710  
FREQ MHz

Lower frame: Real Jy  
Auto-corr total-power spectrum Antenna: \*  
Timerange: 00/19:14:41 to 00/19:18:09

Plot file version 600 created 12-SEP-2022 13:08:11

J0813+2435 EH040A.UVDATA.1

Freq = 1.5950 GHz, Bw = 16.000 MH No calibration applied and no bandpass applied



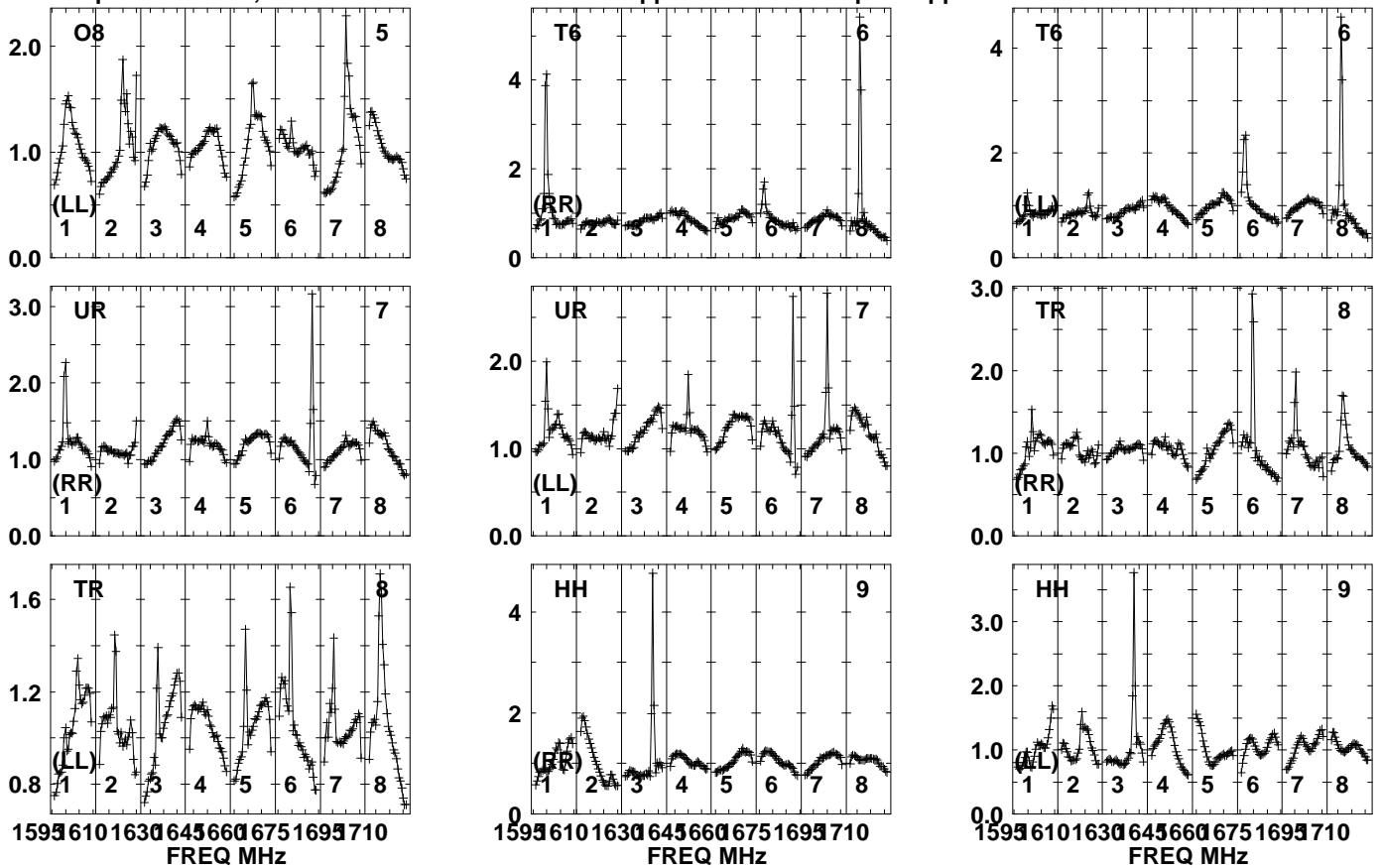
Lower frame: Real Jy  
Auto-corr total-power spectrum Antenna: \*  
Timerange: 00/19:18:11 to 00/19:19:39



Plot file version 601 created 12-SEP-2022 13:08:11

J0813+2435 EH040A.UVDATA.1

Freq = 1.5950 GHz, Bw = 16.000 MH No calibration applied and no bandpass applied

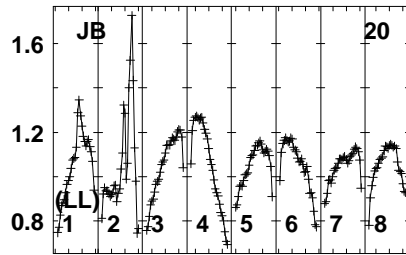
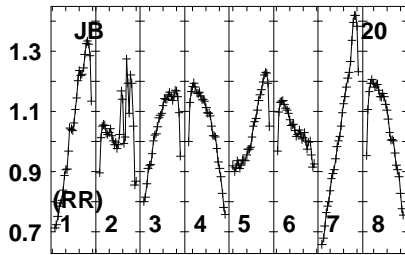
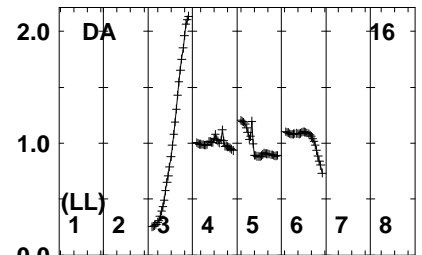
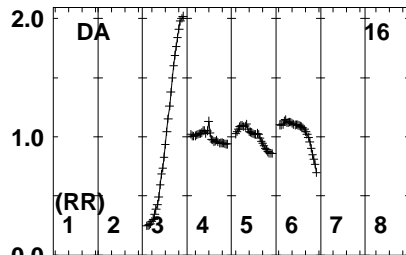
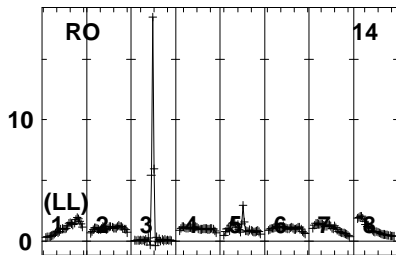
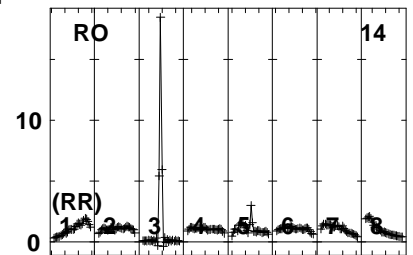
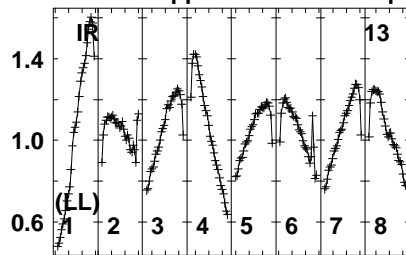
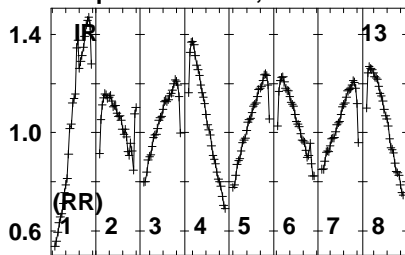


Lower frame: Real Jy  
Auto-corr total-power spectrum Antenna: \*  
Timerange: 00/19:18:11 to 00/19:19:39

Plot file version 602 created 12-SEP-2022 13:08:11

J0813+2435 EH040A.UVDATA.1

Freq = 1.5950 GHz, Bw = 16.000 MH No calibration applied and no bandpass applied



159561016306456606751695710  
FREQ MHz

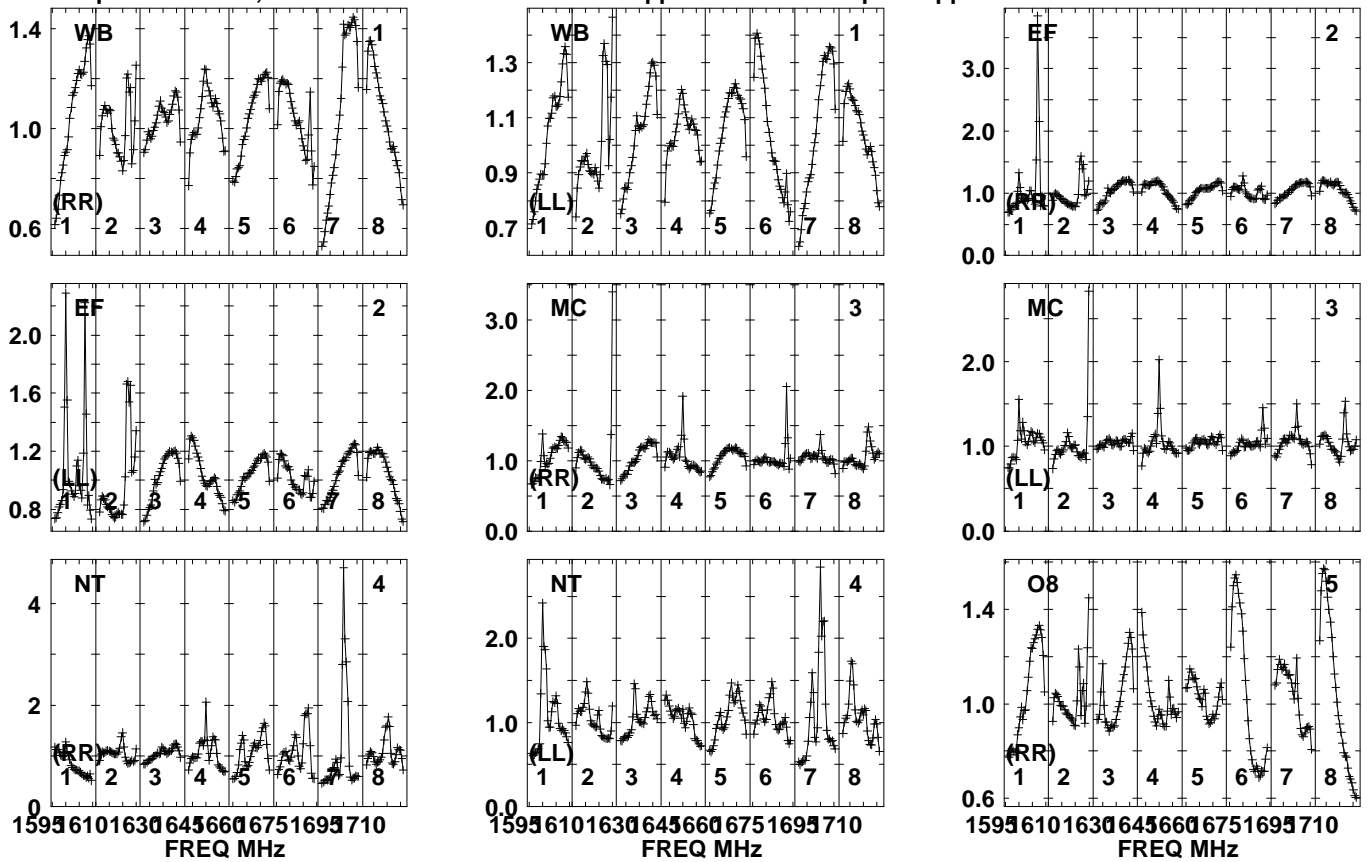
159561016306456606751695710  
FREQ MHz

Lower frame: Real Jy  
Auto-corr total-power spectrum Antenna: \*  
Timerange: 00/19:18:11 to 00/19:19:39

Plot file version 603 created 12-SEP-2022 13:08:12

HS0810+2554 EH040A.UVDATA.1

Freq = 1.5950 GHz, Bw = 16.000 MH No calibration applied and no bandpass applied

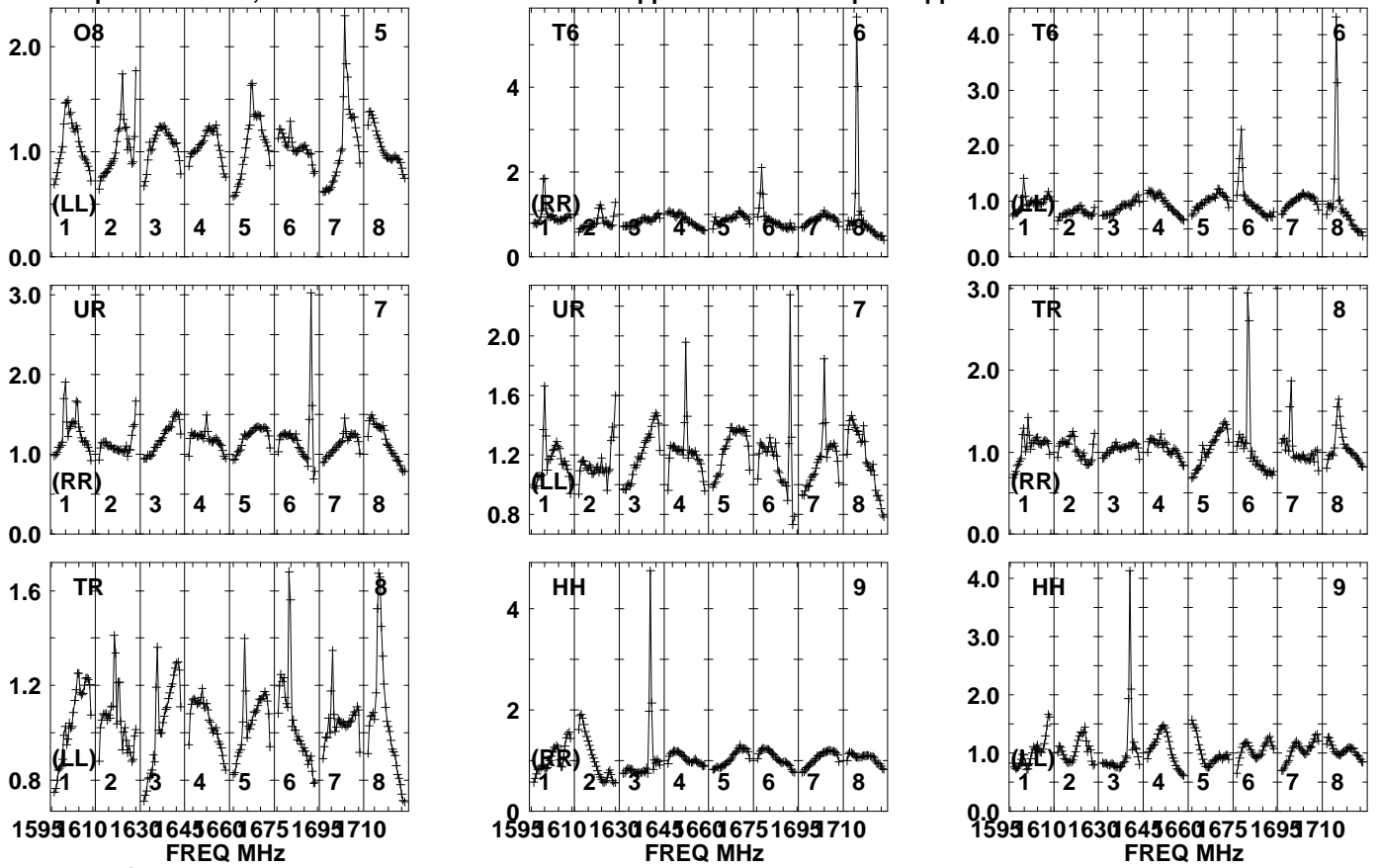


Lower frame: Real Jy  
Auto-corr total-power spectrum Antenna: \*  
Timerange: 00/19:19:41 to 00/19:23:09

Plot file version 604 created 12-SEP-2022 13:08:12

HS0810+2554 EH040A.UVDATA.1

Freq = 1.5950 GHz, Bw = 16.000 MH No calibration applied and no bandpass applied



Lower frame: Real Jy

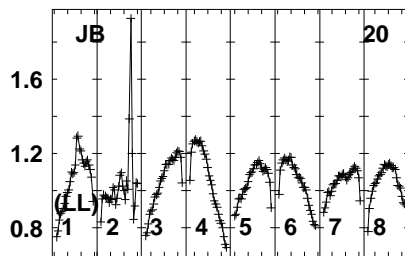
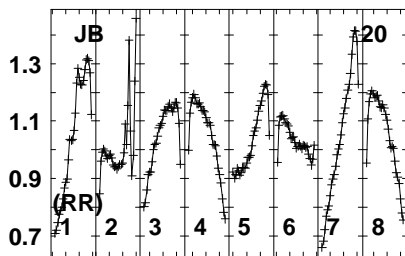
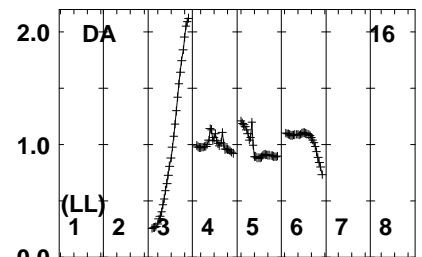
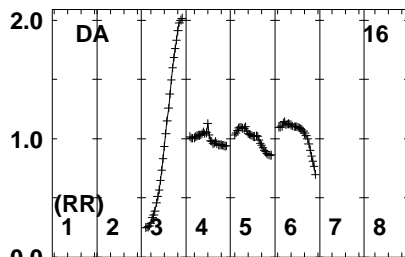
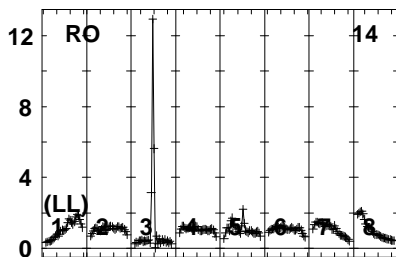
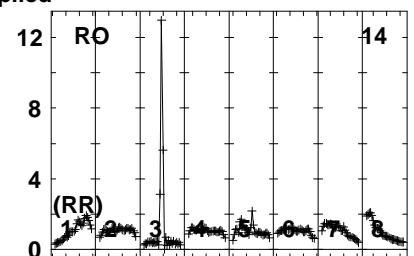
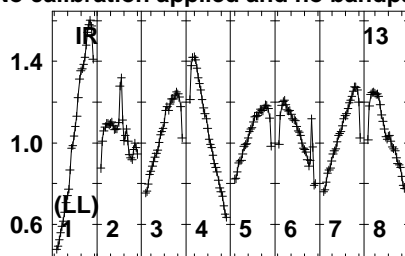
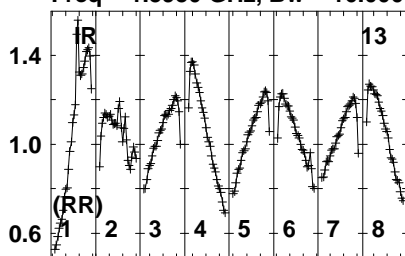
Auto-corr total-power spectrum Antenna: \*

Timerange: 00/19:19:41 to 00/19:23:09

Plot file version 605 created 12-SEP-2022 13:08:12

HS0810+2554 EH040A.UVDATA.1

Freq = 1.5950 GHz, Bw = 16.000 MH No calibration applied and no bandpass applied



1595 610 1630 645 660 675 1695 710  
FREQ MHz

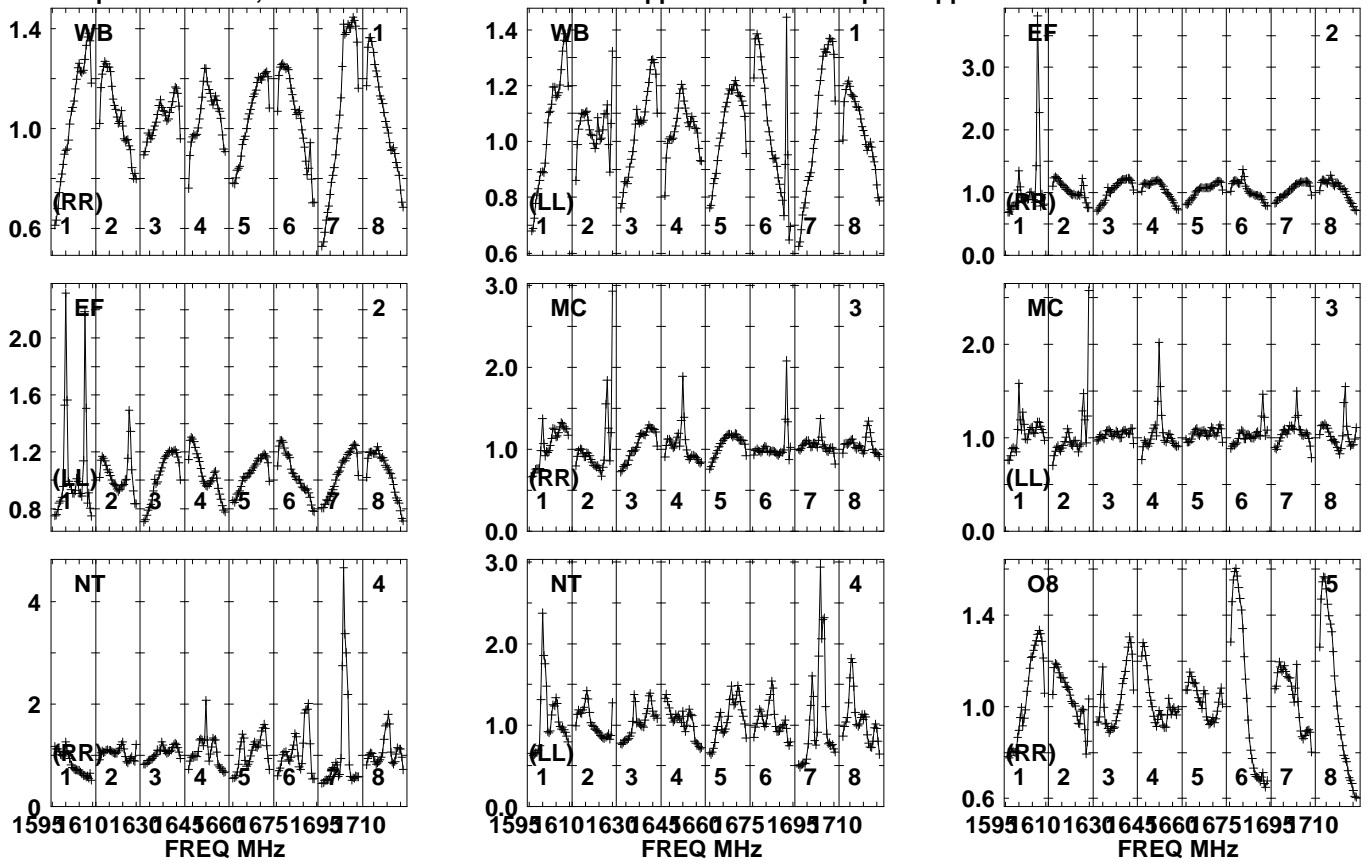
1595 610 1630 645 660 675 1695 710  
FREQ MHz

Lower frame: Real Jy  
Auto-corr total-power spectrum Antenna: \*  
Timerange: 00/19:19:41 to 00/19:23:09

Plot file version 606 created 12-SEP-2022 13:08:12

J0813+2435 EH040A.UVDATA.1

Freq = 1.5950 GHz, Bw = 16.000 MH No calibration applied and no bandpass applied

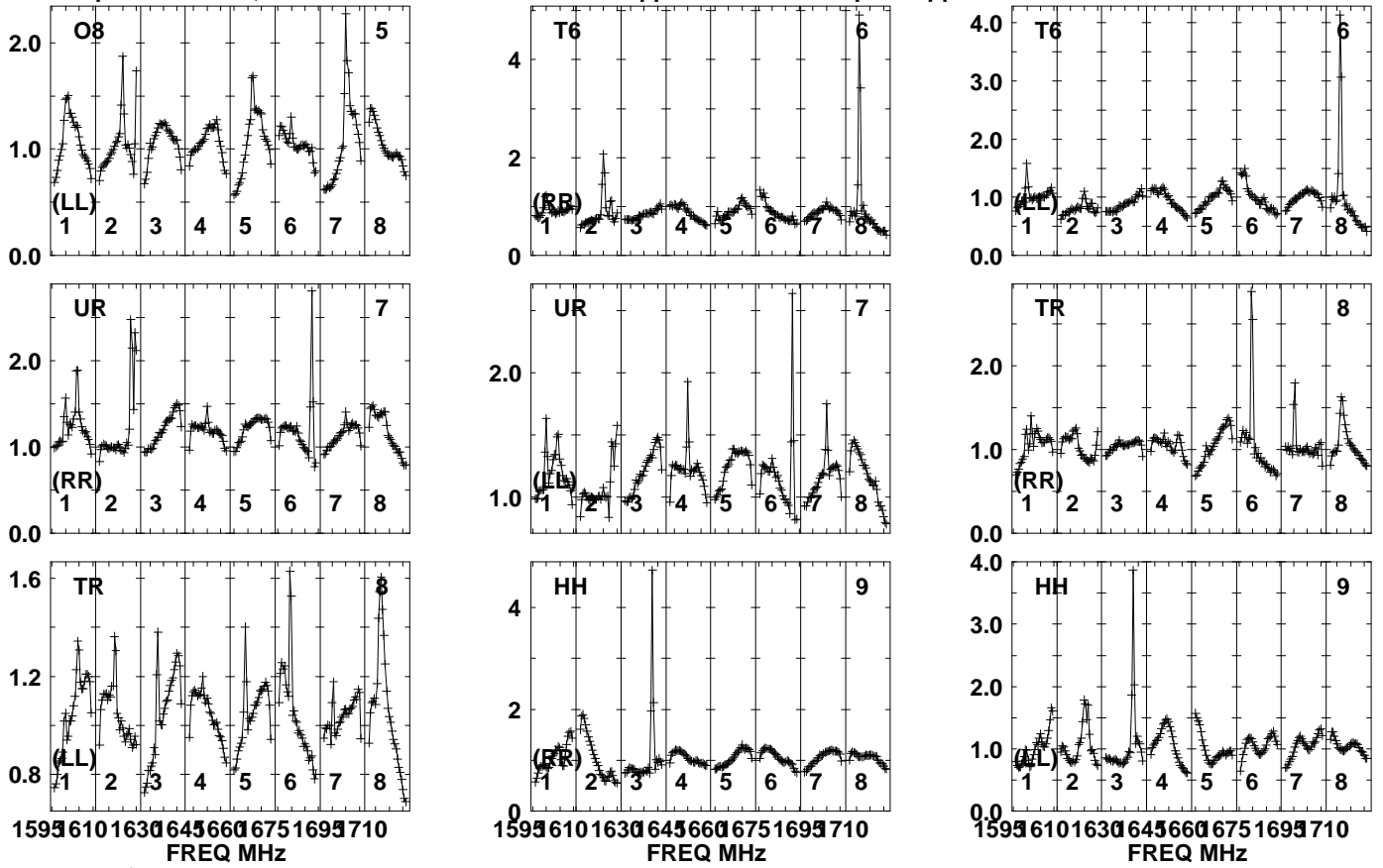


Lower frame: Real Jy  
Auto-corr total-power spectrum Antenna: \*  
Timerange: 00/19:23:41 to 00/19:25:09

Plot file version 607 created 12-SEP-2022 13:08:12

J0813+2435 EH040A.UVDATA.1

Freq = 1.5950 GHz, Bw = 16.000 MH No calibration applied and no bandpass applied

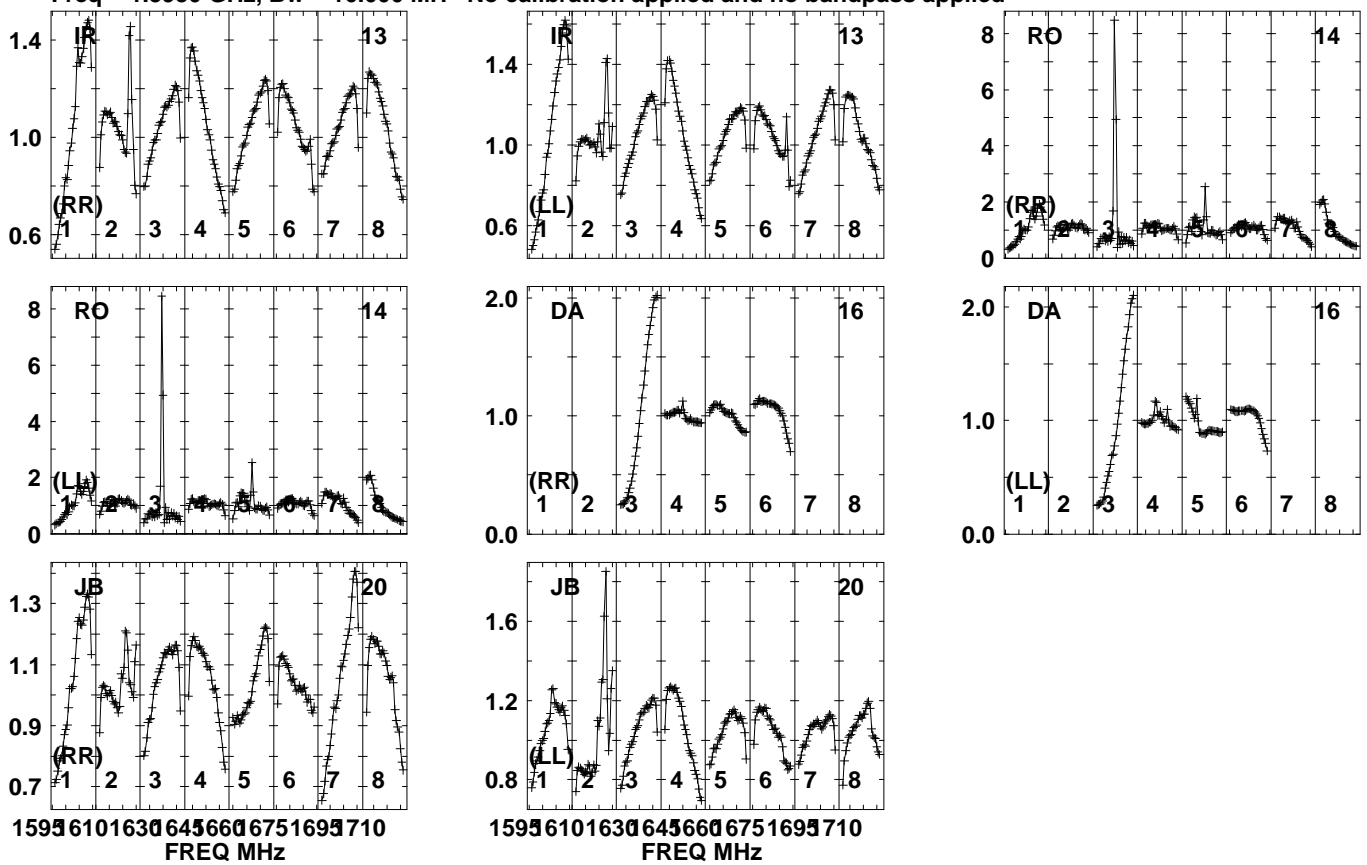


Lower frame: Real Jy  
Auto-corr total-power spectrum Antenna: \*  
Timerange: 00/19:23:41 to 00/19:25:09

Plot file version 608 created 12-SEP-2022 13:08:12

J0813+2435 EH040A.UVDATA.1

Freq = 1.5950 GHz, Bw = 16.000 MH No calibration applied and no bandpass applied



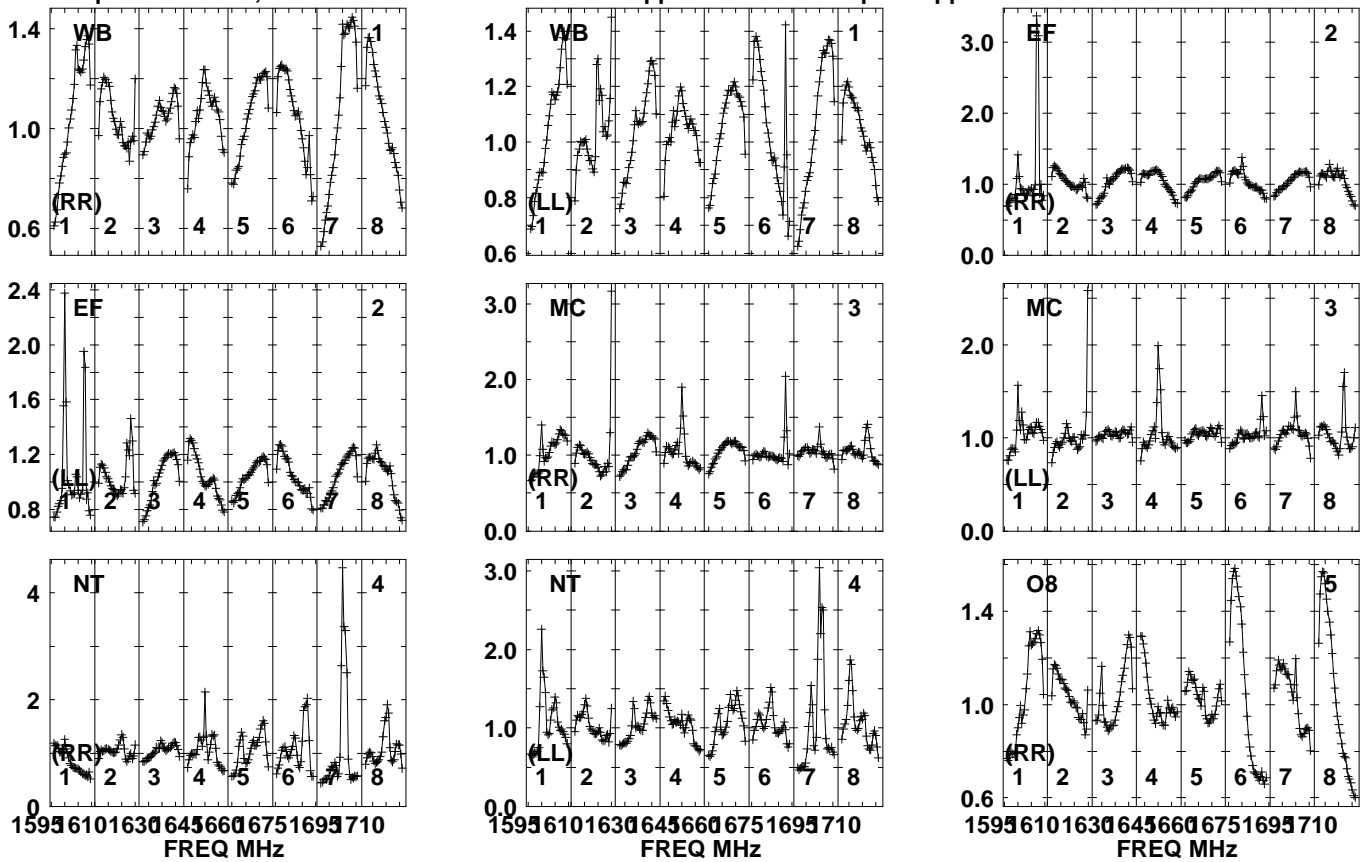
Lower frame: Real Jy  
Auto-corr total-power spectrum Antenna: \*  
Timerange: 00/19:23:41 to 00/19:25:09



Plot file version 609 created 12-SEP-2022 13:08:12

HS0810+2554 EH040A.UVDATA.1

Freq = 1.5950 GHz, Bw = 16.000 MH No calibration applied and no bandpass applied

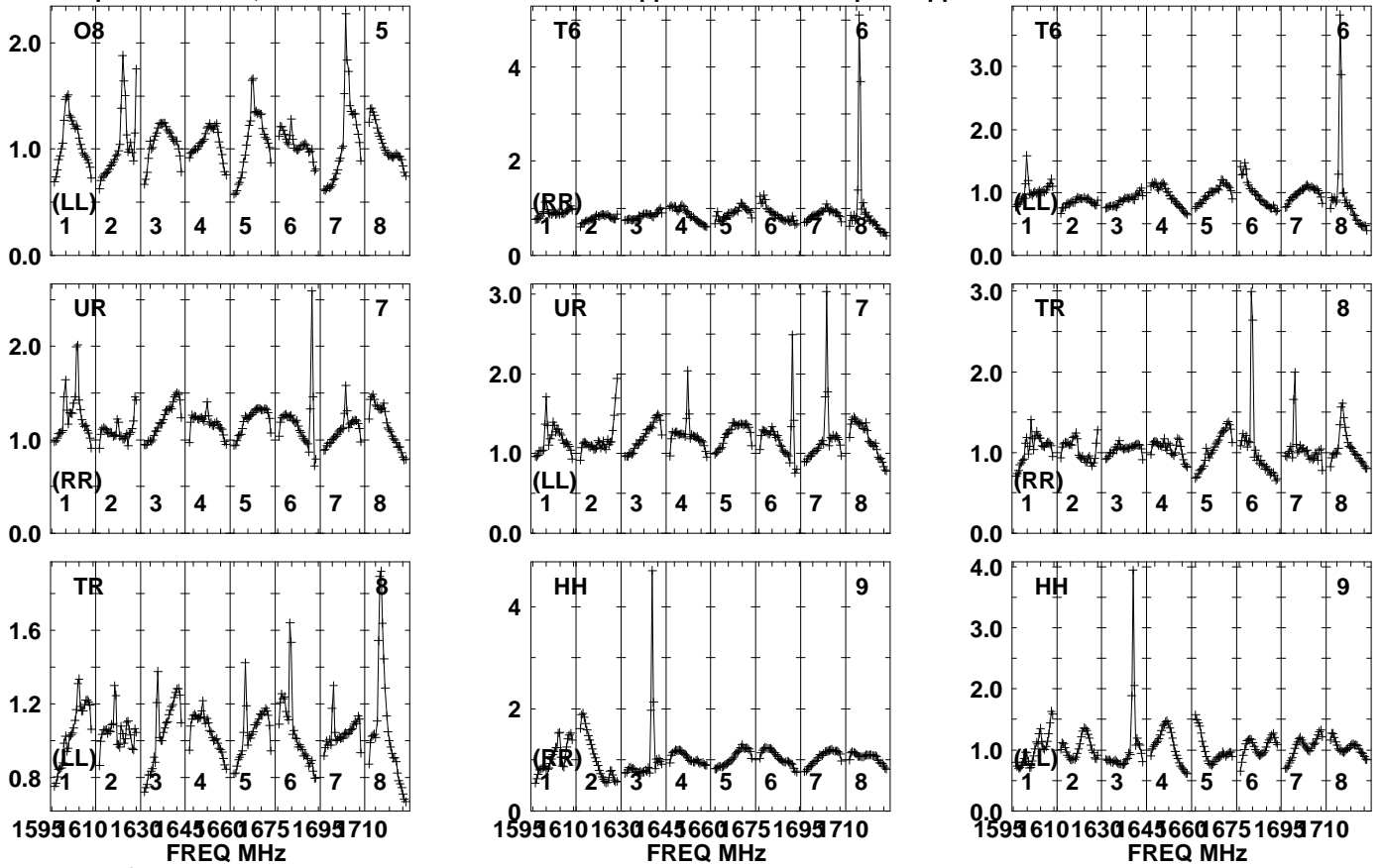


Lower frame: Real Jy  
Auto-corr total-power spectrum Antenna: \*  
Timerange: 00/19:25:11 to 00/19:28:39

Plot file version 610 created 12-SEP-2022 13:08:12

HS0810+2554 EH040A.UVDATA.1

Freq = 1.5950 GHz, Bw = 16.000 MH No calibration applied and no bandpass applied

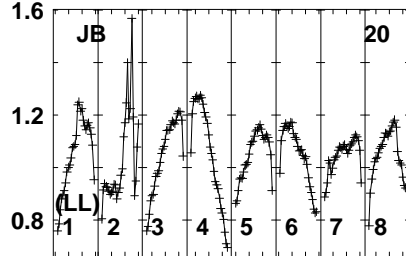
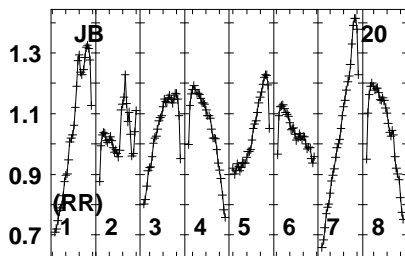
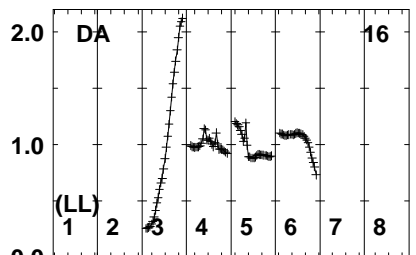
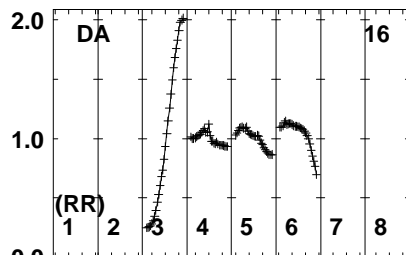
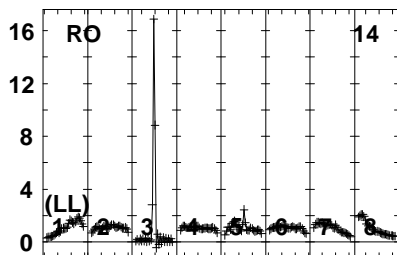
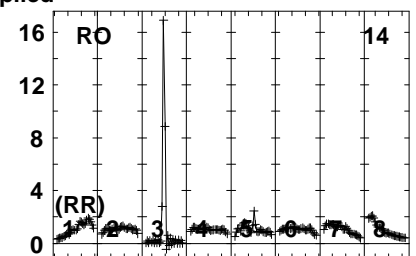
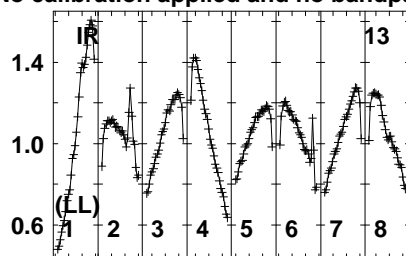
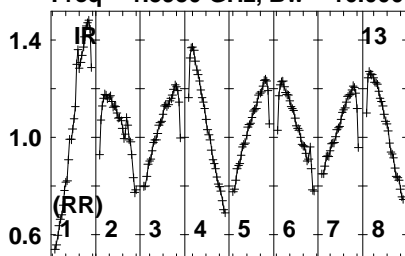


Lower frame: Real Jy  
Auto-corr total-power spectrum Antenna: \*  
Timerange: 00/19:25:11 to 00/19:28:39

Plot file version 611 created 12-SEP-2022 13:08:13

HS0810+2554 EH040A.UVDATA.1

Freq = 1.5950 GHz, Bw = 16.000 MH No calibration applied and no bandpass applied



1595 610 1630 645 660 675 1695 710  
FREQ MHz

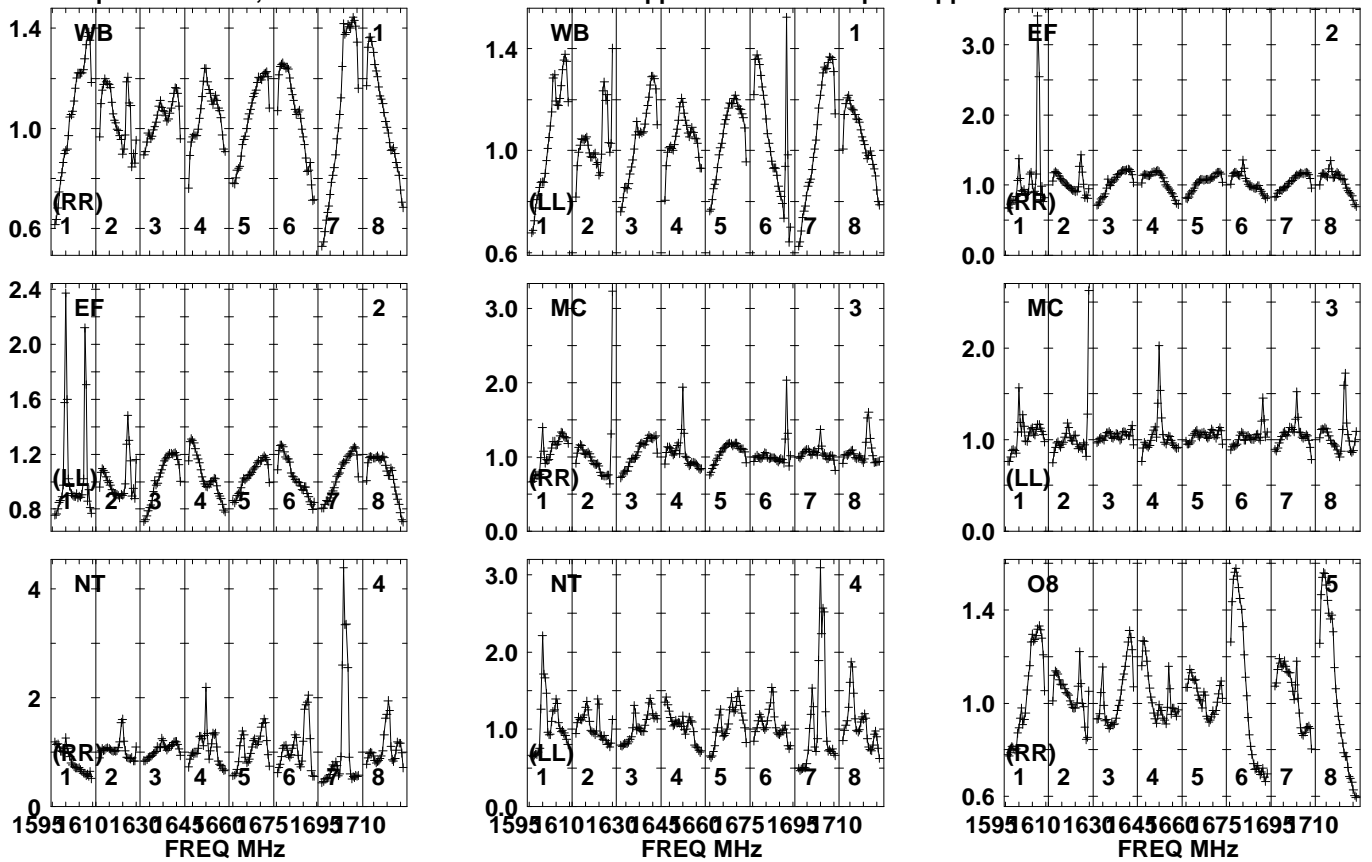
1595 610 1630 645 660 675 1695 710  
FREQ MHz

Lower frame: Real Jy  
Auto-corr total-power spectrum Antenna: \*  
Timerange: 00/19:25:11 to 00/19:28:39

Plot file version 612 created 12-SEP-2022 13:08:13

J0813+2435 EH040A.UVDATA.1

Freq = 1.5950 GHz, Bw = 16.000 MH No calibration applied and no bandpass applied

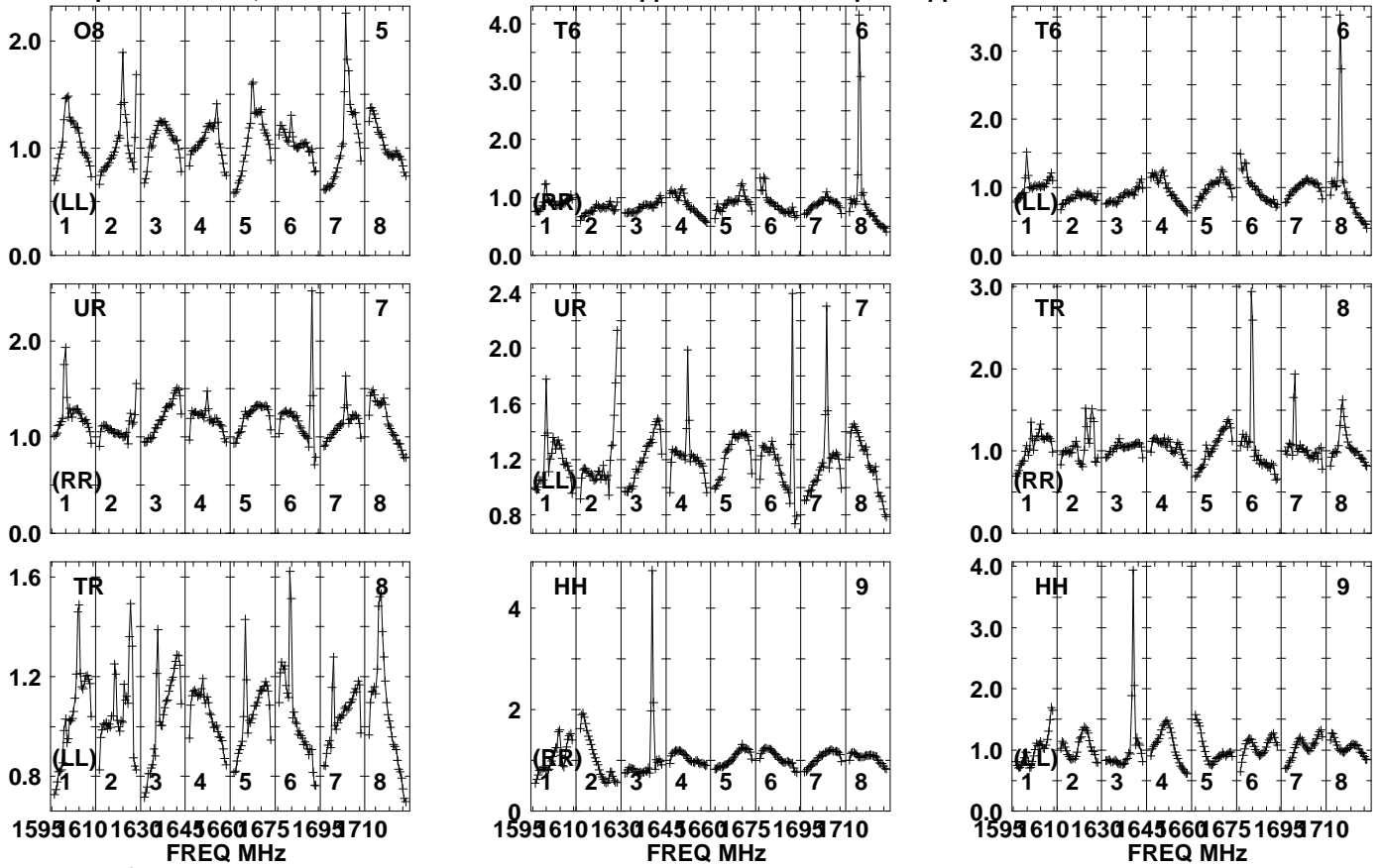


Lower frame: Real Jy  
Auto-corr total-power spectrum Antenna: \*  
Timerange: 00/19:28:41 to 00/19:30:09

Plot file version 613 created 12-SEP-2022 13:08:13

J0813+2435 EH040A.UVDATA.1

Freq = 1.5950 GHz, Bw = 16.000 MH No calibration applied and no bandpass applied

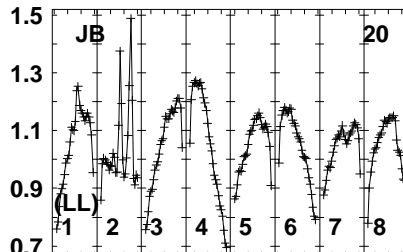
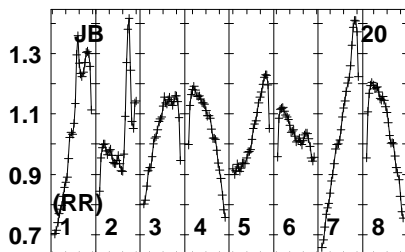
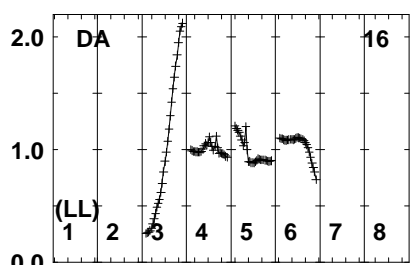
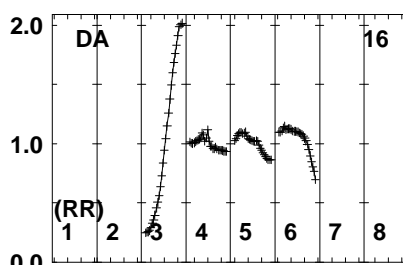
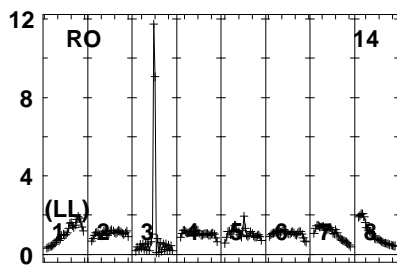
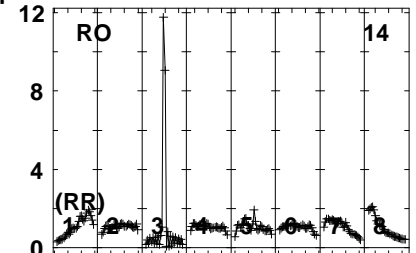
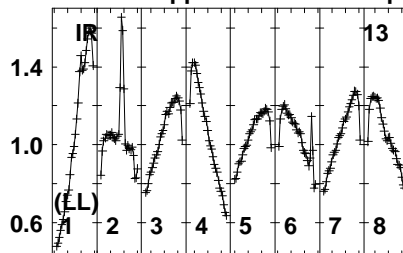
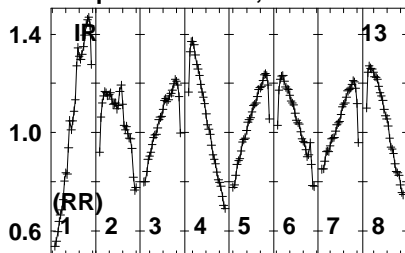


Lower frame: Real Jy  
Auto-corr total-power spectrum Antenna: \*  
Timerange: 00/19:28:41 to 00/19:30:09

Plot file version 614 created 12-SEP-2022 13:08:13

J0813+2435 EH040A.UVDATA.1

Freq = 1.5950 GHz, Bw = 16.000 MH No calibration applied and no bandpass applied



1595 610 1630 645 660 675 1695 710  
FREQ MHz

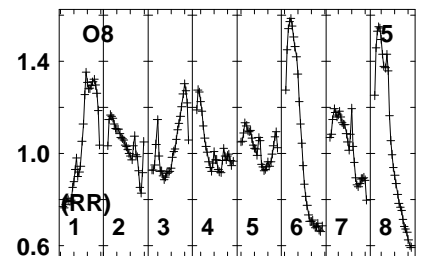
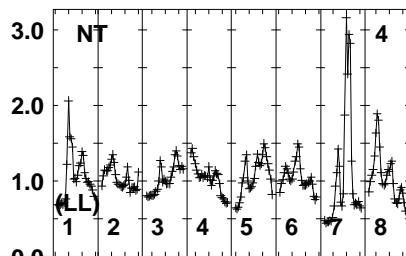
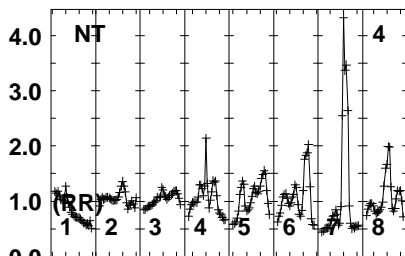
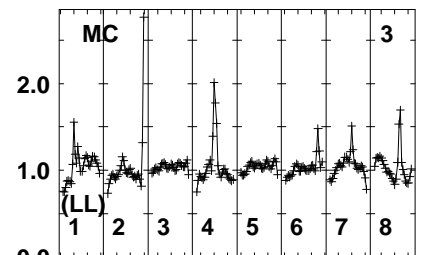
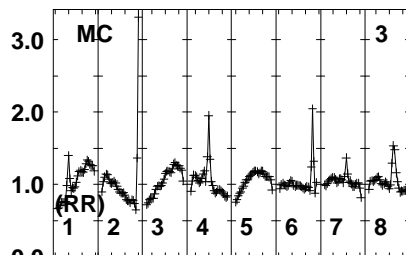
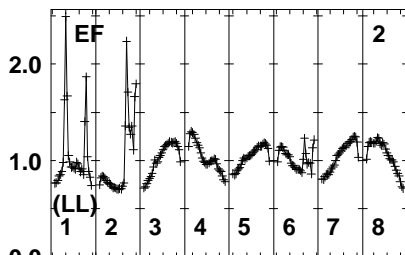
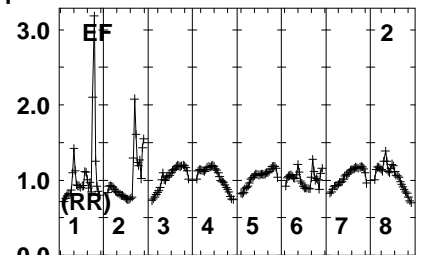
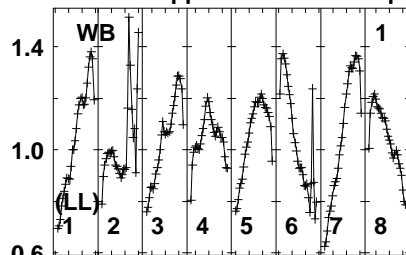
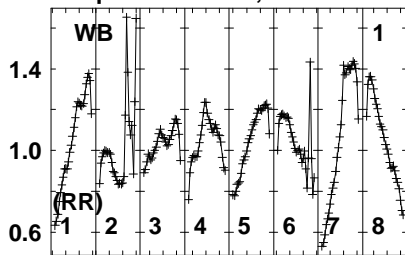
1595 610 1630 645 660 675 1695 710  
FREQ MHz

Lower frame: Real Jy  
Auto-corr total-power spectrum Antenna: \*  
Timerange: 00/19:28:41 to 00/19:30:09

Plot file version 615 created 12-SEP-2022 13:08:13

HS0810+2554 EH040A.UVDATA.1

Freq = 1.5950 GHz, Bw = 16.000 MH No calibration applied and no bandpass applied



1595 610 1630 645 660 675 1695 710  
FREQ MHz

1595 610 1630 645 660 675 1695 710  
FREQ MHz

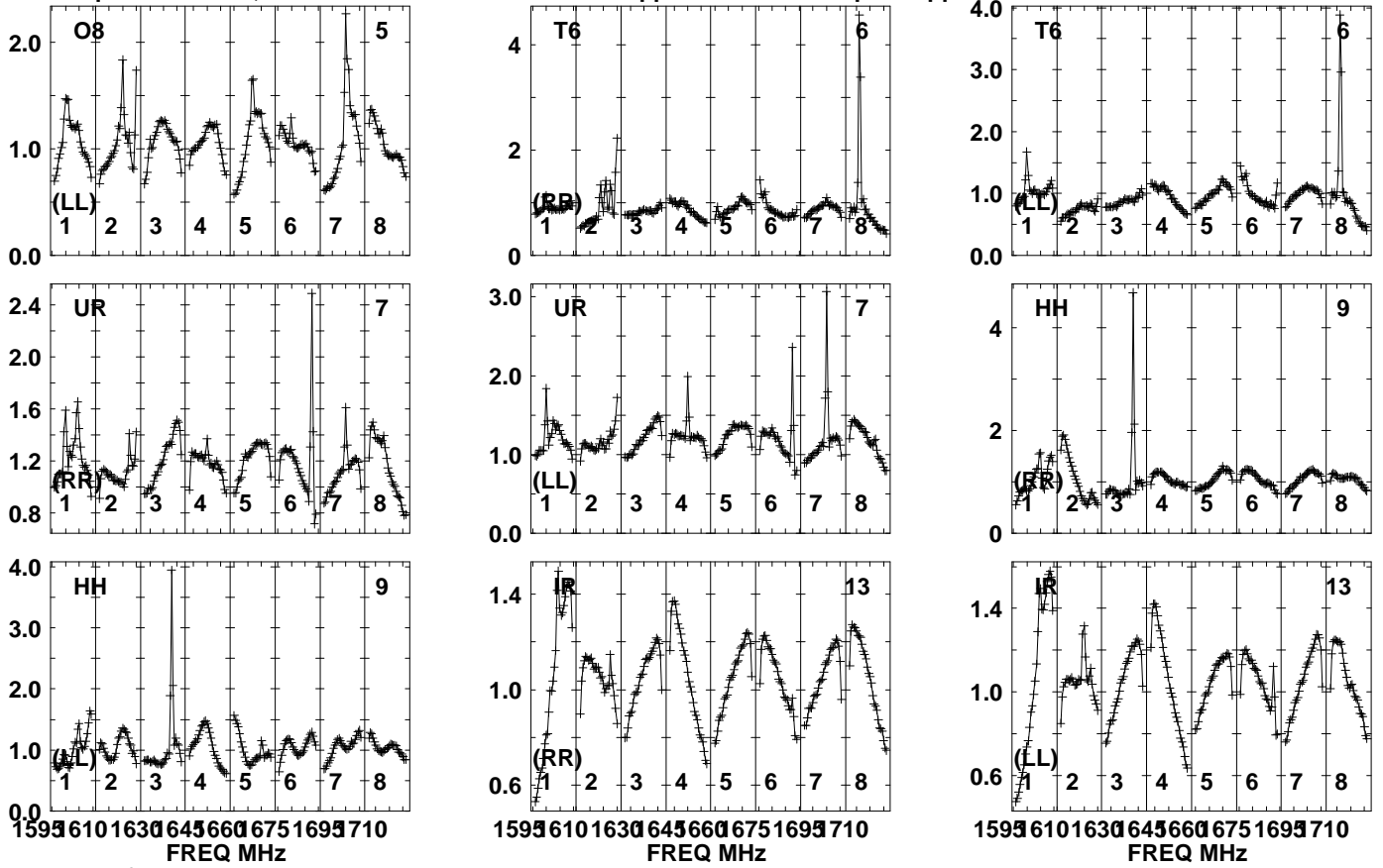
1595 610 1630 645 660 675 1695 710  
FREQ MHz

Lower frame: Real Jy  
Auto-corr total-power spectrum Antenna: \*  
Timerange: 00/19:30:11 to 00/19:33:39

Plot file version 616 created 12-SEP-2022 13:08:13

HS0810+2554 EH040A.UVDATA.1

Freq = 1.5950 GHz, Bw = 16.000 MH No calibration applied and no bandpass applied



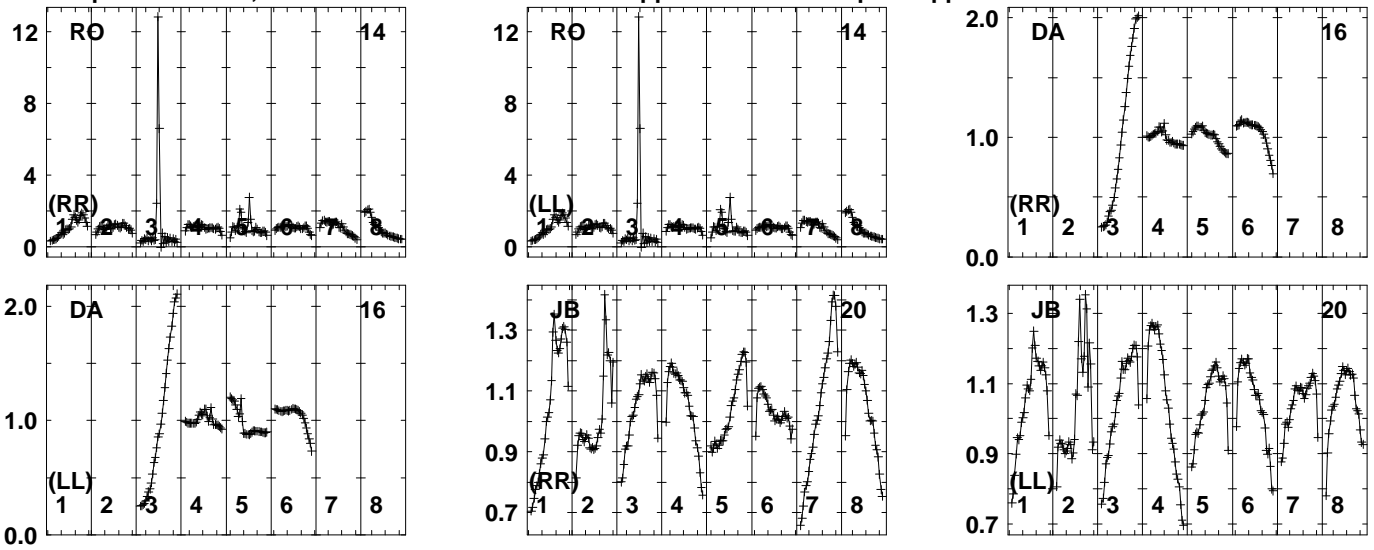
Lower frame: Real Jy  
Auto-corr total-power spectrum Antenna: \*  
Timerange: 00/19:30:11 to 00/19:33:39



Plot file version 617 created 12-SEP-2022 13:08:13

HS0810+2554 EH040A.UVDATA.1

Freq = 1.5950 GHz, Bw = 16.000 MH No calibration applied and no bandpass applied

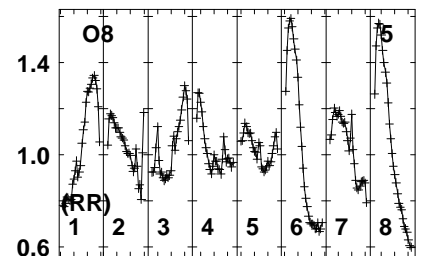
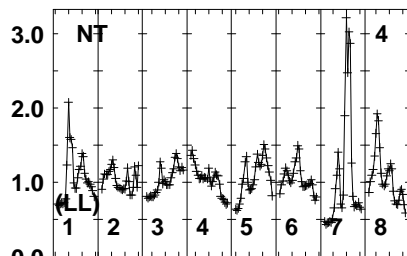
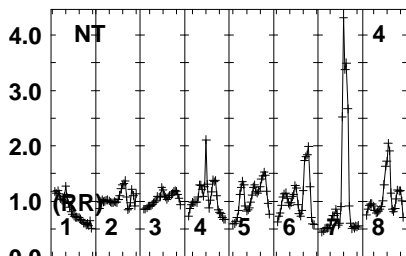
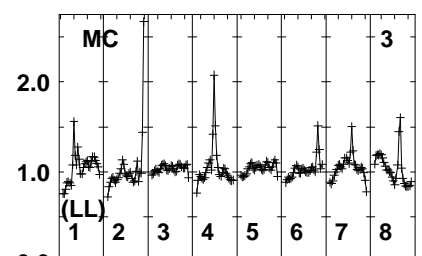
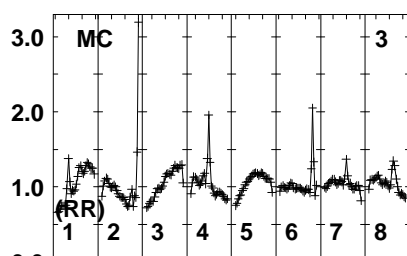
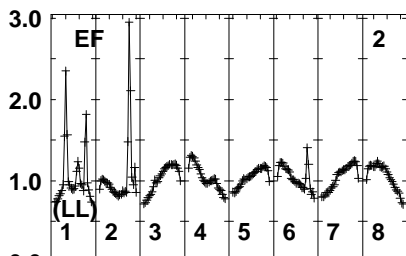
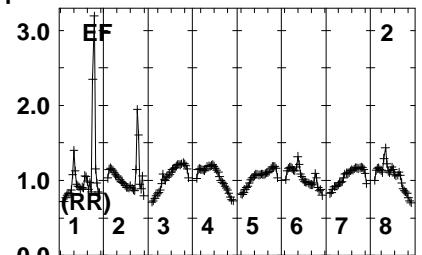
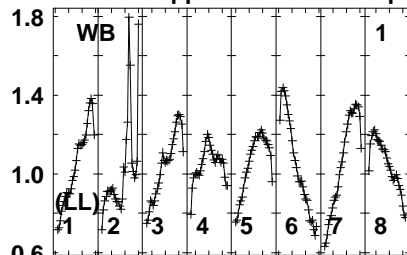
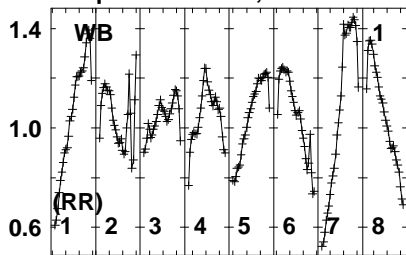


Lower frame: Real Jy  
Auto-corr total-power spectrum Antenna: \*  
Timerange: 00/19:30:11 to 00/19:33:39

Plot file version 618 created 12-SEP-2022 13:08:14

J0813+2435 EH040A.UVDATA.1

Freq = 1.5950 GHz, Bw = 16.000 MH No calibration applied and no bandpass applied



1595 610 1630 645 660 675 1695 710  
FREQ MHz

1595 610 1630 645 660 675 1695 710  
FREQ MHz

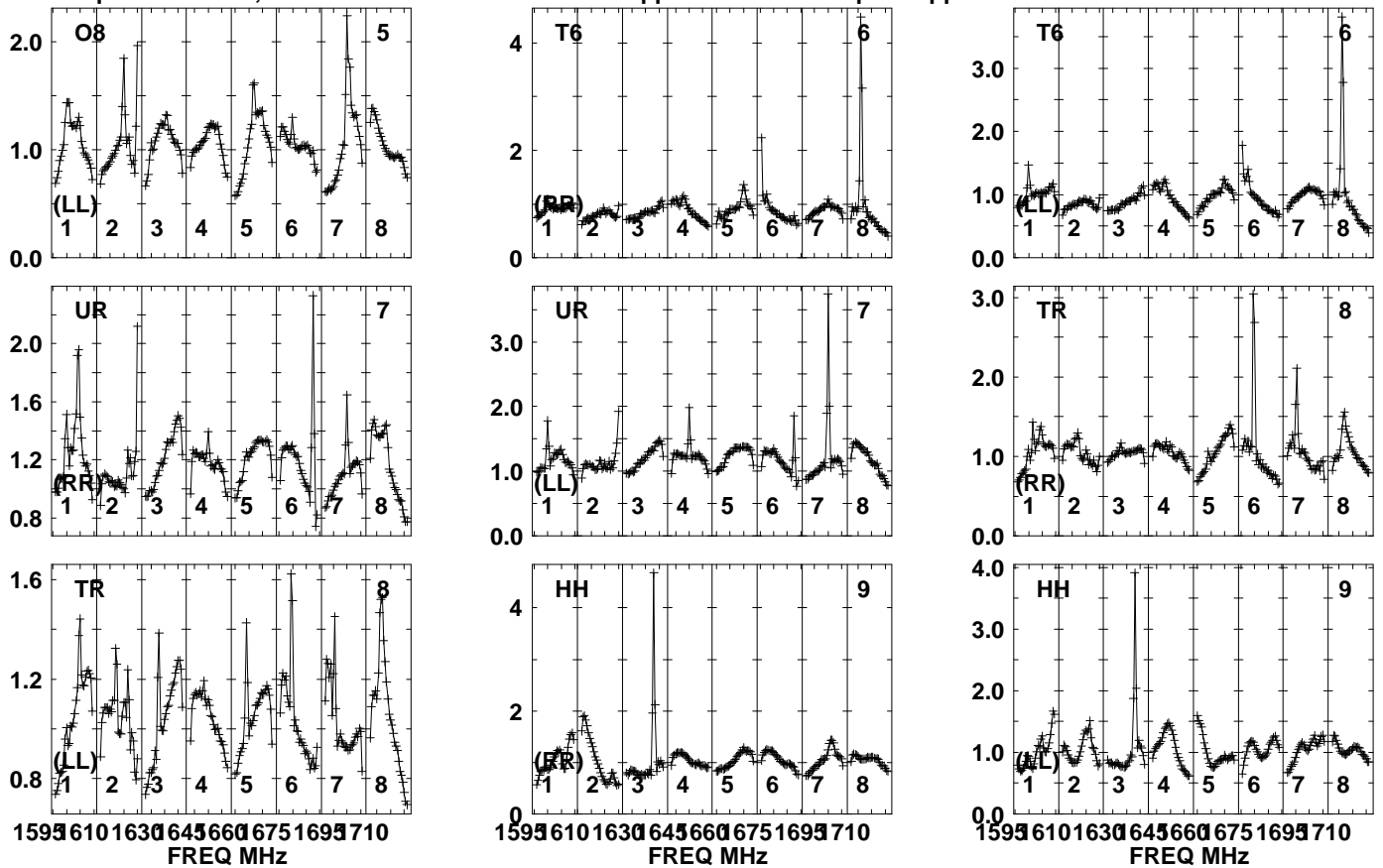
1595 610 1630 645 660 675 1695 710  
FREQ MHz

Lower frame: Real Jy  
Auto-corr total-power spectrum Antenna: \*  
Timerange: 00/19:34:11 to 00/19:35:39

Plot file version 619 created 12-SEP-2022 13:08:14

J0813+2435 EH040A.UVDATA.1

Freq = 1.5950 GHz, Bw = 16.000 MH No calibration applied and no bandpass applied

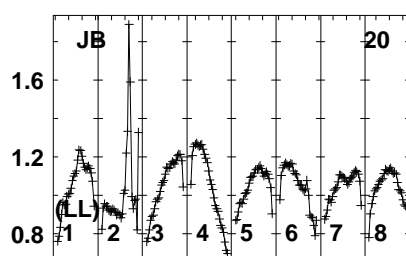
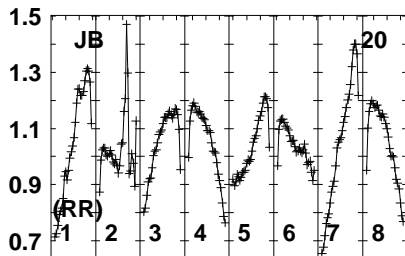
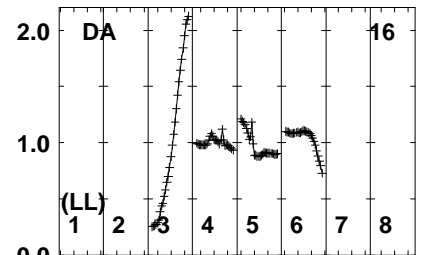
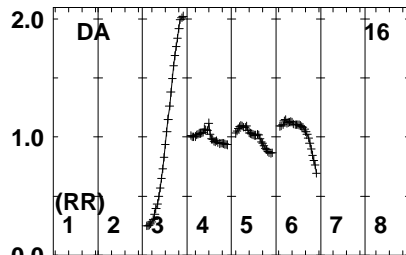
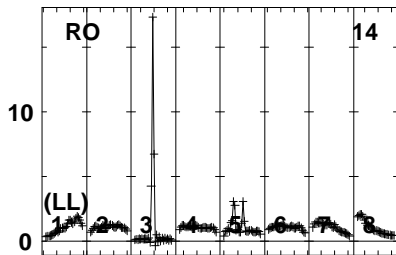

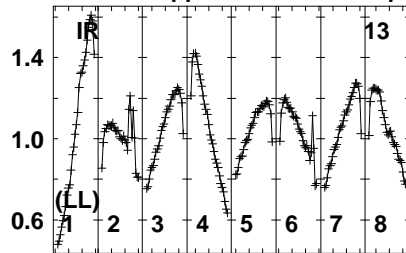
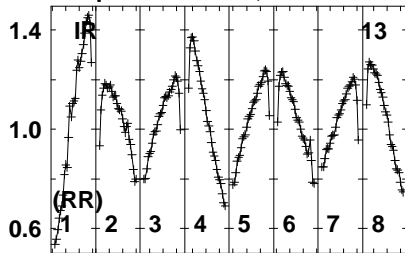


Lower frame: Real Jy  
Auto-corr total-power spectrum Antenna: \*  
Timerange: 00/19:34:11 to 00/19:35:39

Plot file version 620 created 12-SEP-2022 13:08:14

J0813+2435 EH040A.UVDATA.1

Freq = 1.5950 GHz, Bw = 16.000 MH No calibration applied and no bandpass applied



1595 610 1630 645 660 675 1695 710  
FREQ MHz

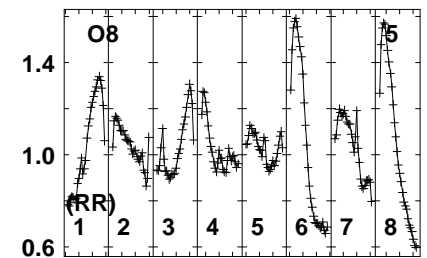
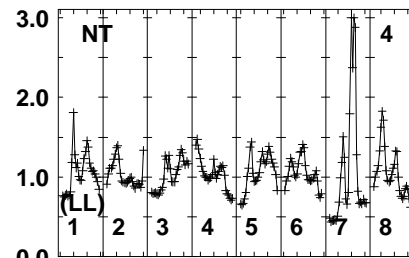
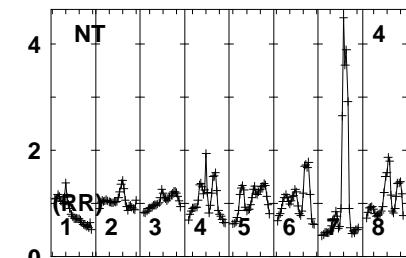
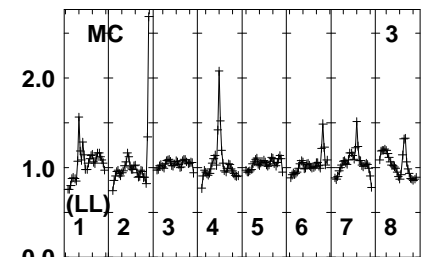
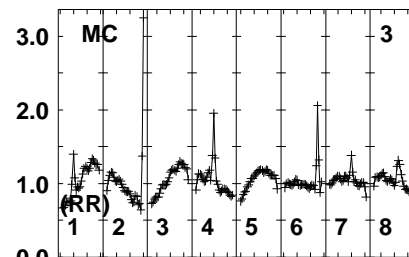
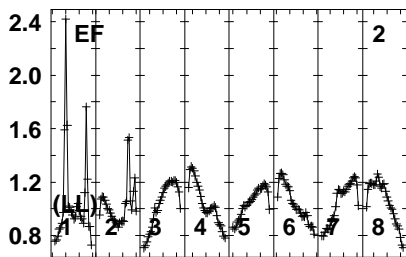
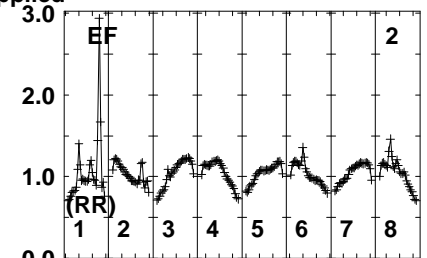
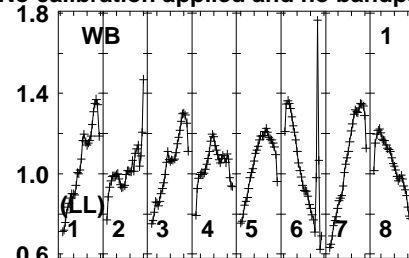
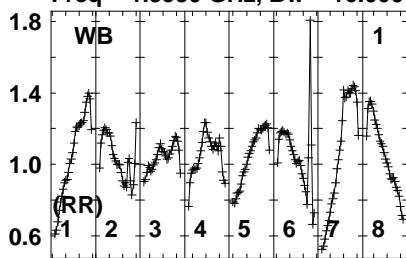
1595 610 1630 645 660 675 1695 710  
FREQ MHz

Lower frame: Real Jy  
Auto-corr total-power spectrum Antenna: \*  
Timerange: 00/19:34:11 to 00/19:35:39

Plot file version 621 created 12-SEP-2022 13:08:14

HS0810+2554 EH040A.UVDATA.1

Freq = 1.5950 GHz, Bw = 16.000 MH No calibration applied and no bandpass applied



1595 610 1630 645 660 675 1695 710  
FREQ MHz

1595 610 1630 645 660 675 1695 710  
FREQ MHz

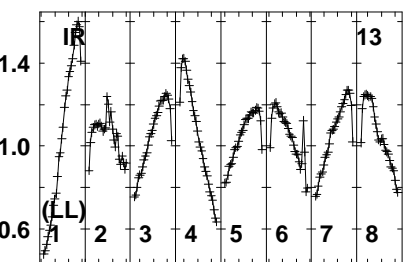
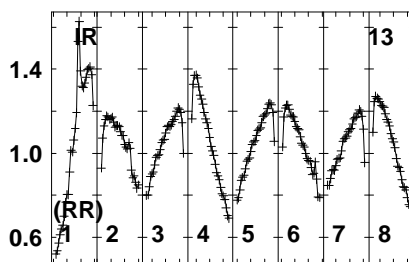
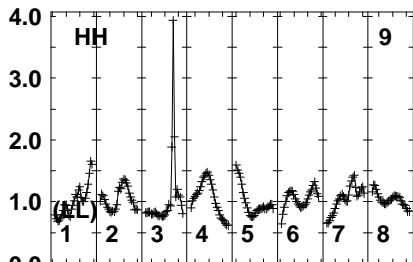
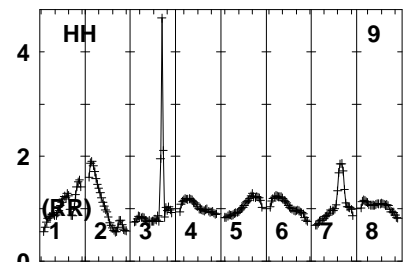
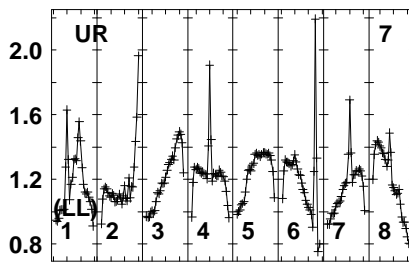
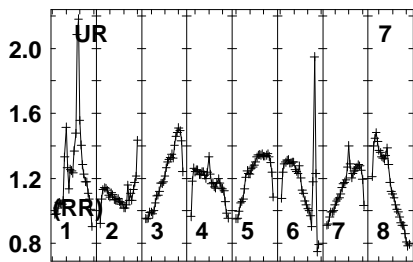
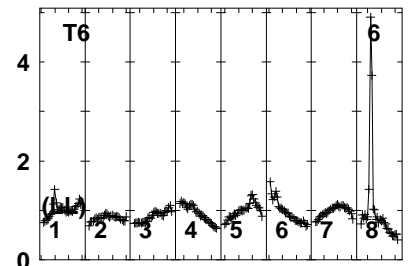
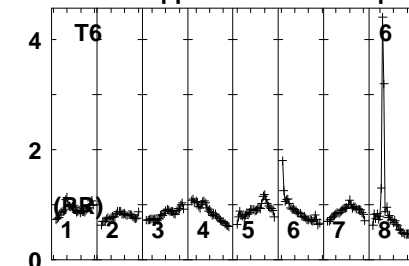
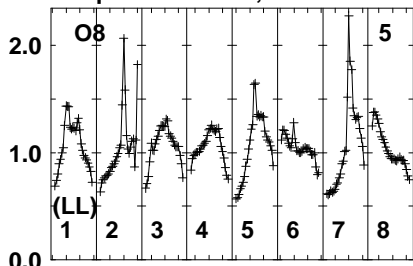
1595 610 1630 645 660 675 1695 710  
FREQ MHz

Lower frame: Real Jy  
Auto-corr total-power spectrum Antenna: \*  
Timerange: 00/19:35:41 to 00/19:39:09

Plot file version 622 created 12-SEP-2022 13:08:14

HS0810+2554 EH040A.UVDATA.1

Freq = 1.5950 GHz, Bw = 16.000 MH No calibration applied and no bandpass applied



1595 610 1630 645 660 675 1695 710  
FREQ MHz

1595 610 1630 645 660 675 1695 710  
FREQ MHz

1595 610 1630 645 660 675 1695 710  
FREQ MHz

Lower frame: Real Jy

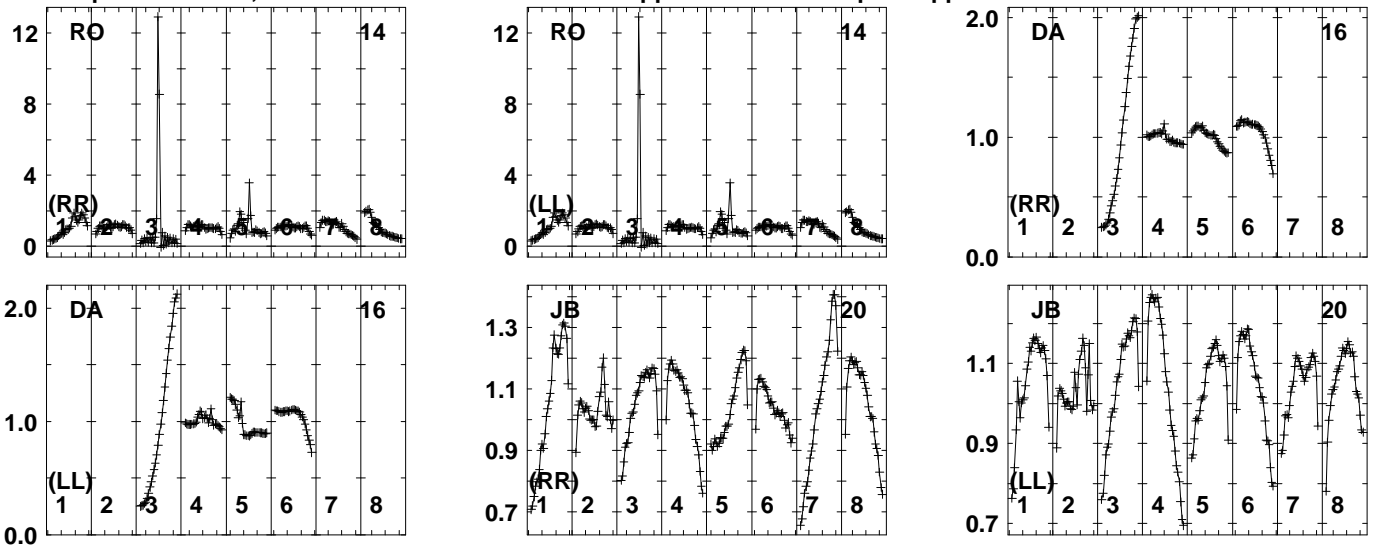
Auto-corr total-power spectrum Antenna: \*

Timerange: 00/19:35:41 to 00/19:39:09

Plot file version 623 created 12-SEP-2022 13:08:14

HS0810+2554 EH040A.UVDATA.1

Freq = 1.5950 GHz, Bw = 16.000 MH No calibration applied and no bandpass applied

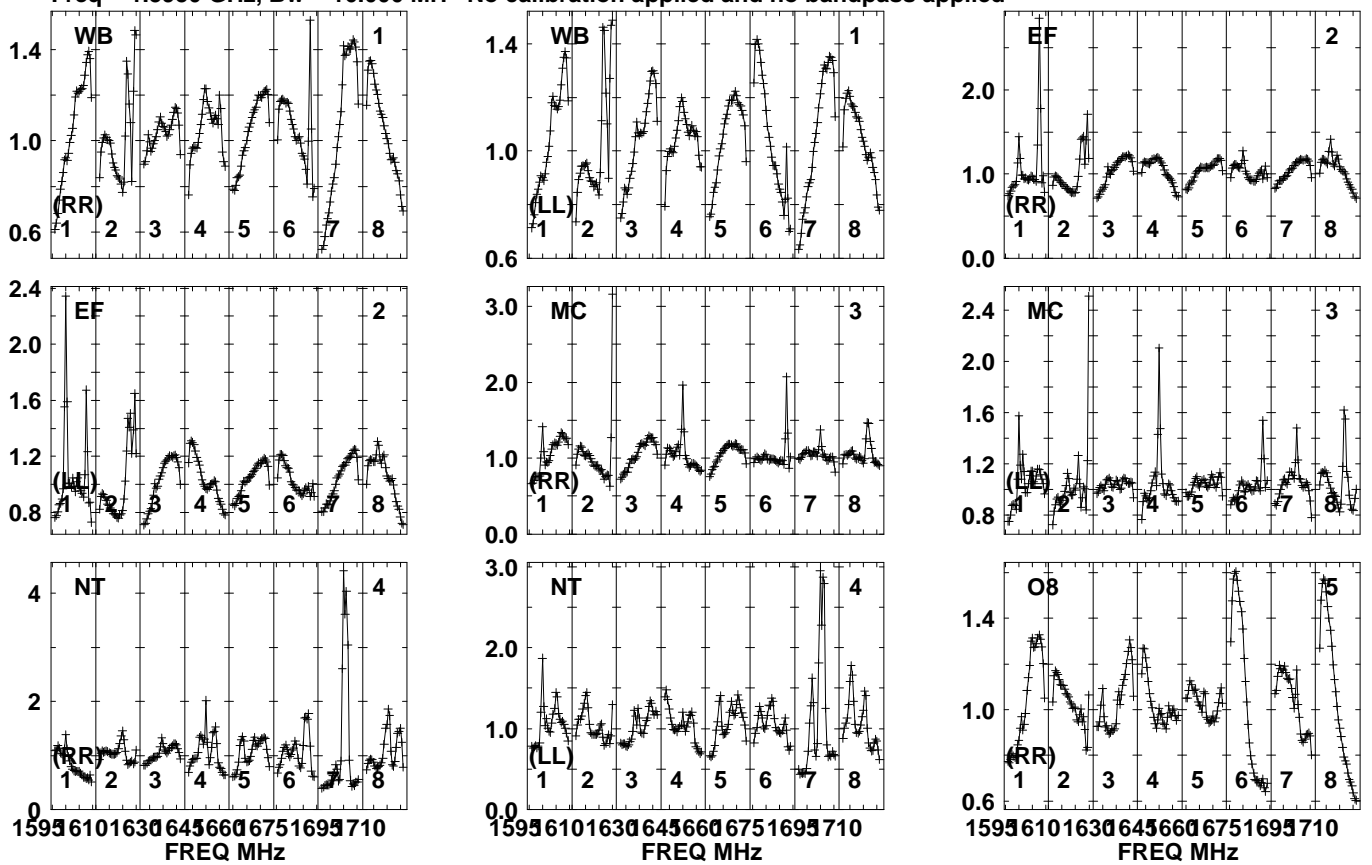


Lower frame: Real Jy  
Auto-corr total-power spectrum Antenna: \*  
Timerange: 00/19:35:41 to 00/19:39:09

Plot file version 624 created 12-SEP-2022 13:08:14

J0813+2435 EH040A.UVDATA.1

Freq = 1.5950 GHz, Bw = 16.000 MH No calibration applied and no bandpass applied



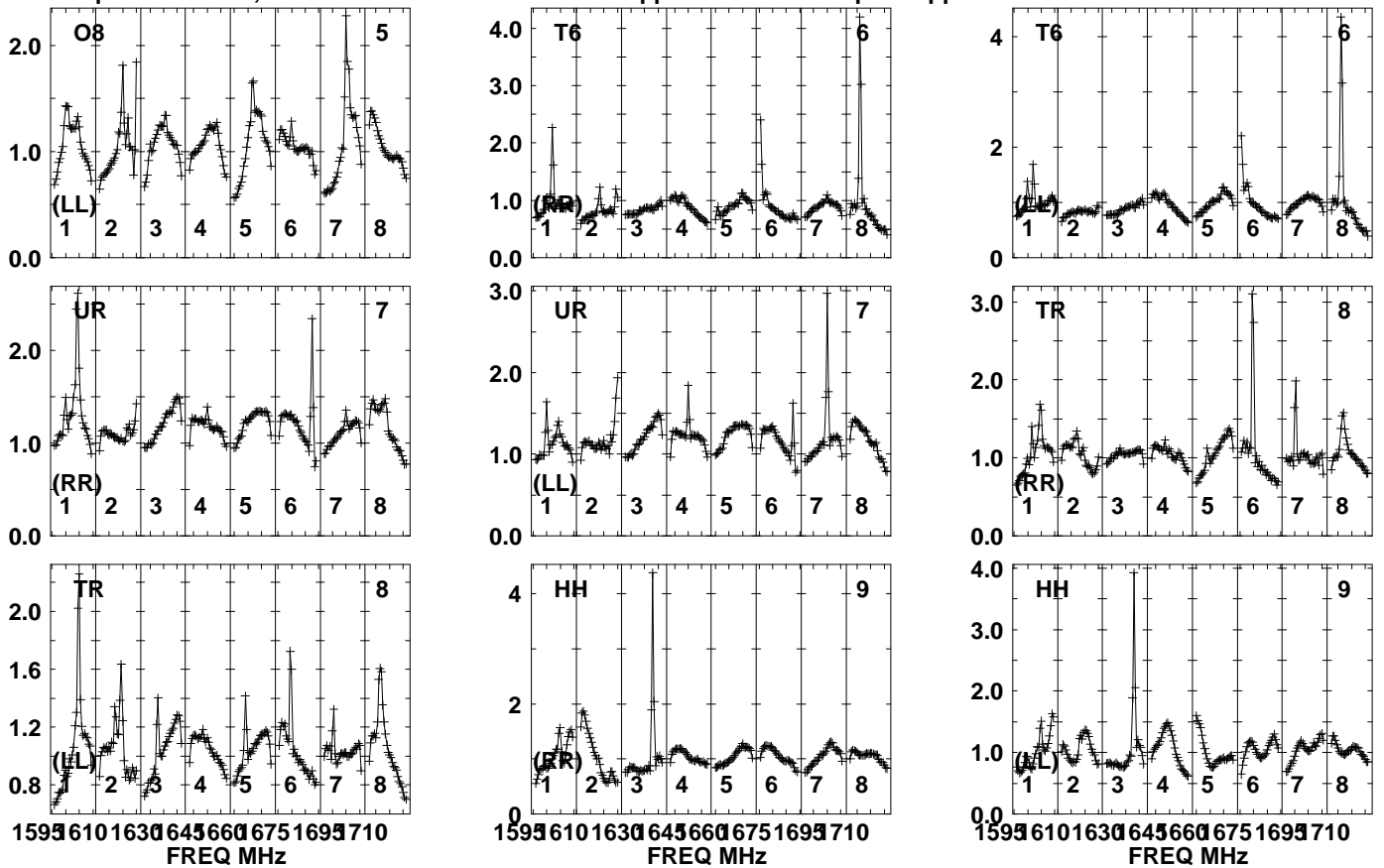
Lower frame: Real Jy  
Auto-corr total-power spectrum Antenna: \*  
Timerange: 00/19:39:11 to 00/19:40:39



Plot file version 625 created 12-SEP-2022 13:08:14

J0813+2435 EH040A.UVDATA.1

Freq = 1.5950 GHz, Bw = 16.000 MH No calibration applied and no bandpass applied

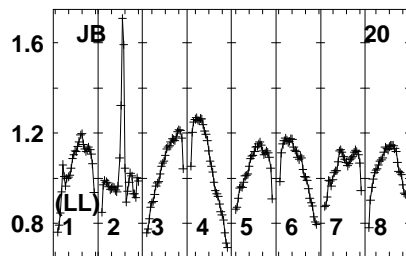
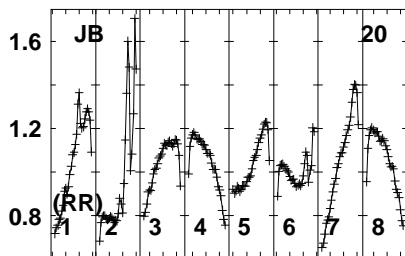
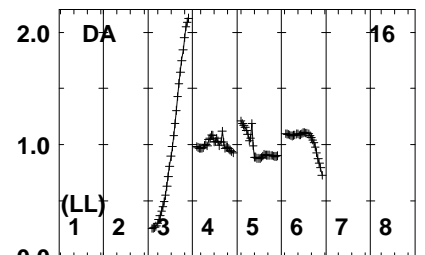
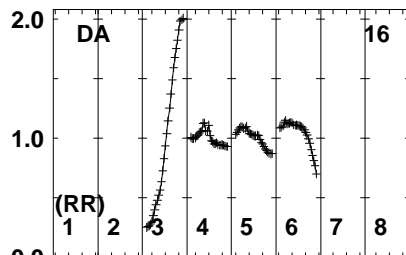
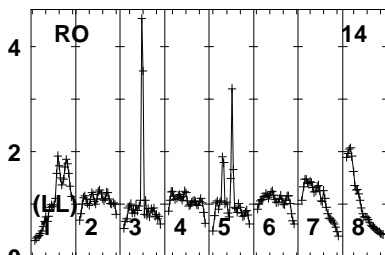
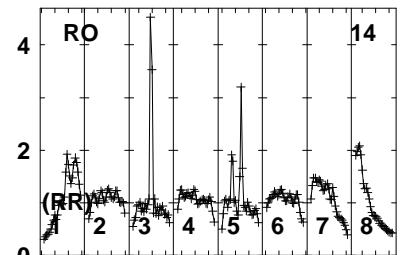
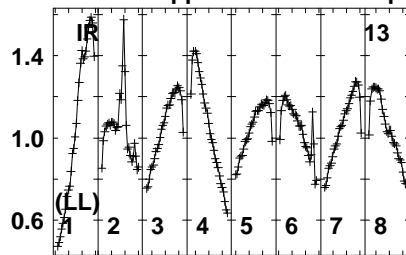
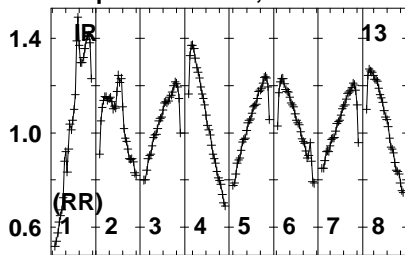


Lower frame: Real Jy  
Auto-corr total-power spectrum Antenna: \*  
Timerange: 00/19:39:11 to 00/19:40:39

Plot file version 626 created 12-SEP-2022 13:08:15

J0813+2435 EH040A.UVDATA.1

Freq = 1.5950 GHz, Bw = 16.000 MH No calibration applied and no bandpass applied



1595 610 1630 645 660 675 1695 710  
FREQ MHz

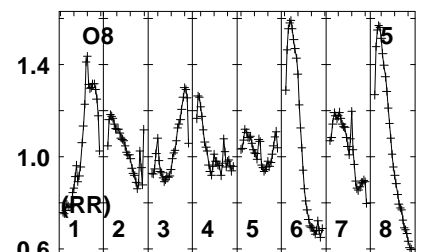
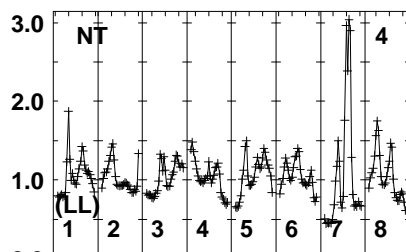
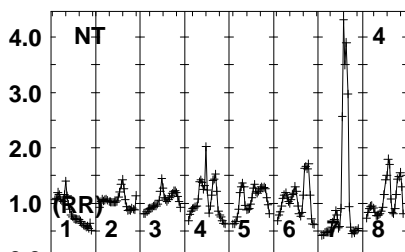
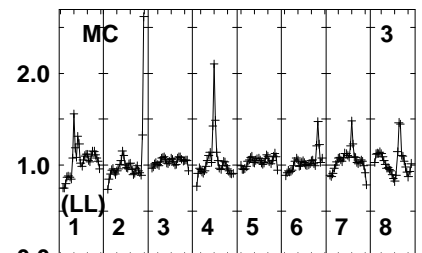
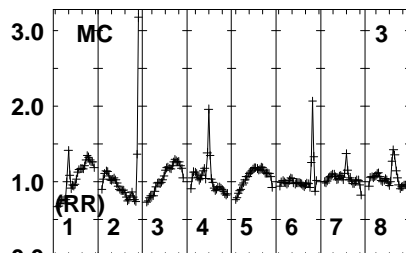
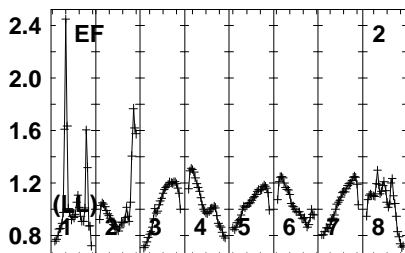
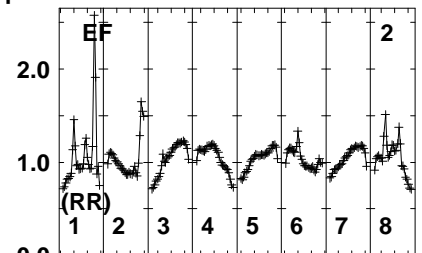
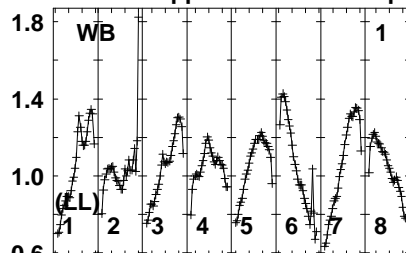
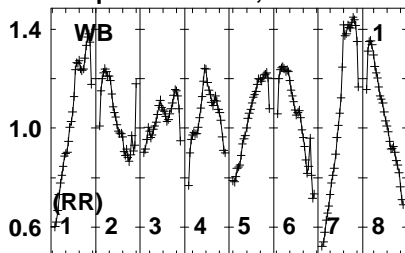
1595 610 1630 645 660 675 1695 710  
FREQ MHz

Lower frame: Real Jy  
Auto-corr total-power spectrum Antenna: \*  
Timerange: 00/19:39:11 to 00/19:40:39

Plot file version 627 created 12-SEP-2022 13:08:15

HS0810+2554 EH040A.UVDATA.1

Freq = 1.5950 GHz, Bw = 16.000 MH No calibration applied and no bandpass applied



1595 610 1630 645 660 675 1695 710  
FREQ MHz

1595 610 1630 645 660 675 1695 710  
FREQ MHz

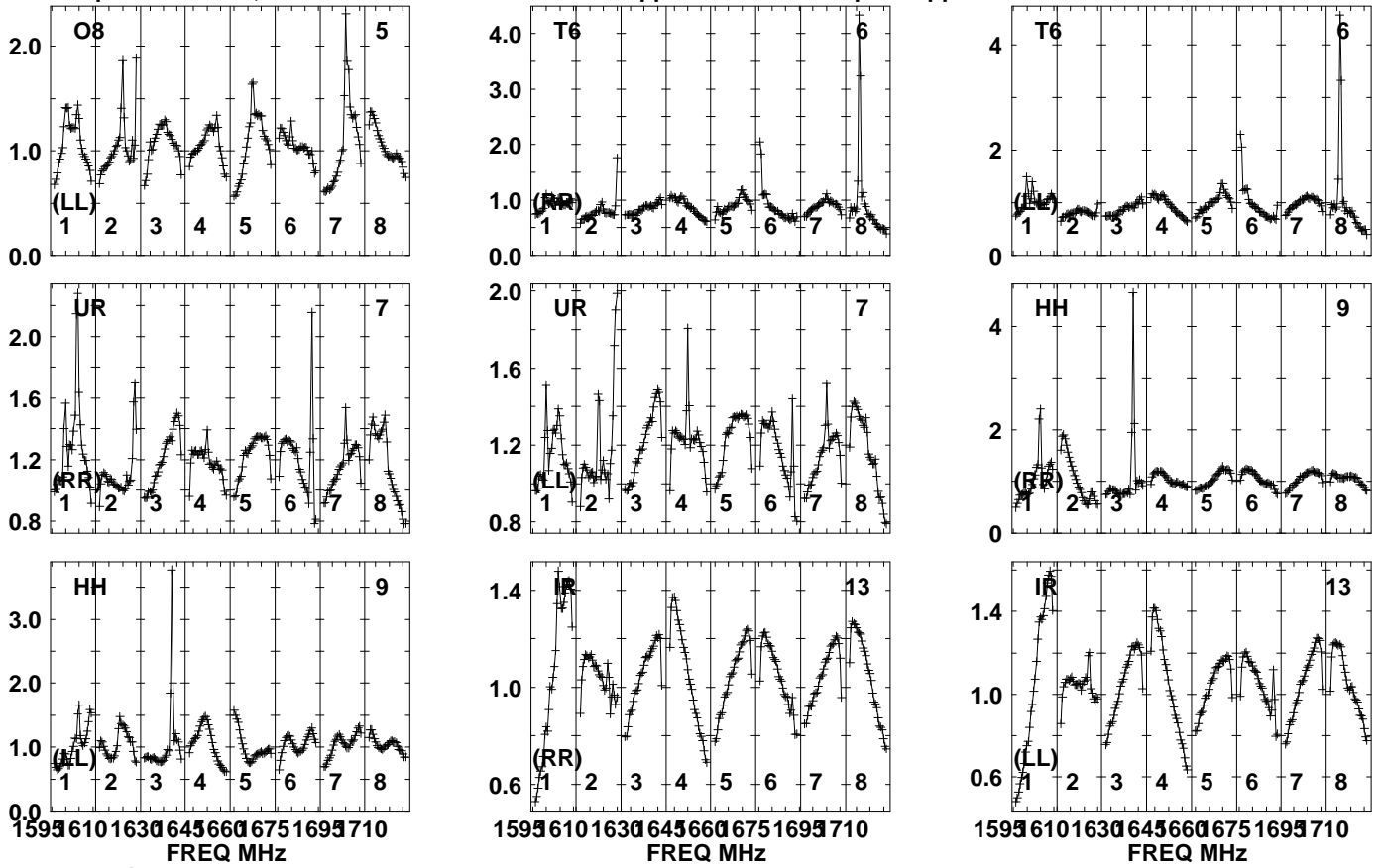
1595 610 1630 645 660 675 1695 710  
FREQ MHz

Lower frame: Real Jy  
Auto-corr total-power spectrum Antenna: \*  
Timerange: 00/19:40:41 to 00/19:44:09

Plot file version 628 created 12-SEP-2022 13:08:15

HS0810+2554 EH040A.UVDATA.1

Freq = 1.5950 GHz, Bw = 16.000 MH No calibration applied and no bandpass applied

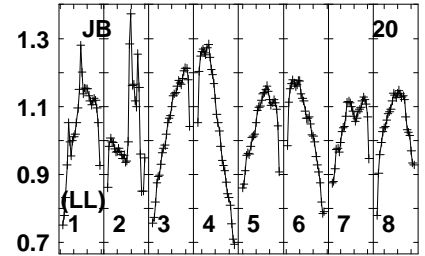
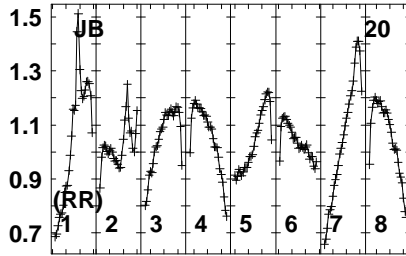
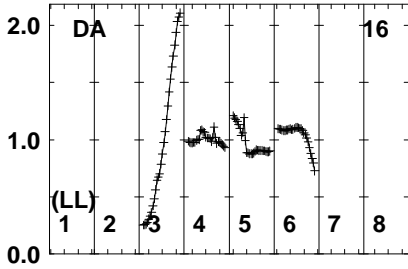
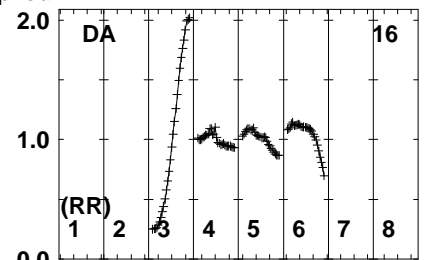
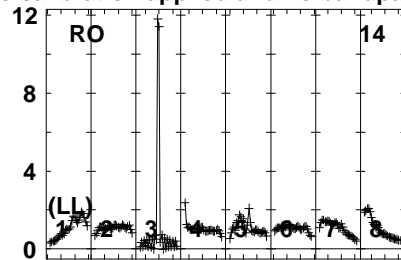
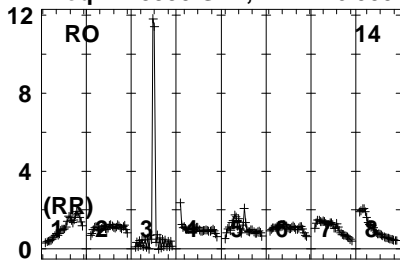


Lower frame: Real Jy  
Auto-corr total-power spectrum Antenna: \*  
Timerange: 00/19:40:41 to 00/19:44:09

Plot file version 629 created 12-SEP-2022 13:08:15

HS0810+2554 EH040A.UVDATA.1

Freq = 1.5950 GHz, Bw = 16.000 MH No calibration applied and no bandpass applied

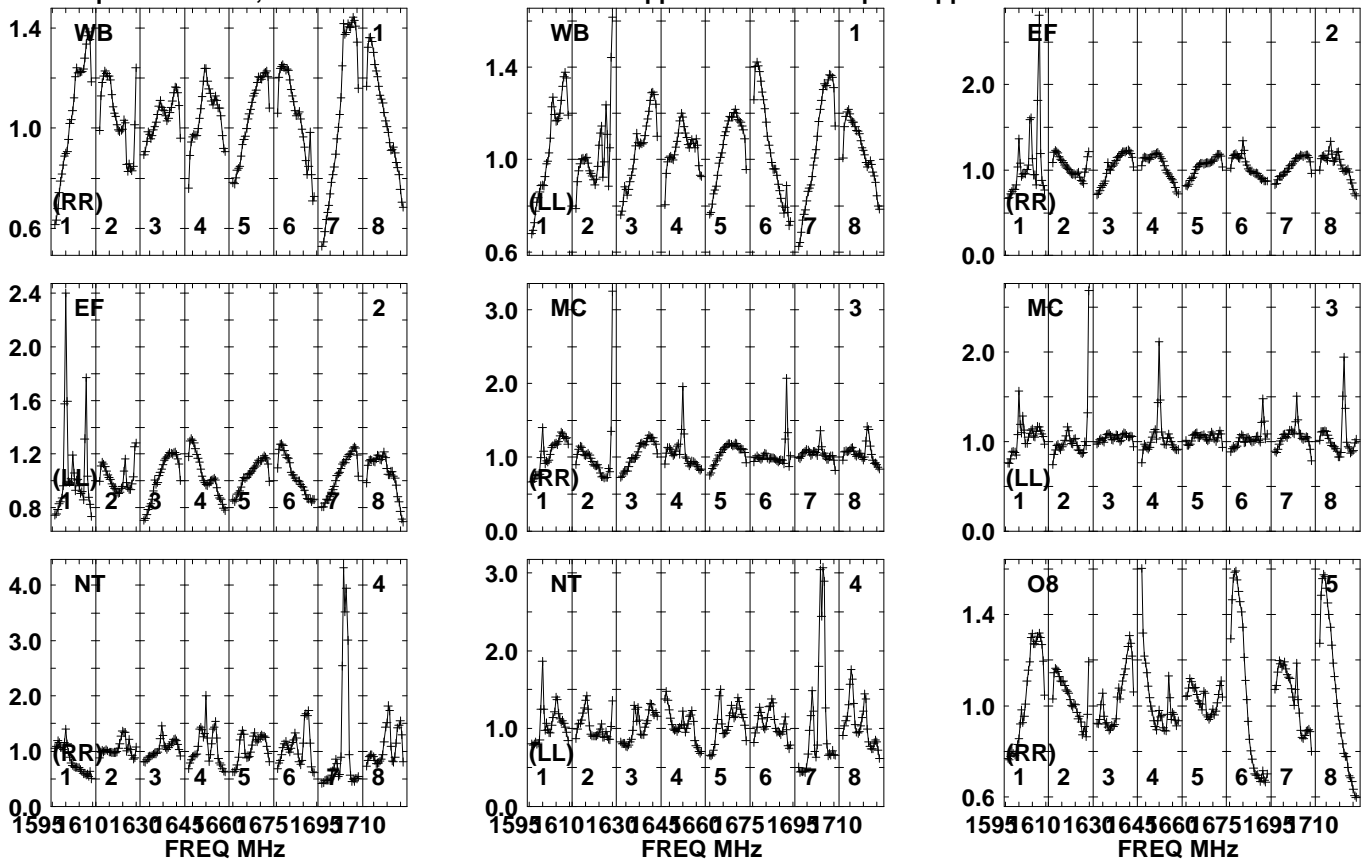


Lower frame: Real Jy  
Auto-corr total-power spectrum Antenna: \*  
Timerange: 00/19:40:41 to 00/19:44:09

Plot file version 630 created 12-SEP-2022 13:08:15

J0813+2435 EH040A.UVDATA.1

Freq = 1.5950 GHz, Bw = 16.000 MH No calibration applied and no bandpass applied

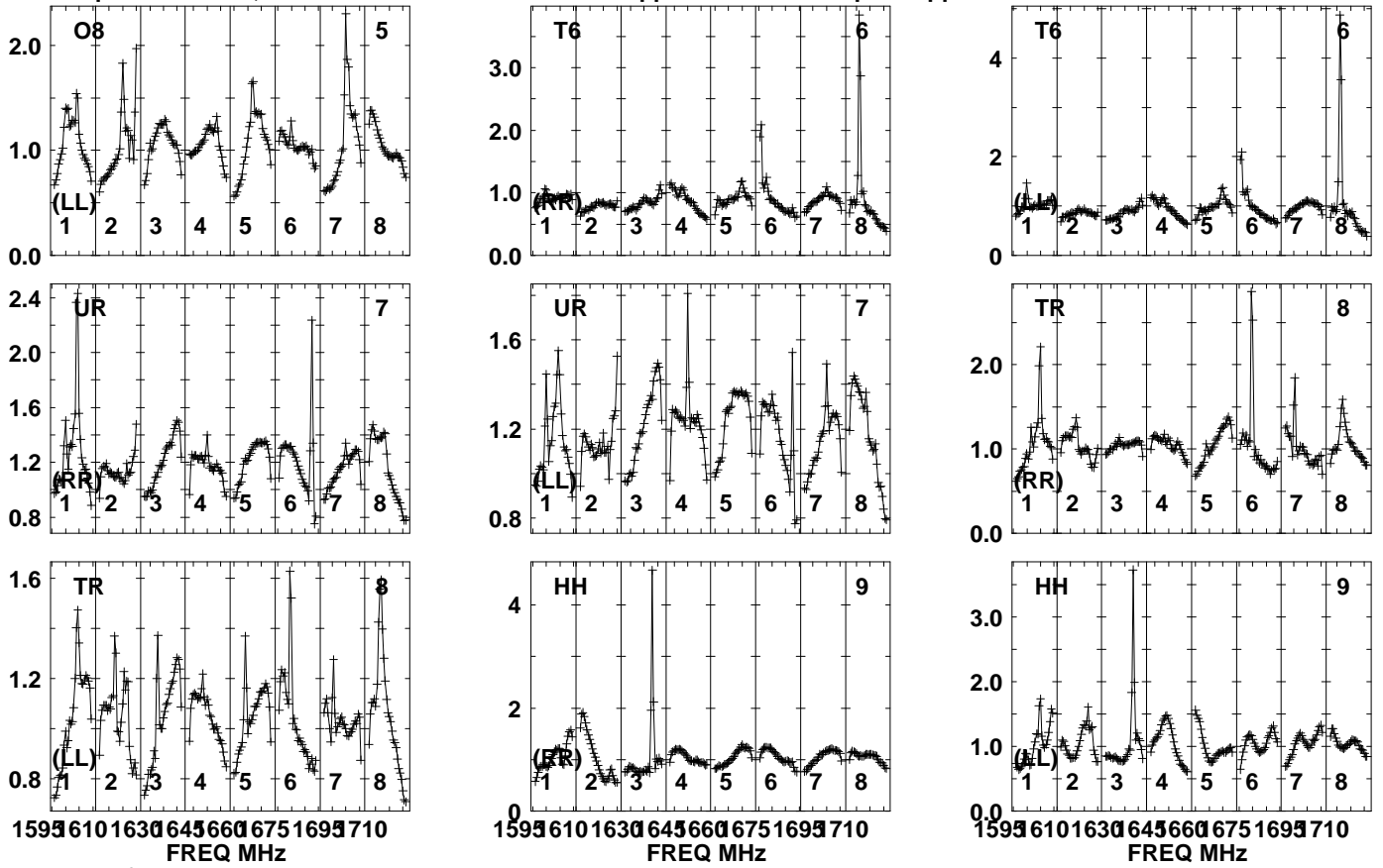


Lower frame: Real Jy  
Auto-corr total-power spectrum Antenna: \*  
Timerange: 00/19:44:41 to 00/19:46:09

Plot file version 631 created 12-SEP-2022 13:08:15

J0813+2435 EH040A.UVDATA.1

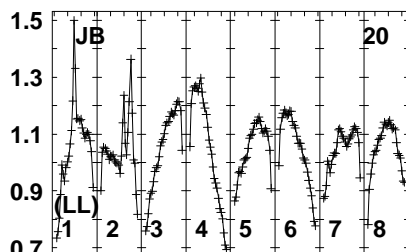
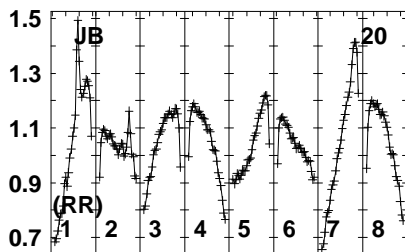
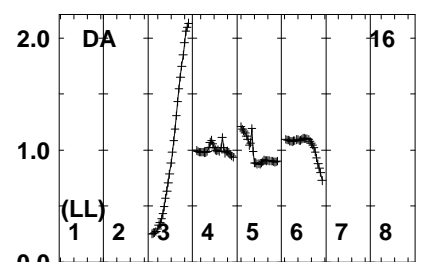
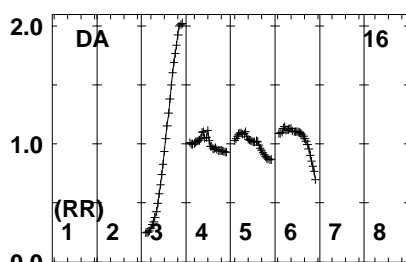
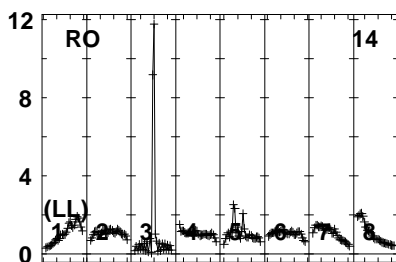
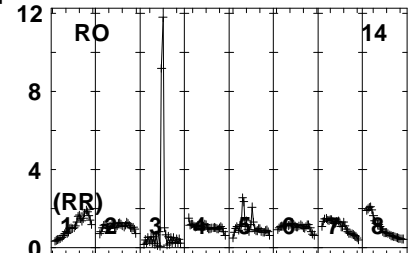
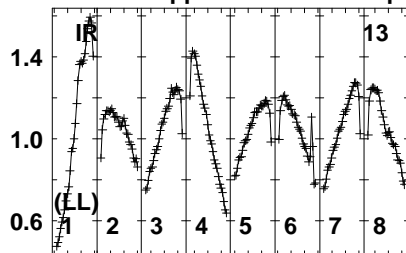
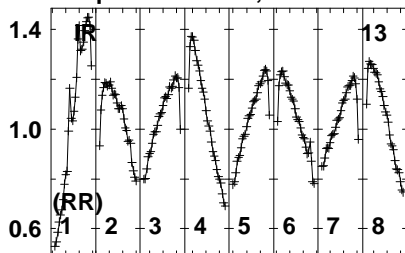
Freq = 1.5950 GHz, Bw = 16.000 MH No calibration applied and no bandpass applied



Plot file version 632 created 12-SEP-2022 13:08:15

J0813+2435 EH040A.UVDATA.1

Freq = 1.5950 GHz, Bw = 16.000 MH No calibration applied and no bandpass applied



1595 610 1630 645 660 675 1695 710  
FREQ MHz

1595 610 1630 645 660 675 1695 710  
FREQ MHz

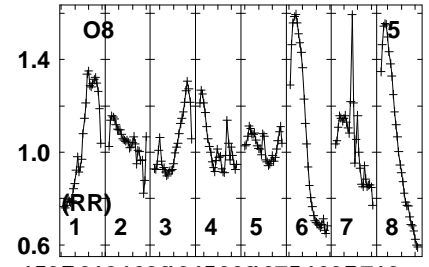
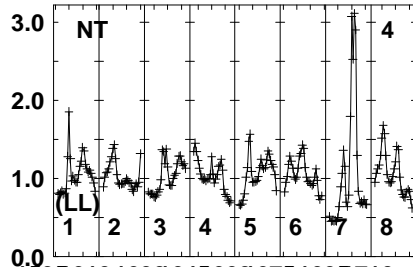
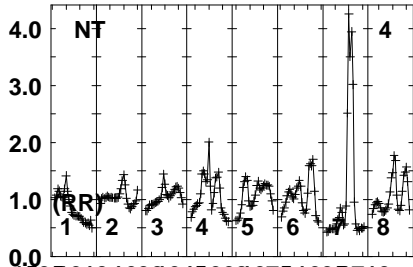
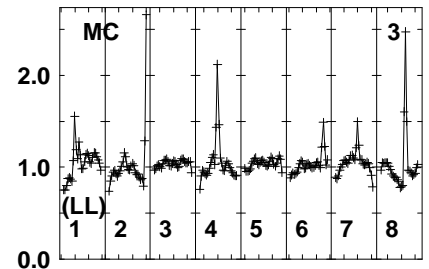
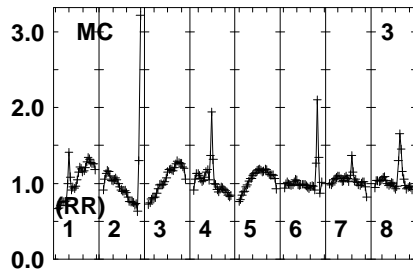
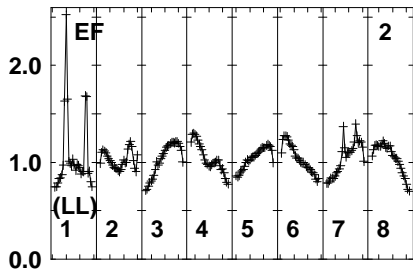
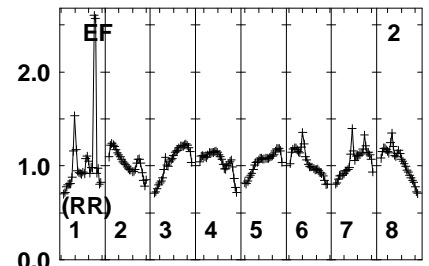
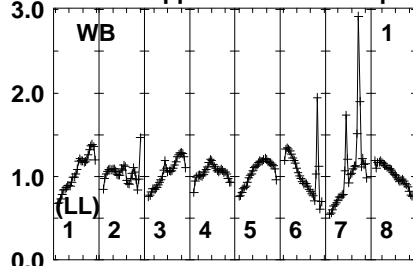
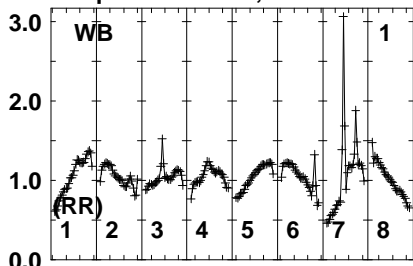
Lower frame: Real Jy  
Auto-corr total-power spectrum Antenna: \*  
Timerange: 00/19:44:41 to 00/19:46:09



Plot file version 633 created 12-SEP-2022 13:08:15

HS0810+2554 EH040A.UVDATA.1

Freq = 1.5950 GHz, Bw = 16.000 MH No calibration applied and no bandpass applied



1595 610 1630 645 660 675 1695 710  
FREQ MHz

1595 610 1630 645 660 675 1695 710  
FREQ MHz

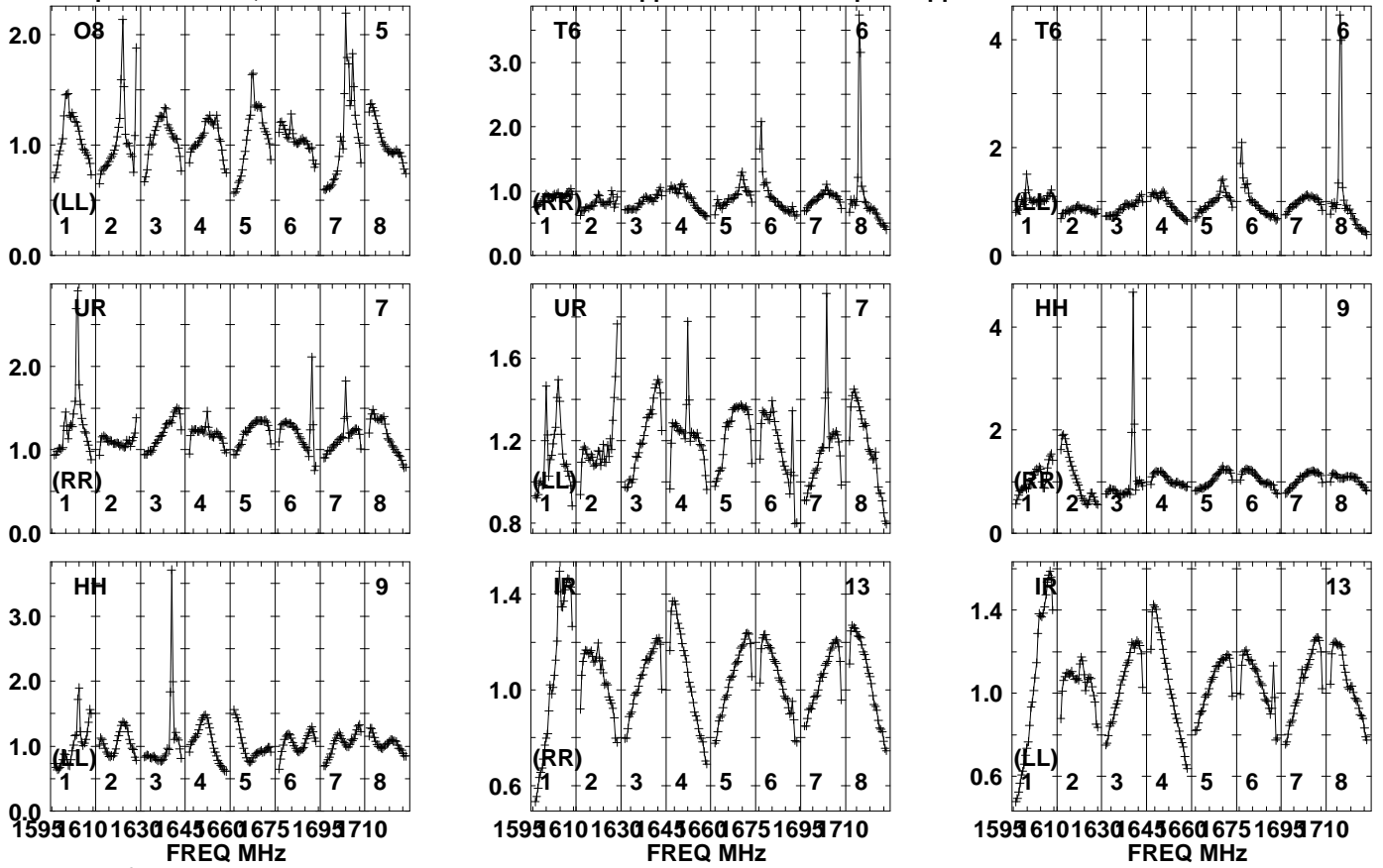
1595 610 1630 645 660 675 1695 710  
FREQ MHz

Lower frame: Real Jy  
Auto-corr total-power spectrum Antenna: \*  
Timerange: 00/19:46:11 to 00/19:49:39

Plot file version 634 created 12-SEP-2022 13:08:16

HS0810+2554 EH040A.UVDATA.1

Freq = 1.5950 GHz, Bw = 16.000 MH No calibration applied and no bandpass applied

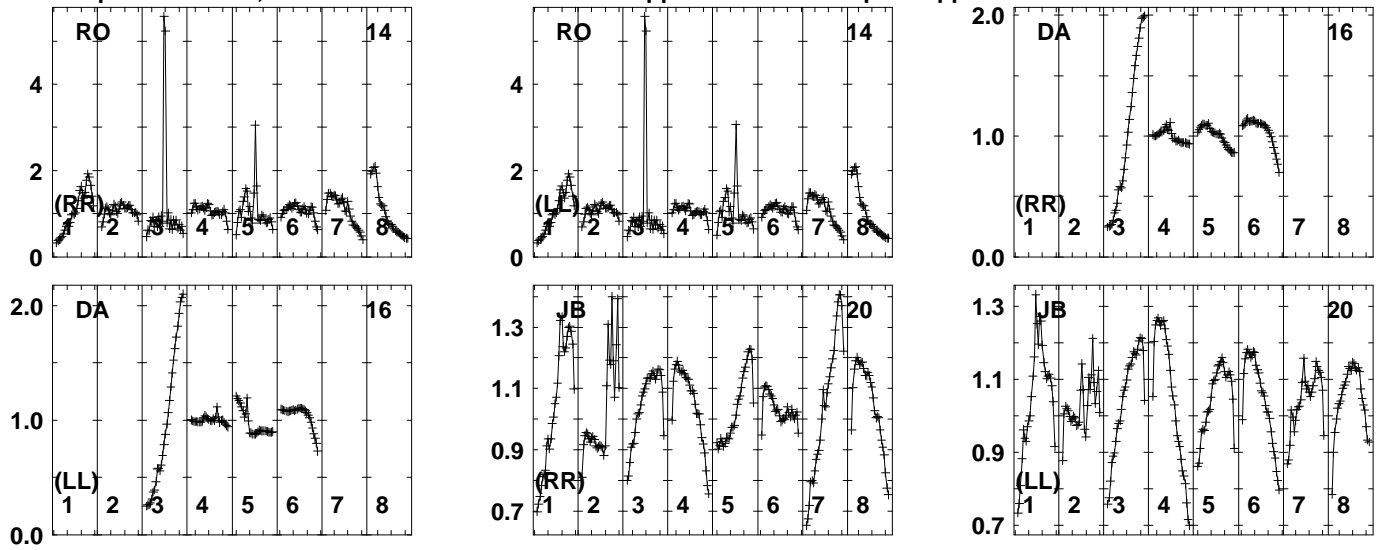


Lower frame: Real Jy  
Auto-corr total-power spectrum Antenna: \*  
Timerange: 00/19:46:11 to 00/19:49:39

Plot file version 635 created 12-SEP-2022 13:08:16

HS0810+2554 EH040A.UVDATA.1

Freq = 1.5950 GHz, Bw = 16.000 MH No calibration applied and no bandpass applied

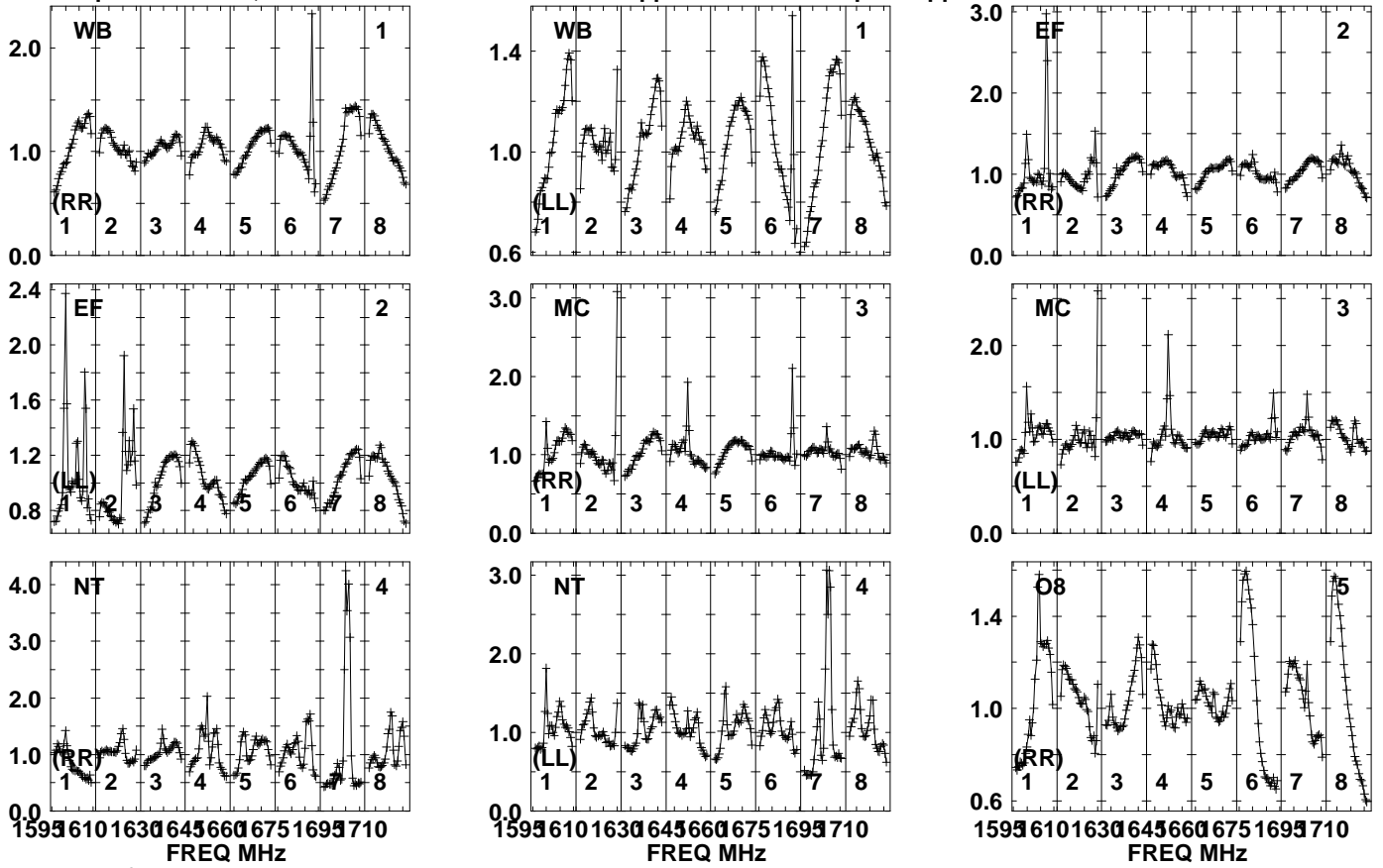


Lower frame: Real Jy  
Auto-corr total-power spectrum Antenna: \*  
Timerange: 00/19:46:11 to 00/19:49:39

Plot file version 636 created 12-SEP-2022 13:08:16

J0813+2435 EH040A.UVDATA.1

Freq = 1.5950 GHz, Bw = 16.000 MH No calibration applied and no bandpass applied

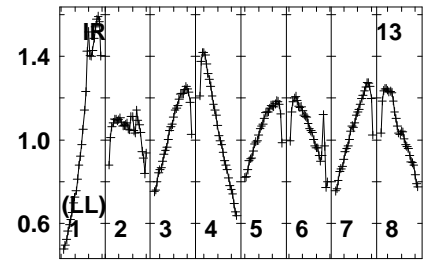
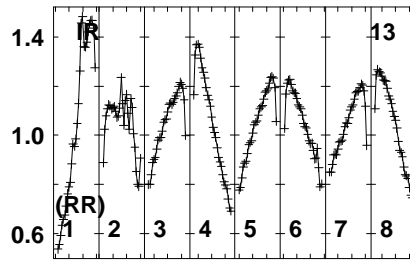
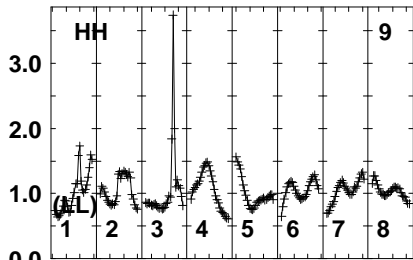
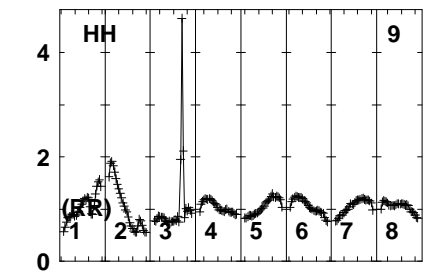
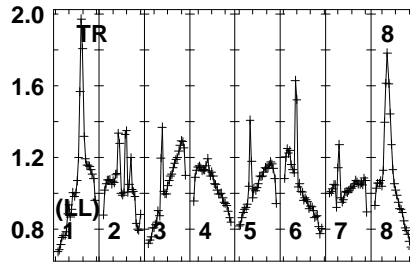
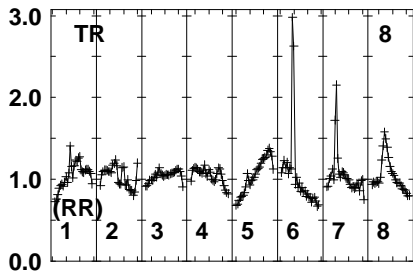
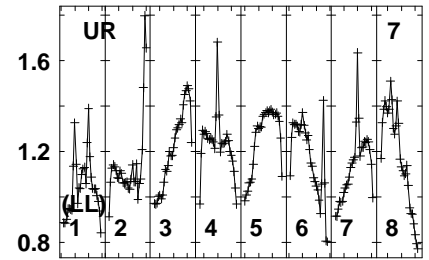
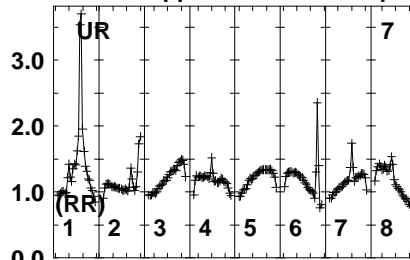
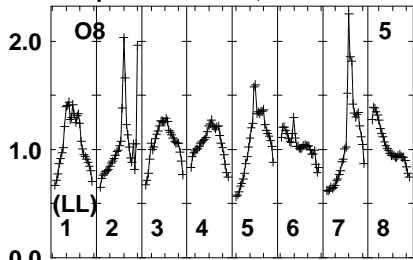


Lower frame: Real Jy  
Auto-corr total-power spectrum Antenna: \*  
Timerange: 00/19:49:41 to 00/19:51:09

Plot file version 637 created 12-SEP-2022 13:08:16

J0813+2435 EH040A.UVDATA.1

Freq = 1.5950 GHz, Bw = 16.000 MH No calibration applied and no bandpass applied



1595 610 1630 645 660 675 1695 710  
FREQ MHz

1595 610 1630 645 660 675 1695 710  
FREQ MHz

1595 610 1630 645 660 675 1695 710  
FREQ MHz

Lower frame: Real Jy

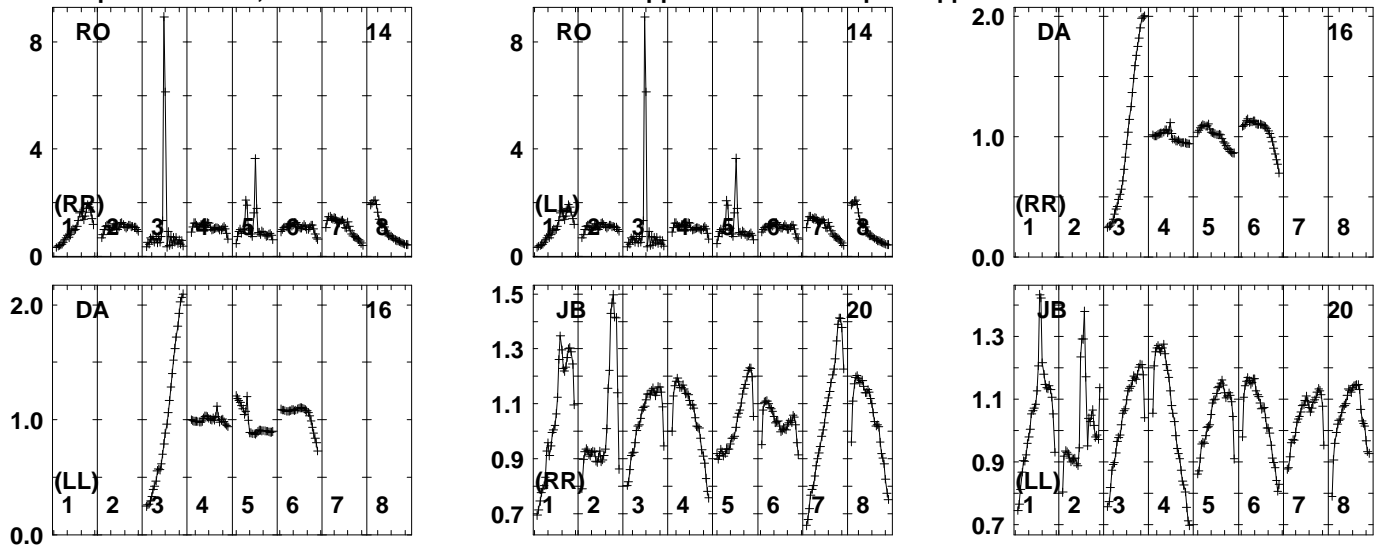
Auto-corr total-power spectrum Antenna: \*

Timerange: 00/19:49:41 to 00/19:51:09

Plot file version 638 created 12-SEP-2022 13:08:16

J0813+2435 EH040A.UVDATA.1

Freq = 1.5950 GHz, Bw = 16.000 MH No calibration applied and no bandpass applied

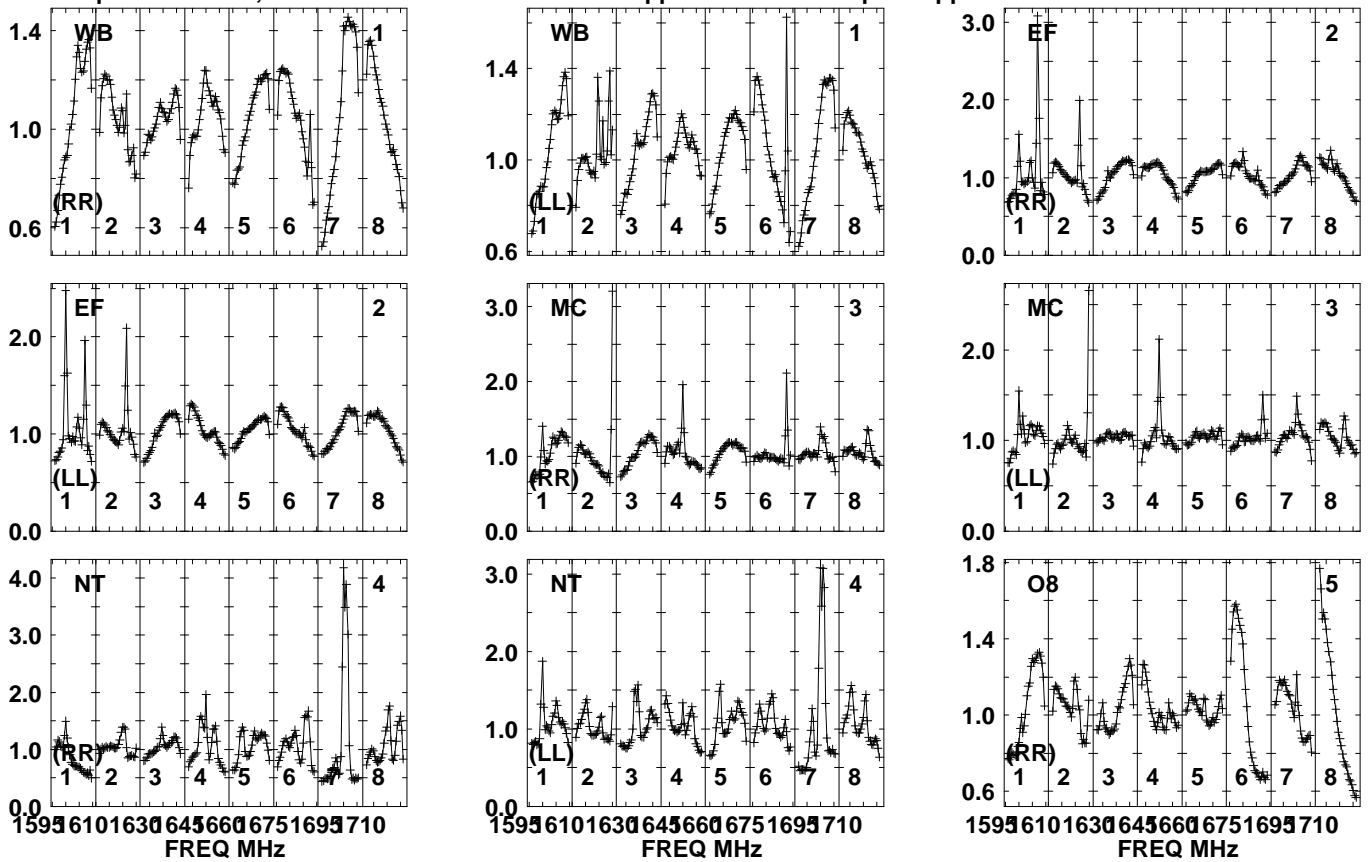


Lower frame: Real Jy  
Auto-corr total-power spectrum Antenna: \*  
Timerange: 00/19:49:41 to 00/19:51:09

Plot file version 639 created 12-SEP-2022 13:08:16

HS0810+2554 EH040A.UVDATA.1

Freq = 1.5950 GHz, Bw = 16.000 MH No calibration applied and no bandpass applied

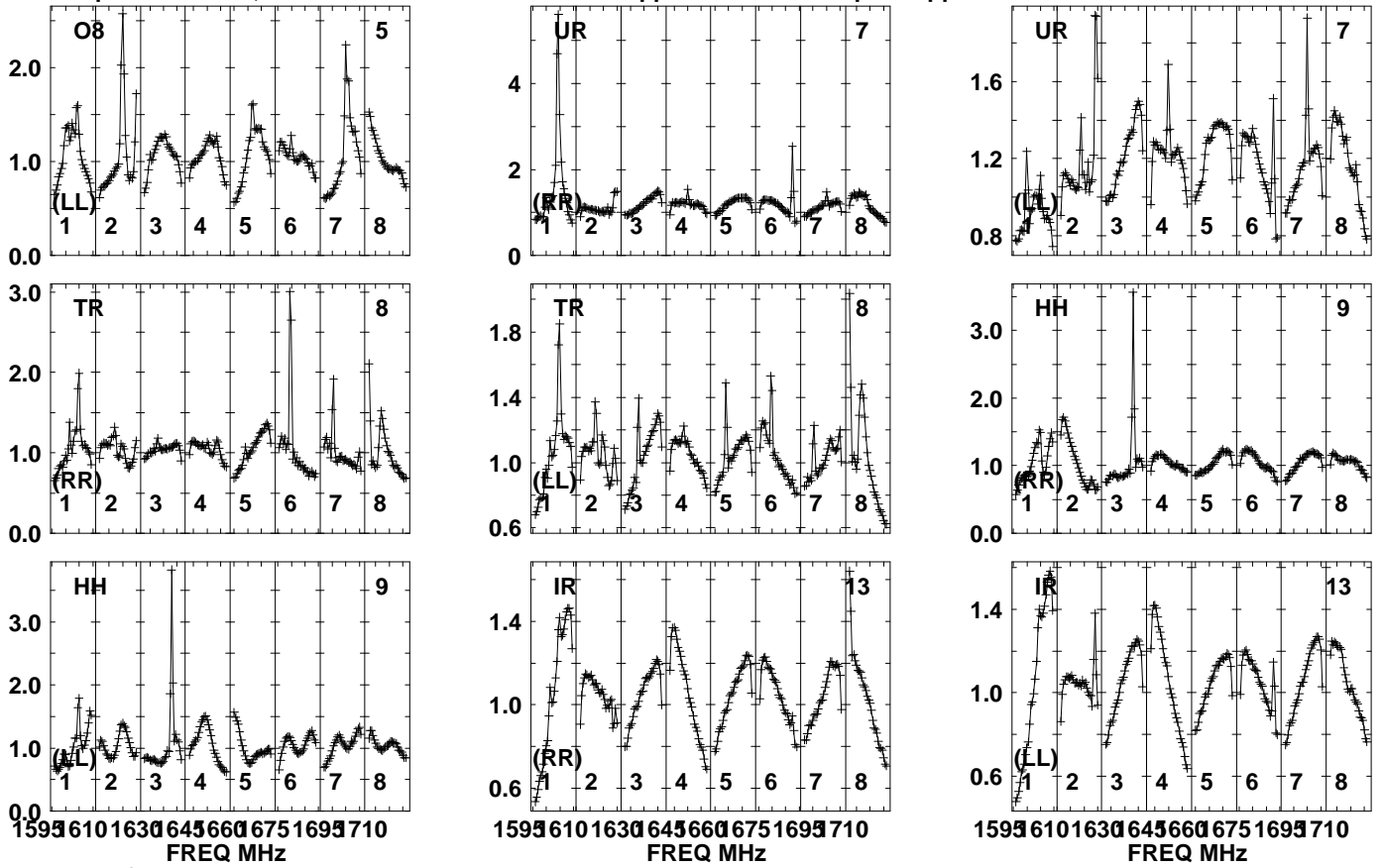


Lower frame: Real Jy  
Auto-corr total-power spectrum Antenna: \*  
Timerange: 00/19:51:11 to 00/19:54:39

Plot file version 640 created 12-SEP-2022 13:08:16

HS0810+2554 EH040A.UVDATA.1

Freq = 1.5950 GHz, Bw = 16.000 MH No calibration applied and no bandpass applied



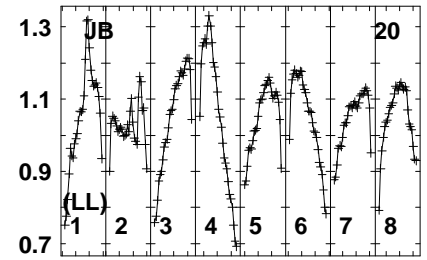
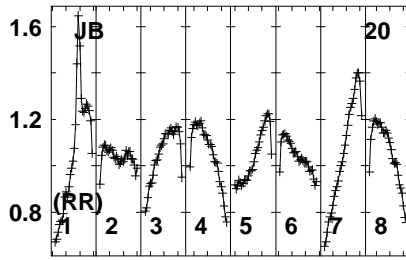
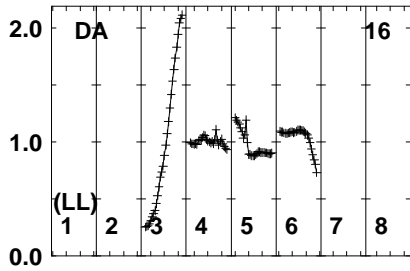
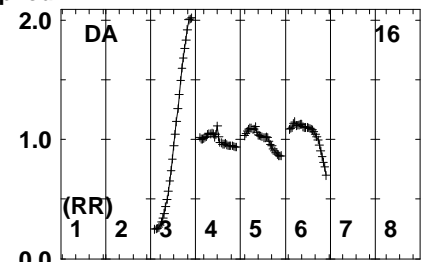
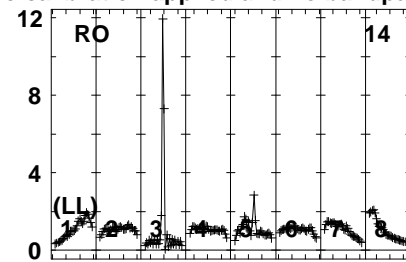
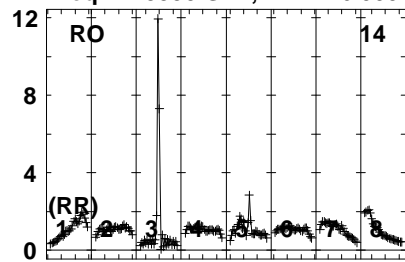
Lower frame: Real Jy  
Auto-corr total-power spectrum Antenna: \*  
Timerange: 00/19:51:11 to 00/19:54:39



Plot file version 641 created 12-SEP-2022 13:08:16

HS0810+2554 EH040A.UVDATA.1

Freq = 1.5950 GHz, Bw = 16.000 MH No calibration applied and no bandpass applied

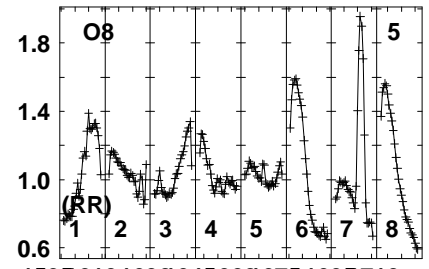
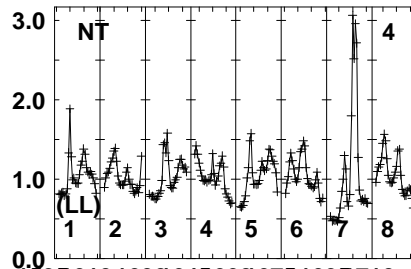
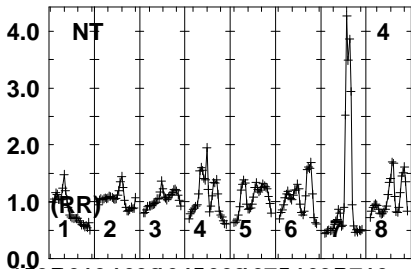
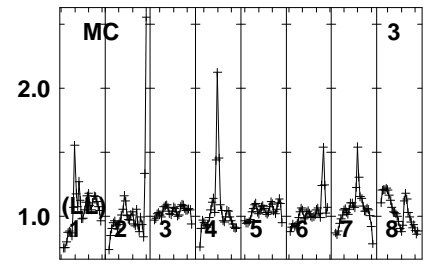
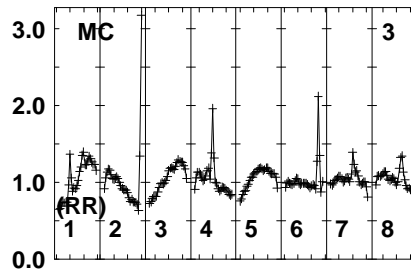
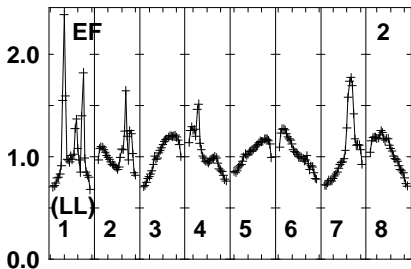
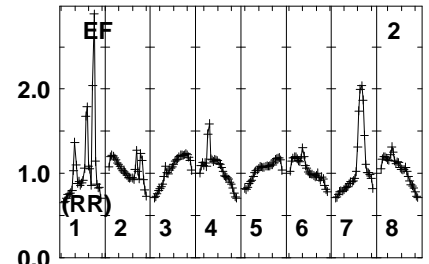
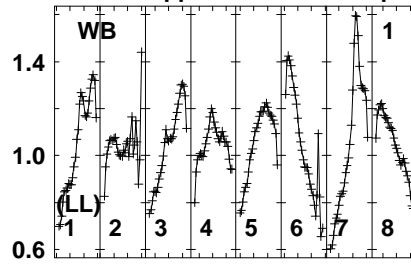
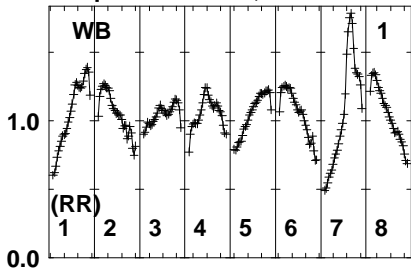


Lower frame: Real Jy  
Auto-corr total-power spectrum Antenna: \*  
Timerange: 00/19:51:11 to 00/19:54:39

Plot file version 642 created 12-SEP-2022 13:08:16

J0813+2435 EH040A.UVDATA.1

Freq = 1.5950 GHz, Bw = 16.000 MH No calibration applied and no bandpass applied



1595 610 1630 645 660 675 1695 710  
FREQ MHz

1595 610 1630 645 660 675 1695 710  
FREQ MHz

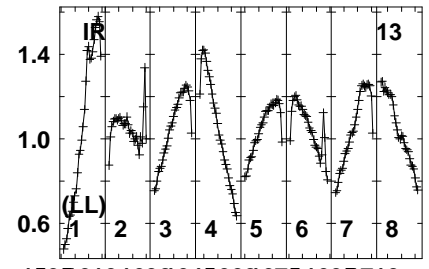
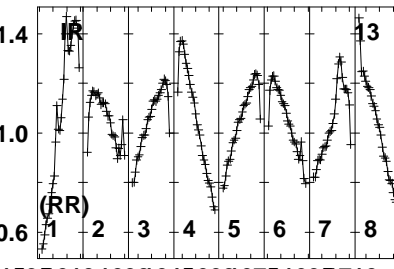
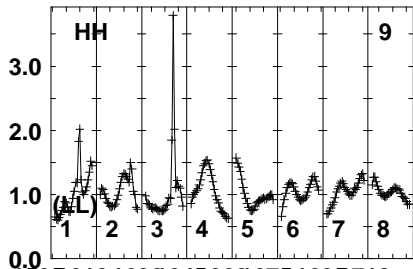
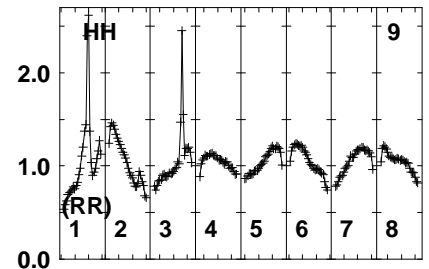
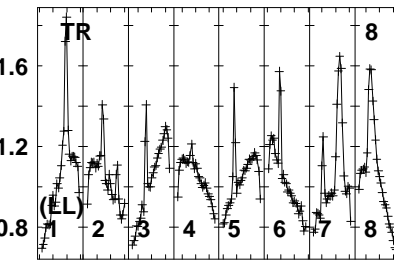
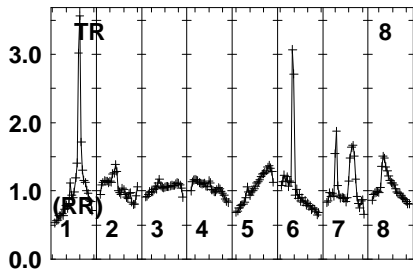
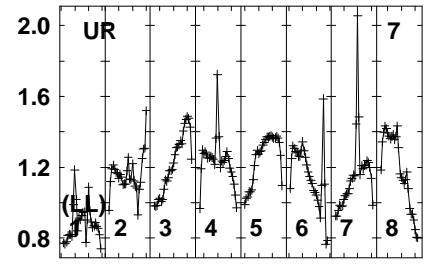
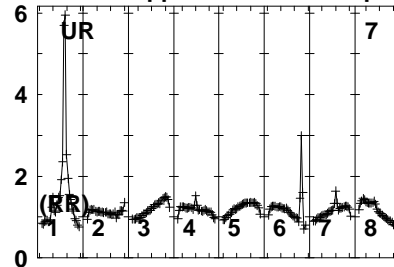
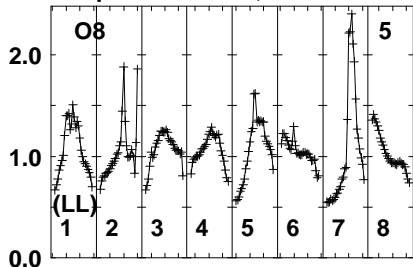
1595 610 1630 645 660 675 1695 710  
FREQ MHz

Lower frame: Real Jy  
Auto-corr total-power spectrum Antenna: \*  
Timerange: 00/19:55:11 to 00/19:56:39

Plot file version 643 created 12-SEP-2022 13:08:17

J0813+2435 EH040A.UVDATA.1

Freq = 1.5950 GHz, Bw = 16.000 MH No calibration applied and no bandpass applied



1595 610 1630 645 660 675 1695 710  
FREQ MHz

1595 610 1630 645 660 675 1695 710  
FREQ MHz

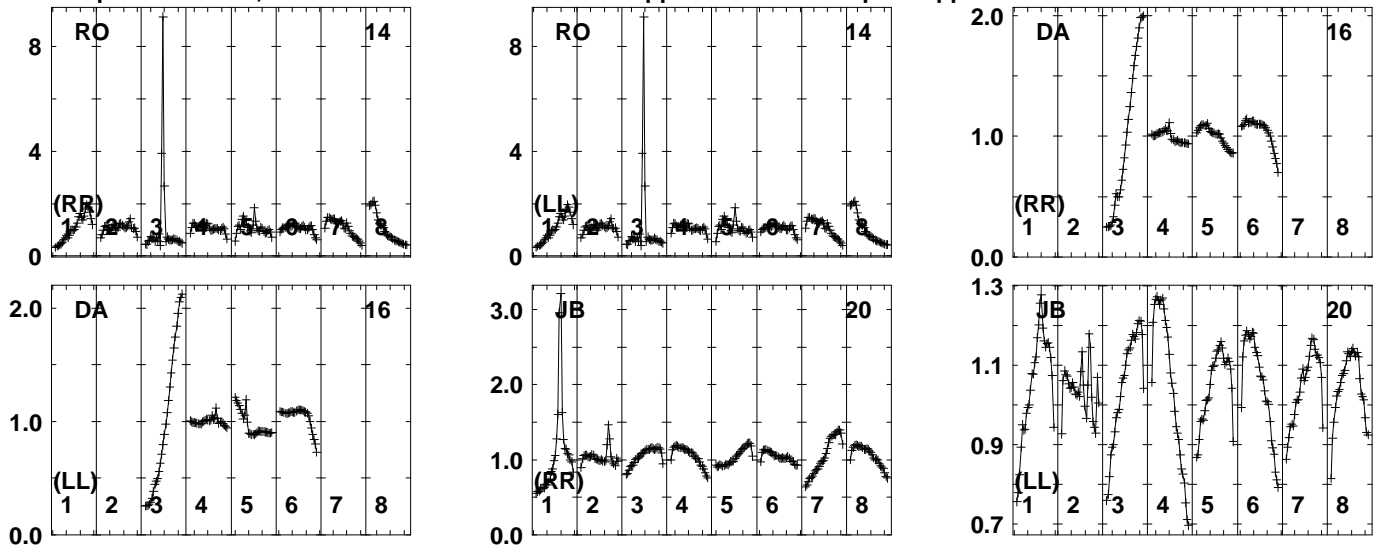
1595 610 1630 645 660 675 1695 710  
FREQ MHz

Lower frame: Real Jy  
Auto-corr total-power spectrum Antenna: \*  
Timerange: 00/19:55:11 to 00/19:56:39

Plot file version 644 created 12-SEP-2022 13:08:17

J0813+2435 EH040A.UVDATA.1

Freq = 1.5950 GHz, Bw = 16.000 MH No calibration applied and no bandpass applied

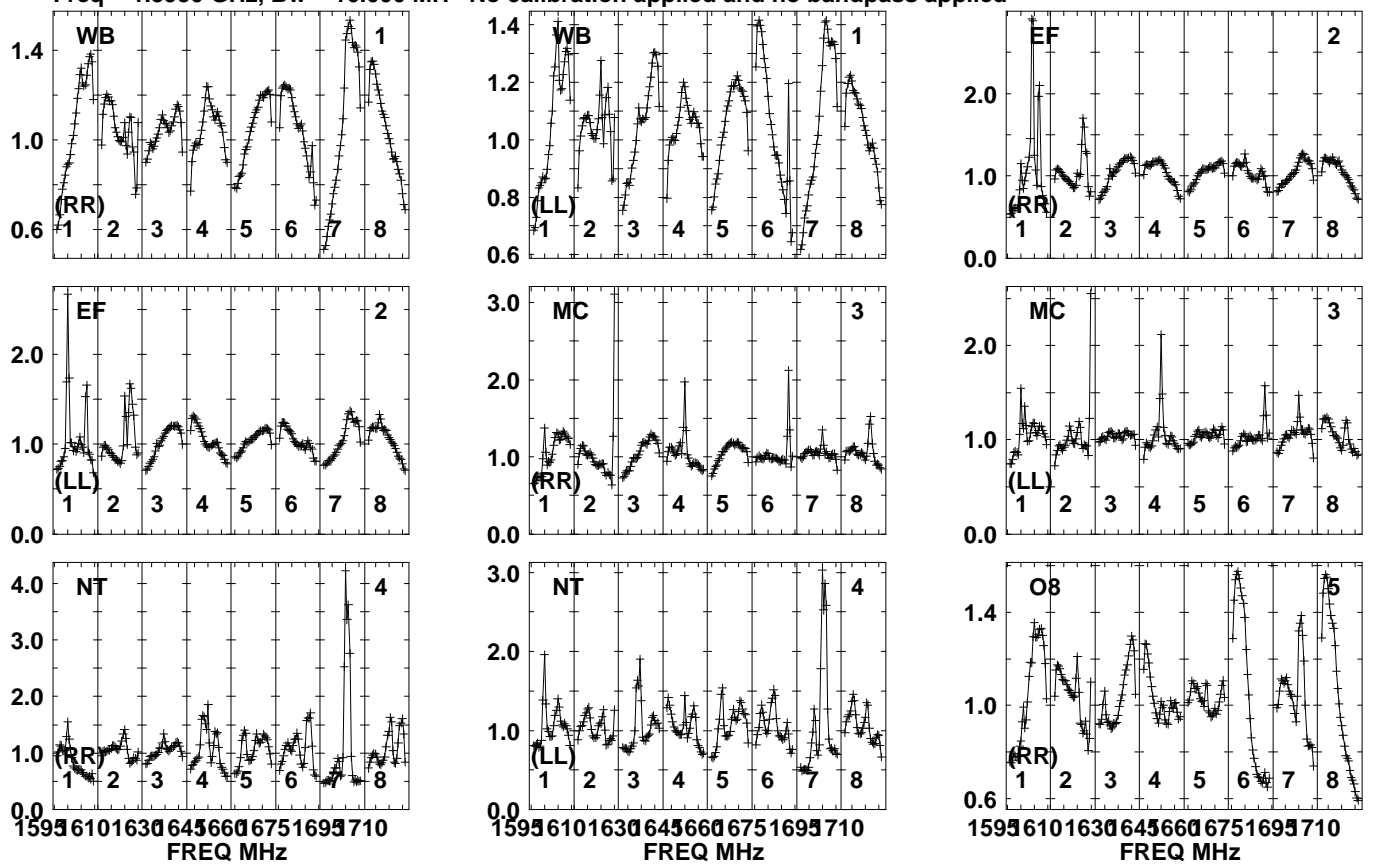


Lower frame: Real Jy  
Auto-corr total-power spectrum Antenna: \*  
Timerange: 00/19:55:11 to 00/19:56:39

Plot file version 645 created 12-SEP-2022 13:08:17

HS0810+2554 EH040A.UVDATA.1

Freq = 1.5950 GHz, Bw = 16.000 MH No calibration applied and no bandpass applied

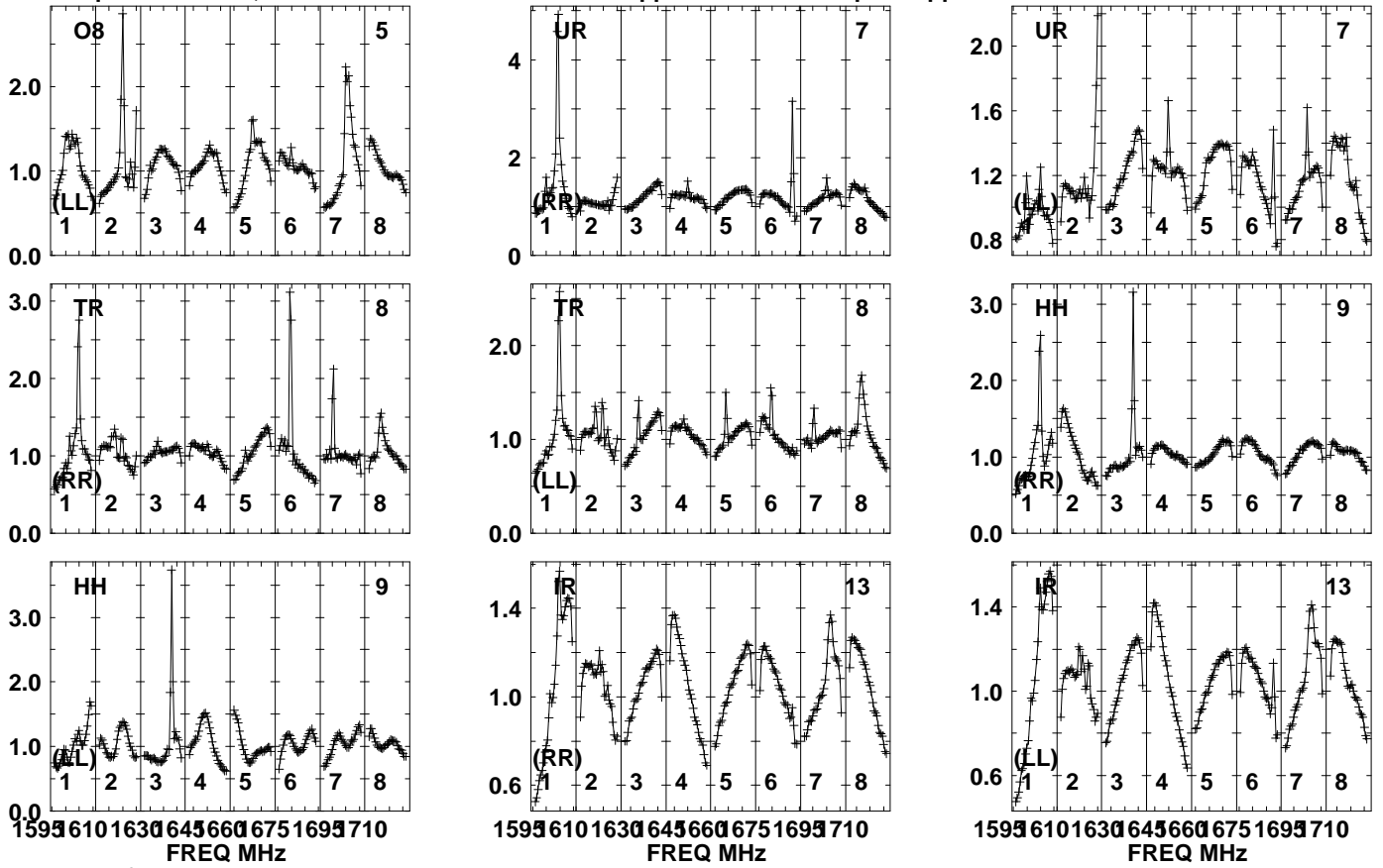


Lower frame: Real Jy  
Auto-corr total-power spectrum Antenna: \*  
Timerange: 00/19:56:41 to 00/20:00:09

Plot file version 646 created 12-SEP-2022 13:08:17

HS0810+2554 EH040A.UVDATA.1

Freq = 1.5950 GHz, Bw = 16.000 MH No calibration applied and no bandpass applied

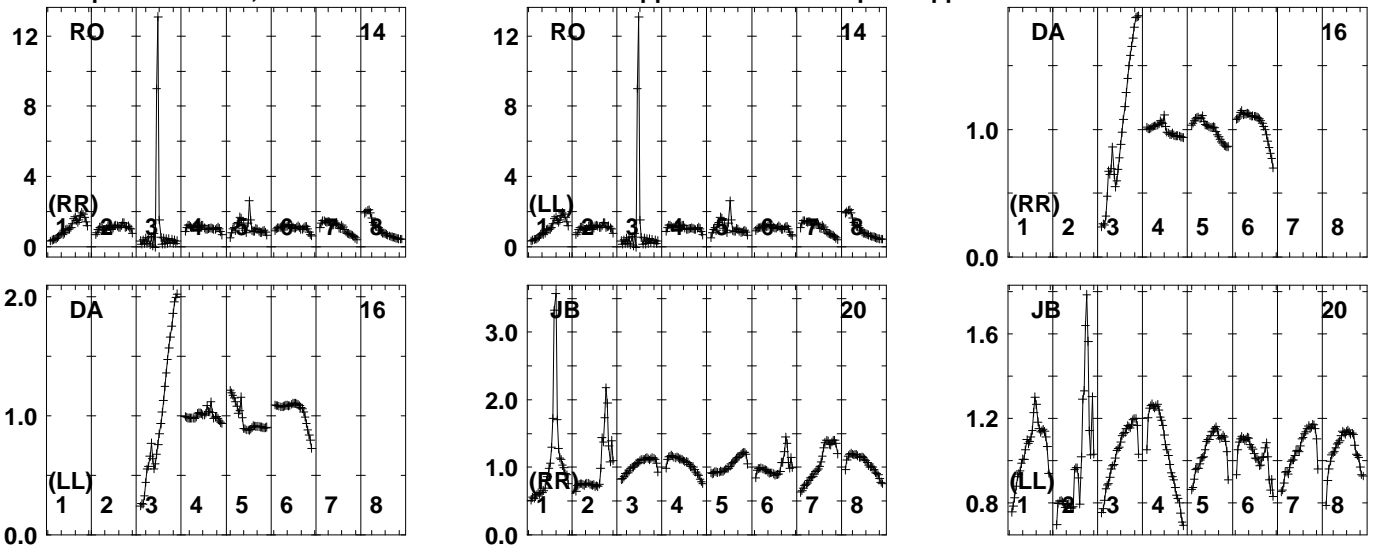


Lower frame: Real Jy  
Auto-corr total-power spectrum Antenna: \*  
Timerange: 00/19:56:41 to 00/20:00:09

Plot file version 647 created 12-SEP-2022 13:08:17

HS0810+2554 EH040A.UVDATA.1

Freq = 1.5950 GHz, Bw = 16.000 MH No calibration applied and no bandpass applied

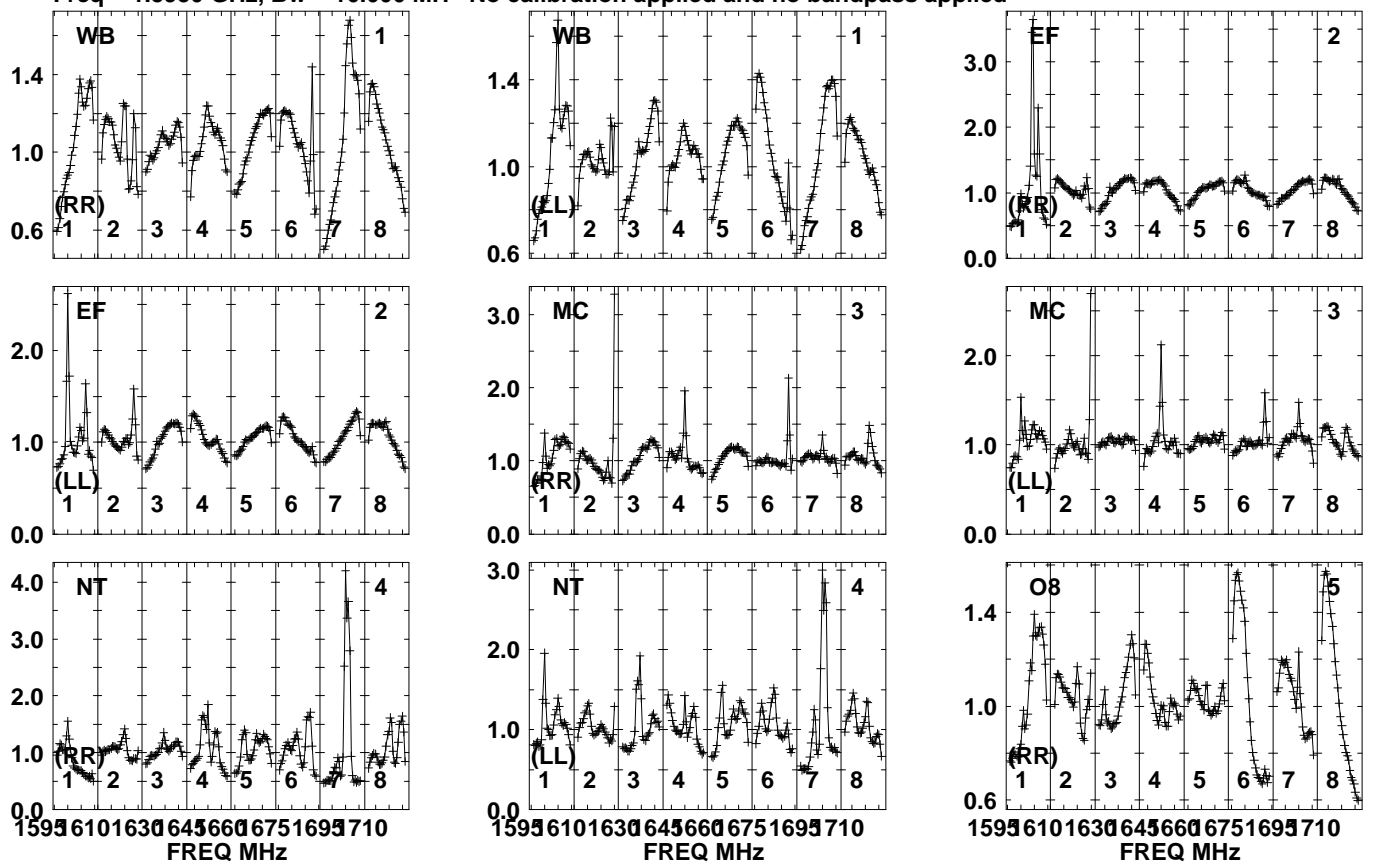


Lower frame: Real Jy  
Auto-corr total-power spectrum Antenna: \*  
Timerange: 00/19:56:41 to 00/20:00:09

Plot file version 648 created 12-SEP-2022 13:08:17

J0813+2435 EH040A.UVDATA.1

Freq = 1.5950 GHz, Bw = 16.000 MH No calibration applied and no bandpass applied



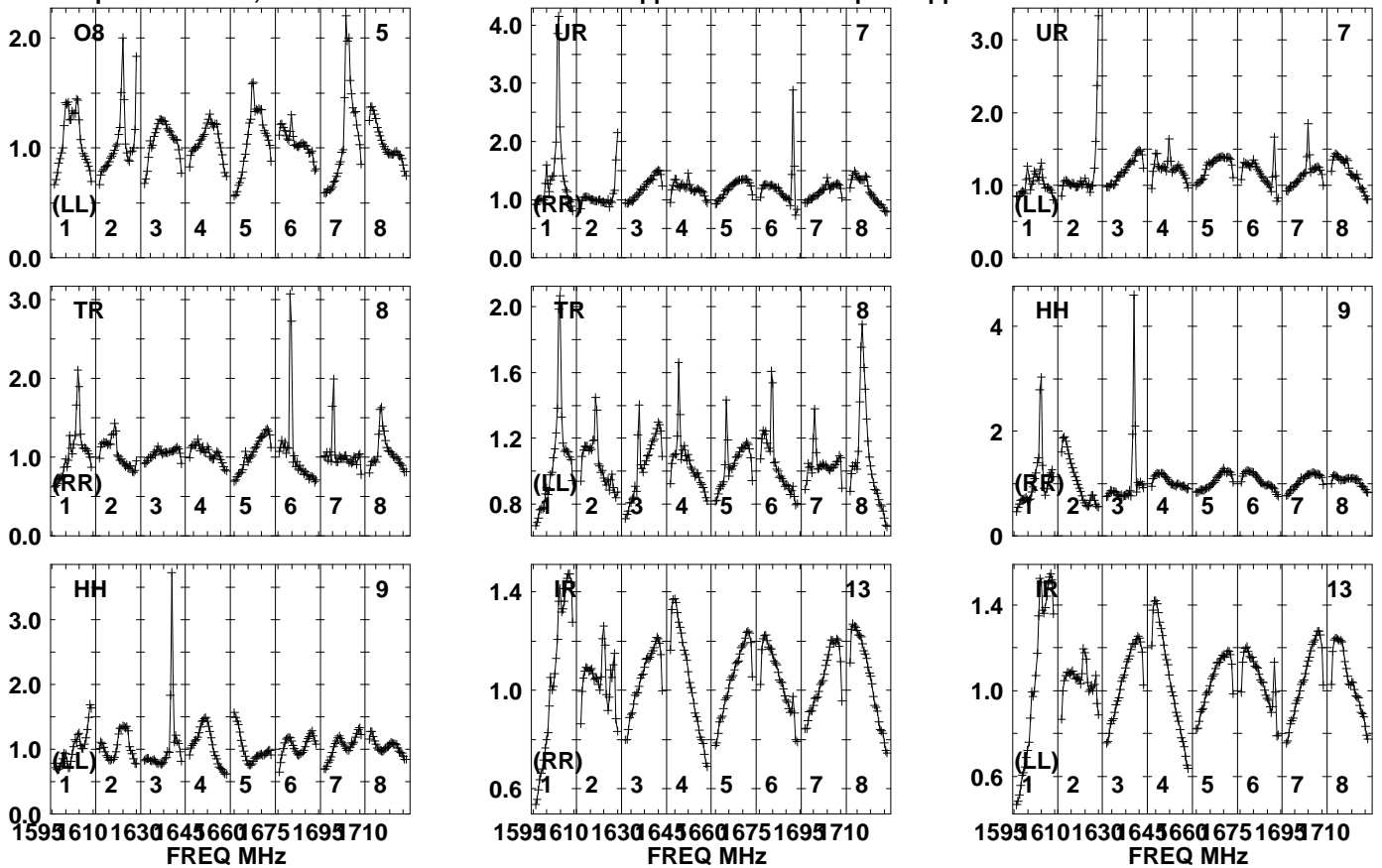
Lower frame: Real Jy  
Auto-corr total-power spectrum Antenna: \*  
Timerange: 00/20:00:11 to 00/20:01:39



Plot file version 649 created 12-SEP-2022 13:08:17

J0813+2435 EH040A.UVDATA.1

Freq = 1.5950 GHz, Bw = 16.000 MH No calibration applied and no bandpass applied

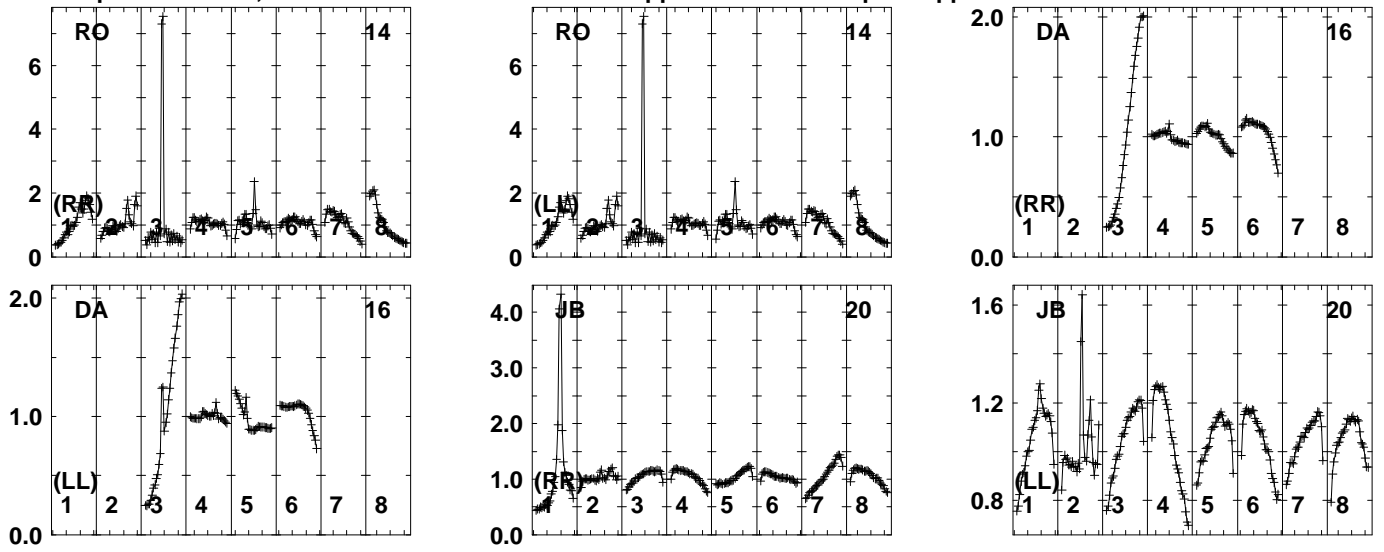


Lower frame: Real Jy  
Auto-corr total-power spectrum Antenna: \*  
Timerange: 00/20:00:11 to 00/20:01:39

Plot file version 650 created 12-SEP-2022 13:08:17

J0813+2435 EH040A.UVDATA.1

Freq = 1.5950 GHz, Bw = 16.000 MH No calibration applied and no bandpass applied

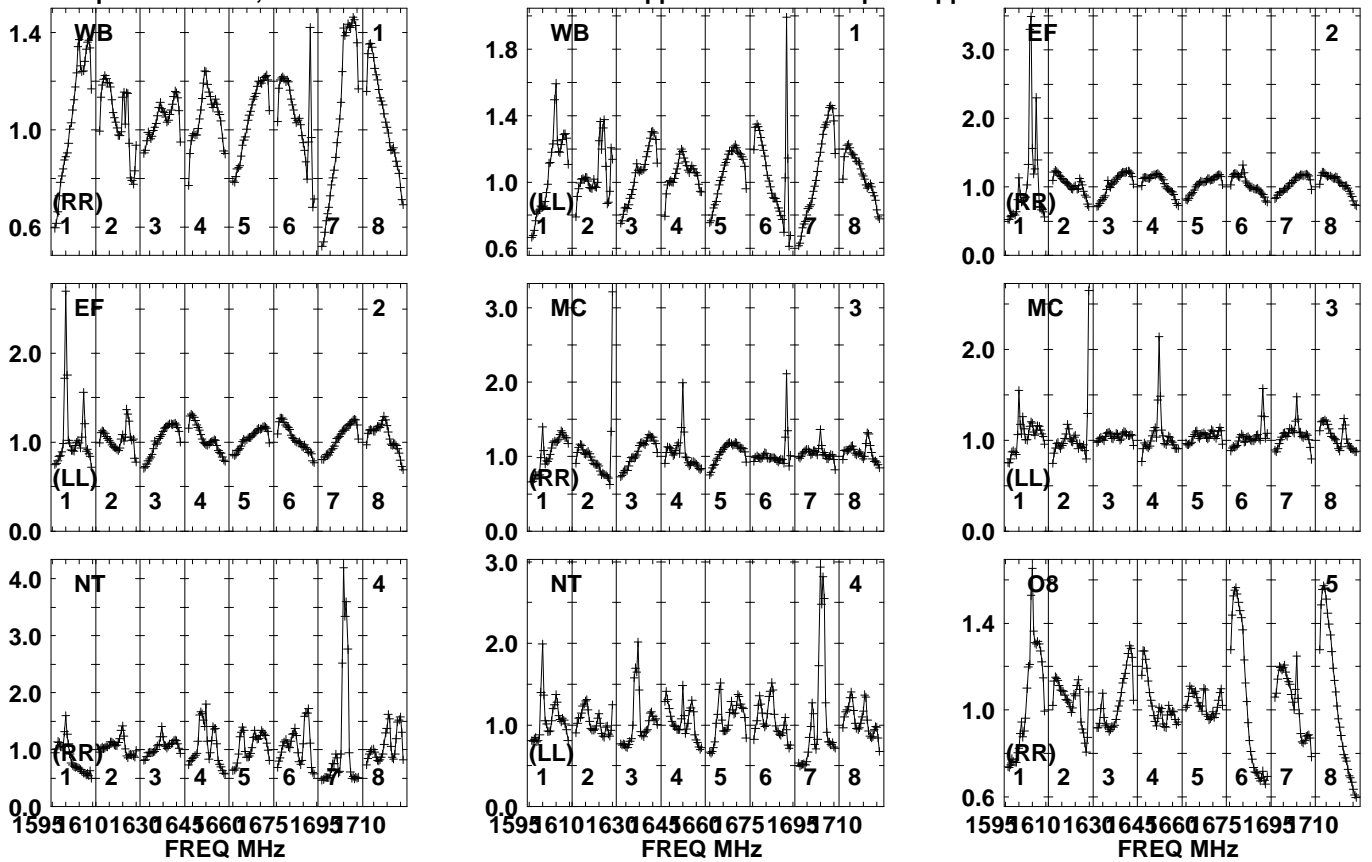


Lower frame: Real Jy  
Auto-corr total-power spectrum Antenna: \*  
Timerange: 00/20:00:11 to 00/20:01:39

Plot file version 651 created 12-SEP-2022 13:08:18

HS0810+2554 EH040A.UVDATA.1

Freq = 1.5950 GHz, Bw = 16.000 MH No calibration applied and no bandpass applied

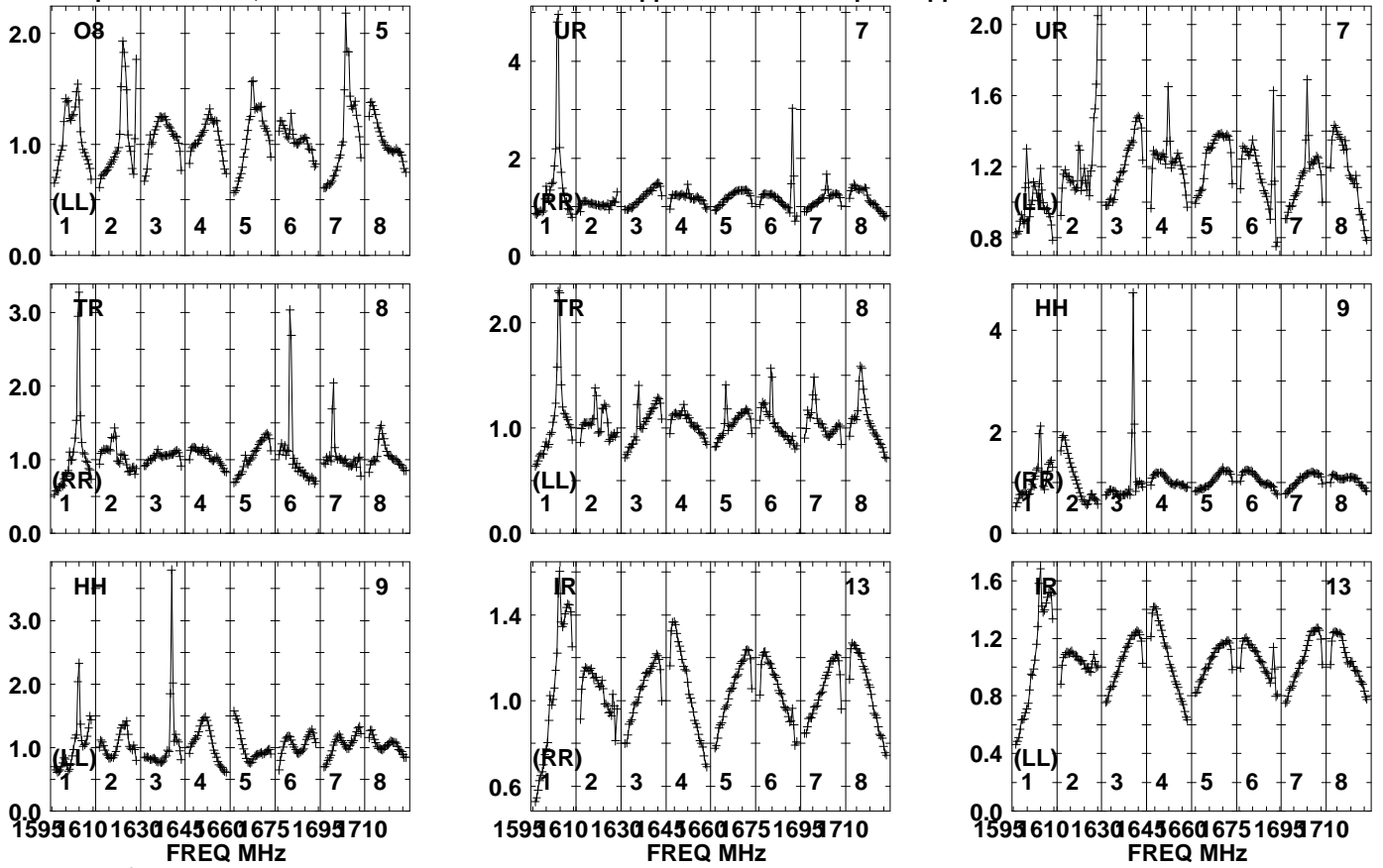


Lower frame: Real Jy  
Auto-corr total-power spectrum Antenna: \*  
Timerange: 00/20:01:41 to 00/20:05:09

Plot file version 652 created 12-SEP-2022 13:08:18

HS0810+2554 EH040A.UVDATA.1

Freq = 1.5950 GHz, Bw = 16.000 MH No calibration applied and no bandpass applied

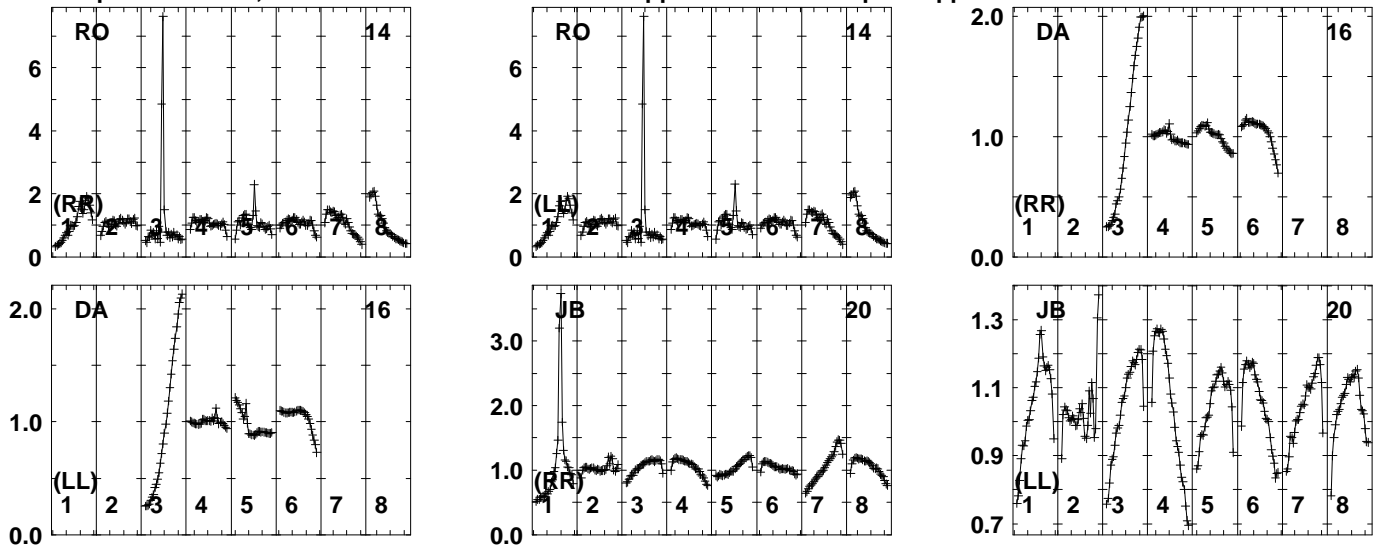


Lower frame: Real Jy  
Auto-corr total-power spectrum Antenna: \*  
Timerange: 00/20:01:41 to 00/20:05:09

Plot file version 653 created 12-SEP-2022 13:08:18

HS0810+2554 EH040A.UVDATA.1

Freq = 1.5950 GHz, Bw = 16.000 MH No calibration applied and no bandpass applied

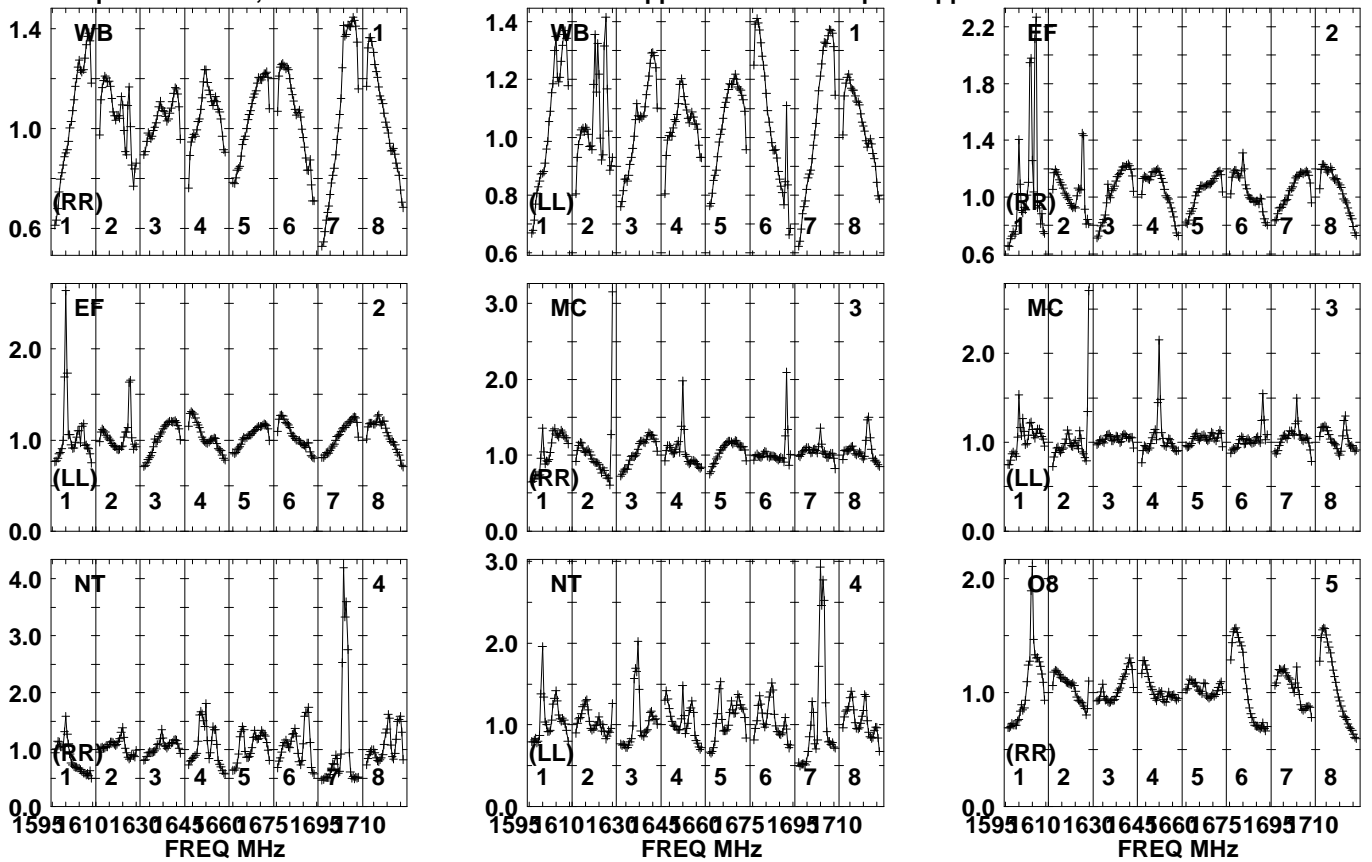


Lower frame: Real Jy  
Auto-corr total-power spectrum Antenna: \*  
Timerange: 00/20:01:41 to 00/20:05:09

Plot file version 654 created 12-SEP-2022 13:08:18

J0813+2435 EH040A.UVDATA.1

Freq = 1.5950 GHz, Bw = 16.000 MH No calibration applied and no bandpass applied

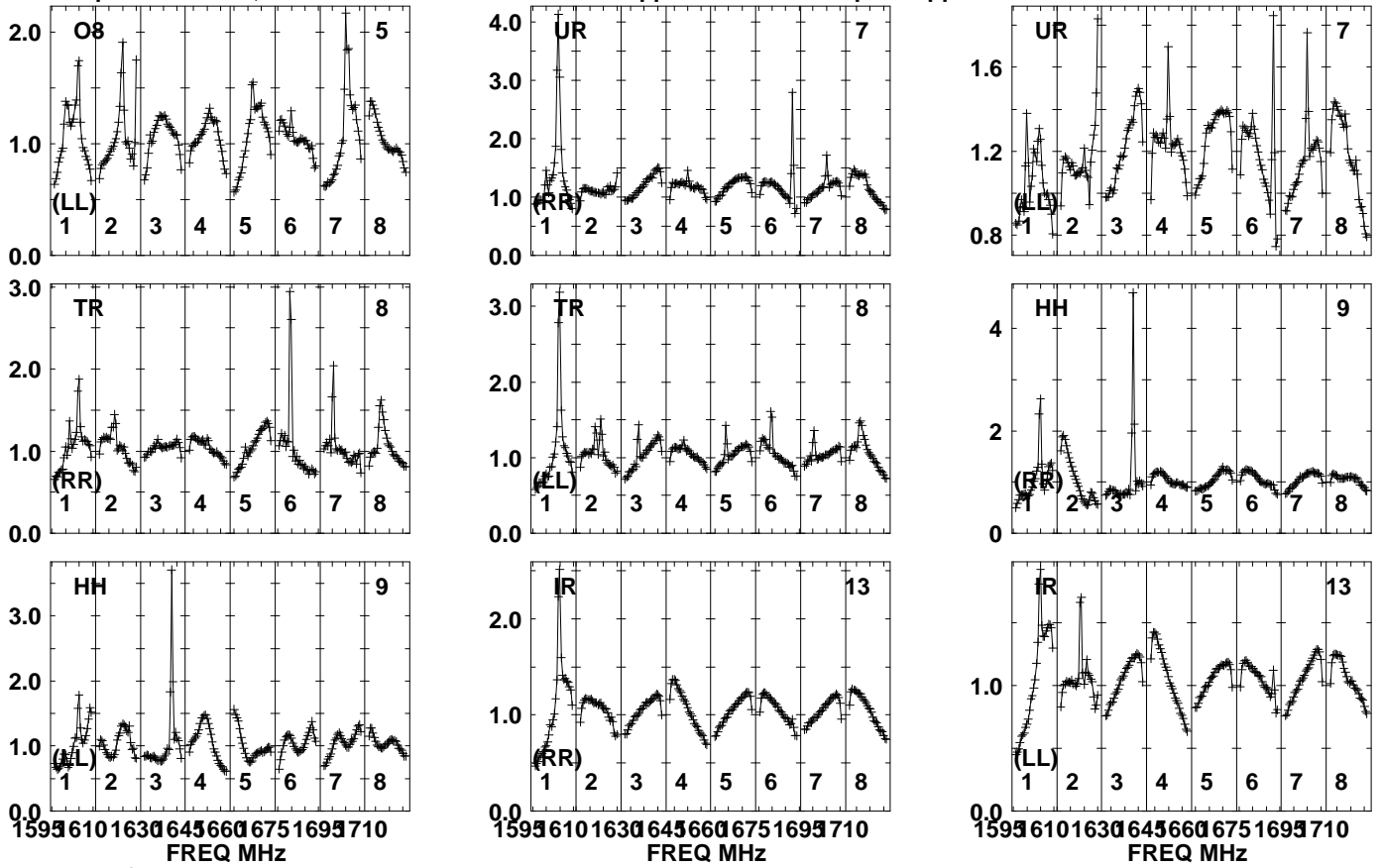


Lower frame: Real Jy  
Auto-corr total-power spectrum Antenna: \*  
Timerange: 00/20:05:41 to 00/20:07:09

Plot file version 655 created 12-SEP-2022 13:08:18

J0813+2435 EH040A.UVDATA.1

Freq = 1.5950 GHz, Bw = 16.000 MH No calibration applied and no bandpass applied

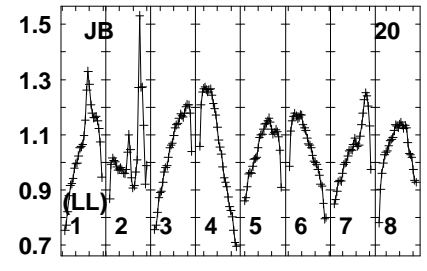
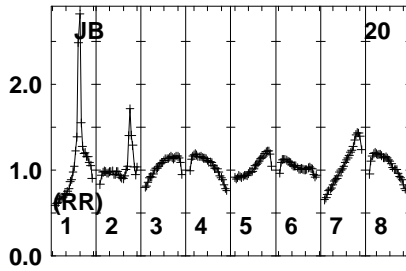
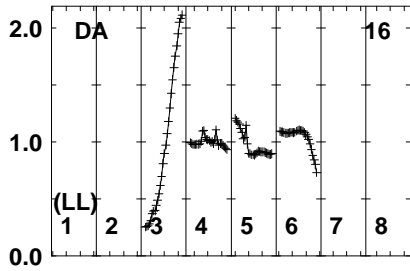
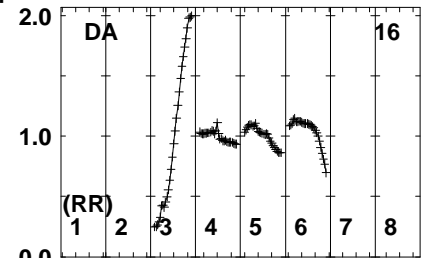
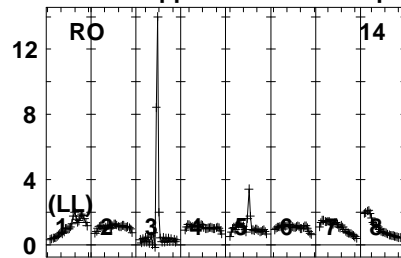
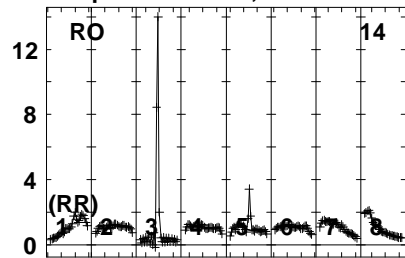


Lower frame: Real Jy  
Auto-corr total-power spectrum Antenna: \*  
Timerange: 00/20:05:41 to 00/20:07:09

Plot file version 656 created 12-SEP-2022 13:08:18

J0813+2435 EH040A.UVDATA.1

Freq = 1.5950 GHz, Bw = 16.000 MH No calibration applied and no bandpass applied



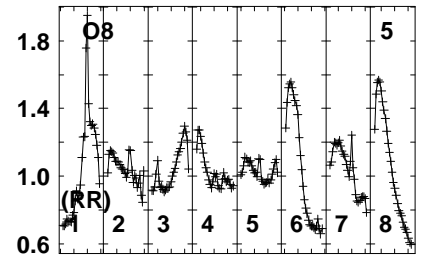
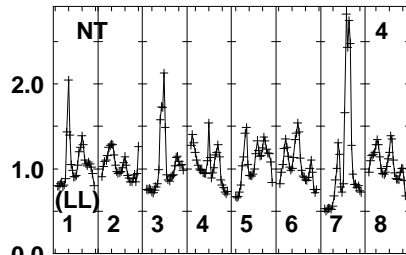
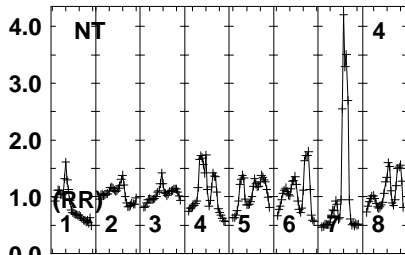
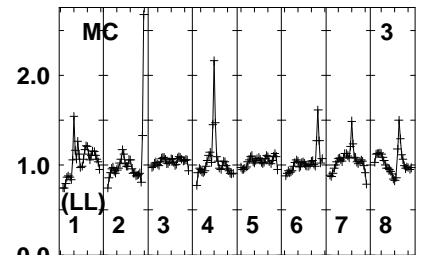
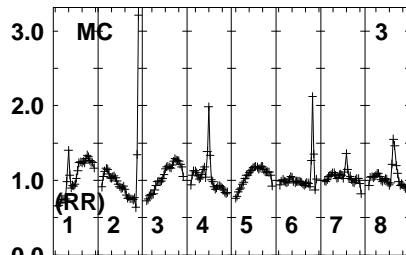
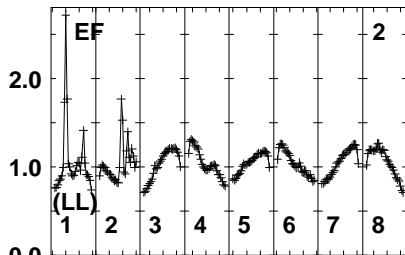
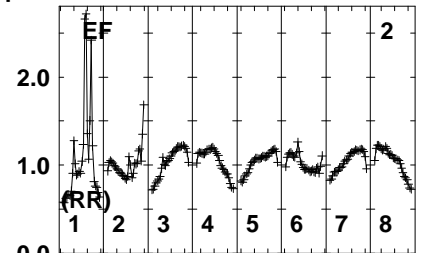
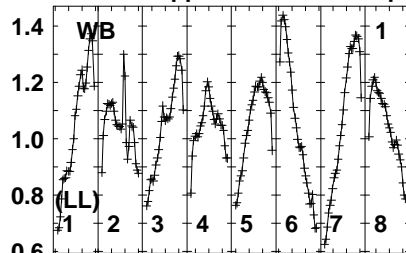
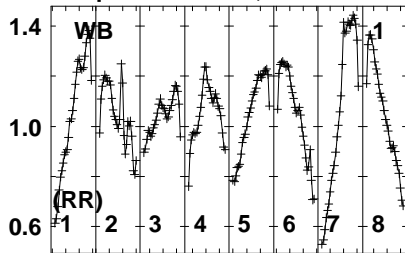
Lower frame: Real Jy  
Auto-corr total-power spectrum Antenna: \*  
Timerange: 00/20:05:41 to 00/20:07:09



Plot file version 657 created 12-SEP-2022 13:08:18

HS0810+2554 EH040A.UVDATA.1

Freq = 1.5950 GHz, Bw = 16.000 MH No calibration applied and no bandpass applied



1595 610 1630 645 660 675 1695 710  
FREQ MHz

1595 610 1630 645 660 675 1695 710  
FREQ MHz

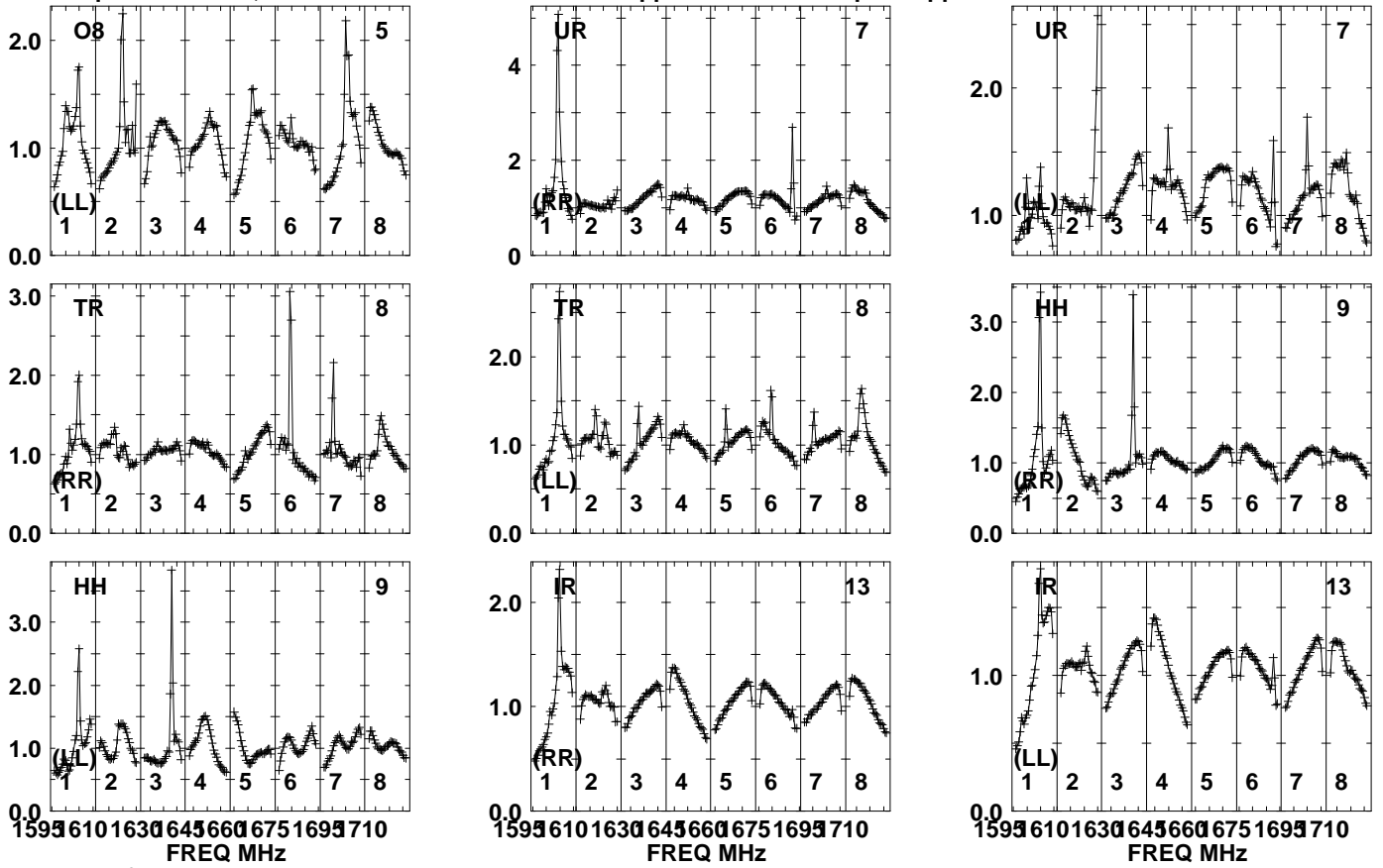
1595 610 1630 645 660 675 1695 710  
FREQ MHz

Lower frame: Real Jy  
Auto-corr total-power spectrum Antenna: \*  
Timerange: 00/20:07:11 to 00/20:10:39

Plot file version 658 created 12-SEP-2022 13:08:18

HS0810+2554 EH040A.UVDATA.1

Freq = 1.5950 GHz, Bw = 16.000 MH No calibration applied and no bandpass applied

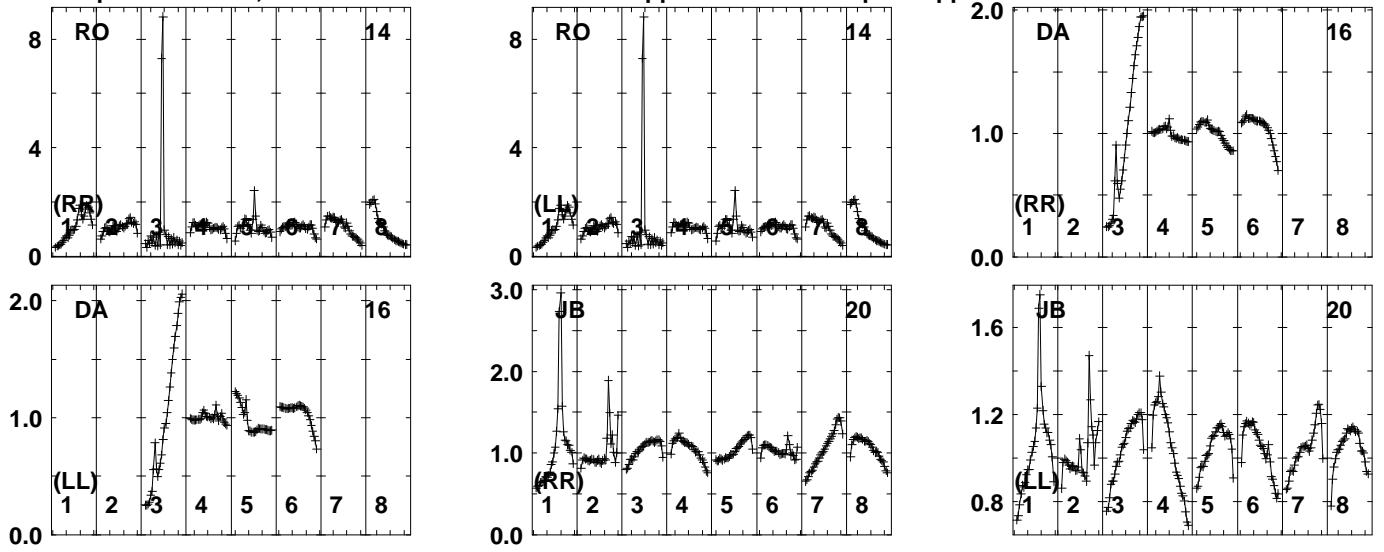


Lower frame: Real Jy  
Auto-corr total-power spectrum Antenna: \*  
Timerange: 00/20:07:11 to 00/20:10:39

Plot file version 659 created 12-SEP-2022 13:08:18

HS0810+2554 EH040A.UVDATA.1

Freq = 1.5950 GHz, Bw = 16.000 MH No calibration applied and no bandpass applied

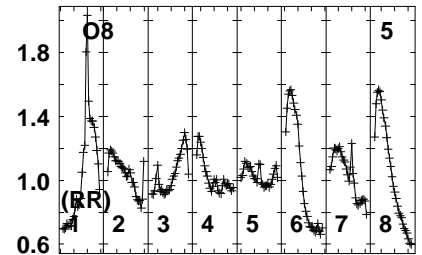
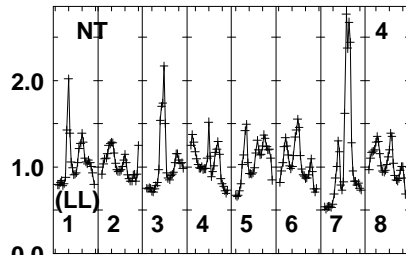
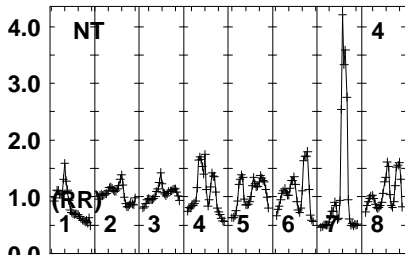
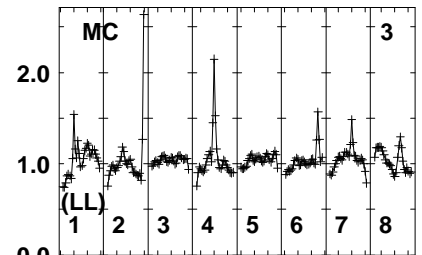
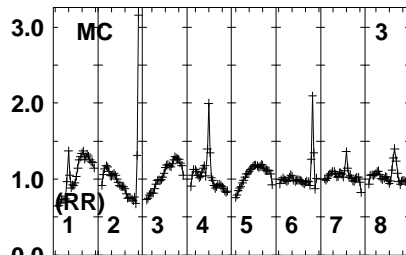
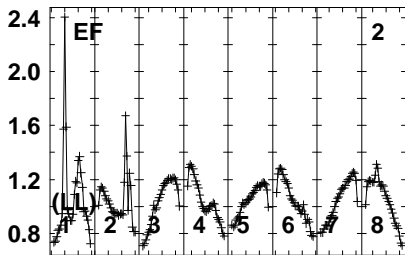
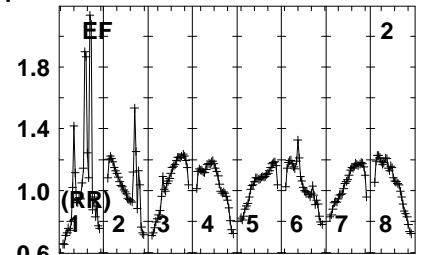
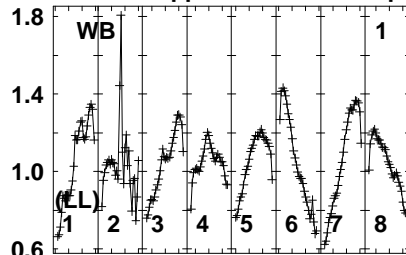
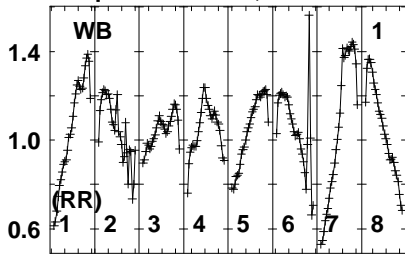


Lower frame: Real Jy  
Auto-corr total-power spectrum Antenna: \*  
Timerange: 00/20:07:11 to 00/20:10:39

Plot file version 660 created 12-SEP-2022 13:08:19

J0813+2435 EH040A.UVDATA.1

Freq = 1.5950 GHz, Bw = 16.000 MH No calibration applied and no bandpass applied



1595 610 1630 645 660 675 1695 710  
FREQ MHz

1595 610 1630 645 660 675 1695 710  
FREQ MHz

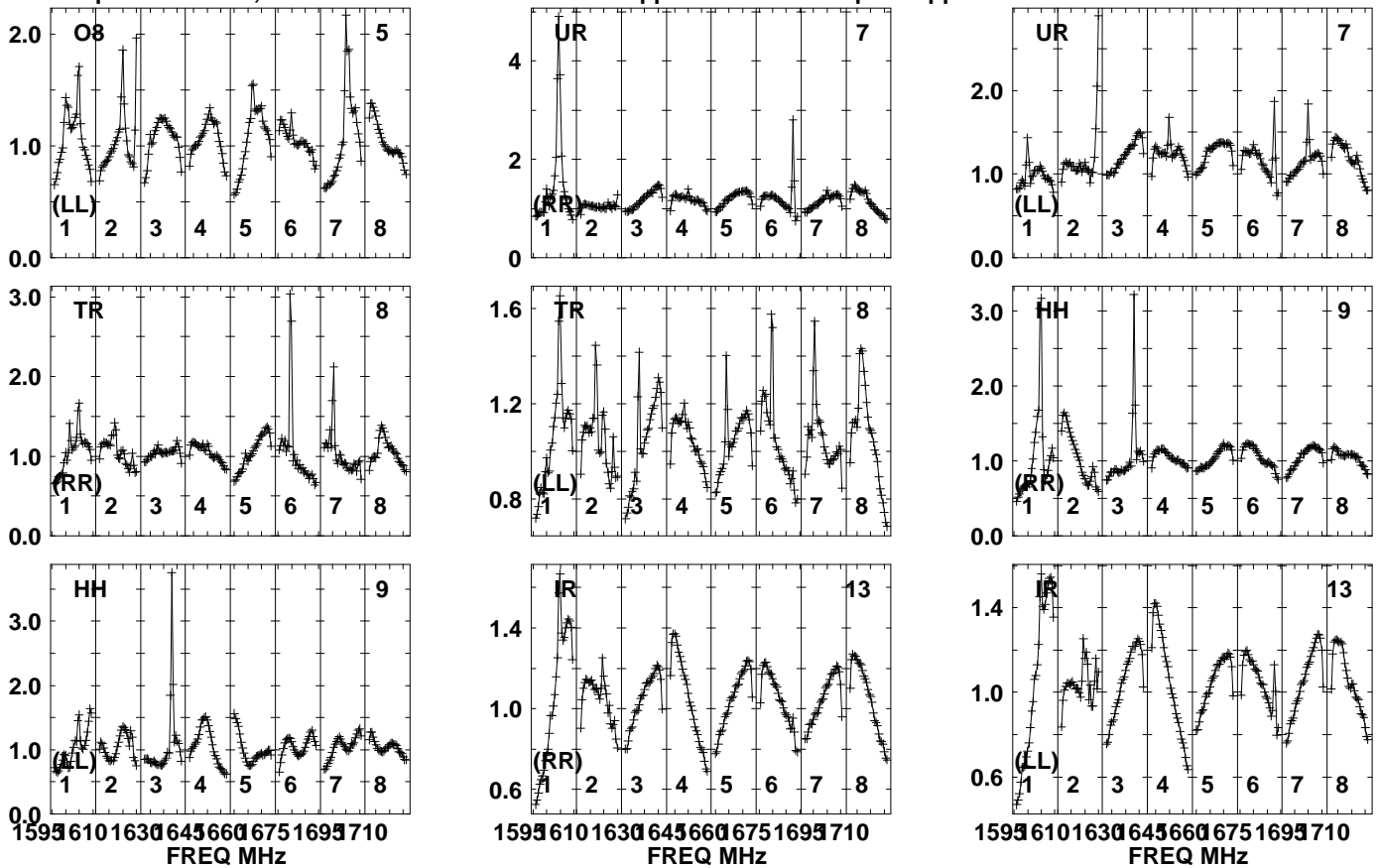
1595 610 1630 645 660 675 1695 710  
FREQ MHz

Lower frame: Real Jy  
Auto-corr total-power spectrum Antenna: \*  
Timerange: 00/20:10:41 to 00/20:12:09

Plot file version 661 created 12-SEP-2022 13:08:19

J0813+2435 EH040A.UVDATA.1

Freq = 1.5950 GHz, Bw = 16.000 MH No calibration applied and no bandpass applied

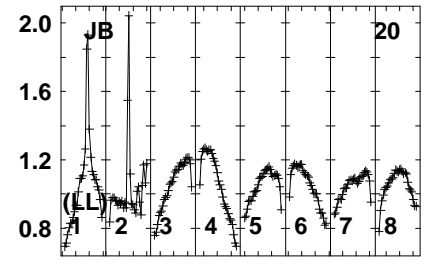
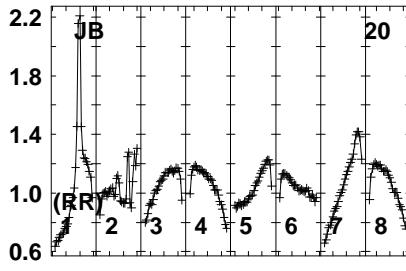
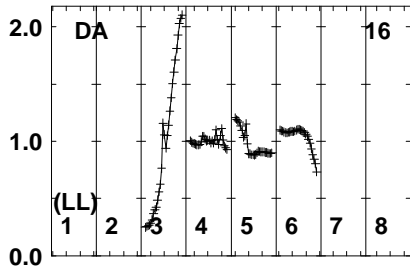
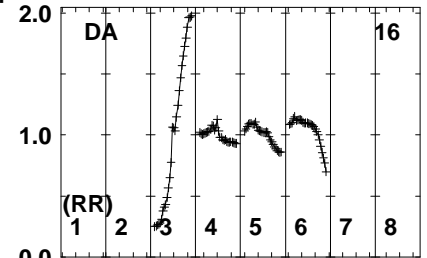
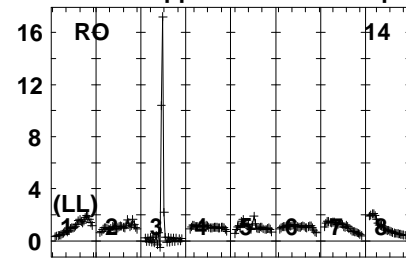
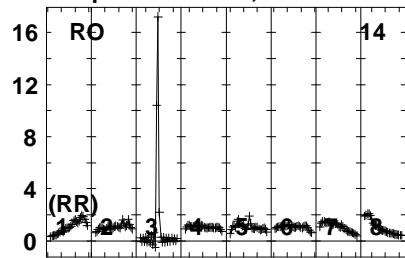


Lower frame: Real Jy  
Auto-corr total-power spectrum Antenna: \*  
Timerange: 00/20:10:41 to 00/20:12:09

Plot file version 662 created 12-SEP-2022 13:08:19

J0813+2435 EH040A.UVDATA.1

Freq = 1.5950 GHz, Bw = 16.000 MH No calibration applied and no bandpass applied

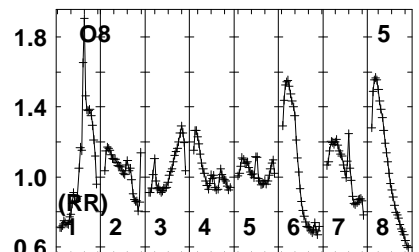
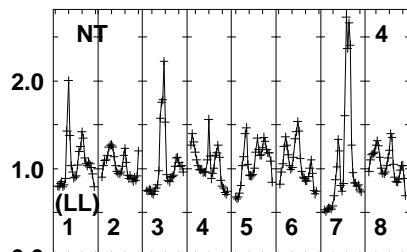
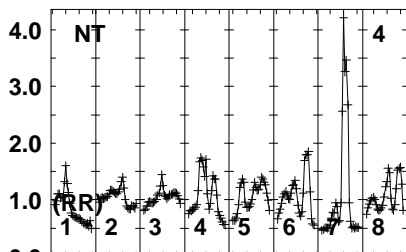
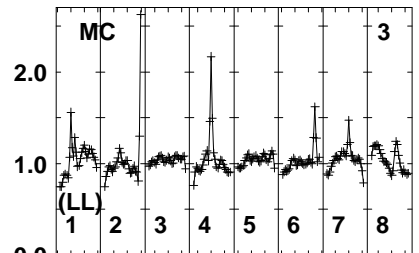
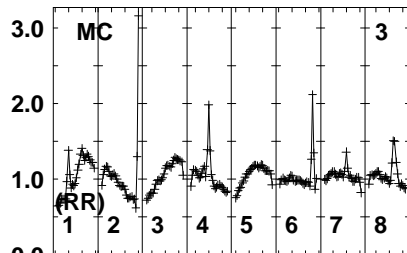
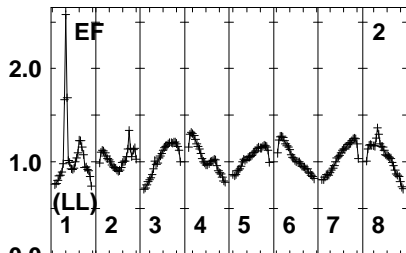
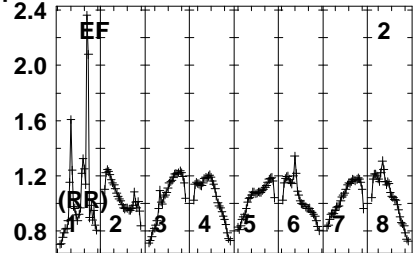
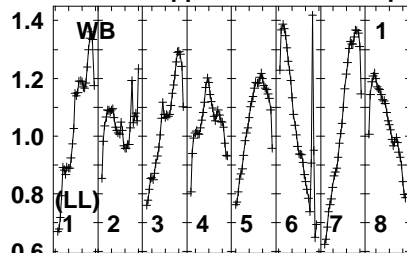
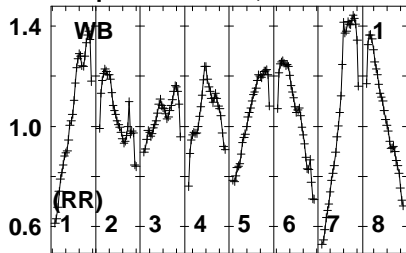


Lower frame: Real Jy  
Auto-corr total-power spectrum Antenna: \*  
Timerange: 00/20:10:41 to 00/20:12:09

Plot file version 663 created 12-SEP-2022 13:08:19

HS0810+2554 EH040A.UVDATA.1

Freq = 1.5950 GHz, Bw = 16.000 MH No calibration applied and no bandpass applied



1595 610 1630 645 660 675 1695 710  
FREQ MHz

1595 610 1630 645 660 675 1695 710  
FREQ MHz

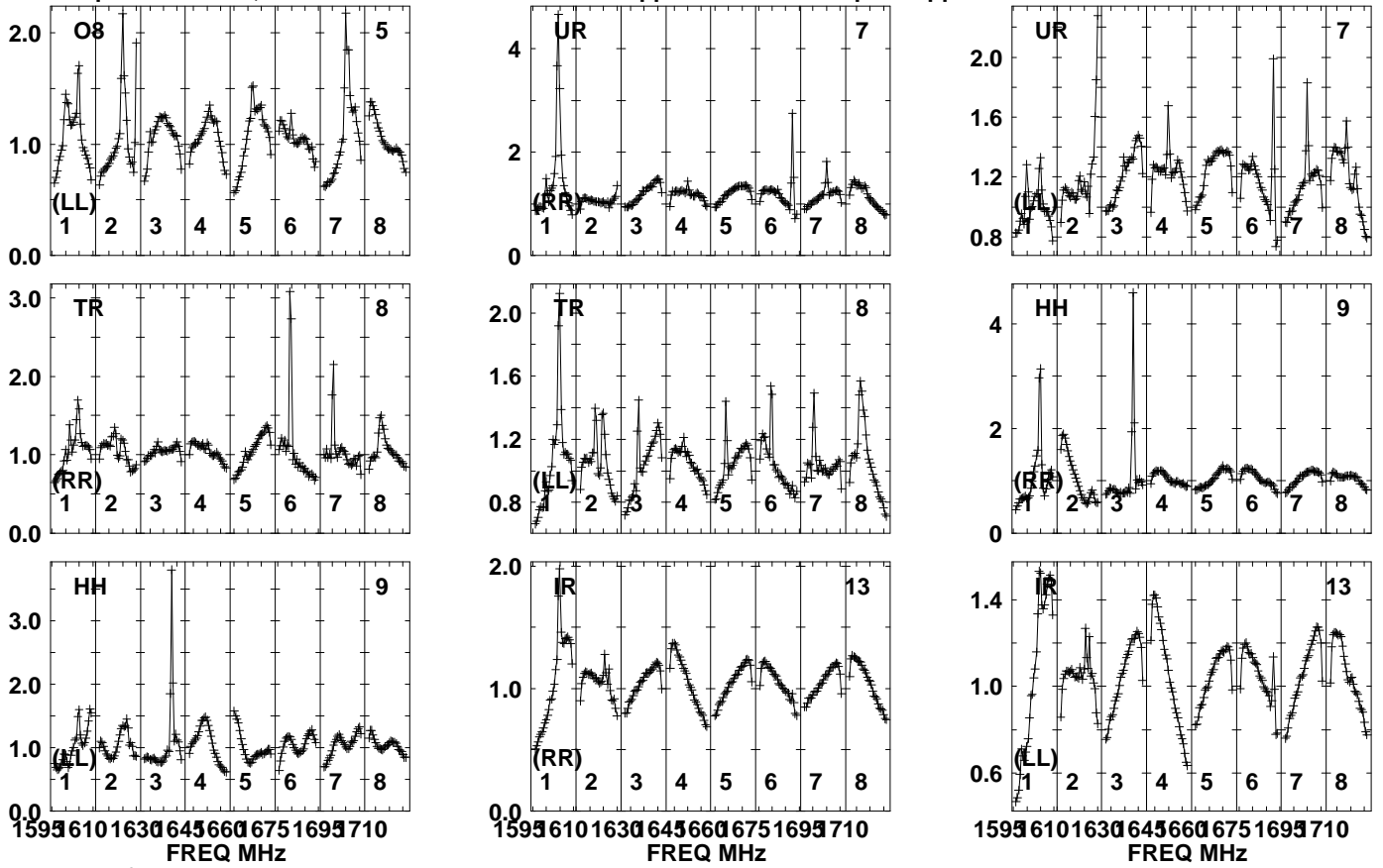
1595 610 1630 645 660 675 1695 710  
FREQ MHz

Lower frame: Real Jy  
Auto-corr total-power spectrum Antenna: \*  
Timerange: 00/20:12:11 to 00/20:15:39

Plot file version 664 created 12-SEP-2022 13:08:19

HS0810+2554 EH040A.UVDATA.1

Freq = 1.5950 GHz, Bw = 16.000 MH No calibration applied and no bandpass applied



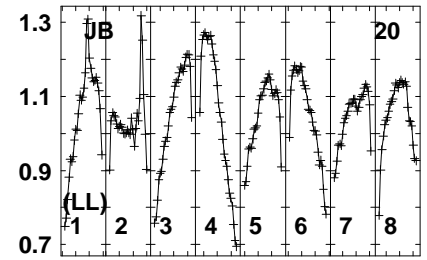
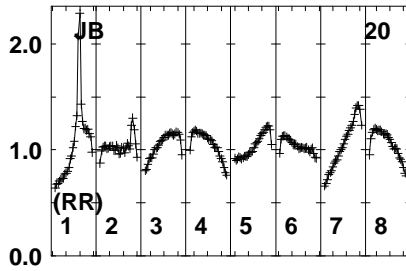
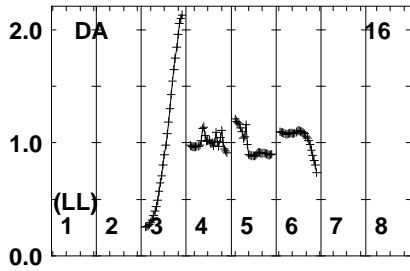
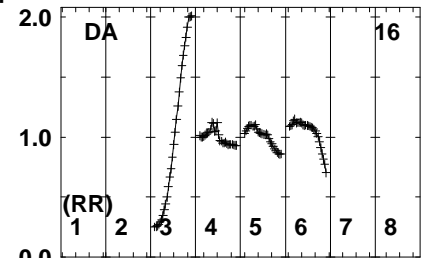
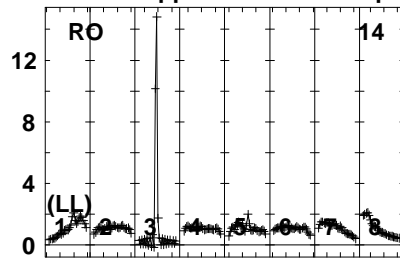
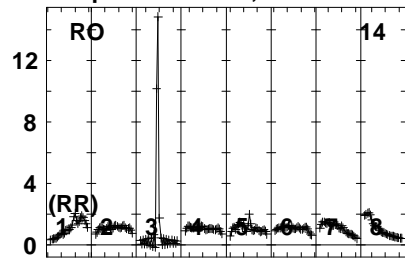
Lower frame: Real Jy  
Auto-corr total-power spectrum Antenna: \*  
Timerange: 00/20:12:11 to 00/20:15:39



Plot file version 665 created 12-SEP-2022 13:08:19

HS0810+2554 EH040A.UVDATA.1

Freq = 1.5950 GHz, Bw = 16.000 MH No calibration applied and no bandpass applied

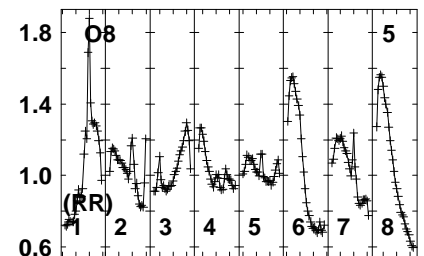
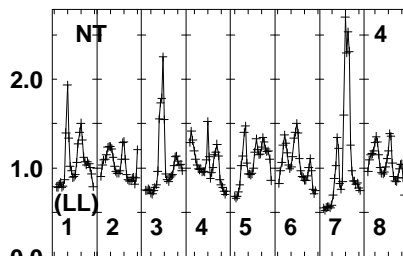
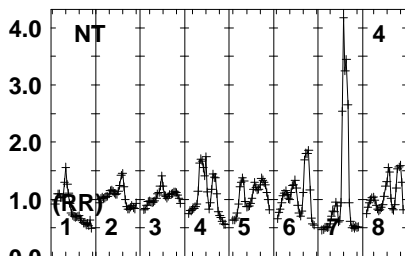
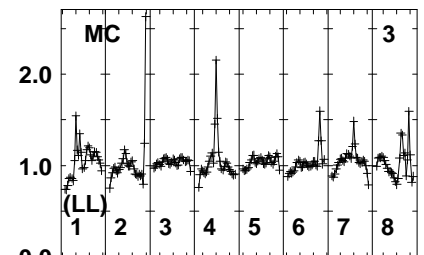
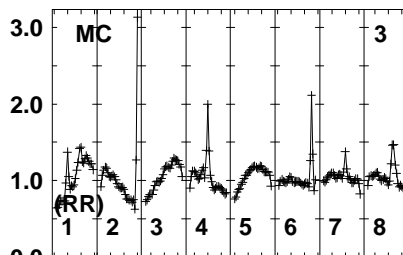
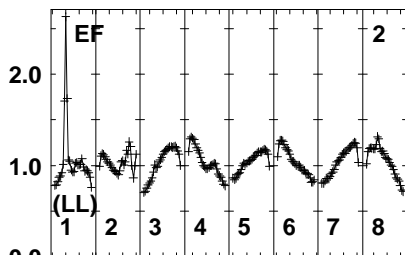
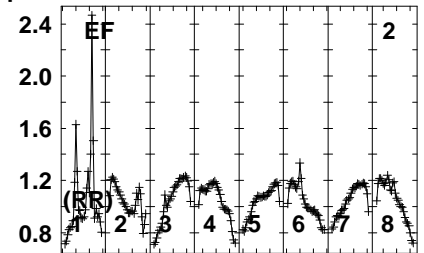
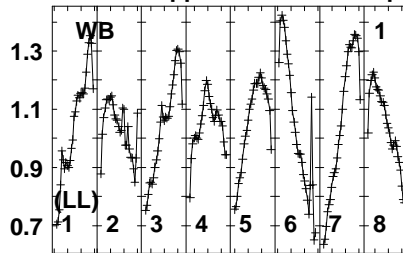
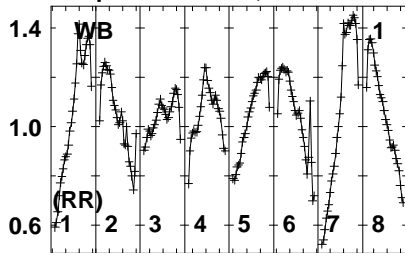


Lower frame: Real Jy  
Auto-corr total-power spectrum Antenna: \*  
Timerange: 00/20:12:11 to 00/20:15:39

Plot file version 666 created 12-SEP-2022 13:08:19

J0813+2435 EH040A.UVDATA.1

Freq = 1.5950 GHz, Bw = 16.000 MH No calibration applied and no bandpass applied



1595 610 1630 645 660 675 1695 710  
FREQ MHz

1595 610 1630 645 660 675 1695 710  
FREQ MHz

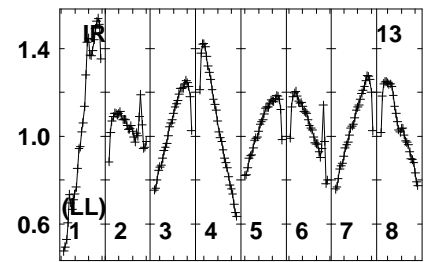
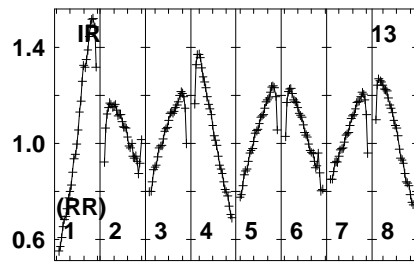
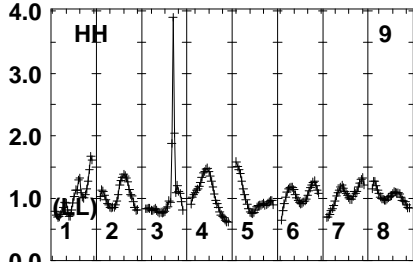
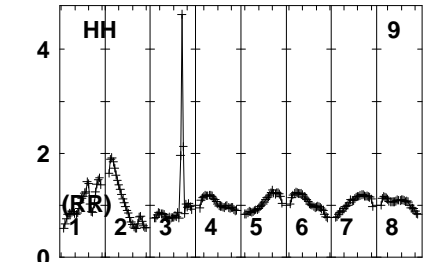
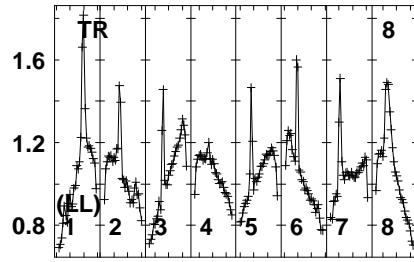
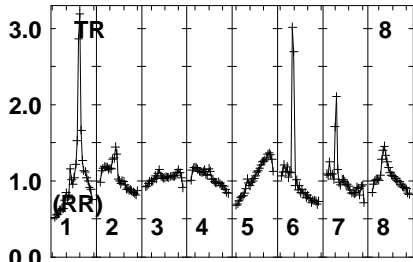
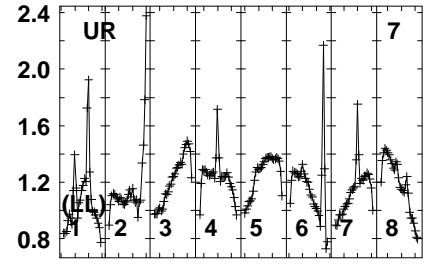
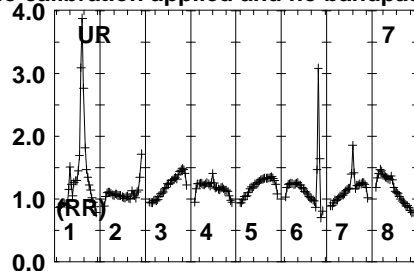
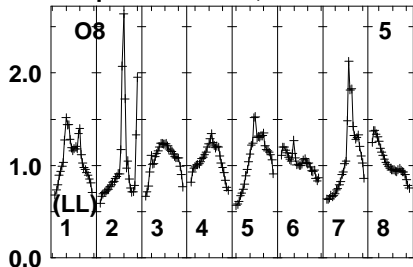
1595 610 1630 645 660 675 1695 710  
FREQ MHz

Lower frame: Real Jy  
Auto-corr total-power spectrum Antenna: \*  
Timerange: 00/20:16:11 to 00/20:17:39

Plot file version 667 created 12-SEP-2022 13:08:19

J0813+2435 EH040A.UVDATA.1

Freq = 1.5950 GHz, Bw = 16.000 MH No calibration applied and no bandpass applied



1595 610 1630 645 660 675 1695 710  
FREQ MHz

1595 610 1630 645 660 675 1695 710  
FREQ MHz

1595 610 1630 645 660 675 1695 710  
FREQ MHz

Lower frame: Real Jy

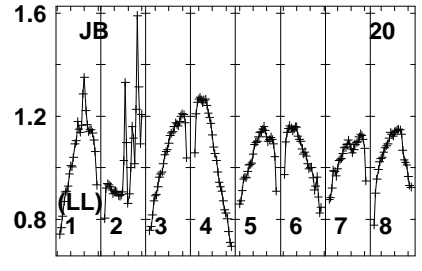
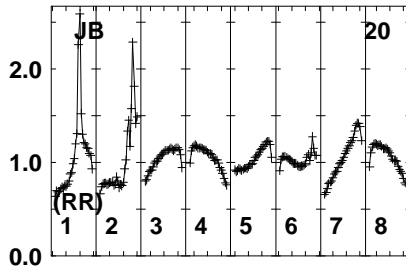
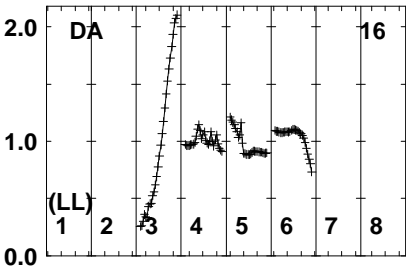
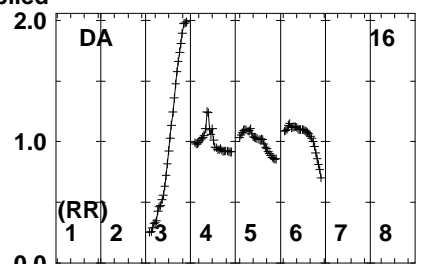
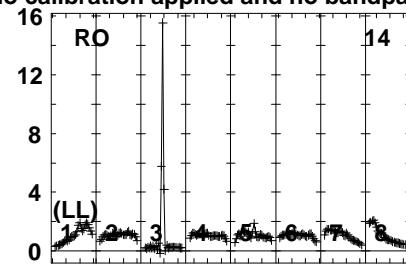
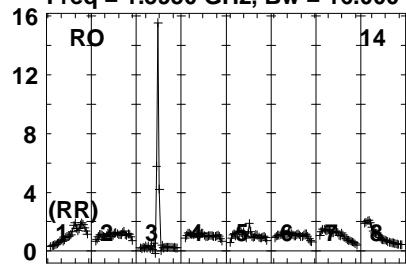
Auto-corr total-power spectrum Antenna: \*

Timerange: 00/20:16:11 to 00/20:17:39

Plot file version 668 created 12-SEP-2022 13:08:19

J0813+2435 EH040A.UVDATA.1

Freq = 1.5950 GHz, Bw = 16.000 MH No calibration applied and no bandpass applied

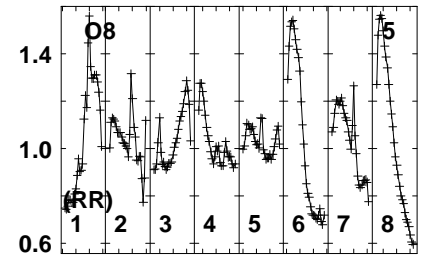
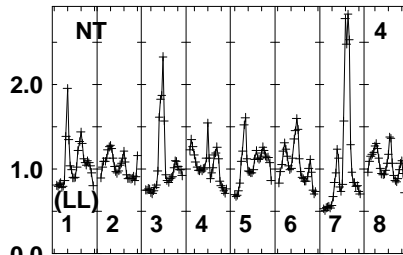
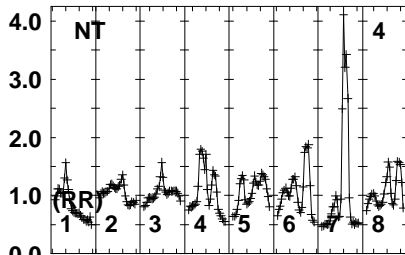
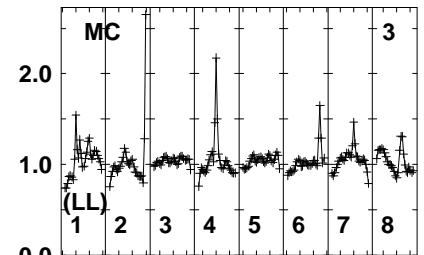
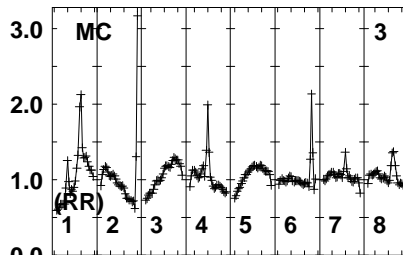
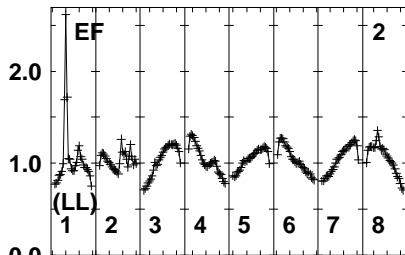
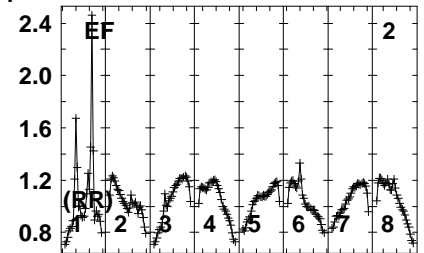
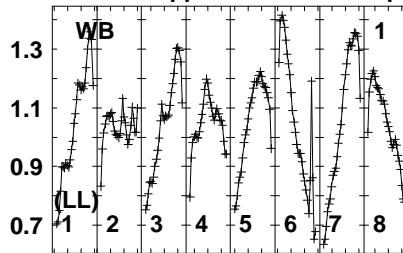
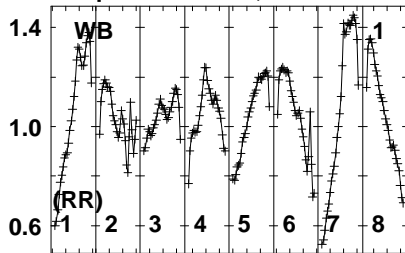


Lower frame: Real Jy  
Auto-corr total-power spectrum Antenna: \*  
Timerange: 00/20:16:11 to 00/20:17:39

Plot file version 669 created 12-SEP-2022 13:08:20

HS0810+2554 EH040A.UVDATA.1

Freq = 1.5950 GHz, Bw = 16.000 MH No calibration applied and no bandpass applied



1595 610 1630 645 660 675 1695 710  
FREQ MHz

1595 610 1630 645 660 675 1695 710  
FREQ MHz

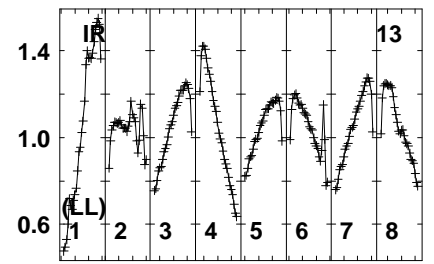
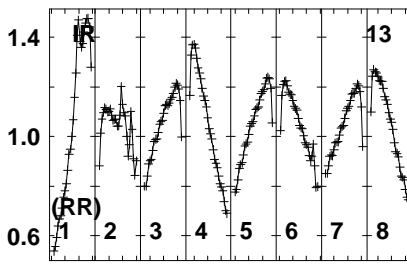
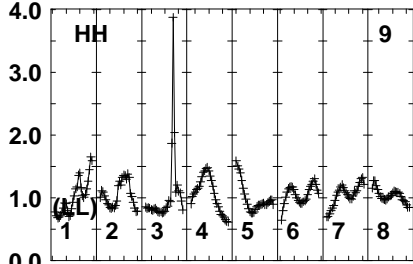
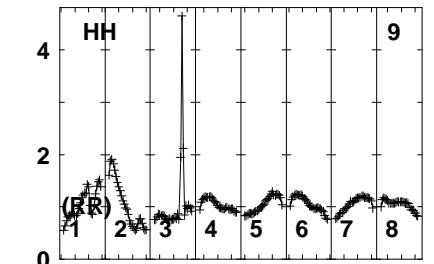
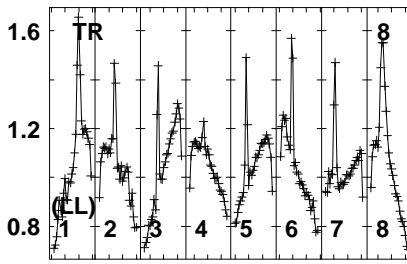
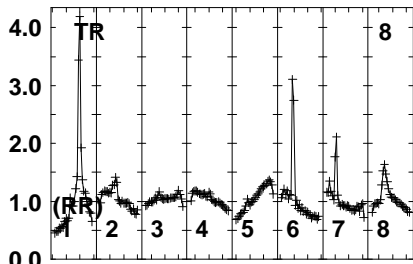
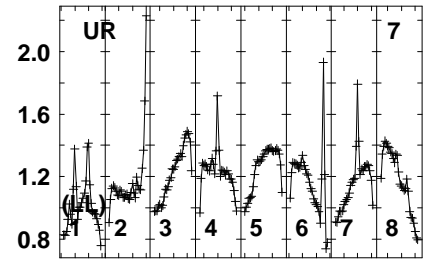
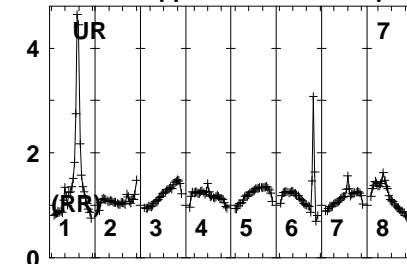
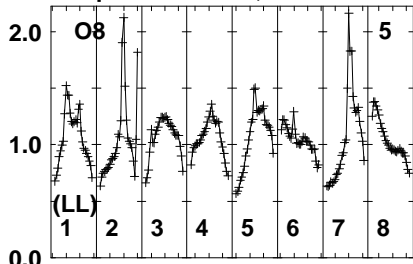
1595 610 1630 645 660 675 1695 710  
FREQ MHz

Lower frame: Real Jy  
Auto-corr total-power spectrum Antenna: \*  
Timerange: 00/20:17:41 to 00/20:21:09

Plot file version 670 created 12-SEP-2022 13:08:20

HS0810+2554 EH040A.UVDATA.1

Freq = 1.5950 GHz, Bw = 16.000 MH No calibration applied and no bandpass applied



1595 610 1630 645 660 675 1695 710  
FREQ MHz

1595 610 1630 645 660 675 1695 710  
FREQ MHz

1595 610 1630 645 660 675 1695 710  
FREQ MHz

Lower frame: Real Jy

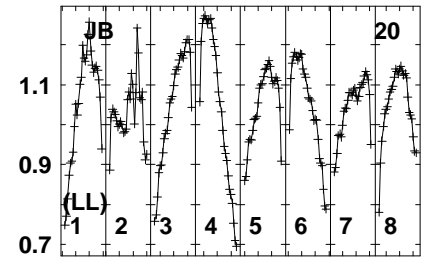
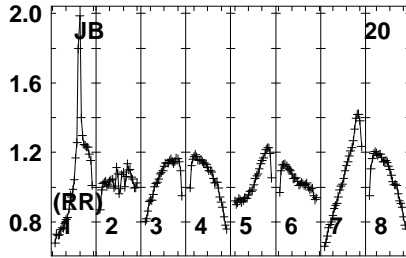
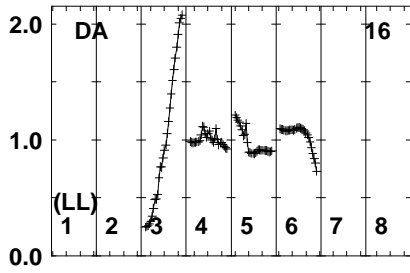
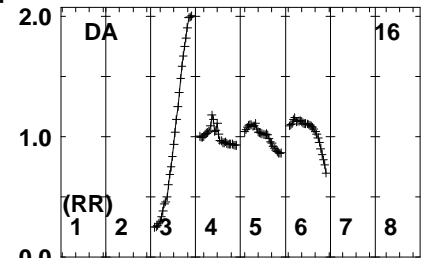
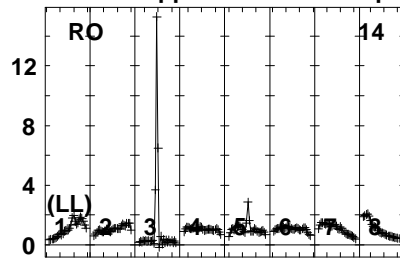
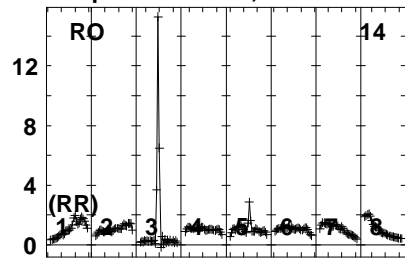
Auto-corr total-power spectrum Antenna: \*

Timerange: 00/20:17:41 to 00/20:21:09

Plot file version 671 created 12-SEP-2022 13:08:20

HS0810+2554 EH040A.UVDATA.1

Freq = 1.5950 GHz, Bw = 16.000 MH No calibration applied and no bandpass applied

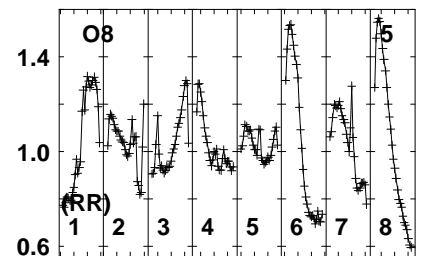
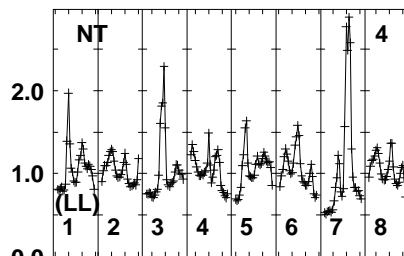
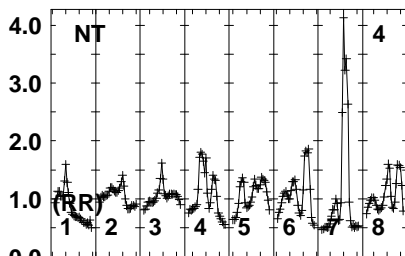
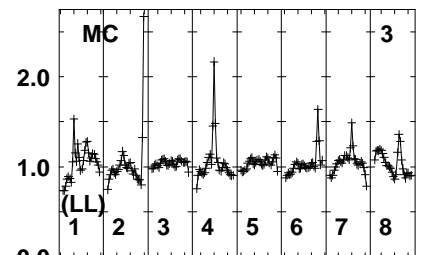
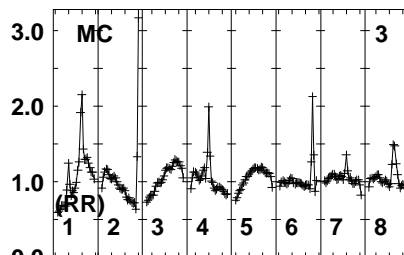
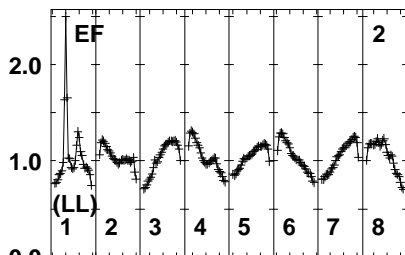
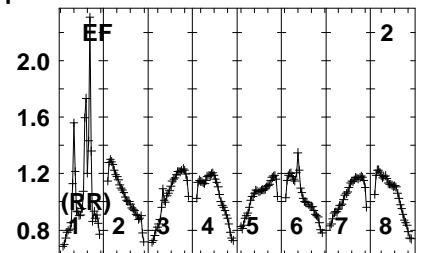
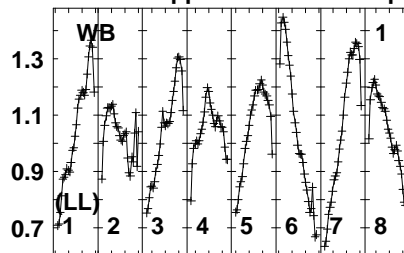
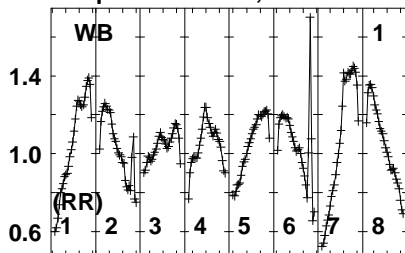


Lower frame: Real Jy  
Auto-corr total-power spectrum Antenna: \*  
Timerange: 00/20:17:41 to 00/20:21:09

Plot file version 672 created 12-SEP-2022 13:08:20

J0813+2435 EH040A.UVDATA.1

Freq = 1.5950 GHz, Bw = 16.000 MH No calibration applied and no bandpass applied



1595 610 1630 645 660 675 1695 710  
FREQ MHz

1595 610 1630 645 660 675 1695 710  
FREQ MHz

1595 610 1630 645 660 675 1695 710  
FREQ MHz

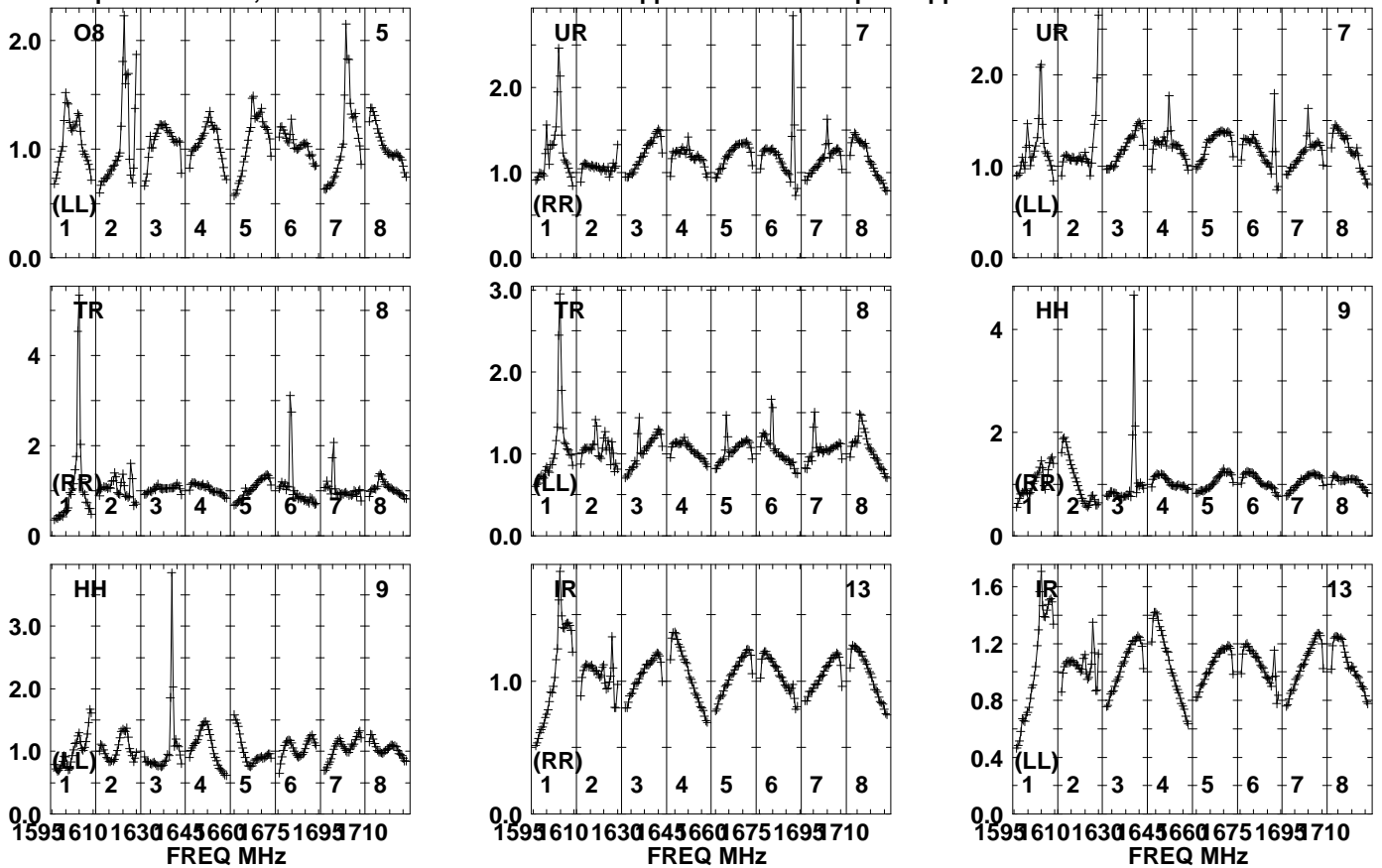
Lower frame: Real Jy  
Auto-corr total-power spectrum Antenna: \*  
Timerange: 00/20:21:11 to 00/20:22:39



Plot file version 673 created 12-SEP-2022 13:08:20

J0813+2435 EH040A.UVDATA.1

Freq = 1.5950 GHz, Bw = 16.000 MH No calibration applied and no bandpass applied

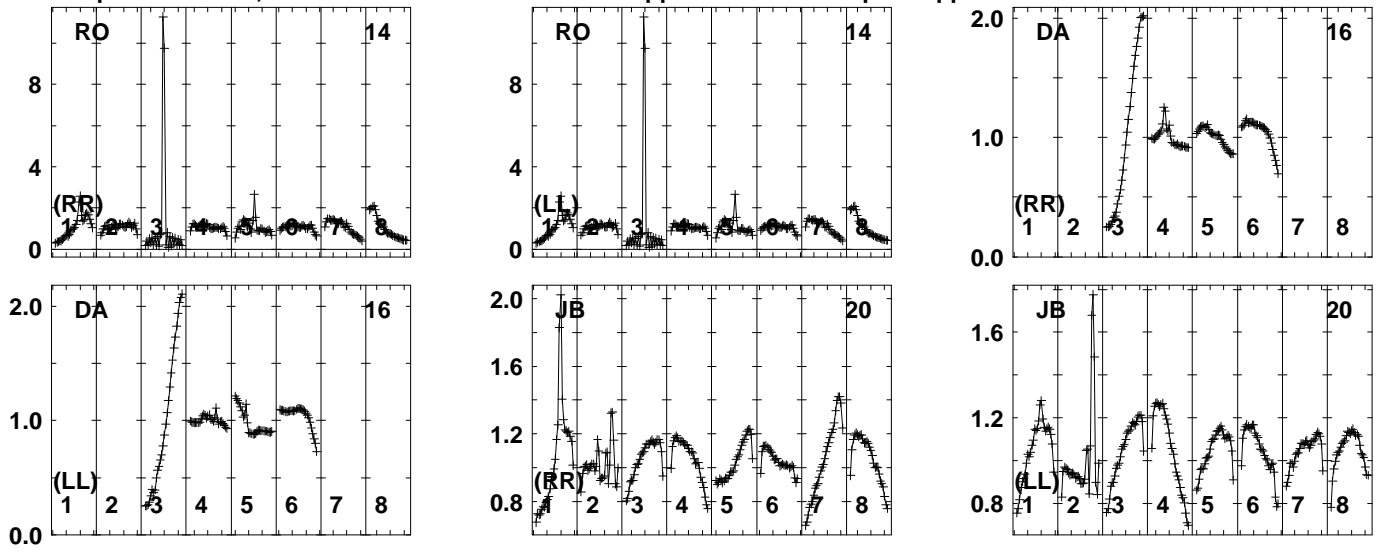


Lower frame: Real Jy  
Auto-corr total-power spectrum Antenna: \*  
Timerange: 00/20:21:11 to 00/20:22:39

Plot file version 674 created 12-SEP-2022 13:08:20

J0813+2435 EH040A.UVDATA.1

Freq = 1.5950 GHz, Bw = 16.000 MH No calibration applied and no bandpass applied

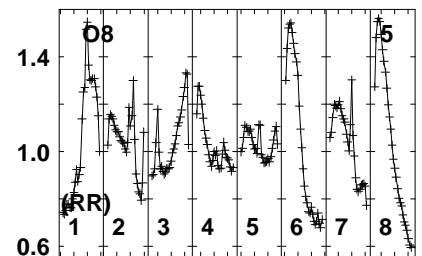
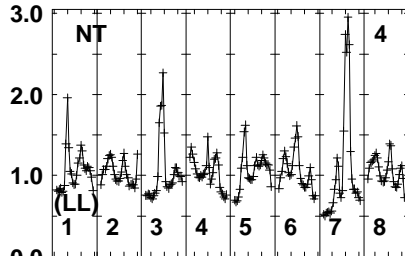
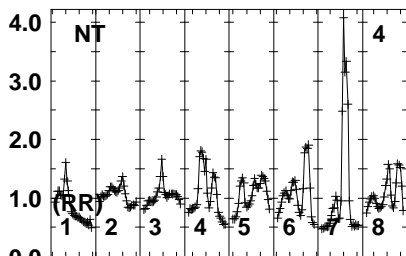
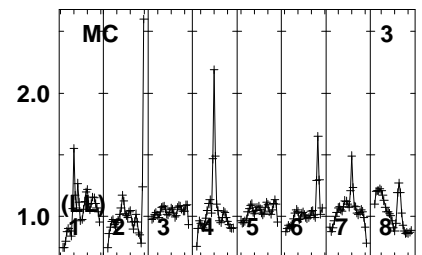
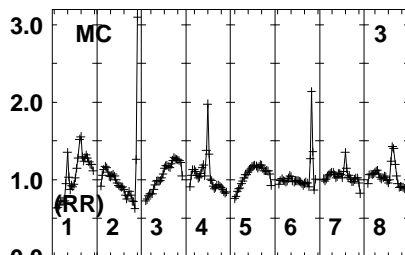
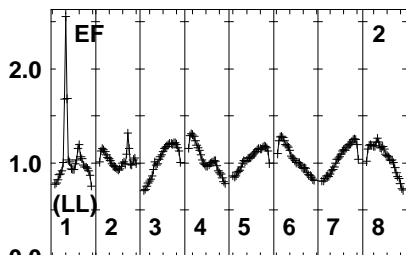
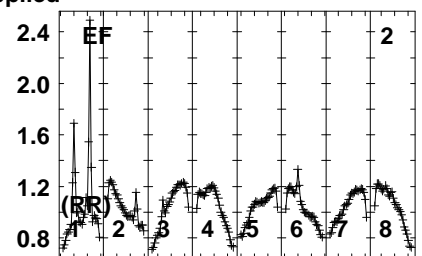
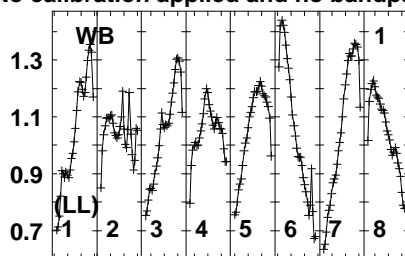
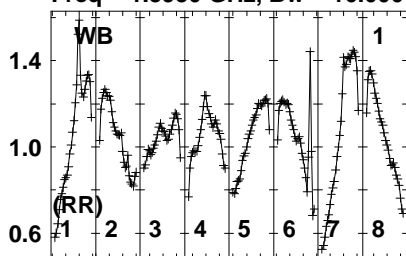


Lower frame: Real Jy  
Auto-corr total-power spectrum Antenna: \*  
Timerange: 00/20:21:11 to 00/20:22:39

Plot file version 675 created 12-SEP-2022 13:08:20

HS0810+2554 EH040A.UVDATA.1

Freq = 1.5950 GHz, Bw = 16.000 MH No calibration applied and no bandpass applied



1595 610 1630 645 660 675 1695 710  
FREQ MHz

1595 610 1630 645 660 675 1695 710  
FREQ MHz

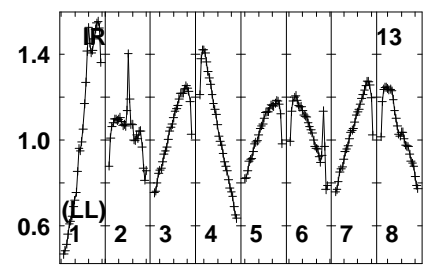
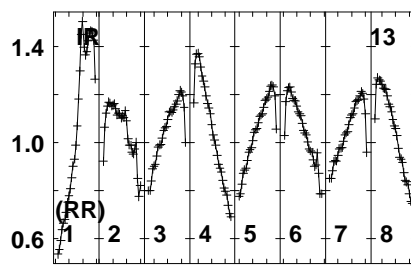
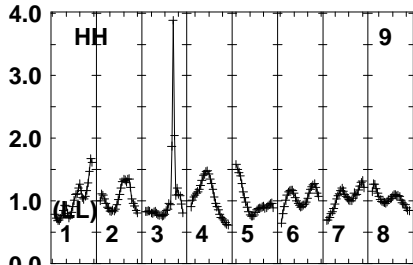
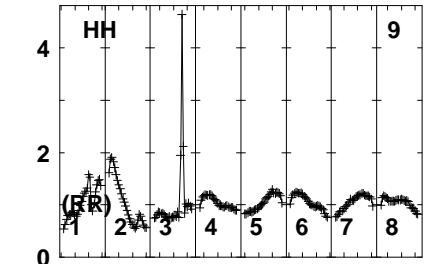
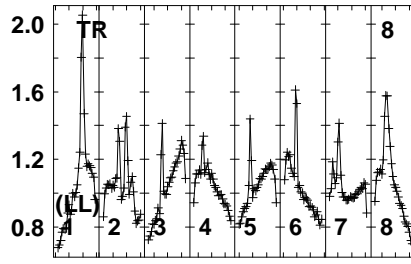
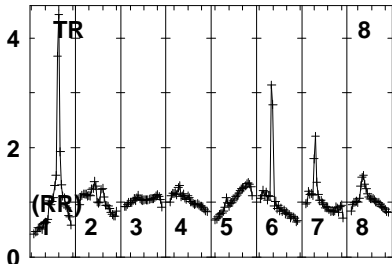
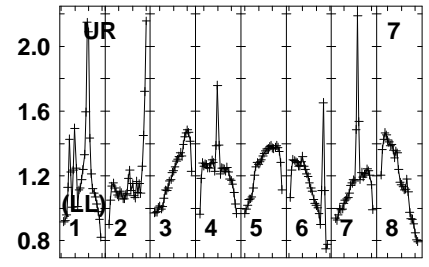
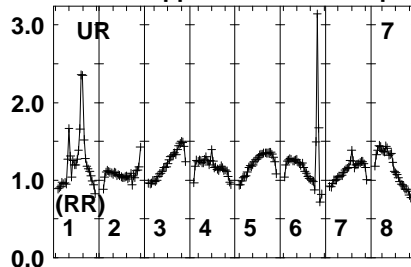
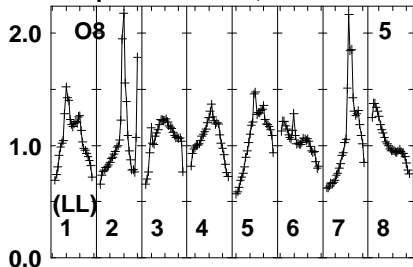
1595 610 1630 645 660 675 1695 710  
FREQ MHz

Lower frame: Real Jy  
Auto-corr total-power spectrum Antenna: \*  
Timerange: 00/20:22:41 to 00/20:26:09

Plot file version 676 created 12-SEP-2022 13:08:20

HS0810+2554 EH040A.UVDATA.1

Freq = 1.5950 GHz, Bw = 16.000 MH No calibration applied and no bandpass applied



1595 610 1630 645 660 675 1695 710  
FREQ MHz

1595 610 1630 645 660 675 1695 710  
FREQ MHz

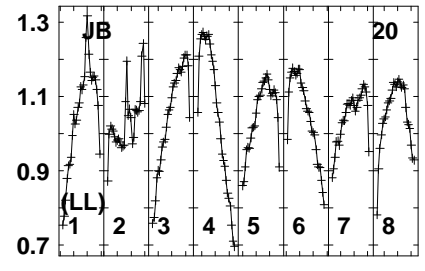
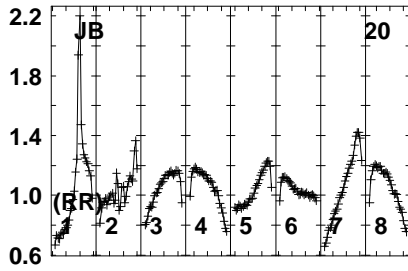
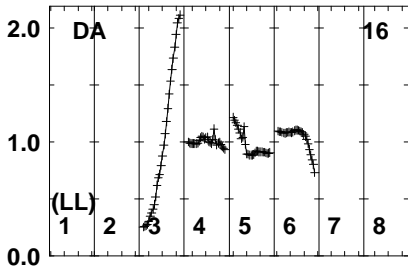
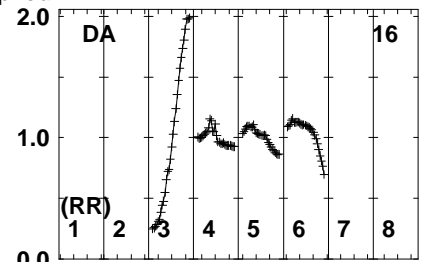
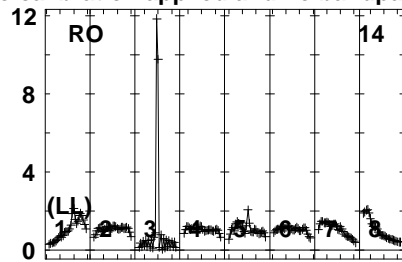
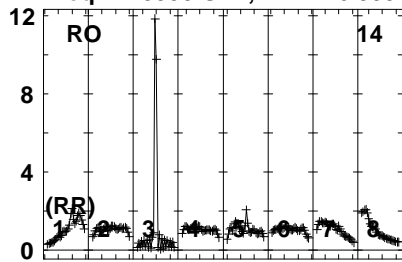
1595 610 1630 645 660 675 1695 710  
FREQ MHz

Lower frame: Real Jy  
Auto-corr total-power spectrum Antenna: \*  
Timerange: 00/20:22:41 to 00/20:26:09

Plot file version 677 created 12-SEP-2022 13:08:21

HS0810+2554 EH040A.UVDATA.1

Freq = 1.5950 GHz, Bw = 16.000 MH No calibration applied and no bandpass applied

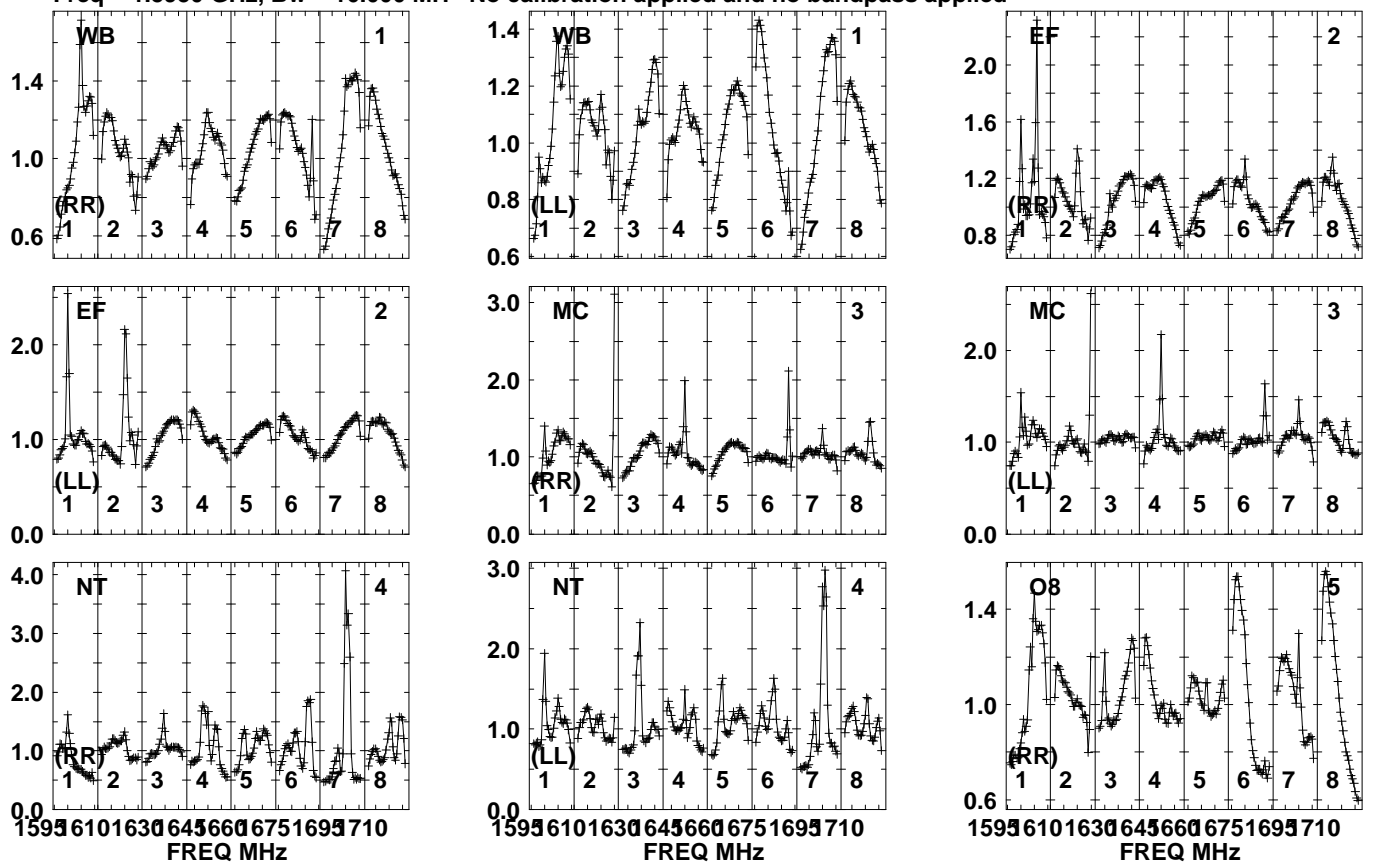


Lower frame: Real Jy  
Auto-corr total-power spectrum Antenna: \*  
Timerange: 00/20:22:41 to 00/20:26:09

Plot file version 678 created 12-SEP-2022 13:08:21

J0813+2435 EH040A.UVDATA.1

Freq = 1.5950 GHz, Bw = 16.000 MH No calibration applied and no bandpass applied

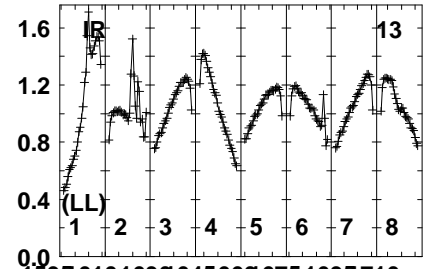
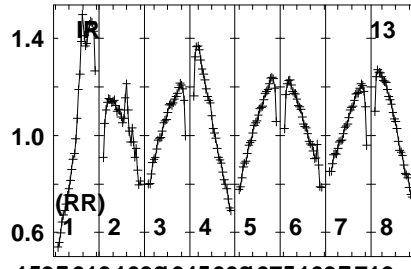
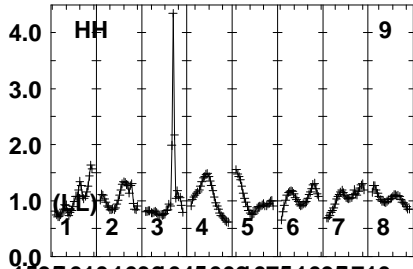
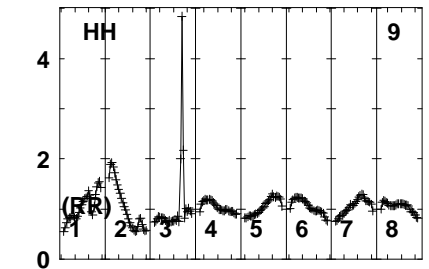
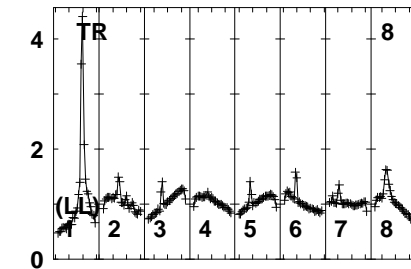
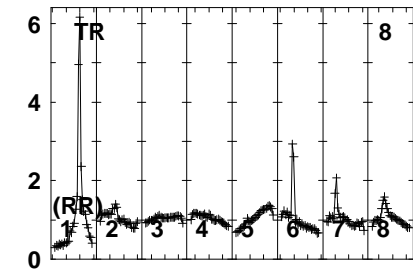
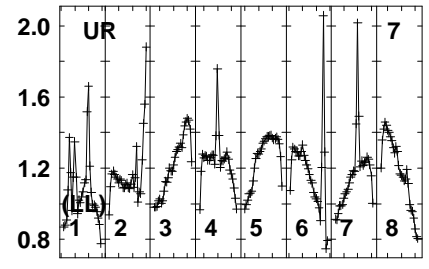
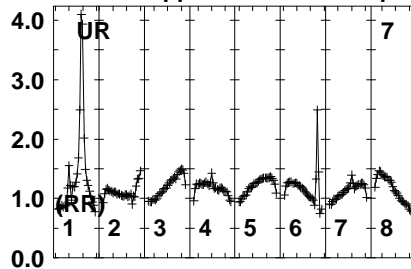
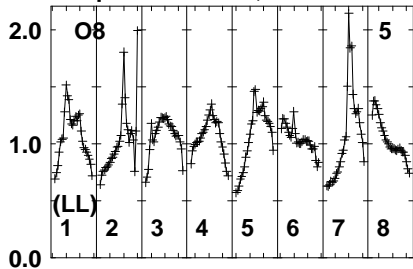


Lower frame: Real Jy  
Auto-corr total-power spectrum Antenna: \*  
Timerange: 00/20:26:41 to 00/20:28:09

Plot file version 679 created 12-SEP-2022 13:08:21

J0813+2435 EH040A.UVDATA.1

Freq = 1.5950 GHz, Bw = 16.000 MH No calibration applied and no bandpass applied



1595 610 1630 645 660 675 1695 710  
FREQ MHz

1595 610 1630 645 660 675 1695 710  
FREQ MHz

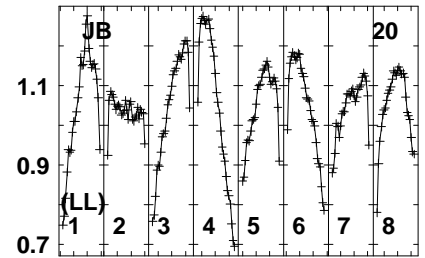
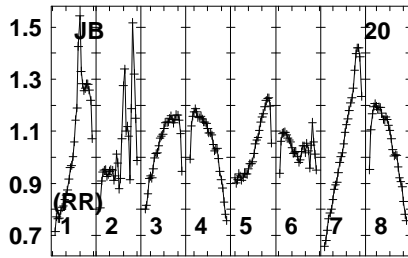
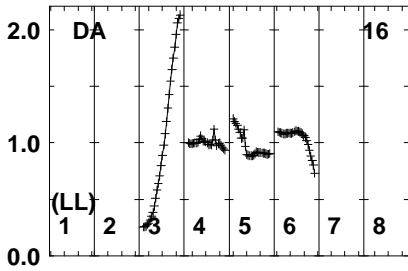
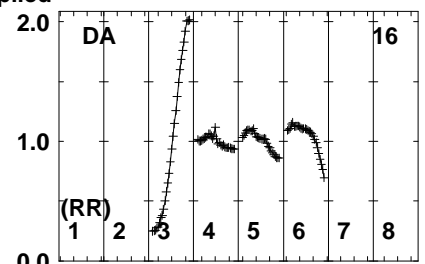
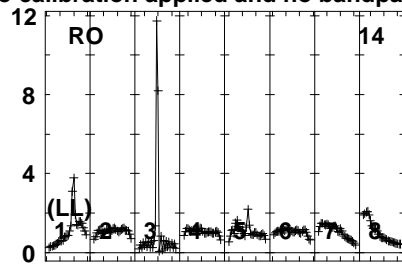
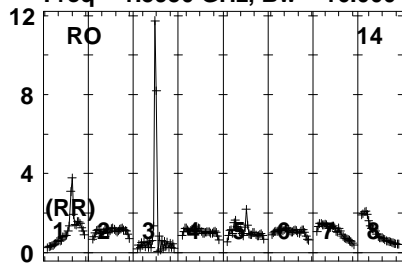
1595 610 1630 645 660 675 1695 710  
FREQ MHz

Lower frame: Real Jy  
Auto-corr total-power spectrum Antenna: \*  
Timerange: 00/20:26:41 to 00/20:28:09

Plot file version 680 created 12-SEP-2022 13:08:21

J0813+2435 EH040A.UVDATA.1

Freq = 1.5950 GHz, Bw = 16.000 MH No calibration applied and no bandpass applied



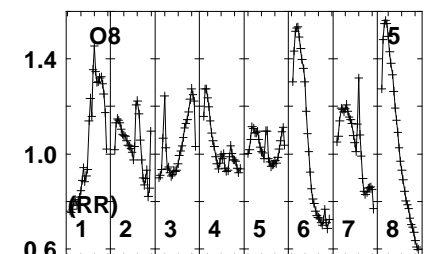
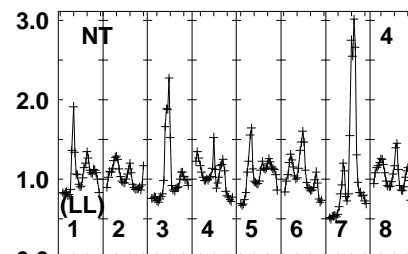
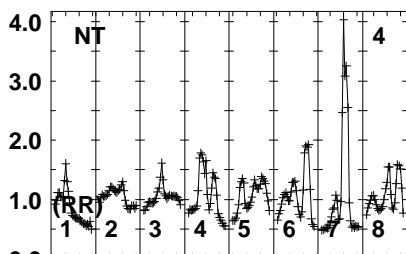
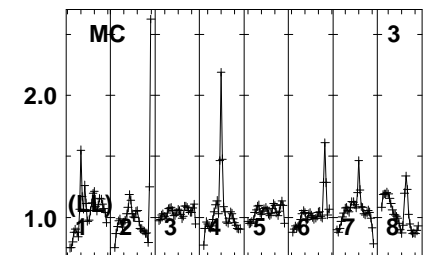
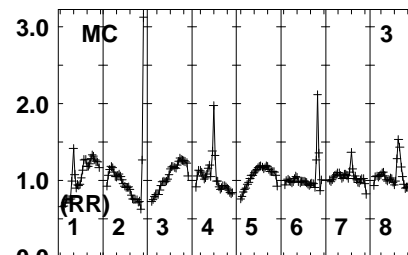
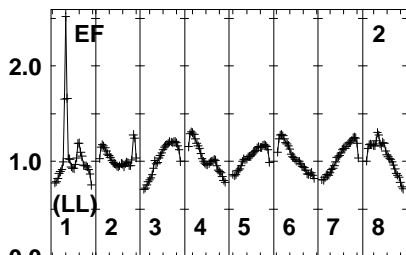
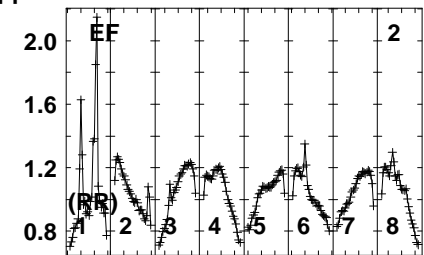
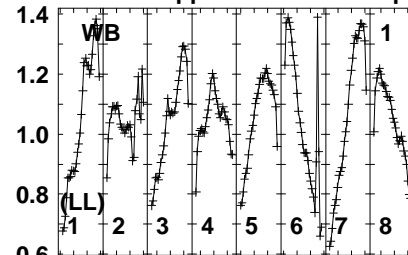
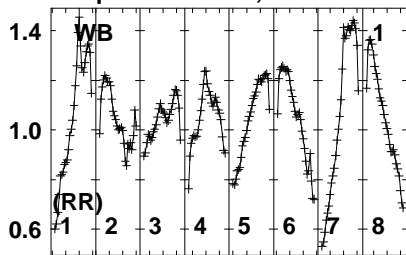
Lower frame: Real Jy  
Auto-corr total-power spectrum Antenna: \*  
Timerange: 00/20:26:41 to 00/20:28:09



Plot file version 681 created 12-SEP-2022 13:08:21

HS0810+2554 EH040A.UVDATA.1

Freq = 1.5950 GHz, Bw = 16.000 MH No calibration applied and no bandpass applied



1595 610 1630 645 660 675 1695 710  
FREQ MHz

1595 610 1630 645 660 675 1695 710  
FREQ MHz

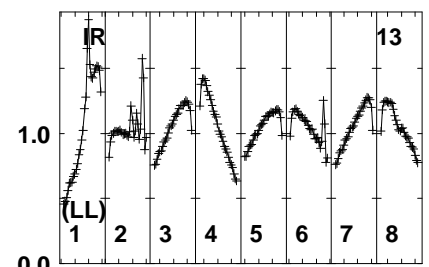
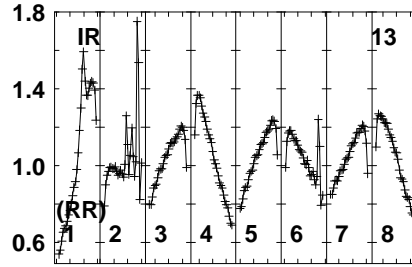
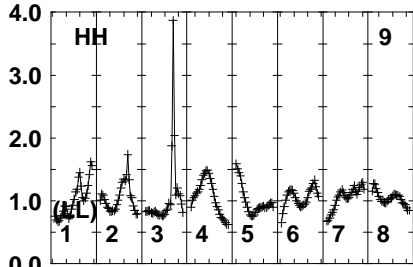
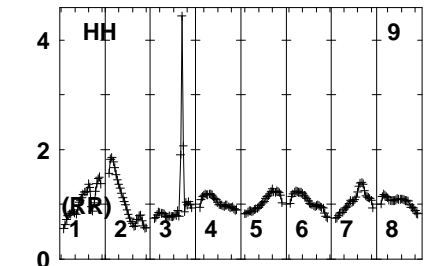
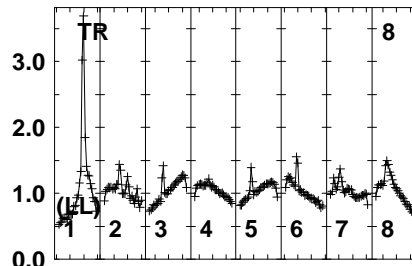
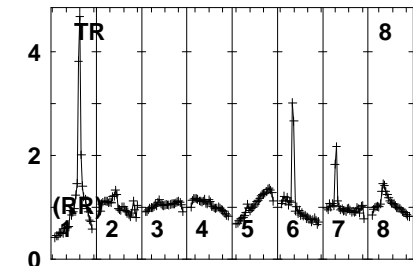
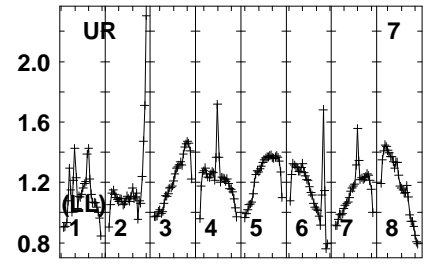
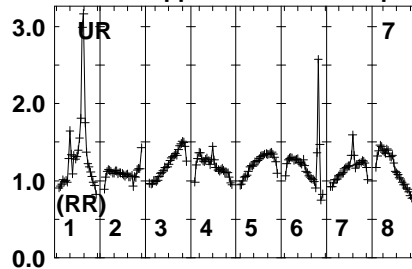
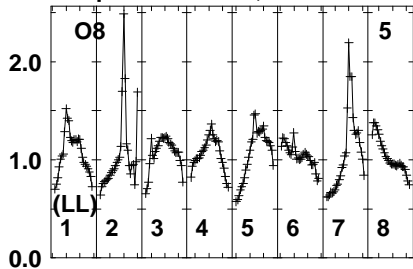
1595 610 1630 645 660 675 1695 710  
FREQ MHz

Lower frame: Real Jy  
Auto-corr total-power spectrum Antenna: \*  
Timerange: 00/20:28:11 to 00/20:31:39

Plot file version 682 created 12-SEP-2022 13:08:21

HS0810+2554 EH040A.UVDATA.1

Freq = 1.5950 GHz, Bw = 16.000 MH No calibration applied and no bandpass applied



1595 610 1630 645 660 675 1695 710  
FREQ MHz

1595 610 1630 645 660 675 1695 710  
FREQ MHz

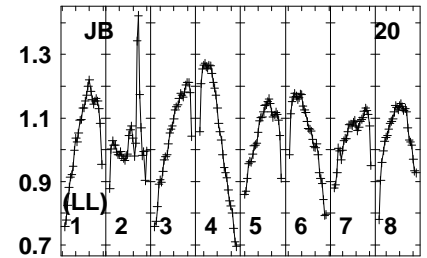
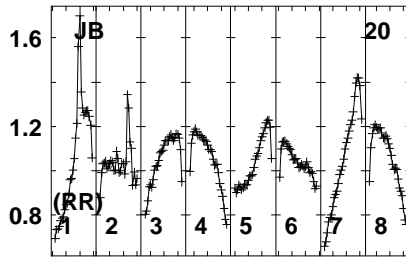
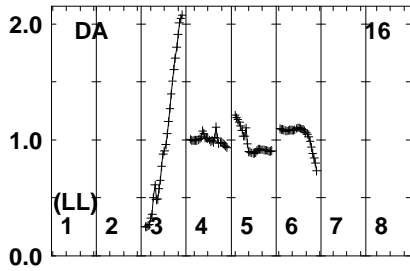
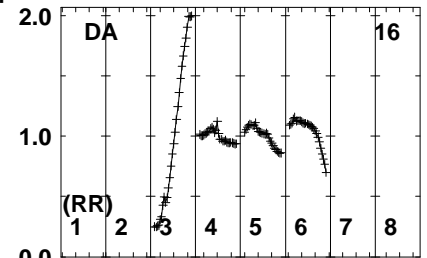
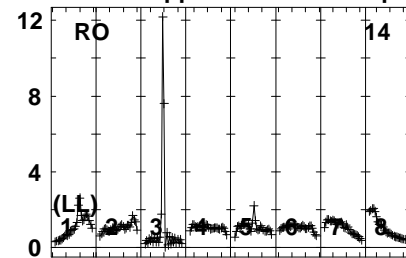
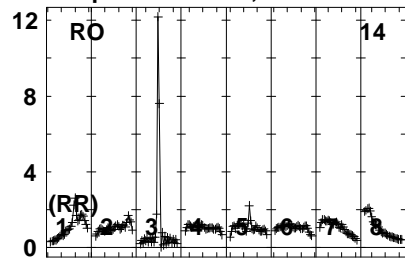
1595 610 1630 645 660 675 1695 710  
FREQ MHz

Lower frame: Real Jy  
Auto-corr total-power spectrum Antenna: \*  
Timerange: 00/20:28:11 to 00/20:31:39

Plot file version 683 created 12-SEP-2022 13:08:21

HS0810+2554 EH040A.UVDATA.1

Freq = 1.5950 GHz, Bw = 16.000 MH No calibration applied and no bandpass applied

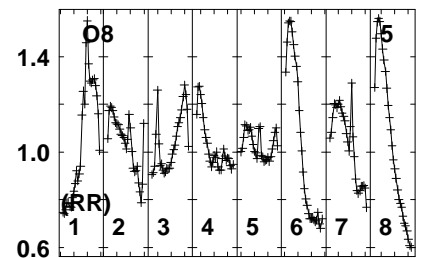
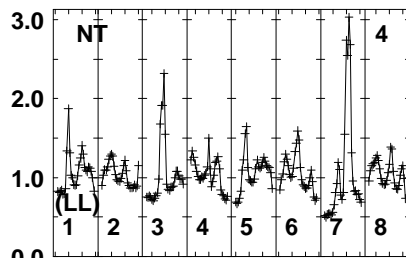
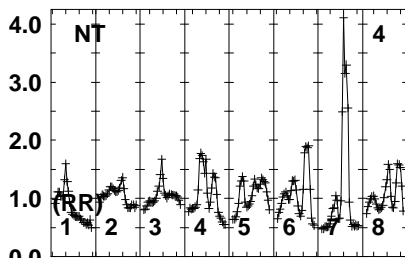
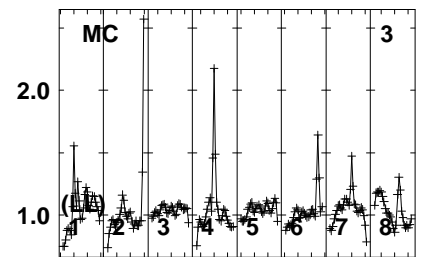
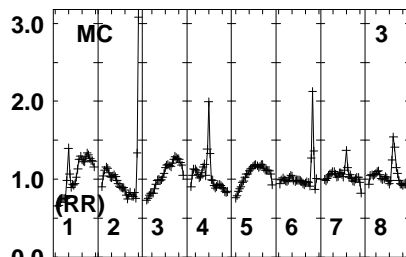
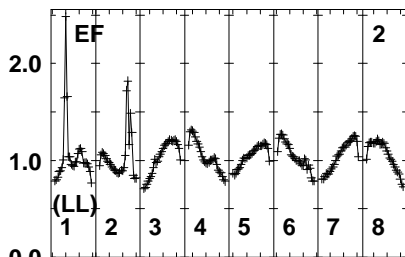
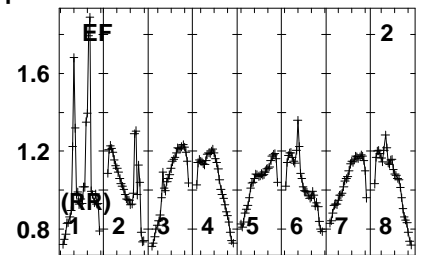
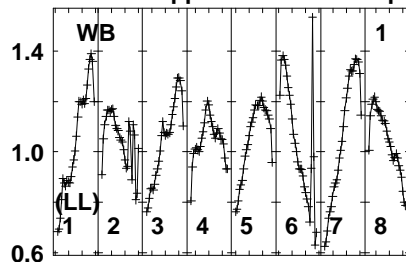
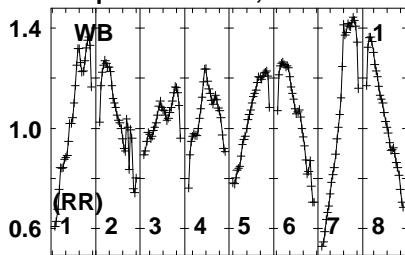


Lower frame: Real Jy  
Auto-corr total-power spectrum Antenna: \*  
Timerange: 00/20:28:11 to 00/20:31:39

Plot file version 684 created 12-SEP-2022 13:08:21

J0813+2435 EH040A.UVDATA.1

Freq = 1.5950 GHz, Bw = 16.000 MH No calibration applied and no bandpass applied



1595 610 1630 645 660 675 1695 710  
FREQ MHz

1595 610 1630 645 660 675 1695 710  
FREQ MHz

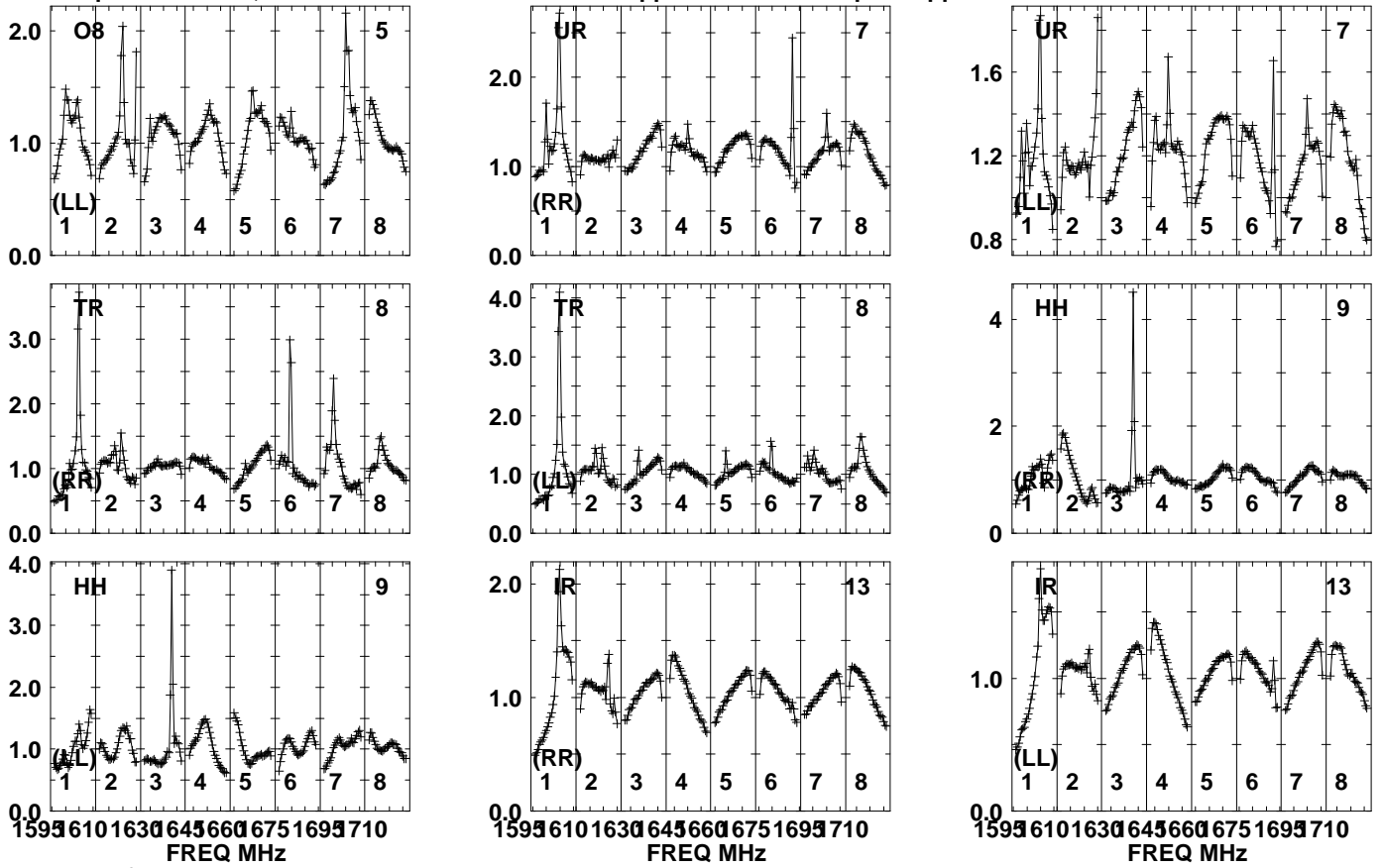
1595 610 1630 645 660 675 1695 710  
FREQ MHz

Lower frame: Real Jy  
Auto-corr total-power spectrum Antenna: \*  
Timerange: 00/20:31:41 to 00/20:33:09

Plot file version 685 created 12-SEP-2022 13:08:22

J0813+2435 EH040A.UVDATA.1

Freq = 1.5950 GHz, Bw = 16.000 MH No calibration applied and no bandpass applied

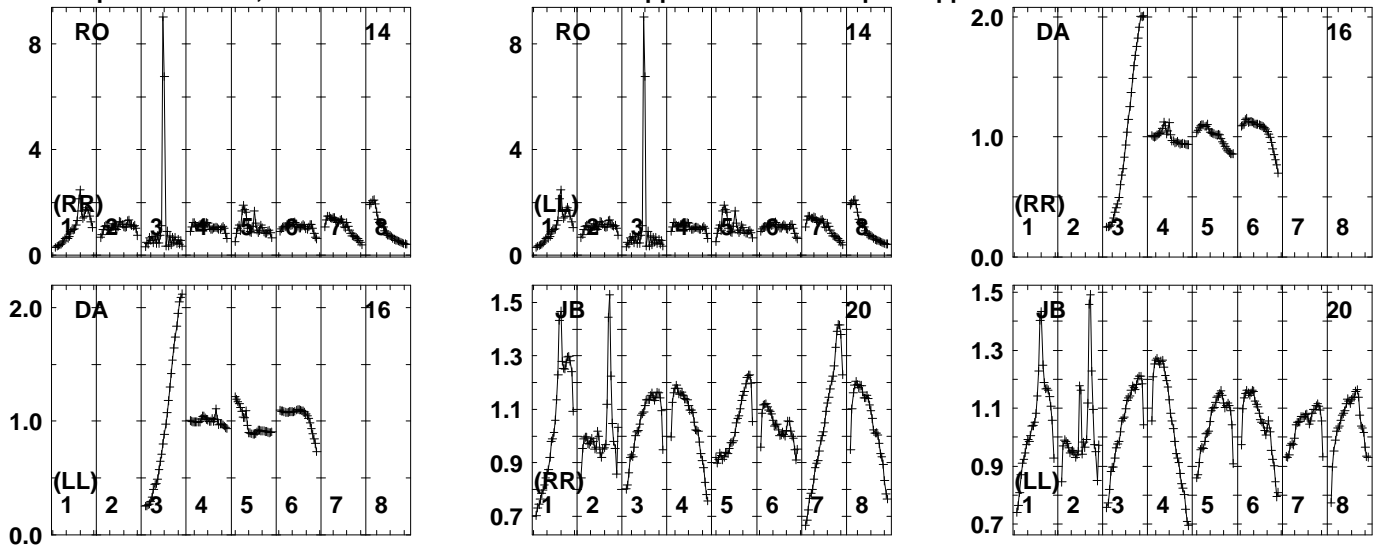


Lower frame: Real Jy  
Auto-corr total-power spectrum Antenna: \*  
Timerange: 00/20:31:41 to 00/20:33:09

Plot file version 686 created 12-SEP-2022 13:08:22

J0813+2435 EH040A.UVDATA.1

Freq = 1.5950 GHz, Bw = 16.000 MH No calibration applied and no bandpass applied

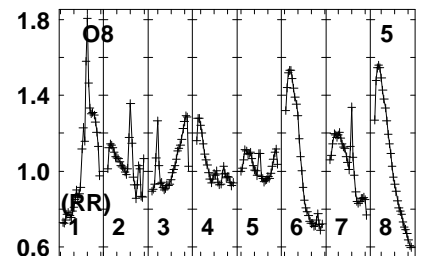
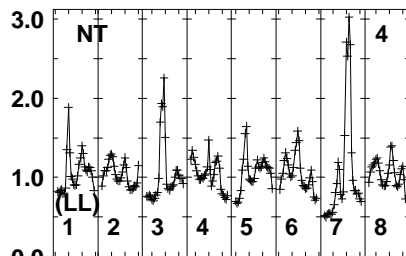
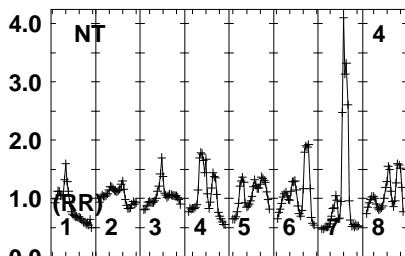
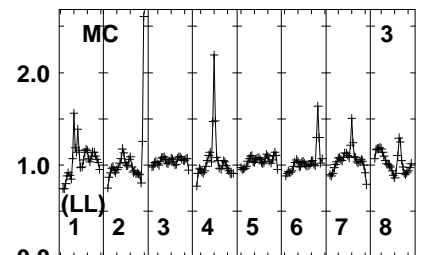
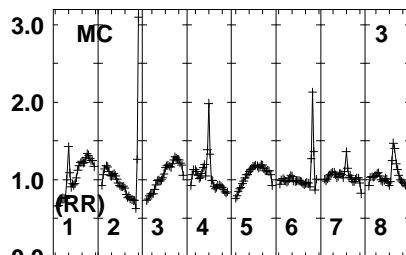
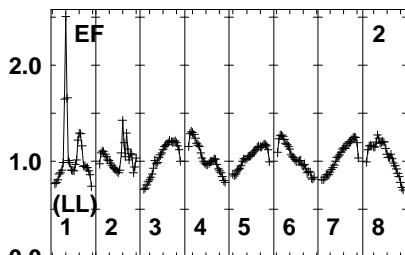
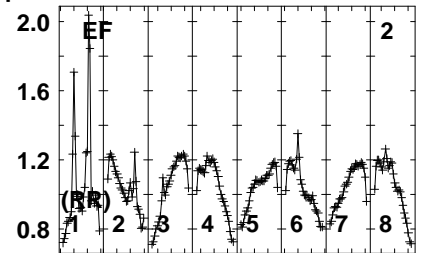
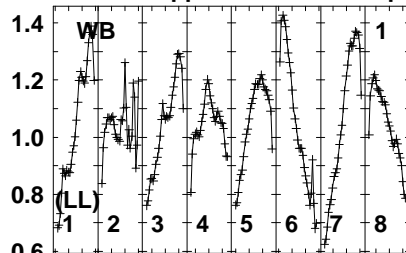
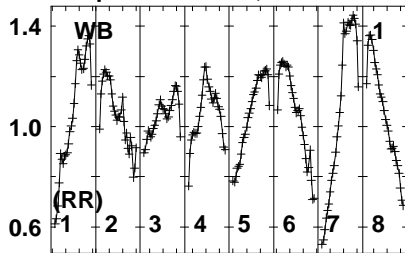


Lower frame: Real Jy  
Auto-corr total-power spectrum Antenna: \*  
Timerange: 00/20:31:41 to 00/20:33:09

Plot file version 687 created 12-SEP-2022 13:08:22

HS0810+2554 EH040A.UVDATA.1

Freq = 1.5950 GHz, Bw = 16.000 MH No calibration applied and no bandpass applied



1595 610 1630 645 660 675 1695 710  
FREQ MHz

1595 610 1630 645 660 675 1695 710  
FREQ MHz

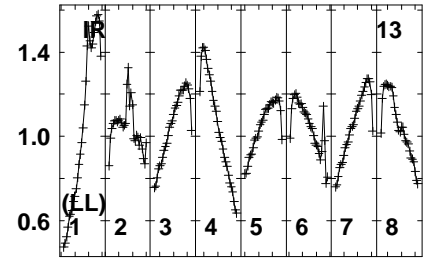
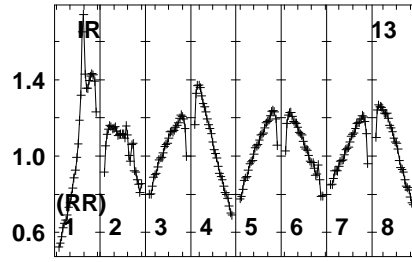
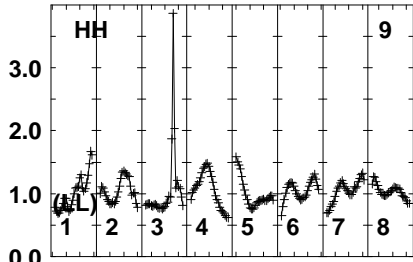
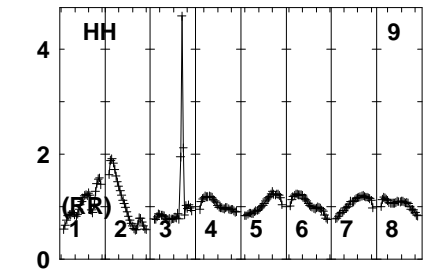
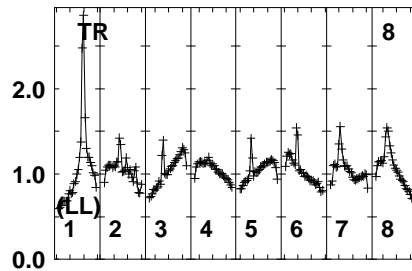
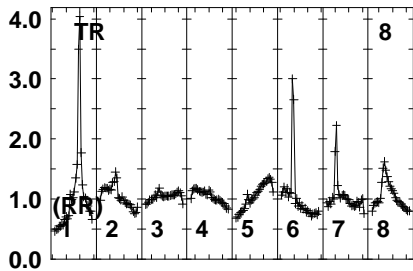
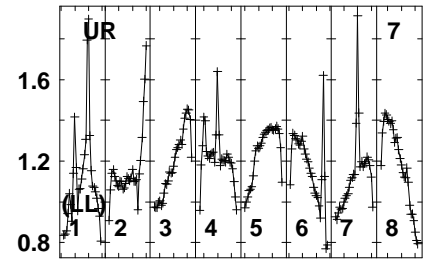
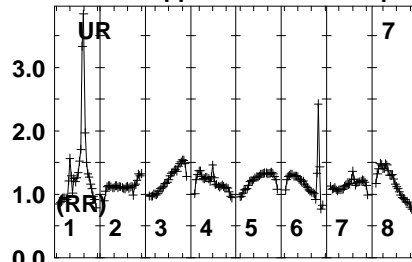
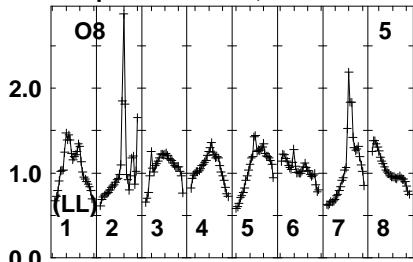
1595 610 1630 645 660 675 1695 710  
FREQ MHz

Lower frame: Real Jy  
Auto-corr total-power spectrum Antenna: \*  
Timerange: 00/20:33:11 to 00/20:36:39

Plot file version 688 created 12-SEP-2022 13:08:22

HS0810+2554 EH040A.UVDATA.1

Freq = 1.5950 GHz, Bw = 16.000 MH No calibration applied and no bandpass applied



1595 610 1630 645 660 675 1695 710  
FREQ MHz

1595 610 1630 645 660 675 1695 710  
FREQ MHz

1595 610 1630 645 660 675 1695 710  
FREQ MHz

Lower frame: Real Jy

Auto-corr total-power spectrum Antenna: \*

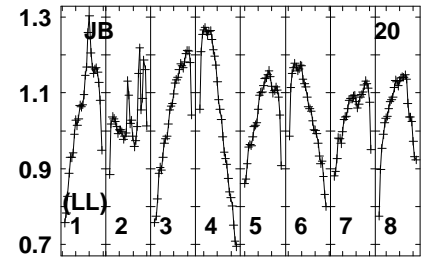
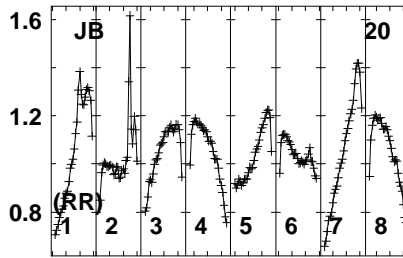
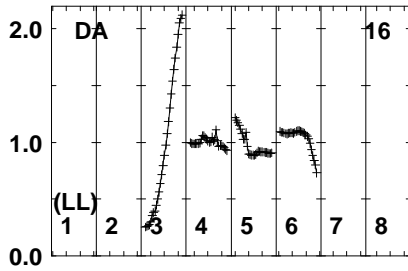
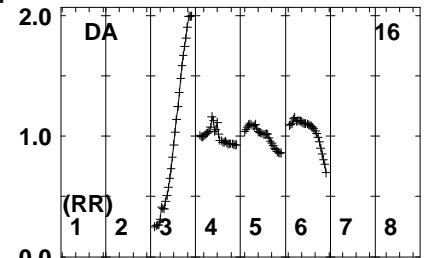
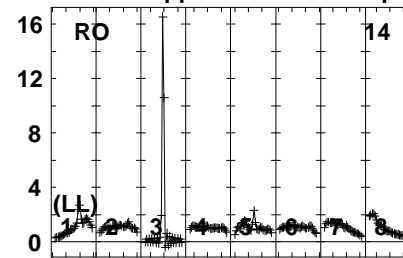
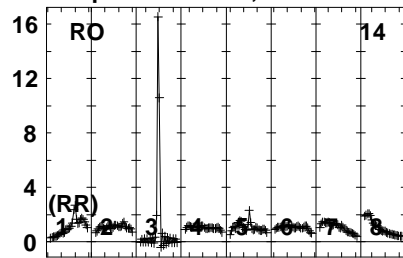
Timerange: 00/20:33:11 to 00/20:36:39



Plot file version 689 created 12-SEP-2022 13:08:22

HS0810+2554 EH040A.UVDATA.1

Freq = 1.5950 GHz, Bw = 16.000 MH No calibration applied and no bandpass applied

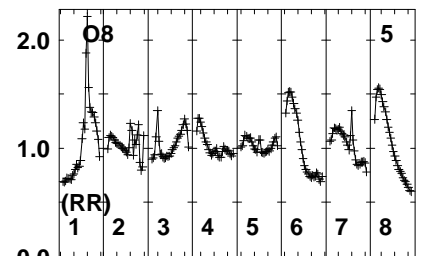
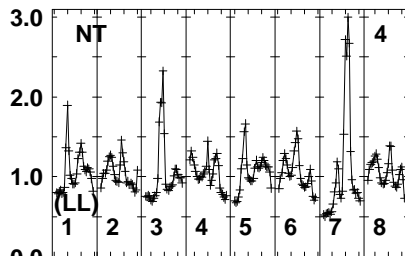
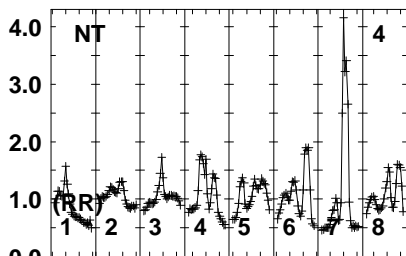
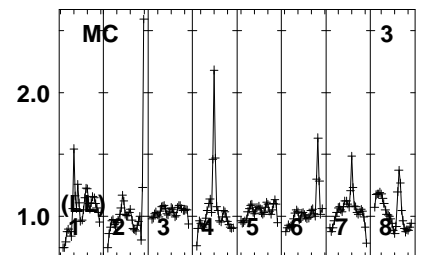
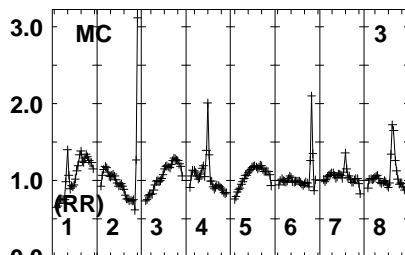
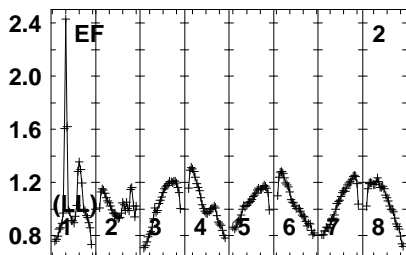
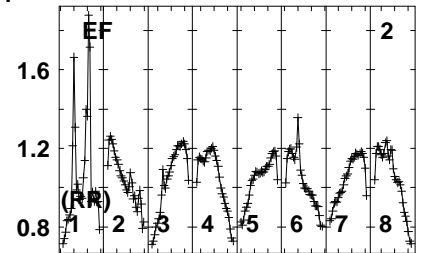
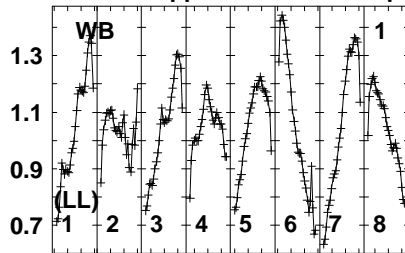
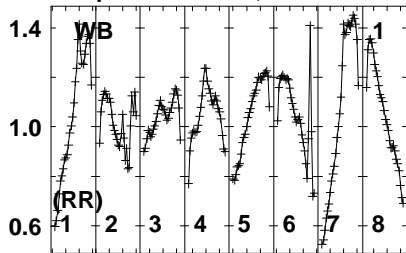


Lower frame: Real Jy  
Auto-corr total-power spectrum Antenna: \*  
Timerange: 00/20:33:11 to 00/20:36:39

Plot file version 690 created 12-SEP-2022 13:08:22

J0813+2435 EH040A.UVDATA.1

Freq = 1.5950 GHz, Bw = 16.000 MH No calibration applied and no bandpass applied



1595 610 1630 645 660 675 1695 710  
FREQ MHz

1595 610 1630 645 660 675 1695 710  
FREQ MHz

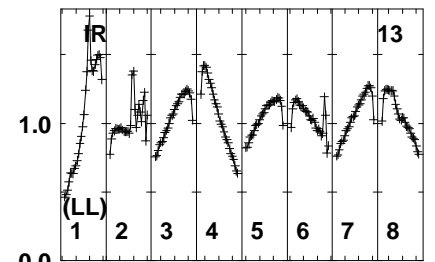
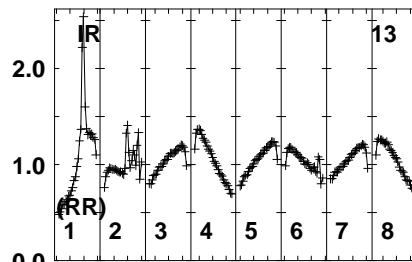
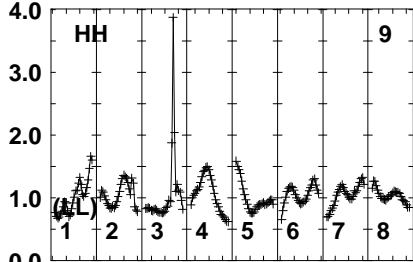
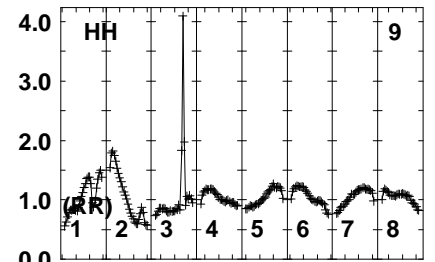
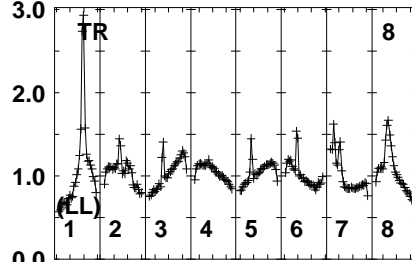
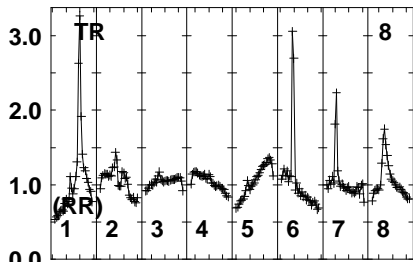
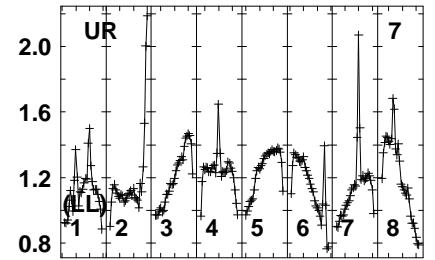
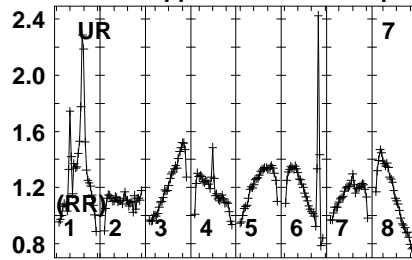
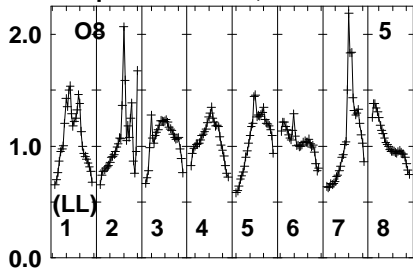
1595 610 1630 645 660 675 1695 710  
FREQ MHz

Lower frame: Real Jy  
Auto-corr total-power spectrum Antenna: \*  
Timerange: 00/20:37:11 to 00/20:38:39

Plot file version 691 created 12-SEP-2022 13:08:22

J0813+2435 EH040A.UVDATA.1

Freq = 1.5950 GHz, Bw = 16.000 MH No calibration applied and no bandpass applied



1595 610 1630 645 660 675 1695 710  
FREQ MHz

1595 610 1630 645 660 675 1695 710  
FREQ MHz

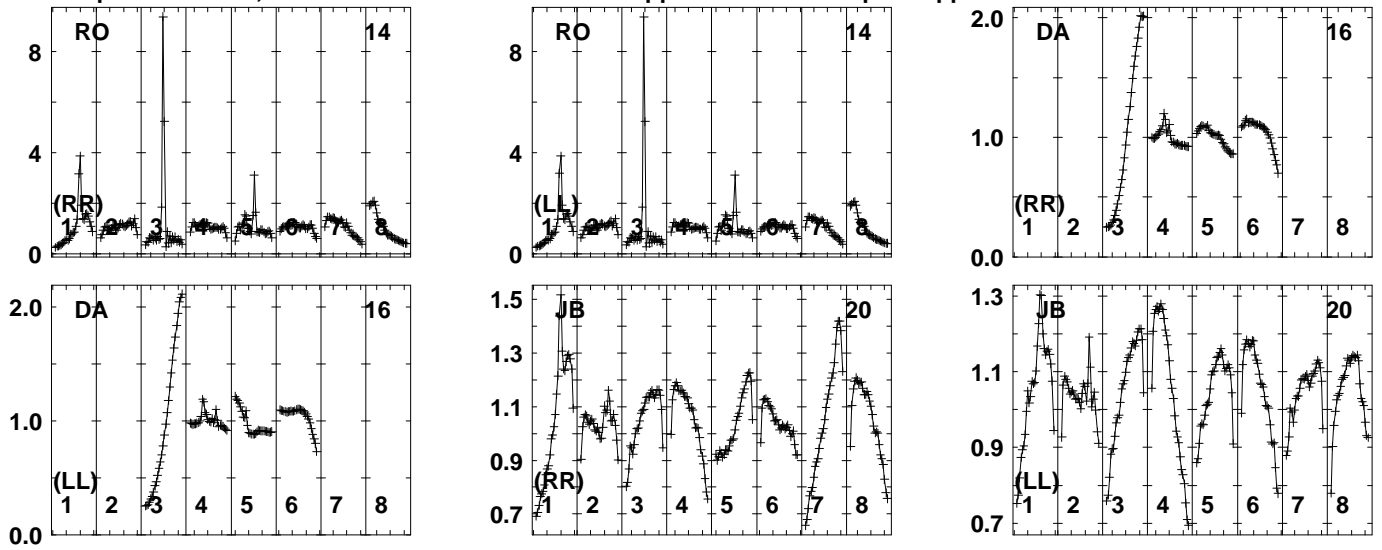
1595 610 1630 645 660 675 1695 710  
FREQ MHz

Lower frame: Real Jy  
Auto-corr total-power spectrum Antenna: \*  
Timerange: 00/20:37:11 to 00/20:38:39

Plot file version 692 created 12-SEP-2022 13:08:22

J0813+2435 EH040A.UVDATA.1

Freq = 1.5950 GHz, Bw = 16.000 MH No calibration applied and no bandpass applied

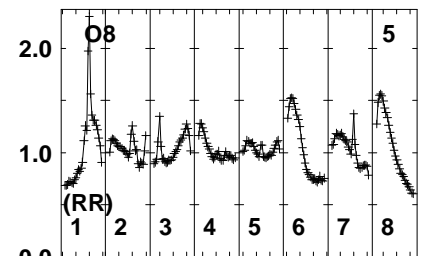
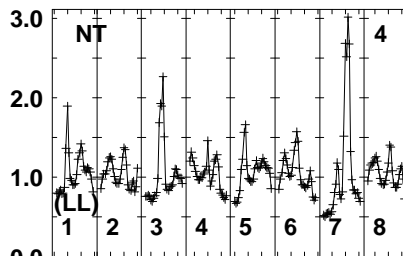
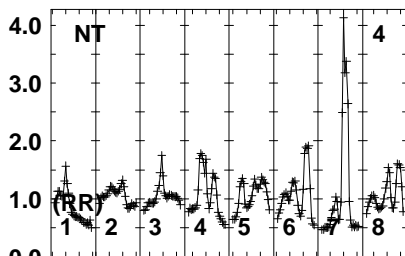
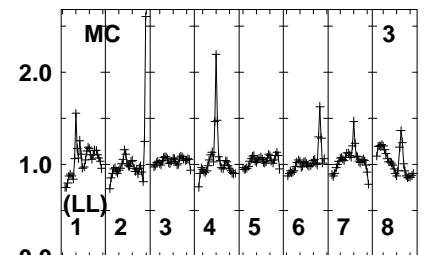
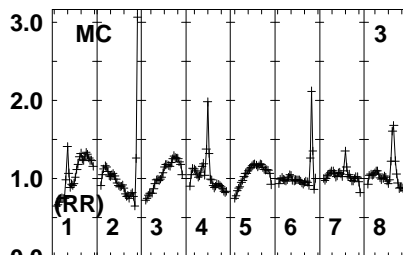
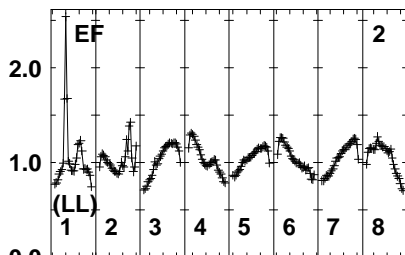
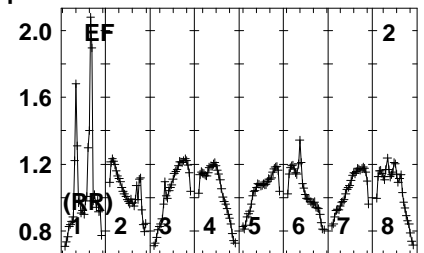
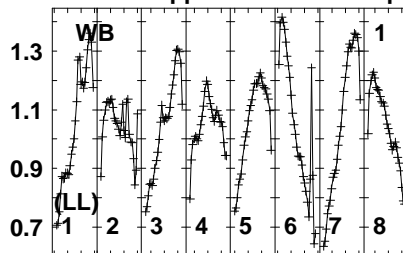
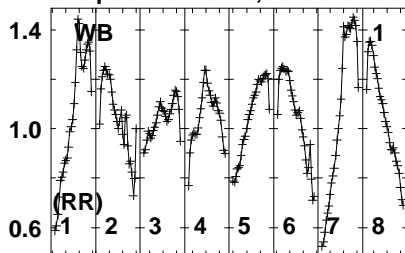


Lower frame: Real Jy  
Auto-corr total-power spectrum Antenna: \*  
Timerange: 00/20:37:11 to 00/20:38:39

Plot file version 693 created 12-SEP-2022 13:08:23

HS0810+2554 EH040A.UVDATA.1

Freq = 1.5950 GHz, Bw = 16.000 MH No calibration applied and no bandpass applied



1595 610 1630 645 660 675 1695 710  
FREQ MHz

1595 610 1630 645 660 675 1695 710  
FREQ MHz

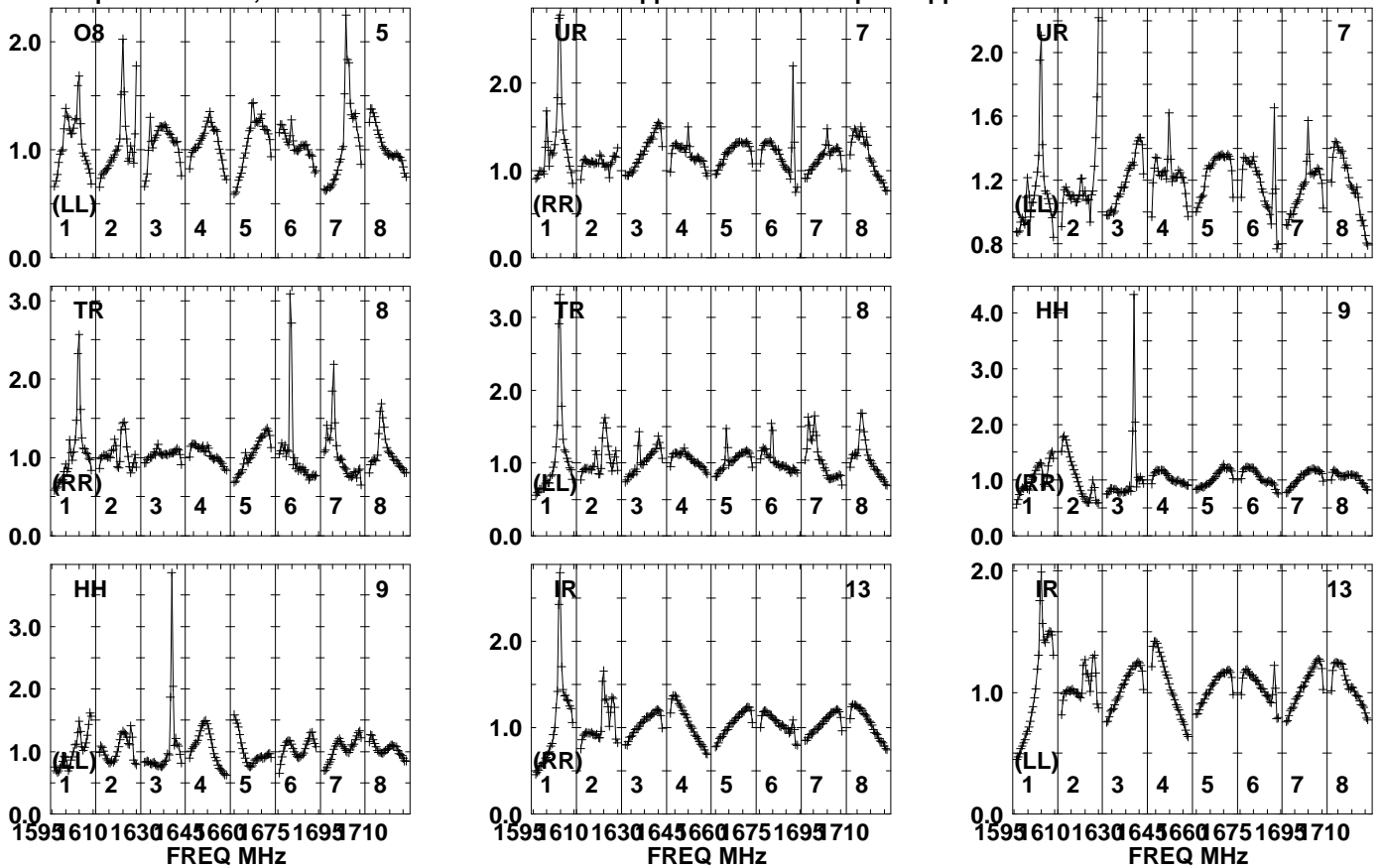
1595 610 1630 645 660 675 1695 710  
FREQ MHz

Lower frame: Real Jy  
Auto-corr total-power spectrum Antenna: \*  
Timerange: 00/20:38:41 to 00/20:42:09

Plot file version 694 created 12-SEP-2022 13:08:23

HS0810+2554 EH040A.UVDATA.1

Freq = 1.5950 GHz, Bw = 16.000 MH No calibration applied and no bandpass applied



Lower frame: Real Jy

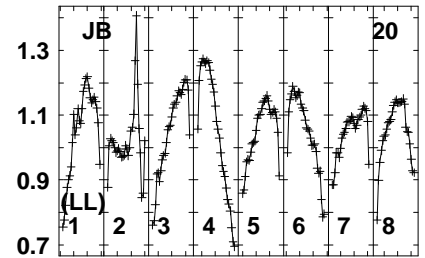
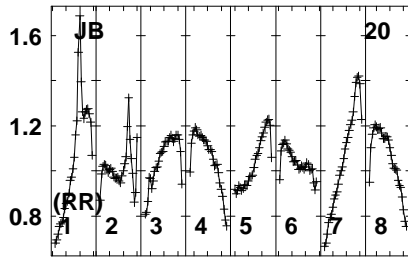
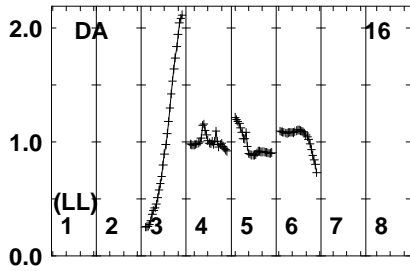
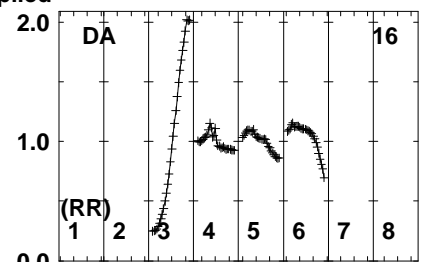
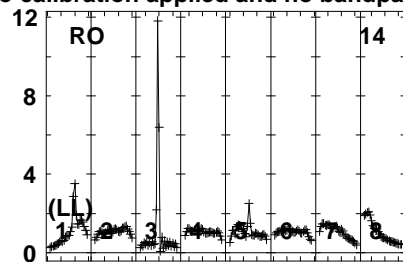
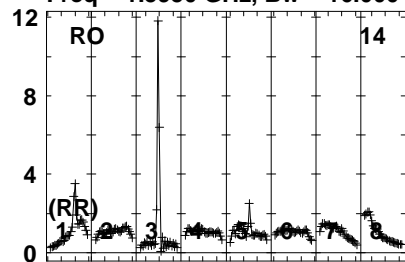
Auto-corr total-power spectrum Antenna: \*

Timerange: 00/20:38:41 to 00/20:42:09

Plot file version 695 created 12-SEP-2022 13:08:23

HS0810+2554 EH040A.UVDATA.1

Freq = 1.5950 GHz, Bw = 16.000 MH No calibration applied and no bandpass applied

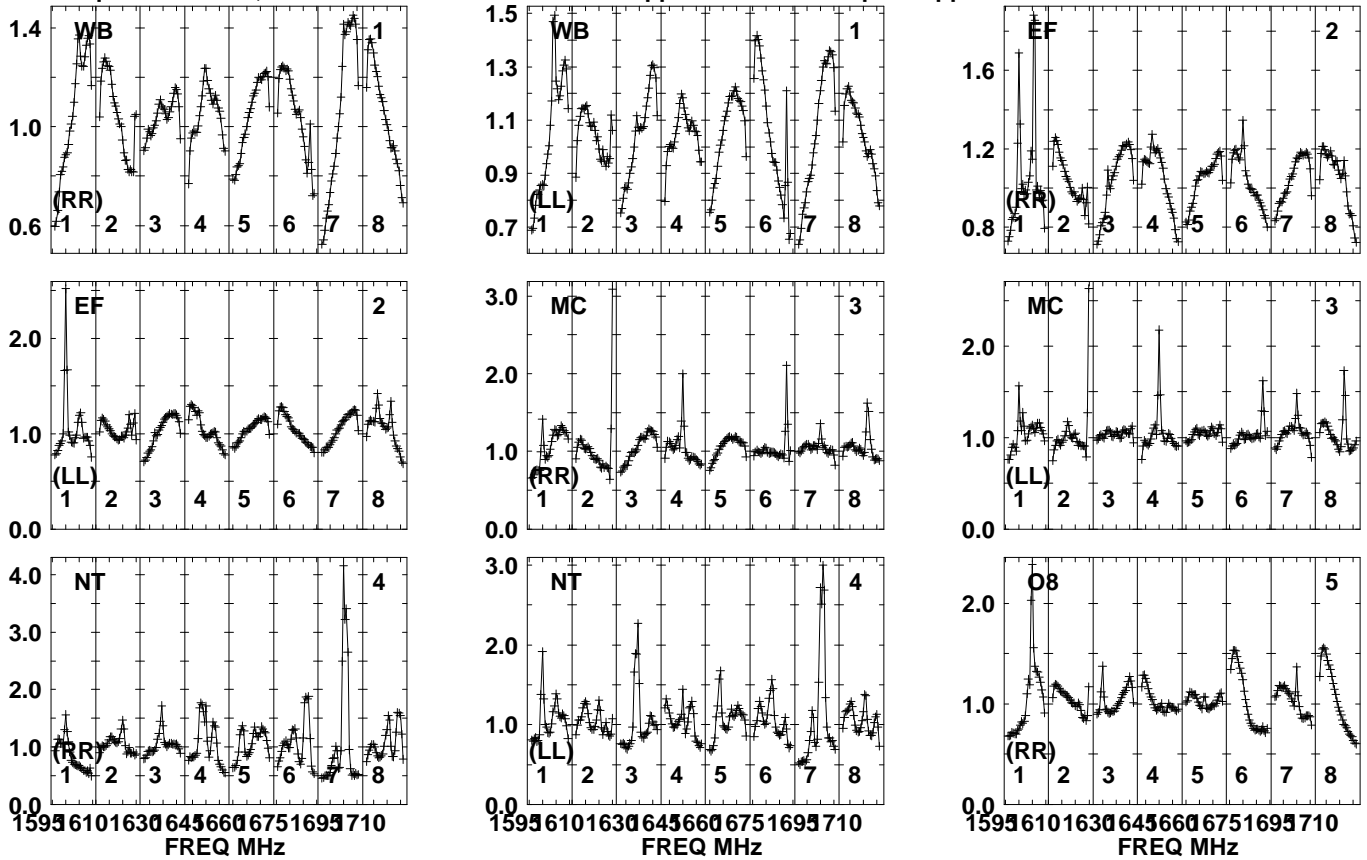


Lower frame: Real Jy  
Auto-corr total-power spectrum Antenna: \*  
Timerange: 00/20:38:41 to 00/20:42:09

Plot file version 696 created 12-SEP-2022 13:08:23

J0813+2435 EH040A.UVDATA.1

Freq = 1.5950 GHz, Bw = 16.000 MH No calibration applied and no bandpass applied



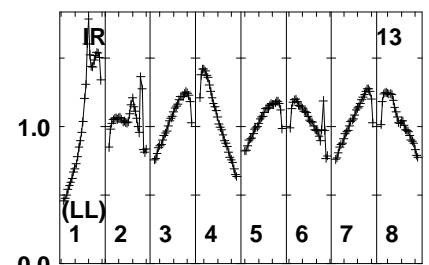
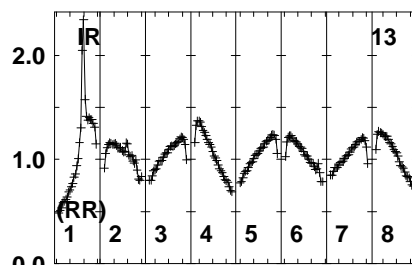
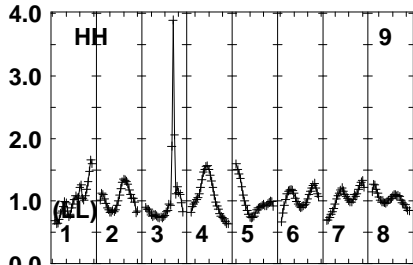
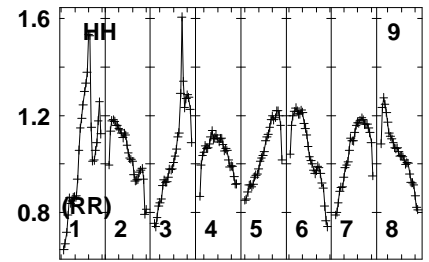
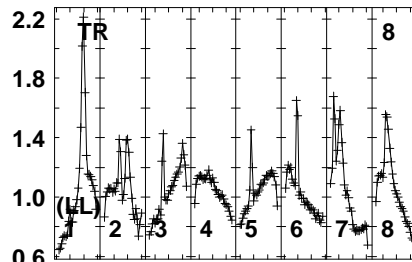
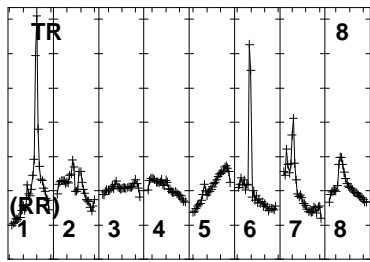
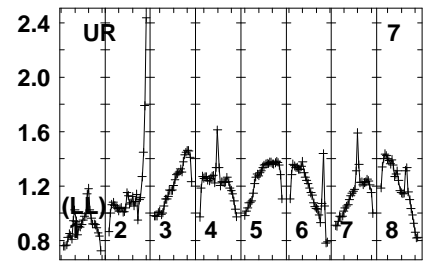
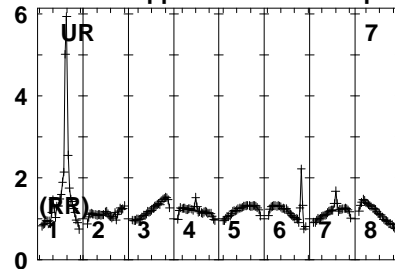
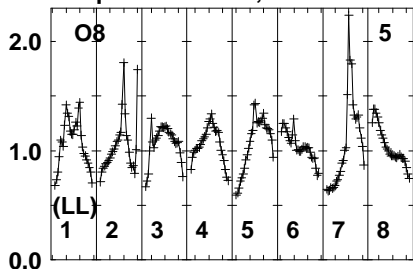
Lower frame: Real Jy  
Auto-corr total-power spectrum Antenna: \*  
Timerange: 00/20:42:11 to 00/20:43:39



Plot file version 697 created 12-SEP-2022 13:08:23

J0813+2435 EH040A.UVDATA.1

Freq = 1.5950 GHz, Bw = 16.000 MH No calibration applied and no bandpass applied



1595 610 1630 645 660 675 1695 710  
FREQ MHz

1595 610 1630 645 660 675 1695 710  
FREQ MHz

1595 610 1630 645 660 675 1695 710  
FREQ MHz

Lower frame: Real Jy

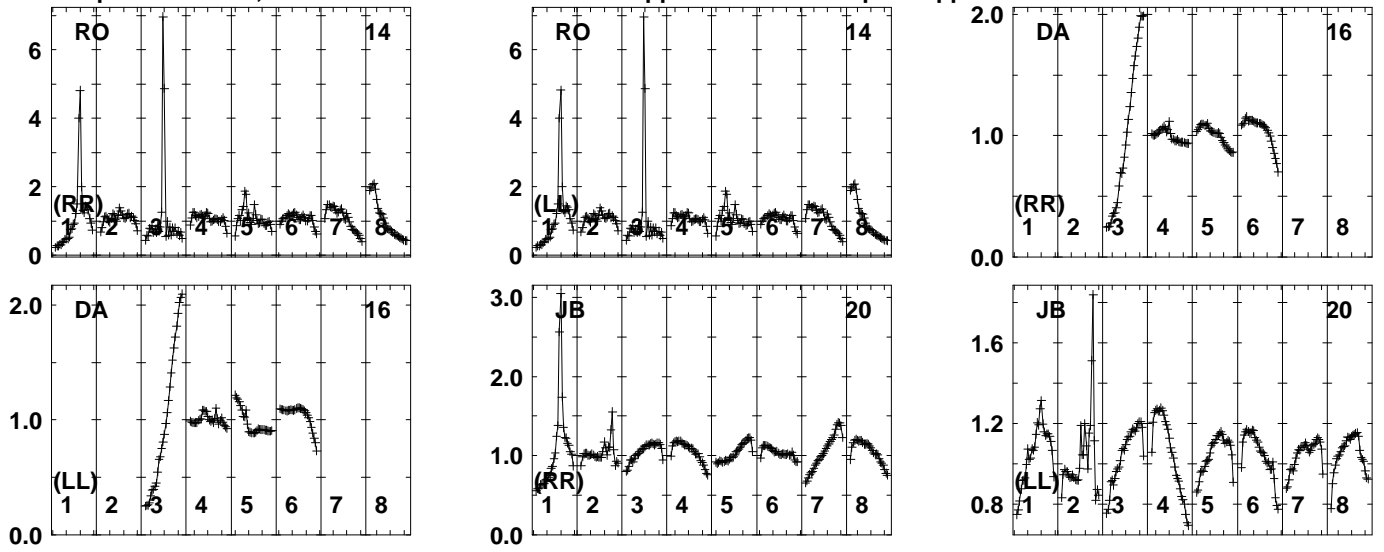
Auto-corr total-power spectrum Antenna: \*

Timerange: 00/20:42:11 to 00/20:43:39

Plot file version 698 created 12-SEP-2022 13:08:23

J0813+2435 EH040A.UVDATA.1

Freq = 1.5950 GHz, Bw = 16.000 MH No calibration applied and no bandpass applied

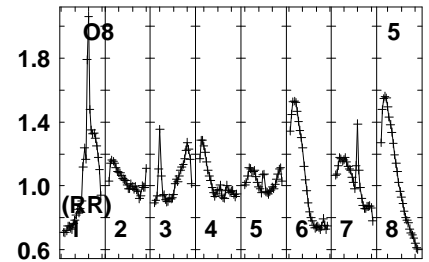
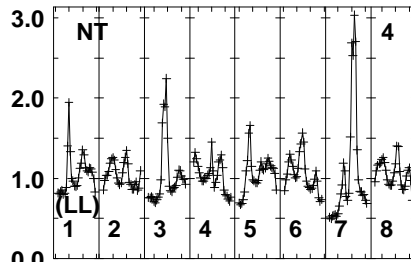
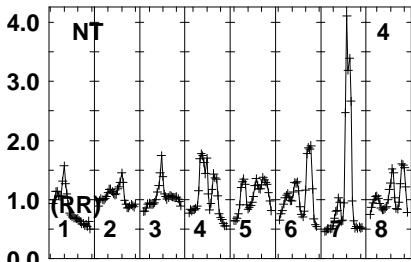
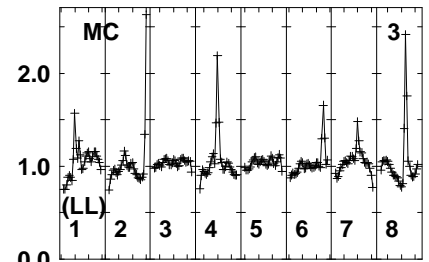
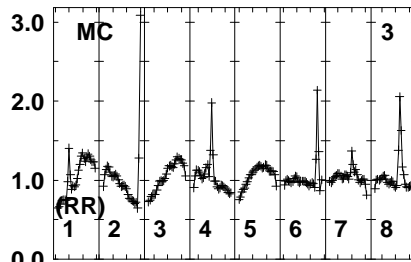
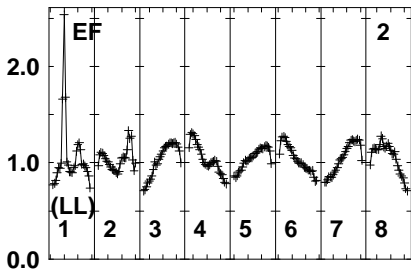
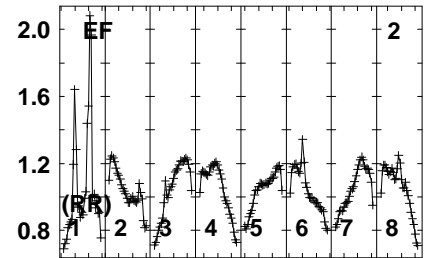
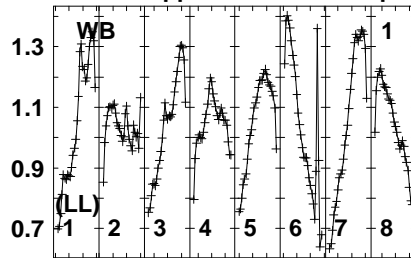
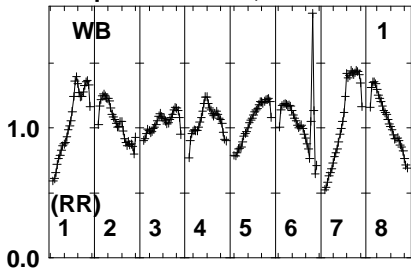


Lower frame: Real Jy  
Auto-corr total-power spectrum Antenna: \*  
Timerange: 00/20:42:11 to 00/20:43:39

Plot file version 699 created 12-SEP-2022 13:08:23

HS0810+2554 EH040A.UVDATA.1

Freq = 1.5950 GHz, Bw = 16.000 MH No calibration applied and no bandpass applied



1595 610 1630 645 660 675 1695 710  
FREQ MHz

1595 610 1630 645 660 675 1695 710  
FREQ MHz

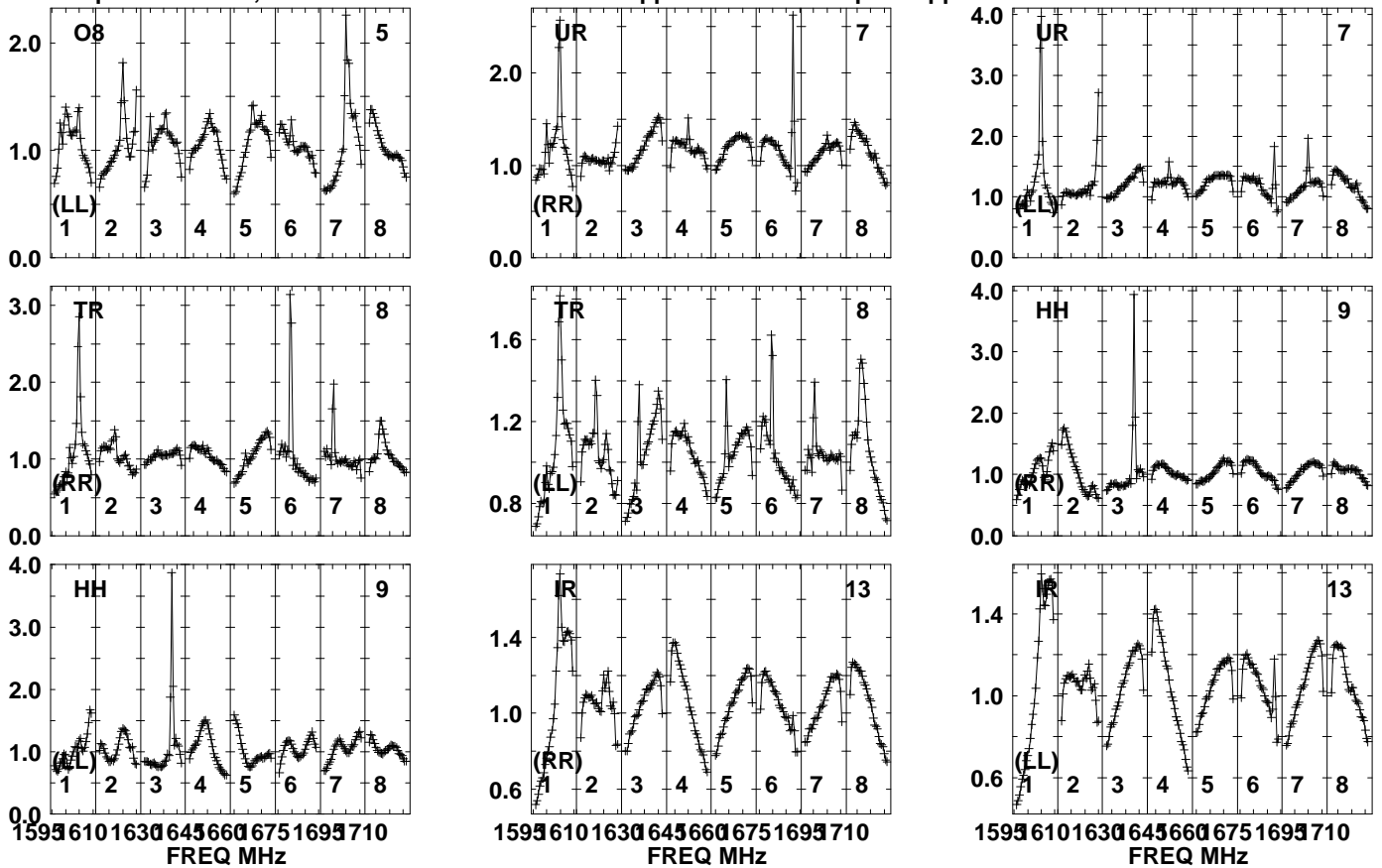
1595 610 1630 645 660 675 1695 710  
FREQ MHz

Lower frame: Real Jy  
Auto-corr total-power spectrum Antenna: \*  
Timerange: 00/20:43:41 to 00/20:47:09

Plot file version 700 created 12-SEP-2022 13:08:23

HS0810+2554 EH040A.UVDATA.1

Freq = 1.5950 GHz, Bw = 16.000 MH No calibration applied and no bandpass applied

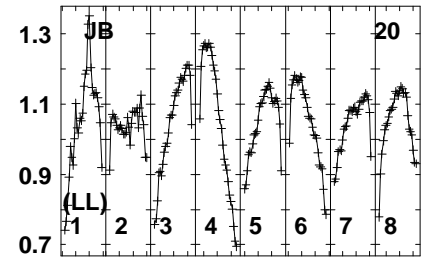
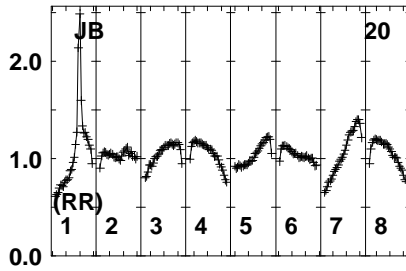
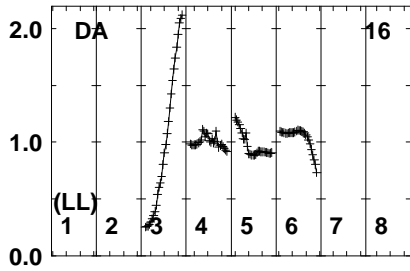
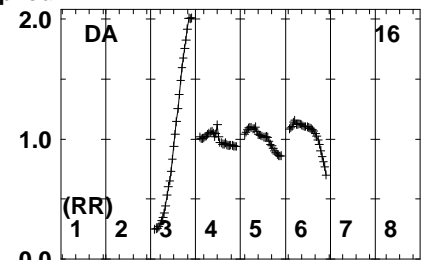
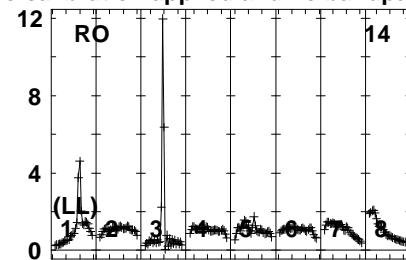
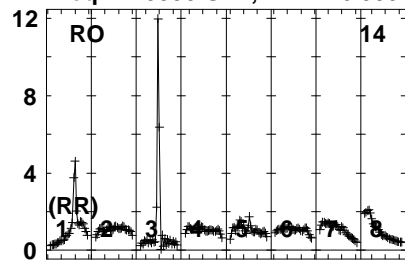


Auto-corr total-power spectrum Antenna: \*  
Timerange: 00/20:43:41 to 00/20:47:09

Plot file version 701 created 12-SEP-2022 13:08:24

HS0810+2554 EH040A.UVDATA.1

Freq = 1.5950 GHz, Bw = 16.000 MH No calibration applied and no bandpass applied

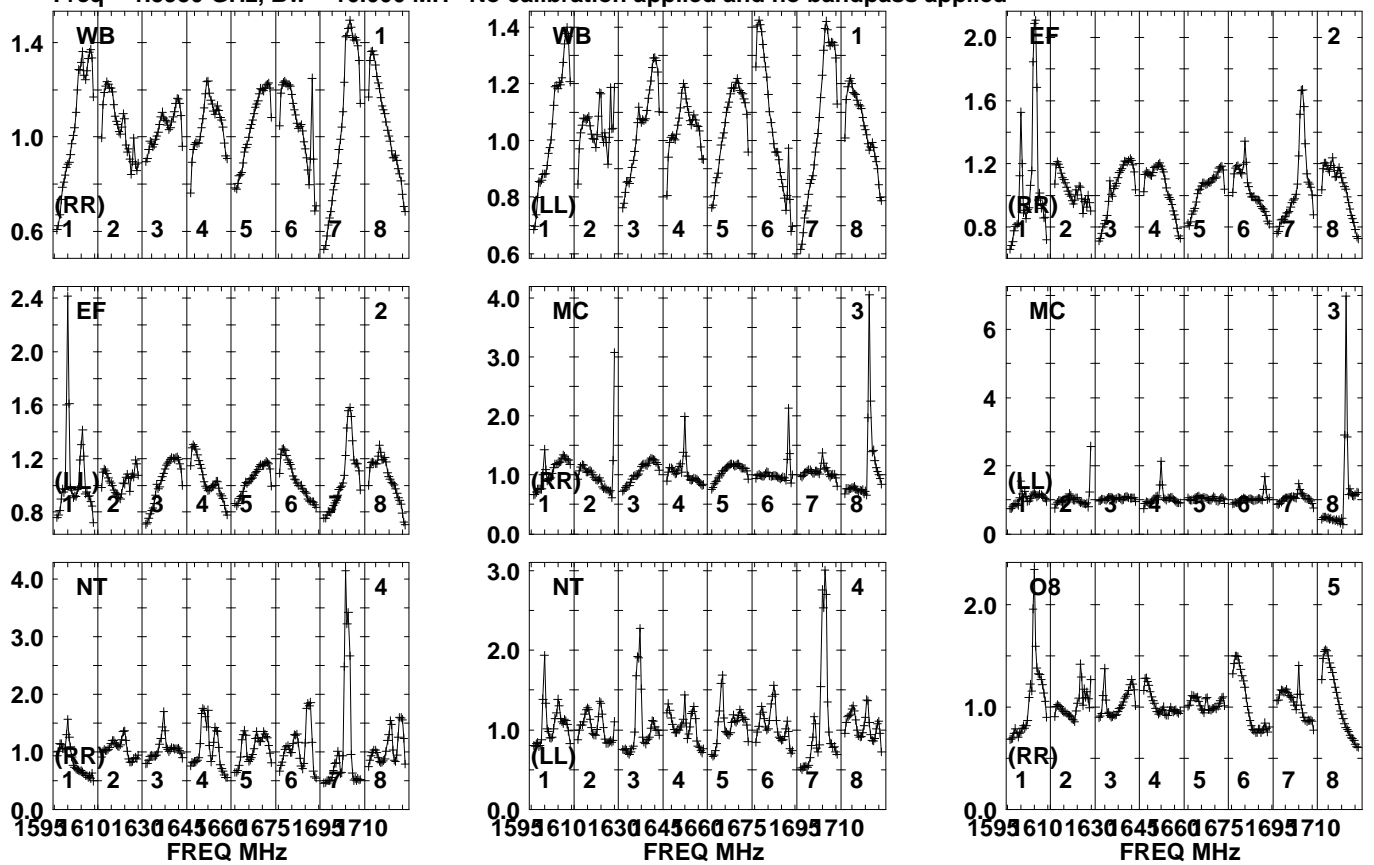


Lower frame: Real Jy  
Auto-corr total-power spectrum Antenna: \*  
Timerange: 00/20:43:41 to 00/20:47:09

Plot file version 702 created 12-SEP-2022 13:08:24

J0813+2435 EH040A.UVDATA.1

Freq = 1.5950 GHz, Bw = 16.000 MH No calibration applied and no bandpass applied

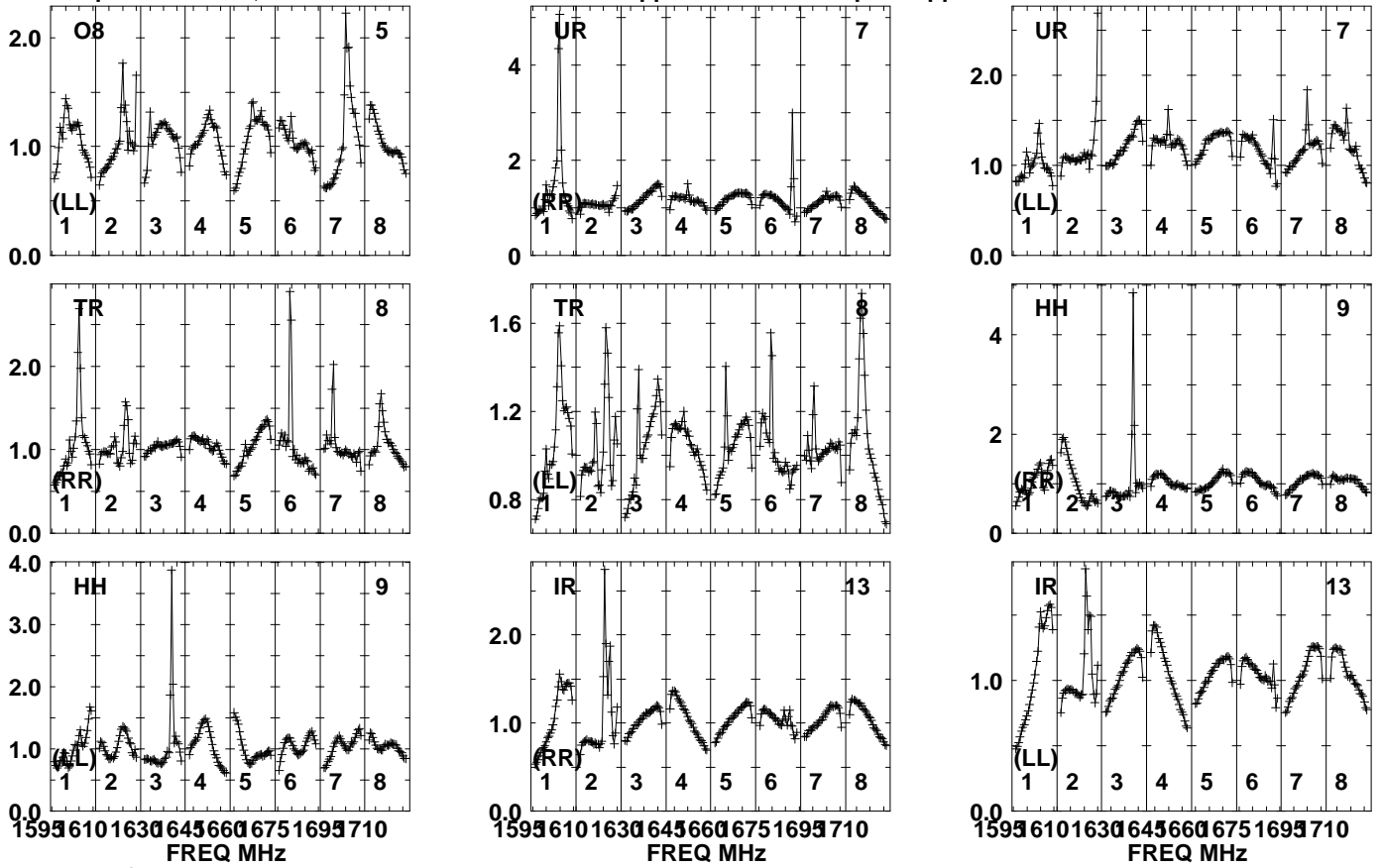


Lower frame: Real Jy  
Auto-corr total-power spectrum Antenna: \*  
Timerange: 00/20:47:41 to 00/20:49:09

Plot file version 703 created 12-SEP-2022 13:08:24

J0813+2435 EH040A.UVDATA.1

Freq = 1.5950 GHz, Bw = 16.000 MH No calibration applied and no bandpass applied

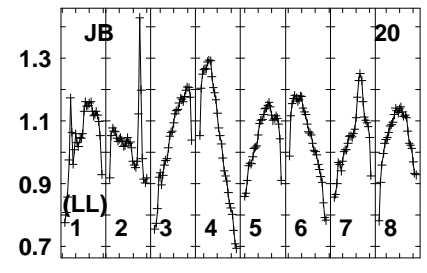
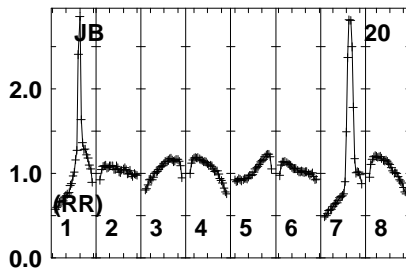
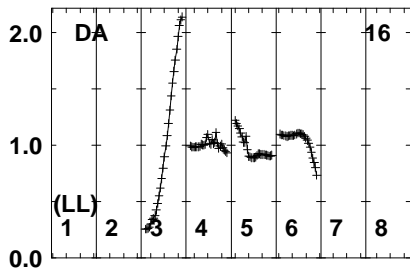
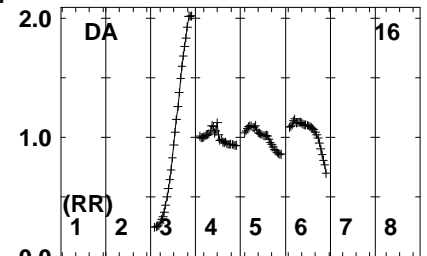
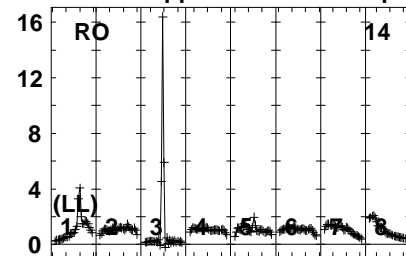
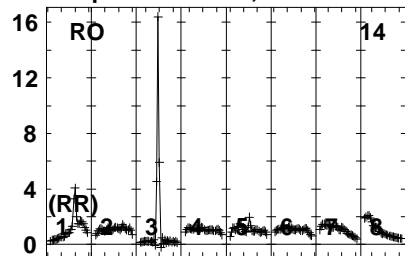


Lower frame: Real Jy  
Auto-corr total-power spectrum Antenna: \*  
Timerange: 00/20:47:41 to 00/20:49:09

Plot file version 704 created 12-SEP-2022 13:08:24

J0813+2435 EH040A.UVDATA.1

Freq = 1.5950 GHz, Bw = 16.000 MH No calibration applied and no bandpass applied



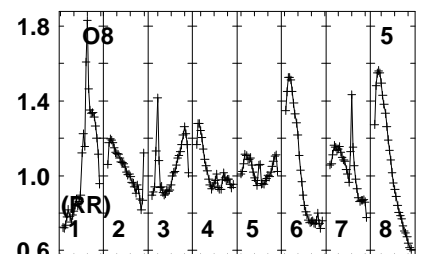
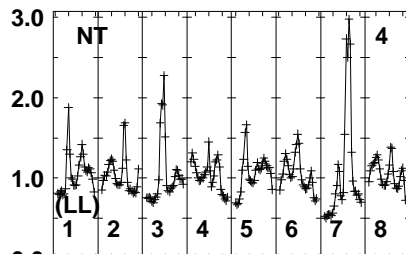
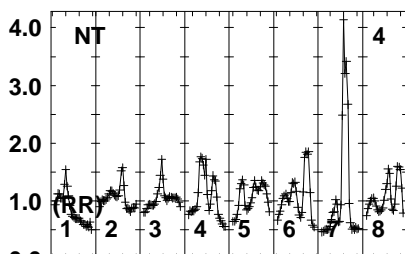
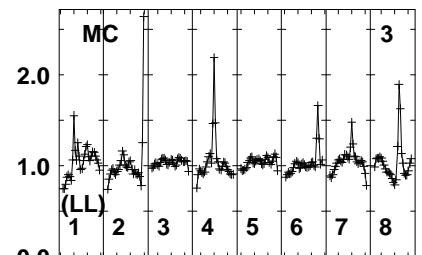
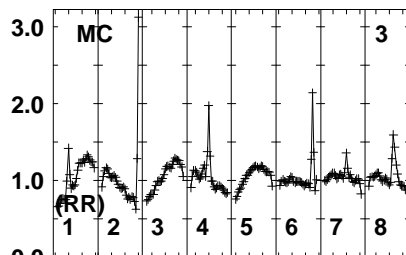
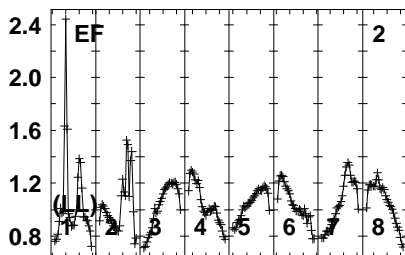
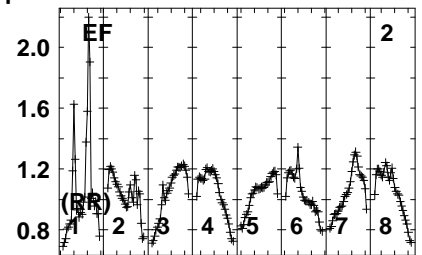
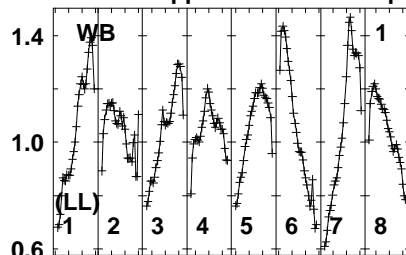
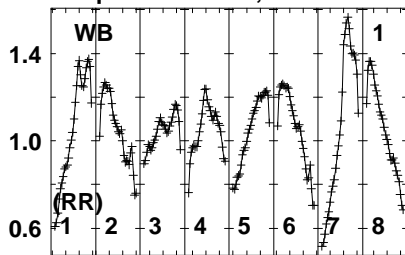
Lower frame: Real Jy  
Auto-corr total-power spectrum Antenna: \*  
Timerange: 00/20:47:41 to 00/20:49:09



Plot file version 705 created 12-SEP-2022 13:08:24

HS0810+2554 EH040A.UVDATA.1

Freq = 1.5950 GHz, Bw = 16.000 MH No calibration applied and no bandpass applied



1595 610 1630 645 660 675 1695 710  
FREQ MHz

1595 610 1630 645 660 675 1695 710  
FREQ MHz

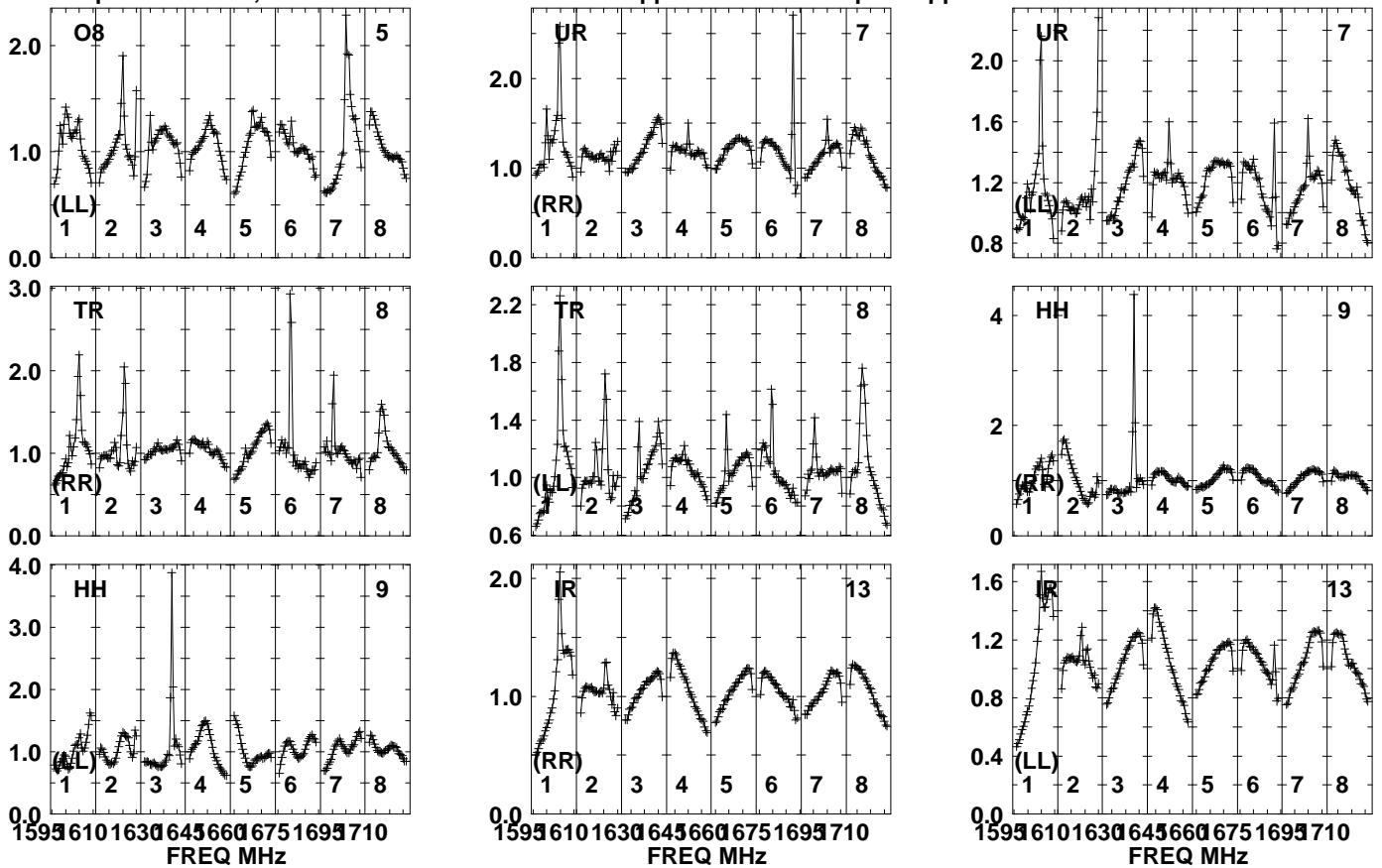
1595 610 1630 645 660 675 1695 710  
FREQ MHz

Lower frame: Real Jy  
Auto-corr total-power spectrum Antenna: \*  
Timerange: 00/20:49:11 to 00/20:52:39

Plot file version 706 created 12-SEP-2022 13:08:24

HS0810+2554 EH040A.UVDATA.1

Freq = 1.5950 GHz, Bw = 16.000 MH No calibration applied and no bandpass applied



Lower frame: Real Jy

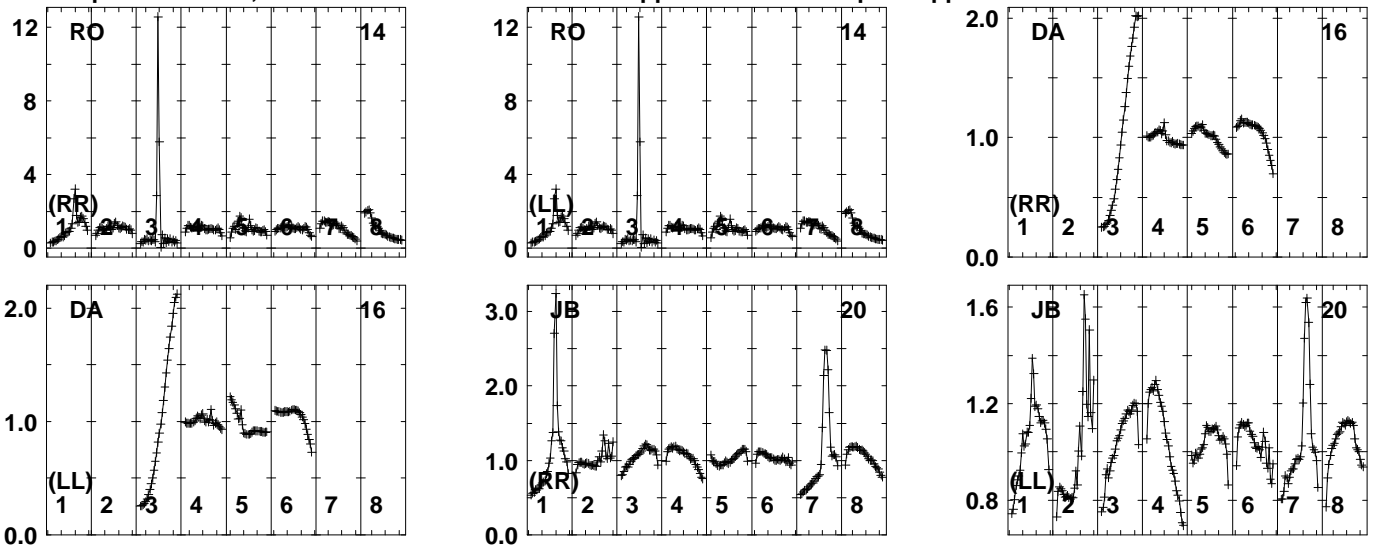
Auto-corr total-power spectrum Antenna: \*

Timerange: 00/20:49:11 to 00/20:52:39

Plot file version 707 created 12-SEP-2022 13:08:24

HS0810+2554 EH040A.UVDATA.1

Freq = 1.5950 GHz, Bw = 16.000 MH No calibration applied and no bandpass applied

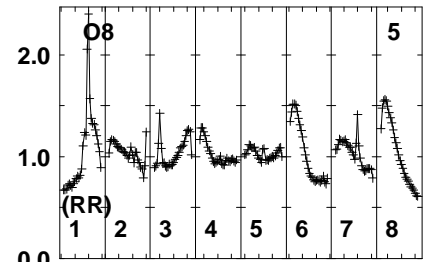
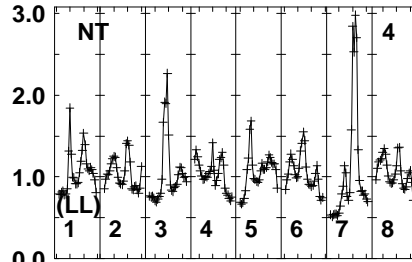
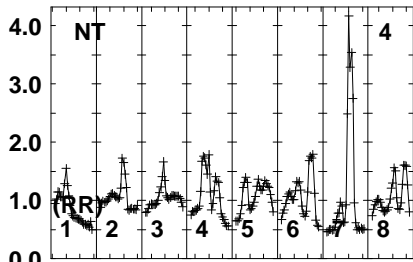
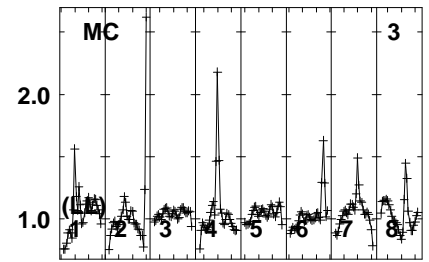
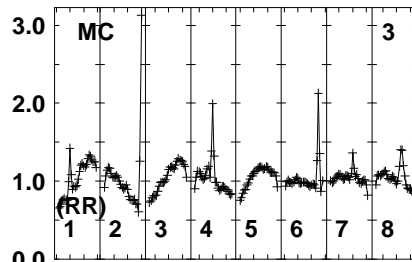
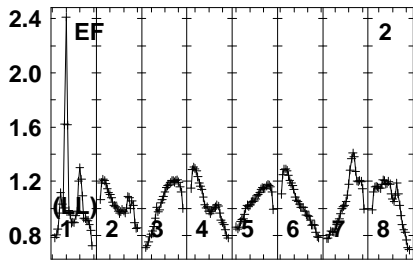
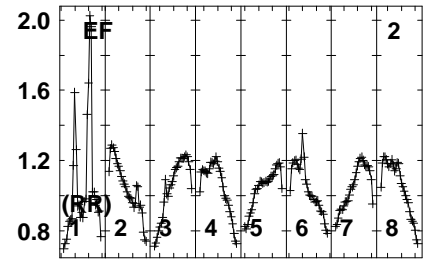
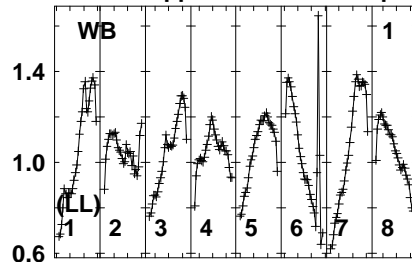
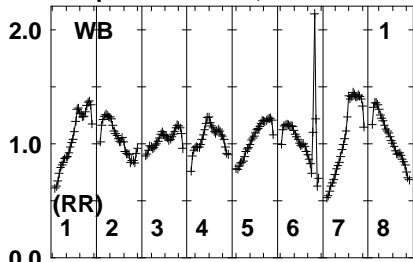


Lower frame: Real Jy  
Auto-corr total-power spectrum Antenna: \*  
Timerange: 00/20:49:11 to 00/20:52:39

Plot file version 708 created 12-SEP-2022 13:08:24

J0813+2435 EH040A.UVDATA.1

Freq = 1.5950 GHz, Bw = 16.000 MH No calibration applied and no bandpass applied



1595 610 1630 645 660 675 1695 710  
FREQ MHz

1595 610 1630 645 660 675 1695 710  
FREQ MHz

1595 610 1630 645 660 675 1695 710  
FREQ MHz

Lower frame: Real Jy

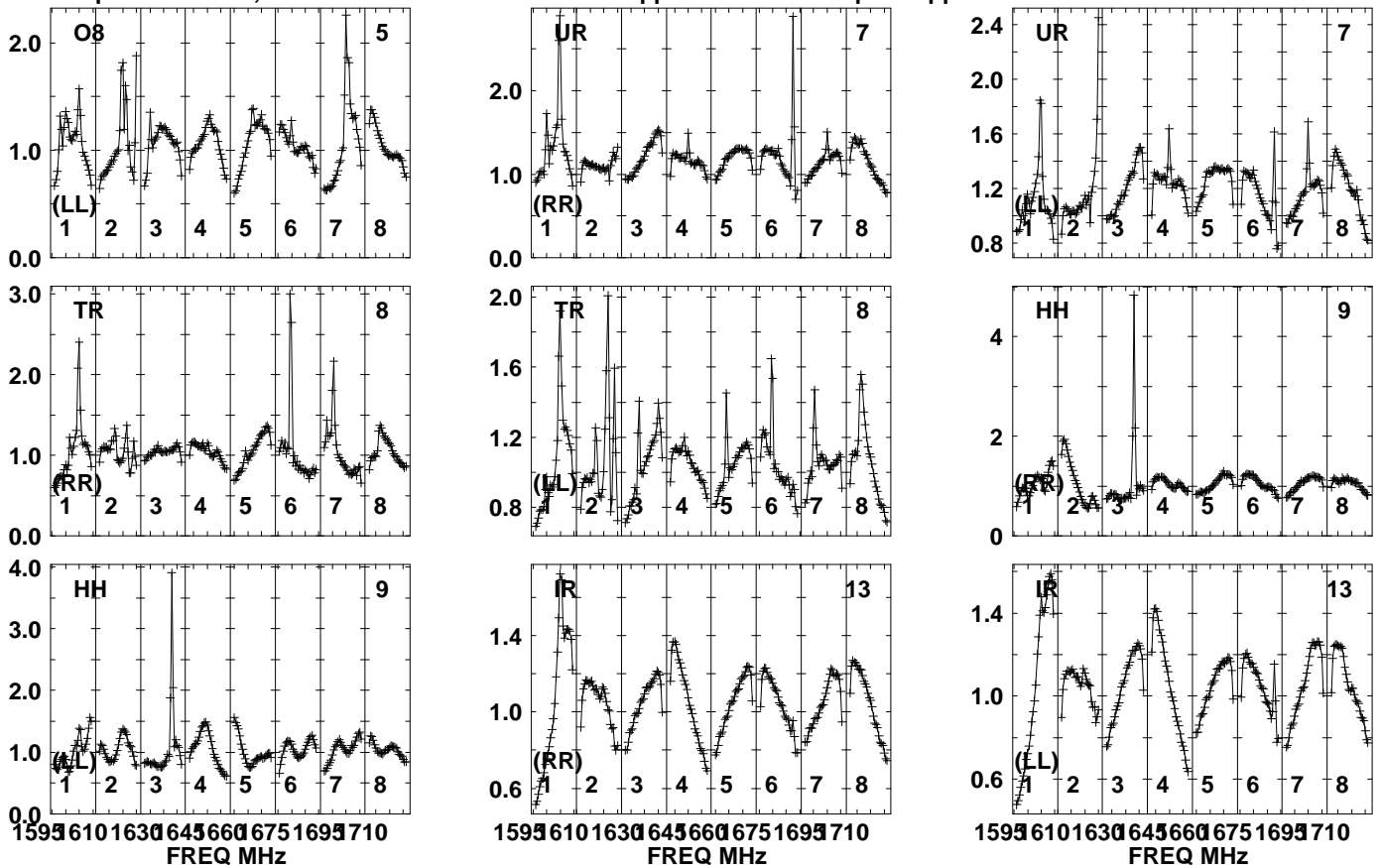
Auto-corr total-power spectrum Antenna: \*

Timerange: 00/20:52:41 to 00/20:54:09

Plot file version 709 created 12-SEP-2022 13:08:25

J0813+2435 EH040A.UVDATA.1

Freq = 1.5950 GHz, Bw = 16.000 MH No calibration applied and no bandpass applied



Lower frame: Real Jy

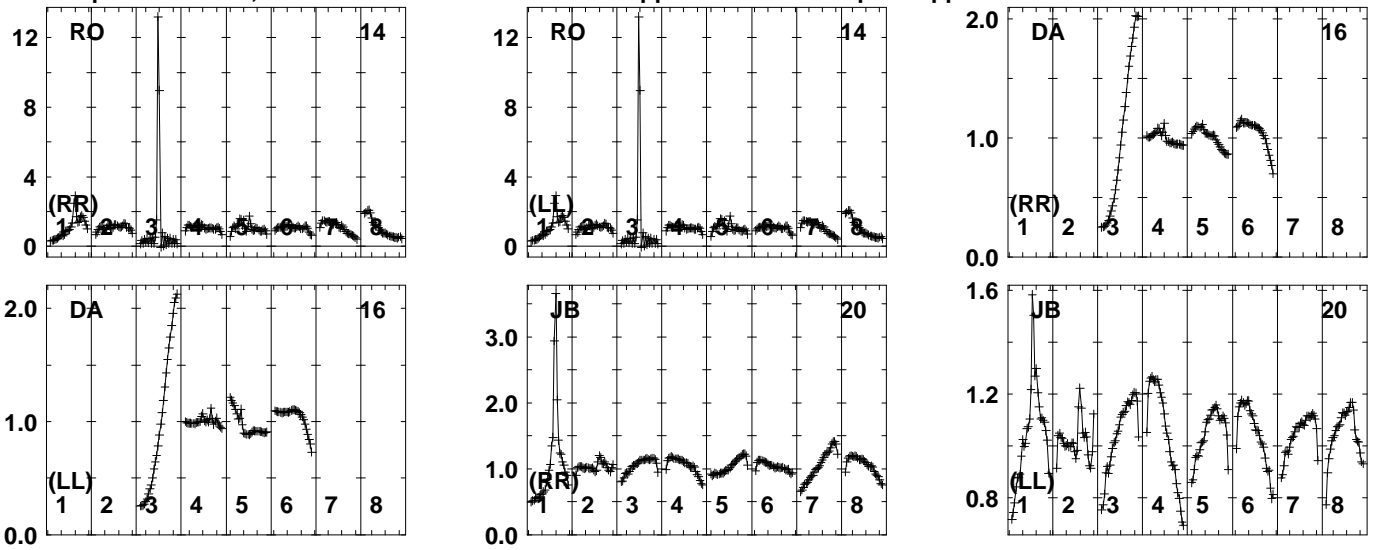
Auto-corr total-power spectrum Antenna: \*

Timerange: 00/20:52:41 to 00/20:54:09

Plot file version 710 created 12-SEP-2022 13:08:25

J0813+2435 EH040A.UVDATA.1

Freq = 1.5950 GHz, Bw = 16.000 MH No calibration applied and no bandpass applied

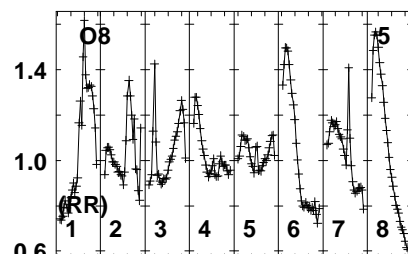
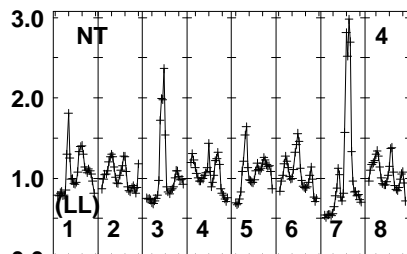
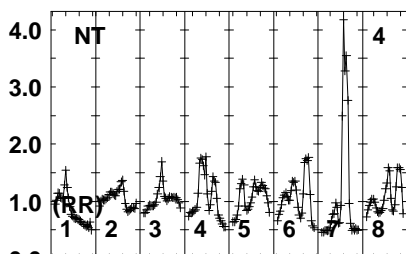
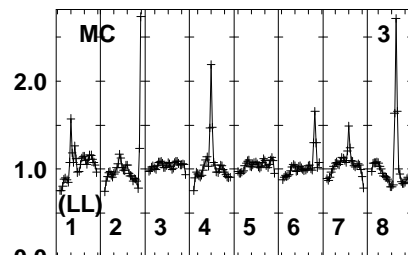
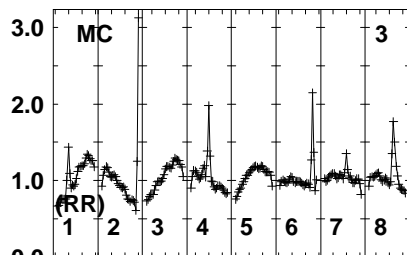
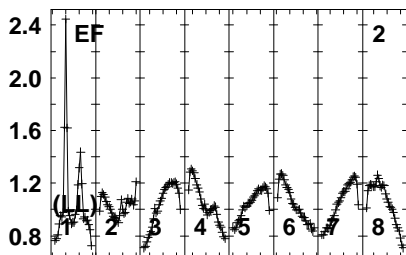
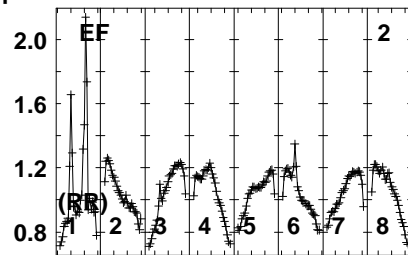
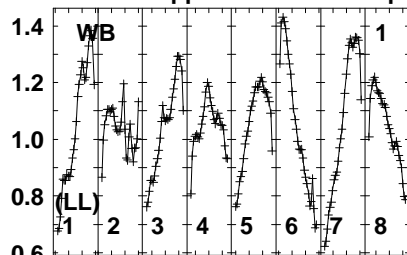
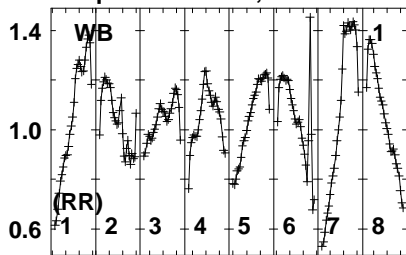


Lower frame: Real Jy  
Auto-corr total-power spectrum Antenna: \*  
Timerange: 00/20:52:41 to 00/20:54:09

Plot file version 711 created 12-SEP-2022 13:08:25

HS0810+2554 EH040A.UVDATA.1

Freq = 1.5950 GHz, Bw = 16.000 MH No calibration applied and no bandpass applied



1595 610 1630 645 660 675 1695 710  
FREQ MHz

1595 610 1630 645 660 675 1695 710  
FREQ MHz

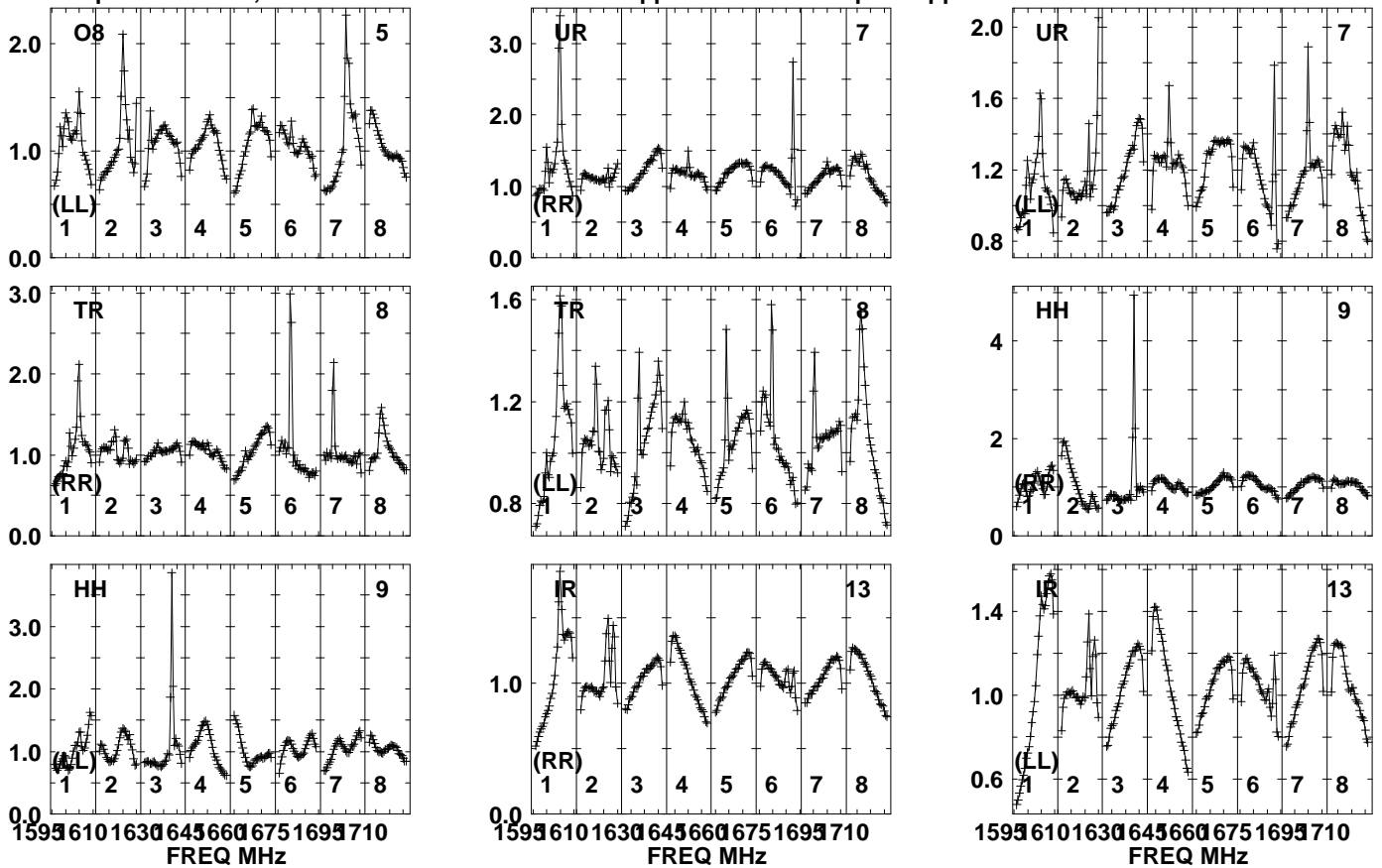
1595 610 1630 645 660 675 1695 710  
FREQ MHz

Lower frame: Real Jy  
Auto-corr total-power spectrum Antenna: \*  
Timerange: 00/20:54:11 to 00/20:57:39

Plot file version 712 created 12-SEP-2022 13:08:25

HS0810+2554 EH040A.UVDATA.1

Freq = 1.5950 GHz, Bw = 16.000 MH No calibration applied and no bandpass applied



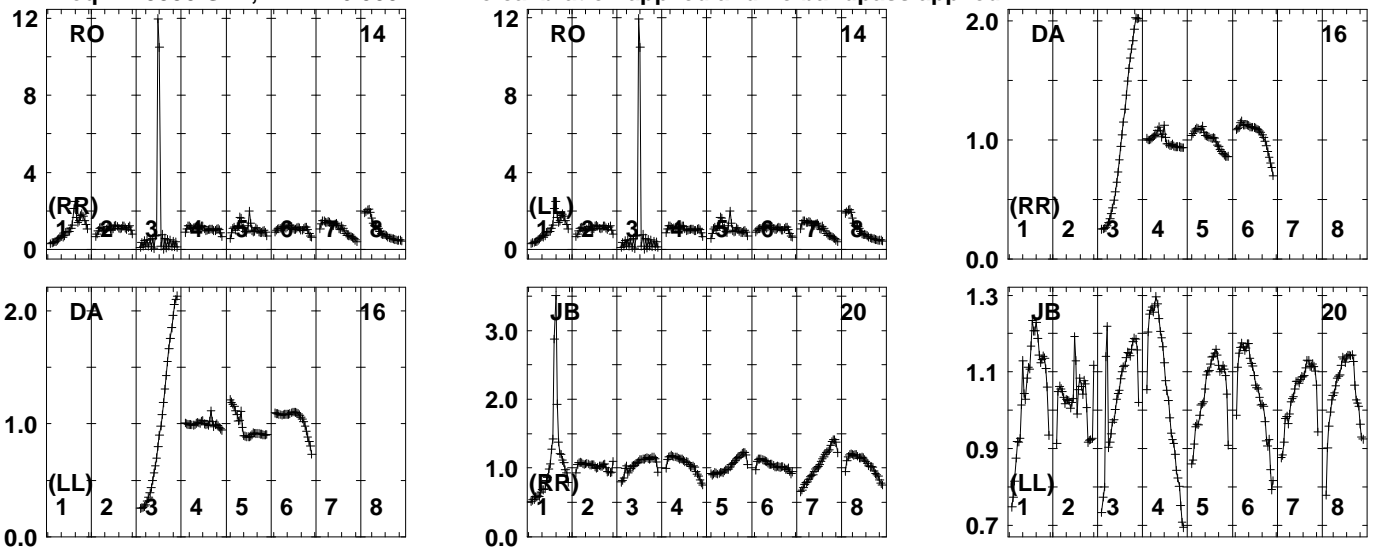
Lower frame: Real Jy  
Auto-corr total-power spectrum Antenna: \*  
Timerange: 00/20:54:11 to 00/20:57:39



Plot file version 713 created 12-SEP-2022 13:08:25

HS0810+2554 EH040A.UVDATA.1

Freq = 1.5950 GHz, Bw = 16.000 MH No calibration applied and no bandpass applied

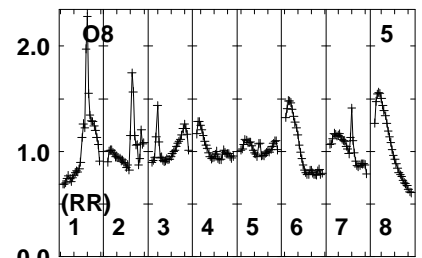
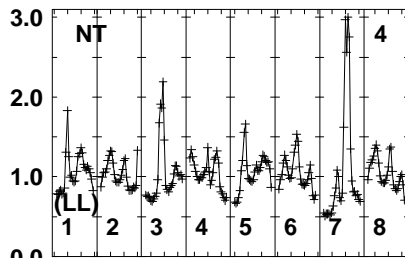
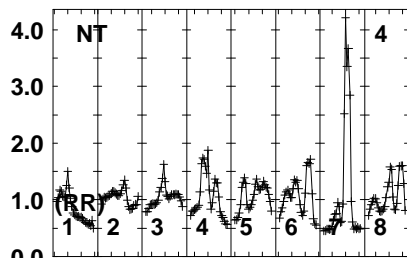
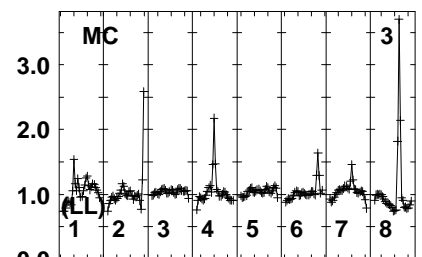
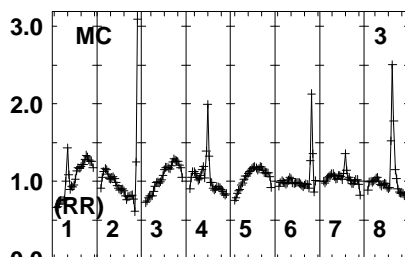
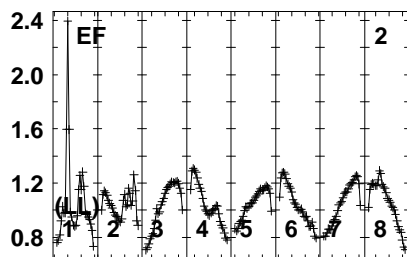
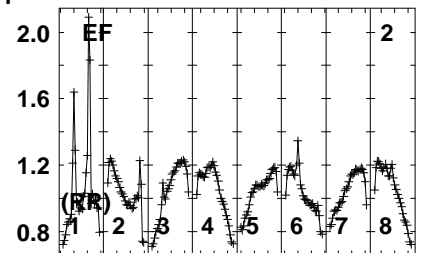
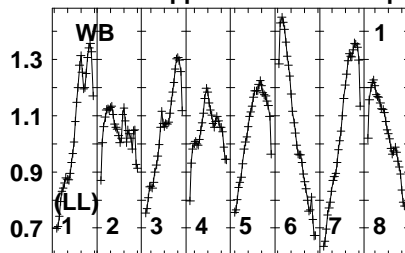
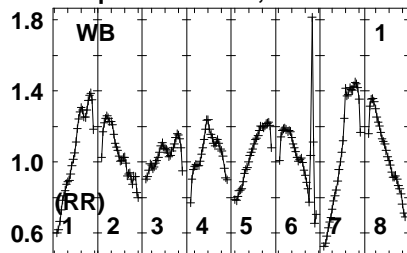


Lower frame: Real Jy  
Auto-corr total-power spectrum Antenna: \*  
Timerange: 00/20:54:11 to 00/20:57:39

Plot file version 714 created 12-SEP-2022 13:08:25

J0813+2435 EH040A.UVDATA.1

Freq = 1.5950 GHz, Bw = 16.000 MH No calibration applied and no bandpass applied



1595 610 1630 645 660 675 1695 710  
FREQ MHz

1595 610 1630 645 660 675 1695 710  
FREQ MHz

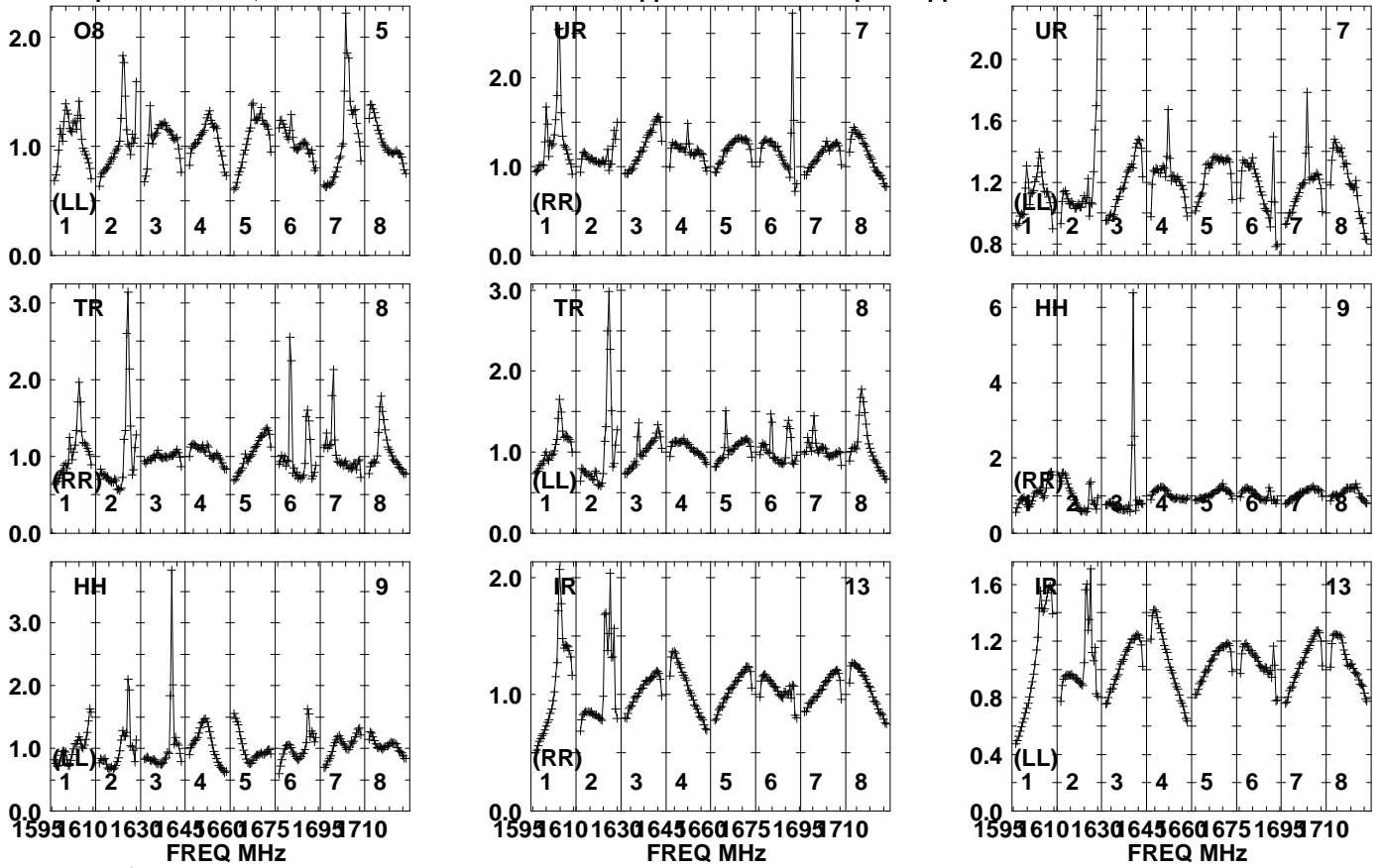
1595 610 1630 645 660 675 1695 710  
FREQ MHz

Lower frame: Real Jy  
Auto-corr total-power spectrum Antenna: \*  
Timerange: 00/20:58:11 to 00/20:59:39

Plot file version 715 created 12-SEP-2022 13:08:25

J0813+2435 EH040A.UVDATA.1

Freq = 1.5950 GHz, Bw = 16.000 MH No calibration applied and no bandpass applied

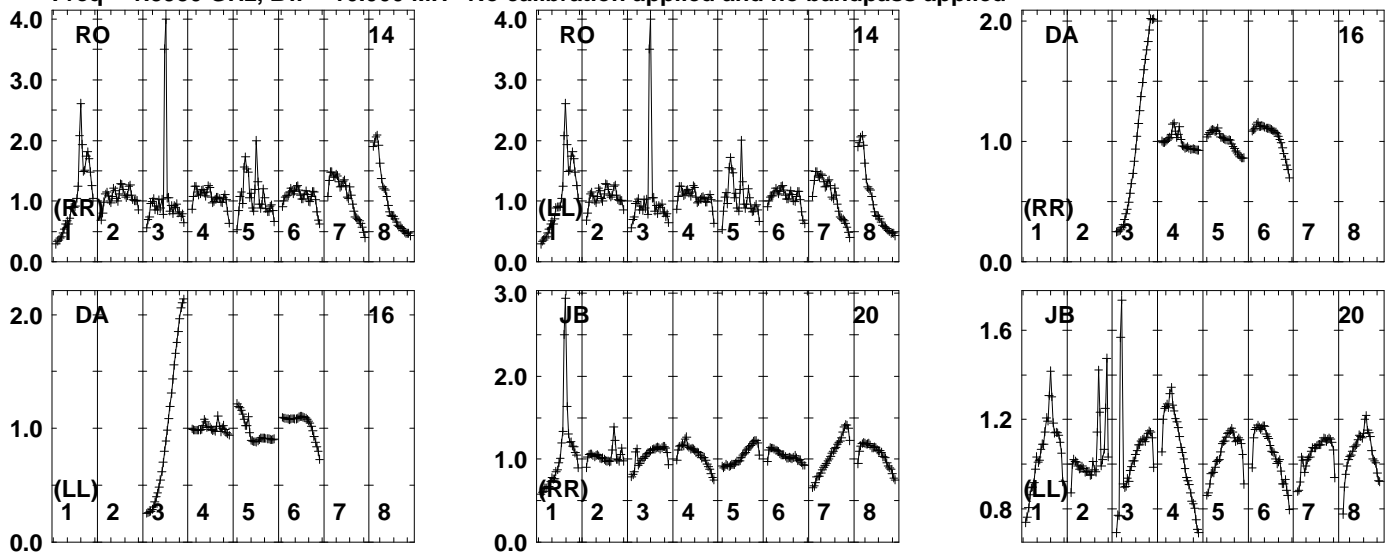


Lower frame: Real Jy  
Auto-corr total-power spectrum Antenna: \*  
Timerange: 00/20:58:11 to 00/20:59:39

Plot file version 716 created 12-SEP-2022 13:08:25

J0813+2435 EH040A.UVDATA.1

Freq = 1.5950 GHz, Bw = 16.000 MH No calibration applied and no bandpass applied

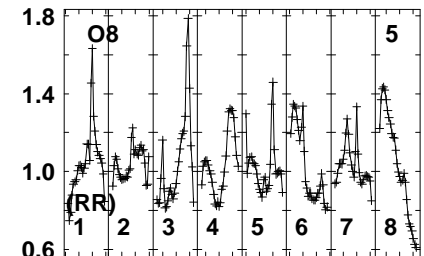
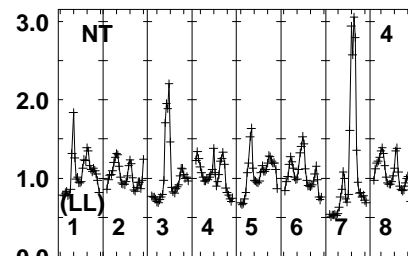
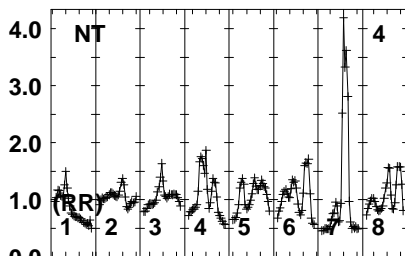
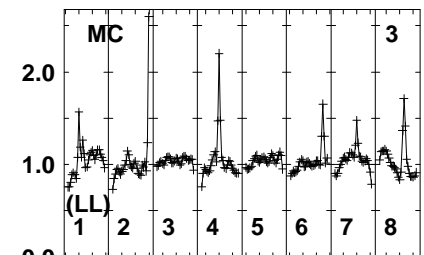
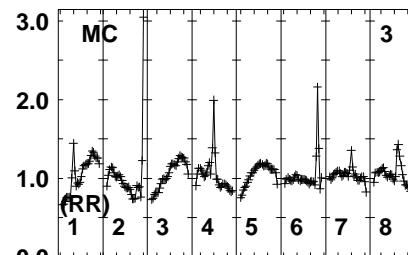
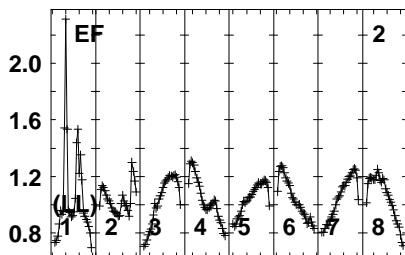
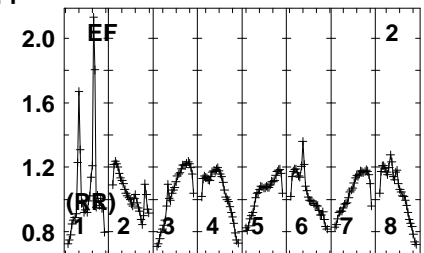
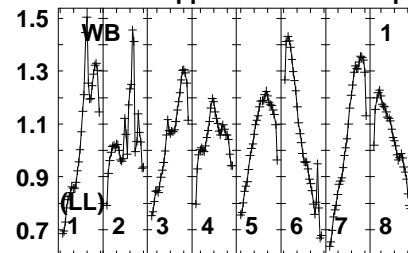
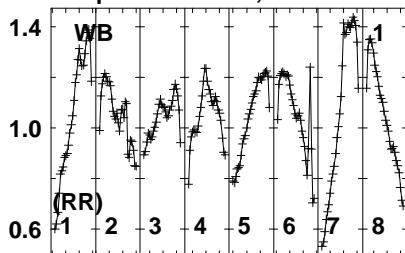


Lower frame: Real Jy  
Auto-corr total-power spectrum Antenna: \*  
Timerange: 00/20:58:11 to 00/20:59:39

Plot file version 717 created 12-SEP-2022 13:08:26

HS0810+2554 EH040A.UVDATA.1

Freq = 1.5950 GHz, Bw = 16.000 MH No calibration applied and no bandpass applied



1595 610 1630 645 660 675 1695 710  
FREQ MHz

1595 610 1630 645 660 675 1695 710  
FREQ MHz

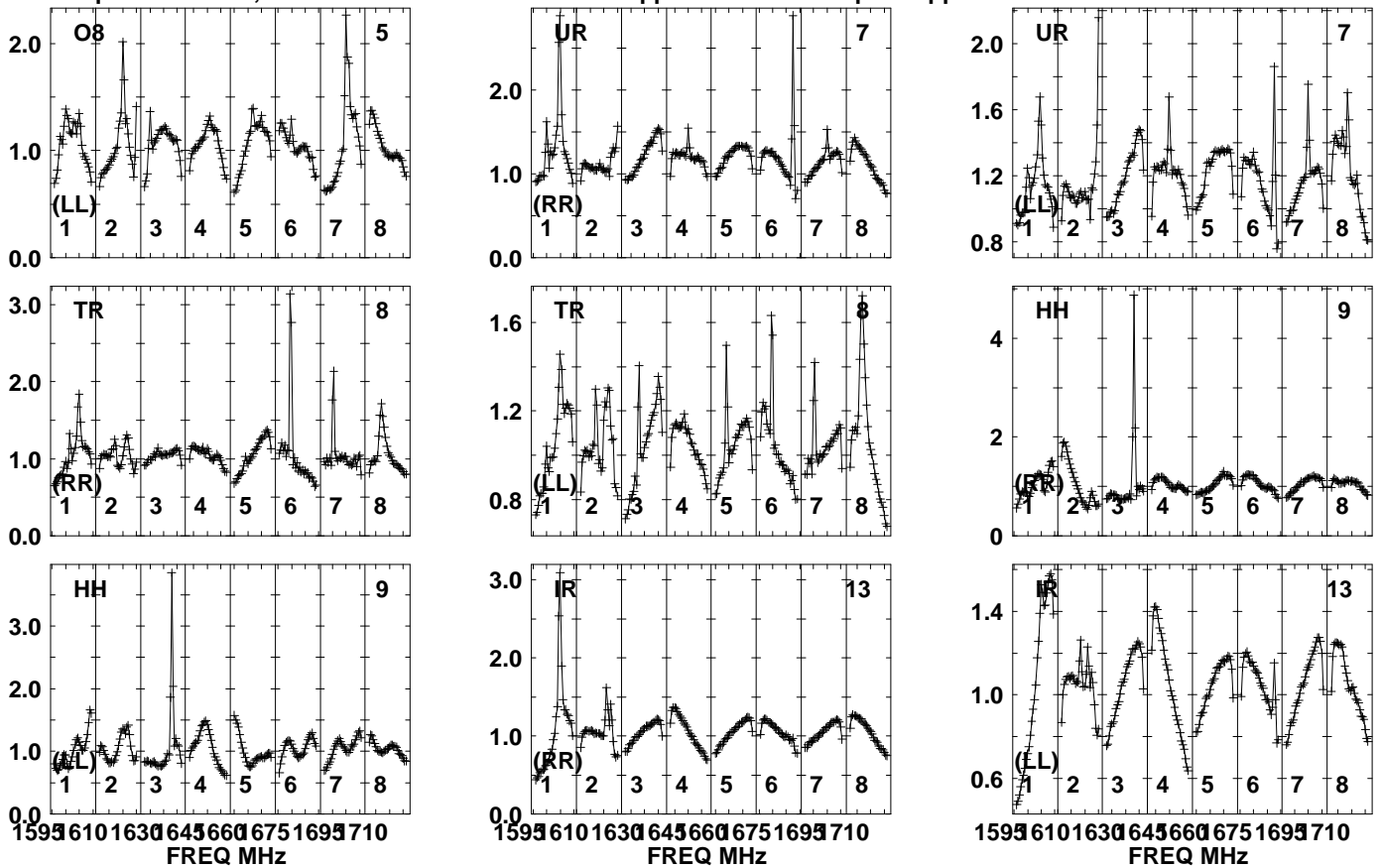
1595 610 1630 645 660 675 1695 710  
FREQ MHz

Lower frame: Real Jy  
Auto-corr total-power spectrum Antenna: \*  
Timerange: 00/20:59:41 to 00/21:03:09

Plot file version 718 created 12-SEP-2022 13:08:26

HS0810+2554 EH040A.UVDATA.1

Freq = 1.5950 GHz, Bw = 16.000 MH No calibration applied and no bandpass applied



Lower frame: Real Jy

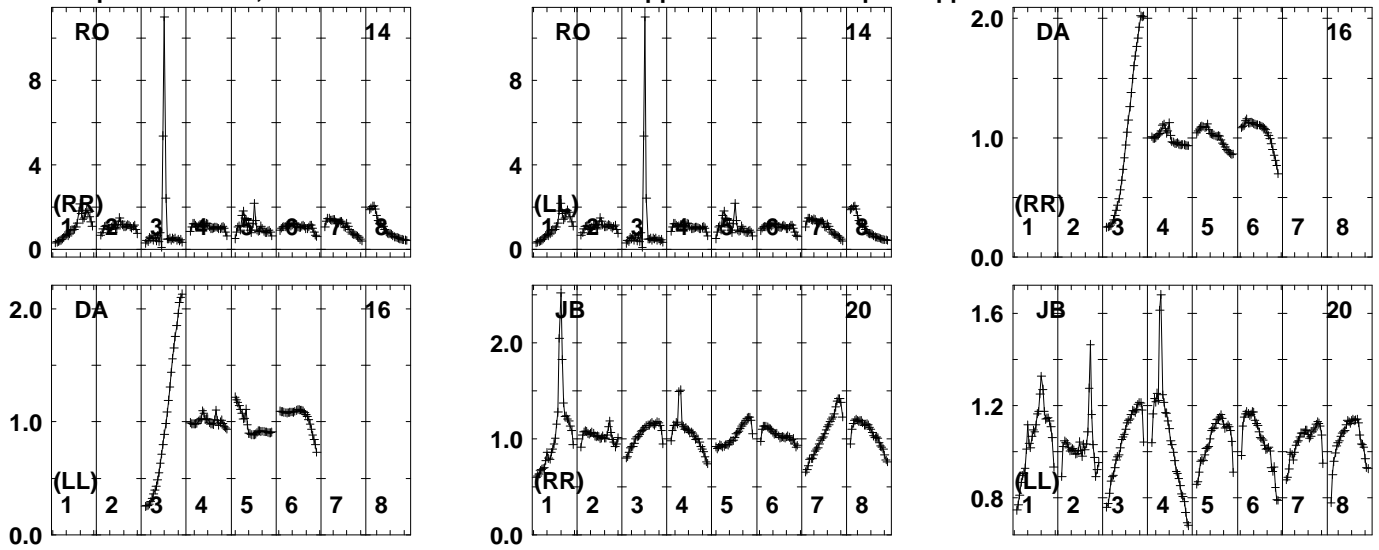
Auto-corr total-power spectrum Antenna: \*

Timerange: 00/20:59:41 to 00/21:03:09

Plot file version 719 created 12-SEP-2022 13:08:26

HS0810+2554 EH040A.UVDATA.1

Freq = 1.5950 GHz, Bw = 16.000 MH No calibration applied and no bandpass applied

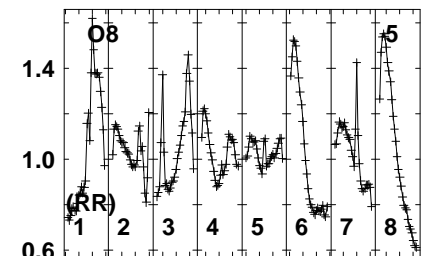
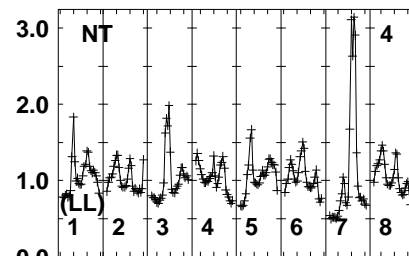
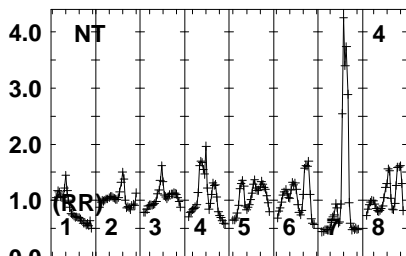
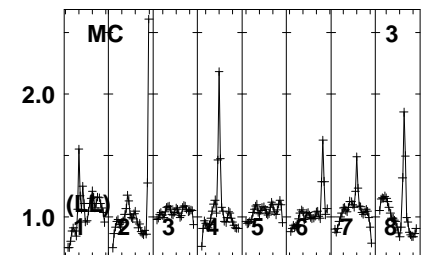
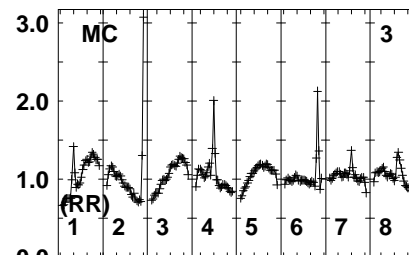
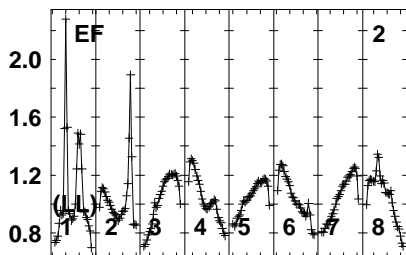
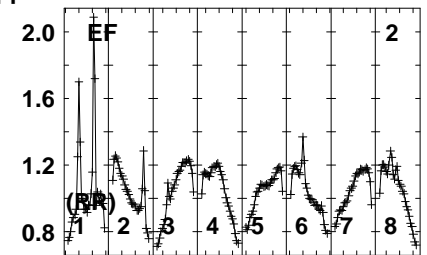
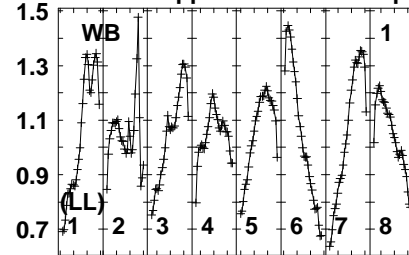
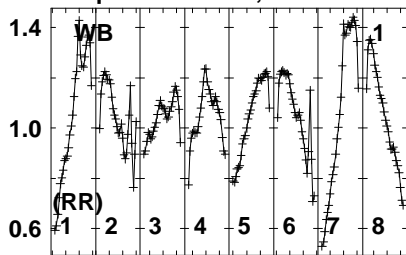


Lower frame: Real Jy  
Auto-corr total-power spectrum Antenna: \*  
Timerange: 00/20:59:41 to 00/21:03:09

Plot file version 720 created 12-SEP-2022 13:08:26

J0813+2435 EH040A.UVDATA.1

Freq = 1.5950 GHz, Bw = 16.000 MH No calibration applied and no bandpass applied



1595 610 1630 645 660 675 1695 710  
FREQ MHz

1595 610 1630 645 660 675 1695 710  
FREQ MHz

1595 610 1630 645 660 675 1695 710  
FREQ MHz

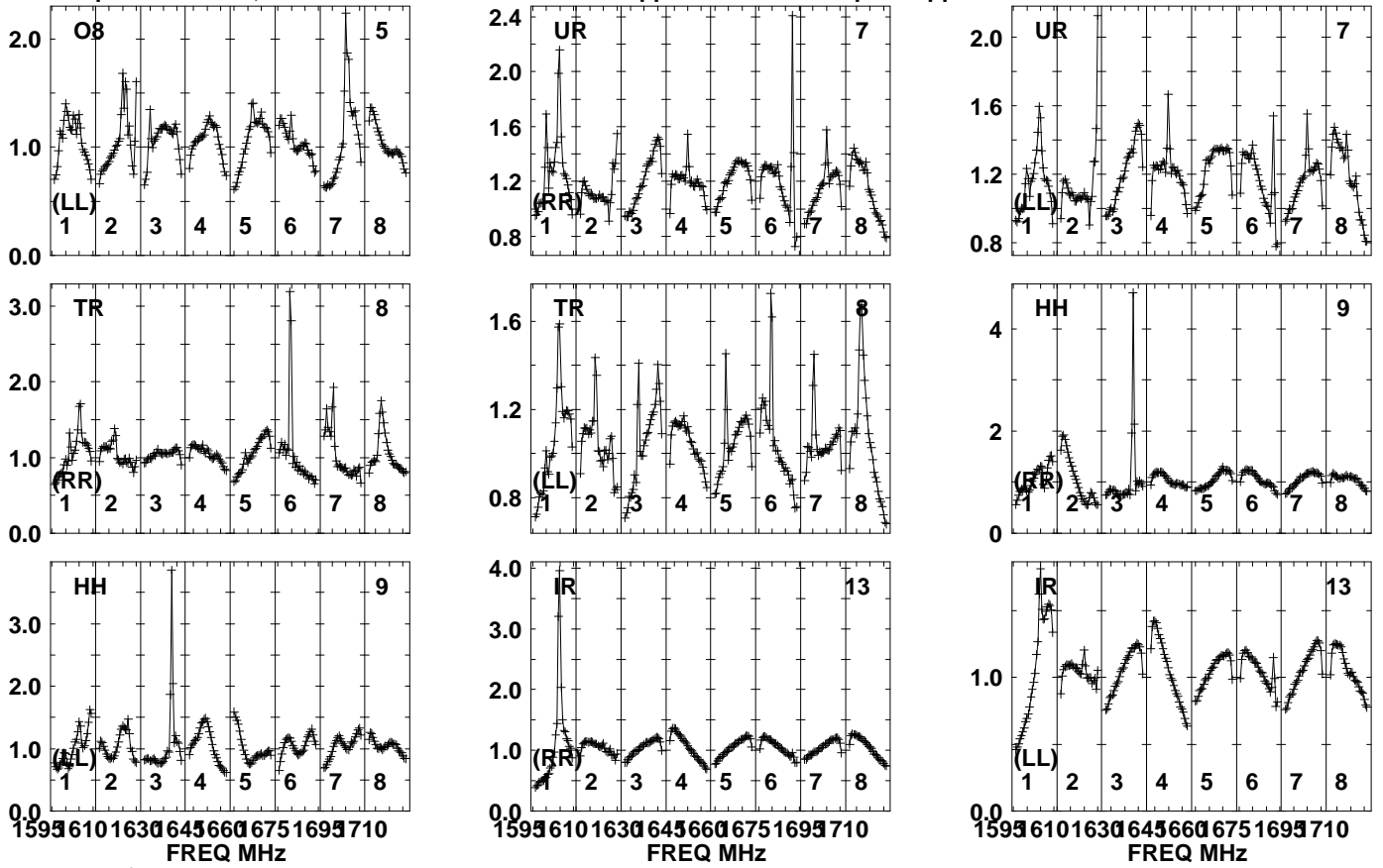
Lower frame: Real Jy  
Auto-corr total-power spectrum Antenna: \*  
Timerange: 00/21:03:11 to 00/21:04:39



Plot file version 721 created 12-SEP-2022 13:08:26

J0813+2435 EH040A.UVDATA.1

Freq = 1.5950 GHz, Bw = 16.000 MH No calibration applied and no bandpass applied

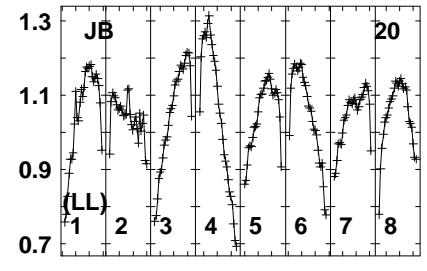
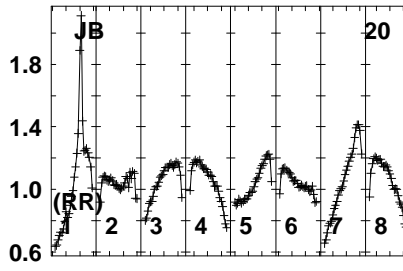
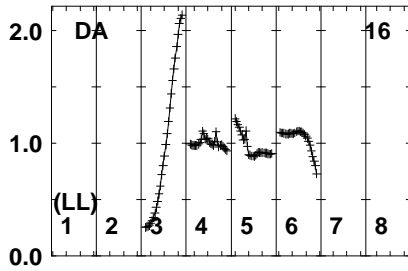
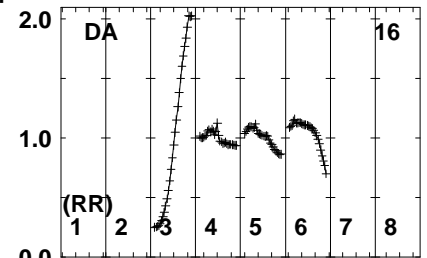
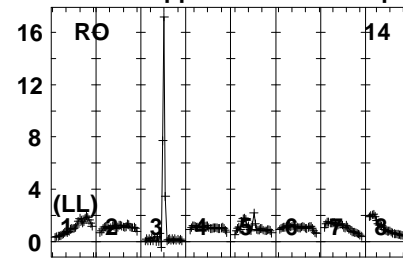
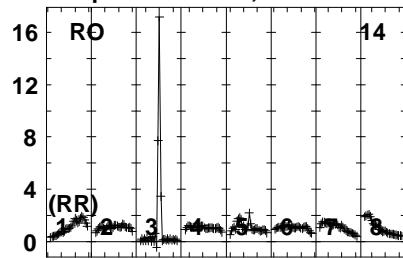


Lower frame: Real Jy  
Auto-corr total-power spectrum Antenna: \*  
Timerange: 00/21:03:11 to 00/21:04:39

Plot file version 722 created 12-SEP-2022 13:08:26

J0813+2435 EH040A.UVDATA.1

Freq = 1.5950 GHz, Bw = 16.000 MH No calibration applied and no bandpass applied

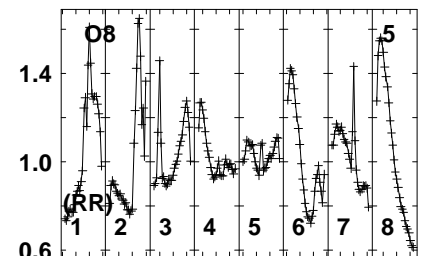
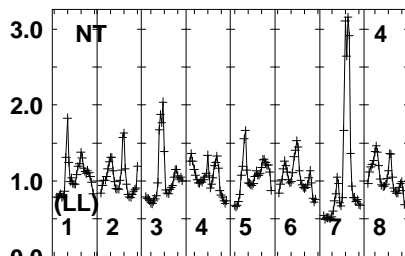
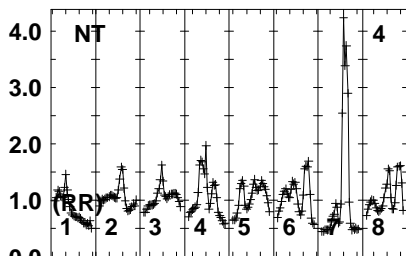
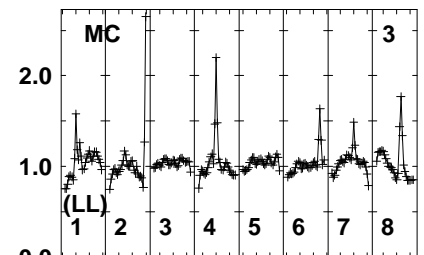
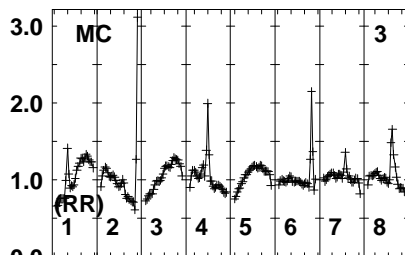
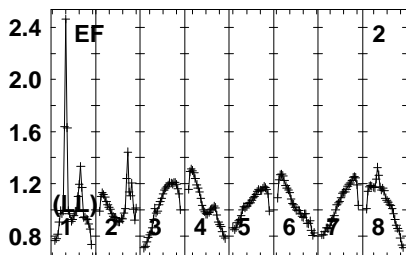
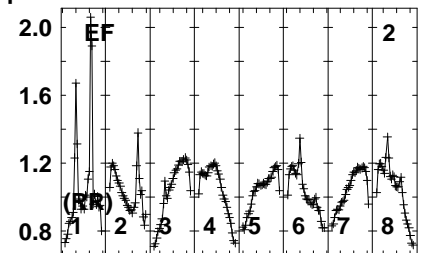
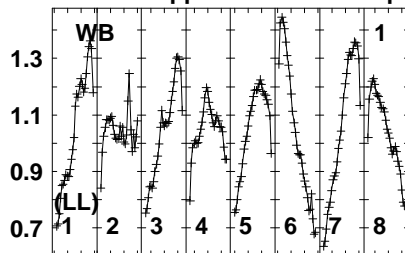
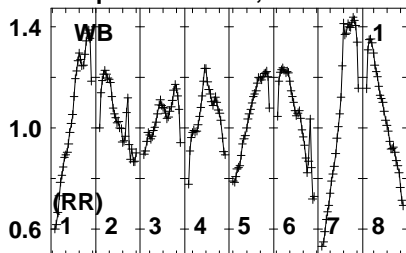


Lower frame: Real Jy  
Auto-corr total-power spectrum Antenna: \*  
Timerange: 00/21:03:11 to 00/21:04:39

Plot file version 723 created 12-SEP-2022 13:08:26

HS0810+2554 EH040A.UVDATA.1

Freq = 1.5950 GHz, Bw = 16.000 MH No calibration applied and no bandpass applied



1595 610 1630 645 660 675 1695 710  
FREQ MHz

1595 610 1630 645 660 675 1695 710  
FREQ MHz

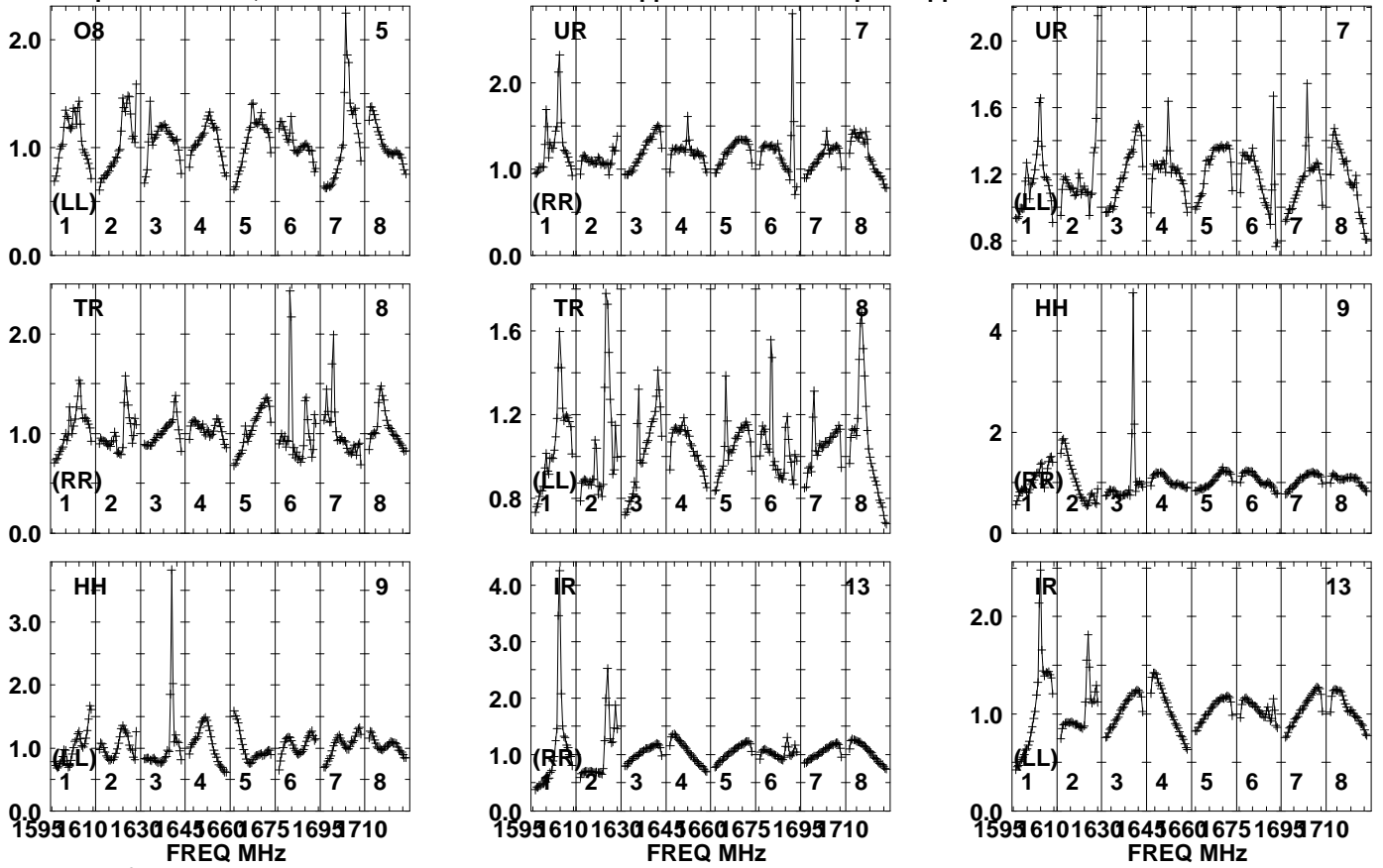
1595 610 1630 645 660 675 1695 710  
FREQ MHz

Lower frame: Real Jy  
Auto-corr total-power spectrum Antenna: \*  
Timerange: 00/21:04:41 to 00/21:08:09

Plot file version 724 created 12-SEP-2022 13:08:26

HS0810+2554 EH040A.UVDATA.1

Freq = 1.5950 GHz, Bw = 16.000 MH No calibration applied and no bandpass applied



Lower frame: Real Jy

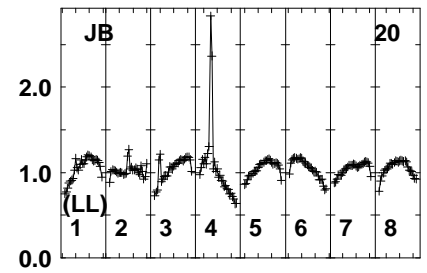
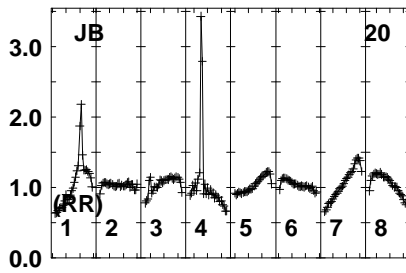
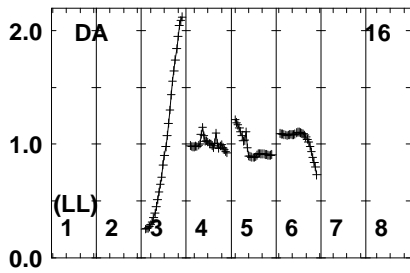
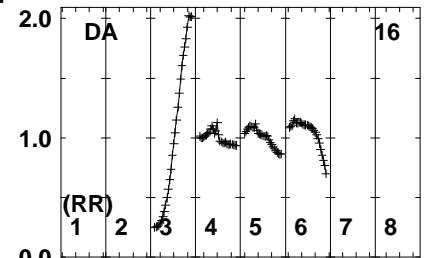
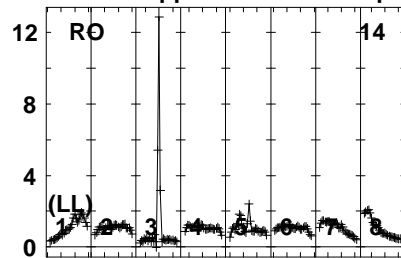
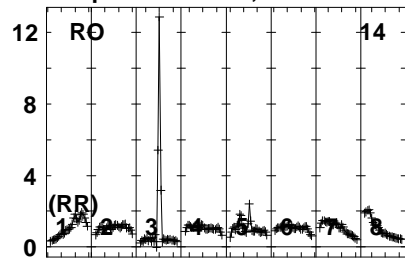
Auto-corr total-power spectrum Antenna: \*

Timerange: 00/21:04:41 to 00/21:08:09

Plot file version 725 created 12-SEP-2022 13:08:27

HS0810+2554 EH040A.UVDATA.1

Freq = 1.5950 GHz, Bw = 16.000 MH No calibration applied and no bandpass applied

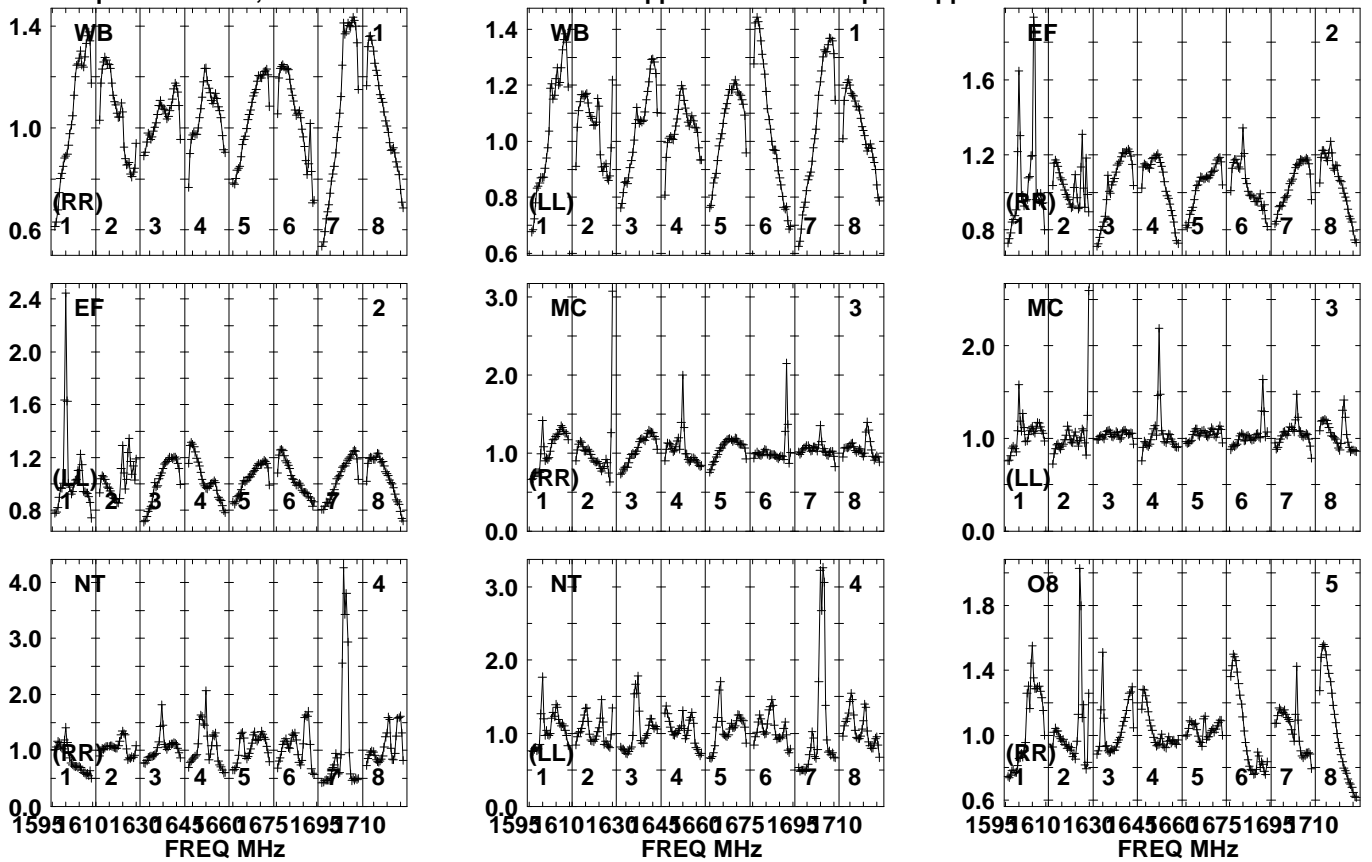


Lower frame: Real Jy  
Auto-corr total-power spectrum Antenna: \*  
Timerange: 00/21:04:41 to 00/21:08:09

Plot file version 726 created 12-SEP-2022 13:08:27

J0813+2435 EH040A.UVDATA.1

Freq = 1.5950 GHz, Bw = 16.000 MH No calibration applied and no bandpass applied

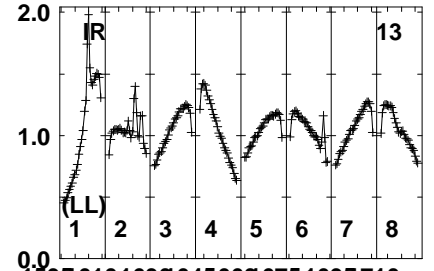
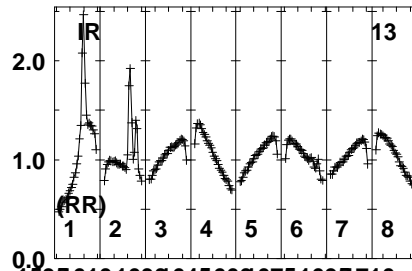
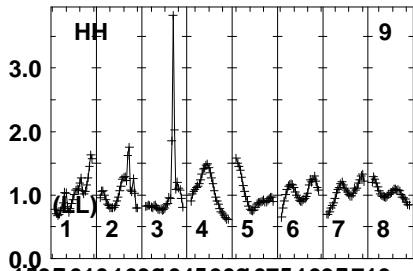
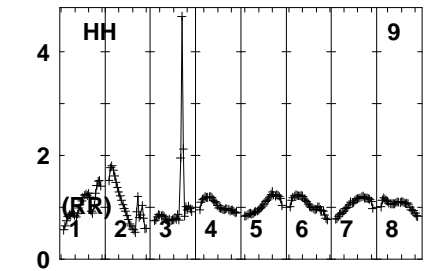
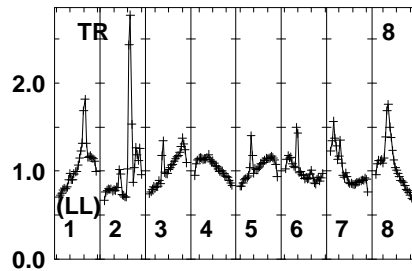
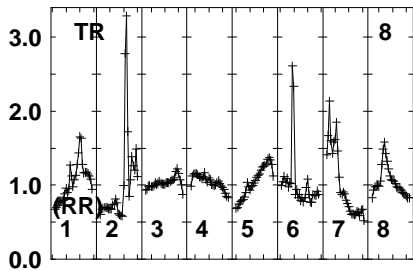
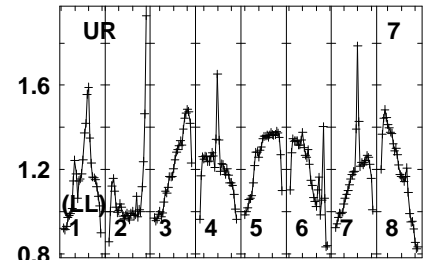
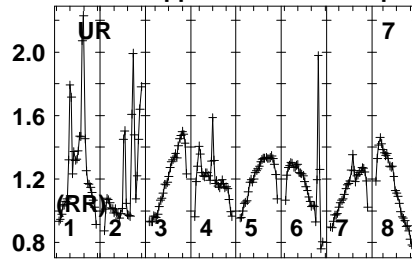
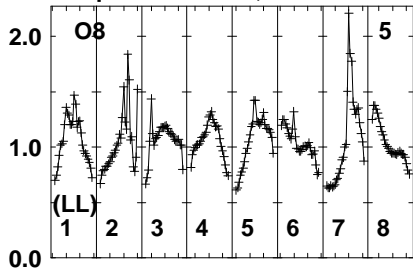


Lower frame: Real Jy  
Auto-corr total-power spectrum Antenna: \*  
Timerange: 00/21:08:41 to 00/21:10:09

Plot file version 727 created 12-SEP-2022 13:08:27

J0813+2435 EH040A.UVDATA.1

Freq = 1.5950 GHz, Bw = 16.000 MH No calibration applied and no bandpass applied



1595 610 1630 645 660 675 1695 710  
FREQ MHz

1595 610 1630 645 660 675 1695 710  
FREQ MHz

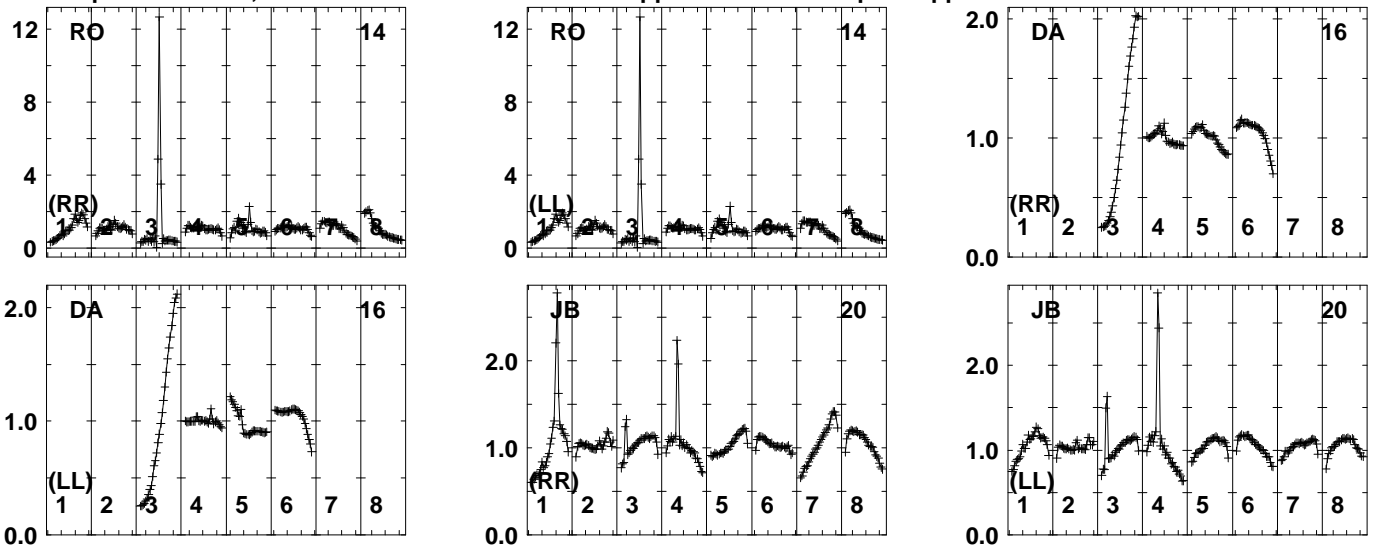
1595 610 1630 645 660 675 1695 710  
FREQ MHz

Lower frame: Real Jy  
Auto-corr total-power spectrum Antenna: \*  
Timerange: 00/21:08:41 to 00/21:10:09

Plot file version 728 created 12-SEP-2022 13:08:27

J0813+2435 EH040A.UVDATA.1

Freq = 1.5950 GHz, Bw = 16.000 MH No calibration applied and no bandpass applied



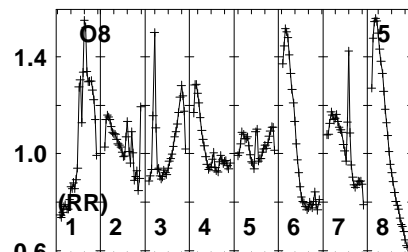
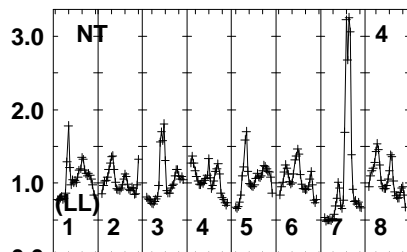
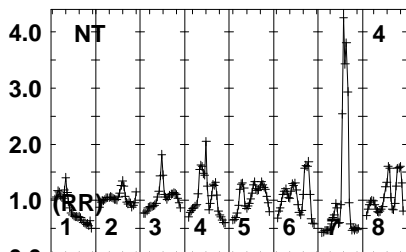
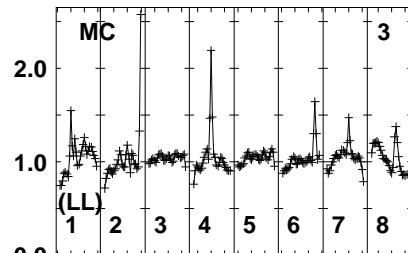
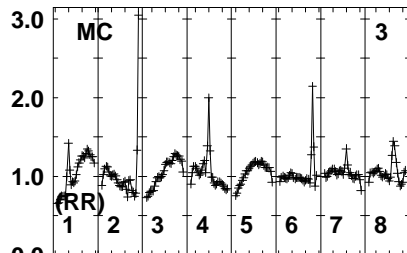
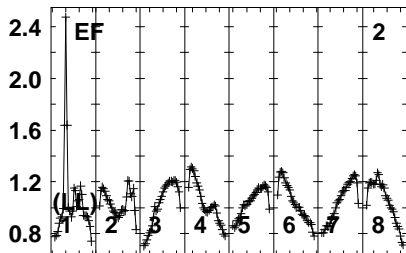
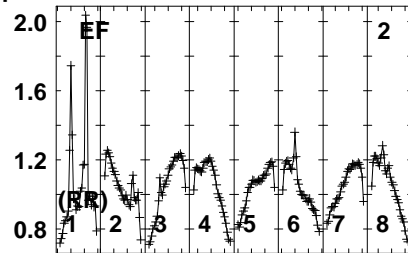
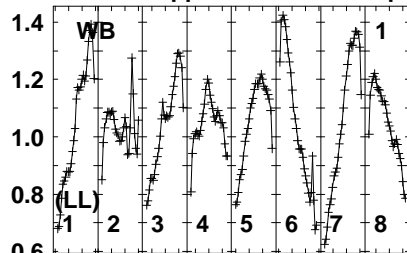
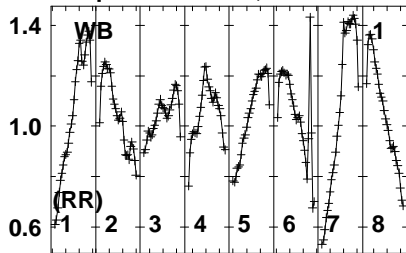
Lower frame: Real Jy  
Auto-corr total-power spectrum Antenna: \*  
Timerange: 00/21:08:41 to 00/21:10:09



Plot file version 729 created 12-SEP-2022 13:08:27

HS0810+2554 EH040A.UVDATA.1

Freq = 1.5950 GHz, Bw = 16.000 MH No calibration applied and no bandpass applied



1595 610 1630 645 660 675 1695 710  
FREQ MHz

1595 610 1630 645 660 675 1695 710  
FREQ MHz

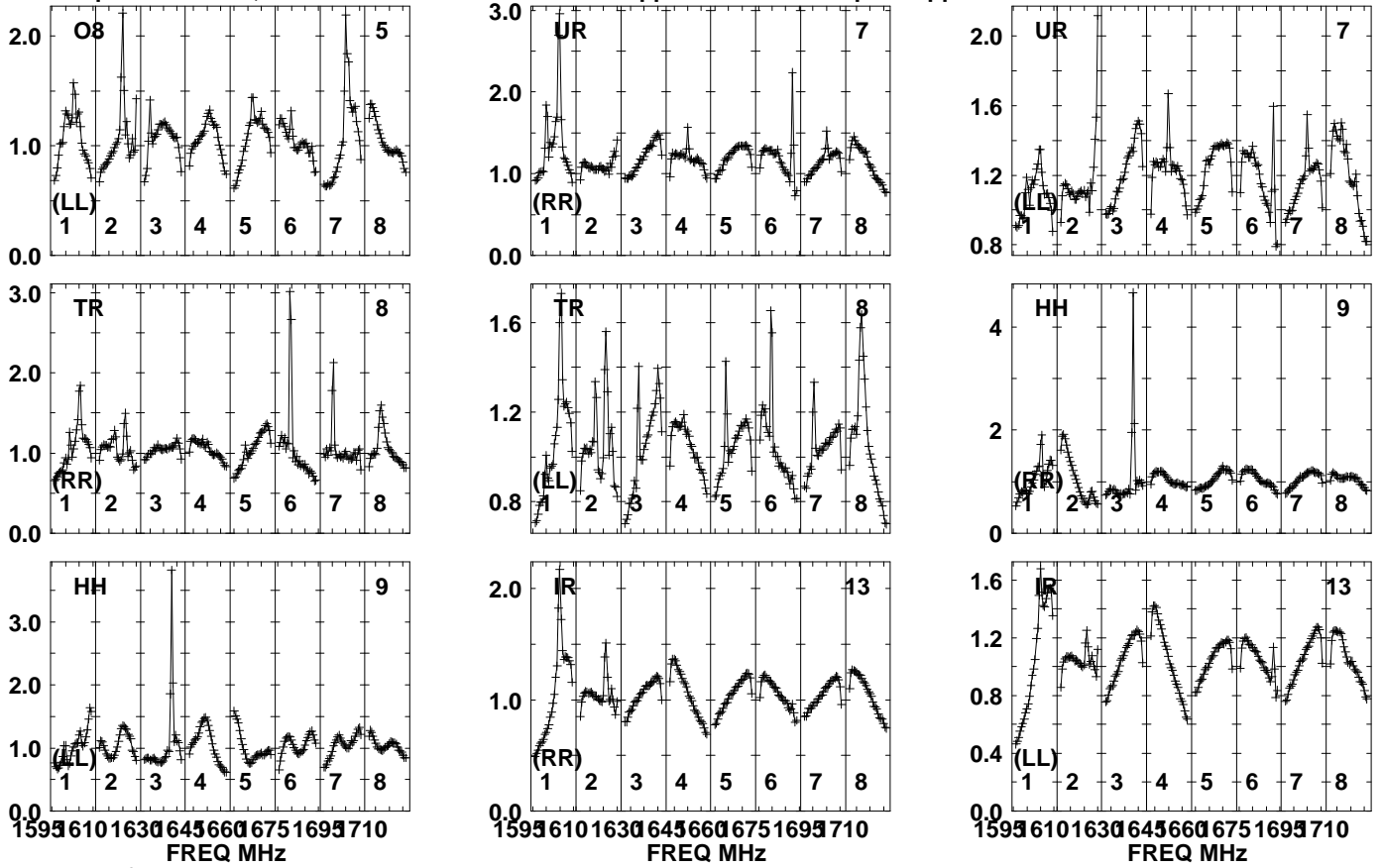
1595 610 1630 645 660 675 1695 710  
FREQ MHz

Lower frame: Real Jy  
Auto-corr total-power spectrum Antenna: \*  
Timerange: 00/21:10:11 to 00/21:13:39

Plot file version 730 created 12-SEP-2022 13:08:27

HS0810+2554 EH040A.UVDATA.1

Freq = 1.5950 GHz, Bw = 16.000 MH No calibration applied and no bandpass applied

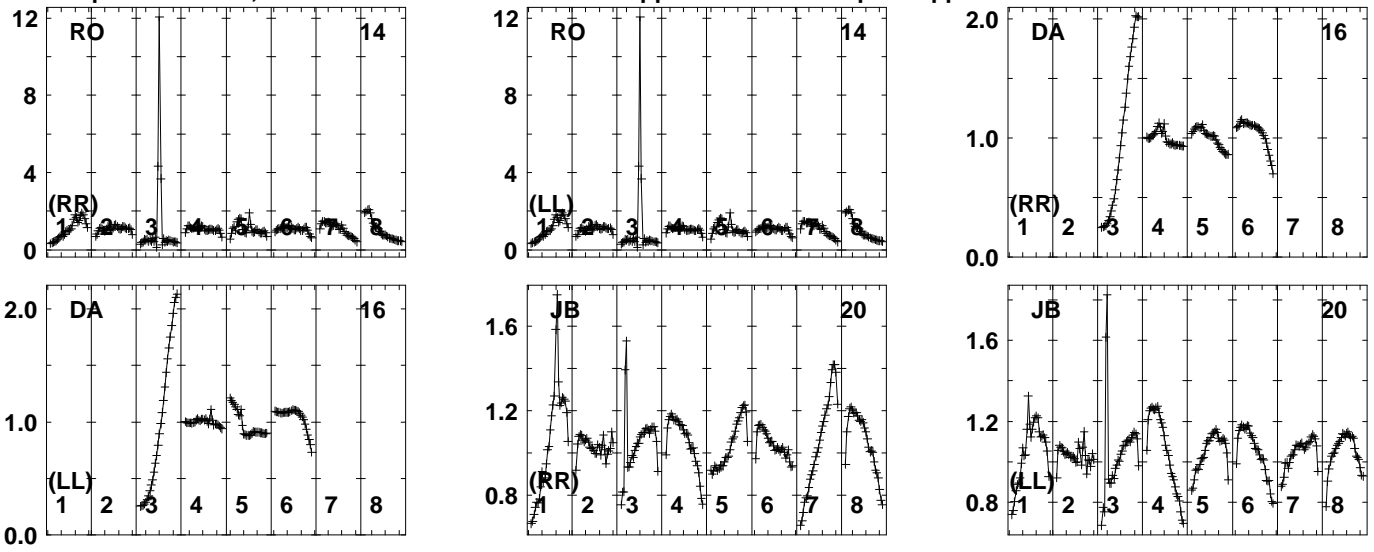


Lower frame: Real Jy  
Auto-corr total-power spectrum Antenna: \*  
Timerange: 00/21:10:11 to 00/21:13:39

Plot file version 731 created 12-SEP-2022 13:08:27

HS0810+2554 EH040A.UVDATA.1

Freq = 1.5950 GHz, Bw = 16.000 MH No calibration applied and no bandpass applied

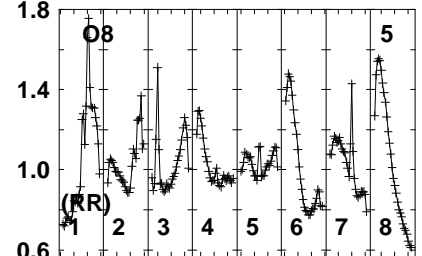
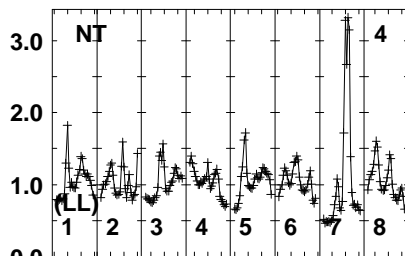
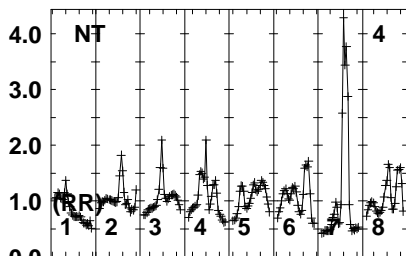
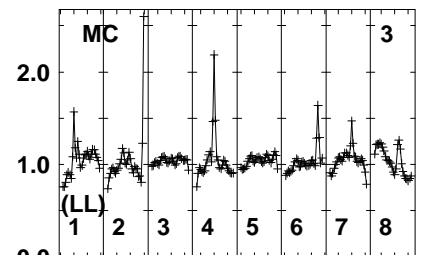
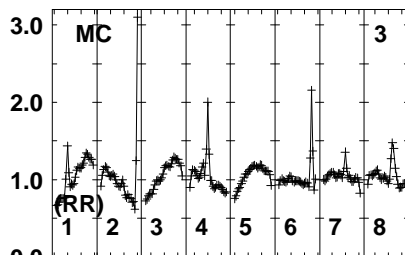
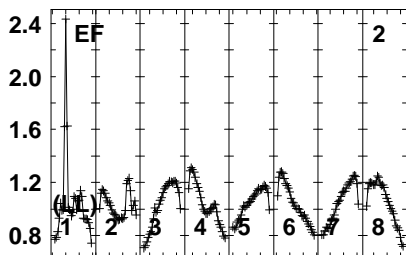
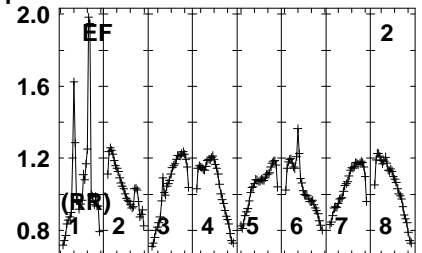
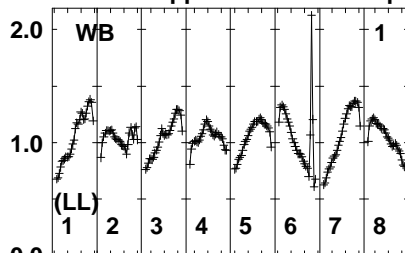
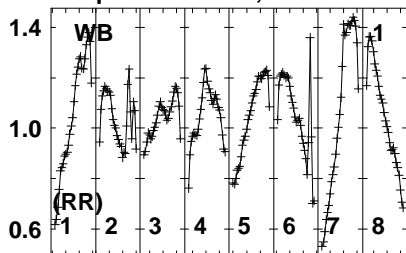


Lower frame: Real Jy  
Auto-corr total-power spectrum Antenna: \*  
Timerange: 00/21:10:11 to 00/21:13:39

Plot file version 732 created 12-SEP-2022 13:08:27

J0813+2435 EH040A.UVDATA.1

Freq = 1.5950 GHz, Bw = 16.000 MH No calibration applied and no bandpass applied



1595 610 1630 645 660 675 1695 710  
FREQ MHz

1595 610 1630 645 660 675 1695 710  
FREQ MHz

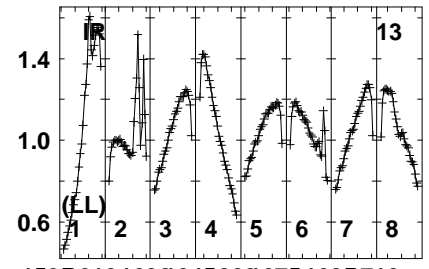
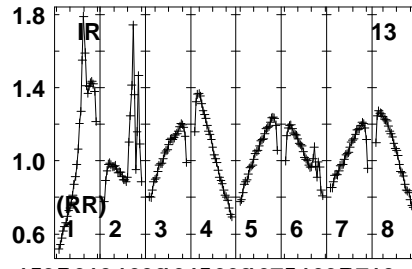
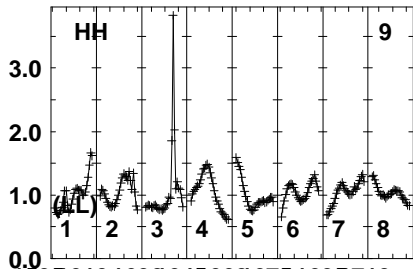
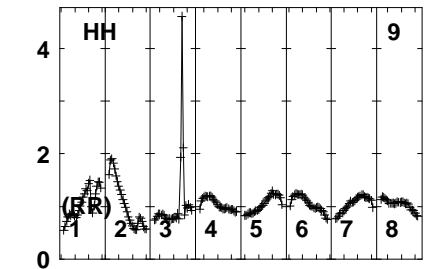
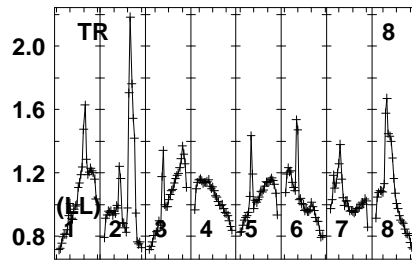
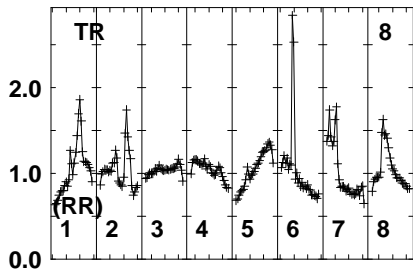
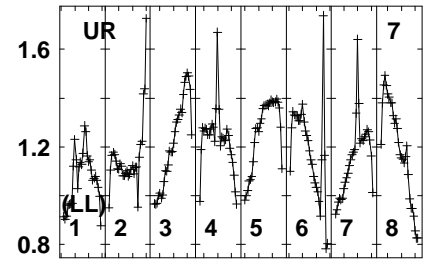
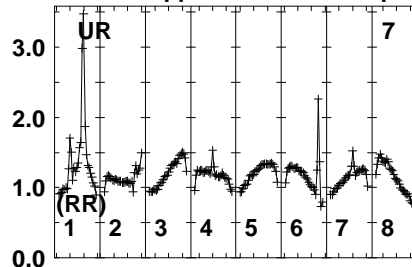
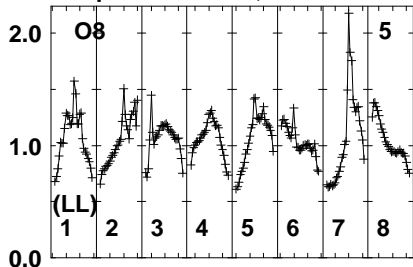
1595 610 1630 645 660 675 1695 710  
FREQ MHz

Lower frame: Real Jy  
Auto-corr total-power spectrum Antenna: \*  
Timerange: 00/21:13:41 to 00/21:15:09

Plot file version 733 created 12-SEP-2022 13:08:27

J0813+2435 EH040A.UVDATA.1

Freq = 1.5950 GHz, Bw = 16.000 MH No calibration applied and no bandpass applied



1595 610 1630 645 660 675 1695 710  
FREQ MHz

1595 610 1630 645 660 675 1695 710  
FREQ MHz

1595 610 1630 645 660 675 1695 710  
FREQ MHz

Lower frame: Real Jy

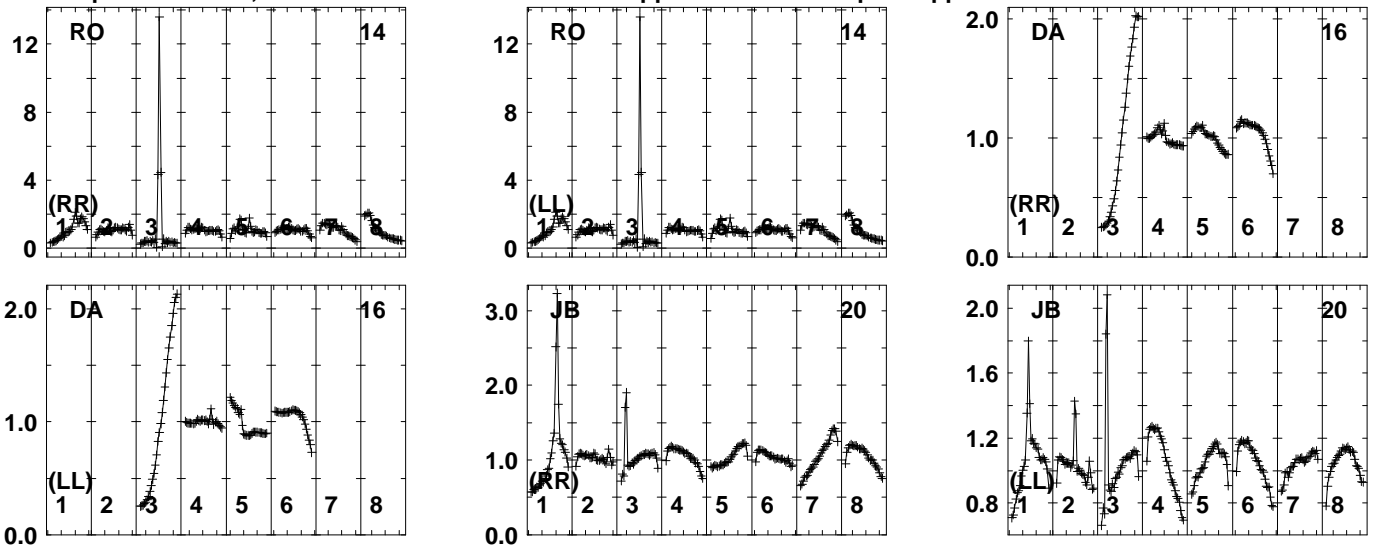
Auto-corr total-power spectrum Antenna: \*

Timerange: 00/21:13:41 to 00/21:15:09

Plot file version 734 created 12-SEP-2022 13:08:28

J0813+2435 EH040A.UVDATA.1

Freq = 1.5950 GHz, Bw = 16.000 MH No calibration applied and no bandpass applied

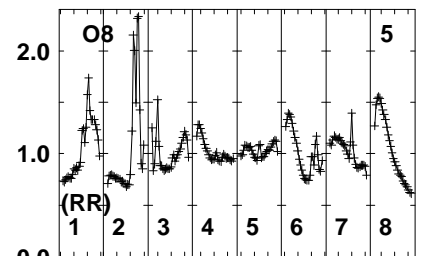
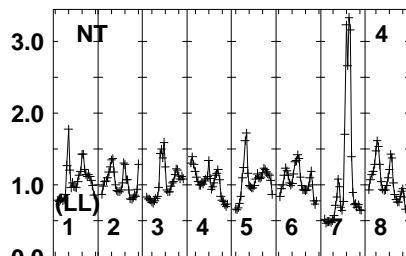
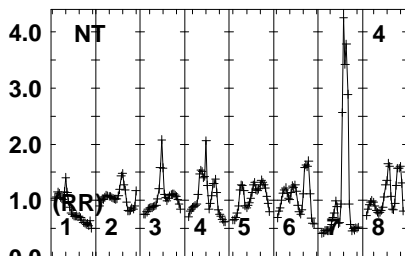
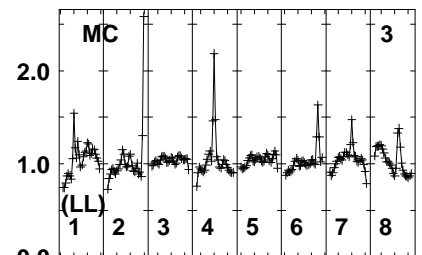
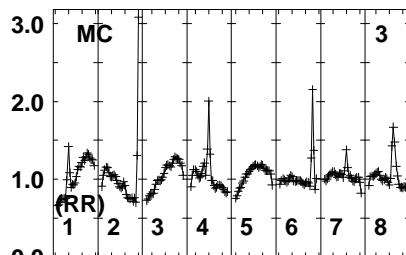
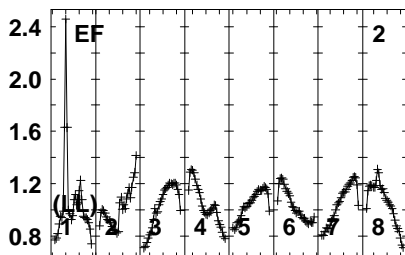
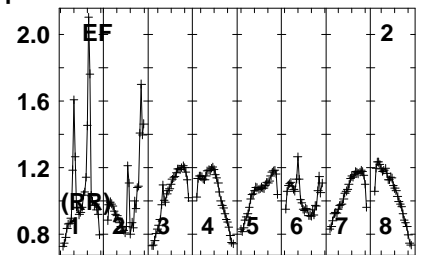
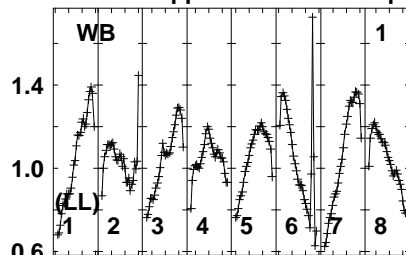
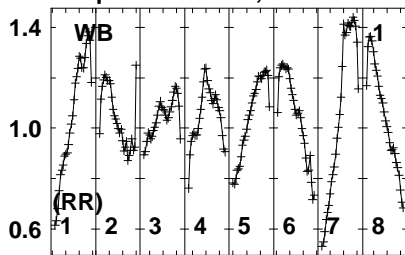


Lower frame: Real Jy  
Auto-corr total-power spectrum Antenna: \*  
Timerange: 00/21:13:41 to 00/21:15:09

Plot file version 735 created 12-SEP-2022 13:08:28

HS0810+2554 EH040A.UVDATA.1

Freq = 1.5950 GHz, Bw = 16.000 MH No calibration applied and no bandpass applied



1595 610 1630 645 660 675 1695 710  
FREQ MHz

1595 610 1630 645 660 675 1695 710  
FREQ MHz

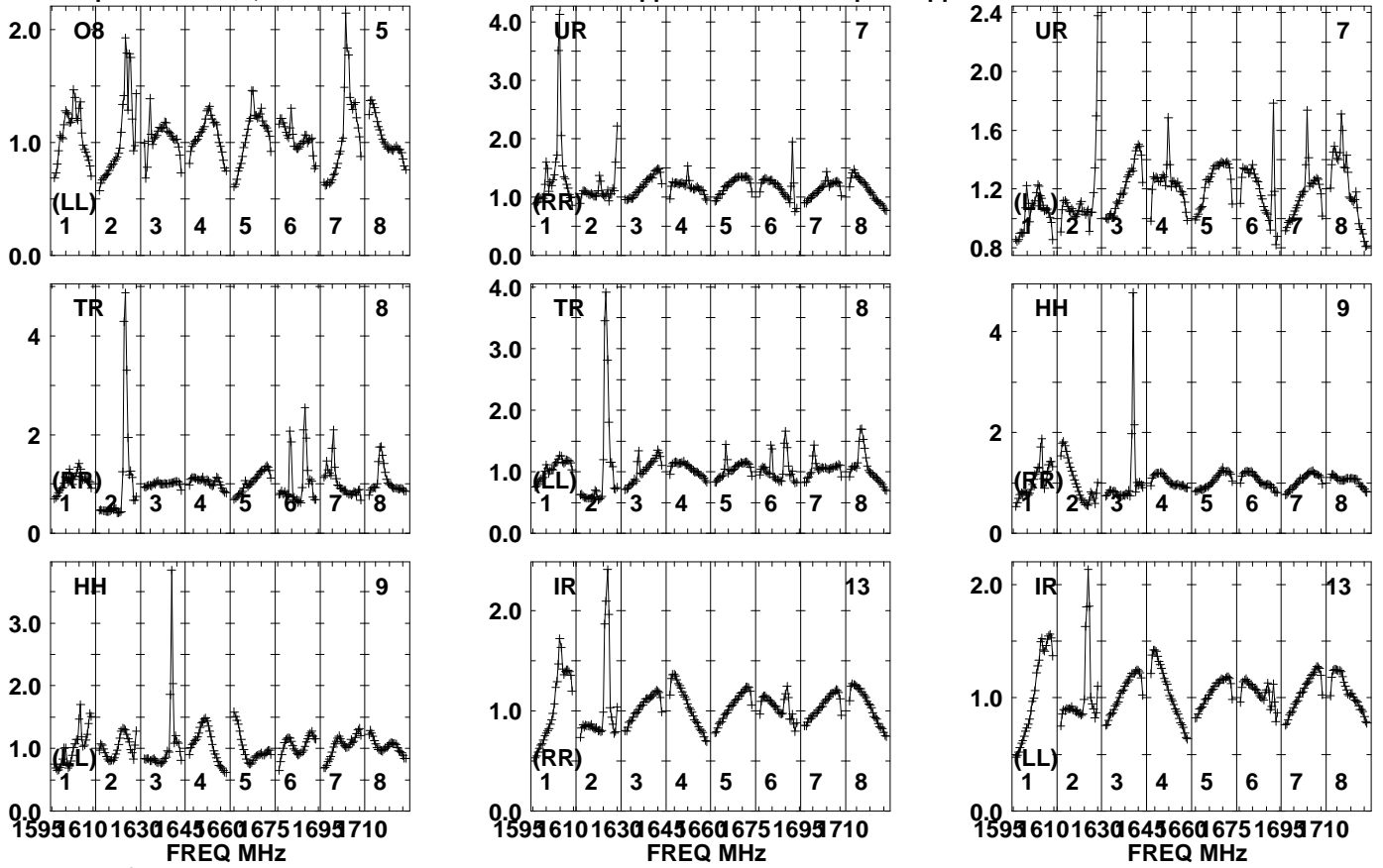
1595 610 1630 645 660 675 1695 710  
FREQ MHz

Lower frame: Real Jy  
Auto-corr total-power spectrum Antenna: \*  
Timerange: 00/21:15:11 to 00/21:18:39

Plot file version 736 created 12-SEP-2022 13:08:28

HS0810+2554 EH040A.UVDATA.1

Freq = 1.5950 GHz, Bw = 16.000 MH No calibration applied and no bandpass applied



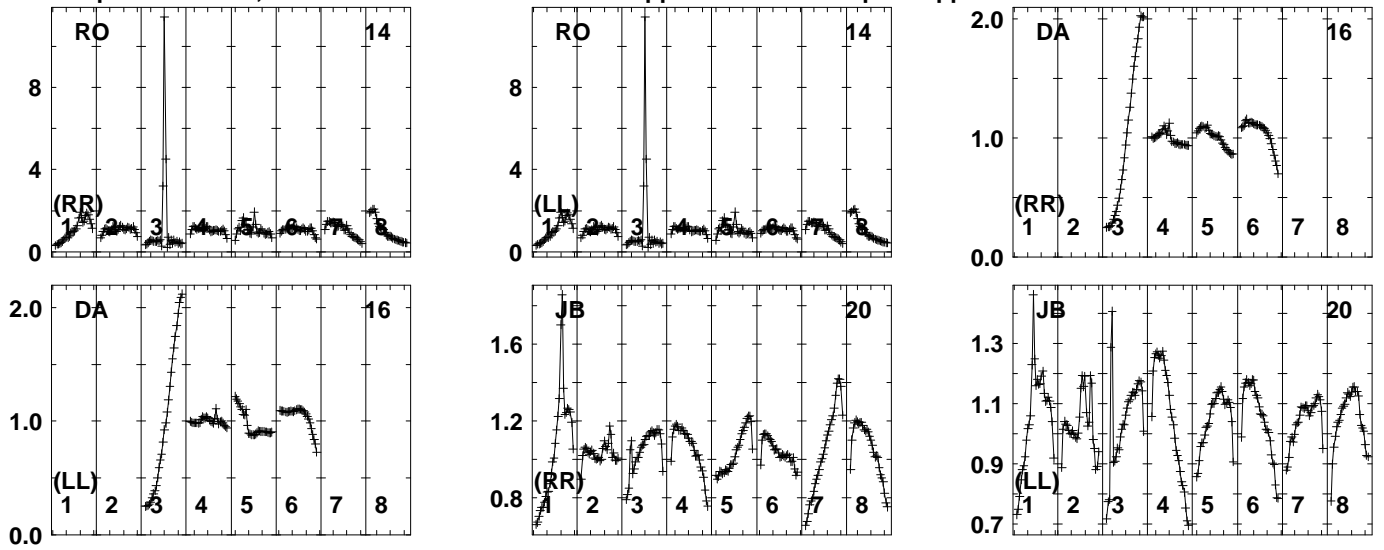
Lower frame: Real Jy  
Auto-corr total-power spectrum Antenna: \*  
Timerange: 00/21:15:11 to 00/21:18:39



Plot file version 737 created 12-SEP-2022 13:08:28

HS0810+2554 EH040A.UVDATA.1

Freq = 1.5950 GHz, Bw = 16.000 MH No calibration applied and no bandpass applied

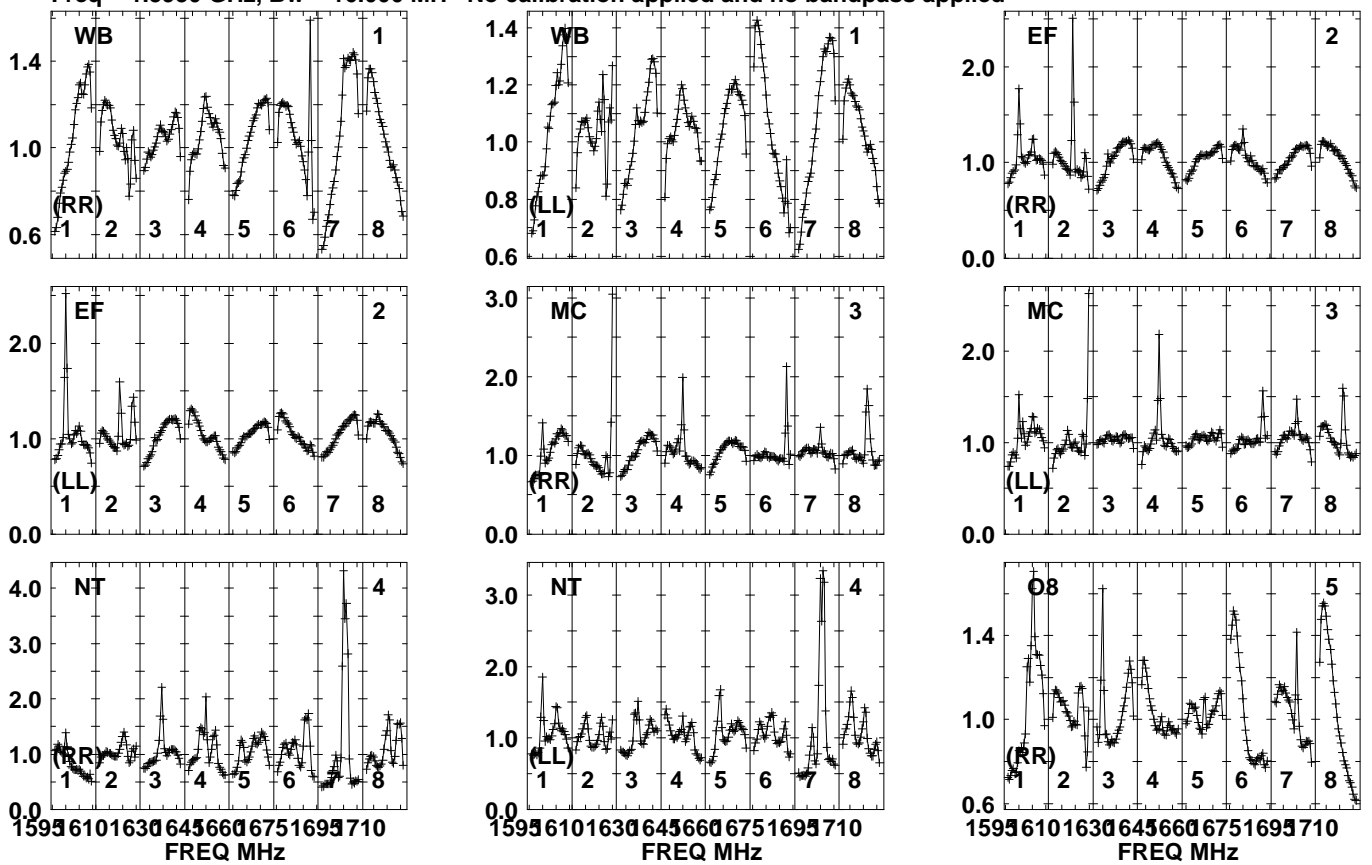


Lower frame: Real Jy  
Auto-corr total-power spectrum Antenna: \*  
Timerange: 00/21:15:11 to 00/21:18:39

Plot file version 738 created 12-SEP-2022 13:08:28

J0813+2435 EH040A.UVDATA.1

Freq = 1.5950 GHz, Bw = 16.000 MH No calibration applied and no bandpass applied

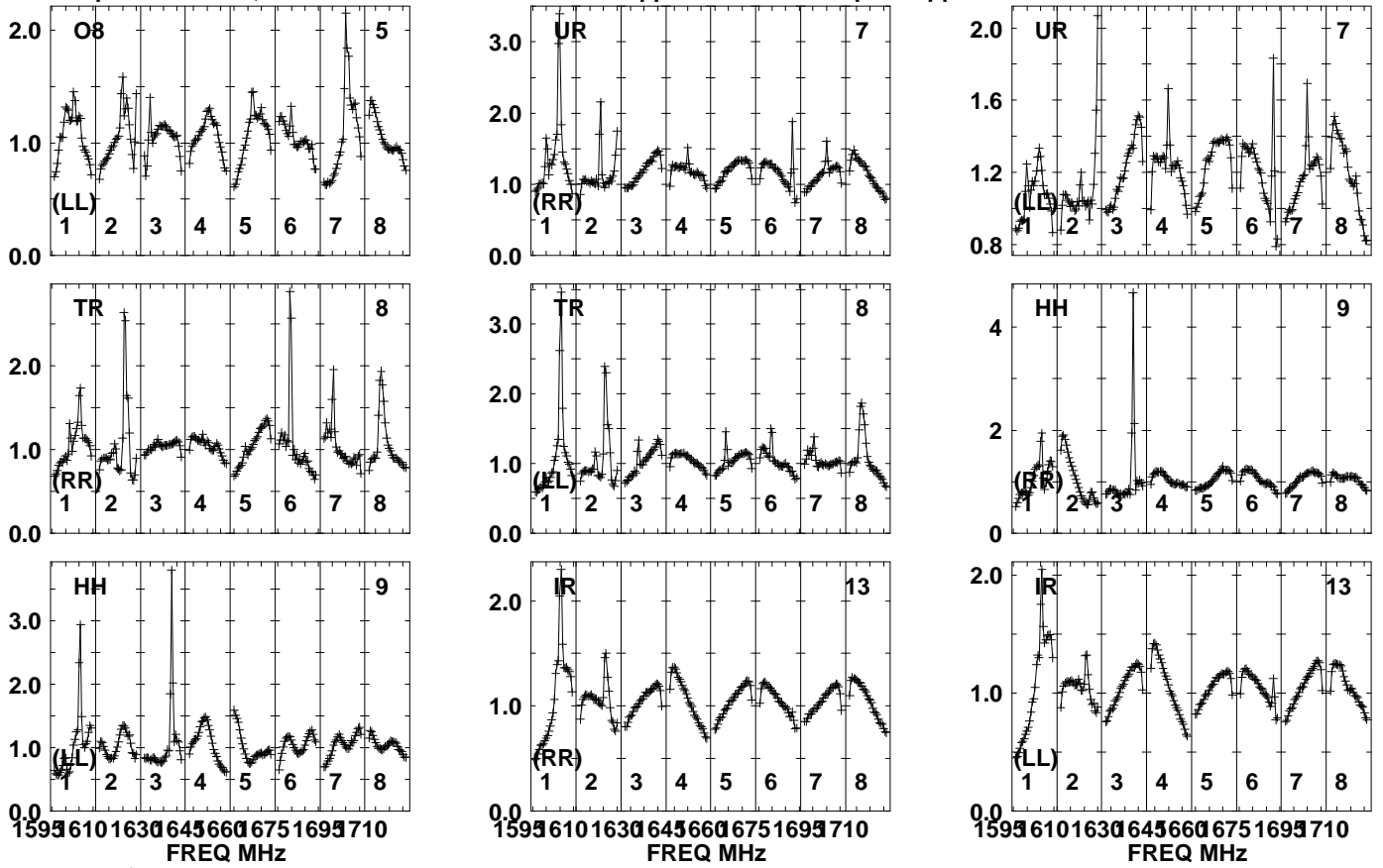


Lower frame: Real Jy  
Auto-corr total-power spectrum Antenna: \*  
Timerange: 00/21:19:11 to 00/21:20:39

Plot file version 739 created 12-SEP-2022 13:08:28

J0813+2435 EH040A.UVDATA.1

Freq = 1.5950 GHz, Bw = 16.000 MH No calibration applied and no bandpass applied

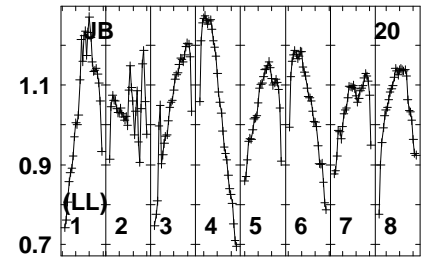
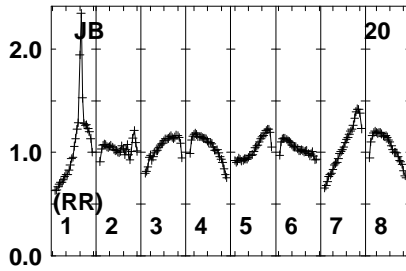
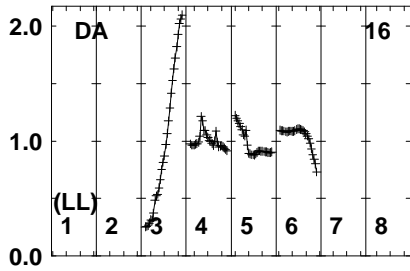
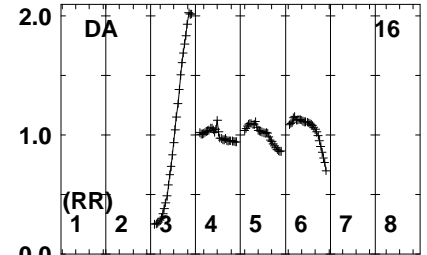
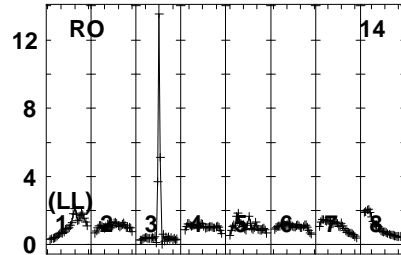
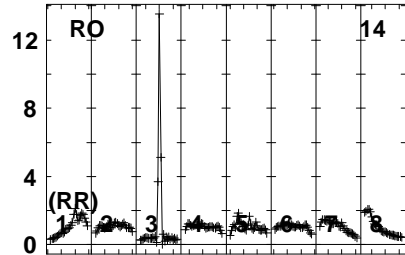


Lower frame: Real Jy  
Auto-corr total-power spectrum Antenna: \*  
Timerange: 00/21:19:11 to 00/21:20:39

Plot file version 740 created 12-SEP-2022 13:08:28

J0813+2435 EH040A.UVDATA.1

Freq = 1.5950 GHz, Bw = 16.000 MH No calibration applied and no bandpass applied

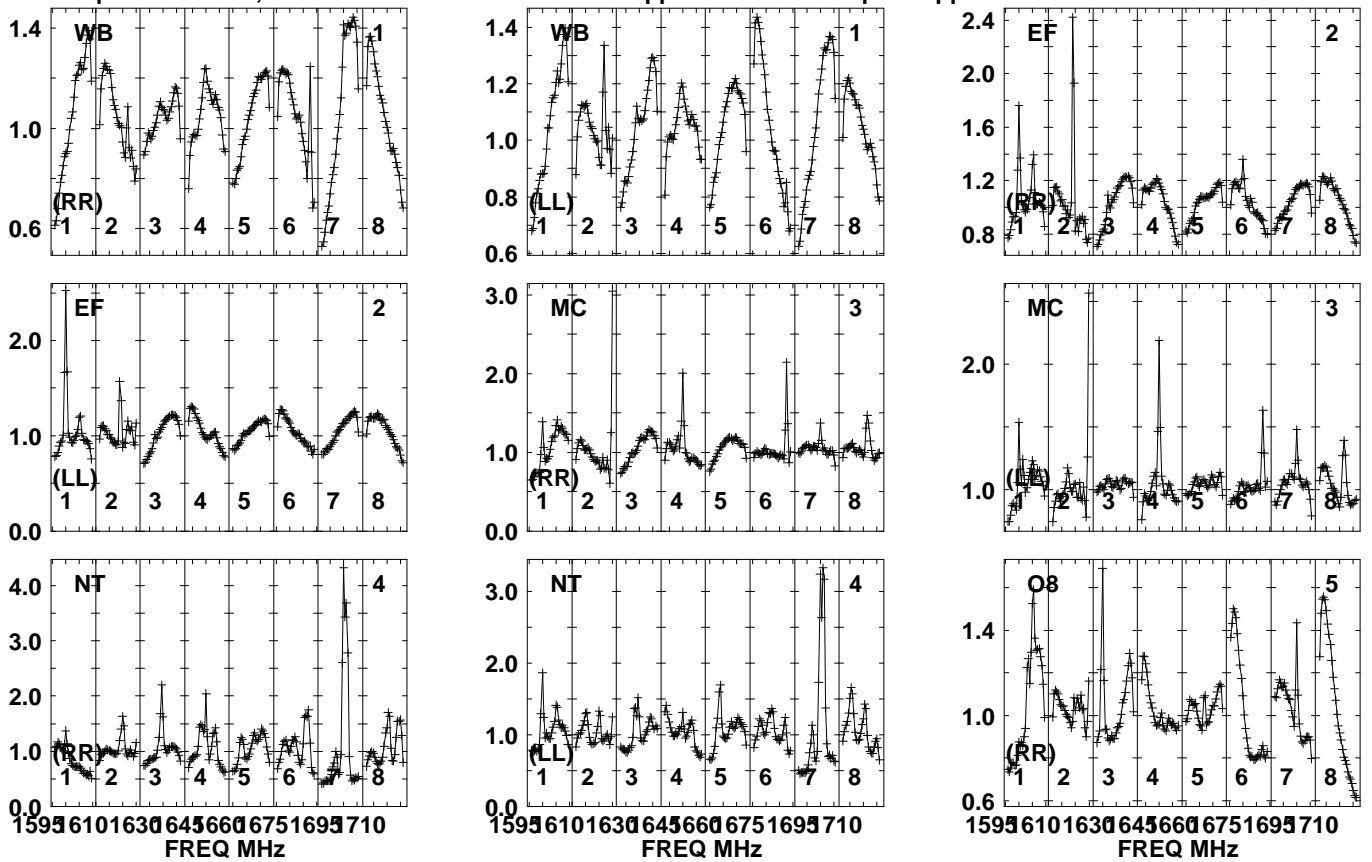


Lower frame: Real Jy  
Auto-corr total-power spectrum Antenna: \*  
Timerange: 00/21:19:11 to 00/21:20:39

Plot file version 741 created 12-SEP-2022 13:08:28

HS0810+2554 EH040A.UVDATA.1

Freq = 1.5950 GHz, Bw = 16.000 MH No calibration applied and no bandpass applied

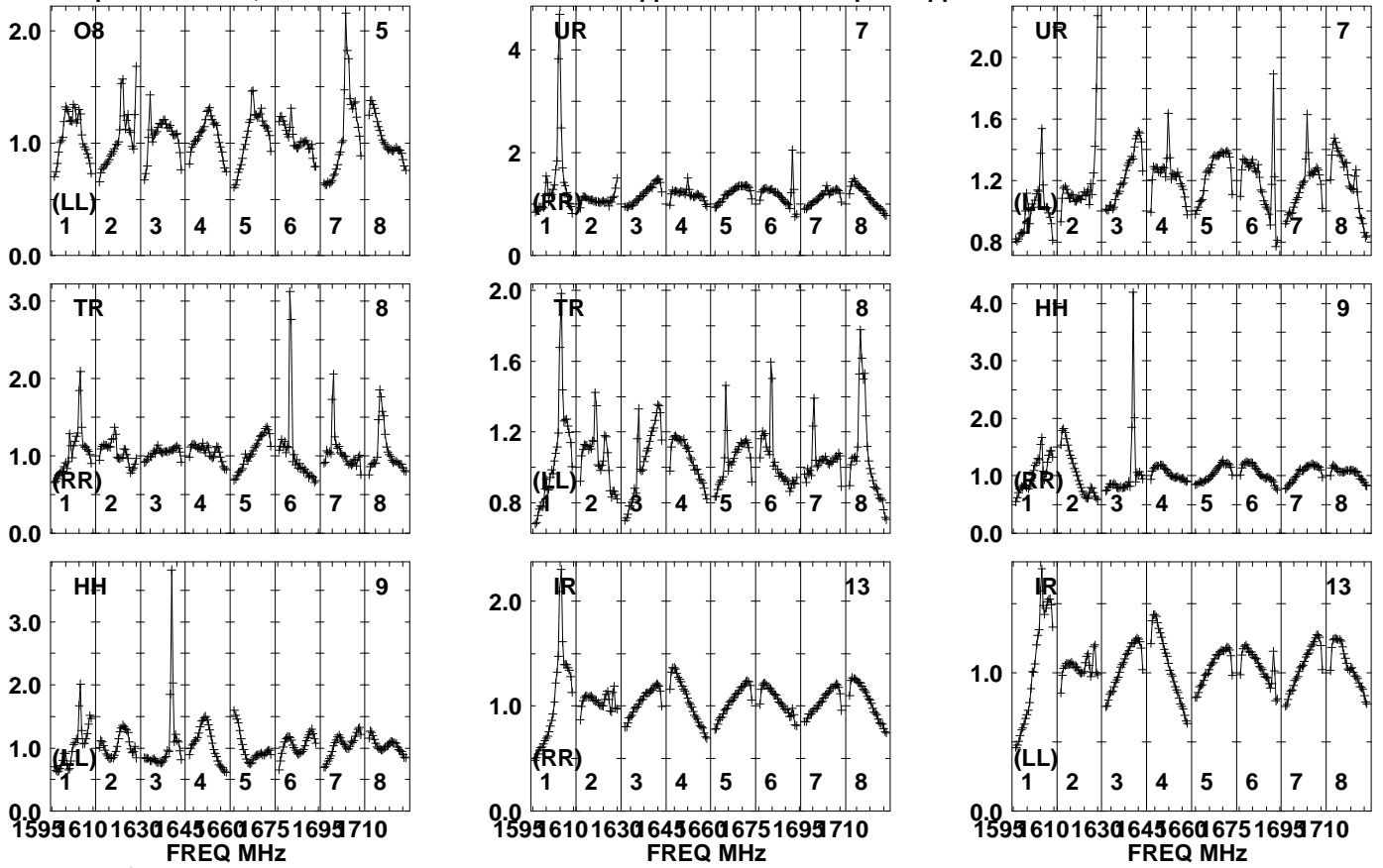


Lower frame: Real Jy  
Auto-corr total-power spectrum Antenna: \*  
Timerange: 00/21:20:41 to 00/21:24:09

Plot file version 742 created 12-SEP-2022 13:08:29

HS0810+2554 EH040A.UVDATA.1

Freq = 1.5950 GHz, Bw = 16.000 MH No calibration applied and no bandpass applied

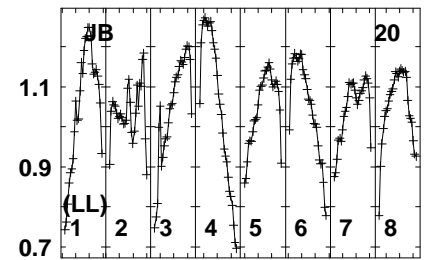
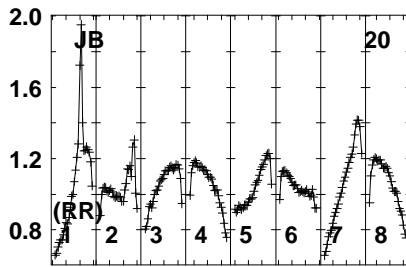
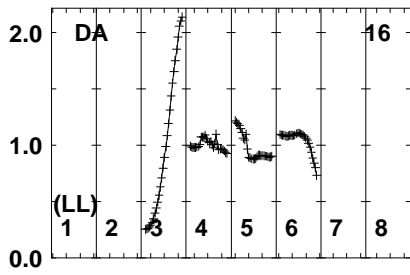
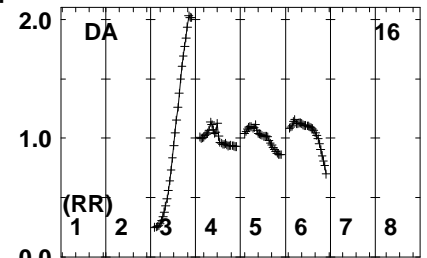
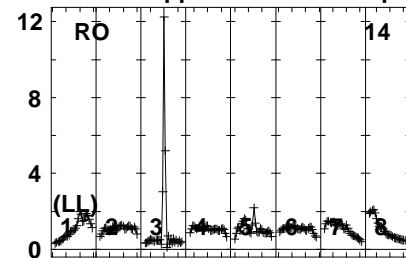
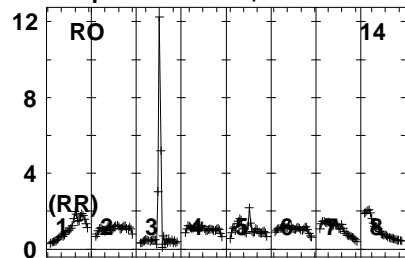


Lower frame: Real Jy  
Auto-corr total-power spectrum Antenna: \*  
Timerange: 00/21:20:41 to 00/21:24:09

Plot file version 743 created 12-SEP-2022 13:08:29

HS0810+2554 EH040A.UVDATA.1

Freq = 1.5950 GHz, Bw = 16.000 MH No calibration applied and no bandpass applied

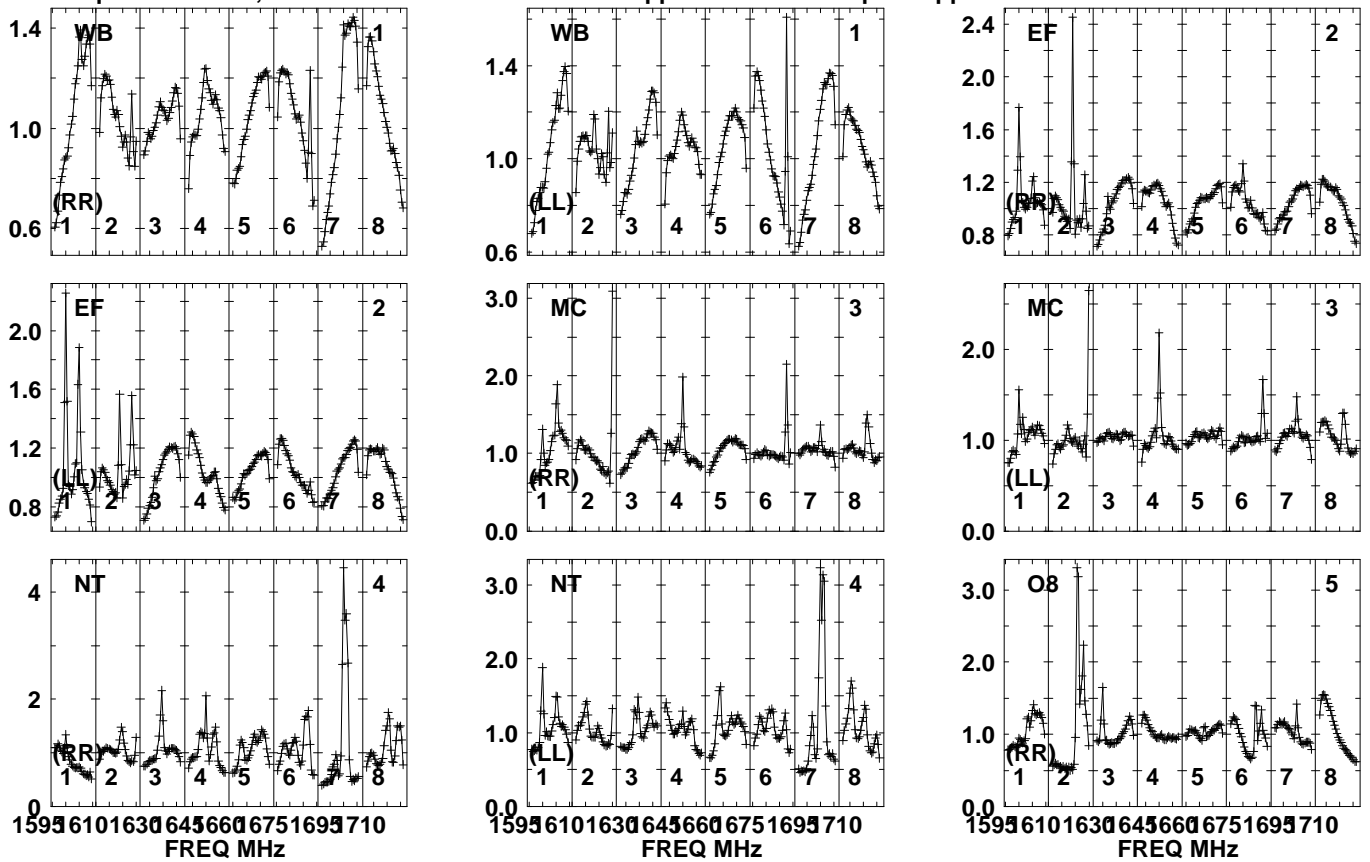


Lower frame: Real Jy  
Auto-corr total-power spectrum Antenna: \*  
Timerange: 00/21:20:41 to 00/21:24:09

Plot file version 744 created 12-SEP-2022 13:08:29

J0813+2435 EH040A.UVDATA.1

Freq = 1.5950 GHz, Bw = 16.000 MH No calibration applied and no bandpass applied



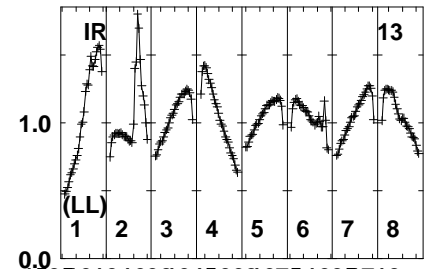
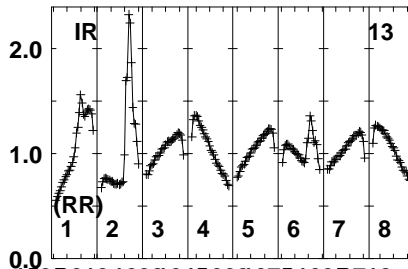
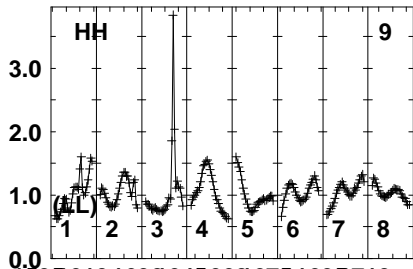
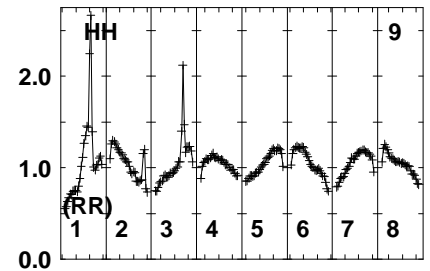
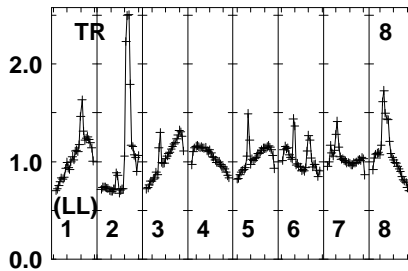
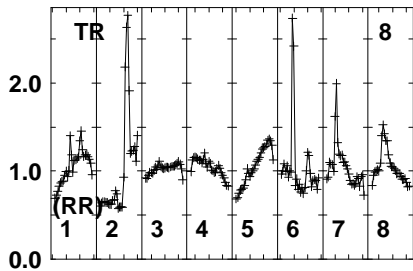
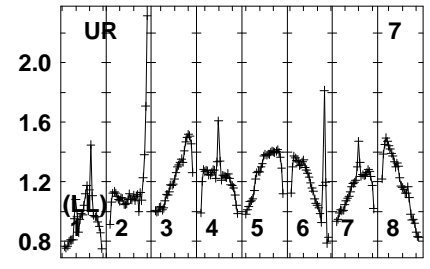
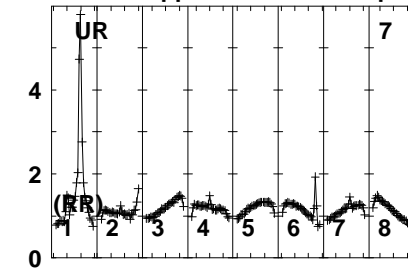
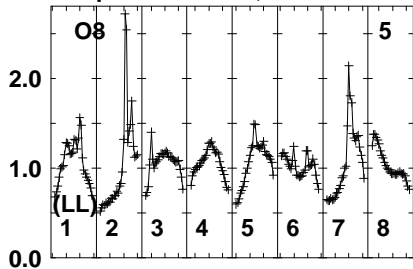
Lower frame: Real Jy  
Auto-corr total-power spectrum Antenna: \*  
Timerange: 00/21:24:11 to 00/21:25:39



Plot file version 745 created 12-SEP-2022 13:08:29

J0813+2435 EH040A.UVDATA.1

Freq = 1.5950 GHz, Bw = 16.000 MH No calibration applied and no bandpass applied



1595 610 1630 645 660 675 1695 710  
FREQ MHz

1595 610 1630 645 660 675 1695 710  
FREQ MHz

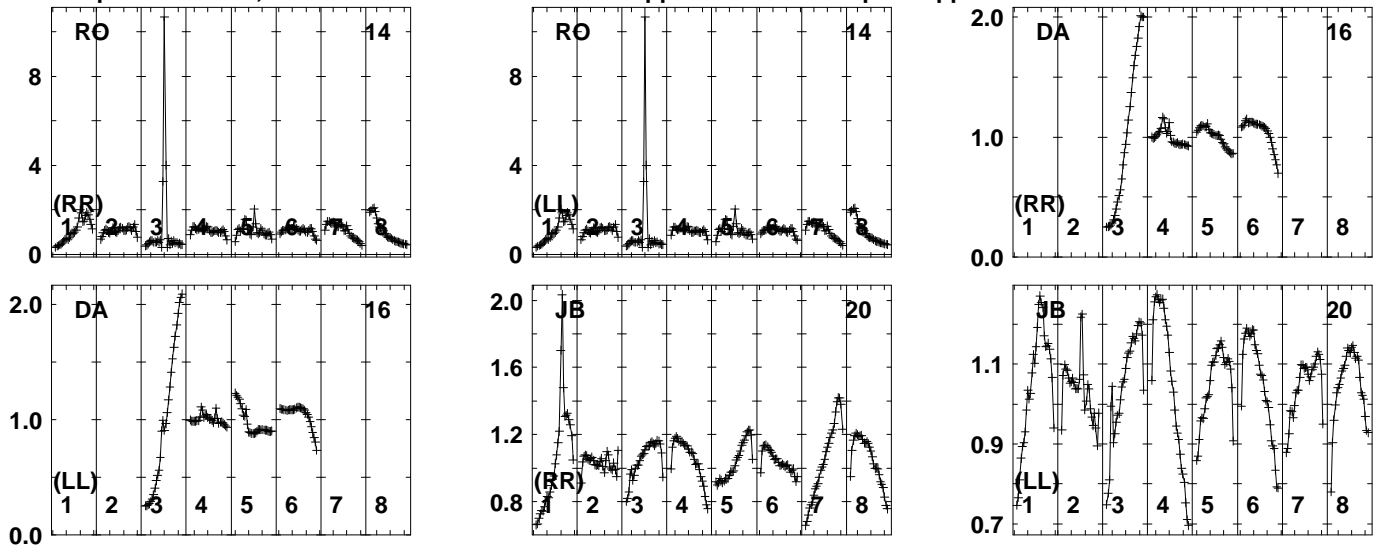
1595 610 1630 645 660 675 1695 710  
FREQ MHz

Lower frame: Real Jy  
Auto-corr total-power spectrum Antenna: \*  
Timerange: 00/21:24:11 to 00/21:25:39

Plot file version 746 created 12-SEP-2022 13:08:29

J0813+2435 EH040A.UVDATA.1

Freq = 1.5950 GHz, Bw = 16.000 MH No calibration applied and no bandpass applied

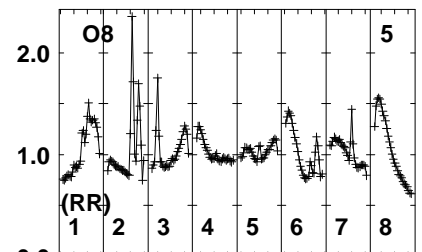
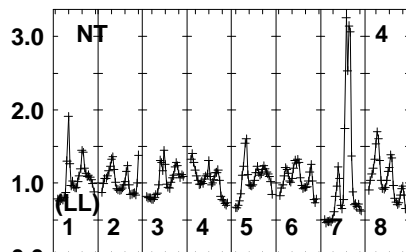
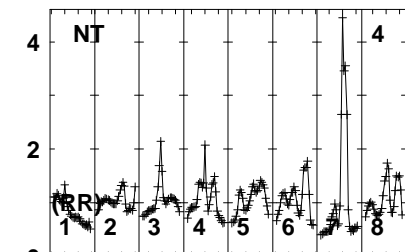
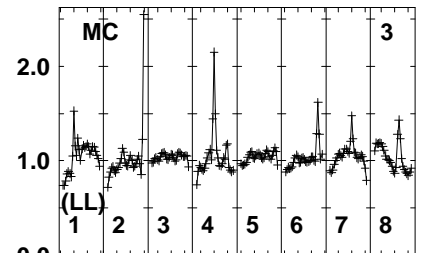
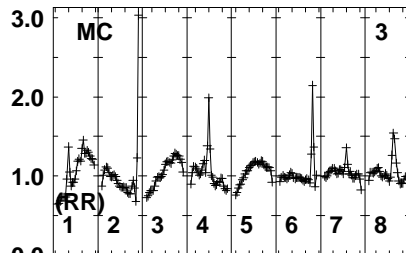
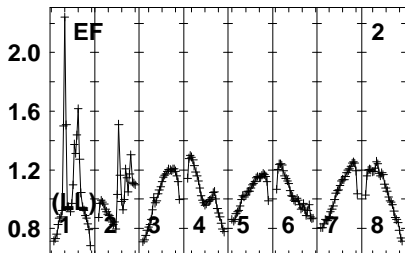
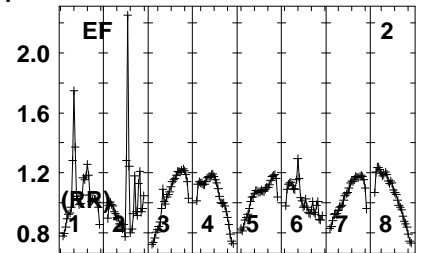
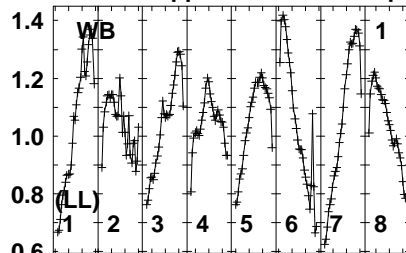
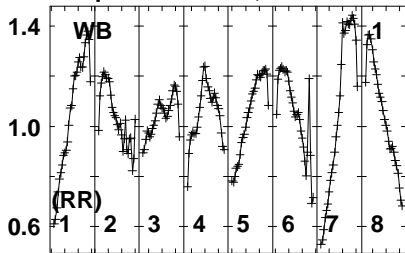


Lower frame: Real Jy  
Auto-corr total-power spectrum Antenna: \*  
Timerange: 00/21:24:11 to 00/21:25:39

Plot file version 747 created 12-SEP-2022 13:08:29

HS0810+2554 EH040A.UVDATA.1

Freq = 1.5950 GHz, Bw = 16.000 MH No calibration applied and no bandpass applied



1595 610 1630 645 660 675 1695 710  
FREQ MHz

1595 610 1630 645 660 675 1695 710  
FREQ MHz

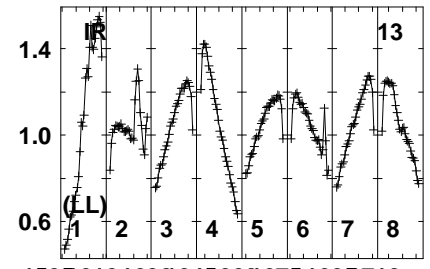
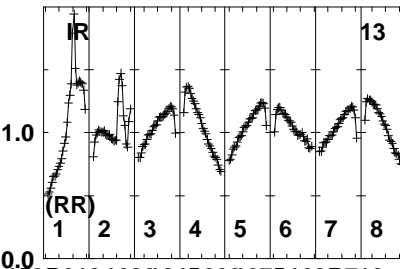
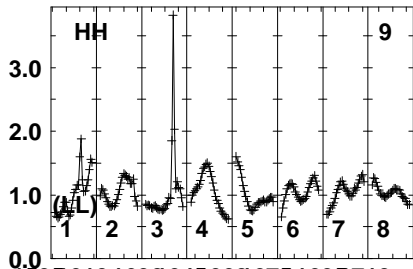
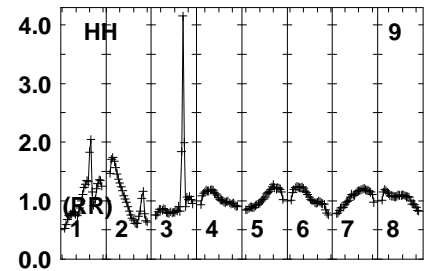
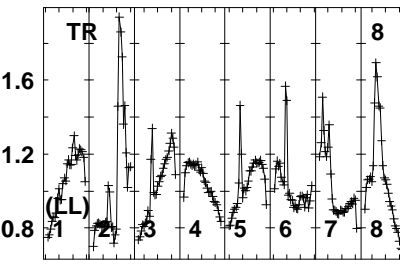
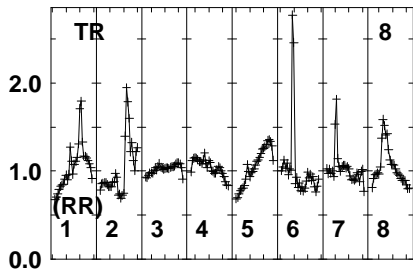
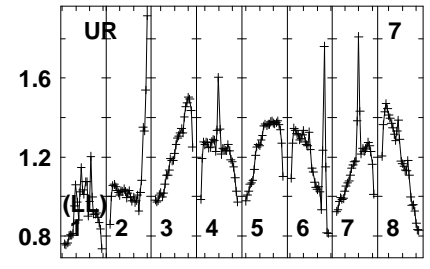
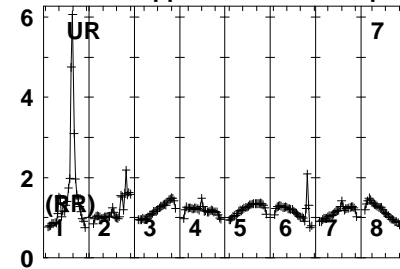
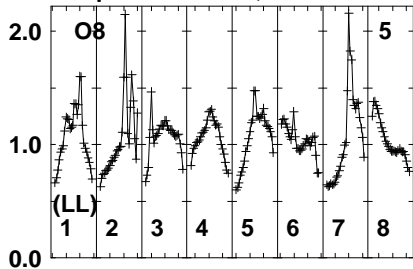
1595 610 1630 645 660 675 1695 710  
FREQ MHz

Lower frame: Real Jy  
Auto-corr total-power spectrum Antenna: \*  
Timerange: 00/21:25:41 to 00/21:29:09

Plot file version 748 created 12-SEP-2022 13:08:29

HS0810+2554 EH040A.UVDATA.1

Freq = 1.5950 GHz, Bw = 16.000 MH No calibration applied and no bandpass applied



1595 610 1630 645 660 675 1695 710  
FREQ MHz

1595 610 1630 645 660 675 1695 710  
FREQ MHz

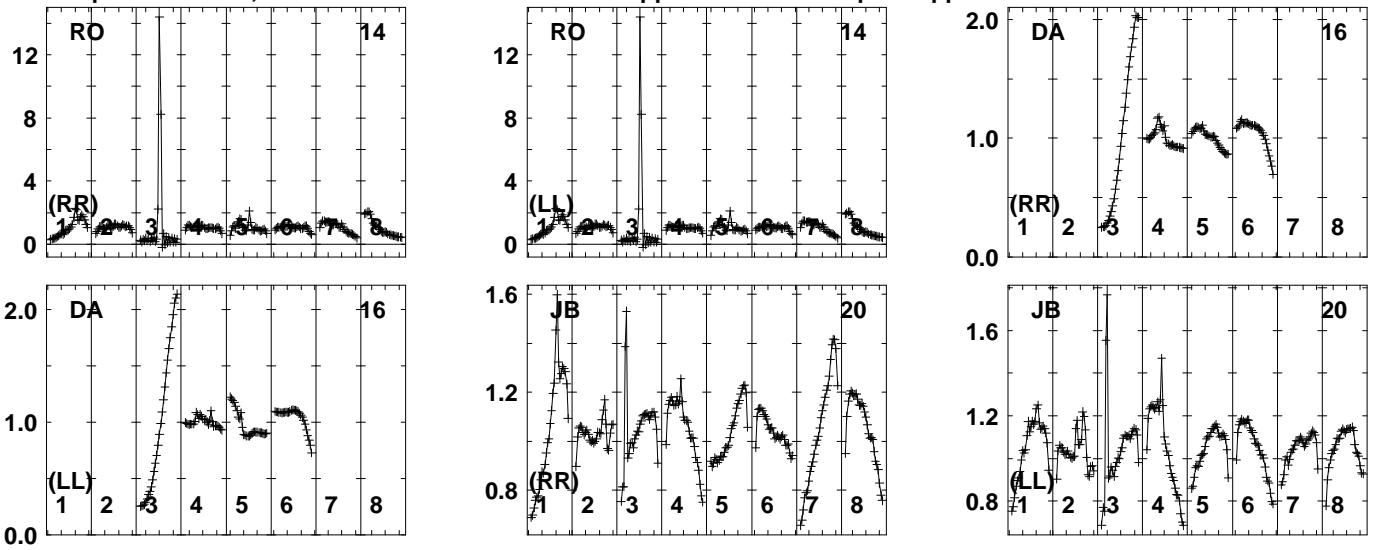
1595 610 1630 645 660 675 1695 710  
FREQ MHz

Lower frame: Real Jy  
Auto-corr total-power spectrum Antenna: \*  
Timerange: 00/21:25:41 to 00/21:29:09

Plot file version 749 created 12-SEP-2022 13:08:29

HS0810+2554 EH040A.UVDATA.1

Freq = 1.5950 GHz, Bw = 16.000 MH No calibration applied and no bandpass applied

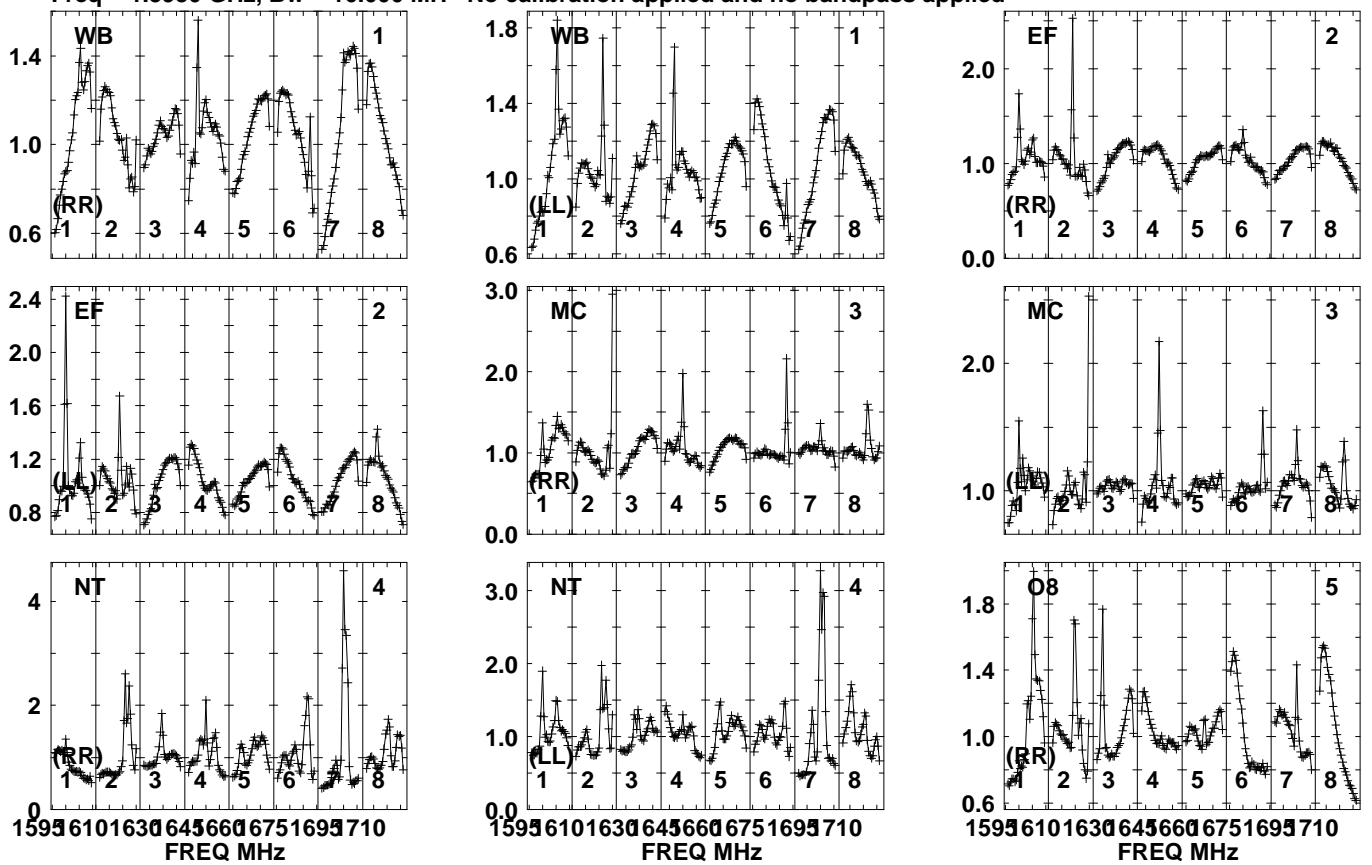


Lower frame: Real Jy  
Auto-corr total-power spectrum Antenna: \*  
Timerange: 00/21:25:41 to 00/21:29:09

Plot file version 750 created 12-SEP-2022 13:08:30

J0813+2435 EH040A.UVDATA.1

Freq = 1.5950 GHz, Bw = 16.000 MH No calibration applied and no bandpass applied

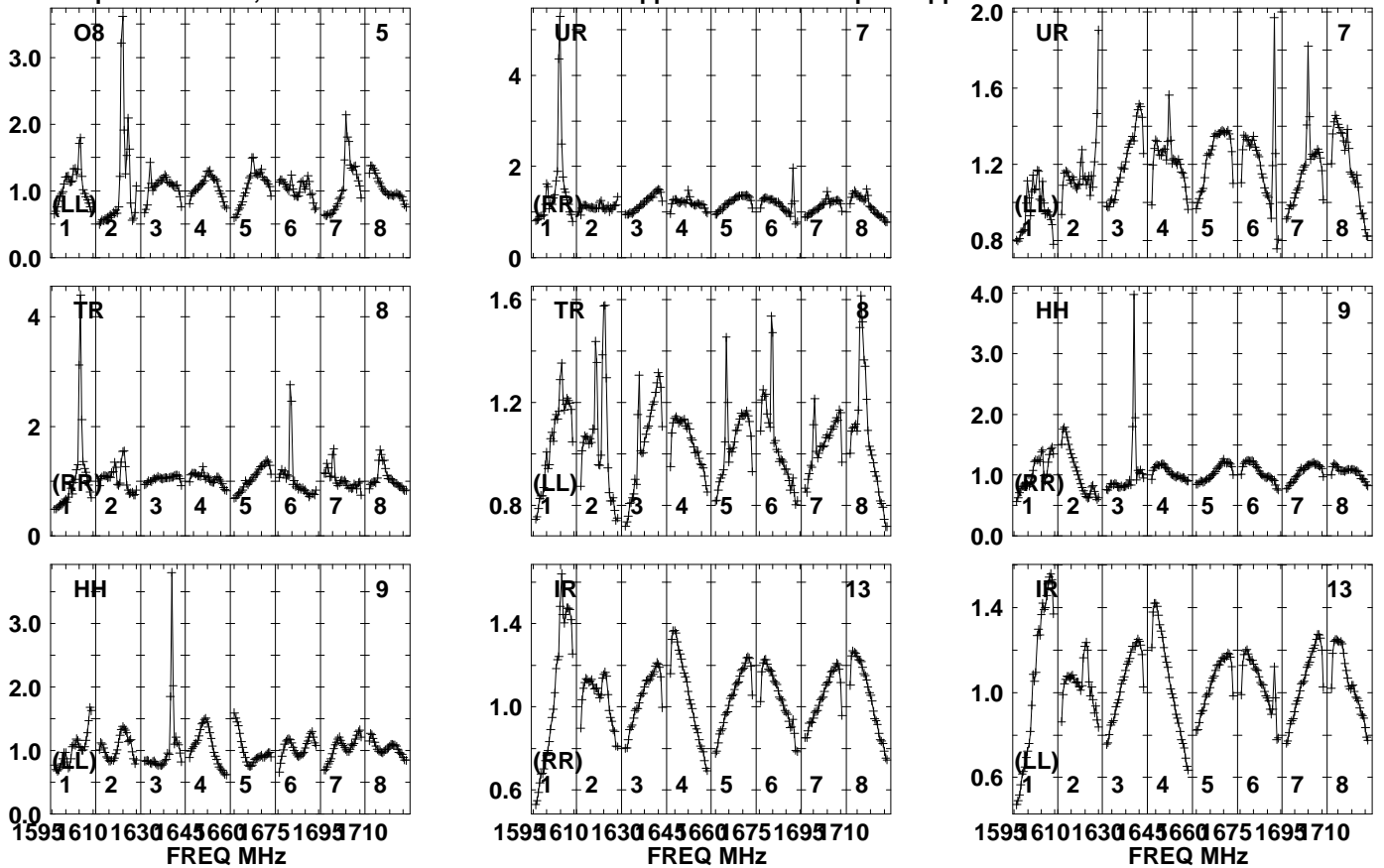


Lower frame: Real Jy  
Auto-corr total-power spectrum Antenna: \*  
Timerange: 00/21:29:41 to 00/21:31:09

Plot file version 751 created 12-SEP-2022 13:08:30

J0813+2435 EH040A.UVDATA.1

Freq = 1.5950 GHz, Bw = 16.000 MH No calibration applied and no bandpass applied

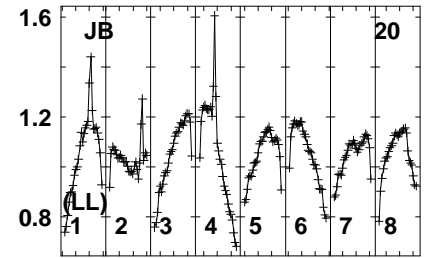
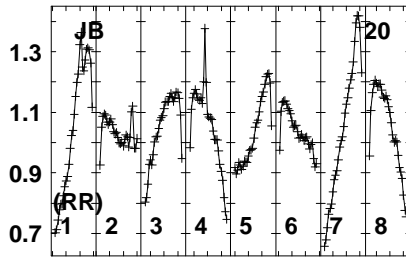
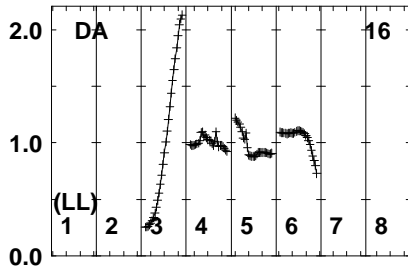
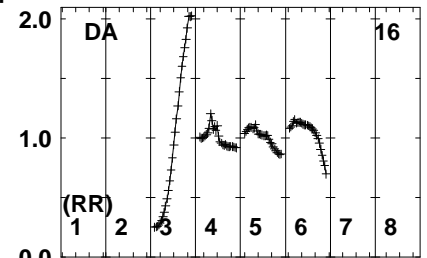
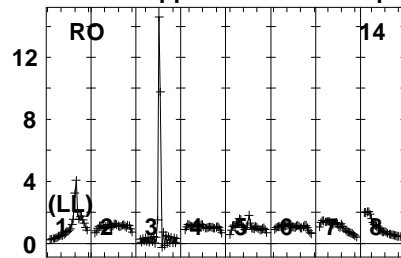
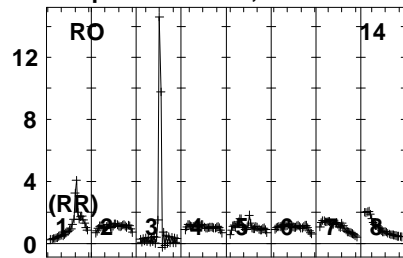


Lower frame: Real Jy  
Auto-corr total-power spectrum Antenna: \*  
Timerange: 00/21:29:41 to 00/21:31:09

Plot file version 752 created 12-SEP-2022 13:08:30

J0813+2435 EH040A.UVDATA.1

Freq = 1.5950 GHz, Bw = 16.000 MH No calibration applied and no bandpass applied



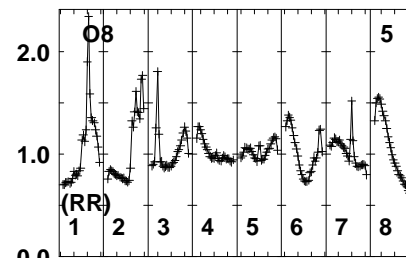
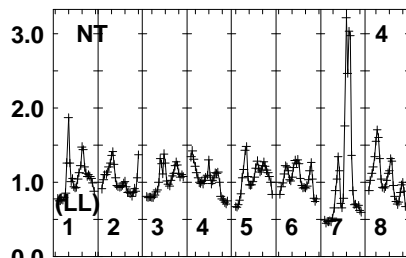
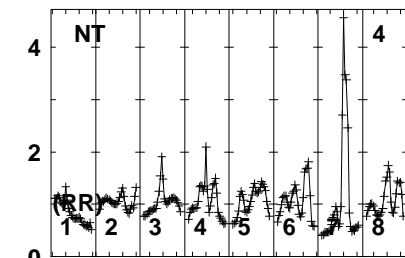
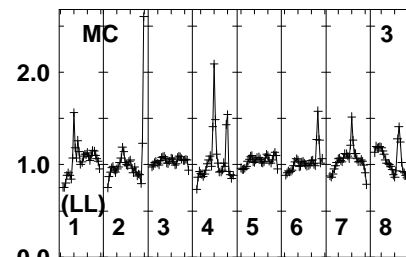
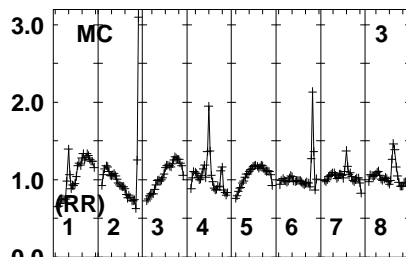
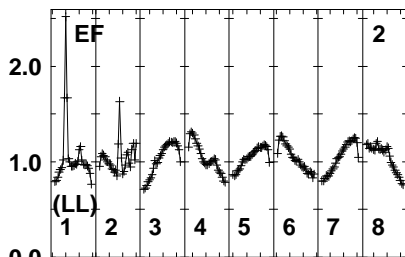
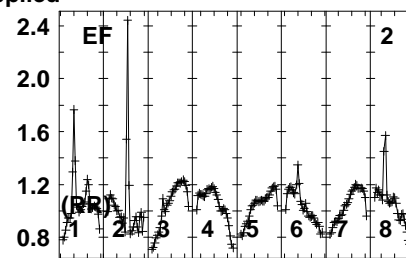
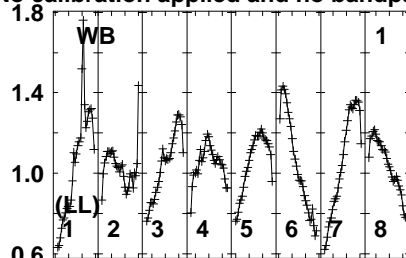
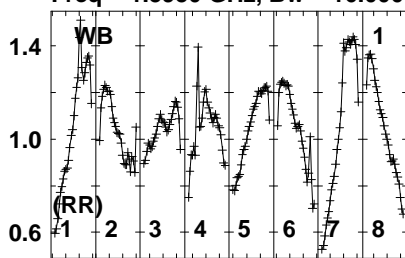
Lower frame: Real Jy  
Auto-corr total-power spectrum Antenna: \*  
Timerange: 00/21:29:41 to 00/21:31:09



Plot file version 753 created 12-SEP-2022 13:08:30

HS0810+2554 EH040A.UVDATA.1

Freq = 1.5950 GHz, Bw = 16.000 MH No calibration applied and no bandpass applied



1595 610 1630 645 660 675 1695 710  
FREQ MHz

1595 610 1630 645 660 675 1695 710  
FREQ MHz

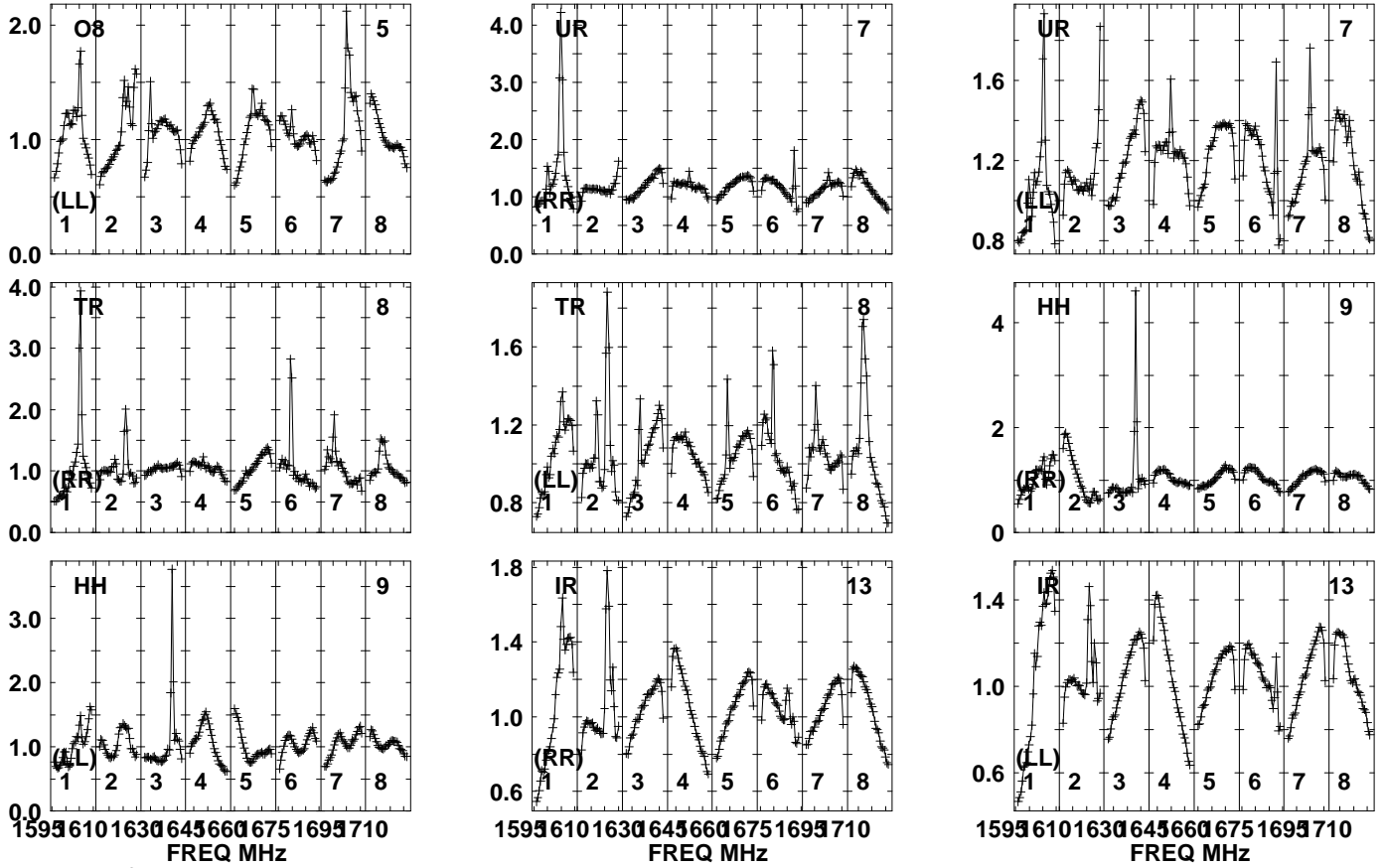
1595 610 1630 645 660 675 1695 710  
FREQ MHz

Lower frame: Real Jy  
Auto-corr total-power spectrum Antenna: \*  
Timerange: 00/21:31:11 to 00/21:34:39

Plot file version 754 created 12-SEP-2022 13:08:30

HS0810+2554 EH040A.UVDATA.1

Freq = 1.5950 GHz, Bw = 16.000 MH No calibration applied and no bandpass applied



Lower frame: Real Jy

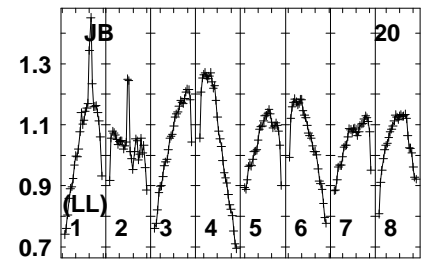
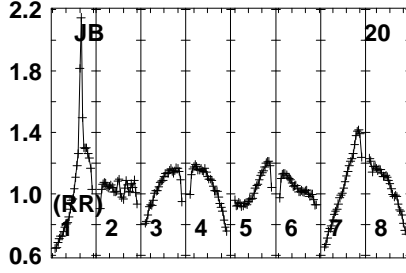
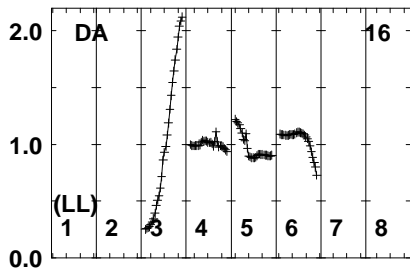
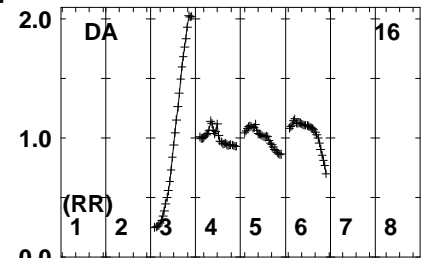
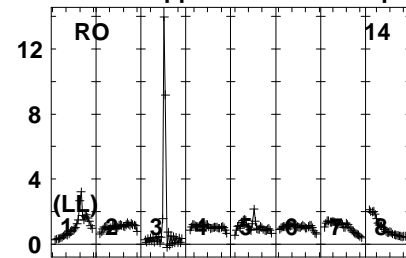
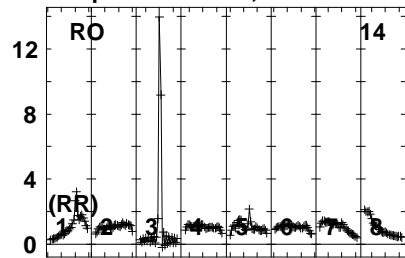
Auto-corr total-power spectrum Antenna: \*

Timerange: 00/21:31:11 to 00/21:34:39

Plot file version 755 created 12-SEP-2022 13:08:30

HS0810+2554 EH040A.UVDATA.1

Freq = 1.5950 GHz, Bw = 16.000 MH No calibration applied and no bandpass applied

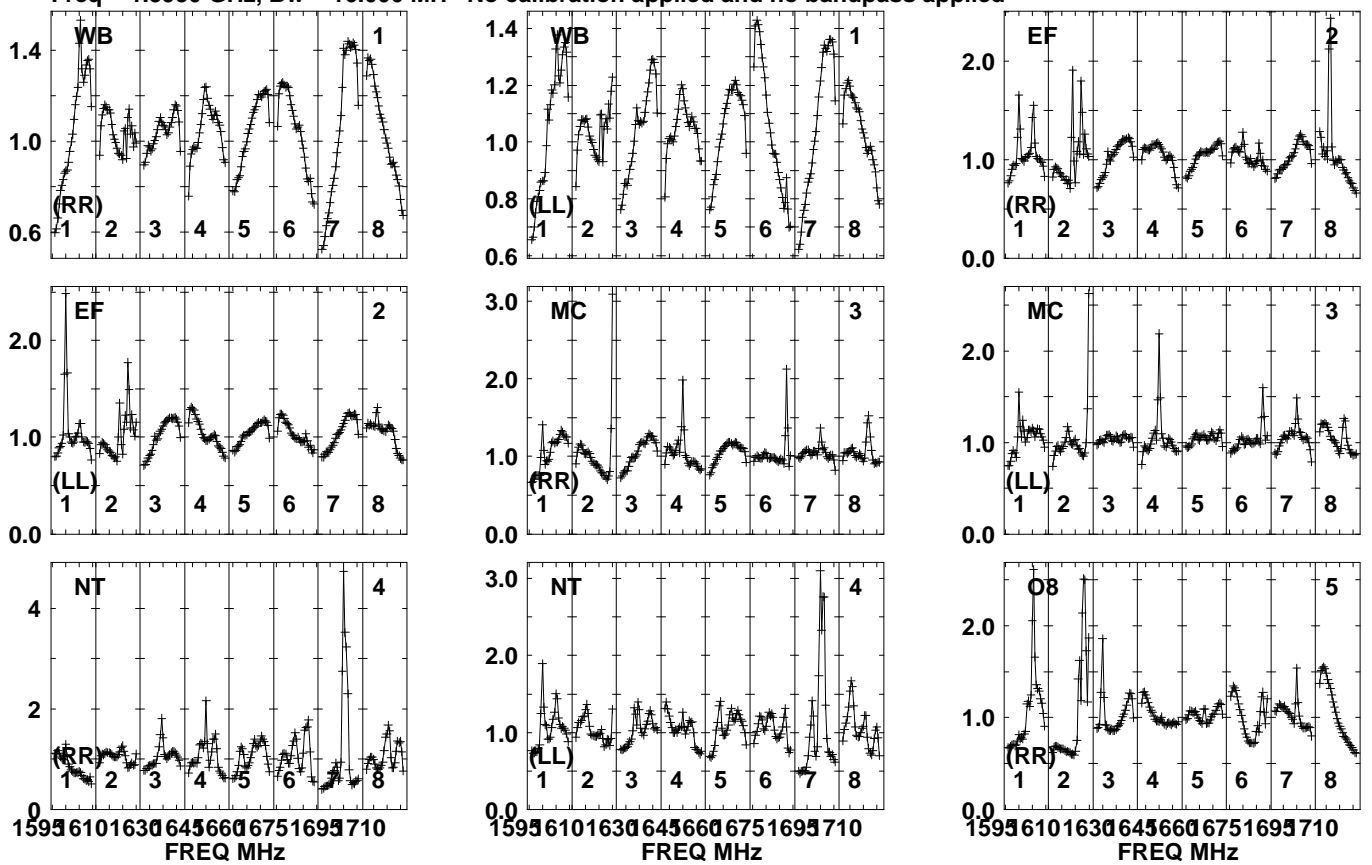


Lower frame: Real Jy  
Auto-corr total-power spectrum Antenna: \*  
Timerange: 00/21:31:11 to 00/21:34:39

Plot file version 756 created 12-SEP-2022 13:08:30

J0813+2435 EH040A.UVDATA.1

Freq = 1.5950 GHz, Bw = 16.000 MH No calibration applied and no bandpass applied

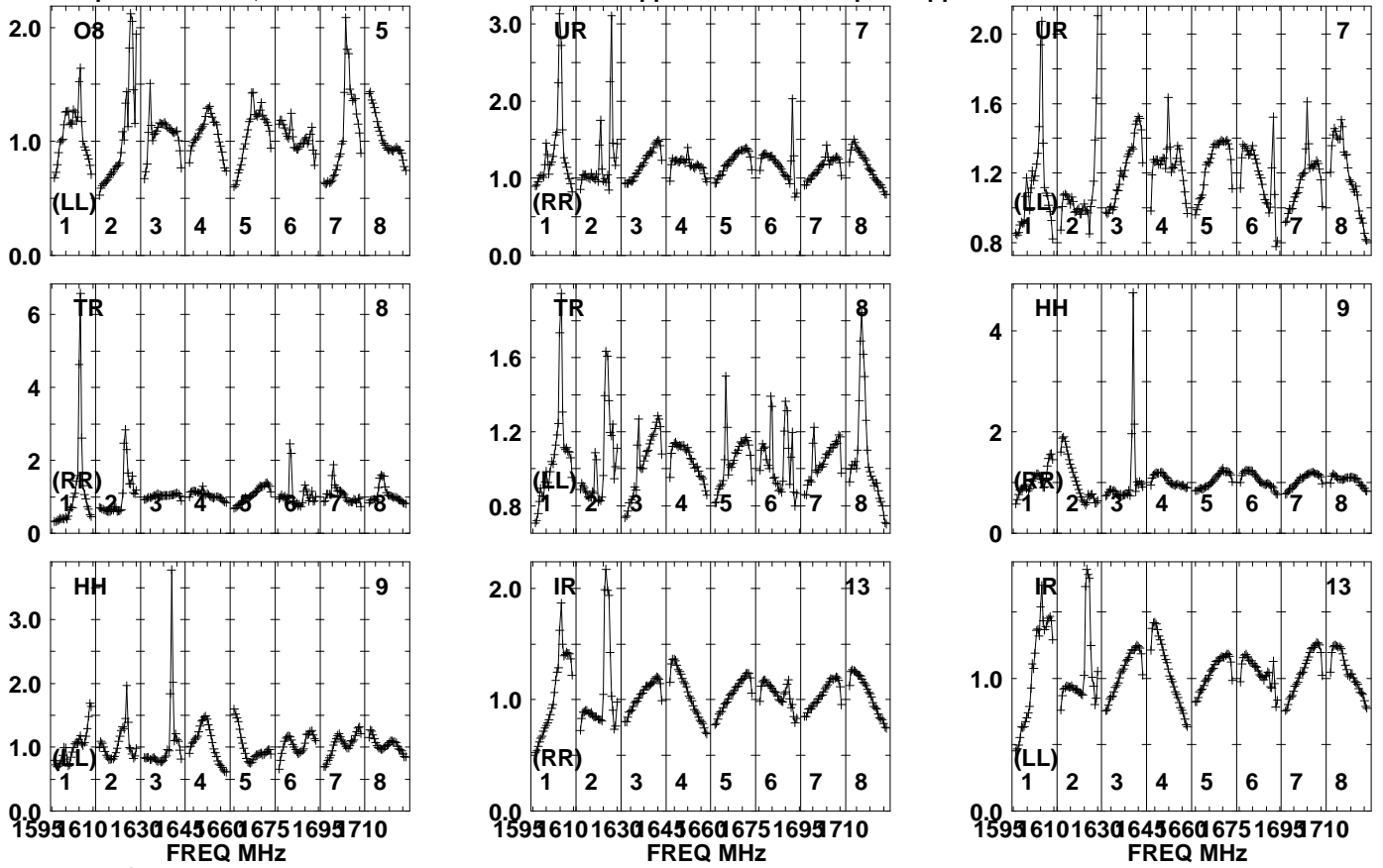


Lower frame: Real Jy  
Auto-corr total-power spectrum Antenna: \*  
Timerange: 00/21:34:41 to 00/21:36:09

Plot file version 757 created 12-SEP-2022 13:08:30

J0813+2435 EH040A.UVDATA.1

Freq = 1.5950 GHz, Bw = 16.000 MH No calibration applied and no bandpass applied

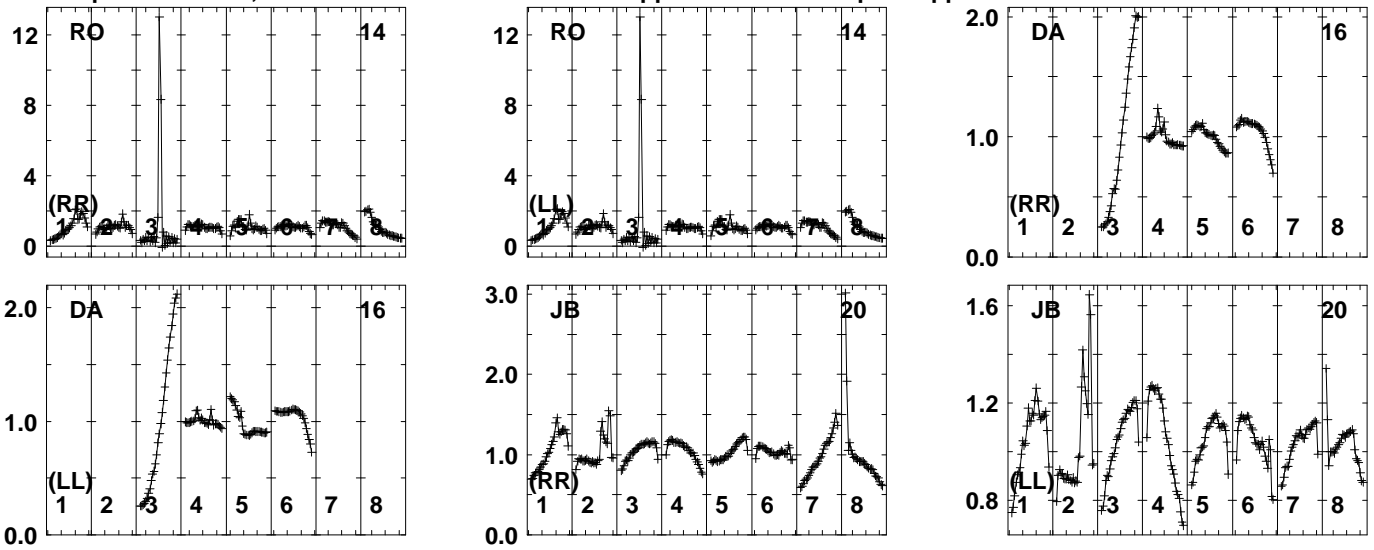


Lower frame: Real Jy  
Auto-corr total-power spectrum Antenna: \*  
Timerange: 00/21:34:41 to 00/21:36:09

Plot file version 758 created 12-SEP-2022 13:08:31

J0813+2435 EH040A.UVDATA.1

Freq = 1.5950 GHz, Bw = 16.000 MH No calibration applied and no bandpass applied

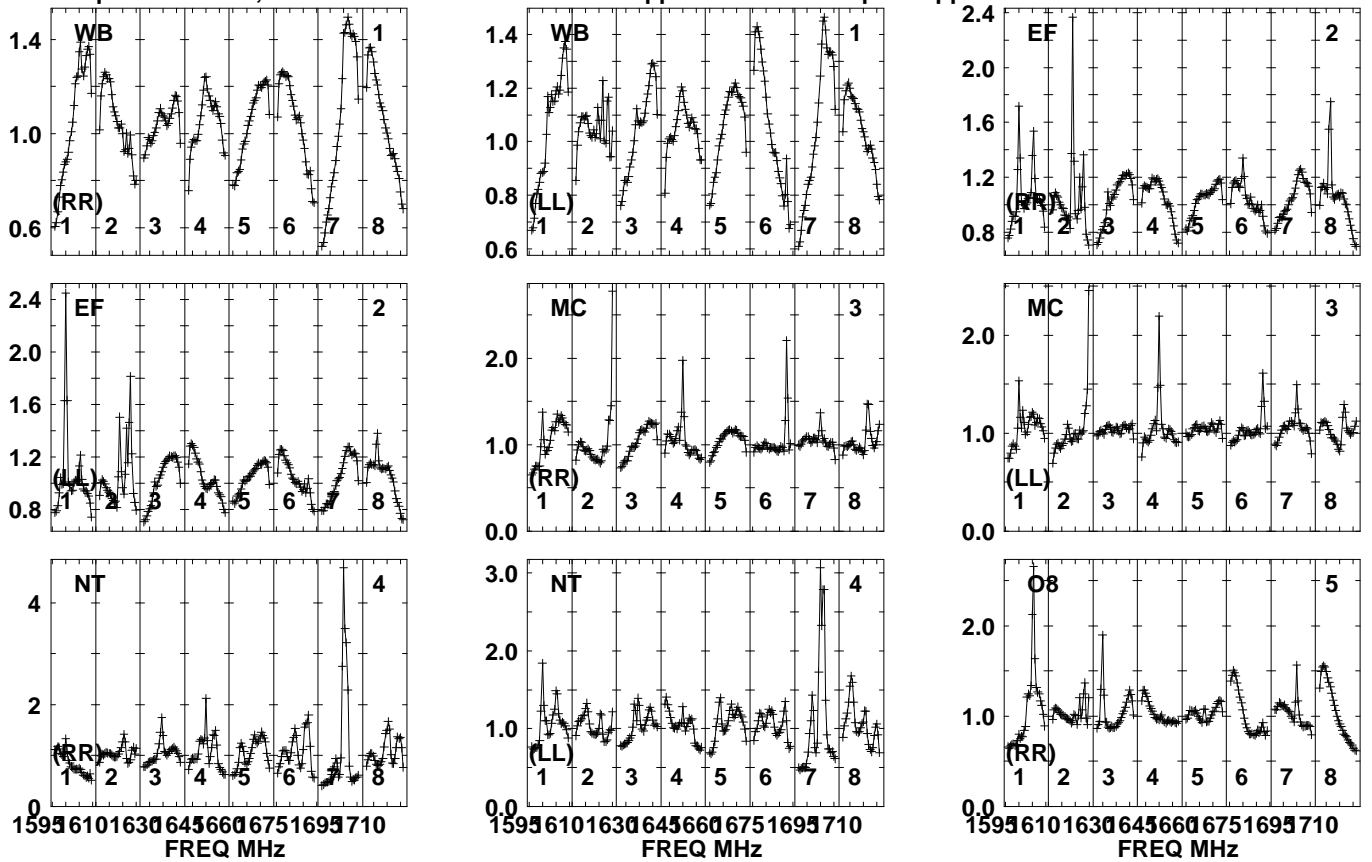


Lower frame: Real Jy  
Auto-corr total-power spectrum Antenna: \*  
Timerange: 00/21:34:41 to 00/21:36:09

Plot file version 759 created 12-SEP-2022 13:08:31

HS0810+2554 EH040A.UVDATA.1

Freq = 1.5950 GHz, Bw = 16.000 MH No calibration applied and no bandpass applied

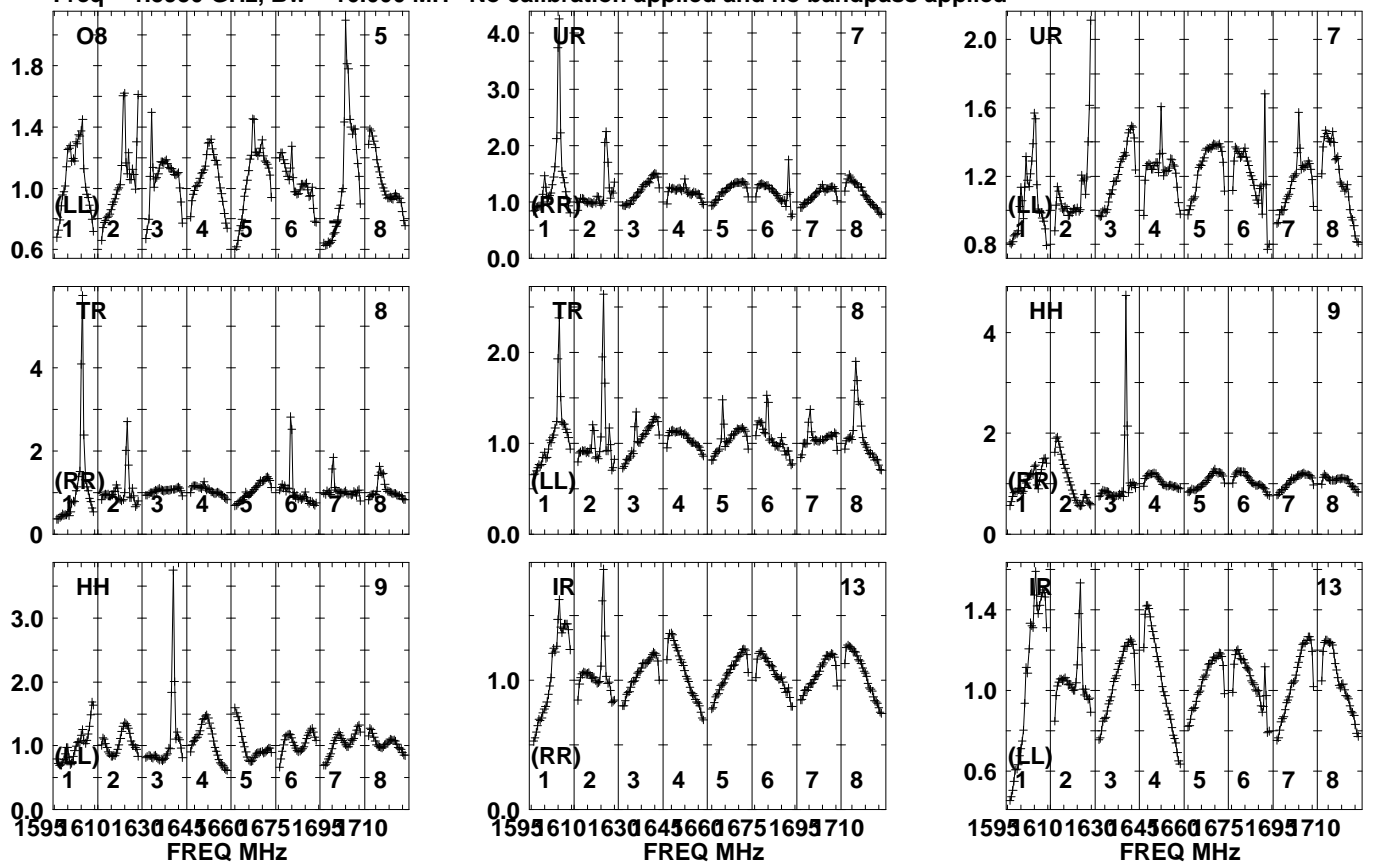


Lower frame: Real Jy  
Auto-corr total-power spectrum Antenna: \*  
Timerange: 00/21:36:11 to 00/21:39:39

Plot file version 760 created 12-SEP-2022 13:08:31

HS0810+2554 EH040A.UVDATA.1

Freq = 1.5950 GHz, Bw = 16.000 MH No calibration applied and no bandpass applied



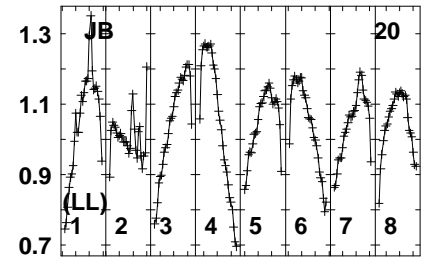
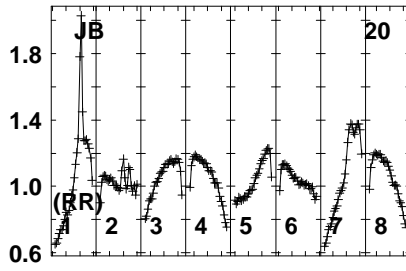
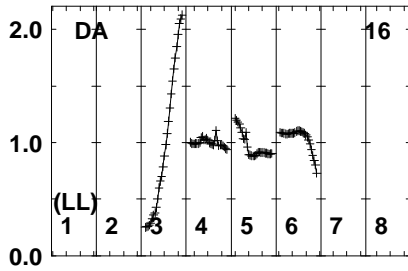
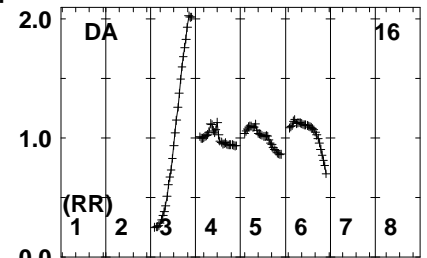
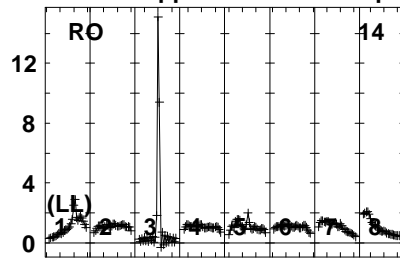
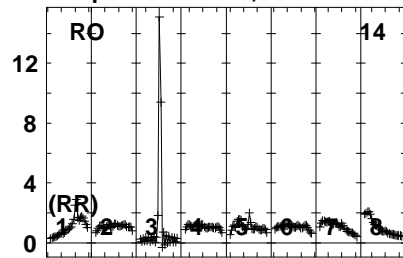
Lower frame: Real Jy  
Auto-corr total-power spectrum Antenna: \*  
Timerange: 00/21:36:11 to 00/21:39:39



Plot file version 761 created 12-SEP-2022 13:08:31

HS0810+2554 EH040A.UVDATA.1

Freq = 1.5950 GHz, Bw = 16.000 MH No calibration applied and no bandpass applied

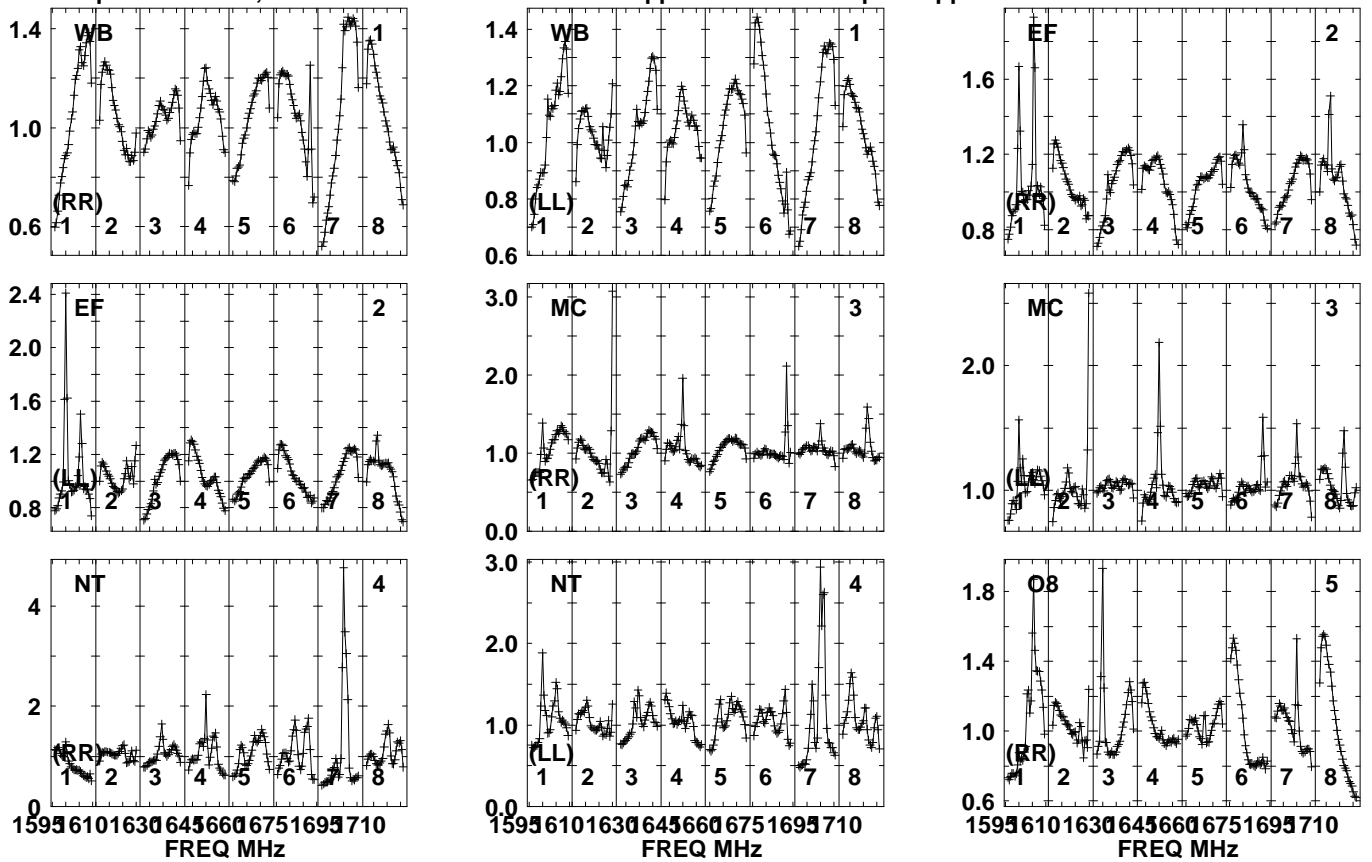


Lower frame: Real Jy  
Auto-corr total-power spectrum Antenna: \*  
Timerange: 00/21:36:11 to 00/21:39:39

Plot file version 762 created 12-SEP-2022 13:08:31

J0813+2435 EH040A.UVDATA.1

Freq = 1.5950 GHz, Bw = 16.000 MH No calibration applied and no bandpass applied

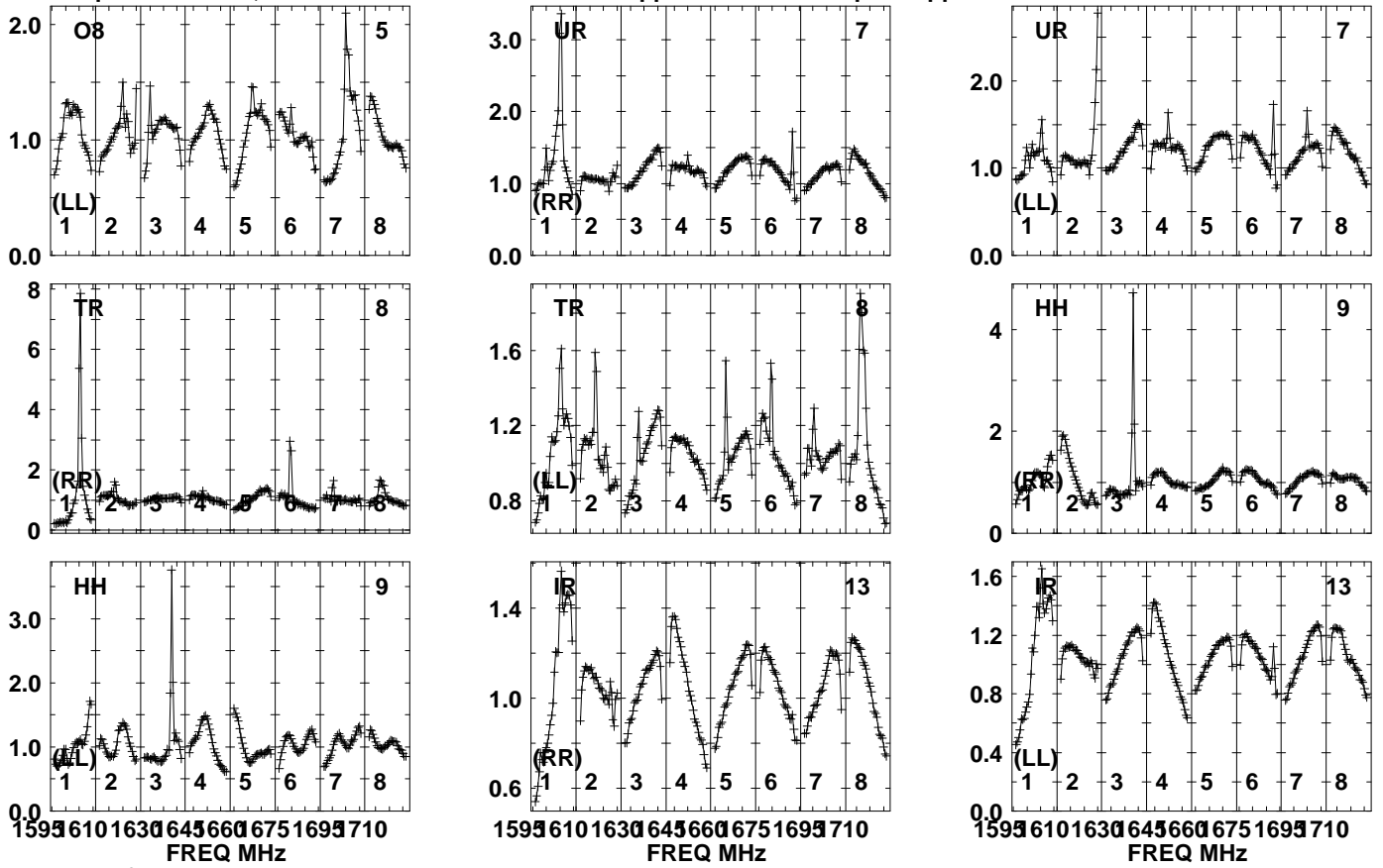


Lower frame: Real Jy  
Auto-corr total-power spectrum Antenna: \*  
Timerange: 00/21:40:11 to 00/21:41:39

Plot file version 763 created 12-SEP-2022 13:08:31

J0813+2435 EH040A.UVDATA.1

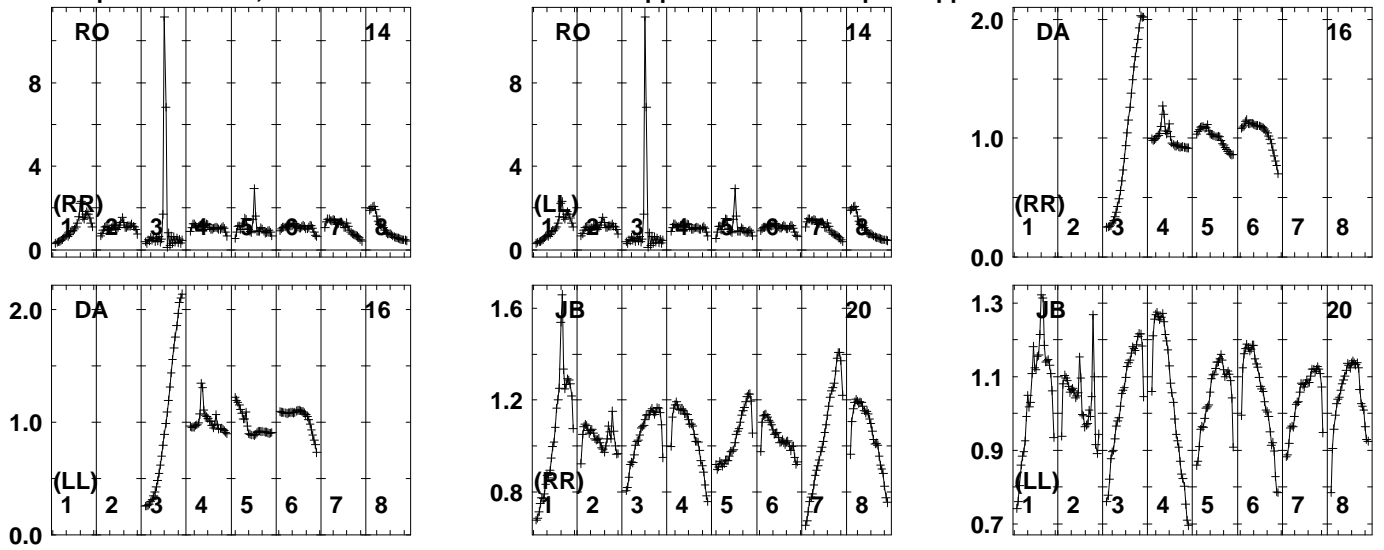
Freq = 1.5950 GHz, Bw = 16.000 MH No calibration applied and no bandpass applied



Plot file version 764 created 12-SEP-2022 13:08:31

J0813+2435 EH040A.UVDATA.1

Freq = 1.5950 GHz, Bw = 16.000 MH No calibration applied and no bandpass applied

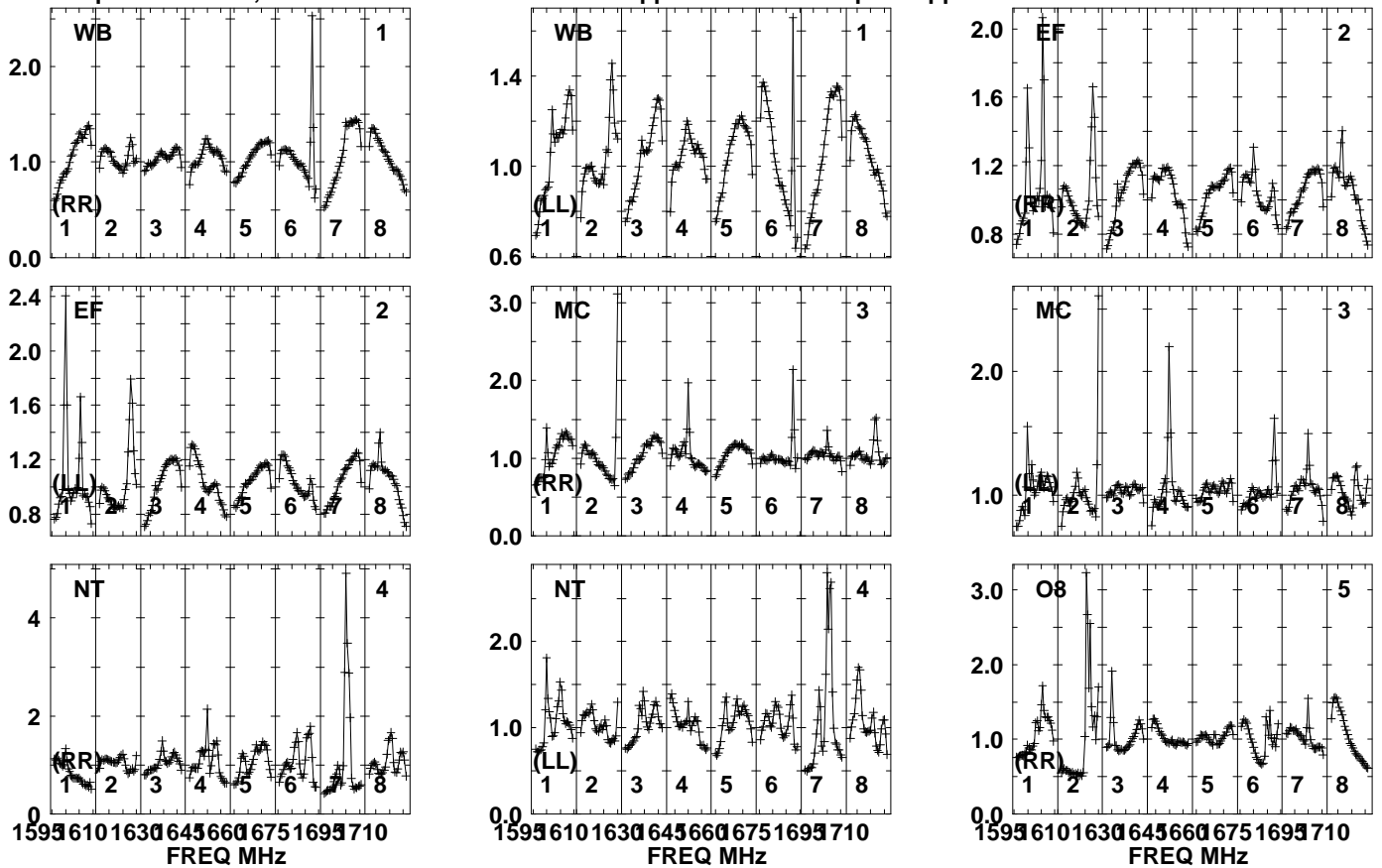


Lower frame: Real Jy  
Auto-corr total-power spectrum Antenna: \*  
Timerange: 00/21:40:11 to 00/21:41:39

Plot file version 765 created 12-SEP-2022 13:08:31

HS0810+2554 EH040A.UVDATA.1

Freq = 1.5950 GHz, Bw = 16.000 MH No calibration applied and no bandpass applied



Lower frame: Real Jy

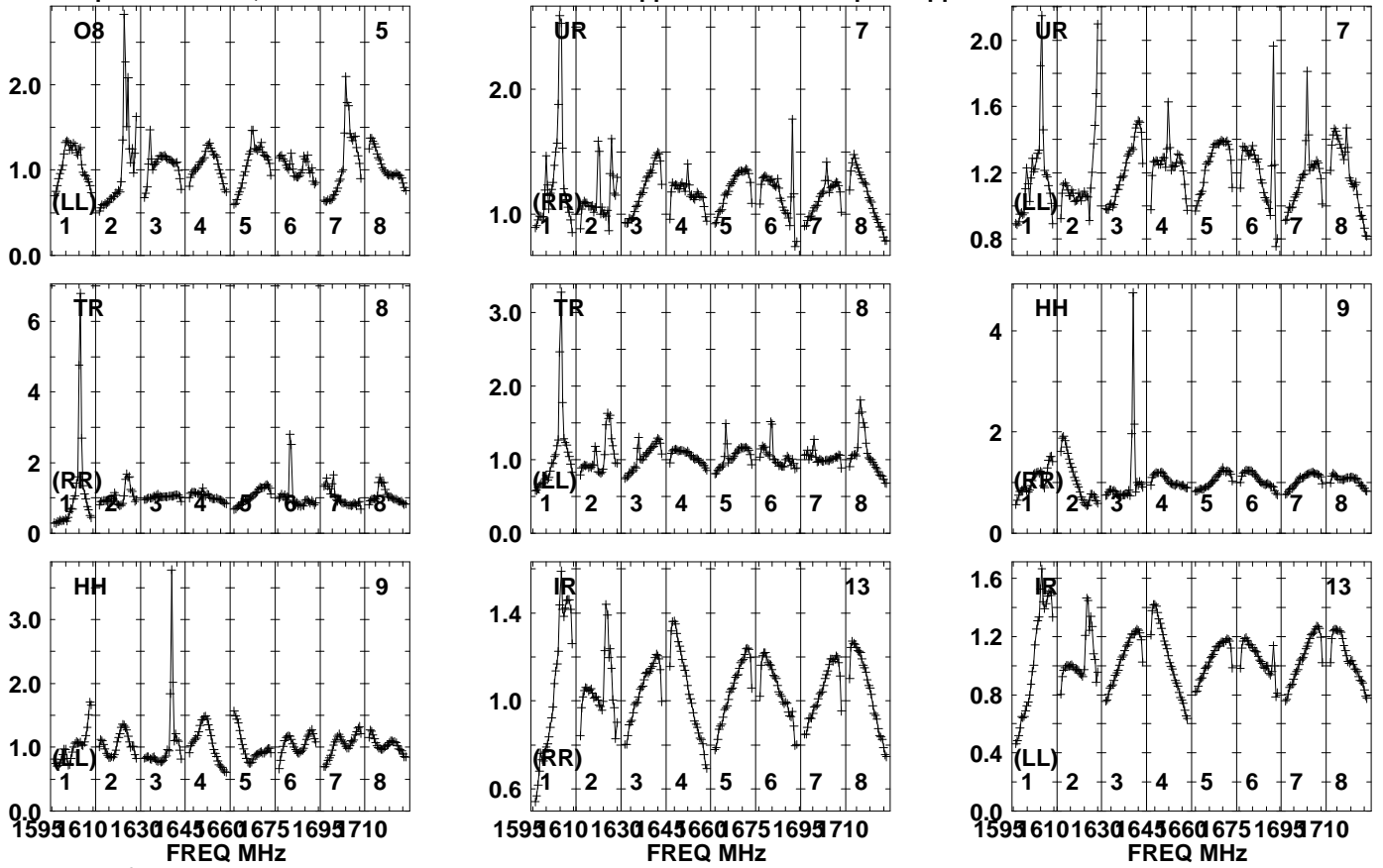
Auto-corr total-power spectrum Antenna: \*

Timerange: 00/21:41:41 to 00/21:45:09

Plot file version 766 created 12-SEP-2022 13:08:32

HS0810+2554 EH040A.UVDATA.1

Freq = 1.5950 GHz, Bw = 16.000 MH No calibration applied and no bandpass applied

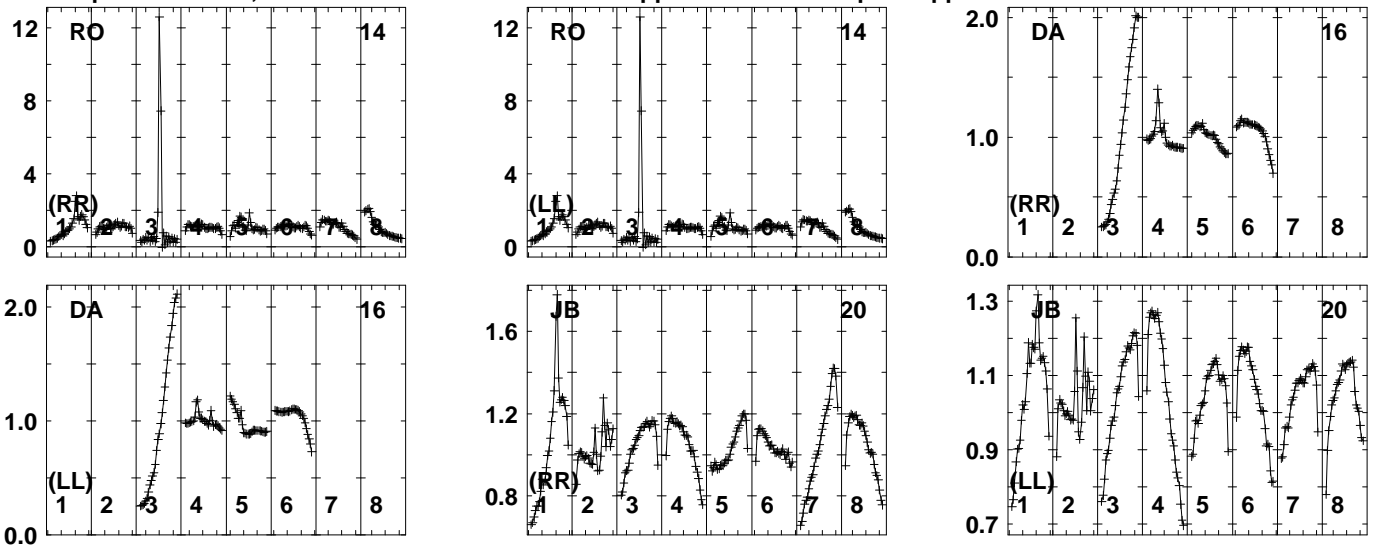


Lower frame: Real Jy  
Auto-corr total-power spectrum Antenna: \*  
Timerange: 00/21:41:41 to 00/21:45:09

Plot file version 767 created 12-SEP-2022 13:08:32

HS0810+2554 EH040A.UVDATA.1

Freq = 1.5950 GHz, Bw = 16.000 MH No calibration applied and no bandpass applied

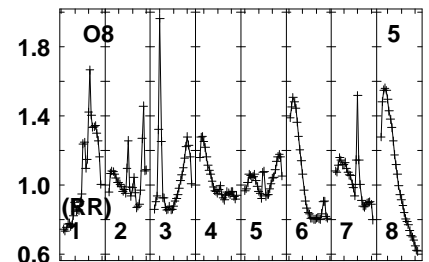
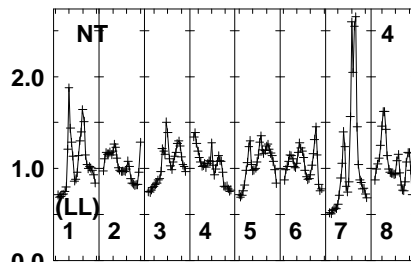
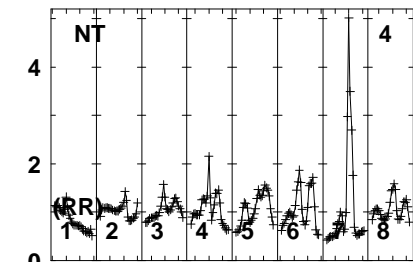
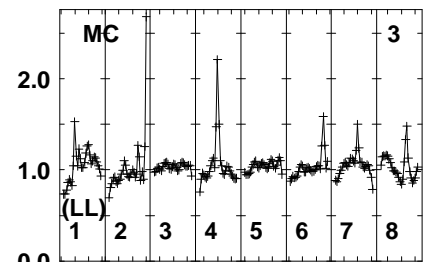
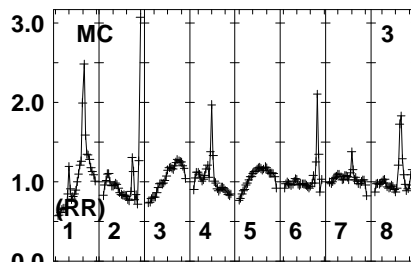
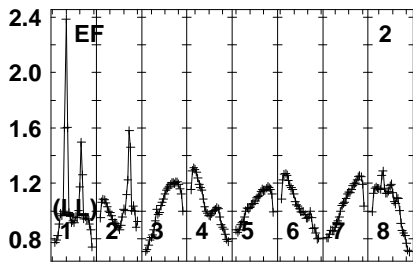
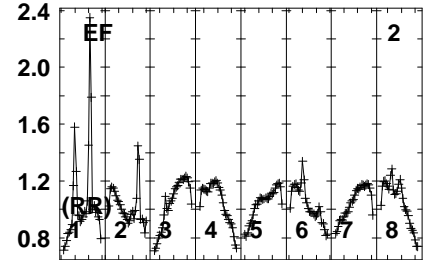
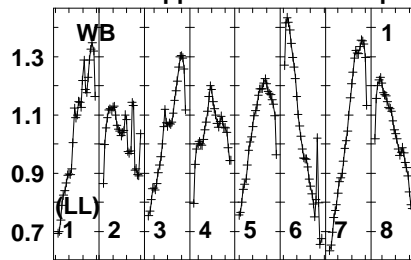
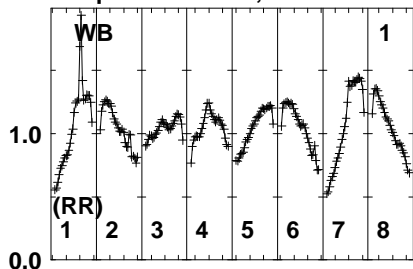


Lower frame: Real Jy  
Auto-corr total-power spectrum Antenna: \*  
Timerange: 00/21:41:41 to 00/21:45:09

Plot file version 768 created 12-SEP-2022 13:08:32

J0813+2435 EH040A.UVDATA.1

Freq = 1.5950 GHz, Bw = 16.000 MH No calibration applied and no bandpass applied



1595 610 1630 645 660 675 1695 710  
FREQ MHz

1595 610 1630 645 660 675 1695 710  
FREQ MHz

1595 610 1630 645 660 675 1695 710  
FREQ MHz

Lower frame: Real Jy

Auto-corr total-power spectrum Antenna: \*

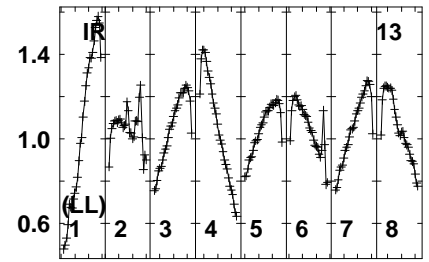
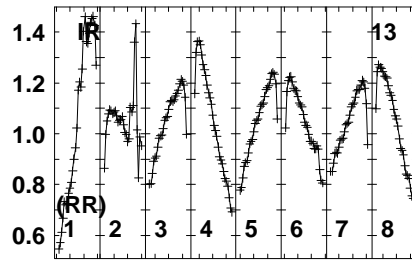
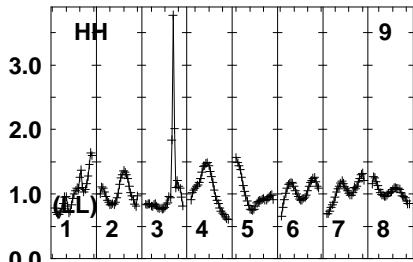
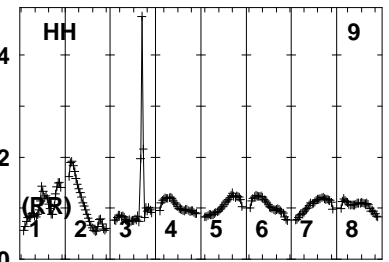
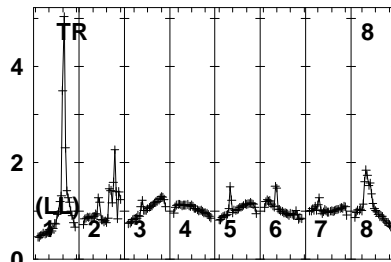
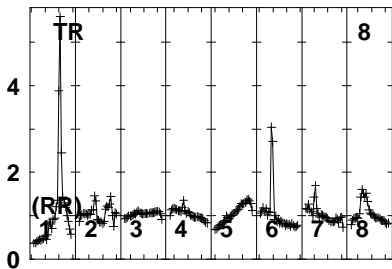
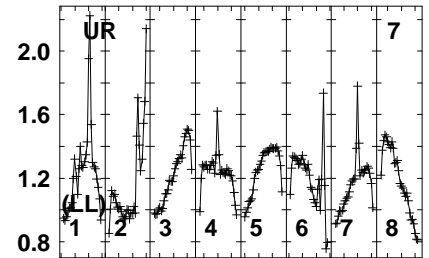
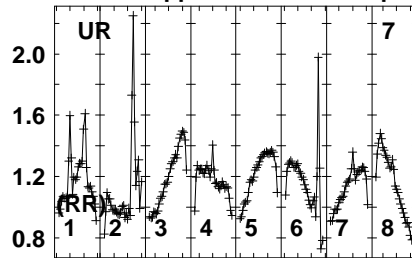
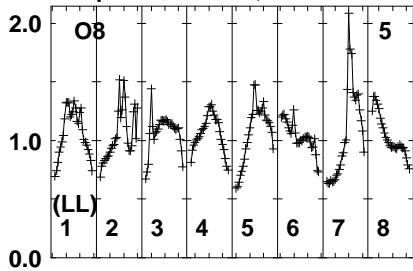
Timerange: 00/21:45:11 to 00/21:46:39



Plot file version 769 created 12-SEP-2022 13:08:32

J0813+2435 EH040A.UVDATA.1

Freq = 1.5950 GHz, Bw = 16.000 MH No calibration applied and no bandpass applied



1595 610 1630 645 660 675 1695 710  
FREQ MHz

1595 610 1630 645 660 675 1695 710  
FREQ MHz

1595 610 1630 645 660 675 1695 710  
FREQ MHz

Lower frame: Real Jy

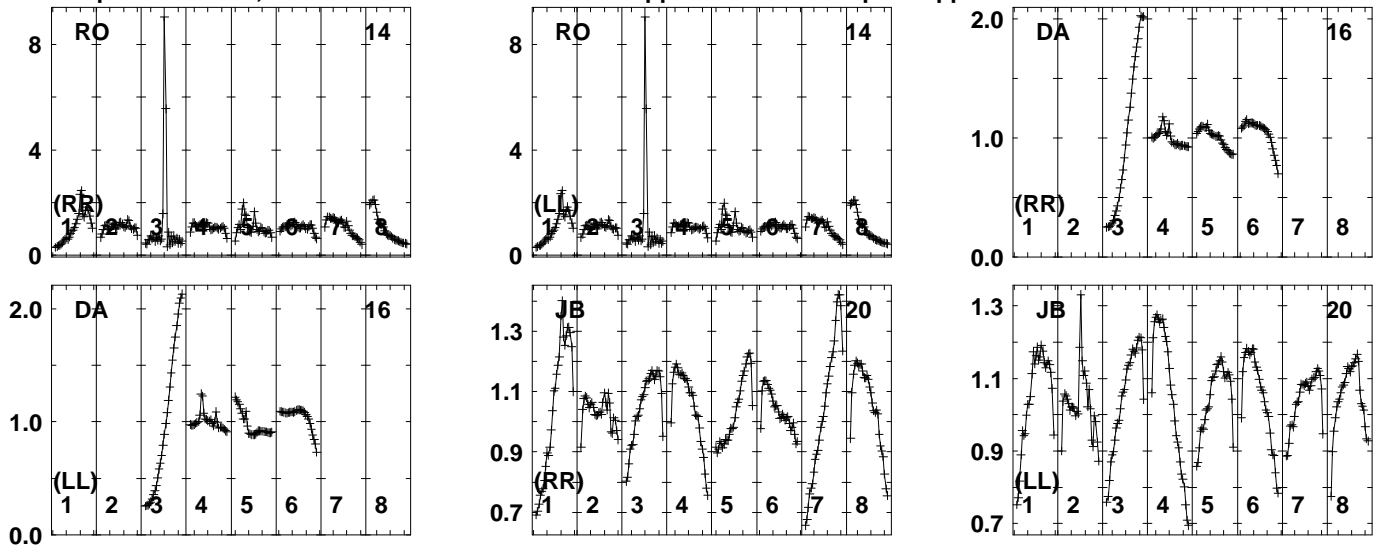
Auto-corr total-power spectrum Antenna: \*

Timerange: 00/21:45:11 to 00/21:46:39

Plot file version 770 created 12-SEP-2022 13:08:32

J0813+2435 EH040A.UVDATA.1

Freq = 1.5950 GHz, Bw = 16.000 MH No calibration applied and no bandpass applied

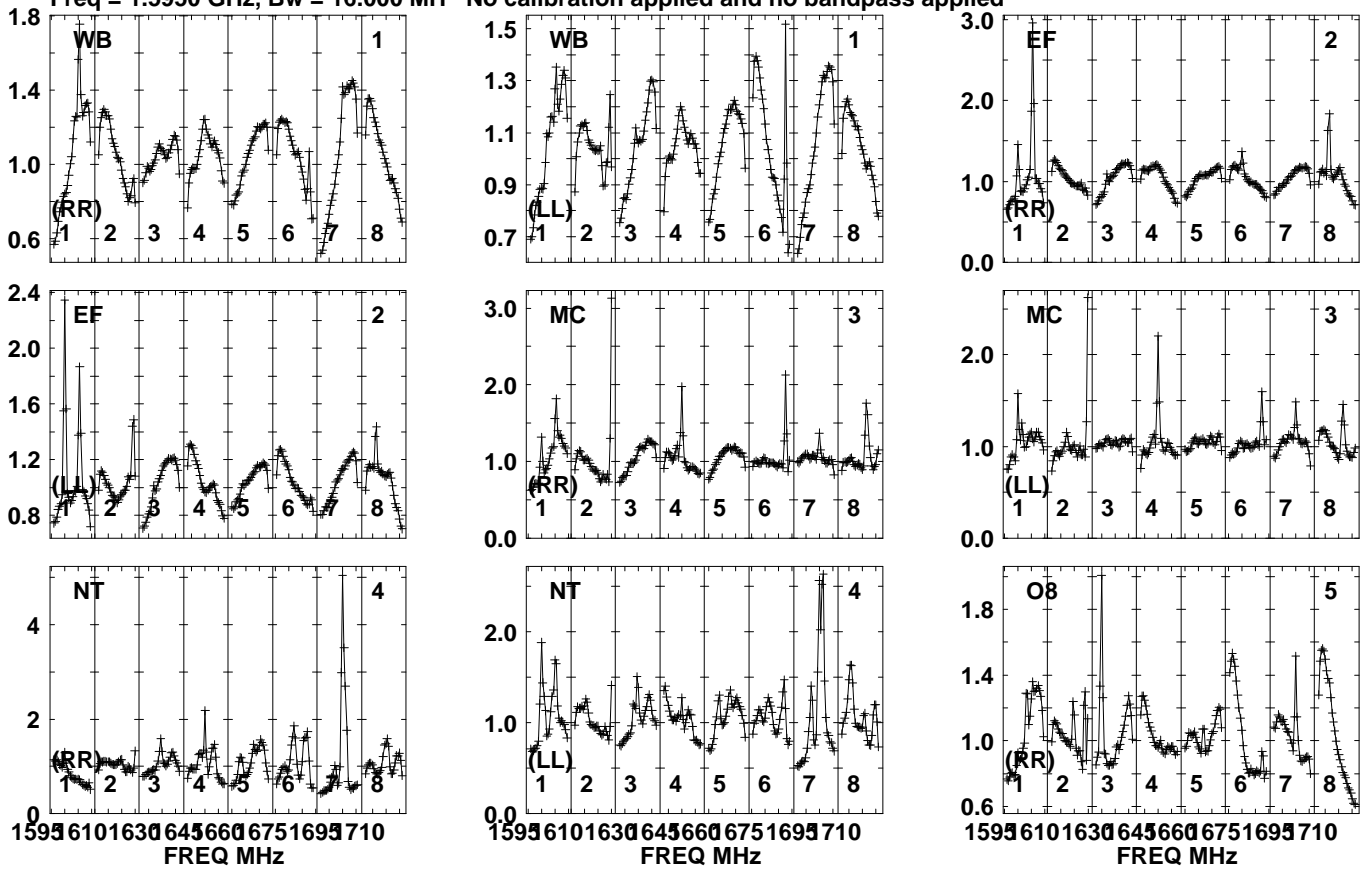


Lower frame: Real Jy  
Auto-corr total-power spectrum Antenna: \*  
Timerange: 00/21:45:11 to 00/21:46:39

Plot file version 771 created 12-SEP-2022 13:08:32

HS0810+2554 EH040A.UVDATA.1

Freq = 1.5950 GHz, Bw = 16.000 MH No calibration applied and no bandpass applied

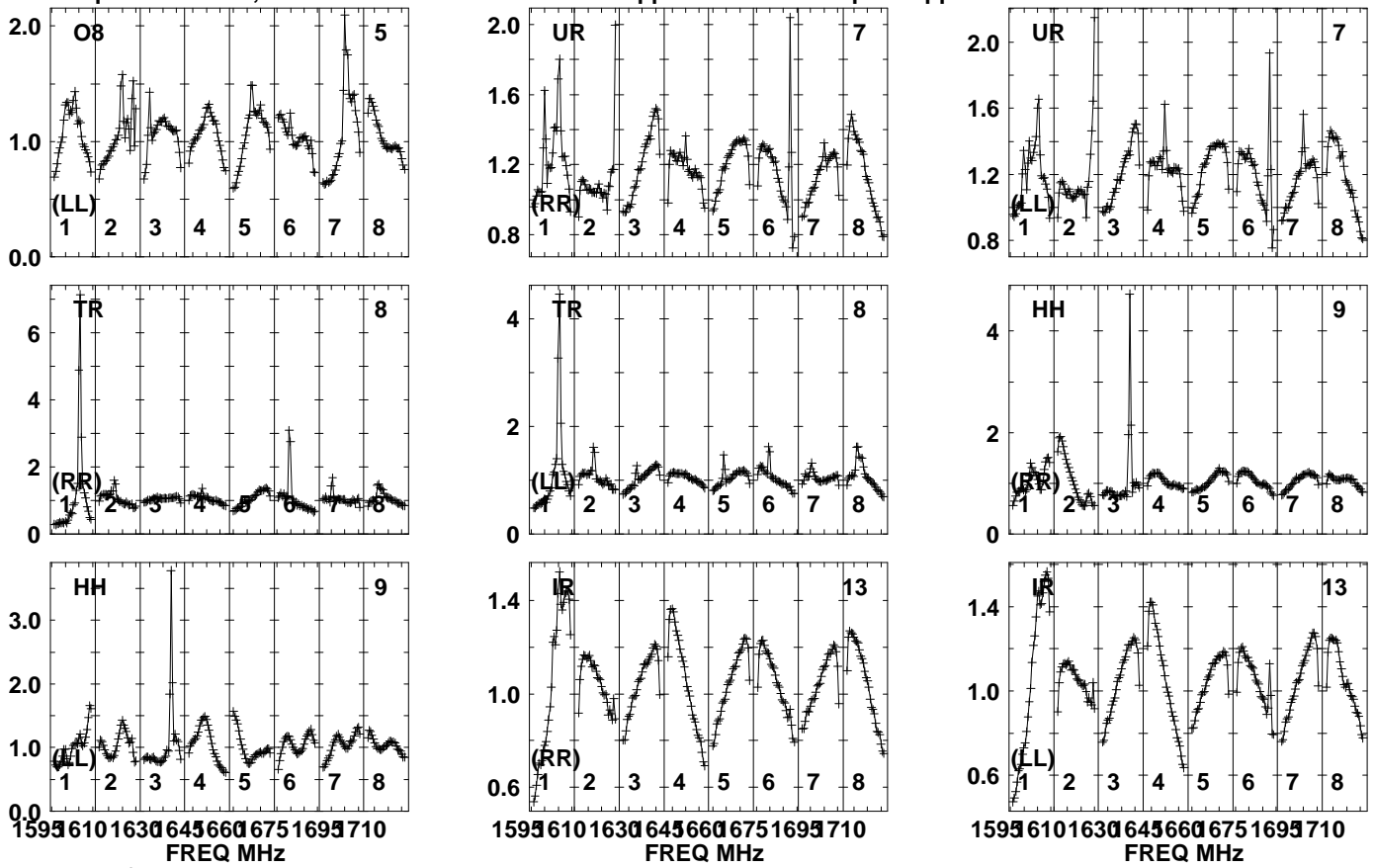


Lower frame: Real Jy  
Auto-corr total-power spectrum Antenna: \*  
Timerange: 00/21:46:41 to 00/21:50:09

Plot file version 772 created 12-SEP-2022 13:08:32

HS0810+2554 EH040A.UVDATA.1

Freq = 1.5950 GHz, Bw = 16.000 MH No calibration applied and no bandpass applied



Lower frame: Real Jy

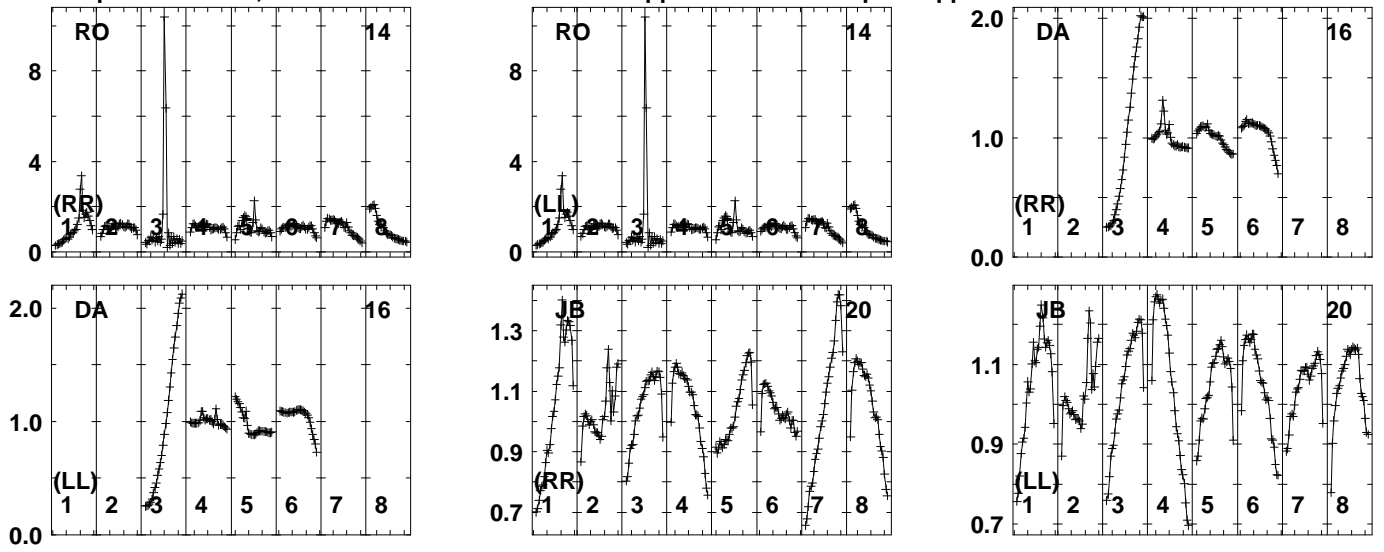
Auto-corr total-power spectrum Antenna: \*

Timerange: 00/21:46:41 to 00/21:50:09

Plot file version 773 created 12-SEP-2022 13:08:32

HS0810+2554 EH040A.UVDATA.1

Freq = 1.5950 GHz, Bw = 16.000 MH No calibration applied and no bandpass applied

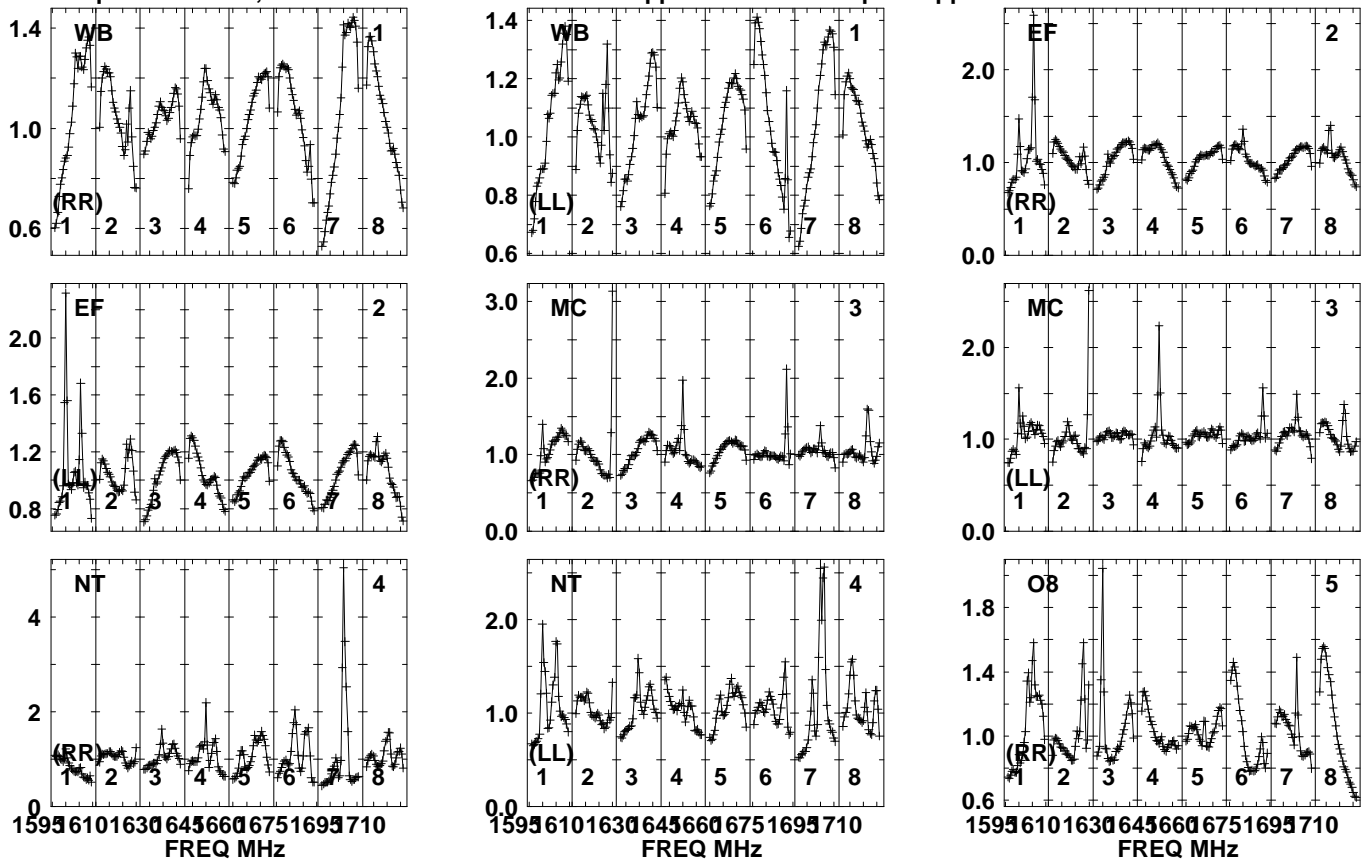


Lower frame: Real Jy  
Auto-corr total-power spectrum Antenna: \*  
Timerange: 00/21:46:41 to 00/21:50:09

Plot file version 774 created 12-SEP-2022 13:08:33

J0813+2435 EH040A.UVDATA.1

Freq = 1.5950 GHz, Bw = 16.000 MH No calibration applied and no bandpass applied

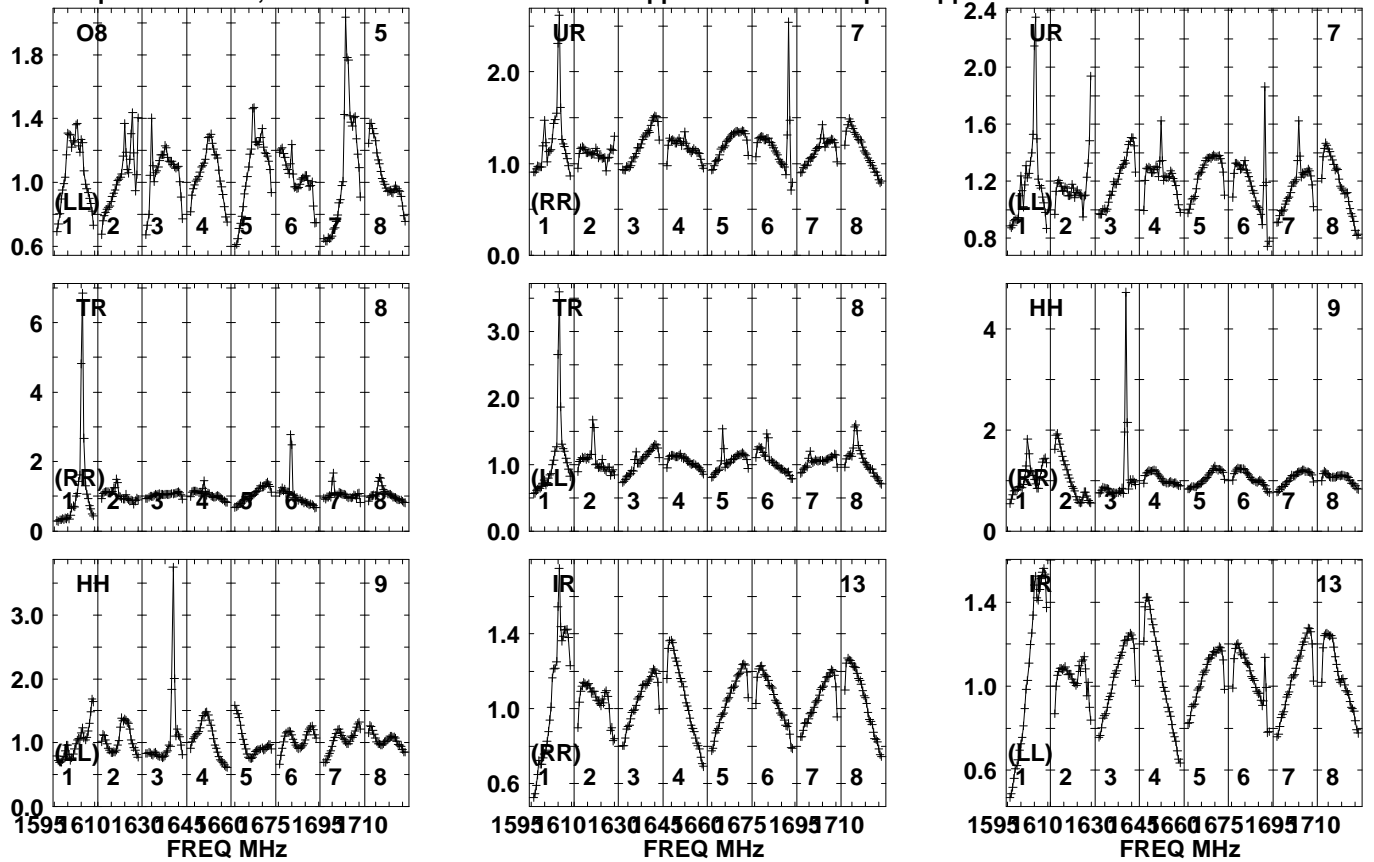


Lower frame: Real Jy  
Auto-corr total-power spectrum Antenna: \*  
Timerange: 00/21:50:41 to 00/21:52:09

Plot file version 775 created 12-SEP-2022 13:08:33

J0813+2435 EH040A.UVDATA.1

Freq = 1.5950 GHz, Bw = 16.000 MH No calibration applied and no bandpass applied

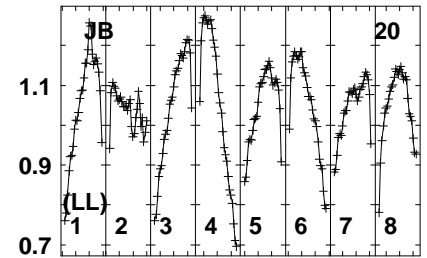
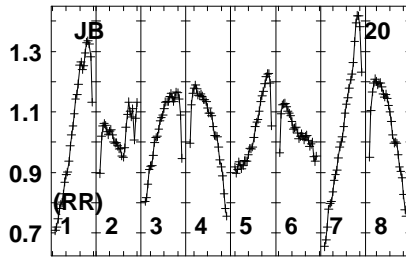
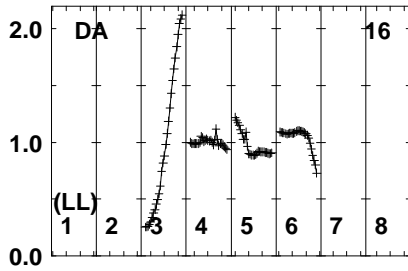
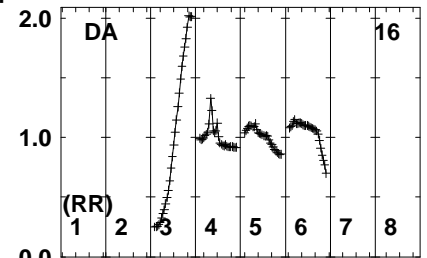
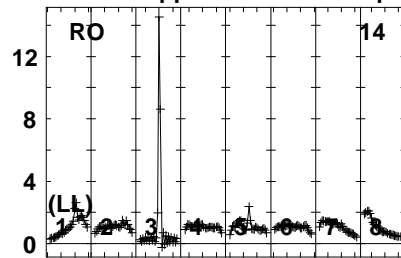
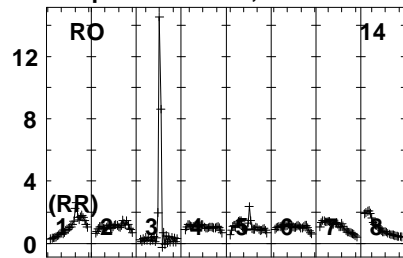


Lower frame: Real Jy  
Auto-corr total-power spectrum Antenna: \*  
Timerange: 00/21:50:41 to 00/21:52:09

Plot file version 776 created 12-SEP-2022 13:08:33

J0813+2435 EH040A.UVDATA.1

Freq = 1.5950 GHz, Bw = 16.000 MH No calibration applied and no bandpass applied



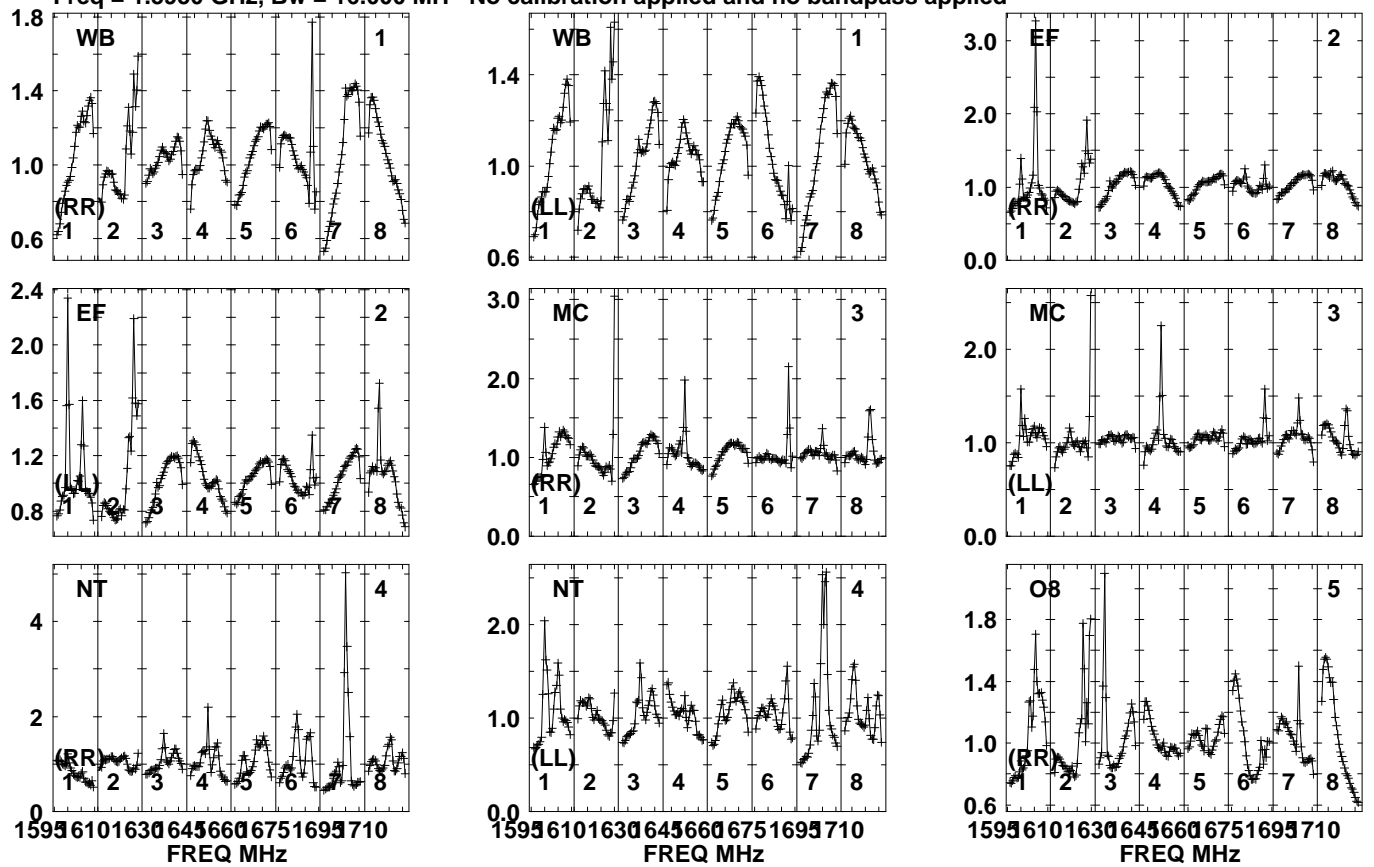
Lower frame: Real Jy  
Auto-corr total-power spectrum Antenna: \*  
Timerange: 00/21:50:41 to 00/21:52:09



Plot file version 777 created 12-SEP-2022 13:08:33

HS0810+2554 EH040A.UVDATA.1

Freq = 1.5950 GHz, Bw = 16.000 MH No calibration applied and no bandpass applied

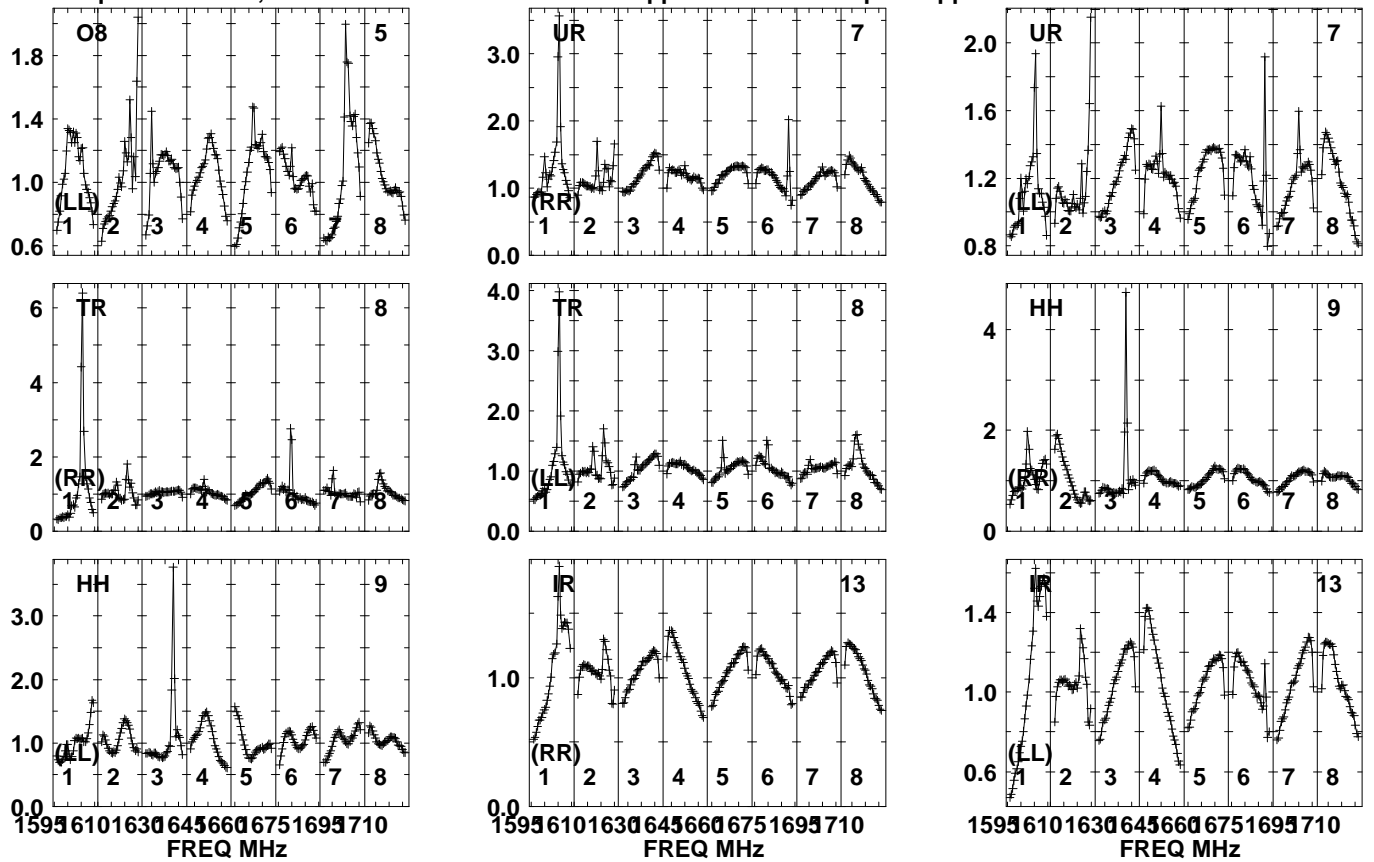


Lower frame: Real Jy  
Auto-corr total-power spectrum Antenna: \*  
Timerange: 00/21:52:11 to 00/21:55:39

Plot file version 778 created 12-SEP-2022 13:08:33

HS0810+2554 EH040A.UVDATA.1

Freq = 1.5950 GHz, Bw = 16.000 MH No calibration applied and no bandpass applied

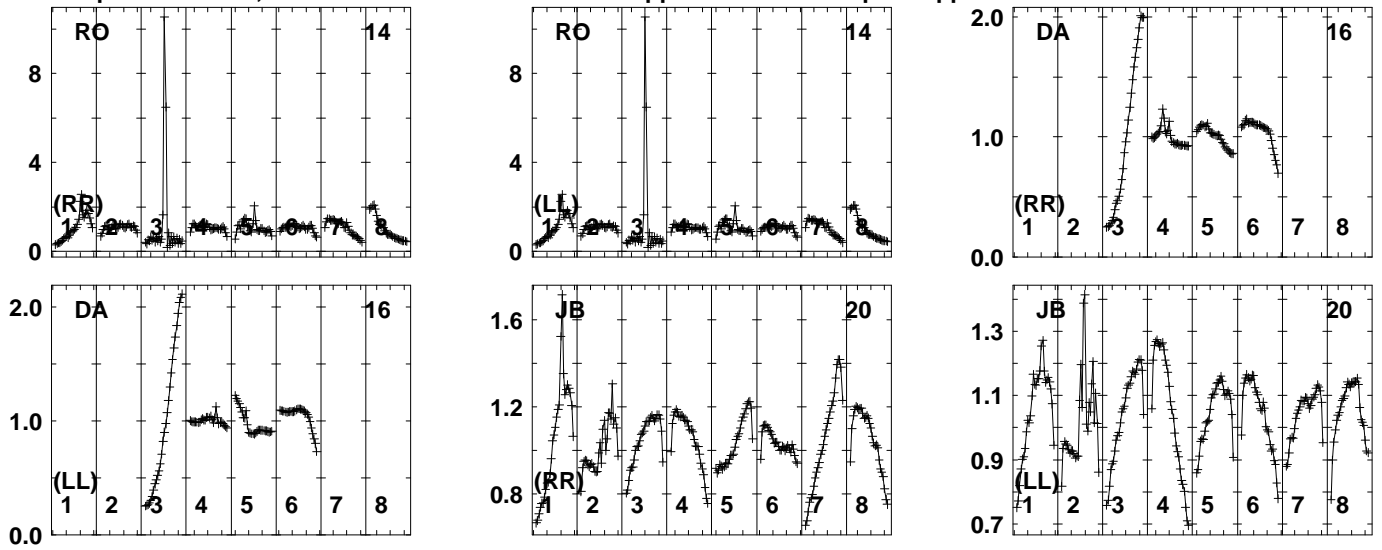


Lower frame: Real Jy  
Auto-corr total-power spectrum Antenna: \*  
Timerange: 00/21:52:11 to 00/21:55:39

Plot file version 779 created 12-SEP-2022 13:08:33

HS0810+2554 EH040A.UVDATA.1

Freq = 1.5950 GHz, Bw = 16.000 MH No calibration applied and no bandpass applied

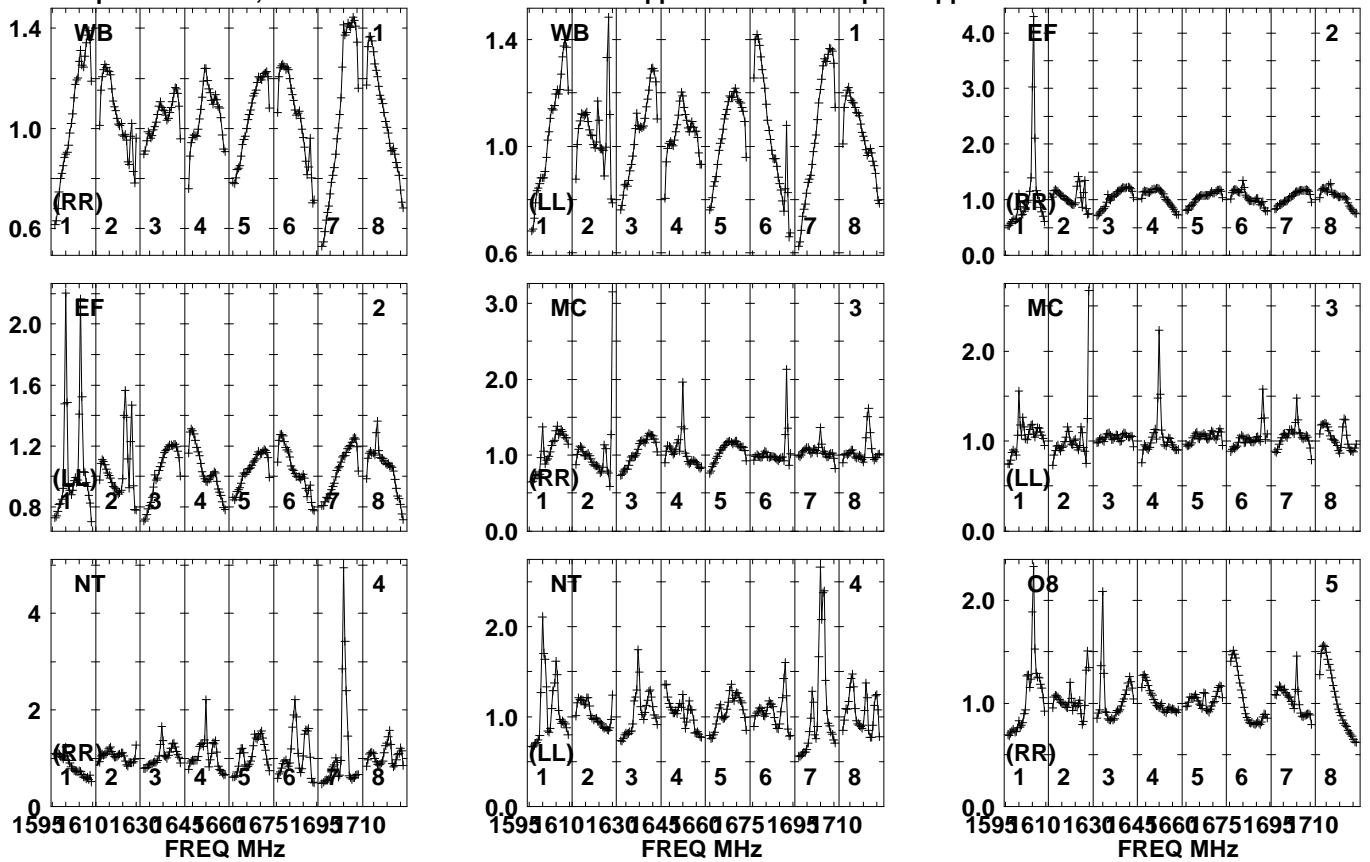


Lower frame: Real Jy  
Auto-corr total-power spectrum Antenna: \*  
Timerange: 00/21:52:11 to 00/21:55:39

Plot file version 780 created 12-SEP-2022 13:08:33

J0813+2435 EH040A.UVDATA.1

Freq = 1.5950 GHz, Bw = 16.000 MH No calibration applied and no bandpass applied

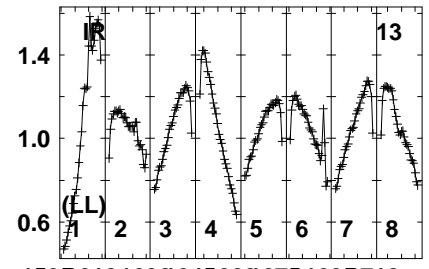
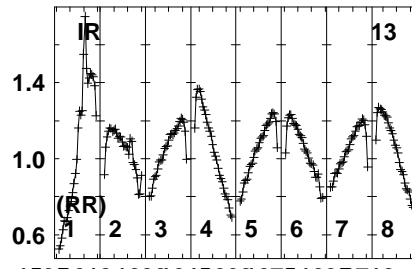
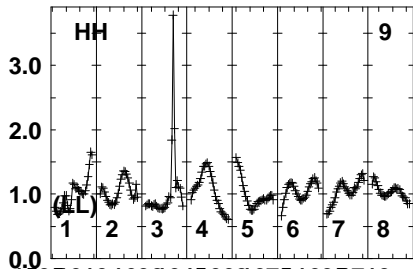
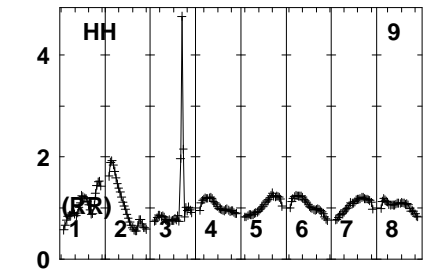
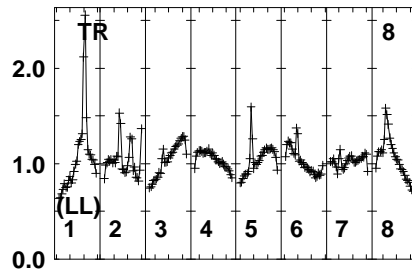
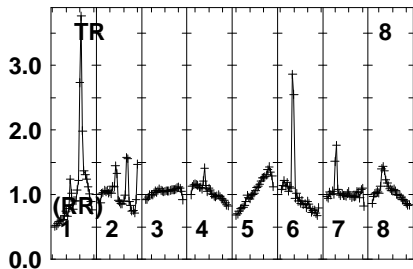
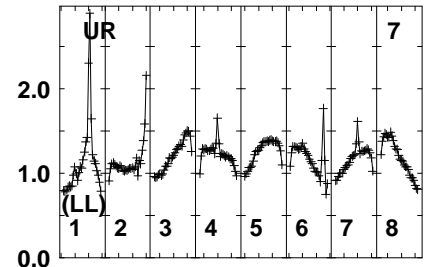
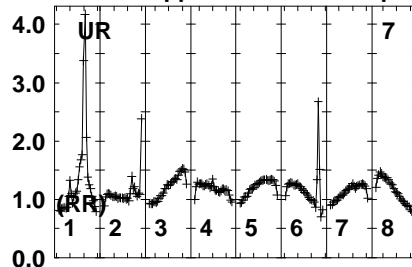
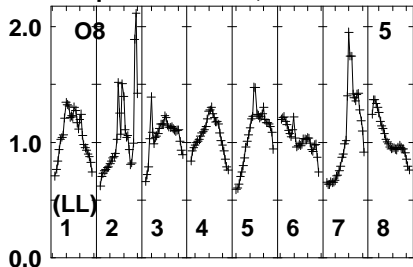


Lower frame: Real Jy  
Auto-corr total-power spectrum Antenna: \*  
Timerange: 00/21:55:41 to 00/21:57:09

Plot file version 781 created 12-SEP-2022 13:08:33

J0813+2435 EH040A.UVDATA.1

Freq = 1.5950 GHz, Bw = 16.000 MH No calibration applied and no bandpass applied



1595 610 1630 645 660 675 1695 710  
FREQ MHz

1595 610 1630 645 660 675 1695 710  
FREQ MHz

1595 610 1630 645 660 675 1695 710  
FREQ MHz

Lower frame: Real Jy

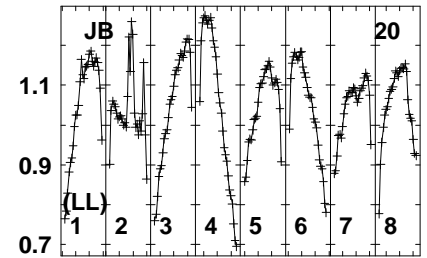
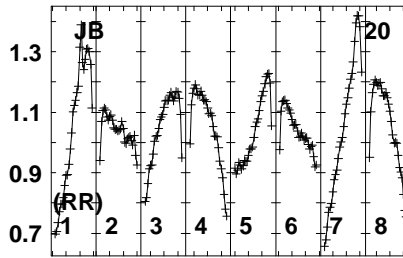
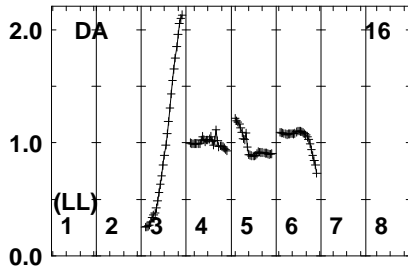
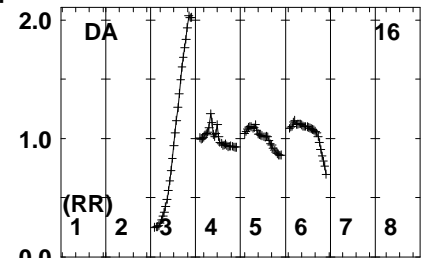
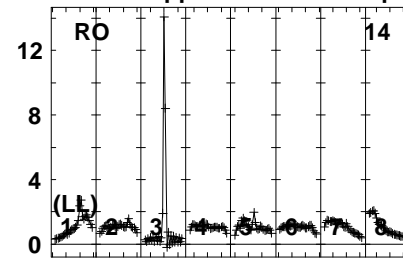
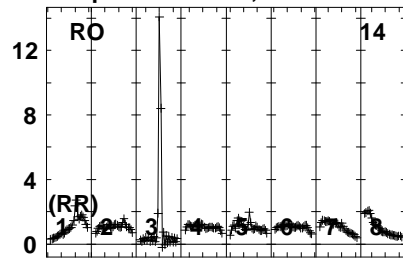
Auto-corr total-power spectrum Antenna: \*

Timerange: 00/21:55:41 to 00/21:57:09

Plot file version 782 created 12-SEP-2022 13:08:33

J0813+2435 EH040A.UVDATA.1

Freq = 1.5950 GHz, Bw = 16.000 MH No calibration applied and no bandpass applied

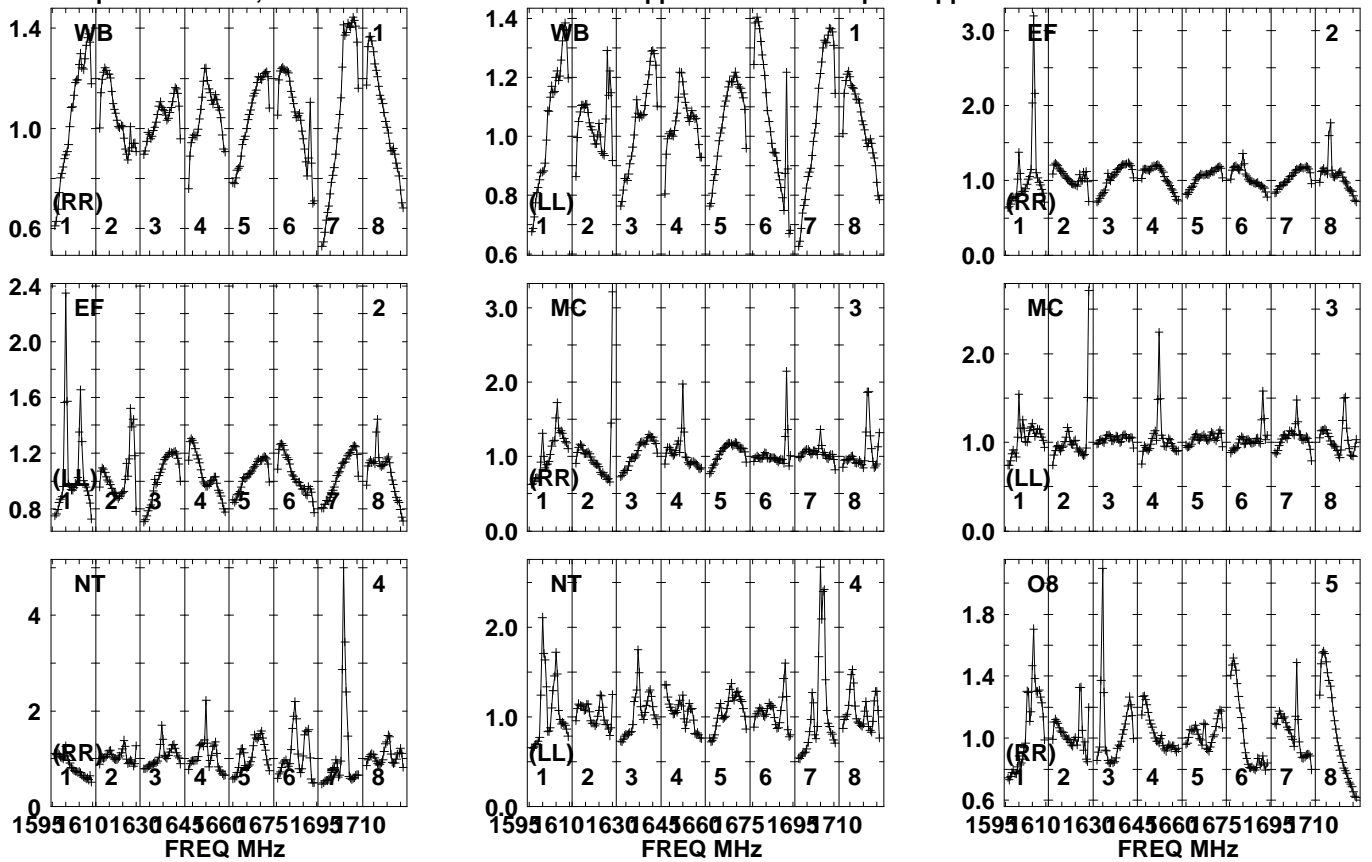


Lower frame: Real Jy  
Auto-corr total-power spectrum Antenna: \*  
Timerange: 00/21:55:41 to 00/21:57:09

Plot file version 783 created 12-SEP-2022 13:08:34

HS0810+2554 EH040A.UVDATA.1

Freq = 1.5950 GHz, Bw = 16.000 MH No calibration applied and no bandpass applied

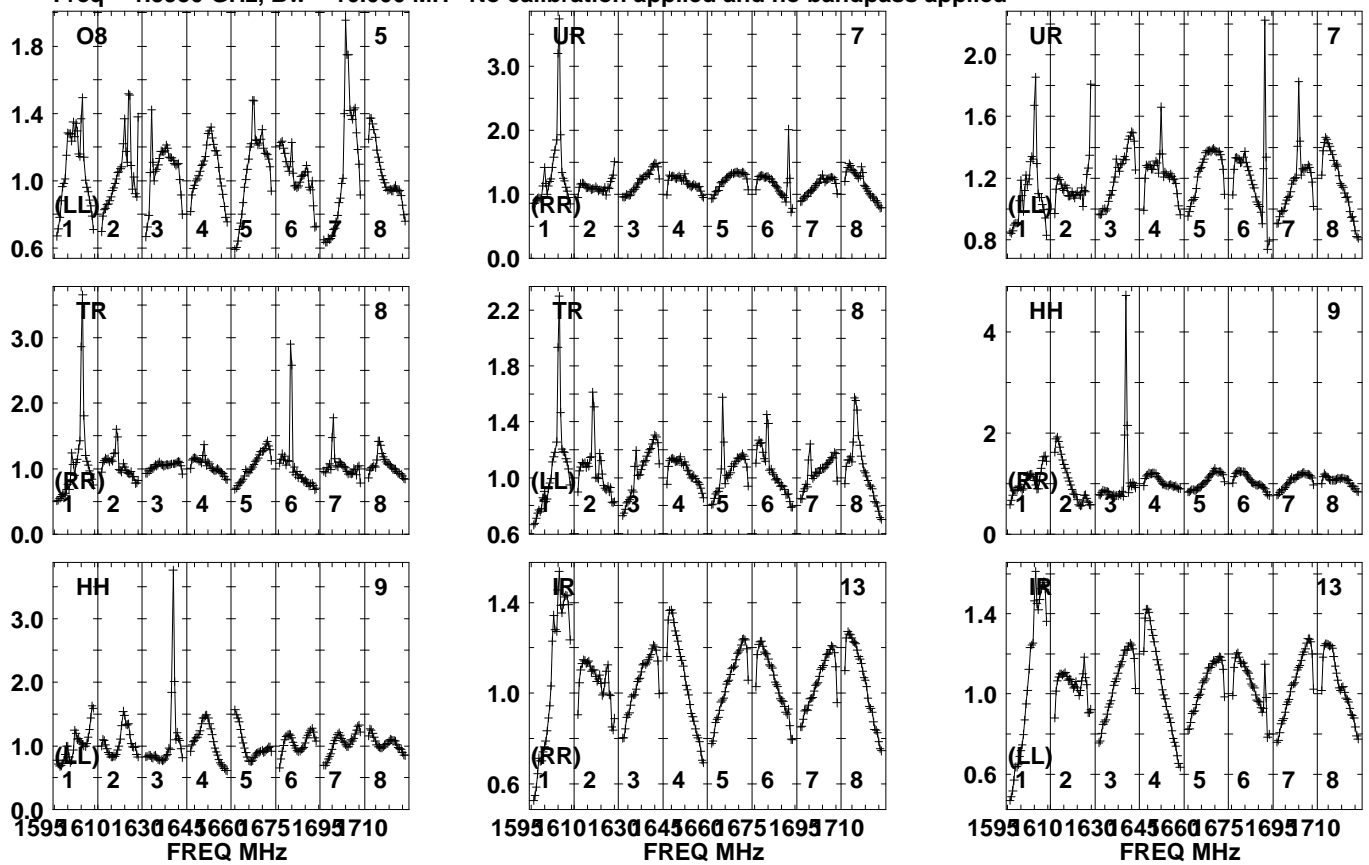


Lower frame: Real Jy  
Auto-corr total-power spectrum Antenna: \*  
Timerange: 00/21:57:11 to 00/22:00:39

Plot file version 784 created 12-SEP-2022 13:08:34

HS0810+2554 EH040A.UVDATA.1

Freq = 1.5950 GHz, Bw = 16.000 MH No calibration applied and no bandpass applied



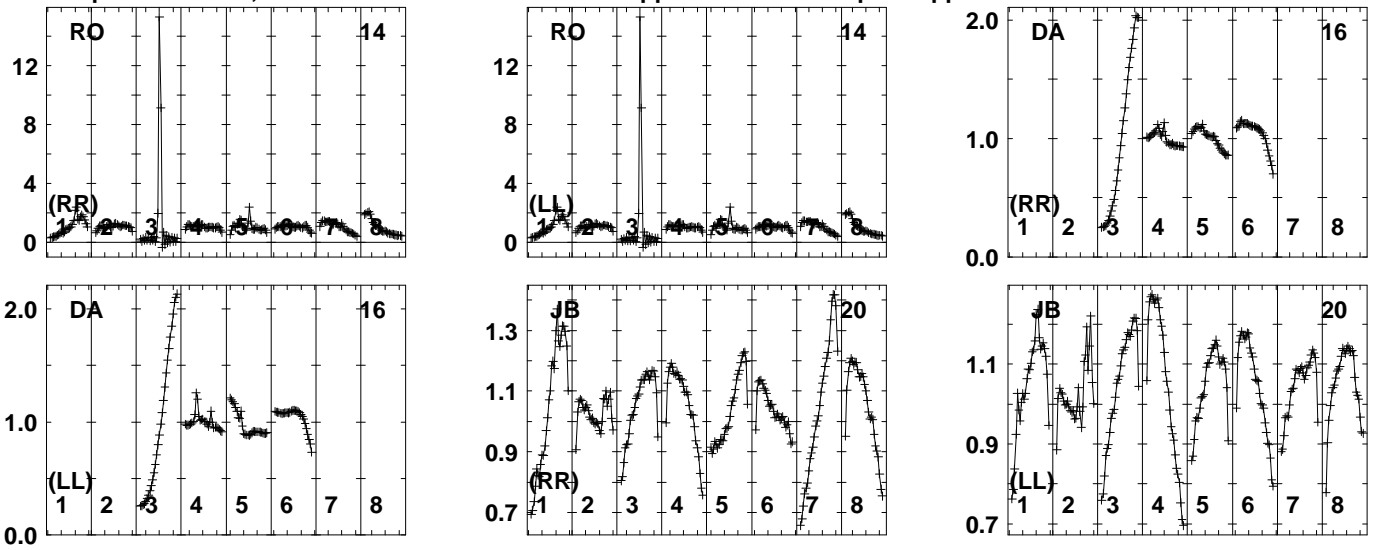
Lower frame: Real Jy  
Auto-corr total-power spectrum Antenna: \*  
Timerange: 00/21:57:11 to 00/22:00:39



Plot file version 785 created 12-SEP-2022 13:08:34

HS0810+2554 EH040A.UVDATA.1

Freq = 1.5950 GHz, Bw = 16.000 MH No calibration applied and no bandpass applied

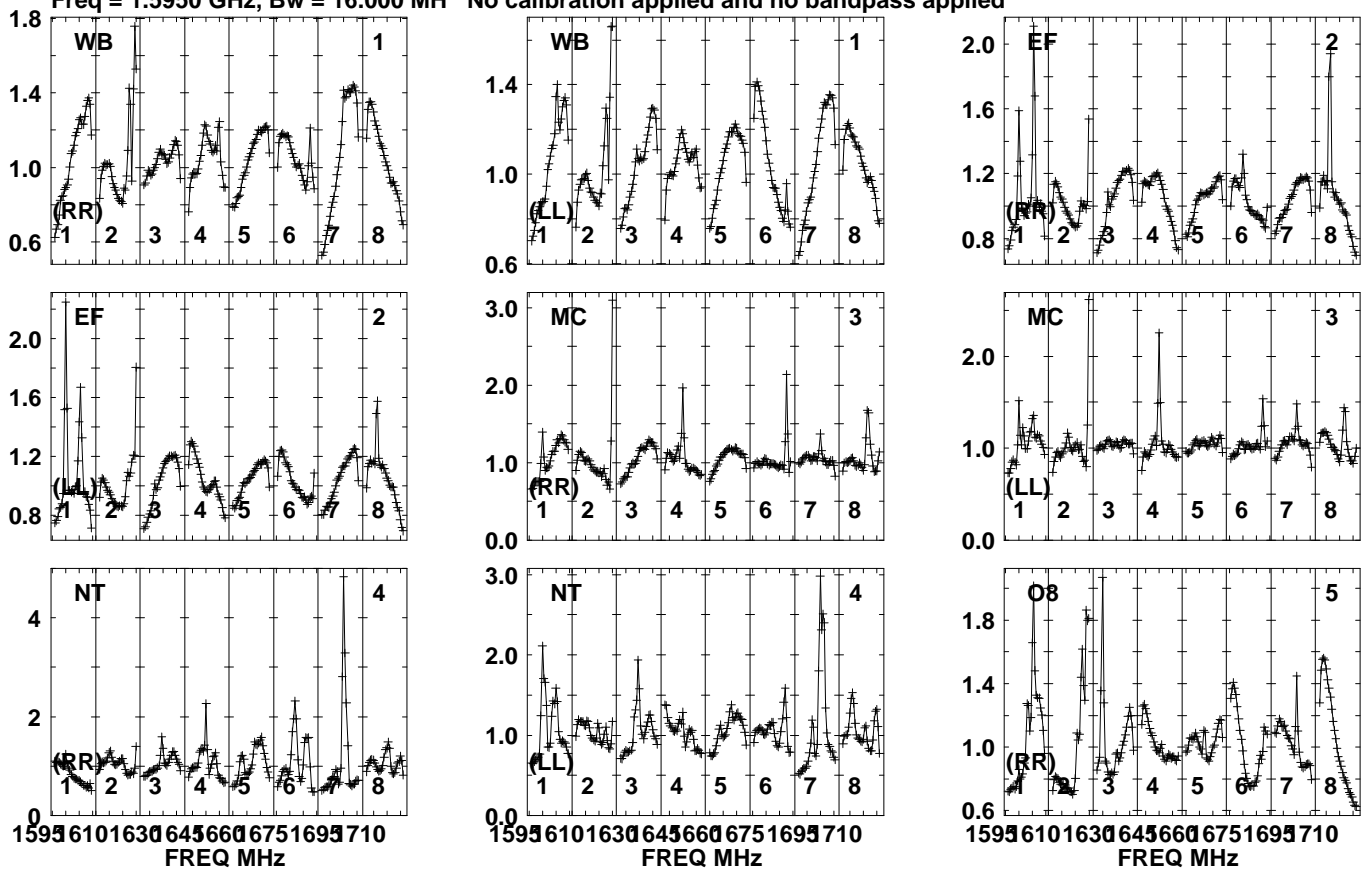


Lower frame: Real Jy  
Auto-corr total-power spectrum Antenna: \*  
Timerange: 00/21:57:11 to 00/22:00:39

Plot file version 786 created 12-SEP-2022 13:08:34

J0813+2435 EH040A.UVDATA.1

Freq = 1.5950 GHz, Bw = 16.000 MH No calibration applied and no bandpass applied

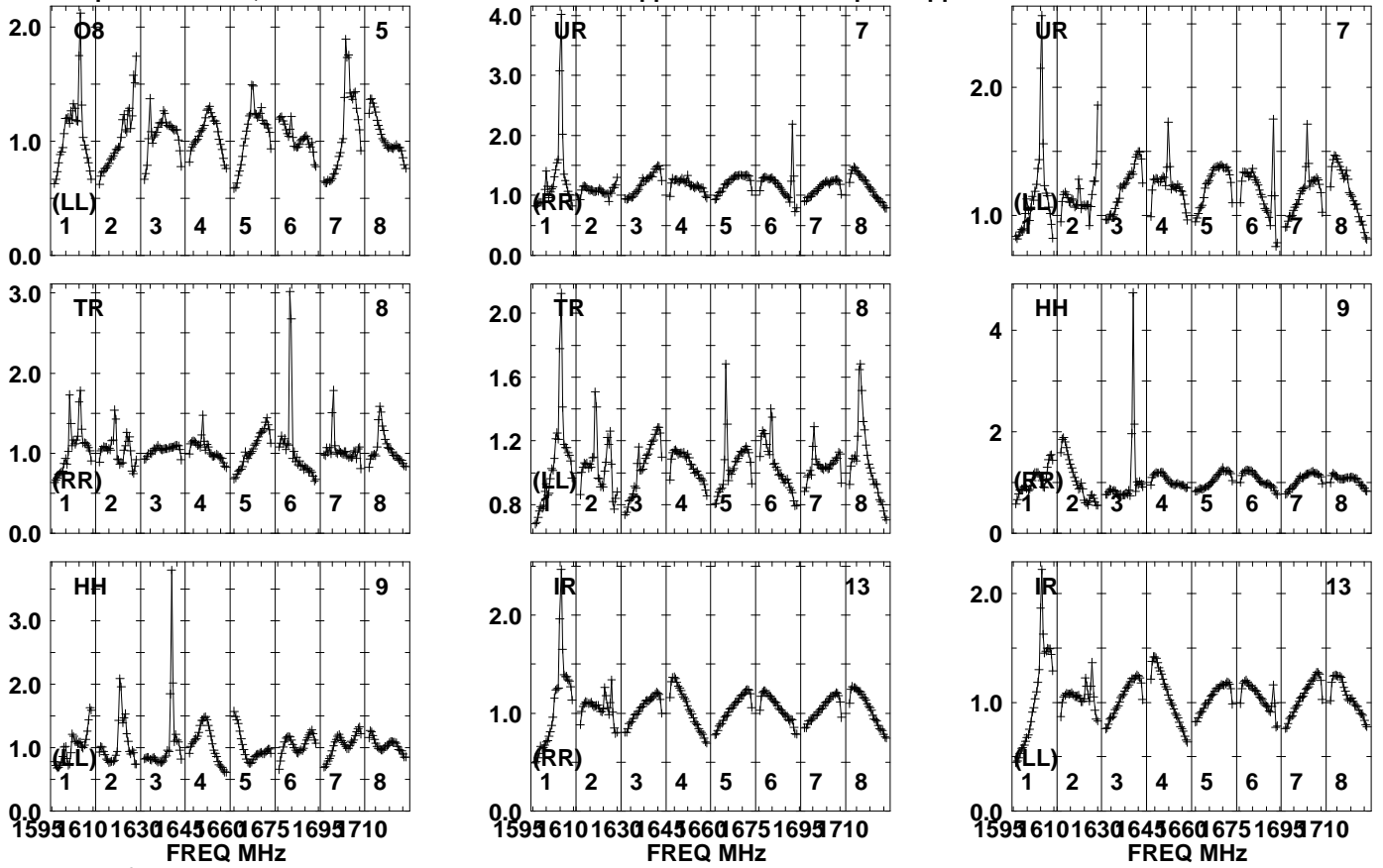


Lower frame: Real Jy  
Auto-corr total-power spectrum Antenna: \*  
Timerange: 00/22:01:11 to 00/22:02:39

Plot file version 787 created 12-SEP-2022 13:08:34

J0813+2435 EH040A.UVDATA.1

Freq = 1.5950 GHz, Bw = 16.000 MH No calibration applied and no bandpass applied

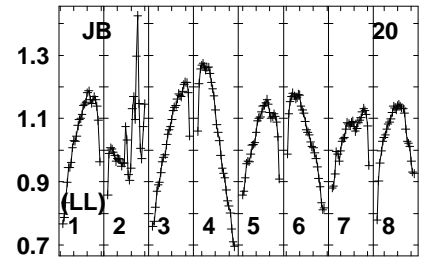
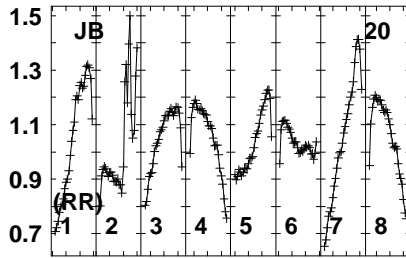
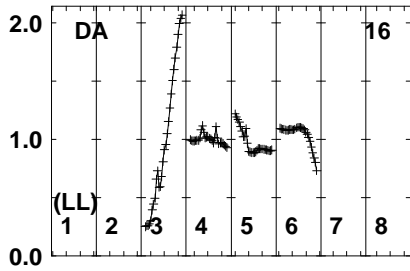
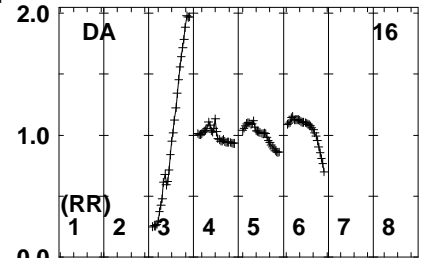
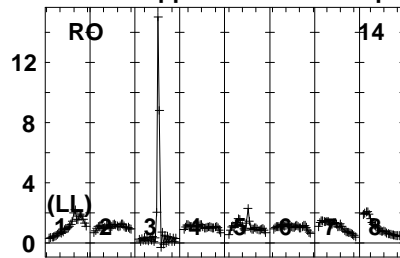
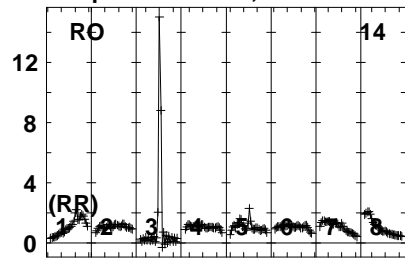


Lower frame: Real Jy  
Auto-corr total-power spectrum Antenna: \*  
Timerange: 00/22:01:11 to 00/22:02:39

Plot file version 788 created 12-SEP-2022 13:08:34

J0813+2435 EH040A.UVDATA.1

Freq = 1.5950 GHz, Bw = 16.000 MH No calibration applied and no bandpass applied

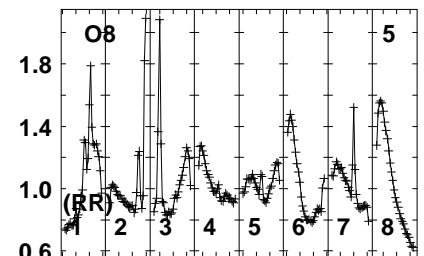
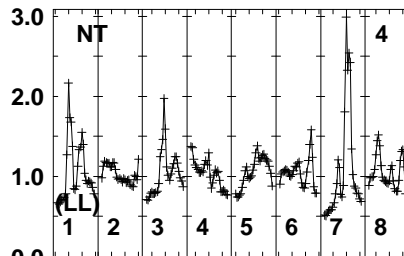
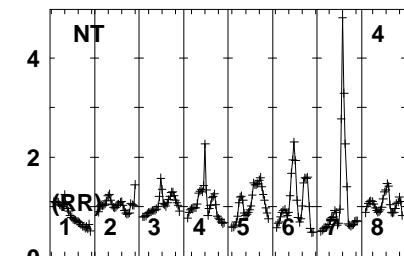
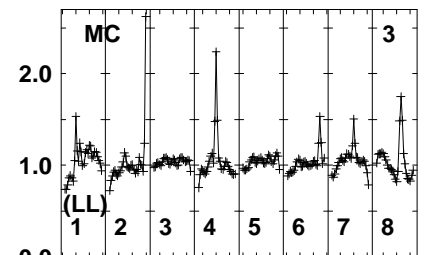
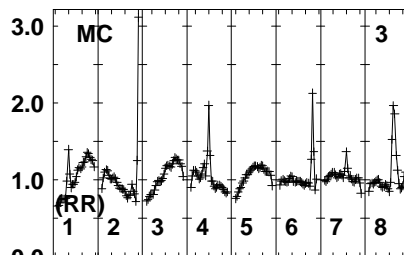
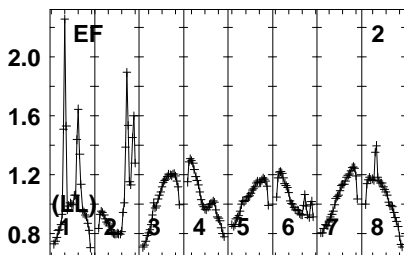
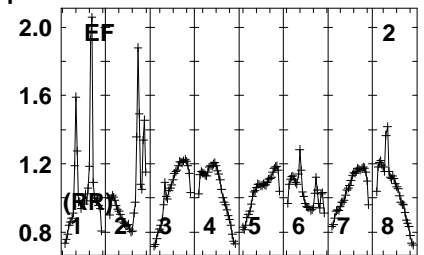
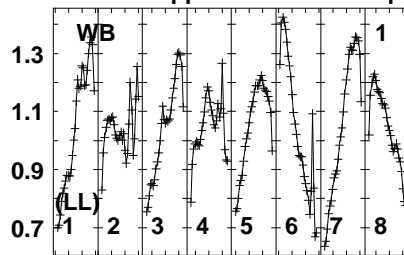
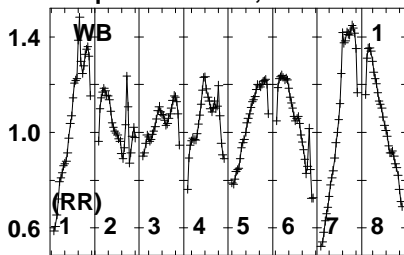


Lower frame: Real Jy  
Auto-corr total-power spectrum Antenna: \*  
Timerange: 00/22:01:11 to 00/22:02:39

Plot file version 789 created 12-SEP-2022 13:08:34

HS0810+2554 EH040A.UVDATA.1

Freq = 1.5950 GHz, Bw = 16.000 MH No calibration applied and no bandpass applied



1595 610 1630 645 660 675 1695 710  
FREQ MHz

1595 610 1630 645 660 675 1695 710  
FREQ MHz

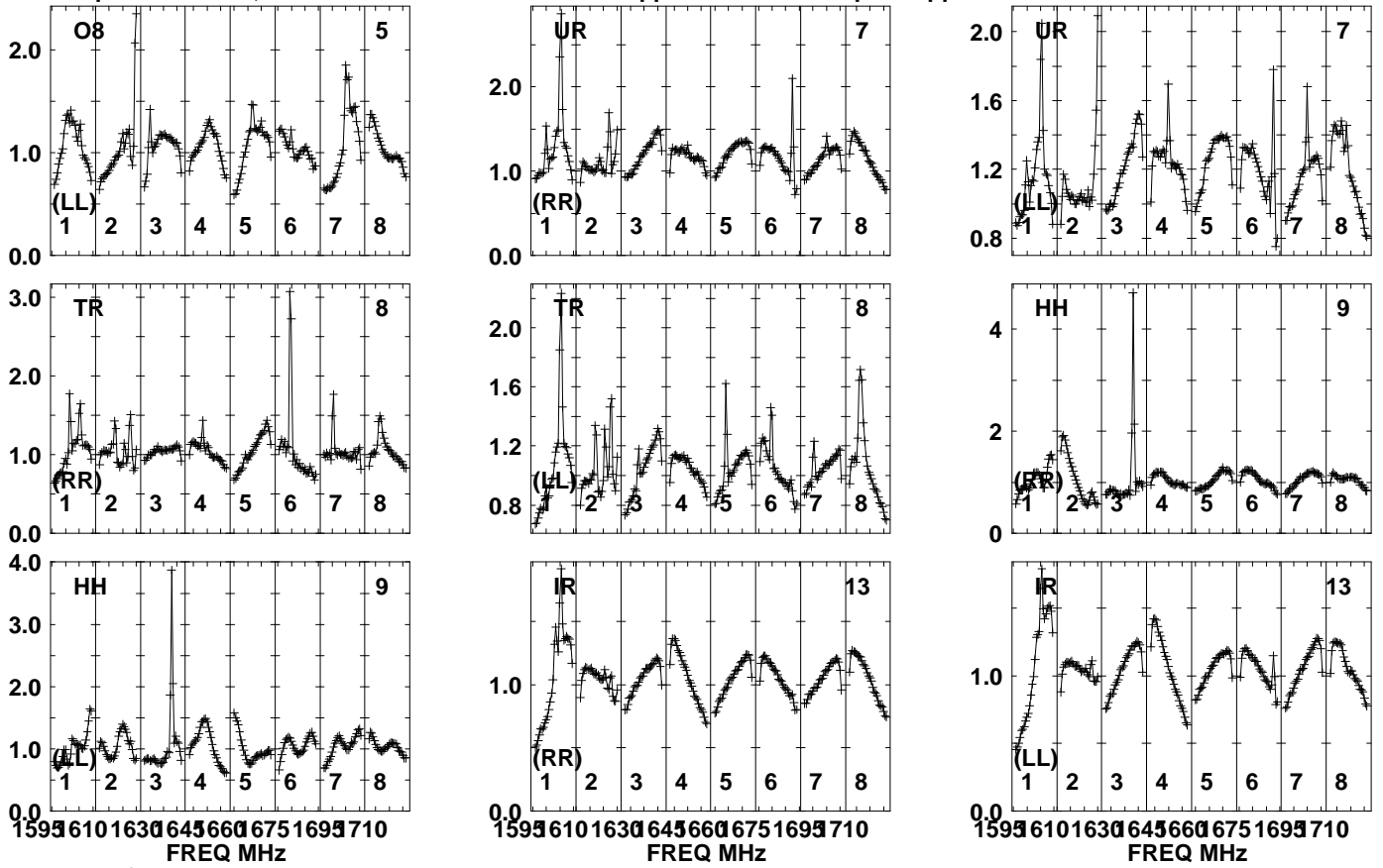
1595 610 1630 645 660 675 1695 710  
FREQ MHz

Lower frame: Real Jy  
Auto-corr total-power spectrum Antenna: \*  
Timerange: 00/22:02:41 to 00/22:06:09

Plot file version 790 created 12-SEP-2022 13:08:34

HS0810+2554 EH040A.UVDATA.1

Freq = 1.5950 GHz, Bw = 16.000 MH No calibration applied and no bandpass applied



Lower frame: Real Jy

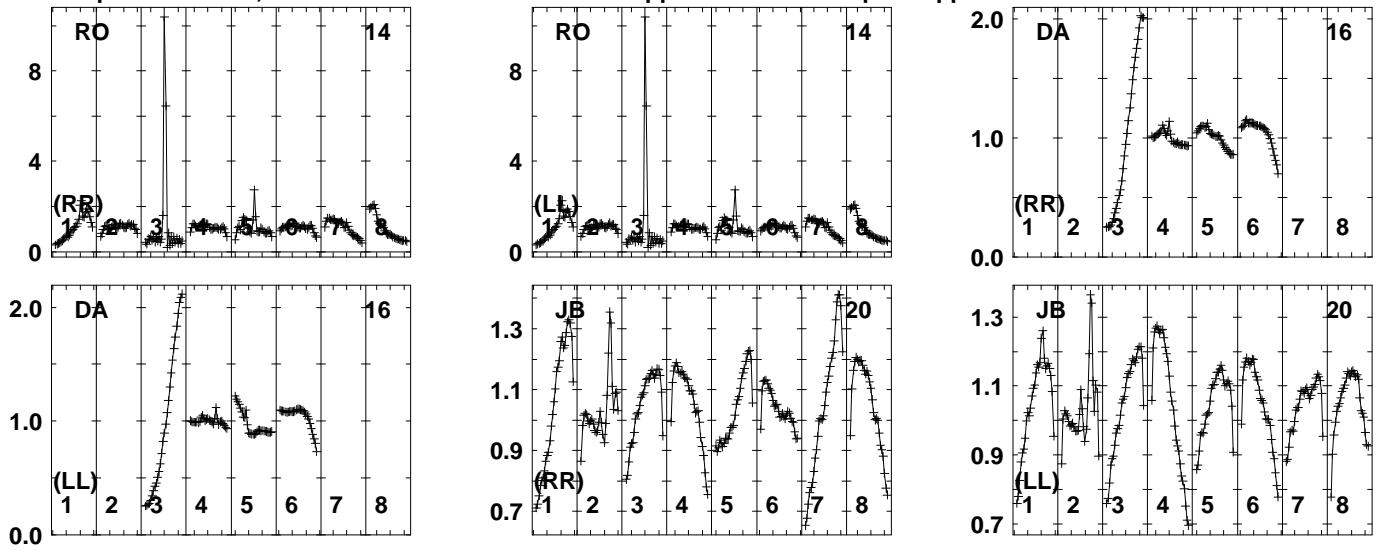
Auto-corr total-power spectrum Antenna: \*

Timerange: 00/22:02:41 to 00/22:06:09

Plot file version 791 created 12-SEP-2022 13:08:34

HS0810+2554 EH040A.UVDATA.1

Freq = 1.5950 GHz, Bw = 16.000 MH No calibration applied and no bandpass applied

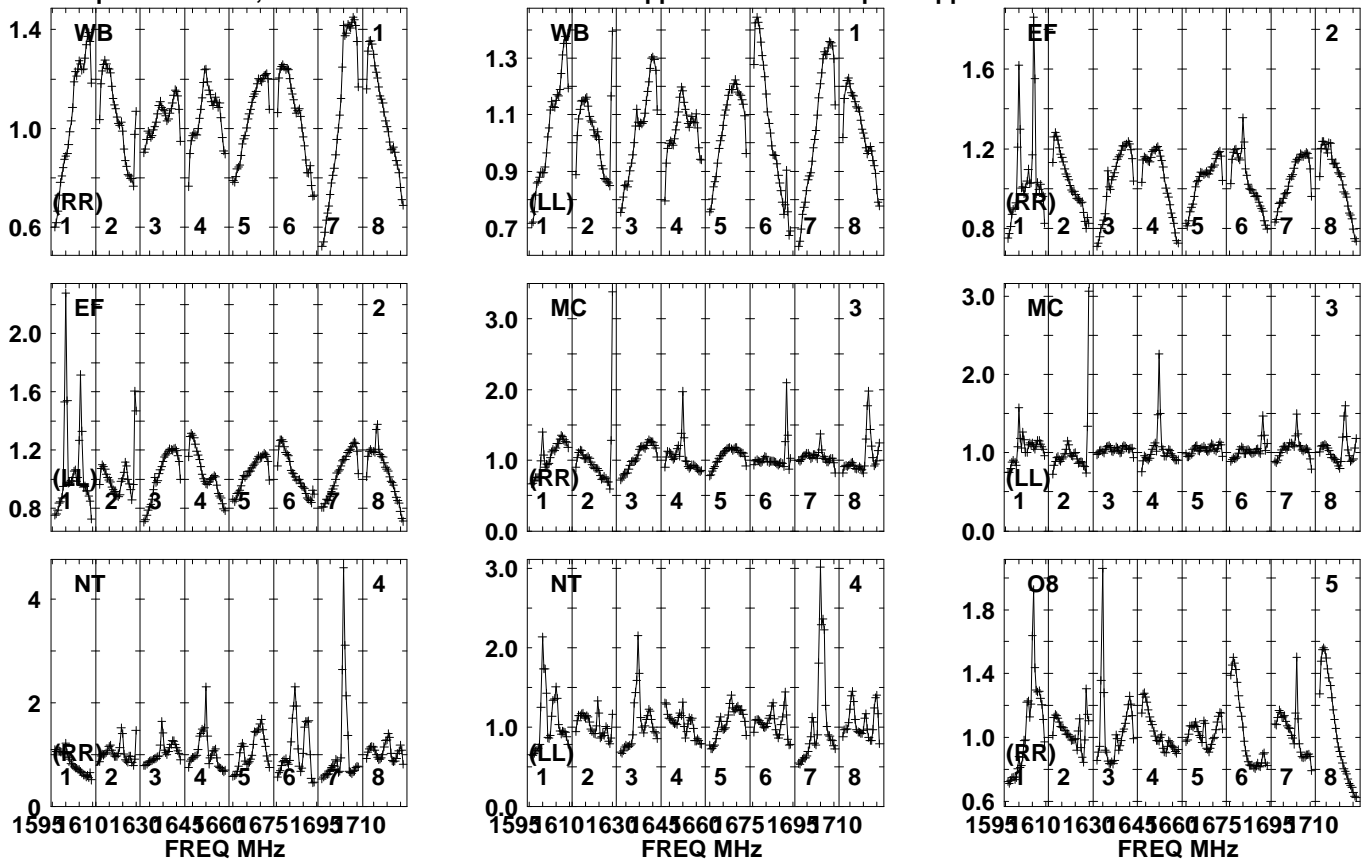


Lower frame: Real Jy  
Auto-corr total-power spectrum Antenna: \*  
Timerange: 00/22:02:41 to 00/22:06:09

Plot file version 792 created 12-SEP-2022 13:08:35

J0813+2435 EH040A.UVDATA.1

Freq = 1.5950 GHz, Bw = 16.000 MH No calibration applied and no bandpass applied



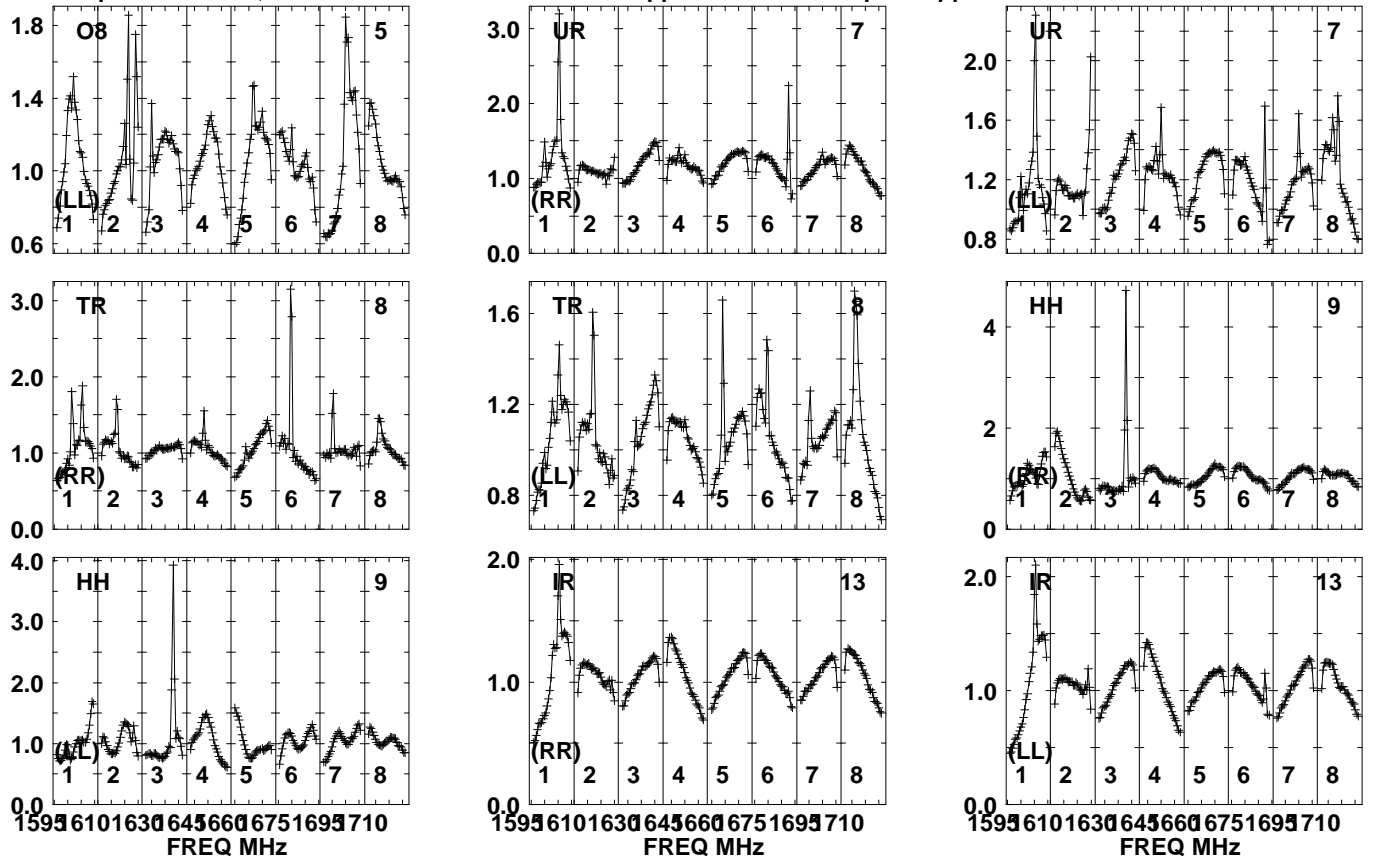
Lower frame: Real Jy  
Auto-corr total-power spectrum Antenna: \*  
Timerange: 00/22:06:11 to 00/22:07:39



Plot file version 793 created 12-SEP-2022 13:08:35

J0813+2435 EH040A.UVDATA.1

Freq = 1.5950 GHz, Bw = 16.000 MH No calibration applied and no bandpass applied

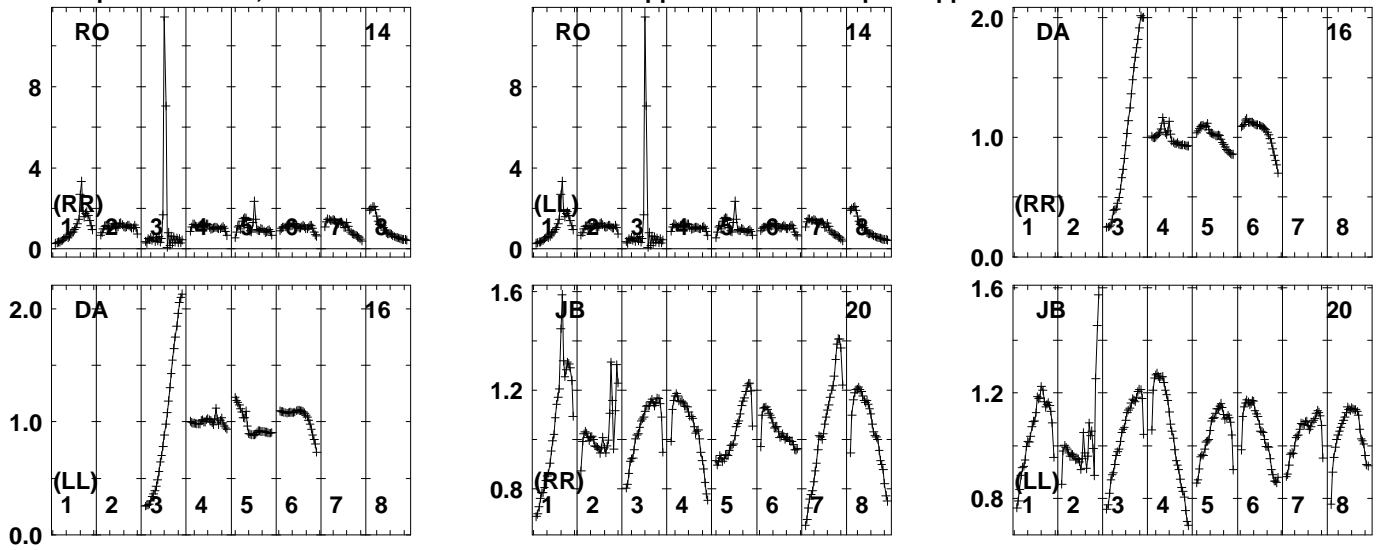


Auto-corr total-power spectrum Antenna: \*  
Timerange: 00/22:06:11 to 00/22:07:39

Plot file version 794 created 12-SEP-2022 13:08:35

J0813+2435 EH040A.UVDATA.1

Freq = 1.5950 GHz, Bw = 16.000 MH No calibration applied and no bandpass applied

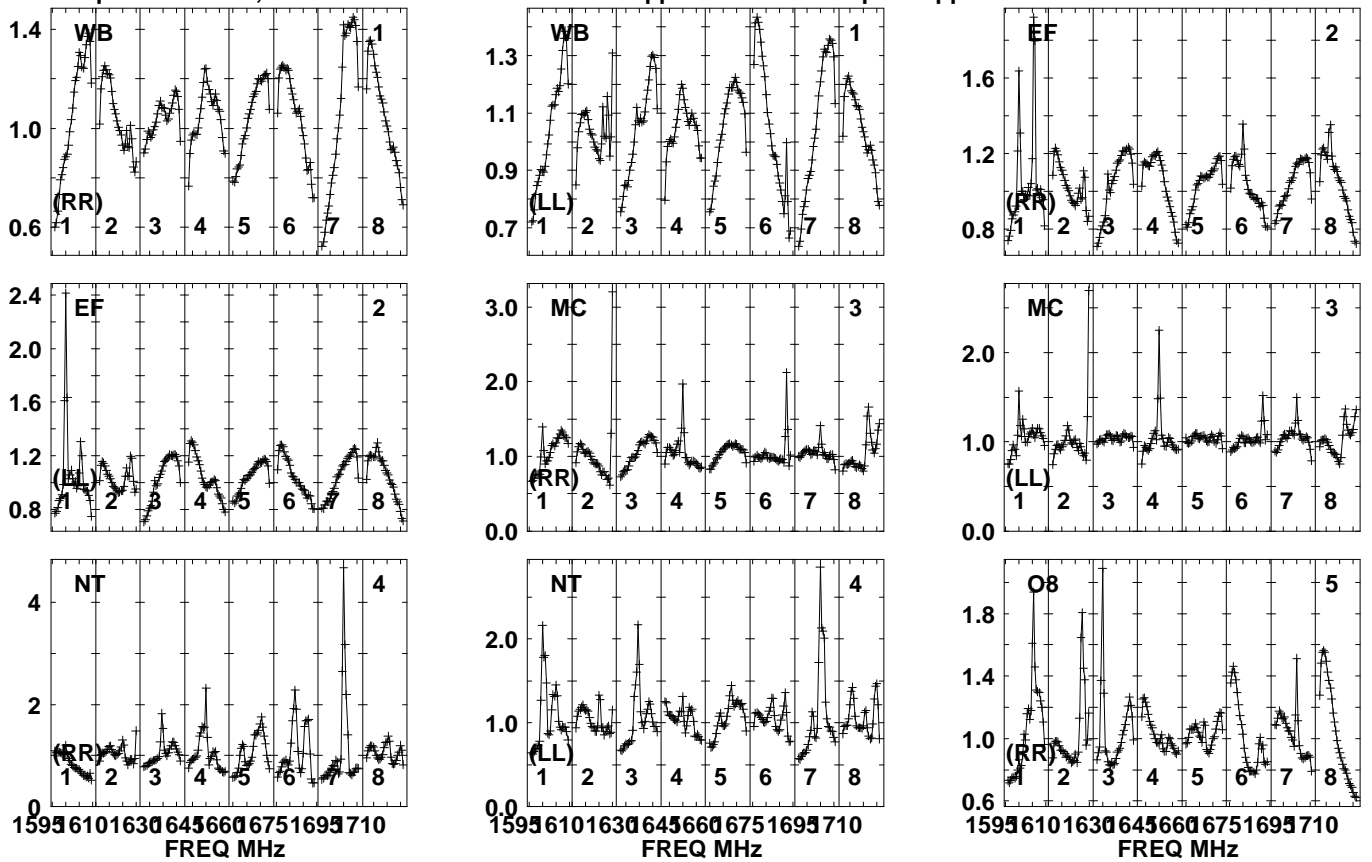


Lower frame: Real Jy  
Auto-corr total-power spectrum Antenna: \*  
Timerange: 00/22:06:11 to 00/22:07:39

Plot file version 795 created 12-SEP-2022 13:08:35

HS0810+2554 EH040A.UVDATA.1

Freq = 1.5950 GHz, Bw = 16.000 MH No calibration applied and no bandpass applied

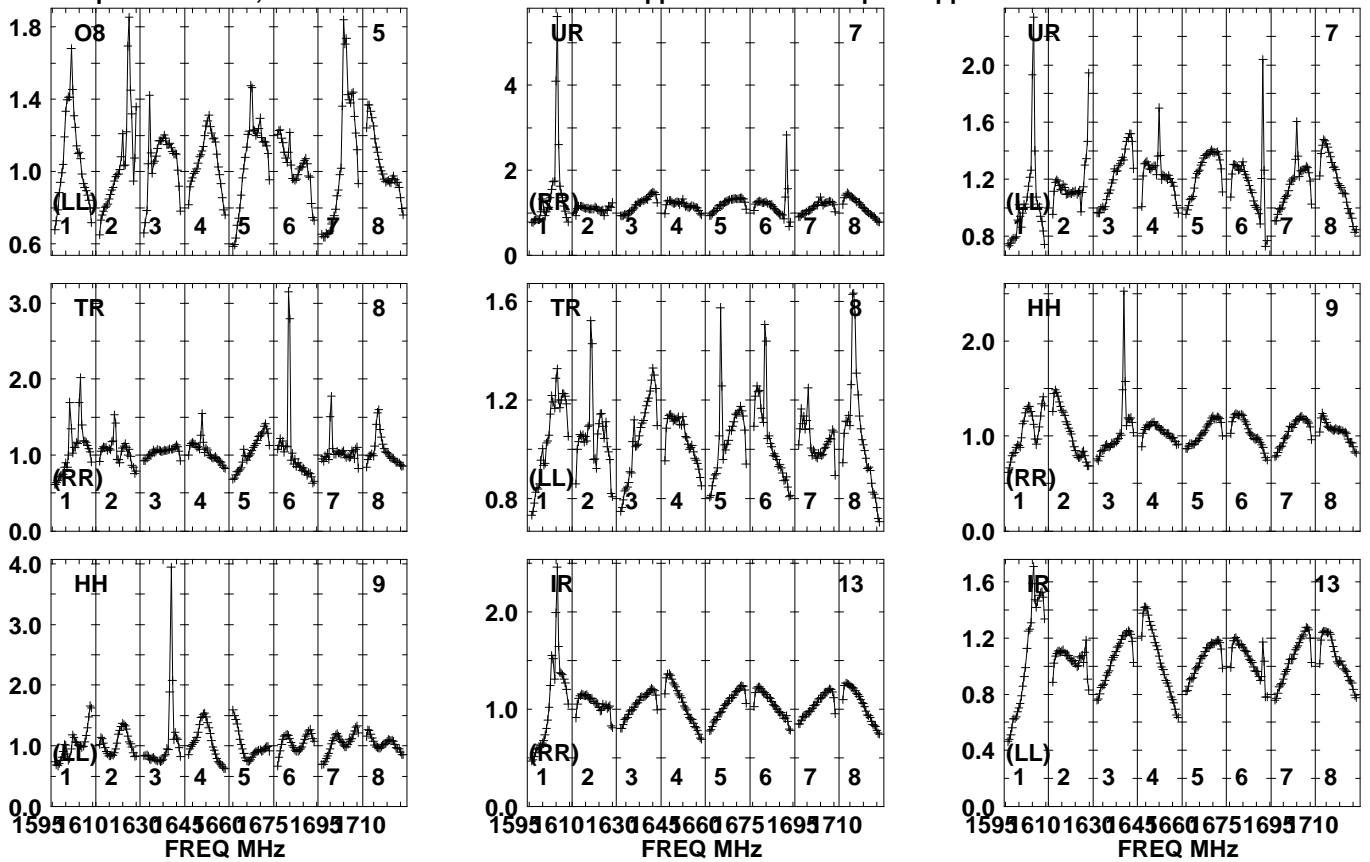


Lower frame: Real Jy  
Auto-corr total-power spectrum Antenna: \*  
Timerange: 00/22:07:41 to 00/22:11:09

Plot file version 796 created 12-SEP-2022 13:08:35

HS0810+2554 EH040A.UVDATA.1

Freq = 1.5950 GHz, Bw = 16.000 MH No calibration applied and no bandpass applied

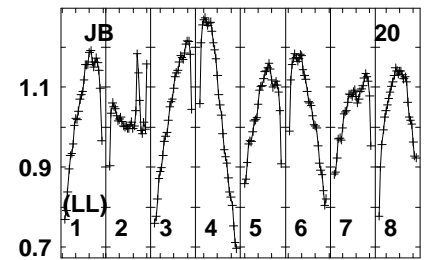
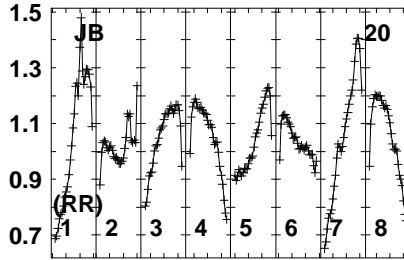
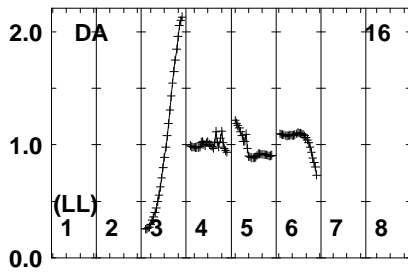
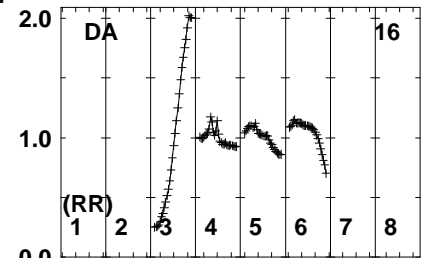
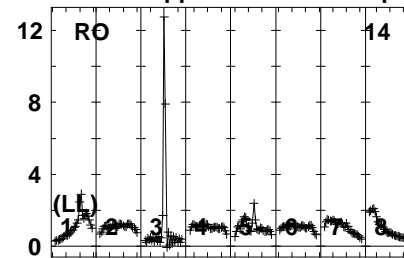
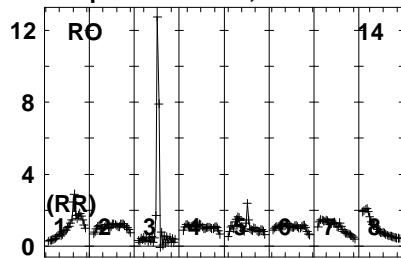


Lower frame: Real Jy  
Auto-corr total-power spectrum Antenna: \*  
Timerange: 00/22:07:41 to 00/22:11:09

Plot file version 797 created 12-SEP-2022 13:08:35

HS0810+2554 EH040A.UVDATA.1

Freq = 1.5950 GHz, Bw = 16.000 MH No calibration applied and no bandpass applied

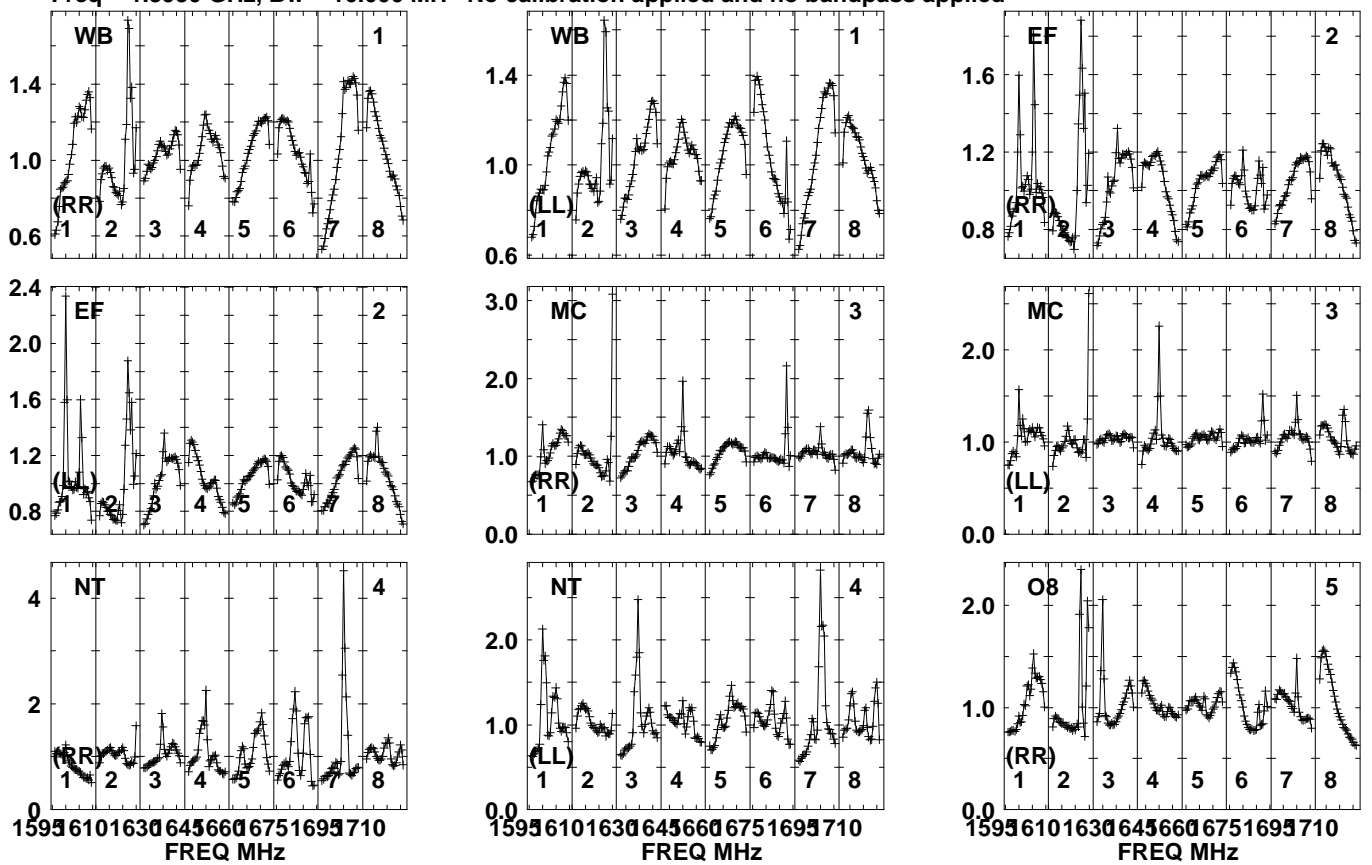


Lower frame: Real Jy  
Auto-corr total-power spectrum Antenna: \*  
Timerange: 00/22:07:41 to 00/22:11:09

Plot file version 798 created 12-SEP-2022 13:08:35

J0813+2435 EH040A.UVDATA.1

Freq = 1.5950 GHz, Bw = 16.000 MH No calibration applied and no bandpass applied

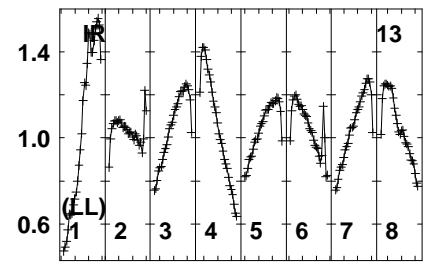
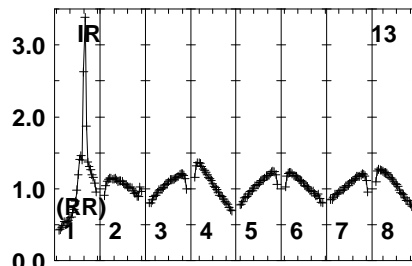
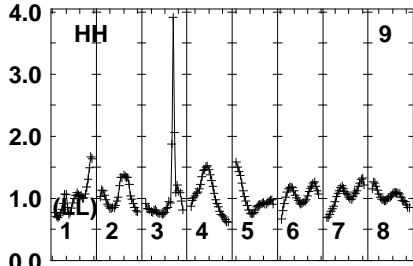
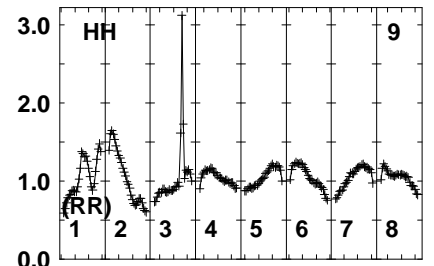
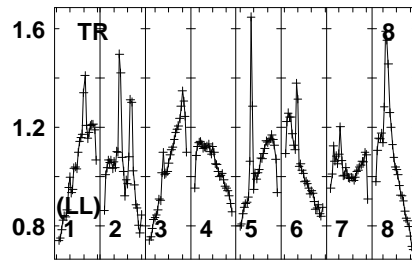
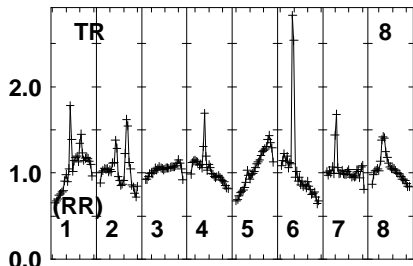
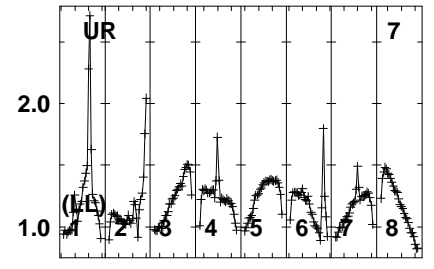
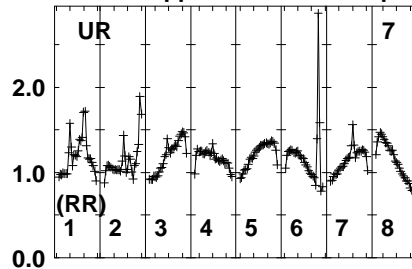
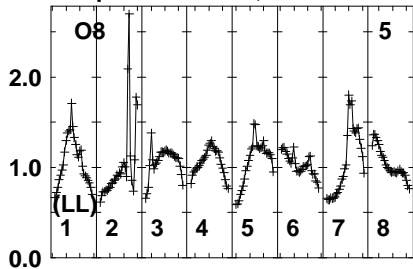


Lower frame: Real Jy  
Auto-corr total-power spectrum Antenna: \*  
Timerange: 00/22:11:41 to 00/22:13:09

Plot file version 799 created 12-SEP-2022 13:08:35

J0813+2435 EH040A.UVDATA.1

Freq = 1.5950 GHz, Bw = 16.000 MH No calibration applied and no bandpass applied



1595 610 1630 645 660 675 1695 710  
FREQ MHz

1595 610 1630 645 660 675 1695 710  
FREQ MHz

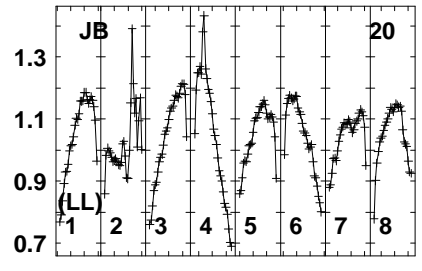
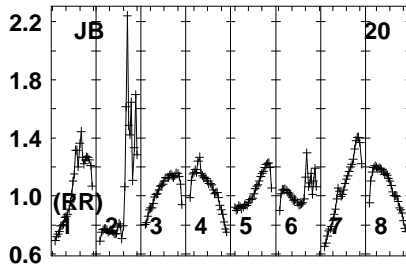
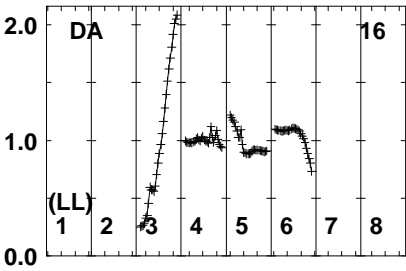
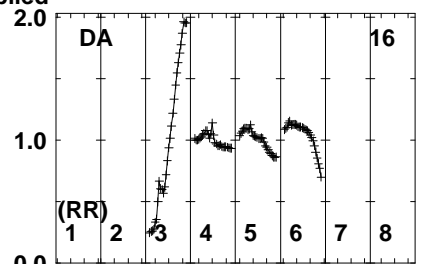
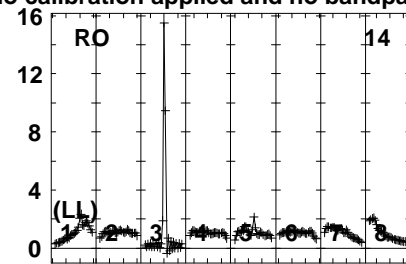
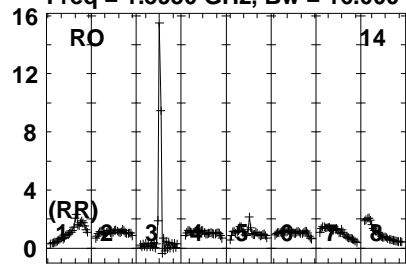
1595 610 1630 645 660 675 1695 710  
FREQ MHz

Lower frame: Real Jy  
Auto-corr total-power spectrum Antenna: \*  
Timerange: 00/22:11:41 to 00/22:13:09

Plot file version 800 created 12-SEP-2022 13:08:35

J0813+2435 EH040A.UVDATA.1

Freq = 1.5950 GHz, Bw = 16.000 MH No calibration applied and no bandpass applied



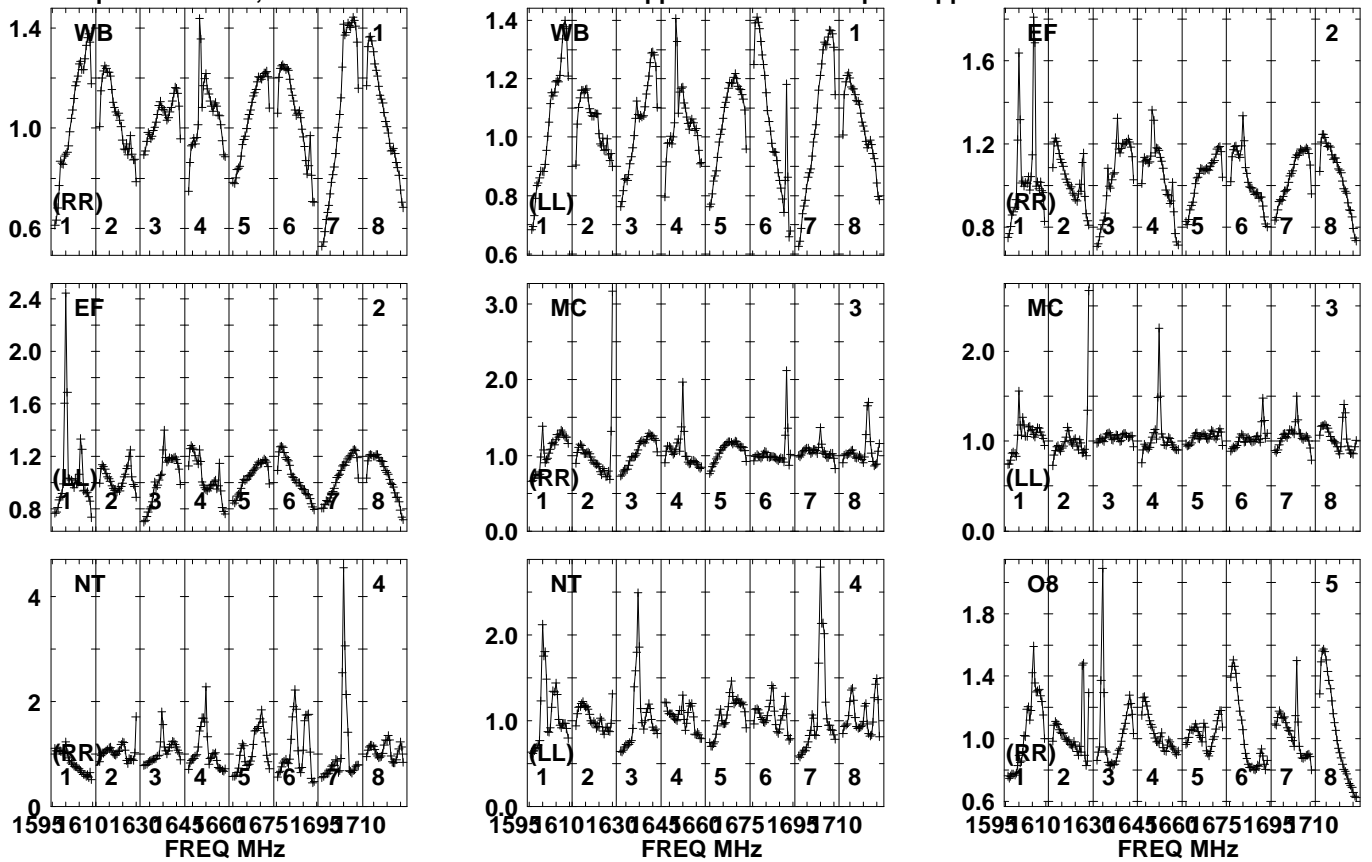
Lower frame: Real Jy  
Auto-corr total-power spectrum Antenna: \*  
Timerange: 00/22:11:41 to 00/22:13:09



Plot file version 801 created 12-SEP-2022 13:08:36

HS0810+2554 EH040A.UVDATA.1

Freq = 1.5950 GHz, Bw = 16.000 MH No calibration applied and no bandpass applied

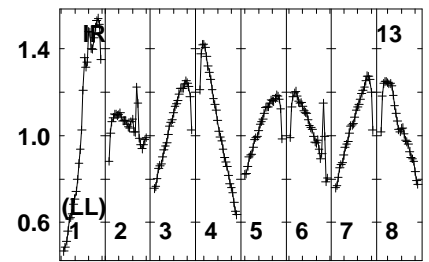
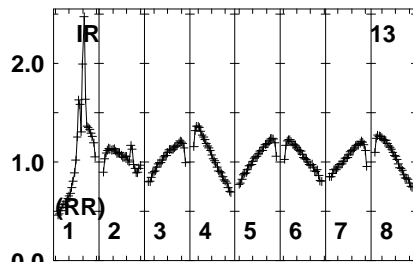
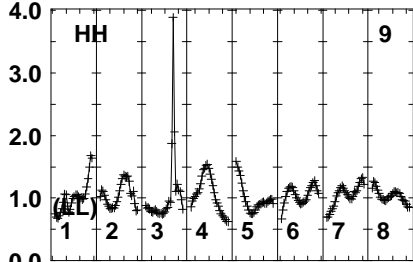
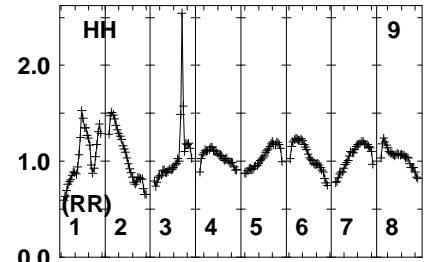
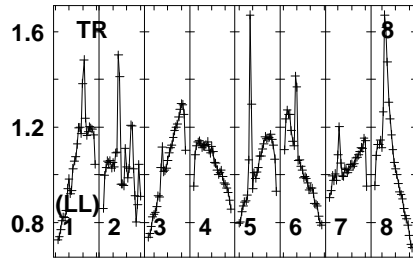
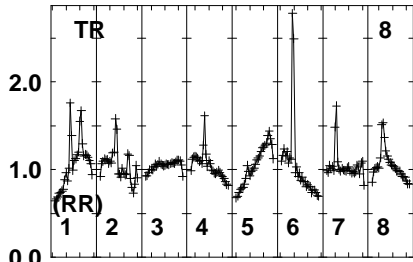
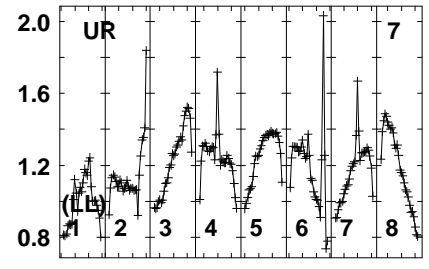
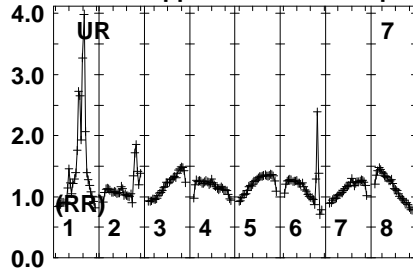
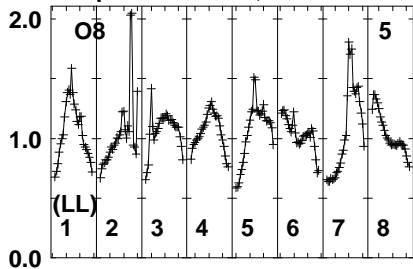


Lower frame: Real Jy  
Auto-corr total-power spectrum Antenna: \*  
Timerange: 00/22:13:11 to 00/22:16:39

Plot file version 802 created 12-SEP-2022 13:08:36

HS0810+2554 EH040A.UVDATA.1

Freq = 1.5950 GHz, Bw = 16.000 MH No calibration applied and no bandpass applied



1595 610 1630 645 660 675 1695 710  
FREQ MHz

1595 610 1630 645 660 675 1695 710  
FREQ MHz

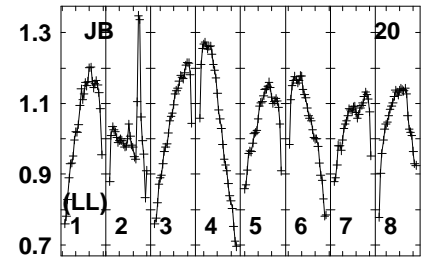
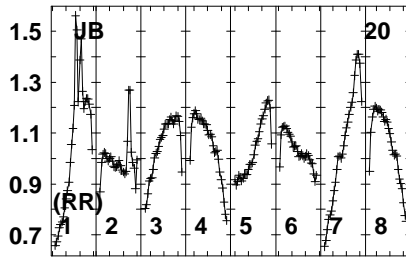
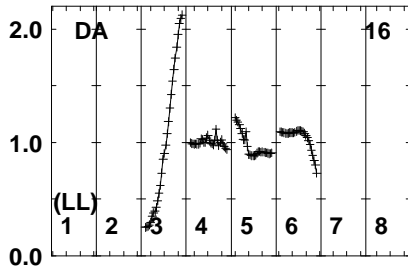
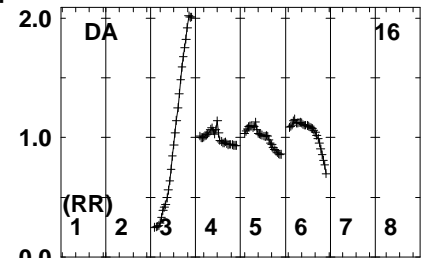
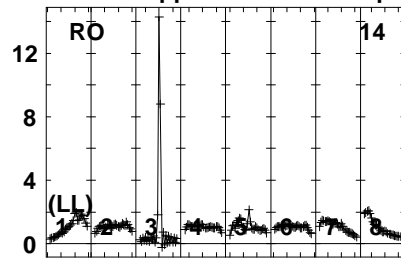
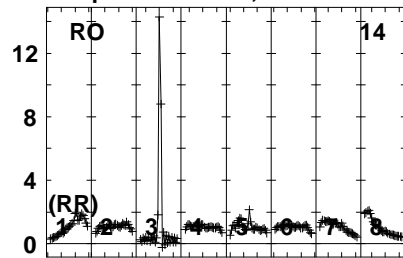
1595 610 1630 645 660 675 1695 710  
FREQ MHz

Lower frame: Real Jy  
Auto-corr total-power spectrum Antenna: \*  
Timerange: 00/22:13:11 to 00/22:16:39

Plot file version 803 created 12-SEP-2022 13:08:36

HS0810+2554 EH040A.UVDATA.1

Freq = 1.5950 GHz, Bw = 16.000 MH No calibration applied and no bandpass applied

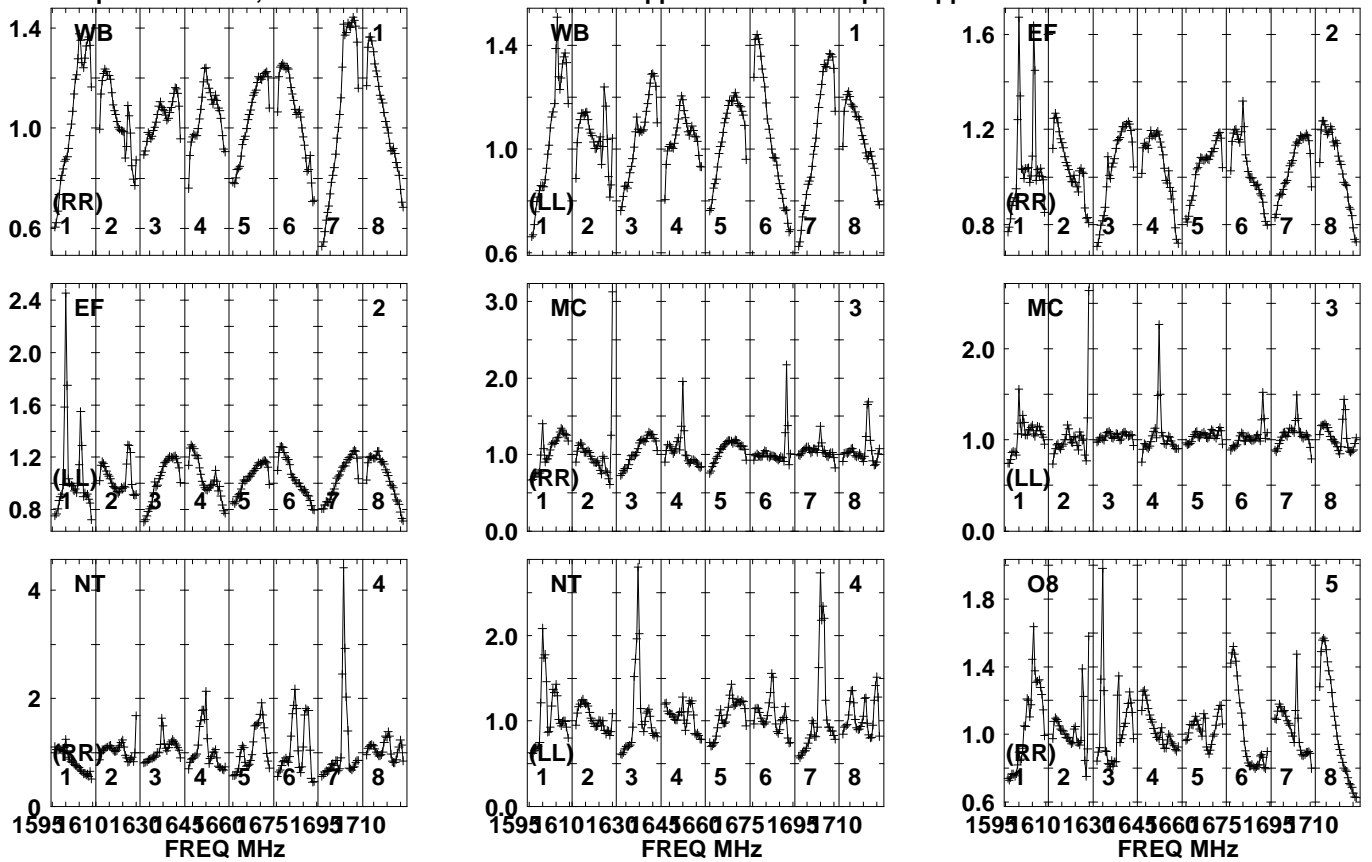


Lower frame: Real Jy  
Auto-corr total-power spectrum Antenna: \*  
Timerange: 00/22:13:11 to 00/22:16:39

Plot file version 804 created 12-SEP-2022 13:08:36

J0813+2435 EH040A.UVDATA.1

Freq = 1.5950 GHz, Bw = 16.000 MH No calibration applied and no bandpass applied

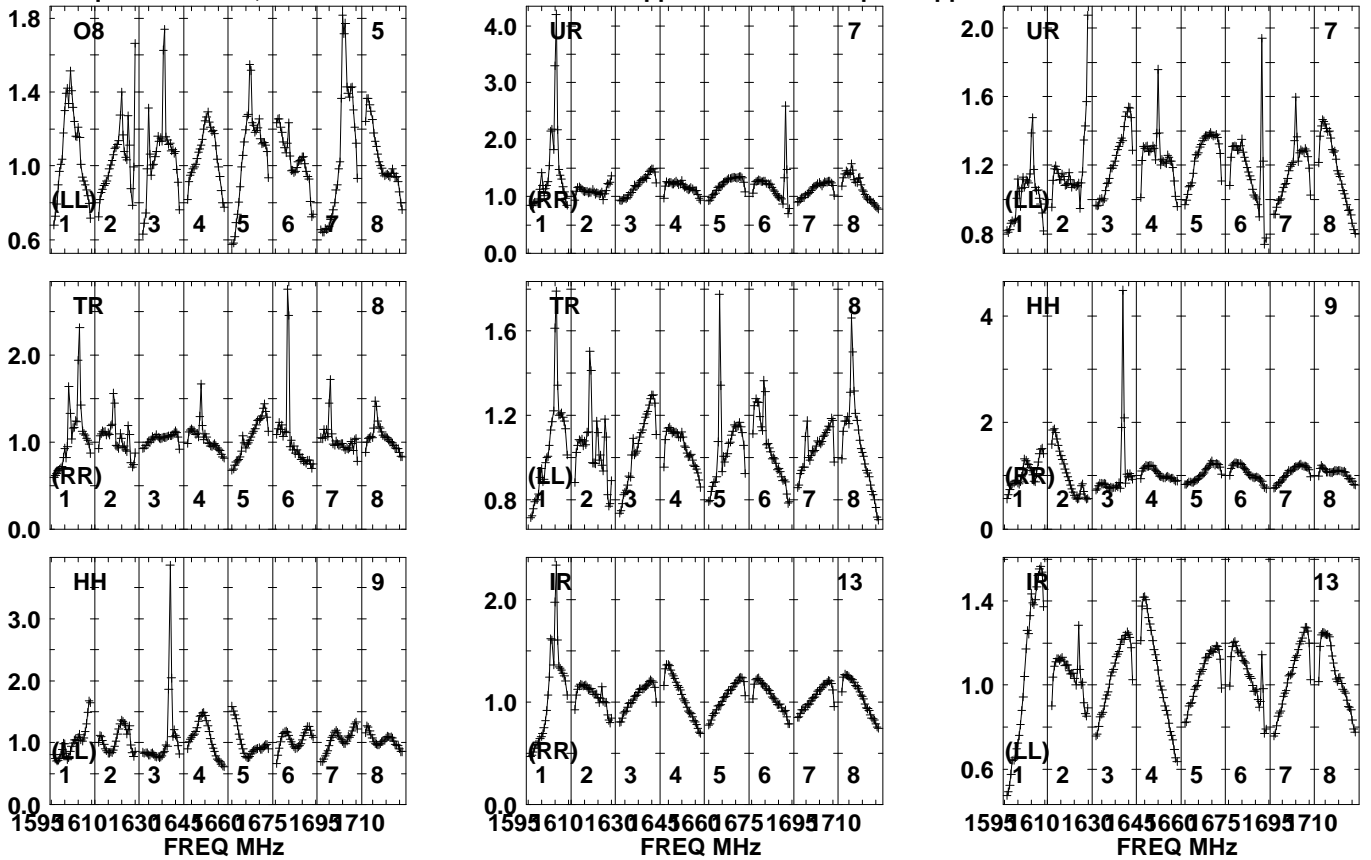


Lower frame: Real Jy  
Auto-corr total-power spectrum Antenna: \*  
Timerange: 00/22:16:41 to 00/22:18:09

Plot file version 805 created 12-SEP-2022 13:08:36

J0813+2435 EH040A.UVDATA.1

Freq = 1.5950 GHz, Bw = 16.000 MH No calibration applied and no bandpass applied

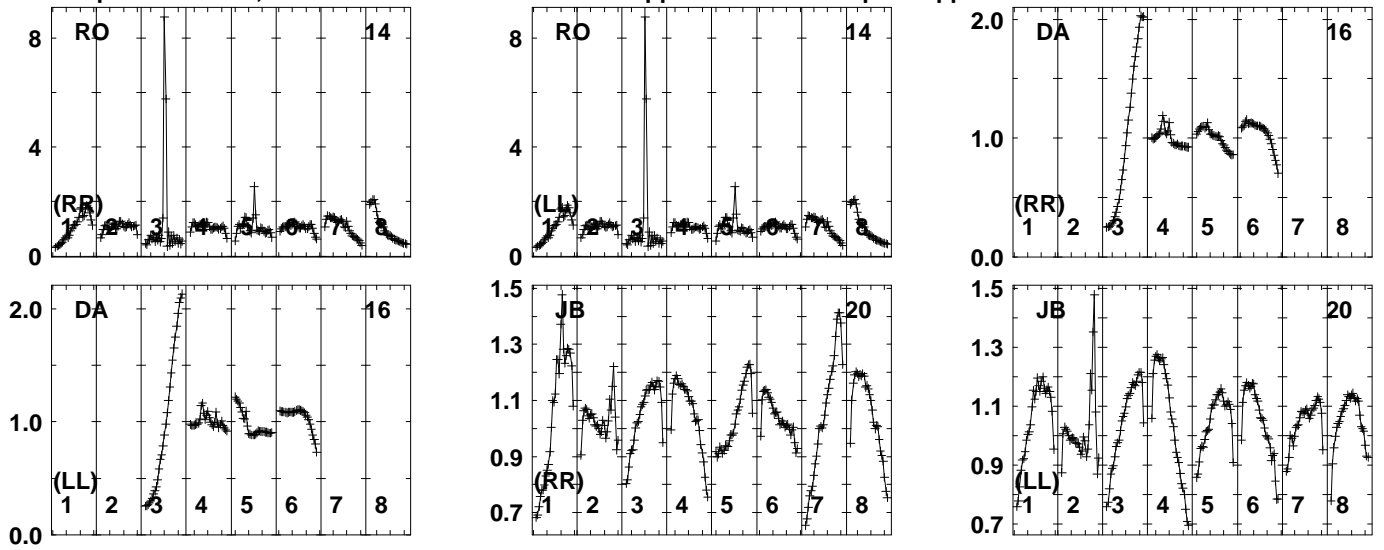


Lower frame: Real Jy  
Auto-corr total-power spectrum Antenna: \*  
Timerange: 00/22:16:41 to 00/22:18:09

Plot file version 806 created 12-SEP-2022 13:08:36

J0813+2435 EH040A.UVDATA.1

Freq = 1.5950 GHz, Bw = 16.000 MH No calibration applied and no bandpass applied

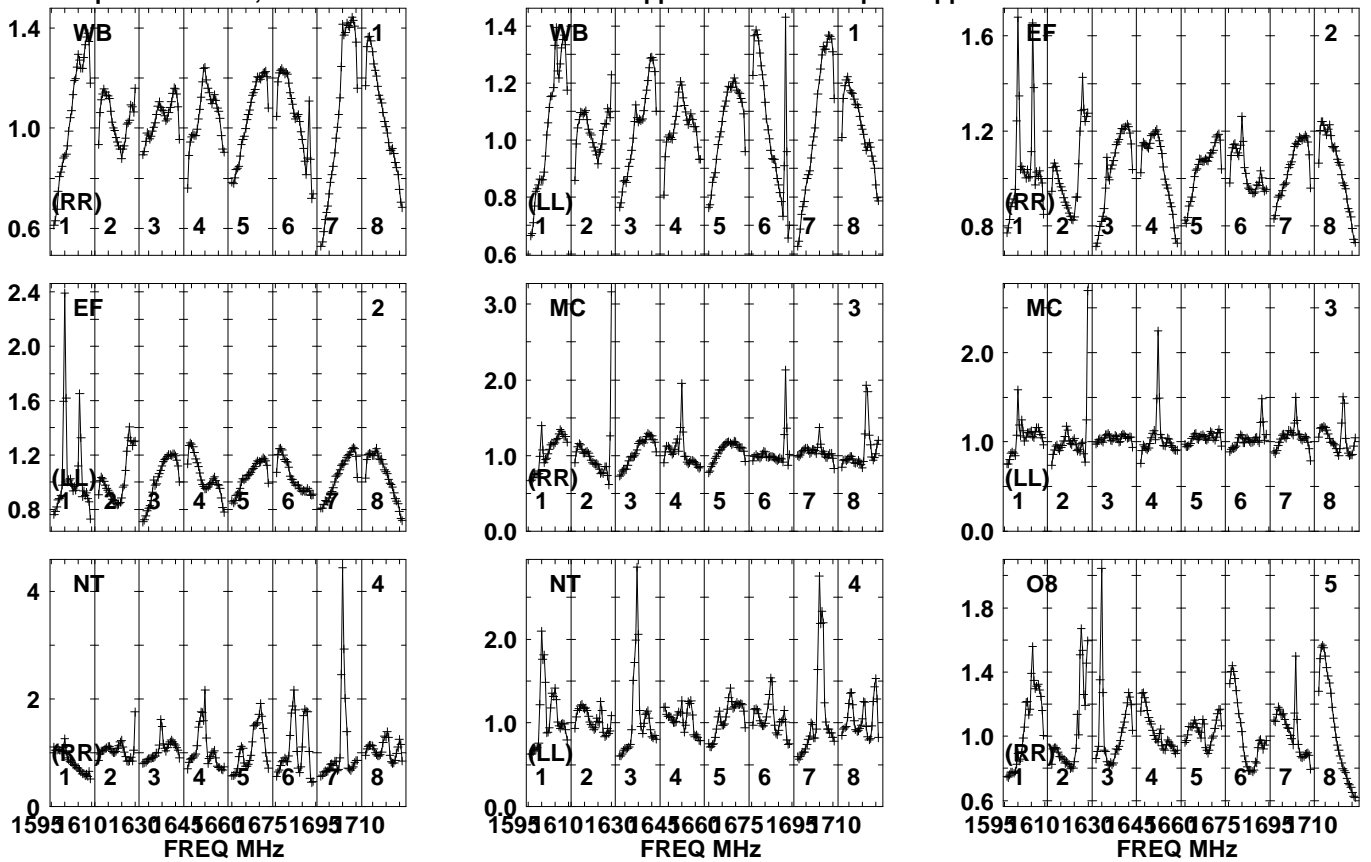


Lower frame: Real Jy  
Auto-corr total-power spectrum Antenna: \*  
Timerange: 00/22:16:41 to 00/22:18:09

Plot file version 807 created 12-SEP-2022 13:08:36

HS0810+2554 EH040A.UVDATA.1

Freq = 1.5950 GHz, Bw = 16.000 MH No calibration applied and no bandpass applied

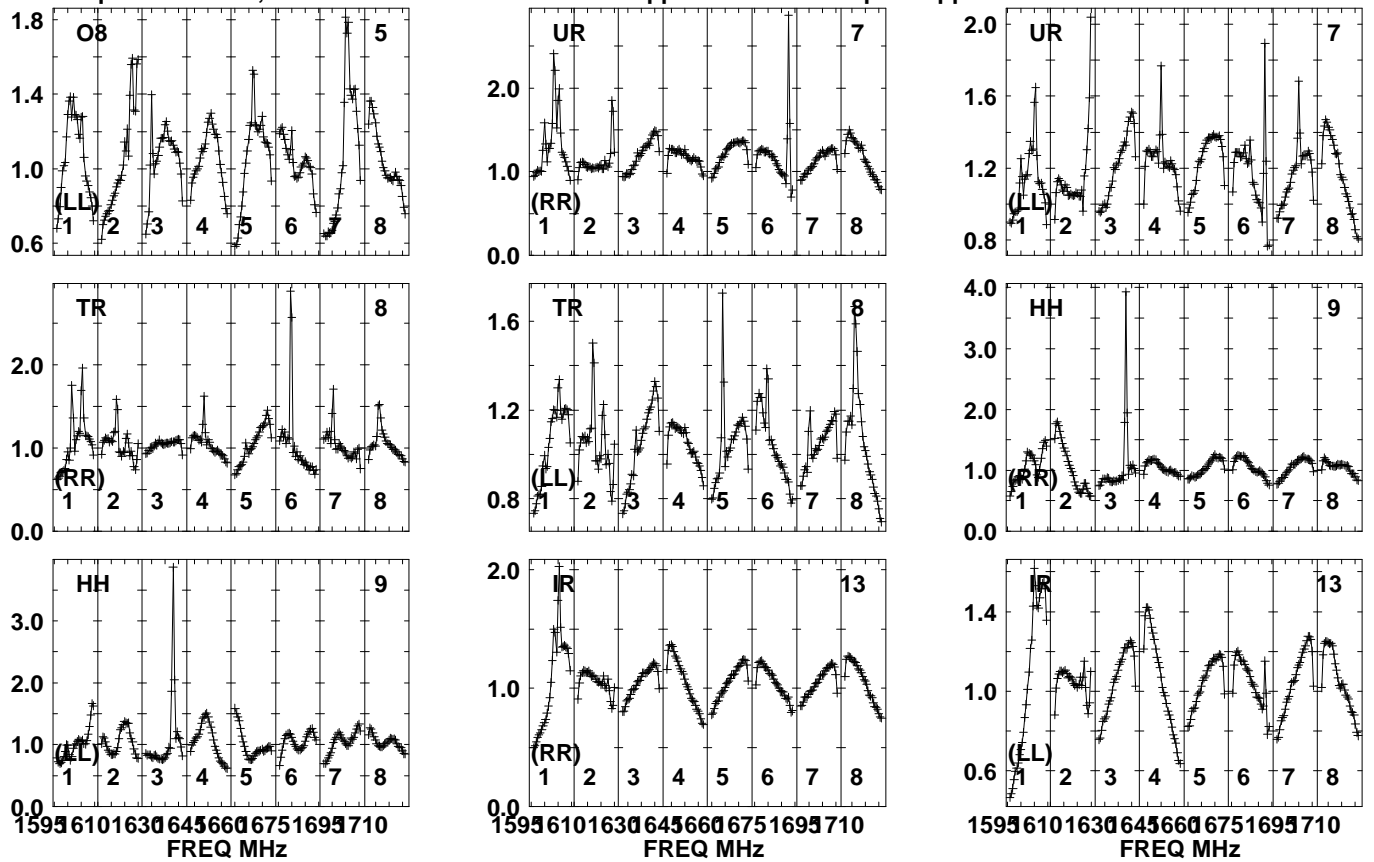


Lower frame: Real Jy  
 Auto-corr total-power spectrum Antenna: \*  
 Timerange: 00/22:18:11 to 00/22:21:39

Plot file version 808 created 12-SEP-2022 13:08:36

HS0810+2554 EH040A.UVDATA.1

Freq = 1.5950 GHz, Bw = 16.000 MH No calibration applied and no bandpass applied



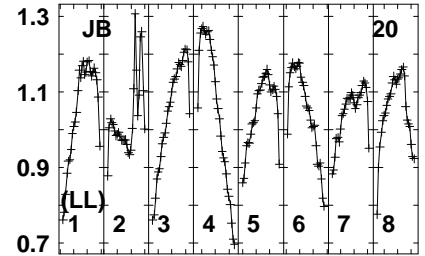
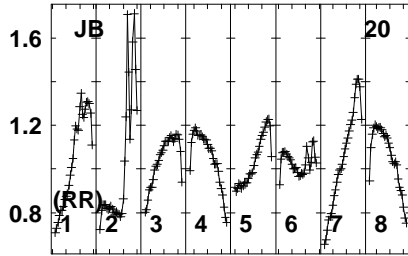
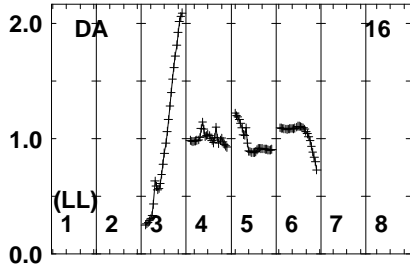
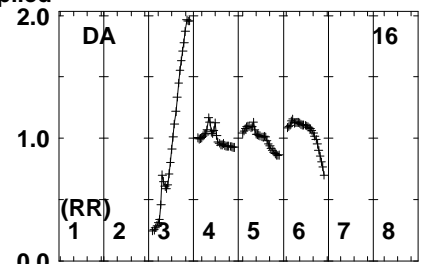
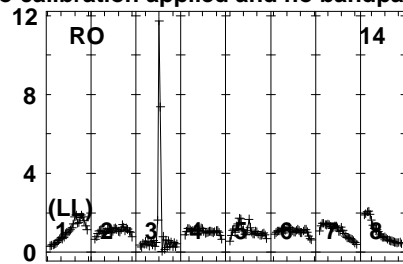
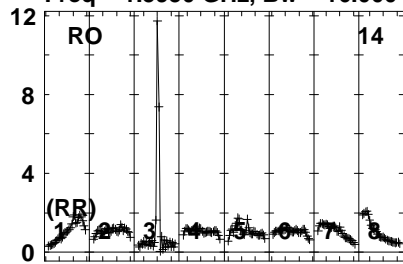
Lower frame: Real Jy  
Auto-corr total-power spectrum Antenna: \*  
Timerange: 00/22:18:11 to 00/22:21:39



Plot file version 809 created 12-SEP-2022 13:08:37

HS0810+2554 EH040A.UVDATA.1

Freq = 1.5950 GHz, Bw = 16.000 MH No calibration applied and no bandpass applied

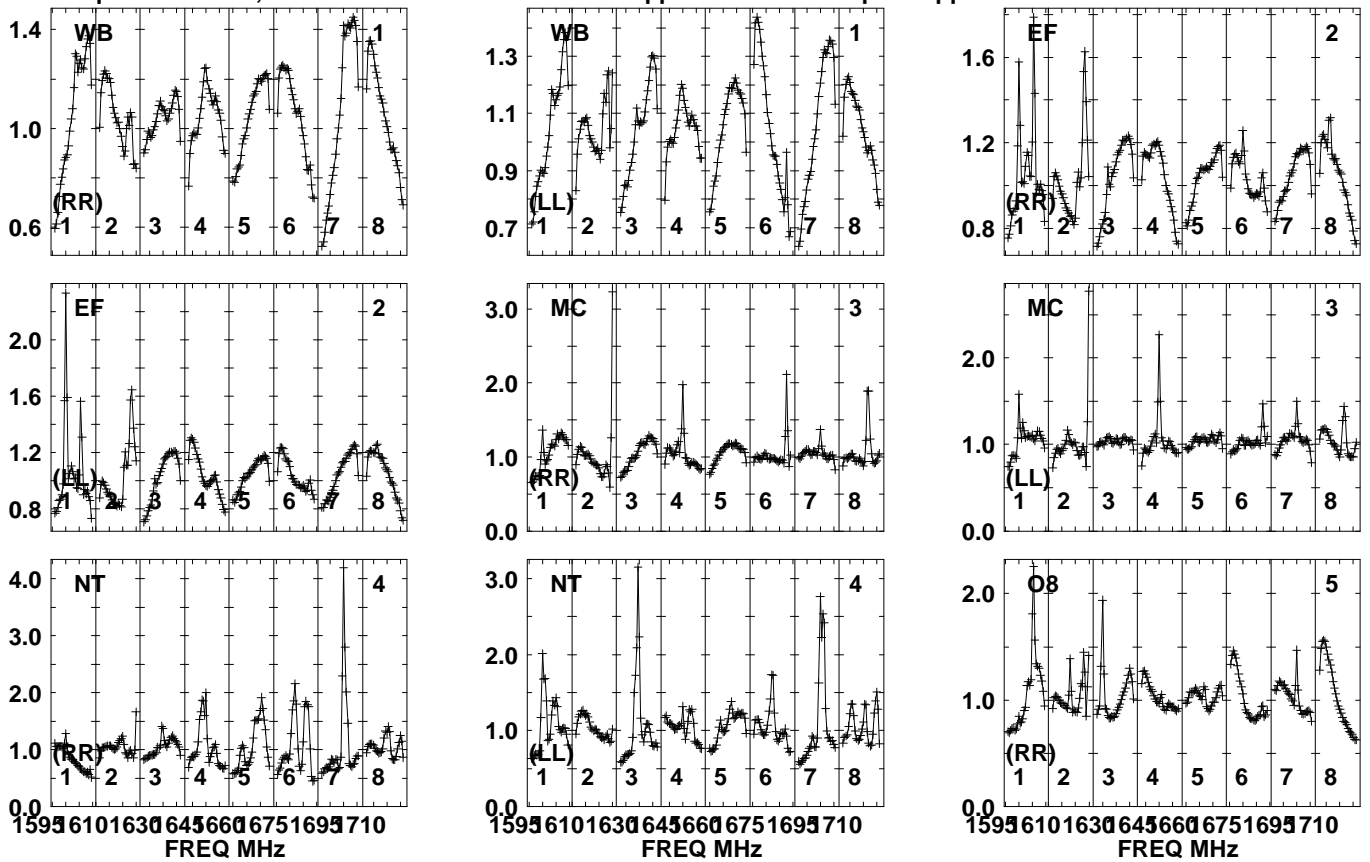


Lower frame: Real Jy  
Auto-corr total-power spectrum Antenna: \*  
Timerange: 00/22:18:11 to 00/22:21:39

Plot file version 810 created 12-SEP-2022 13:08:37

J0813+2435 EH040A.UVDATA.1

Freq = 1.5950 GHz, Bw = 16.000 MH No calibration applied and no bandpass applied

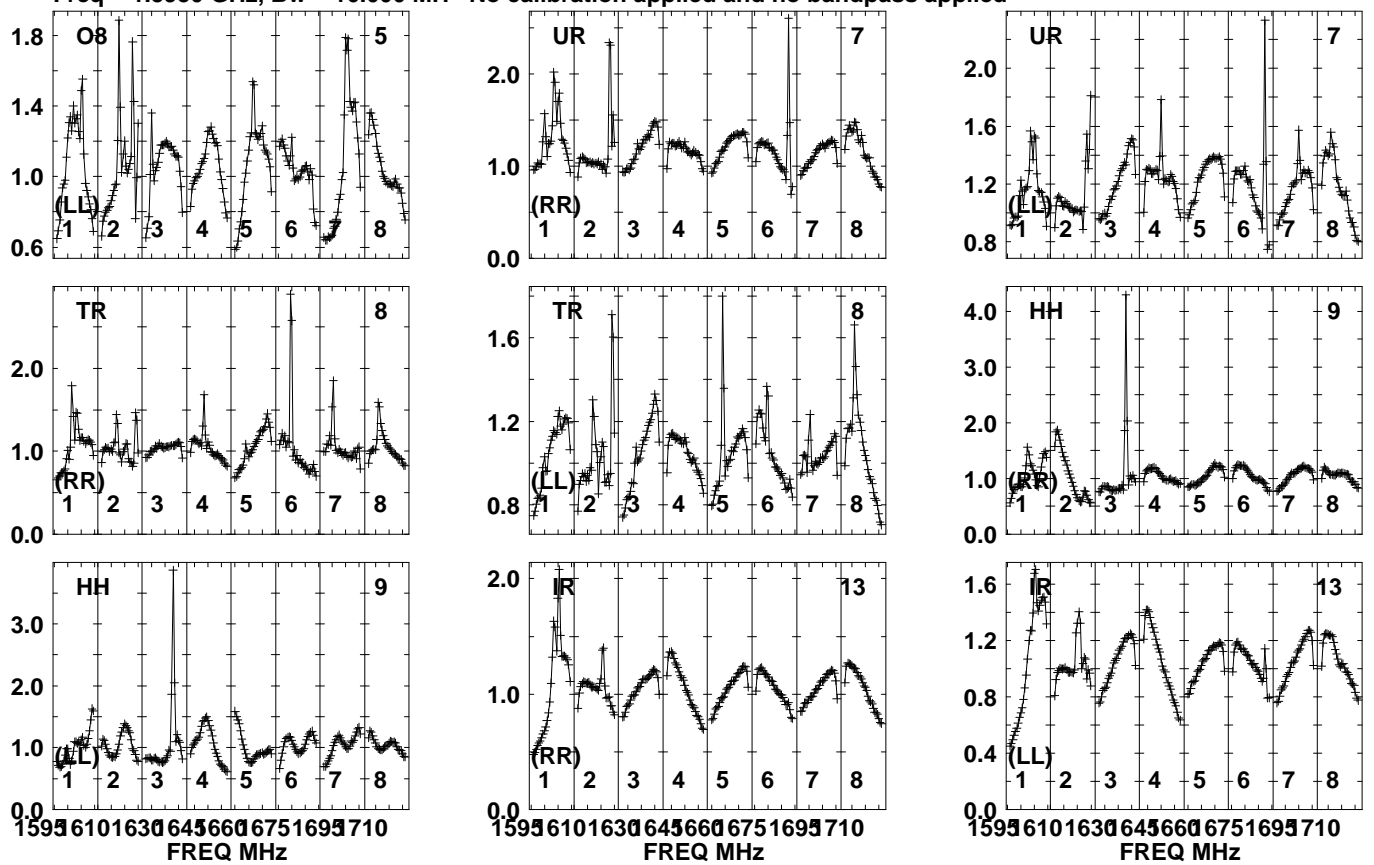


Lower frame: Real Jy  
Auto-corr total-power spectrum Antenna: \*  
Timerange: 00/22:22:11 to 00/22:23:39

Plot file version 811 created 12-SEP-2022 13:08:37

J0813+2435 EH040A.UVDATA.1

Freq = 1.5950 GHz, Bw = 16.000 MH No calibration applied and no bandpass applied

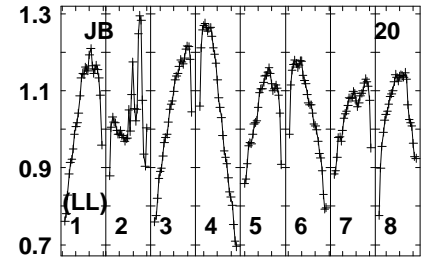
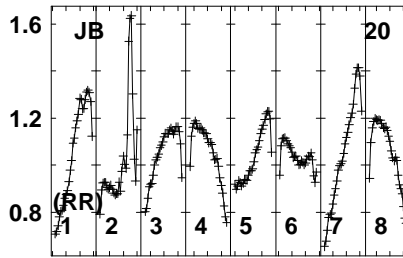
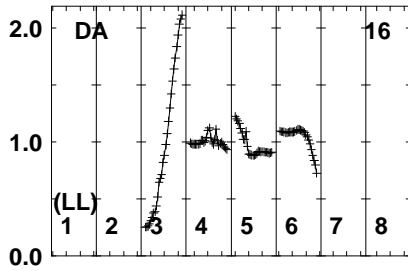
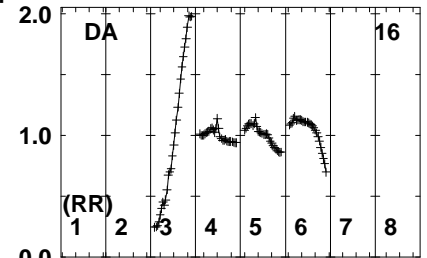
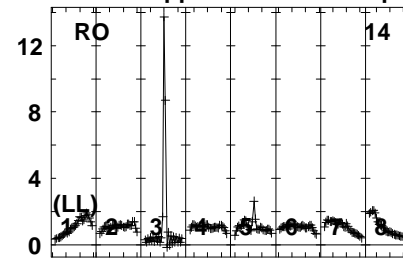
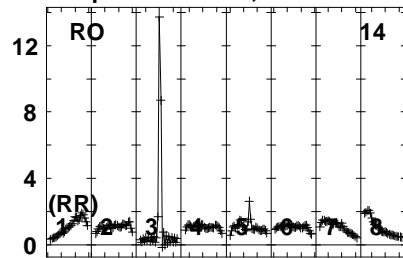


Lower frame: Real Jy  
Auto-corr total-power spectrum Antenna: \*  
Timerange: 00/22:22:11 to 00/22:23:39

Plot file version 812 created 12-SEP-2022 13:08:37

J0813+2435 EH040A.UVDATA.1

Freq = 1.5950 GHz, Bw = 16.000 MH No calibration applied and no bandpass applied

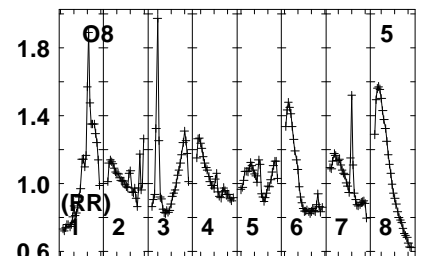
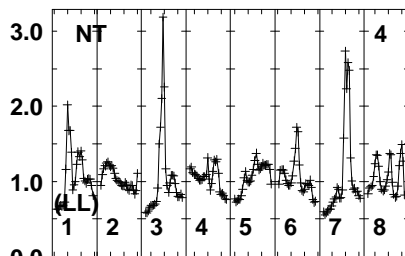
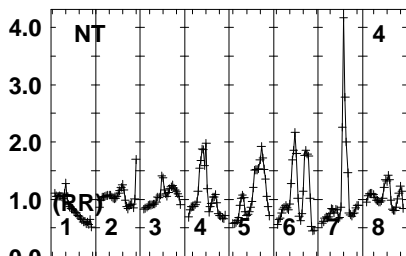
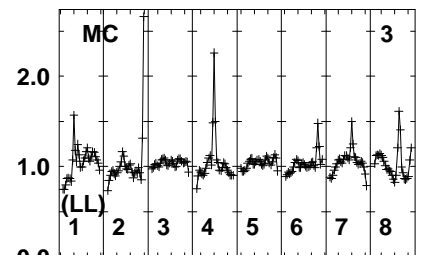
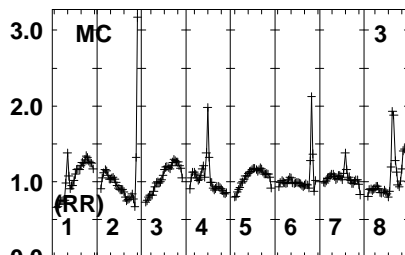
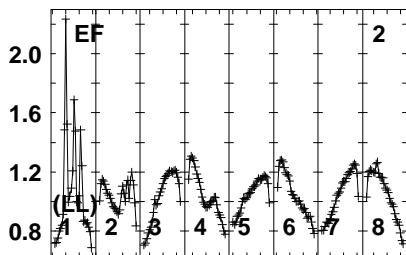
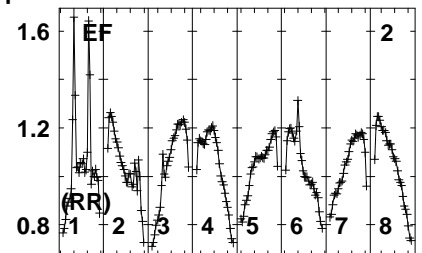
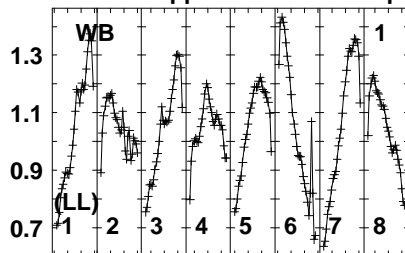
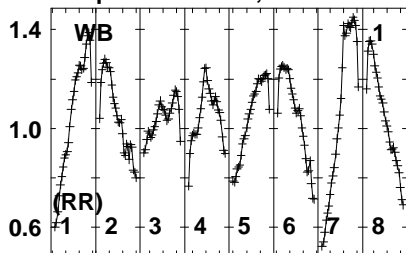


Lower frame: Real Jy  
Auto-corr total-power spectrum Antenna: \*  
Timerange: 00/22:22:11 to 00/22:23:39

Plot file version 813 created 12-SEP-2022 13:08:37

HS0810+2554 EH040A.UVDATA.1

Freq = 1.5950 GHz, Bw = 16.000 MH No calibration applied and no bandpass applied



1595 610 1630 645 660 675 1695 710  
FREQ MHz

1595 610 1630 645 660 675 1695 710  
FREQ MHz

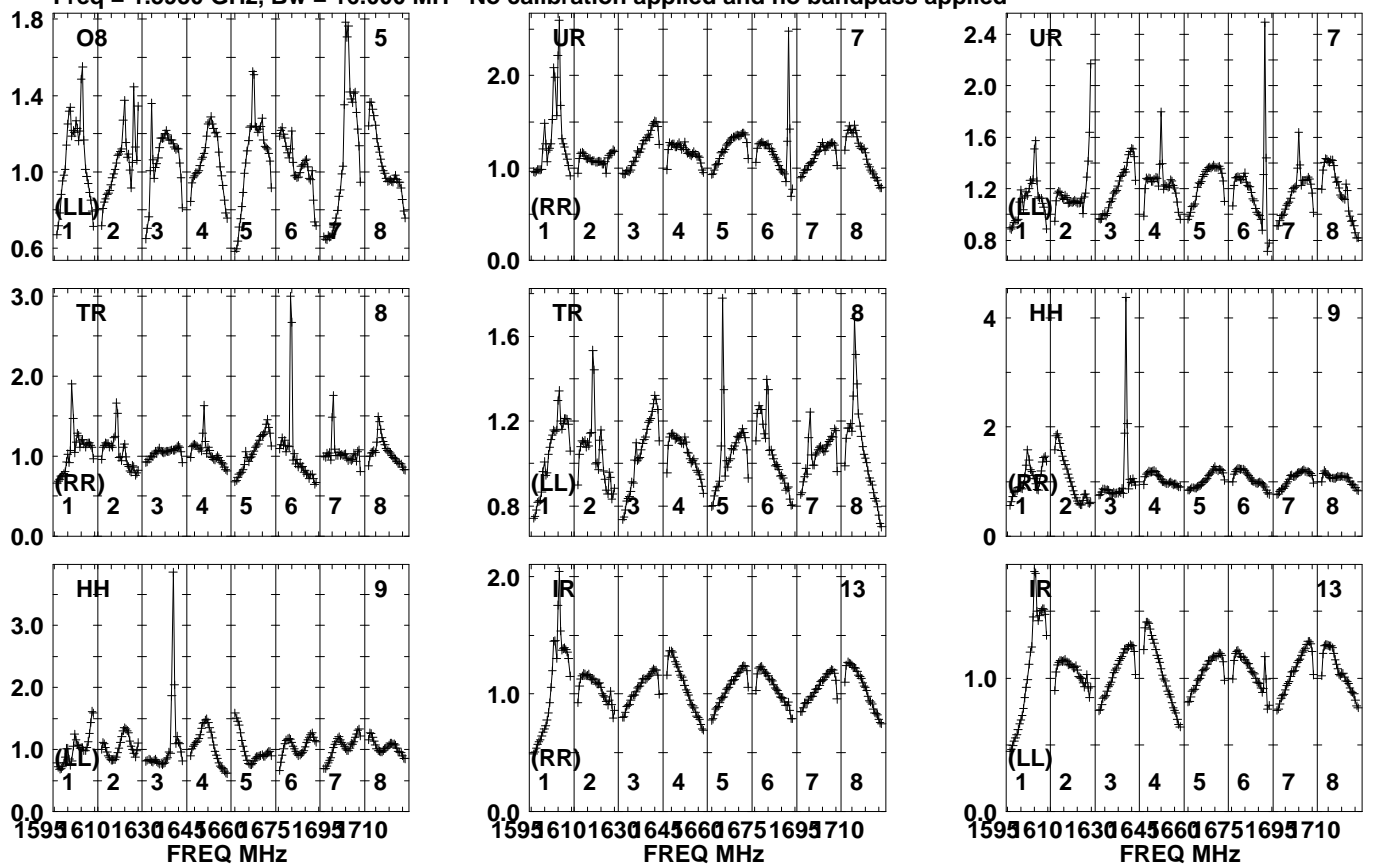
1595 610 1630 645 660 675 1695 710  
FREQ MHz

Lower frame: Real Jy  
Auto-corr total-power spectrum Antenna: \*  
Timerange: 00/22:23:41 to 00/22:27:09

Plot file version 814 created 12-SEP-2022 13:08:37

HS0810+2554 EH040A.UVDATA.1

Freq = 1.5950 GHz, Bw = 16.000 MH No calibration applied and no bandpass applied

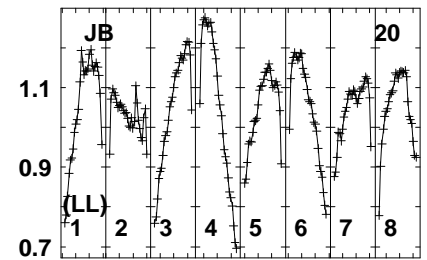
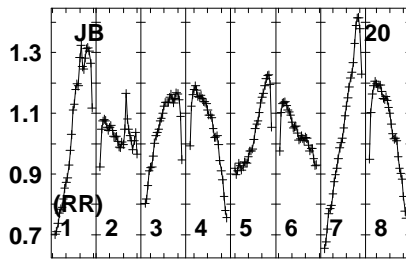
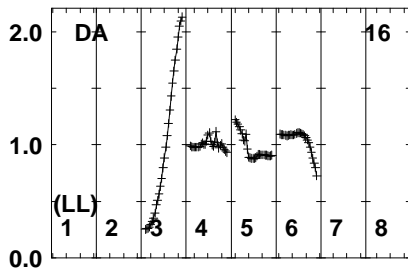
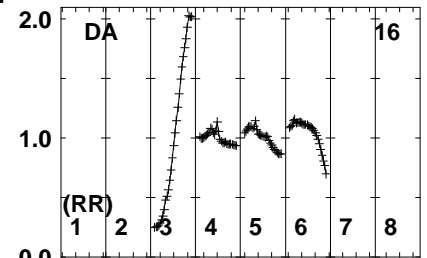
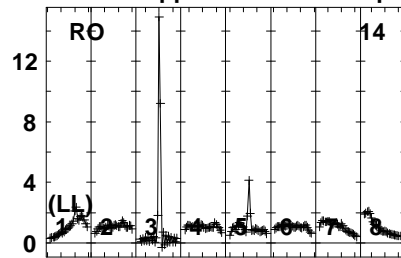
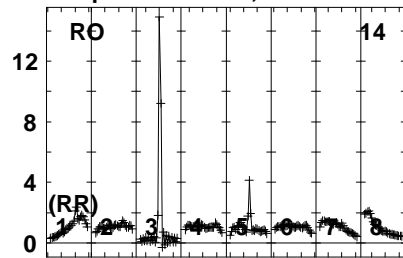


Lower frame: Real Jy  
Auto-corr total-power spectrum Antenna: \*  
Timerange: 00/22:23:41 to 00/22:27:09

Plot file version 815 created 12-SEP-2022 13:08:37

HS0810+2554 EH040A.UVDATA.1

Freq = 1.5950 GHz, Bw = 16.000 MH No calibration applied and no bandpass applied

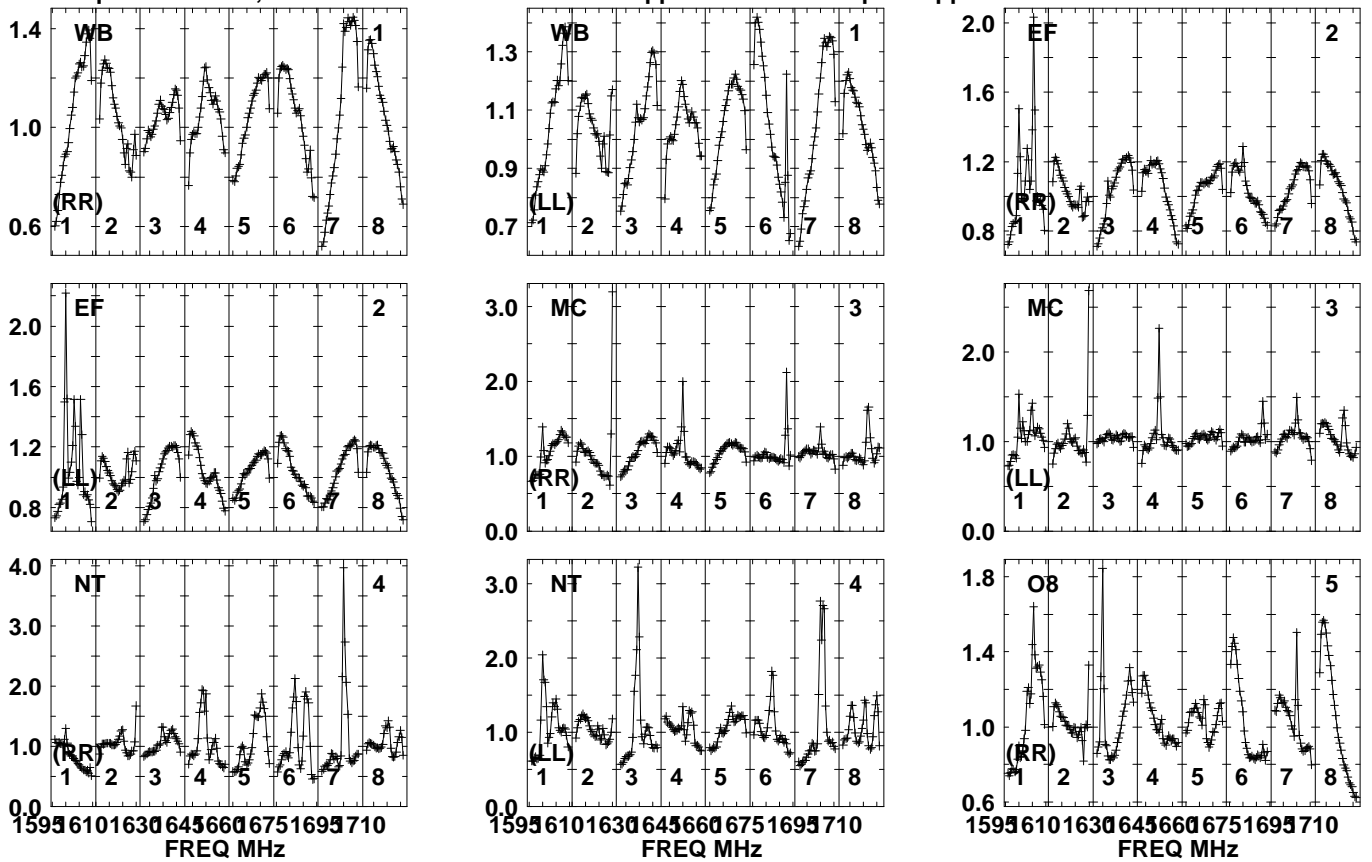


Lower frame: Real Jy  
Auto-corr total-power spectrum Antenna: \*  
Timerange: 00/22:23:41 to 00/22:27:09

Plot file version 816 created 12-SEP-2022 13:08:37

J0813+2435 EH040A.UVDATA.1

Freq = 1.5950 GHz, Bw = 16.000 MH No calibration applied and no bandpass applied



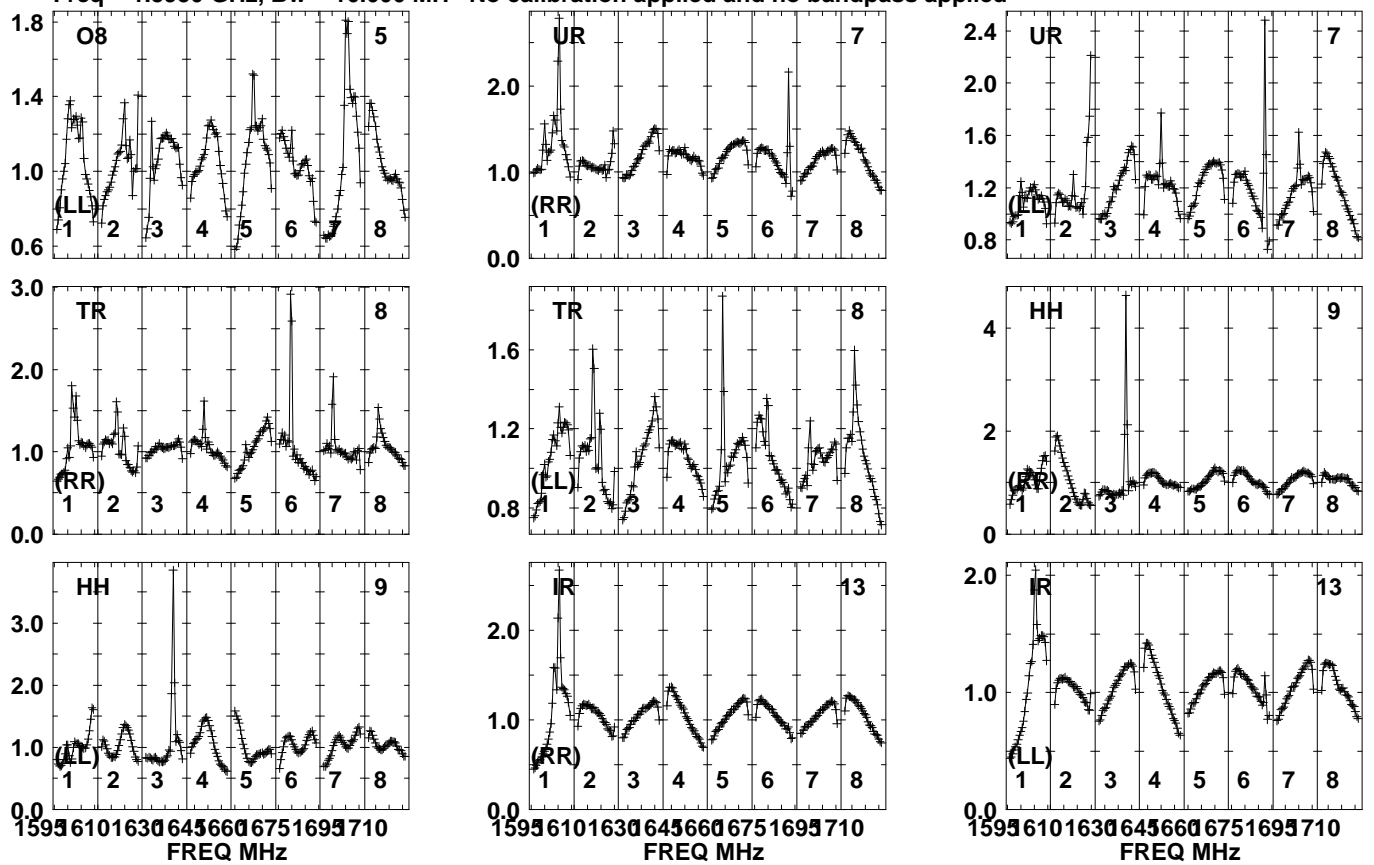
Lower frame: Real Jy  
Auto-corr total-power spectrum Antenna: \*  
Timerange: 00/22:27:11 to 00/22:28:39



Plot file version 817 created 12-SEP-2022 13:08:37

J0813+2435 EH040A.UVDATA.1

Freq = 1.5950 GHz, Bw = 16.000 MH No calibration applied and no bandpass applied

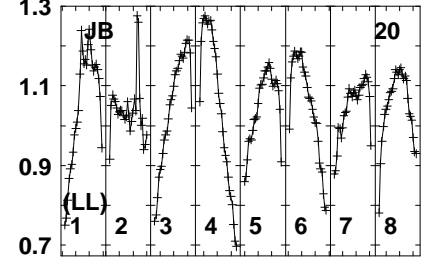
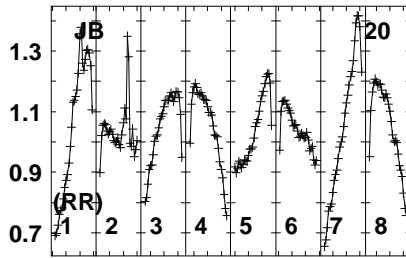
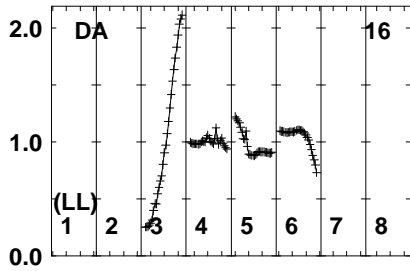
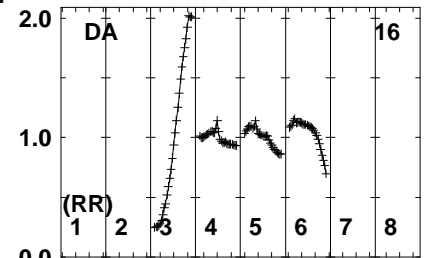
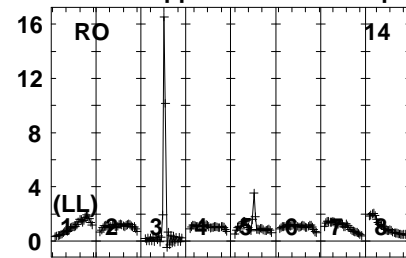
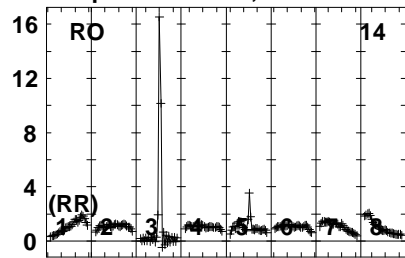


Lower frame: Real Jy  
Auto-corr total-power spectrum Antenna: \*  
Timerange: 00/22:27:11 to 00/22:28:39

Plot file version 818 created 12-SEP-2022 13:08:38

J0813+2435 EH040A.UVDATA.1

Freq = 1.5950 GHz, Bw = 16.000 MH No calibration applied and no bandpass applied

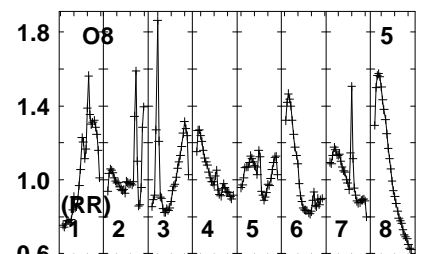
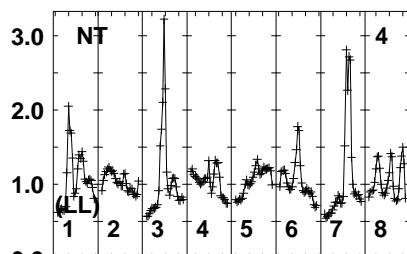
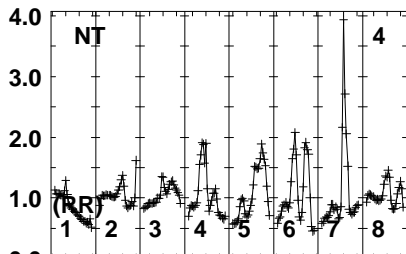
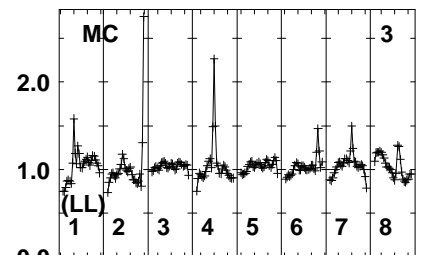
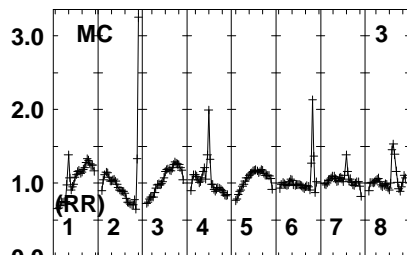
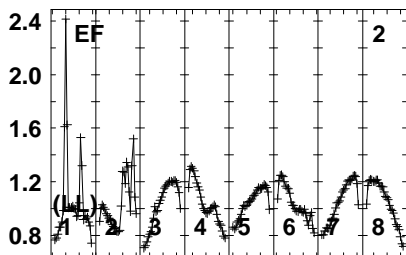
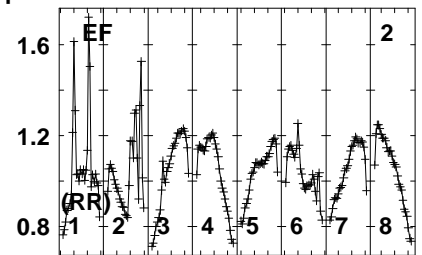
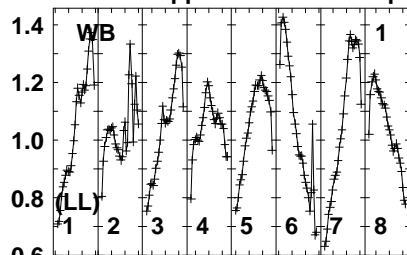
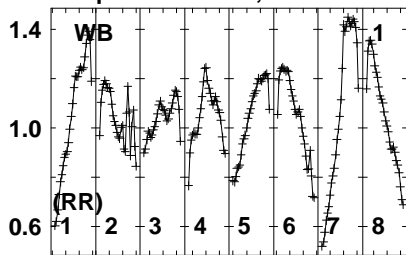


Lower frame: Real Jy  
Auto-corr total-power spectrum Antenna: \*  
Timerange: 00/22:27:11 to 00/22:28:39

Plot file version 819 created 12-SEP-2022 13:08:38

HS0810+2554 EH040A.UVDATA.1

Freq = 1.5950 GHz, Bw = 16.000 MH No calibration applied and no bandpass applied



1595 610 1630 645 660 675 1695 710  
FREQ MHz

1595 610 1630 645 660 675 1695 710  
FREQ MHz

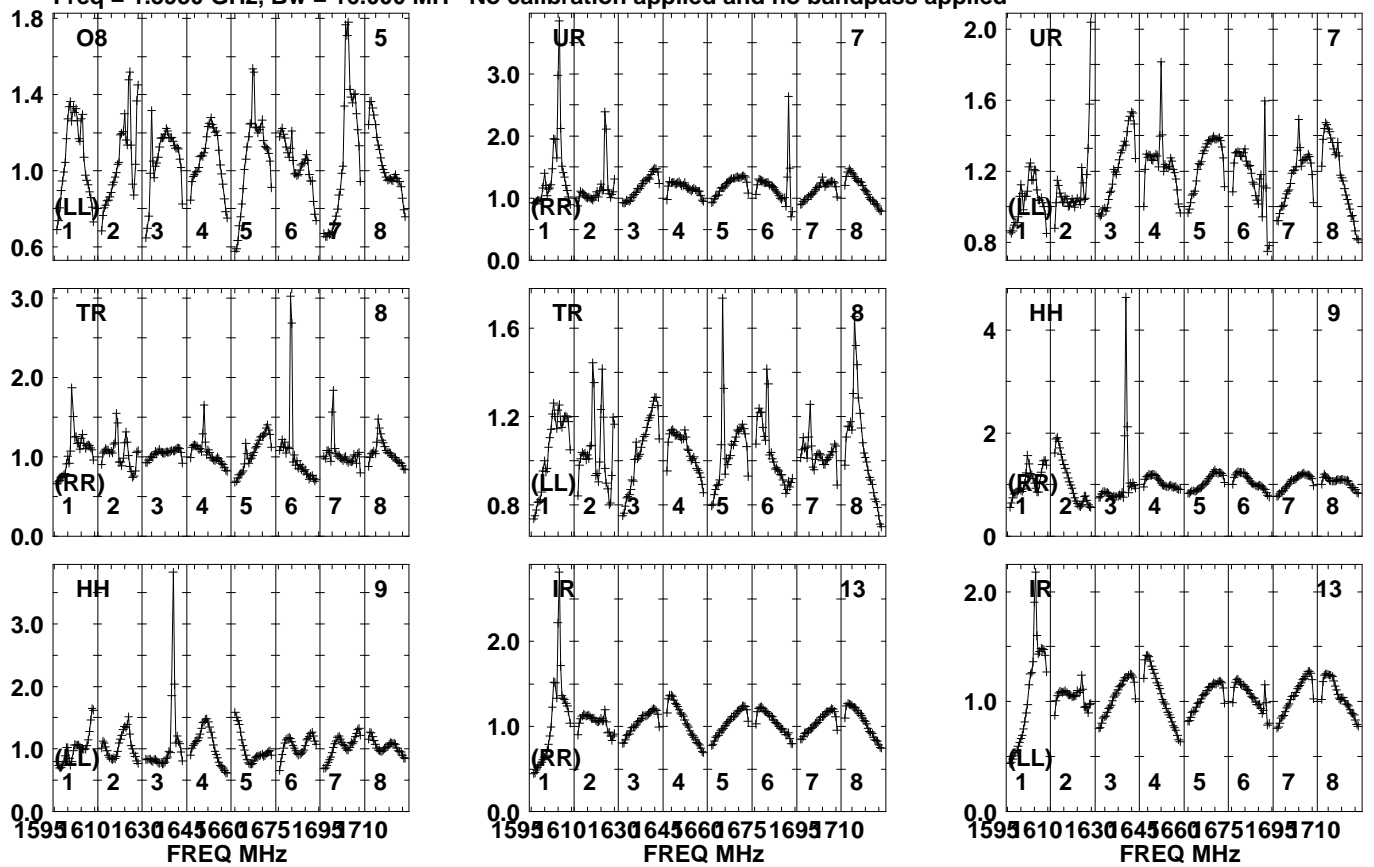
1595 610 1630 645 660 675 1695 710  
FREQ MHz

Lower frame: Real Jy  
Auto-corr total-power spectrum Antenna: \*  
Timerange: 00/22:28:41 to 00/22:32:09

Plot file version 820 created 12-SEP-2022 13:08:38

HS0810+2554 EH040A.UVDATA.1

Freq = 1.5950 GHz, Bw = 16.000 MH No calibration applied and no bandpass applied

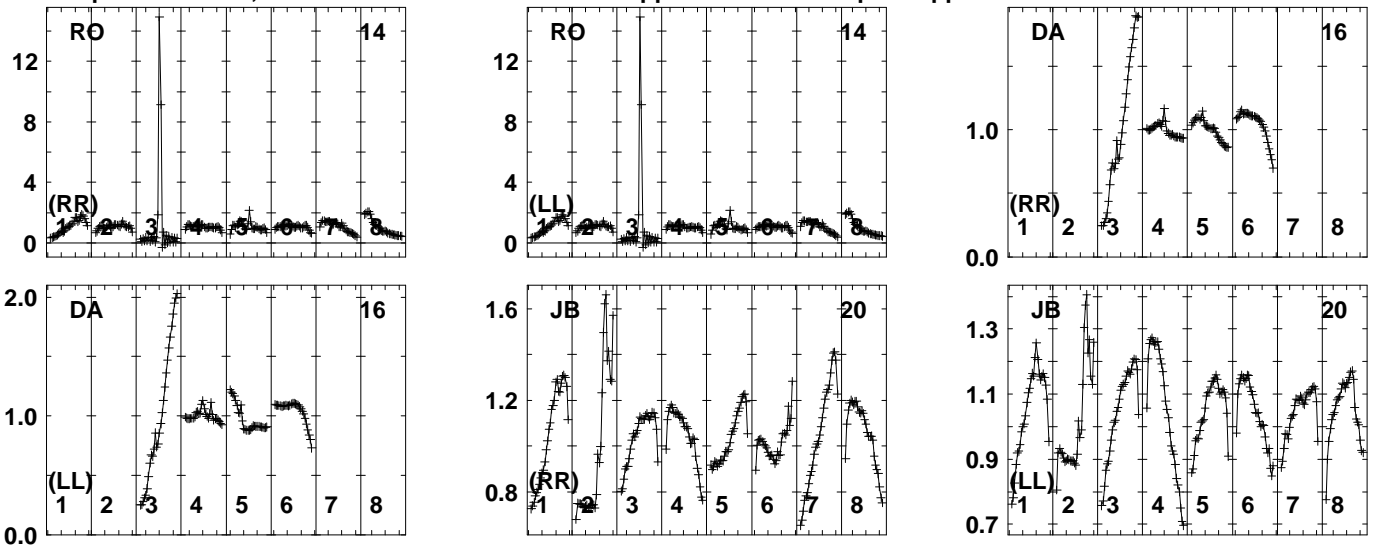


Lower frame: Real Jy  
Auto-corr total-power spectrum Antenna: \*  
Timerange: 00/22:28:41 to 00/22:32:09

Plot file version 821 created 12-SEP-2022 13:08:38

HS0810+2554 EH040A.UVDATA.1

Freq = 1.5950 GHz, Bw = 16.000 MH No calibration applied and no bandpass applied

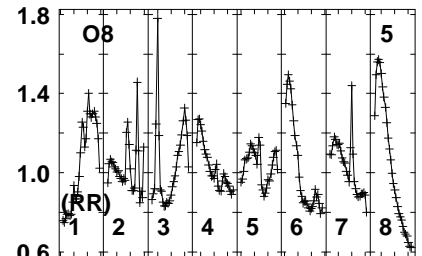
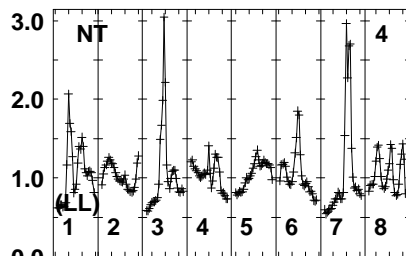
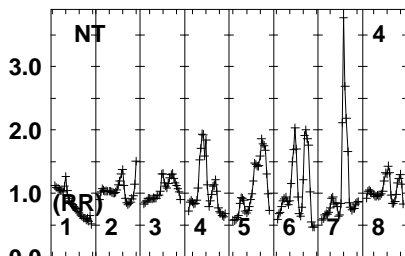
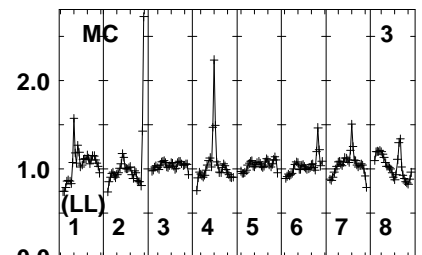
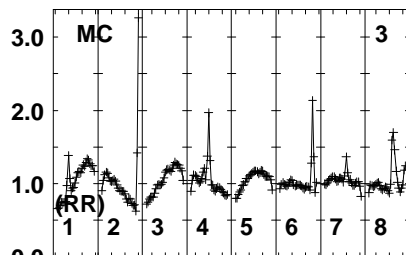
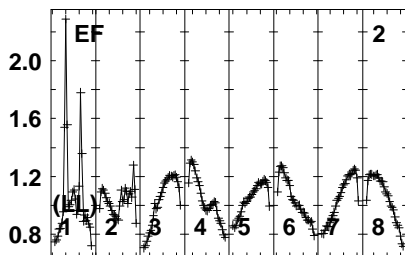
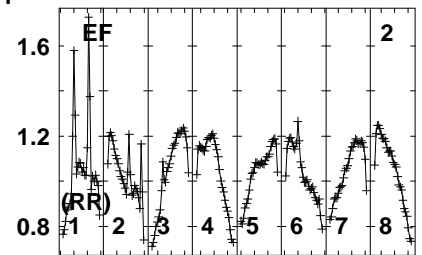
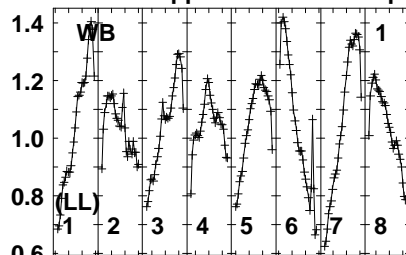
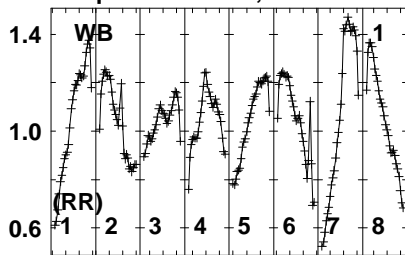


Lower frame: Real Jy  
Auto-corr total-power spectrum Antenna: \*  
Timerange: 00/22:28:41 to 00/22:32:09

Plot file version 822 created 12-SEP-2022 13:08:38

J0813+2435 EH040A.UVDATA.1

Freq = 1.5950 GHz, Bw = 16.000 MH No calibration applied and no bandpass applied



1595 610 1630 645 660 675 1695 710  
FREQ MHz

1595 610 1630 645 660 675 1695 710  
FREQ MHz

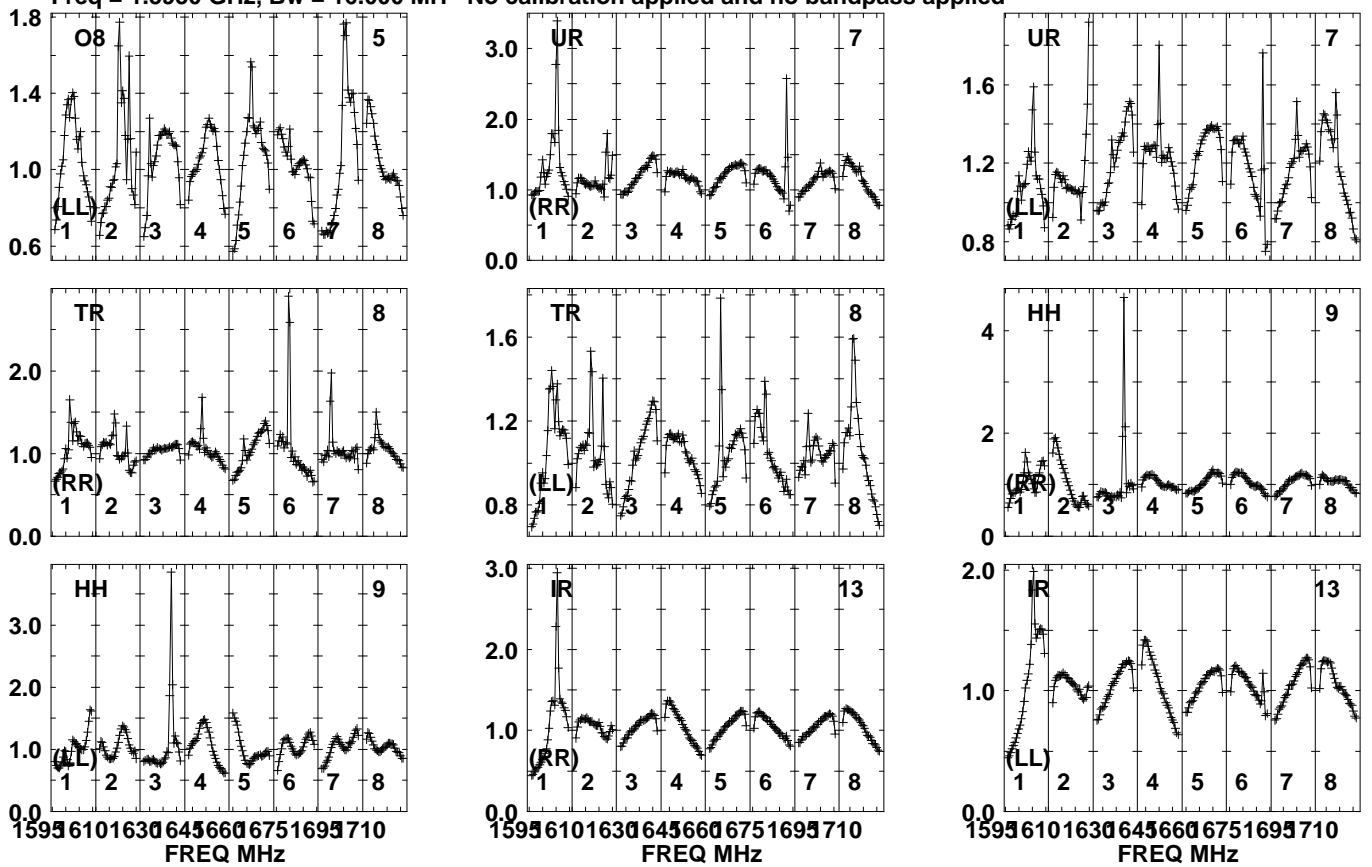
1595 610 1630 645 660 675 1695 710  
FREQ MHz

Lower frame: Real Jy  
Auto-corr total-power spectrum Antenna: \*  
Timerange: 00/22:32:41 to 00/22:34:09

Plot file version 823 created 12-SEP-2022 13:08:38

J0813+2435 EH040A.UVDATA.1

Freq = 1.5950 GHz, Bw = 16.000 MH No calibration applied and no bandpass applied

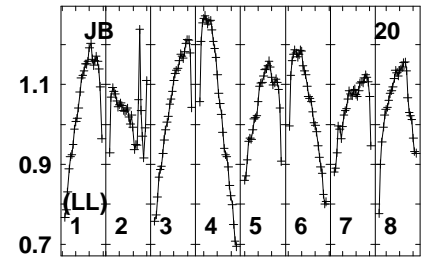
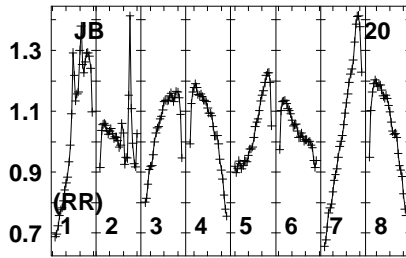
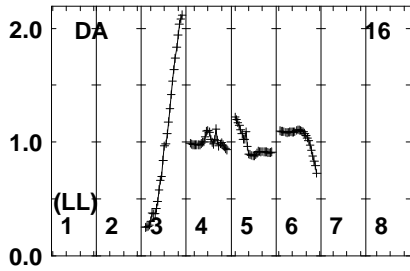
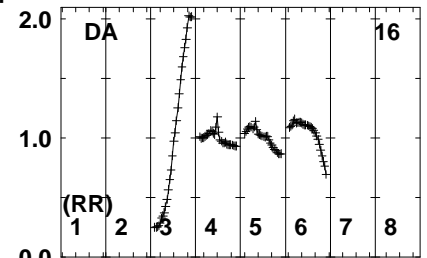
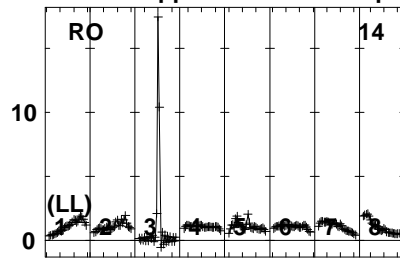
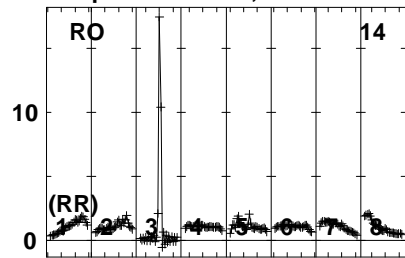


Lower frame: Real Jy  
Auto-corr total-power spectrum Antenna: \*  
Timerange: 00/22:32:41 to 00/22:34:09

Plot file version 824 created 12-SEP-2022 13:08:38

J0813+2435 EH040A.UVDATA.1

Freq = 1.5950 GHz, Bw = 16.000 MH No calibration applied and no bandpass applied



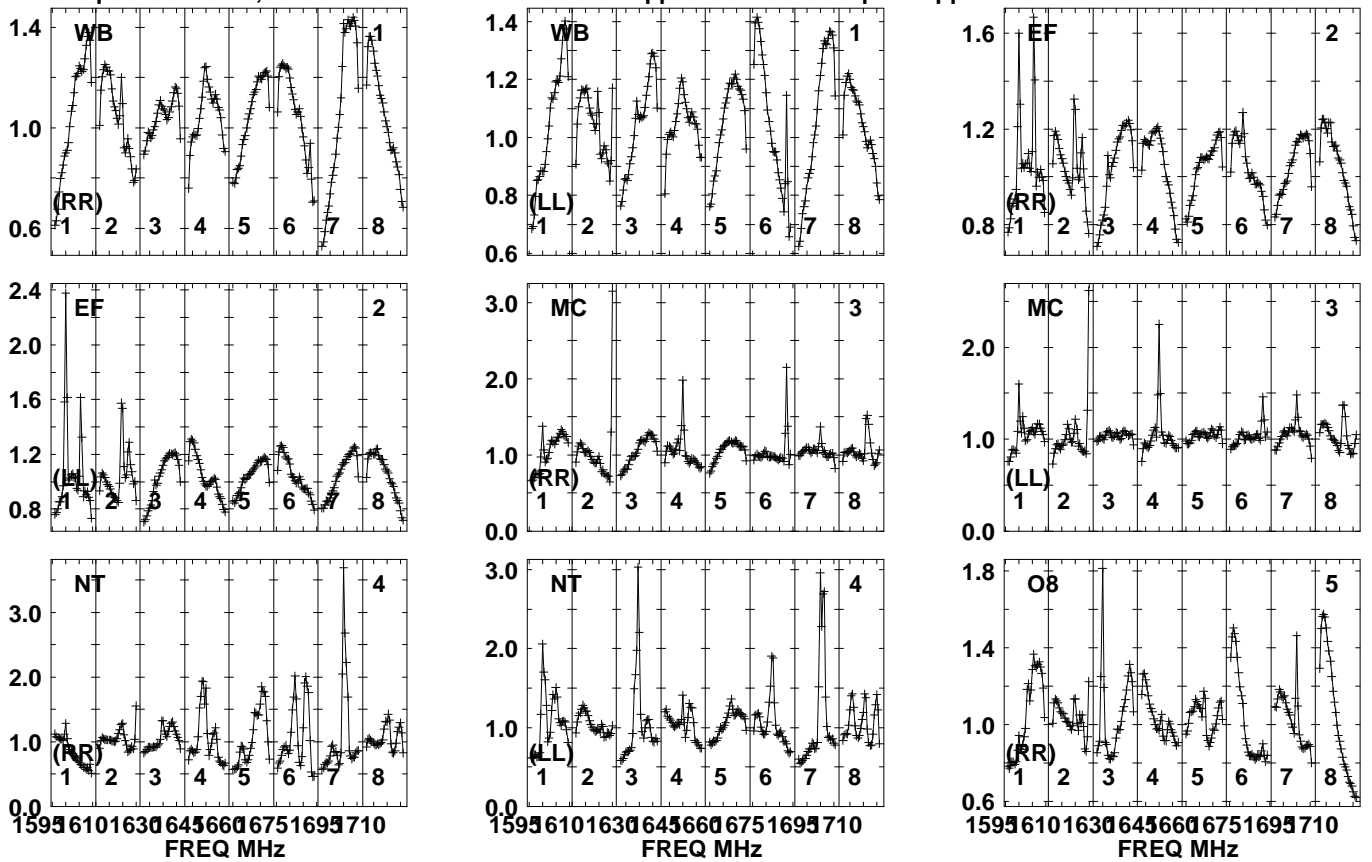
Lower frame: Real Jy  
Auto-corr total-power spectrum Antenna: \*  
Timerange: 00/22:32:41 to 00/22:34:09



Plot file version 825 created 12-SEP-2022 13:08:38

HS0810+2554 EH040A.UVDATA.1

Freq = 1.5950 GHz, Bw = 16.000 MH No calibration applied and no bandpass applied

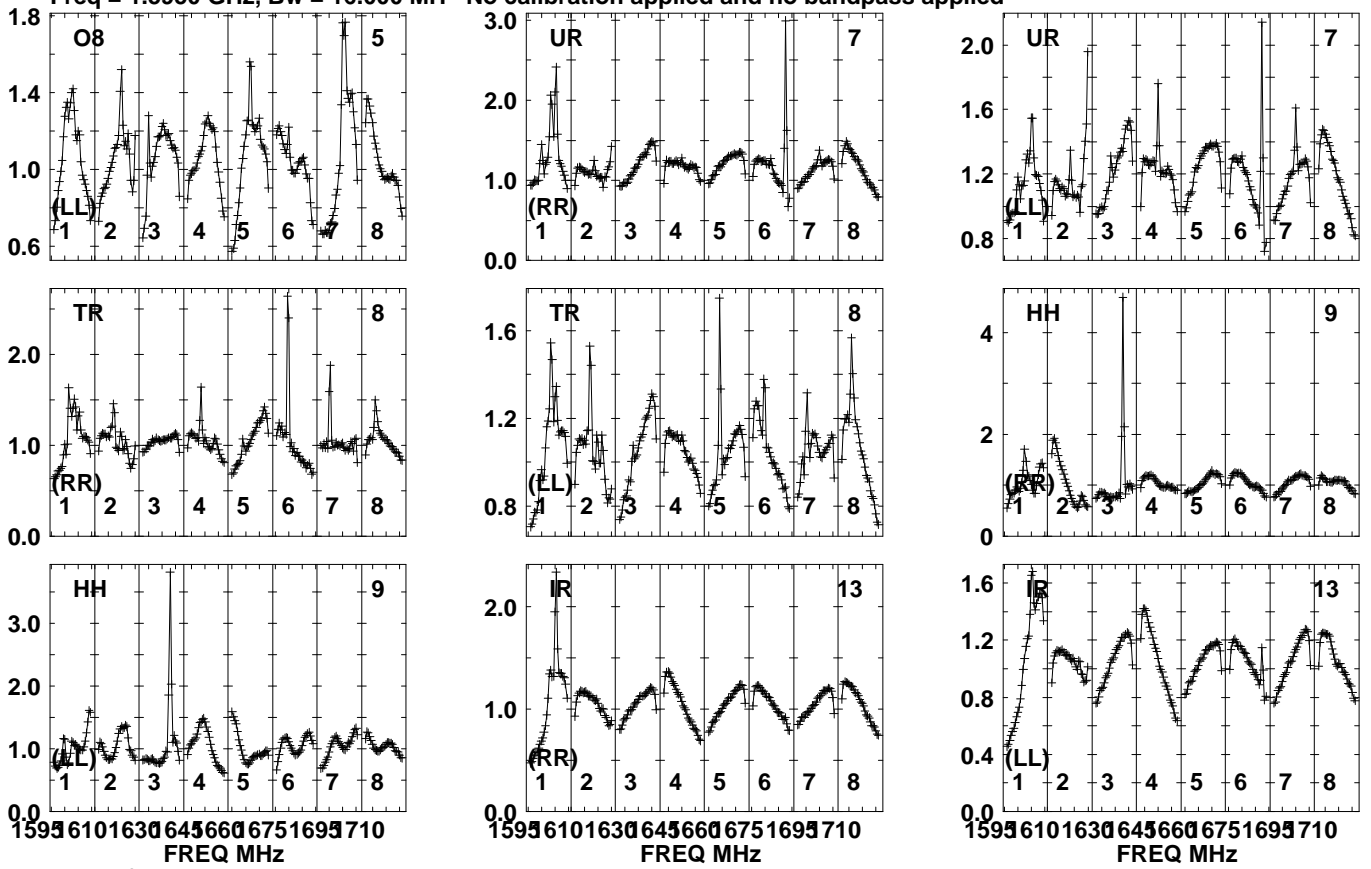


Lower frame: Real Jy  
Auto-corr total-power spectrum Antenna: \*  
Timerange: 00/22:34:11 to 00/22:37:39

Plot file version 826 created 12-SEP-2022 13:08:38

HS0810+2554 EH040A.UVDATA.1

Freq = 1.5950 GHz, Bw = 16.000 MH No calibration applied and no bandpass applied

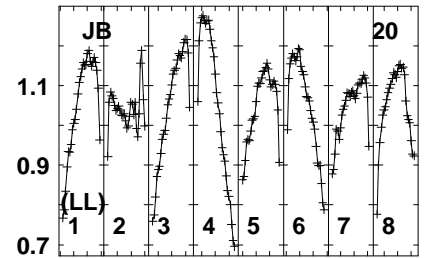
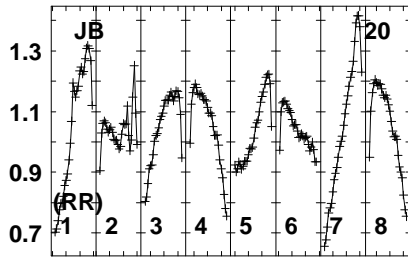
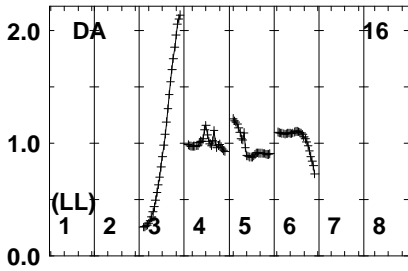
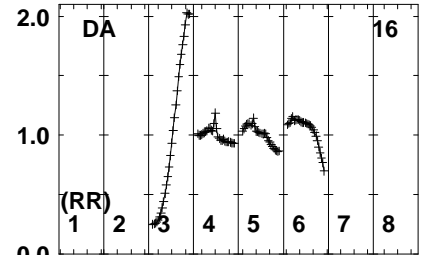
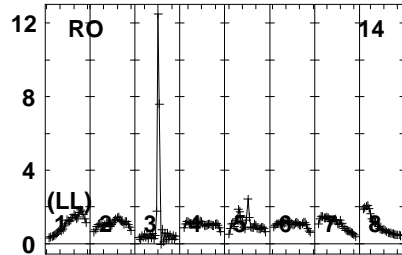
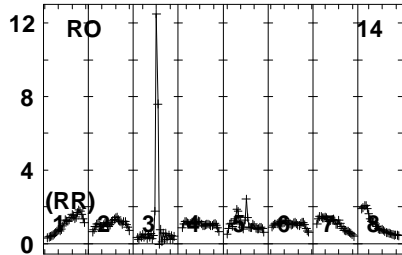


Lower frame: Real Jy  
Auto-corr total-power spectrum Antenna: \*  
Timerange: 00/22:34:11 to 00/22:37:39

Plot file version 827 created 12-SEP-2022 13:08:39

HS0810+2554 EH040A.UVDATA.1

Freq = 1.5950 GHz, Bw = 16.000 MH No calibration applied and no bandpass applied

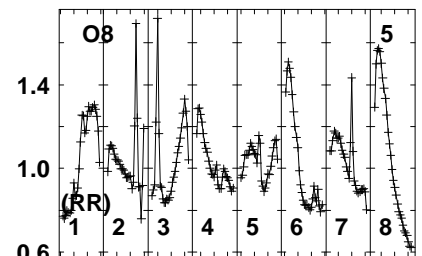
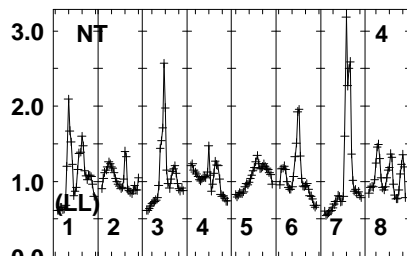
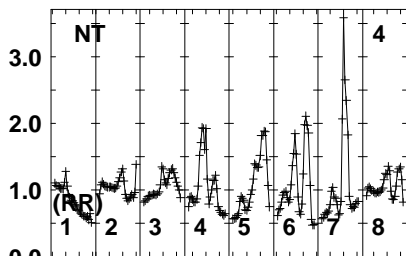
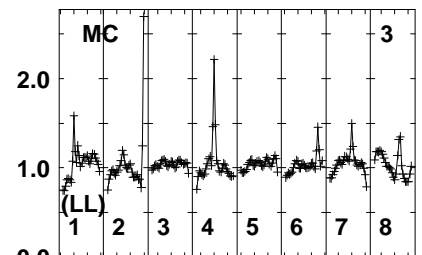
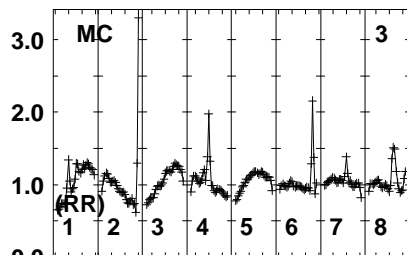
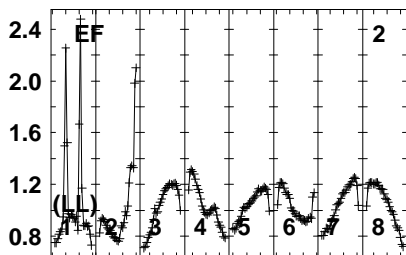
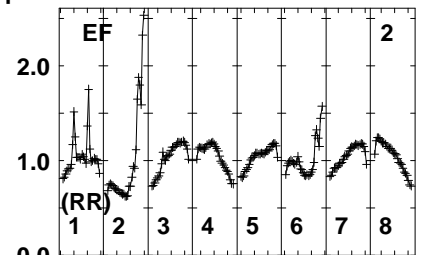
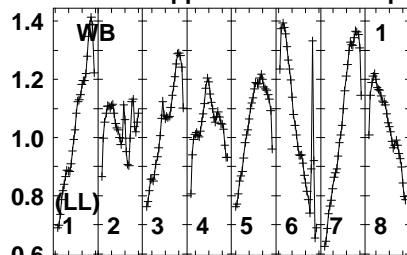
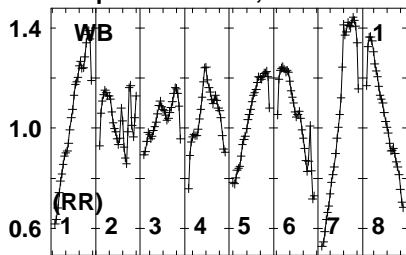


Lower frame: Real Jy  
Auto-corr total-power spectrum Antenna: \*  
Timerange: 00/22:34:11 to 00/22:37:39

Plot file version 828 created 12-SEP-2022 13:08:39

J0813+2435 EH040A.UVDATA.1

Freq = 1.5950 GHz, Bw = 16.000 MH No calibration applied and no bandpass applied



1595 610 1630 645 660 675 1695 710  
FREQ MHz

1595 610 1630 645 660 675 1695 710  
FREQ MHz

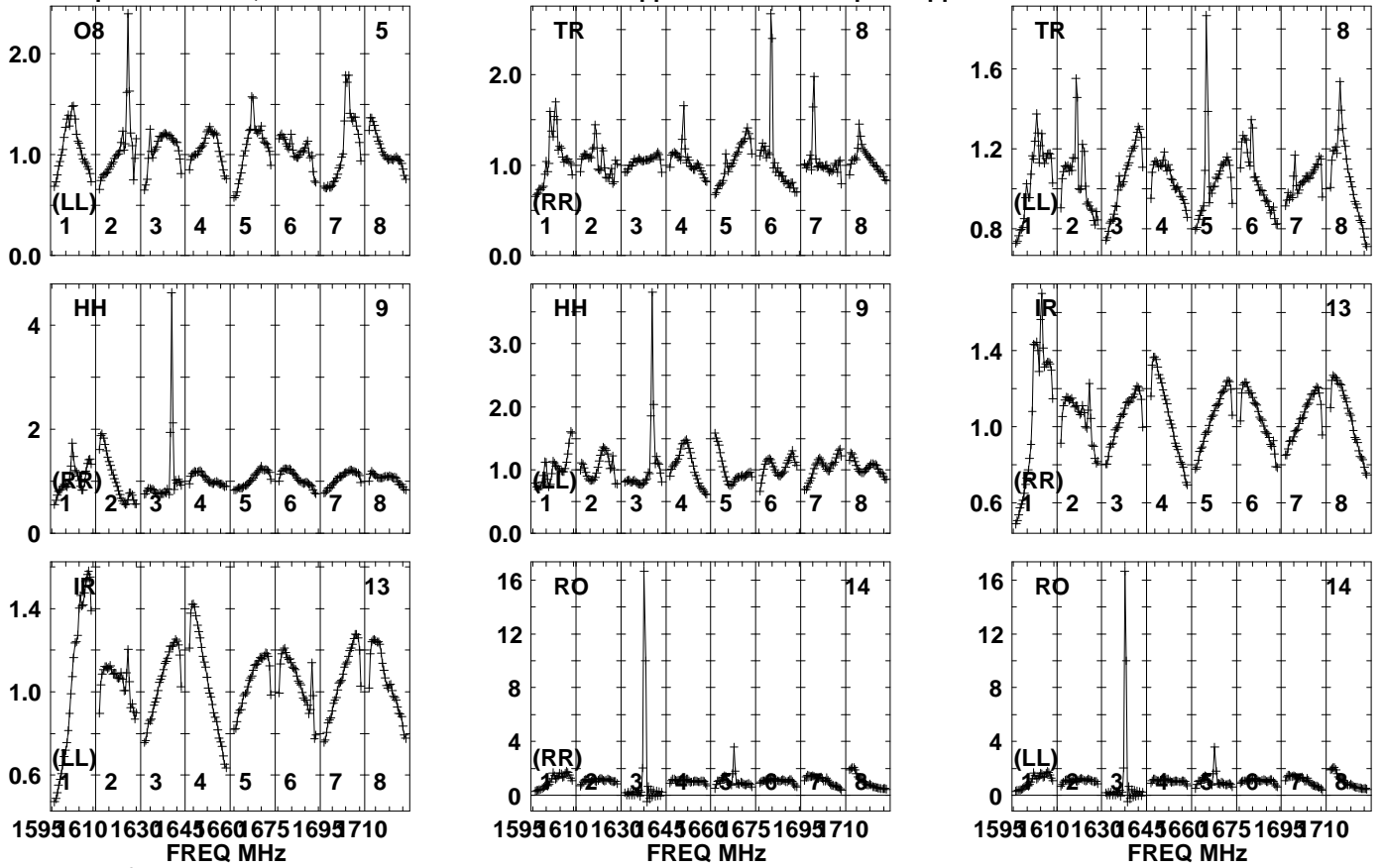
1595 610 1630 645 660 675 1695 710  
FREQ MHz

Lower frame: Real Jy  
Auto-corr total-power spectrum Antenna: \*  
Timerange: 00/22:37:41 to 00/22:39:09

Plot file version 829 created 12-SEP-2022 13:08:39

J0813+2435 EH040A.UVDATA.1

Freq = 1.5950 GHz, Bw = 16.000 MH No calibration applied and no bandpass applied

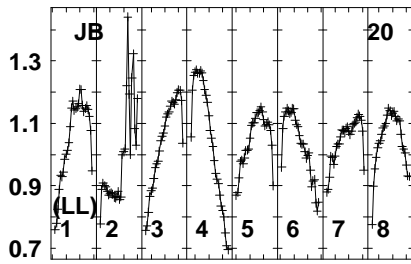
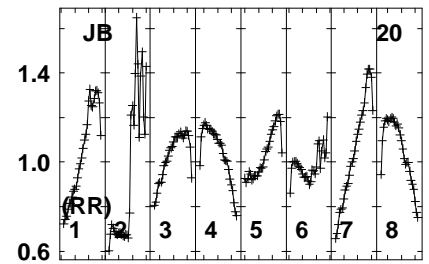
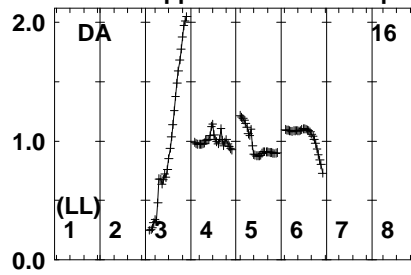
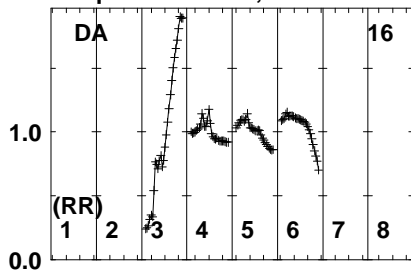


Lower frame: Real Jy  
Auto-corr total-power spectrum Antenna: \*  
Timerange: 00/22:37:41 to 00/22:39:09

Plot file version 830 created 12-SEP-2022 13:08:39

J0813+2435 EH040A.UVDATA.1

Freq = 1.5950 GHz, Bw = 16.000 MH No calibration applied and no bandpass applied

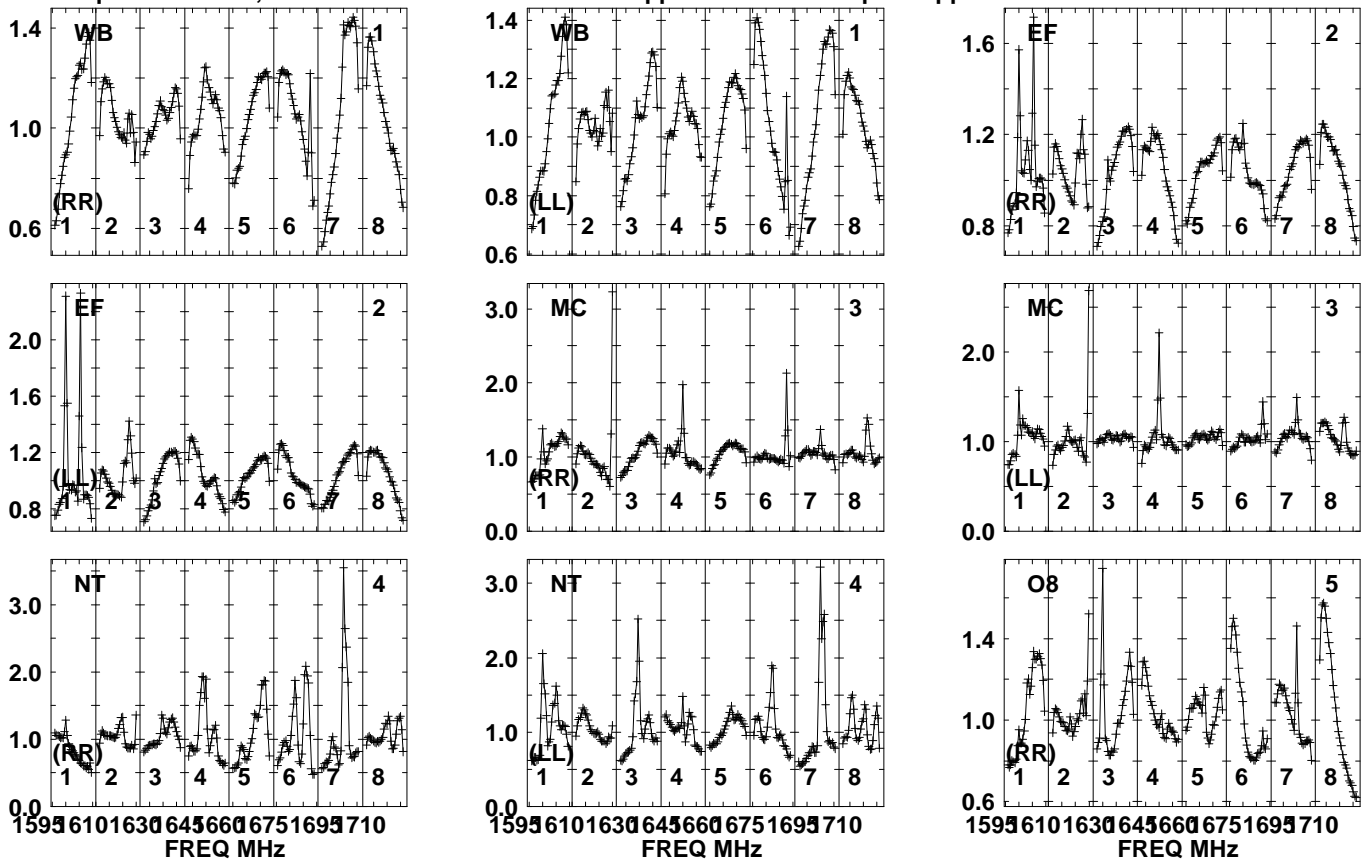


Lower frame: Real Jy  
Auto-corr total-power spectrum Antenna: \*  
Timerange: 00/22:37:41 to 00/22:39:09

Plot file version 831 created 12-SEP-2022 13:08:39

HS0810+2554 EH040A.UVDATA.1

Freq = 1.5950 GHz, Bw = 16.000 MH No calibration applied and no bandpass applied

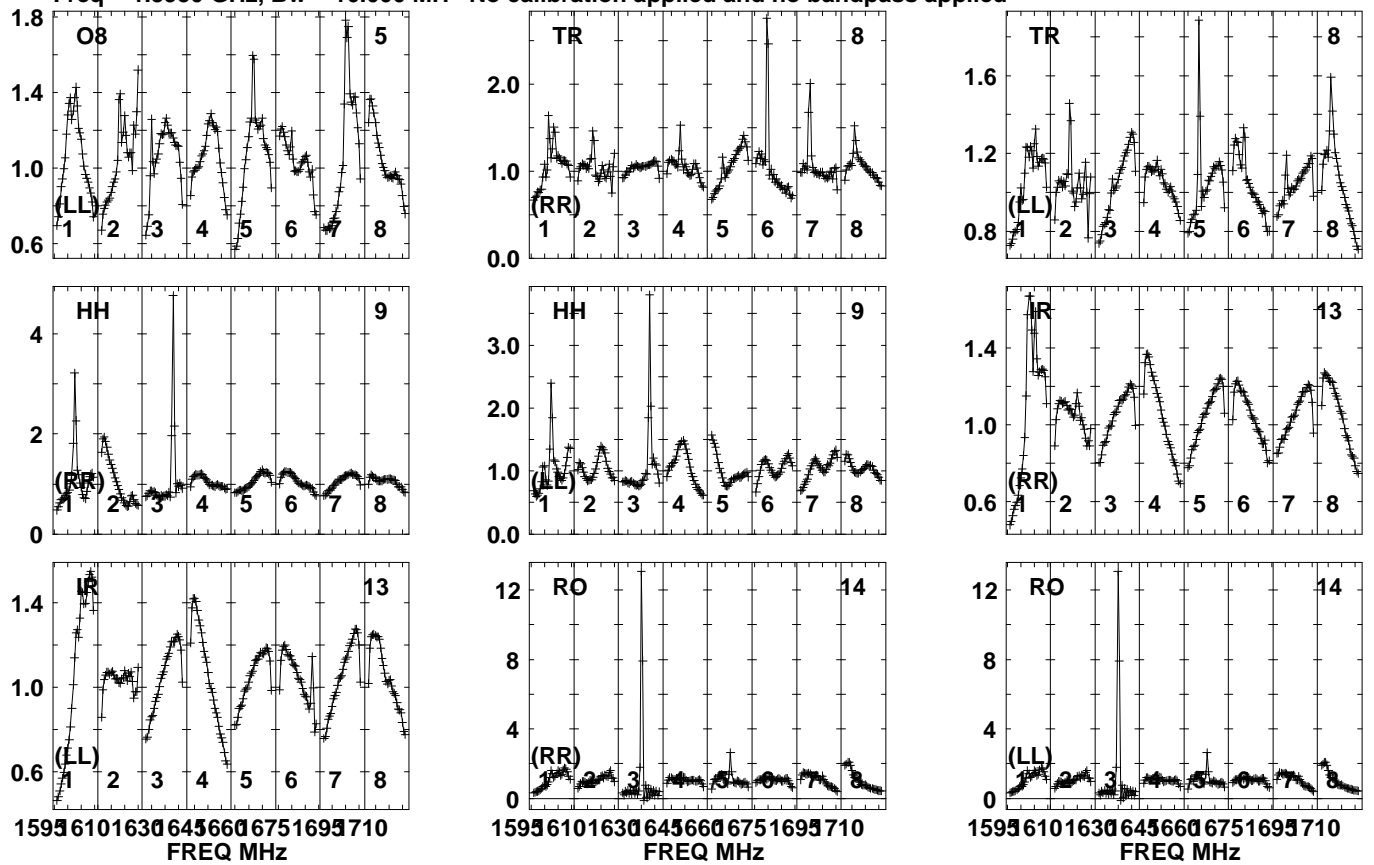


Lower frame: Real Jy  
Auto-corr total-power spectrum Antenna: \*  
Timerange: 00/22:39:11 to 00/22:42:39

Plot file version 832 created 12-SEP-2022 13:08:39

HS0810+2554 EH040A.UVDATA.1

Freq = 1.5950 GHz, Bw = 16.000 MH No calibration applied and no bandpass applied



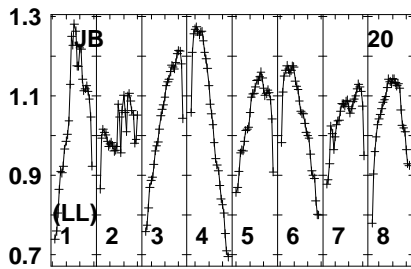
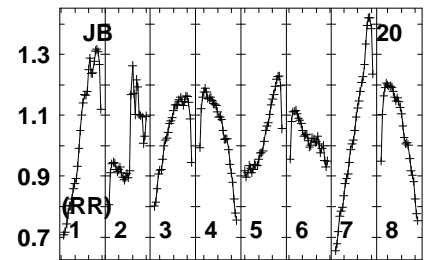
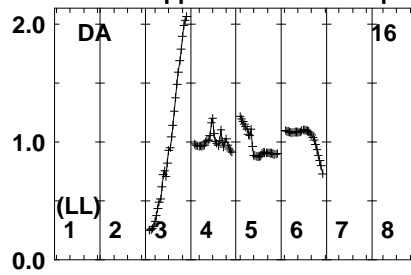
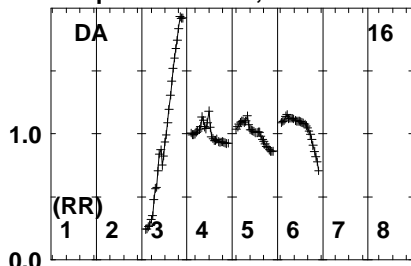
Lower frame: Real Jy  
Auto-corr total-power spectrum Antenna: \*  
Timerange: 00/22:39:11 to 00/22:42:39



Plot file version 833 created 12-SEP-2022 13:08:39

HS0810+2554 EH040A.UVDATA.1

Freq = 1.5950 GHz, Bw = 16.000 MH No calibration applied and no bandpass applied

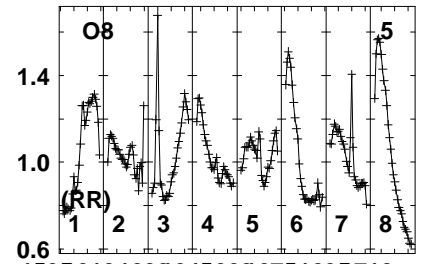
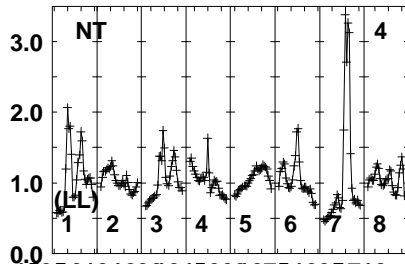
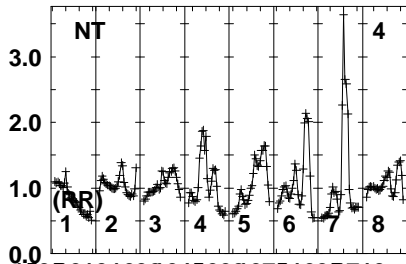
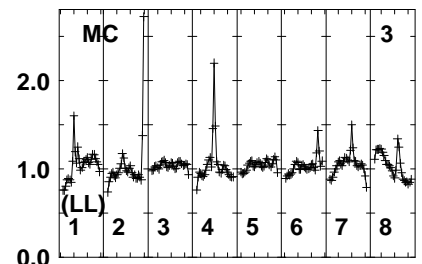
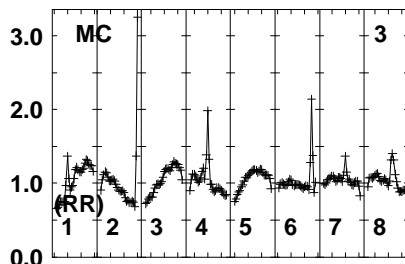
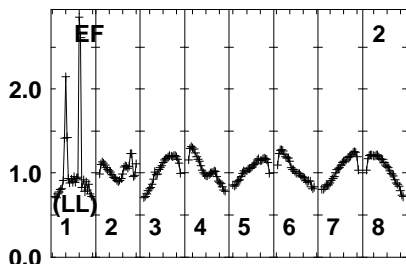
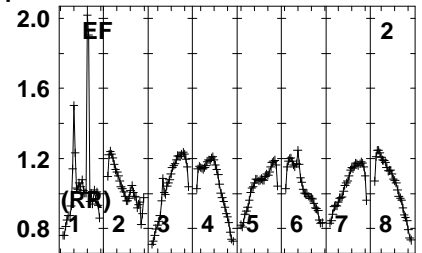
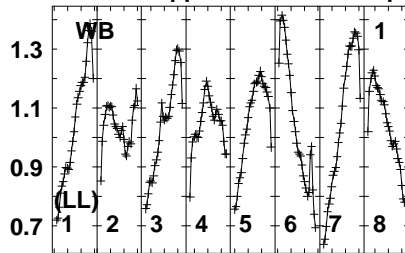
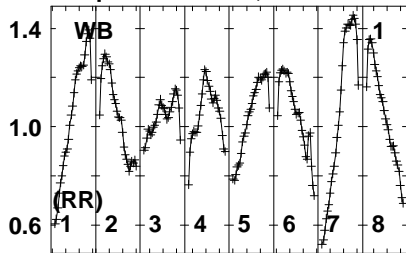


Lower frame: Real Jy  
Auto-corr total-power spectrum Antenna: \*  
Timerange: 00/22:39:11 to 00/22:42:39

Plot file version 834 created 12-SEP-2022 13:08:39

J0813+2435 EH040A.UVDATA.1

Freq = 1.5950 GHz, Bw = 16.000 MH No calibration applied and no bandpass applied



1595 610 1630 645 660 675 1695 710  
FREQ MHz

1595 610 1630 645 660 675 1695 710  
FREQ MHz

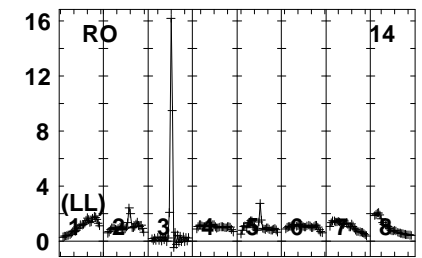
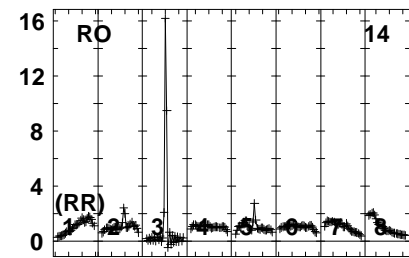
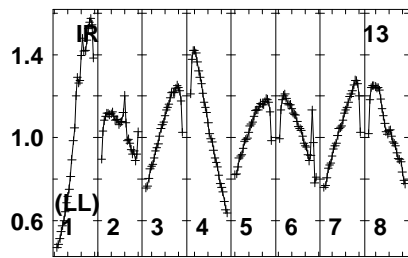
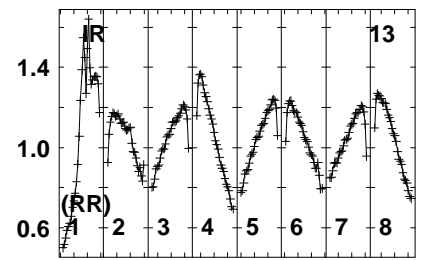
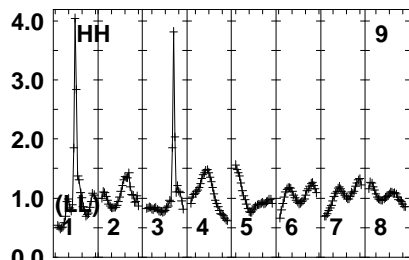
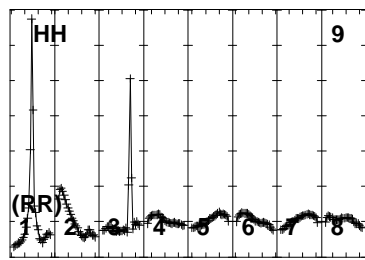
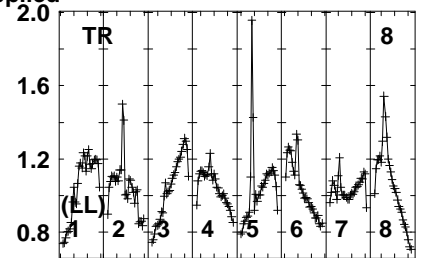
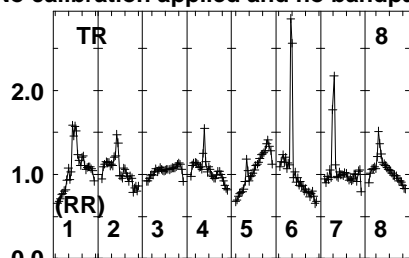
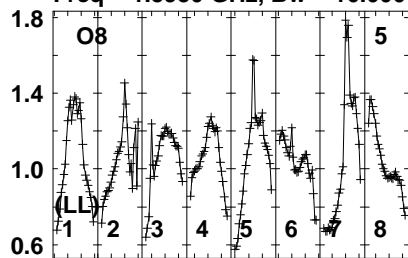
1595 610 1630 645 660 675 1695 710  
FREQ MHz

Lower frame: Real Jy  
Auto-corr total-power spectrum Antenna: \*  
Timerange: 00/22:43:11 to 00/22:44:39

Plot file version 835 created 12-SEP-2022 13:08:39

J0813+2435 EH040A.UVDATA.1

Freq = 1.5950 GHz, Bw = 16.000 MH No calibration applied and no bandpass applied



1595 610 1630 645 660 675 1695 710  
FREQ MHz

1595 610 1630 645 660 675 1695 710  
FREQ MHz

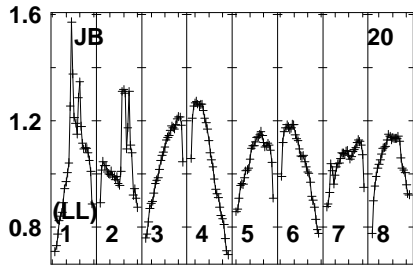
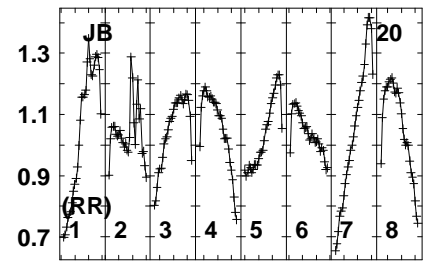
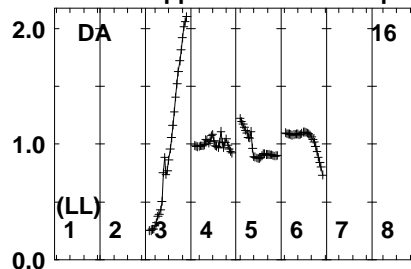
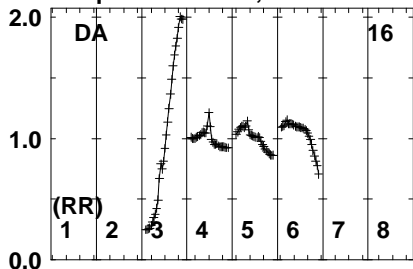
1595 610 1630 645 660 675 1695 710  
FREQ MHz

Lower frame: Real Jy  
Auto-corr total-power spectrum Antenna: \*  
Timerange: 00/22:43:11 to 00/22:44:39

Plot file version 836 created 12-SEP-2022 13:08:40

J0813+2435 EH040A.UVDATA.1

Freq = 1.5950 GHz, Bw = 16.000 MH No calibration applied and no bandpass applied

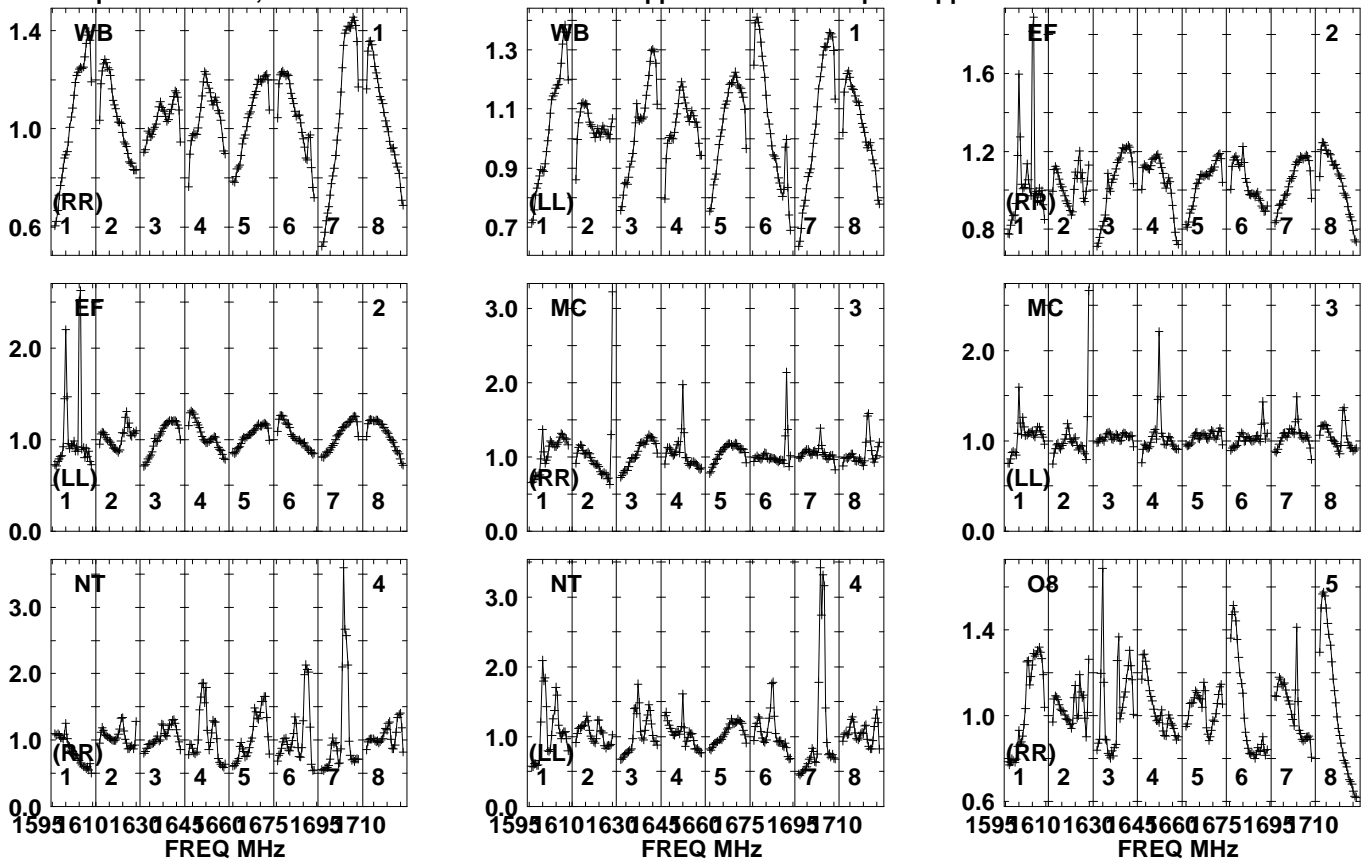


Lower frame: Real Jy  
Auto-corr total-power spectrum Antenna: \*  
Timerange: 00/22:43:11 to 00/22:44:39

Plot file version 837 created 12-SEP-2022 13:08:40

HS0810+2554 EH040A.UVDATA.1

Freq = 1.5950 GHz, Bw = 16.000 MH No calibration applied and no bandpass applied

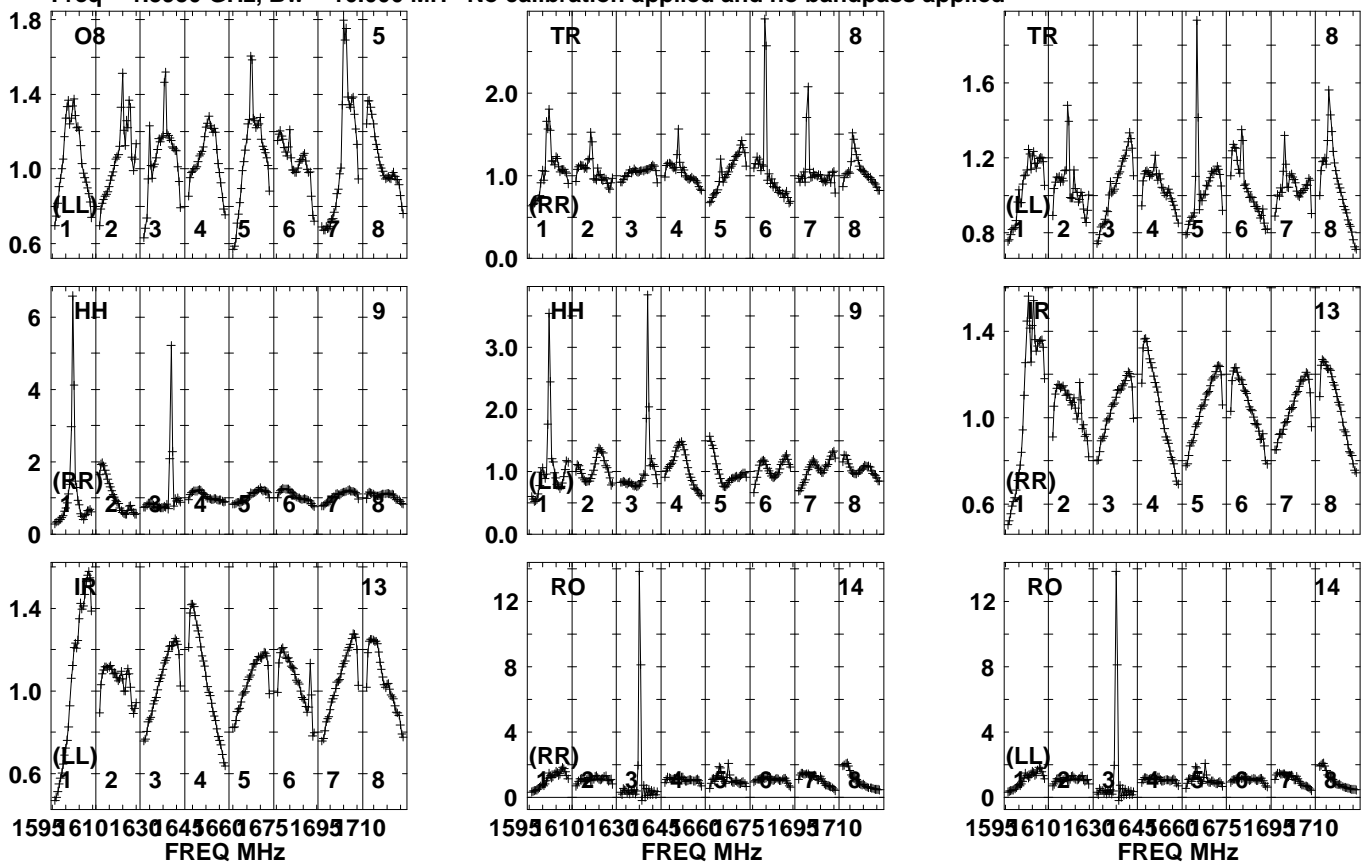


Lower frame: Real Jy  
Auto-corr total-power spectrum Antenna: \*  
Timerange: 00/22:44:41 to 00/22:48:09

Plot file version 838 created 12-SEP-2022 13:08:40

HS0810+2554 EH040A.UVDATA.1

Freq = 1.5950 GHz, Bw = 16.000 MH No calibration applied and no bandpass applied

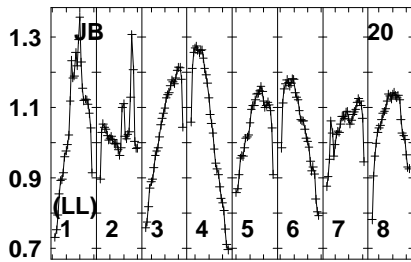
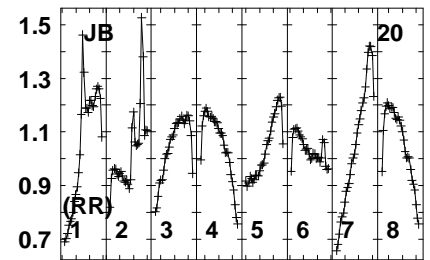
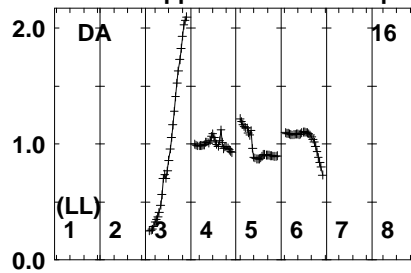
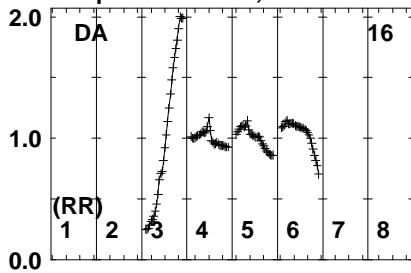


Lower frame: Real Jy  
Auto-corr total-power spectrum Antenna: \*  
Timerange: 00/22:44:41 to 00/22:48:09

Plot file version 839 created 12-SEP-2022 13:08:40

HS0810+2554 EH040A.UVDATA.1

Freq = 1.5950 GHz, Bw = 16.000 MH No calibration applied and no bandpass applied

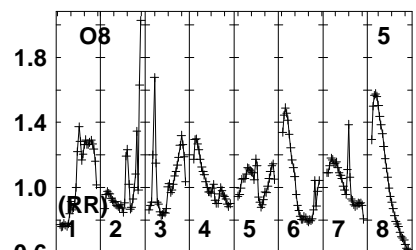
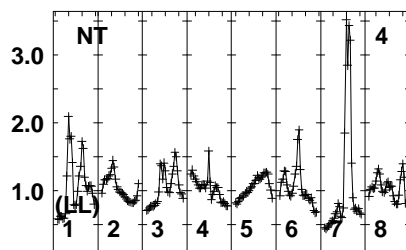
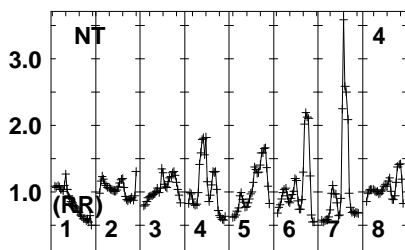
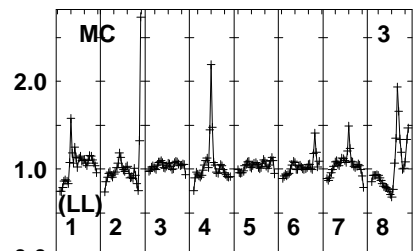
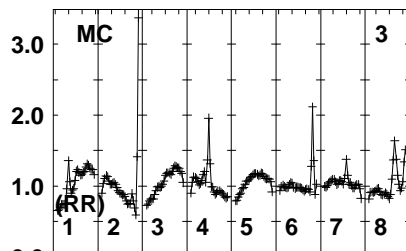
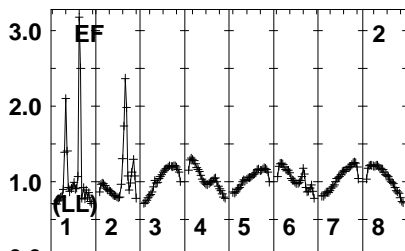
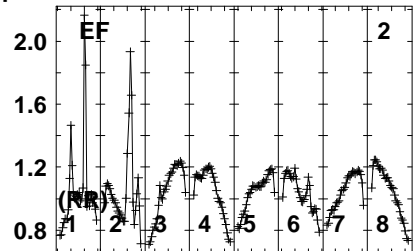
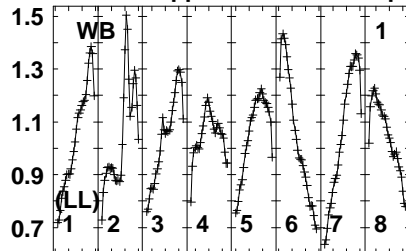
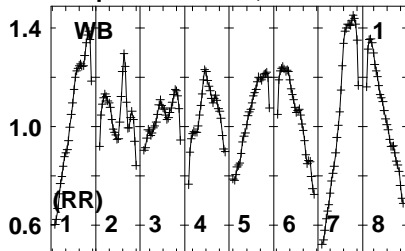


Lower frame: Real Jy  
Auto-corr total-power spectrum Antenna: \*  
Timerange: 00/22:44:41 to 00/22:48:09

Plot file version 840 created 12-SEP-2022 13:08:40

J0813+2435 EH040A.UVDATA.1

Freq = 1.5950 GHz, Bw = 16.000 MH No calibration applied and no bandpass applied



1595 610 1630 645 660 675 1695 710  
FREQ MHz

1595 610 1630 645 660 675 1695 710  
FREQ MHz

1595 610 1630 645 660 675 1695 710  
FREQ MHz

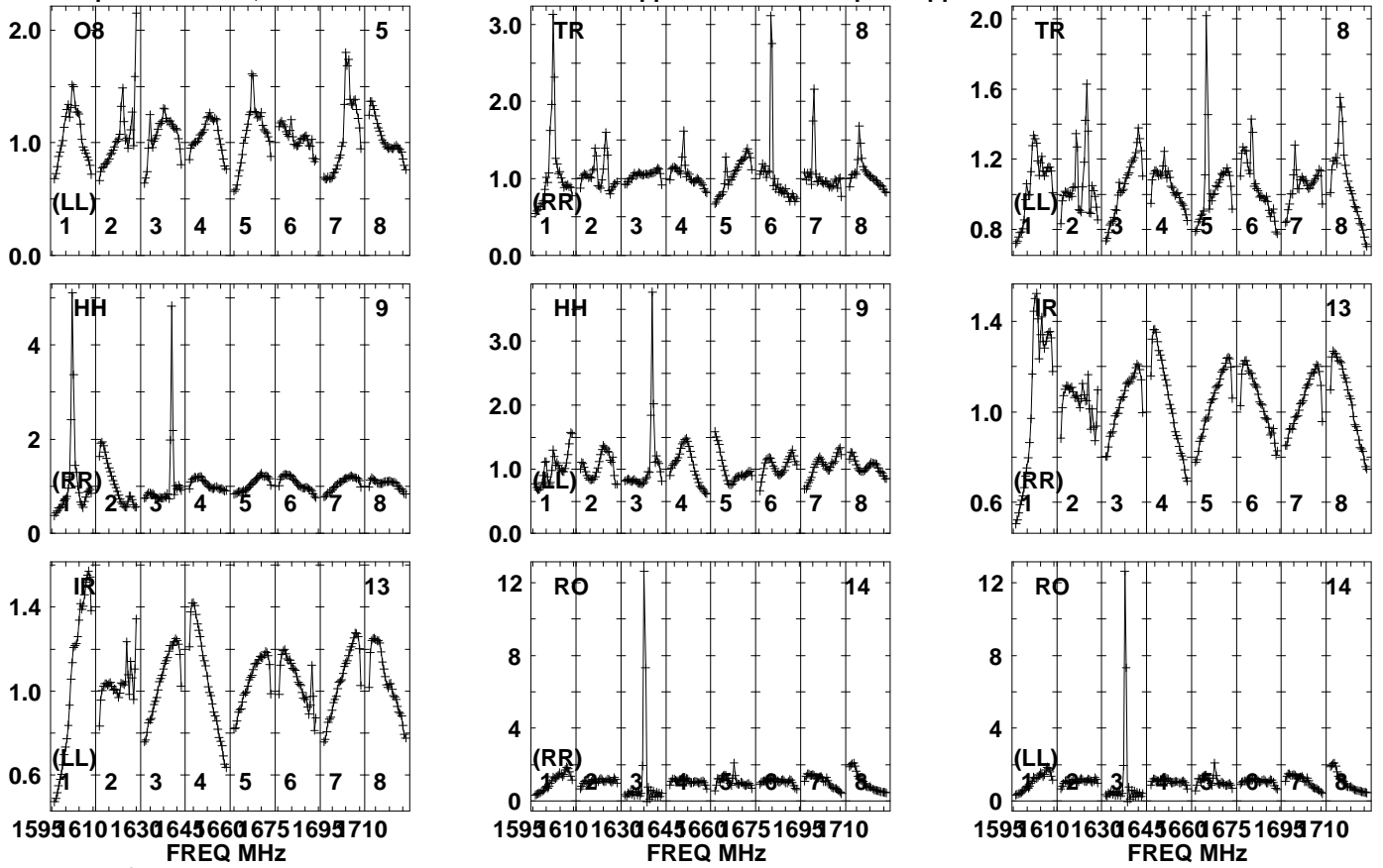
Lower frame: Real Jy  
Auto-corr total-power spectrum Antenna: \*  
Timerange: 00/22:48:11 to 00/22:49:39



Plot file version 841 created 12-SEP-2022 13:08:40

J0813+2435 EH040A.UVDATA.1

Freq = 1.5950 GHz, Bw = 16.000 MH No calibration applied and no bandpass applied

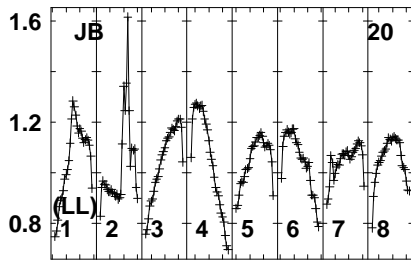
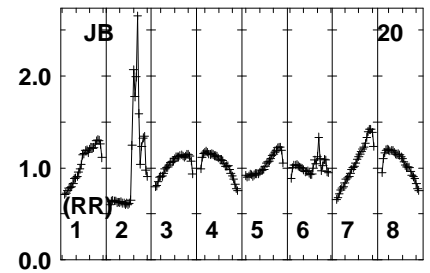
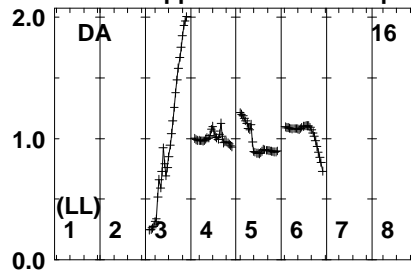
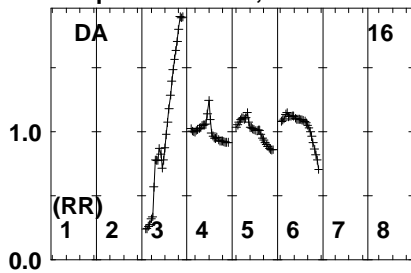


Lower frame: Real Jy  
Auto-corr total-power spectrum Antenna: \*  
Timerange: 00/22:48:11 to 00/22:49:39

Plot file version 842 created 12-SEP-2022 13:08:40

J0813+2435 EH040A.UVDATA.1

Freq = 1.5950 GHz, Bw = 16.000 MH No calibration applied and no bandpass applied

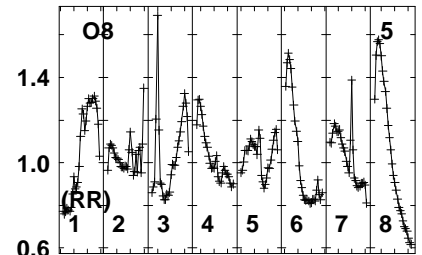
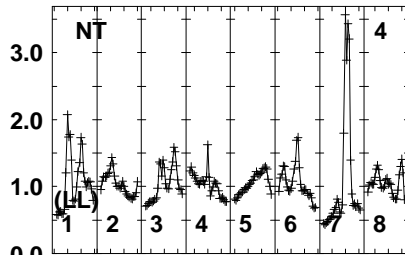
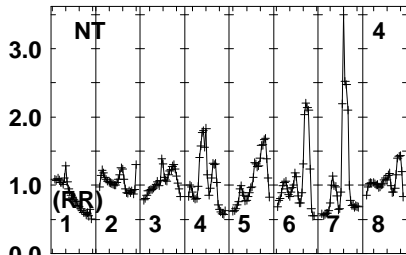
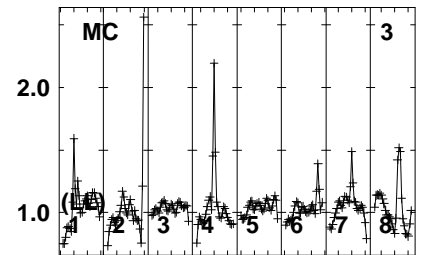
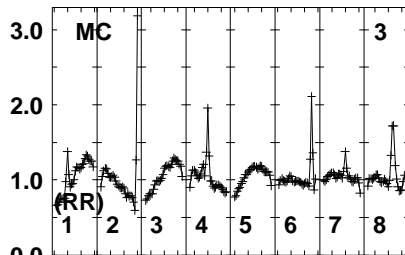
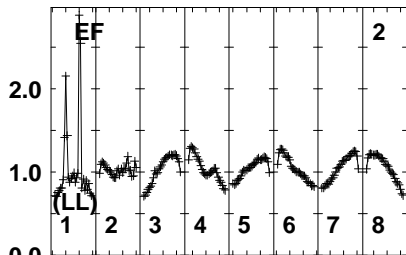
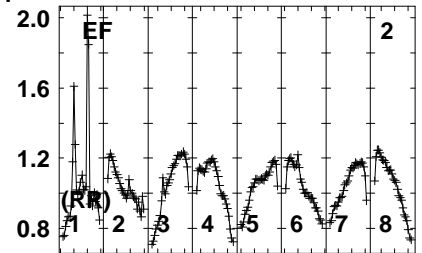
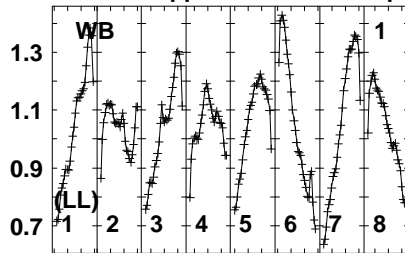
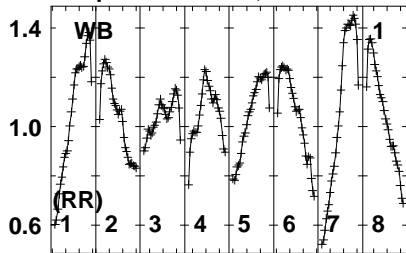


Lower frame: Real Jy  
Auto-corr total-power spectrum Antenna: \*  
Timerange: 00/22:48:11 to 00/22:49:39

Plot file version 843 created 12-SEP-2022 13:08:40

HS0810+2554 EH040A.UVDATA.1

Freq = 1.5950 GHz, Bw = 16.000 MH No calibration applied and no bandpass applied



1595 610 1630 645 660 675 1695 710  
FREQ MHz

1595 610 1630 645 660 675 1695 710  
FREQ MHz

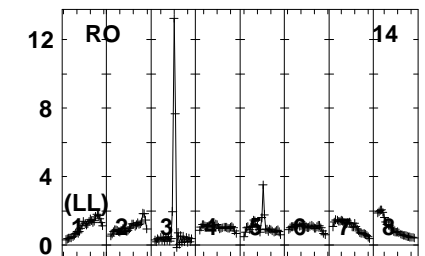
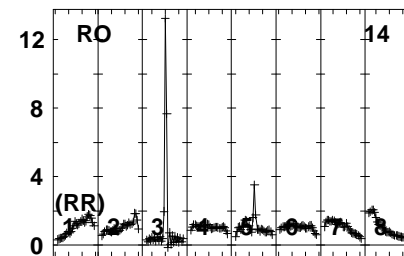
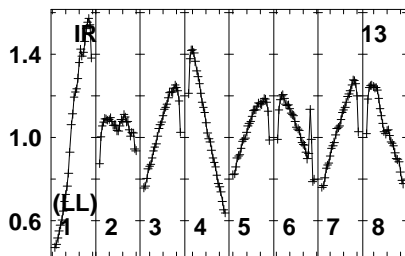
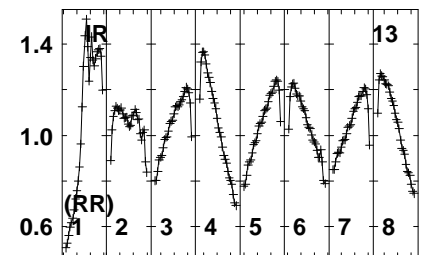
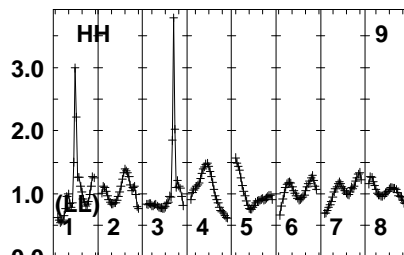
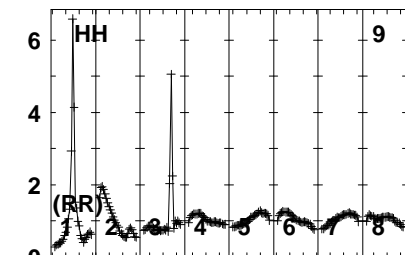
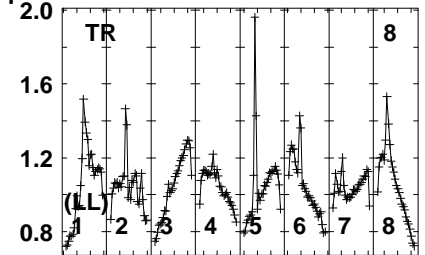
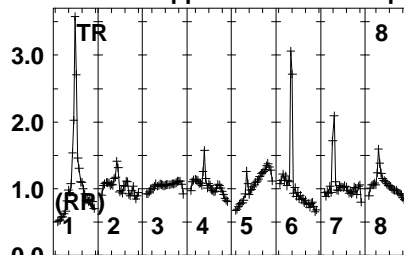
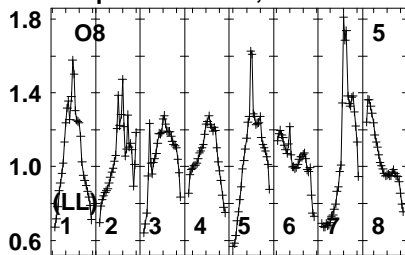
1595 610 1630 645 660 675 1695 710  
FREQ MHz

Lower frame: Real Jy  
Auto-corr total-power spectrum Antenna: \*  
Timerange: 00/22:49:41 to 00/22:53:09

Plot file version 844 created 12-SEP-2022 13:08:40

HS0810+2554 EH040A.UVDATA.1

Freq = 1.5950 GHz, Bw = 16.000 MH No calibration applied and no bandpass applied



1595 610 1630 645 660 675 1695 710  
FREQ MHz

1595 610 1630 645 660 675 1695 710  
FREQ MHz

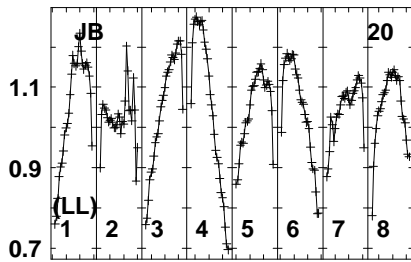
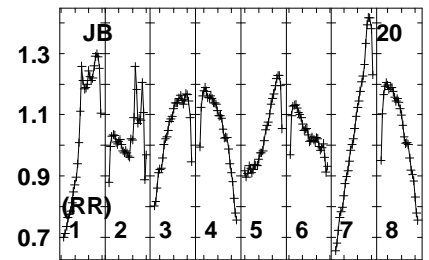
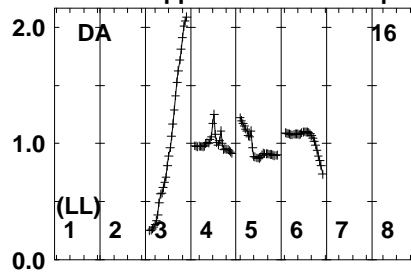
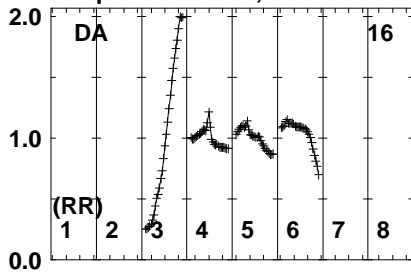
1595 610 1630 645 660 675 1695 710  
FREQ MHz

Lower frame: Real Jy  
Auto-corr total-power spectrum Antenna: \*  
Timerange: 00/22:49:41 to 00/22:53:09

Plot file version 845 created 12-SEP-2022 13:08:41

HS0810+2554 EH040A.UVDATA.1

Freq = 1.5950 GHz, Bw = 16.000 MH No calibration applied and no bandpass applied

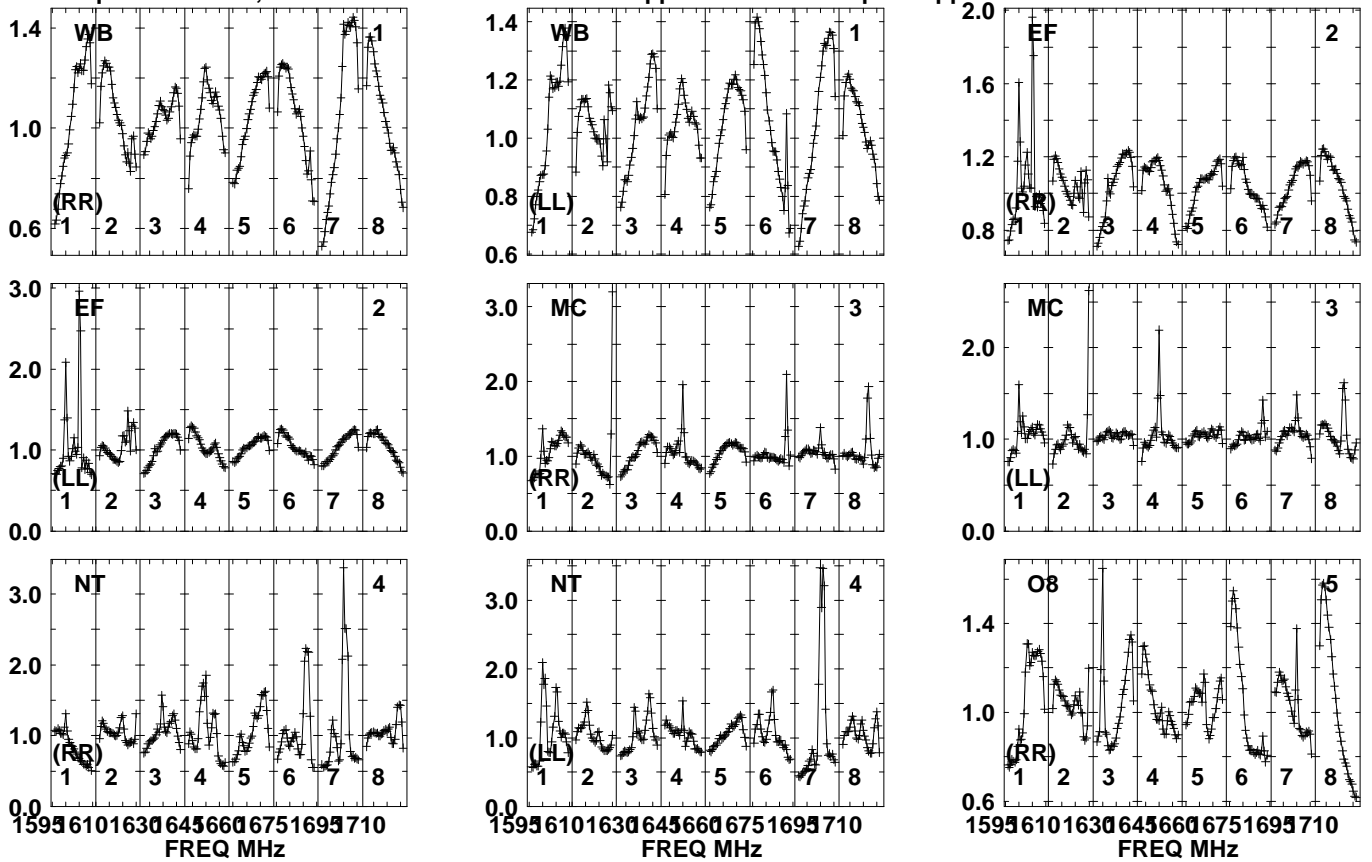


Lower frame: Real Jy  
Auto-corr total-power spectrum Antenna: \*  
Timerange: 00/22:49:41 to 00/22:53:09

Plot file version 846 created 12-SEP-2022 13:08:41

J0813+2435 EH040A.UVDATA.1

Freq = 1.5950 GHz, Bw = 16.000 MH No calibration applied and no bandpass applied

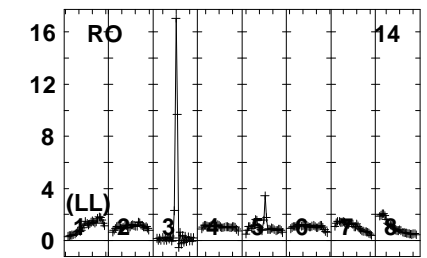
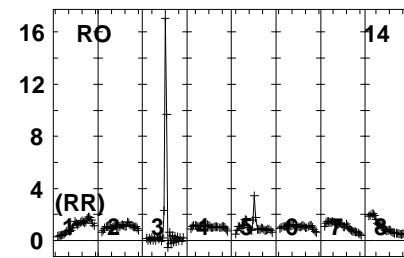
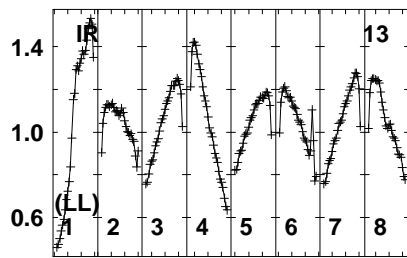
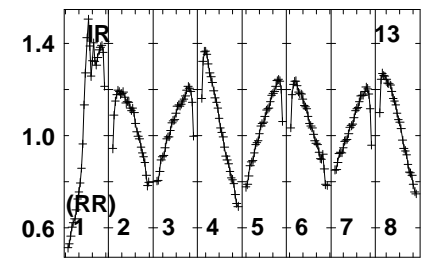
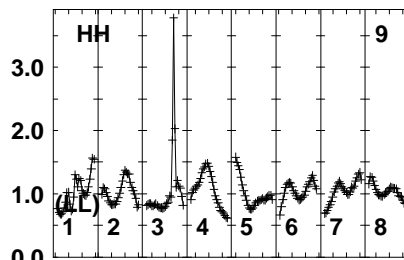
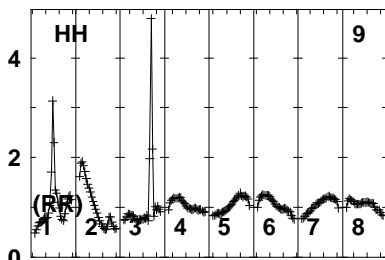
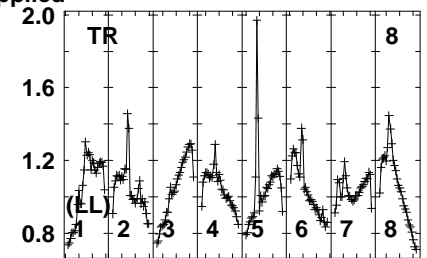
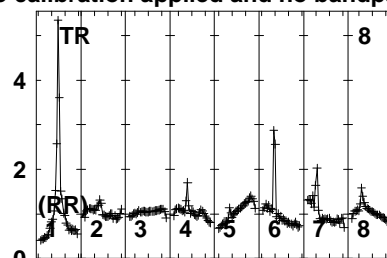
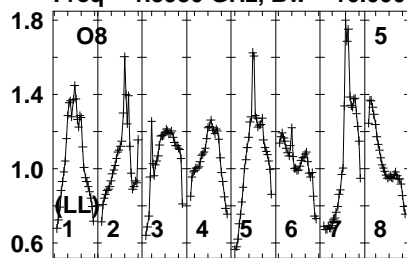


Lower frame: Real Jy  
Auto-corr total-power spectrum Antenna: \*  
Timerange: 00/22:53:41 to 00/22:55:09

Plot file version 847 created 12-SEP-2022 13:08:41

J0813+2435 EH040A.UVDATA.1

Freq = 1.5950 GHz, Bw = 16.000 MH No calibration applied and no bandpass applied



1595 610 1630 645 660 675 1695 710  
FREQ MHz

1595 610 1630 645 660 675 1695 710  
FREQ MHz

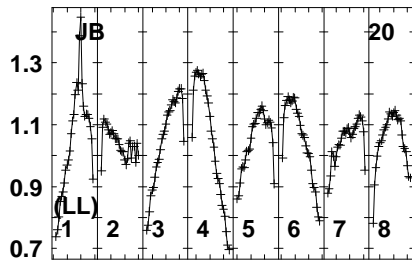
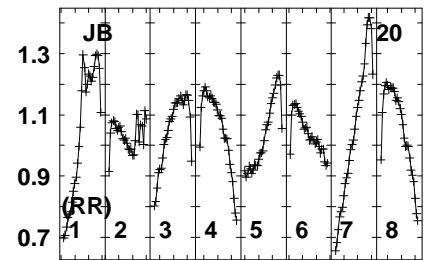
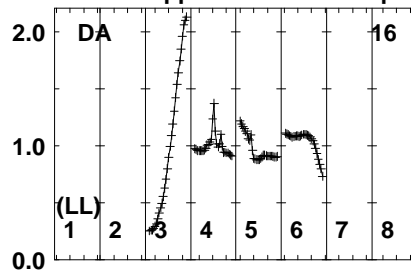
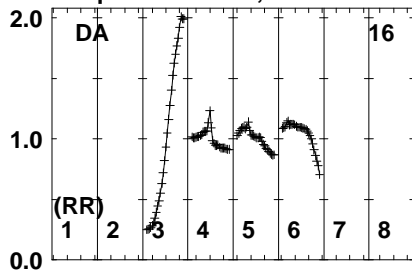
1595 610 1630 645 660 675 1695 710  
FREQ MHz

Lower frame: Real Jy  
Auto-corr total-power spectrum Antenna: \*  
Timerange: 00/22:53:41 to 00/22:55:09

Plot file version 848 created 12-SEP-2022 13:08:41

J0813+2435 EH040A.UVDATA.1

Freq = 1.5950 GHz, Bw = 16.000 MH No calibration applied and no bandpass applied



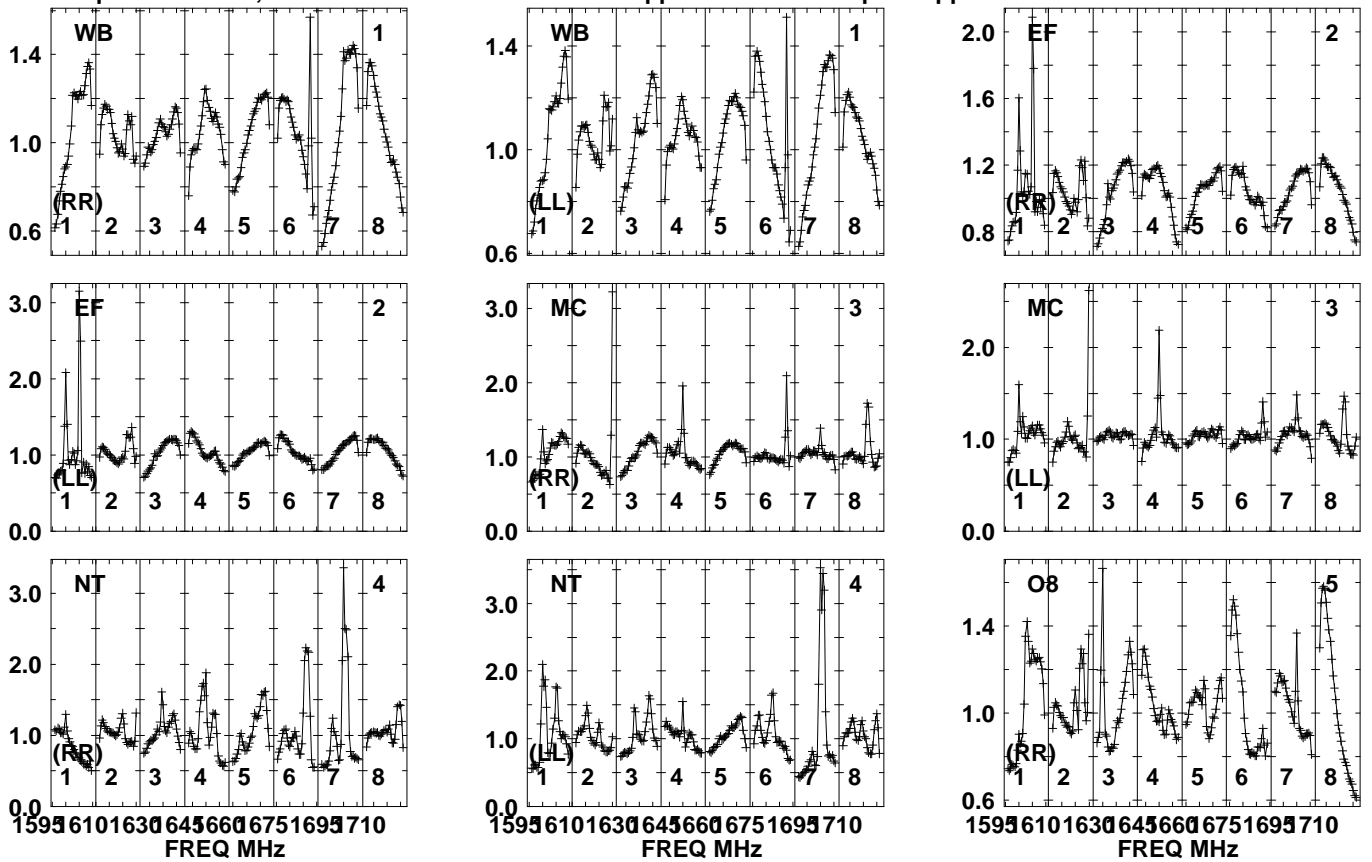
Lower frame: Real Jy  
Auto-corr total-power spectrum Antenna: \*  
Timerange: 00/22:53:41 to 00/22:55:09



Plot file version 849 created 12-SEP-2022 13:08:41

HS0810+2554 EH040A.UVDATA.1

Freq = 1.5950 GHz, Bw = 16.000 MH No calibration applied and no bandpass applied

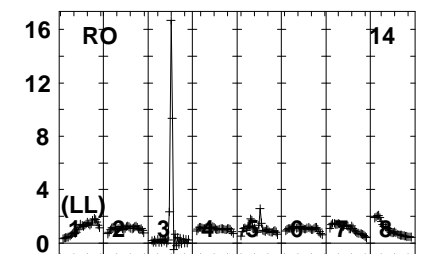
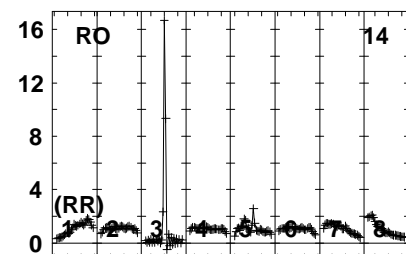
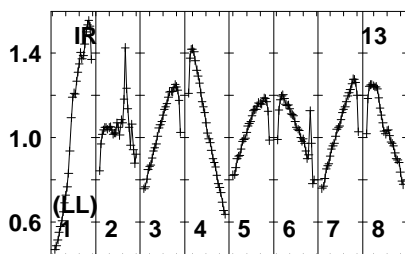
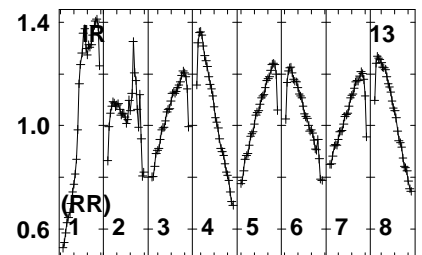
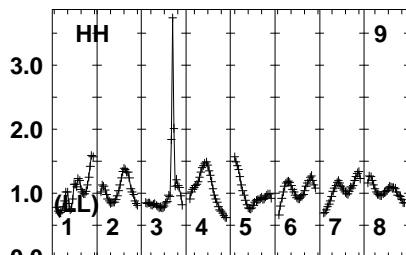
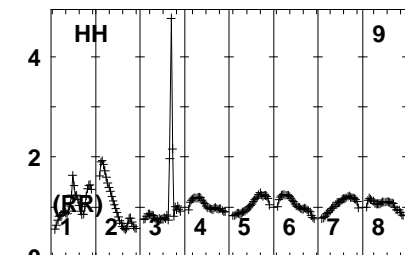
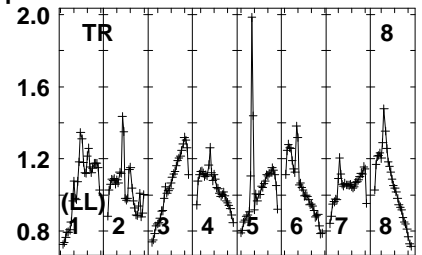
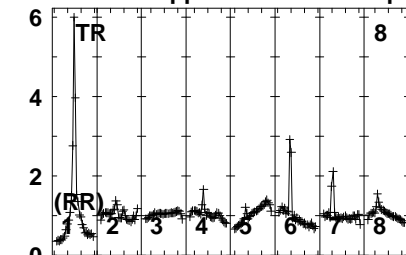
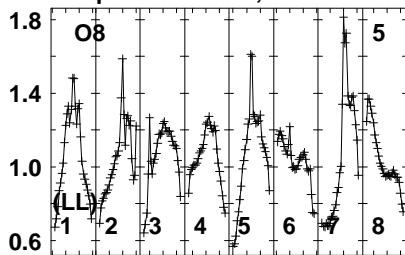


Lower frame: Real Jy  
Auto-corr total-power spectrum Antenna: \*  
Timerange: 00/22:55:11 to 00/22:58:39

Plot file version 850 created 12-SEP-2022 13:08:41

HS0810+2554 EH040A.UVDATA.1

Freq = 1.5950 GHz, Bw = 16.000 MH No calibration applied and no bandpass applied



1595 610 1630 645 660 675 1695 710  
FREQ MHz

1595 610 1630 645 660 675 1695 710  
FREQ MHz

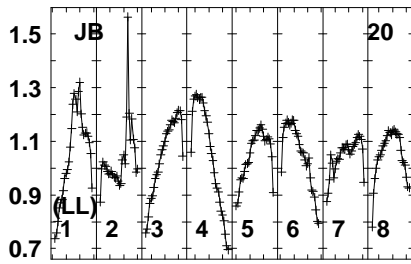
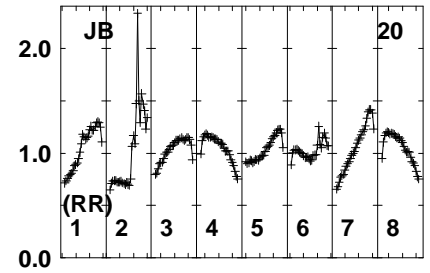
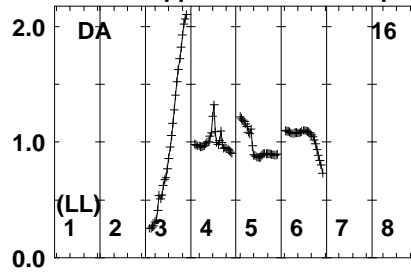
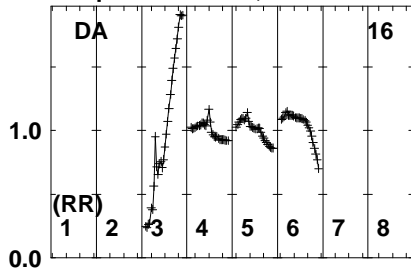
1595 610 1630 645 660 675 1695 710  
FREQ MHz

Lower frame: Real Jy  
Auto-corr total-power spectrum Antenna: \*  
Timerange: 00/22:55:11 to 00/22:58:39

Plot file version 851 created 12-SEP-2022 13:08:41

HS0810+2554 EH040A.UVDATA.1

Freq = 1.5950 GHz, Bw = 16.000 MH No calibration applied and no bandpass applied

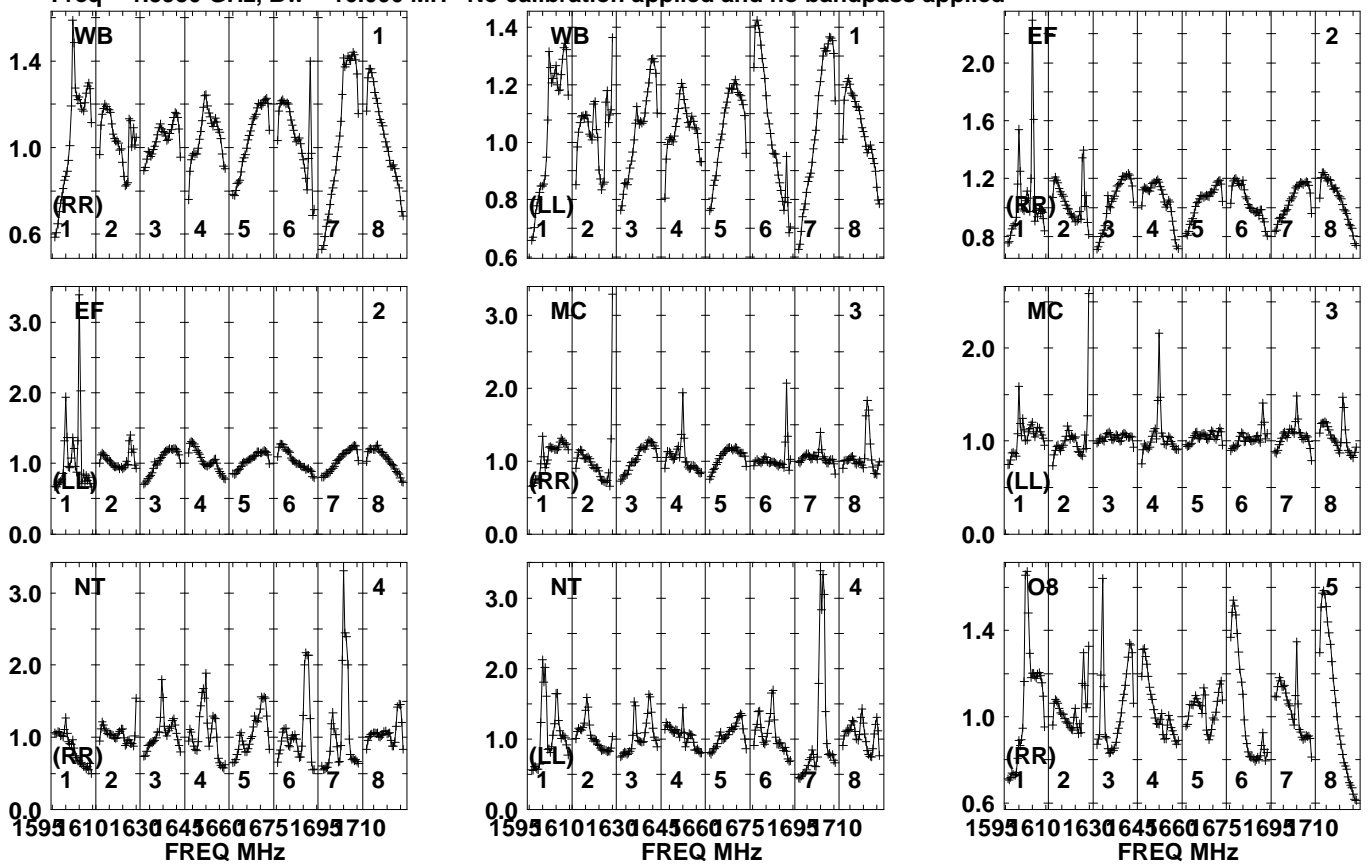


Lower frame: Real Jy  
Auto-corr total-power spectrum Antenna: \*  
Timerange: 00/22:55:11 to 00/22:58:39

Plot file version 852 created 12-SEP-2022 13:08:41

J0813+2435 EH040A.UVDATA.1

Freq = 1.5950 GHz, Bw = 16.000 MH No calibration applied and no bandpass applied

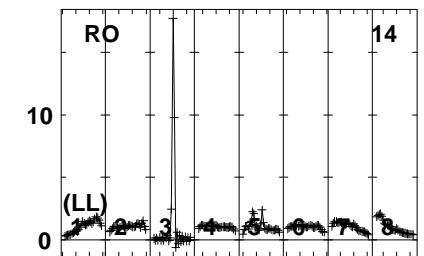
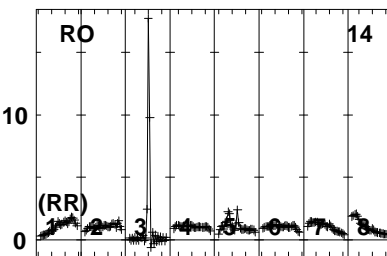
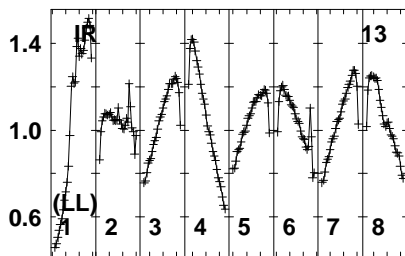
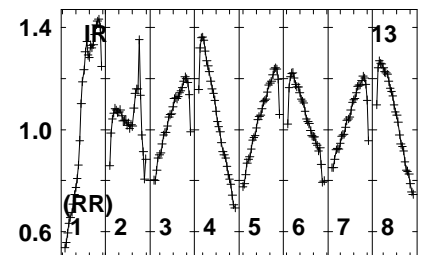
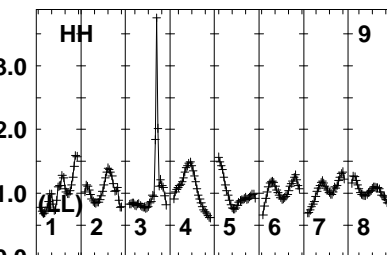
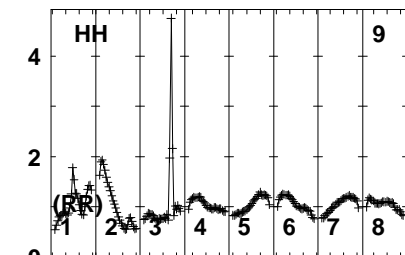
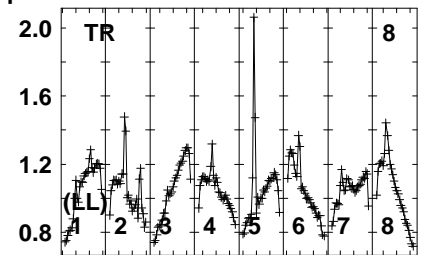
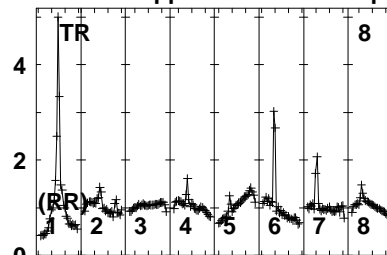
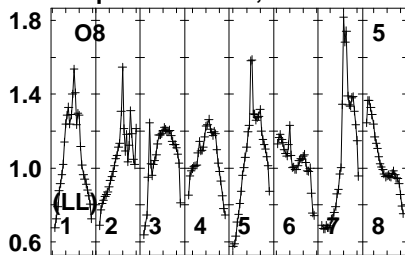


Lower frame: Real Jy  
Auto-corr total-power spectrum Antenna: \*  
Timerange: 00/22:58:41 to 00/23:00:09

Plot file version 853 created 12-SEP-2022 13:08:41

J0813+2435 EH040A.UVDATA.1

Freq = 1.5950 GHz, Bw = 16.000 MH No calibration applied and no bandpass applied



1595 610 1630 645 660 675 1695 710  
FREQ MHz

1595 610 1630 645 660 675 1695 710  
FREQ MHz

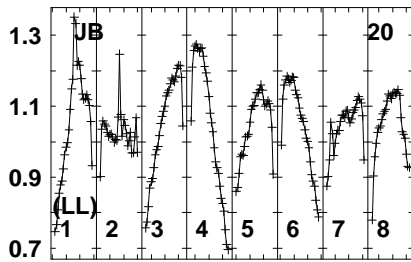
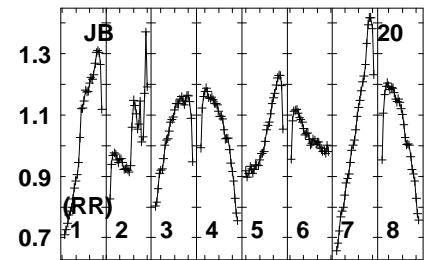
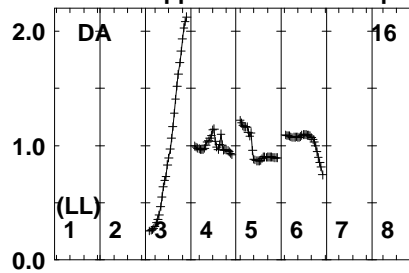
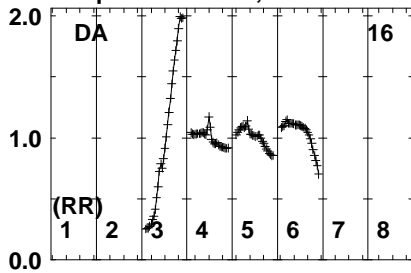
1595 610 1630 645 660 675 1695 710  
FREQ MHz

Lower frame: Real Jy  
Auto-corr total-power spectrum Antenna: \*  
Timerange: 00/22:58:41 to 00/23:00:09

Plot file version 854 created 12-SEP-2022 13:08:41

J0813+2435 EH040A.UVDATA.1

Freq = 1.5950 GHz, Bw = 16.000 MH No calibration applied and no bandpass applied

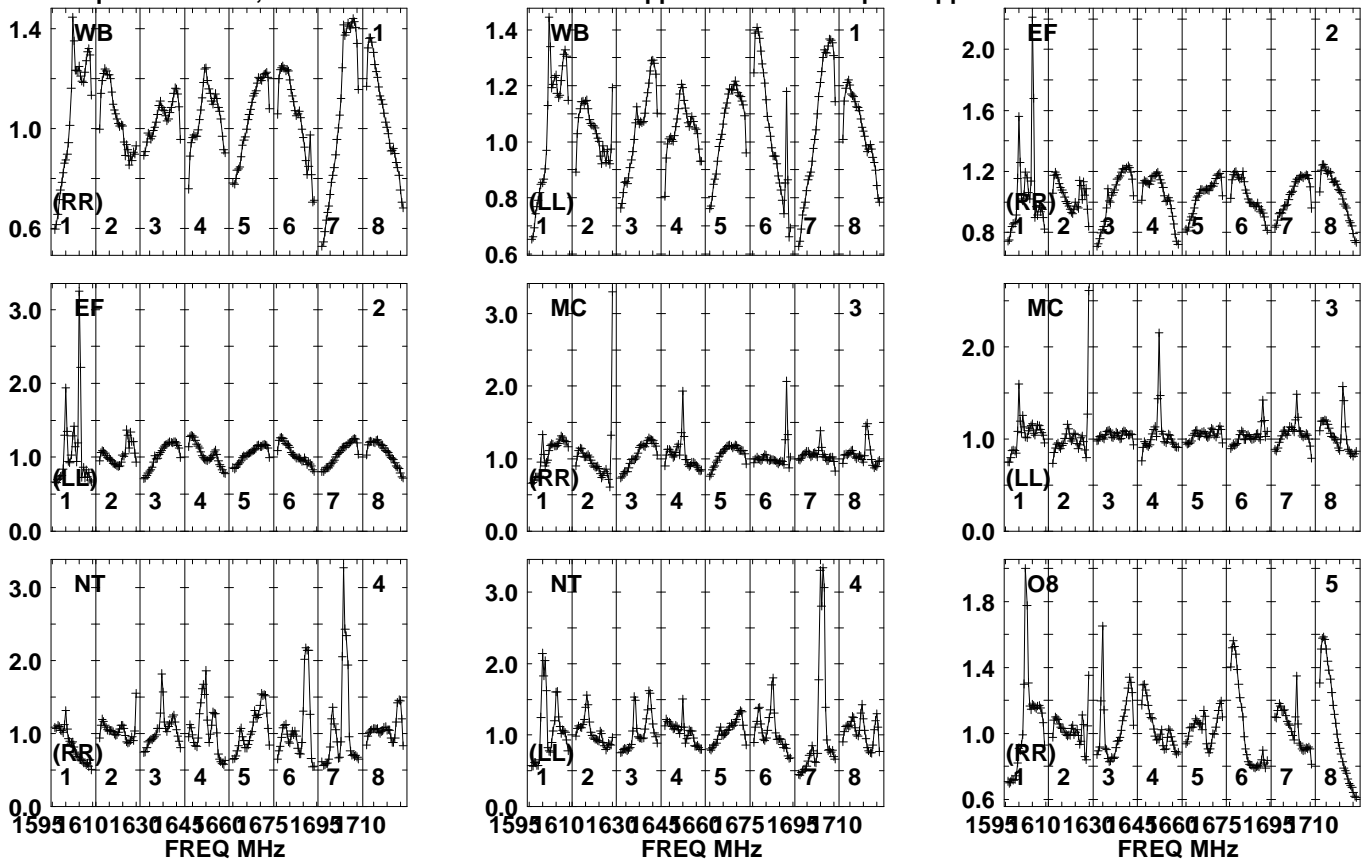


Lower frame: Real Jy  
Auto-corr total-power spectrum Antenna: \*  
Timerange: 00/22:58:41 to 00/23:00:09

Plot file version 855 created 12-SEP-2022 13:08:42

HS0810+2554 EH040A.UVDATA.1

Freq = 1.5950 GHz, Bw = 16.000 MH No calibration applied and no bandpass applied

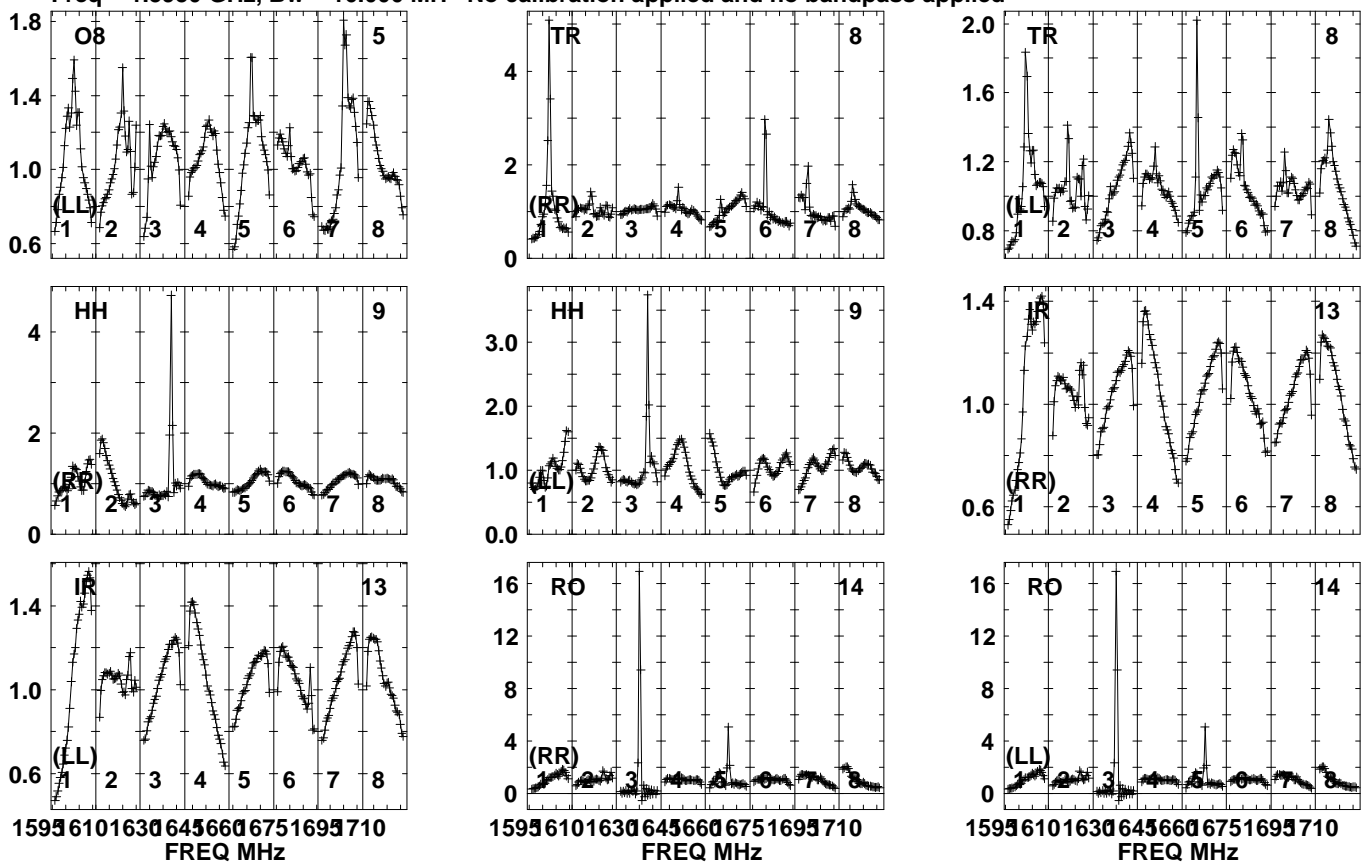


Lower frame: Real Jy  
Auto-corr total-power spectrum Antenna: \*  
Timerange: 00/23:00:11 to 00/23:03:39

Plot file version 856 created 12-SEP-2022 13:08:42

HS0810+2554 EH040A.UVDATA.1

Freq = 1.5950 GHz, Bw = 16.000 MH No calibration applied and no bandpass applied



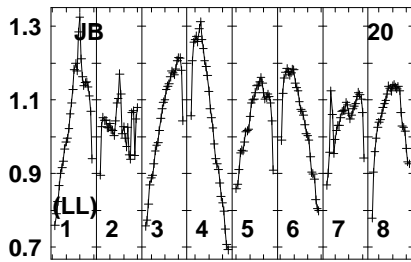
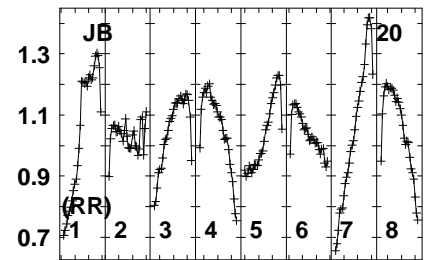
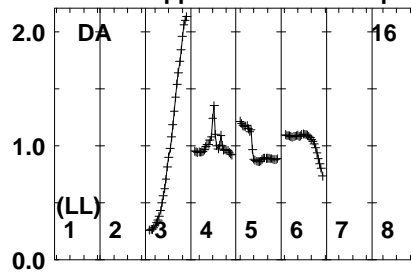
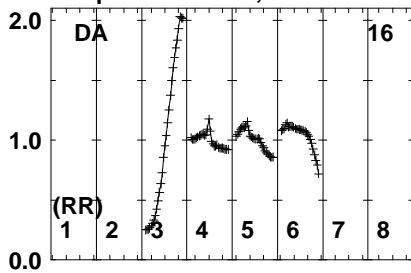
Lower frame: Real Jy  
Auto-corr total-power spectrum Antenna: \*  
Timerange: 00/23:00:11 to 00/23:03:39



Plot file version 857 created 12-SEP-2022 13:08:42

HS0810+2554 EH040A.UVDATA.1

Freq = 1.5950 GHz, Bw = 16.000 MH No calibration applied and no bandpass applied

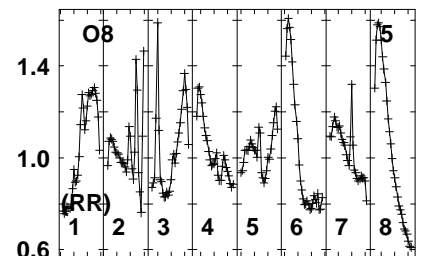
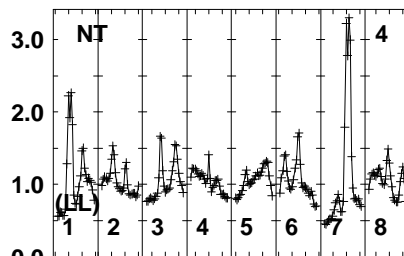
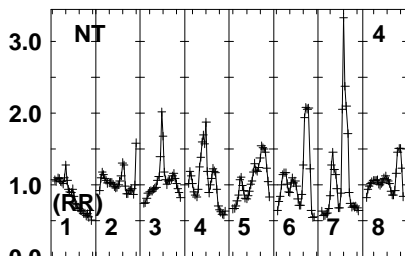
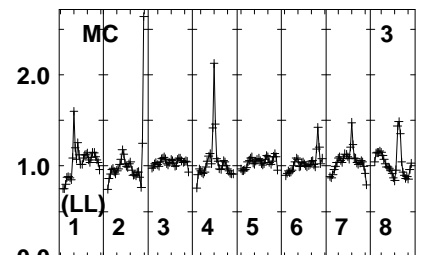
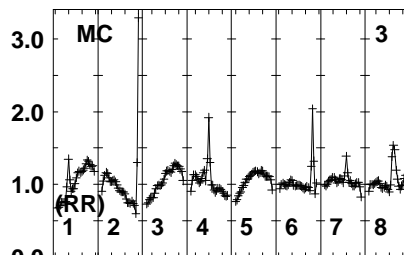
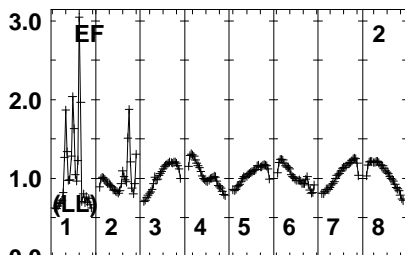
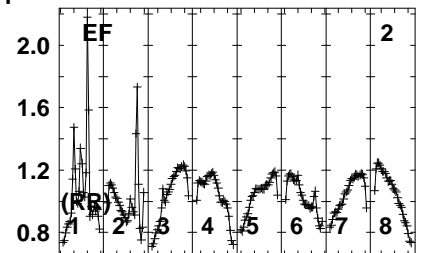
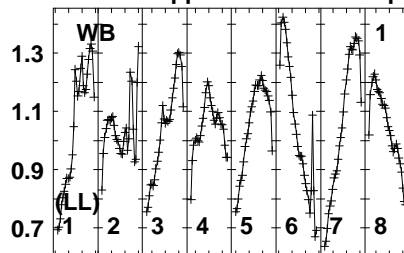
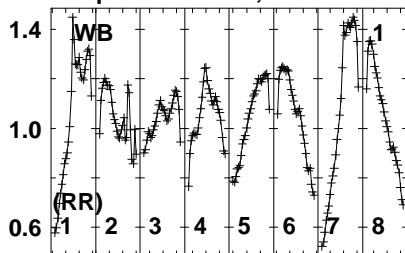


Lower frame: Real Jy  
Auto-corr total-power spectrum Antenna: \*  
Timerange: 00/23:00:11 to 00/23:03:39

Plot file version 858 created 12-SEP-2022 13:08:42

J0813+2435 EH040A.UVDATA.1

Freq = 1.5950 GHz, Bw = 16.000 MH No calibration applied and no bandpass applied



1595 610 1630 645 660 675 1695 710  
FREQ MHz

1595 610 1630 645 660 675 1695 710  
FREQ MHz

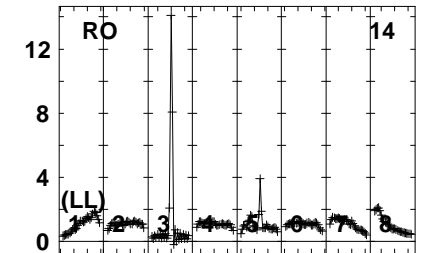
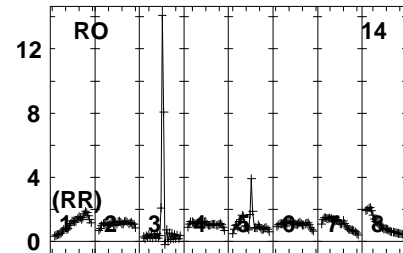
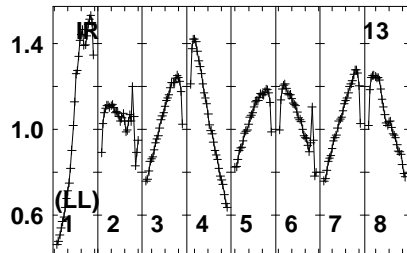
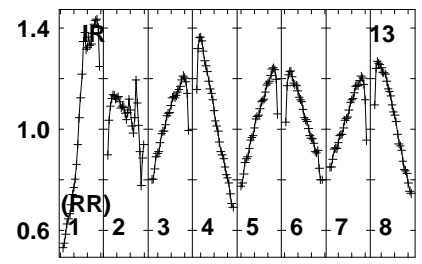
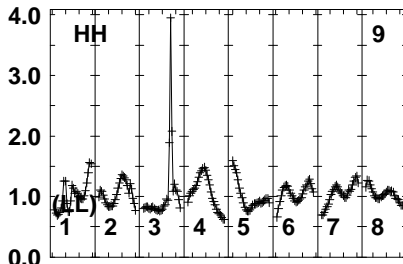
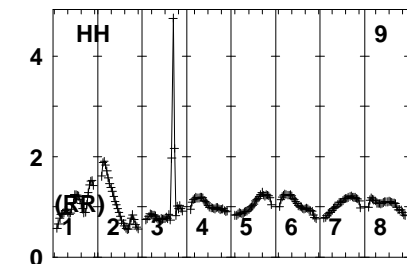
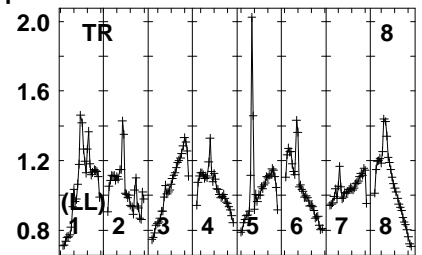
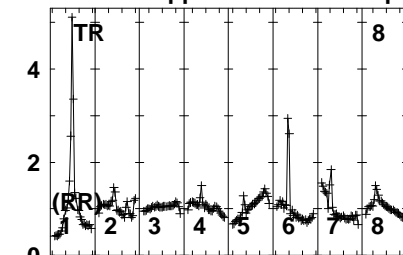
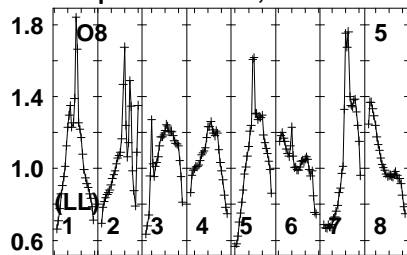
1595 610 1630 645 660 675 1695 710  
FREQ MHz

Lower frame: Real Jy  
Auto-corr total-power spectrum Antenna: \*  
Timerange: 00/23:04:11 to 00/23:05:39

Plot file version 859 created 12-SEP-2022 13:08:42

J0813+2435 EH040A.UVDATA.1

Freq = 1.5950 GHz, Bw = 16.000 MH No calibration applied and no bandpass applied



1595 610 1630 645 660 675 1695 710  
FREQ MHz

1595 610 1630 645 660 675 1695 710  
FREQ MHz

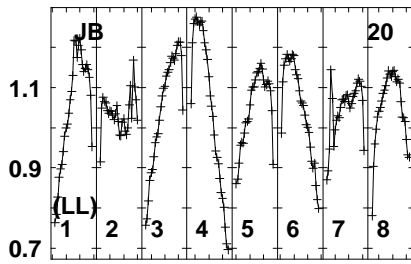
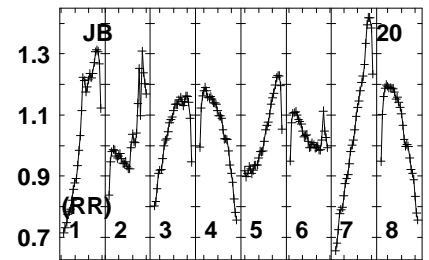
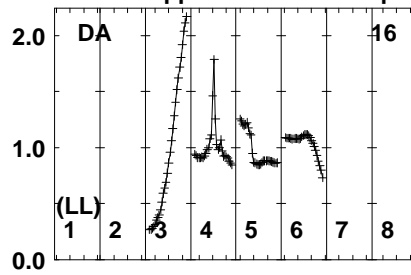
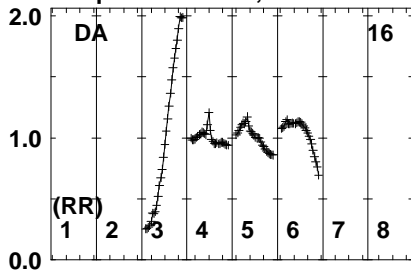
1595 610 1630 645 660 675 1695 710  
FREQ MHz

Lower frame: Real Jy  
Auto-corr total-power spectrum Antenna: \*  
Timerange: 00/23:04:11 to 00/23:05:39

Plot file version 860 created 12-SEP-2022 13:08:42

J0813+2435 EH040A.UVDATA.1

Freq = 1.5950 GHz, Bw = 16.000 MH No calibration applied and no bandpass applied

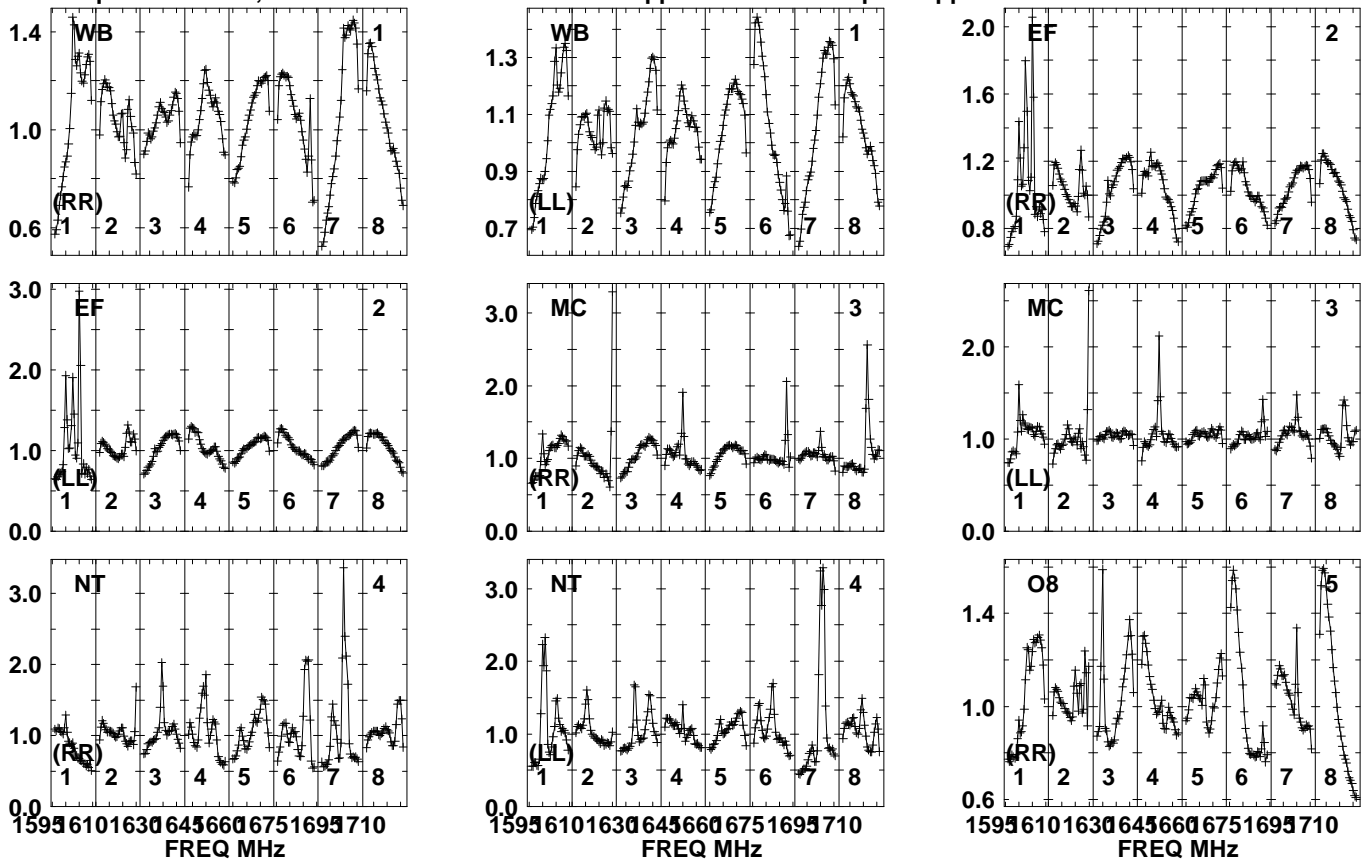


Lower frame: Real Jy  
Auto-corr total-power spectrum Antenna: \*  
Timerange: 00/23:04:11 to 00/23:05:39

Plot file version 861 created 12-SEP-2022 13:08:42

HS0810+2554 EH040A.UVDATA.1

Freq = 1.5950 GHz, Bw = 16.000 MH No calibration applied and no bandpass applied

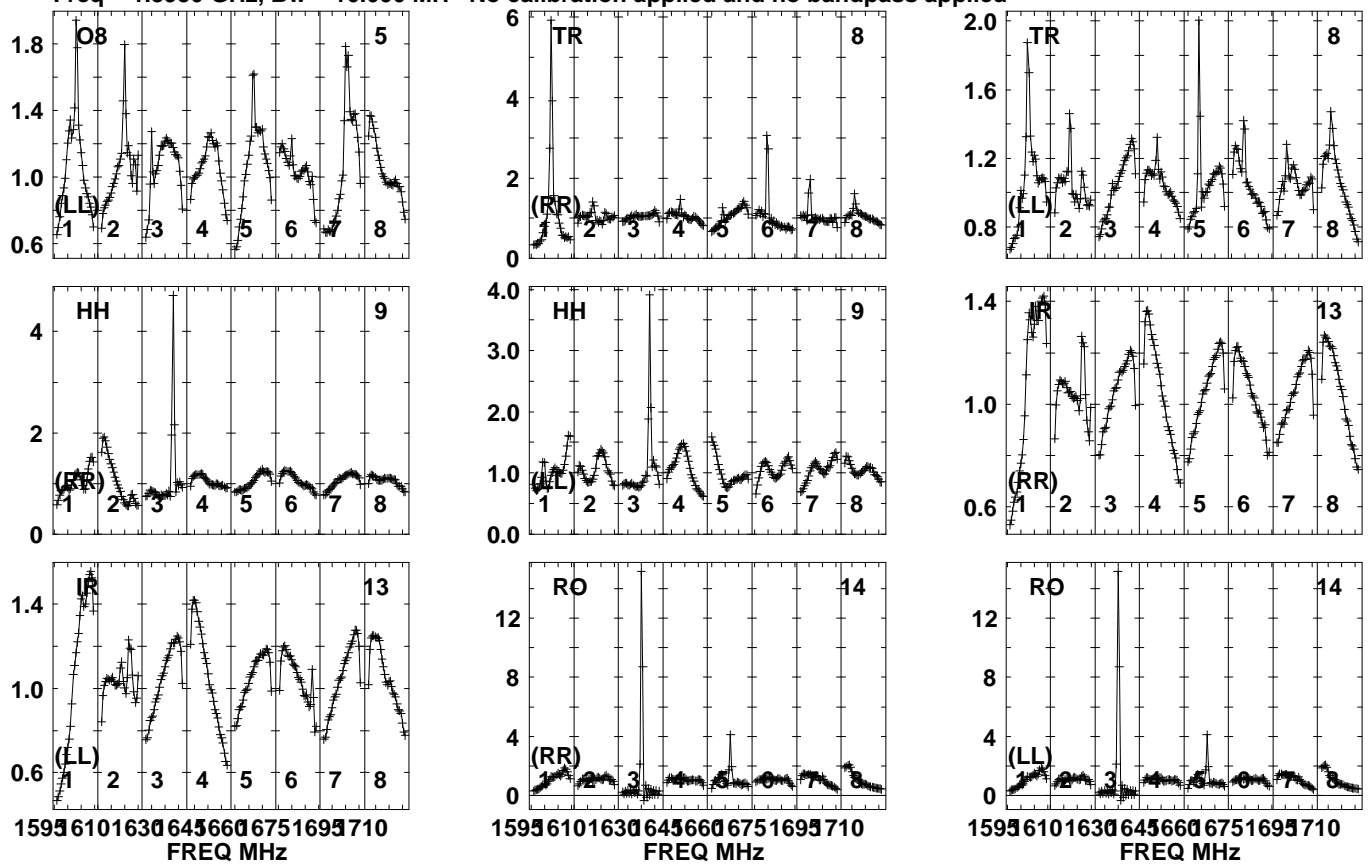


Lower frame: Real Jy  
Auto-corr total-power spectrum Antenna: \*  
Timerange: 00/23:05:41 to 00/23:09:09

Plot file version 862 created 12-SEP-2022 13:08:42

HS0810+2554 EH040A.UVDATA.1

Freq = 1.5950 GHz, Bw = 16.000 MH No calibration applied and no bandpass applied

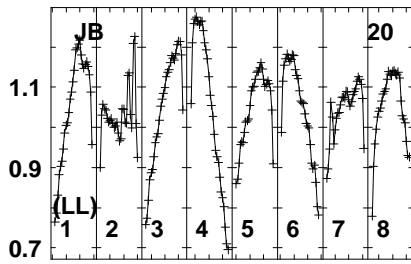
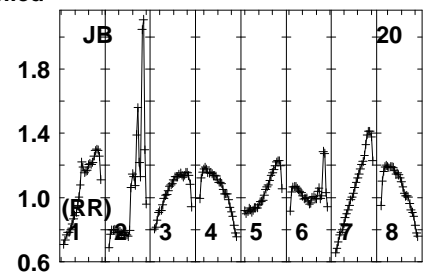
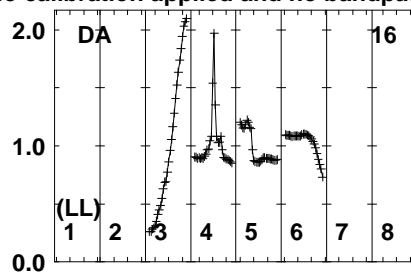
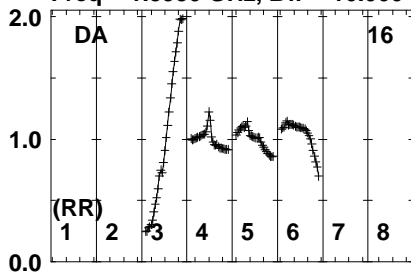


Lower frame: Real Jy  
Auto-corr total-power spectrum Antenna: \*  
Timerange: 00/23:05:41 to 00/23:09:09

Plot file version 863 created 12-SEP-2022 13:08:42

HS0810+2554 EH040A.UVDATA.1

Freq = 1.5950 GHz, Bw = 16.000 MH No calibration applied and no bandpass applied

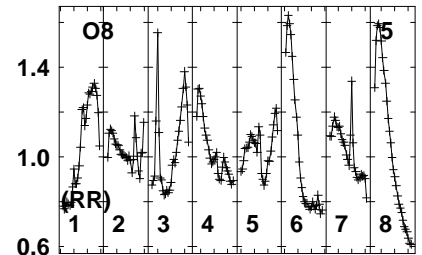
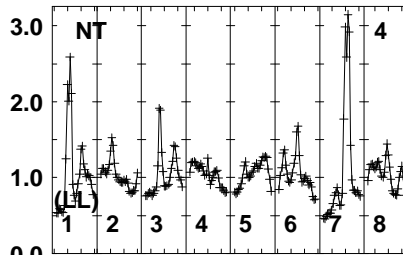
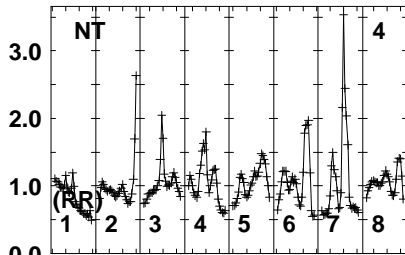
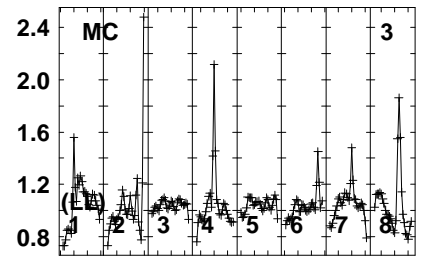
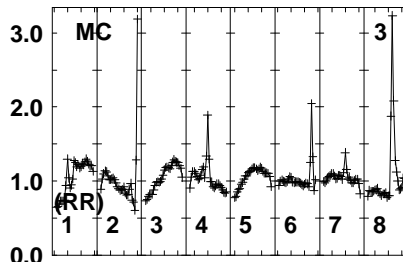
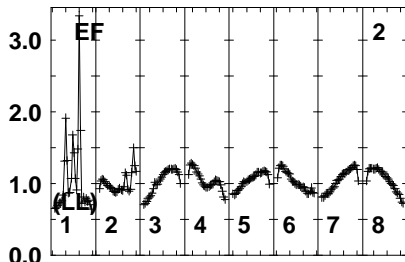
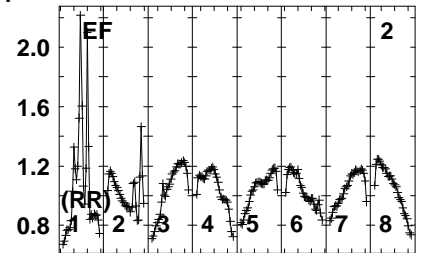
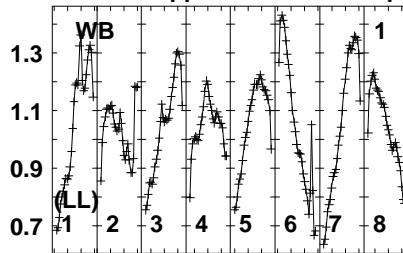
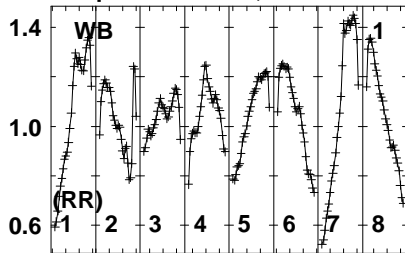


Lower frame: Real Jy  
Auto-corr total-power spectrum Antenna: \*  
Timerange: 00/23:05:41 to 00/23:09:09

Plot file version 864 created 12-SEP-2022 13:08:42

J0813+2435 EH040A.UVDATA.1

Freq = 1.5950 GHz, Bw = 16.000 MH No calibration applied and no bandpass applied



1595 610 1630 645 660 675 1695 710  
FREQ MHz

1595 610 1630 645 660 675 1695 710  
FREQ MHz

1595 610 1630 645 660 675 1695 710  
FREQ MHz

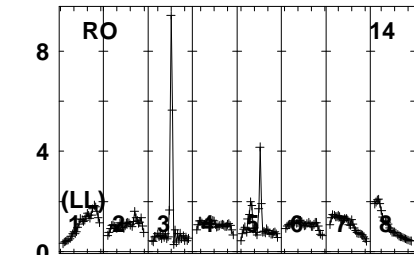
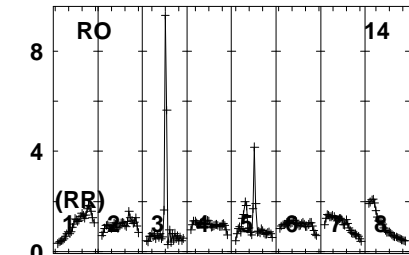
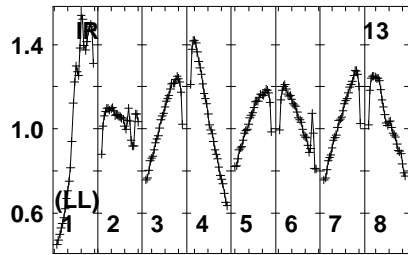
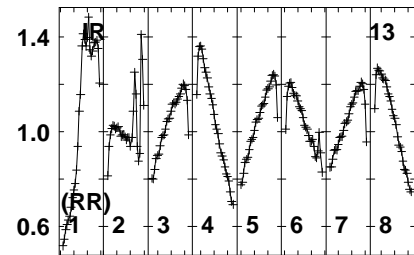
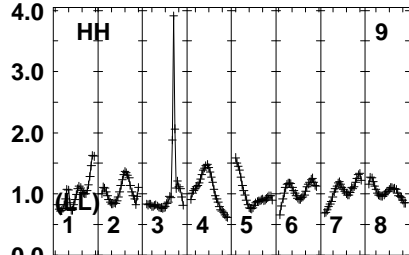
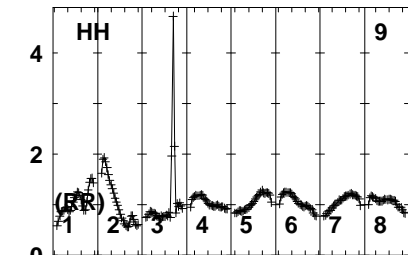
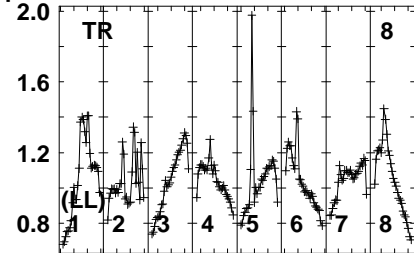
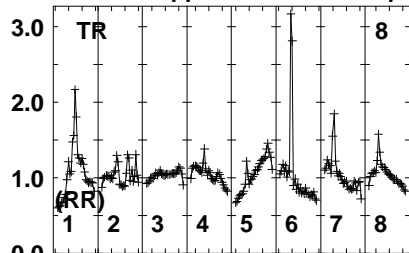
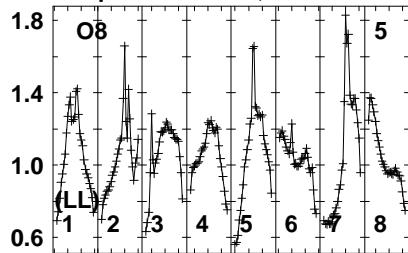
Lower frame: Real Jy  
Auto-corr total-power spectrum Antenna: \*  
Timerange: 00/23:09:11 to 00/23:10:39



Plot file version 865 created 12-SEP-2022 13:08:43

J0813+2435 EH040A.UVDATA.1

Freq = 1.5950 GHz, Bw = 16.000 MH No calibration applied and no bandpass applied



1595 610 1630 645 660 675 1695 710  
FREQ MHz

1595 610 1630 645 660 675 1695 710  
FREQ MHz

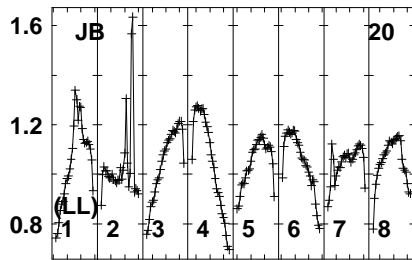
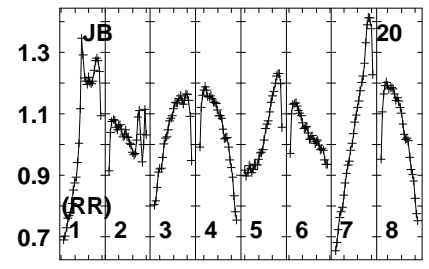
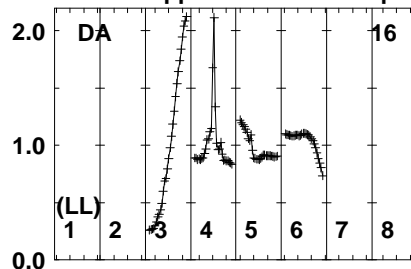
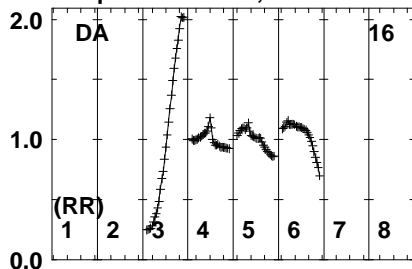
1595 610 1630 645 660 675 1695 710  
FREQ MHz

Lower frame: Real Jy  
Auto-corr total-power spectrum Antenna: \*  
Timerange: 00/23:09:11 to 00/23:10:39

Plot file version 866 created 12-SEP-2022 13:08:43

J0813+2435 EH040A.UVDATA.1

Freq = 1.5950 GHz, Bw = 16.000 MH No calibration applied and no bandpass applied

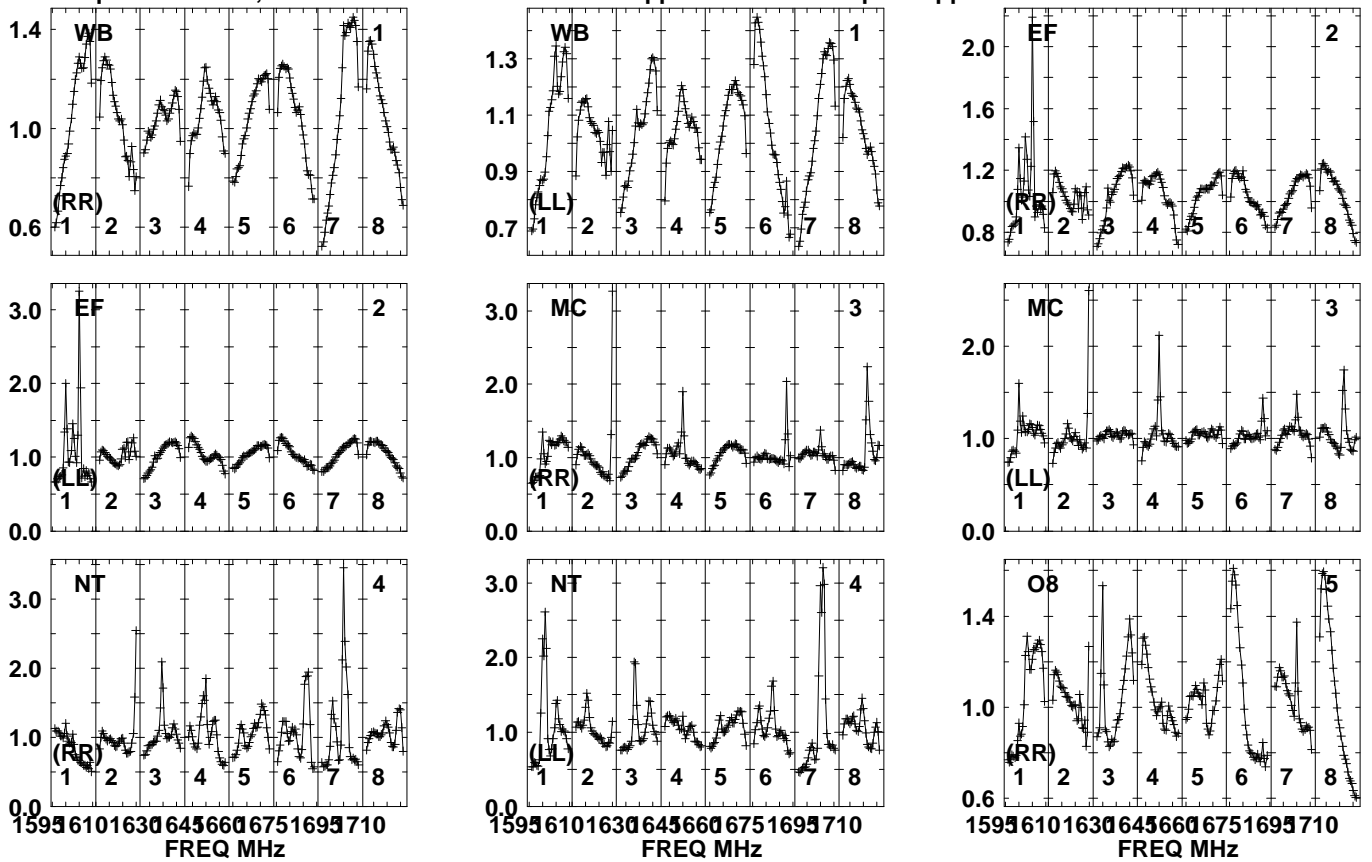


Lower frame: Real Jy  
Auto-corr total-power spectrum Antenna: \*  
Timerange: 00/23:09:11 to 00/23:10:39

Plot file version 867 created 12-SEP-2022 13:08:43

HS0810+2554 EH040A.UVDATA.1

Freq = 1.5950 GHz, Bw = 16.000 MH No calibration applied and no bandpass applied

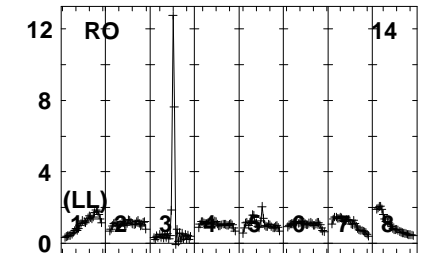
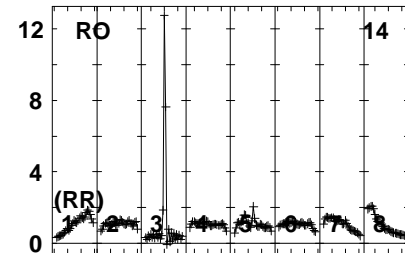
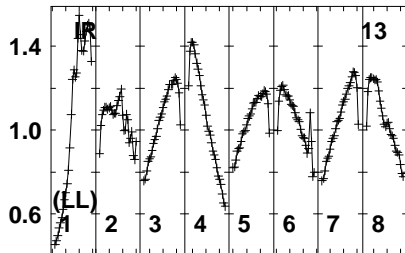
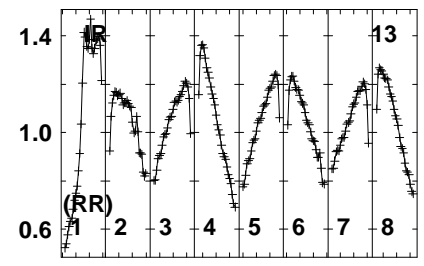
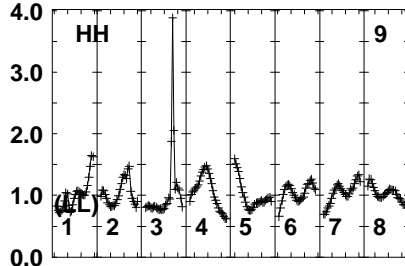
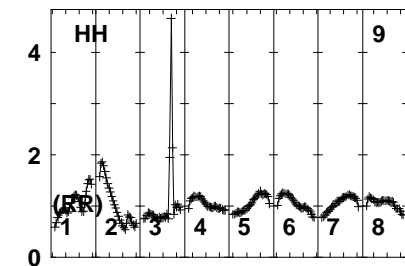
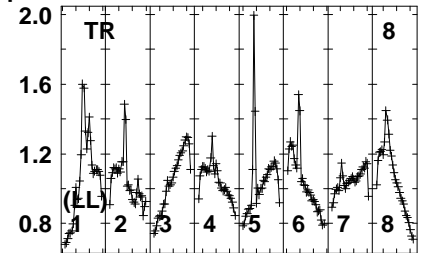
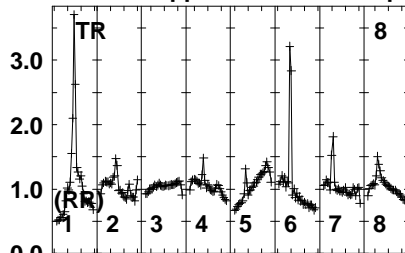
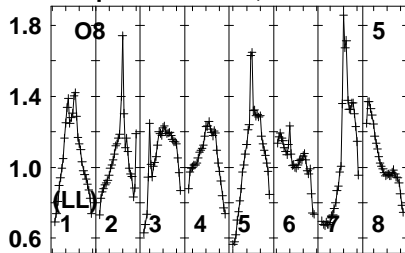


Lower frame: Real Jy  
Auto-corr total-power spectrum Antenna: \*  
Timerange: 00/23:10:41 to 00/23:14:09

Plot file version 868 created 12-SEP-2022 13:08:43

HS0810+2554 EH040A.UVDATA.1

Freq = 1.5950 GHz, Bw = 16.000 MH No calibration applied and no bandpass applied



1595 610 1630 645 660 675 1695 710  
FREQ MHz

1595 610 1630 645 660 675 1695 710  
FREQ MHz

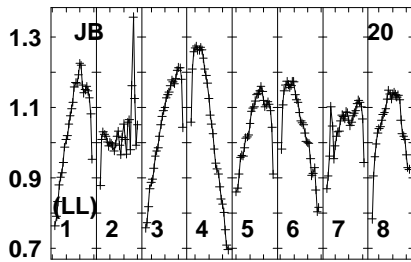
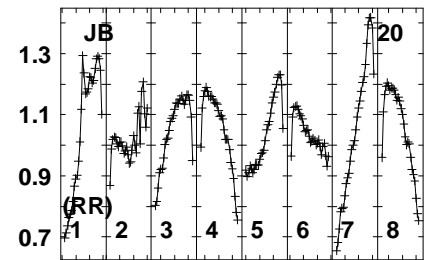
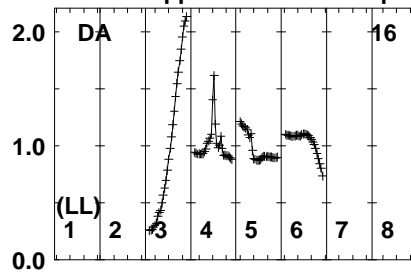
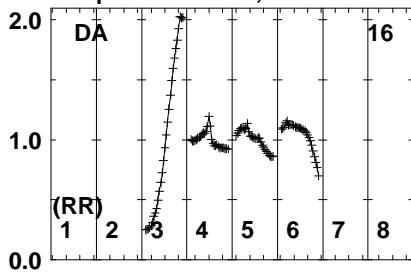
1595 610 1630 645 660 675 1695 710  
FREQ MHz

Lower frame: Real Jy  
Auto-corr total-power spectrum Antenna: \*  
Timerange: 00/23:10:41 to 00/23:14:09

Plot file version 869 created 12-SEP-2022 13:08:43

HS0810+2554 EH040A.UVDATA.1

Freq = 1.5950 GHz, Bw = 16.000 MH No calibration applied and no bandpass applied

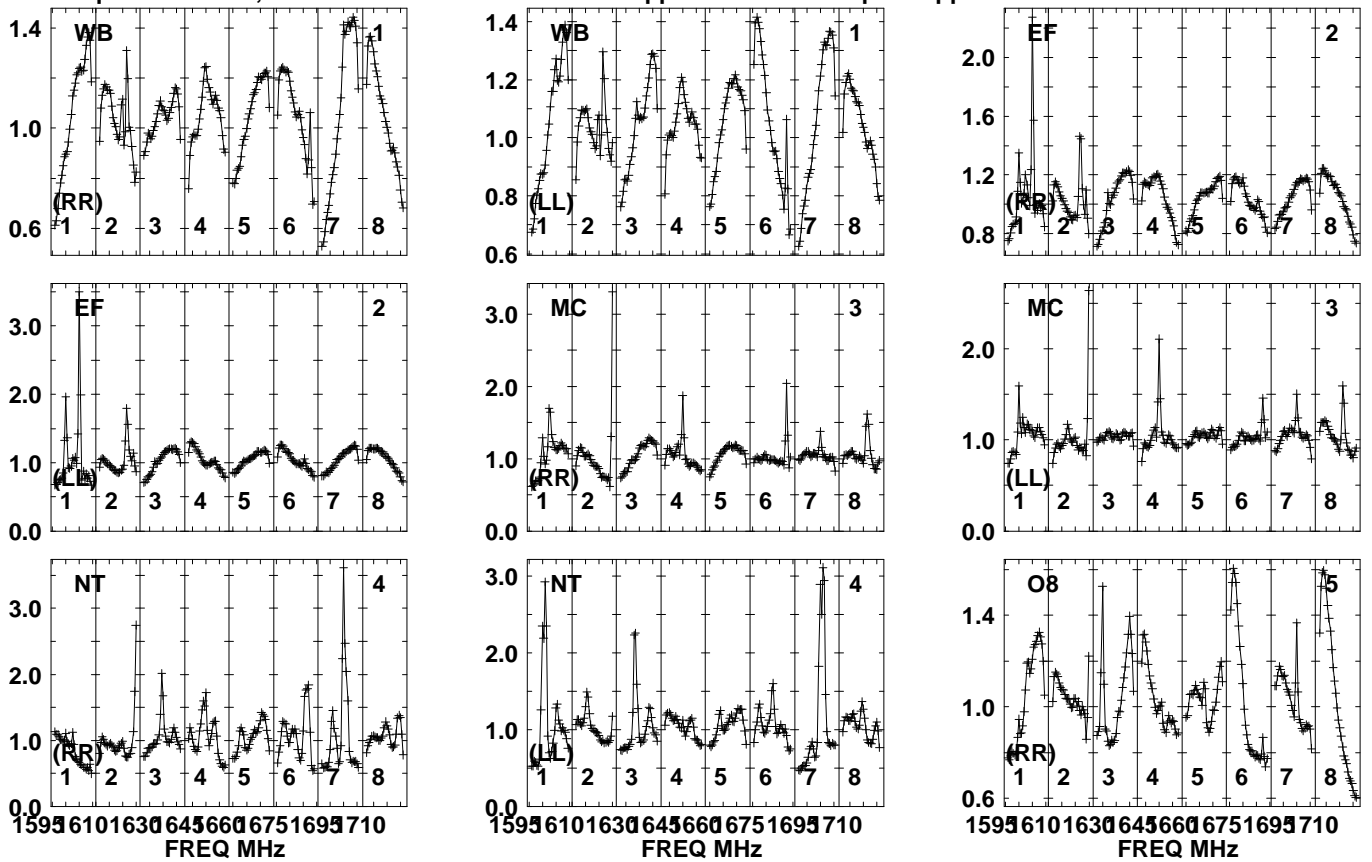


Lower frame: Real Jy  
Auto-corr total-power spectrum Antenna: \*  
Timerange: 00/23:10:41 to 00/23:14:09

Plot file version 870 created 12-SEP-2022 13:08:43

J0813+2435 EH040A.UVDATA.1

Freq = 1.5950 GHz, Bw = 16.000 MH No calibration applied and no bandpass applied


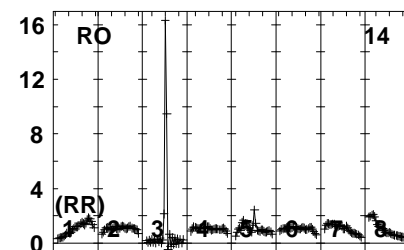
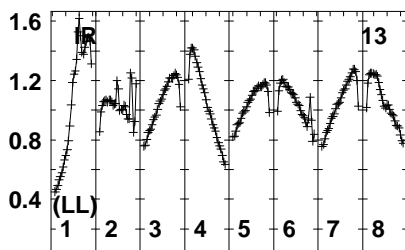
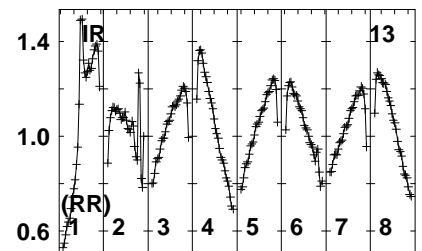
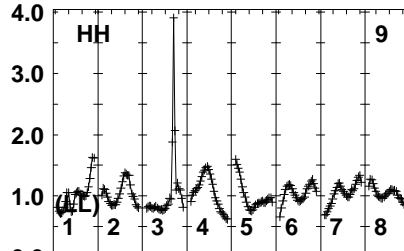
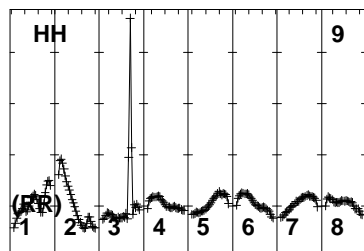
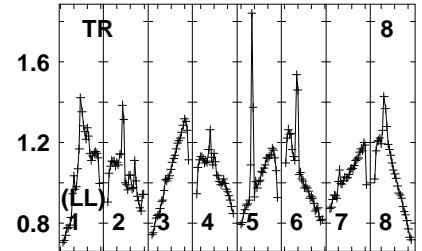
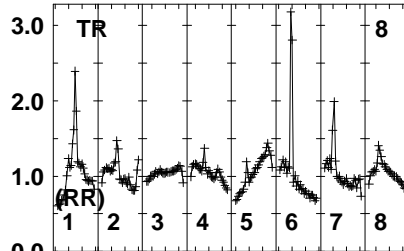
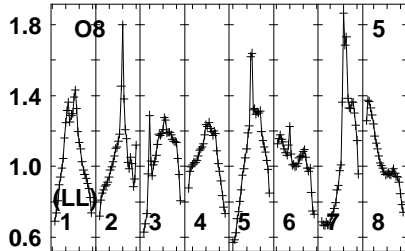


Lower frame: Real Jy  
Auto-corr total-power spectrum Antenna: \*  
Timerange: 00/23:14:41 to 00/23:16:09

Plot file version 871 created 12-SEP-2022 13:08:43

J0813+2435 EH040A.UVDATA.1

Freq = 1.5950 GHz, Bw = 16.000 MH No calibration applied and no bandpass applied



1595 610 1630 645 660 675 1695 710  
FREQ MHz

1595 610 1630 645 660 675 1695 710  
FREQ MHz

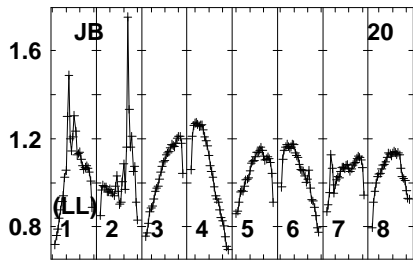
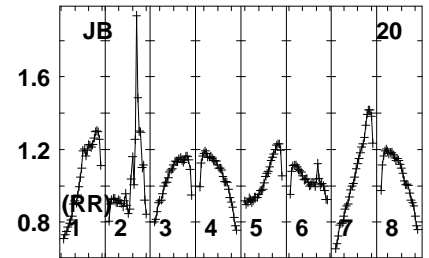
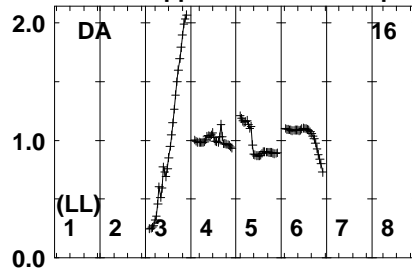
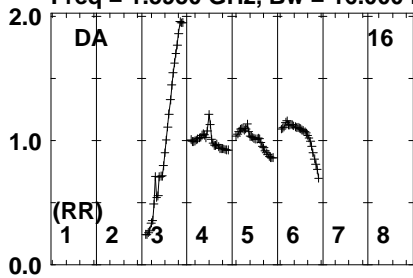
1595 610 1630 645 660 675 1695 710  
FREQ MHz

Lower frame: Real Jy  
Auto-corr total-power spectrum Antenna: \*  
Timerange: 00/23:14:41 to 00/23:16:09

Plot file version 872 created 12-SEP-2022 13:08:43

J0813+2435 EH040A.UVDATA.1

Freq = 1.5950 GHz, Bw = 16.000 MH No calibration applied and no bandpass applied



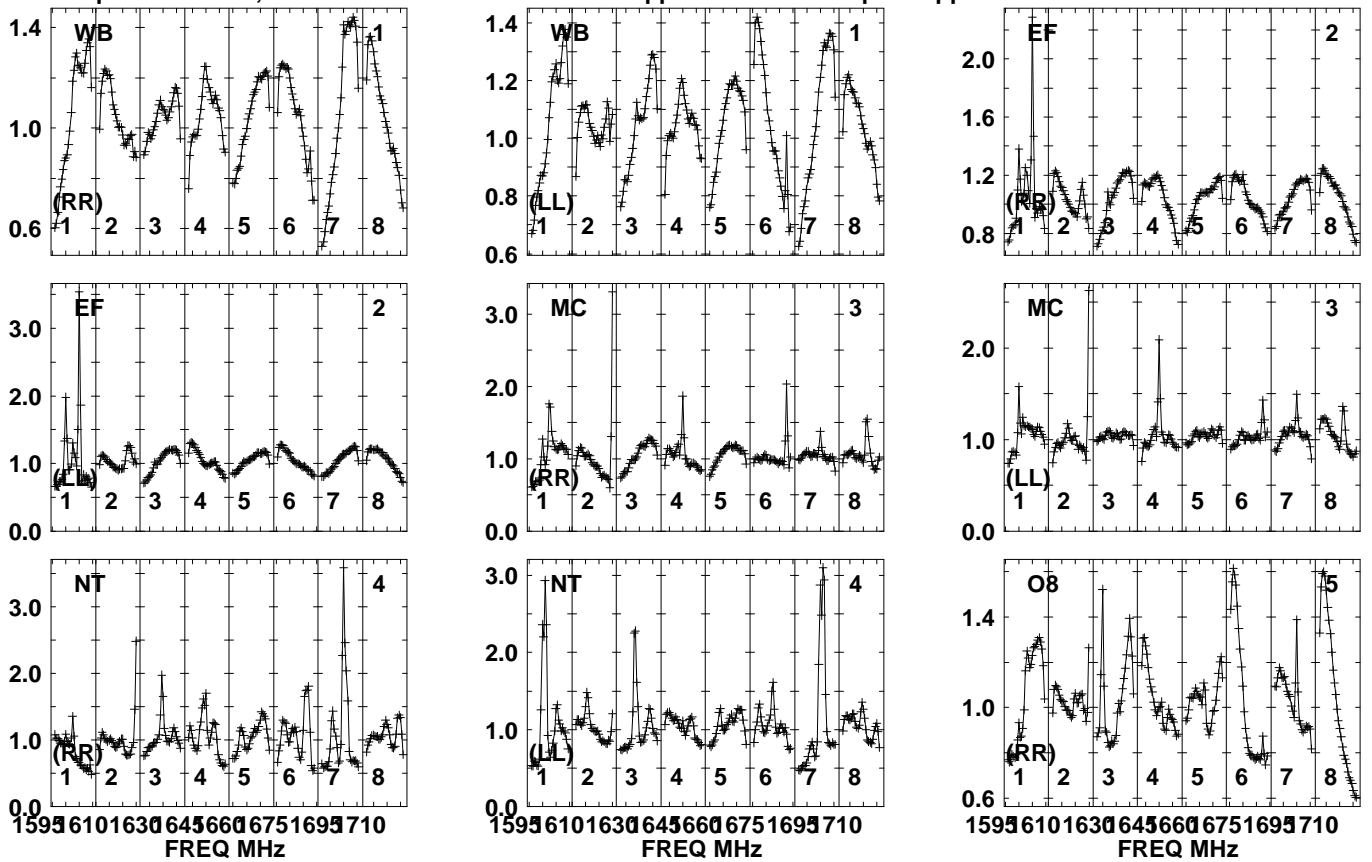
Lower frame: Real Jy  
Auto-corr total-power spectrum Antenna: \*  
Timerange: 00/23:14:41 to 00/23:16:09



Plot file version 873 created 12-SEP-2022 13:08:43

HS0810+2554 EH040A.UVDATA.1

Freq = 1.5950 GHz, Bw = 16.000 MH No calibration applied and no bandpass applied

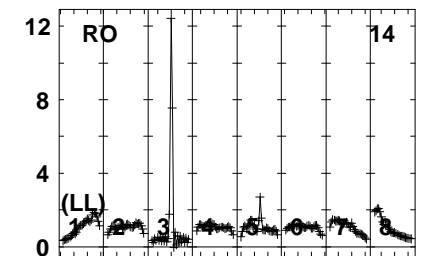
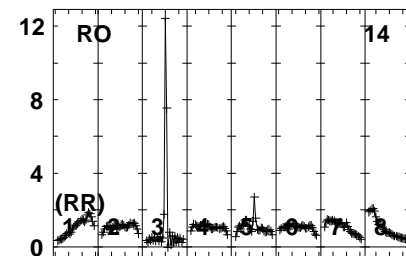
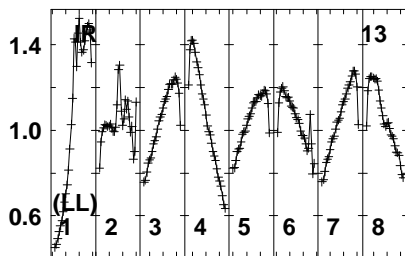
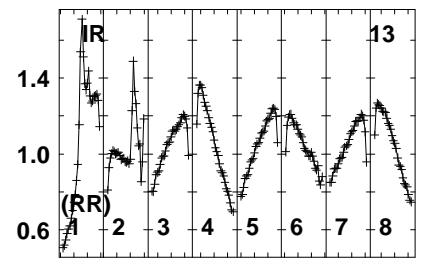
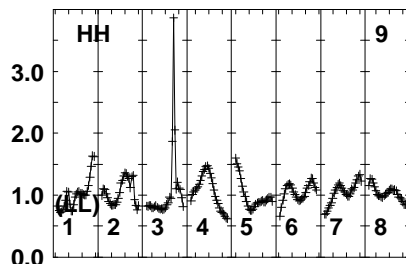
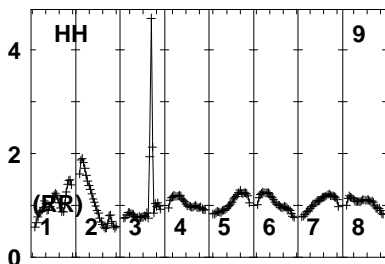
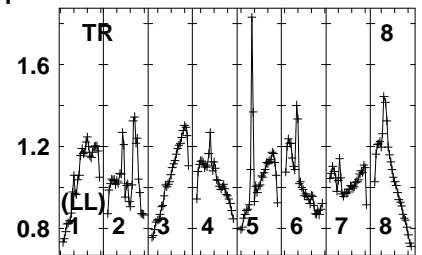
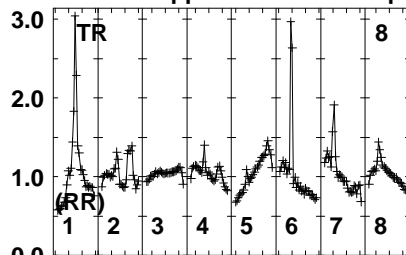
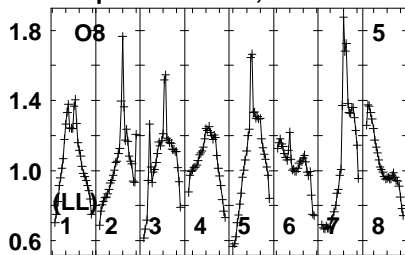


Lower frame: Real Jy  
Auto-corr total-power spectrum Antenna: \*  
Timerange: 00/23:16:11 to 00/23:19:39

Plot file version 874 created 12-SEP-2022 13:08:43

HS0810+2554 EH040A.UVDATA.1

Freq = 1.5950 GHz, Bw = 16.000 MH No calibration applied and no bandpass applied



1595 610 1630 645 660 675 1695 710  
FREQ MHz

1595 610 1630 645 660 675 1695 710  
FREQ MHz

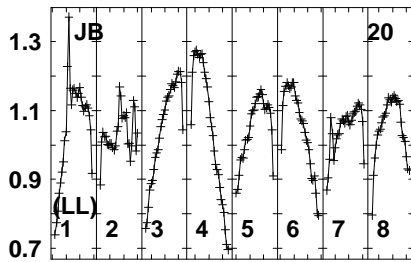
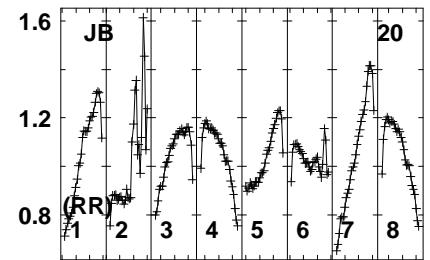
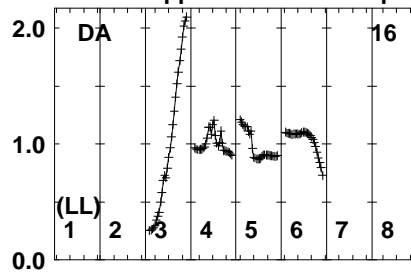
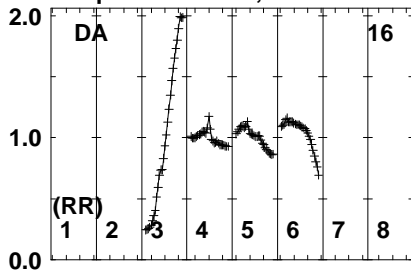
1595 610 1630 645 660 675 1695 710  
FREQ MHz

Lower frame: Real Jy  
Auto-corr total-power spectrum Antenna: \*  
Timerange: 00/23:16:11 to 00/23:19:39

Plot file version 875 created 12-SEP-2022 13:08:44

HS0810+2554 EH040A.UVDATA.1

Freq = 1.5950 GHz, Bw = 16.000 MH No calibration applied and no bandpass applied

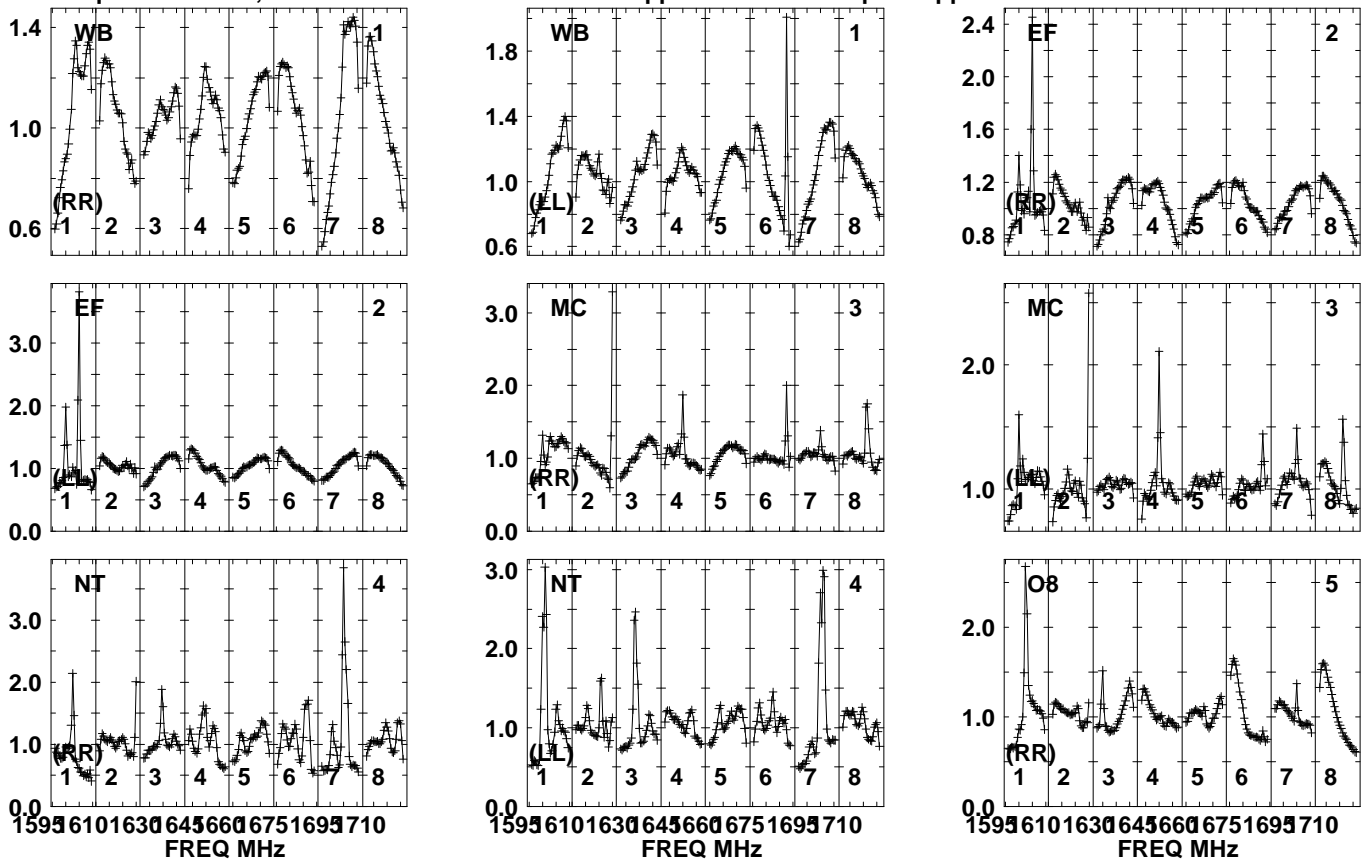


Lower frame: Real Jy  
Auto-corr total-power spectrum Antenna: \*  
Timerange: 00/23:16:11 to 00/23:19:39

Plot file version 876 created 12-SEP-2022 13:08:44

J0813+2435 EH040A.UVDATA.1

Freq = 1.5950 GHz, Bw = 16.000 MH No calibration applied and no bandpass applied

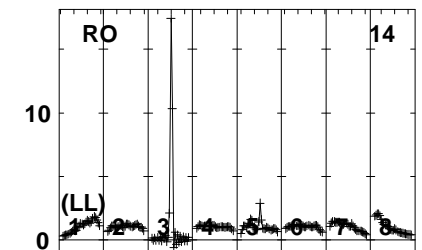
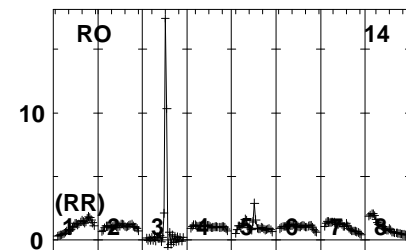
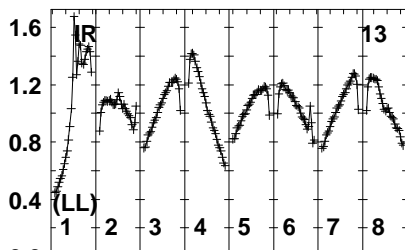
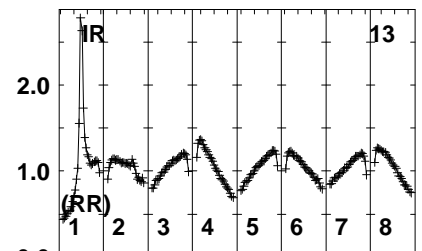
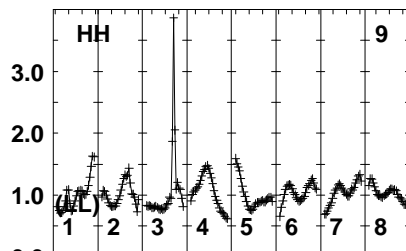
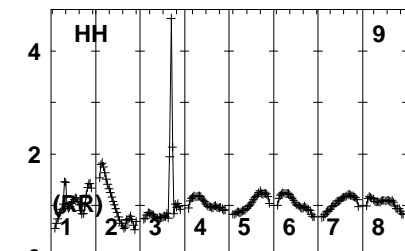
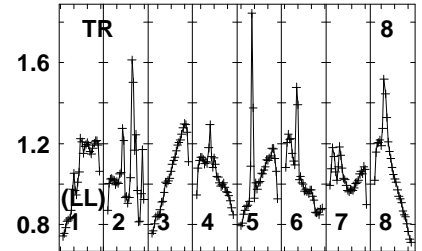
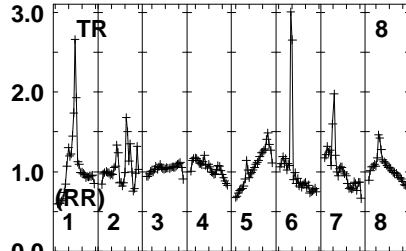
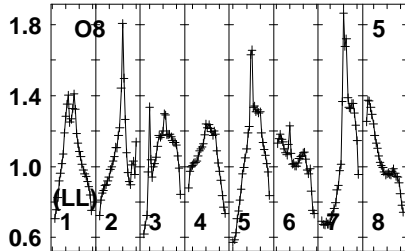


Lower frame: Real Jy  
Auto-corr total-power spectrum Antenna: \*  
Timerange: 00/23:19:41 to 00/23:21:09

Plot file version 877 created 12-SEP-2022 13:08:44

J0813+2435 EH040A.UVDATA.1

Freq = 1.5950 GHz, Bw = 16.000 MH No calibration applied and no bandpass applied



1595 610 1630 645 660 675 1695 710  
FREQ MHz

1595 610 1630 645 660 675 1695 710  
FREQ MHz

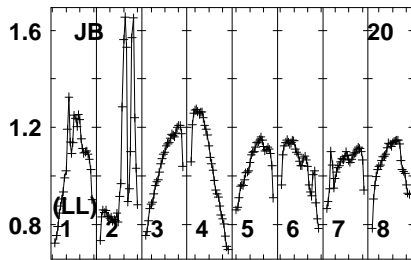
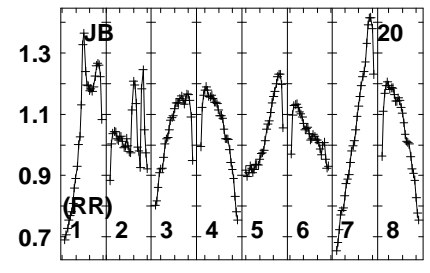
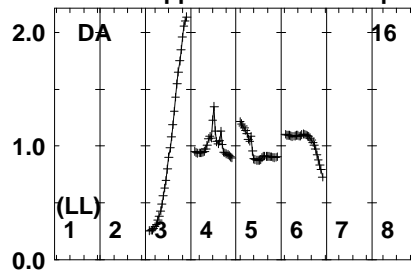
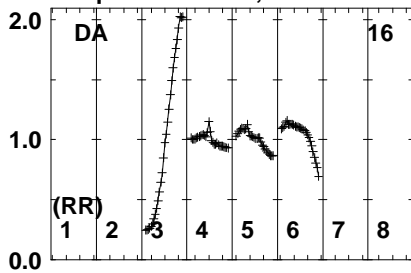
1595 610 1630 645 660 675 1695 710  
FREQ MHz

Lower frame: Real Jy  
Auto-corr total-power spectrum Antenna: \*  
Timerange: 00/23:19:41 to 00/23:21:09

Plot file version 878 created 12-SEP-2022 13:08:44

J0813+2435 EH040A.UVDATA.1

Freq = 1.5950 GHz, Bw = 16.000 MH No calibration applied and no bandpass applied

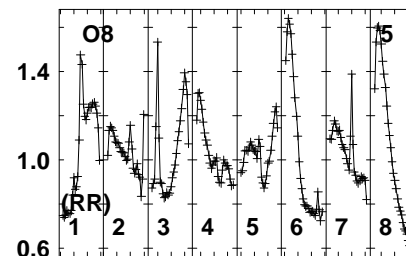
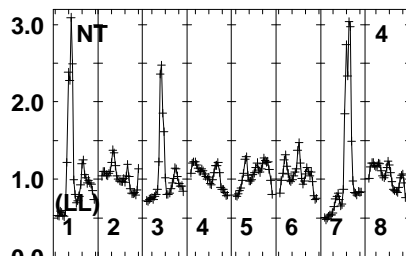
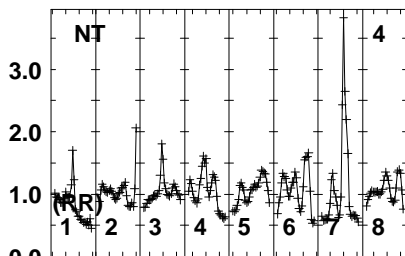
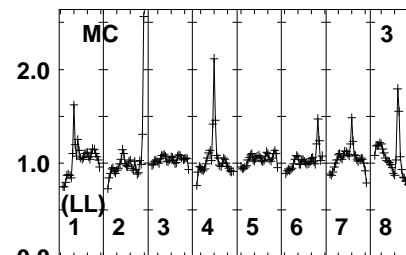
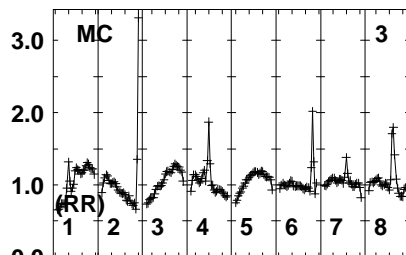
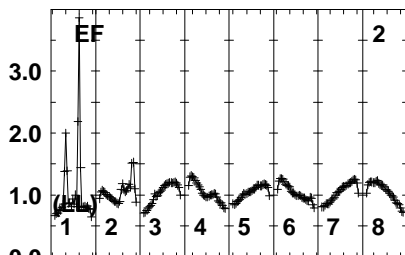
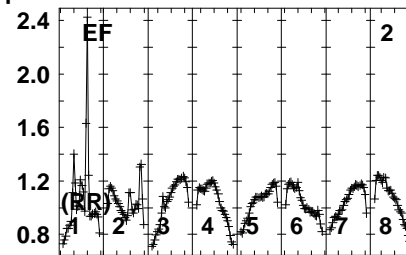
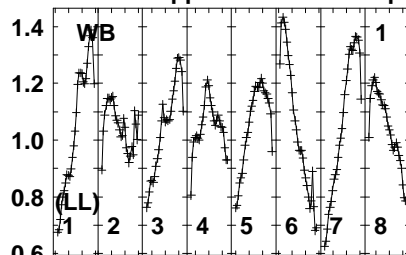
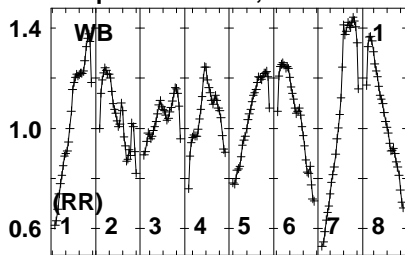


Lower frame: Real Jy  
Auto-corr total-power spectrum Antenna: \*  
Timerange: 00/23:19:41 to 00/23:21:09

Plot file version 879 created 12-SEP-2022 13:08:44

HS0810+2554 EH040A.UVDATA.1

Freq = 1.5950 GHz, Bw = 16.000 MH No calibration applied and no bandpass applied



1595 610 1630 645 660 675 1695 710  
FREQ MHz

1595 610 1630 645 660 675 1695 710  
FREQ MHz

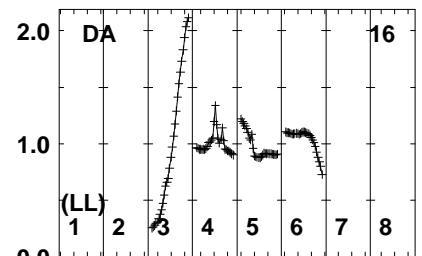
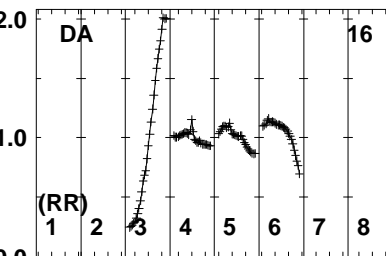
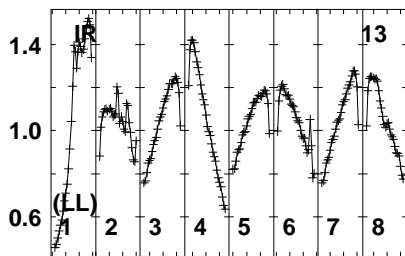
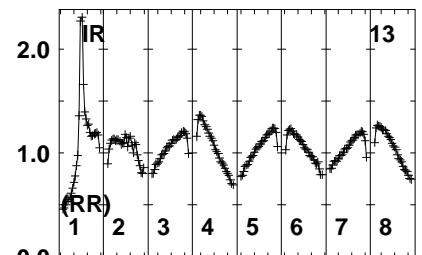
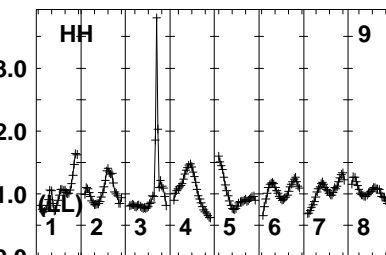
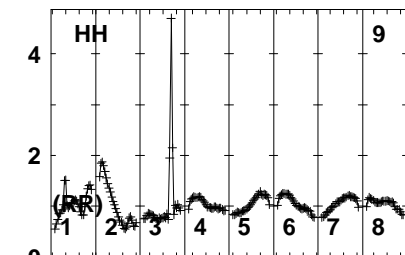
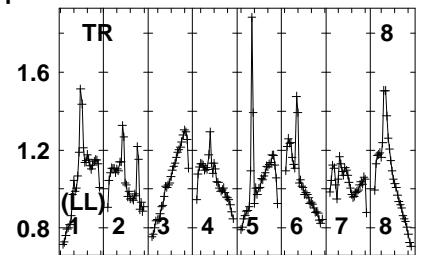
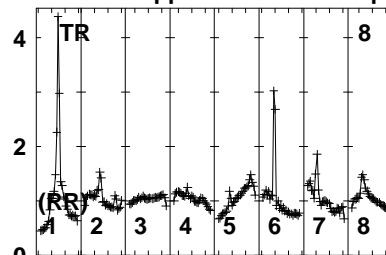
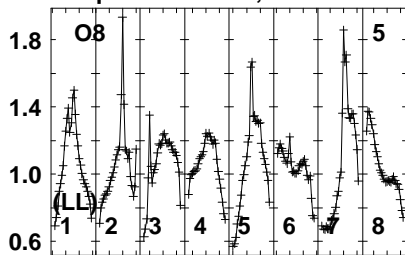
1595 610 1630 645 660 675 1695 710  
FREQ MHz

Lower frame: Real Jy  
Auto-corr total-power spectrum Antenna: \*  
Timerange: 00/23:21:11 to 00/23:24:39

Plot file version 880 created 12-SEP-2022 13:08:44

HS0810+2554 EH040A.UVDATA.1

Freq = 1.5950 GHz, Bw = 16.000 MH No calibration applied and no bandpass applied



1595 610 1630 645 660 675 1695 710  
FREQ MHz

1595 610 1630 645 660 675 1695 710  
FREQ MHz

1595 610 1630 645 660 675 1695 710  
FREQ MHz

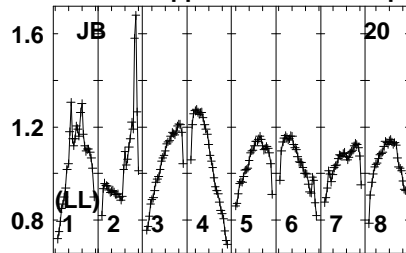
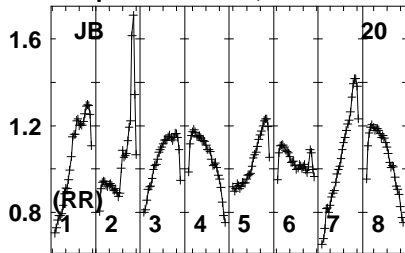
Lower frame: Real Jy  
Auto-corr total-power spectrum Antenna: \*  
Timerange: 00/23:21:11 to 00/23:24:39



Plot file version 881 created 12-SEP-2022 13:08:44

HS0810+2554 EH040A.UVDATA.1

Freq = 1.5950 GHz, Bw = 16.000 MH No calibration applied and no bandpass applied

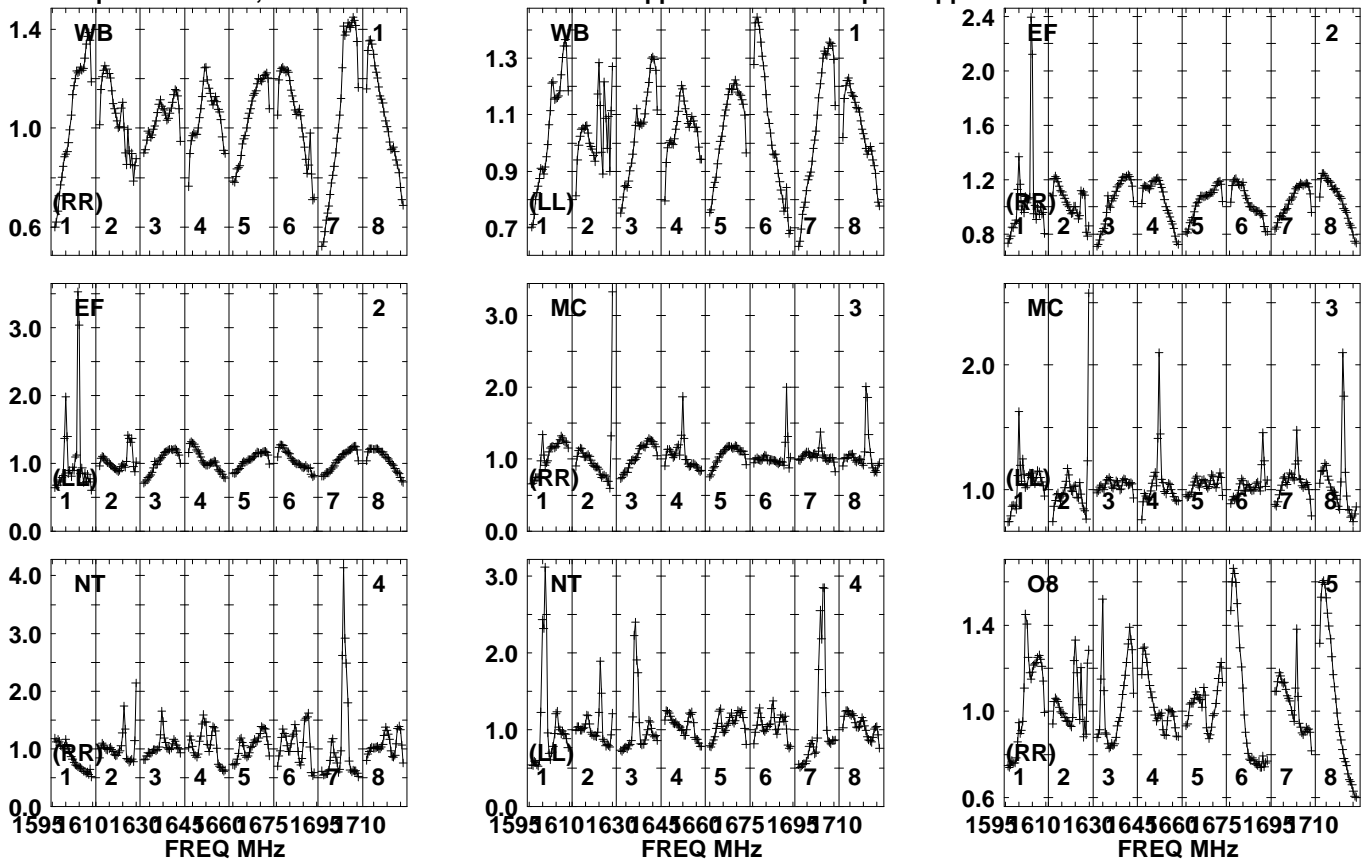


Lower frame: Real Jy  
Auto-corr total-power spectrum Antenna: \*  
Timerange: 00/23:21:11 to 00/23:24:39

Plot file version 882 created 12-SEP-2022 13:08:44

J0813+2435 EH040A.UVDATA.1

Freq = 1.5950 GHz, Bw = 16.000 MH No calibration applied and no bandpass applied

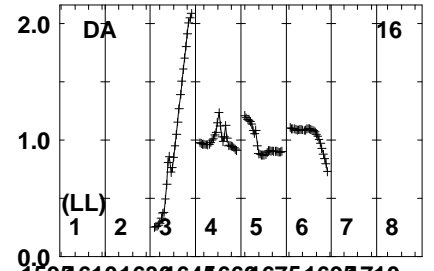
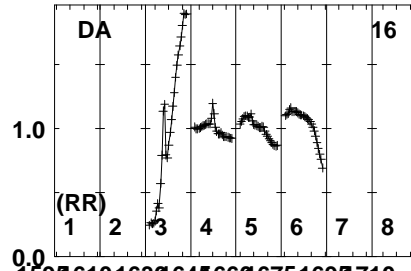
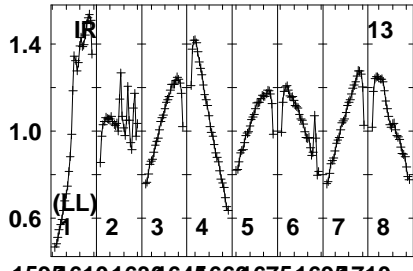
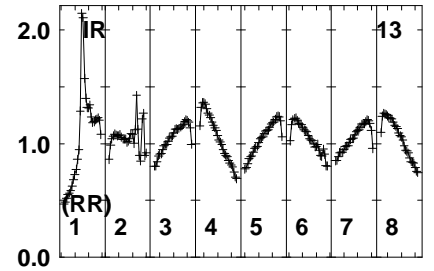
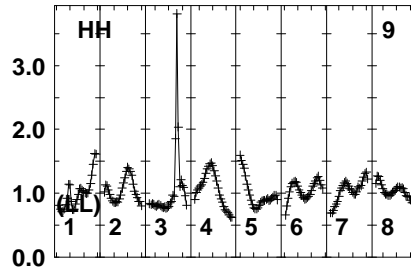
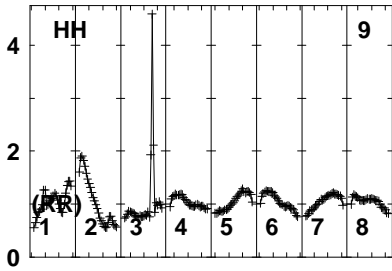
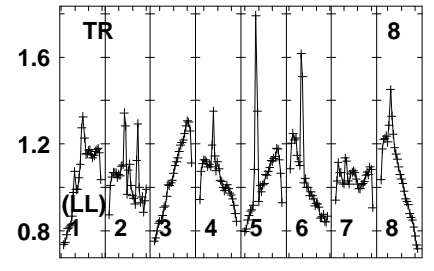
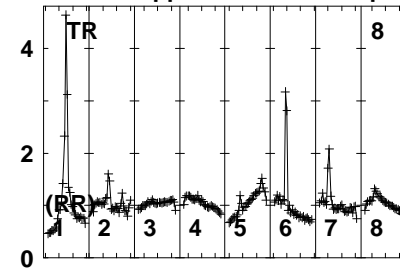
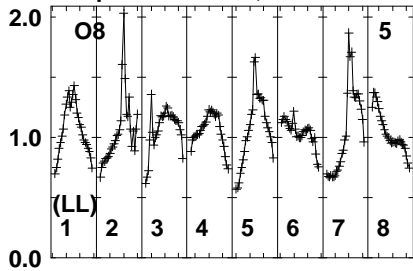


Lower frame: Real Jy  
Auto-corr total-power spectrum Antenna: \*  
Timerange: 00/23:25:11 to 00/23:26:39

Plot file version 883 created 12-SEP-2022 13:08:44

J0813+2435 EH040A.UVDATA.1

Freq = 1.5950 GHz, Bw = 16.000 MH No calibration applied and no bandpass applied



1595 610 1630 645 660 675 1695 710  
FREQ MHz

1595 610 1630 645 660 675 1695 710  
FREQ MHz

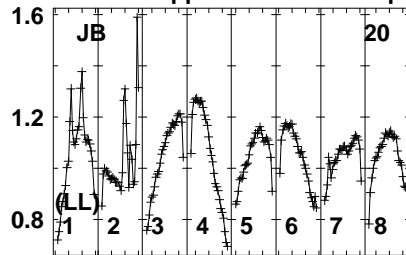
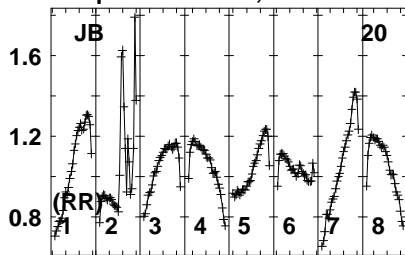
1595 610 1630 645 660 675 1695 710  
FREQ MHz

Lower frame: Real Jy  
Auto-corr total-power spectrum Antenna: \*  
Timerange: 00/23:25:11 to 00/23:26:39

Plot file version 884 created 12-SEP-2022 13:08:45

J0813+2435 EH040A.UVDATA.1

Freq = 1.5950 GHz, Bw = 16.000 MH No calibration applied and no bandpass applied

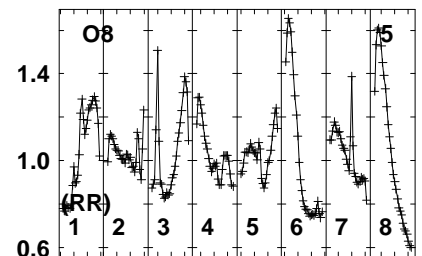
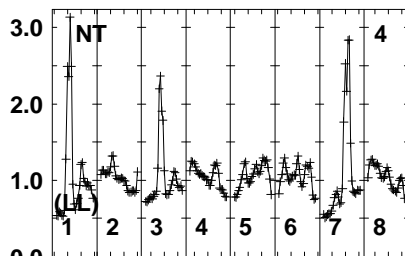
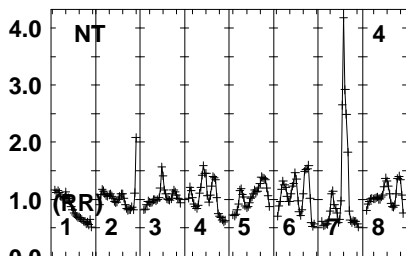
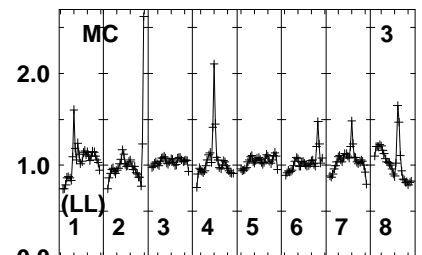
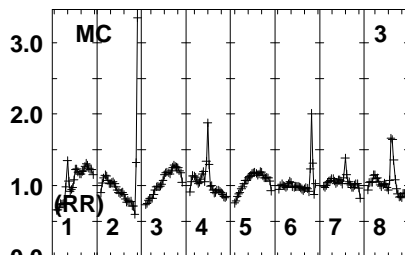
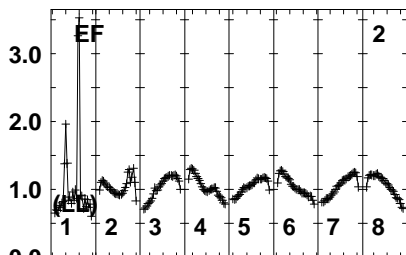
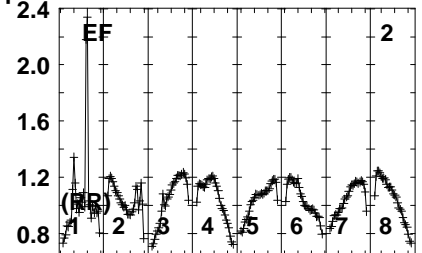
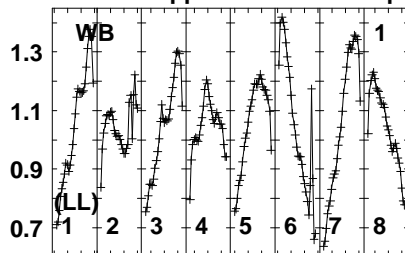
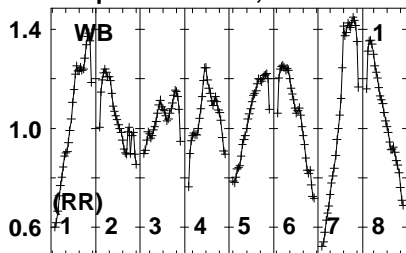


Lower frame: Real Jy  
Auto-corr total-power spectrum Antenna: \*  
Timerange: 00/23:25:11 to 00/23:26:39

Plot file version 885 created 12-SEP-2022 13:08:45

HS0810+2554 EH040A.UVDATA.1

Freq = 1.5950 GHz, Bw = 16.000 MH No calibration applied and no bandpass applied



1595 610 1630 645 660 675 1695 710  
FREQ MHz

1595 610 1630 645 660 675 1695 710  
FREQ MHz

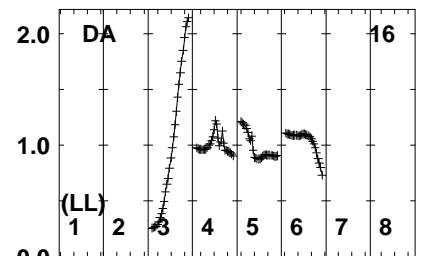
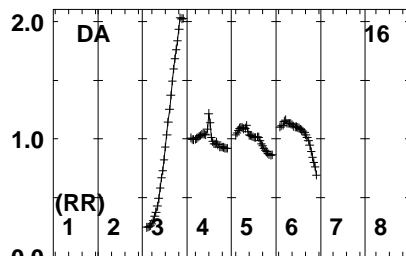
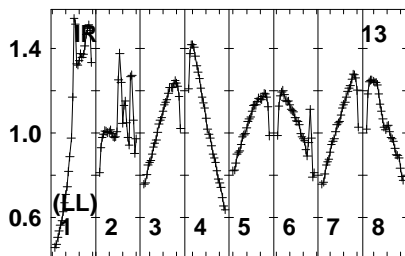
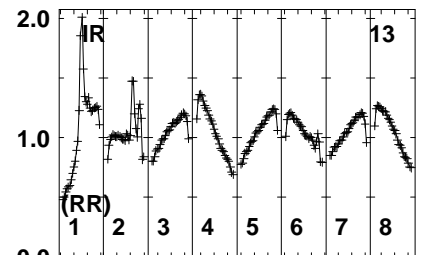
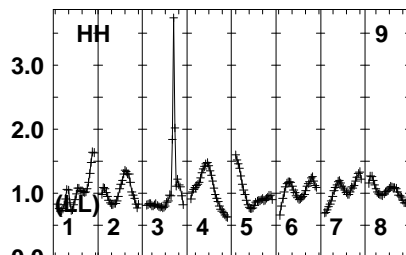
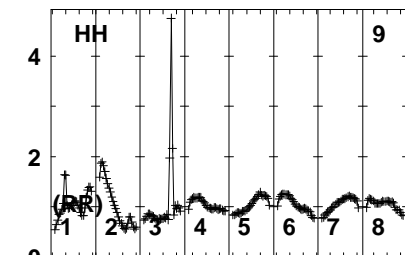
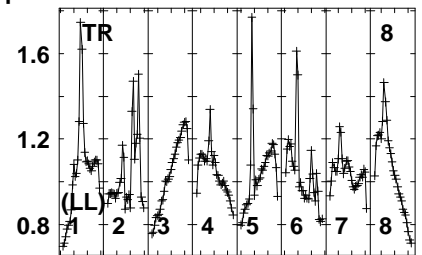
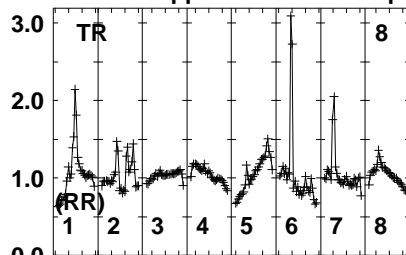
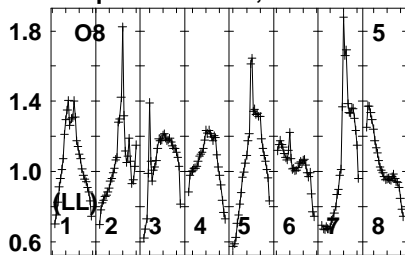
1595 610 1630 645 660 675 1695 710  
FREQ MHz

Lower frame: Real Jy  
Auto-corr total-power spectrum Antenna: \*  
Timerange: 00/23:26:41 to 00/23:30:09

Plot file version 886 created 12-SEP-2022 13:08:45

HS0810+2554 EH040A.UVDATA.1

Freq = 1.5950 GHz, Bw = 16.000 MH No calibration applied and no bandpass applied



1595 610 1630 645 660 675 1695 710  
FREQ MHz

1595 610 1630 645 660 675 1695 710  
FREQ MHz

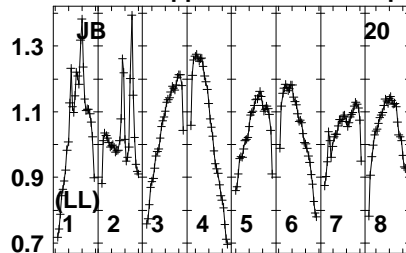
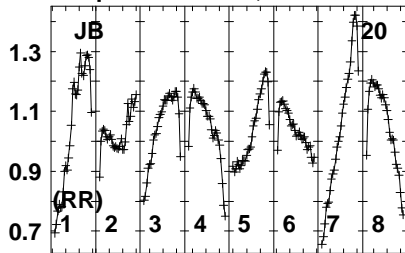
1595 610 1630 645 660 675 1695 710  
FREQ MHz

Lower frame: Real Jy  
Auto-corr total-power spectrum Antenna: \*  
Timerange: 00/23:26:41 to 00/23:30:09

Plot file version 887 created 12-SEP-2022 13:08:45

HS0810+2554 EH040A.UVDATA.1

Freq = 1.5950 GHz, Bw = 16.000 MH No calibration applied and no bandpass applied

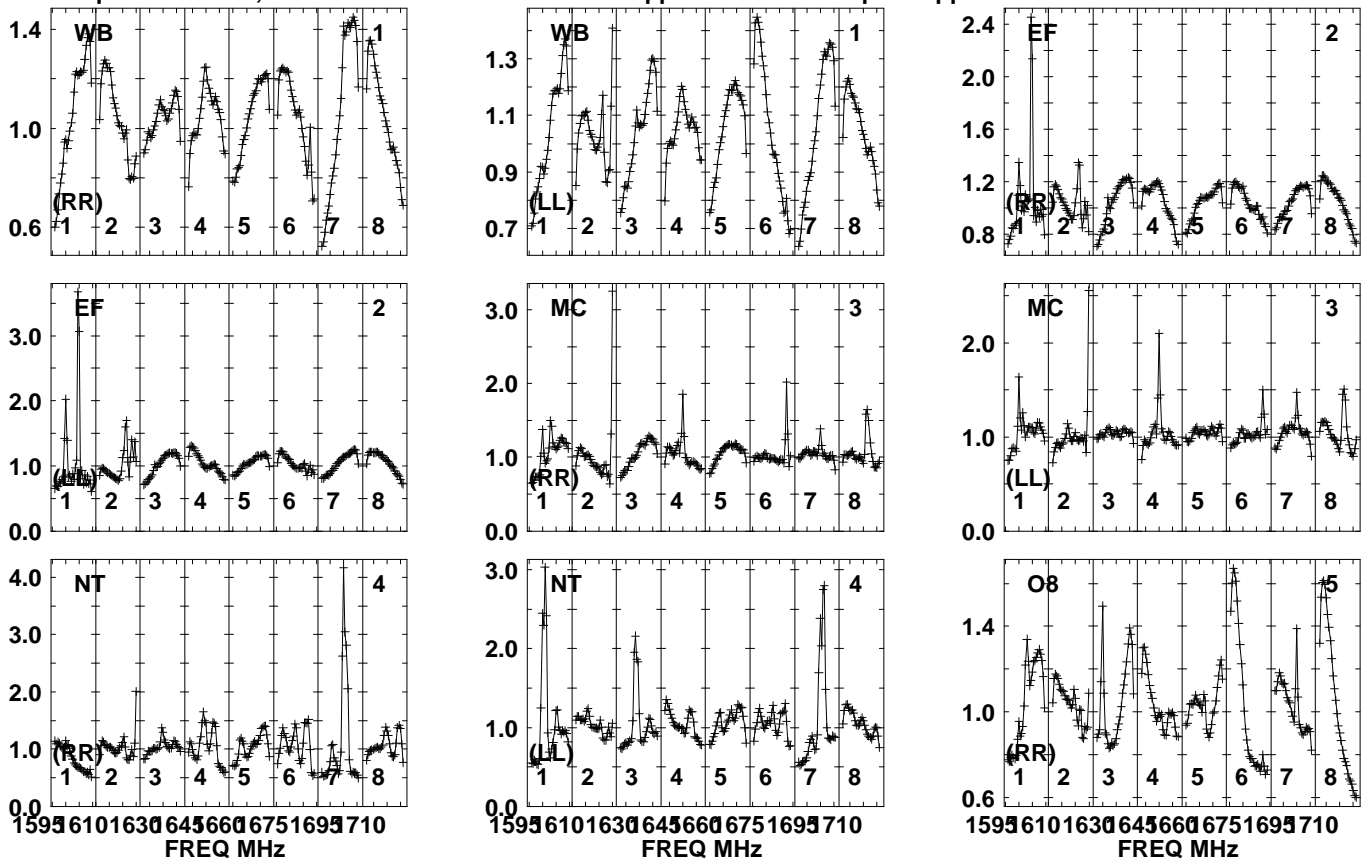


Lower frame: Real Jy  
Auto-corr total-power spectrum Antenna: \*  
Timerange: 00/23:26:41 to 00/23:30:09

Plot file version 888 created 12-SEP-2022 13:08:45

J0813+2435 EH040A.UVDATA.1

Freq = 1.5950 GHz, Bw = 16.000 MH No calibration applied and no bandpass applied



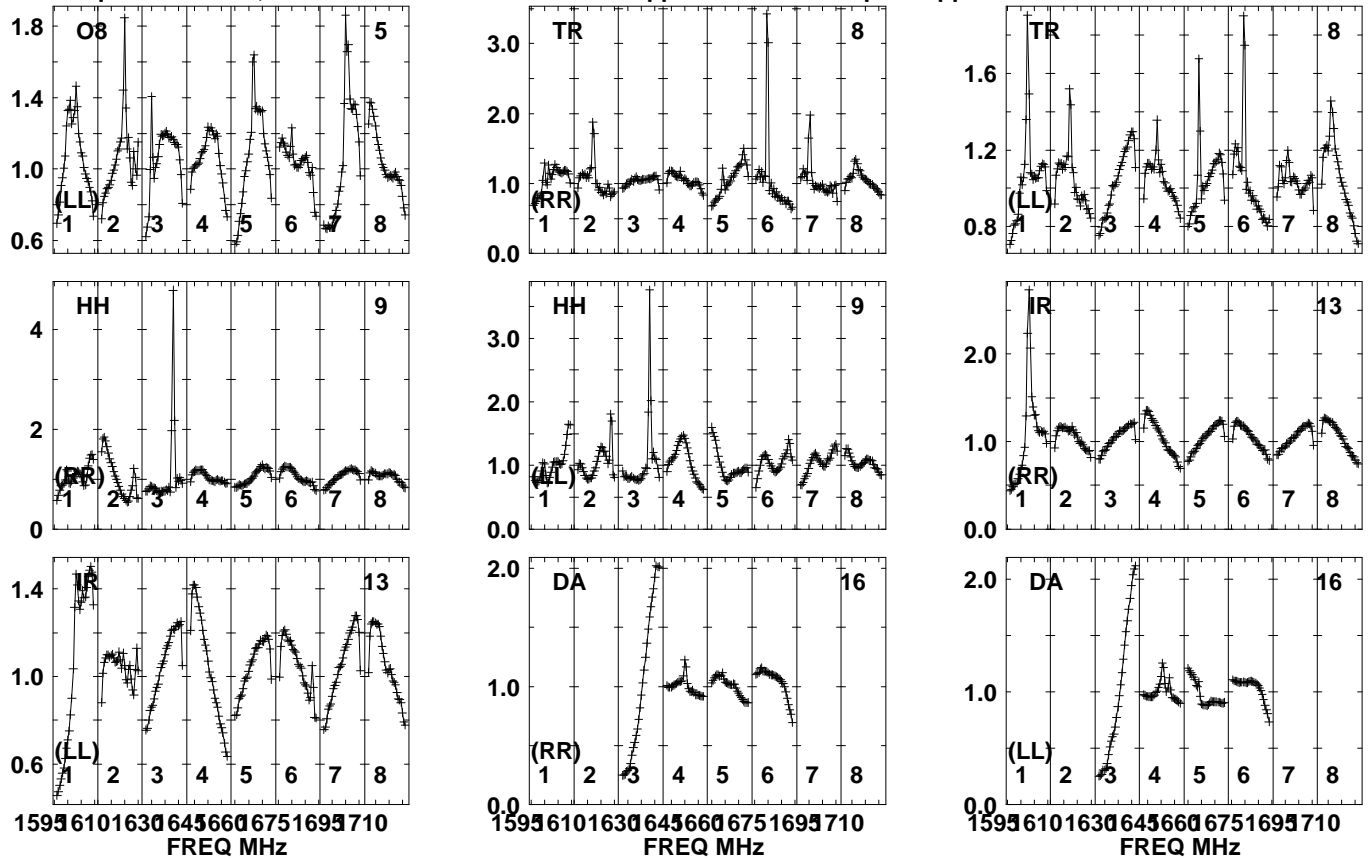
Lower frame: Real Jy  
Auto-corr total-power spectrum Antenna: \*  
Timerange: 00/23:30:11 to 00/23:31:39



Plot file version 889 created 12-SEP-2022 13:08:45

J0813+2435 EH040A.UVDATA.1

Freq = 1.5950 GHz, Bw = 16.000 MH No calibration applied and no bandpass applied

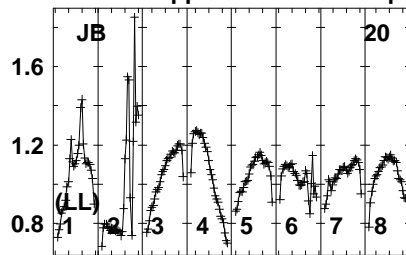
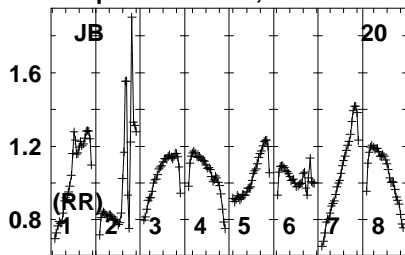


Lower frame: Real Jy  
Auto-corr total-power spectrum Antenna: \*  
Timerange: 00/23:30:11 to 00/23:31:39

Plot file version 890 created 12-SEP-2022 13:08:45

J0813+2435 EH040A.UVDATA.1

Freq = 1.5950 GHz, Bw = 16.000 MH No calibration applied and no bandpass applied

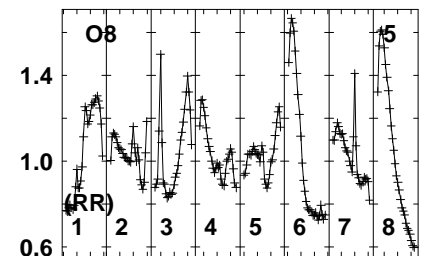
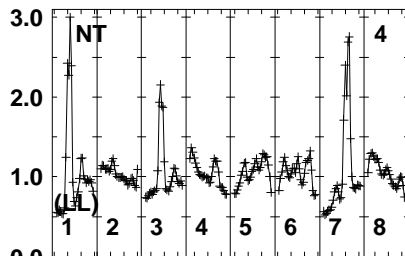
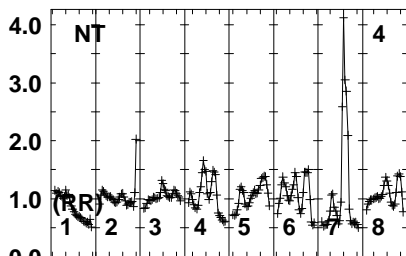
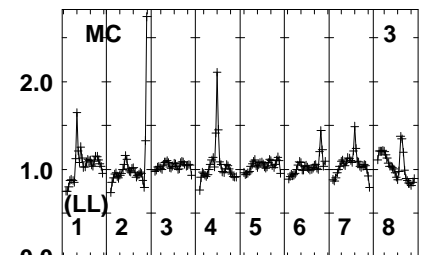
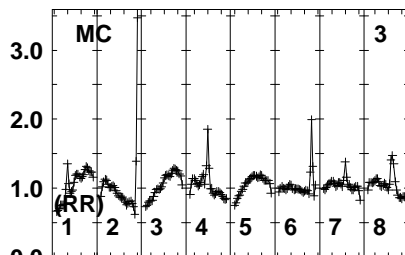
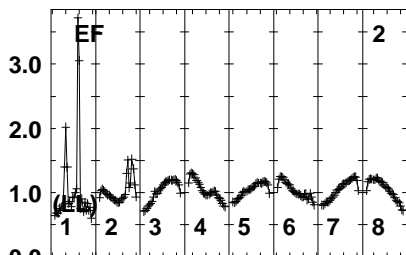
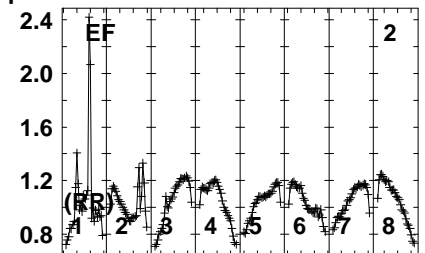
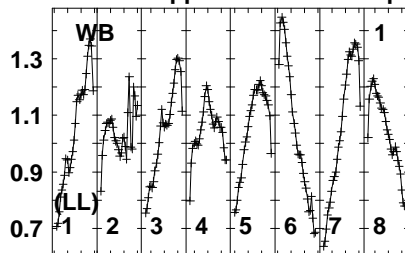
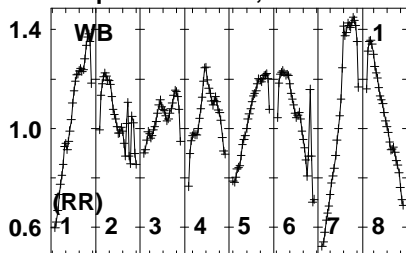


Lower frame: Real Jy  
Auto-corr total-power spectrum Antenna: \*  
Timerange: 00/23:30:11 to 00/23:31:39

Plot file version 891 created 12-SEP-2022 13:08:45

HS0810+2554 EH040A.UVDATA.1

Freq = 1.5950 GHz, Bw = 16.000 MH No calibration applied and no bandpass applied



1595 610 1630 645 660 675 1695 710  
FREQ MHz

1595 610 1630 645 660 675 1695 710  
FREQ MHz

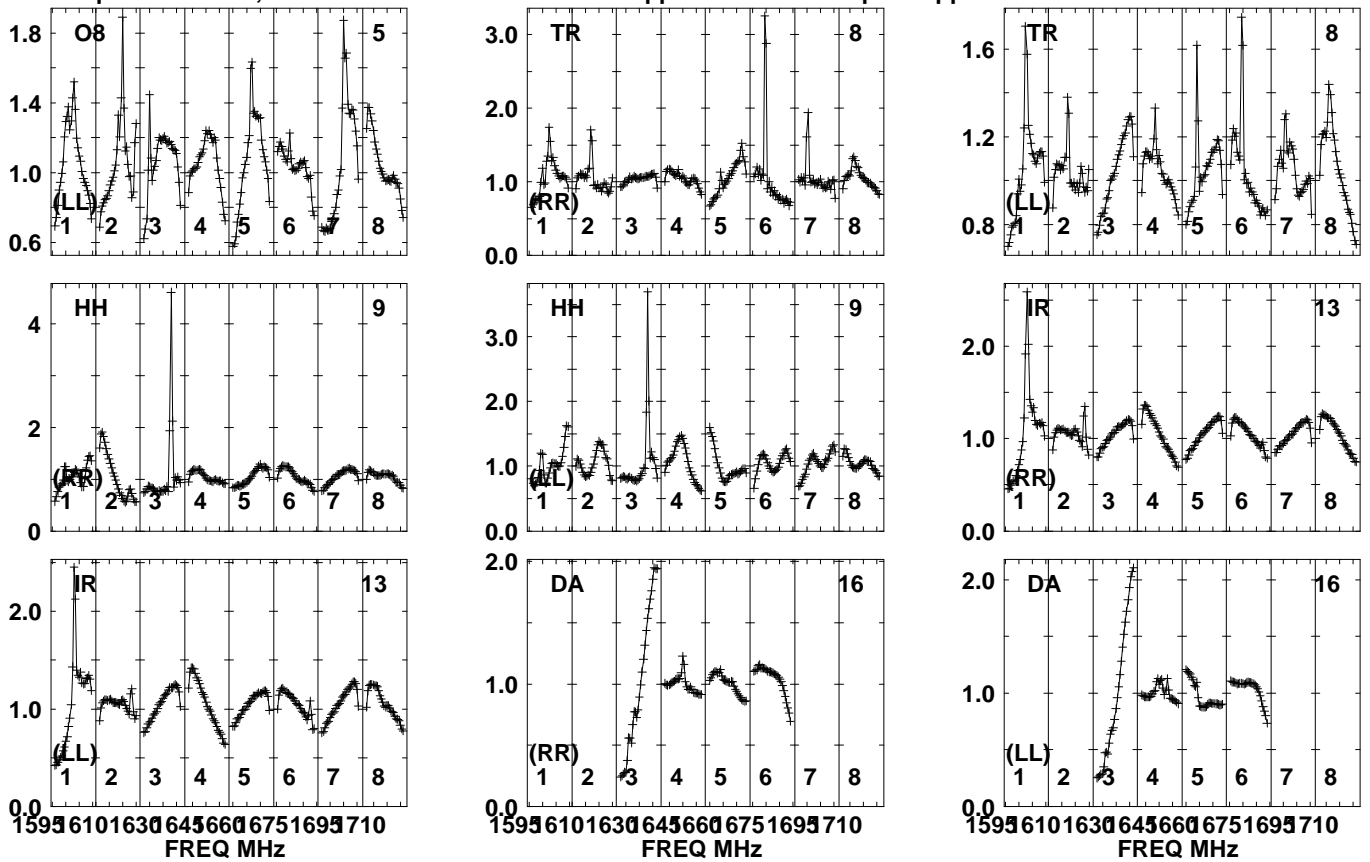
1595 610 1630 645 660 675 1695 710  
FREQ MHz

Lower frame: Real Jy  
Auto-corr total-power spectrum Antenna: \*  
Timerange: 00/23:31:41 to 00/23:35:09

Plot file version 892 created 12-SEP-2022 13:08:45

HS0810+2554 EH040A.UVDATA.1

Freq = 1.5950 GHz, Bw = 16.000 MH No calibration applied and no bandpass applied

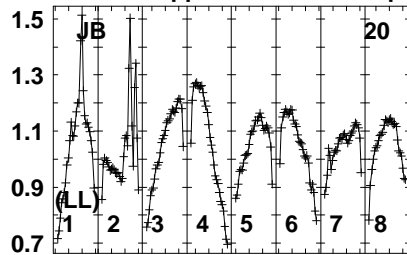
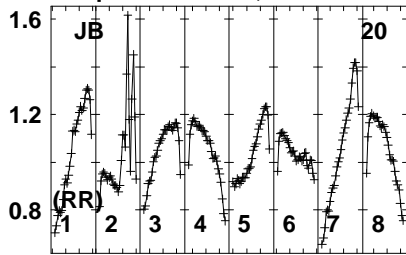


Lower frame: Real Jy  
Auto-corr total-power spectrum Antenna: \*  
Timerange: 00/23:31:41 to 00/23:35:09

Plot file version 893 created 12-SEP-2022 13:08:45

HS0810+2554 EH040A.UVDATA.1

Freq = 1.5950 GHz, Bw = 16.000 MH No calibration applied and no bandpass applied

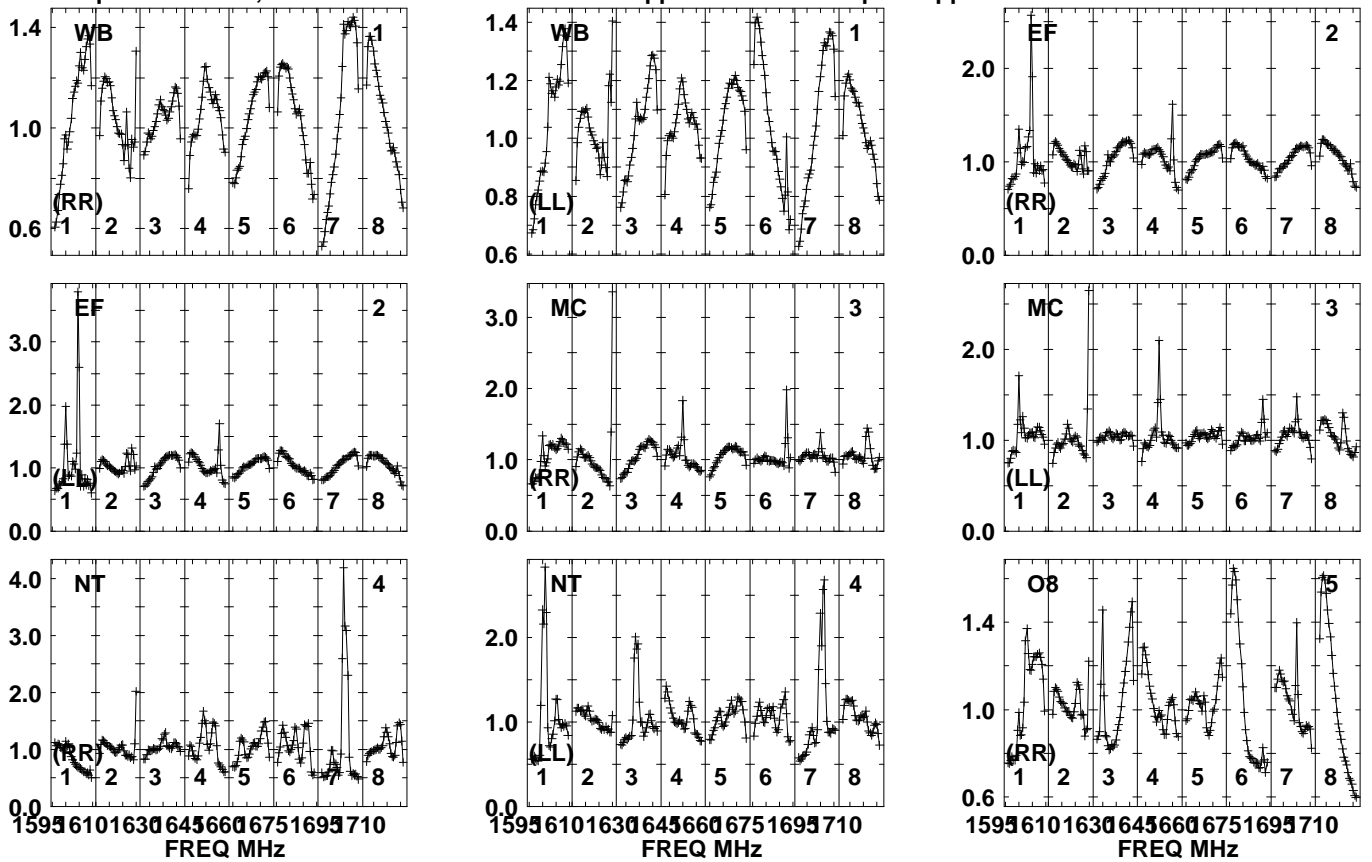


Lower frame: Real Jy  
Auto-corr total-power spectrum Antenna: \*  
Timerange: 00/23:31:41 to 00/23:35:09

Plot file version 894 created 12-SEP-2022 13:08:45

J0813+2435 EH040A.UVDATA.1

Freq = 1.5950 GHz, Bw = 16.000 MH No calibration applied and no bandpass applied

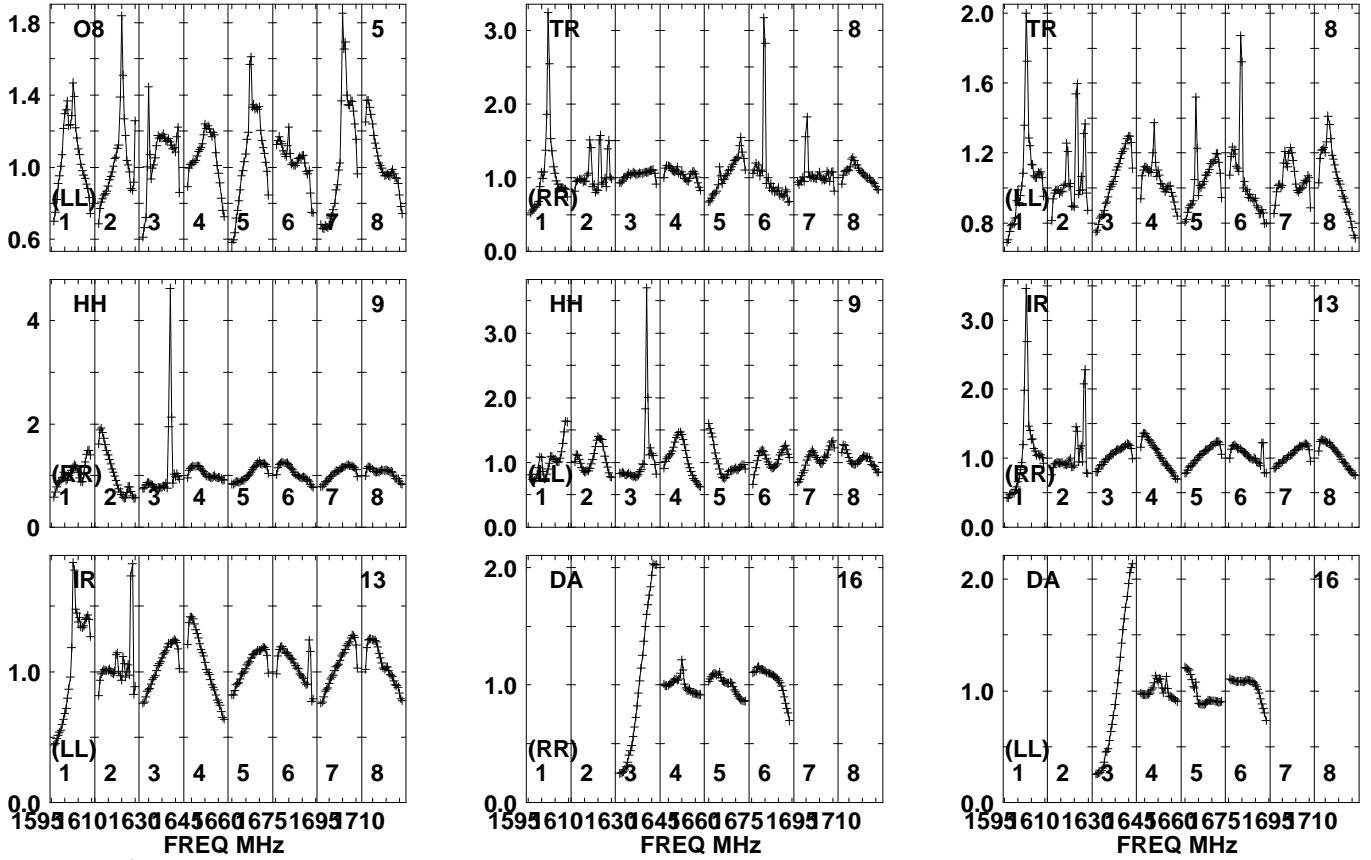


Lower frame: Real Jy  
Auto-corr total-power spectrum Antenna: \*  
Timerange: 00/23:35:41 to 00/23:37:09

Plot file version 895 created 12-SEP-2022 13:08:45

J0813+2435 EH040A.UVDATA.1

Freq = 1.5950 GHz, Bw = 16.000 MH No calibration applied and no bandpass applied

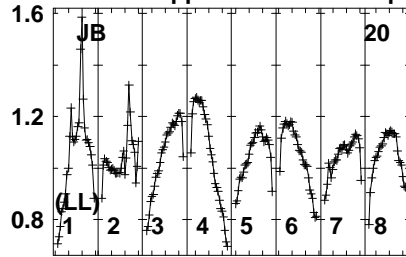
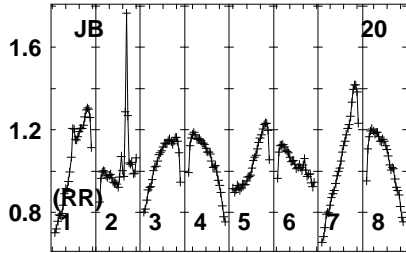


Lower frame: Real Jy  
Auto-corr total-power spectrum Antenna: \*  
Timerange: 00/23:35:41 to 00/23:37:09

Plot file version 896 created 12-SEP-2022 13:08:46

J0813+2435 EH040A.UVDATA.1

Freq = 1.5950 GHz, Bw = 16.000 MH No calibration applied and no bandpass applied



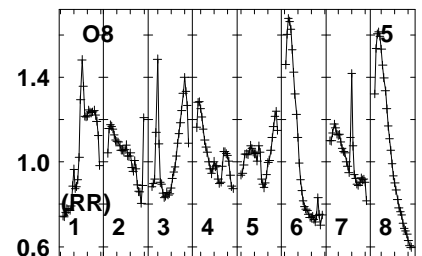
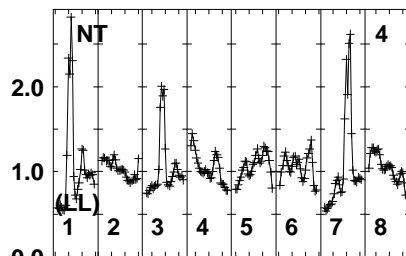
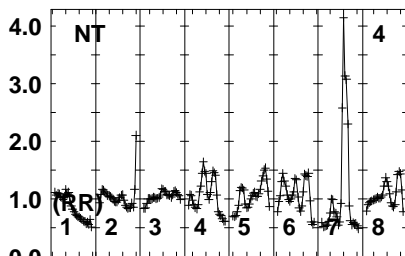
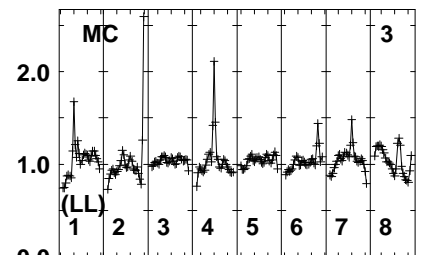
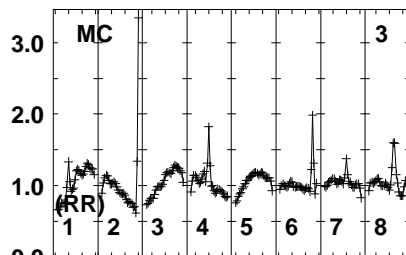
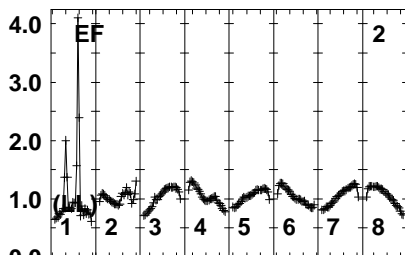
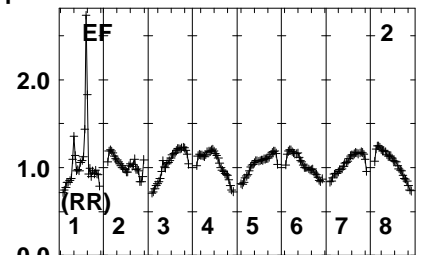
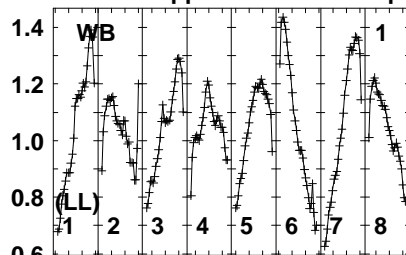
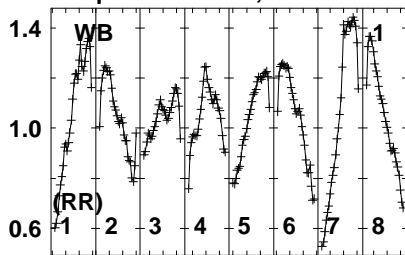
Lower frame: Real Jy  
Auto-corr total-power spectrum Antenna: \*  
Timerange: 00/23:35:41 to 00/23:37:09



Plot file version 897 created 12-SEP-2022 13:08:46

HS0810+2554 EH040A.UVDATA.1

Freq = 1.5950 GHz, Bw = 16.000 MH No calibration applied and no bandpass applied



1595 610 1630 645 660 675 1695 710  
FREQ MHz

1595 610 1630 645 660 675 1695 710  
FREQ MHz

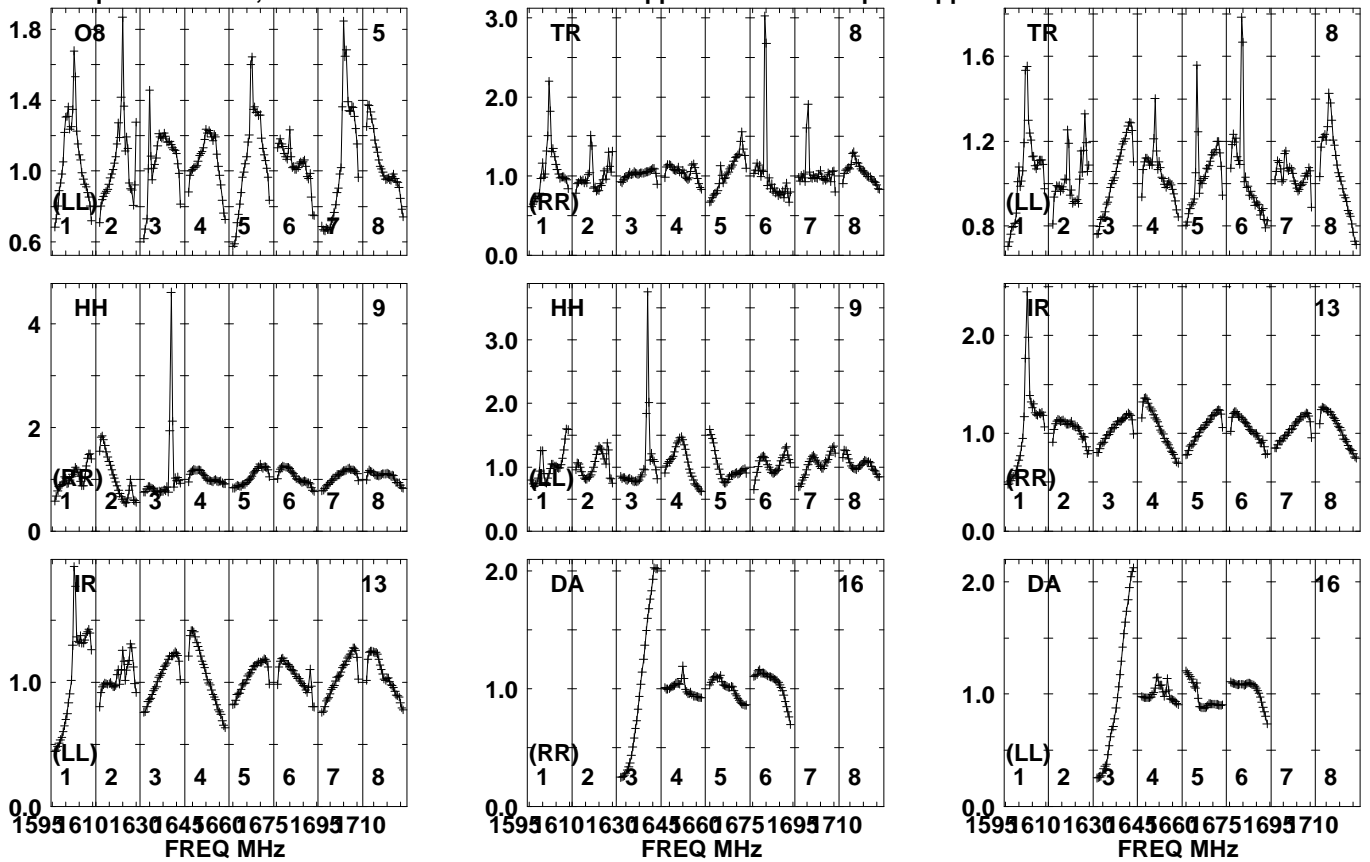
1595 610 1630 645 660 675 1695 710  
FREQ MHz

Lower frame: Real Jy  
Auto-corr total-power spectrum Antenna: \*  
Timerange: 00/23:37:11 to 00/23:40:39

Plot file version 898 created 12-SEP-2022 13:08:46

HS0810+2554 EH040A.UVDATA.1

Freq = 1.5950 GHz, Bw = 16.000 MH No calibration applied and no bandpass applied

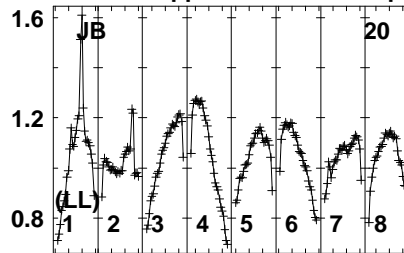
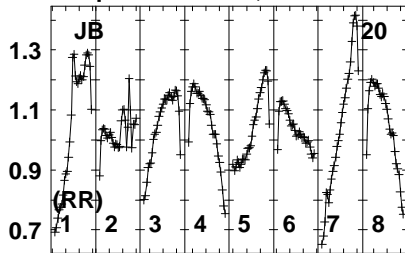


Lower frame: Real Jy  
Auto-corr total-power spectrum Antenna: \*  
Timerange: 00/23:37:11 to 00/23:40:39

Plot file version 899 created 12-SEP-2022 13:08:46

HS0810+2554 EH040A.UVDATA.1

Freq = 1.5950 GHz, Bw = 16.000 MH No calibration applied and no bandpass applied

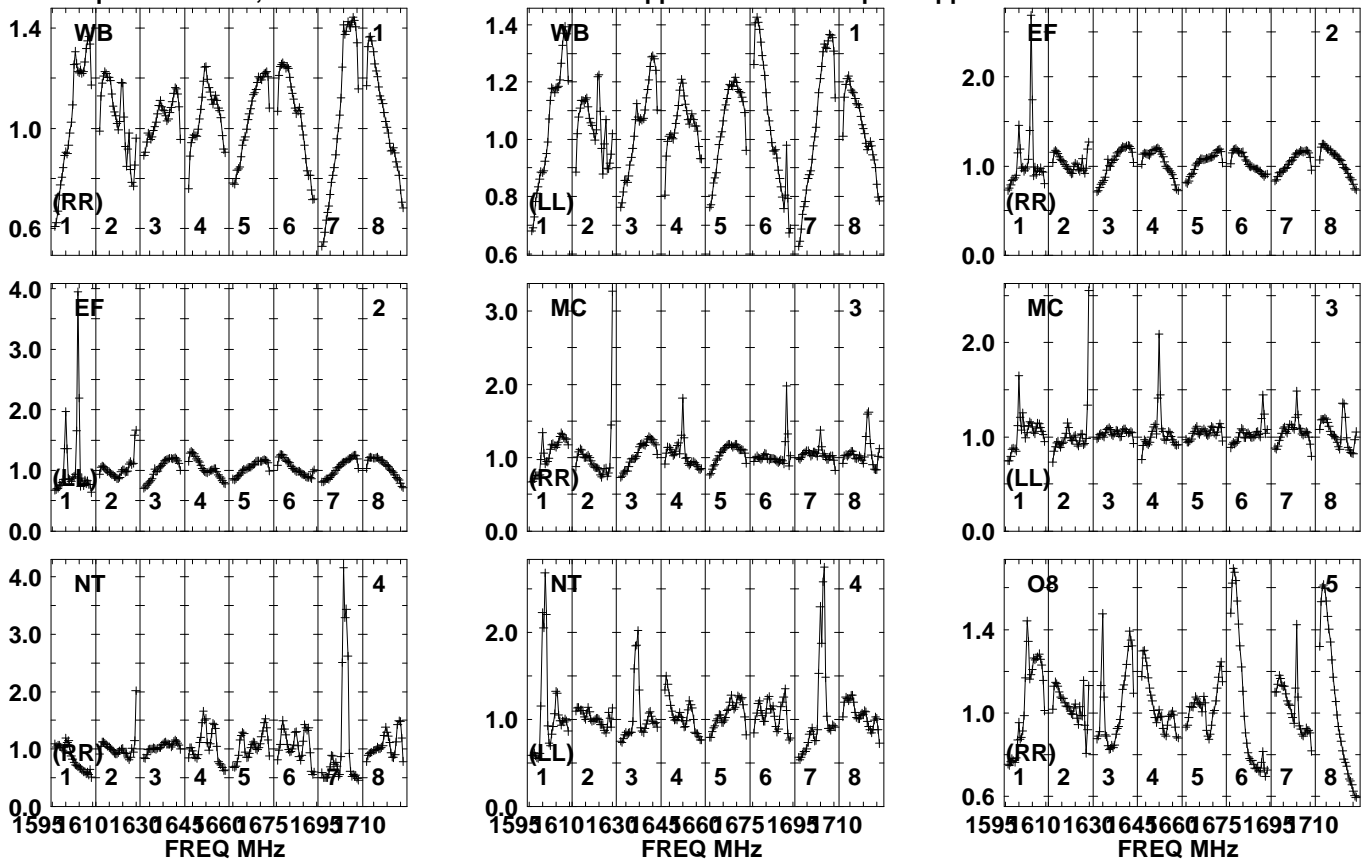


Lower frame: Real Jy  
Auto-corr total-power spectrum Antenna: \*  
Timerange: 00/23:37:11 to 00/23:40:39

Plot file version 900 created 12-SEP-2022 13:08:46

J0813+2435 EH040A.UVDATA.1

Freq = 1.5950 GHz, Bw = 16.000 MH No calibration applied and no bandpass applied

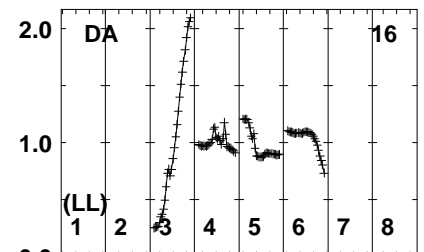
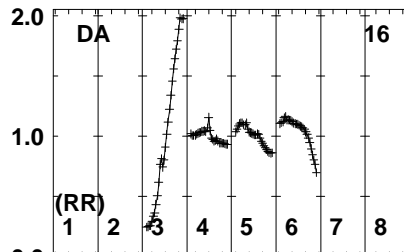
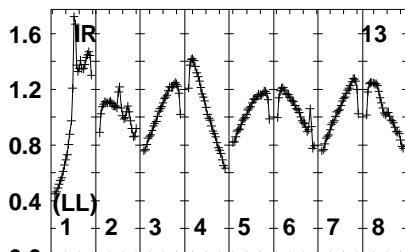
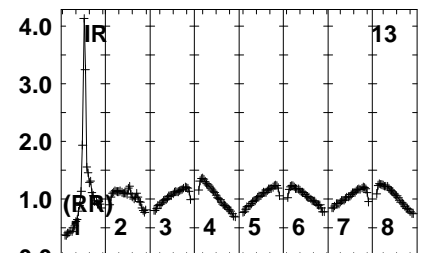
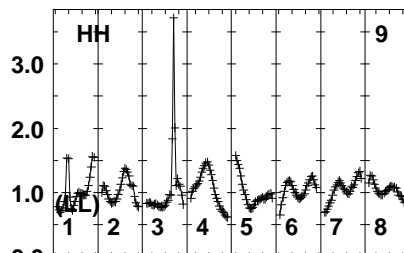
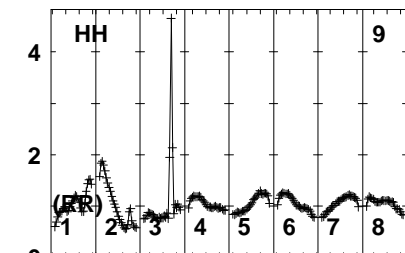
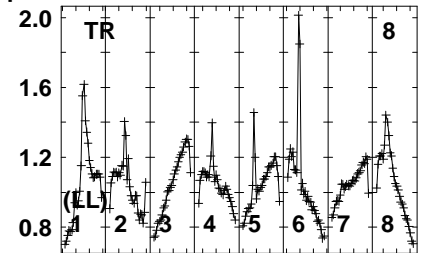
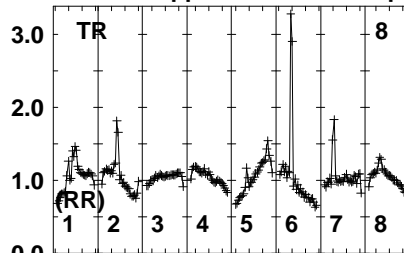
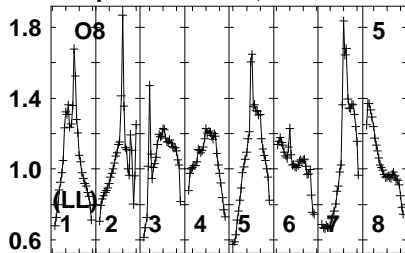


Lower frame: Real Jy  
Auto-corr total-power spectrum Antenna: \*  
Timerange: 00/23:40:41 to 00/23:42:09

Plot file version 901 created 12-SEP-2022 13:08:46

J0813+2435 EH040A.UVDATA.1

Freq = 1.5950 GHz, Bw = 16.000 MH No calibration applied and no bandpass applied



1595 610 1630 645 660 675 1695 710  
FREQ MHz

1595 610 1630 645 660 675 1695 710  
FREQ MHz

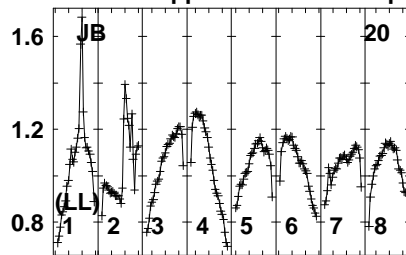
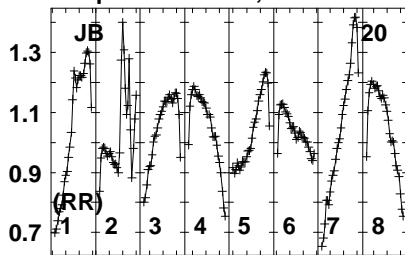
1595 610 1630 645 660 675 1695 710  
FREQ MHz

Lower frame: Real Jy  
Auto-corr total-power spectrum Antenna: \*  
Timerange: 00/23:40:41 to 00/23:42:09

Plot file version 902 created 12-SEP-2022 13:08:46

J0813+2435 EH040A.UVDATA.1

Freq = 1.5950 GHz, Bw = 16.000 MH No calibration applied and no bandpass applied

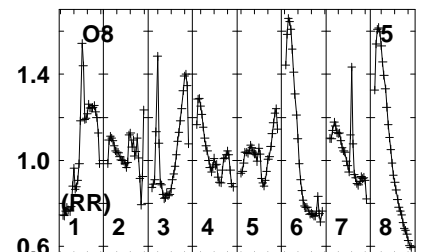
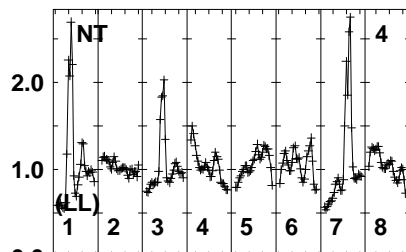
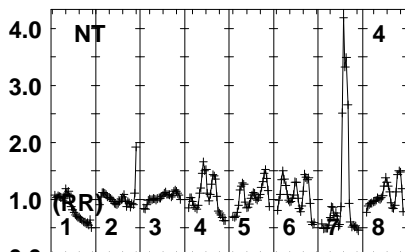
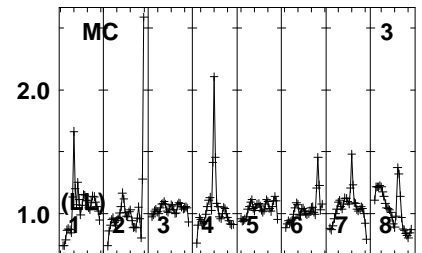
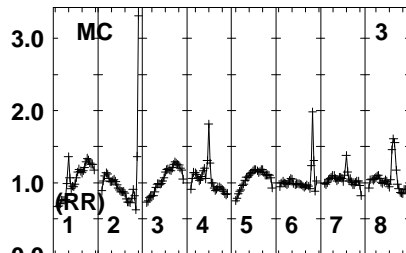
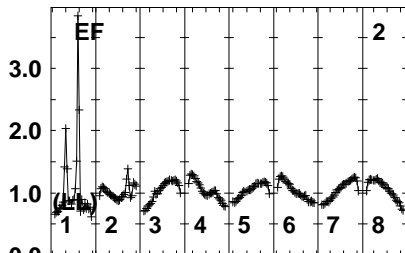
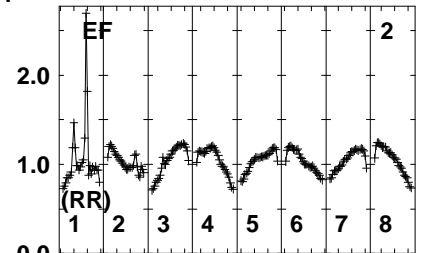
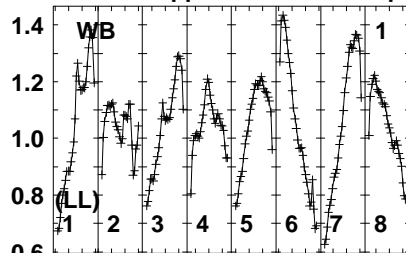
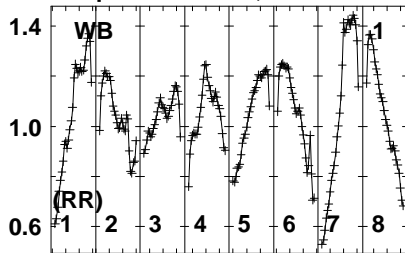


Lower frame: Real Jy  
Auto-corr total-power spectrum Antenna: \*  
Timerange: 00/23:40:41 to 00/23:42:09

Plot file version 903 created 12-SEP-2022 13:08:46

HS0810+2554 EH040A.UVDATA.1

Freq = 1.5950 GHz, Bw = 16.000 MH No calibration applied and no bandpass applied



1595 610 1630 645 660 675 1695 710  
FREQ MHz

1595 610 1630 645 660 675 1695 710  
FREQ MHz

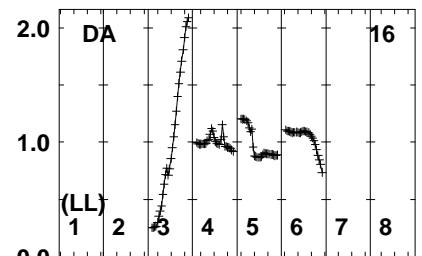
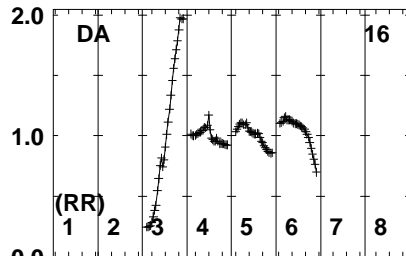
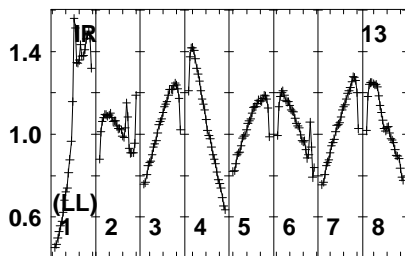
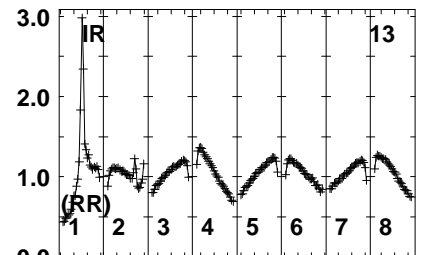
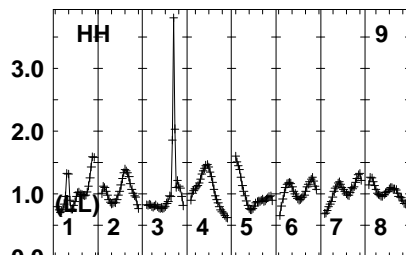
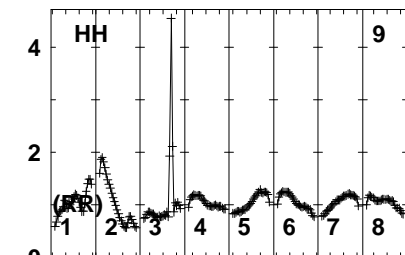
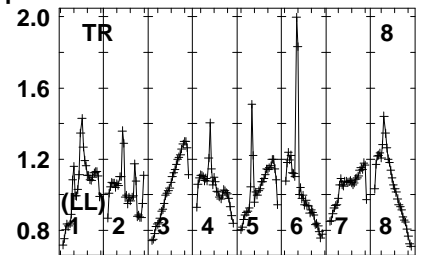
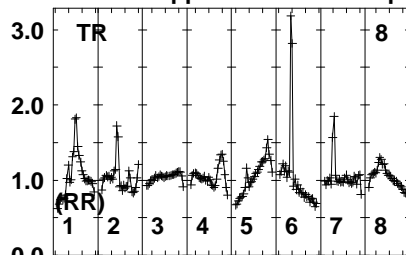
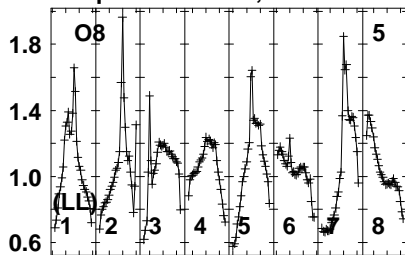
1595 610 1630 645 660 675 1695 710  
FREQ MHz

Lower frame: Real Jy  
Auto-corr total-power spectrum Antenna: \*  
Timerange: 00/23:42:11 to 00/23:45:39

Plot file version 904 created 12-SEP-2022 13:08:46

HS0810+2554 EH040A.UVDATA.1

Freq = 1.5950 GHz, Bw = 16.000 MH No calibration applied and no bandpass applied



1595 610 1630 645 660 675 1695 710  
FREQ MHz

1595 610 1630 645 660 675 1695 710  
FREQ MHz

1595 610 1630 645 660 675 1695 710  
FREQ MHz

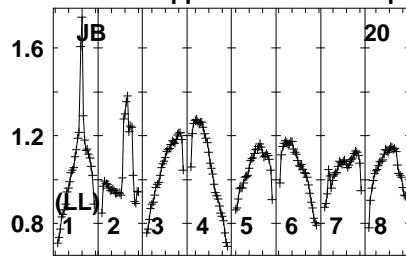
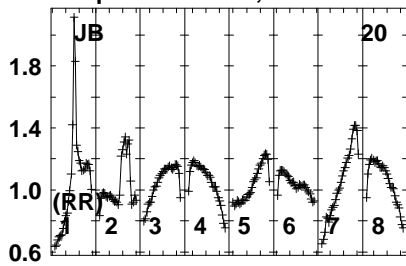
Lower frame: Real Jy  
Auto-corr total-power spectrum Antenna: \*  
Timerange: 00/23:42:11 to 00/23:45:39



Plot file version 905 created 12-SEP-2022 13:08:46

HS0810+2554 EH040A.UVDATA.1

Freq = 1.5950 GHz, Bw = 16.000 MH No calibration applied and no bandpass applied

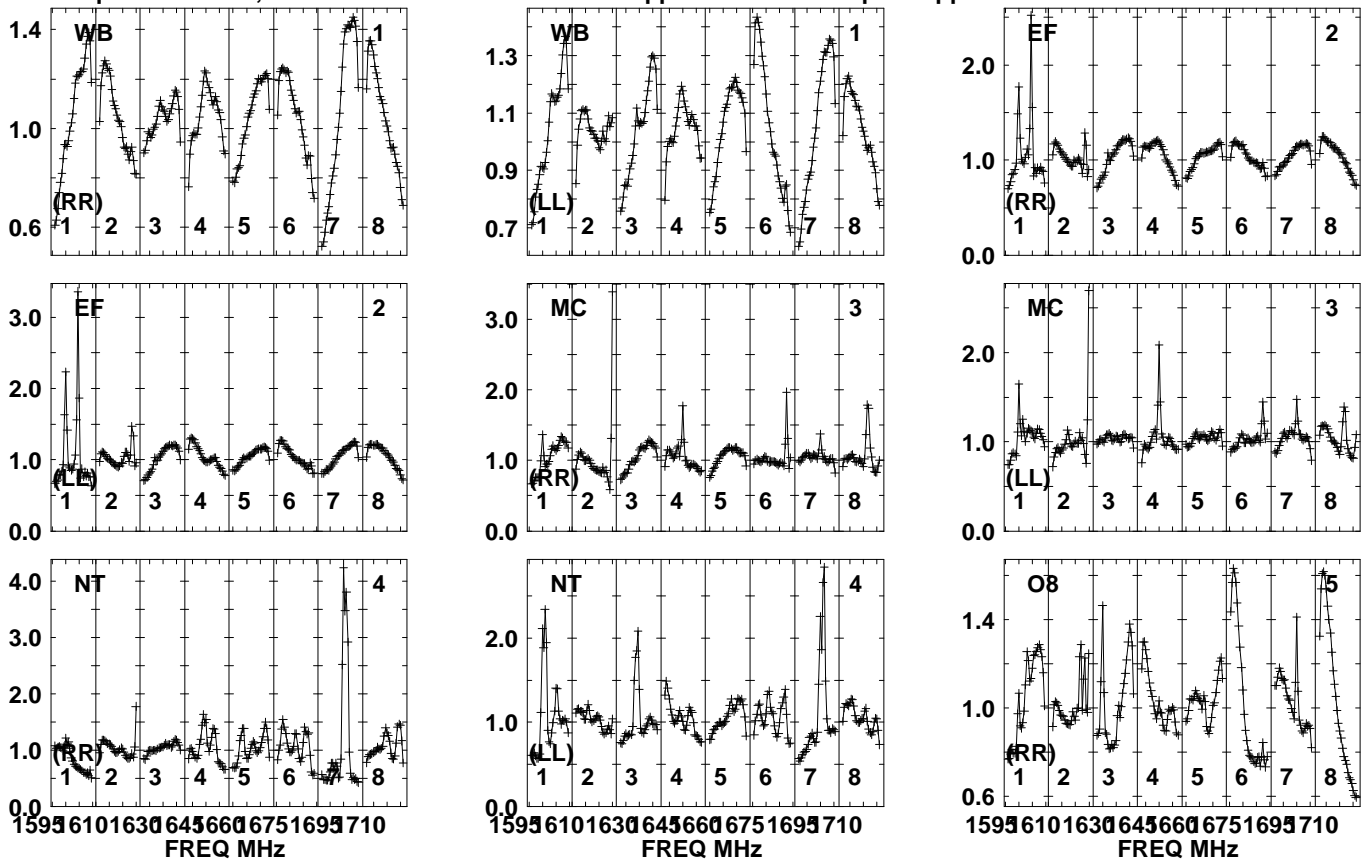


Lower frame: Real Jy  
Auto-corr total-power spectrum Antenna: \*  
Timerange: 00/23:42:11 to 00/23:45:39

Plot file version 906 created 12-SEP-2022 13:08:46

J0813+2435 EH040A.UVDATA.1

Freq = 1.5950 GHz, Bw = 16.000 MH No calibration applied and no bandpass applied

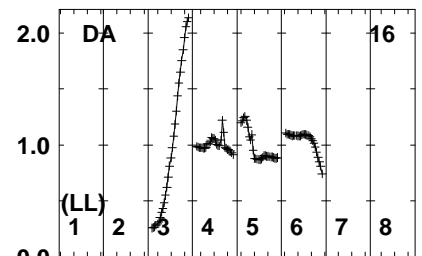
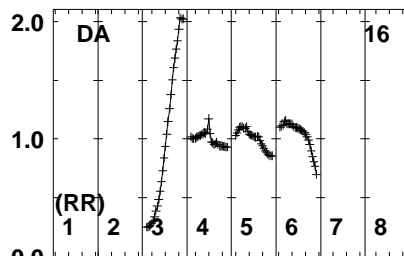
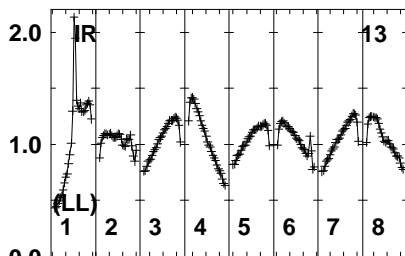
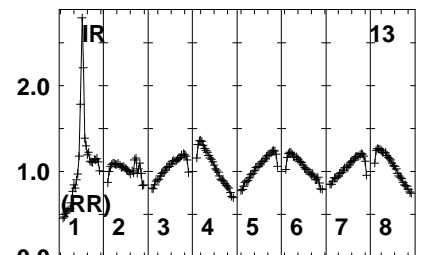
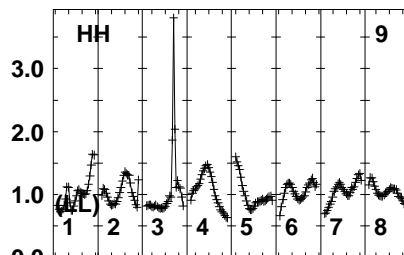
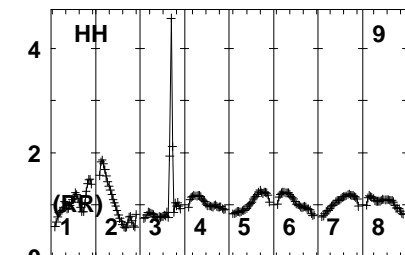
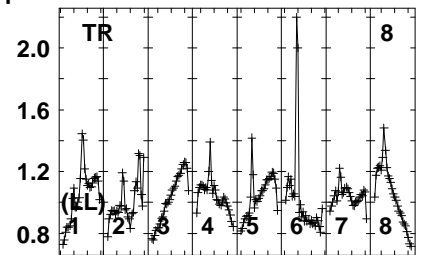
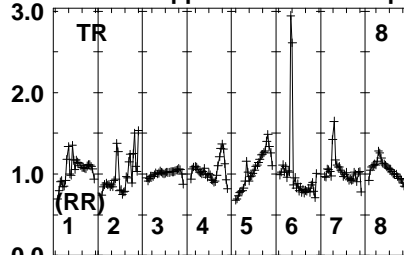
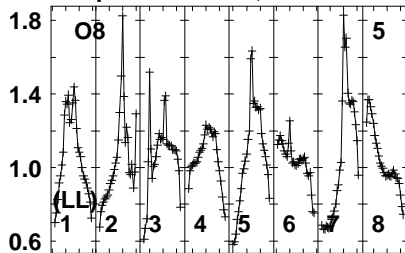


Lower frame: Real Jy  
Auto-corr total-power spectrum Antenna: \*  
Timerange: 00/23:46:11 to 00/23:47:39

Plot file version 907 created 12-SEP-2022 13:08:47

J0813+2435 EH040A.UVDATA.1

Freq = 1.5950 GHz, Bw = 16.000 MH No calibration applied and no bandpass applied



1595 610 1630 645 660 675 1695 710  
FREQ MHz

1595 610 1630 645 660 675 1695 710  
FREQ MHz

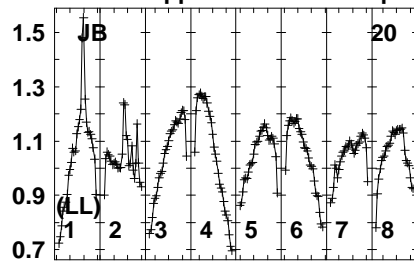
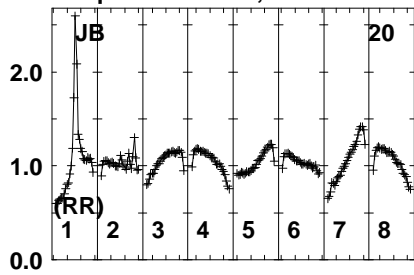
1595 610 1630 645 660 675 1695 710  
FREQ MHz

Lower frame: Real Jy  
Auto-corr total-power spectrum Antenna: \*  
Timerange: 00/23:46:11 to 00/23:47:39

Plot file version 908 created 12-SEP-2022 13:08:47

J0813+2435 EH040A.UVDATA.1

Freq = 1.5950 GHz, Bw = 16.000 MH No calibration applied and no bandpass applied



Lower frame: Real Jy

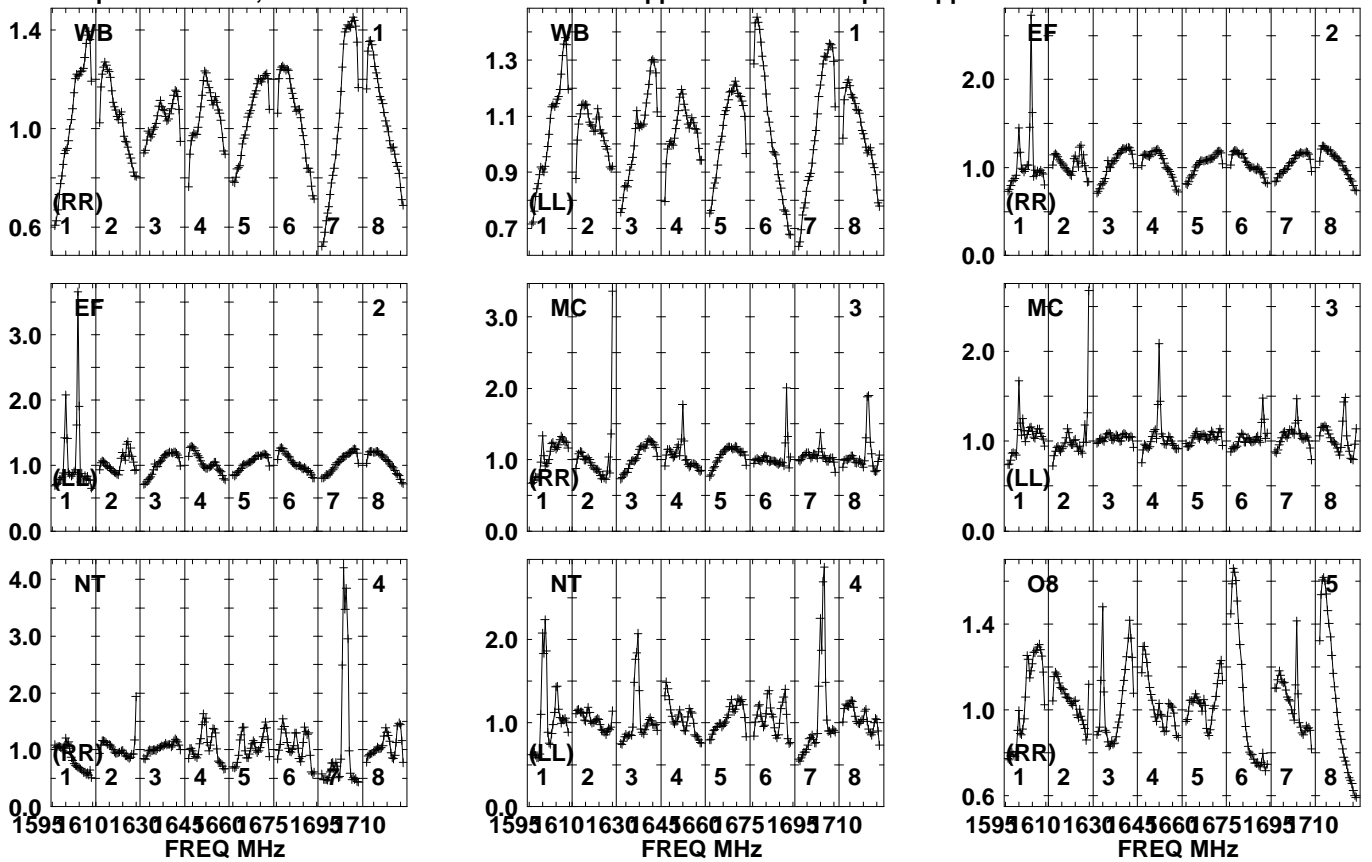
Auto-corr total-power spectrum Antenna: \*

Timerange: 00/23:46:11 to 00/23:47:39

Plot file version 909 created 12-SEP-2022 13:08:47

HS0810+2554 EH040A.UVDATA.1

Freq = 1.5950 GHz, Bw = 16.000 MH No calibration applied and no bandpass applied

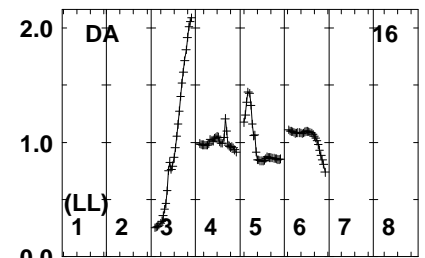
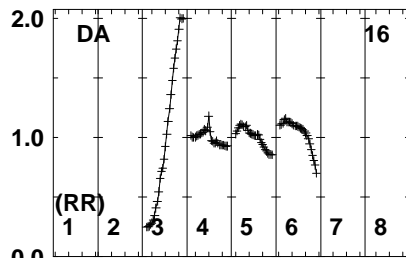
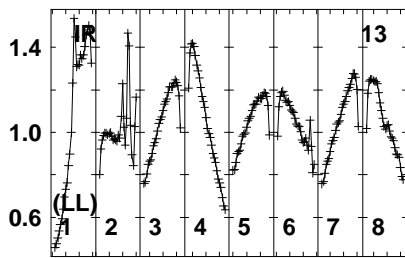
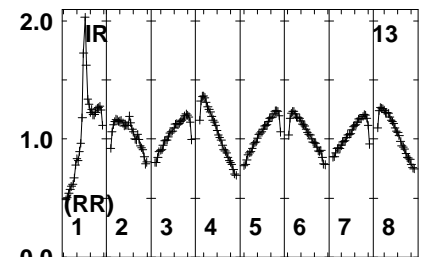
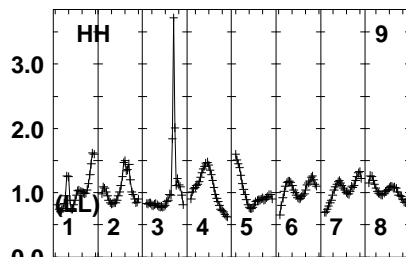
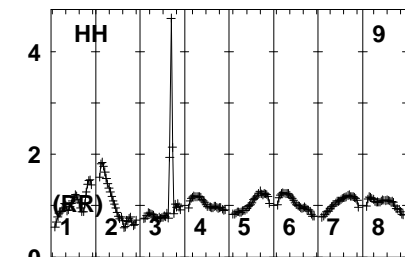
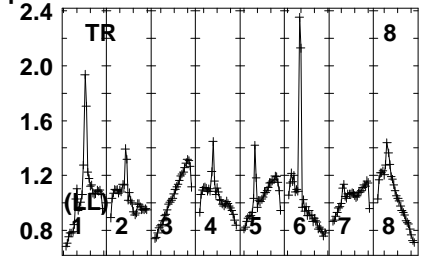
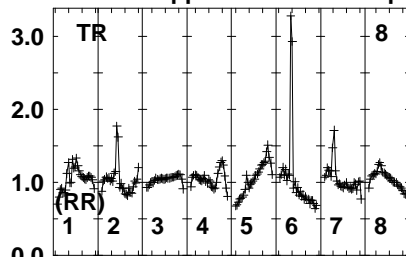
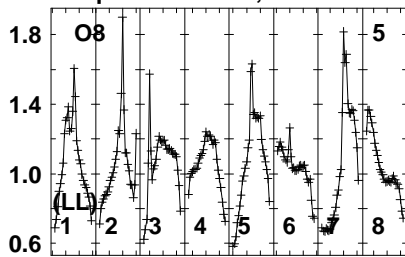


Lower frame: Real Jy  
Auto-corr total-power spectrum Antenna: \*  
Timerange: 00/23:47:41 to 00/23:51:09

Plot file version 910 created 12-SEP-2022 13:08:47

HS0810+2554 EH040A.UVDATA.1

Freq = 1.5950 GHz, Bw = 16.000 MH No calibration applied and no bandpass applied



1595 610 1630 645 660 675 1695 710  
FREQ MHz

1595 610 1630 645 660 675 1695 710  
FREQ MHz

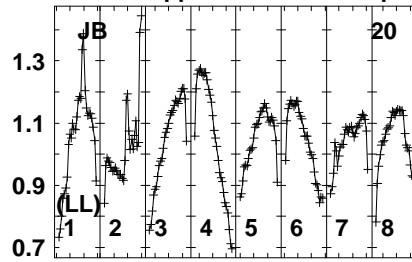
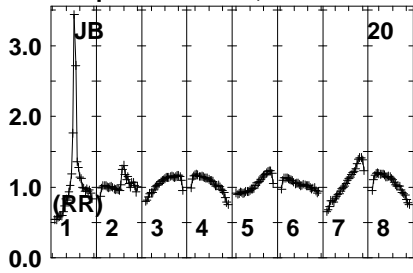
1595 610 1630 645 660 675 1695 710  
FREQ MHz

Lower frame: Real Jy  
Auto-corr total-power spectrum Antenna: \*  
Timerange: 00/23:47:41 to 00/23:51:09

Plot file version 911 created 12-SEP-2022 13:08:47

HS0810+2554 EH040A.UVDATA.1

Freq = 1.5950 GHz, Bw = 16.000 MH No calibration applied and no bandpass applied



Lower frame: Real Jy

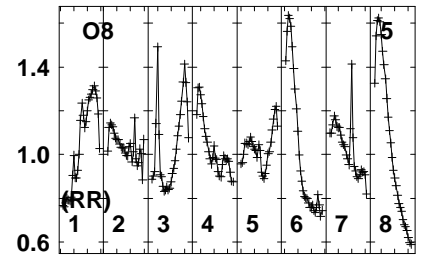
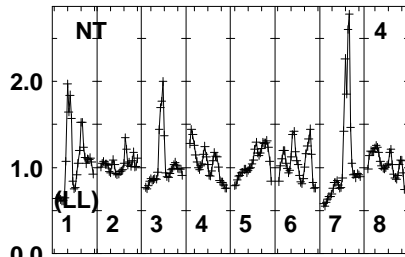
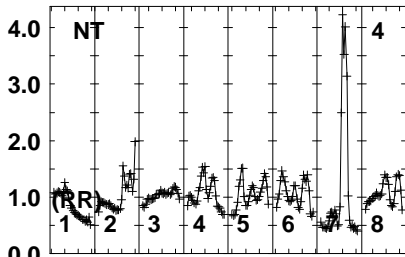
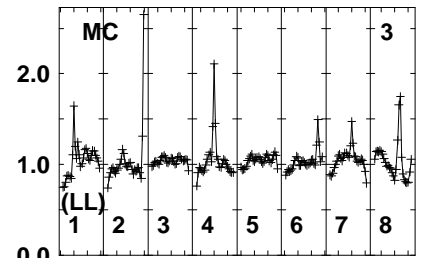
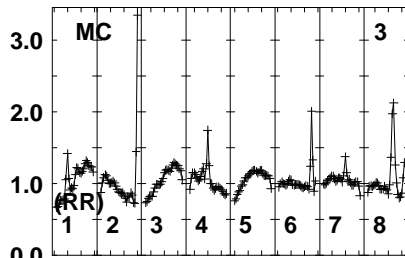
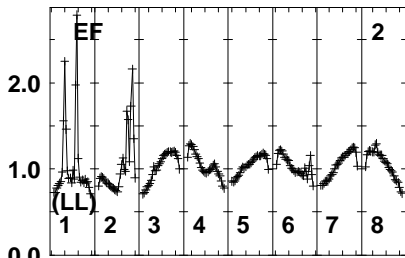
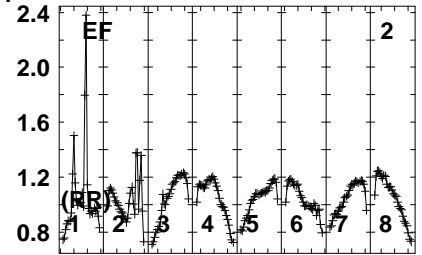
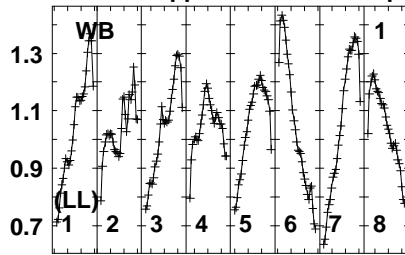
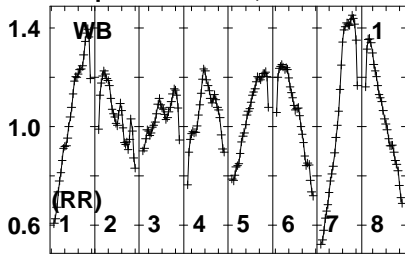
Auto-corr total-power spectrum Antenna: \*

Timerange: 00/23:47:41 to 00/23:51:09

Plot file version 912 created 12-SEP-2022 13:08:47

J0813+2435 EH040A.UVDATA.1

Freq = 1.5950 GHz, Bw = 16.000 MH No calibration applied and no bandpass applied



1595 610 1630 645 660 675 1695 710  
FREQ MHz

1595 610 1630 645 660 675 1695 710  
FREQ MHz

1595 610 1630 645 660 675 1695 710  
FREQ MHz

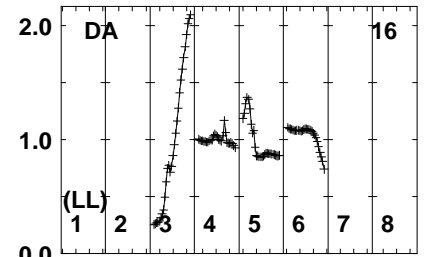
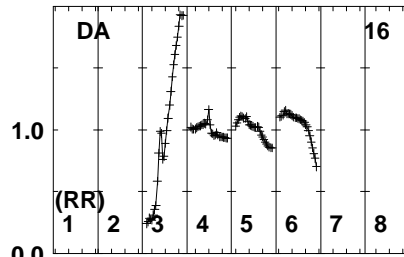
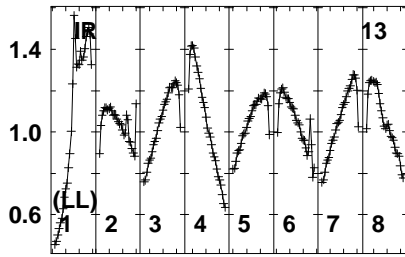
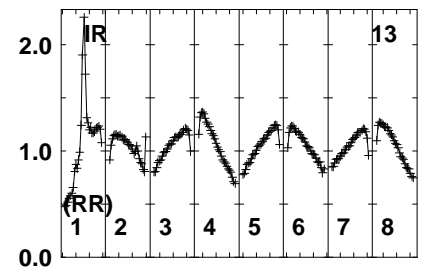
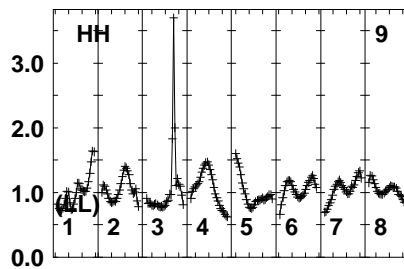
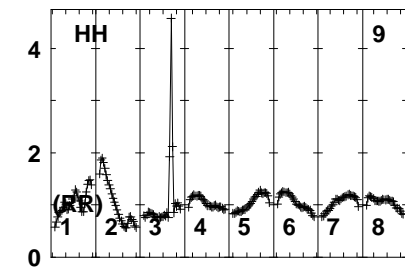
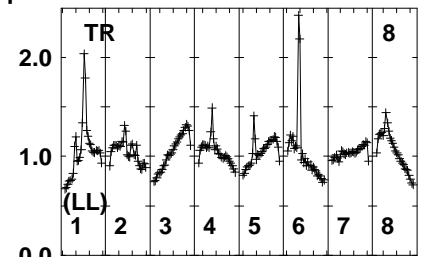
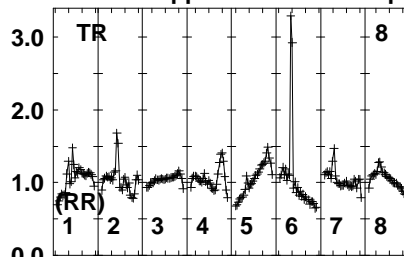
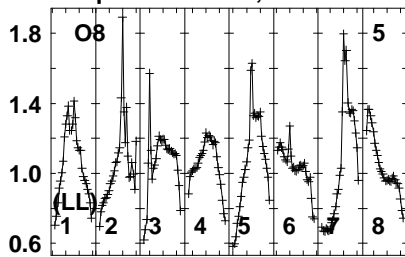
Lower frame: Real Jy  
Auto-corr total-power spectrum Antenna: \*  
Timerange: 00/23:51:11 to 00/23:52:39



Plot file version 913 created 12-SEP-2022 13:08:47

J0813+2435 EH040A.UVDATA.1

Freq = 1.5950 GHz, Bw = 16.000 MH No calibration applied and no bandpass applied



1595 610 1630 645 660 675 1695 710  
FREQ MHz

1595 610 1630 645 660 675 1695 710  
FREQ MHz

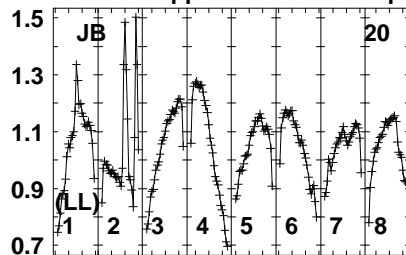
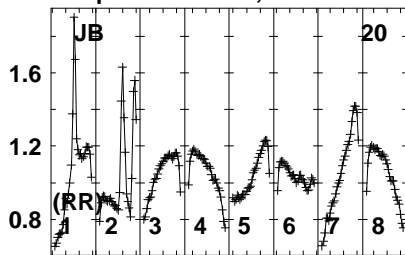
1595 610 1630 645 660 675 1695 710  
FREQ MHz

Lower frame: Real Jy  
Auto-corr total-power spectrum Antenna: \*  
Timerange: 00/23:51:11 to 00/23:52:39

Plot file version 914 created 12-SEP-2022 13:08:47

J0813+2435 EH040A.UVDATA.1

Freq = 1.5950 GHz, Bw = 16.000 MH No calibration applied and no bandpass applied

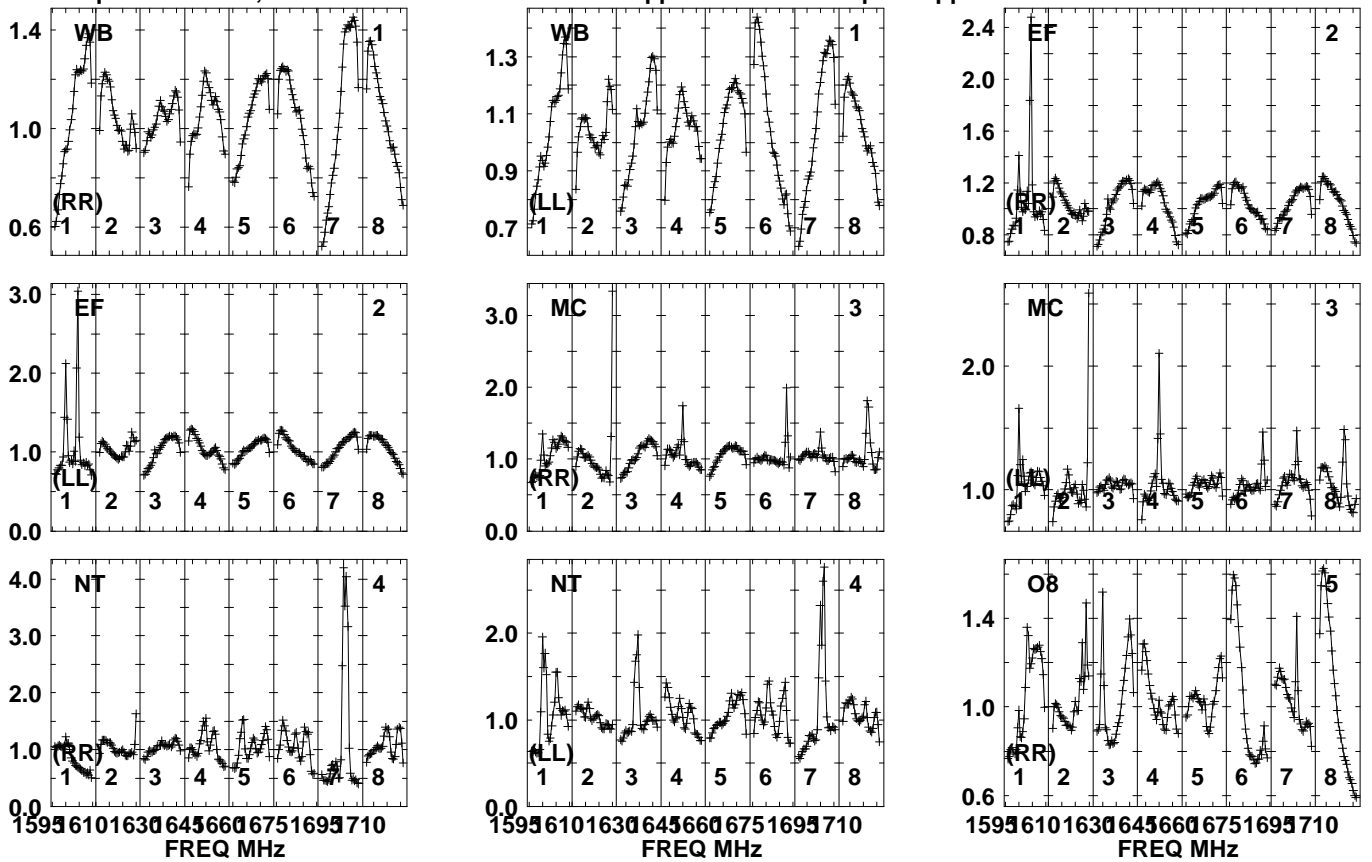


Lower frame: Real Jy  
Auto-corr total-power spectrum Antenna: \*  
Timerange: 00/23:51:11 to 00/23:52:39

Plot file version 915 created 12-SEP-2022 13:08:47

HS0810+2554 EH040A.UVDATA.1

Freq = 1.5950 GHz, Bw = 16.000 MH No calibration applied and no bandpass applied

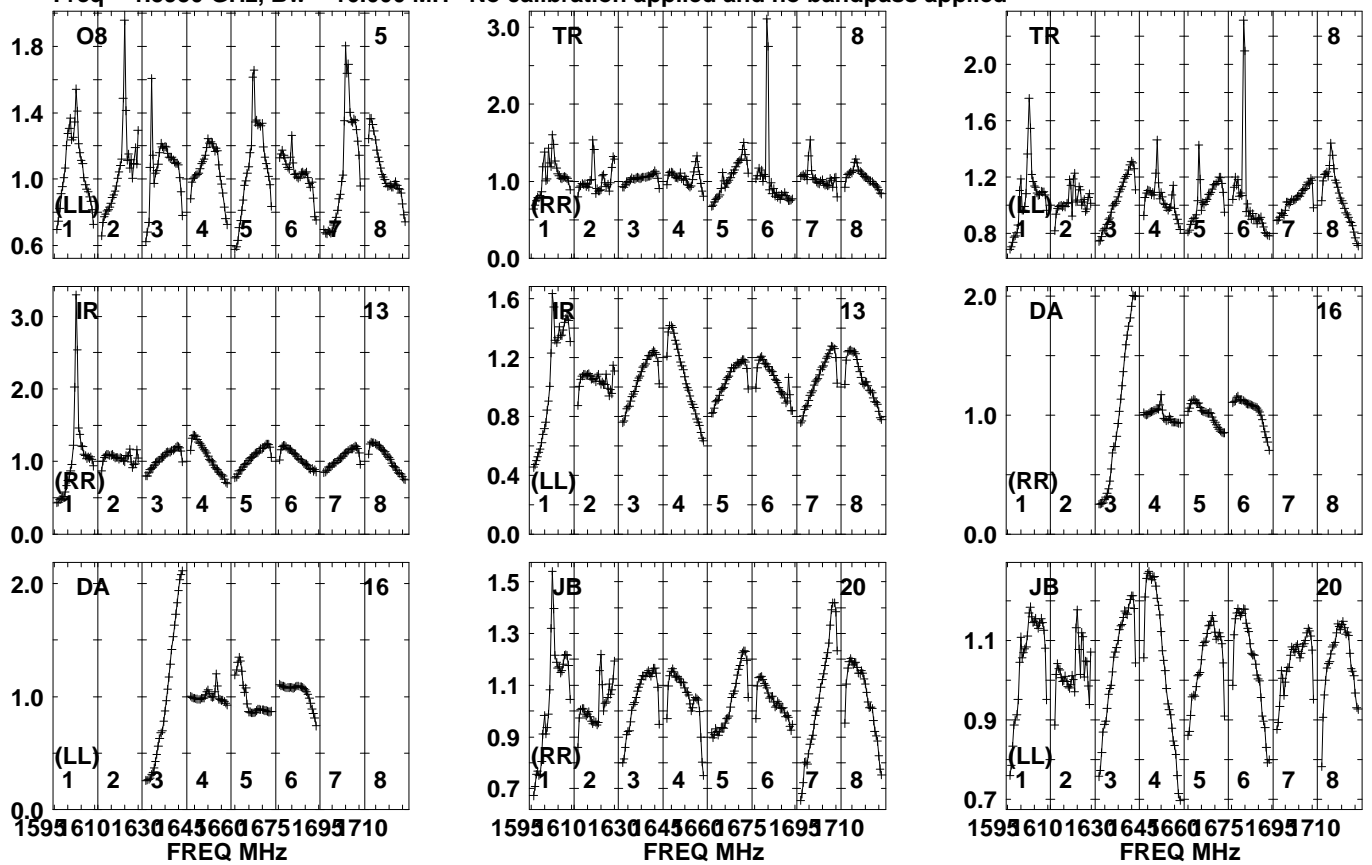


Lower frame: Real Jy  
Auto-corr total-power spectrum Antenna: \*  
Timerange: 00/23:52:41 to 00/23:56:09

Plot file version 916 created 12-SEP-2022 13:08:47

HS0810+2554 EH040A.UVDATA.1

Freq = 1.5950 GHz, Bw = 16.000 MH No calibration applied and no bandpass applied

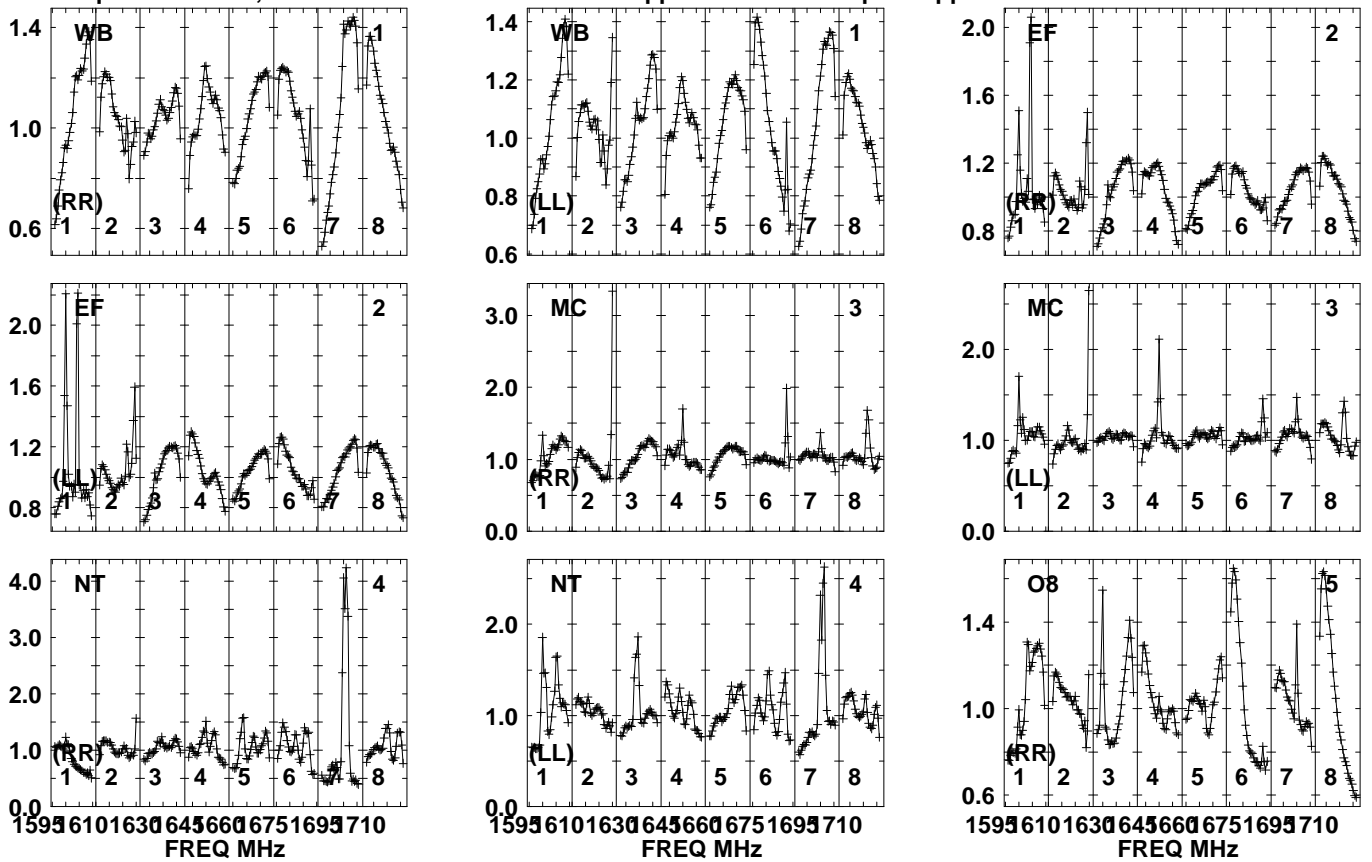


Lower frame: Real Jy  
Auto-corr total-power spectrum Antenna: \*  
Timerange: 00/23:52:41 to 00/23:56:09

Plot file version 917 created 12-SEP-2022 13:08:47

J0813+2435 EH040A.UVDATA.1

Freq = 1.5950 GHz, Bw = 16.000 MH No calibration applied and no bandpass applied

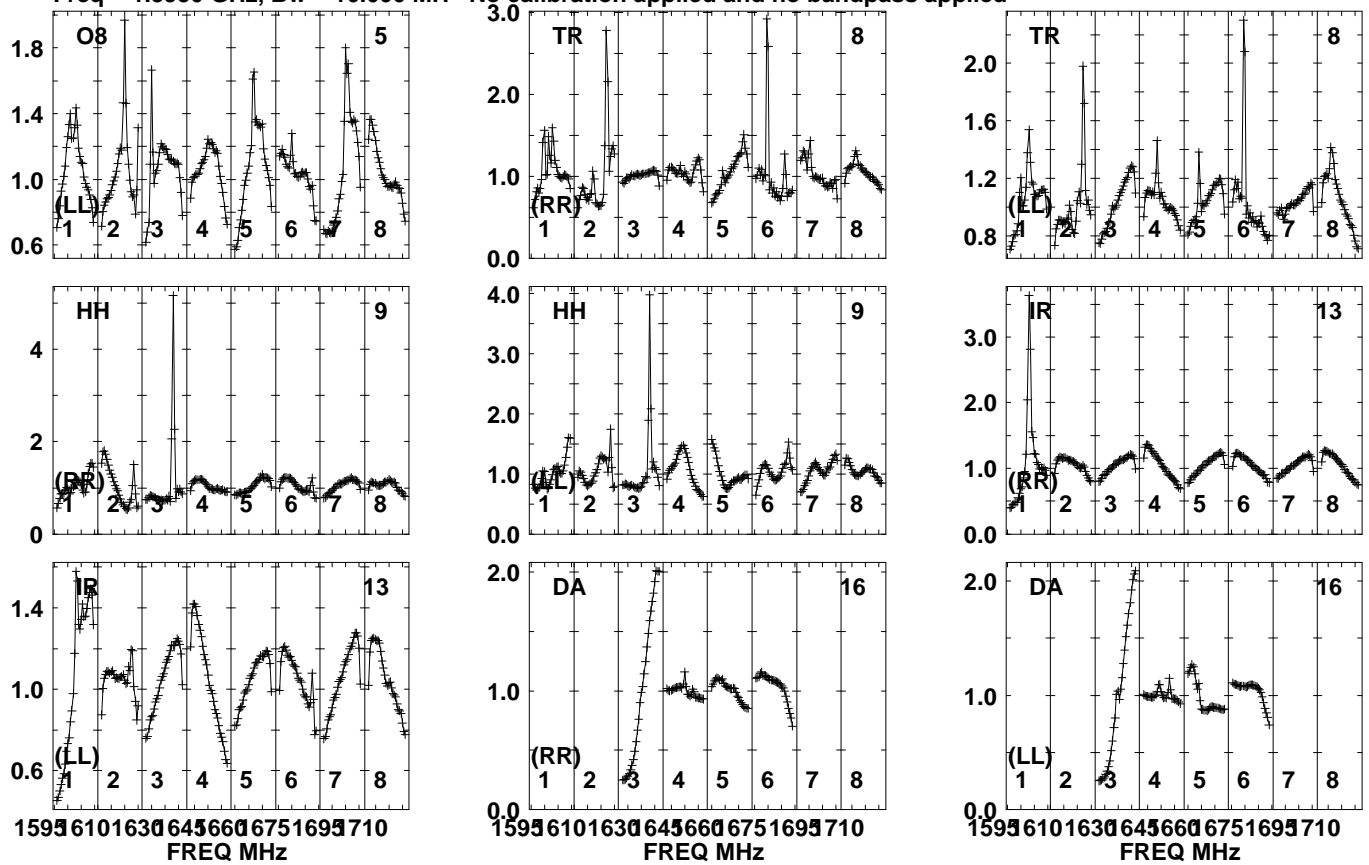


Lower frame: Real Jy  
Auto-corr total-power spectrum Antenna: \*  
Timerange: 00/23:56:41 to 00/23:58:09

Plot file version 918 created 12-SEP-2022 13:08:48

J0813+2435 EH040A.UVDATA.1

Freq = 1.5950 GHz, Bw = 16.000 MH No calibration applied and no bandpass applied

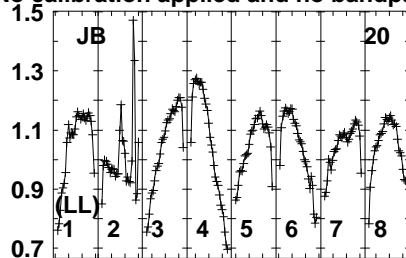
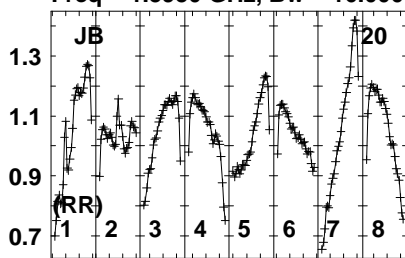


Lower frame: Real Jy  
Auto-corr total-power spectrum Antenna: \*  
Timerange: 00/23:56:41 to 00/23:58:09

Plot file version 919 created 12-SEP-2022 13:08:48

J0813+2435 EH040A.UVDATA.1

Freq = 1.5950 GHz, Bw = 16.000 MH No calibration applied and no bandpass applied

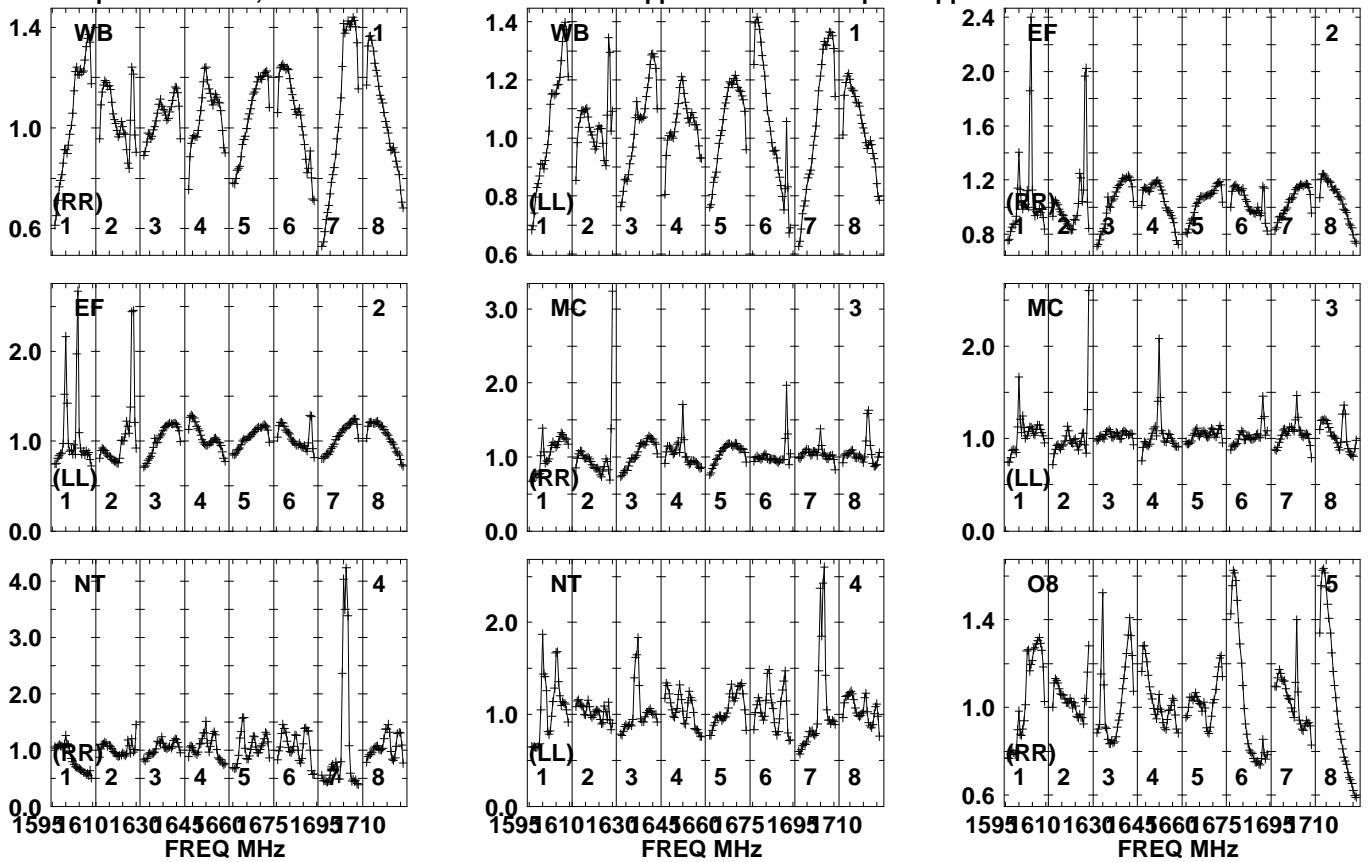


Lower frame: Real Jy  
Auto-corr total-power spectrum Antenna: \*  
Timerange: 00/23:56:41 to 00/23:58:09

Plot file version 920 created 12-SEP-2022 13:08:48

HS0810+2554 EH040A.UVDATA.1

Freq = 1.5950 GHz, Bw = 16.000 MH No calibration applied and no bandpass applied



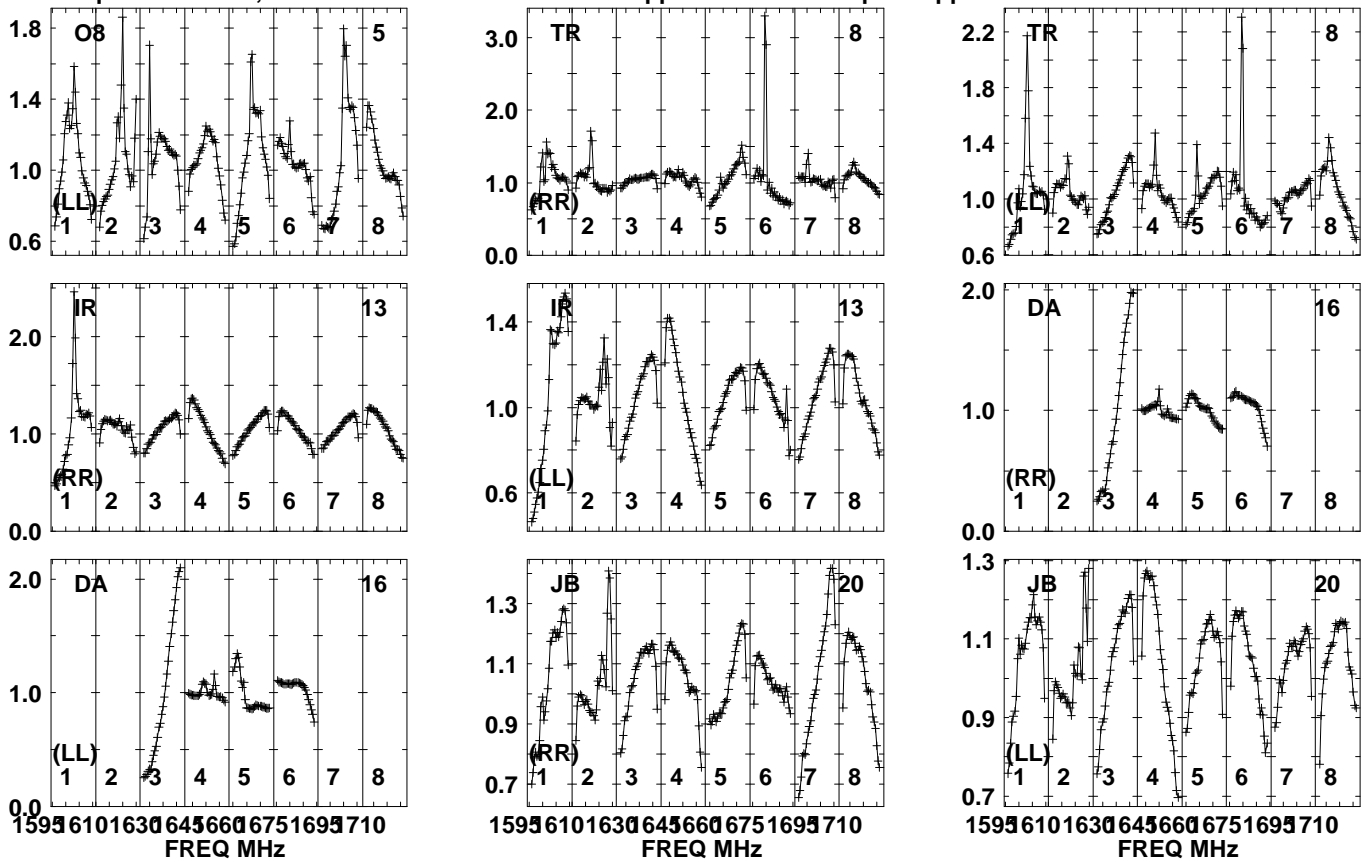
Lower frame: Real Jy  
Auto-corr total-power spectrum Antenna: \*  
Timerange: 00/23:58:11 to 01/00:01:39



Plot file version 921 created 12-SEP-2022 13:08:48

HS0810+2554 EH040A.UVDATA.1

Freq = 1.5950 GHz, Bw = 16.000 MH No calibration applied and no bandpass applied

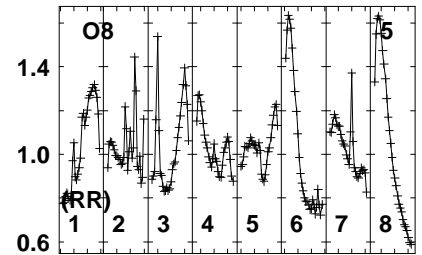
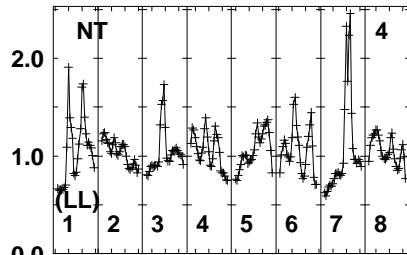
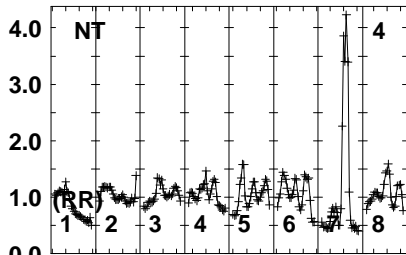
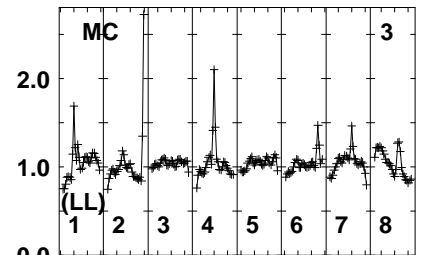
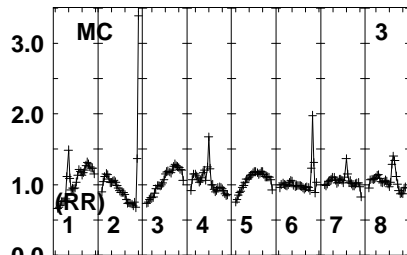
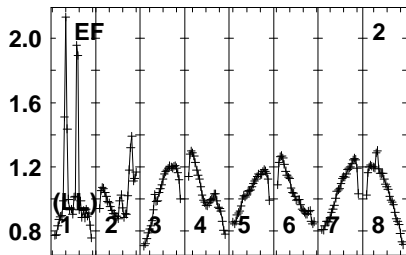
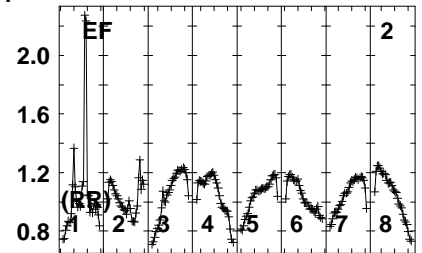
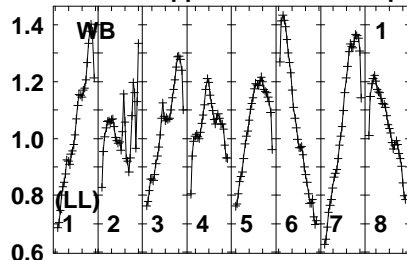
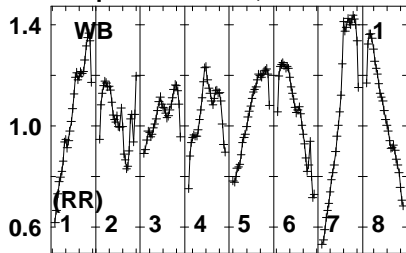


Lower frame: Real Jy  
Auto-corr total-power spectrum Antenna: \*  
Timerange: 00/23:58:11 to 01/00:01:39

Plot file version 922 created 12-SEP-2022 13:08:48

J0813+2435 EH040A.UVDATA.1

Freq = 1.5950 GHz, Bw = 16.000 MH No calibration applied and no bandpass applied



1595 610 1630 645 660 675 1695 710  
FREQ MHz

1595 610 1630 645 660 675 1695 710  
FREQ MHz

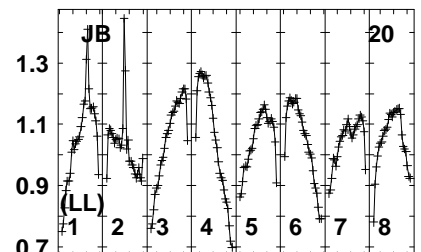
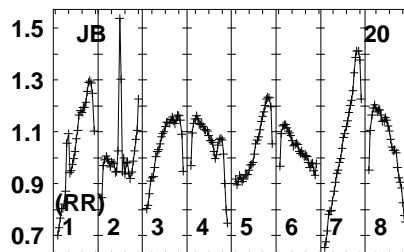
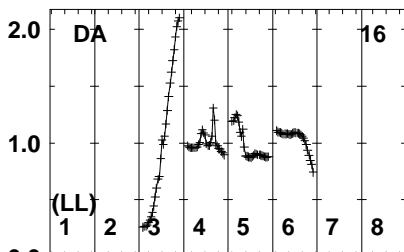
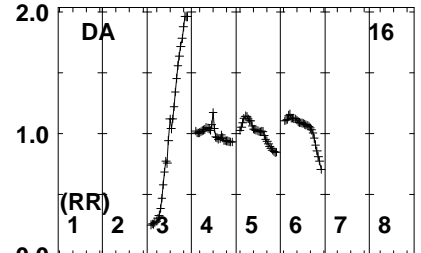
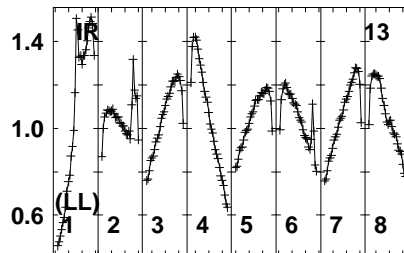
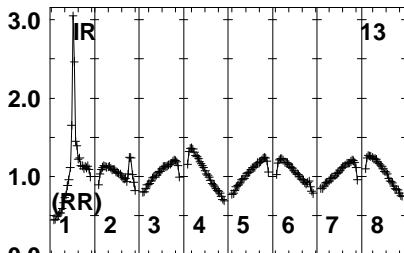
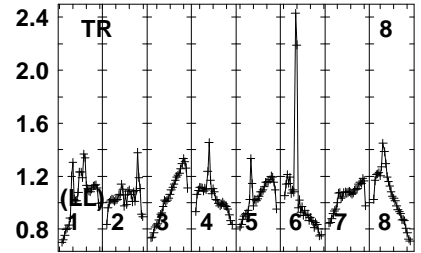
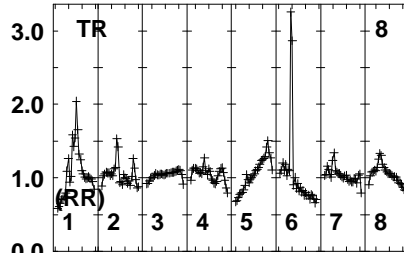
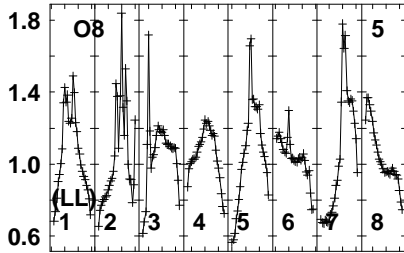
1595 610 1630 645 660 675 1695 710  
FREQ MHz

Lower frame: Real Jy  
Auto-corr total-power spectrum Antenna: \*  
Timerange: 01/00:01:41 to 01/00:03:09

Plot file version 923 created 12-SEP-2022 13:08:48

J0813+2435 EH040A.UVDATA.1

Freq = 1.5950 GHz, Bw = 16.000 MH No calibration applied and no bandpass applied



1595 610 1630 645 660 675 1695 710  
FREQ MHz

1595 610 1630 645 660 675 1695 710  
FREQ MHz

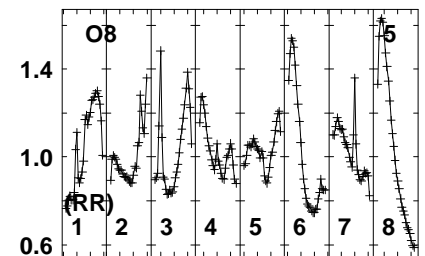
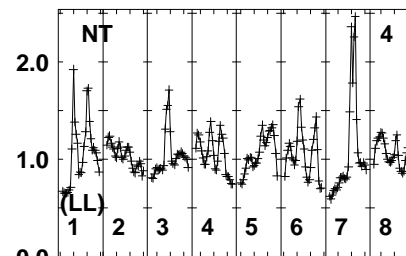
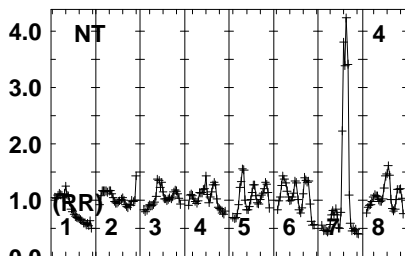
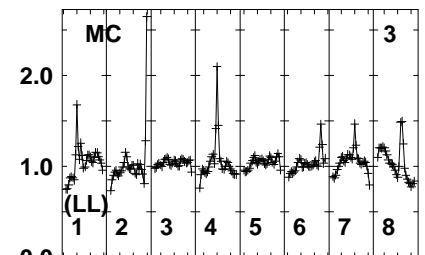
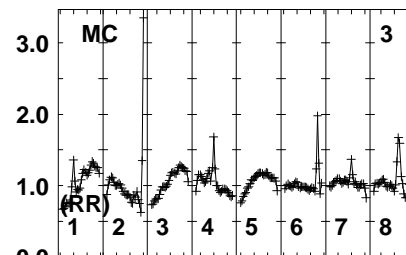
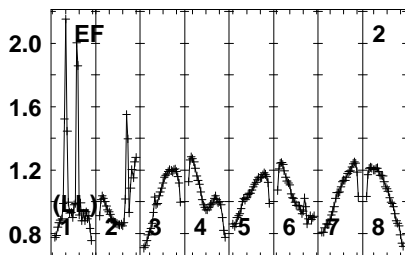
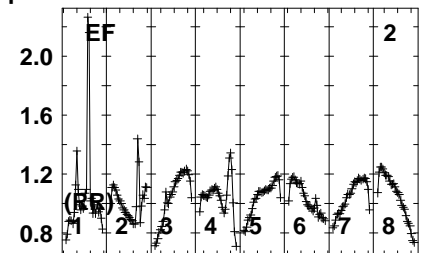
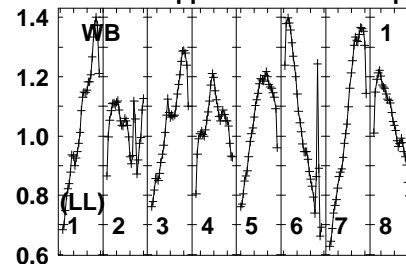
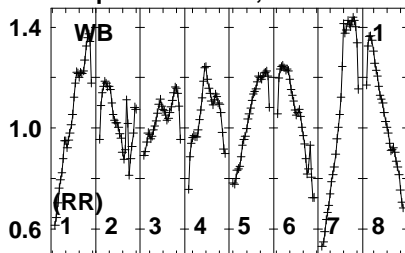
1595 610 1630 645 660 675 1695 710  
FREQ MHz

Lower frame: Real Jy  
Auto-corr total-power spectrum Antenna: \*  
Timerange: 01/00:01:41 to 01/00:03:09

Plot file version 924 created 12-SEP-2022 13:08:48

HS0810+2554 EH040A.UVDATA.1

Freq = 1.5950 GHz, Bw = 16.000 MH No calibration applied and no bandpass applied



1595 610 1630 645 660 675 1695 710  
FREQ MHz

1595 610 1630 645 660 675 1695 710  
FREQ MHz

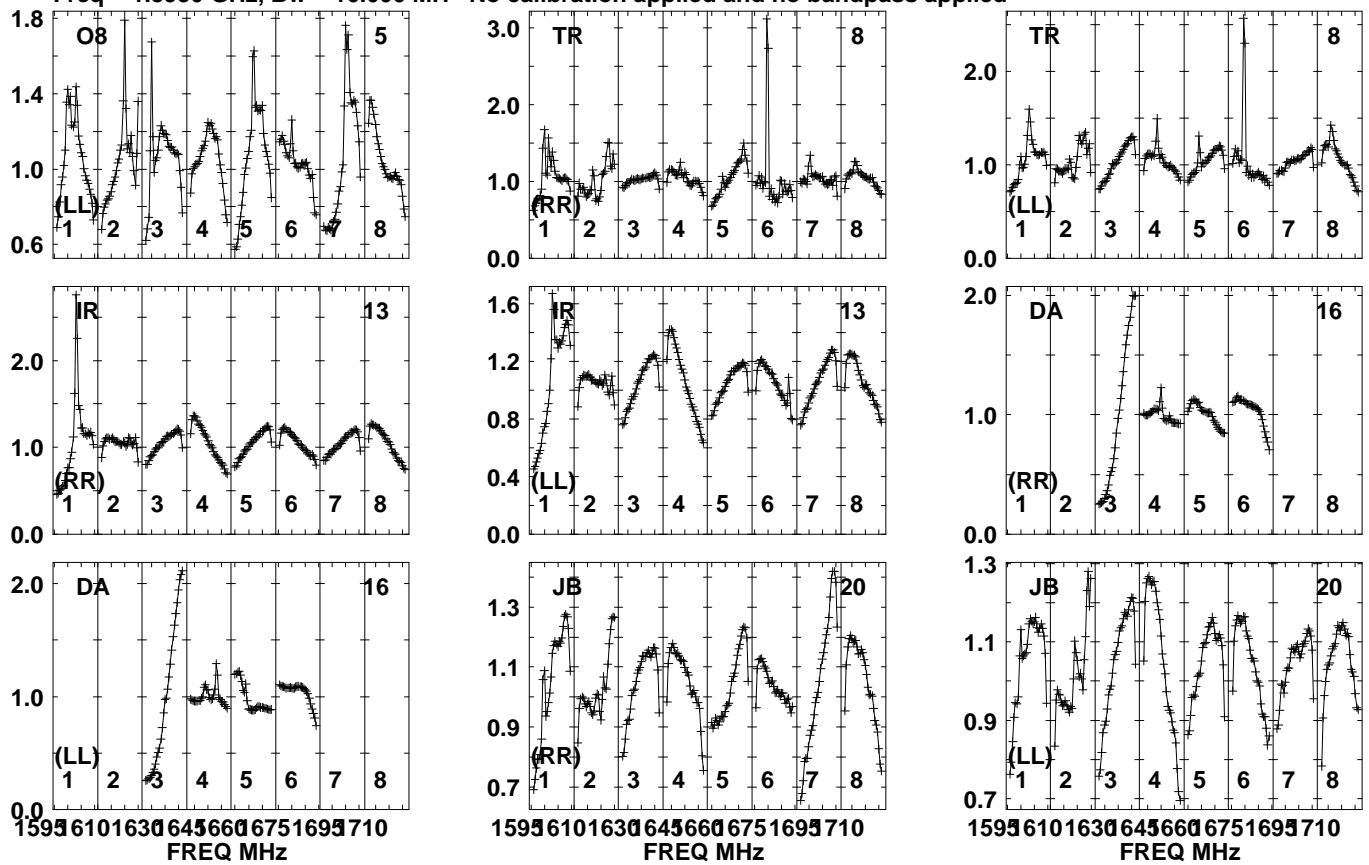
1595 610 1630 645 660 675 1695 710  
FREQ MHz

Lower frame: Real Jy  
Auto-corr total-power spectrum Antenna: \*  
Timerange: 01/00:03:11 to 01/00:06:39

Plot file version 925 created 12-SEP-2022 13:08:48

HS0810+2554 EH040A.UVDATA.1

Freq = 1.5950 GHz, Bw = 16.000 MH No calibration applied and no bandpass applied

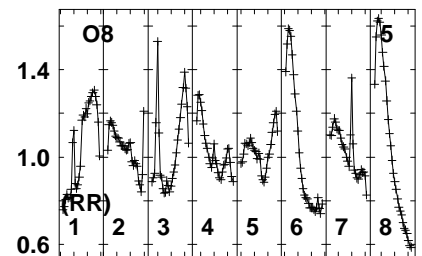
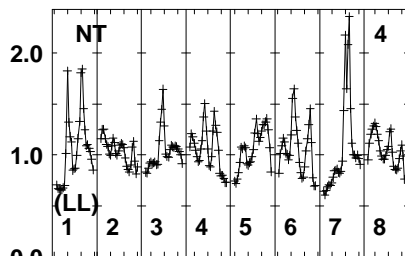
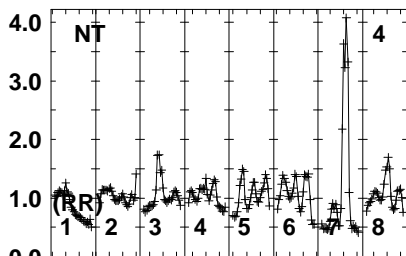
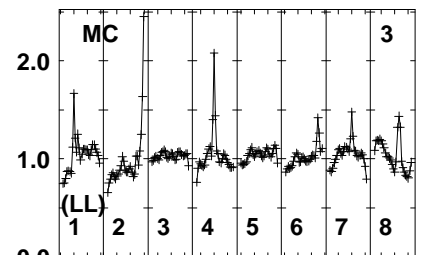
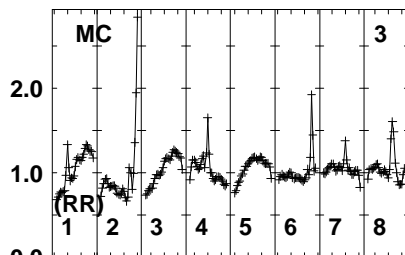
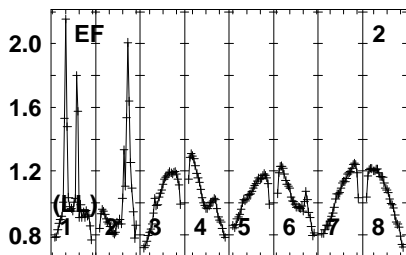
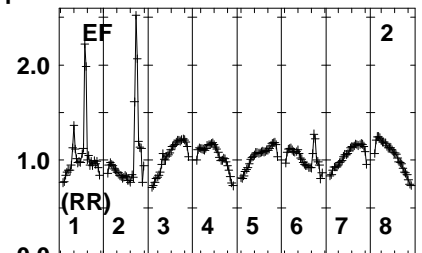
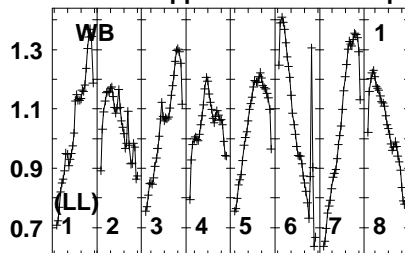
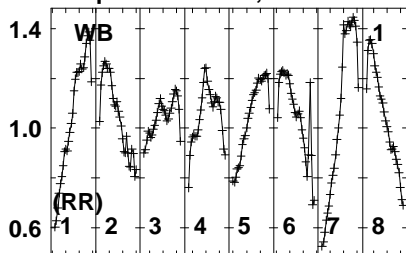


Lower frame: Real Jy  
Auto-corr total-power spectrum Antenna: \*  
Timerange: 01/00:03:11 to 01/00:06:39

Plot file version 926 created 12-SEP-2022 13:08:48

J0813+2435 EH040A.UVDATA.1

Freq = 1.5950 GHz, Bw = 16.000 MH No calibration applied and no bandpass applied



1595 610 1630 645 660 675 1695 710  
FREQ MHz

1595 610 1630 645 660 675 1695 710  
FREQ MHz

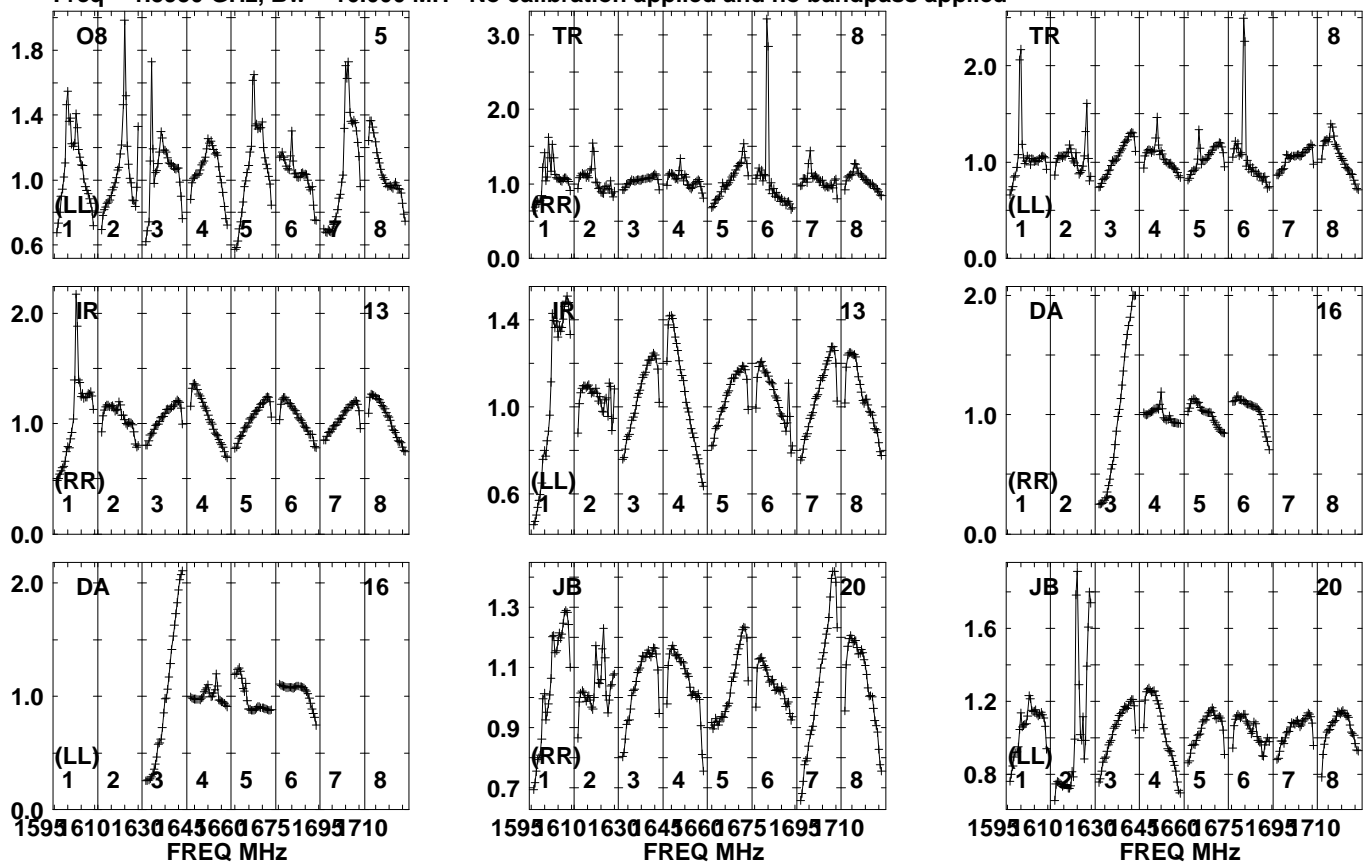
1595 610 1630 645 660 675 1695 710  
FREQ MHz

Lower frame: Real Jy  
Auto-corr total-power spectrum Antenna: \*  
Timerange: 01/00:07:11 to 01/00:08:39

Plot file version 927 created 12-SEP-2022 13:08:49

J0813+2435 EH040A.UVDATA.1

Freq = 1.5950 GHz, Bw = 16.000 MH No calibration applied and no bandpass applied

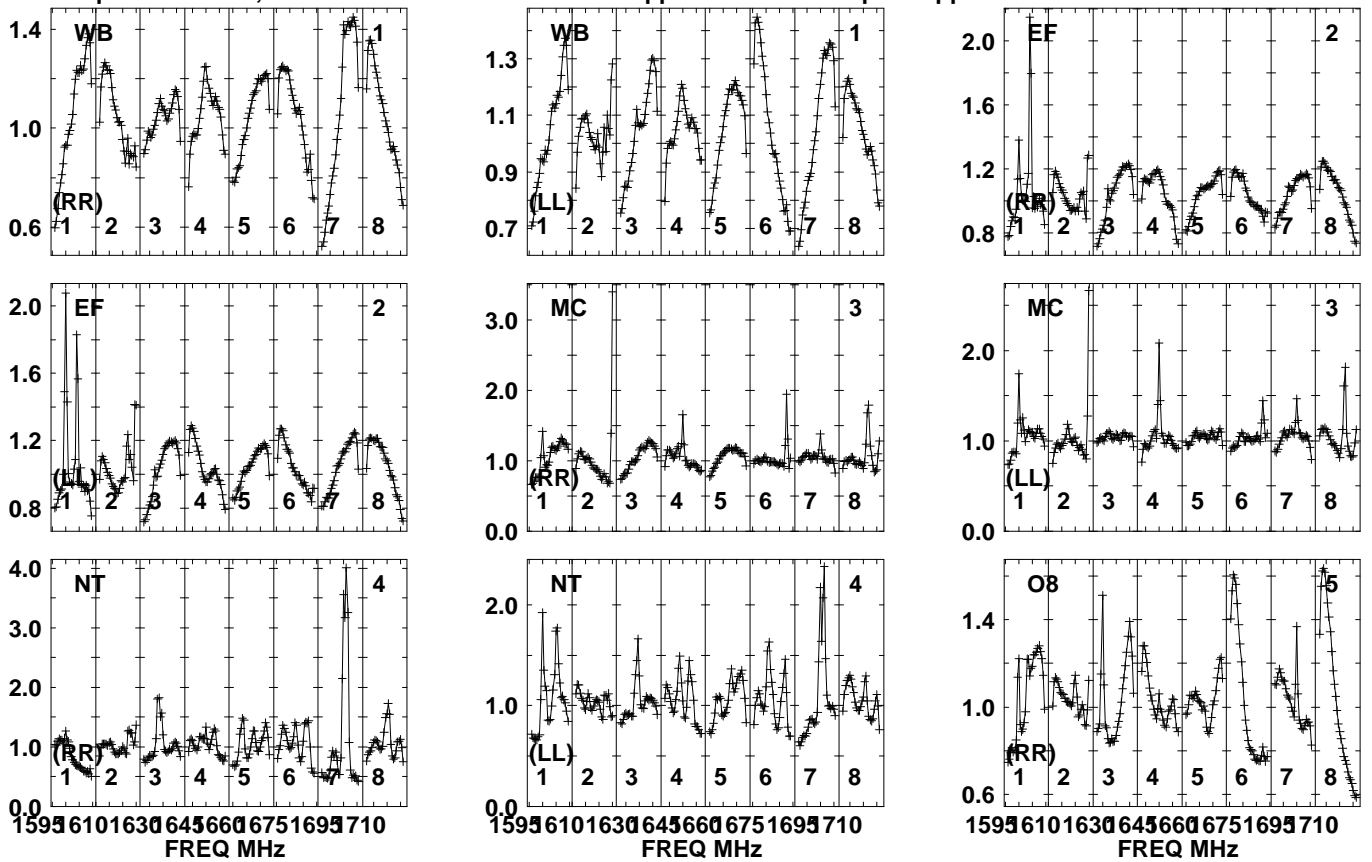


Lower frame: Real Jy  
Auto-corr total-power spectrum Antenna: \*  
Timerange: 01/00:07:11 to 01/00:08:39

Plot file version 928 created 12-SEP-2022 13:08:49

HS0810+2554 EH040A.UVDATA.1

Freq = 1.5950 GHz, Bw = 16.000 MH No calibration applied and no bandpass applied



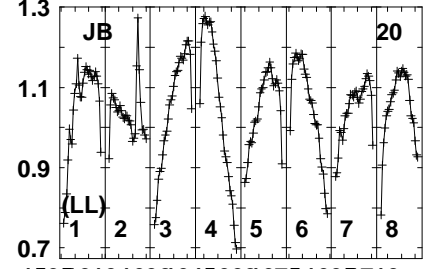
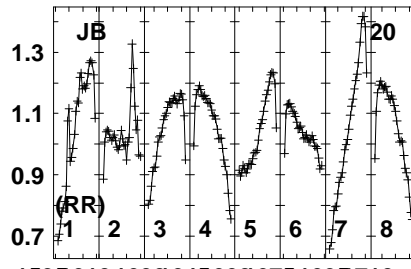
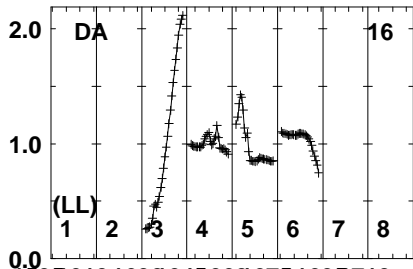
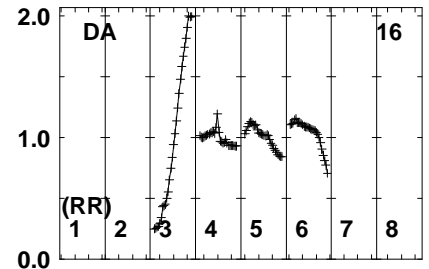
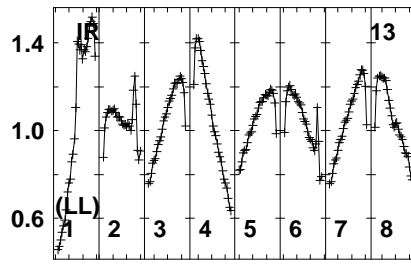
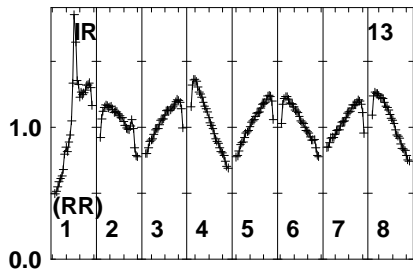
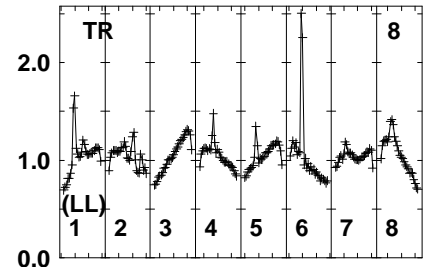
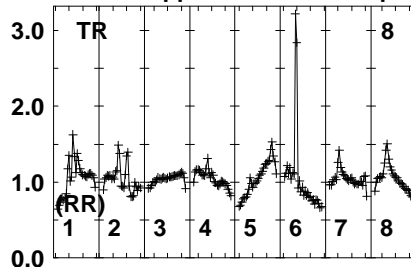
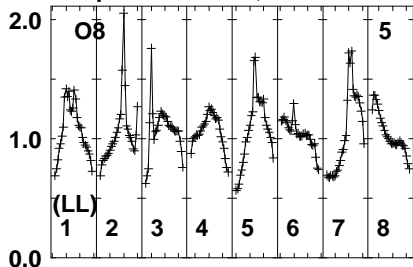
Lower frame: Real Jy  
Auto-corr total-power spectrum Antenna: \*  
Timerange: 01/00:08:41 to 01/00:12:09



Plot file version 929 created 12-SEP-2022 13:08:49

HS0810+2554 EH040A.UVDATA.1

Freq = 1.5950 GHz, Bw = 16.000 MH No calibration applied and no bandpass applied



1595 610 1630 645 660 675 1695 710  
FREQ MHz

1595 610 1630 645 660 675 1695 710  
FREQ MHz

1595 610 1630 645 660 675 1695 710  
FREQ MHz

Lower frame: Real Jy

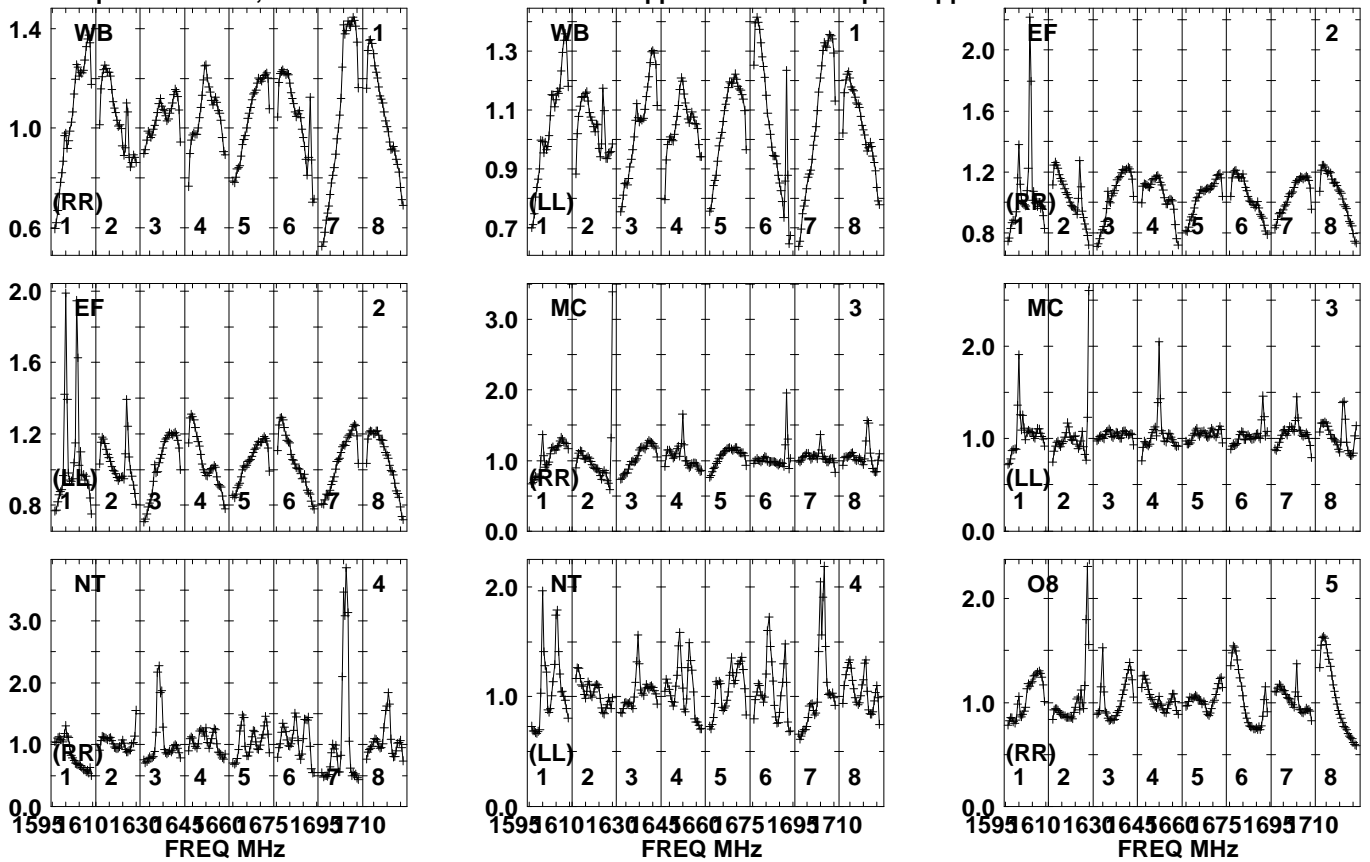
Auto-corr total-power spectrum Antenna: \*

Timerange: 01/00:08:41 to 01/00:12:09

Plot file version 930 created 12-SEP-2022 13:08:49

J0813+2435 EH040A.UVDATA.1

Freq = 1.5950 GHz, Bw = 16.000 MH No calibration applied and no bandpass applied

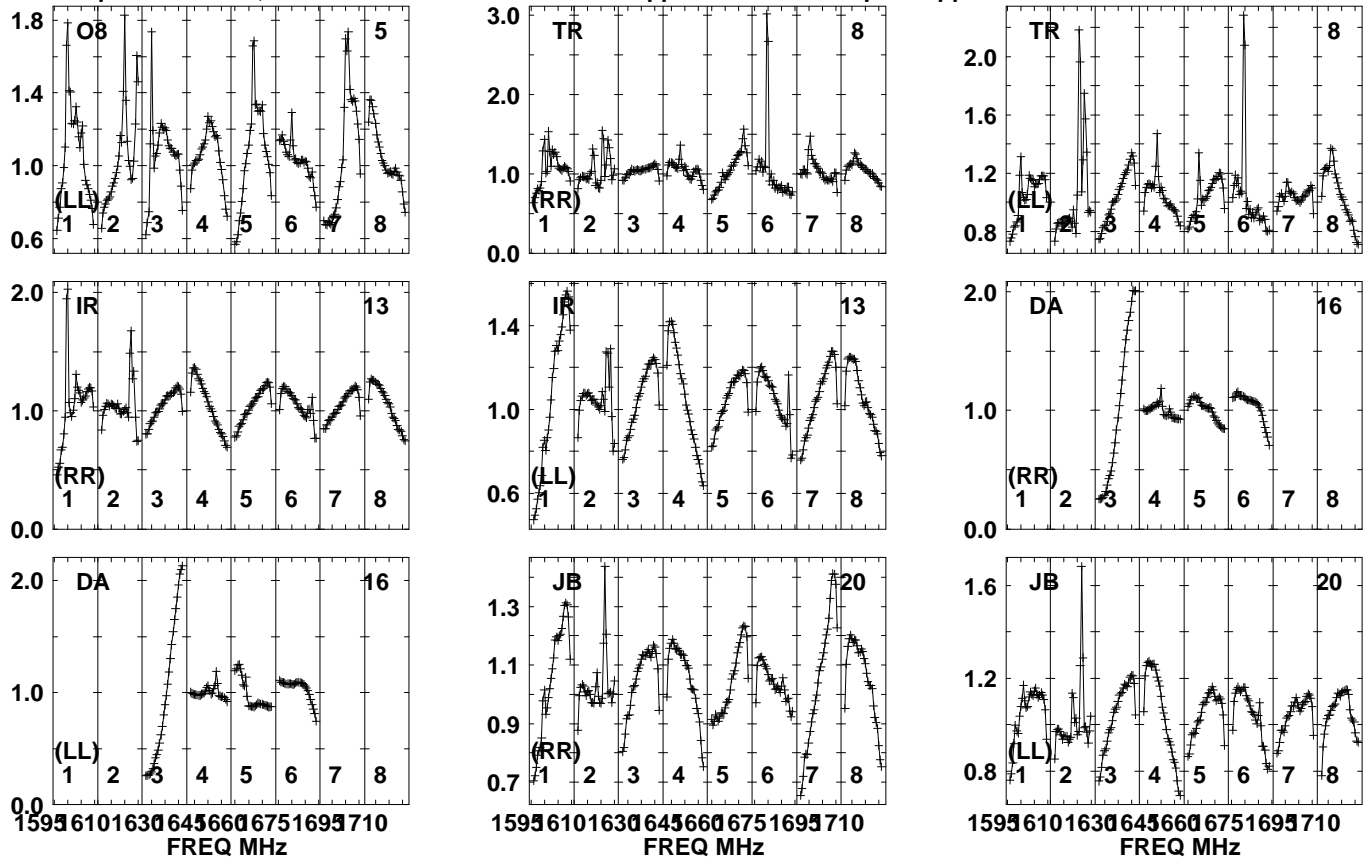


Lower frame: Real Jy  
Auto-corr total-power spectrum Antenna: \*  
Timerange: 01/00:12:11 to 01/00:13:39

Plot file version 931 created 12-SEP-2022 13:08:49

J0813+2435 EH040A.UVDATA.1

Freq = 1.5950 GHz, Bw = 16.000 MH No calibration applied and no bandpass applied

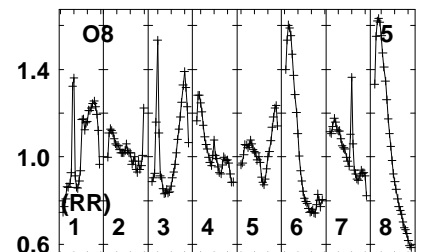
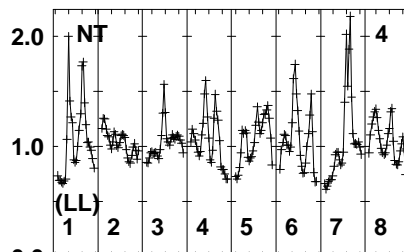
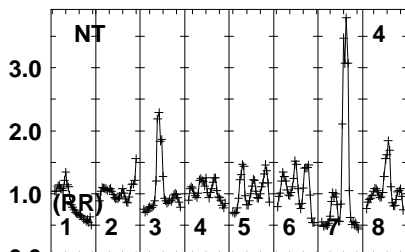
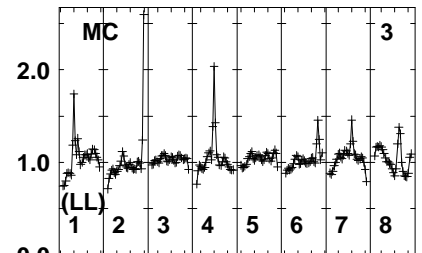
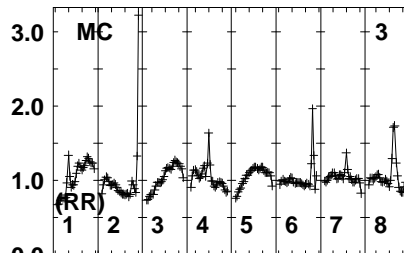
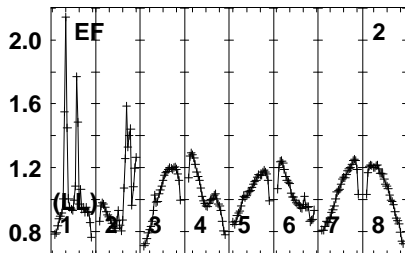
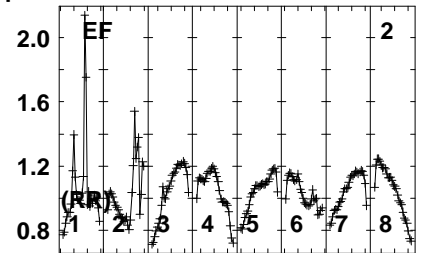
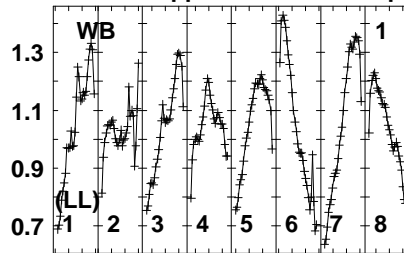
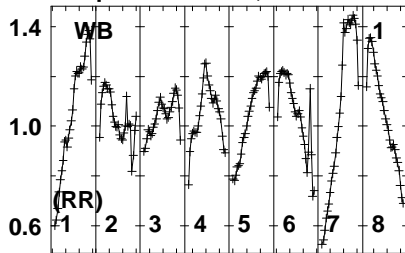


Lower frame: Real Jy  
Auto-corr total-power spectrum Antenna: \*  
Timerange: 01/00:12:11 to 01/00:13:39

Plot file version 932 created 12-SEP-2022 13:08:49

HS0810+2554 EH040A.UVDATA.1

Freq = 1.5950 GHz, Bw = 16.000 MH No calibration applied and no bandpass applied



1595 610 1630 645 660 675 1695 710  
FREQ MHz

1595 610 1630 645 660 675 1695 710  
FREQ MHz

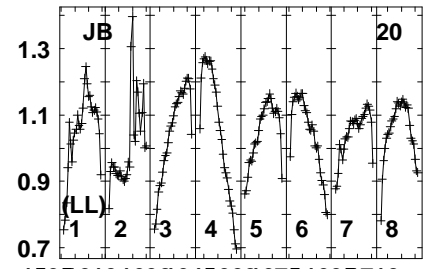
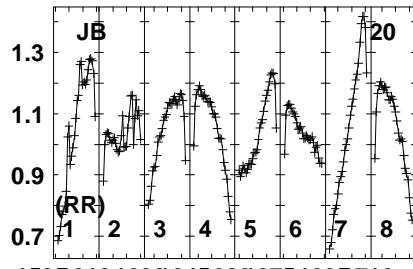
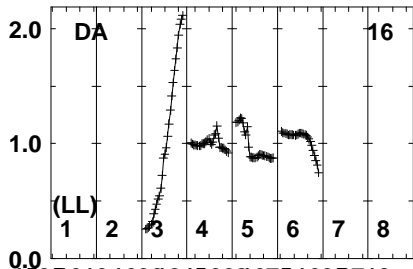
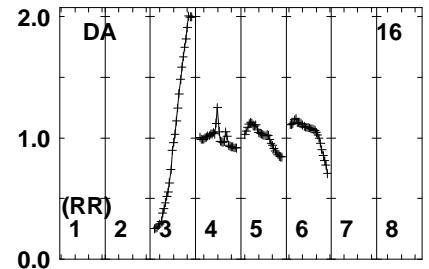
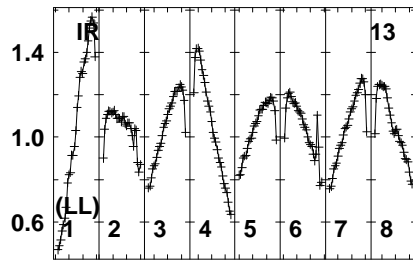
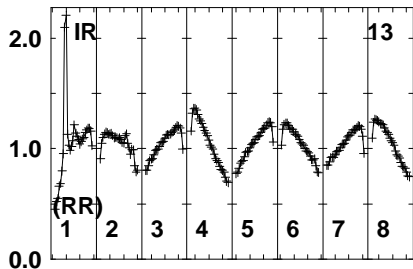
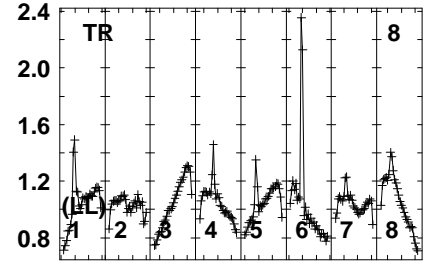
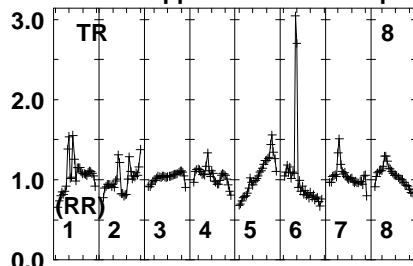
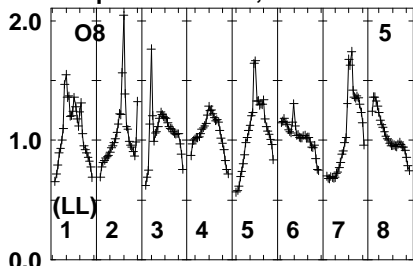
1595 610 1630 645 660 675 1695 710  
FREQ MHz

Lower frame: Real Jy  
Auto-corr total-power spectrum Antenna: \*  
Timerange: 01/00:13:41 to 01/00:17:09

Plot file version 933 created 12-SEP-2022 13:08:49

HS0810+2554 EH040A.UVDATA.1

Freq = 1.5950 GHz, Bw = 16.000 MH No calibration applied and no bandpass applied



1595 610 1630 645 660 675 1695 710  
FREQ MHz

1595 610 1630 645 660 675 1695 710  
FREQ MHz

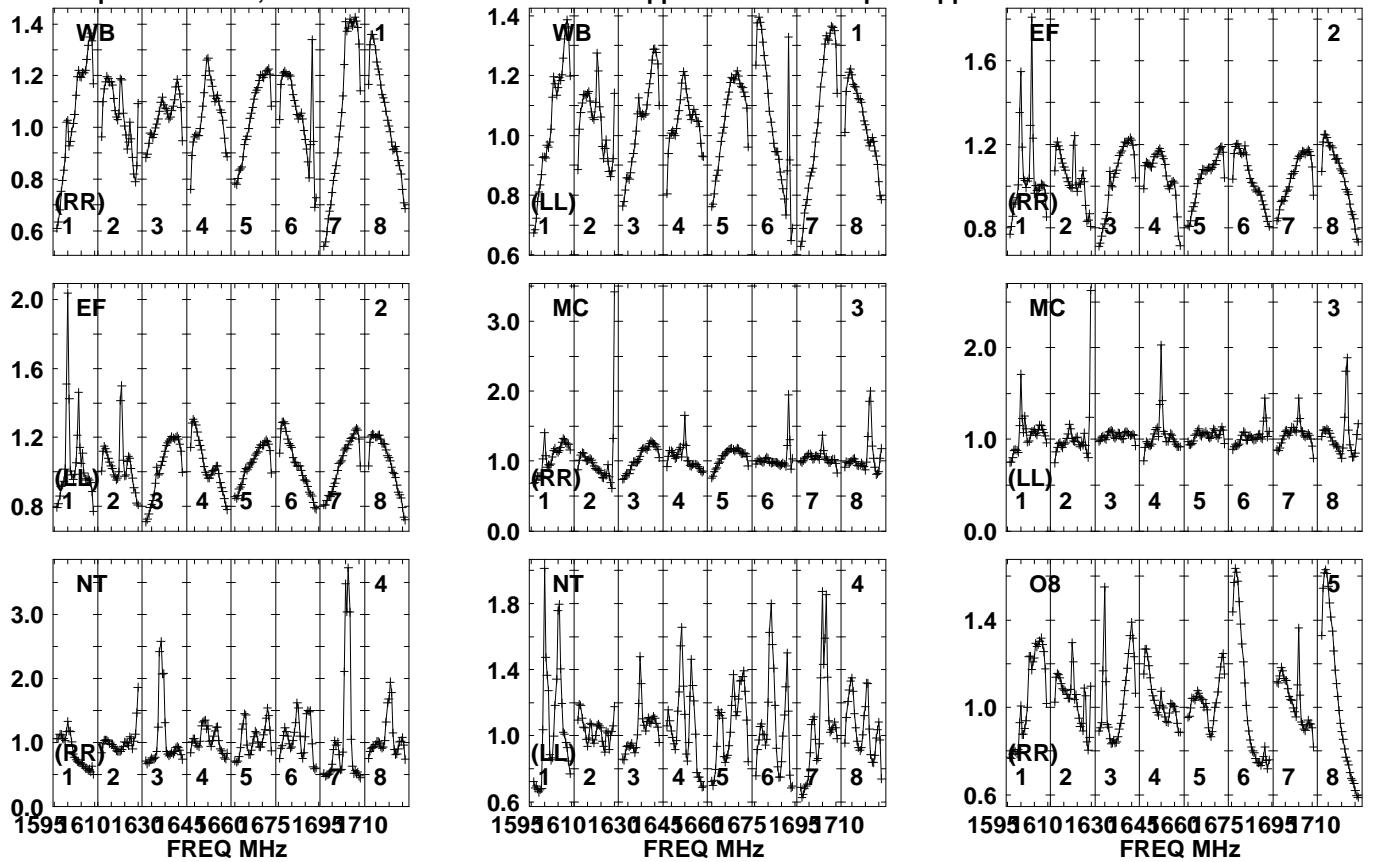
1595 610 1630 645 660 675 1695 710  
FREQ MHz

Lower frame: Real Jy  
Auto-corr total-power spectrum Antenna: \*  
Timerange: 01/00:13:41 to 01/00:17:09

Plot file version 934 created 12-SEP-2022 13:08:49

J0813+2435 EH040A.UVDATA.1

Freq = 1.5950 GHz, Bw = 16.000 MH No calibration applied and no bandpass applied

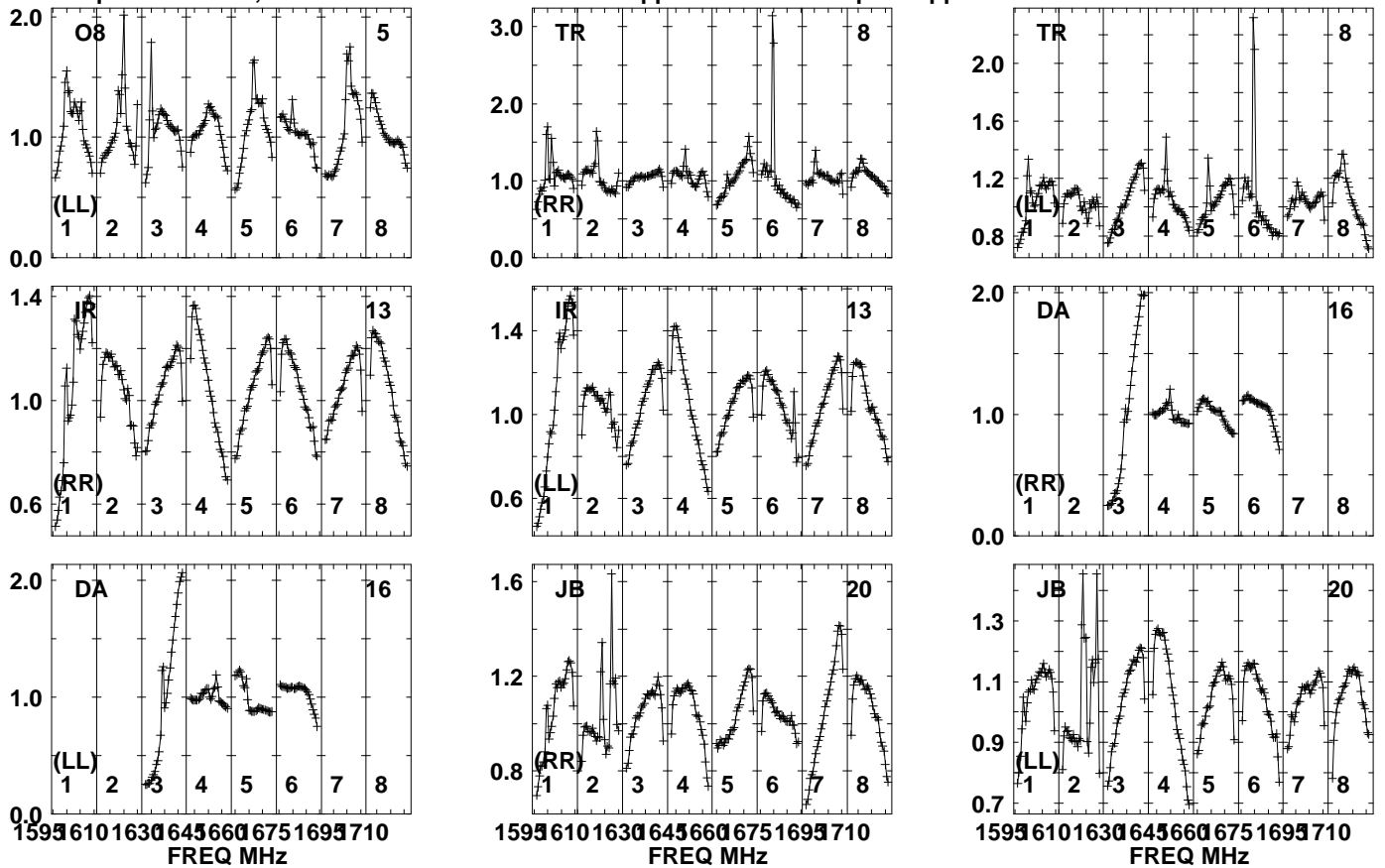


Lower frame: Real Jy  
Auto-corr total-power spectrum Antenna: \*  
Timerange: 01/00:17:41 to 01/00:19:09

Plot file version 935 created 12-SEP-2022 13:08:49

J0813+2435 EH040A.UVDATA.1

Freq = 1.5950 GHz, Bw = 16.000 MH No calibration applied and no bandpass applied

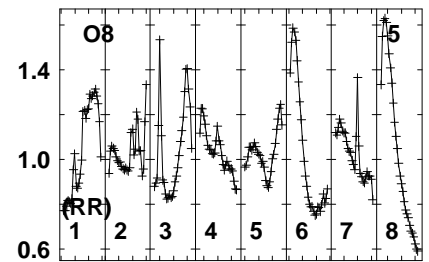
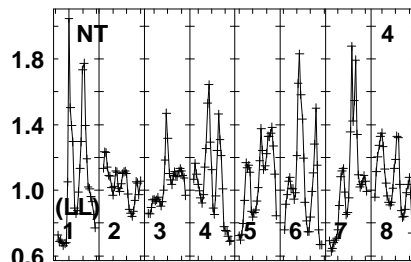
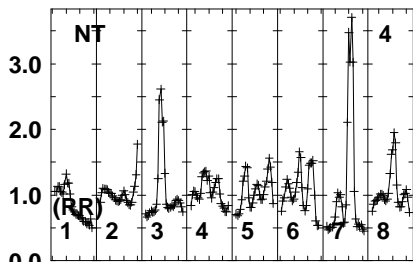
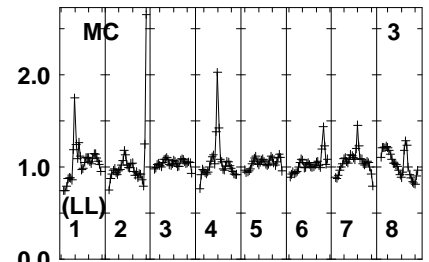
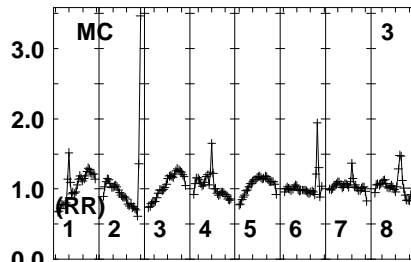
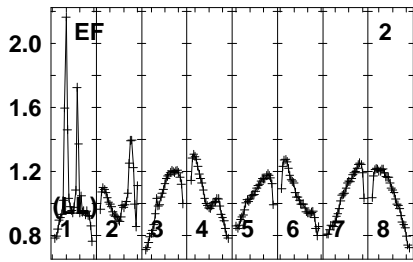
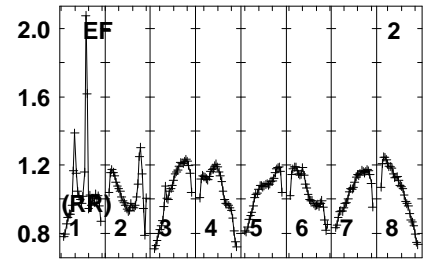
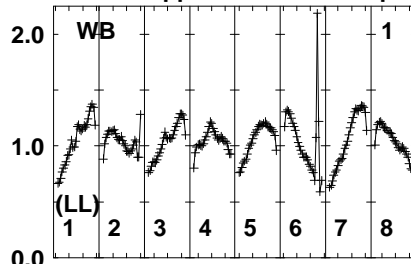
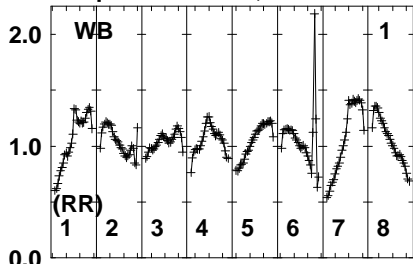


Lower frame: Real Jy  
Auto-corr total-power spectrum Antenna: \*  
Timerange: 01/00:17:41 to 01/00:19:09

Plot file version 936 created 12-SEP-2022 13:08:50

HS0810+2554 EH040A.UVDATA.1

Freq = 1.5950 GHz, Bw = 16.000 MH No calibration applied and no bandpass applied



1595 610 1630 645 660 675 1695 710  
FREQ MHz

1595 610 1630 645 660 675 1695 710  
FREQ MHz

1595 610 1630 645 660 675 1695 710  
FREQ MHz

Lower frame: Real Jy

Auto-corr total-power spectrum Antenna: \*

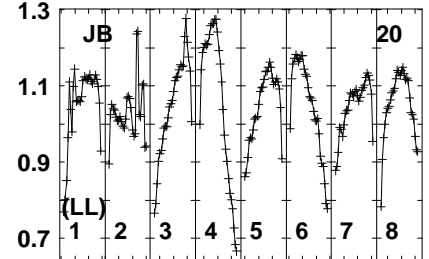
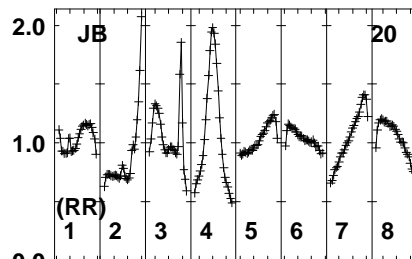
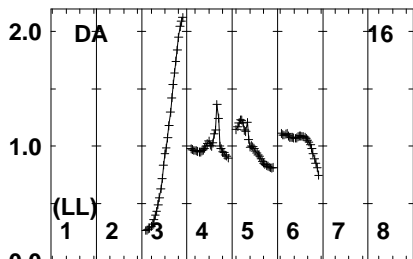
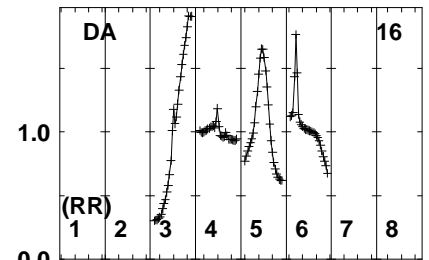
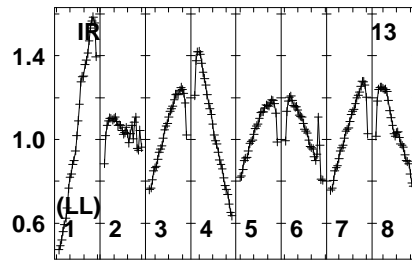
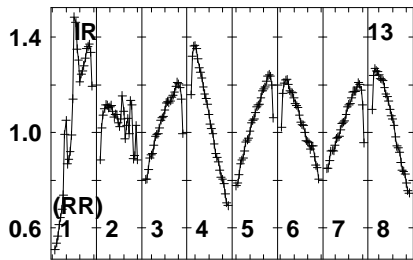
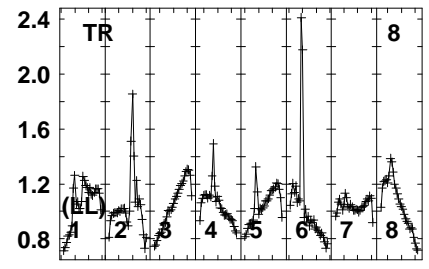
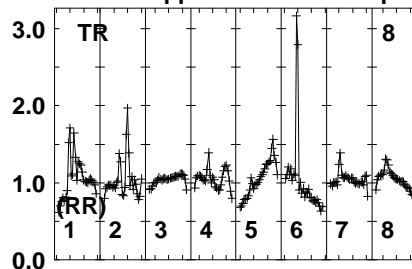
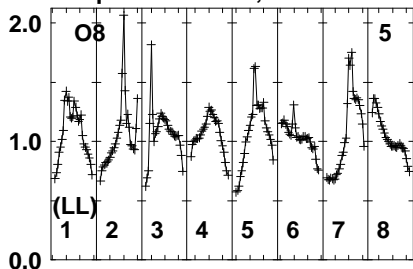
Timerange: 01/00:19:11 to 01/00:22:39



Plot file version 937 created 12-SEP-2022 13:08:50

HS0810+2554 EH040A.UVDATA.1

Freq = 1.5950 GHz, Bw = 16.000 MH No calibration applied and no bandpass applied



1595 610 1630 645 660 675 1695 710  
FREQ MHz

1595 610 1630 645 660 675 1695 710  
FREQ MHz

1595 610 1630 645 660 675 1695 710  
FREQ MHz

Lower frame: Real Jy

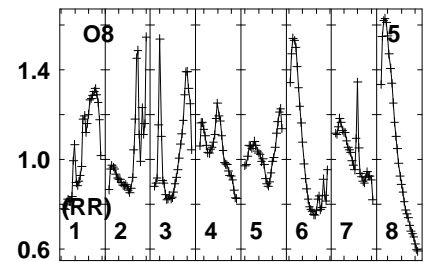
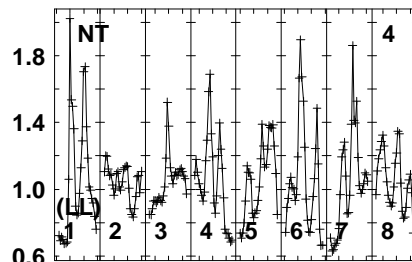
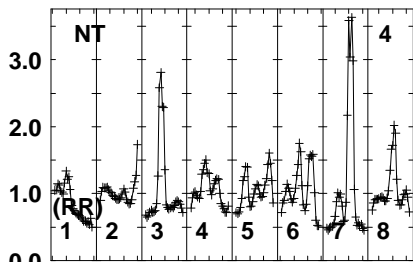
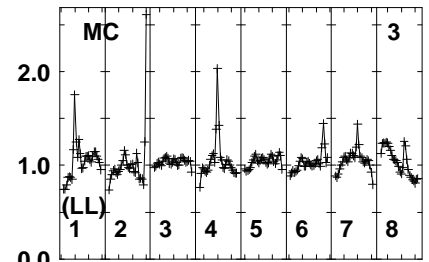
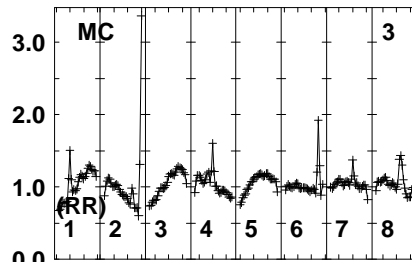
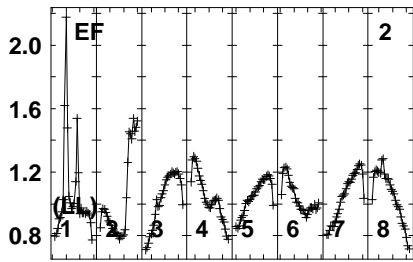
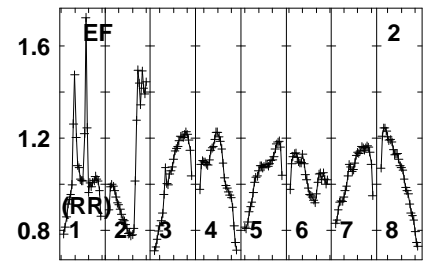
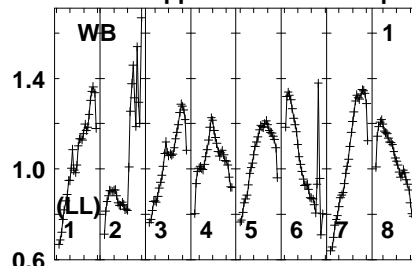
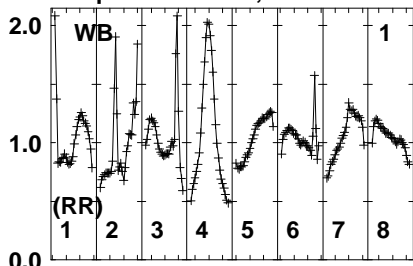
Auto-corr total-power spectrum Antenna: \*

Timerange: 01/00:19:11 to 01/00:22:39

Plot file version 938 created 12-SEP-2022 13:08:50

J0813+2435 EH040A.UVDATA.1

Freq = 1.5950 GHz, Bw = 16.000 MH No calibration applied and no bandpass applied



1595 610 1630 645 660 675 1695 710  
FREQ MHz

1595 610 1630 645 660 675 1695 710  
FREQ MHz

1595 610 1630 645 660 675 1695 710  
FREQ MHz

Lower frame: Real Jy

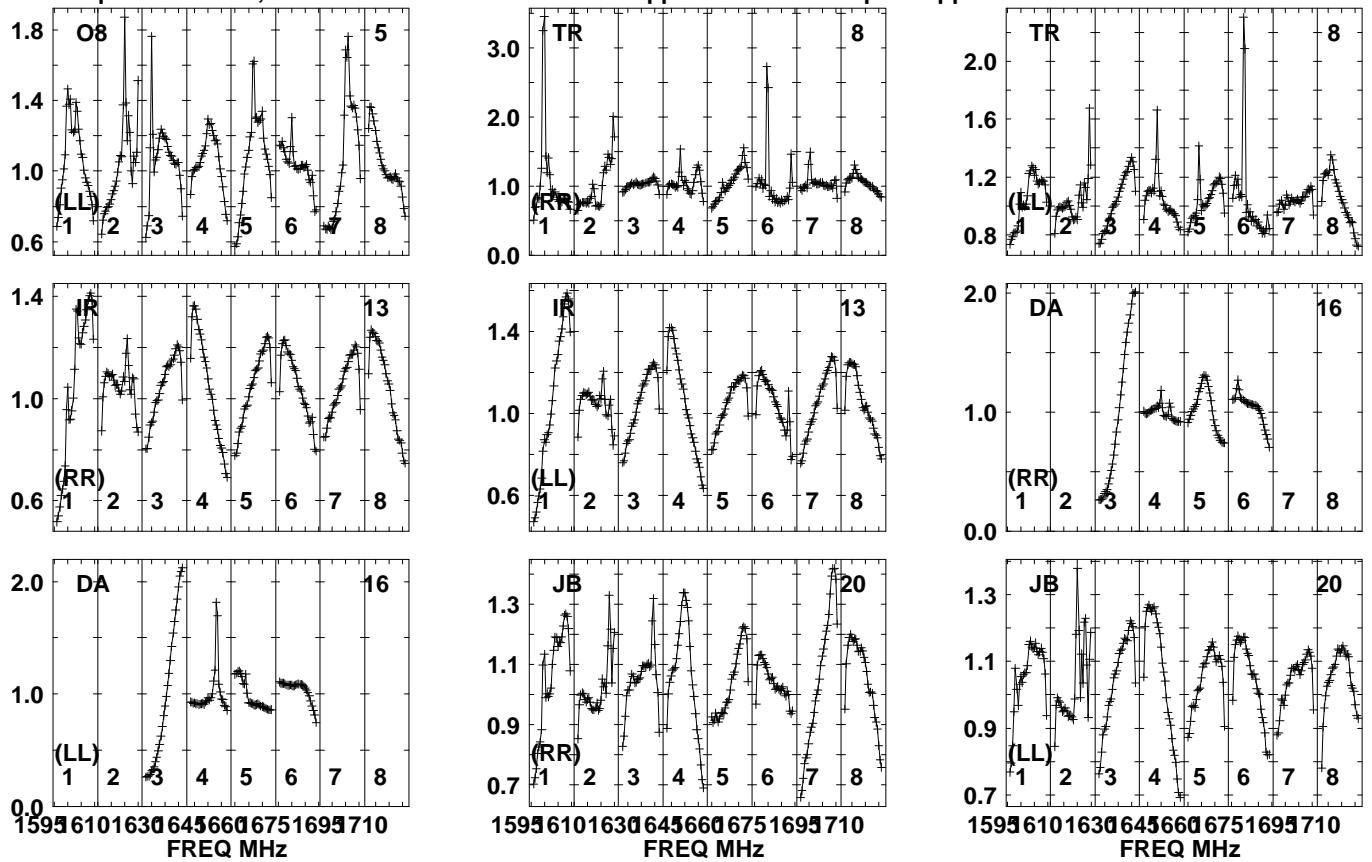
Auto-corr total-power spectrum Antenna: \*

Timerange: 01/00:22:41 to 01/00:24:09

Plot file version 939 created 12-SEP-2022 13:08:50

J0813+2435 EH040A.UVDATA.1

Freq = 1.5950 GHz, Bw = 16.000 MH No calibration applied and no bandpass applied

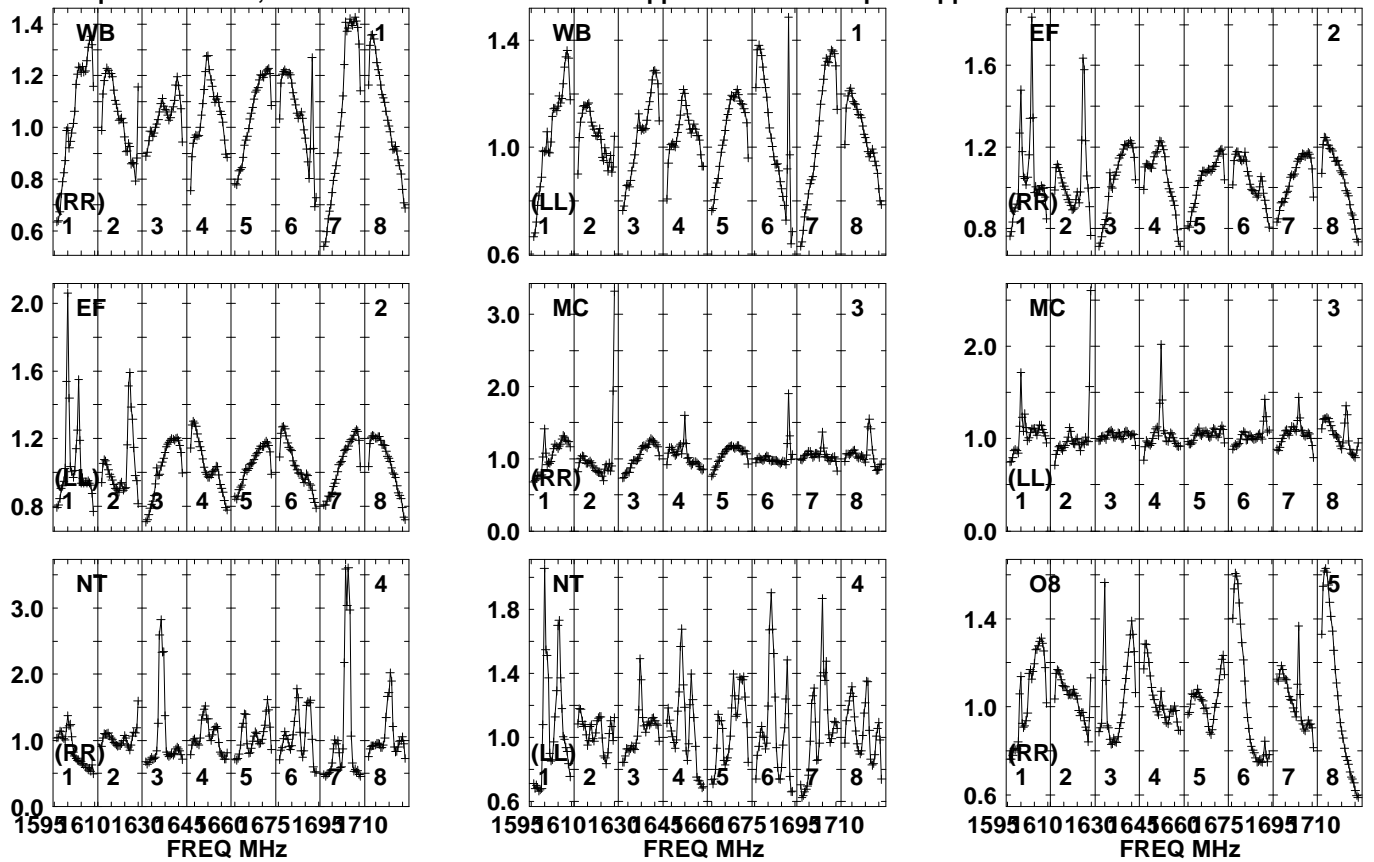


Lower frame: Real Jy  
Auto-corr total-power spectrum Antenna: \*  
Timerange: 01/00:22:41 to 01/00:24:09

Plot file version 940 created 12-SEP-2022 13:08:50

HS0810+2554 EH040A.UVDATA.1

Freq = 1.5950 GHz, Bw = 16.000 MH No calibration applied and no bandpass applied

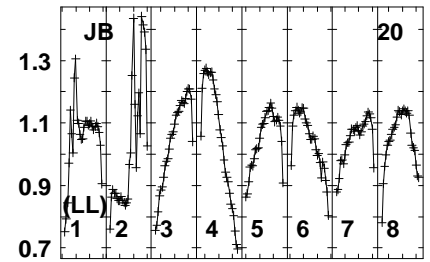
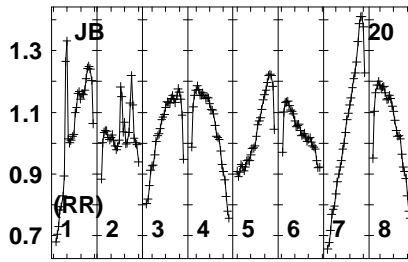
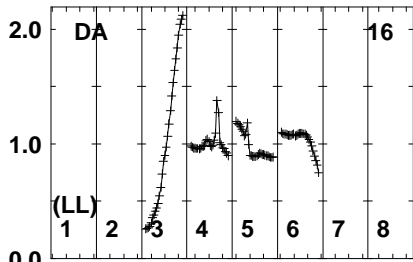
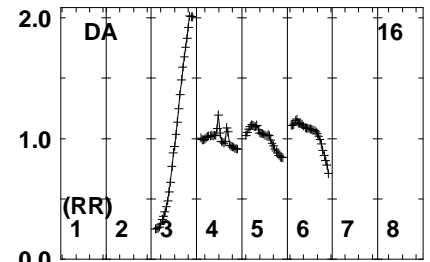
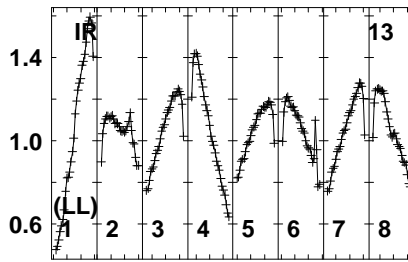
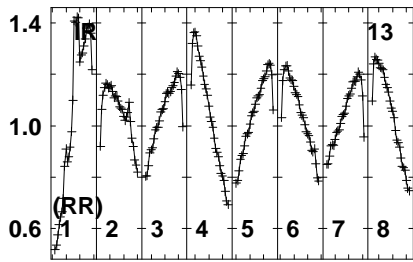
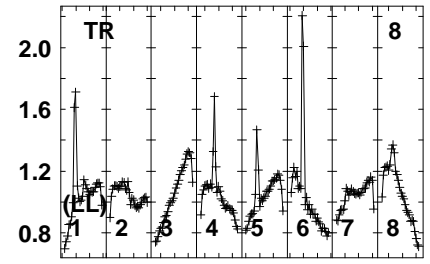
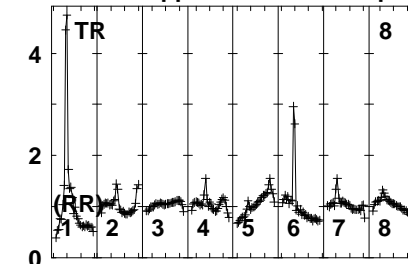
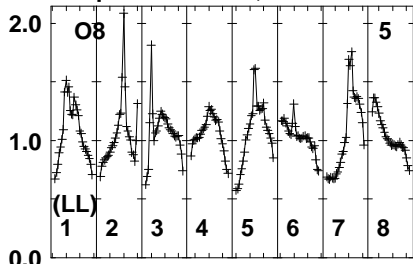


Lower frame: Real Jy  
Auto-corr total-power spectrum Antenna: \*  
Timerange: 01/00:24:11 to 01/00:27:39

Plot file version 941 created 12-SEP-2022 13:08:50

HS0810+2554 EH040A.UVDATA.1

Freq = 1.5950 GHz, Bw = 16.000 MH No calibration applied and no bandpass applied



1595 610 1630 645 660 675 1695 710  
FREQ MHz

1595 610 1630 645 660 675 1695 710  
FREQ MHz

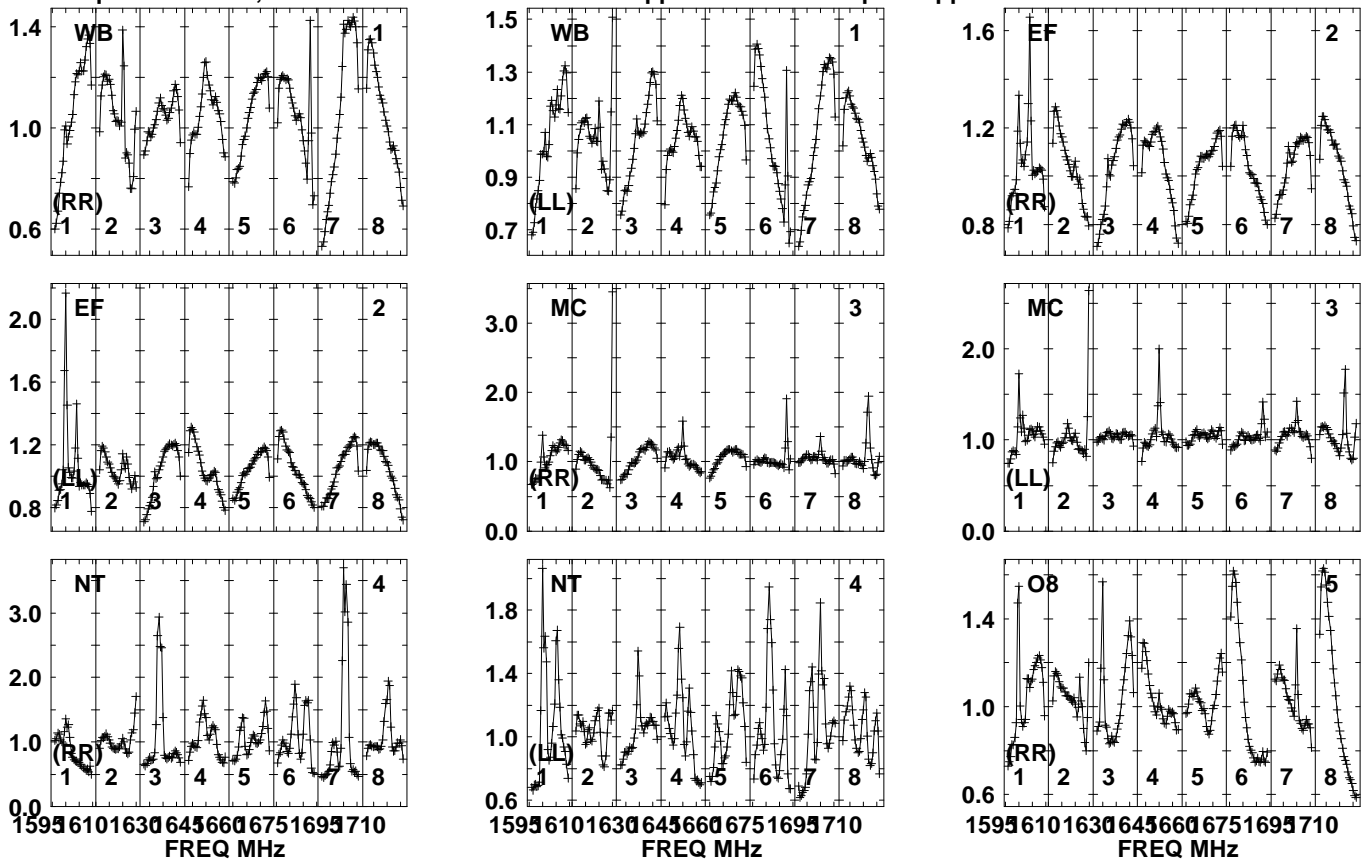
1595 610 1630 645 660 675 1695 710  
FREQ MHz

Lower frame: Real Jy  
Auto-corr total-power spectrum Antenna: \*  
Timerange: 01/00:24:11 to 01/00:27:39

Plot file version 942 created 12-SEP-2022 13:08:50

J0813+2435 EH040A.UVDATA.1

Freq = 1.5950 GHz, Bw = 16.000 MH No calibration applied and no bandpass applied

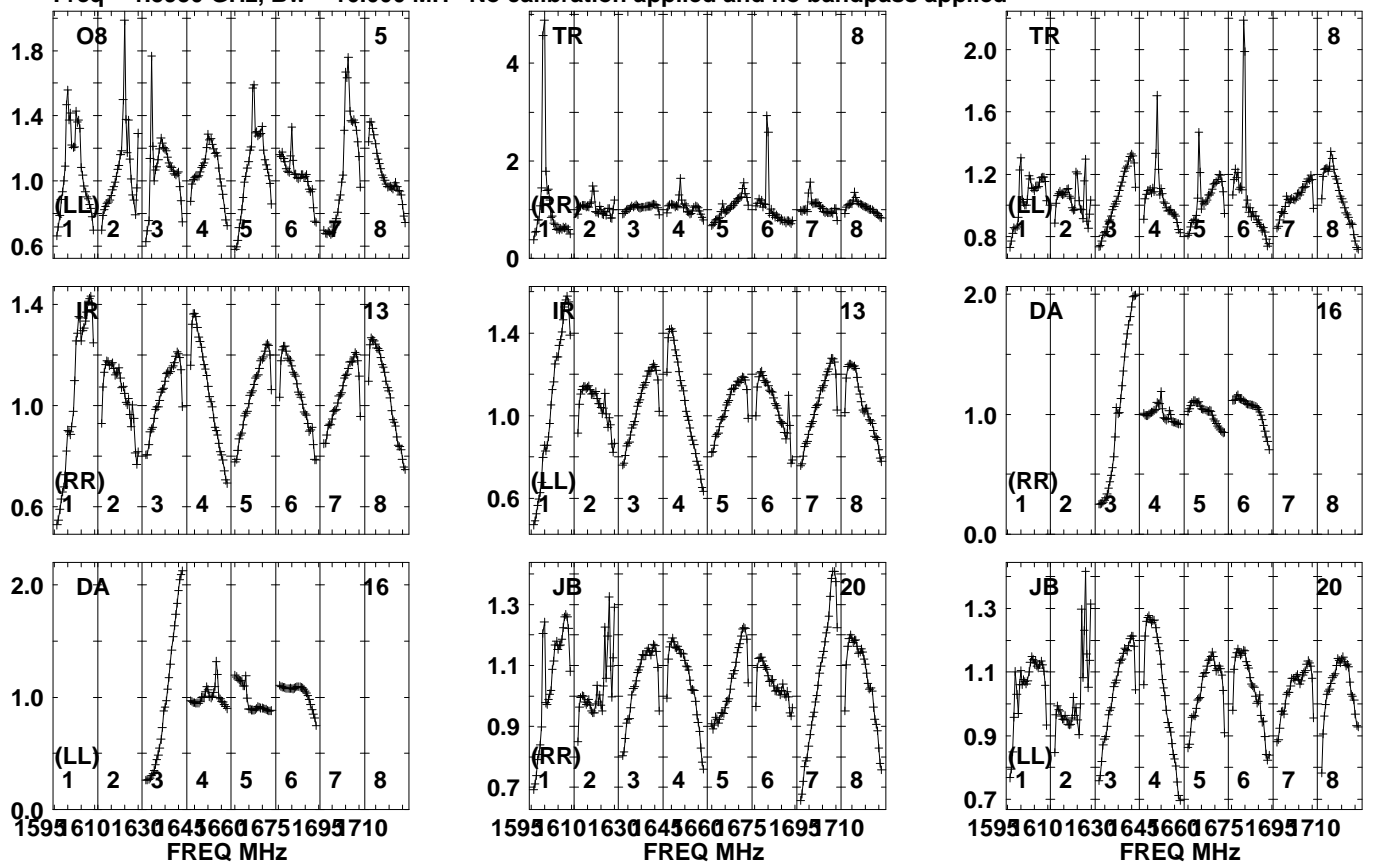


Lower frame: Real Jy  
Auto-corr total-power spectrum Antenna: \*  
Timerange: 01/00:28:11 to 01/00:29:39

Plot file version 943 created 12-SEP-2022 13:08:50

J0813+2435 EH040A.UVDATA.1

Freq = 1.5950 GHz, Bw = 16.000 MH No calibration applied and no bandpass applied

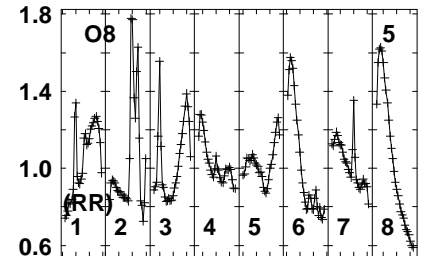
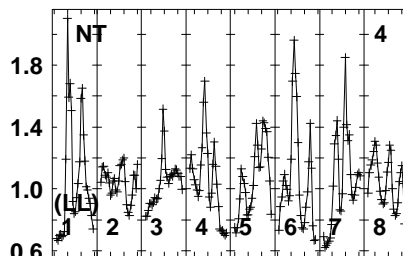
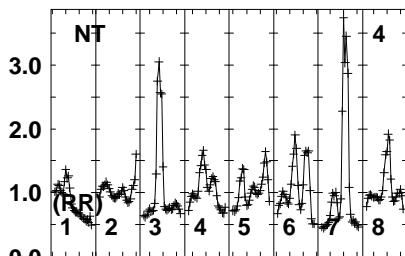
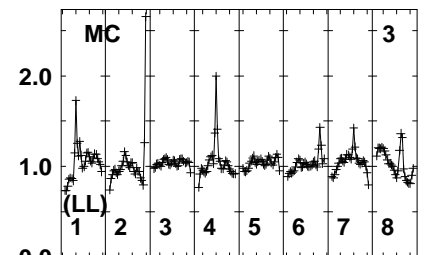
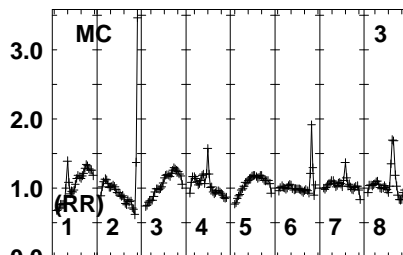
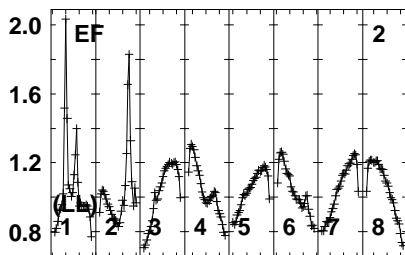
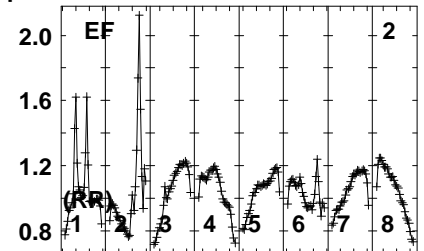
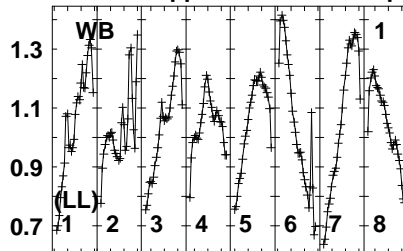
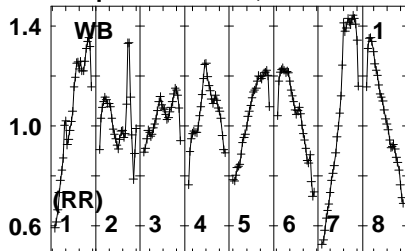


Lower frame: Real Jy  
Auto-corr total-power spectrum Antenna: \*  
Timerange: 01/00:28:11 to 01/00:29:39

Plot file version 944 created 12-SEP-2022 13:08:51

HS0810+2554 EH040A.UVDATA.1

Freq = 1.5950 GHz, Bw = 16.000 MH No calibration applied and no bandpass applied



1595 610 1630 645 660 675 1695 710  
FREQ MHz

1595 610 1630 645 660 675 1695 710  
FREQ MHz

1595 610 1630 645 660 675 1695 710  
FREQ MHz

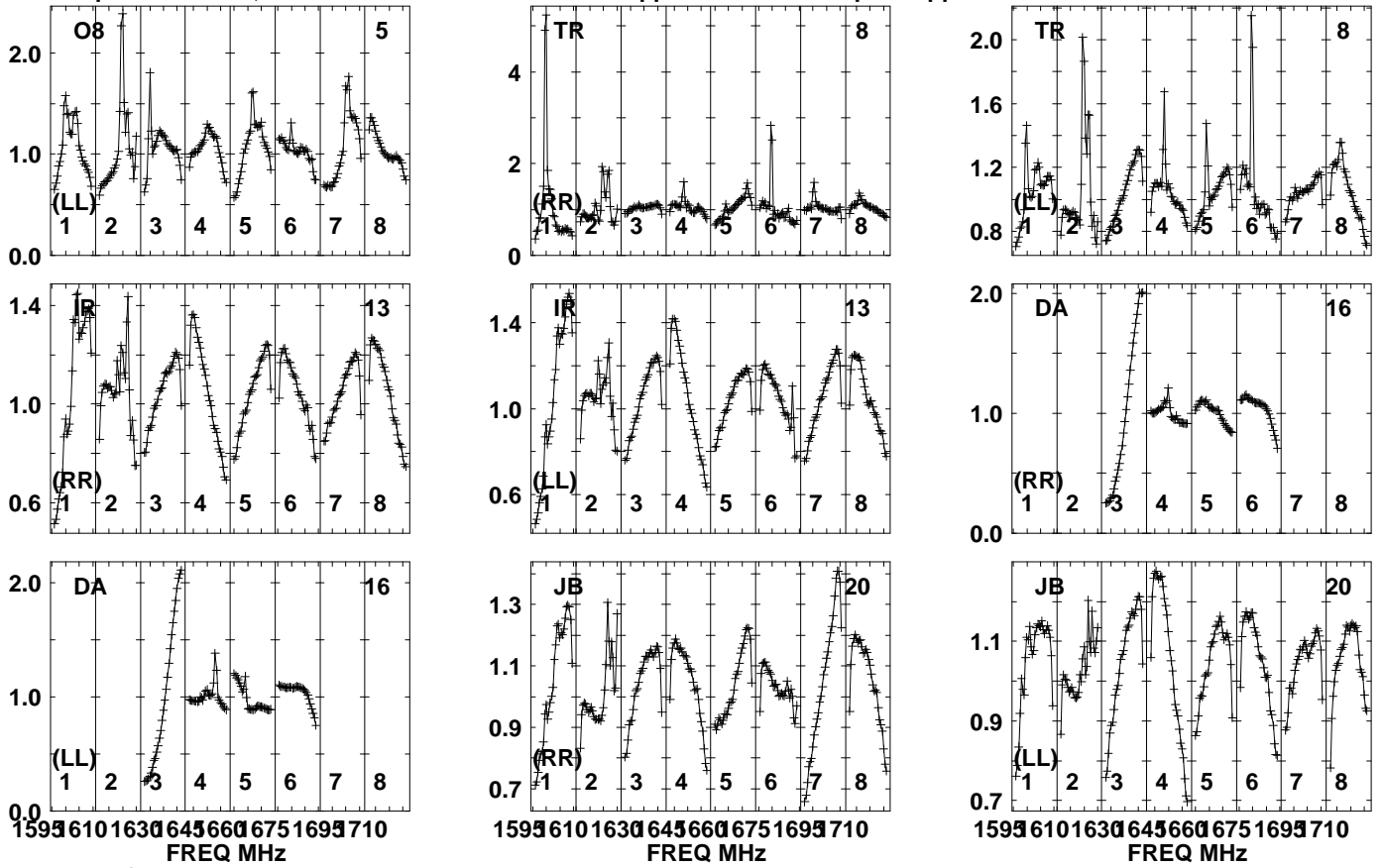
Lower frame: Real Jy  
Auto-corr total-power spectrum Antenna: \*  
Timerange: 01/00:29:41 to 01/00:33:09



Plot file version 945 created 12-SEP-2022 13:08:51

HS0810+2554 EH040A.UVDATA.1

Freq = 1.5950 GHz, Bw = 16.000 MH No calibration applied and no bandpass applied

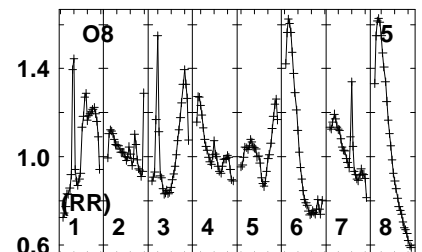
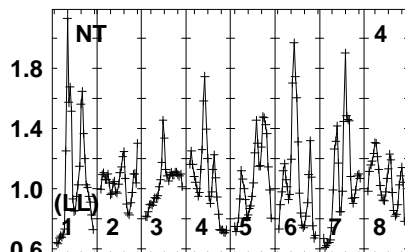
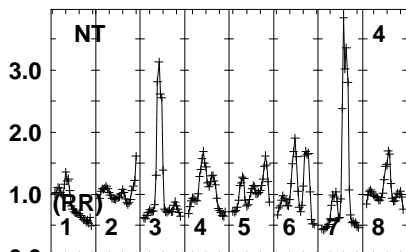
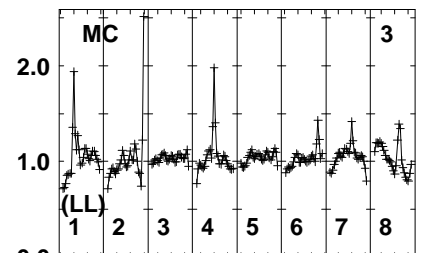
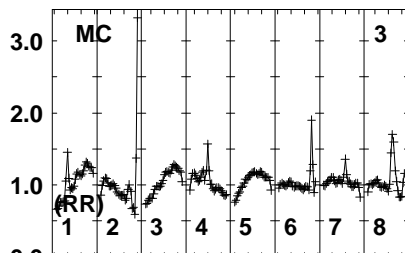
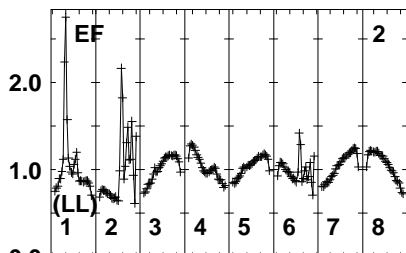
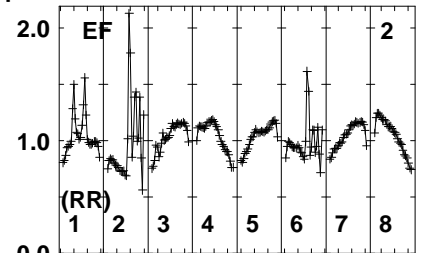
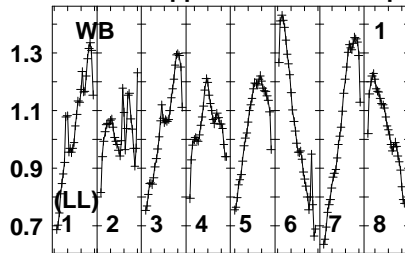
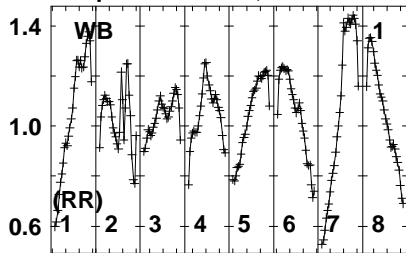


Lower frame: Real Jy  
Auto-corr total-power spectrum Antenna: \*  
Timerange: 01/00:29:41 to 01/00:33:09

Plot file version 946 created 12-SEP-2022 13:08:51

J0813+2435 EH040A.UVDATA.1

Freq = 1.5950 GHz, Bw = 16.000 MH No calibration applied and no bandpass applied



1595 610 1630 645 660 675 1695 710  
FREQ MHz

1595 610 1630 645 660 675 1695 710  
FREQ MHz

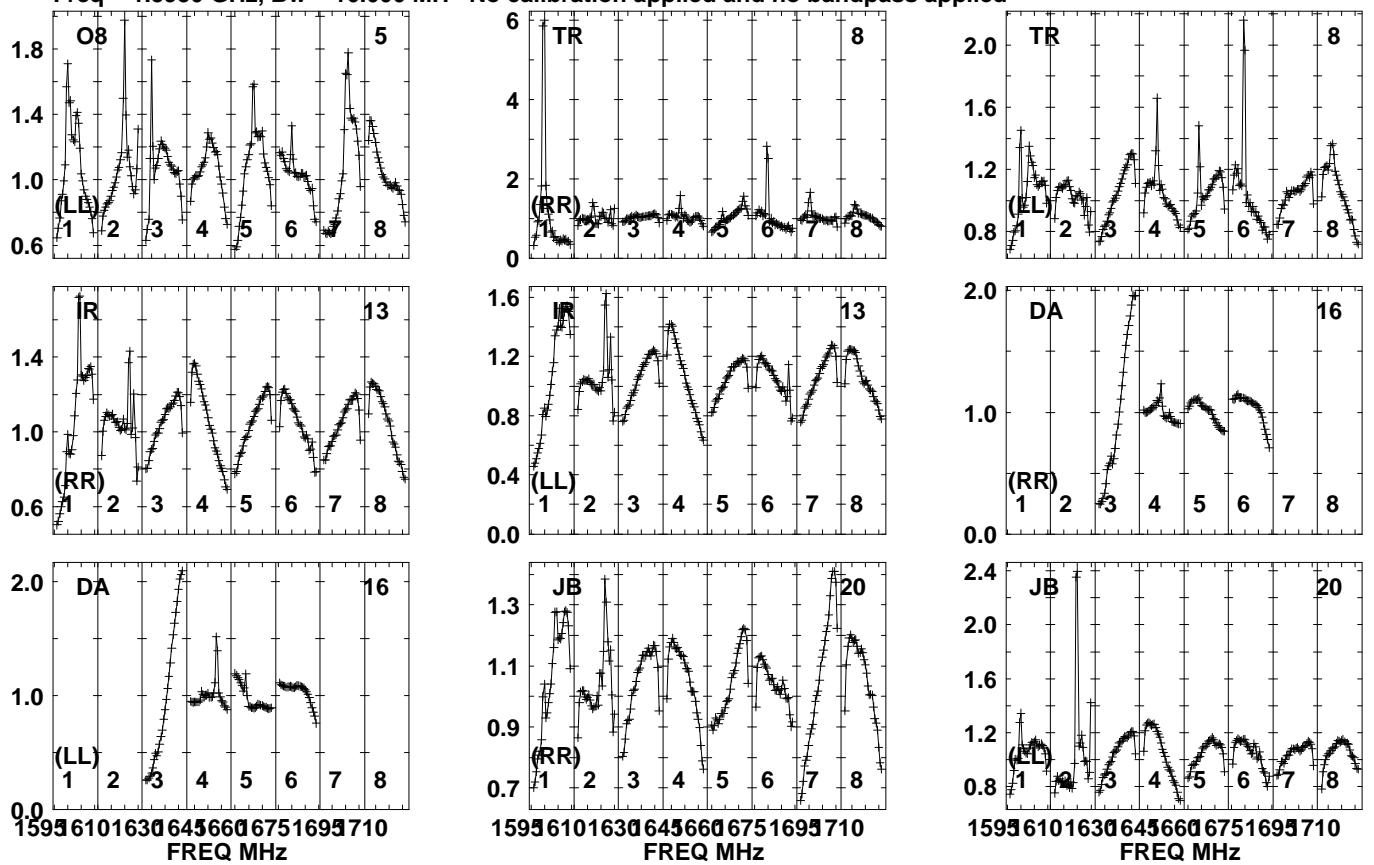
1595 610 1630 645 660 675 1695 710  
FREQ MHz

Lower frame: Real Jy  
Auto-corr total-power spectrum Antenna: \*  
Timerange: 01/00:33:11 to 01/00:34:39

Plot file version 947 created 12-SEP-2022 13:08:51

J0813+2435 EH040A.UVDATA.1

Freq = 1.5950 GHz, Bw = 16.000 MH No calibration applied and no bandpass applied

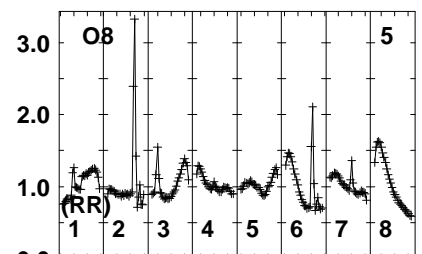
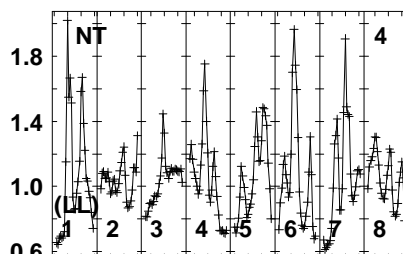
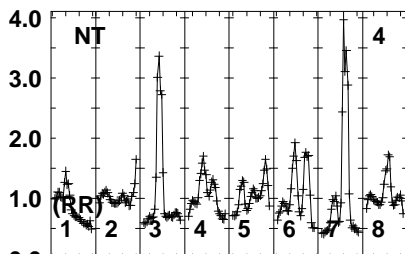
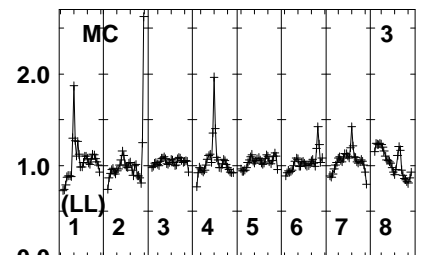
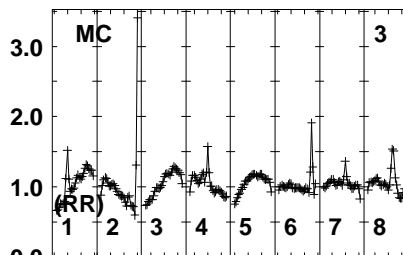
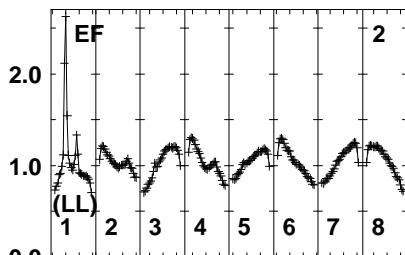
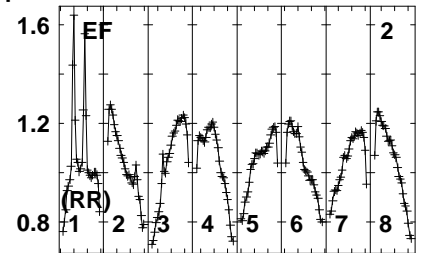
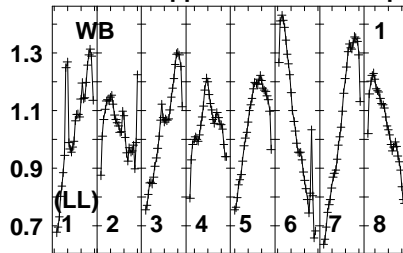
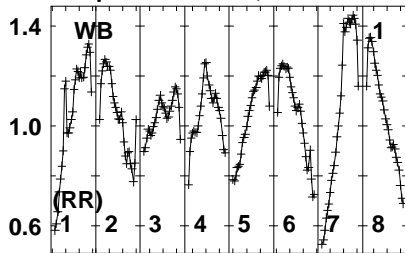


Lower frame: Real Jy  
Auto-corr total-power spectrum Antenna: \*  
Timerange: 01/00:33:11 to 01/00:34:39

Plot file version 948 created 12-SEP-2022 13:08:51

HS0810+2554 EH040A.UVDATA.1

Freq = 1.5950 GHz, Bw = 16.000 MH No calibration applied and no bandpass applied



1595 610 1630 645 660 675 1695 710  
FREQ MHz

1595 610 1630 645 660 675 1695 710  
FREQ MHz

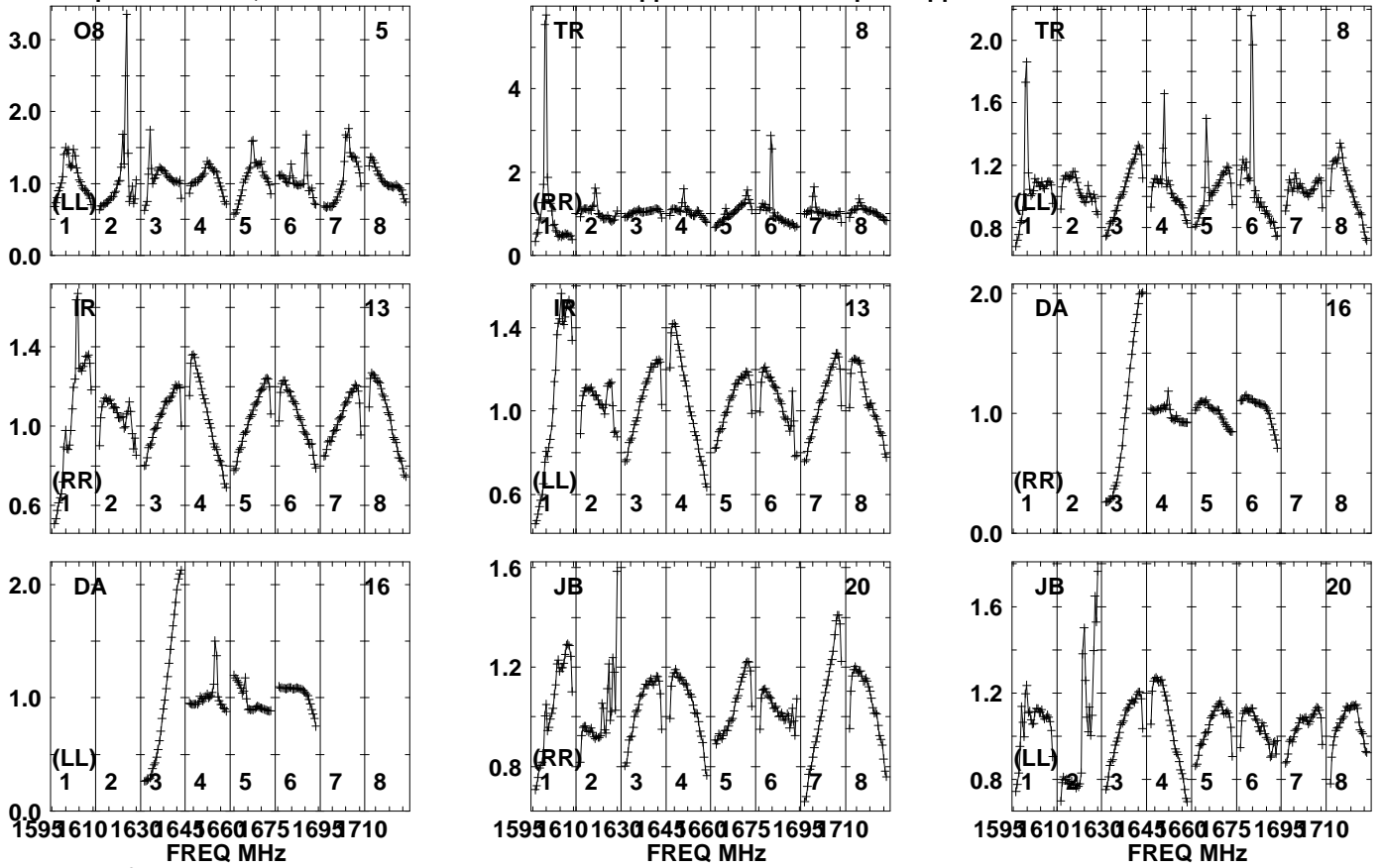
1595 610 1630 645 660 675 1695 710  
FREQ MHz

Lower frame: Real Jy  
Auto-corr total-power spectrum Antenna: \*  
Timerange: 01/00:34:41 to 01/00:38:09

Plot file version 949 created 12-SEP-2022 13:08:51

HS0810+2554 EH040A.UVDATA.1

Freq = 1.5950 GHz, Bw = 16.000 MH No calibration applied and no bandpass applied

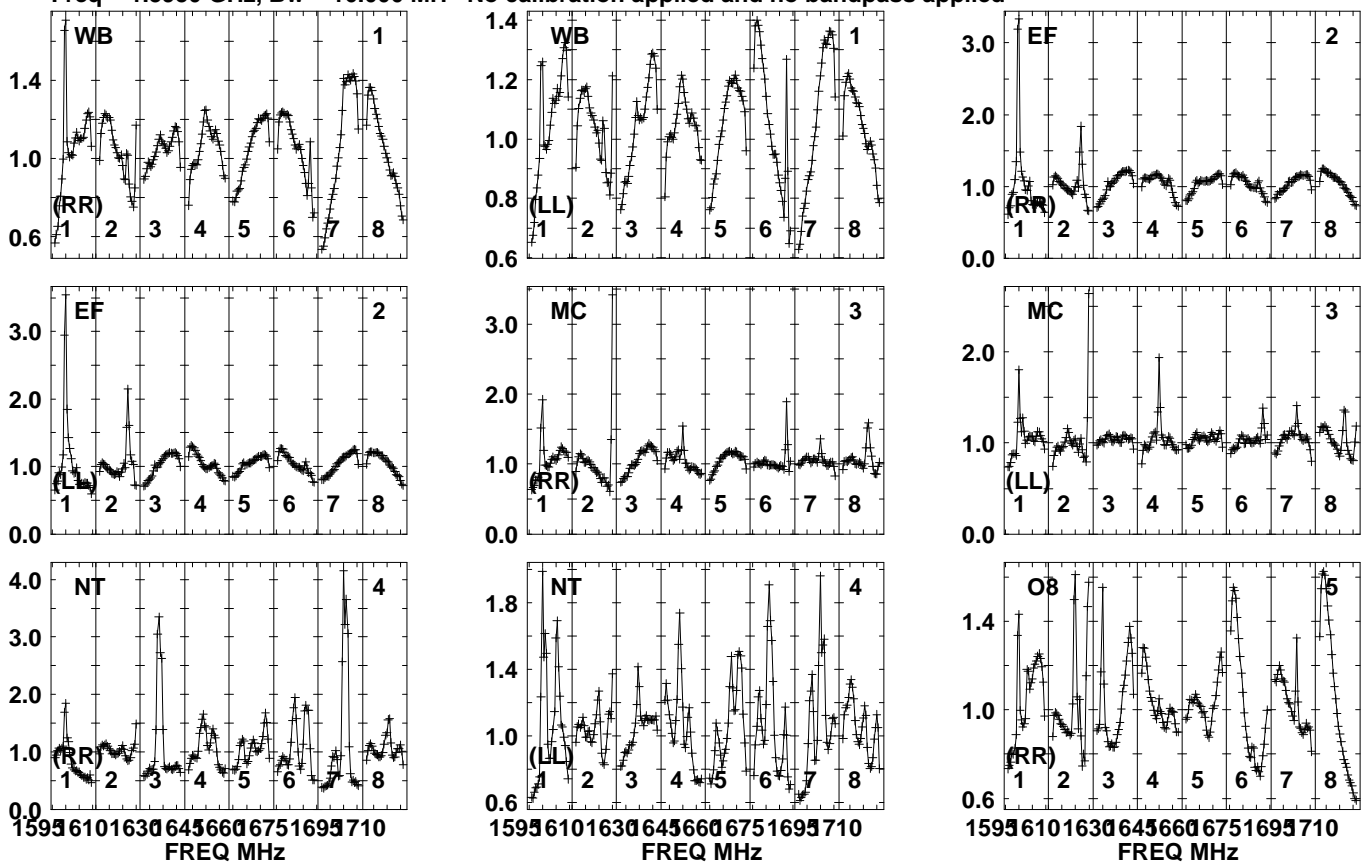


Lower frame: Real Jy  
Auto-corr total-power spectrum Antenna: \*  
Timerange: 01/00:34:41 to 01/00:38:09

Plot file version 950 created 12-SEP-2022 13:08:51

J0813+2435 EH040A.UVDATA.1

Freq = 1.5950 GHz, Bw = 16.000 MH No calibration applied and no bandpass applied

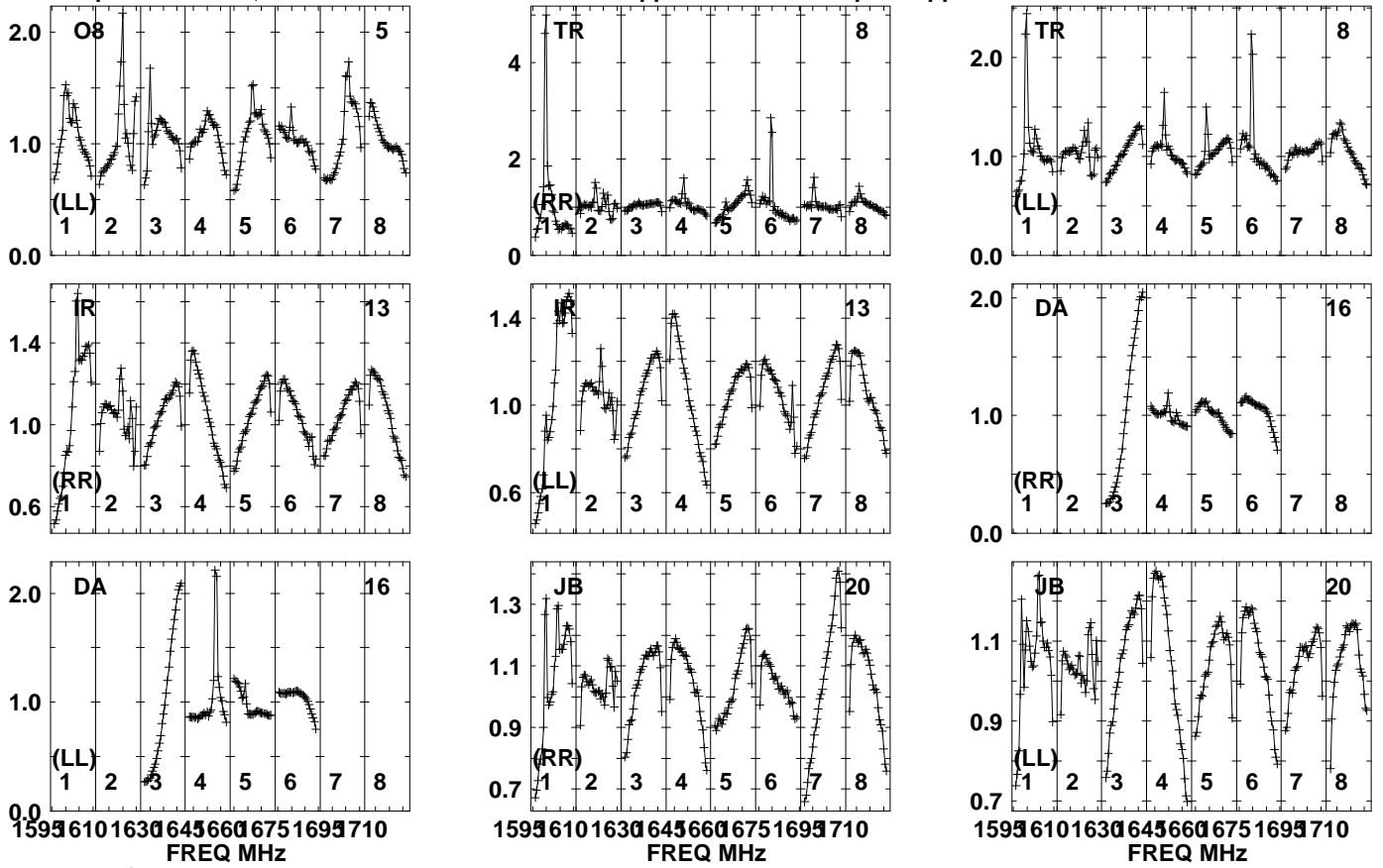


Lower frame: Real Jy  
Auto-corr total-power spectrum Antenna: \*  
Timerange: 01/00:38:41 to 01/00:40:09

Plot file version 951 created 12-SEP-2022 13:08:51

J0813+2435 EH040A.UVDATA.1

Freq = 1.5950 GHz, Bw = 16.000 MH No calibration applied and no bandpass applied

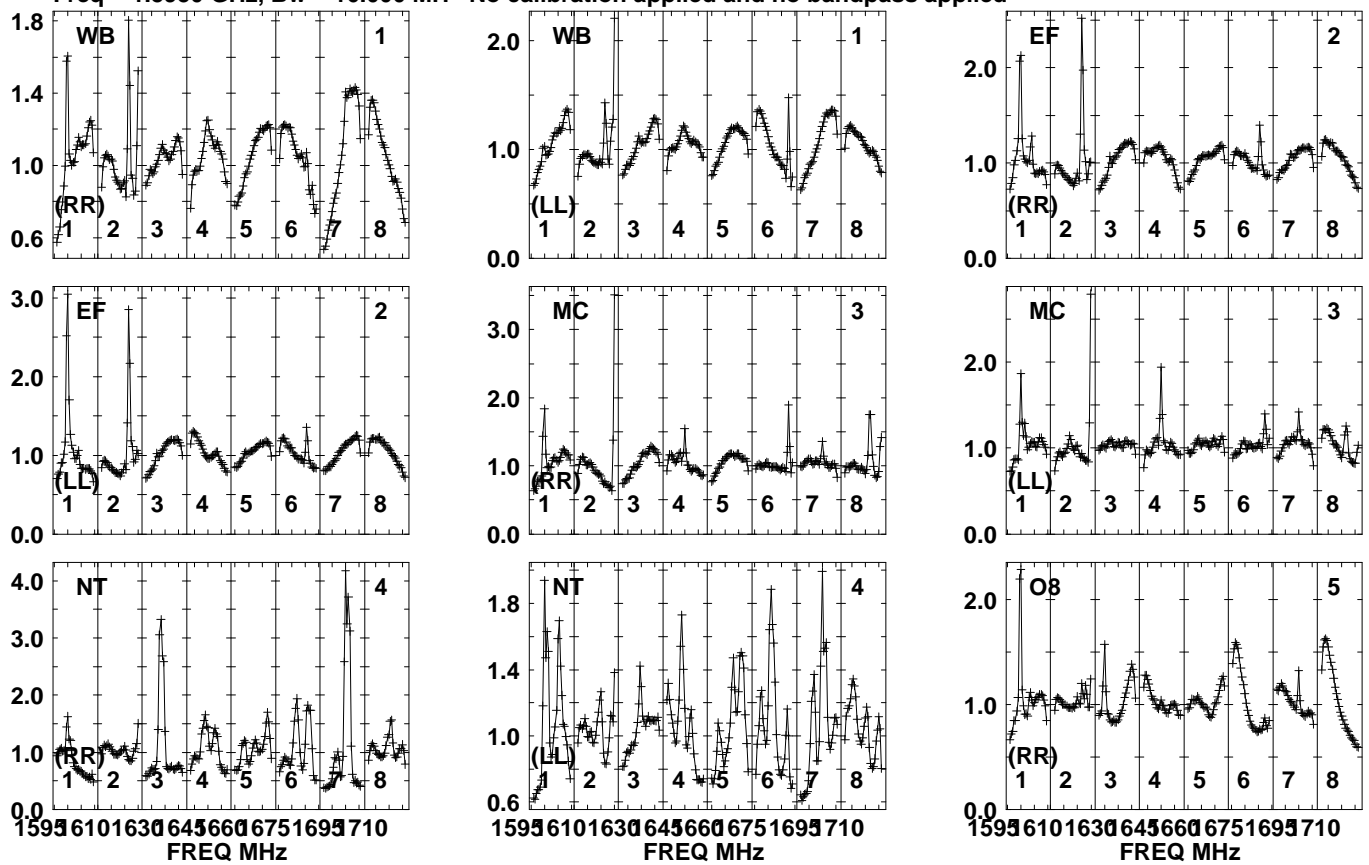


Lower frame: Real Jy  
Auto-corr total-power spectrum Antenna: \*  
Timerange: 01/00:38:41 to 01/00:40:09

Plot file version 952 created 12-SEP-2022 13:08:52

HS0810+2554 EH040A.UVDATA.1

Freq = 1.5950 GHz, Bw = 16.000 MH No calibration applied and no bandpass applied



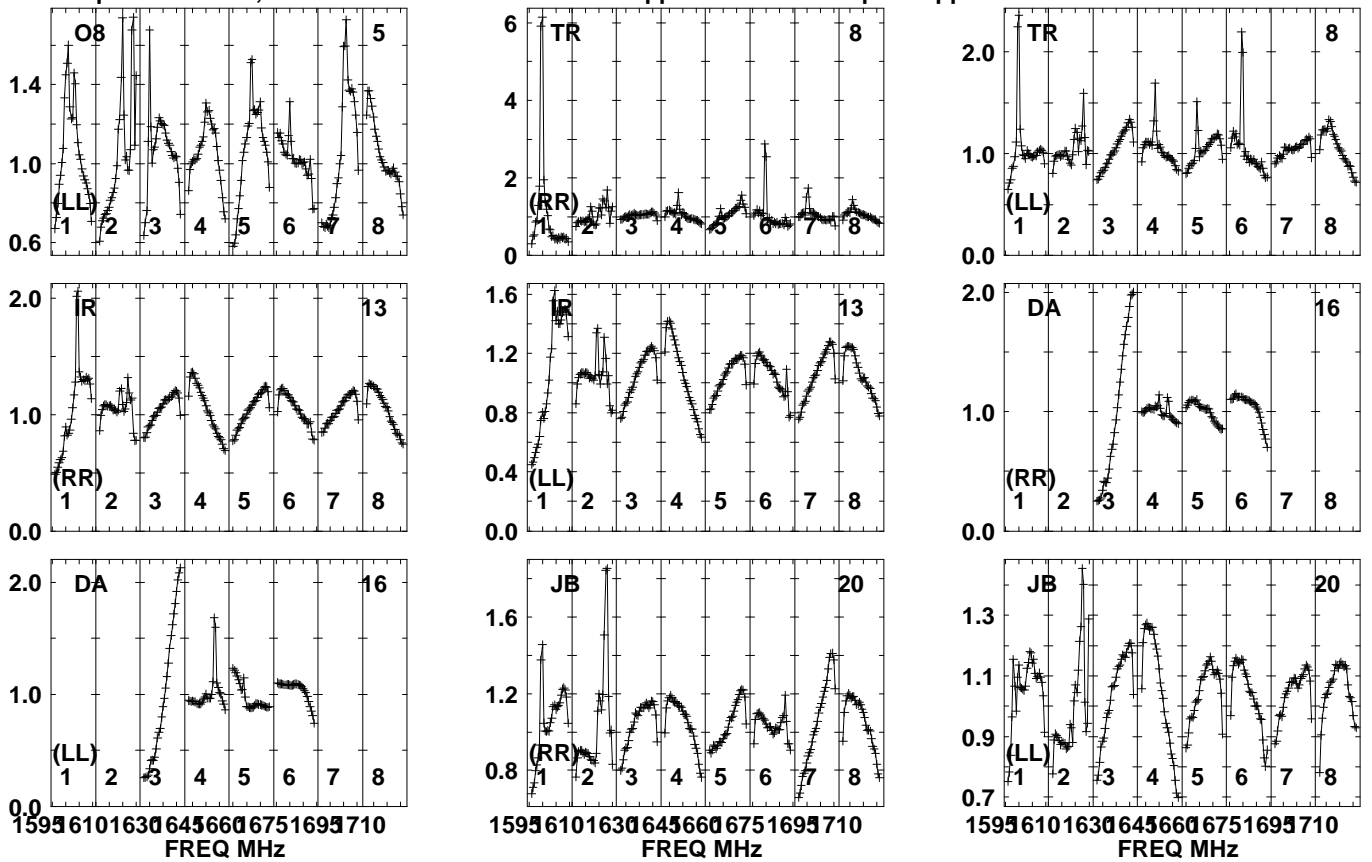
Lower frame: Real Jy  
Auto-corr total-power spectrum Antenna: \*  
Timerange: 01/00:40:11 to 01/00:43:39



Plot file version 953 created 12-SEP-2022 13:08:52

HS0810+2554 EH040A.UVDATA.1

Freq = 1.5950 GHz, Bw = 16.000 MH No calibration applied and no bandpass applied

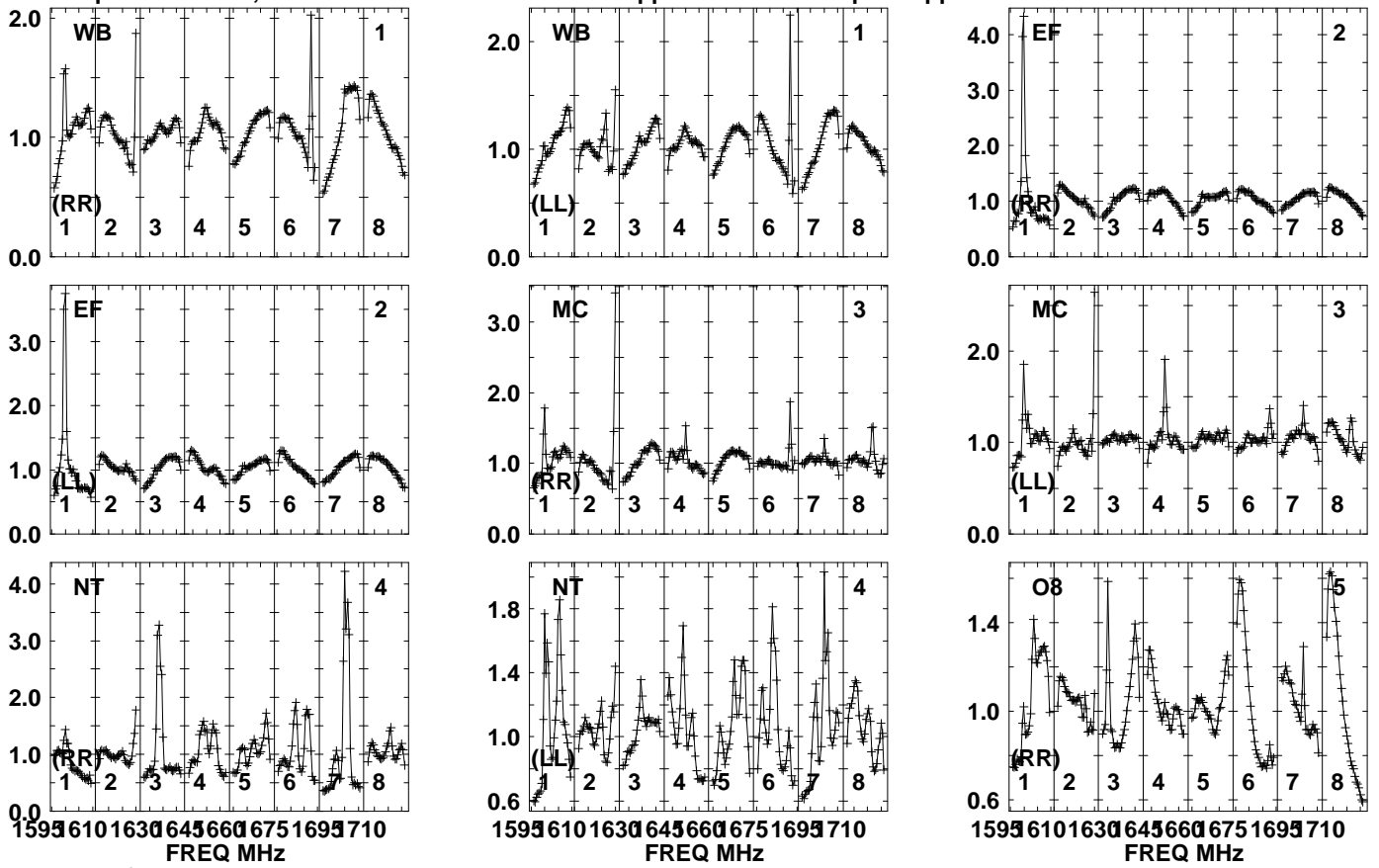


Lower frame: Real Jy  
Auto-corr total-power spectrum Antenna: \*  
Timerange: 01/00:40:11 to 01/00:43:39

Plot file version 954 created 12-SEP-2022 13:08:52

J0813+2435 EH040A.UVDATA.1

Freq = 1.5950 GHz, Bw = 16.000 MH No calibration applied and no bandpass applied

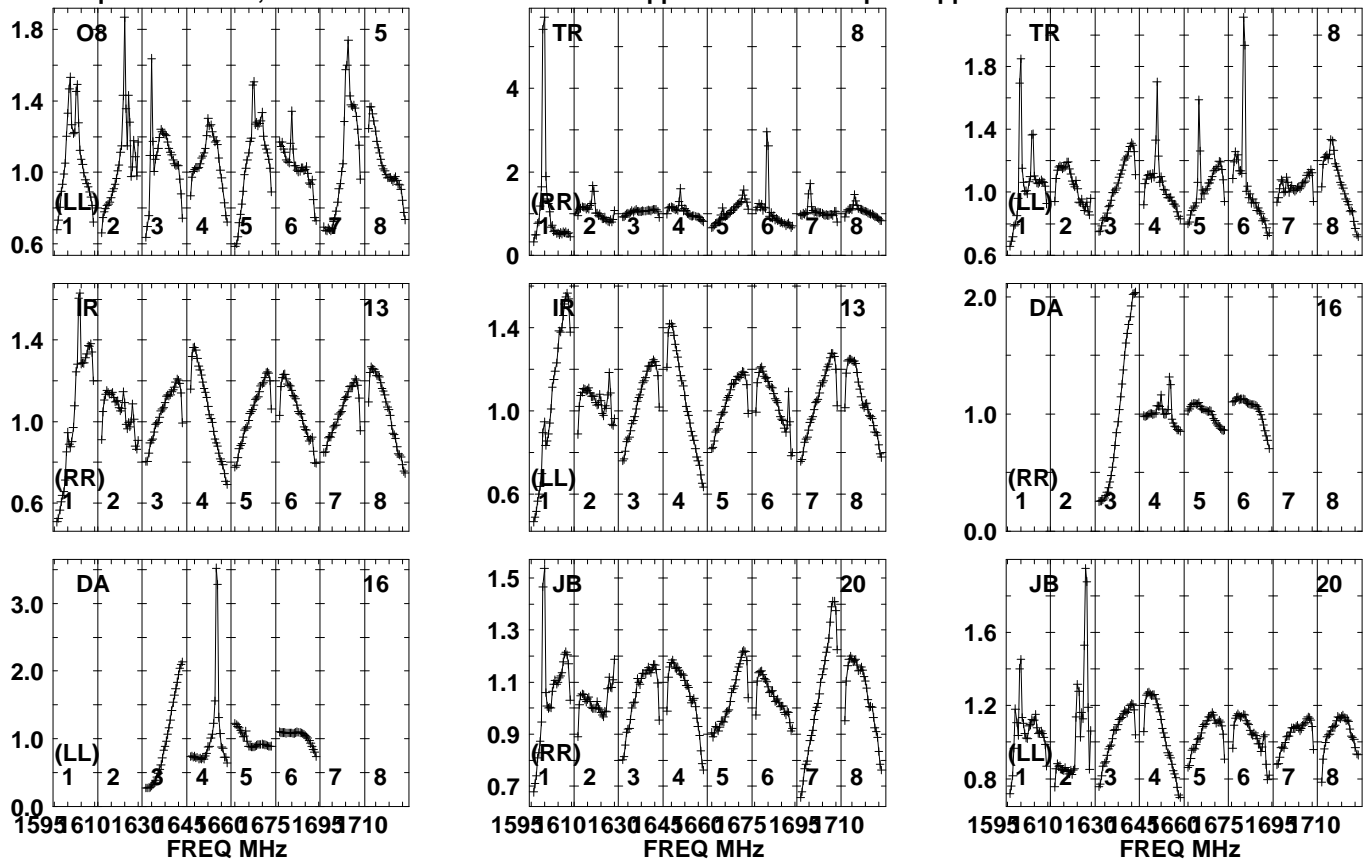


Lower frame: Real Jy  
Auto-corr total-power spectrum Antenna: \*  
Timerange: 01/00:43:41 to 01/00:45:09

Plot file version 955 created 12-SEP-2022 13:08:52

J0813+2435 EH040A.UVDATA.1

Freq = 1.5950 GHz, Bw = 16.000 MH No calibration applied and no bandpass applied

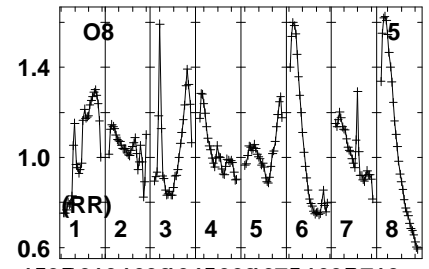
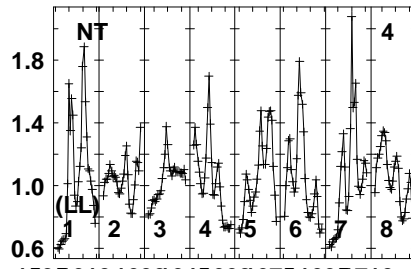
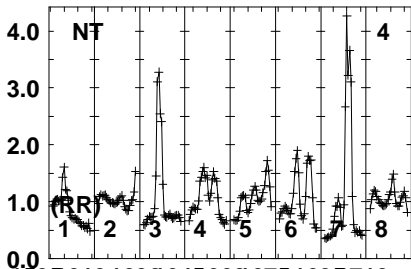
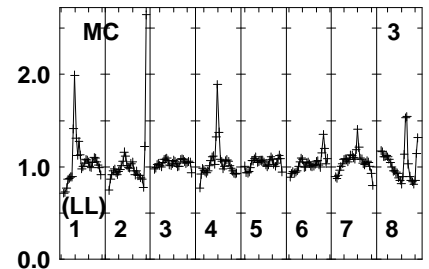
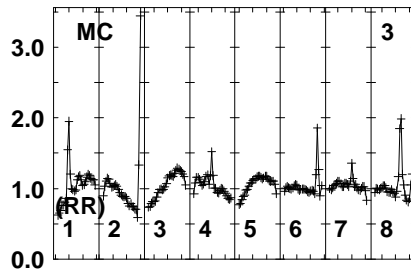
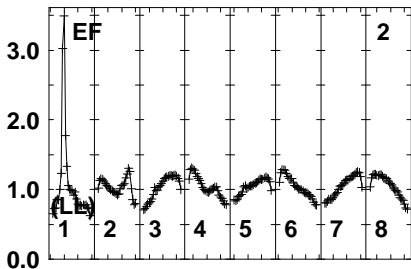
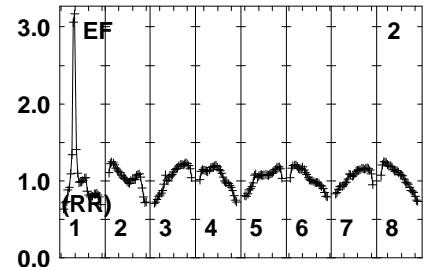
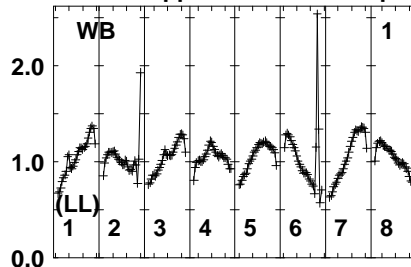
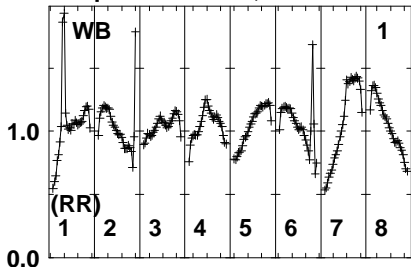


Lower frame: Real Jy  
Auto-corr total-power spectrum Antenna: \*  
Timerange: 01/00:43:41 to 01/00:45:09

Plot file version 956 created 12-SEP-2022 13:08:52

HS0810+2554 EH040A.UVDATA.1

Freq = 1.5950 GHz, Bw = 16.000 MH No calibration applied and no bandpass applied



1595 610 1630 645 660 675 1695 710  
FREQ MHz

1595 610 1630 645 660 675 1695 710  
FREQ MHz

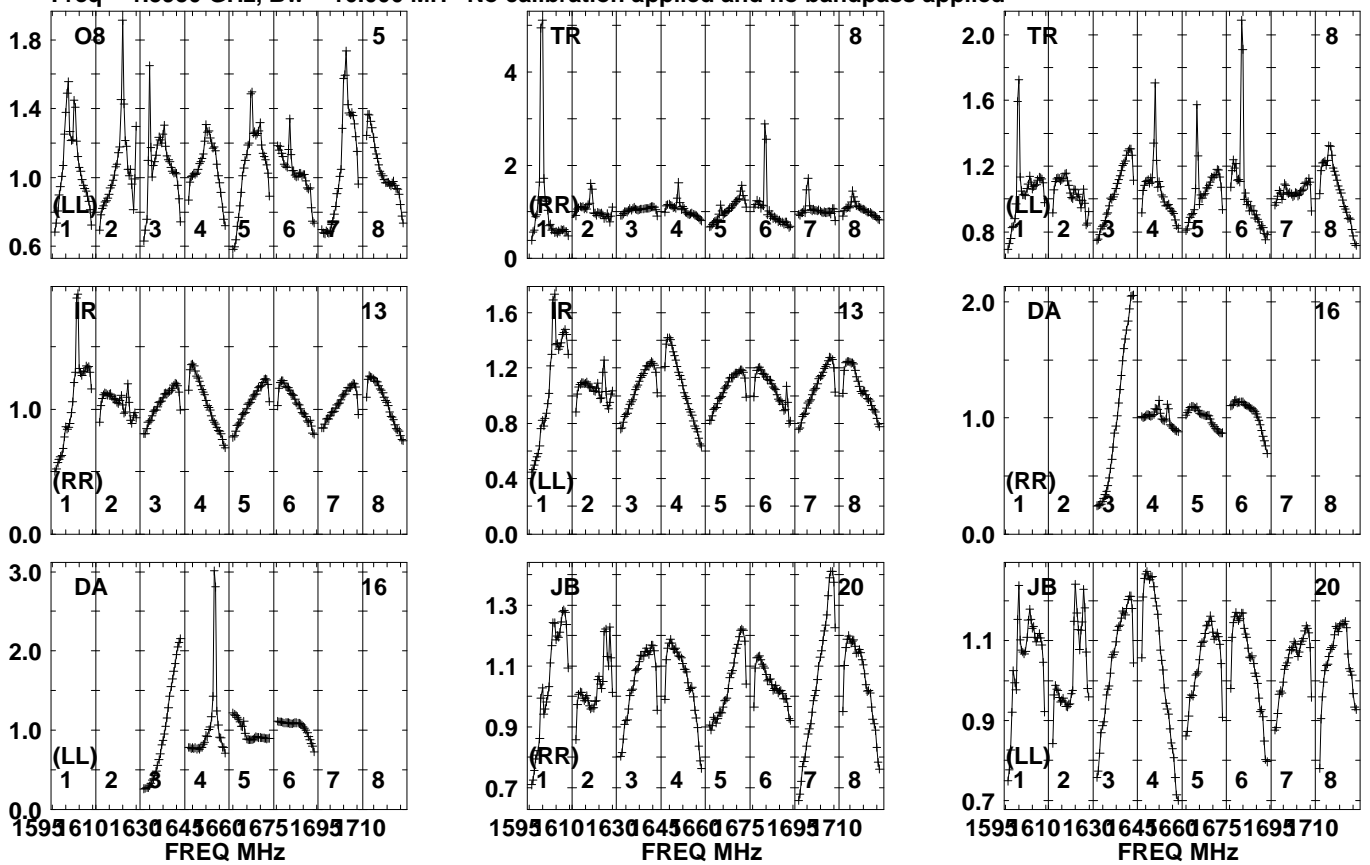
1595 610 1630 645 660 675 1695 710  
FREQ MHz

Lower frame: Real Jy  
Auto-corr total-power spectrum Antenna: \*  
Timerange: 01/00:45:11 to 01/00:48:39

Plot file version 957 created 12-SEP-2022 13:08:52

HS0810+2554 EH040A.UVDATA.1

Freq = 1.5950 GHz, Bw = 16.000 MH No calibration applied and no bandpass applied

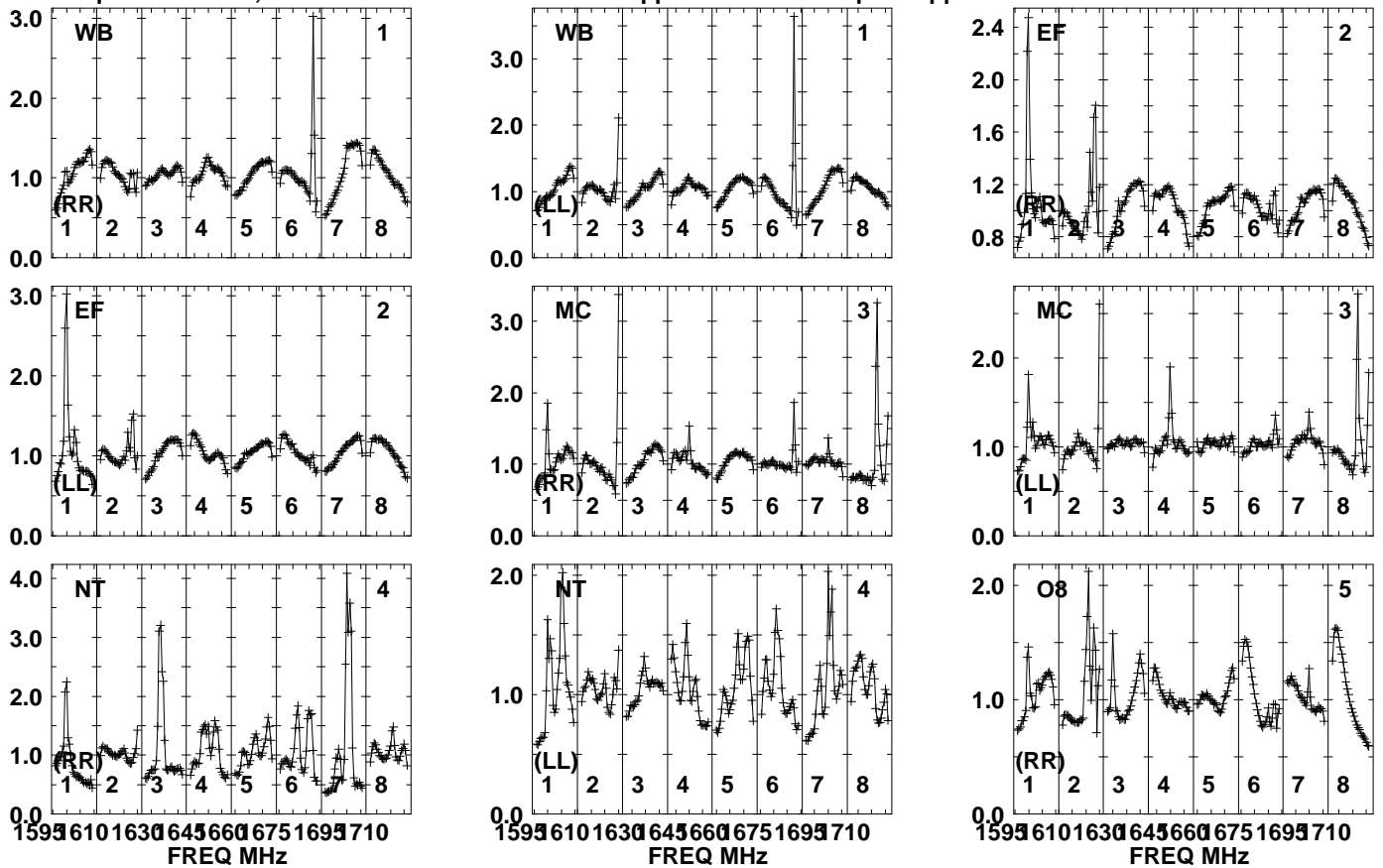


Lower frame: Real Jy  
Auto-corr total-power spectrum Antenna: \*  
Timerange: 01/00:45:11 to 01/00:48:39

Plot file version 958 created 12-SEP-2022 13:08:52

J0813+2435 EH040A.UVDATA.1

Freq = 1.5950 GHz, Bw = 16.000 MH No calibration applied and no bandpass applied



Lower frame: Real Jy

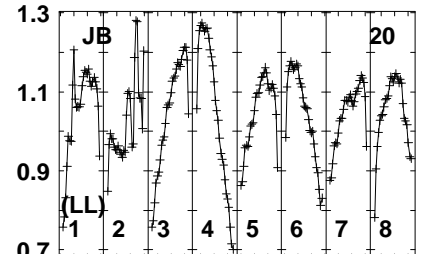
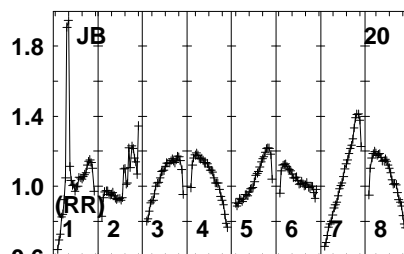
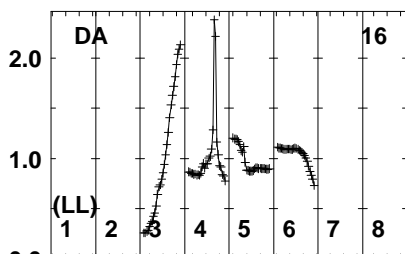
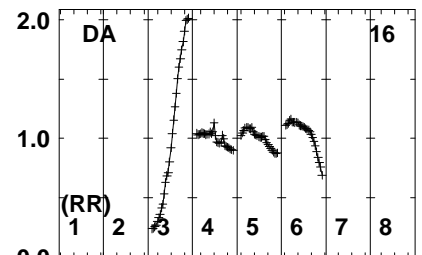
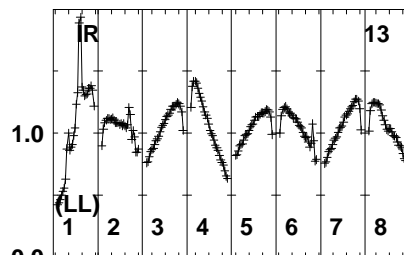
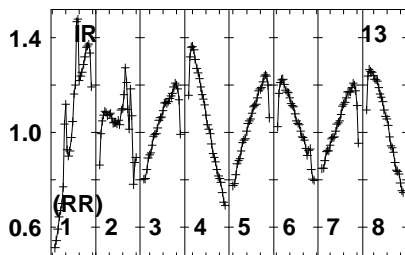
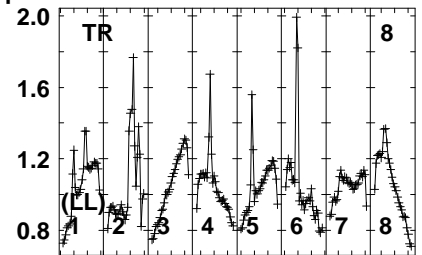
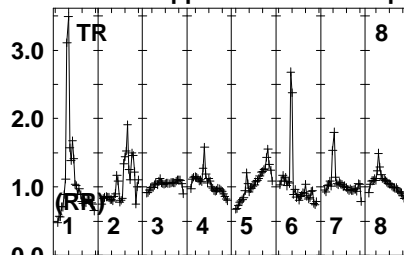
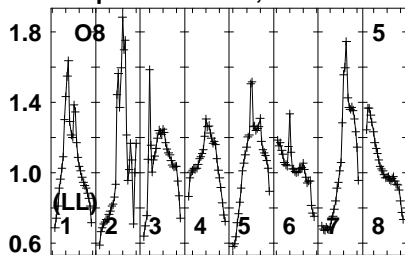
Auto-corr total-power spectrum Antenna: \*

Timerange: 01/00:49:11 to 01/00:50:39

Plot file version 959 created 12-SEP-2022 13:08:52

J0813+2435 EH040A.UVDATA.1

Freq = 1.5950 GHz, Bw = 16.000 MH No calibration applied and no bandpass applied



1595 610 1630 645 660 675 1695 710  
FREQ MHz

1595 610 1630 645 660 675 1695 710  
FREQ MHz

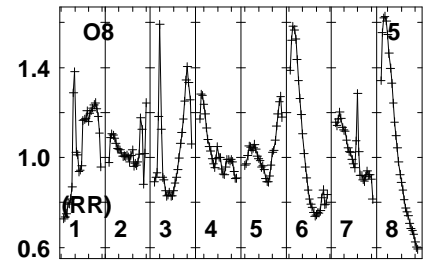
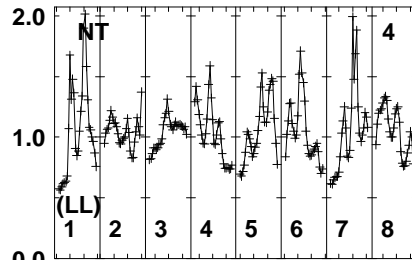
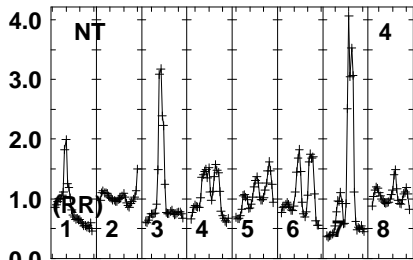
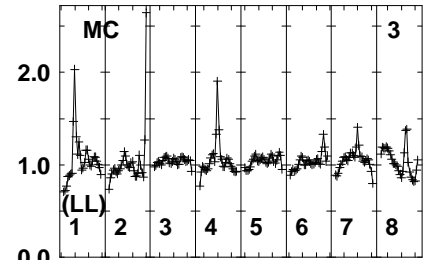
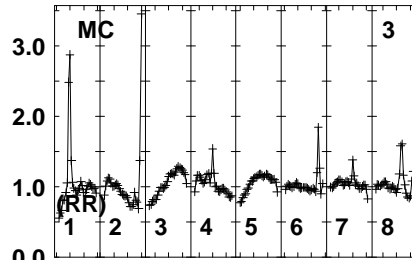
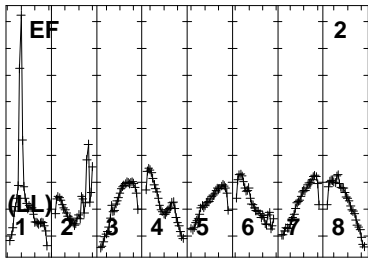
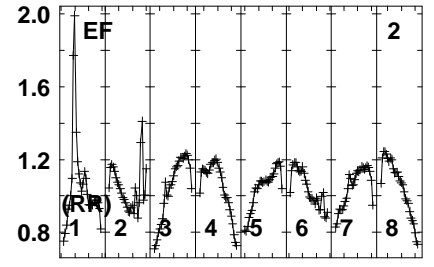
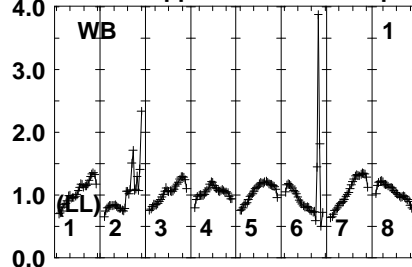
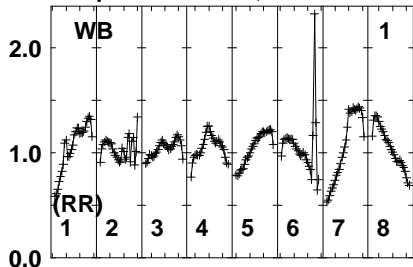
1595 610 1630 645 660 675 1695 710  
FREQ MHz

Lower frame: Real Jy  
Auto-corr total-power spectrum Antenna: \*  
Timerange: 01/00:49:11 to 01/00:50:39

Plot file version 960 created 12-SEP-2022 13:08:52

HS0810+2554 EH040A.UVDATA.1

Freq = 1.5950 GHz, Bw = 16.000 MH No calibration applied and no bandpass applied



1595 610 1630 645 660 675 1695 710  
FREQ MHz

1595 610 1630 645 660 675 1695 710  
FREQ MHz

1595 610 1630 645 660 675 1695 710  
FREQ MHz

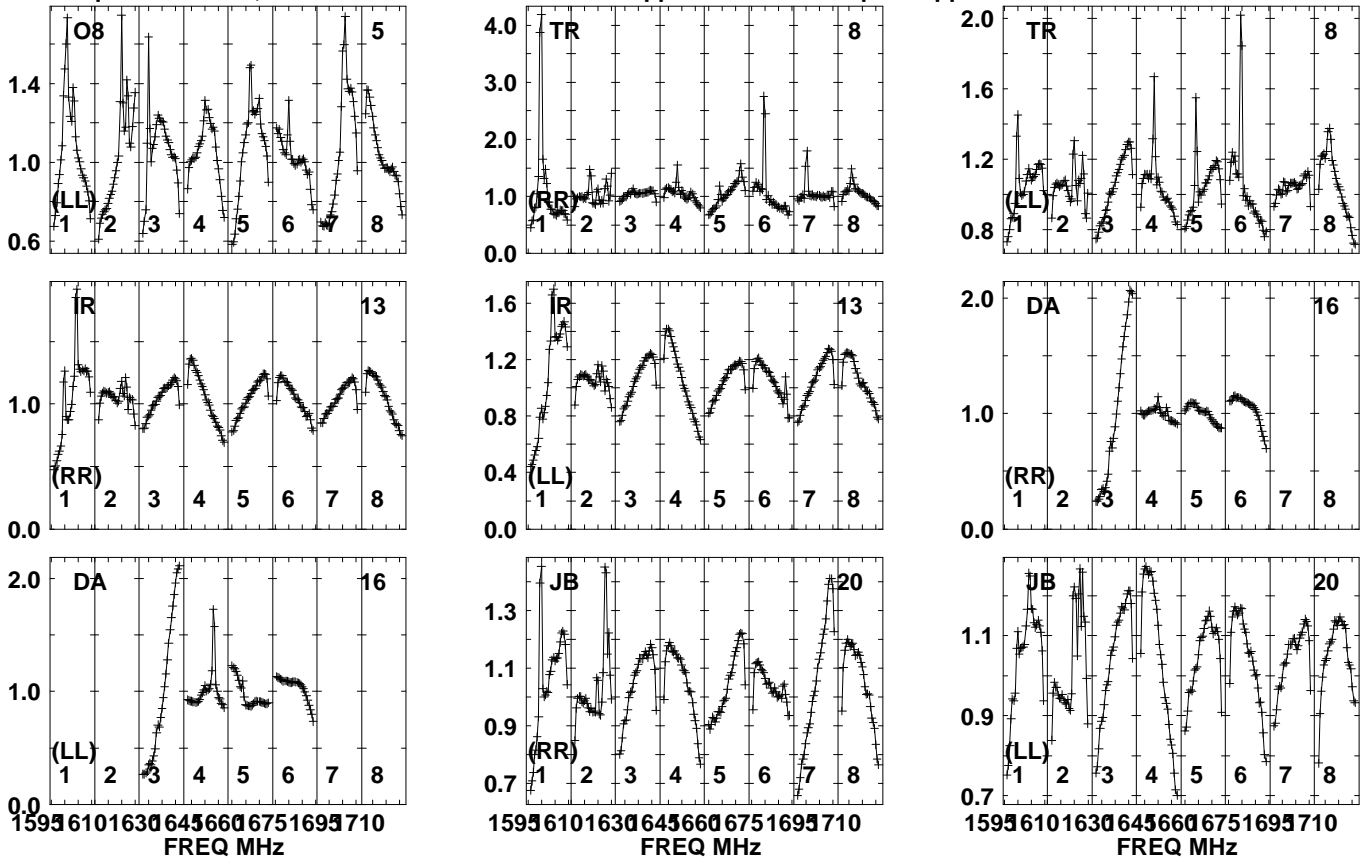
Lower frame: Real Jy  
Auto-corr total-power spectrum Antenna: \*  
Timerange: 01/00:50:41 to 01/00:54:09



Plot file version 961 created 12-SEP-2022 13:08:53

HS0810+2554 EH040A.UVDATA.1

Freq = 1.5950 GHz, Bw = 16.000 MH No calibration applied and no bandpass applied

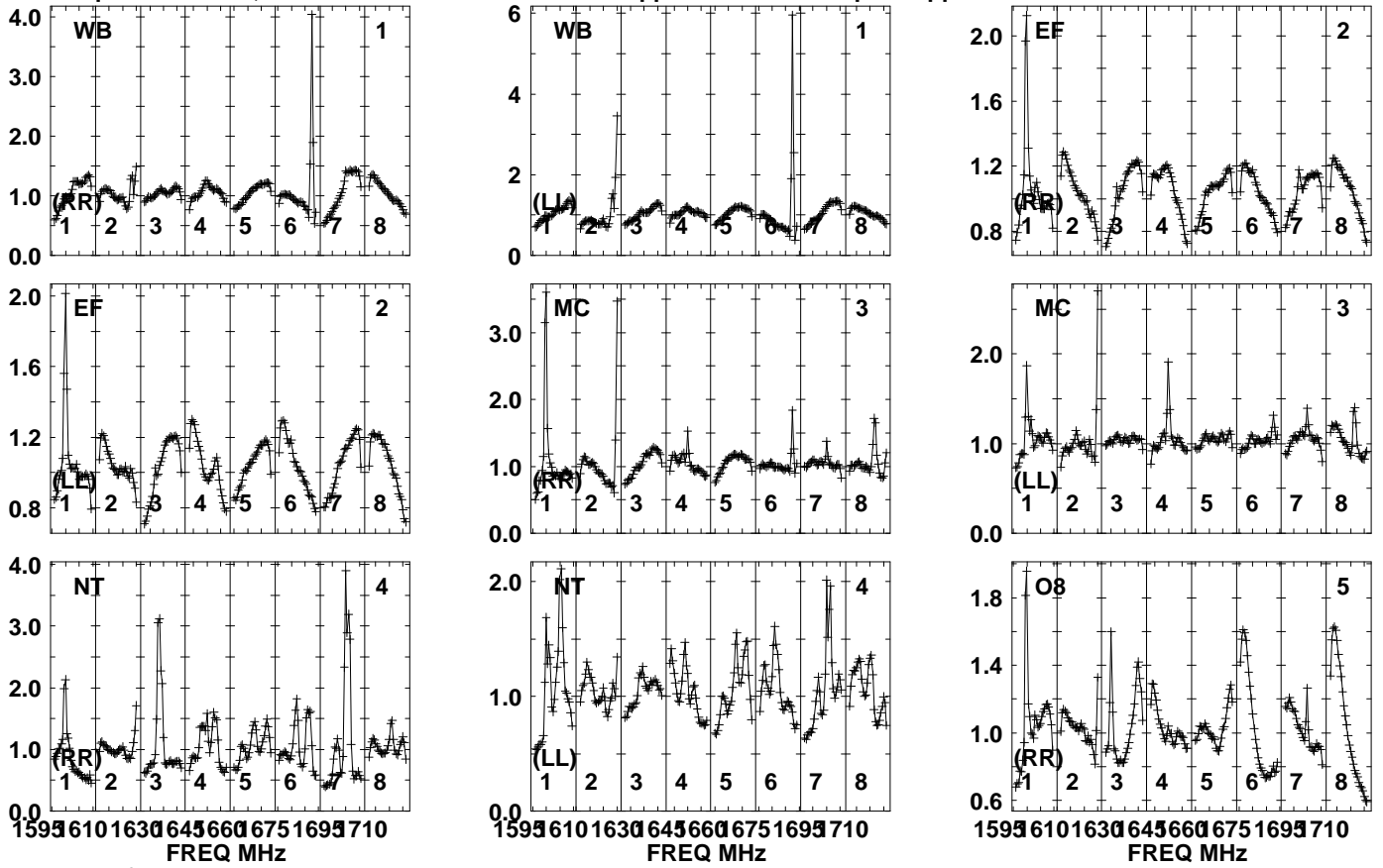


Lower frame: Real Jy  
Auto-corr total-power spectrum Antenna: \*  
Timerange: 01/00:50:41 to 01/00:54:09

Plot file version 962 created 12-SEP-2022 13:08:53

J0813+2435 EH040A.UVDATA.1

Freq = 1.5950 GHz, Bw = 16.000 MH No calibration applied and no bandpass applied

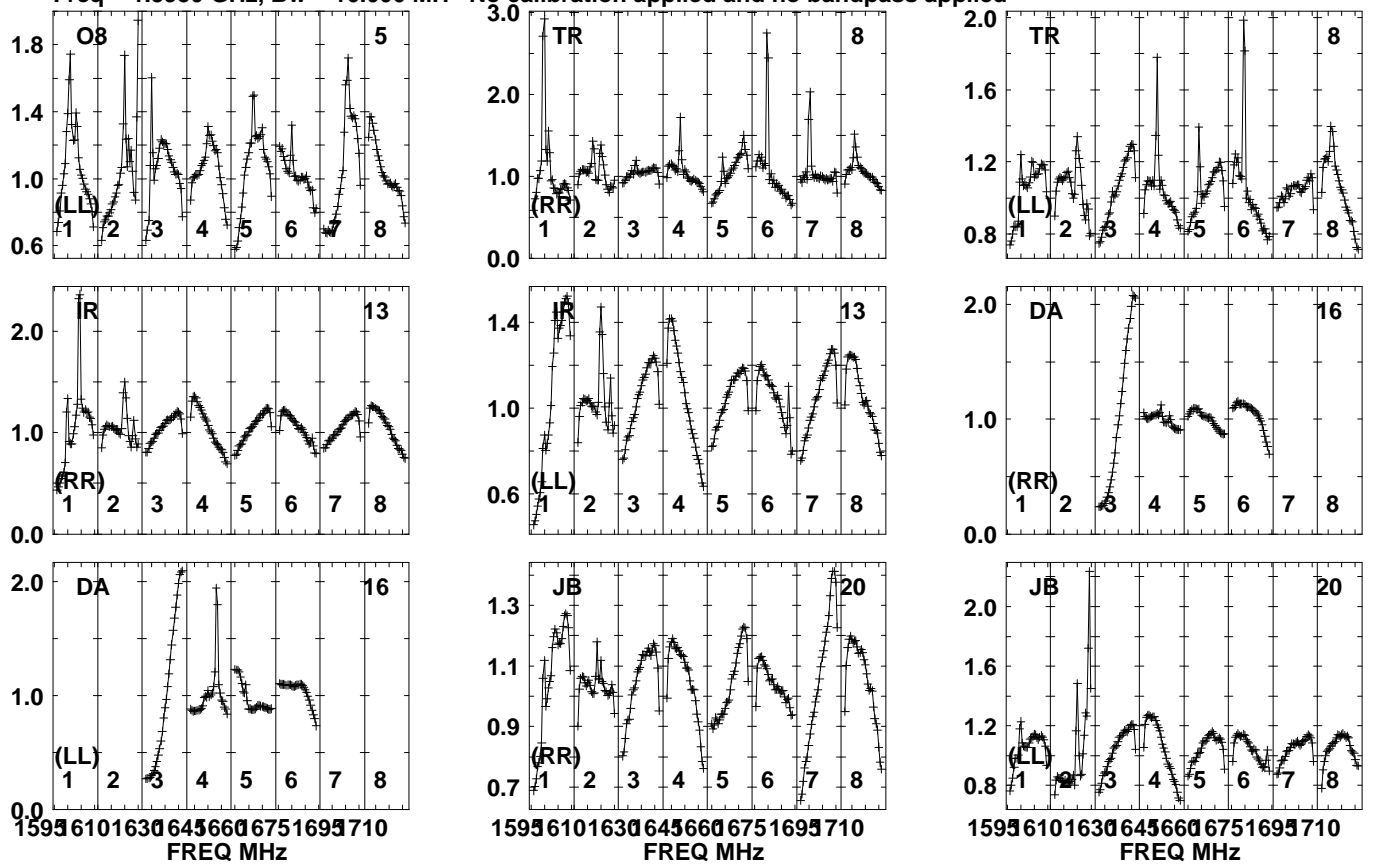


Lower frame: Real Jy  
Auto-corr total-power spectrum Antenna: \*  
Timerange: 01/00:54:11 to 01/00:55:39

Plot file version 963 created 12-SEP-2022 13:08:53

J0813+2435 EH040A.UVDATA.1

Freq = 1.5950 GHz, Bw = 16.000 MH No calibration applied and no bandpass applied

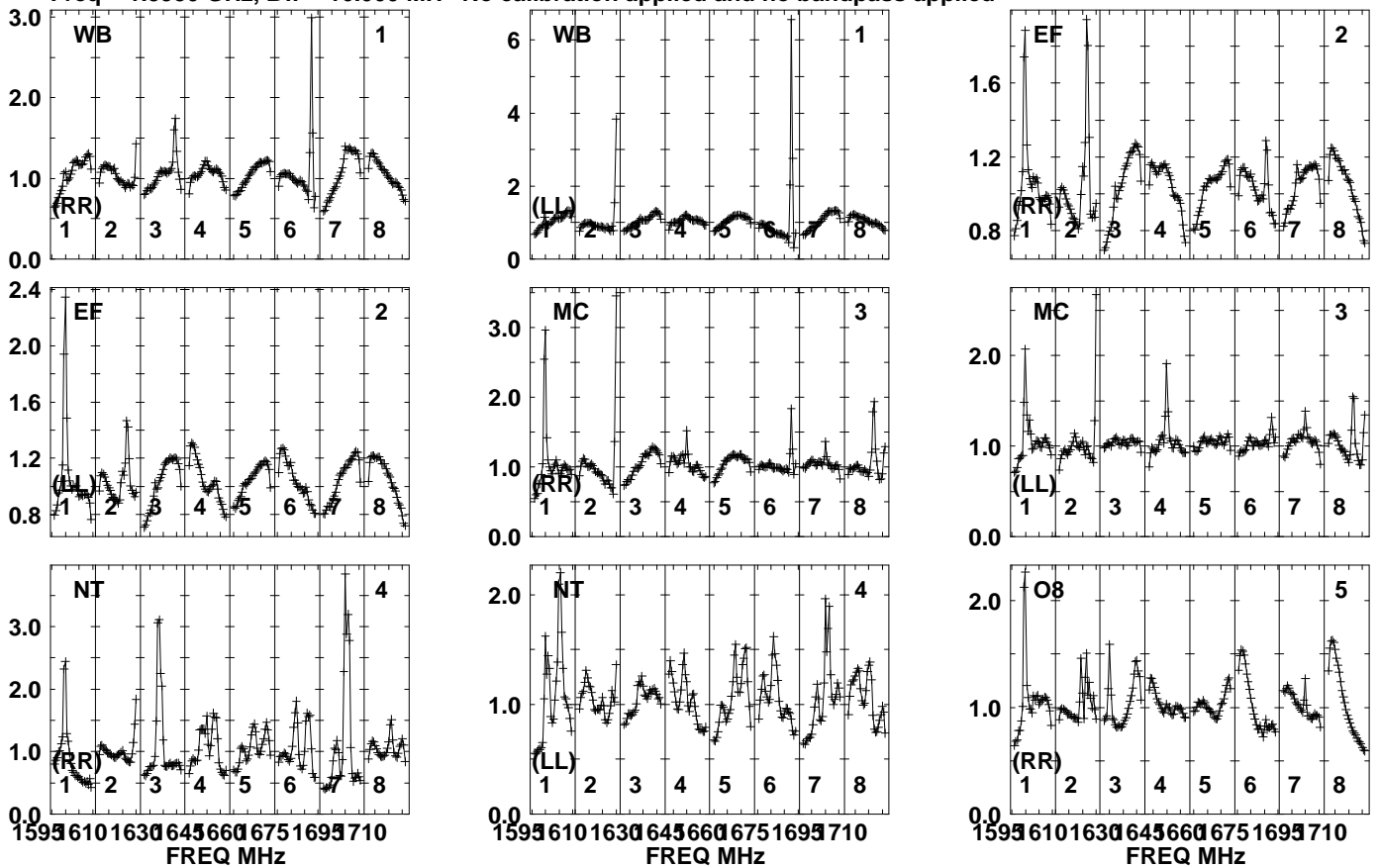


Lower frame: Real Jy  
Auto-corr total-power spectrum Antenna: \*  
Timerange: 01/00:54:11 to 01/00:55:39

Plot file version 964 created 12-SEP-2022 13:08:53

HS0810+2554 EH040A.UVDATA.1

Freq = 1.5950 GHz, Bw = 16.000 MH No calibration applied and no bandpass applied

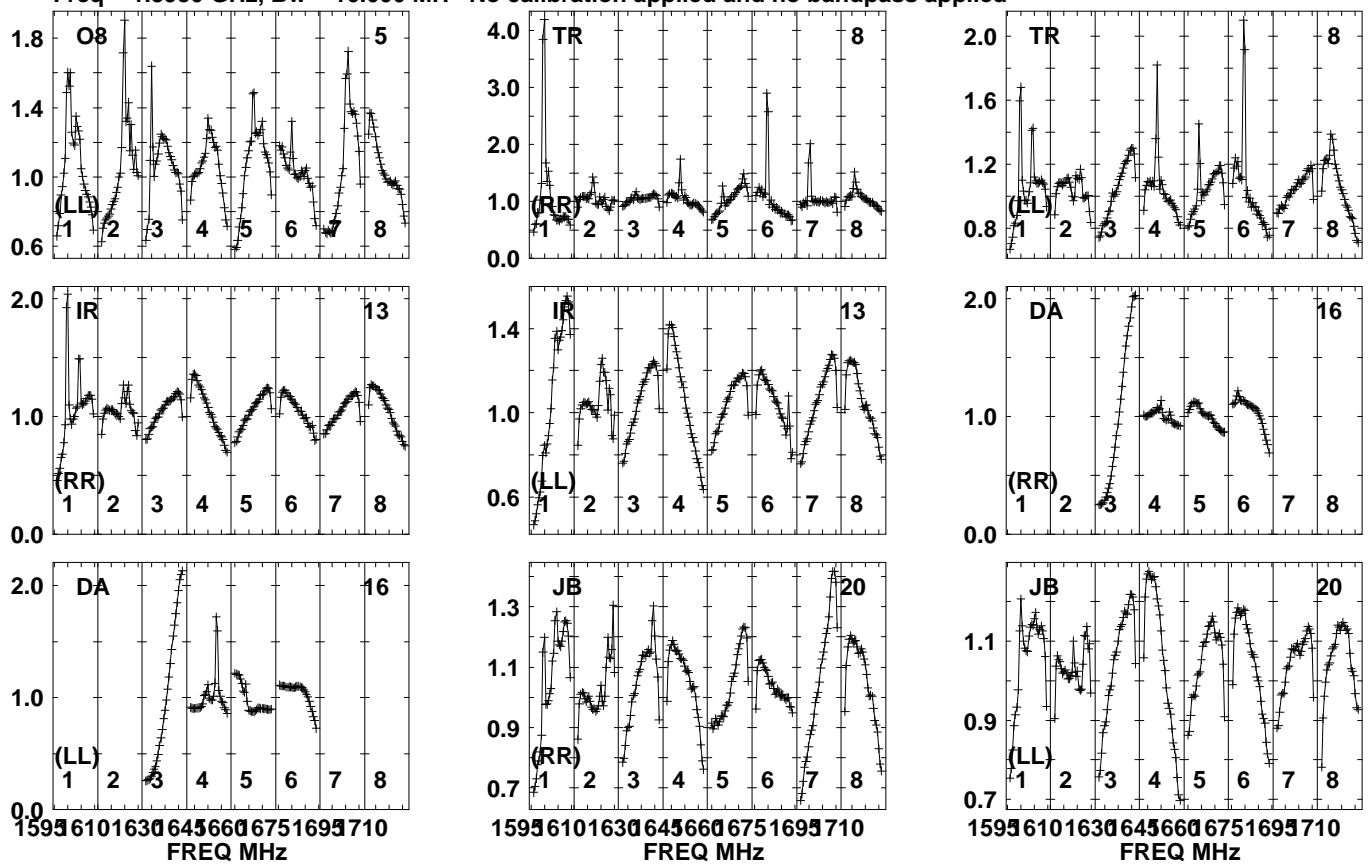


Lower frame: Real Jy  
Auto-corr total-power spectrum Antenna: \*  
Timerange: 01/00:55:41 to 01/00:59:09

Plot file version 965 created 12-SEP-2022 13:08:53

HS0810+2554 EH040A.UVDATA.1

Freq = 1.5950 GHz, Bw = 16.000 MH No calibration applied and no bandpass applied

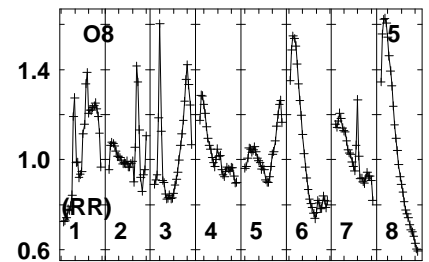
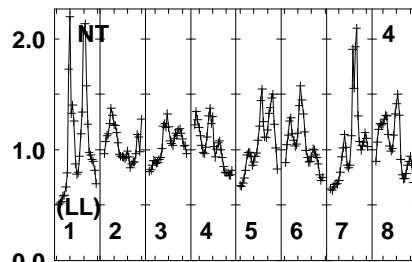
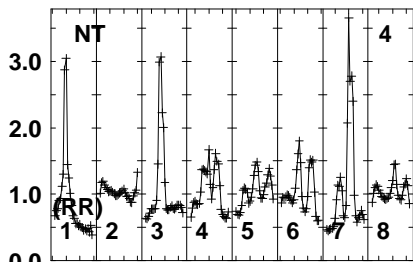
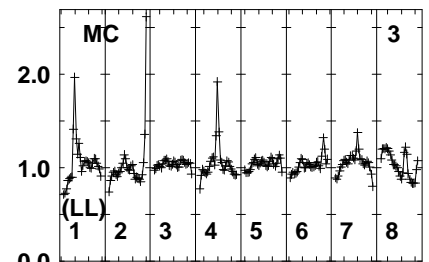
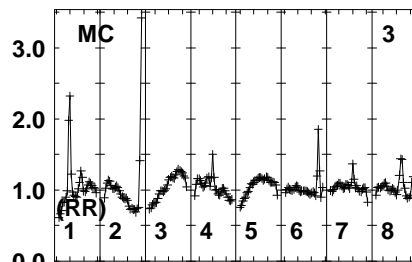
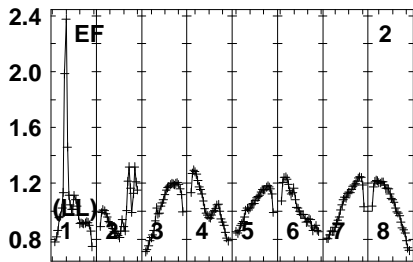
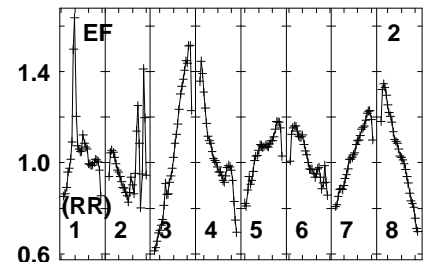
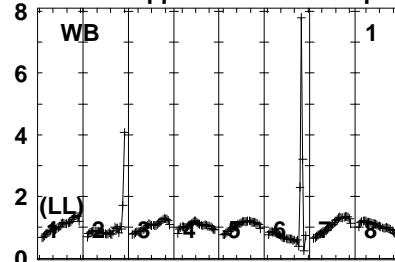
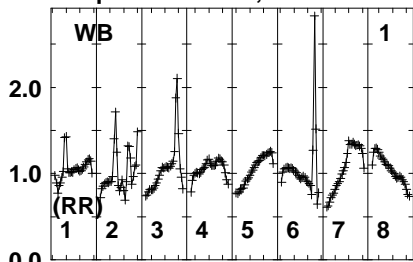


Lower frame: Real Jy  
Auto-corr total-power spectrum Antenna: \*  
Timerange: 01/00:55:41 to 01/00:59:09

Plot file version 966 created 12-SEP-2022 13:08:53

J0813+2435 EH040A.UVDATA.1

Freq = 1.5950 GHz, Bw = 16.000 MH No calibration applied and no bandpass applied



1595 610 1630 645 660 675 1695 710  
FREQ MHz

1595 610 1630 645 660 675 1695 710  
FREQ MHz

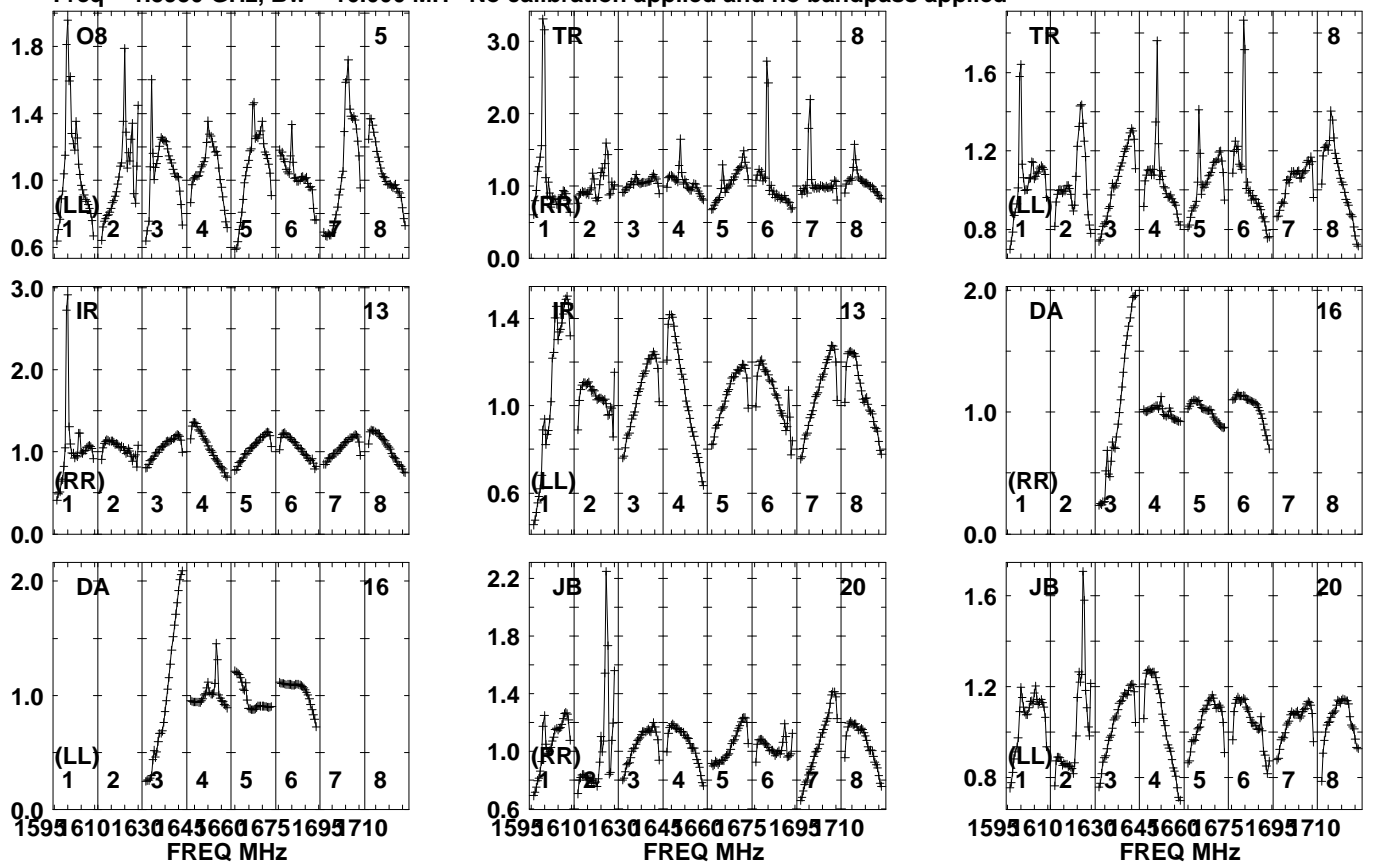
1595 610 1630 645 660 675 1695 710  
FREQ MHz

Lower frame: Real Jy  
Auto-corr total-power spectrum Antenna: \*  
Timerange: 01/00:59:41 to 01/01:01:09

Plot file version 967 created 12-SEP-2022 13:08:53

J0813+2435 EH040A.UVDATA.1

Freq = 1.5950 GHz, Bw = 16.000 MH No calibration applied and no bandpass applied

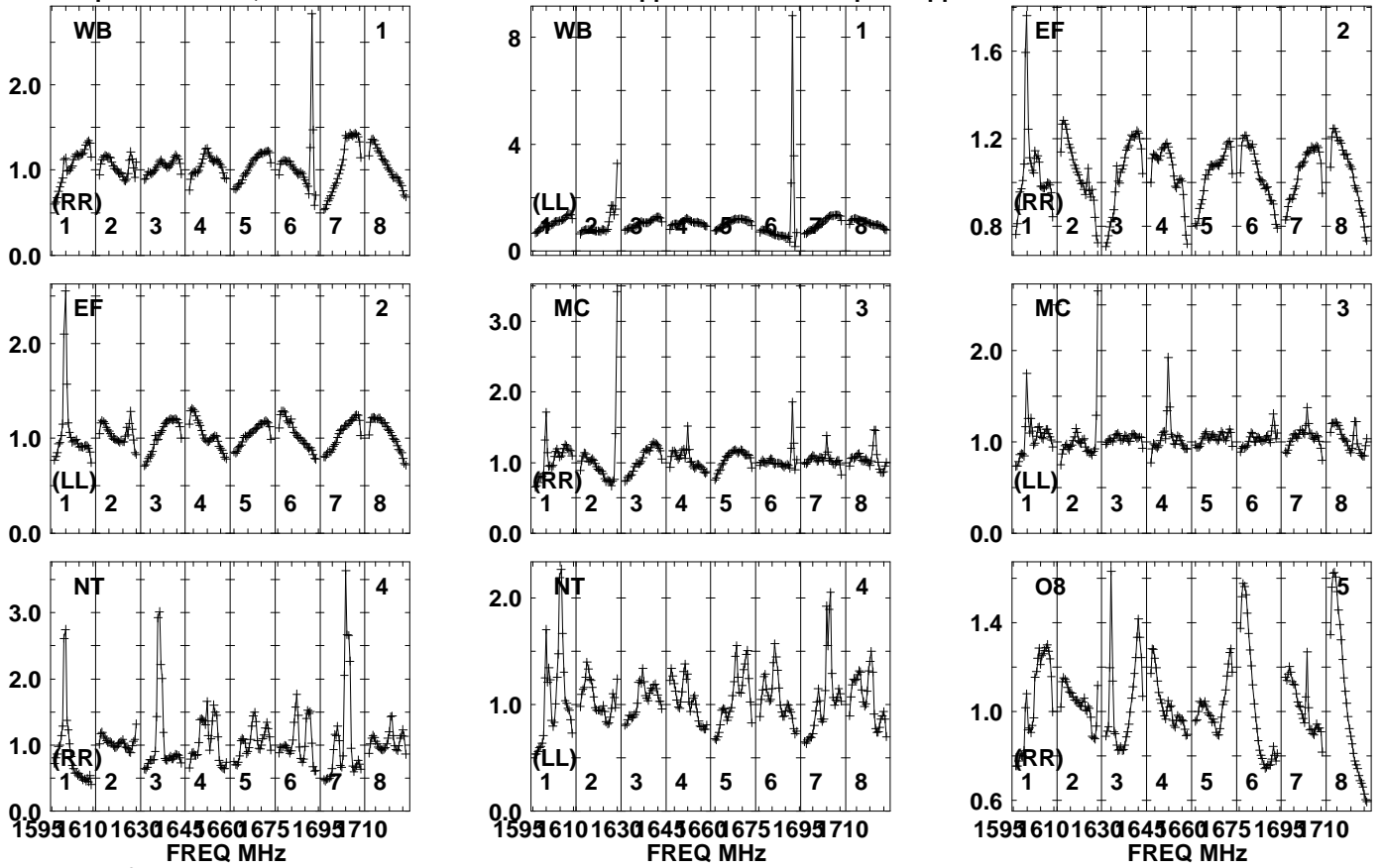


Lower frame: Real Jy  
Auto-corr total-power spectrum Antenna: \*  
Timerange: 01/00:59:41 to 01/01:01:09

Plot file version 968 created 12-SEP-2022 13:08:53

HS0810+2554 EH040A.UVDATA.1

Freq = 1.5950 GHz, Bw = 16.000 MH No calibration applied and no bandpass applied



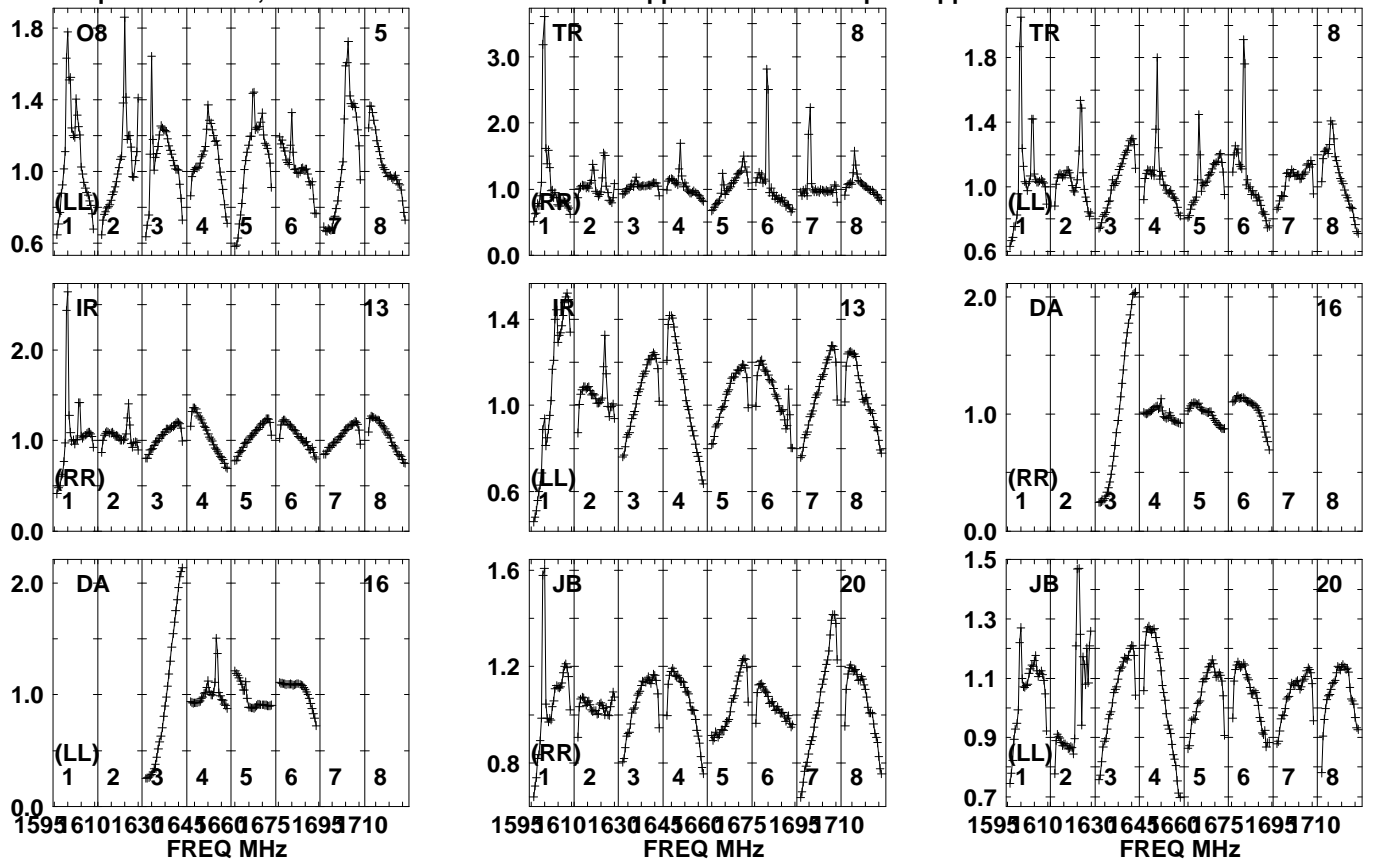
Lower frame: Real Jy  
Auto-corr total-power spectrum Antenna: \*  
Timerange: 01/01:01:11 to 01/01:04:39



Plot file version 969 created 12-SEP-2022 13:08:53

HS0810+2554 EH040A.UVDATA.1

Freq = 1.5950 GHz, Bw = 16.000 MH No calibration applied and no bandpass applied

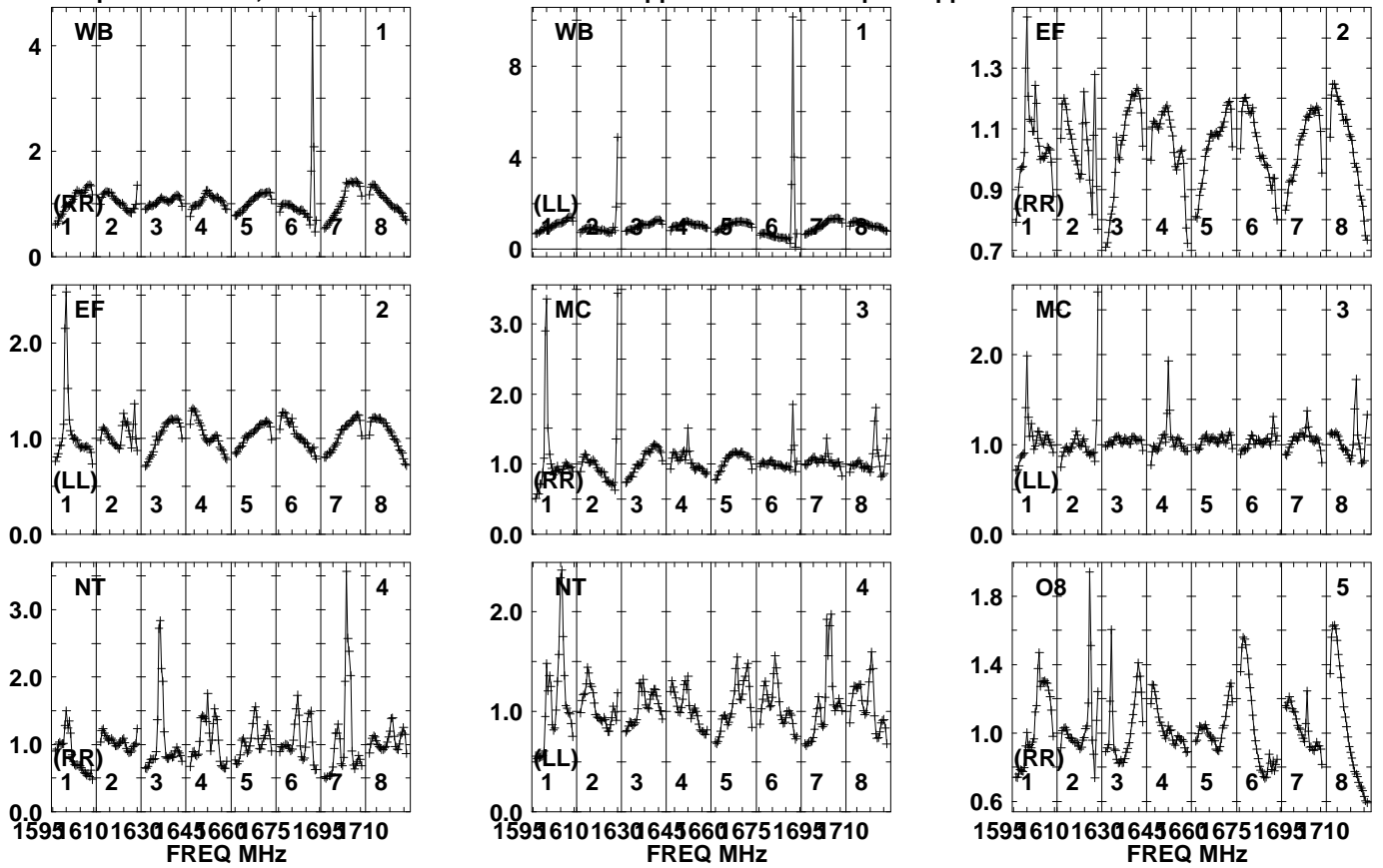


Lower frame: Real Jy  
Auto-corr total-power spectrum Antenna: \*  
Timerange: 01/01:01:11 to 01/01:04:39

Plot file version 970 created 12-SEP-2022 13:08:54

J0813+2435 EH040A.UVDATA.1

Freq = 1.5950 GHz, Bw = 16.000 MH No calibration applied and no bandpass applied

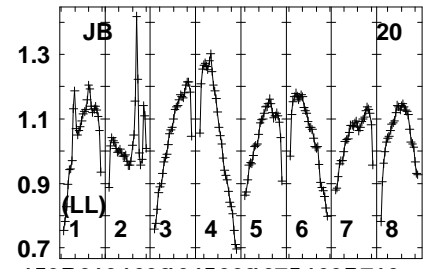
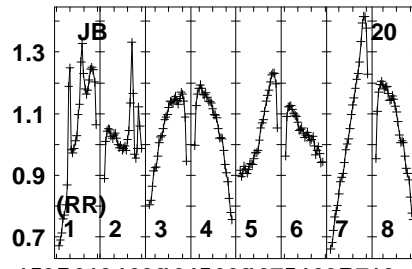
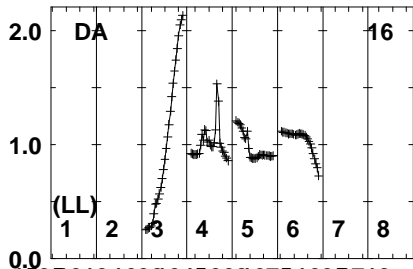
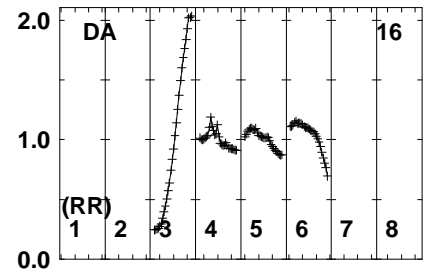
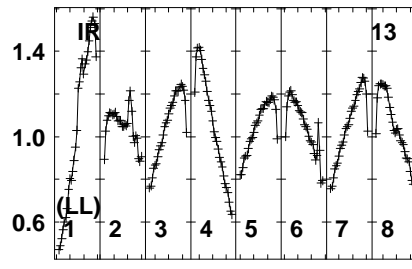
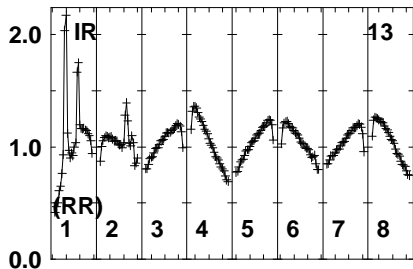
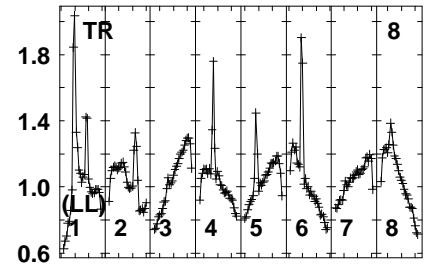
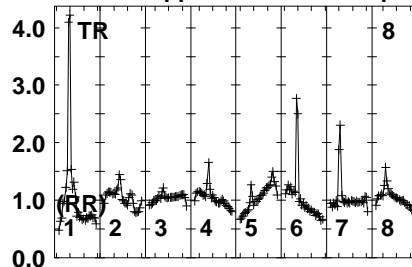
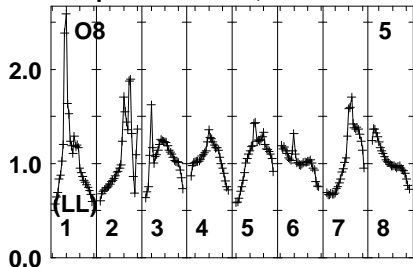


Lower frame: Real Jy  
Auto-corr total-power spectrum Antenna: \*  
Timerange: 01/01:04:41 to 01/01:06:09

Plot file version 971 created 12-SEP-2022 13:08:54

J0813+2435 EH040A.UVDATA.1

Freq = 1.5950 GHz, Bw = 16.000 MH No calibration applied and no bandpass applied



1595 610 1630 645 660 675 1695 710  
FREQ MHz

1595 610 1630 645 660 675 1695 710  
FREQ MHz

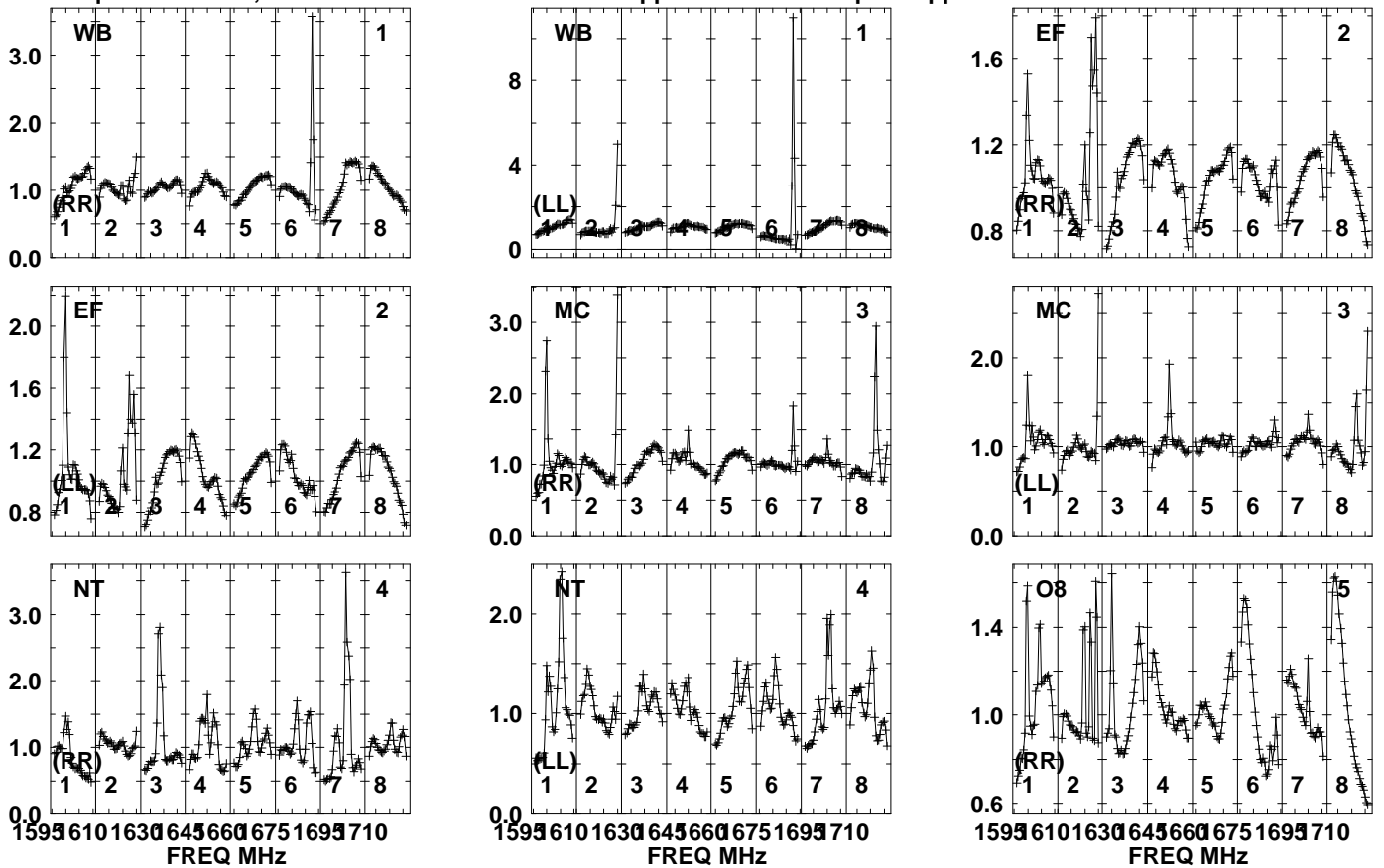
1595 610 1630 645 660 675 1695 710  
FREQ MHz

Lower frame: Real Jy  
Auto-corr total-power spectrum Antenna: \*  
Timerange: 01/01:04:41 to 01/01:06:09

Plot file version 972 created 12-SEP-2022 13:08:54

HS0810+2554 EH040A.UVDATA.1

Freq = 1.5950 GHz, Bw = 16.000 MH No calibration applied and no bandpass applied



Lower frame: Real Jy

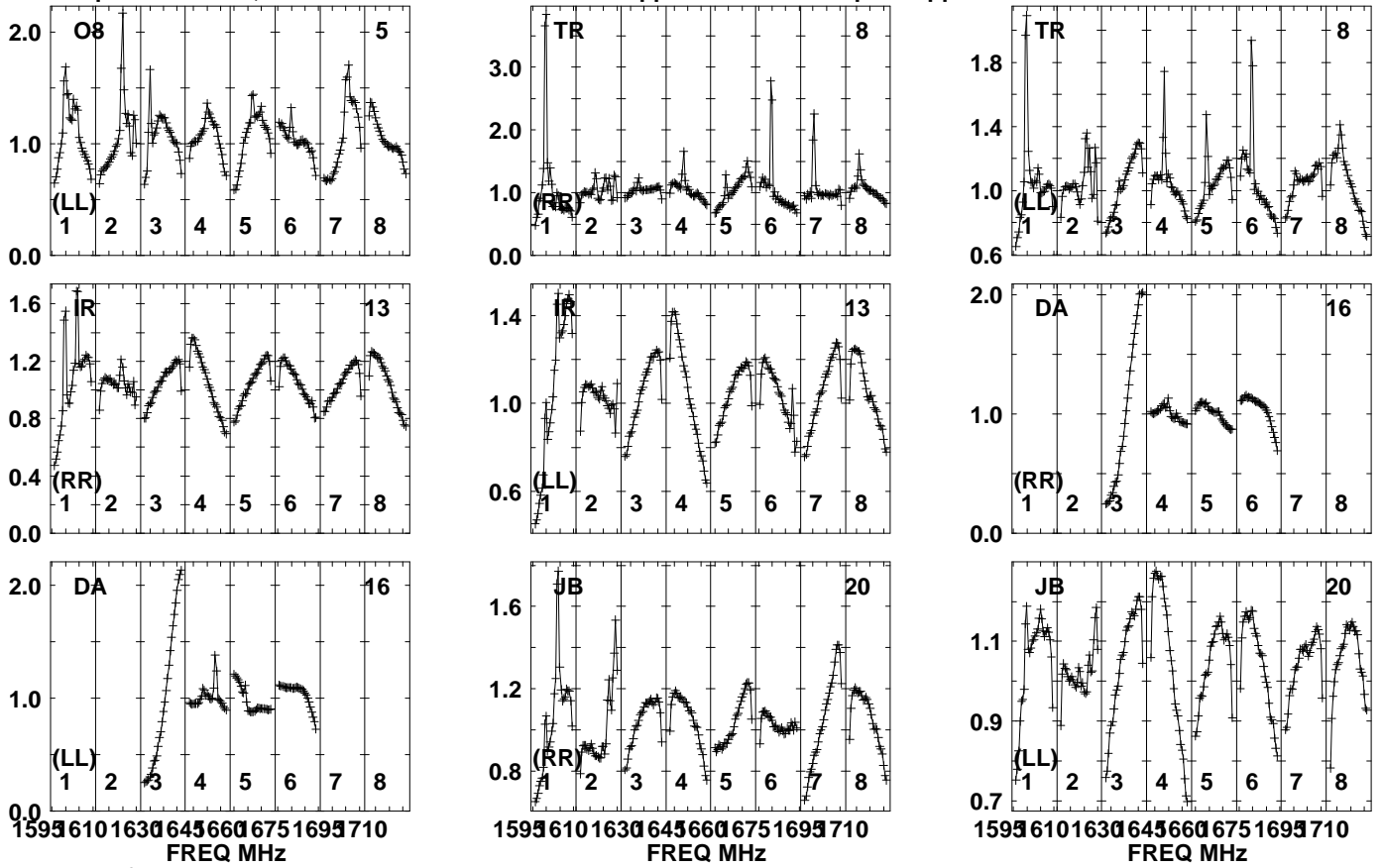
Auto-corr total-power spectrum Antenna: \*

Timerange: 01/01:06:11 to 01/01:09:39

Plot file version 973 created 12-SEP-2022 13:08:54

HS0810+2554 EH040A.UVDATA.1

Freq = 1.5950 GHz, Bw = 16.000 MH No calibration applied and no bandpass applied

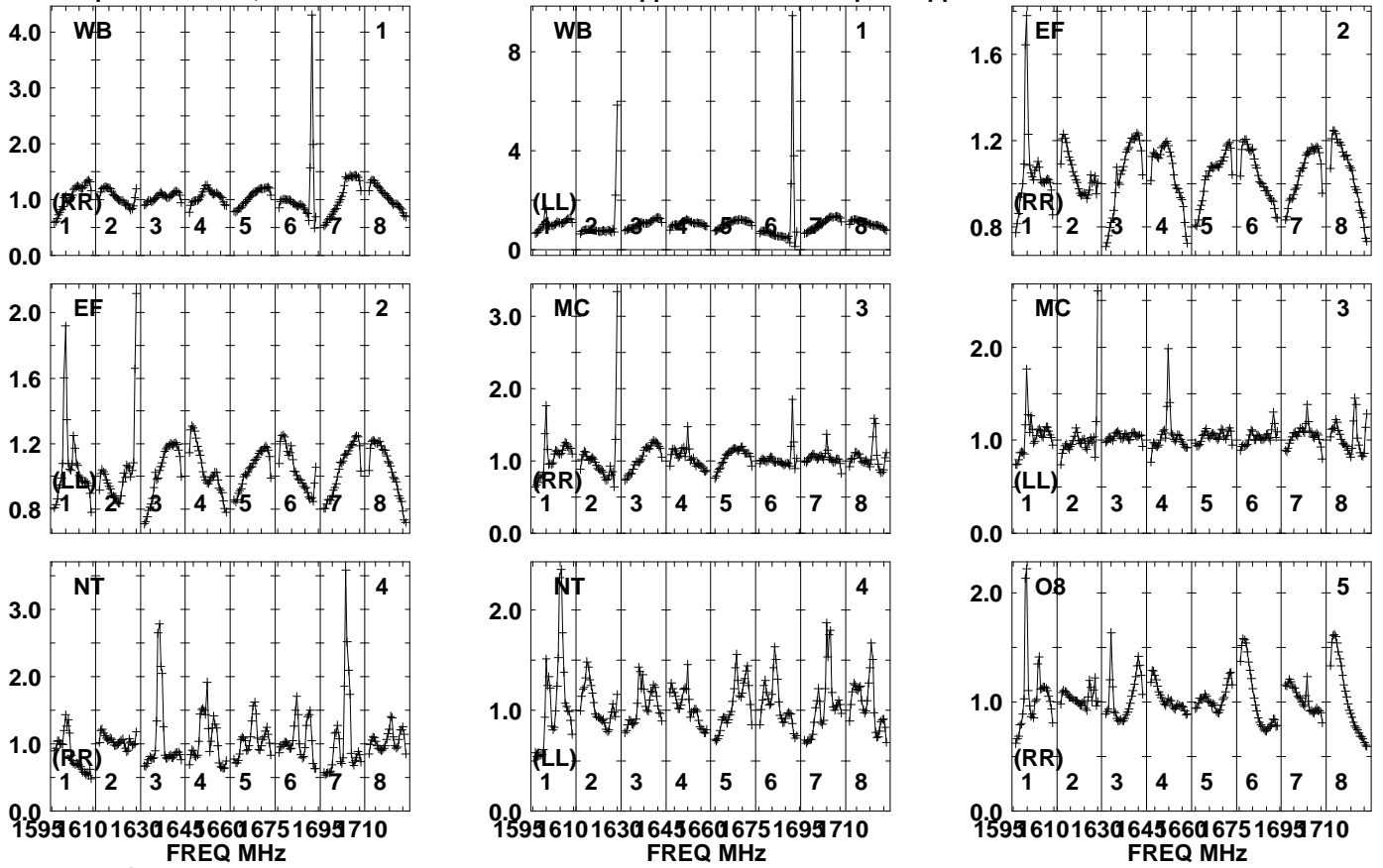


Lower frame: Real Jy  
Auto-corr total-power spectrum Antenna: \*  
Timerange: 01/01:06:11 to 01/01:09:39

Plot file version 974 created 12-SEP-2022 13:08:54

J0813+2435 EH040A.UVDATA.1

Freq = 1.5950 GHz, Bw = 16.000 MH No calibration applied and no bandpass applied



Lower frame: Real Jy

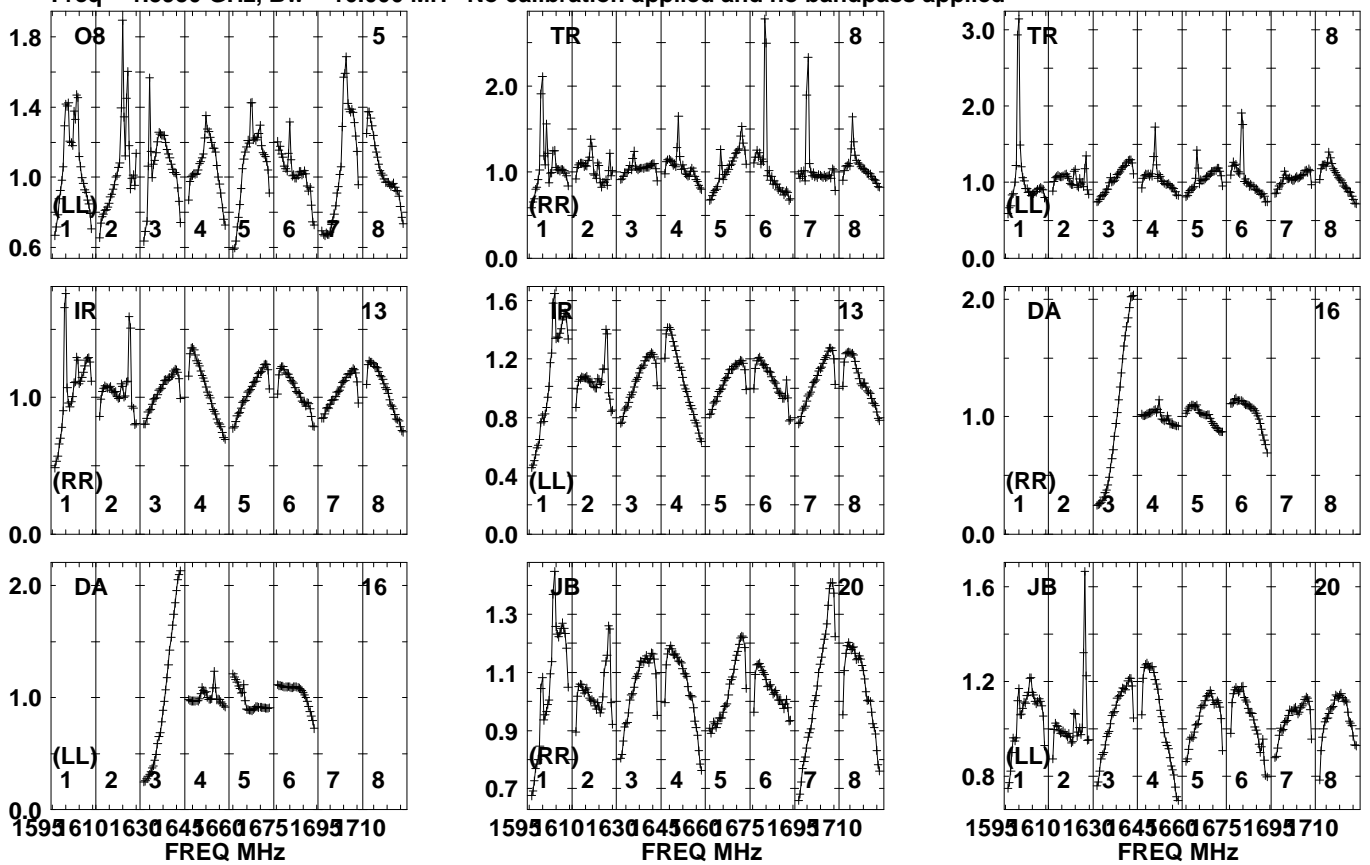
Auto-corr total-power spectrum Antenna: \*

Timerange: 01/01:10:11 to 01/01:11:39

Plot file version 975 created 12-SEP-2022 13:08:54

J0813+2435 EH040A.UVDATA.1

Freq = 1.5950 GHz, Bw = 16.000 MH No calibration applied and no bandpass applied

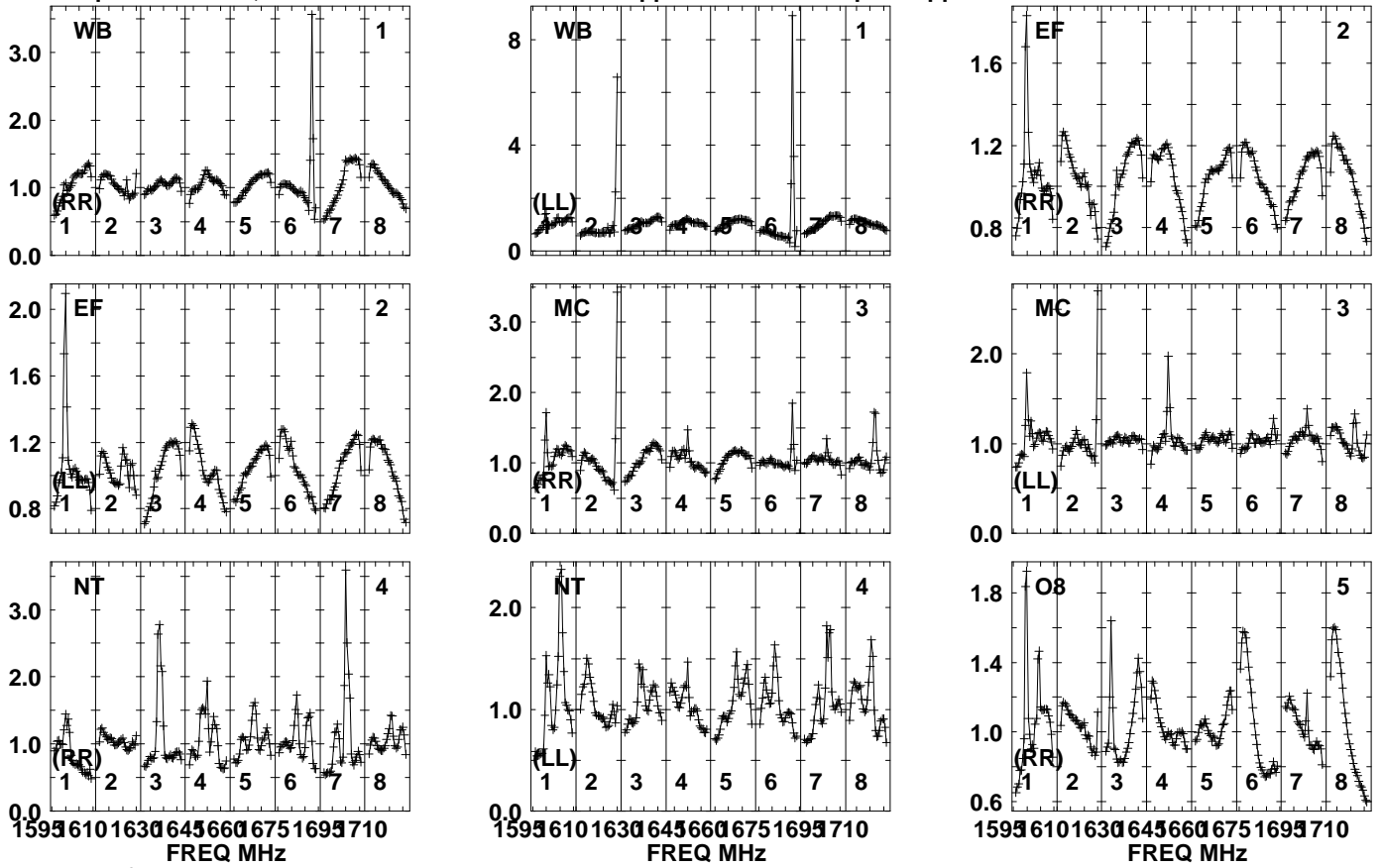


Lower frame: Real Jy  
Auto-corr total-power spectrum Antenna: \*  
Timerange: 01/01:10:11 to 01/01:11:39

Plot file version 976 created 12-SEP-2022 13:08:54

HS0810+2554 EH040A.UVDATA.1

Freq = 1.5950 GHz, Bw = 16.000 MH No calibration applied and no bandpass applied



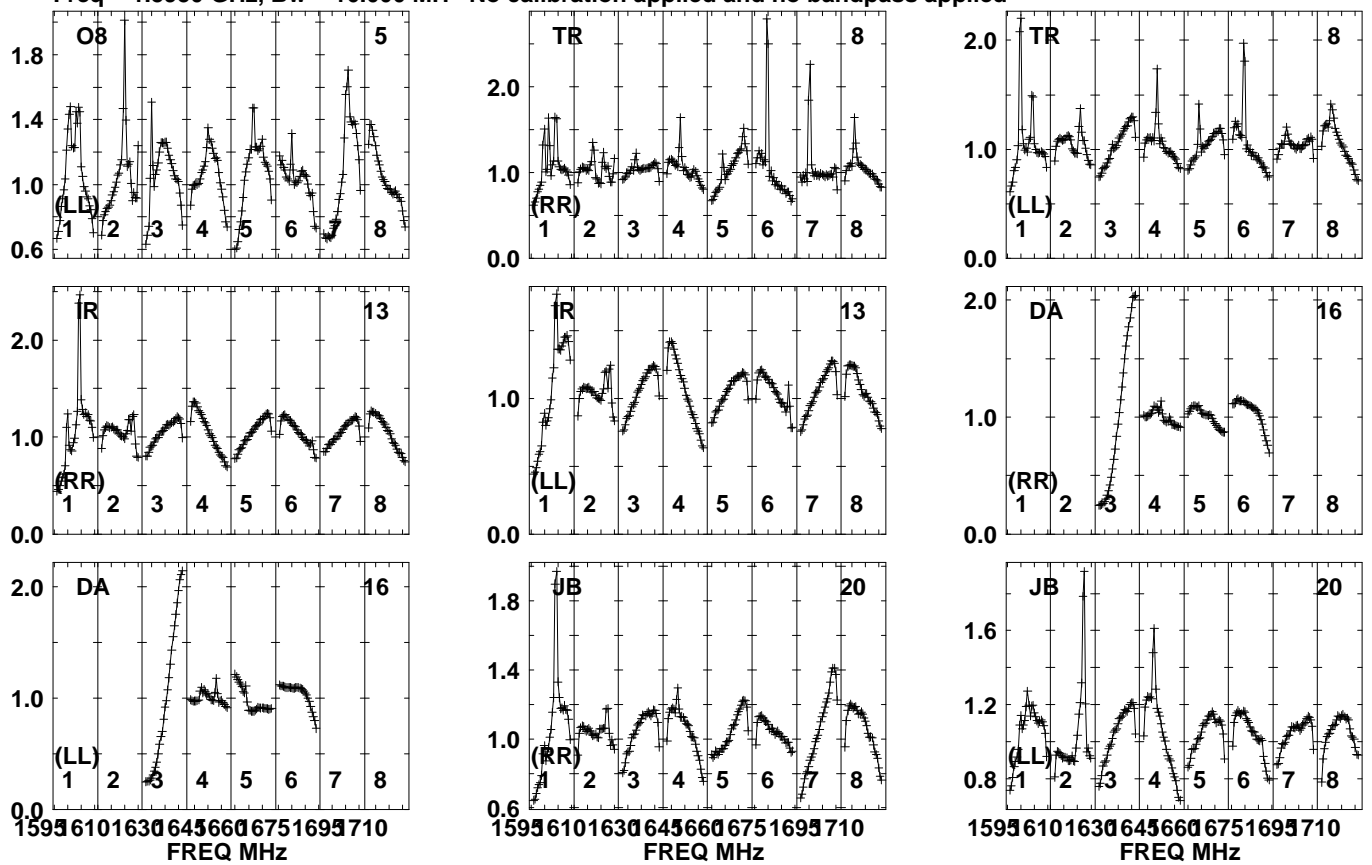
Lower frame: Real Jy  
Auto-corr total-power spectrum Antenna: \*  
Timerange: 01/01:11:41 to 01/01:15:09



Plot file version 977 created 12-SEP-2022 13:08:54

HS0810+2554 EH040A.UVDATA.1

Freq = 1.5950 GHz, Bw = 16.000 MH No calibration applied and no bandpass applied

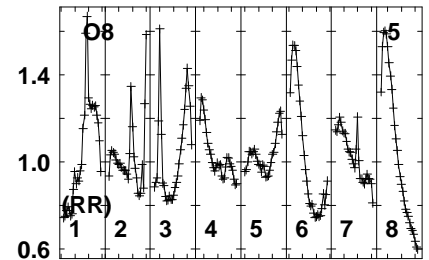
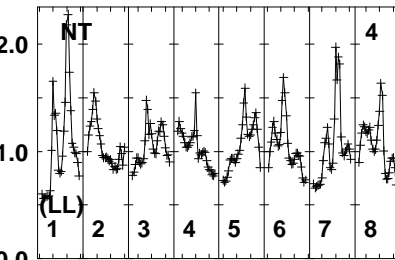
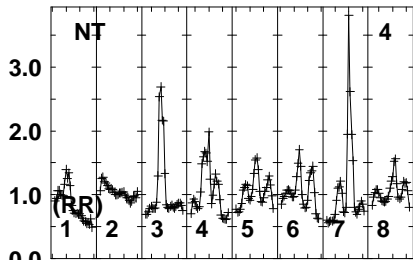
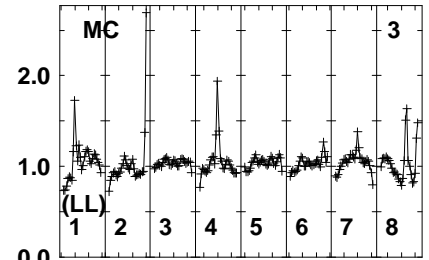
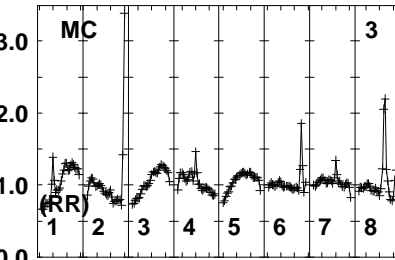
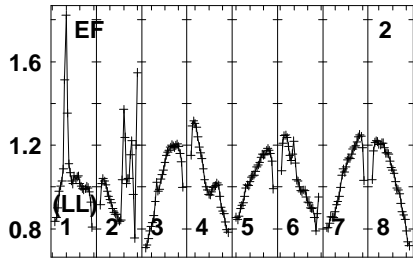
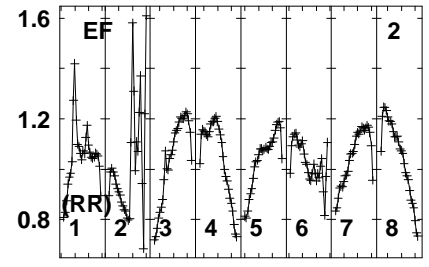
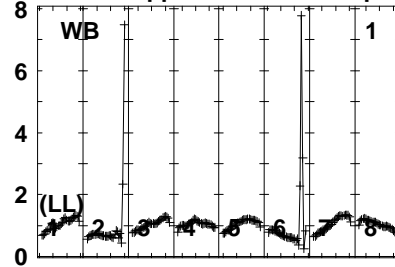
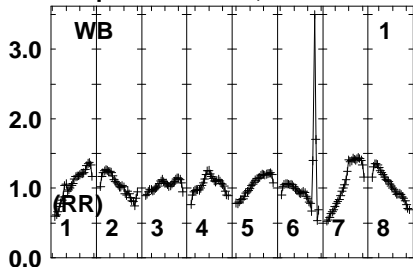


Lower frame: Real Jy  
Auto-corr total-power spectrum Antenna: \*  
Timerange: 01/01:11:41 to 01/01:15:09

Plot file version 978 created 12-SEP-2022 13:08:55

J0813+2435 EH040A.UVDATA.1

Freq = 1.5950 GHz, Bw = 16.000 MH No calibration applied and no bandpass applied



1595 610 1630 645 660 675 1695 710  
FREQ MHz

1595 610 1630 645 660 675 1695 710  
FREQ MHz

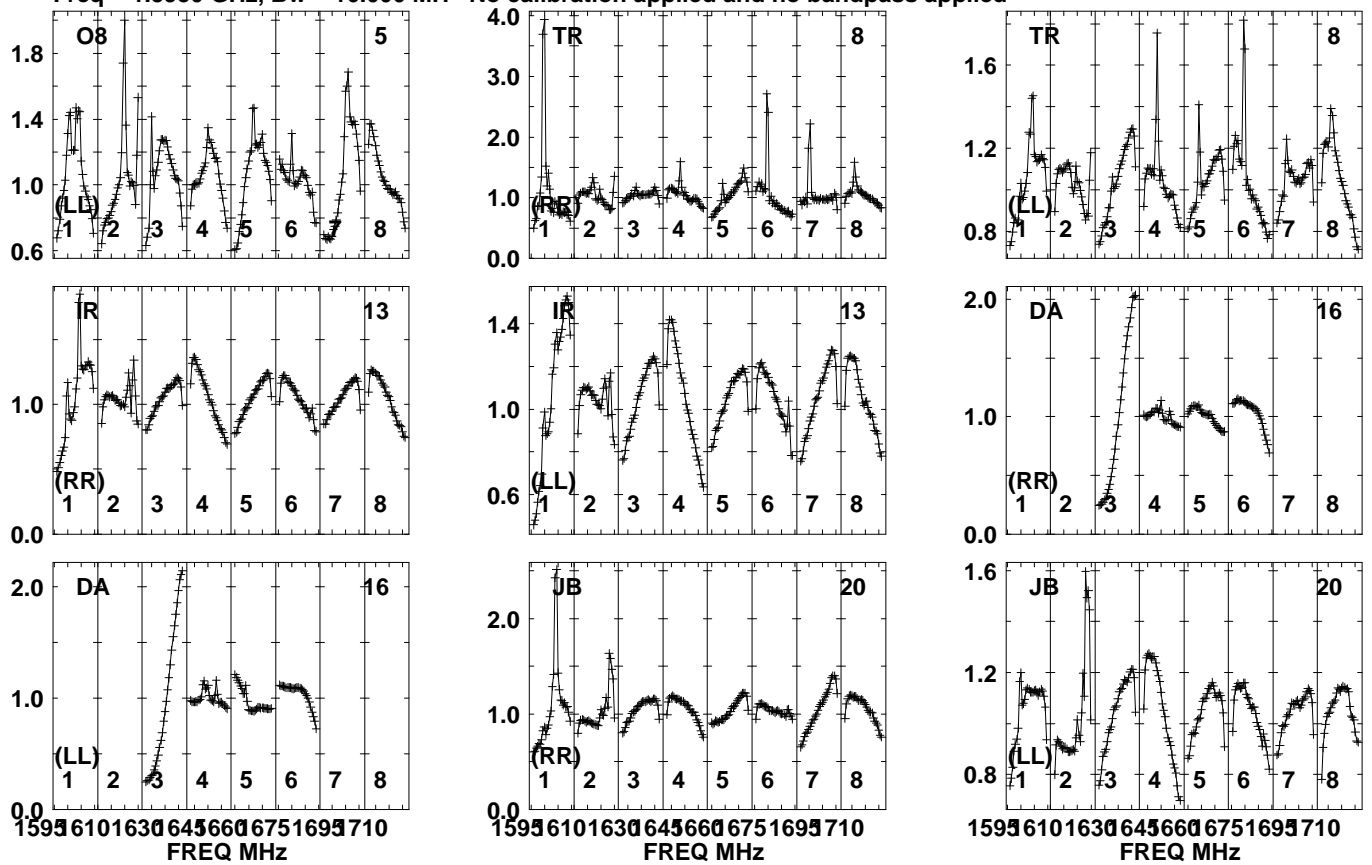
1595 610 1630 645 660 675 1695 710  
FREQ MHz

Lower frame: Real Jy  
Auto-corr total-power spectrum Antenna: \*  
Timerange: 01/01:15:11 to 01/01:16:39

Plot file version 979 created 12-SEP-2022 13:08:55

J0813+2435 EH040A.UVDATA.1

Freq = 1.5950 GHz, Bw = 16.000 MH No calibration applied and no bandpass applied

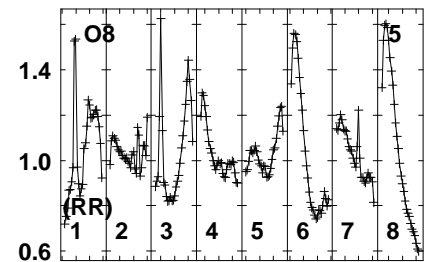
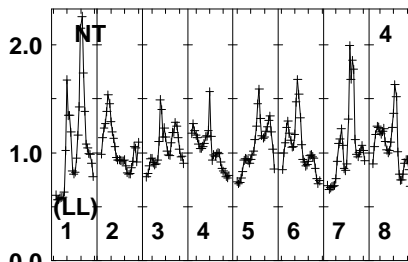
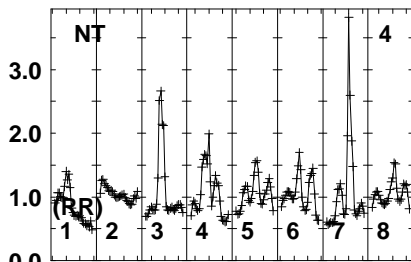
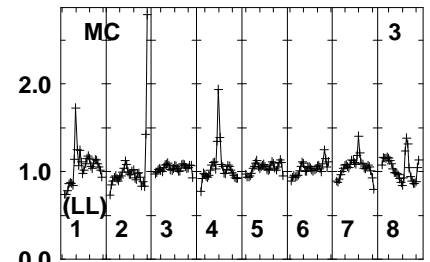
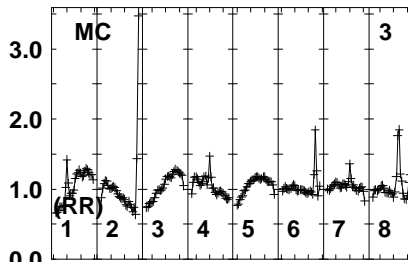
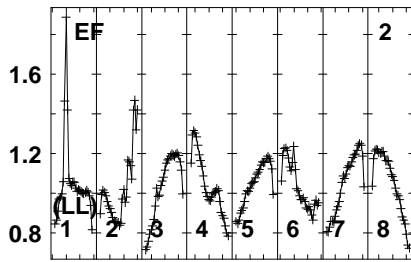
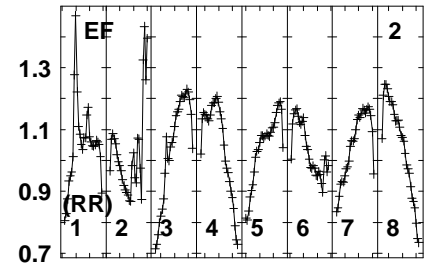
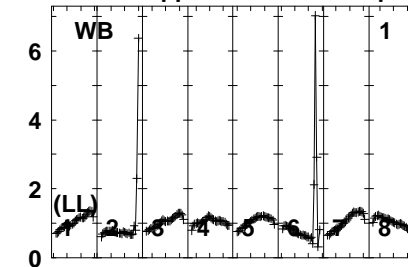
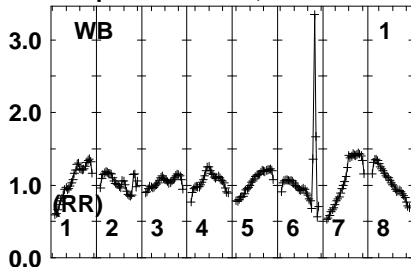


Lower frame: Real Jy  
Auto-corr total-power spectrum Antenna: \*  
Timerange: 01/01:15:11 to 01/01:16:39

Plot file version 980 created 12-SEP-2022 13:08:55

HS0810+2554 EH040A.UVDATA.1

Freq = 1.5950 GHz, Bw = 16.000 MH No calibration applied and no bandpass applied



1595 610 1630 645 660 675 1695 710  
FREQ MHz

1595 610 1630 645 660 675 1695 710  
FREQ MHz

1595 610 1630 645 660 675 1695 710  
FREQ MHz

Lower frame: Real Jy

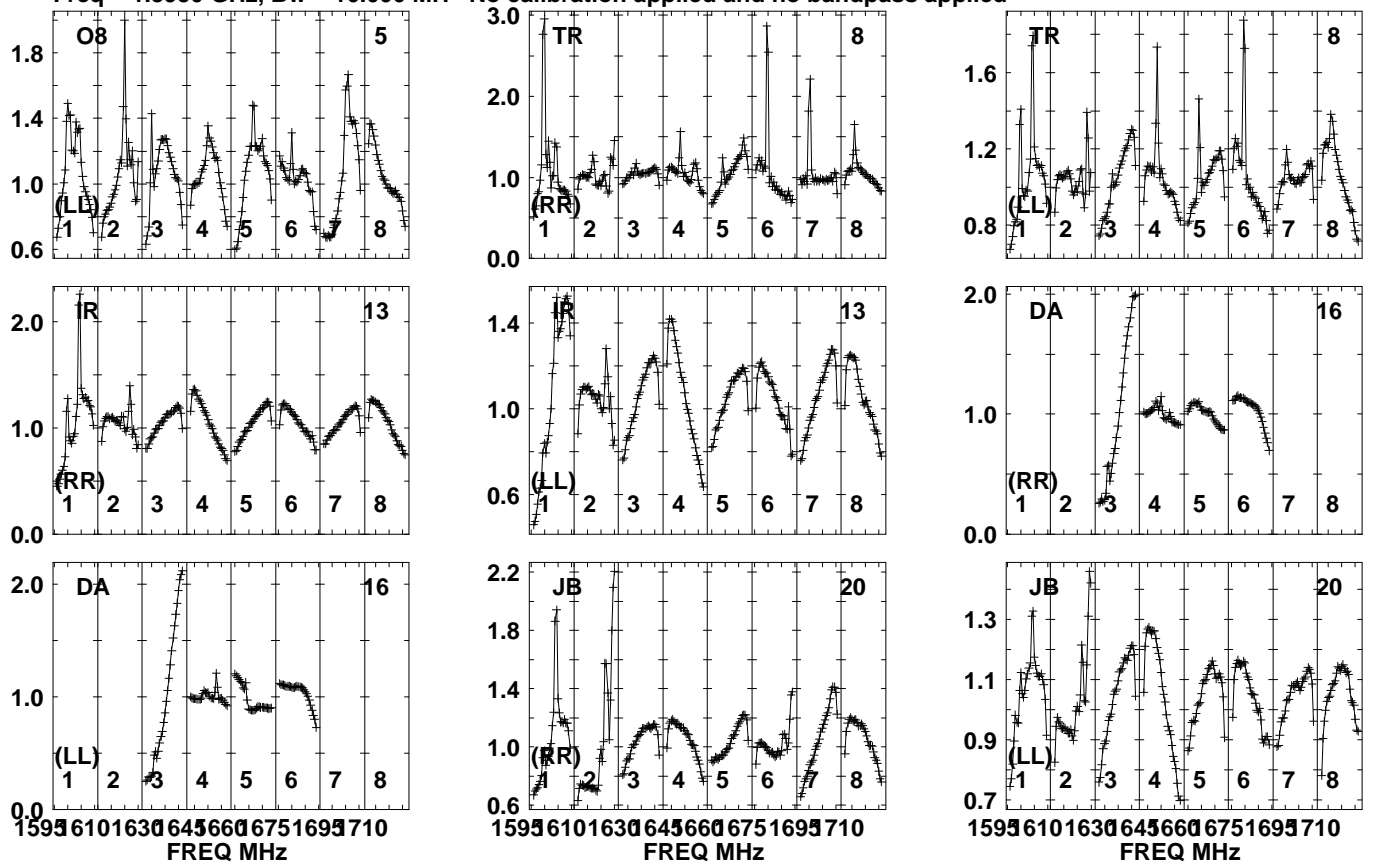
Auto-corr total-power spectrum Antenna: \*

Timerange: 01/01:16:41 to 01/01:20:09

Plot file version 981 created 12-SEP-2022 13:08:55

HS0810+2554 EH040A.UVDATA.1

Freq = 1.5950 GHz, Bw = 16.000 MH No calibration applied and no bandpass applied

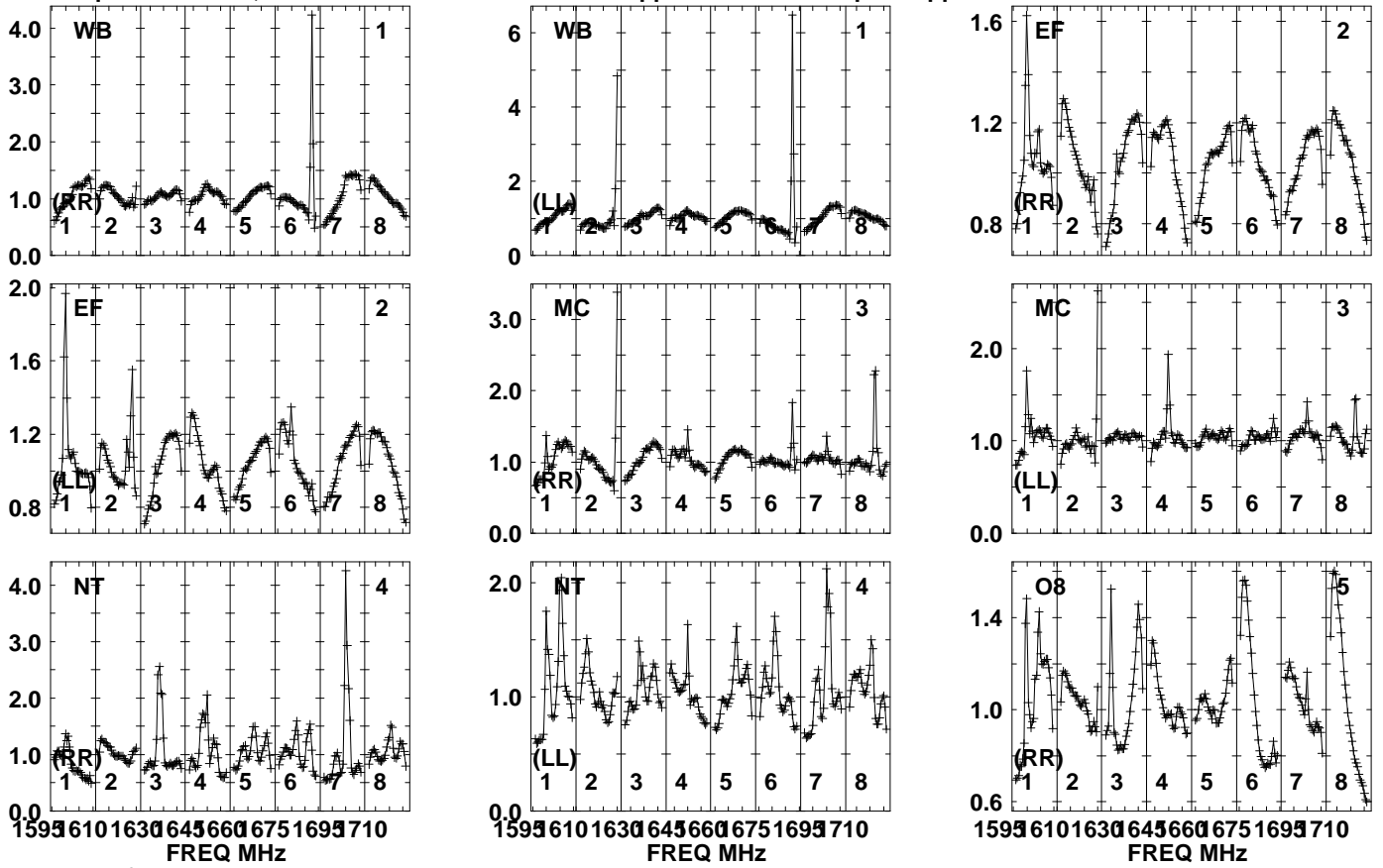


Lower frame: Real Jy  
Auto-corr total-power spectrum Antenna: \*  
Timerange: 01/01:16:41 to 01/01:20:09

Plot file version 982 created 12-SEP-2022 13:08:55

J0813+2435 EH040A.UVDATA.1

Freq = 1.5950 GHz, Bw = 16.000 MH No calibration applied and no bandpass applied



Lower frame: Real Jy

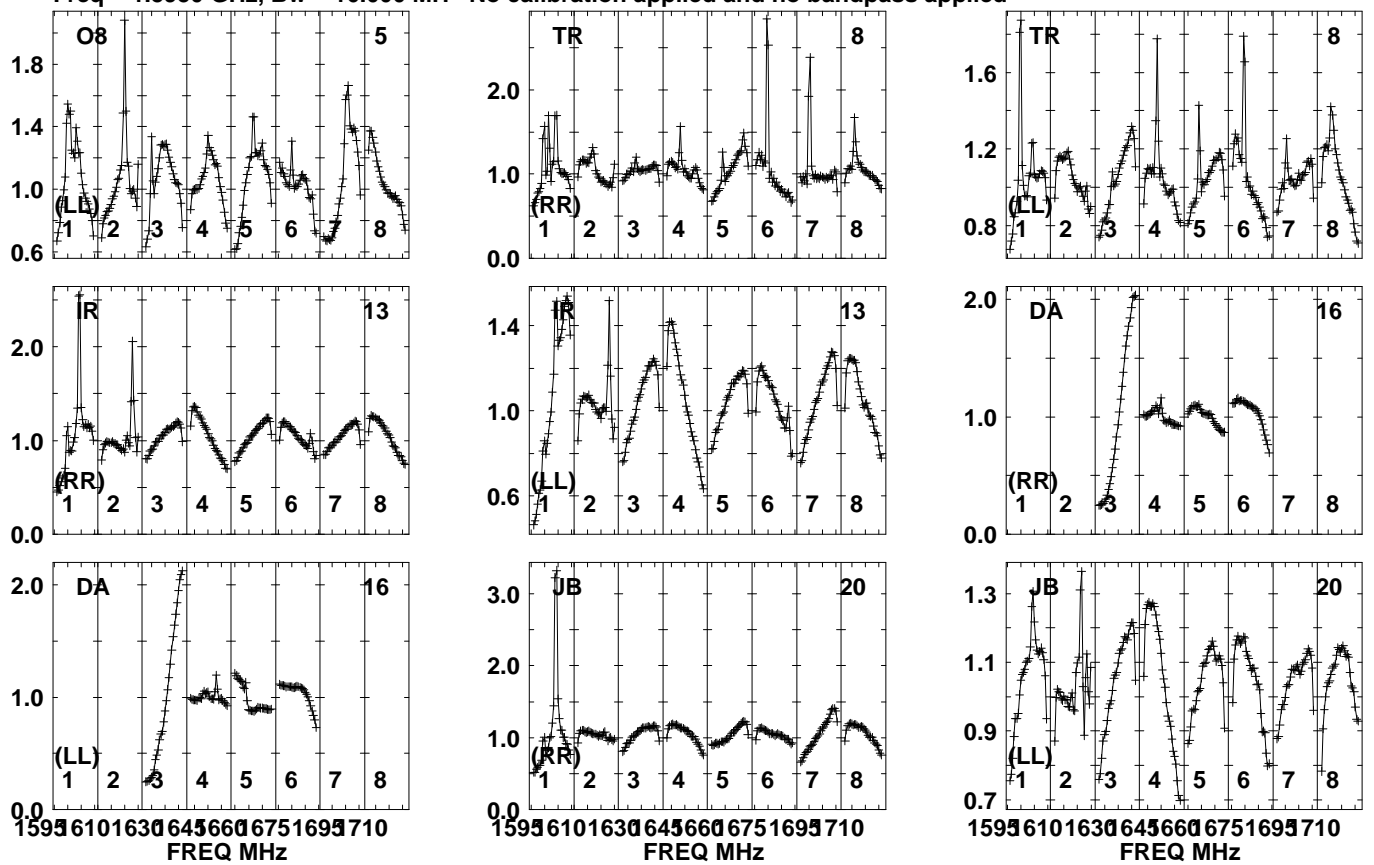
Auto-corr total-power spectrum Antenna: \*

Timerange: 01/01:20:41 to 01/01:22:09

Plot file version 983 created 12-SEP-2022 13:08:55

J0813+2435 EH040A.UVDATA.1

Freq = 1.5950 GHz, Bw = 16.000 MH No calibration applied and no bandpass applied

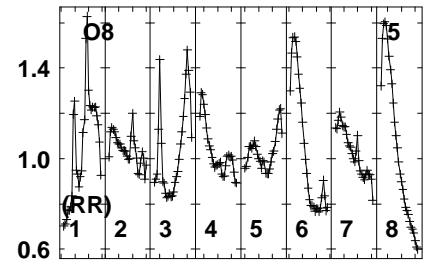
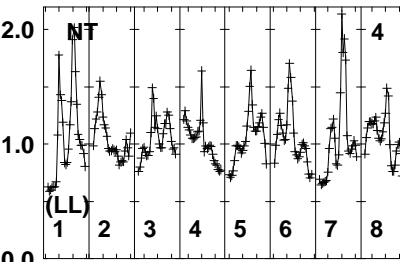
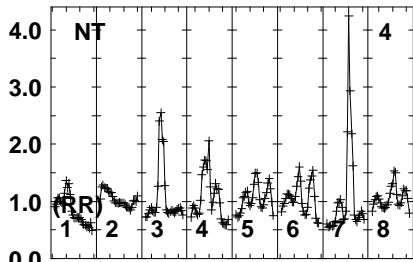
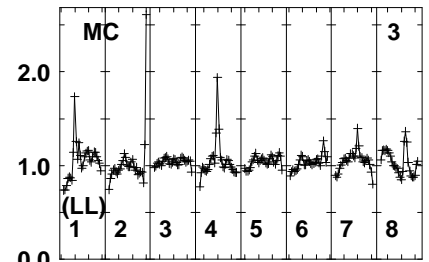
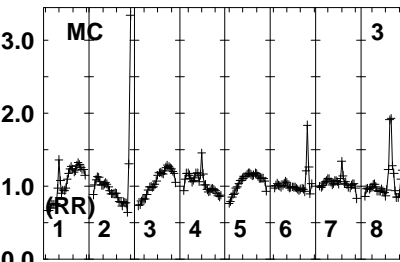
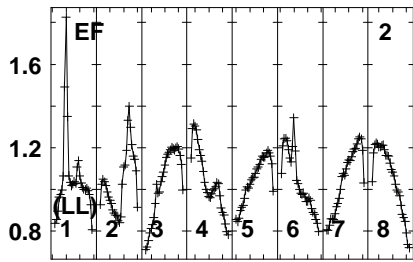
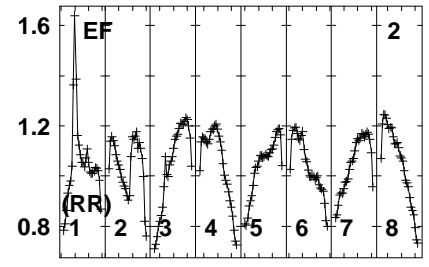
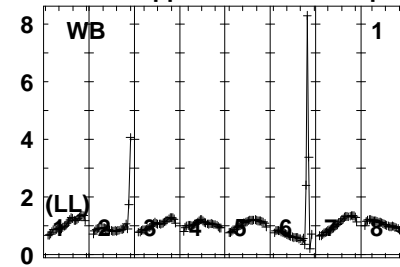
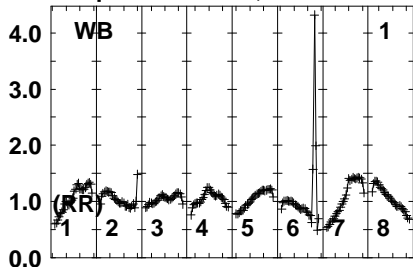


Lower frame: Real Jy  
Auto-corr total-power spectrum Antenna: \*  
Timerange: 01/01:20:41 to 01/01:22:09

Plot file version 984 created 12-SEP-2022 13:08:55

HS0810+2554 EH040A.UVDATA.1

Freq = 1.5950 GHz, Bw = 16.000 MH No calibration applied and no bandpass applied



1595 610 1630 645 660 675 1695 710  
FREQ MHz

1595 610 1630 645 660 675 1695 710  
FREQ MHz

1595 610 1630 645 660 675 1695 710  
FREQ MHz

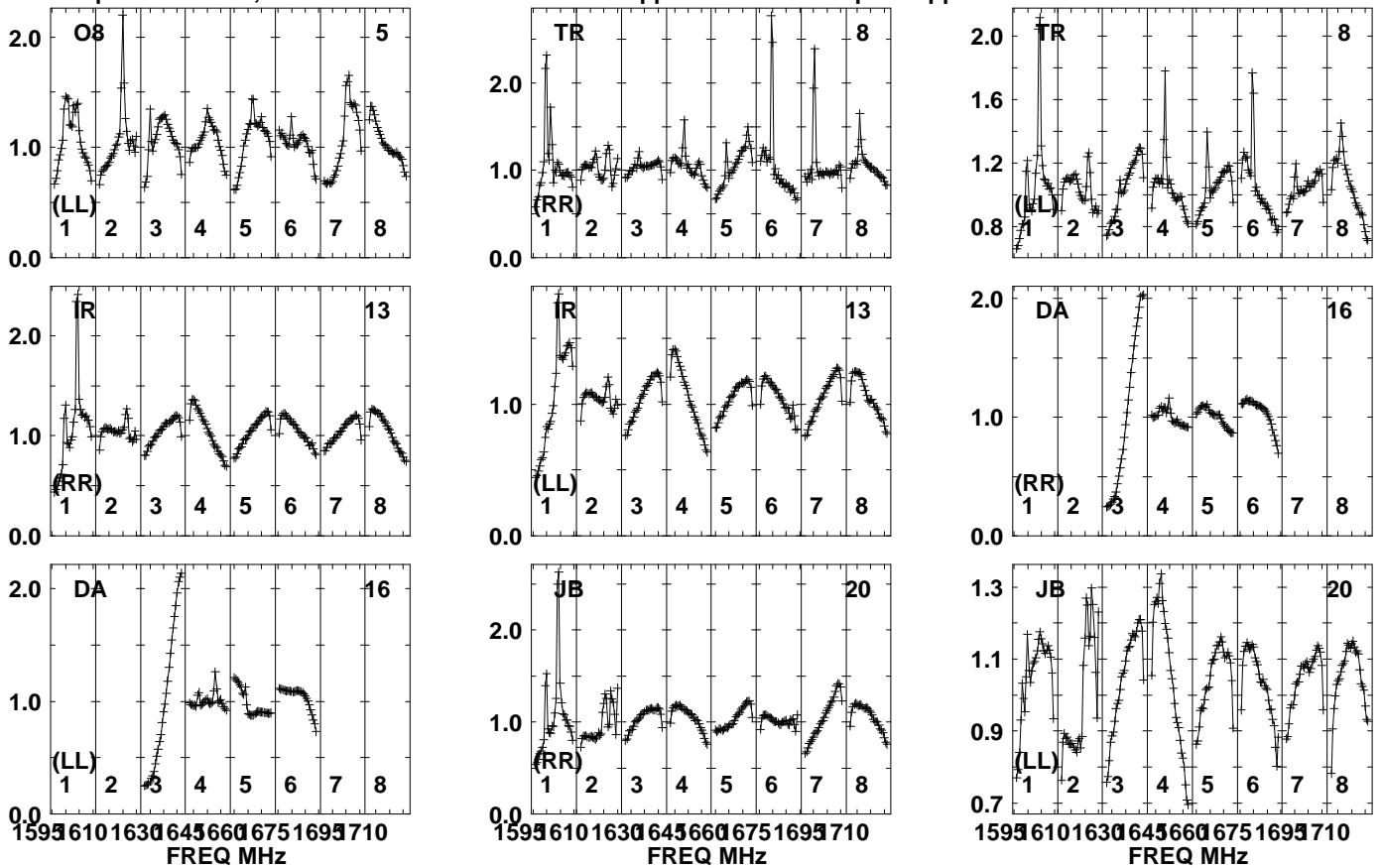
Lower frame: Real Jy  
Auto-corr total-power spectrum Antenna: \*  
Timerange: 01/01:22:11 to 01/01:25:39



Plot file version 985 created 12-SEP-2022 13:08:55

HS0810+2554 EH040A.UVDATA.1

Freq = 1.5950 GHz, Bw = 16.000 MH No calibration applied and no bandpass applied

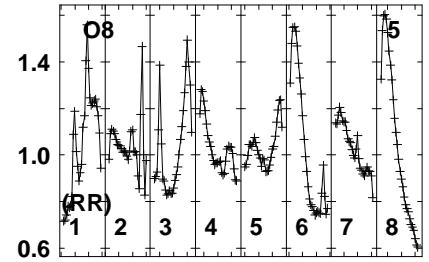
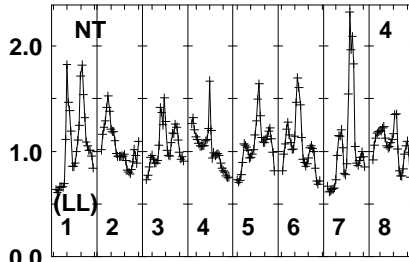
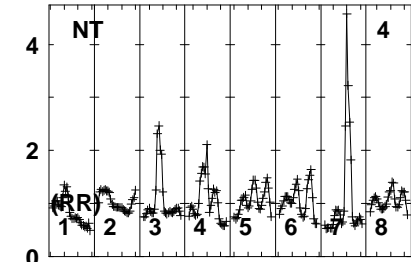
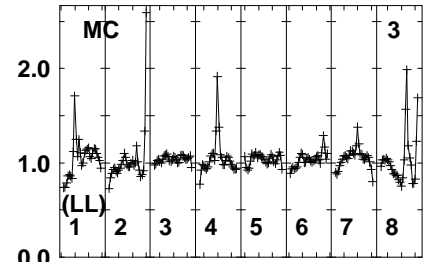
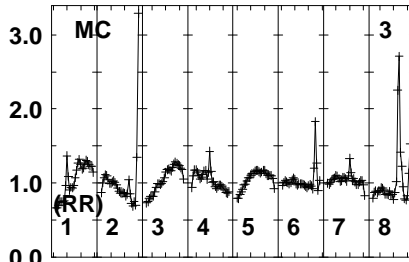
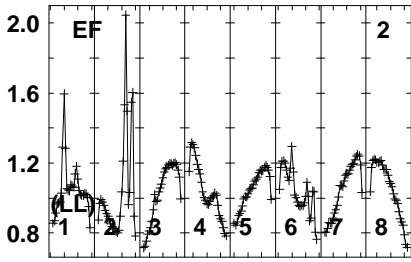
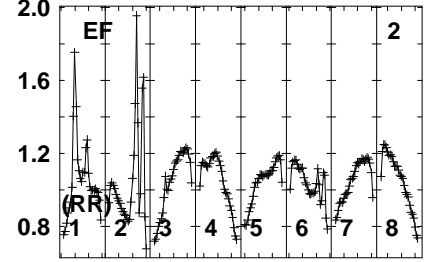
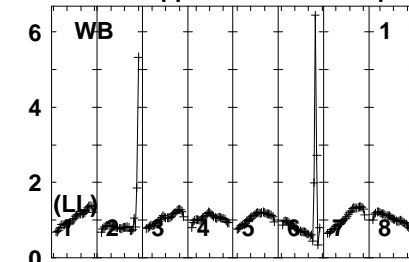
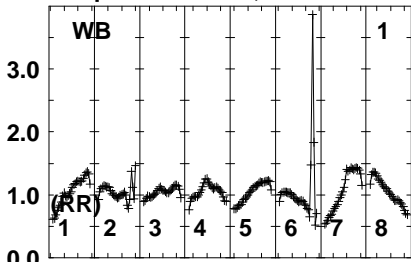


Lower frame: Real Jy  
Auto-corr total-power spectrum Antenna: \*  
Timerange: 01/01:22:11 to 01/01:25:39

Plot file version 986 created 12-SEP-2022 13:08:55

J0813+2435 EH040A.UVDATA.1

Freq = 1.5950 GHz, Bw = 16.000 MH No calibration applied and no bandpass applied



1595 610 1630 645 660 675 1695 710  
FREQ MHz

1595 610 1630 645 660 675 1695 710  
FREQ MHz

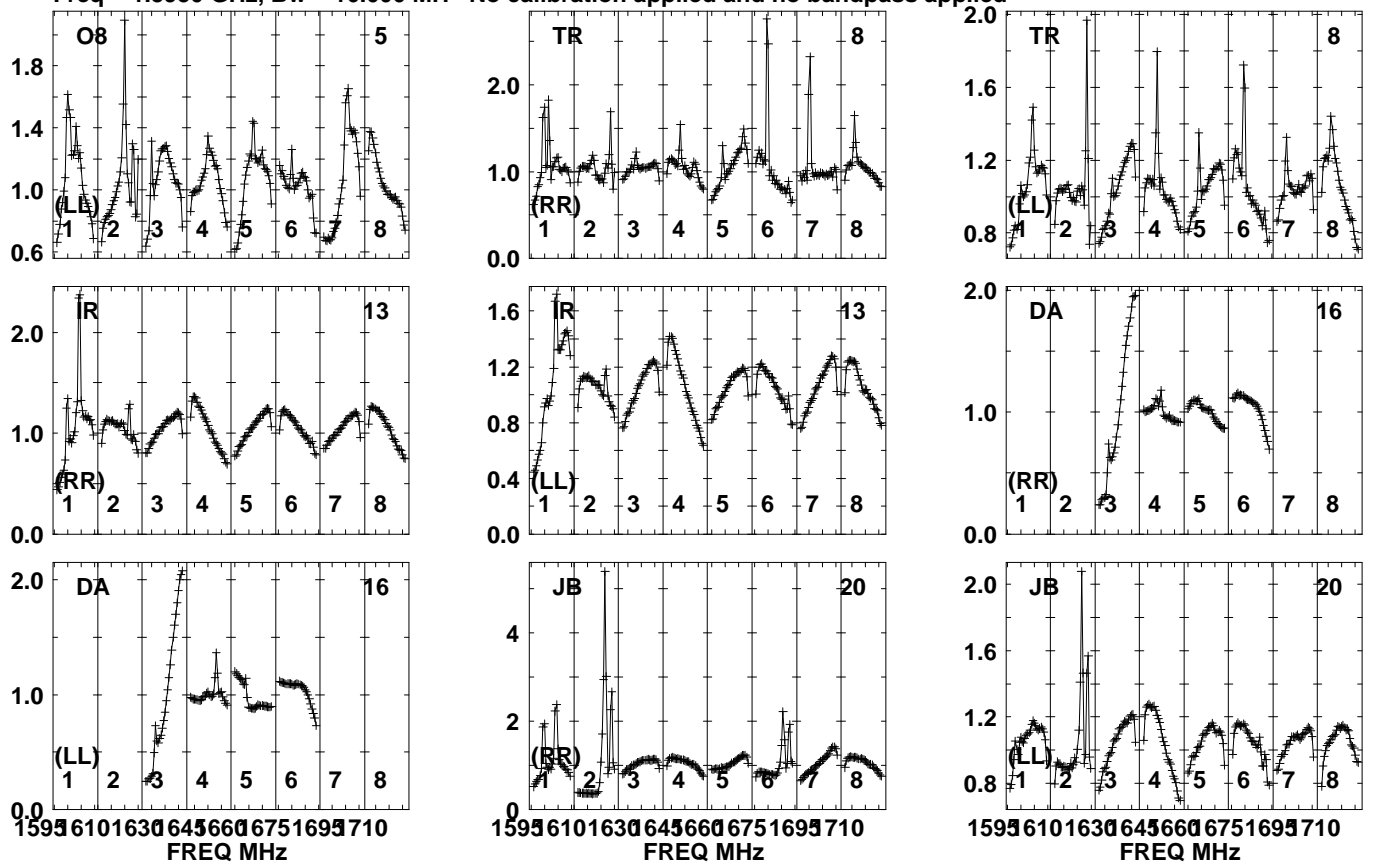
1595 610 1630 645 660 675 1695 710  
FREQ MHz

Lower frame: Real Jy  
Auto-corr total-power spectrum Antenna: \*  
Timerange: 01/01:25:41 to 01/01:27:09

Plot file version 987 created 12-SEP-2022 13:08:56

J0813+2435 EH040A.UVDATA.1

Freq = 1.5950 GHz, Bw = 16.000 MH No calibration applied and no bandpass applied

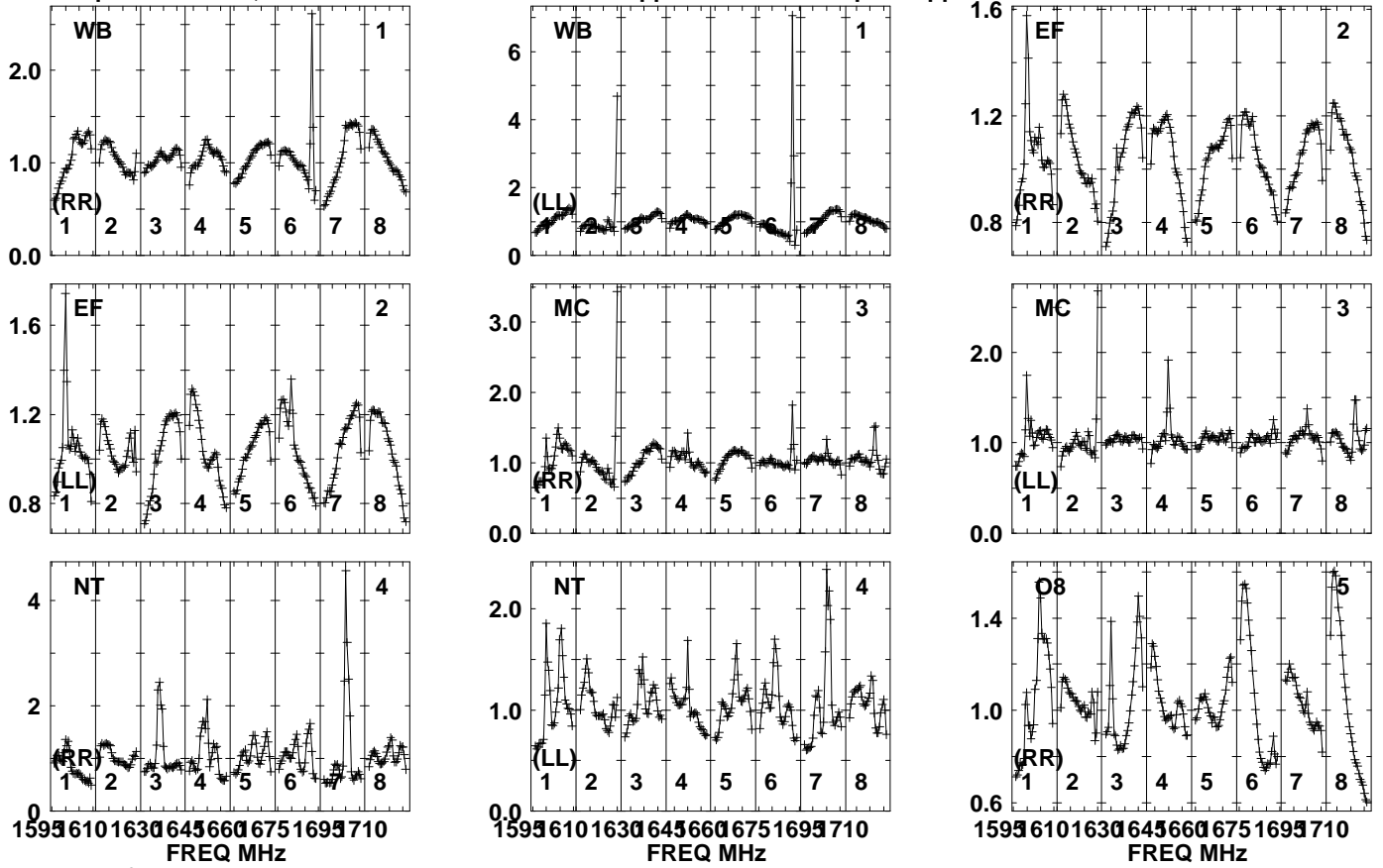


Lower frame: Real Jy  
Auto-corr total-power spectrum Antenna: \*  
Timerange: 01/01:25:41 to 01/01:27:09

Plot file version 988 created 12-SEP-2022 13:08:56

HS0810+2554 EH040A.UVDATA.1

Freq = 1.5950 GHz, Bw = 16.000 MH No calibration applied and no bandpass applied

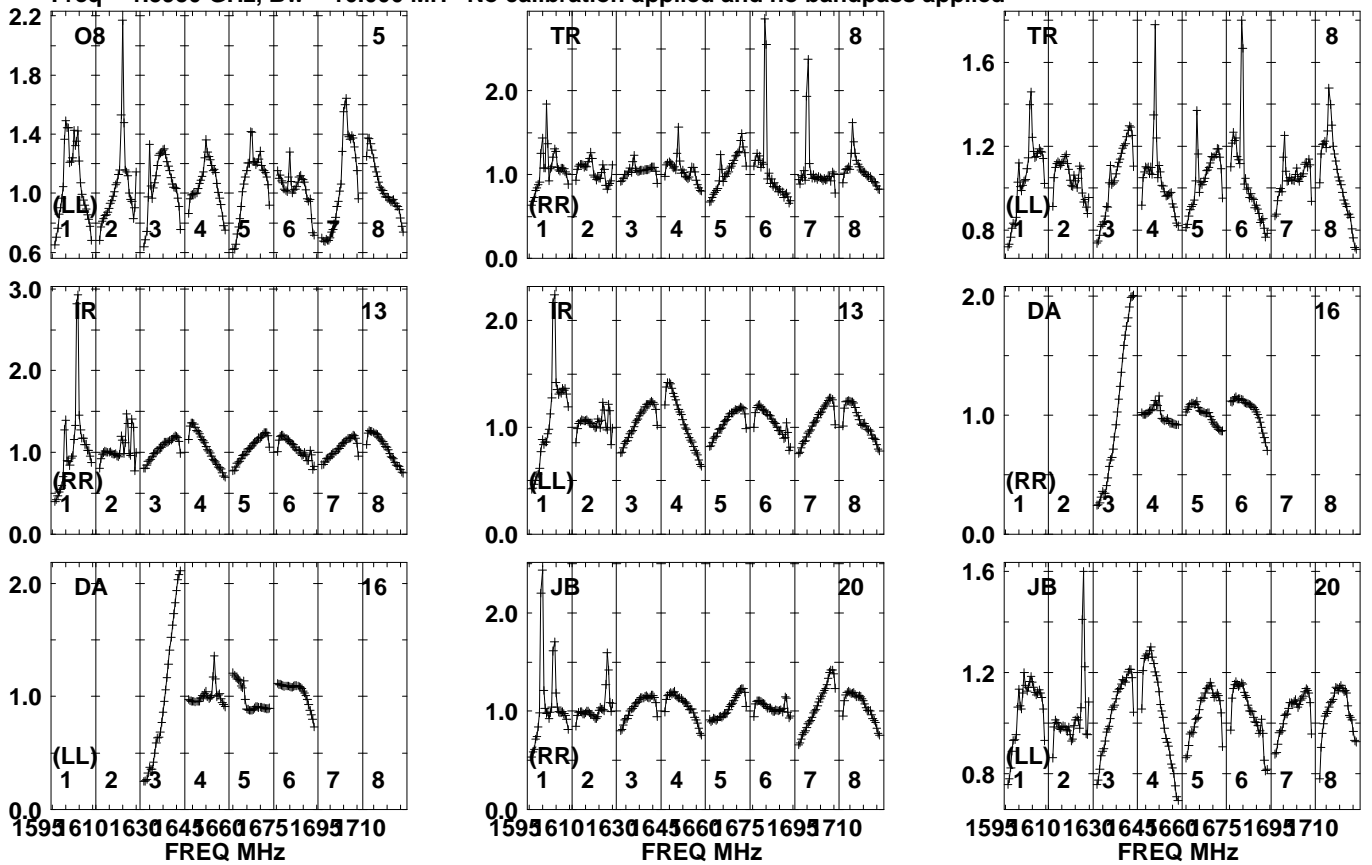


Lower frame: Real Jy  
Auto-corr total-power spectrum Antenna: \*  
Timerange: 01/01:27:11 to 01/01:30:39

Plot file version 989 created 12-SEP-2022 13:08:56

HS0810+2554 EH040A.UVDATA.1

Freq = 1.5950 GHz, Bw = 16.000 MH No calibration applied and no bandpass applied

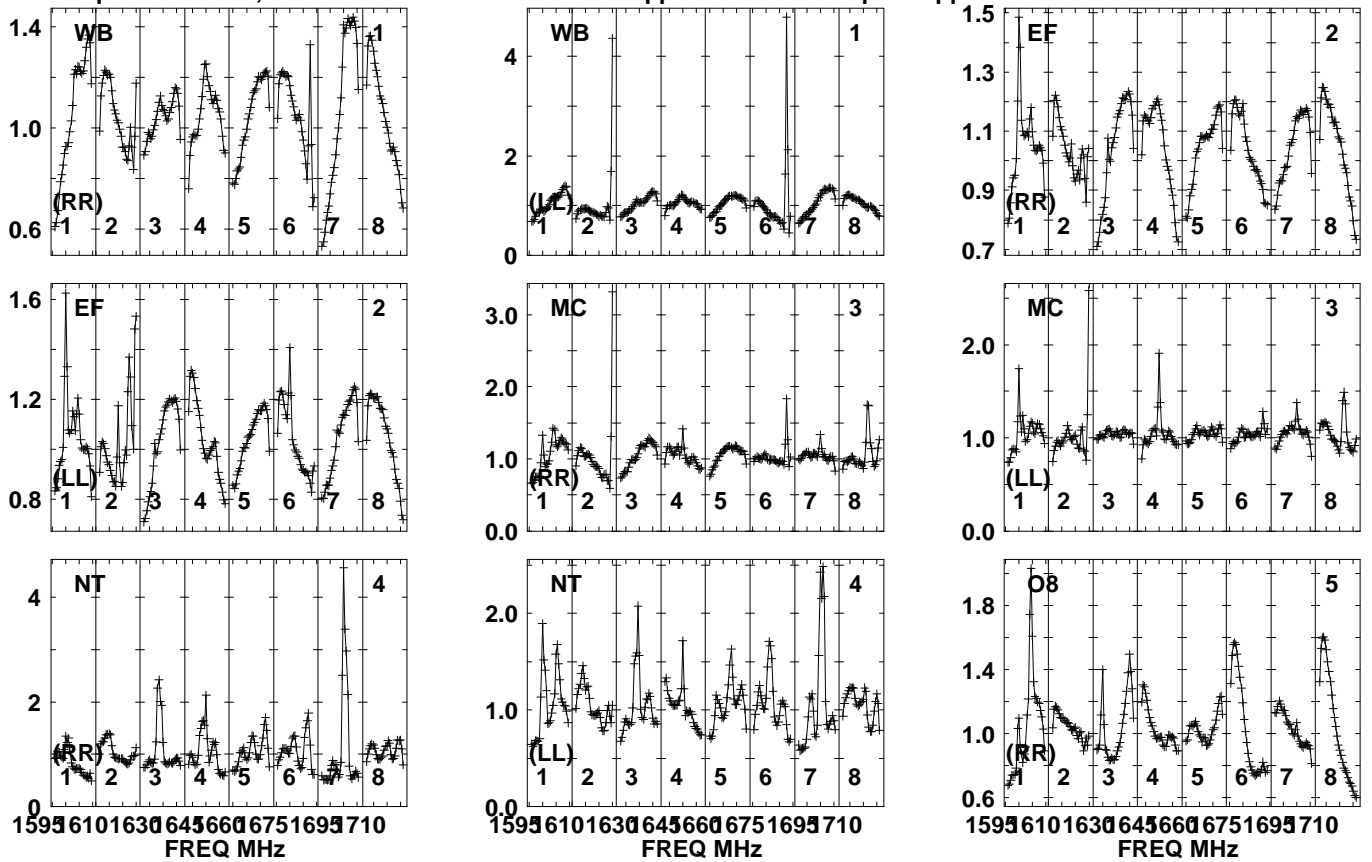


Lower frame: Real Jy  
Auto-corr total-power spectrum Antenna: \*  
Timerange: 01/01:27:11 to 01/01:30:39

Plot file version 990 created 12-SEP-2022 13:08:56

J0813+2435 EH040A.UVDATA.1

Freq = 1.5950 GHz, Bw = 16.000 MH No calibration applied and no bandpass applied

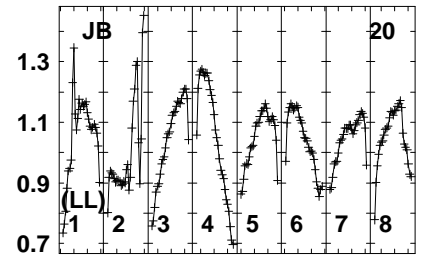
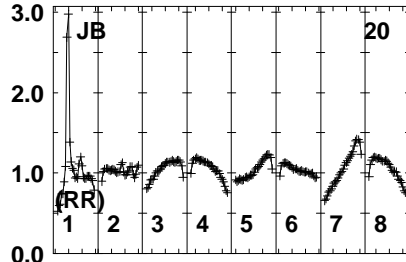
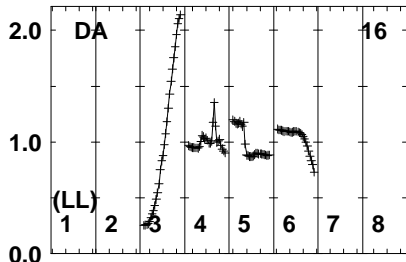
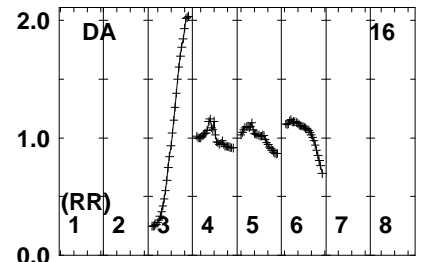
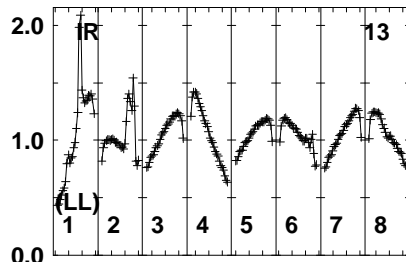
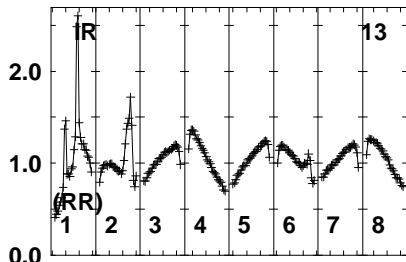
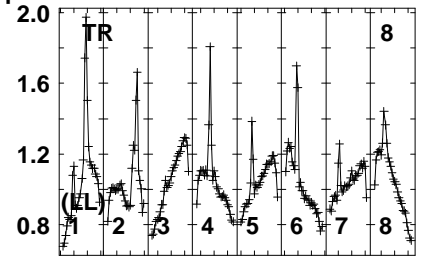
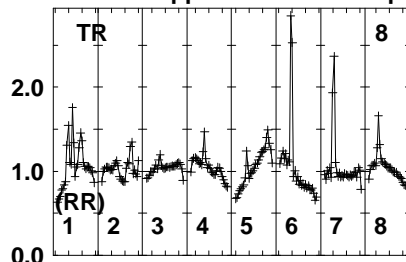
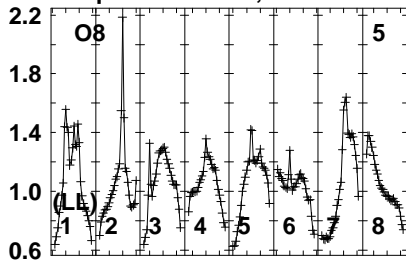


Lower frame: Real Jy  
Auto-corr total-power spectrum Antenna: \*  
Timerange: 01/01:31:11 to 01/01:32:39

Plot file version 991 created 12-SEP-2022 13:08:56

J0813+2435 EH040A.UVDATA.1

Freq = 1.5950 GHz, Bw = 16.000 MH No calibration applied and no bandpass applied



1595 610 1630 645 660 675 1695 710  
FREQ MHz

1595 610 1630 645 660 675 1695 710  
FREQ MHz

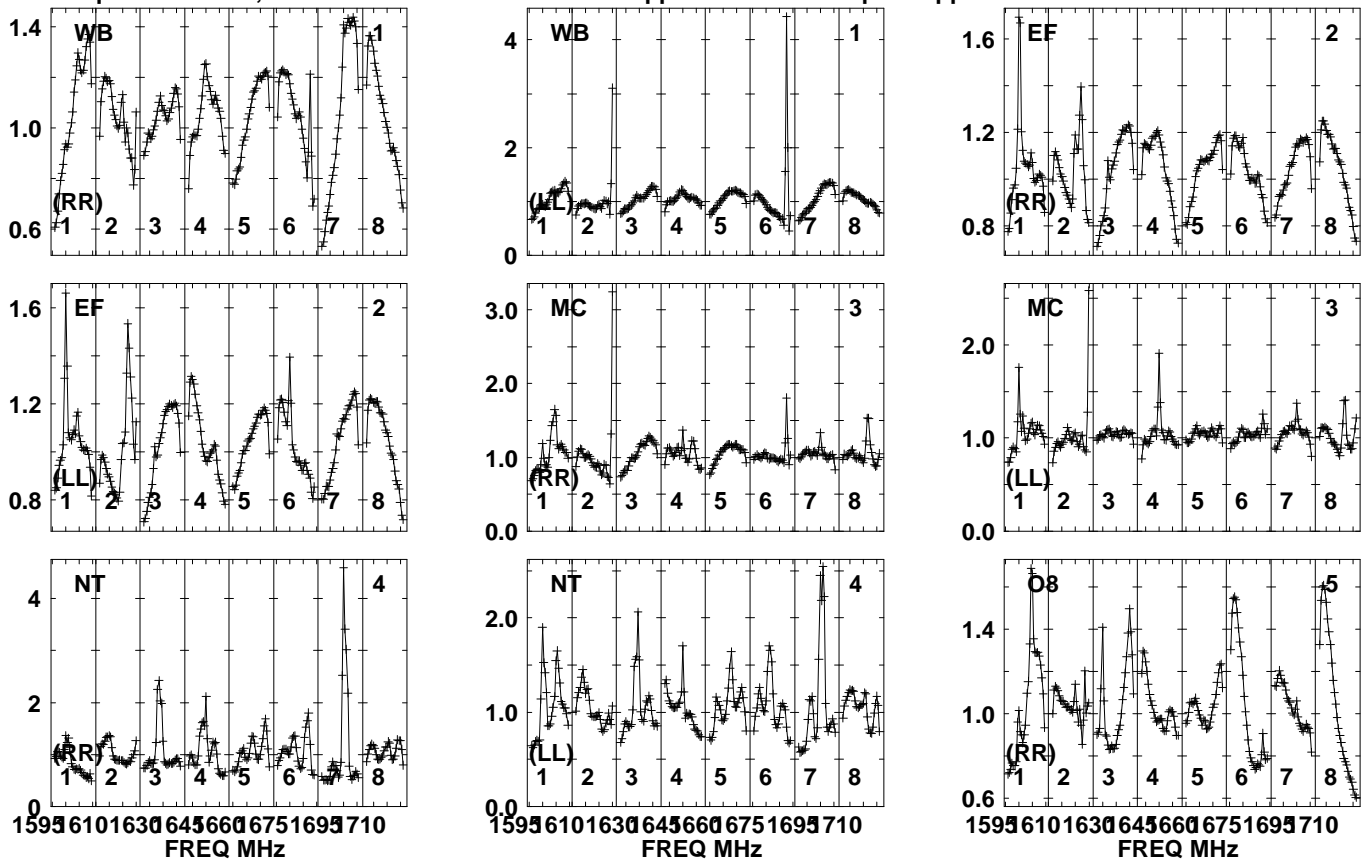
1595 610 1630 645 660 675 1695 710  
FREQ MHz

Lower frame: Real Jy  
Auto-corr total-power spectrum Antenna: \*  
Timerange: 01/01:31:11 to 01/01:32:39

Plot file version 992 created 12-SEP-2022 13:08:56

HS0810+2554 EH040A.UVDATA.1

Freq = 1.5950 GHz, Bw = 16.000 MH No calibration applied and no bandpass applied



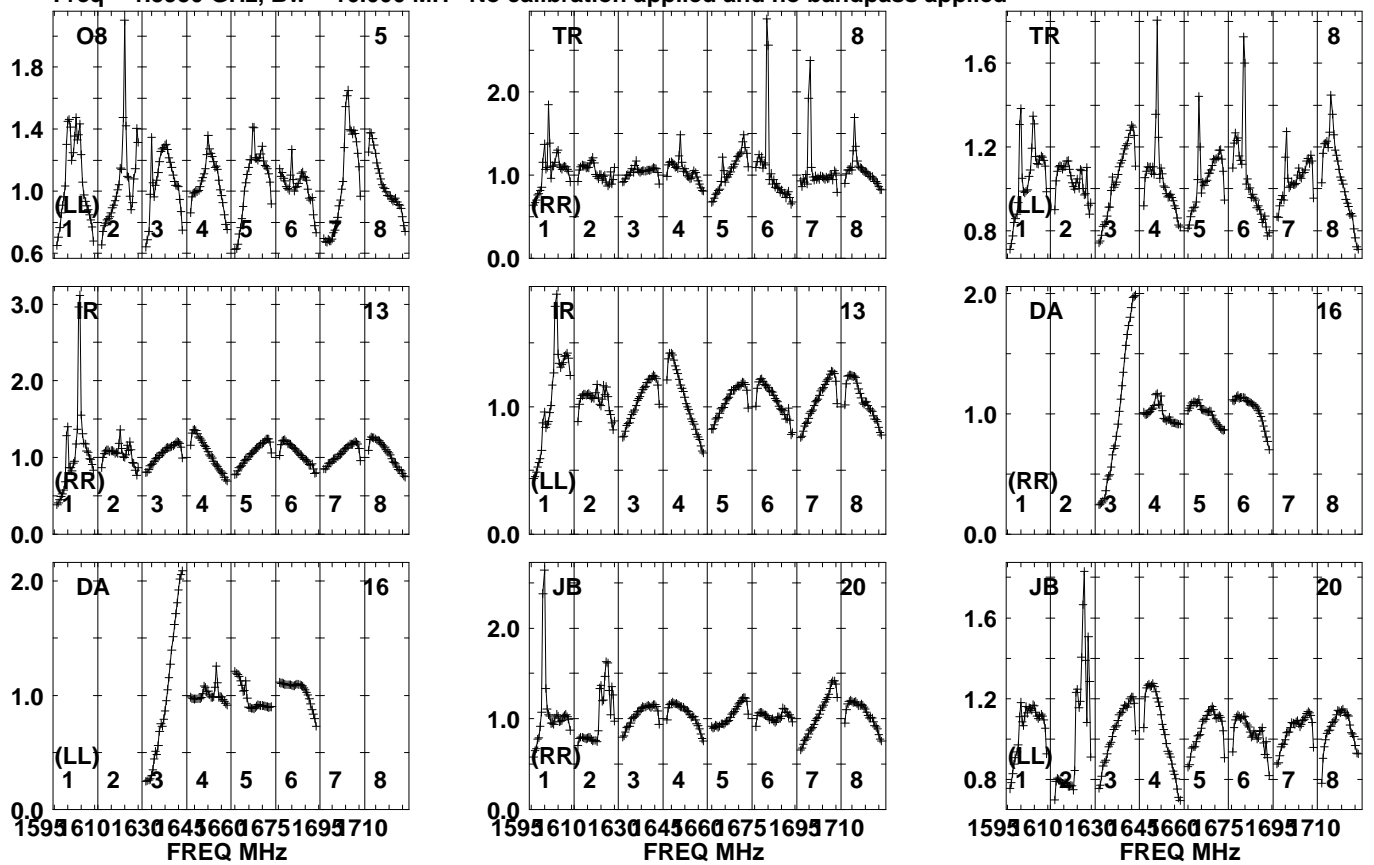
Lower frame: Real Jy  
Auto-corr total-power spectrum Antenna: \*  
Timerange: 01/01:32:41 to 01/01:36:09



Plot file version 993 created 12-SEP-2022 13:08:56

HS0810+2554 EH040A.UVDATA.1

Freq = 1.5950 GHz, Bw = 16.000 MH No calibration applied and no bandpass applied

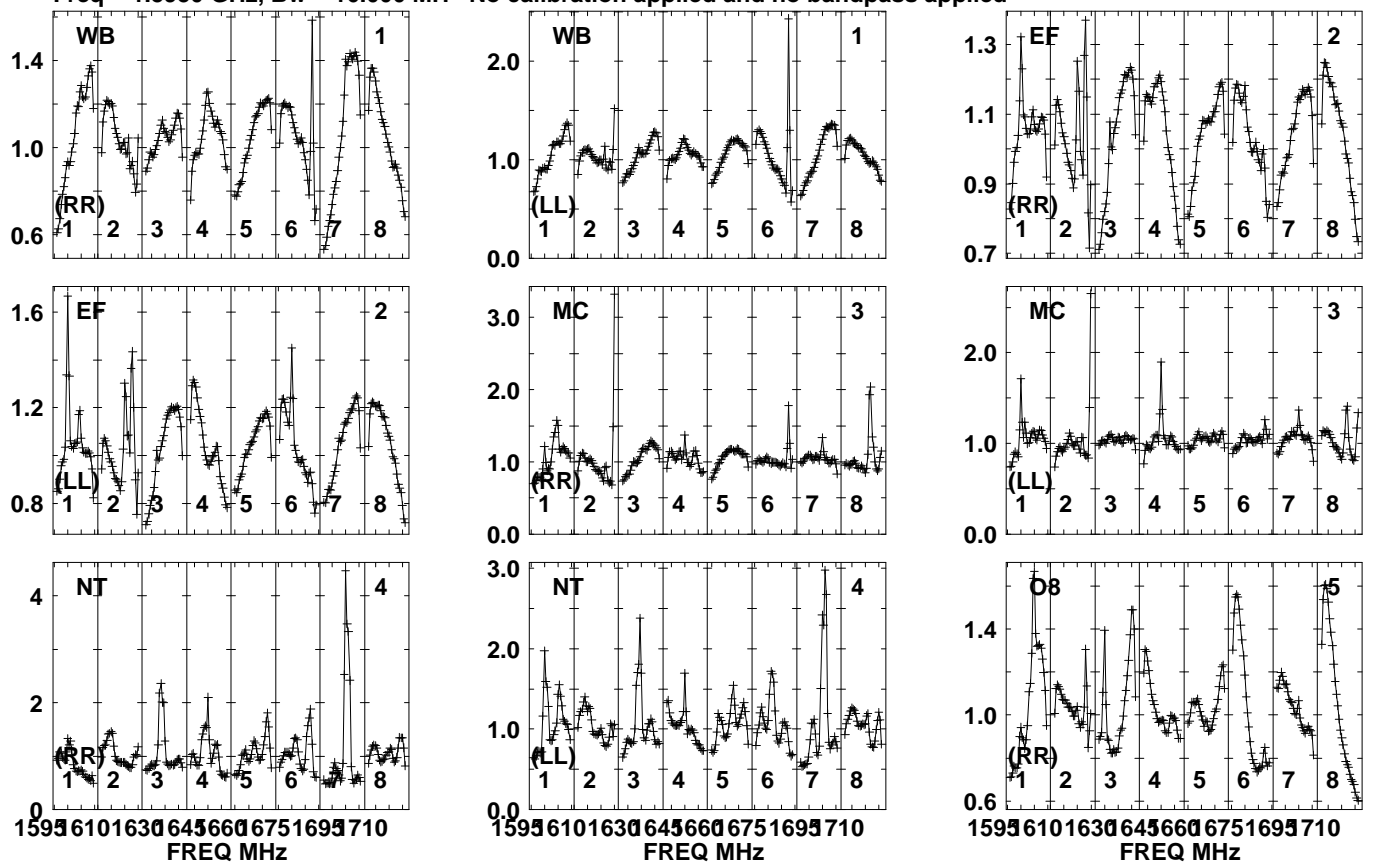


Lower frame: Real Jy  
Auto-corr total-power spectrum Antenna: \*  
Timerange: 01/01:32:41 to 01/01:36:09

Plot file version 994 created 12-SEP-2022 13:08:56

J0813+2435 EH040A.UVDATA.1

Freq = 1.5950 GHz, Bw = 16.000 MH No calibration applied and no bandpass applied

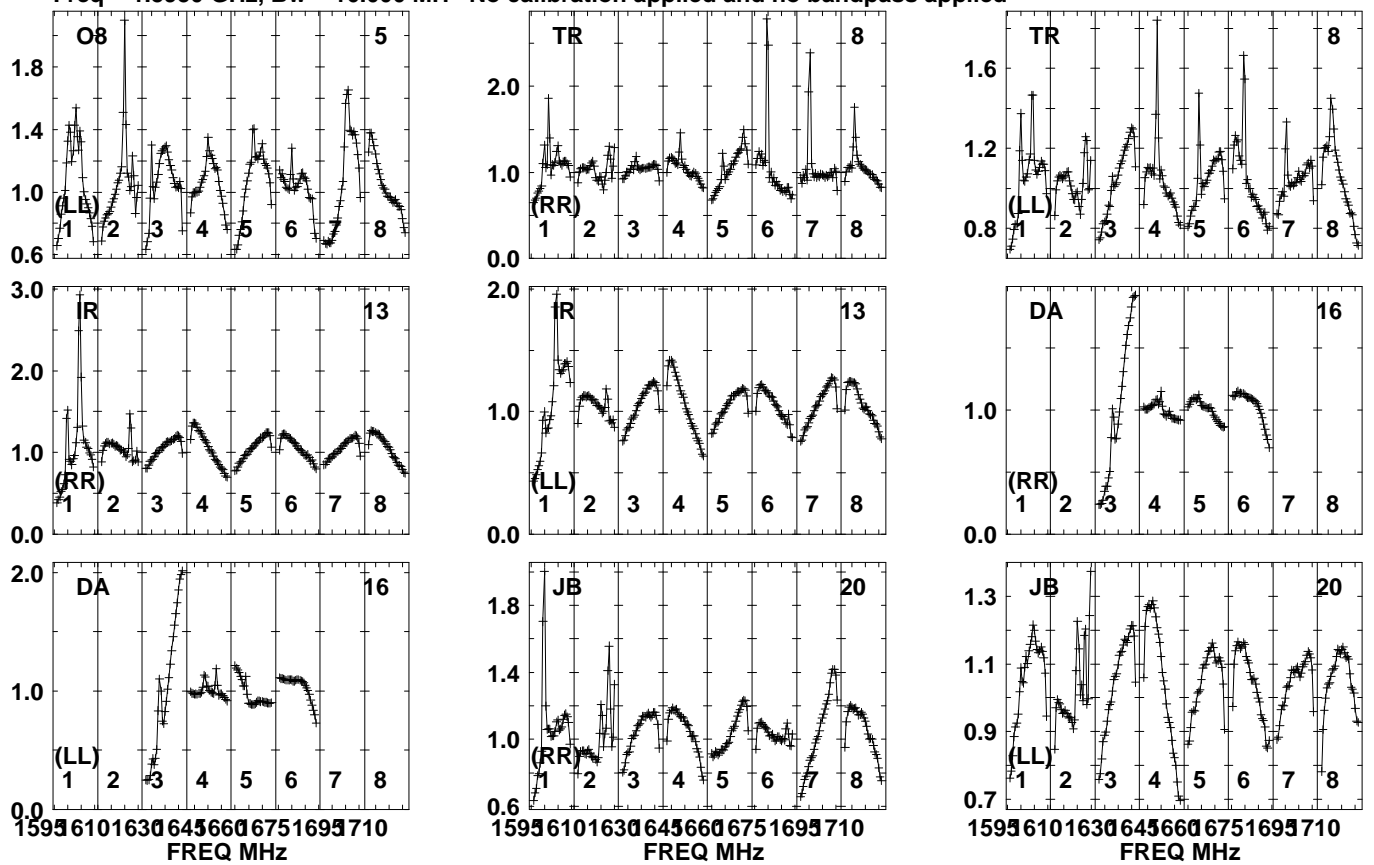


Lower frame: Real Jy  
Auto-corr total-power spectrum Antenna: \*  
Timerange: 01/01:36:11 to 01/01:37:39

Plot file version 995 created 12-SEP-2022 13:08:56

J0813+2435 EH040A.UVDATA.1

Freq = 1.5950 GHz, Bw = 16.000 MH No calibration applied and no bandpass applied

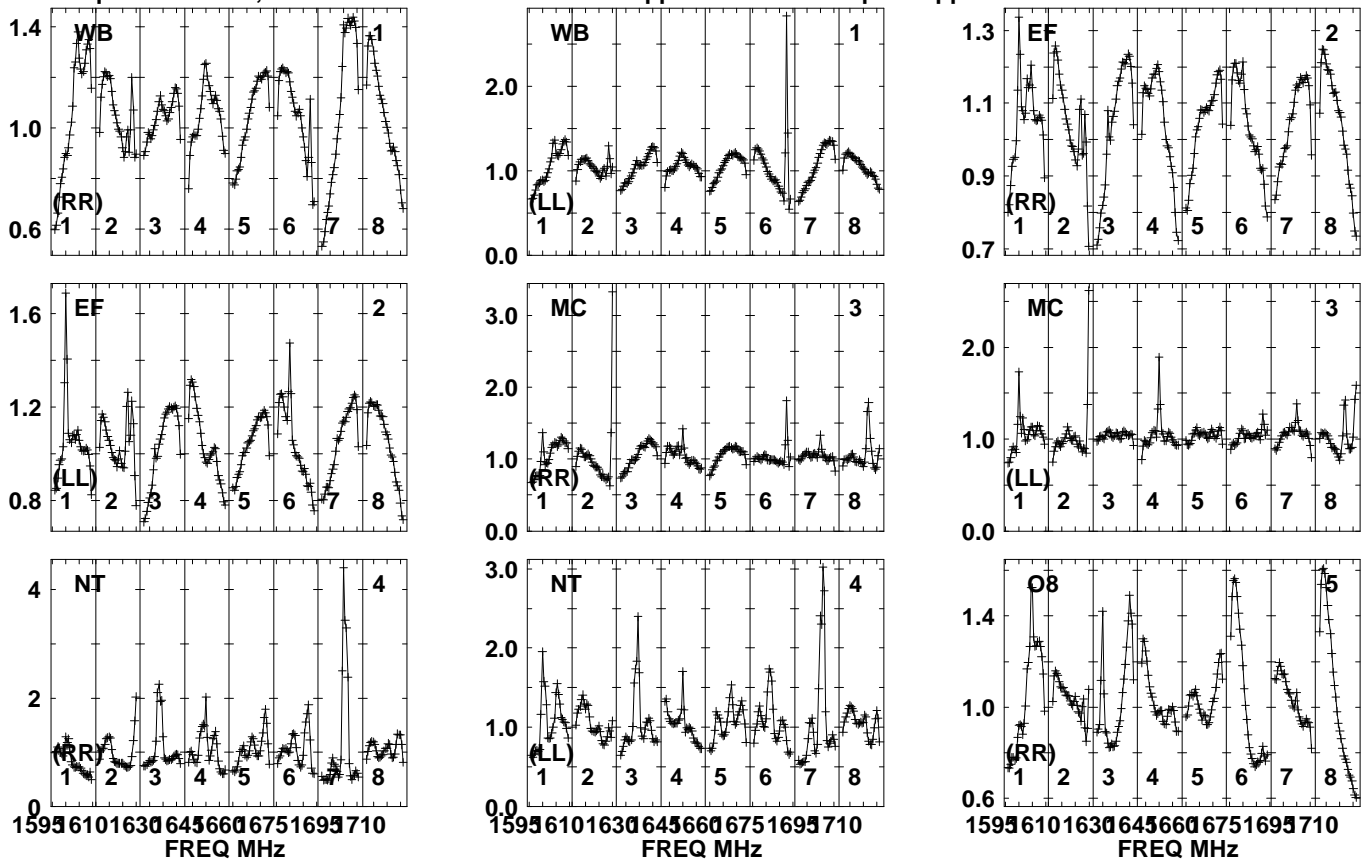


Lower frame: Real Jy  
Auto-corr total-power spectrum Antenna: \*  
Timerange: 01/01:36:11 to 01/01:37:39

Plot file version 996 created 12-SEP-2022 13:08:57

HS0810+2554 EH040A.UVDATA.1

Freq = 1.5950 GHz, Bw = 16.000 MH No calibration applied and no bandpass applied

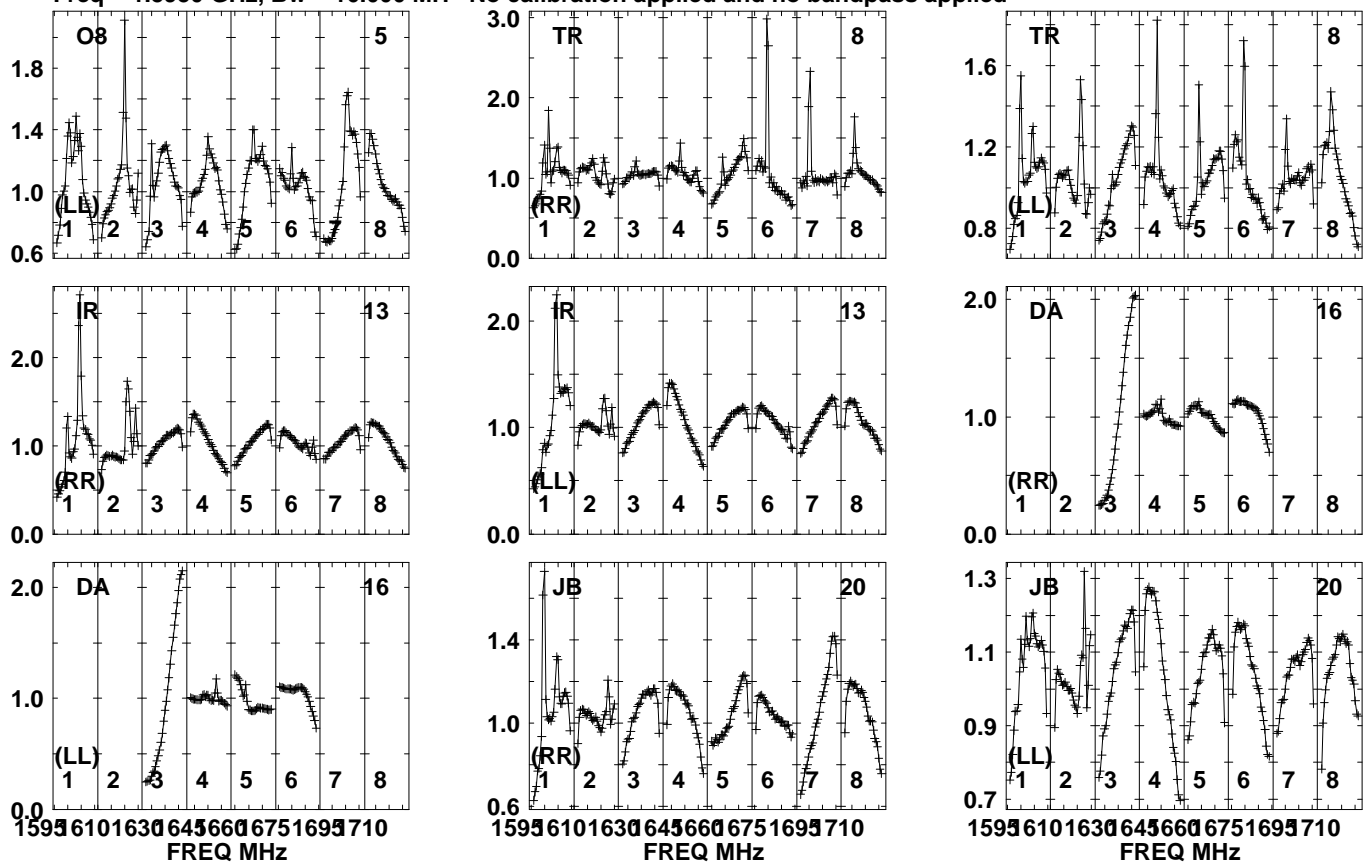


Lower frame: Real Jy  
Auto-corr total-power spectrum Antenna: \*  
Timerange: 01/01:37:41 to 01/01:41:09

Plot file version 997 created 12-SEP-2022 13:08:57

HS0810+2554 EH040A.UVDATA.1

Freq = 1.5950 GHz, Bw = 16.000 MH No calibration applied and no bandpass applied

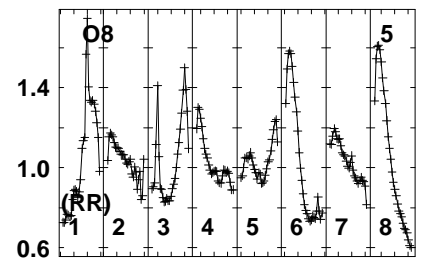
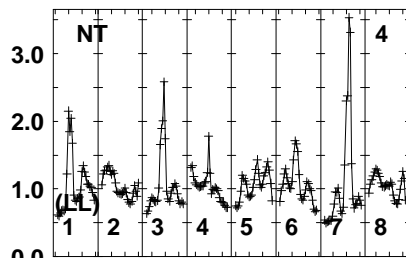
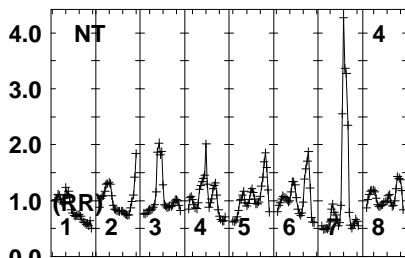
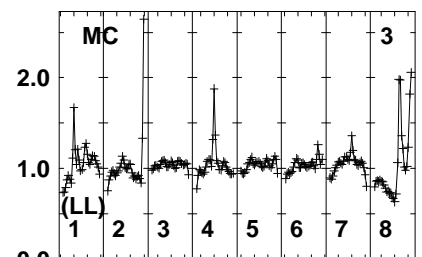
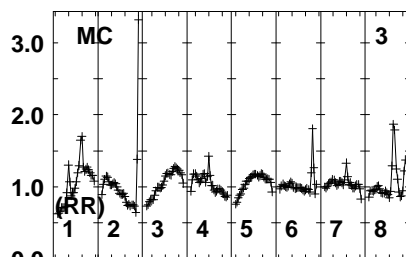
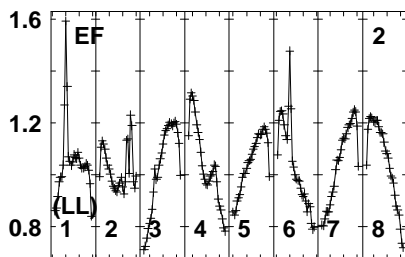
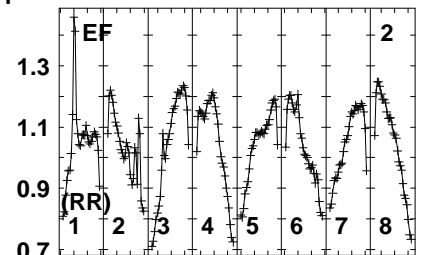
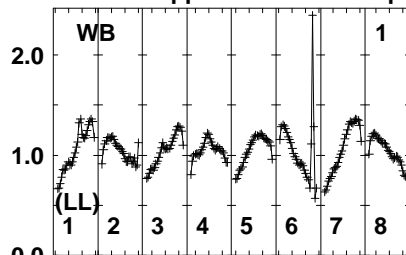
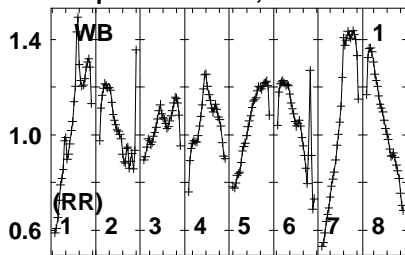


Lower frame: Real Jy  
Auto-corr total-power spectrum Antenna: \*  
Timerange: 01/01:37:41 to 01/01:41:09

Plot file version 998 created 12-SEP-2022 13:08:57

J0813+2435 EH040A.UVDATA.1

Freq = 1.5950 GHz, Bw = 16.000 MH No calibration applied and no bandpass applied



1595 610 1630 645 660 675 1695 710  
FREQ MHz

1595 610 1630 645 660 675 1695 710  
FREQ MHz

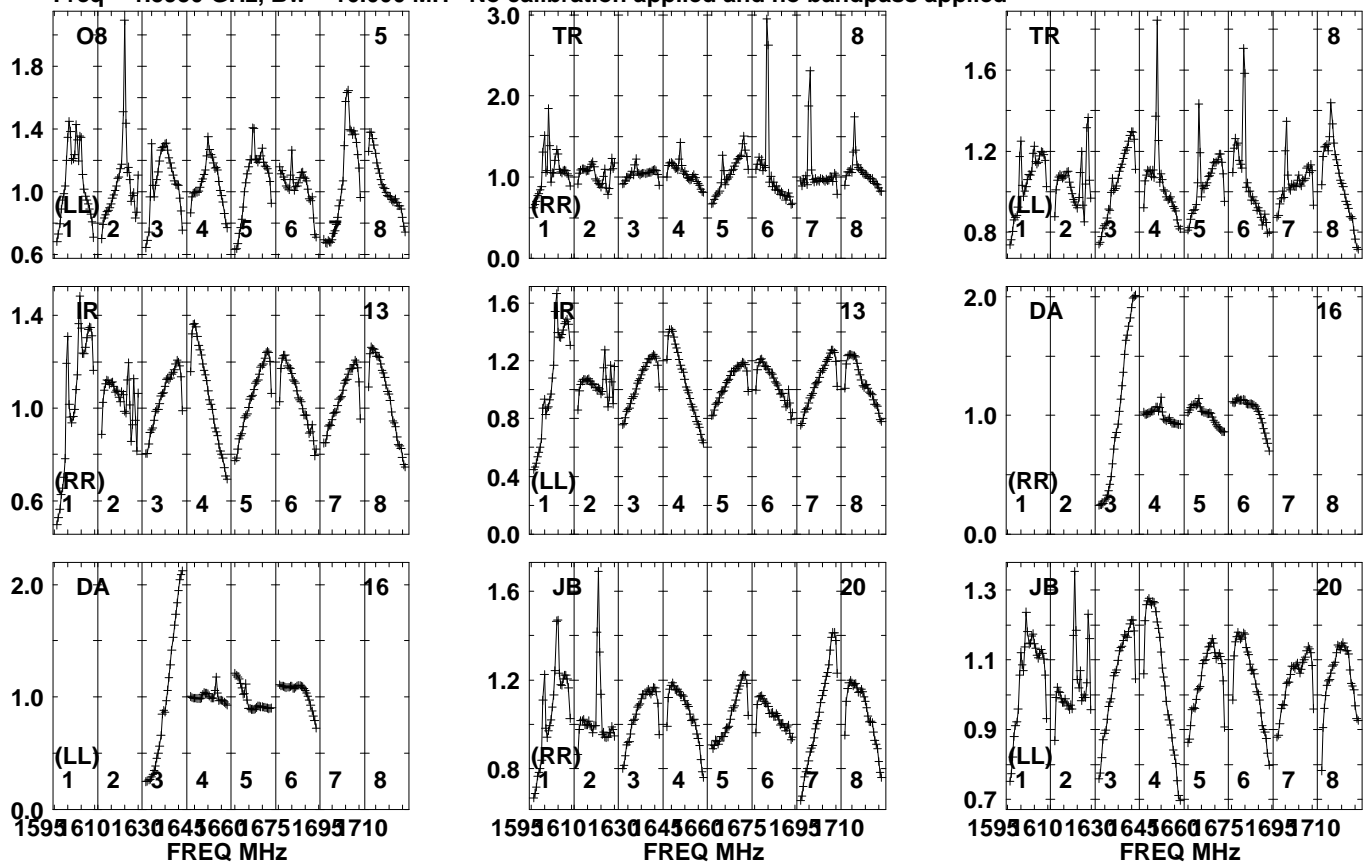
1595 610 1630 645 660 675 1695 710  
FREQ MHz

Lower frame: Real Jy  
Auto-corr total-power spectrum Antenna: \*  
Timerange: 01/01:41:41 to 01/01:43:09

Plot file version 999 created 12-SEP-2022 13:08:57

J0813+2435 EH040A.UVDATA.1

Freq = 1.5950 GHz, Bw = 16.000 MH No calibration applied and no bandpass applied

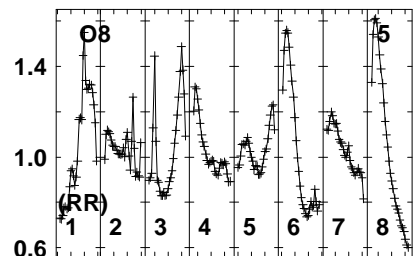
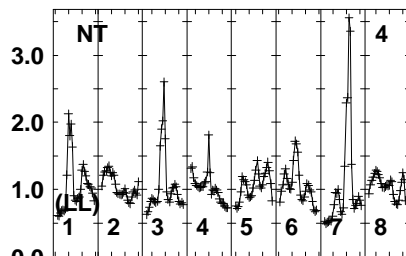
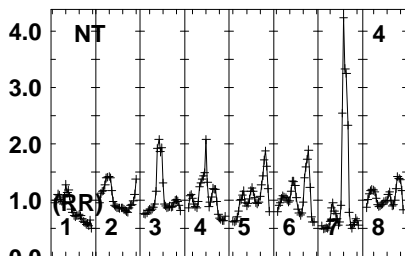
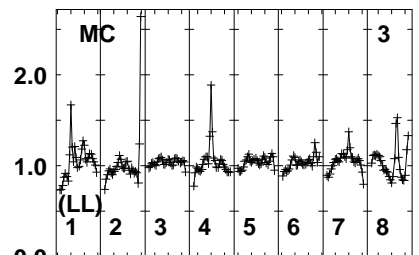
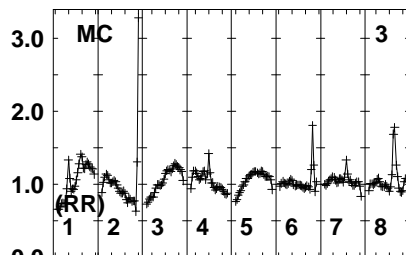
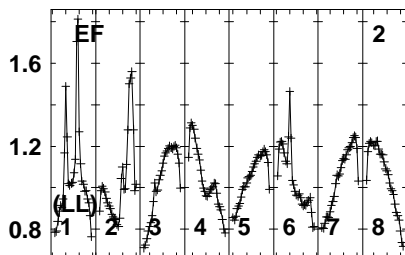
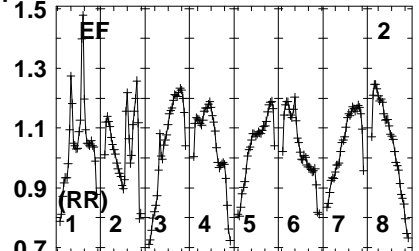
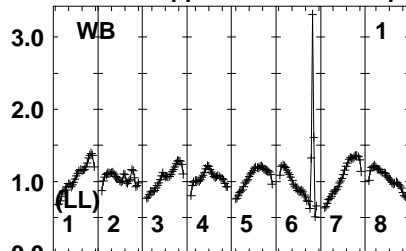
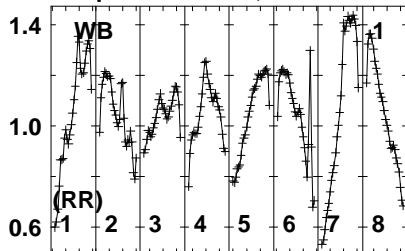


Lower frame: Real Jy  
Auto-corr total-power spectrum Antenna: \*  
Timerange: 01/01:41:41 to 01/01:43:09

Plot file version1000 created 12-SEP-2022 13:08:57

HS0810+2554 EH040A.UVDATA.1

Freq = 1.5950 GHz, Bw = 16.000 MH No calibration applied and no bandpass applied



1595 610 1630 645 660 675 1695 710  
FREQ MHz

1595 610 1630 645 660 675 1695 710  
FREQ MHz

1595 610 1630 645 660 675 1695 710  
FREQ MHz

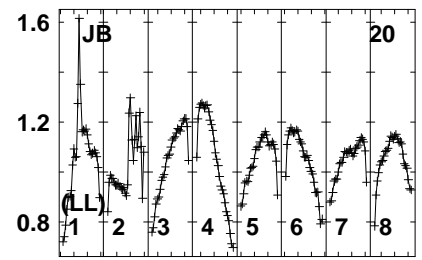
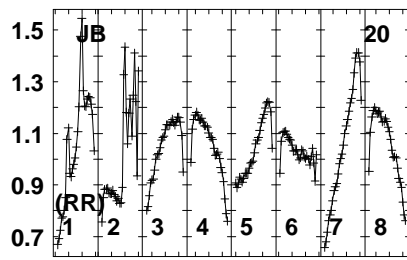
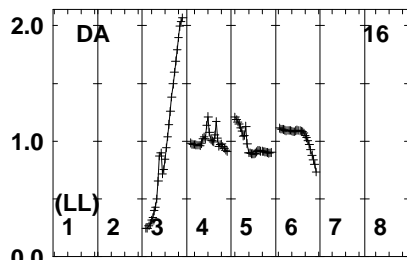
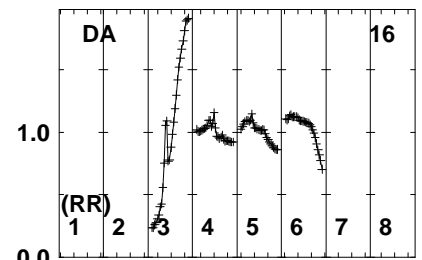
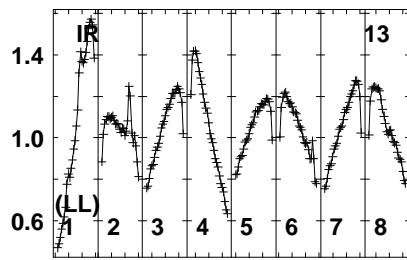
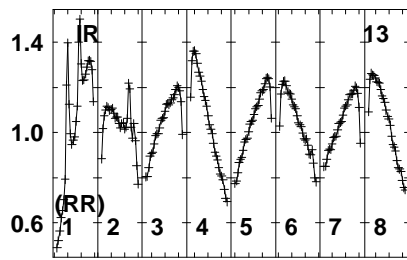
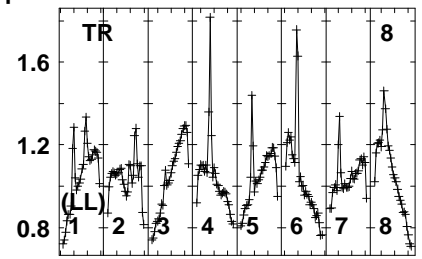
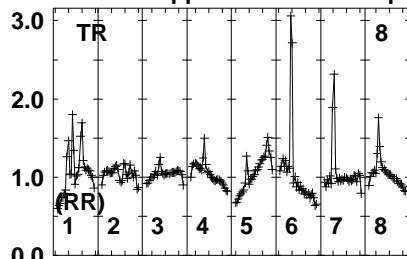
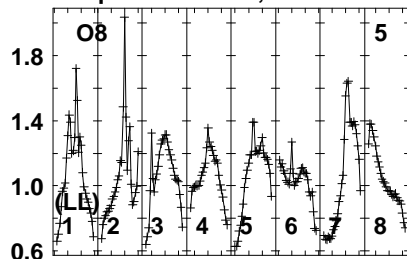
Lower frame: Real Jy  
Auto-corr total-power spectrum Antenna: \*  
Timerange: 01/01:43:11 to 01/01:46:39



Plot file version1001 created 12-SEP-2022 13:08:57

HS0810+2554 EH040A.UVDATA.1

Freq = 1.5950 GHz, Bw = 16.000 MH No calibration applied and no bandpass applied



1595 610 1630 645 660 675 1695 710  
FREQ MHz

1595 610 1630 645 660 675 1695 710  
FREQ MHz

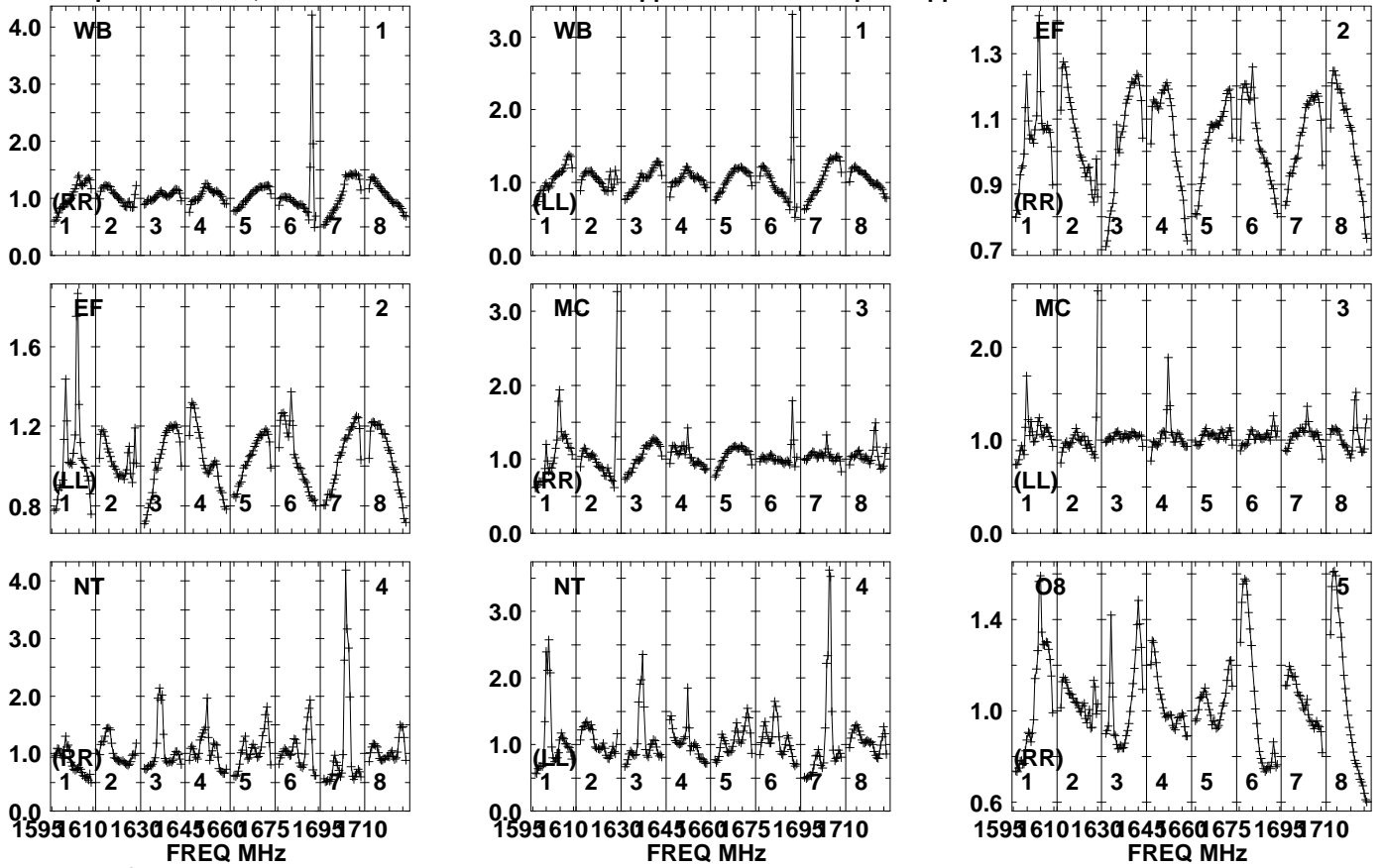
1595 610 1630 645 660 675 1695 710  
FREQ MHz

Lower frame: Real Jy  
Auto-corr total-power spectrum Antenna: \*  
Timerange: 01/01:43:11 to 01/01:46:39

Plot file version1002 created 12-SEP-2022 13:08:57

J0813+2435 EH040A.UVDATA.1

Freq = 1.5950 GHz, Bw = 16.000 MH No calibration applied and no bandpass applied

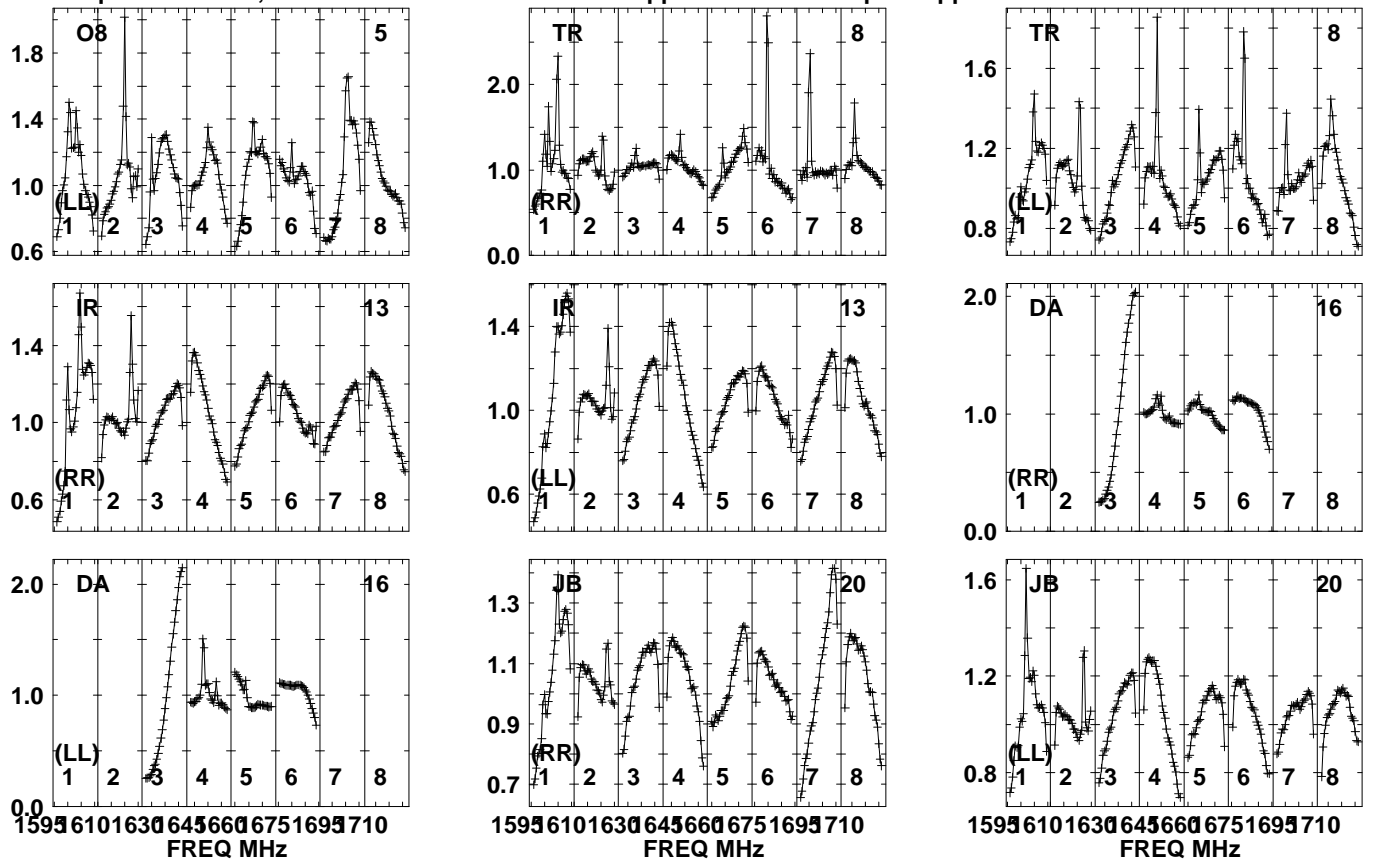


Lower frame: Real Jy  
Auto-corr total-power spectrum Antenna: \*  
Timerange: 01/01:46:41 to 01/01:48:09

Plot file version1003 created 12-SEP-2022 13:08:57

J0813+2435 EH040A.UVDATA.1

Freq = 1.5950 GHz, Bw = 16.000 MH No calibration applied and no bandpass applied

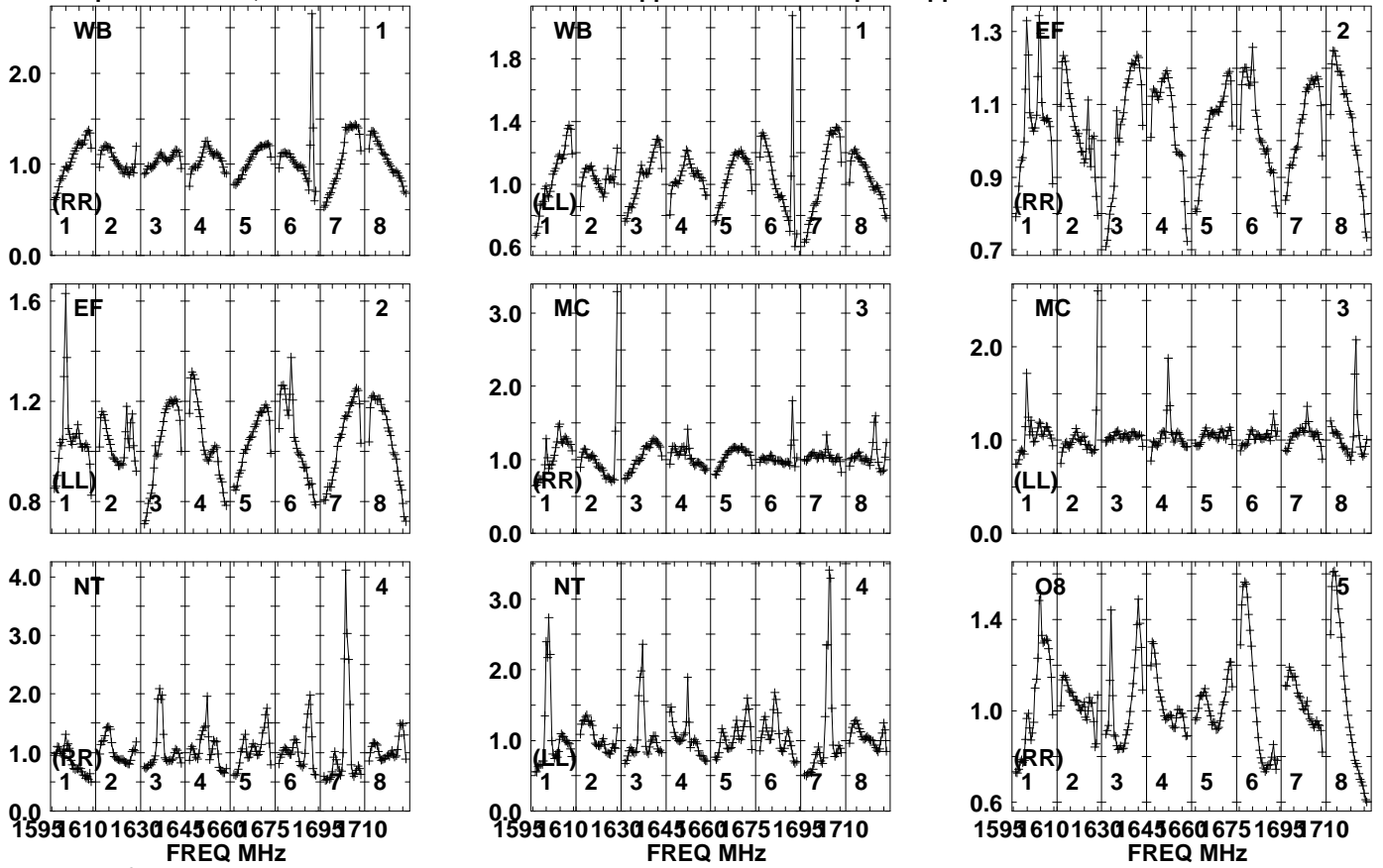


Lower frame: Real Jy  
Auto-corr total-power spectrum Antenna: \*  
Timerange: 01/01:46:41 to 01/01:48:09

Plot file version1004 created 12-SEP-2022 13:08:57

HS0810+2554 EH040A.UVDATA.1

Freq = 1.5950 GHz, Bw = 16.000 MH No calibration applied and no bandpass applied

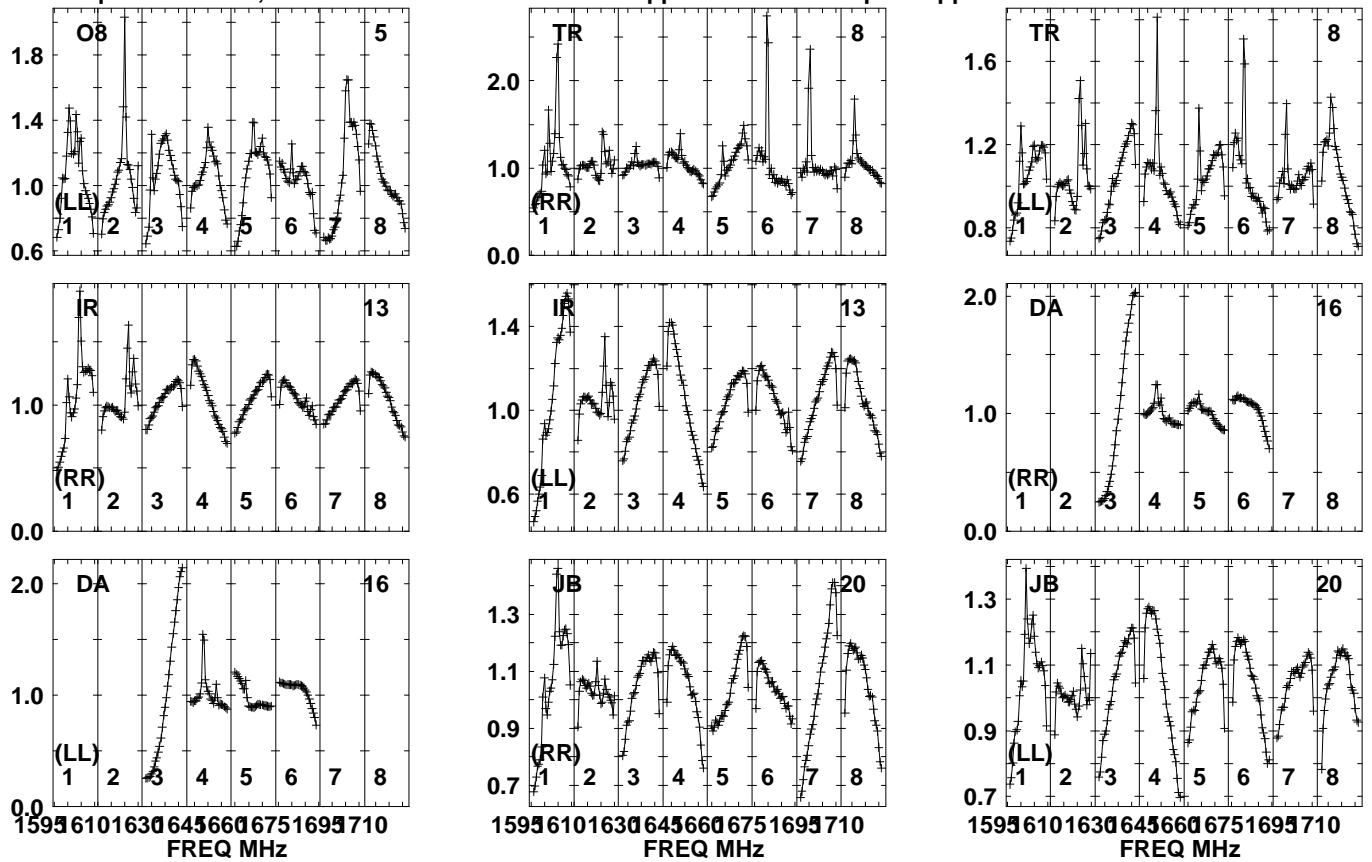


Lower frame: Real Jy  
Auto-corr total-power spectrum Antenna: \*  
Timerange: 01/01:48:11 to 01/01:51:39

Plot file version1005 created 12-SEP-2022 13:08:58

HS0810+2554 EH040A.UVDATA.1

Freq = 1.5950 GHz, Bw = 16.000 MH No calibration applied and no bandpass applied

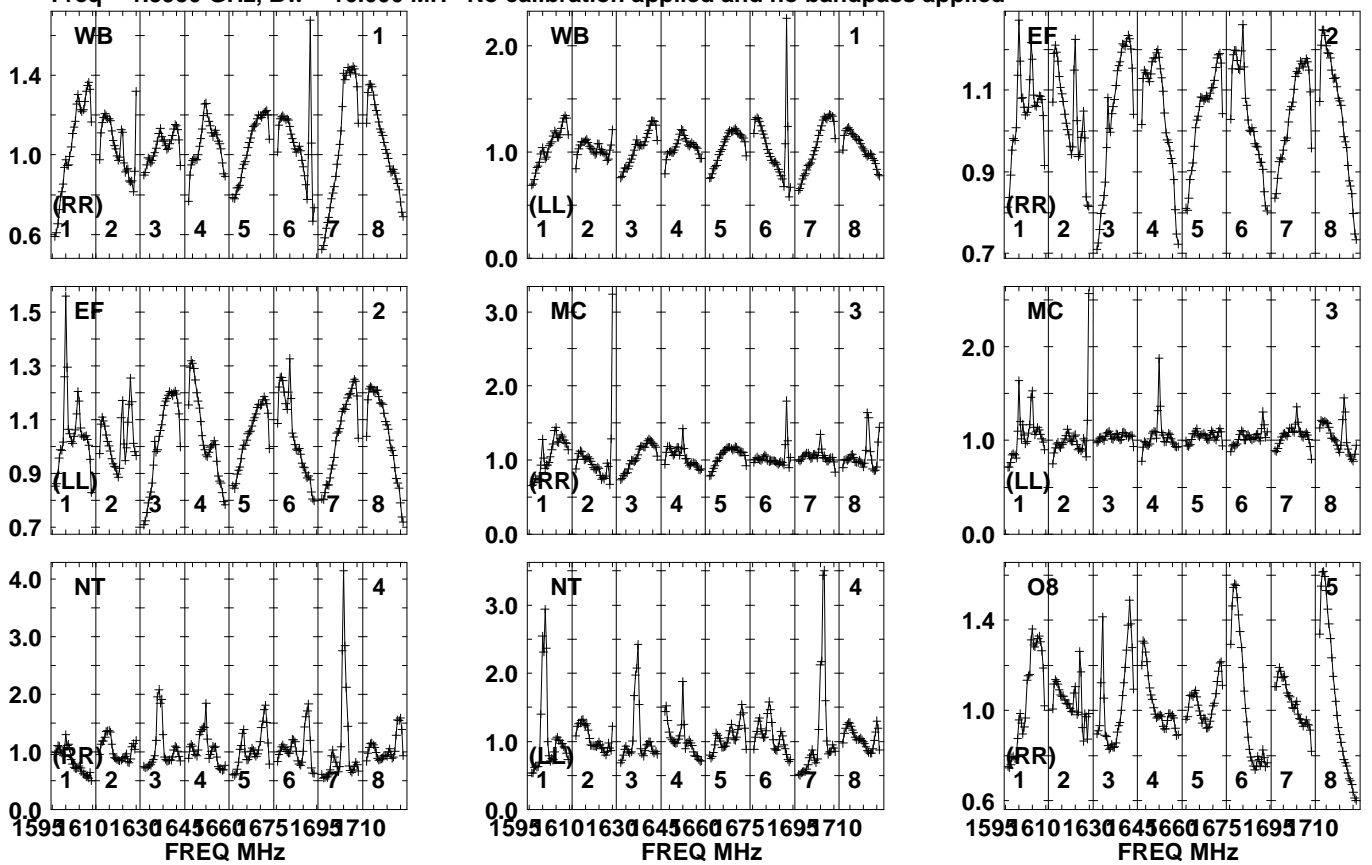


Lower frame: Real Jy  
Auto-corr total-power spectrum Antenna: \*  
Timerange: 01/01:48:11 to 01/01:51:39

Plot file version1006 created 12-SEP-2022 13:08:58

J0813+2435 EH040A.UVDATA.1

Freq = 1.5950 GHz, Bw = 16.000 MH No calibration applied and no bandpass applied

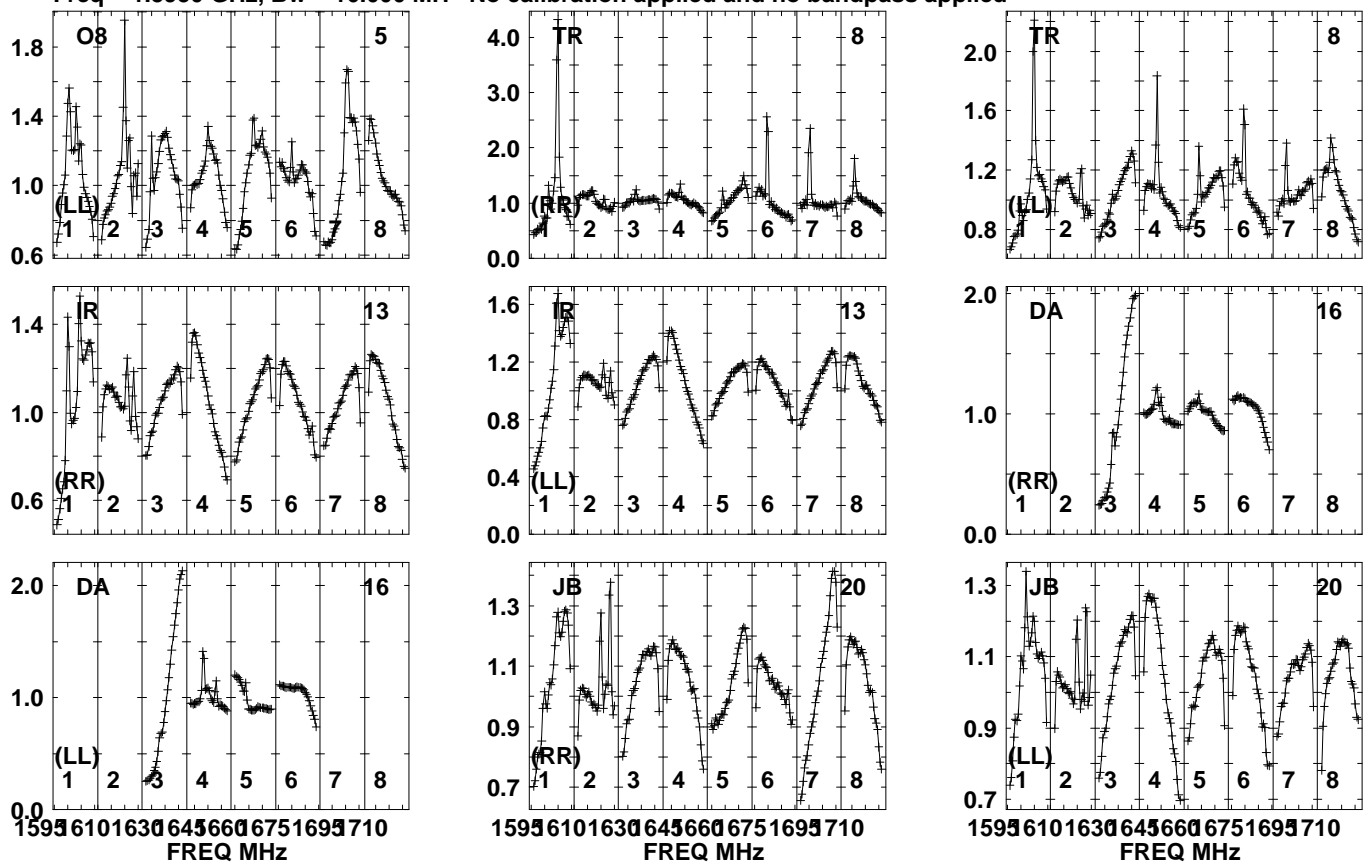


Lower frame: Real Jy  
Auto-corr total-power spectrum Antenna: \*  
Timerange: 01/01:52:11 to 01/01:53:39

Plot file version1007 created 12-SEP-2022 13:08:58

J0813+2435 EH040A.UVDATA.1

Freq = 1.5950 GHz, Bw = 16.000 MH No calibration applied and no bandpass applied

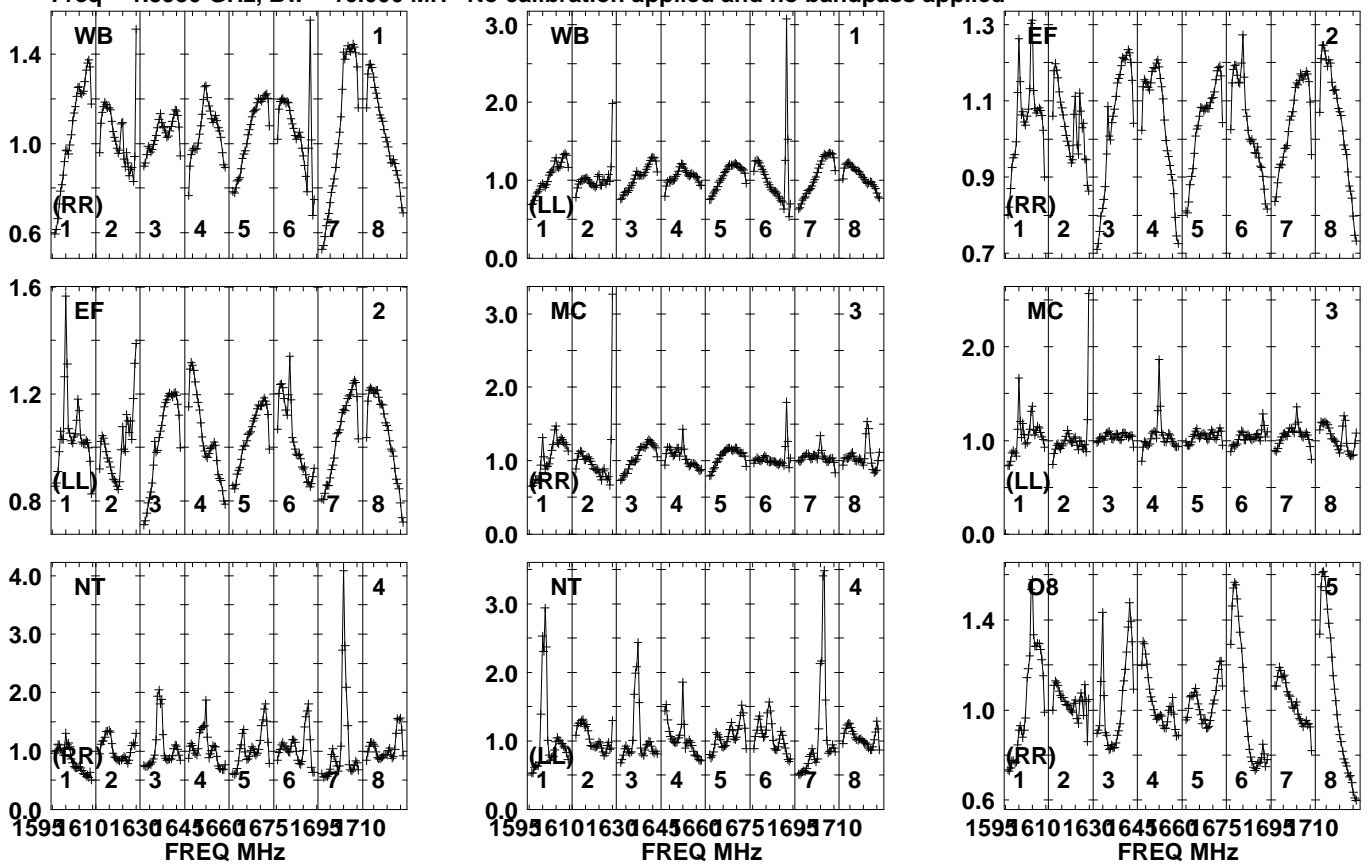


Lower frame: Real Jy  
Auto-corr total-power spectrum Antenna: \*  
Timerange: 01/01:52:11 to 01/01:53:39

Plot file version1008 created 12-SEP-2022 13:08:58

HS0810+2554 EH040A.UVDATA.1

Freq = 1.5950 GHz, Bw = 16.000 MH No calibration applied and no bandpass applied



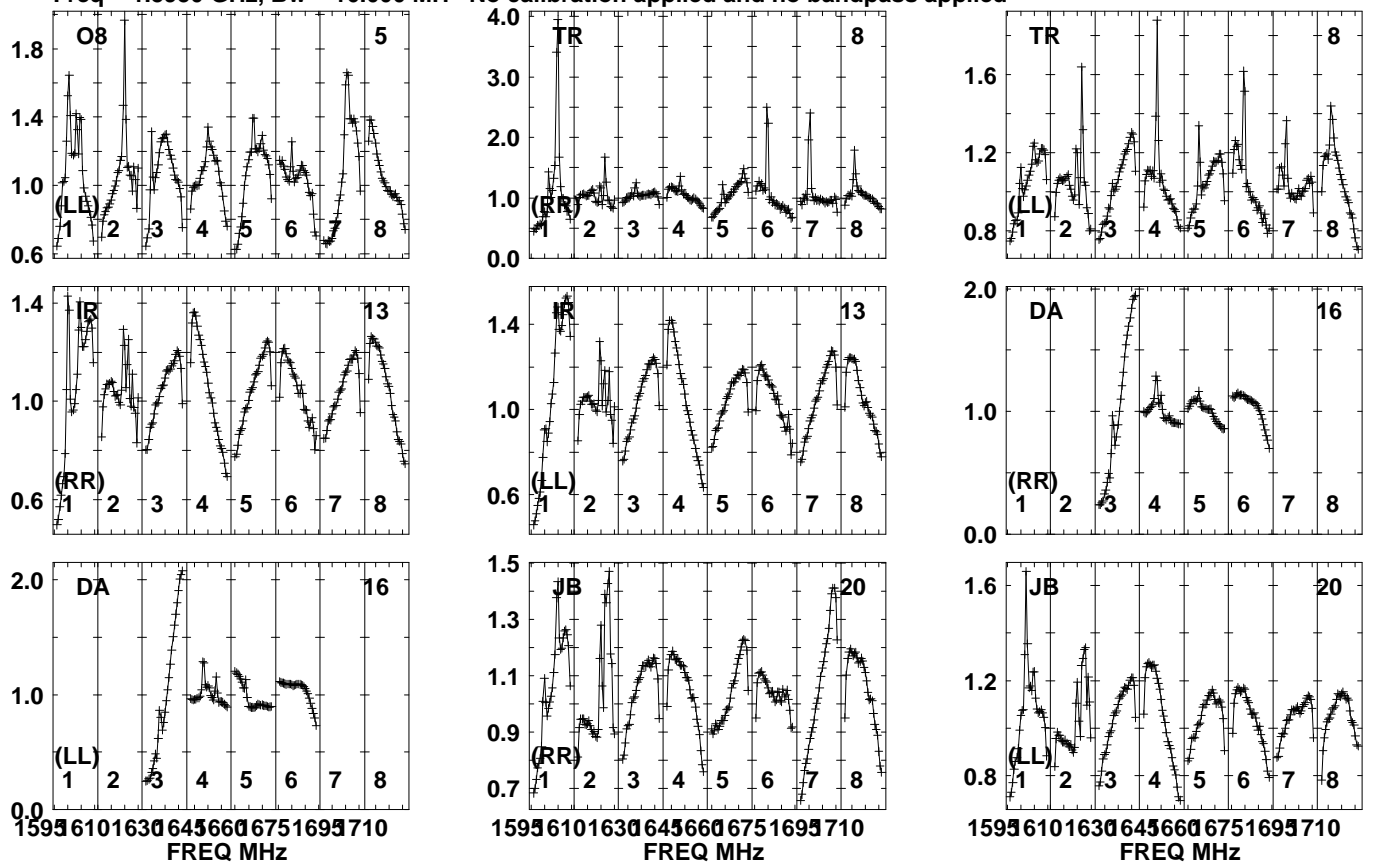
Lower frame: Real Jy  
Auto-corr total-power spectrum Antenna: \*  
Timerange: 01/01:53:41 to 01/01:57:09



Plot file version1009 created 12-SEP-2022 13:08:58

HS0810+2554 EH040A.UVDATA.1

Freq = 1.5950 GHz, Bw = 16.000 MH No calibration applied and no bandpass applied

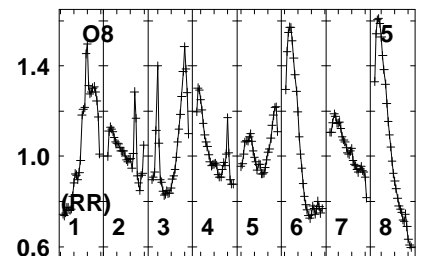
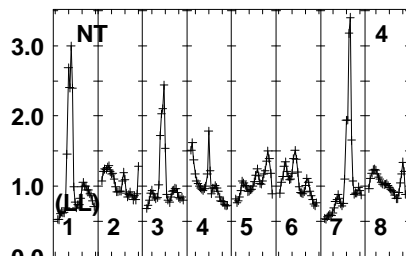
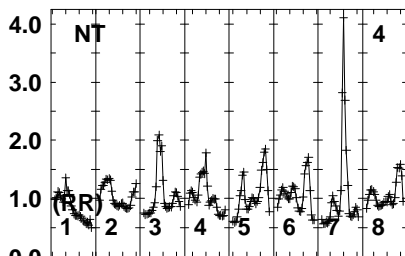
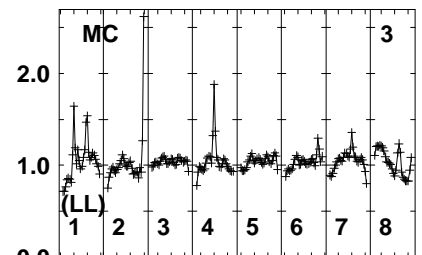
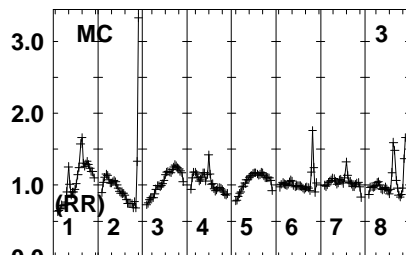
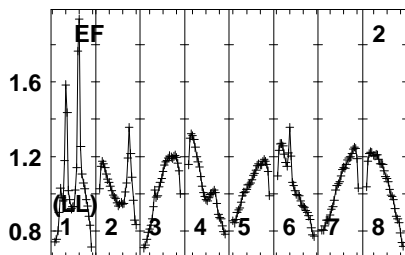
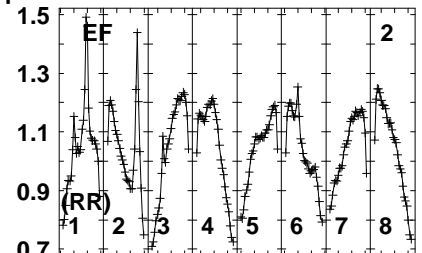
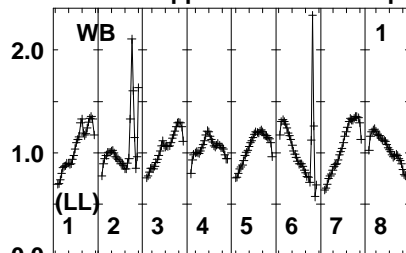
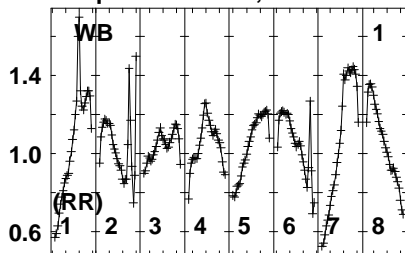


Lower frame: Real Jy  
Auto-corr total-power spectrum Antenna: \*  
Timerange: 01/01:53:41 to 01/01:57:09

Plot file version1010 created 12-SEP-2022 13:08:58

J0813+2435 EH040A.UVDATA.1

Freq = 1.5950 GHz, Bw = 16.000 MH No calibration applied and no bandpass applied



1595 610 1630 645 660 675 1695 710  
FREQ MHz

1595 610 1630 645 660 675 1695 710  
FREQ MHz

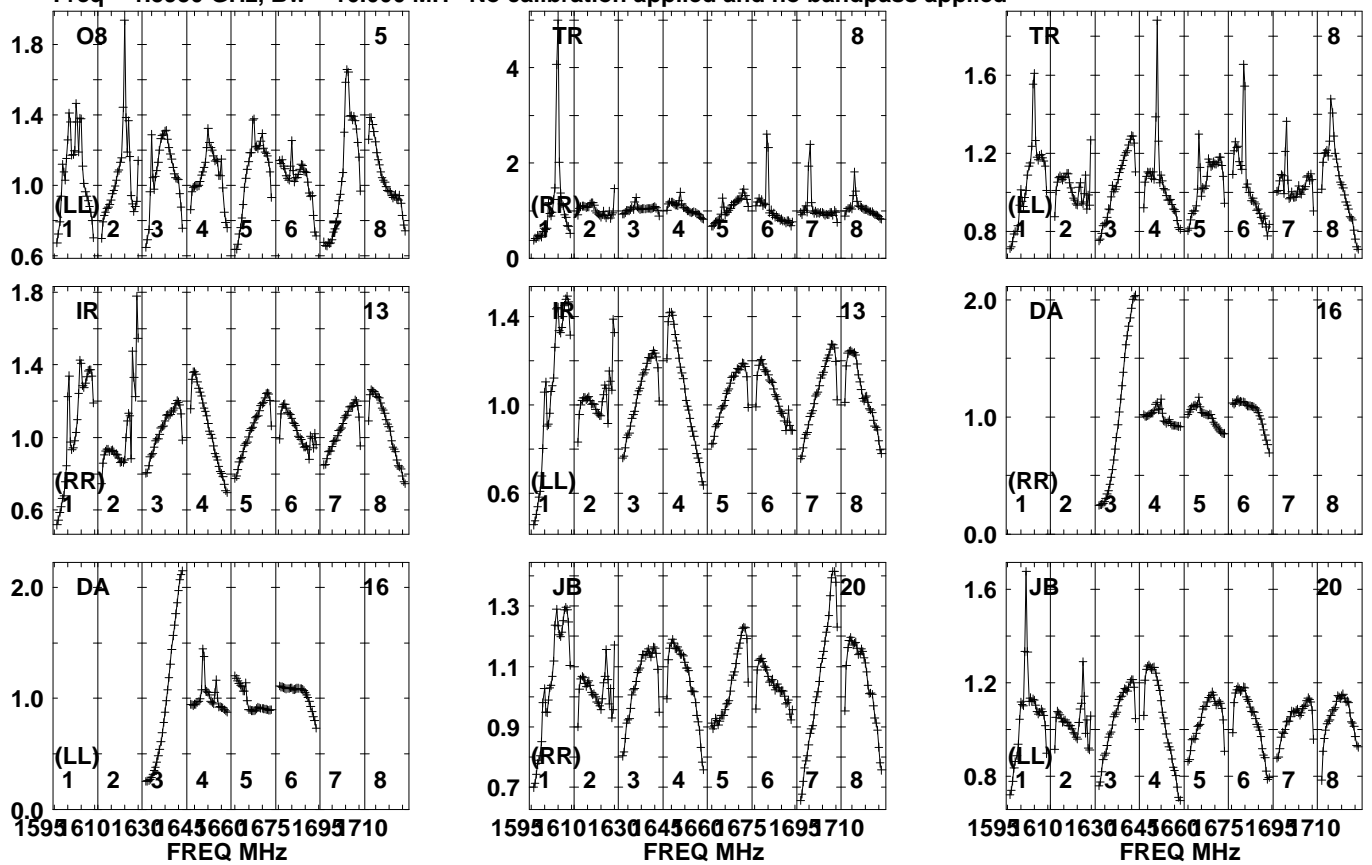
1595 610 1630 645 660 675 1695 710  
FREQ MHz

Lower frame: Real Jy  
Auto-corr total-power spectrum Antenna: \*  
Timerange: 01/01:57:11 to 01/01:58:39

Plot file version1011 created 12-SEP-2022 13:08:58

J0813+2435 EH040A.UVDATA.1

Freq = 1.5950 GHz, Bw = 16.000 MH No calibration applied and no bandpass applied

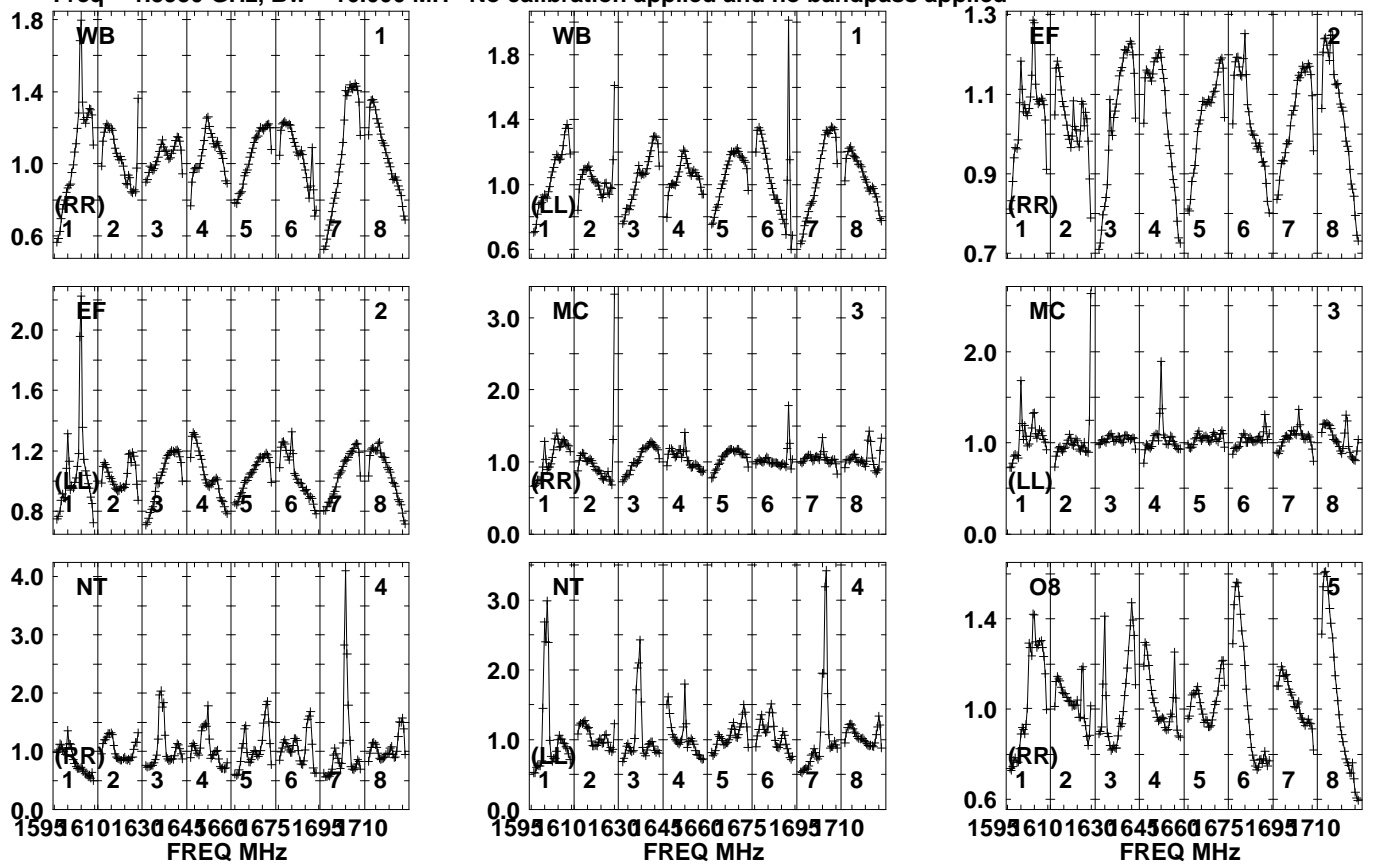


Lower frame: Real Jy  
Auto-corr total-power spectrum Antenna: \*  
Timerange: 01/01:57:11 to 01/01:58:39

Plot file version1012 created 12-SEP-2022 13:08:58

HS0810+2554 EH040A.UVDATA.1

Freq = 1.5950 GHz, Bw = 16.000 MH No calibration applied and no bandpass applied

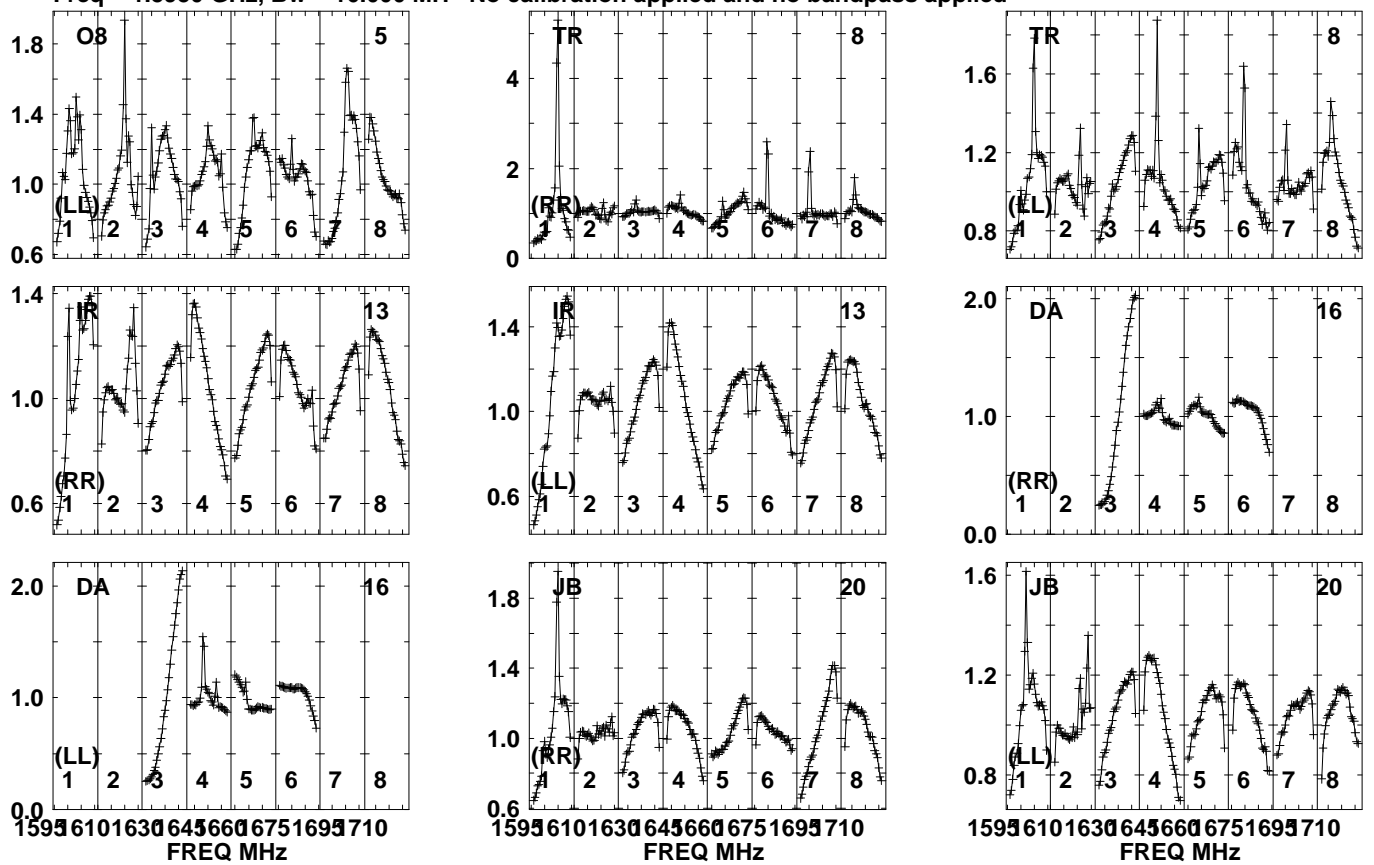


Lower frame: Real Jy  
Auto-corr total-power spectrum Antenna: \*  
Timerange: 01/01:58:41 to 01/02:02:09

Plot file version1013 created 12-SEP-2022 13:08:58

HS0810+2554 EH040A.UVDATA.1

Freq = 1.5950 GHz, Bw = 16.000 MH No calibration applied and no bandpass applied

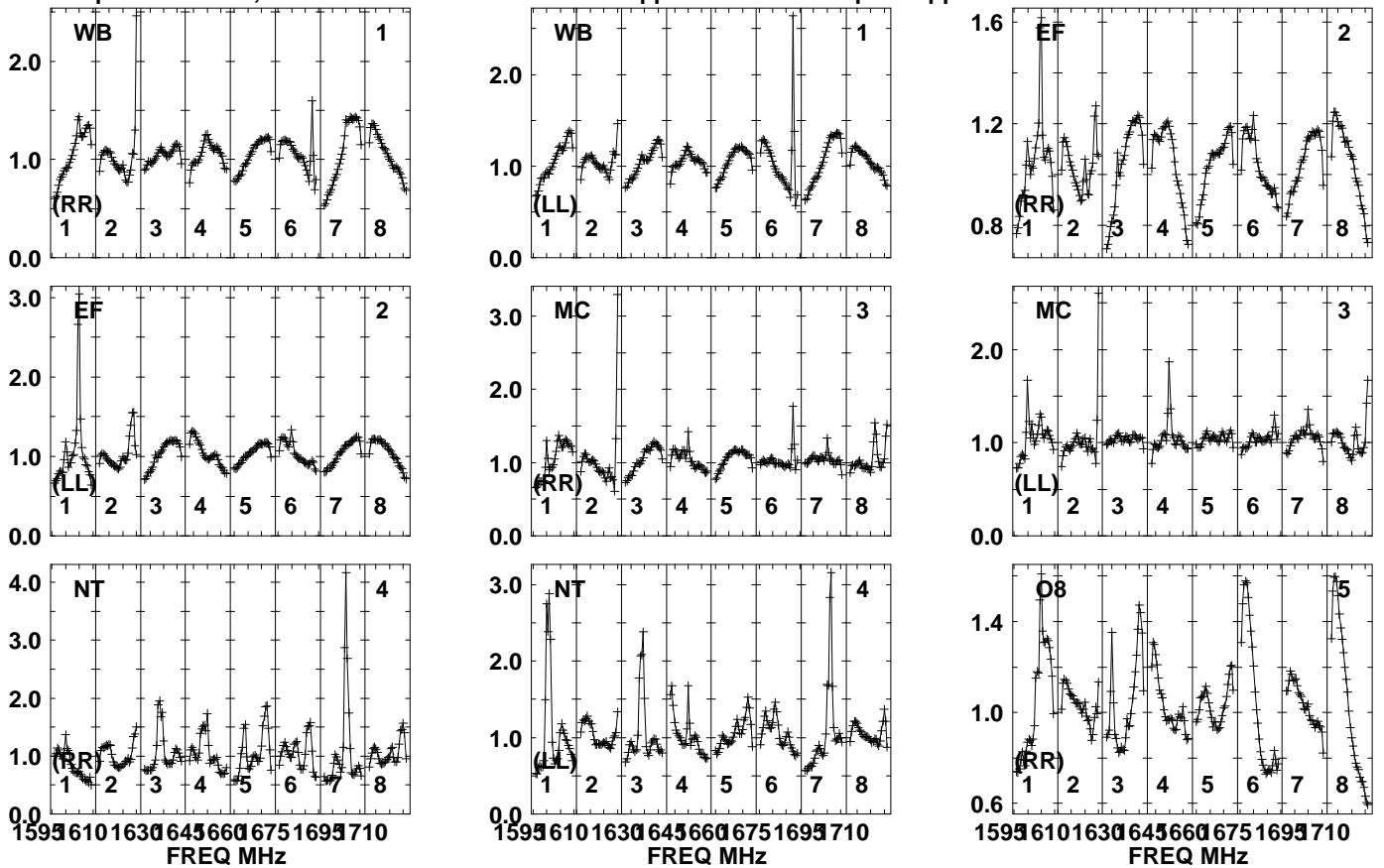


Lower frame: Real Jy  
Auto-corr total-power spectrum Antenna: \*  
Timerange: 01/01:58:41 to 01/02:02:09

Plot file version1014 created 12-SEP-2022 13:08:59

J0813+2435 EH040A.UVDATA.1

Freq = 1.5950 GHz, Bw = 16.000 MH No calibration applied and no bandpass applied



Lower frame: Real Jy

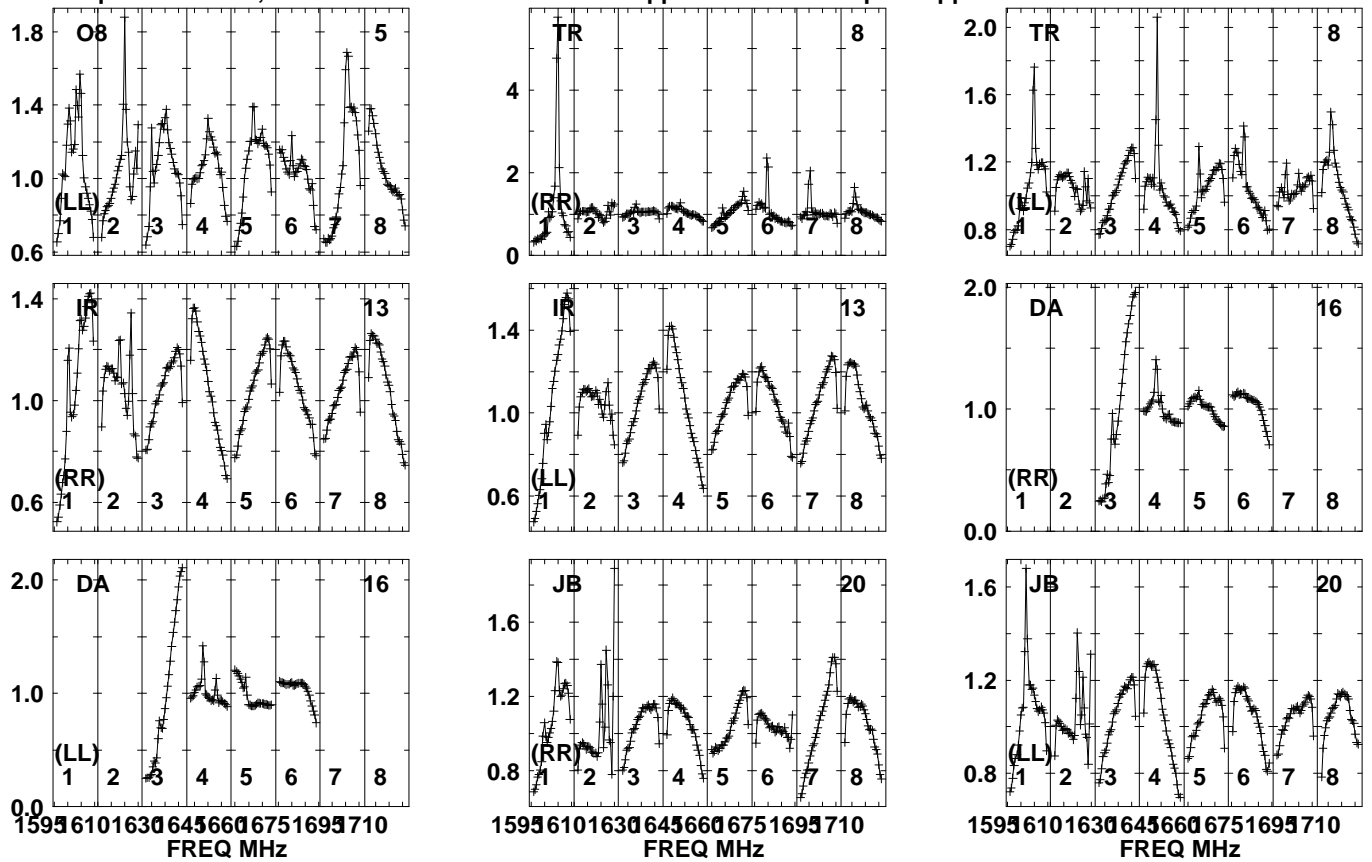
Auto-corr total-power spectrum Antenna: \*

Timerange: 01/02:02:41 to 01/02:04:09

Plot file version1015 created 12-SEP-2022 13:08:59

J0813+2435 EH040A.UVDATA.1

Freq = 1.5950 GHz, Bw = 16.000 MH No calibration applied and no bandpass applied

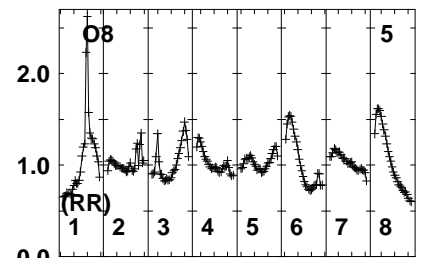
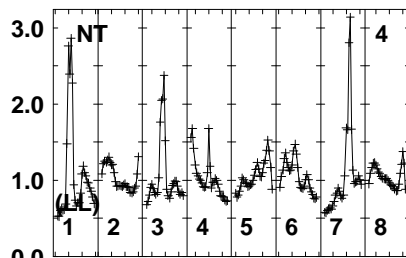
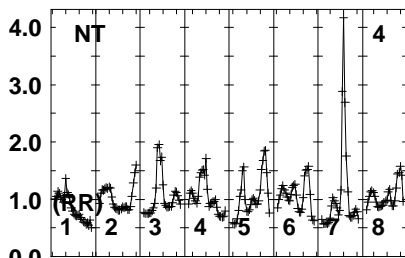
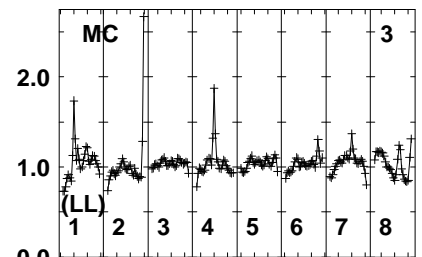
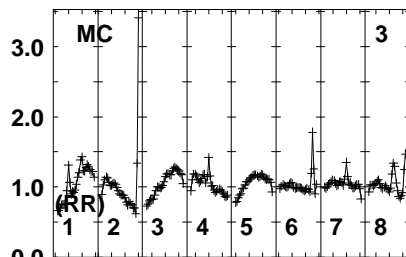
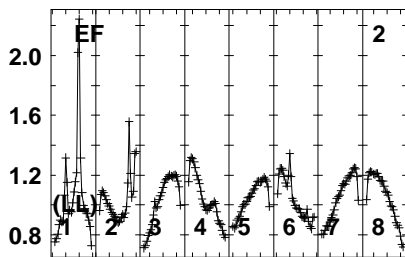
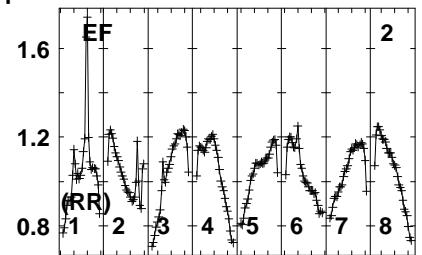
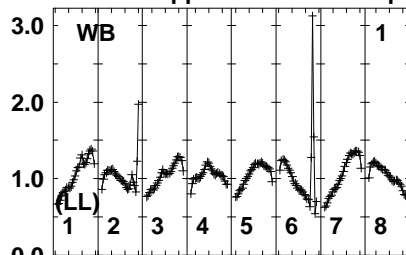
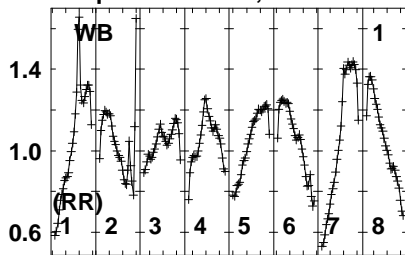


Lower frame: Real Jy  
Auto-corr total-power spectrum Antenna: \*  
Timerange: 01/02:02:41 to 01/02:04:09

Plot file version1016 created 12-SEP-2022 13:08:59

HS0810+2554 EH040A.UVDATA.1

Freq = 1.5950 GHz, Bw = 16.000 MH No calibration applied and no bandpass applied



1595 610 1630 645 660 675 1695 710  
FREQ MHz

1595 610 1630 645 660 675 1695 710  
FREQ MHz

1595 610 1630 645 660 675 1695 710  
FREQ MHz

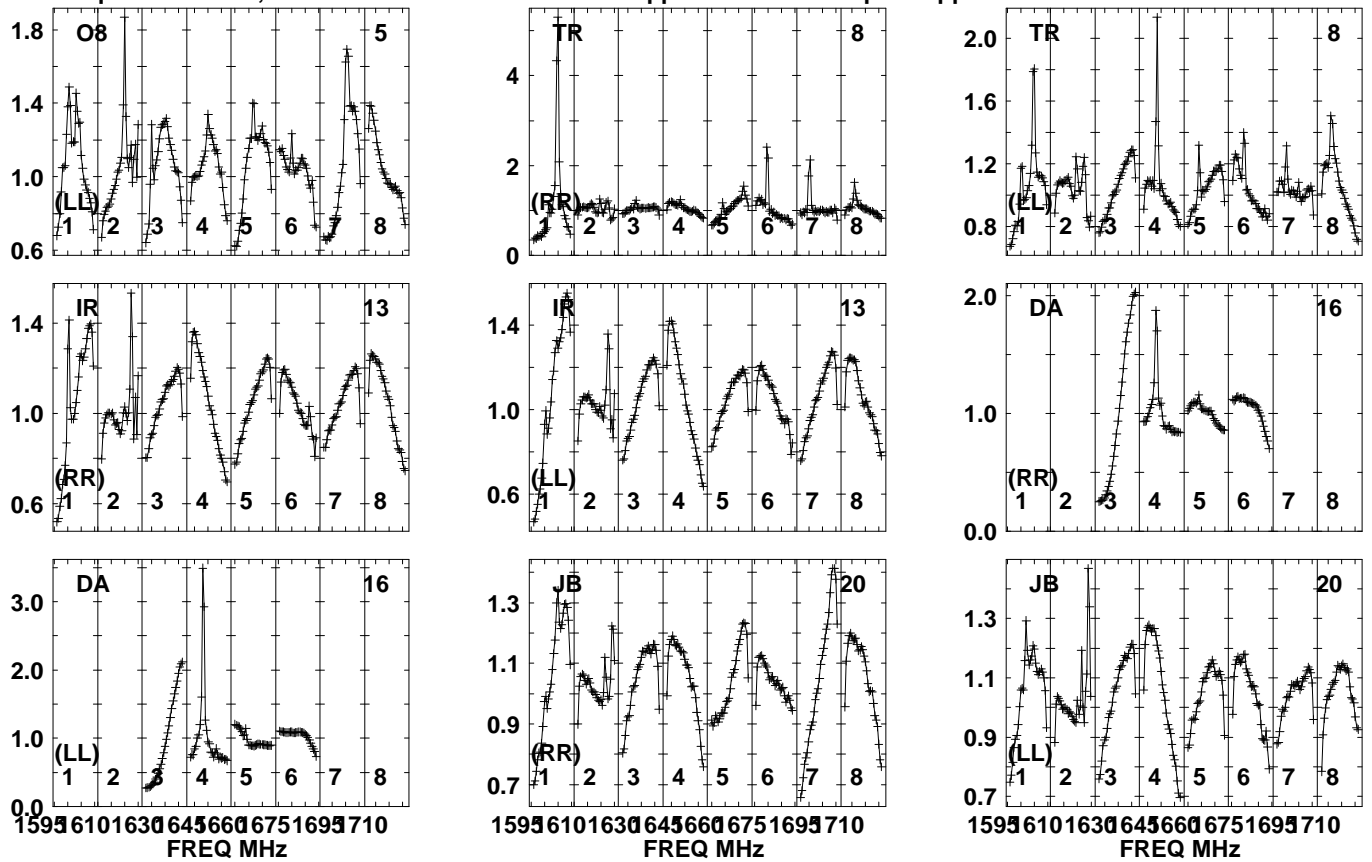
Lower frame: Real Jy  
Auto-corr total-power spectrum Antenna: \*  
Timerange: 01/02:04:11 to 01/02:07:39



Plot file version1017 created 12-SEP-2022 13:08:59

HS0810+2554 EH040A.UVDATA.1

Freq = 1.5950 GHz, Bw = 16.000 MH No calibration applied and no bandpass applied

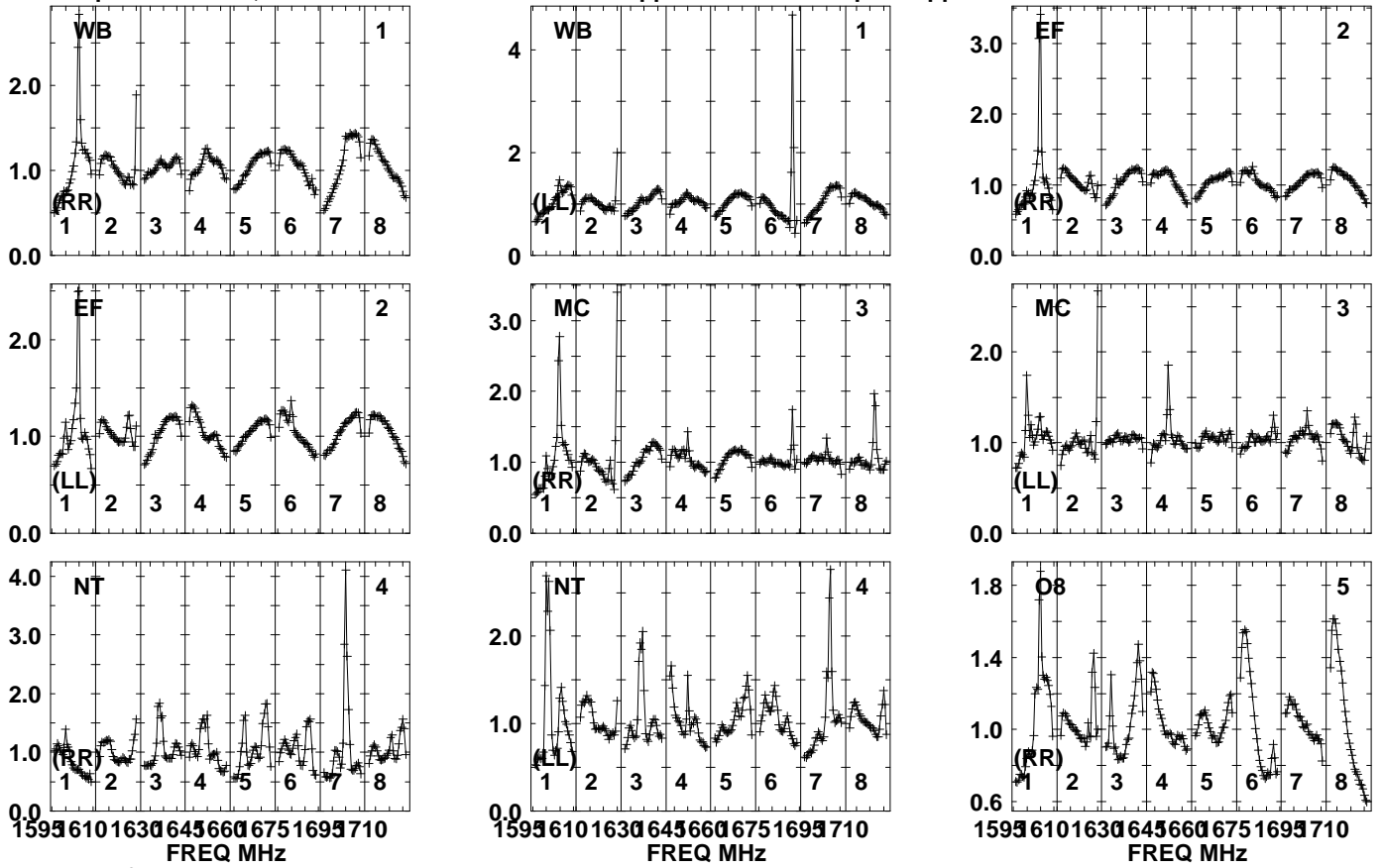


Lower frame: Real Jy  
Auto-corr total-power spectrum Antenna: \*  
Timerange: 01/02:04:11 to 01/02:07:39

Plot file version1018 created 12-SEP-2022 13:08:59

J0813+2435 EH040A.UVDATA.1

Freq = 1.5950 GHz, Bw = 16.000 MH No calibration applied and no bandpass applied

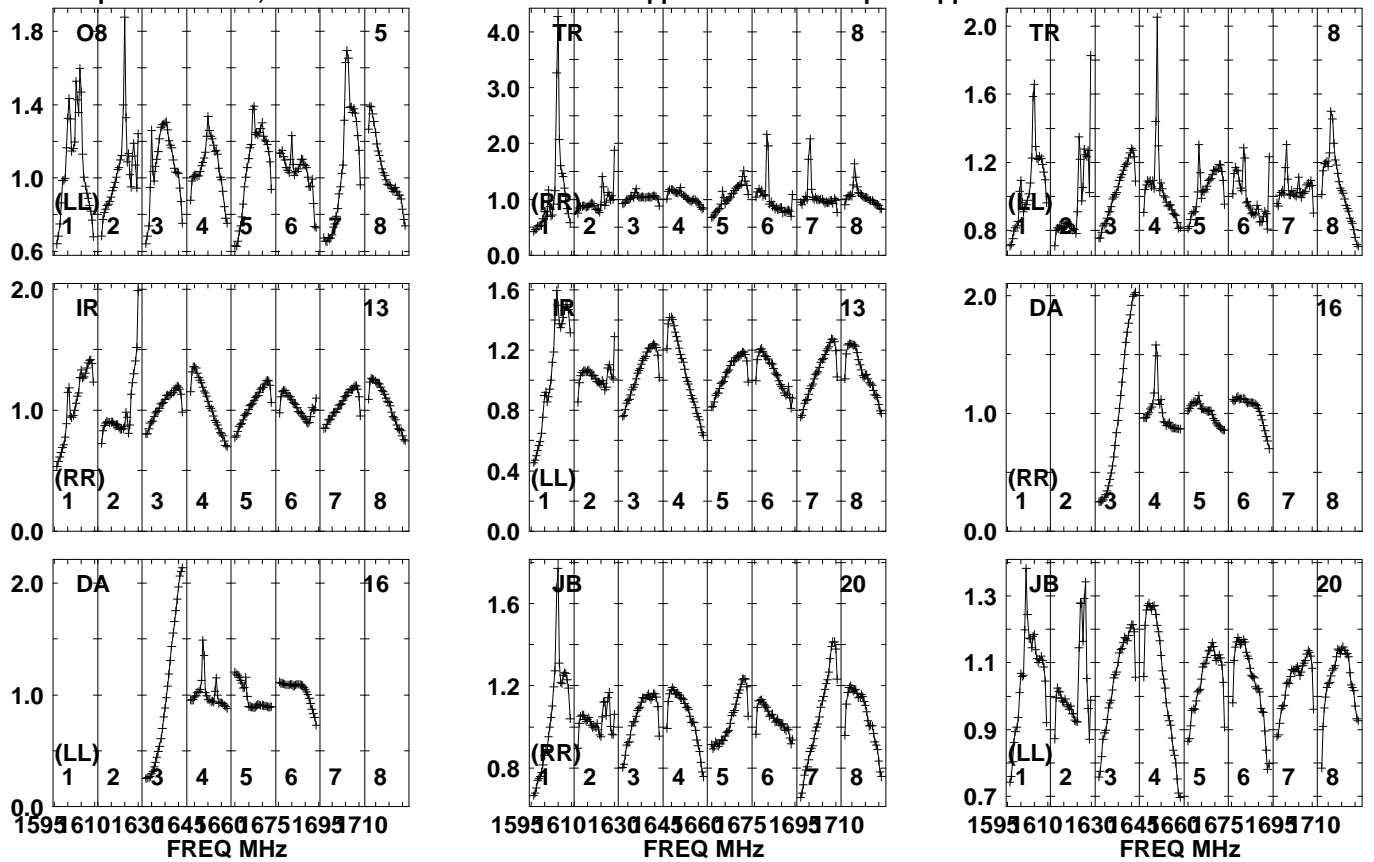


Lower frame: Real Jy  
Auto-corr total-power spectrum Antenna: \*  
Timerange: 01/02:07:41 to 01/02:09:09

Plot file version1019 created 12-SEP-2022 13:08:59

J0813+2435 EH040A.UVDATA.1

Freq = 1.5950 GHz, Bw = 16.000 MH No calibration applied and no bandpass applied

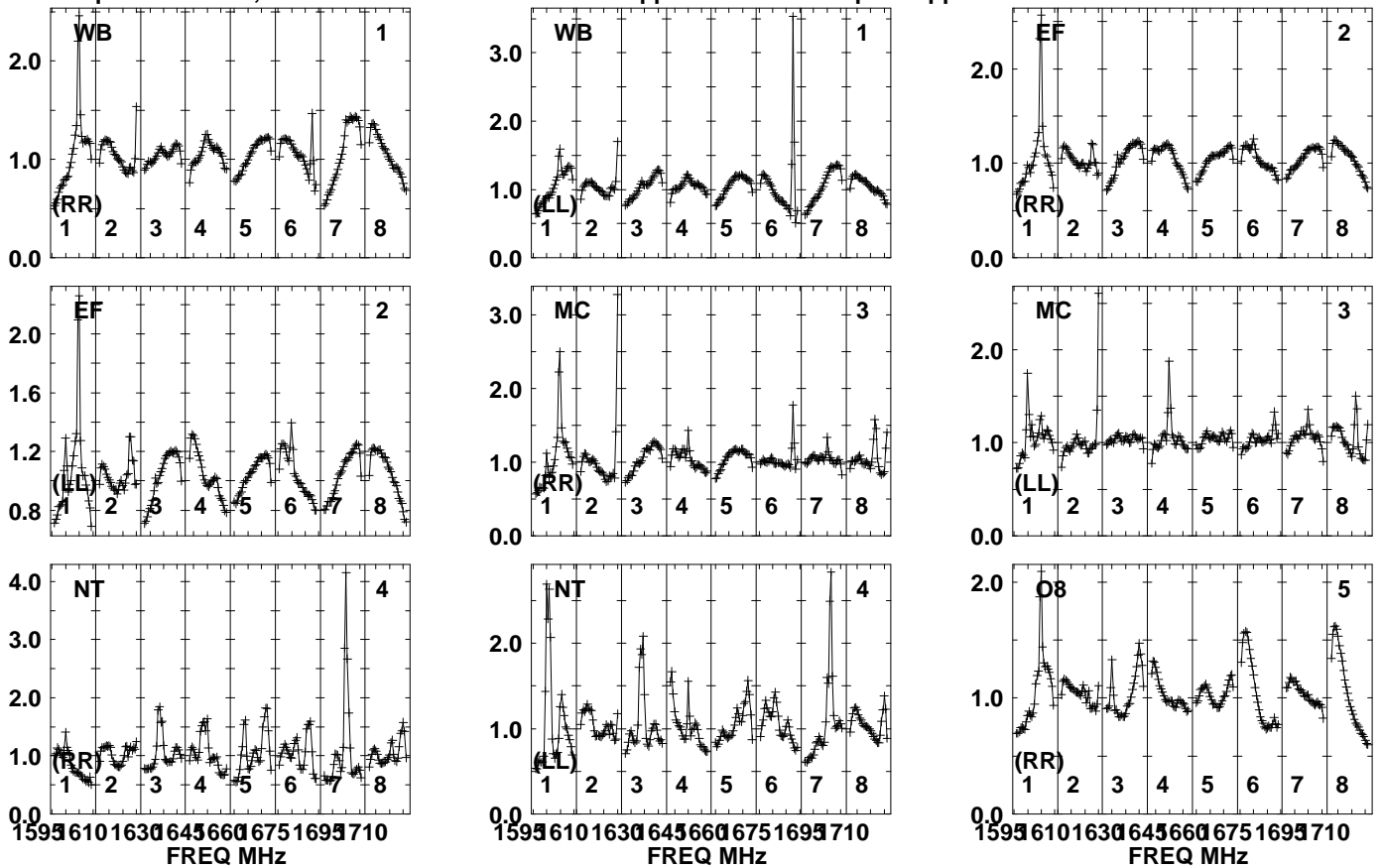


Lower frame: Real Jy  
Auto-corr total-power spectrum Antenna: \*  
Timerange: 01/02:07:41 to 01/02:09:09

Plot file version1020 created 12-SEP-2022 13:08:59

HS0810+2554 EH040A.UVDATA.1

Freq = 1.5950 GHz, Bw = 16.000 MH No calibration applied and no bandpass applied



Lower frame: Real Jy

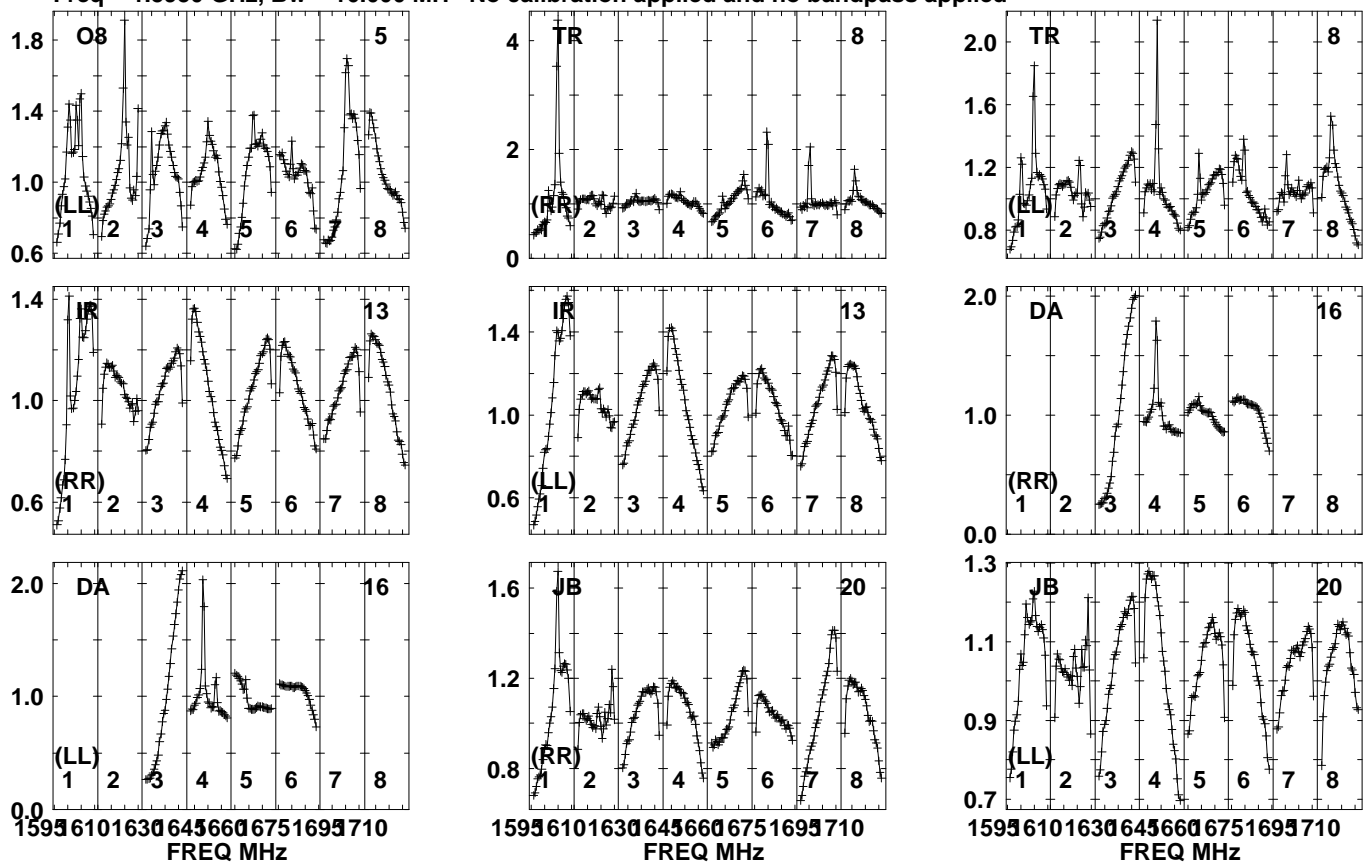
Auto-corr total-power spectrum Antenna: \*

Timerange: 01/02:09:11 to 01/02:12:39

Plot file version1021 created 12-SEP-2022 13:08:59

HS0810+2554 EH040A.UVDATA.1

Freq = 1.5950 GHz, Bw = 16.000 MH No calibration applied and no bandpass applied

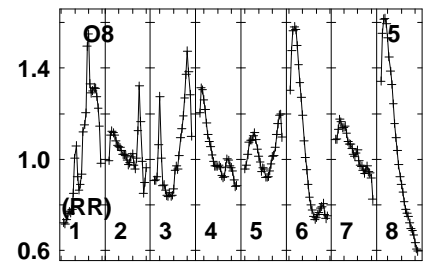
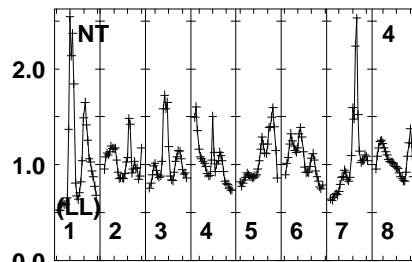
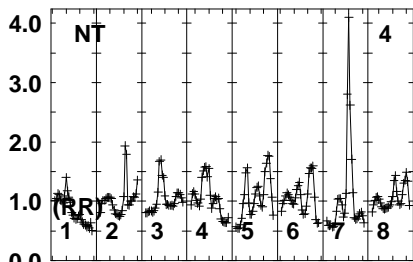
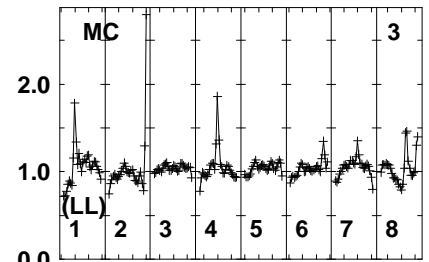
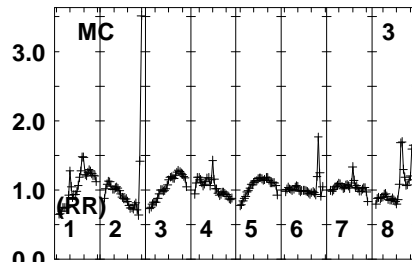
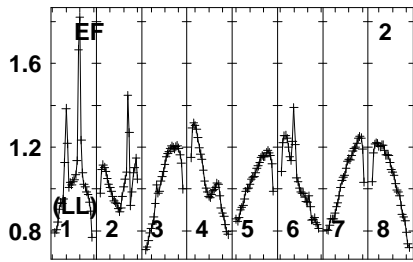
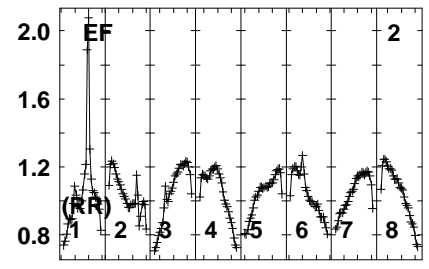
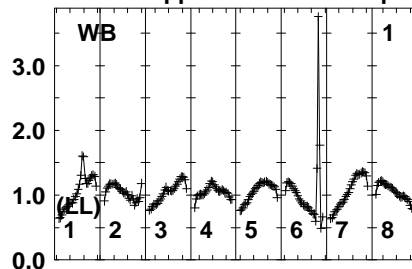
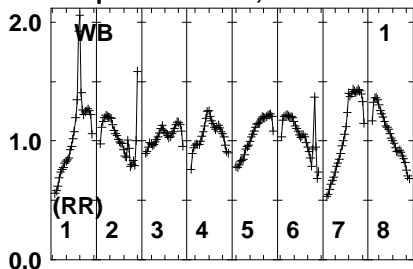


Lower frame: Real Jy  
Auto-corr total-power spectrum Antenna: \*  
Timerange: 01/02:09:11 to 01/02:12:39

Plot file version1022 created 12-SEP-2022 13:09:00

J0813+2435 EH040A.UVDATA.1

Freq = 1.5950 GHz, Bw = 16.000 MH No calibration applied and no bandpass applied



1595 610 1630 645 660 675 1695 710  
FREQ MHz

1595 610 1630 645 660 675 1695 710  
FREQ MHz

1595 610 1630 645 660 675 1695 710  
FREQ MHz

Lower frame: Real Jy

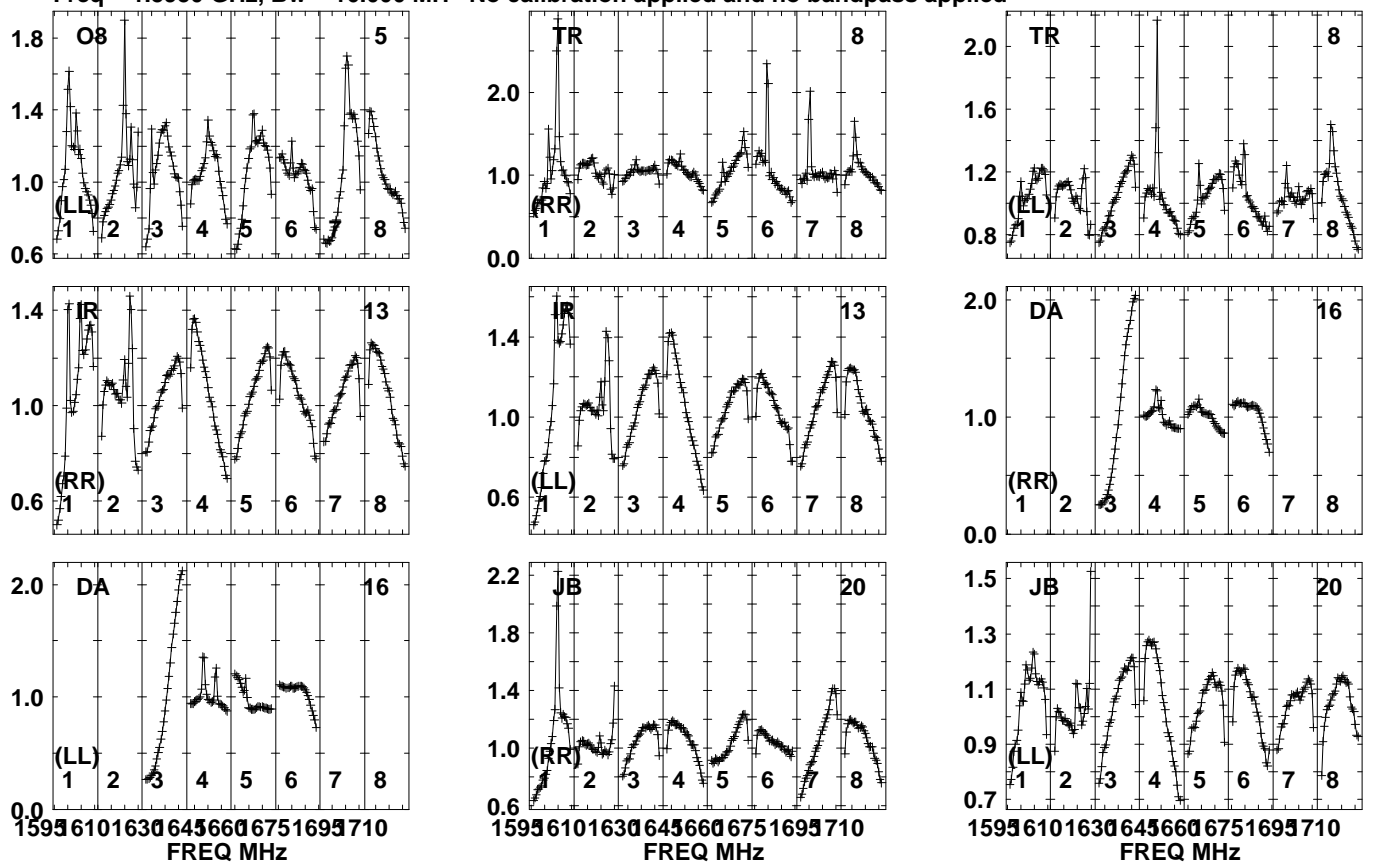
Auto-corr total-power spectrum Antenna: \*

Timerange: 01/02:13:11 to 01/02:14:39

Plot file version1023 created 12-SEP-2022 13:09:00

J0813+2435 EH040A.UVDATA.1

Freq = 1.5950 GHz, Bw = 16.000 MH No calibration applied and no bandpass applied

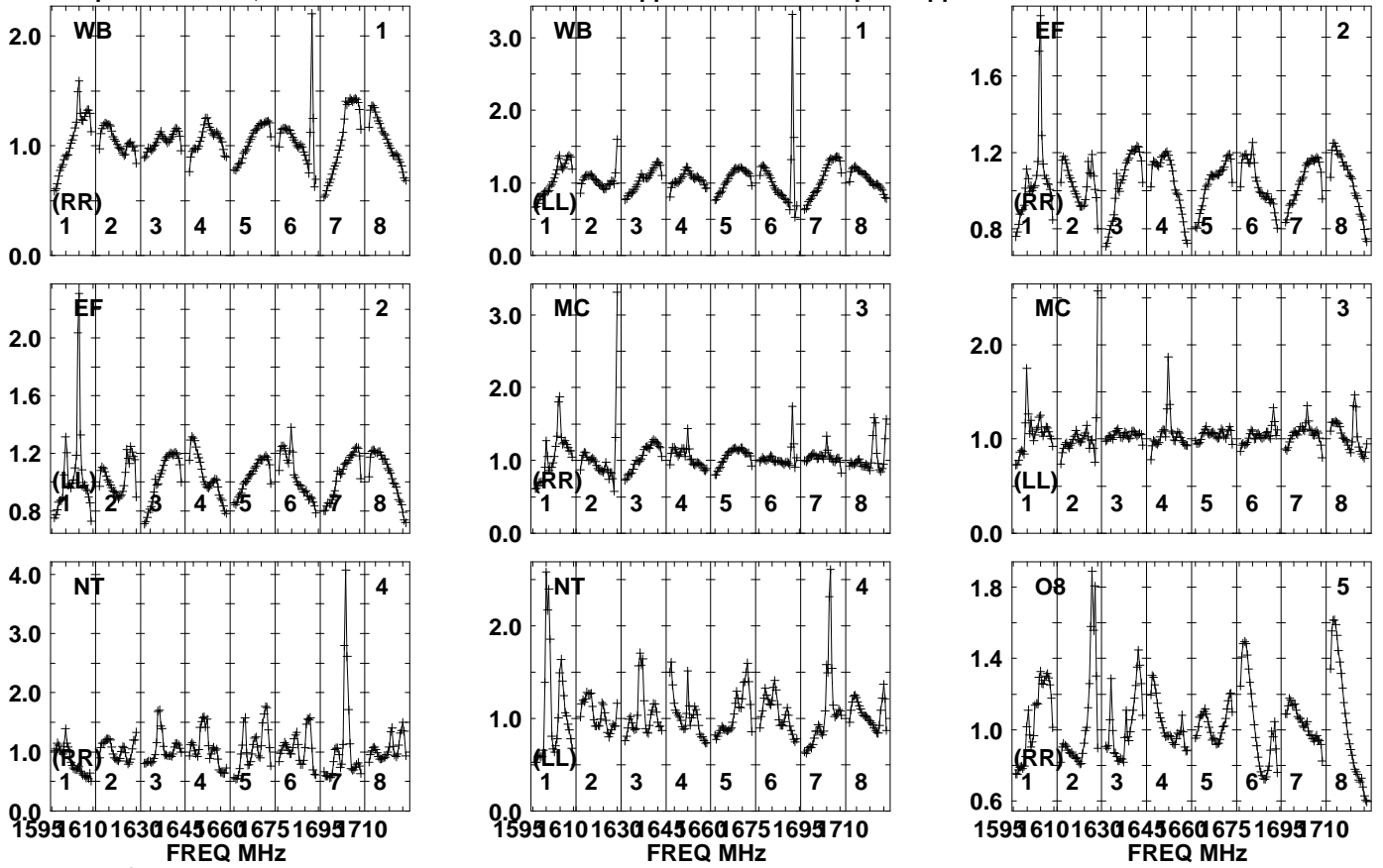


Lower frame: Real Jy  
Auto-corr total-power spectrum Antenna: \*  
Timerange: 01/02:13:11 to 01/02:14:39

Plot file version1024 created 12-SEP-2022 13:09:00

HS0810+2554 EH040A.UVDATA.1

Freq = 1.5950 GHz, Bw = 16.000 MH No calibration applied and no bandpass applied



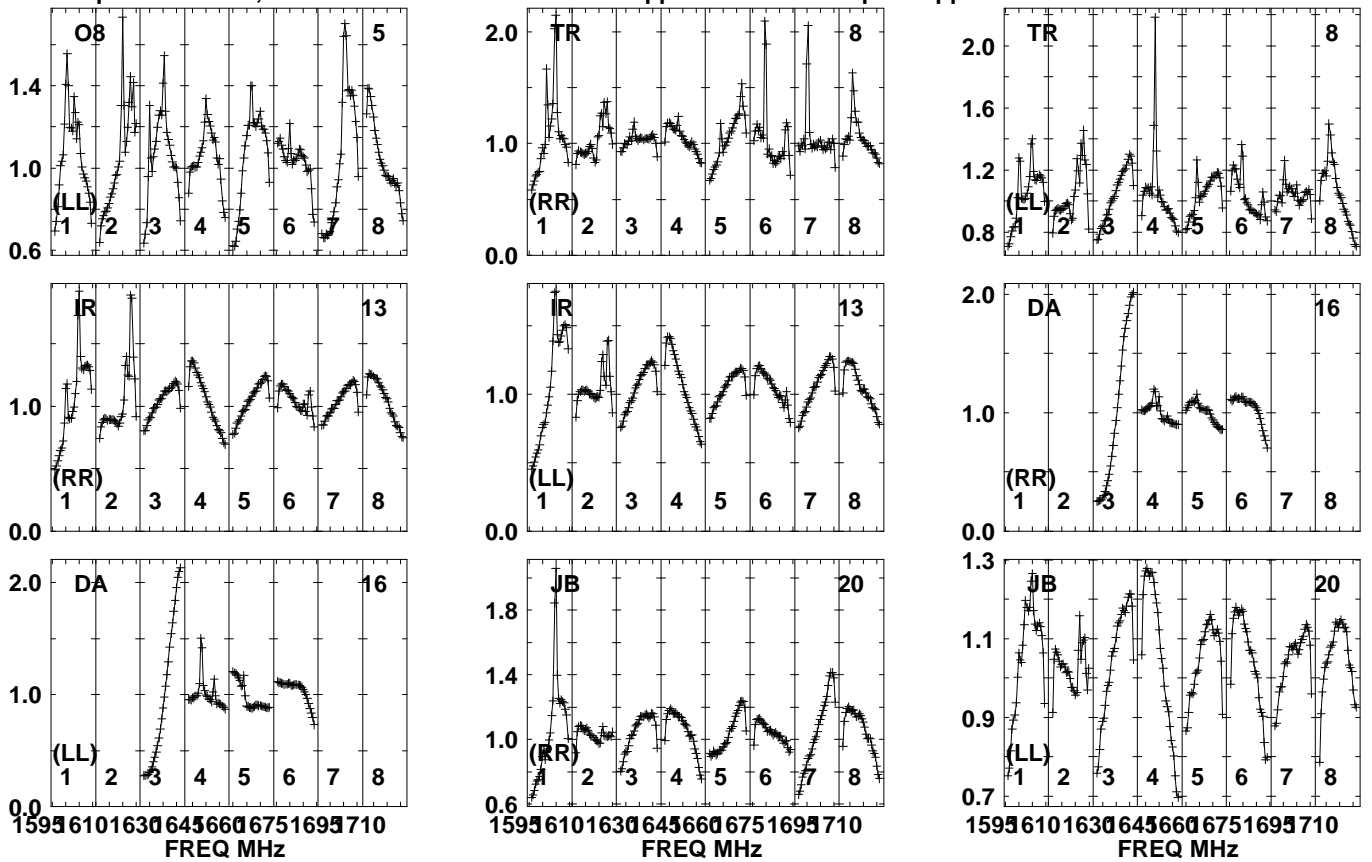
Lower frame: Real Jy  
Auto-corr total-power spectrum Antenna: \*  
Timerange: 01/02:14:41 to 01/02:18:09



Plot file version1025 created 12-SEP-2022 13:09:00

HS0810+2554 EH040A.UVDATA.1

Freq = 1.5950 GHz, Bw = 16.000 MH No calibration applied and no bandpass applied

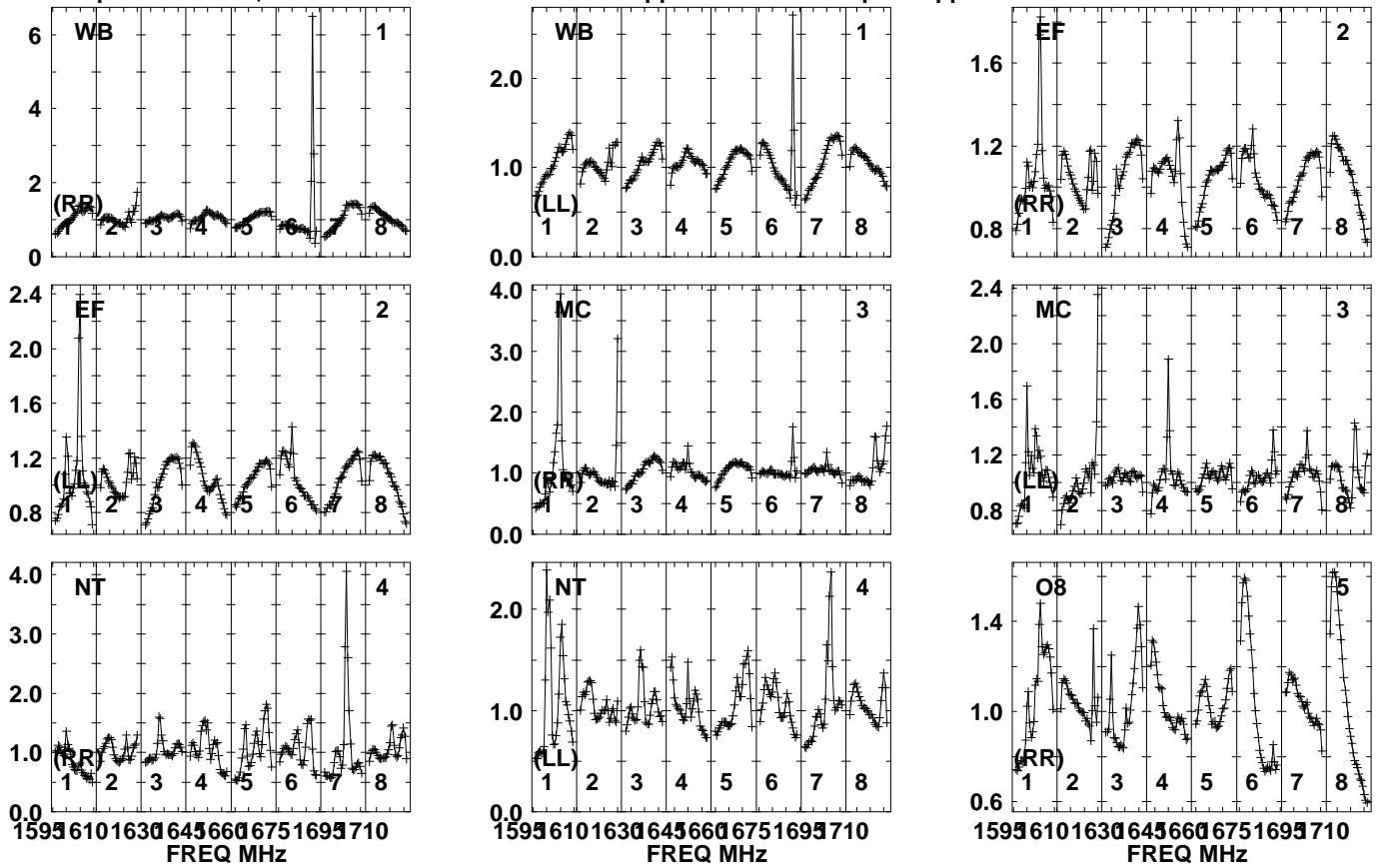


Lower frame: Real Jy  
Auto-corr total-power spectrum Antenna: \*  
Timerange: 01/02:14:41 to 01/02:18:09

Plot file version1026 created 12-SEP-2022 13:09:00

J0813+2435 EH040A.UVDATA.1

Freq = 1.5950 GHz, Bw = 16.000 MH No calibration applied and no bandpass applied

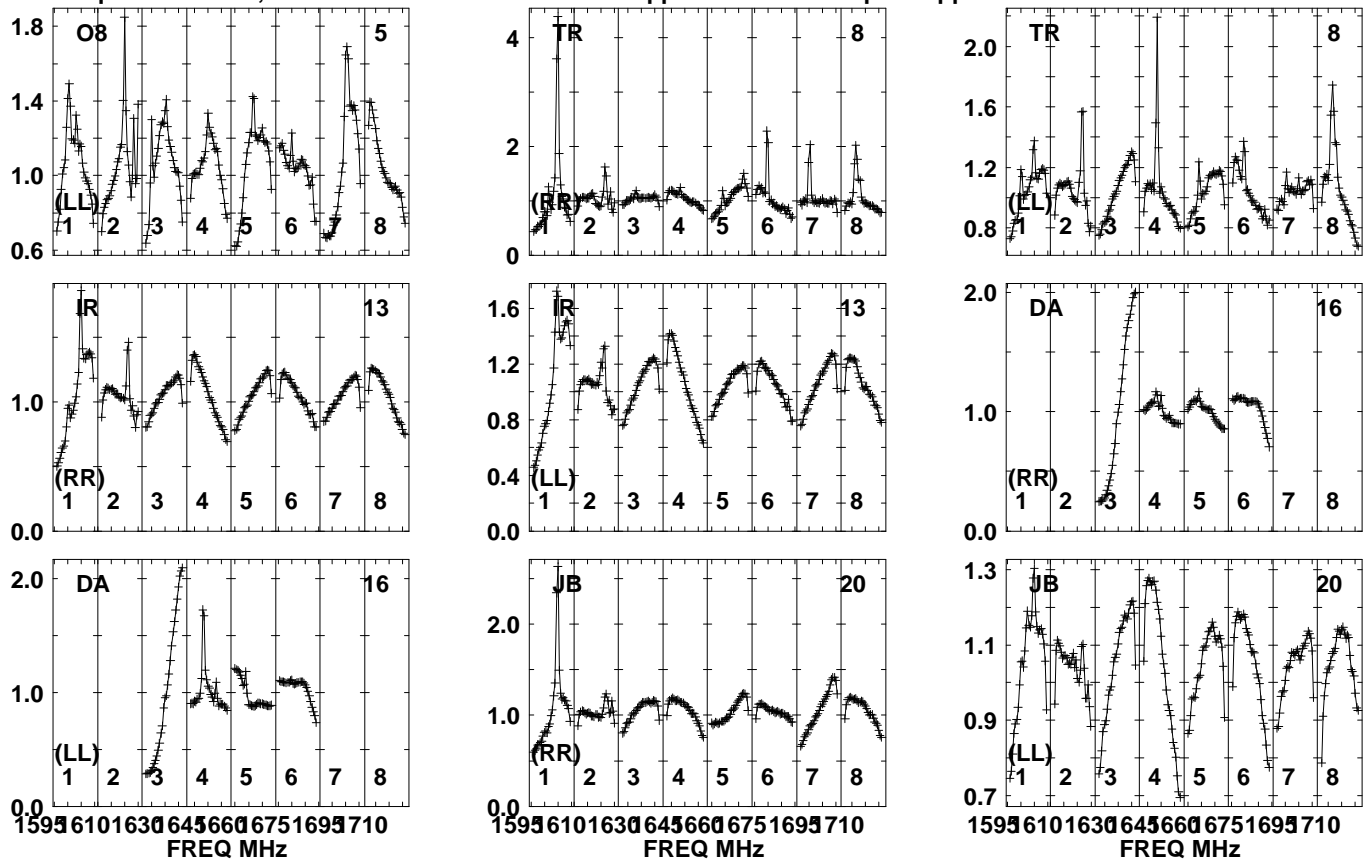


Lower frame: Real Jy  
Auto-corr total-power spectrum Antenna: \*  
Timerange: 01/02:18:11 to 01/02:19:39

Plot file version1027 created 12-SEP-2022 13:09:00

J0813+2435 EH040A.UVDATA.1

Freq = 1.5950 GHz, Bw = 16.000 MH No calibration applied and no bandpass applied

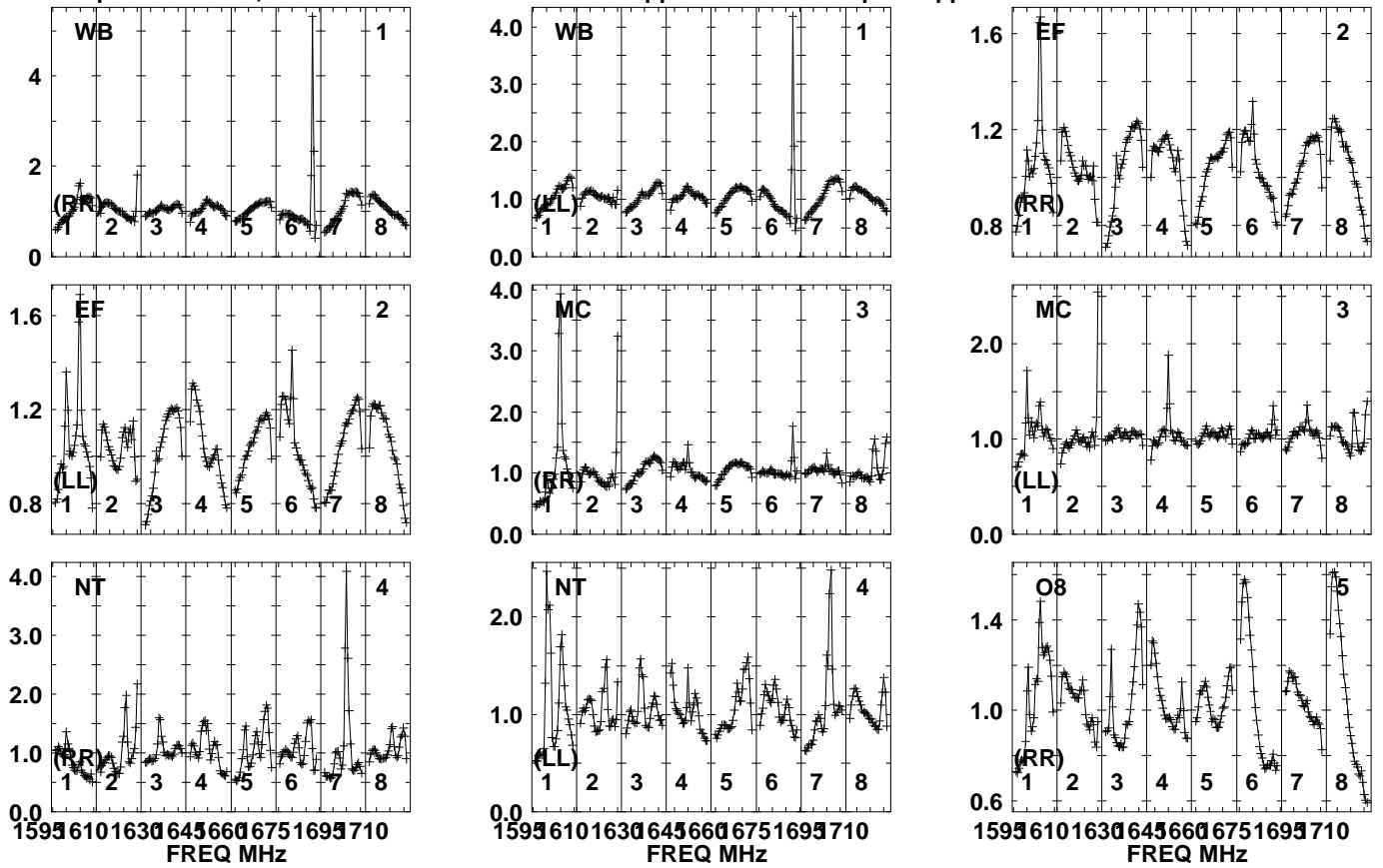


Lower frame: Real Jy  
Auto-corr total-power spectrum Antenna: \*  
Timerange: 01/02:18:11 to 01/02:19:39

Plot file version1028 created 12-SEP-2022 13:09:00

HS0810+2554 EH040A.UVDATA.1

Freq = 1.5950 GHz, Bw = 16.000 MH No calibration applied and no bandpass applied

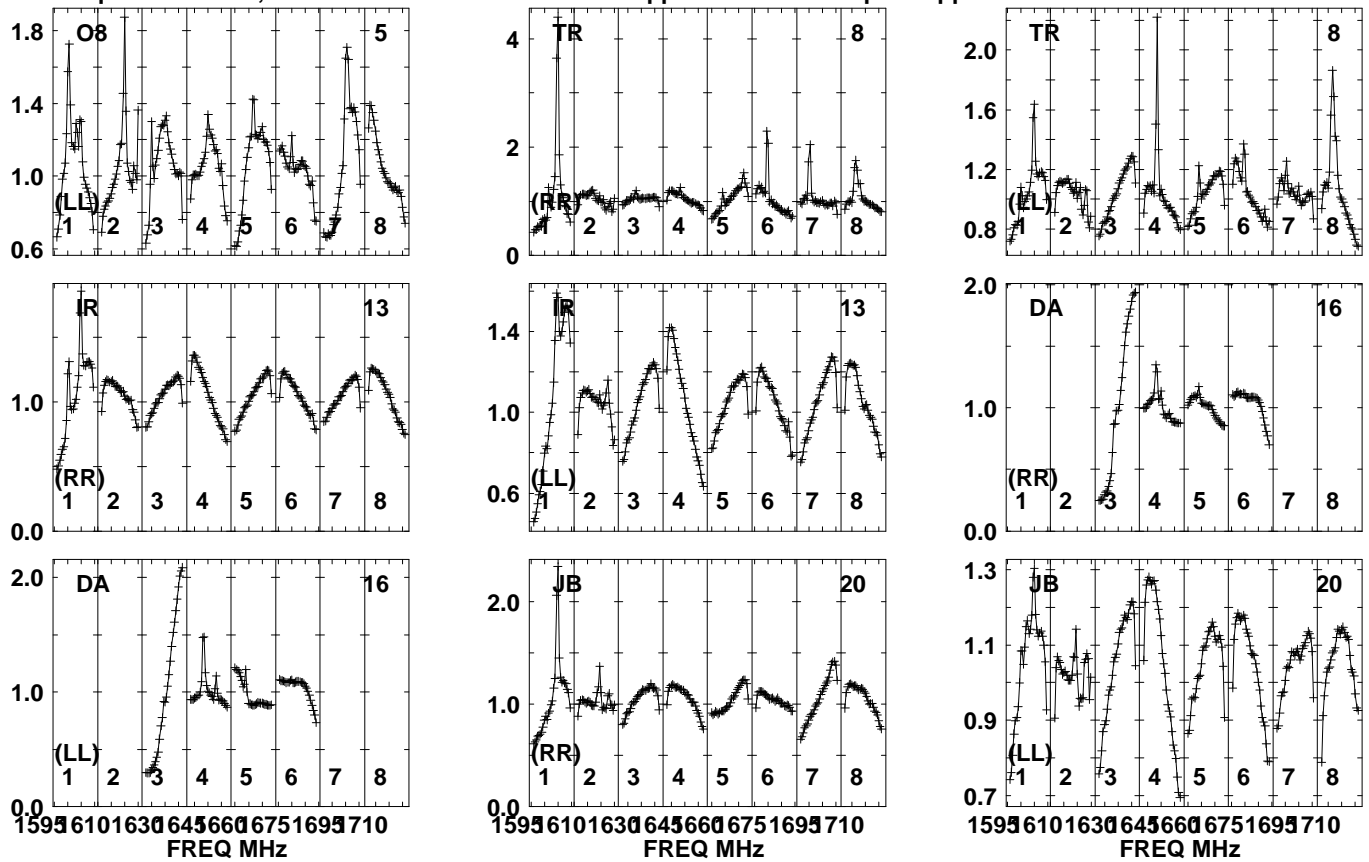


Lower frame: Real Jy  
Auto-corr total-power spectrum Antenna: \*  
Timerange: 01/02:19:41 to 01/02:23:09

Plot file version1029 created 12-SEP-2022 13:09:00

HS0810+2554 EH040A.UVDATA.1

Freq = 1.5950 GHz, Bw = 16.000 MH No calibration applied and no bandpass applied

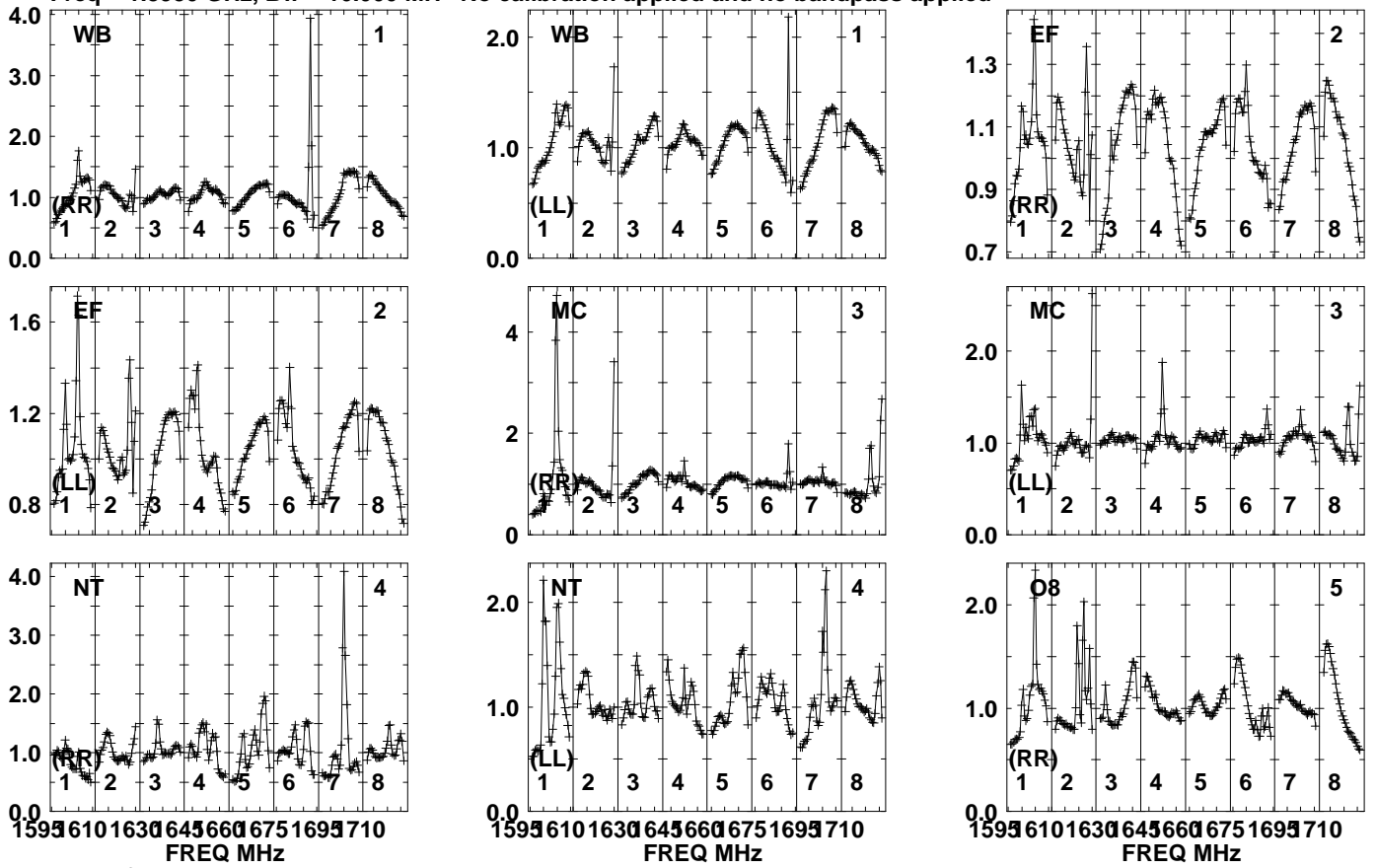


Lower frame: Real Jy  
Auto-corr total-power spectrum Antenna: \*  
Timerange: 01/02:19:41 to 01/02:23:09

Plot file version1030 created 12-SEP-2022 13:09:00

J0813+2435 EH040A.UVDATA.1

Freq = 1.5950 GHz, Bw = 16.000 MH No calibration applied and no bandpass applied



Lower frame: Real Jy

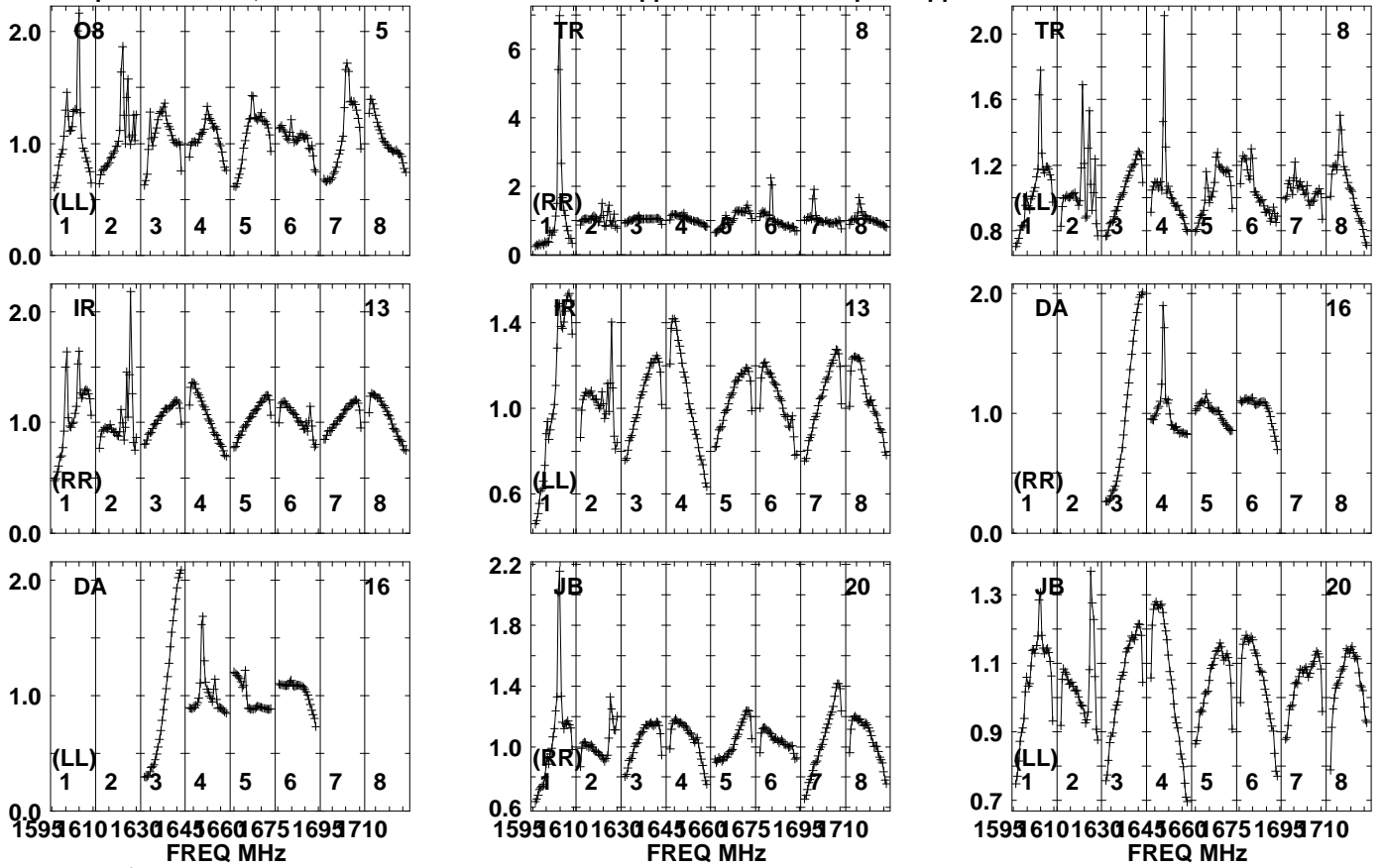
Auto-corr total-power spectrum Antenna: \*

Timerange: 01/02:23:41 to 01/02:25:09

Plot file version1031 created 12-SEP-2022 13:09:01

J0813+2435 EH040A.UVDATA.1

Freq = 1.5950 GHz, Bw = 16.000 MH No calibration applied and no bandpass applied

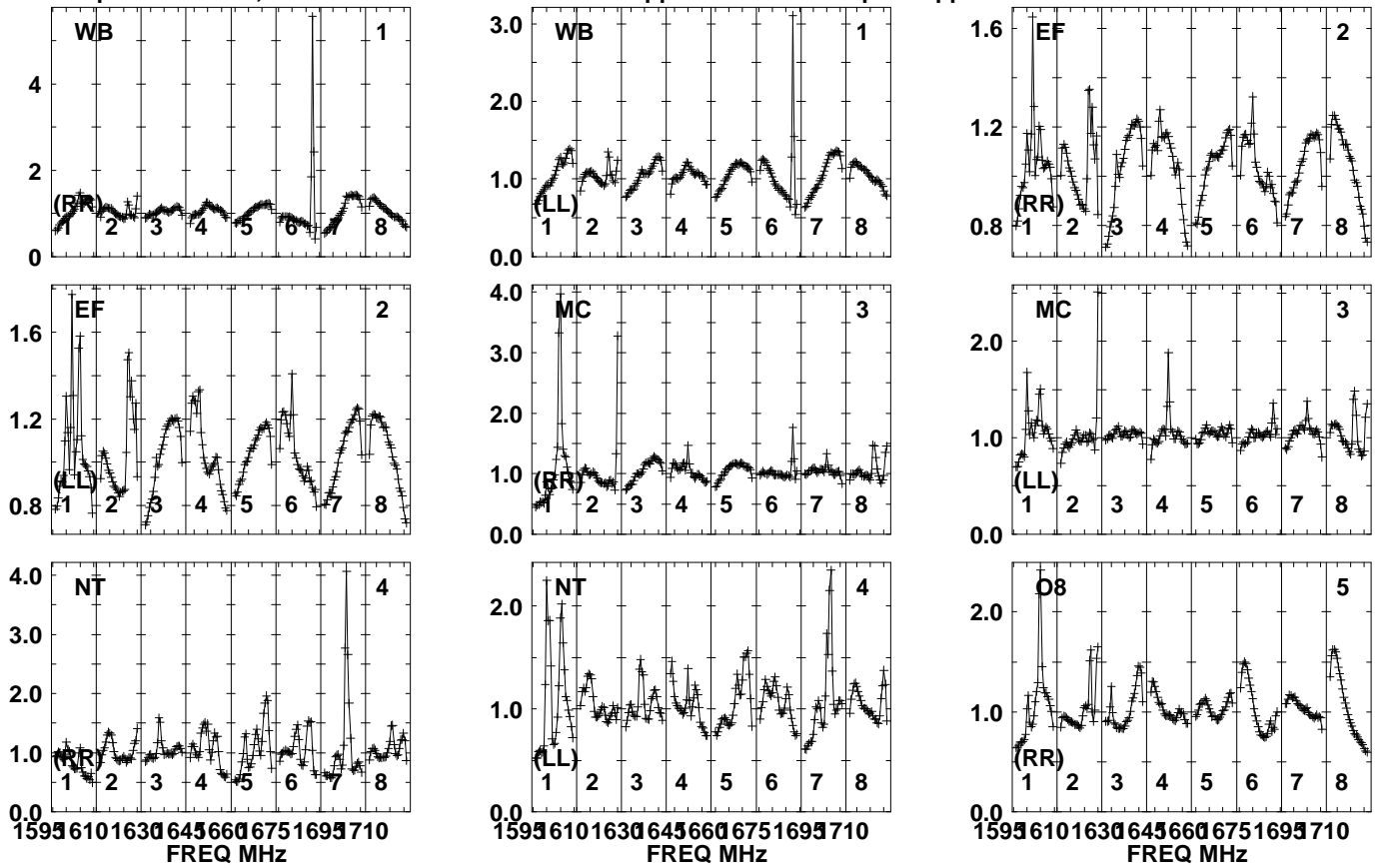


Lower frame: Real Jy  
Auto-corr total-power spectrum Antenna: \*  
Timerange: 01/02:23:41 to 01/02:25:09

Plot file version1032 created 12-SEP-2022 13:09:01

HS0810+2554 EH040A.UVDATA.1

Freq = 1.5950 GHz, Bw = 16.000 MH No calibration applied and no bandpass applied



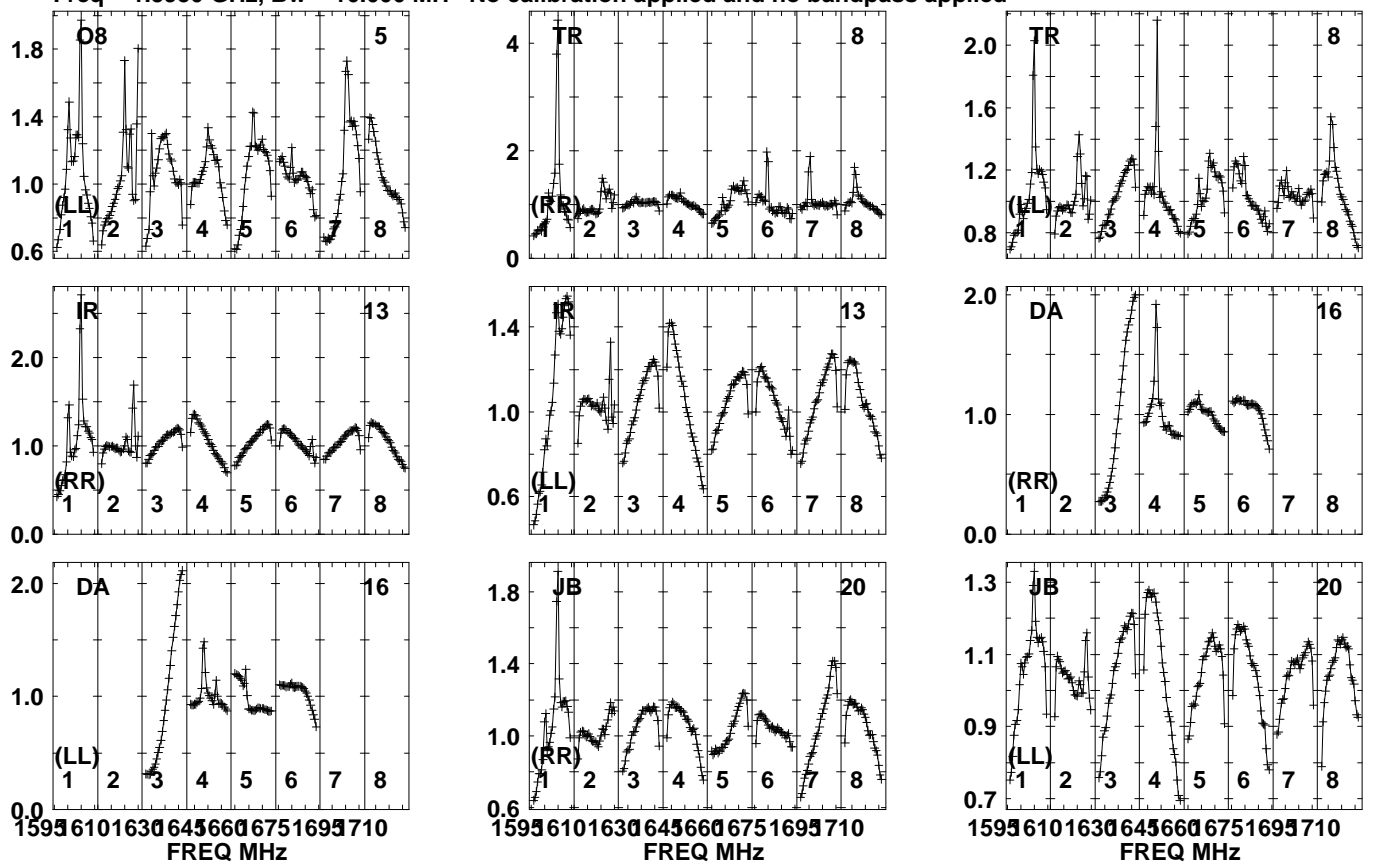
Lower frame: Real Jy  
Auto-corr total-power spectrum Antenna: \*  
Timerange: 01/02:25:11 to 01/02:28:39



Plot file version1033 created 12-SEP-2022 13:09:01

HS0810+2554 EH040A.UVDATA.1

Freq = 1.5950 GHz, Bw = 16.000 MH No calibration applied and no bandpass applied

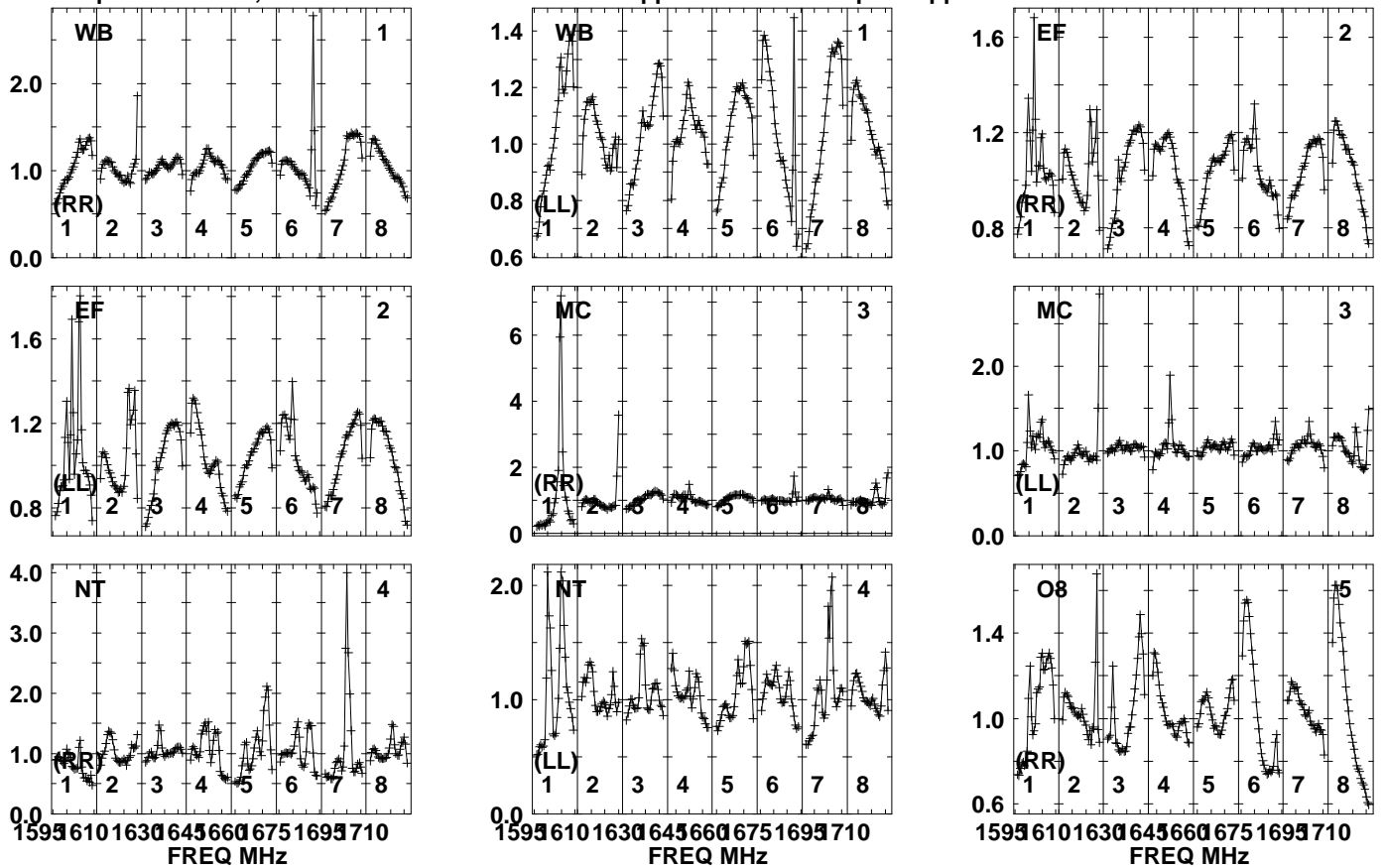


Lower frame: Real Jy  
Auto-corr total-power spectrum Antenna: \*  
Timerange: 01/02:25:11 to 01/02:28:39

Plot file version1034 created 12-SEP-2022 13:09:01

J0813+2435 EH040A.UVDATA.1

Freq = 1.5950 GHz, Bw = 16.000 MH No calibration applied and no bandpass applied

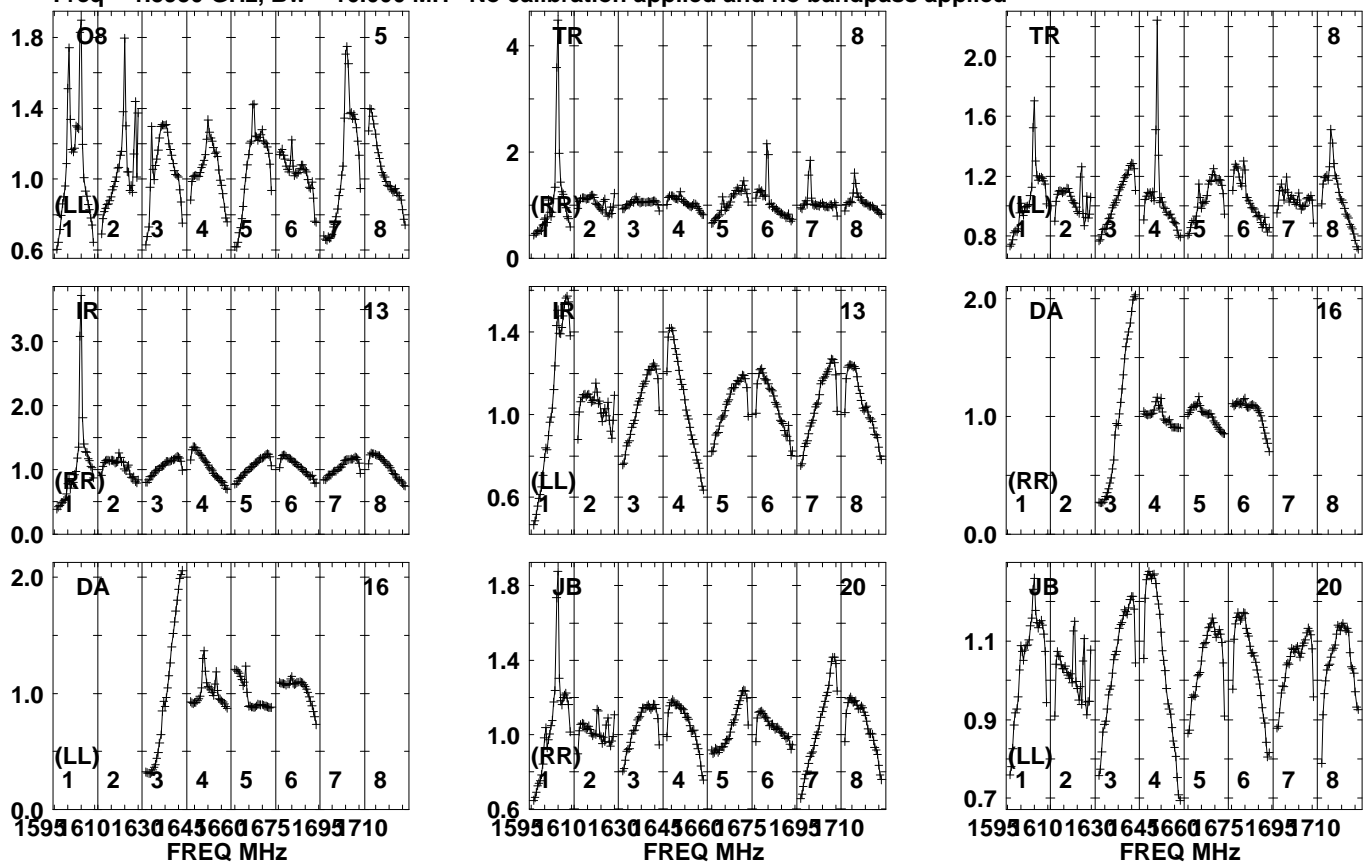


Lower frame: Real Jy  
Auto-corr total-power spectrum Antenna: \*  
Timerange: 01/02:28:41 to 01/02:30:09

Plot file version1035 created 12-SEP-2022 13:09:01

J0813+2435 EH040A.UVDATA.1

Freq = 1.5950 GHz, Bw = 16.000 MH No calibration applied and no bandpass applied

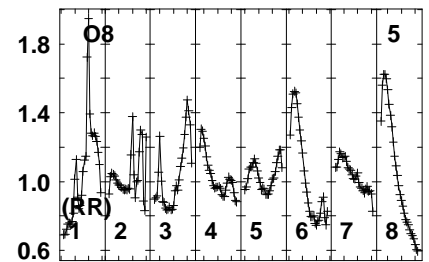
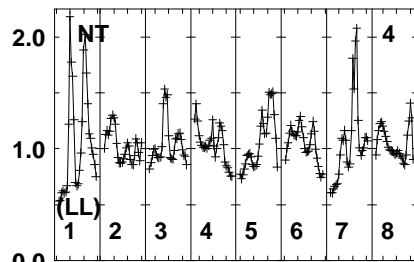
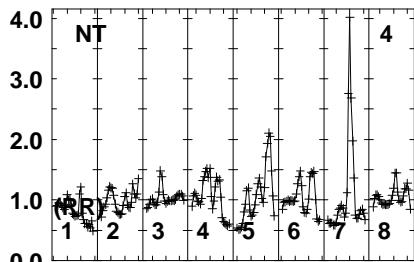
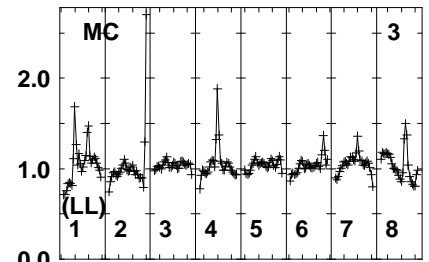
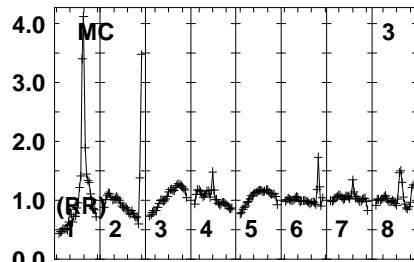
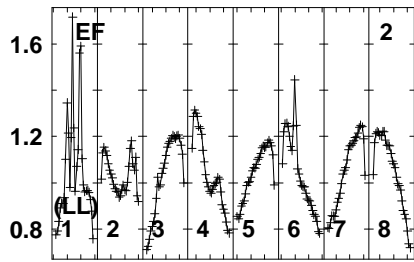
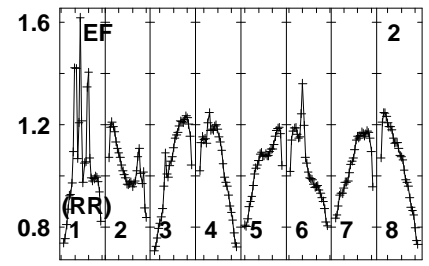
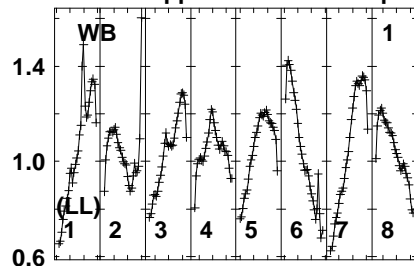
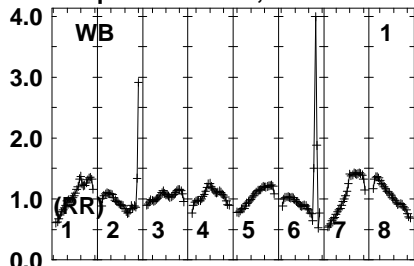


Lower frame: Real Jy  
Auto-corr total-power spectrum Antenna: \*  
Timerange: 01/02:28:41 to 01/02:30:09

Plot file version1036 created 12-SEP-2022 13:09:01

HS0810+2554 EH040A.UVDATA.1

Freq = 1.5950 GHz, Bw = 16.000 MH No calibration applied and no bandpass applied



1595 1610 1630 1645 1660 1675 1695 1710  
FREQ MHz

1595 1610 1630 1645 1660 1675 1695 1710  
FREQ MHz

1595 1610 1630 1645 1660 1675 1695 1710  
FREQ MHz

Lower frame: Real Jy

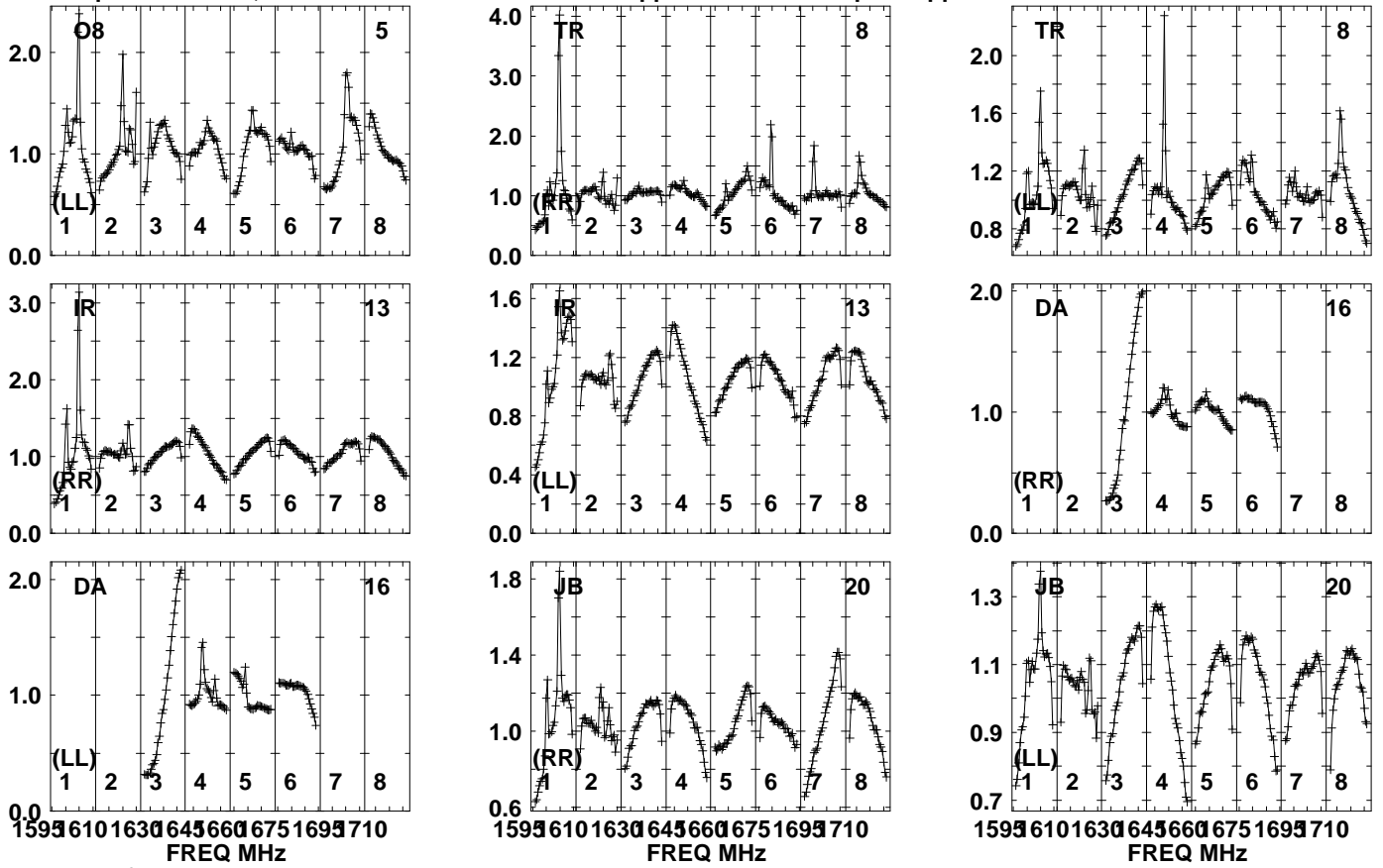
Auto-corr total-power spectrum Antenna: \*

Timerange: 01/02:30:11 to 01/02:33:39

Plot file version1037 created 12-SEP-2022 13:09:01

HS0810+2554 EH040A.UVDATA.1

Freq = 1.5950 GHz, Bw = 16.000 MH No calibration applied and no bandpass applied



Lower frame: Real Jy

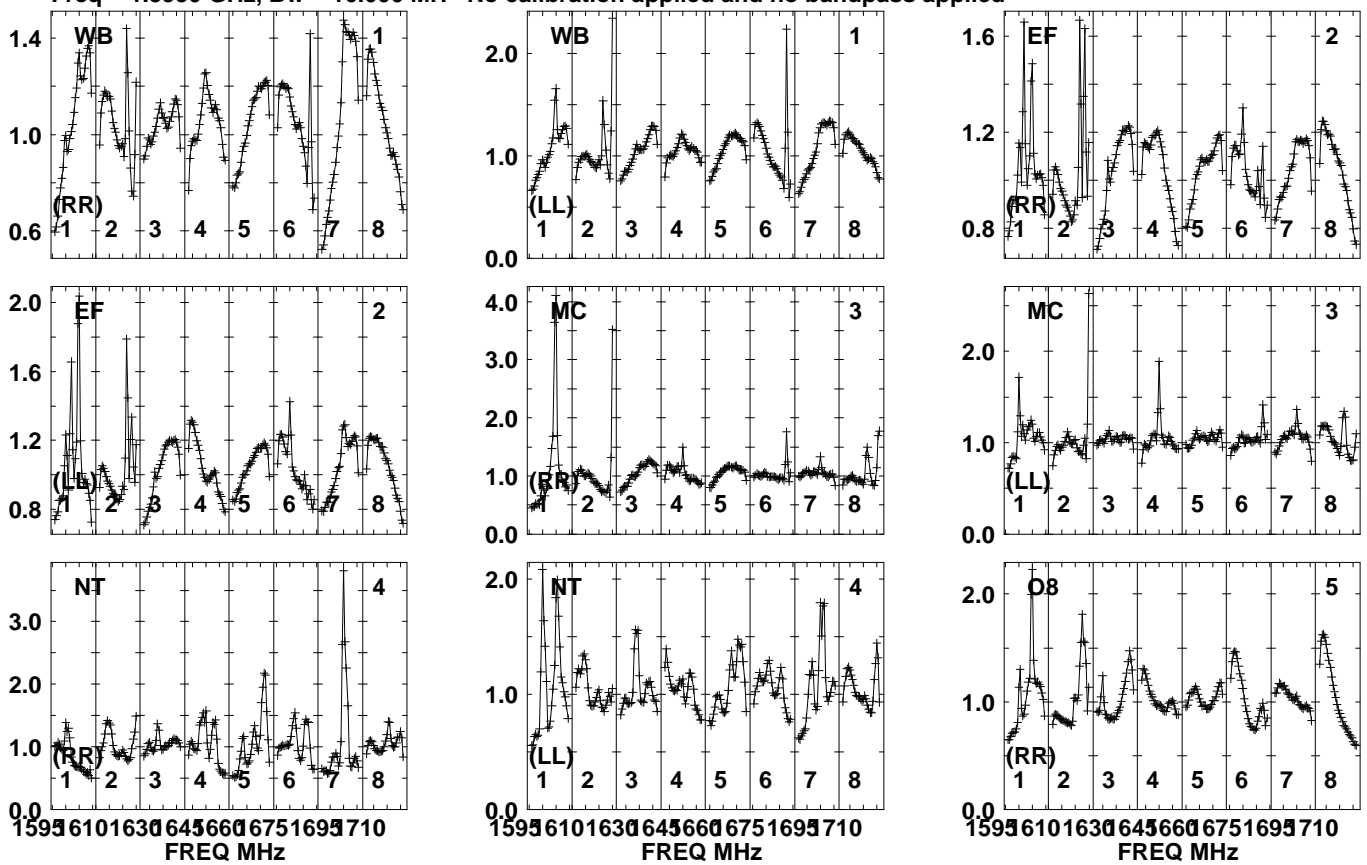
Auto-corr total-power spectrum Antenna: \*

Timerange: 01/02:30:11 to 01/02:33:39

Plot file version1038 created 12-SEP-2022 13:09:01

J0813+2435 EH040A.UVDATA.1

Freq = 1.5950 GHz, Bw = 16.000 MH No calibration applied and no bandpass applied

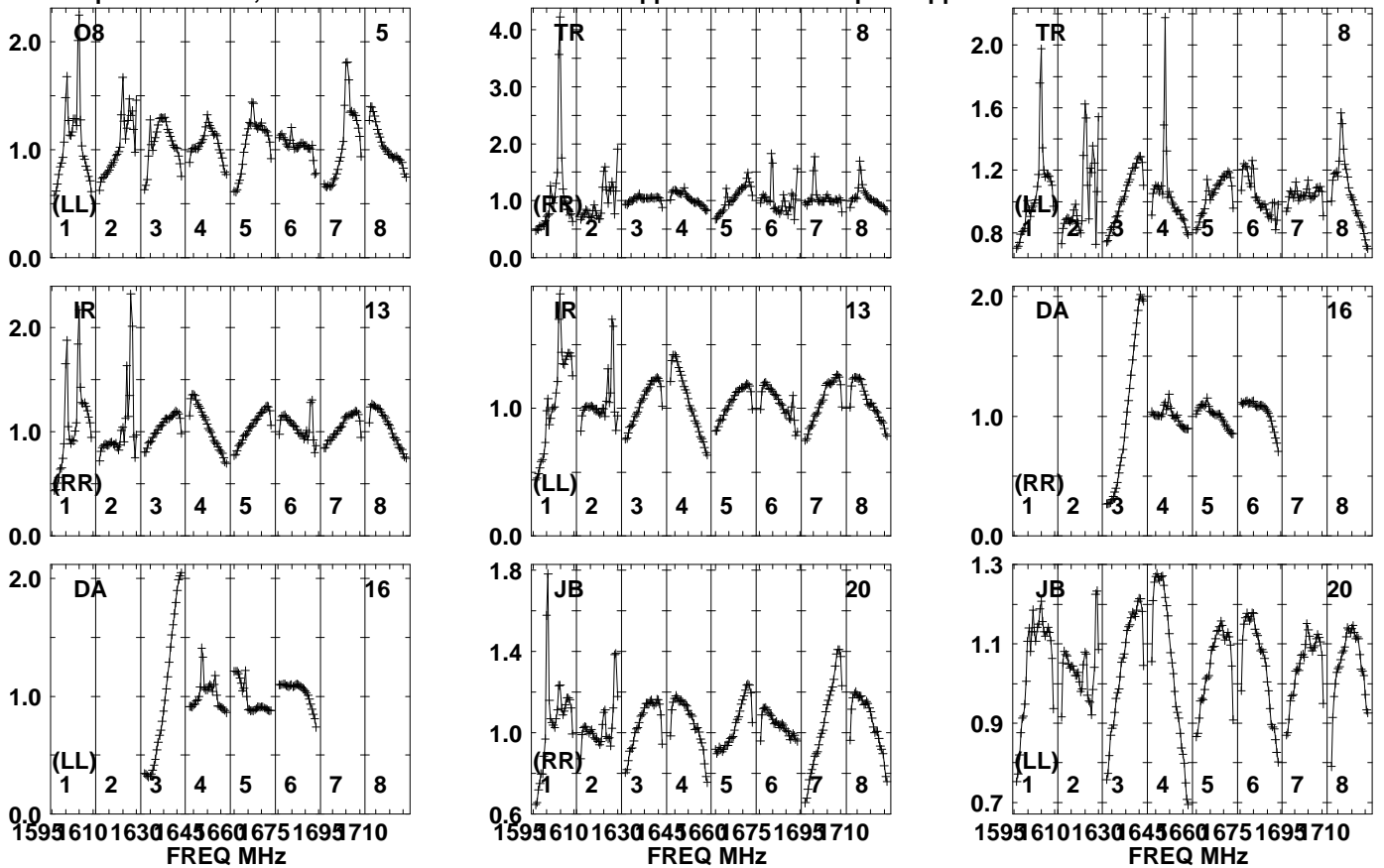


Lower frame: Real Jy  
Auto-corr total-power spectrum Antenna: \*  
Timerange: 01/02:34:11 to 01/02:35:39

Plot file version1039 created 12-SEP-2022 13:09:01

J0813+2435 EH040A.UVDATA.1

Freq = 1.5950 GHz, Bw = 16.000 MH No calibration applied and no bandpass applied

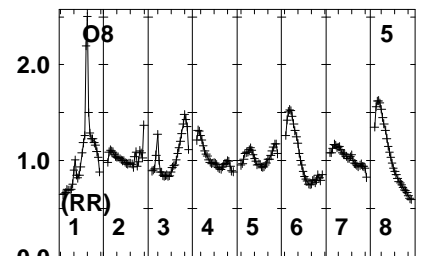
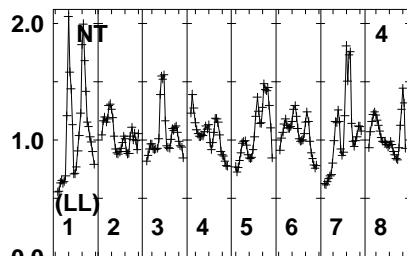
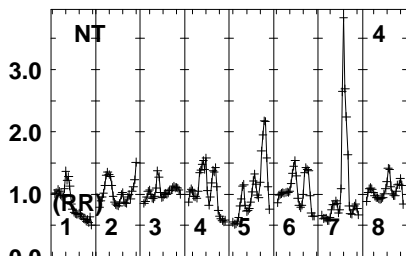
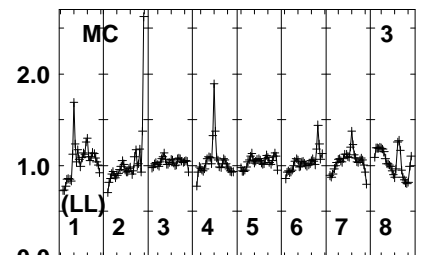
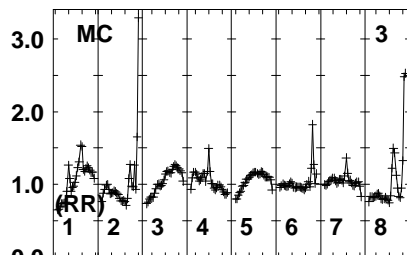
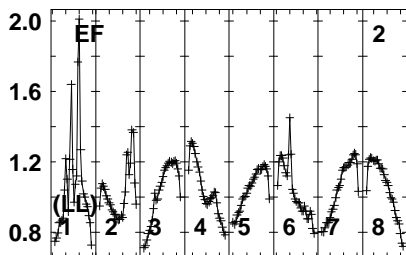
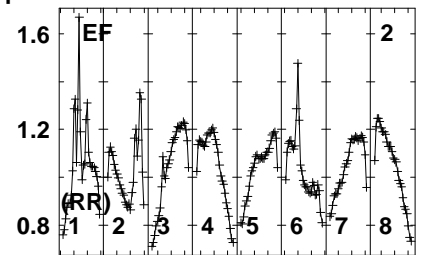
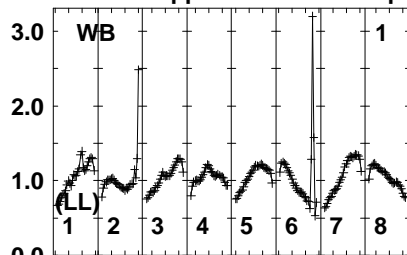
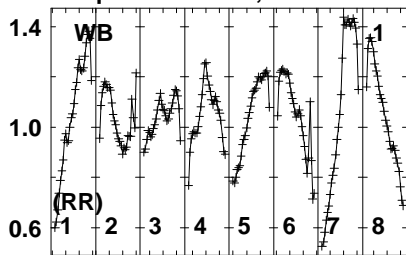


Lower frame: Real Jy  
Auto-corr total-power spectrum Antenna: \*  
Timerange: 01/02:34:11 to 01/02:35:39

Plot file version1040 created 12-SEP-2022 13:09:02

HS0810+2554 EH040A.UVDATA.1

Freq = 1.5950 GHz, Bw = 16.000 MH No calibration applied and no bandpass applied



1595 610 1630 645 660 675 1695 710  
FREQ MHz

1595 610 1630 645 660 675 1695 710  
FREQ MHz

1595 610 1630 645 660 675 1695 710  
FREQ MHz

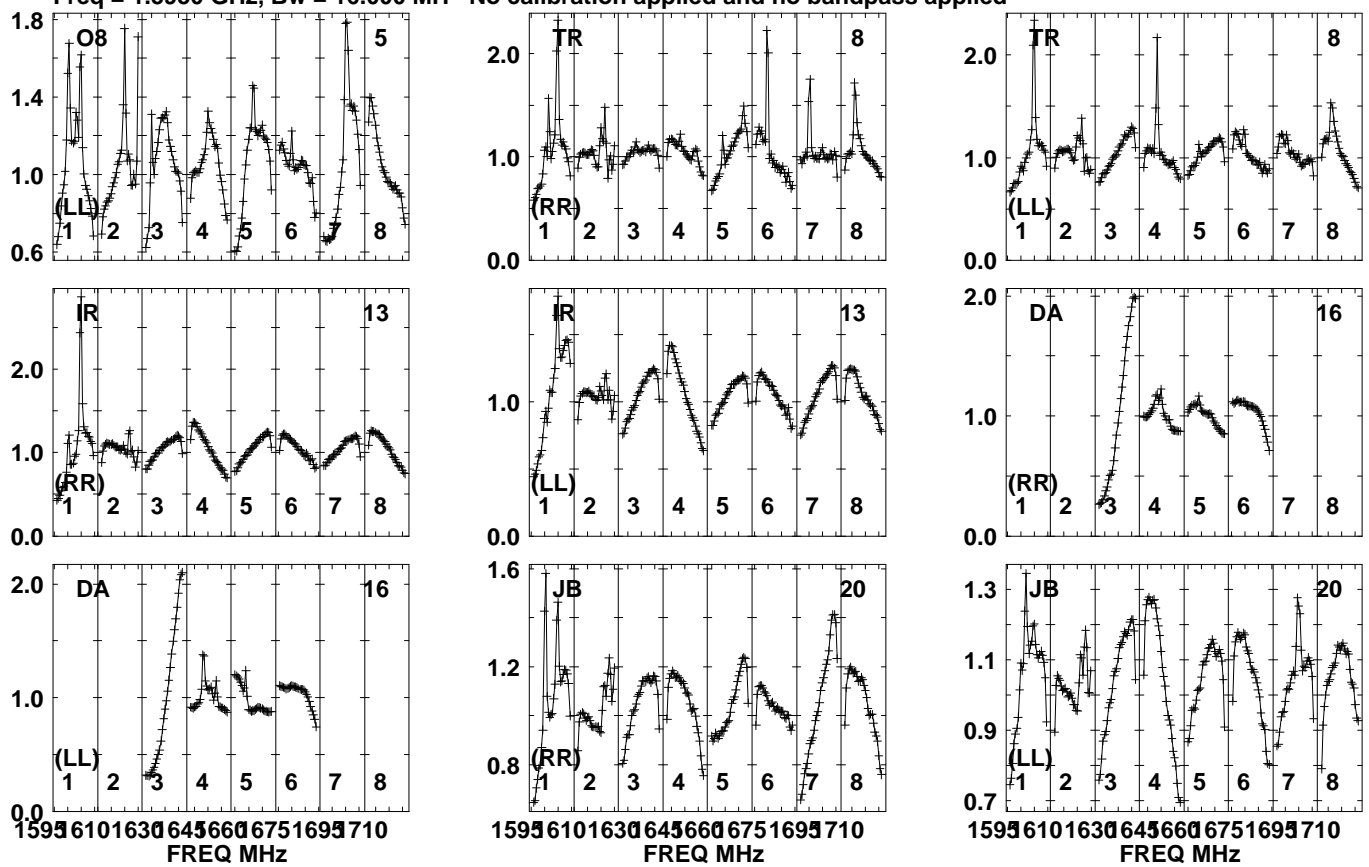
Lower frame: Real Jy  
Auto-corr total-power spectrum Antenna: \*  
Timerange: 01/02:35:41 to 01/02:39:09



Plot file version1041 created 12-SEP-2022 13:09:02

HS0810+2554 EH040A.UVDATA.1

Freq = 1.5950 GHz, Bw = 16.000 MH No calibration applied and no bandpass applied

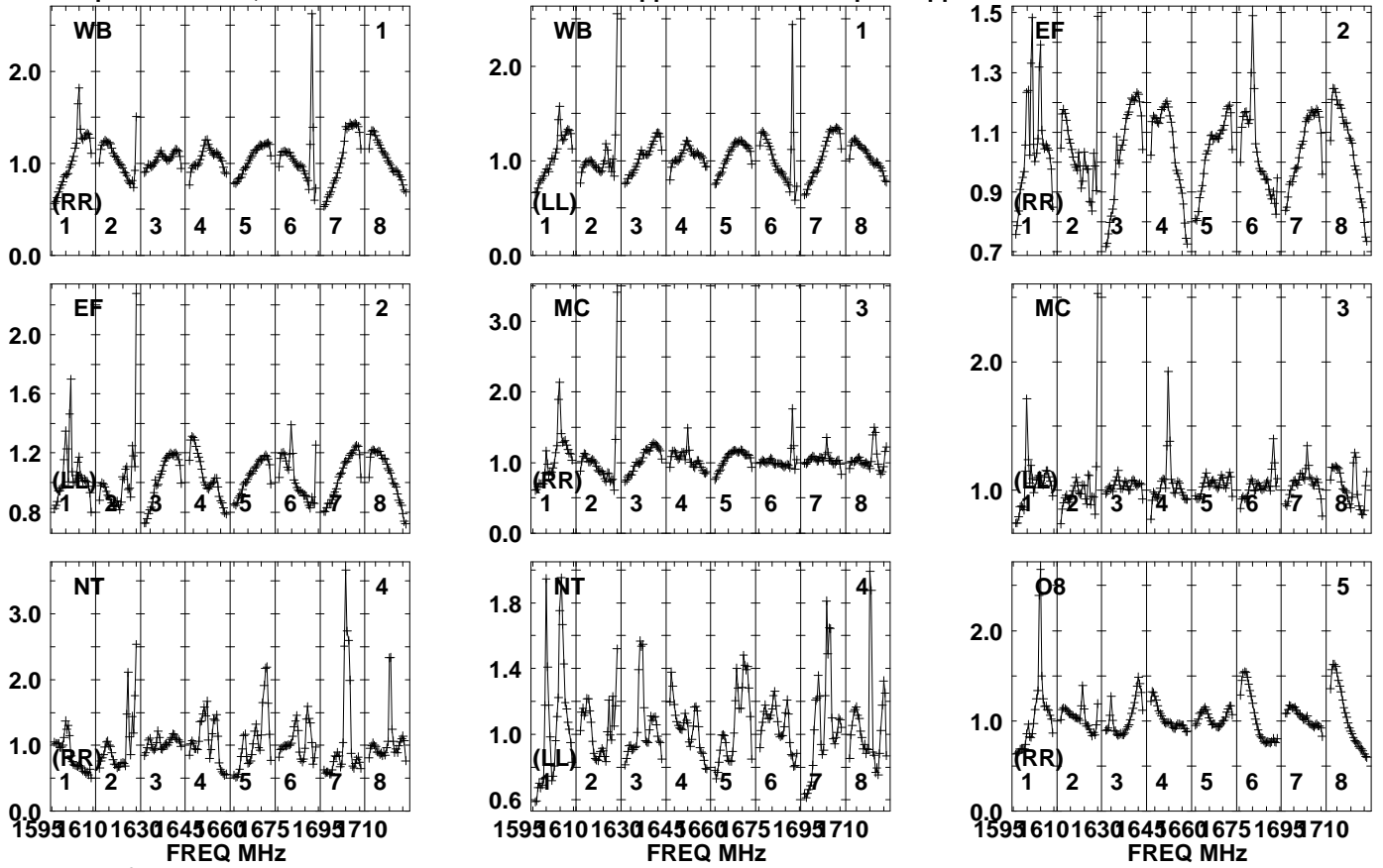


Lower frame: Real Jy  
Auto-corr total-power spectrum Antenna: \*  
Timerange: 01/02:35:41 to 01/02:39:09

Plot file version1042 created 12-SEP-2022 13:09:02

J0813+2435 EH040A.UVDATA.1

Freq = 1.5950 GHz, Bw = 16.000 MH No calibration applied and no bandpass applied



Lower frame: Real Jy

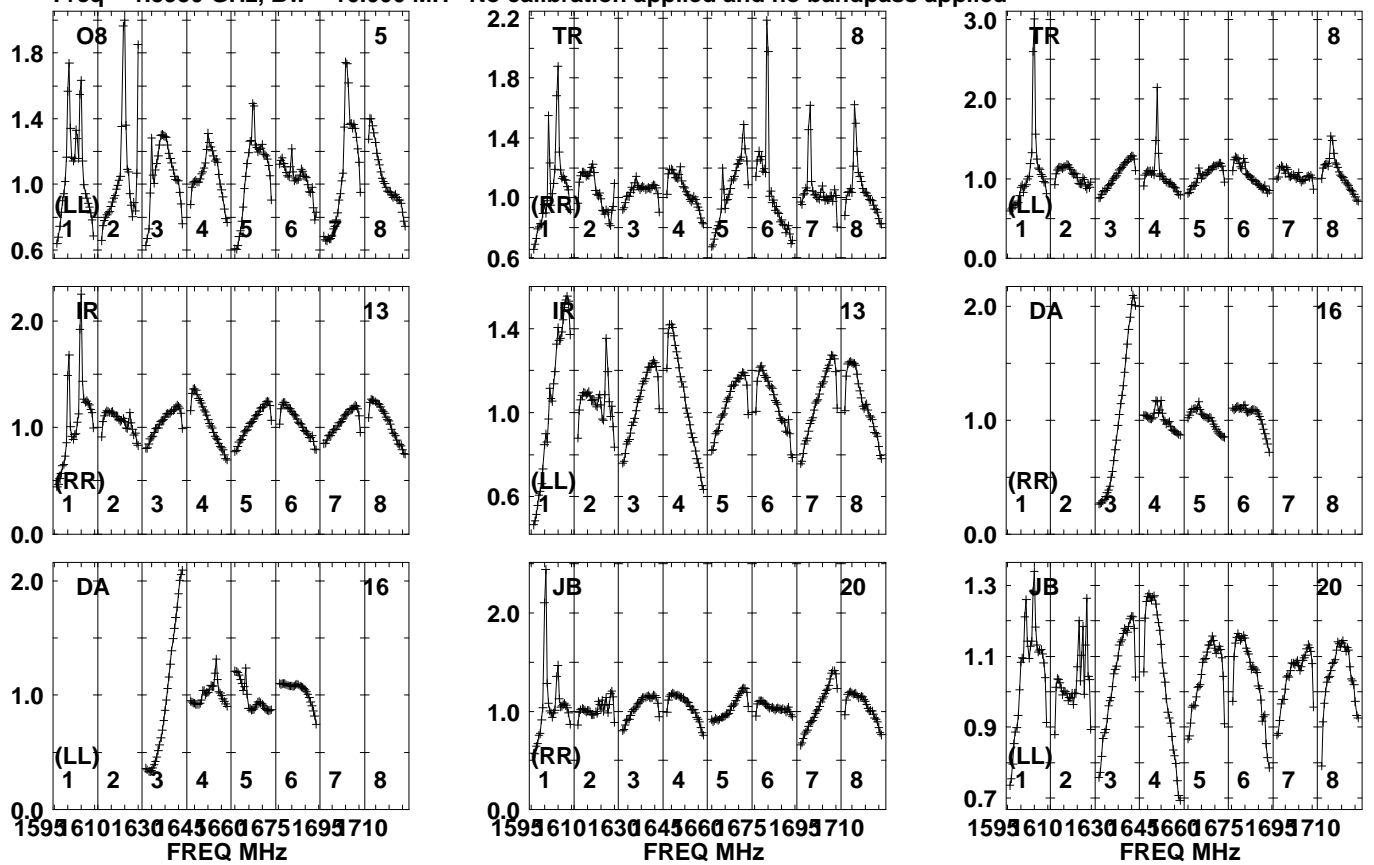
Auto-corr total-power spectrum Antenna: \*

Timerange: 01/02:39:11 to 01/02:40:39

Plot file version1043 created 12-SEP-2022 13:09:02

J0813+2435 EH040A.UVDATA.1

Freq = 1.5950 GHz, Bw = 16.000 MH No calibration applied and no bandpass applied

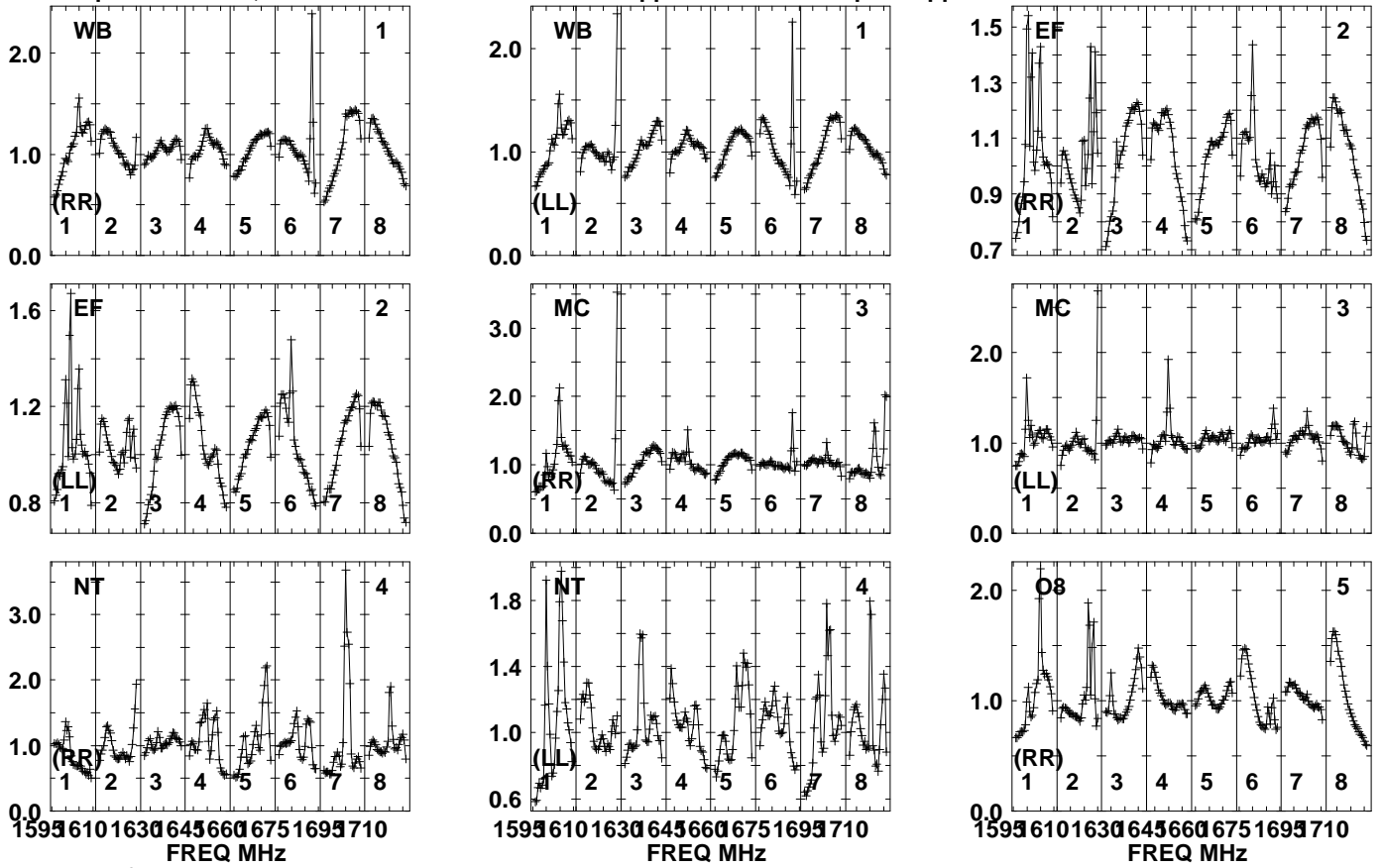


Lower frame: Real Jy  
Auto-corr total-power spectrum Antenna: \*  
Timerange: 01/02:39:11 to 01/02:40:39

Plot file version1044 created 12-SEP-2022 13:09:02

HS0810+2554 EH040A.UVDATA.1

Freq = 1.5950 GHz, Bw = 16.000 MH No calibration applied and no bandpass applied



Lower frame: Real Jy

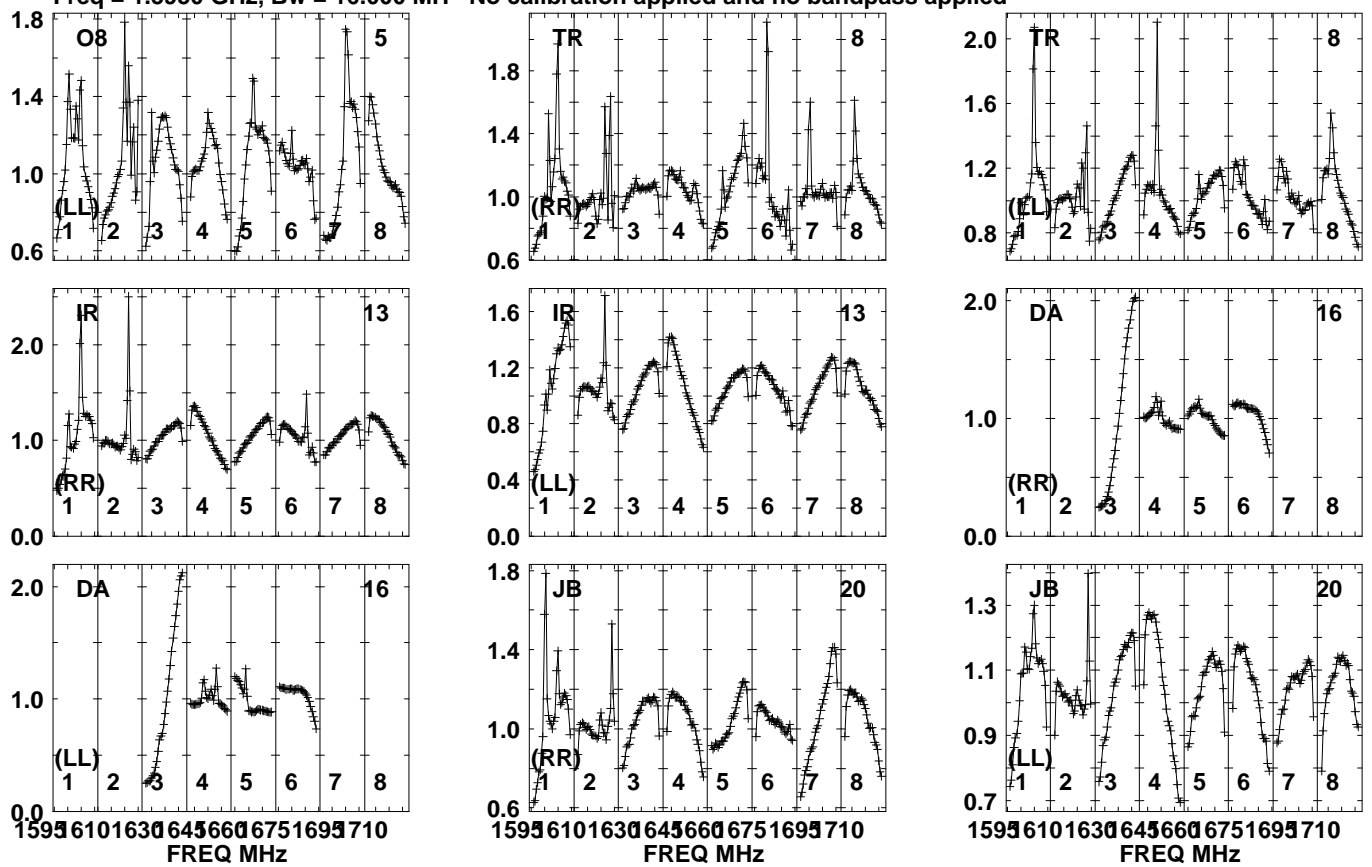
Auto-corr total-power spectrum Antenna: \*

Timerange: 01/02:40:41 to 01/02:44:09

Plot file version1045 created 12-SEP-2022 13:09:02

HS0810+2554 EH040A.UVDATA.1

Freq = 1.5950 GHz, Bw = 16.000 MH No calibration applied and no bandpass applied

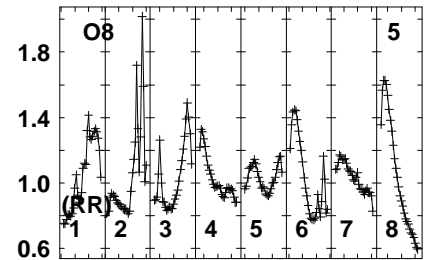
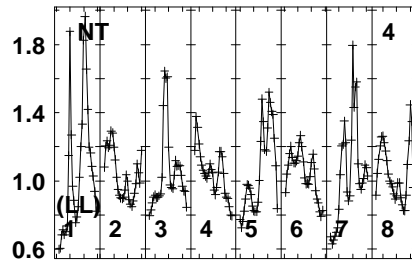
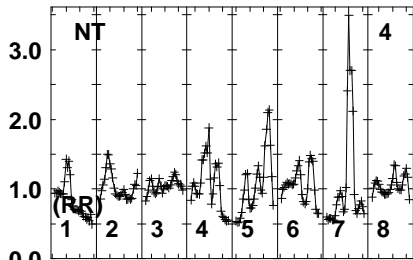
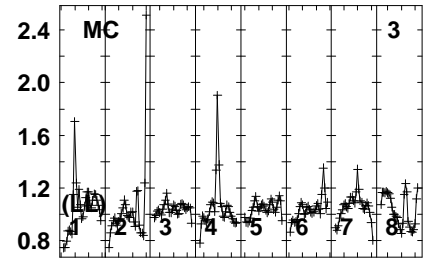
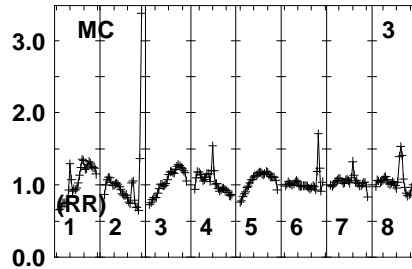
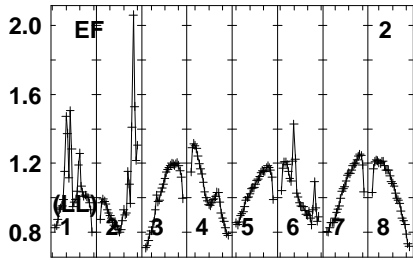
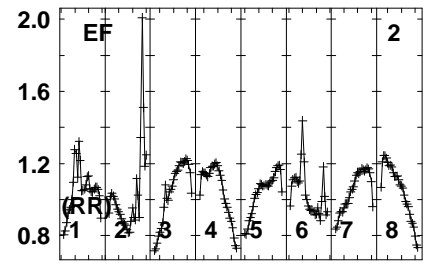
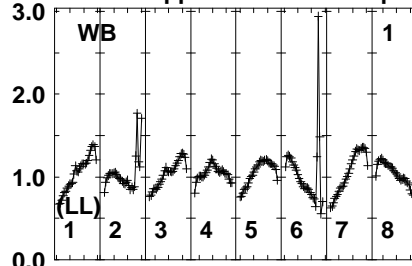
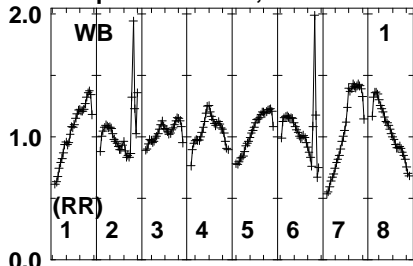


Lower frame: Real Jy  
Auto-corr total-power spectrum Antenna: \*  
Timerange: 01/02:40:41 to 01/02:44:09

Plot file version1046 created 12-SEP-2022 13:09:02

J0813+2435 EH040A.UVDATA.1

Freq = 1.5950 GHz, Bw = 16.000 MH No calibration applied and no bandpass applied



1595 610 1630 645 660 675 1695 710  
FREQ MHz

1595 610 1630 645 660 675 1695 710  
FREQ MHz

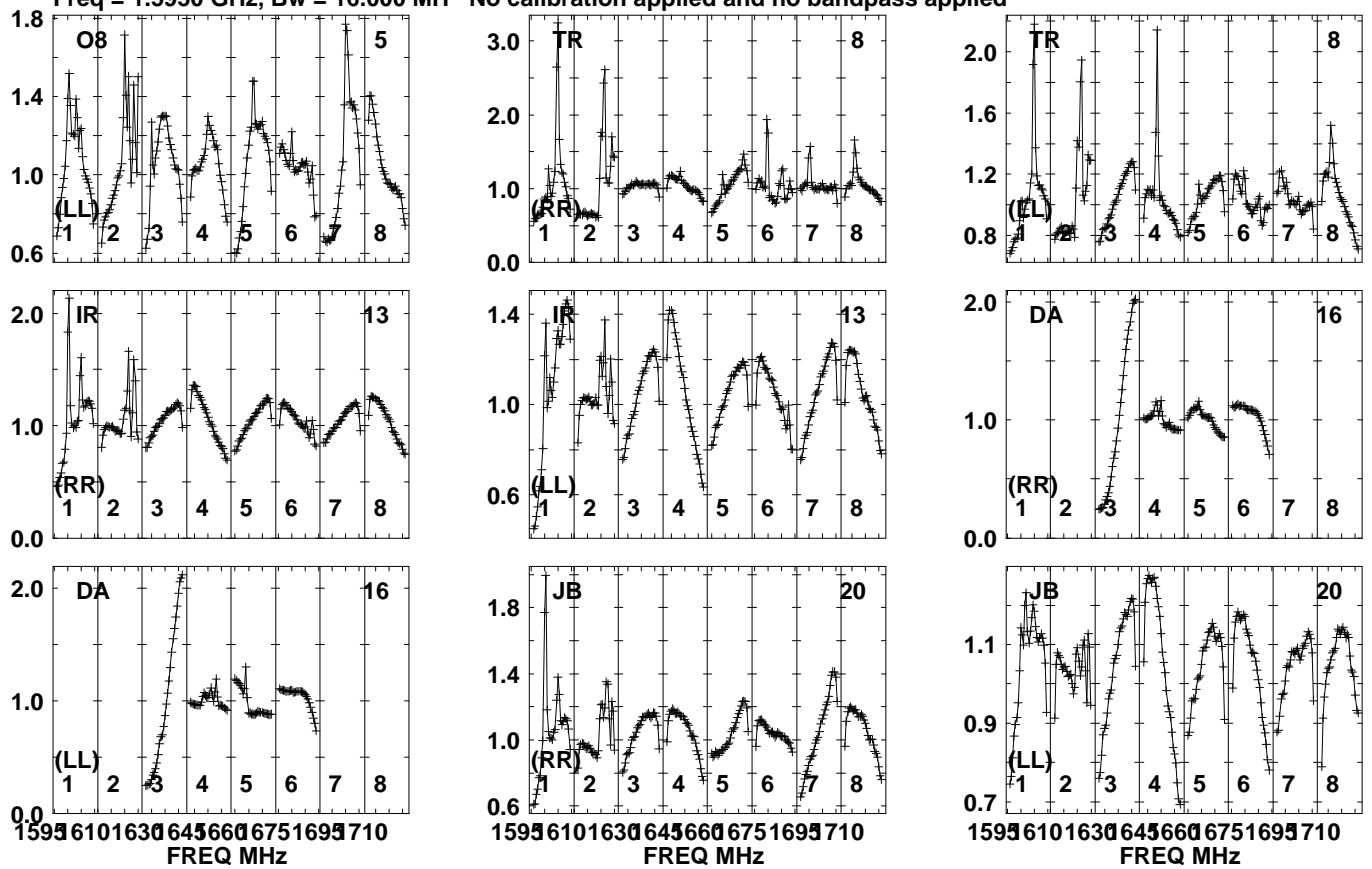
1595 610 1630 645 660 675 1695 710  
FREQ MHz

Lower frame: Real Jy  
Auto-corr total-power spectrum Antenna: \*  
Timerange: 01/02:44:41 to 01/02:46:09

Plot file version1047 created 12-SEP-2022 13:09:02

J0813+2435 EH040A.UVDATA.1

Freq = 1.5950 GHz, Bw = 16.000 MH No calibration applied and no bandpass applied

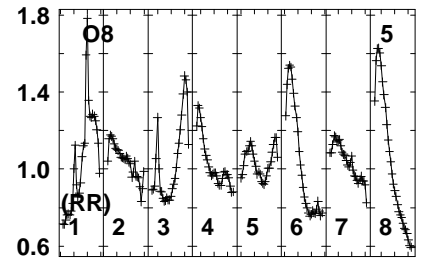
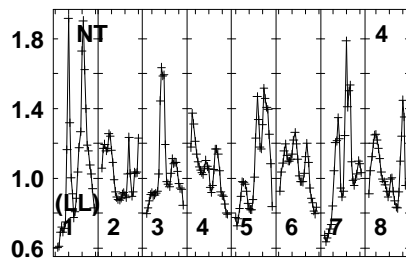
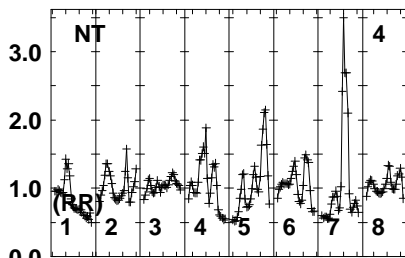
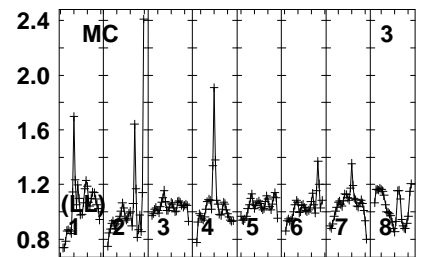
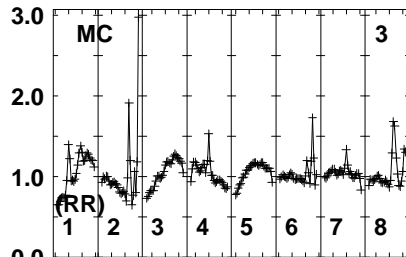
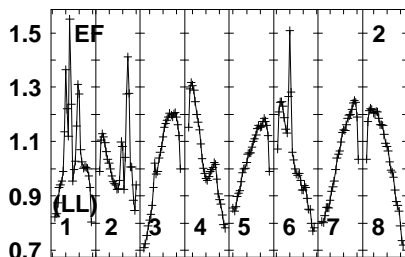
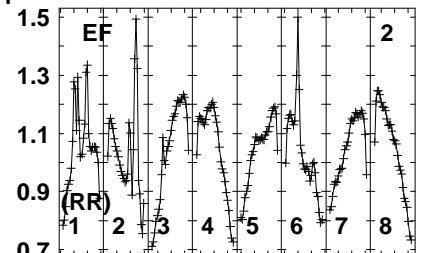
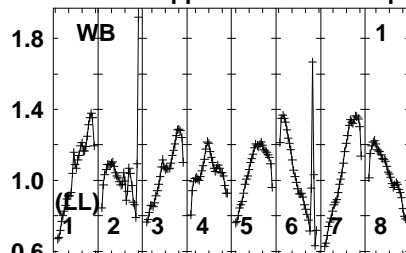
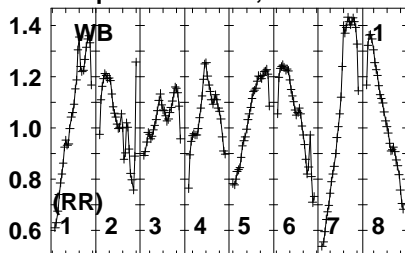


Lower frame: Real Jy  
Auto-corr total-power spectrum Antenna: \*  
Timerange: 01/02:44:41 to 01/02:46:09

Plot file version1048 created 12-SEP-2022 13:09:03

HS0810+2554 EH040A.UVDATA.1

Freq = 1.5950 GHz, Bw = 16.000 MH No calibration applied and no bandpass applied



1595 610 1630 645 660 675 1695 710  
FREQ MHz

1595 610 1630 645 660 675 1695 710  
FREQ MHz

1595 610 1630 645 660 675 1695 710  
FREQ MHz

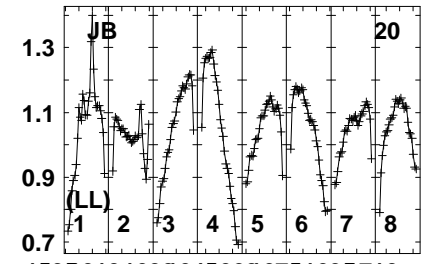
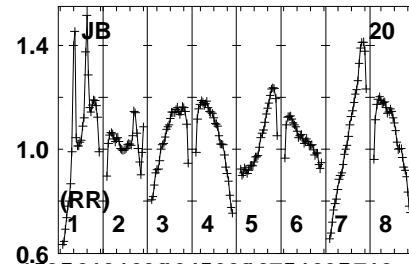
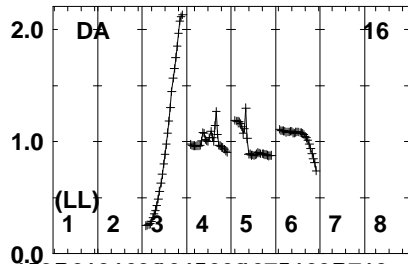
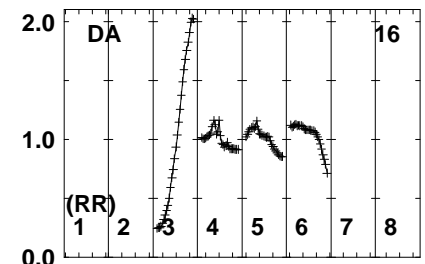
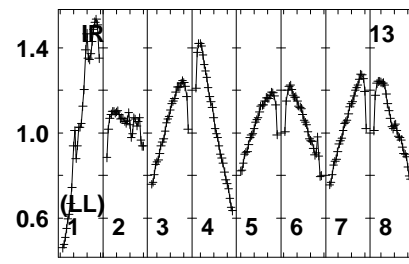
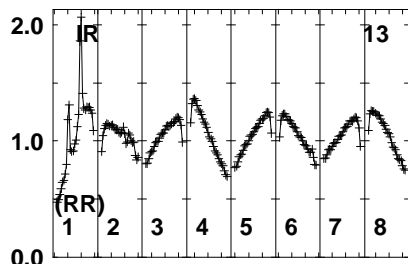
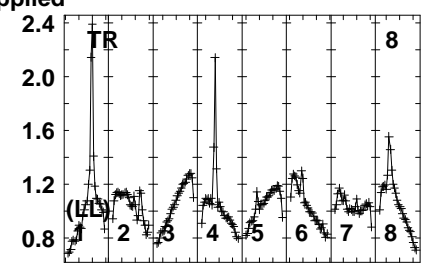
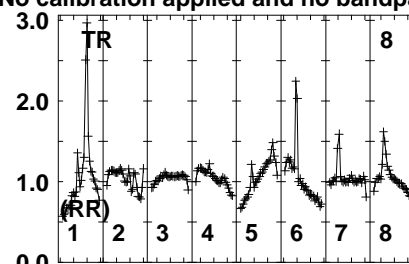
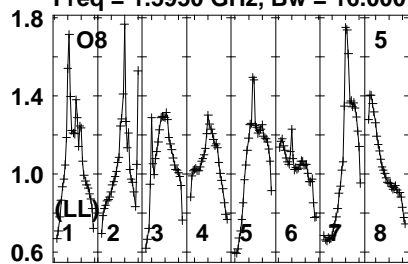
Lower frame: Real Jy  
Auto-corr total-power spectrum Antenna: \*  
Timerange: 01/02:46:11 to 01/02:49:39



Plot file version1049 created 12-SEP-2022 13:09:03

HS0810+2554 EH040A.UVDATA.1

Freq = 1.5950 GHz, Bw = 16.000 MH No calibration applied and no bandpass applied



1595 610 1630 645 660 675 1695 710  
FREQ MHz

1595 610 1630 645 660 675 1695 710  
FREQ MHz

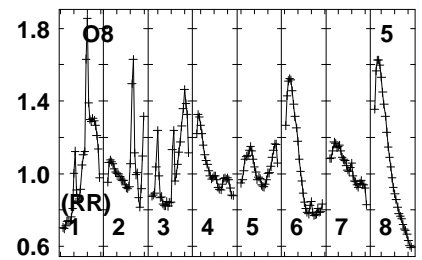
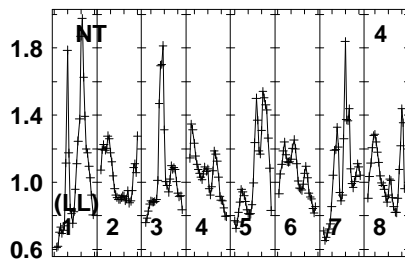
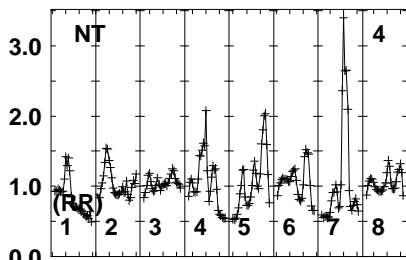
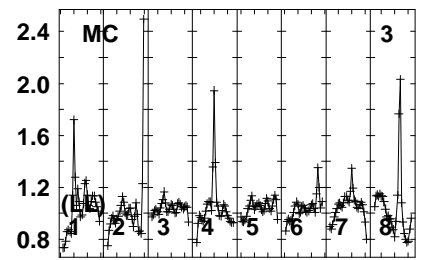
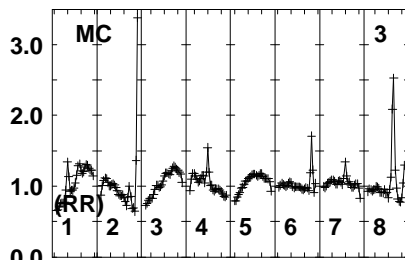
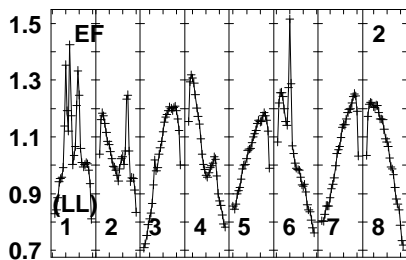
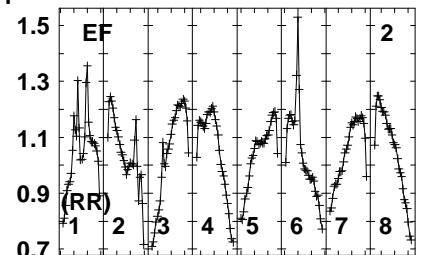
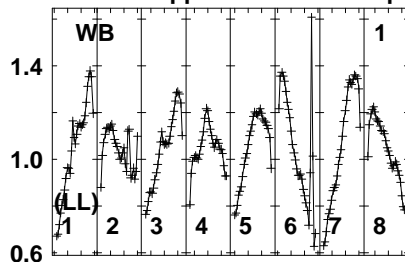
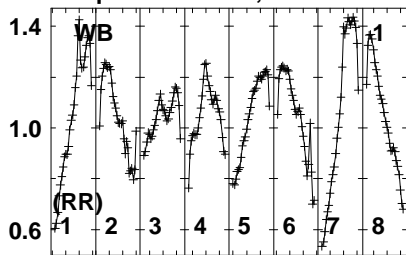
1595 610 1630 645 660 675 1695 710  
FREQ MHz

Lower frame: Real Jy  
Auto-corr total-power spectrum Antenna: \*  
Timerange: 01/02:46:11 to 01/02:49:39

Plot file version1050 created 12-SEP-2022 13:09:03

J0813+2435 EH040A.UVDATA.1

Freq = 1.5950 GHz, Bw = 16.000 MH No calibration applied and no bandpass applied



1595 610 1630 645 660 675 1695 710  
FREQ MHz

1595 610 1630 645 660 675 1695 710  
FREQ MHz

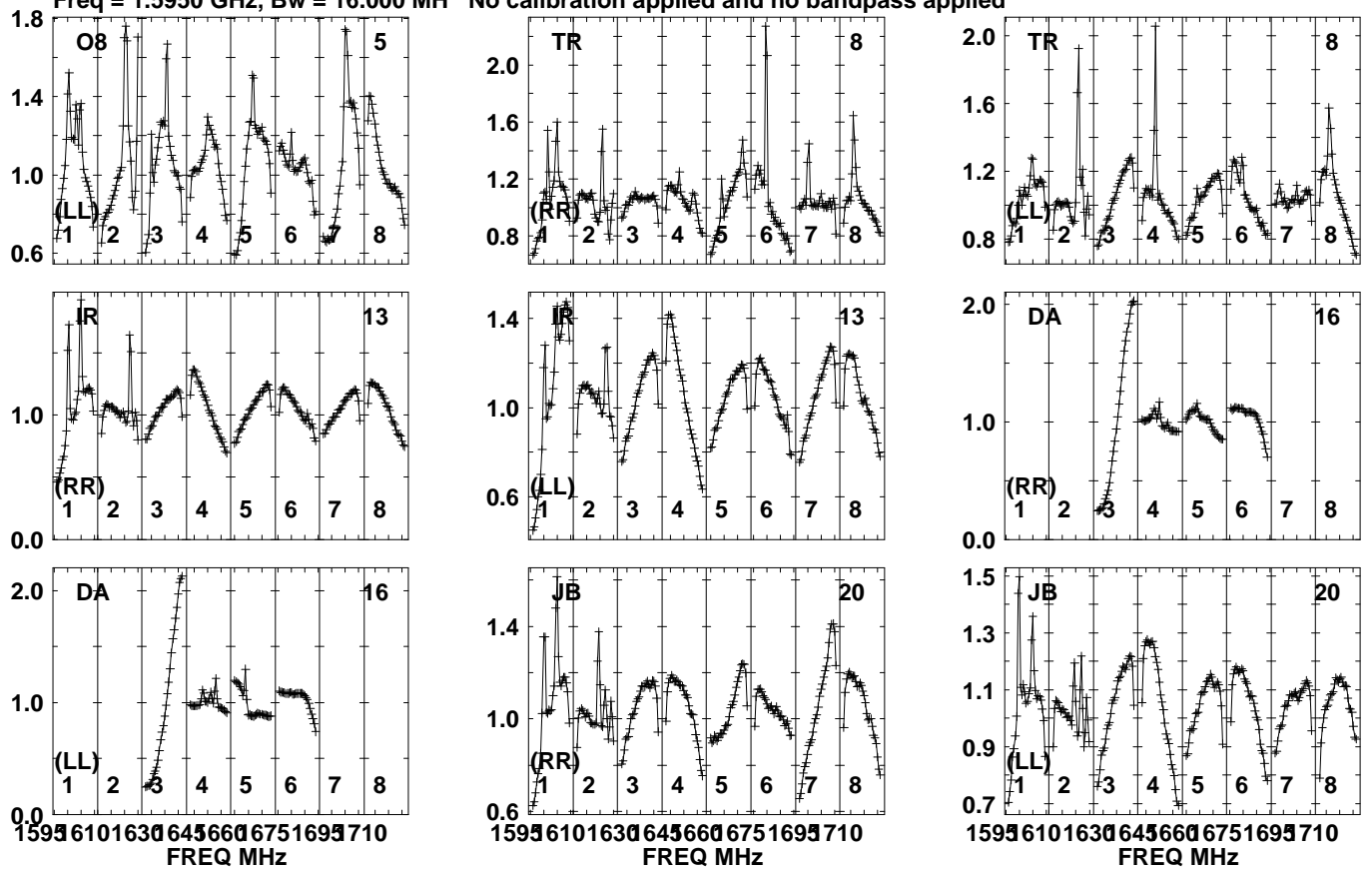
1595 610 1630 645 660 675 1695 710  
FREQ MHz

Lower frame: Real Jy  
Auto-corr total-power spectrum Antenna: \*  
Timerange: 01/02:49:41 to 01/02:51:09

Plot file version1051 created 12-SEP-2022 13:09:03

J0813+2435 EH040A.UVDATA.1

Freq = 1.5950 GHz, Bw = 16.000 MH No calibration applied and no bandpass applied

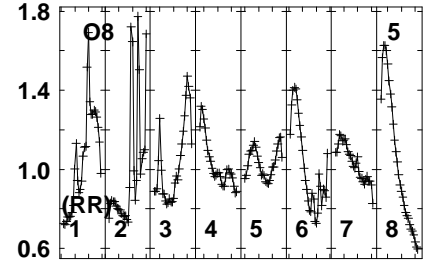
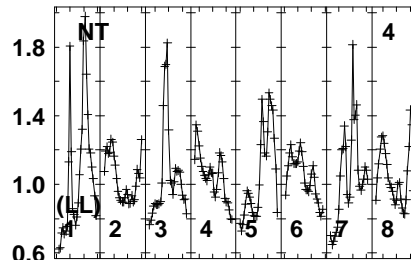
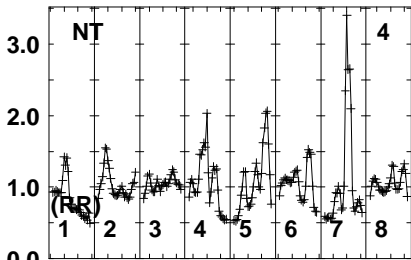
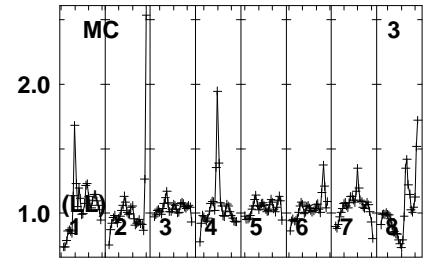
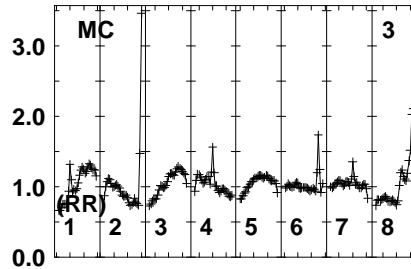
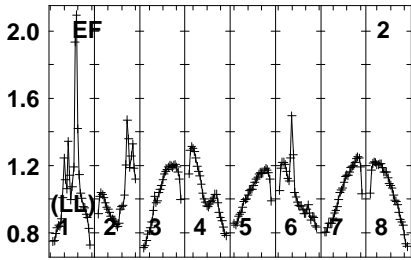
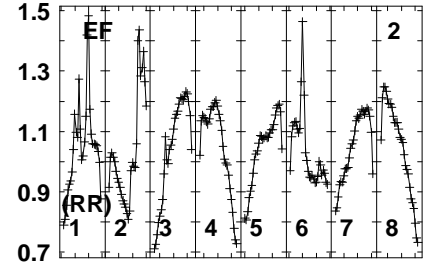
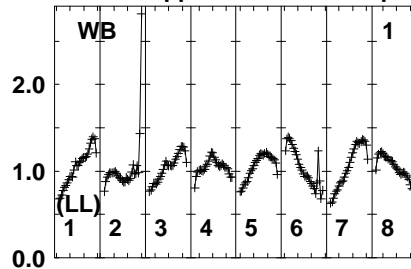
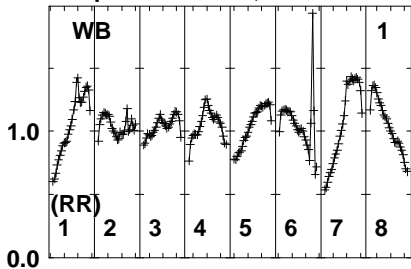


Lower frame: Real Jy  
Auto-corr total-power spectrum Antenna: \*  
Timerange: 01/02:49:41 to 01/02:51:09

Plot file version1052 created 12-SEP-2022 13:09:03

HS0810+2554 EH040A.UVDATA.1

Freq = 1.5950 GHz, Bw = 16.000 MH No calibration applied and no bandpass applied



1595 610 1630 645 660 675 1695 710  
FREQ MHz

1595 610 1630 645 660 675 1695 710  
FREQ MHz

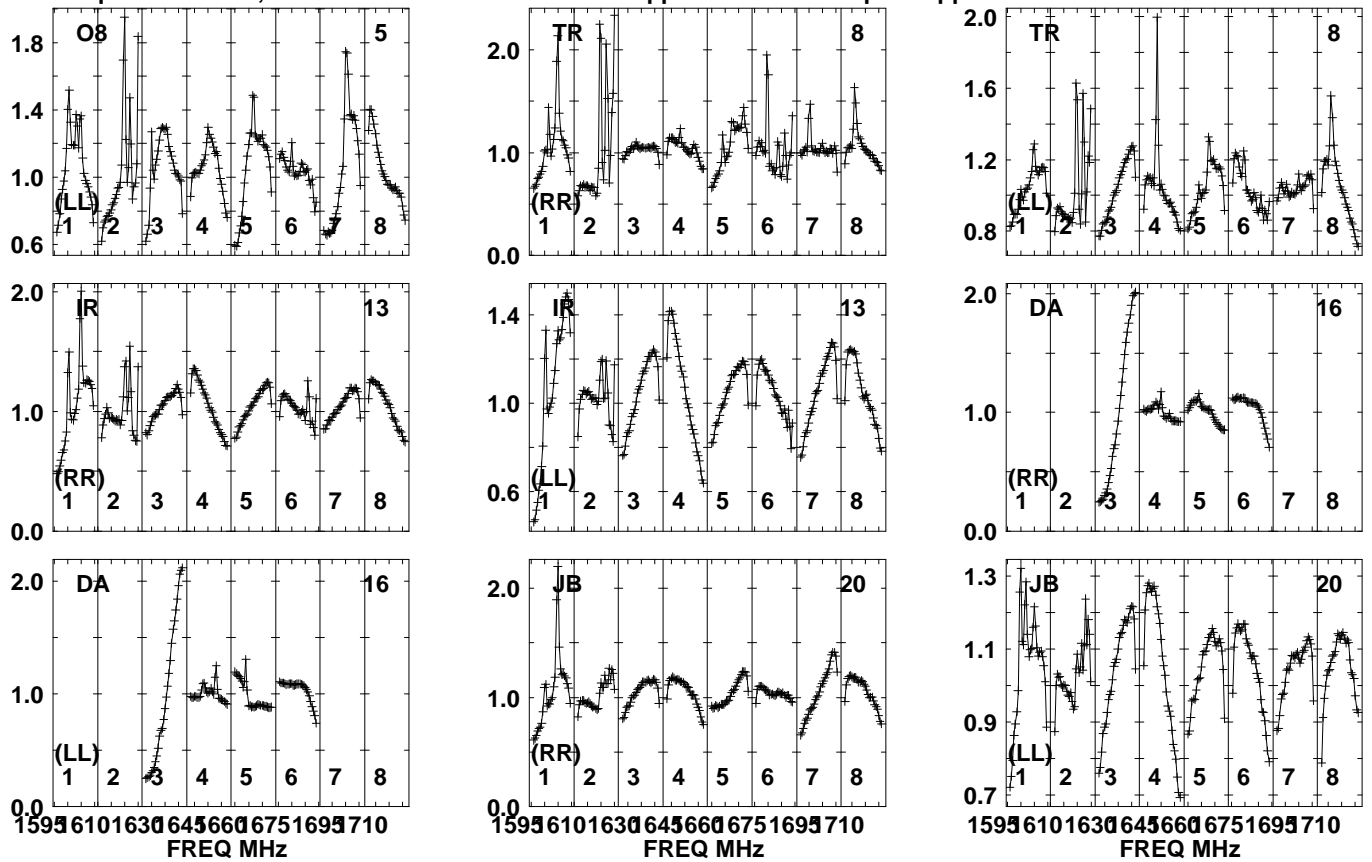
1595 610 1630 645 660 675 1695 710  
FREQ MHz

Lower frame: Real Jy  
Auto-corr total-power spectrum Antenna: \*  
Timerange: 01/02:51:11 to 01/02:54:39

Plot file version1053 created 12-SEP-2022 13:09:03

HS0810+2554 EH040A.UVDATA.1

Freq = 1.5950 GHz, Bw = 16.000 MH No calibration applied and no bandpass applied

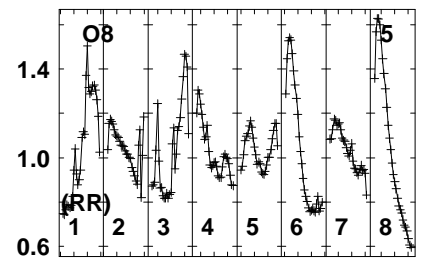
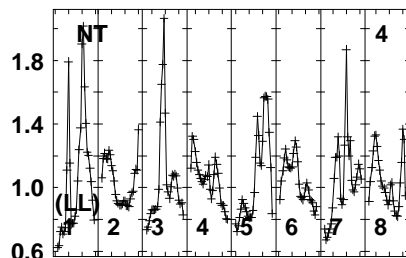
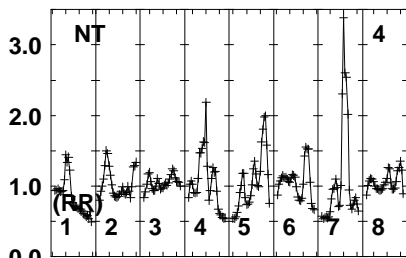
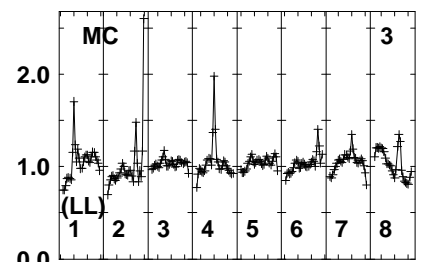
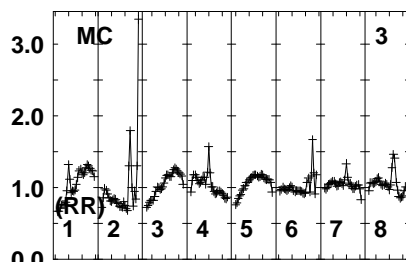
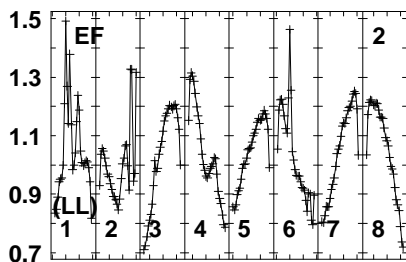
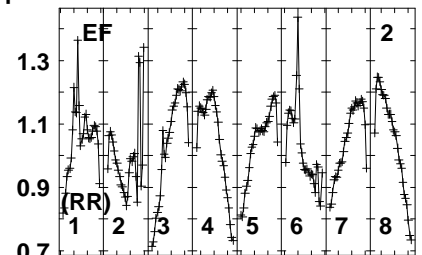
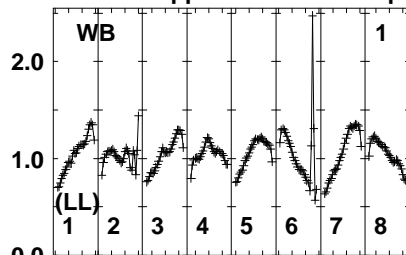
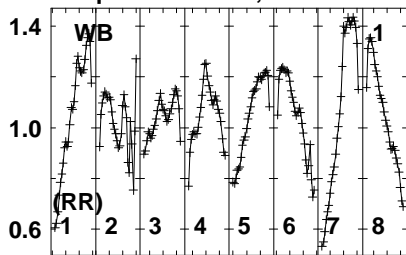


Lower frame: Real Jy  
Auto-corr total-power spectrum Antenna: \*  
Timerange: 01/02:51:11 to 01/02:54:39

Plot file version1054 created 12-SEP-2022 13:09:03

J0813+2435 EH040A.UVDATA.1

Freq = 1.5950 GHz, Bw = 16.000 MH No calibration applied and no bandpass applied



1595 610 1630 645 660 675 1695 710  
FREQ MHz

1595 610 1630 645 660 675 1695 710  
FREQ MHz

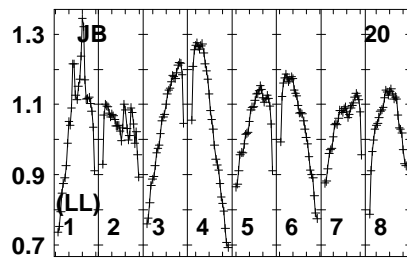
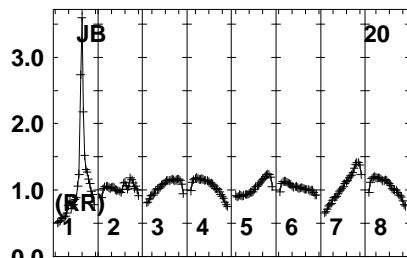
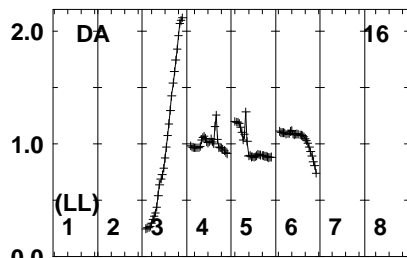
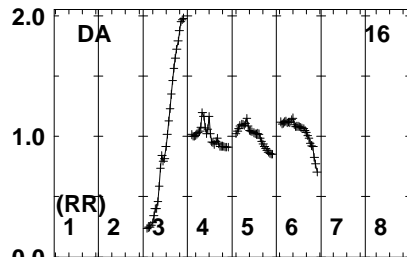
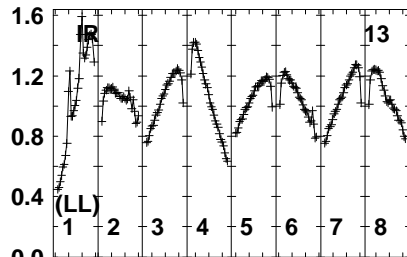
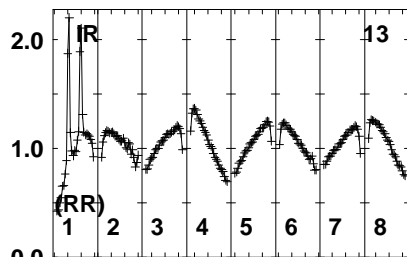
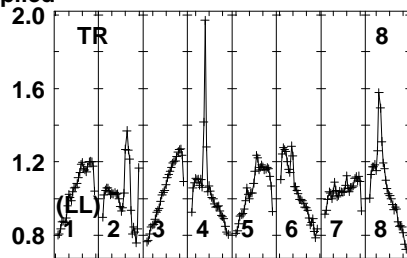
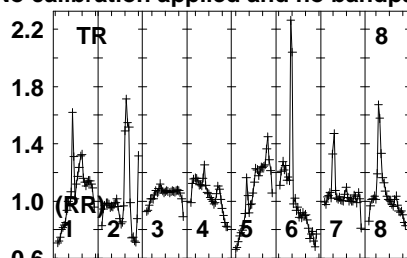
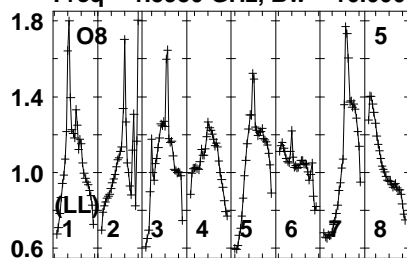
1595 610 1630 645 660 675 1695 710  
FREQ MHz

Lower frame: Real Jy  
Auto-corr total-power spectrum Antenna: \*  
Timerange: 01/02:55:11 to 01/02:56:39

Plot file version1055 created 12-SEP-2022 13:09:03

J0813+2435 EH040A.UVDATA.1

Freq = 1.5950 GHz, Bw = 16.000 MH No calibration applied and no bandpass applied



1595 610 1630 645 660 675 1695 710  
FREQ MHz

1595 610 1630 645 660 675 1695 710  
FREQ MHz

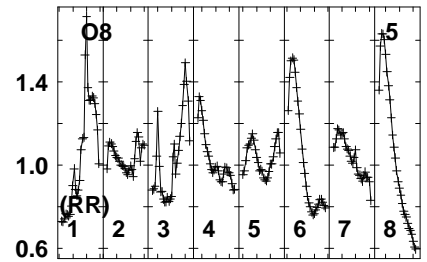
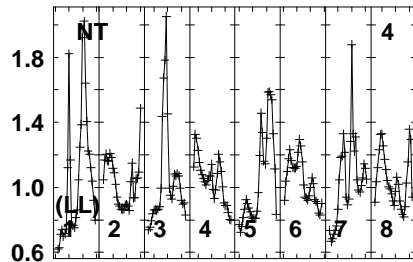
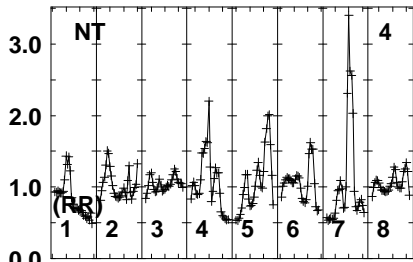
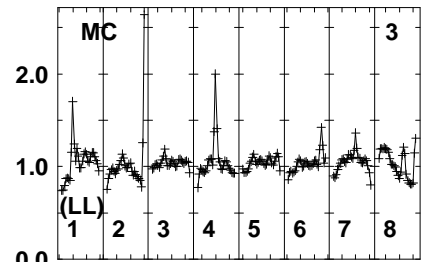
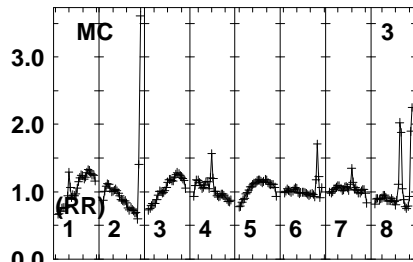
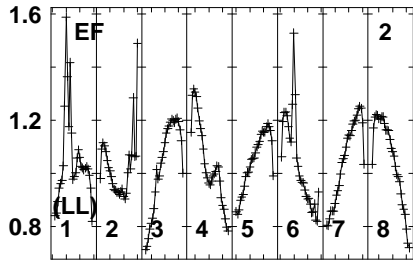
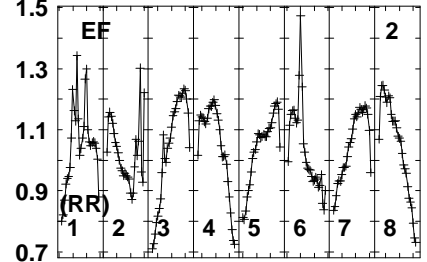
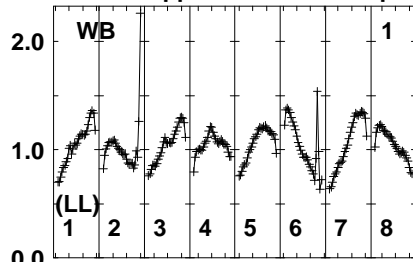
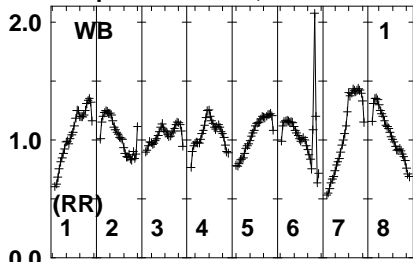
1595 610 1630 645 660 675 1695 710  
FREQ MHz

Lower frame: Real Jy  
Auto-corr total-power spectrum Antenna: \*  
Timerange: 01/02:55:11 to 01/02:56:39

Plot file version1056 created 12-SEP-2022 13:09:03

HS0810+2554 EH040A.UVDATA.1

Freq = 1.5950 GHz, Bw = 16.000 MH No calibration applied and no bandpass applied



1595 610 1630 645 660 675 1695 710  
FREQ MHz

1595 610 1630 645 660 675 1695 710  
FREQ MHz

1595 610 1630 645 660 675 1695 710  
FREQ MHz

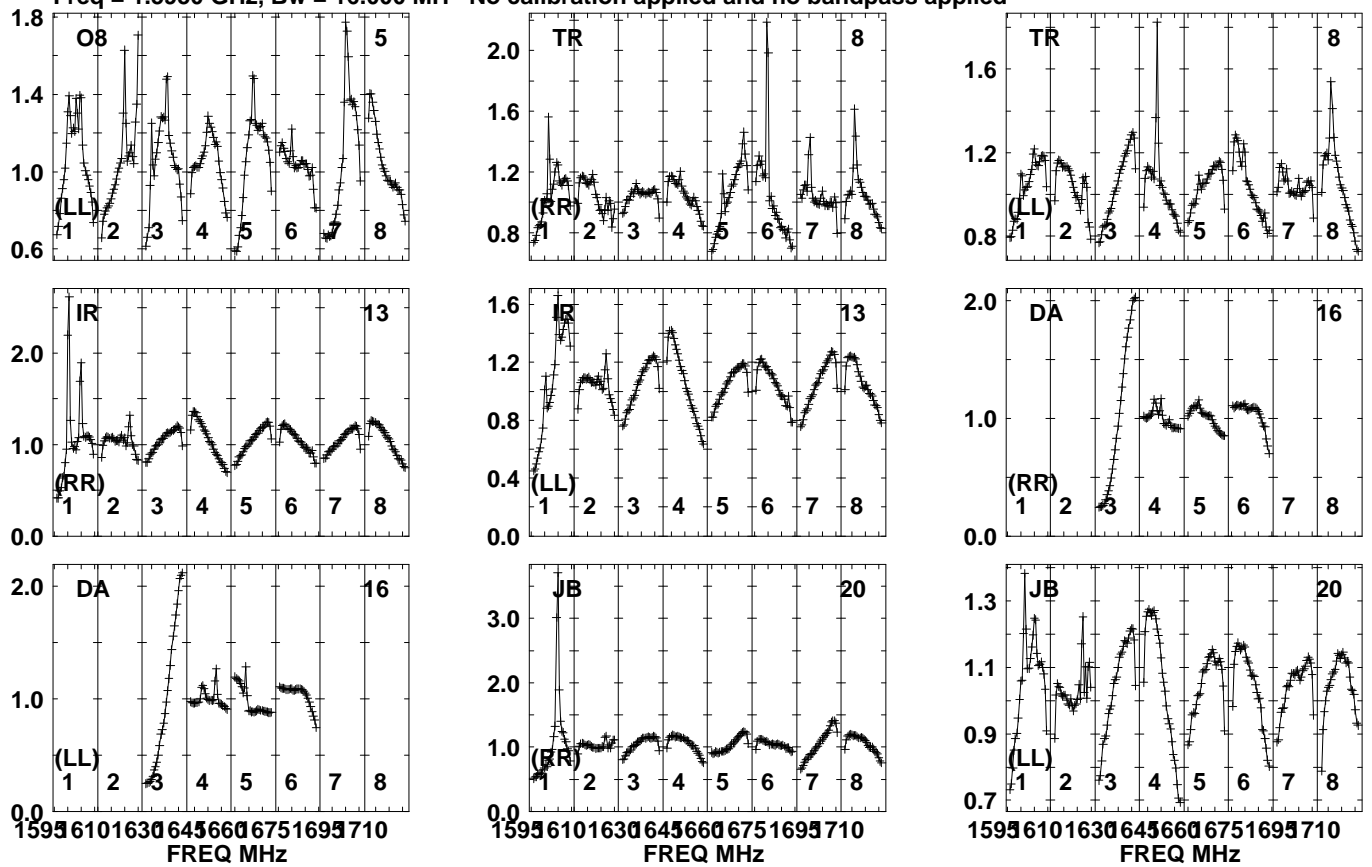
Lower frame: Real Jy  
Auto-corr total-power spectrum Antenna: \*  
Timerange: 01/02:56:41 to 01/03:00:09



Plot file version1057 created 12-SEP-2022 13:09:04

HS0810+2554 EH040A.UVDATA.1

Freq = 1.5950 GHz, Bw = 16.000 MH No calibration applied and no bandpass applied

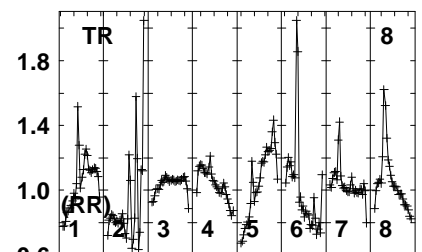
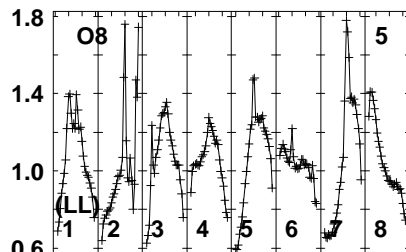
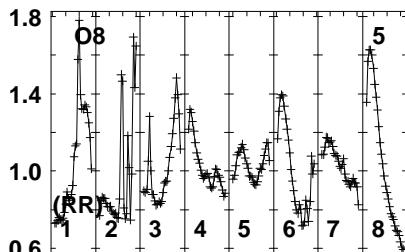
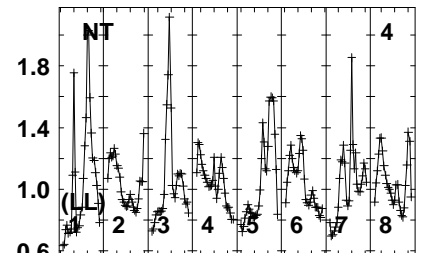
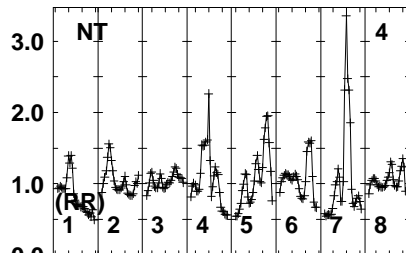
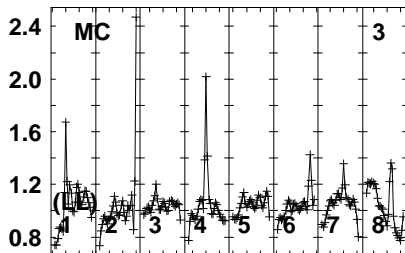
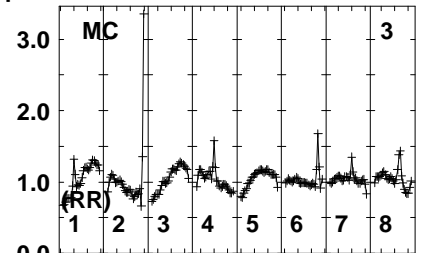
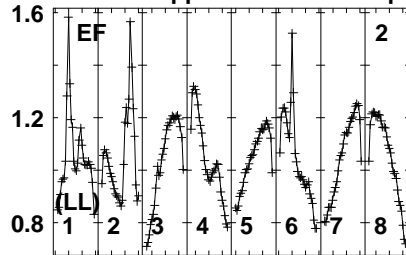
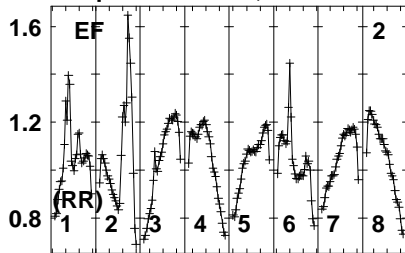


Lower frame: Real Jy  
Auto-corr total-power spectrum Antenna: \*  
Timerange: 01/02:56:41 to 01/03:00:09

Plot file version1058 created 12-SEP-2022 13:09:04

J0813+2435 EH040A.UVDATA.1

Freq = 1.5950 GHz, Bw = 16.000 MH No calibration applied and no bandpass applied



1595 610 1630 645 660 675 1695 710  
FREQ MHz

1595 610 1630 645 660 675 1695 710  
FREQ MHz

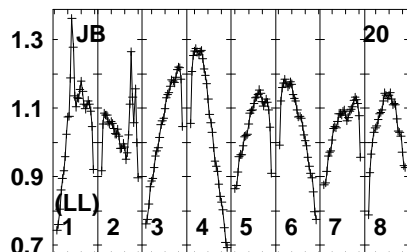
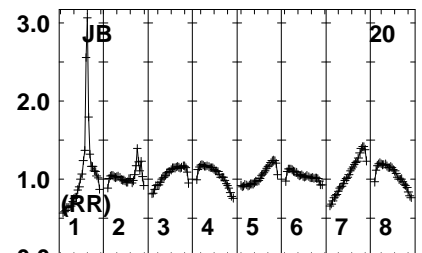
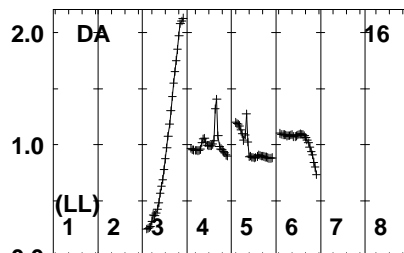
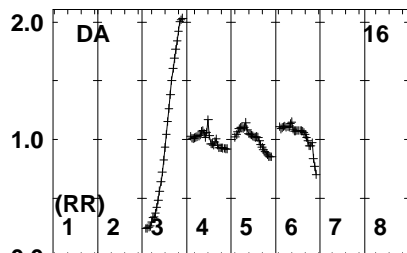
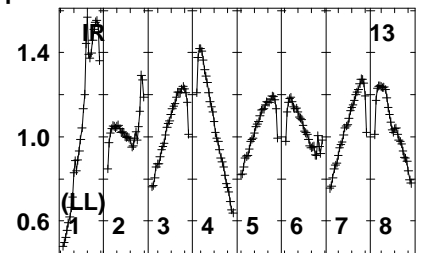
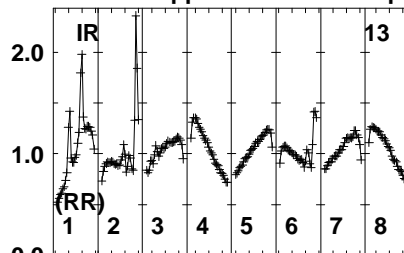
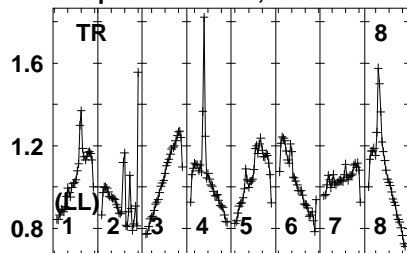
1595 610 1630 645 660 675 1695 710  
FREQ MHz

Lower frame: Real Jy  
Auto-corr total-power spectrum Antenna: \*  
Timerange: 01/03:00:13 to 01/03:01:39

Plot file version1059 created 12-SEP-2022 13:09:04

J0813+2435 EH040A.UVDATA.1

Freq = 1.5950 GHz, Bw = 16.000 MH No calibration applied and no bandpass applied



1595 610 1630 645 660 675 1695 710

FREQ MHz

Lower frame: Real Jy

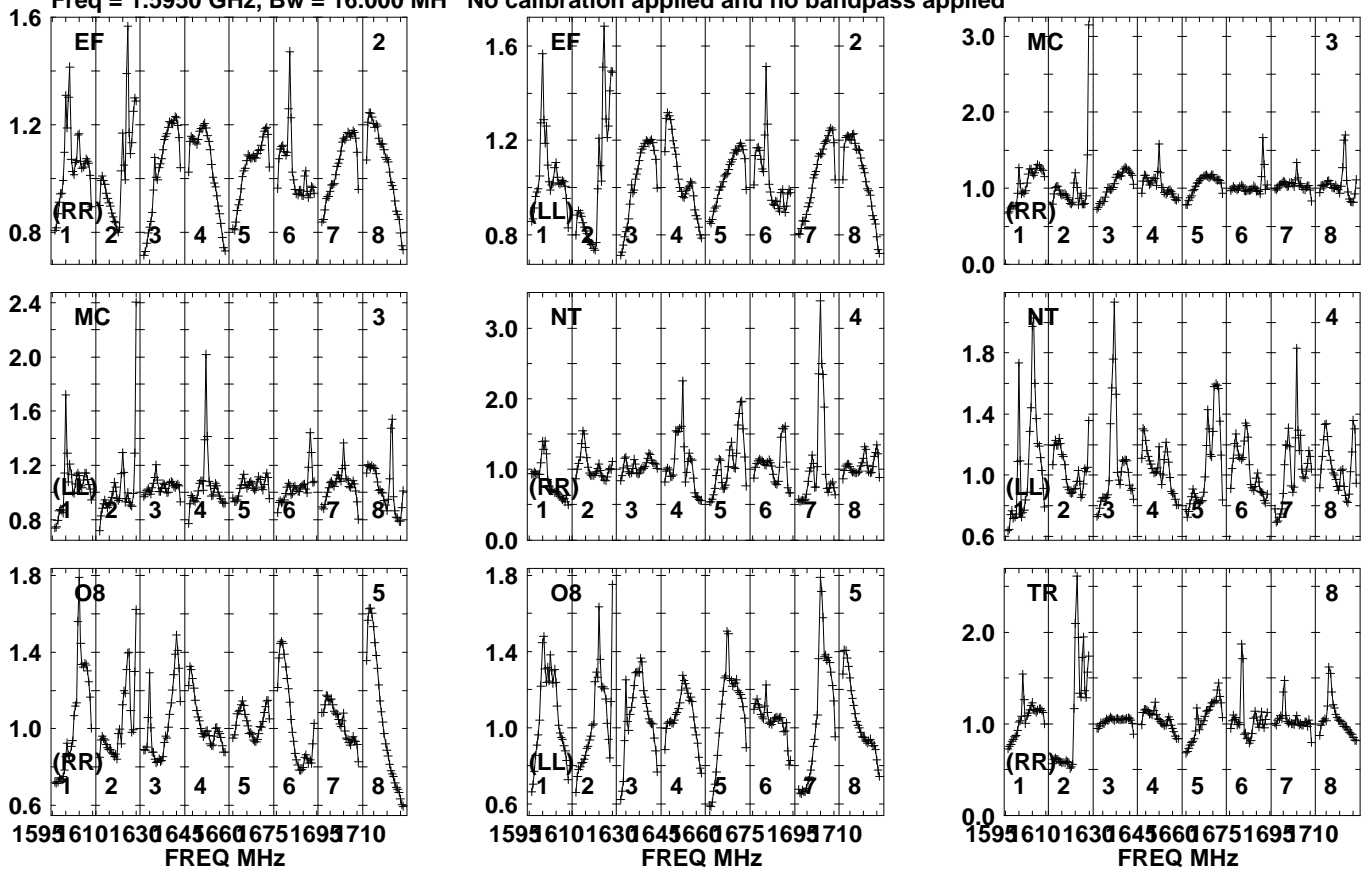
Auto-corr total-power spectrum Antenna: \*

Timerange: 01/03:00:13 to 01/03:01:39

Plot file version1060 created 12-SEP-2022 13:09:04

HS0810+2554 EH040A.UVDATA.1

Freq = 1.5950 GHz, Bw = 16.000 MH No calibration applied and no bandpass applied

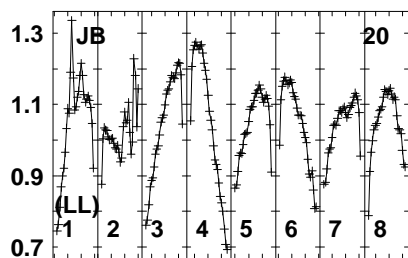
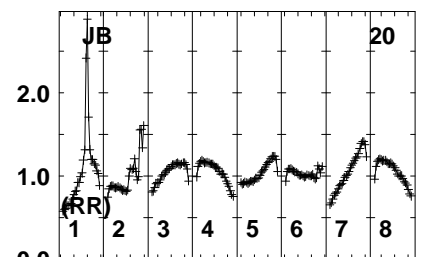
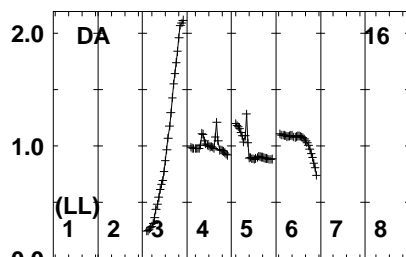
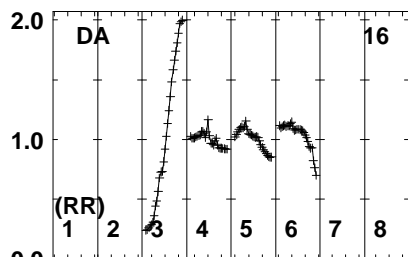
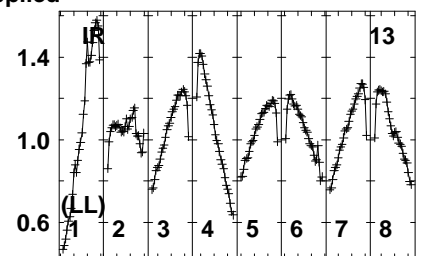
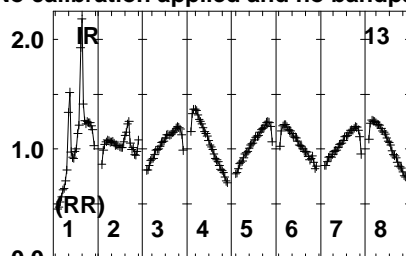
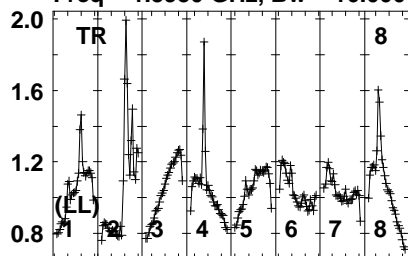


Lower frame: Real Jy  
Auto-corr total-power spectrum Antenna: \*  
Timerange: 01/03:01:41 to 01/03:05:09

Plot file version1061 created 12-SEP-2022 13:09:04

HS0810+2554 EH040A.UVDATA.1

Freq = 1.5950 GHz, Bw = 16.000 MH No calibration applied and no bandpass applied



1595 6101630 645660 6751695 710

FREQ MHz

Lower frame: Real Jy

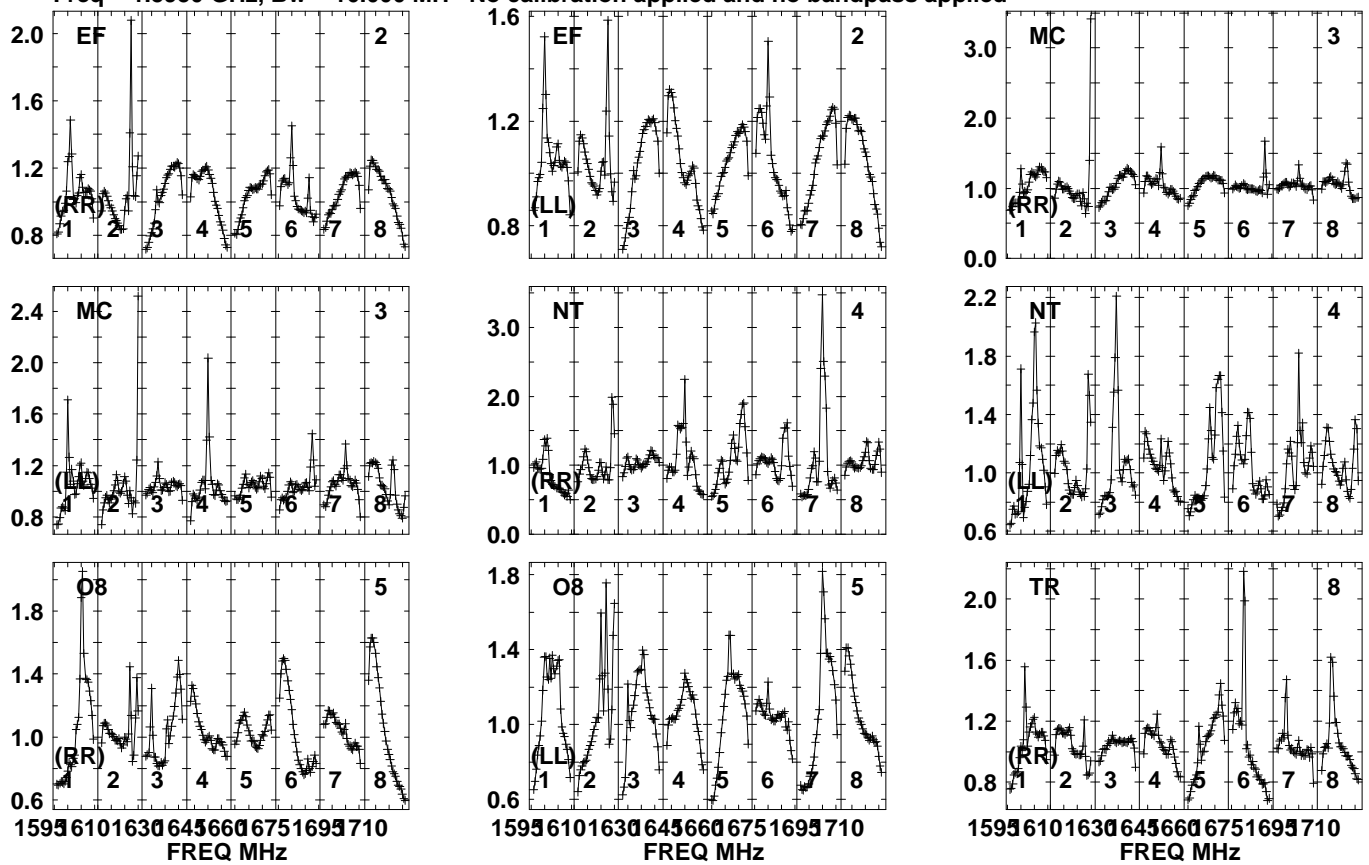
Auto-corr total-power spectrum Antenna: \*

Timerange: 01/03:01:41 to 01/03:05:09

Plot file version1062 created 12-SEP-2022 13:09:04

J0813+2435 EH040A.UVDATA.1

Freq = 1.5950 GHz, Bw = 16.000 MH No calibration applied and no bandpass applied

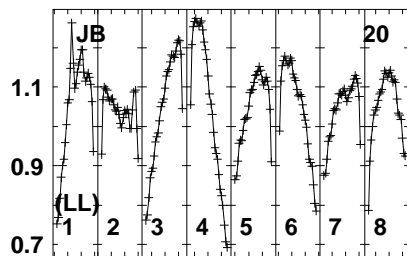
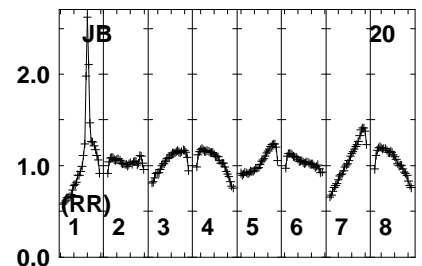
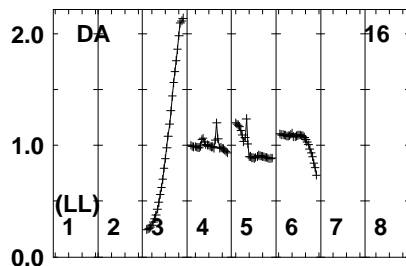
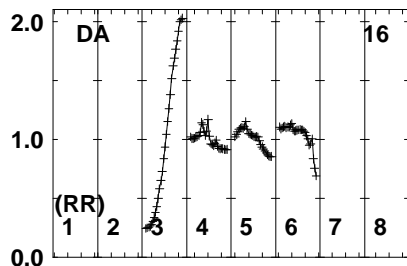
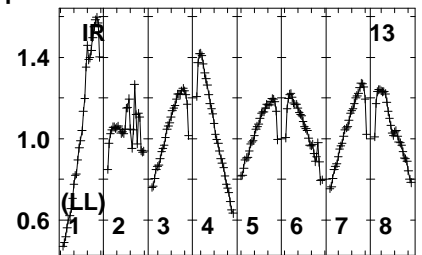
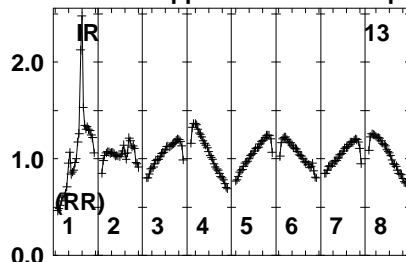
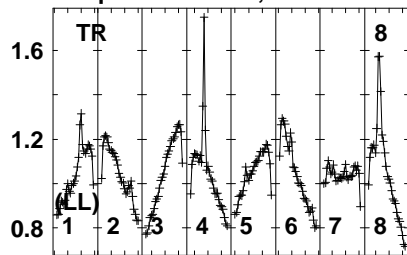


Lower frame: Real Jy  
Auto-corr total-power spectrum Antenna: \*  
Timerange: 01/03:05:41 to 01/03:07:09

Plot file version1063 created 12-SEP-2022 13:09:04

J0813+2435 EH040A.UVDATA.1

Freq = 1.5950 GHz, Bw = 16.000 MH No calibration applied and no bandpass applied



1595 610 1630 645 660 675 1695 710

FREQ MHz

Lower frame: Real Jy

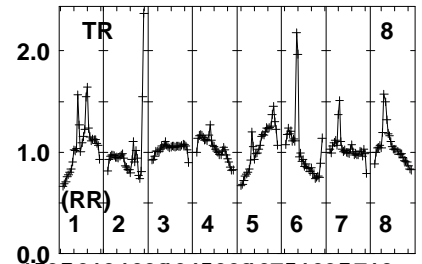
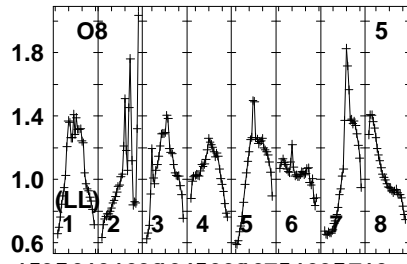
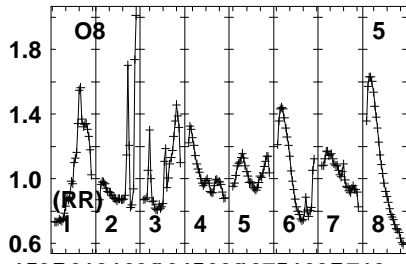
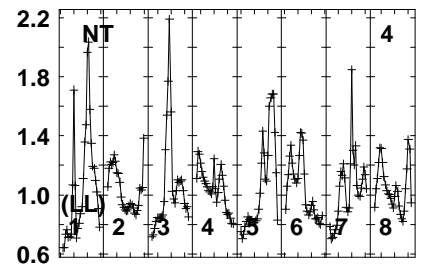
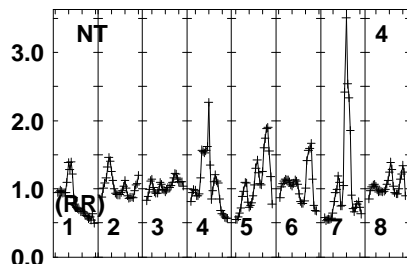
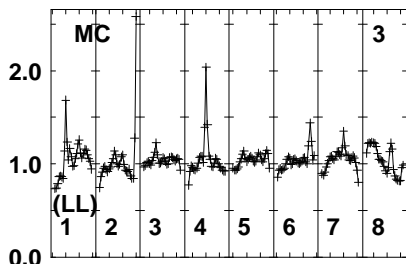
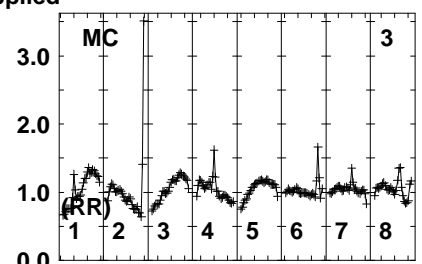
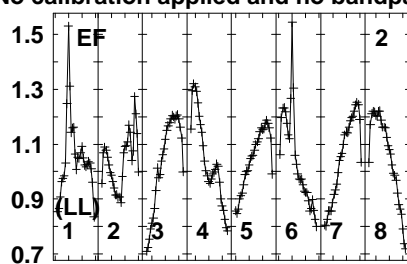
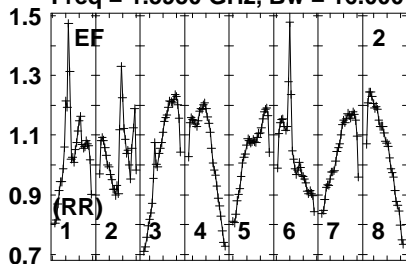
Auto-corr total-power spectrum Antenna: \*

Timerange: 01/03:05:41 to 01/03:07:09

Plot file version1064 created 12-SEP-2022 13:09:04

HS0810+2554 EH040A.UVDATA.1

Freq = 1.5950 GHz, Bw = 16.000 MH No calibration applied and no bandpass applied



1595 610 1630 645 660 675 1695 710  
FREQ MHz

1595 610 1630 645 660 675 1695 710  
FREQ MHz

1595 610 1630 645 660 675 1695 710  
FREQ MHz

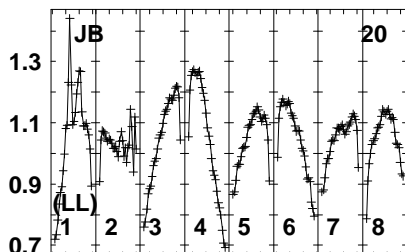
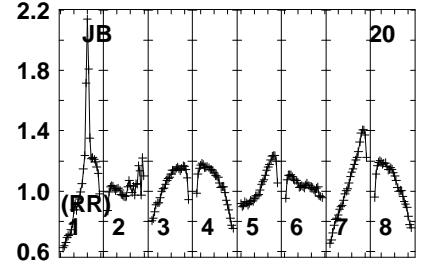
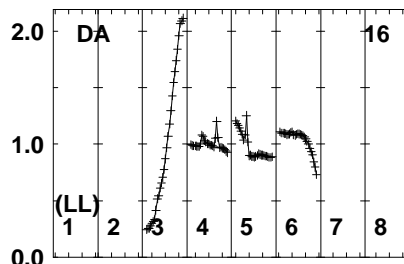
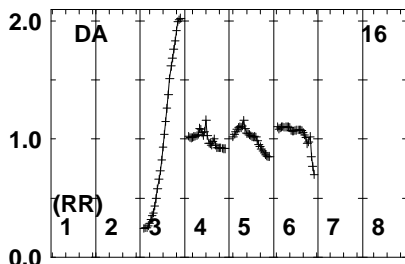
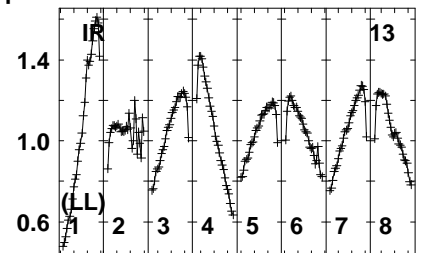
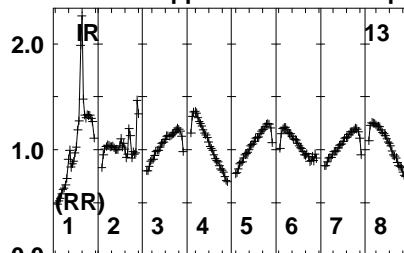
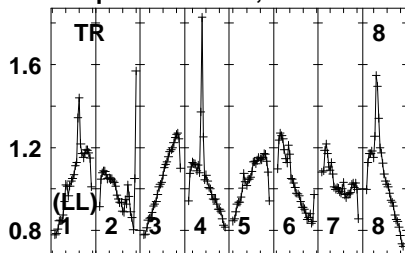
Lower frame: Real Jy  
Auto-corr total-power spectrum Antenna: \*  
Timerange: 01/03:07:11 to 01/03:10:39



Plot file version1065 created 12-SEP-2022 13:09:04

HS0810+2554 EH040A.UVDATA.1

Freq = 1.5950 GHz, Bw = 16.000 MH No calibration applied and no bandpass applied



1595 6101630 645660 6751695 710

FREQ MHz

Lower frame: Real Jy

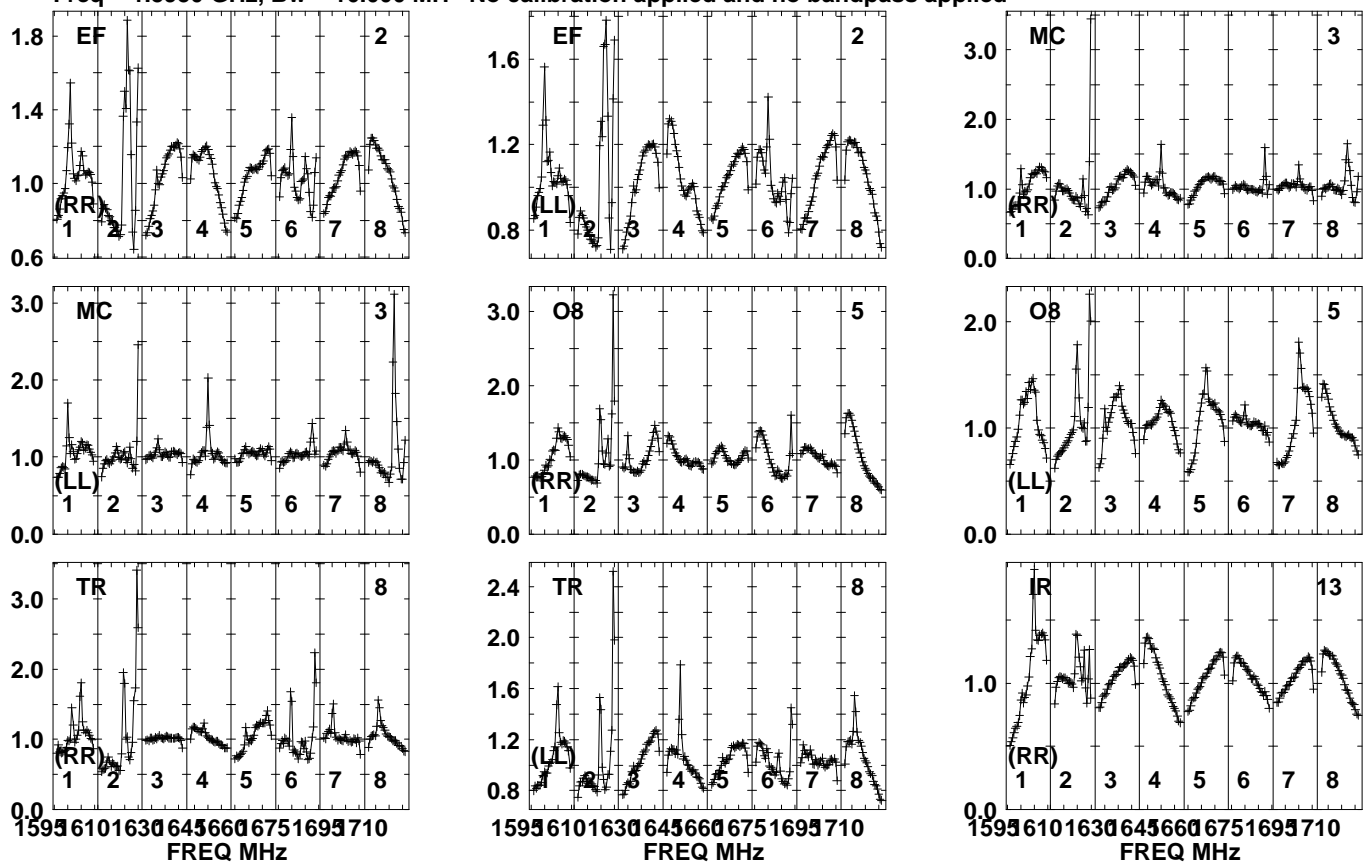
Auto-corr total-power spectrum Antenna: \*

Timerange: 01/03:07:11 to 01/03:10:39

Plot file version1066 created 12-SEP-2022 13:09:05

J0813+2435 EH040A.UVDATA.1

Freq = 1.5950 GHz, Bw = 16.000 MH No calibration applied and no bandpass applied

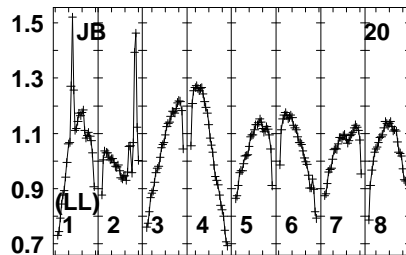
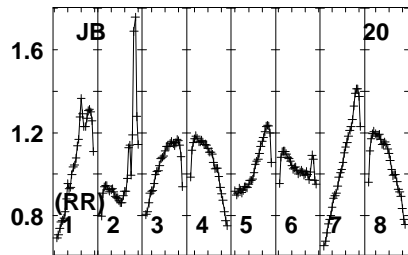
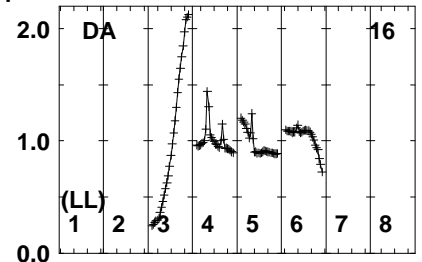
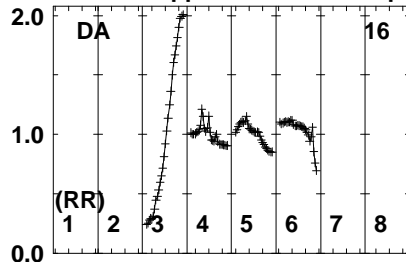
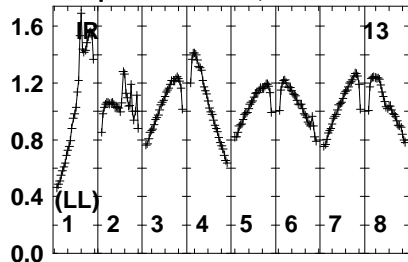


Lower frame: Real Jy  
Auto-corr total-power spectrum Antenna: \*  
Timerange: 01/03:10:41 to 01/03:12:09

Plot file version1067 created 12-SEP-2022 13:09:05

J0813+2435 EH040A.UVDATA.1

Freq = 1.5950 GHz, Bw = 16.000 MH No calibration applied and no bandpass applied

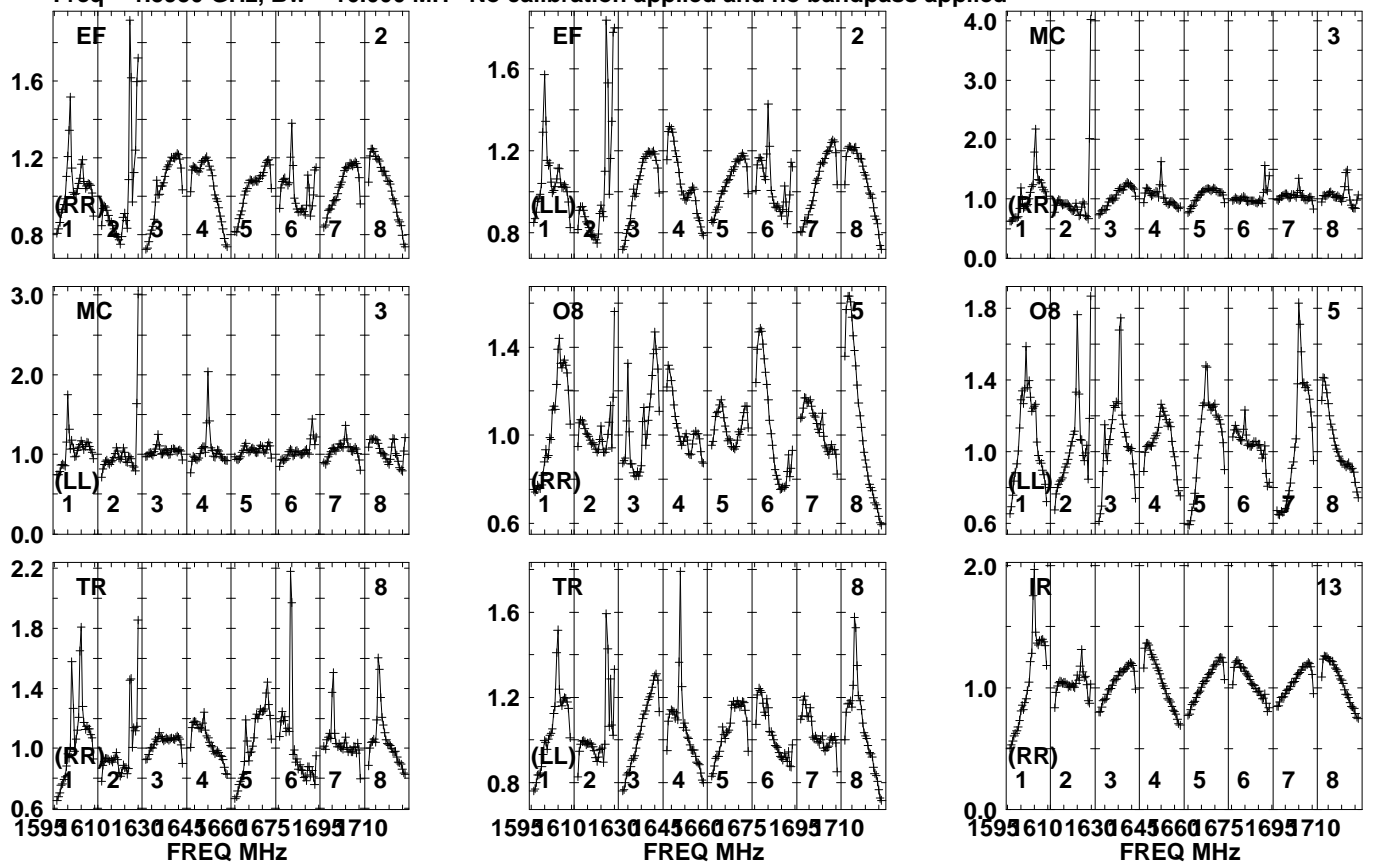


Lower frame: Real Jy  
Auto-corr total-power spectrum Antenna: \*  
Timerange: 01/03:10:41 to 01/03:12:09

Plot file version1068 created 12-SEP-2022 13:09:05

HS0810+2554 EH040A.UVDATA.1

Freq = 1.5950 GHz, Bw = 16.000 MH No calibration applied and no bandpass applied

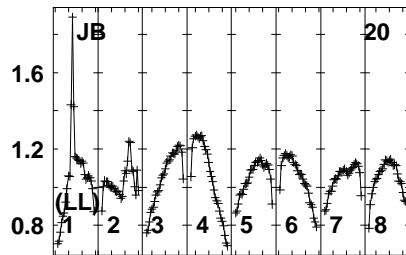
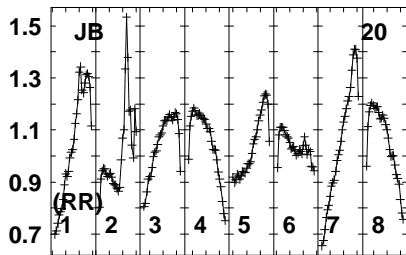
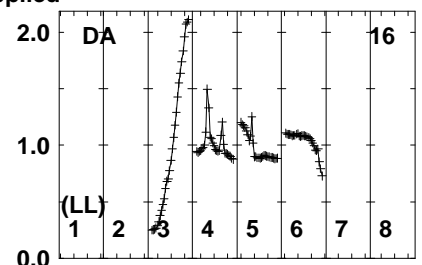
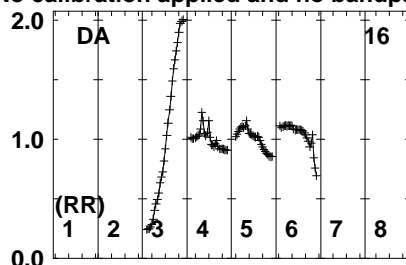
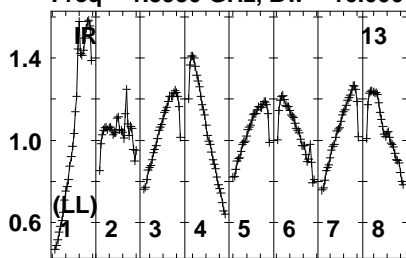


Lower frame: Real Jy  
Auto-corr total-power spectrum Antenna: \*  
Timerange: 01/03:12:11 to 01/03:15:39

Plot file version1069 created 12-SEP-2022 13:09:05

HS0810+2554 EH040A.UVDATA.1

Freq = 1.5950 GHz, Bw = 16.000 MH No calibration applied and no bandpass applied

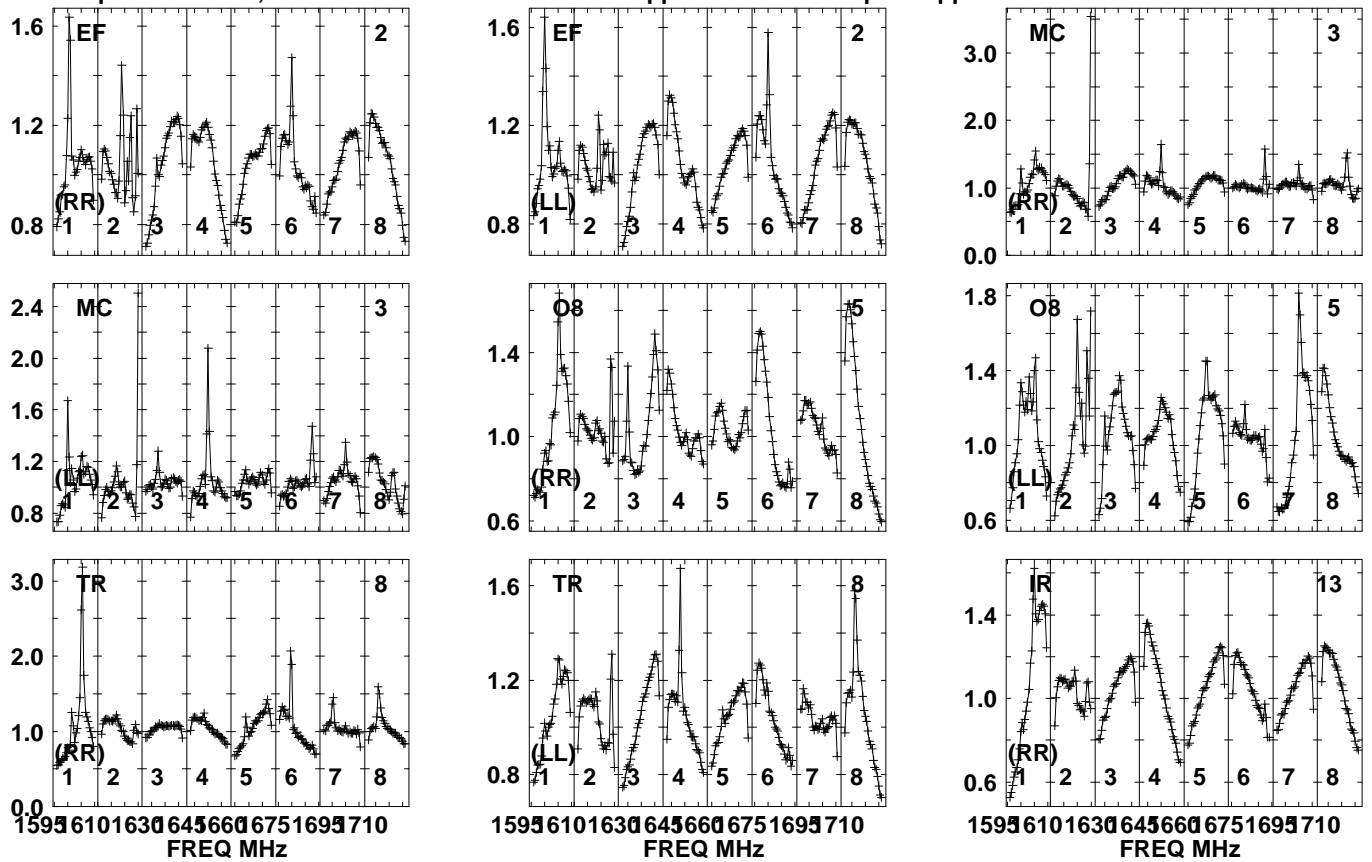


Lower frame: Real Jy  
Auto-corr total-power spectrum Antenna: \*  
Timerange: 01/03:12:11 to 01/03:15:39

Plot file version1070 created 12-SEP-2022 13:09:05

J0813+2435 EH040A.UVDATA.1

Freq = 1.5950 GHz, Bw = 16.000 MH No calibration applied and no bandpass applied

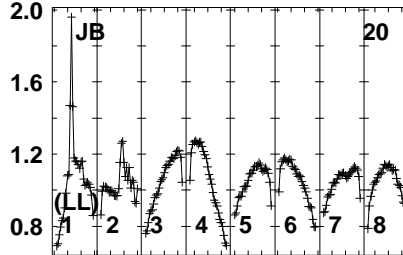
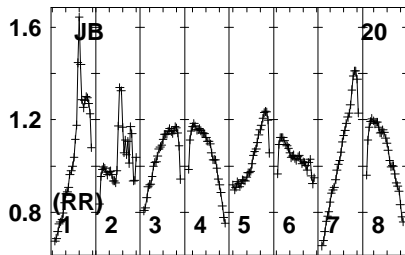
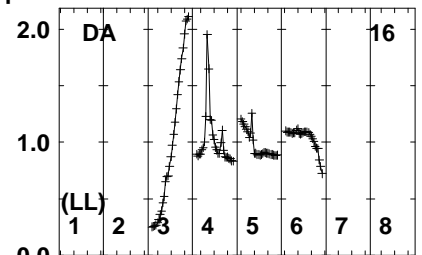
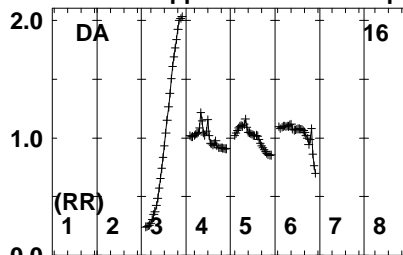
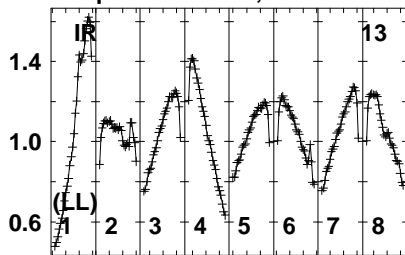


Lower frame: Real Jy  
Auto-corr total-power spectrum Antenna: \*  
Timerange: 01/03:16:11 to 01/03:17:39

Plot file version1071 created 12-SEP-2022 13:09:05

J0813+2435 EH040A.UVDATA.1

Freq = 1.5950 GHz, Bw = 16.000 MH No calibration applied and no bandpass applied

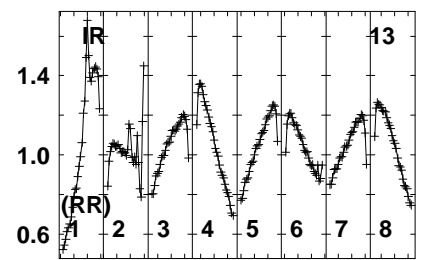
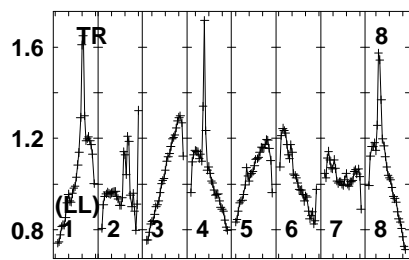
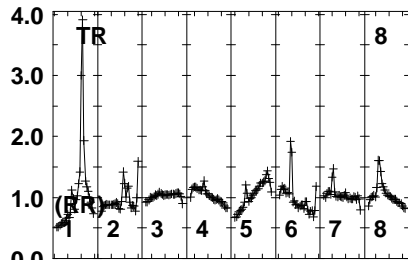
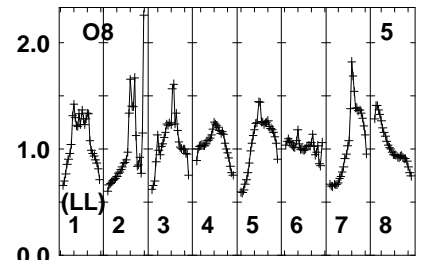
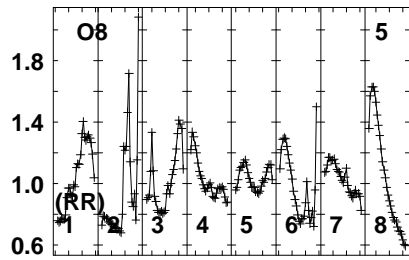
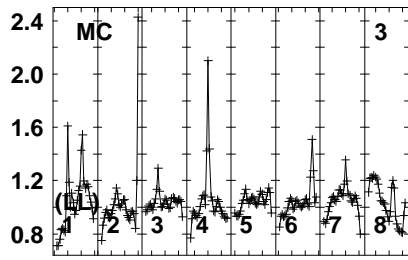
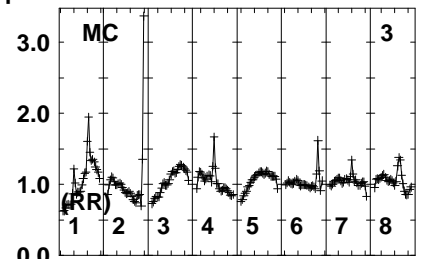
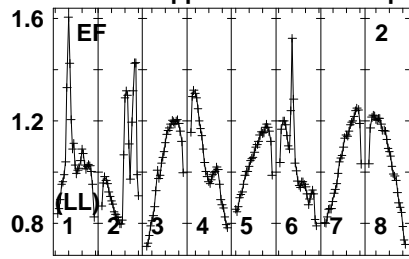
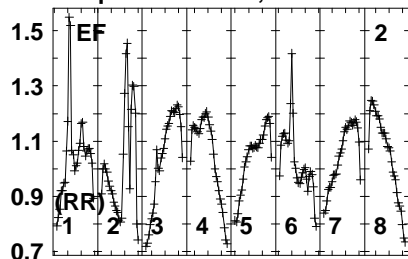


Lower frame: Real Jy  
Auto-corr total-power spectrum Antenna: \*  
Timerange: 01/03:16:11 to 01/03:17:39

Plot file version1072 created 12-SEP-2022 13:09:05

HS0810+2554 EH040A.UVDATA.1

Freq = 1.5950 GHz, Bw = 16.000 MH No calibration applied and no bandpass applied



1595 610 1630 645 660 675 1695 710  
FREQ MHz

1595 610 1630 645 660 675 1695 710  
FREQ MHz

1595 610 1630 645 660 675 1695 710  
FREQ MHz

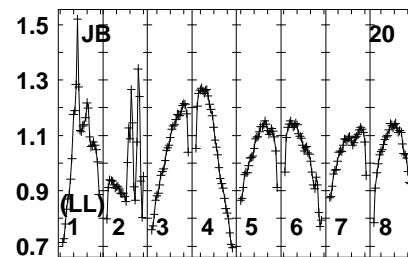
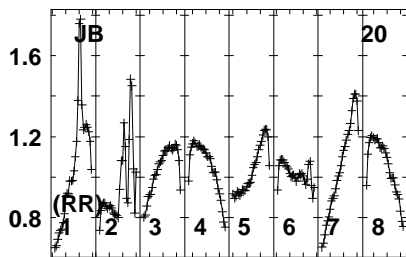
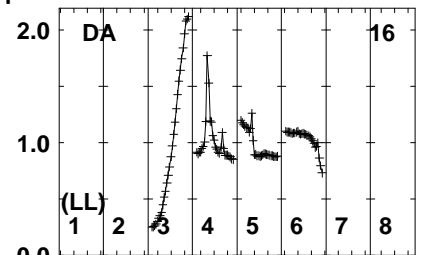
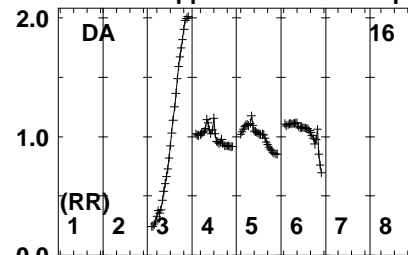
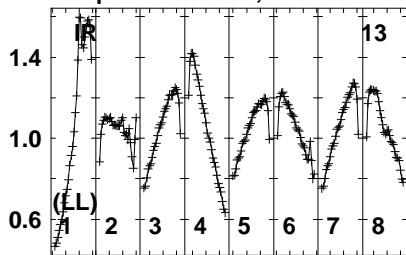
Lower frame: Real Jy  
Auto-corr total-power spectrum Antenna: \*  
Timerange: 01/03:17:41 to 01/03:21:09



Plot file version1073 created 12-SEP-2022 13:09:05

HS0810+2554 EH040A.UVDATA.1

Freq = 1.5950 GHz, Bw = 16.000 MH No calibration applied and no bandpass applied

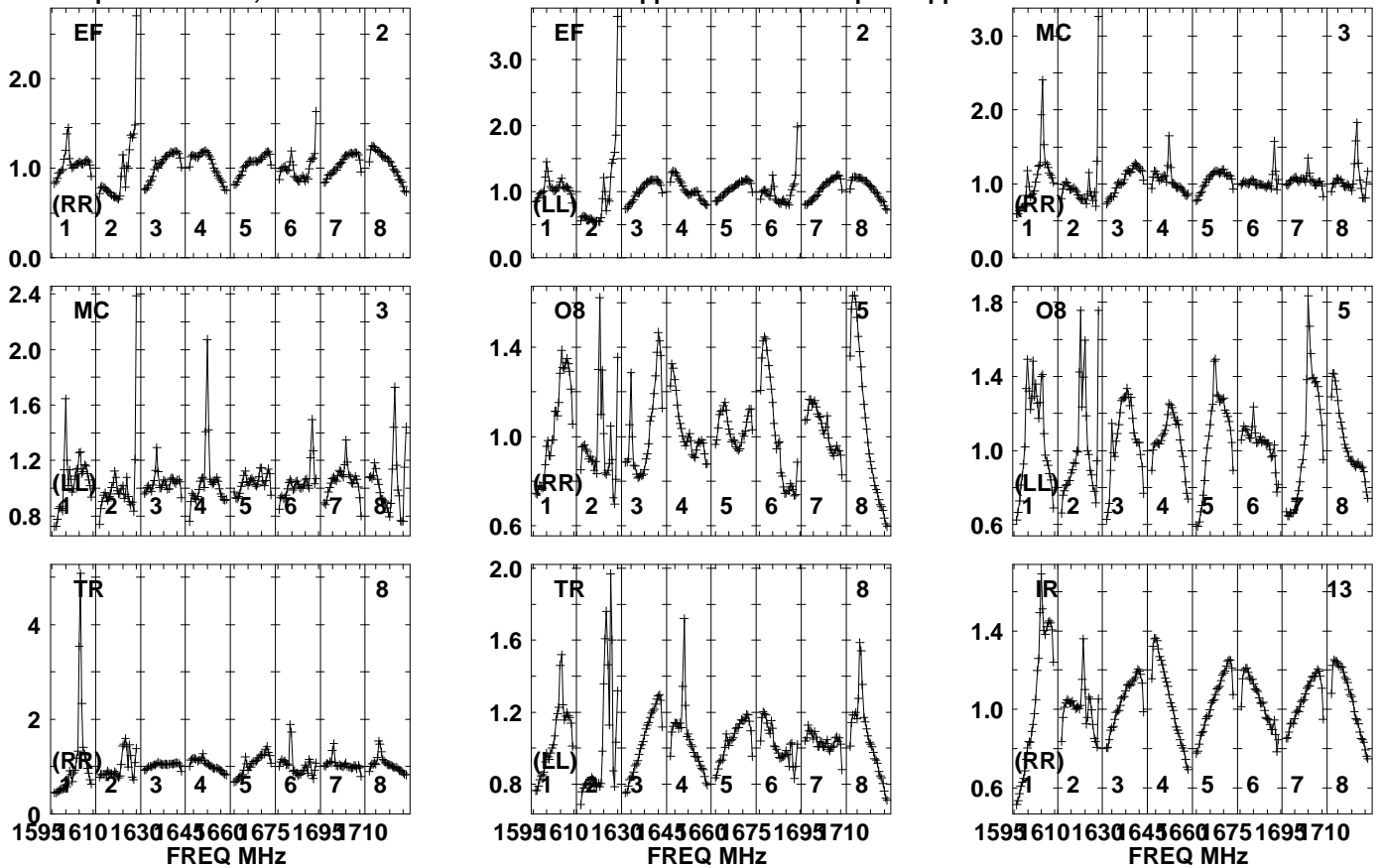


Lower frame: Real Jy  
Auto-corr total-power spectrum Antenna: \*  
Timerange: 01/03:17:41 to 01/03:21:09

Plot file version1074 created 12-SEP-2022 13:09:05

J0813+2435 EH040A.UVDATA.1

Freq = 1.5950 GHz, Bw = 16.000 MH No calibration applied and no bandpass applied



Lower frame: Real Jy

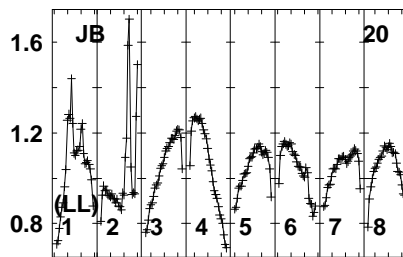
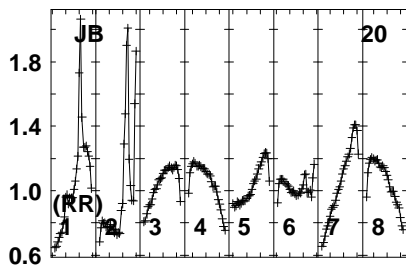
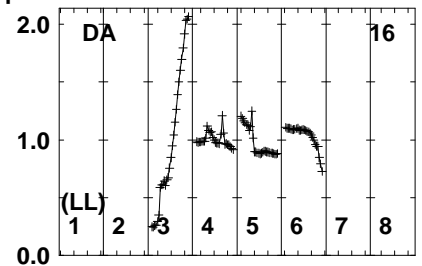
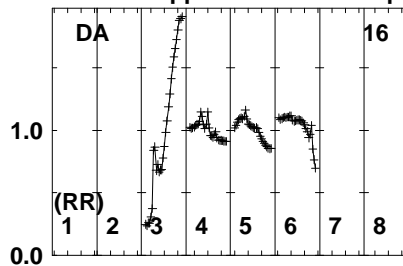
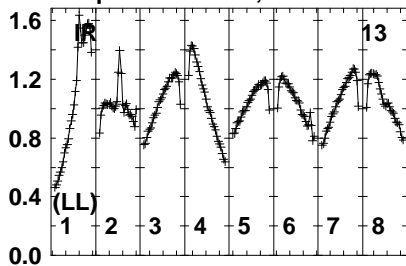
Auto-corr total-power spectrum Antenna: \*

Timerange: 01/03:21:11 to 01/03:22:39

Plot file version1075 created 12-SEP-2022 13:09:05

J0813+2435 EH040A.UVDATA.1

Freq = 1.5950 GHz, Bw = 16.000 MH No calibration applied and no bandpass applied

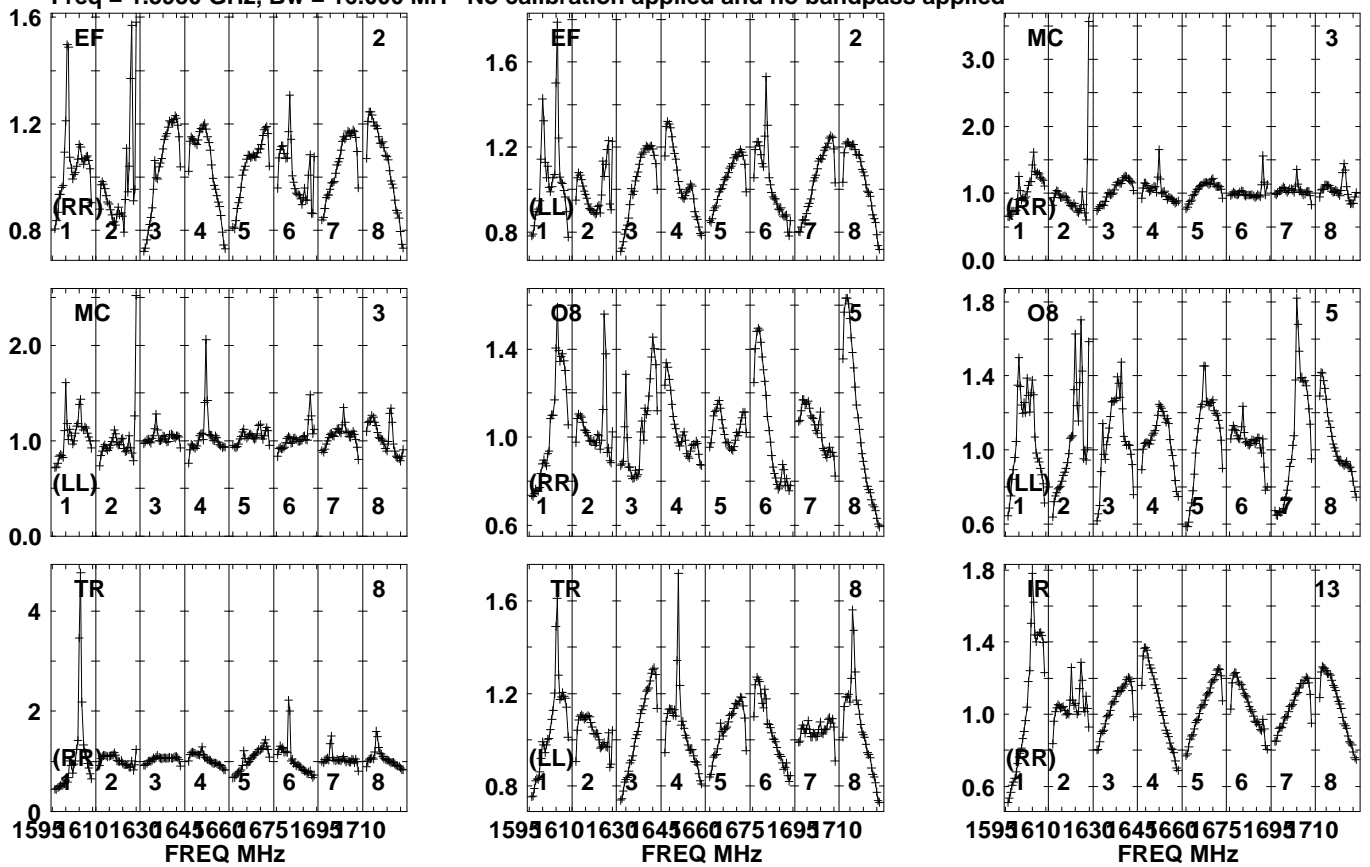


Lower frame: Real Jy  
Auto-corr total-power spectrum Antenna: \*  
Timerange: 01/03:21:11 to 01/03:22:39

Plot file version1076 created 12-SEP-2022 13:09:05

HS0810+2554 EH040A.UVDATA.1

Freq = 1.5950 GHz, Bw = 16.000 MH No calibration applied and no bandpass applied

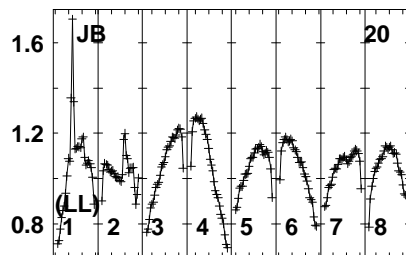
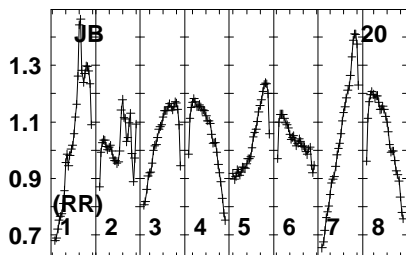
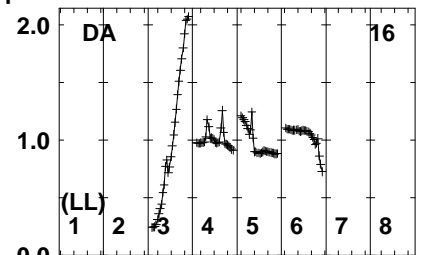
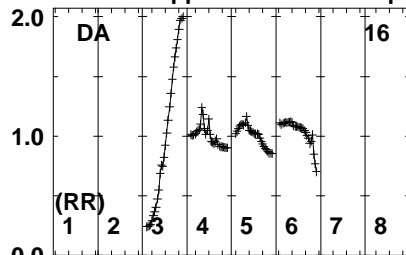
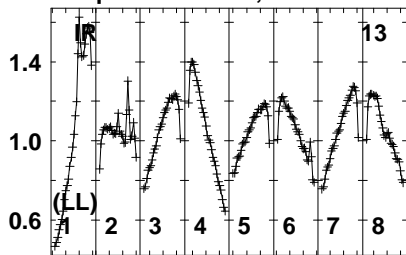


Lower frame: Real Jy  
Auto-corr total-power spectrum Antenna: \*  
Timerange: 01/03:22:41 to 01/03:26:09

Plot file version1077 created 12-SEP-2022 13:09:05

HS0810+2554 EH040A.UVDATA.1

Freq = 1.5950 GHz, Bw = 16.000 MH No calibration applied and no bandpass applied

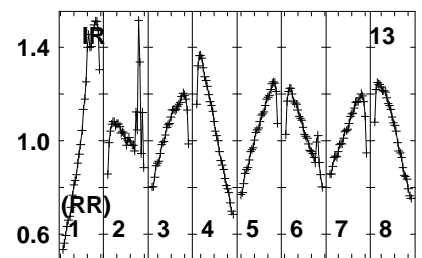
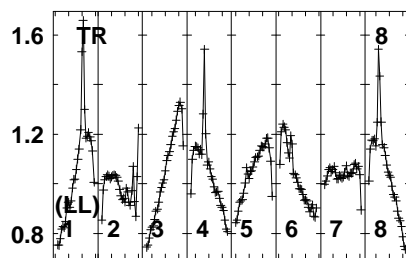
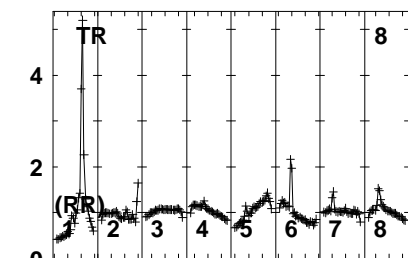
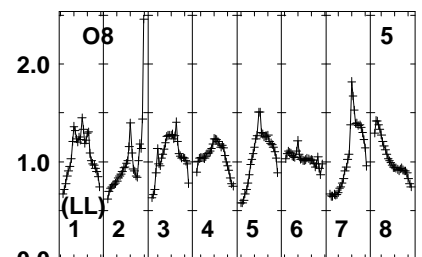
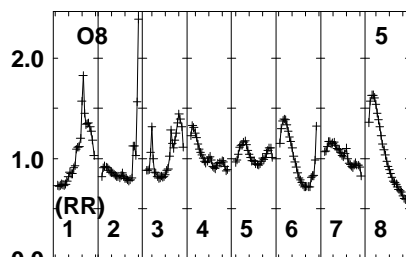
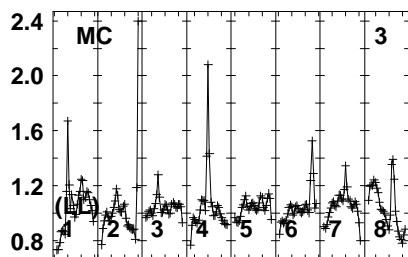
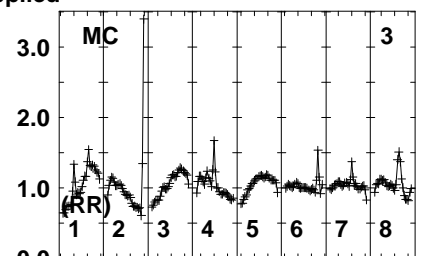
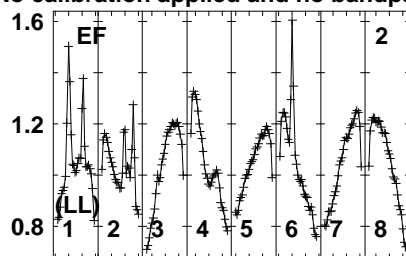
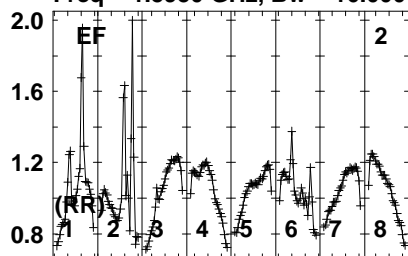


Lower frame: Real Jy  
Auto-corr total-power spectrum Antenna: \*  
Timerange: 01/03:22:41 to 01/03:26:09

Plot file version1078 created 12-SEP-2022 13:09:05

J0813+2435 EH040A.UVDATA.1

Freq = 1.5950 GHz, Bw = 16.000 MH No calibration applied and no bandpass applied



1595 610 1630 645 660 675 1695 710  
FREQ MHz

1595 610 1630 645 660 675 1695 710  
FREQ MHz

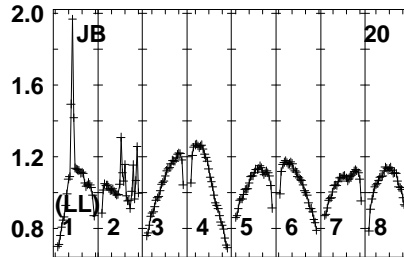
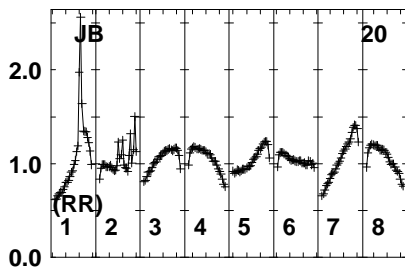
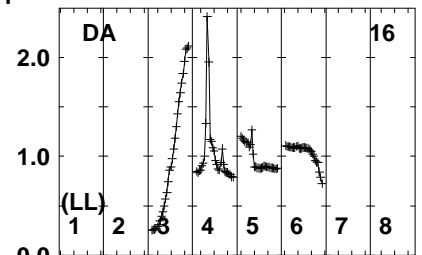
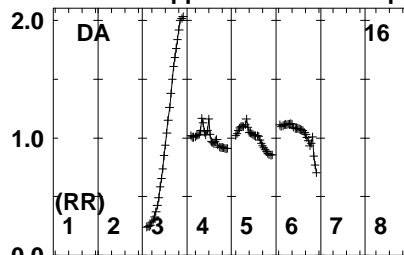
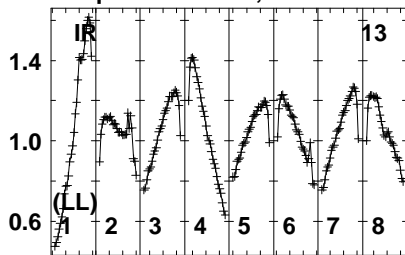
1595 610 1630 645 660 675 1695 710  
FREQ MHz

Lower frame: Real Jy  
Auto-corr total-power spectrum Antenna: \*  
Timerange: 01/03:26:41 to 01/03:28:09

Plot file version1079 created 12-SEP-2022 13:09:06

J0813+2435 EH040A.UVDATA.1

Freq = 1.5950 GHz, Bw = 16.000 MH No calibration applied and no bandpass applied

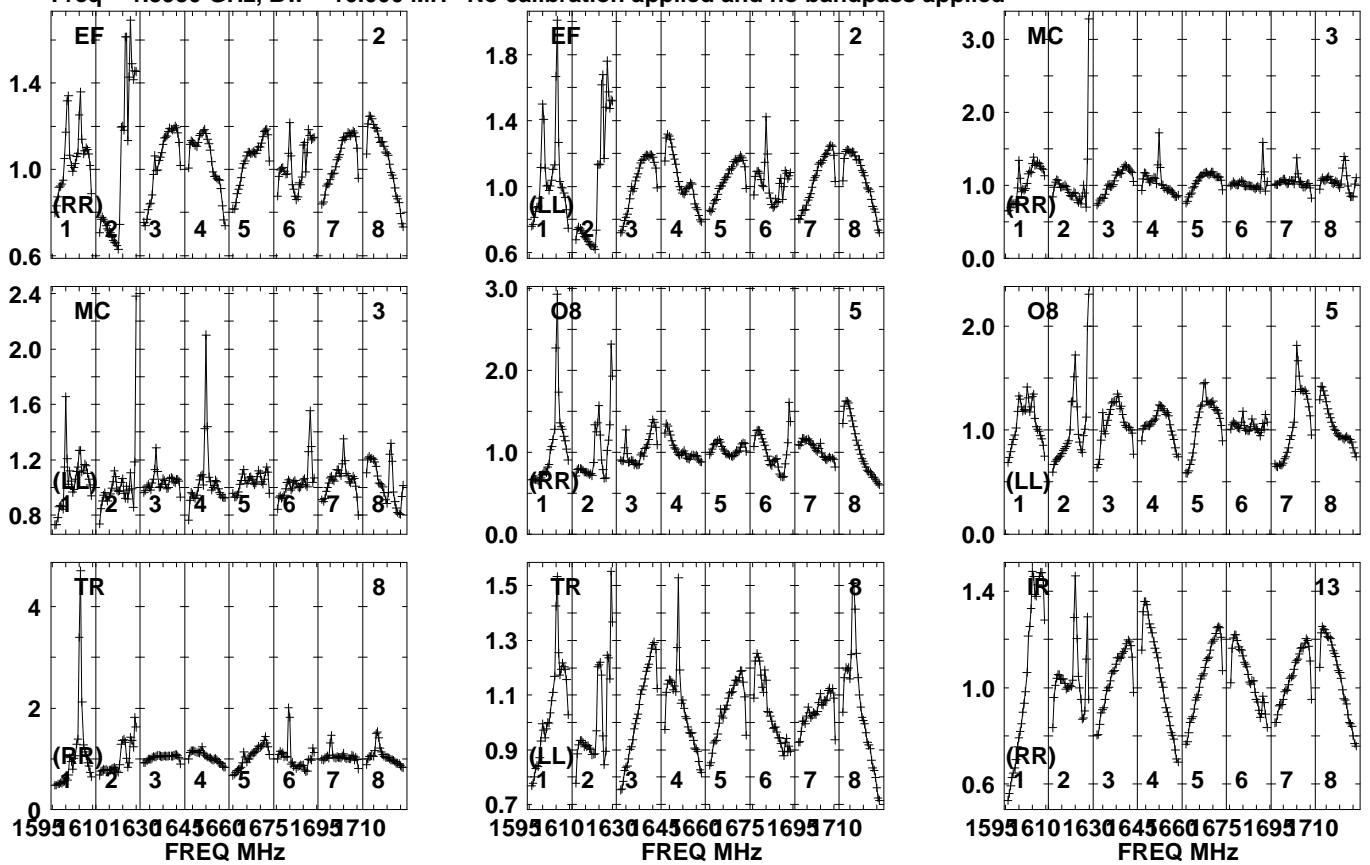


Lower frame: Real Jy  
Auto-corr total-power spectrum Antenna: \*  
Timerange: 01/03:26:41 to 01/03:28:09

Plot file version1080 created 12-SEP-2022 13:09:06

HS0810+2554 EH040A.UVDATA.1

Freq = 1.5950 GHz, Bw = 16.000 MH No calibration applied and no bandpass applied



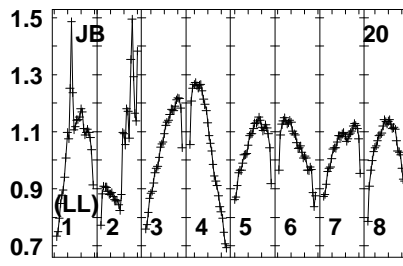
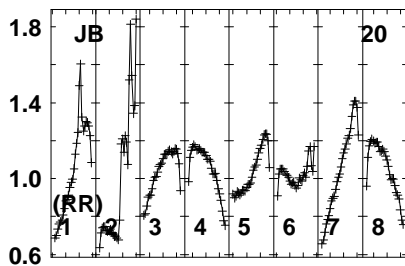
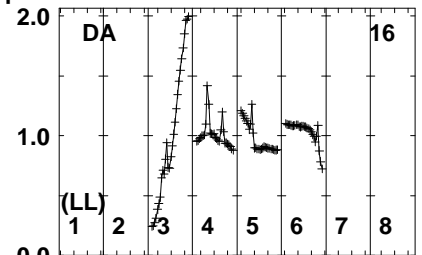
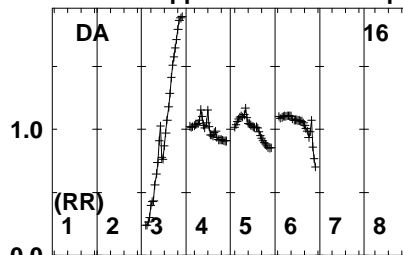
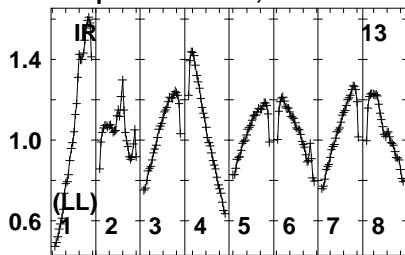
Lower frame: Real Jy  
Auto-corr total-power spectrum Antenna: \*  
Timerange: 01/03:28:11 to 01/03:31:39



Plot file version1081 created 12-SEP-2022 13:09:06

HS0810+2554 EH040A.UVDATA.1

Freq = 1.5950 GHz, Bw = 16.000 MH No calibration applied and no bandpass applied

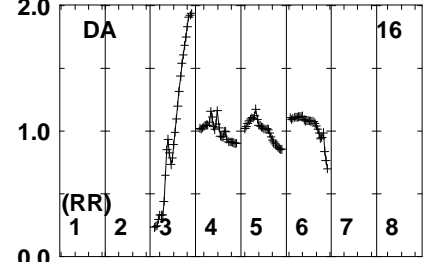
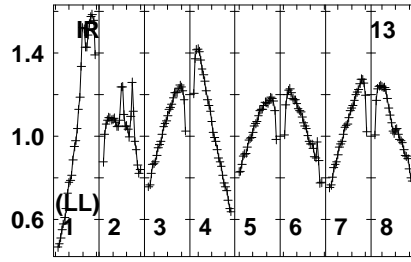
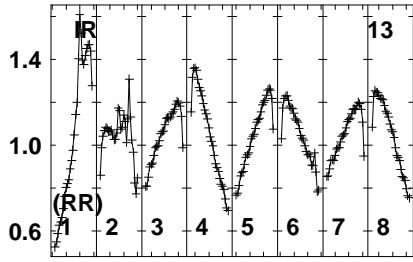
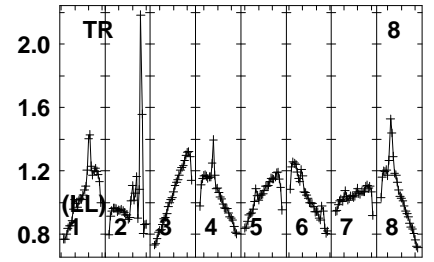
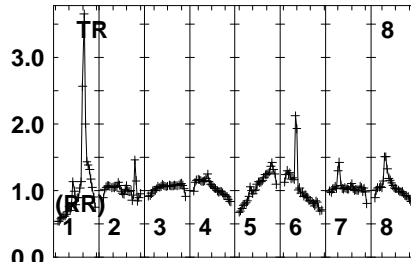
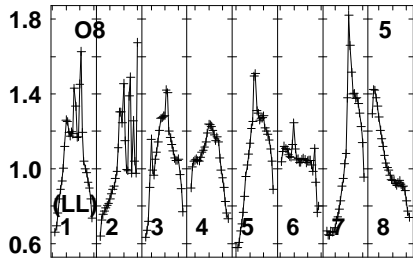
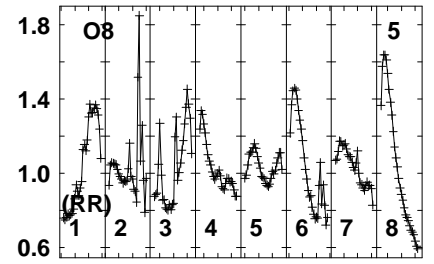
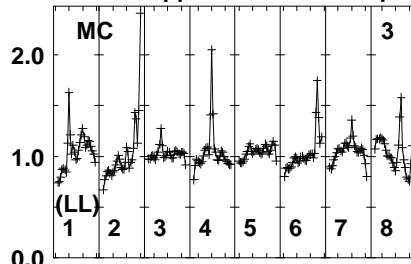
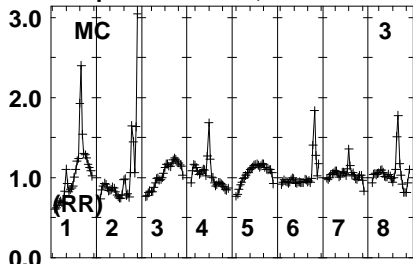


Lower frame: Real Jy  
Auto-corr total-power spectrum Antenna: \*  
Timerange: 01/03:28:11 to 01/03:31:39

Plot file version1082 created 12-SEP-2022 13:09:06

J0813+2435 EH040A.UVDATA.1

Freq = 1.5950 GHz, Bw = 16.000 MH No calibration applied and no bandpass applied



1595 610 1630 645 660 675 1695 710  
FREQ MHz

1595 610 1630 645 660 675 1695 710  
FREQ MHz

1595 610 1630 645 660 675 1695 710  
FREQ MHz

Lower frame: Real Jy

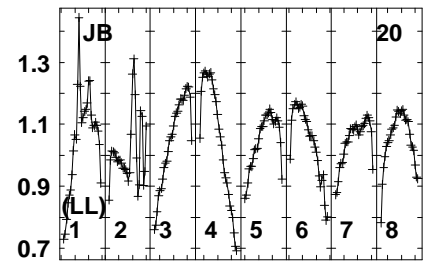
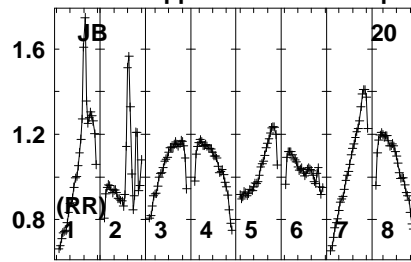
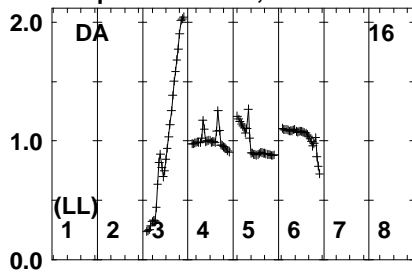
Auto-corr total-power spectrum Antenna: \*

Timerange: 01/03:31:41 to 01/03:33:09

Plot file version1083 created 12-SEP-2022 13:09:06

J0813+2435 EH040A.UVDATA.1

Freq = 1.5950 GHz, Bw = 16.000 MH No calibration applied and no bandpass applied

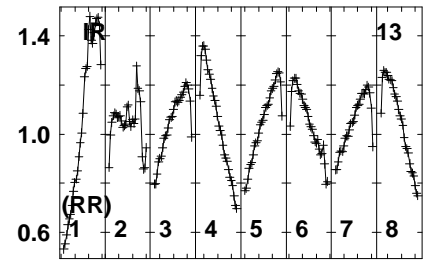
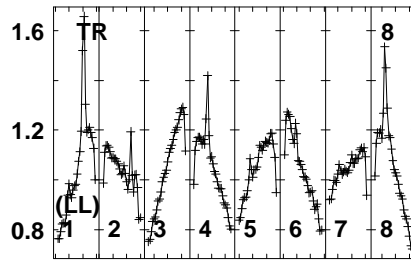
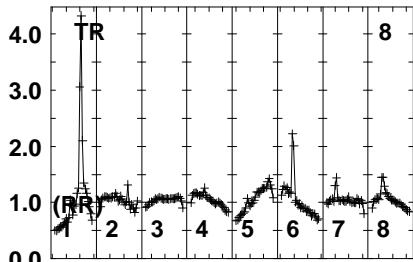
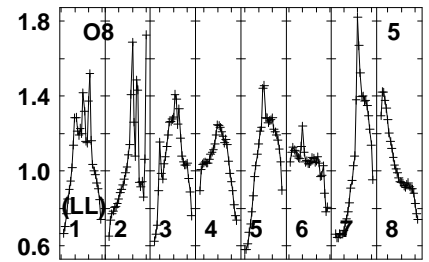
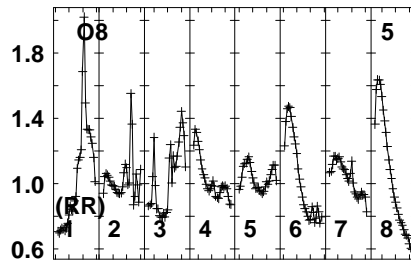
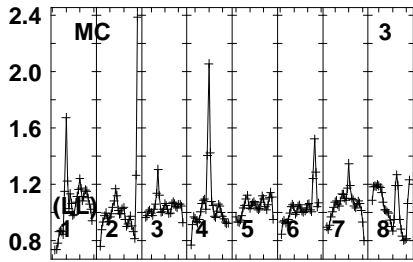
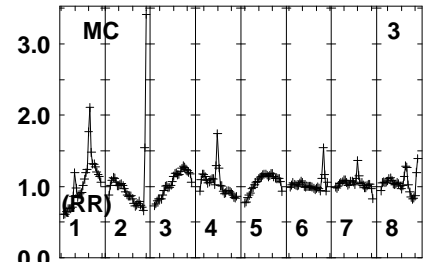
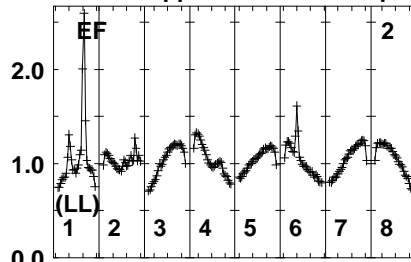
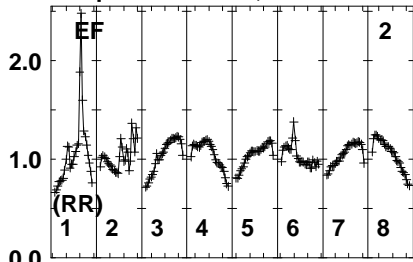


Lower frame: Real Jy  
Auto-corr total-power spectrum Antenna: \*  
Timerange: 01/03:31:41 to 01/03:33:09

Plot file version1084 created 12-SEP-2022 13:09:06

HS0810+2554 EH040A.UVDATA.1

Freq = 1.5950 GHz, Bw = 16.000 MH No calibration applied and no bandpass applied



1595 610 1630 645 660 675 1695 710  
FREQ MHz

1595 610 1630 645 660 675 1695 710  
FREQ MHz

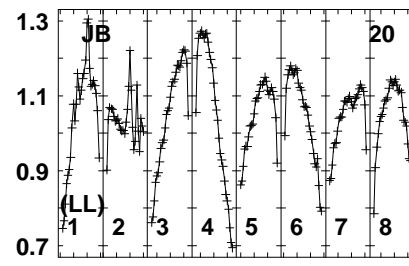
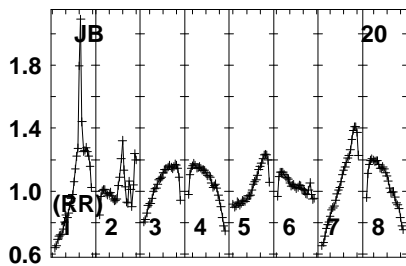
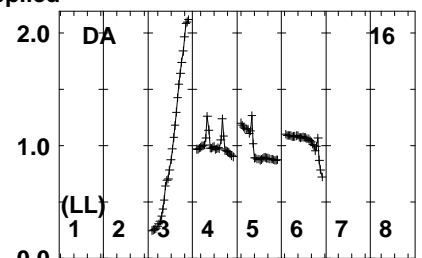
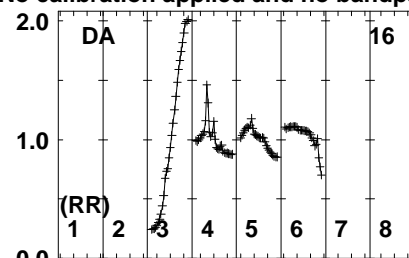
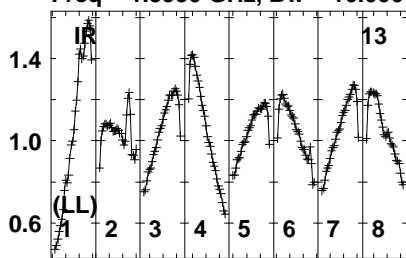
1595 610 1630 645 660 675 1695 710  
FREQ MHz

Lower frame: Real Jy  
Auto-corr total-power spectrum Antenna: \*  
Timerange: 01/03:33:11 to 01/03:36:39

Plot file version1085 created 12-SEP-2022 13:09:06

HS0810+2554 EH040A.UVDATA.1

Freq = 1.5950 GHz, Bw = 16.000 MH No calibration applied and no bandpass applied

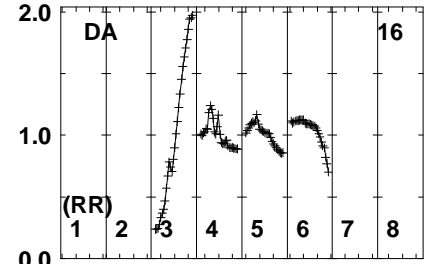
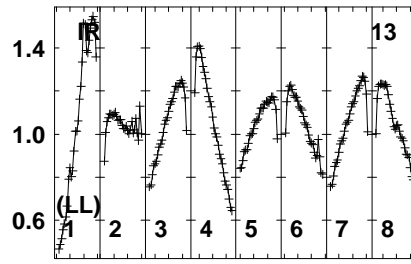
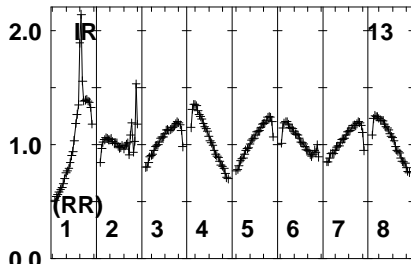
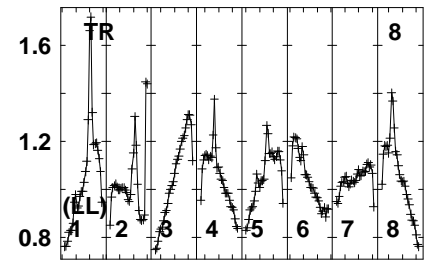
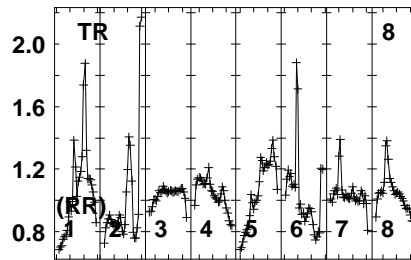
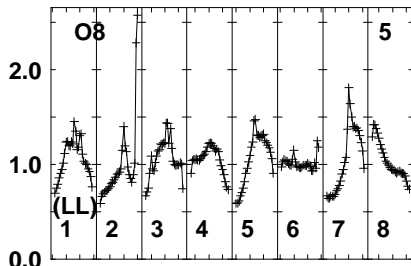
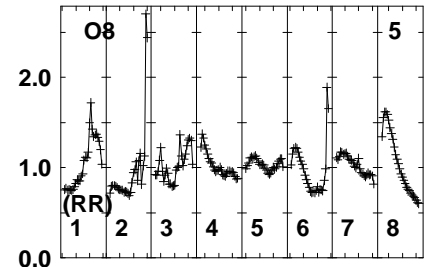
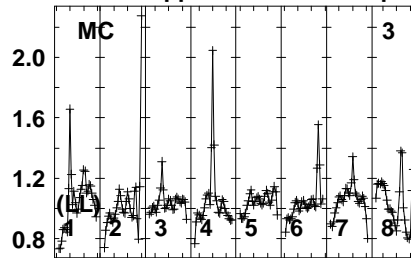
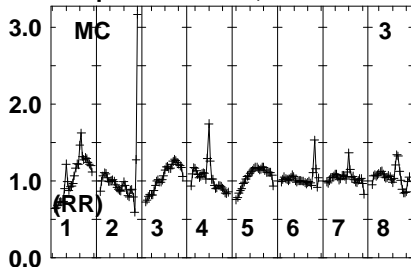


Lower frame: Real Jy  
Auto-corr total-power spectrum Antenna: \*  
Timerange: 01/03:33:11 to 01/03:36:39

Plot file version1086 created 12-SEP-2022 13:09:06

J0813+2435 EH040A.UVDATA.1

Freq = 1.5950 GHz, Bw = 16.000 MH No calibration applied and no bandpass applied



1595 610 1630 645 660 675 1695 710  
FREQ MHz

1595 610 1630 645 660 675 1695 710  
FREQ MHz

1595 610 1630 645 660 675 1695 710  
FREQ MHz

Lower frame: Real Jy

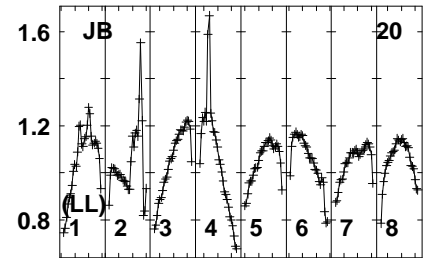
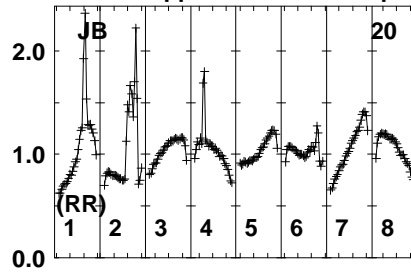
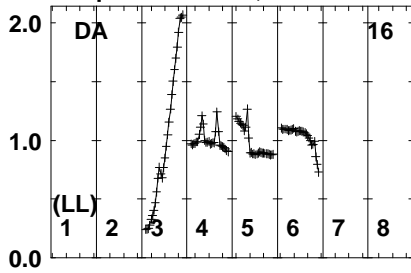
Auto-corr total-power spectrum Antenna: \*

Timerange: 01/03:37:11 to 01/03:38:39

Plot file version1087 created 12-SEP-2022 13:09:06

J0813+2435 EH040A.UVDATA.1

Freq = 1.5950 GHz, Bw = 16.000 MH No calibration applied and no bandpass applied

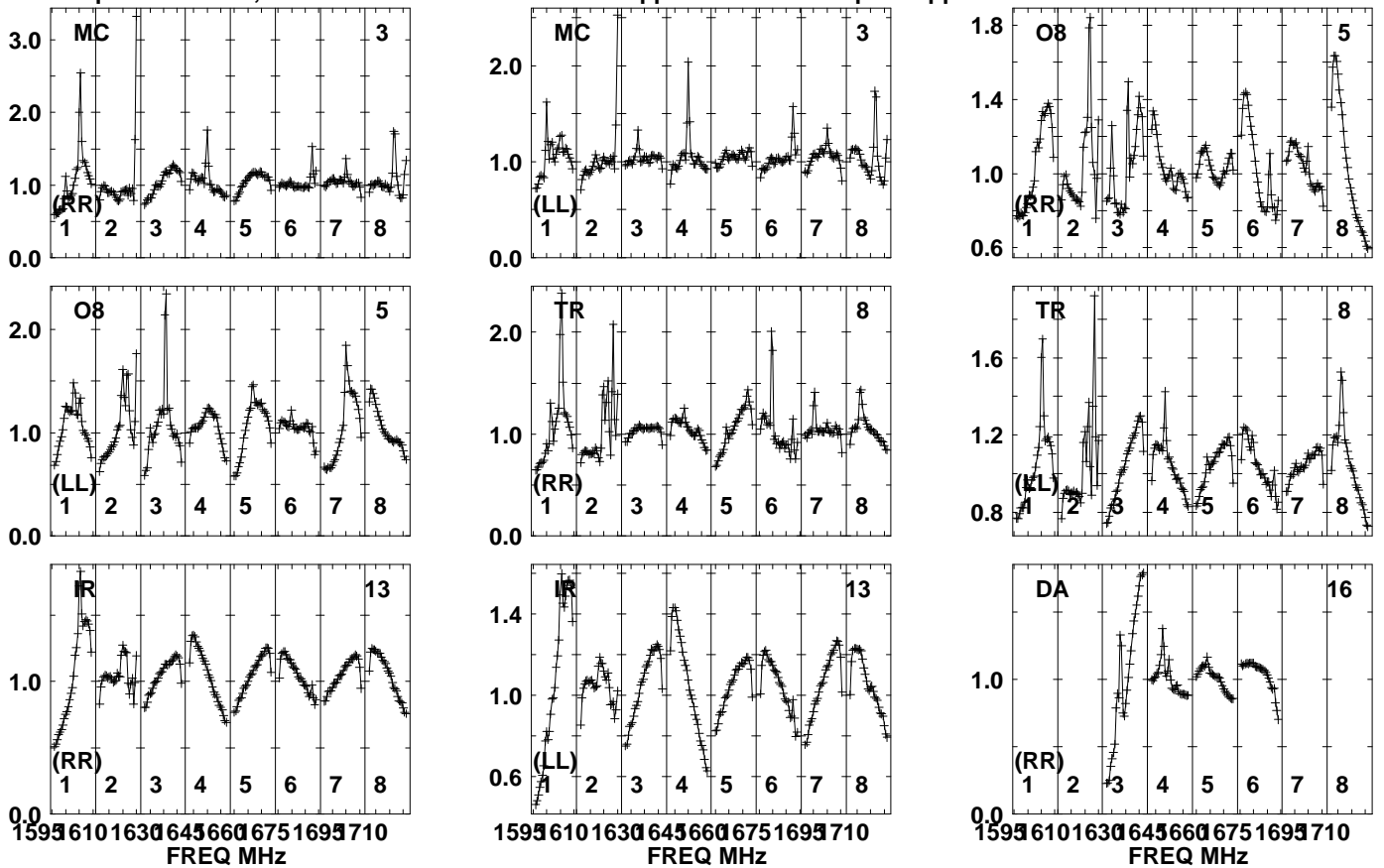


Lower frame: Real Jy  
Auto-corr total-power spectrum Antenna: \*  
Timerange: 01/03:37:11 to 01/03:38:39

Plot file version1088 created 12-SEP-2022 13:09:06

HS0810+2554 EH040A.UVDATA.1

Freq = 1.5950 GHz, Bw = 16.000 MH No calibration applied and no bandpass applied



Lower frame: Real Jy

Auto-corr total-power spectrum Antenna: \*

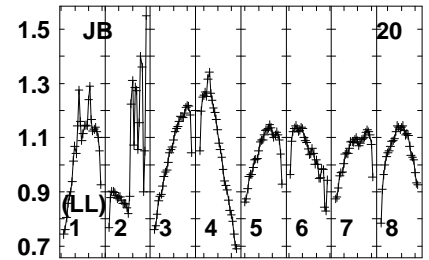
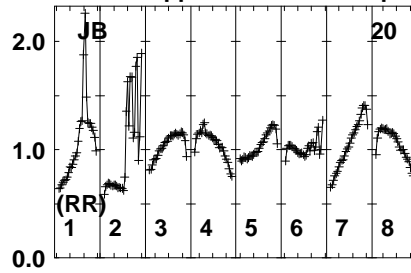
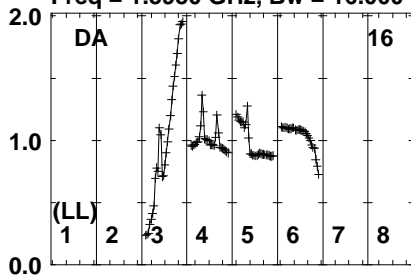
Timerange: 01/03:38:41 to 01/03:42:09



Plot file version1089 created 12-SEP-2022 13:09:06

HS0810+2554 EH040A.UVDATA.1

Freq = 1.5950 GHz, Bw = 16.000 MH No calibration applied and no bandpass applied

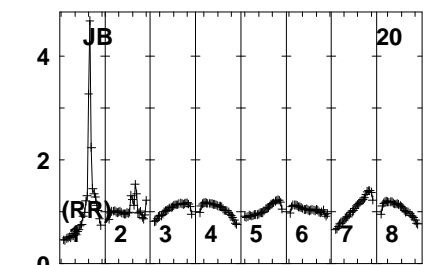
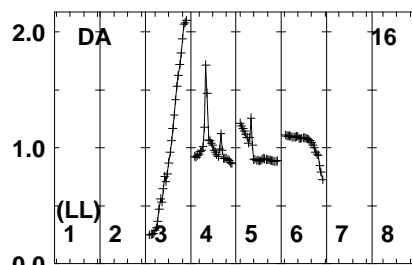
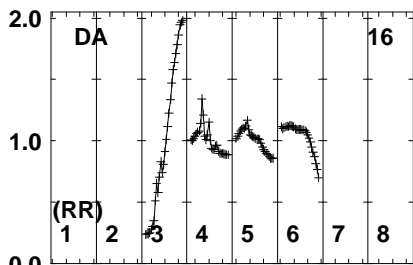
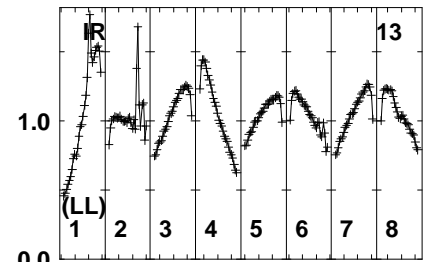
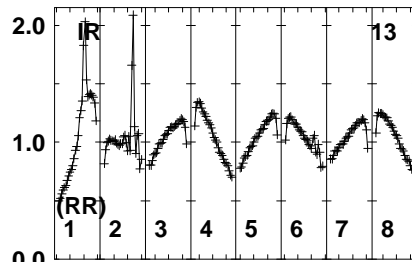
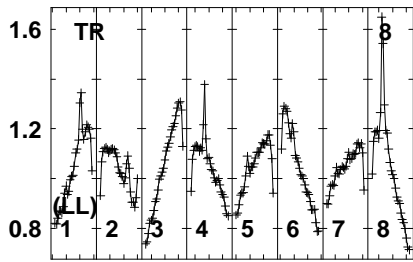
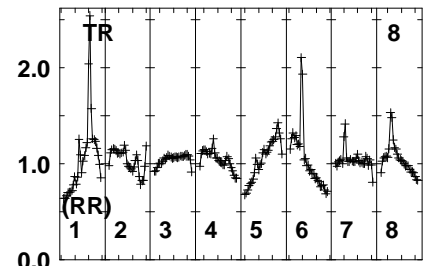
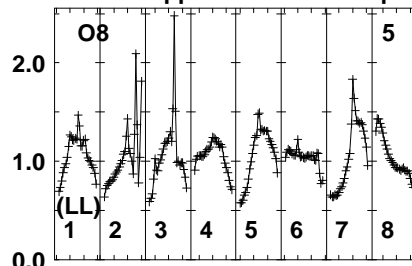
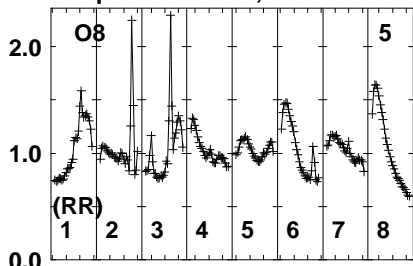


Lower frame: Real Jy  
Auto-corr total-power spectrum Antenna: \*  
Timerange: 01/03:38:41 to 01/03:42:09

Plot file version1090 created 12-SEP-2022 13:09:06

J0813+2435 EH040A.UVDATA.1

Freq = 1.5950 GHz, Bw = 16.000 MH No calibration applied and no bandpass applied



1595 610 1630 645 660 675 1695 710  
FREQ MHz

1595 610 1630 645 660 675 1695 710  
FREQ MHz

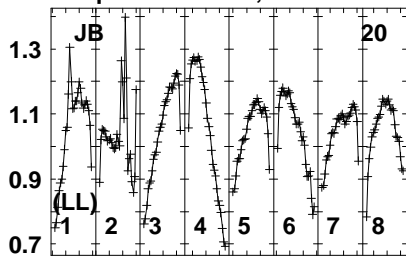
1595 610 1630 645 660 675 1695 710  
FREQ MHz

Lower frame: Real Jy

Auto-corr total-power spectrum Antenna: \*

Timerange: 01/03:42:11 to 01/03:43:39

Plot file version1091 created 12-SEP-2022 13:09:06  
J0813+2435 EH040A.UVDATA.1  
Freq = 1.5950 GHz, Bw = 16.000 MH No calibration applied and no bandpass applied

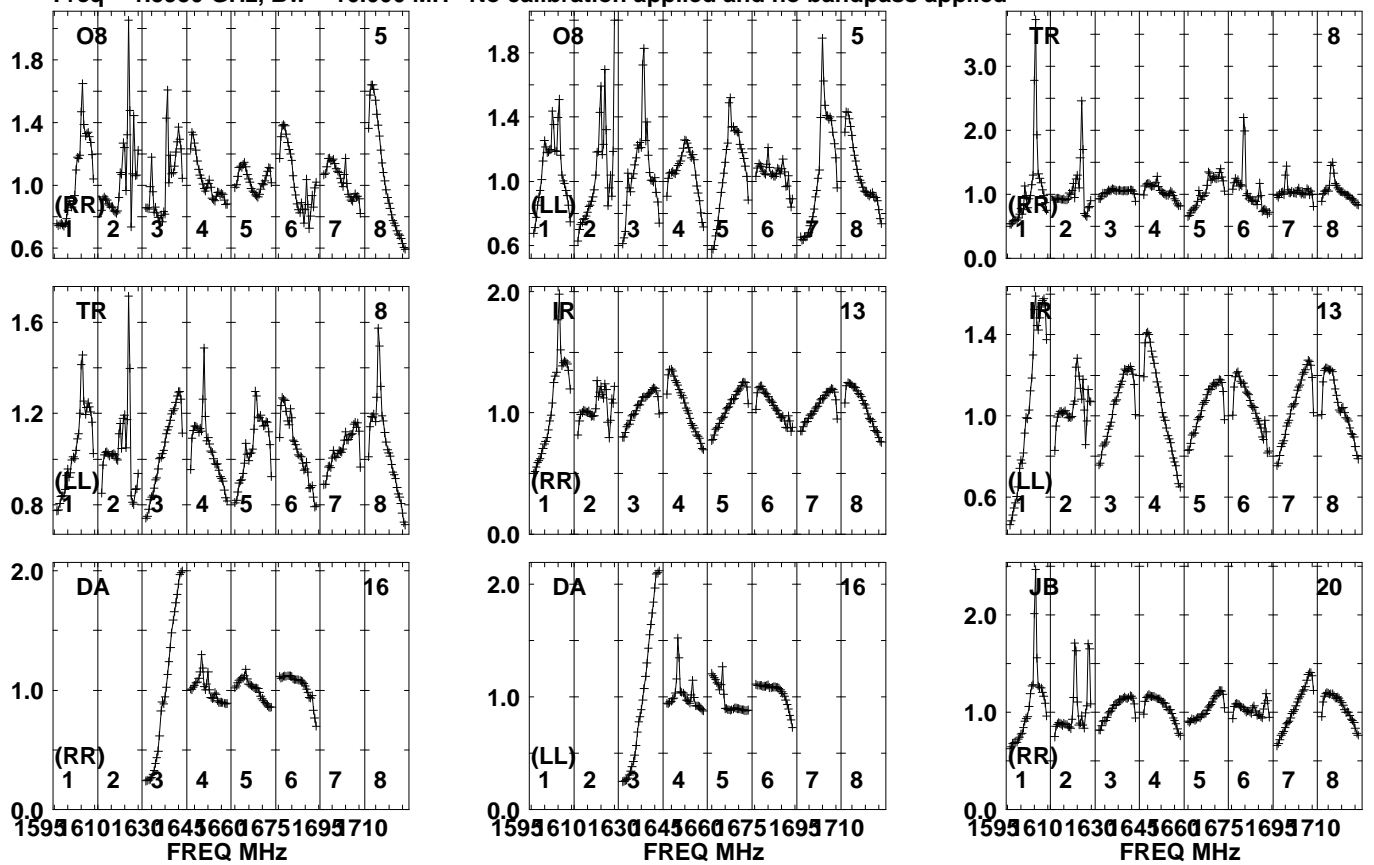


Lower frame: Real Jy  
Auto-corr total-power spectrum Antenna: \*  
Timerange: 01/03:42:11 to 01/03:43:39

Plot file version1092 created 12-SEP-2022 13:09:06

HS0810+2554 EH040A.UVDATA.1

Freq = 1.5950 GHz, Bw = 16.000 MH No calibration applied and no bandpass applied

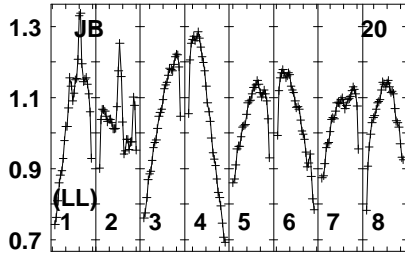


Lower frame: Real Jy  
Auto-corr total-power spectrum Antenna: \*  
Timerange: 01/03:43:41 to 01/03:47:09

Plot file version1093 created 12-SEP-2022 13:09:06

HS0810+2554 EH040A.UVDATA.1

Freq = 1.5950 GHz, Bw = 16.000 MH No calibration applied and no bandpass applied

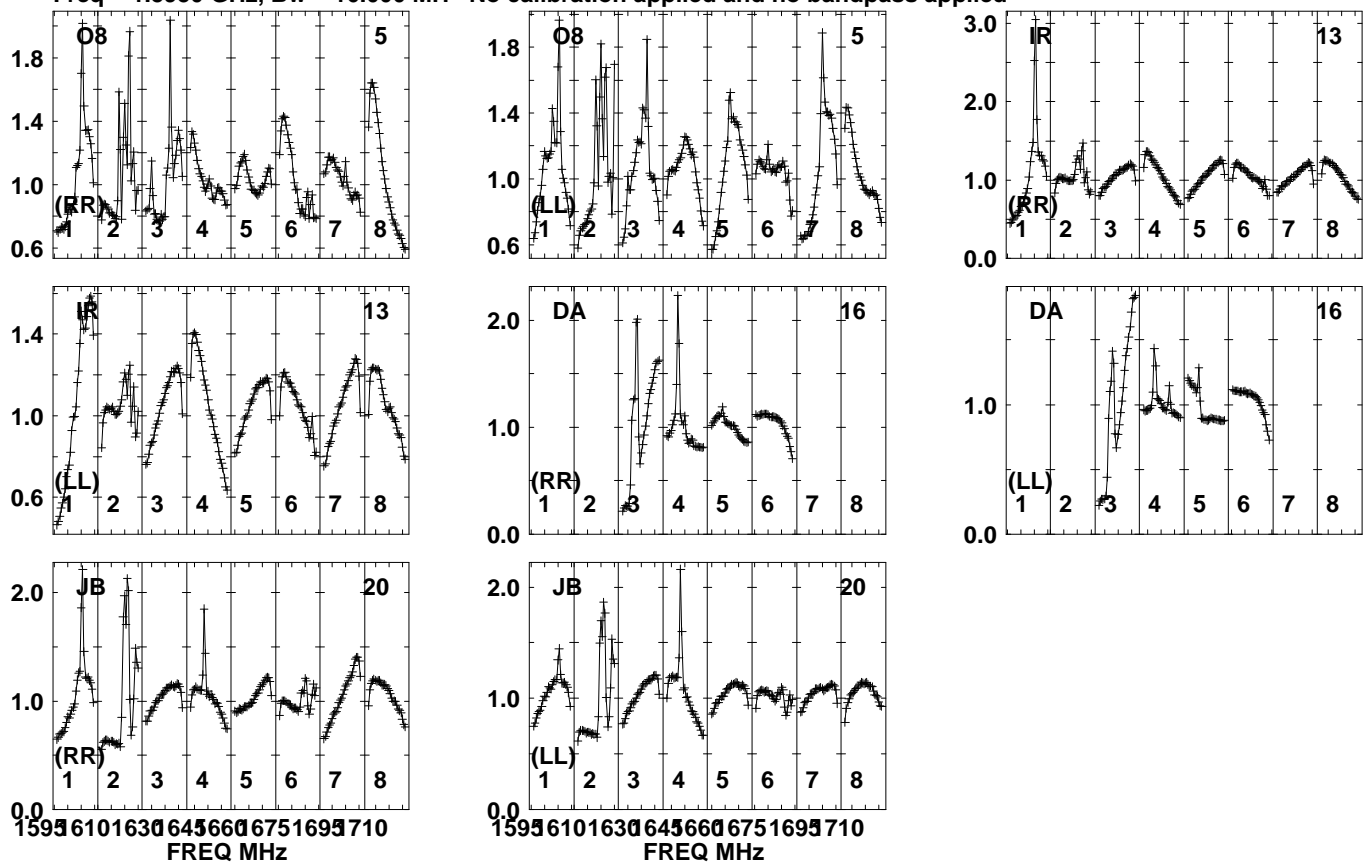


Lower frame: Real Jy  
Auto-corr total-power spectrum Antenna: \*  
Timerange: 01/03:43:41 to 01/03:47:09

Plot file version1094 created 12-SEP-2022 13:09:06

J0813+2435 EH040A.UVDATA.1

Freq = 1.5950 GHz, Bw = 16.000 MH No calibration applied and no bandpass applied

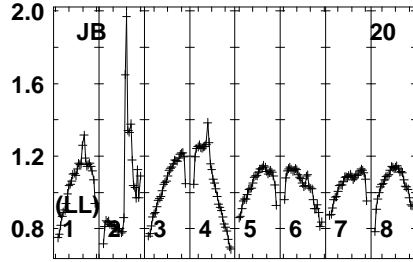
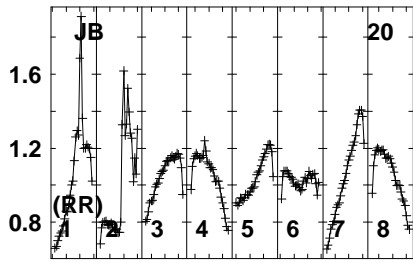
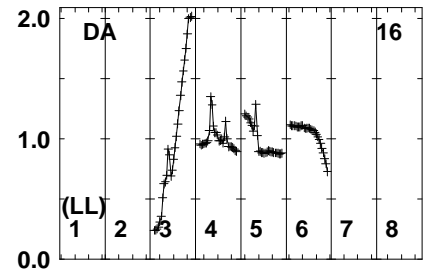
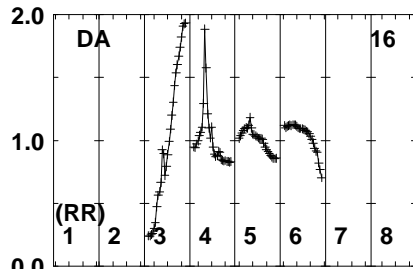
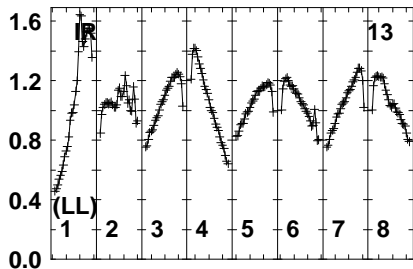
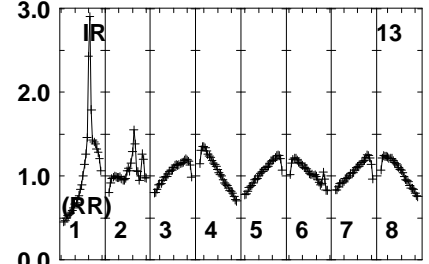
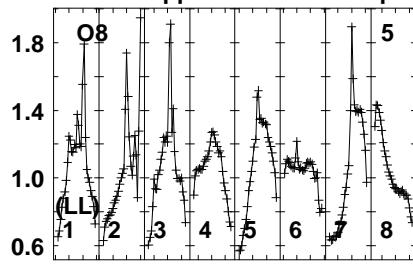
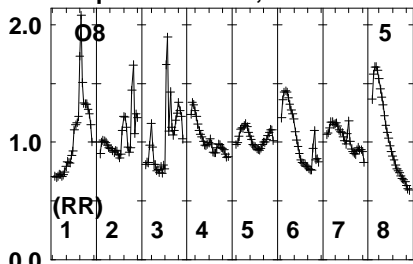


Lower frame: Real Jy  
Auto-corr total-power spectrum Antenna: \*  
Timerange: 01/03:47:41 to 01/03:49:09

Plot file version1095 created 12-SEP-2022 13:09:07

HS0810+2554 EH040A.UVDATA.1

Freq = 1.5950 GHz, Bw = 16.000 MH No calibration applied and no bandpass applied



1595 610 1630 645 660 675 1695 710  
FREQ MHz

1595 610 1630 645 660 675 1695 710  
FREQ MHz

Lower frame: Real Jy

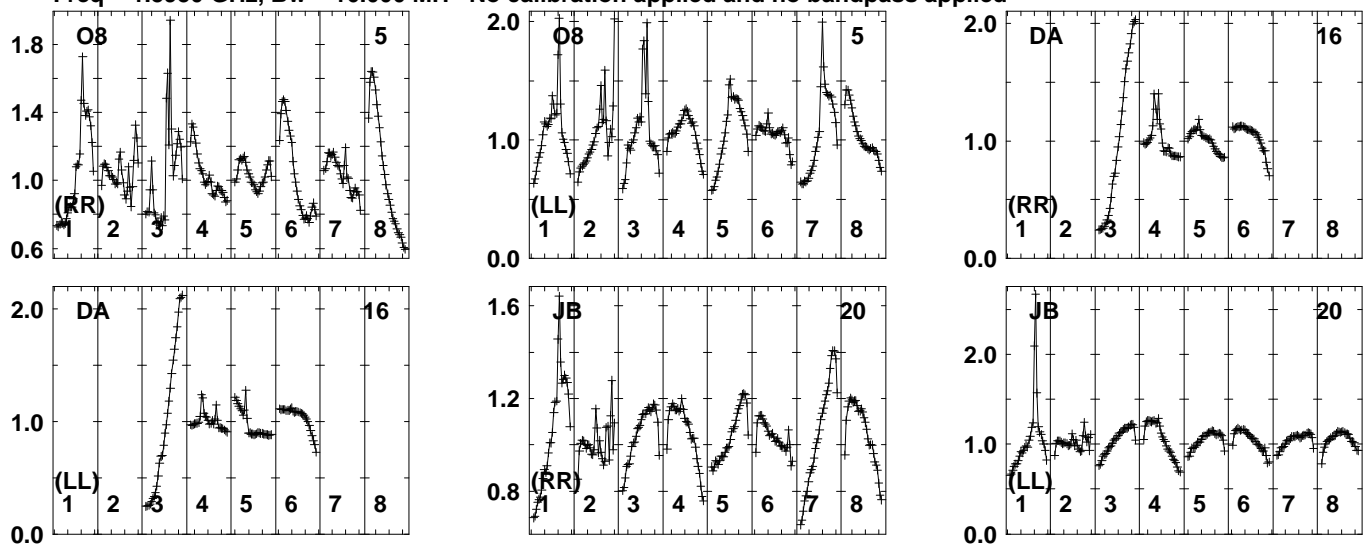
Auto-corr total-power spectrum Antenna: \*

Timerange: 01/03:49:11 to 01/03:52:39

Plot file version1096 created 12-SEP-2022 13:09:07

J0813+2435 EH040A.UVDATA.1

Freq = 1.5950 GHz, Bw = 16.000 MH No calibration applied and no bandpass applied



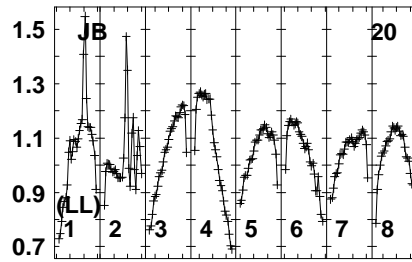
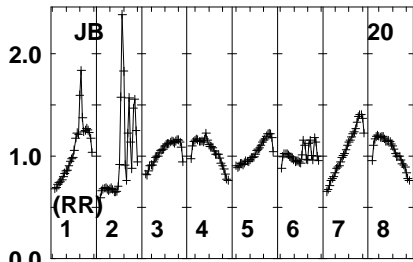
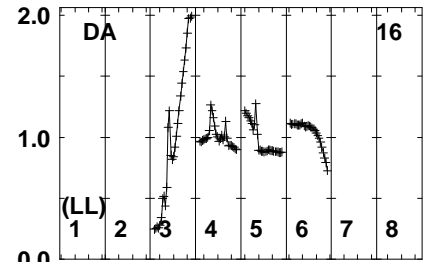
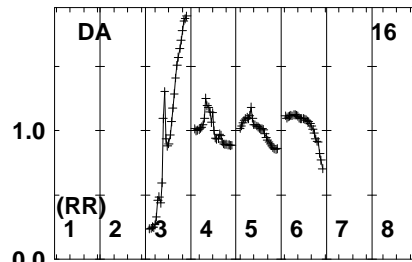
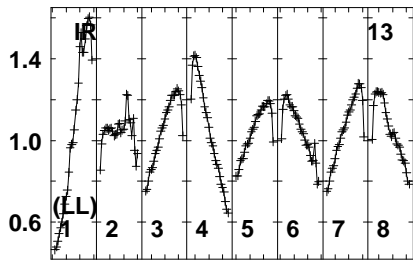
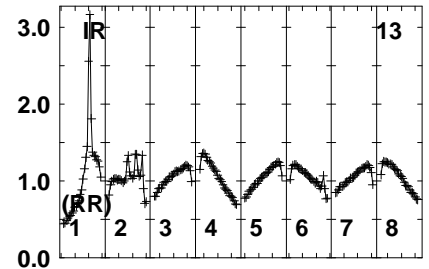
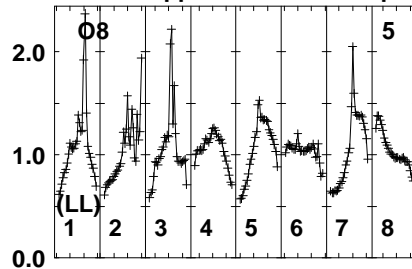
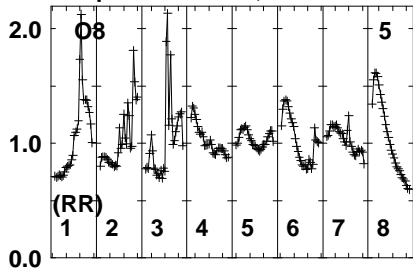
Lower frame: Real Jy  
Auto-corr total-power spectrum Antenna: \*  
Timerange: 01/03:52:43 to 01/03:54:09



Plot file version1097 created 12-SEP-2022 13:09:07

HS0810+2554 EH040A.UVDATA.1

Freq = 1.5950 GHz, Bw = 16.000 MH No calibration applied and no bandpass applied



1595 610 1630 645 660 675 1695 710  
FREQ MHz

1595 610 1630 645 660 675 1695 710  
FREQ MHz

Lower frame: Real Jy

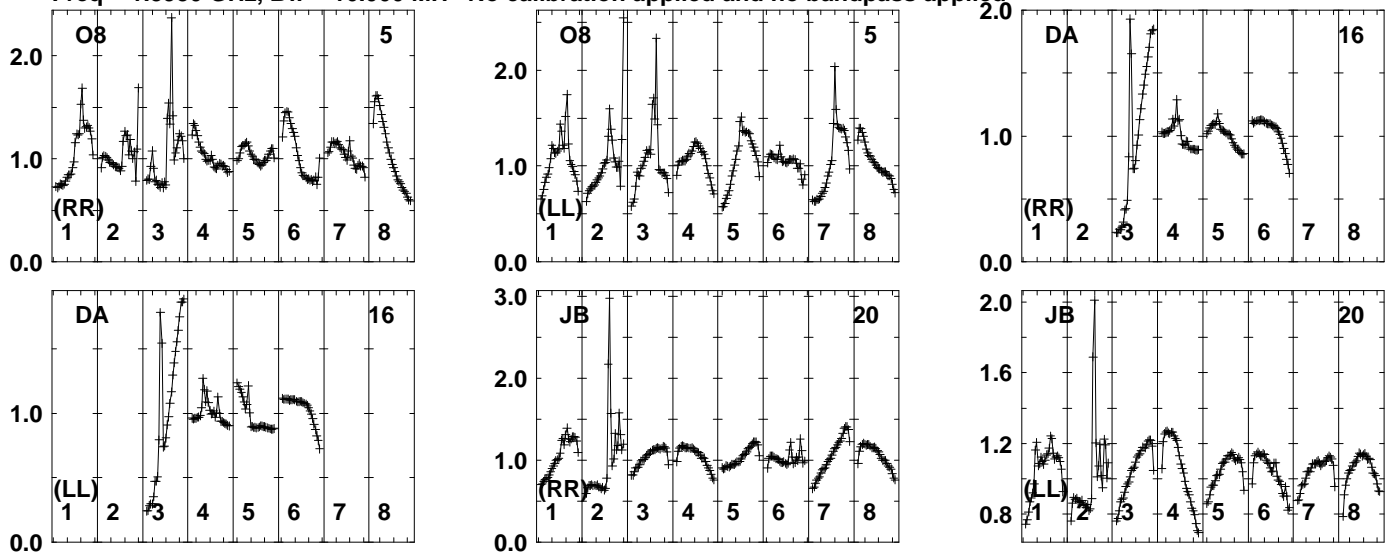
Auto-corr total-power spectrum Antenna: \*

Timerange: 01/03:54:11 to 01/03:57:39

Plot file version1098 created 12-SEP-2022 13:09:07

J0813+2435 EH040A.UVDATA.1

Freq = 1.5950 GHz, Bw = 16.000 MH No calibration applied and no bandpass applied

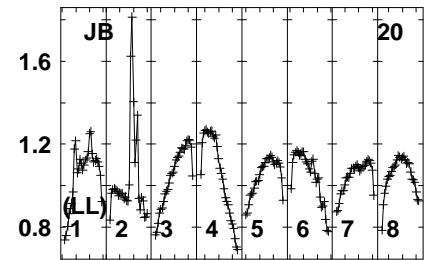
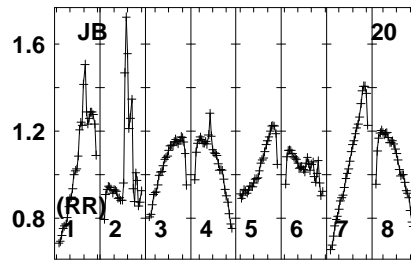
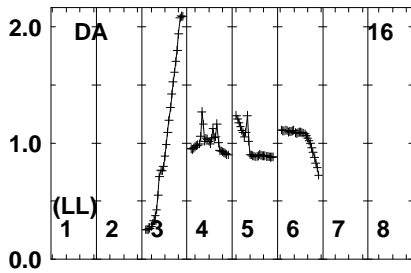
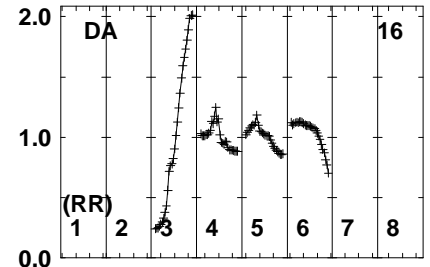
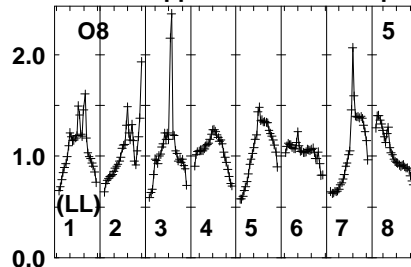
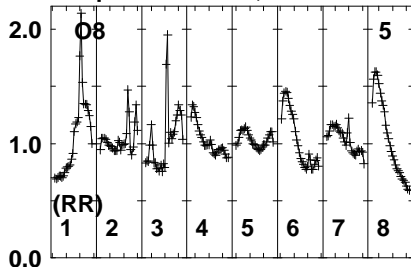


Lower frame: Real Jy  
Auto-corr total-power spectrum Antenna: \*  
Timerange: 01/03:58:11 to 01/03:59:39

Plot file version1099 created 12-SEP-2022 13:09:07

HS0810+2554 EH040A.UVDATA.1

Freq = 1.5950 GHz, Bw = 16.000 MH No calibration applied and no bandpass applied

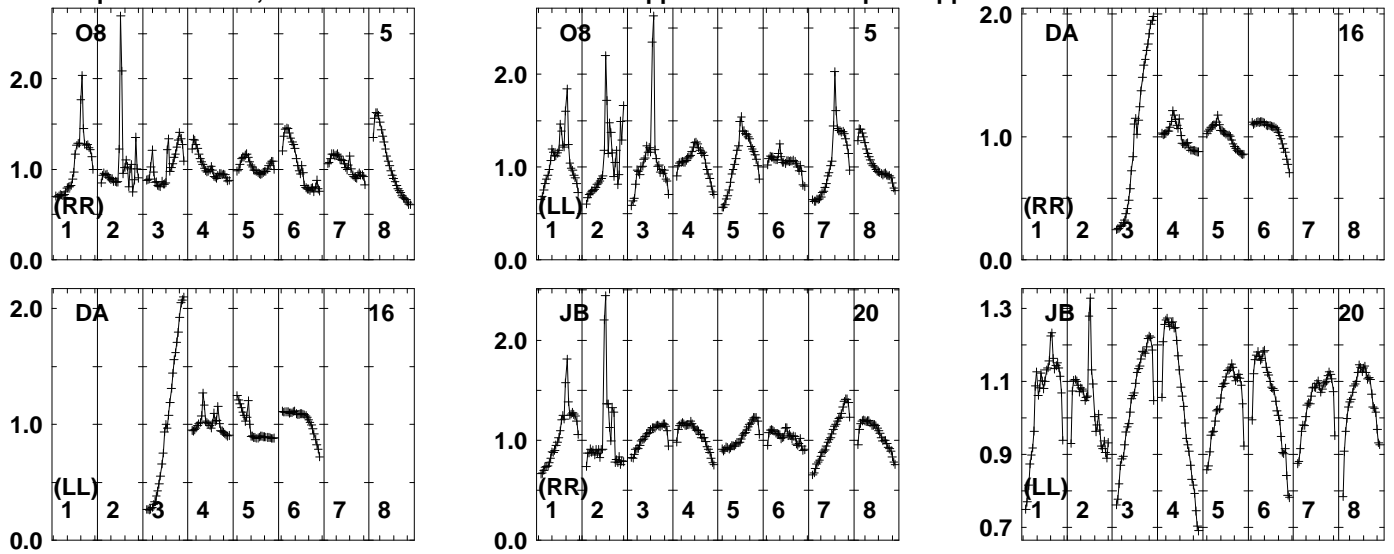


Lower frame: Real Jy  
Auto-corr total-power spectrum Antenna: \*  
Timerange: 01/03:59:41 to 01/04:03:09

Plot file version1100 created 12-SEP-2022 13:09:07

J0813+2435 EH040A.UVDATA.1

Freq = 1.5950 GHz, Bw = 16.000 MH No calibration applied and no bandpass applied



Lower frame: Real Jy

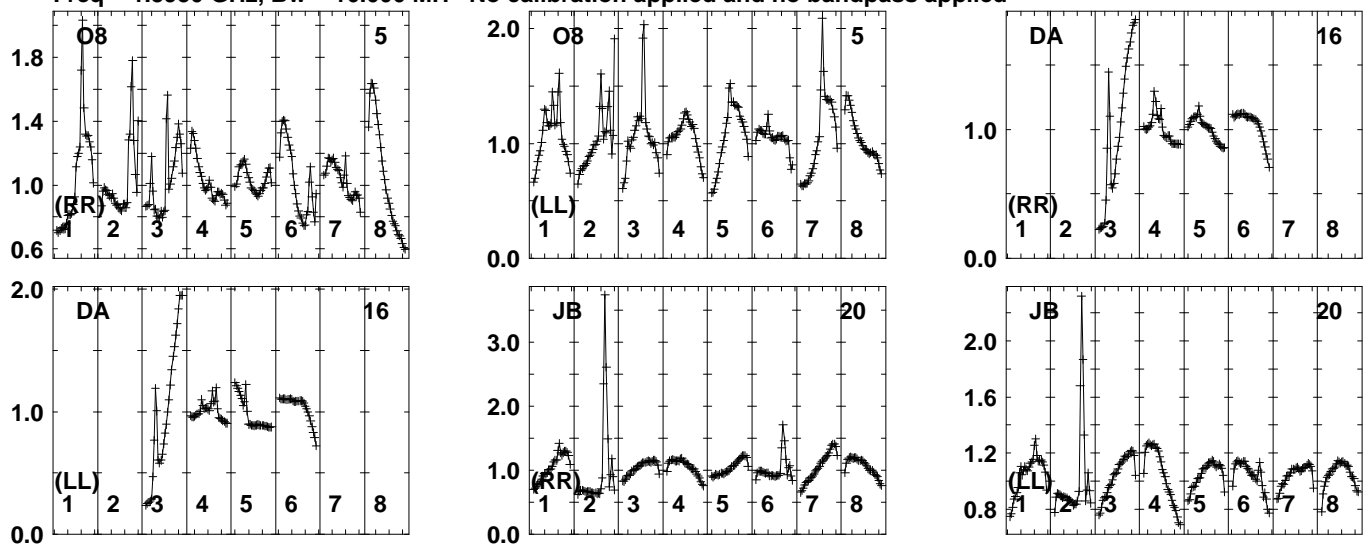
Auto-corr total-power spectrum Antenna: \*

Timerange: 01/04:03:11 to 01/04:04:39

Plot file version1101 created 12-SEP-2022 13:09:07

HS0810+2554 EH040A.UVDATA.1

Freq = 1.5950 GHz, Bw = 16.000 MH No calibration applied and no bandpass applied

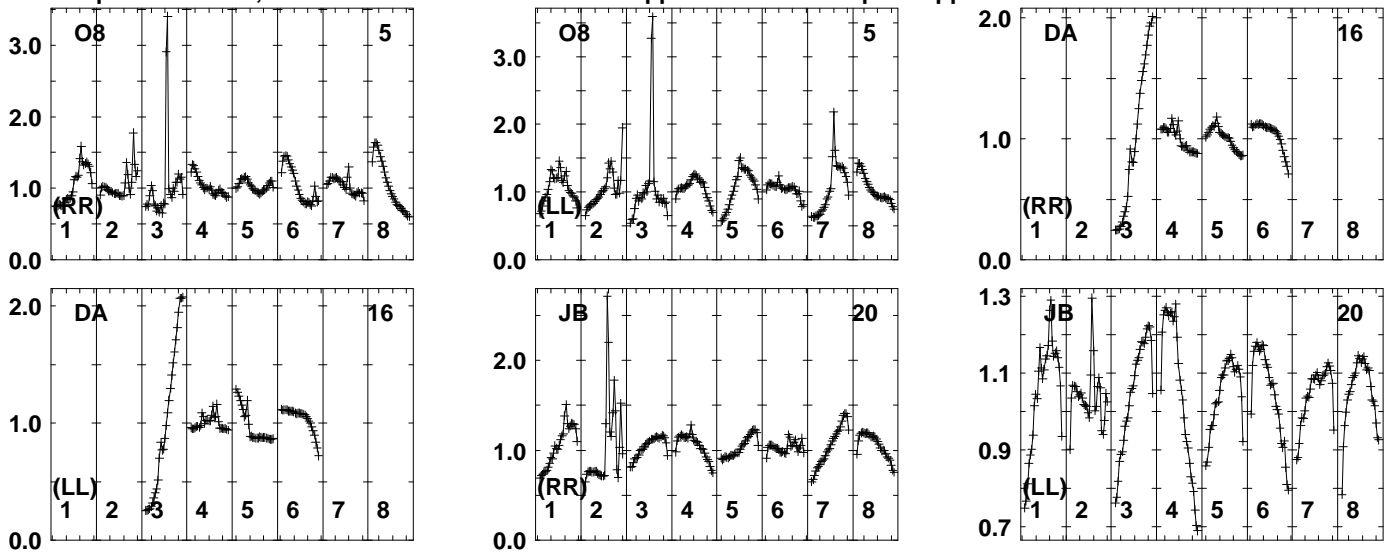


Lower frame: Real Jy  
Auto-corr total-power spectrum Antenna: \*  
Timerange: 01/04:04:41 to 01/04:08:09

Plot file version1102 created 12-SEP-2022 13:09:07

J0813+2435 EH040A.UVDATA.1

Freq = 1.5950 GHz, Bw = 16.000 MH No calibration applied and no bandpass applied

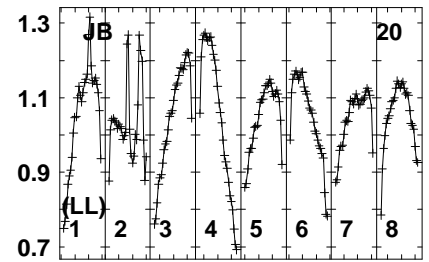
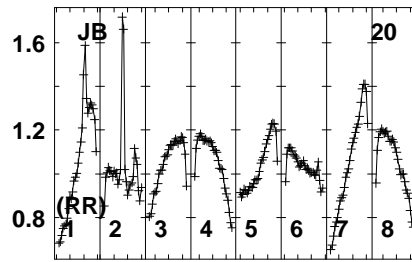
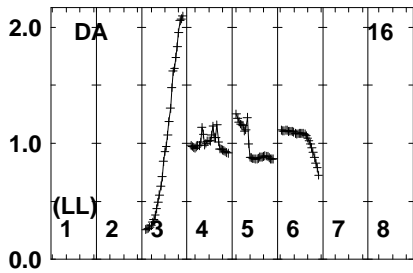
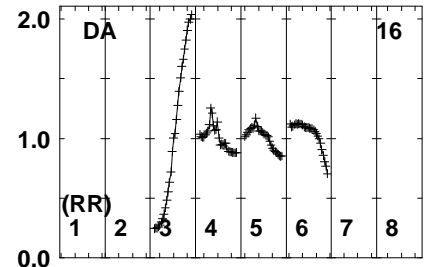
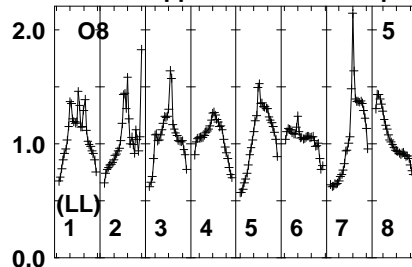
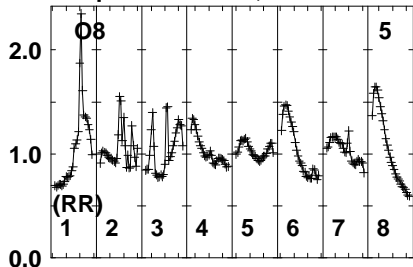


Lower frame: Real Jy  
Auto-corr total-power spectrum Antenna: \*  
Timerange: 01/04:08:41 to 01/04:10:09

Plot file version1103 created 12-SEP-2022 13:09:07

HS0810+2554 EH040A.UVDATA.1

Freq = 1.5950 GHz, Bw = 16.000 MH No calibration applied and no bandpass applied

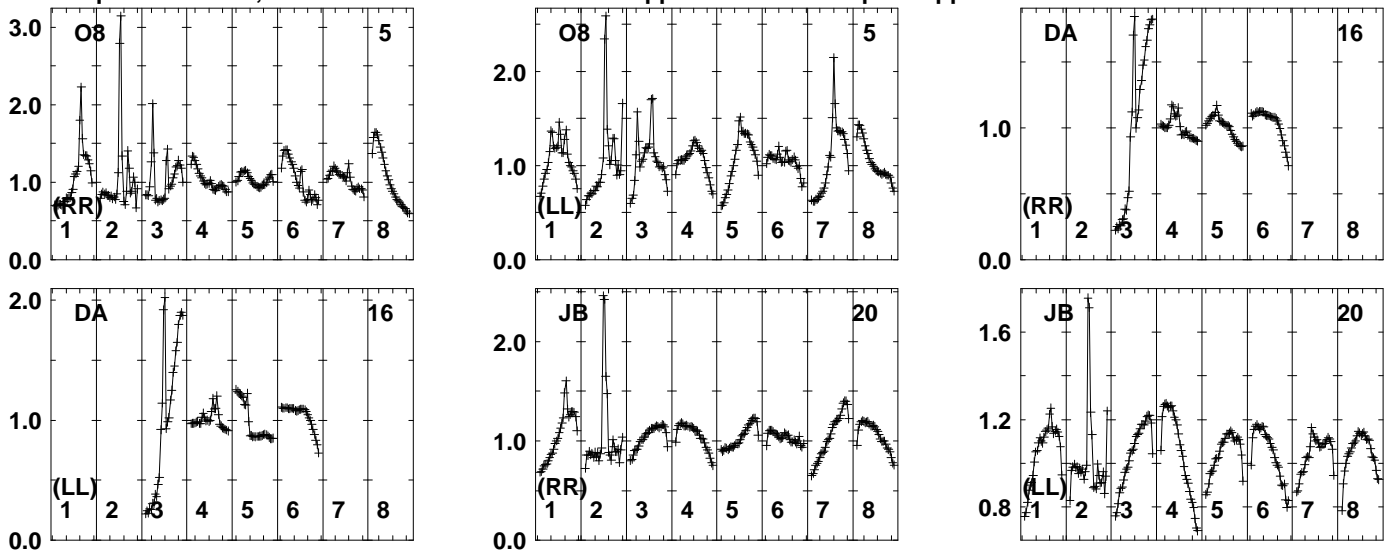


Lower frame: Real Jy  
Auto-corr total-power spectrum Antenna: \*  
Timerange: 01/04:10:11 to 01/04:13:39

Plot file version1104 created 12-SEP-2022 13:09:07

J0813+2435 EH040A.UVDATA.1

Freq = 1.5950 GHz, Bw = 16.000 MH No calibration applied and no bandpass applied



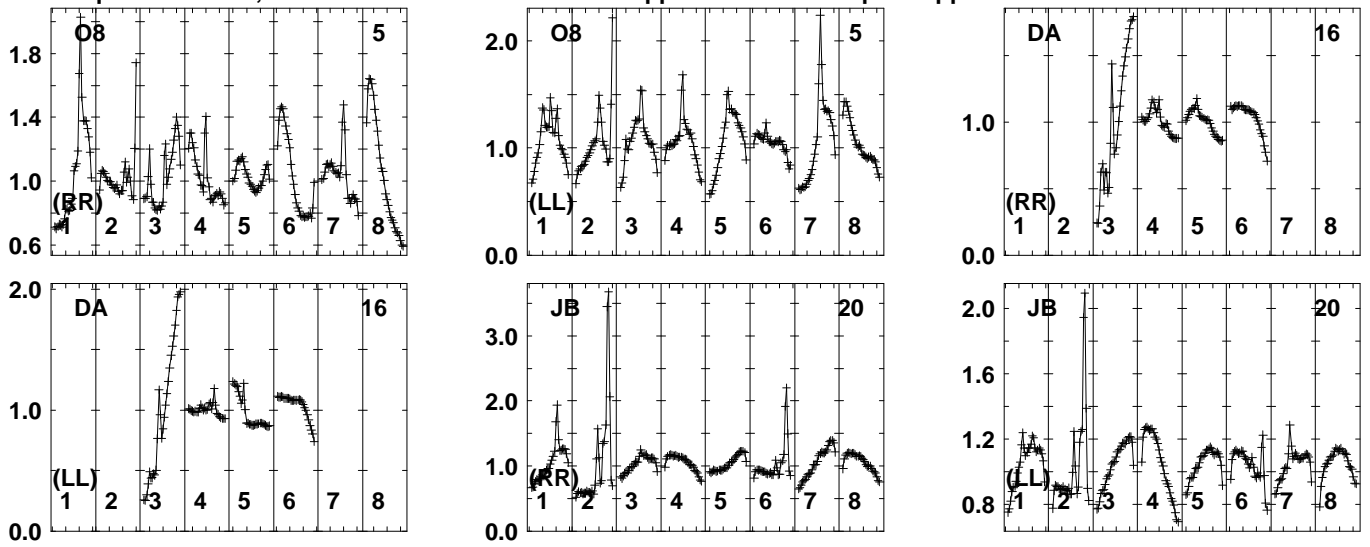
Lower frame: Real Jy  
Auto-corr total-power spectrum Antenna: \*  
Timerange: 01/04:13:41 to 01/04:15:09



Plot file version1105 created 12-SEP-2022 13:09:07

HS0810+2554 EH040A.UVDATA.1

Freq = 1.5950 GHz, Bw = 16.000 MH No calibration applied and no bandpass applied

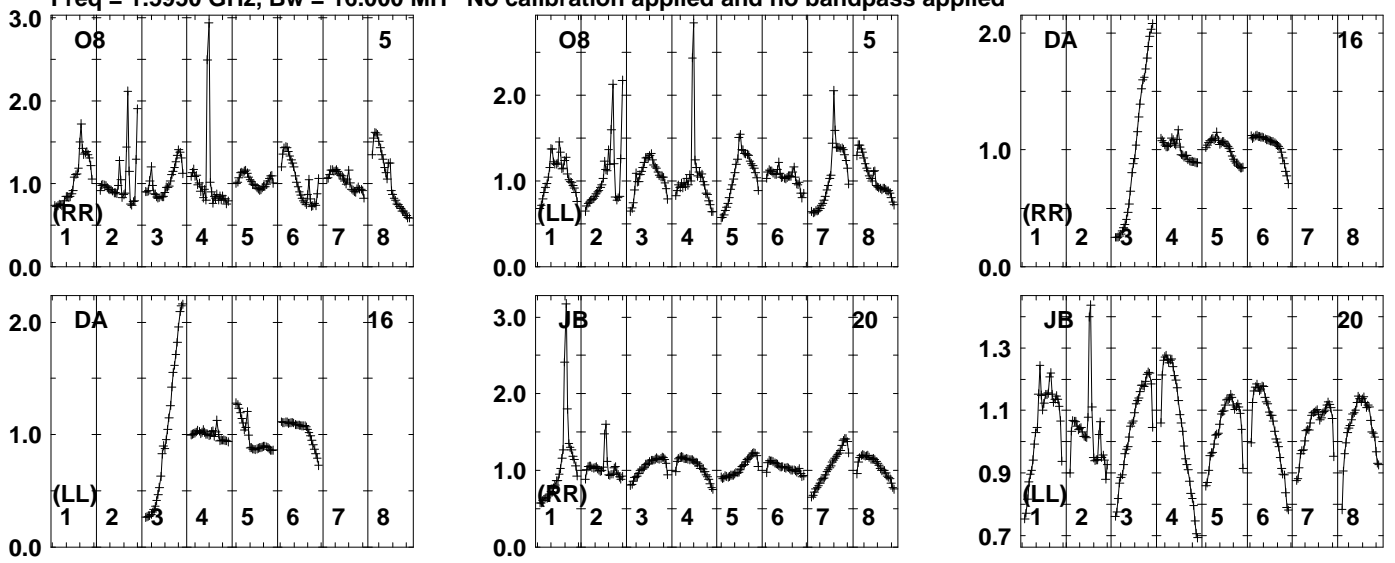


Lower frame: Real Jy  
Auto-corr total-power spectrum Antenna: \*  
Timerange: 01/04:15:11 to 01/04:18:39

Plot file version1106 created 12-SEP-2022 13:09:07

J0813+2435 EH040A.UVDATA.1

Freq = 1.5950 GHz, Bw = 16.000 MH No calibration applied and no bandpass applied

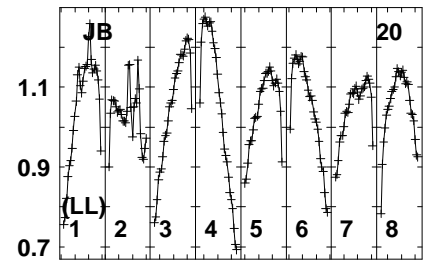
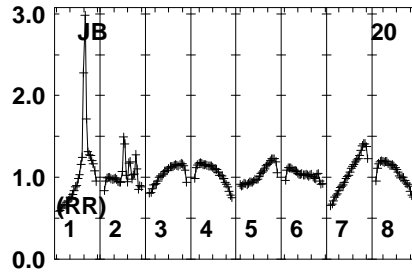
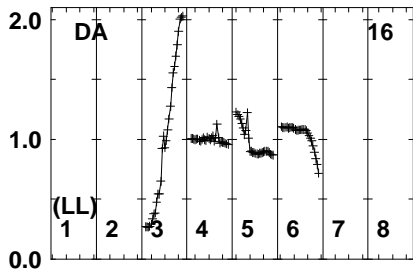
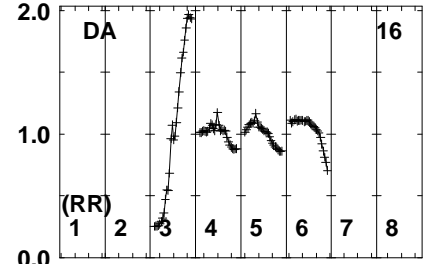
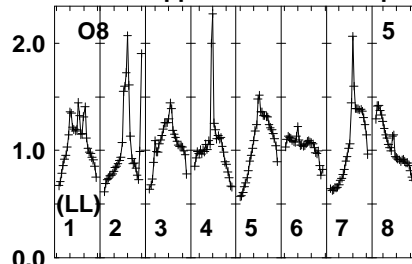
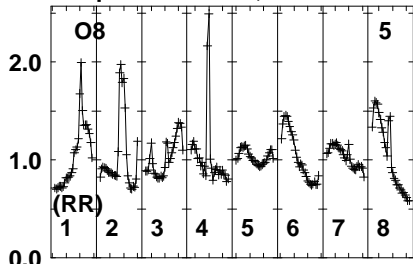


Lower frame: Real Jy  
Auto-corr total-power spectrum Antenna: \*  
Timerange: 01/04:19:11 to 01/04:20:39

Plot file version1107 created 12-SEP-2022 13:09:07

HS0810+2554 EH040A.UVDATA.1

Freq = 1.5950 GHz, Bw = 16.000 MH No calibration applied and no bandpass applied

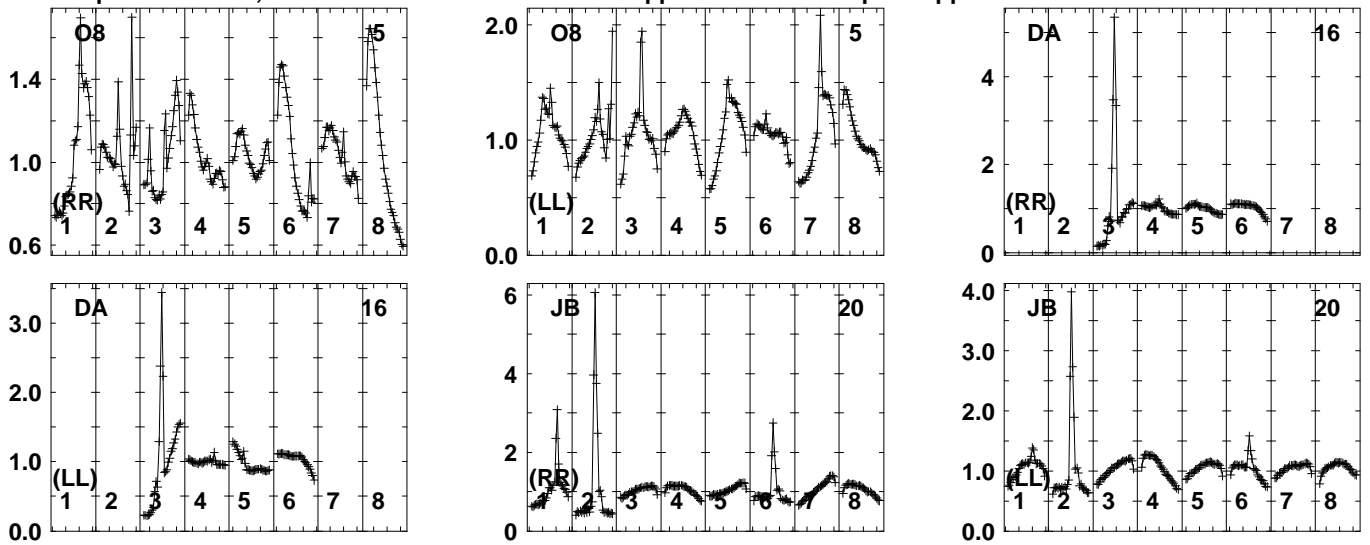


Lower frame: Real Jy  
Auto-corr total-power spectrum Antenna: \*  
Timerange: 01/04:20:41 to 01/04:24:09

Plot file version1108 created 12-SEP-2022 13:09:07

J0813+2435 EH040A.UVDATA.1

Freq = 1.5950 GHz, Bw = 16.000 MH No calibration applied and no bandpass applied

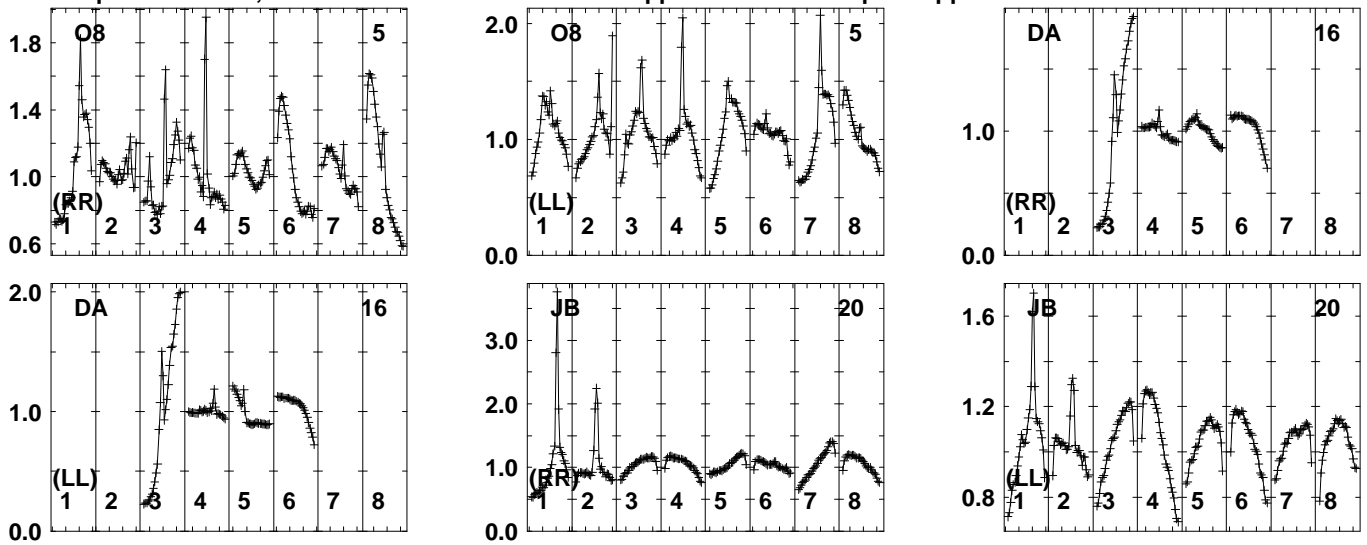


Lower frame: Real Jy  
Auto-corr total-power spectrum Antenna: \*  
Timerange: 01/04:24:11 to 01/04:25:39

Plot file version1109 created 12-SEP-2022 13:09:07

HS0810+2554 EH040A.UVDATA.1

Freq = 1.5950 GHz, Bw = 16.000 MH No calibration applied and no bandpass applied

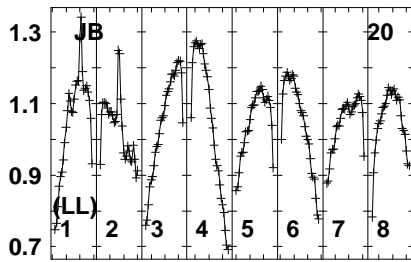
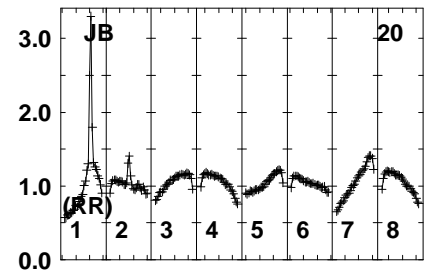
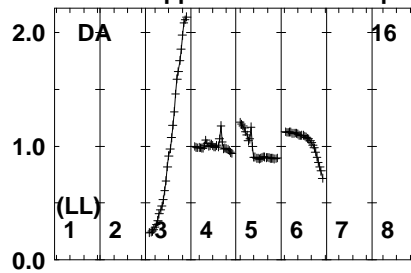
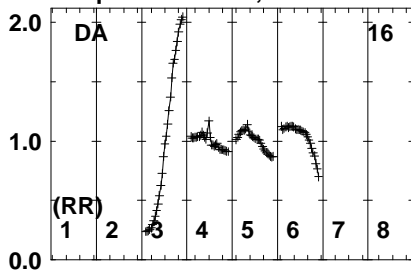


Lower frame: Real Jy  
Auto-corr total-power spectrum Antenna: \*  
Timerange: 01/04:25:43 to 01/04:29:09

Plot file version1110 created 12-SEP-2022 13:09:07

J0813+2435 EH040A.UVDATA.1

Freq = 1.5950 GHz, Bw = 16.000 MH No calibration applied and no bandpass applied



Lower frame: Real Jy  
Auto-corr total-power spectrum Antenna: \*  
Timerange: 01/04:29:11 to 01/04:30:39