Plot file version 1 created 29-APR-2020 17:22:59
Gain amp vs UTC time for EK045C.UVDATA.1
CL 2 Rpol & Lpol IF 1 - 8

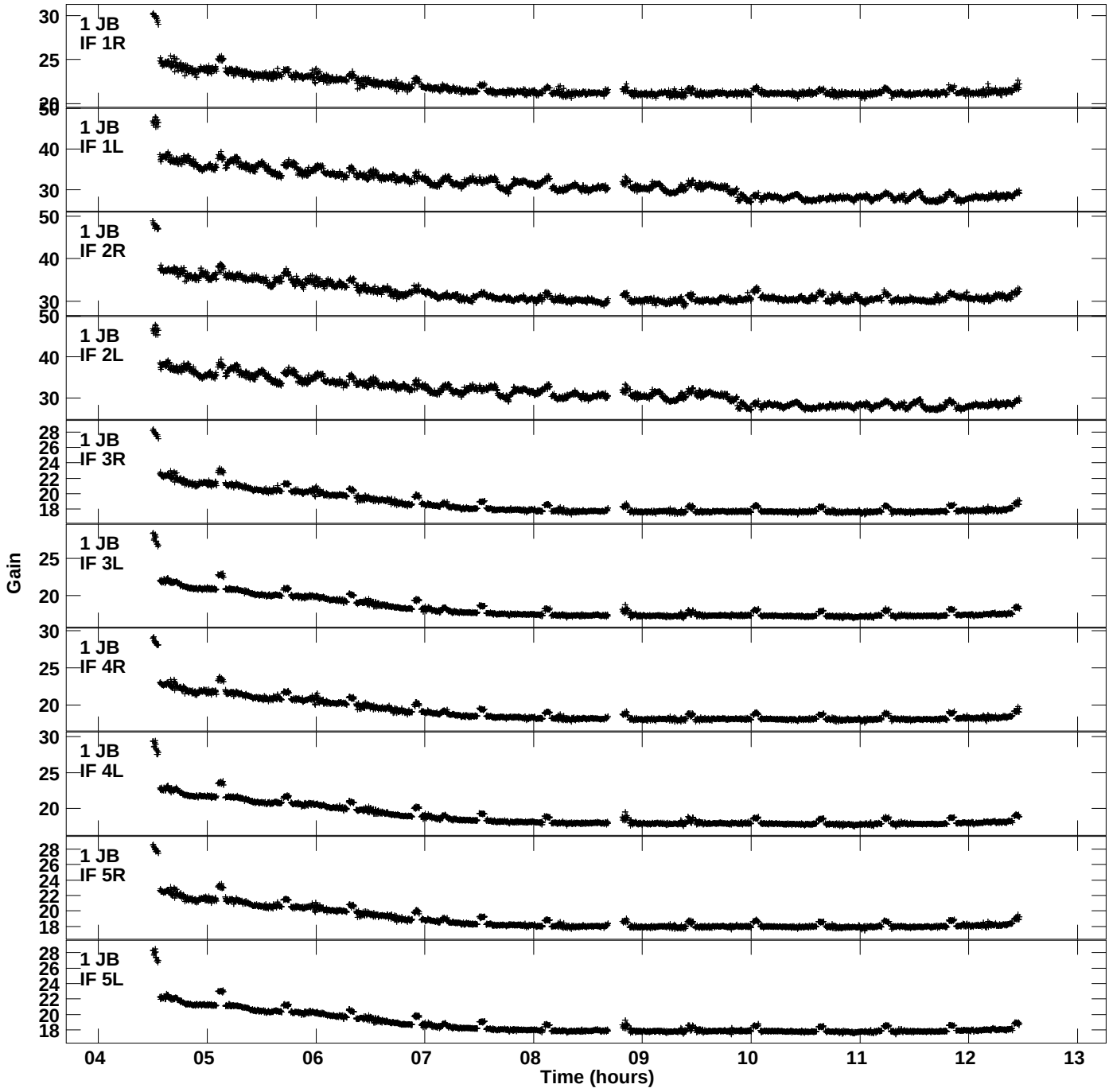

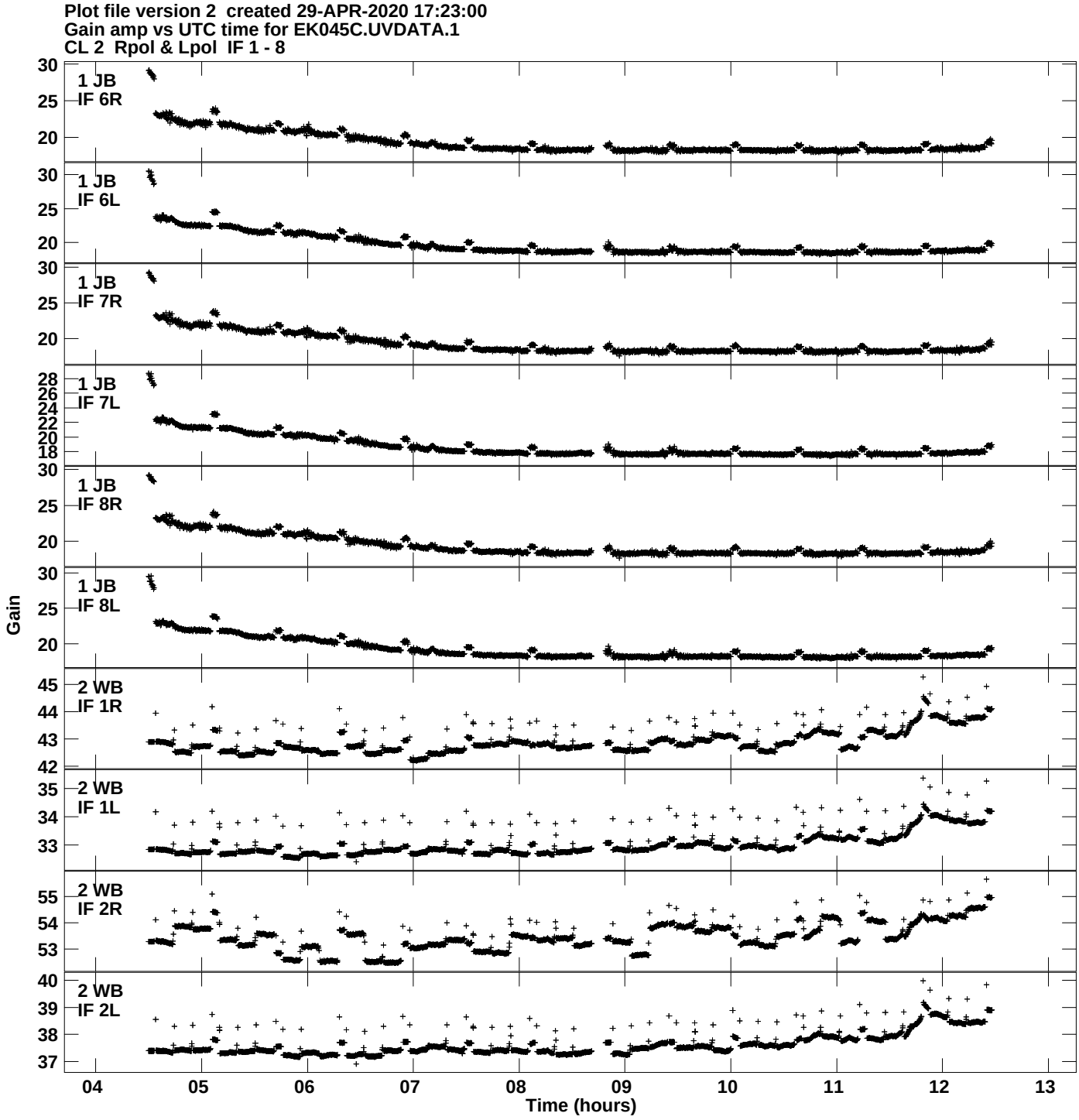
Plot file version 2 created 29-APR-2020 17:23:00
Gain amp vs UTC time for EK045C.UVDATA.1
CL 2 Rpol & Lpol IF 1 - 8
1 JB IF 6R
1 JB IF 6L
1 JB IF 7R
1 JB IF 7L
1 JB IF 8R
1 JB IF 8L
2 WB IF 1R
2 WB IF 1L
2 WB IF 2R
2 WB IF 2L
Gain
Time (hours)

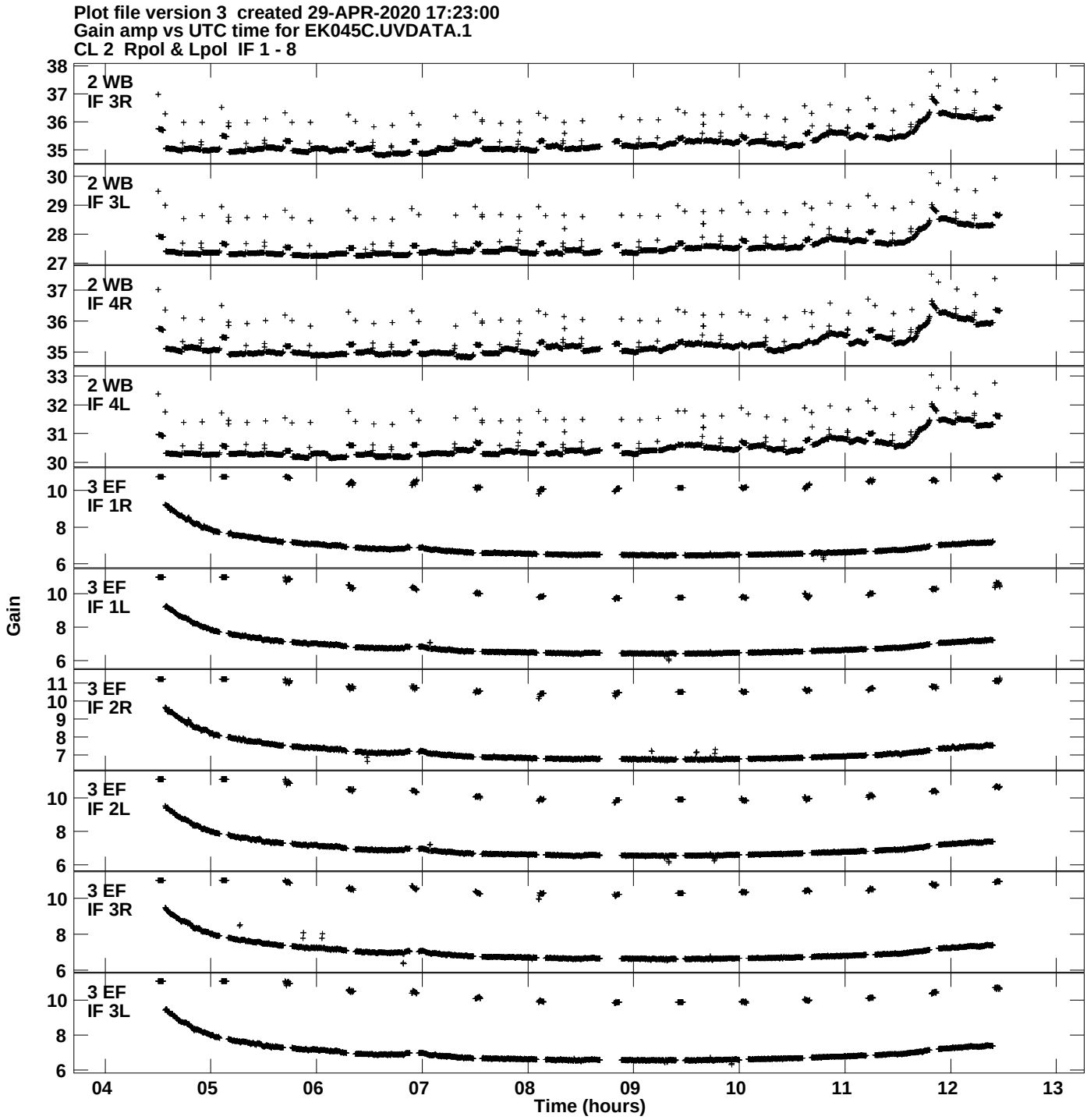
Plot file version 3 created 29-APR-2020 17:23:00
Gain amp vs UTC time for EK045C.UVDATA.1
CL 2 Rpol & Lpol IF 1 - 8
2 WB IF 3R
2 WB IF 3L
2 WB IF 4R
2 WB IF 4L
3 EF IF 1R
3 EF IF 1L
3 EF IF 2R
3 EF IF 2L
3 EF IF 3R
3 EF IF 3L
Gain
Time (hours)

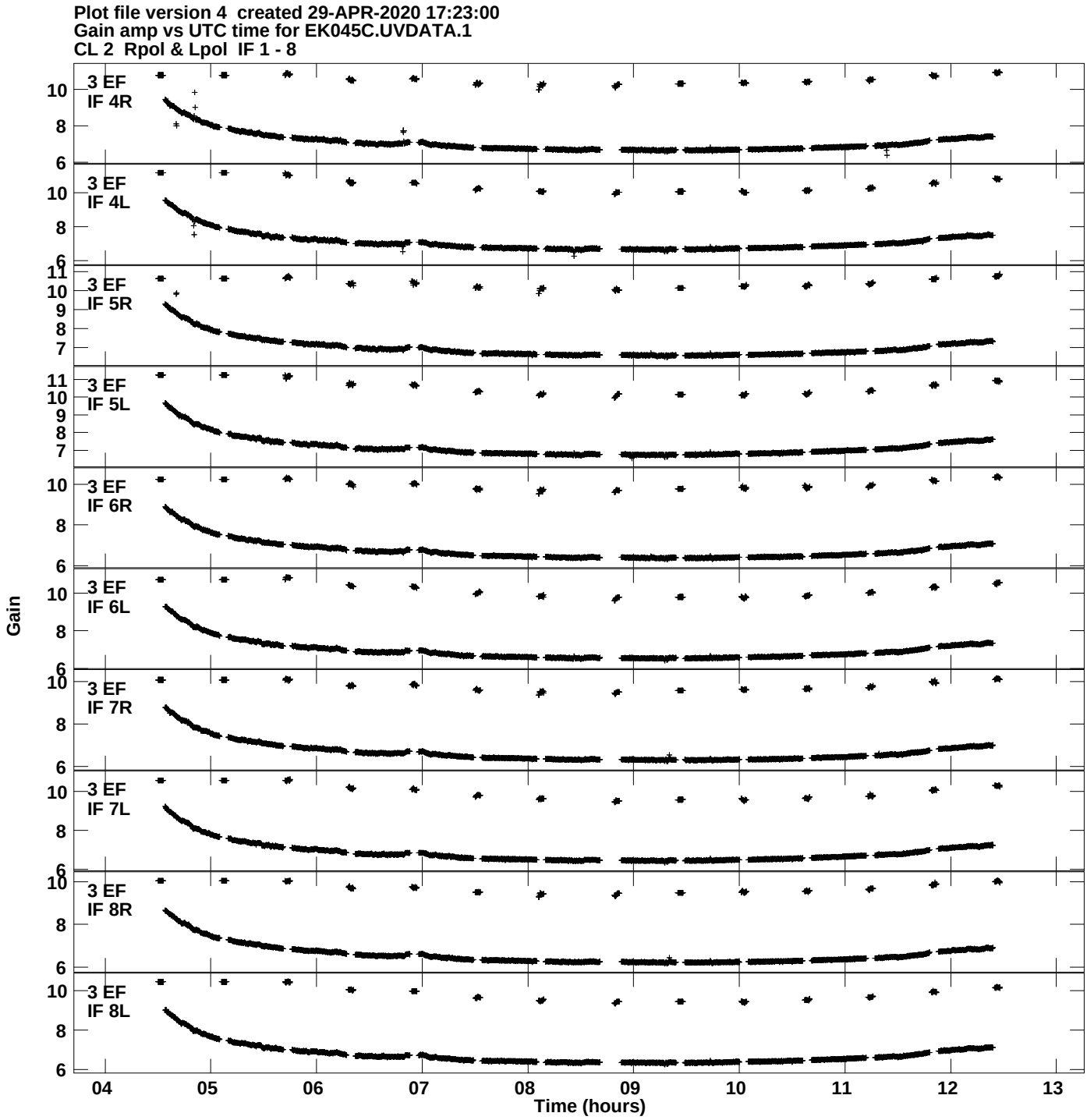
Plot file version 4 created 29-APR-2020 17:23:00
Gain amp vs UTC time for EK045C.UVDATA.1
CL 2 Rpol & Lpol IF 1 - 8
3 EF
IF 4R
3 EF
IF 4L
3 EF
IF 5R
3 EF
IF 5L
3 EF
IF 6R
3 EF
IF 6L
3 EF
IF 7R
3 EF
IF 7L
3 EF
IF 8R
3 EF
IF 8L
Gain
Time (hours)
04
05
06
07
08
09
10
11
12
13

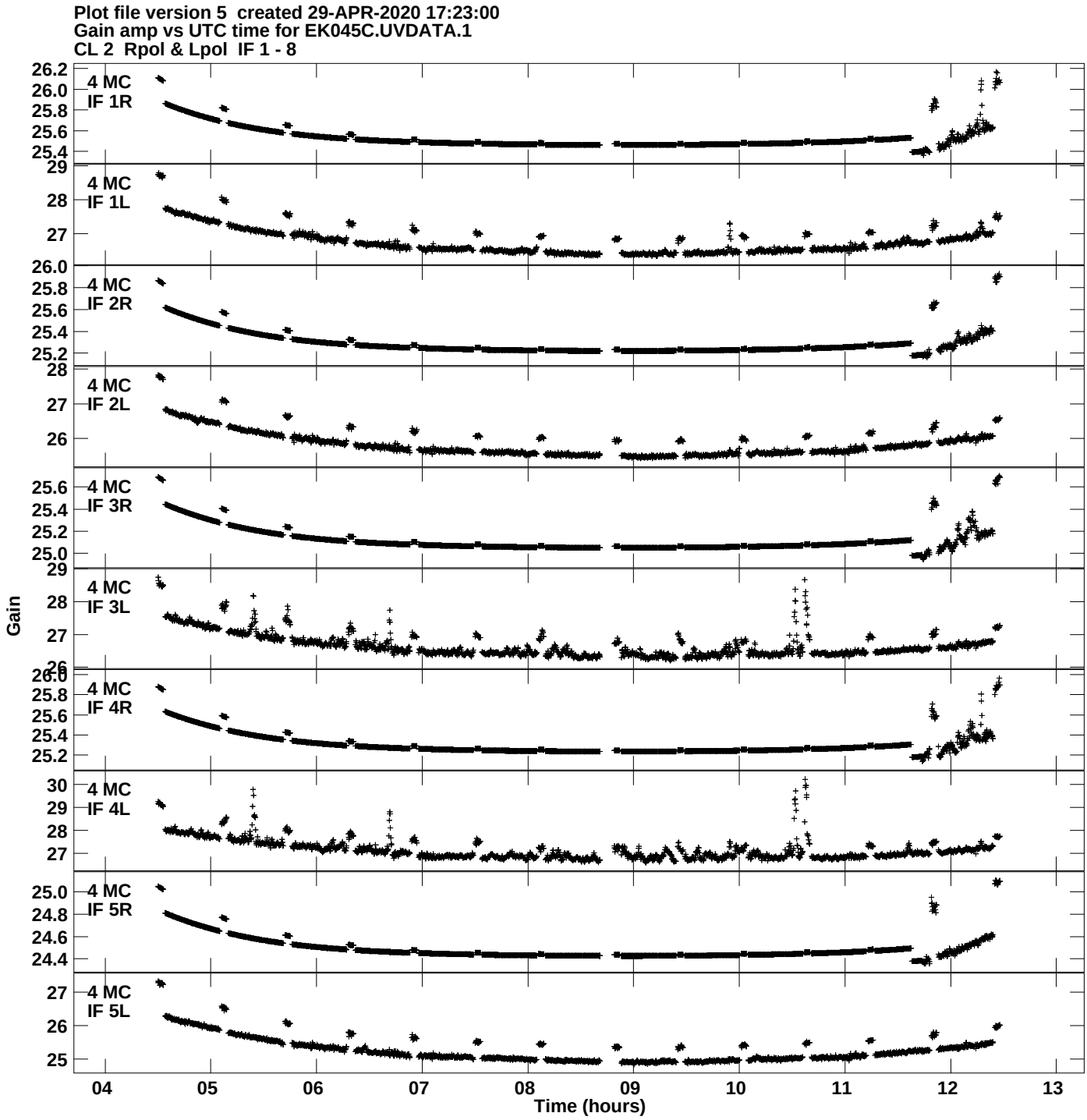
Plot file version 5 created 29-APR-2020 17:23:00
Gain amp vs UTC time for EK045C.UVDATA.1
CL 2 Rpol & Lpol IF 1 - 8
4 MC
IF 1R
4 MC
IF 1L
4 MC
IF 2R
4 MC
IF 2L
4 MC
IF 3R
4 MC
IF 3L
4 MC
IF 4R
4 MC
IF 4L
4 MC
IF 5R
4 MC
IF 5L
Gain
Time (hours)

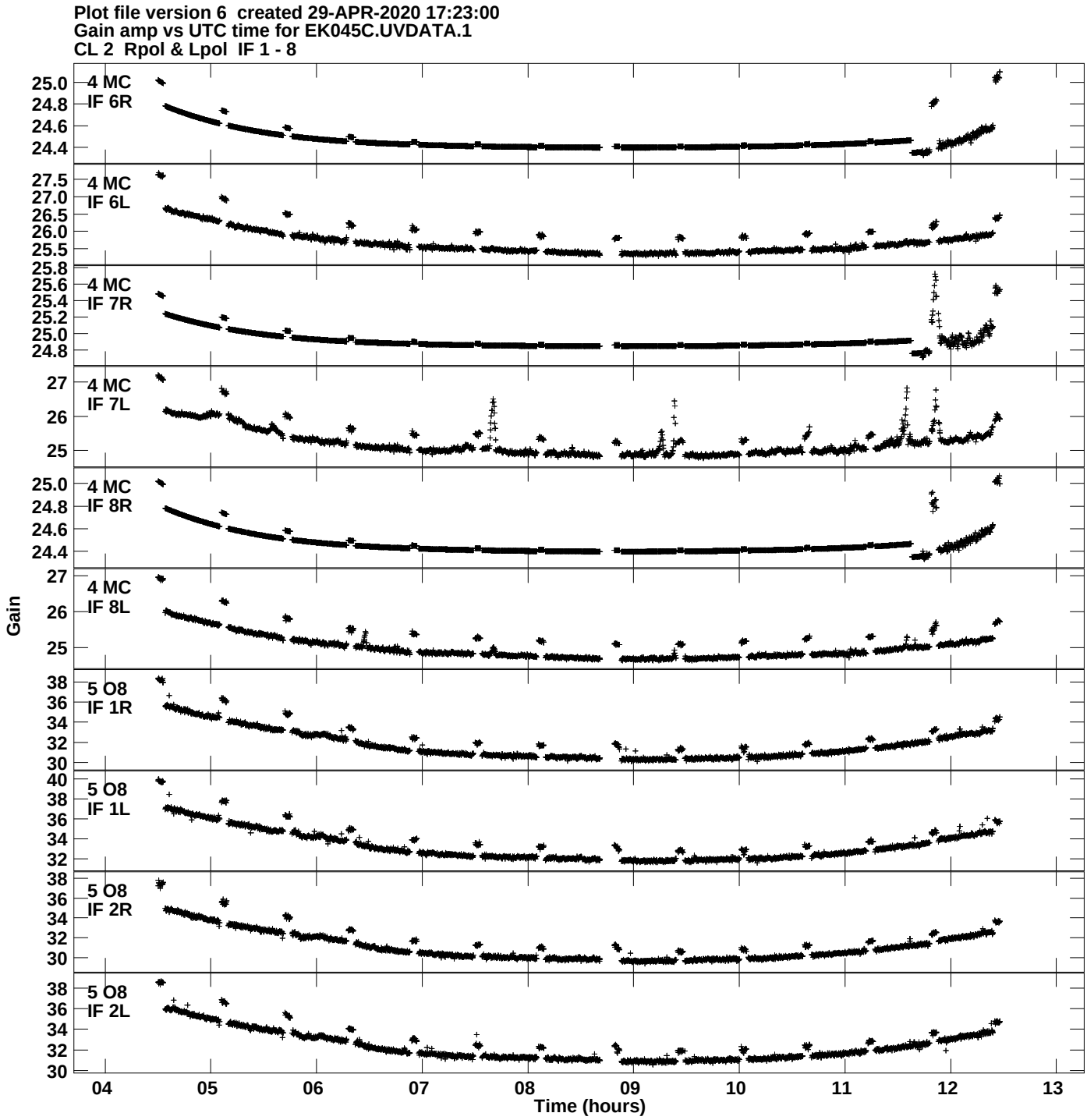
Plot file version 6 created 29-APR-2020 17:23:00
Gain amp vs UTC time for EK045C.UVDATA.1
CL 2 Rpol & Lpol IF 1 - 8
4 MC
IF 6R
4 MC
IF 6L
4 MC
IF 7R
4 MC
IF 7L
4 MC
IF 8R
4 MC
IF 8L
5 O8
IF 1R
5 O8
IF 1L
5 O8
IF 2R
5 O8
IF 2L
Gain
Time (hours)

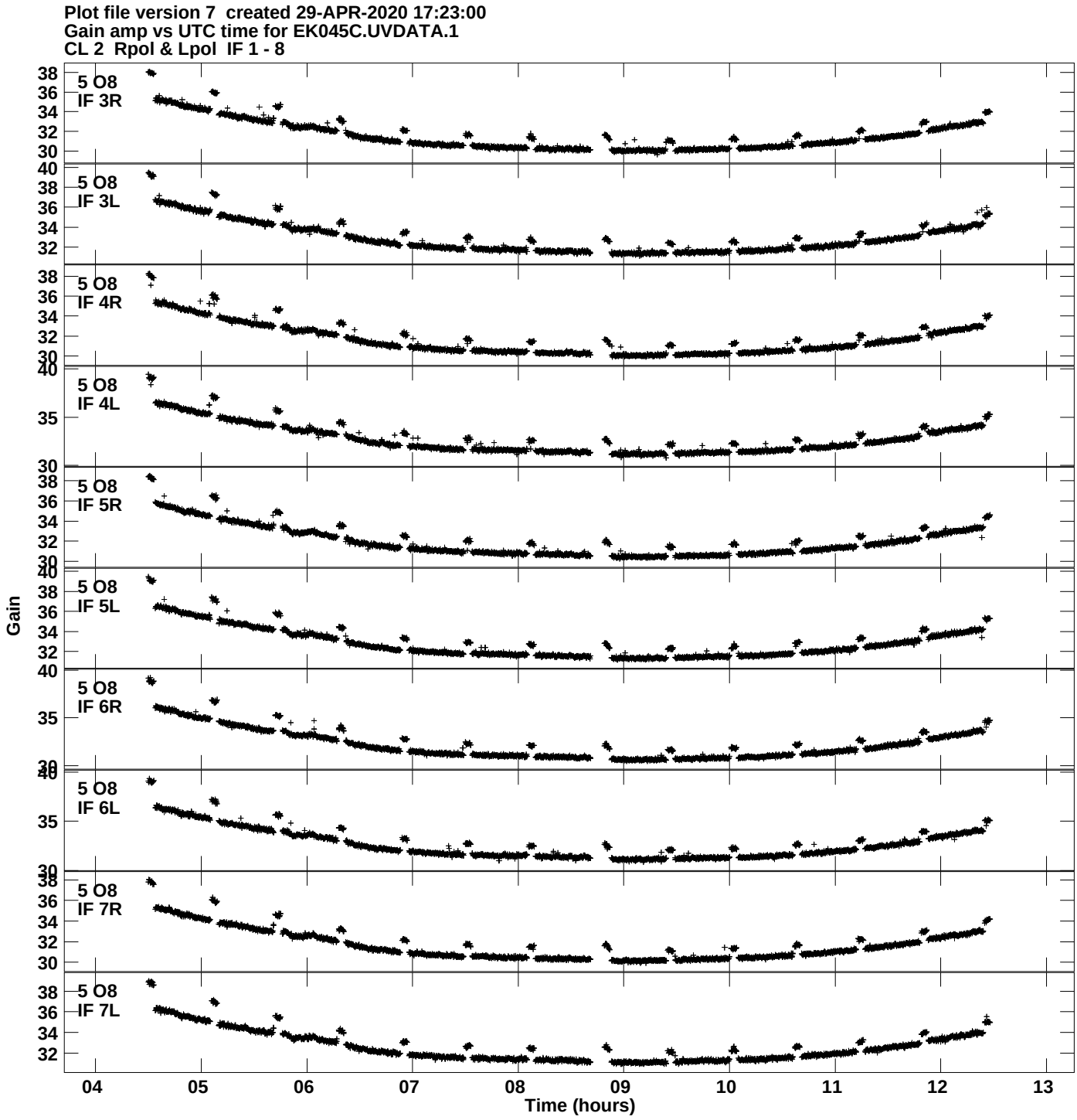
Plot file version 7 created 29-APR-2020 17:23:00
Gain amp vs UTC time for EK045C.UVDATA.1
CL 2 Rpol & Lpol IF 1 - 8
5 O8
IF 3R
5 O8
IF 3L
5 O8
IF 4R
5 O8
IF 4L
5 O8
IF 5R
5 O8
IF 5L
5 O8
IF 6R
5 O8
IF 6L
5 O8
IF 7R
5 O8
IF 7L
Gain
Time (hours)
04
05
06
07
08
09
10
11
12
13

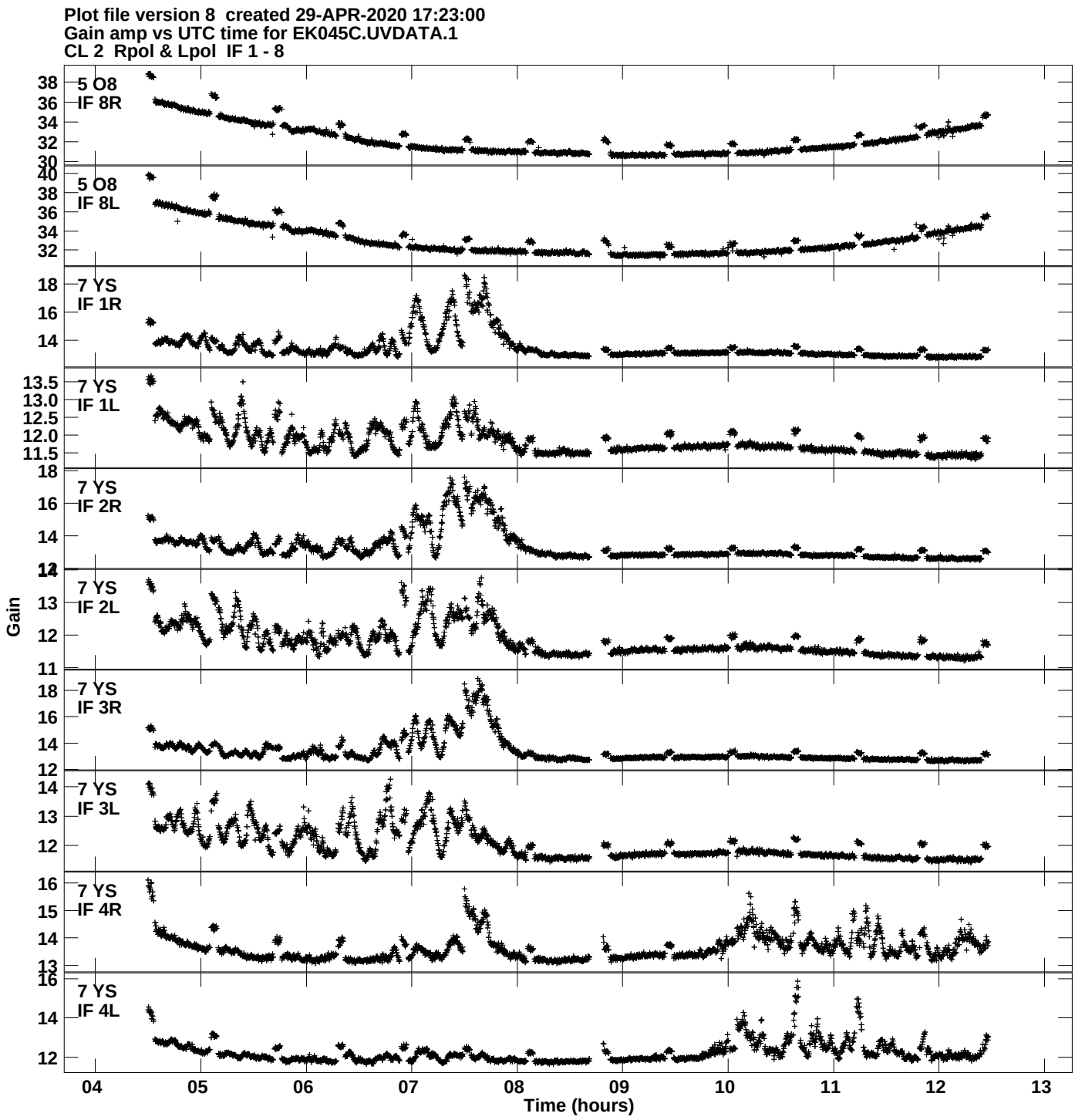
Plot file version 8 created 29-APR-2020 17:23:00
Gain amp vs UTC time for EK045C.UVDATA.1
CL 2 Rpol & Lpol IF 1 - 8
5 O8
IF 8R
5 O8
IF 8L
7 YS
IF 1R
7 YS
IF 1L
7 YS
IF 2R
7 YS
IF 2L
7 YS
IF 3R
7 YS
IF 3L
7 YS
IF 4R
7 YS
IF 4L
Gain
Time (hours)

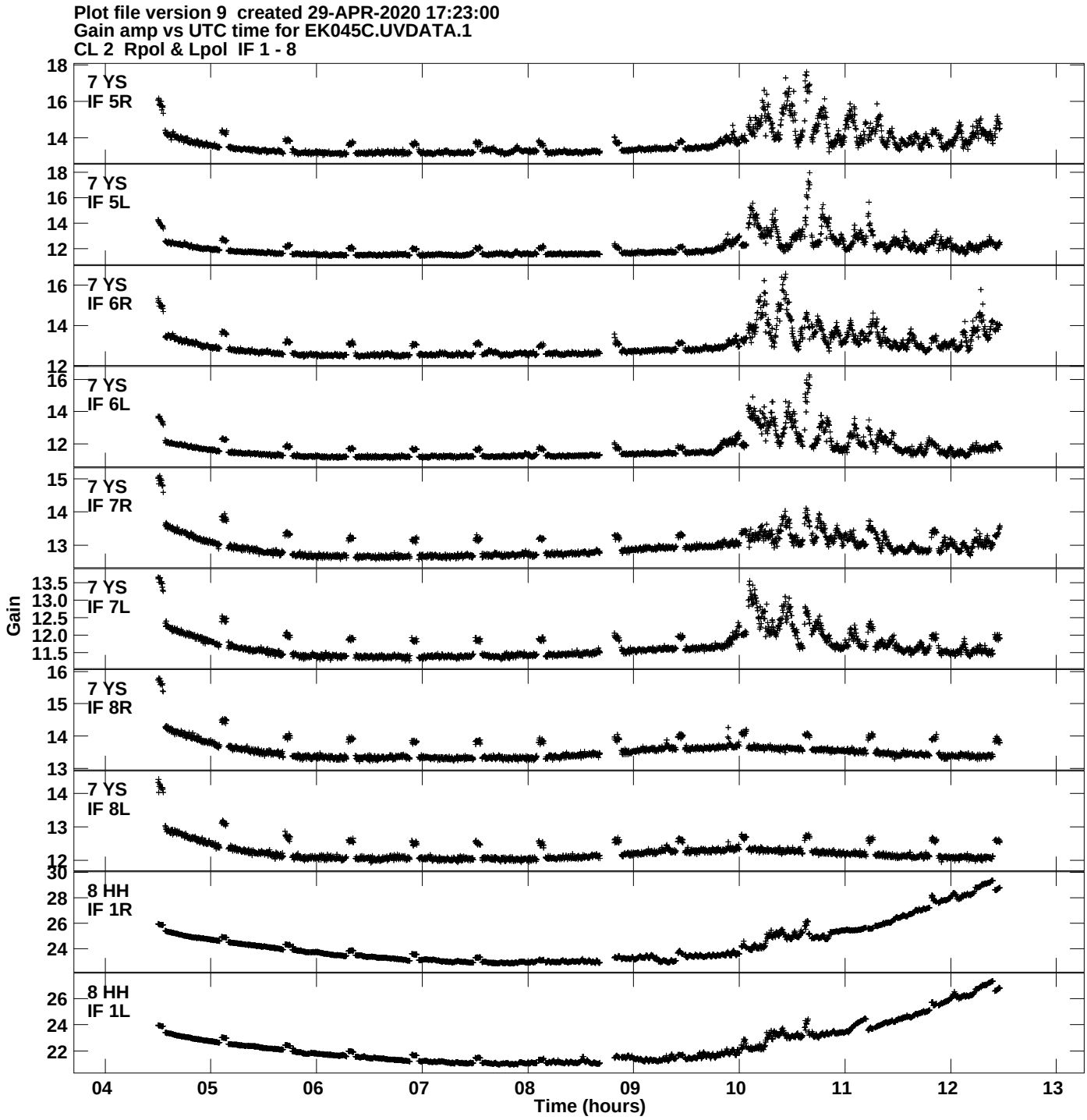
Plot file version 9 created 29-APR-2020 17:23:00
Gain amp vs UTC time for EK045C.UVDATA.1
CL 2 Rpol & Lpol IF 1 - 8
7 YS
IF 5R
7 YS
IF 5L
7 YS
IF 6R
7 YS
IF 6L
7 YS
IF 7R
7 YS
IF 7L
7 YS
IF 8R
7 YS
IF 8L
8 HH
IF 1R
8 HH
IF 1L
Gain
Time (hours)

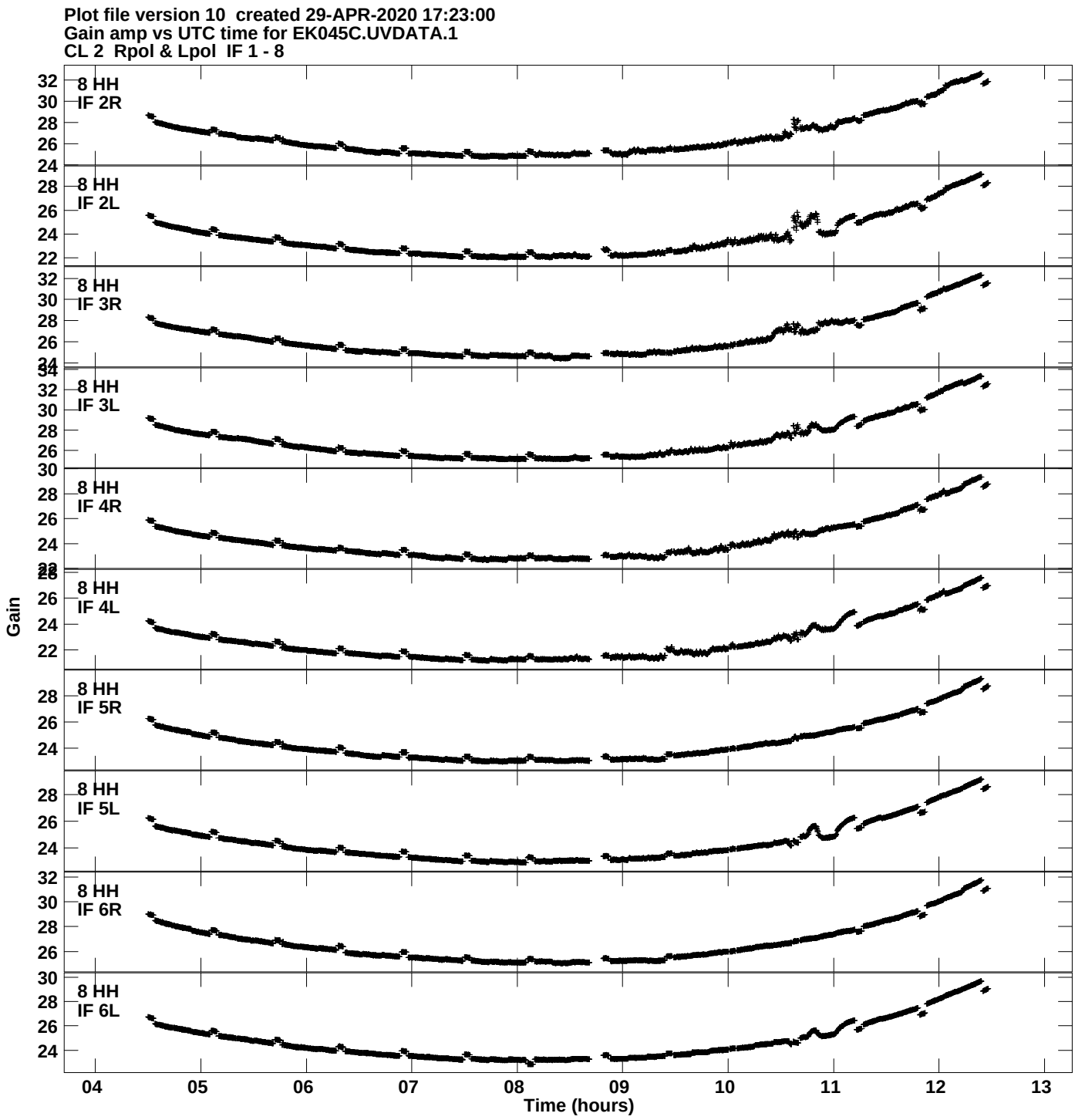
Plot file version 10 created 29-APR-2020 17:23:00
Gain amp vs UTC time for EK045C.UVDATA.1
CL 2 Rpol & Lpol IF 1 - 8
8 HH
IF 2R
8 HH
IF 2L
8 HH
IF 3R
8 HH
IF 3L
8 HH
IF 4R
8 HH
IF 4L
8 HH
IF 5R
8 HH
IF 5L
8 HH
IF 6R
8 HH
IF 6L
Gain
Time (hours)

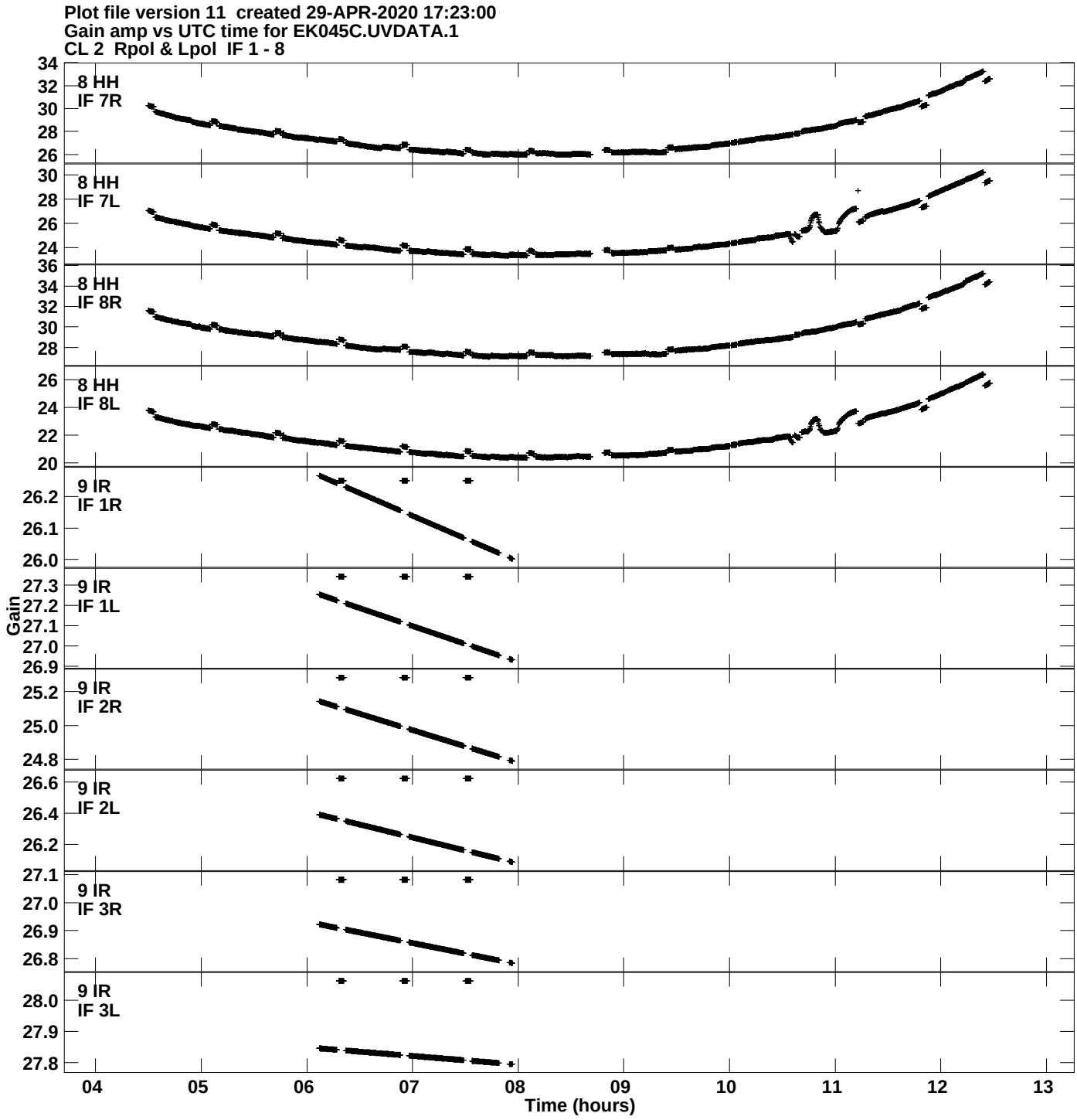
Plot file version 11 created 29-APR-2020 17:23:00
Gain amp vs UTC time for EK045C.UVDATA.1
CL 2 Rpol & Lpol IF 1 - 8
8 HH IF 7R
8 HH IF 7L
8 HH IF 8R
8 HH IF 8L
9 IR IF 1R
9 IR IF 1L
9 IR IF 2R
9 IR IF 2L
9 IR IF 3R
9 IR IF 3L
Gain
Time (hours)

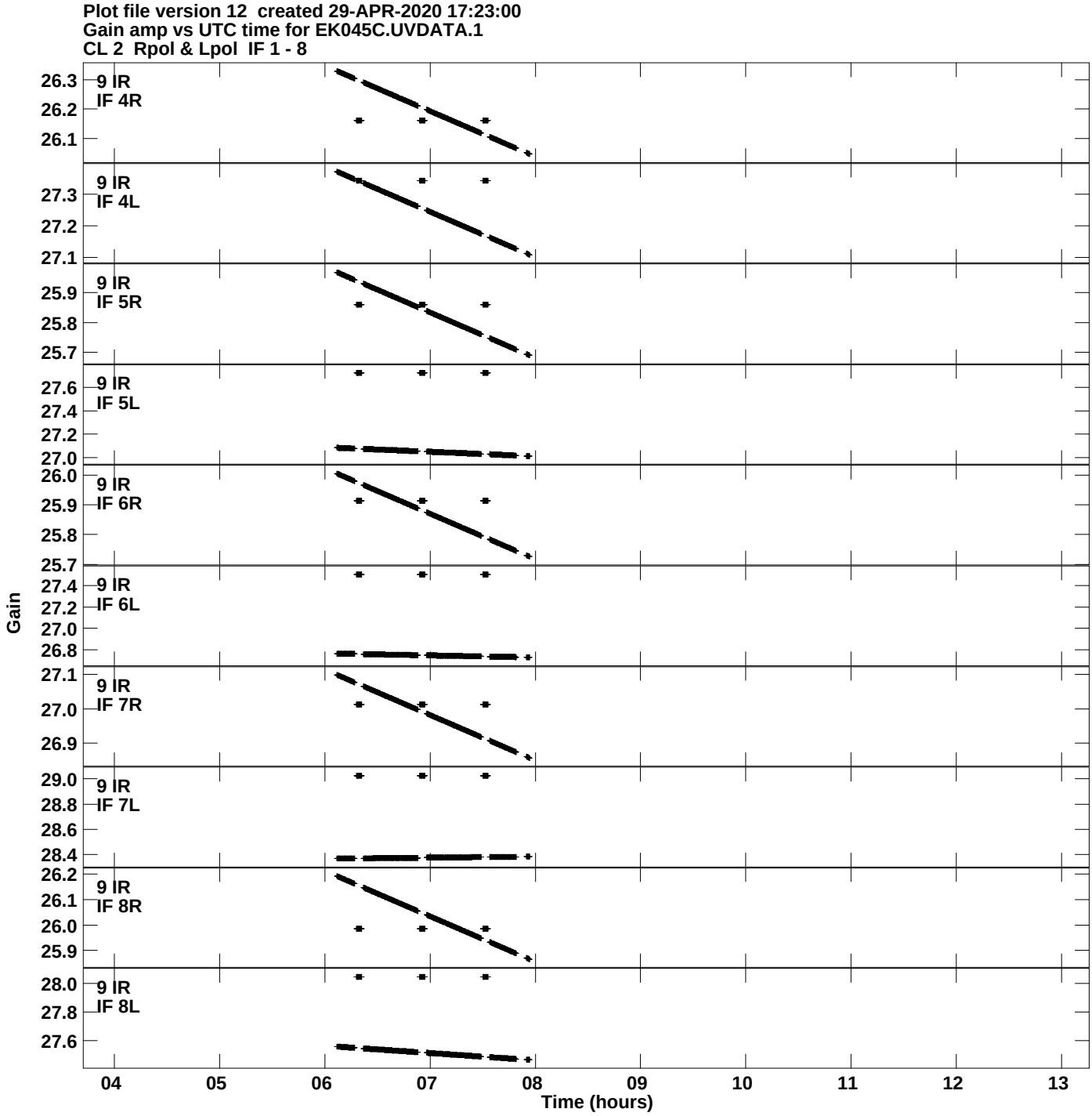
Plot file version 12 created 29-APR-2020 17:23:00
Gain amp vs UTC time for EK045C.UVDATA.1
CL 2 Rpol & Lpol IF 1 - 8
9 IR
IF 4R
9 IR
IF 4L
9 IR
IF 5R
9 IR
IF 5L
9 IR
IF 6R
9 IR
IF 6L
9 IR
IF 7R
9 IR
IF 7L
9 IR
IF 8R
9 IR
IF 8L
Gain
Time (hours)

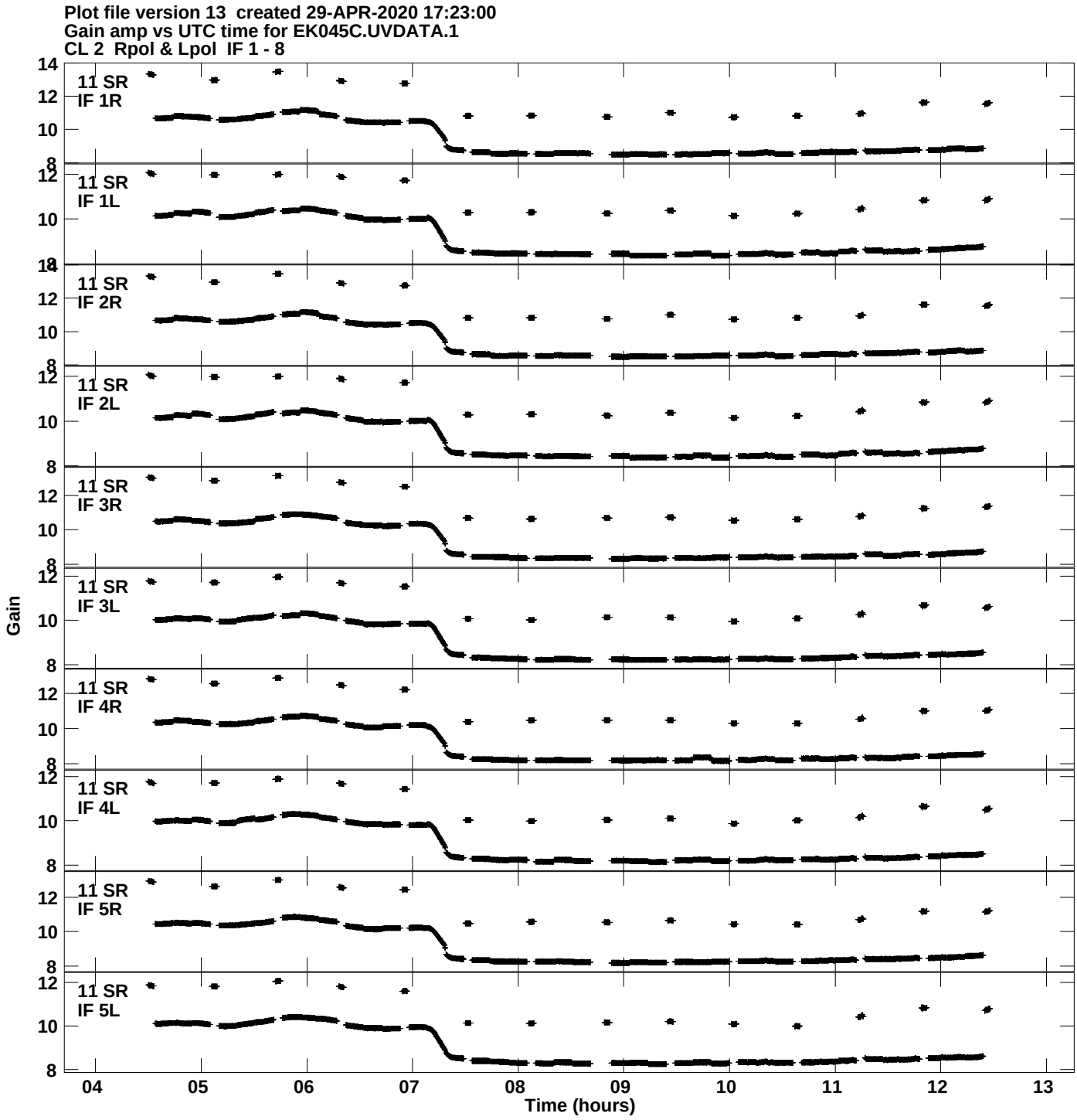
Plot file version 13 created 29-APR-2020 17:23:00
Gain amp vs UTC time for EK045C.UVDATA.1
CL 2 Rpol & Lpol IF 1 - 8
11 SR
IF 1R
11 SR
IF 1L
11 SR
IF 2R
11 SR
IF 2L
11 SR
IF 3R
11 SR
IF 3L
11 SR
IF 4R
11 SR
IF 4L
11 SR
IF 5R
11 SR
IF 5L
Gain
Time (hours)

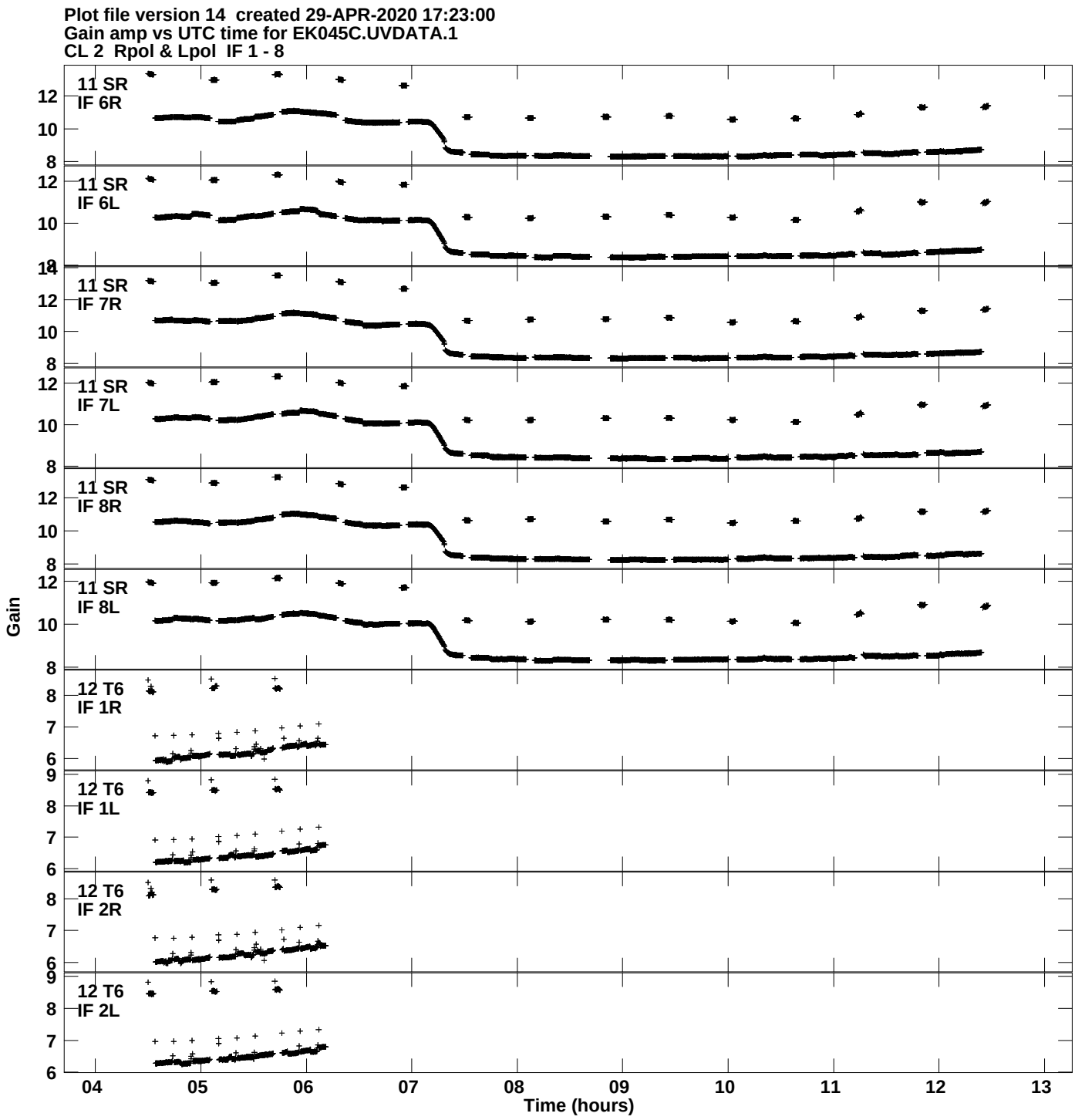
Plot file version 14 created 29-APR-2020 17:23:00
Gain amp vs UTC time for EK045C.UVDATA.1
CL 2 Rpol & Lpol IF 1 - 8
11 SR
IF 6R
11 SR
IF 6L
11 SR
IF 7R
11 SR
IF 7L
11 SR
IF 8R
11 SR
IF 8L
12 T6
IF 1R
12 T6
IF 1L
12 T6
IF 2R
12 T6
IF 2L
Gain
Time (hours)

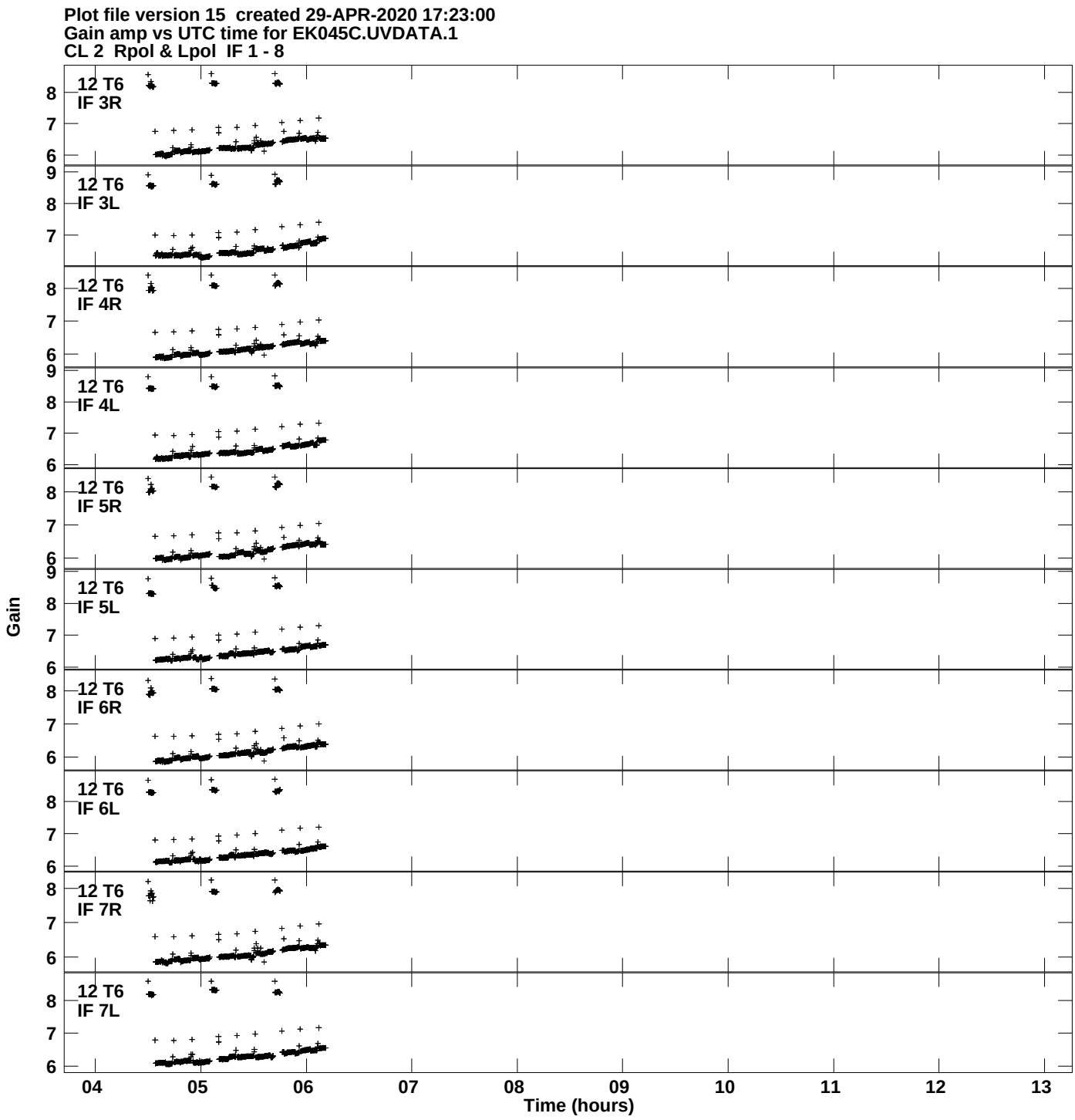
Plot file version 15 created 29-APR-2020 17:23:00
Gain amp vs UTC time for EK045C.UVDATA.1
CL 2 Rpol & Lpol IF 1 - 8
12 T6
IF 3R
12 T6
IF 3L
12 T6
IF 4R
12 T6
IF 4L
12 T6
IF 5R
12 T6
IF 5L
12 T6
IF 6R
12 T6
IF 6L
12 T6
IF 7R
12 T6
IF 7L
Gain
Time (hours)
04
05
06
07
08
09
10
11
12
13

Plot file version 16 created 29-APR-2020 17:23:00
Gain amp vs UTC time for EK045C.UVDATA.1
CL 2 Rpol & Lpol IF 1 - 8

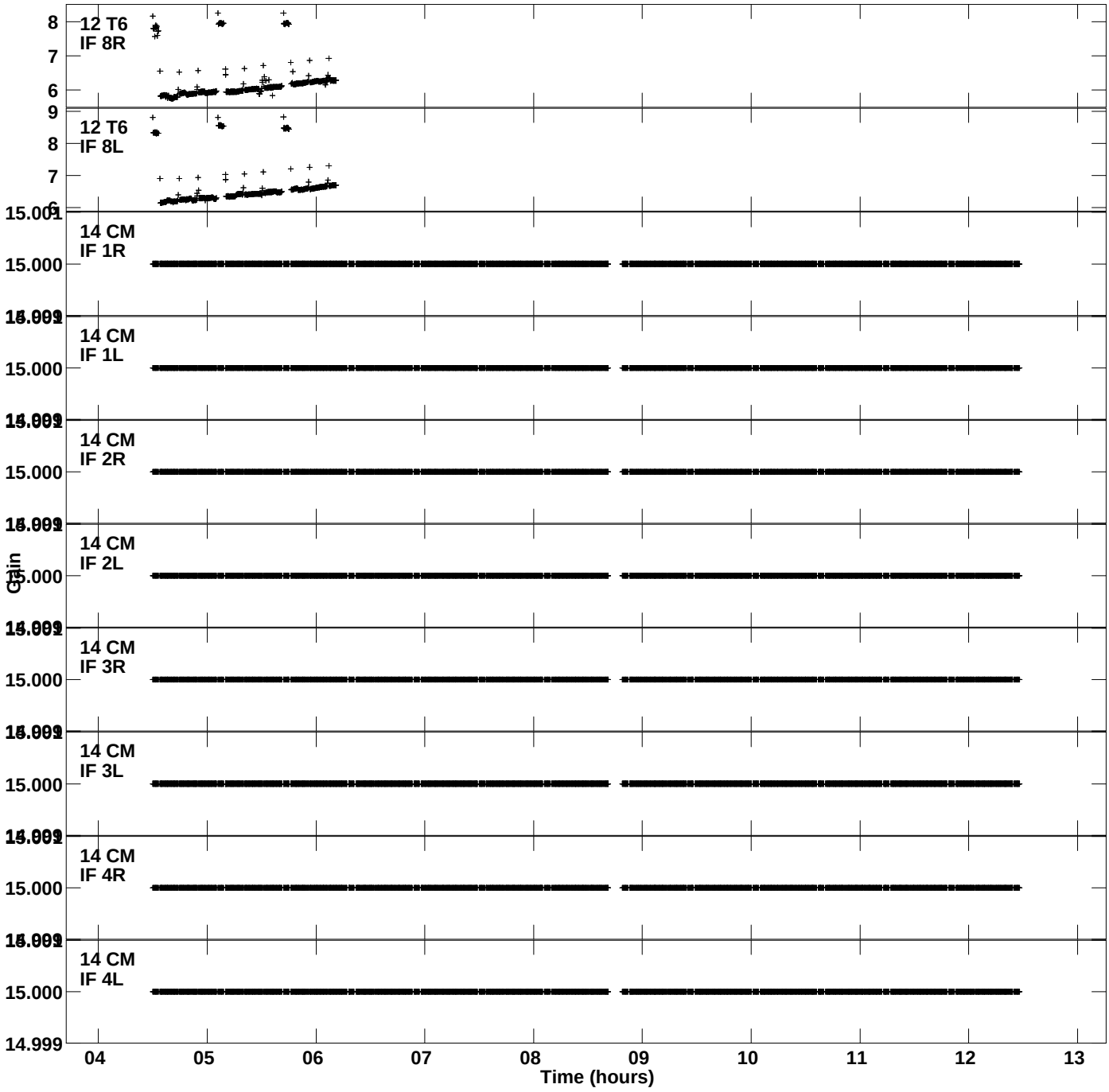

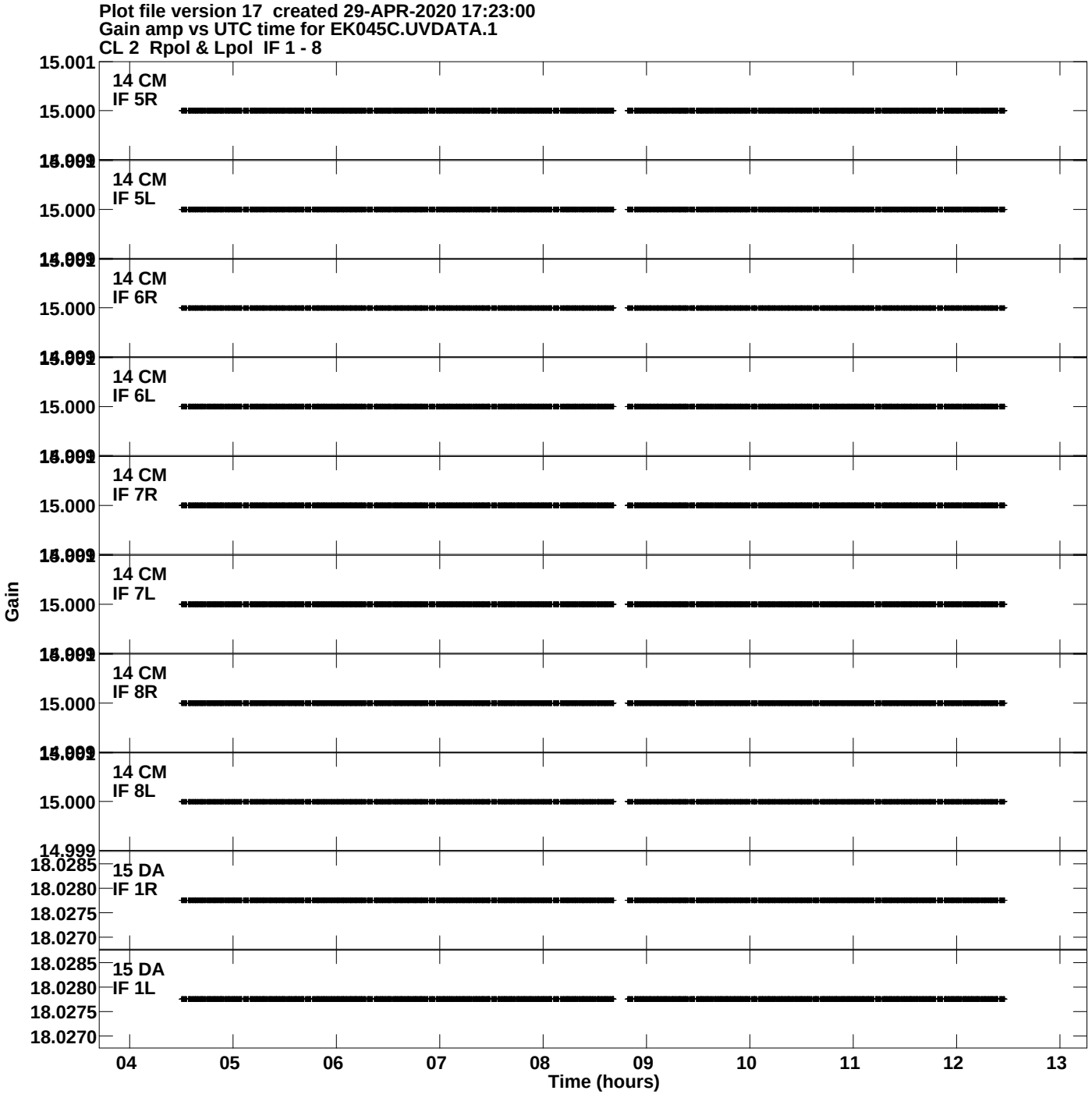
Plot file version 17 created 29-APR-2020 17:23:00
Gain amp vs UTC time for EK045C.UVDATA.1
CL 2 Rpol & Lpol IF 1 - 8
14 CM
IF 5R
14 CM
IF 5L
14 CM
IF 6R
14 CM
IF 6L
14 CM
IF 7R
14 CM
IF 7L
14 CM
IF 8R
14 CM
IF 8L
15 DA
IF 1R
15 DA
IF 1L
Gain
15.001
15.000
14.999
18.0285
18.0280
18.0275
18.0270
04
05
06
07
08
09
10
11
12
13
Time (hours)


Plot file version 18 created 29-APR-2020 17:23:00
Gain amp vs UTC time for EK045C.UVDATA.1
CL 2 Rpol & Lpol IF 1 - 8
15 DA
IF 2R
15 DA
IF 2L
15 DA
IF 3R
15 DA
IF 3L
15 DA
IF 4R
15 DA
IF 4L
15 DA
IF 5R
15 DA
IF 5L
15 DA
IF 6R
15 DA
IF 6L
18.0285
18.0280
18.0275
18.0270
Gain
04
05
06
07
08
09
10
11
12
13
Time (hours)


Plot file version 19 created 29-APR-2020 17:23:00
Gain amp vs UTC time for EK045C.UVDATA.1
CL 2 Rpol & Lpol IF 1 - 8
15 DA
IF 7R
15 DA
IF 7L
15 DA
IF 8R
15 DA
IF 8L
16 KN
IF 1R
16 KN
IF 1L
16 KN
IF 2R
16 KN
IF 2L
16 KN
IF 3R
16 KN
IF 3L
18.0285
18.0280
18.0275
18.0270
Gain
04
05
06
07
08
09
10
11
12
13
Time (hours)


Plot file version 20 created 29-APR-2020 17:23:00
Gain amp vs UTC time for EK045C.UVDATA.1
CL 2 Rpol & Lpol IF 1 - 8
16 KN
IF 4R
16 KN
IF 4L
16 KN
IF 5R
16 KN
IF 5L
16 KN
IF 6R
16 KN
IF 6L
16 KN
IF 7R
16 KN
IF 7L
16 KN
IF 8R
16 KN
IF 8L
18.0285
18.0280
18.0275
18.0270
Gain
04
05
06
07
08
09
10
11
12
13
Time (hours)

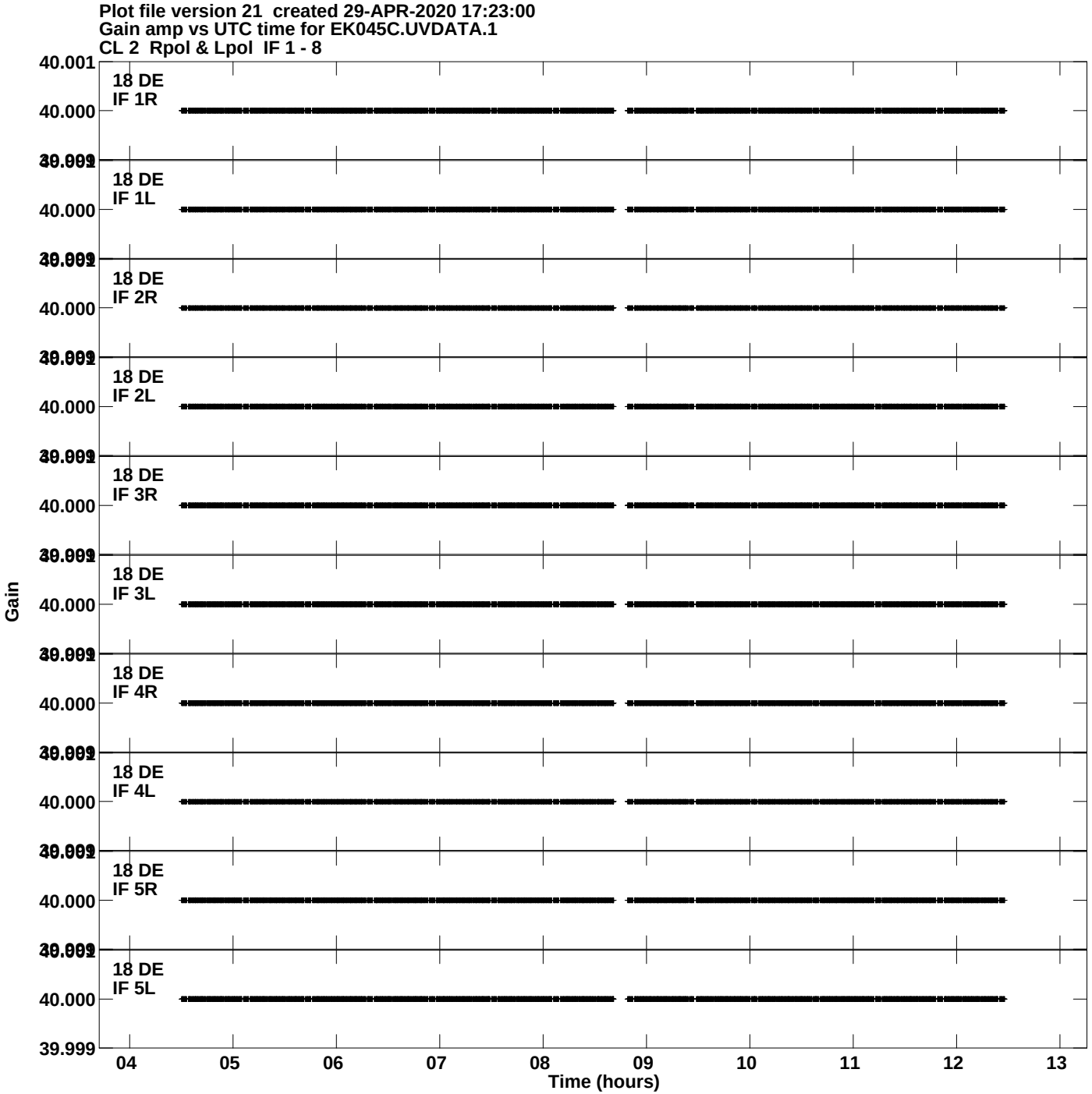
Plot file version 21 created 29-APR-2020 17:23:00
Gain amp vs UTC time for EK045C.UVDATA.1
CL 2 Rpol & Lpol IF 1 - 8
18 DE
IF 1R
18 DE
IF 1L
18 DE
IF 2R
18 DE
IF 2L
18 DE
IF 3R
18 DE
IF 3L
18 DE
IF 4R
18 DE
IF 4L
18 DE
IF 5R
18 DE
IF 5L
40.001
40.000
39.999
Gain
04
05
06
07
08
09
10
11
12
13
Time (hours)

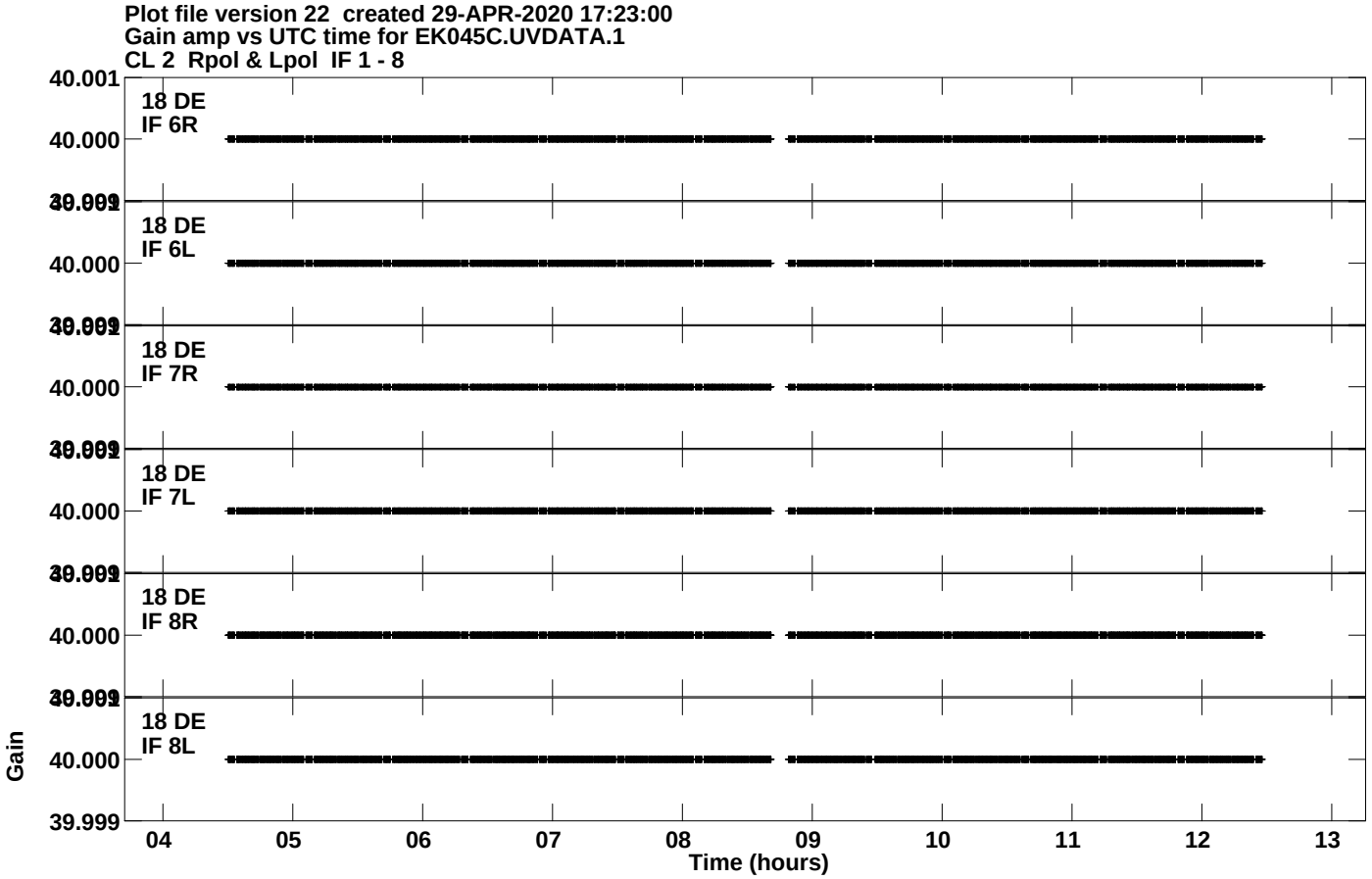
Plot file version 22 created 29-APR-2020 17:23:00
Gain amp vs UTC time for EK045C.UVDATA.1
CL 2 Rpol & Lpol IF 1 - 8
18 DE
IF 6R
18 DE
IF 6L
18 DE
IF 7R
18 DE
IF 7L
18 DE
IF 8R
18 DE
IF 8L
40.001
40.000
39.999
Gain
04
05
06
07
08
09
10
11
12
13
Time (hours)