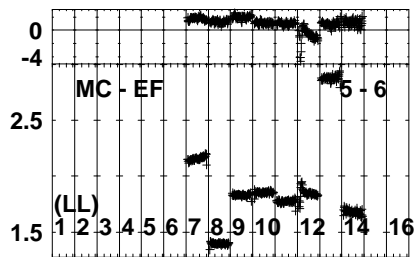
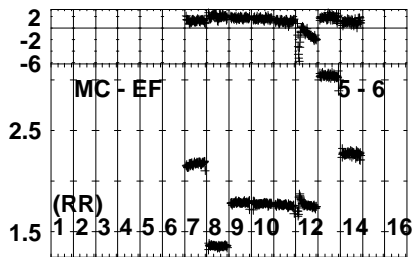
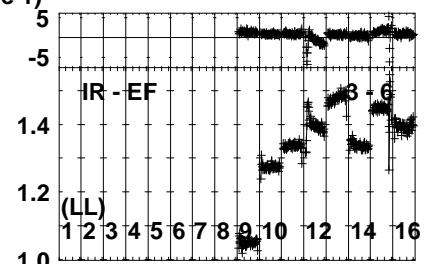
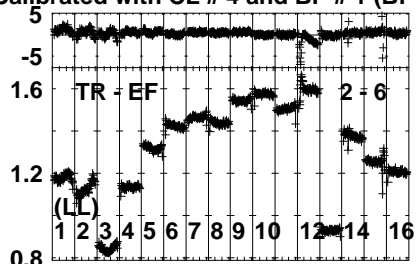
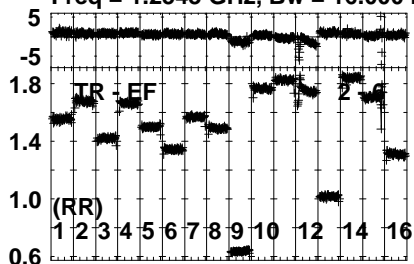


Plot file version 1 created 04-MAY-2021 16:19:45

J1048+7143 EK048B.UVDATA.1

Freq = 1.2543 GHz, Bw = 16.000 MH Calibrated with CL # 4 and BP # 1 (BP mode 1)

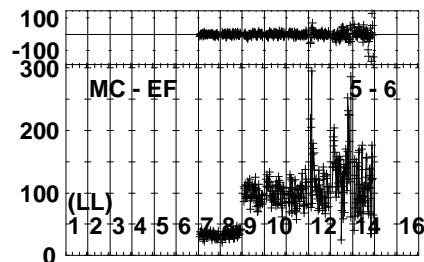
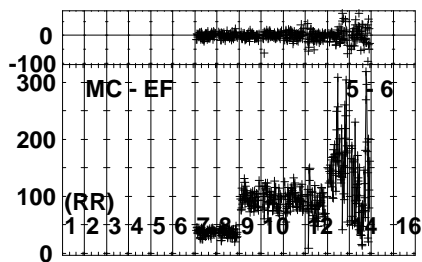
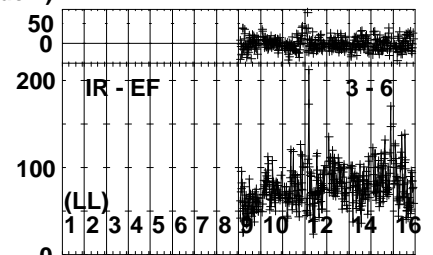
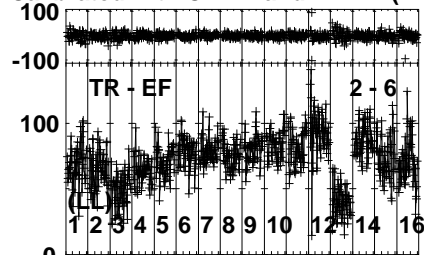
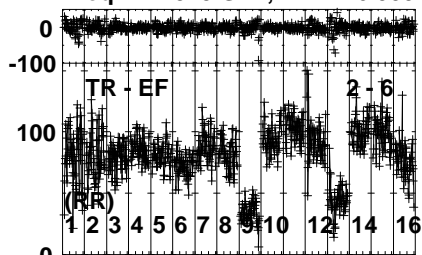


Lower frame: Ampl Jy Top frame: Phas deg  
Vector averaged cross-power spectrum Several baselines displayed  
Timerange: 00/17:00:03 to 00/17:04:59

Plot file version 2 created 04-MAY-2021 16:19:46

J0955+6903 EK048B.UVDATA.1

Freq = 1.2543 GHz, Bw = 16.000 MH Calibrated with CL # 4 and BP # 1 (BP mode 1)

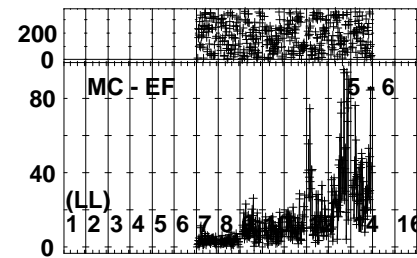
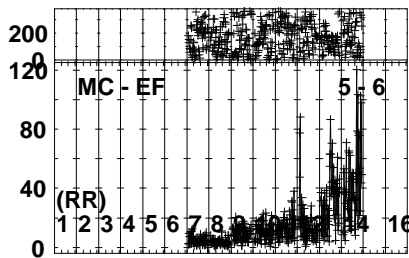
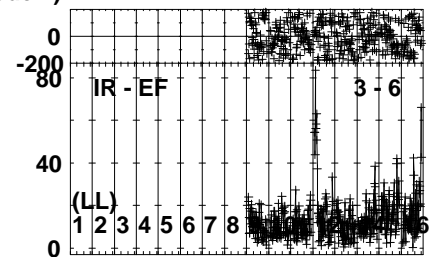
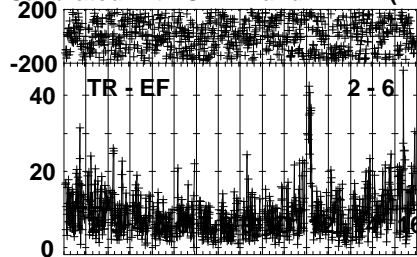
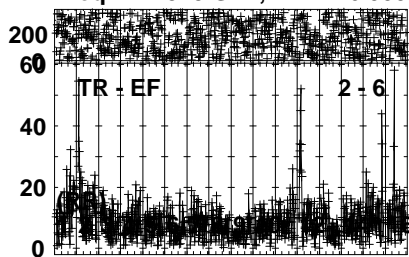


Lower frame: Milli Ampl Jy Top frame: Phas deg  
Vector averaged cross-power spectrum Several baselines displayed  
Timerange: 00/17:06:04 to 00/17:07:32

Plot file version 3 created 04-MAY-2021 16:19:46

R200120 D EK048B.UVDATA.1

Freq = 1.2543 GHz, Bw = 16.000 MH Calibrated with CL # 4 and BP # 1 (BP mode 1)

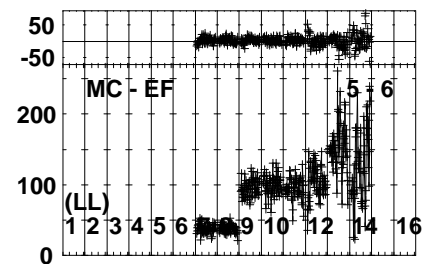
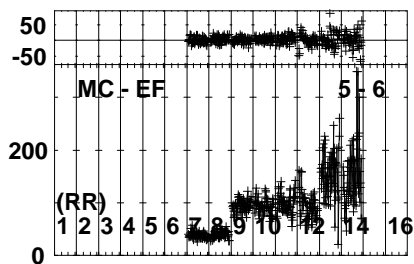
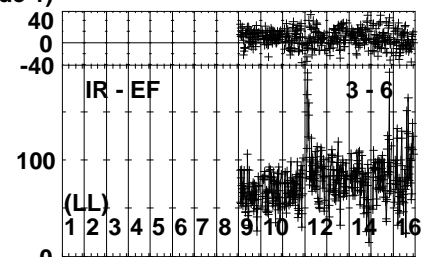
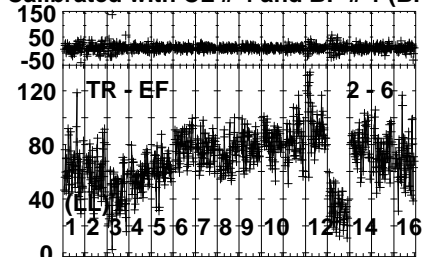
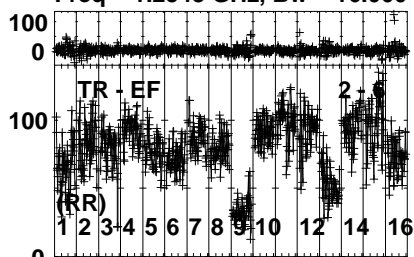


Lower frame: Milli Ampl Jy Top frame: Phas deg  
Vector averaged cross-power spectrum Several baselines displayed  
Timerange: 00/17:07:34 to 00/17:13:02

Plot file version 4 created 04-MAY-2021 16:19:46

J0955+6903 EK048B.UVDATA.1

Freq = 1.2543 GHz, Bw = 16.000 MH Calibrated with CL # 4 and BP # 1 (BP mode 1)

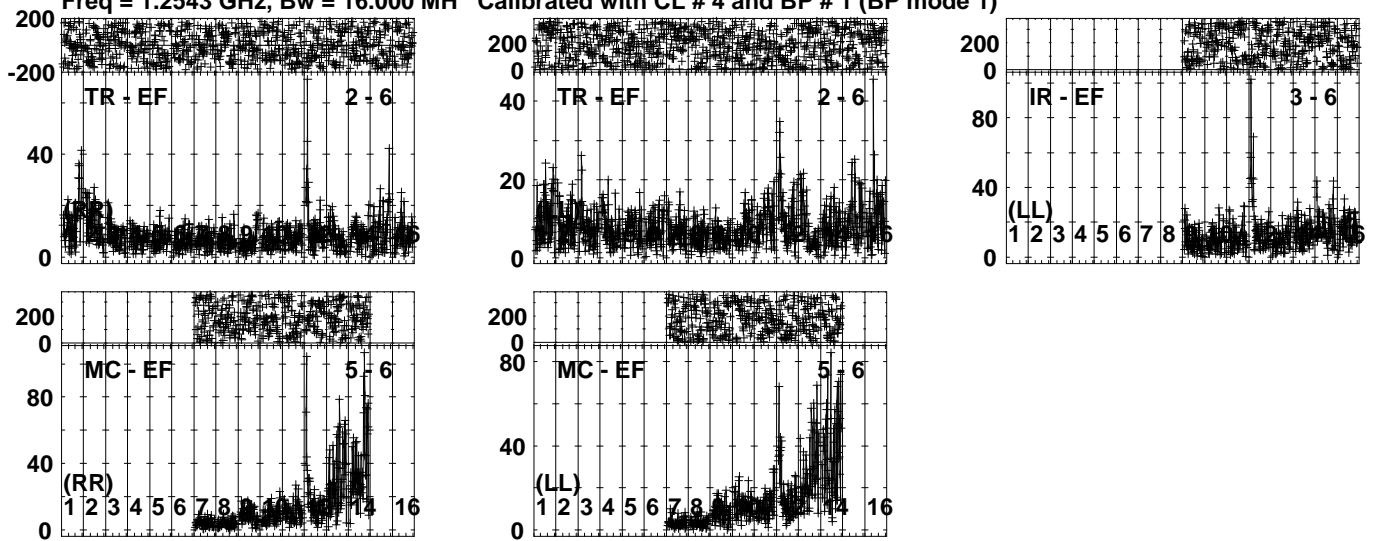


Lower frame: Milli Ampl Jy Top frame: Phas deg  
Vector averaged cross-power spectrum Several baselines displayed  
Timerange: 00/17:13:04 to 00/17:15:02

Plot file version 5 created 04-MAY-2021 16:19:46

R200120 D EK048B.UVDATA.1

Freq = 1.2543 GHz, Bw = 16.000 MH Calibrated with CL # 4 and BP # 1 (BP mode 1)

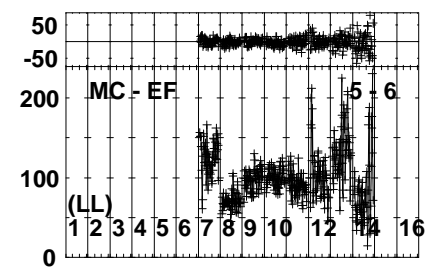
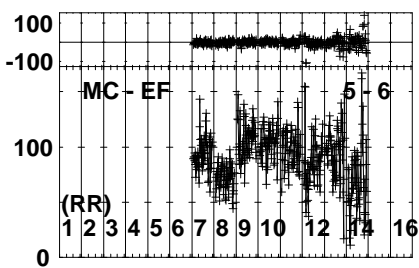
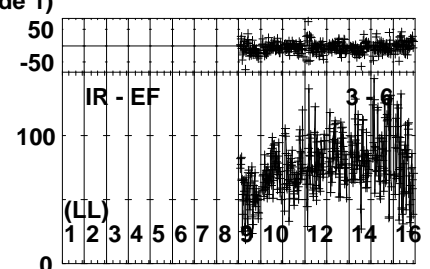
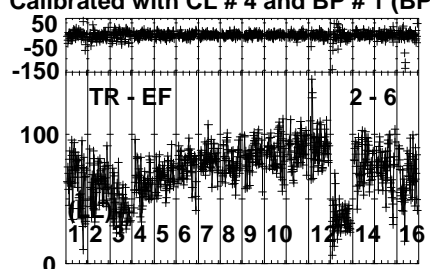
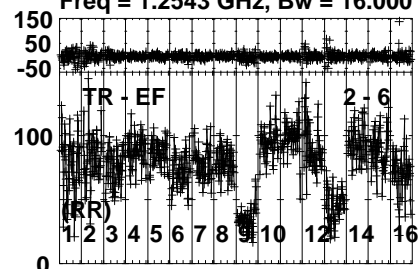


Lower frame: Milli Ampl Jy Top frame: Phas deg  
Vector averaged cross-power spectrum Several baselines displayed  
Timerange: 00/17:15:04 to 00/17:20:32

Plot file version 6 created 04-MAY-2021 16:19:47

J0955+6903 EK048B.UVDATA.1

Freq = 1.2543 GHz, Bw = 16.000 MH Calibrated with CL # 4 and BP # 1 (BP mode 1)

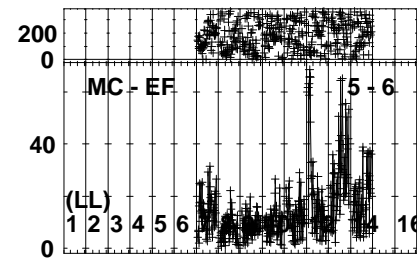
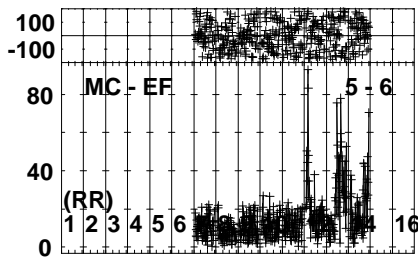
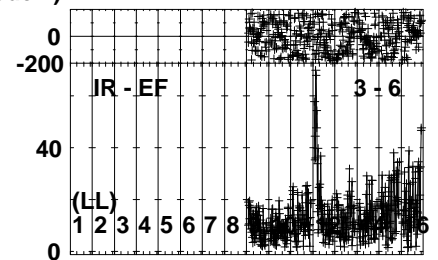
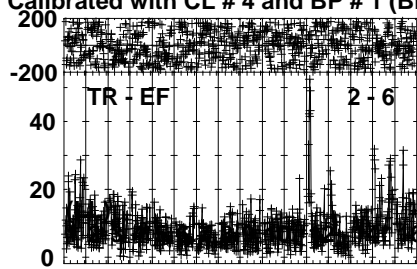
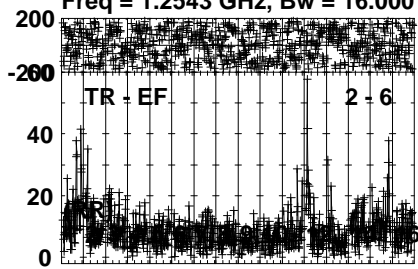


Lower frame: Milli Ampl Jy Top frame: Phas deg  
Vector averaged cross-power spectrum Several baselines displayed  
Timerange: 00/17:21:08 to 00/17:22:36

Plot file version 7 created 04-MAY-2021 16:19:47

R200120 D EK048B.UVDATA.1

Freq = 1.2543 GHz, Bw = 16.000 MH Calibrated with CL # 4 and BP # 1 (BP mode 1)

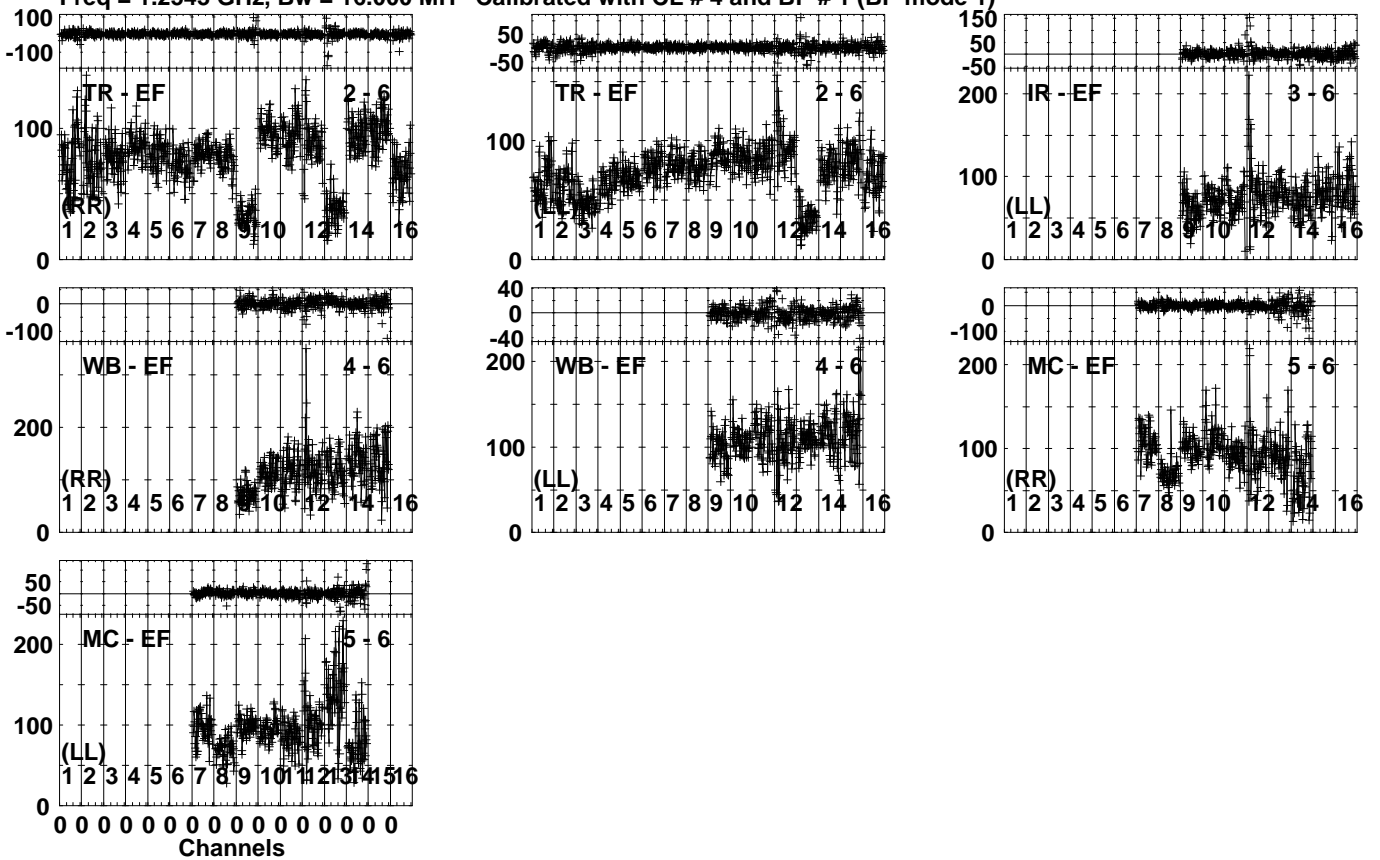


Lower frame: Milli Ampl Jy Top frame: Phas deg  
Vector averaged cross-power spectrum Several baselines displayed  
Timerange: 00/17:22:38 to 00/17:28:06

Plot file version 8 created 04-MAY-2021 16:19:47

J0955+6903 EK048B.UVDATA.1

Freq = 1.2543 GHz, Bw = 16.000 MH Calibrated with CL # 4 and BP # 1 (BP mode 1)



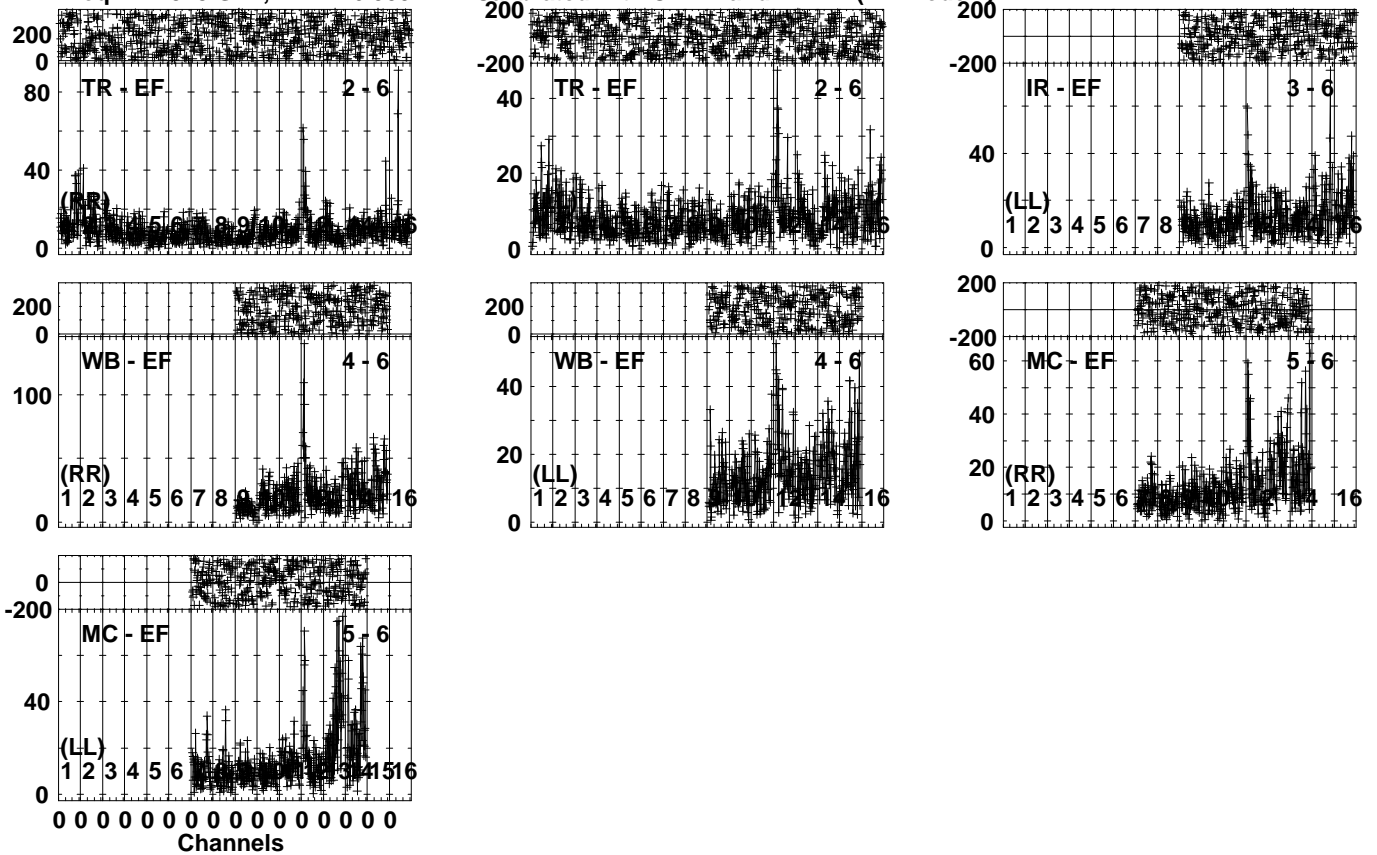
Lower frame: Milli Ampl Jy Top frame: Phas deg  
Vector averaged cross-power spectrum Several baselines displayed  
Timerange: 00/17:28:08 to 00/17:30:06



Plot file version 9 created 04-MAY-2021 16:19:47

R200120 D EK048B.UVDATA.1

Freq = 1.2543 GHz, Bw = 16.000 MH Calibrated with CL # 4 and BP # 1 (BP mode 1)

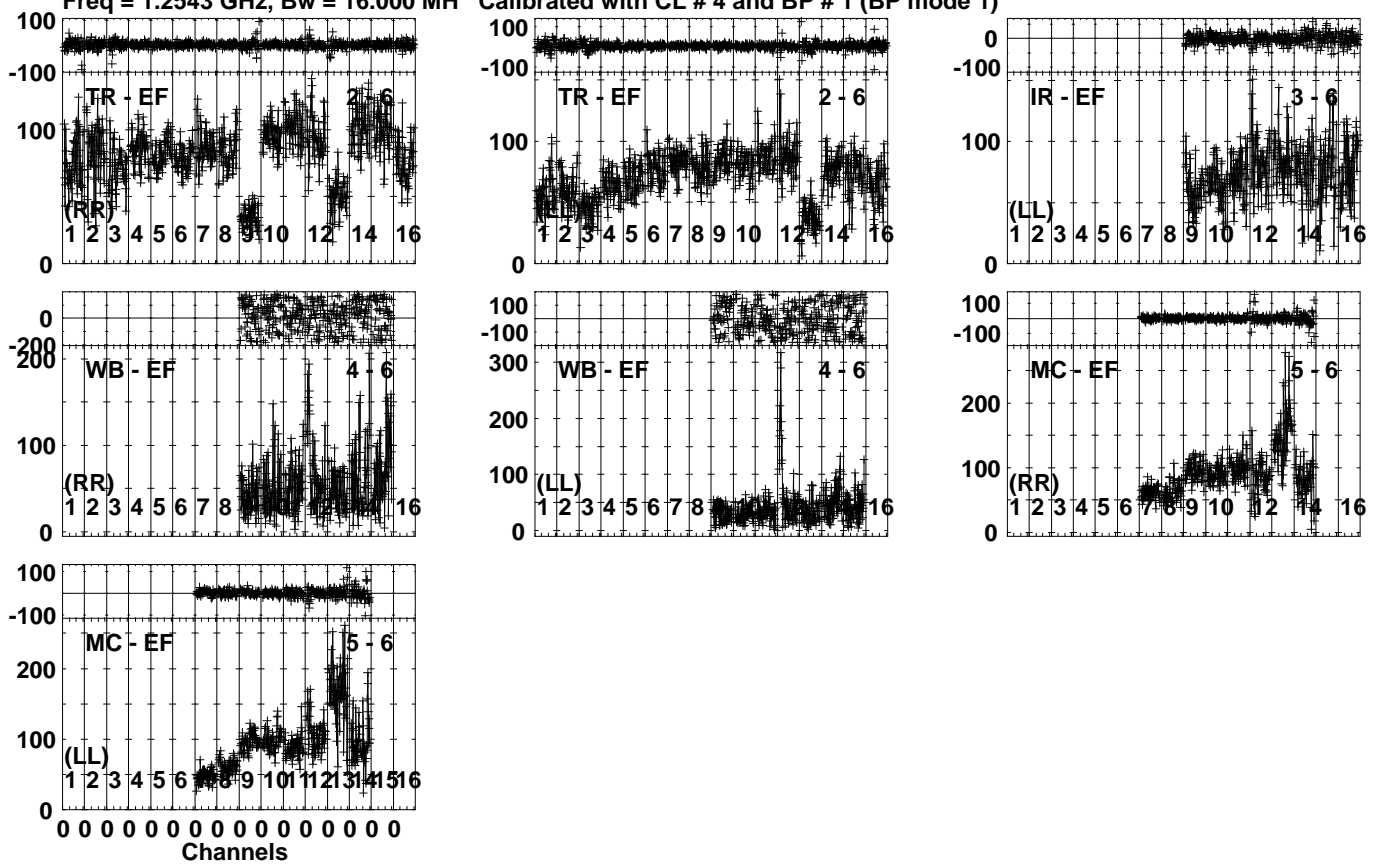


Lower frame: Milli Ampl Jy Top frame: Phas deg  
Vector averaged cross-power spectrum Several baselines displayed  
Timerange: 00/17:30:08 to 00/17:35:36

Plot file version 10 created 04-MAY-2021 16:19:47

J0955+6903 EK048B.UVDATA.1

Freq = 1.2543 GHz, Bw = 16.000 MH Calibrated with CL # 4 and BP # 1 (BP mode 1)



Lower frame: Milli Ampl Jy Top frame: Phas deg

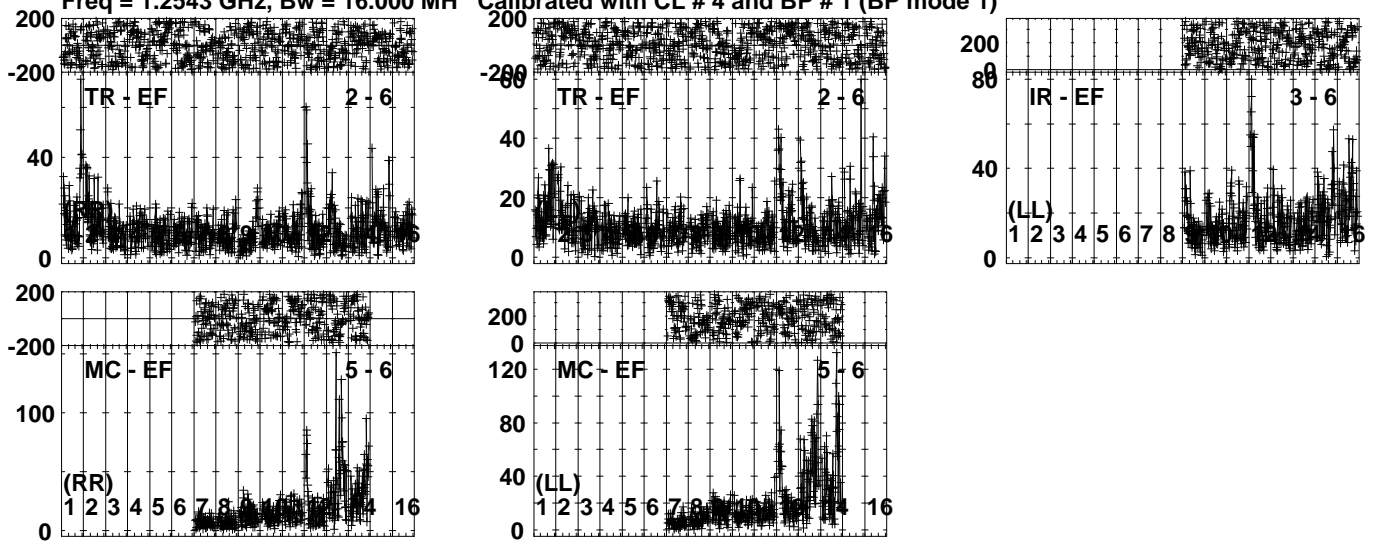
Vector averaged cross-power spectrum Several baselines displayed

Timerange: 00/17:36:14 to 00/17:37:40

Plot file version 11 created 04-MAY-2021 16:19:48

J0955+6B EK048B.UVDATA.1

Freq = 1.2543 GHz, Bw = 16.000 MH Calibrated with CL # 4 and BP # 1 (BP mode 1)

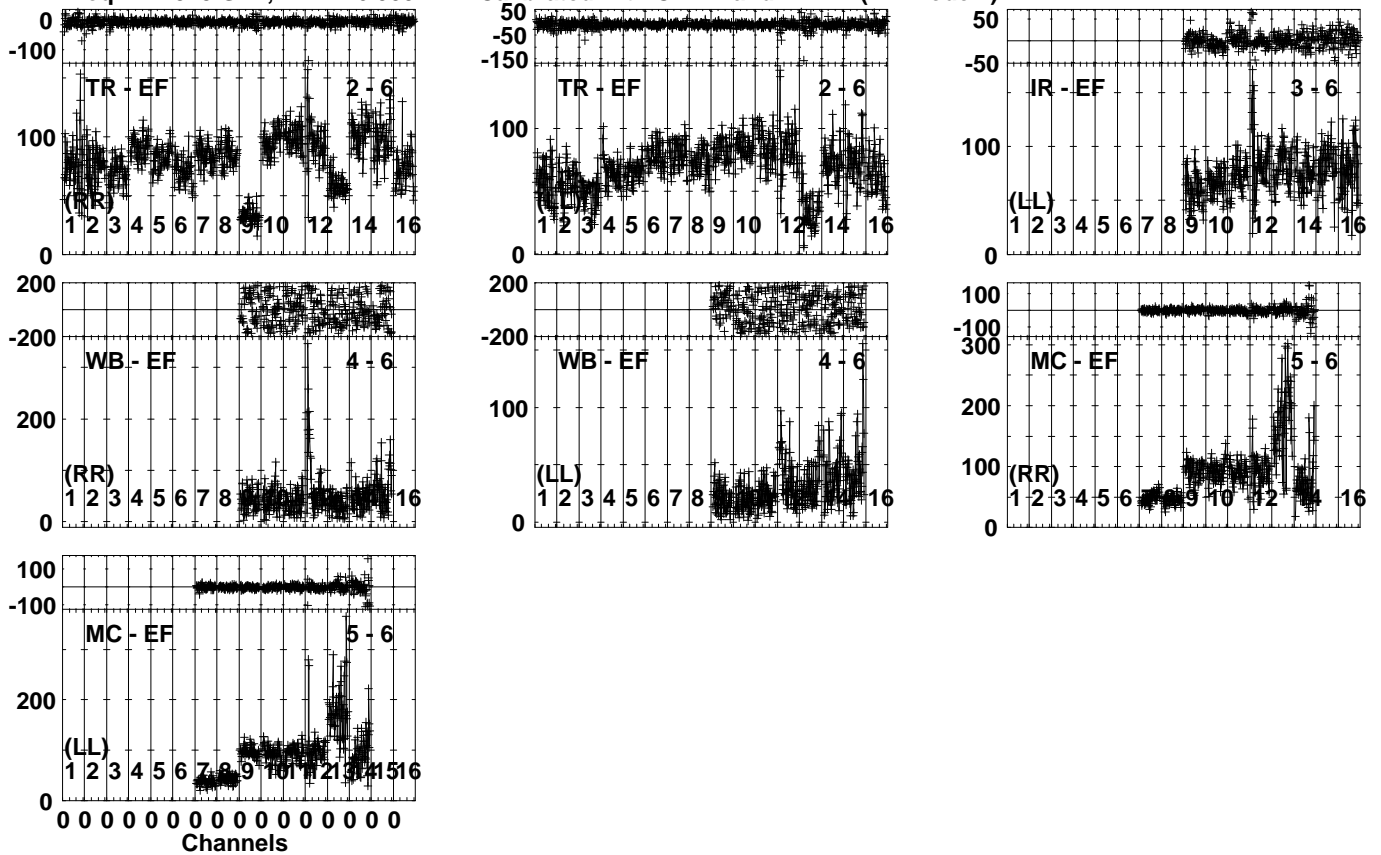


Lower frame: Milli Ampl Jy Top frame: Phas deg  
Vector averaged cross-power spectrum Several baselines displayed  
Timerange: 00/17:37:42 to 00/17:41:10

Plot file version 12 created 04-MAY-2021 16:19:48

J0955+6903 EK048B.UVDATA.1

Freq = 1.2543 GHz, Bw = 16.000 MH Calibrated with CL # 4 and BP # 1 (BP mode 1)

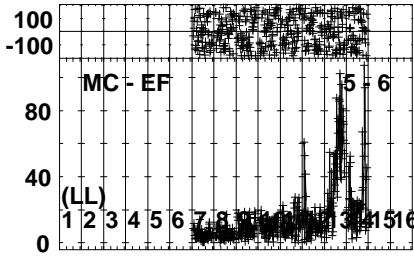
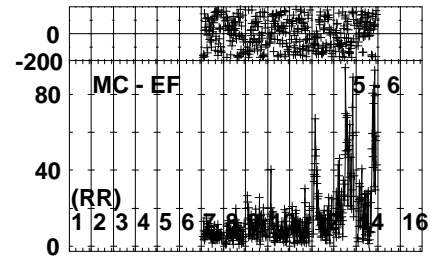
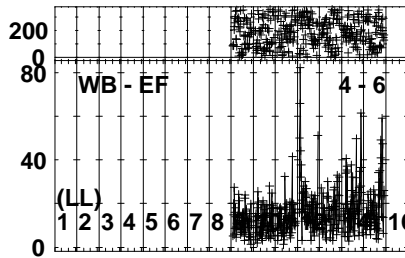
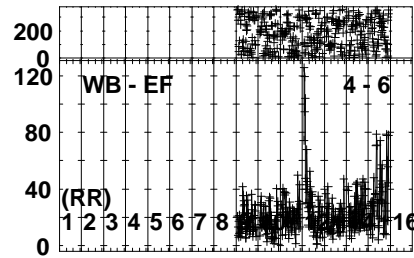
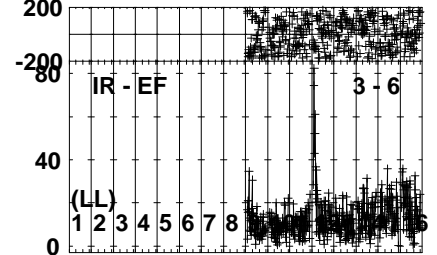
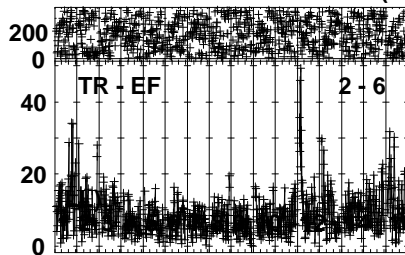
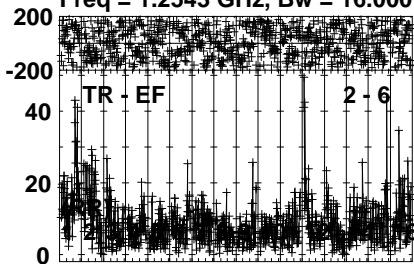


Lower frame: Milli Ampl Jy Top frame: Phas deg  
Vector averaged cross-power spectrum Several baselines displayed  
Timerange: 00/17:41:14 to 00/17:43:10

Plot file version 13 created 04-MAY-2021 16:19:48

R200120 D EK048B.UVDATA.1

Freq = 1.2543 GHz, Bw = 16.000 MH Calibrated with CL # 4 and BP # 1 (BP mode 1)



0 0 0 0 0 0 0 0 0 0 0 0 0 0 0 0

Channels

Lower frame: Milli Ampl Jy Top frame: Phas deg

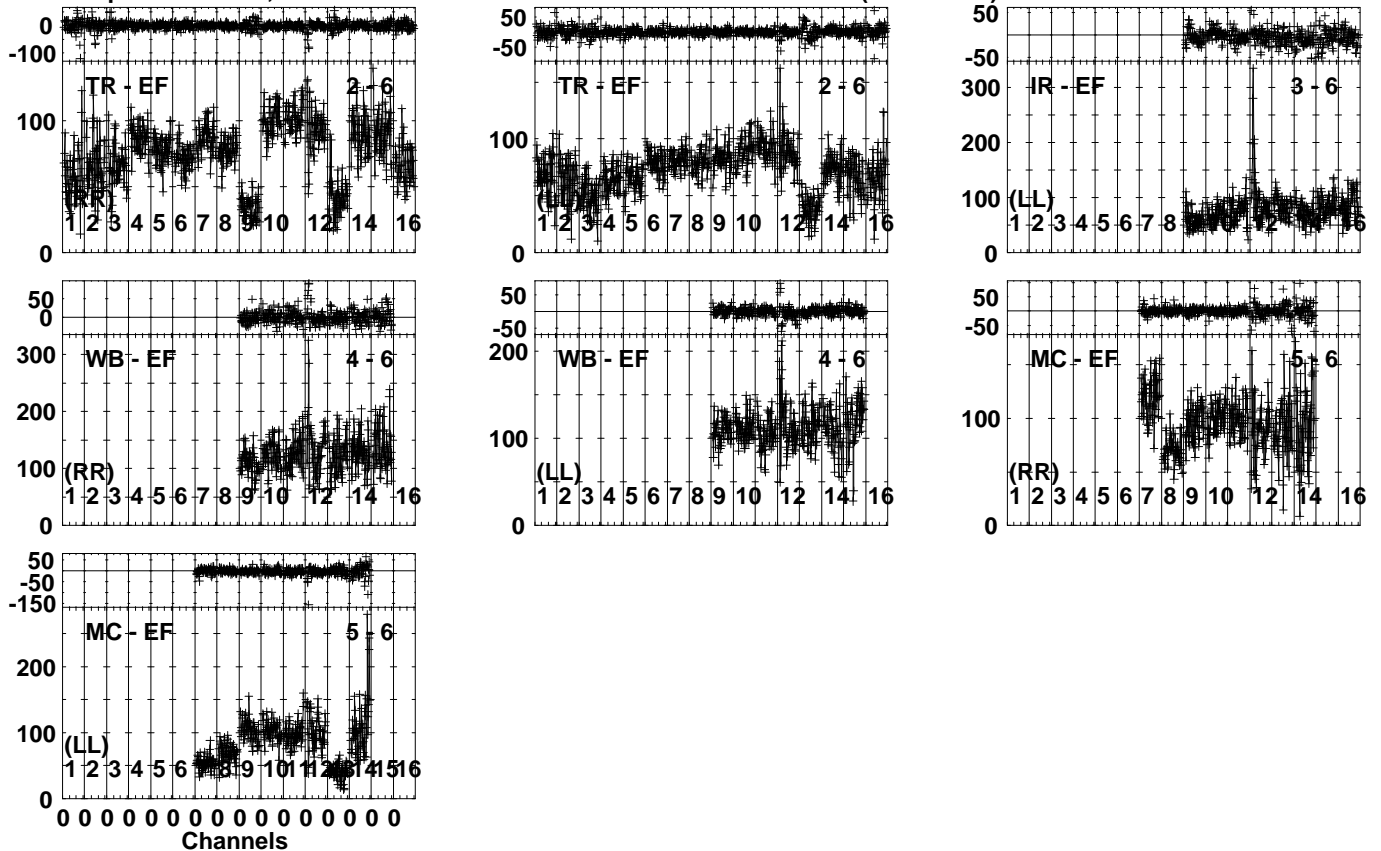
Vector averaged cross-power spectrum Several baselines displayed

Timerange: 00/17:43:12 to 00/17:48:40

Plot file version 14 created 04-MAY-2021 16:19:48

J0955+6903 EK048B.UVDATA.1

Freq = 1.2543 GHz, Bw = 16.000 MH Calibrated with CL # 4 and BP # 1 (BP mode 1)



Lower frame: Milli Ampl Jy Top frame: Phas deg

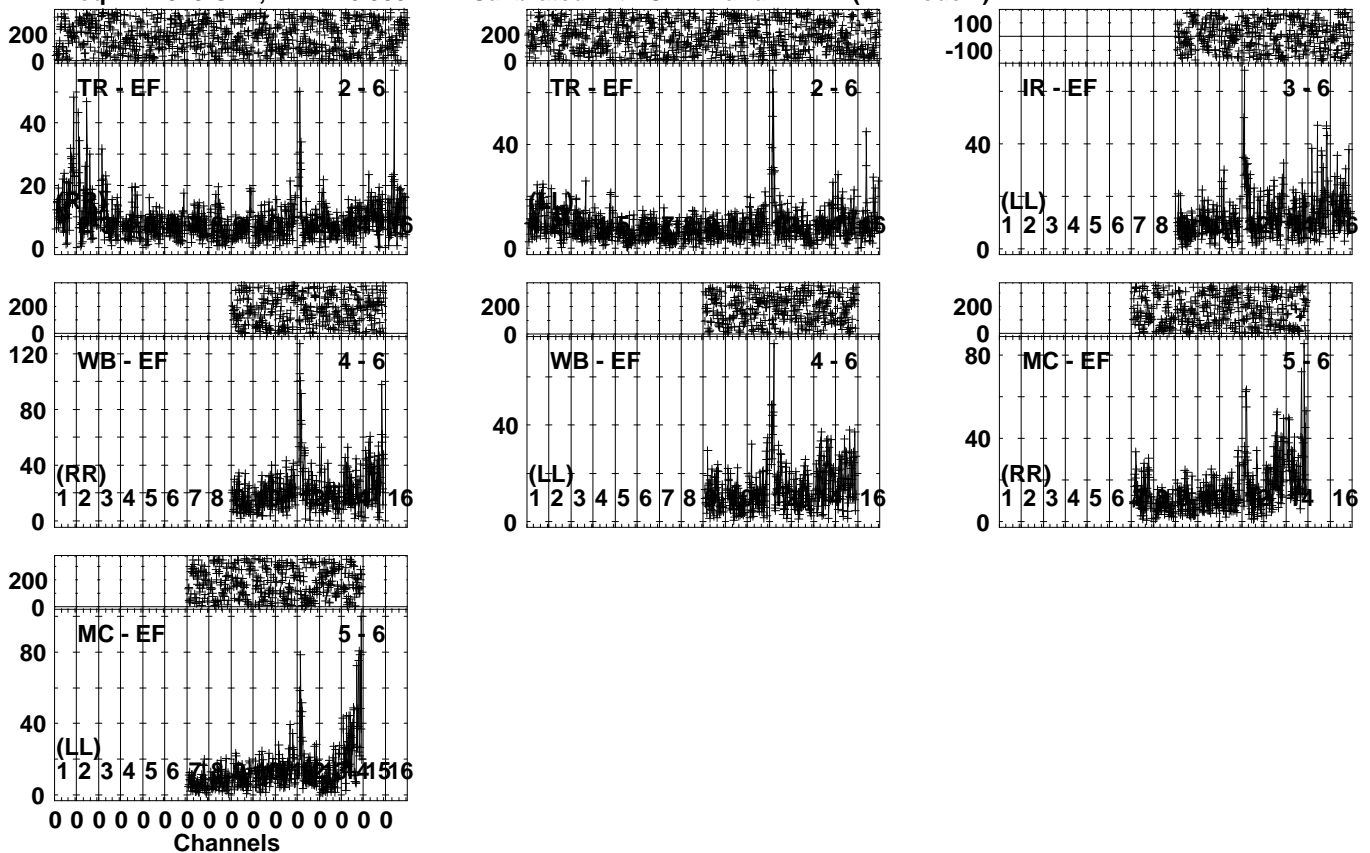
Vector averaged cross-power spectrum Several baselines displayed

Timerange: 00/17:49:18 to 00/17:50:44

Plot file version 15 created 04-MAY-2021 16:19:49

R200120 D EK048B.UVDATA.1

Freq = 1.2543 GHz, Bw = 16.000 MH Calibrated with CL # 4 and BP # 1 (BP mode 1)



Lower frame: Milli Ampl Jy Top frame: Phas deg

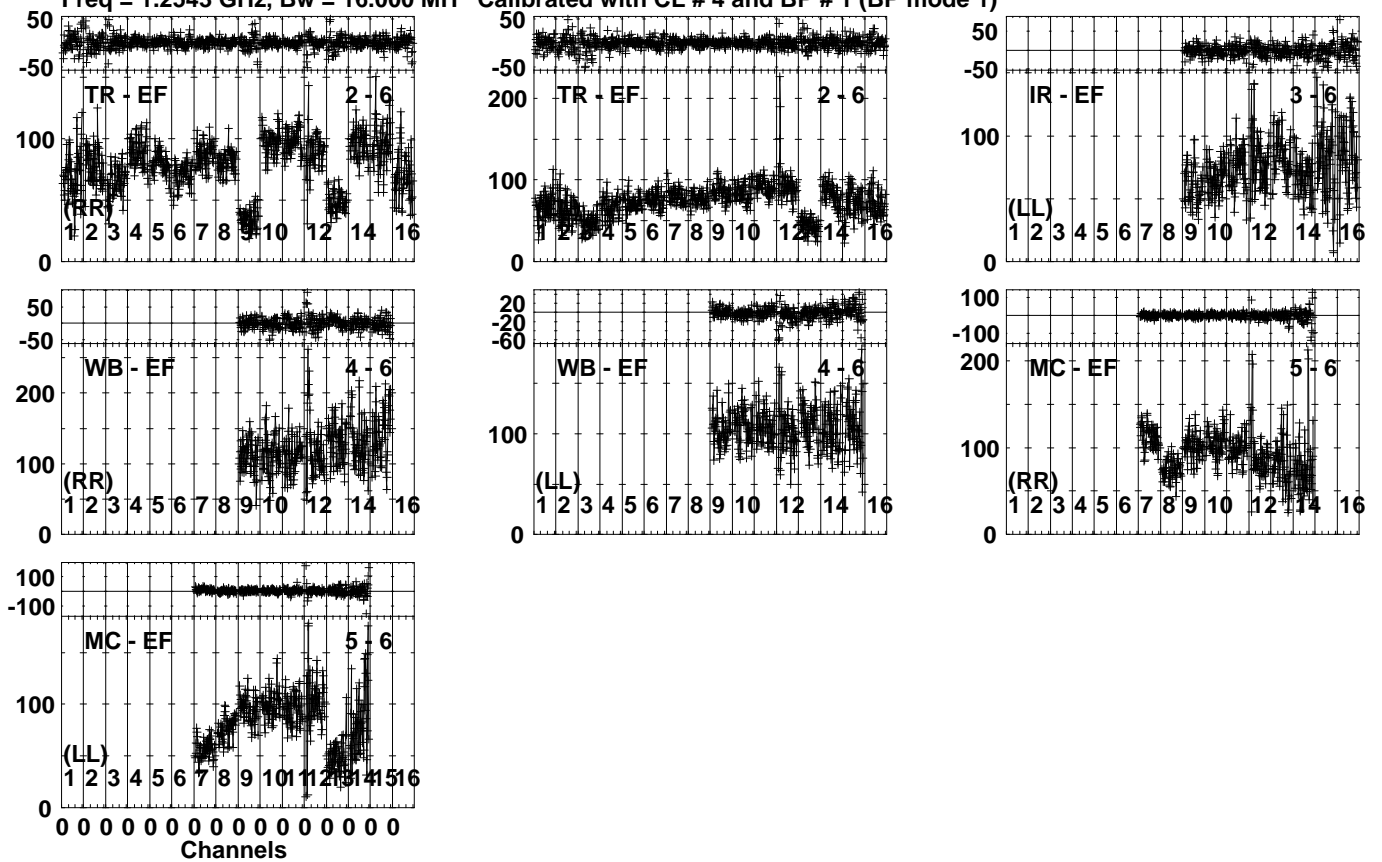
Vector averaged cross-power spectrum Several baselines displayed

Timerange: 00/17:50:46 to 00/17:56:14

Plot file version 16 created 04-MAY-2021 16:19:49

J0955+6903 EK048B.UVDATA.1

Freq = 1.2543 GHz, Bw = 16.000 MH Calibrated with CL # 4 and BP # 1 (BP mode 1)



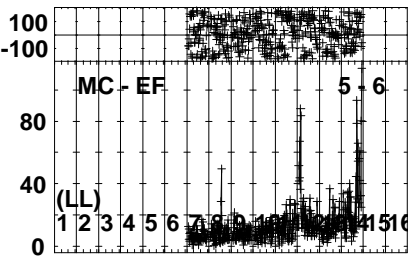
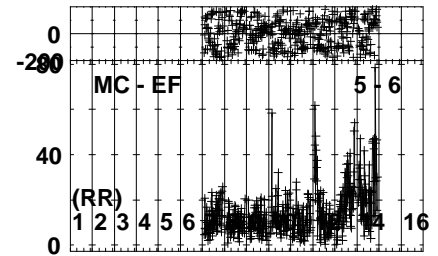
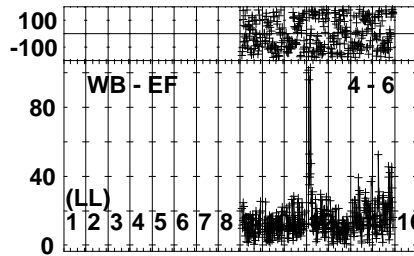
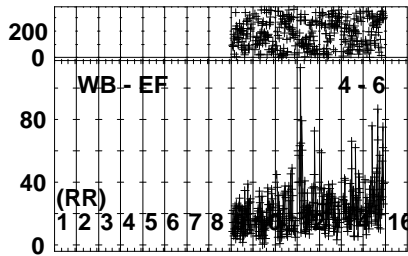
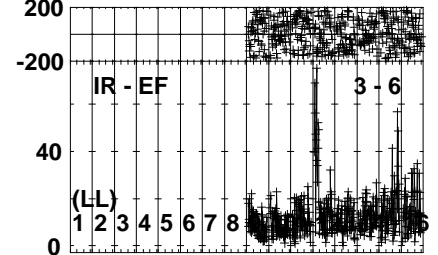
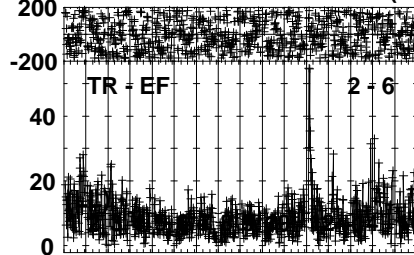
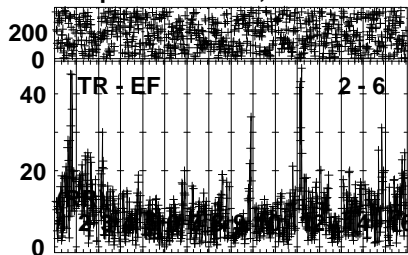
Lower frame: Milli Ampl Jy Top frame: Phas deg  
Vector averaged cross-power spectrum Several baselines displayed  
Timerange: 00/17:56:16 to 00/17:58:14



Plot file version 17 created 04-MAY-2021 16:19:49

R200120 D EK048B.UVDATA.1

Freq = 1.2543 GHz, Bw = 16.000 MH Calibrated with CL # 4 and BP # 1 (BP mode 1)



0 0 0 0 0 0 0 0 0 0 0 0 0 0 0 0  
Channels

Lower frame: Milli Ampl Jy Top frame: Phas deg

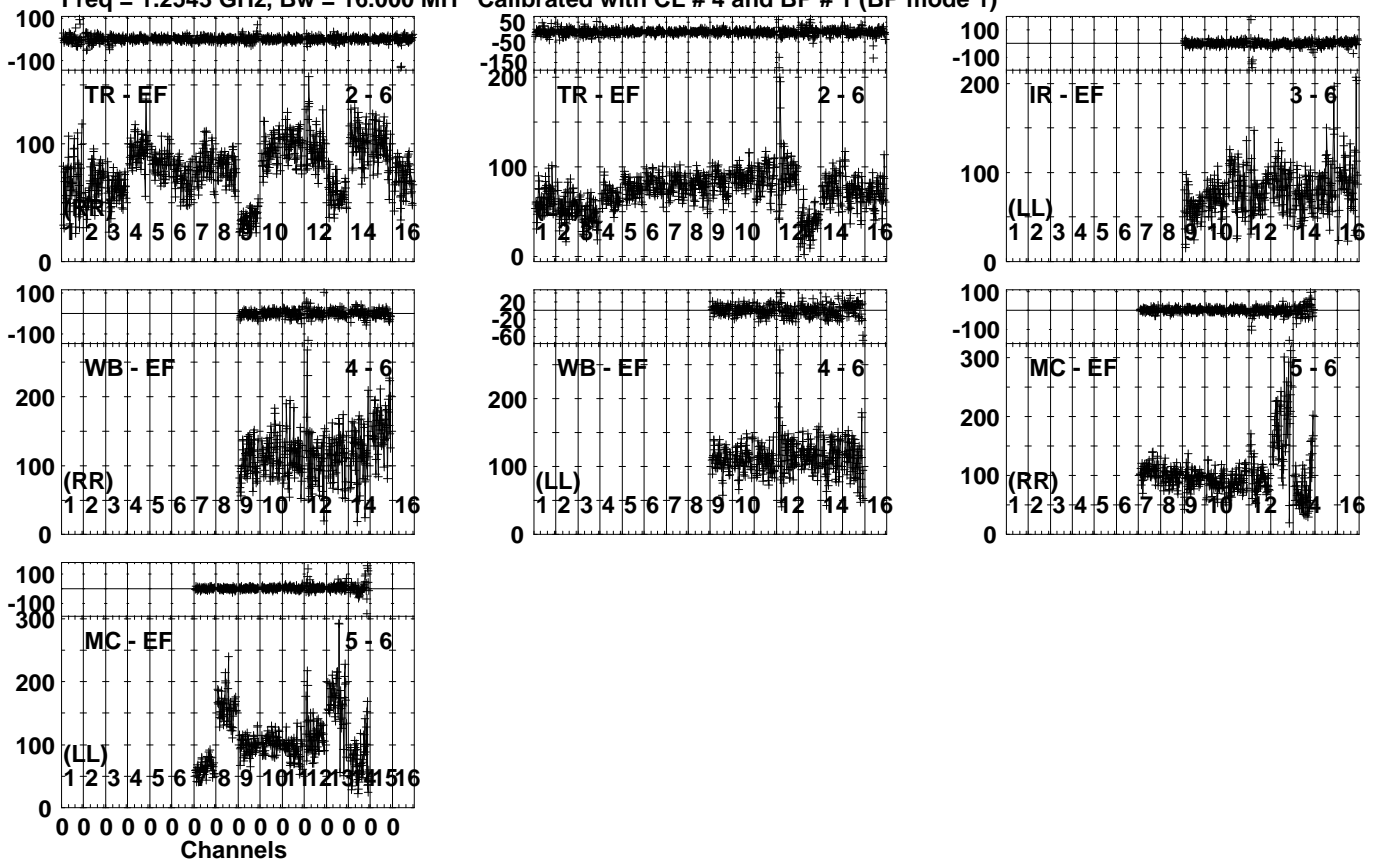
Vector averaged cross-power spectrum Several baselines displayed

Timerange: 00/17:58:16 to 00/18:03:44

Plot file version 18 created 04-MAY-2021 16:19:50

J0955+6903 EK048B.UVDATA.1

Freq = 1.2543 GHz, Bw = 16.000 MH Calibrated with CL # 4 and BP # 1 (BP mode 1)

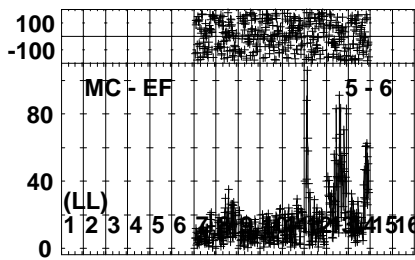
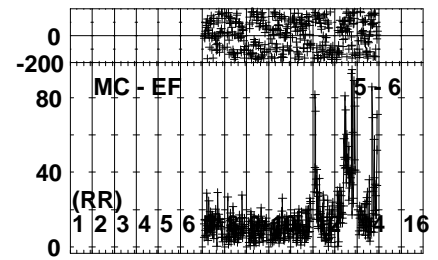
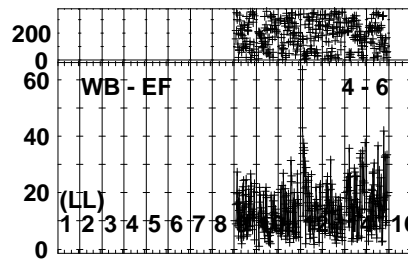
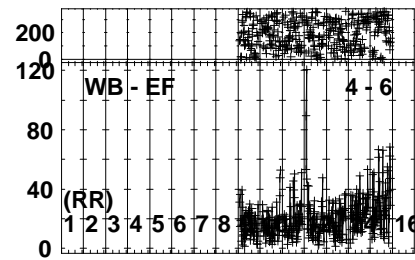
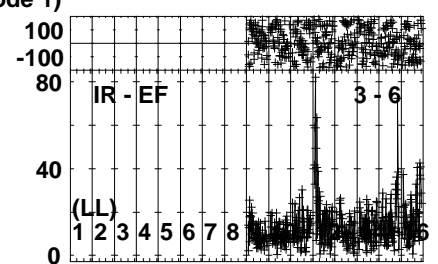
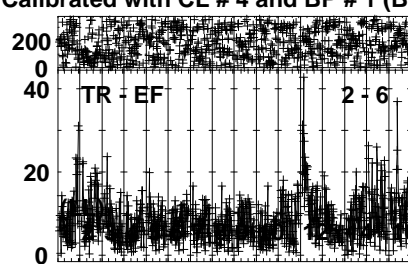
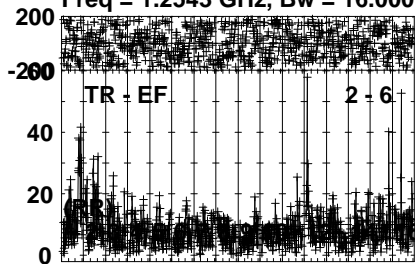


Lower frame: Milli Ampl Jy Top frame: Phas deg  
Vector averaged cross-power spectrum Several baselines displayed  
Timerange: 00/18:04:21 to 00/18:05:49

Plot file version 19 created 04-MAY-2021 16:19:50

R200120 D EK048B.UVDATA.1

Freq = 1.2543 GHz, Bw = 16.000 MH Calibrated with CL # 4 and BP # 1 (BP mode 1)



0 0 0 0 0 0 0 0 0 0 0 0 0 0 0 0  
Channels

Lower frame: Milli Ampl Jy Top frame: Phas deg

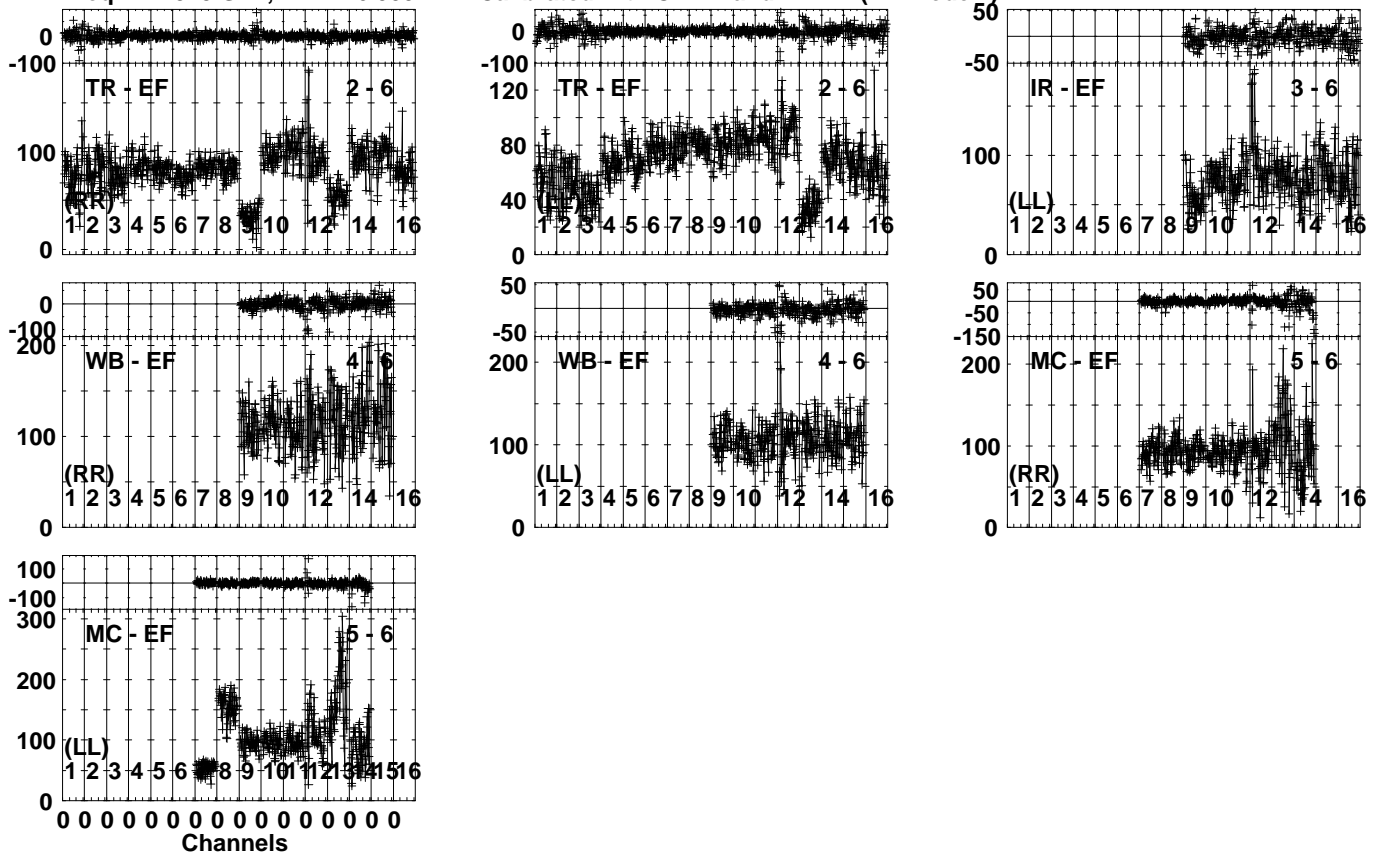
Vector averaged cross-power spectrum Several baselines displayed

Timerange: 00/18:05:51 to 00/18:11:19

Plot file version 20 created 04-MAY-2021 16:19:50

J0955+6903 EK048B.UVDATA.1

Freq = 1.2543 GHz, Bw = 16.000 MH Calibrated with CL # 4 and BP # 1 (BP mode 1)



Lower frame: Milli Ampl Jy Top frame: Phas deg

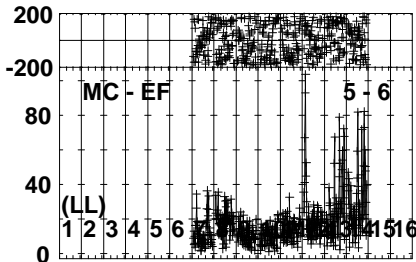
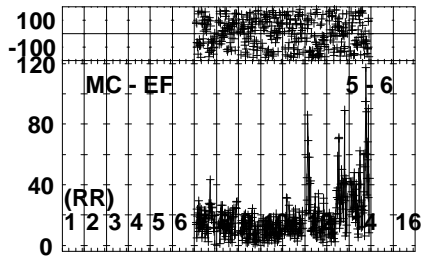
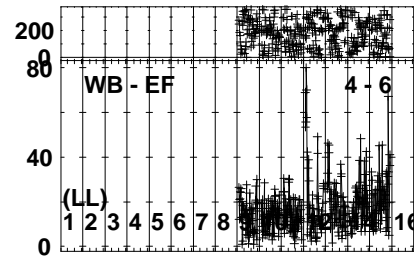
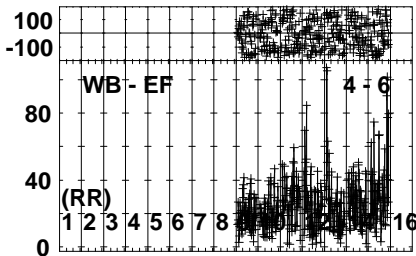
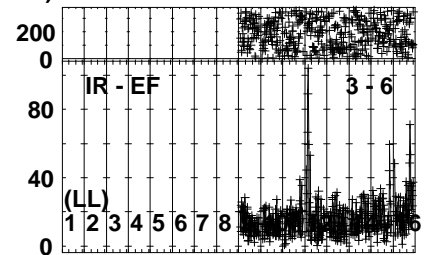
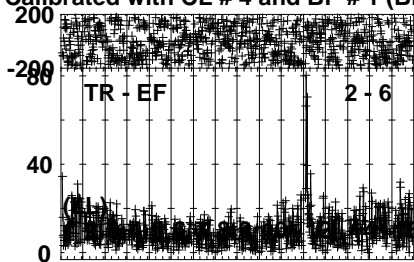
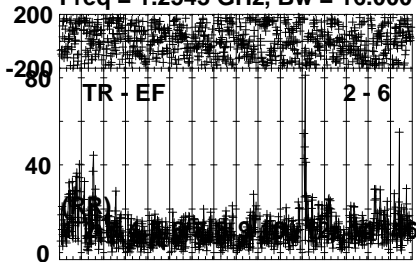
Vector averaged cross-power spectrum Several baselines displayed

Timerange: 00/18:11:21 to 00/18:13:19

Plot file version 21 created 04-MAY-2021 16:19:50

J0955+6B EK048B.UVDATA.1

Freq = 1.2543 GHz, Bw = 16.000 MH Calibrated with CL # 4 and BP # 1 (BP mode 1)



0 0 0 0 0 0 0 0 0 0 0 0 0 0 0 0  
Channels

Lower frame: Milli Ampl Jy Top frame: Phas deg

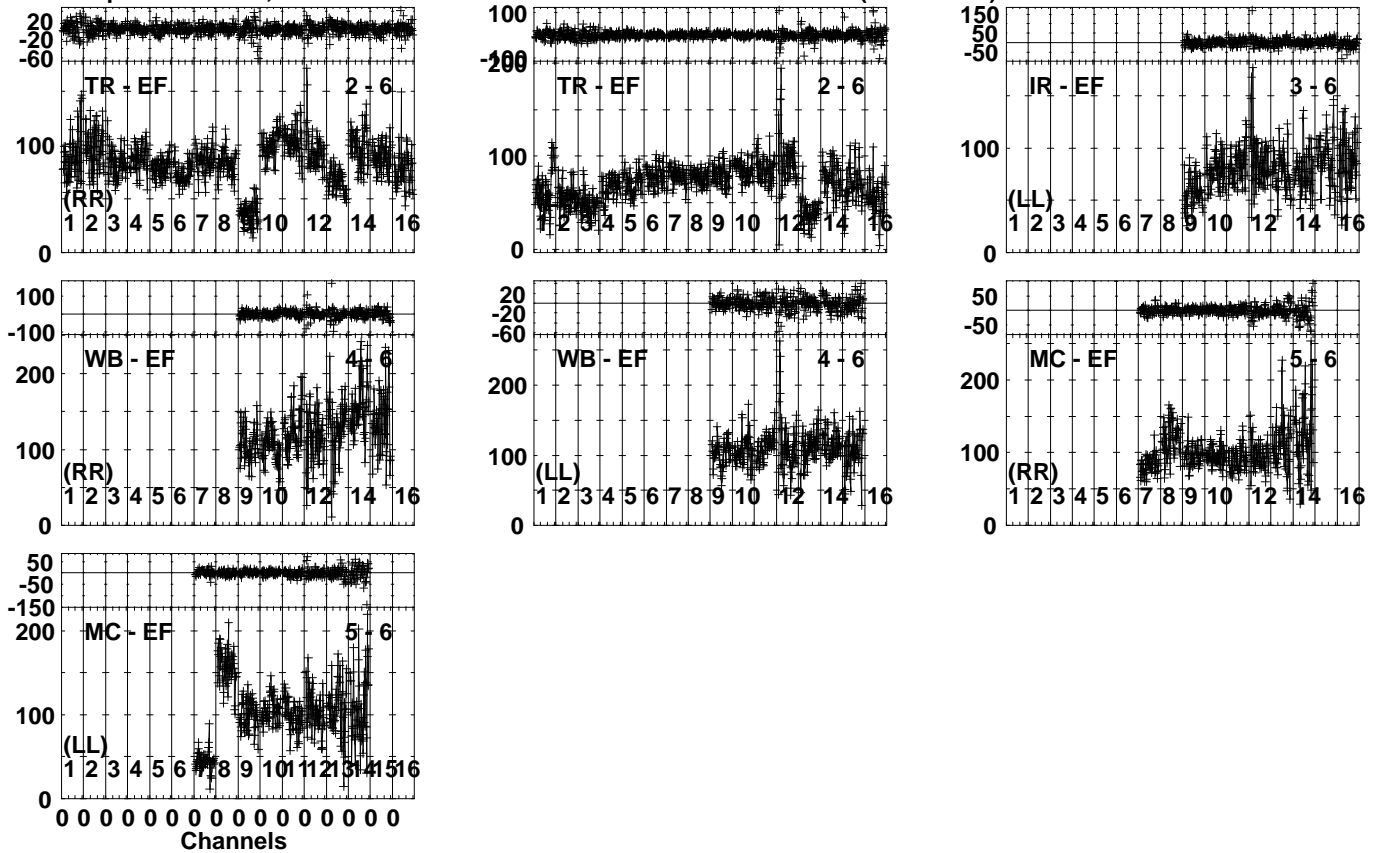
Vector averaged cross-power spectrum Several baselines displayed

Timerange: 00/18:13:21 to 00/18:17:19

Plot file version 22 created 04-MAY-2021 16:19:51

J0955+6903 EK048B.UVDATA.1

Freq = 1.2543 GHz, Bw = 16.000 MH Calibrated with CL # 4 and BP # 1 (BP mode 1)

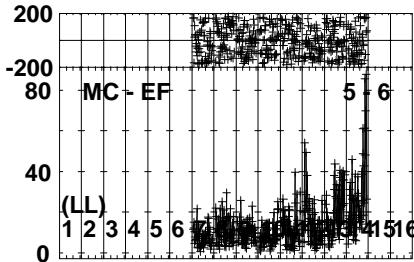
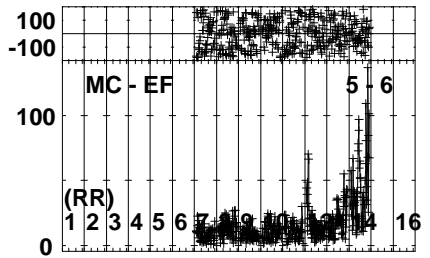
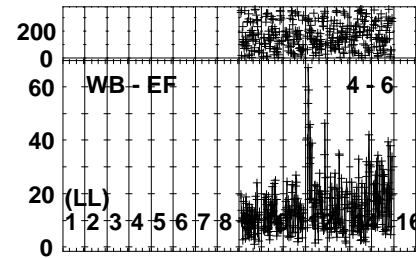
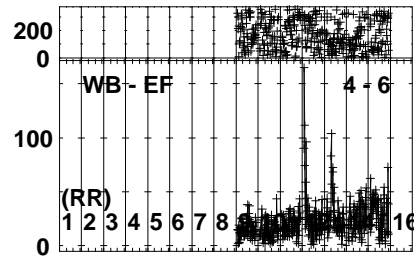
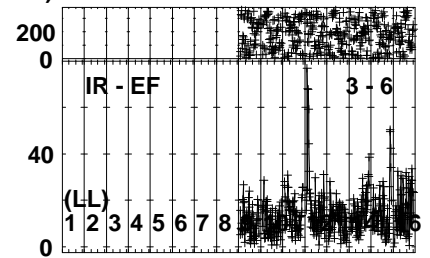
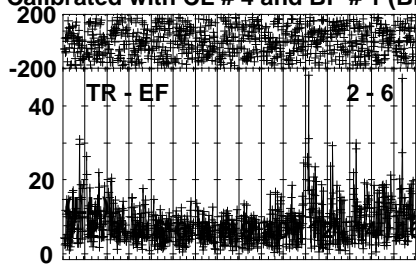
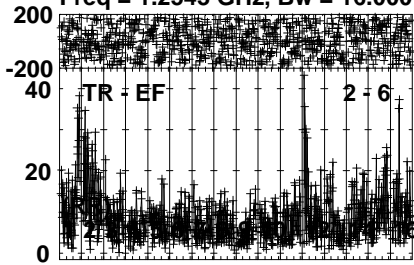


Lower frame: Milli Ampl Jy Top frame: Phas deg  
Vector averaged cross-power spectrum Several baselines displayed  
Timerange: 00/18:17:53 to 00/18:19:19

Plot file version 23 created 04-MAY-2021 16:19:51

R200120 D EK048B.UVDATA.1

Freq = 1.2543 GHz, Bw = 16.000 MH Calibrated with CL # 4 and BP # 1 (BP mode 1)



0 0 0 0 0 0 0 0 0 0 0 0 0 0 0 0

Channels

Lower frame: Milli Ampl Jy Top frame: Phas deg

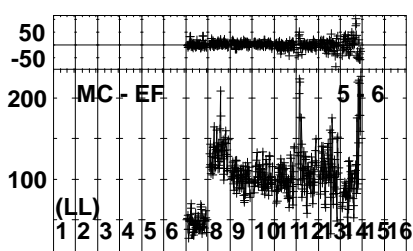
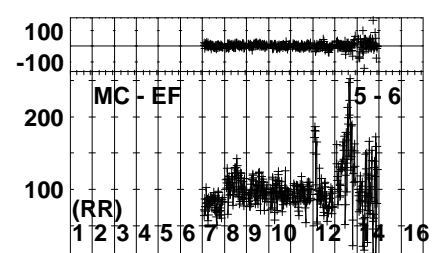
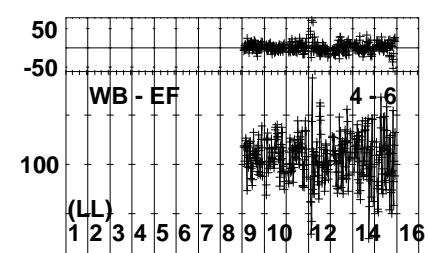
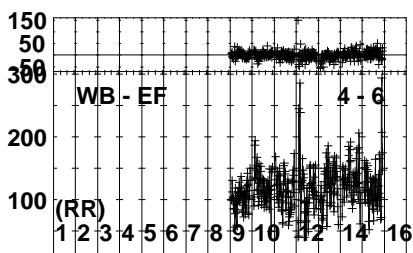
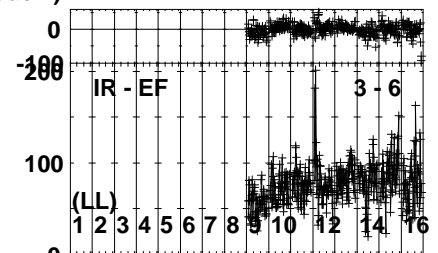
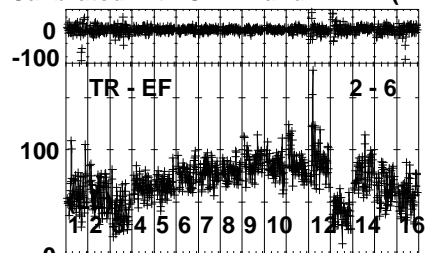
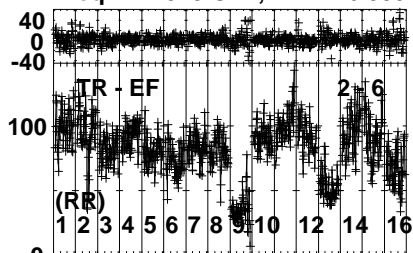
Vector averaged cross-power spectrum Several baselines displayed

Timerange: 00/18:19:21 to 00/18:24:49

Plot file version 24 created 04-MAY-2021 16:19:51

J0955+6903 EK048B.UVDATA.1

Freq = 1.2543 GHz, Bw = 16.000 MH Calibrated with CL # 4 and BP # 1 (BP mode 1)



0 0 0 0 0 0 0 0 0 0 0 0 0 0 0 0  
Channels

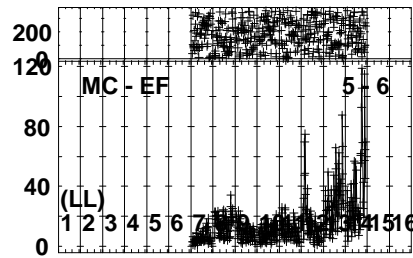
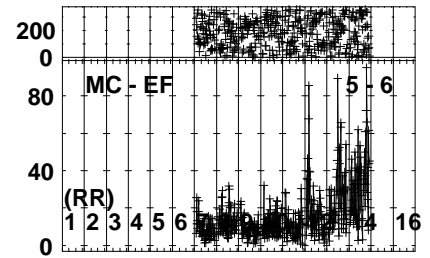
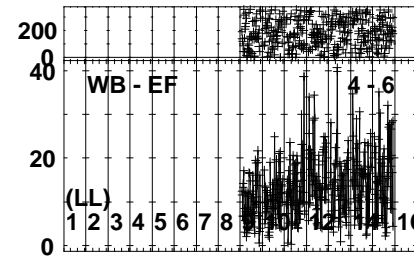
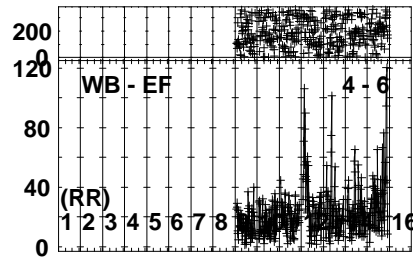
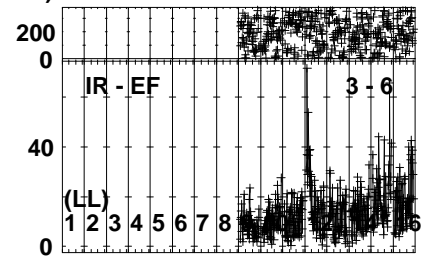
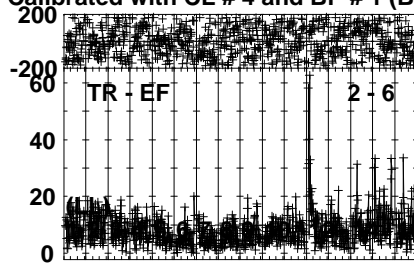
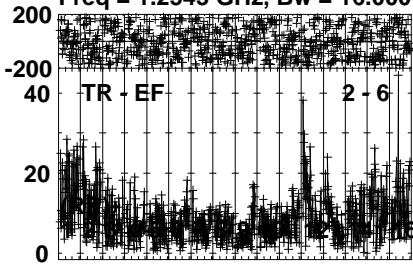
Lower frame: Milli Ampl Jy Top frame: Phas deg  
Vector averaged cross-power spectrum Several baselines displayed  
Timerange: 00/18:24:51 to 00/18:26:49



Plot file version 25 created 04-MAY-2021 16:19:51

R200120 D EK048B.UVDATA.1

Freq = 1.2543 GHz, Bw = 16.000 MH Calibrated with CL # 4 and BP # 1 (BP mode 1)



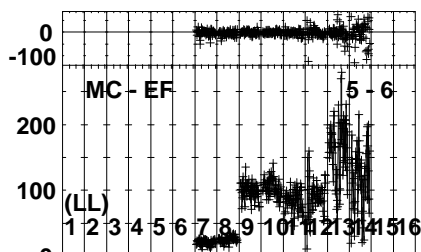
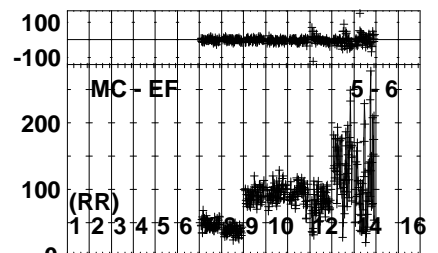
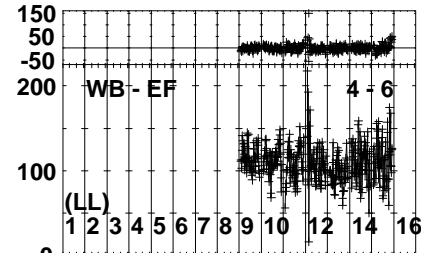
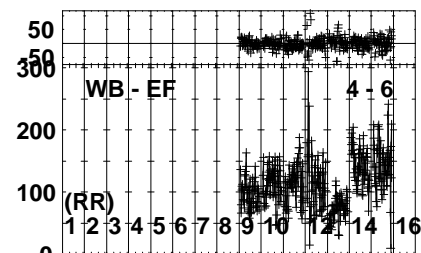
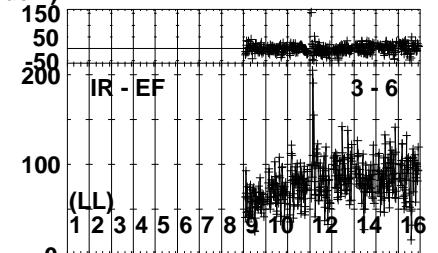
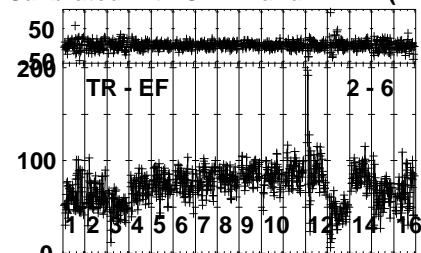
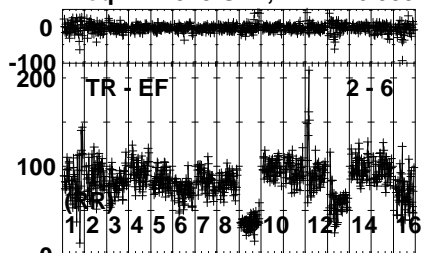
0 0 0 0 0 0 0 0 0 0 0 0 0 0 0 0  
Channels

Lower frame: Milli Ampl Jy Top frame: Phas deg  
Vector averaged cross-power spectrum Several baselines displayed  
Timerange: 00/18:26:51 to 00/18:32:19

Plot file version 26 created 04-MAY-2021 16:19:52

J0955+6903 EK048B.UVDATA.1

Freq = 1.2543 GHz, Bw = 16.000 MH Calibrated with CL # 4 and BP # 1 (BP mode 1)



0 0 0 0 0 0 0 0 0 0 0 0 0 0 0 0  
Channels

Lower frame: Milli Ampl Jy Top frame: Phas deg

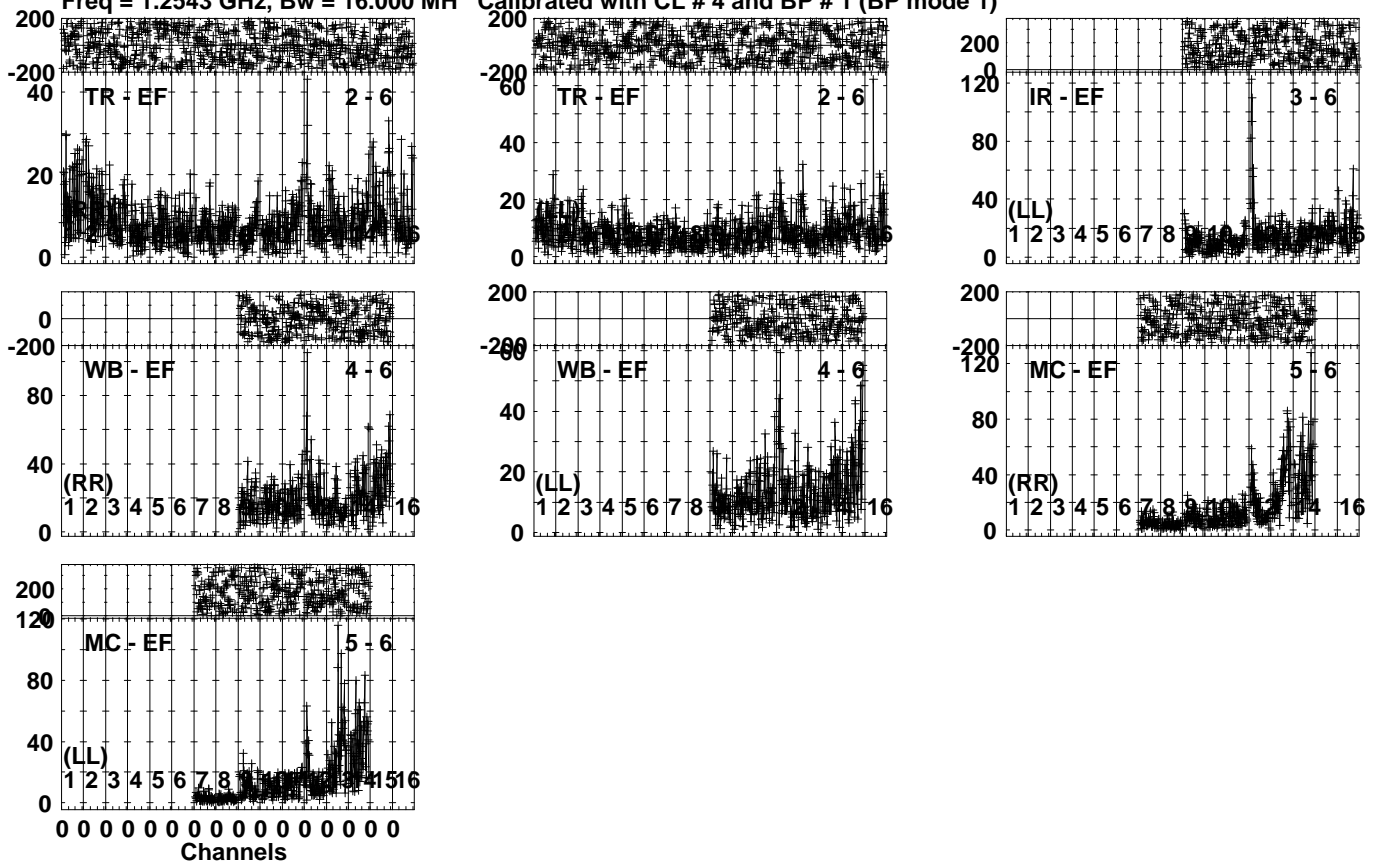
Vector averaged cross-power spectrum Several baselines displayed

Timerange: 00/18:32:55 to 00/18:34:23

Plot file version 27 created 04-MAY-2021 16:19:52

R200120 D EK048B.UVDATA.1

Freq = 1.2543 GHz, Bw = 16.000 MH Calibrated with CL # 4 and BP # 1 (BP mode 1)

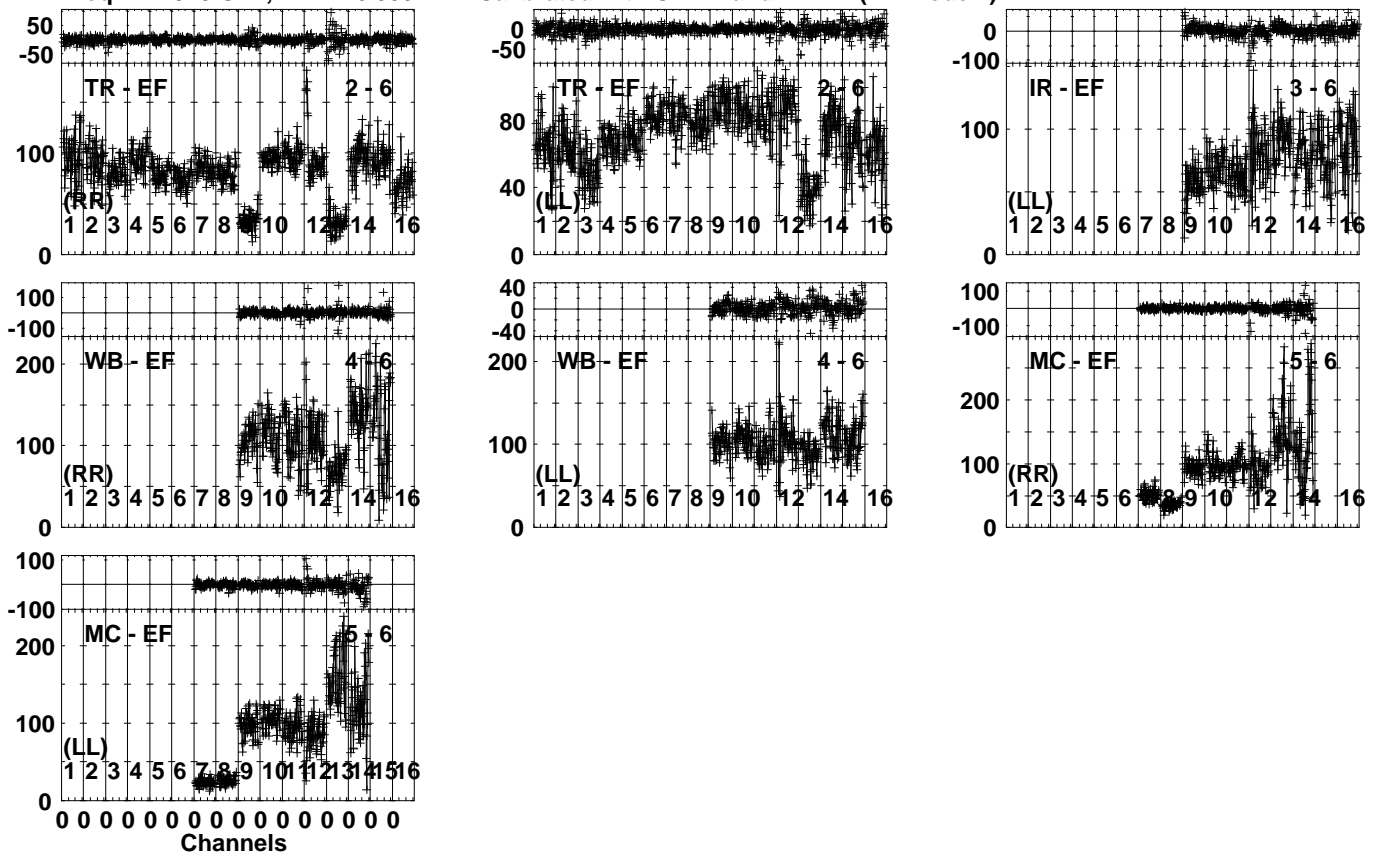


Lower frame: Milli Ampl Jy Top frame: Phas deg  
Vector averaged cross-power spectrum Several baselines displayed  
Timerange: 00/18:34:25 to 00/18:39:53

Plot file version 28 created 04-MAY-2021 16:19:52

J0955+6903 EK048B.UVDATA.1

Freq = 1.2543 GHz, Bw = 16.000 MH Calibrated with CL # 4 and BP # 1 (BP mode 1)

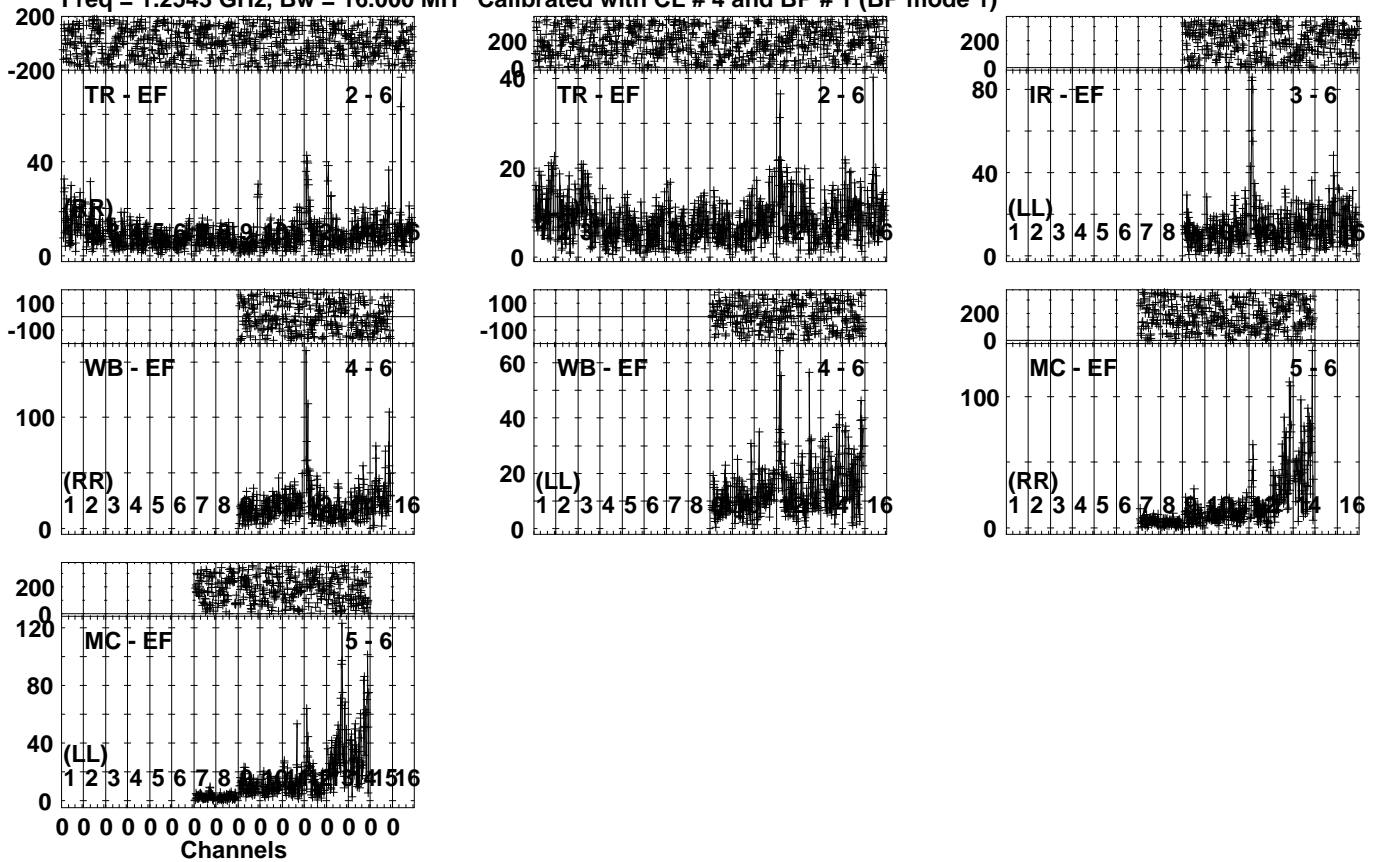


Lower frame: Milli Ampl Jy Top frame: Phas deg  
Vector averaged cross-power spectrum Several baselines displayed  
Timerange: 00/18:39:55 to 00/18:41:53

Plot file version 29 created 04-MAY-2021 16:19:52

R200120 D EK048B.UVDATA.1

Freq = 1.2543 GHz, Bw = 16.000 MH Calibrated with CL # 4 and BP # 1 (BP mode 1)

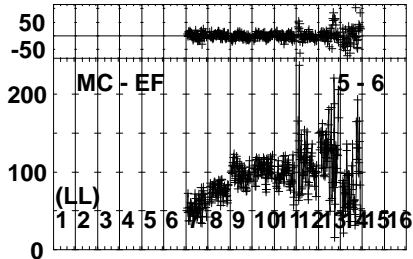
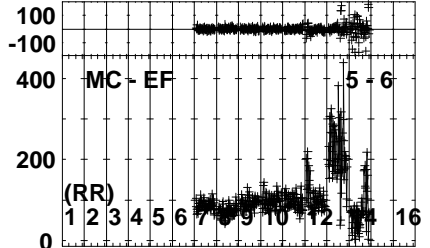
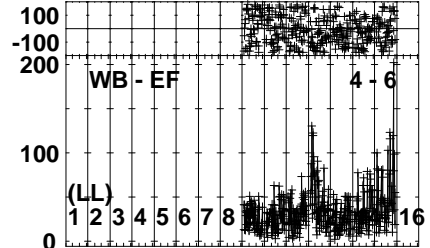
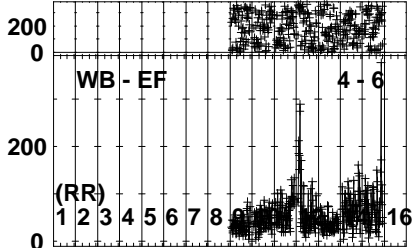
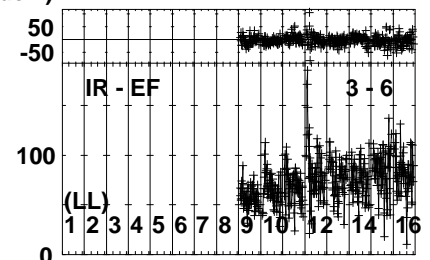
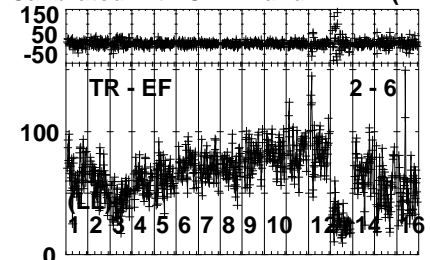
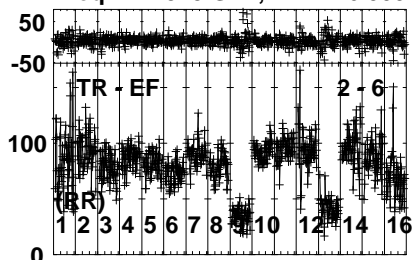


Lower frame: Milli Ampl Jy Top frame: Phas deg  
Vector averaged cross-power spectrum Several baselines displayed  
Timerange: 00/18:41:55 to 00/18:47:23

Plot file version 30 created 04-MAY-2021 16:19:53

J0955+6903 EK048B.UVDATA.1

Freq = 1.2543 GHz, Bw = 16.000 MH Calibrated with CL # 4 and BP # 1 (BP mode 1)

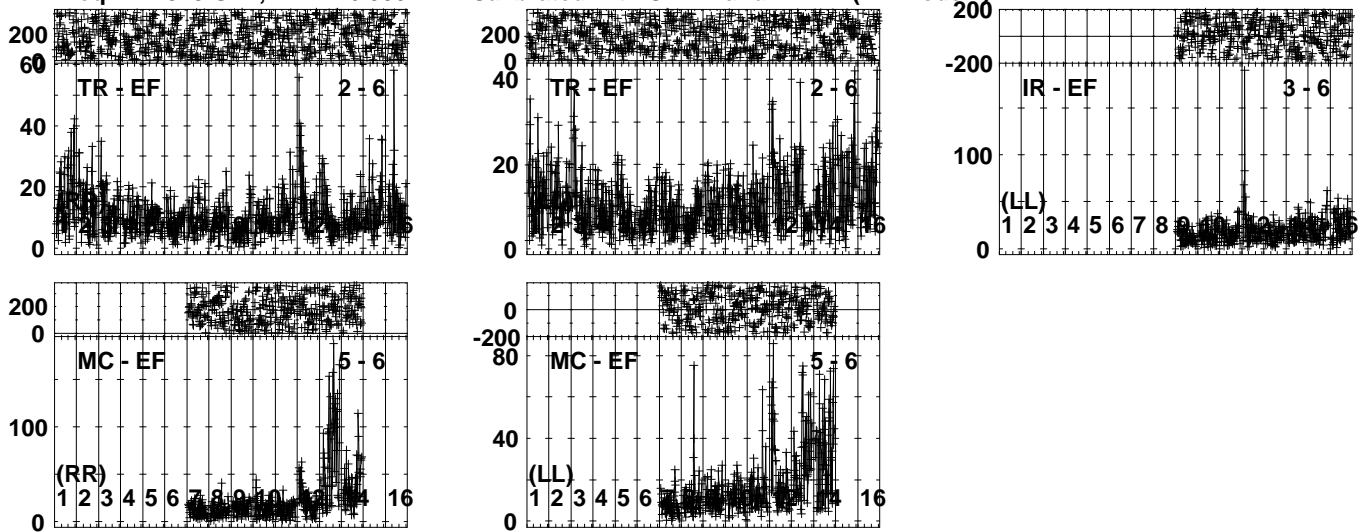


0 0 0 0 0 0 0 0 0 0 0 0 0 0 0 0  
Channels  
Lower frame: Milli Ampl Jy Top frame: Phas deg  
Vector averaged cross-power spectrum Several baselines displayed  
Timerange: 00/18:47:59 to 00/18:49:27

Plot file version 31 created 04-MAY-2021 16:19:53

J0955+6B EK048B.UVDATA.1

Freq = 1.2543 GHz, Bw = 16.000 MH Calibrated with CL # 4 and BP # 1 (BP mode 1)

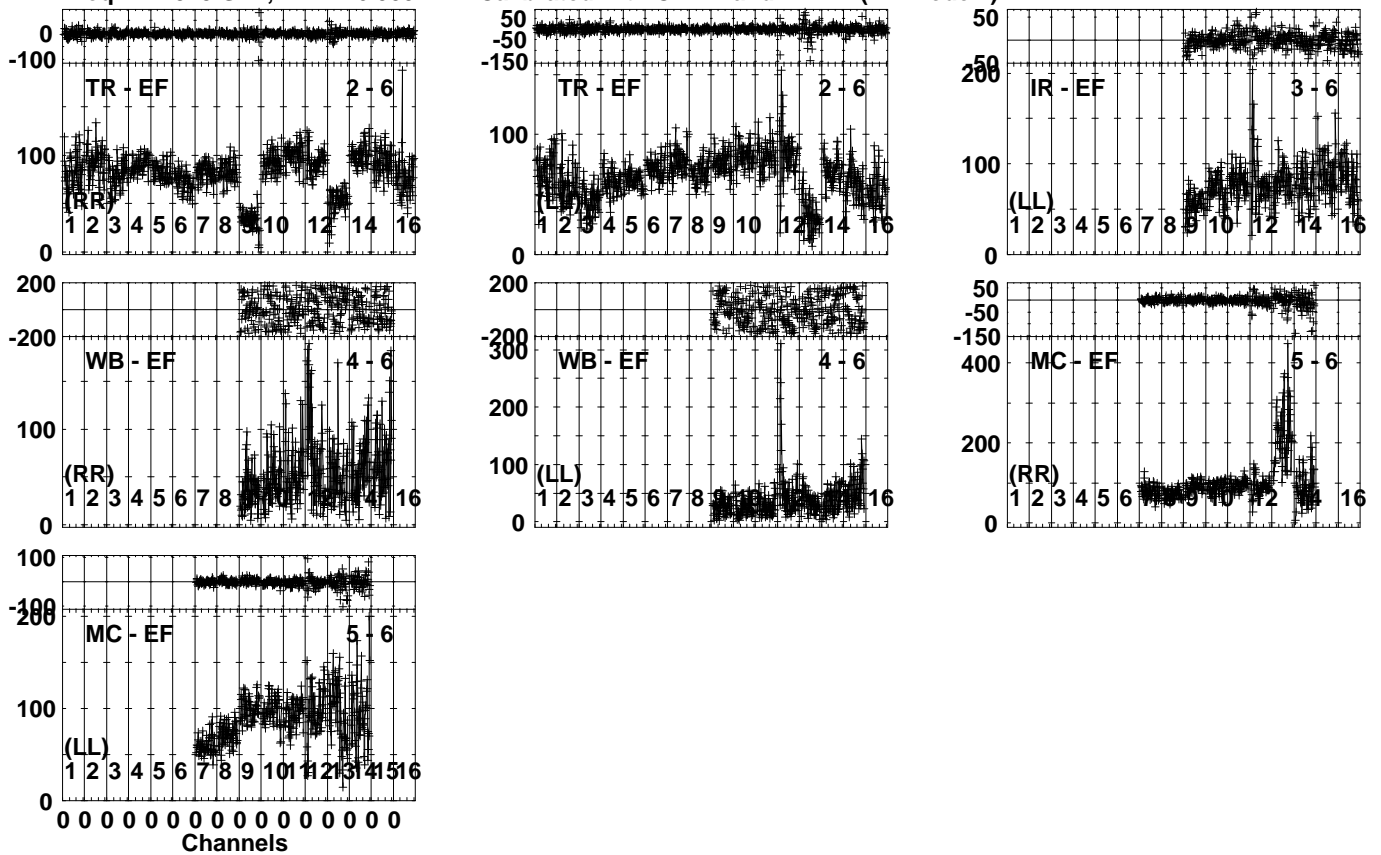


Lower frame: Milli Ampl Jy Top frame: Phas deg  
Vector averaged cross-power spectrum Several baselines displayed  
Timerange: 00/18:49:29 to 00/18:52:57

Plot file version 32 created 04-MAY-2021 16:19:53

J0955+6903 EK048B.UVDATA.1

Freq = 1.2543 GHz, Bw = 16.000 MH Calibrated with CL # 4 and BP # 1 (BP mode 1)



Lower frame: Milli Ampl Jy Top frame: Phas deg

Vector averaged cross-power spectrum Several baselines displayed

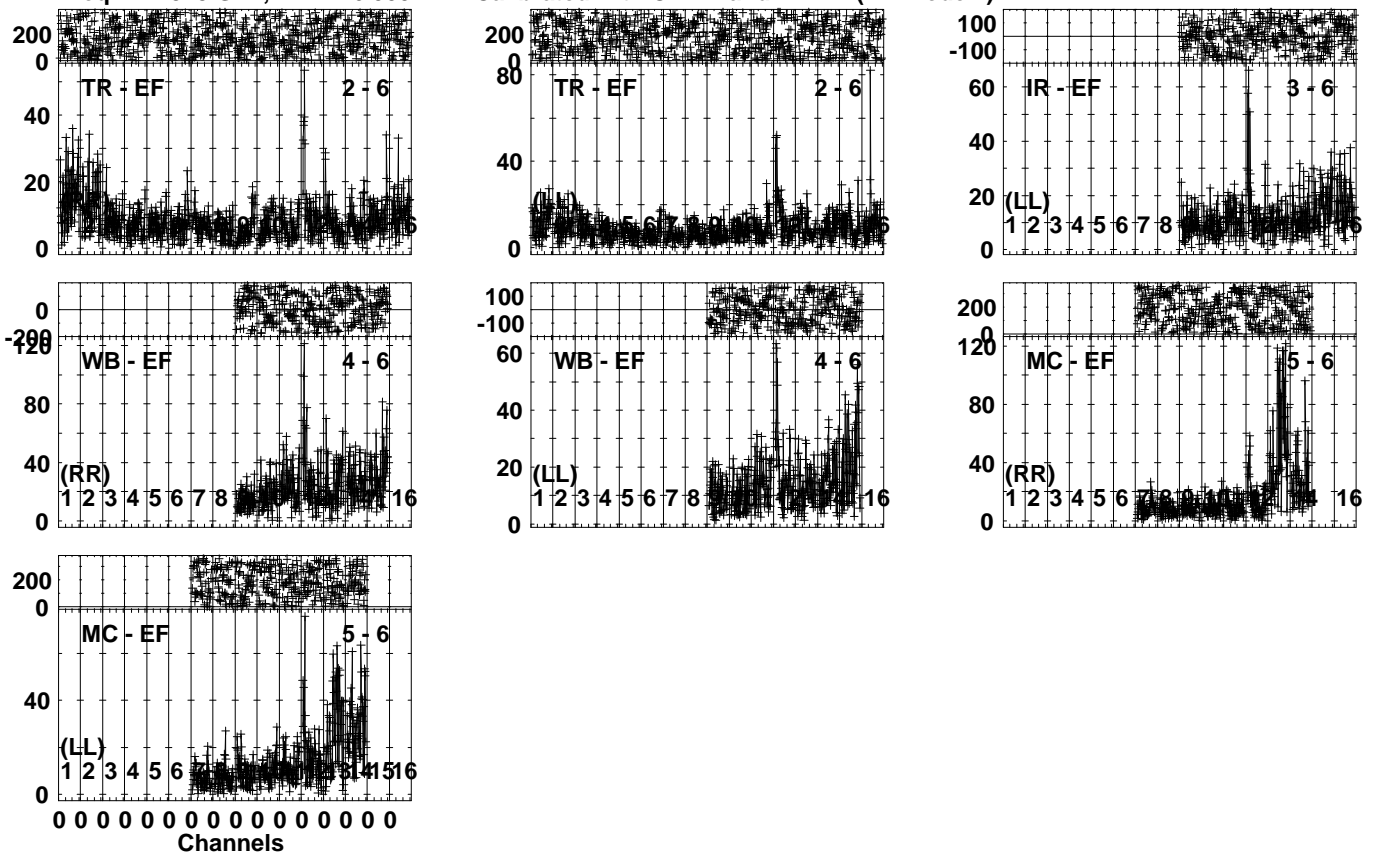
Timerange: 00/18:52:59 to 00/18:54:57



Plot file version 33 created 04-MAY-2021 16:19:53

R200120 D EK048B.UVDATA.1

Freq = 1.2543 GHz, Bw = 16.000 MH Calibrated with CL # 4 and BP # 1 (BP mode 1)

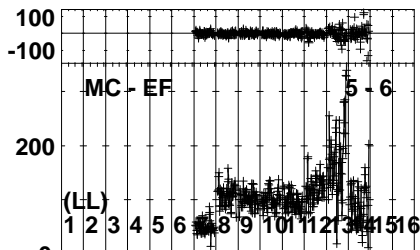
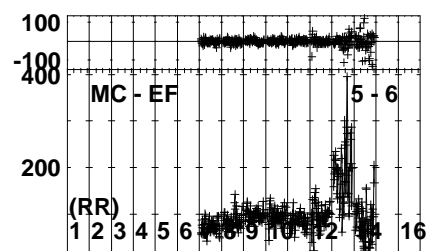
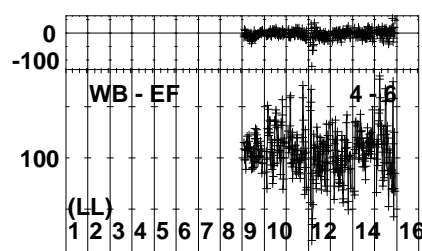
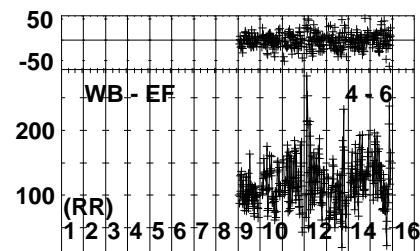
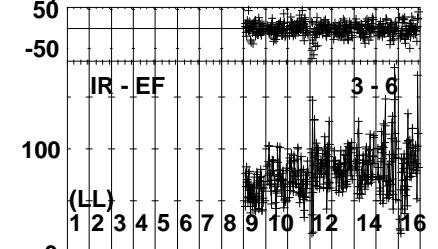
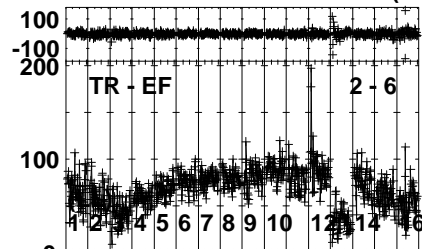
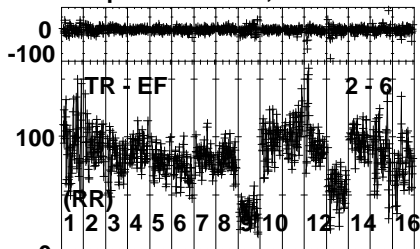


Lower frame: Milli Ampl Jy Top frame: Phas deg  
Vector averaged cross-power spectrum Several baselines displayed  
Timerange: 00/18:54:59 to 00/19:00:27

Plot file version 34 created 04-MAY-2021 16:19:54

J0955+6903 EK048B.UVDATA.1

Freq = 1.2543 GHz, Bw = 16.000 MH Calibrated with CL # 4 and BP # 1 (BP mode 1)



0 0 0 0 0 0 0 0 0 0 0 0 0 0 0 0

Channels

Lower frame: Milli Ampl Jy Top frame: Phas deg

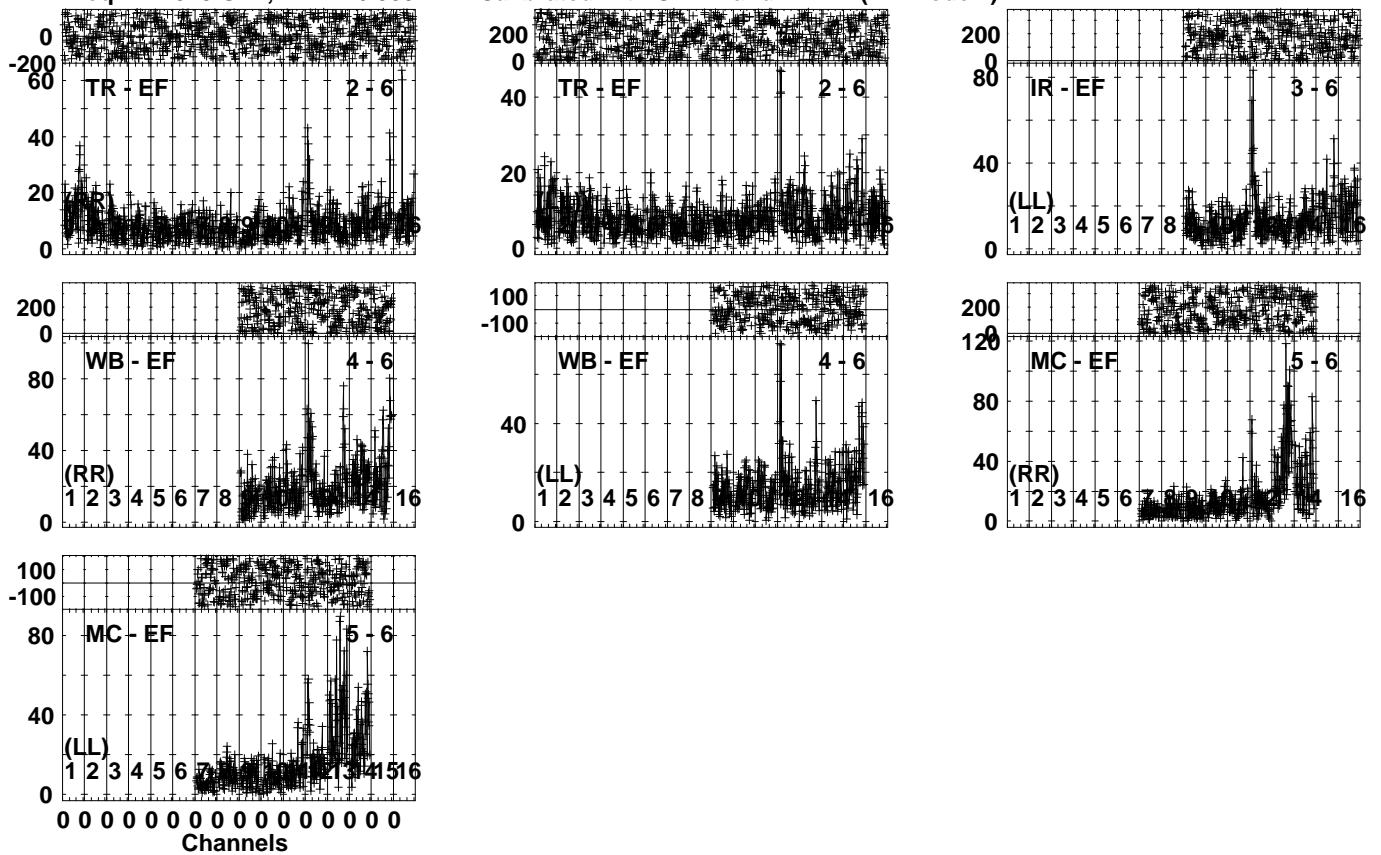
Vector averaged cross-power spectrum Several baselines displayed

Timerange: 00/19:01:03 to 00/19:02:31

Plot file version 35 created 04-MAY-2021 16:19:54

R200120 D EK048B.UVDATA.1

Freq = 1.2543 GHz, Bw = 16.000 MH Calibrated with CL # 4 and BP # 1 (BP mode 1)

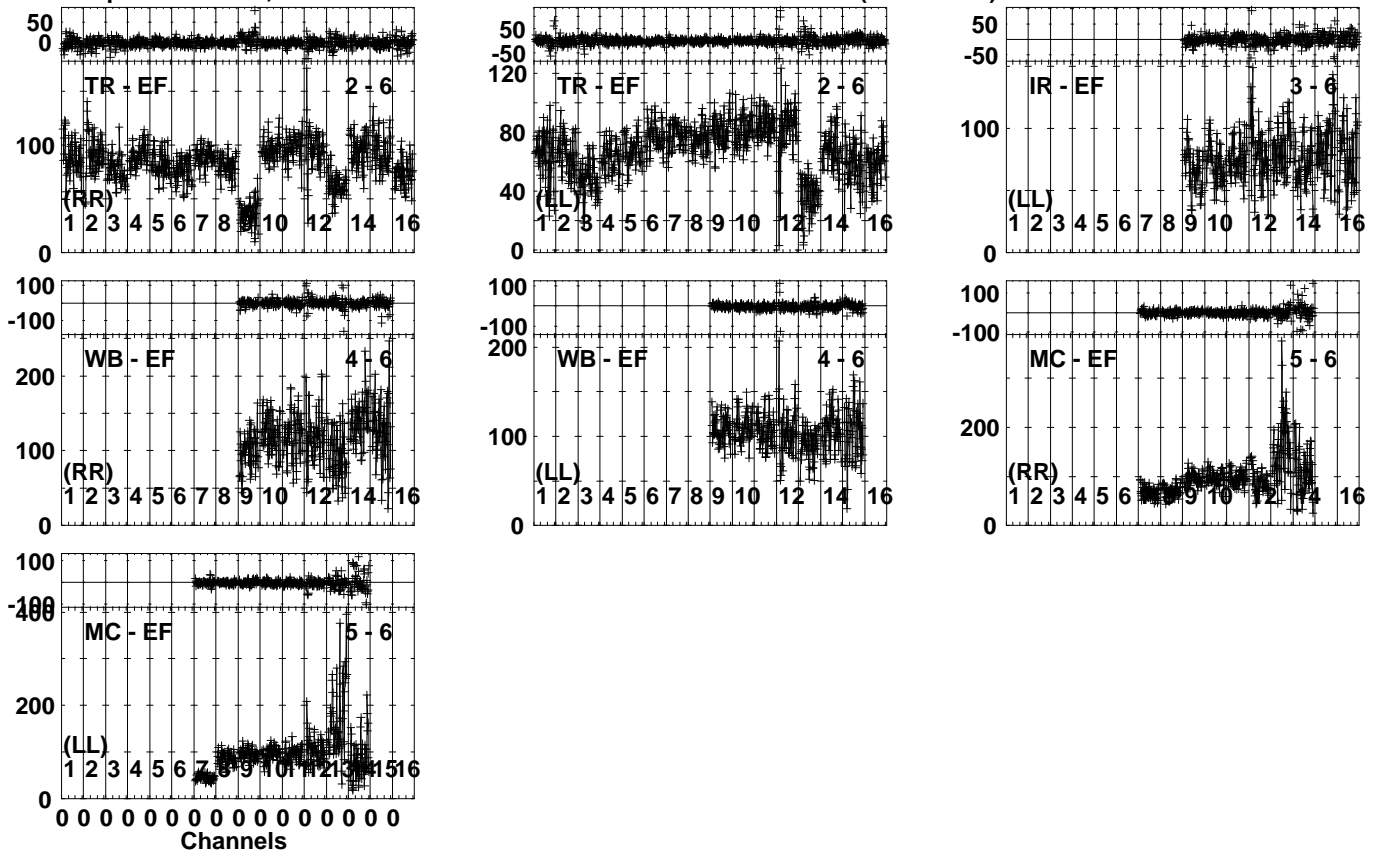


Lower frame: Milli Ampl Jy Top frame: Phas deg  
Vector averaged cross-power spectrum Several baselines displayed  
Timerange: 00/19:02:33 to 00/19:08:01

Plot file version 36 created 04-MAY-2021 16:19:54

J0955+6903 EK048B.UVDATA.1

Freq = 1.2543 GHz, Bw = 16.000 MH Calibrated with CL # 4 and BP # 1 (BP mode 1)

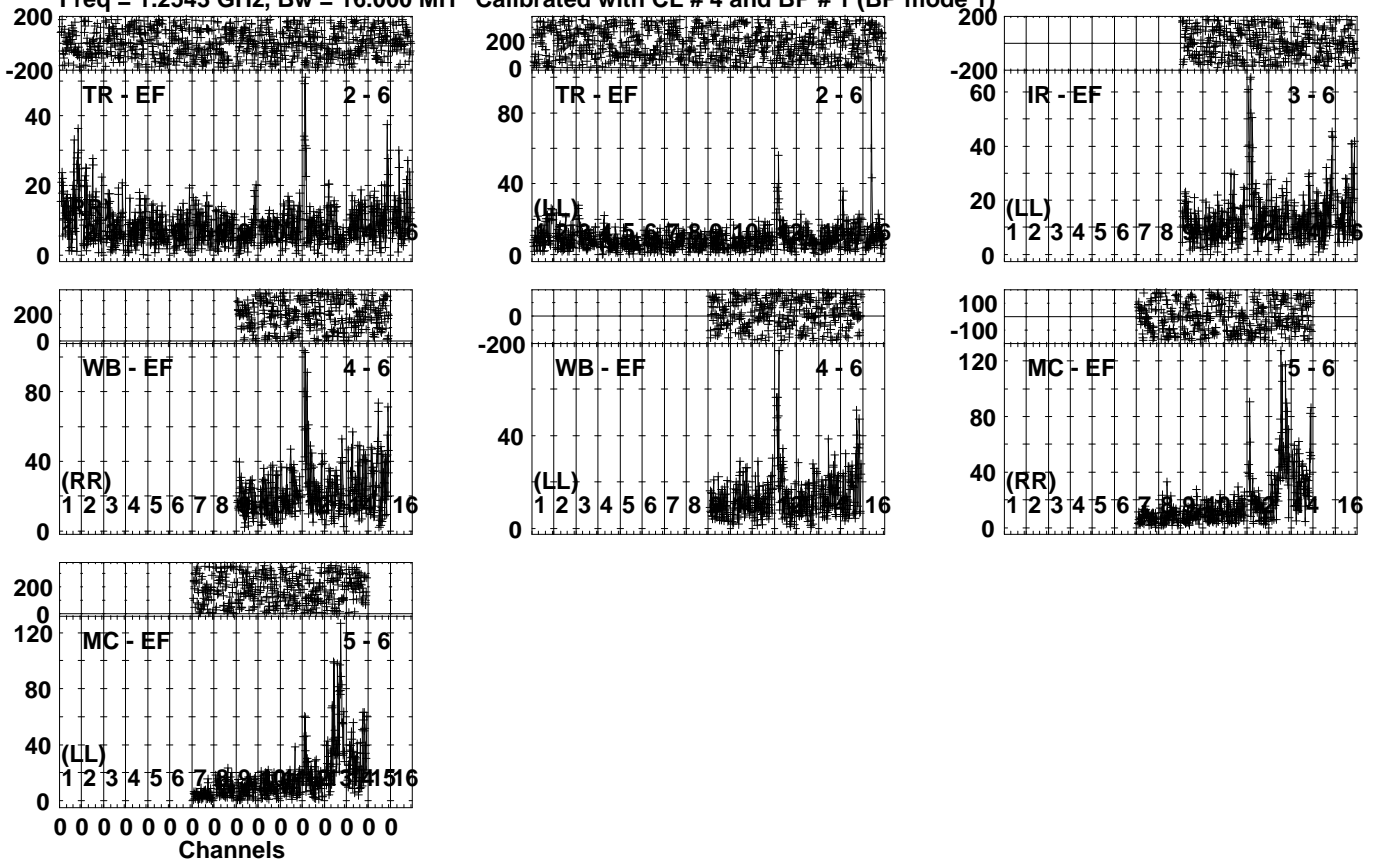


Lower frame: Milli Ampl Jy Top frame: Phas deg  
Vector averaged cross-power spectrum Several baselines displayed  
Timerange: 00/19:08:03 to 00/19:10:01

Plot file version 37 created 04-MAY-2021 16:19:54

R200120 D EK048B.UVDATA.1

Freq = 1.2543 GHz, Bw = 16.000 MH Calibrated with CL # 4 and BP # 1 (BP mode 1)

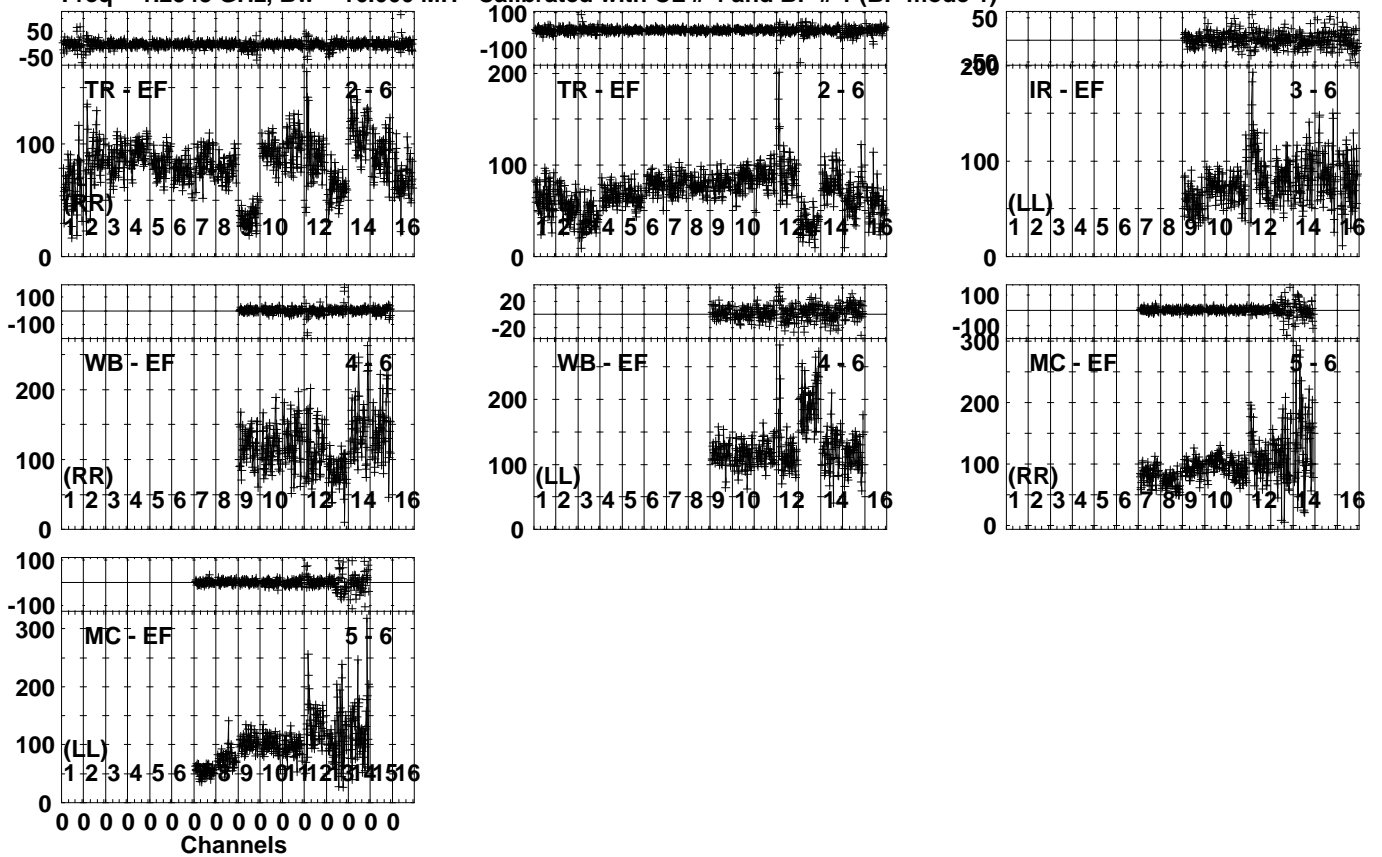


Lower frame: Milli Ampl Jy Top frame: Phas deg  
Vector averaged cross-power spectrum Several baselines displayed  
Timerange: 00/19:10:03 to 00/19:15:31

Plot file version 38 created 04-MAY-2021 16:19:55

J0955+6903 EK048B.UVDATA.1

Freq = 1.2543 GHz, Bw = 16.000 MH Calibrated with CL # 4 and BP # 1 (BP mode 1)

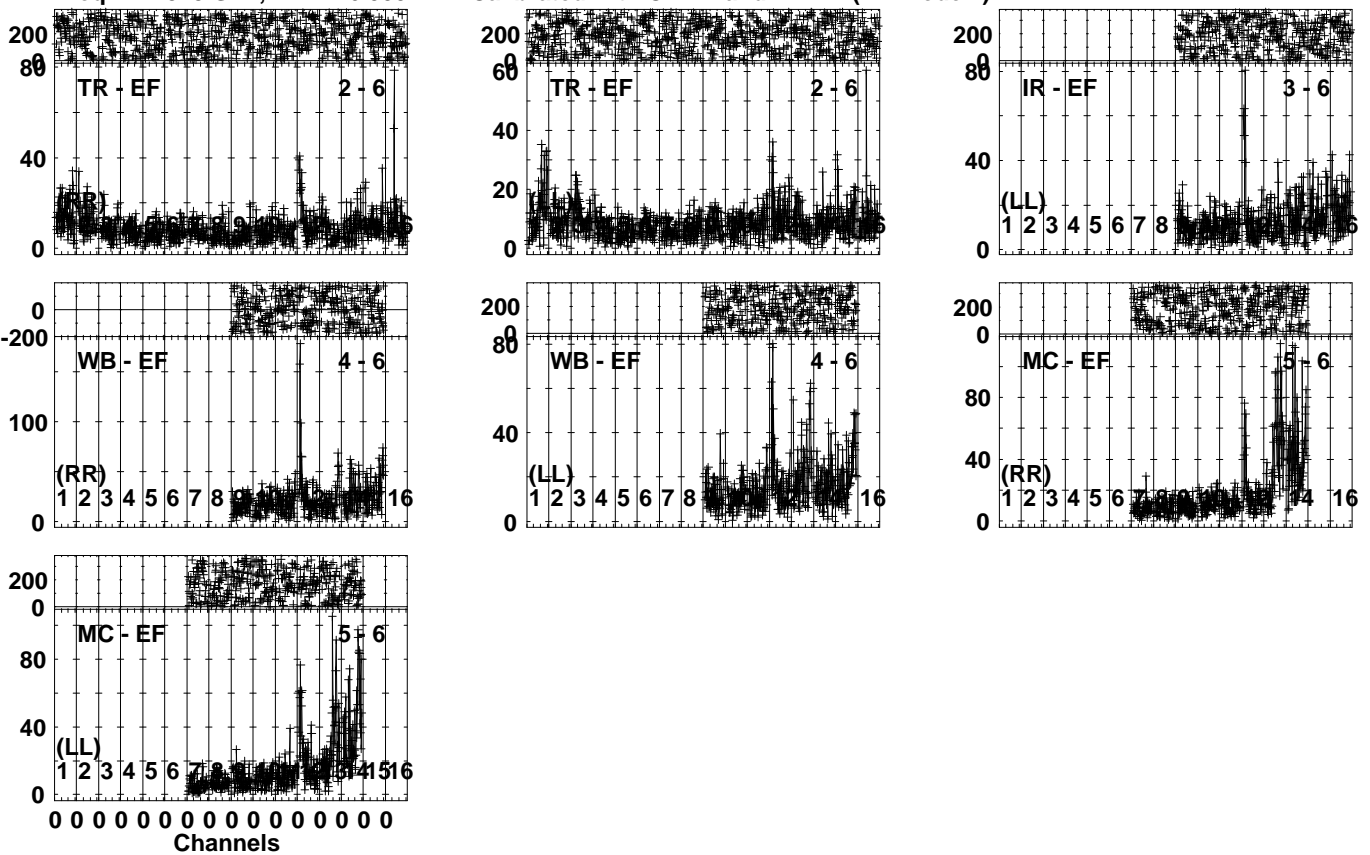


Lower frame: Milli Ampl Jy Top frame: Phas deg  
Vector averaged cross-power spectrum Several baselines displayed  
Timerange: 00/19:16:10 to 00/19:17:36

Plot file version 39 created 04-MAY-2021 16:19:55

R200120 D EK048B.UVDATA.1

Freq = 1.2543 GHz, Bw = 16.000 MH Calibrated with CL # 4 and BP # 1 (BP mode 1)

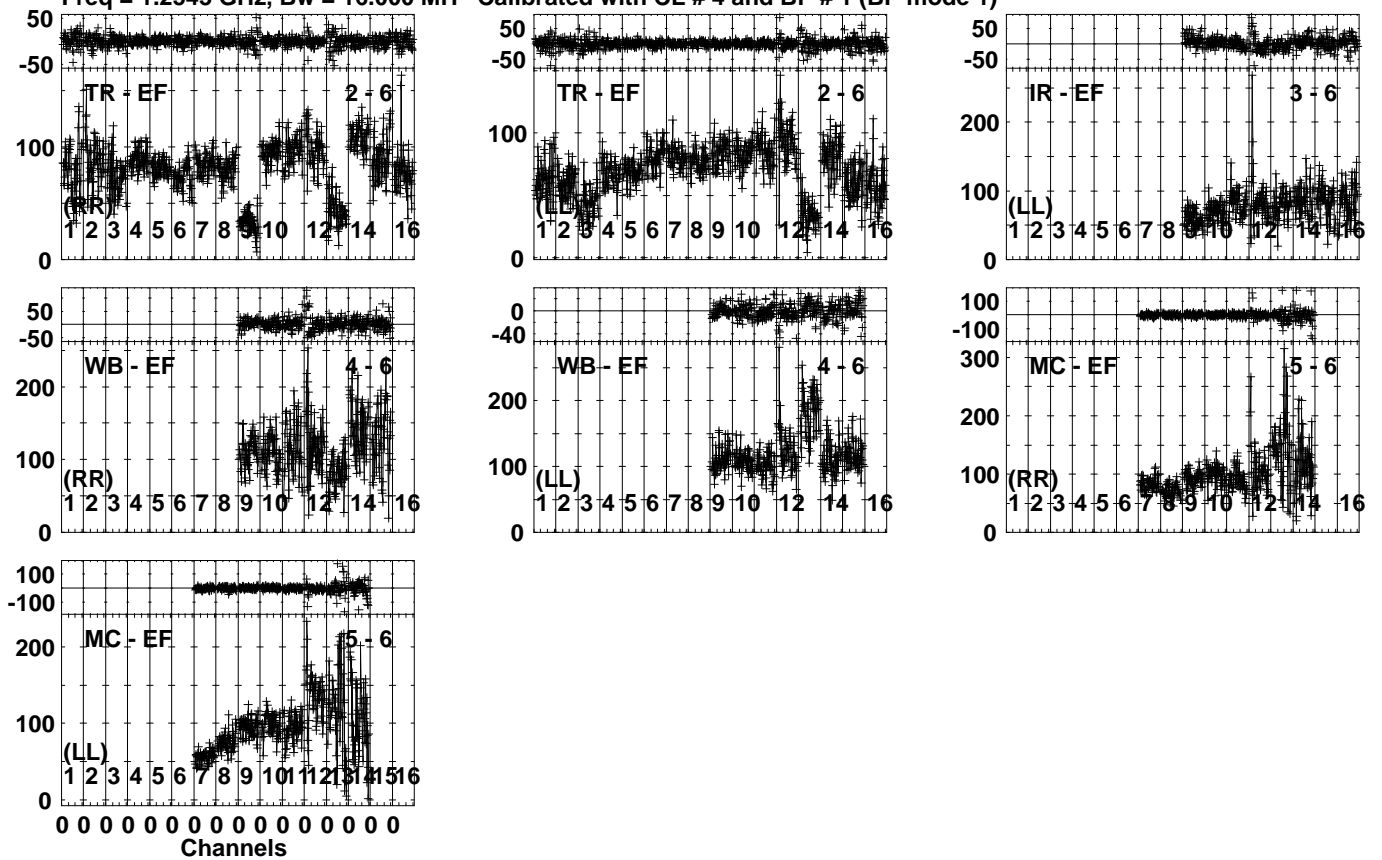


Lower frame: Milli Ampl Jy Top frame: Phas deg  
Vector averaged cross-power spectrum Several baselines displayed  
Timerange: 00/19:17:38 to 00/19:23:06

Plot file version 40 created 04-MAY-2021 16:19:55

J0955+6903 EK048B.UVDATA.1

Freq = 1.2543 GHz, Bw = 16.000 MH Calibrated with CL # 4 and BP # 1 (BP mode 1)



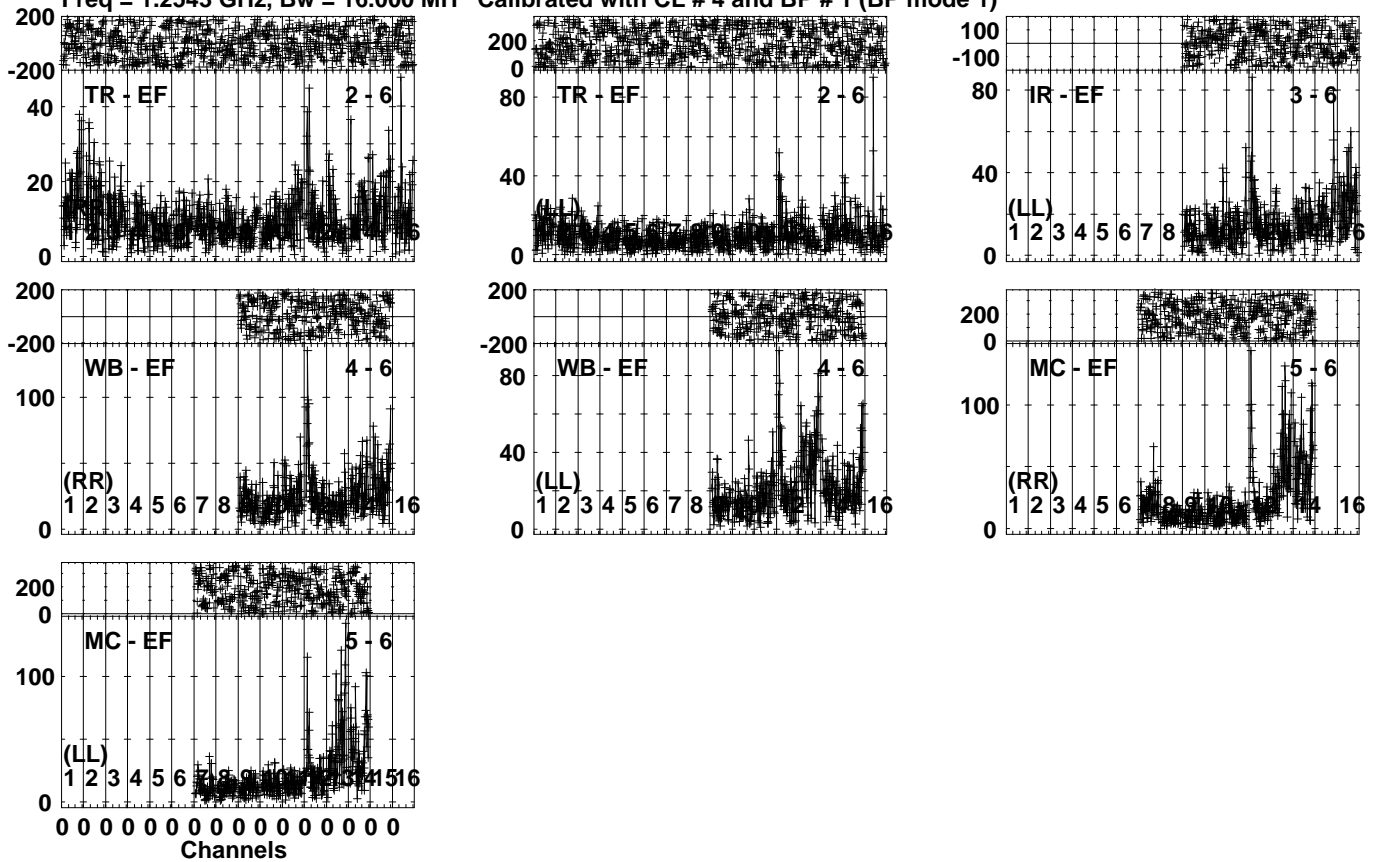
Lower frame: Milli Ampl Jy Top frame: Phas deg  
Vector averaged cross-power spectrum Several baselines displayed  
Timerange: 00/19:23:08 to 00/19:25:06



Plot file version 41 created 04-MAY-2021 16:19:55

J0955+6B EK048B.UVDATA.1

Freq = 1.2543 GHz, Bw = 16.000 MH Calibrated with CL # 4 and BP # 1 (BP mode 1)

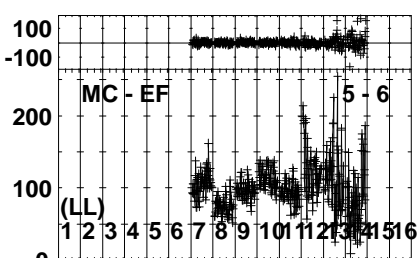
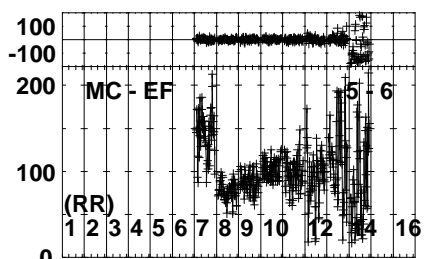
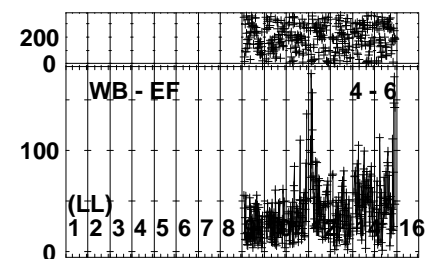
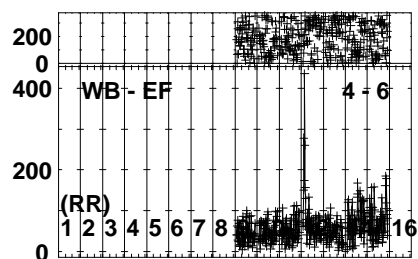
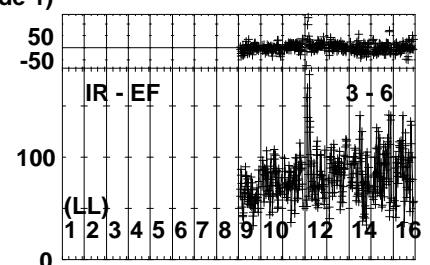
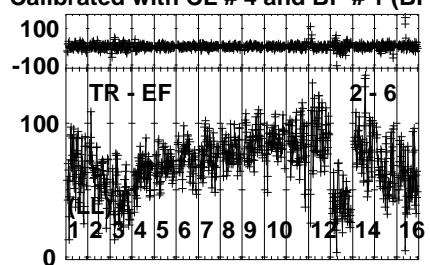
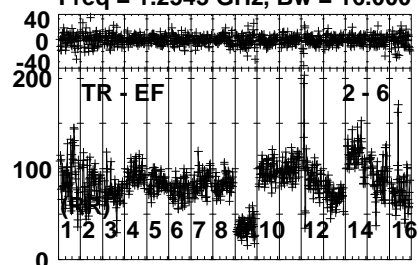


Lower frame: Milli Ampl Jy Top frame: Phas deg  
Vector averaged cross-power spectrum Several baselines displayed  
Timerange: 00/19:25:08 to 00/19:29:06

Plot file version 42 created 04-MAY-2021 16:19:56

J0955+6903 EK048B.UVDATA.1

Freq = 1.2543 GHz, Bw = 16.000 MH Calibrated with CL # 4 and BP # 1 (BP mode 1)



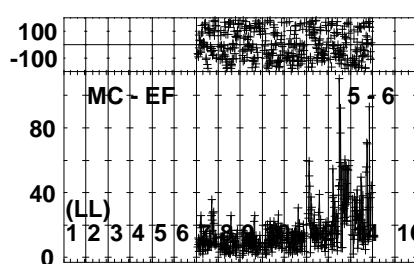
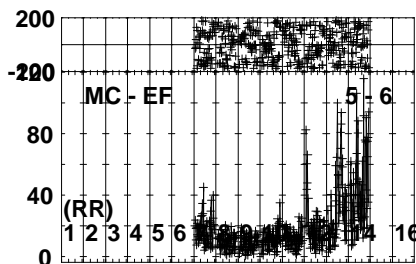
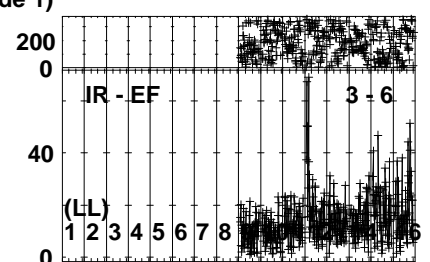
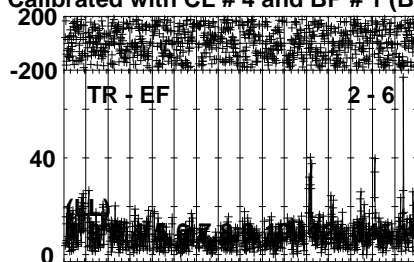
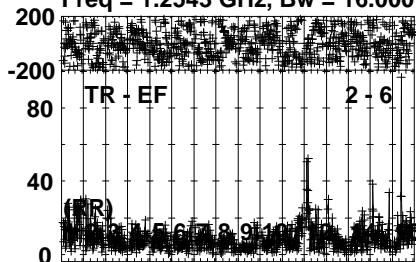
0 0 0 0 0 0 0 0 0 0 0 0 0 0 0 0  
Channels

Lower frame: Milli Ampl Jy Top frame: Phas deg  
Vector averaged cross-power spectrum Several baselines displayed  
Timerange: 00/19:29:40 to 00/19:31:06

Plot file version 43 created 04-MAY-2021 16:19:56

R200120 D EK048B.UVDATA.1

Freq = 1.2543 GHz, Bw = 16.000 MH Calibrated with CL # 4 and BP # 1 (BP mode 1)

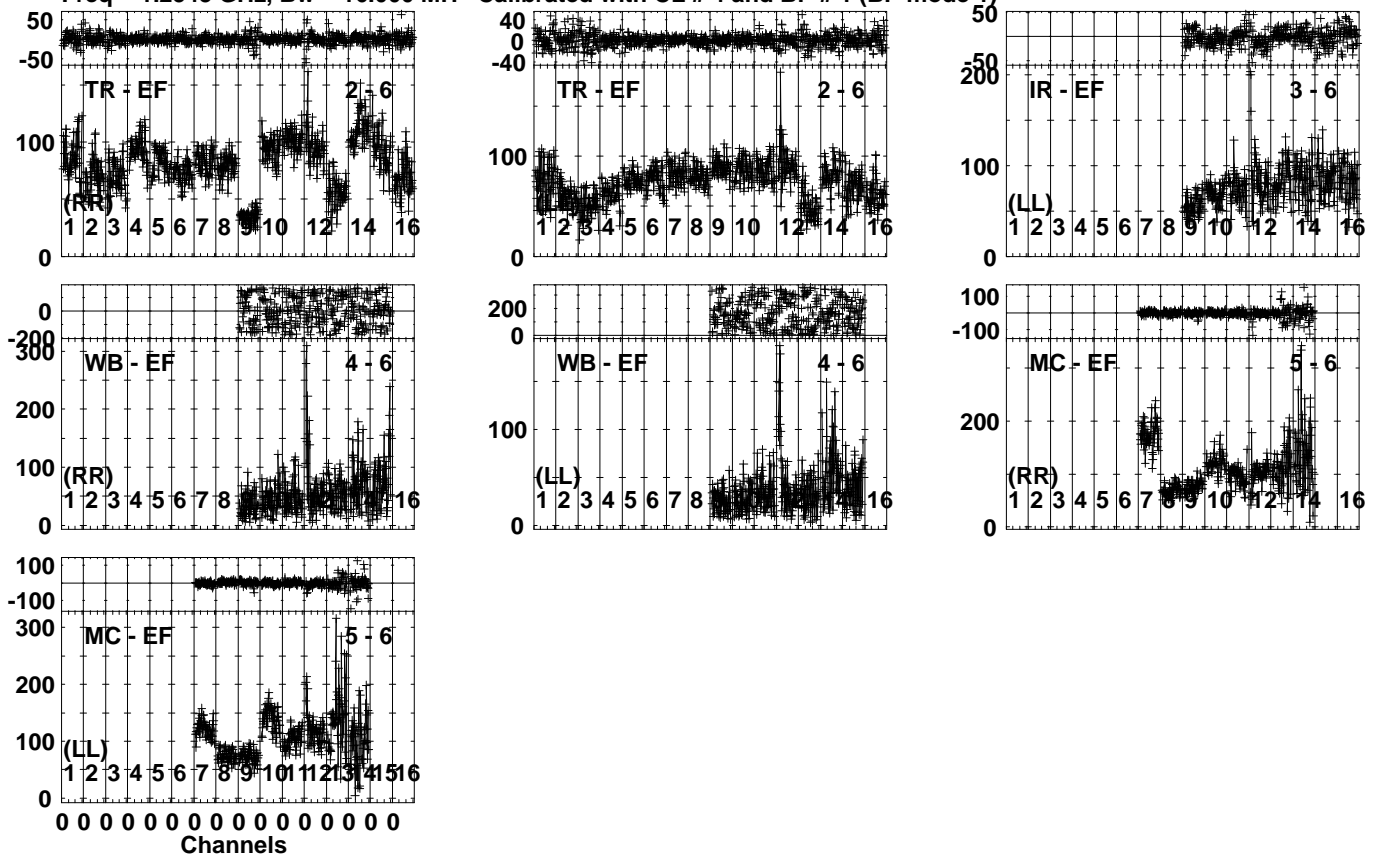


Lower frame: Milli Ampl Jy Top frame: Phas deg  
Vector averaged cross-power spectrum Several baselines displayed  
Timerange: 00/19:31:08 to 00/19:36:36

Plot file version 44 created 04-MAY-2021 16:19:56

J0955+6903 EK048B.UVDATA.1

Freq = 1.2543 GHz, Bw = 16.000 MH Calibrated with CL # 4 and BP # 1 (BP mode 1)

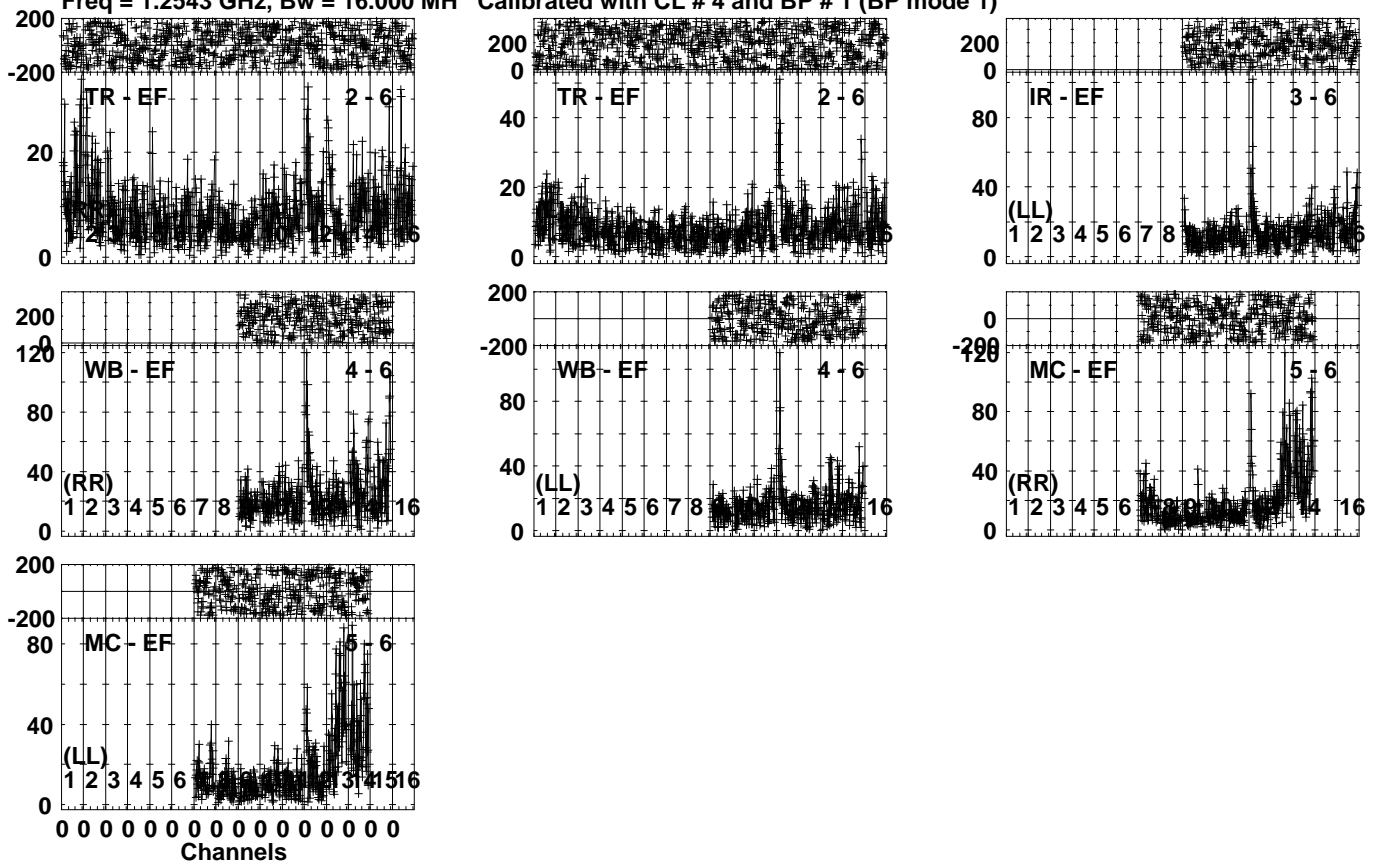


Lower frame: Milli Ampl Jy Top frame: Phas deg

Vector averaged cross-power spectrum Several baselines displayed

Timerange: 00/19:36:38 to 00/19:38:36

Plot file version 45 created 04-MAY-2021 16:19:56  
 R200120 D EK048B.UVDATA.1  
 Freq = 1.2543 GHz, Bw = 16.000 MH Calibrated with CL # 4 and BP # 1 (BP mode 1)

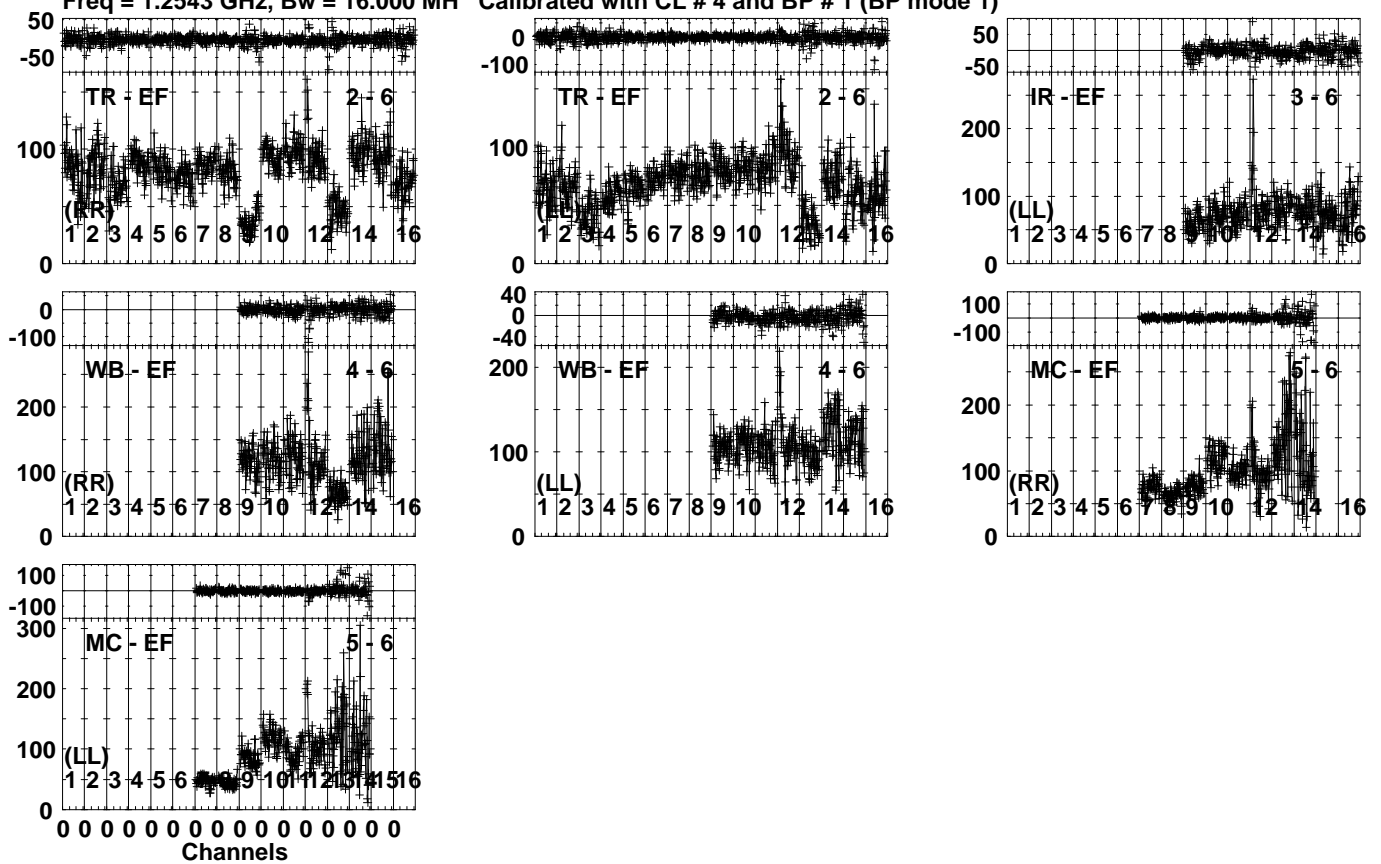


Lower frame: Milli Ampl Jy Top frame: Phas deg  
 Vector averaged cross-power spectrum Several baselines displayed  
 Timerange: 00/19:38:38 to 00/19:44:06

Plot file version 46 created 04-MAY-2021 16:19:57

J0955+6903 EK048B.UVDATA.1

Freq = 1.2543 GHz, Bw = 16.000 MH Calibrated with CL # 4 and BP # 1 (BP mode 1)

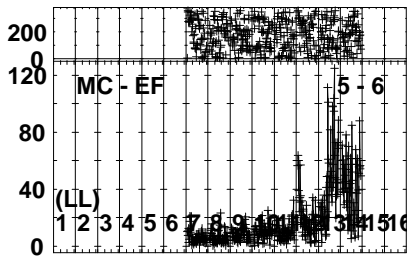
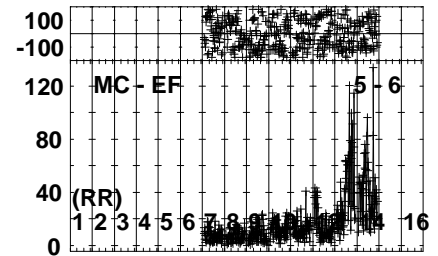
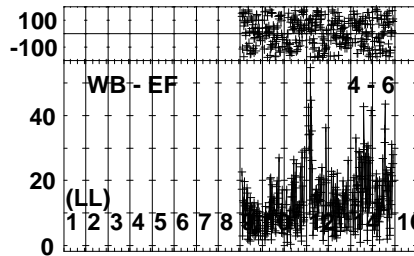
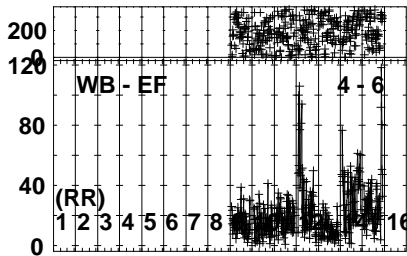
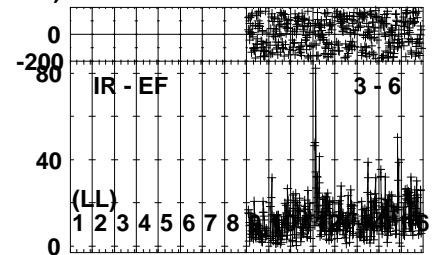
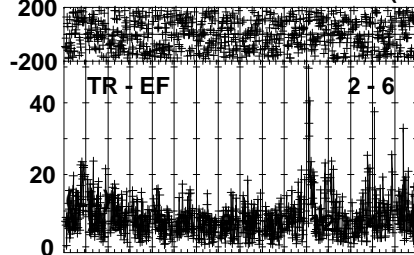
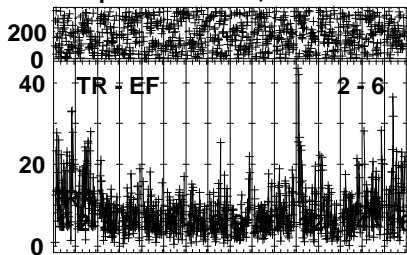


Lower frame: Milli Ampl Jy Top frame: Phas deg  
Vector averaged cross-power spectrum Several baselines displayed  
Timerange: 00/19:44:46 to 00/19:46:12

Plot file version 47 created 04-MAY-2021 16:19:57

R200120 D EK048B.UVDATA.1

Freq = 1.2543 GHz, Bw = 16.000 MH Calibrated with CL # 4 and BP # 1 (BP mode 1)



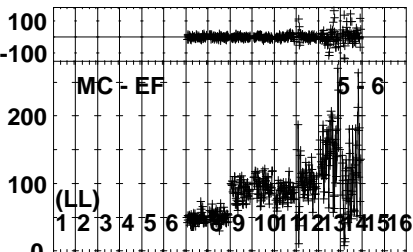
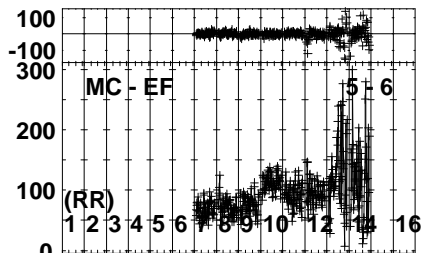
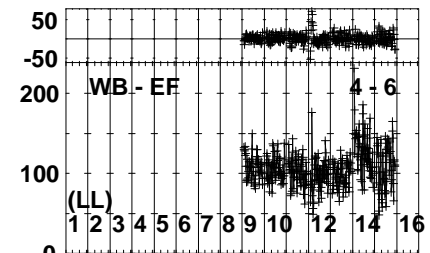
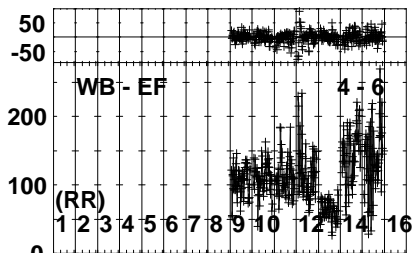
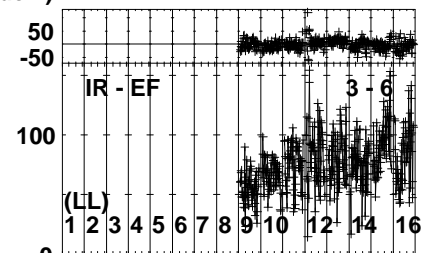
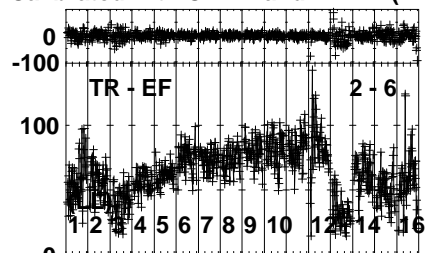
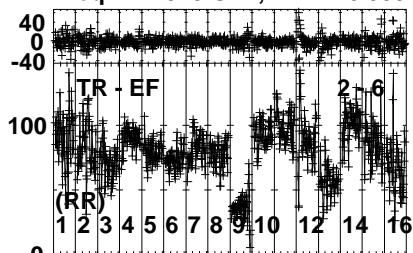
0 0 0 0 0 0 0 0 0 0 0 0 0 0 0 0  
Channels

Lower frame: Milli Ampl Jy Top frame: Phas deg  
Vector averaged cross-power spectrum Several baselines displayed  
Timerange: 00/19:46:14 to 00/19:51:42

Plot file version 48 created 04-MAY-2021 16:19:57

J0955+6903 EK048B.UVDATA.1

Freq = 1.2543 GHz, Bw = 16.000 MH Calibrated with CL # 4 and BP # 1 (BP mode 1)



0 0 0 0 0 0 0 0 0 0 0 0 0 0 0 0

Channels

Lower frame: Milli Ampl Jy Top frame: Phas deg

Vector averaged cross-power spectrum Several baselines displayed

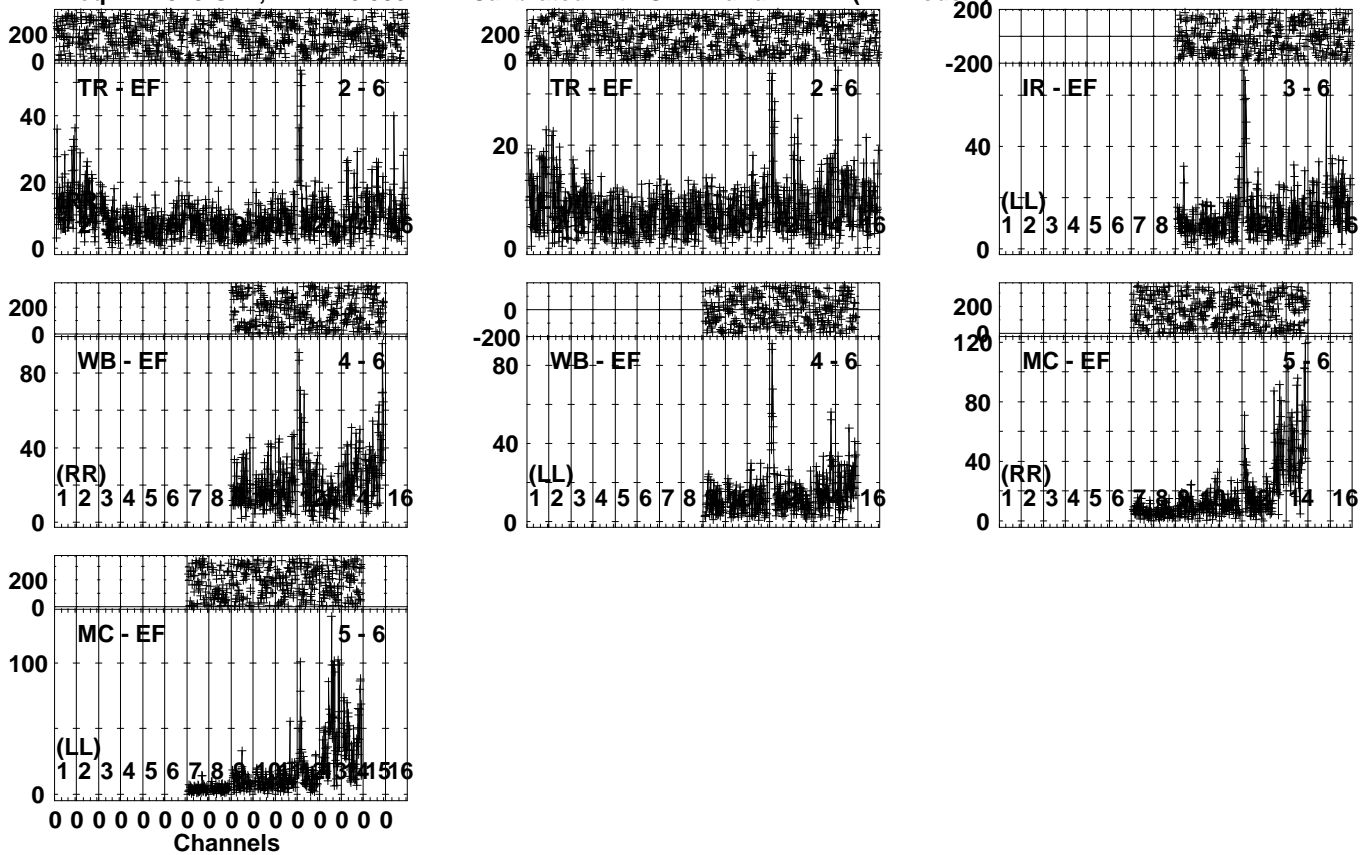
Timerange: 00/19:51:44 to 00/19:53:42



Plot file version 49 created 04-MAY-2021 16:19:57

R200120 D EK048B.UVDATA.1

Freq = 1.2543 GHz, Bw = 16.000 MH Calibrated with CL # 4 and BP # 1 (BP mode 1)

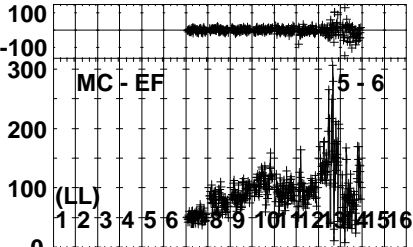
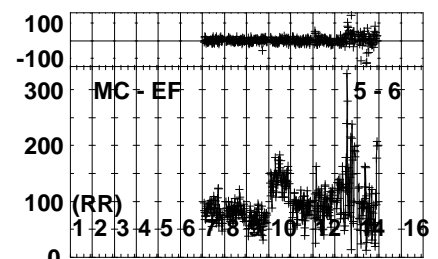
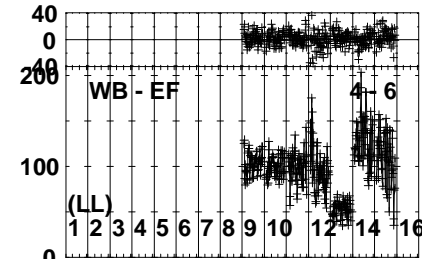
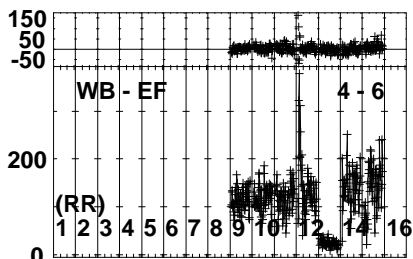
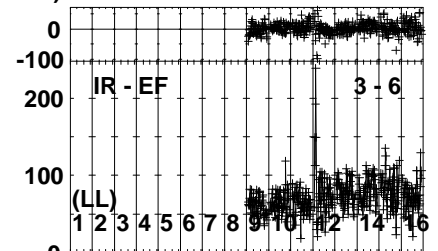
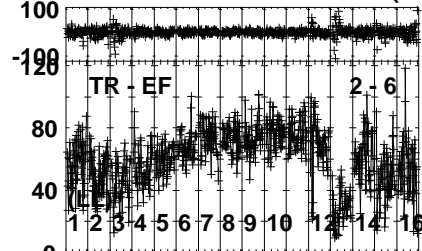
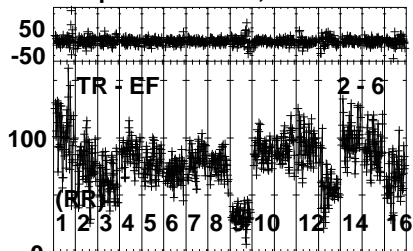


Lower frame: Milli Ampl Jy Top frame: Phas deg  
Vector averaged cross-power spectrum Several baselines displayed  
Timerange: 00/19:53:44 to 00/19:59:12

Plot file version 50 created 04-MAY-2021 16:19:58

J0955+6903 EK048B.UVDATA.1

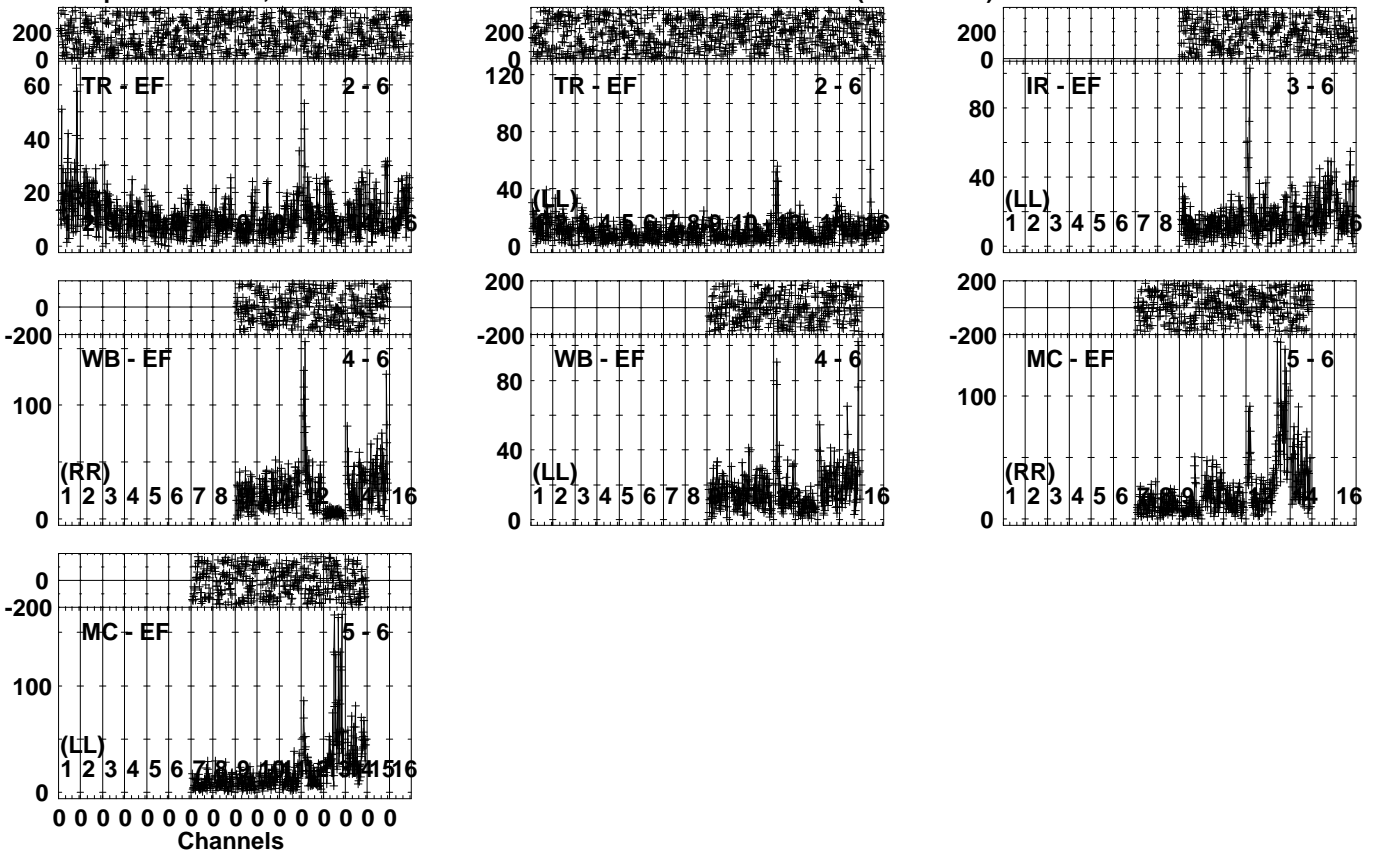
Freq = 1.2543 GHz, Bw = 16.000 MH Calibrated with CL # 4 and BP # 1 (BP mode 1)



0 0 0 0 0 0 0 0 0 0 0 0 0 0 0 0  
Channels

Lower frame: Milli Ampl Jy Top frame: Phas deg  
Vector averaged cross-power spectrum Several baselines displayed  
Timerange: 00/19:59:52 to 00/20:01:18

Plot file version 51 created 04-MAY-2021 16:19:58  
 J0955+6B EK048B.UVDATA.1  
 Freq = 1.2543 GHz, Bw = 16.000 MH Calibrated with CL # 4 and BP # 1 (BP mode 1)

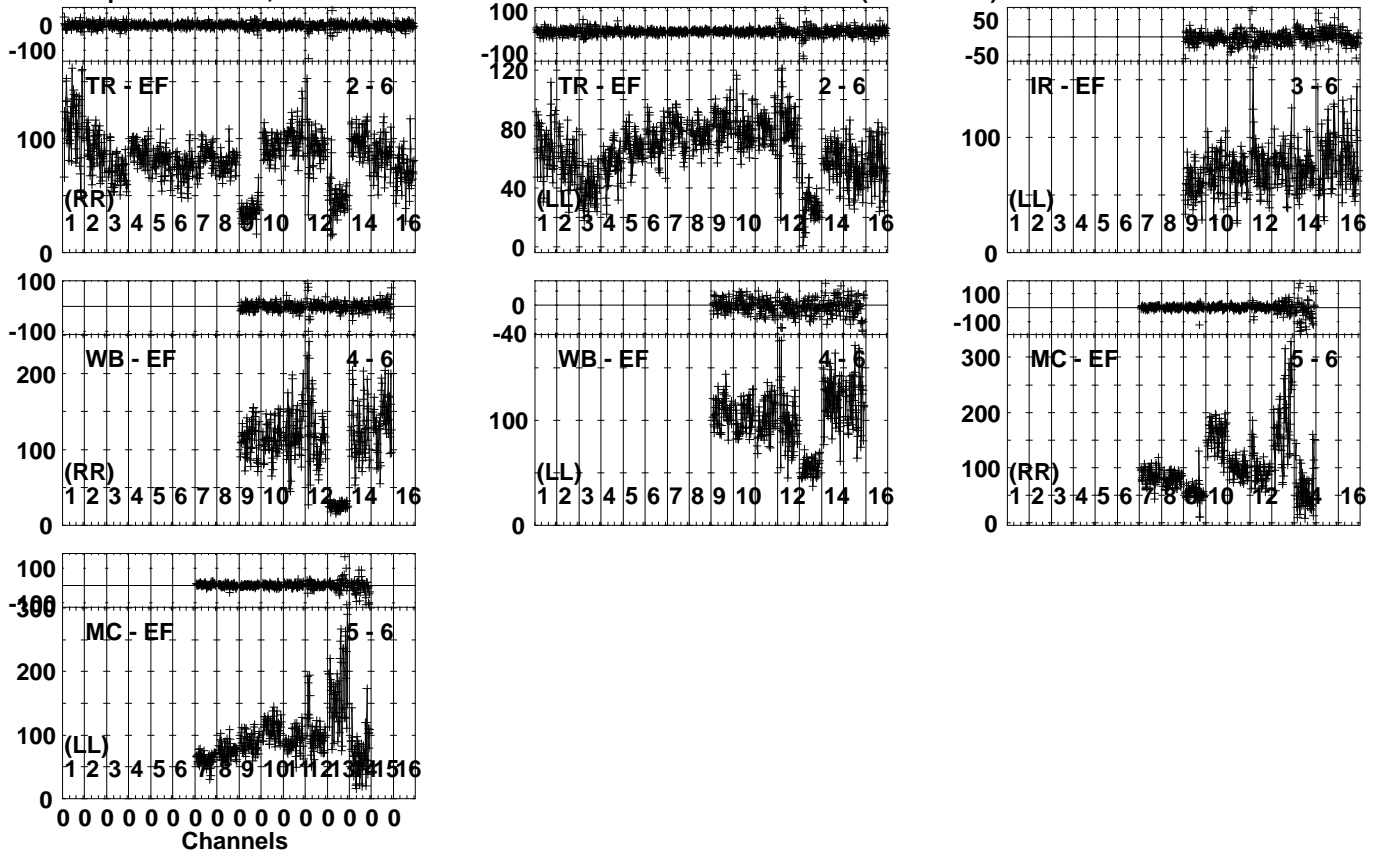


Lower frame: Milli Ampl Jy Top frame: Phas deg  
 Vector averaged cross-power spectrum Several baselines displayed  
 Timerange: 00/20:01:20 to 00/20:04:48

Plot file version 52 created 04-MAY-2021 16:19:58

J0955+6903 EK048B.UVDATA.1

Freq = 1.2543 GHz, Bw = 16.000 MH Calibrated with CL # 4 and BP # 1 (BP mode 1)

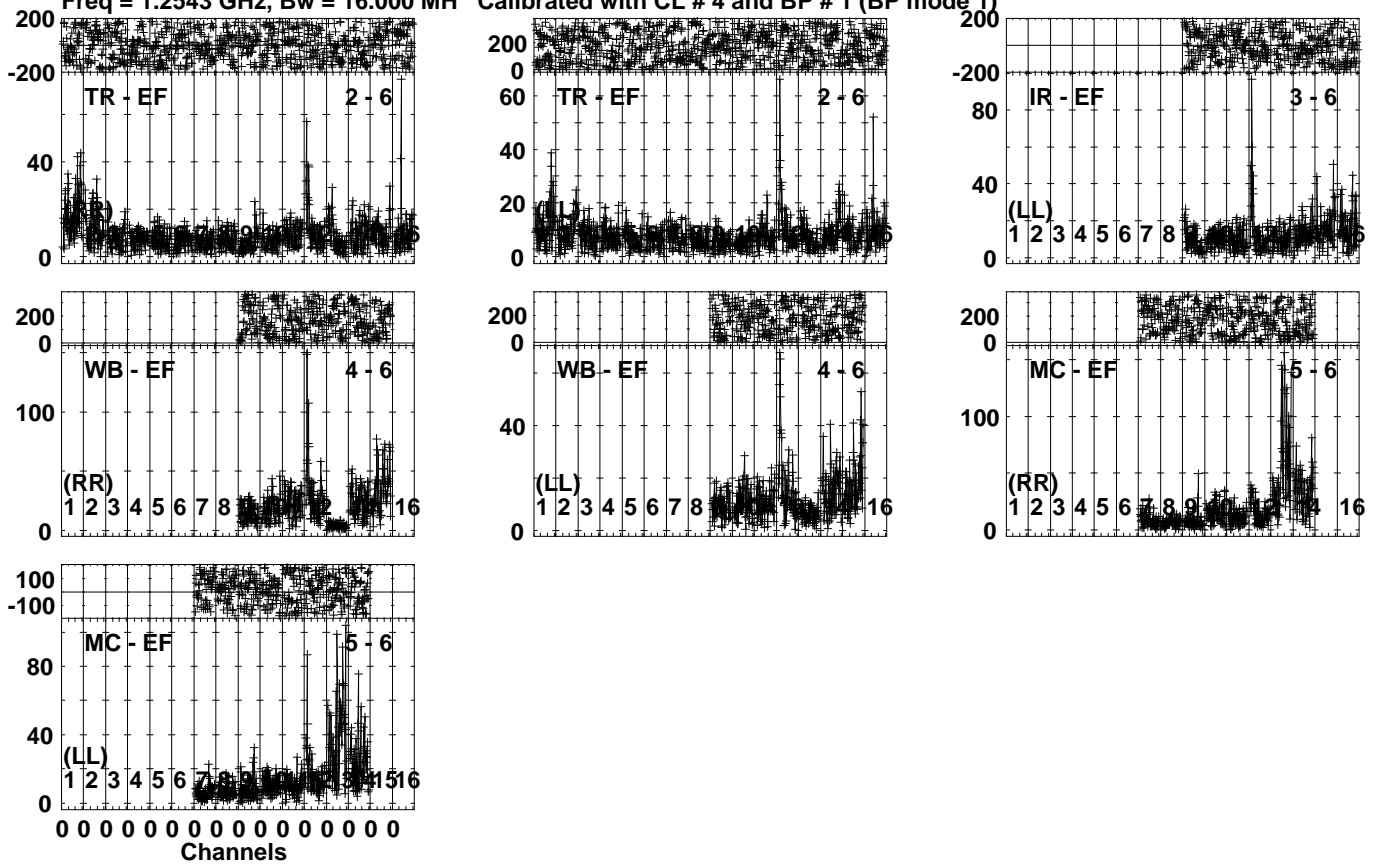


Lower frame: Milli Ampl Jy Top frame: Phas deg  
Vector averaged cross-power spectrum Several baselines displayed  
Timerange: 00/20:04:52 to 00/20:06:48

Plot file version 53 created 04-MAY-2021 16:19:58

R200120 D EK048B.UVDATA.1

Freq = 1.2543 GHz, Bw = 16.000 MH Calibrated with CL # 4 and BP # 1 (BP mode 1)

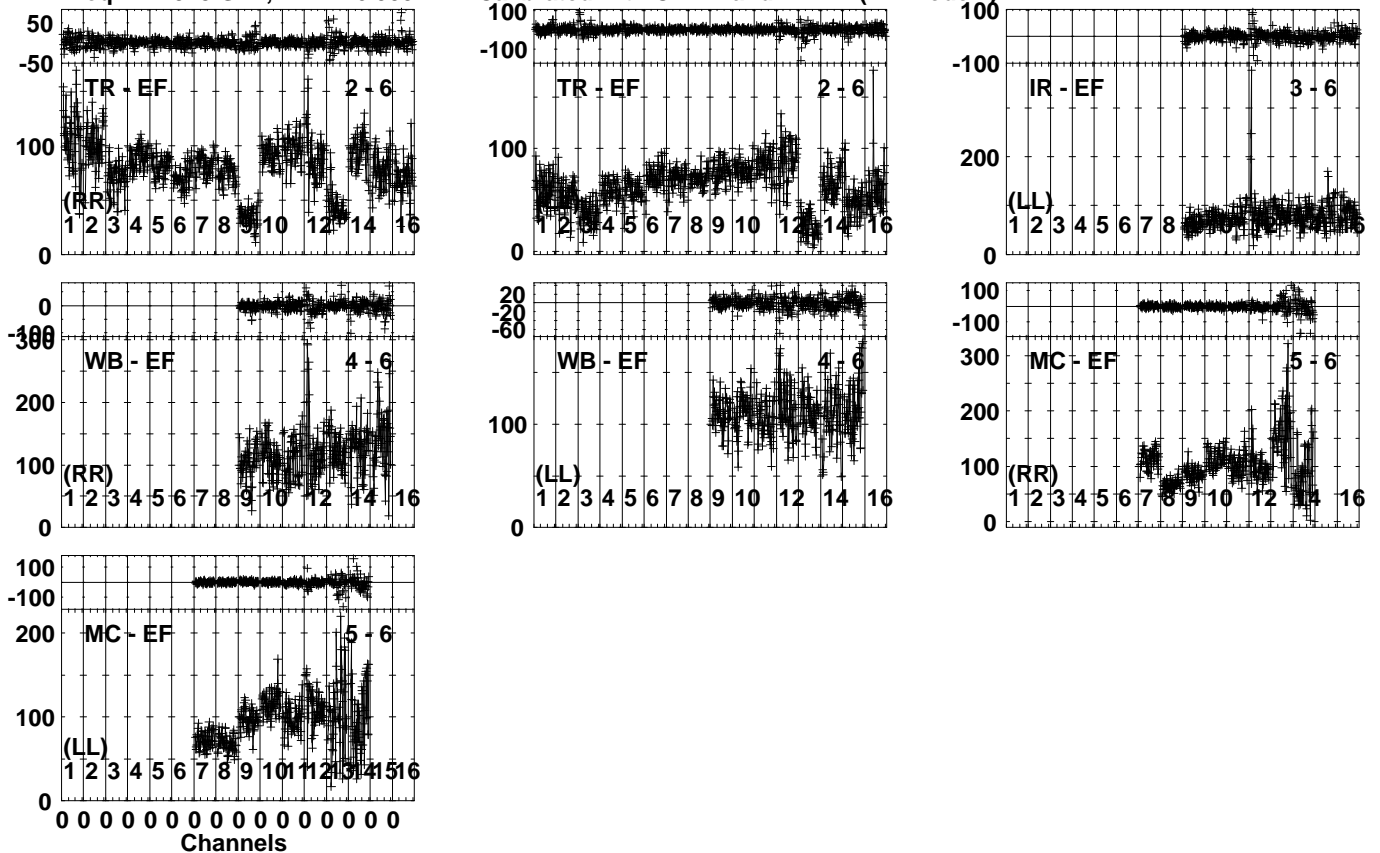


Lower frame: Milli Ampl Jy Top frame: Phas deg  
Vector averaged cross-power spectrum Several baselines displayed  
Timerange: 00/20:06:50 to 00/20:12:18

Plot file version 54 created 04-MAY-2021 16:19:59

J0955+6903 EK048B.UVDATA.1

Freq = 1.2543 GHz, Bw = 16.000 MH Calibrated with CL # 4 and BP # 1 (BP mode 1)



Lower frame: Milli Ampl Jy Top frame: Phas deg

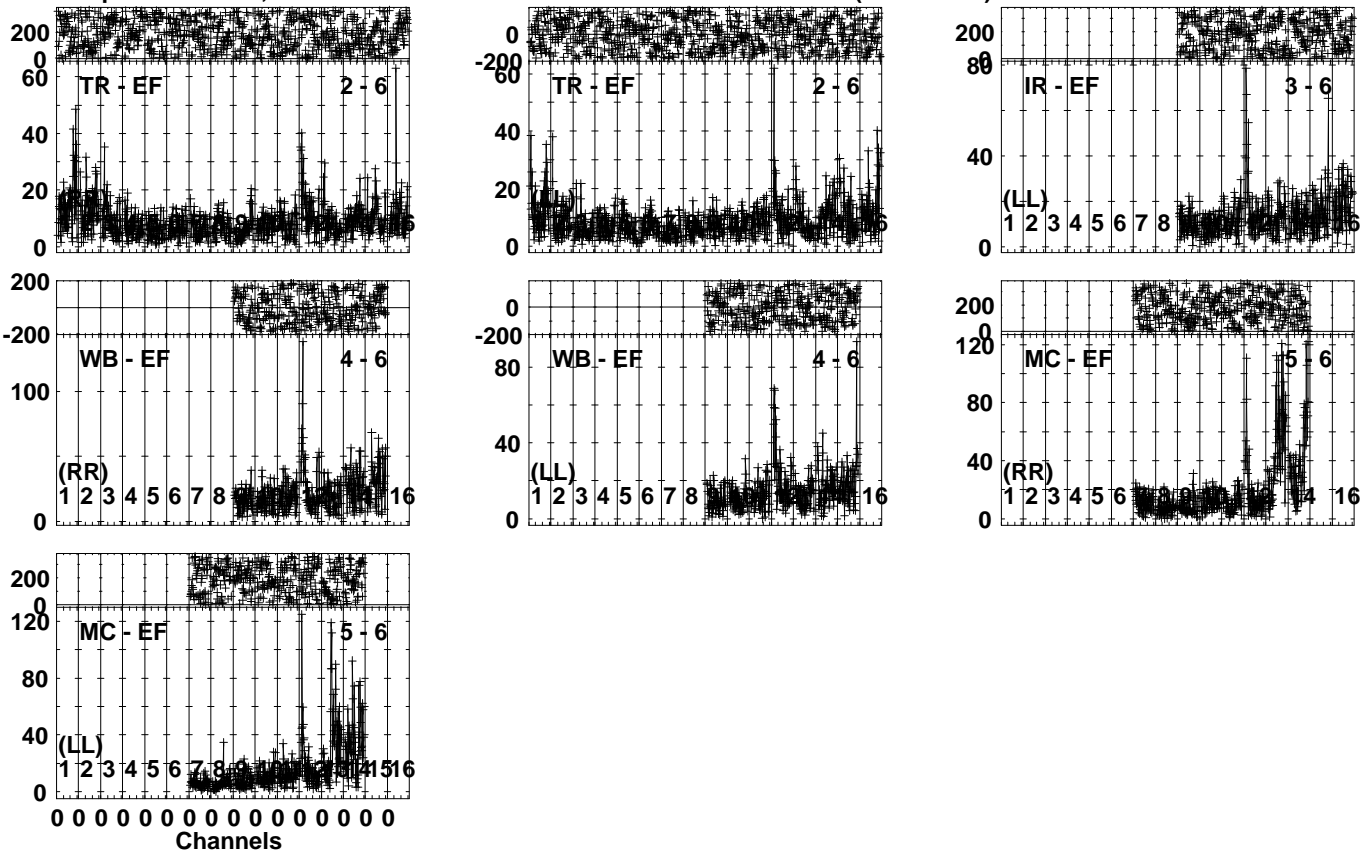
Vector averaged cross-power spectrum Several baselines displayed

Timerange: 00/20:12:58 to 00/20:14:24

Plot file version 55 created 04-MAY-2021 16:19:59

R200120 D EK048B.UVDATA.1

Freq = 1.2543 GHz, Bw = 16.000 MH Calibrated with CL # 4 and BP # 1 (BP mode 1)

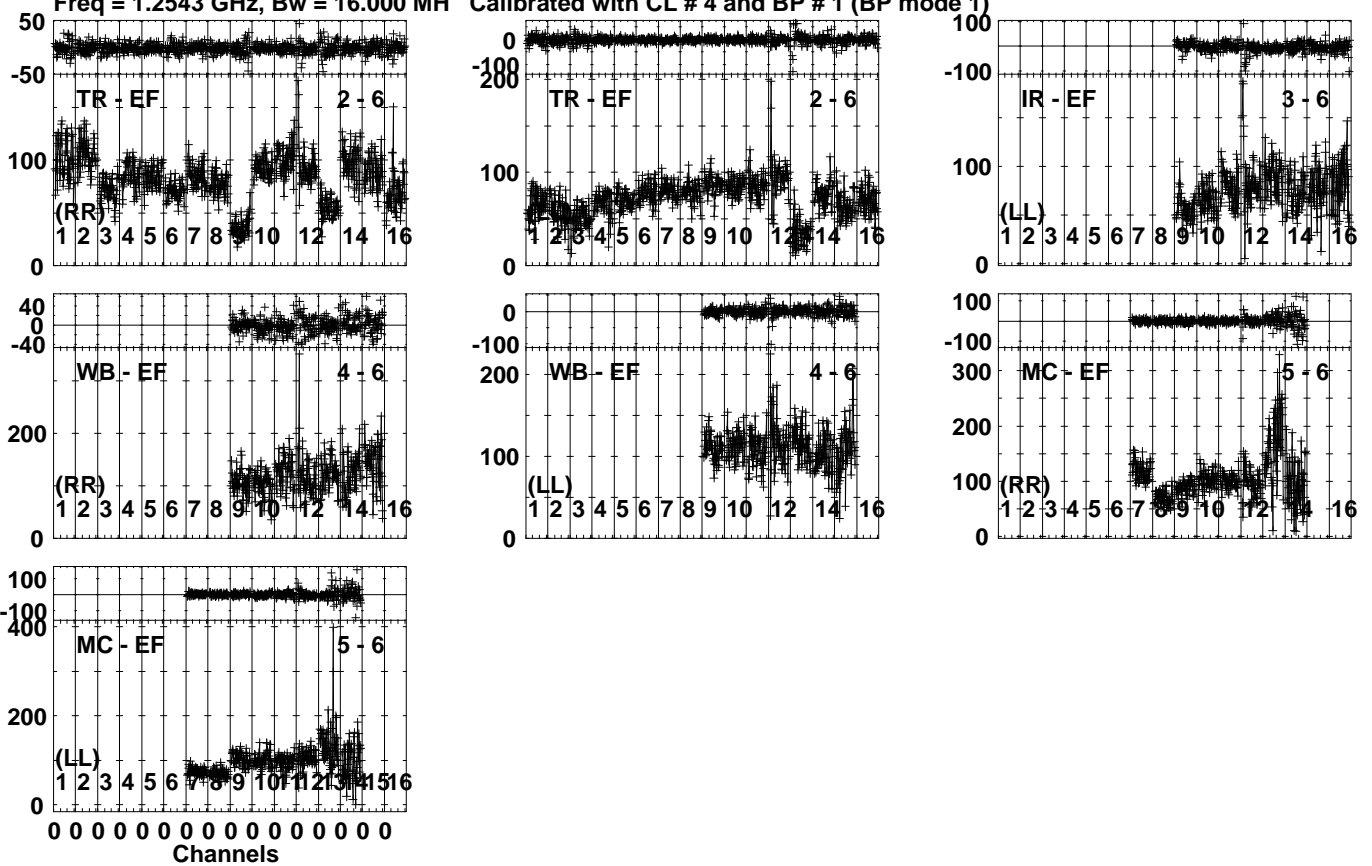


Lower frame: Milli Ampl Jy Top frame: Phas deg  
 Vector averaged cross-power spectrum Several baselines displayed  
 Timerange: 00/20:14:26 to 00/20:19:54

Plot file version 56 created 04-MAY-2021 16:19:59

J0955+6903 EK048B.UVDATA.1

Freq = 1.2543 GHz, Bw = 16.000 MH Calibrated with CL # 4 and BP # 1 (BP mode 1)



Lower frame: Milli Ampl Jy Top frame: Phas deg

Vector averaged cross-power spectrum Several baselines displayed

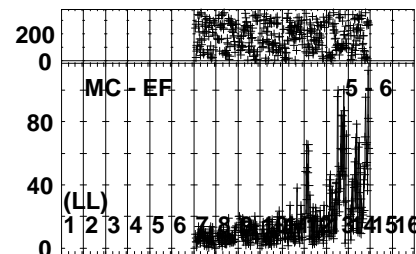
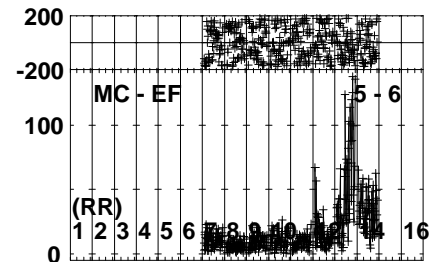
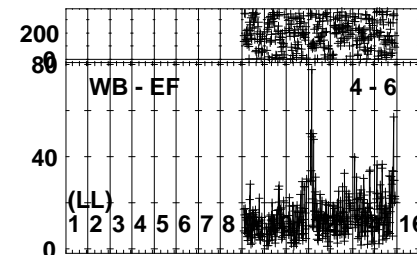
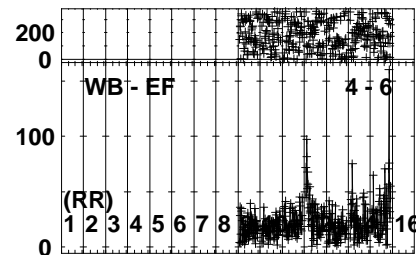
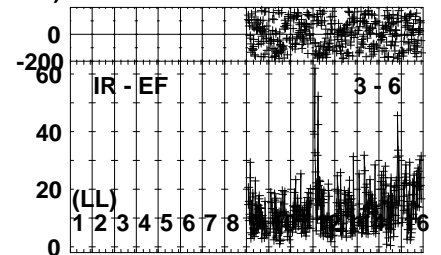
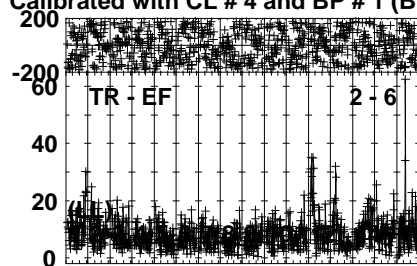
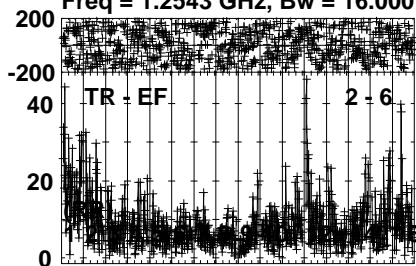
Timerange: 00/20:19:56 to 00/20:21:54



Plot file version 57 created 04-MAY-2021 16:20:00

R200120 D EK048B.UVDATA.1

Freq = 1.2543 GHz, Bw = 16.000 MH Calibrated with CL # 4 and BP # 1 (BP mode 1)



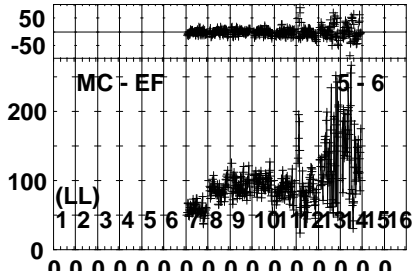
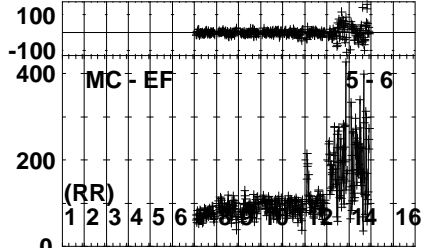
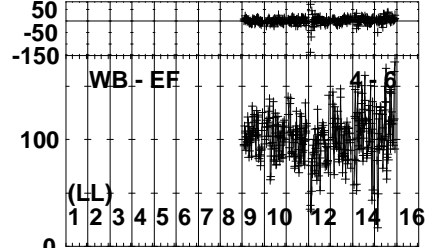
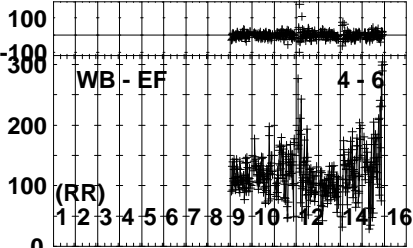
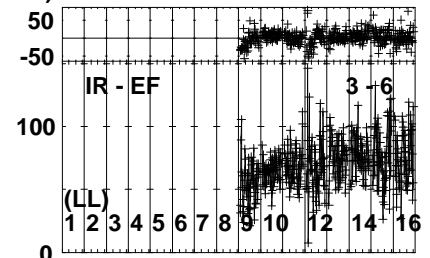
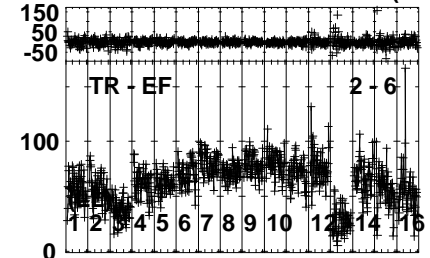
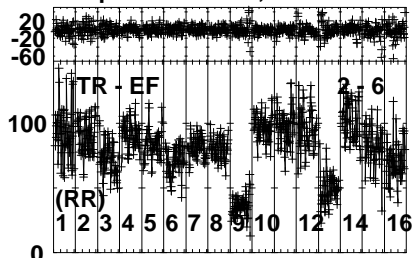
0 0 0 0 0 0 0 0 0 0 0 0 0 0 0 0  
Channels

Lower frame: Milli Ampl Jy Top frame: Phas deg  
Vector averaged cross-power spectrum Several baselines displayed  
Timerange: 00/20:21:56 to 00/20:27:24

Plot file version 58 created 04-MAY-2021 16:20:00

J0955+6903 EK048B.UVDATA.1

Freq = 1.2543 GHz, Bw = 16.000 MH Calibrated with CL # 4 and BP # 1 (BP mode 1)

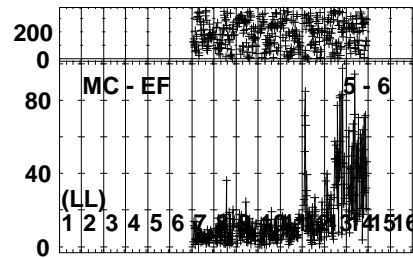
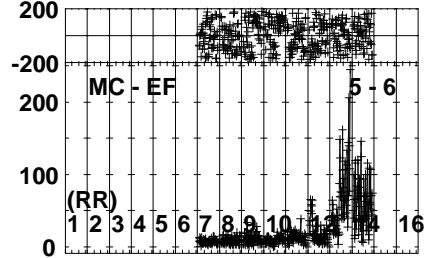
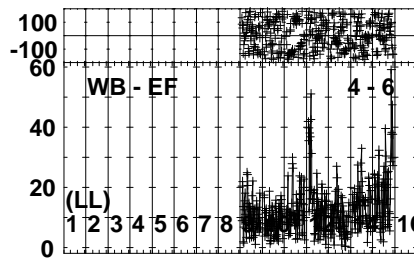
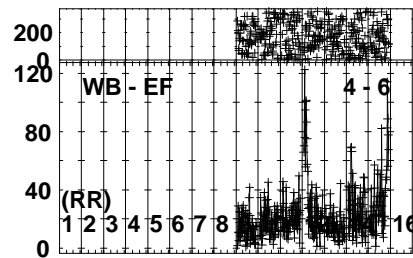
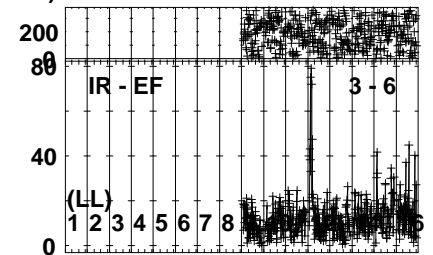
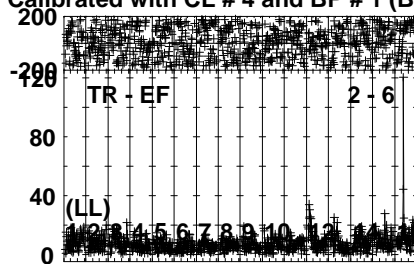
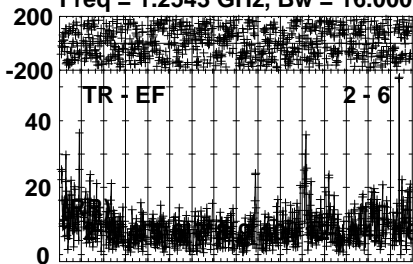


0 0 0 0 0 0 0 0 0 0 0 0 0 0 0 0  
Channels  
Lower frame: Milli Ampl Jy Top frame: Phas deg  
Vector averaged cross-power spectrum Several baselines displayed  
Timerange: 00/20:28:05 to 00/20:29:31

Plot file version 59 created 04-MAY-2021 16:20:00

R200120 D EK048B.UVDATA.1

Freq = 1.2543 GHz, Bw = 16.000 MH Calibrated with CL # 4 and BP # 1 (BP mode 1)



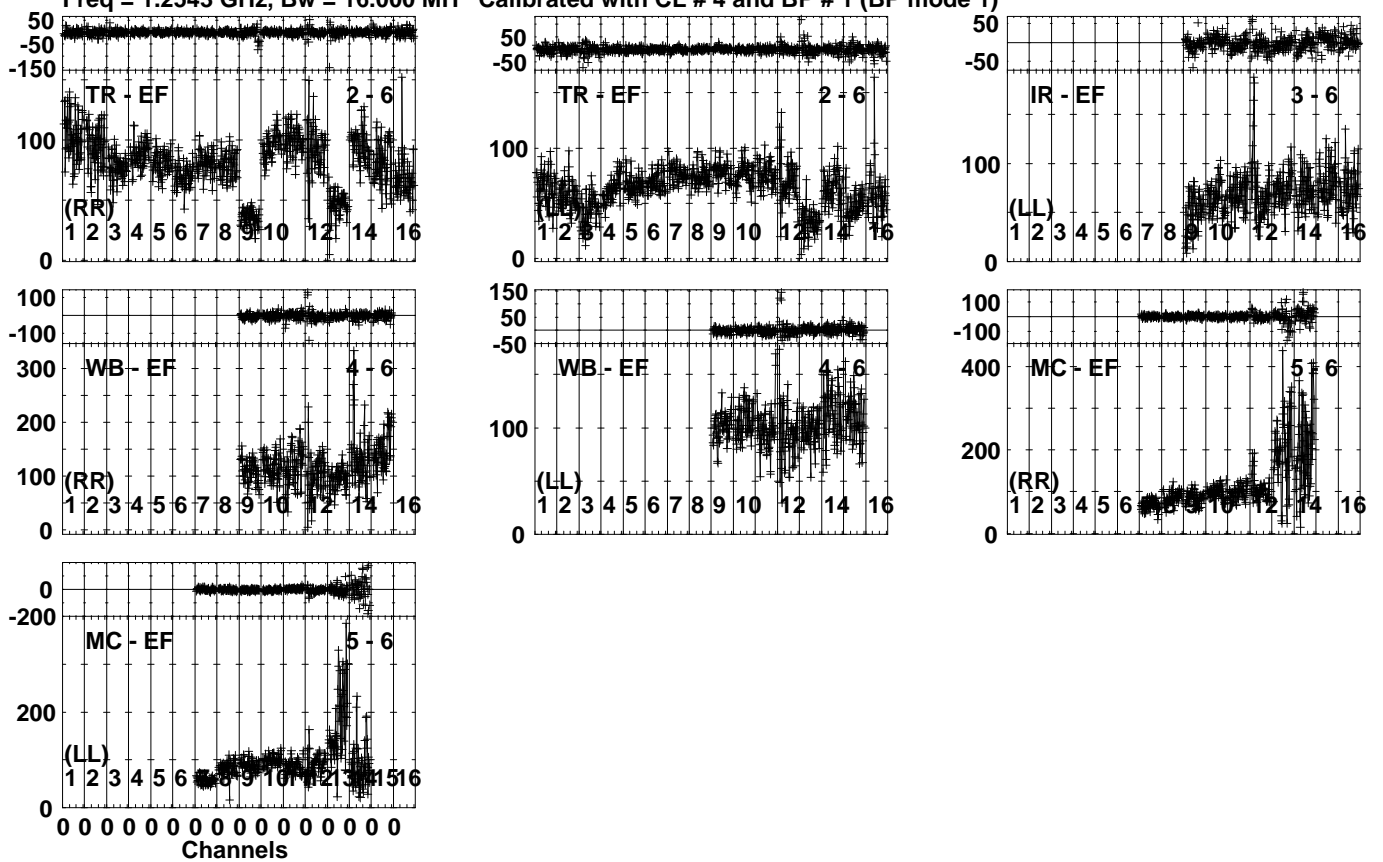
0 0 0 0 0 0 0 0 0 0 0 0 0 0 0 0  
Channels

Lower frame: Milli Ampl Jy Top frame: Phas deg  
Vector averaged cross-power spectrum Several baselines displayed  
Timerange: 00/20:29:33 to 00/20:35:01

Plot file version 60 created 04-MAY-2021 16:20:00

J0955+6903 EK048B.UVDATA.1

Freq = 1.2543 GHz, Bw = 16.000 MH Calibrated with CL # 4 and BP # 1 (BP mode 1)



Lower frame: Milli Ampl Jy Top frame: Phas deg

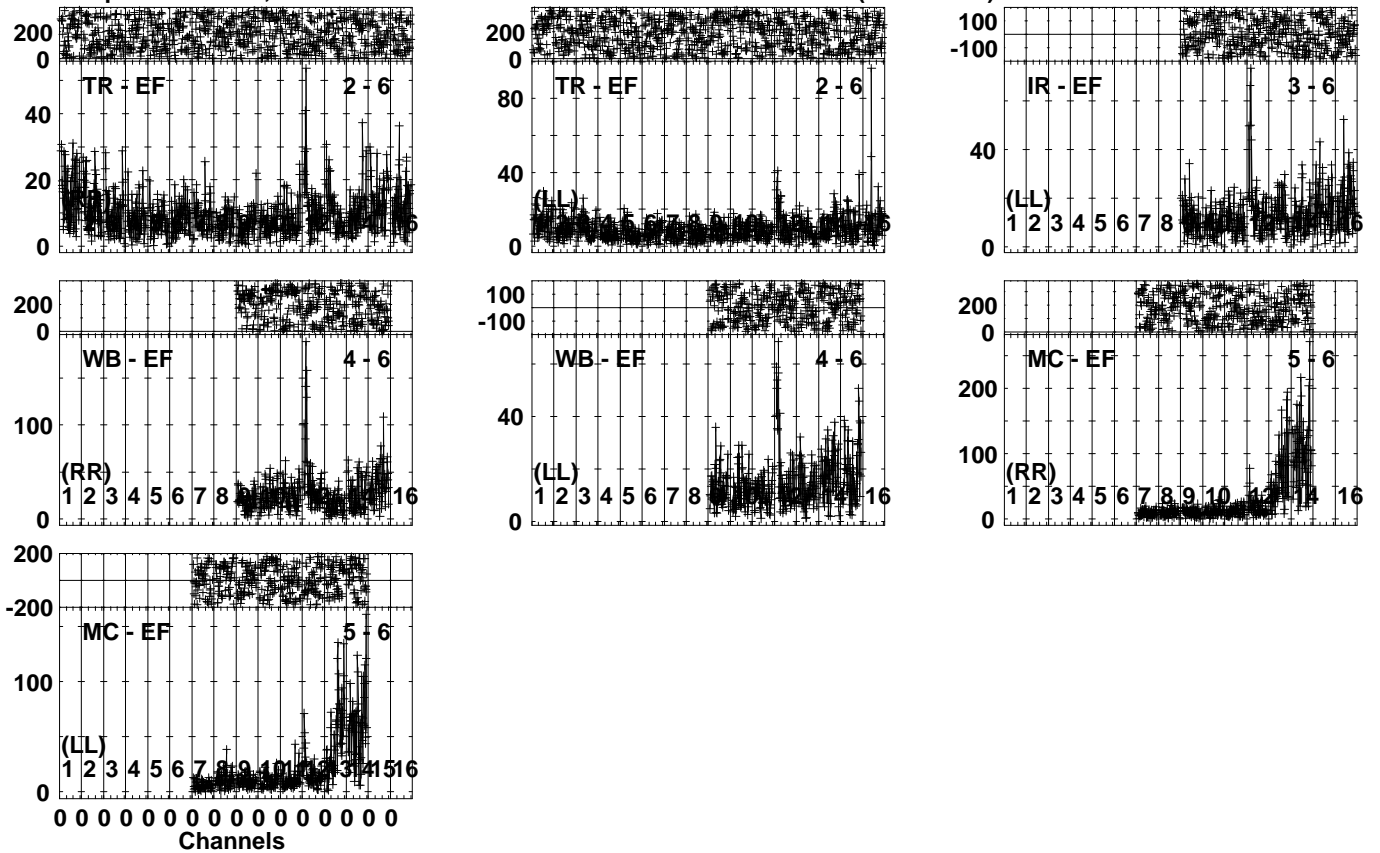
Vector averaged cross-power spectrum Several baselines displayed

Timerange: 00/20:35:03 to 00/20:37:01

Plot file version 61 created 04-MAY-2021 16:20:01

J0955+6B EK048B.UVDATA.1

Freq = 1.2543 GHz, Bw = 16.000 MH Calibrated with CL # 4 and BP # 1 (BP mode 1)

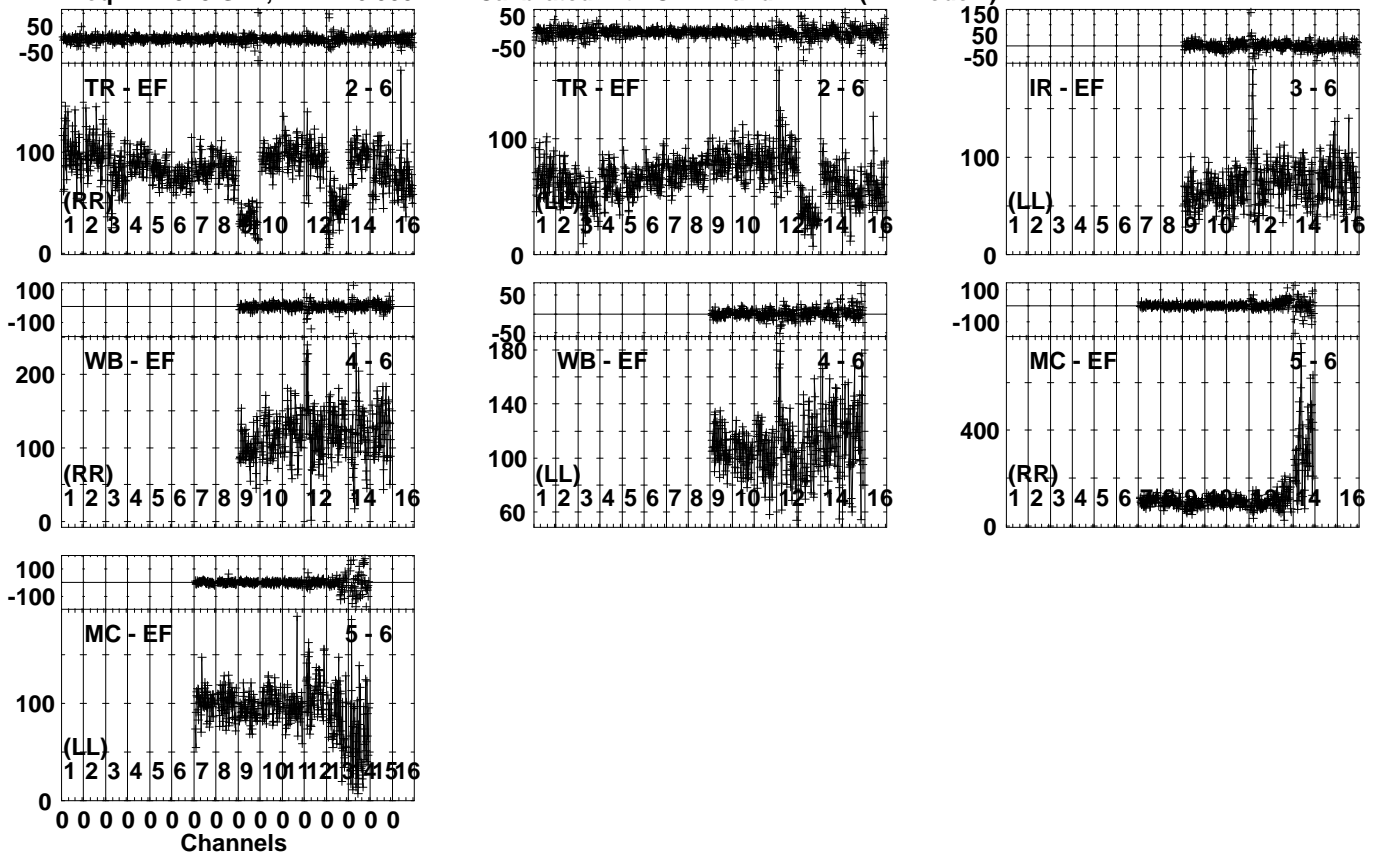


Lower frame: Milli Ampl Jy Top frame: Phas deg  
Vector averaged cross-power spectrum Several baselines displayed  
Timerange: 00/20:37:03 to 00/20:41:01

Plot file version 62 created 04-MAY-2021 16:20:01

J0955+6903 EK048B.UVDATA.1

Freq = 1.2543 GHz, Bw = 16.000 MH Calibrated with CL # 4 and BP # 1 (BP mode 1)

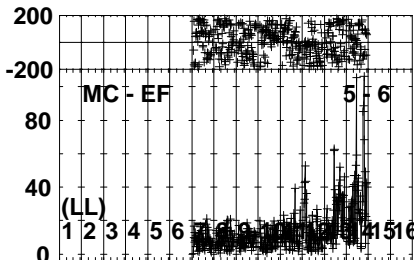
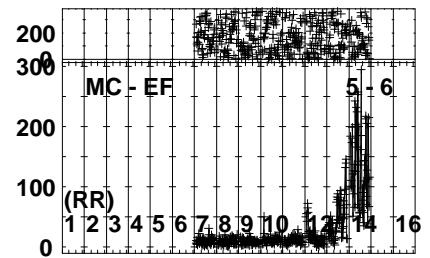
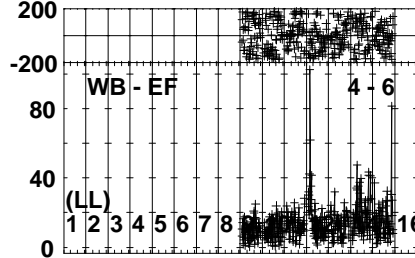
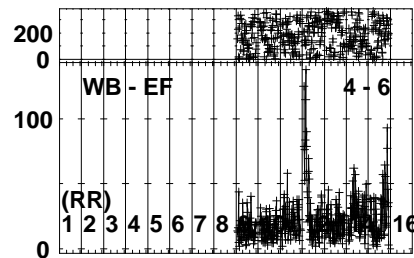
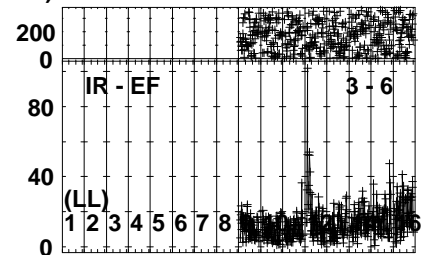
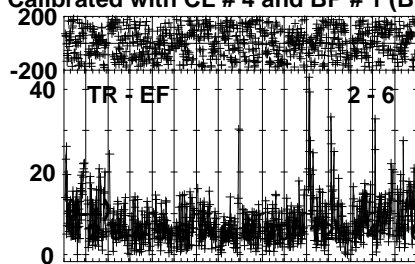
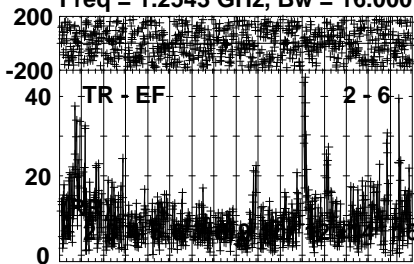


Lower frame: Milli Ampl Jy Top frame: Phas deg  
Vector averaged cross-power spectrum Several baselines displayed  
Timerange: 00/20:41:35 to 00/20:43:01

Plot file version 63 created 04-MAY-2021 16:20:01

R200120 D EK048B.UVDATA.1

Freq = 1.2543 GHz, Bw = 16.000 MH Calibrated with CL # 4 and BP # 1 (BP mode 1)



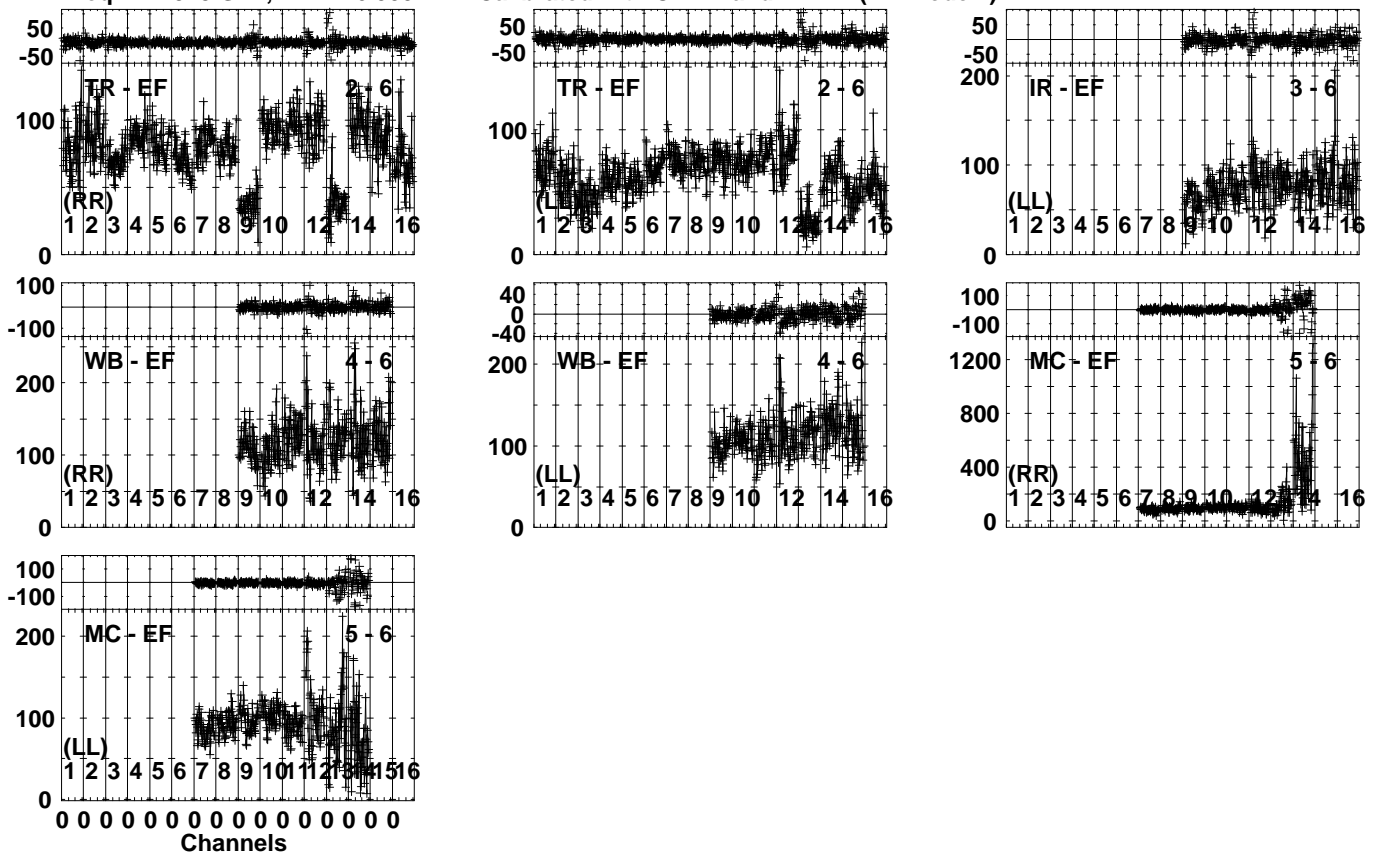
0 0 0 0 0 0 0 0 0 0 0 0 0 0 0 0  
Channels

Lower frame: Milli Ampl Jy Top frame: Phas deg  
Vector averaged cross-power spectrum Several baselines displayed  
Timerange: 00/20:43:03 to 00/20:48:31

Plot file version 64 created 04-MAY-2021 16:20:01

J0955+6903 EK048B.UVDATA.1

Freq = 1.2543 GHz, Bw = 16.000 MH Calibrated with CL # 4 and BP # 1 (BP mode 1)



Lower frame: Milli Ampl Jy Top frame: Phas deg

Vector averaged cross-power spectrum Several baselines displayed

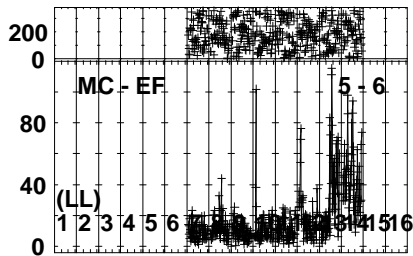
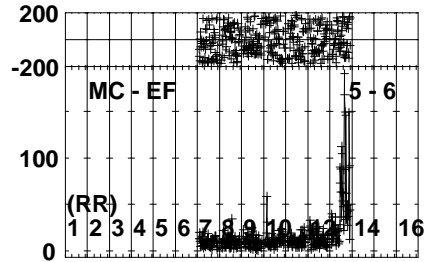
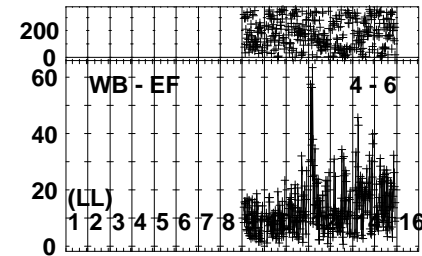
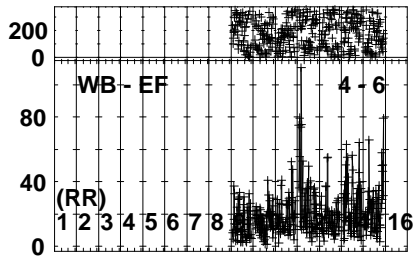
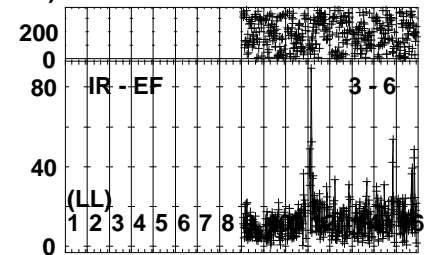
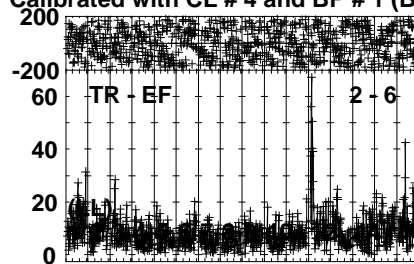
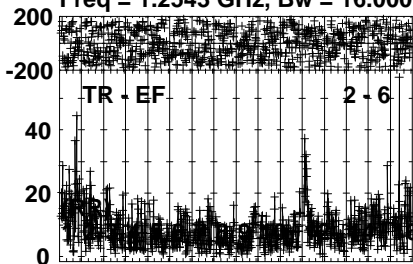
Timerange: 00/20:48:33 to 00/20:50:31



Plot file version 65 created 04-MAY-2021 16:20:02

R200120 D EK048B.UVDATA.1

Freq = 1.2543 GHz, Bw = 16.000 MH Calibrated with CL # 4 and BP # 1 (BP mode 1)



0 0 0 0 0 0 0 0 0 0 0 0 0 0 0 0

Channels

Lower frame: Milli Ampl Jy Top frame: Phas deg

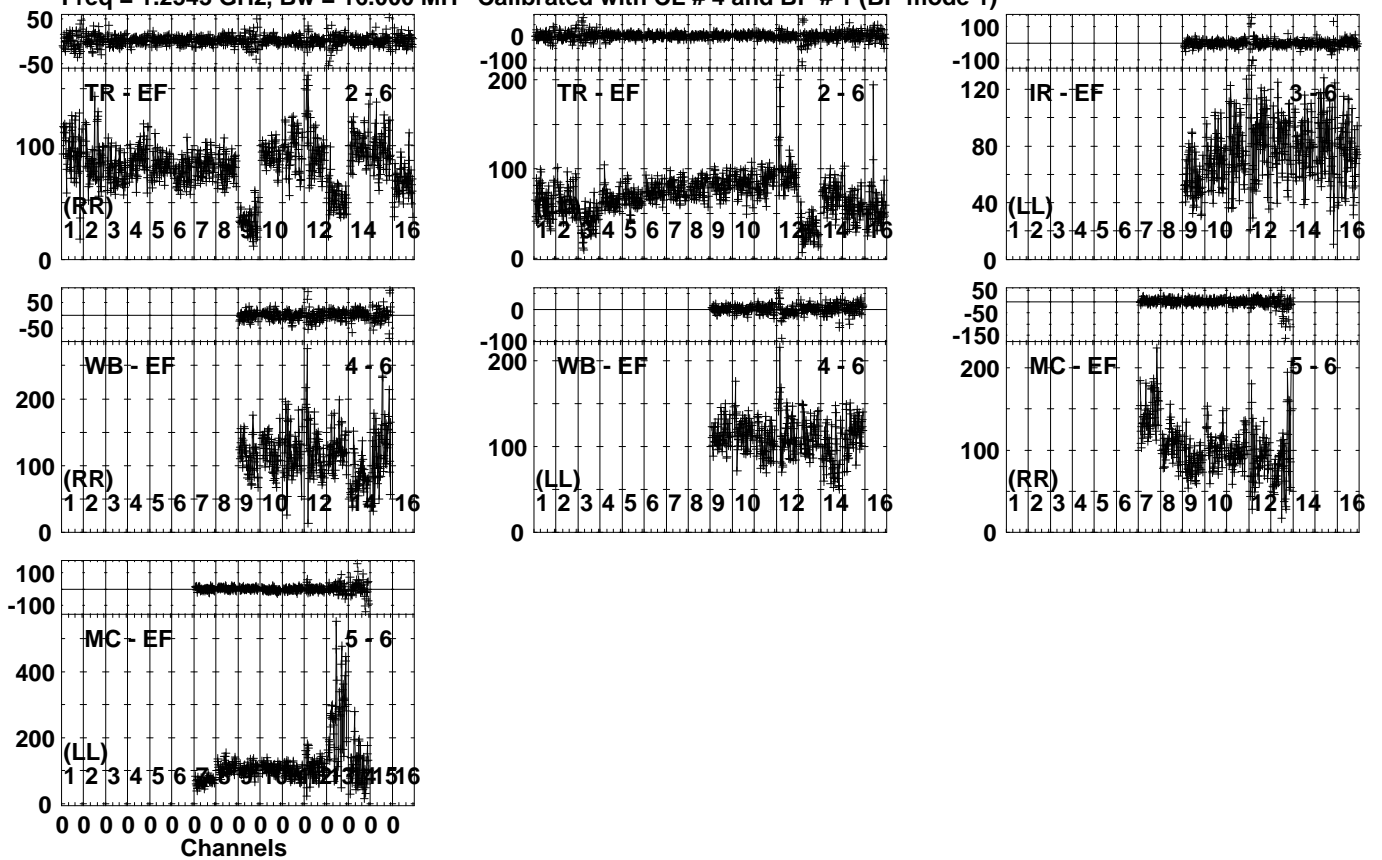
Vector averaged cross-power spectrum Several baselines displayed

Timerange: 00/20:50:33 to 00/20:56:01

Plot file version 66 created 04-MAY-2021 16:20:02

J0955+6903 EK048B.UVDATA.1

Freq = 1.2543 GHz, Bw = 16.000 MH Calibrated with CL # 4 and BP # 1 (BP mode 1)

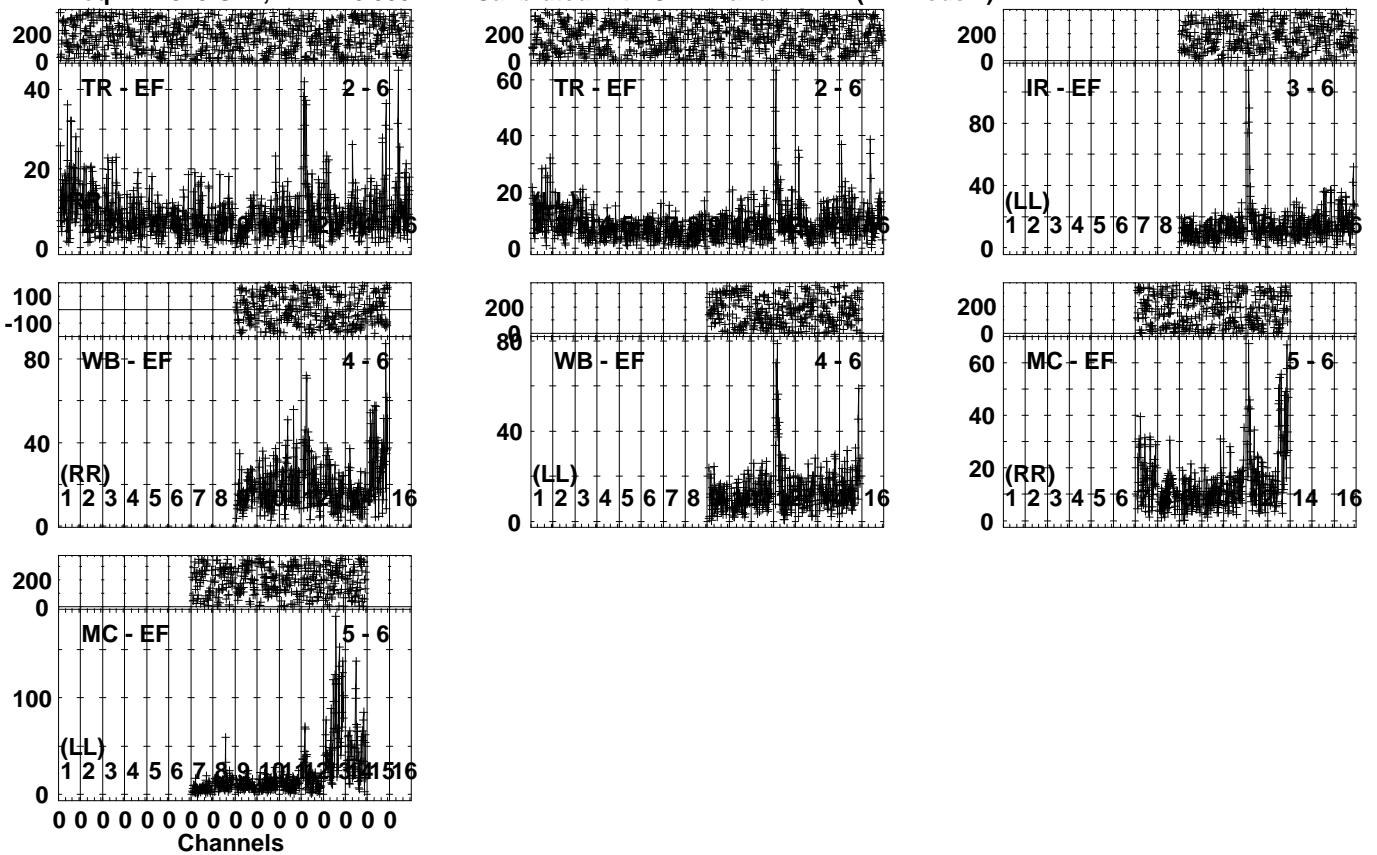


Lower frame: Milli Ampl Jy Top frame: Phas deg  
Vector averaged cross-power spectrum Several baselines displayed  
Timerange: 00/20:56:43 to 00/20:58:09

Plot file version 67 created 04-MAY-2021 16:20:02

R200120 D EK048B.UVDATA.1

Freq = 1.2543 GHz, Bw = 16.000 MH Calibrated with CL # 4 and BP # 1 (BP mode 1)



Lower frame: Milli Ampl Jy Top frame: Phas deg

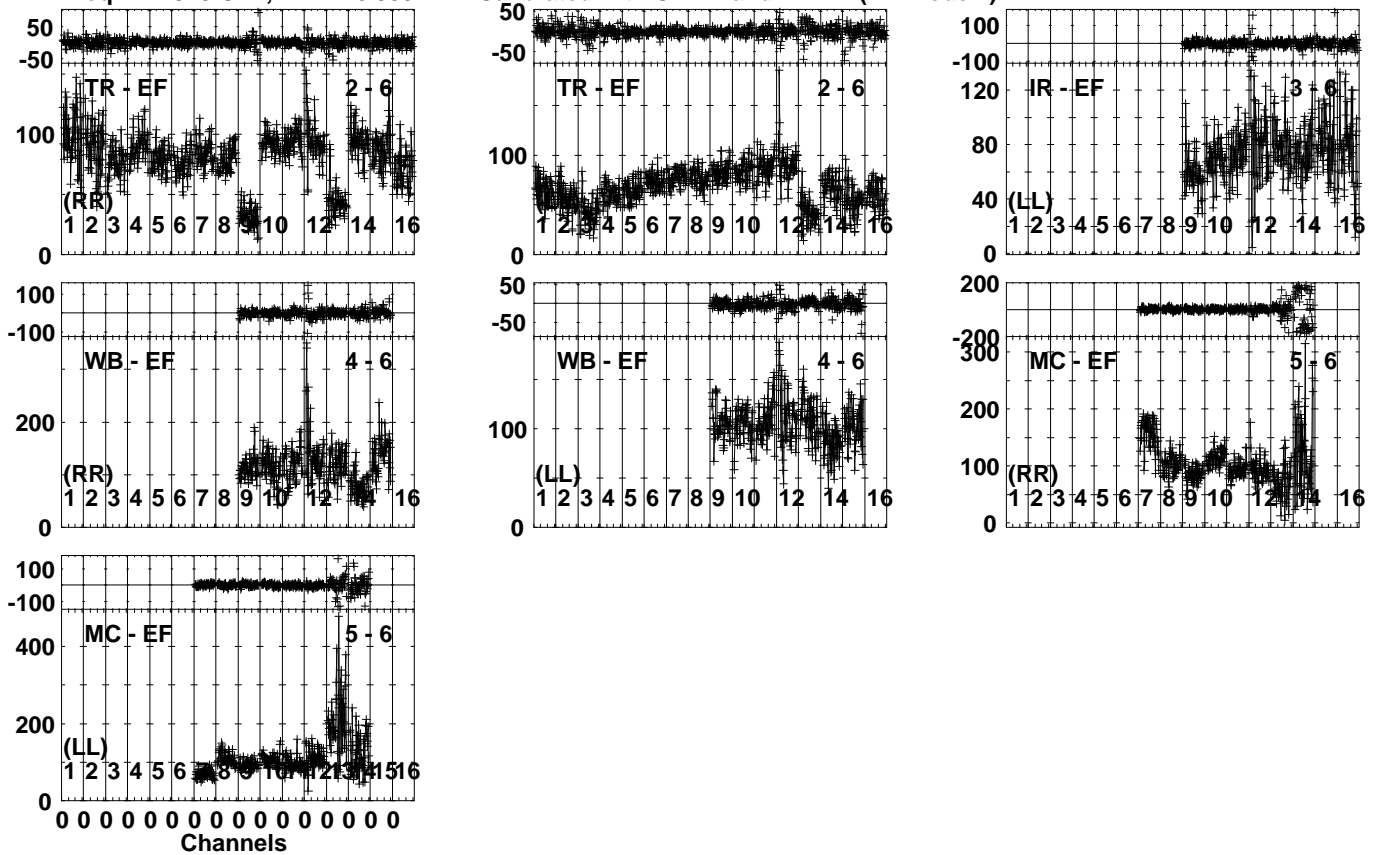
Vector averaged cross-power spectrum Several baselines displayed

Timerange: 00/20:58:11 to 00/21:03:39

Plot file version 68 created 04-MAY-2021 16:20:02

J0955+6903 EK048B.UVDATA.1

Freq = 1.2543 GHz, Bw = 16.000 MH Calibrated with CL # 4 and BP # 1 (BP mode 1)

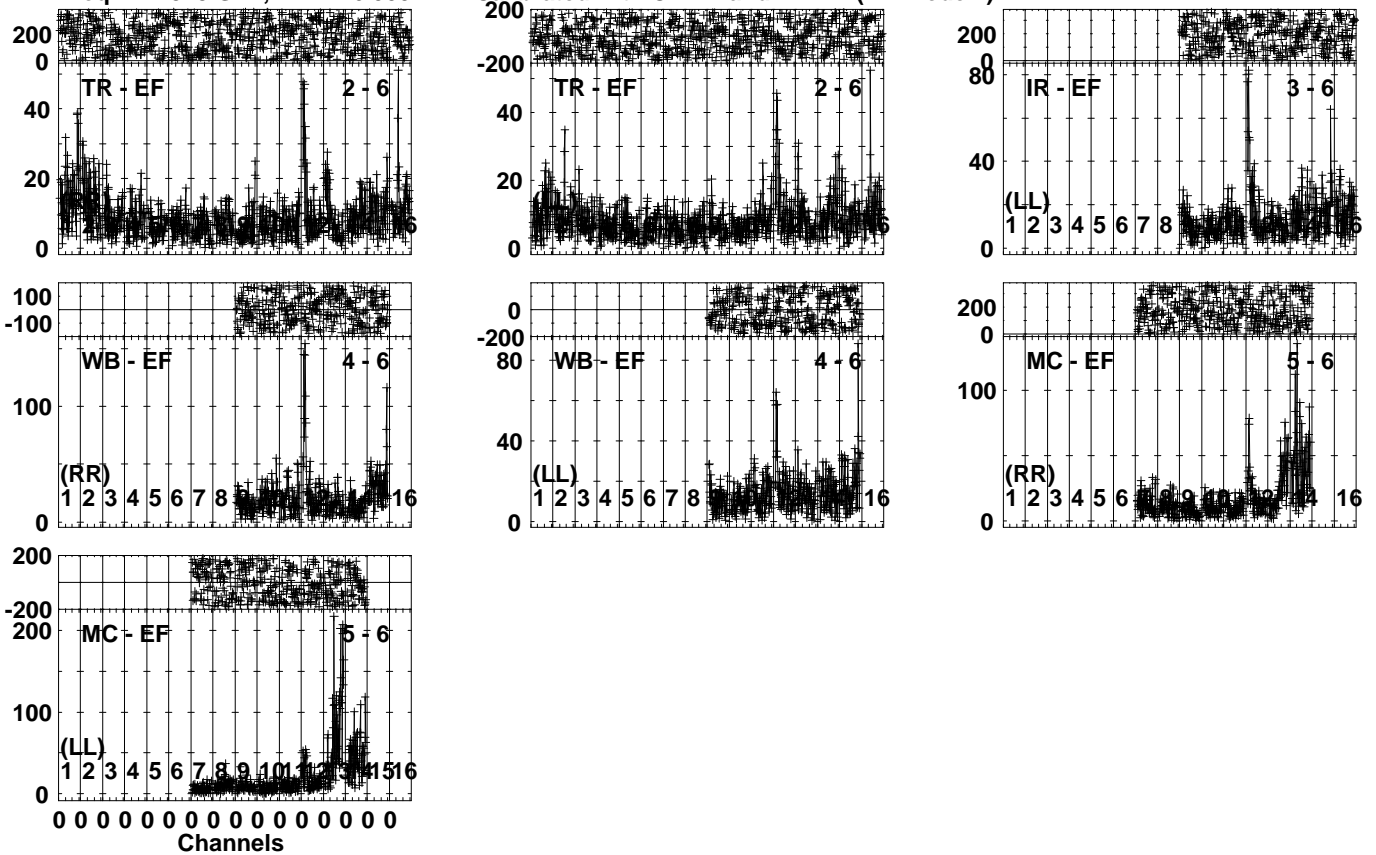


Lower frame: Milli Ampl Jy Top frame: Phas deg  
Vector averaged cross-power spectrum Several baselines displayed  
Timerange: 00/21:03:41 to 00/21:05:39

Plot file version 69 created 04-MAY-2021 16:20:03

R200120 D EK048B.UVDATA.1

Freq = 1.2543 GHz, Bw = 16.000 MH Calibrated with CL # 4 and BP # 1 (BP mode 1)

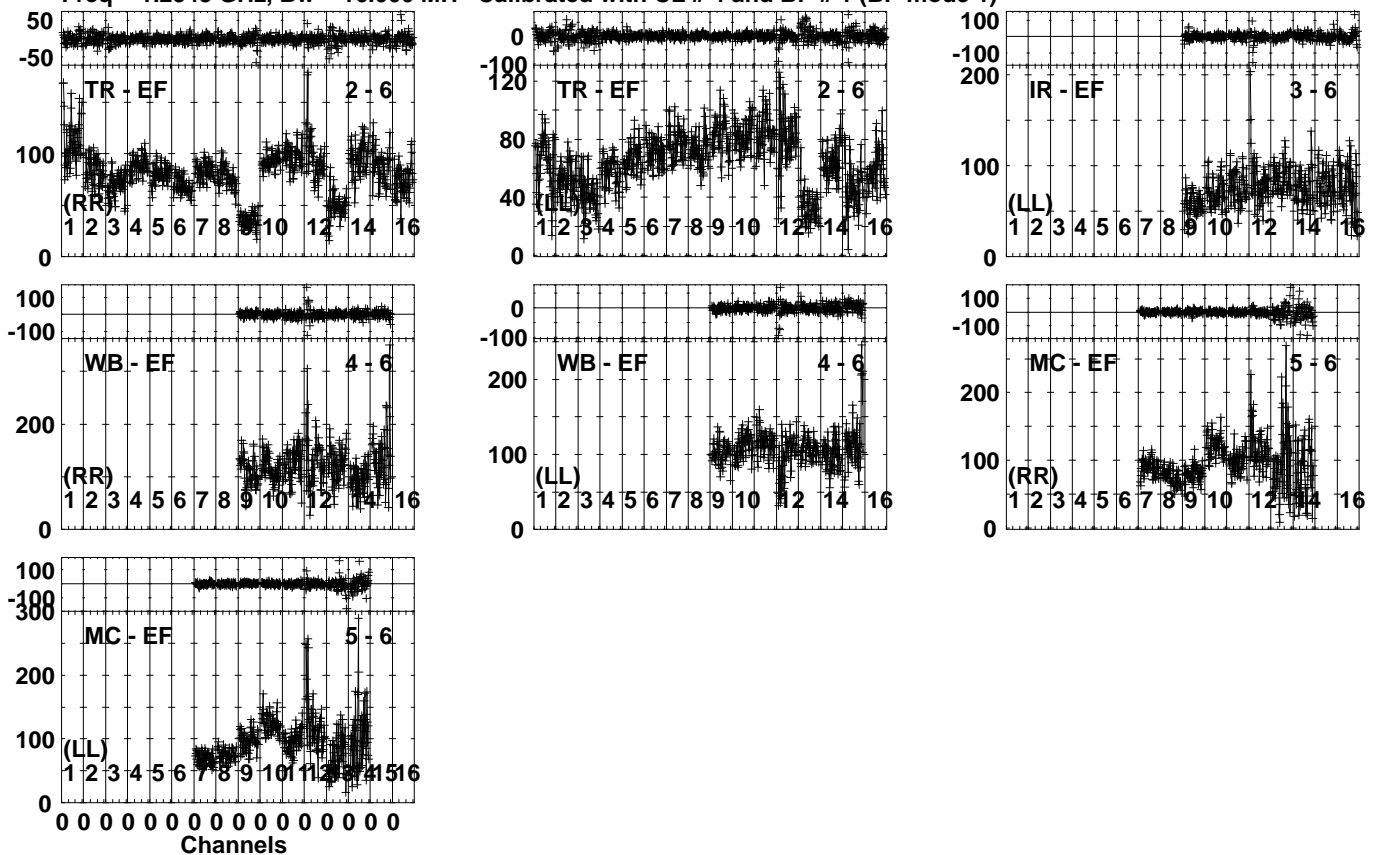


Lower frame: Milli Ampl Jy Top frame: Phas deg  
Vector averaged cross-power spectrum Several baselines displayed  
Timerange: 00/21:05:41 to 00/21:11:09

Plot file version 70 created 04-MAY-2021 16:20:03

J0955+6903 EK048B.UVDATA.1

Freq = 1.2543 GHz, Bw = 16.000 MH Calibrated with CL # 4 and BP # 1 (BP mode 1)



Lower frame: Milli Ampl Jy Top frame: Phas deg

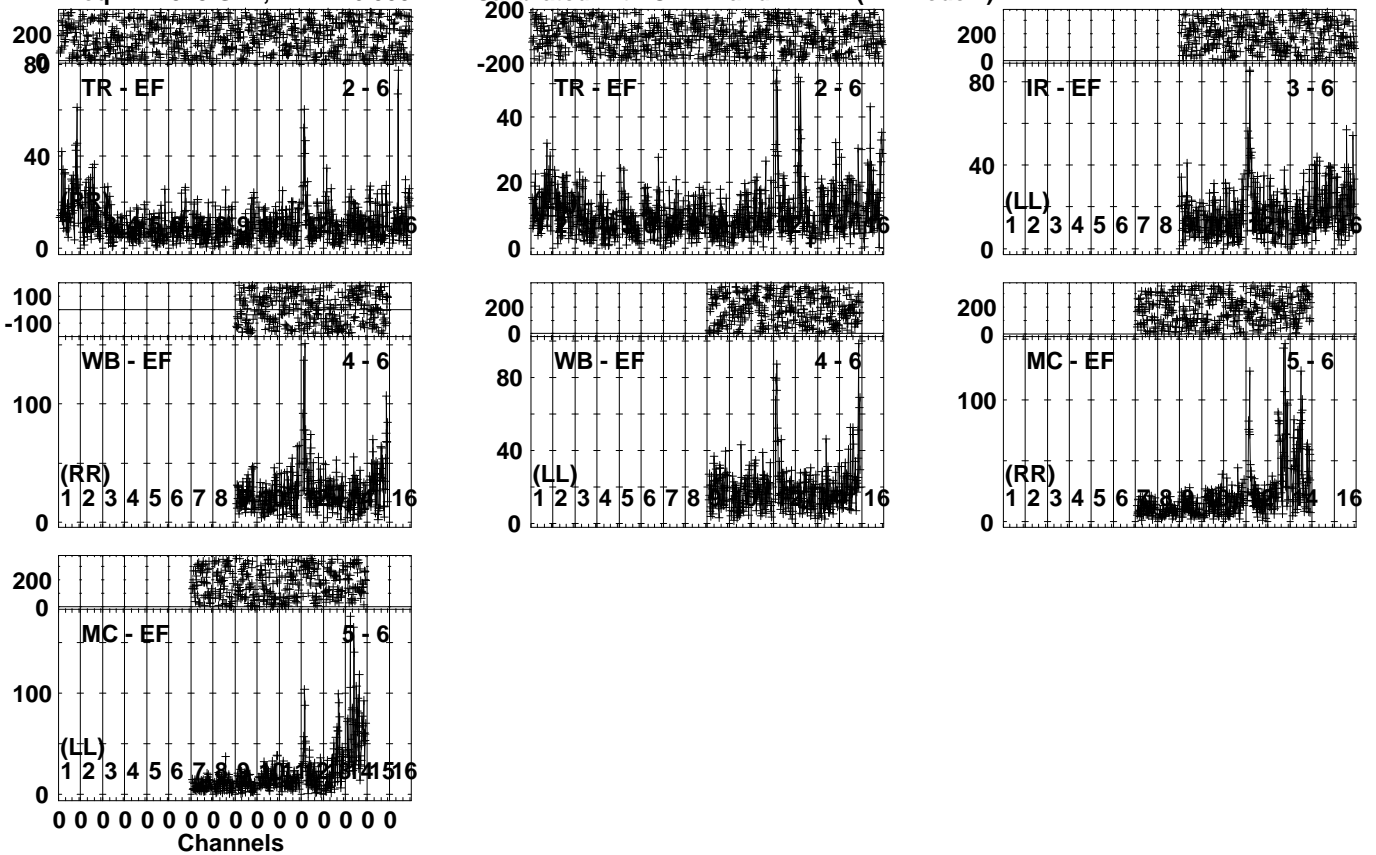
Vector averaged cross-power spectrum Several baselines displayed

Timerange: 00/21:11:49 to 00/21:13:17

Plot file version 71 created 04-MAY-2021 16:20:03

J0955+6B EK048B.UVDATA.1

Freq = 1.2543 GHz, Bw = 16.000 MH Calibrated with CL # 4 and BP # 1 (BP mode 1)

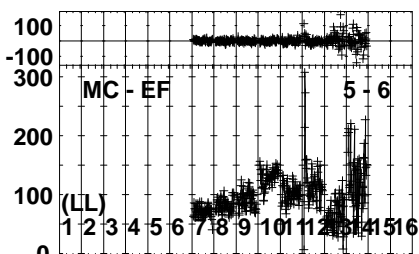
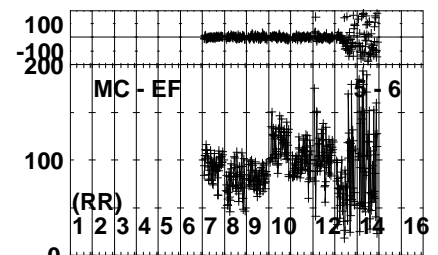
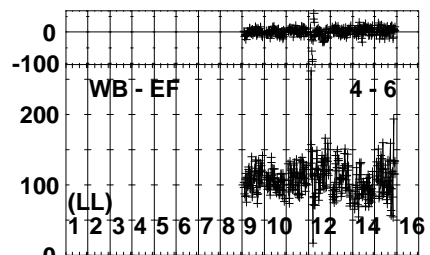
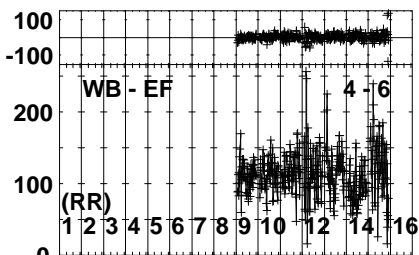
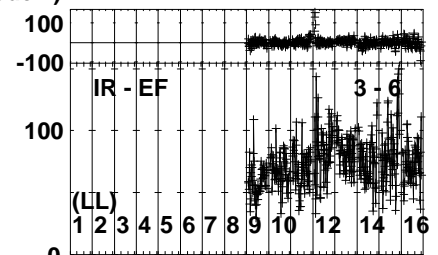
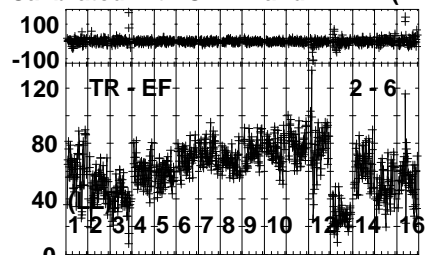
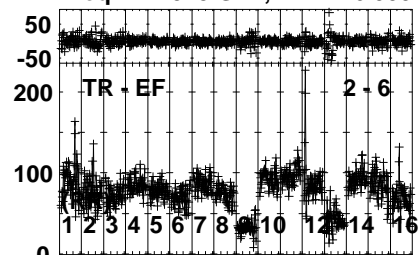


Lower frame: Milli Ampl Jy Top frame: Phas deg  
Vector averaged cross-power spectrum Several baselines displayed  
Timerange: 00/21:13:19 to 00/21:16:47

Plot file version 72 created 04-MAY-2021 16:20:03

J0955+6903 EK048B.UVDATA.1

Freq = 1.2543 GHz, Bw = 16.000 MH Calibrated with CL # 4 and BP # 1 (BP mode 1)



0 0 0 0 0 0 0 0 0 0 0 0 0 0 0 0

Channels

Lower frame: Milli Ampl Jy Top frame: Phas deg

Vector averaged cross-power spectrum Several baselines displayed

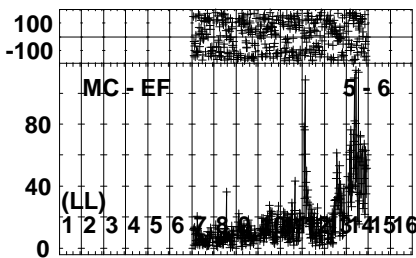
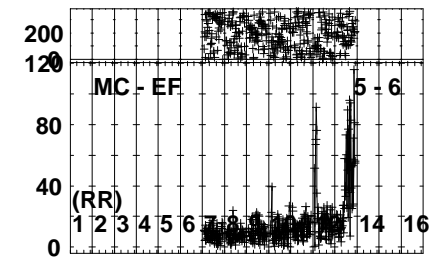
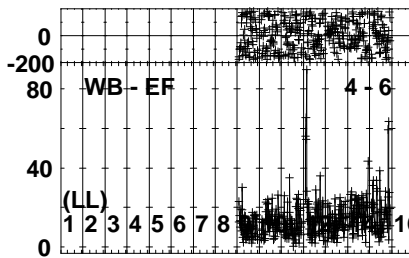
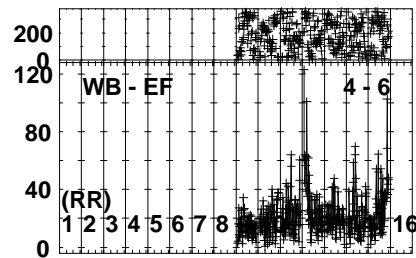
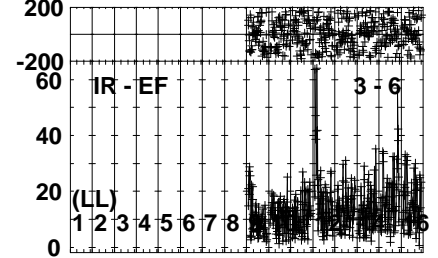
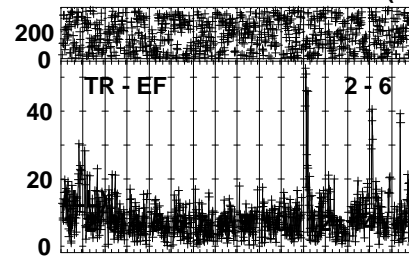
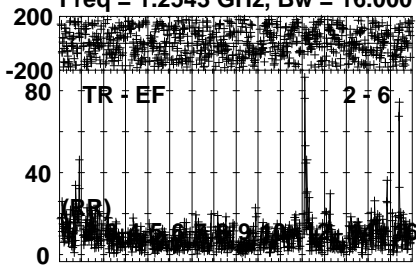
Timerange: 00/21:16:51 to 00/21:18:47



Plot file version 73 created 04-MAY-2021 16:20:04

R200120 D EK048B.UVDATA.1

Freq = 1.2543 GHz, Bw = 16.000 MH Calibrated with CL # 4 and BP # 1 (BP mode 1)



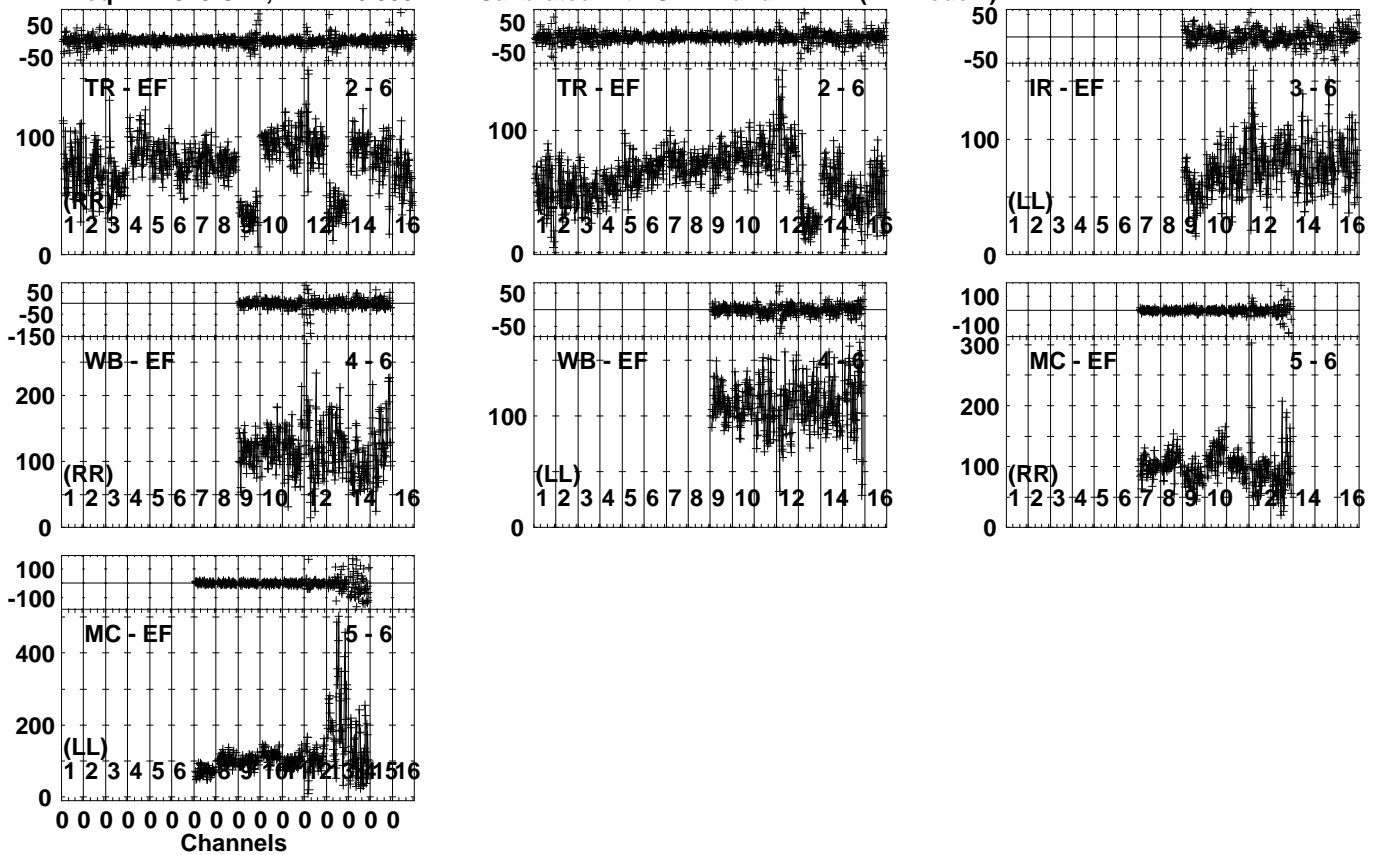
0 0 0 0 0 0 0 0 0 0 0 0 0 0 0 0  
Channels

Lower frame: Milli Ampl Jy Top frame: Phas deg  
Vector averaged cross-power spectrum Several baselines displayed  
Timerange: 00/21:18:49 to 00/21:24:17

Plot file version 74 created 04-MAY-2021 16:20:04

J0955+6903 EK048B.UVDATA.1

Freq = 1.2543 GHz, Bw = 16.000 MH Calibrated with CL # 4 and BP # 1 (BP mode 1)

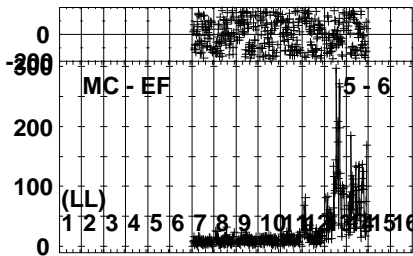
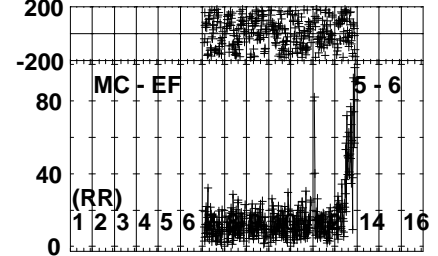
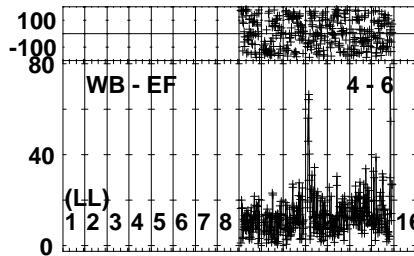
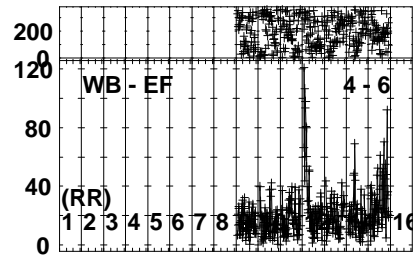
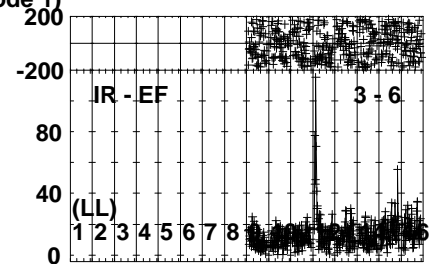
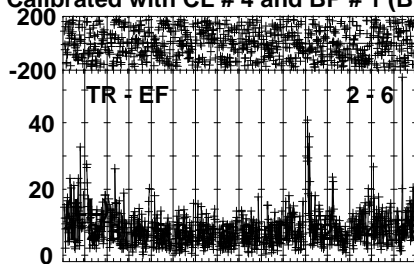
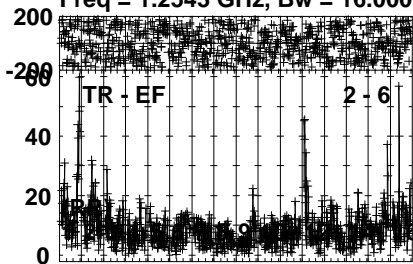


Lower frame: Milli Ampl Jy Top frame: Phas deg  
Vector averaged cross-power spectrum Several baselines displayed  
Timerange: 00/21:25:00 to 00/21:26:26

Plot file version 75 created 04-MAY-2021 16:20:04

R200120 D EK048B.UVDATA.1

Freq = 1.2543 GHz, Bw = 16.000 MH Calibrated with CL # 4 and BP # 1 (BP mode 1)



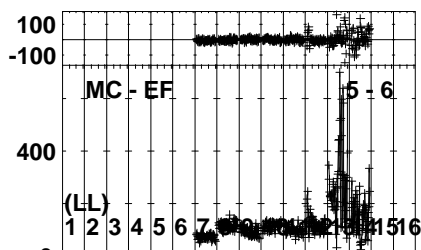
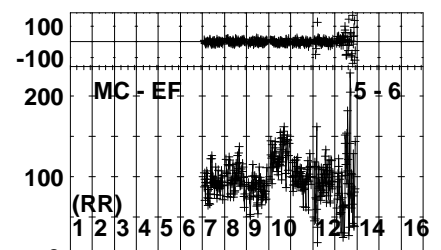
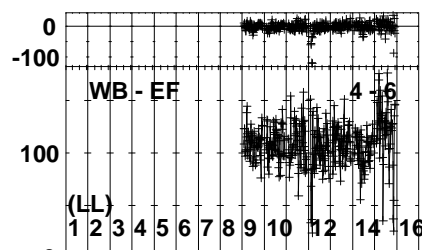
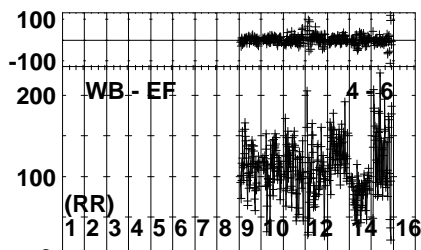
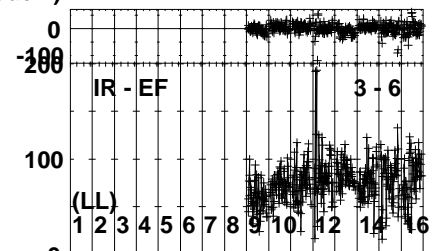
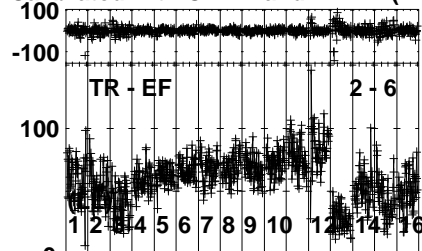
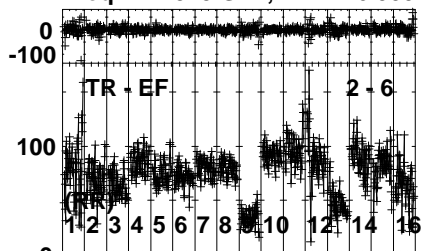
0 0 0 0 0 0 0 0 0 0 0 0 0 0 0 0  
Channels

Lower frame: Milli Ampl Jy Top frame: Phas deg  
Vector averaged cross-power spectrum Several baselines displayed  
Timerange: 00/21:26:28 to 00/21:31:56

Plot file version 76 created 04-MAY-2021 16:20:04

J0955+6903 EK048B.UVDATA.1

Freq = 1.2543 GHz, Bw = 16.000 MH Calibrated with CL # 4 and BP # 1 (BP mode 1)



0 0 0 0 0 0 0 0 0 0 0 0 0 0 0 0  
Channels

Lower frame: Milli Ampl Jy Top frame: Phas deg

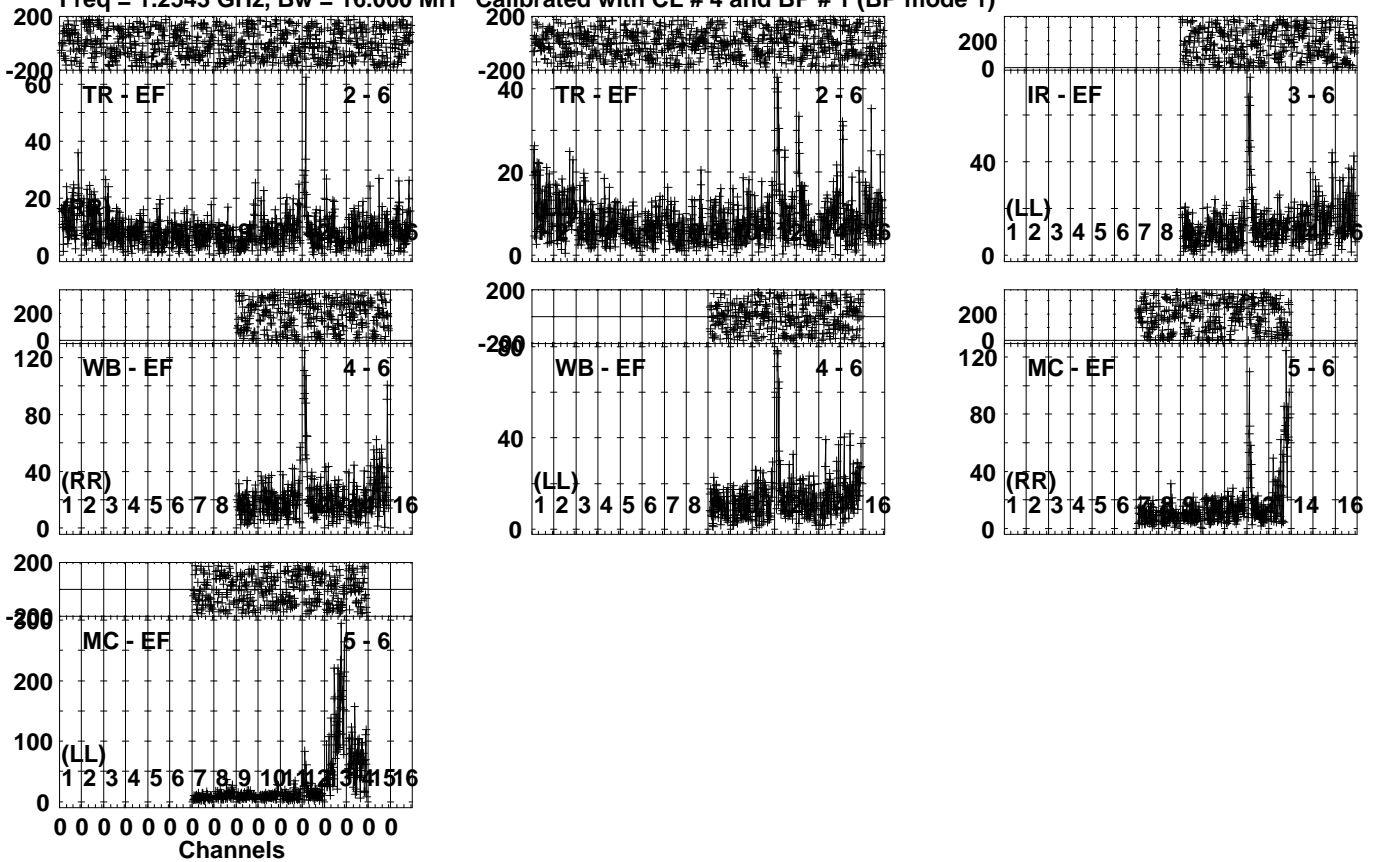
Vector averaged cross-power spectrum Several baselines displayed

Timerange: 00/21:31:58 to 00/21:33:56

Plot file version 77 created 04-MAY-2021 16:20:05

R200120 D EK048B.UVDATA.1

Freq = 1.2543 GHz, Bw = 16.000 MH Calibrated with CL # 4 and BP # 1 (BP mode 1)

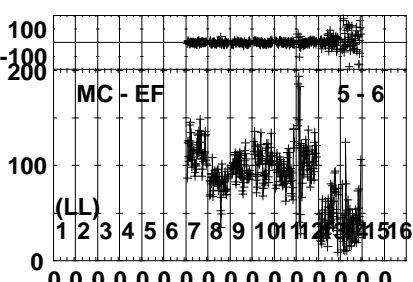
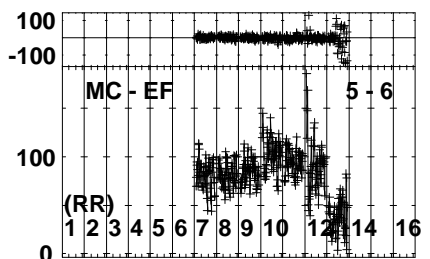
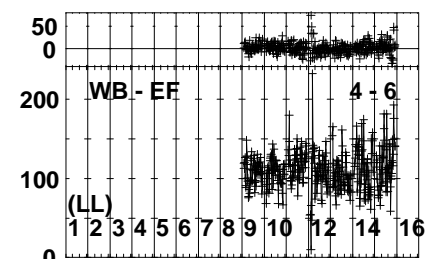
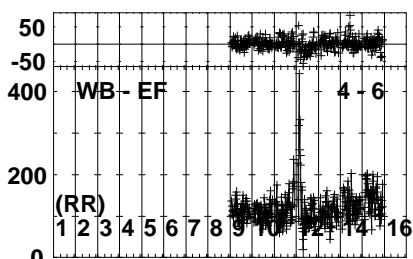
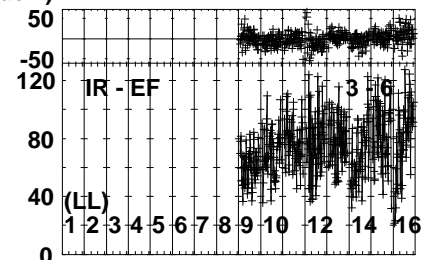
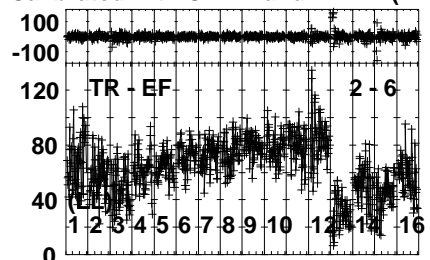
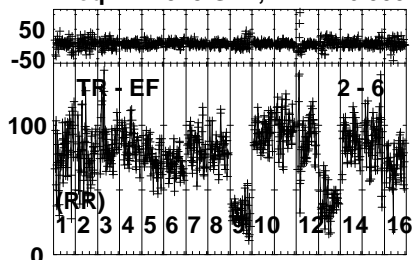


Lower frame: Milli Ampl Jy Top frame: Phas deg  
Vector averaged cross-power spectrum Several baselines displayed  
Timerange: 00/21:33:58 to 00/21:39:26

Plot file version 78 created 04-MAY-2021 16:20:05

J0955+6903 EK048B.UVDATA.1

Freq = 1.2543 GHz, Bw = 16.000 MH Calibrated with CL # 4 and BP # 1 (BP mode 1)



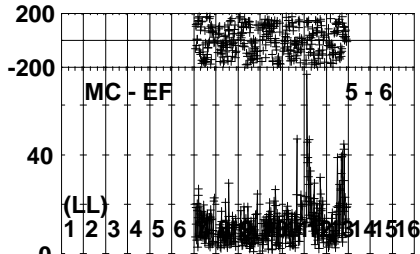
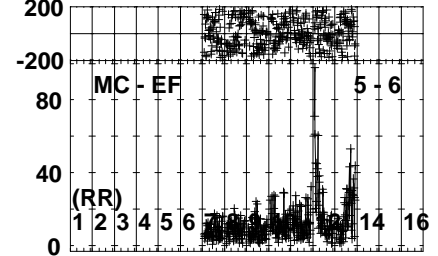
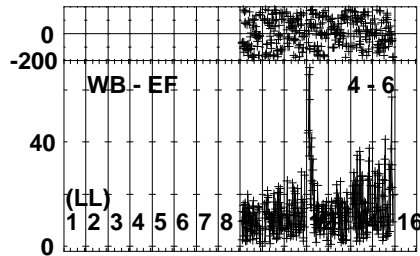
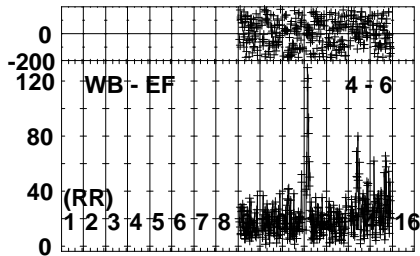
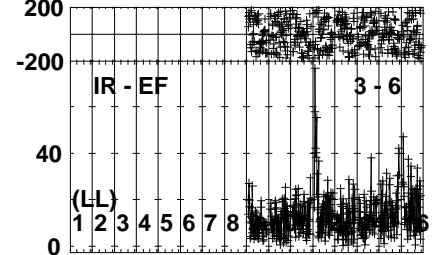
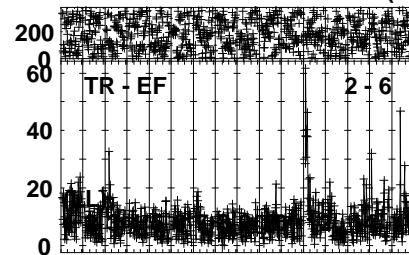
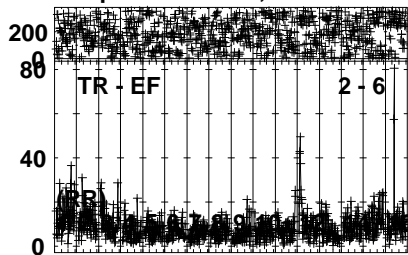
0 0 0 0 0 0 0 0 0 0 0 0 0 0 0 0  
Channels

Lower frame: Milli Ampl Jy Top frame: Phas deg  
Vector averaged cross-power spectrum Several baselines displayed  
Timerange: 00/21:40:09 to 00/21:41:35

Plot file version 79 created 04-MAY-2021 16:20:05

R200120 D EK048B.UVDATA.1

Freq = 1.2543 GHz, Bw = 16.000 MH Calibrated with CL # 4 and BP # 1 (BP mode 1)



0 0 0 0 0 0 0 0 0 0 0 0 0 0 0 0  
Channels

Lower frame: Milli Ampl Jy Top frame: Phas deg

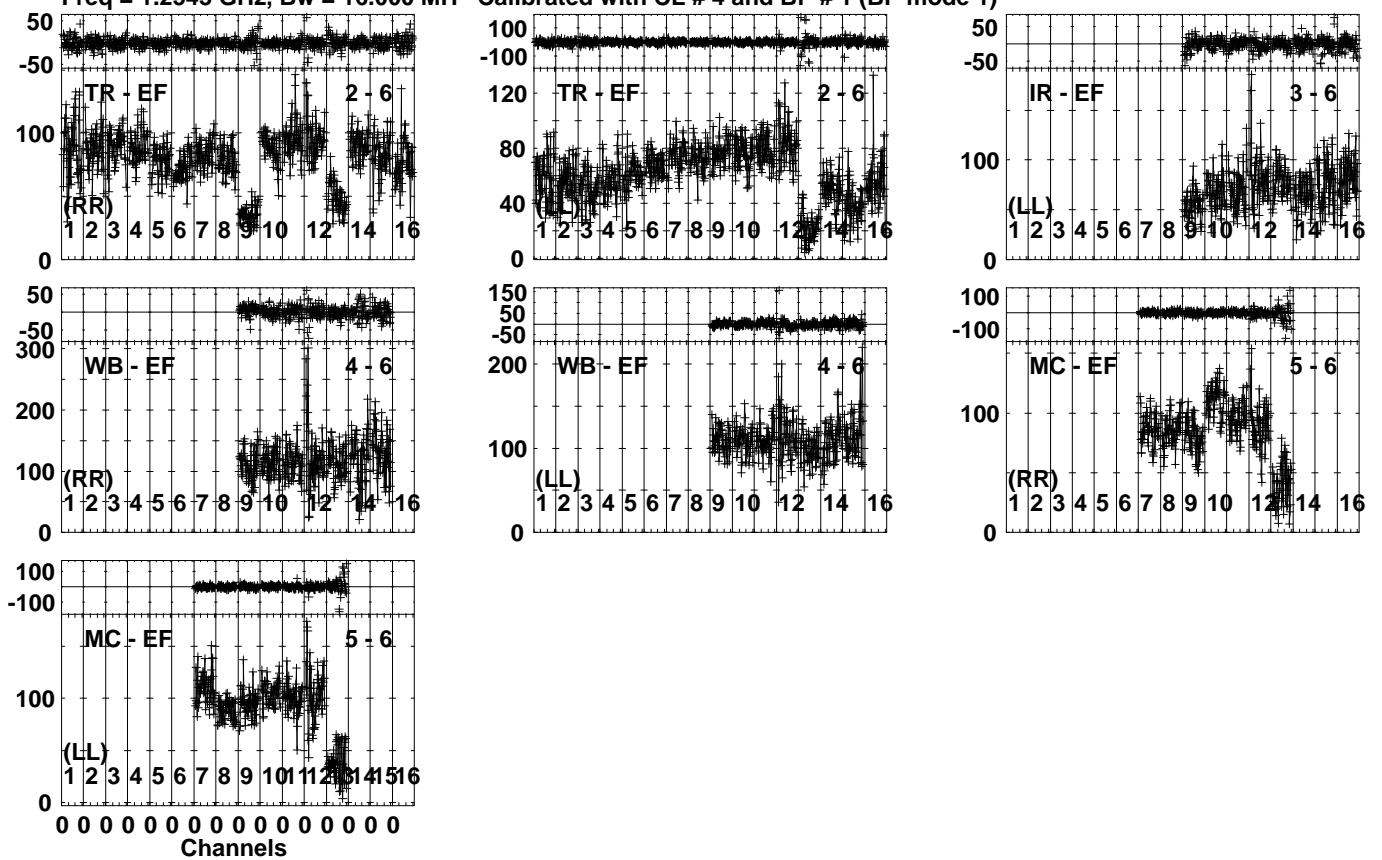
Vector averaged cross-power spectrum Several baselines displayed

Timerange: 00/21:41:37 to 00/21:47:05

Plot file version 80 created 04-MAY-2021 16:20:05

J0955+6903 EK048B.UVDATA.1

Freq = 1.2543 GHz, Bw = 16.000 MH Calibrated with CL # 4 and BP # 1 (BP mode 1)



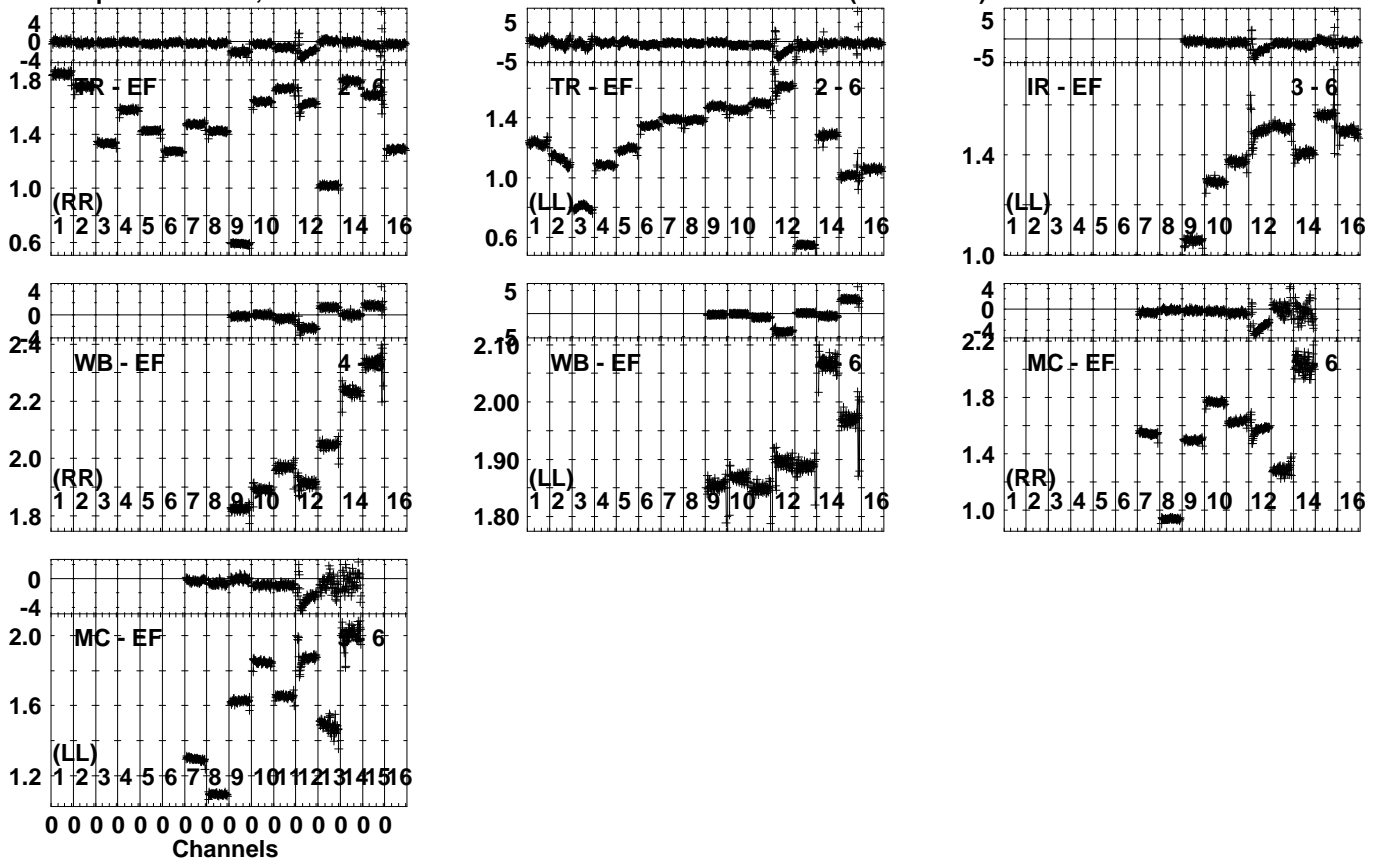
Lower frame: Milli Ampl Jy Top frame: Phas deg  
Vector averaged cross-power spectrum Several baselines displayed  
Timerange: 00/21:47:07 to 00/21:49:05



Plot file version 81 created 04-MAY-2021 16:20:06

J1048+7143 EK048B.UVDATA.1

Freq = 1.2543 GHz, Bw = 16.000 MH Calibrated with CL # 4 and BP # 1 (BP mode 1)



Lower frame: Ampl Jy Top frame: Phas deg  
 Vector averaged cross-power spectrum Several baselines displayed  
 Timerange: 00/21:49:57 to 00/21:54:55