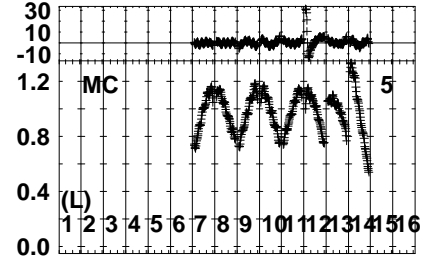
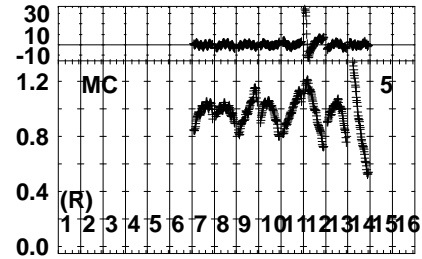
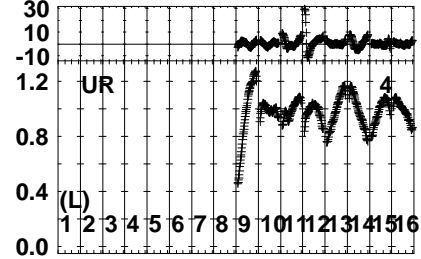
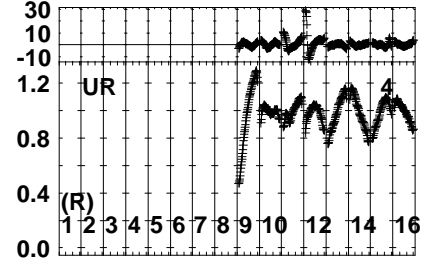
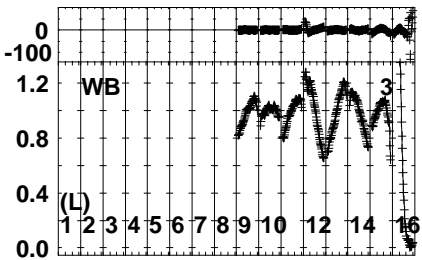
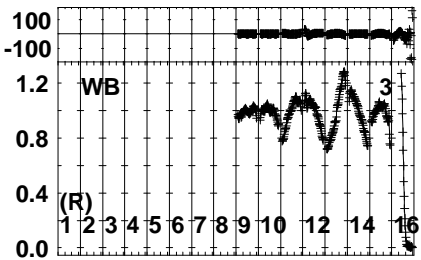
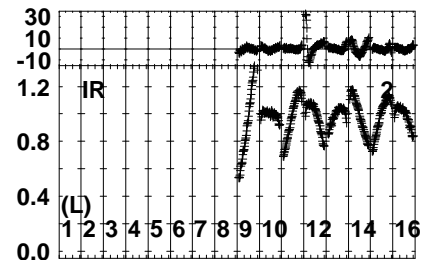
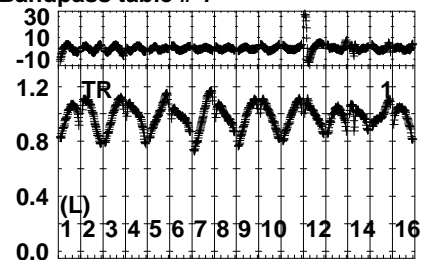
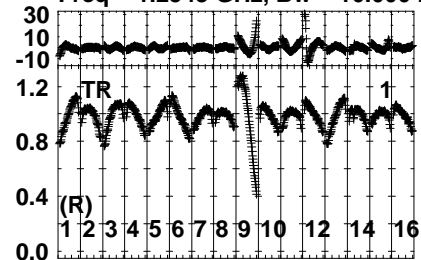


Plot file version 1 created 10-MAY-2021 11:48:03

EK048C.UVDATA.1

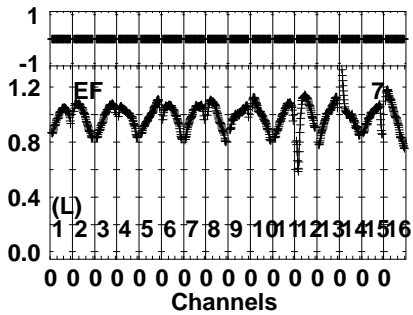
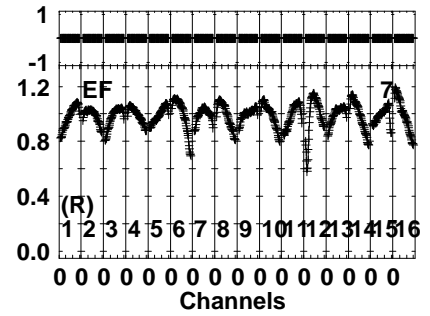
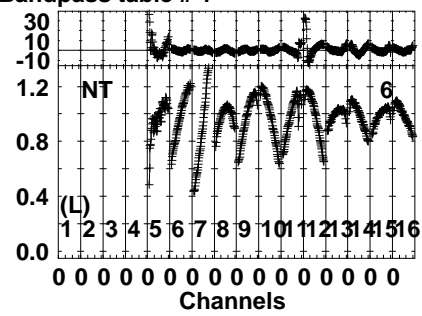
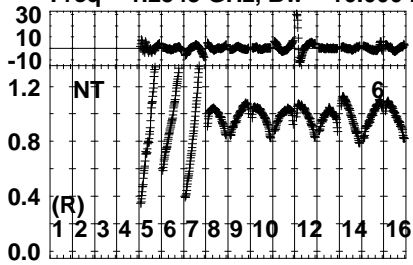
Freq = 1.2543 GHz, Bw = 16.000 MH Bandpass table # 1



Lower frame: BP ampl Top frame: BP phase  
Bandpass table spectrum Antenna: \*  
Timerange: 00/00:00:01 to 999/00:00:00

Plot file version 2 created 10-MAY-2021 11:48:03  
 EK048C.UVDATA.1  
 Freq = 1.2543 GHz, Bw = 16.000 MH

Bandpass table # 1



Lower frame: BP ampl Top frame: BP phase  
 Bandpass table spectrum Antenna: \*  
 Timerange: 00/00:00:01 to 999/00:00:00