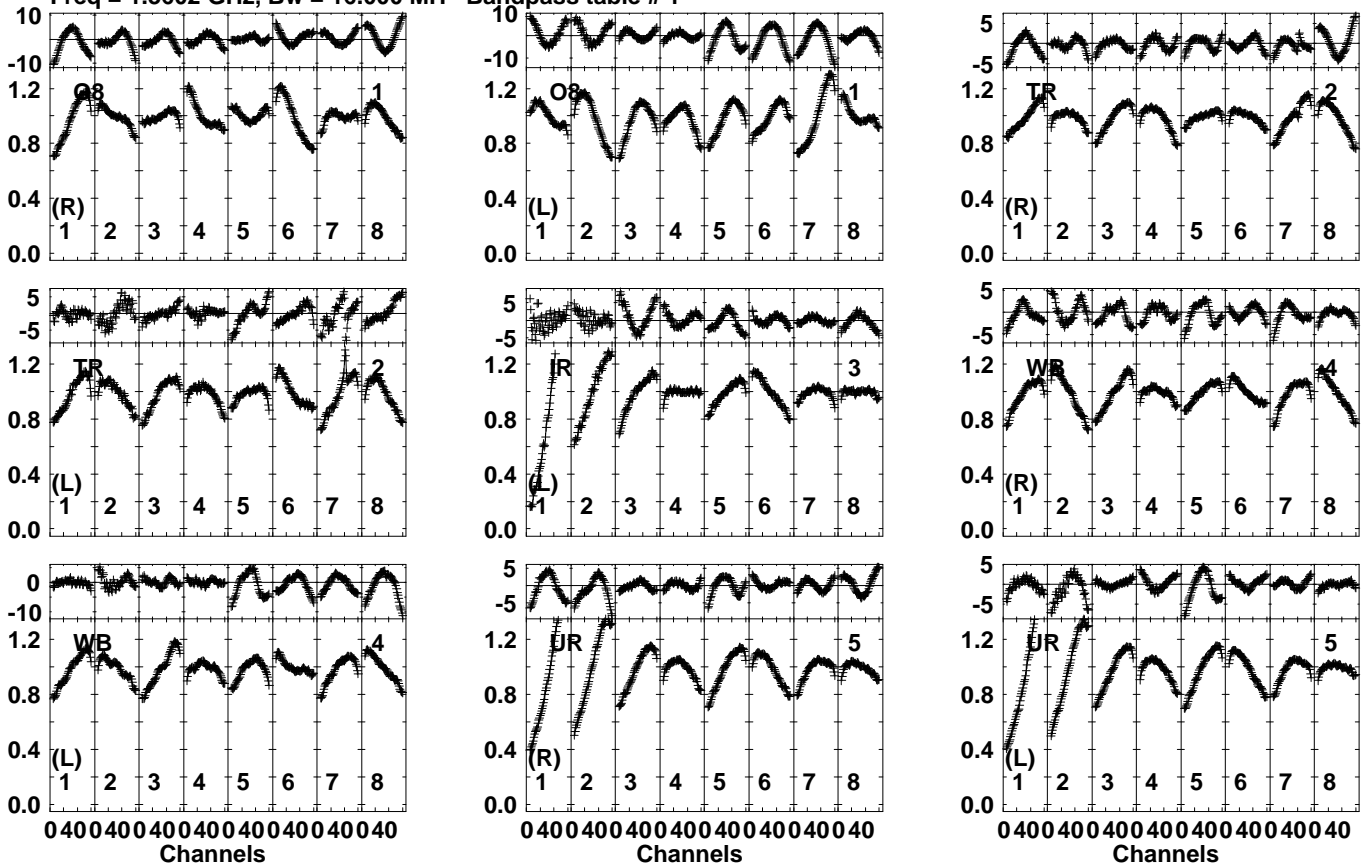
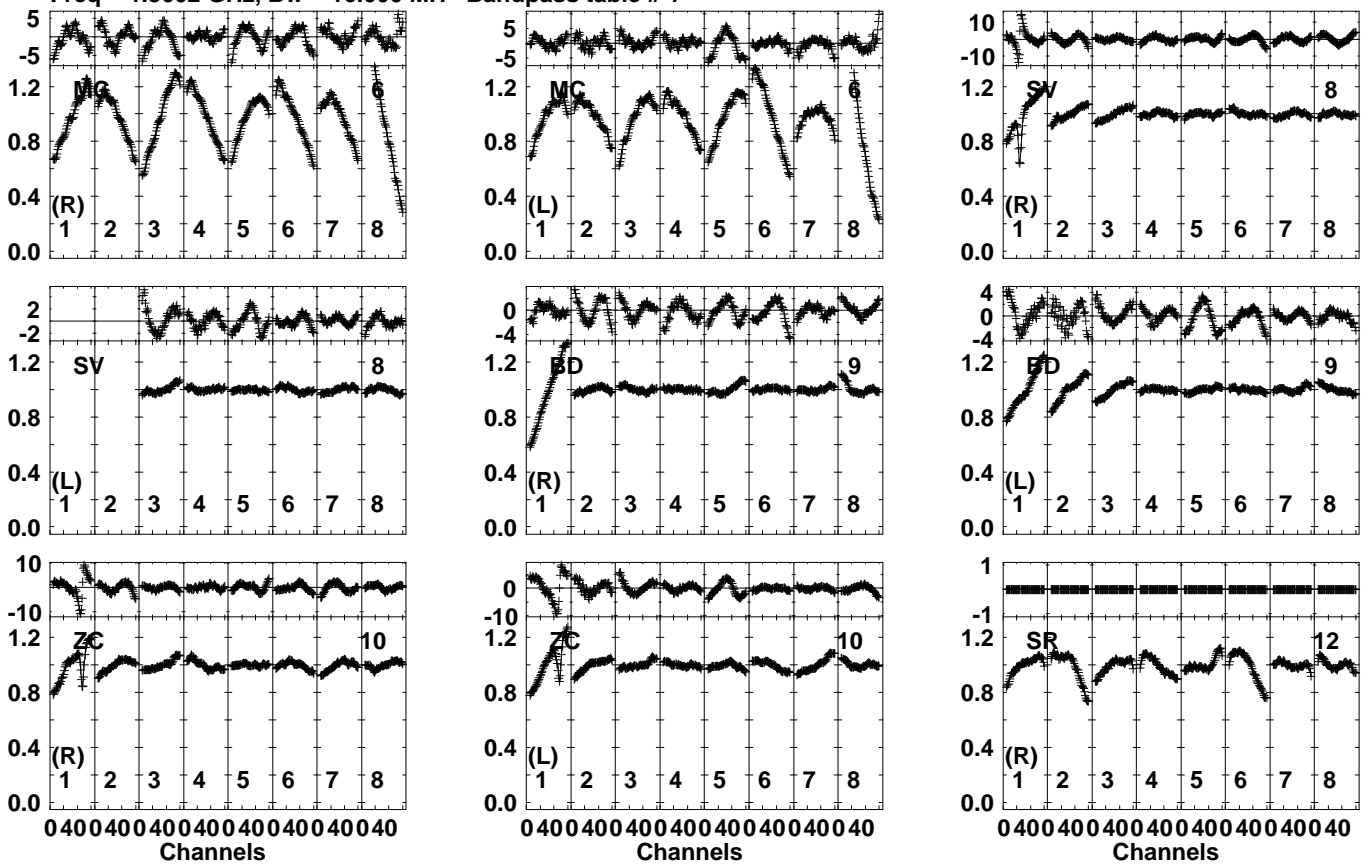


Plot file version 1 created 04-JUN-2021 12:09:40
 EK048F 2.UVDATA.1
 Freq = 1.3602 GHz, Bw = 16.000 MH Bandpass table # 1



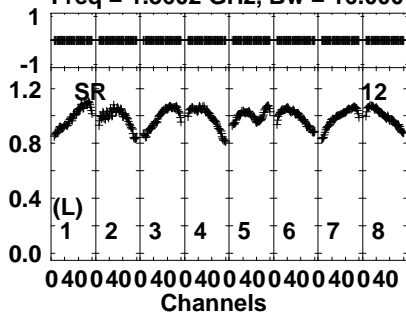
Lower frame: BP ampl Top frame: BP phase
 Bandpass table spectrum Antenna: *
 Timerange: 00/00:00:01 to 999/00:00:00

Plot file version 2 created 04-JUN-2021 12:09:40
 EK048F 2.UVDATA.1
 Freq = 1.3602 GHz, Bw = 16.000 MH Bandpass table # 1



Lower frame: BP ampl Top frame: BP phase
 Bandpass table spectrum Antenna: *
 Timerange: 00/00:00:01 to 999/00:00:00

Plot file version 3 created 04-JUN-2021 12:09:40
EK048F 2.UVDATA.1
Freq = 1.3602 GHz, Bw = 16.000 MH Bandpass table # 1



Lower frame: BP ampl Top frame: BP phase
Bandpass table spectrum Antenna: *
Timerange: 00/00:00:01 to 999/00:00:00