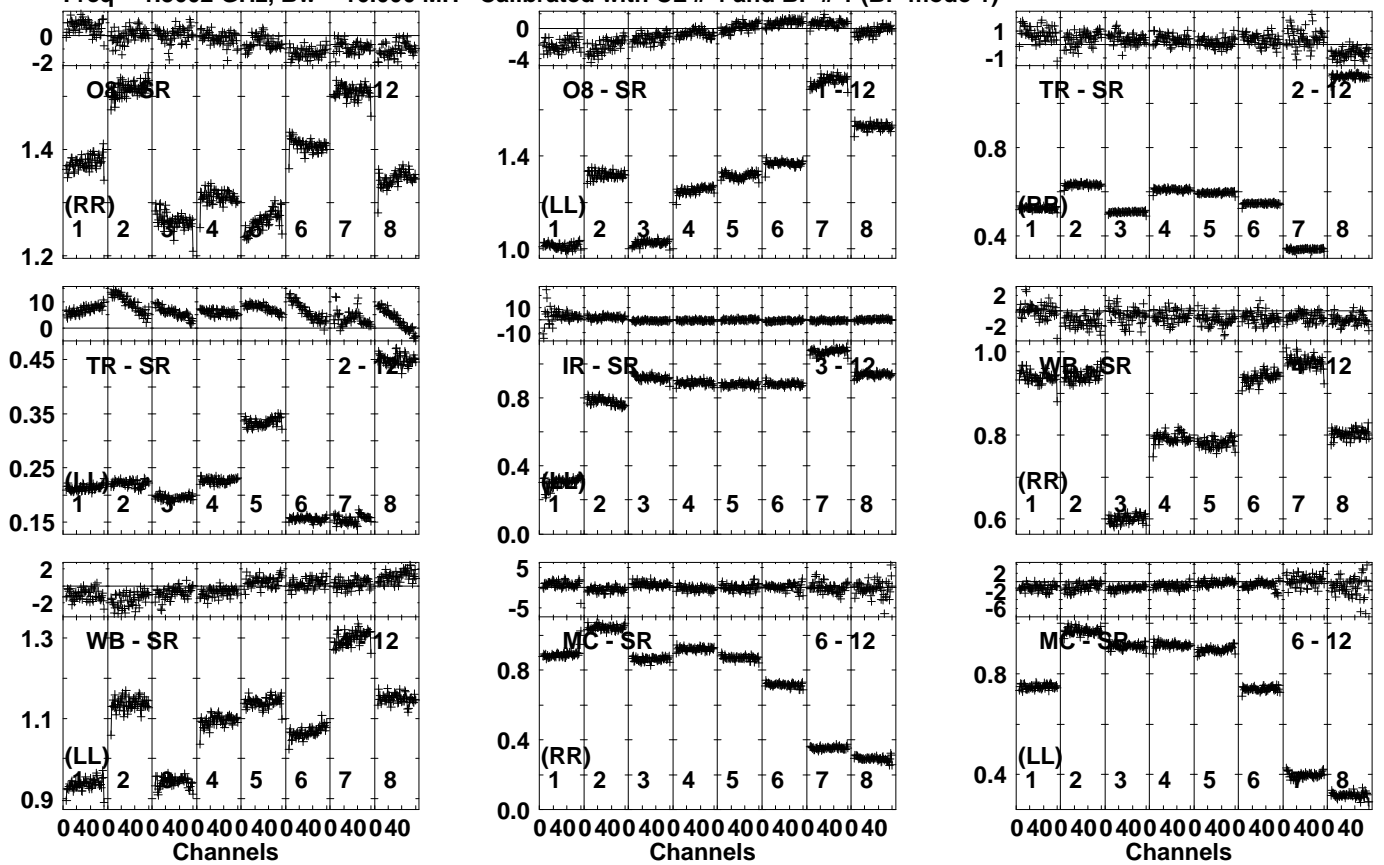


Plot file version 1 created 04-JUN-2021 12:09:45

J1048+7143 EK048F 2.UVDATA.1

Freq = 1.3602 GHz, Bw = 16.000 MH Calibrated with CL # 4 and BP # 1 (BP mode 1)

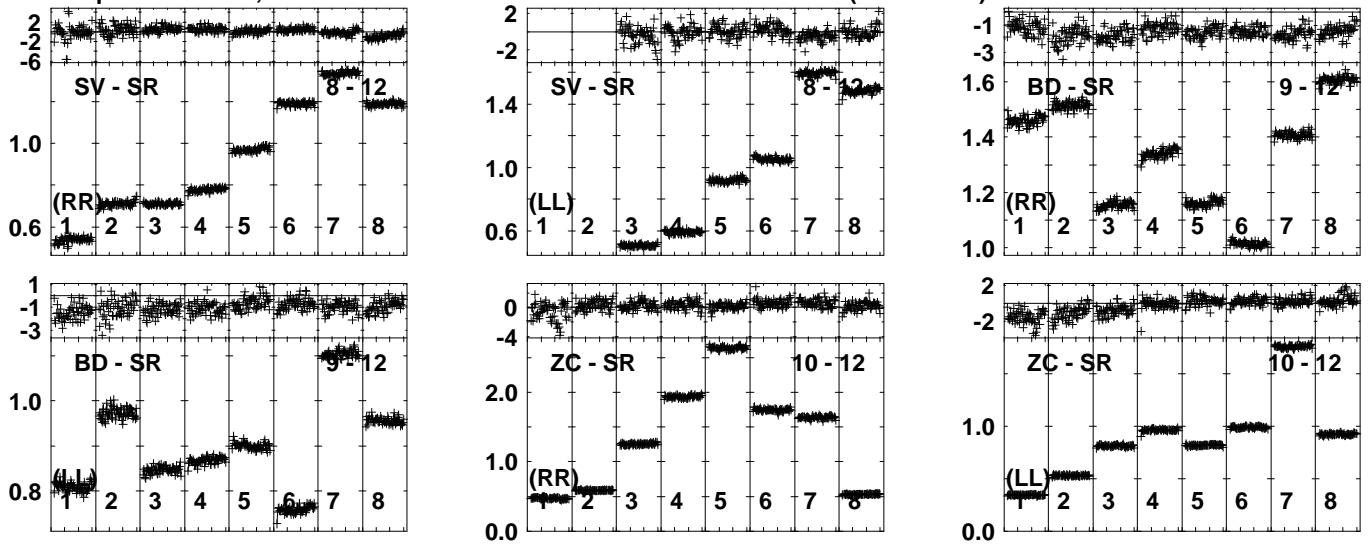


Lower frame: Ampl Jy Top frame: Phas deg
 Vector averaged cross-power spectrum Several baselines displayed
 Timerange: 00/16:00:01 to 00/16:04:59

Plot file version 2 created 04-JUN-2021 12:09:45

J1048+7143 EK048F 2.UVDATA.1

Freq = 1.3602 GHz, Bw = 16.000 MH Calibrated with CL # 4 and BP # 1 (BP mode 1)

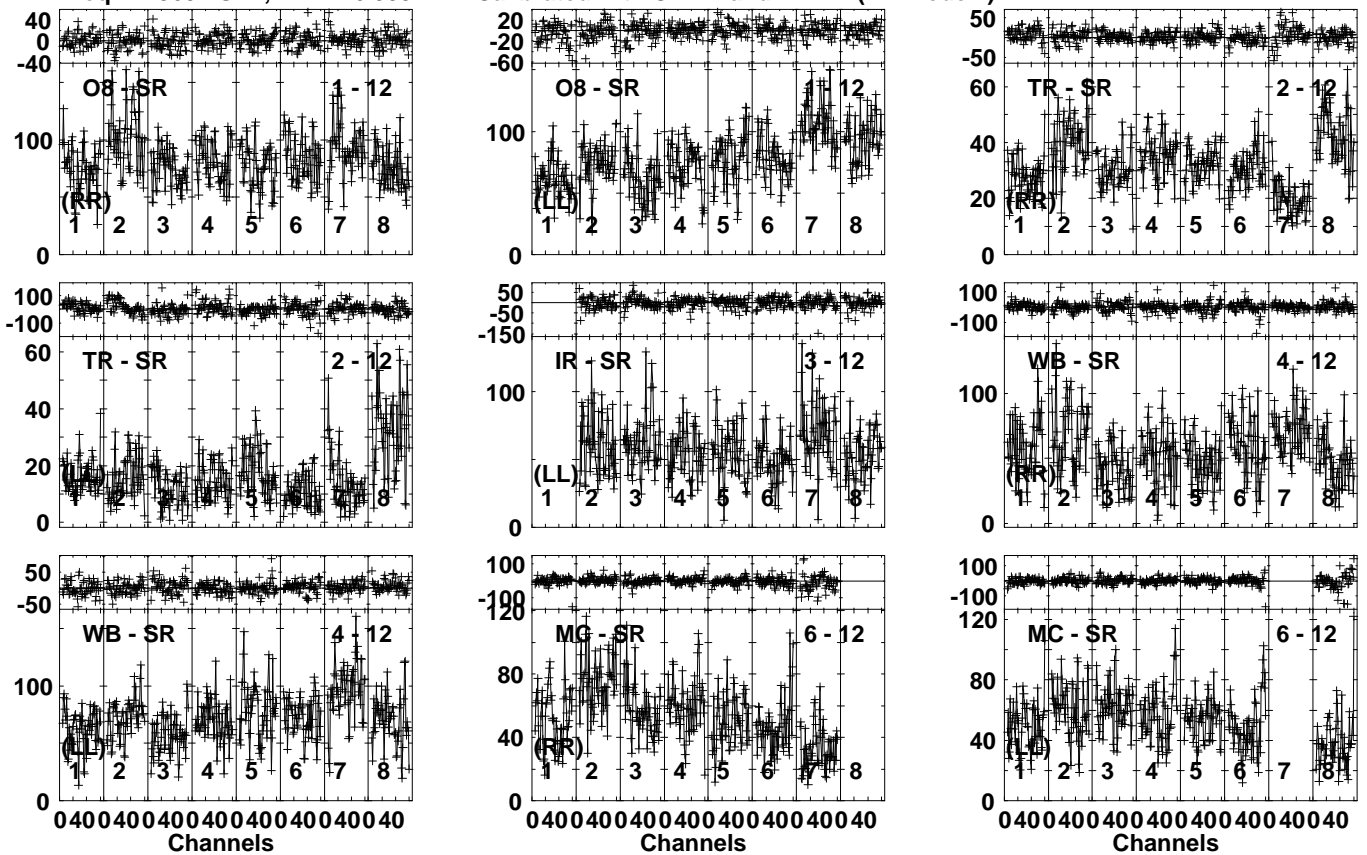


Lower frame: Ampl Jy Top frame: Phas deg
Vector averaged cross-power spectrum Several baselines displayed
Timerange: 00/16:00:01 to 00/16:04:59

Plot file version 3 created 04-JUN-2021 12:09:46

J0955+6903 EK048F 2.UVDATA.1

Freq = 1.3602 GHz, Bw = 16.000 MH Calibrated with CL # 4 and BP # 1 (BP mode 1)

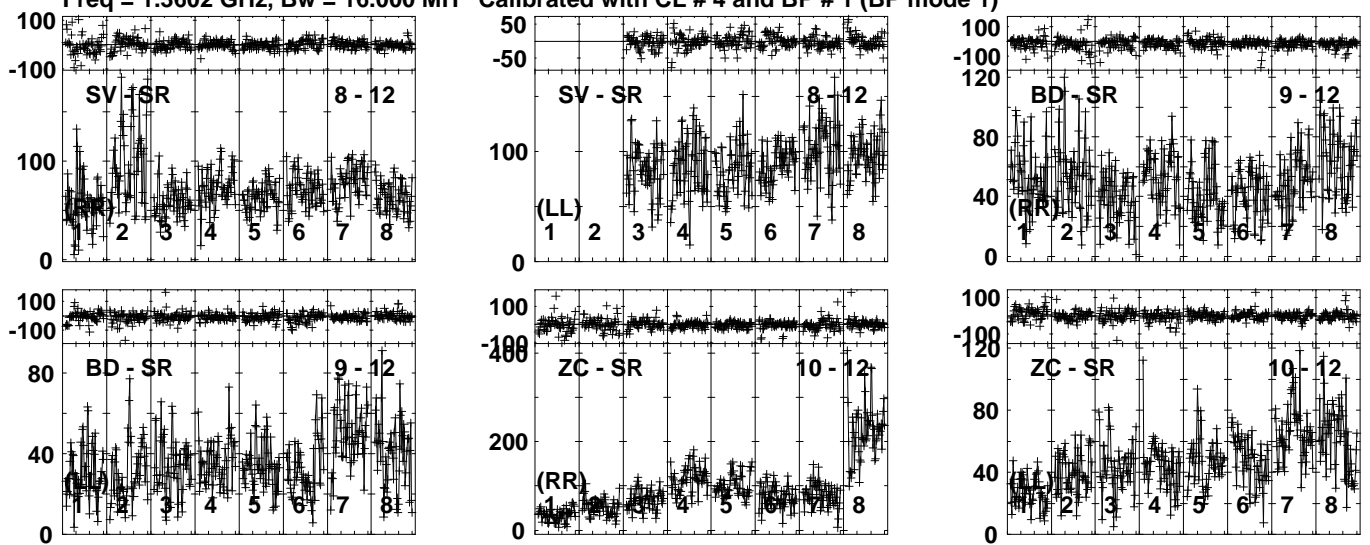


Lower frame: Milli Ampl Jy Top frame: Phas deg
Vector averaged cross-power spectrum Several baselines displayed
Timerange: 00/16:06:08 to 00/16:07:36

Plot file version 4 created 04-JUN-2021 12:09:46

J0955+6903 EK048F 2.UVDATA.1

Freq = 1.3602 GHz, Bw = 16.000 MH Calibrated with CL # 4 and BP # 1 (BP mode 1)

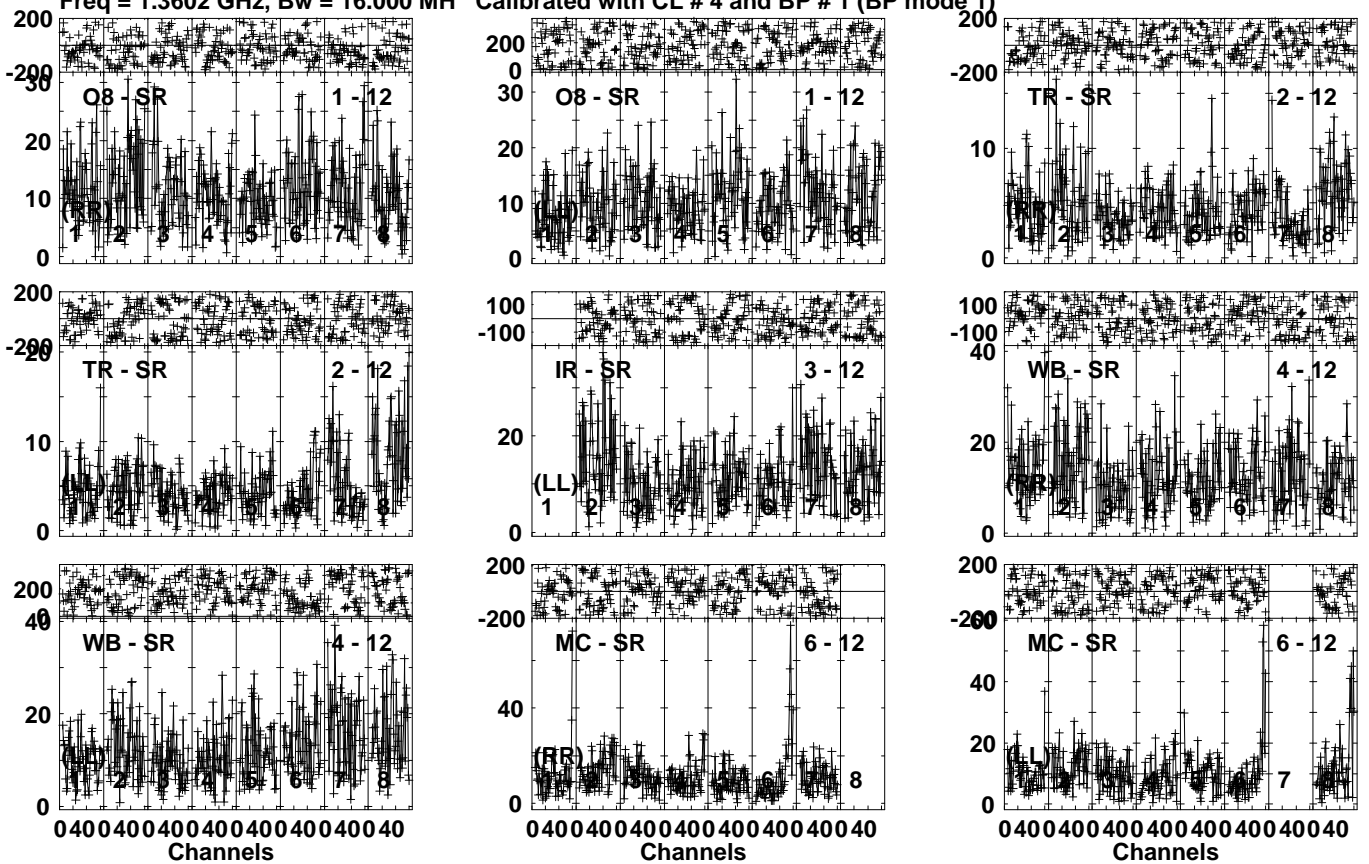


Lower frame: Milli Ampl Jy Top frame: Phas deg
Vector averaged cross-power spectrum Several baselines displayed
Timerange: 00/16:06:08 to 00/16:07:36

Plot file version 5 created 04-JUN-2021 12:09:46

R200120 D EK048F 2.UVDATA.1

Freq = 1.3602 GHz, Bw = 16.000 MH Calibrated with CL # 4 and BP # 1 (BP mode 1)

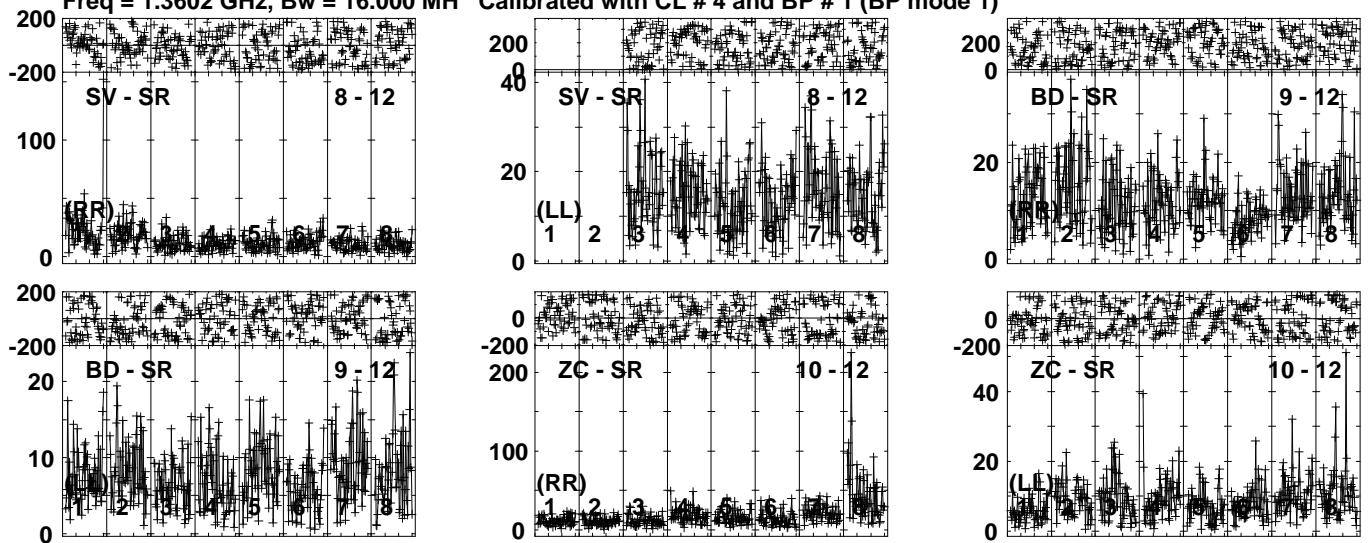


Lower frame: Milli Ampl Jy Top frame: Phas deg
Vector averaged cross-power spectrum Several baselines displayed
Timerange: 00/16:07:38 to 00/16:14:06

Plot file version 6 created 04-JUN-2021 12:09:47

R200120 D EK048F 2.UVDATA.1

Freq = 1.3602 GHz, Bw = 16.000 MH Calibrated with CL # 4 and BP # 1 (BP mode 1)



Lower frame: Milli Ampl Jy Top frame: Phas deg

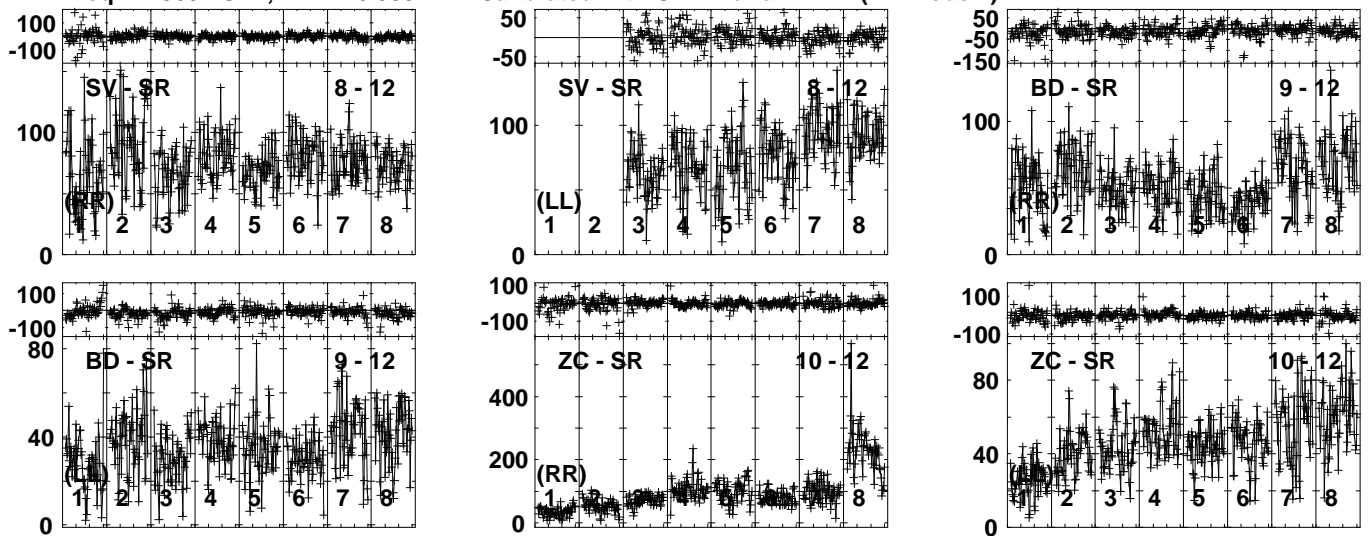
Vector averaged cross-power spectrum Several baselines displayed

Timerange: 00/16:07:38 to 00/16:14:06

Plot file version 8 created 04-JUN-2021 12:09:48

J0955+6903 EK048F 2.UVDATA.1

Freq = 1.3602 GHz, Bw = 16.000 MH Calibrated with CL # 4 and BP # 1 (BP mode 1)

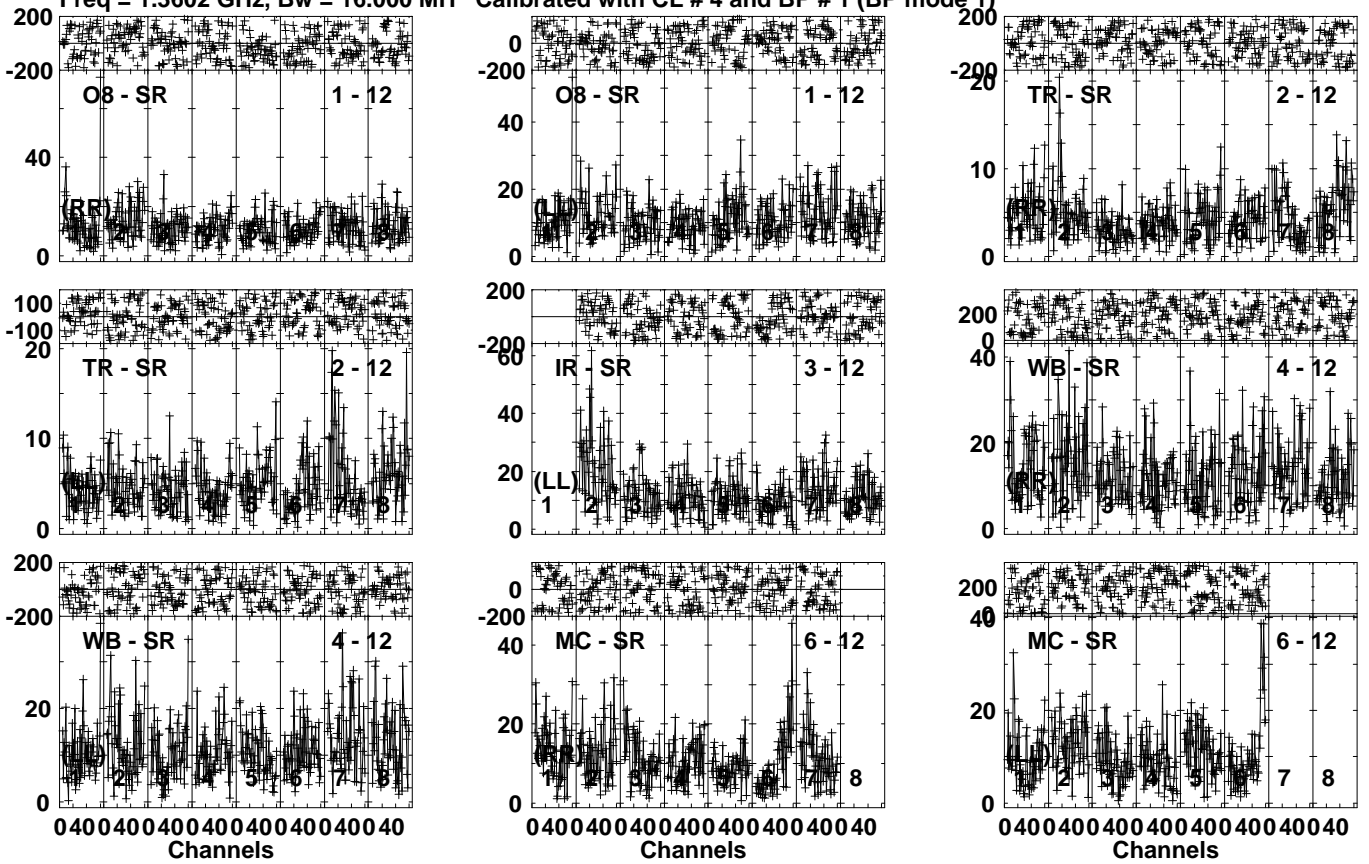


Lower frame: Milli Ampl Jy Top frame: Phas deg
Vector averaged cross-power spectrum Several baselines displayed
Timerange: 00/16:14:08 to 00/16:16:06

Plot file version 9 created 04-JUN-2021 12:09:48

R200120 D EK048F 2.UVDATA.1

Freq = 1.3602 GHz, Bw = 16.000 MH Calibrated with CL # 4 and BP # 1 (BP mode 1)

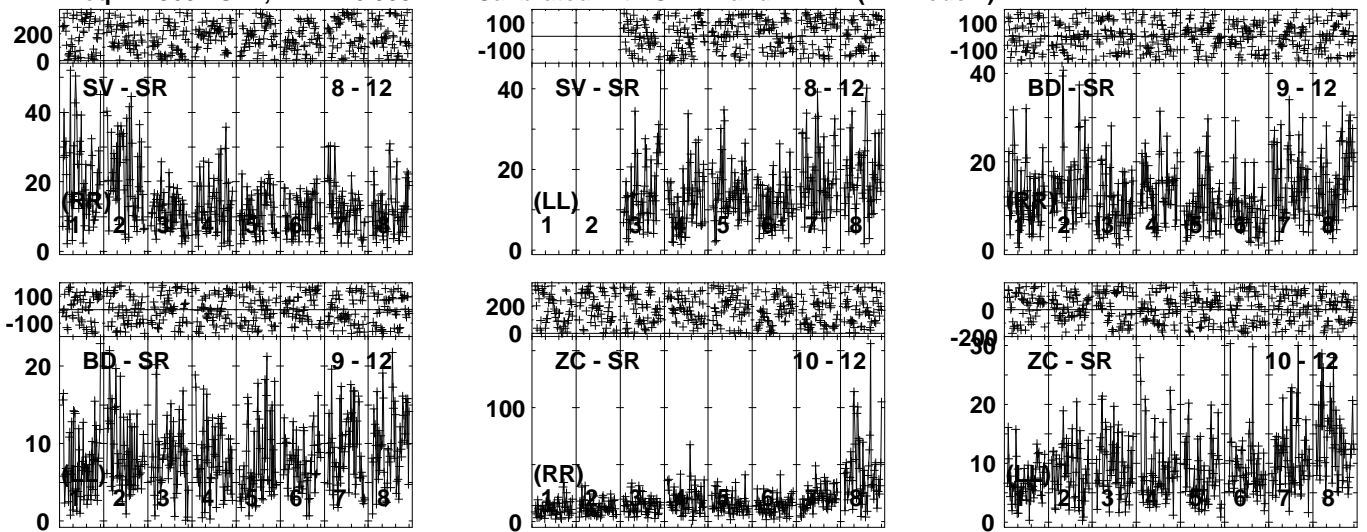


Lower frame: Milli Ampl Jy Top frame: Phas deg
Vector averaged cross-power spectrum Several baselines displayed
Timerange: 00/16:16:08 to 00/16:22:36

Plot file version 10 created 04-JUN-2021 12:09:48

R200120 D EK048F 2.UVDATA.1

Freq = 1.3602 GHz, Bw = 16.000 MH Calibrated with CL # 4 and BP # 1 (BP mode 1)

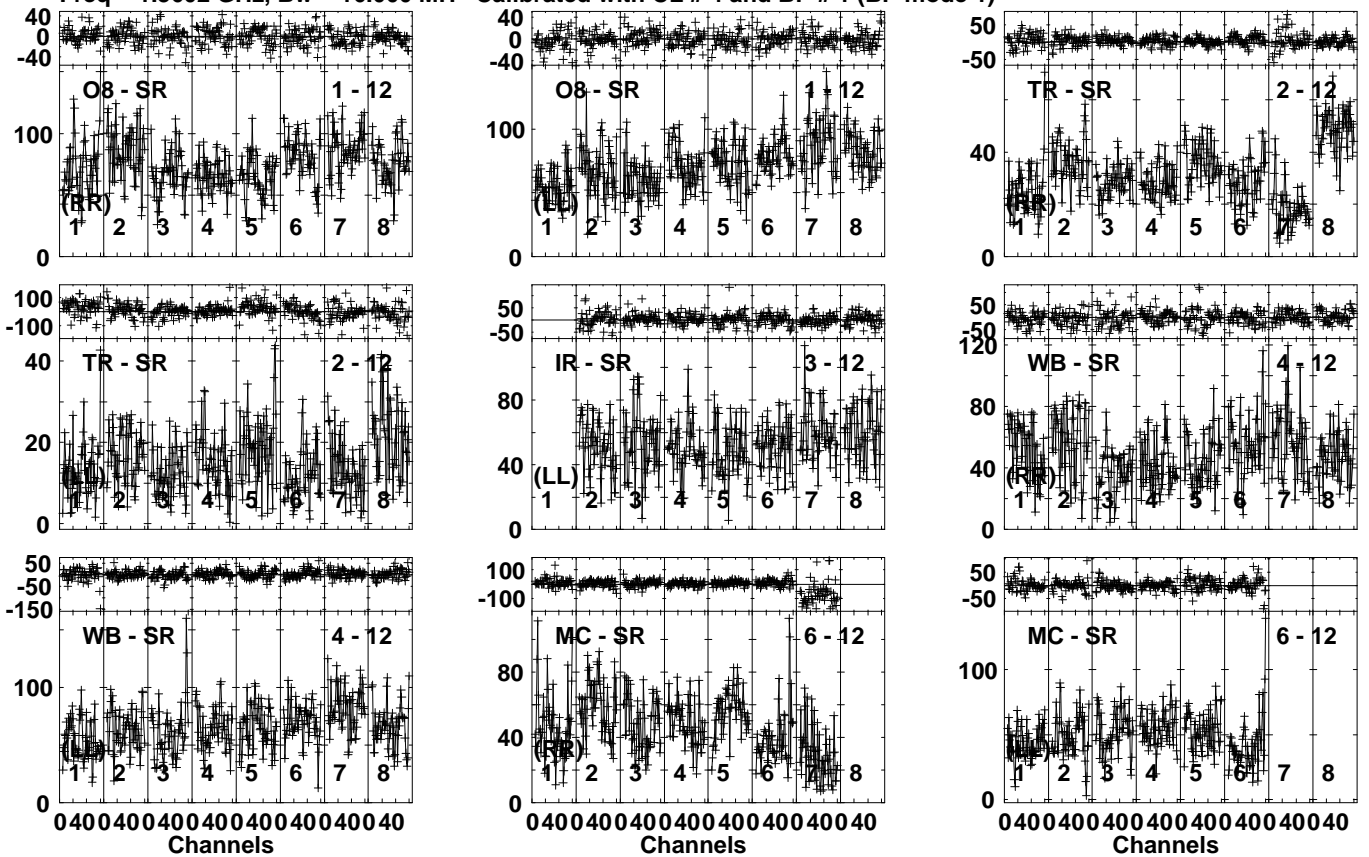


Lower frame: Milli Ampl Jy Top frame: Phas deg
Vector averaged cross-power spectrum Several baselines displayed
Timerange: 00/16:16:08 to 00/16:22:36

Plot file version 11 created 04-JUN-2021 12:09:49

J0955+6903 EK048F 2.UVDATA.1

Freq = 1.3602 GHz, Bw = 16.000 MH Calibrated with CL # 4 and BP # 1 (BP mode 1)

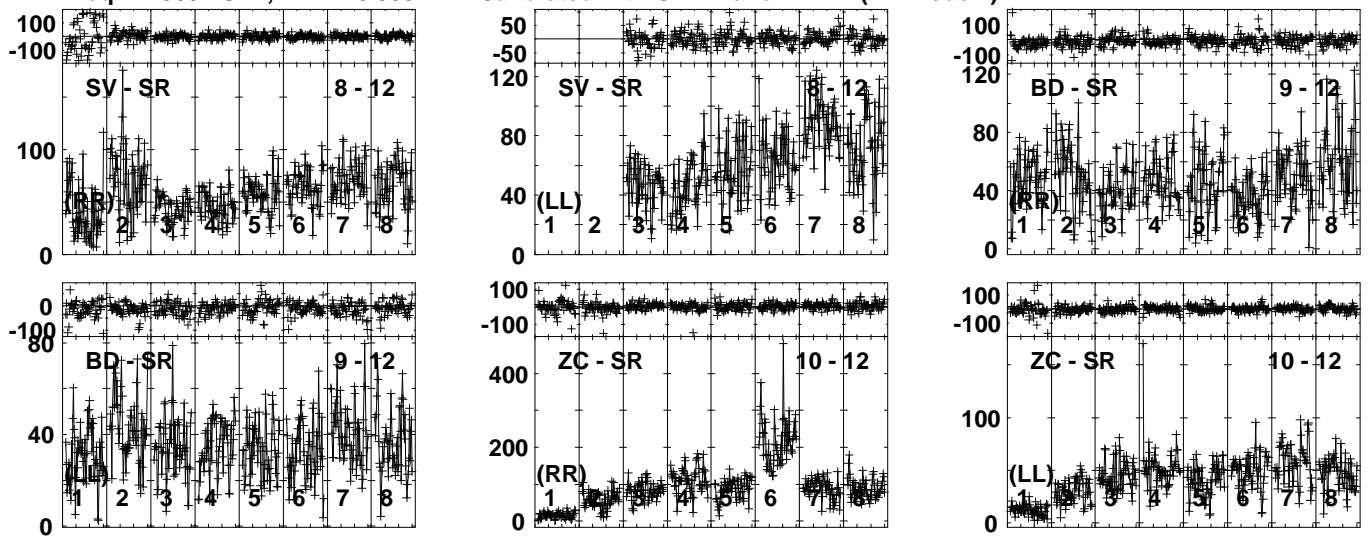


Lower frame: Milli Ampl Jy Top frame: Phas deg
Vector averaged cross-power spectrum Several baselines displayed
Timerange: 00/16:23:02 to 00/16:24:30

Plot file version 12 created 04-JUN-2021 12:09:49

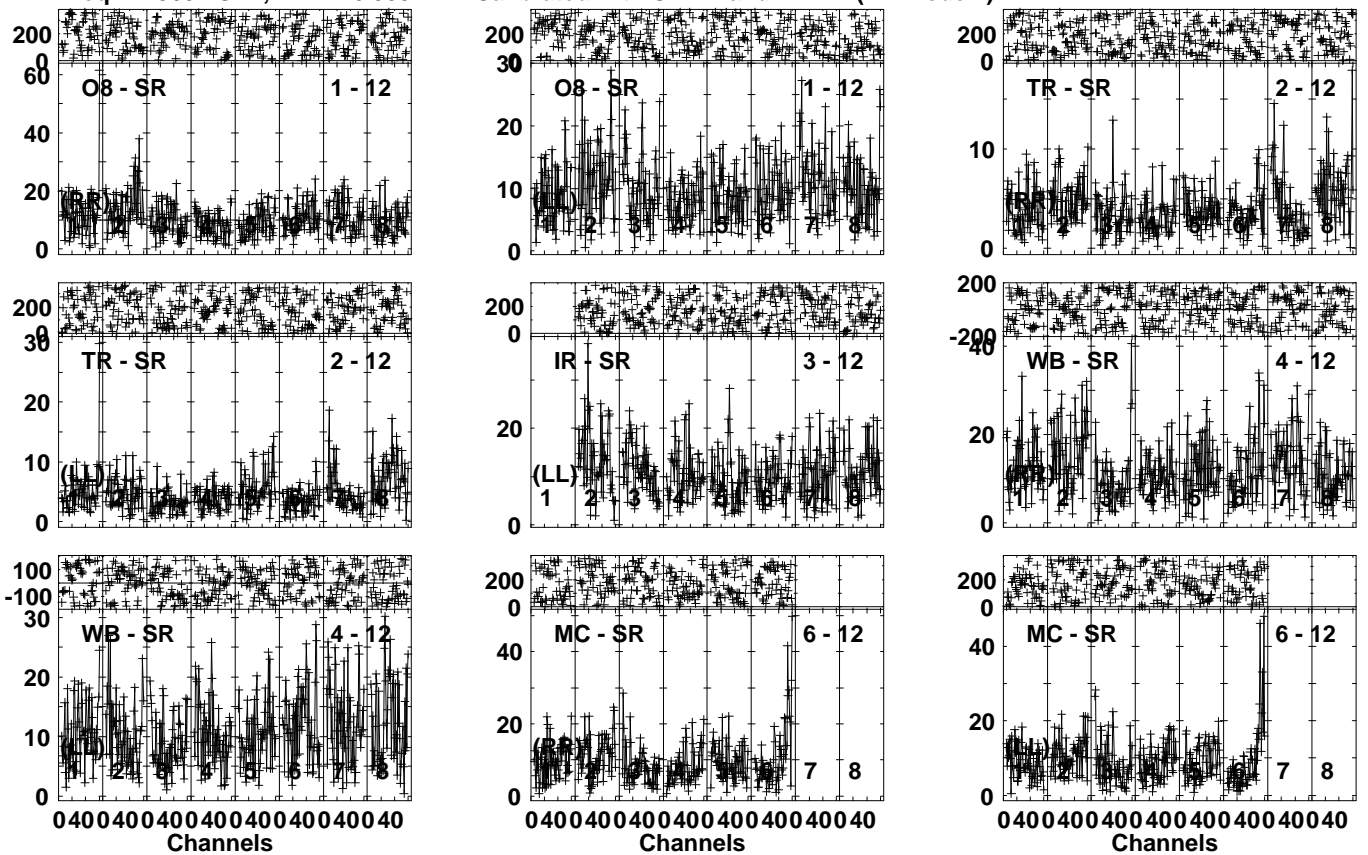
J0955+6903 EK048F 2.UVDATA.1

Freq = 1.3602 GHz, Bw = 16.000 MH Calibrated with CL # 4 and BP # 1 (BP mode 1)



Lower frame: Milli Ampl Jy Top frame: Phas deg
Vector averaged cross-power spectrum Several baselines displayed
Timerange: 00/16:23:02 to 00/16:24:30

Plot file version 13 created 04-JUN-2021 12:09:49
 R200120 D EK048F 2.UVDATA.1
 Freq = 1.3602 GHz, Bw = 16.000 MH Calibrated with CL # 4 and BP # 1 (BP mode 1)

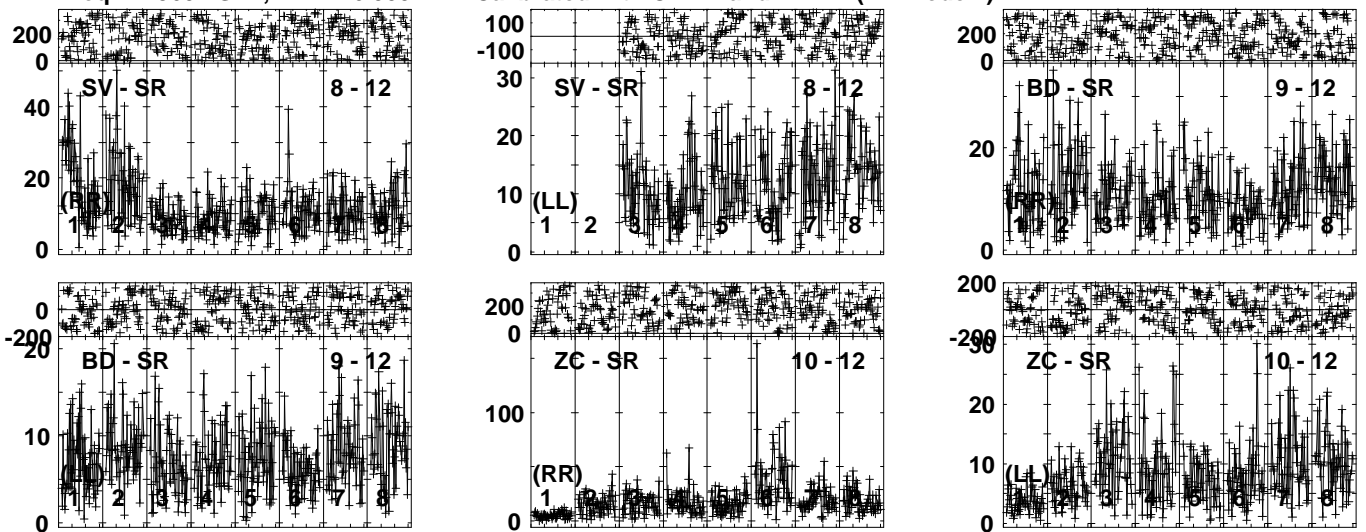


Lower frame: Milli Ampl Jy Top frame: Phas deg
 Vector averaged cross-power spectrum Several baselines displayed
 Timerange: 00/16:24:32 to 00/16:31:00

Plot file version 14 created 04-JUN-2021 12:09:50

R200120 D EK048F 2.UVDATA.1

Freq = 1.3602 GHz, Bw = 16.000 MH Calibrated with CL # 4 and BP # 1 (BP mode 1)

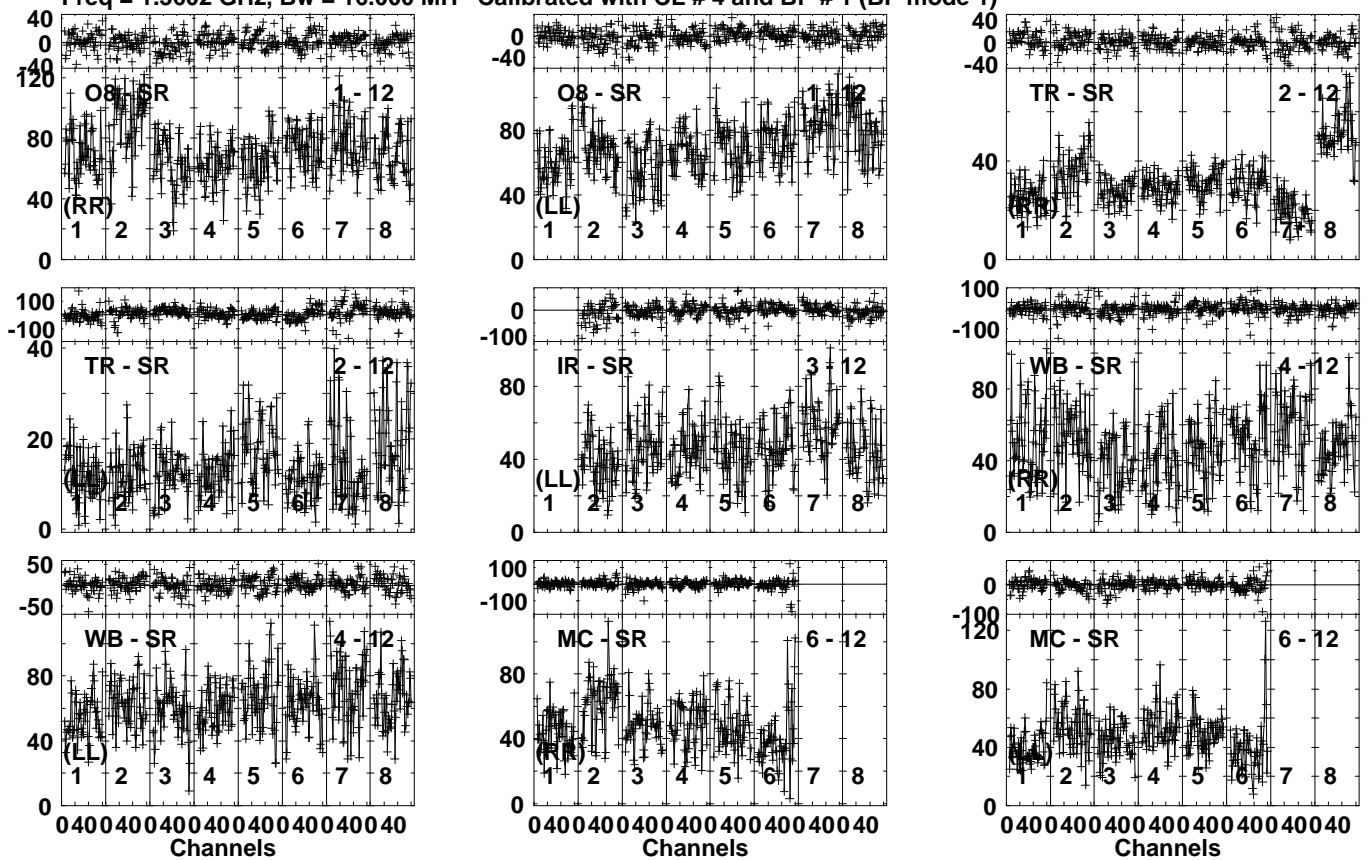


Lower frame: Milli Ampl Jy Top frame: Phas deg
Vector averaged cross-power spectrum Several baselines displayed
Timerange: 00/16:24:32 to 00/16:31:00

Plot file version 15 created 04-JUN-2021 12:09:50

J0955+6903 EK048F 2.UVDATA.1

Freq = 1.3602 GHz, Bw = 16.000 MH Calibrated with CL # 4 and BP # 1 (BP mode 1)

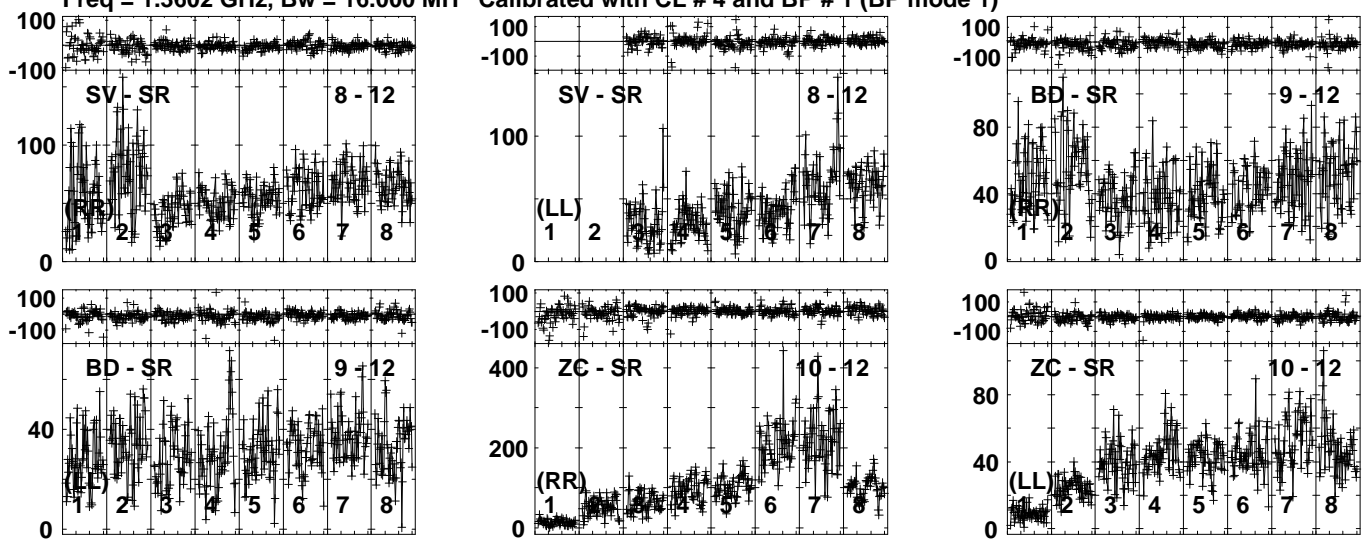


Lower frame: Milli Ampl Jy Top frame: Phas deg
Vector averaged cross-power spectrum Several baselines displayed
Timerange: 00/16:31:02 to 00/16:33:00

Plot file version 16 created 04-JUN-2021 12:09:51

J0955+6903 EK048F 2.UVDATA.1

Freq = 1.3602 GHz, Bw = 16.000 MH Calibrated with CL # 4 and BP # 1 (BP mode 1)

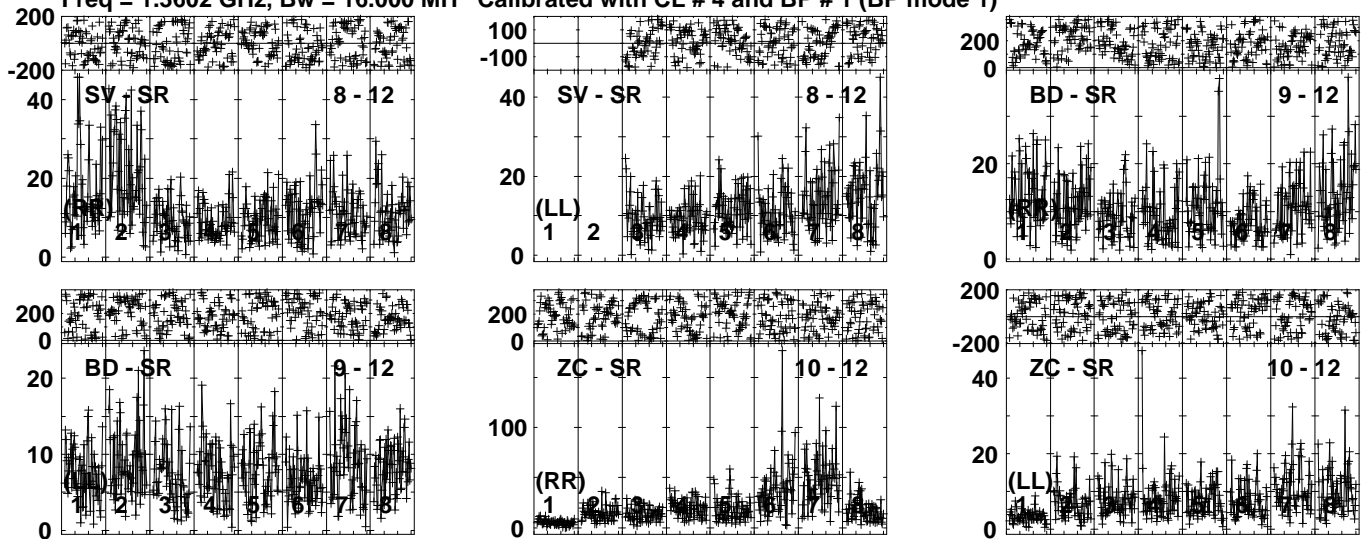


Lower frame: Milli Ampl Jy Top frame: Phas deg
Vector averaged cross-power spectrum Several baselines displayed
Timerange: 00/16:31:02 to 00/16:33:00

Plot file version 18 created 04-JUN-2021 12:09:51

R200120 D EK048F 2.UVDATA.1

Freq = 1.3602 GHz, Bw = 16.000 MH Calibrated with CL # 4 and BP # 1 (BP mode 1)

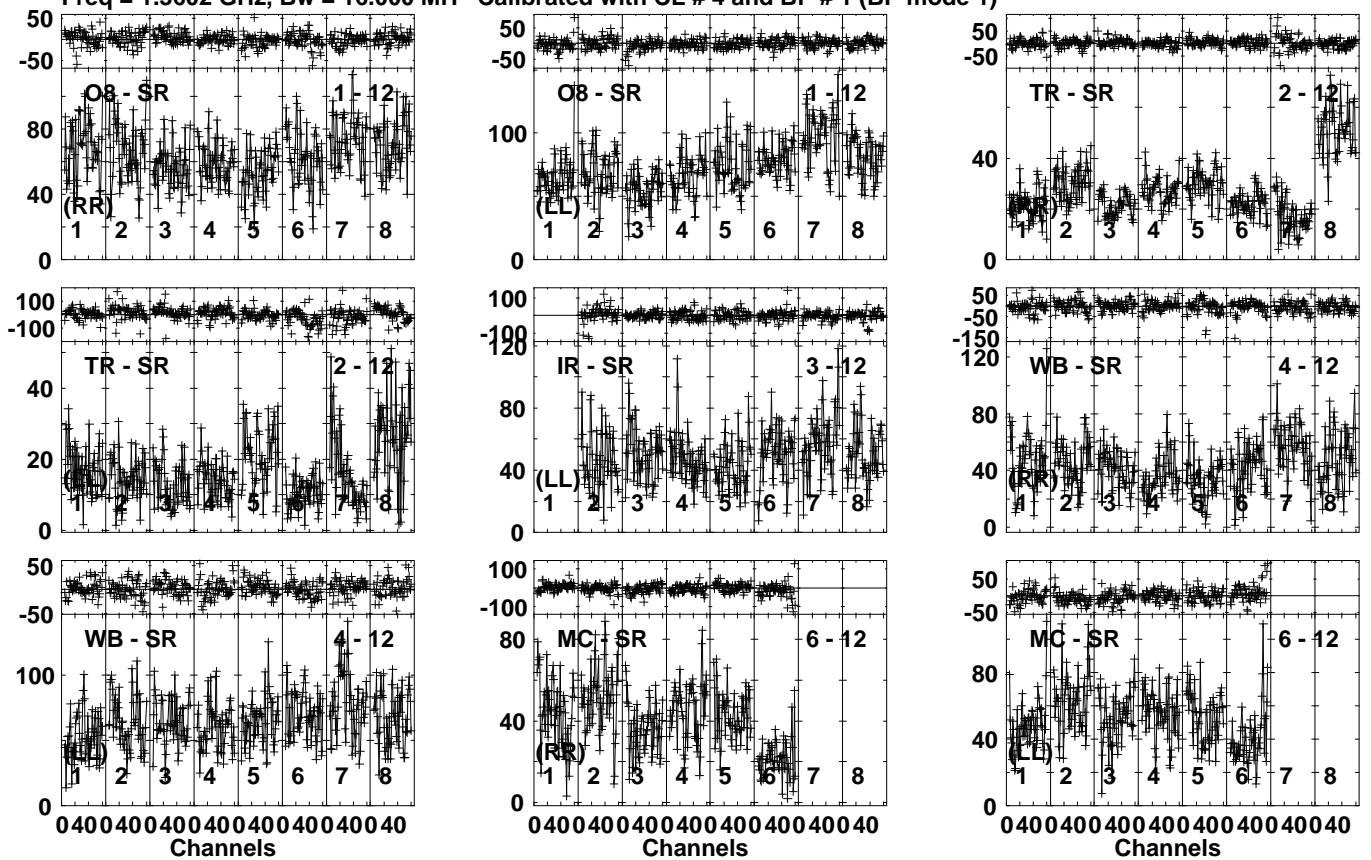


Lower frame: Milli Ampl Jy Top frame: Phas deg
Vector averaged cross-power spectrum Several baselines displayed
Timerange: 00/16:33:02 to 00/16:39:30

Plot file version 19 created 04-JUN-2021 12:09:52

J0955+6903 EK048F 2.UVDATA.1

Freq = 1.3602 GHz, Bw = 16.000 MH Calibrated with CL # 4 and BP # 1 (BP mode 1)



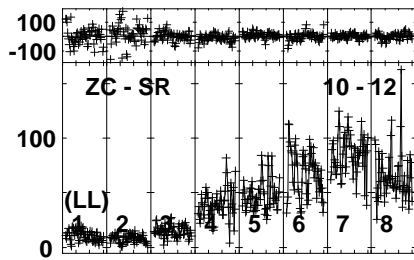
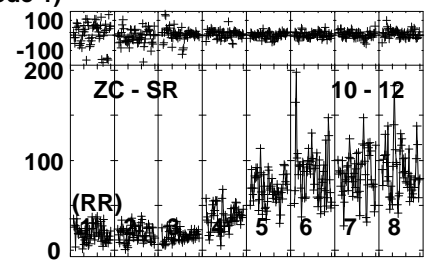
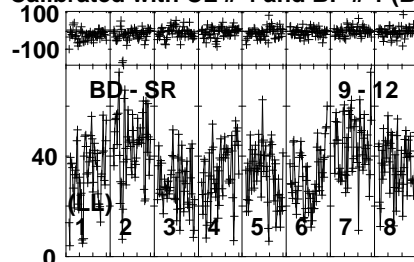
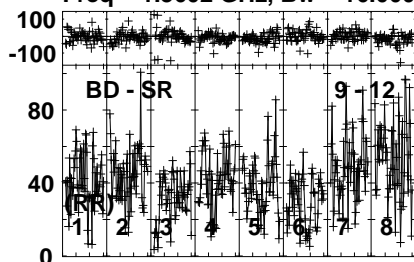
Lower frame: Milli Ampl Jy Top frame: Phas deg
Vector averaged cross-power spectrum Several baselines displayed
Timerange: 00/16:39:56 to 00/16:41:24

Plot file version 20 created 04-JUN-2021 12:09:52

J0955+6903 EK048F 2.UVDATA.1

Freq = 1.3602 GHz, Bw = 16.000 MH

Calibrated with CL # 4 and BP # 1 (BP mode 1)

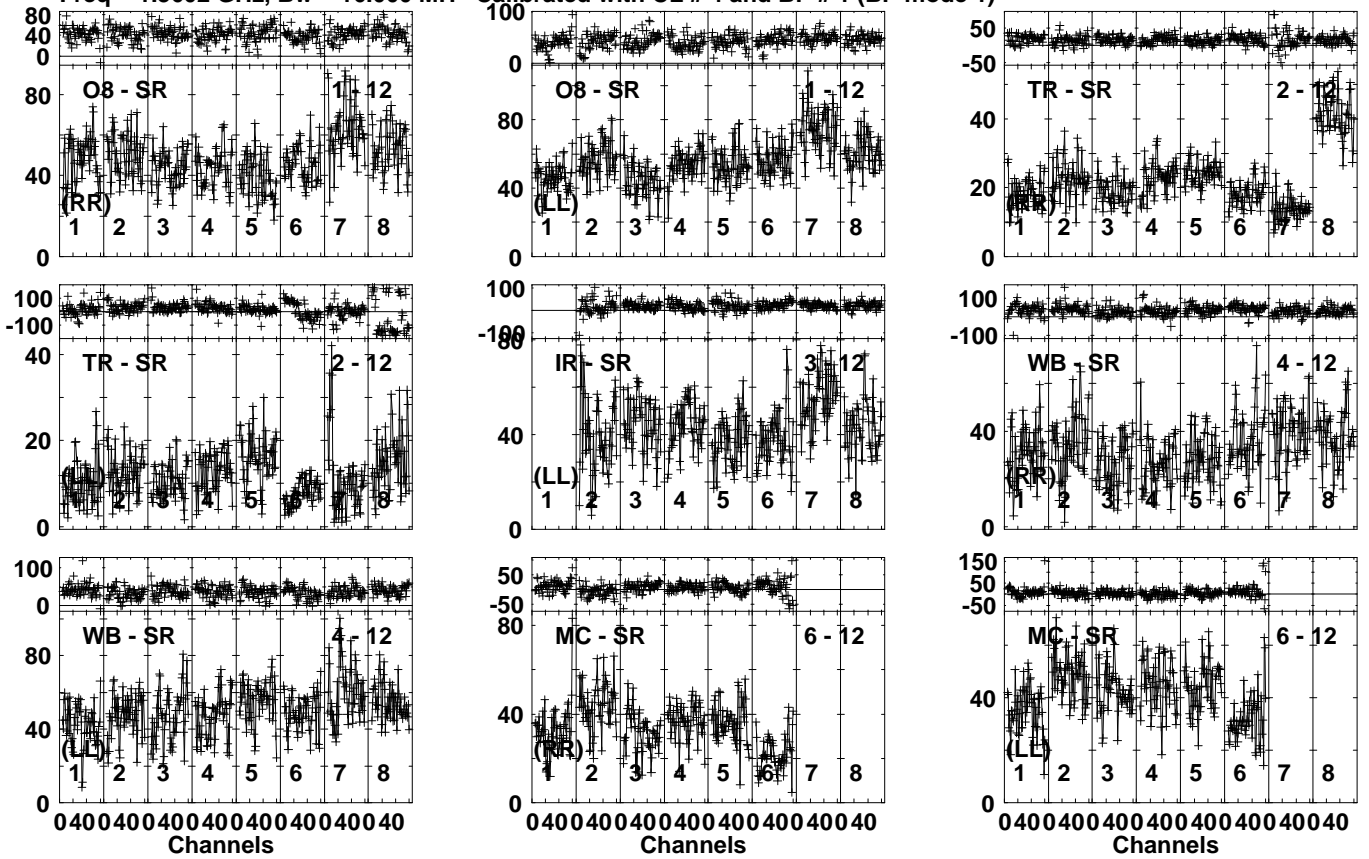


Lower frame: Milli Ampl Jy Top frame: Phas deg
Vector averaged cross-power spectrum Several baselines displayed
Timerange: 00/16:39:56 to 00/16:41:24

Plot file version 21 created 04-JUN-2021 12:09:52

J1003+6813 EK048F 2.UVDATA.1

Freq = 1.3602 GHz, Bw = 16.000 MH Calibrated with CL # 4 and BP # 1 (BP mode 1)

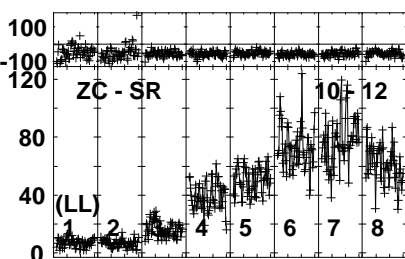
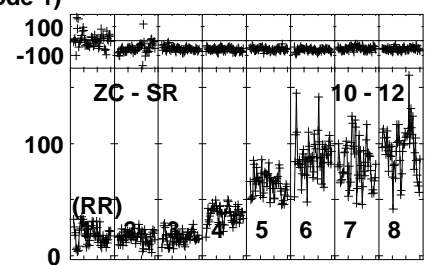
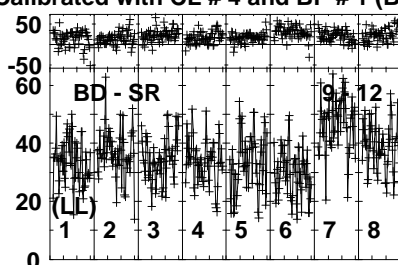
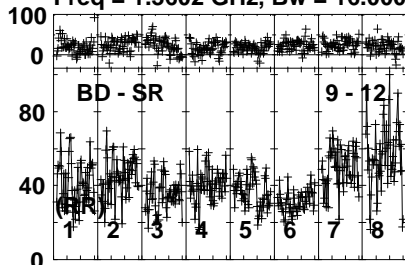


Lower frame: Milli Ampl Jy Top frame: Phas deg
Vector averaged cross-power spectrum Several baselines displayed
Timerange: 00/16:41:26 to 00/16:44:54

Plot file version 22 created 04-JUN-2021 12:09:53

J1003+6813 EK048F 2.UVDATA.1

Freq = 1.3602 GHz, Bw = 16.000 MH Calibrated with CL # 4 and BP # 1 (BP mode 1)

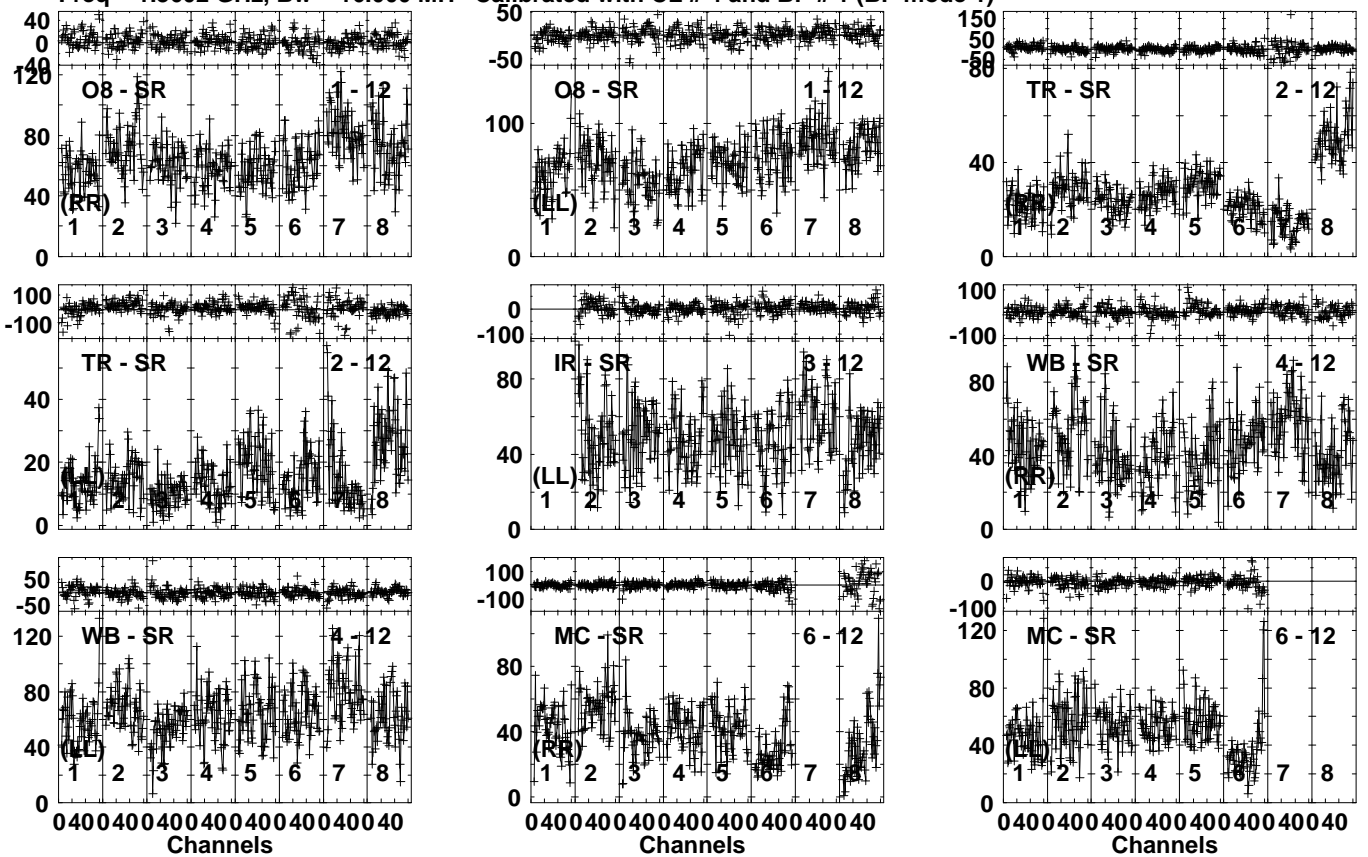


Lower frame: Milli Ampl Jy Top frame: Phas deg
Vector averaged cross-power spectrum Several baselines displayed
Timerange: 00/16:41:26 to 00/16:44:54

Plot file version 23 created 04-JUN-2021 12:09:53

J0955+6903 EK048F 2.UVDATA.1

Freq = 1.3602 GHz, Bw = 16.000 MH Calibrated with CL # 4 and BP # 1 (BP mode 1)

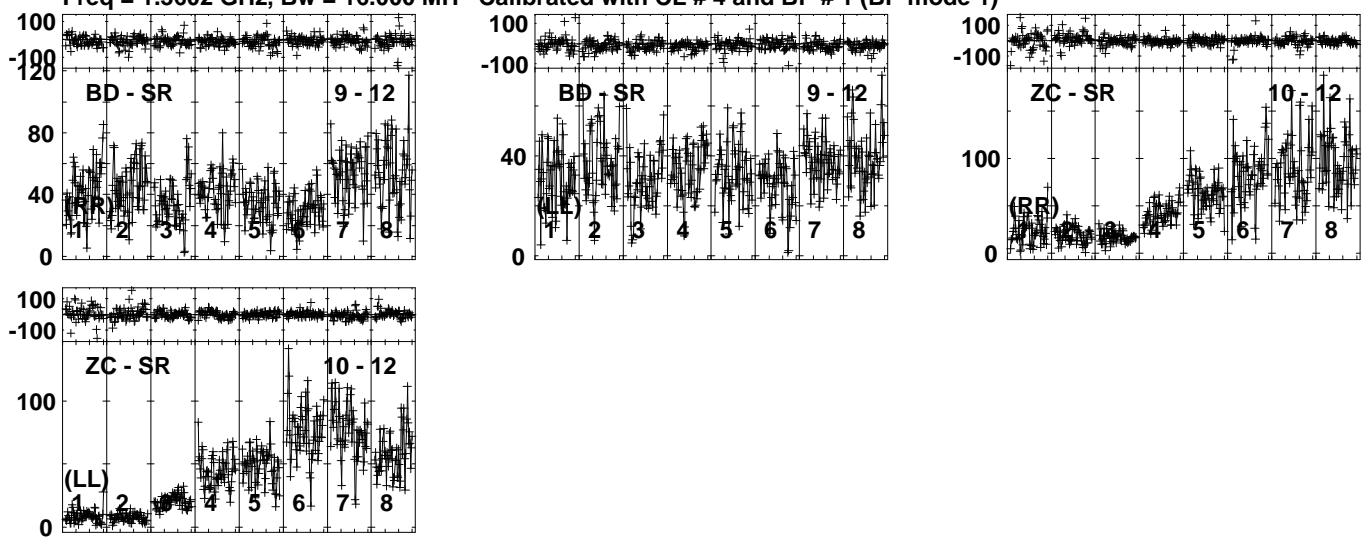


Lower frame: Milli Ampl Jy Top frame: Phas deg
Vector averaged cross-power spectrum Several baselines displayed
Timerange: 00/16:44:56 to 00/16:46:54

Plot file version 24 created 04-JUN-2021 12:09:53

J0955+6903 EK048F 2.UVDATA.1

Freq = 1.3602 GHz, Bw = 16.000 MH Calibrated with CL # 4 and BP # 1 (BP mode 1)

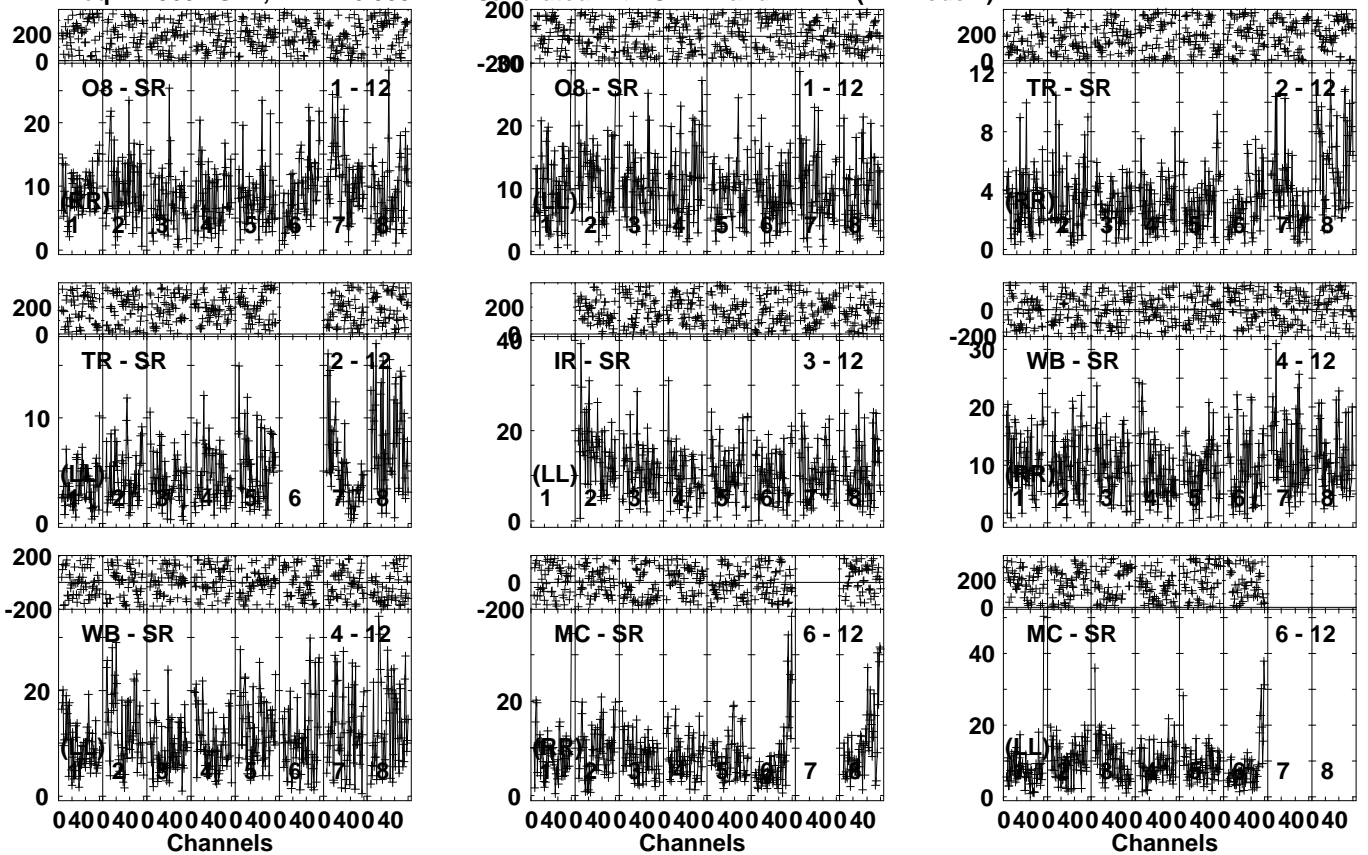


Lower frame: Milli Ampl Jy Top frame: Phas deg
Vector averaged cross-power spectrum Several baselines displayed
Timerange: 00/16:44:56 to 00/16:46:54

Plot file version 25 created 04-JUN-2021 12:09:53

R200120 D EK048F 2.UVDATA.1

Freq = 1.3602 GHz, Bw = 16.000 MH Calibrated with CL # 4 and BP # 1 (BP mode 1)

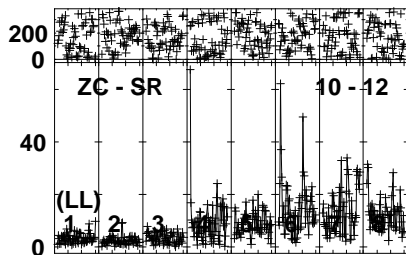
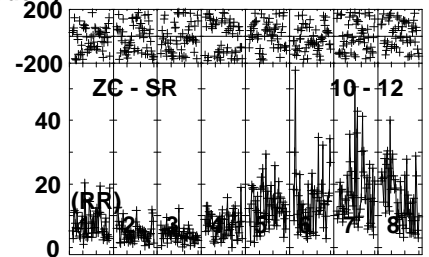
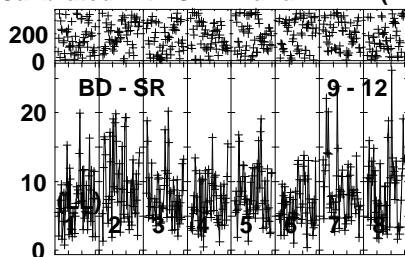
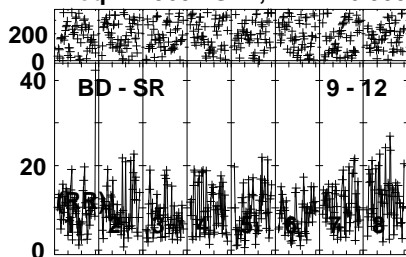


Lower frame: Milli Ampl Jy Top frame: Phas deg
Vector averaged cross-power spectrum Several baselines displayed
Timerange: 00/16:46:56 to 00/16:53:24

Plot file version 26 created 04-JUN-2021 12:09:54

R200120 D EK048F 2.UVDATA.1

Freq = 1.3602 GHz, Bw = 16.000 MH Calibrated with CL # 4 and BP # 1 (BP mode 1)

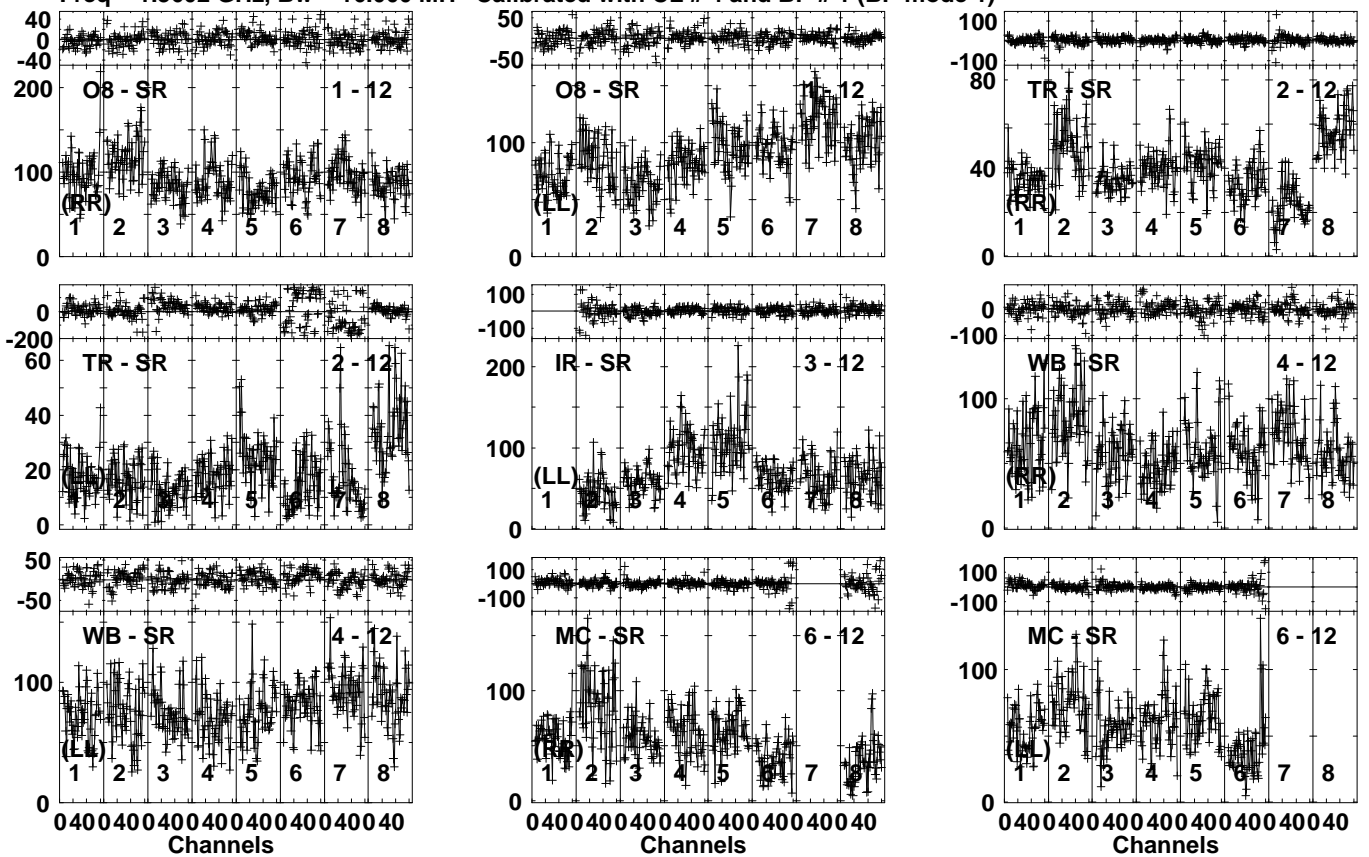


Lower frame: Milli Ampl Jy Top frame: Phas deg
Vector averaged cross-power spectrum Several baselines displayed
Timerange: 00/16:46:56 to 00/16:53:24

Plot file version 27 created 04-JUN-2021 12:09:54

J0955+6903 EK048F 2.UVDATA.1

Freq = 1.3602 GHz, Bw = 16.000 MH Calibrated with CL # 4 and BP # 1 (BP mode 1)

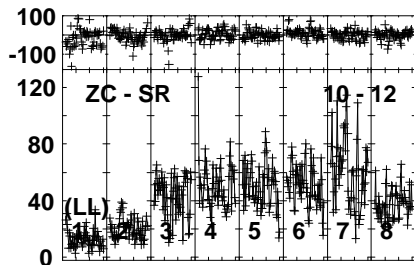
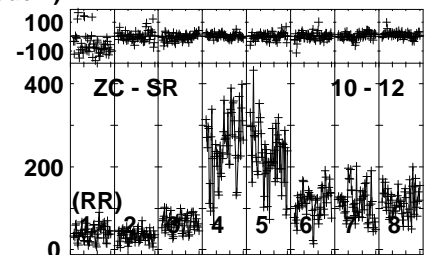
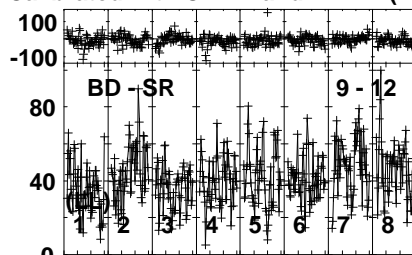
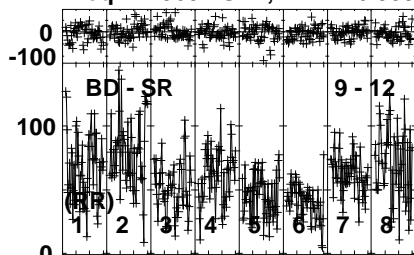


Lower frame: Milli Ampl Jy Top frame: Phas deg
Vector averaged cross-power spectrum Several baselines displayed
Timerange: 00/16:53:50 to 00/16:55:18

Plot file version 28 created 04-JUN-2021 12:09:54

J0955+6903 EK048F 2.UVDATA.1

Freq = 1.3602 GHz, Bw = 16.000 MH Calibrated with CL # 4 and BP # 1 (BP mode 1)

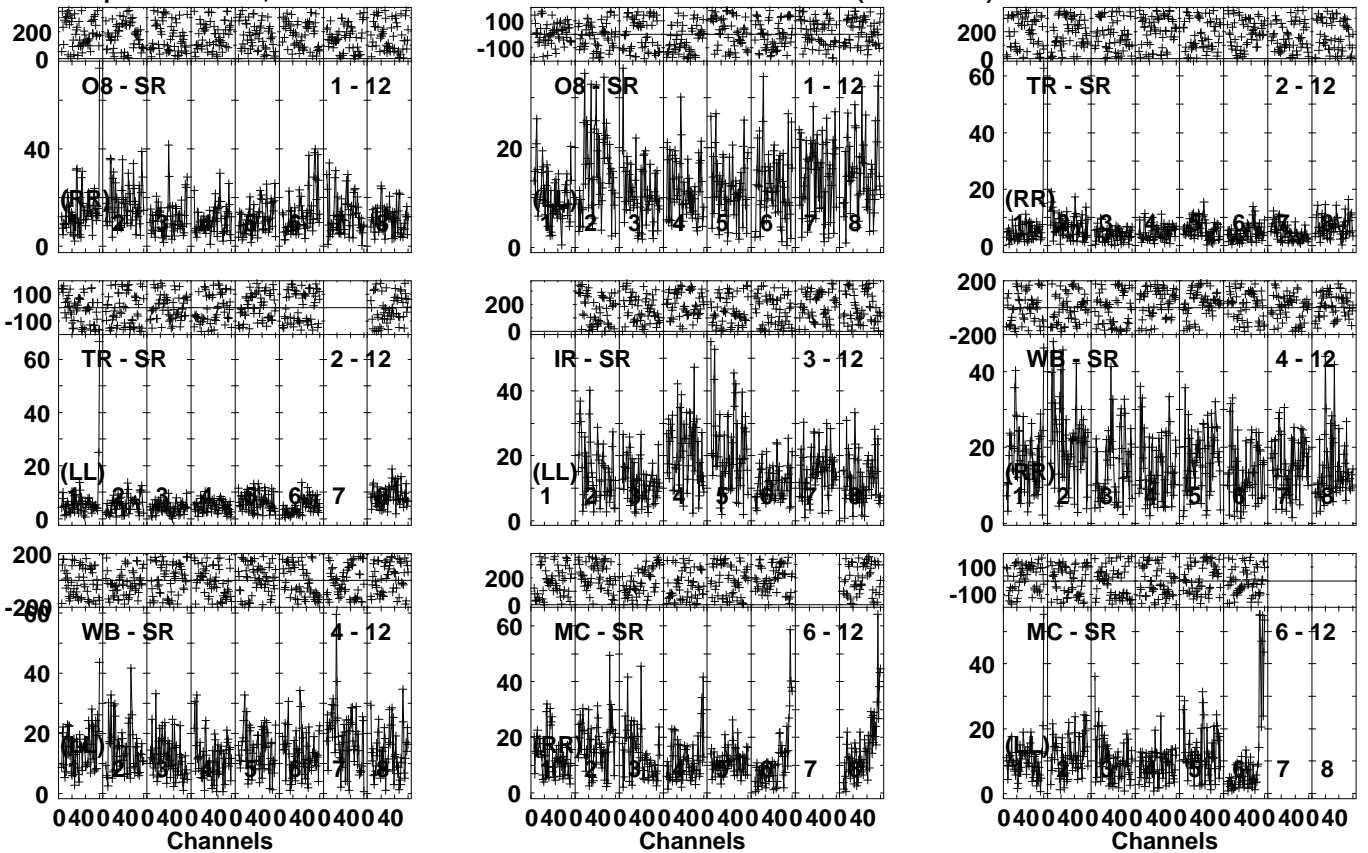


Lower frame: Milli Ampl Jy Top frame: Phas deg
Vector averaged cross-power spectrum Several baselines displayed
Timerange: 00/16:53:50 to 00/16:55:18

Plot file version 29 created 04-JUN-2021 12:09:55

R200120 D EK048F 2.UVDATA.1

Freq = 1.3602 GHz, Bw = 16.000 MH Calibrated with CL # 4 and BP # 1 (BP mode 1)

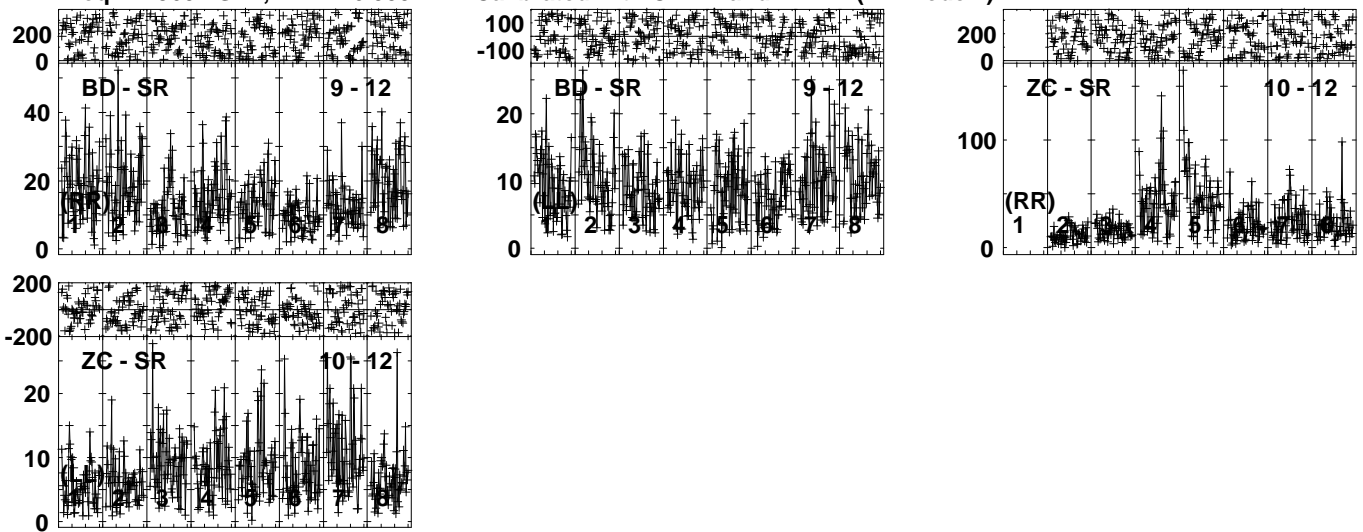


Lower frame: Milli Ampl Jy Top frame: Phas deg
Vector averaged cross-power spectrum Several baselines displayed
Timerange: 00/16:55:20 to 00/17:01:18

Plot file version 30 created 04-JUN-2021 12:09:55

R200120 D EK048F 2.UVDATA.1

Freq = 1.3602 GHz, Bw = 16.000 MH Calibrated with CL # 4 and BP # 1 (BP mode 1)



Lower frame: Milli Ampl Jy Top frame: Phas deg

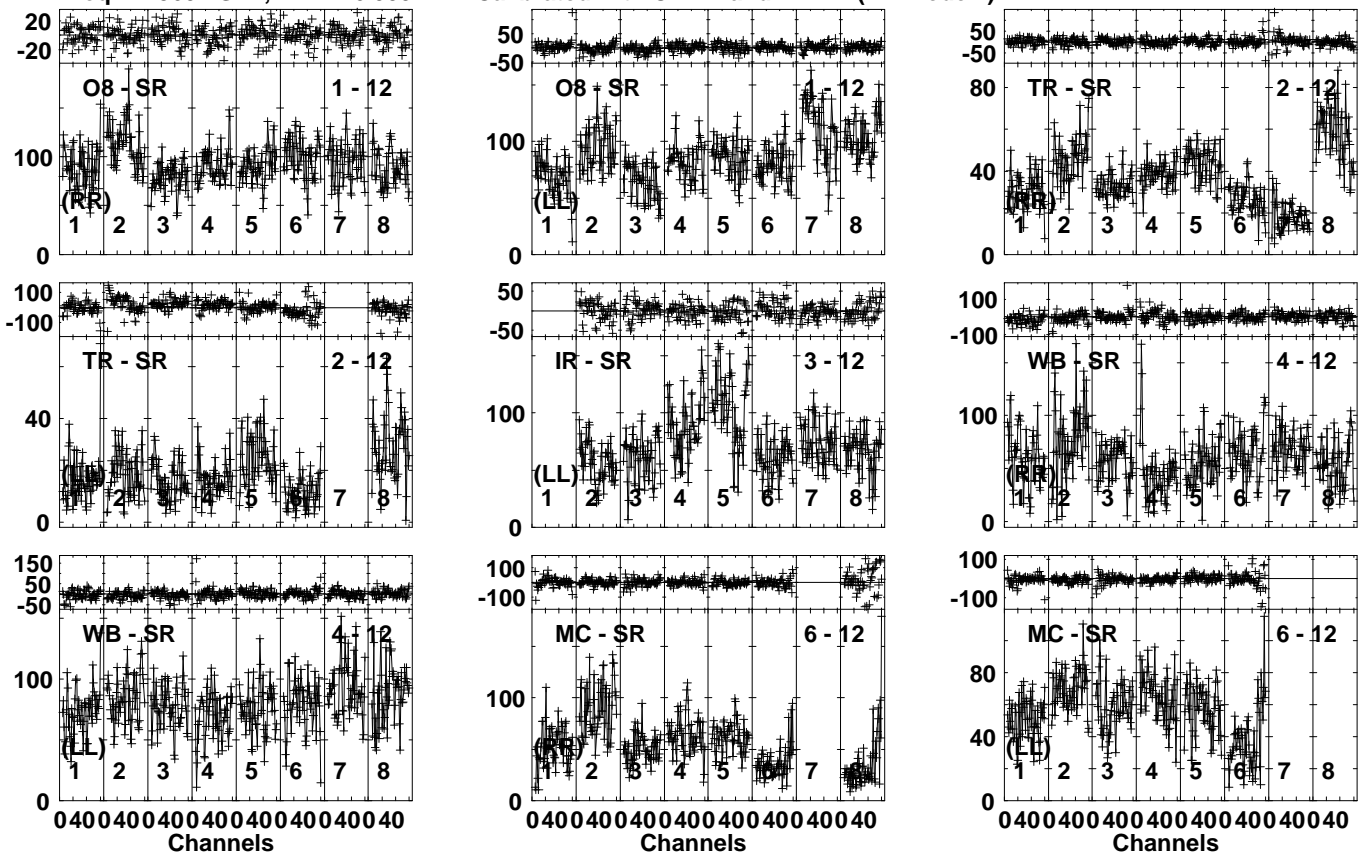
Vector averaged cross-power spectrum Several baselines displayed

Timerange: 00/16:55:20 to 00/17:01:18

Plot file version 31 created 04-JUN-2021 12:09:55

J0955+6903 EK048F 2.UVDATA.1

Freq = 1.3602 GHz, Bw = 16.000 MH Calibrated with CL # 4 and BP # 1 (BP mode 1)

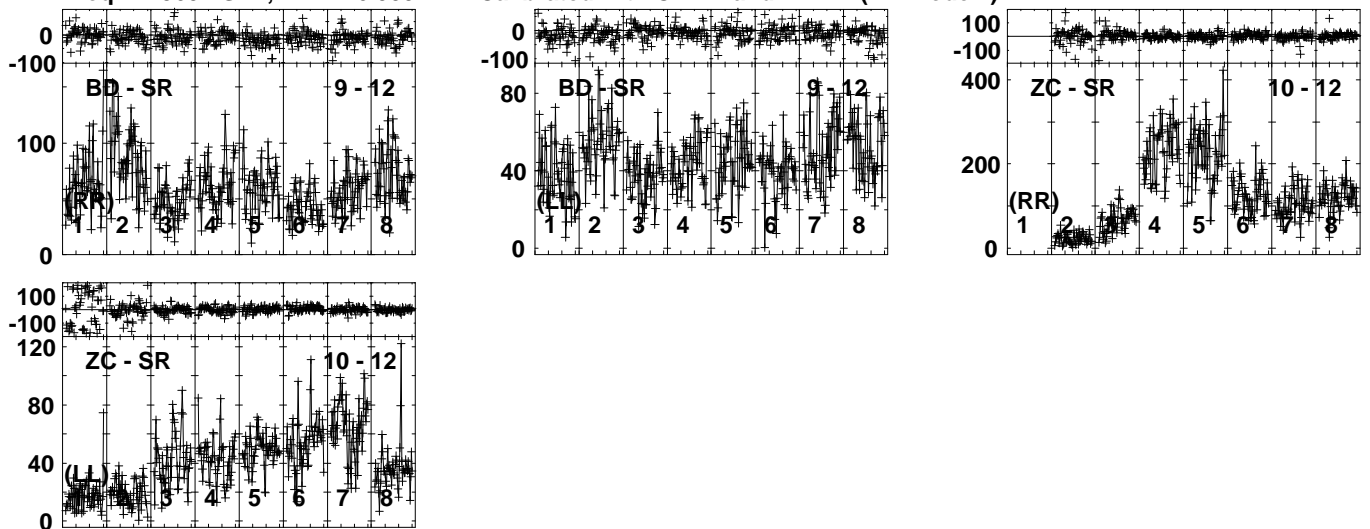


Lower frame: Milli Ampl Jy Top frame: Phas deg
Vector averaged cross-power spectrum Several baselines displayed
Timerange: 00/17:01:20 to 00/17:03:18

Plot file version 32 created 04-JUN-2021 12:09:56

J0955+6903 EK048F 2.UVDATA.1

Freq = 1.3602 GHz, Bw = 16.000 MH Calibrated with CL # 4 and BP # 1 (BP mode 1)



Lower frame: Milli Ampl Jy Top frame: Phas deg

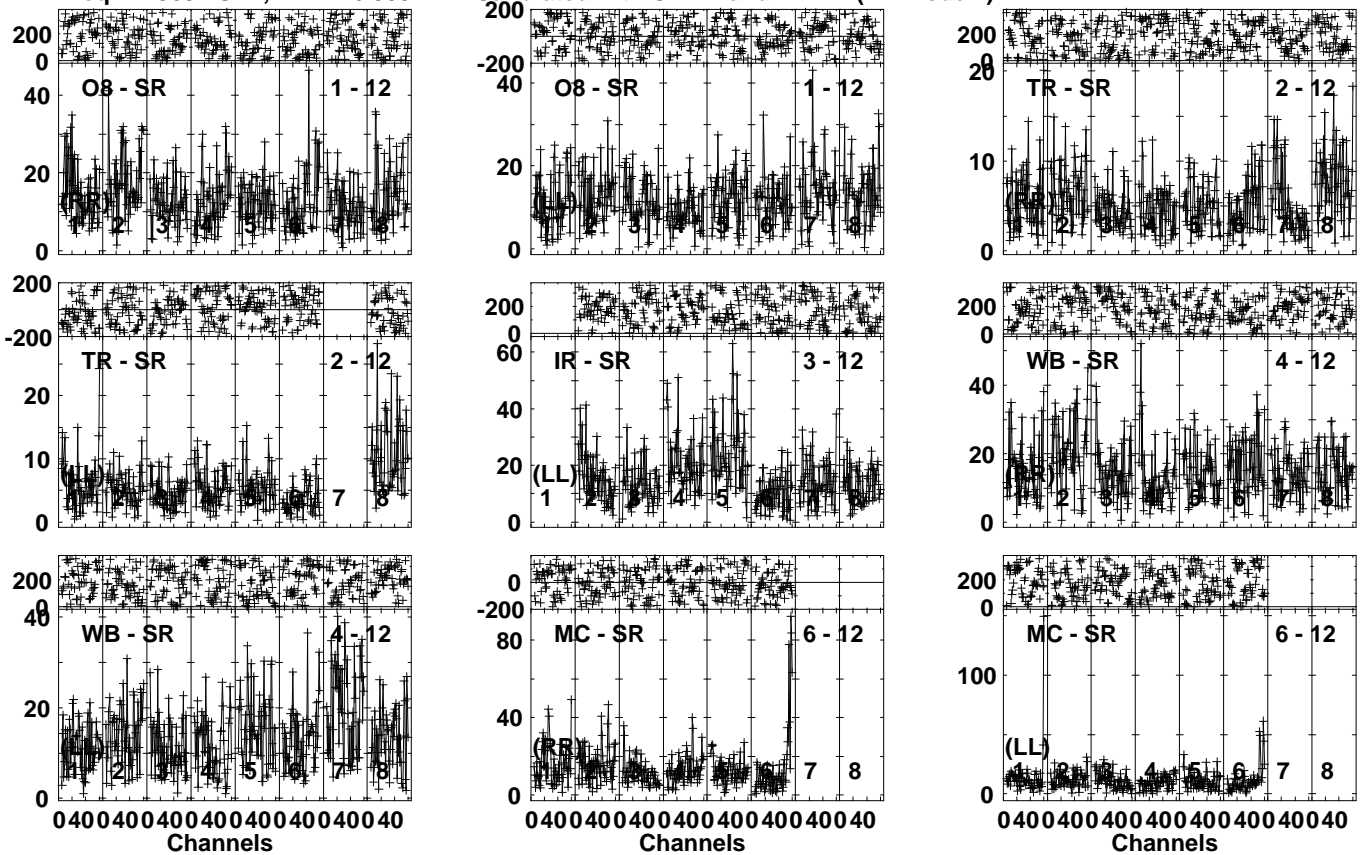
Vector averaged cross-power spectrum Several baselines displayed

Timerange: 00/17:01:20 to 00/17:03:18

Plot file version 33 created 04-JUN-2021 12:09:56

R200120 D EK048F 2.UVDATA.1

Freq = 1.3602 GHz, Bw = 16.000 MH Calibrated with CL # 4 and BP # 1 (BP mode 1)

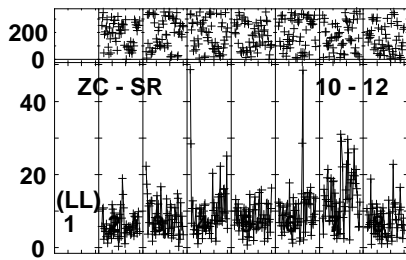
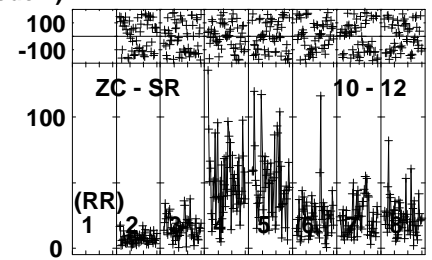
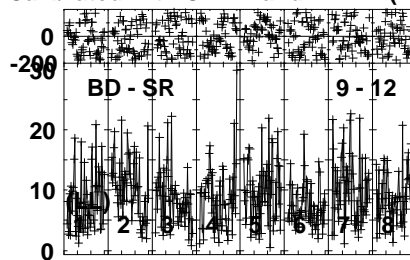
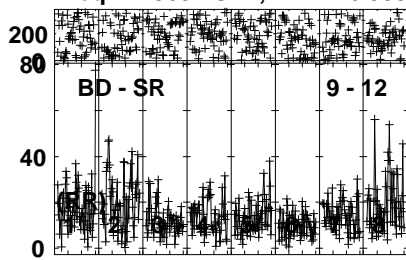


Lower frame: Milli Ampl Jy Top frame: Phas deg
Vector averaged cross-power spectrum Several baselines displayed
Timerange: 00/17:03:20 to 00/17:09:18

Plot file version 34 created 04-JUN-2021 12:09:56

R200120 D EK048F 2.UVDATA.1

Freq = 1.3602 GHz, Bw = 16.000 MH Calibrated with CL # 4 and BP # 1 (BP mode 1)

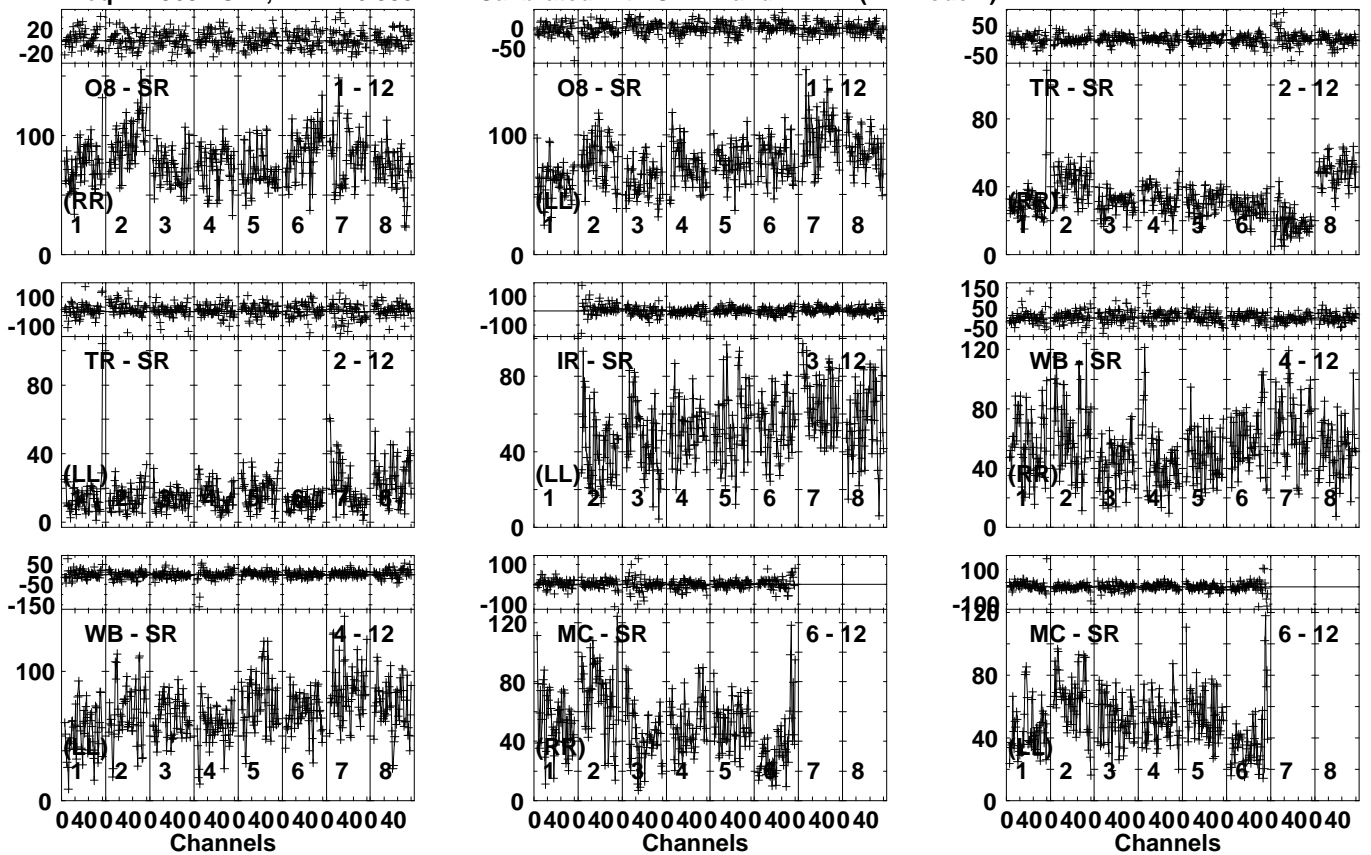


Lower frame: Milli Ampl Jy Top frame: Phas deg
Vector averaged cross-power spectrum Several baselines displayed
Timerange: 00/17:03:20 to 00/17:09:18

Plot file version 35 created 04-JUN-2021 12:09:57

J0955+6903 EK048F 2.UVDATA.1

Freq = 1.3602 GHz, Bw = 16.000 MH Calibrated with CL # 4 and BP # 1 (BP mode 1)

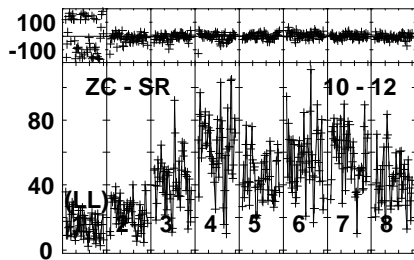
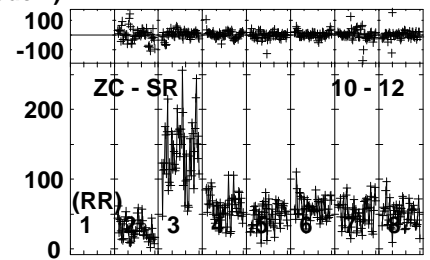
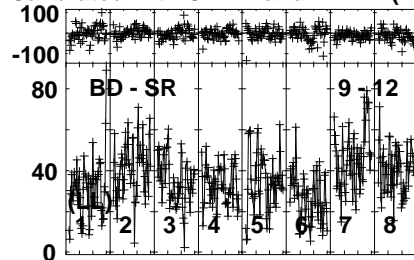
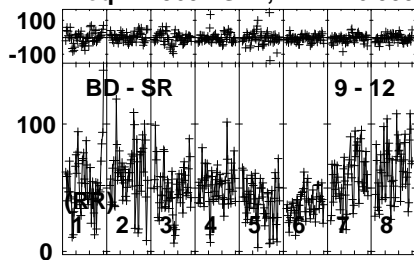


Lower frame: Milli Ampl Jy Top frame: Phas deg
Vector averaged cross-power spectrum Several baselines displayed
Timerange: 00/17:09:44 to 00/17:11:12

Plot file version 36 created 04-JUN-2021 12:09:57

J0955+6903 EK048F 2.UVDATA.1

Freq = 1.3602 GHz, Bw = 16.000 MH Calibrated with CL # 4 and BP # 1 (BP mode 1)

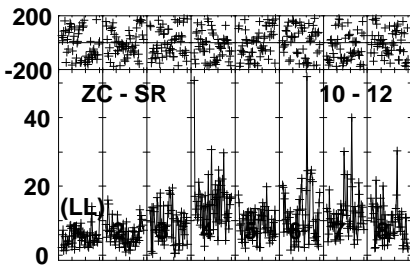
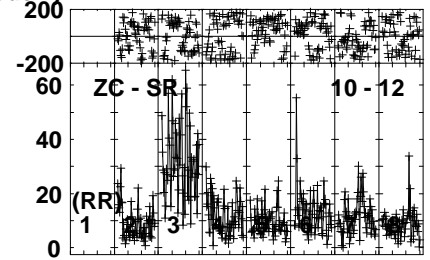
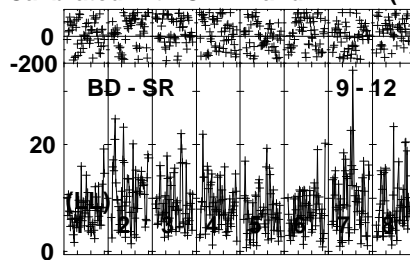
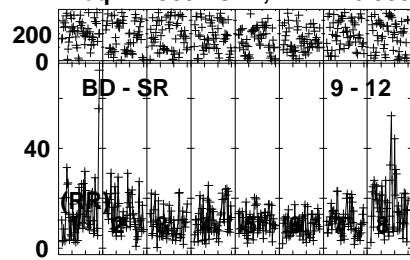


Lower frame: Milli Ampl Jy Top frame: Phas deg
Vector averaged cross-power spectrum Several baselines displayed
Timerange: 00/17:09:44 to 00/17:11:12

Plot file version 38 created 04-JUN-2021 12:09:58

R200120 D EK048F 2.UVDATA.1

Freq = 1.3602 GHz, Bw = 16.000 MH Calibrated with CL # 4 and BP # 1 (BP mode 1)



Lower frame: Milli Ampl Jy Top frame: Phas deg

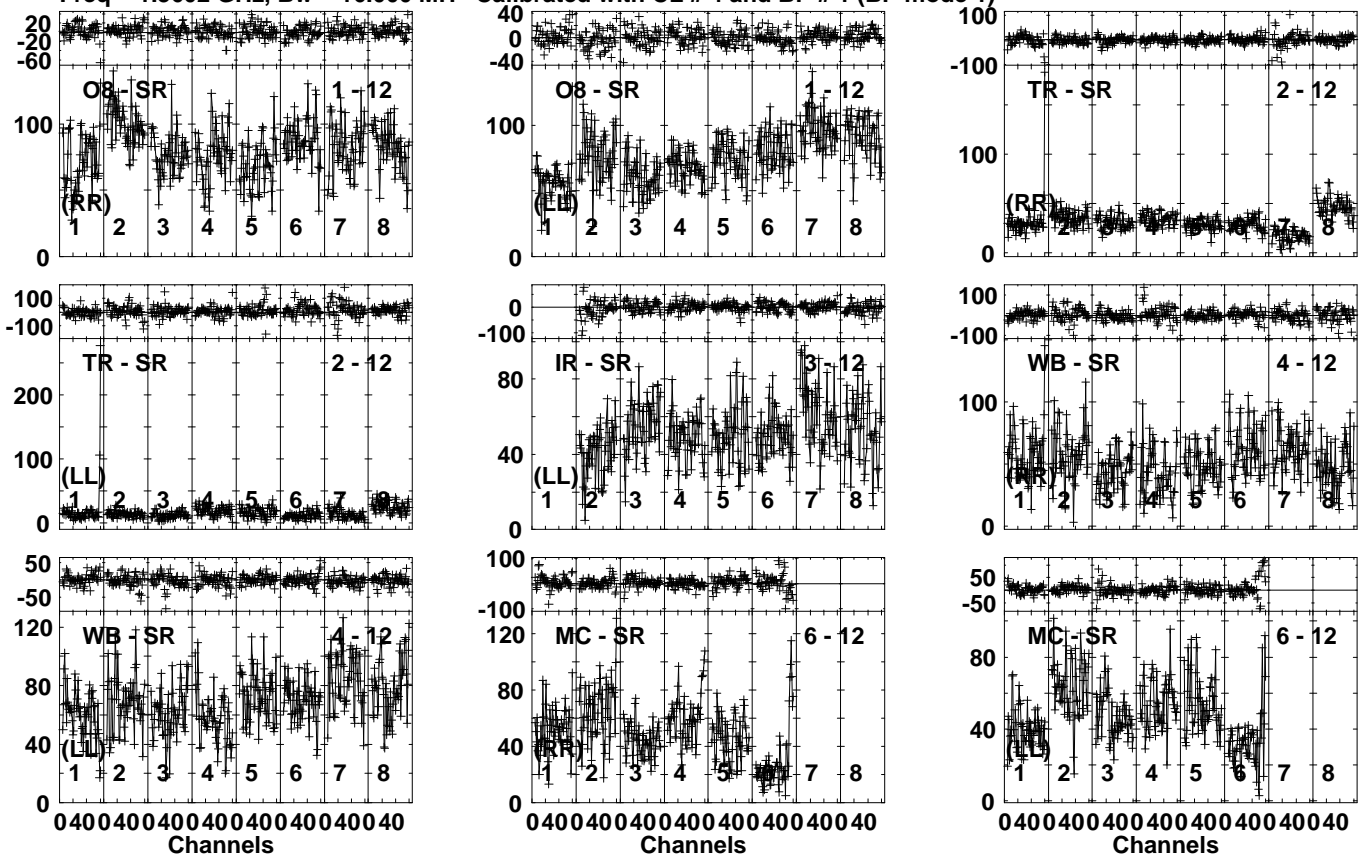
Vector averaged cross-power spectrum Several baselines displayed

Timerange: 00/17:11:14 to 00/17:17:12

Plot file version 39 created 04-JUN-2021 12:09:58

J0955+6903 EK048F 2.UVDATA.1

Freq = 1.3602 GHz, Bw = 16.000 MH Calibrated with CL # 4 and BP # 1 (BP mode 1)

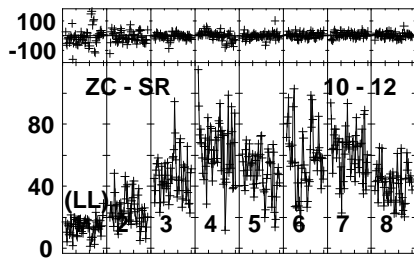
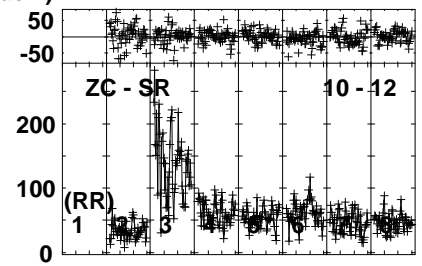
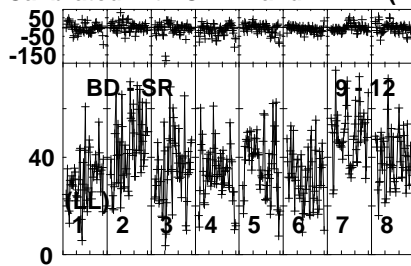
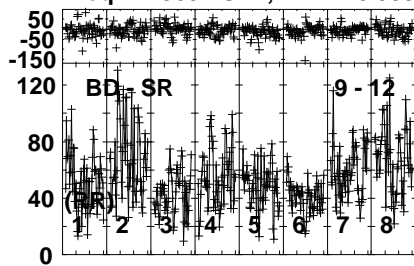


Lower frame: Milli Ampl Jy Top frame: Phas deg
Vector averaged cross-power spectrum Several baselines displayed
Timerange: 00/17:17:14 to 00/17:19:12

Plot file version 40 created 04-JUN-2021 12:09:58

J0955+6903 EK048F 2.UVDATA.1

Freq = 1.3602 GHz, Bw = 16.000 MH Calibrated with CL # 4 and BP # 1 (BP mode 1)

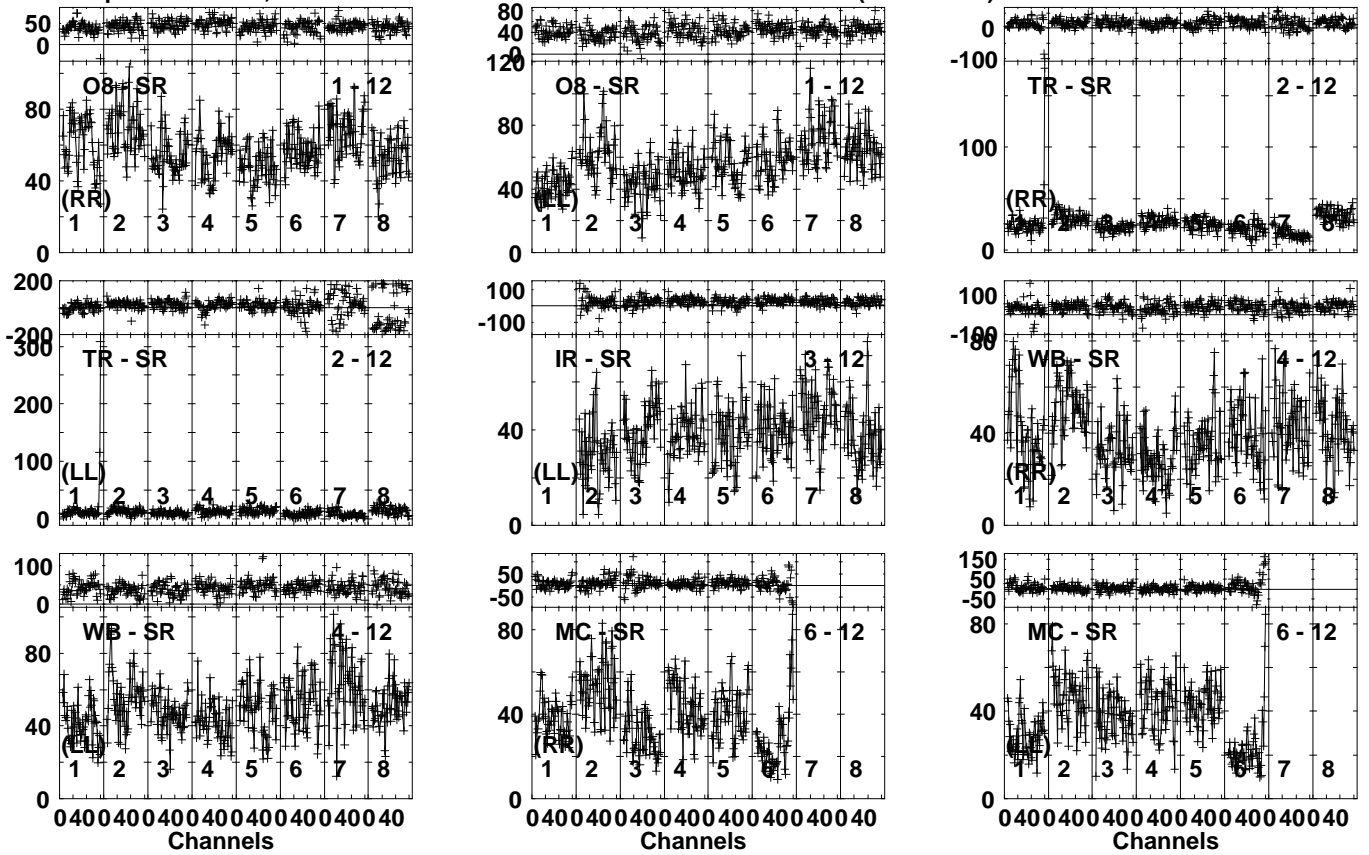


Lower frame: Milli Ampl Jy Top frame: Phas deg
Vector averaged cross-power spectrum Several baselines displayed
Timerange: 00/17:17:14 to 00/17:19:12

Plot file version 41 created 04-JUN-2021 12:09:59

J1003+6813 EK048F 2.UVDATA.1

Freq = 1.3602 GHz, Bw = 16.000 MH Calibrated with CL # 4 and BP # 1 (BP mode 1)

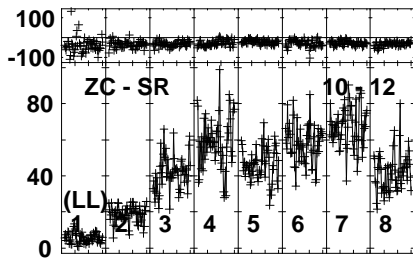
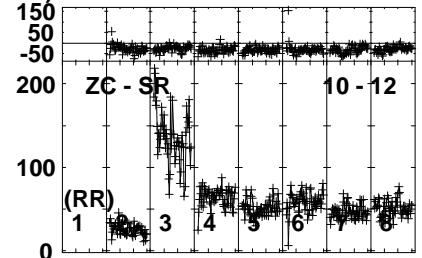
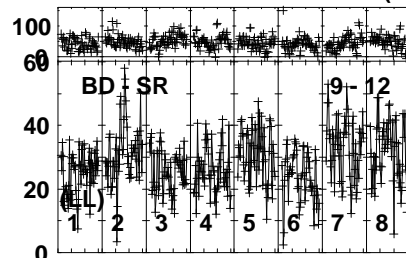
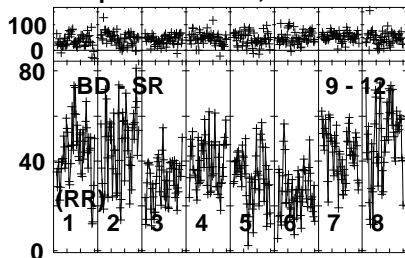


Lower frame: Milli Ampl Jy Top frame: Phas deg
Vector averaged cross-power spectrum Several baselines displayed
Timerange: 00/17:19:14 to 00/17:22:42

Plot file version 42 created 04-JUN-2021 12:09:59

J1003+6813 EK048F 2.UVDATA.1

Freq = 1.3602 GHz, Bw = 16.000 MH Calibrated with CL # 4 and BP # 1 (BP mode 1)

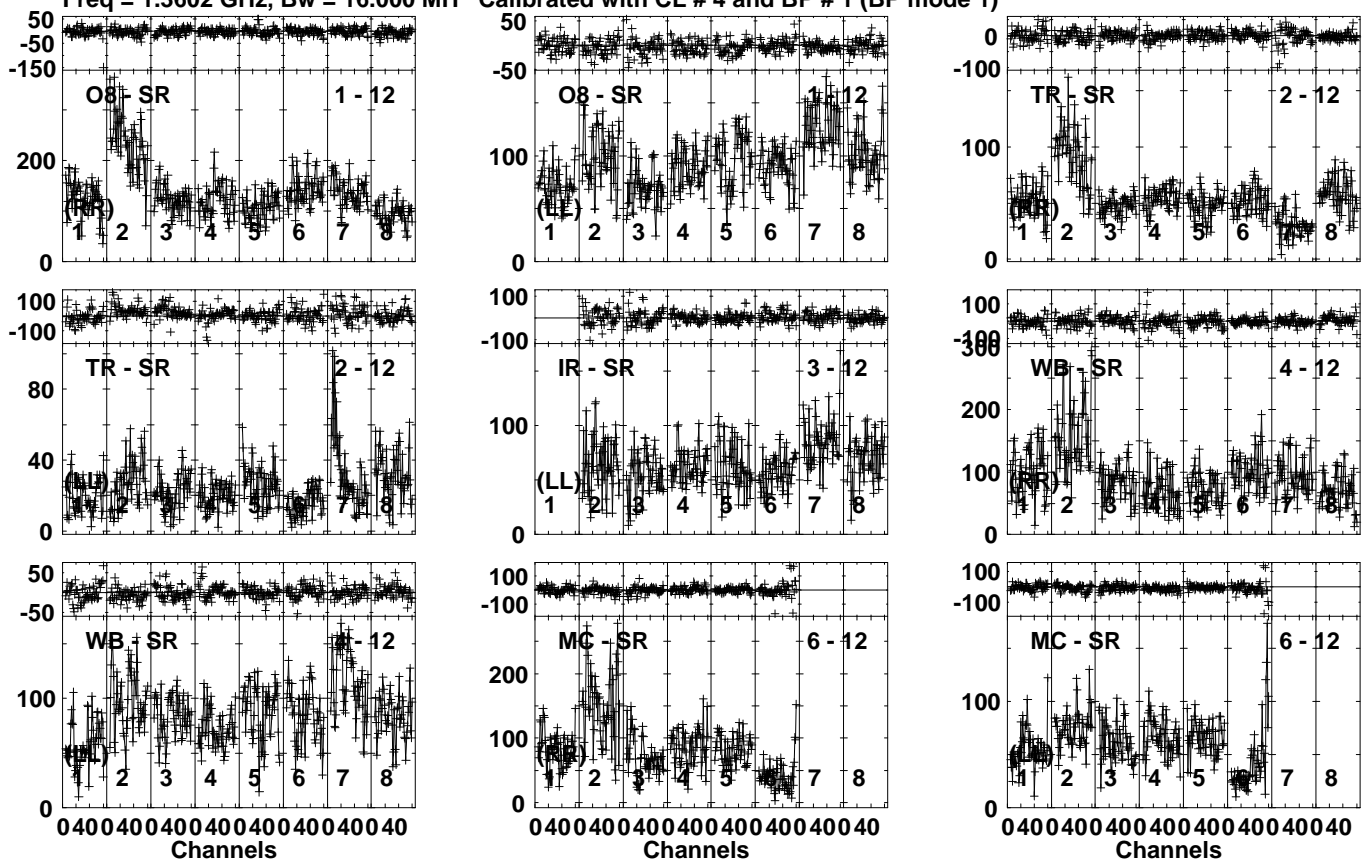


Lower frame: Milli Ampl Jy Top frame: Phas deg
Vector averaged cross-power spectrum Several baselines displayed
Timerange: 00/17:19:14 to 00/17:22:42

Plot file version 43 created 04-JUN-2021 12:09:59

J0955+6903 EK048F 2.UVDATA.1

Freq = 1.3602 GHz, Bw = 16.000 MH Calibrated with CL # 4 and BP # 1 (BP mode 1)

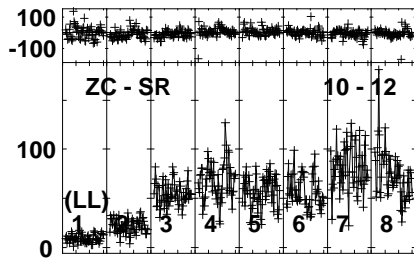
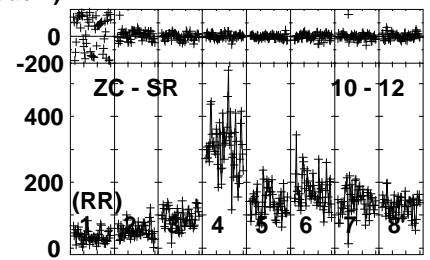
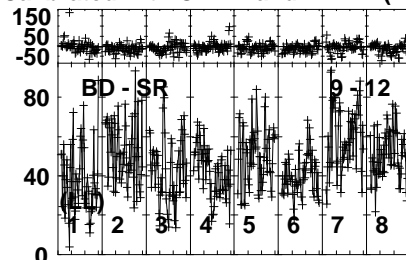
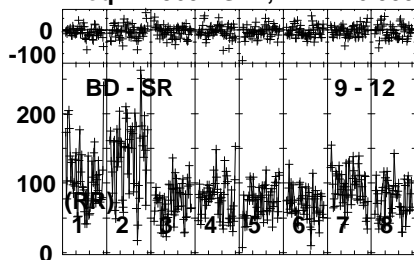


Lower frame: Milli Ampl Jy Top frame: Phas deg
Vector averaged cross-power spectrum Several baselines displayed
Timerange: 00/17:23:12 to 00/17:24:40

Plot file version 44 created 04-JUN-2021 12:10:00

J0955+6903 EK048F 2.UVDATA.1

Freq = 1.3602 GHz, Bw = 16.000 MH Calibrated with CL # 4 and BP # 1 (BP mode 1)

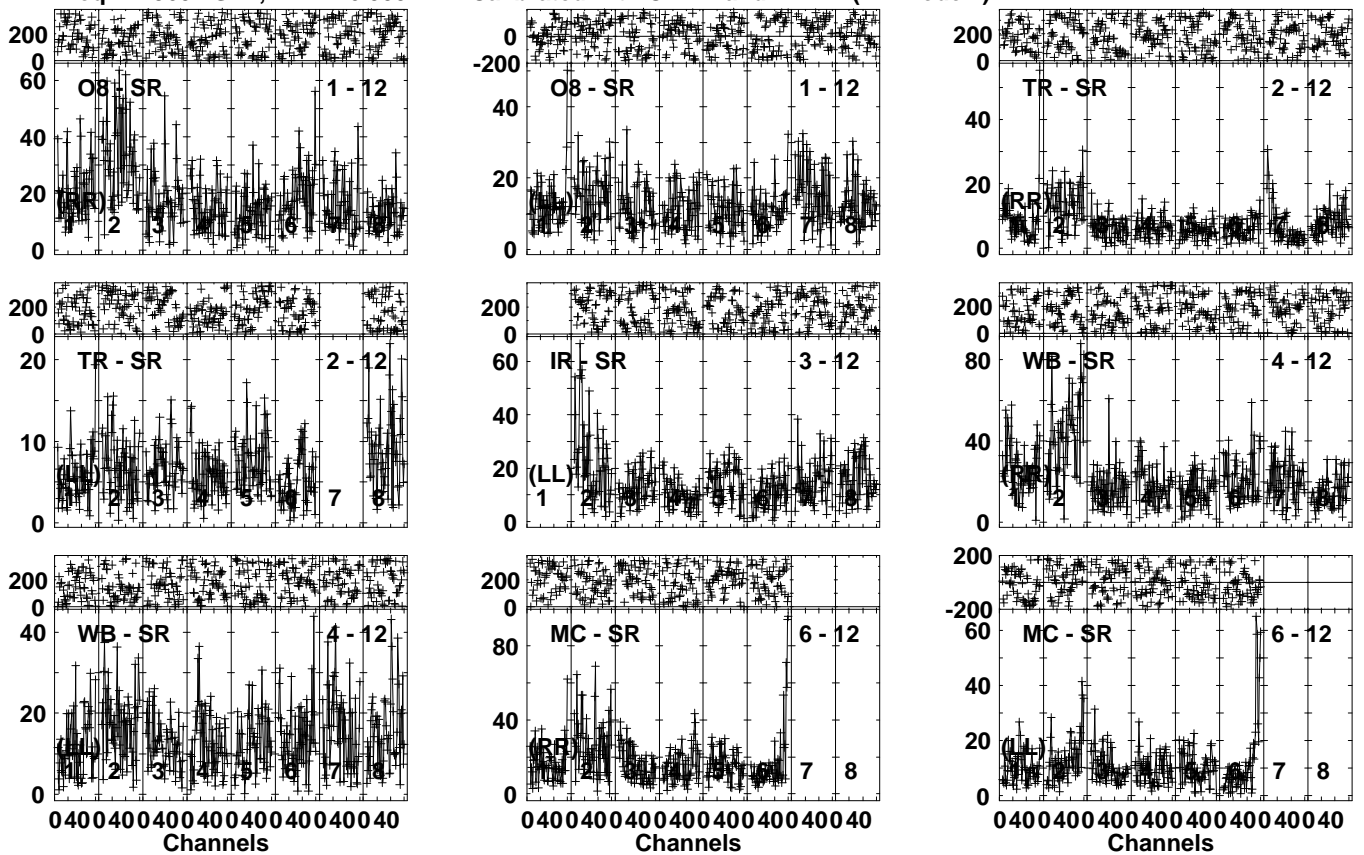


Lower frame: Milli Ampl Jy Top frame: Phas deg
Vector averaged cross-power spectrum Several baselines displayed
Timerange: 00/17:23:12 to 00/17:24:40

Plot file version 45 created 04-JUN-2021 12:10:00

R200120 D EK048F 2.UVDATA.1

Freq = 1.3602 GHz, Bw = 16.000 MH Calibrated with CL # 4 and BP # 1 (BP mode 1)

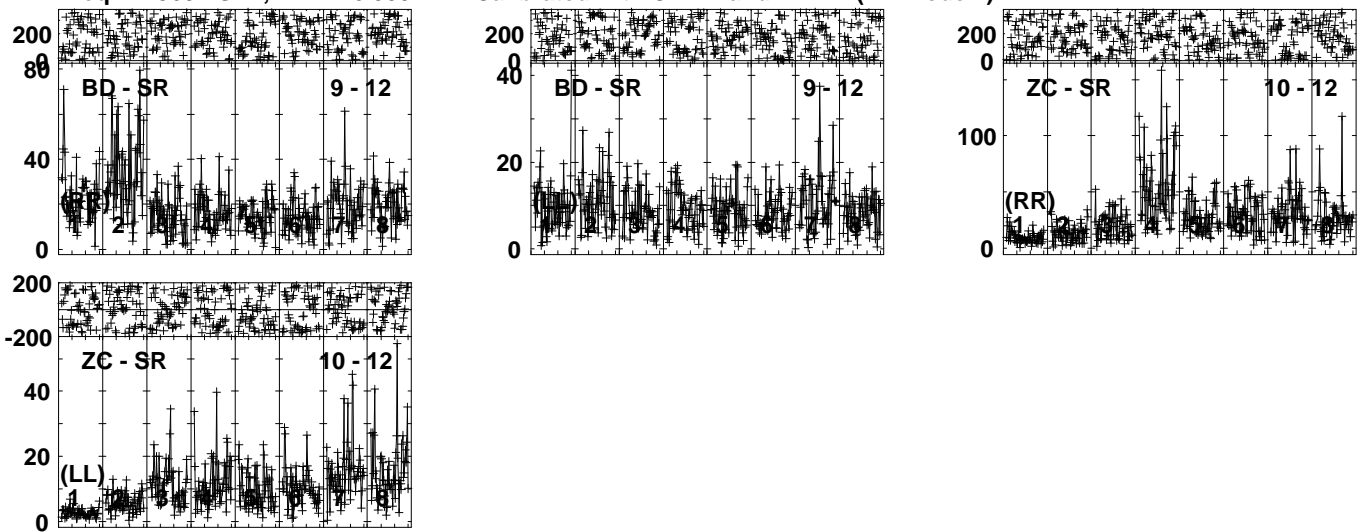


Lower frame: Milli Ampl Jy Top frame: Phas deg
Vector averaged cross-power spectrum Several baselines displayed
Timerange: 00/17:24:42 to 00/17:31:10

Plot file version 46 created 04-JUN-2021 12:10:00

R200120 D EK048F 2.UVDATA.1

Freq = 1.3602 GHz, Bw = 16.000 MH Calibrated with CL # 4 and BP # 1 (BP mode 1)



Lower frame: Milli Ampl Jy Top frame: Phas deg

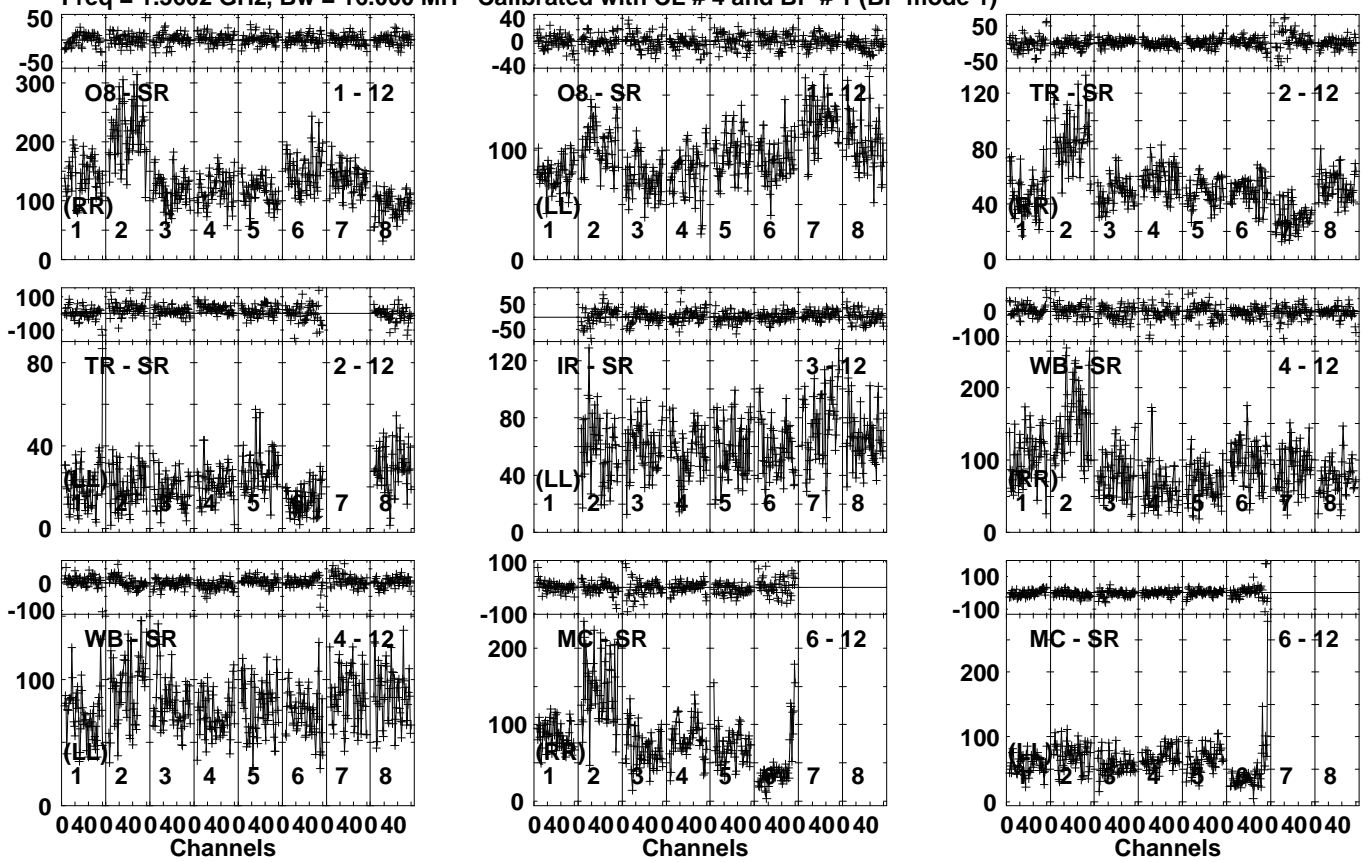
Vector averaged cross-power spectrum Several baselines displayed

Timerange: 00/17:24:42 to 00/17:31:10

Plot file version 47 created 04-JUN-2021 12:10:01

J0955+6903 EK048F 2.UVDATA.1

Freq = 1.3602 GHz, Bw = 16.000 MH Calibrated with CL # 4 and BP # 1 (BP mode 1)

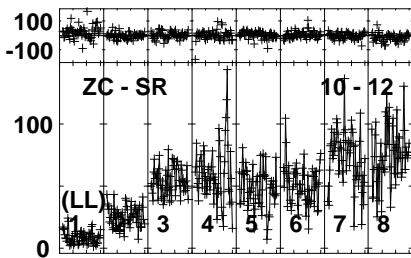
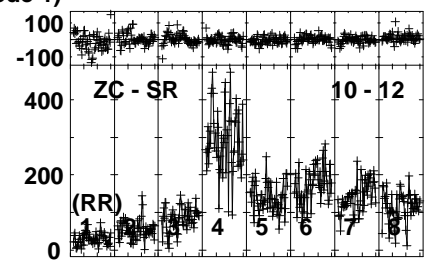
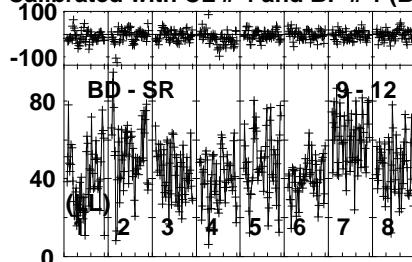
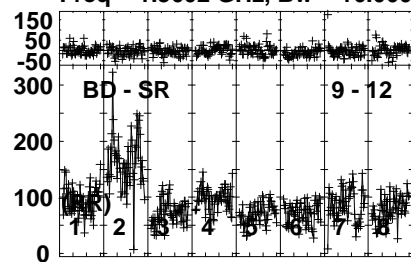


Lower frame: Milli Ampl Jy Top frame: Phas deg
Vector averaged cross-power spectrum Several baselines displayed
Timerange: 00/17:31:12 to 00/17:33:10

Plot file version 48 created 04-JUN-2021 12:10:01

J0955+6903 EK048F 2.UVDATA.1

Freq = 1.3602 GHz, Bw = 16.000 MH Calibrated with CL # 4 and BP # 1 (BP mode 1)

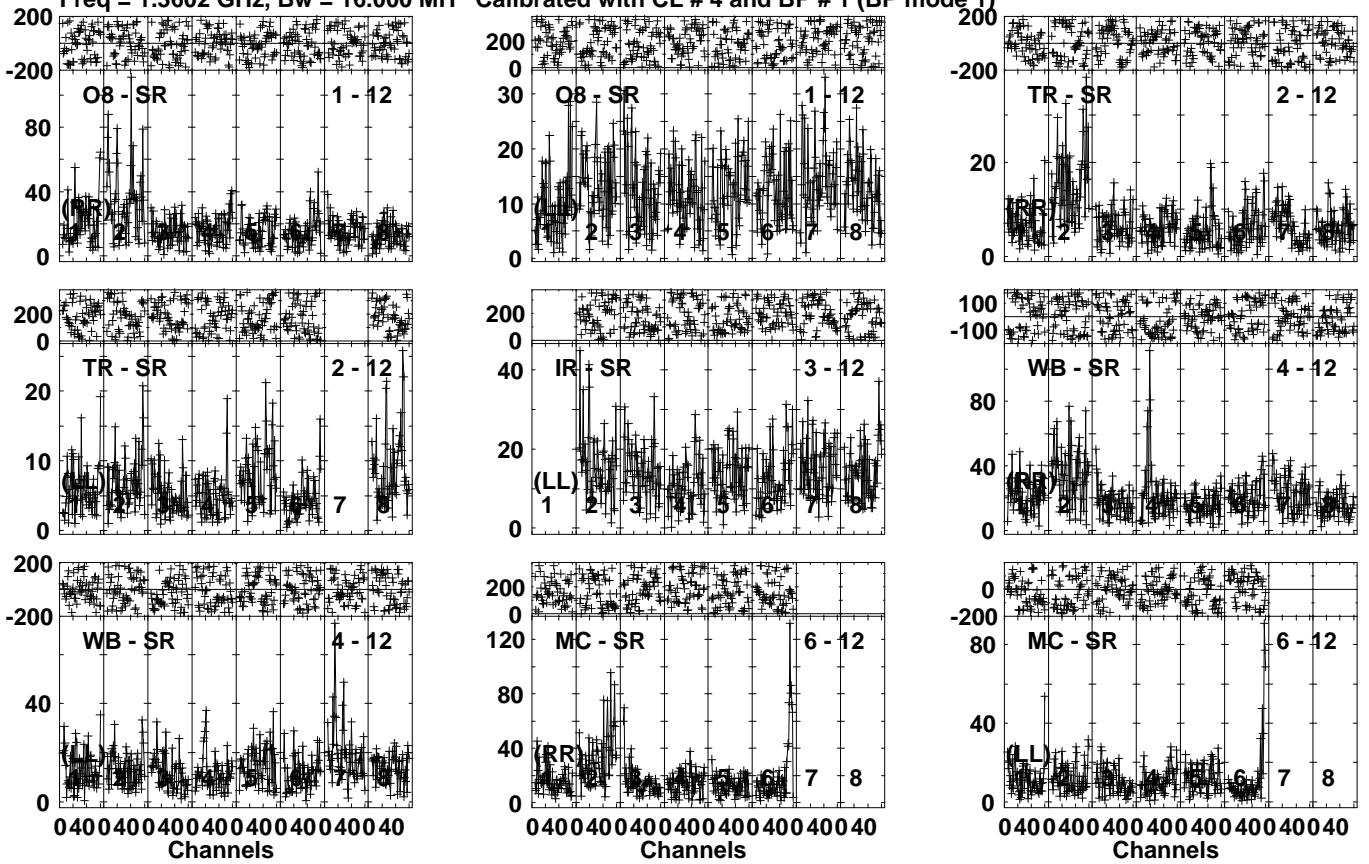


Lower frame: Milli Ampl Jy Top frame: Phas deg
Vector averaged cross-power spectrum Several baselines displayed
Timerange: 00/17:31:12 to 00/17:33:10

Plot file version 49 created 04-JUN-2021 12:10:01

R200120 D EK048F 2.UVDATA.1

Freq = 1.3602 GHz, Bw = 16.000 MH Calibrated with CL # 4 and BP # 1 (BP mode 1)

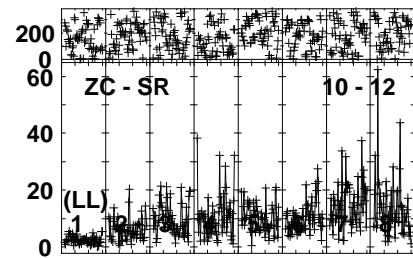
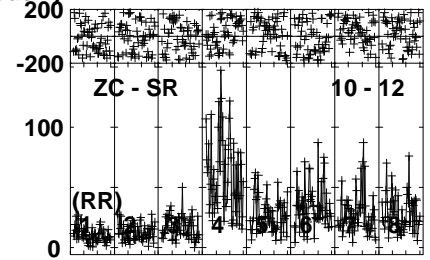
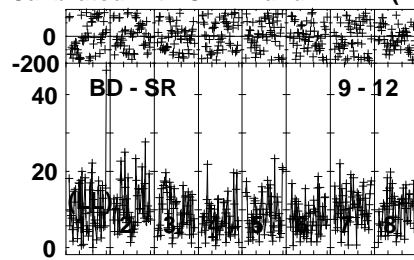
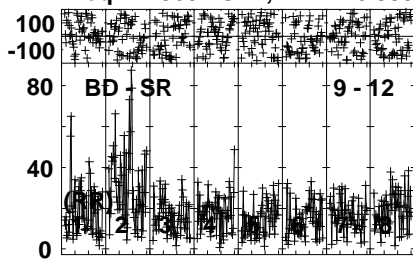


Lower frame: Milli Ampl Jy Top frame: Phas deg
Vector averaged cross-power spectrum Several baselines displayed
Timerange: 00/17:33:12 to 00/17:39:40

Plot file version 50 created 04-JUN-2021 12:10:02

R200120 D EK048F 2.UVDATA.1

Freq = 1.3602 GHz, Bw = 16.000 MH Calibrated with CL # 4 and BP # 1 (BP mode 1)

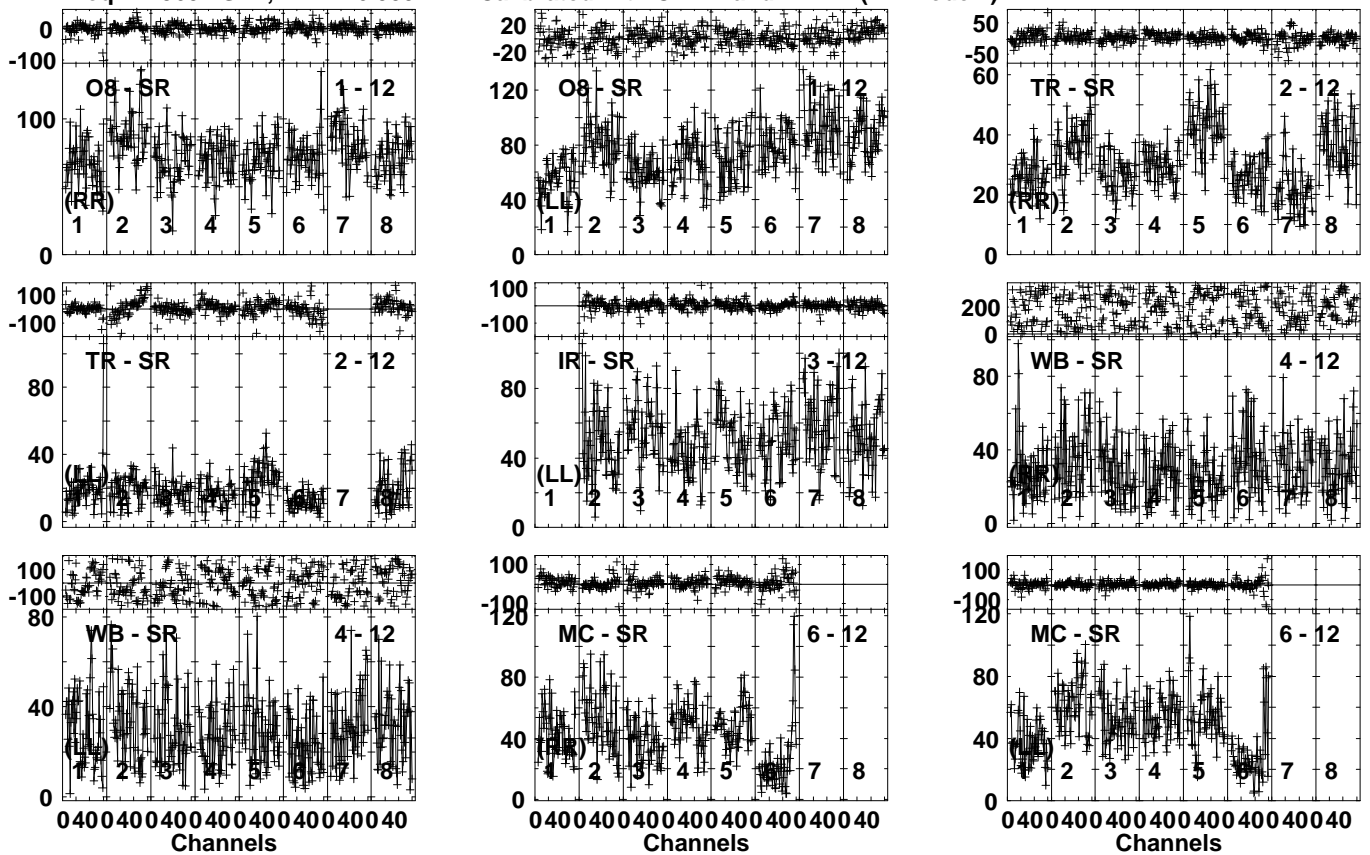


Lower frame: Milli Ampl Jy Top frame: Phas deg
Vector averaged cross-power spectrum Several baselines displayed
Timerange: 00/17:33:12 to 00/17:39:40

Plot file version 51 created 04-JUN-2021 12:10:02

J0955+6903 EK048F 2.UVDATA.1

Freq = 1.3602 GHz, Bw = 16.000 MH Calibrated with CL # 4 and BP # 1 (BP mode 1)

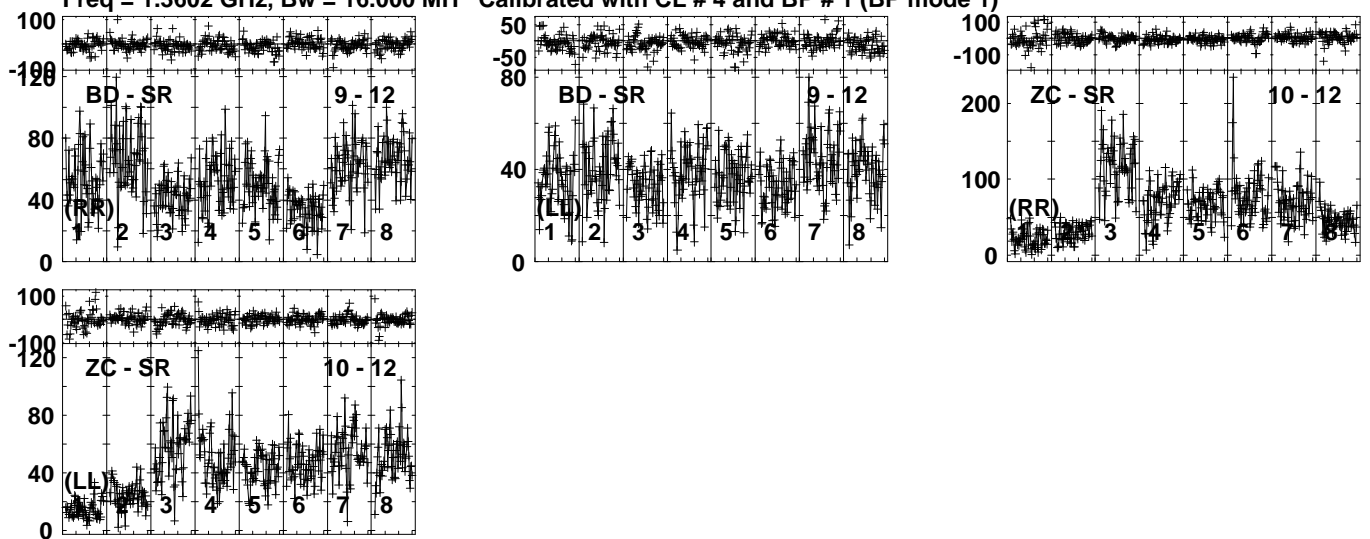


Lower frame: Milli Ampl Jy Top frame: Phas deg
Vector averaged cross-power spectrum Several baselines displayed
Timerange: 00/17:40:06 to 00/17:41:34

Plot file version 52 created 04-JUN-2021 12:10:02

J0955+6903 EK048F 2.UVDATA.1

Freq = 1.3602 GHz, Bw = 16.000 MH Calibrated with CL # 4 and BP # 1 (BP mode 1)

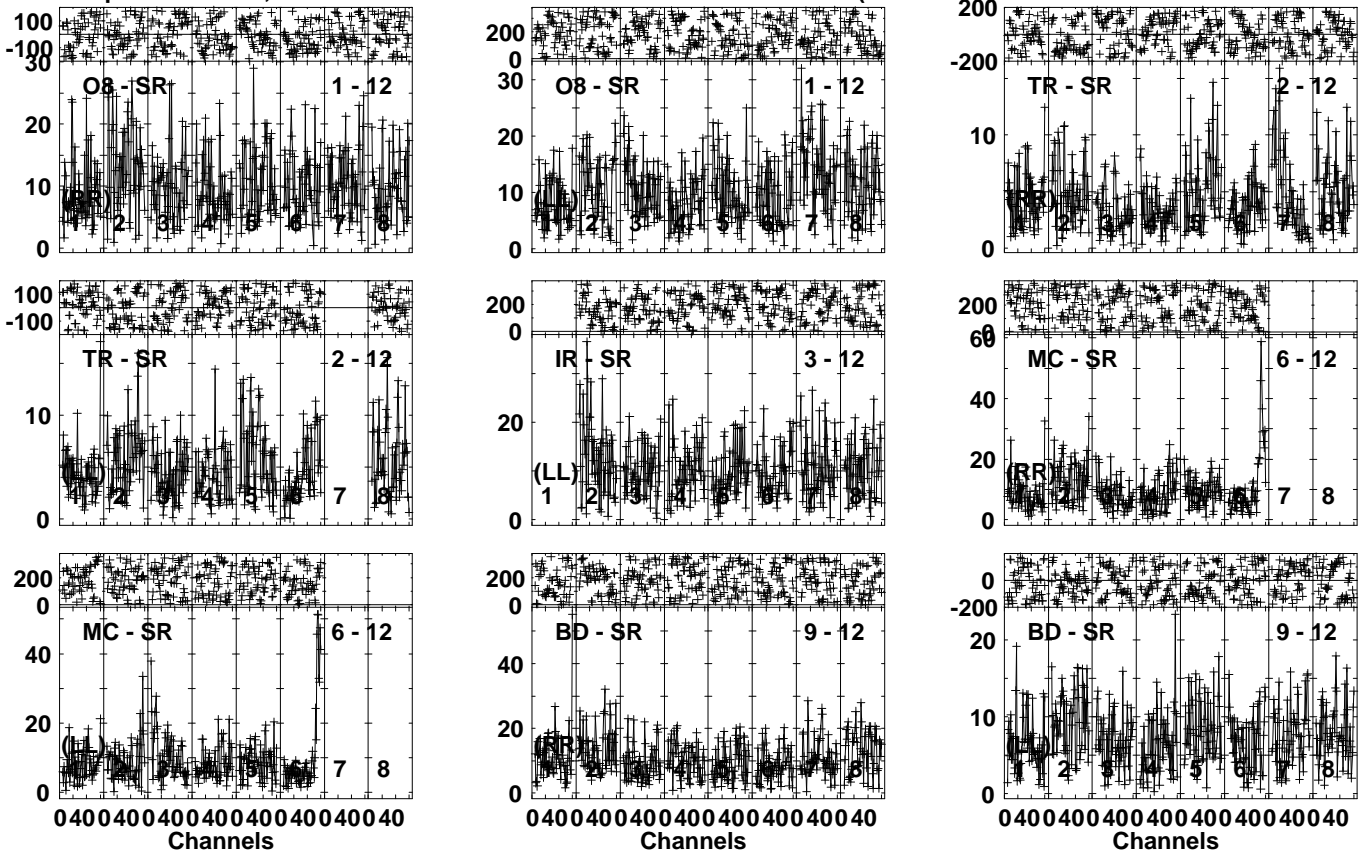


Lower frame: Milli Ampl Jy Top frame: Phas deg
Vector averaged cross-power spectrum Several baselines displayed
Timerange: 00/17:40:06 to 00/17:41:34

Plot file version 53 created 04-JUN-2021 12:10:03

R200120 D EK048F 2.UVDATA.1

Freq = 1.3602 GHz, Bw = 16.000 MH Calibrated with CL # 4 and BP # 1 (BP mode 1)

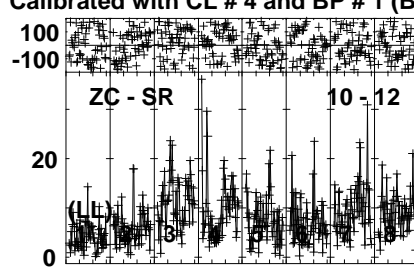
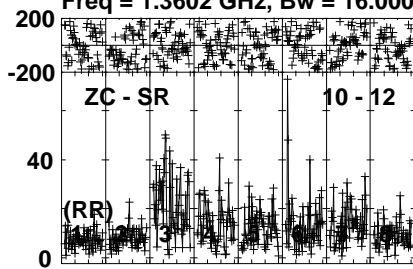


Lower frame: Milli Ampl Jy Top frame: Phas deg
Vector averaged cross-power spectrum Several baselines displayed
Timerange: 00/17:41:36 to 00/17:48:04

Plot file version 54 created 04-JUN-2021 12:10:03

R200120 D EK048F 2.UVDATA.1

Freq = 1.3602 GHz, Bw = 16.000 MH Calibrated with CL # 4 and BP # 1 (BP mode 1)

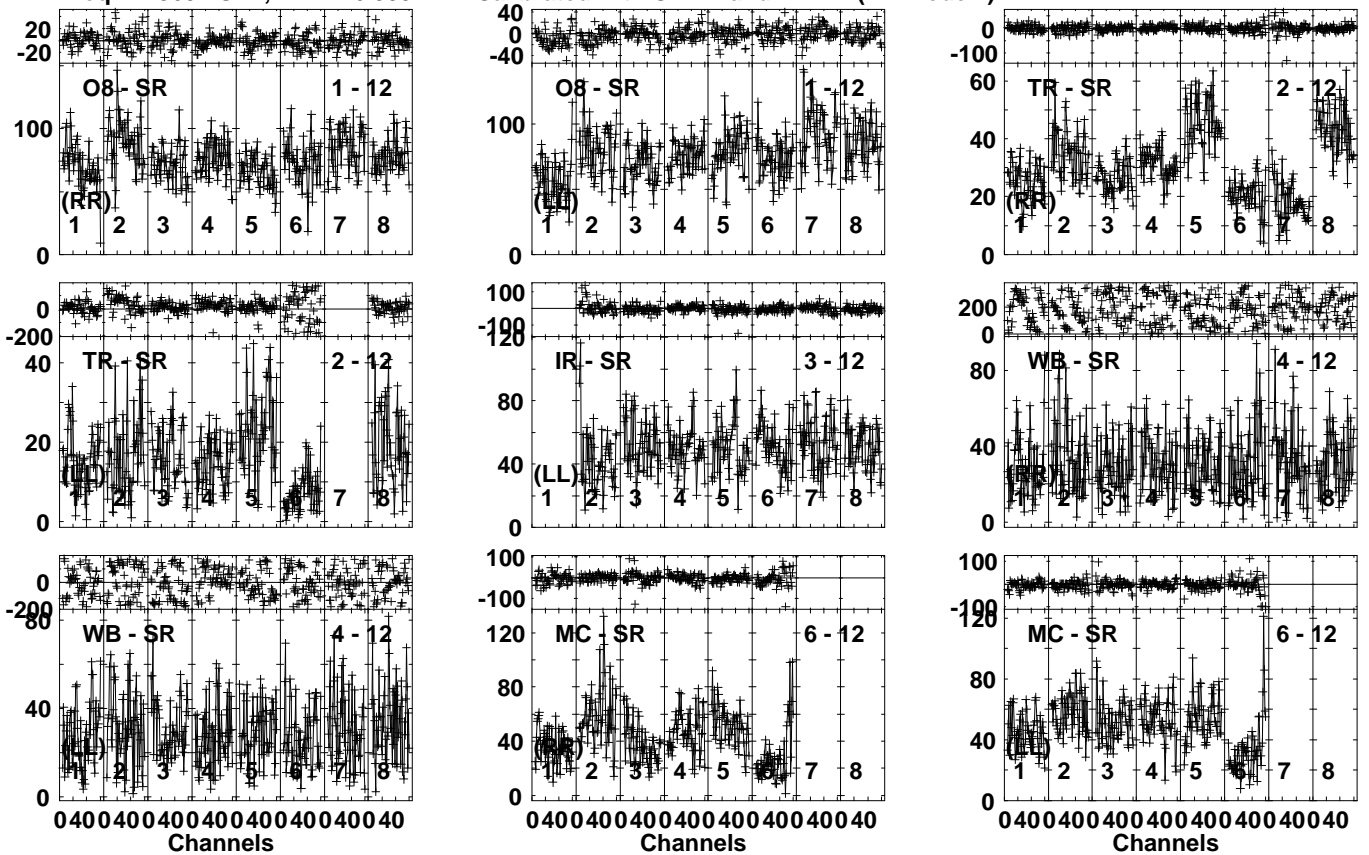


Lower frame: Milli Ampl Jy Top frame: Phas deg
Vector averaged cross-power spectrum Several baselines displayed
Timerange: 00/17:41:36 to 00/17:48:04

Plot file version 55 created 04-JUN-2021 12:10:03

J0955+6903 EK048F 2.UVDATA.1

Freq = 1.3602 GHz, Bw = 16.000 MH Calibrated with CL # 4 and BP # 1 (BP mode 1)

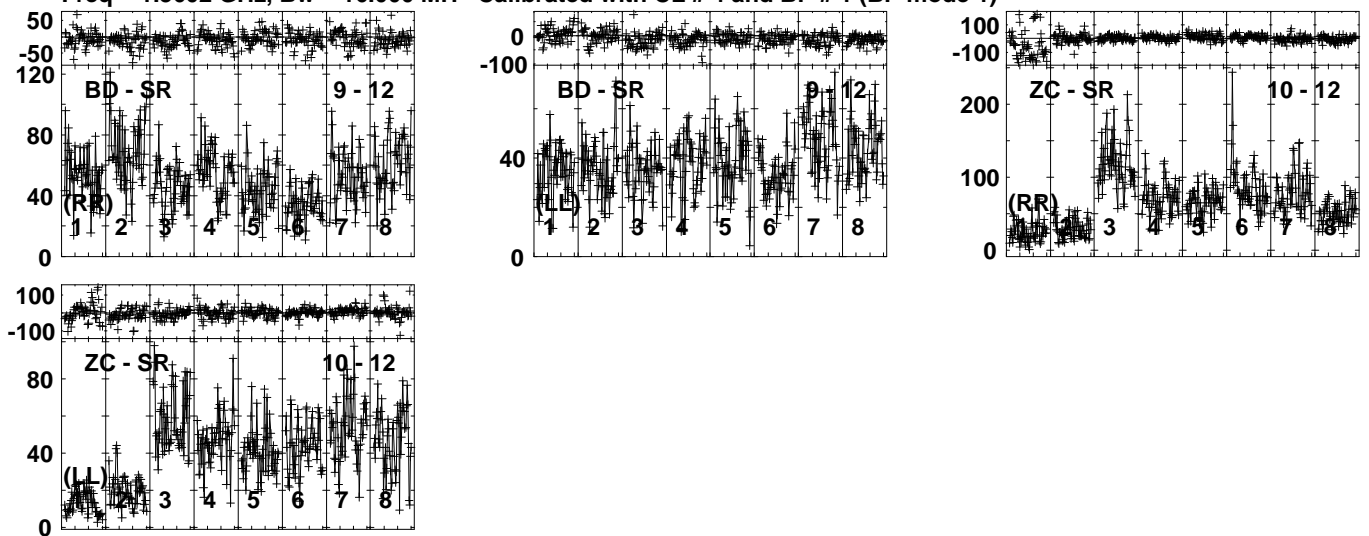


Lower frame: Milli Ampl Jy Top frame: Phas deg
Vector averaged cross-power spectrum Several baselines displayed
Timerange: 00/17:48:06 to 00/17:50:04

Plot file version 56 created 04-JUN-2021 12:10:04

J0955+6903 EK048F 2.UVDATA.1

Freq = 1.3602 GHz, Bw = 16.000 MH Calibrated with CL # 4 and BP # 1 (BP mode 1)

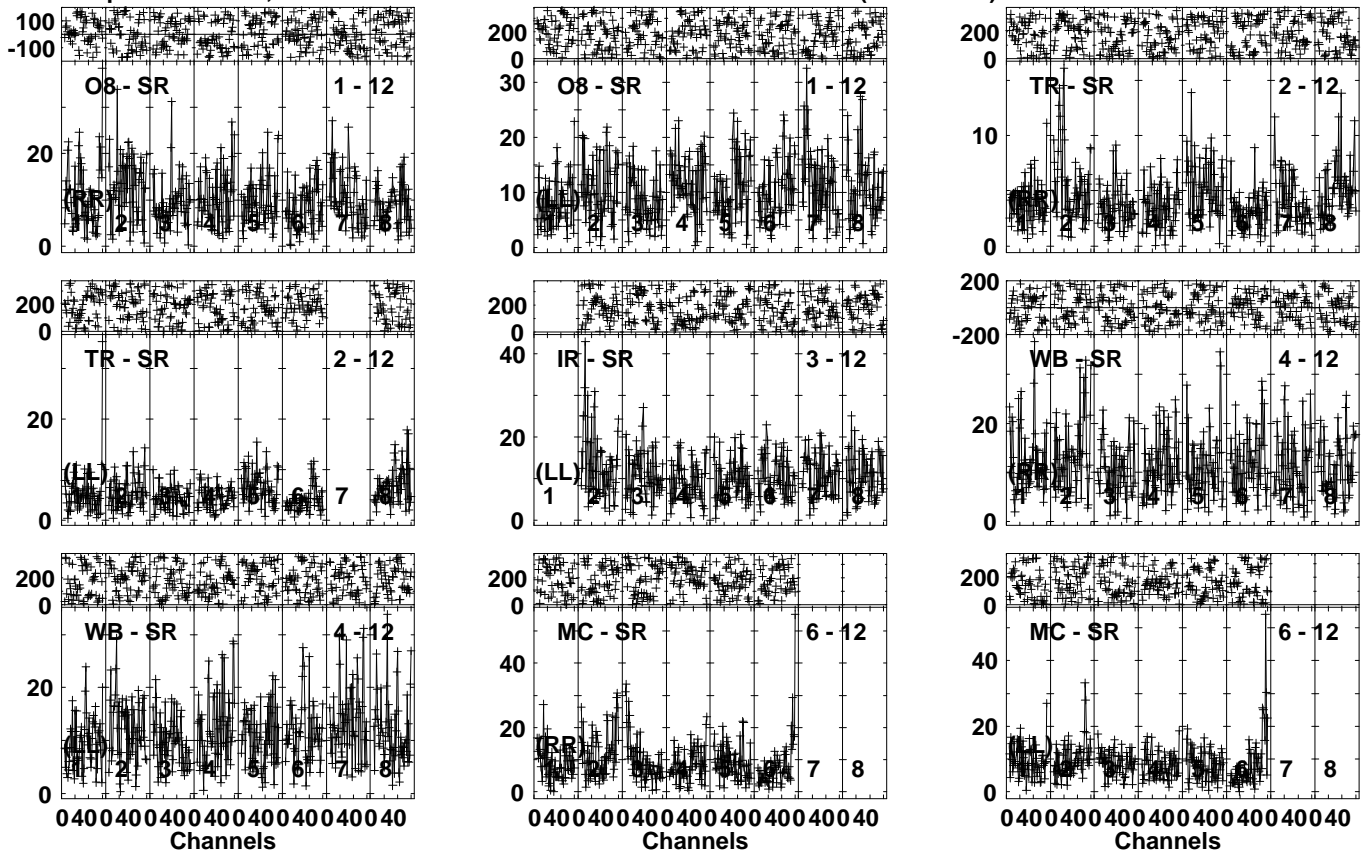


Lower frame: Milli Ampl Jy Top frame: Phas deg
Vector averaged cross-power spectrum Several baselines displayed
Timerange: 00/17:48:06 to 00/17:50:04

Plot file version 57 created 04-JUN-2021 12:10:04

R200120 D EK048F 2.UVDATA.1

Freq = 1.3602 GHz, Bw = 16.000 MH Calibrated with CL # 4 and BP # 1 (BP mode 1)

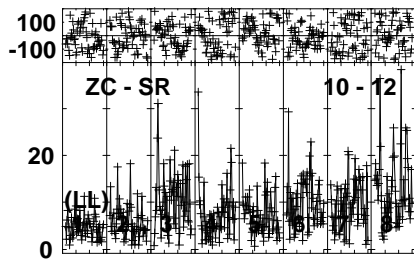
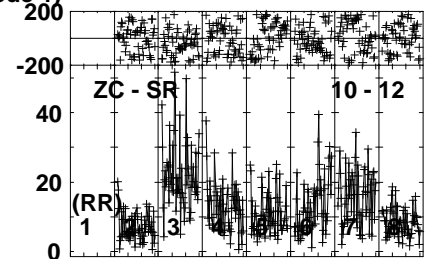
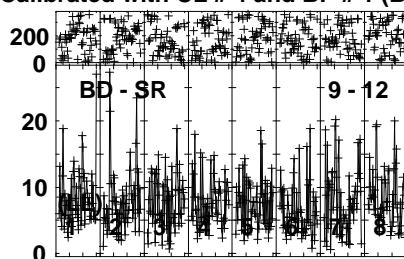
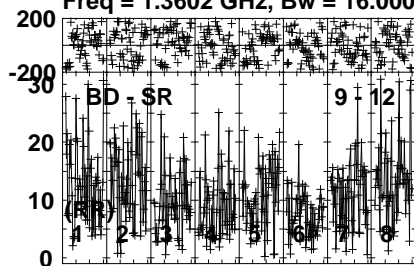


Lower frame: Milli Ampl Jy Top frame: Phas deg
Vector averaged cross-power spectrum Several baselines displayed
Timerange: 00/17:50:06 to 00/17:56:34

Plot file version 58 created 04-JUN-2021 12:10:04

R200120 D EK048F 2.UVDATA.1

Freq = 1.3602 GHz, Bw = 16.000 MH Calibrated with CL # 4 and BP # 1 (BP mode 1)

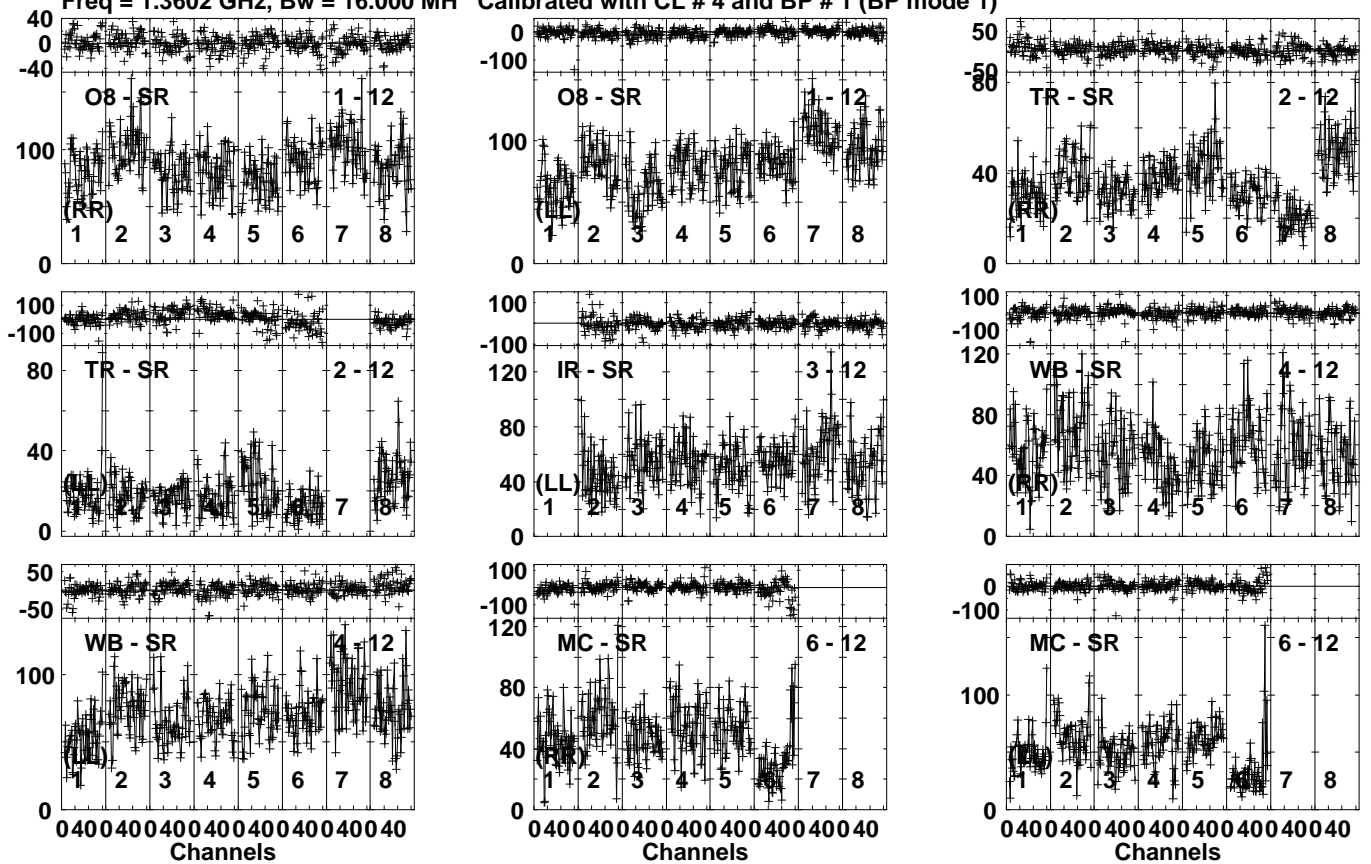


Lower frame: Milli Ampl Jy Top frame: Phas deg
Vector averaged cross-power spectrum Several baselines displayed
Timerange: 00/17:50:06 to 00/17:56:34

Plot file version 59 created 04-JUN-2021 12:10:05

J0955+6903 EK048F 2.UVDATA.1

Freq = 1.3602 GHz, Bw = 16.000 MH Calibrated with CL # 4 and BP # 1 (BP mode 1)

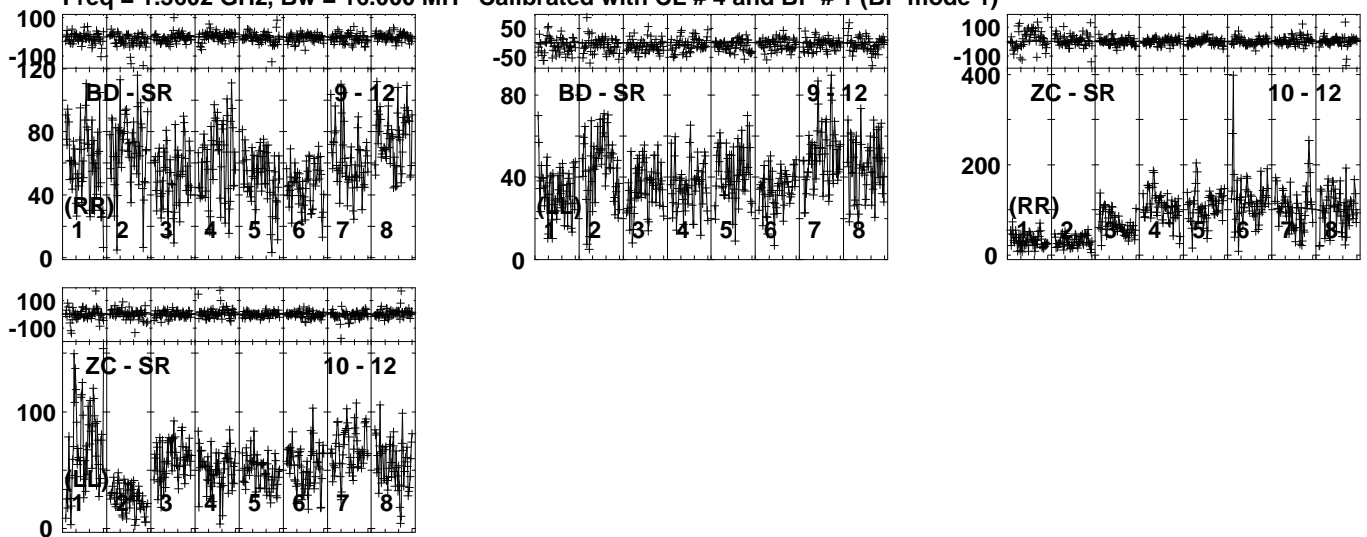


Lower frame: Milli Ampl Jy Top frame: Phas deg
Vector averaged cross-power spectrum Several baselines displayed
Timerange: 00/17:57:00 to 00/17:58:28

Plot file version 60 created 04-JUN-2021 12:10:05

J0955+6903 EK048F 2.UVDATA.1

Freq = 1.3602 GHz, Bw = 16.000 MH Calibrated with CL # 4 and BP # 1 (BP mode 1)

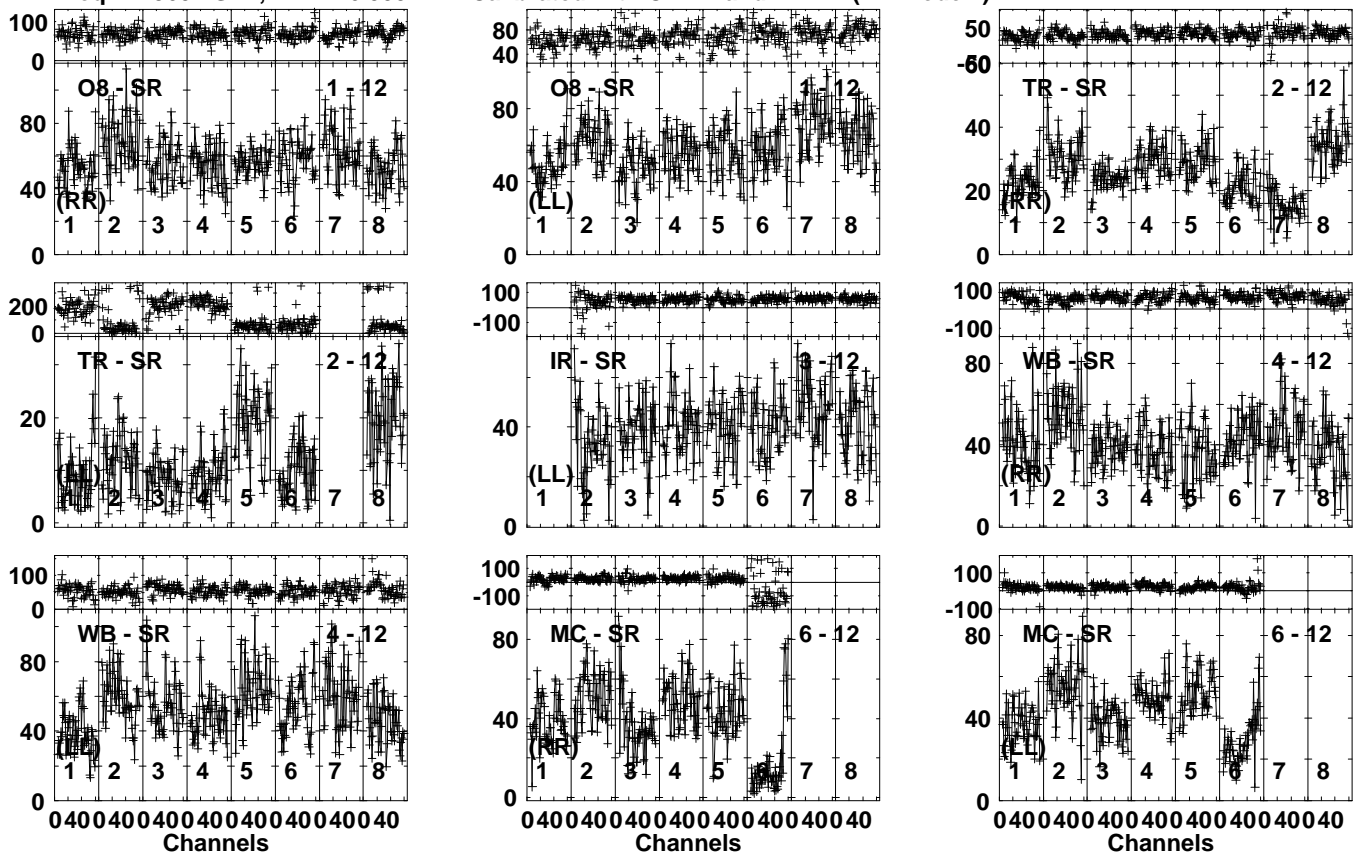


Lower frame: Milli Ampl Jy Top frame: Phas deg
Vector averaged cross-power spectrum Several baselines displayed
Timerange: 00/17:57:00 to 00/17:58:28

Plot file version 61 created 04-JUN-2021 12:10:05

J1003+6813 EK048F 2.UVDATA.1

Freq = 1.3602 GHz, Bw = 16.000 MH Calibrated with CL # 4 and BP # 1 (BP mode 1)

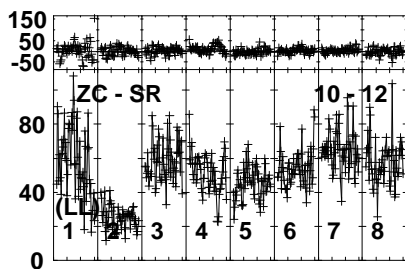
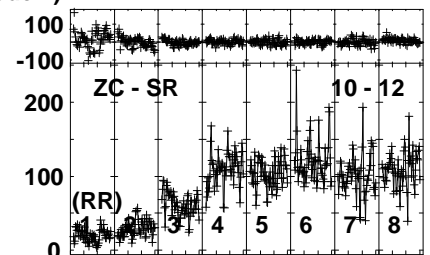
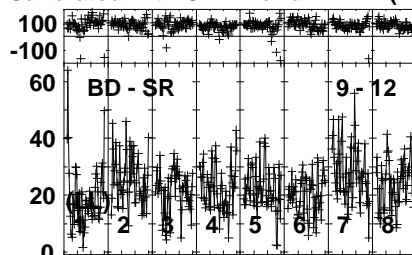
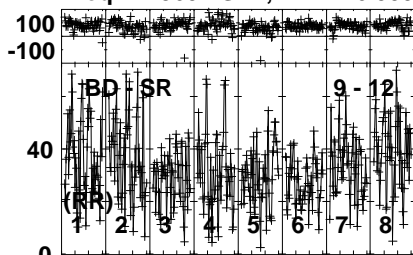


Lower frame: Milli Ampl Jy Top frame: Phas deg
Vector averaged cross-power spectrum Several baselines displayed
Timerange: 00:17:58:30 to 00:18:01:58

Plot file version 62 created 04-JUN-2021 12:10:06

J1003+6813 EK048F 2.UVDATA.1

Freq = 1.3602 GHz, Bw = 16.000 MH Calibrated with CL # 4 and BP # 1 (BP mode 1)

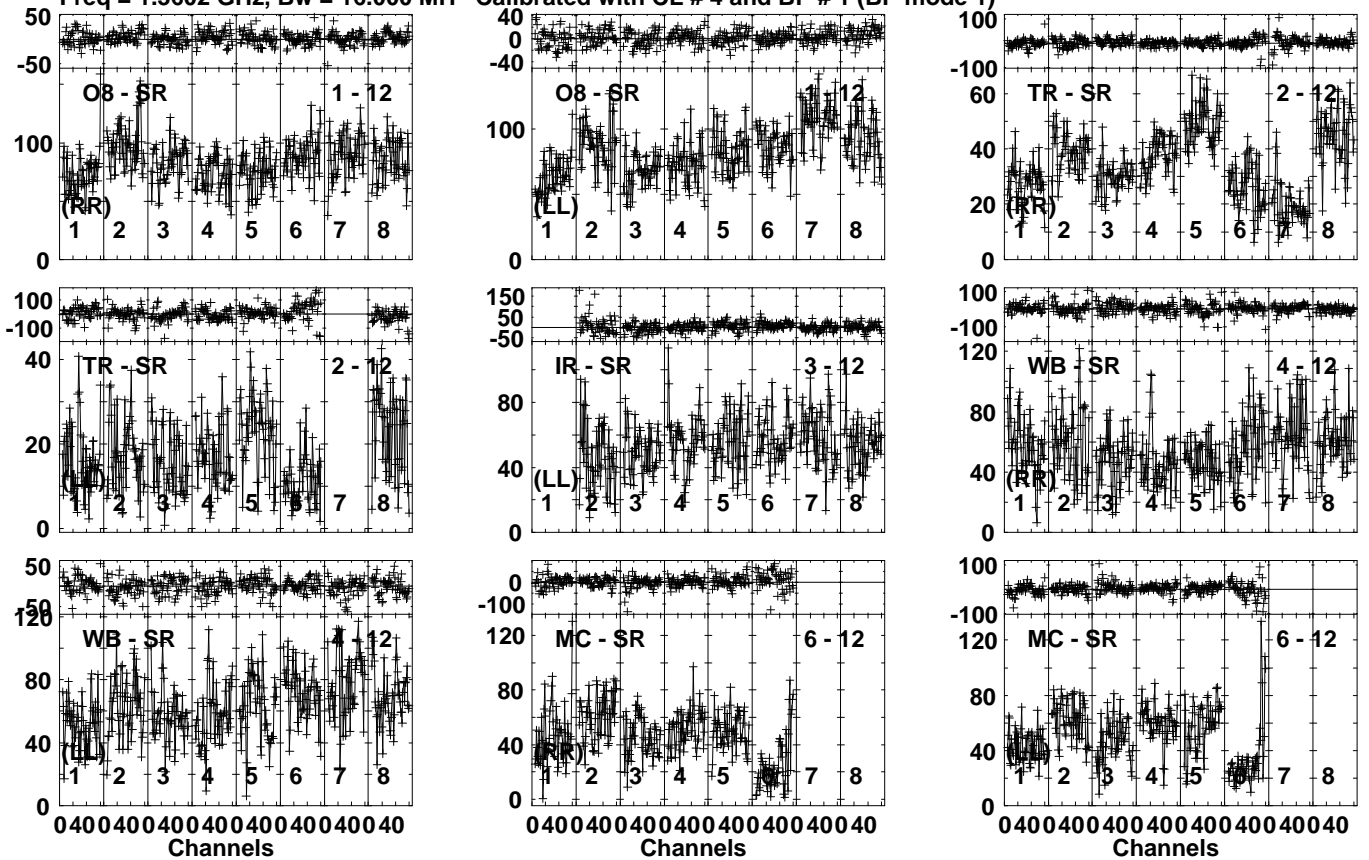


Lower frame: Milli Ampl Jy Top frame: Phas deg
Vector averaged cross-power spectrum Several baselines displayed
Timerange: 00/17:58:30 to 00/18:01:58

Plot file version 63 created 04-JUN-2021 12:10:06

J0955+6903 EK048F 2.UVDATA.1

Freq = 1.3602 GHz, Bw = 16.000 MH Calibrated with CL # 4 and BP # 1 (BP mode 1)

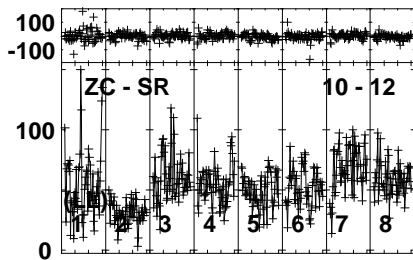
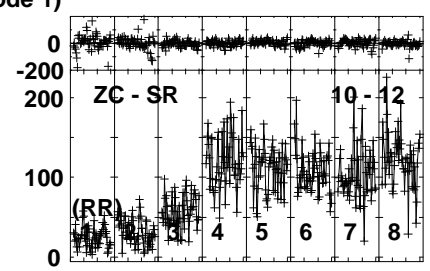
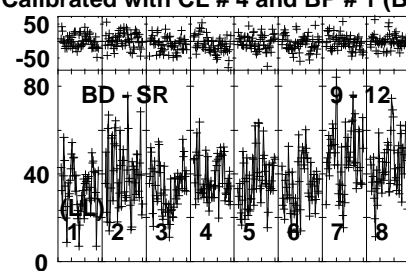
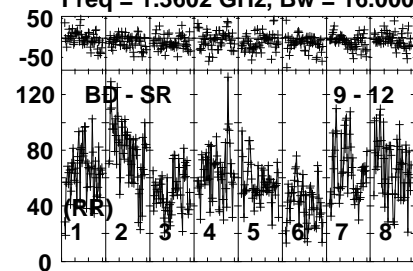


Lower frame: Milli Ampl Jy Top frame: Phas deg
Vector averaged cross-power spectrum Several baselines displayed
Timerange: 00/18:02:00 to 00/18:03:58

Plot file version 64 created 04-JUN-2021 12:10:06

J0955+6903 EK048F 2.UVDATA.1

Freq = 1.3602 GHz, Bw = 16.000 MH Calibrated with CL # 4 and BP # 1 (BP mode 1)

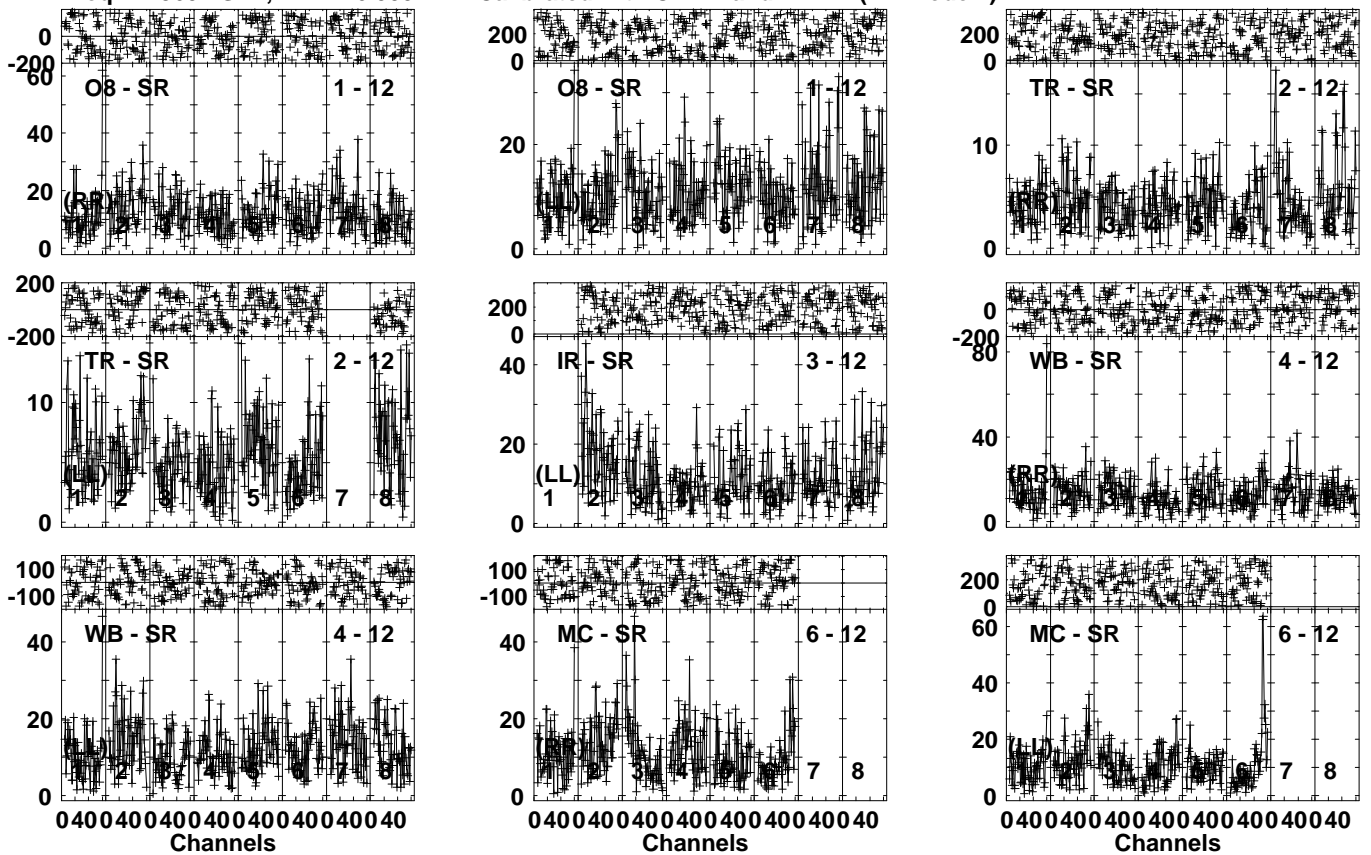


Lower frame: Milli Ampl Jy Top frame: Phas deg
Vector averaged cross-power spectrum Several baselines displayed
Timerange: 00/18:02:00 to 00/18:03:58

Plot file version 65 created 04-JUN-2021 12:10:06

R200120 D EK048F 2.UVDATA.1

Freq = 1.3602 GHz, Bw = 16.000 MH Calibrated with CL # 4 and BP # 1 (BP mode 1)

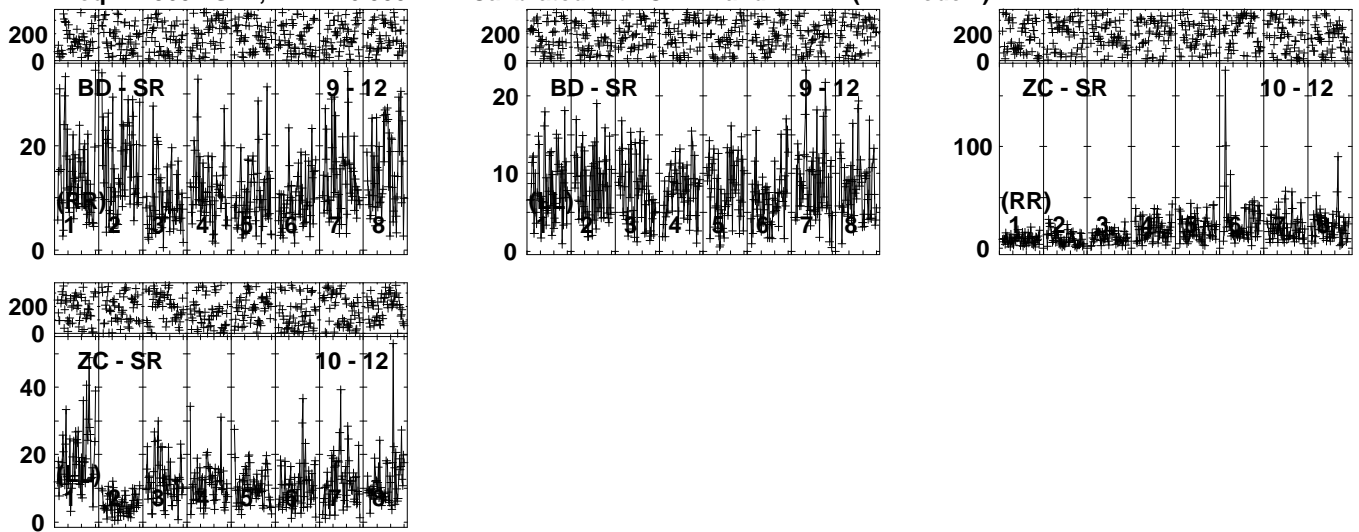


Lower frame: Milli Ampl Jy Top frame: Phas deg
Vector averaged cross-power spectrum Several baselines displayed
Timerange: 00/18:04:00 to 00/18:10:28

Plot file version 66 created 04-JUN-2021 12:10:07

R200120 D EK048F 2.UVDATA.1

Freq = 1.3602 GHz, Bw = 16.000 MH Calibrated with CL # 4 and BP # 1 (BP mode 1)



Lower frame: Milli Ampl Jy Top frame: Phas deg

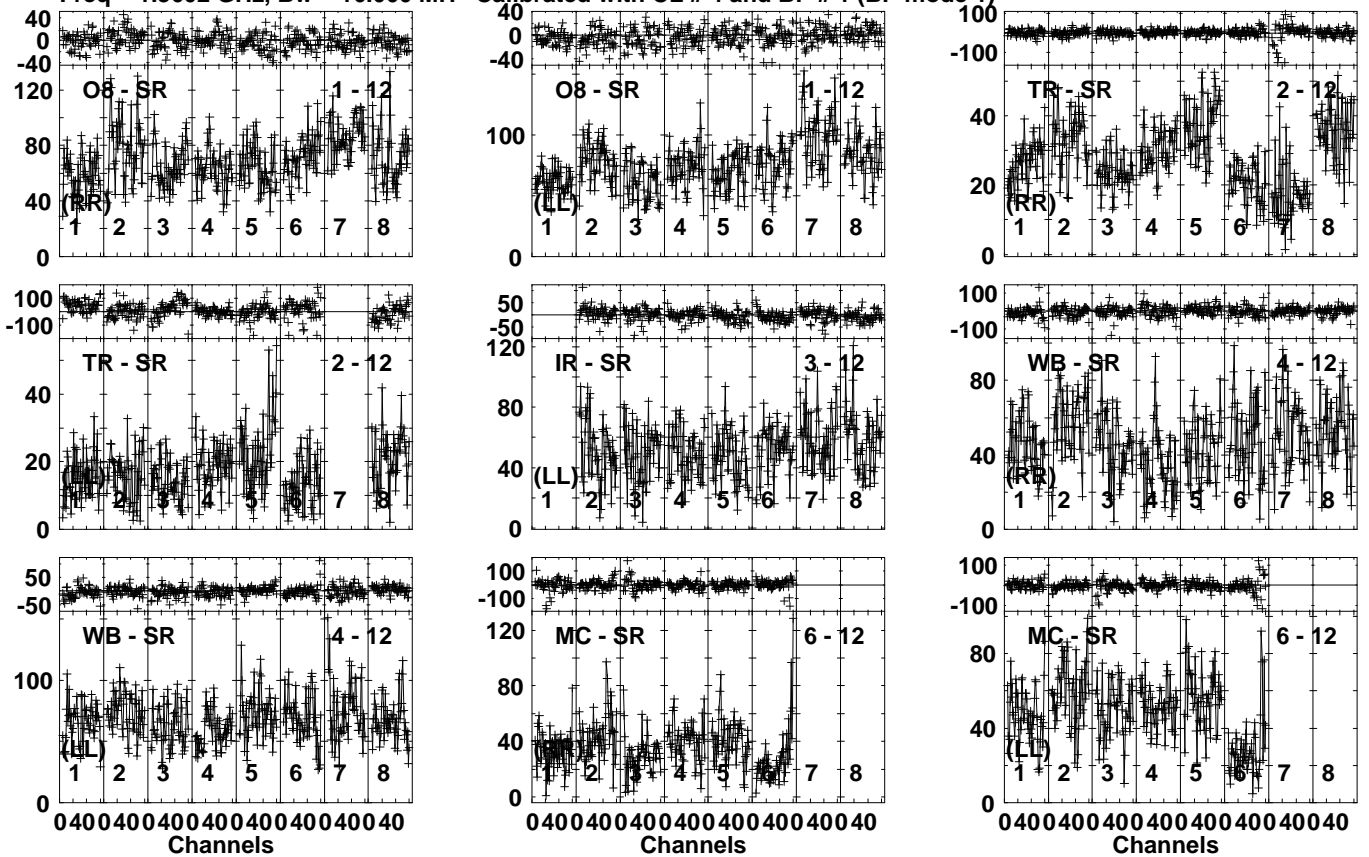
Vector averaged cross-power spectrum Several baselines displayed

Timerange: 00/18:04:00 to 00/18:10:28

Plot file version 67 created 04-JUN-2021 12:10:07

J0955+6903 EK048F 2.UVDATA.1

Freq = 1.3602 GHz, Bw = 16.000 MH Calibrated with CL # 4 and BP # 1 (BP mode 1)

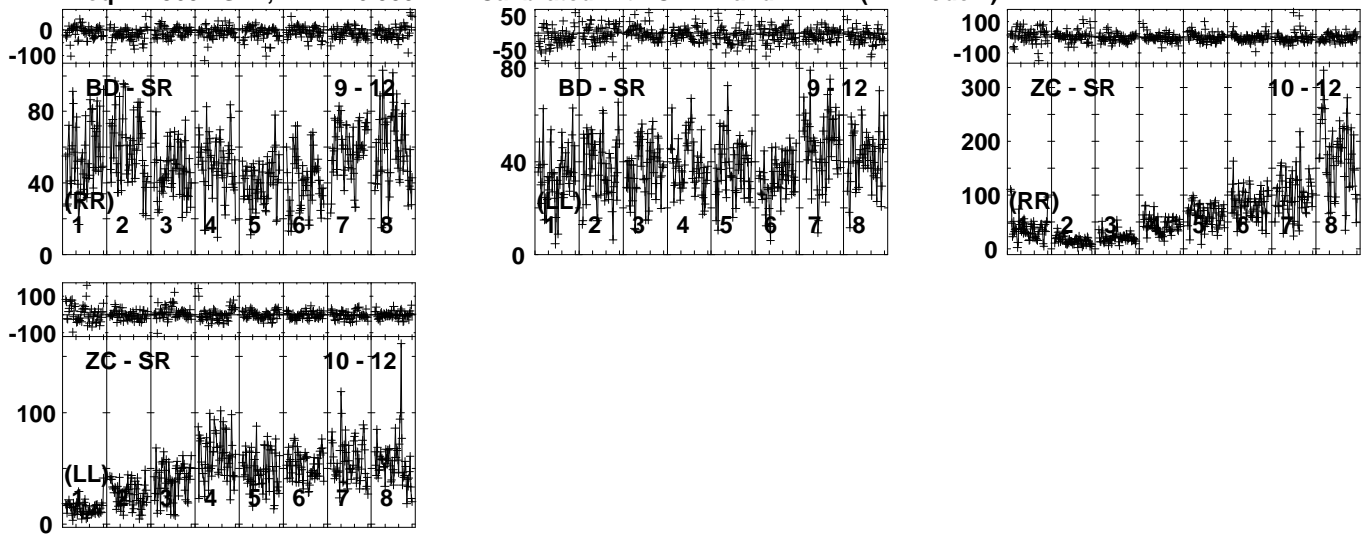


Lower frame: Milli Ampl Jy Top frame: Phas deg
Vector averaged cross-power spectrum Several baselines displayed
Timerange: 00/18:10:54 to 00/18:12:22

Plot file version 68 created 04-JUN-2021 12:10:08

J0955+6903 EK048F 2.UVDATA.1

Freq = 1.3602 GHz, Bw = 16.000 MH Calibrated with CL # 4 and BP # 1 (BP mode 1)

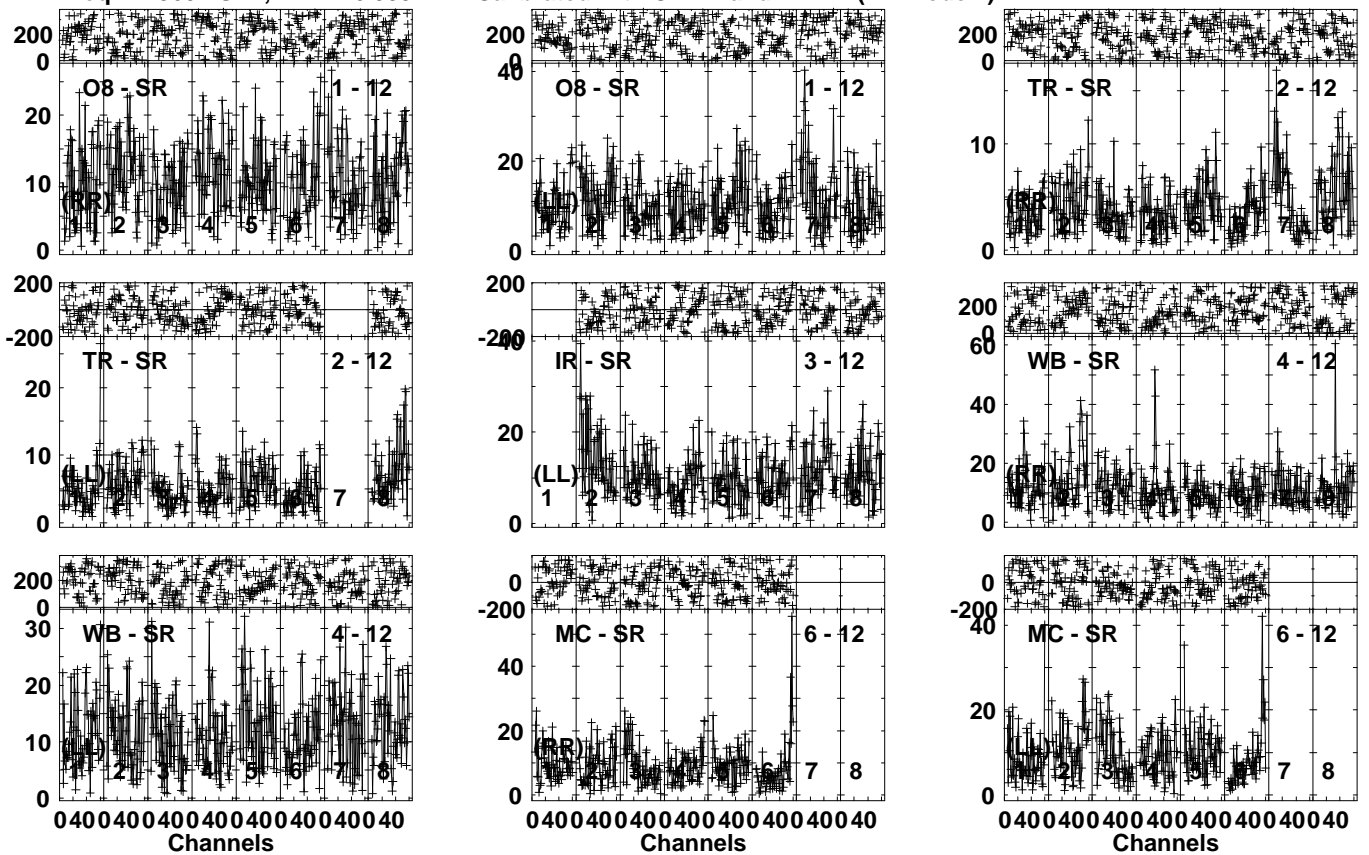


Lower frame: Milli Ampl Jy Top frame: Phas deg
Vector averaged cross-power spectrum Several baselines displayed
Timerange: 00/18:10:54 to 00/18:12:22

Plot file version 69 created 04-JUN-2021 12:10:08

R200120 D EK048F 2.UVDATA.1

Freq = 1.3602 GHz, Bw = 16.000 MH Calibrated with CL # 4 and BP # 1 (BP mode 1)

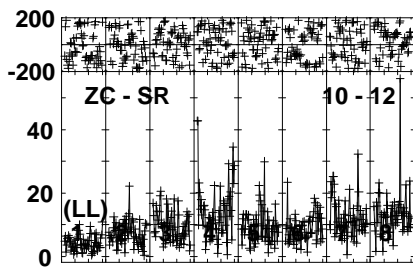
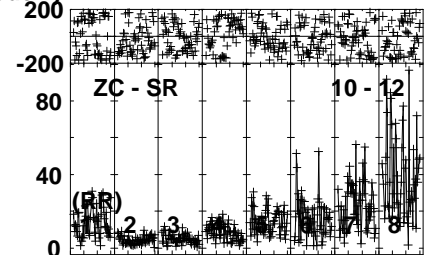
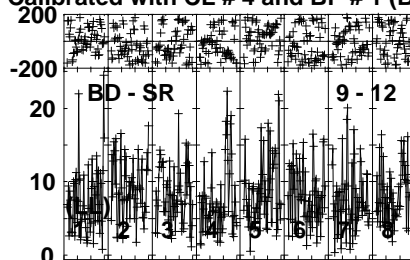
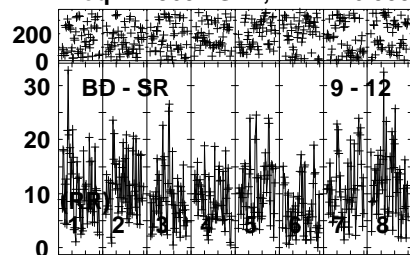


Lower frame: Milli Ampl Jy Top frame: Phas deg
Vector averaged cross-power spectrum Several baselines displayed
Timerange: 00/18:12:24 to 00/18:18:22

Plot file version 70 created 04-JUN-2021 12:10:08

R200120 D EK048F 2.UVDATA.1

Freq = 1.3602 GHz, Bw = 16.000 MH Calibrated with CL # 4 and BP # 1 (BP mode 1)

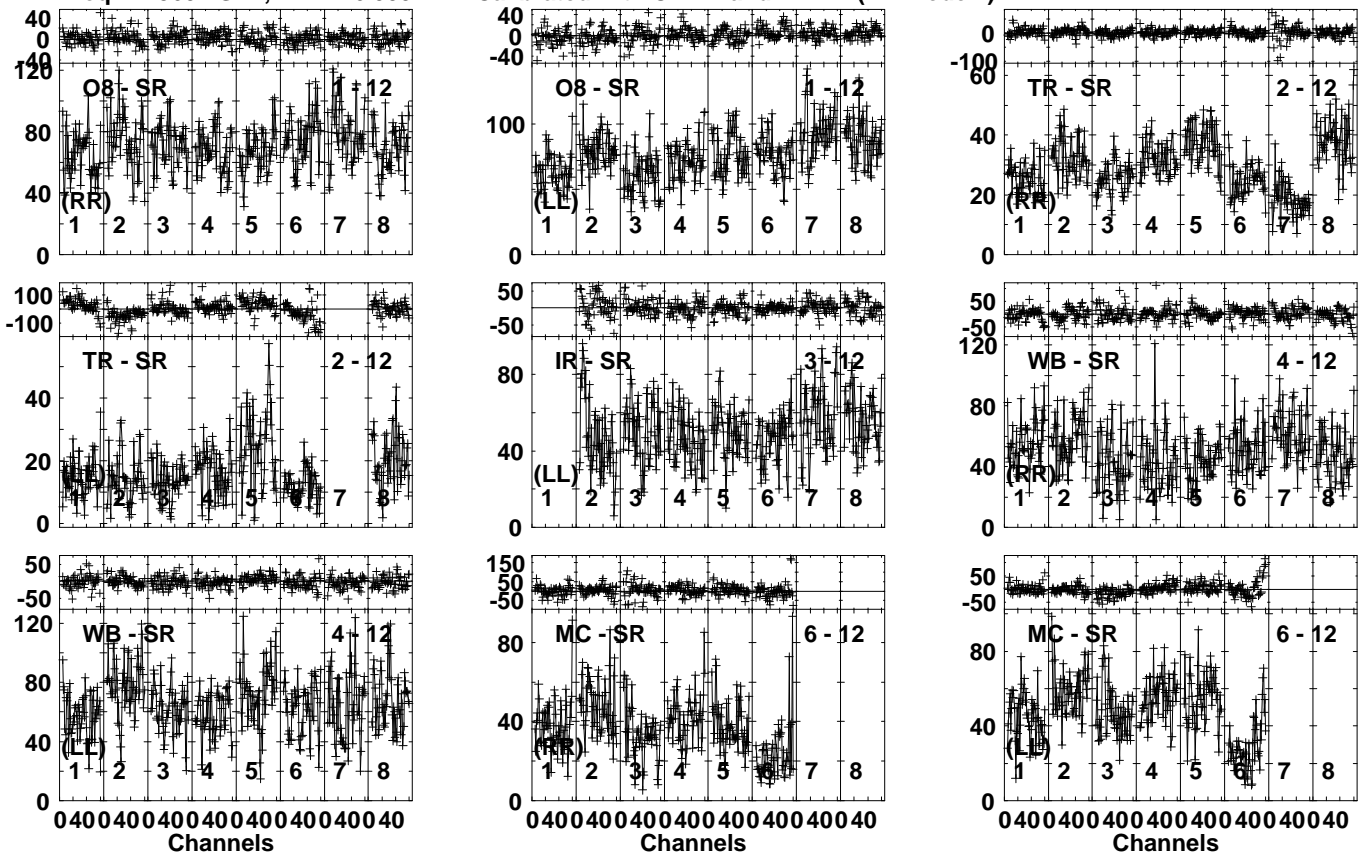


Lower frame: Milli Ampl Jy Top frame: Phas deg
Vector averaged cross-power spectrum Several baselines displayed
Timerange: 00/18:12:24 to 00/18:18:22

Plot file version 71 created 04-JUN-2021 12:10:09

J0955+6903 EK048F 2.UVDATA.1

Freq = 1.3602 GHz, Bw = 16.000 MH Calibrated with CL # 4 and BP # 1 (BP mode 1)

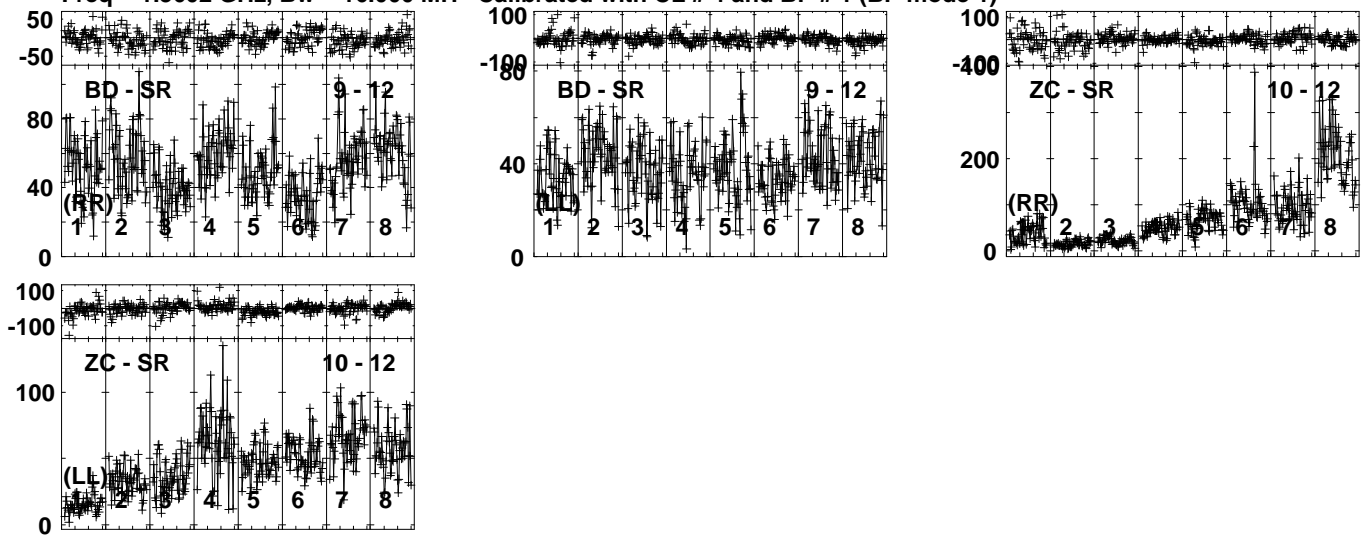


Lower frame: Milli Ampl Jy Top frame: Phas deg
Vector averaged cross-power spectrum Several baselines displayed
Timerange: 00/18:18:24 to 00/18:20:22

Plot file version 72 created 04-JUN-2021 12:10:09

J0955+6903 EK048F 2.UVDATA.1

Freq = 1.3602 GHz, Bw = 16.000 MH Calibrated with CL # 4 and BP # 1 (BP mode 1)

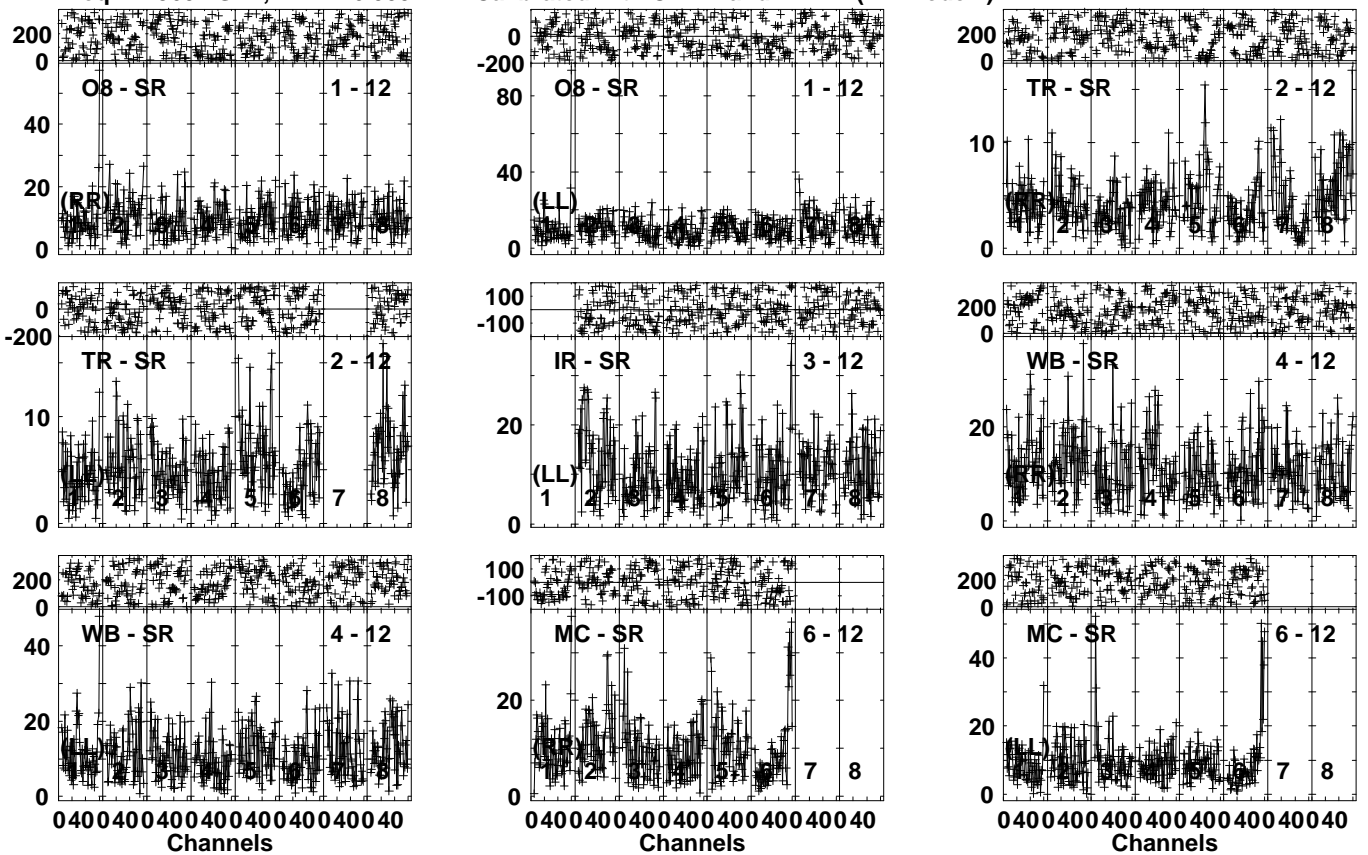


Lower frame: Milli Ampl Jy Top frame: Phas deg
Vector averaged cross-power spectrum Several baselines displayed
Timerange: 00/18:18:24 to 00/18:20:22

Plot file version 73 created 04-JUN-2021 12:10:09

R200120 D EK048F 2.UVDATA.1

Freq = 1.3602 GHz, Bw = 16.000 MH Calibrated with CL # 4 and BP # 1 (BP mode 1)

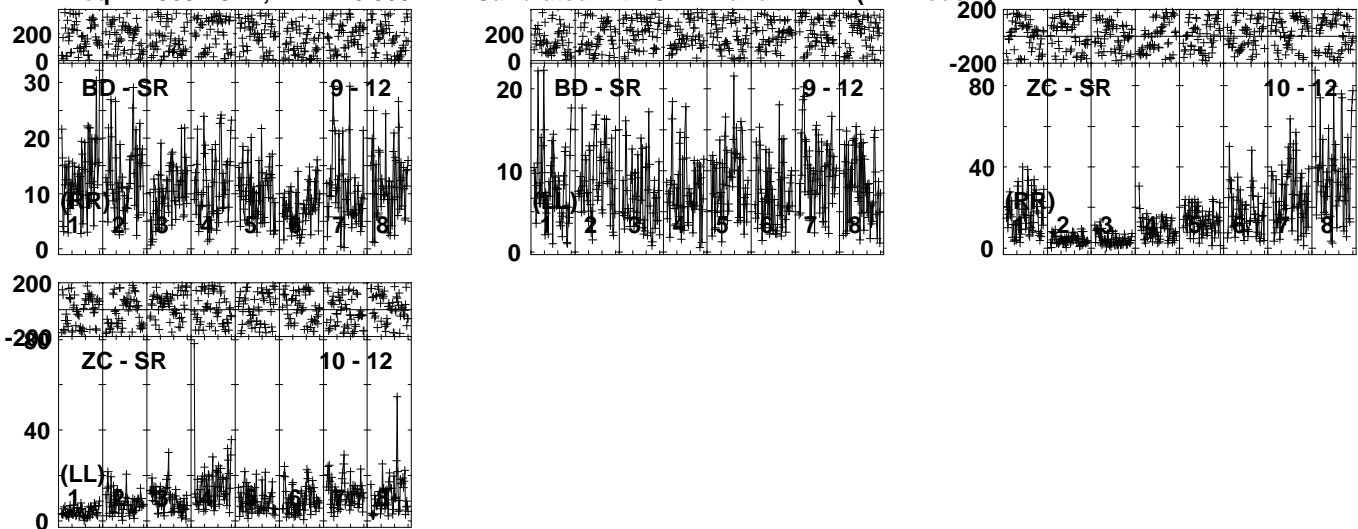


Lower frame: Milli Ampl Jy Top frame: Phas deg
Vector averaged cross-power spectrum Several baselines displayed
Timerange: 00/18:20:24 to 00/18:26:22

Plot file version 74 created 04-JUN-2021 12:10:10

R200120 D EK048F 2.UVDATA.1

Freq = 1.3602 GHz, Bw = 16.000 MH Calibrated with CL # 4 and BP # 1 (BP mode 1)



Lower frame: Milli Ampl Jy Top frame: Phas deg

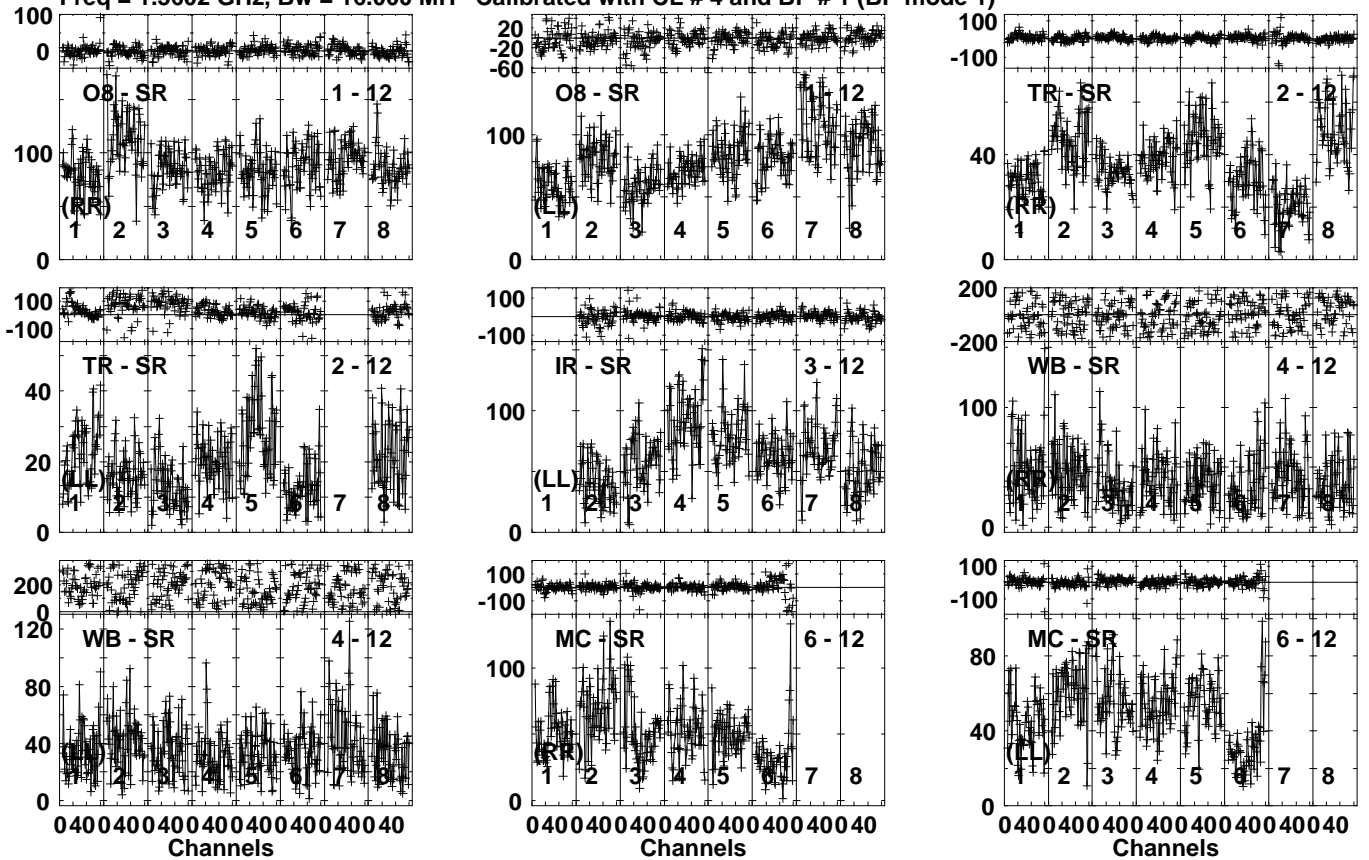
Vector averaged cross-power spectrum Several baselines displayed

Timerange: 00/18:20:24 to 00/18:26:22

Plot file version 75 created 04-JUN-2021 12:10:10

J0955+6903 EK048F 2.UVDATA.1

Freq = 1.3602 GHz, Bw = 16.000 MH Calibrated with CL # 4 and BP # 1 (BP mode 1)

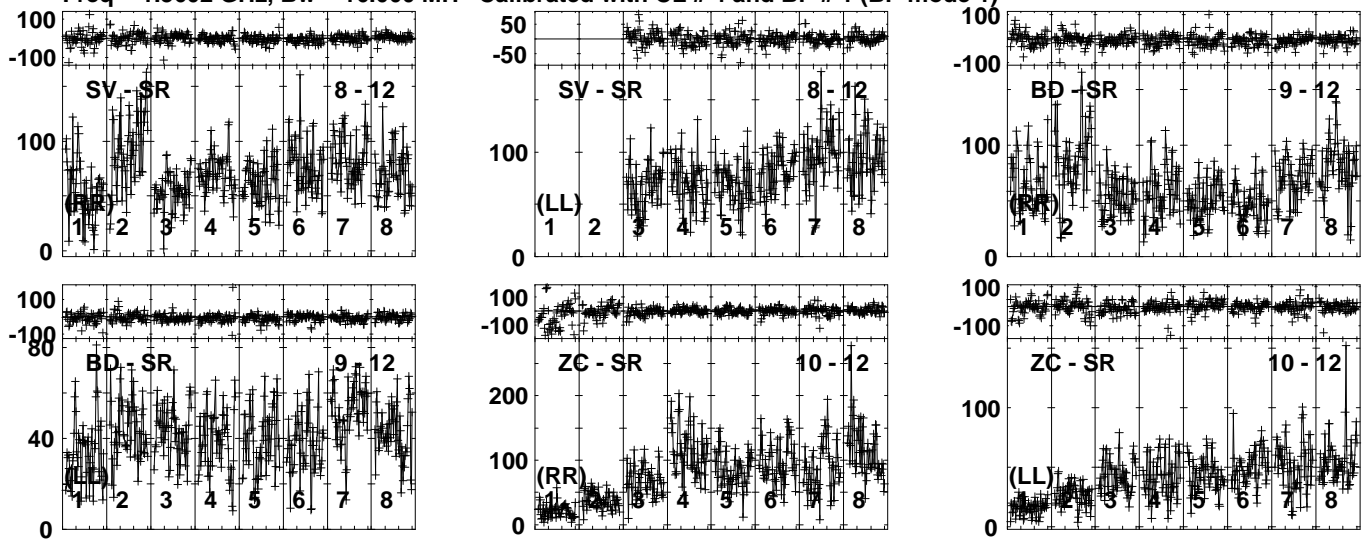


Lower frame: Milli Ampl Jy Top frame: Phas deg
Vector averaged cross-power spectrum Several baselines displayed
Timerange: 00/18:26:48 to 00/18:28:16

Plot file version 76 created 04-JUN-2021 12:10:10

J0955+6903 EK048F 2.UVDATA.1

Freq = 1.3602 GHz, Bw = 16.000 MH Calibrated with CL # 4 and BP # 1 (BP mode 1)



Lower frame: Milli Ampl Jy Top frame: Phas deg

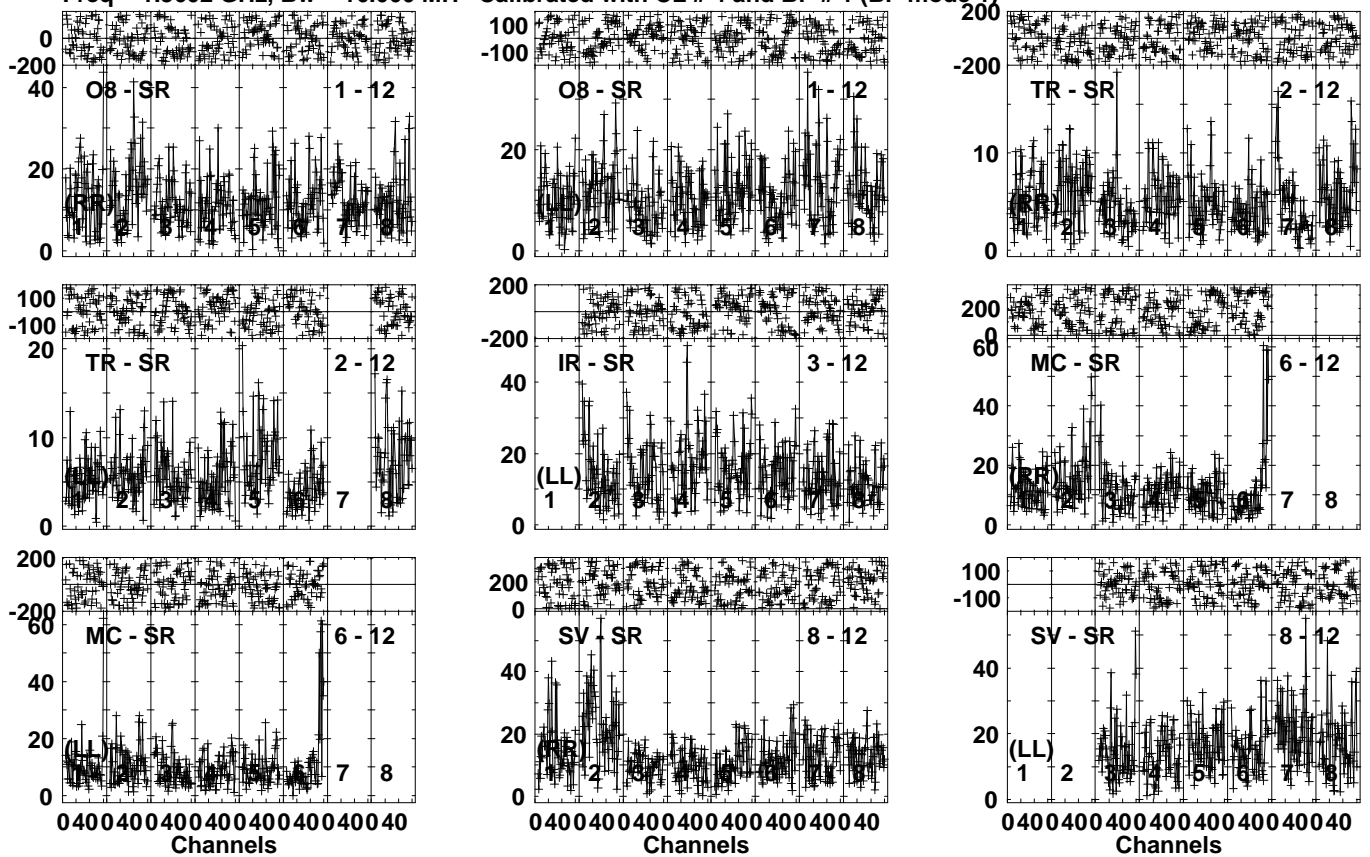
Vector averaged cross-power spectrum Several baselines displayed

Timerange: 00/18:26:48 to 00/18:28:16

Plot file version 77 created 04-JUN-2021 12:10:11

R200120 D EK048F 2.UVDATA.1

Freq = 1.3602 GHz, Bw = 16.000 MH Calibrated with CL # 4 and BP # 1 (BP mode 1)

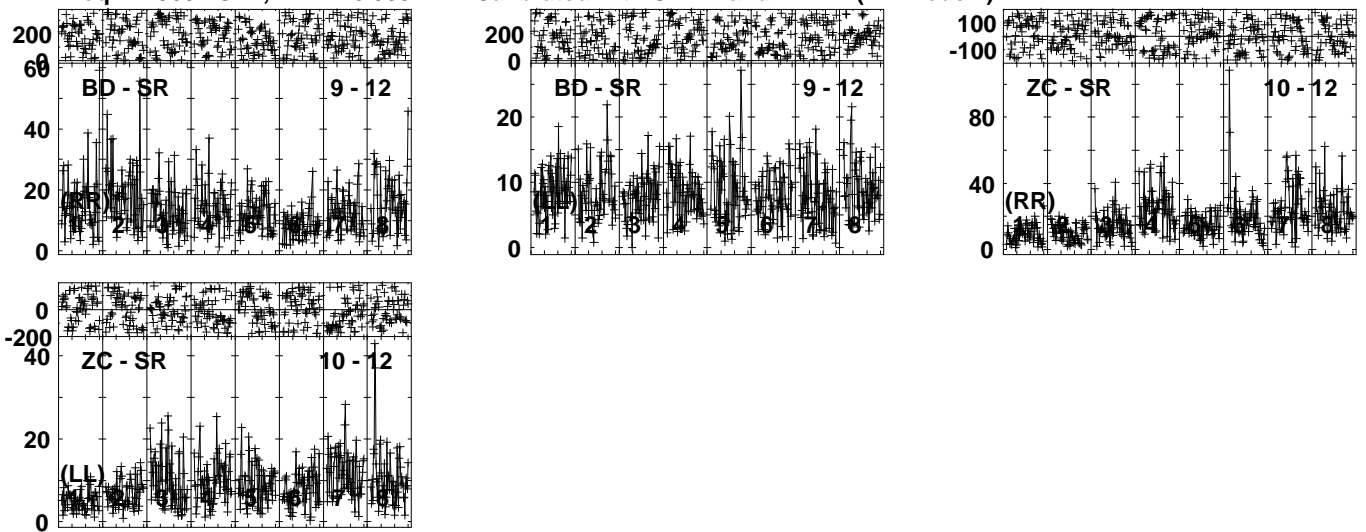


Lower frame: Milli Ampl Jy Top frame: Phas deg
Vector averaged cross-power spectrum Several baselines displayed
Timerange: 00/18:28:18 to 00/18:34:16

Plot file version 78 created 04-JUN-2021 12:10:11

R200120 D EK048F 2.UVDATA.1

Freq = 1.3602 GHz, Bw = 16.000 MH Calibrated with CL # 4 and BP # 1 (BP mode 1)



Lower frame: Milli Ampl Jy Top frame: Phas deg

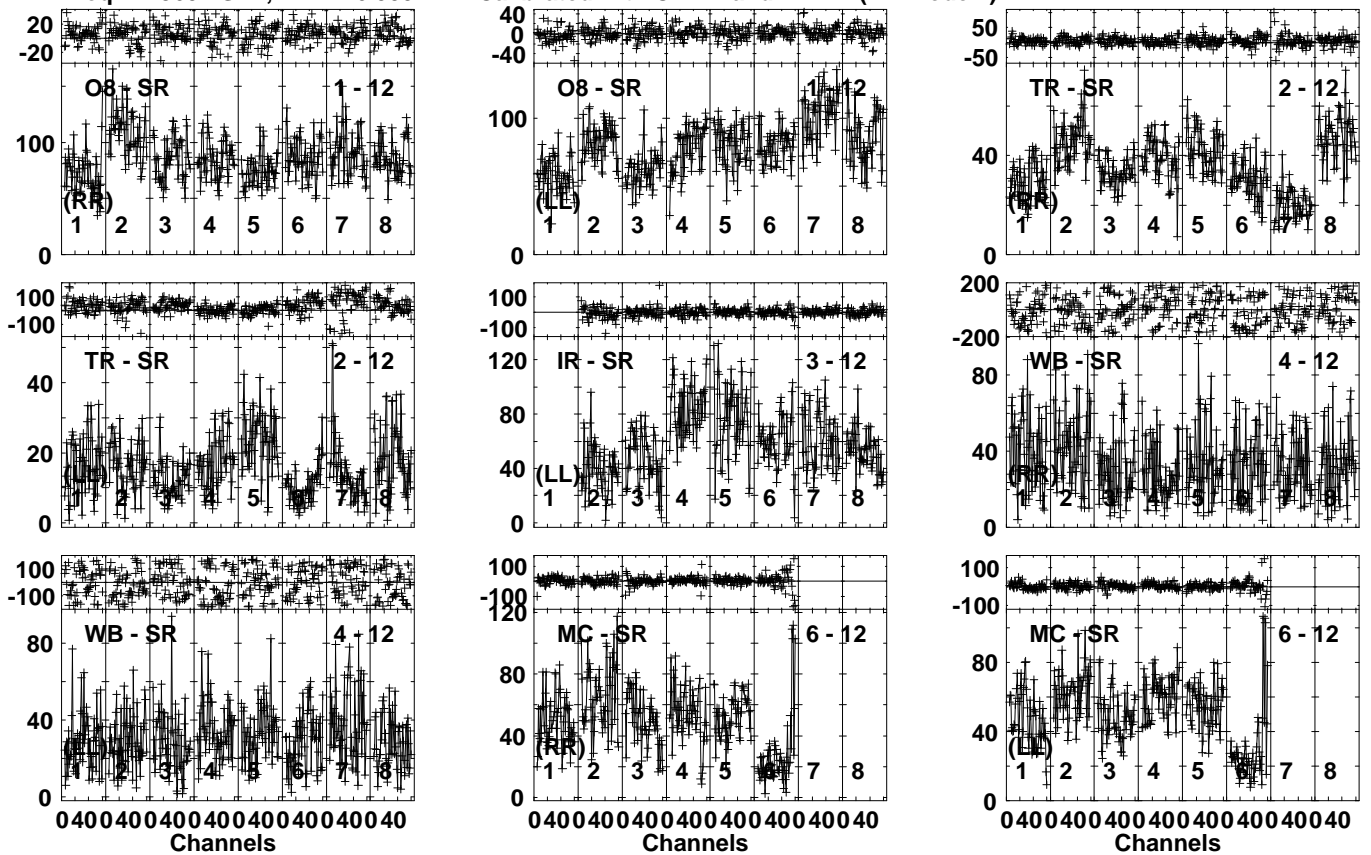
Vector averaged cross-power spectrum Several baselines displayed

Timerange: 00/18:28:18 to 00/18:34:16

Plot file version 79 created 04-JUN-2021 12:10:11

J0955+6903 EK048F 2.UVDATA.1

Freq = 1.3602 GHz, Bw = 16.000 MH Calibrated with CL # 4 and BP # 1 (BP mode 1)

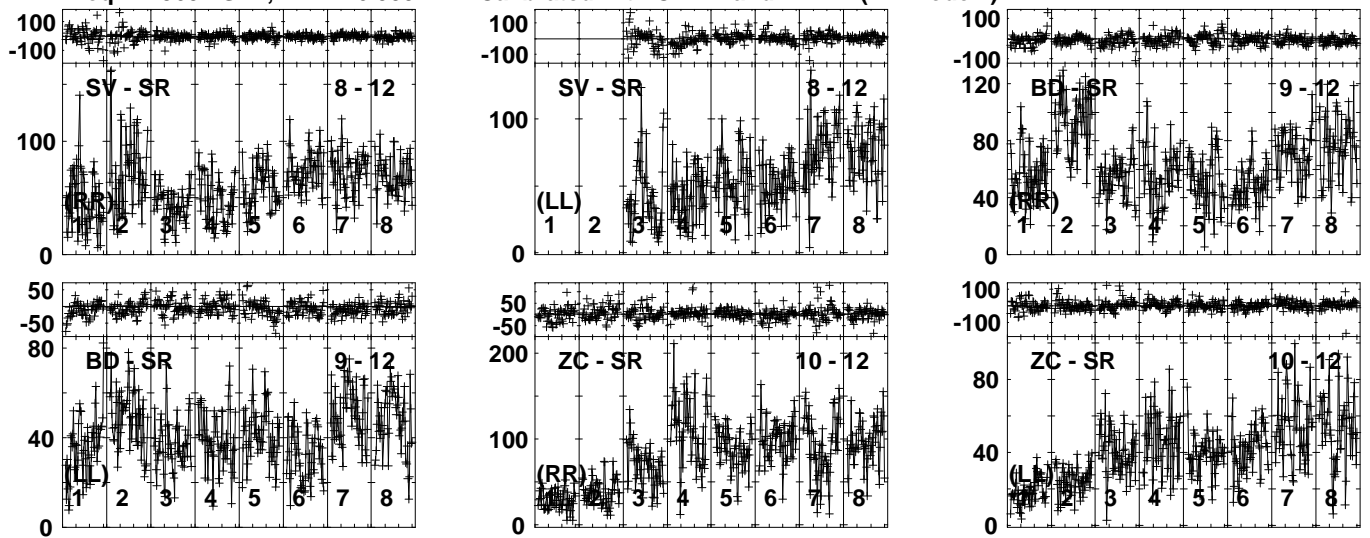


Lower frame: Milli Ampl Jy Top frame: Phas deg
Vector averaged cross-power spectrum Several baselines displayed
Timerange: 00/18:34:18 to 00/18:36:16

Plot file version 80 created 04-JUN-2021 12:10:12

J0955+6903 EK048F 2.UVDATA.1

Freq = 1.3602 GHz, Bw = 16.000 MH Calibrated with CL # 4 and BP # 1 (BP mode 1)

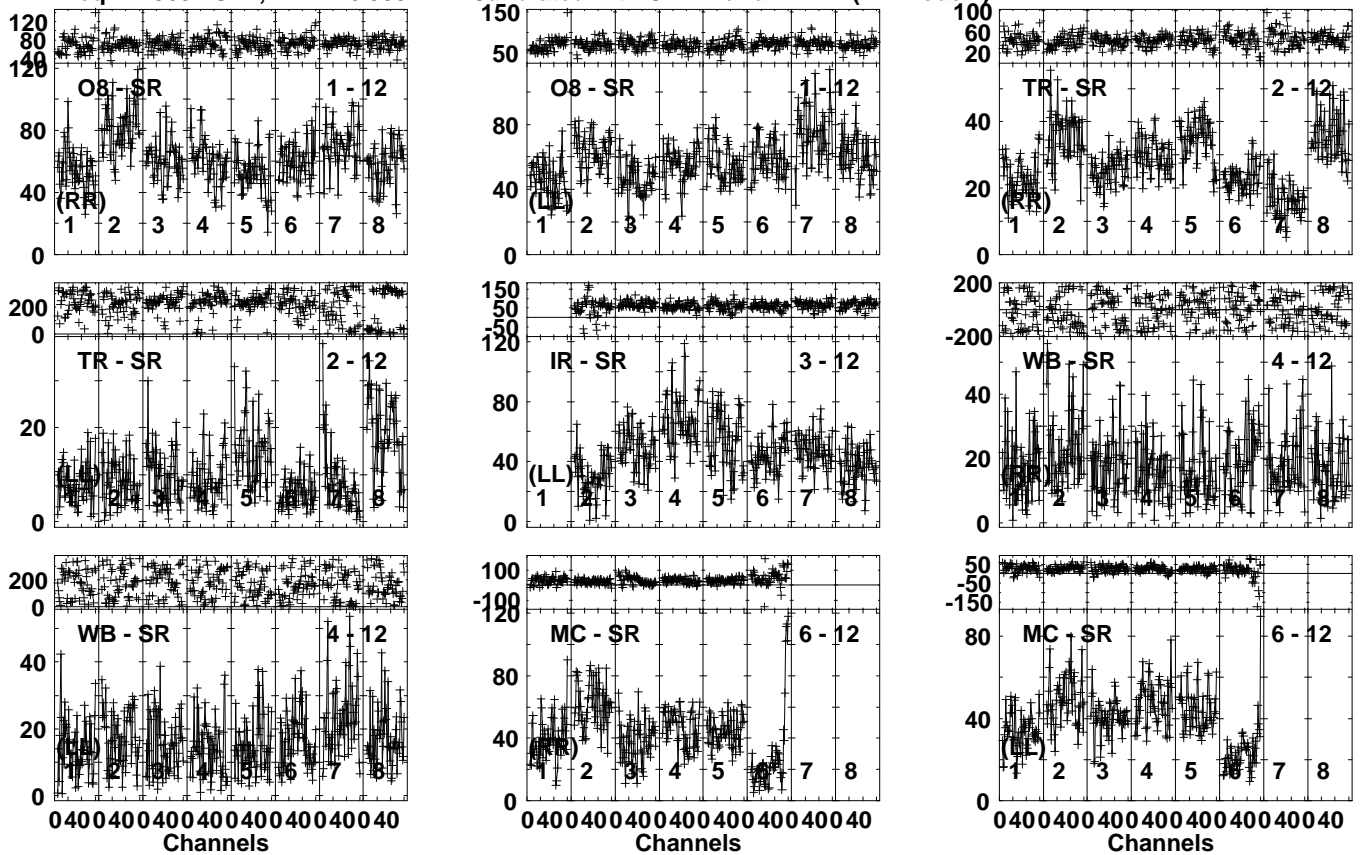


Lower frame: Milli Ampl Jy Top frame: Phas deg
Vector averaged cross-power spectrum Several baselines displayed
Timerange: 00/18:34:18 to 00/18:36:16

Plot file version 81 created 04-JUN-2021 12:10:12

J1003+6813 EK048F 2.UVDATA.1

Freq = 1.3602 GHz, Bw = 16.000 MH Calibrated with CL # 4 and BP # 1 (BP mode 1)

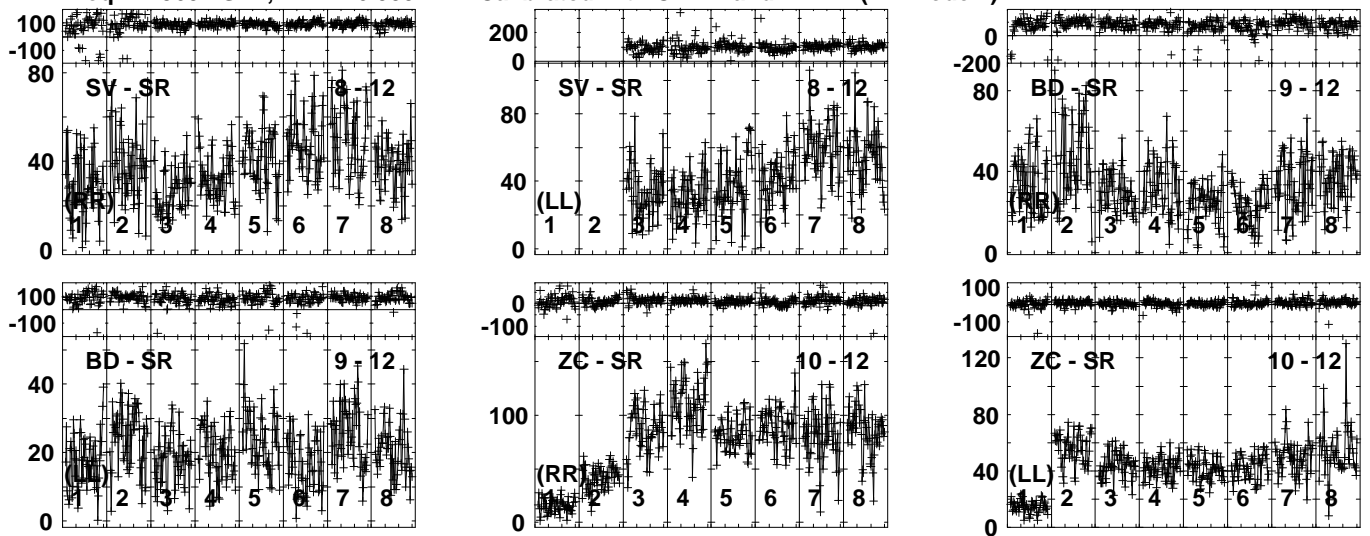


Lower frame: Milli Ampl Jy Top frame: Phas deg
Vector averaged cross-power spectrum Several baselines displayed
Timerange: 00/18:36:18 to 00/18:39:46

Plot file version 82 created 04-JUN-2021 12:10:12

J1003+6813 EK048F 2.UVDATA.1

Freq = 1.3602 GHz, Bw = 16.000 MH Calibrated with CL # 4 and BP # 1 (BP mode 1)

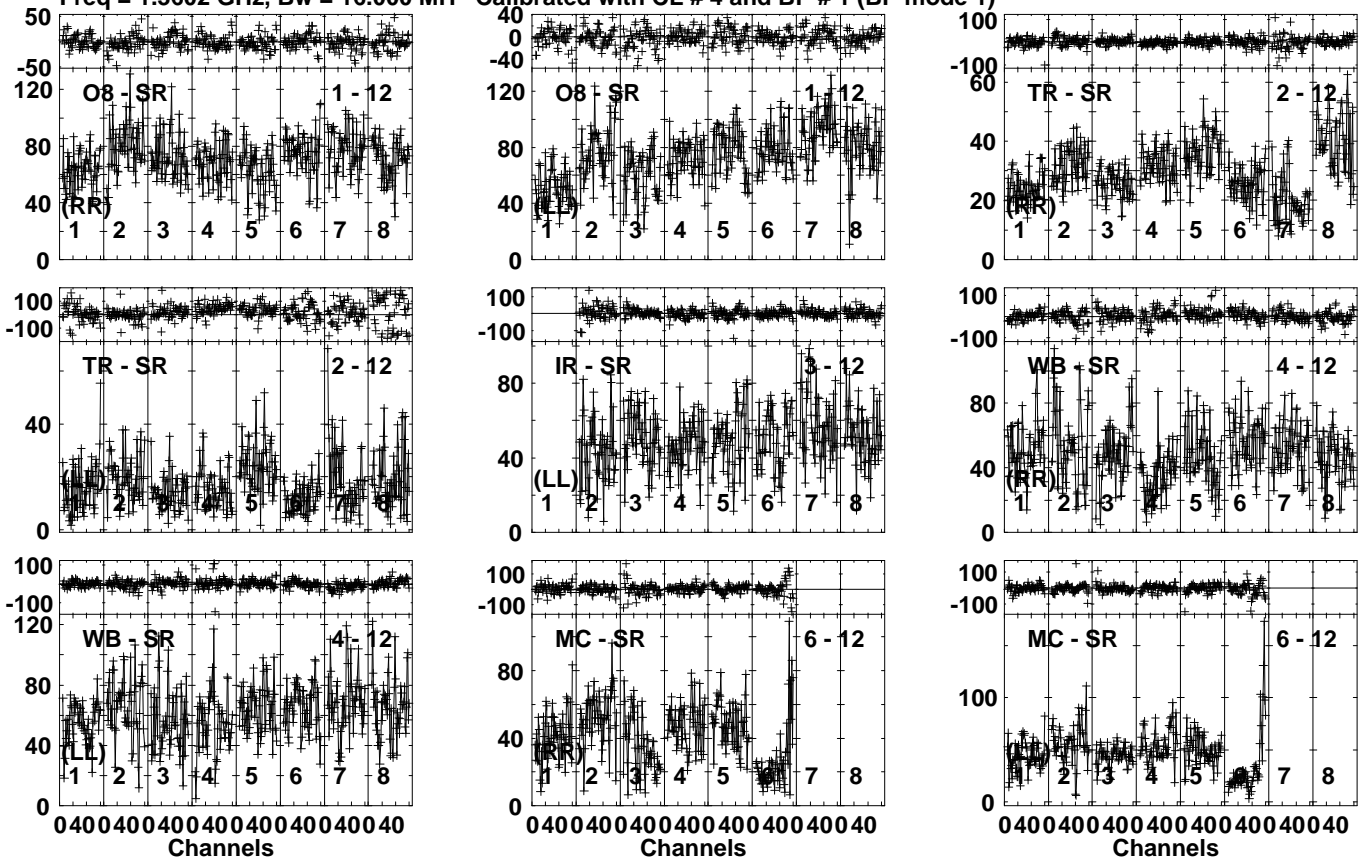


Lower frame: Milli Ampl Jy Top frame: Phas deg
Vector averaged cross-power spectrum Several baselines displayed
Timerange: 00/18:36:18 to 00/18:39:46

Plot file version 83 created 04-JUN-2021 12:10:13

J0955+6903 EK048F 2.UVDATA.1

Freq = 1.3602 GHz, Bw = 16.000 MH Calibrated with CL # 4 and BP # 1 (BP mode 1)

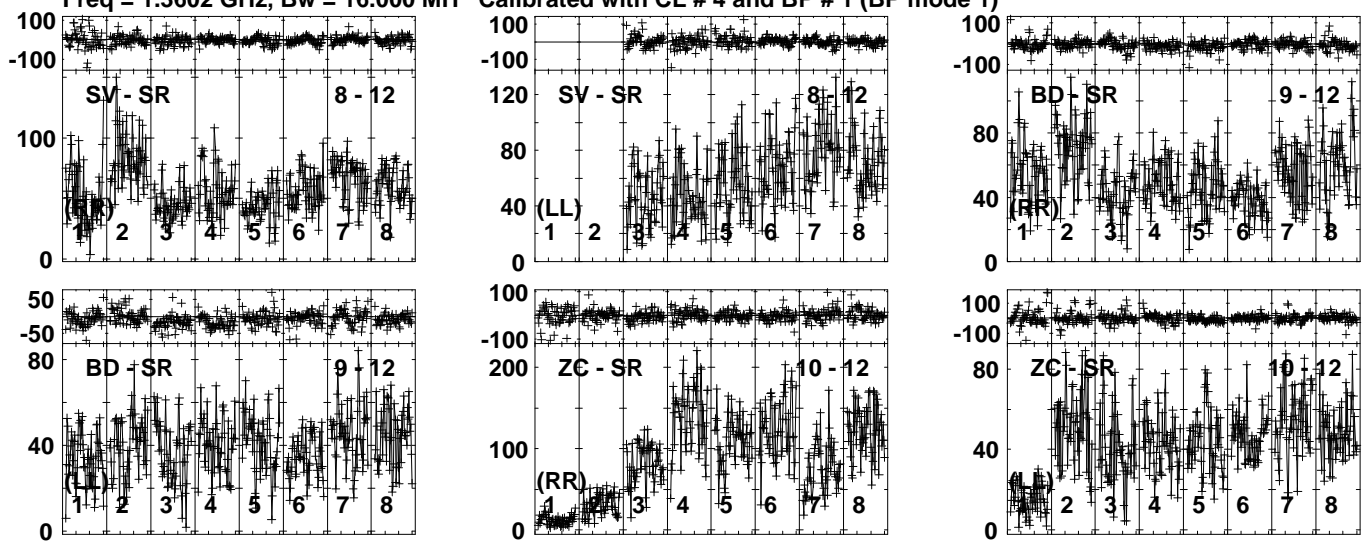


Lower frame: Milli Ampl Jy Top frame: Phas deg
Vector averaged cross-power spectrum Several baselines displayed
Timerange: 00:18:40:16 to 00:18:41:44

Plot file version 84 created 04-JUN-2021 12:10:13

J0955+6903 EK048F 2.UVDATA.1

Freq = 1.3602 GHz, Bw = 16.000 MH Calibrated with CL # 4 and BP # 1 (BP mode 1)

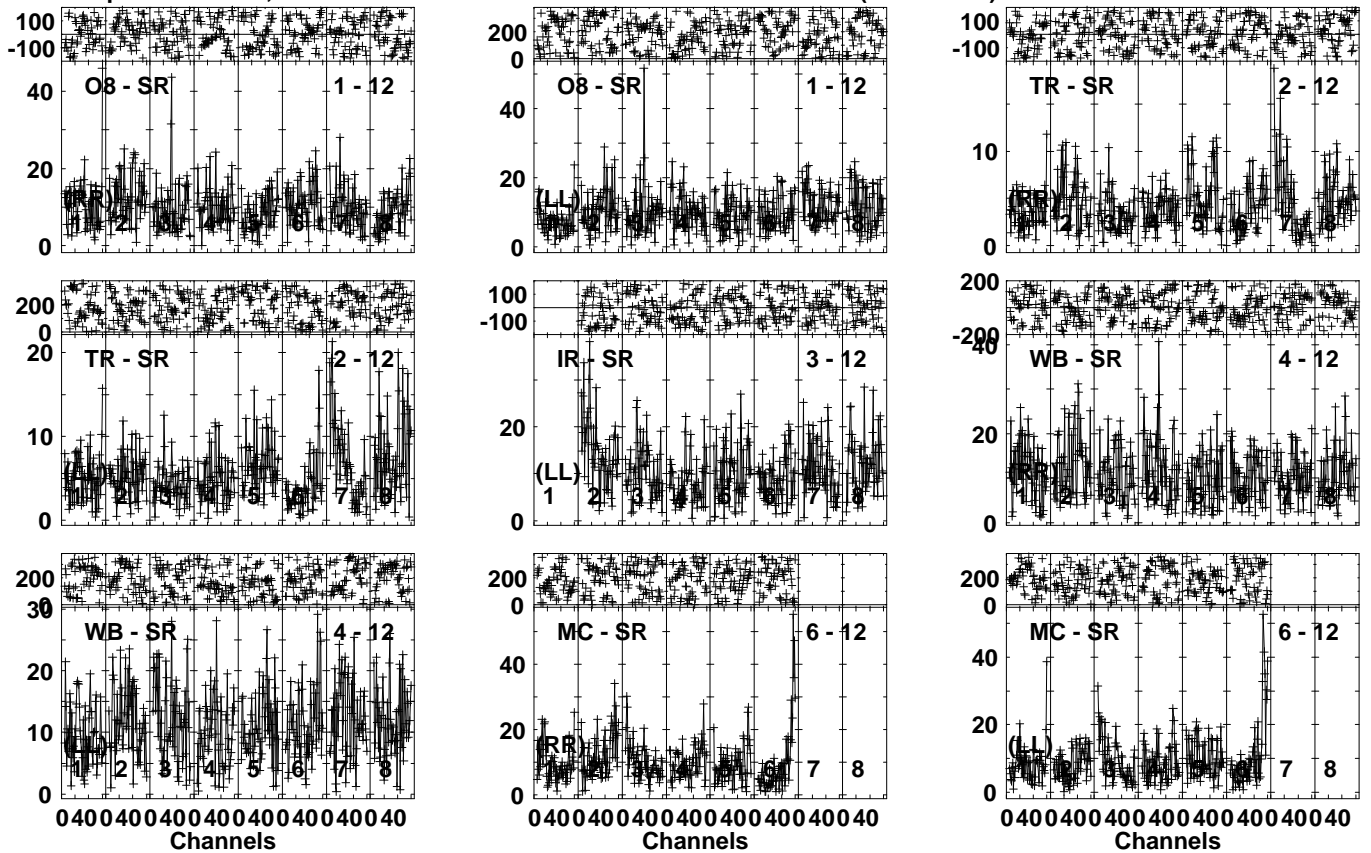


Lower frame: Milli Ampl Jy Top frame: Phas deg
Vector averaged cross-power spectrum Several baselines displayed
Timerange: 00:18:40:16 to 00:18:41:44

Plot file version 85 created 04-JUN-2021 12:10:13

R200120 D EK048F 2.UVDATA.1

Freq = 1.3602 GHz, Bw = 16.000 MH Calibrated with CL # 4 and BP # 1 (BP mode 1)

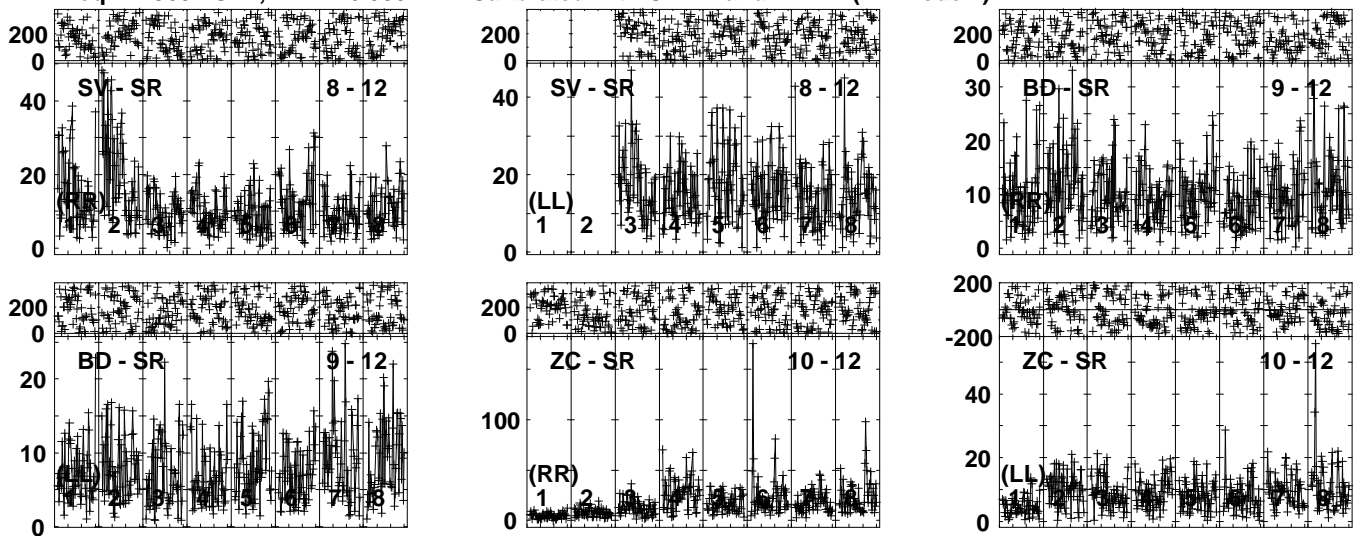


Lower frame: Milli Ampl Jy Top frame: Phas deg
Vector averaged cross-power spectrum Several baselines displayed
Timerange: 00/18:41:46 to 00/18:47:44

Plot file version 86 created 04-JUN-2021 12:10:14

R200120 D EK048F 2.UVDATA.1

Freq = 1.3602 GHz, Bw = 16.000 MH Calibrated with CL # 4 and BP # 1 (BP mode 1)



Lower frame: Milli Ampl Jy Top frame: Phas deg

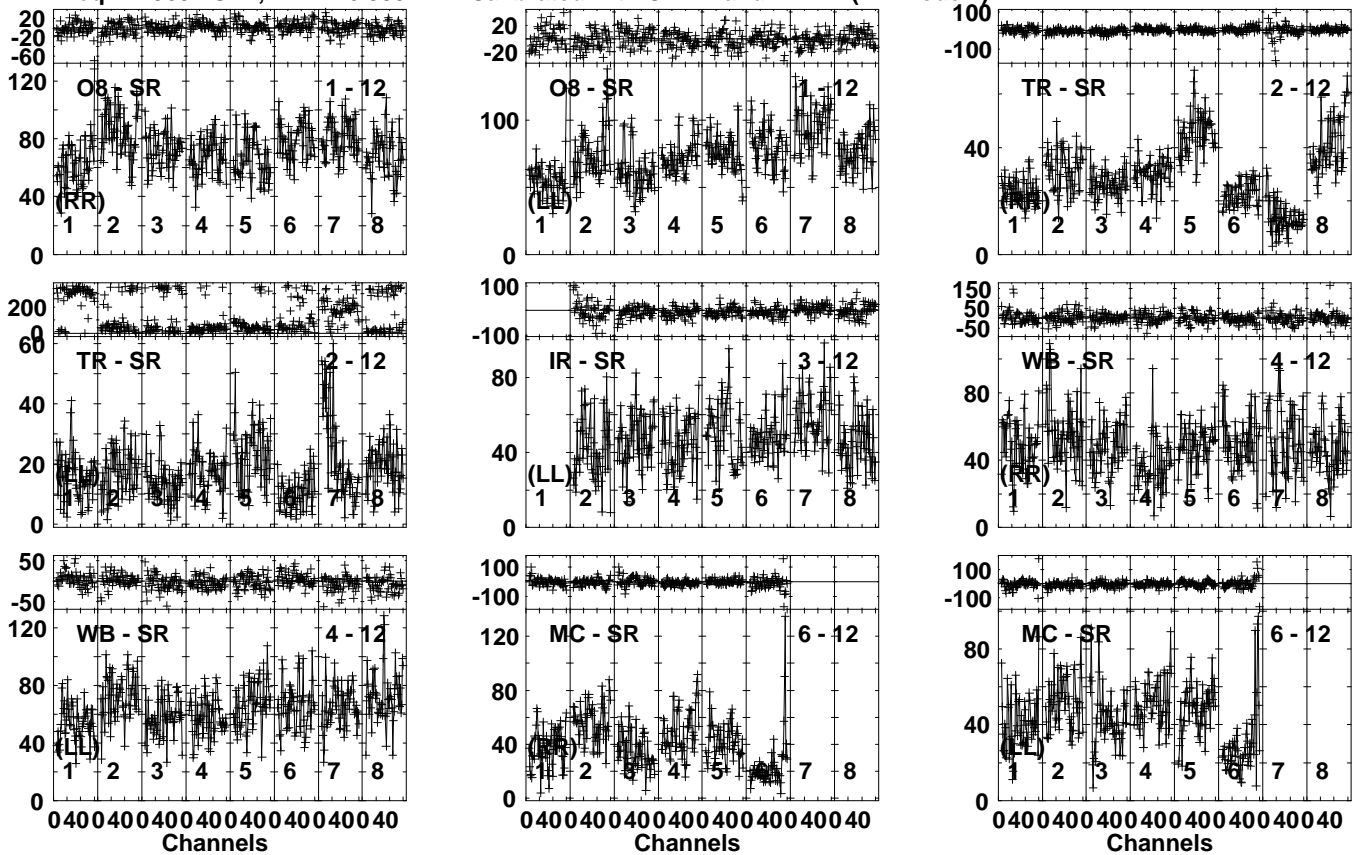
Vector averaged cross-power spectrum Several baselines displayed

Timerange: 00/18:41:46 to 00/18:47:44

Plot file version 87 created 04-JUN-2021 12:10:14

J0955+6903 EK048F 2.UVDATA.1

Freq = 1.3602 GHz, Bw = 16.000 MH Calibrated with CL # 4 and BP # 1 (BP mode 1)

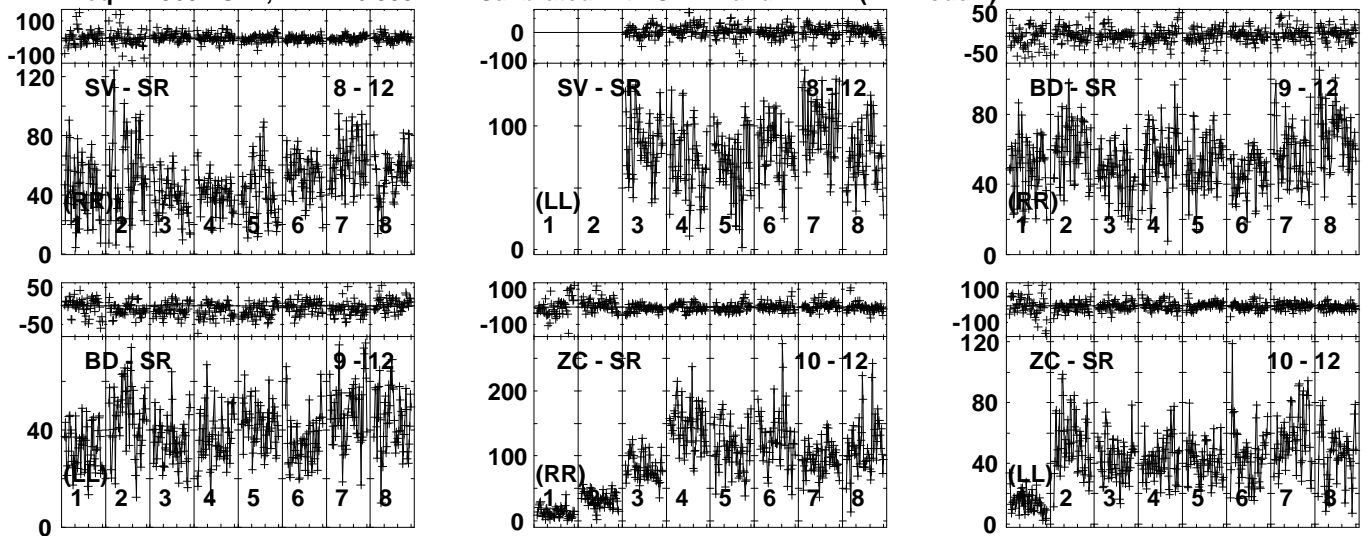


Lower frame: Milli Ampl Jy Top frame: Phas deg
Vector averaged cross-power spectrum Several baselines displayed
Timerange: 00/18:47:46 to 00/18:49:44

Plot file version 88 created 04-JUN-2021 12:10:14

J0955+6903 EK048F 2.UVDATA.1

Freq = 1.3602 GHz, Bw = 16.000 MH Calibrated with CL # 4 and BP # 1 (BP mode 1)

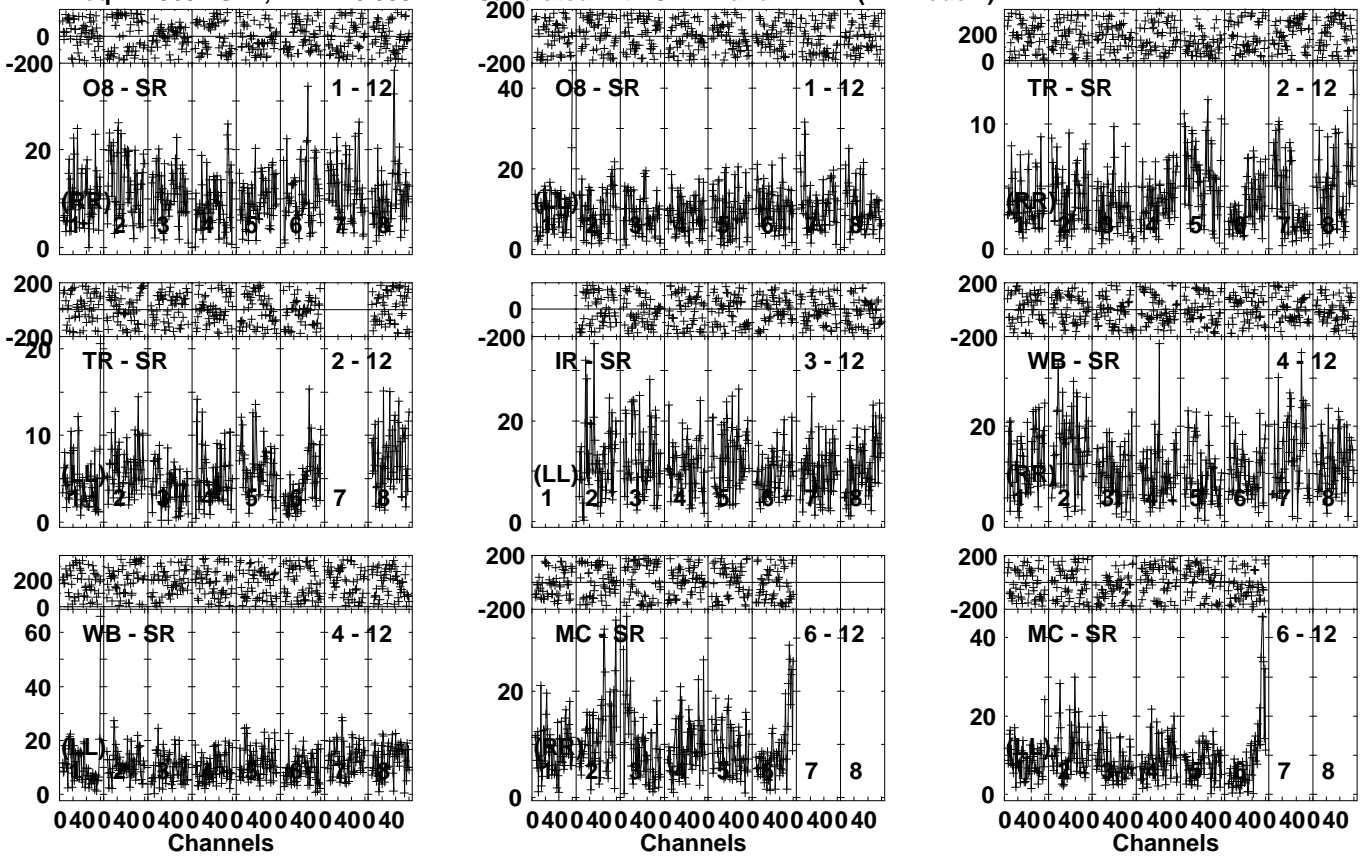


Lower frame: Milli Ampl Jy Top frame: Phas deg
Vector averaged cross-power spectrum Several baselines displayed
Timerange: 00/18:47:46 to 00/18:49:44

Plot file version 89 created 04-JUN-2021 12:10:15

R200120 D EK048F 2.UVDATA.1

Freq = 1.3602 GHz, Bw = 16.000 MH Calibrated with CL # 4 and BP # 1 (BP mode 1)

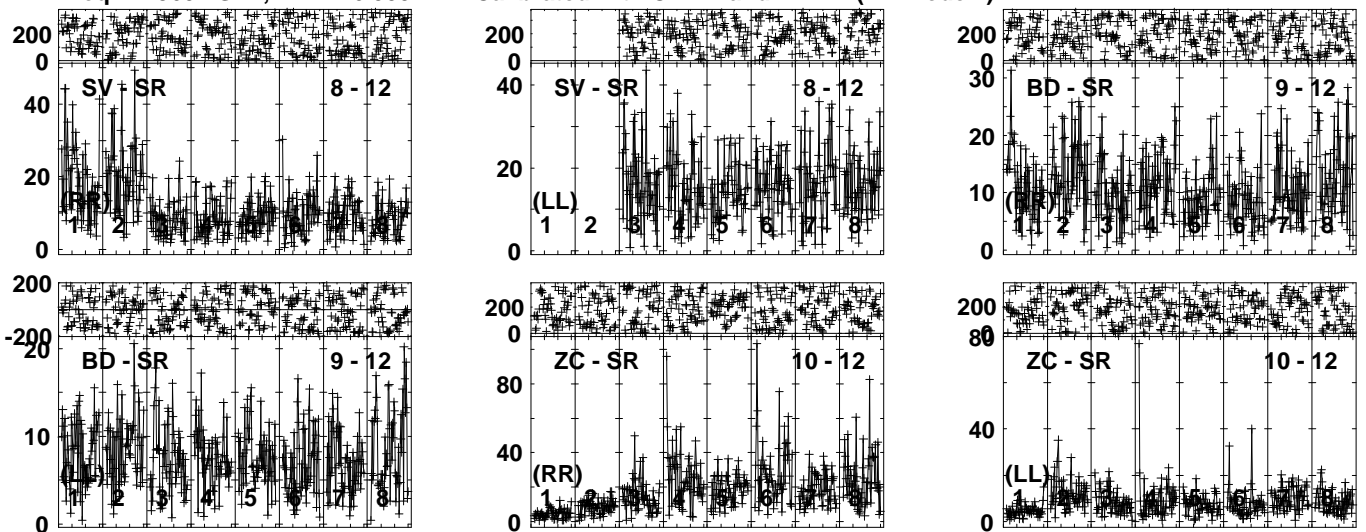


Lower frame: Milli Ampl Jy Top frame: Phas deg
Vector averaged cross-power spectrum Several baselines displayed
Timerange: 00/18:49:46 to 00/18:55:44

Plot file version 90 created 04-JUN-2021 12:10:15

R200120 D EK048F 2.UVDATA.1

Freq = 1.3602 GHz, Bw = 16.000 MH Calibrated with CL # 4 and BP # 1 (BP mode 1)



Lower frame: Milli Ampl Jy Top frame: Phas deg

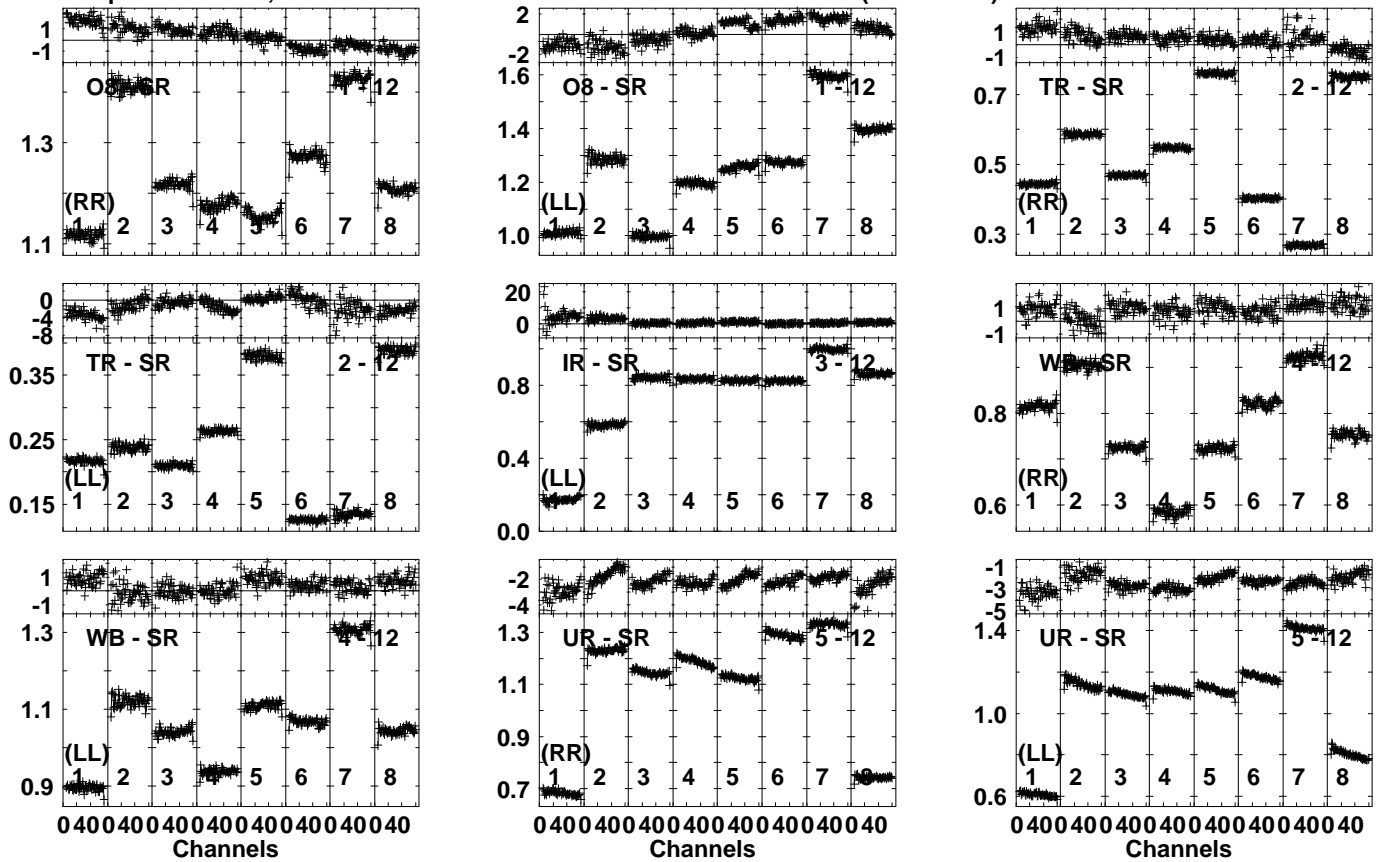
Vector averaged cross-power spectrum Several baselines displayed

Timerange: 00/18:49:46 to 00/18:55:44

Plot file version 91 created 04-JUN-2021 12:10:16

J1048+7143 EK048F 2.UVDATA.1

Freq = 1.3602 GHz, Bw = 16.000 MH Calibrated with CL # 4 and BP # 1 (BP mode 1)




Lower frame: Ampl Jy Top frame: Phas deg
 Vector averaged cross-power spectrum Several baselines displayed
 Timerange: 00/18:56:18 to 00/19:04:14

Plot file version 92 created 04-JUN-2021 12:10:16

J1048+7143 EK048F 2.UVDATA.1

Freq = 1.3602 GHz, Bw = 16.000 MH Calibrated with CL # 4 and BP # 1 (BP mode 1)

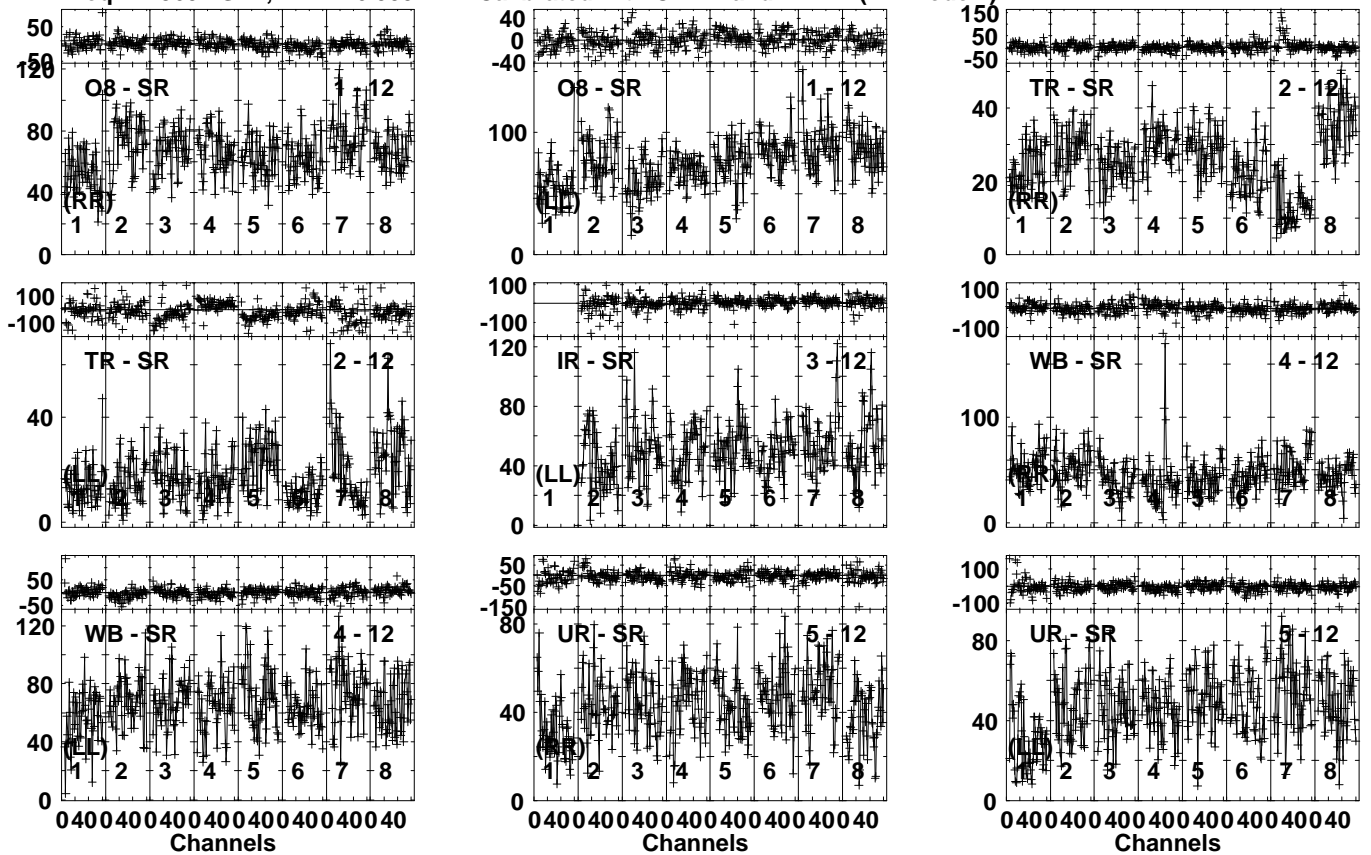


Lower frame: Milli Ampl Jy Top frame: Phas deg
Vector averaged cross-power spectrum Several baselines displayed
Timerange: 00/18:56:18 to 00/19:04:14

Plot file version 93 created 04-JUN-2021 12:10:17

J0955+6903 EK048F 2.UVDATA.1

Freq = 1.3602 GHz, Bw = 16.000 MH Calibrated with CL # 4 and BP # 1 (BP mode 1)

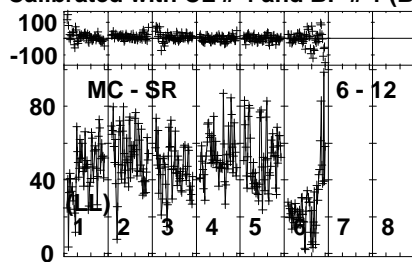
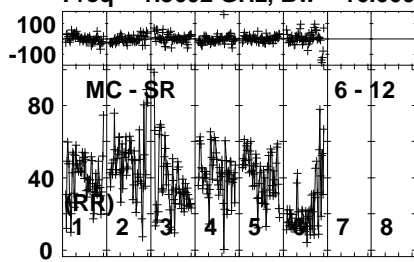


Lower frame: Milli Ampl Jy Top frame: Phas deg
Vector averaged cross-power spectrum Several baselines displayed
Timerange: 00/19:05:25 to 00/19:06:51

Plot file version 94 created 04-JUN-2021 12:10:17

J0955+6903 EK048F 2.UVDATA.1

Freq = 1.3602 GHz, Bw = 16.000 MH Calibrated with CL # 4 and BP # 1 (BP mode 1)

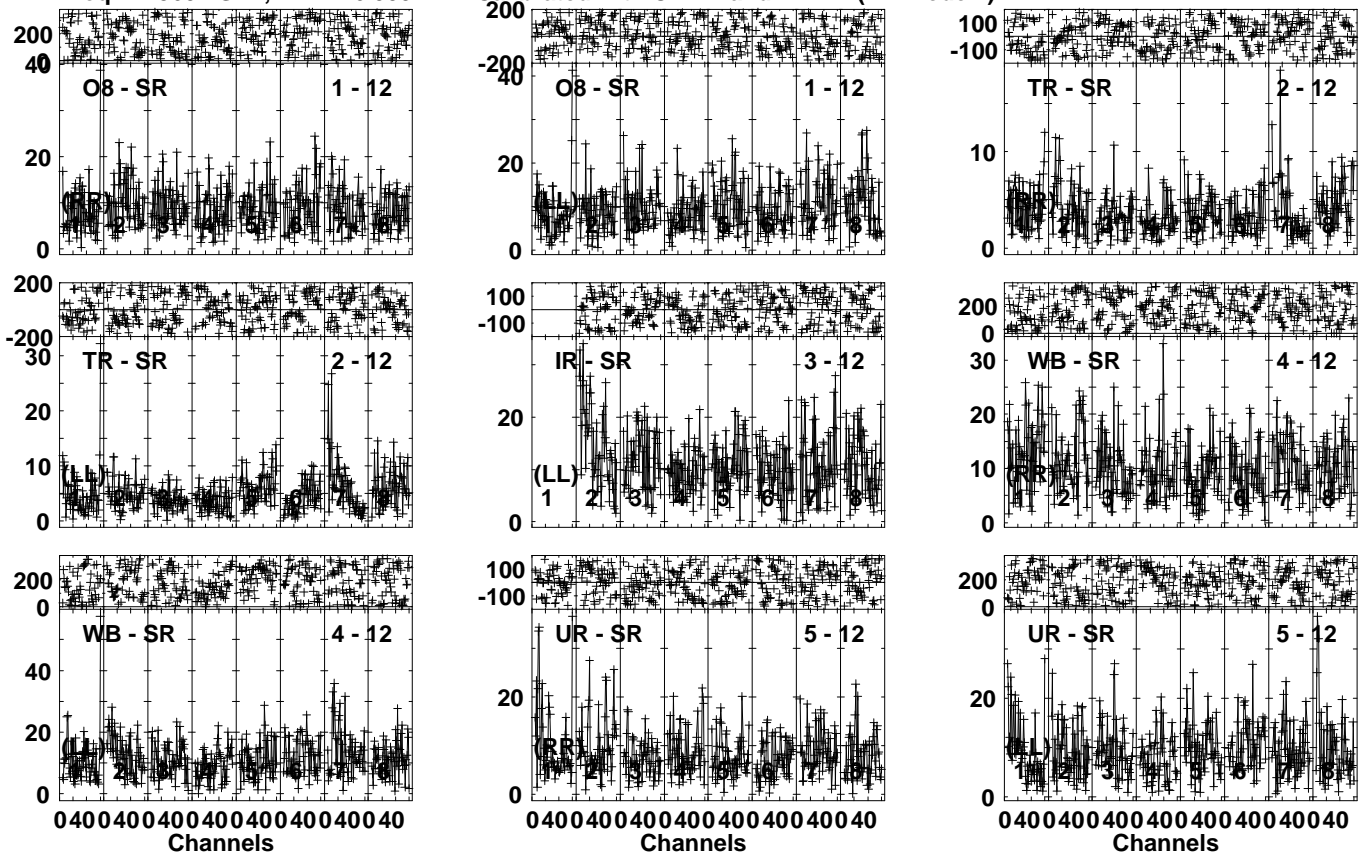


Lower frame: Milli Ampl Jy Top frame: Phas deg
Vector averaged cross-power spectrum Several baselines displayed
Timerange: 00/19:05:25 to 00/19:06:51

Plot file version 95 created 04-JUN-2021 12:10:17

R200120 D EK048F 2.UVDATA.1

Freq = 1.3602 GHz, Bw = 16.000 MH Calibrated with CL # 4 and BP # 1 (BP mode 1)

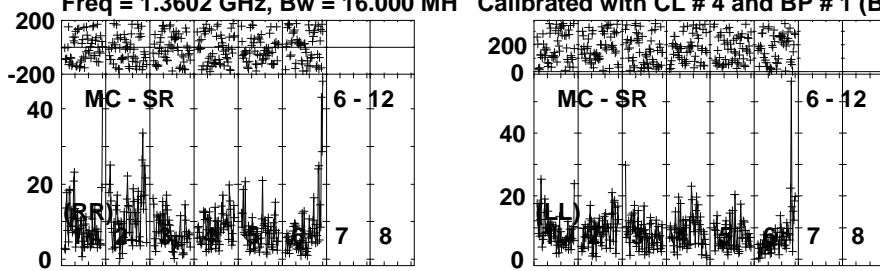


Lower frame: Milli Ampl Jy Top frame: Phas deg
Vector averaged cross-power spectrum Several baselines displayed
Timerange: 00/19:06:53 to 00/19:13:21

Plot file version 96 created 04-JUN-2021 12:10:18

R200120 D EK048F 2.UVDATA.1

Freq = 1.3602 GHz, Bw = 16.000 MH Calibrated with CL # 4 and BP # 1 (BP mode 1)

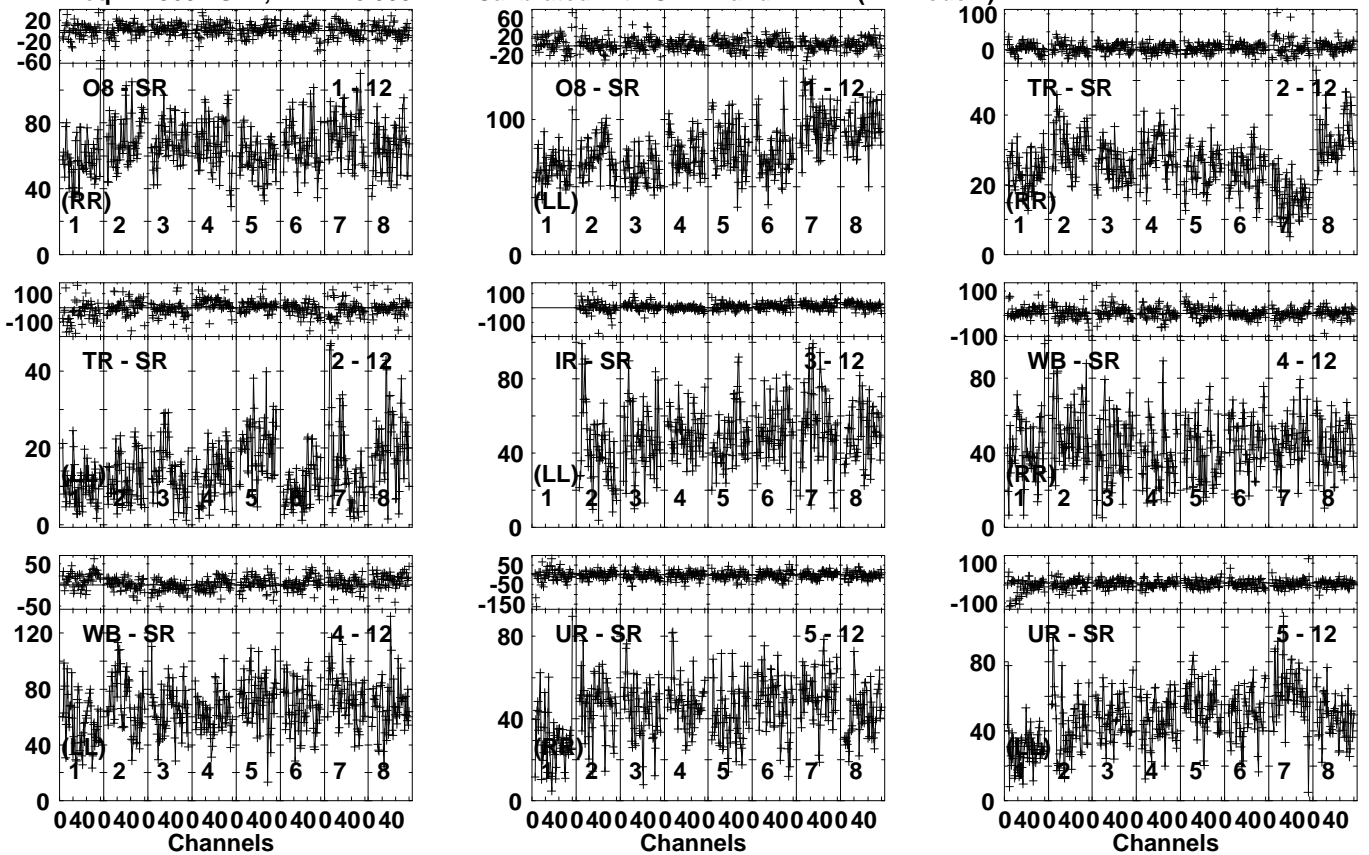


Lower frame: Milli Ampl Jy Top frame: Phas deg
Vector averaged cross-power spectrum Several baselines displayed
Timerange: 00/19:06:53 to 00/19:13:21

Plot file version 97 created 04-JUN-2021 12:10:18

J0955+6903 EK048F 2.UVDATA.1

Freq = 1.3602 GHz, Bw = 16.000 MH Calibrated with CL # 4 and BP # 1 (BP mode 1)

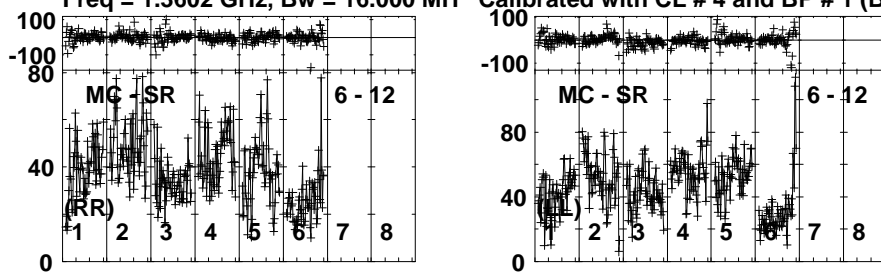


Lower frame: Milli Ampl Jy Top frame: Phas deg
Vector averaged cross-power spectrum Several baselines displayed
Timerange: 00/19:13:23 to 00/19:15:21

Plot file version 98 created 04-JUN-2021 12:10:18

J0955+6903 EK048F 2.UVDATA.1

Freq = 1.3602 GHz, Bw = 16.000 MH Calibrated with CL # 4 and BP # 1 (BP mode 1)

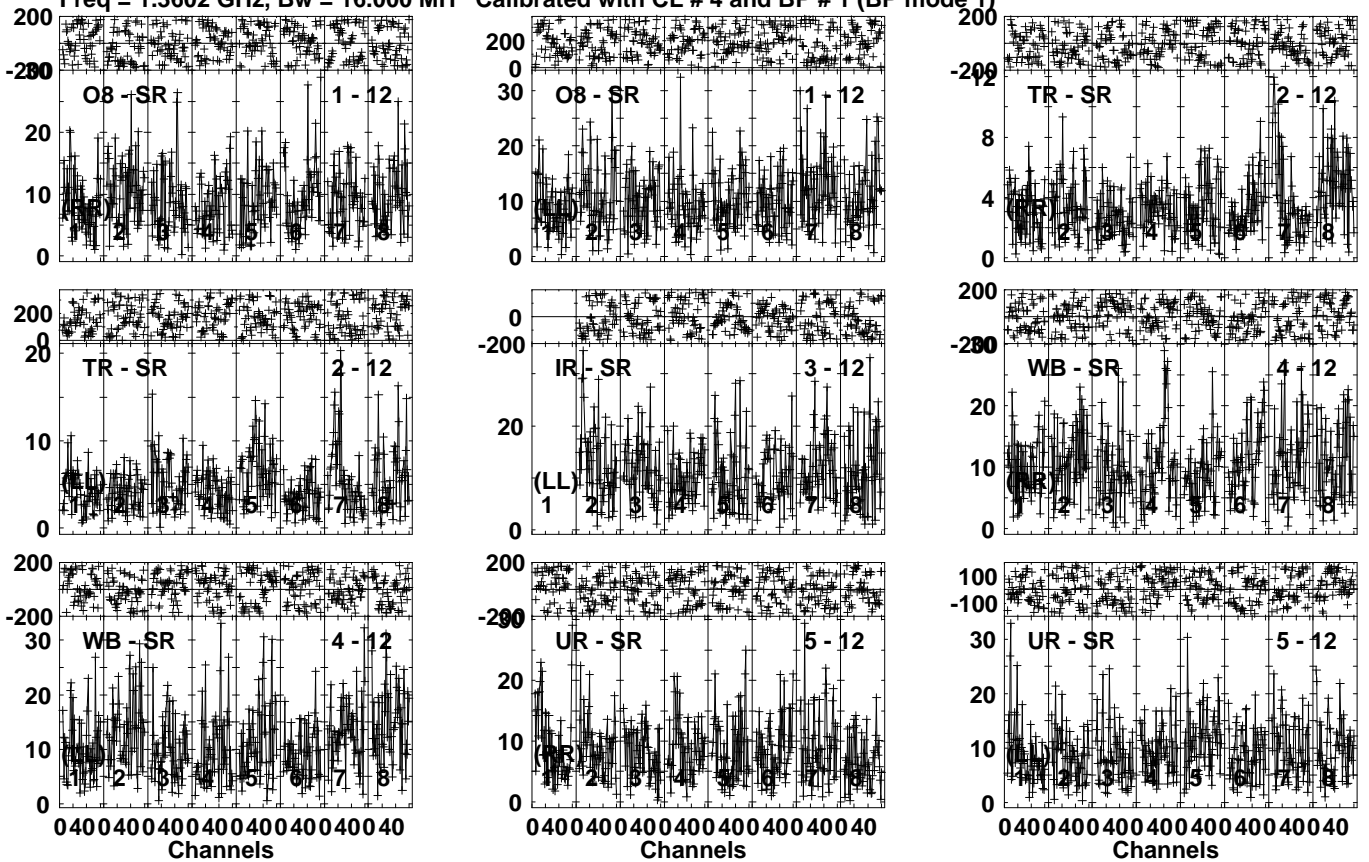


Lower frame: Milli Ampl Jy Top frame: Phas deg
Vector averaged cross-power spectrum Several baselines displayed
Timerange: 00/19:13:23 to 00/19:15:21

Plot file version 99 created 04-JUN-2021 12:10:18

R200120 D EK048F 2.UVDATA.1

Freq = 1.3602 GHz, Bw = 16.000 MH Calibrated with CL # 4 and BP # 1 (BP mode 1)

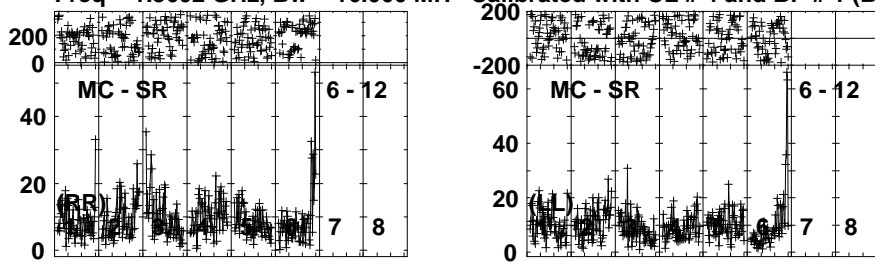


Lower frame: Milli Ampl Jy Top frame: Phas deg
Vector averaged cross-power spectrum Several baselines displayed
Timerange: 00/19:15:23 to 00/19:21:21

Plot file version 100 created 04-JUN-2021 12:10:19

R200120 D EK048F 2.UVDATA.1

Freq = 1.3602 GHz, Bw = 16.000 MH Calibrated with CL # 4 and BP # 1 (BP mode 1)

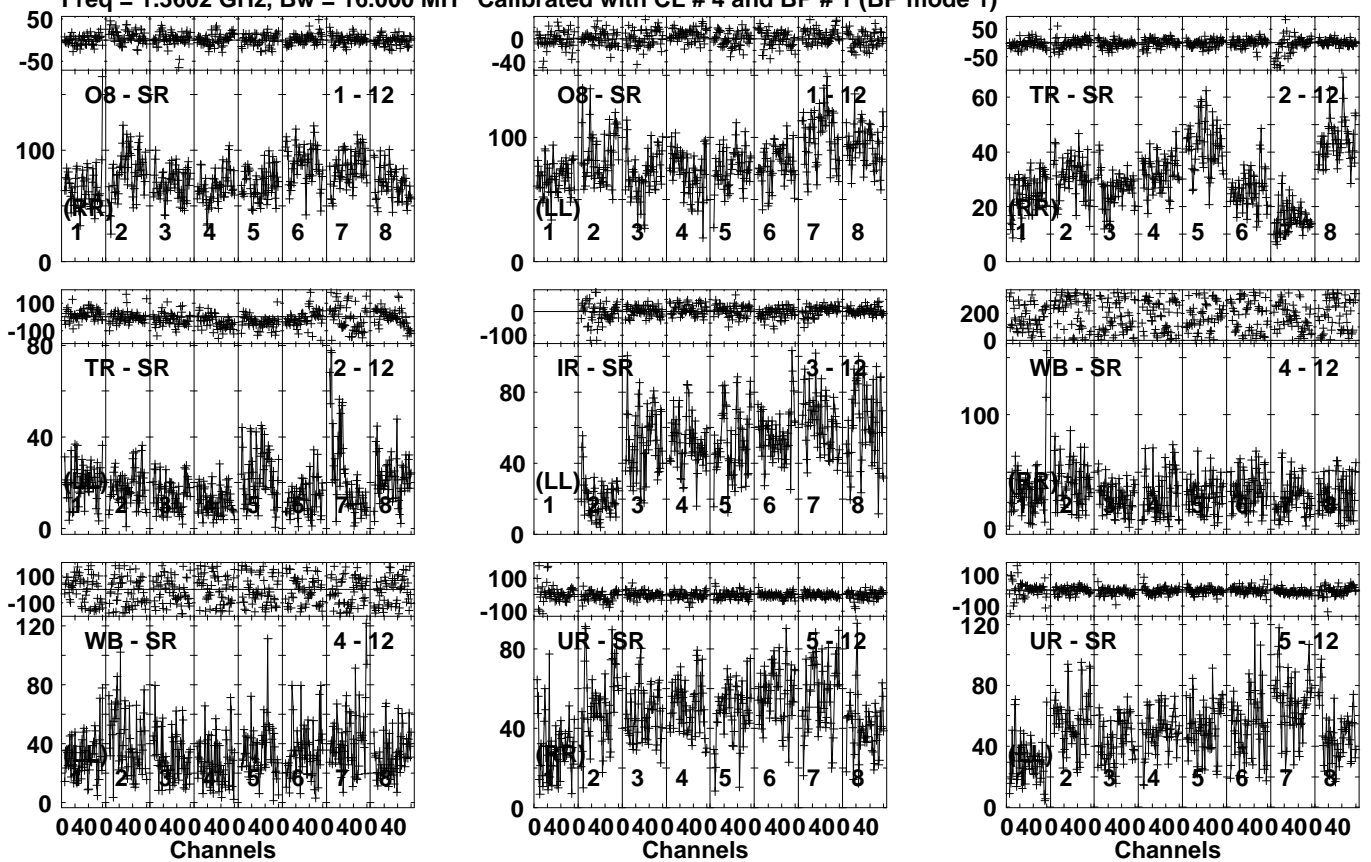


Lower frame: Milli Ampl Jy Top frame: Phas deg
Vector averaged cross-power spectrum Several baselines displayed
Timerange: 00/19:15:23 to 00/19:21:21

Plot file version 101 created 04-JUN-2021 12:10:19

J0955+6903 EK048F 2.UVDATA.1

Freq = 1.3602 GHz, Bw = 16.000 MH Calibrated with CL # 4 and BP # 1 (BP mode 1)

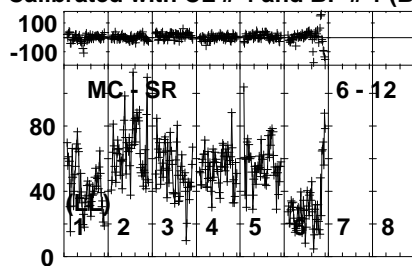
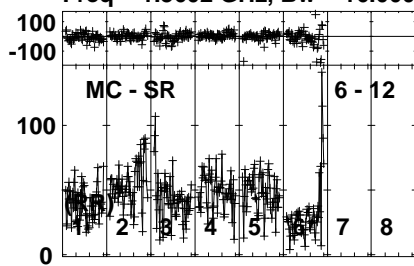


Lower frame: Milli Ampl Jy Top frame: Phas deg
Vector averaged cross-power spectrum Several baselines displayed
Timerange: 00/19:21:47 to 00/19:23:15

Plot file version 102 created 04-JUN-2021 12:10:19

J0955+6903 EK048F 2.UVDATA.1

Freq = 1.3602 GHz, Bw = 16.000 MH Calibrated with CL # 4 and BP # 1 (BP mode 1)



Lower frame: Milli Ampl Jy Top frame: Phas deg

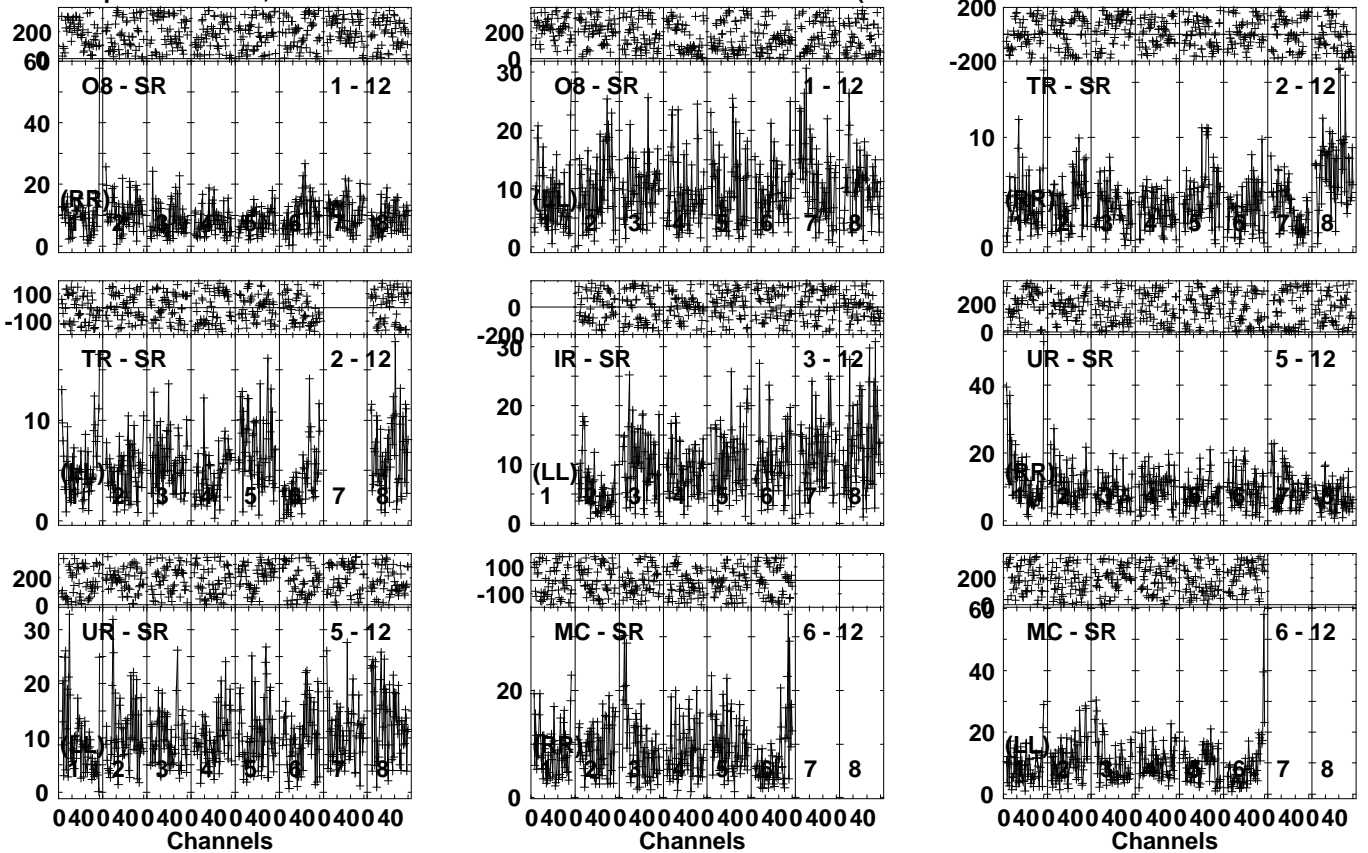
Vector averaged cross-power spectrum Several baselines displayed

Timerange: 00/19:21:47 to 00/19:23:15

Plot file version 103 created 04-JUN-2021 12:10:20

R200120 D EK048F 2.UVDATA.1

Freq = 1.3602 GHz, Bw = 16.000 MH Calibrated with CL # 4 and BP # 1 (BP mode 1)

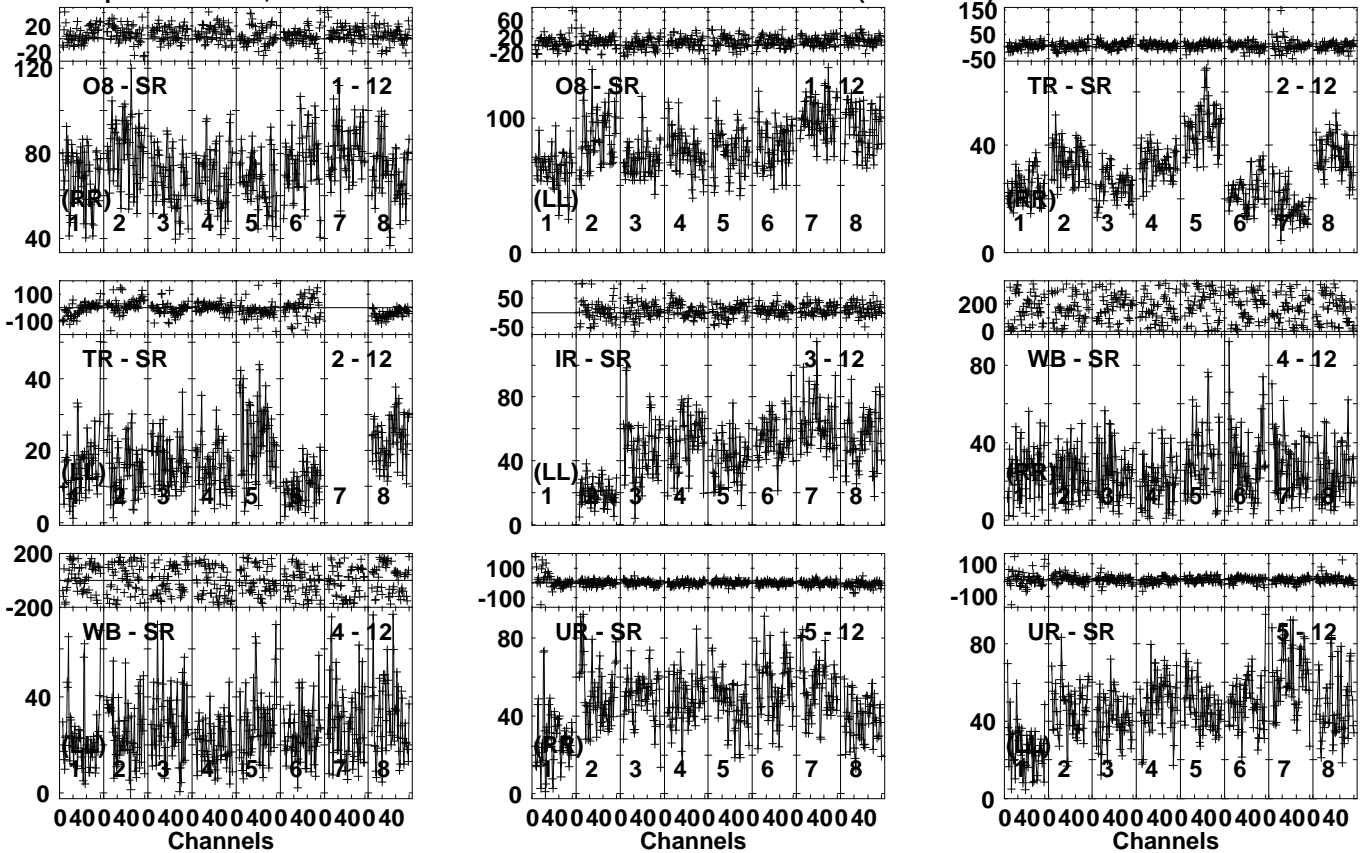


Lower frame: Milli Ampl Jy Top frame: Phas deg
Vector averaged cross-power spectrum Several baselines displayed
Timerange: 00/19:23:17 to 00/19:29:45

Plot file version 104 created 04-JUN-2021 12:10:20

J0955+6903 EK048F 2.UVDATA.1

Freq = 1.3602 GHz, Bw = 16.000 MH Calibrated with CL # 4 and BP # 1 (BP mode 1)

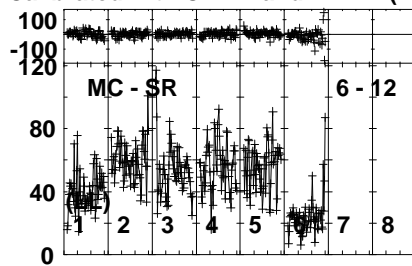
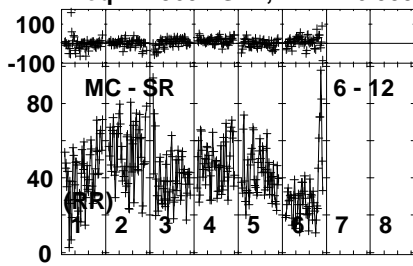


Lower frame: Milli Ampl Jy Top frame: Phas deg
Vector averaged cross-power spectrum Several baselines displayed
Timerange: 00/19:29:47 to 00/19:31:45

Plot file version 105 created 04-JUN-2021 12:10:21

J0955+6903 EK048F 2.UVDATA.1

Freq = 1.3602 GHz, Bw = 16.000 MH Calibrated with CL # 4 and BP # 1 (BP mode 1)



Lower frame: Milli Ampl Jy Top frame: Phas deg

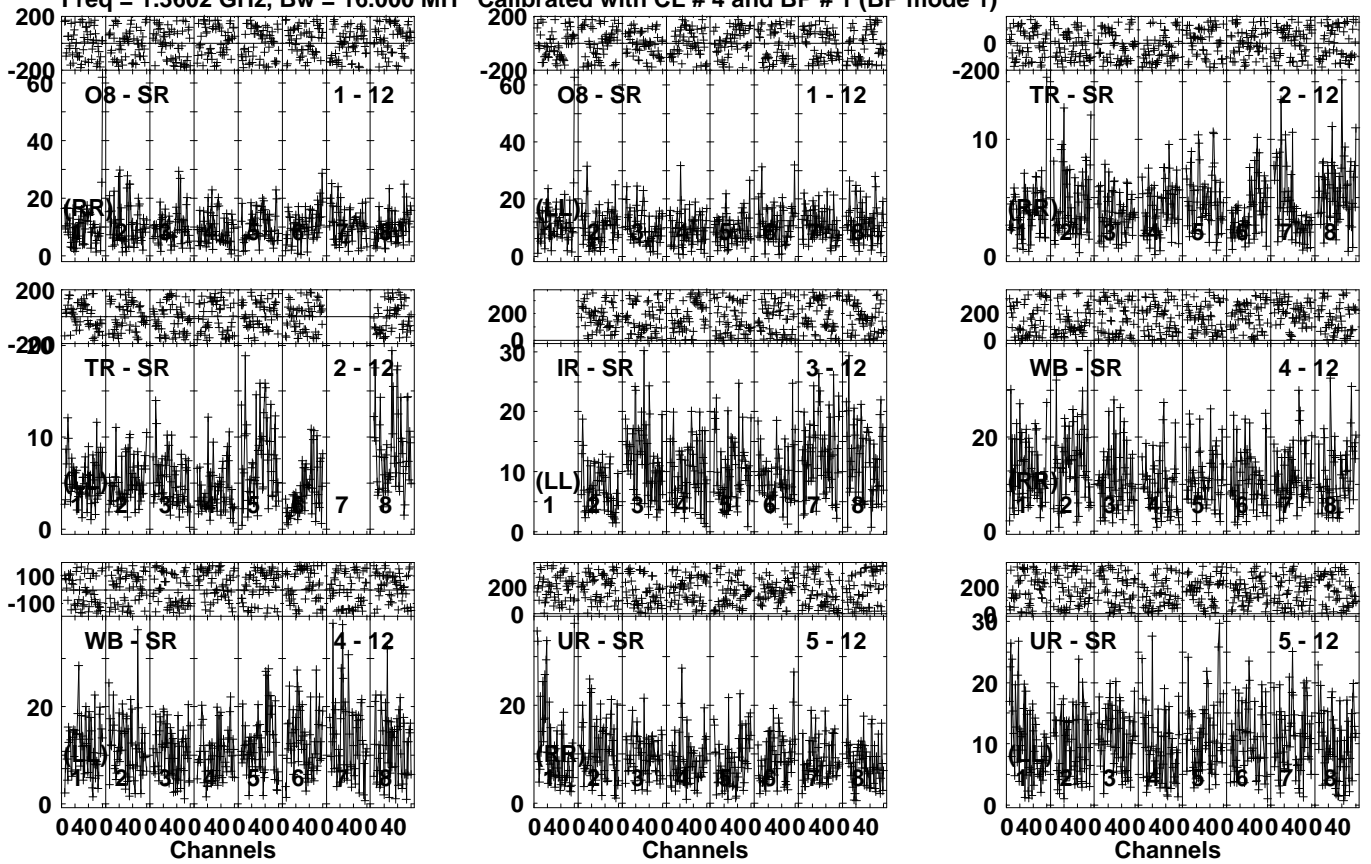
Vector averaged cross-power spectrum Several baselines displayed

Timerange: 00/19:29:47 to 00/19:31:45

Plot file version 106 created 04-JUN-2021 12:10:21

R200120 D EK048F 2.UVDATA.1

Freq = 1.3602 GHz, Bw = 16.000 MH Calibrated with CL # 4 and BP # 1 (BP mode 1)

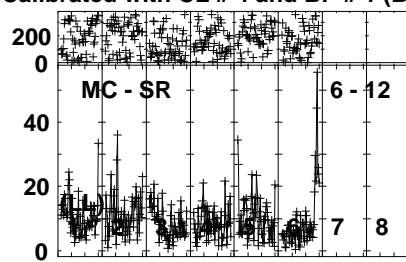
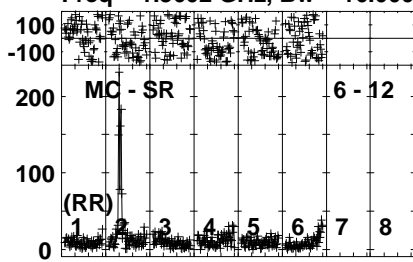


Lower frame: Milli Ampl Jy Top frame: Phas deg
Vector averaged cross-power spectrum Several baselines displayed
Timerange: 00/19:31:47 to 00/19:37:45

Plot file version 107 created 04-JUN-2021 12:10:21

R200120 D EK048F 2.UVDATA.1

Freq = 1.3602 GHz, Bw = 16.000 MH Calibrated with CL # 4 and BP # 1 (BP mode 1)

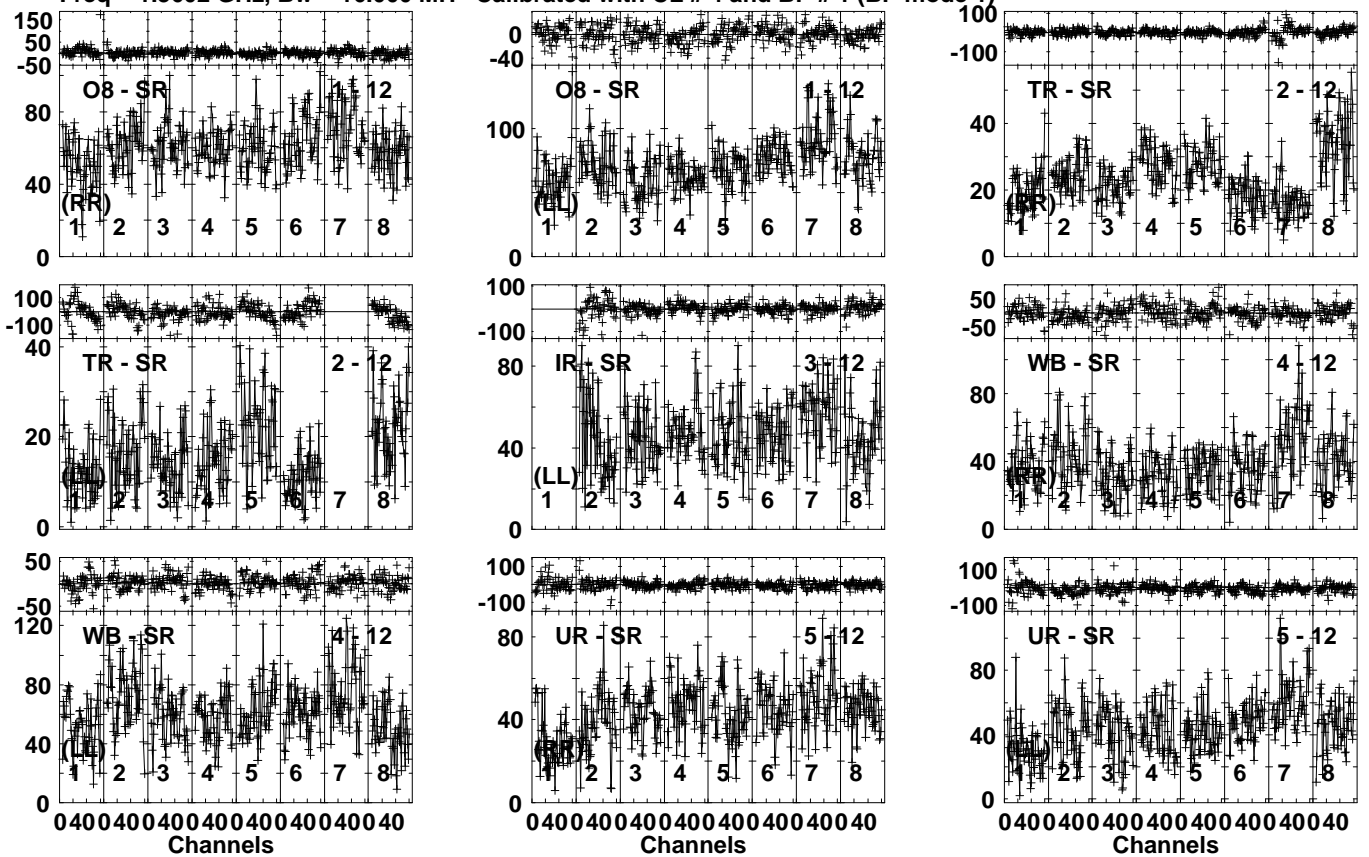


Lower frame: Milli Ampl Jy Top frame: Phas deg
Vector averaged cross-power spectrum Several baselines displayed
Timerange: 00/19:31:47 to 00/19:37:45

Plot file version 108 created 04-JUN-2021 12:10:21

J0955+6903 EK048F 2.UVDATA.1

Freq = 1.3602 GHz, Bw = 16.000 MH Calibrated with CL # 4 and BP # 1 (BP mode 1)

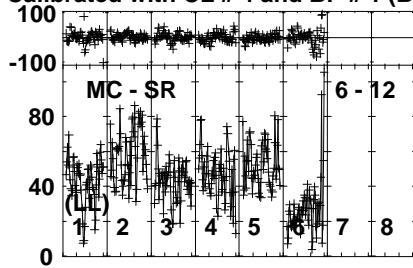
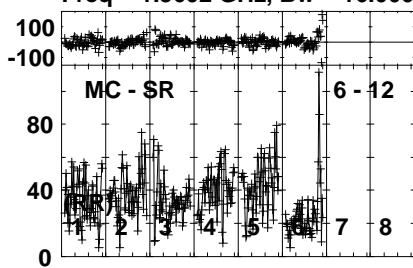


Lower frame: Milli Ampl Jy Top frame: Phas deg
Vector averaged cross-power spectrum Several baselines displayed
Timerange: 00/19:38:11 to 00/19:39:39

Plot file version 109 created 04-JUN-2021 12:10:22

J0955+6903 EK048F 2.UVDATA.1

Freq = 1.3602 GHz, Bw = 16.000 MH Calibrated with CL # 4 and BP # 1 (BP mode 1)



Lower frame: Milli Ampl Jy Top frame: Phas deg

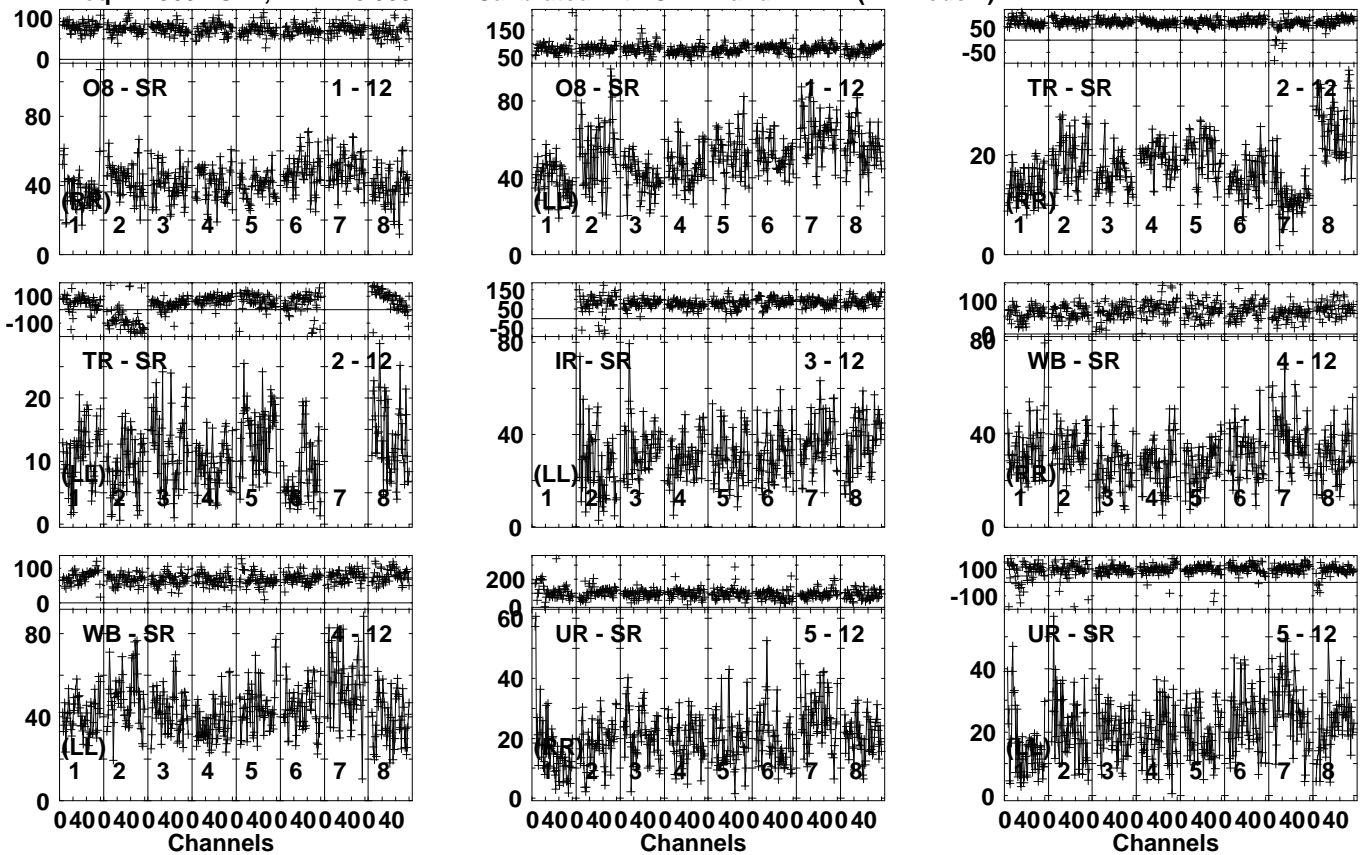
Vector averaged cross-power spectrum Several baselines displayed

Timerange: 00/19:38:11 to 00/19:39:39

Plot file version 110 created 04-JUN-2021 12:10:22

J1003+6813 EK048F 2.UVDATA.1

Freq = 1.3602 GHz, Bw = 16.000 MH Calibrated with CL # 4 and BP # 1 (BP mode 1)

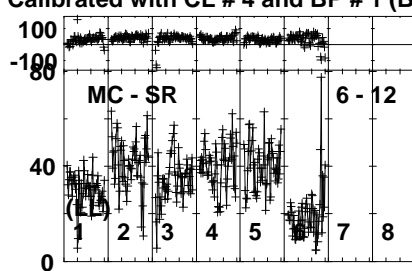
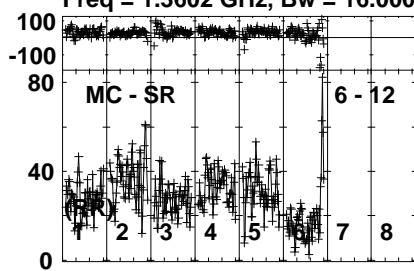


Lower frame: Milli Ampl Jy Top frame: Phas deg
Vector averaged cross-power spectrum Several baselines displayed
Timerange: 00/19:39:41 to 00/19:43:09

Plot file version 111 created 04-JUN-2021 12:10:22

J1003+6813 EK048F 2.UVDATA.1

Freq = 1.3602 GHz, Bw = 16.000 MH Calibrated with CL # 4 and BP # 1 (BP mode 1)

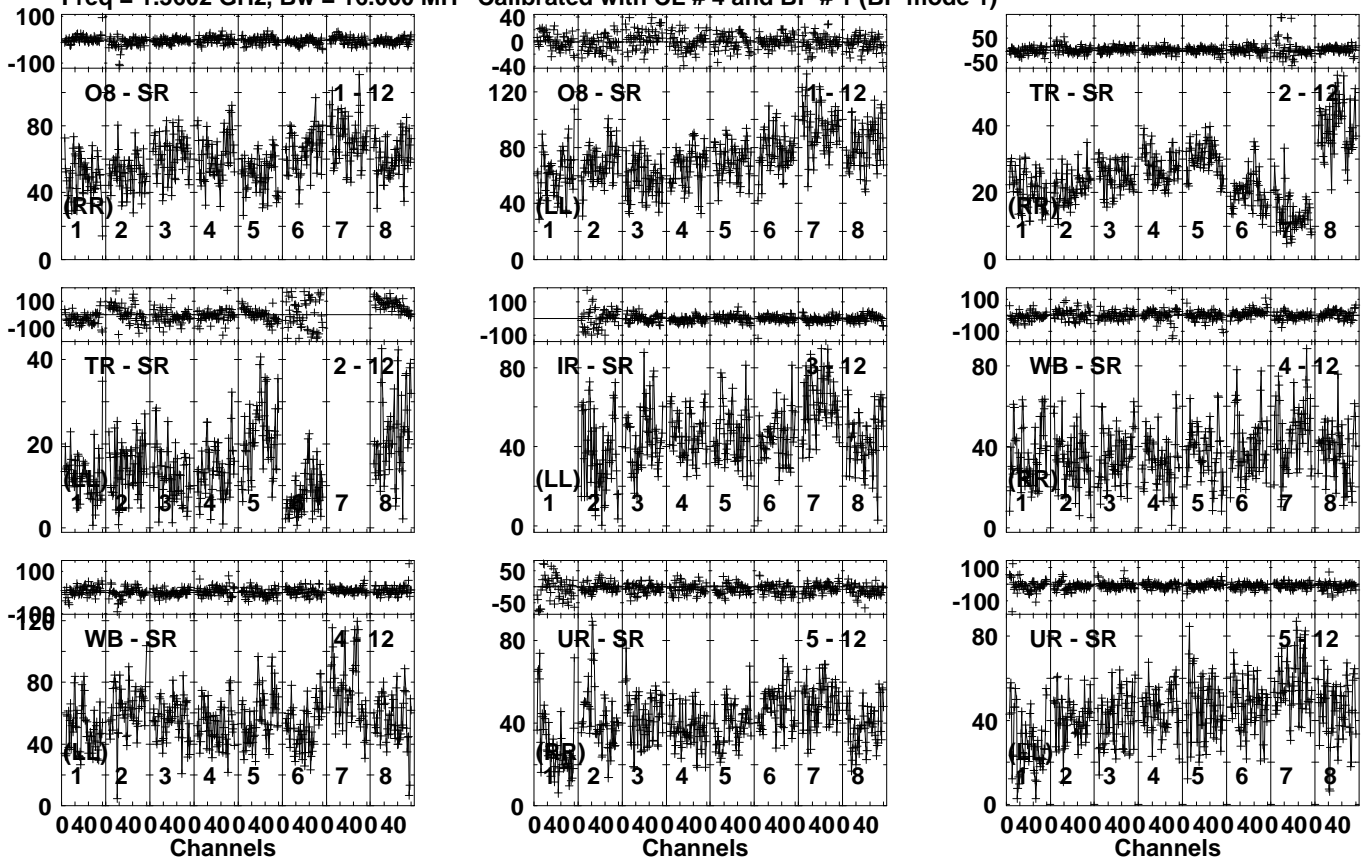


Lower frame: Milli Ampl Jy Top frame: Phas deg
Vector averaged cross-power spectrum Several baselines displayed
Timerange: 00/19:39:41 to 00/19:43:09

Plot file version 112 created 04-JUN-2021 12:10:22

J0955+6903 EK048F 2.UVDATA.1

Freq = 1.3602 GHz, Bw = 16.000 MH Calibrated with CL # 4 and BP # 1 (BP mode 1)

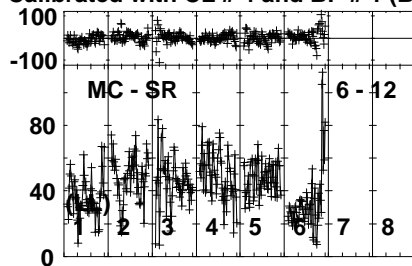
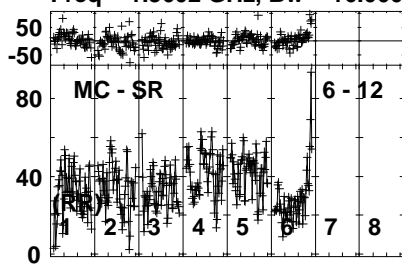


Lower frame: Milli Ampl Jy Top frame: Phas deg
Vector averaged cross-power spectrum Several baselines displayed
Timerange: 00/19:43:11 to 00/19:45:09

Plot file version 113 created 04-JUN-2021 12:10:23

J0955+6903 EK048F 2.UVDATA.1

Freq = 1.3602 GHz, Bw = 16.000 MH Calibrated with CL # 4 and BP # 1 (BP mode 1)

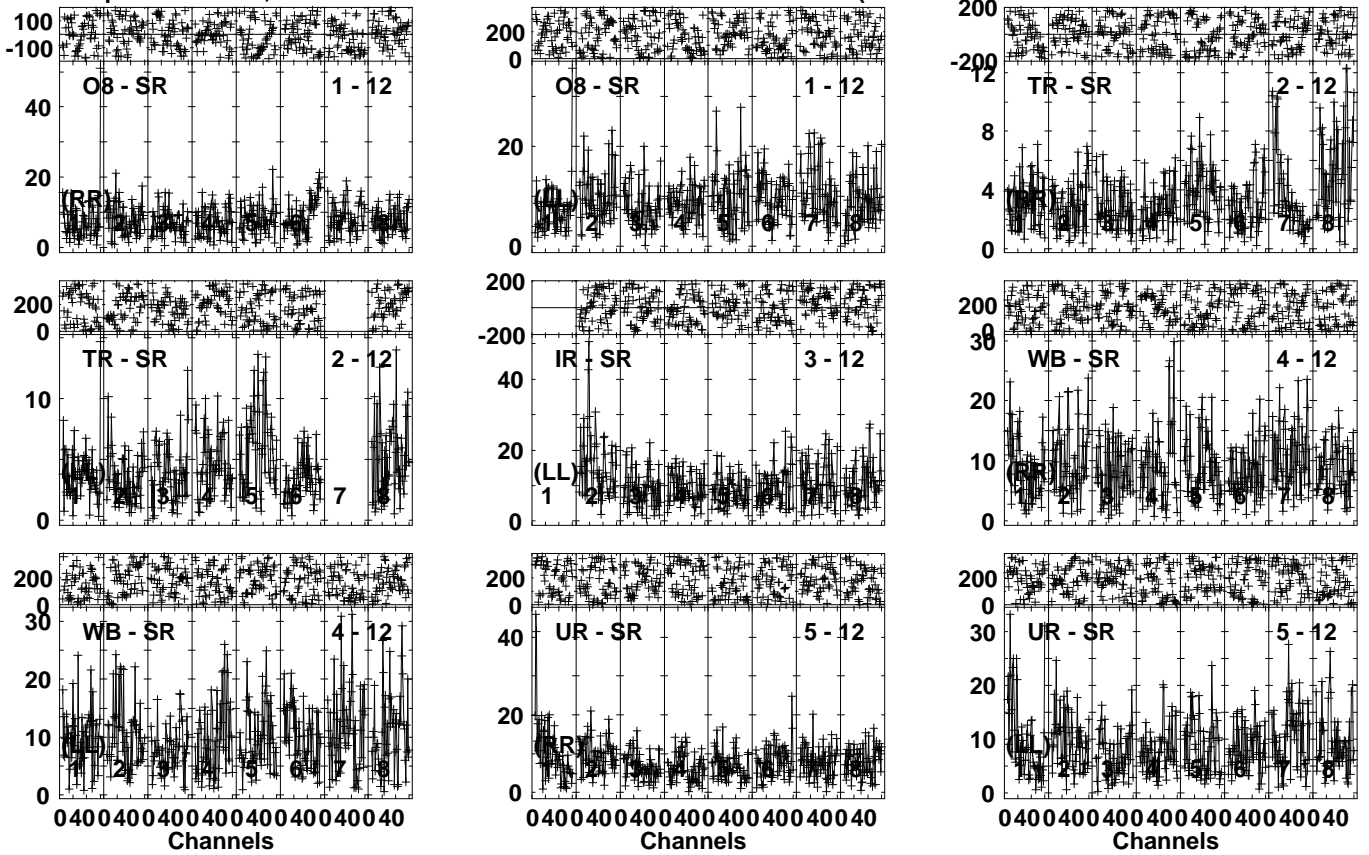


Lower frame: Milli Ampl Jy Top frame: Phas deg
Vector averaged cross-power spectrum Several baselines displayed
Timerange: 00/19:43:11 to 00/19:45:09

Plot file version 114 created 04-JUN-2021 12:10:23

R200120 D EK048F 2.UVDATA.1

Freq = 1.3602 GHz, Bw = 16.000 MH Calibrated with CL # 4 and BP # 1 (BP mode 1)

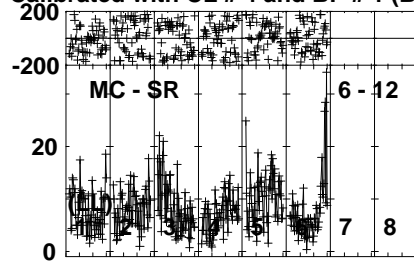
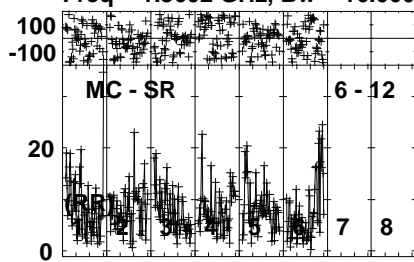


Lower frame: Milli Ampl Jy Top frame: Phas deg
Vector averaged cross-power spectrum Several baselines displayed
Timerange: 00/19:45:11 to 00/19:51:39

Plot file version 115 created 04-JUN-2021 12:10:23

R200120 D EK048F 2.UVDATA.1

Freq = 1.3602 GHz, Bw = 16.000 MH Calibrated with CL # 4 and BP # 1 (BP mode 1)

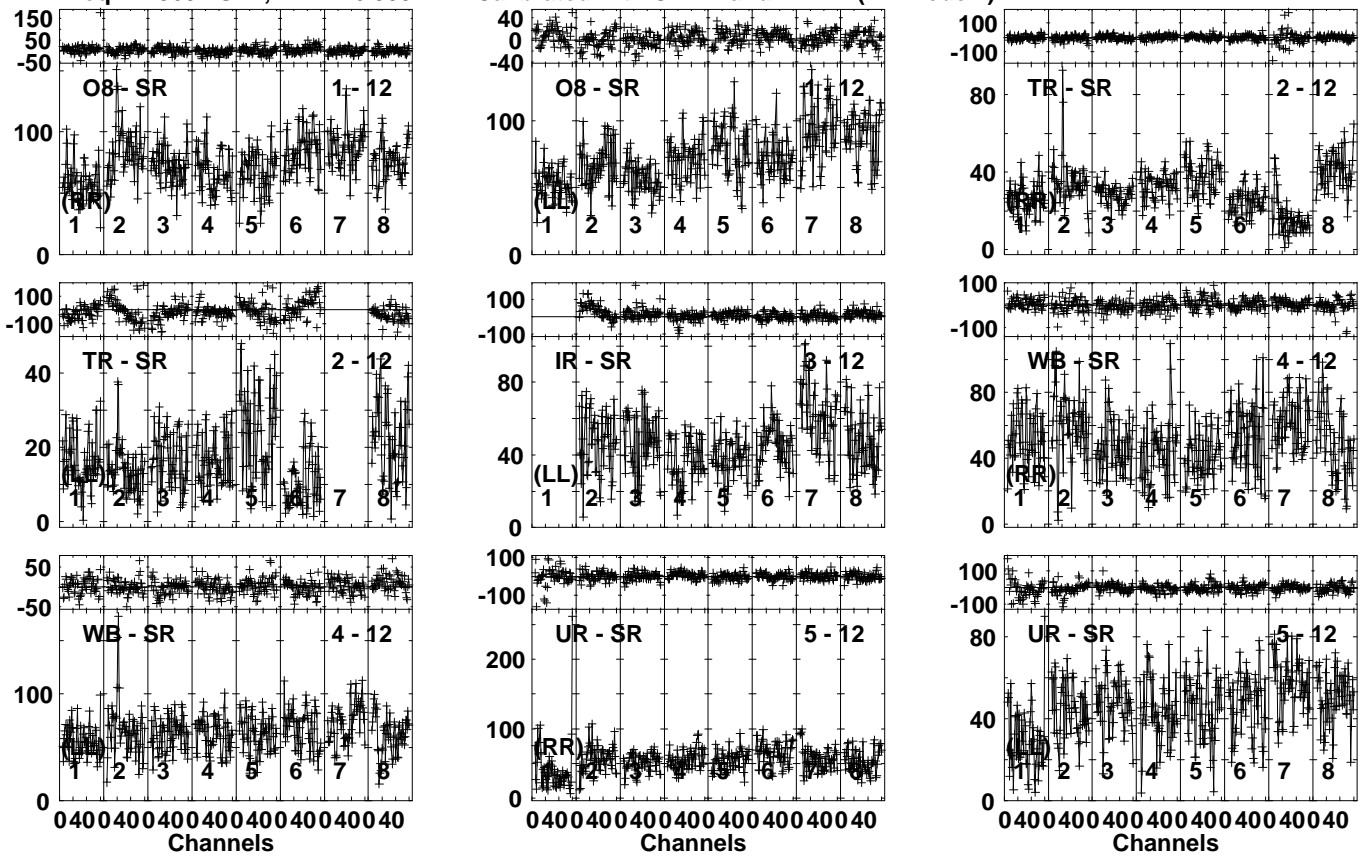


Lower frame: Milli Ampl Jy Top frame: Phas deg
Vector averaged cross-power spectrum Several baselines displayed
Timerange: 00/19:45:11 to 00/19:51:39

Plot file version 116 created 04-JUN-2021 12:10:24

J0955+6903 EK048F 2.UVDATA.1

Freq = 1.3602 GHz, Bw = 16.000 MH Calibrated with CL # 4 and BP # 1 (BP mode 1)

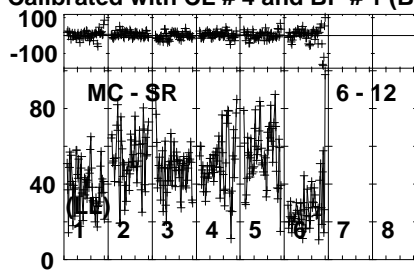
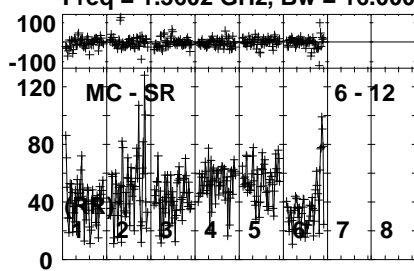


Lower frame: Milli Ampl Jy Top frame: Phas deg
 Vector averaged cross-power spectrum Several baselines displayed
 Timerange: 00/19:52:05 to 00/19:53:33

Plot file version 117 created 04-JUN-2021 12:10:24

J0955+6903 EK048F 2.UVDATA.1

Freq = 1.3602 GHz, Bw = 16.000 MH Calibrated with CL # 4 and BP # 1 (BP mode 1)

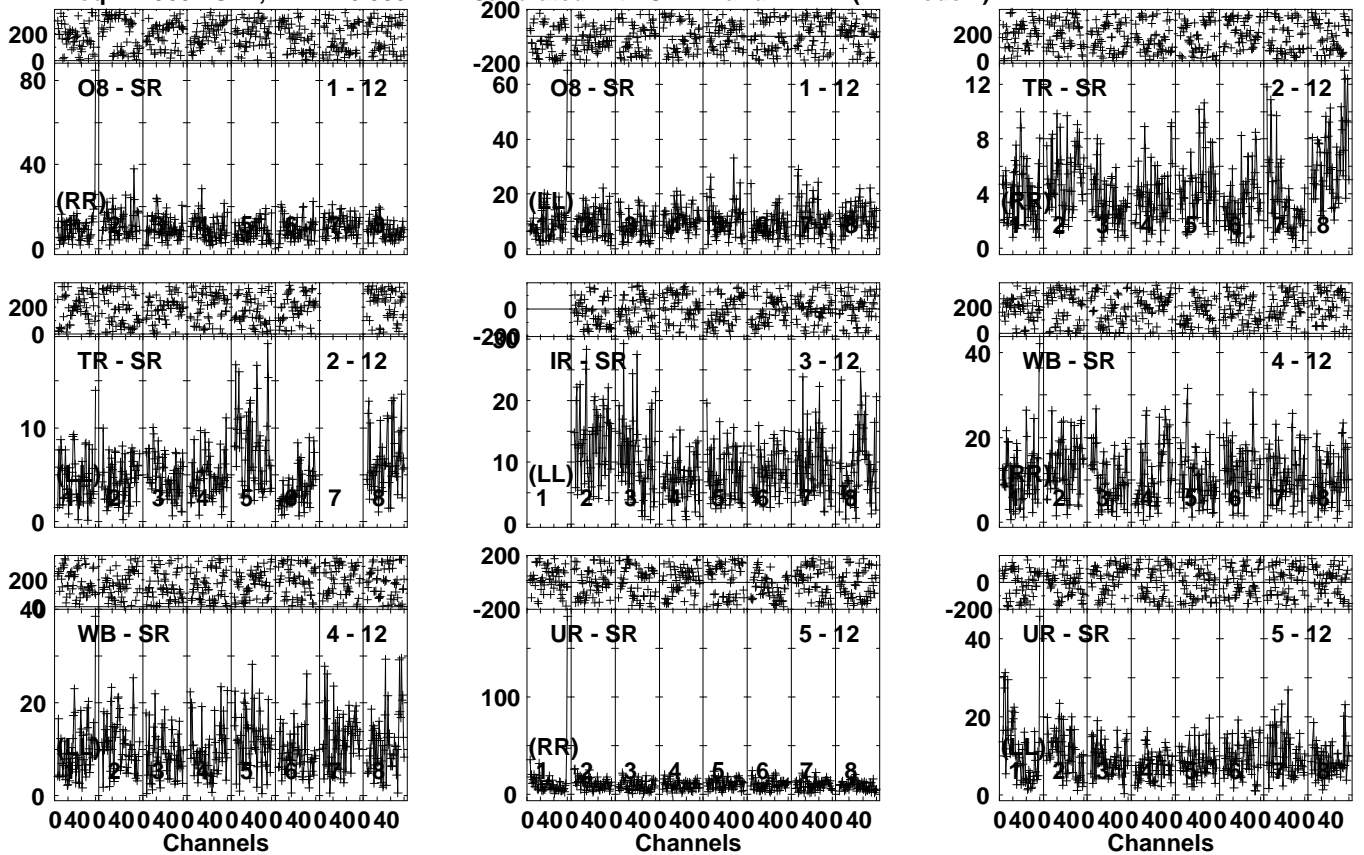


Lower frame: Milli Ampl Jy Top frame: Phas deg
Vector averaged cross-power spectrum Several baselines displayed
Timerange: 00/19:52:05 to 00/19:53:33

Plot file version 118 created 04-JUN-2021 12:10:24

R200120 D EK048F 2.UVDATA.1

Freq = 1.3602 GHz, Bw = 16.000 MH Calibrated with CL # 4 and BP # 1 (BP mode 1)

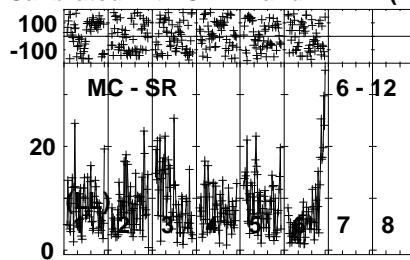
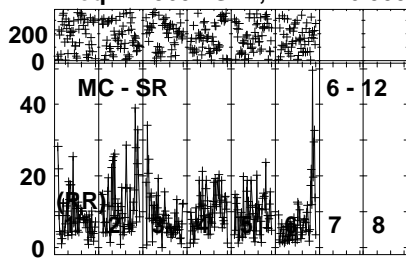


Lower frame: Milli Ampl Jy Top frame: Phas deg
Vector averaged cross-power spectrum Several baselines displayed
Timerange: 00/19:53:35 to 00/20:00:03

Plot file version 119 created 04-JUN-2021 12:10:25

R200120 D EK048F 2.UVDATA.1

Freq = 1.3602 GHz, Bw = 16.000 MH Calibrated with CL # 4 and BP # 1 (BP mode 1)

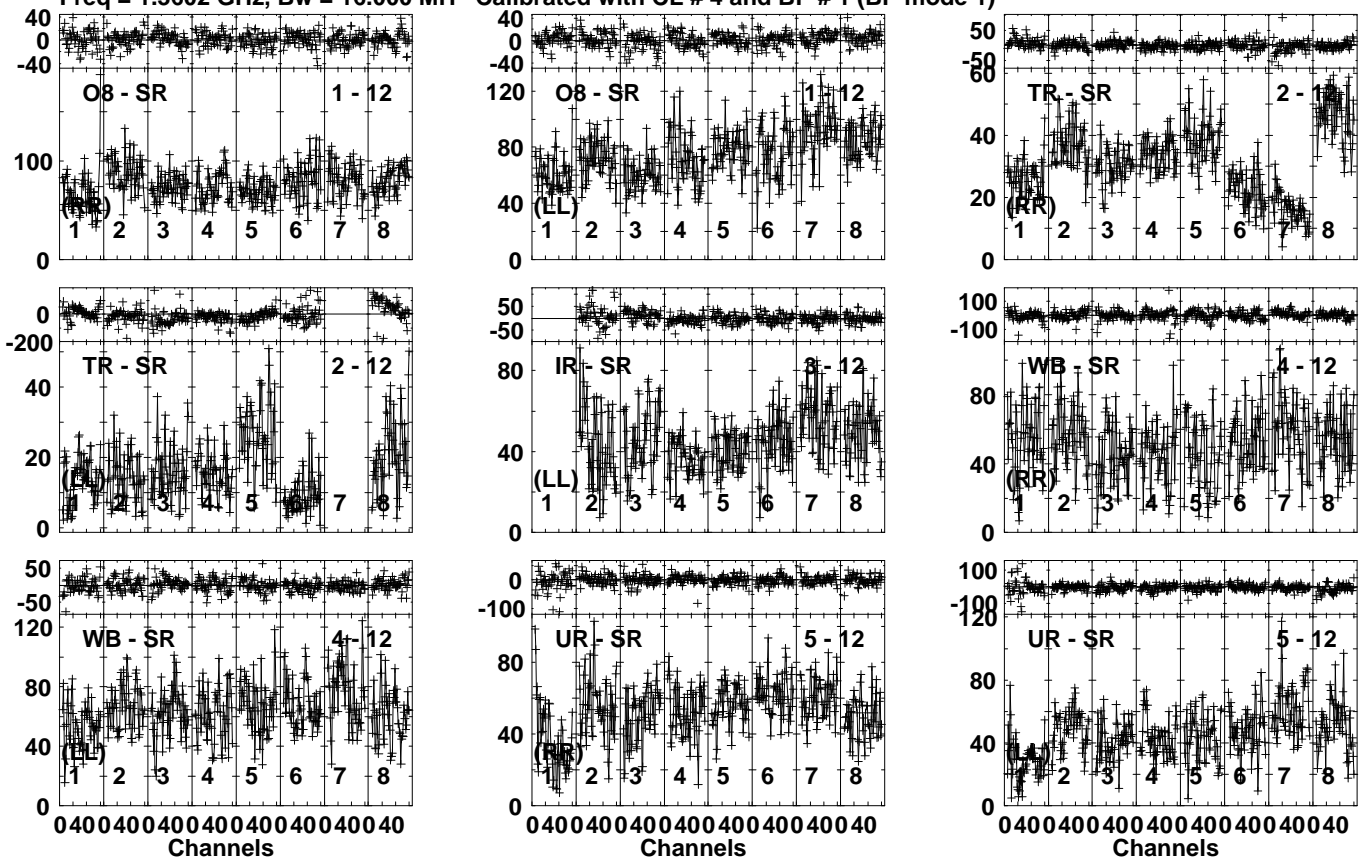


Lower frame: Milli Ampl Jy Top frame: Phas deg
Vector averaged cross-power spectrum Several baselines displayed
Timerange: 00/19:53:35 to 00/20:00:03

Plot file version 120 created 04-JUN-2021 12:10:25

J0955+6903 EK048F 2.UVDATA.1

Freq = 1.3602 GHz, Bw = 16.000 MH Calibrated with CL # 4 and BP # 1 (BP mode 1)

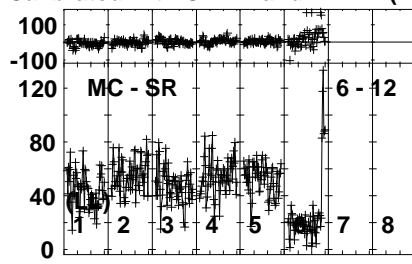
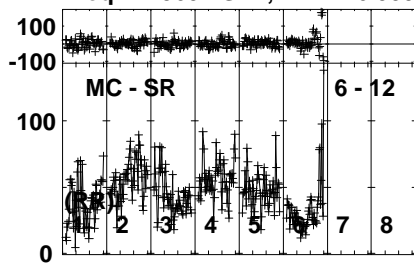


Lower frame: Milli Ampl Jy Top frame: Phas deg
Vector averaged cross-power spectrum Several baselines displayed
Timerange: 00/20:00:05 to 00/20:02:03

Plot file version 121 created 04-JUN-2021 12:10:25

J0955+6903 EK048F 2.UVDATA.1

Freq = 1.3602 GHz, Bw = 16.000 MH Calibrated with CL # 4 and BP # 1 (BP mode 1)

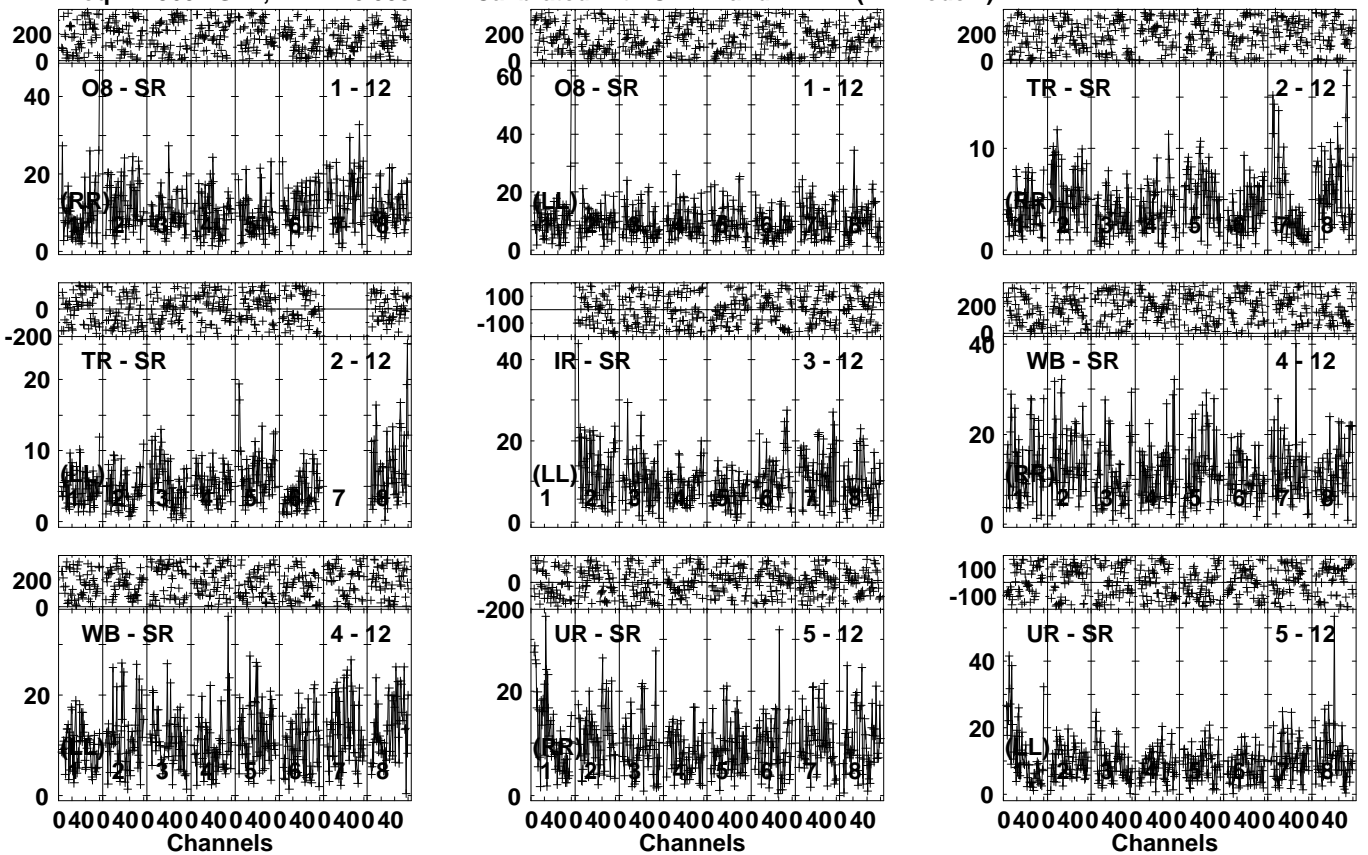


Lower frame: Milli Ampl Jy Top frame: Phas deg
Vector averaged cross-power spectrum Several baselines displayed
Timerange: 00/20:00:05 to 00/20:02:03

Plot file version 122 created 04-JUN-2021 12:10:25

R200120 D EK048F 2.UVDATA.1

Freq = 1.3602 GHz, Bw = 16.000 MH Calibrated with CL # 4 and BP # 1 (BP mode 1)

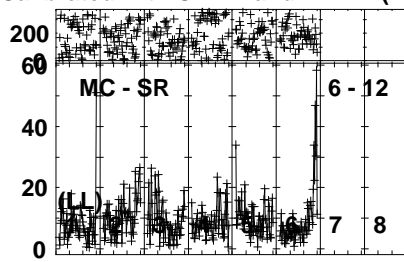
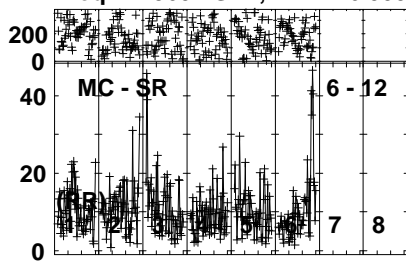


Lower frame: Milli Ampl Jy Top frame: Phas deg
Vector averaged cross-power spectrum Several baselines displayed
Timerange: 00/20:02:05 to 00/20:08:03

Plot file version 123 created 04-JUN-2021 12:10:26

R200120 D EK048F 2.UVDATA.1

Freq = 1.3602 GHz, Bw = 16.000 MH Calibrated with CL # 4 and BP # 1 (BP mode 1)



Lower frame: Milli Ampl Jy Top frame: Phas deg

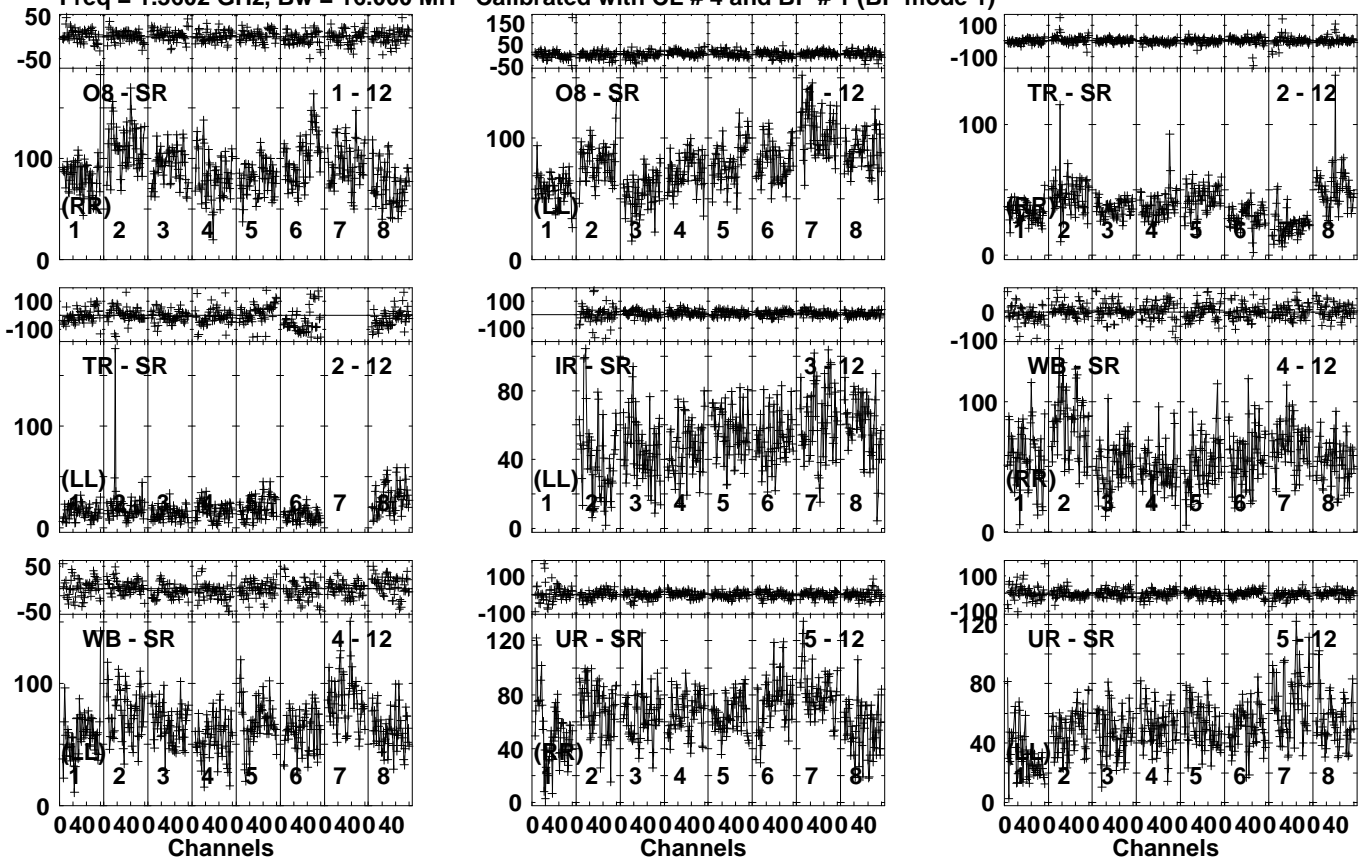
Vector averaged cross-power spectrum Several baselines displayed

Timerange: 00/20:02:05 to 00/20:08:03

Plot file version 124 created 04-JUN-2021 12:10:26

J0955+6903 EK048F 2.UVDATA.1

Freq = 1.3602 GHz, Bw = 16.000 MH Calibrated with CL # 4 and BP # 1 (BP mode 1)

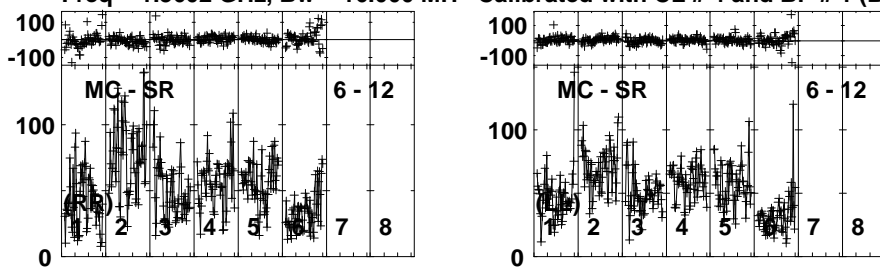


Lower frame: Milli Ampl Jy Top frame: Phas deg
Vector averaged cross-power spectrum Several baselines displayed
Timerange: 00/20:08:29 to 00/20:09:57

Plot file version 125 created 04-JUN-2021 12:10:26

J0955+6903 EK048F 2.UVDATA.1

Freq = 1.3602 GHz, Bw = 16.000 MH Calibrated with CL # 4 and BP # 1 (BP mode 1)

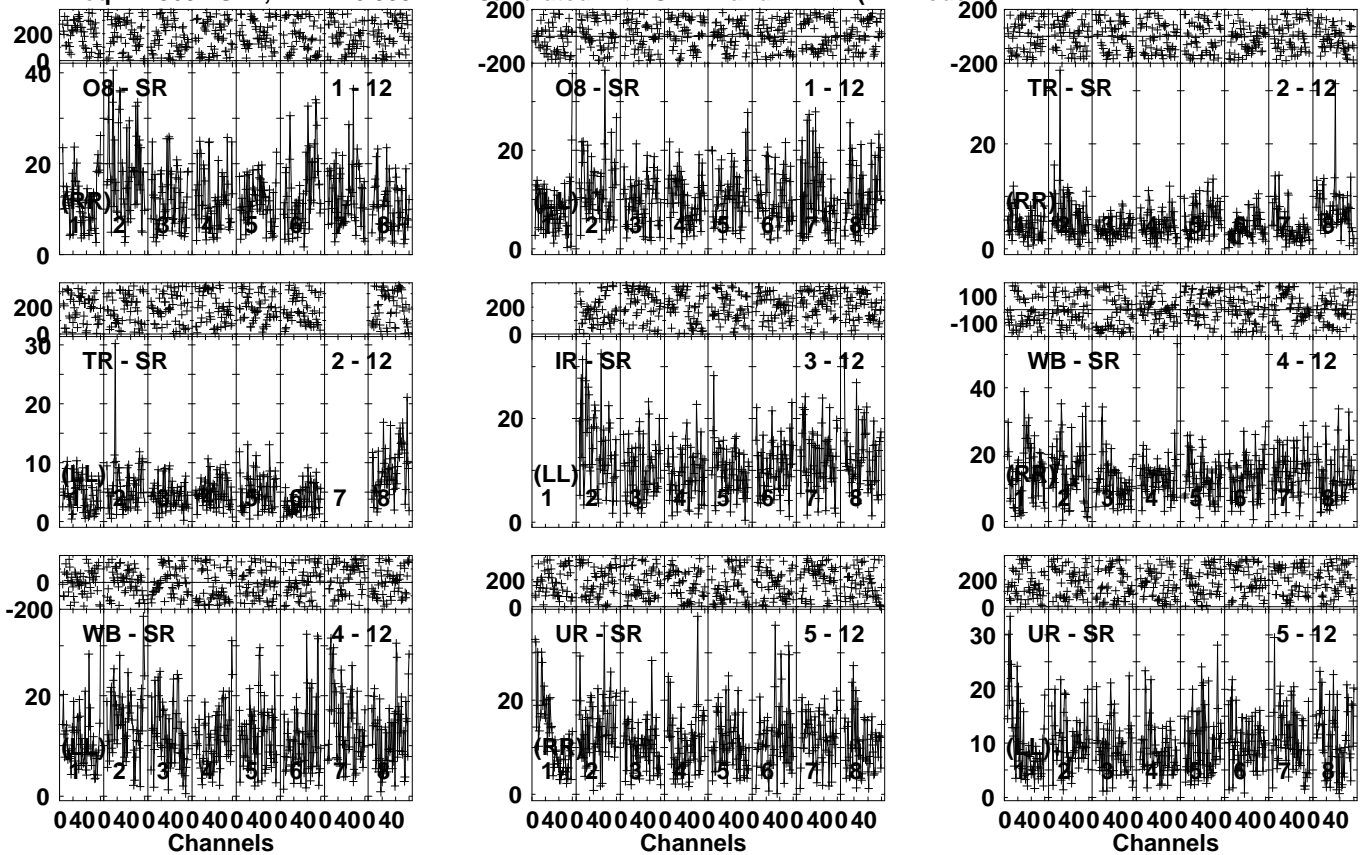


Lower frame: Milli Ampl Jy Top frame: Phas deg
Vector averaged cross-power spectrum Several baselines displayed
Timerange: 00/20:08:29 to 00/20:09:57

Plot file version 126 created 04-JUN-2021 12:10:27

R200120 D EK048F 2.UVDATA.1

Freq = 1.3602 GHz, Bw = 16.000 MH Calibrated with CL # 4 and BP # 1 (BP mode 1)

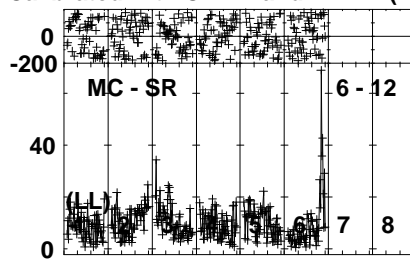
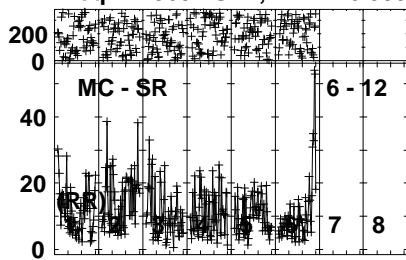


Lower frame: Milli Ampl Jy Top frame: Phas deg
Vector averaged cross-power spectrum Several baselines displayed
Timerange: 00/20:09:59 to 00/20:15:57

Plot file version 127 created 04-JUN-2021 12:10:27

R200120 D EK048F 2.UVDATA.1

Freq = 1.3602 GHz, Bw = 16.000 MH Calibrated with CL # 4 and BP # 1 (BP mode 1)

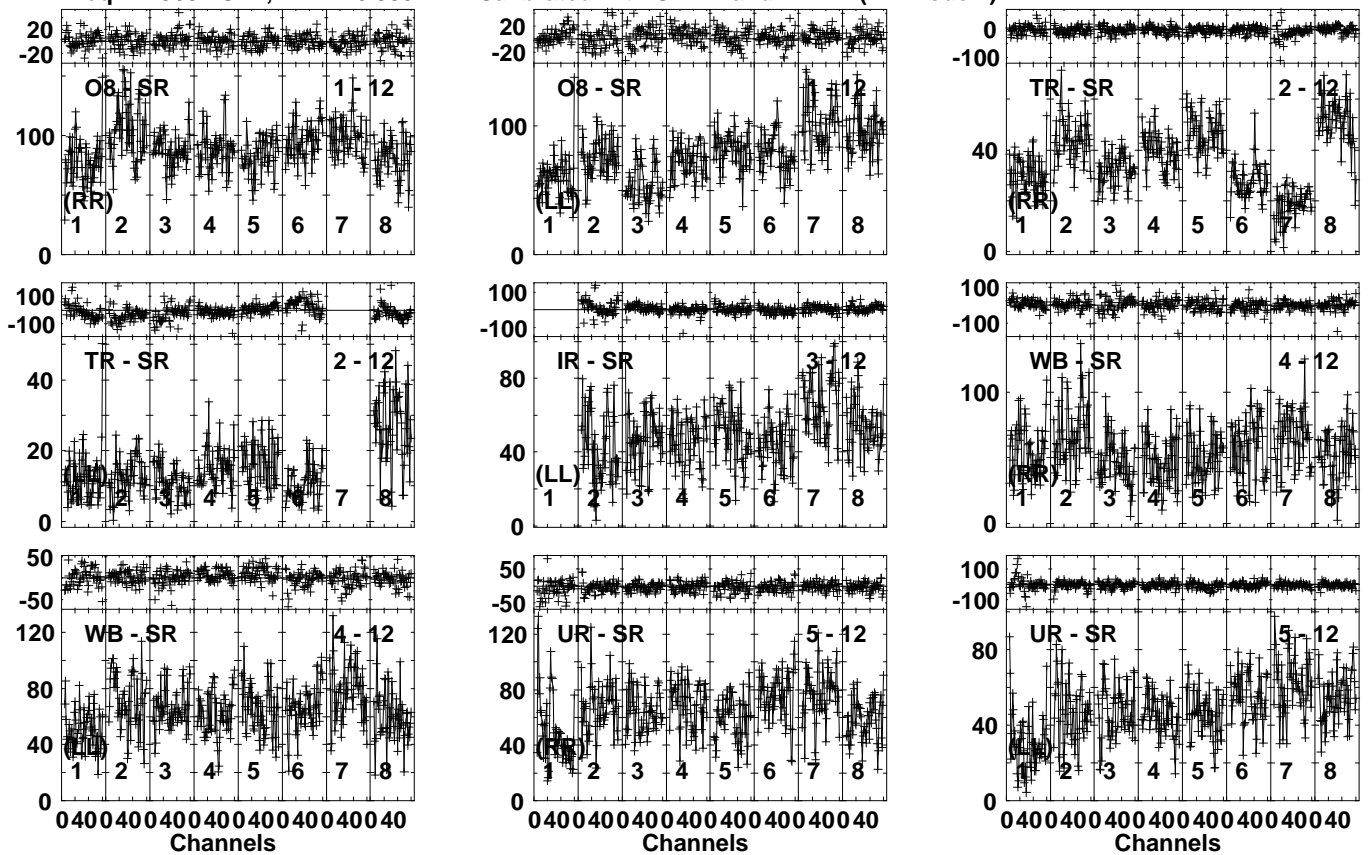


Lower frame: Milli Ampl Jy Top frame: Phas deg
Vector averaged cross-power spectrum Several baselines displayed
Timerange: 00/20:09:59 to 00/20:15:57

Plot file version 128 created 04-JUN-2021 12:10:27

J0955+6903 EK048F 2.UVDATA.1

Freq = 1.3602 GHz, Bw = 16.000 MH Calibrated with CL # 4 and BP # 1 (BP mode 1)

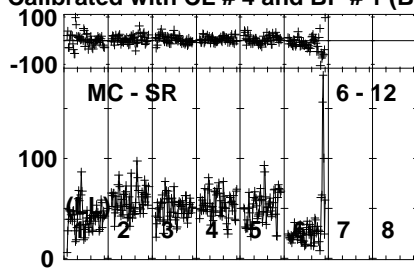
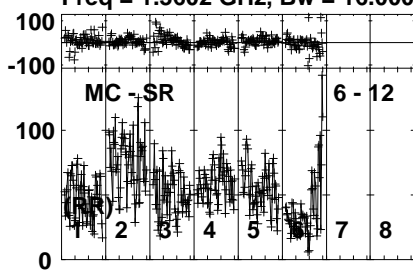


Lower frame: Milli Ampl Jy Top frame: Phas deg
Vector averaged cross-power spectrum Several baselines displayed
Timerange: 00/20:15:59 to 00/20:17:57

Plot file version 129 created 04-JUN-2021 12:10:28

J0955+6903 EK048F 2.UVDATA.1

Freq = 1.3602 GHz, Bw = 16.000 MH Calibrated with CL # 4 and BP # 1 (BP mode 1)

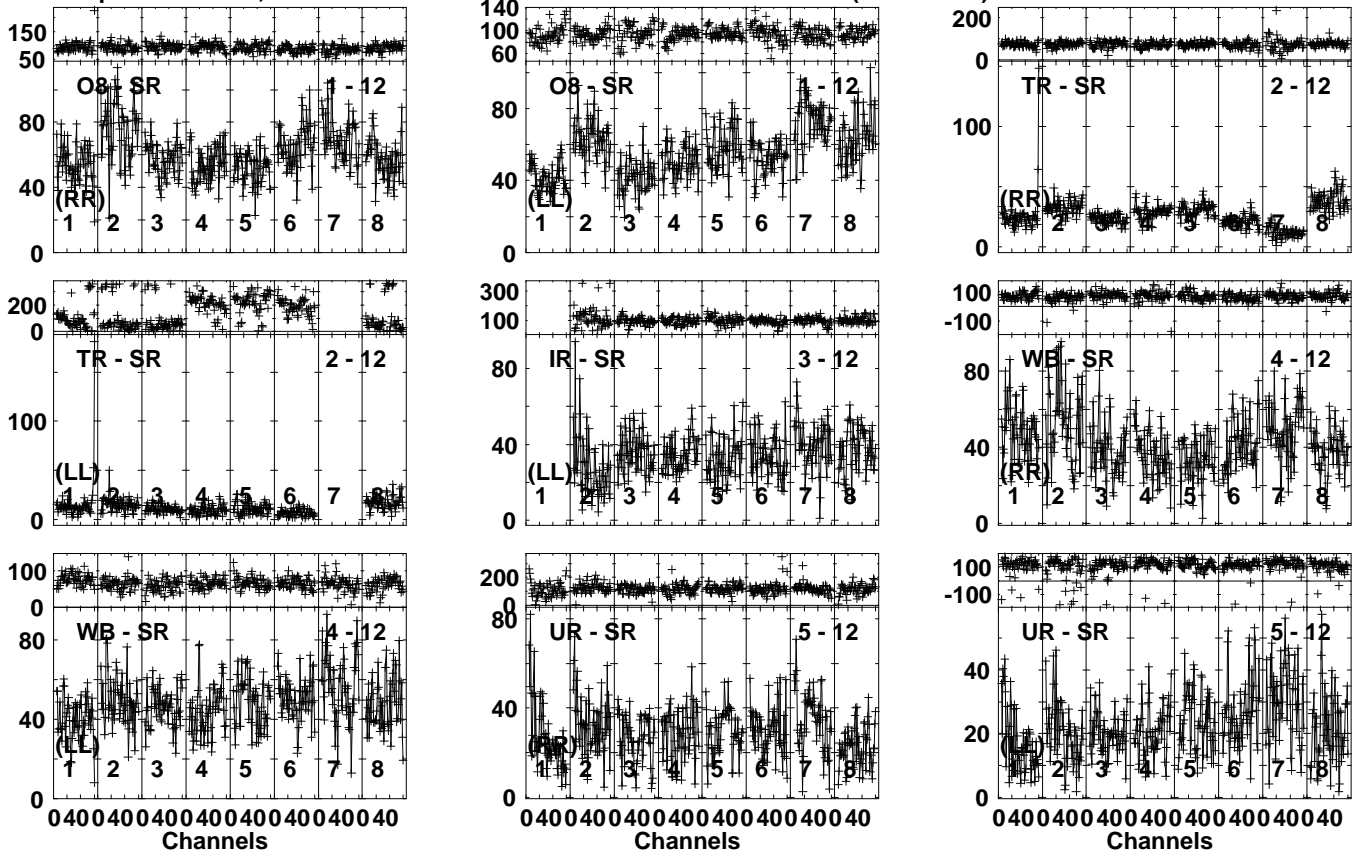


Lower frame: Milli Ampl Jy Top frame: Phas deg
Vector averaged cross-power spectrum Several baselines displayed
Timerange: 00/20:15:59 to 00/20:17:57

Plot file version 130 created 04-JUN-2021 12:10:28

J1003+6813 EK048F 2.UVDATA.1

Freq = 1.3602 GHz, Bw = 16.000 MH Calibrated with CL # 4 and BP # 1 (BP mode 1)

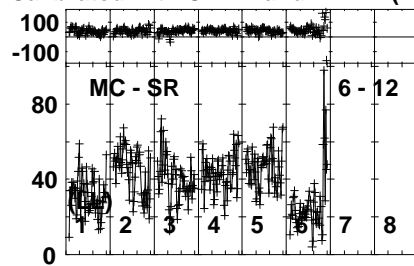
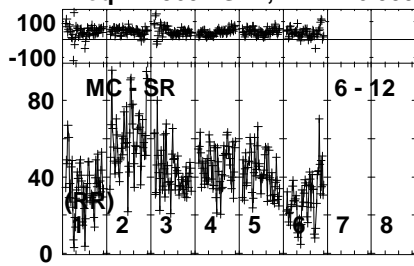


Lower frame: Milli Ampl Jy Top frame: Phas deg
Vector averaged cross-power spectrum Several baselines displayed
Timerange: 00/20:17:59 to 00/20:21:27

Plot file version 131 created 04-JUN-2021 12:10:28

J1003+6813 EK048F 2.UVDATA.1

Freq = 1.3602 GHz, Bw = 16.000 MH Calibrated with CL # 4 and BP # 1 (BP mode 1)



Lower frame: Milli Ampl Jy Top frame: Phas deg

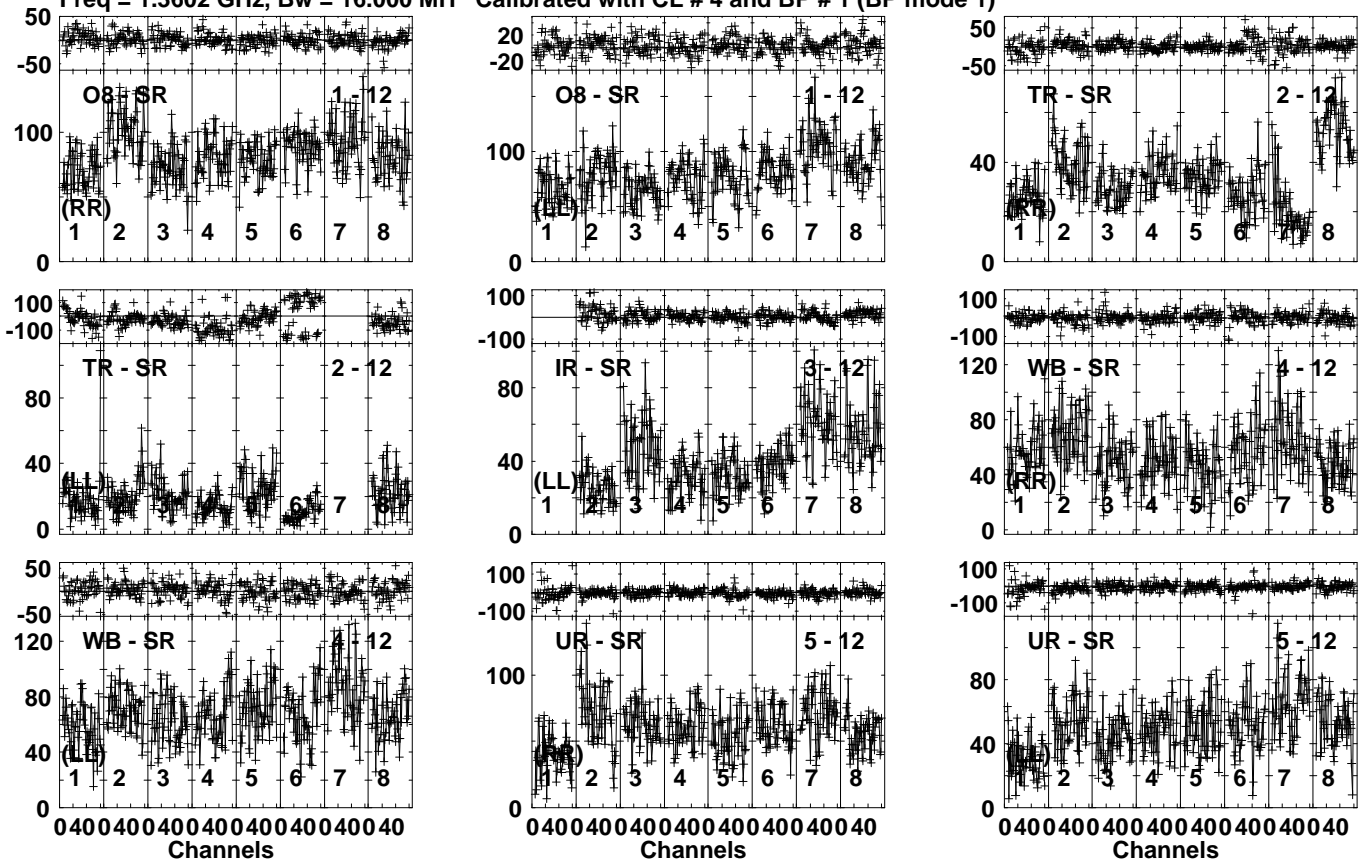
Vector averaged cross-power spectrum Several baselines displayed

Timerange: 00/20:17:59 to 00/20:21:27

Plot file version 132 created 04-JUN-2021 12:10:28

J0955+6903 EK048F 2.UVDATA.1

Freq = 1.3602 GHz, Bw = 16.000 MH Calibrated with CL # 4 and BP # 1 (BP mode 1)

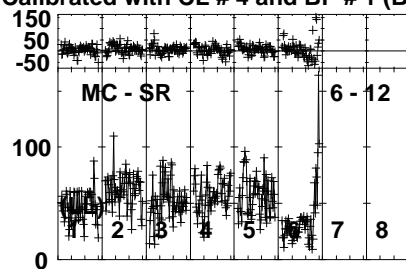
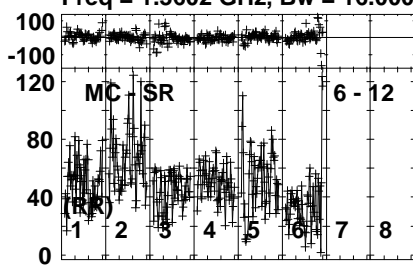


Lower frame: Milli Ampl Jy Top frame: Phas deg
Vector averaged cross-power spectrum Several baselines displayed
Timerange: 00/20:21:57 to 00/20:23:25

Plot file version 133 created 04-JUN-2021 12:10:29

J0955+6903 EK048F 2.UVDATA.1

Freq = 1.3602 GHz, Bw = 16.000 MH Calibrated with CL # 4 and BP # 1 (BP mode 1)

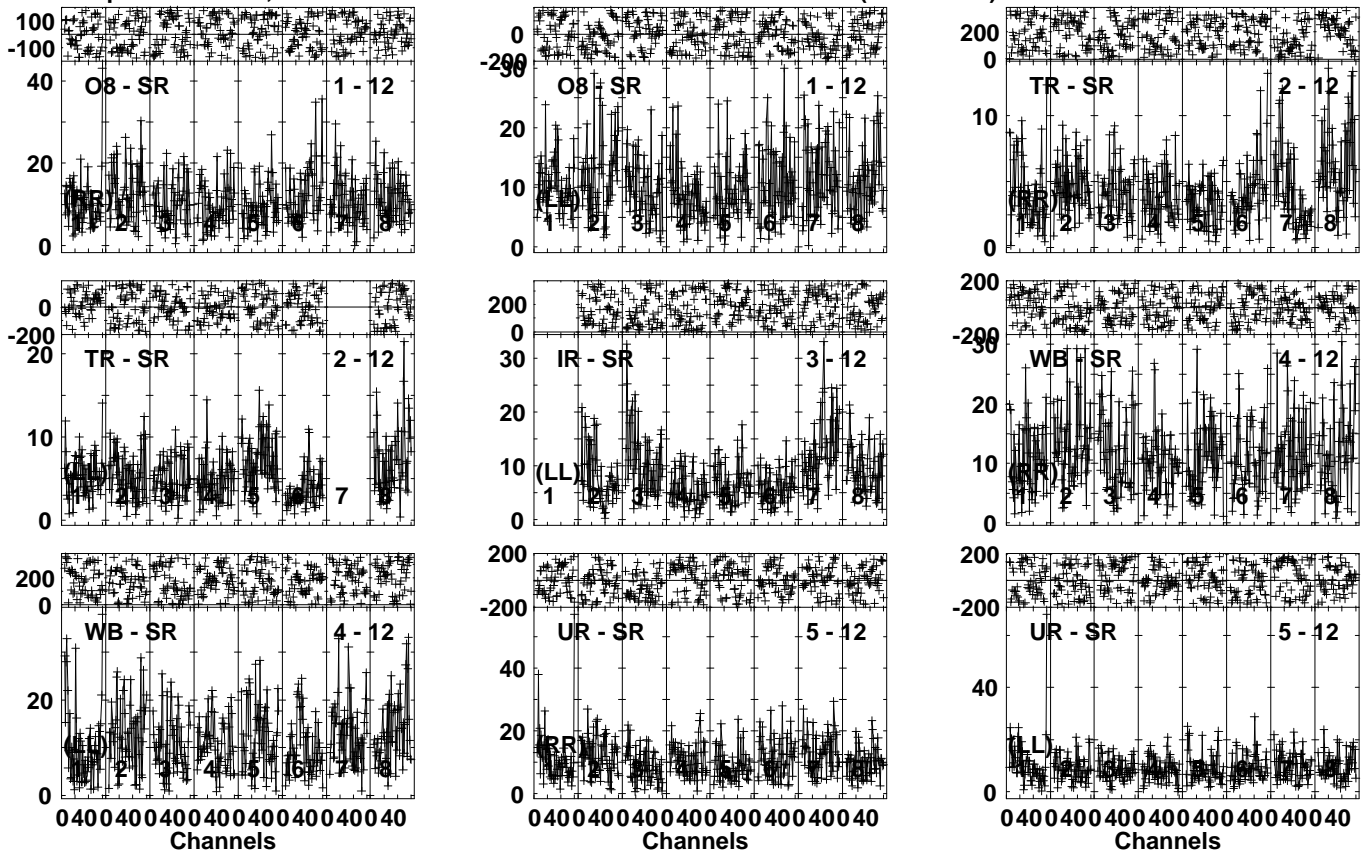


Lower frame: Milli Ampl Jy Top frame: Phas deg
Vector averaged cross-power spectrum Several baselines displayed
Timerange: 00/20:21:57 to 00/20:23:25

Plot file version 134 created 04-JUN-2021 12:10:29

R200120 D EK048F 2.UVDATA.1

Freq = 1.3602 GHz, Bw = 16.000 MH Calibrated with CL # 4 and BP # 1 (BP mode 1)

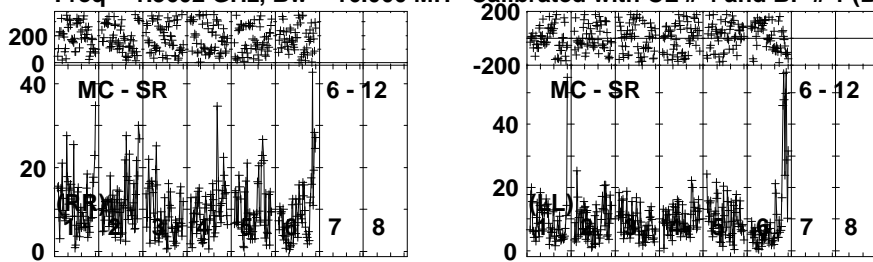


Lower frame: Milli Ampl Jy Top frame: Phas deg
Vector averaged cross-power spectrum Several baselines displayed
Timerange: 00/20:23:27 to 00/20:29:55

Plot file version 135 created 04-JUN-2021 12:10:29

R200120 D EK048F 2.UVDATA.1

Freq = 1.3602 GHz, Bw = 16.000 MH Calibrated with CL # 4 and BP # 1 (BP mode 1)

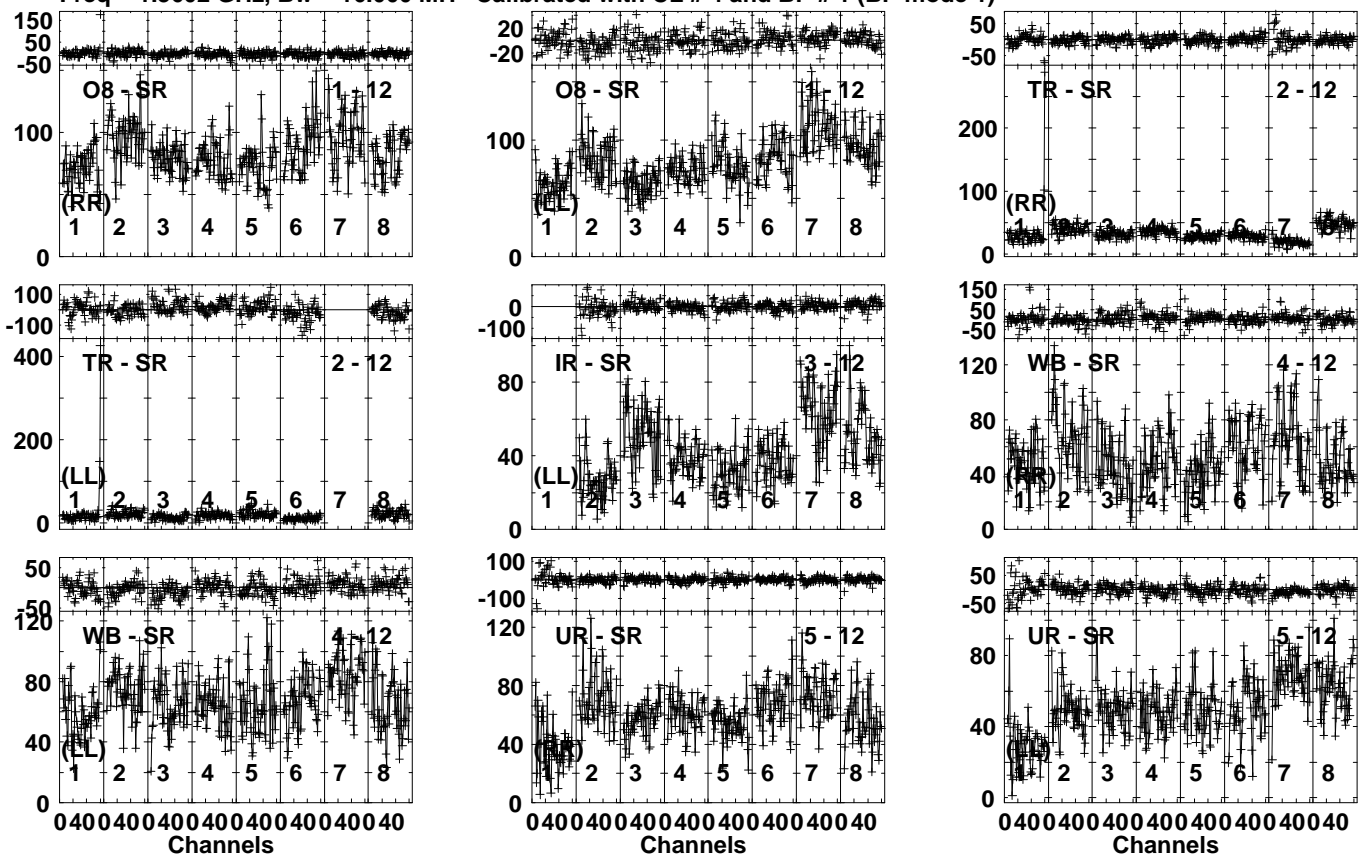


Lower frame: Milli Ampl Jy Top frame: Phas deg
Vector averaged cross-power spectrum Several baselines displayed
Timerange: 00/20:23:27 to 00/20:29:55

Plot file version 136 created 04-JUN-2021 12:10:29

J0955+6903 EK048F 2.UVDATA.1

Freq = 1.3602 GHz, Bw = 16.000 MH Calibrated with CL # 4 and BP # 1 (BP mode 1)

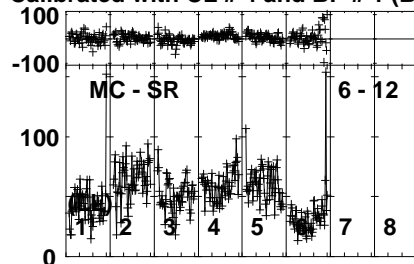
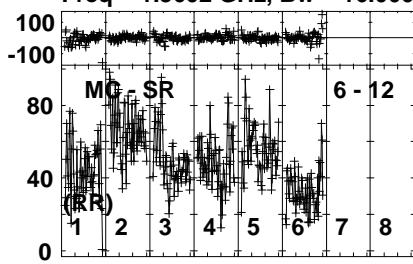


Lower frame: Milli Ampl Jy Top frame: Phas deg
Vector averaged cross-power spectrum Several baselines displayed
Timerange: 00/20:29:57 to 00/20:31:55

Plot file version 137 created 04-JUN-2021 12:10:30

J0955+6903 EK048F 2.UVDATA.1

Freq = 1.3602 GHz, Bw = 16.000 MH Calibrated with CL # 4 and BP # 1 (BP mode 1)



Lower frame: Milli Ampl Jy Top frame: Phas deg

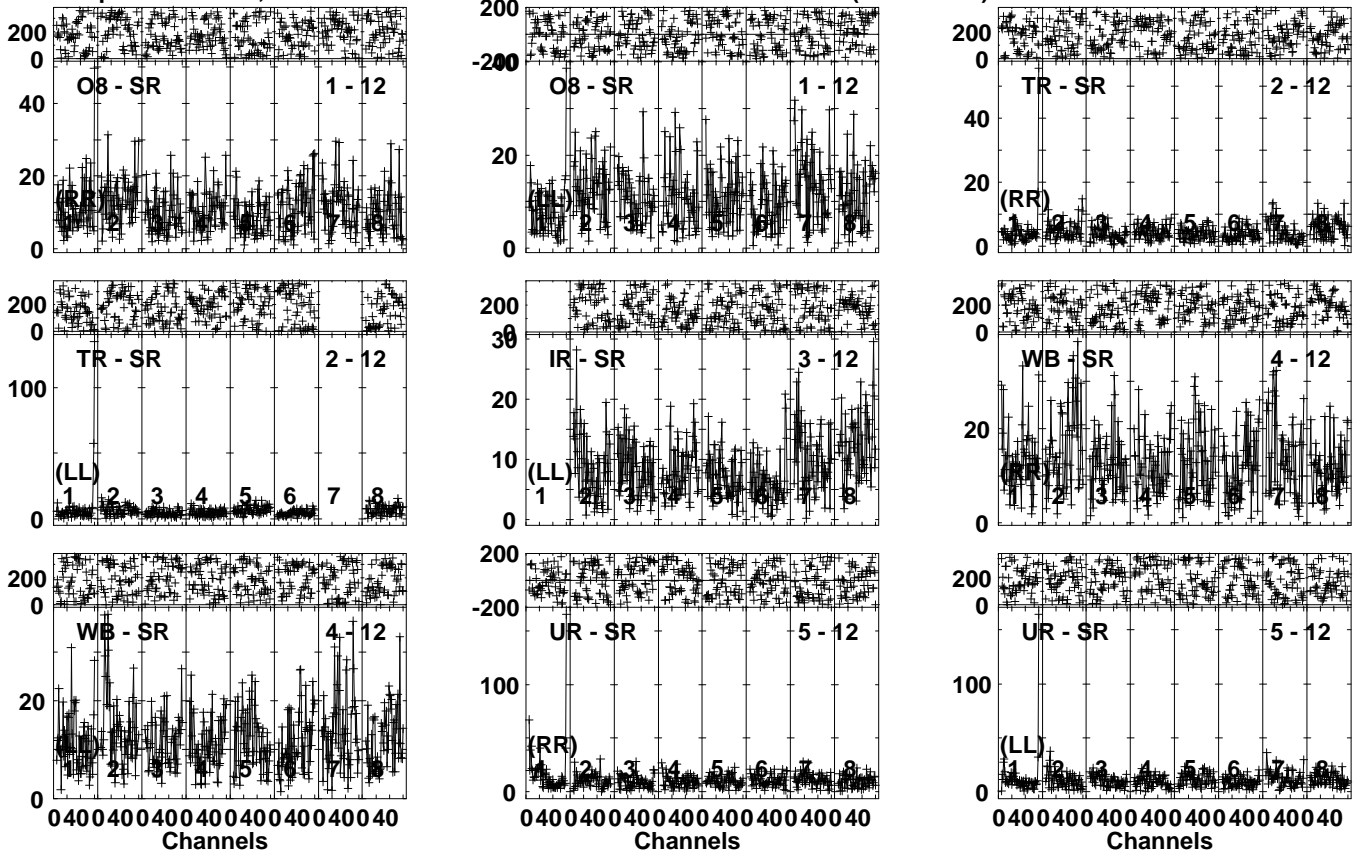
Vector averaged cross-power spectrum Several baselines displayed

Timerange: 00/20:29:57 to 00/20:31:55

Plot file version 138 created 04-JUN-2021 12:10:30

R200120 D EK048F 2.UVDATA.1

Freq = 1.3602 GHz, Bw = 16.000 MH Calibrated with CL # 4 and BP # 1 (BP mode 1)

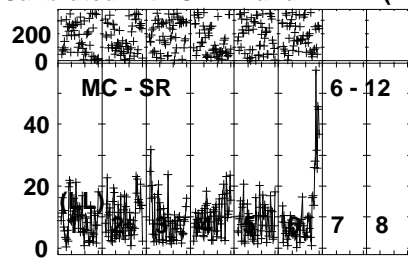
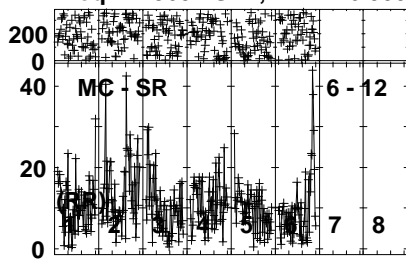


Lower frame: Milli Ampl Jy Top frame: Phas deg
Vector averaged cross-power spectrum Several baselines displayed
Timerange: 00/20:31:57 to 00/20:37:55

Plot file version 139 created 04-JUN-2021 12:10:30

R200120 D EK048F 2.UVDATA.1

Freq = 1.3602 GHz, Bw = 16.000 MH Calibrated with CL # 4 and BP # 1 (BP mode 1)

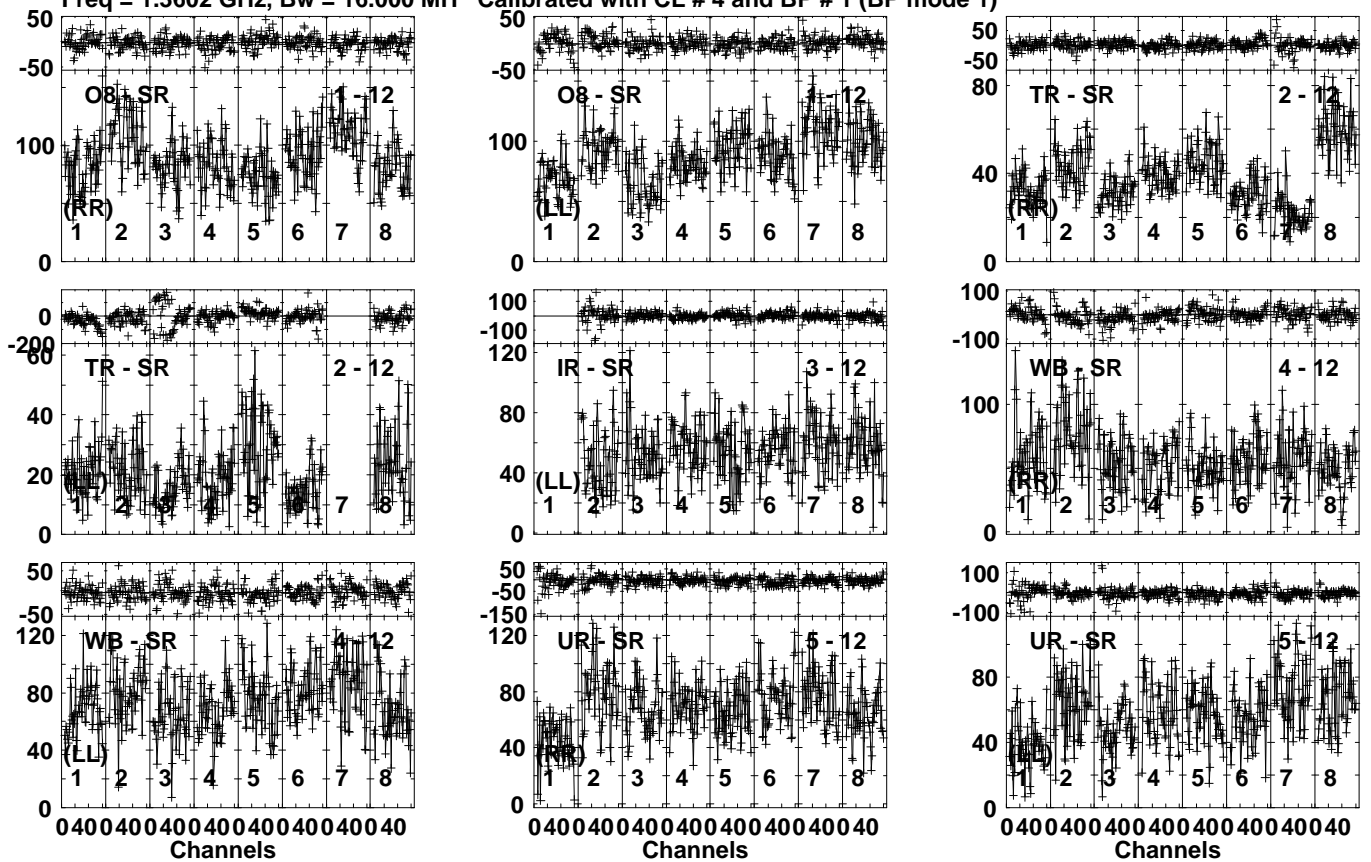


Lower frame: Milli Ampl Jy Top frame: Phas deg
Vector averaged cross-power spectrum Several baselines displayed
Timerange: 00/20:31:57 to 00/20:37:55

Plot file version 140 created 04-JUN-2021 12:10:31

J0955+6903 EK048F 2.UVDATA.1

Freq = 1.3602 GHz, Bw = 16.000 MH Calibrated with CL # 4 and BP # 1 (BP mode 1)

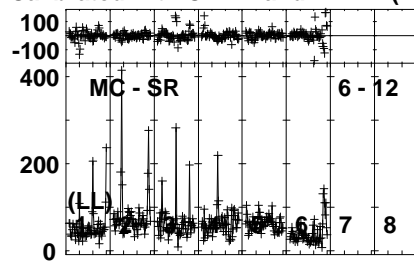
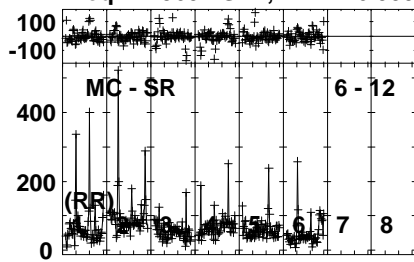


Lower frame: Milli Ampl Jy Top frame: Phas deg
Vector averaged cross-power spectrum Several baselines displayed
Timerange: 00/20:38:21 to 00/20:39:49

Plot file version 141 created 04-JUN-2021 12:10:31

J0955+6903 EK048F 2.UVDATA.1

Freq = 1.3602 GHz, Bw = 16.000 MH Calibrated with CL # 4 and BP # 1 (BP mode 1)

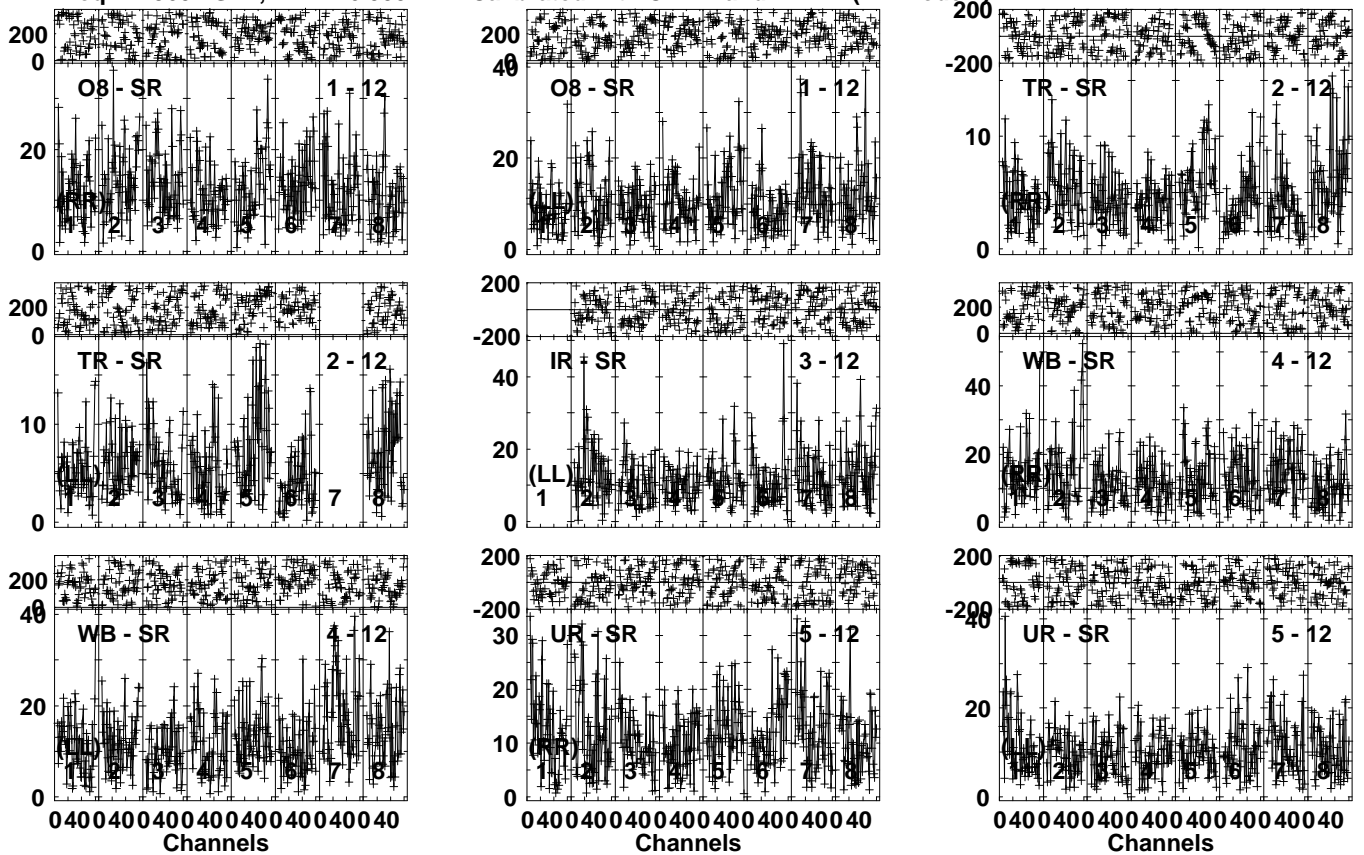


Lower frame: Milli Ampl Jy Top frame: Phas deg
Vector averaged cross-power spectrum Several baselines displayed
Timerange: 00/20:38:21 to 00/20:39:49

Plot file version 142 created 04-JUN-2021 12:10:31

R200120 D EK048F 2.UVDATA.1

Freq = 1.3602 GHz, Bw = 16.000 MH Calibrated with CL # 4 and BP # 1 (BP mode 1)

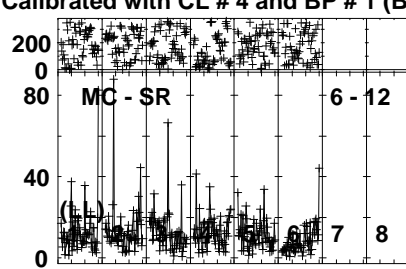
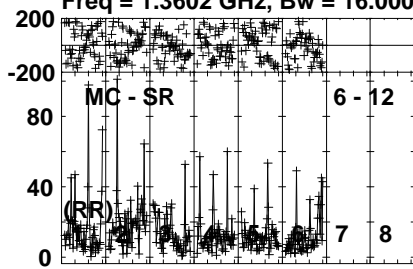


Lower frame: Milli Ampl Jy Top frame: Phas deg
Vector averaged cross-power spectrum Several baselines displayed
Timerange: 00/20:39:51 to 00/20:46:19

Plot file version 143 created 04-JUN-2021 12:10:31

R200120 D EK048F 2.UVDATA.1

Freq = 1.3602 GHz, Bw = 16.000 MH Calibrated with CL # 4 and BP # 1 (BP mode 1)

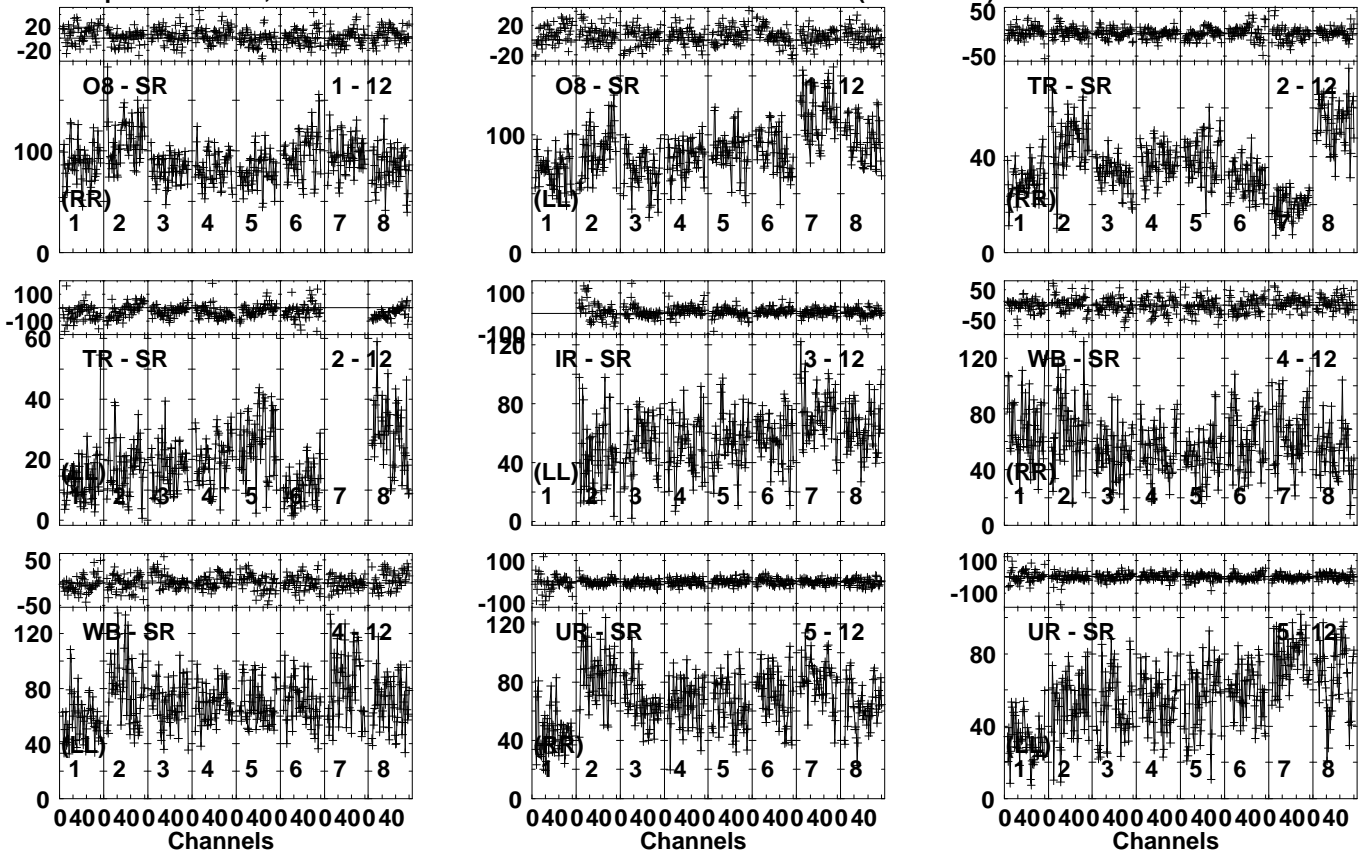


Lower frame: Milli Ampl Jy Top frame: Phas deg
Vector averaged cross-power spectrum Several baselines displayed
Timerange: 00/20:39:51 to 00/20:46:19

Plot file version 144 created 04-JUN-2021 12:10:32

J0955+6903 EK048F 2.UVDATA.1

Freq = 1.3602 GHz, Bw = 16.000 MH Calibrated with CL # 4 and BP # 1 (BP mode 1)

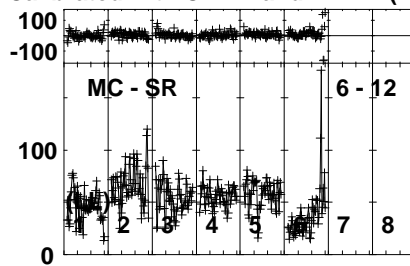
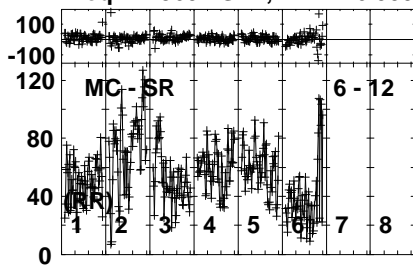


Lower frame: Milli Ampl Jy Top frame: Phas deg
Vector averaged cross-power spectrum Several baselines displayed
Timerange: 00/20:46:21 to 00/20:48:19

Plot file version 145 created 04-JUN-2021 12:10:32

J0955+6903 EK048F 2.UVDATA.1

Freq = 1.3602 GHz, Bw = 16.000 MH Calibrated with CL # 4 and BP # 1 (BP mode 1)

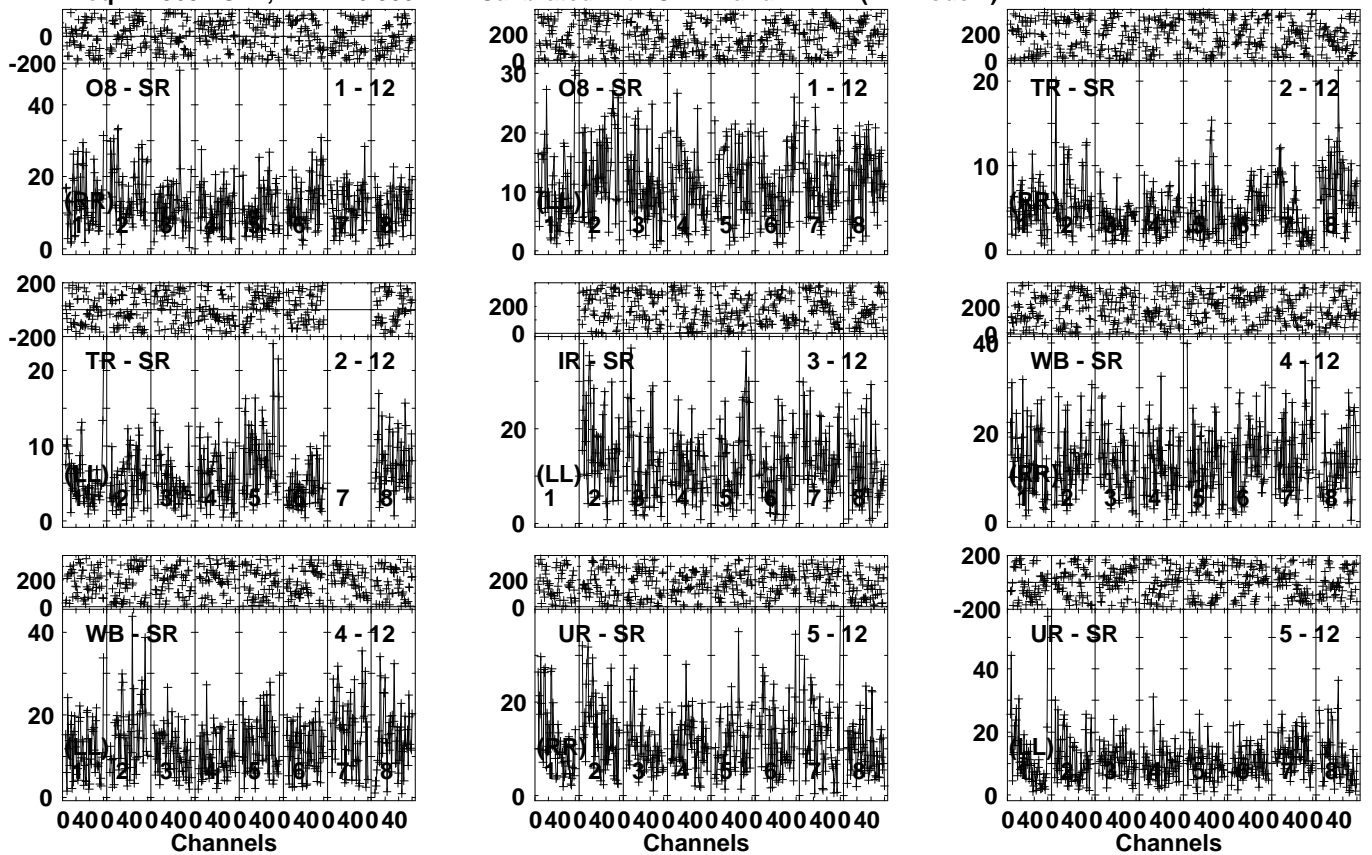


Lower frame: Milli Ampl Jy Top frame: Phas deg
Vector averaged cross-power spectrum Several baselines displayed
Timerange: 00/20:46:21 to 00/20:48:19

Plot file version 146 created 04-JUN-2021 12:10:32

R200120 D EK048F 2.UVDATA.1

Freq = 1.3602 GHz, Bw = 16.000 MH Calibrated with CL # 4 and BP # 1 (BP mode 1)

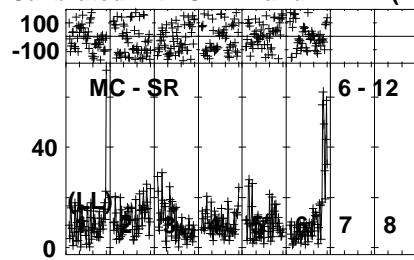
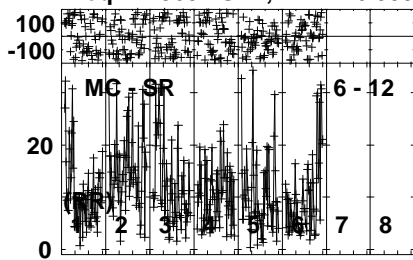


Lower frame: Milli Ampl Jy Top frame: Phas deg
Vector averaged cross-power spectrum Several baselines displayed
Timerange: 00/20:48:21 to 00/20:54:19

Plot file version 147 created 04-JUN-2021 12:10:33

R200120 D EK048F 2.UVDATA.1

Freq = 1.3602 GHz, Bw = 16.000 MH Calibrated with CL # 4 and BP # 1 (BP mode 1)



Lower frame: Milli Ampl Jy Top frame: Phas deg

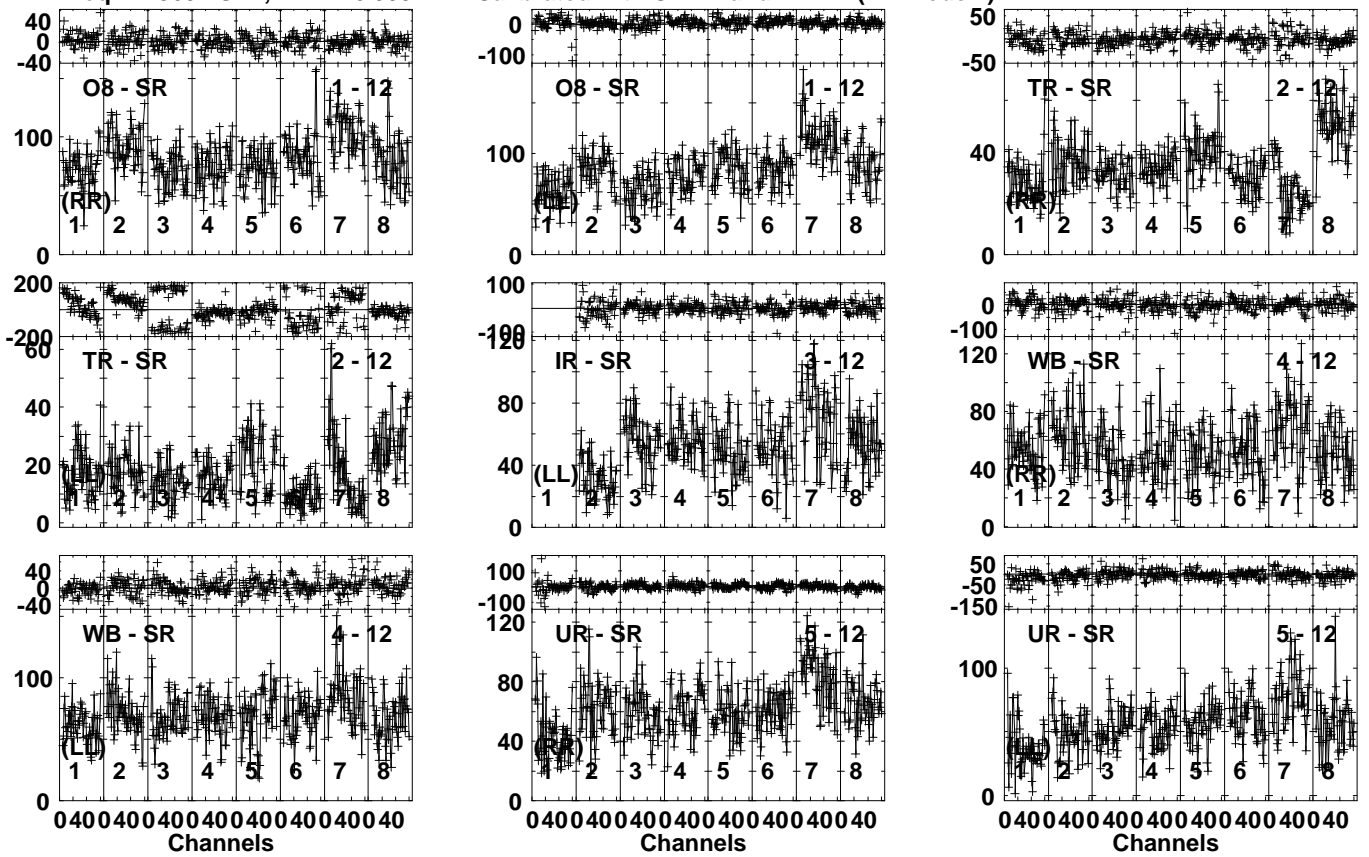
Vector averaged cross-power spectrum Several baselines displayed

Timerange: 00/20:48:21 to 00/20:54:19

Plot file version 148 created 04-JUN-2021 12:10:33

J0955+6903 EK048F 2.UVDATA.1

Freq = 1.3602 GHz, Bw = 16.000 MH Calibrated with CL # 4 and BP # 1 (BP mode 1)

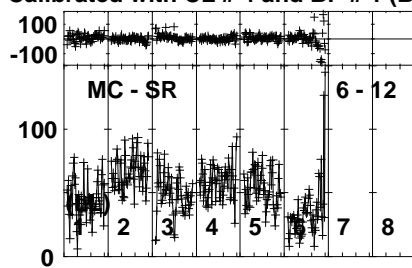
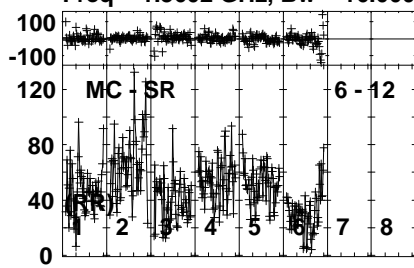


Lower frame: Milli Ampl Jy Top frame: Phas deg
Vector averaged cross-power spectrum Several baselines displayed
Timerange: 00/20:54:45 to 00/20:56:13

Plot file version 149 created 04-JUN-2021 12:10:33

J0955+6903 EK048F 2.UVDATA.1

Freq = 1.3602 GHz, Bw = 16.000 MH Calibrated with CL # 4 and BP # 1 (BP mode 1)

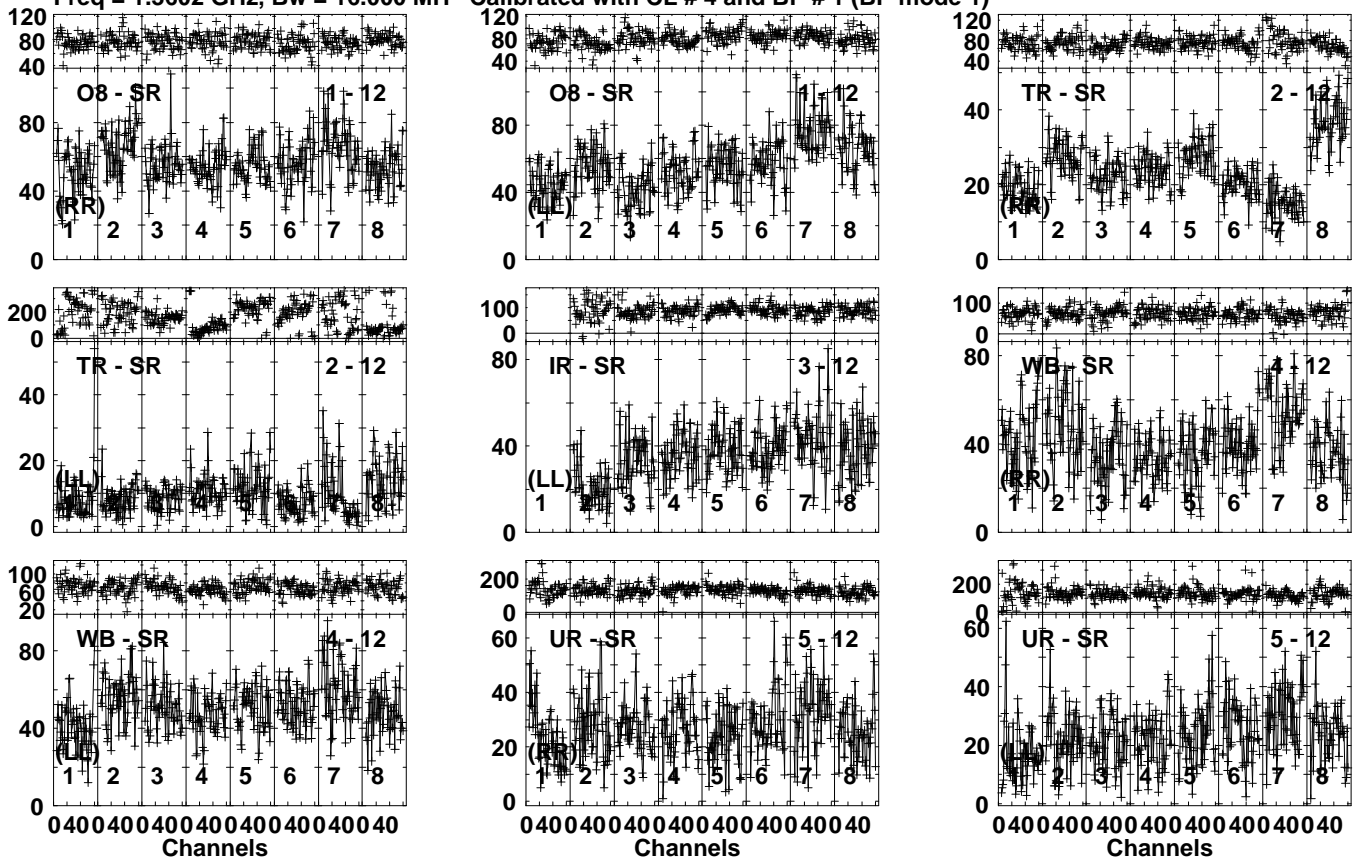


Lower frame: Milli Ampl Jy Top frame: Phas deg
Vector averaged cross-power spectrum Several baselines displayed
Timerange: 00/20:54:45 to 00/20:56:13

Plot file version 150 created 04-JUN-2021 12:10:33

J1003+6813 EK048F 2.UVDATA.1

Freq = 1.3602 GHz, Bw = 16.000 MH Calibrated with CL # 4 and BP # 1 (BP mode 1)

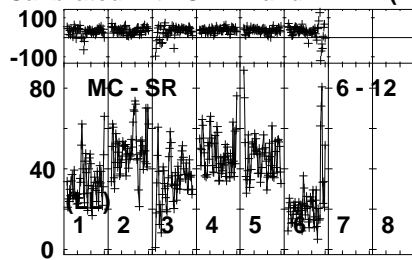
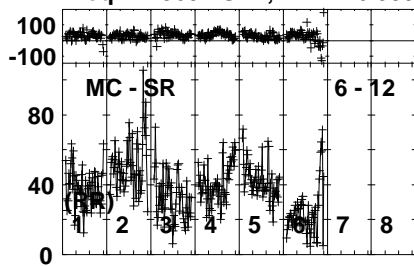


Lower frame: Milli Ampl Jy Top frame: Phas deg
Vector averaged cross-power spectrum Several baselines displayed
Timerange: 00/20:56:15 to 00/20:59:43

Plot file version 151 created 04-JUN-2021 12:10:33

J1003+6813 EK048F 2.UVDATA.1

Freq = 1.3602 GHz, Bw = 16.000 MH Calibrated with CL # 4 and BP # 1 (BP mode 1)

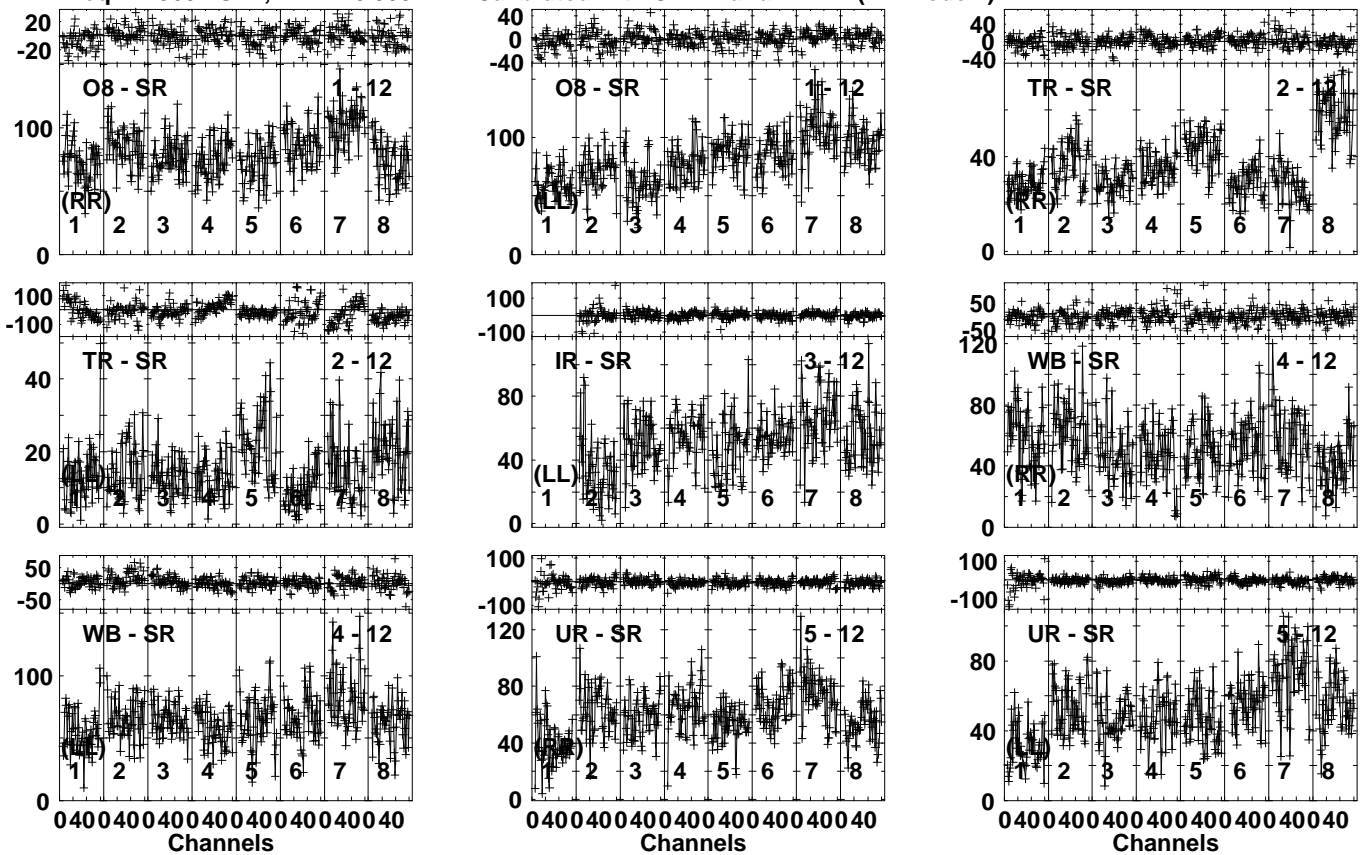


Lower frame: Milli Ampl Jy Top frame: Phas deg
Vector averaged cross-power spectrum Several baselines displayed
Timerange: 00/20:56:15 to 00/20:59:43

Plot file version 152 created 04-JUN-2021 12:10:34

J0955+6903 EK048F 2.UVDATA.1

Freq = 1.3602 GHz, Bw = 16.000 MH Calibrated with CL # 4 and BP # 1 (BP mode 1)

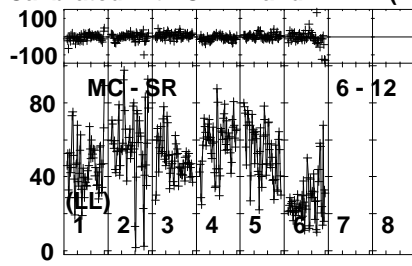
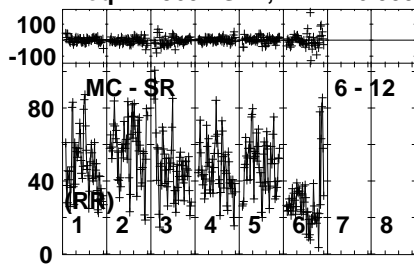


Lower frame: Milli Ampl Jy Top frame: Phas deg
Vector averaged cross-power spectrum Several baselines displayed
Timerange: 00/20:59:45 to 00/21:01:43

Plot file version 153 created 04-JUN-2021 12:10:34

J0955+6903 EK048F 2.UVDATA.1

Freq = 1.3602 GHz, Bw = 16.000 MH Calibrated with CL # 4 and BP # 1 (BP mode 1)



Lower frame: Milli Ampl Jy Top frame: Phas deg

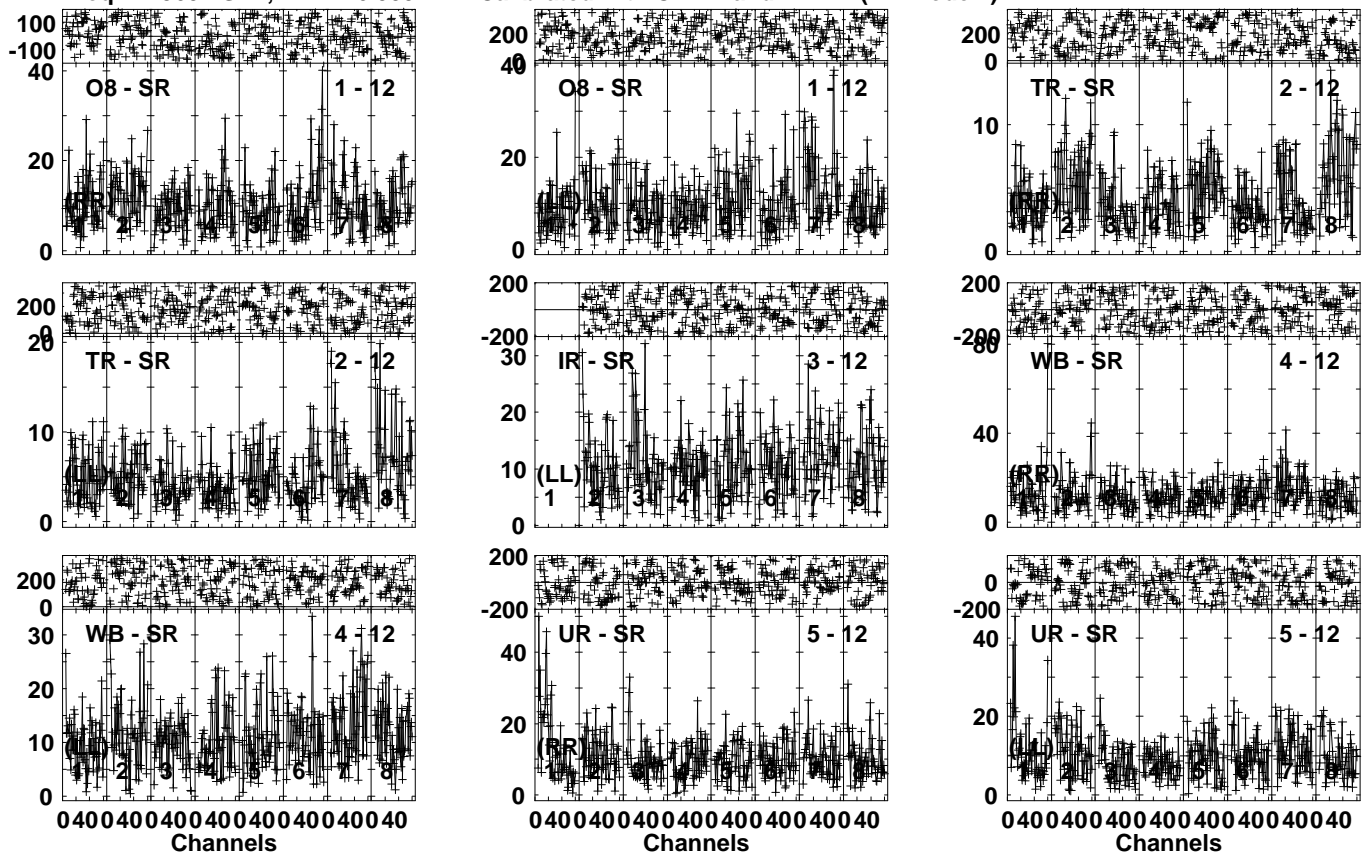
Vector averaged cross-power spectrum Several baselines displayed

Timerange: 00/20:59:45 to 00/21:01:43

Plot file version 154 created 04-JUN-2021 12:10:34

R200120 D EK048F 2.UVDATA.1

Freq = 1.3602 GHz, Bw = 16.000 MH Calibrated with CL # 4 and BP # 1 (BP mode 1)

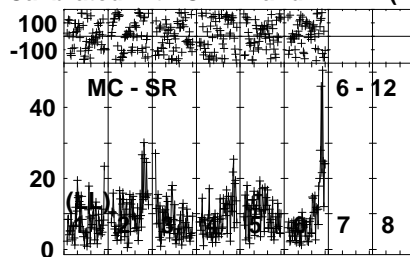
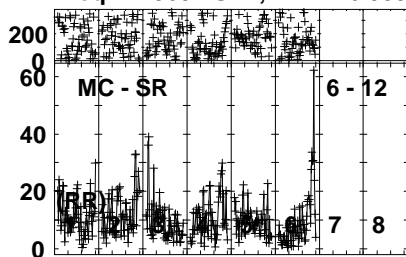


Lower frame: Milli Ampl Jy Top frame: Phas deg
Vector averaged cross-power spectrum Several baselines displayed
Timerange: 00/21:01:45 to 00/21:08:13

Plot file version 155 created 04-JUN-2021 12:10:35

R200120 D EK048F 2.UVDATA.1

Freq = 1.3602 GHz, Bw = 16.000 MH Calibrated with CL # 4 and BP # 1 (BP mode 1)

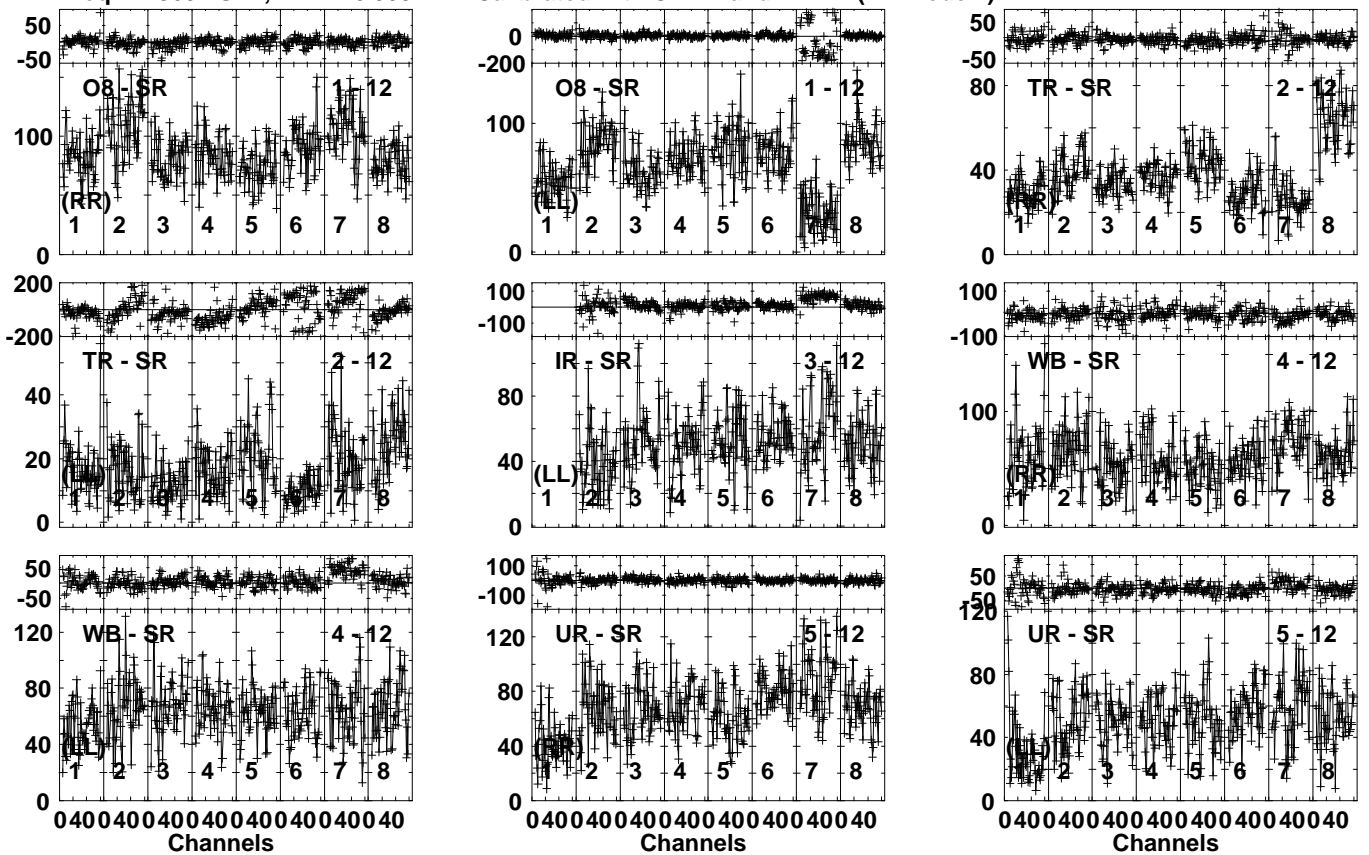


Lower frame: Milli Ampl Jy Top frame: Phas deg
Vector averaged cross-power spectrum Several baselines displayed
Timerange: 00/21:01:45 to 00/21:08:13

Plot file version 156 created 04-JUN-2021 12:10:35

J0955+6903 EK048F 2.UVDATA.1

Freq = 1.3602 GHz, Bw = 16.000 MH Calibrated with CL # 4 and BP # 1 (BP mode 1)

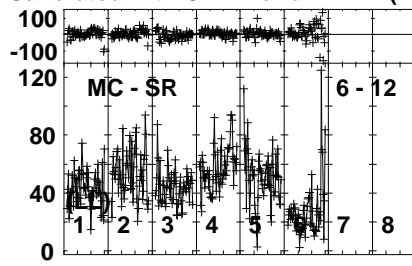
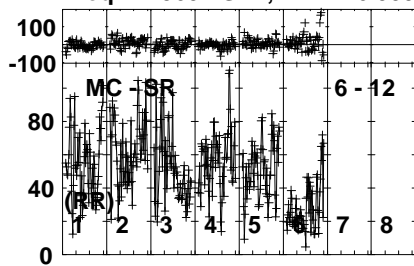


Lower frame: Milli Ampl Jy Top frame: Phas deg
Vector averaged cross-power spectrum Several baselines displayed
Timerange: 00/21:08:39 to 00/21:10:07

Plot file version 157 created 04-JUN-2021 12:10:35

J0955+6903 EK048F 2.UVDATA.1

Freq = 1.3602 GHz, Bw = 16.000 MH Calibrated with CL # 4 and BP # 1 (BP mode 1)

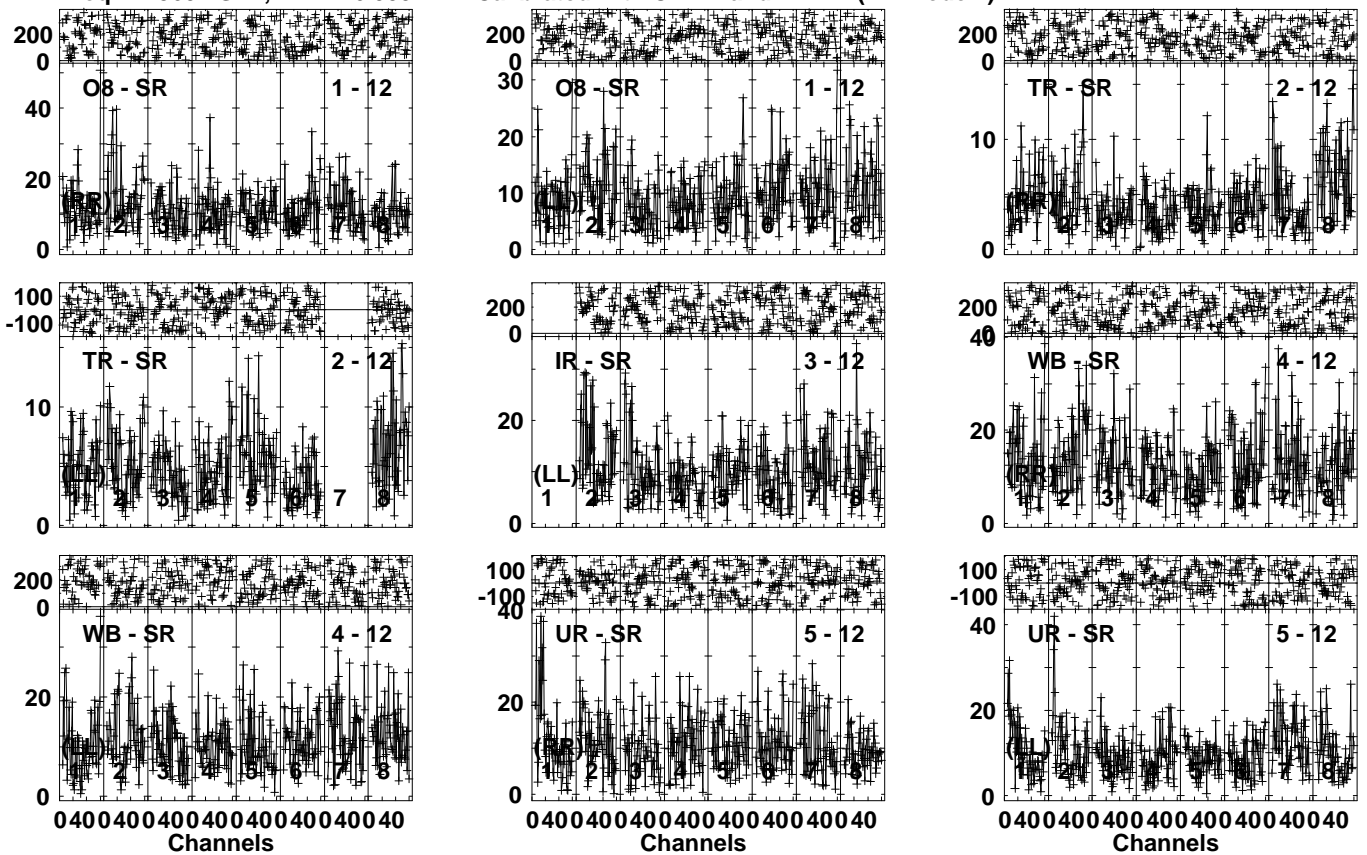


Lower frame: Milli Ampl Jy Top frame: Phas deg
Vector averaged cross-power spectrum Several baselines displayed
Timerange: 00/21:08:39 to 00/21:10:07

Plot file version 158 created 04-JUN-2021 12:10:36

R200120 D EK048F 2.UVDATA.1

Freq = 1.3602 GHz, Bw = 16.000 MH Calibrated with CL # 4 and BP # 1 (BP mode 1)

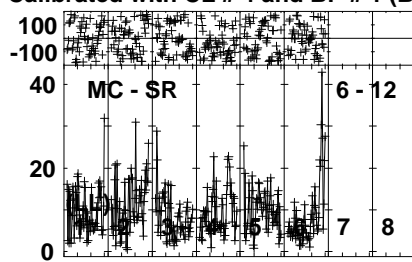
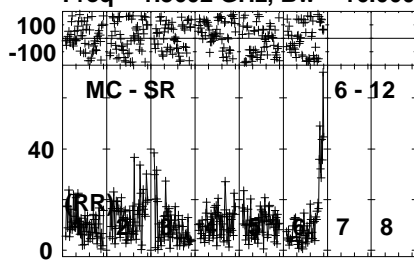


Lower frame: Milli Ampl Jy Top frame: Phas deg
Vector averaged cross-power spectrum Several baselines displayed
Timerange: 00/21:10:09 to 00/21:16:37

Plot file version 159 created 04-JUN-2021 12:10:36

R200120 D EK048F 2.UVDATA.1

Freq = 1.3602 GHz, Bw = 16.000 MH Calibrated with CL # 4 and BP # 1 (BP mode 1)



Lower frame: Milli Ampl Jy Top frame: Phas deg

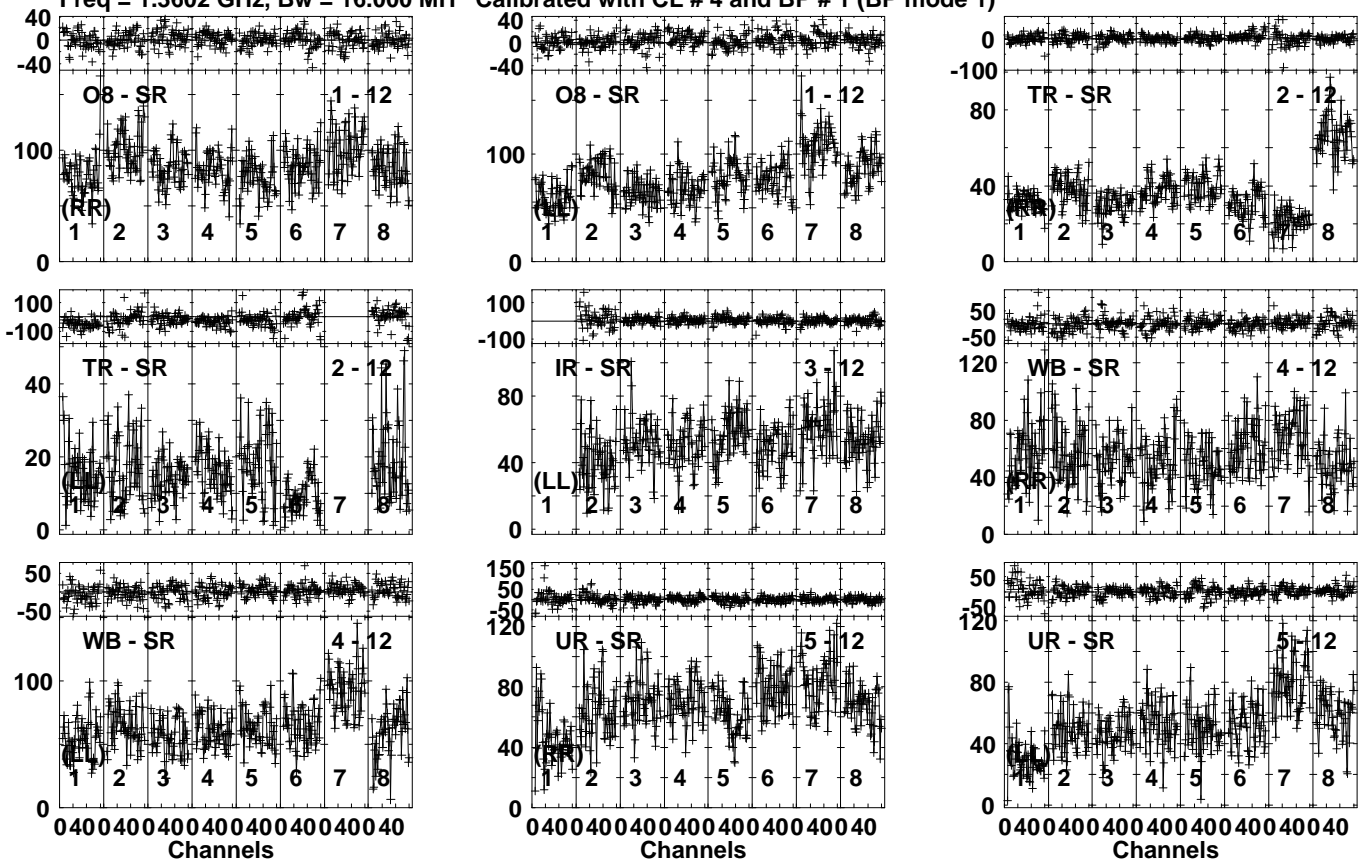
Vector averaged cross-power spectrum Several baselines displayed

Timerange: 00/21:10:09 to 00/21:16:37

Plot file version 160 created 04-JUN-2021 12:10:36

J0955+6903 EK048F 2.UVDATA.1

Freq = 1.3602 GHz, Bw = 16.000 MH Calibrated with CL # 4 and BP # 1 (BP mode 1)

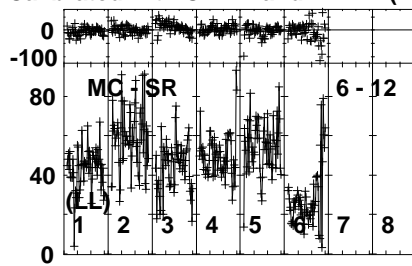
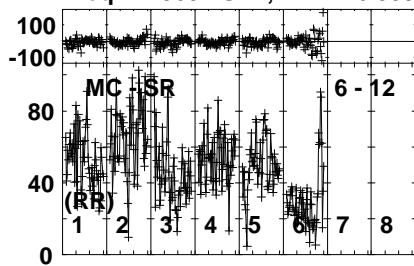


Lower frame: Milli Ampl Jy Top frame: Phas deg
Vector averaged cross-power spectrum Several baselines displayed
Timerange: 00/21:16:39 to 00/21:18:37

Plot file version 161 created 04-JUN-2021 12:10:37

J0955+6903 EK048F 2.UVDATA.1

Freq = 1.3602 GHz, Bw = 16.000 MH Calibrated with CL # 4 and BP # 1 (BP mode 1)

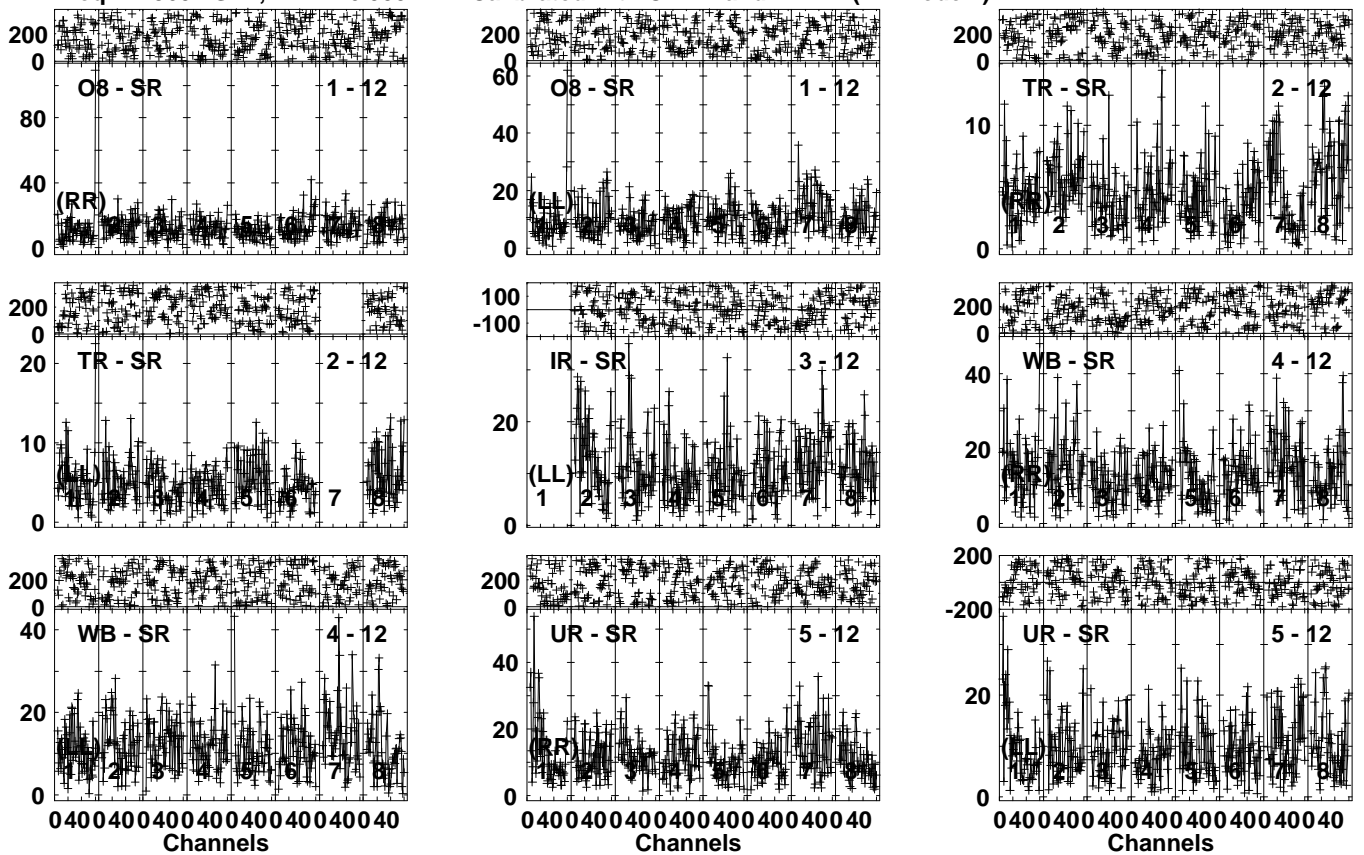


Lower frame: Milli Ampl Jy Top frame: Phas deg
Vector averaged cross-power spectrum Several baselines displayed
Timerange: 00/21:16:39 to 00/21:18:37

Plot file version 162 created 04-JUN-2021 12:10:37

R200120 D EK048F 2.UVDATA.1

Freq = 1.3602 GHz, Bw = 16.000 MH Calibrated with CL # 4 and BP # 1 (BP mode 1)

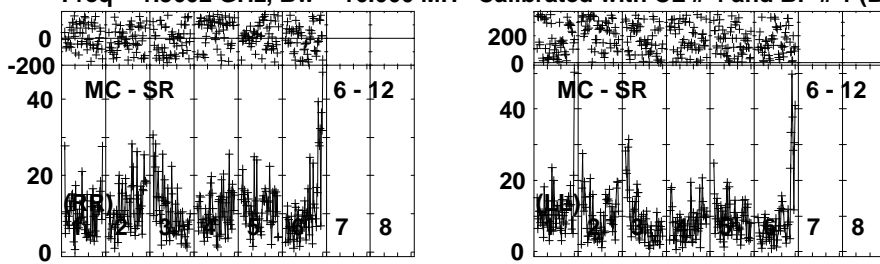


Lower frame: Milli Ampl Jy Top frame: Phas deg
Vector averaged cross-power spectrum Several baselines displayed
Timerange: 00/21:18:39 to 00/21:24:37

Plot file version 163 created 04-JUN-2021 12:10:37

R200120 D EK048F 2.UVDATA.1

Freq = 1.3602 GHz, Bw = 16.000 MH Calibrated with CL # 4 and BP # 1 (BP mode 1)



Lower frame: Milli Ampl Jy Top frame: Phas deg

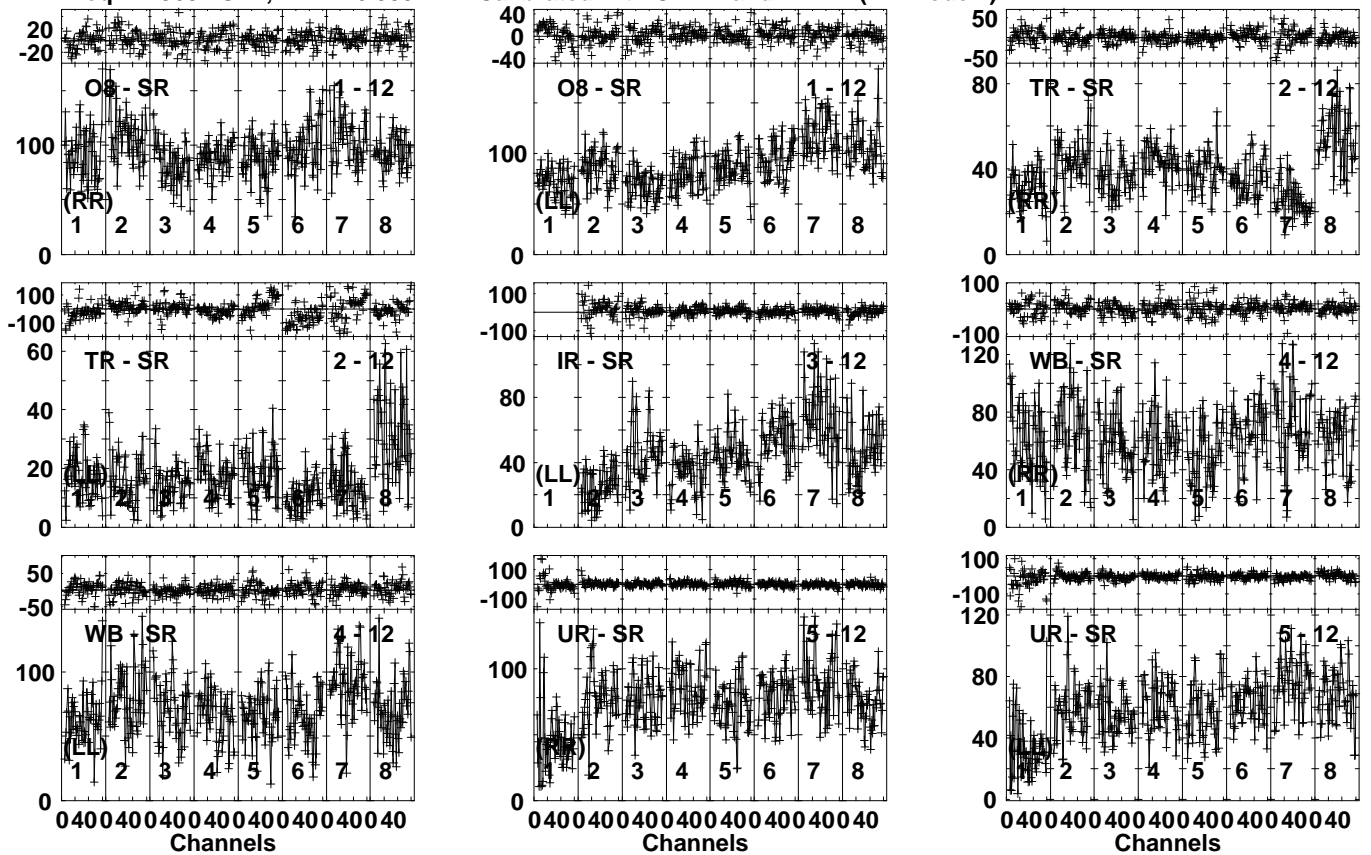
Vector averaged cross-power spectrum Several baselines displayed

Timerange: 00/21:18:39 to 00/21:24:37

Plot file version 164 created 04-JUN-2021 12:10:38

J0955+6903 EK048F 2.UVDATA.1

Freq = 1.3602 GHz, Bw = 16.000 MH Calibrated with CL # 4 and BP # 1 (BP mode 1)

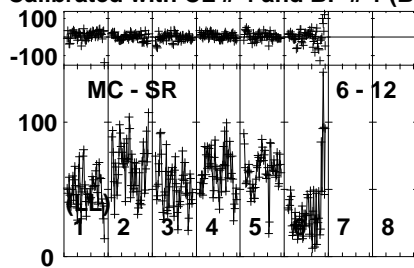
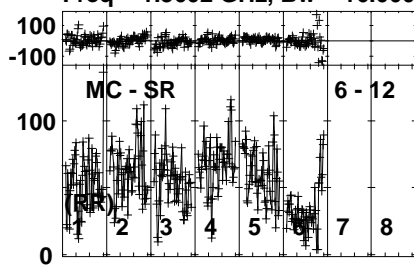


Lower frame: Milli Ampl Jy Top frame: Phas deg
Vector averaged cross-power spectrum Several baselines displayed
Timerange: 00/21:25:03 to 00/21:26:31

Plot file version 165 created 04-JUN-2021 12:10:38

J0955+6903 EK048F 2.UVDATA.1

Freq = 1.3602 GHz, Bw = 16.000 MH Calibrated with CL # 4 and BP # 1 (BP mode 1)

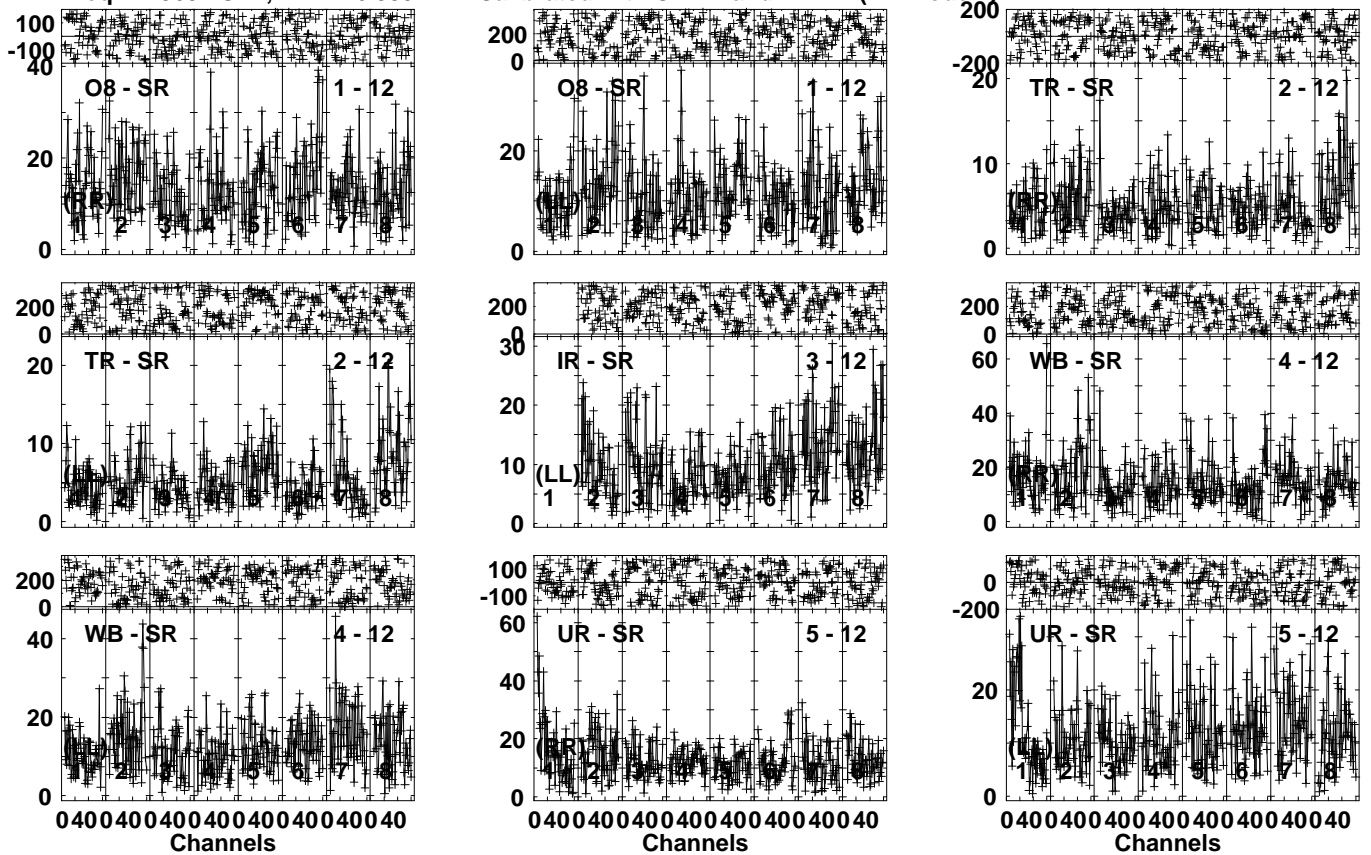


Lower frame: Milli Ampl Jy Top frame: Phas deg
Vector averaged cross-power spectrum Several baselines displayed
Timerange: 00/21:25:03 to 00/21:26:31

Plot file version 166 created 04-JUN-2021 12:10:38

R200120 D EK048F 2.UVDATA.1

Freq = 1.3602 GHz, Bw = 16.000 MH Calibrated with CL # 4 and BP # 1 (BP mode 1)

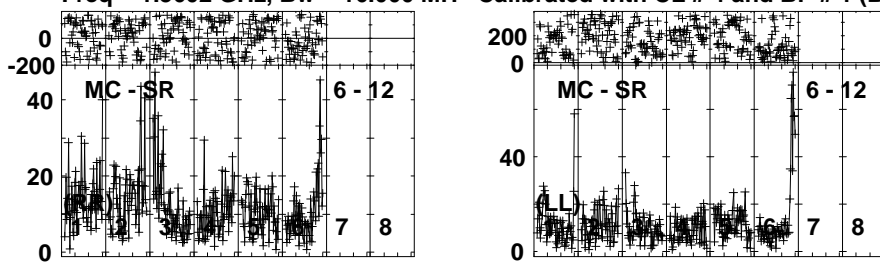


Lower frame: Milli Ampl Jy Top frame: Phas deg
Vector averaged cross-power spectrum Several baselines displayed
Timerange: 00/21:26:33 to 00/21:32:31

Plot file version 167 created 04-JUN-2021 12:10:38

R200120 D EK048F 2.UVDATA.1

Freq = 1.3602 GHz, Bw = 16.000 MH Calibrated with CL # 4 and BP # 1 (BP mode 1)

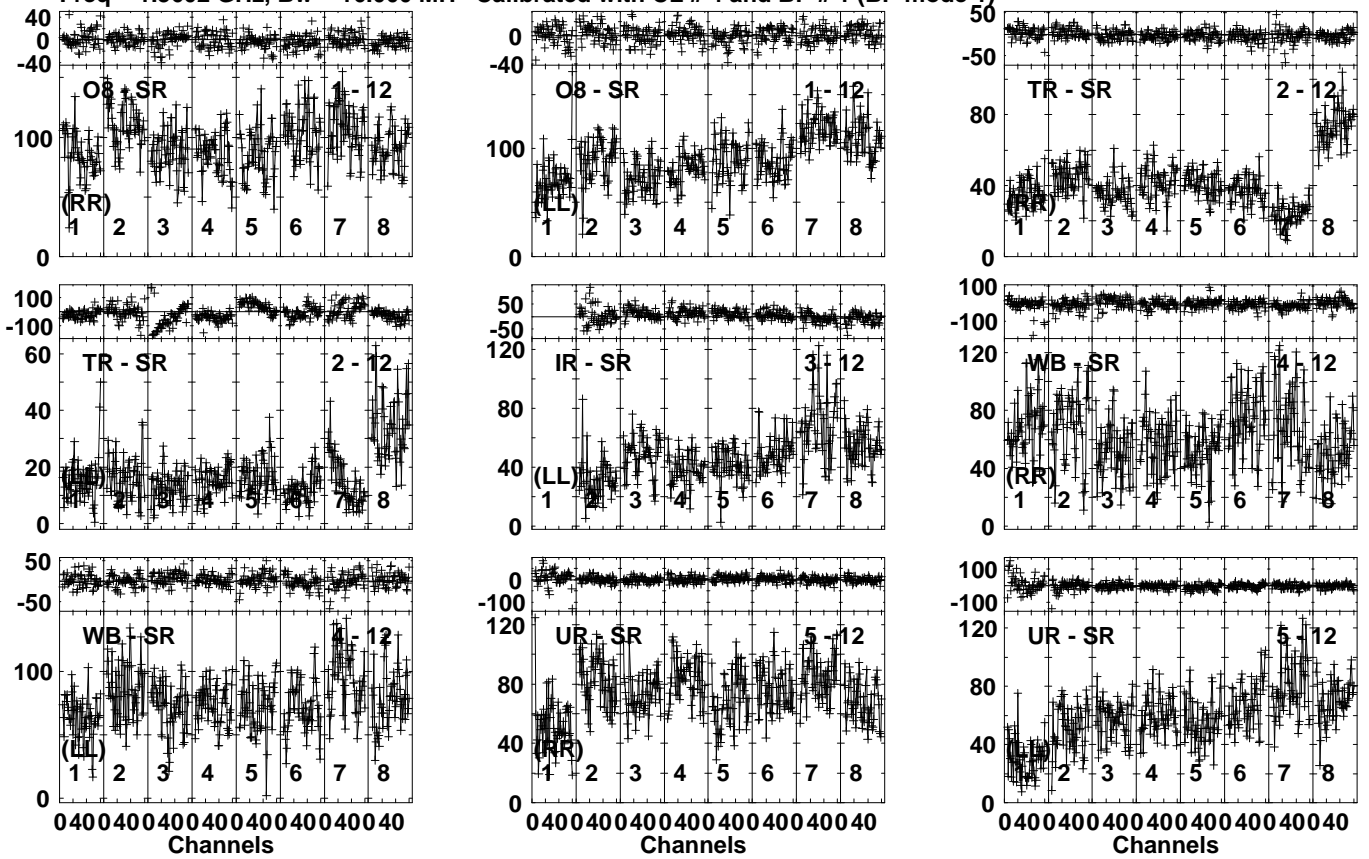


Lower frame: Milli Ampl Jy Top frame: Phas deg
Vector averaged cross-power spectrum Several baselines displayed
Timerange: 00/21:26:33 to 00/21:32:31

Plot file version 168 created 04-JUN-2021 12:10:39

J0955+6903 EK048F 2.UVDATA.1

Freq = 1.3602 GHz, Bw = 16.000 MH Calibrated with CL # 4 and BP # 1 (BP mode 1)

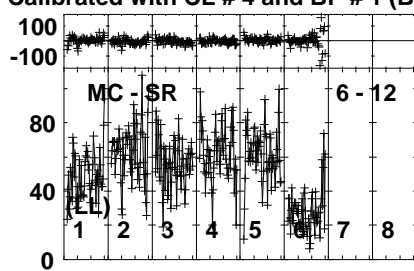
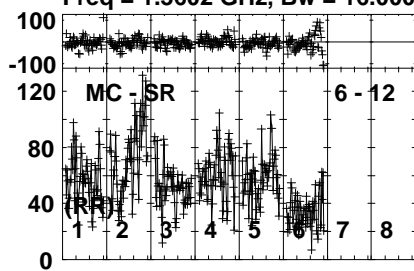


Lower frame: Milli Ampl Jy Top frame: Phas deg
Vector averaged cross-power spectrum Several baselines displayed
Timerange: 00/21:32:33 to 00/21:34:31

Plot file version 169 created 04-JUN-2021 12:10:39

J0955+6903 EK048F 2.UVDATA.1

Freq = 1.3602 GHz, Bw = 16.000 MH Calibrated with CL # 4 and BP # 1 (BP mode 1)

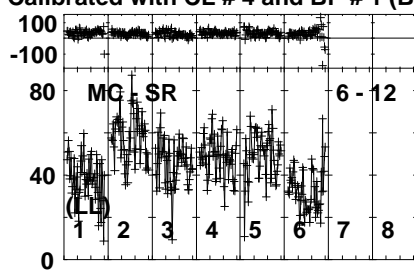
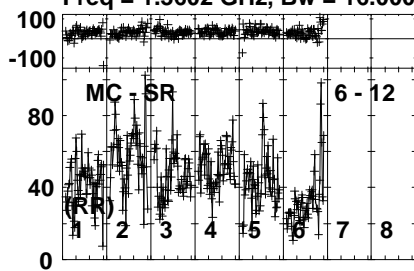


Lower frame: Milli Ampl Jy Top frame: Phas deg
Vector averaged cross-power spectrum Several baselines displayed
Timerange: 00/21:32:33 to 00/21:34:31

Plot file version 171 created 04-JUN-2021 12:10:39

J1003+6813 EK048F 2.UVDATA.1

Freq = 1.3602 GHz, Bw = 16.000 MH Calibrated with CL # 4 and BP # 1 (BP mode 1)

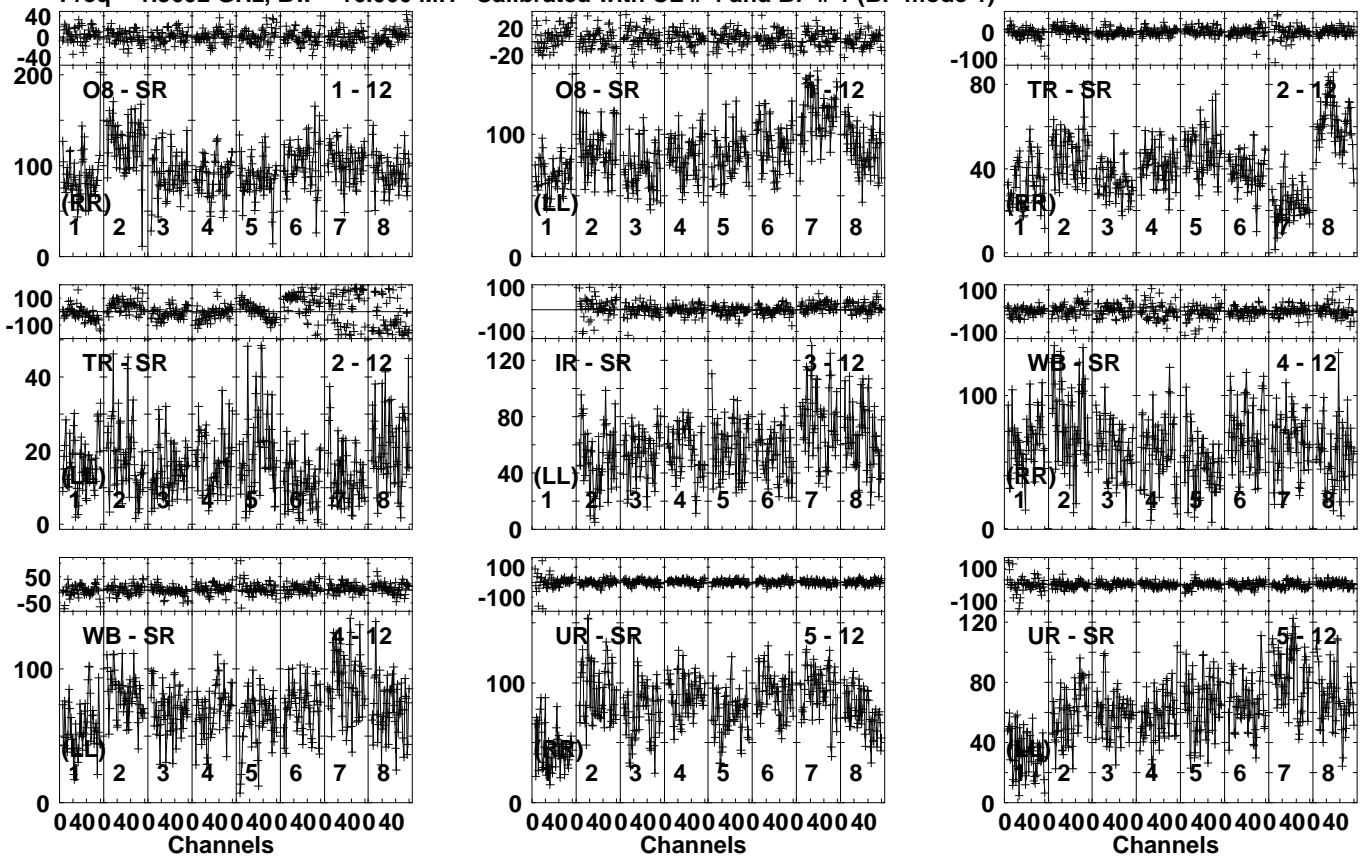


Lower frame: Milli Ampl Jy Top frame: Phas deg
Vector averaged cross-power spectrum Several baselines displayed
Timerange: 00/21:34:33 to 00/21:38:01

Plot file version 172 created 04-JUN-2021 12:10:40

J0955+6903 EK048F 2.UVDATA.1

Freq = 1.3602 GHz, Bw = 16.000 MH Calibrated with CL # 4 and BP # 1 (BP mode 1)

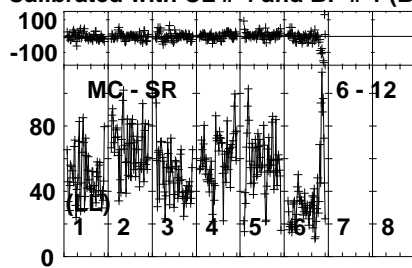
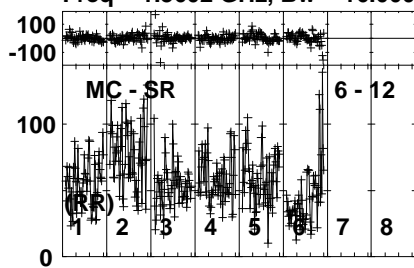


Lower frame: Milli Ampl Jy Top frame: Phas deg
Vector averaged cross-power spectrum Several baselines displayed
Timerange: 00/21:38:31 to 00/21:39:59

Plot file version 173 created 04-JUN-2021 12:10:40

J0955+6903 EK048F 2.UVDATA.1

Freq = 1.3602 GHz, Bw = 16.000 MH Calibrated with CL # 4 and BP # 1 (BP mode 1)

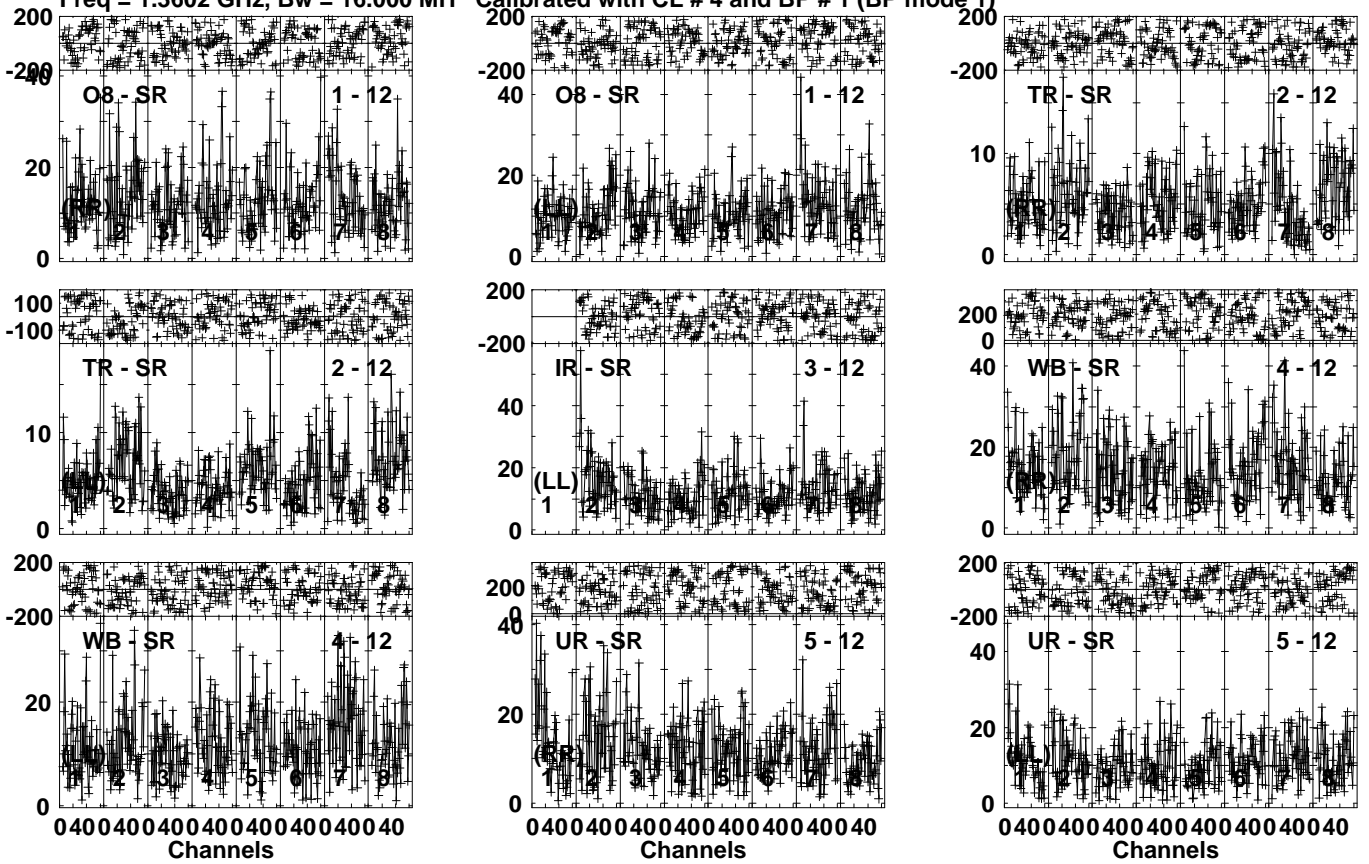


Lower frame: Milli Ampl Jy Top frame: Phas deg
Vector averaged cross-power spectrum Several baselines displayed
Timerange: 00/21:38:31 to 00/21:39:59

Plot file version 174 created 04-JUN-2021 12:10:40

R200120 D EK048F 2.UVDATA.1

Freq = 1.3602 GHz, Bw = 16.000 MH Calibrated with CL # 4 and BP # 1 (BP mode 1)

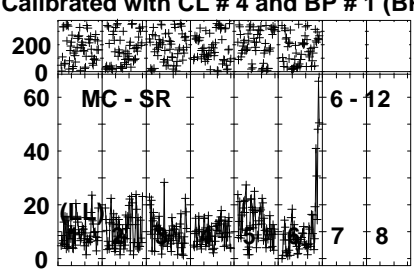
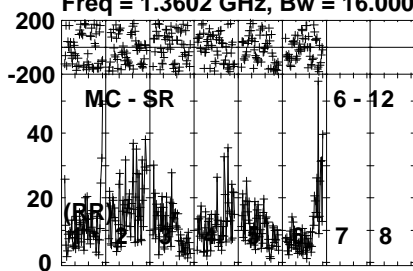


Lower frame: Milli Ampl Jy Top frame: Phas deg
Vector averaged cross-power spectrum Several baselines displayed
Timerange: 00/21:40:01 to 00/21:46:29

Plot file version 175 created 04-JUN-2021 12:10:41

R200120 D EK048F 2.UVDATA.1

Freq = 1.3602 GHz, Bw = 16.000 MH Calibrated with CL # 4 and BP # 1 (BP mode 1)

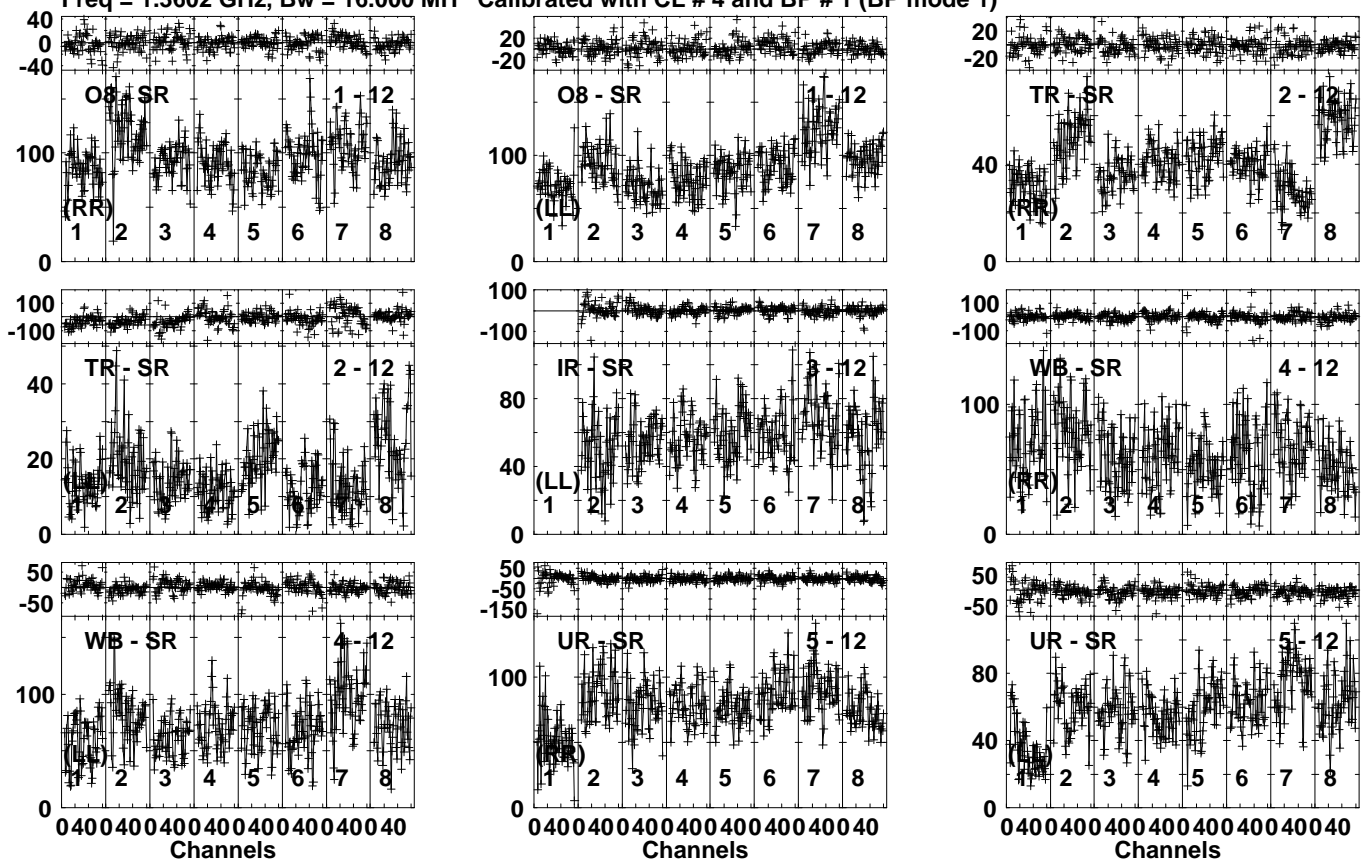


Lower frame: Milli Ampl Jy Top frame: Phas deg
Vector averaged cross-power spectrum Several baselines displayed
Timerange: 00/21:40:01 to 00/21:46:29

Plot file version 176 created 04-JUN-2021 12:10:41

J0955+6903 EK048F 2.UVDATA.1

Freq = 1.3602 GHz, Bw = 16.000 MH Calibrated with CL # 4 and BP # 1 (BP mode 1)



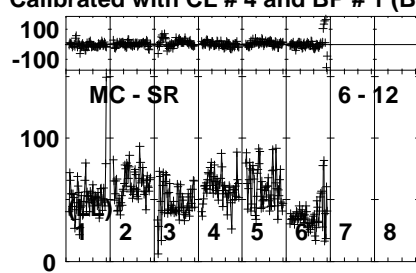
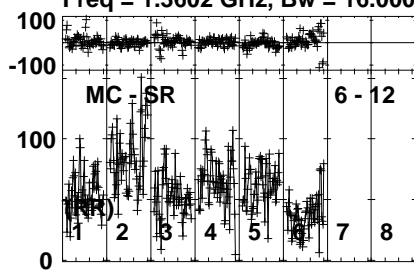
Lower frame: Milli Ampl Jy Top frame: Phas deg
Vector averaged cross-power spectrum Several baselines displayed
Timerange: 00/21:46:31 to 00/21:48:29

Plot file version 177 created 04-JUN-2021 12:10:41

J0955+6903 EK048F 2.UVDATA.1

Freq = 1.3602 GHz, Bw = 16.000 MH

Calibrated with CL # 4 and BP # 1 (BP mode 1)



Lower frame: Milli Ampl Jy Top frame: Phas deg

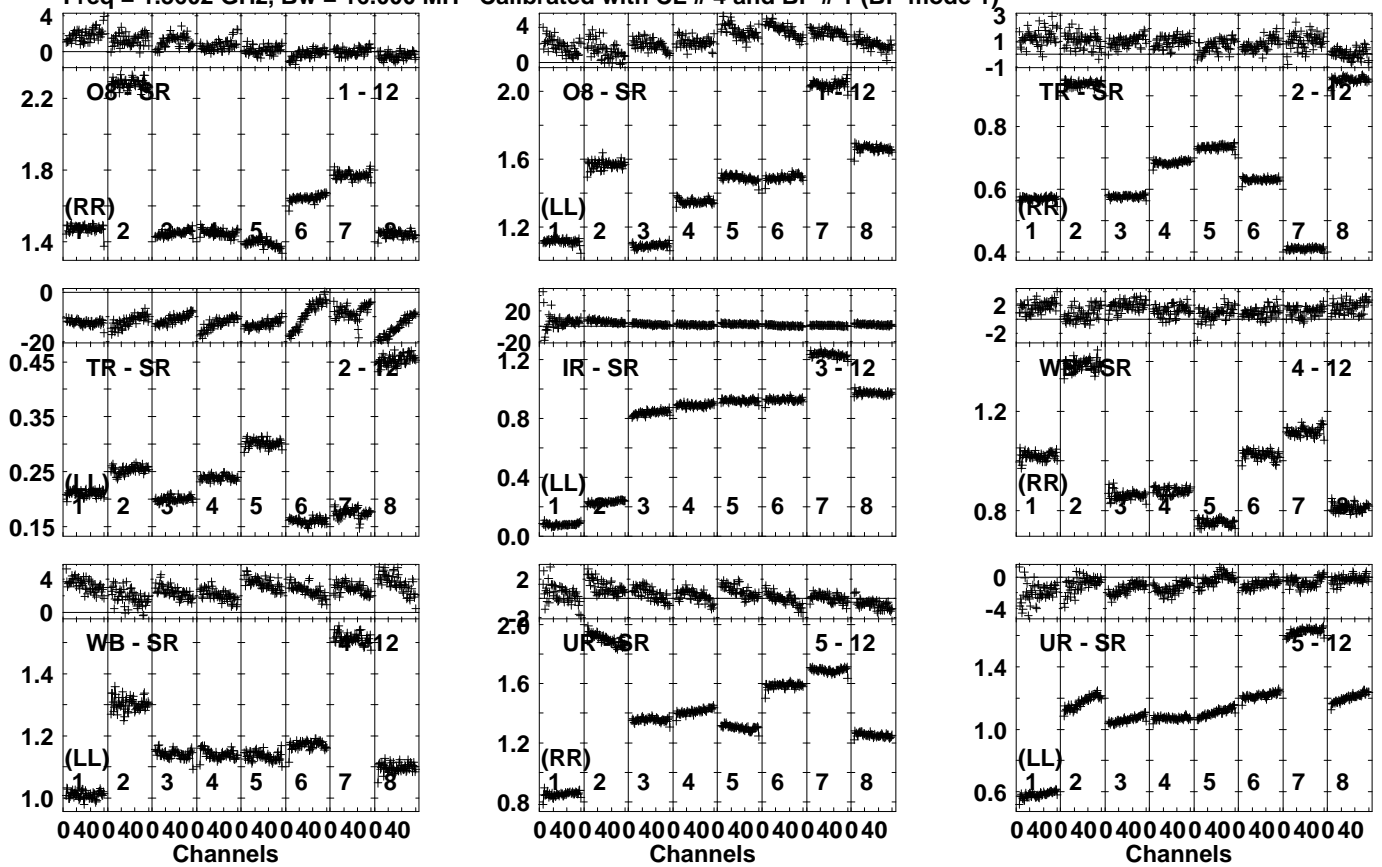
Vector averaged cross-power spectrum Several baselines displayed

Timerange: 00/21:46:31 to 00/21:48:29

Plot file version 178 created 04-JUN-2021 12:10:41

J1048+7143 EK048F 2.UVDATA.1

Freq = 1.3602 GHz, Bw = 16.000 MH Calibrated with CL # 4 and BP # 1 (BP mode 1)

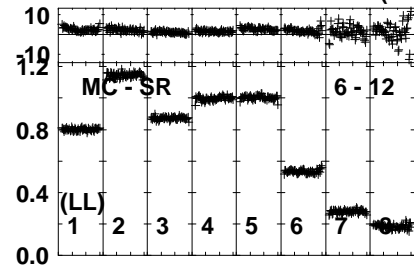
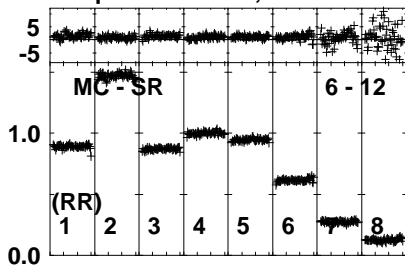


Lower frame: Ampl Jy Top frame: Phas deg
Vector averaged cross-power spectrum Several baselines displayed
Timerange: 00/21:49:03 to 00/21:53:59

Plot file version 179 created 04-JUN-2021 12:10:42

J1048+7143 EK048F 2.UVDATA.1

Freq = 1.3602 GHz, Bw = 16.000 MH Calibrated with CL # 4 and BP # 1 (BP mode 1)



Lower frame: Ampl Jy Top frame: Phas deg
Vector averaged cross-power spectrum Several baselines displayed
Timerange: 00/21:49:03 to 00/21:53:59