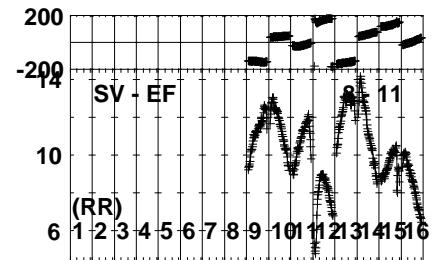
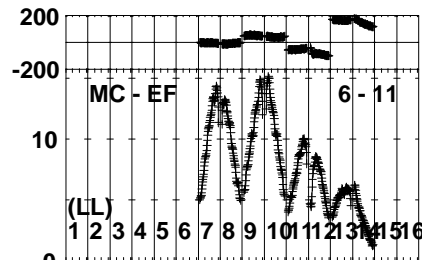
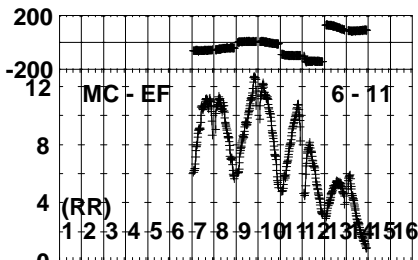
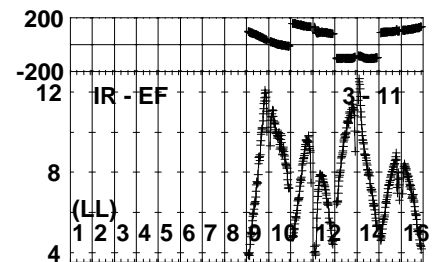
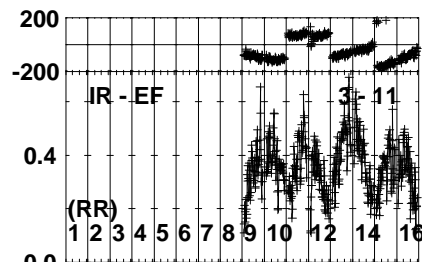
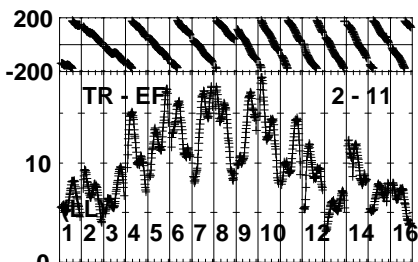
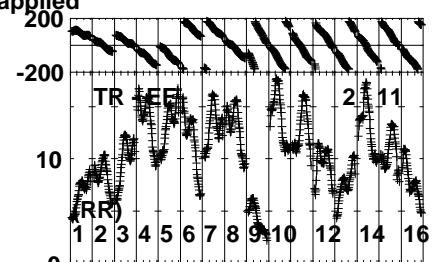
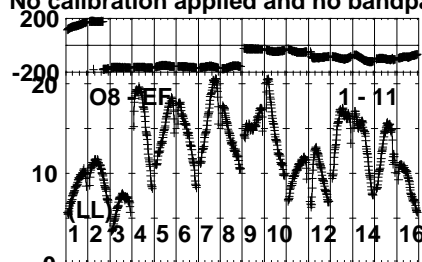
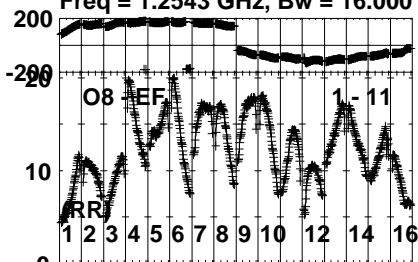


Plot file version 1 created 02-JUN-2021 12:05:26

J1048+7143 EK048F.UVDATA.1

Freq = 1.2543 GHz, Bw = 16.000 MH

No calibration applied and no bandpass applied



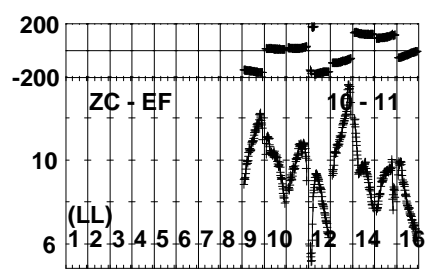
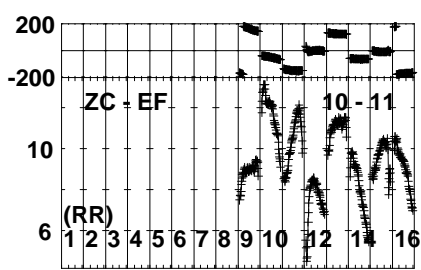
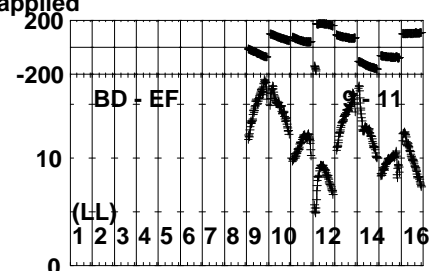
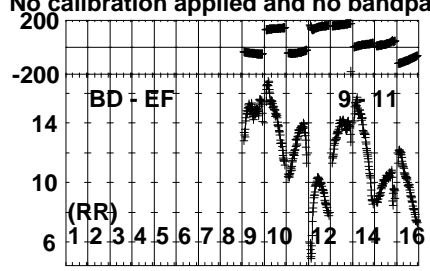
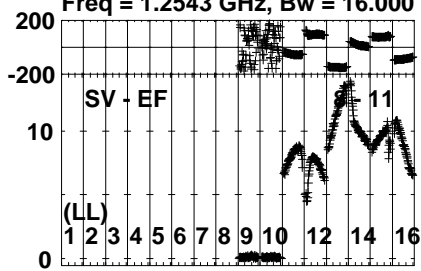
Lower frame: Milli Ampl Jy Top frame: Phas deg  
Vector averaged cross-power spectrum Several baselines displayed  
Timerange: 00/11:00:03 to 00/11:04:59

Plot file version 2 created 02-JUN-2021 12:05:26

J1048+7143 EK048F.UVDATA.1

Freq = 1.2543 GHz, Bw = 16.000 MH

No calibration applied and no bandpass applied



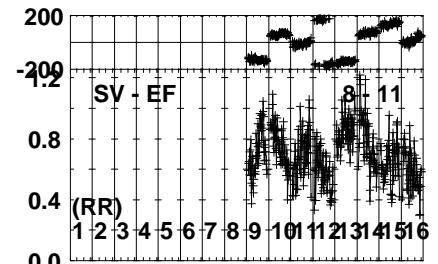
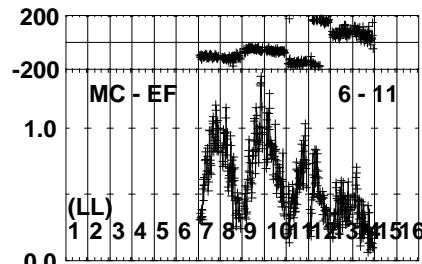
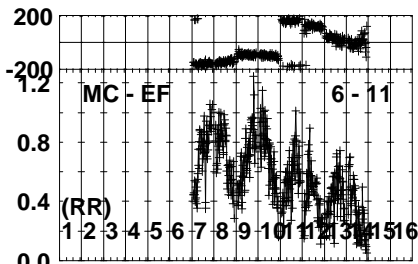
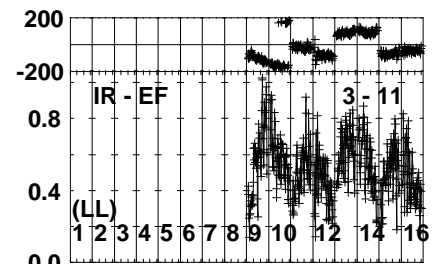
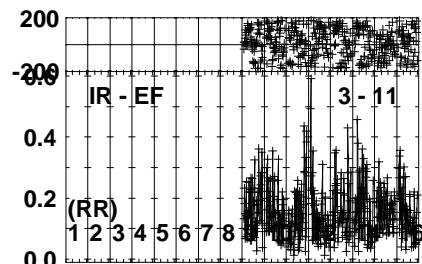
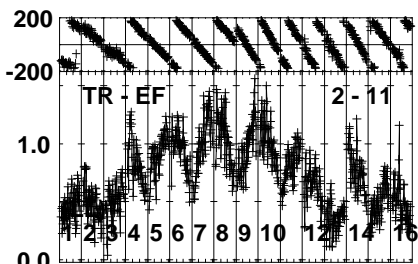
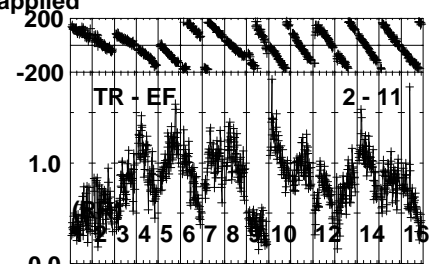
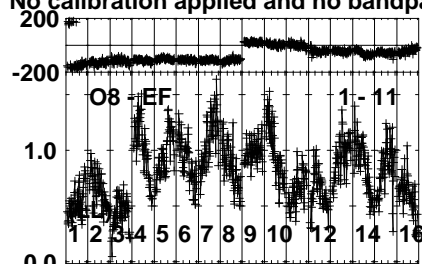
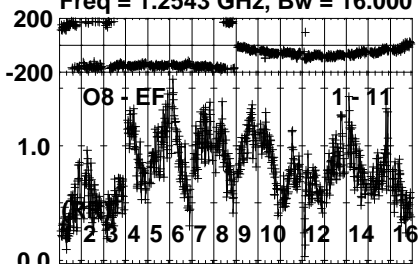
Lower frame: Milli Ampl Jy Top frame: Phas deg  
Vector averaged cross-power spectrum Several baselines displayed  
Timerange: 00/11:00:03 to 00/11:04:59

Plot file version 3 created 02-JUN-2021 12:05:27

J0955+6903 EK048F.UVDATA.1

Freq = 1.2543 GHz, Bw = 16.000 MH

No calibration applied and no bandpass applied



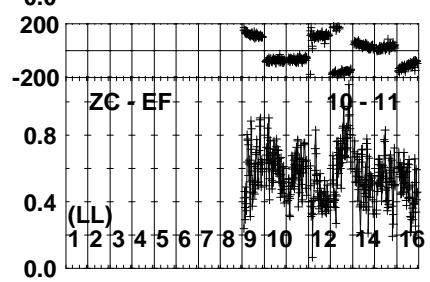
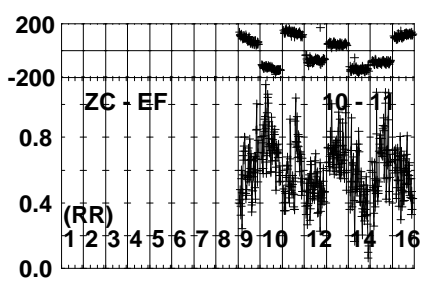
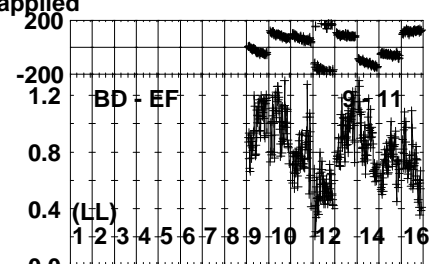
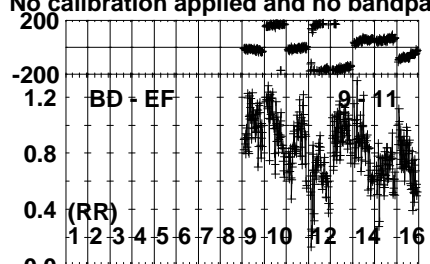
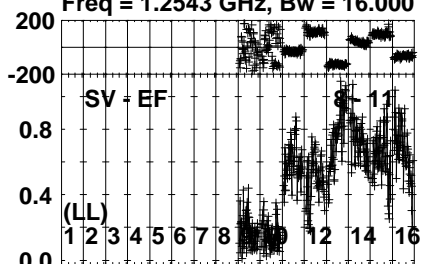
Lower frame: Milli Ampl Jy Top frame: Phas deg  
Vector averaged cross-power spectrum Several baselines displayed  
Timerange: 00/11:06:04 to 00/11:07:32

Plot file version 4 created 02-JUN-2021 12:05:27

J0955+6903 EK048F.UVDATA.1

Freq = 1.2543 GHz, Bw = 16.000 MH

No calibration applied and no bandpass applied

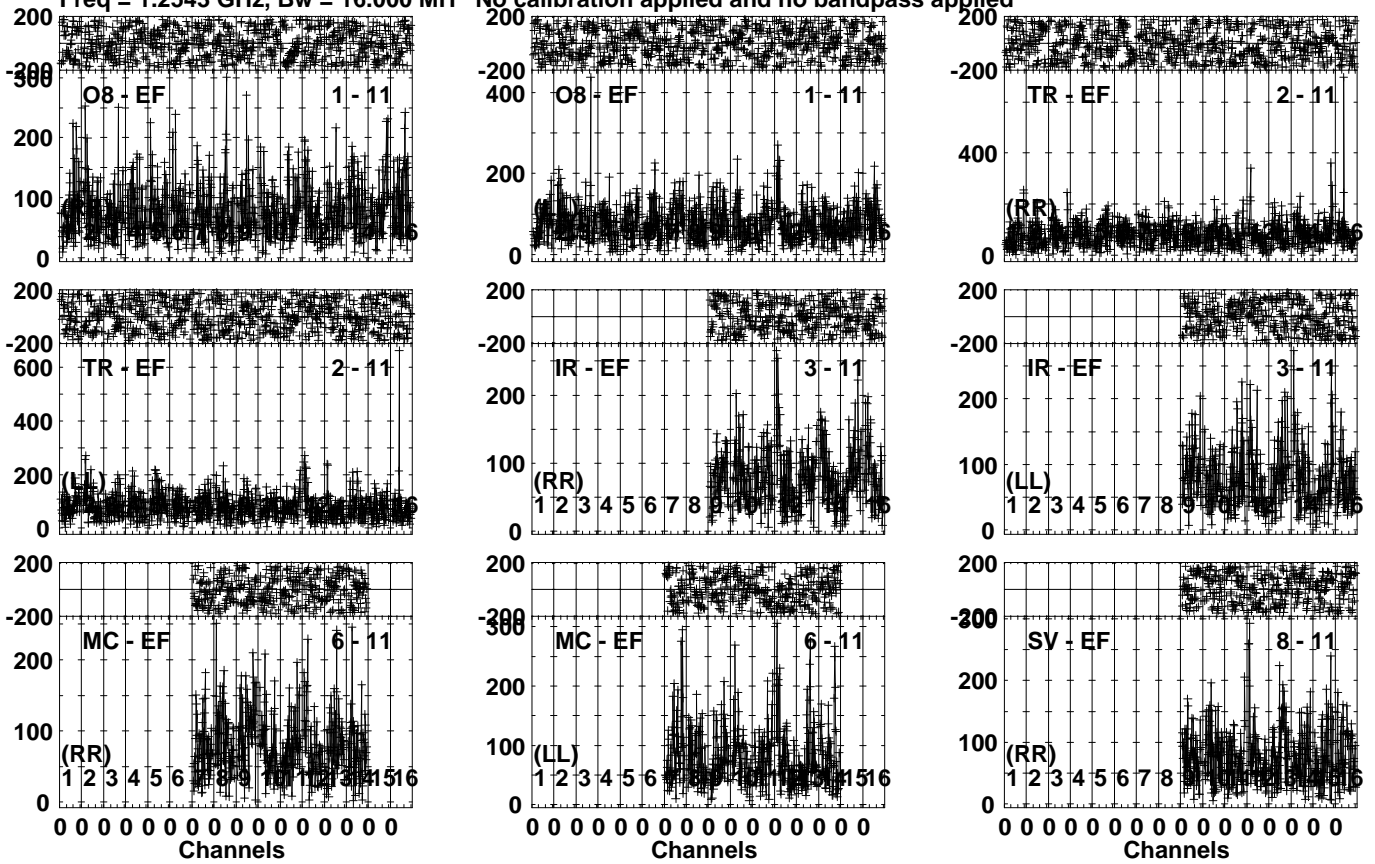


Lower frame: Milli Ampl Jy Top frame: Phas deg  
Vector averaged cross-power spectrum Several baselines displayed  
Timerange: 00/11:06:04 to 00/11:07:32

Plot file version 5 created 02-JUN-2021 12:05:28

R200120 D EK048F.UVDATA.1

Freq = 1.2543 GHz, Bw = 16.000 MH No calibration applied and no bandpass applied

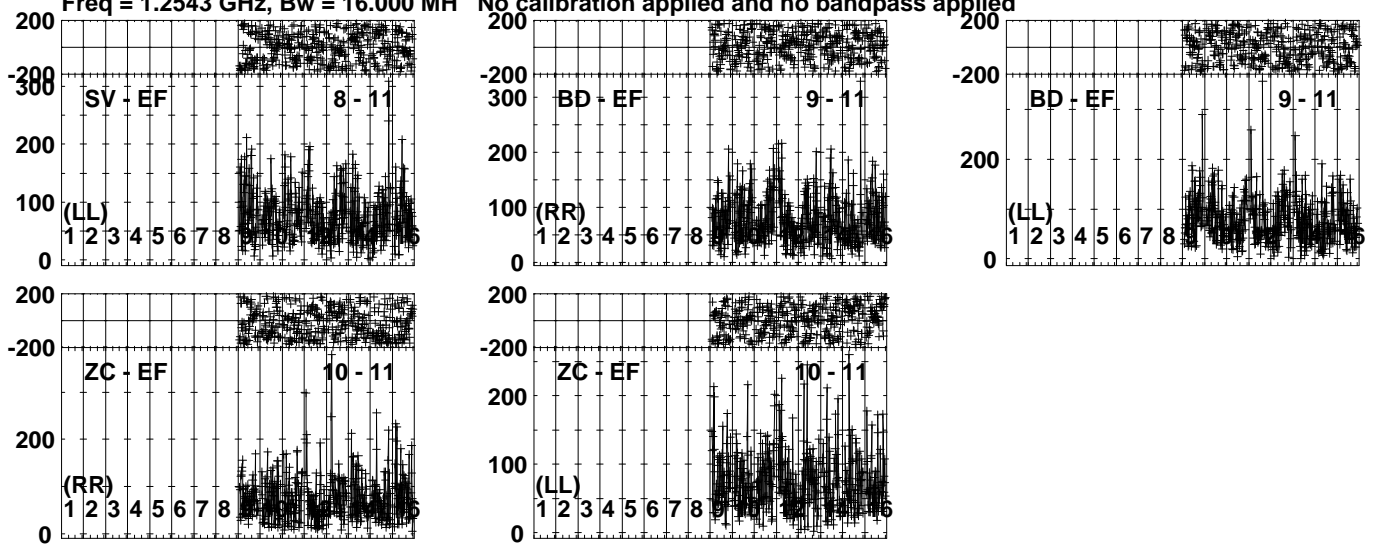


Lower frame: Micro Ampl Jy Top frame: Phas deg  
Vector averaged cross-power spectrum Several baselines displayed  
Timerange: 00/11:07:34 to 00/11:14:02

Plot file version 6 created 02-JUN-2021 12:05:29

R200120 D EK048F.UVDATA.1

Freq = 1.2543 GHz, Bw = 16.000 MH No calibration applied and no bandpass applied

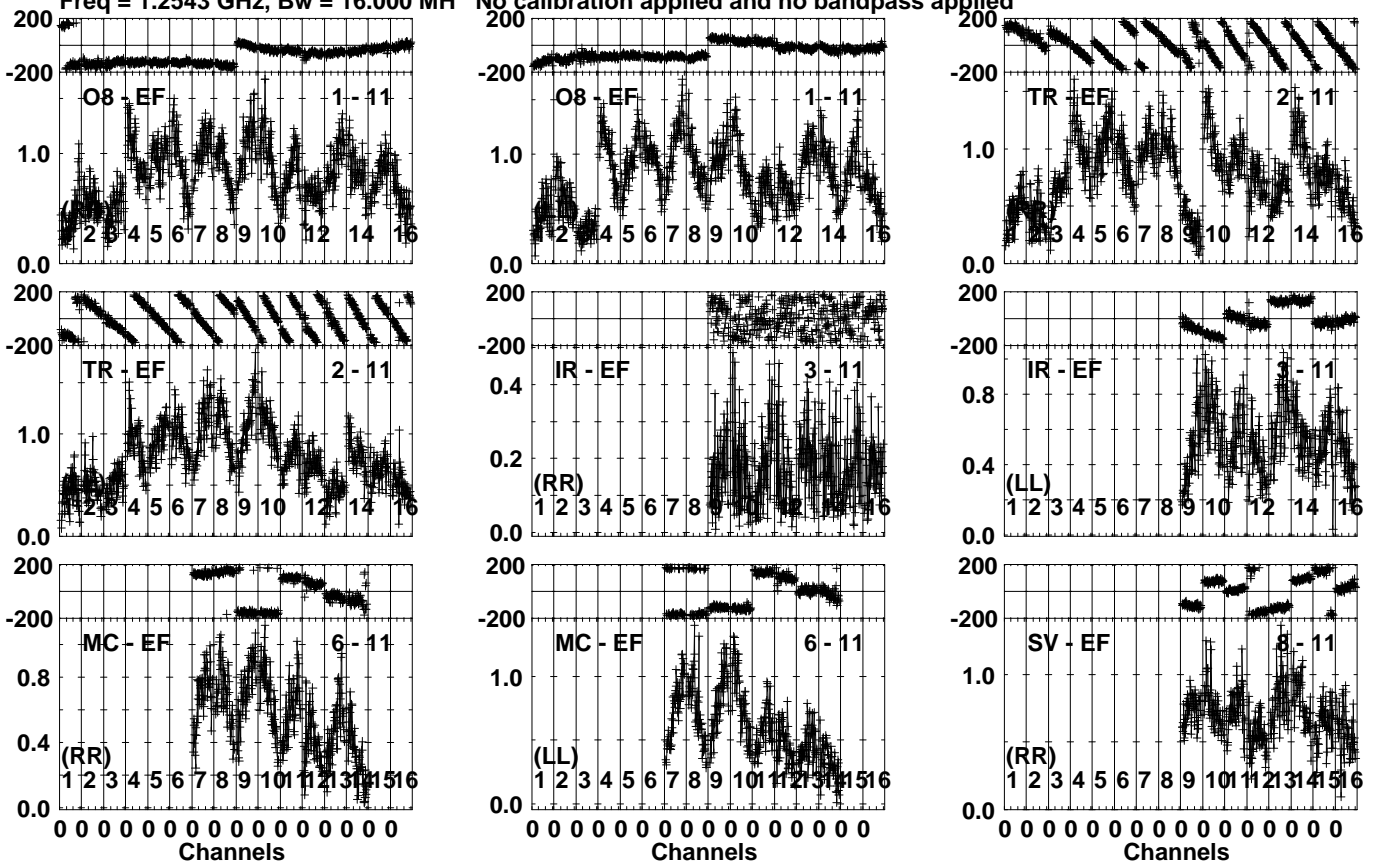


Lower frame: Micro Ampl Jy Top frame: Phas deg  
Vector averaged cross-power spectrum Several baselines displayed  
Timerange: 00/11:07:34 to 00/11:14:02

Plot file version 7 created 02-JUN-2021 12:05:29

J0955+6903 EK048F.UVDATA.1

Freq = 1.2543 GHz, Bw = 16.000 MH No calibration applied and no bandpass applied



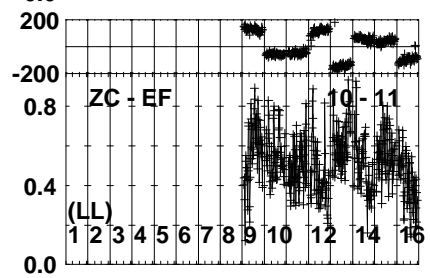
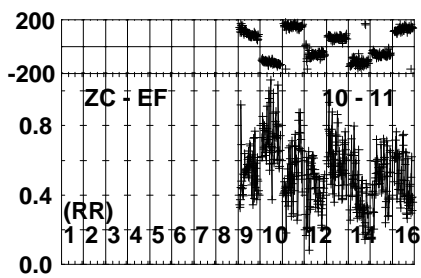
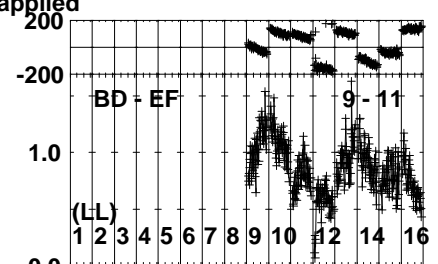
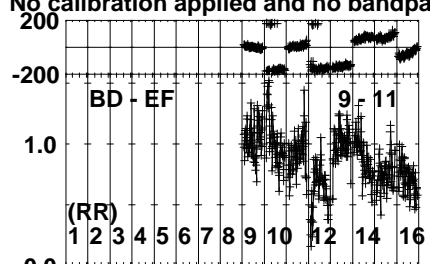
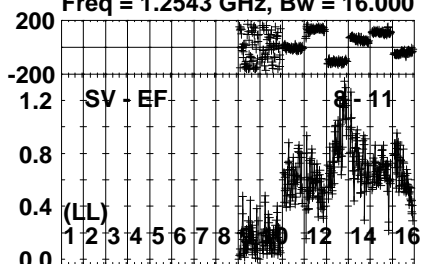
Lower frame: Milli Ampl Jy Top frame: Phas deg  
Vector averaged cross-power spectrum Several baselines displayed  
Timerange: 00/11:14:04 to 00/11:16:02

Plot file version 8 created 02-JUN-2021 12:05:30

J0955+6903 EK048F.UVDATA.1

Freq = 1.2543 GHz, Bw = 16.000 MH

No calibration applied and no bandpass applied



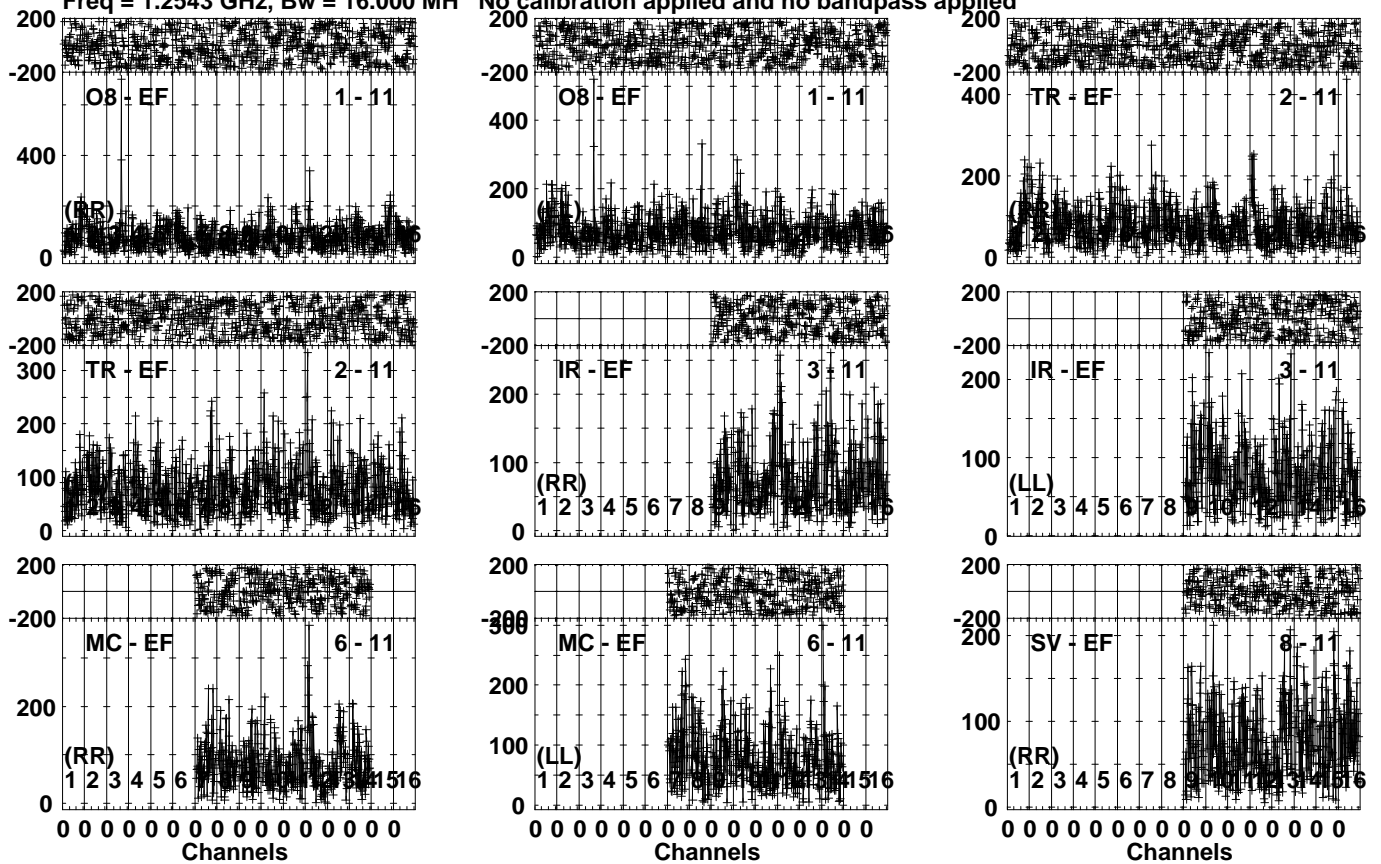
Lower frame: Milli Ampl Jy Top frame: Phas deg  
Vector averaged cross-power spectrum Several baselines displayed  
Timerange: 00/11:14:04 to 00/11:16:02



Plot file version 9 created 02-JUN-2021 12:05:30

R200120 D EK048F.UVDATA.1

Freq = 1.2543 GHz, Bw = 16.000 MH No calibration applied and no bandpass applied

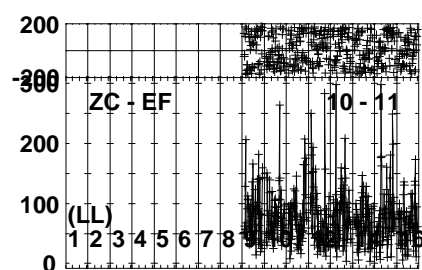
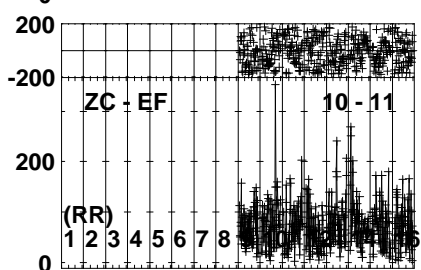
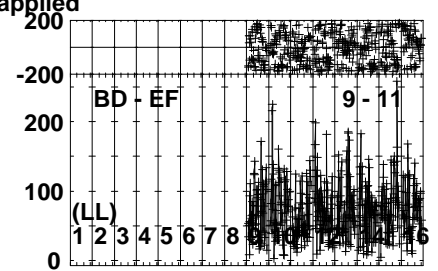
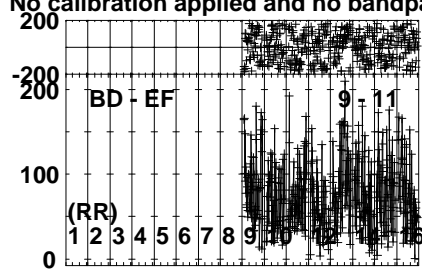
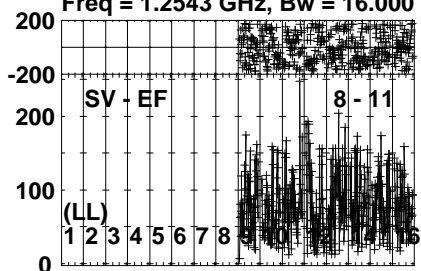


Lower frame: Micro Ampl Jy Top frame: Phas deg  
Vector averaged cross-power spectrum Several baselines displayed  
Timerange: 00/11:16:04 to 00/11:22:32

Plot file version 10 created 02-JUN-2021 12:05:31

R200120 D EK048F.UVDATA.1

Freq = 1.2543 GHz, Bw = 16.000 MH No calibration applied and no bandpass applied



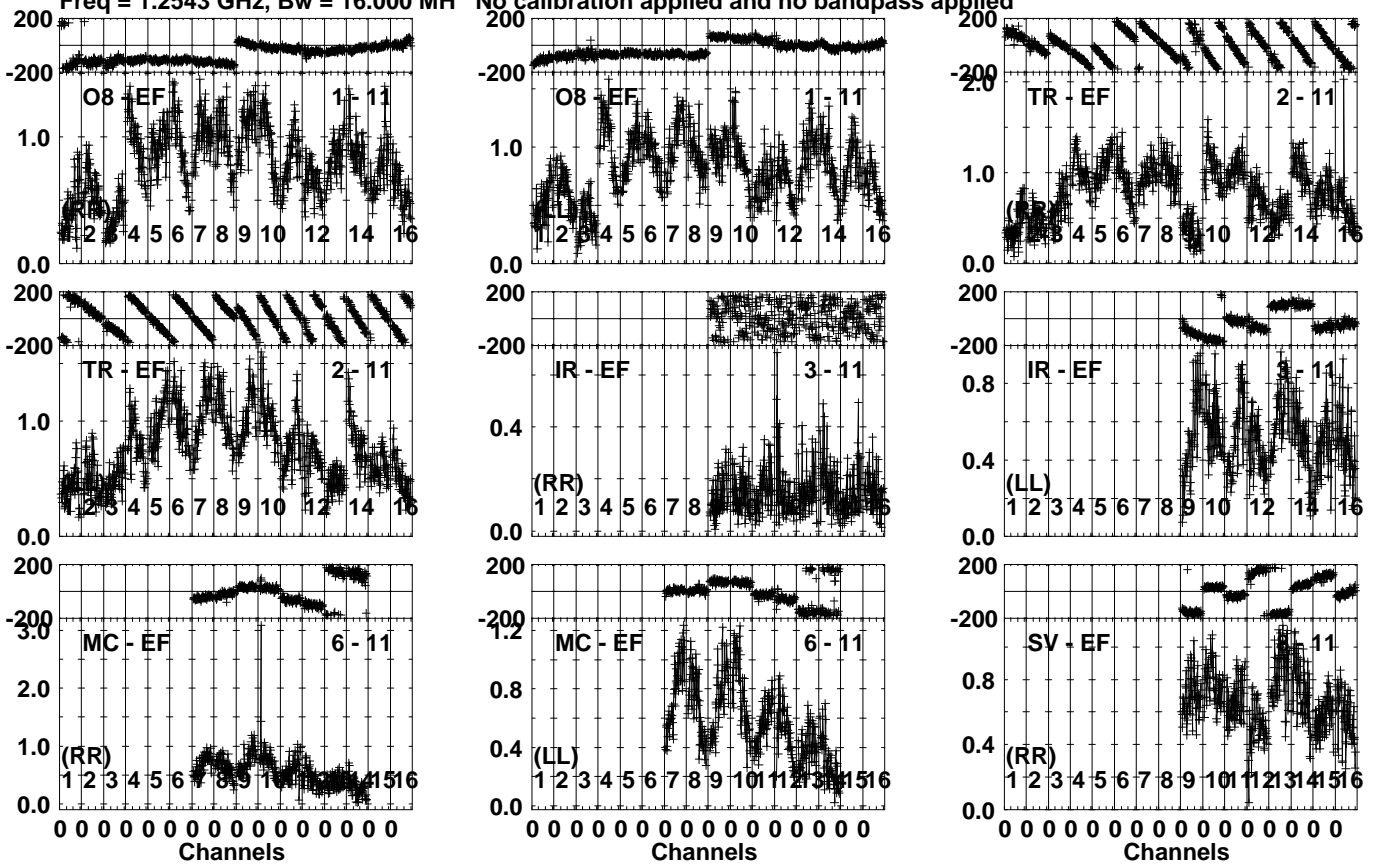
Lower frame: Micro Ampl Jy Top frame: Phas deg  
Vector averaged cross-power spectrum Several baselines displayed  
Timerange: 00/11:16:04 to 00/11:22:32

Plot file version 11 created 02-JUN-2021 12:05:31

J0955+6903 EK048F.UVDATA.1

Freq = 1.2543 GHz, Bw = 16.000 MH

No calibration applied and no bandpass applied



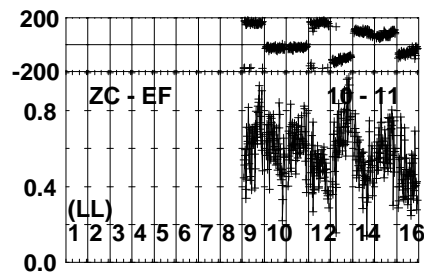
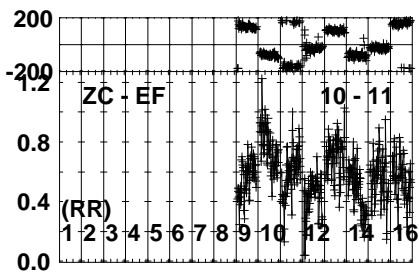
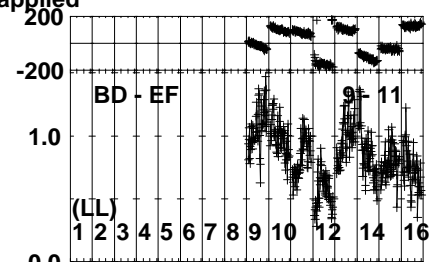
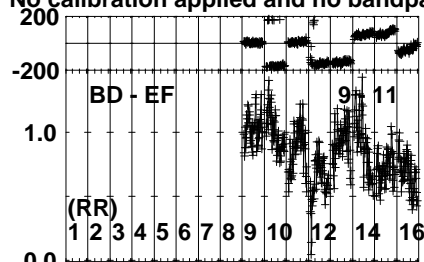
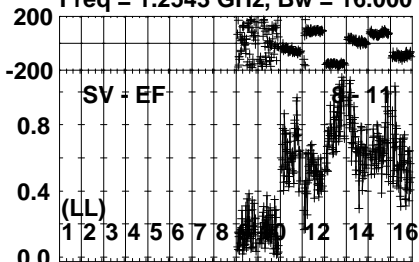
Lower frame: Milli Ampl Jy Top frame: Phas deg  
Vector averaged cross-power spectrum Several baselines displayed  
Timerange: 00/11:23:08 to 00/11:24:36

Plot file version 12 created 02-JUN-2021 12:05:32

J0955+6903 EK048F.UVDATA.1

Freq = 1.2543 GHz, Bw = 16.000 MH

No calibration applied and no bandpass applied

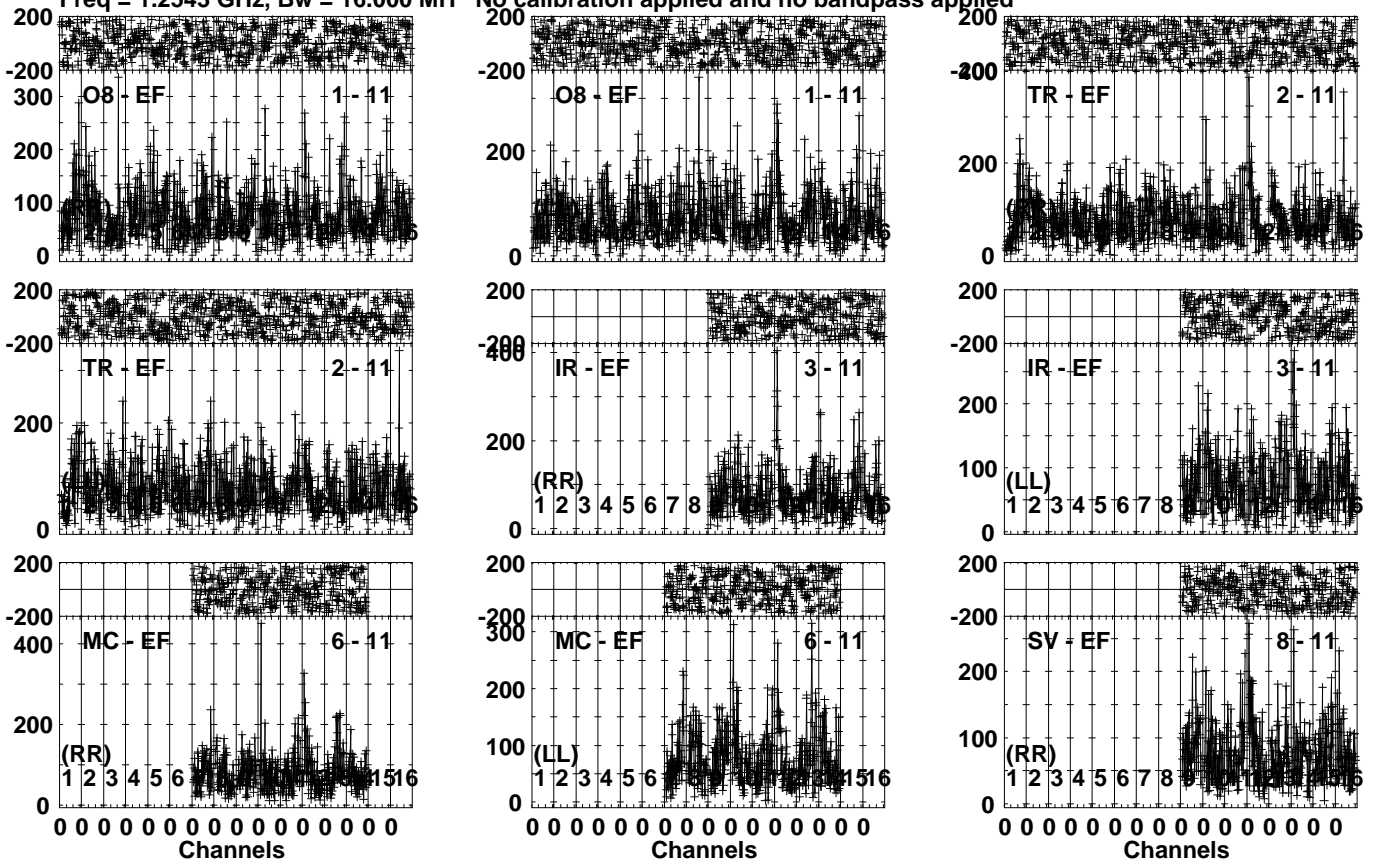


Lower frame: Milli Ampl Jy Top frame: Phas deg  
Vector averaged cross-power spectrum Several baselines displayed  
Timerange: 00/11:23:08 to 00/11:24:36

Plot file version 13 created 02-JUN-2021 12:05:32

R200120 D EK048F.UVDATA.1

Freq = 1.2543 GHz, Bw = 16.000 MH No calibration applied and no bandpass applied

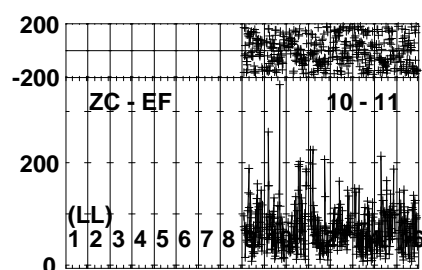
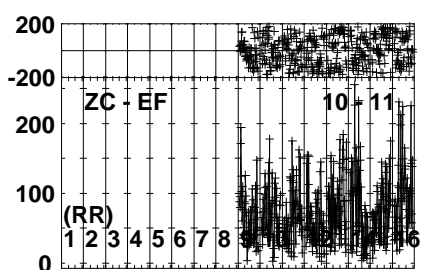
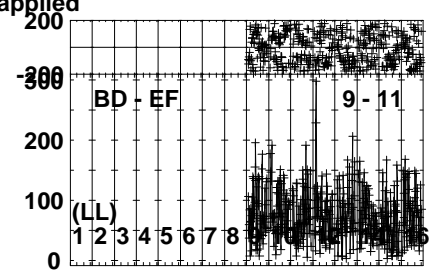
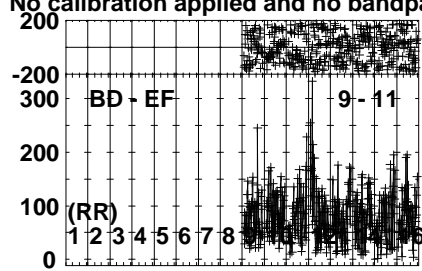
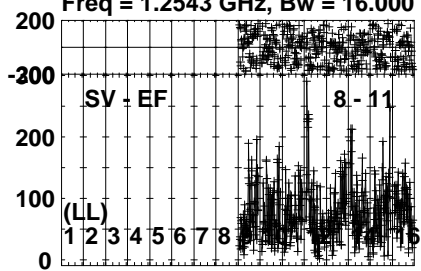


Lower frame: Micro Ampl Jy Top frame: Phas deg  
Vector averaged cross-power spectrum Several baselines displayed  
Timerange: 00/11:24:38 to 00/11:31:06

Plot file version 14 created 02-JUN-2021 12:05:33

R200120 D EK048F.UVDATA.1

Freq = 1.2543 GHz, Bw = 16.000 MH No calibration applied and no bandpass applied



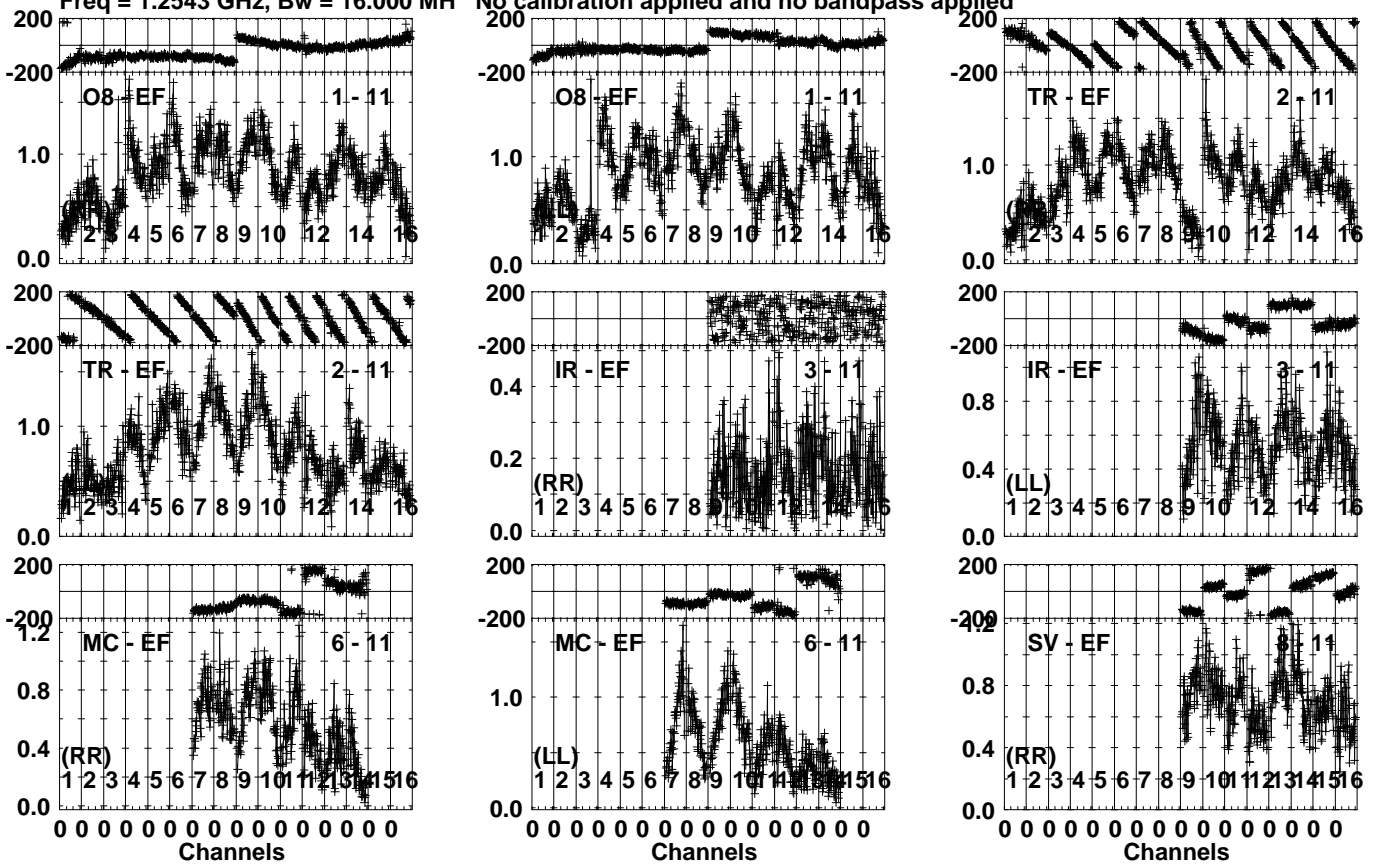
Lower frame: Micro Ampl Jy Top frame: Phas deg  
Vector averaged cross-power spectrum Several baselines displayed  
Timerange: 00/11:24:38 to 00/11:31:06

Plot file version 15 created 02-JUN-2021 12:05:34

J0955+6903 EK048F.UVDATA.1

Freq = 1.2543 GHz, Bw = 16.000 MH

No calibration applied and no bandpass applied



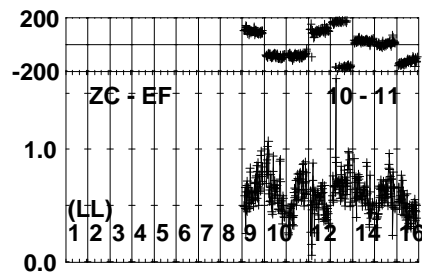
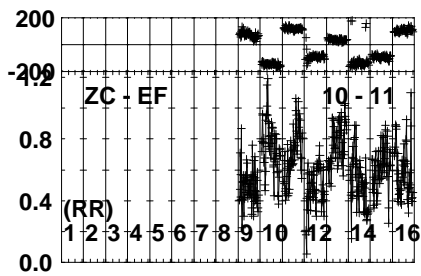
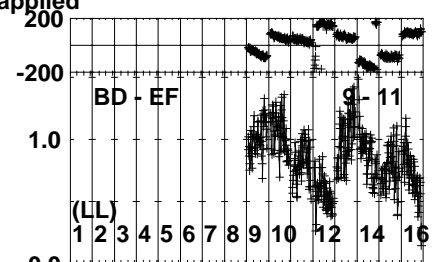
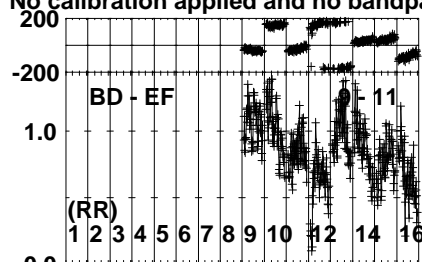
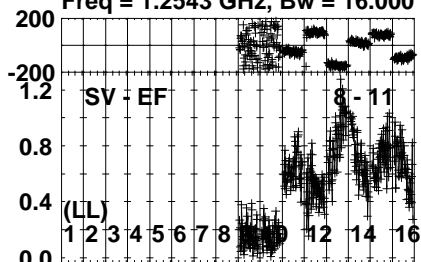
Lower frame: Milli Ampl Jy Top frame: Phas deg  
Vector averaged cross-power spectrum Several baselines displayed  
Timerange: 00/11:31:08 to 00/11:33:06

Plot file version 16 created 02-JUN-2021 12:05:34

J0955+6903 EK048F.UVDATA.1

Freq = 1.2543 GHz, Bw = 16.000 MH

No calibration applied and no bandpass applied



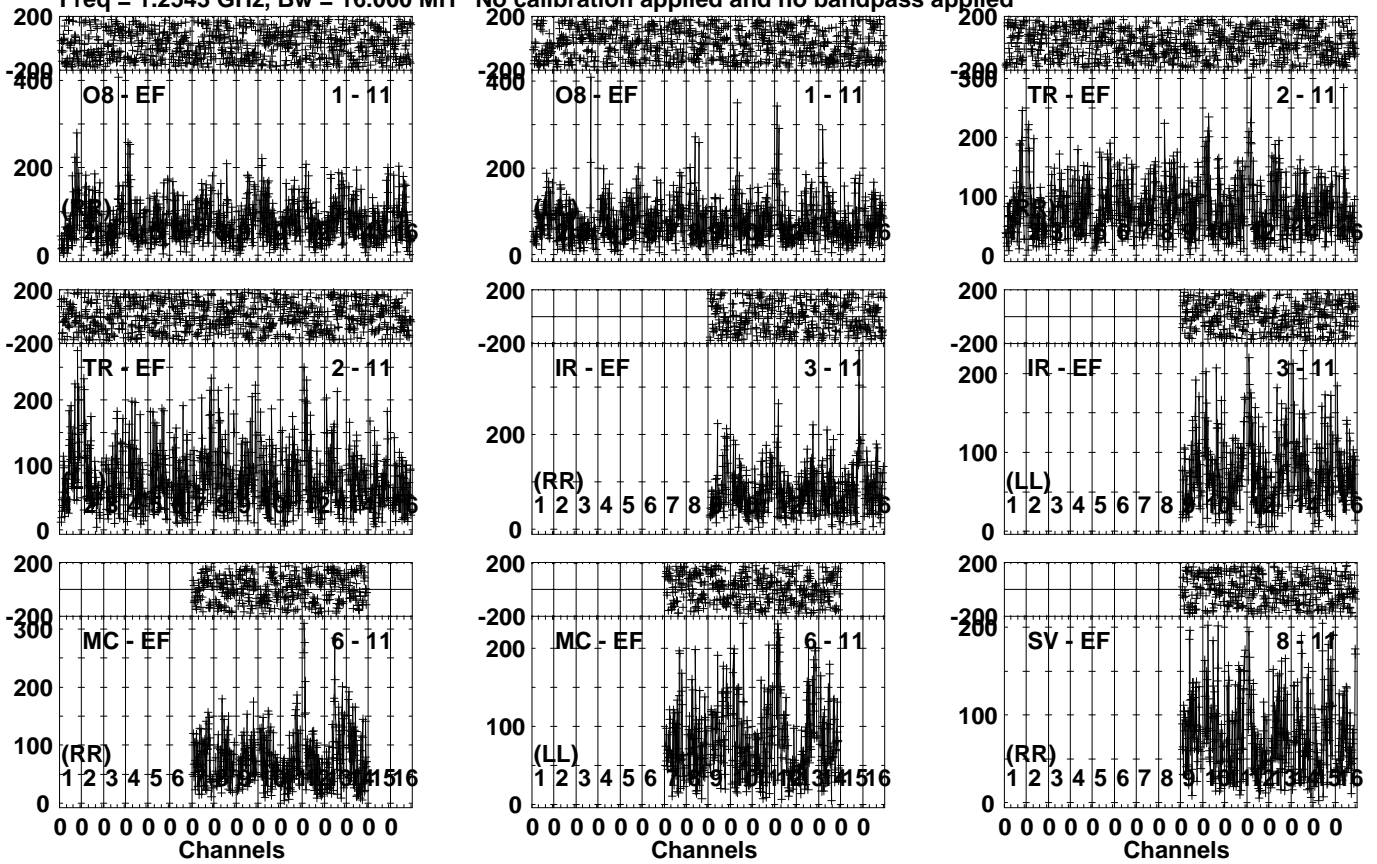
Lower frame: Milli Ampl Jy Top frame: Phas deg  
Vector averaged cross-power spectrum Several baselines displayed  
Timerange: 00/11:31:08 to 00/11:33:06



Plot file version 17 created 02-JUN-2021 12:05:35

R200120 D EK048F.UVDATA.1

Freq = 1.2543 GHz, Bw = 16.000 MH No calibration applied and no bandpass applied

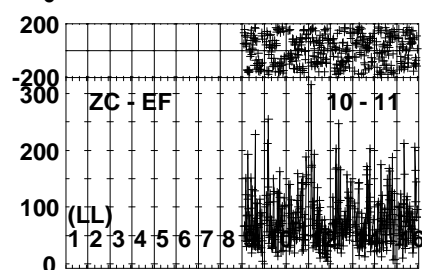
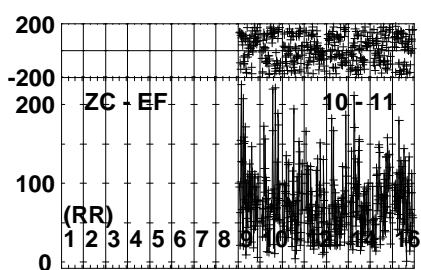
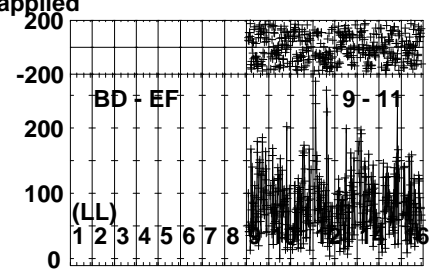
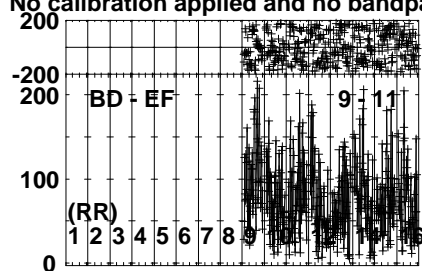
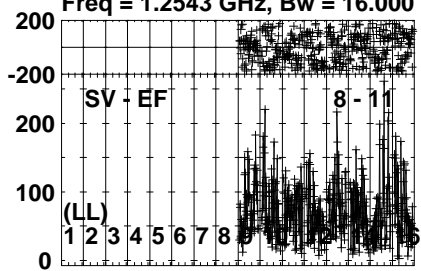


Lower frame: Micro Ampl Jy Top frame: Phas deg  
Vector averaged cross-power spectrum Several baselines displayed  
Timerange: 00/11:33:08 to 00/11:39:36

Plot file version 18 created 02-JUN-2021 12:05:35

R200120 D EK048F.UVDATA.1

Freq = 1.2543 GHz, Bw = 16.000 MH No calibration applied and no bandpass applied



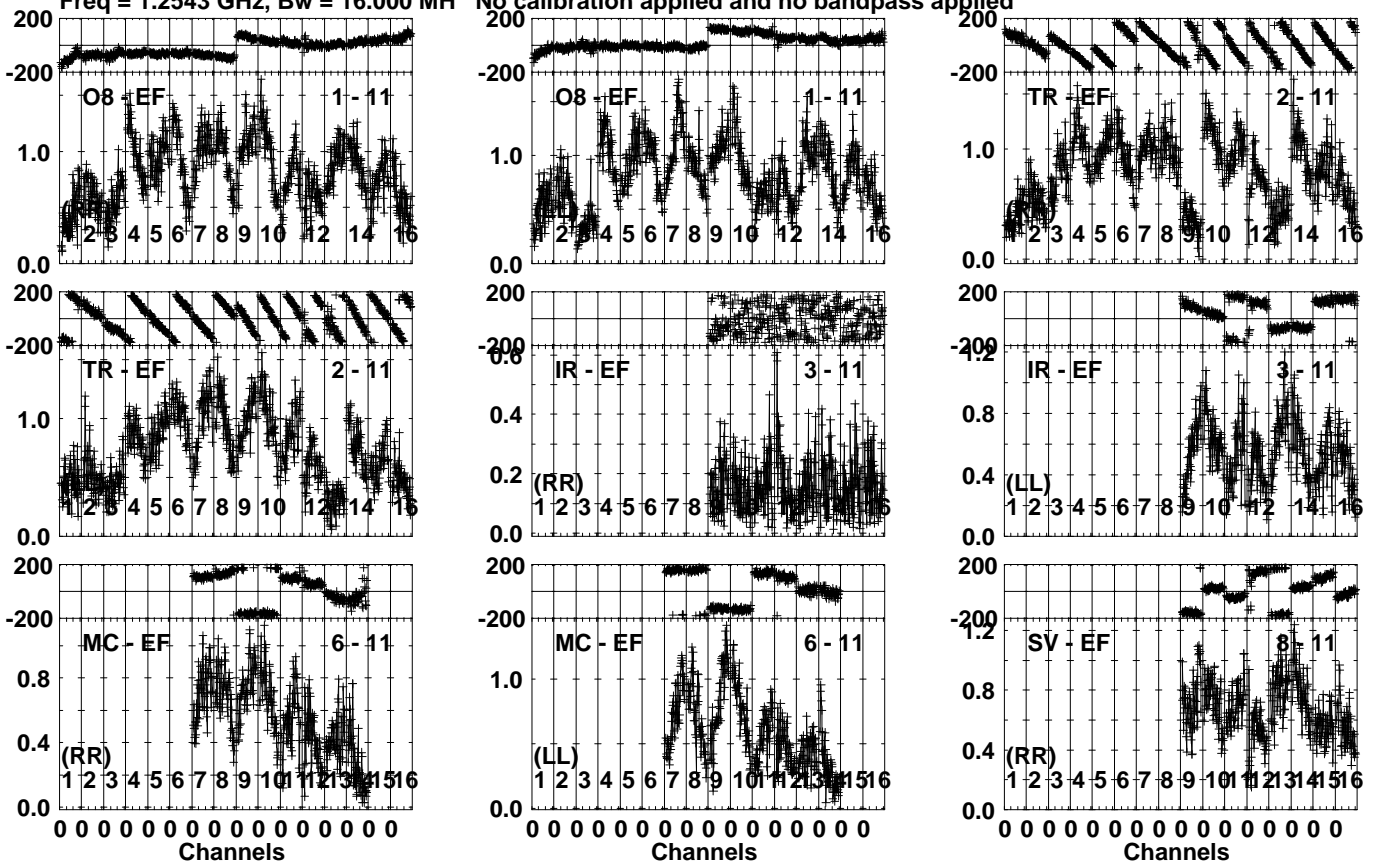
Lower frame: Micro Ampl Jy Top frame: Phas deg  
Vector averaged cross-power spectrum Several baselines displayed  
Timerange: 00/11:33:08 to 00/11:39:36

Plot file version 19 created 02-JUN-2021 12:05:36

J0955+6903 EK048F.UVDATA.1

Freq = 1.2543 GHz, Bw = 16.000 MH

No calibration applied and no bandpass applied



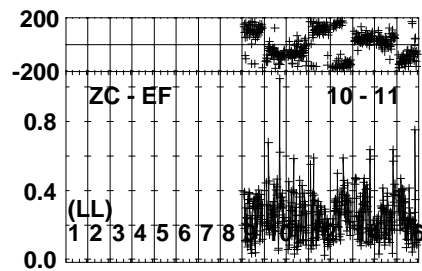
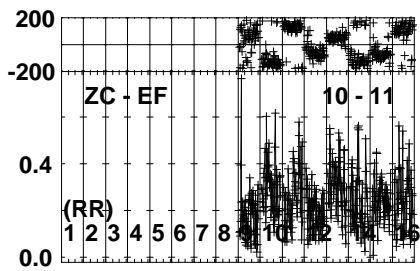
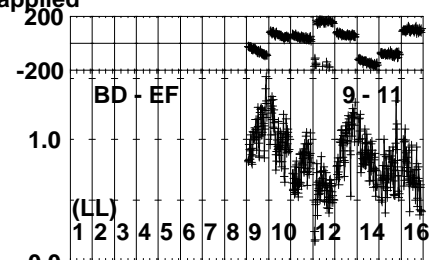
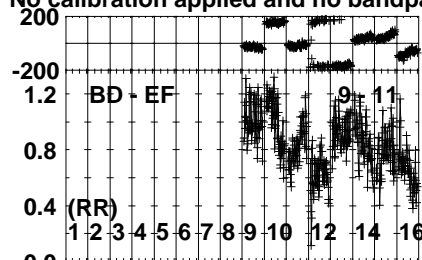
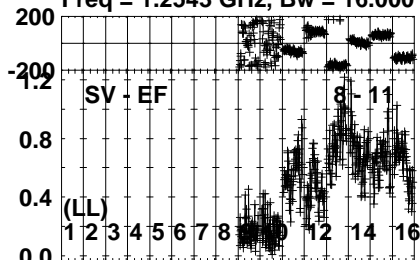
Lower frame: Milli Ampl Jy Top frame: Phas deg  
 Vector averaged cross-power spectrum Several baselines displayed  
 Timerange: 00/11:40:12 to 00/11:41:40

Plot file version 20 created 02-JUN-2021 12:05:36

J0955+6903 EK048F.UVDATA.1

Freq = 1.2543 GHz, Bw = 16.000 MH

No calibration applied and no bandpass applied



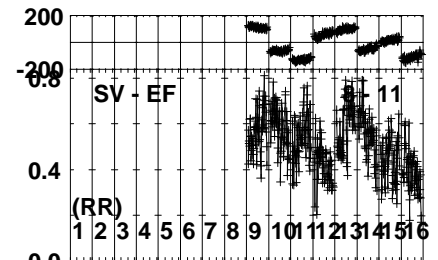
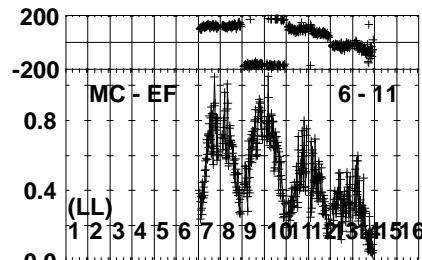
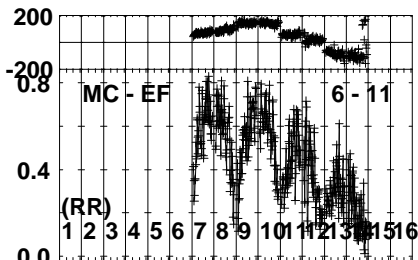
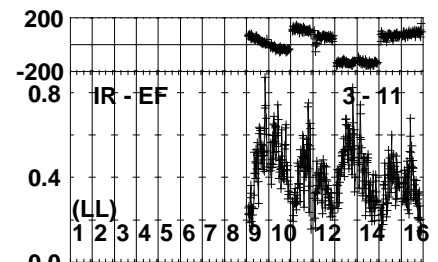
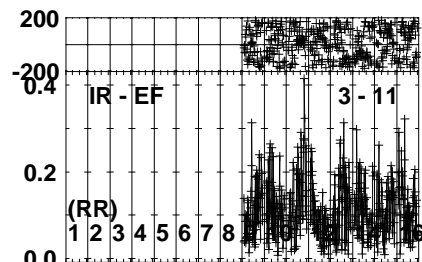
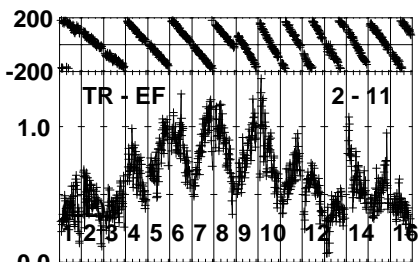
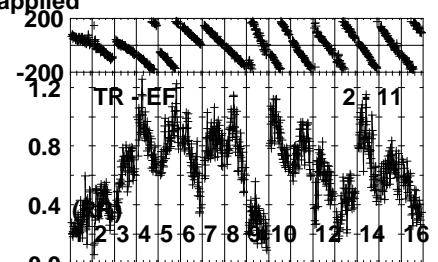
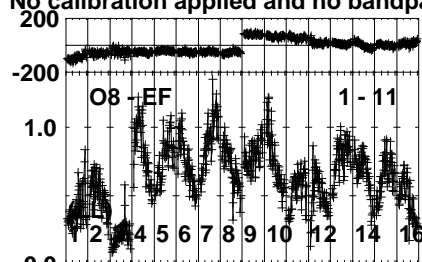
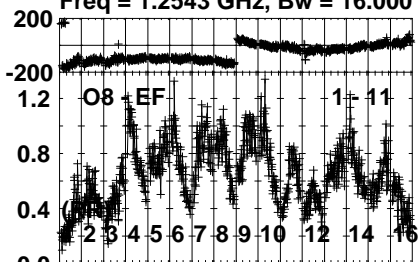
Lower frame: Milli Ampl Jy Top frame: Phas deg  
Vector averaged cross-power spectrum Several baselines displayed  
Timerange: 00/11:40:12 to 00/11:41:40

Plot file version 21 created 02-JUN-2021 12:05:36

J1003+6813 EK048F.UVDATA.1

Freq = 1.2543 GHz, Bw = 16.000 MH

No calibration applied and no bandpass applied



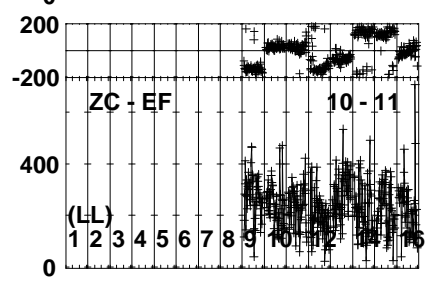
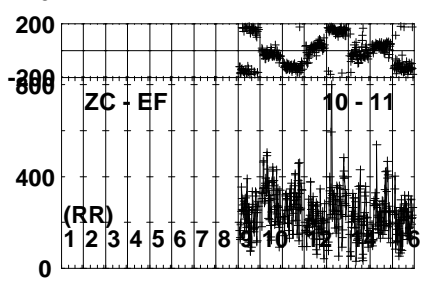
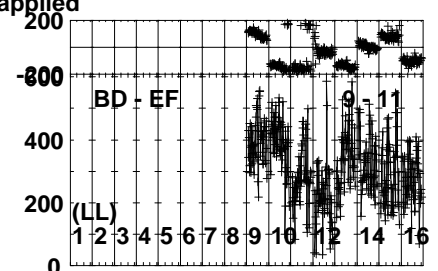
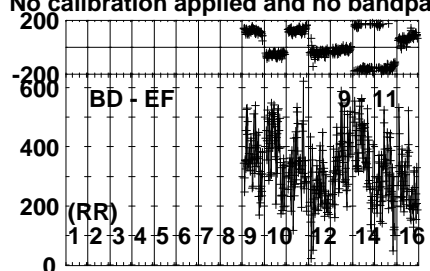
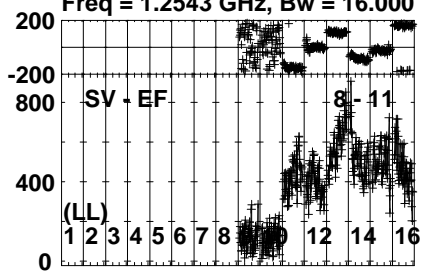
Lower frame: Milli Ampl Jy Top frame: Phas deg  
Vector averaged cross-power spectrum Several baselines displayed  
Timerange: 00/11:41:42 to 00/11:45:10

Plot file version 22 created 02-JUN-2021 12:05:37

J1003+6813 EK048F.UVDATA.1

Freq = 1.2543 GHz, Bw = 16.000 MH

No calibration applied and no bandpass applied



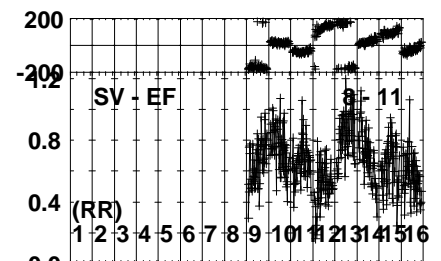
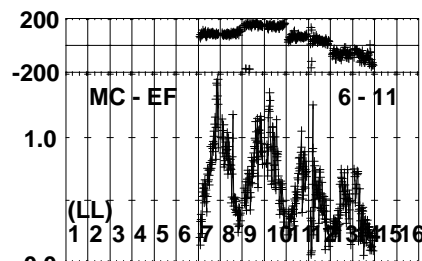
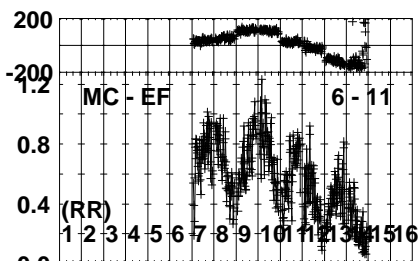
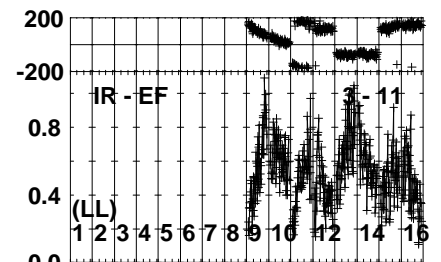
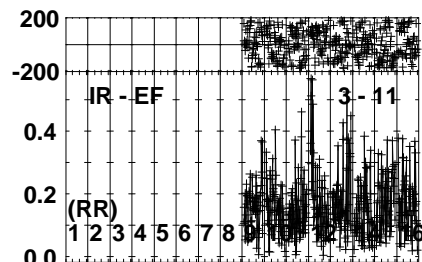
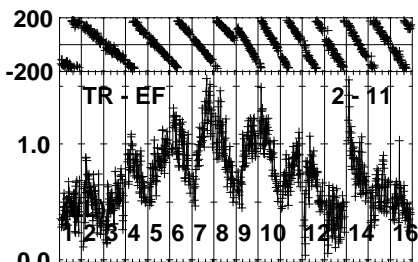
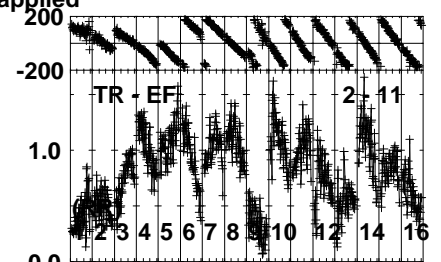
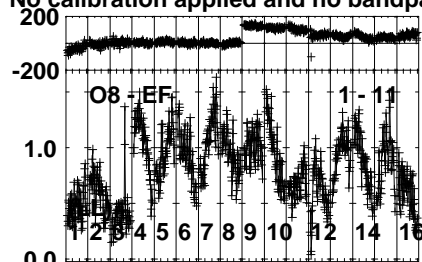
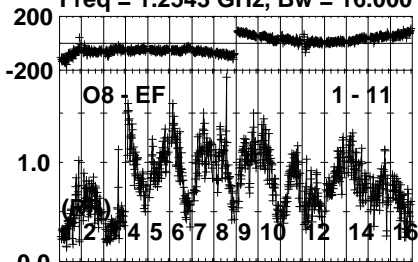
Lower frame: Micro Ampl Jy Top frame: Phas deg  
Vector averaged cross-power spectrum Several baselines displayed  
Timerange: 00/11:41:42 to 00/11:45:10

Plot file version 23 created 02-JUN-2021 12:05:37

J0955+6903 EK048F.UVDATA.1

Freq = 1.2543 GHz, Bw = 16.000 MH

No calibration applied and no bandpass applied



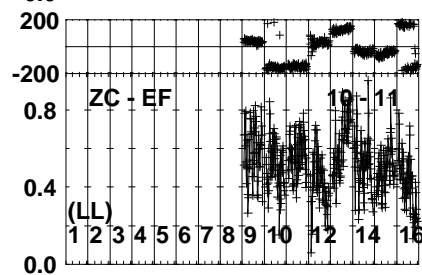
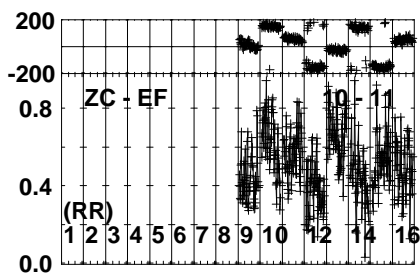
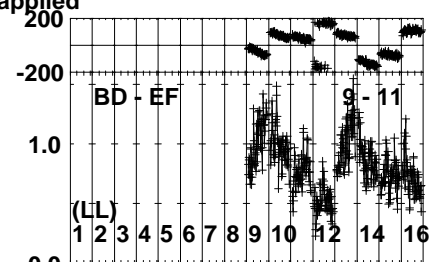
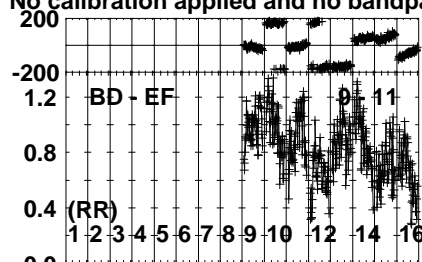
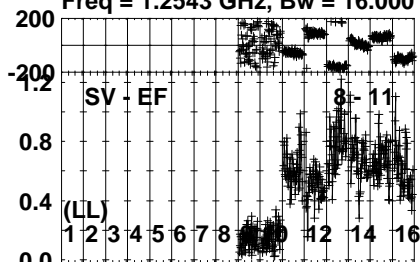
Lower frame: Milli Ampl Jy Top frame: Phas deg  
Vector averaged cross-power spectrum Several baselines displayed  
Timerange: 00/11:45:12 to 00/11:47:10

Plot file version 24 created 02-JUN-2021 12:05:38

J0955+6903 EK048F.UVDATA.1

Freq = 1.2543 GHz, Bw = 16.000 MH

No calibration applied and no bandpass applied



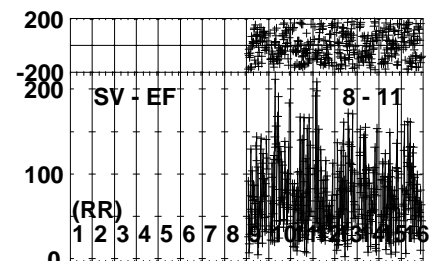
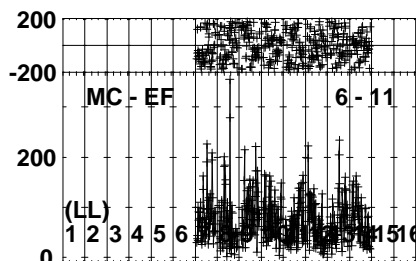
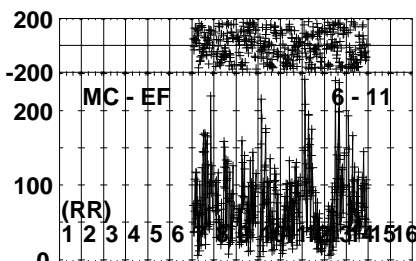
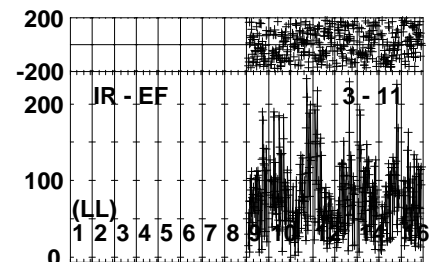
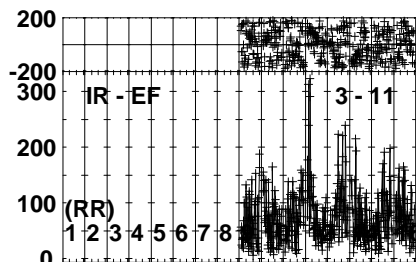
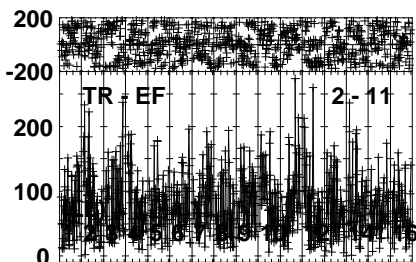
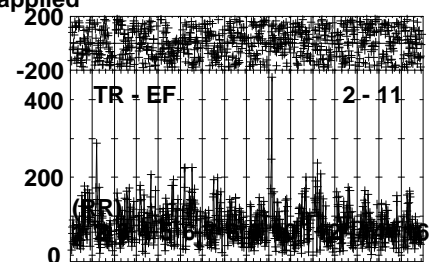
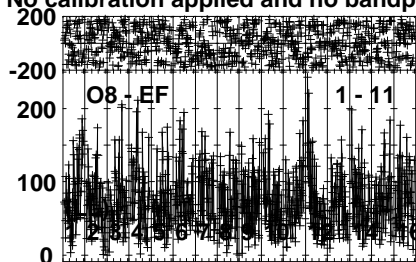
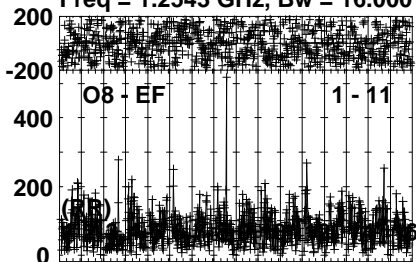
Lower frame: Milli Ampl Jy Top frame: Phas deg  
Vector averaged cross-power spectrum Several baselines displayed  
Timerange: 00/11:45:12 to 00/11:47:10



Plot file version 25 created 02-JUN-2021 12:05:38

R200120 D EK048F.UVDATA.1

Freq = 1.2543 GHz, Bw = 16.000 MH No calibration applied and no bandpass applied

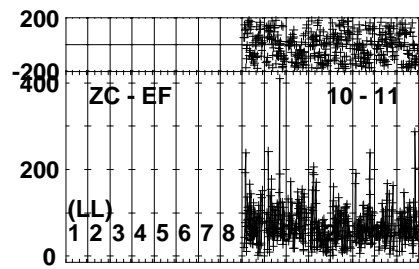
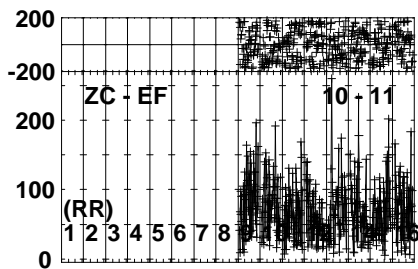
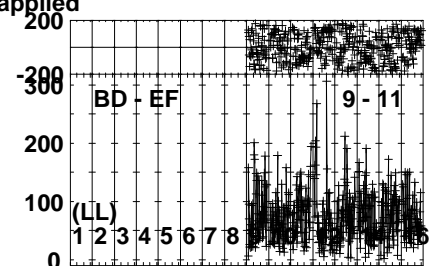
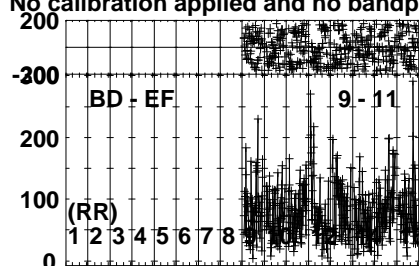
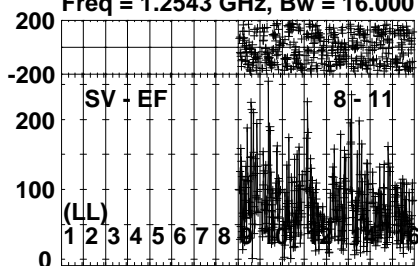


Lower frame: Micro Ampl Jy Top frame: Phas deg  
Vector averaged cross-power spectrum Several baselines displayed  
Timerange: 00/11:47:12 to 00/11:53:40

Plot file version 26 created 02-JUN-2021 12:05:39

R200120 D EK048F.UVDATA.1

Freq = 1.2543 GHz, Bw = 16.000 MH No calibration applied and no bandpass applied



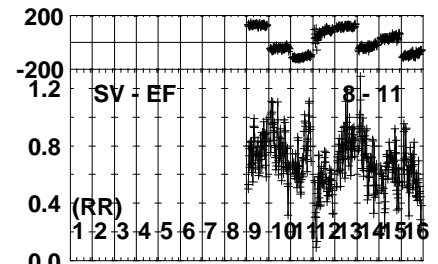
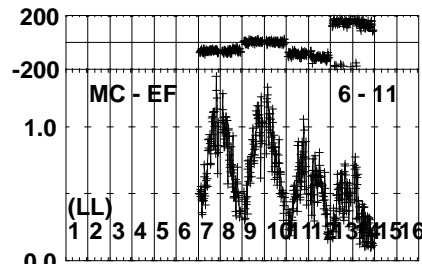
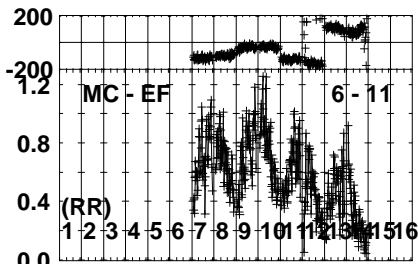
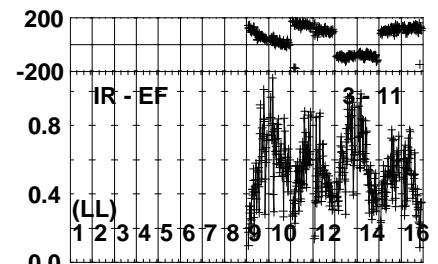
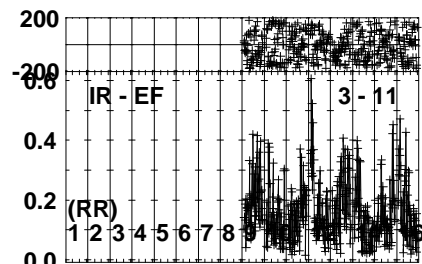
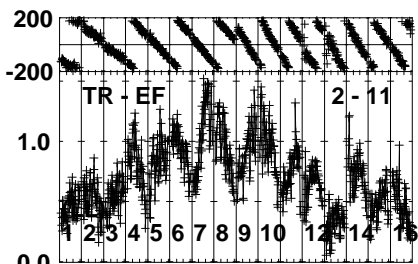
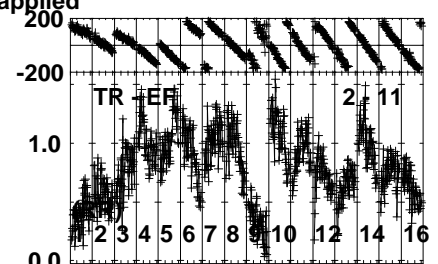
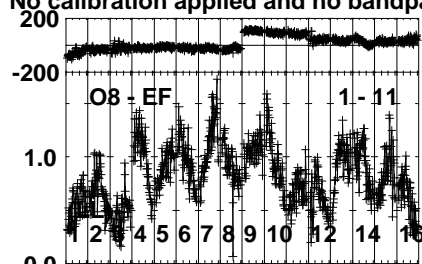
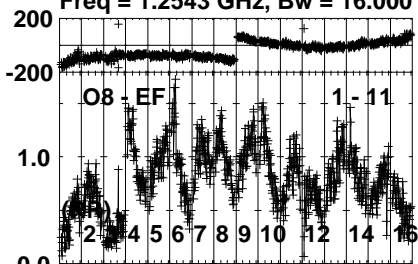
Lower frame: Micro Ampl Jy Top frame: Phas deg  
Vector averaged cross-power spectrum Several baselines displayed  
Timerange: 00/11:47:12 to 00/11:53:40

Plot file version 27 created 02-JUN-2021 12:05:39

J0955+6903 EK048F.UVDATA.1

Freq = 1.2543 GHz, Bw = 16.000 MH

No calibration applied and no bandpass applied



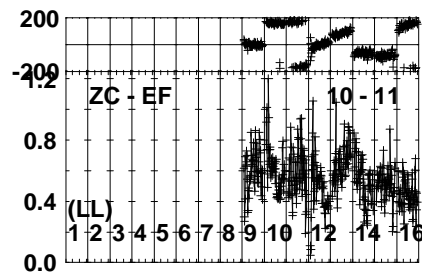
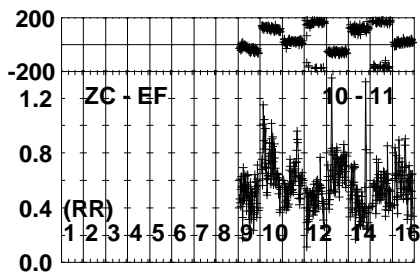
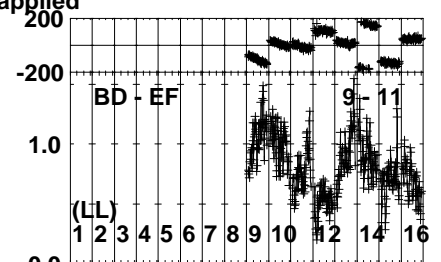
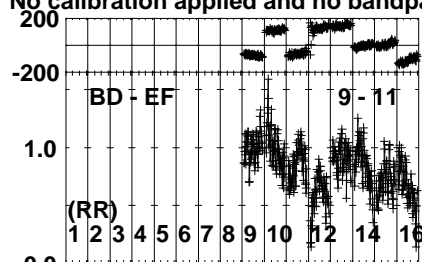
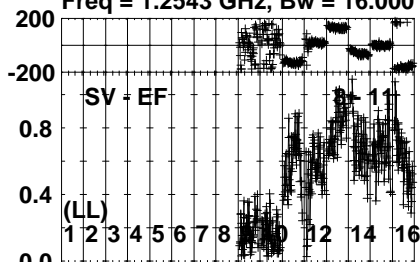
Lower frame: Milli Ampl Jy Top frame: Phas deg  
Vector averaged cross-power spectrum Several baselines displayed  
Timerange: 00/11:54:17 to 00/11:55:45

Plot file version 28 created 02-JUN-2021 12:05:40

J0955+6903 EK048F.UVDATA.1

Freq = 1.2543 GHz, Bw = 16.000 MH

No calibration applied and no bandpass applied

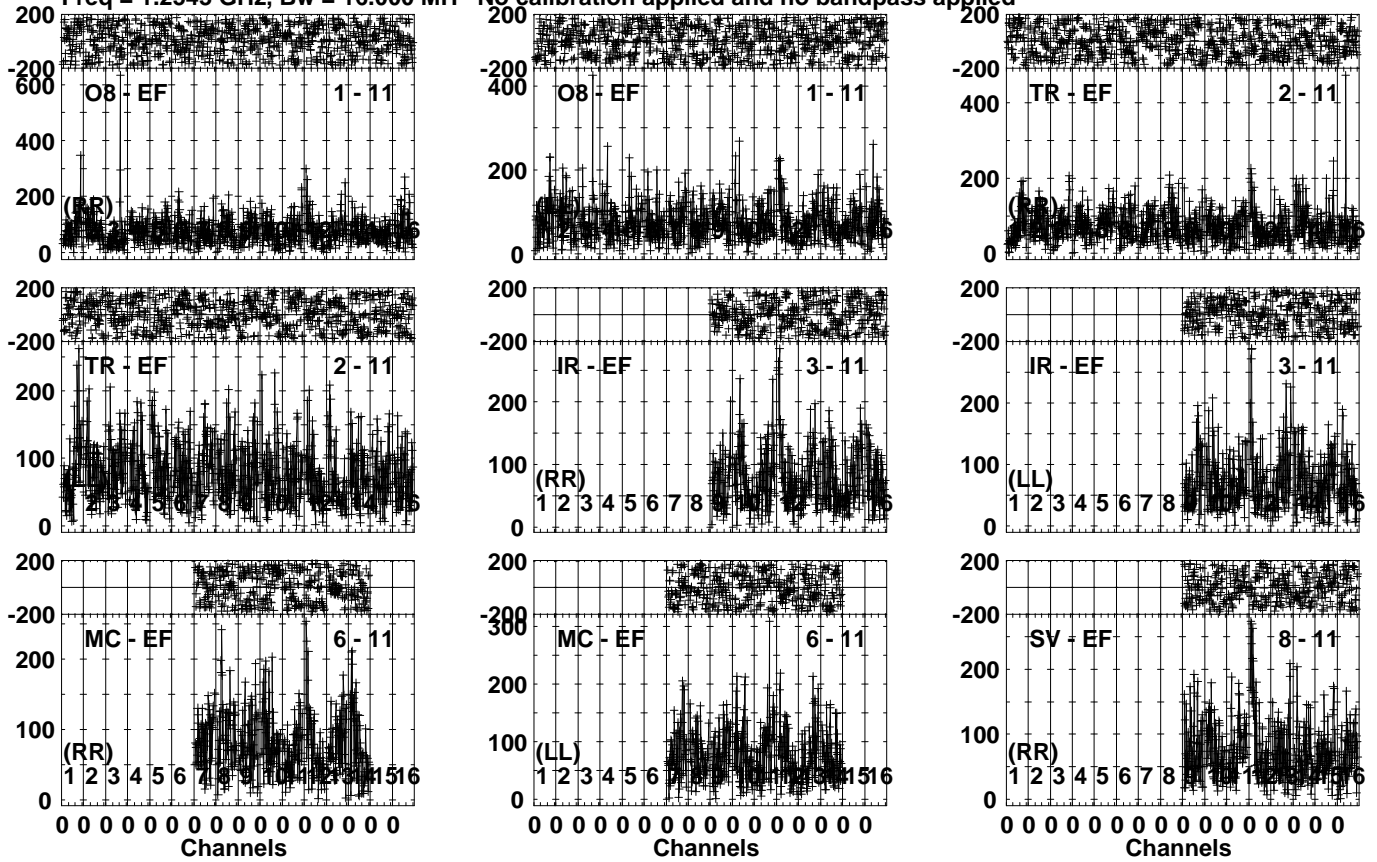


Lower frame: Milli Ampl Jy Top frame: Phas deg  
Vector averaged cross-power spectrum Several baselines displayed  
Timerange: 00/11:54:17 to 00/11:55:45

Plot file version 29 created 02-JUN-2021 12:05:40

R200120 D EK048F.UVDATA.1

Freq = 1.2543 GHz, Bw = 16.000 MH No calibration applied and no bandpass applied

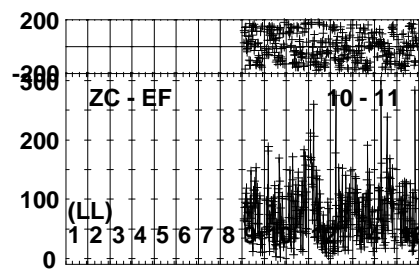
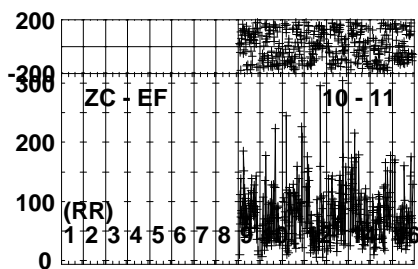
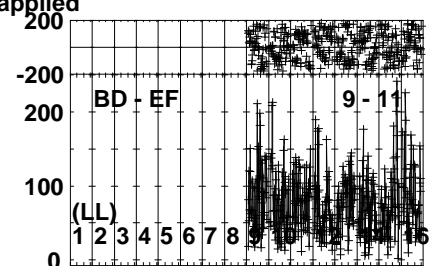
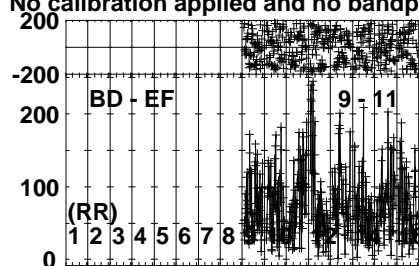
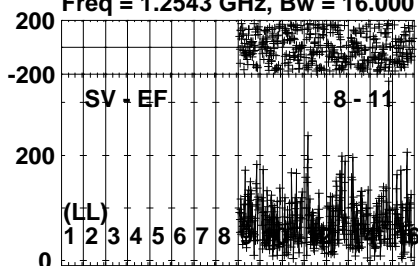


Lower frame: Micro Ampl Jy Top frame: Phas deg  
Vector averaged cross-power spectrum Several baselines displayed  
Timerange: 00/11:55:47 to 00/12:02:15

Plot file version 30 created 02-JUN-2021 12:05:41

R200120 D EK048F.UVDATA.1

Freq = 1.2543 GHz, Bw = 16.000 MH No calibration applied and no bandpass applied



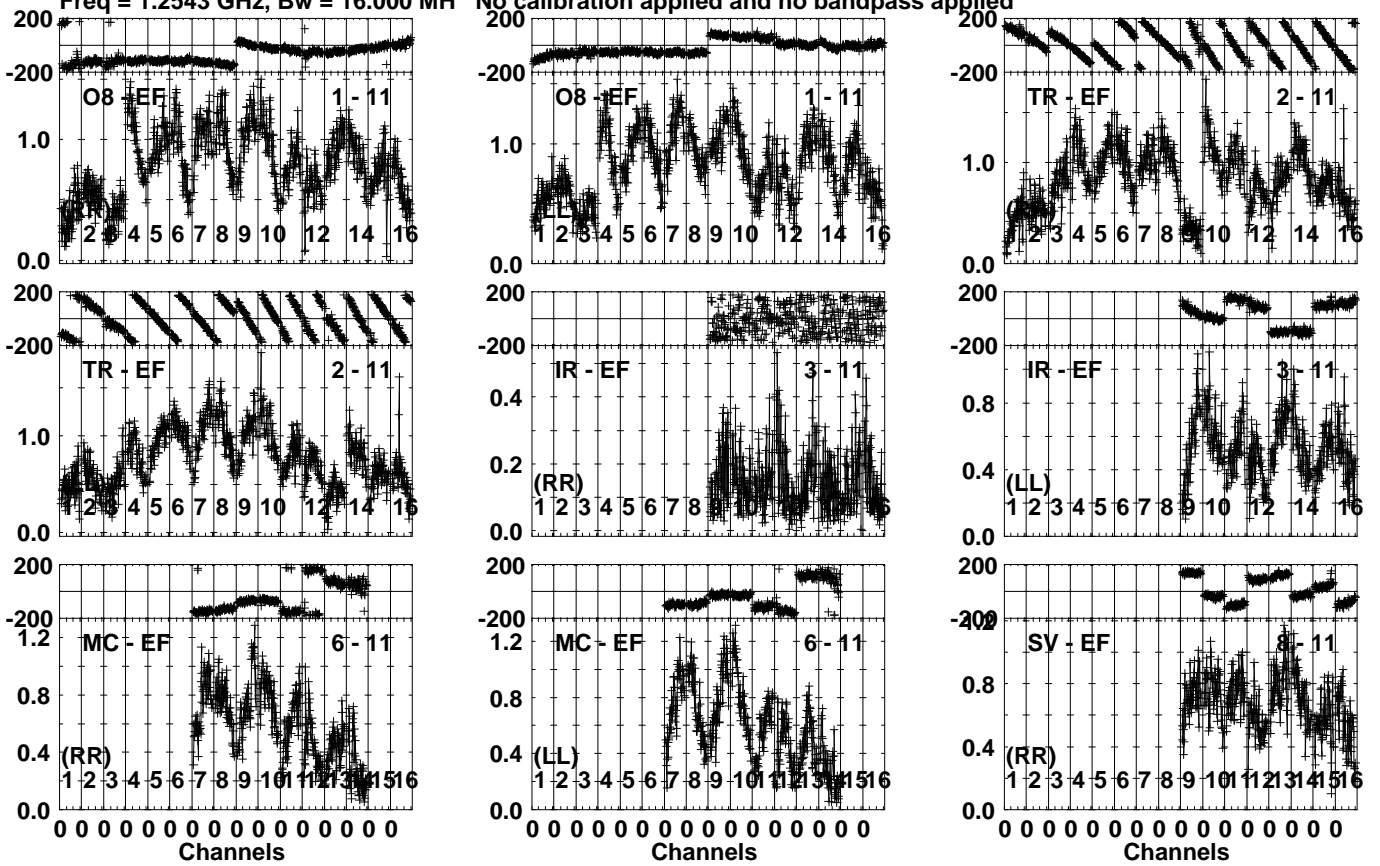
Lower frame: Micro Ampl Jy Top frame: Phas deg  
Vector averaged cross-power spectrum Several baselines displayed  
Timerange: 00/11:55:47 to 00/12:02:15

Plot file version 31 created 02-JUN-2021 12:05:42

J0955+6903 EK048F.UVDATA.1

Freq = 1.2543 GHz, Bw = 16.000 MH

No calibration applied and no bandpass applied



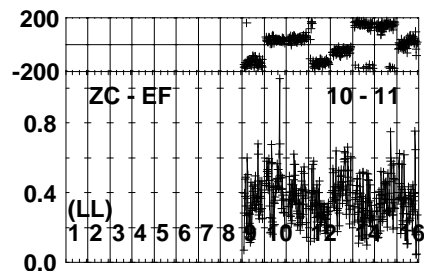
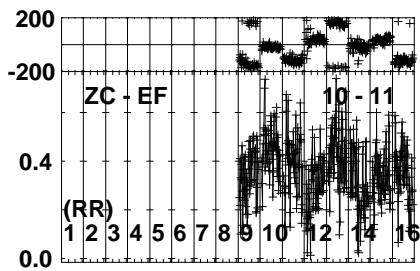
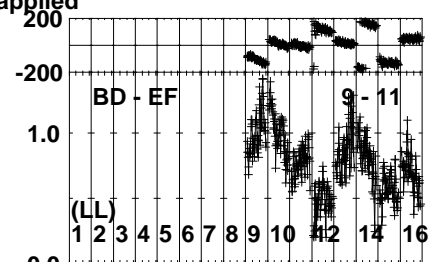
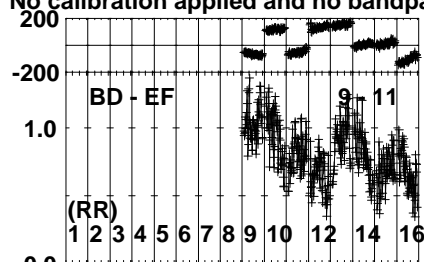
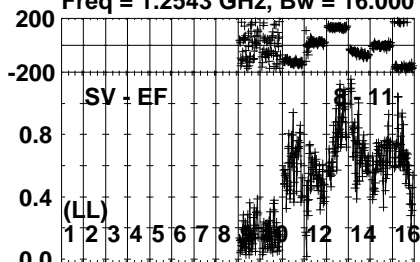
Lower frame: Milli Ampl Jy Top frame: Phas deg  
Vector averaged cross-power spectrum Several baselines displayed  
Timerange: 00/12:02:17 to 00/12:04:15

Plot file version 32 created 02-JUN-2021 12:05:43

J0955+6903 EK048F.UVDATA.1

Freq = 1.2543 GHz, Bw = 16.000 MH

No calibration applied and no bandpass applied



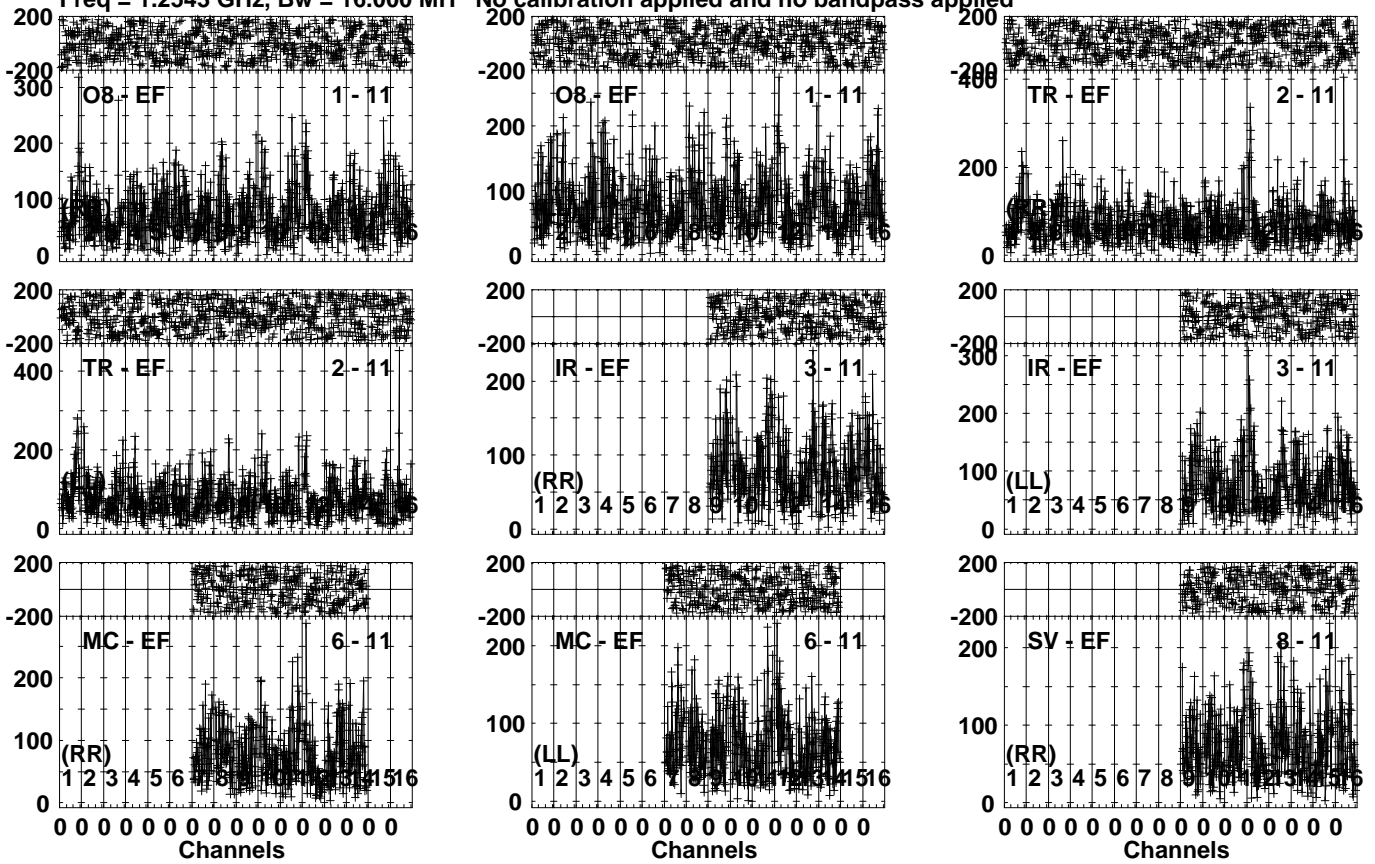
Lower frame: Milli Ampl Jy Top frame: Phas deg  
Vector averaged cross-power spectrum Several baselines displayed  
Timerange: 00/12:02:17 to 00/12:04:15



Plot file version 33 created 02-JUN-2021 12:05:43

R200120 D EK048F.UVDATA.1

Freq = 1.2543 GHz, Bw = 16.000 MH No calibration applied and no bandpass applied



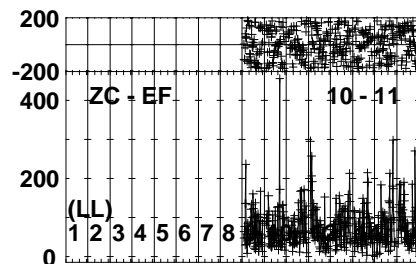
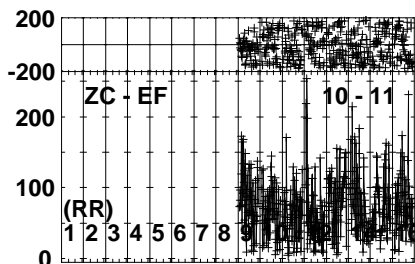
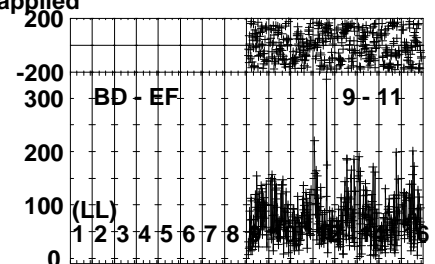
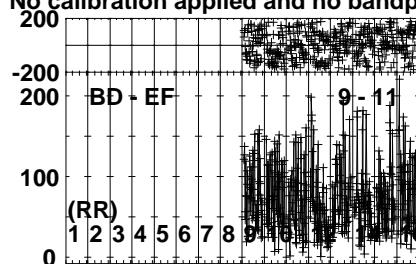
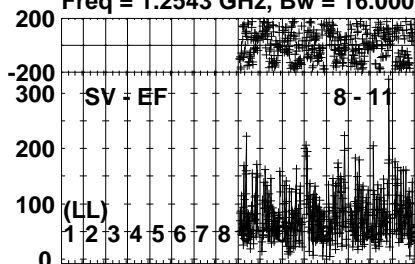
Lower frame: Micro Ampl Jy Top frame: Phas deg  
Vector averaged cross-power spectrum Several baselines displayed  
Timerange: 00/12:04:17 to 00/12:10:45

Plot file version 34 created 02-JUN-2021 12:05:44

R200120 D EK048F.UVDATA.1

Freq = 1.2543 GHz, Bw = 16.000 MH

No calibration applied and no bandpass applied



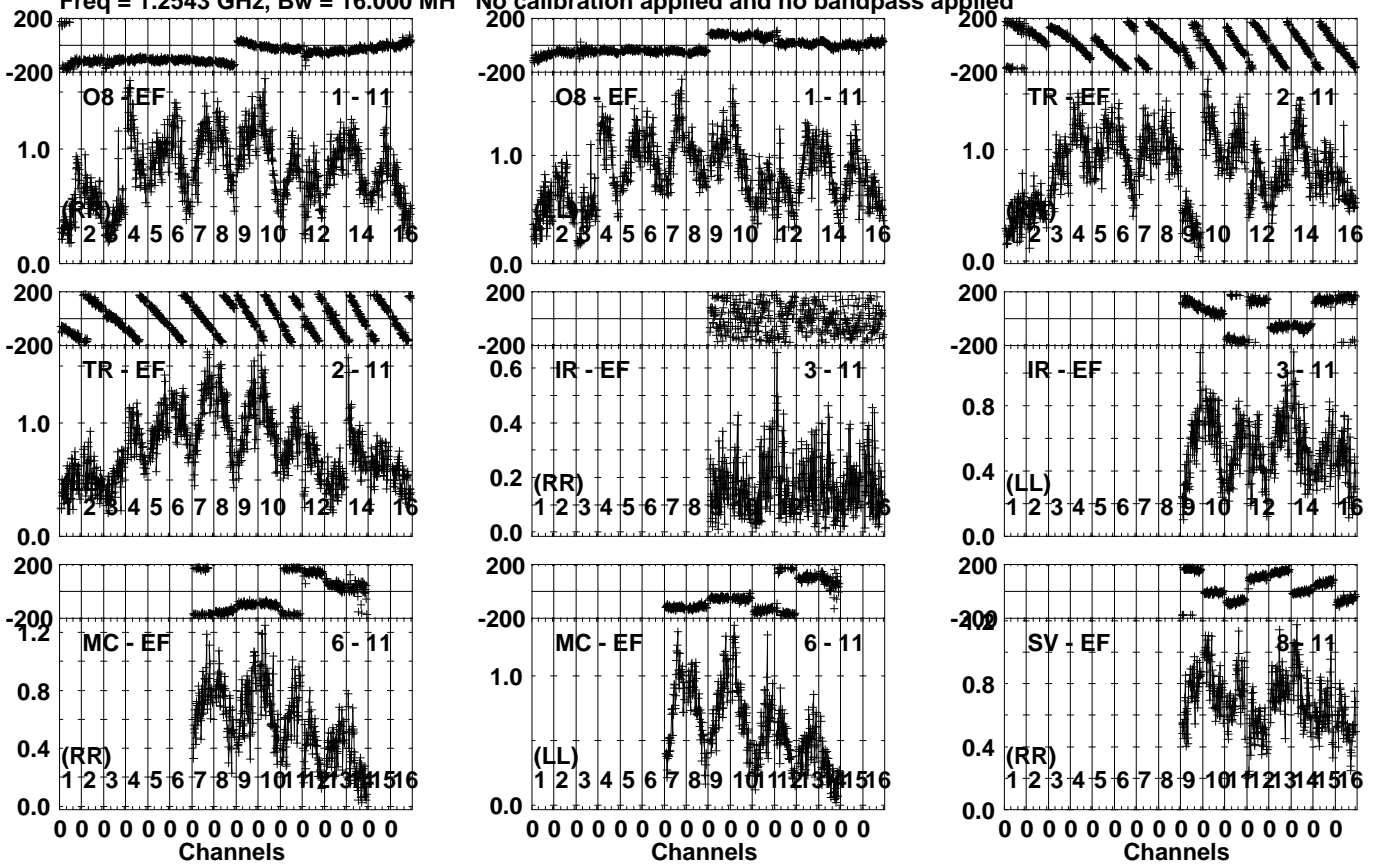
Lower frame: Micro Ampl Jy Top frame: Phas deg  
Vector averaged cross-power spectrum Several baselines displayed  
Timerange: 00/12:04:17 to 00/12:10:45

Plot file version 35 created 02-JUN-2021 12:05:44

J0955+6903 EK048F.UVDATA.1

Freq = 1.2543 GHz, Bw = 16.000 MH

No calibration applied and no bandpass applied



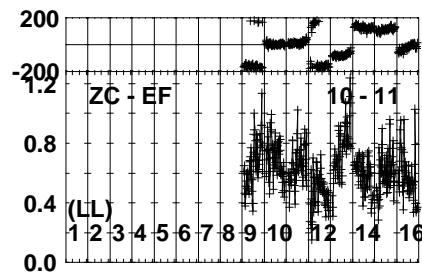
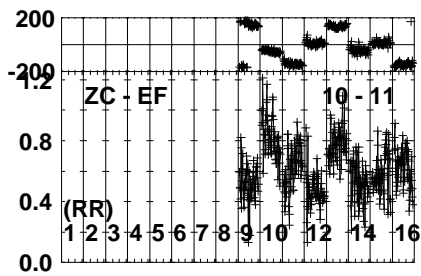
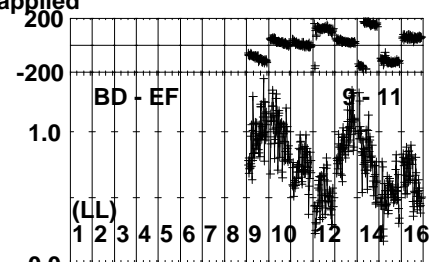
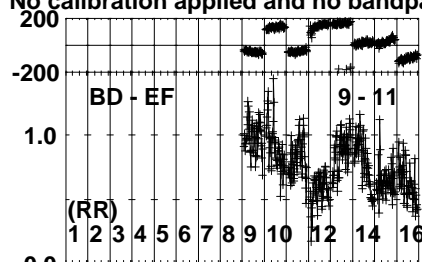
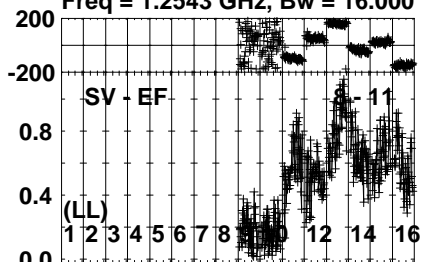
Lower frame: Milli Ampl Jy Top frame: Phas deg  
Vector averaged cross-power spectrum Several baselines displayed  
Timerange: 00/12:11:24 to 00/12:12:50

Plot file version 36 created 02-JUN-2021 12:05:45

J0955+6903 EK048F.UVDATA.1

Freq = 1.2543 GHz, Bw = 16.000 MH

No calibration applied and no bandpass applied



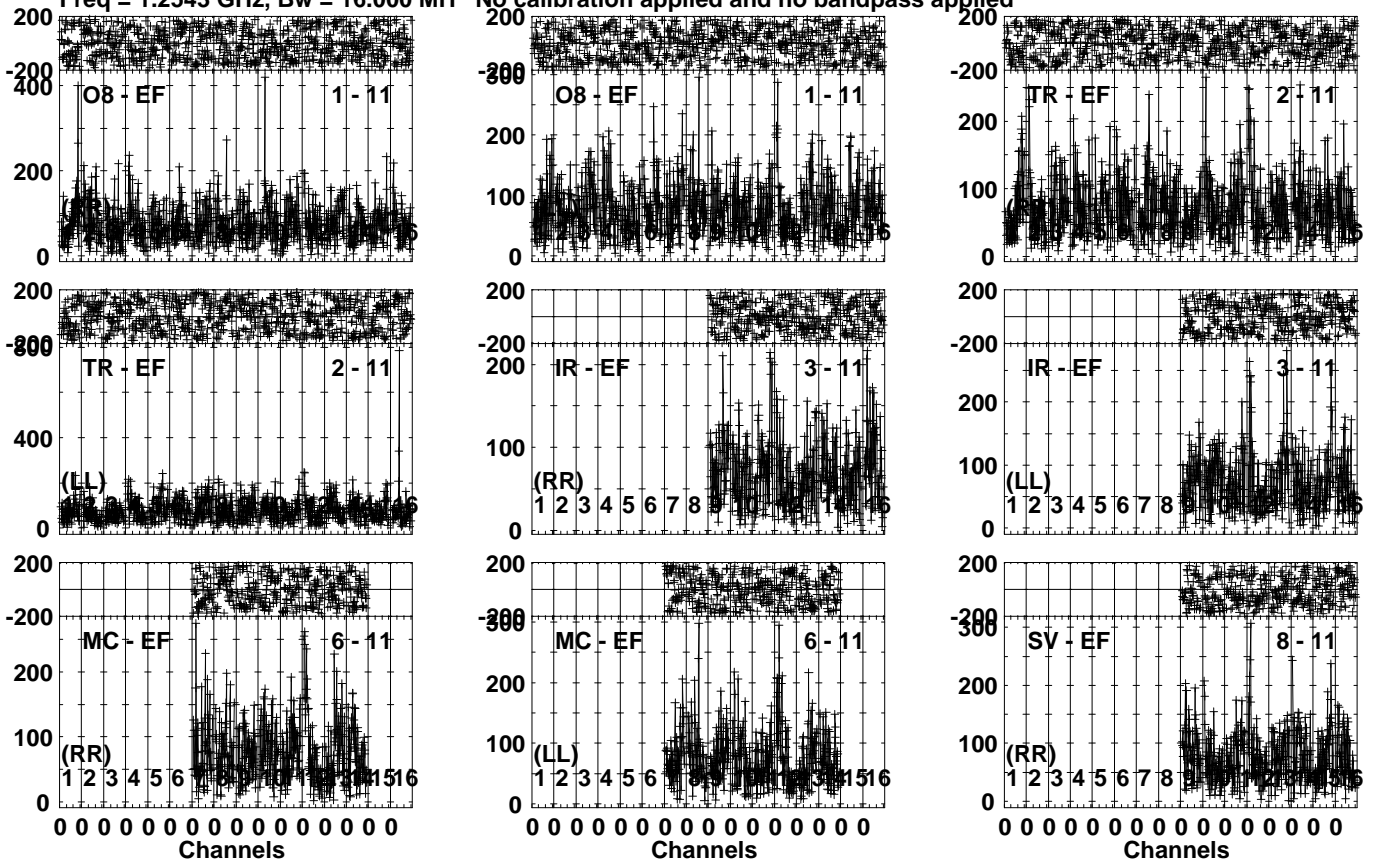
Lower frame: Milli Ampl Jy Top frame: Phas deg  
Vector averaged cross-power spectrum Several baselines displayed  
Timerange: 00/12:11:24 to 00/12:12:50

Plot file version 37 created 02-JUN-2021 12:05:46

R200120 D EK048F.UVDATA.1

Freq = 1.2543 GHz, Bw = 16.000 MH

No calibration applied and no bandpass applied

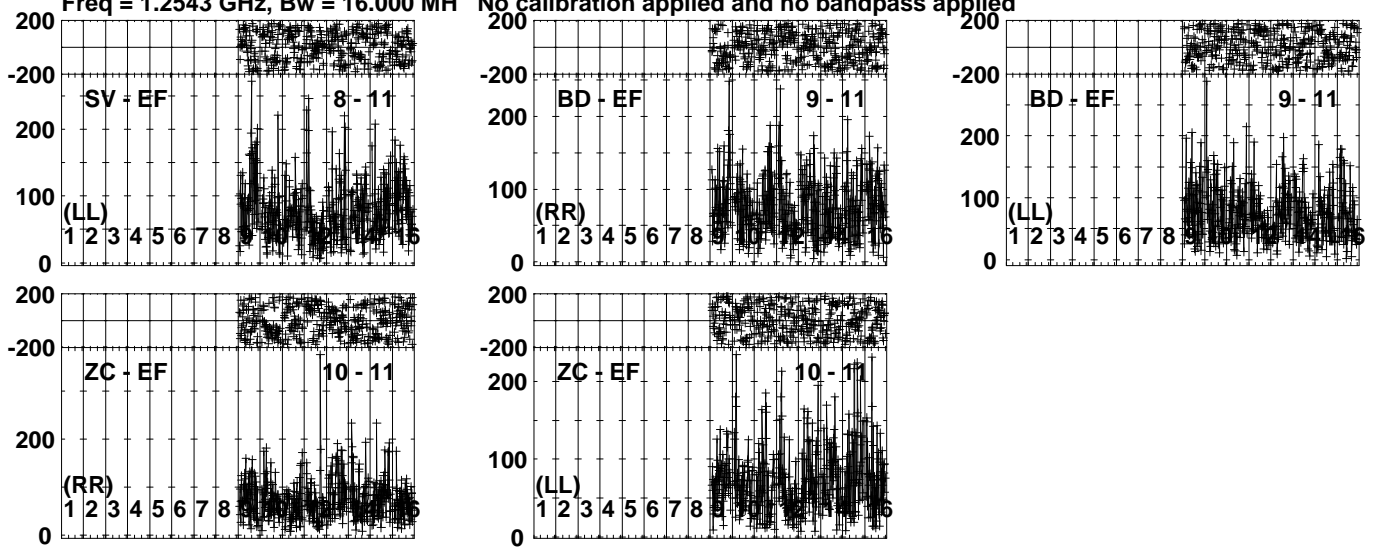


Lower frame: Micro Ampl Jy Top frame: Phas deg  
Vector averaged cross-power spectrum Several baselines displayed  
Timerange: 00/12:12:52 to 00/12:19:20

Plot file version 38 created 02-JUN-2021 12:05:46

R200120 D EK048F.UVDATA.1

Freq = 1.2543 GHz, Bw = 16.000 MH No calibration applied and no bandpass applied



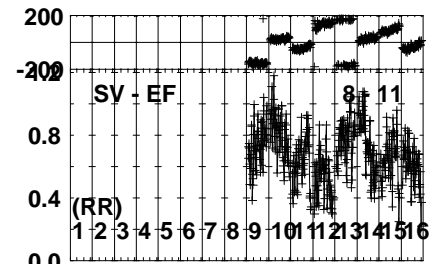
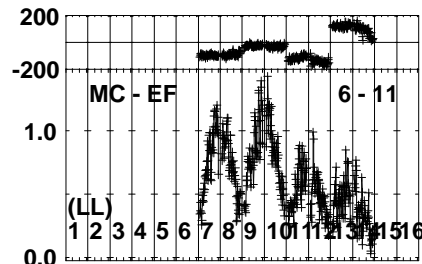
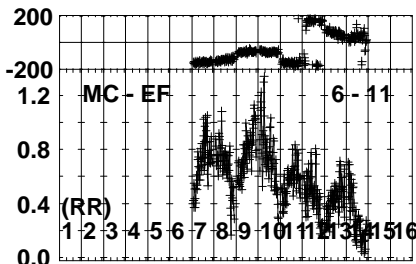
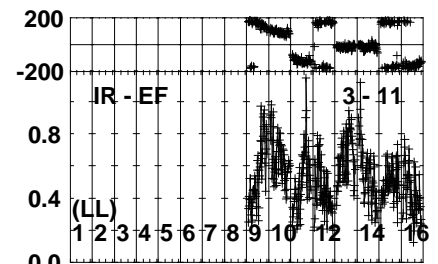
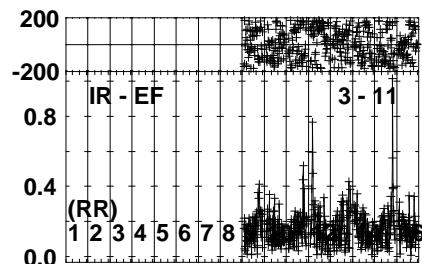
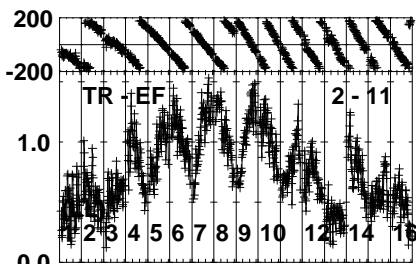
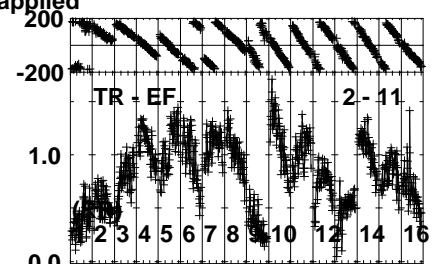
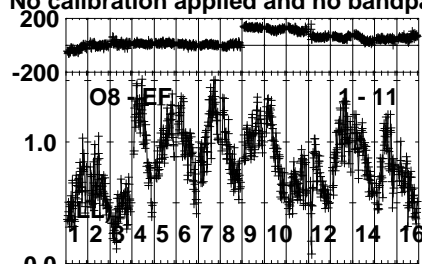
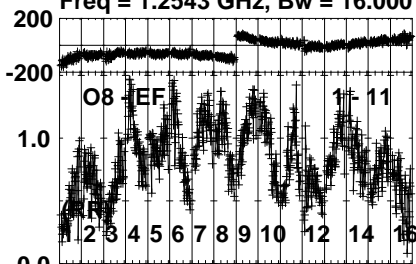
Lower frame: Micro Ampl Jy Top frame: Phas deg  
Vector averaged cross-power spectrum Several baselines displayed  
Timerange: 00/12:12:52 to 00/12:19:20

Plot file version 39 created 02-JUN-2021 12:05:47

J0955+6903 EK048F.UVDATA.1

Freq = 1.2543 GHz, Bw = 16.000 MH

No calibration applied and no bandpass applied



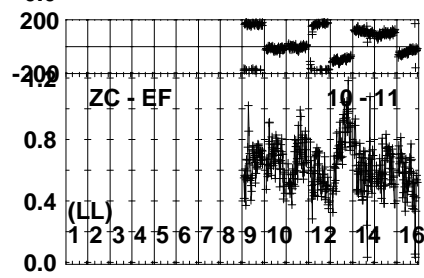
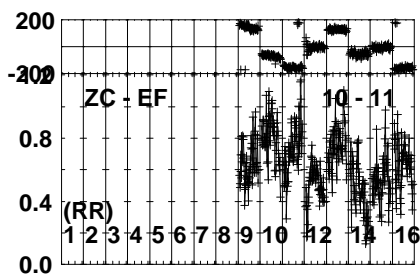
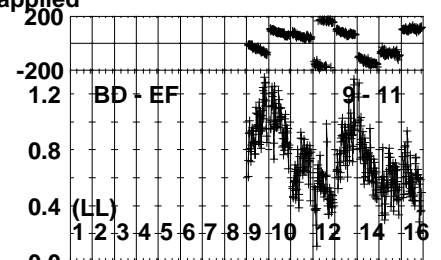
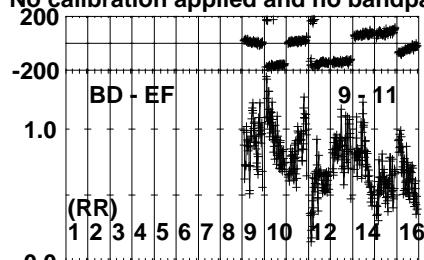
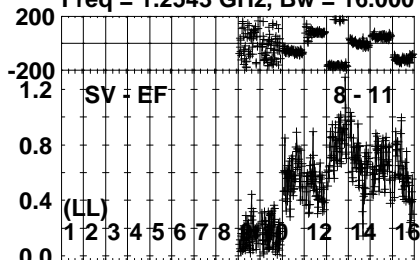
Lower frame: Milli Ampl Jy Top frame: Phas deg  
Vector averaged cross-power spectrum Several baselines displayed  
Timerange: 00/12:19:22 to 00/12:21:20

Plot file version 40 created 02-JUN-2021 12:05:47

J0955+6903 EK048F.UVDATA.1

Freq = 1.2543 GHz, Bw = 16.000 MH

No calibration applied and no bandpass applied



Lower frame: Milli Ampl Jy Top frame: Phas deg  
Vector averaged cross-power spectrum Several baselines displayed  
Timerange: 00/12:19:22 to 00/12:21:20

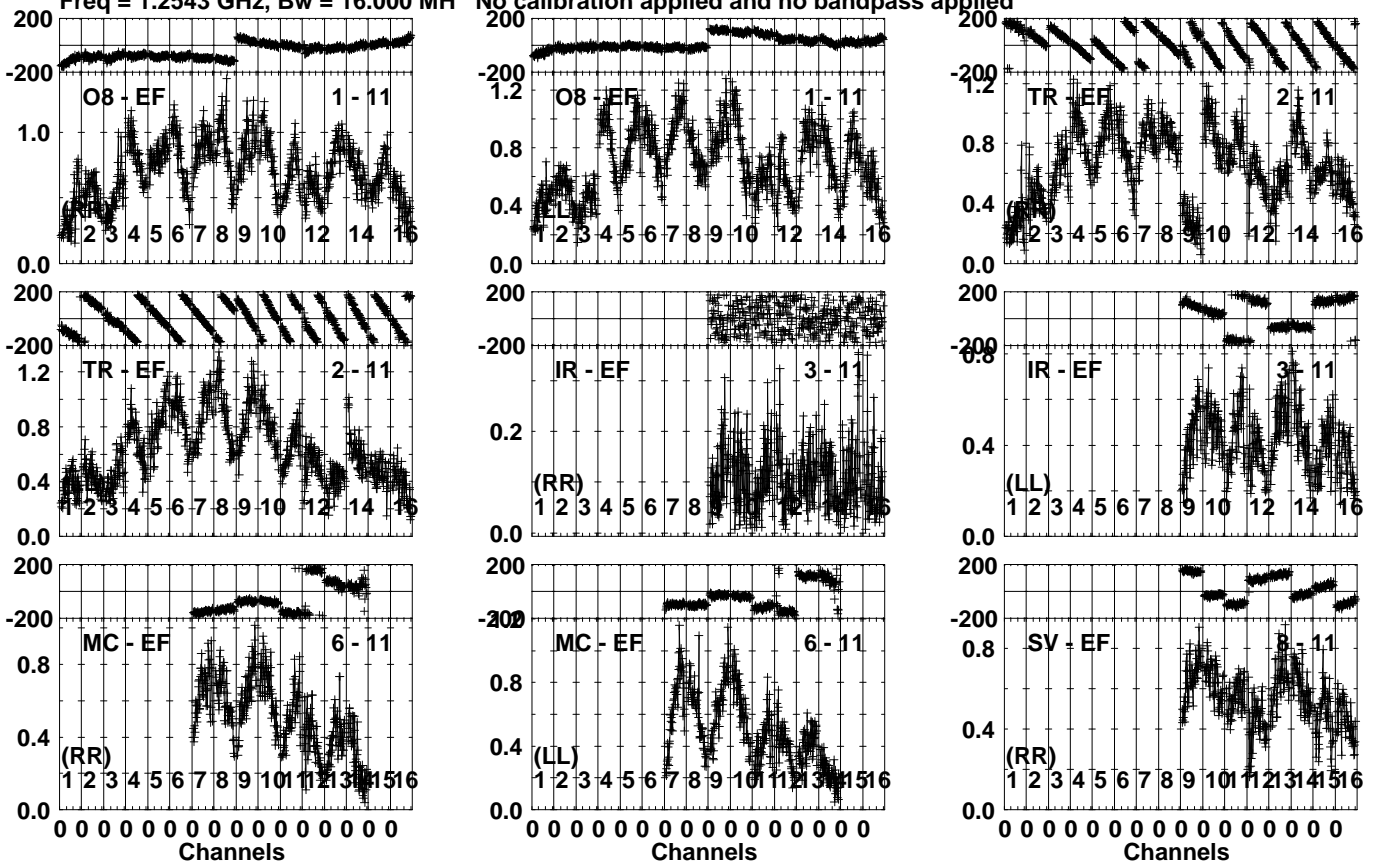


Plot file version 41 created 02-JUN-2021 12:05:47

J1003+6813 EK048F.UVDATA.1

Freq = 1.2543 GHz, Bw = 16.000 MH

No calibration applied and no bandpass applied



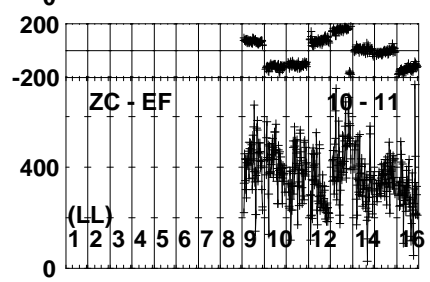
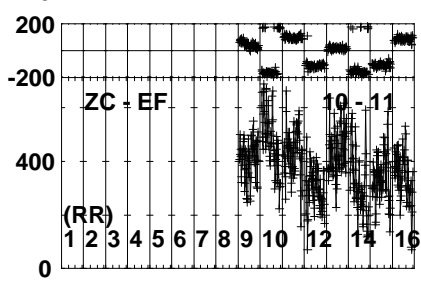
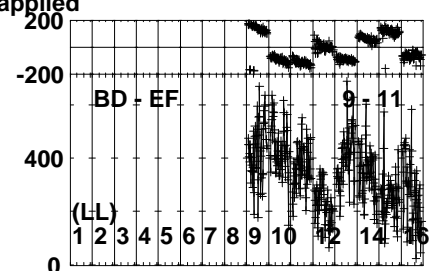
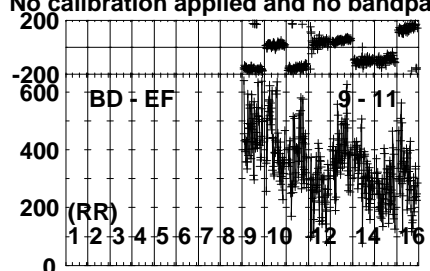
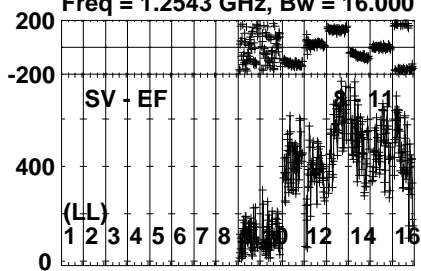
Lower frame: Milli Ampl Jy Top frame: Phas deg  
 Vector averaged cross-power spectrum Several baselines displayed  
 Timerange: 00/12:21:22 to 00/12:24:50

Plot file version 42 created 02-JUN-2021 12:05:48

J1003+6813 EK048F.UVDATA.1

Freq = 1.2543 GHz, Bw = 16.000 MH

No calibration applied and no bandpass applied



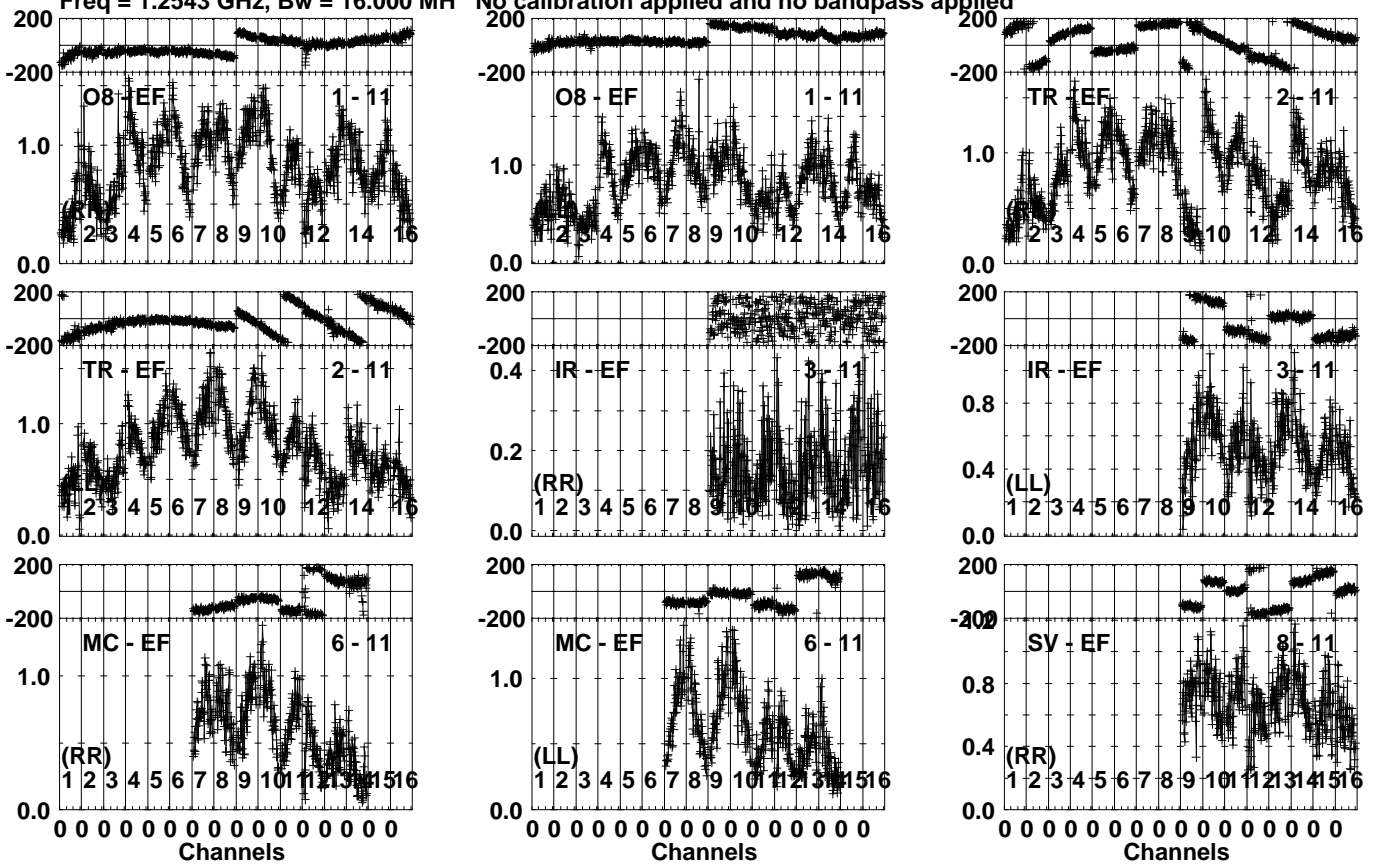
Lower frame: Micro Ampl Jy Top frame: Phas deg  
Vector averaged cross-power spectrum Several baselines displayed  
Timerange: 00/12:21:22 to 00/12:24:50

Plot file version 43 created 02-JUN-2021 12:05:48

J0955+6903 EK048F.UVDATA.1

Freq = 1.2543 GHz, Bw = 16.000 MH

No calibration applied and no bandpass applied



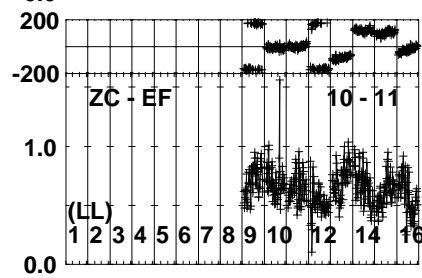
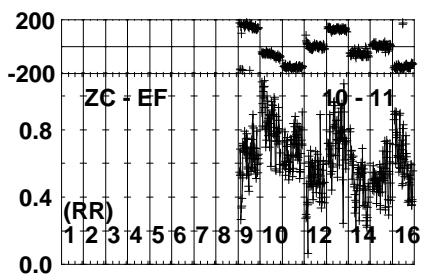
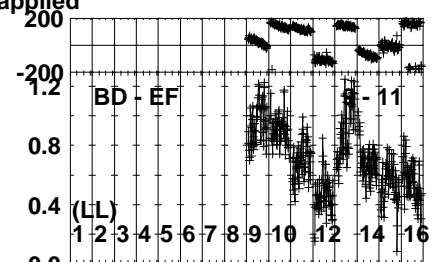
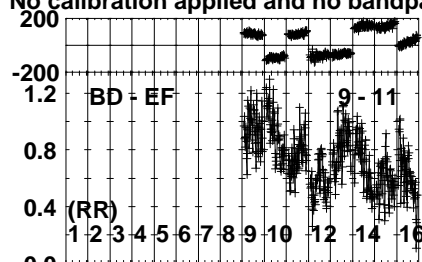
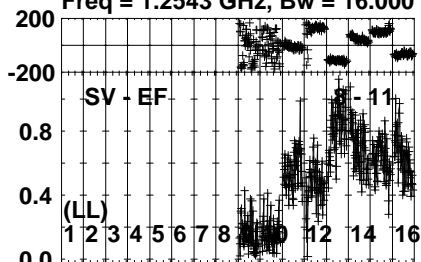
Lower frame: Milli Ampl Jy Top frame: Phas deg  
Vector averaged cross-power spectrum Several baselines displayed  
Timerange: 00/12:25:34 to 00/12:27:00

Plot file version 44 created 02-JUN-2021 12:05:49

J0955+6903 EK048F.UVDATA.1

Freq = 1.2543 GHz, Bw = 16.000 MH

No calibration applied and no bandpass applied

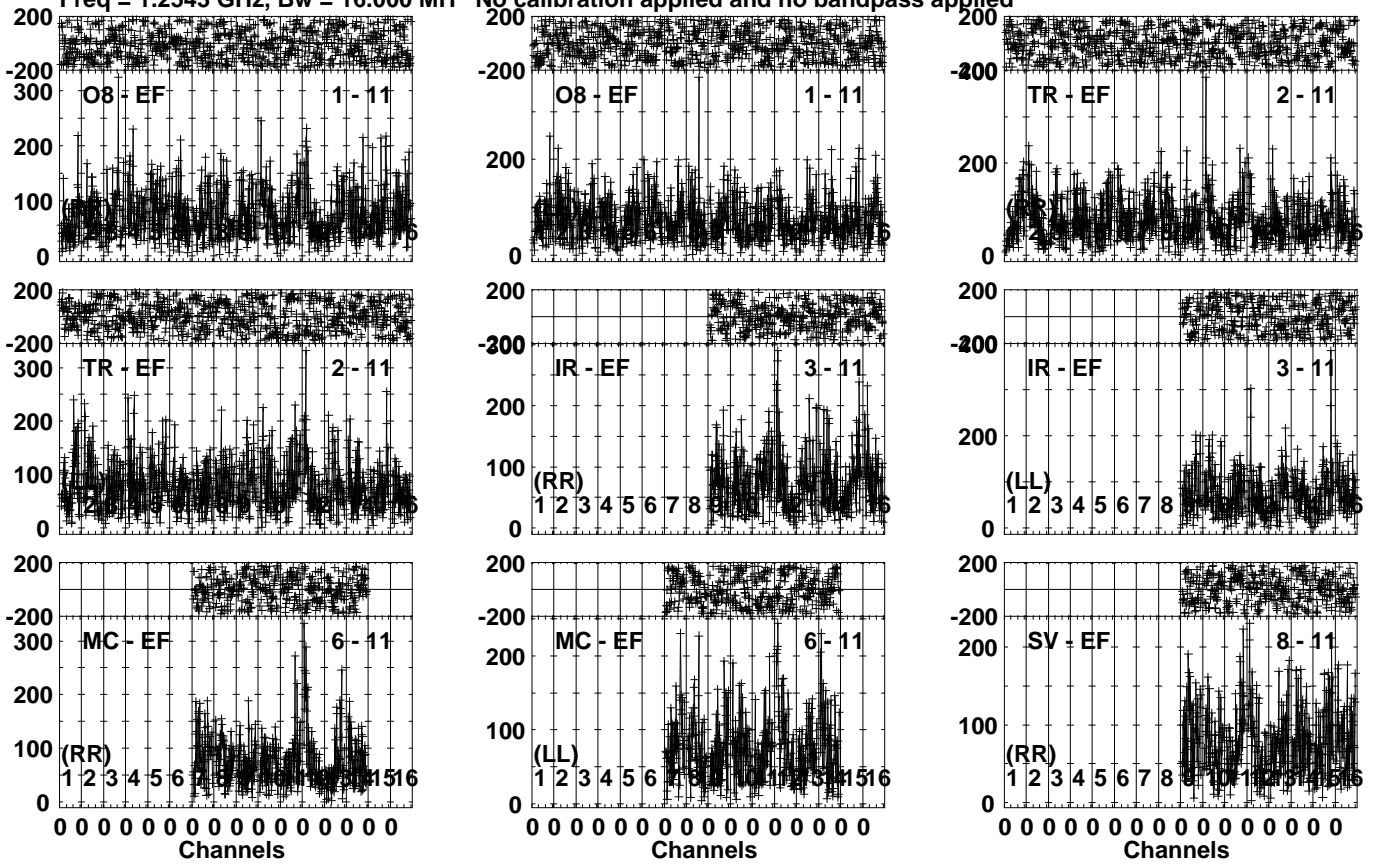


Lower frame: Milli Ampl Jy Top frame: Phas deg  
Vector averaged cross-power spectrum Several baselines displayed  
Timerange: 00/12:25:34 to 00/12:27:00

Plot file version 45 created 02-JUN-2021 12:05:49

R200120 D EK048F.UVDATA.1

Freq = 1.2543 GHz, Bw = 16.000 MH No calibration applied and no bandpass applied

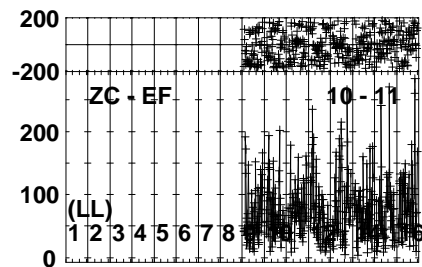
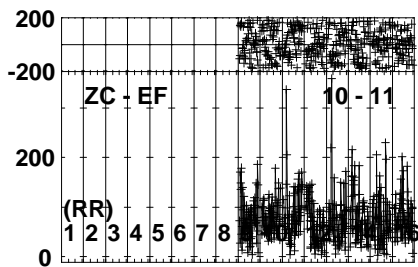
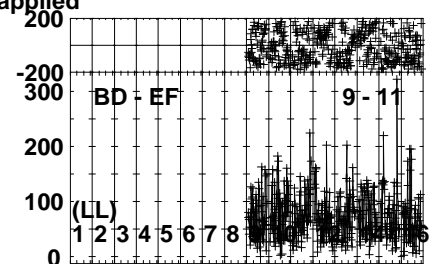
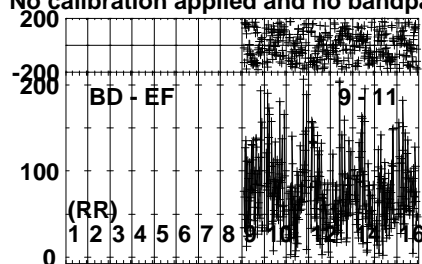
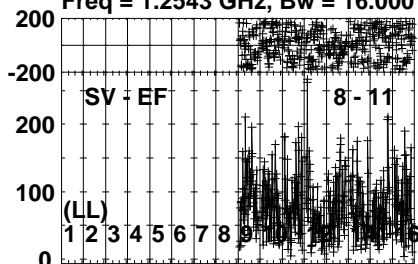


Lower frame: Micro Ampl Jy Top frame: Phas deg  
Vector averaged cross-power spectrum Several baselines displayed  
Timerange: 00/12:27:02 to 00/12:33:30

Plot file version 46 created 02-JUN-2021 12:05:50

R200120 D EK048F.UVDATA.1

Freq = 1.2543 GHz, Bw = 16.000 MH No calibration applied and no bandpass applied



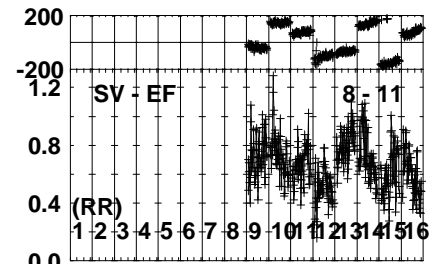
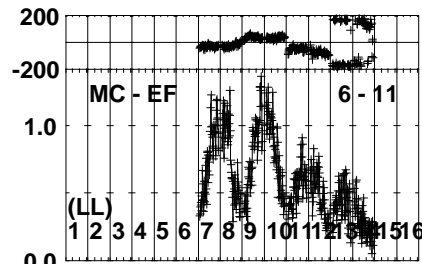
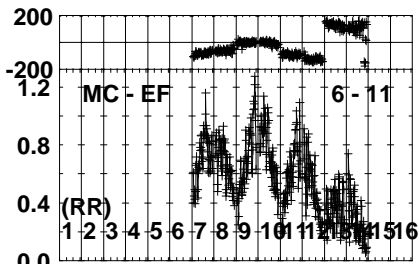
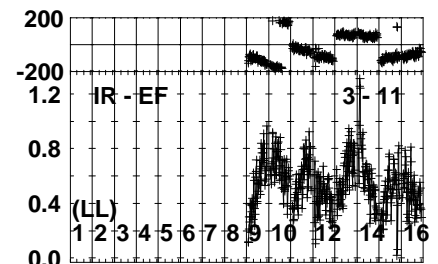
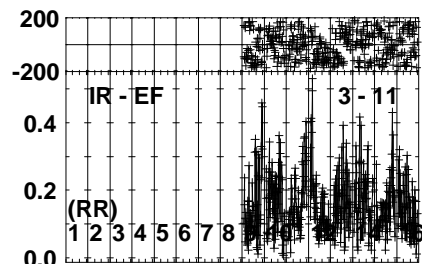
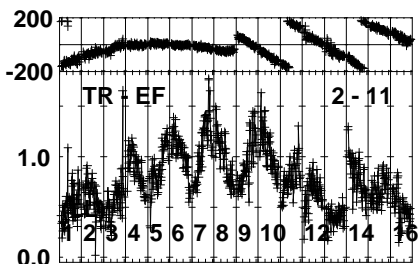
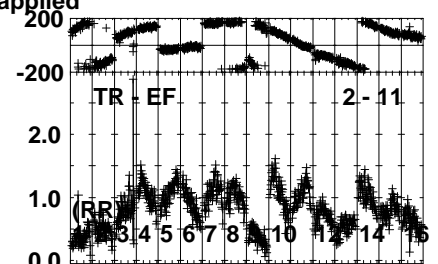
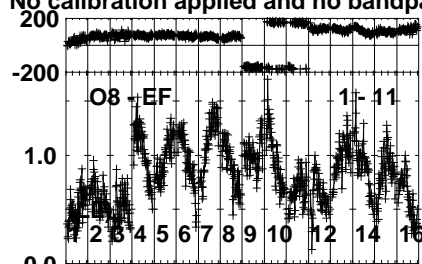
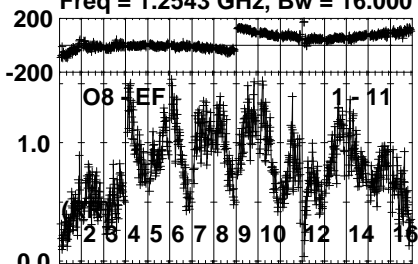
Lower frame: Micro Ampl Jy Top frame: Phas deg  
Vector averaged cross-power spectrum Several baselines displayed  
Timerange: 00/12:27:02 to 00/12:33:30

Plot file version 47 created 02-JUN-2021 12:05:51

J0955+6903 EK048F.UVDATA.1

Freq = 1.2543 GHz, Bw = 16.000 MH

No calibration applied and no bandpass applied



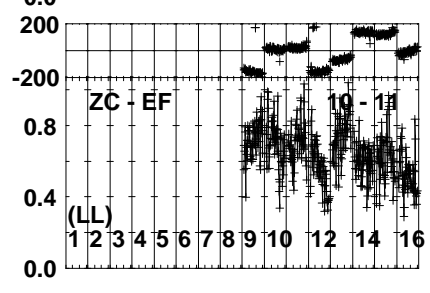
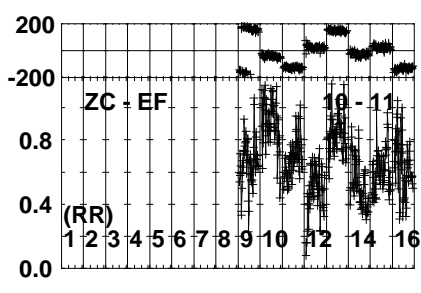
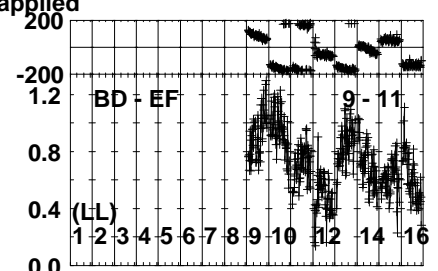
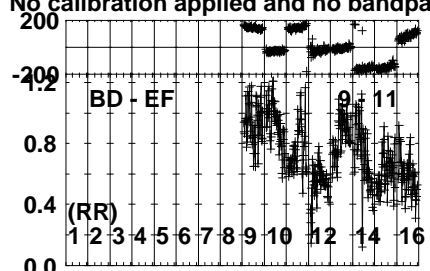
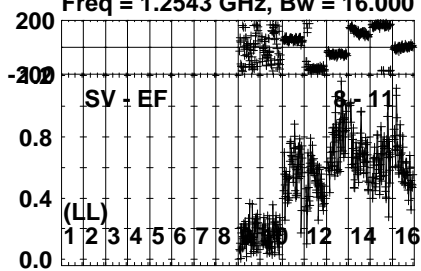
Lower frame: Milli Ampl Jy Top frame: Phas deg  
Vector averaged cross-power spectrum Several baselines displayed  
Timerange: 00/12:33:32 to 00/12:35:30

Plot file version 48 created 02-JUN-2021 12:05:51

J0955+6903 EK048F.UVDATA.1

Freq = 1.2543 GHz, Bw = 16.000 MH

No calibration applied and no bandpass applied



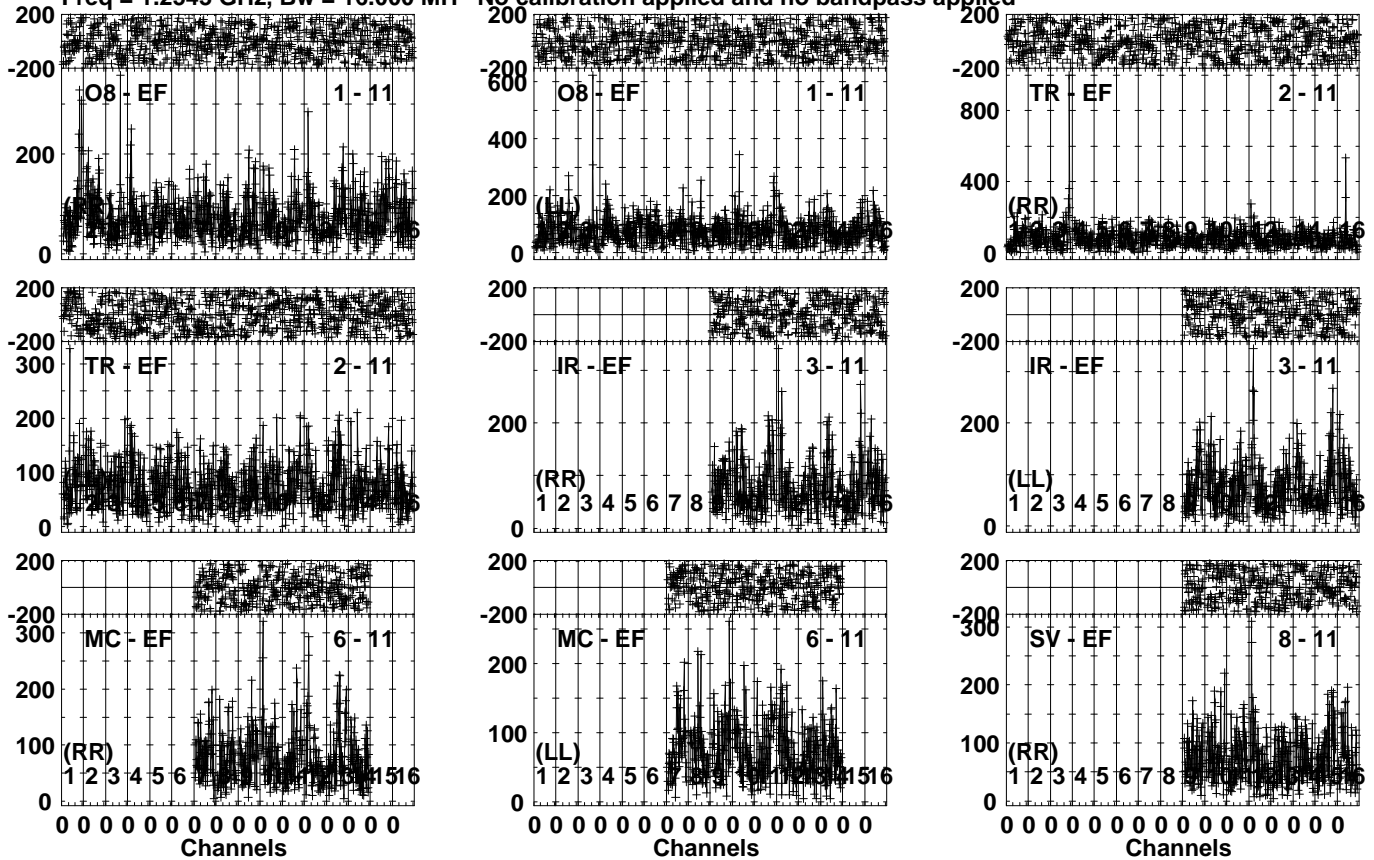
Lower frame: Milli Ampl Jy Top frame: Phas deg  
Vector averaged cross-power spectrum Several baselines displayed  
Timerange: 00/12:33:32 to 00/12:35:30



Plot file version 49 created 02-JUN-2021 12:05:51

R200120 D EK048F.UVDATA.1

Freq = 1.2543 GHz, Bw = 16.000 MH No calibration applied and no bandpass applied

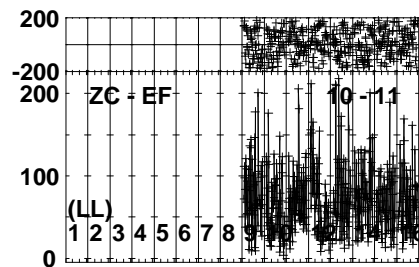
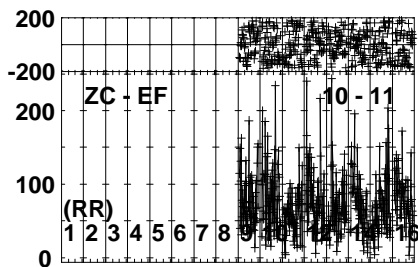
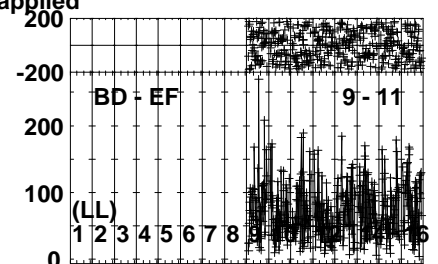
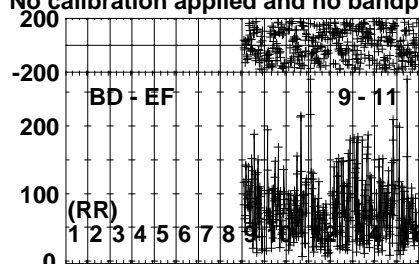
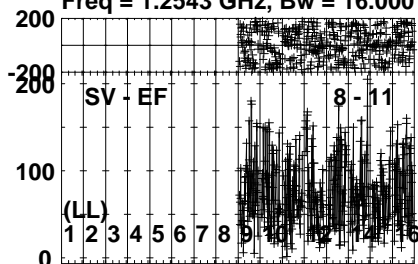


Lower frame: Micro Ampl Jy Top frame: Phas deg  
Vector averaged cross-power spectrum Several baselines displayed  
Timerange: 00/12:35:32 to 00/12:42:00

Plot file version 50 created 02-JUN-2021 12:05:52

R200120 D EK048F.UVDATA.1

Freq = 1.2543 GHz, Bw = 16.000 MH No calibration applied and no bandpass applied



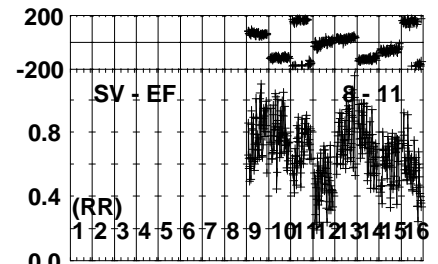
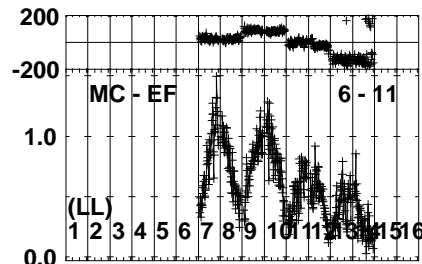
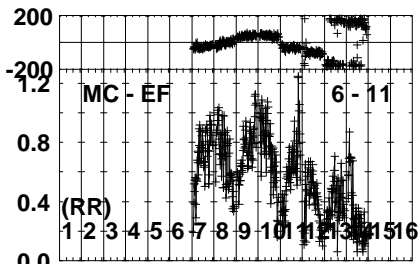
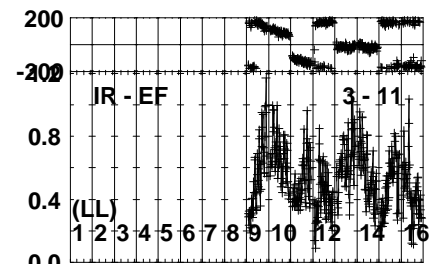
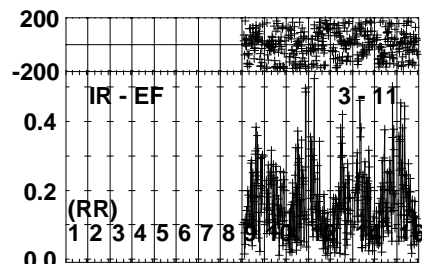
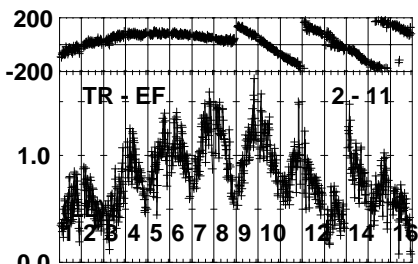
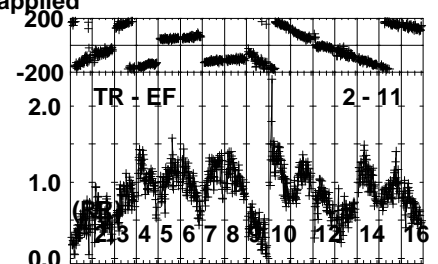
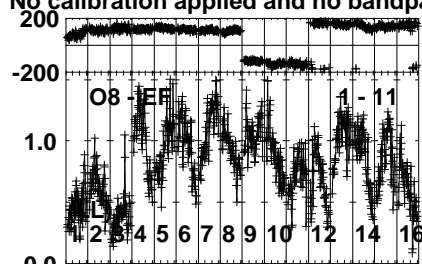
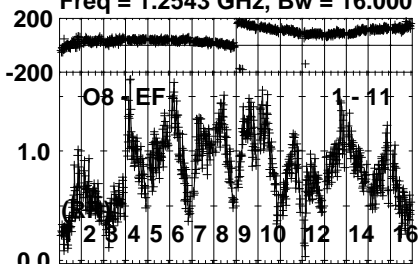
Lower frame: Micro Ampl Jy Top frame: Phas deg  
Vector averaged cross-power spectrum Several baselines displayed  
Timerange: 00/12:35:32 to 00/12:42:00

Plot file version 51 created 02-JUN-2021 12:05:53

J0955+6903 EK048F.UVDATA.1

Freq = 1.2543 GHz, Bw = 16.000 MH

No calibration applied and no bandpass applied



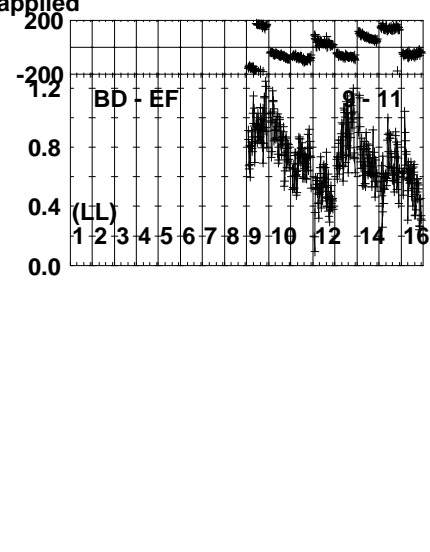
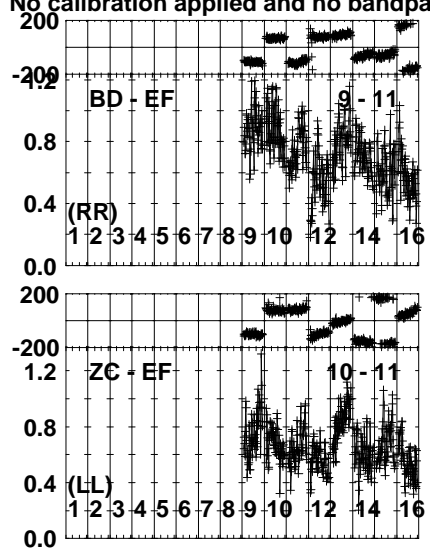
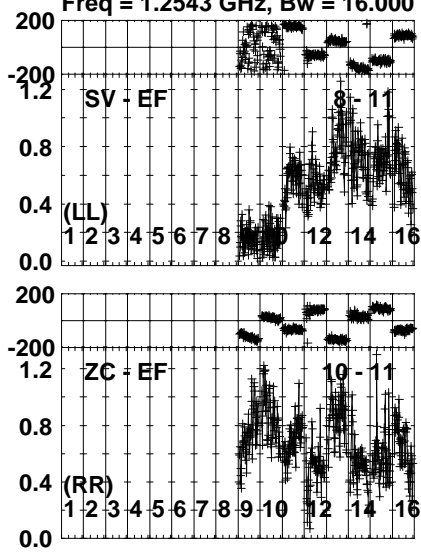
Lower frame: Milli Ampl Jy Top frame: Phas deg  
Vector averaged cross-power spectrum Several baselines displayed  
Timerange: 00/12:42:36 to 00/12:44:04

Plot file version 52 created 02-JUN-2021 12:05:53

J0955+6903 EK048F.UVDATA.1

Freq = 1.2543 GHz, Bw = 16.000 MH

No calibration applied and no bandpass applied

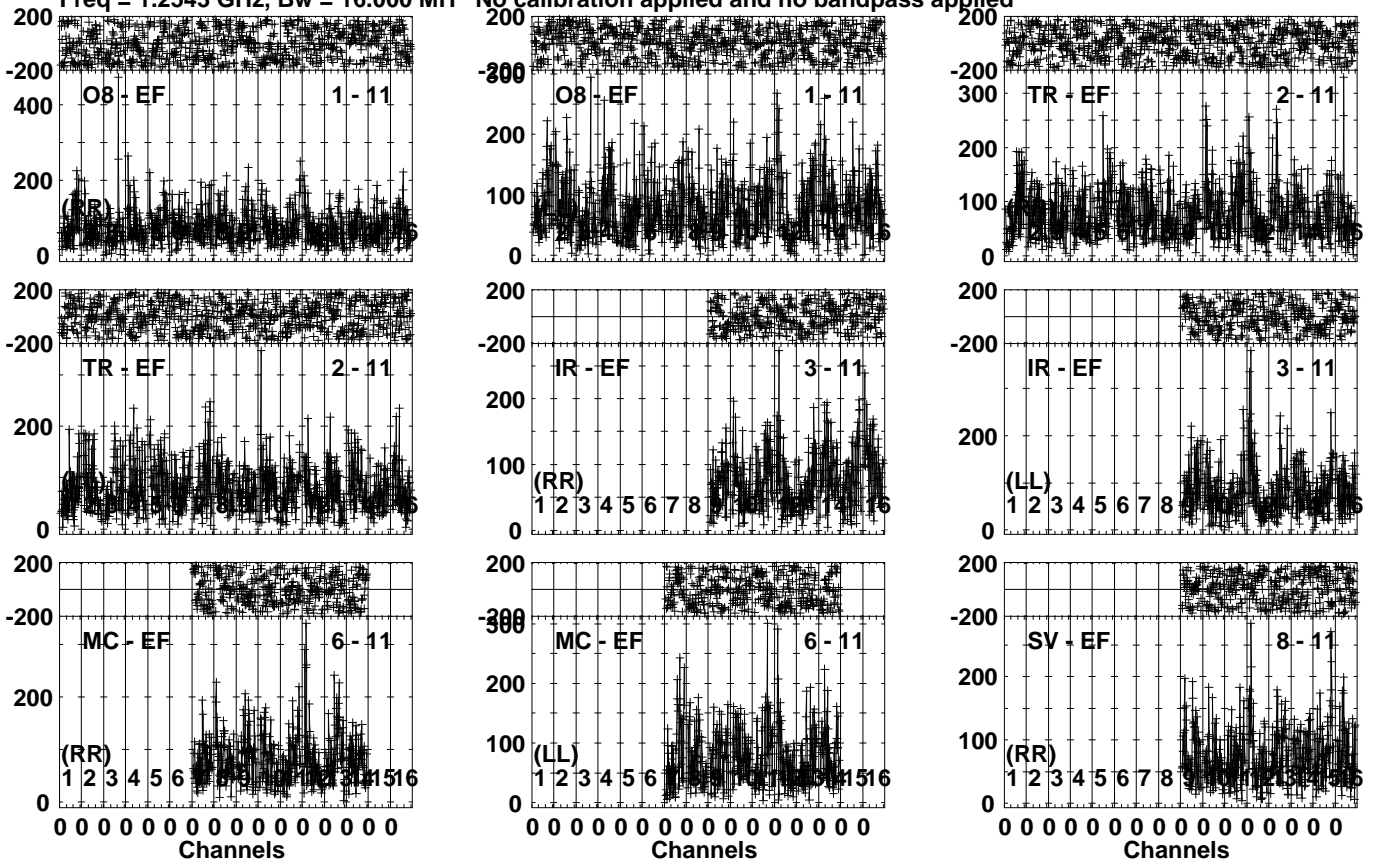


Lower frame: Milli Ampl Jy Top frame: Phas deg  
Vector averaged cross-power spectrum Several baselines displayed  
Timerange: 00/12:42:36 to 00/12:44:04

Plot file version 53 created 02-JUN-2021 12:05:54

R200120 D EK048F.UVDATA.1

Freq = 1.2543 GHz, Bw = 16.000 MH No calibration applied and no bandpass applied

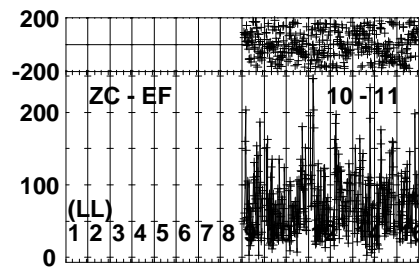
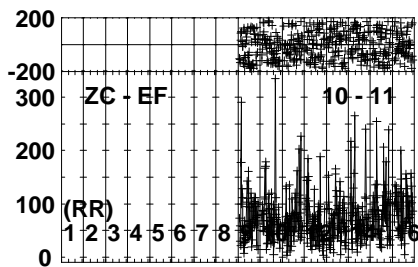
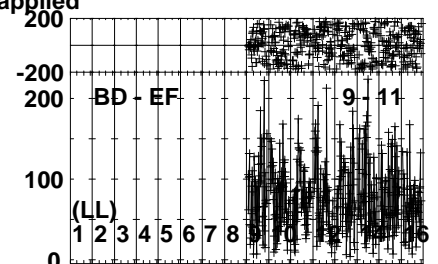
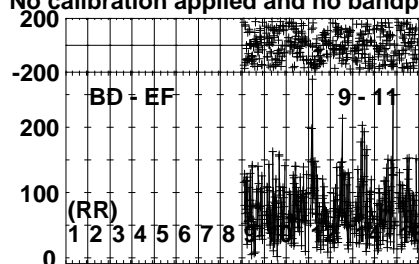
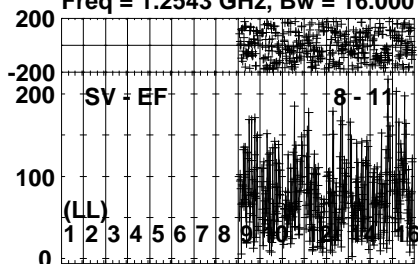


Lower frame: Micro Ampl Jy Top frame: Phas deg  
Vector averaged cross-power spectrum Several baselines displayed  
Timerange: 00/12:44:06 to 00/12:50:34

Plot file version 54 created 02-JUN-2021 12:05:55

R200120 D EK048F.UVDATA.1

Freq = 1.2543 GHz, Bw = 16.000 MH No calibration applied and no bandpass applied



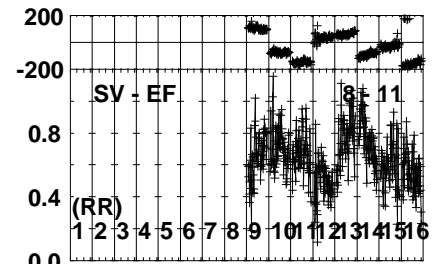
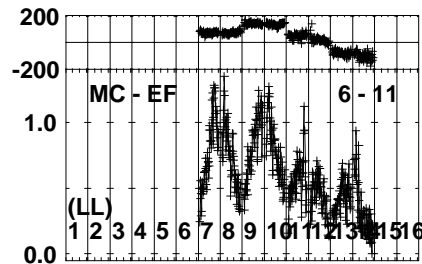
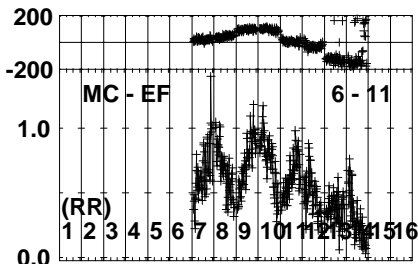
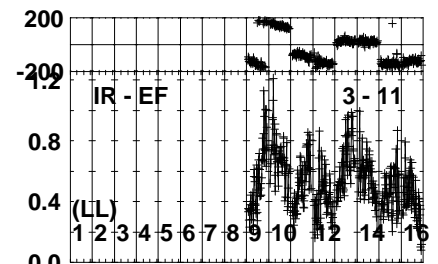
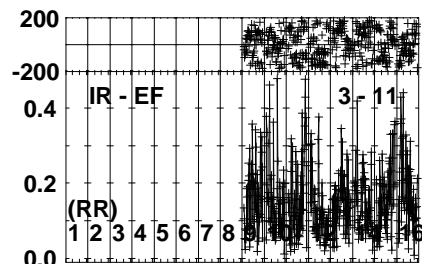
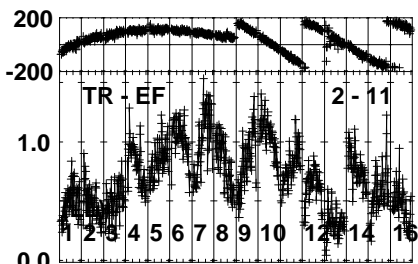
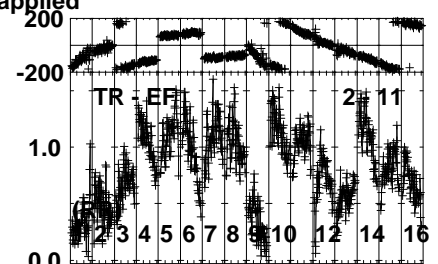
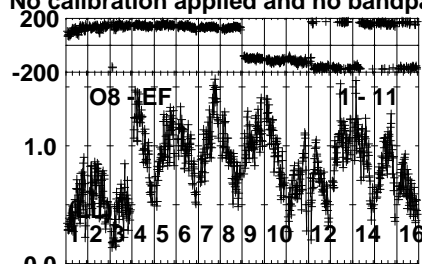
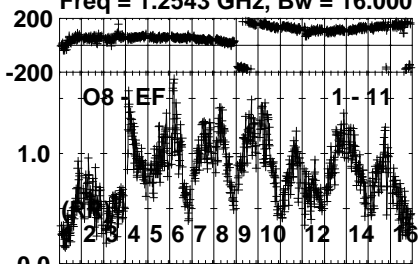
Lower frame: Micro Ampl Jy Top frame: Phas deg  
Vector averaged cross-power spectrum Several baselines displayed  
Timerange: 00/12:44:06 to 00/12:50:34

Plot file version 55 created 02-JUN-2021 12:05:55

J0955+6903 EK048F.UVDATA.1

Freq = 1.2543 GHz, Bw = 16.000 MH

No calibration applied and no bandpass applied



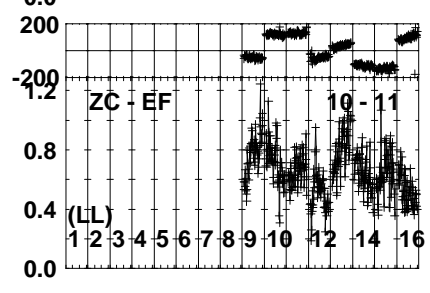
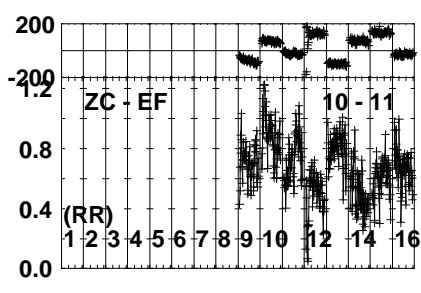
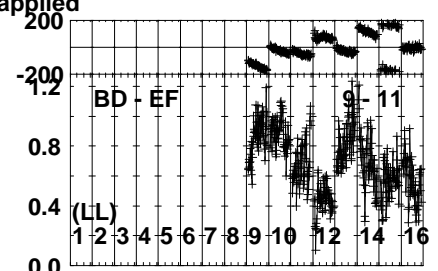
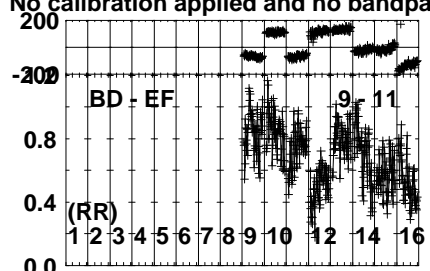

Lower frame: Milli Ampl Jy Top frame: Phas deg  
Vector averaged cross-power spectrum Several baselines displayed  
Timerange: 00/12:50:36 to 00/12:52:34

Plot file version 56 created 02-JUN-2021 12:05:56

J0955+6903 EK048F.UVDATA.1

Freq = 1.2543 GHz, Bw = 16.000 MH

No calibration applied and no bandpass applied



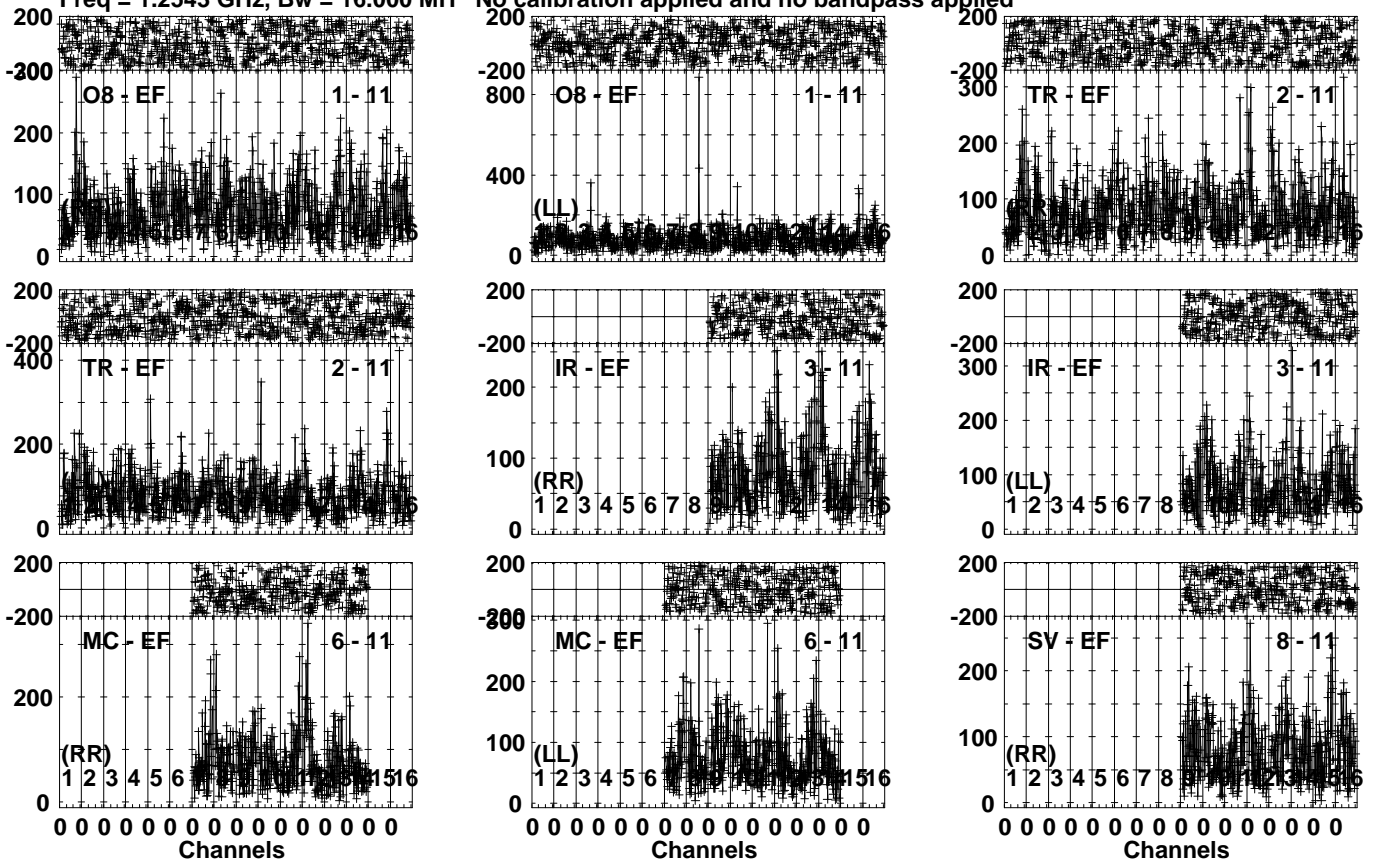
Lower frame: Milli Ampl Jy Top frame: Phas deg  
Vector averaged cross-power spectrum Several baselines displayed  
Timerange: 00/12:50:36 to 00/12:52:34



Plot file version 57 created 02-JUN-2021 12:05:57

R200120 D EK048F.UVDATA.1

Freq = 1.2543 GHz, Bw = 16.000 MH No calibration applied and no bandpass applied

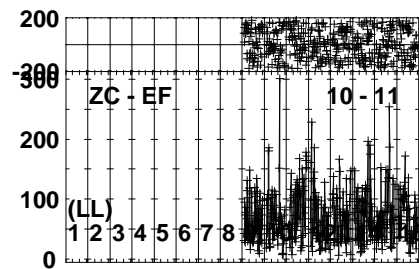
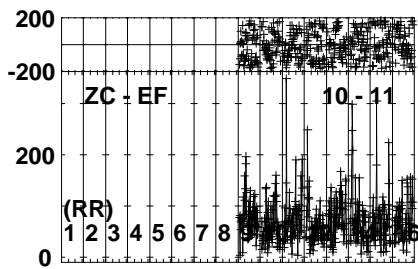
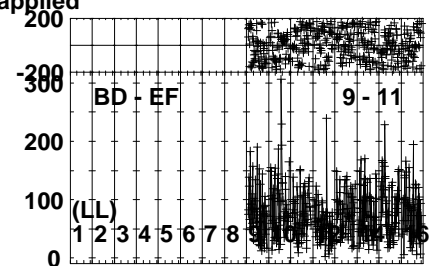
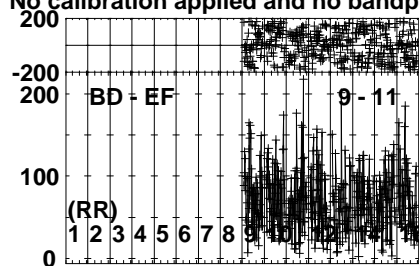
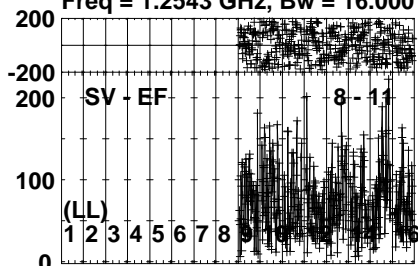


Lower frame: Micro Ampl Jy Top frame: Phas deg  
Vector averaged cross-power spectrum Several baselines displayed  
Timerange: 00/12:52:36 to 00/12:59:04

Plot file version 58 created 02-JUN-2021 12:05:57

R200120 D EK048F.UVDATA.1

Freq = 1.2543 GHz, Bw = 16.000 MH No calibration applied and no bandpass applied



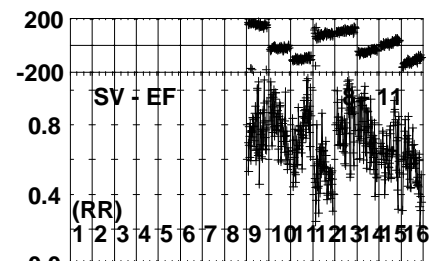
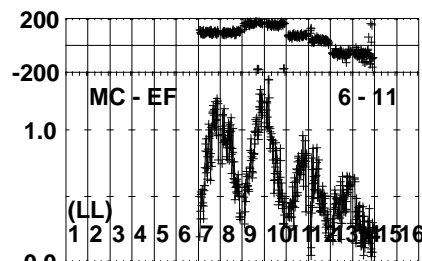
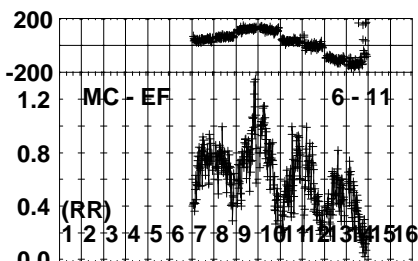
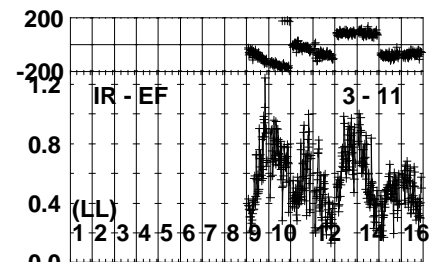
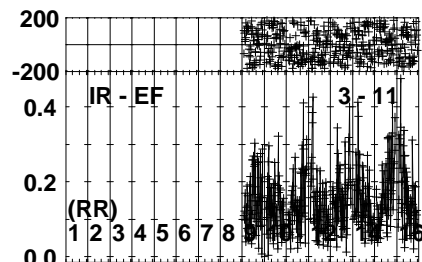
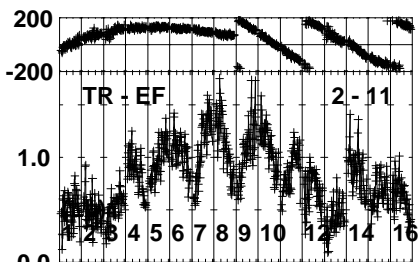
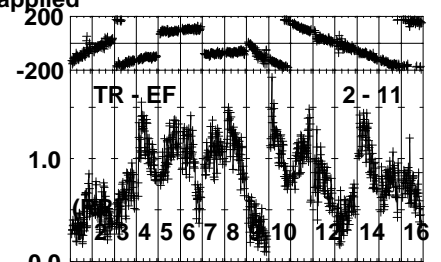
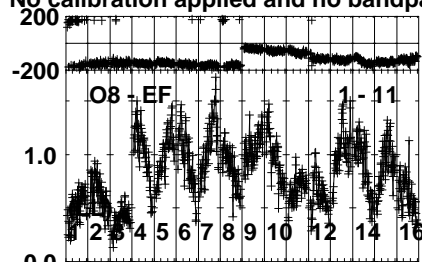
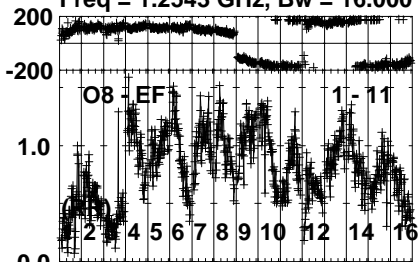
Lower frame: Micro Ampl Jy Top frame: Phas deg  
Vector averaged cross-power spectrum Several baselines displayed  
Timerange: 00/12:52:36 to 00/12:59:04

Plot file version 59 created 02-JUN-2021 12:05:58

J0955+6903 EK048F.UVDATA.1

Freq = 1.2543 GHz, Bw = 16.000 MH

No calibration applied and no bandpass applied



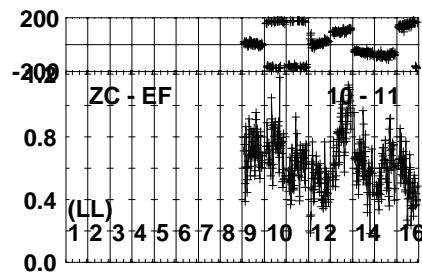
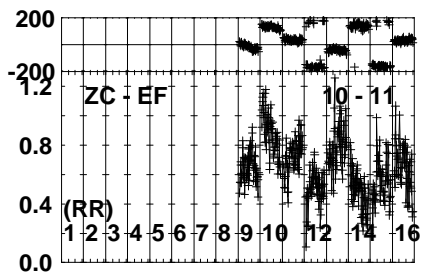
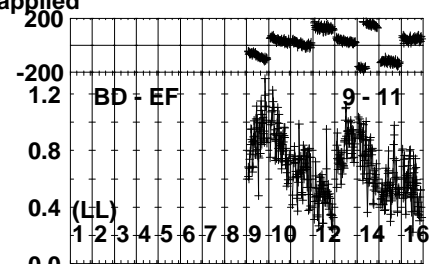
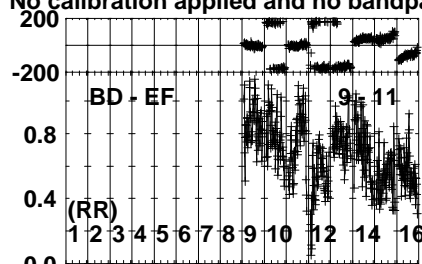
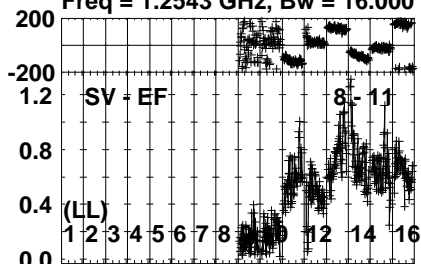
Lower frame: Milli Ampl Jy Top frame: Phas deg  
Vector averaged cross-power spectrum Several baselines displayed  
Timerange: 00/12:59:40 to 00/13:01:08

Plot file version 60 created 02-JUN-2021 12:05:58

J0955+6903 EK048F.UVDATA.1

Freq = 1.2543 GHz, Bw = 16.000 MH

No calibration applied and no bandpass applied



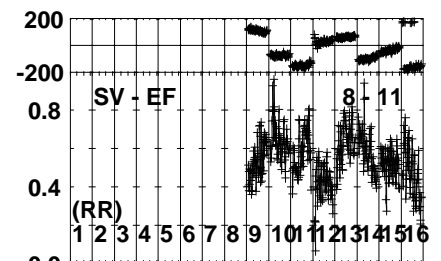
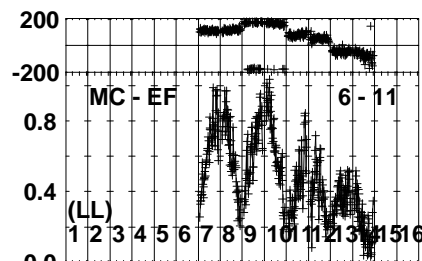
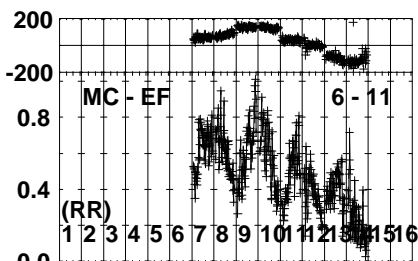
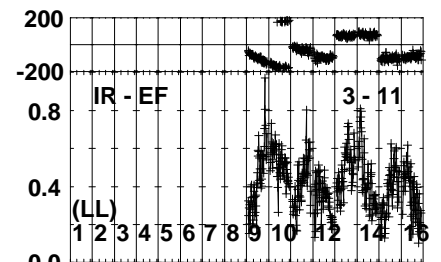
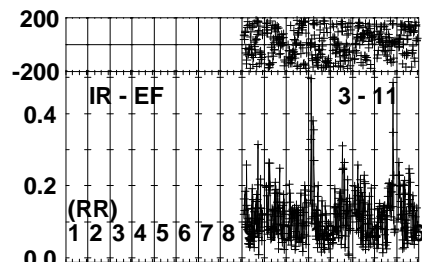
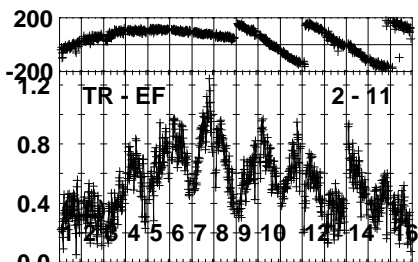
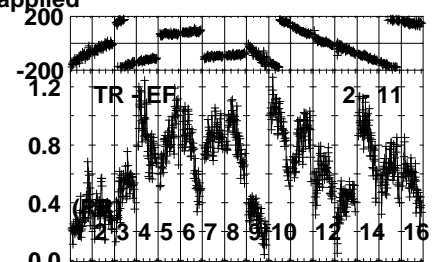
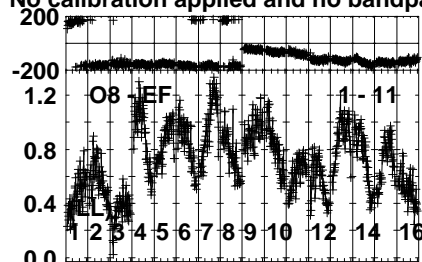
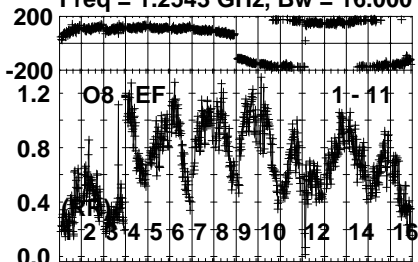
Lower frame: Milli Ampl Jy Top frame: Phas deg  
Vector averaged cross-power spectrum Several baselines displayed  
Timerange: 00/12:59:40 to 00/13:01:08

Plot file version 61 created 02-JUN-2021 12:05:58

J1003+6813 EK048F.UVDATA.1

Freq = 1.2543 GHz, Bw = 16.000 MH

No calibration applied and no bandpass applied



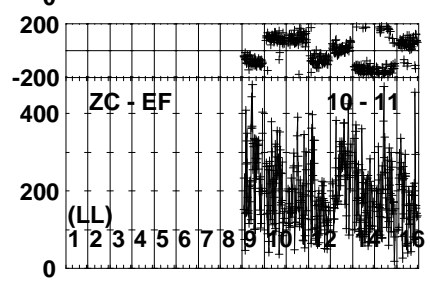
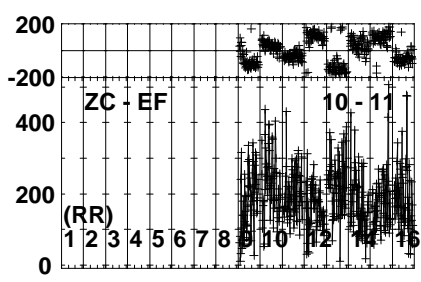
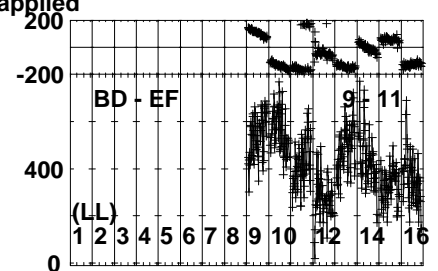
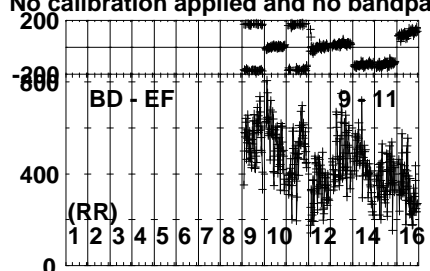
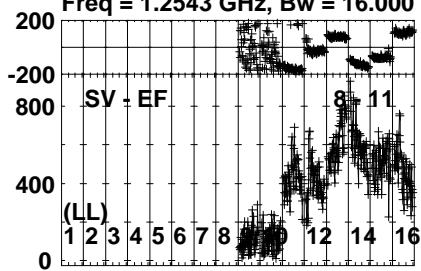
Lower frame: Milli Ampl Jy Top frame: Phas deg  
Vector averaged cross-power spectrum Several baselines displayed  
Timerange: 00/13:01:10 to 00/13:04:38

Plot file version 62 created 02-JUN-2021 12:05:59

J1003+6813 EK048F.UVDATA.1

Freq = 1.2543 GHz, Bw = 16.000 MH

No calibration applied and no bandpass applied



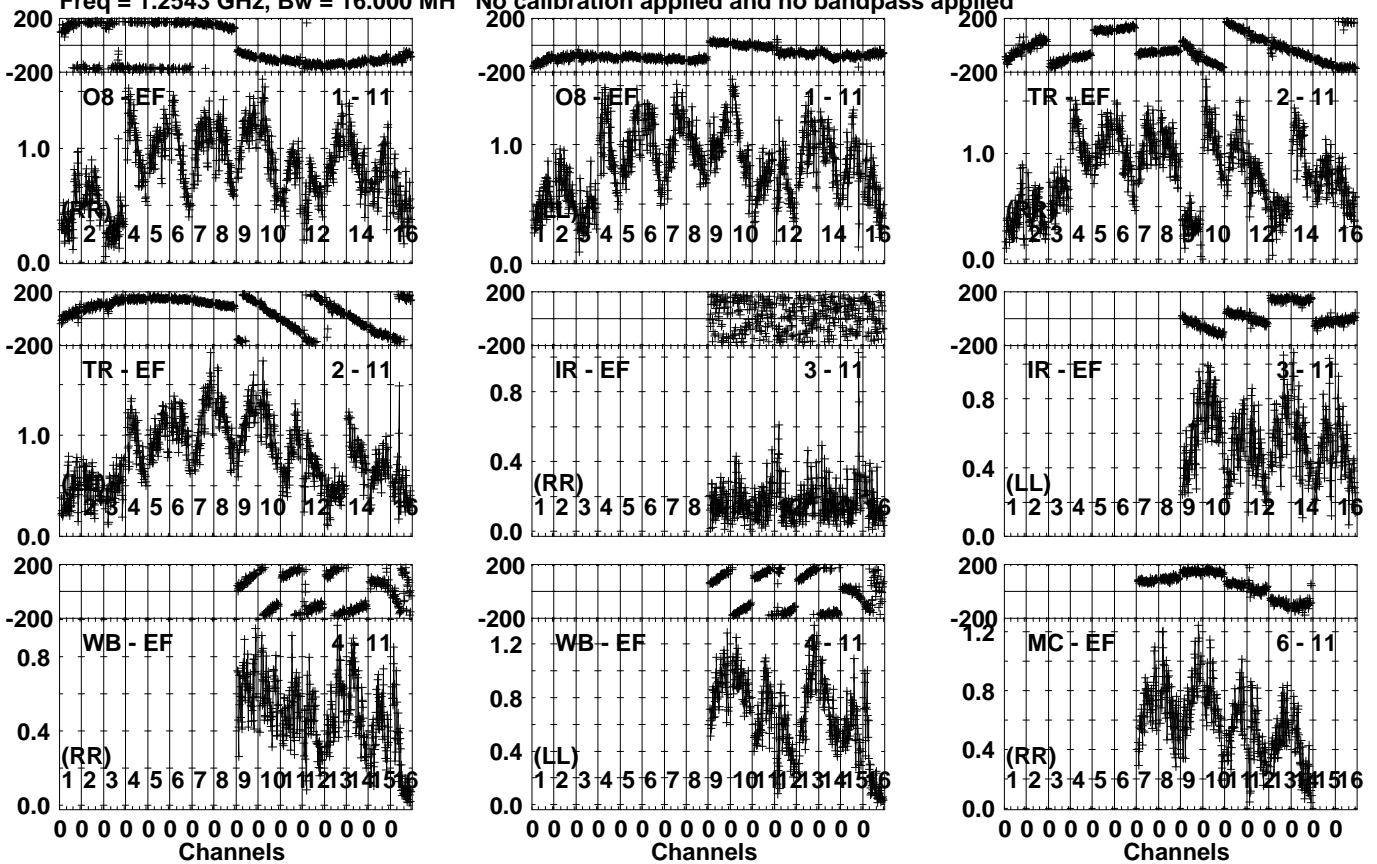
Lower frame: Micro Ampl Jy Top frame: Phas deg  
Vector averaged cross-power spectrum Several baselines displayed  
Timerange: 00/13:01:10 to 00/13:04:38

Plot file version 63 created 02-JUN-2021 12:05:59

J0955+6903 EK048F.UVDATA.1

Freq = 1.2543 GHz, Bw = 16.000 MH

No calibration applied and no bandpass applied

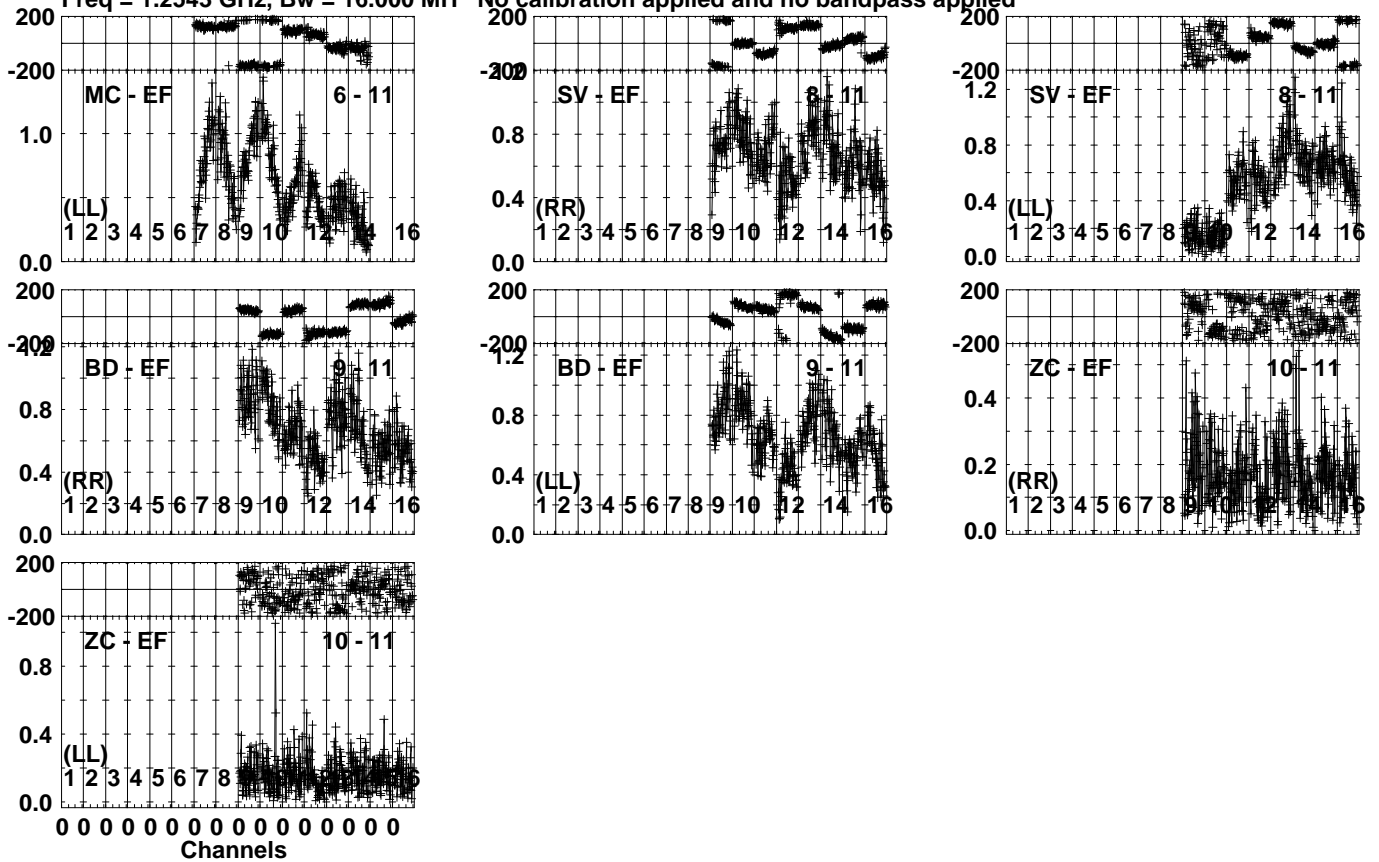


Lower frame: Milli Ampl Jy Top frame: Phas deg  
 Vector averaged cross-power spectrum Several baselines displayed  
 Timerange: 00/13:04:40 to 00/13:06:38

Plot file version 64 created 02-JUN-2021 12:06:00

J0955+6903 EK048F.UVDATA.1

Freq = 1.2543 GHz, Bw = 16.000 MH No calibration applied and no bandpass applied



Lower frame: Milli Ampl Jy Top frame: Phas deg  
Vector averaged cross-power spectrum Several baselines displayed  
Timerange: 00/13:04:40 to 00/13:06:38

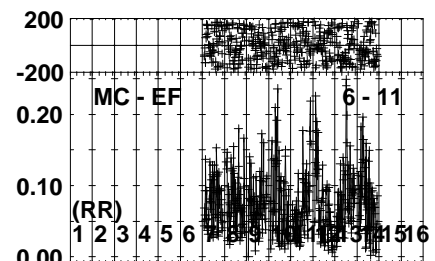
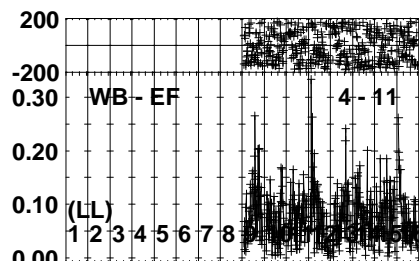
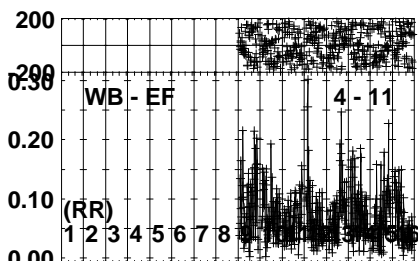
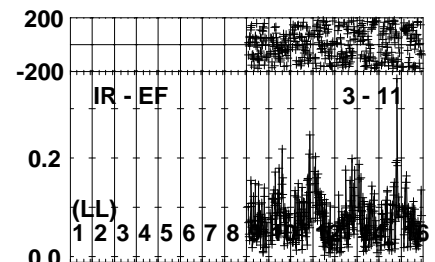
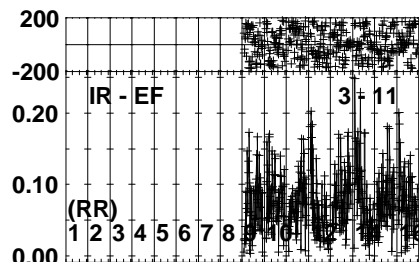
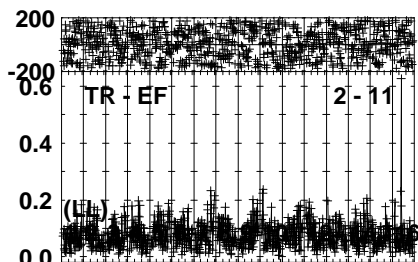
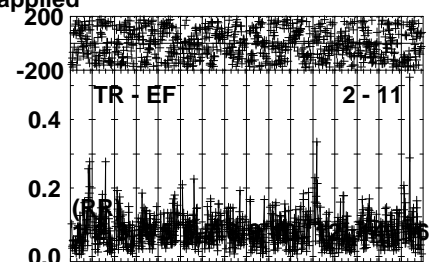
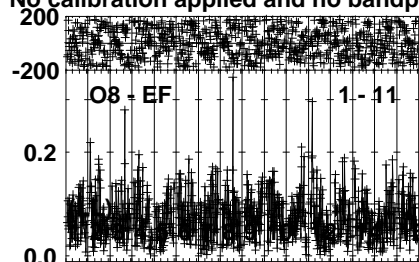
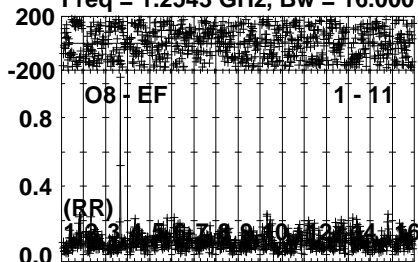


Plot file version 65 created 02-JUN-2021 12:06:00

R200120 D EK048F.UVDATA.1

Freq = 1.2543 GHz, Bw = 16.000 MH

No calibration applied and no bandpass applied

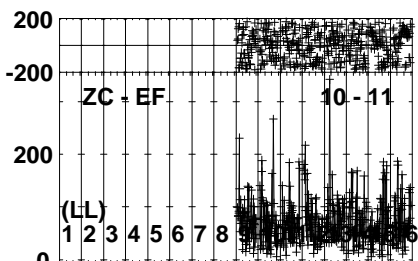
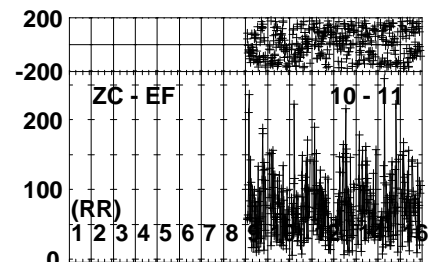
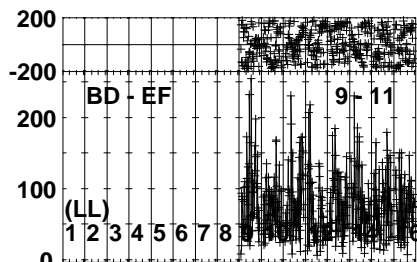
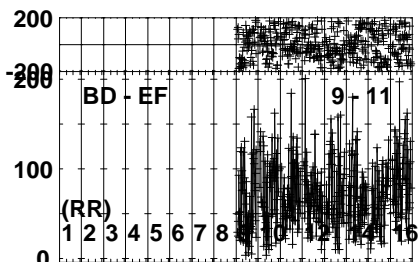
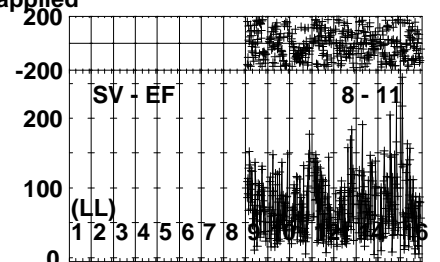
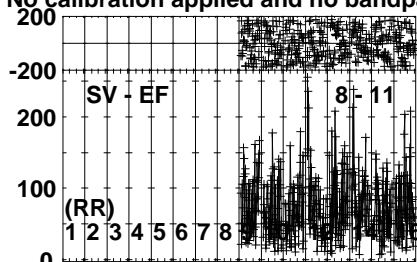
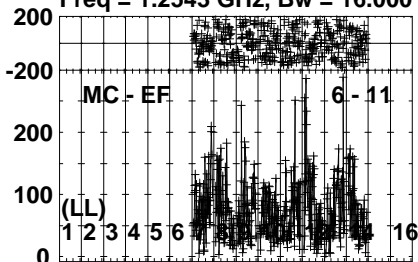


Lower frame: Milli Ampl Jy Top frame: Phas deg  
Vector averaged cross-power spectrum Several baselines displayed  
Timerange: 00/13:06:40 to 00/13:13:08

Plot file version 66 created 02-JUN-2021 12:06:01

R200120 D EK048F.UVDATA.1

Freq = 1.2543 GHz, Bw = 16.000 MH No calibration applied and no bandpass applied



0 0 0 0 0 0 0 0 0 0 0 0 0 0 0 0

Channels

Lower frame: Micro Ampl Jy Top frame: Phas deg

Vector averaged cross-power spectrum Several baselines displayed

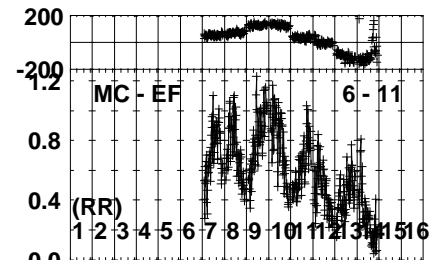
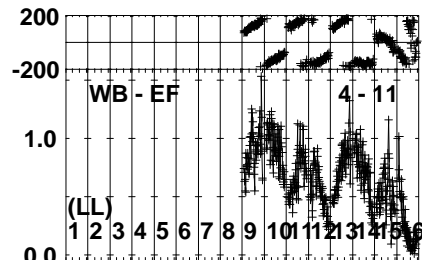
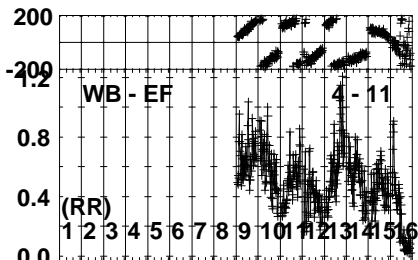
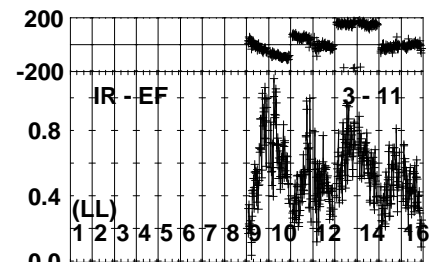
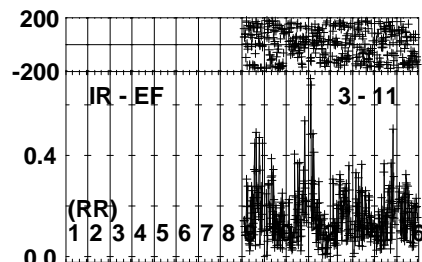
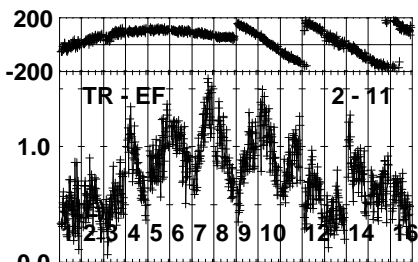
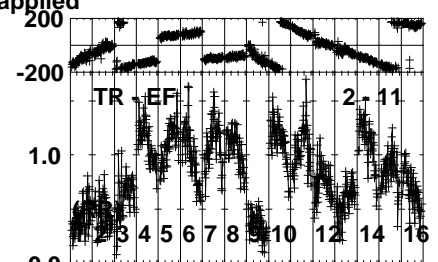
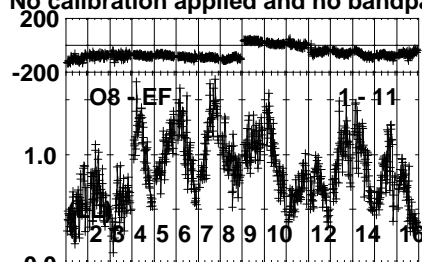
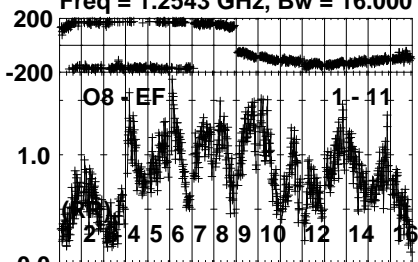
Timerange: 00/13:06:40 to 00/13:13:08

Plot file version 67 created 02-JUN-2021 12:06:02

J0955+6903 EK048F.UVDATA.1

Freq = 1.2543 GHz, Bw = 16.000 MH

No calibration applied and no bandpass applied



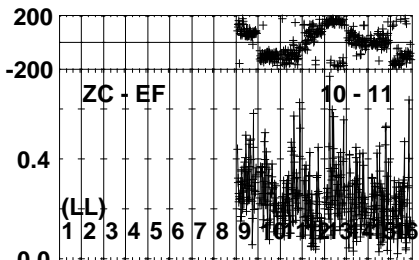
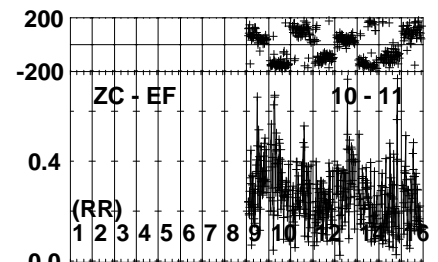
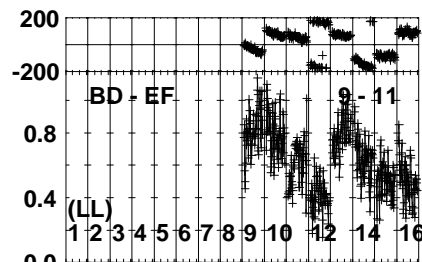
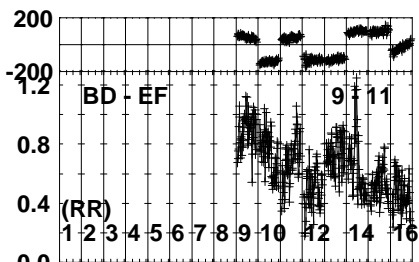
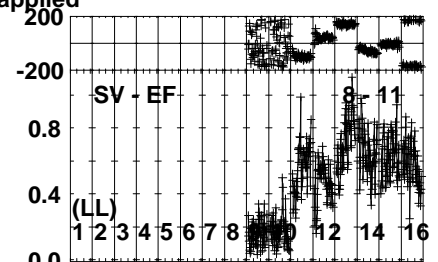
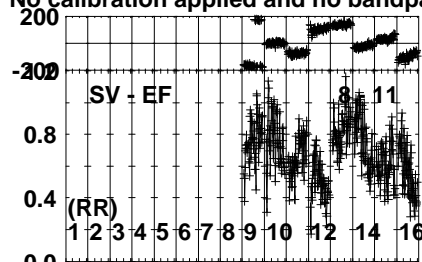
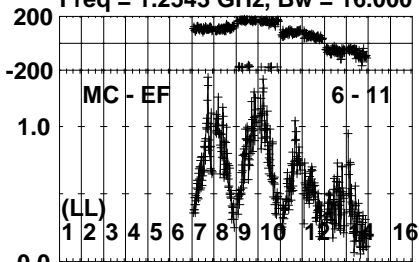
Lower frame: Milli Ampl Jy Top frame: Phas deg  
Vector averaged cross-power spectrum Several baselines displayed  
Timerange: 00/13:13:45 to 00/13:15:13

Plot file version 68 created 02-JUN-2021 12:06:02

J0955+6903 EK048F.UVDATA.1

Freq = 1.2543 GHz, Bw = 16.000 MH

No calibration applied and no bandpass applied



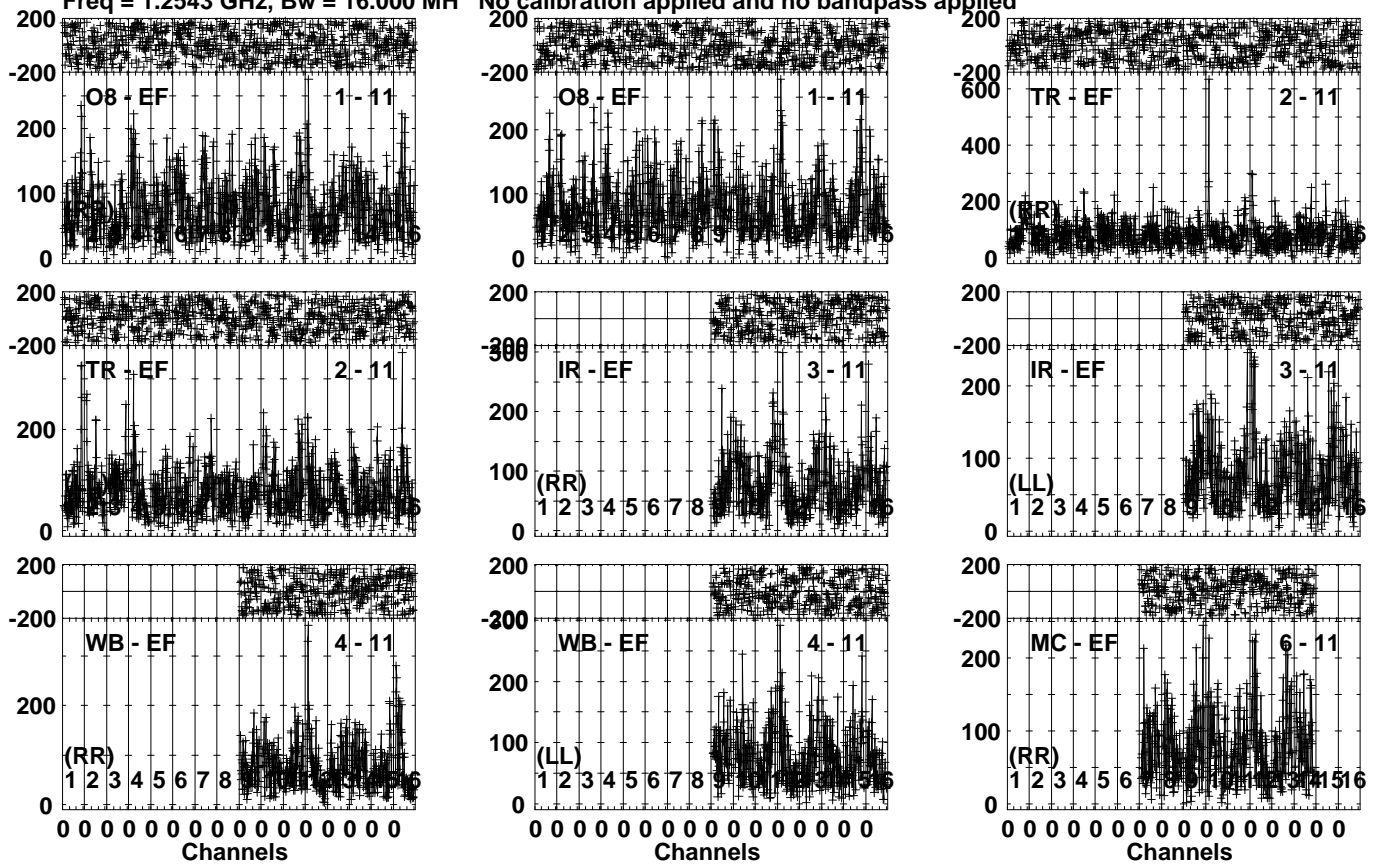
0 0 0 0 0 0 0 0 0 0 0 0 0 0 0 0  
Channels

Lower frame: Milli Ampl Jy Top frame: Phas deg  
Vector averaged cross-power spectrum Several baselines displayed  
Timerange: 00/13:13:45 to 00/13:15:13

Plot file version 69 created 02-JUN-2021 12:06:03

R200120 D EK048F.UVDATA.1

Freq = 1.2543 GHz, Bw = 16.000 MH No calibration applied and no bandpass applied

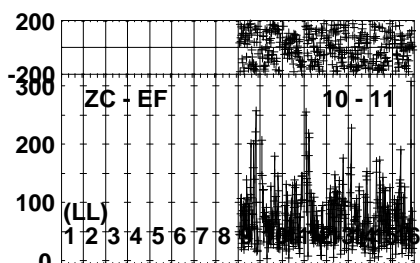
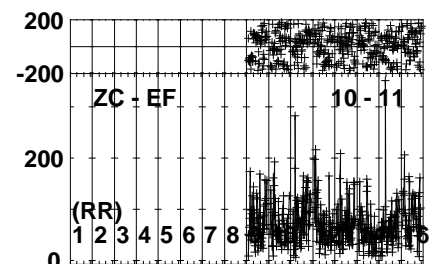
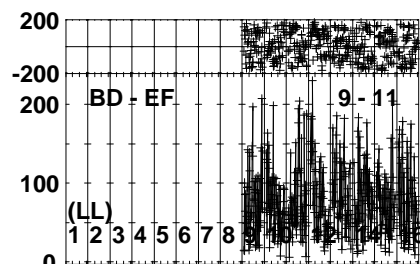
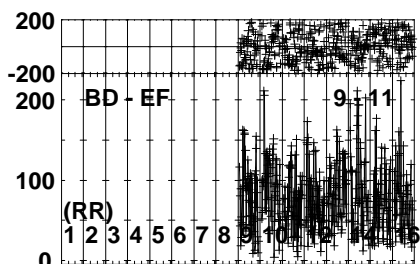
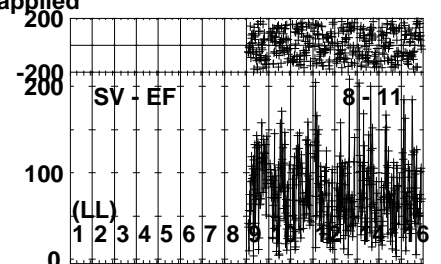
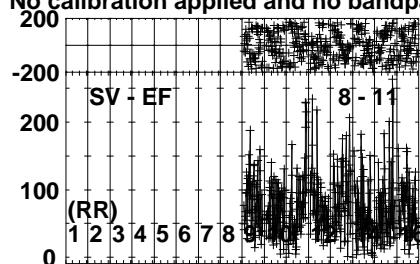
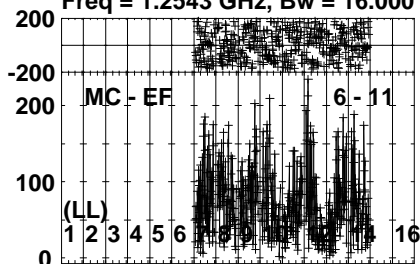


Lower frame: Micro Ampl Jy Top frame: Phas deg  
Vector averaged cross-power spectrum Several baselines displayed  
Timerange: 00/13:15:15 to 00/13:21:43

Plot file version 70 created 02-JUN-2021 12:06:04

R200120 D EK048F.UVDATA.1

Freq = 1.2543 GHz, Bw = 16.000 MH No calibration applied and no bandpass applied



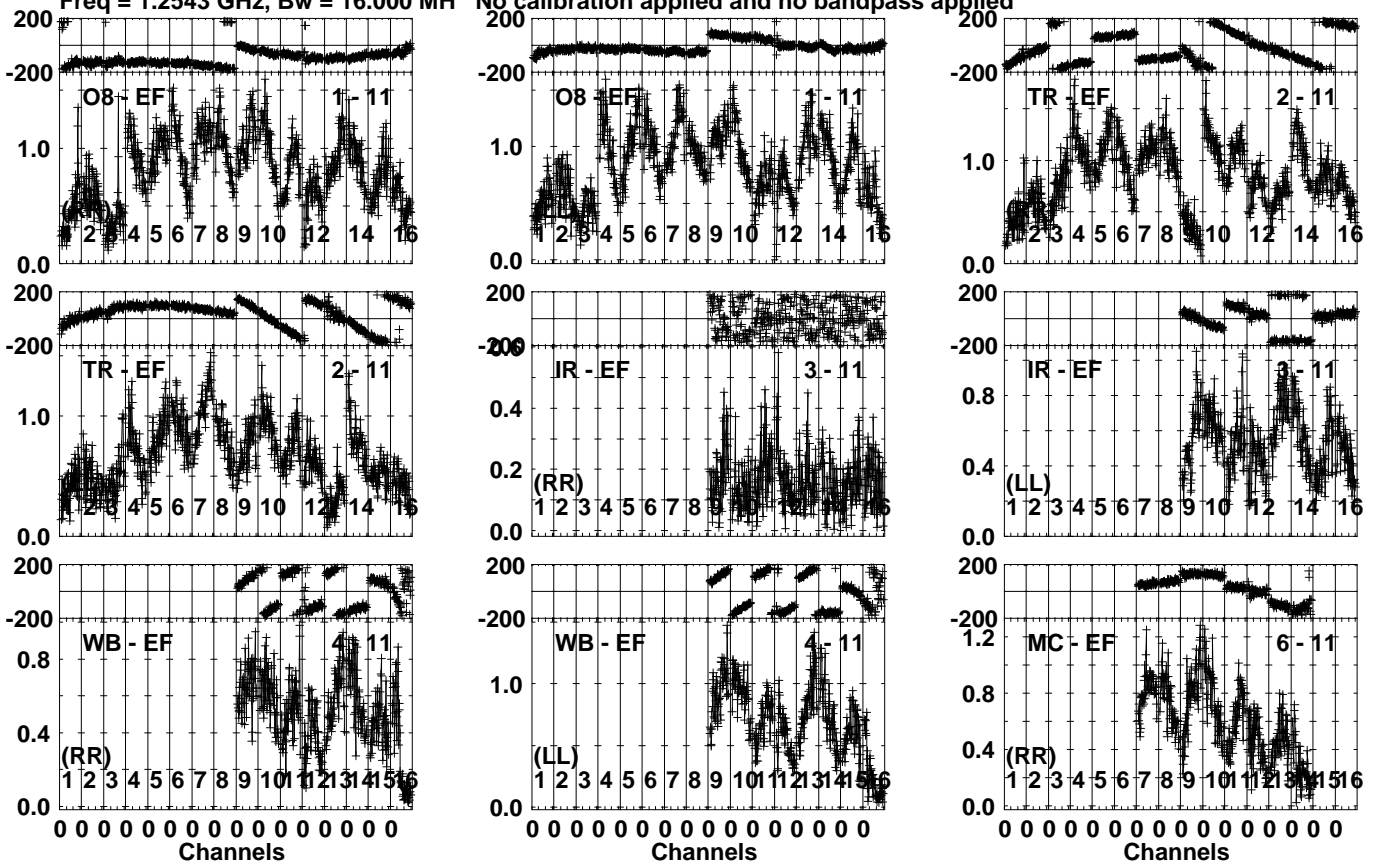
0 0 0 0 0 0 0 0 0 0 0 0 0 0 0 0  
Channels

Lower frame: Micro Ampl Jy Top frame: Phas deg  
Vector averaged cross-power spectrum Several baselines displayed  
Timerange: 00/13:15:15 to 00/13:21:43

Plot file version 71 created 02-JUN-2021 12:06:04

J0955+6903 EK048F.UVDATA.1

Freq = 1.2543 GHz, Bw = 16.000 MH No calibration applied and no bandpass applied



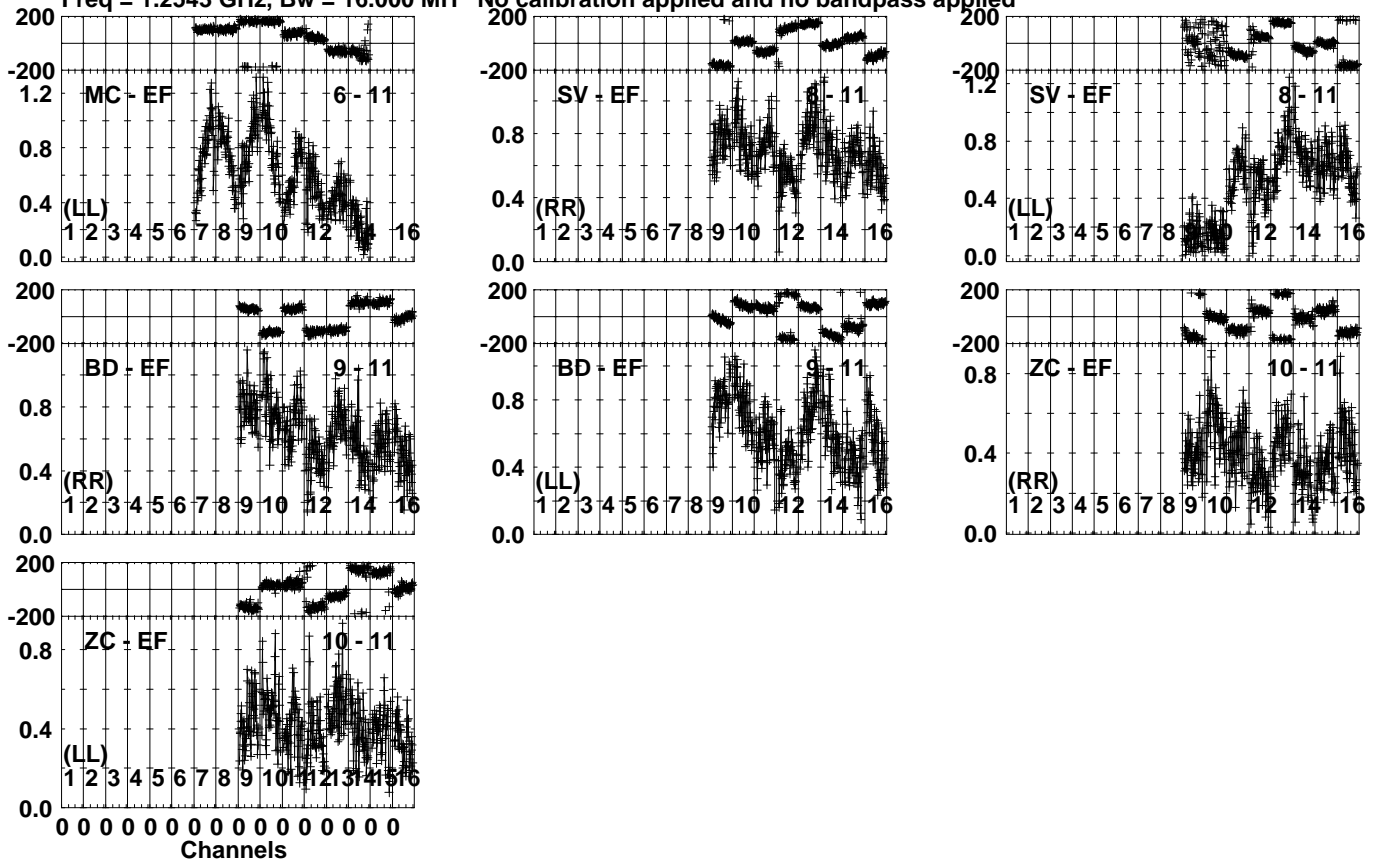
Lower frame: Milli Ampl Jy Top frame: Phas deg  
Vector averaged cross-power spectrum Several baselines displayed  
Timerange: 00/13:21:45 to 00/13:23:43

Plot file version 72 created 02-JUN-2021 12:06:05

J0955+6903 EK048F.UVDATA.1

Freq = 1.2543 GHz, Bw = 16.000 MH

No calibration applied and no bandpass applied



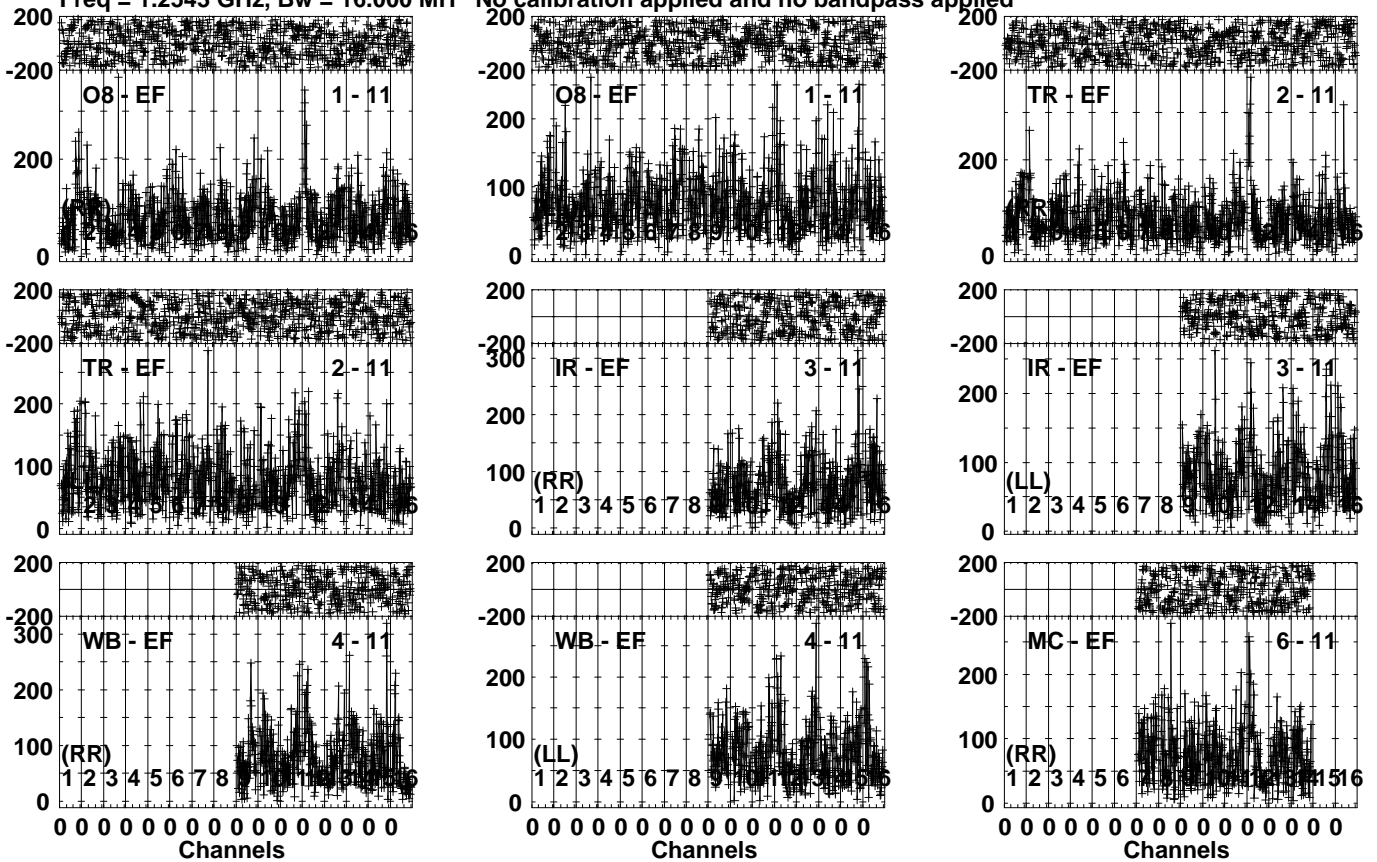
Lower frame: Milli Ampl Jy Top frame: Phas deg  
Vector averaged cross-power spectrum Several baselines displayed  
Timerange: 00/13:21:45 to 00/13:23:43



Plot file version 73 created 02-JUN-2021 12:06:06

R200120 D EK048F.UVDATA.1

Freq = 1.2543 GHz, Bw = 16.000 MH No calibration applied and no bandpass applied

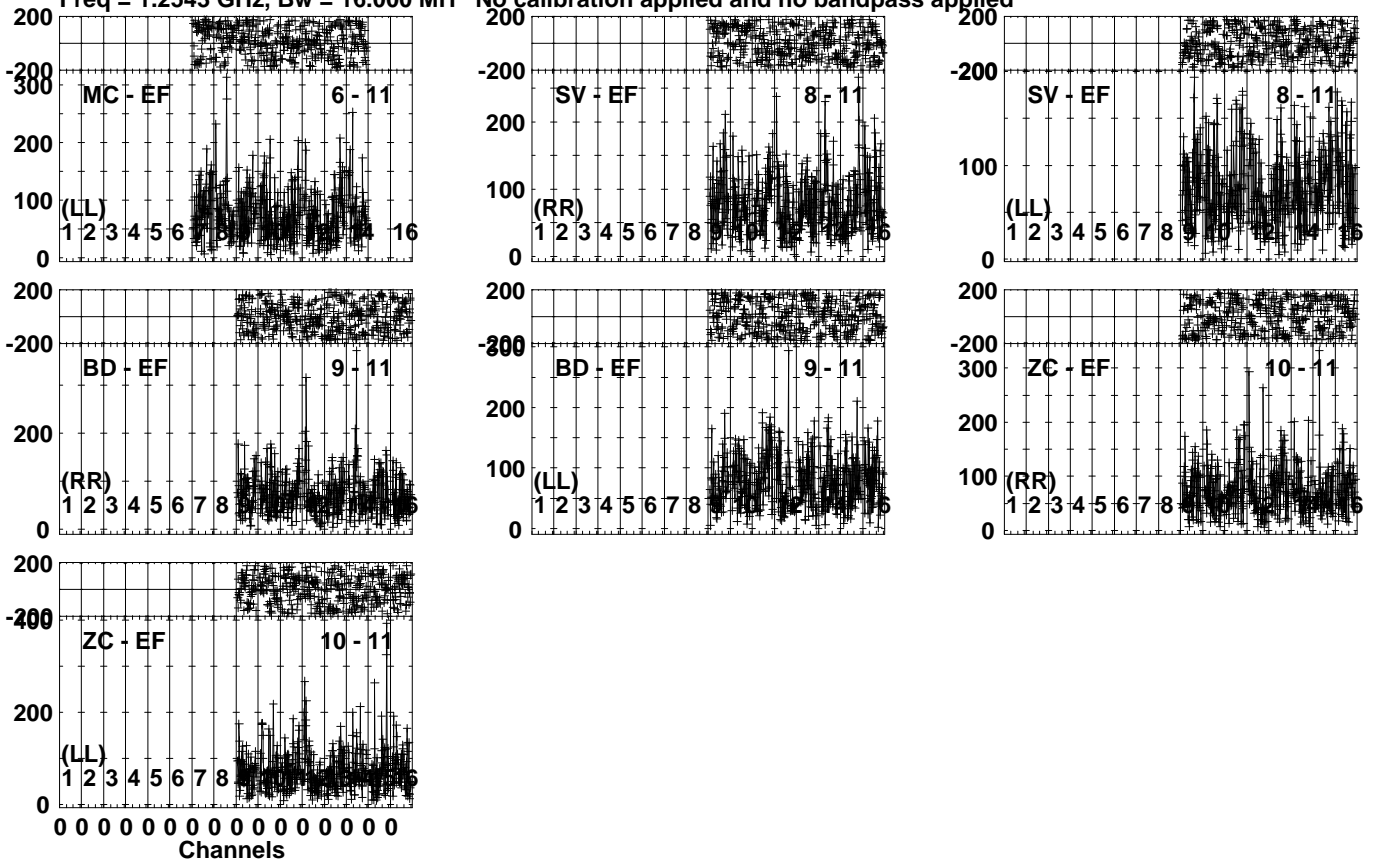


Lower frame: Micro Ampl Jy Top frame: Phas deg  
Vector averaged cross-power spectrum Several baselines displayed  
Timerange: 00/13:23:45 to 00/13:30:13

Plot file version 74 created 02-JUN-2021 12:06:07

R200120 D EK048F.UVDATA.1

Freq = 1.2543 GHz, Bw = 16.000 MH No calibration applied and no bandpass applied



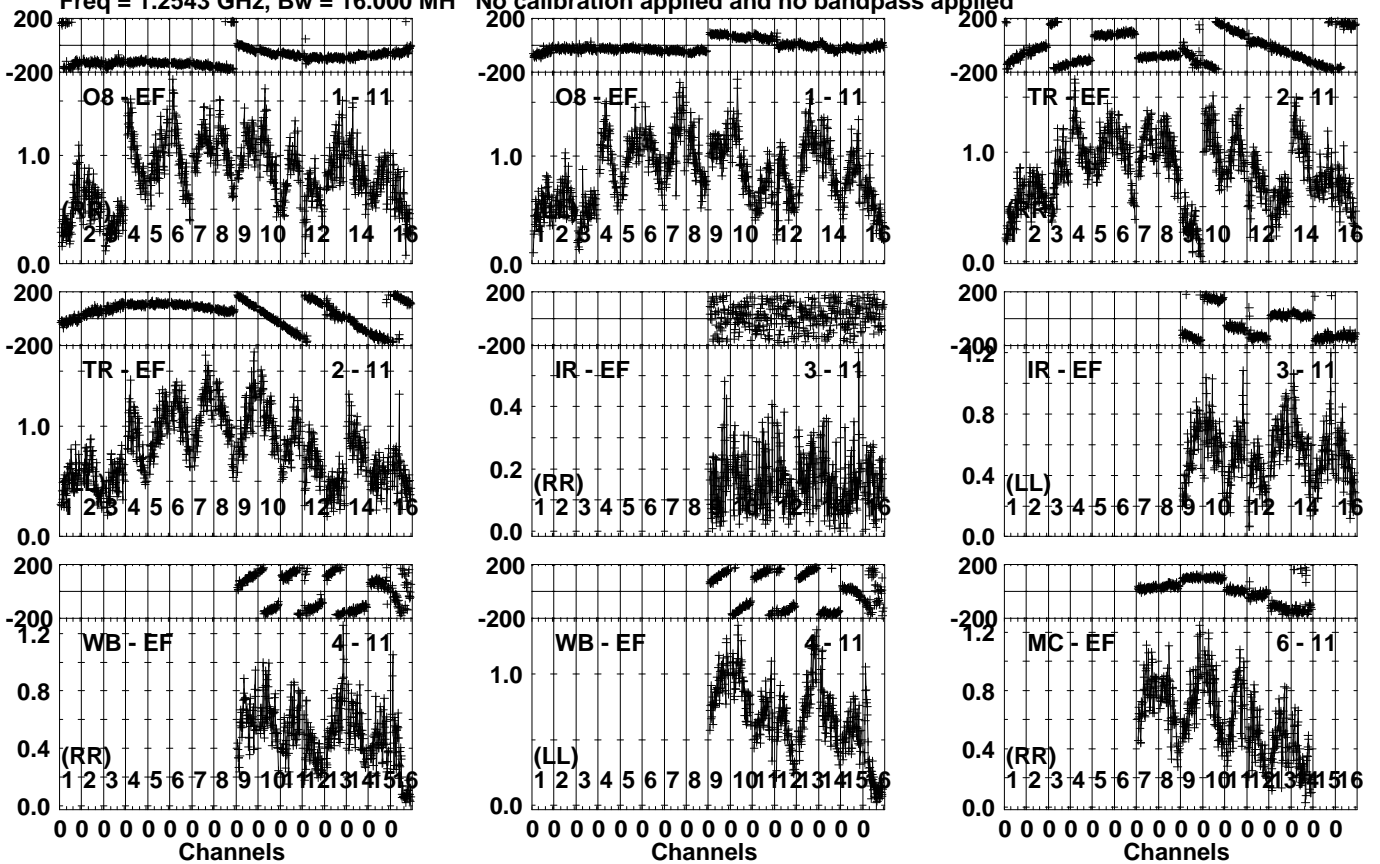
Lower frame: Micro Ampl Jy Top frame: Phas deg  
Vector averaged cross-power spectrum Several baselines displayed  
Timerange: 00/13:23:45 to 00/13:30:13

Plot file version 75 created 02-JUN-2021 12:06:07

J0955+6903 EK048F.UVDATA.1

Freq = 1.2543 GHz, Bw = 16.000 MH

No calibration applied and no bandpass applied



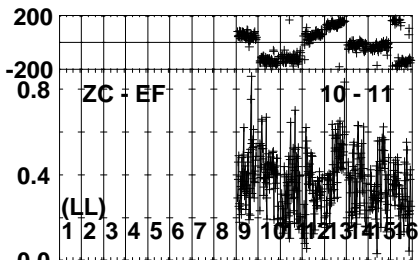
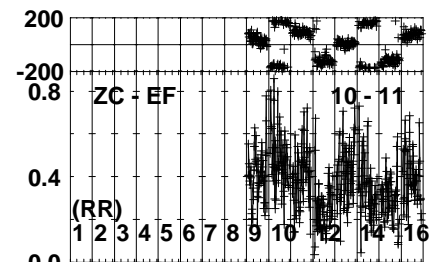
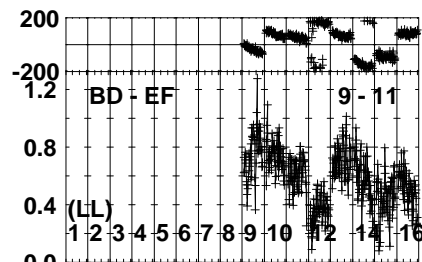
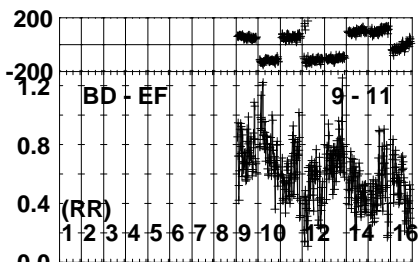
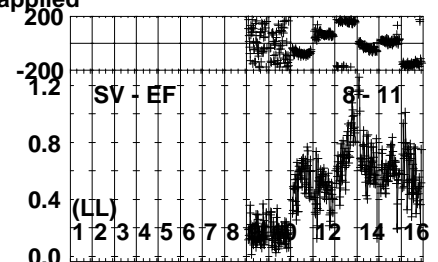
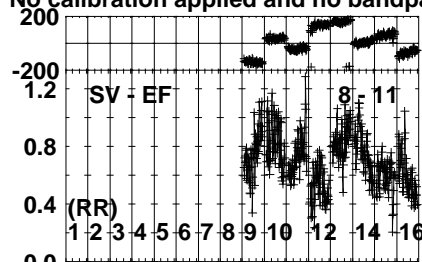
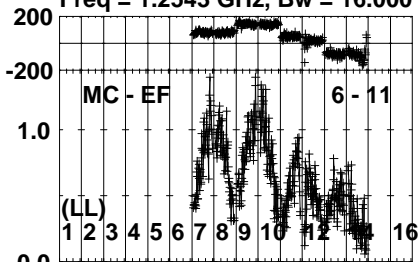
Lower frame: Milli Ampl Jy Top frame: Phas deg  
 Vector averaged cross-power spectrum Several baselines displayed  
 Timerange: 00/13:30:50 to 00/13:32:18

Plot file version 76 created 02-JUN-2021 12:06:08

J0955+6903 EK048F.UVDATA.1

Freq = 1.2543 GHz, Bw = 16.000 MH

No calibration applied and no bandpass applied



0 0 0 0 0 0 0 0 0 0 0 0 0 0 0 0

Channels

Lower frame: Milli Ampl Jy Top frame: Phas deg

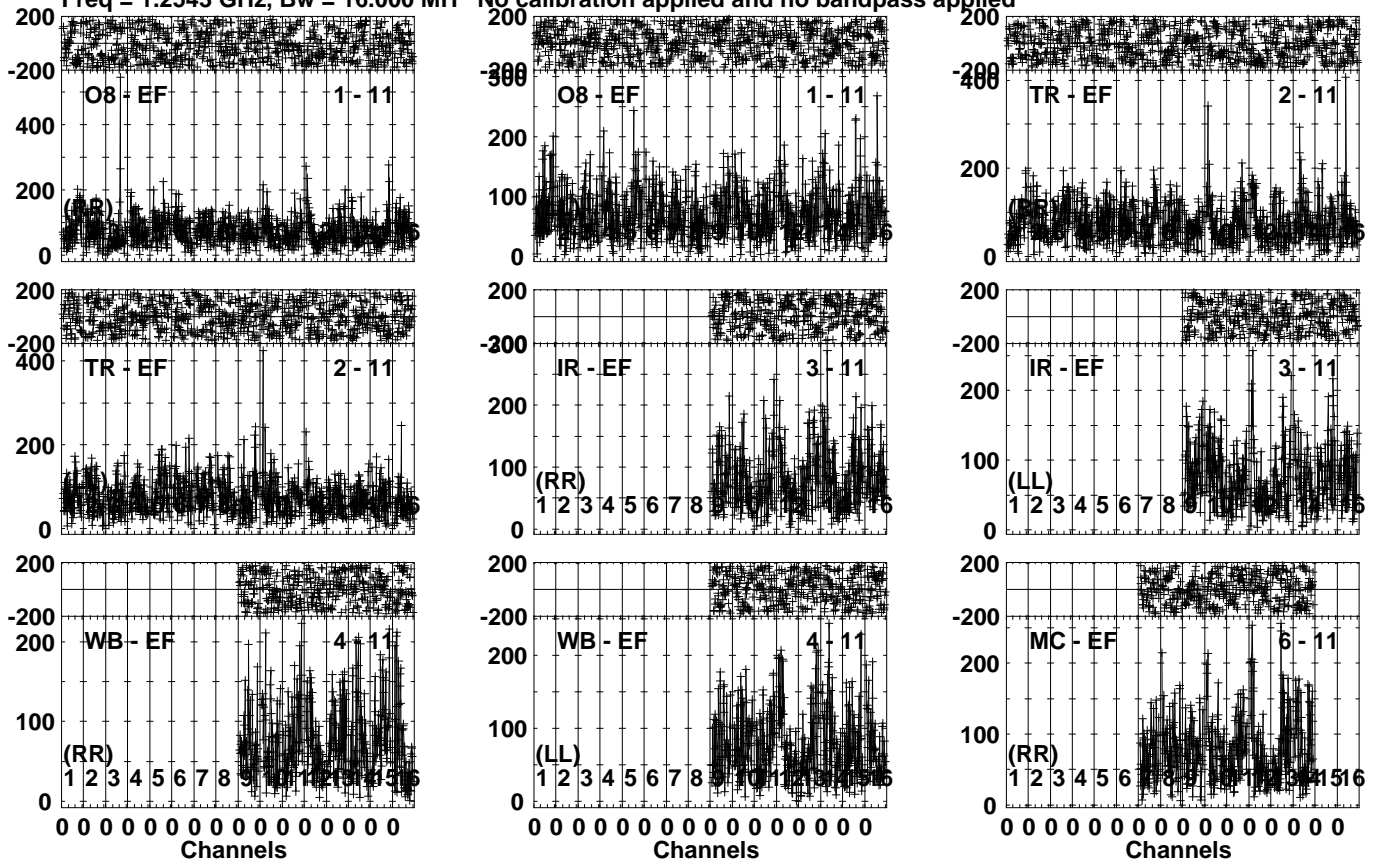
Vector averaged cross-power spectrum Several baselines displayed

Timerange: 00/13:30:50 to 00/13:32:18

Plot file version 77 created 02-JUN-2021 12:06:09

R200120 D EK048F.UVDATA.1

Freq = 1.2543 GHz, Bw = 16.000 MH No calibration applied and no bandpass applied

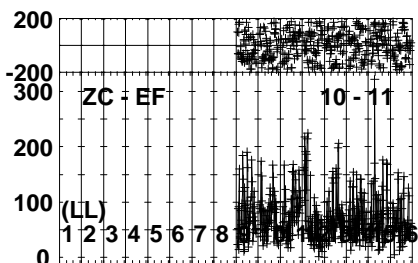
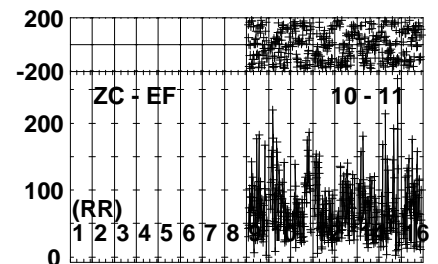
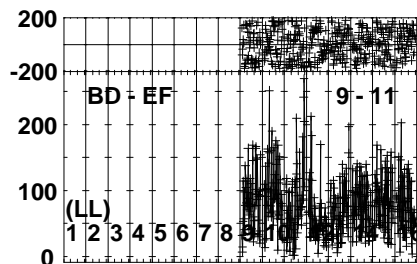
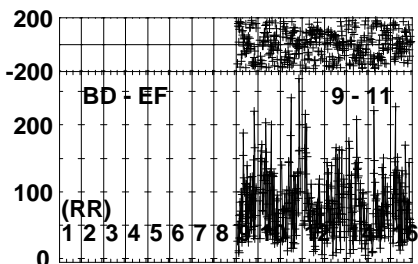
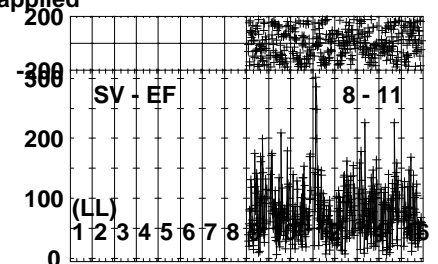
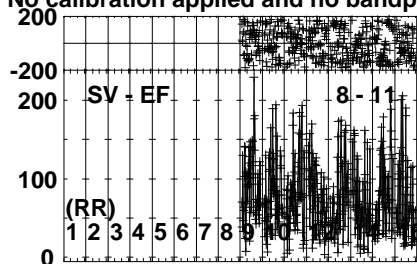
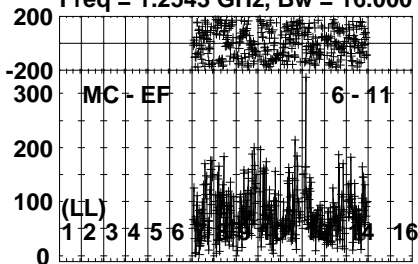


Lower frame: Micro Ampl Jy Top frame: Phas deg  
Vector averaged cross-power spectrum Several baselines displayed  
Timerange: 00/13:32:20 to 00/13:38:48

Plot file version 78 created 02-JUN-2021 12:06:09

R200120 D EK048F.UVDATA.1

Freq = 1.2543 GHz, Bw = 16.000 MH No calibration applied and no bandpass applied



0 0 0 0 0 0 0 0 0 0 0 0 0 0 0 0

Channels

Lower frame: Micro Ampl Jy Top frame: Phas deg

Vector averaged cross-power spectrum Several baselines displayed

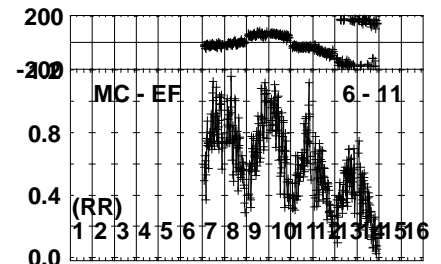
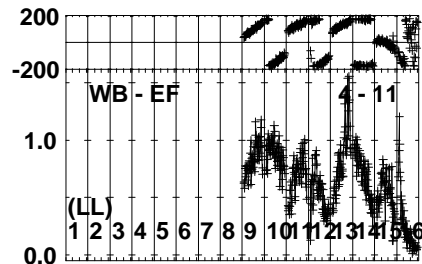
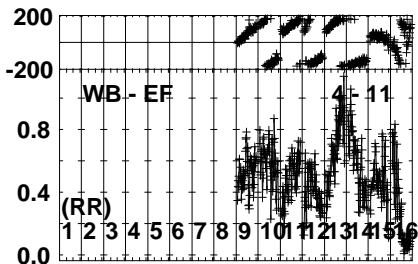
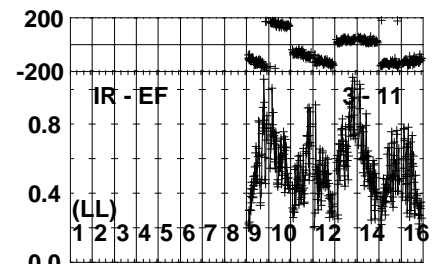
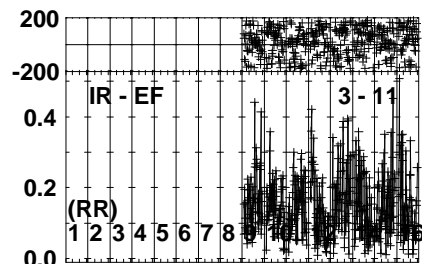
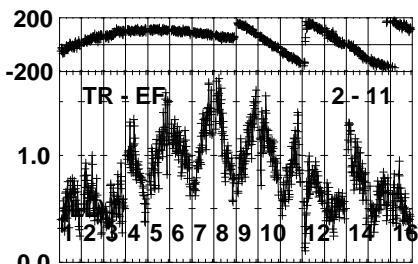
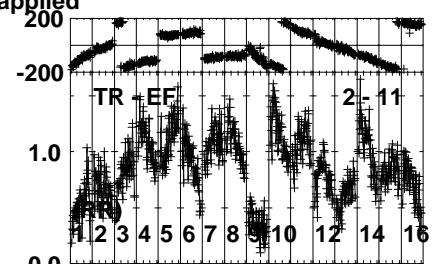
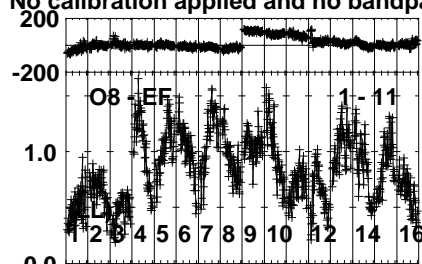
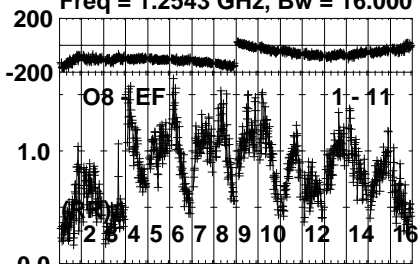
Timerange: 00/13:32:20 to 00/13:38:48

Plot file version 79 created 02-JUN-2021 12:06:10

J0955+6903 EK048F.UVDATA.1

Freq = 1.2543 GHz, Bw = 16.000 MH

No calibration applied and no bandpass applied



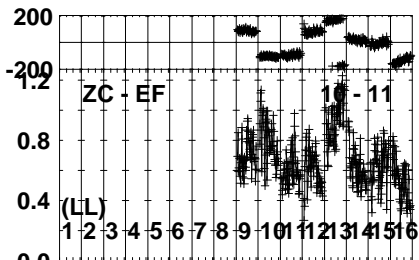
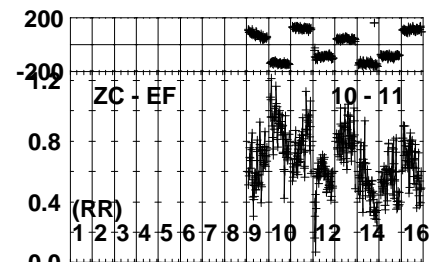
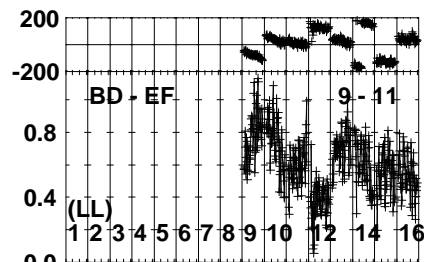
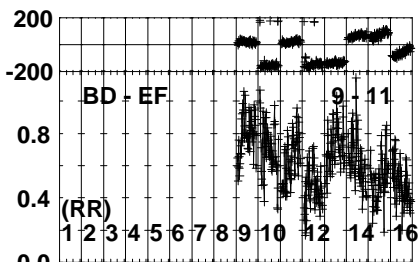
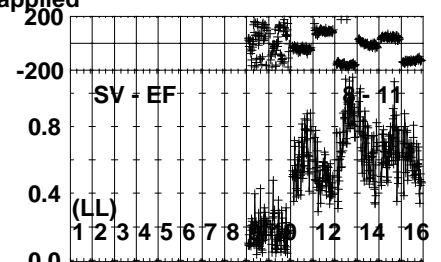
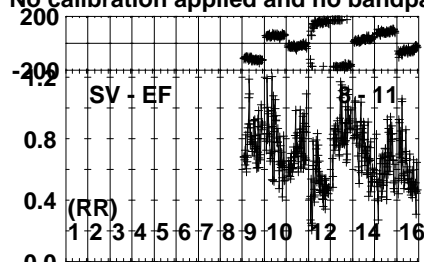
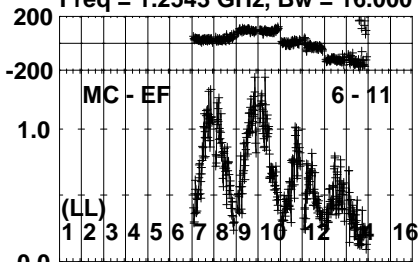
Lower frame: Milli Ampl Jy Top frame: Phas deg  
Vector averaged cross-power spectrum Several baselines displayed  
Timerange: 00/13:38:50 to 00/13:40:48

Plot file version 80 created 02-JUN-2021 12:06:10

J0955+6903 EK048F.UVDATA.1

Freq = 1.2543 GHz, Bw = 16.000 MH

No calibration applied and no bandpass applied



0 0 0 0 0 0 0 0 0 0 0 0 0 0 0 0

Channels

Lower frame: Milli Ampl Jy Top frame: Phas deg

Vector averaged cross-power spectrum Several baselines displayed

Timerange: 00/13:38:50 to 00/13:40:48

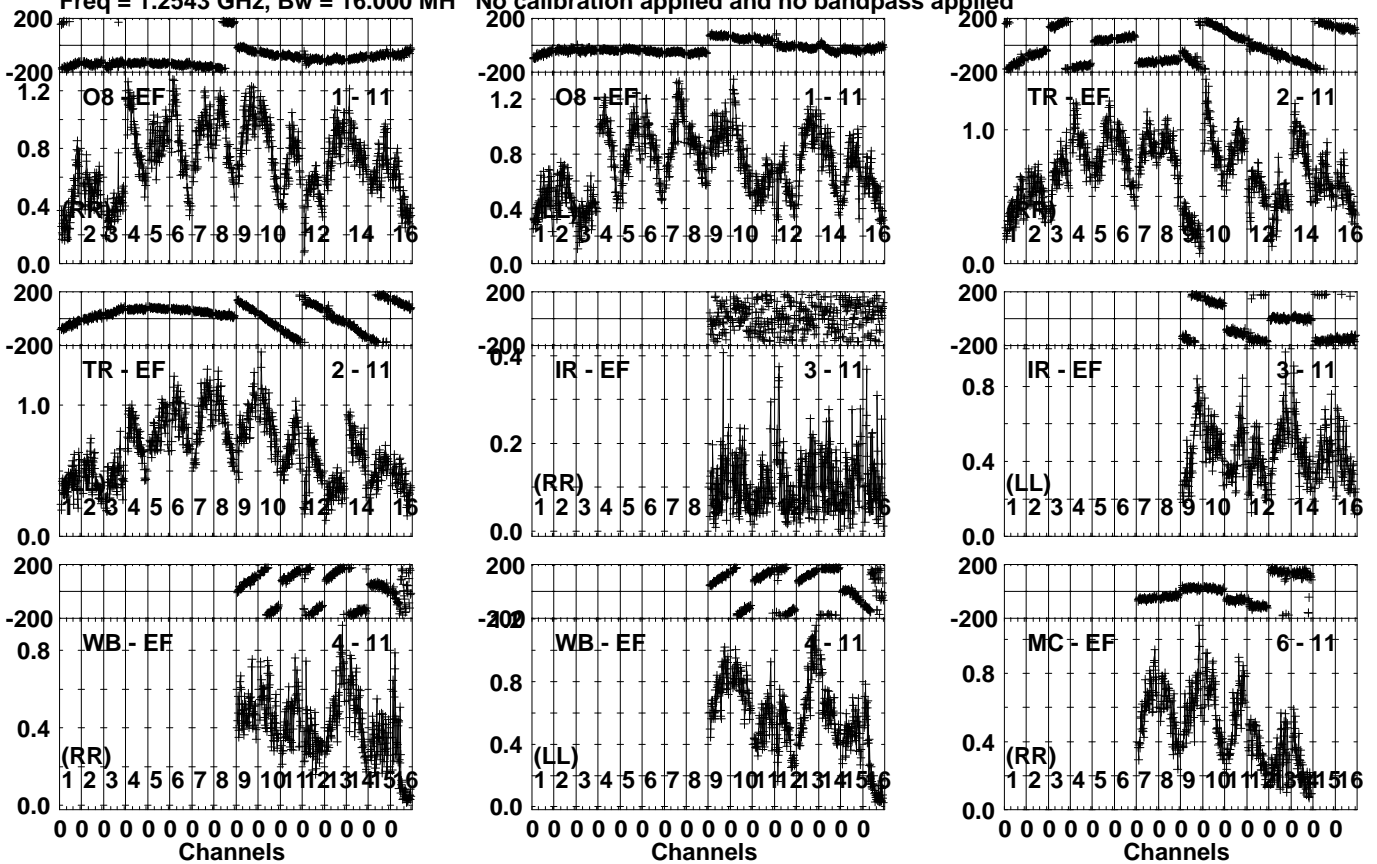


Plot file version 81 created 02-JUN-2021 12:06:11

J1003+6813 EK048F.UVDATA.1

Freq = 1.2543 GHz, Bw = 16.000 MH

No calibration applied and no bandpass applied



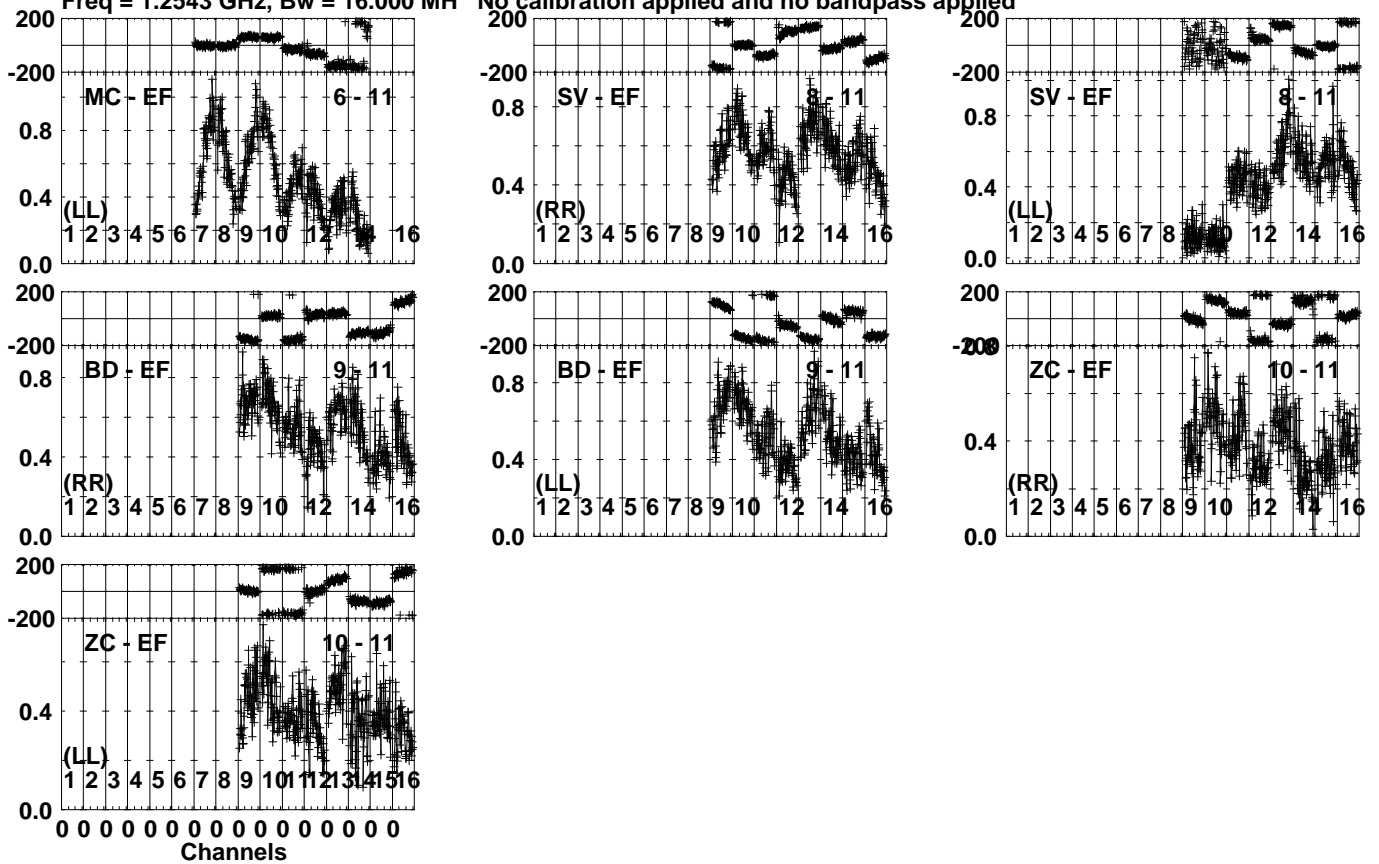
Lower frame: Milli Ampl Jy Top frame: Phas deg  
Vector averaged cross-power spectrum Several baselines displayed  
Timerange: 00/13:40:50 to 00/13:44:18

Plot file version 82 created 02-JUN-2021 12:06:11

J1003+6813 EK048F.UVDATA.1

Freq = 1.2543 GHz, Bw = 16.000 MH

No calibration applied and no bandpass applied



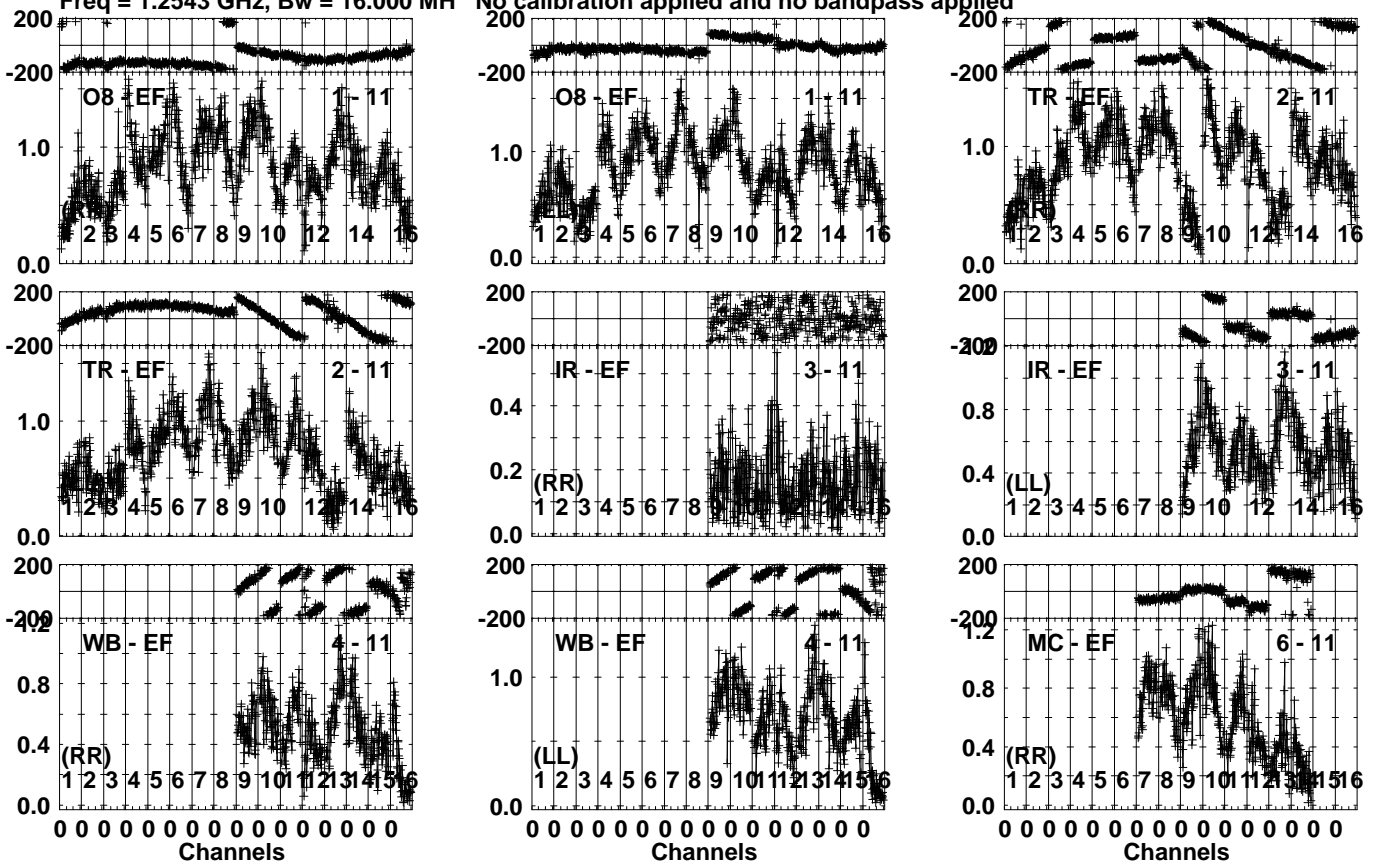
Lower frame: Milli Ampl Jy Top frame: Phas deg  
Vector averaged cross-power spectrum Several baselines displayed  
Timerange: 00/13:40:50 to 00/13:44:18

Plot file version 83 created 02-JUN-2021 12:06:12

J0955+6903 EK048F.UVDATA.1

Freq = 1.2543 GHz, Bw = 16.000 MH

No calibration applied and no bandpass applied



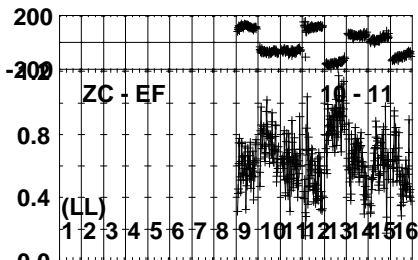
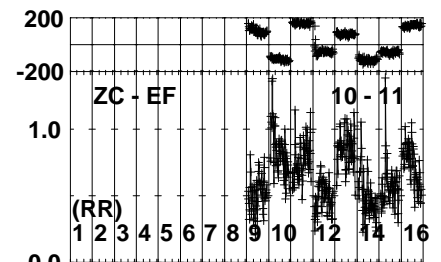
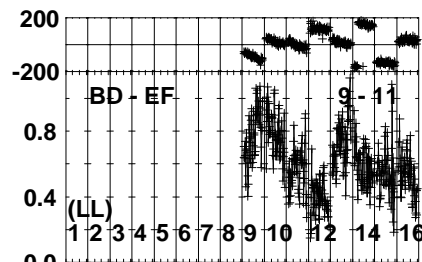
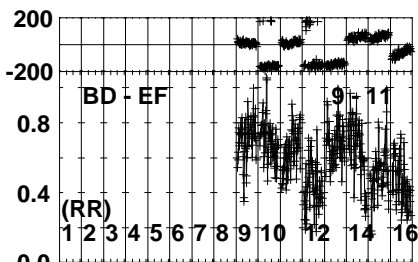
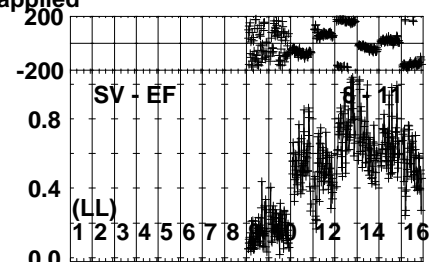
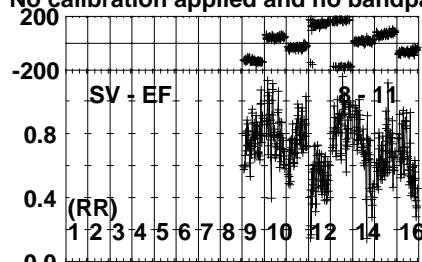
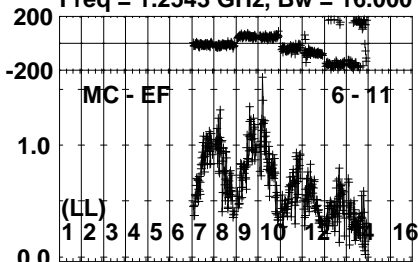
Lower frame: Milli Ampl Jy Top frame: Phas deg  
Vector averaged cross-power spectrum Several baselines displayed  
Timerange: 00/13:45:00 to 00/13:46:28

Plot file version 84 created 02-JUN-2021 12:06:12

J0955+6903 EK048F.UVDATA.1

Freq = 1.2543 GHz, Bw = 16.000 MH

No calibration applied and no bandpass applied



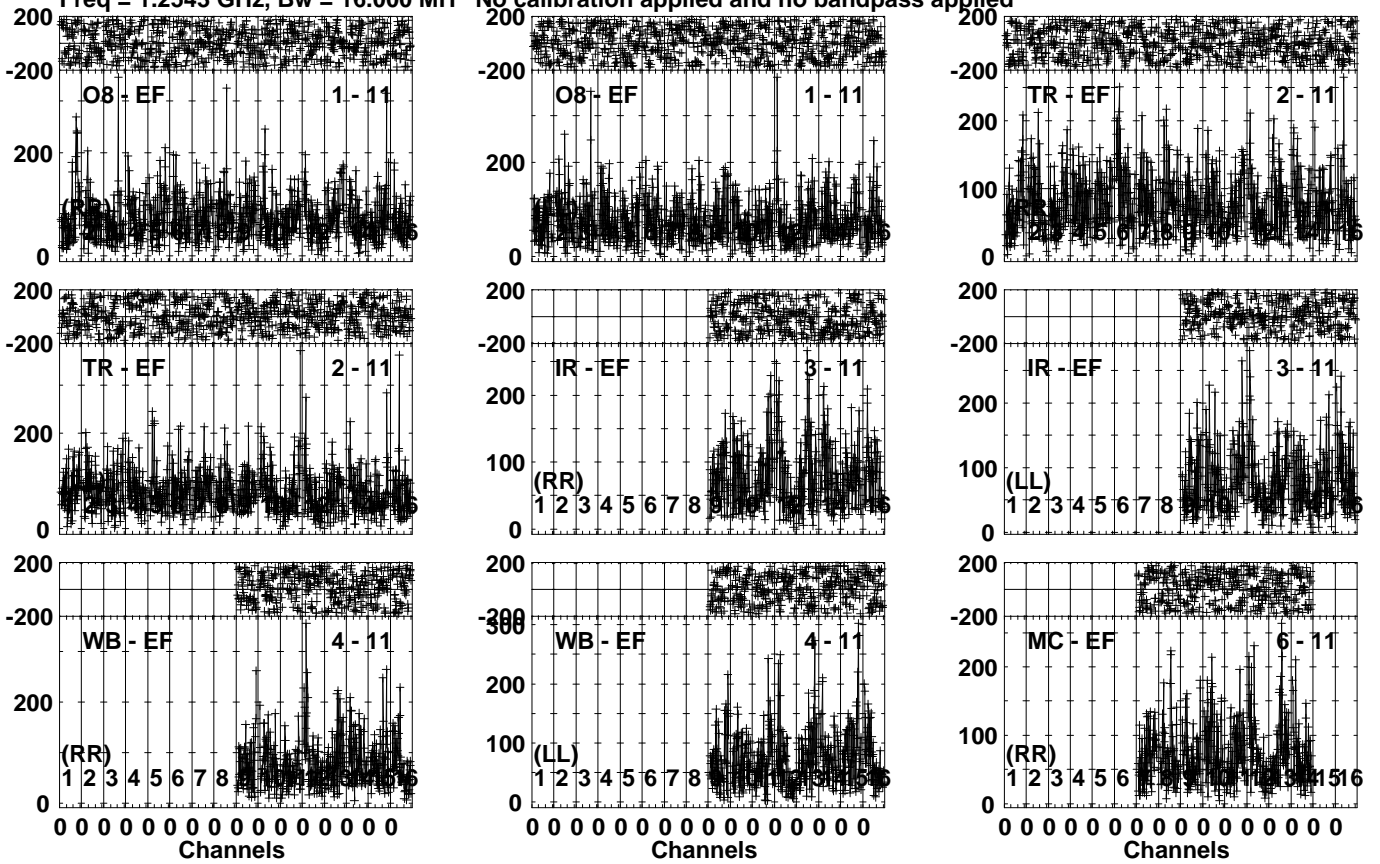
0 0 0 0 0 0 0 0 0 0 0 0 0 0 0 0  
Channels

Lower frame: Milli Ampl Jy Top frame: Phas deg  
Vector averaged cross-power spectrum Several baselines displayed  
Timerange: 00/13:45:00 to 00/13:46:28

Plot file version 85 created 02-JUN-2021 12:06:13

R200120 D EK048F.UVDATA.1

Freq = 1.2543 GHz, Bw = 16.000 MH No calibration applied and no bandpass applied

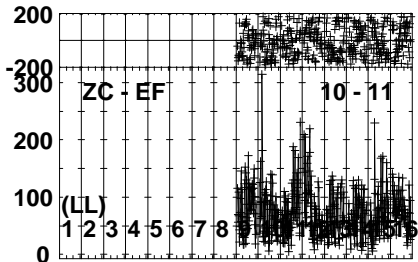
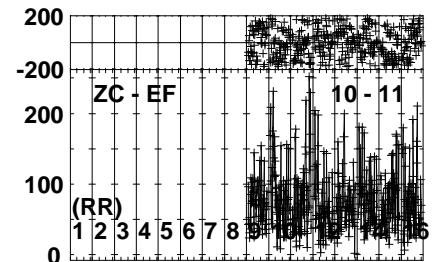
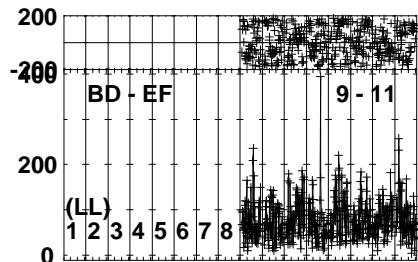
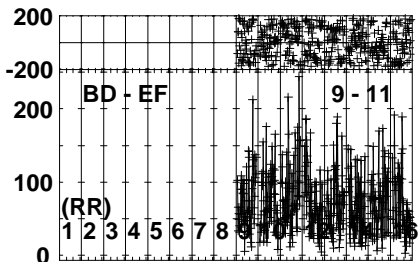
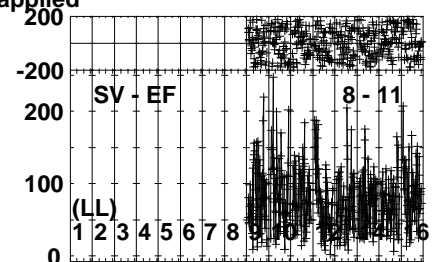
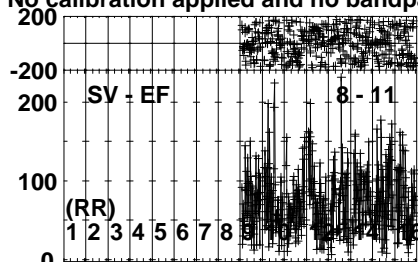
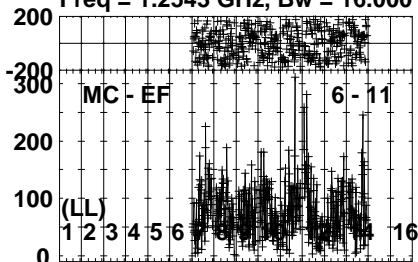


Lower frame: Micro Ampl Jy Top frame: Phas deg  
Vector averaged cross-power spectrum Several baselines displayed  
Timerange: 00/13:46:30 to 00/13:52:58

Plot file version 86 created 02-JUN-2021 12:06:13

R200120 D EK048F.UVDATA.1

Freq = 1.2543 GHz, Bw = 16.000 MH No calibration applied and no bandpass applied



0 0 0 0 0 0 0 0 0 0 0 0 0 0 0 0

Channels

Lower frame: Micro Ampl Jy Top frame: Phas deg

Vector averaged cross-power spectrum Several baselines displayed

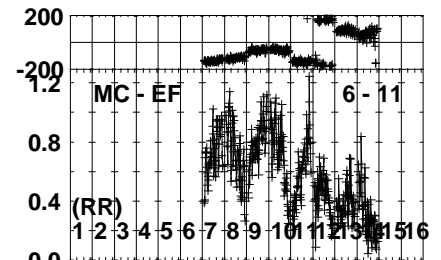
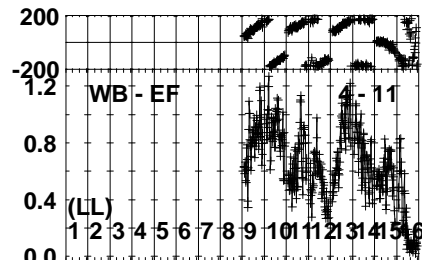
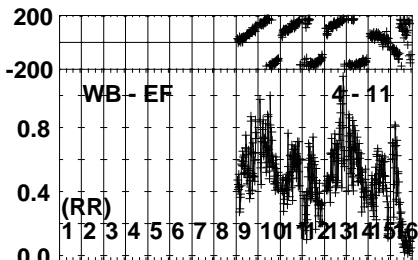
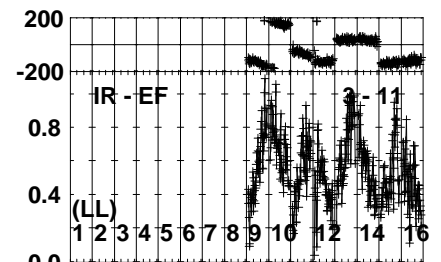
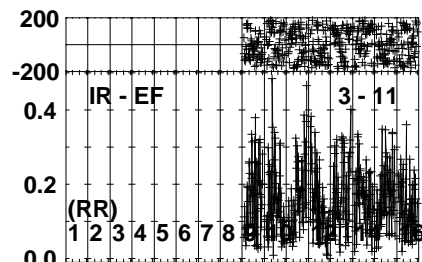
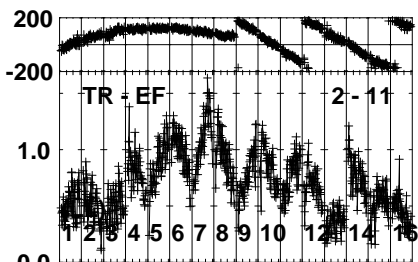
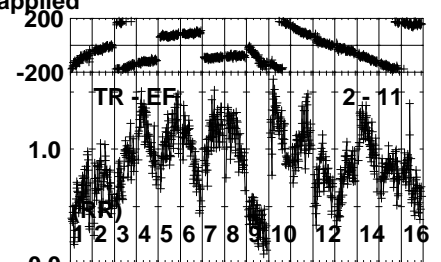
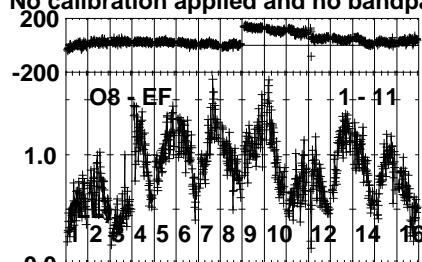
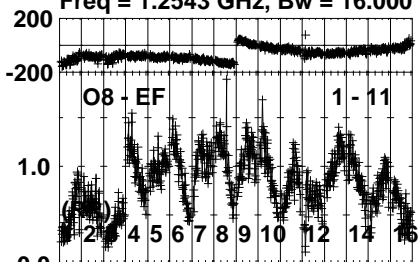
Timerange: 00/13:46:30 to 00/13:52:58

Plot file version 87 created 02-JUN-2021 12:06:14

J0955+6903 EK048F.UVDATA.1

Freq = 1.2543 GHz, Bw = 16.000 MH

No calibration applied and no bandpass applied

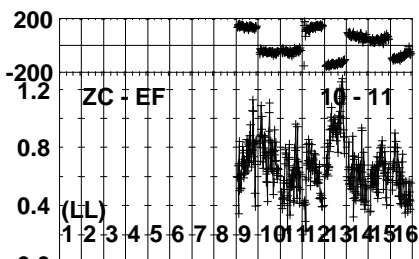
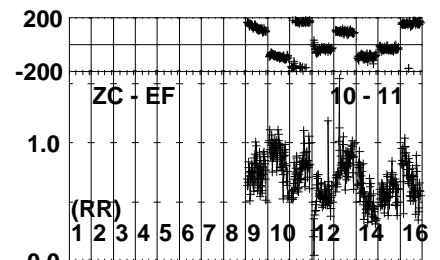
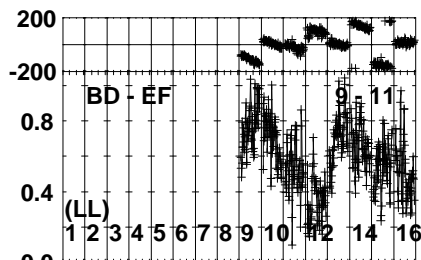
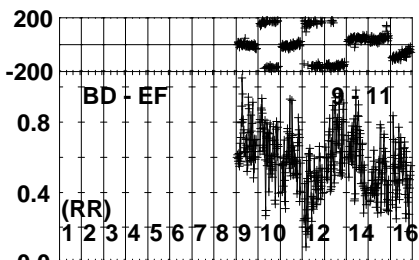
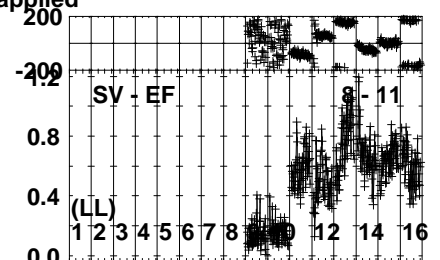
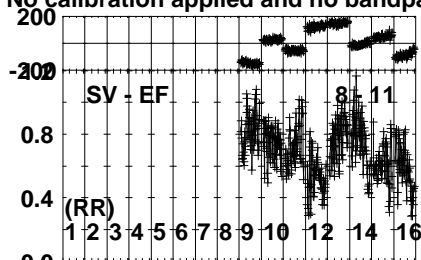
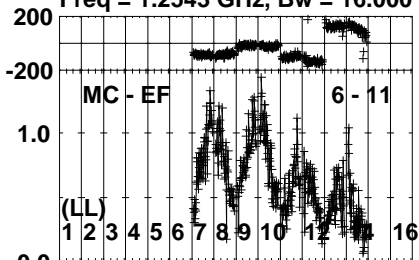


Lower frame: Milli Ampl Jy Top frame: Phas deg  
Vector averaged cross-power spectrum Several baselines displayed  
Timerange: 00/13:53:00 to 00/13:54:58

Plot file version 88 created 02-JUN-2021 12:06:15

J0955+6903 EK048F.UVDATA.1

Freq = 1.2543 GHz, Bw = 16.000 MH No calibration applied and no bandpass applied



0 0 0 0 0 0 0 0 0 0 0 0 0 0 0 0  
Channels

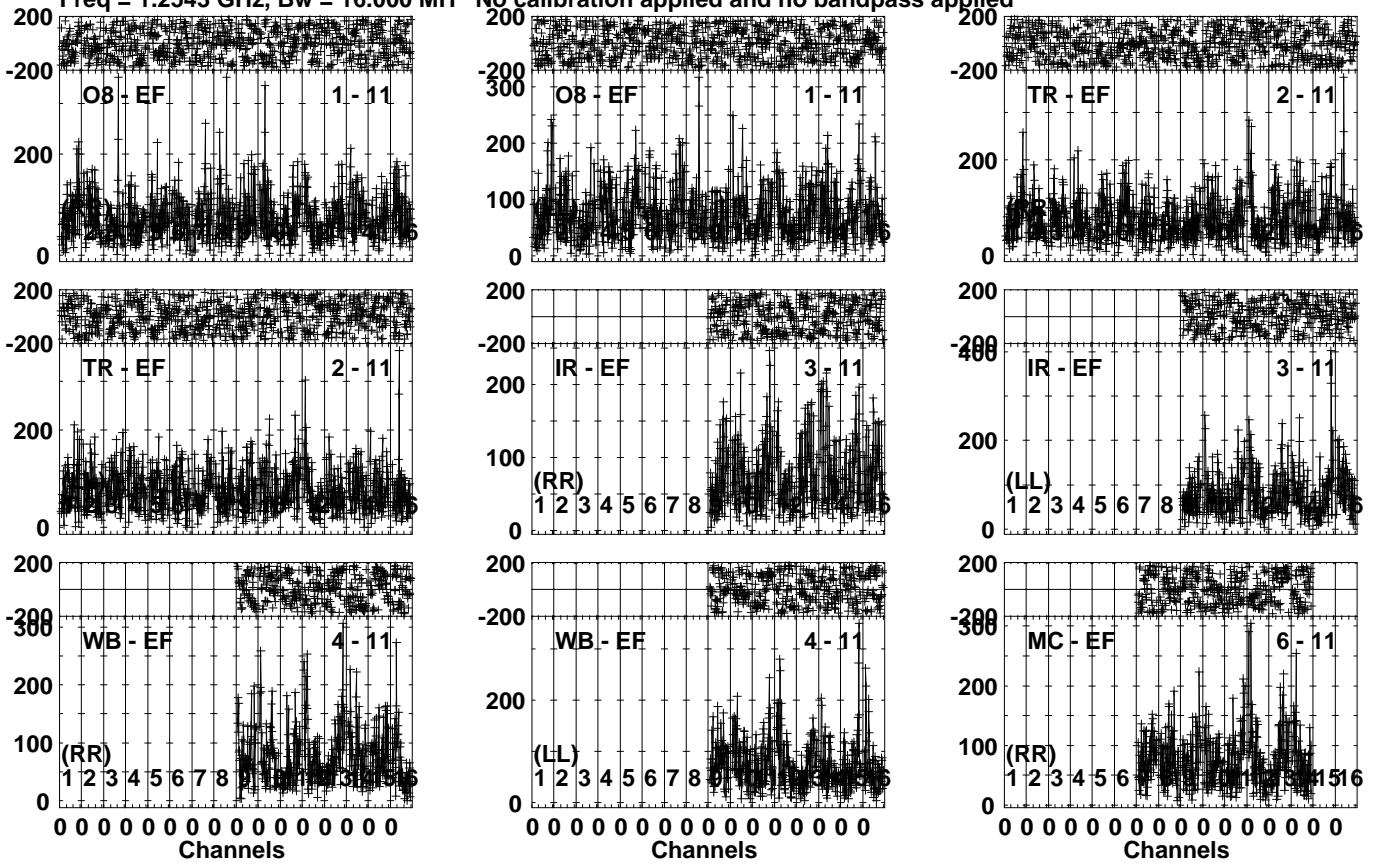
Lower frame: Milli Ampl Jy Top frame: Phas deg  
Vector averaged cross-power spectrum Several baselines displayed  
Timerange: 00/13:53:00 to 00/13:54:58



Plot file version 89 created 02-JUN-2021 12:06:16

R200120 D EK048F.UVDATA.1

Freq = 1.2543 GHz, Bw = 16.000 MH No calibration applied and no bandpass applied

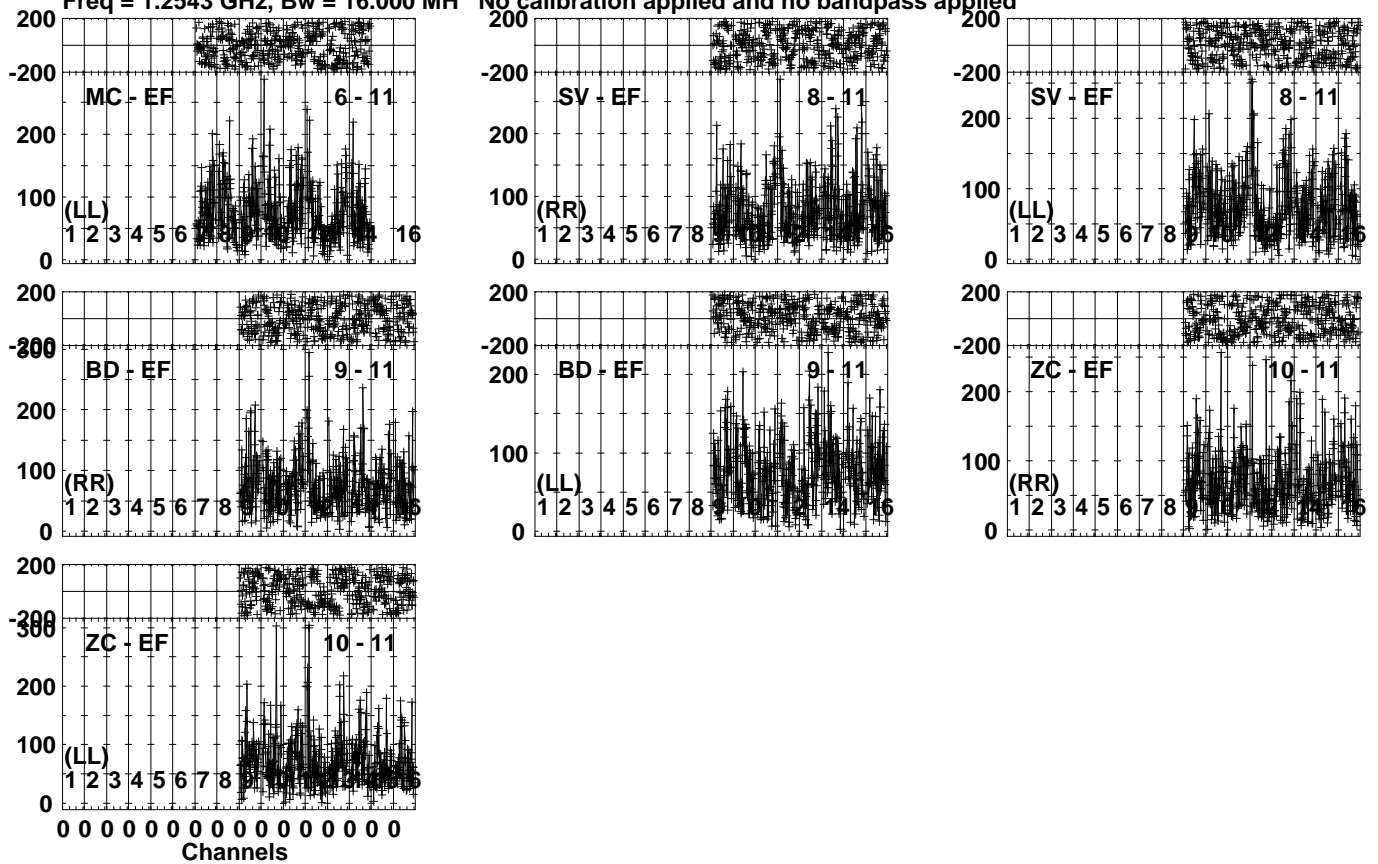


Lower frame: Micro Ampl Jy Top frame: Phas deg  
Vector averaged cross-power spectrum Several baselines displayed  
Timerange: 00/13:55:00 to 00/14:01:28

Plot file version 90 created 02-JUN-2021 12:06:16

R200120 D EK048F.UVDATA.1

Freq = 1.2543 GHz, Bw = 16.000 MH No calibration applied and no bandpass applied

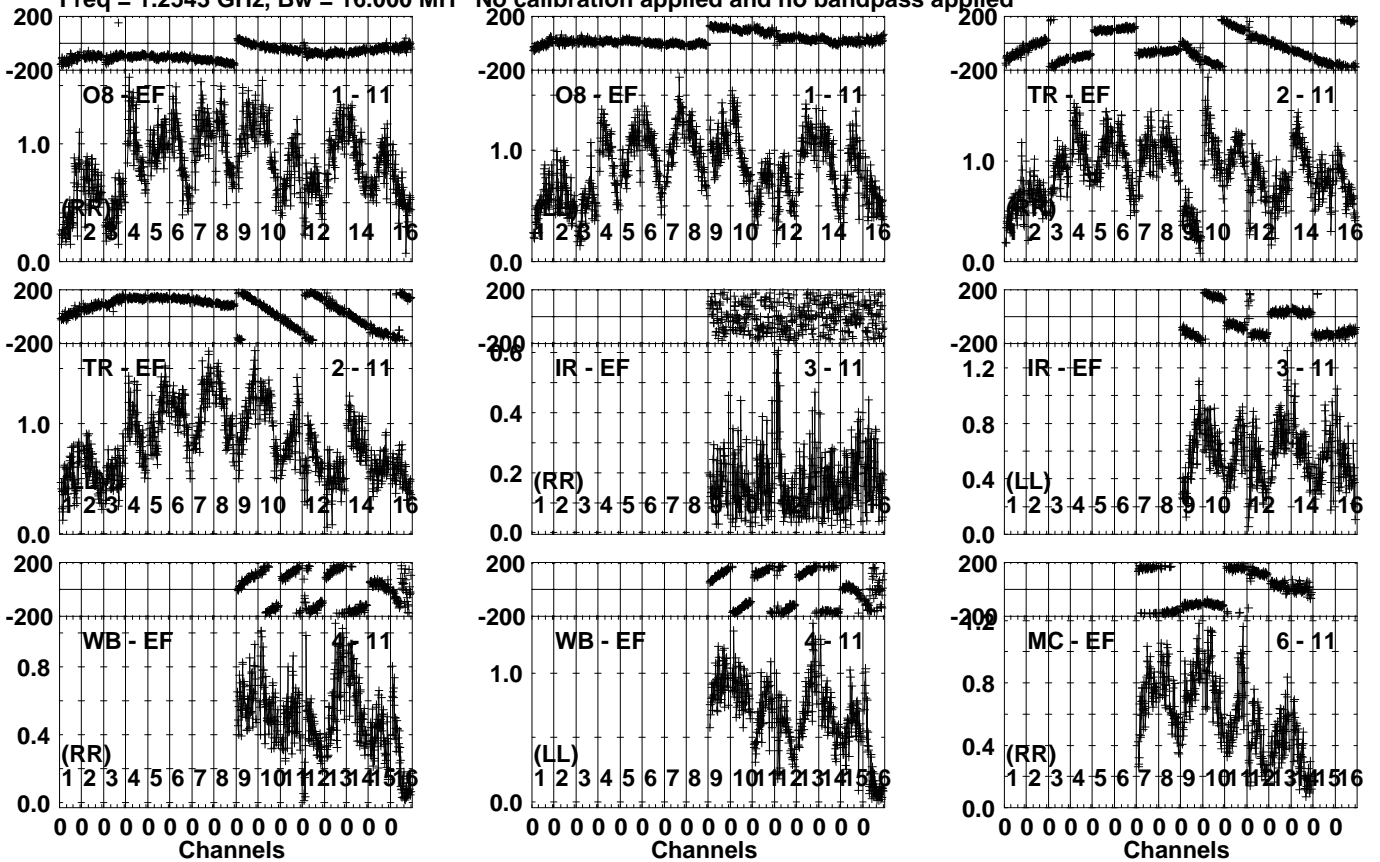


Lower frame: Micro Ampl Jy Top frame: Phas deg  
Vector averaged cross-power spectrum Several baselines displayed  
Timerange: 00/13:55:00 to 00/14:01:28

Plot file version 91 created 02-JUN-2021 12:06:17

J0955+6903 EK048F.UVDATA.1

Freq = 1.2543 GHz, Bw = 16.000 MH No calibration applied and no bandpass applied



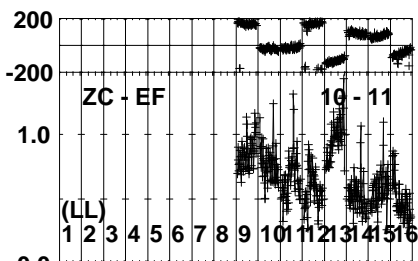
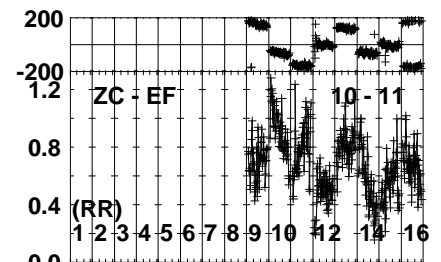
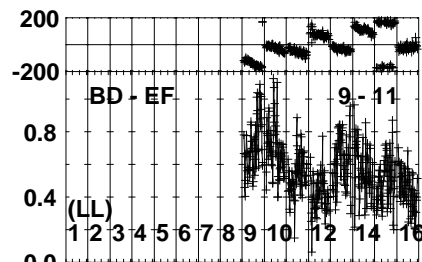
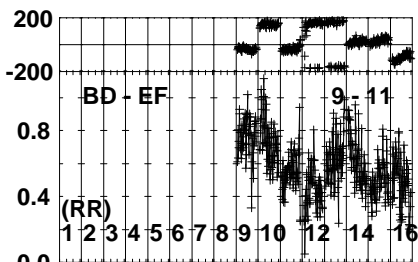
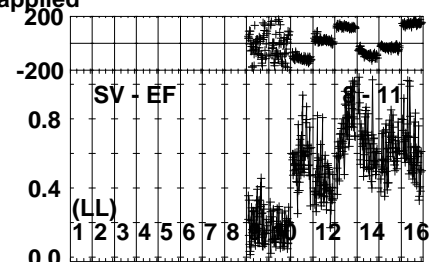
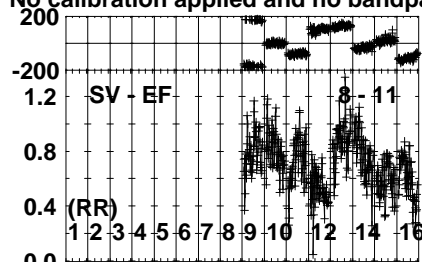
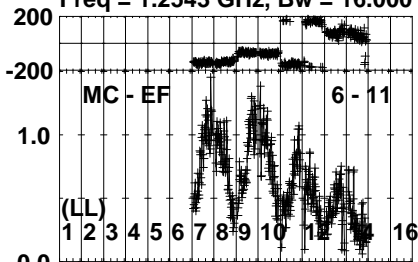
Lower frame: Milli Ampl Jy Top frame: Phas deg  
 Vector averaged cross-power spectrum Several baselines displayed  
 Timerange: 00/14:02:06 to 00/14:03:32

Plot file version 92 created 02-JUN-2021 12:06:18

J0955+6903 EK048F.UVDATA.1

Freq = 1.2543 GHz, Bw = 16.000 MH

No calibration applied and no bandpass applied



0 0 0 0 0 0 0 0 0 0 0 0 0 0 0 0  
Channels

Lower frame: Milli Ampl Jy Top frame: Phas deg

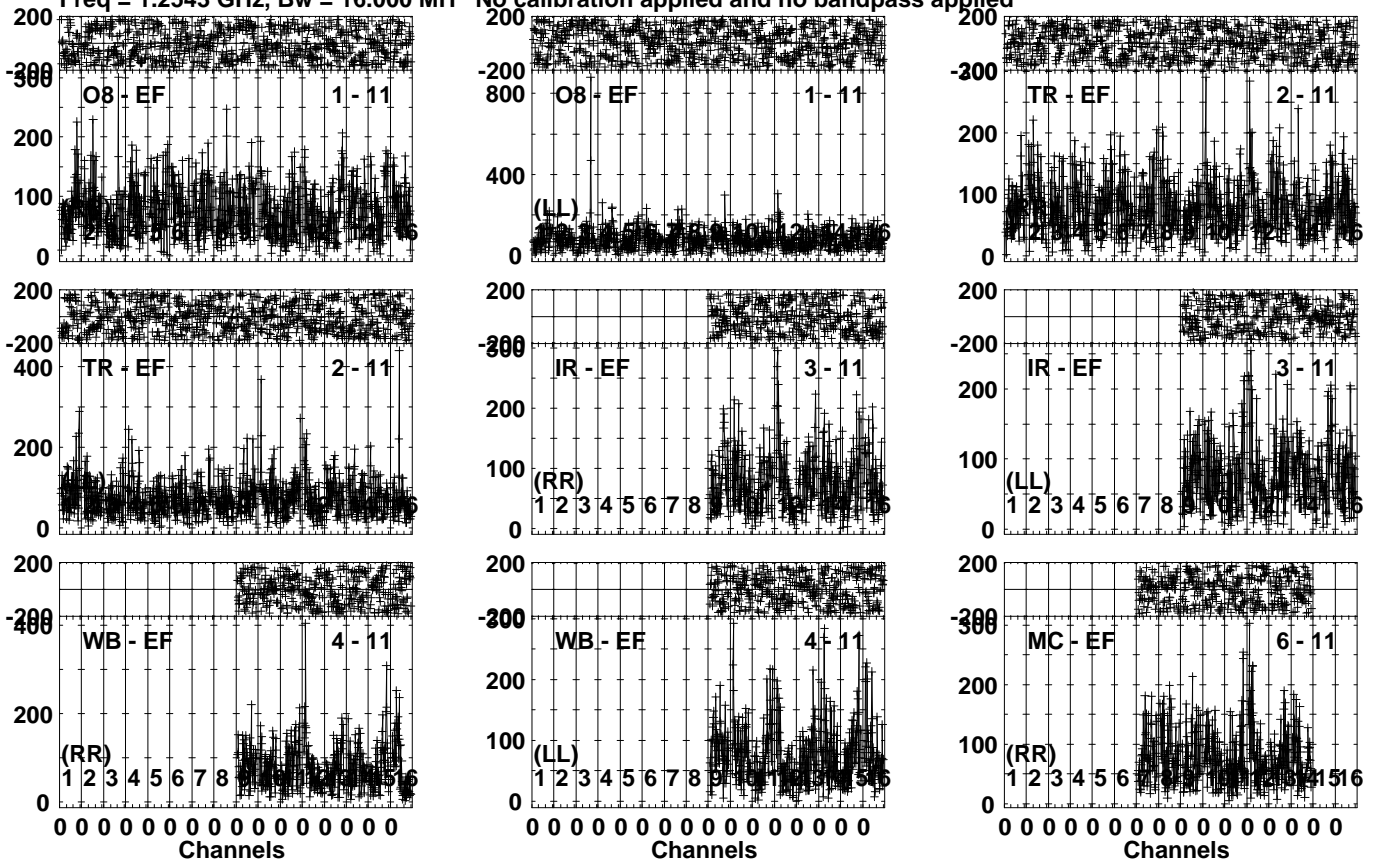
Vector averaged cross-power spectrum Several baselines displayed

Timerange: 00/14:02:06 to 00/14:03:32

Plot file version 93 created 02-JUN-2021 12:06:18

R200120 D EK048F.UVDATA.1

Freq = 1.2543 GHz, Bw = 16.000 MH No calibration applied and no bandpass applied

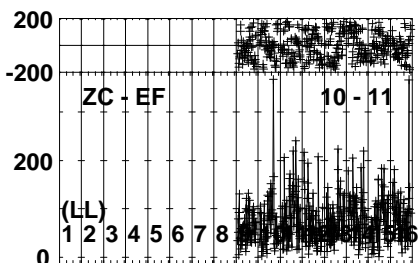
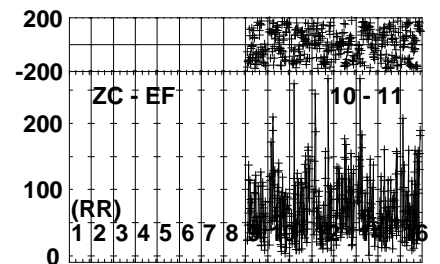
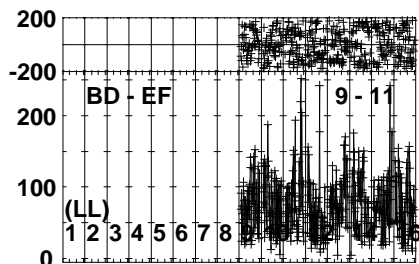
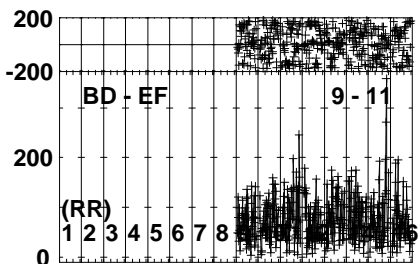
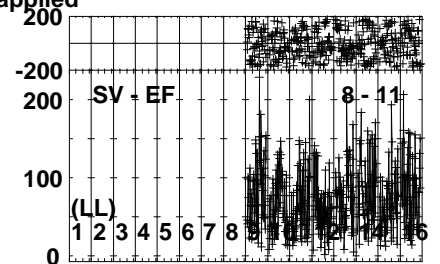
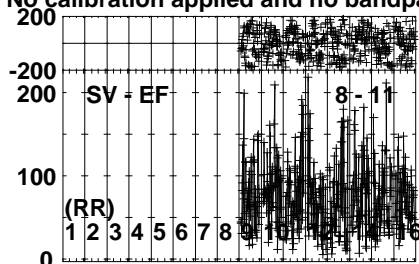
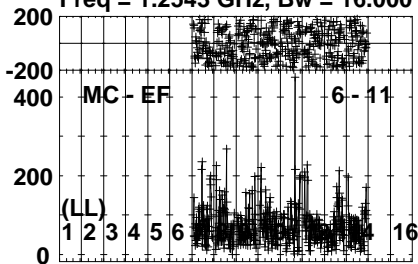


Lower frame: Micro Ampl Jy Top frame: Phas deg  
Vector averaged cross-power spectrum Several baselines displayed  
Timerange: 00/14:03:34 to 00/14:10:02

Plot file version 94 created 02-JUN-2021 12:06:19

R200120 D EK048F.UVDATA.1

Freq = 1.2543 GHz, Bw = 16.000 MH No calibration applied and no bandpass applied



0 0 0 0 0 0 0 0 0 0 0 0 0 0 0 0  
Channels

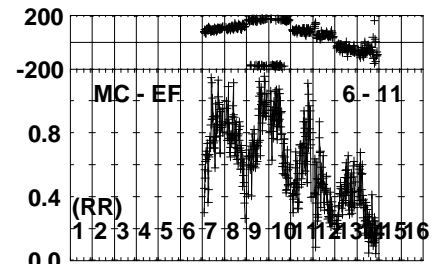
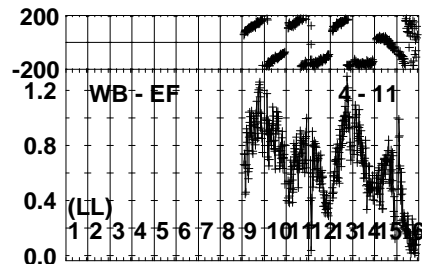
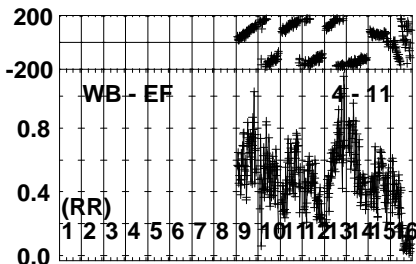
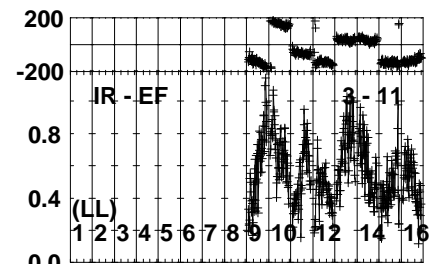
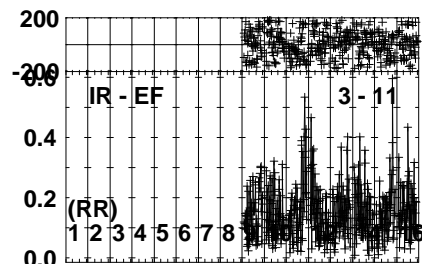
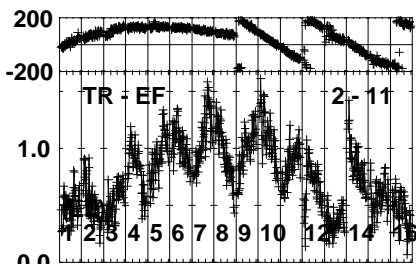
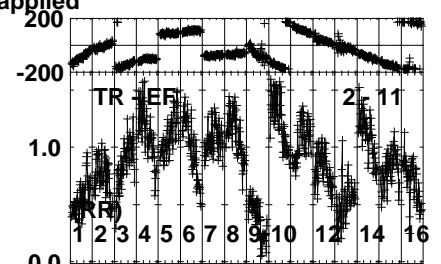
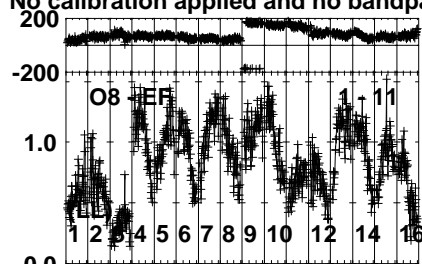
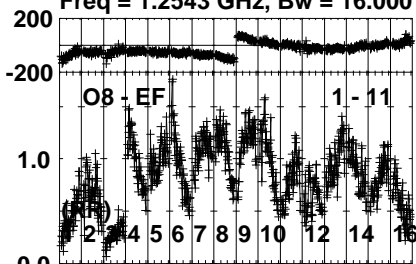
Lower frame: Micro Ampl Jy Top frame: Phas deg  
Vector averaged cross-power spectrum Several baselines displayed  
Timerange: 00/14:03:34 to 00/14:10:02

Plot file version 95 created 02-JUN-2021 12:06:20

J0955+6903 EK048F.UVDATA.1

Freq = 1.2543 GHz, Bw = 16.000 MH

No calibration applied and no bandpass applied

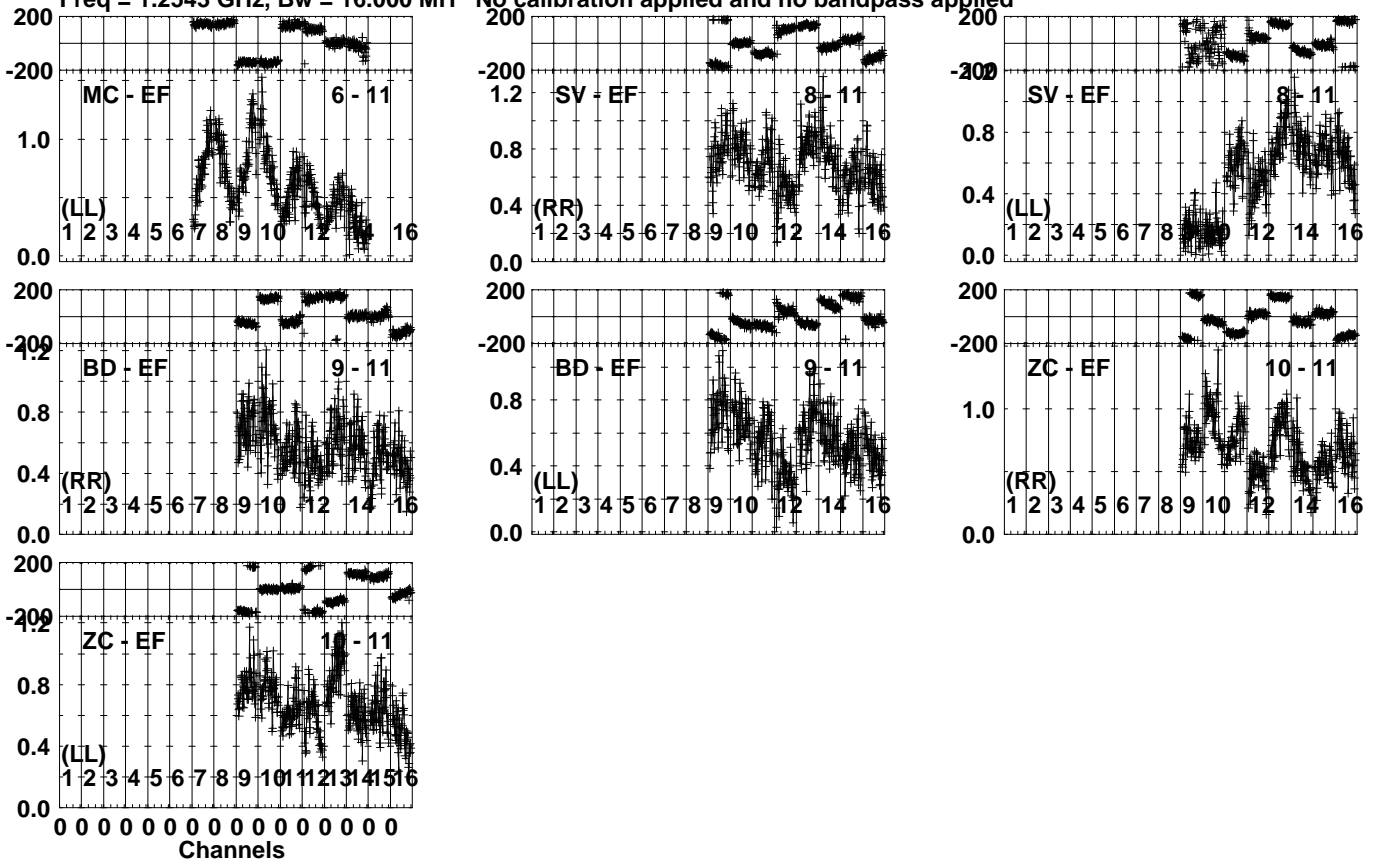


Lower frame: Milli Ampl Jy Top frame: Phas deg  
Vector averaged cross-power spectrum Several baselines displayed  
Timerange: 00/14:10:04 to 00/14:12:02

Plot file version 96 created 02-JUN-2021 12:06:20

J0955+6903 EK048F.UVDATA.1

Freq = 1.2543 GHz, Bw = 16.000 MH No calibration applied and no bandpass applied



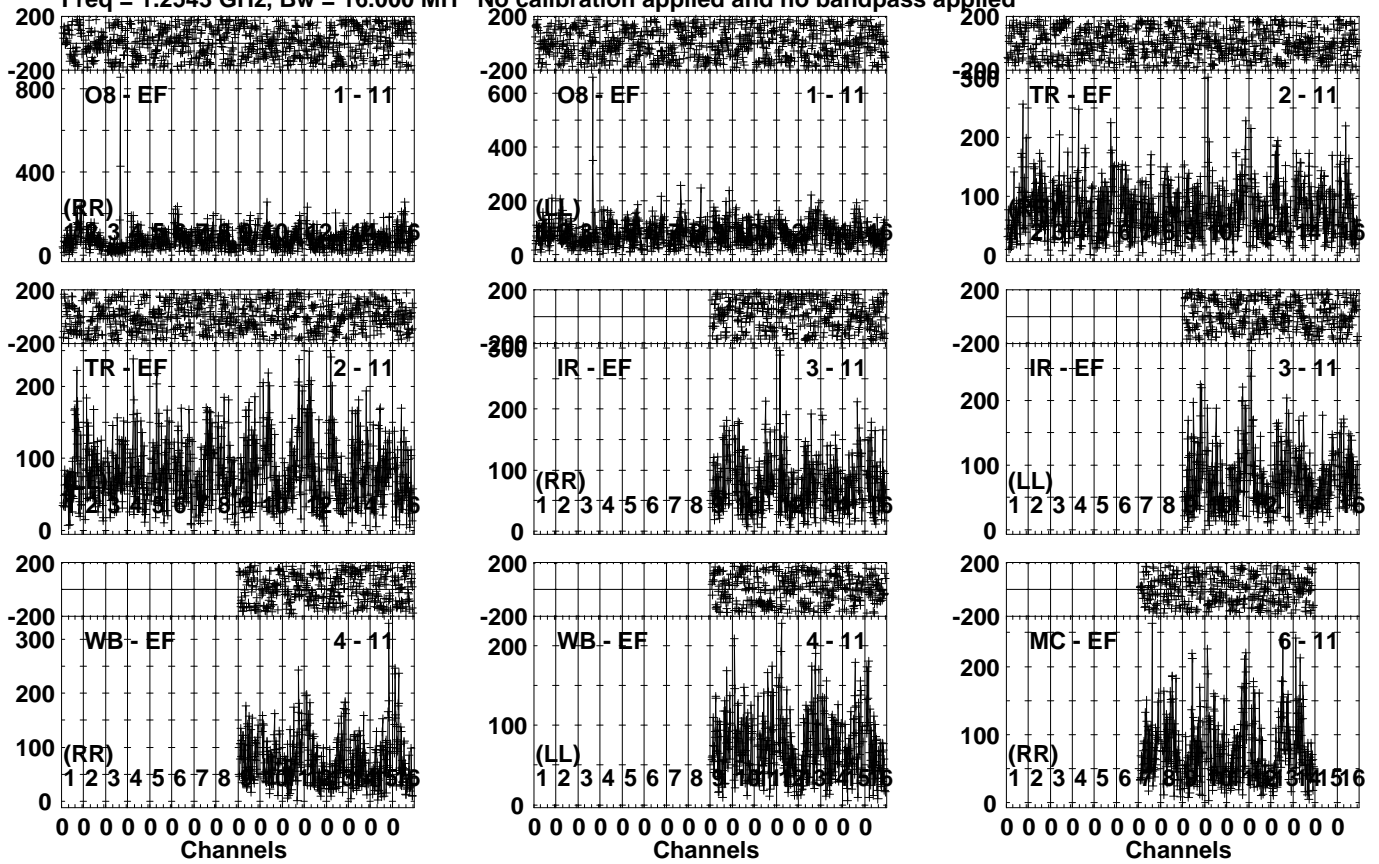
Lower frame: Milli Ampl Jy Top frame: Phas deg  
Vector averaged cross-power spectrum Several baselines displayed  
Timerange: 00/14:10:04 to 00/14:12:02



Plot file version 97 created 02-JUN-2021 12:06:21

R200120 D EK048F.UVDATA.1

Freq = 1.2543 GHz, Bw = 16.000 MH No calibration applied and no bandpass applied

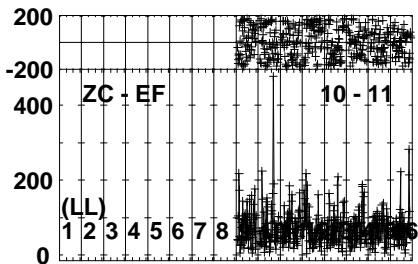
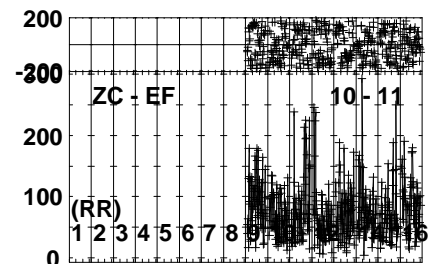
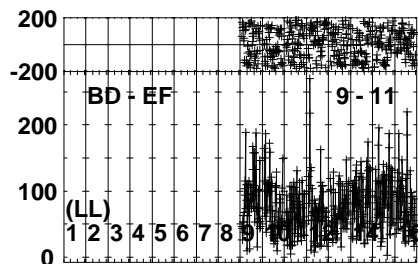
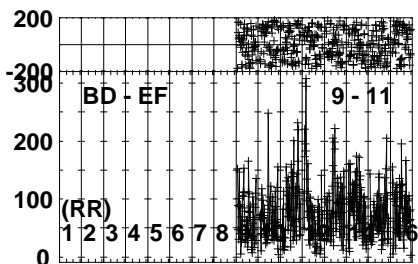
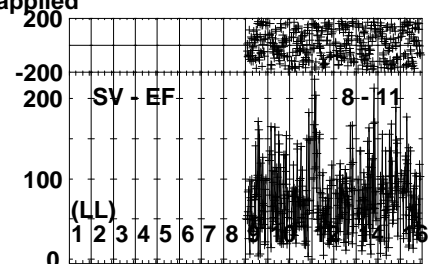
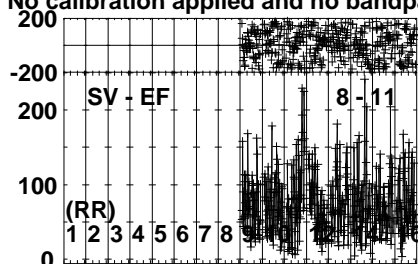
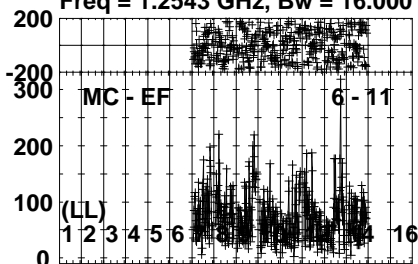


Lower frame: Micro Ampl Jy Top frame: Phas deg  
Vector averaged cross-power spectrum Several baselines displayed  
Timerange: 00/14:12:04 to 00/14:18:32

Plot file version 98 created 02-JUN-2021 12:06:22

R200120 D EK048F.UVDATA.1

Freq = 1.2543 GHz, Bw = 16.000 MH No calibration applied and no bandpass applied



0 0 0 0 0 0 0 0 0 0 0 0 0 0 0 0

Channels

Lower frame: Micro Ampl Jy Top frame: Phas deg

Vector averaged cross-power spectrum Several baselines displayed

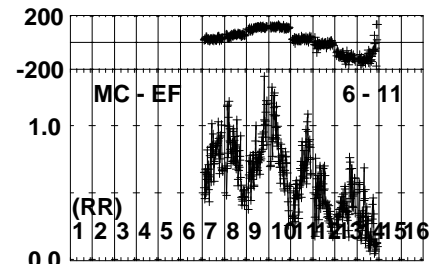
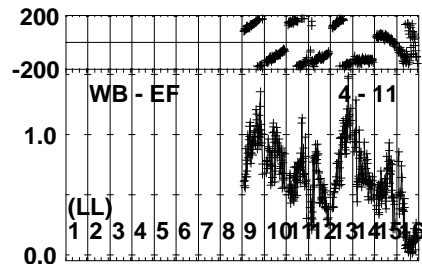
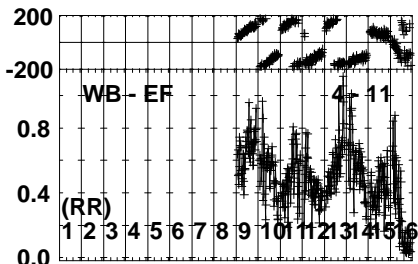
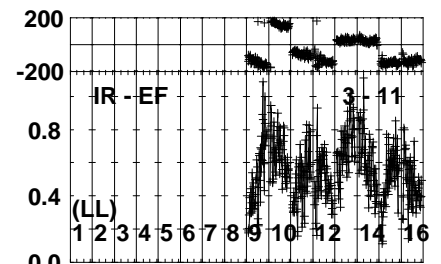
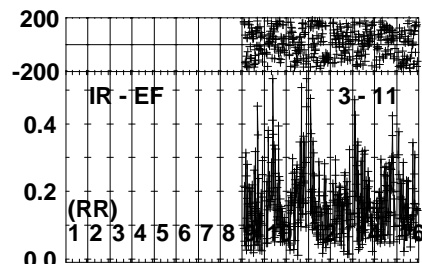
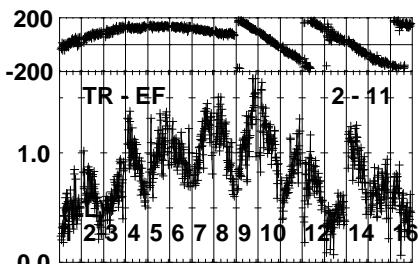
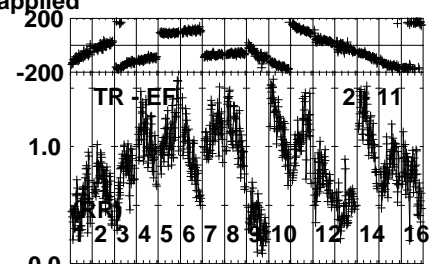
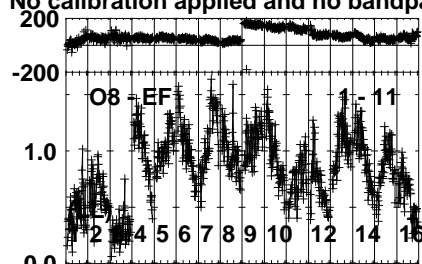
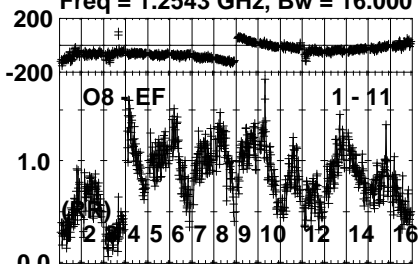
Timerange: 00/14:12:04 to 00/14:18:32

Plot file version 99 created 02-JUN-2021 12:06:22

J0955+6903 EK048F.UVDATA.1

Freq = 1.2543 GHz, Bw = 16.000 MH

No calibration applied and no bandpass applied



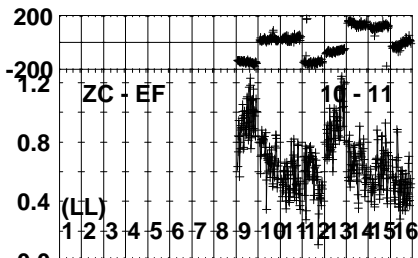
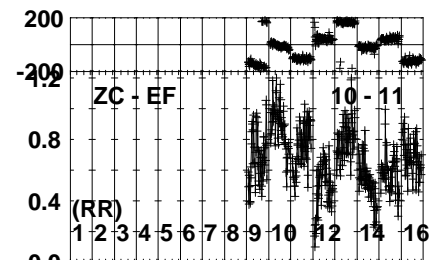
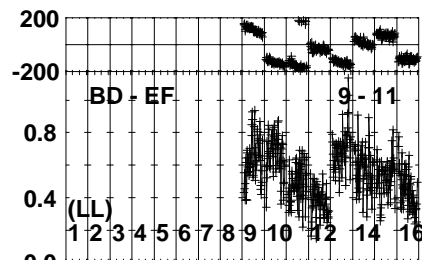
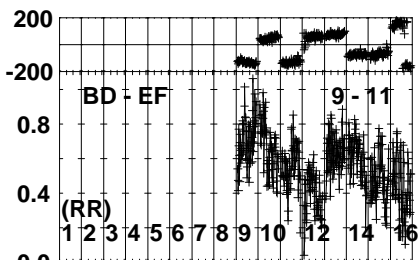
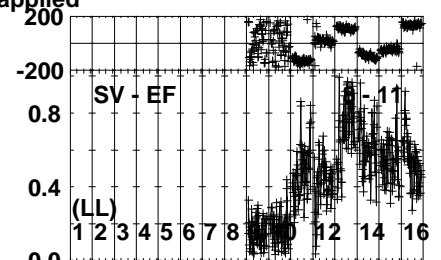
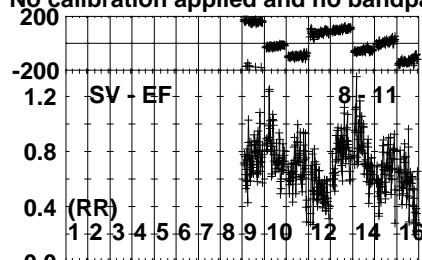
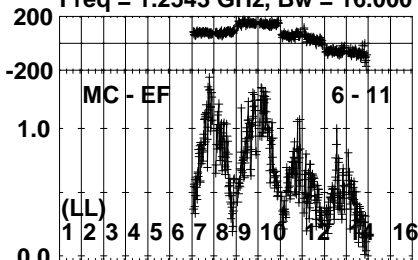
Lower frame: Milli Ampl Jy Top frame: Phas deg  
Vector averaged cross-power spectrum Several baselines displayed  
Timerange: 00/14:19:08 to 00/14:20:36

Plot file version 100 created 02-JUN-2021 12:06:23

J0955+6903 EK048F.UVDATA.1

Freq = 1.2543 GHz, Bw = 16.000 MH

No calibration applied and no bandpass applied



0 0 0 0 0 0 0 0 0 0 0 0 0 0 0 0  
Channels

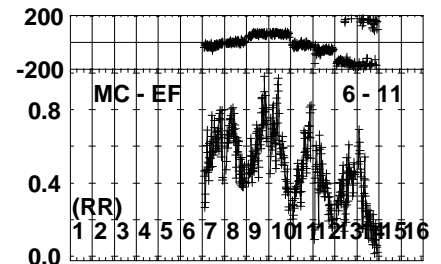
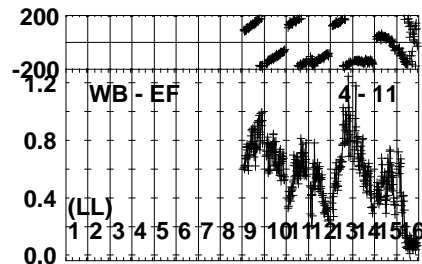
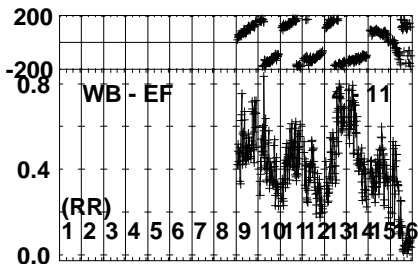
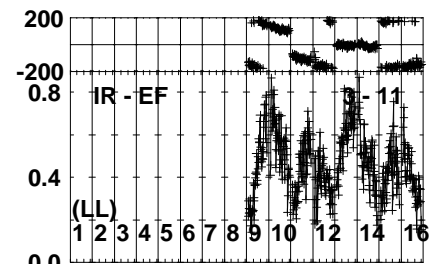
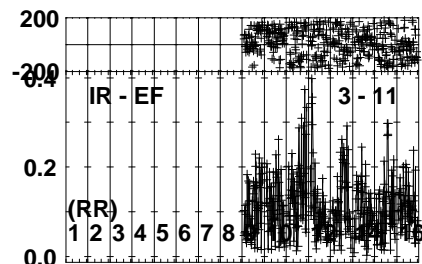
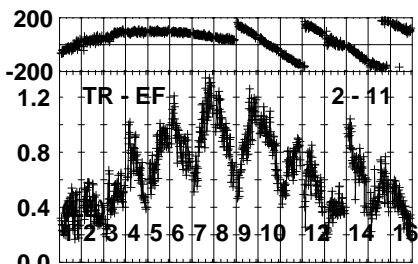
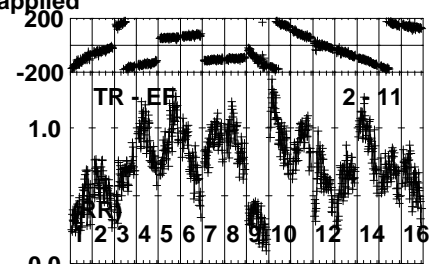
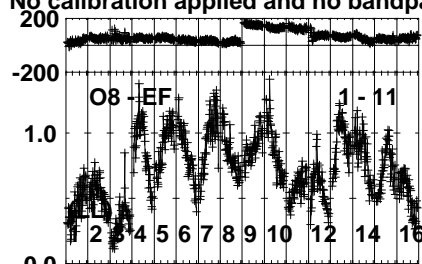
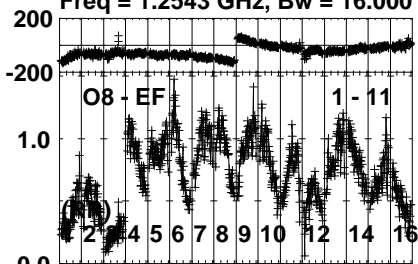
Lower frame: Milli Ampl Jy Top frame: Phas deg  
Vector averaged cross-power spectrum Several baselines displayed  
Timerange: 00/14:19:08 to 00/14:20:36

Plot file version 101 created 02-JUN-2021 12:06:23

J1003+6813 EK048F.UVDATA.1

Freq = 1.2543 GHz, Bw = 16.000 MH

No calibration applied and no bandpass applied



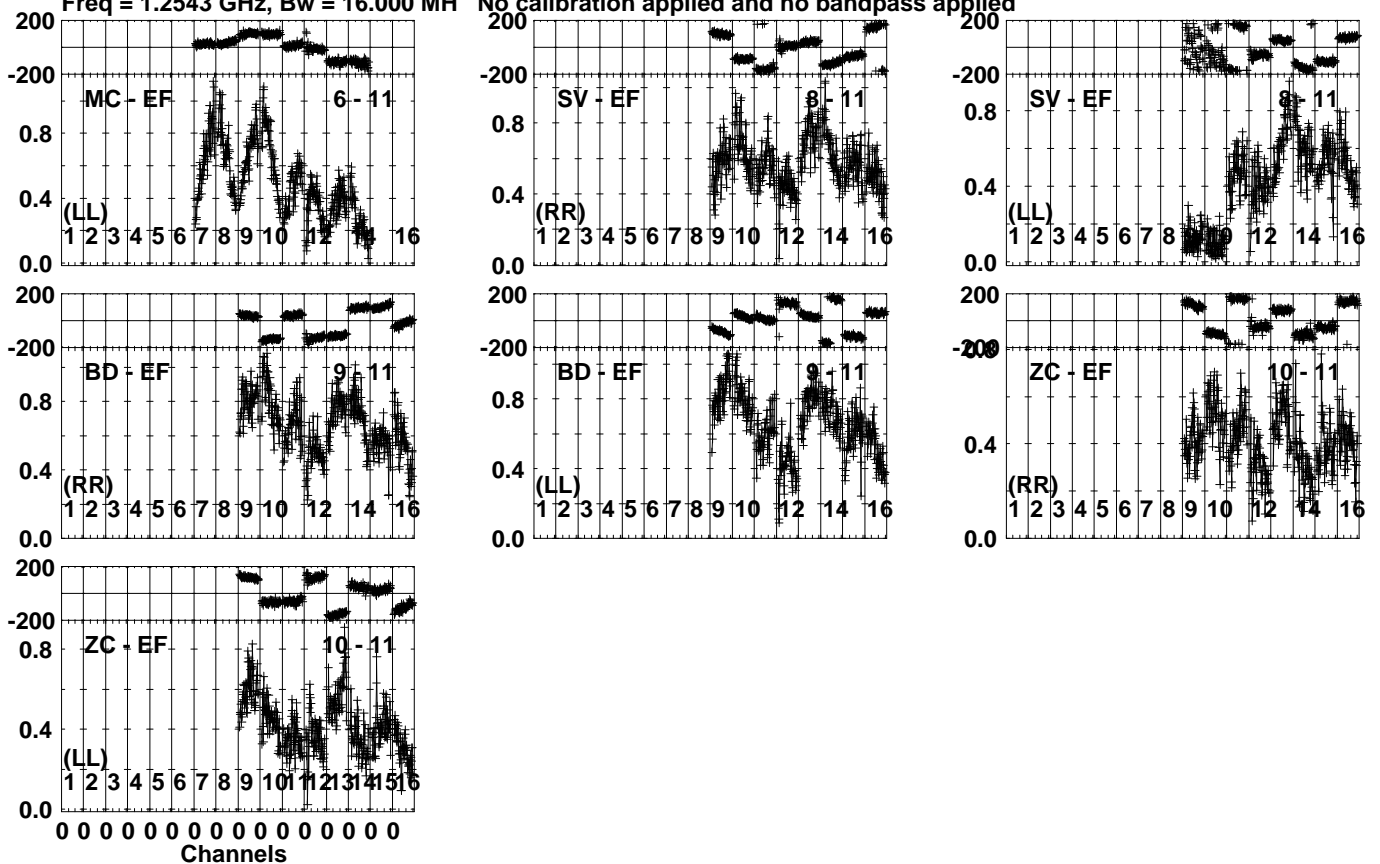
Lower frame: Milli Ampl Jy Top frame: Phas deg  
Vector averaged cross-power spectrum Several baselines displayed  
Timerange: 00/14:20:38 to 00/14:24:06

Plot file version 102 created 02-JUN-2021 12:06:24

J1003+6813 EK048F.UVDATA.1

Freq = 1.2543 GHz, Bw = 16.000 MH

No calibration applied and no bandpass applied



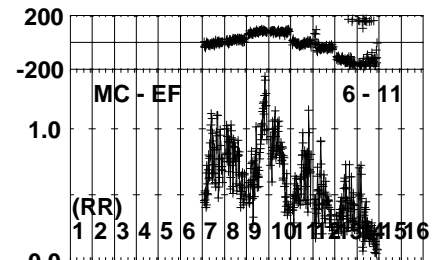
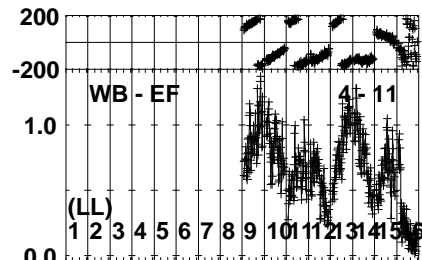
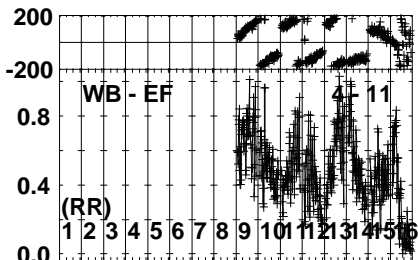
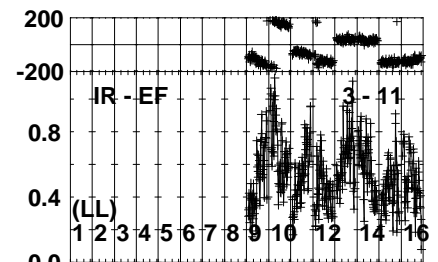
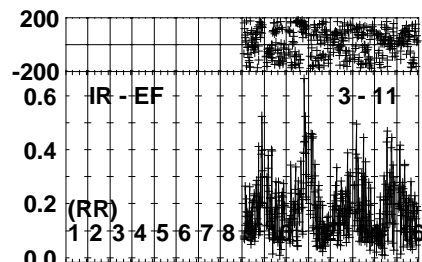
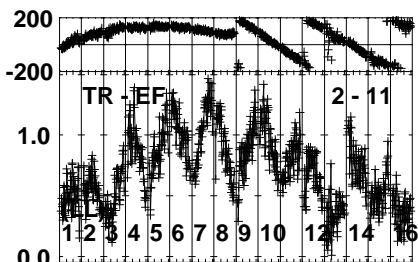
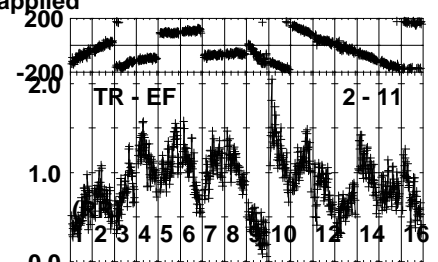
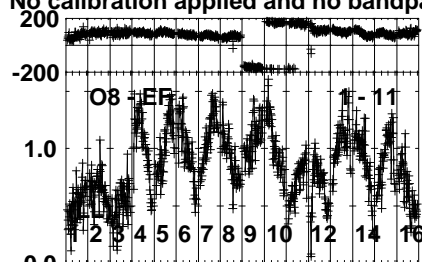
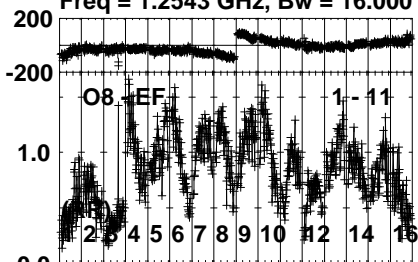
Lower frame: Milli Ampl Jy Top frame: Phas deg  
Vector averaged cross-power spectrum Several baselines displayed  
Timerange: 00/14:20:38 to 00/14:24:06

Plot file version 103 created 02-JUN-2021 12:06:24

J0955+6903 EK048F.UVDATA.1

Freq = 1.2543 GHz, Bw = 16.000 MH

No calibration applied and no bandpass applied



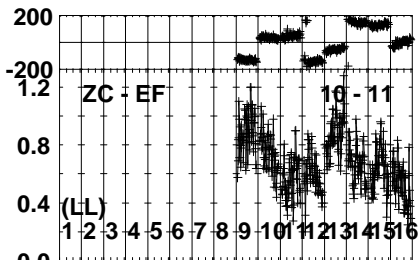
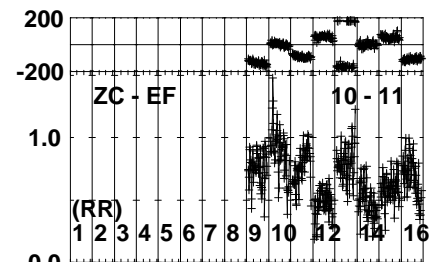
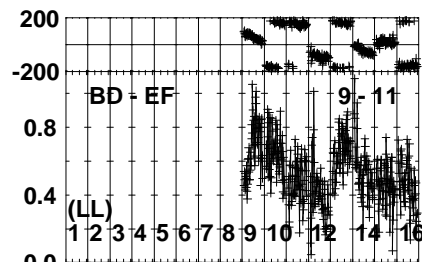
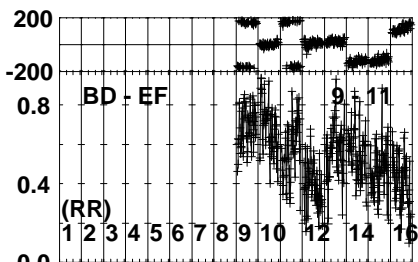
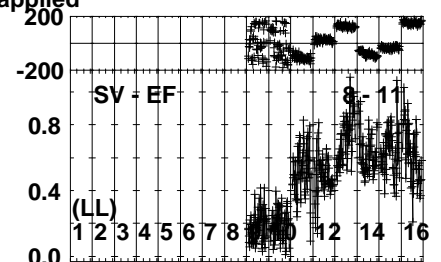
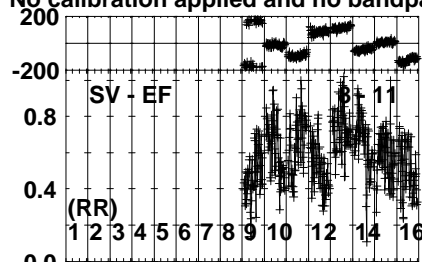
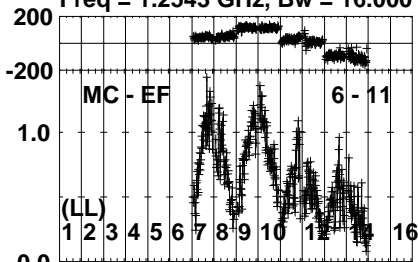
Lower frame: Milli Ampl Jy Top frame: Phas deg  
Vector averaged cross-power spectrum Several baselines displayed  
Timerange: 00/14:24:08 to 00/14:26:06

Plot file version 104 created 02-JUN-2021 12:06:25

J0955+6903 EK048F.UVDATA.1

Freq = 1.2543 GHz, Bw = 16.000 MH

No calibration applied and no bandpass applied



0 0 0 0 0 0 0 0 0 0 0 0 0 0 0 0

Channels

Lower frame: Milli Ampl Jy Top frame: Phas deg

Vector averaged cross-power spectrum Several baselines displayed

Timerange: 00/14:24:08 to 00/14:26:06

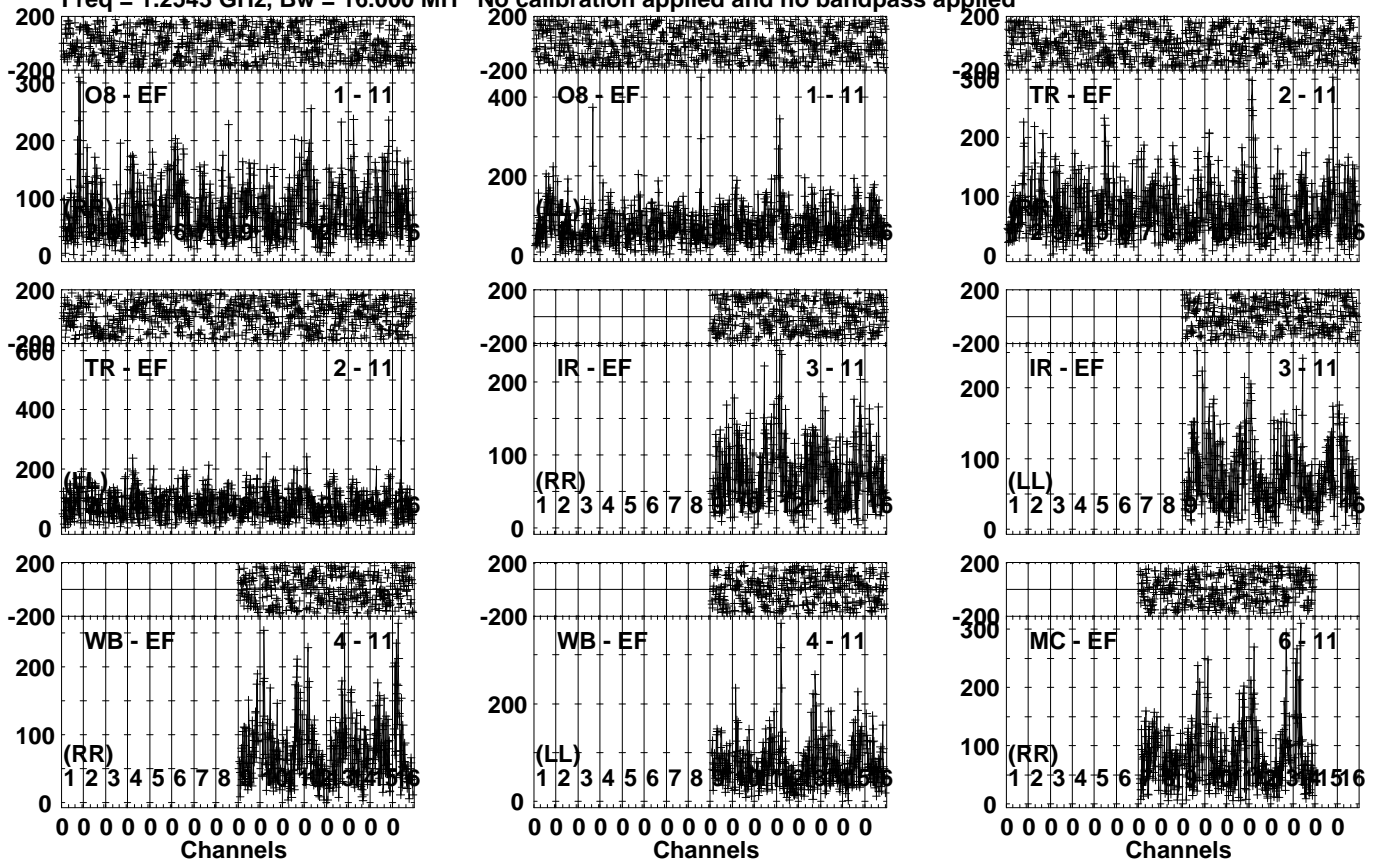


Plot file version 105 created 02-JUN-2021 12:06:25

R200120 D EK048F.UVDATA.1

Freq = 1.2543 GHz, Bw = 16.000 MH

No calibration applied and no bandpass applied

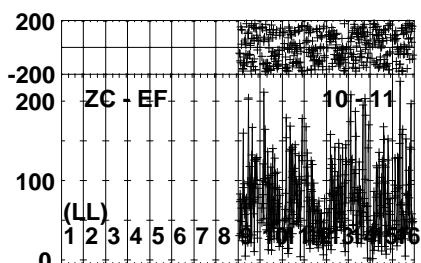
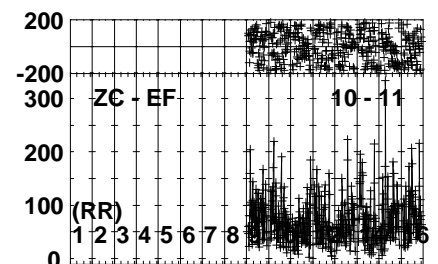
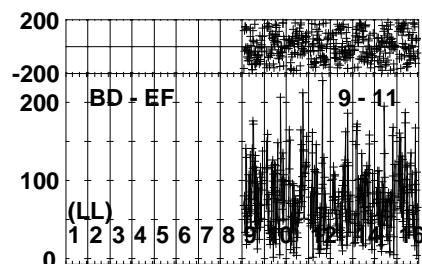
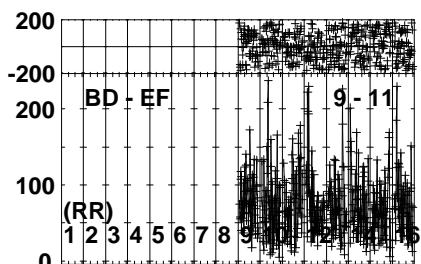
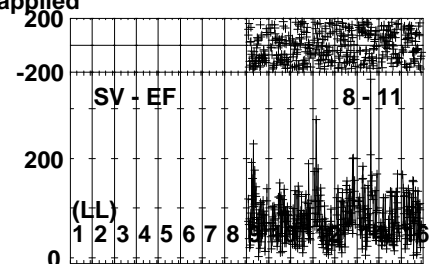
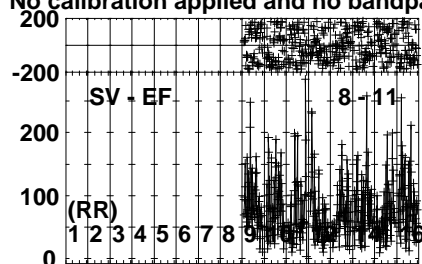
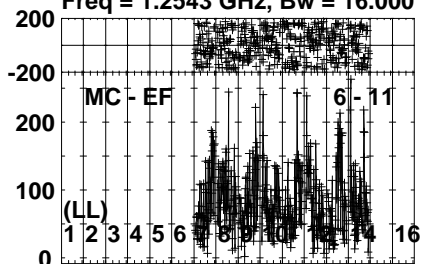


Lower frame: Micro Ampl Jy Top frame: Phas deg  
Vector averaged cross-power spectrum Several baselines displayed  
Timerange: 00/14:26:08 to 00/14:32:36

Plot file version 106 created 02-JUN-2021 12:06:26

R200120 D EK048F.UVDATA.1

Freq = 1.2543 GHz, Bw = 16.000 MH No calibration applied and no bandpass applied



0 0 0 0 0 0 0 0 0 0 0 0 0 0 0 0  
Channels

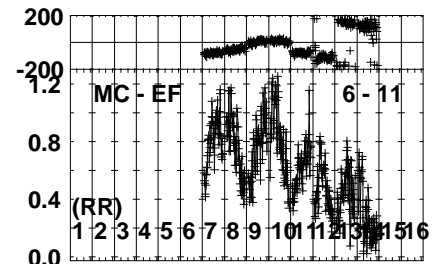
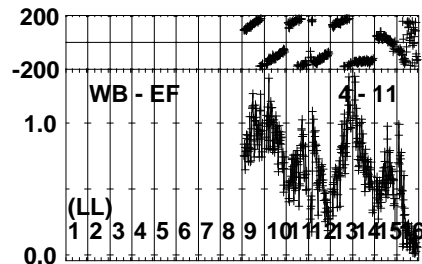
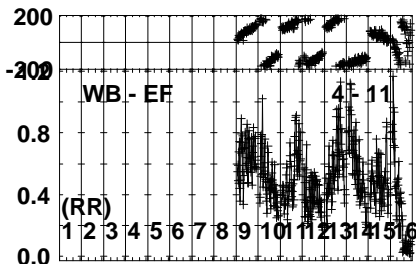
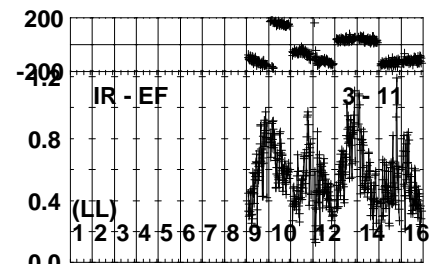
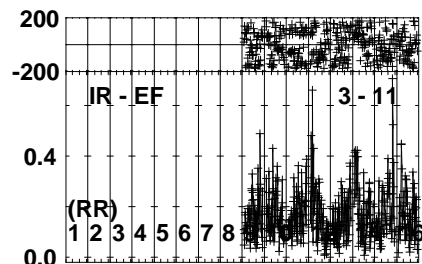
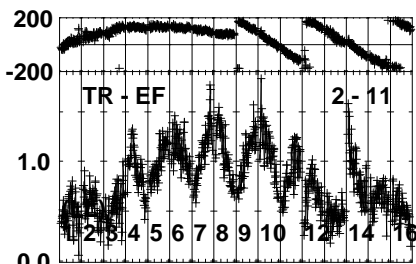
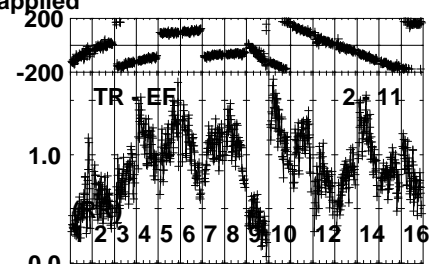
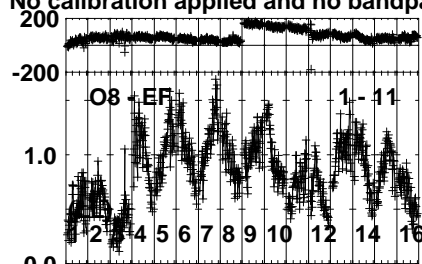
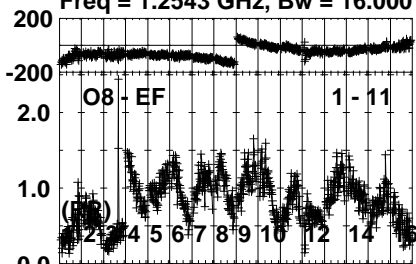
Lower frame: Micro Ampl Jy Top frame: Phas deg  
Vector averaged cross-power spectrum Several baselines displayed  
Timerange: 00/14:26:08 to 00/14:32:36

Plot file version 107 created 02-JUN-2021 12:06:27

J0955+6903 EK048F.UVDATA.1

Freq = 1.2543 GHz, Bw = 16.000 MH

No calibration applied and no bandpass applied

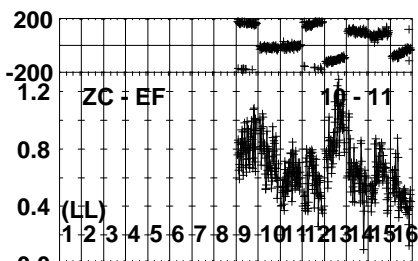
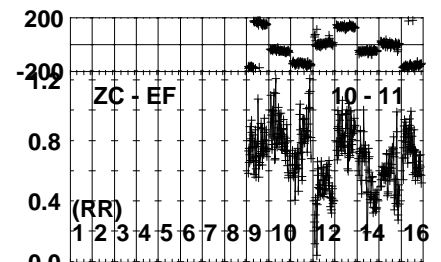
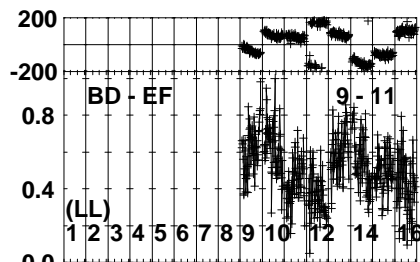
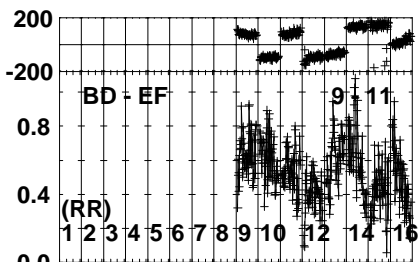
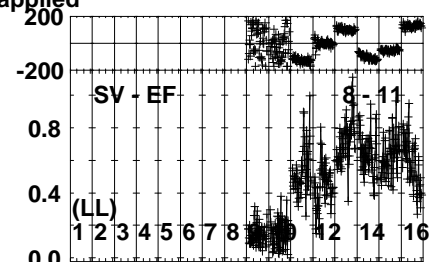
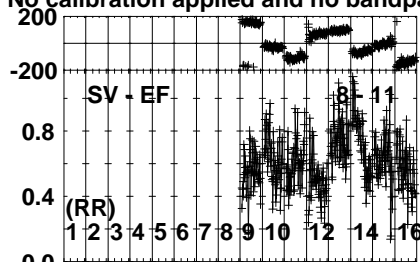
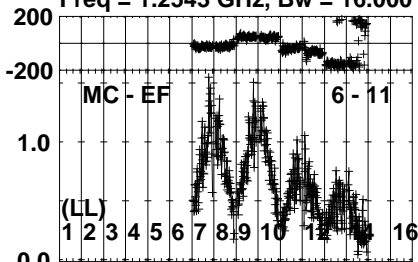


Lower frame: Milli Ampl Jy Top frame: Phas deg  
 Vector averaged cross-power spectrum Several baselines displayed  
 Timerange: 00/14:33:13 to 00/14:34:41

Plot file version 108 created 02-JUN-2021 12:06:27

J0955+6903 EK048F.UVDATA.1

Freq = 1.2543 GHz, Bw = 16.000 MH No calibration applied and no bandpass applied



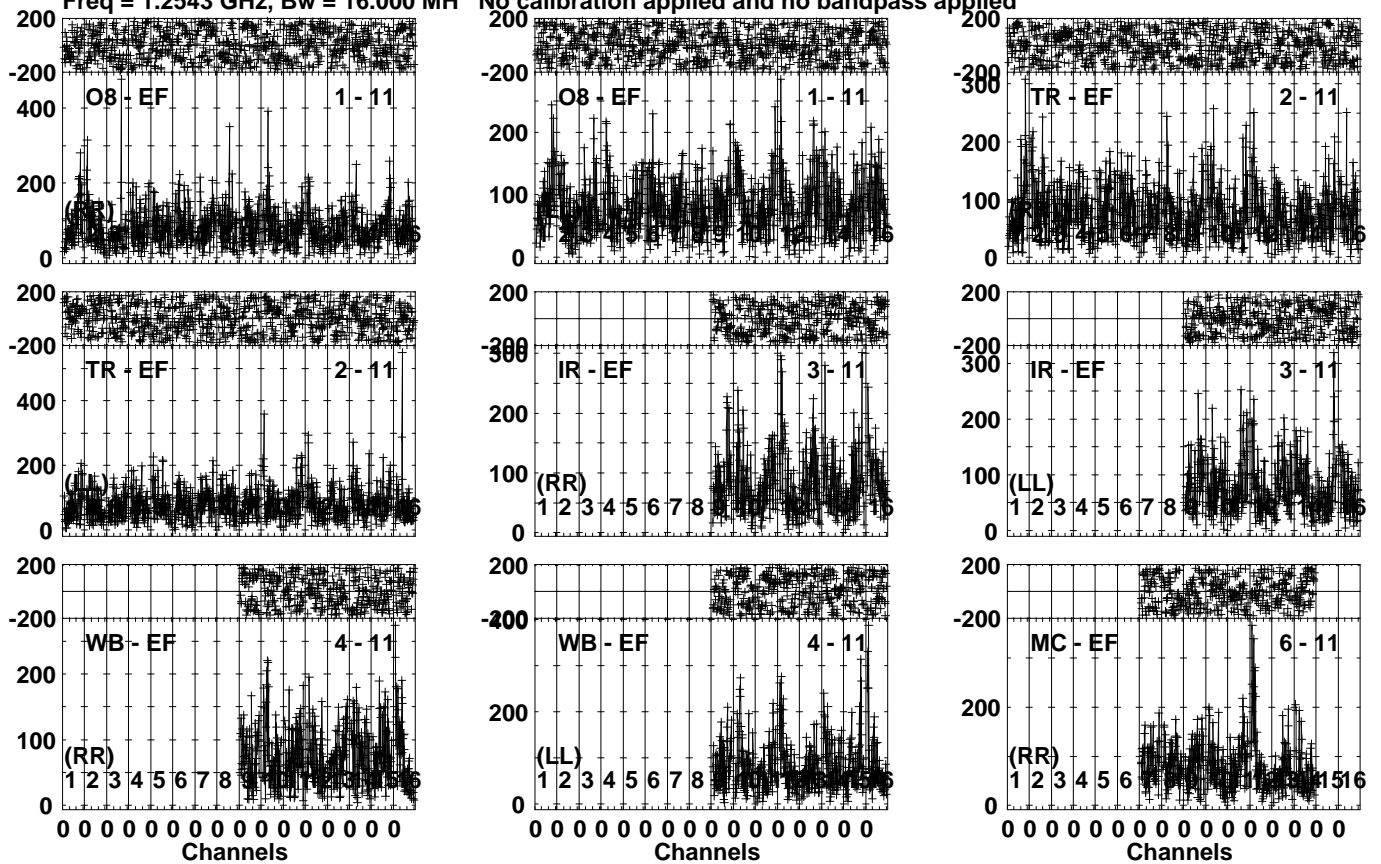
0 0 0 0 0 0 0 0 0 0 0 0 0 0 0 0  
Channels

Lower frame: Milli Ampl Jy Top frame: Phas deg  
Vector averaged cross-power spectrum Several baselines displayed  
Timerange: 00/14:33:13 to 00/14:34:41

Plot file version 109 created 02-JUN-2021 12:06:28

R200120 D EK048F.UVDATA.1

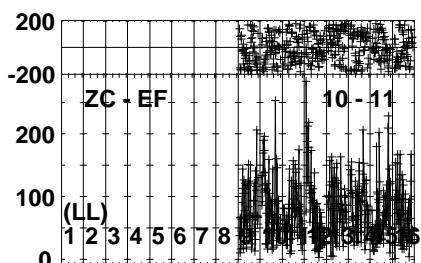
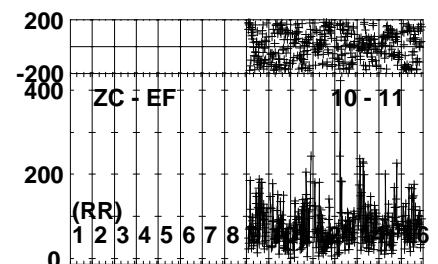
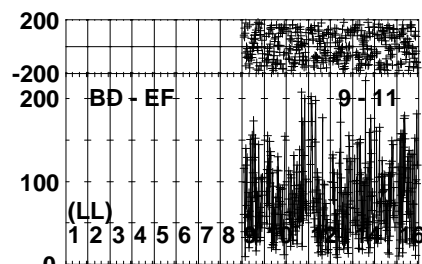
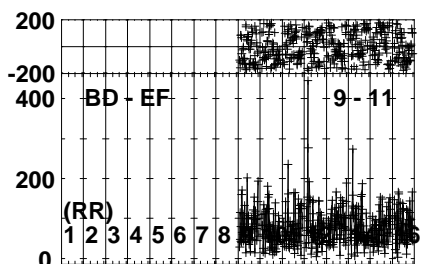
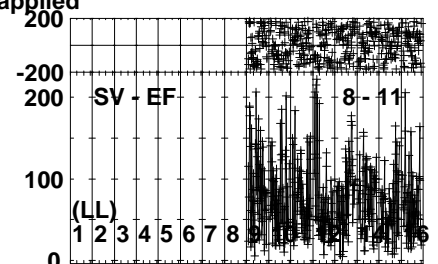
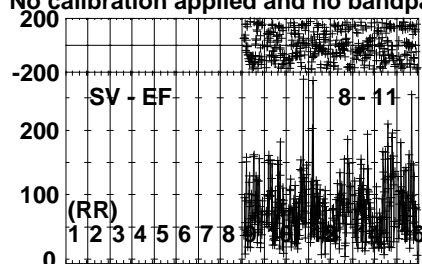
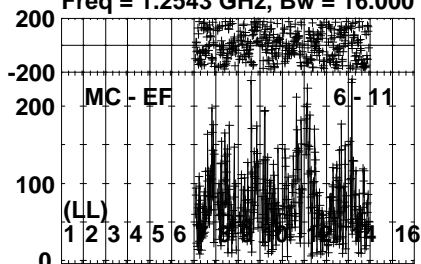
Freq = 1.2543 GHz, Bw = 16.000 MH No calibration applied and no bandpass applied



Plot file version 110 created 02-JUN-2021 12:06:29

R200120 D EK048F.UVDATA.1

Freq = 1.2543 GHz, Bw = 16.000 MH No calibration applied and no bandpass applied



0 0 0 0 0 0 0 0 0 0 0 0 0 0 0 0  
Channels

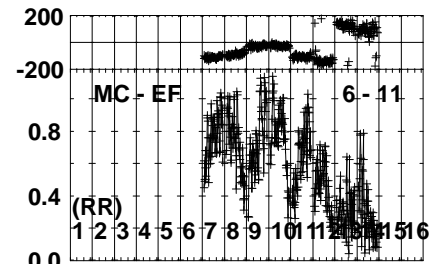
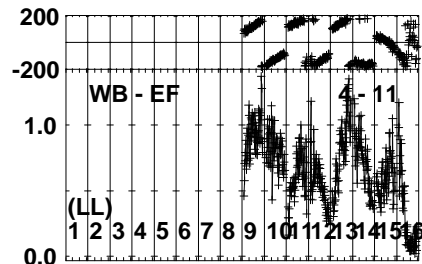
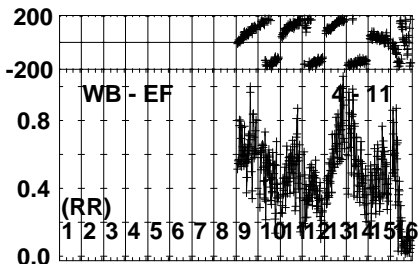
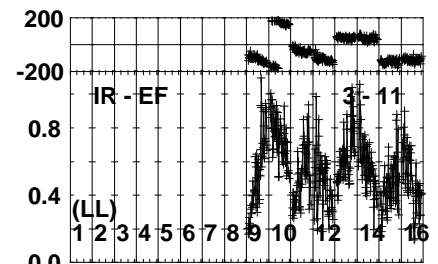
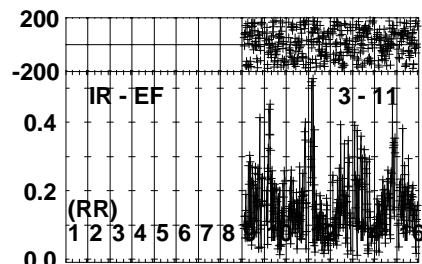
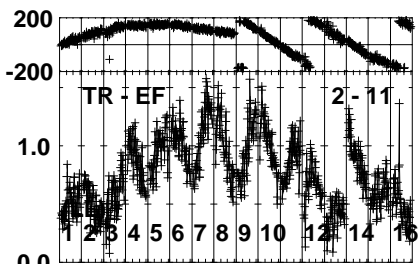
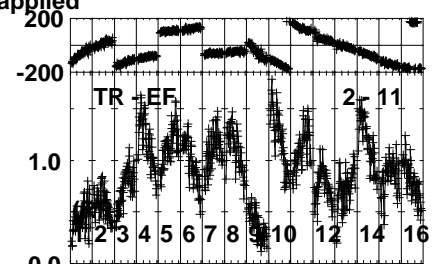
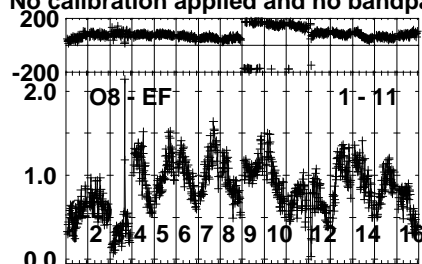
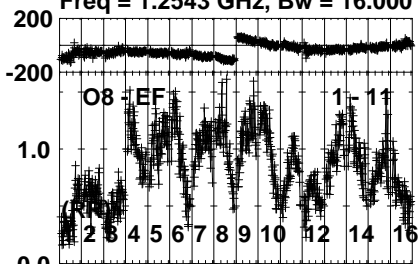
Lower frame: Micro Ampl Jy Top frame: Phas deg  
Vector averaged cross-power spectrum Several baselines displayed  
Timerange: 00/14:34:43 to 00/14:40:41

Plot file version 111 created 02-JUN-2021 12:06:29

J0955+6903 EK048F.UVDATA.1

Freq = 1.2543 GHz, Bw = 16.000 MH

No calibration applied and no bandpass applied



0 0 0 0 0 0 0 0 0 0 0 0 0 0 0 0  
Channels

0 0 0 0 0 0 0 0 0 0 0 0 0 0 0 0  
Channels

0 0 0 0 0 0 0 0 0 0 0 0 0 0 0 0  
Channels

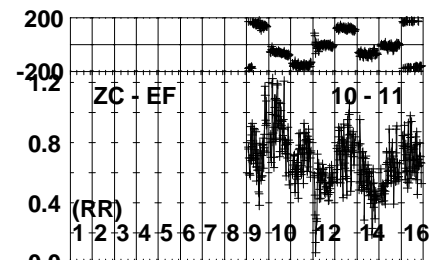
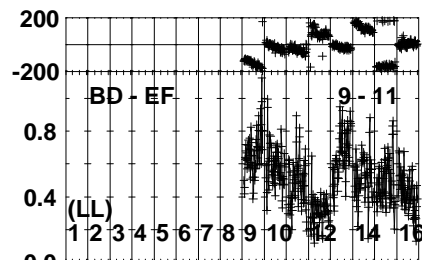
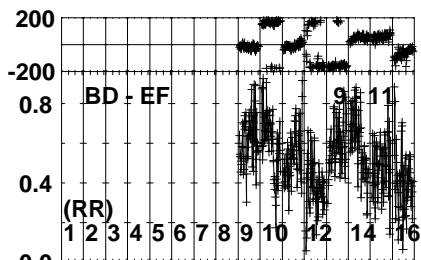
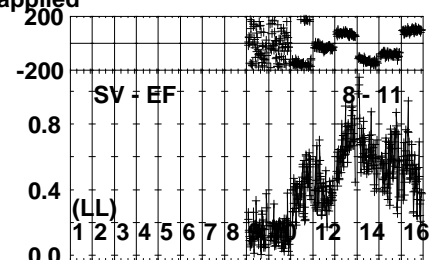
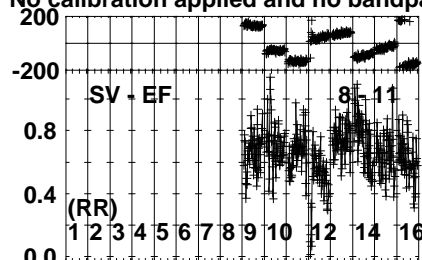
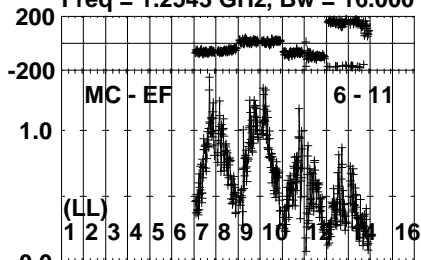
Lower frame: Milli Ampl Jy Top frame: Phas deg  
Vector averaged cross-power spectrum Several baselines displayed  
Timerange: 00/14:40:43 to 00/14:42:41

Plot file version 112 created 02-JUN-2021 12:06:30

J0955+6903 EK048F.UVDATA.1

Freq = 1.2543 GHz, Bw = 16.000 MH

No calibration applied and no bandpass applied



0 0 0 0 0 0 0 0 0 0 0 0 0 0 0 0

Channels

Lower frame: Milli Ampl Jy Top frame: Phas deg

Vector averaged cross-power spectrum Several baselines displayed

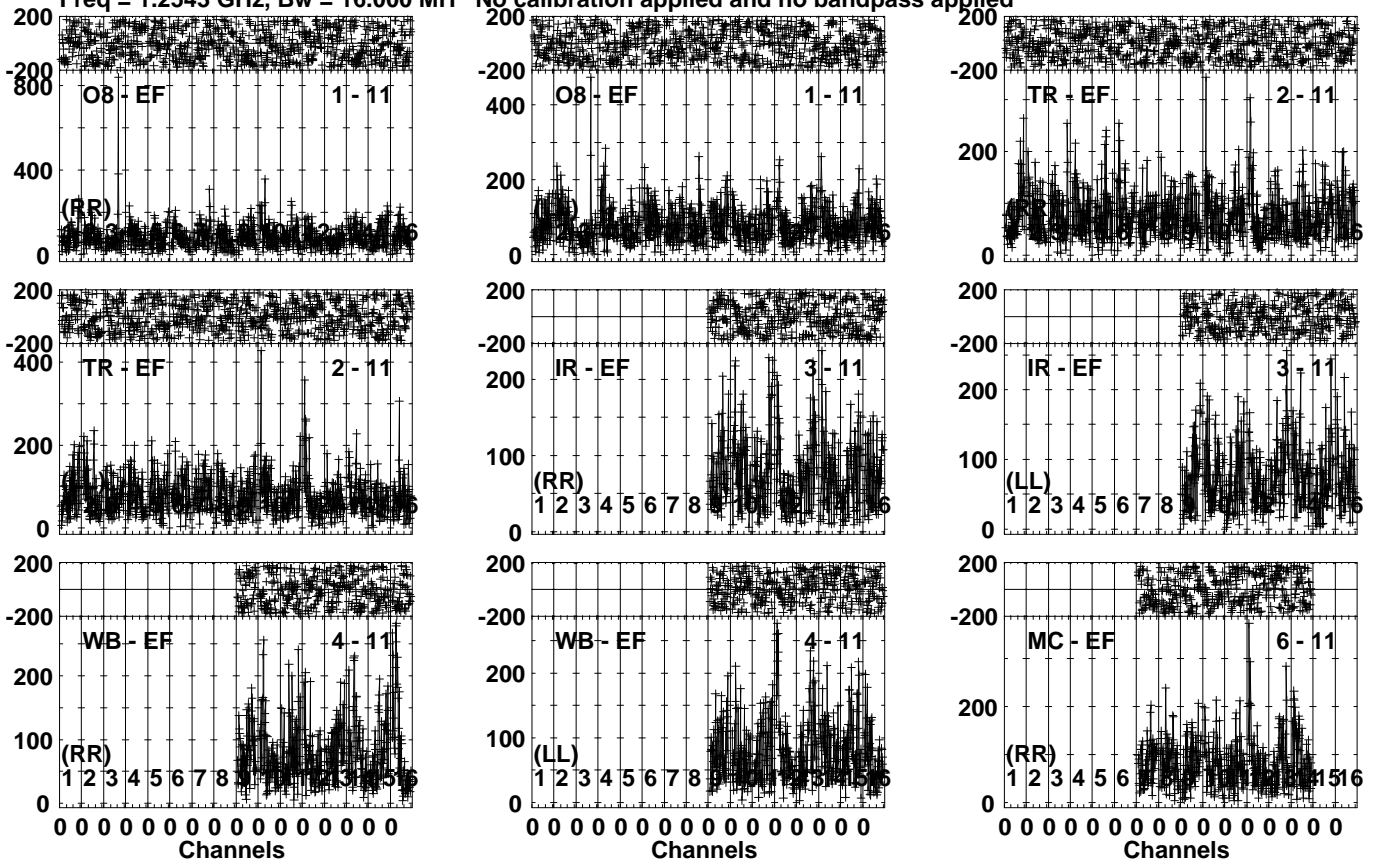
Timerange: 00/14:40:43 to 00/14:42:41



Plot file version 113 created 02-JUN-2021 12:06:30

R200120 D EK048F.UVDATA.1

Freq = 1.2543 GHz, Bw = 16.000 MH No calibration applied and no bandpass applied

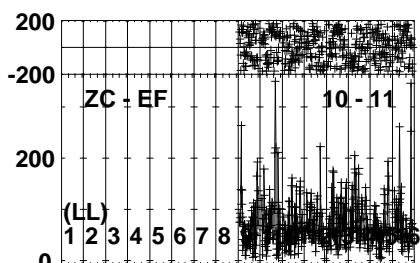
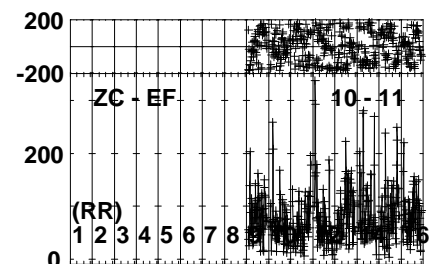
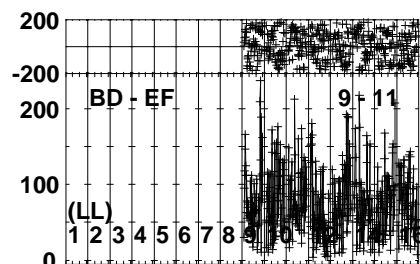
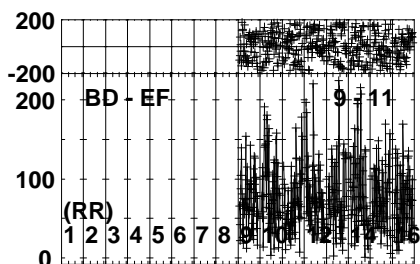
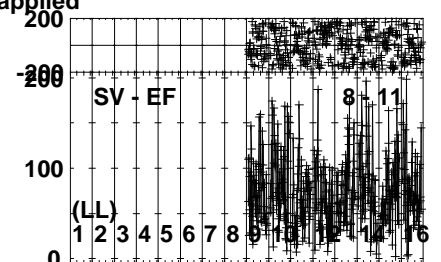
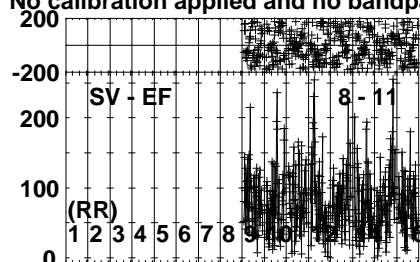
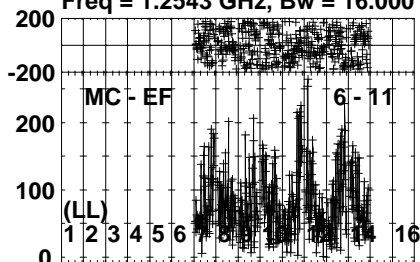


Lower frame: Micro Ampl Jy Top frame: Phas deg  
Vector averaged cross-power spectrum Several baselines displayed  
Timerange: 00/14:42:43 to 00/14:48:41

Plot file version 114 created 02-JUN-2021 12:06:31

R200120 D EK048F.UVDATA.1

Freq = 1.2543 GHz, Bw = 16.000 MH No calibration applied and no bandpass applied



0 0 0 0 0 0 0 0 0 0 0 0 0 0 0 0  
Channels

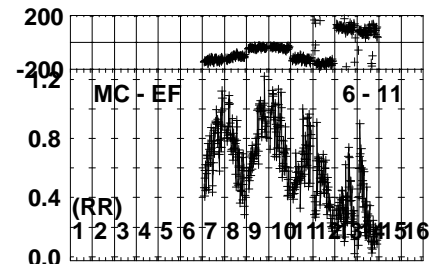
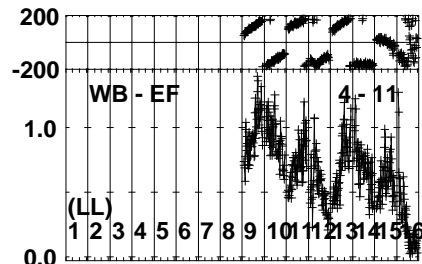
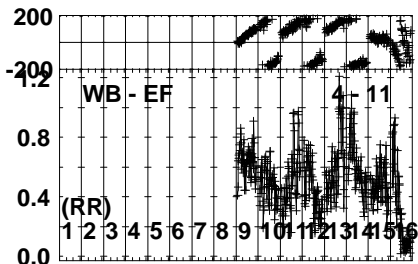
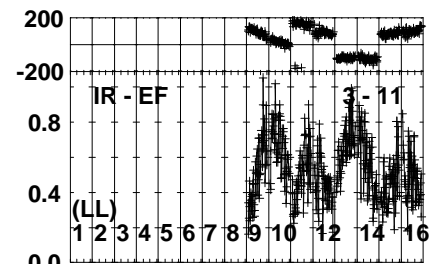
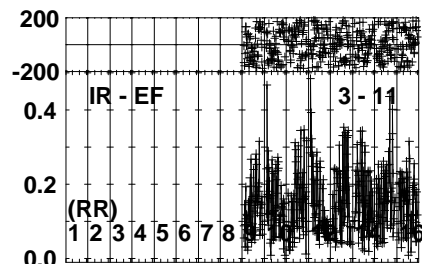
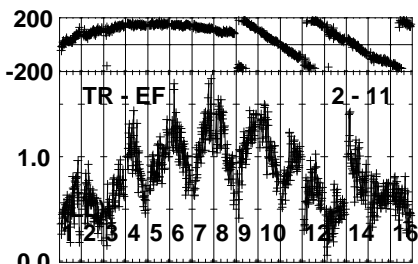
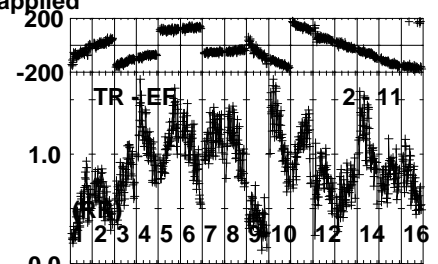
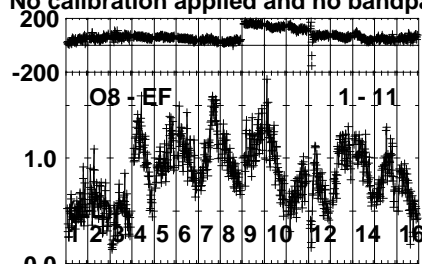
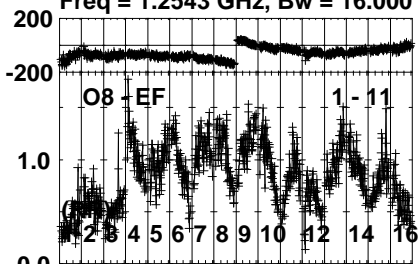
Lower frame: Micro Ampl Jy Top frame: Phas deg  
Vector averaged cross-power spectrum Several baselines displayed  
Timerange: 00/14:42:43 to 00/14:48:41

Plot file version 115 created 02-JUN-2021 12:06:32

J0955+6903 EK048F.UVDATA.1

Freq = 1.2543 GHz, Bw = 16.000 MH

No calibration applied and no bandpass applied



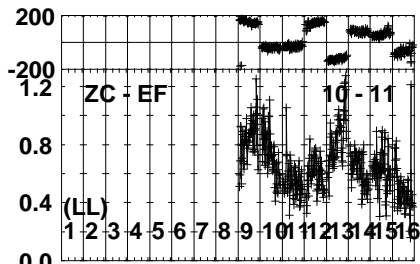
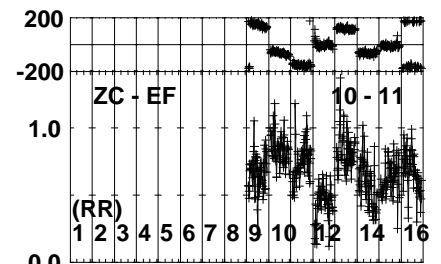
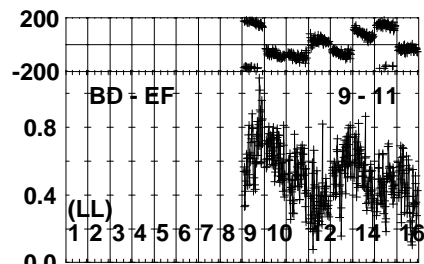
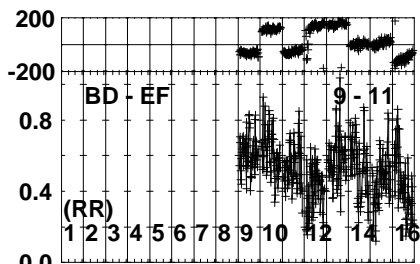
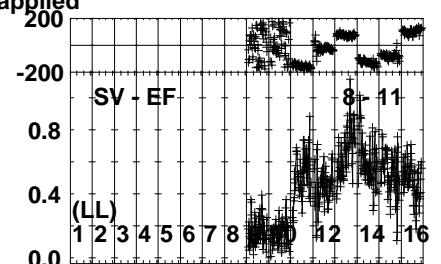
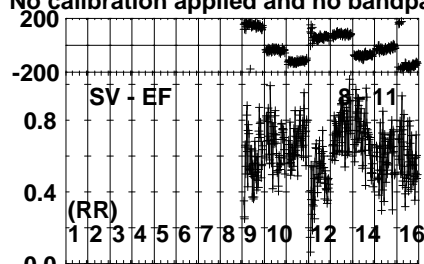
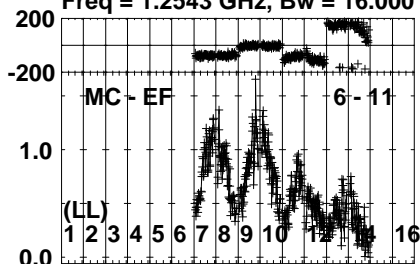
Lower frame: Milli Ampl Jy Top frame: Phas deg  
Vector averaged cross-power spectrum Several baselines displayed  
Timerange: 00/14:49:18 to 00/14:50:46

Plot file version 116 created 02-JUN-2021 12:06:32

J0955+6903 EK048F.UVDATA.1

Freq = 1.2543 GHz, Bw = 16.000 MH

No calibration applied and no bandpass applied



0 0 0 0 0 0 0 0 0 0 0 0 0 0 0 0

Channels

Lower frame: Milli Ampl Jy Top frame: Phas deg

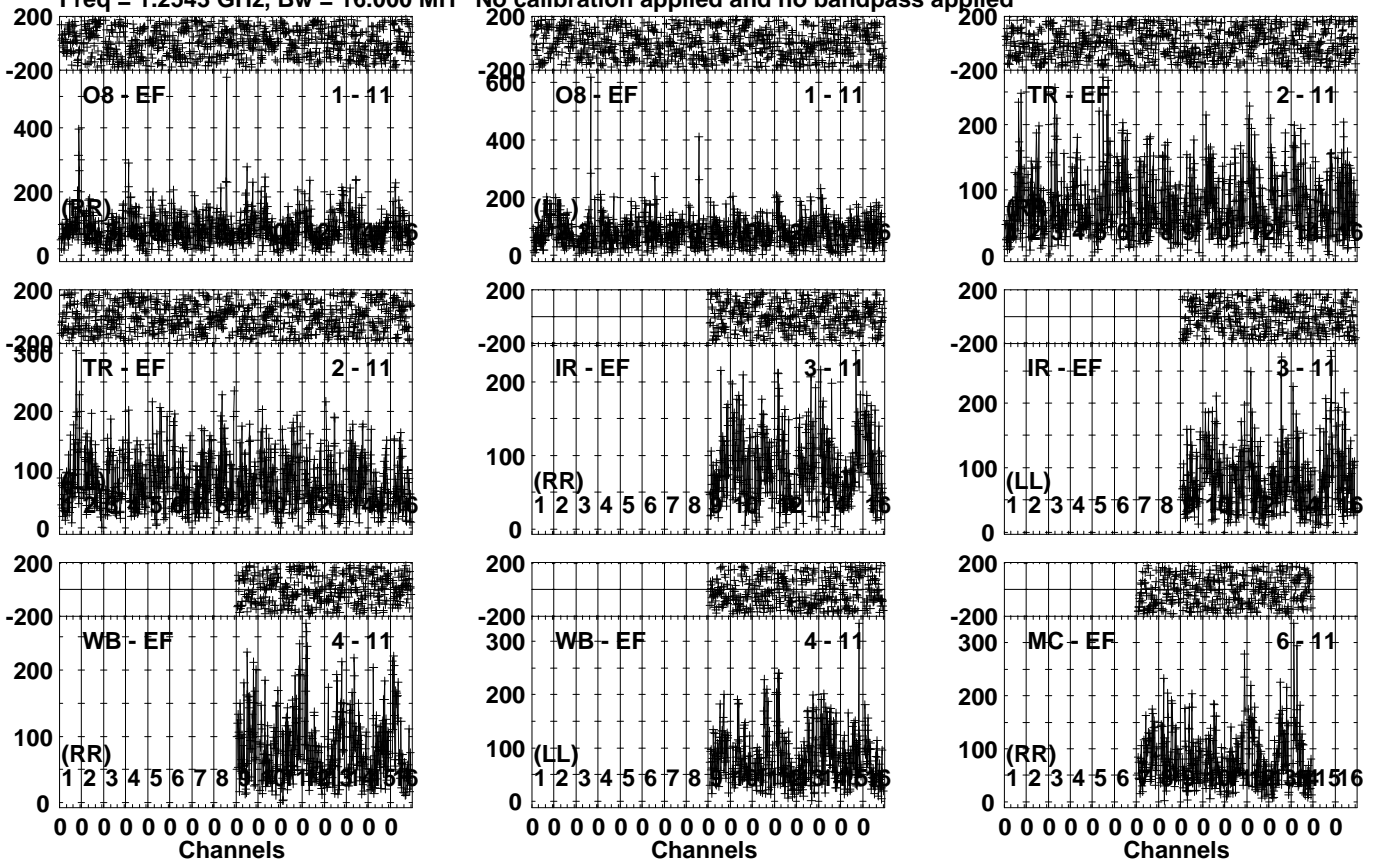
Vector averaged cross-power spectrum Several baselines displayed

Timerange: 00/14:49:18 to 00/14:50:46

Plot file version 117 created 02-JUN-2021 12:06:33

R200120 D EK048F.UVDATA.1

Freq = 1.2543 GHz, Bw = 16.000 MH No calibration applied and no bandpass applied

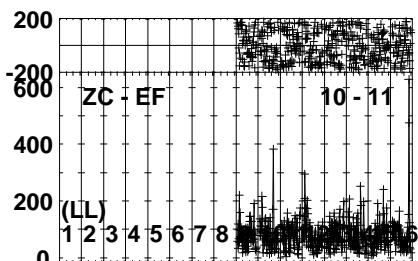
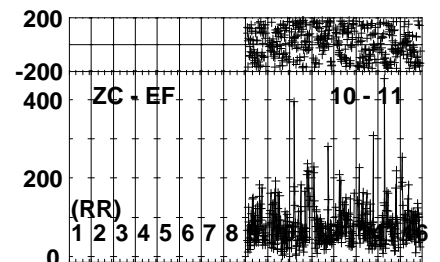
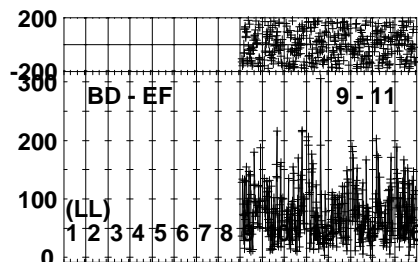
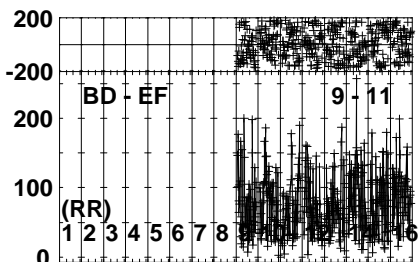
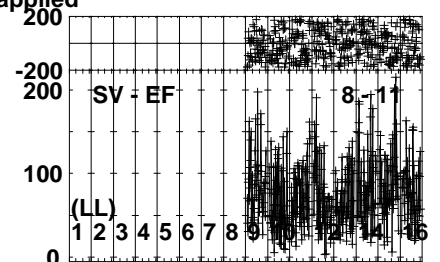
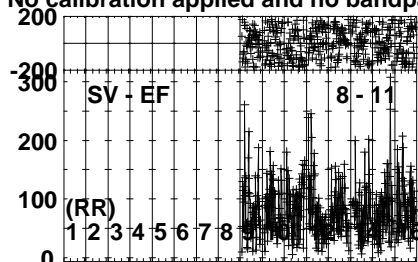
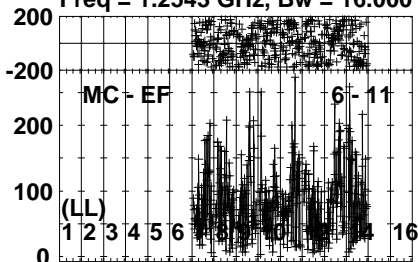


Lower frame: Micro Ampl Jy Top frame: Phas deg  
Vector averaged cross-power spectrum Several baselines displayed  
Timerange: 00/14:50:48 to 00/14:56:46

Plot file version 118 created 02-JUN-2021 12:06:34

R200120 D EK048F.UVDATA.1

Freq = 1.2543 GHz, Bw = 16.000 MH No calibration applied and no bandpass applied



0 0 0 0 0 0 0 0 0 0 0 0 0 0 0 0

Channels

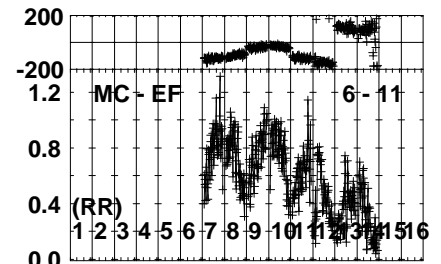
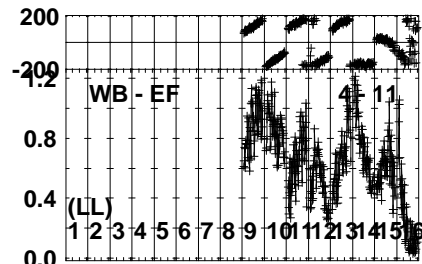
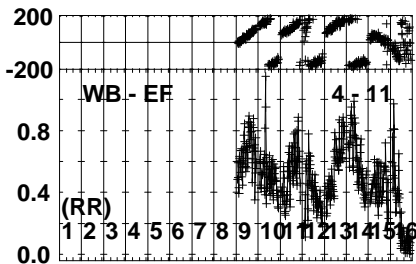
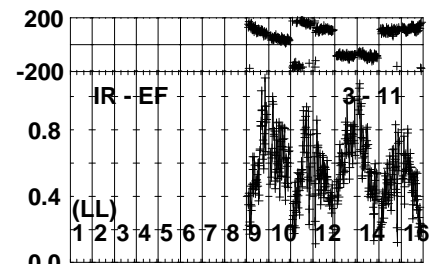
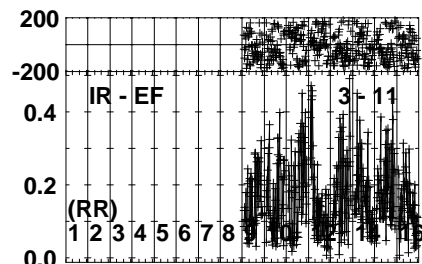
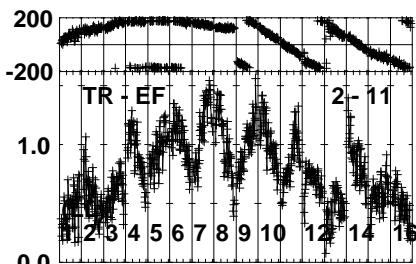
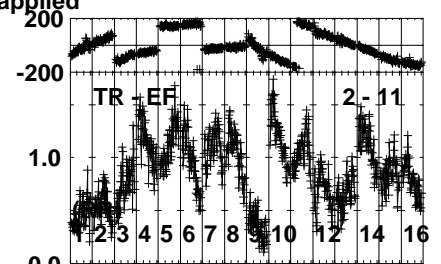
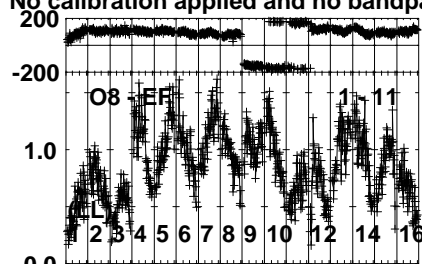
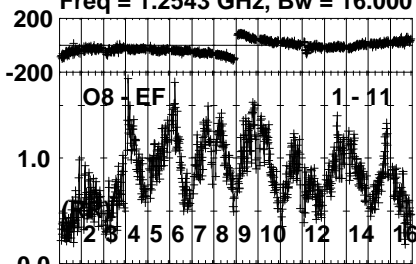
Lower frame: Micro Ampl Jy Top frame: Phas deg  
Vector averaged cross-power spectrum Several baselines displayed  
Timerange: 00/14:50:48 to 00/14:56:46

Plot file version 119 created 02-JUN-2021 12:06:34

J0955+6903 EK048F.UVDATA.1

Freq = 1.2543 GHz, Bw = 16.000 MH

No calibration applied and no bandpass applied

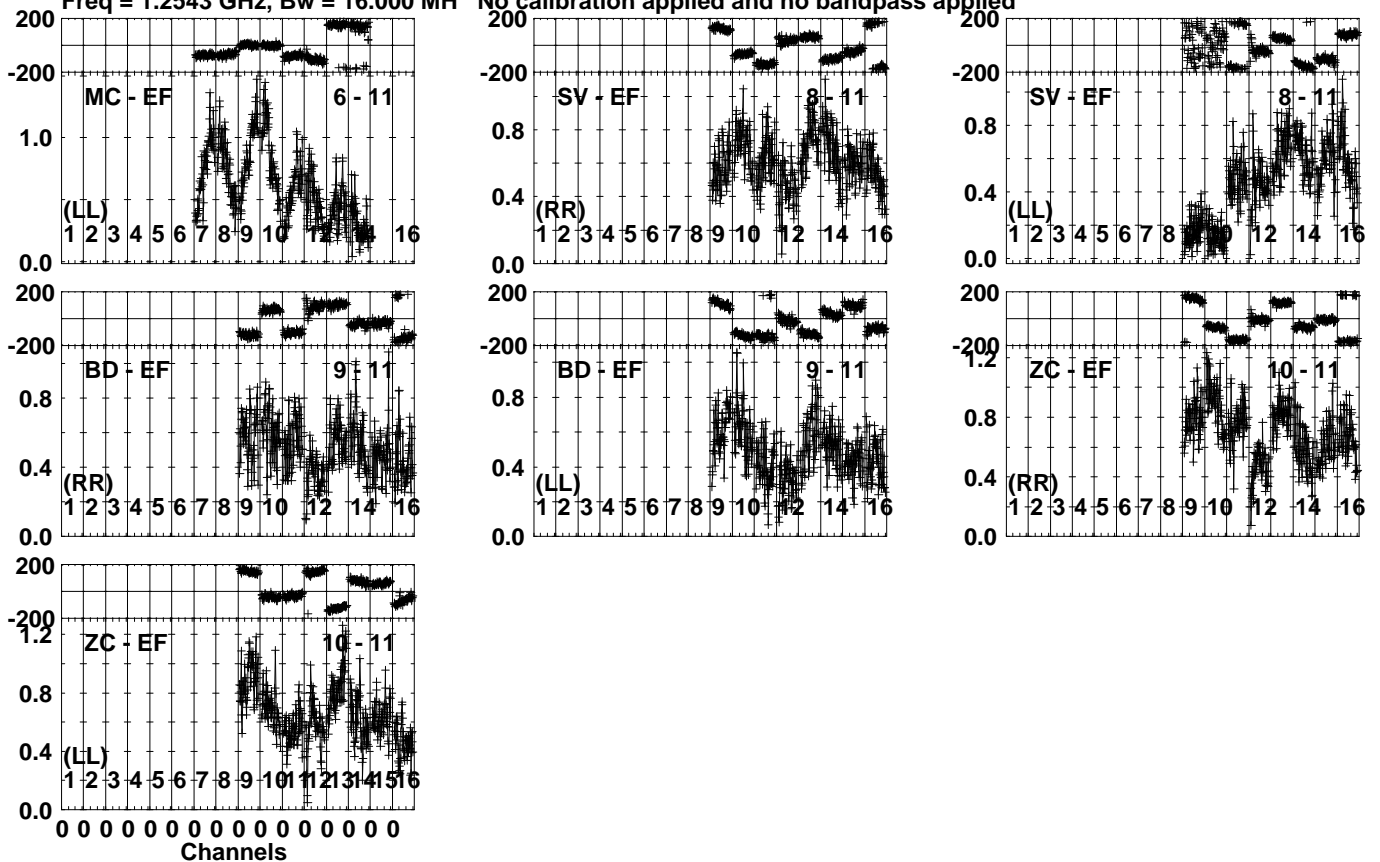


Lower frame: Milli Ampl Jy Top frame: Phas deg  
Vector averaged cross-power spectrum Several baselines displayed  
Timerange: 00/14:56:48 to 00/14:58:46

Plot file version 120 created 02-JUN-2021 12:06:35

J0955+6903 EK048F.UVDATA.1

Freq = 1.2543 GHz, Bw = 16.000 MH No calibration applied and no bandpass applied



Lower frame: Milli Ampl Jy Top frame: Phas deg  
Vector averaged cross-power spectrum Several baselines displayed  
Timerange: 00/14:56:48 to 00/14:58:46

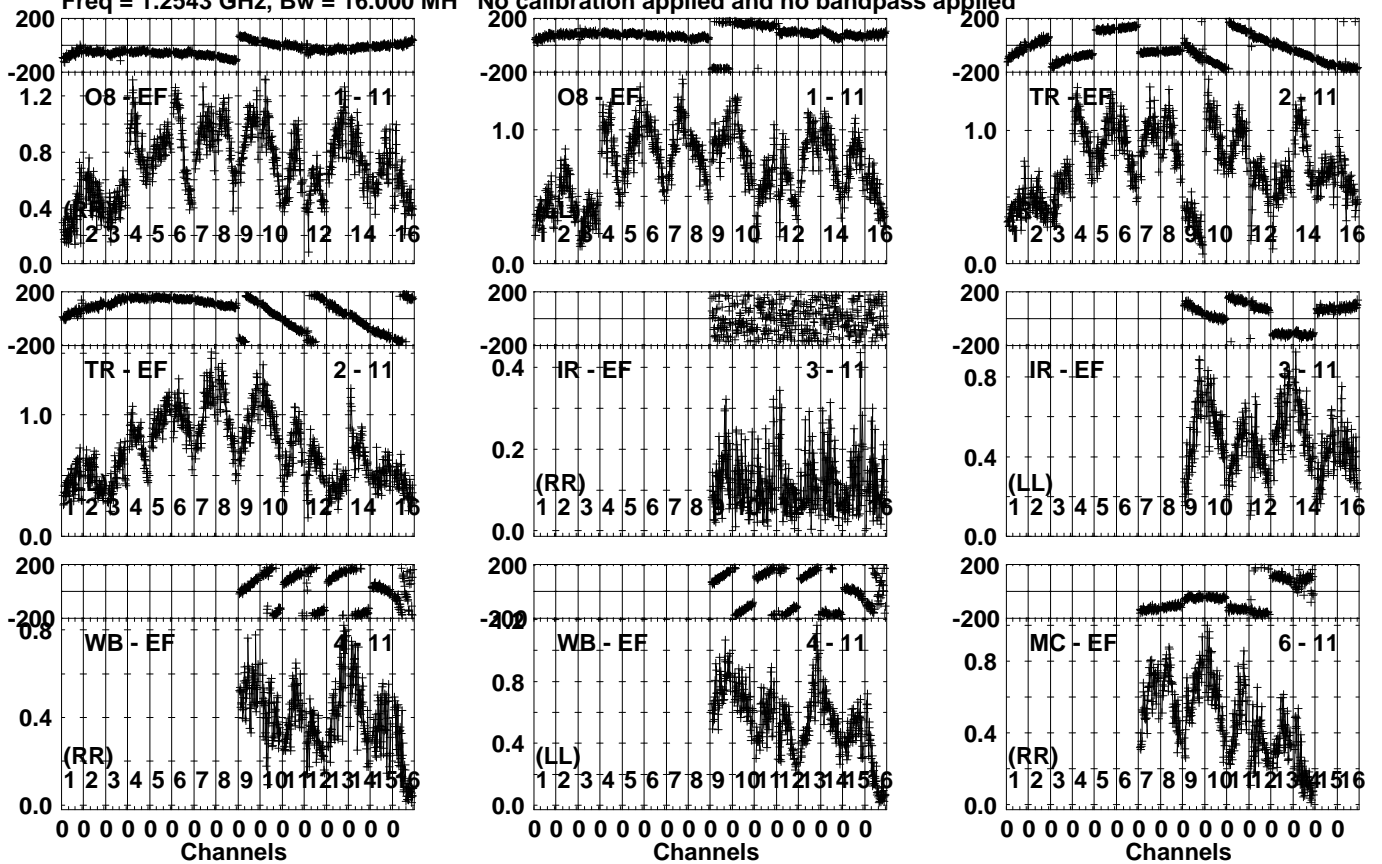


Plot file version 121 created 02-JUN-2021 12:06:35

J1003+6813 EK048F.UVDATA.1

Freq = 1.2543 GHz, Bw = 16.000 MH

No calibration applied and no bandpass applied



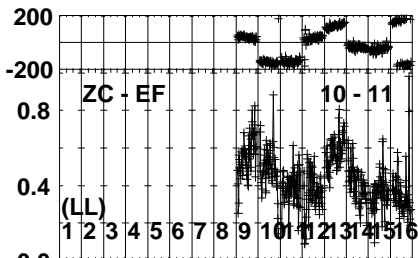
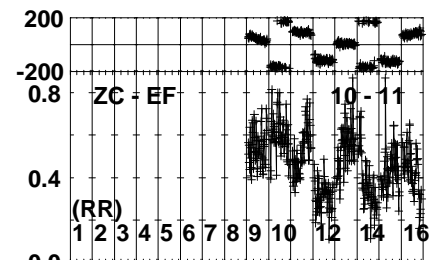
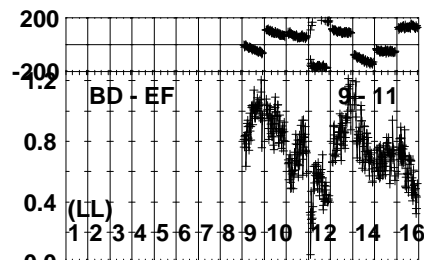
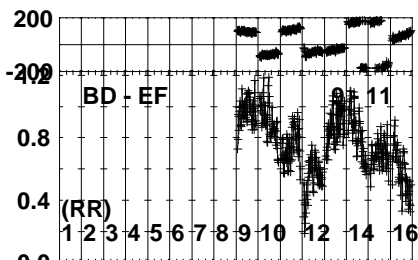
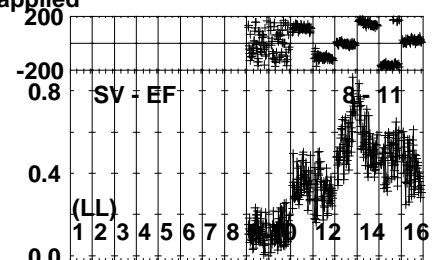
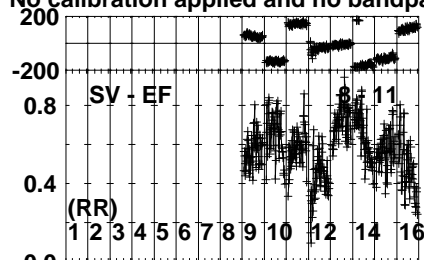
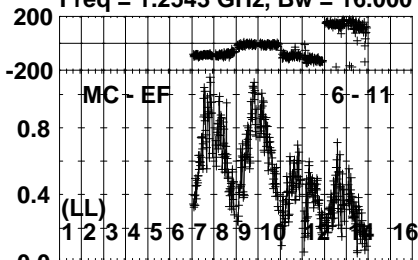
Lower frame: Milli Ampl Jy Top frame: Phas deg  
Vector averaged cross-power spectrum Several baselines displayed  
Timerange: 00/14:58:48 to 00/15:02:16

Plot file version 122 created 02-JUN-2021 12:06:36

J1003+6813 EK048F.UVDATA.1

Freq = 1.2543 GHz, Bw = 16.000 MH

No calibration applied and no bandpass applied



0 0 0 0 0 0 0 0 0 0 0 0 0 0 0 0

Channels

Lower frame: Milli Ampl Jy Top frame: Phas deg

Vector averaged cross-power spectrum Several baselines displayed

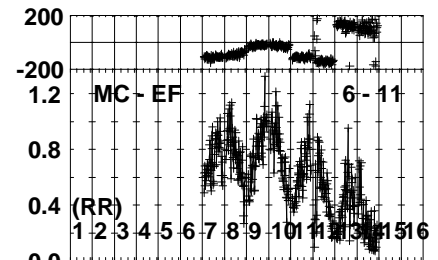
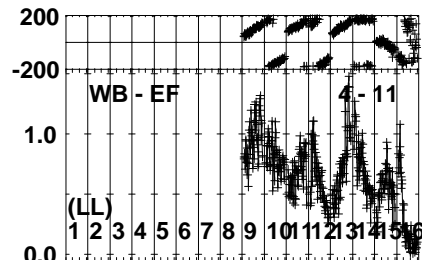
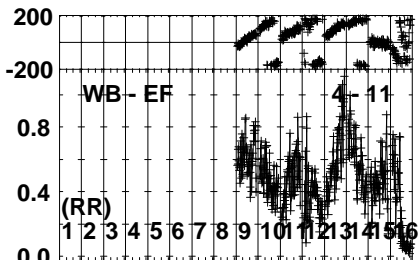
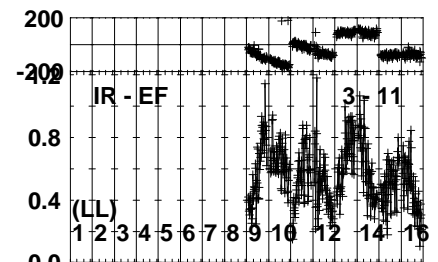
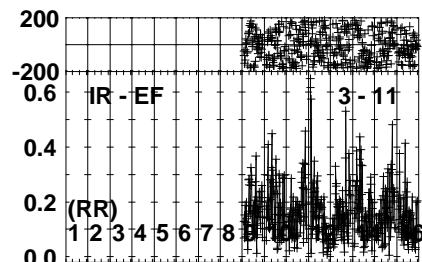
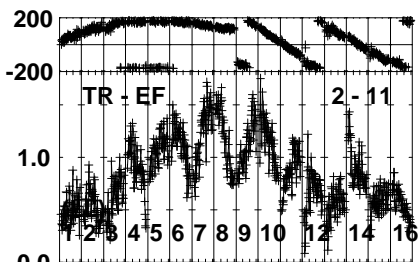
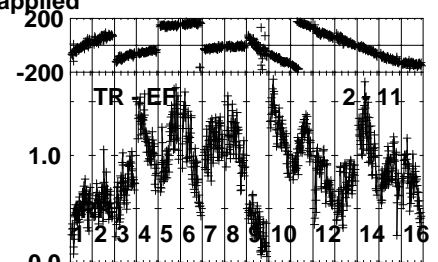
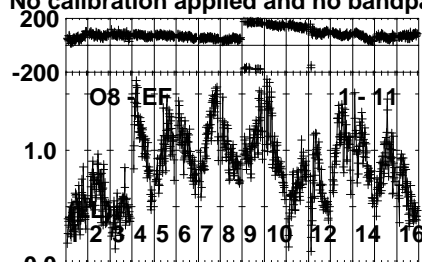
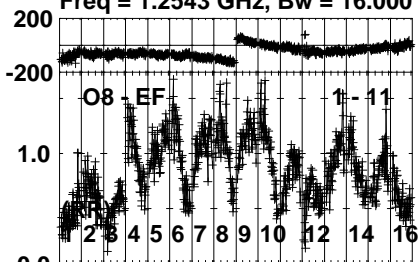
Timerange: 00/14:58:48 to 00/15:02:16

Plot file version 123 created 02-JUN-2021 12:06:36

J0955+6903 EK048F.UVDATA.1

Freq = 1.2543 GHz, Bw = 16.000 MH

No calibration applied and no bandpass applied



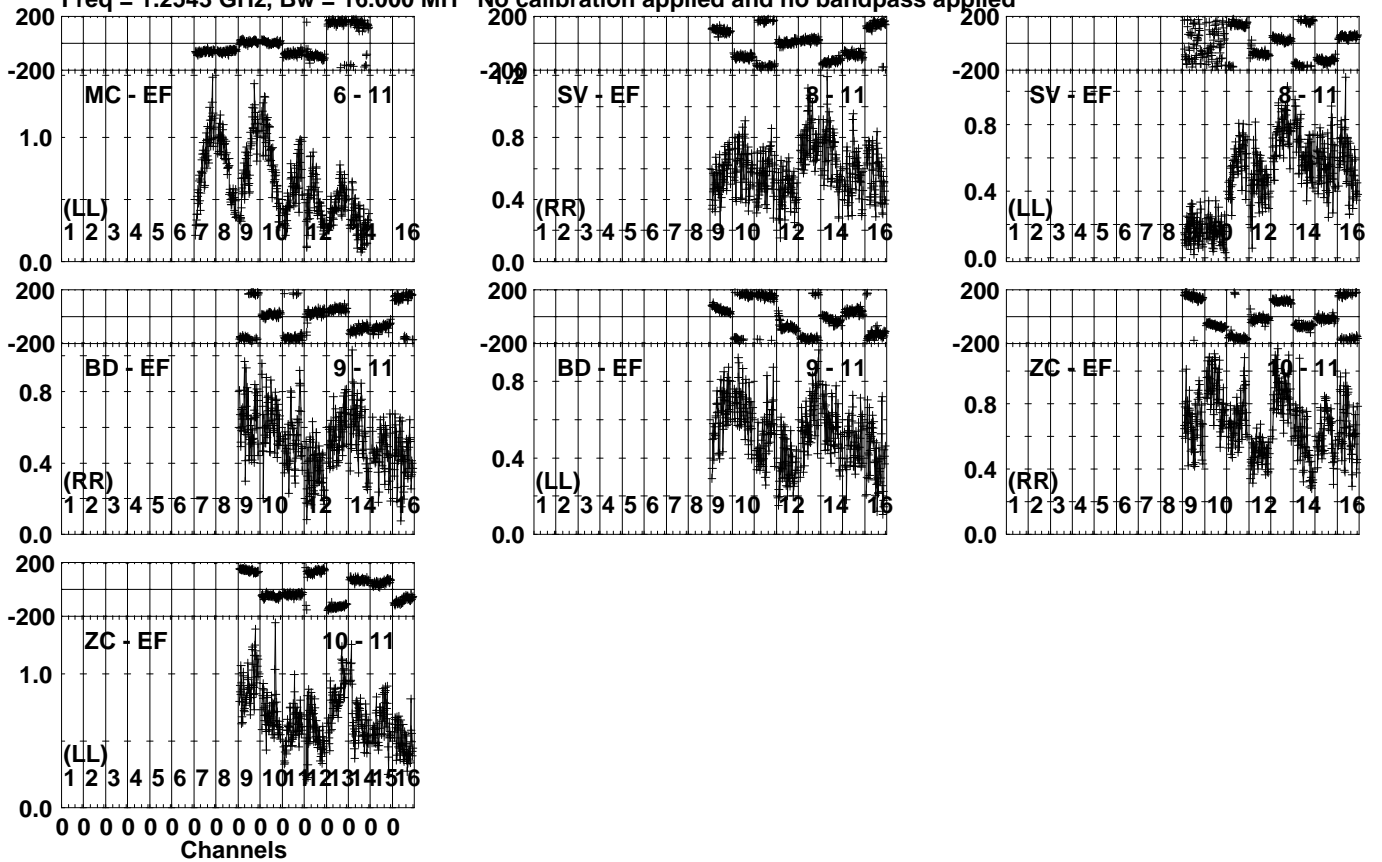
Lower frame: Milli Ampl Jy Top frame: Phas deg  
Vector averaged cross-power spectrum Several baselines displayed  
Timerange: 00/15:03:02 to 00/15:04:30

Plot file version 124 created 02-JUN-2021 12:06:37

J0955+6903 EK048F.UVDATA.1

Freq = 1.2543 GHz, Bw = 16.000 MH

No calibration applied and no bandpass applied

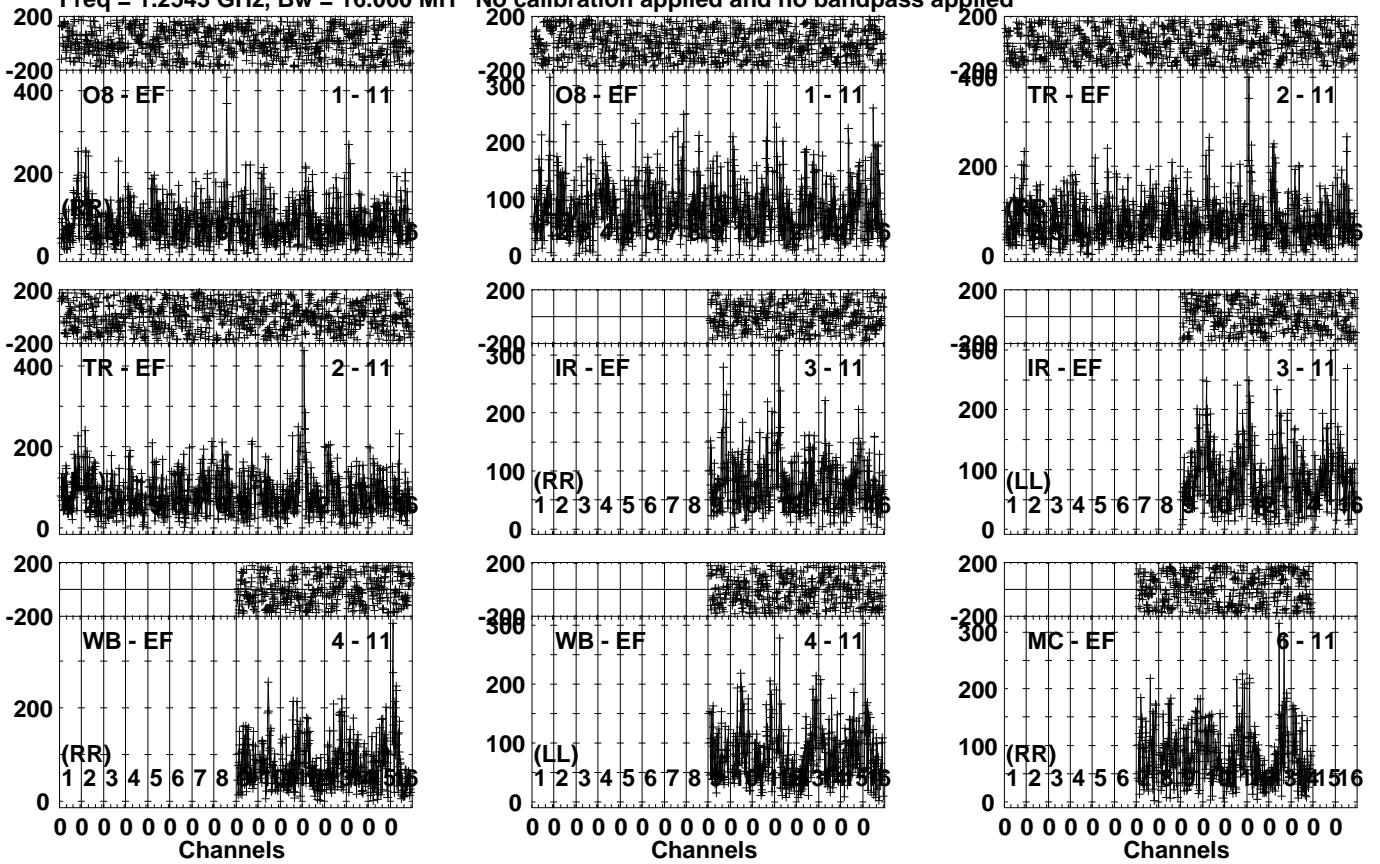


Lower frame: Milli Ampl Jy Top frame: Phas deg  
Vector averaged cross-power spectrum Several baselines displayed  
Timerange: 00/15:03:02 to 00/15:04:30

Plot file version 125 created 02-JUN-2021 12:06:37

R200120 D EK048F.UVDATA.1

Freq = 1.2543 GHz, Bw = 16.000 MH No calibration applied and no bandpass applied

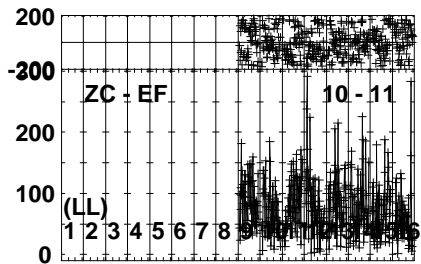
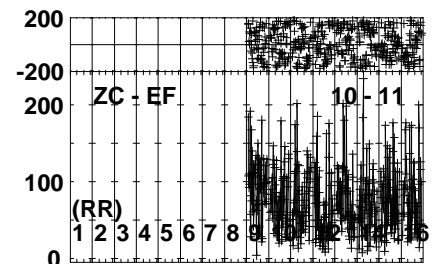
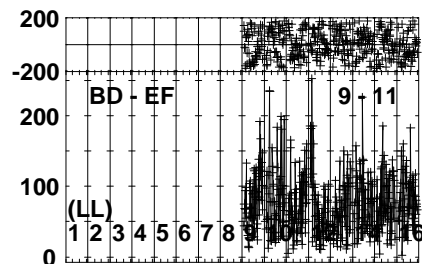
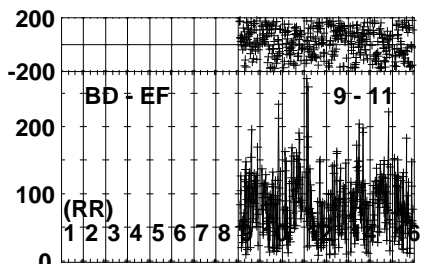
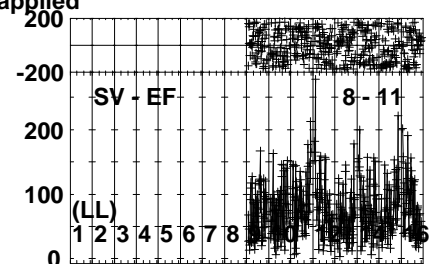
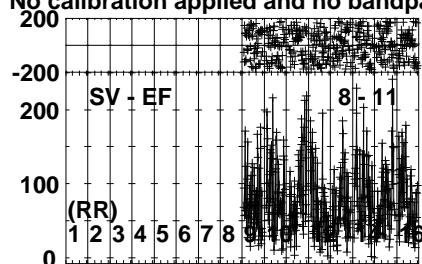
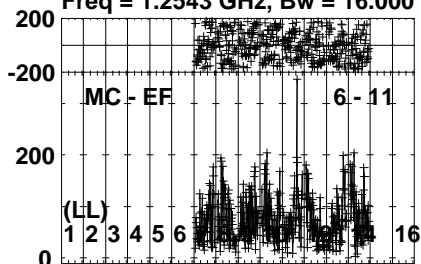


Lower frame: Micro Ampl Jy Top frame: Phas deg  
Vector averaged cross-power spectrum Several baselines displayed  
Timerange: 00/15:04:32 to 00/15:10:30

Plot file version 126 created 02-JUN-2021 12:06:38

R200120 D EK048F.UVDATA.1

Freq = 1.2543 GHz, Bw = 16.000 MH No calibration applied and no bandpass applied



0 0 0 0 0 0 0 0 0 0 0 0 0 0 0 0  
Channels

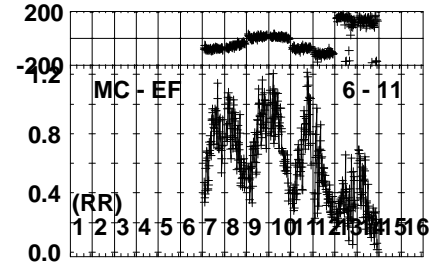
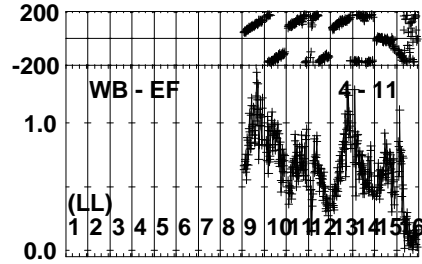
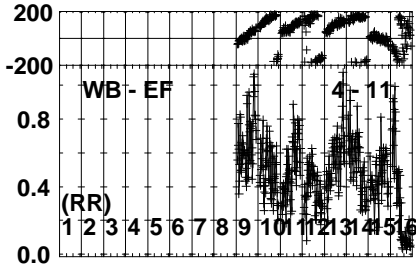
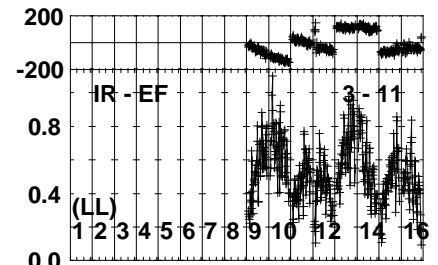
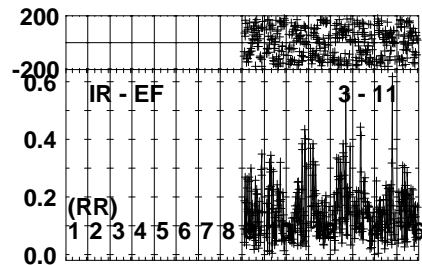
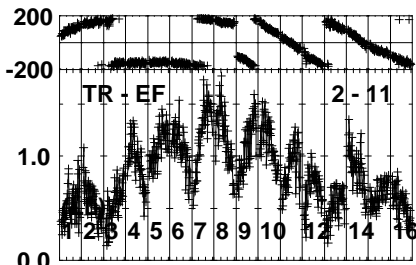
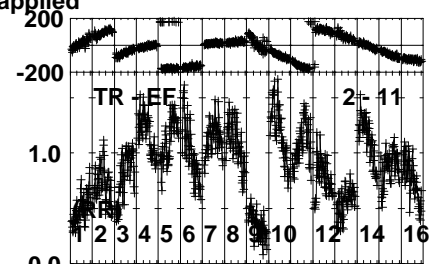
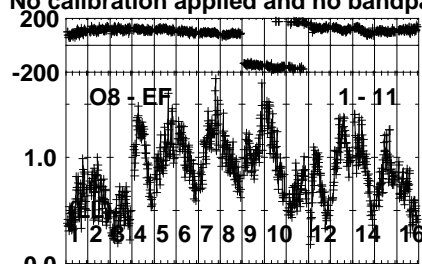
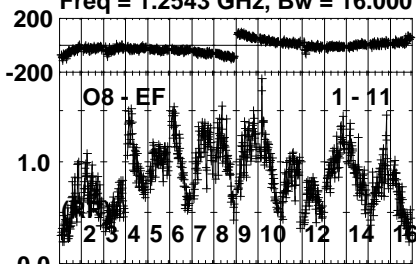
Lower frame: Micro Ampl Jy Top frame: Phas deg  
Vector averaged cross-power spectrum Several baselines displayed  
Timerange: 00/15:04:32 to 00/15:10:30

Plot file version 127 created 02-JUN-2021 12:06:39

J0955+6903 EK048F.UVDATA.1

Freq = 1.2543 GHz, Bw = 16.000 MH

No calibration applied and no bandpass applied



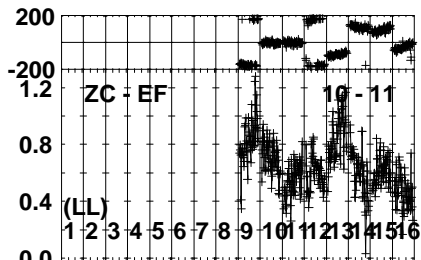
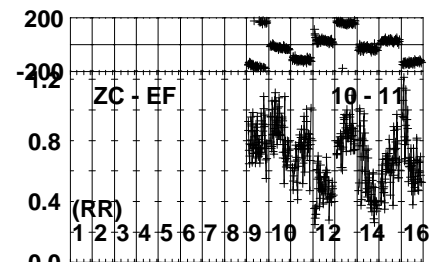
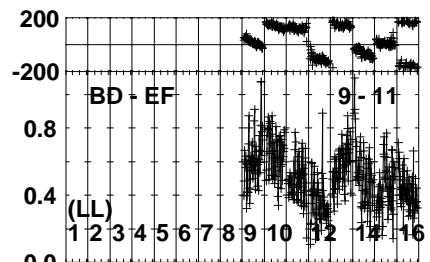
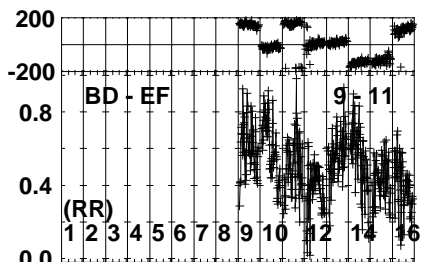
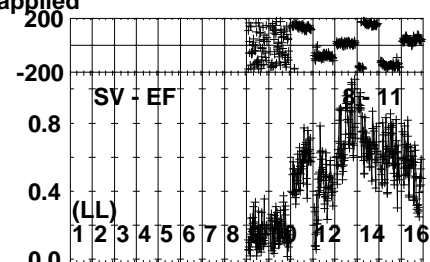
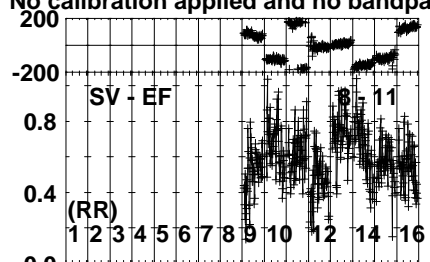
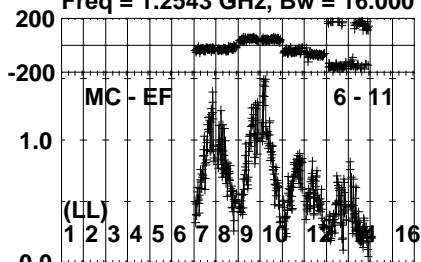
Lower frame: Milli Ampl Jy Top frame: Phas deg  
Vector averaged cross-power spectrum Several baselines displayed  
Timerange: 00/15:10:32 to 00/15:12:30

Plot file version 128 created 02-JUN-2021 12:06:39

J0955+6903 EK048F.UVDATA.1

Freq = 1.2543 GHz, Bw = 16.000 MH

No calibration applied and no bandpass applied



0 0 0 0 0 0 0 0 0 0 0 0 0 0 0 0

Channels

Lower frame: Milli Ampl Jy Top frame: Phas deg

Vector averaged cross-power spectrum Several baselines displayed

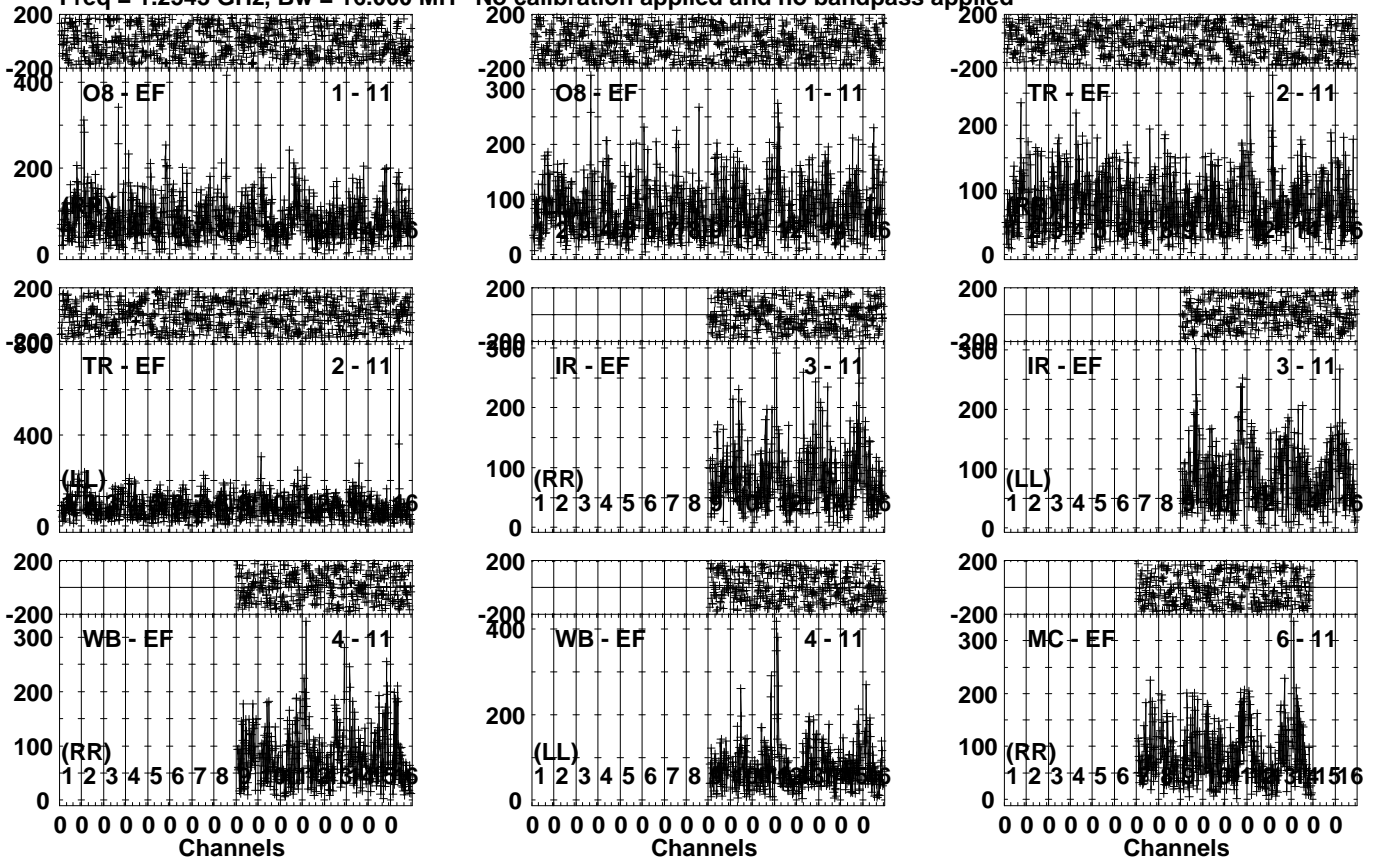
Timerange: 00/15:10:32 to 00/15:12:30



Plot file version 129 created 02-JUN-2021 12:06:40

R200120 D EK048F.UVDATA.1

Freq = 1.2543 GHz, Bw = 16.000 MH No calibration applied and no bandpass applied

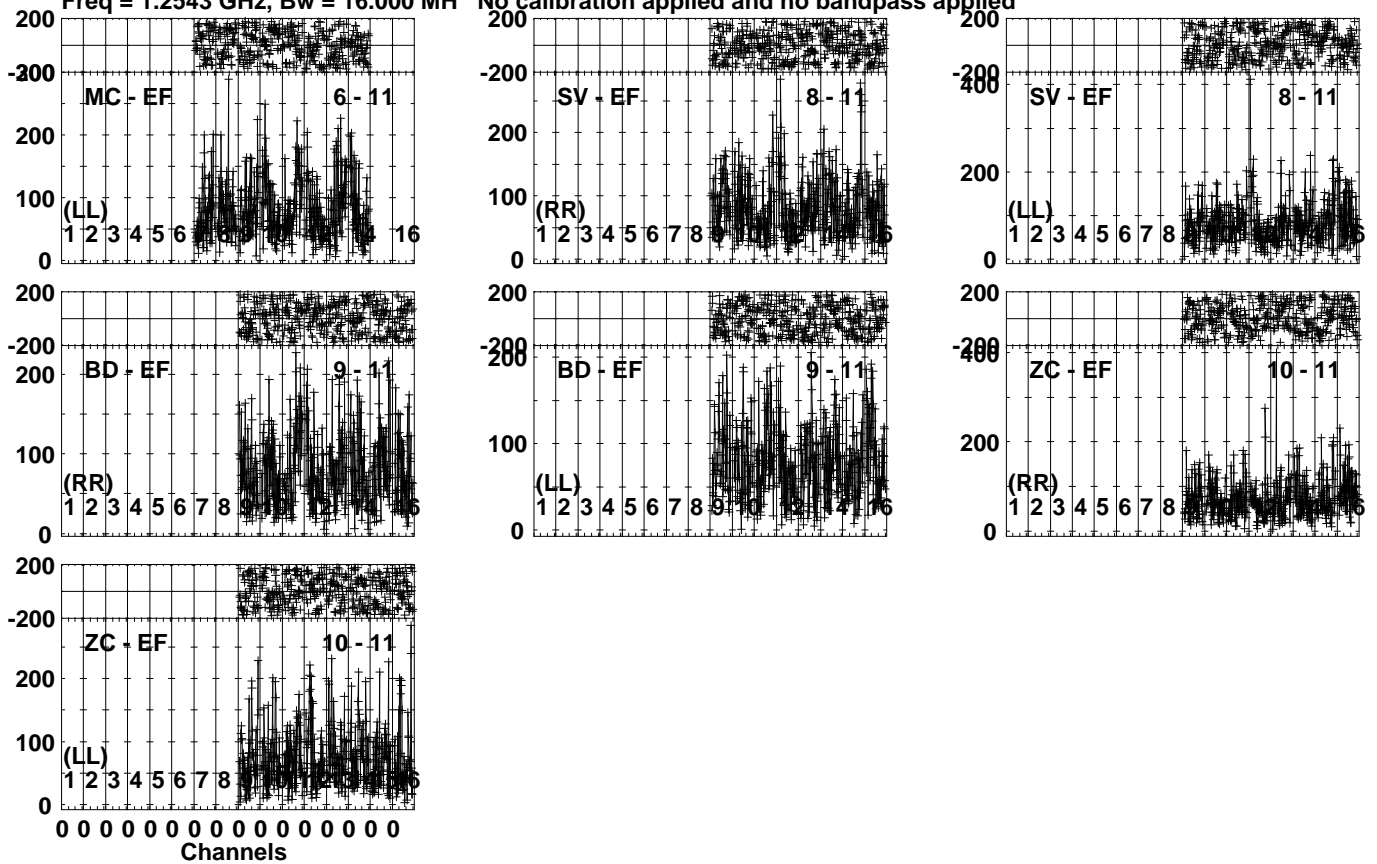


Lower frame: Micro Ampl Jy Top frame: Phas deg  
Vector averaged cross-power spectrum Several baselines displayed  
Timerange: 00/15:12:32 to 00/15:18:30

Plot file version 130 created 02-JUN-2021 12:06:41

R200120 D EK048F.UVDATA.1

Freq = 1.2543 GHz, Bw = 16.000 MH No calibration applied and no bandpass applied



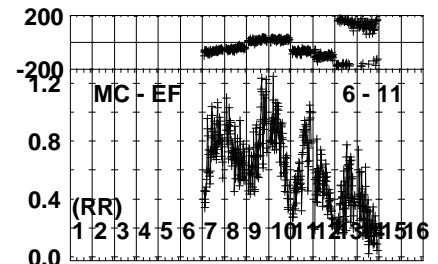
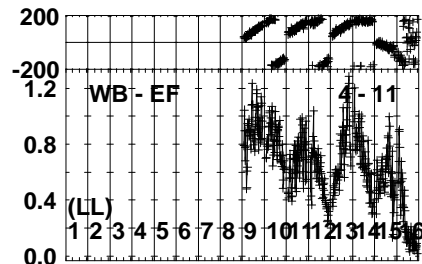
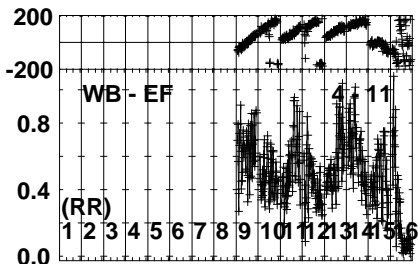
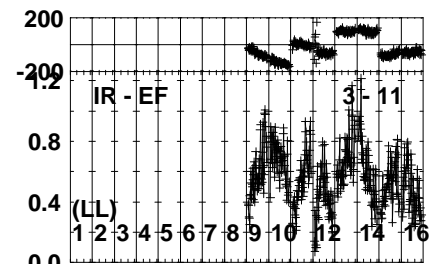
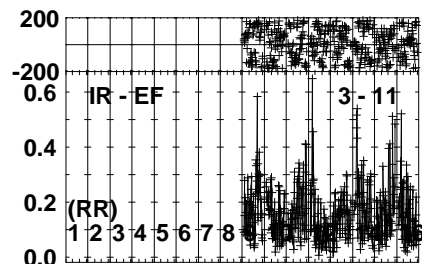
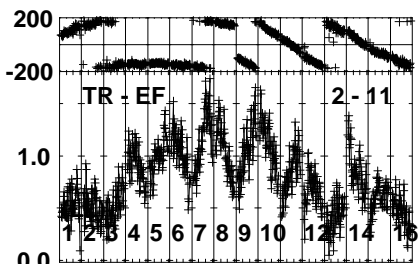
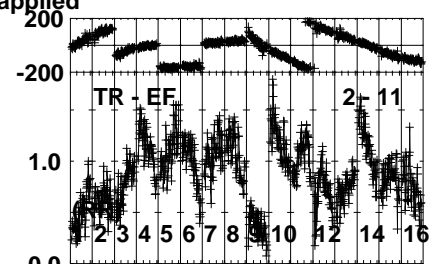
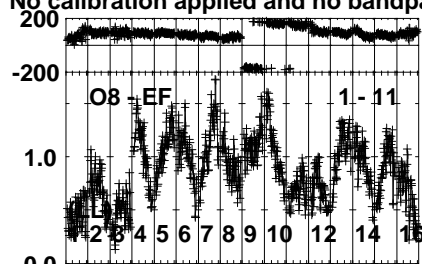
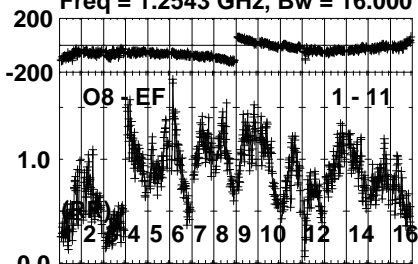
Lower frame: Micro Ampl Jy Top frame: Phas deg  
Vector averaged cross-power spectrum Several baselines displayed  
Timerange: 00/15:12:32 to 00/15:18:30

Plot file version 131 created 02-JUN-2021 12:06:41

J0955+6903 EK048F.UVDATA.1

Freq = 1.2543 GHz, Bw = 16.000 MH

No calibration applied and no bandpass applied



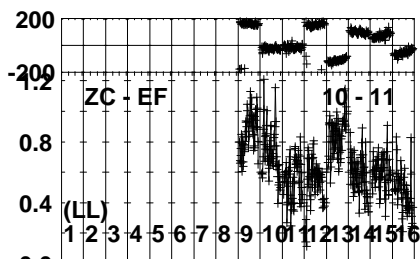
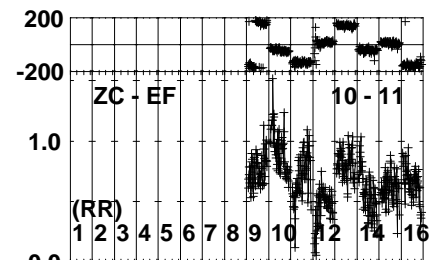
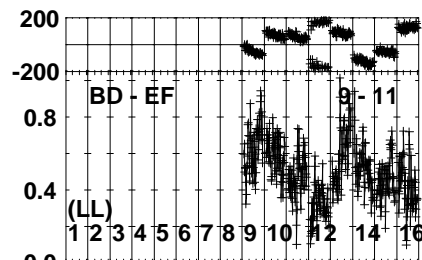
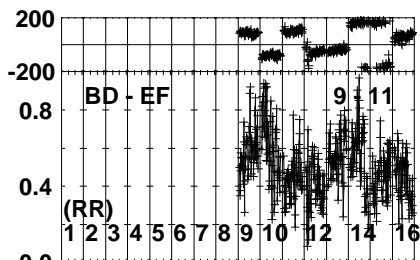
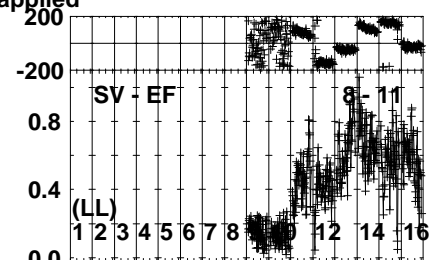
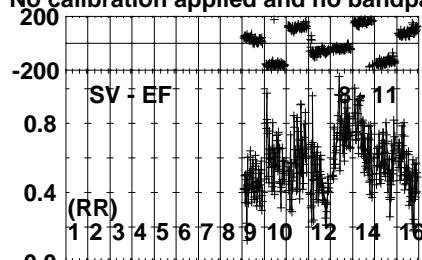
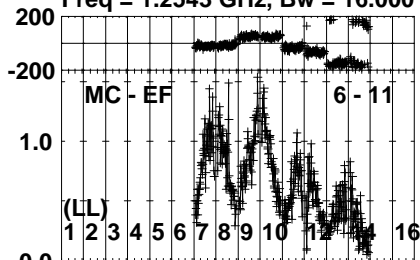
Lower frame: Milli Ampl Jy Top frame: Phas deg  
Vector averaged cross-power spectrum Several baselines displayed  
Timerange: 00/15:19:08 to 00/15:20:36

Plot file version 132 created 02-JUN-2021 12:06:42

J0955+6903 EK048F.UVDATA.1

Freq = 1.2543 GHz, Bw = 16.000 MH

No calibration applied and no bandpass applied



0 0 0 0 0 0 0 0 0 0 0 0 0 0 0 0

Channels

Lower frame: Milli Ampl Jy Top frame: Phas deg

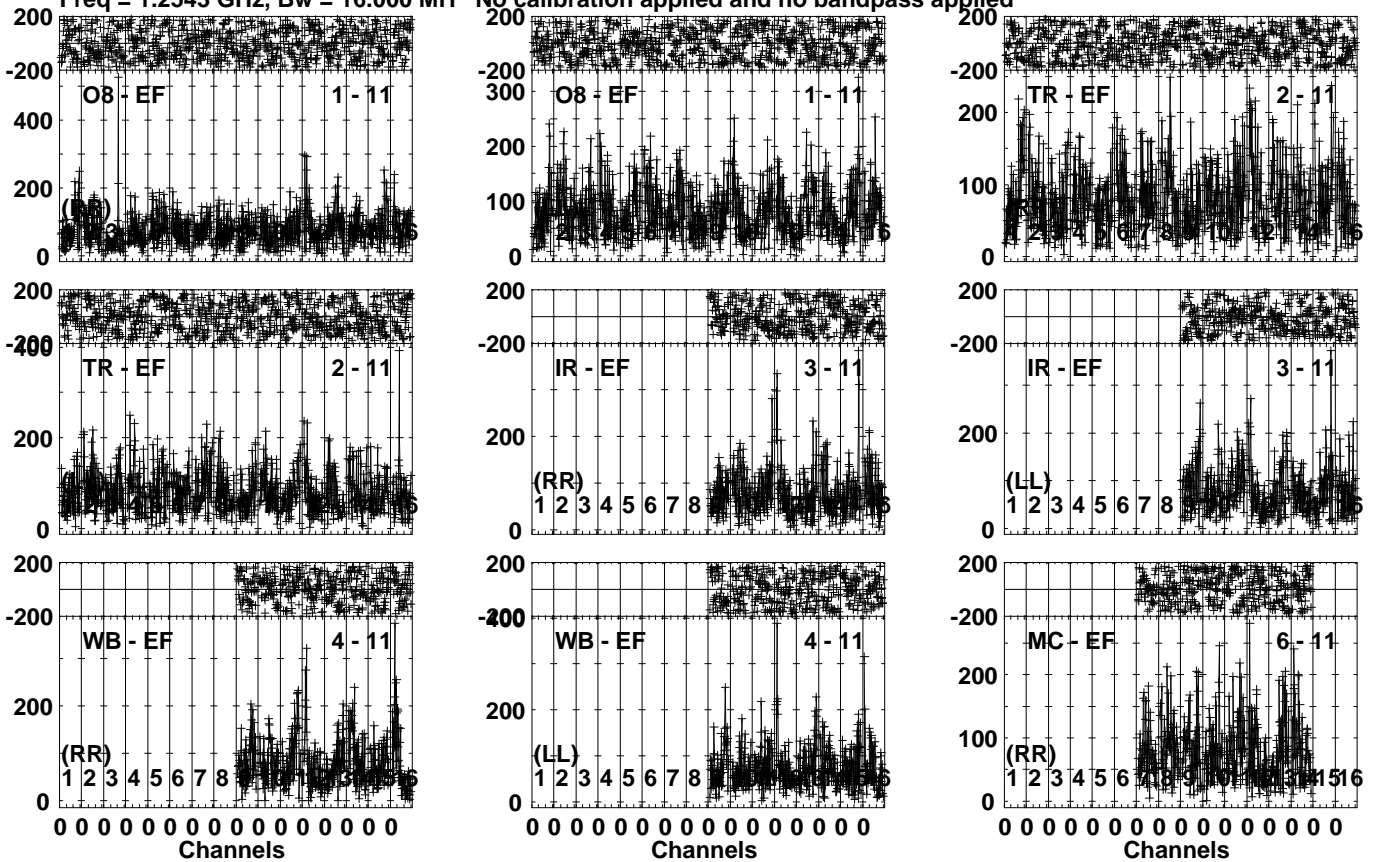
Vector averaged cross-power spectrum Several baselines displayed

Timerange: 00/15:19:08 to 00/15:20:36

Plot file version 133 created 02-JUN-2021 12:06:42

R200120 D EK048F.UVDATA.1

Freq = 1.2543 GHz, Bw = 16.000 MH No calibration applied and no bandpass applied

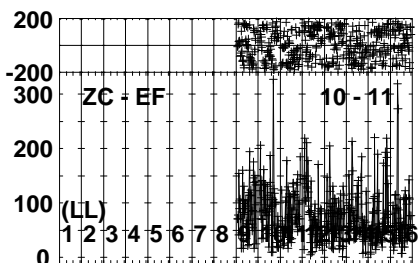
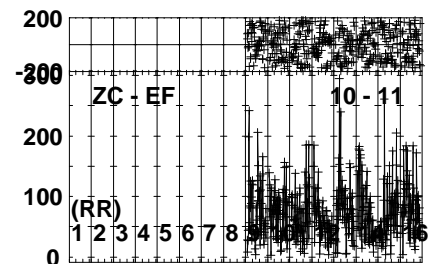
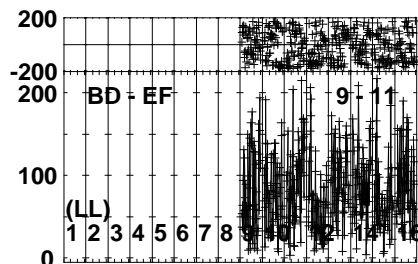
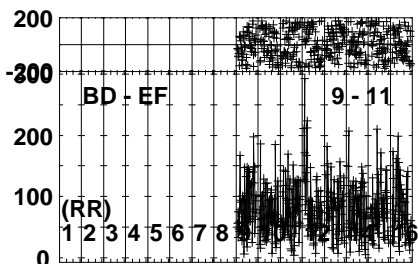
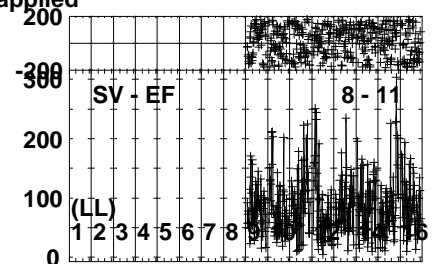
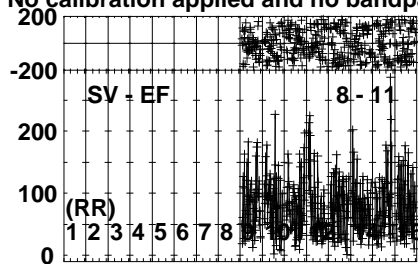
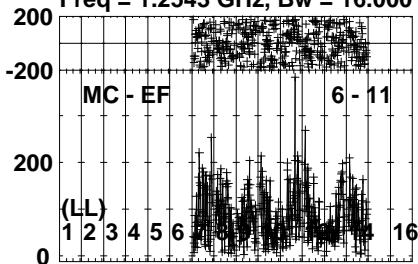


Lower frame: Micro Ampl Jy Top frame: Phas deg  
Vector averaged cross-power spectrum Several baselines displayed  
Timerange: 00/15:20:38 to 00/15:26:36

Plot file version 134 created 02-JUN-2021 12:06:43

R200120 D EK048F.UVDATA.1

Freq = 1.2543 GHz, Bw = 16.000 MH No calibration applied and no bandpass applied



0 0 0 0 0 0 0 0 0 0 0 0 0 0 0 0

Channels

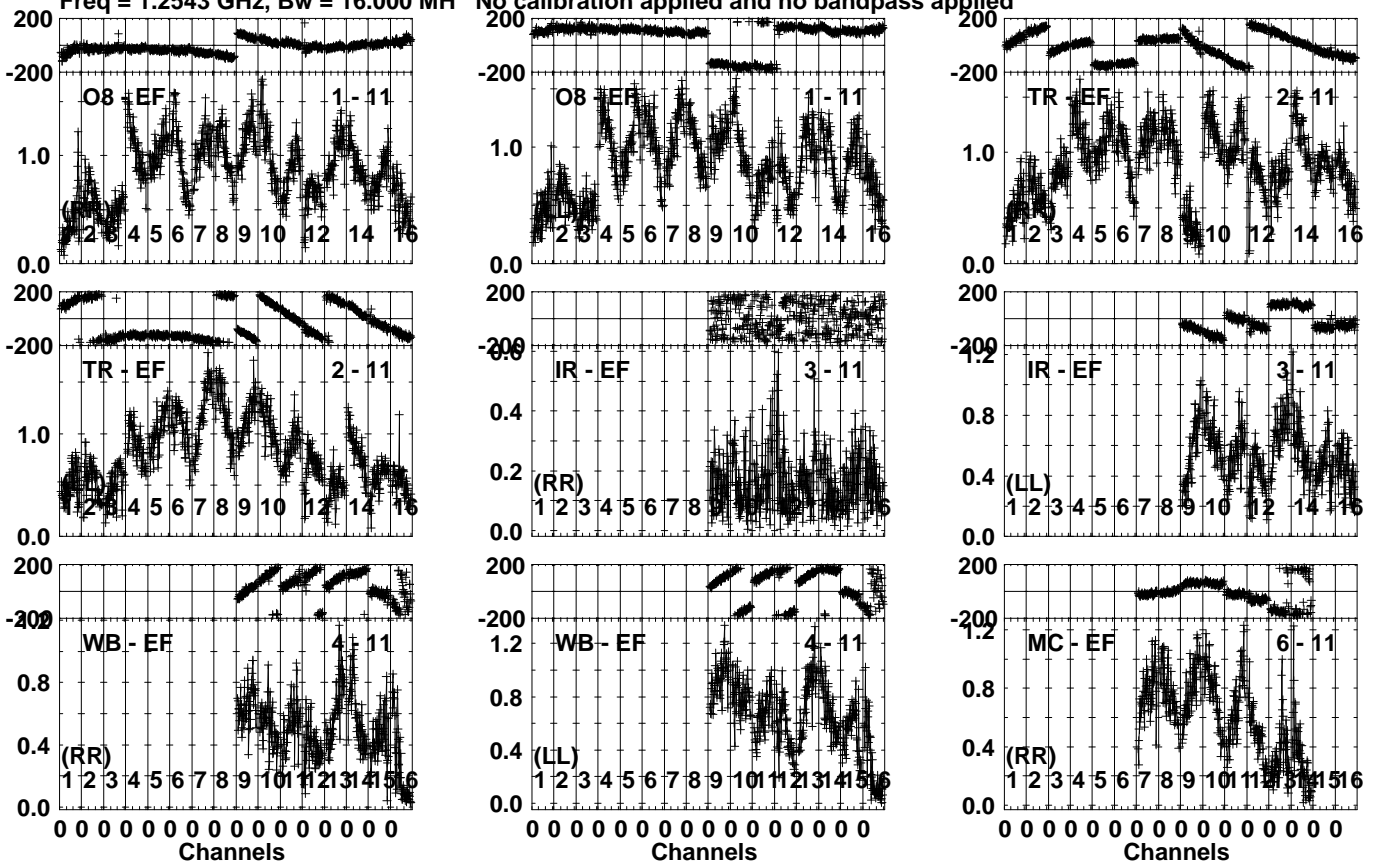
Lower frame: Micro Ampl Jy Top frame: Phas deg  
Vector averaged cross-power spectrum Several baselines displayed  
Timerange: 00/15:20:38 to 00/15:26:36

Plot file version 135 created 02-JUN-2021 12:06:44

J0955+6903 EK048F.UVDATA.1

Freq = 1.2543 GHz, Bw = 16.000 MH

No calibration applied and no bandpass applied



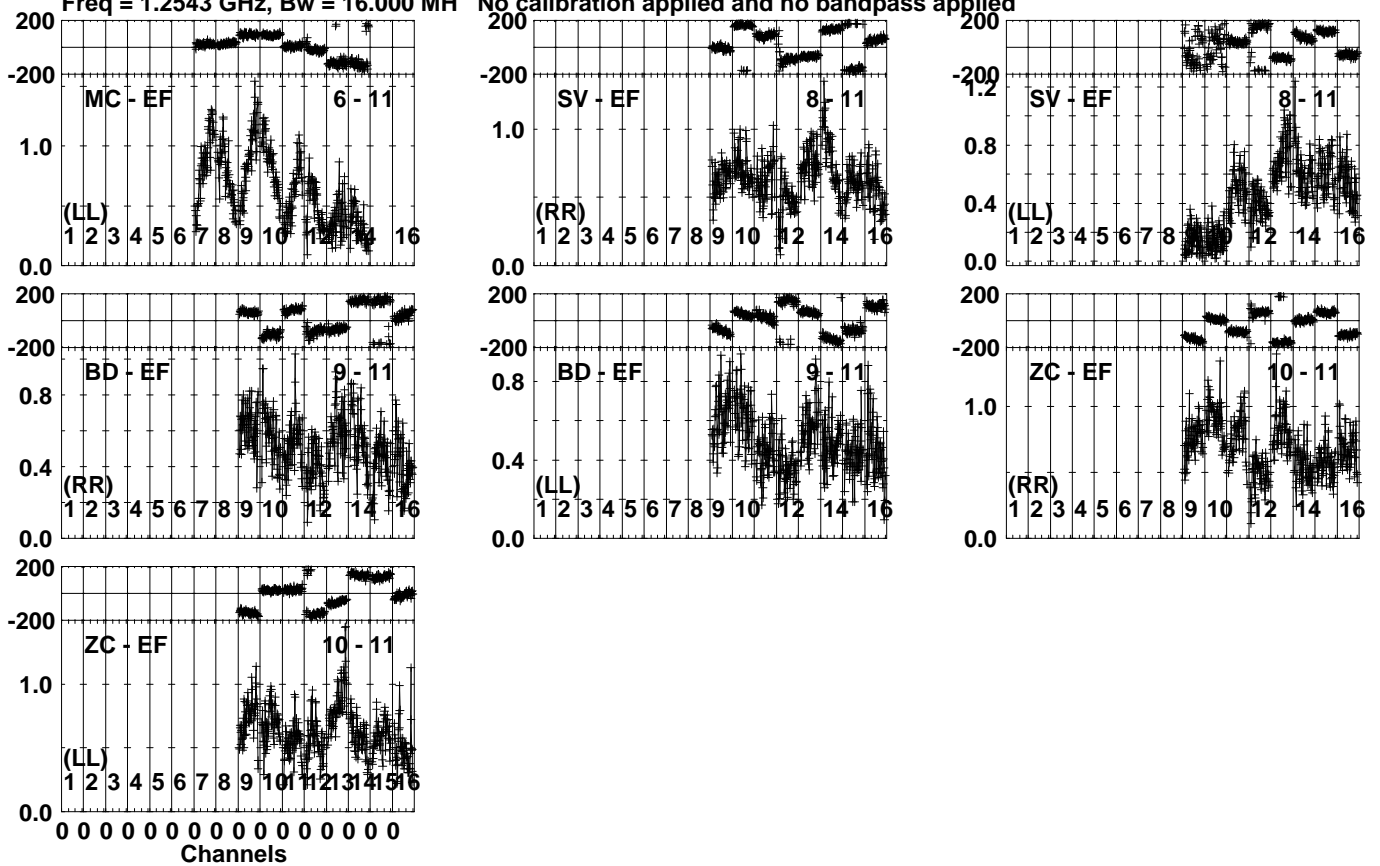
Lower frame: Milli Ampl Jy Top frame: Phas deg  
Vector averaged cross-power spectrum Several baselines displayed  
Timerange: 00/15:26:38 to 00/15:28:36

Plot file version 136 created 02-JUN-2021 12:06:44

J0955+6903 EK048F.UVDATA.1

Freq = 1.2543 GHz, Bw = 16.000 MH

No calibration applied and no bandpass applied



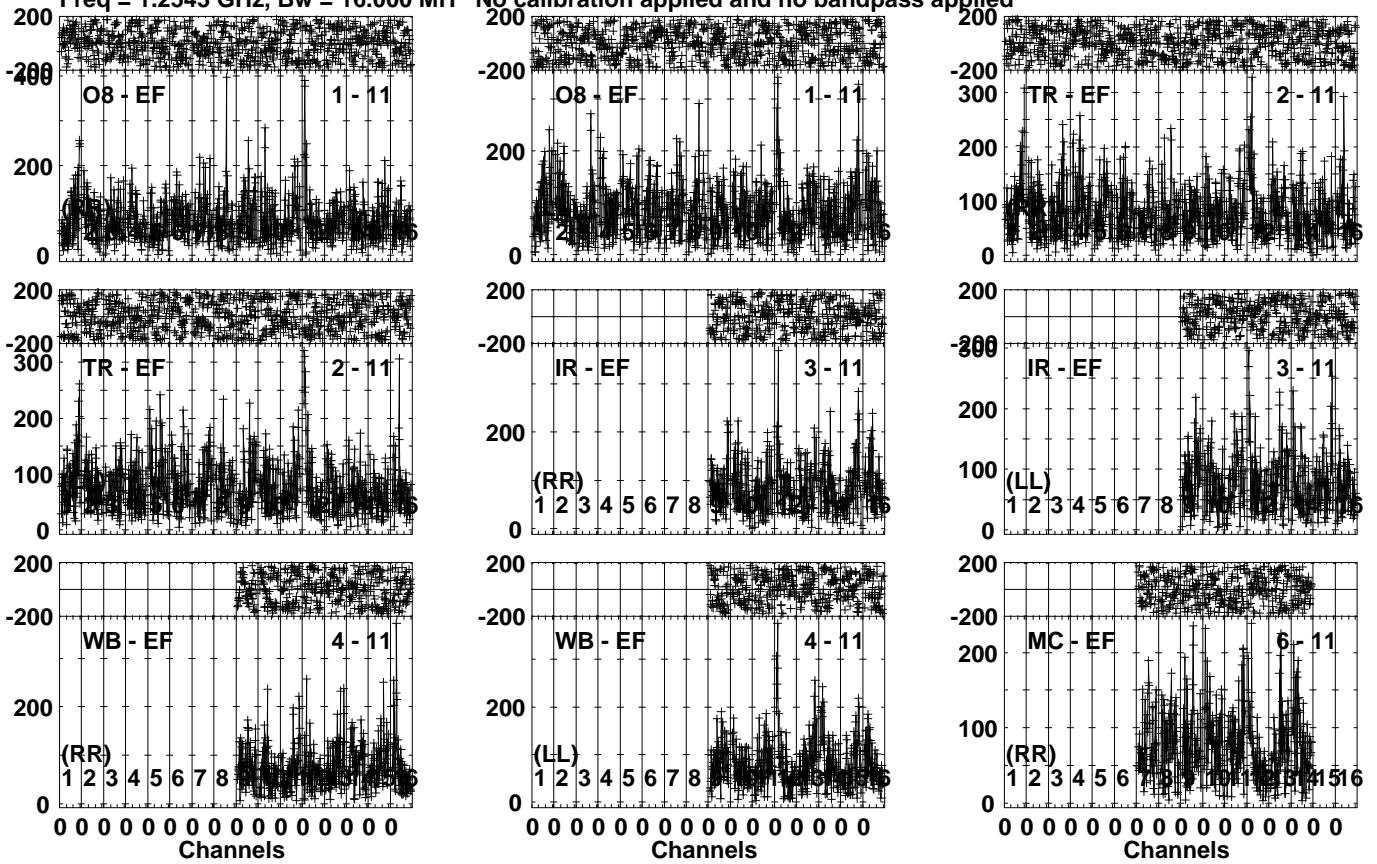
0 0 0 0 0 0 0 0 0 0 0 0 0 0 0 0  
Channels  
Lower frame: Milli Ampl Jy Top frame: Phas deg  
Vector averaged cross-power spectrum Several baselines displayed  
Timerange: 00/15:26:38 to 00/15:28:36



Plot file version 137 created 02-JUN-2021 12:06:45

R200120 D EK048F.UVDATA.1

Freq = 1.2543 GHz, Bw = 16.000 MH No calibration applied and no bandpass applied

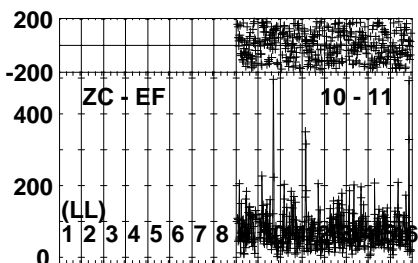
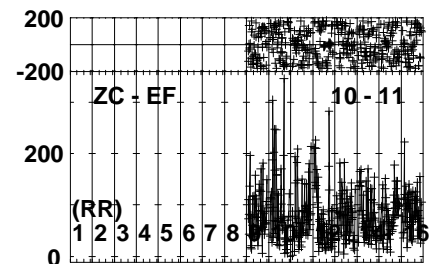
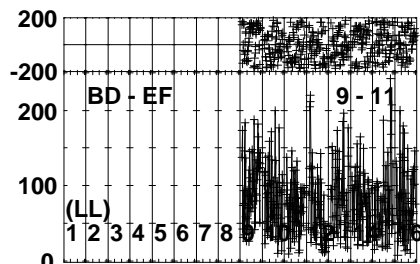
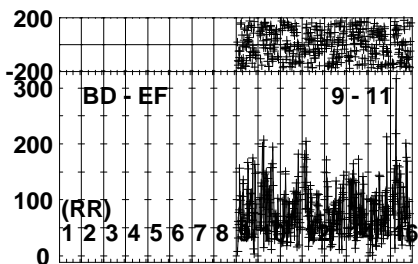
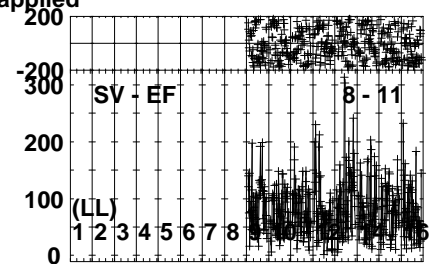
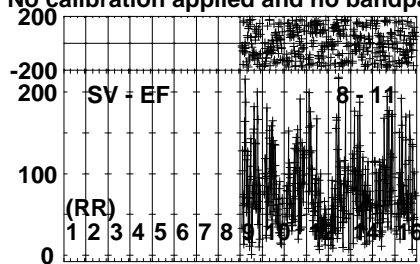
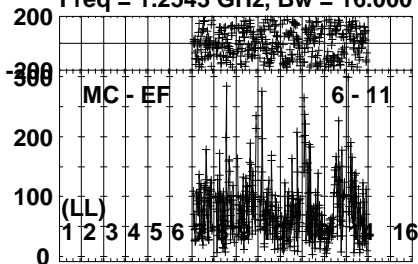


Lower frame: Micro Ampl Jy Top frame: Phas deg  
Vector averaged cross-power spectrum Several baselines displayed  
Timerange: 00/15:28:38 to 00/15:34:36

Plot file version 138 created 02-JUN-2021 12:06:46

R200120 D EK048F.UVDATA.1

Freq = 1.2543 GHz, Bw = 16.000 MH No calibration applied and no bandpass applied



0 0 0 0 0 0 0 0 0 0 0 0 0 0 0 0  
Channels

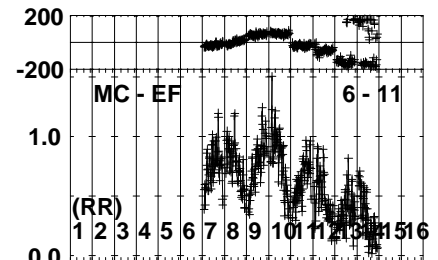
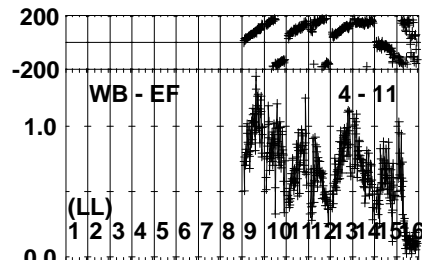
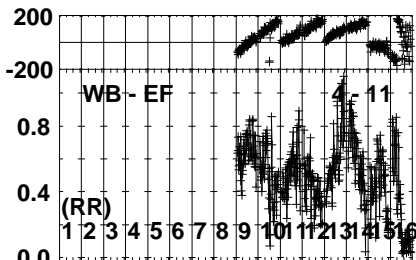
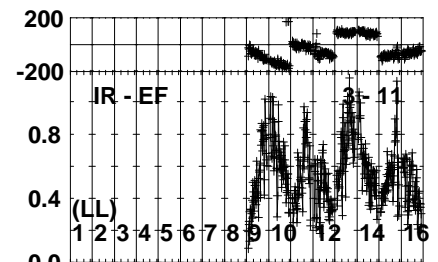
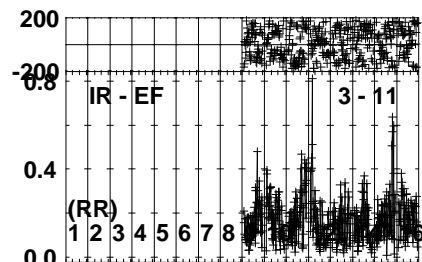
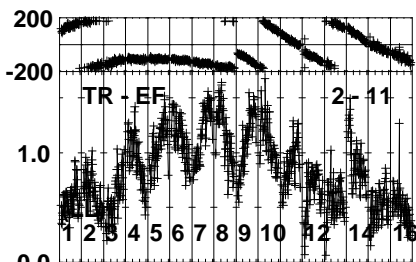
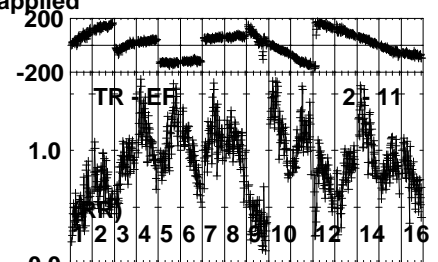
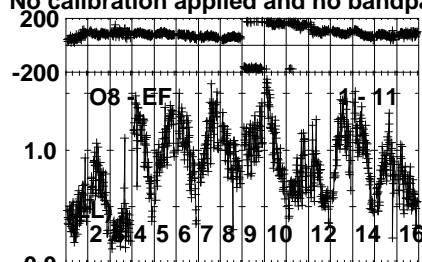
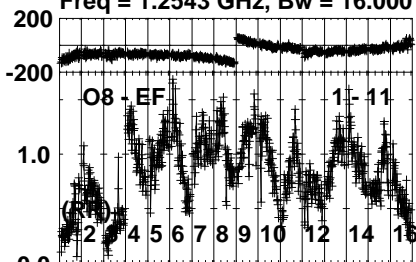
Lower frame: Micro Ampl Jy Top frame: Phas deg  
Vector averaged cross-power spectrum Several baselines displayed  
Timerange: 00/15:28:38 to 00/15:34:36

Plot file version 139 created 02-JUN-2021 12:06:46

J0955+6903 EK048F.UVDATA.1

Freq = 1.2543 GHz, Bw = 16.000 MH

No calibration applied and no bandpass applied



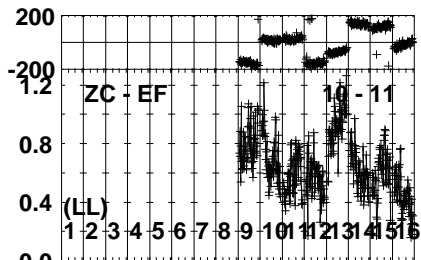
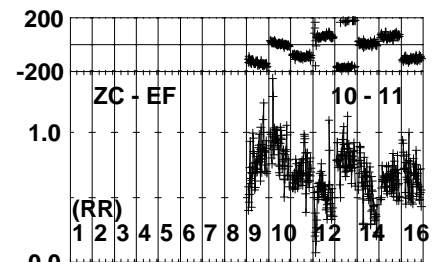
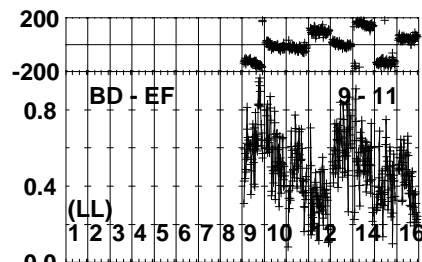
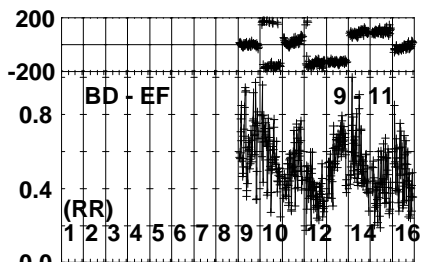
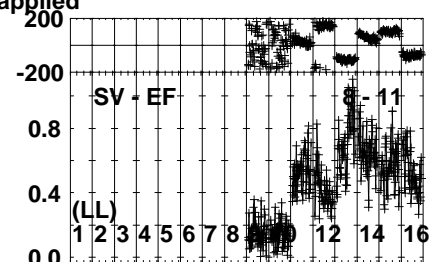
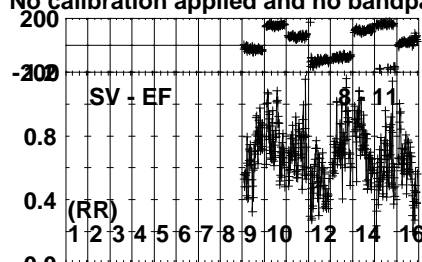
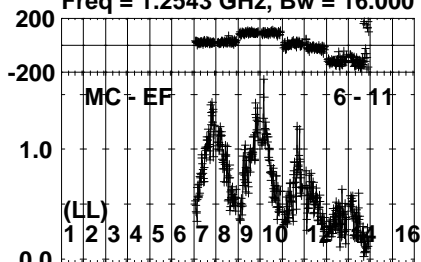
Lower frame: Milli Ampl Jy Top frame: Phas deg  
Vector averaged cross-power spectrum Several baselines displayed  
Timerange: 00/15:35:14 to 00/15:36:42

Plot file version 140 created 02-JUN-2021 12:06:47

J0955+6903 EK048F.UVDATA.1

Freq = 1.2543 GHz, Bw = 16.000 MH

No calibration applied and no bandpass applied



0 0 0 0 0 0 0 0 0 0 0 0 0 0 0 0  
Channels

Lower frame: Milli Ampl Jy Top frame: Phas deg

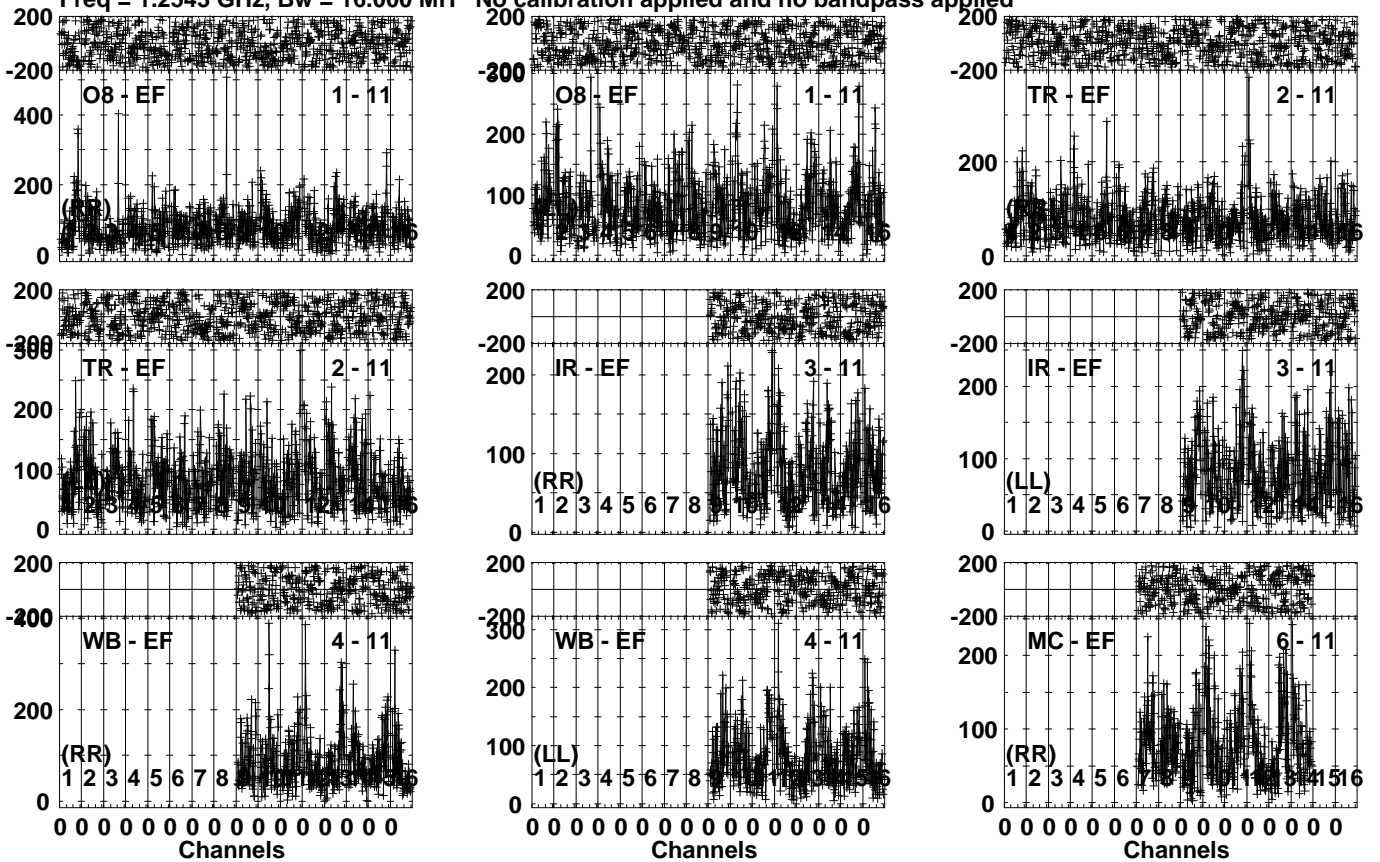
Vector averaged cross-power spectrum Several baselines displayed

Timerange: 00/15:35:14 to 00/15:36:42

Plot file version 141 created 02-JUN-2021 12:06:48

R200120 D EK048F.UVDATA.1

Freq = 1.2543 GHz, Bw = 16.000 MH No calibration applied and no bandpass applied

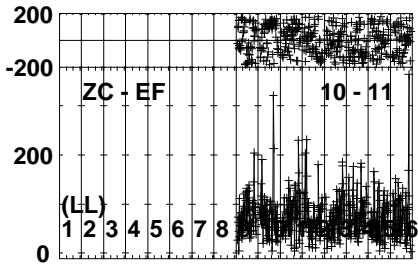
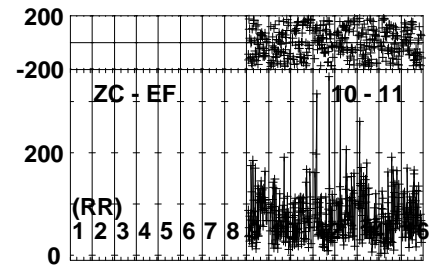
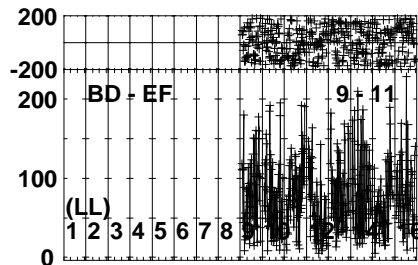
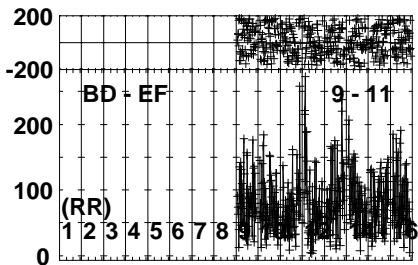
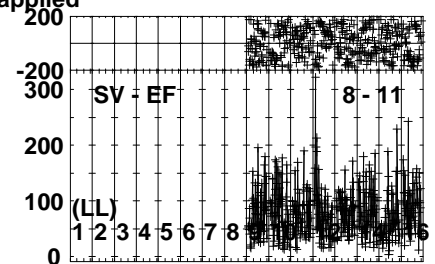
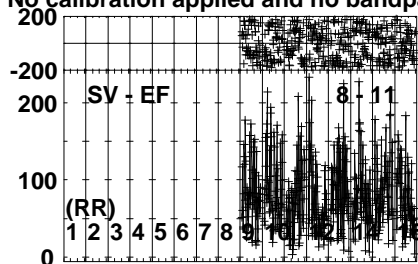
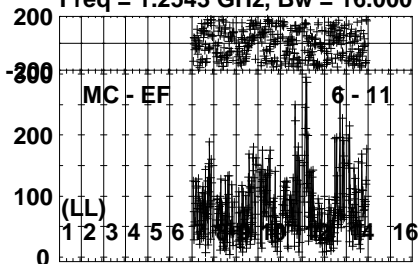


Lower frame: Micro Ampl Jy Top frame: Phas deg  
Vector averaged cross-power spectrum Several baselines displayed  
Timerange: 00/15:36:44 to 00/15:42:42

Plot file version 142 created 02-JUN-2021 12:06:48

R200120 D EK048F.UVDATA.1

Freq = 1.2543 GHz, Bw = 16.000 MH No calibration applied and no bandpass applied



0 0 0 0 0 0 0 0 0 0 0 0 0 0 0 0  
Channels

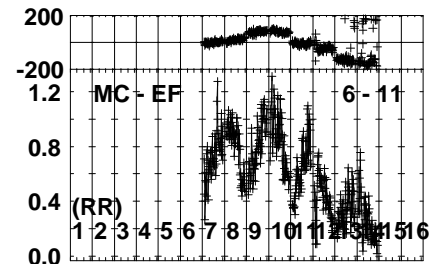
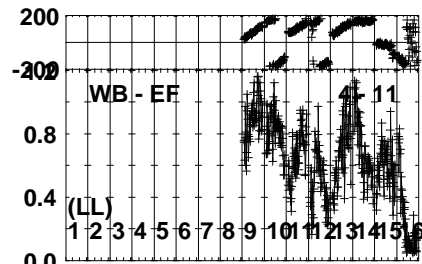
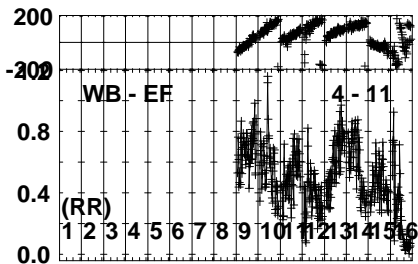
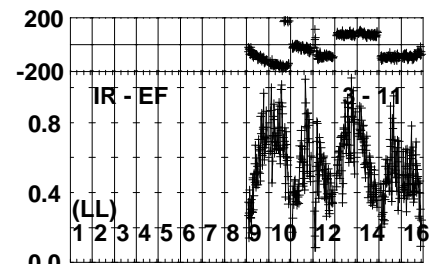
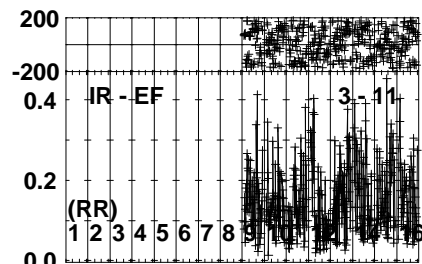
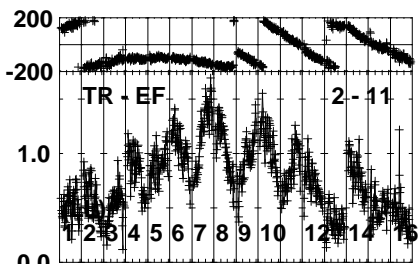
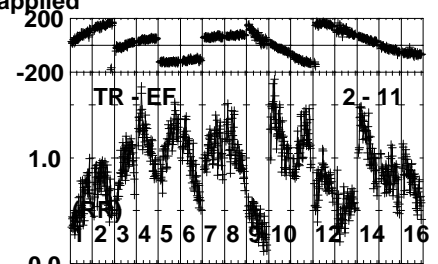
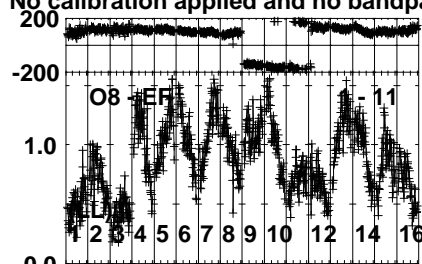
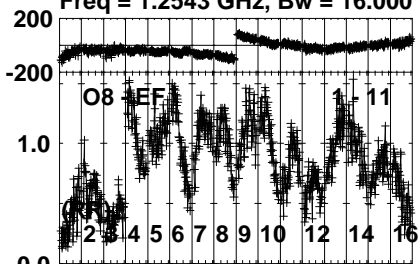
Lower frame: Micro Ampl Jy Top frame: Phas deg  
Vector averaged cross-power spectrum Several baselines displayed  
Timerange: 00/15:36:44 to 00/15:42:42

Plot file version 143 created 02-JUN-2021 12:06:49

J0955+6903 EK048F.UVDATA.1

Freq = 1.2543 GHz, Bw = 16.000 MH

No calibration applied and no bandpass applied



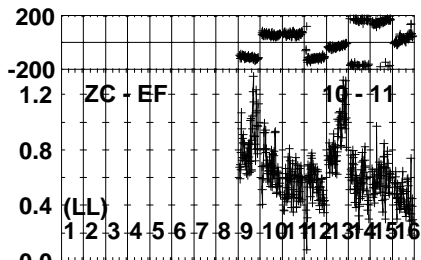
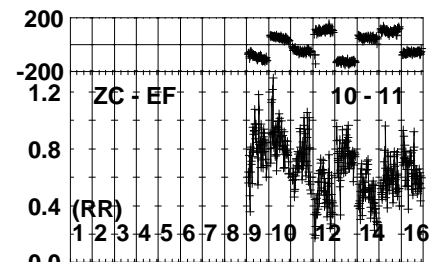
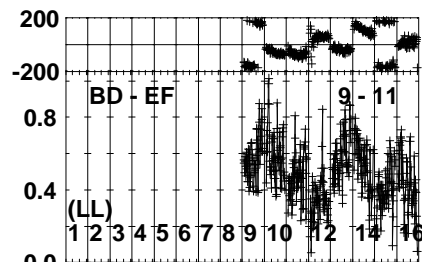
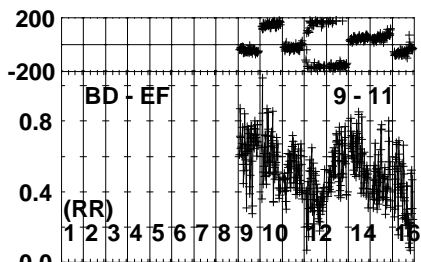
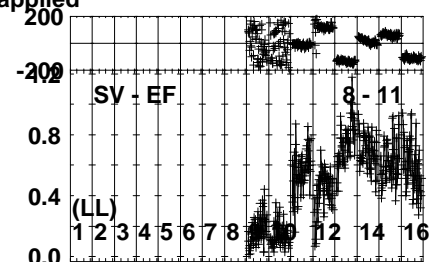
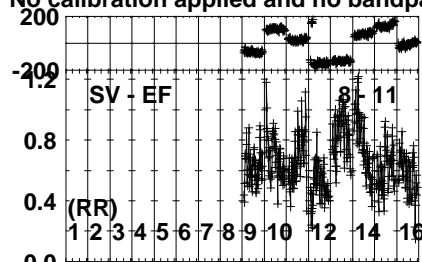
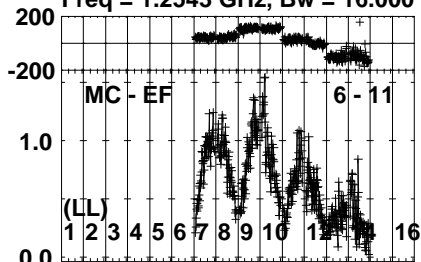
Lower frame: Milli Ampl Jy Top frame: Phas deg  
Vector averaged cross-power spectrum Several baselines displayed  
Timerange: 00/15:42:44 to 00/15:44:42

Plot file version 144 created 02-JUN-2021 12:06:50

J0955+6903 EK048F.UVDATA.1

Freq = 1.2543 GHz, Bw = 16.000 MH

No calibration applied and no bandpass applied



0 0 0 0 0 0 0 0 0 0 0 0 0 0 0 0

Channels

Lower frame: Milli Ampl Jy Top frame: Phas deg

Vector averaged cross-power spectrum Several baselines displayed

Timerange: 00/15:42:44 to 00/15:44:42

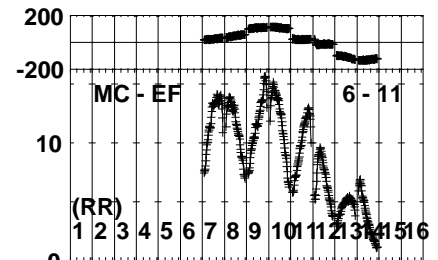
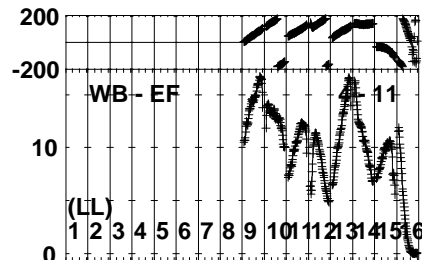
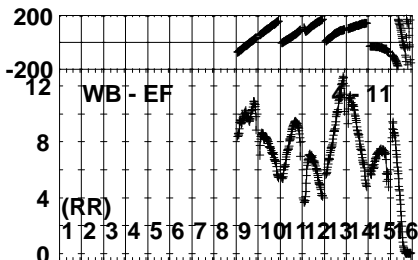
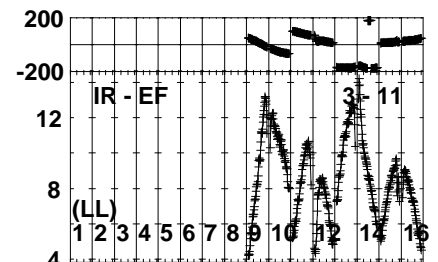
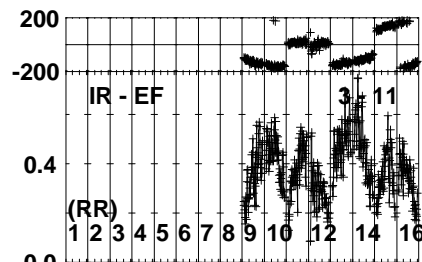
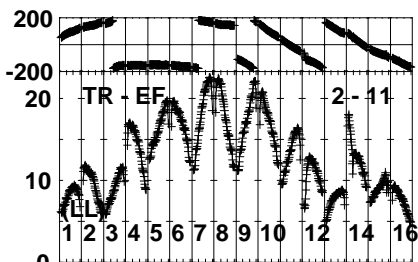
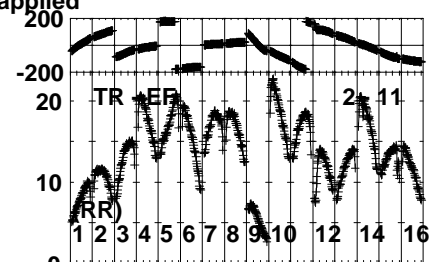
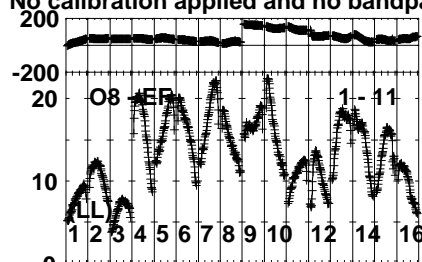
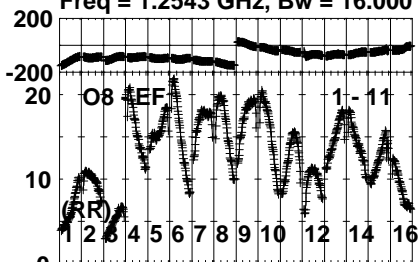


Plot file version 145 created 02-JUN-2021 12:06:50

J1048+7143 EK048F.UVDATA.1

Freq = 1.2543 GHz, Bw = 16.000 MH

No calibration applied and no bandpass applied



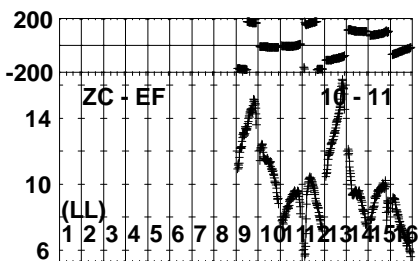
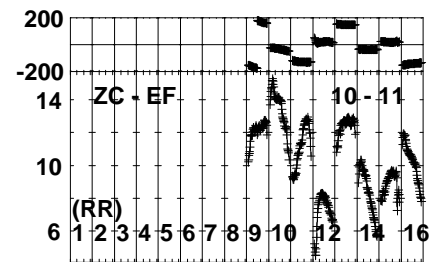
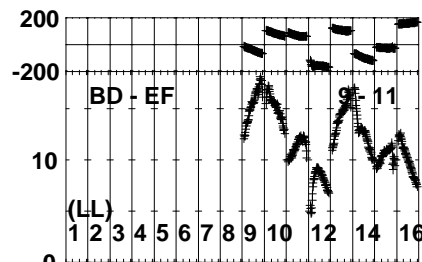
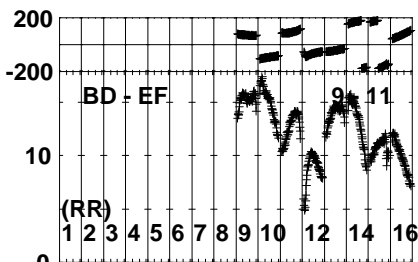
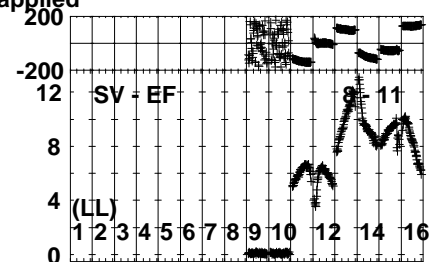
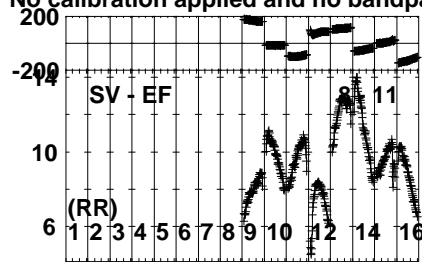
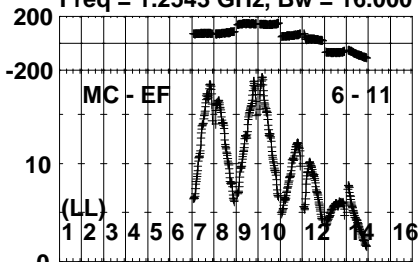
Lower frame: Milli Ampl Jy Top frame: Phas deg  
 Vector averaged cross-power spectrum Several baselines displayed  
 Timerange: 00/15:45:36 to 00/15:50:32

Plot file version 146 created 02-JUN-2021 12:06:51

J1048+7143 EK048F.UVDATA.1

Freq = 1.2543 GHz, Bw = 16.000 MH

No calibration applied and no bandpass applied



0 0 0 0 0 0 0 0 0 0 0 0 0 0 0 0  
Channels

Lower frame: Milli Ampl Jy Top frame: Phas deg

Vector averaged cross-power spectrum Several baselines displayed

Timerange: 00/15:45:36 to 00/15:50:32