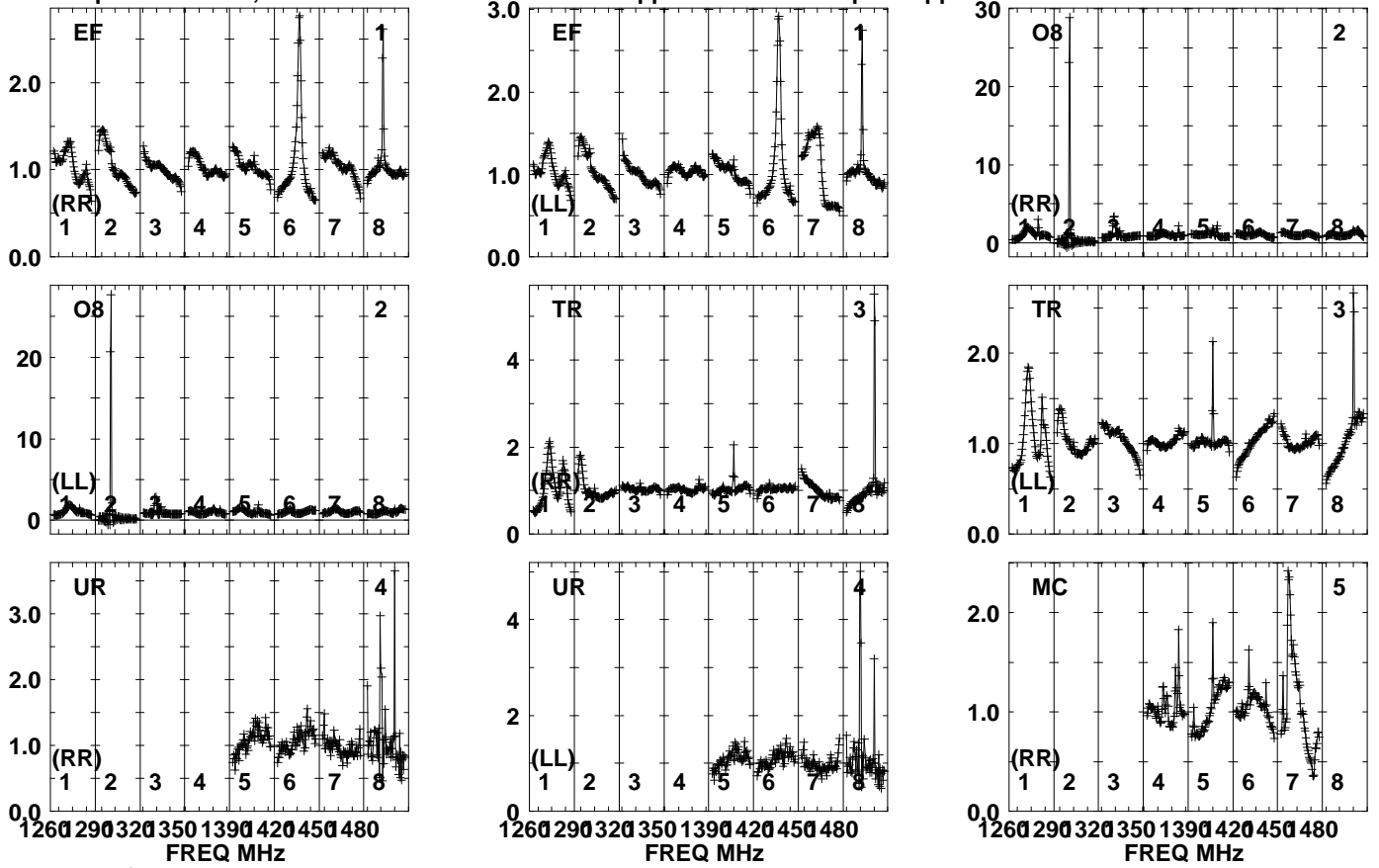


Plot file version 1 created 25-OCT-2022 15:53:20

J1419+5423 EK050E.UVDATA.1

Freq = 1.2545 GHz, Bw = 32.000 MH No calibration applied and no bandpass applied

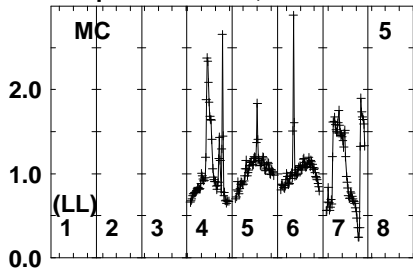


Lower frame: Real Jy  
Auto-corr total-power spectrum Antenna: \*  
Timerange: 00/15:37:27 to 00/15:41:23

Plot file version 2 created 25-OCT-2022 15:53:20

J1419+5423 EK050E.UVDATA.1

Freq = 1.2545 GHz, Bw = 32.000 MH No calibration applied and no bandpass applied



Lower frame: Real Jy

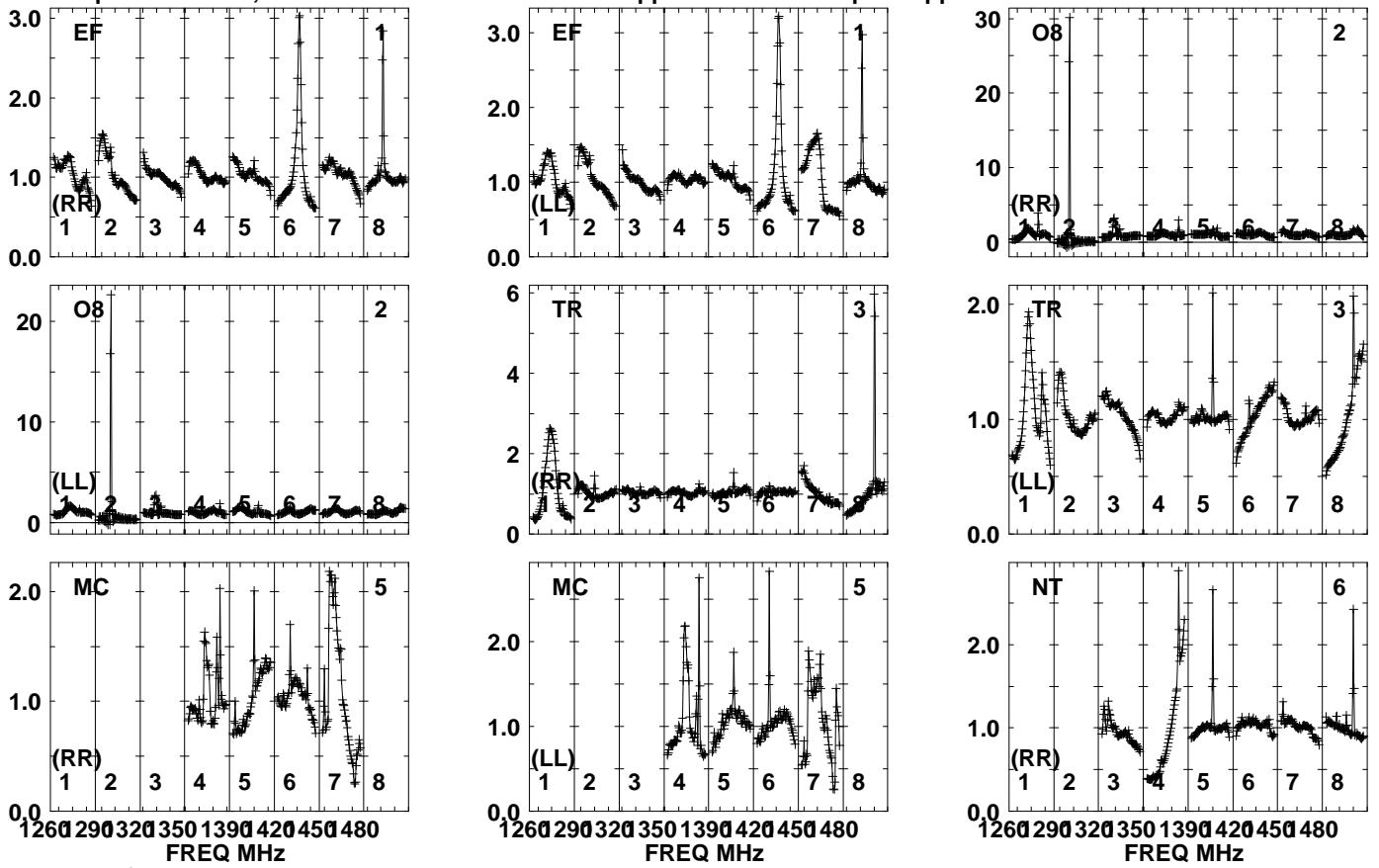
Auto-corr total-power spectrum Antenna: \*

Timerange: 00/15:37:27 to 00/15:41:23

Plot file version 3 created 25-OCT-2022 15:53:20

J1229+6335 EK050E.UVDATA.1

Freq = 1.2545 GHz, Bw = 32.000 MH No calibration applied and no bandpass applied



Lower frame: Real Jy

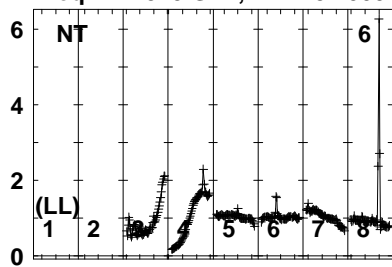
Auto-corr total-power spectrum Antenna: \*

Timerange: 00/15:43:12 to 00/15:44:38

Plot file version 4 created 25-OCT-2022 15:53:20

J1229+6335 EK050E.UVDATA.1

Freq = 1.2545 GHz, Bw = 32.000 MH No calibration applied and no bandpass applied

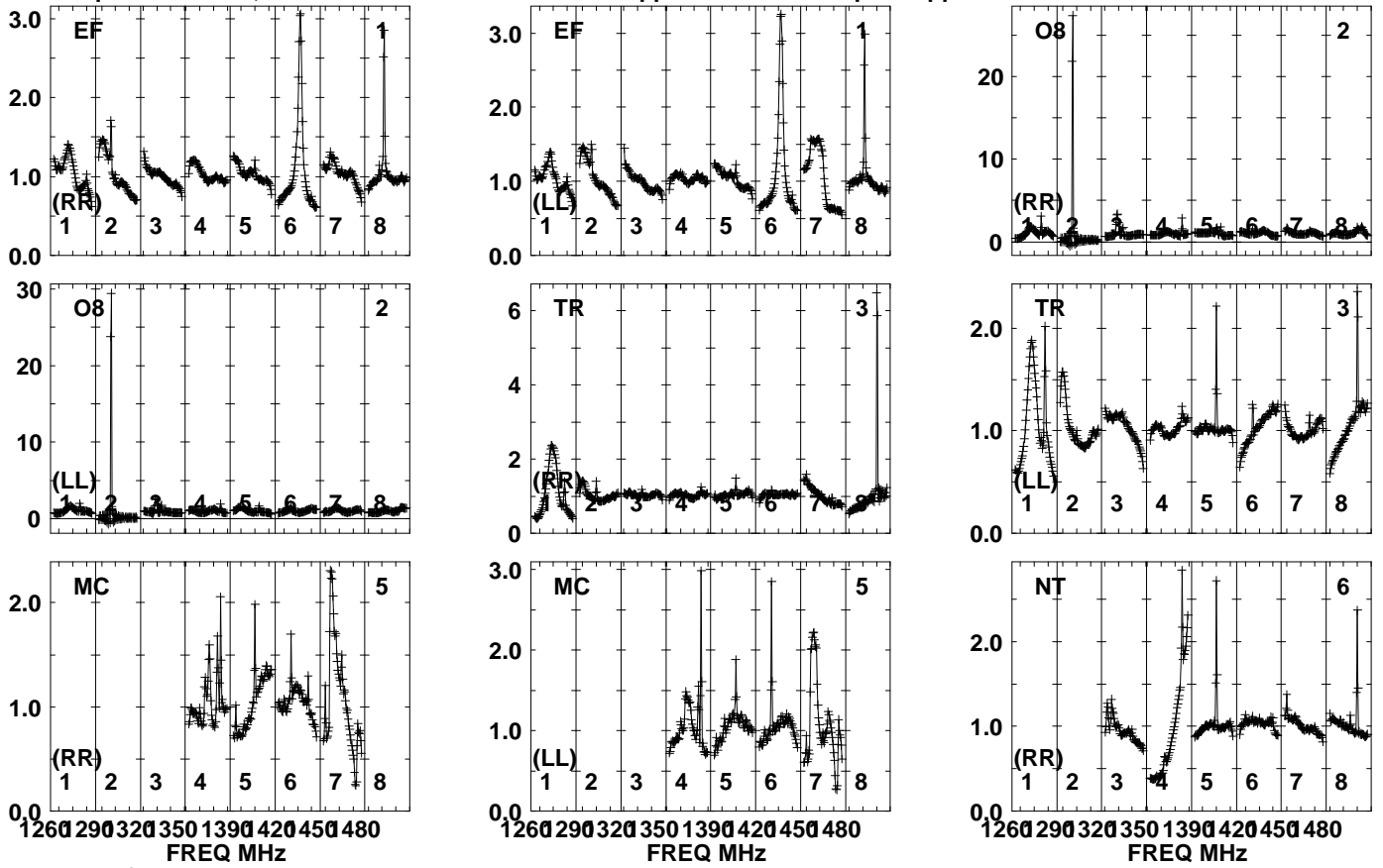


Lower frame: Real Jy  
Auto-corr total-power spectrum Antenna: \*  
Timerange: 00/15:43:12 to 00/15:44:38

Plot file version 5 created 25-OCT-2022 15:53:20

R6 D EK050E.UVDATA.1

Freq = 1.2545 GHz, Bw = 32.000 MH No calibration applied and no bandpass applied

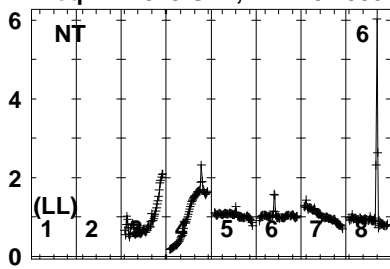


Lower frame: Real Jy  
Auto-corr total-power spectrum Antenna: \*  
Timerange: 00/15:44:40 to 00/15:50:08

Plot file version 6 created 25-OCT-2022 15:53:20

R6 D EK050E.UVDATA.1

Freq = 1.2545 GHz, Bw = 32.000 MH No calibration applied and no bandpass applied



Lower frame: Real Jy

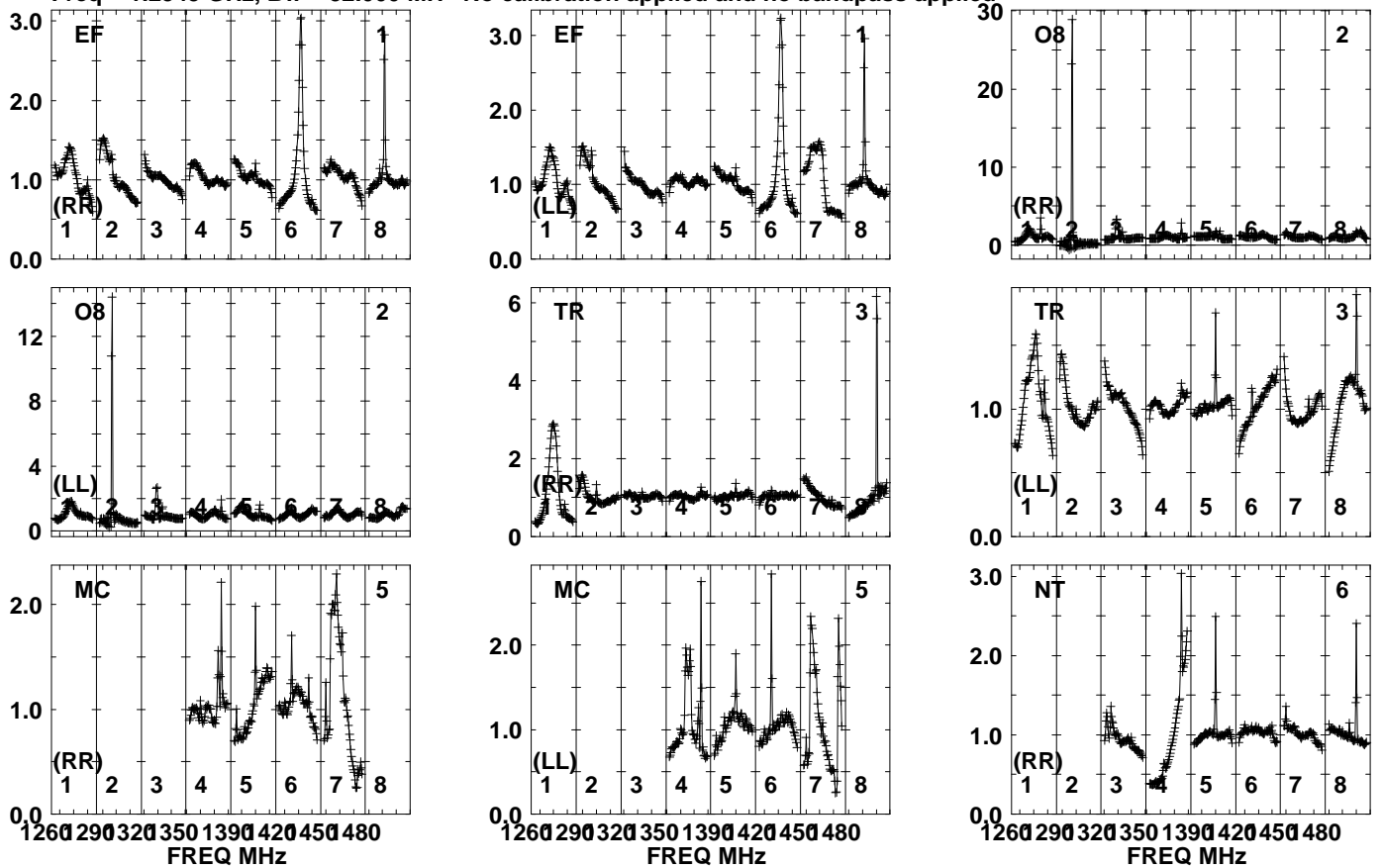
Auto-corr total-power spectrum Antenna: \*

Timerange: 00/15:44:40 to 00/15:50:08

Plot file version 7 created 25-OCT-2022 15:53:20

J1229+6335 EK050E.UVDATA.1

Freq = 1.2545 GHz, Bw = 32.000 MH No calibration applied and no bandpass applied



Lower frame: Real Jy

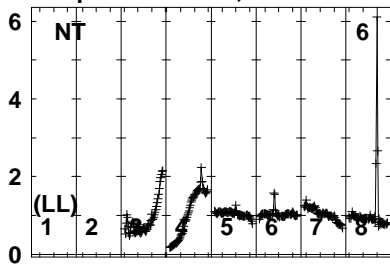
Auto-corr total-power spectrum Antenna: \*

Timerange: 00/15:50:10 to 00/15:52:20

Plot file version 8 created 25-OCT-2022 15:53:21

J1229+6335 EK050E.UVDATA.1

Freq = 1.2545 GHz, Bw = 32.000 MH No calibration applied and no bandpass applied



Lower frame: Real Jy

Auto-corr total-power spectrum Antenna: \*

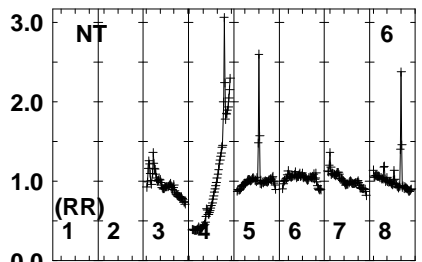
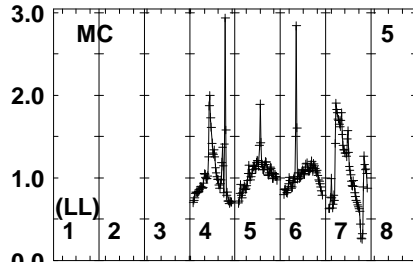
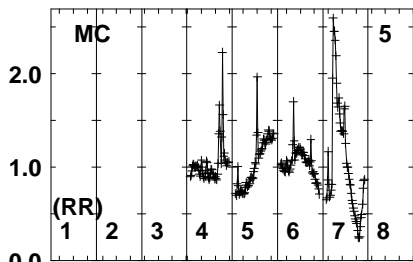
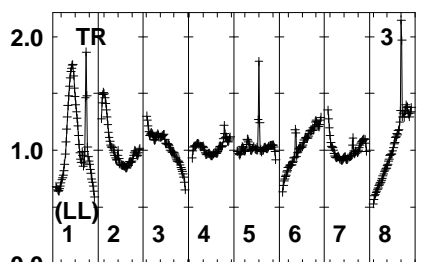
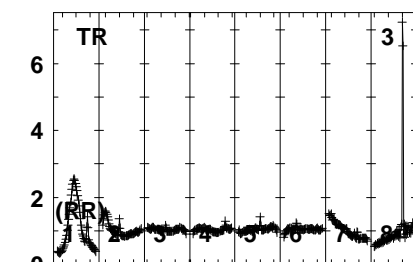


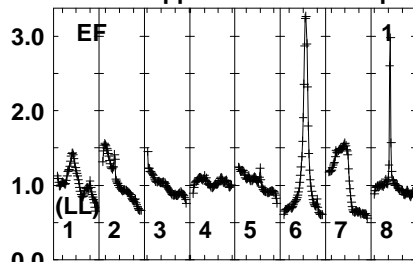
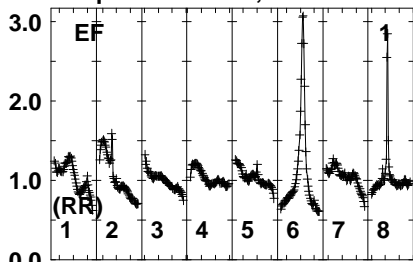
Timerange: 00/15:50:10 to 00/15:52:20



Plot file version 9 created 25-OCT-2022 15:53:21

R6 D EK050E.UVDATA.1

Freq = 1.2545 GHz, Bw = 32.000 MH No calibration applied and no bandpass applied



1260 290 320 350 1390 420 450 480  
FREQ MHz

1260 290 320 350 1390 420 450 480  
FREQ MHz

1260 290 320 350 1390 420 450 480  
FREQ MHz

Lower frame: Real Jy

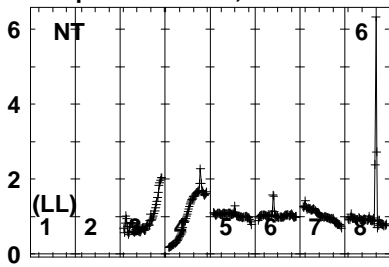
Auto-corr total-power spectrum Antenna: \*

Timerange: 00/15:52:22 to 00/15:57:50

Plot file version 10 created 25-OCT-2022 15:53:21

R6 D EK050E.UVDATA.1

Freq = 1.2545 GHz, Bw = 32.000 MH No calibration applied and no bandpass applied



Lower frame: Real Jy

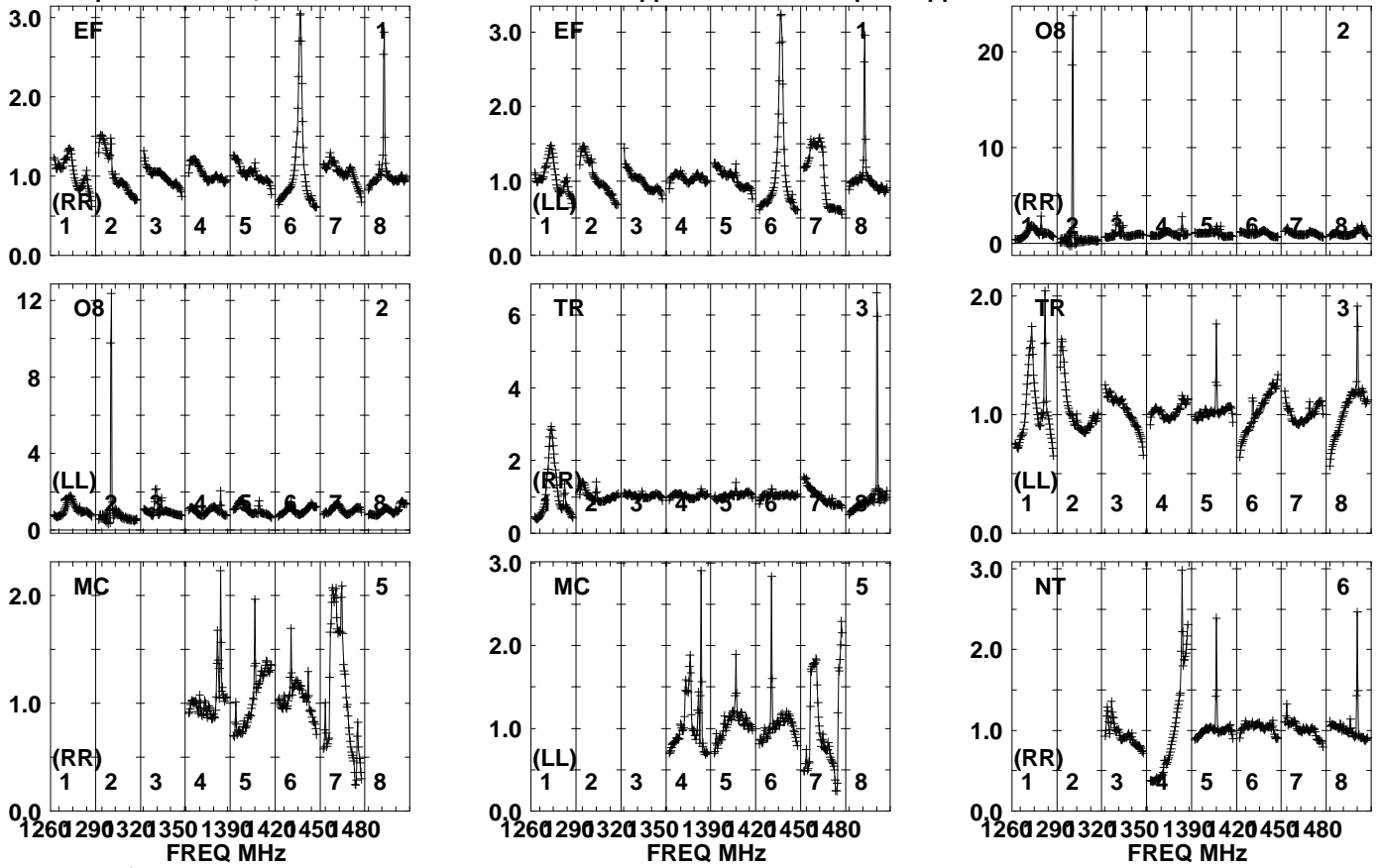
Auto-corr total-power spectrum Antenna: \*

Timerange: 00/15:52:22 to 00/15:57:50

Plot file version 11 created 25-OCT-2022 15:53:21

J1229+6335 EK050E.UVDATA.1

Freq = 1.2545 GHz, Bw = 32.000 MH No calibration applied and no bandpass applied

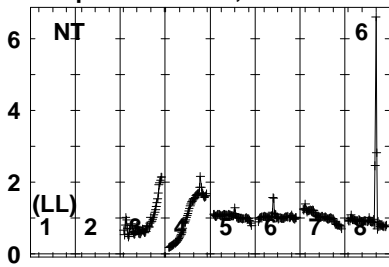


Lower frame: Real Jy  
Auto-corr total-power spectrum Antenna: \*  
Timerange: 00/15:58:44 to 00/16:00:10

Plot file version 12 created 25-OCT-2022 15:53:21

J1229+6335 EK050E.UVDATA.1

Freq = 1.2545 GHz, Bw = 32.000 MH No calibration applied and no bandpass applied

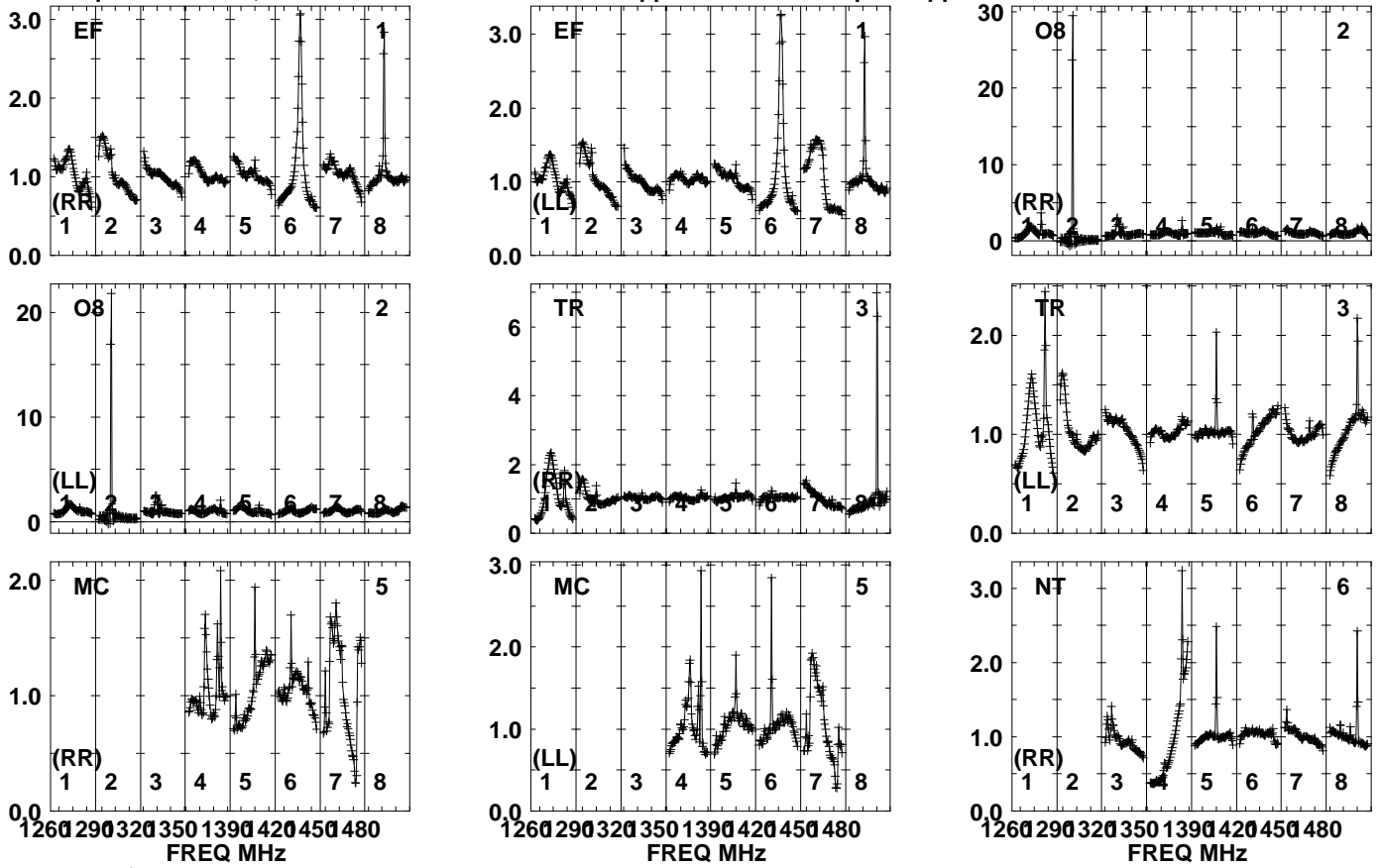


Lower frame: Real Jy  
Auto-corr total-power spectrum Antenna: \*  
Timerange: 00/15:58:44 to 00/16:00:10

Plot file version 13 created 25-OCT-2022 15:53:21

R6 D EK050E.UVDATA.1

Freq = 1.2545 GHz, Bw = 32.000 MH No calibration applied and no bandpass applied

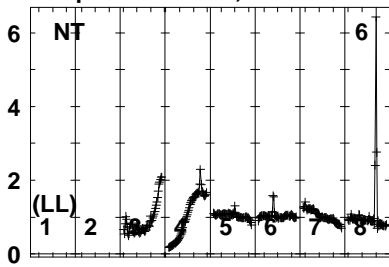


Lower frame: Real Jy  
Auto-corr total-power spectrum Antenna: \*  
Timerange: 00/16:00:12 to 00/16:05:40

Plot file version 14 created 25-OCT-2022 15:53:21

R6 D EK050E.UVDATA.1

Freq = 1.2545 GHz, Bw = 32.000 MH No calibration applied and no bandpass applied



Lower frame: Real Jy

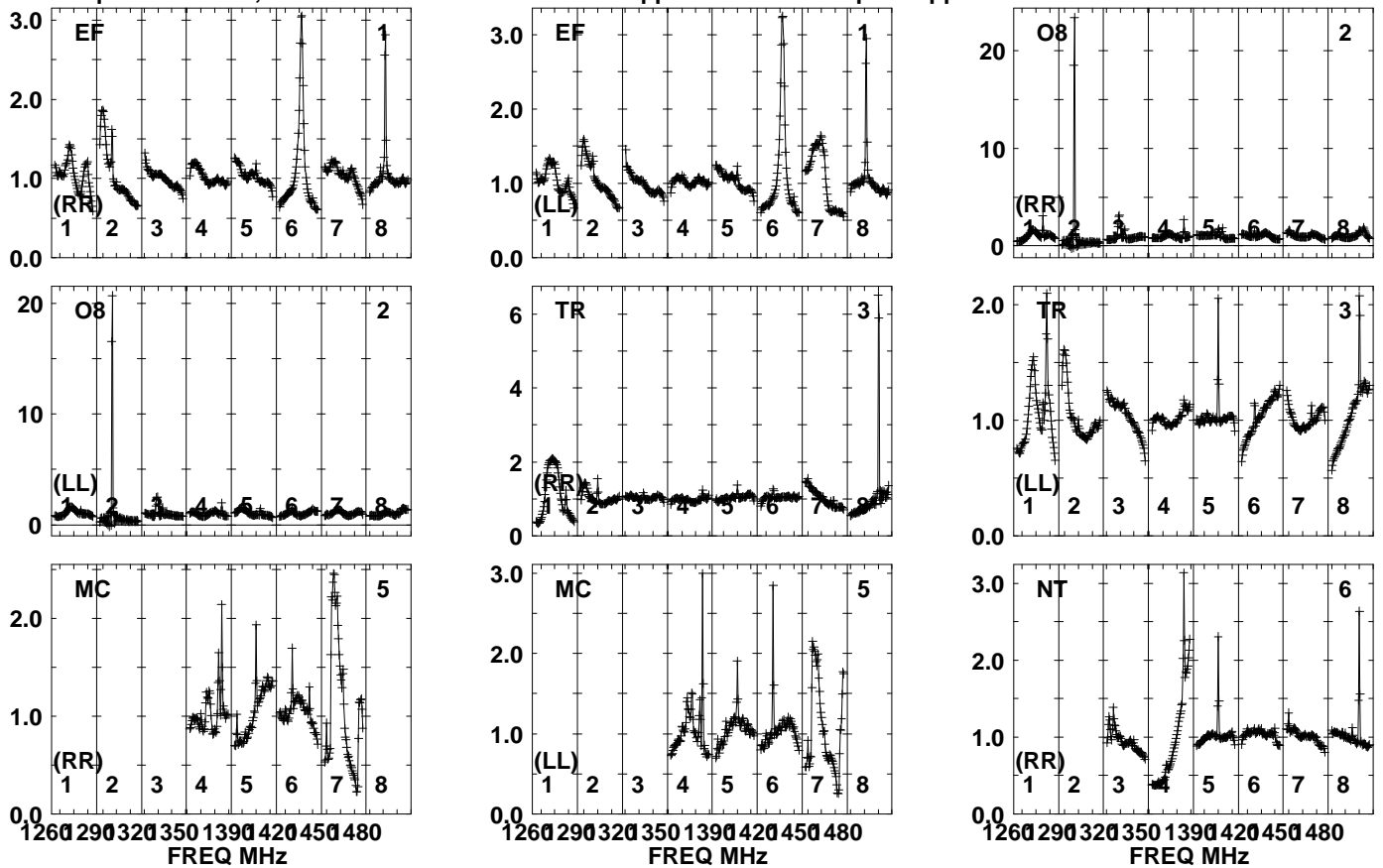
Auto-corr total-power spectrum Antenna: \*

Timerange: 00/16:00:12 to 00/16:05:40

Plot file version 15 created 25-OCT-2022 15:53:21

J1229+6335 EK050E.UVDATA.1

Freq = 1.2545 GHz, Bw = 32.000 MH No calibration applied and no bandpass applied



Lower frame: Real Jy

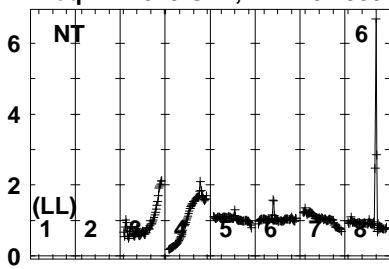
Auto-corr total-power spectrum Antenna: \*

Timerange: 00/16:05:42 to 00/16:07:52

Plot file version 16 created 25-OCT-2022 15:53:21

J1229+6335 EK050E.UVDATA.1

Freq = 1.2545 GHz, Bw = 32.000 MH No calibration applied and no bandpass applied



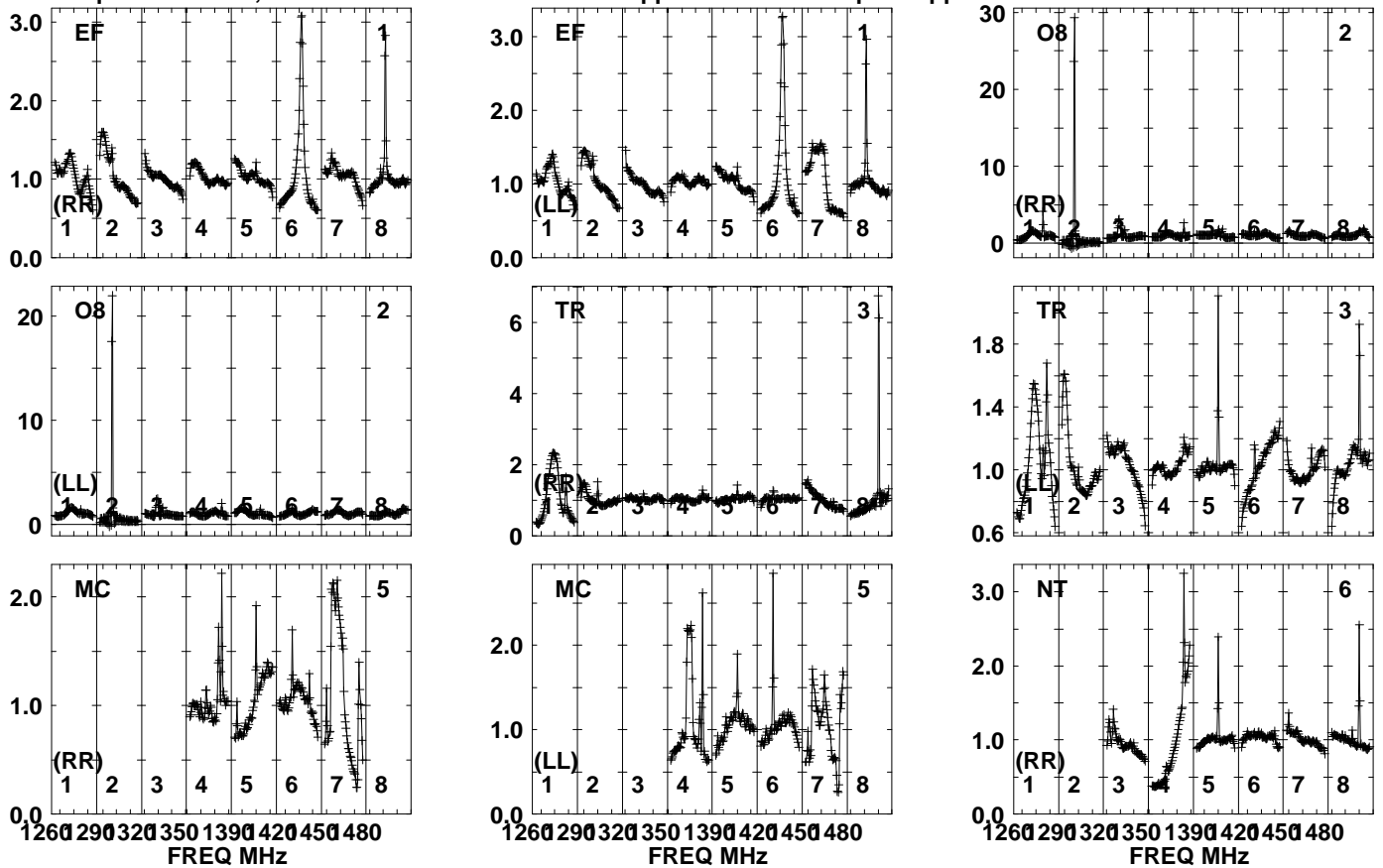
Lower frame: Real Jy  
Auto-corr total-power spectrum Antenna: \*  
Timerange: 00/16:05:42 to 00/16:07:52



Plot file version 17 created 25-OCT-2022 15:53:21

R6 D EK050E.UVDATA.1

Freq = 1.2545 GHz, Bw = 32.000 MH No calibration applied and no bandpass applied



Lower frame: Real Jy

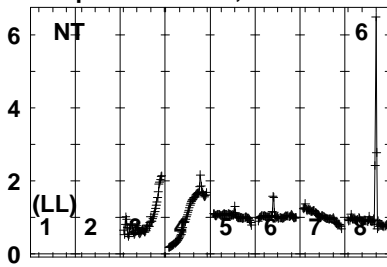
Auto-corr total-power spectrum Antenna: \*

Timerange: 00/16:07:54 to 00/16:13:22

Plot file version 18 created 25-OCT-2022 15:53:22

R6 D EK050E.UVDATA.1

Freq = 1.2545 GHz, Bw = 32.000 MH No calibration applied and no bandpass applied



Lower frame: Real Jy

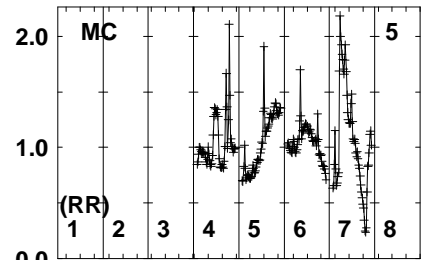
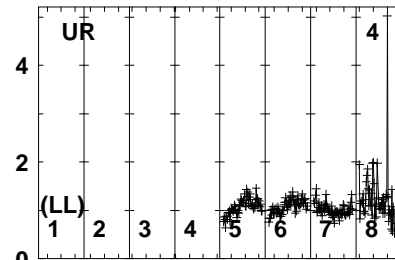
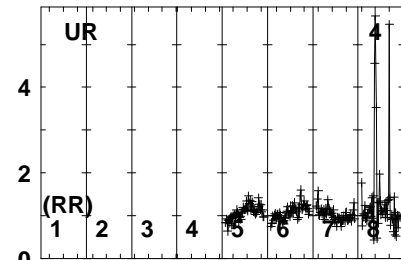
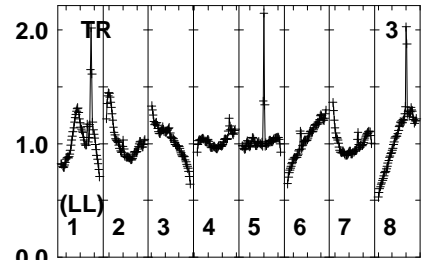
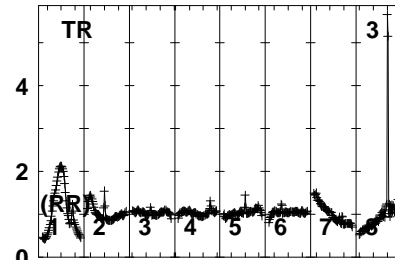
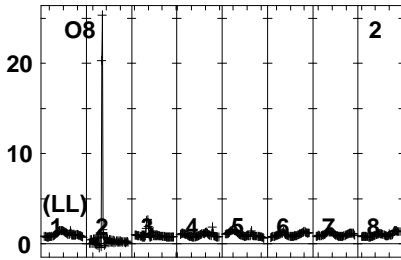
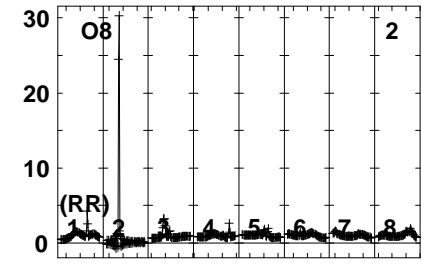
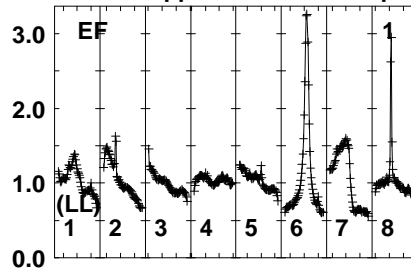
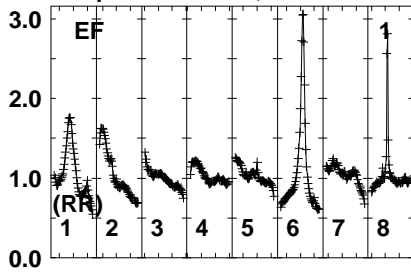
Auto-corr total-power spectrum Antenna: \*

Timerange: 00/16:07:54 to 00/16:13:22

Plot file version 19 created 25-OCT-2022 15:53:22

J1229+6335 EK050E.UVDATA.1

Freq = 1.2545 GHz, Bw = 32.000 MH No calibration applied and no bandpass applied



1260 290 320 350 1390 420 450 480  
FREQ MHz

1260 290 320 350 1390 420 450 480  
FREQ MHz

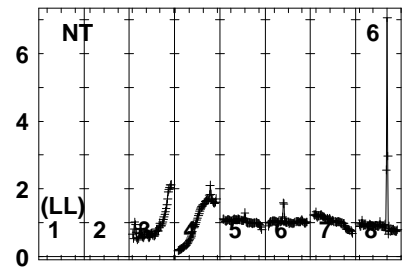
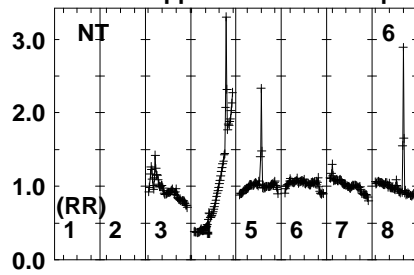
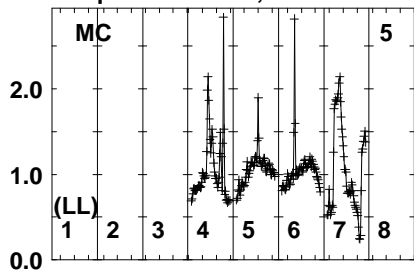
1260 290 320 350 1390 420 450 480  
FREQ MHz

Lower frame: Real Jy  
Auto-corr total-power spectrum Antenna: \*  
Timerange: 00/16:14:16 to 00/16:15:42

Plot file version 20 created 25-OCT-2022 15:53:22

J1229+6335 EK050E.UVDATA.1

Freq = 1.2545 GHz, Bw = 32.000 MH No calibration applied and no bandpass applied



Lower frame: Real Jy

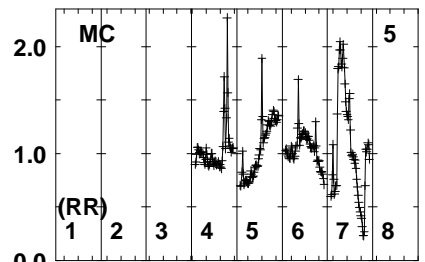
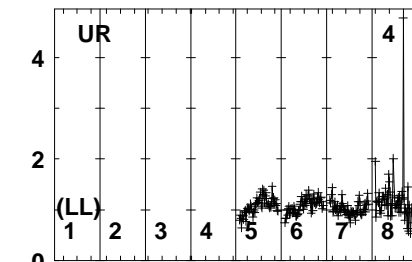
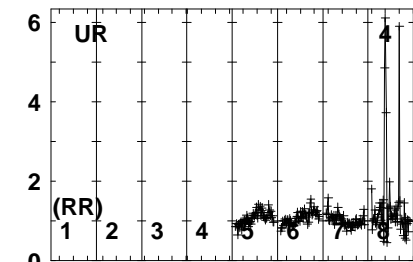
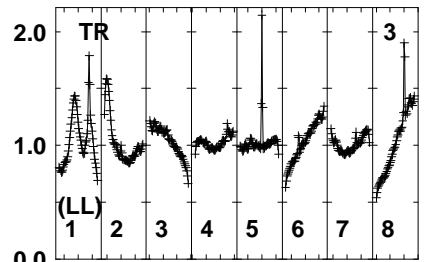
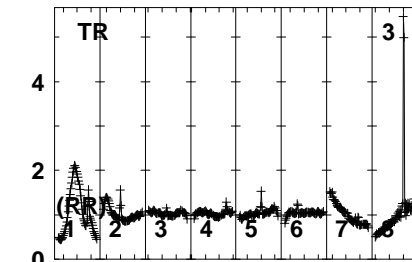
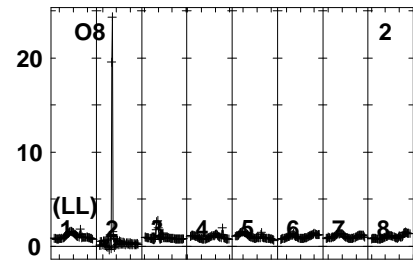
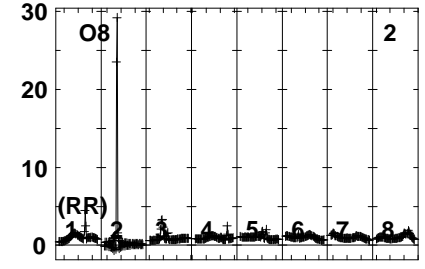
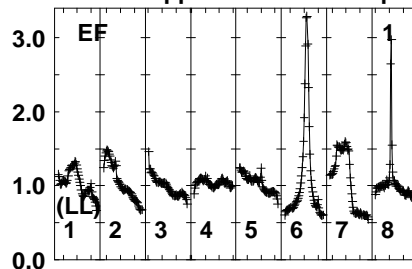
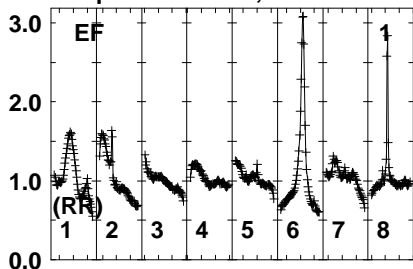
Auto-corr total-power spectrum Antenna: \*

Timerange: 00/16:14:16 to 00/16:15:42

Plot file version 21 created 25-OCT-2022 15:53:22

J1231+6414 EK050E.UVDATA.1

Freq = 1.2545 GHz, Bw = 32.000 MH No calibration applied and no bandpass applied



1260 290 320 350 1390 420 450 480  
FREQ MHz

1260 290 320 350 1390 420 450 480  
FREQ MHz

1260 290 320 350 1390 420 450 480  
FREQ MHz

Lower frame: Real Jy

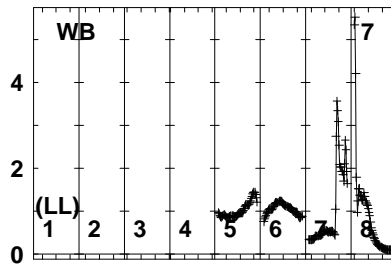
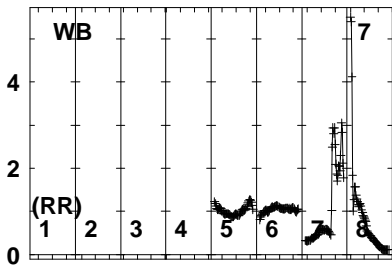
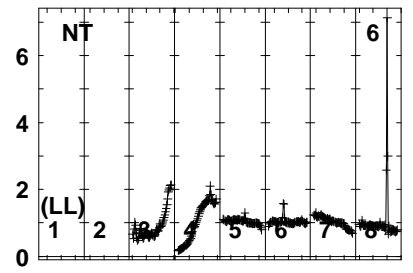
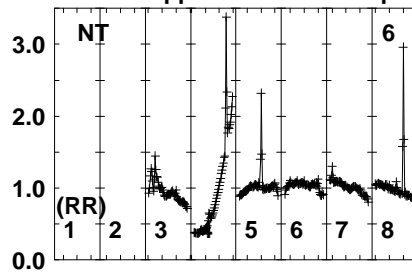
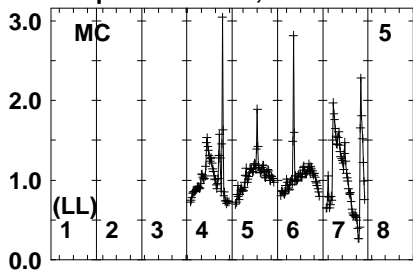
Auto-corr total-power spectrum Antenna: \*

Timerange: 00/16:15:44 to 00/16:19:14

Plot file version 22 created 25-OCT-2022 15:53:22

J1231+6414 EK050E.UVDATA.1

Freq = 1.2545 GHz, Bw = 32.000 MH No calibration applied and no bandpass applied



Lower frame: Real Jy

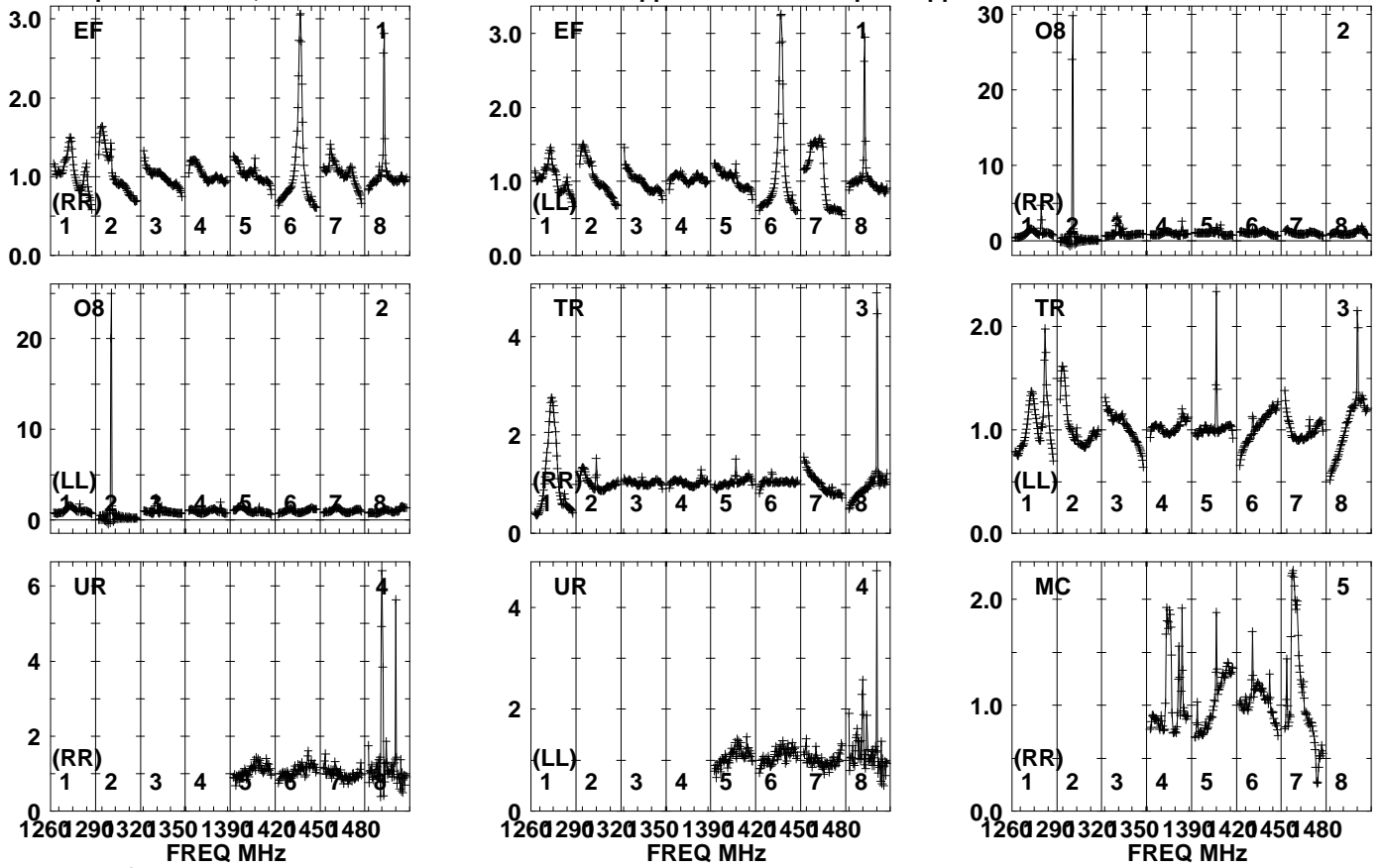
Auto-corr total-power spectrum Antenna: \*

Timerange: 00/16:15:44 to 00/16:19:14

Plot file version 23 created 25-OCT-2022 15:53:22

J1229+6335 EK050E.UVDATA.1

Freq = 1.2545 GHz, Bw = 32.000 MH No calibration applied and no bandpass applied

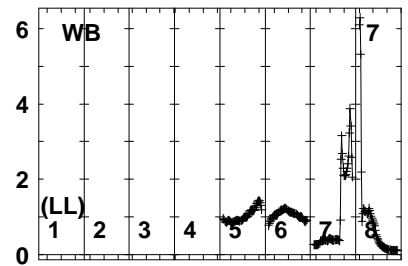
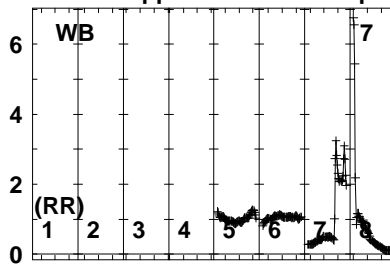
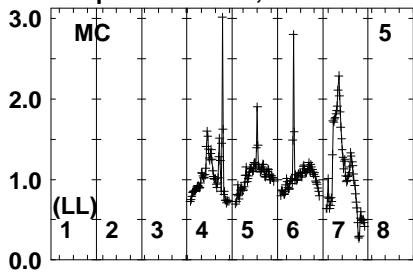


Lower frame: Real Jy  
Auto-corr total-power spectrum Antenna: \*  
Timerange: 00/16:19:17 to 00/16:21:17

Plot file version 24 created 25-OCT-2022 15:53:22

J1229+6335 EK050E.UVDATA.1

Freq = 1.2545 GHz, Bw = 32.000 MH No calibration applied and no bandpass applied



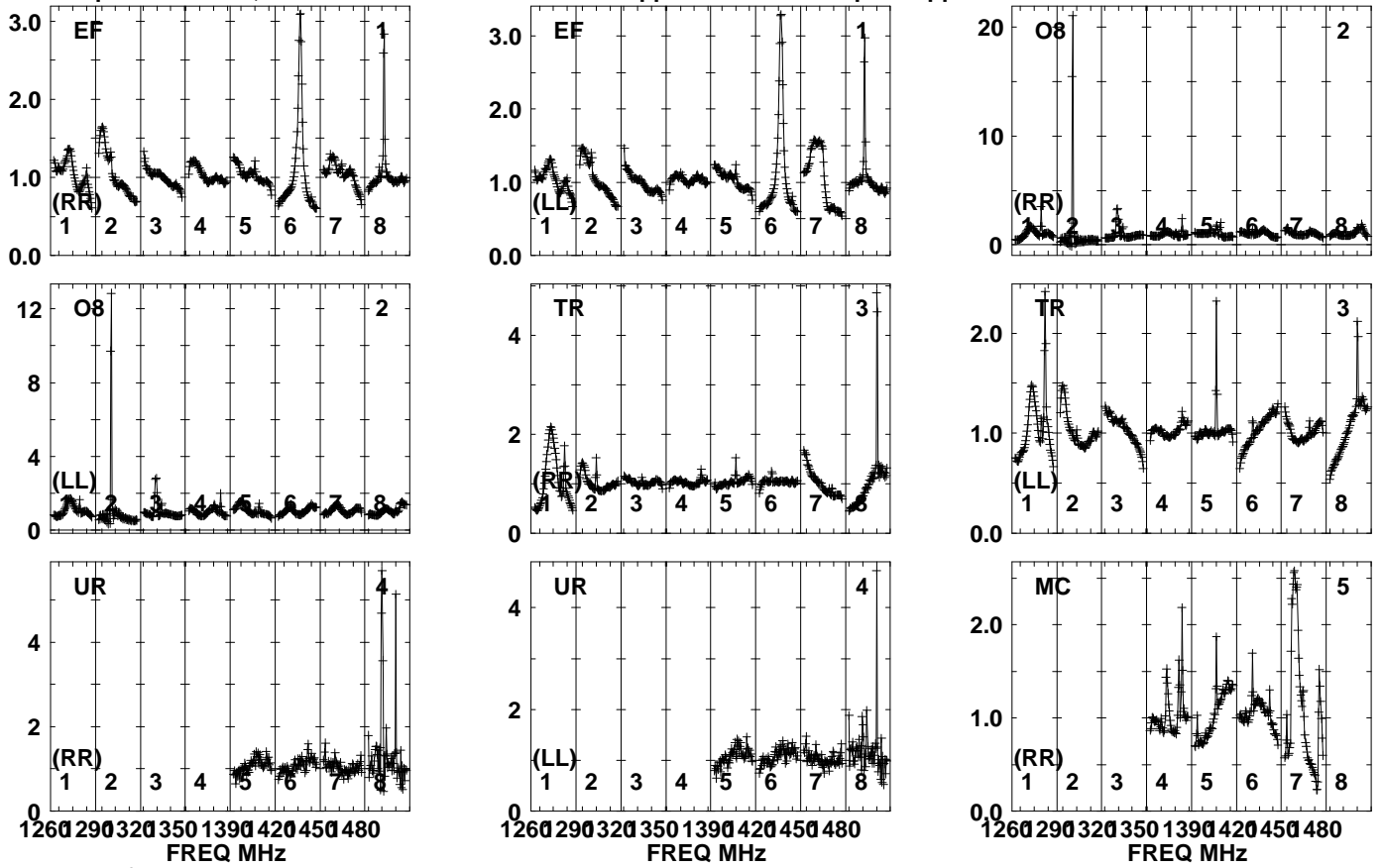
Lower frame: Real Jy  
Auto-corr total-power spectrum Antenna: \*  
Timerange: 00/16:19:17 to 00/16:21:17



Plot file version 25 created 25-OCT-2022 15:53:22

R6 D EK050E.UVDATA.1

Freq = 1.2545 GHz, Bw = 32.000 MH No calibration applied and no bandpass applied



Lower frame: Real Jy

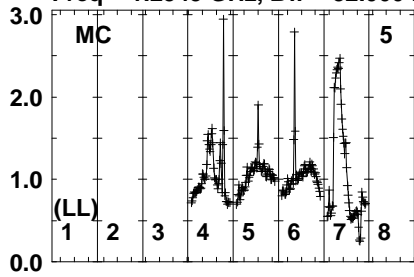
Auto-corr total-power spectrum Antenna: \*

Timerange: 00/16:21:20 to 00/16:26:48

Plot file version 26 created 25-OCT-2022 15:53:22

R6 D EK050E.UVDATA.1

Freq = 1.2545 GHz, Bw = 32.000 MH No calibration applied and no bandpass applied



Lower frame: Real Jy

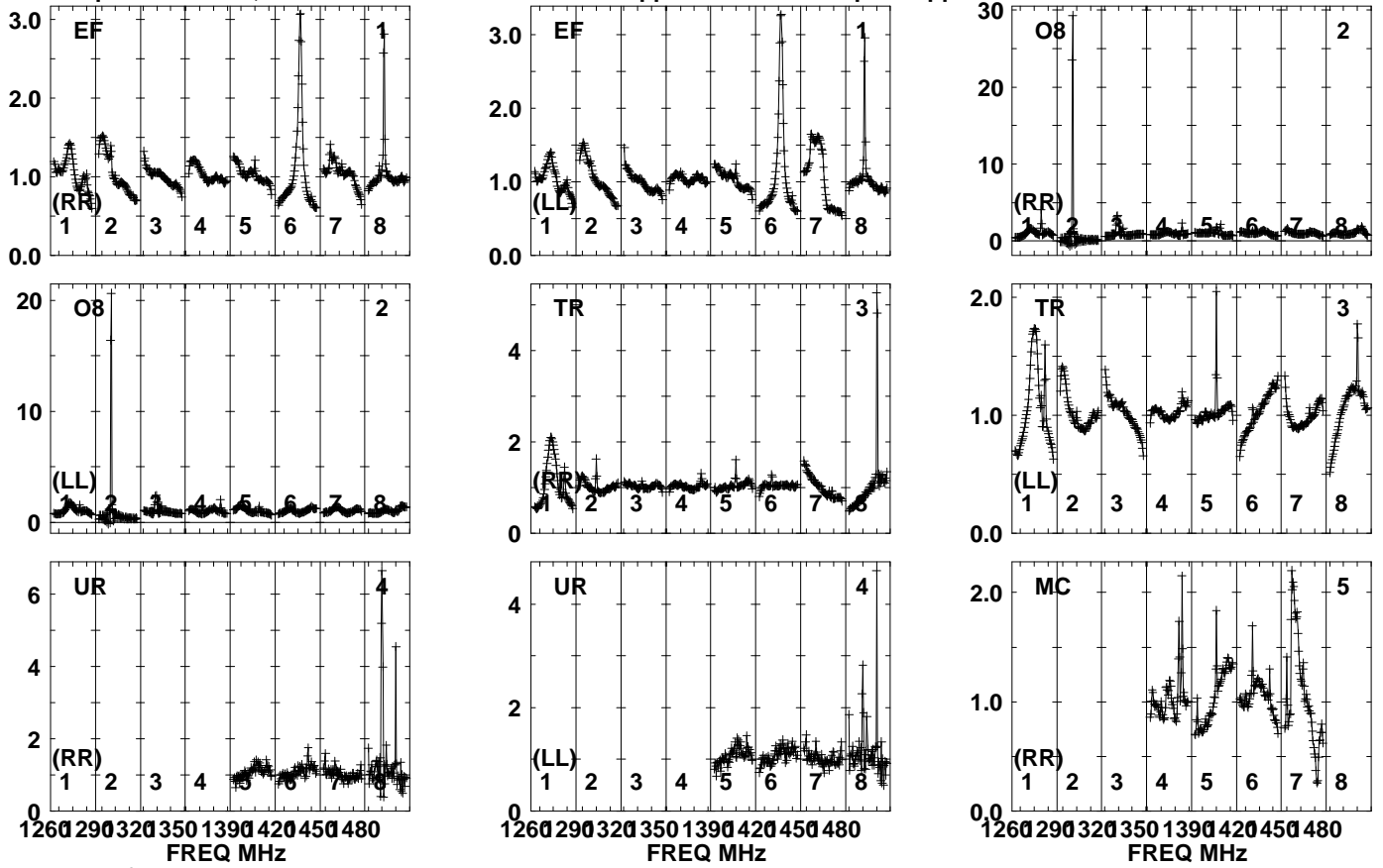
Auto-corr total-power spectrum Antenna: \*

Timerange: 00/16:21:20 to 00/16:26:48

Plot file version 27 created 25-OCT-2022 15:53:22

J1229+6335 EK050E.UVDATA.1

Freq = 1.2545 GHz, Bw = 32.000 MH No calibration applied and no bandpass applied

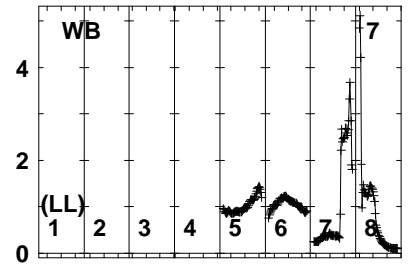
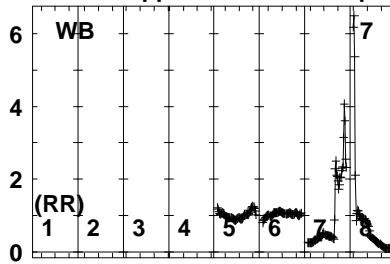
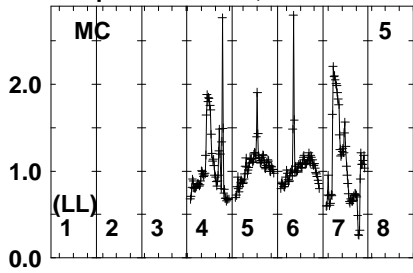


Lower frame: Real Jy  
Auto-corr total-power spectrum Antenna: \*  
Timerange: 00/16:27:42 to 00/16:29:08

Plot file version 28 created 25-OCT-2022 15:53:22

J1229+6335 EK050E.UVDATA.1

Freq = 1.2545 GHz, Bw = 32.000 MH No calibration applied and no bandpass applied



Lower frame: Real Jy

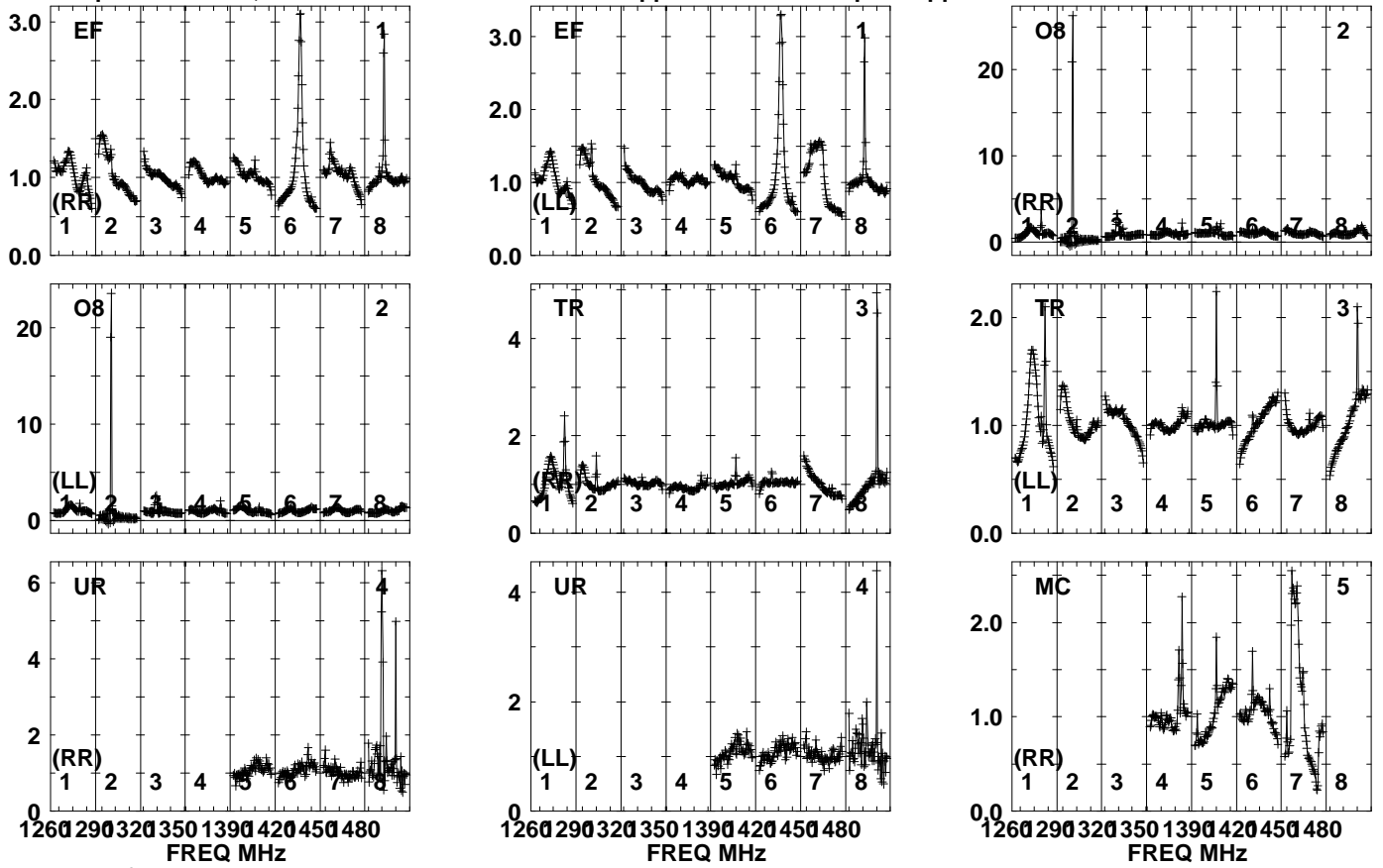
Auto-corr total-power spectrum Antenna: \*

Timerange: 00/16:27:42 to 00/16:29:08

Plot file version 29 created 25-OCT-2022 15:53:23

R6 D EK050E.UVDATA.1

Freq = 1.2545 GHz, Bw = 32.000 MH No calibration applied and no bandpass applied



Lower frame: Real Jy

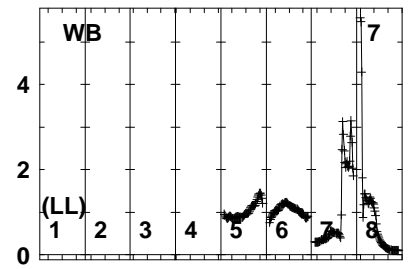
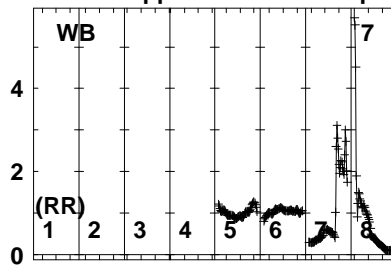
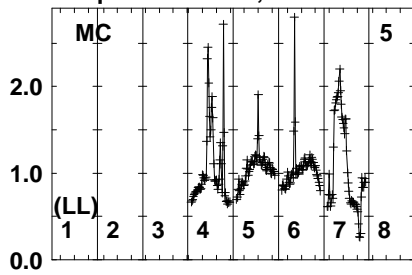
Auto-corr total-power spectrum Antenna: \*

Timerange: 00/16:29:10 to 00/16:34:38

Plot file version 30 created 25-OCT-2022 15:53:23

R6 D EK050E.UVDATA.1

Freq = 1.2545 GHz, Bw = 32.000 MH No calibration applied and no bandpass applied



Lower frame: Real Jy

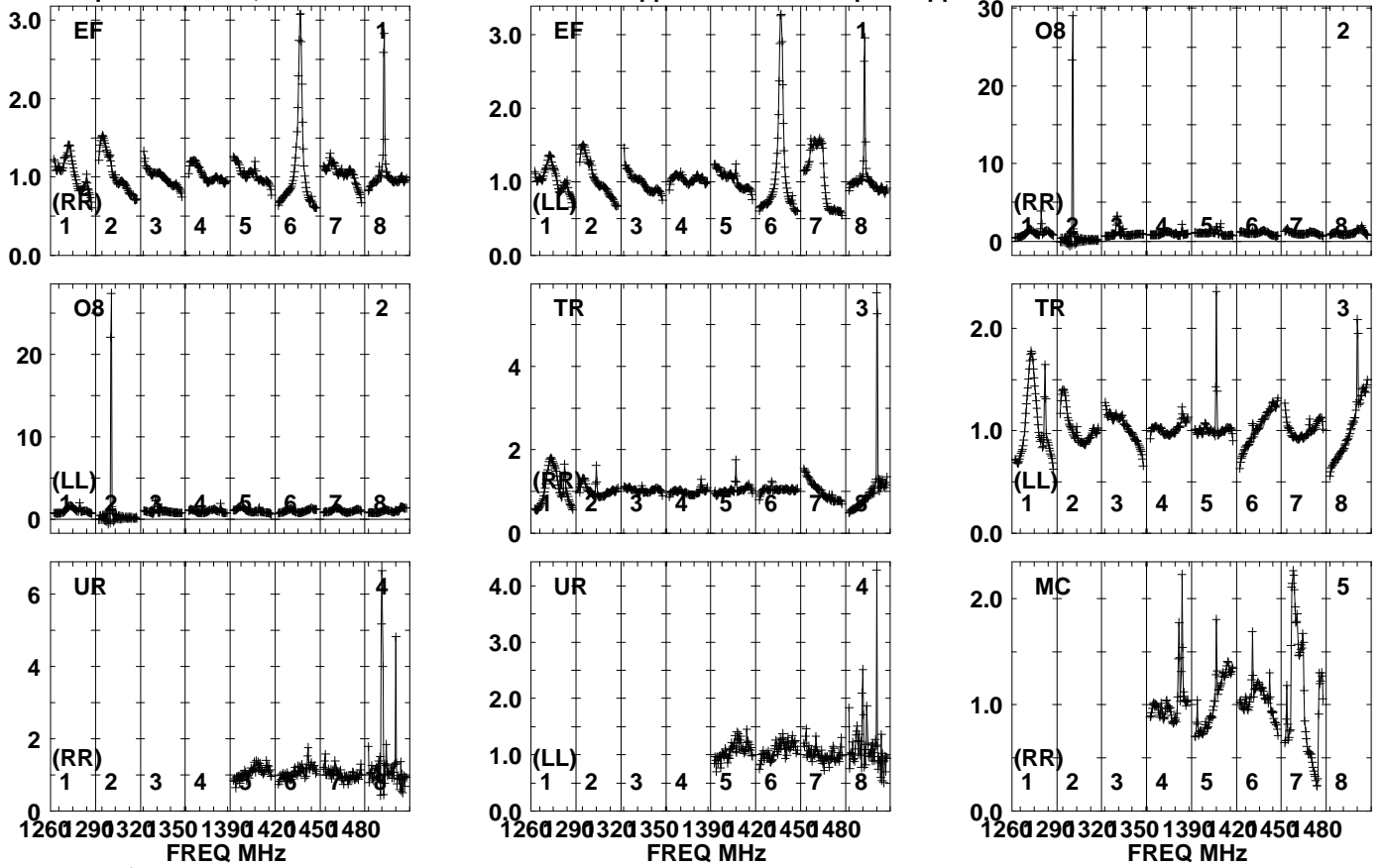
Auto-corr total-power spectrum Antenna: \*

Timerange: 00/16:29:10 to 00/16:34:38

Plot file version 31 created 25-OCT-2022 15:53:23

J1229+6335 EK050E.UVDATA.1

Freq = 1.2545 GHz, Bw = 32.000 MH No calibration applied and no bandpass applied



Lower frame: Real Jy

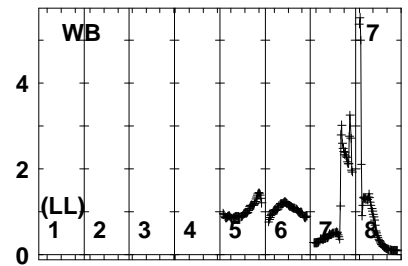
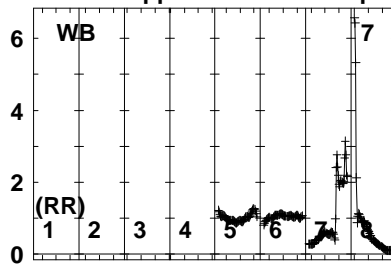
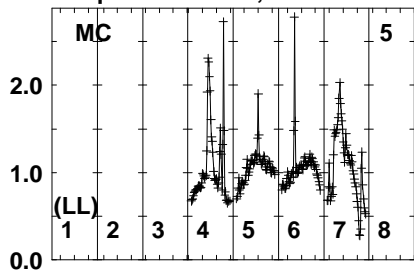
Auto-corr total-power spectrum Antenna: \*

Timerange: 00/16:34:40 to 00/16:36:48

Plot file version 32 created 25-OCT-2022 15:53:23

J1229+6335 EK050E.UVDATA.1

Freq = 1.2545 GHz, Bw = 32.000 MH No calibration applied and no bandpass applied



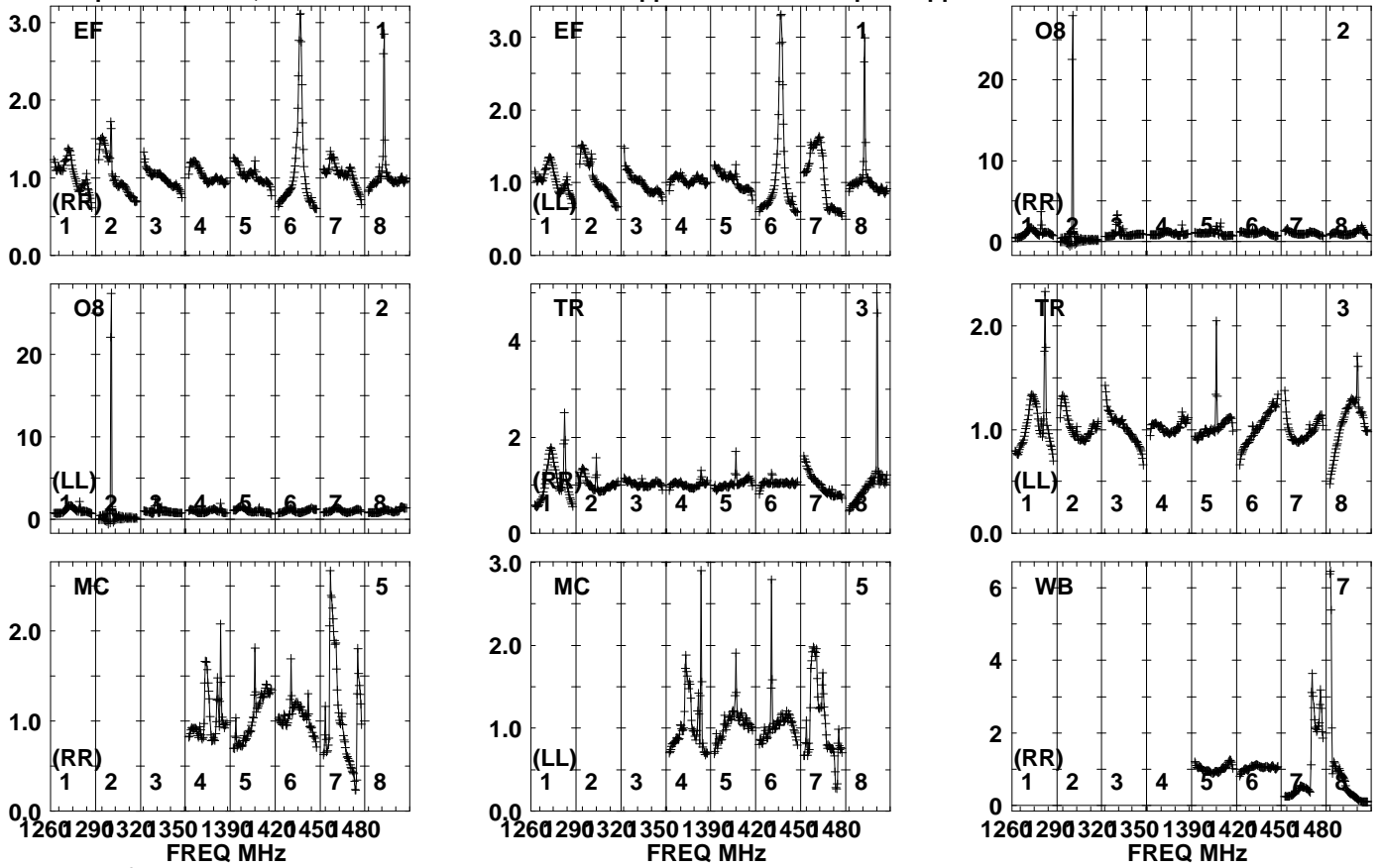
Lower frame: Real Jy  
Auto-corr total-power spectrum Antenna: \*  
Timerange: 00/16:34:40 to 00/16:36:48



Plot file version 33 created 25-OCT-2022 15:53:23

R6 D EK050E.UVDATA.1

Freq = 1.2545 GHz, Bw = 32.000 MH No calibration applied and no bandpass applied

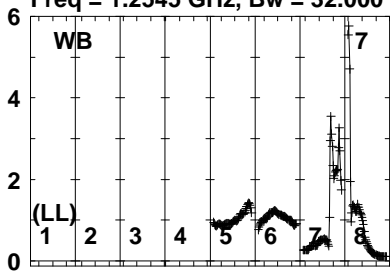


Lower frame: Real Jy  
Auto-corr total-power spectrum Antenna: \*  
Timerange: 00/16:36:50 to 00/16:42:18

Plot file version 34 created 25-OCT-2022 15:53:23

R6 D EK050E.UVDATA.1

Freq = 1.2545 GHz, Bw = 32.000 MH No calibration applied and no bandpass applied



Lower frame: Real Jy

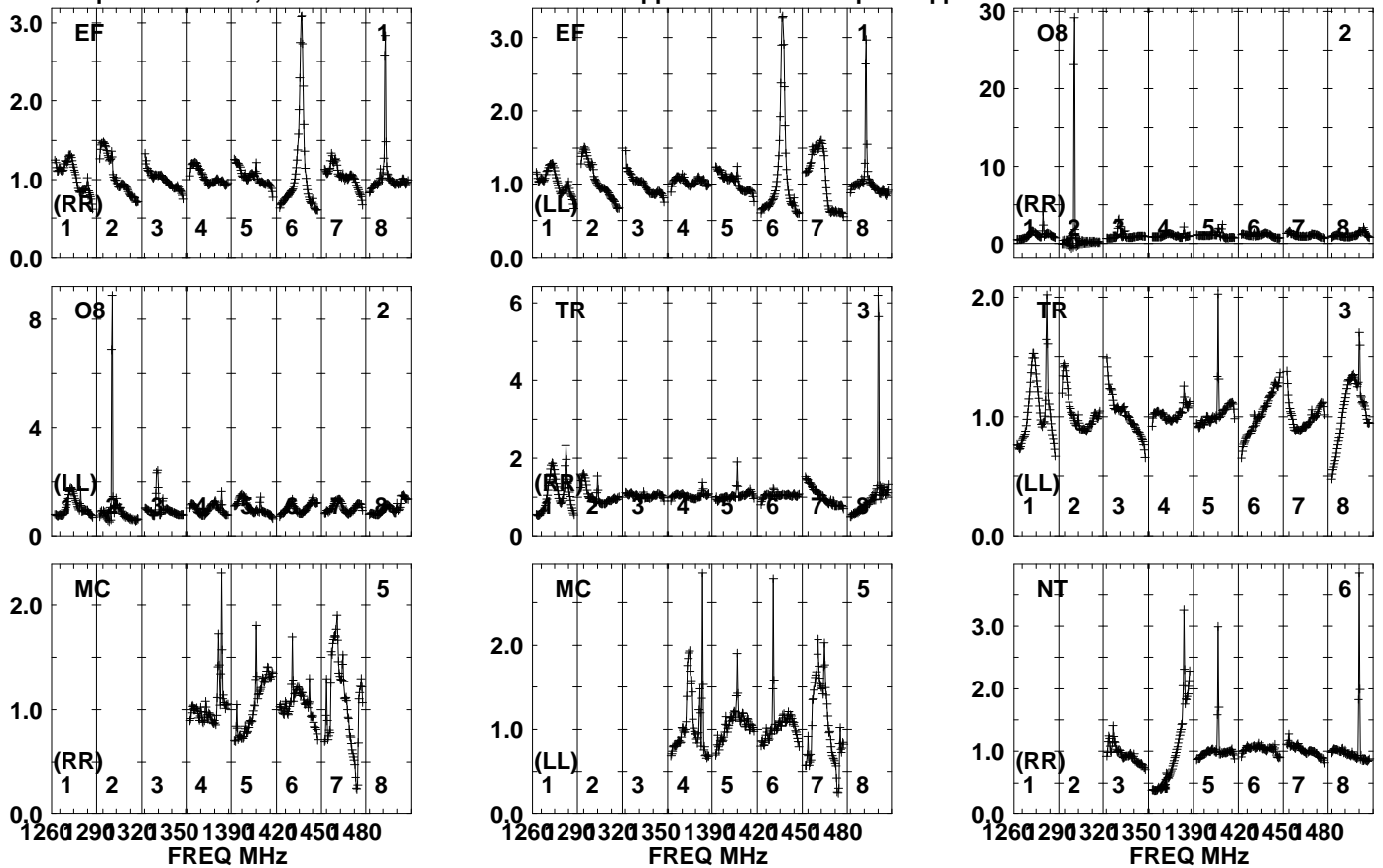
Auto-corr total-power spectrum Antenna: \*

Timerange: 00/16:36:50 to 00/16:42:18

Plot file version 35 created 25-OCT-2022 15:53:23

J1229+6335 EK050E.UVDATA.1

Freq = 1.2545 GHz, Bw = 32.000 MH No calibration applied and no bandpass applied



Lower frame: Real Jy

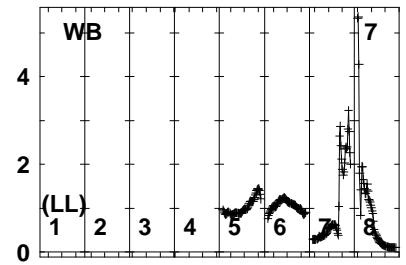
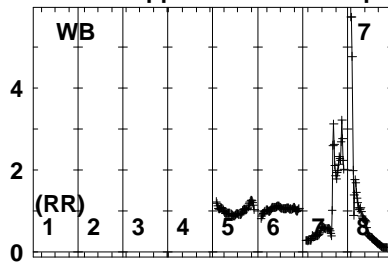
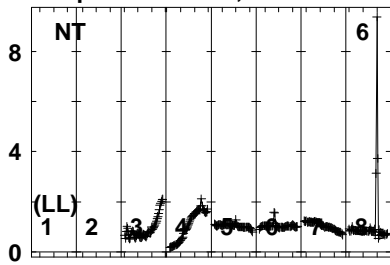
Auto-corr total-power spectrum Antenna: \*

Timerange: 00/16:43:10 to 00/16:44:38

Plot file version 36 created 25-OCT-2022 15:53:23

J1229+6335 EK050E.UVDATA.1

Freq = 1.2545 GHz, Bw = 32.000 MH No calibration applied and no bandpass applied

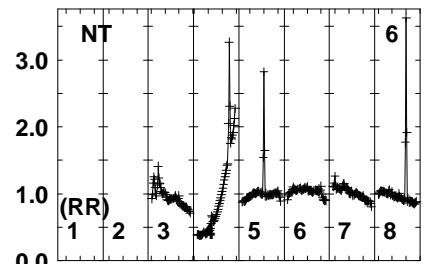
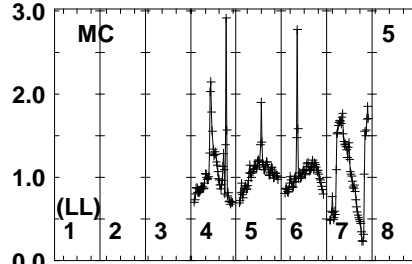
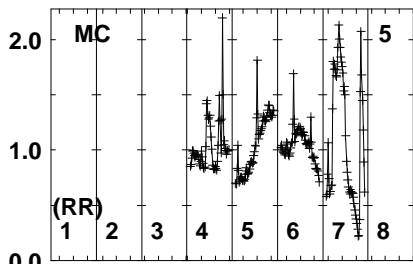
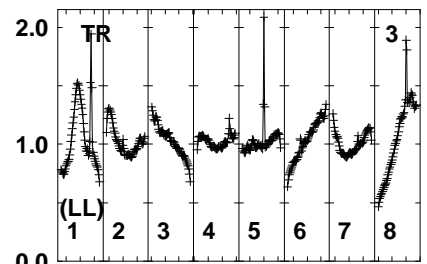
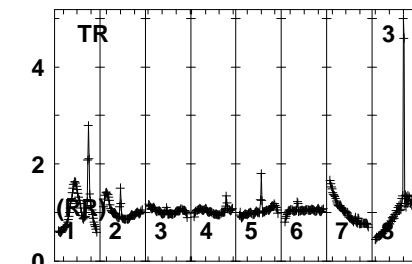

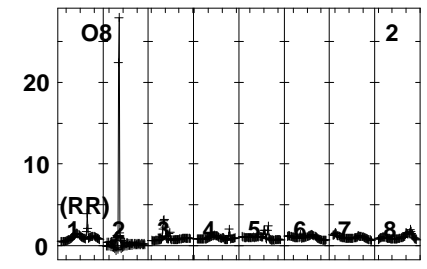
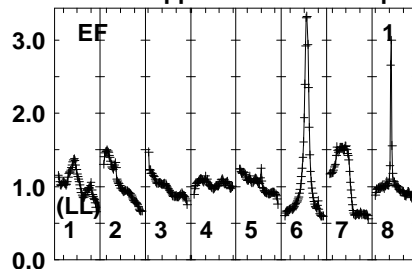
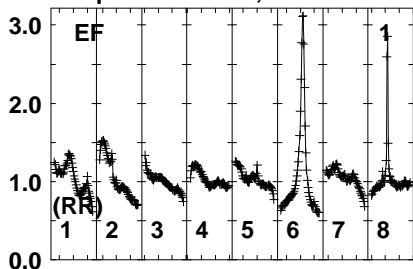


Lower frame: Real Jy  
Auto-corr total-power spectrum Antenna: \*  
Timerange: 00/16:43:10 to 00/16:44:38

Plot file version 37 created 25-OCT-2022 15:53:23

R6 D EK050E.UVDATA.1

Freq = 1.2545 GHz, Bw = 32.000 MH No calibration applied and no bandpass applied



1260 290 320 350 1390 420 450 480  
FREQ MHz

1260 290 320 350 1390 420 450 480  
FREQ MHz

1260 290 320 350 1390 420 450 480  
FREQ MHz

Lower frame: Real Jy

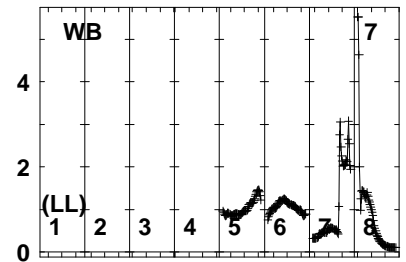
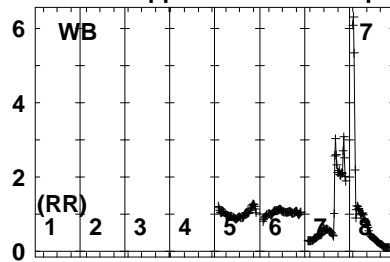
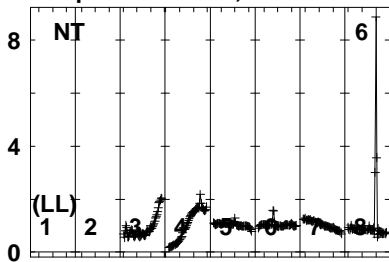
Auto-corr total-power spectrum Antenna: \*

Timerange: 00/16:44:40 to 00/16:50:08

Plot file version 38 created 25-OCT-2022 15:53:24

R6 D EK050E.UVDATA.1

Freq = 1.2545 GHz, Bw = 32.000 MH No calibration applied and no bandpass applied

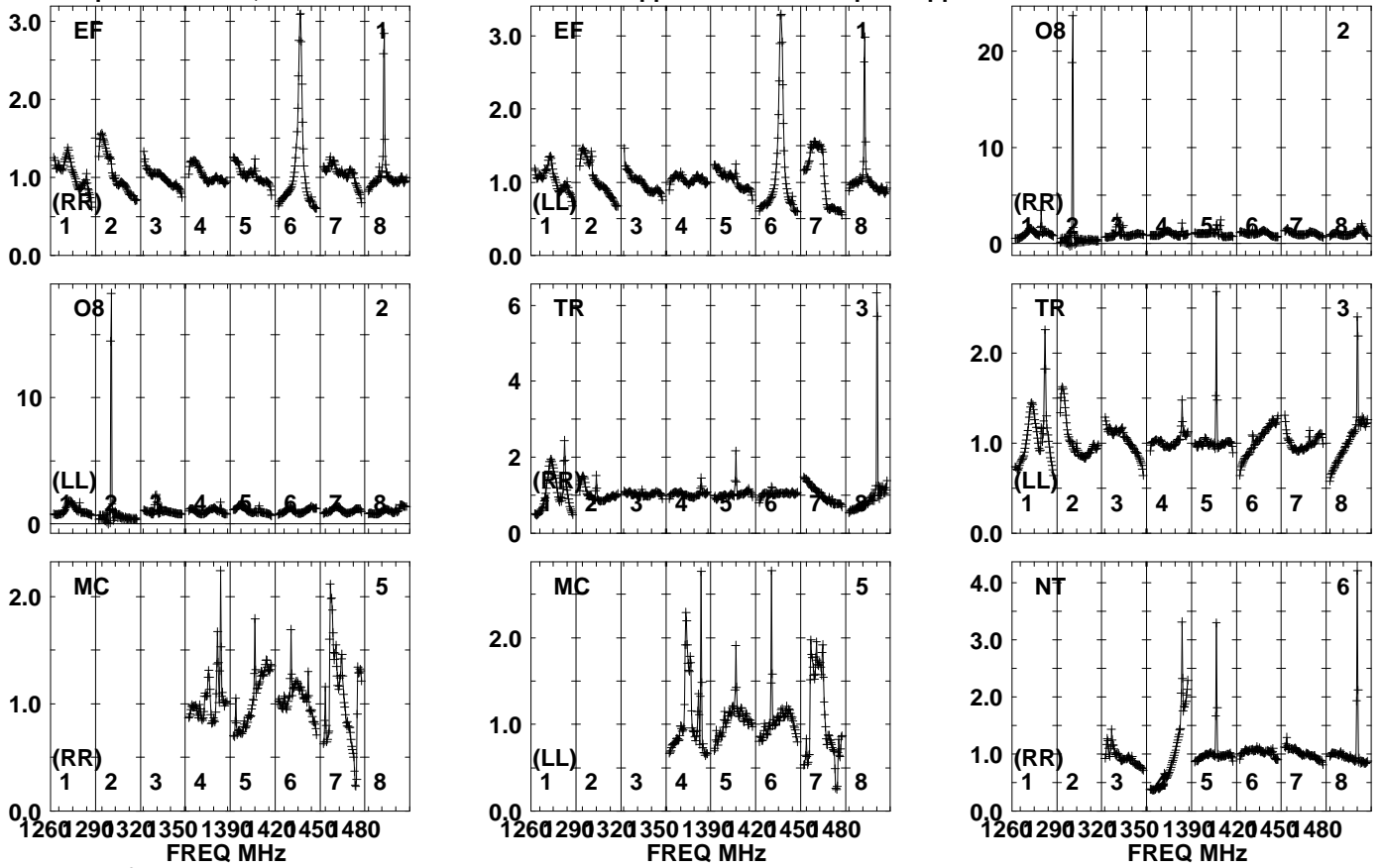


Lower frame: Real Jy  
Auto-corr total-power spectrum Antenna: \*  
Timerange: 00/16:44:40 to 00/16:50:08

Plot file version 39 created 25-OCT-2022 15:53:24

J1229+6335 EK050E.UVDATA.1

Freq = 1.2545 GHz, Bw = 32.000 MH No calibration applied and no bandpass applied

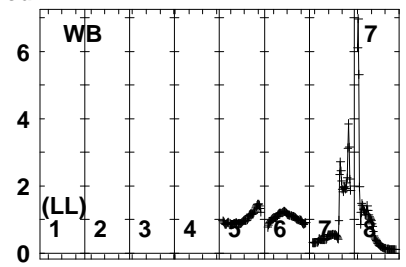
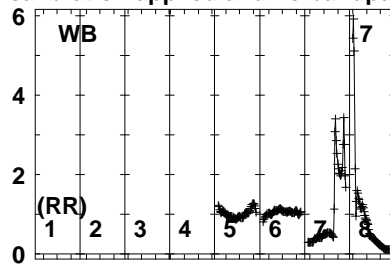
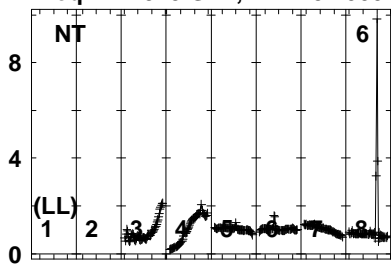


Lower frame: Real Jy  
Auto-corr total-power spectrum Antenna: \*  
Timerange: 00/16:50:10 to 00/16:52:18

Plot file version 40 created 25-OCT-2022 15:53:24

J1229+6335 EK050E.UVDATA.1

Freq = 1.2545 GHz, Bw = 32.000 MH No calibration applied and no bandpass applied



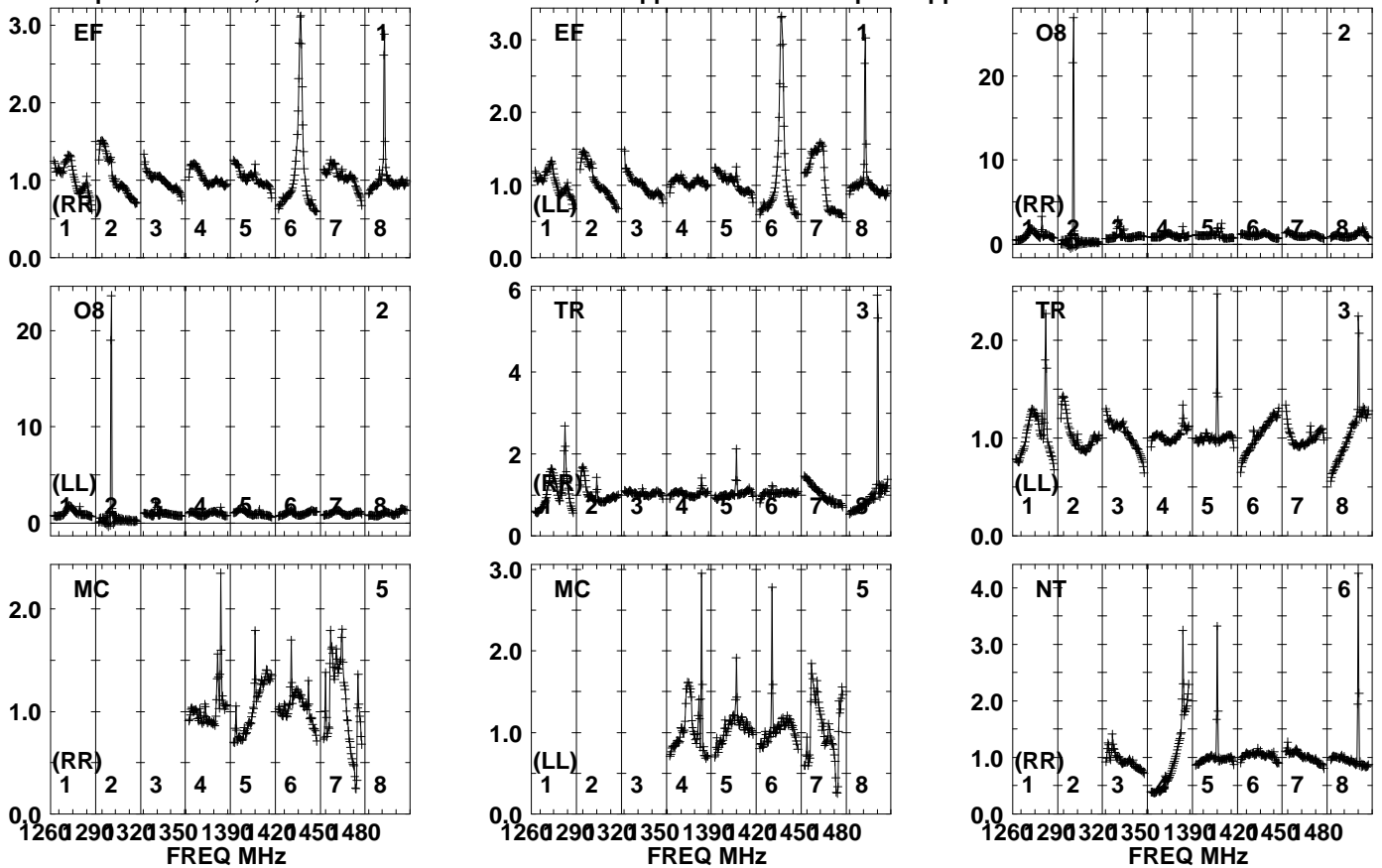
Lower frame: Real Jy  
Auto-corr total-power spectrum Antenna: \*  
Timerange: 00/16:50:10 to 00/16:52:18



Plot file version 41 created 25-OCT-2022 15:53:24

J1231+6414 EK050E.UVDATA.1

Freq = 1.2545 GHz, Bw = 32.000 MH No calibration applied and no bandpass applied

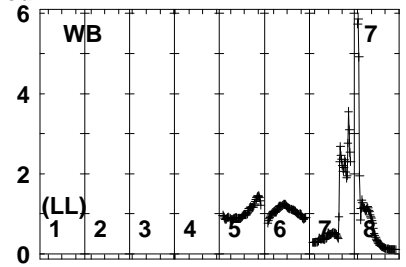
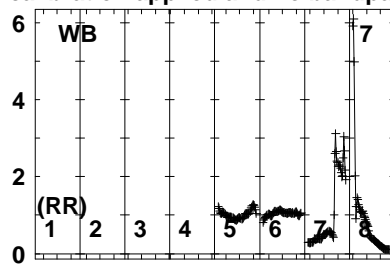
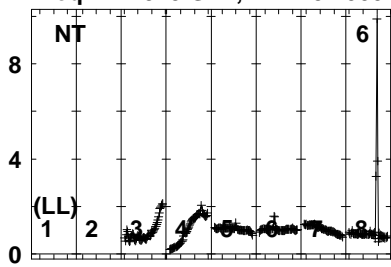


Lower frame: Real Jy  
Auto-corr total-power spectrum Antenna: \*  
Timerange: 00/16:52:20 to 00/16:55:52

Plot file version 42 created 25-OCT-2022 15:53:24

J1231+6414 EK050E.UVDATA.1

Freq = 1.2545 GHz, Bw = 32.000 MH No calibration applied and no bandpass applied

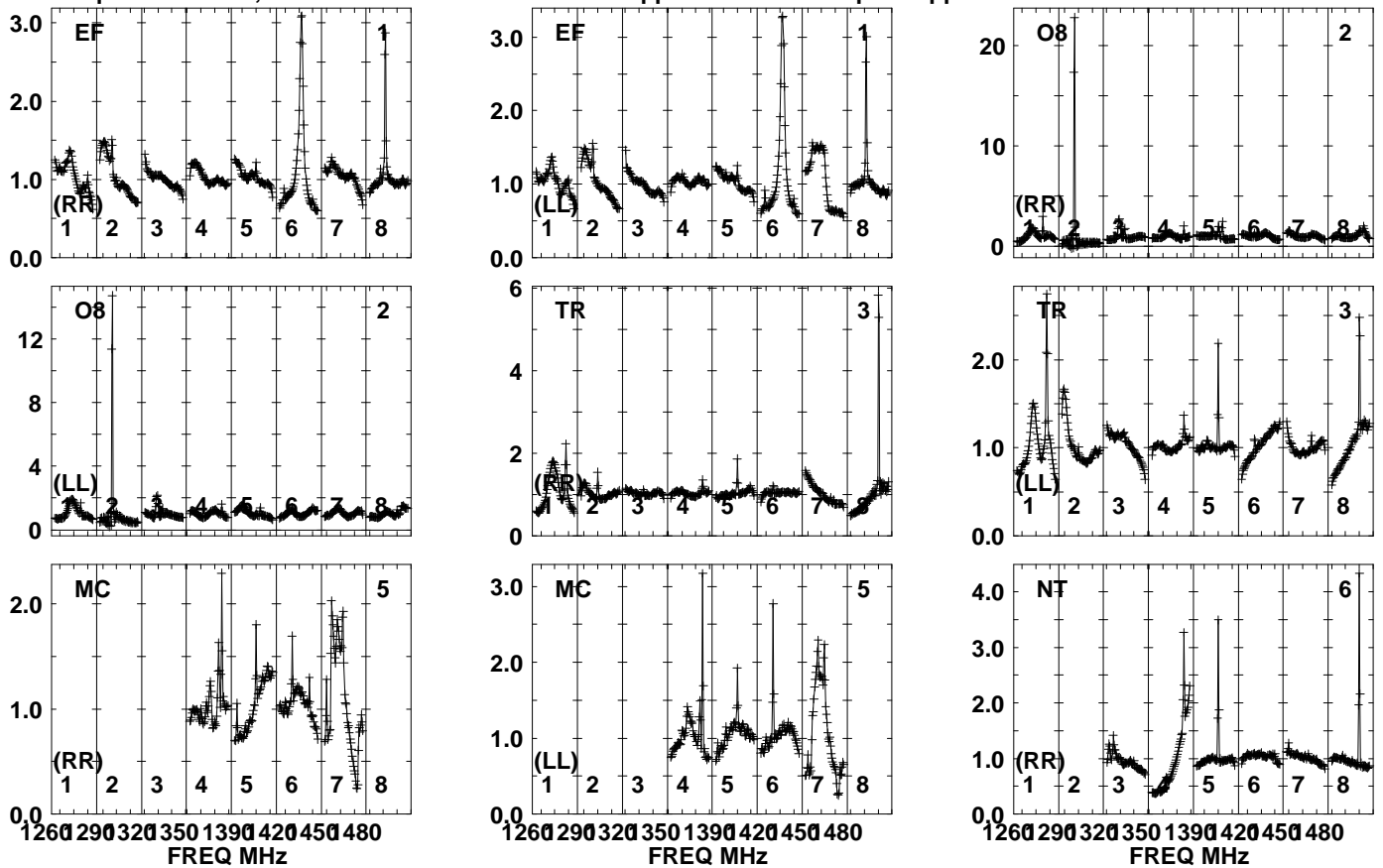


Lower frame: Real Jy  
Auto-corr total-power spectrum Antenna: \*  
Timerange: 00/16:52:20 to 00/16:55:52

Plot file version 43 created 25-OCT-2022 15:53:24

J1229+6335 EK050E.UVDATA.1

Freq = 1.2545 GHz, Bw = 32.000 MH No calibration applied and no bandpass applied



Lower frame: Real Jy

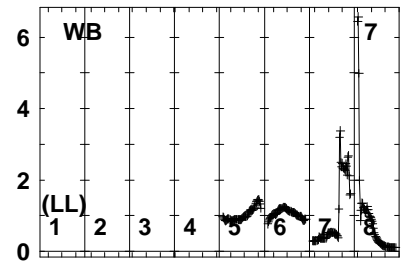
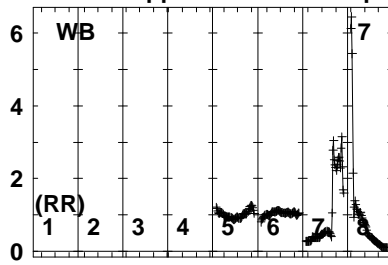
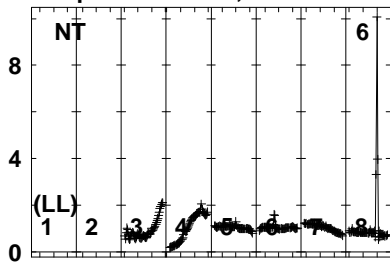
Auto-corr total-power spectrum Antenna: \*

Timerange: 00/16:56:34 to 00/16:58:02

Plot file version 44 created 25-OCT-2022 15:53:24

J1229+6335 EK050E.UVDATA.1

Freq = 1.2545 GHz, Bw = 32.000 MH No calibration applied and no bandpass applied

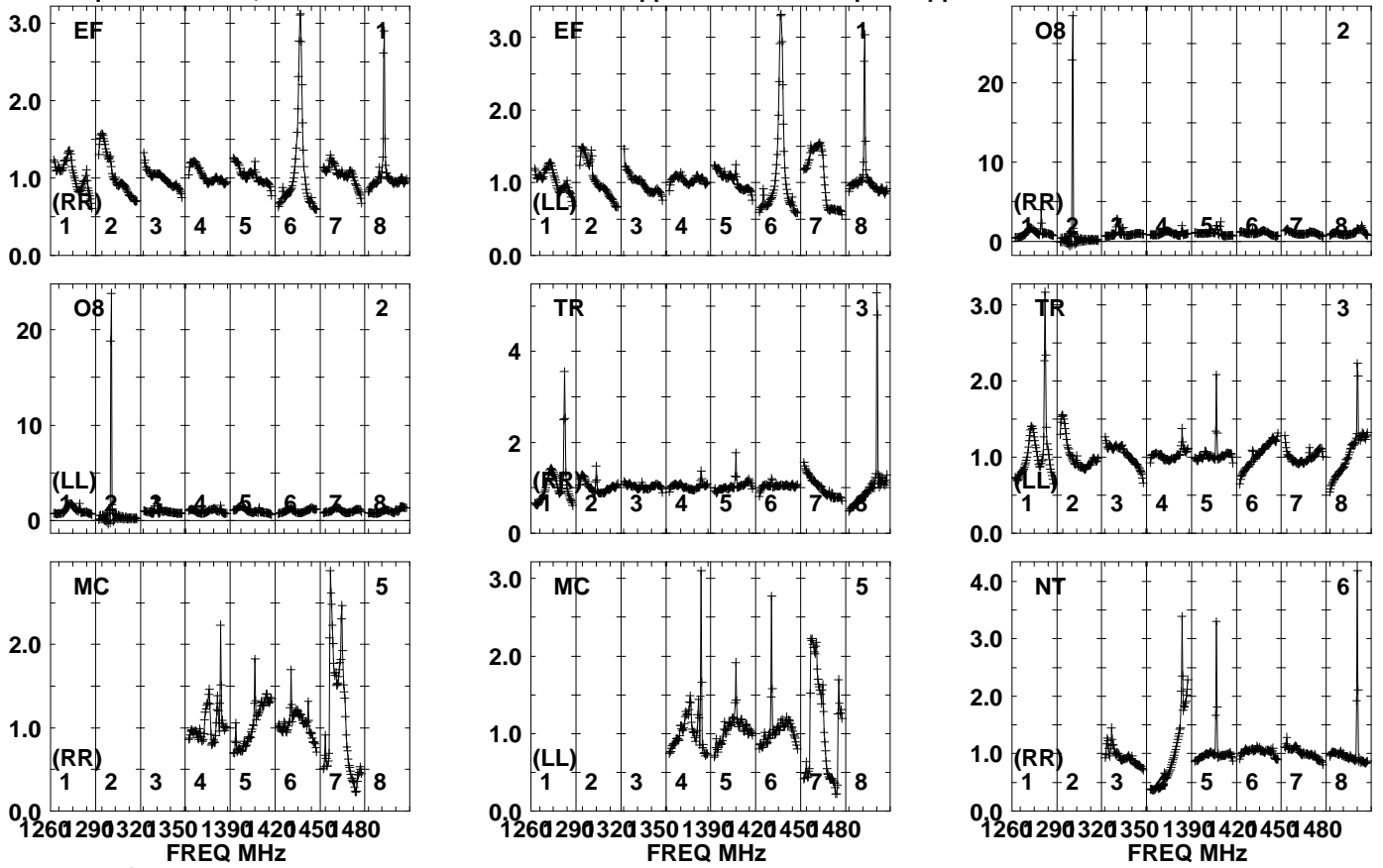


Lower frame: Real Jy  
Auto-corr total-power spectrum Antenna: \*  
Timerange: 00/16:56:34 to 00/16:58:02

Plot file version 45 created 25-OCT-2022 15:53:24

R6 D EK050E.UVDATA.1

Freq = 1.2545 GHz, Bw = 32.000 MH No calibration applied and no bandpass applied



Lower frame: Real Jy

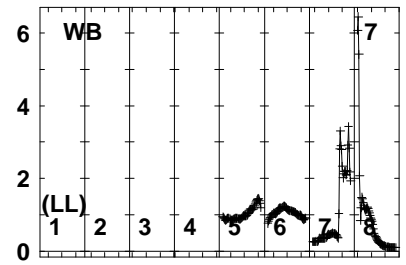
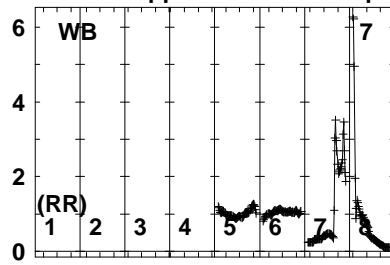
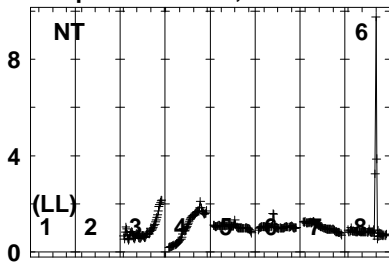
Auto-corr total-power spectrum Antenna: \*

Timerange: 00/16:58:04 to 00/17:03:32

Plot file version 46 created 25-OCT-2022 15:53:24

R6 D EK050E.UVDATA.1

Freq = 1.2545 GHz, Bw = 32.000 MH No calibration applied and no bandpass applied

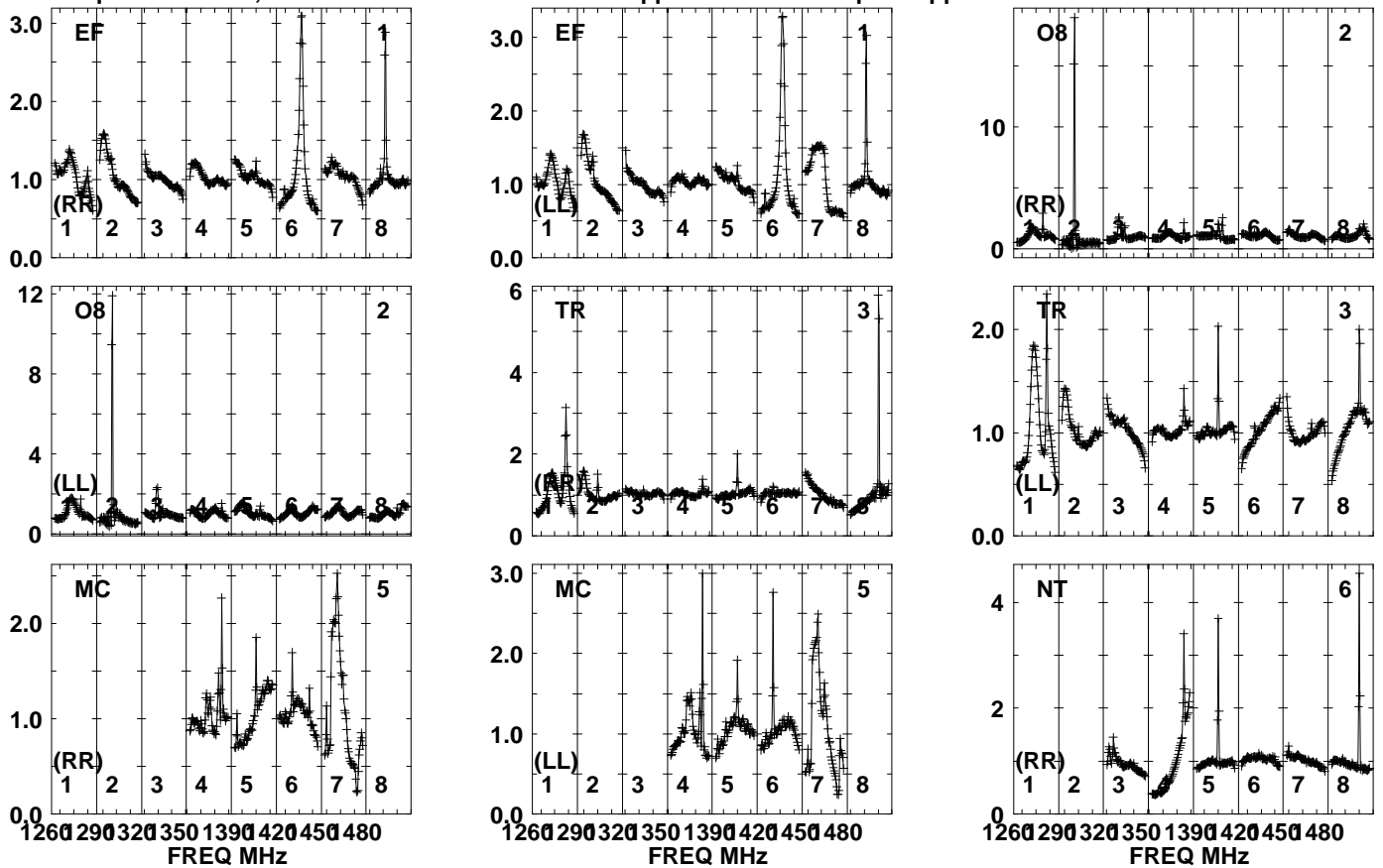


Lower frame: Real Jy  
Auto-corr total-power spectrum Antenna: \*  
Timerange: 00/16:58:04 to 00/17:03:32

Plot file version 47 created 25-OCT-2022 15:53:25

J1229+6335 EK050E.UVDATA.1

Freq = 1.2545 GHz, Bw = 32.000 MH No calibration applied and no bandpass applied



Lower frame: Real Jy

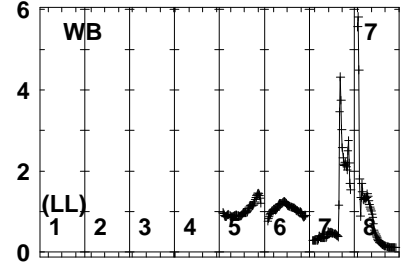
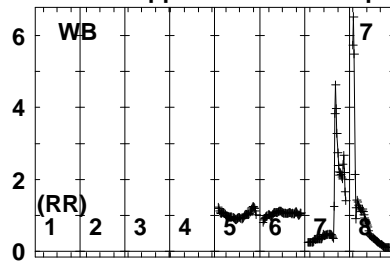
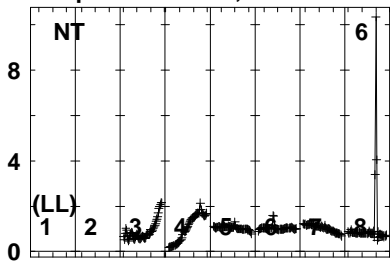
Auto-corr total-power spectrum Antenna: \*

Timerange: 00/17:03:34 to 00/17:05:42

Plot file version 48 created 25-OCT-2022 15:53:25

J1229+6335 EK050E.UVDATA.1

Freq = 1.2545 GHz, Bw = 32.000 MH No calibration applied and no bandpass applied



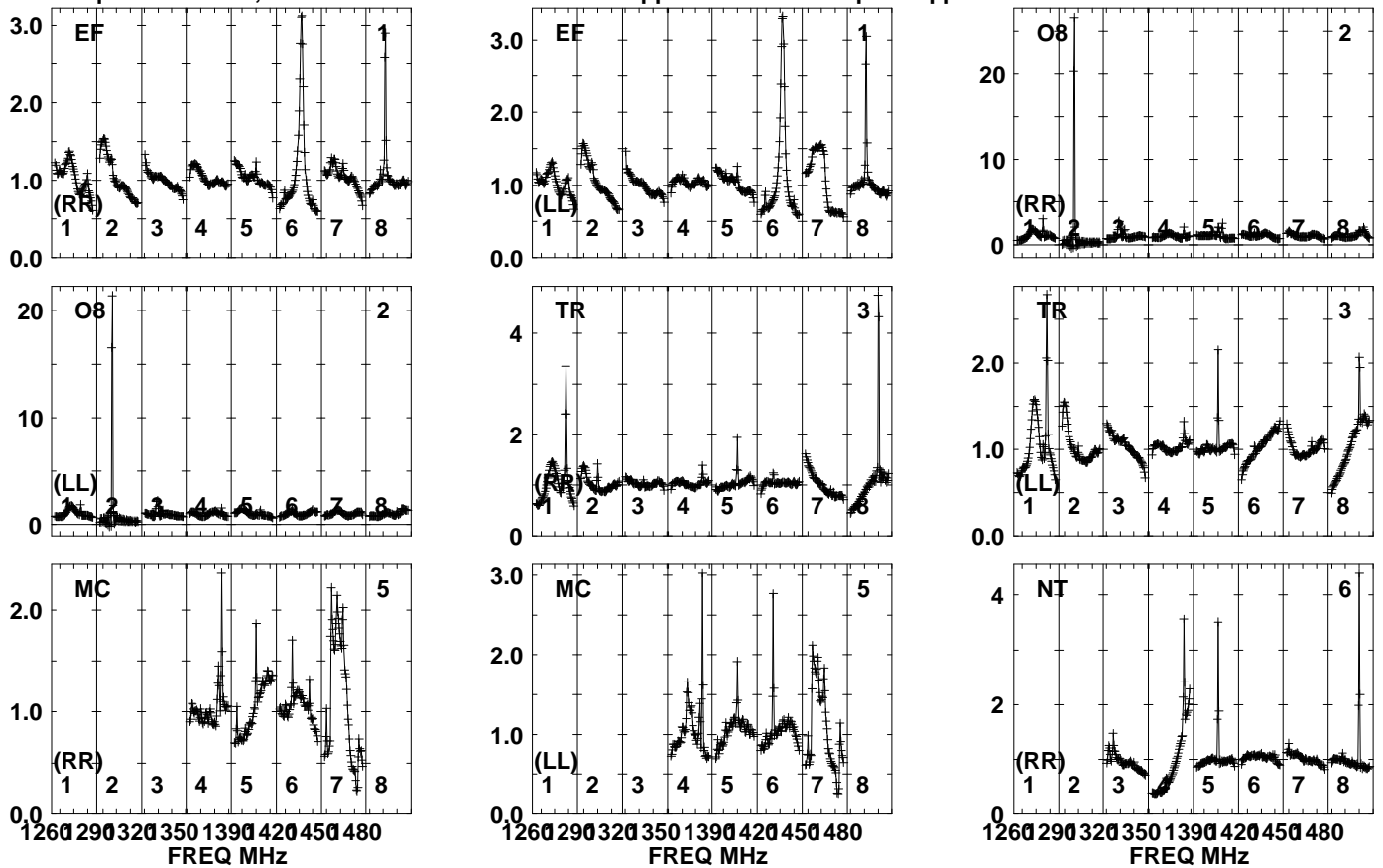
Lower frame: Real Jy  
Auto-corr total-power spectrum Antenna: \*  
Timerange: 00/17:03:34 to 00/17:05:42



Plot file version 49 created 25-OCT-2022 15:53:25

R6 D EK050E.UVDATA.1

Freq = 1.2545 GHz, Bw = 32.000 MH No calibration applied and no bandpass applied



Lower frame: Real Jy

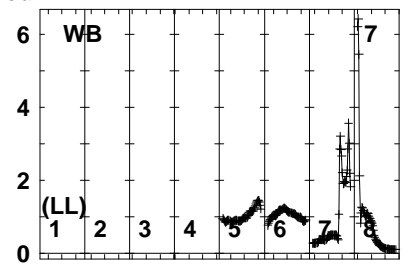
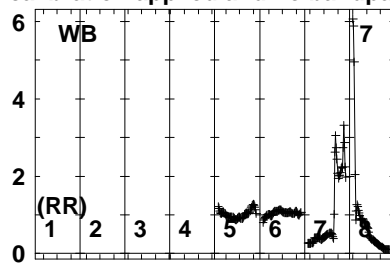
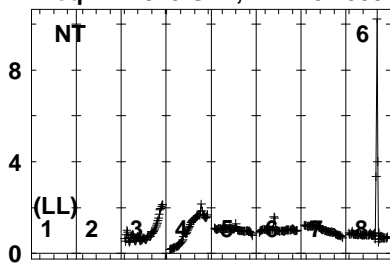
Auto-corr total-power spectrum Antenna: \*

Timerange: 00/17:05:44 to 00/17:11:12

Plot file version 50 created 25-OCT-2022 15:53:25

R6 D EK050E.UVDATA.1

Freq = 1.2545 GHz, Bw = 32.000 MH No calibration applied and no bandpass applied

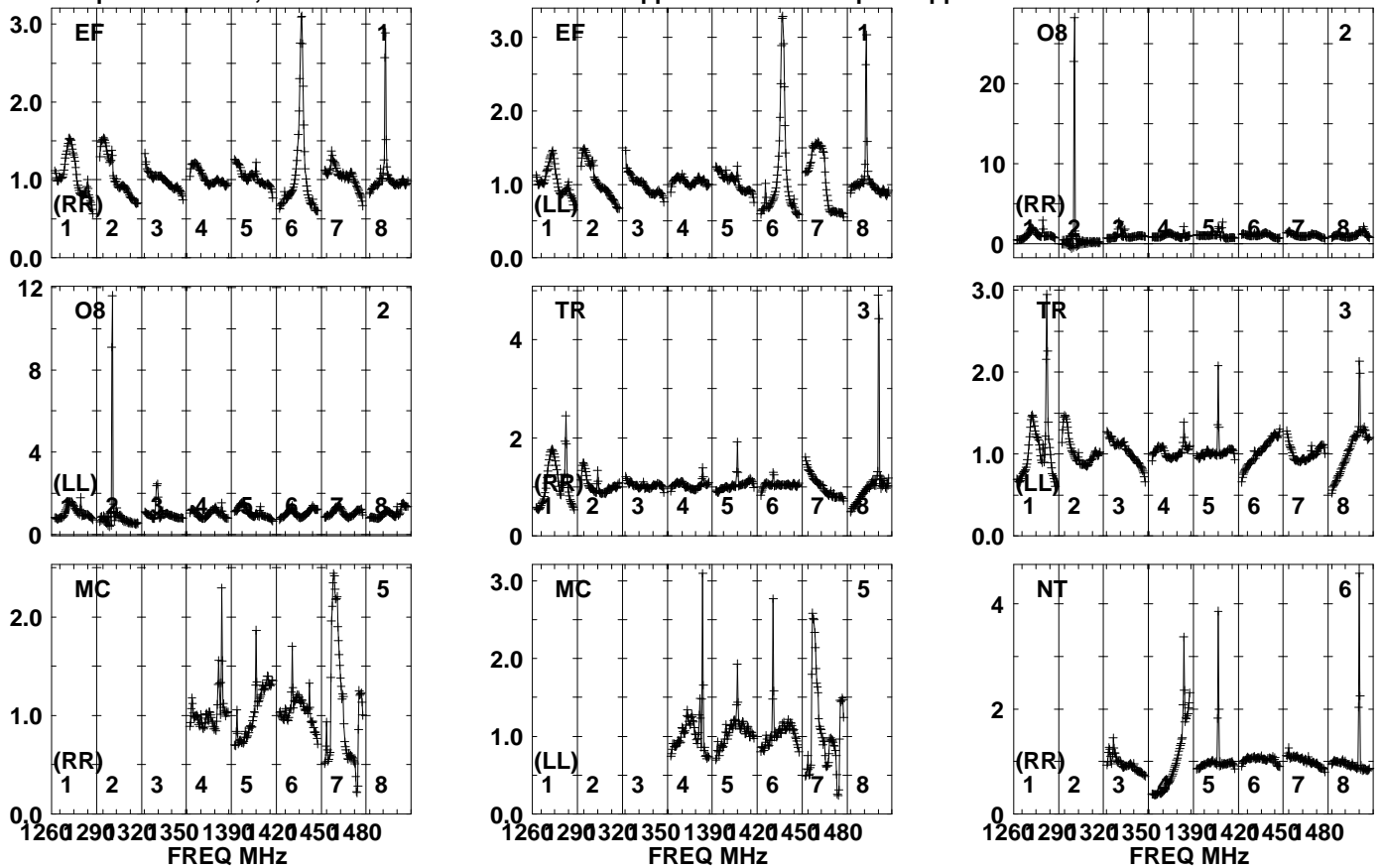


Lower frame: Real Jy  
Auto-corr total-power spectrum Antenna: \*  
Timerange: 00/17:05:44 to 00/17:11:12

Plot file version 51 created 25-OCT-2022 15:53:25

J1229+6335 EK050E.UVDATA.1

Freq = 1.2545 GHz, Bw = 32.000 MH No calibration applied and no bandpass applied



Lower frame: Real Jy

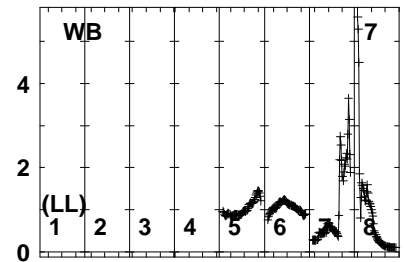
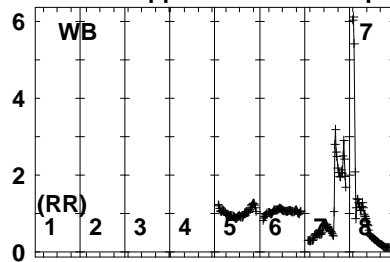
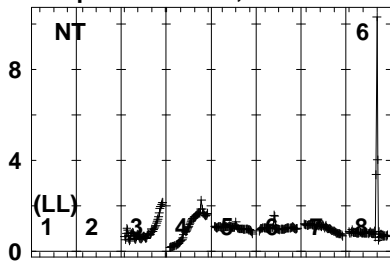
Auto-corr total-power spectrum Antenna: \*

Timerange: 00/17:12:04 to 00/17:13:32

Plot file version 52 created 25-OCT-2022 15:53:25

J1229+6335 EK050E.UVDATA.1

Freq = 1.2545 GHz, Bw = 32.000 MH No calibration applied and no bandpass applied

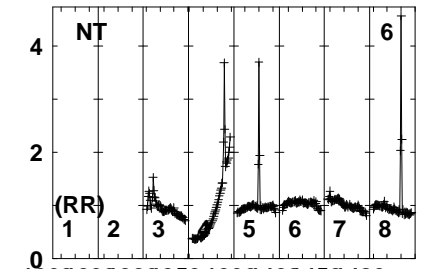
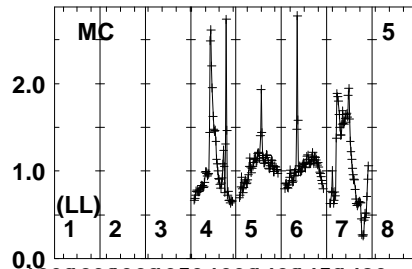
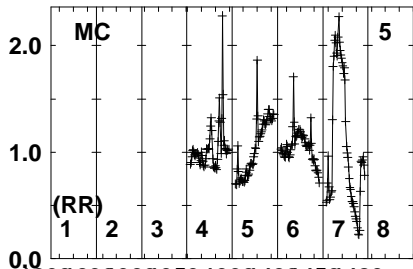
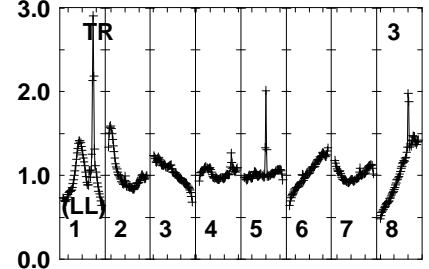
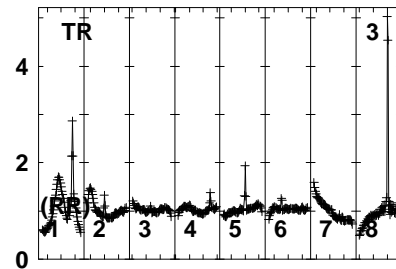
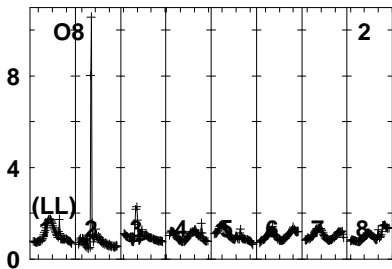
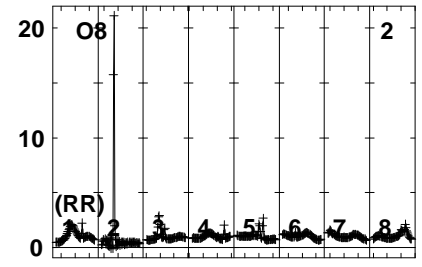
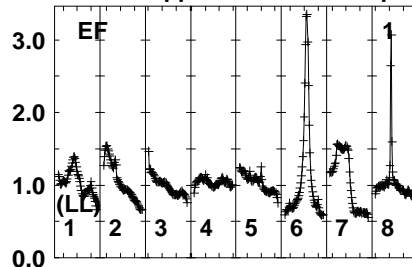
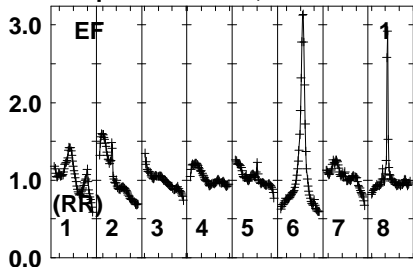


Lower frame: Real Jy  
Auto-corr total-power spectrum Antenna: \*  
Timerange: 00/17:12:04 to 00/17:13:32

Plot file version 53 created 25-OCT-2022 15:53:25

R6 D EK050E.UVDATA.1

Freq = 1.2545 GHz, Bw = 32.000 MH No calibration applied and no bandpass applied



1260 290 320 350 1390 420 450 480  
FREQ MHz

1260 290 320 350 1390 420 450 480  
FREQ MHz

1260 290 320 350 1390 420 450 480  
FREQ MHz

Lower frame: Real Jy

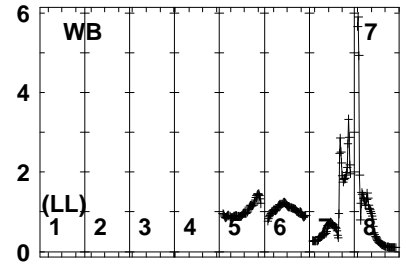
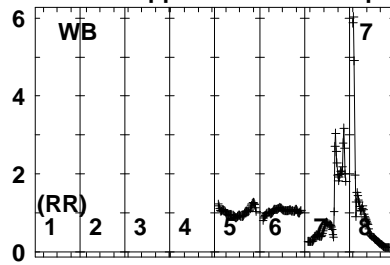
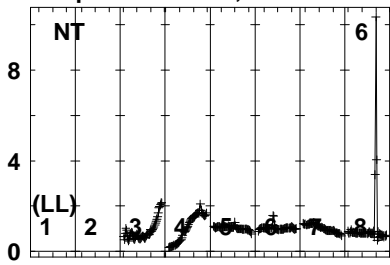
Auto-corr total-power spectrum Antenna: \*

Timerange: 00/17:13:34 to 00/17:19:02

Plot file version 54 created 25-OCT-2022 15:53:25

R6 D EK050E.UVDATA.1

Freq = 1.2545 GHz, Bw = 32.000 MH No calibration applied and no bandpass applied

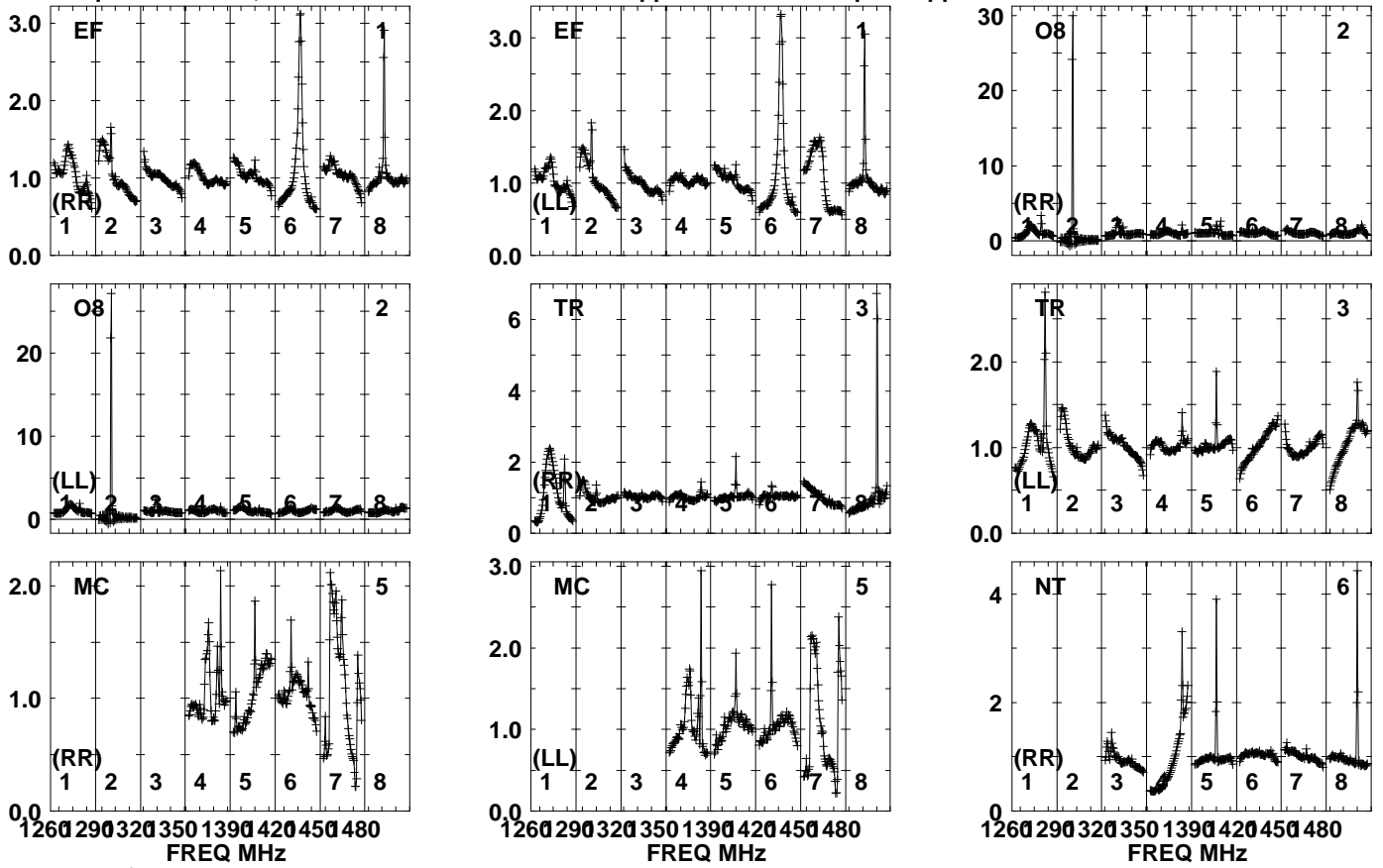


Lower frame: Real Jy  
Auto-corr total-power spectrum Antenna: \*  
Timerange: 00/17:13:34 to 00/17:19:02

Plot file version 55 created 25-OCT-2022 15:53:25

J1229+6335 EK050E.UVDATA.1

Freq = 1.2545 GHz, Bw = 32.000 MH No calibration applied and no bandpass applied



Lower frame: Real Jy

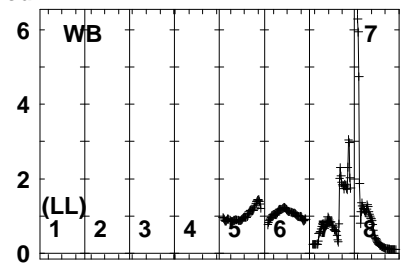
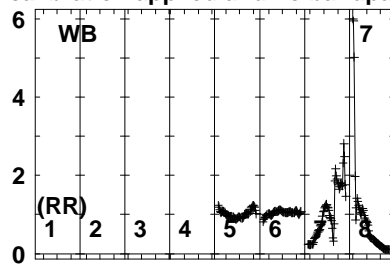
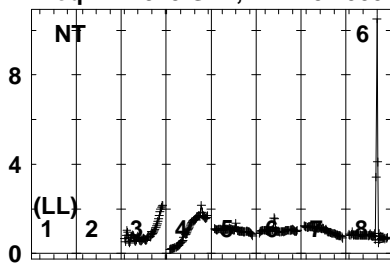
Auto-corr total-power spectrum Antenna: \*

Timerange: 00/17:19:04 to 00/17:21:10

Plot file version 56 created 25-OCT-2022 15:53:26

J1229+6335 EK050E.UVDATA.1

Freq = 1.2545 GHz, Bw = 32.000 MH No calibration applied and no bandpass applied



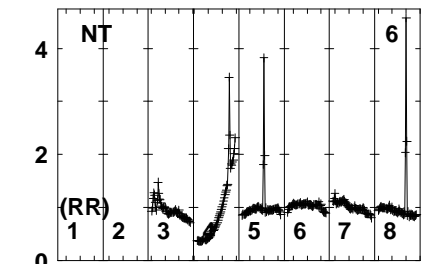
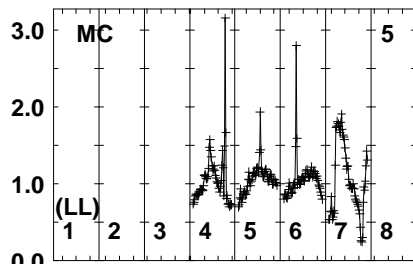
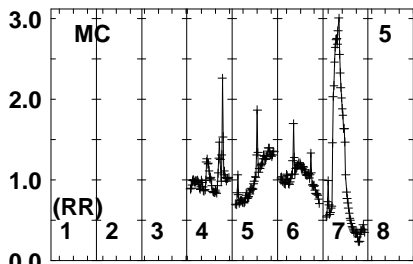
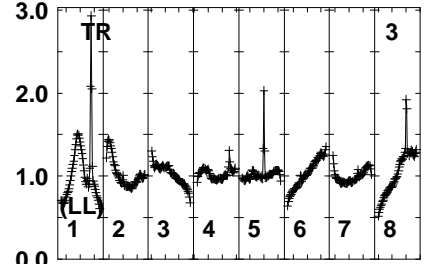
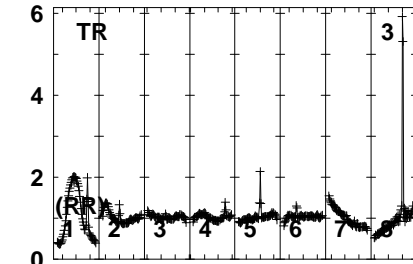

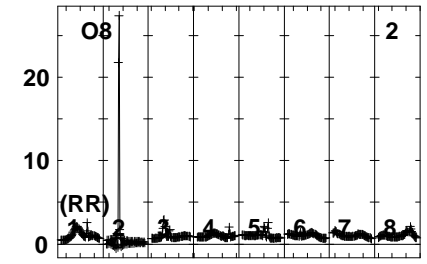
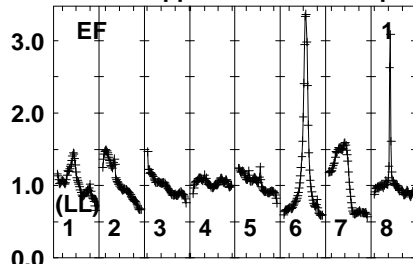
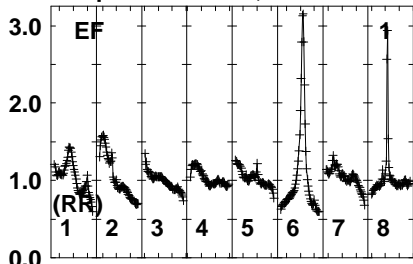
Lower frame: Real Jy  
Auto-corr total-power spectrum Antenna: \*  
Timerange: 00/17:19:04 to 00/17:21:10



Plot file version 57 created 25-OCT-2022 15:53:26

R6 D EK050E.UVDATA.1

Freq = 1.2545 GHz, Bw = 32.000 MH No calibration applied and no bandpass applied



1260 290 320 350 1390 420 450 480  
FREQ MHz

1260 290 320 350 1390 420 450 480  
FREQ MHz

1260 290 320 350 1390 420 450 480  
FREQ MHz

Lower frame: Real Jy

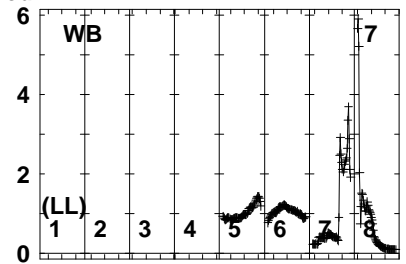
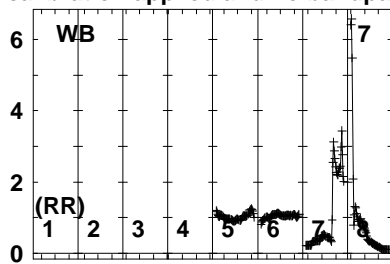
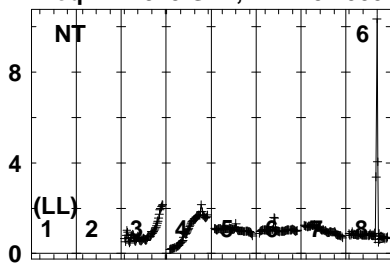
Auto-corr total-power spectrum Antenna: \*

Timerange: 00/17:21:13 to 00/17:26:41

Plot file version 58 created 25-OCT-2022 15:53:26

R6 D EK050E.UVDATA.1

Freq = 1.2545 GHz, Bw = 32.000 MH No calibration applied and no bandpass applied

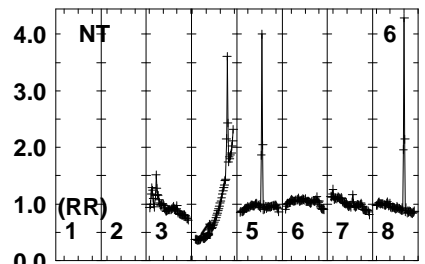
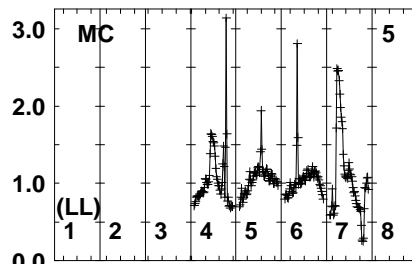
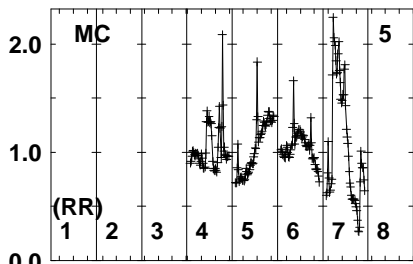
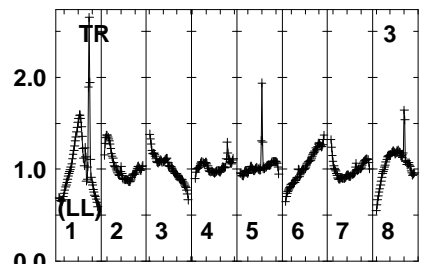
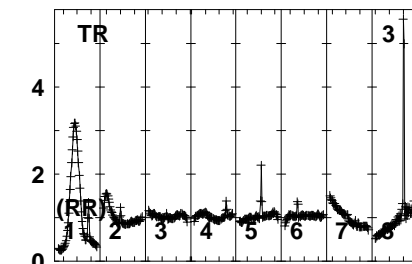

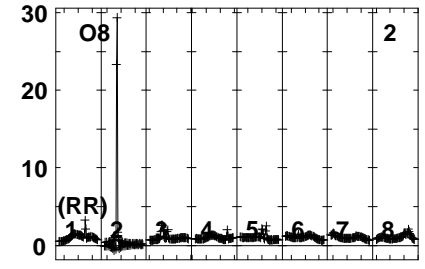
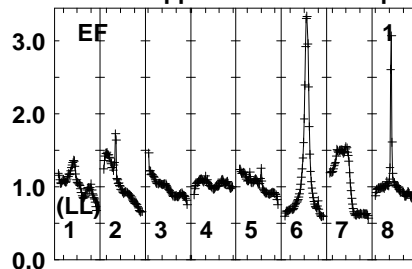
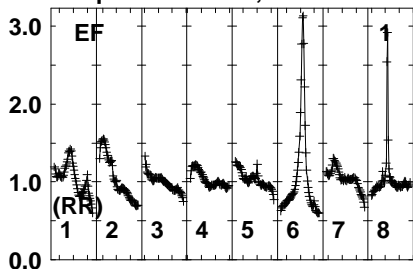


Lower frame: Real Jy  
Auto-corr total-power spectrum Antenna: \*  
Timerange: 00/17:21:13 to 00/17:26:41

Plot file version 59 created 25-OCT-2022 15:53:26

J1229+6335 EK050E.UVDATA.1

Freq = 1.2545 GHz, Bw = 32.000 MH No calibration applied and no bandpass applied



1260 290 320 350 1390 420 450 480  
FREQ MHz

1260 290 320 350 1390 420 450 480  
FREQ MHz

1260 290 320 350 1390 420 450 480  
FREQ MHz

Lower frame: Real Jy

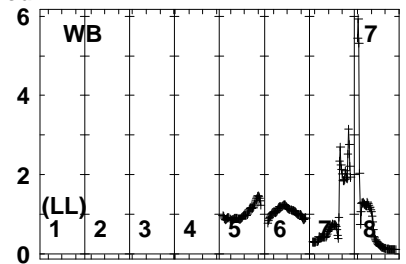
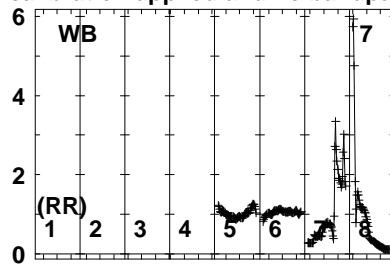
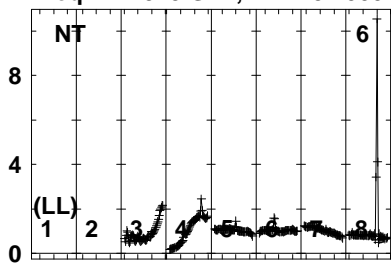
Auto-corr total-power spectrum Antenna: \*

Timerange: 00/17:27:34 to 00/17:29:02

Plot file version 60 created 25-OCT-2022 15:53:26

J1229+6335 EK050E.UVDATA.1

Freq = 1.2545 GHz, Bw = 32.000 MH No calibration applied and no bandpass applied

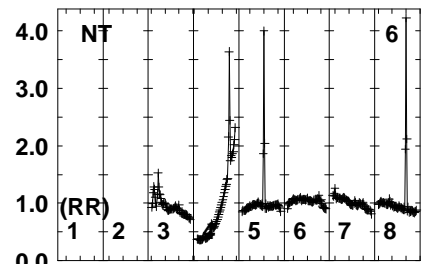
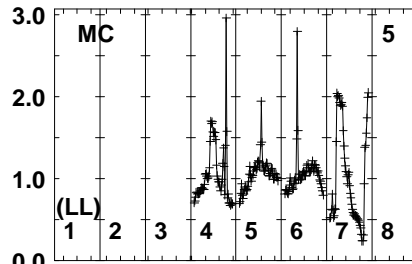
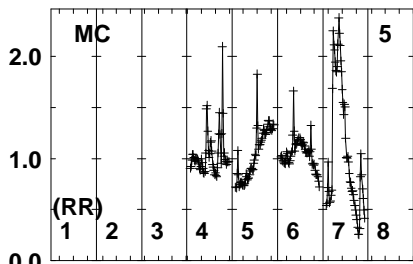
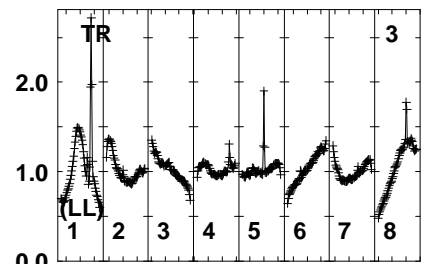
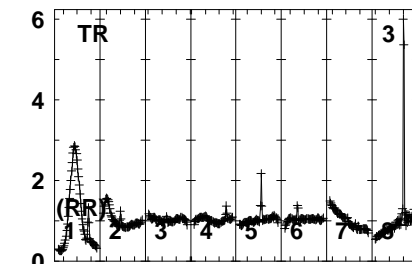


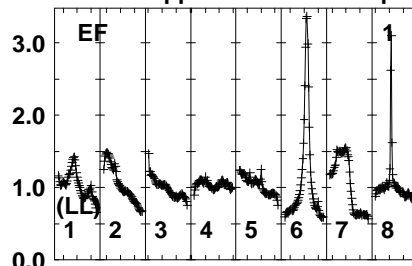
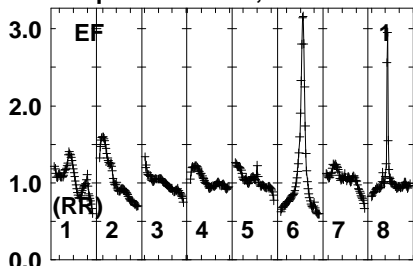


Lower frame: Real Jy  
Auto-corr total-power spectrum Antenna: \*  
Timerange: 00/17:27:34 to 00/17:29:02

Plot file version 61 created 25-OCT-2022 15:53:26

J1231+6414 EK050E.UVDATA.1

Freq = 1.2545 GHz, Bw = 32.000 MH No calibration applied and no bandpass applied



1260 290 320 350 1390 420 450 480  
FREQ MHz

1260 290 320 350 1390 420 450 480  
FREQ MHz

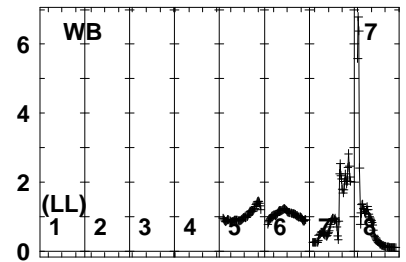
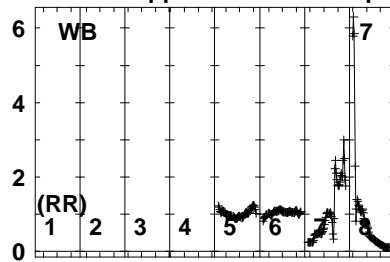
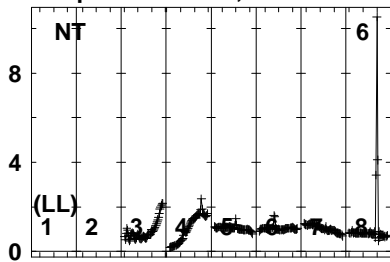
1260 290 320 350 1390 420 450 480  
FREQ MHz

Lower frame: Real Jy  
Auto-corr total-power spectrum Antenna: \*  
Timerange: 00/17:29:04 to 00/17:32:36

Plot file version 62 created 25-OCT-2022 15:53:26

J1231+6414 EK050E.UVDATA.1

Freq = 1.2545 GHz, Bw = 32.000 MH No calibration applied and no bandpass applied

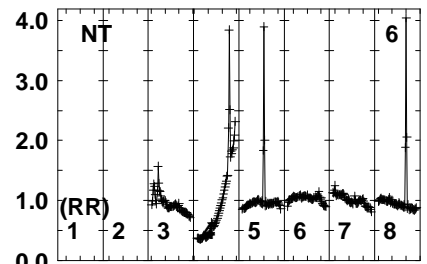
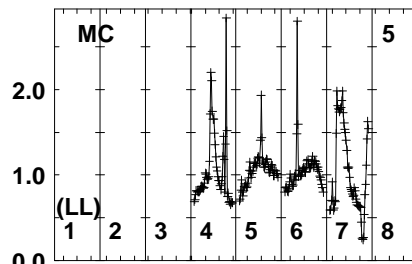
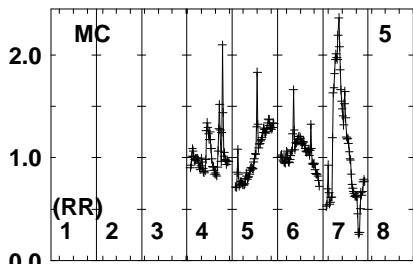
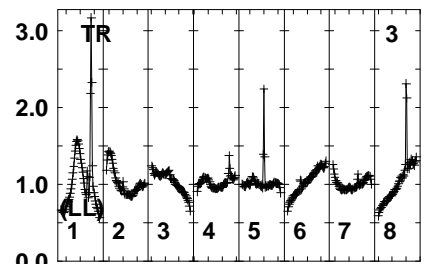
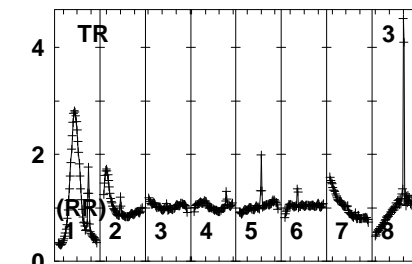

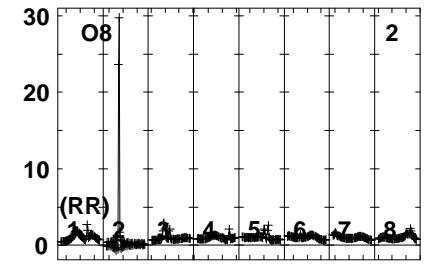
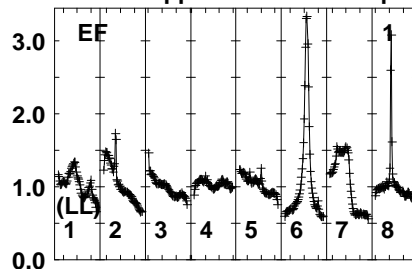
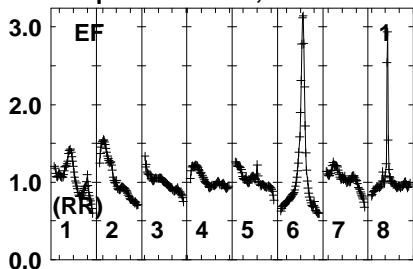


Lower frame: Real Jy  
Auto-corr total-power spectrum Antenna: \*  
Timerange: 00/17:29:04 to 00/17:32:36

Plot file version 63 created 25-OCT-2022 15:53:26

J1229+6335 EK050E.UVDATA.1

Freq = 1.2545 GHz, Bw = 32.000 MH No calibration applied and no bandpass applied



1260 290 320 350 1390 420 450 480  
FREQ MHz

1260 290 320 350 1390 420 450 480  
FREQ MHz

1260 290 320 350 1390 420 450 480  
FREQ MHz

Lower frame: Real Jy

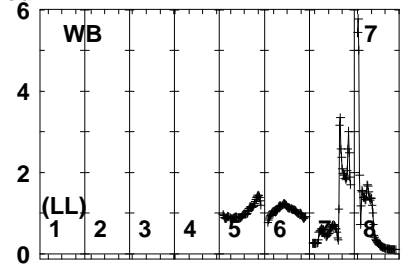
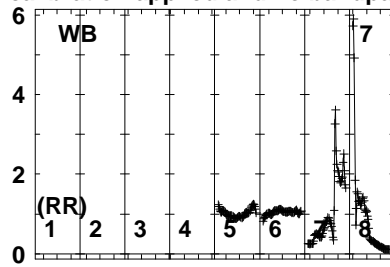
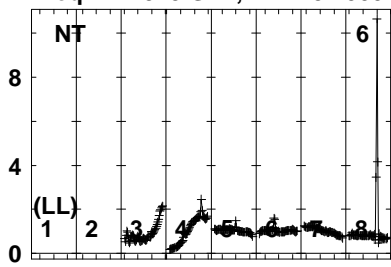
Auto-corr total-power spectrum Antenna: \*

Timerange: 00/17:32:38 to 00/17:34:38

Plot file version 64 created 25-OCT-2022 15:53:26

J1229+6335 EK050E.UVDATA.1

Freq = 1.2545 GHz, Bw = 32.000 MH No calibration applied and no bandpass applied



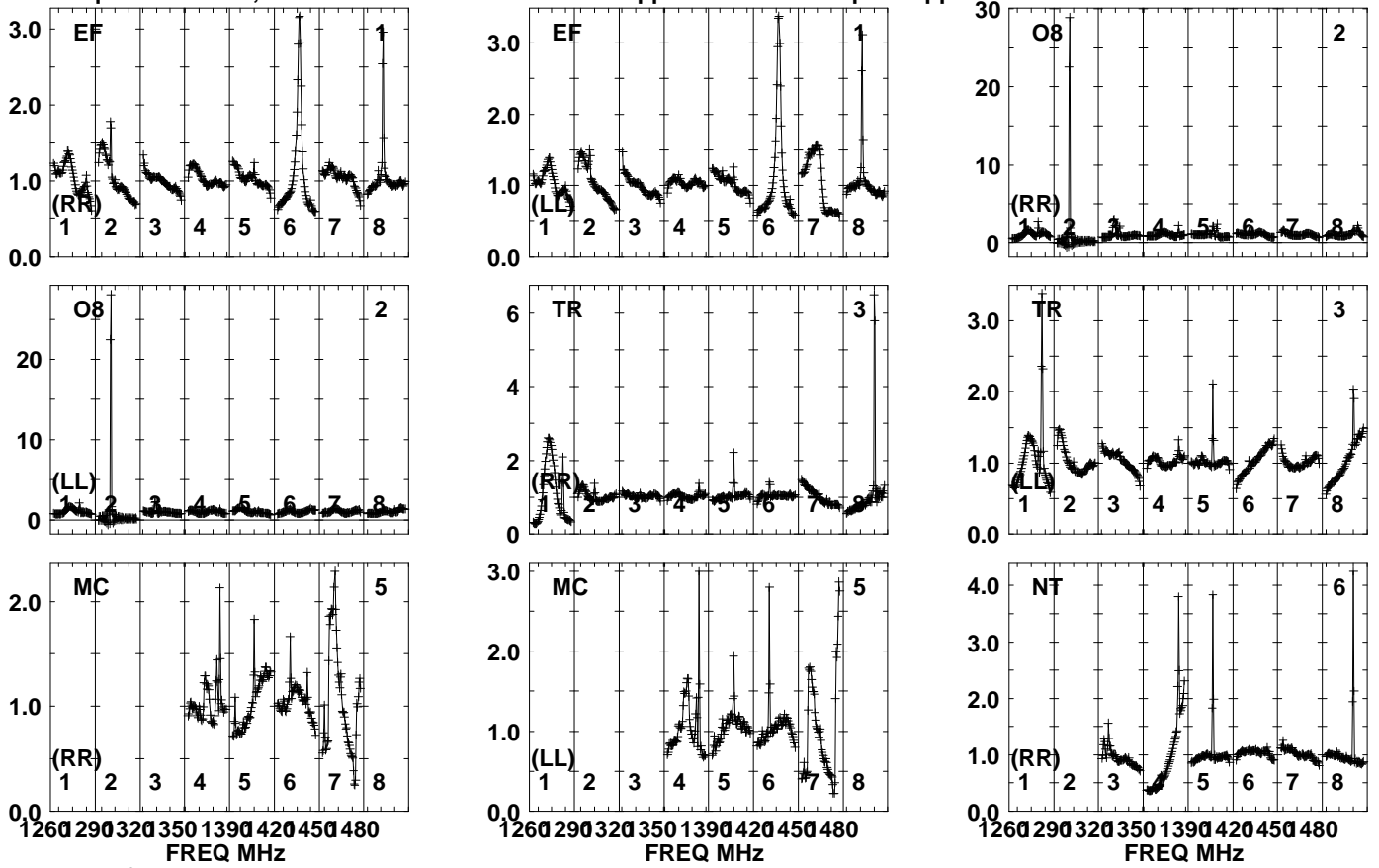
Lower frame: Real Jy  
Auto-corr total-power spectrum Antenna: \*  
Timerange: 00/17:32:38 to 00/17:34:38



Plot file version 65 created 25-OCT-2022 15:53:26

R6 D EK050E.UVDATA.1

Freq = 1.2545 GHz, Bw = 32.000 MH No calibration applied and no bandpass applied

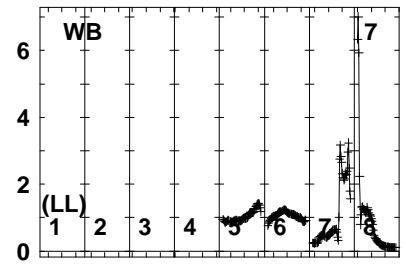
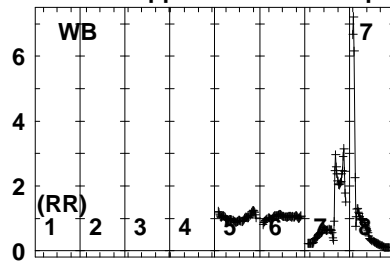
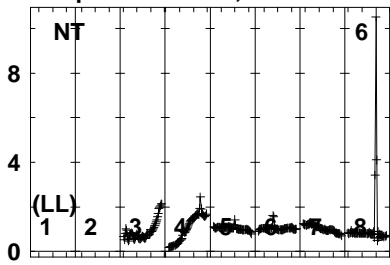


Lower frame: Real Jy  
Auto-corr total-power spectrum Antenna: \*  
Timerange: 00/17:34:43 to 00/17:40:09

Plot file version 66 created 25-OCT-2022 15:53:27

R6 D EK050E.UVDATA.1

Freq = 1.2545 GHz, Bw = 32.000 MH No calibration applied and no bandpass applied

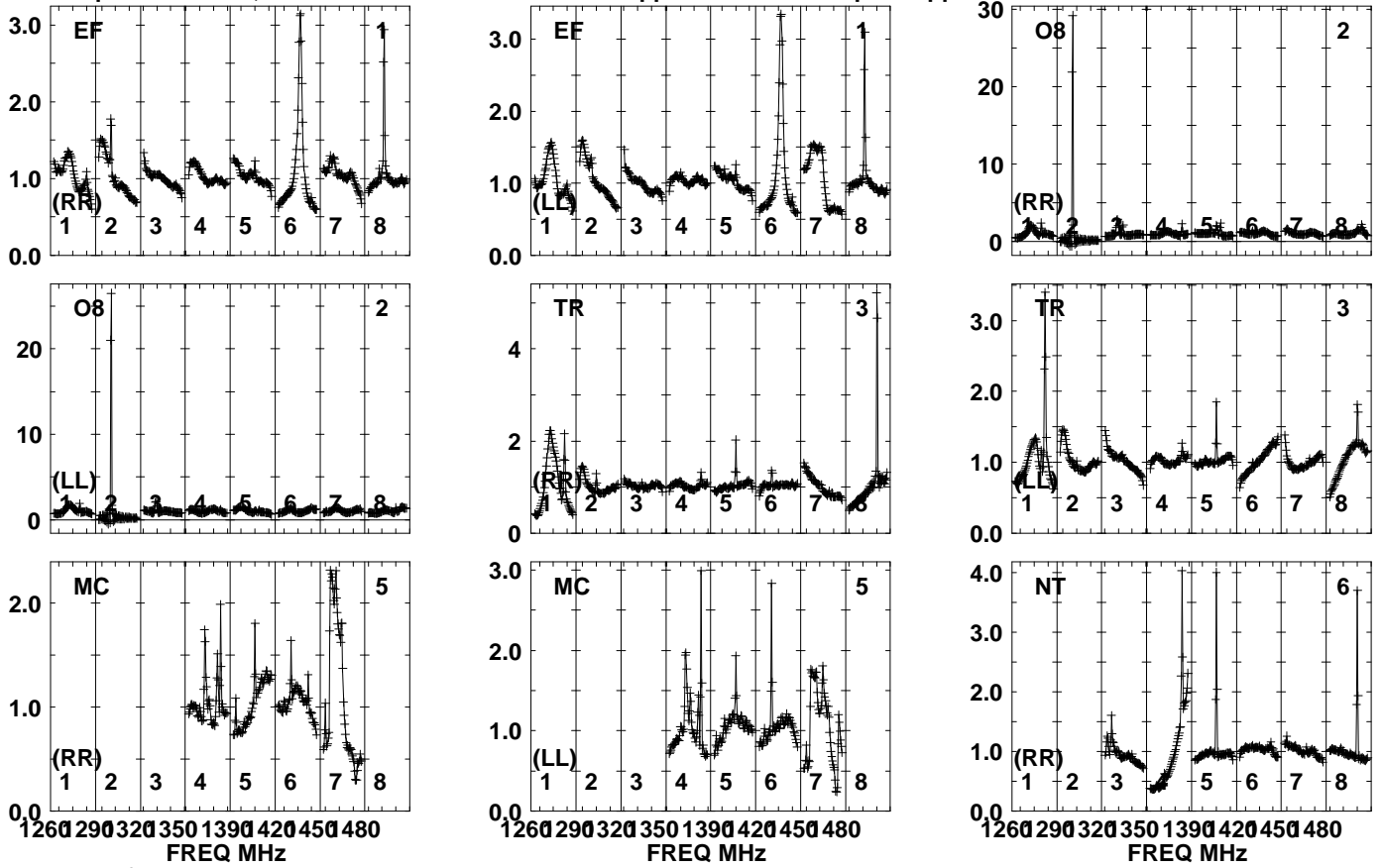


Lower frame: Real Jy  
Auto-corr total-power spectrum Antenna: \*  
Timerange: 00/17:34:43 to 00/17:40:09

Plot file version 67 created 25-OCT-2022 15:53:27

J1229+6335 EK050E.UVDATA.1

Freq = 1.2545 GHz, Bw = 32.000 MH No calibration applied and no bandpass applied



Lower frame: Real Jy

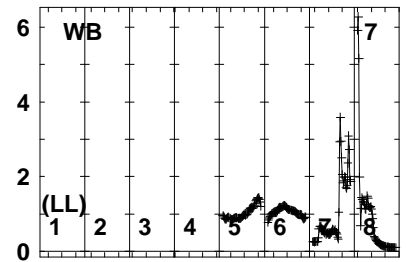
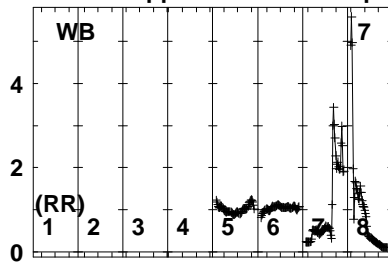
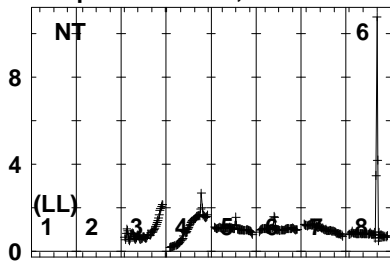
Auto-corr total-power spectrum Antenna: \*

Timerange: 00/17:41:02 to 00/17:42:30

Plot file version 68 created 25-OCT-2022 15:53:27

J1229+6335 EK050E.UVDATA.1

Freq = 1.2545 GHz, Bw = 32.000 MH No calibration applied and no bandpass applied

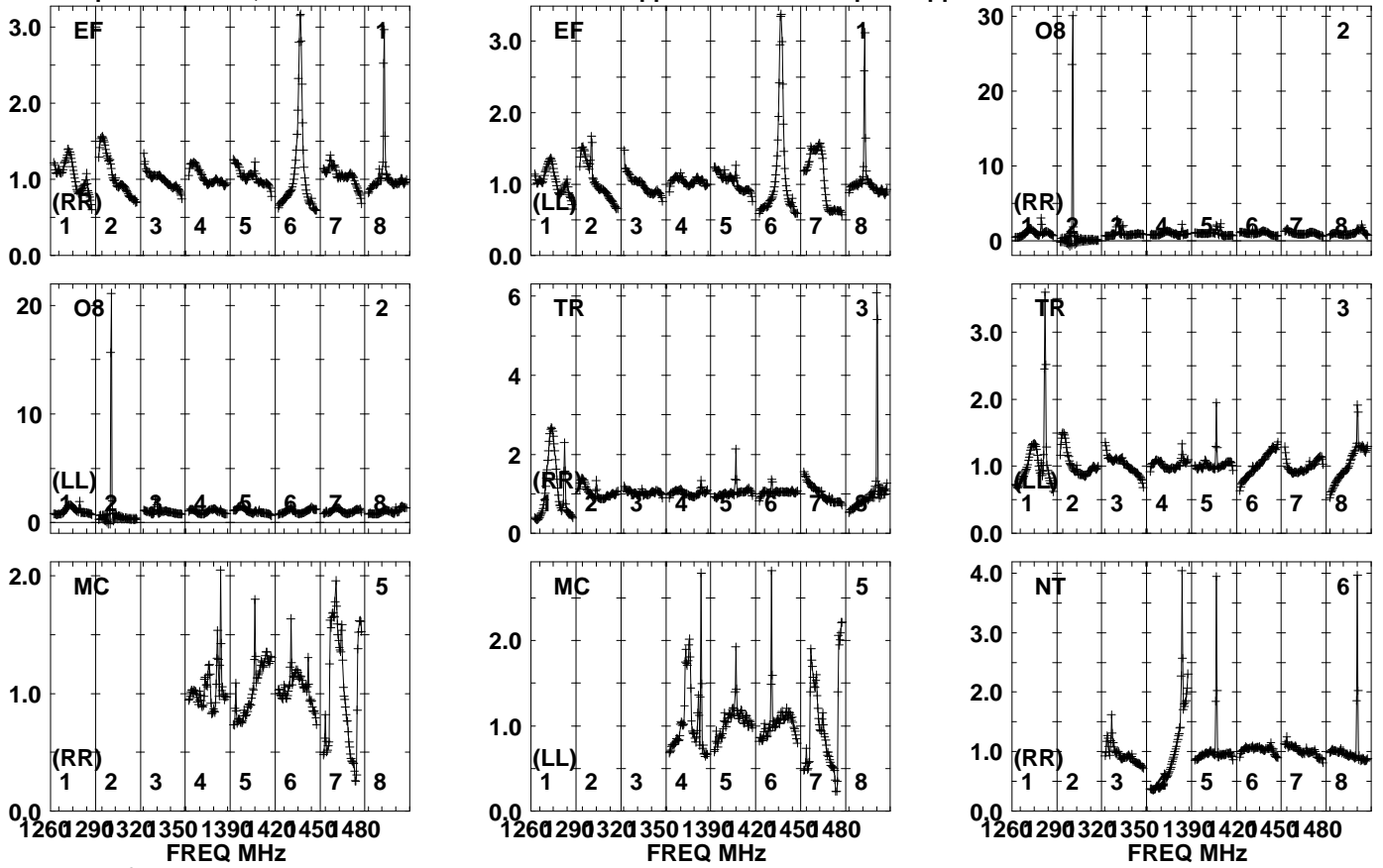


Lower frame: Real Jy  
Auto-corr total-power spectrum Antenna: \*  
Timerange: 00/17:41:02 to 00/17:42:30

Plot file version 69 created 25-OCT-2022 15:53:27

R6 D EK050E.UVDATA.1

Freq = 1.2545 GHz, Bw = 32.000 MH No calibration applied and no bandpass applied

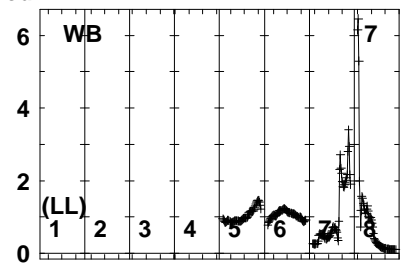
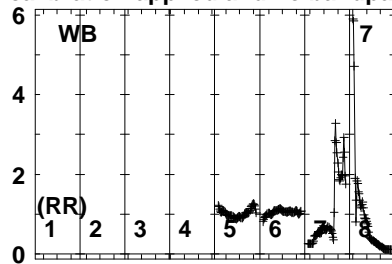
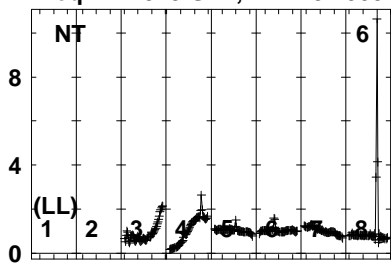


Lower frame: Real Jy  
Auto-corr total-power spectrum Antenna: \*  
Timerange: 00/17:42:32 to 00/17:48:00

Plot file version 70 created 25-OCT-2022 15:53:27

R6 D EK050E.UVDATA.1

Freq = 1.2545 GHz, Bw = 32.000 MH No calibration applied and no bandpass applied

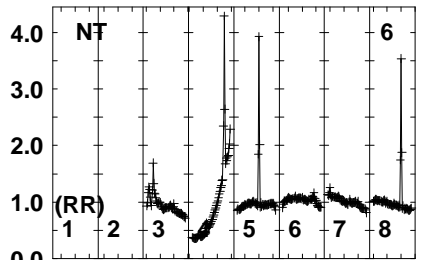
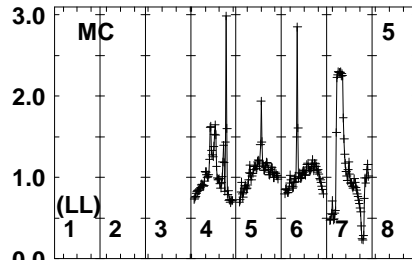
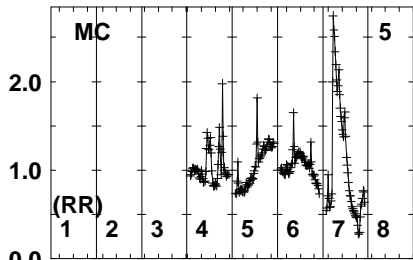
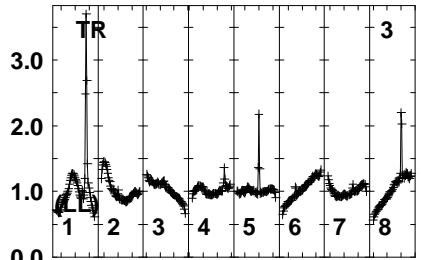
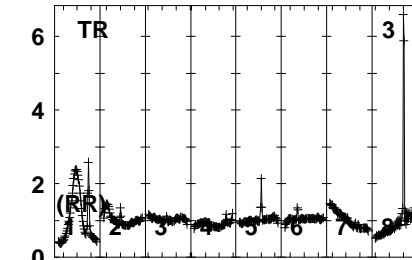

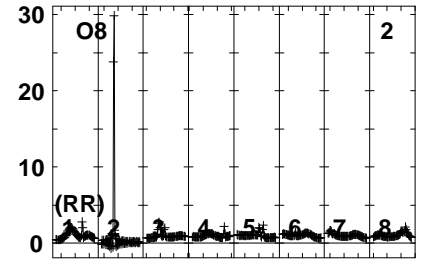
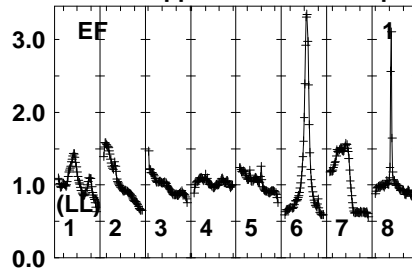
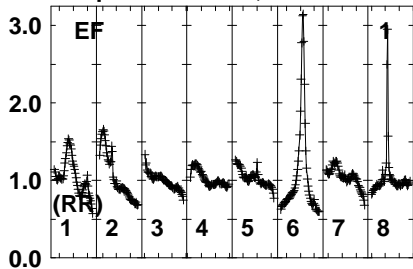


Lower frame: Real Jy  
Auto-corr total-power spectrum Antenna: \*  
Timerange: 00/17:42:32 to 00/17:48:00

Plot file version 71 created 25-OCT-2022 15:53:27

J1229+6335 EK050E.UVDATA.1

Freq = 1.2545 GHz, Bw = 32.000 MH No calibration applied and no bandpass applied



1260 290 320 350 1390 420 450 480  
FREQ MHz

1260 290 320 350 1390 420 450 480  
FREQ MHz

1260 290 320 350 1390 420 450 480  
FREQ MHz

Lower frame: Real Jy

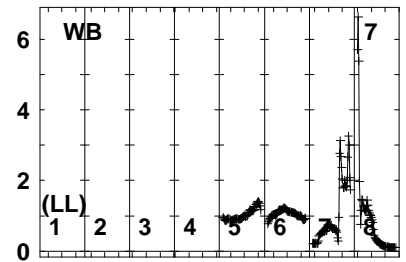
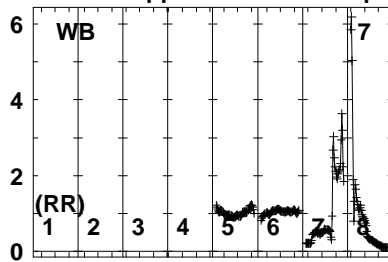
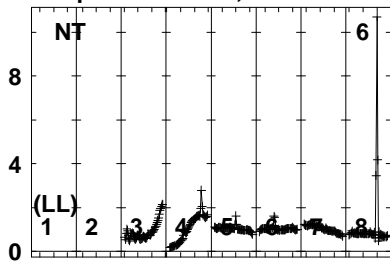
Auto-corr total-power spectrum Antenna: \*

Timerange: 00/17:48:02 to 00/17:50:10

Plot file version 72 created 25-OCT-2022 15:53:27

J1229+6335 EK050E.UVDATA.1

Freq = 1.2545 GHz, Bw = 32.000 MH No calibration applied and no bandpass applied



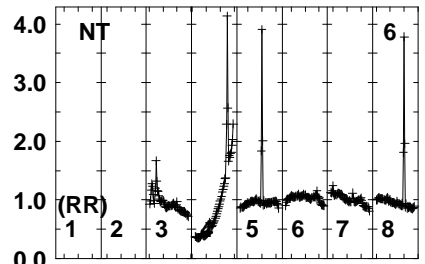
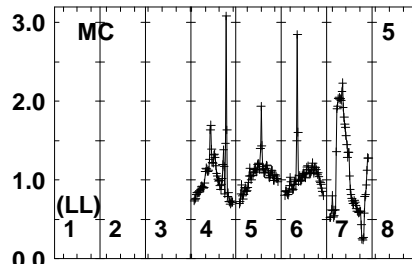
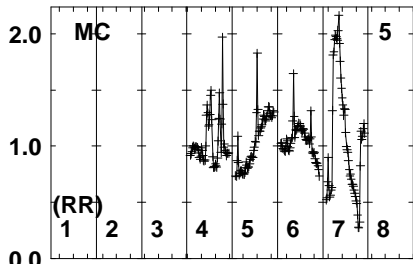
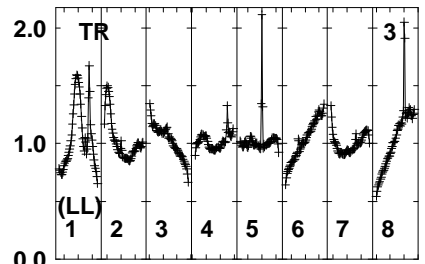
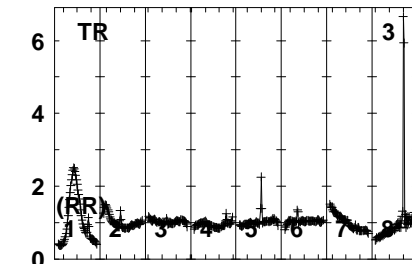

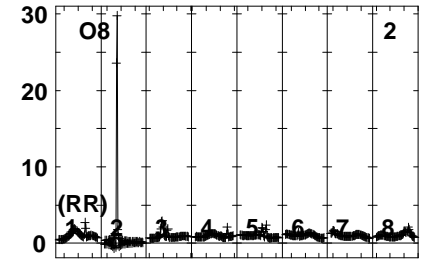
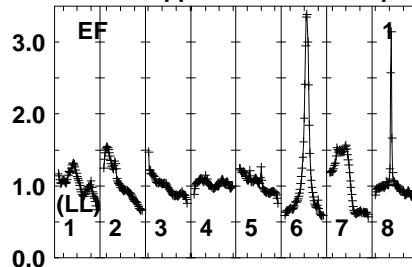
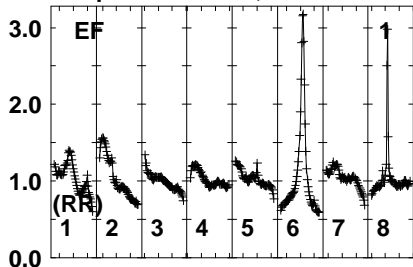
Lower frame: Real Jy  
Auto-corr total-power spectrum Antenna: \*  
Timerange: 00/17:48:02 to 00/17:50:10



Plot file version 73 created 25-OCT-2022 15:53:27

R6 D EK050E.UVDATA.1

Freq = 1.2545 GHz, Bw = 32.000 MH No calibration applied and no bandpass applied



1260 290 320 350 1390 420 450 480  
FREQ MHz

1260 290 320 350 1390 420 450 480  
FREQ MHz

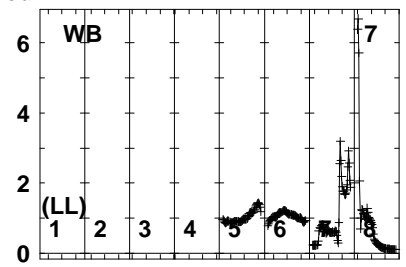
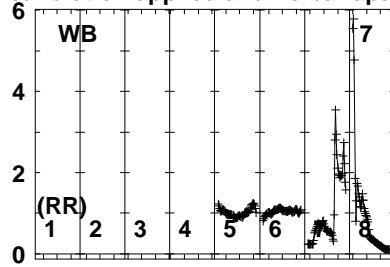
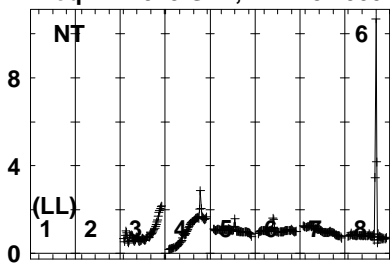
1260 290 320 350 1390 420 450 480  
FREQ MHz

Lower frame: Real Jy  
Auto-corr total-power spectrum Antenna: \*  
Timerange: 00/17:50:12 to 00/17:55:40

Plot file version 74 created 25-OCT-2022 15:53:28

R6 D EK050E.UVDATA.1

Freq = 1.2545 GHz, Bw = 32.000 MH No calibration applied and no bandpass applied

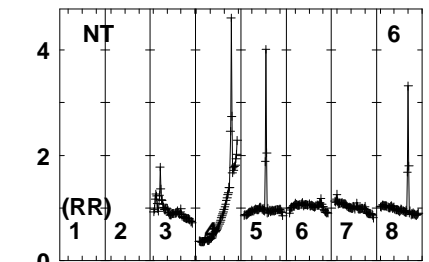
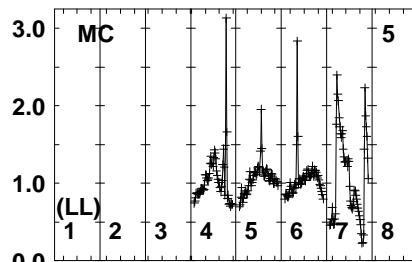
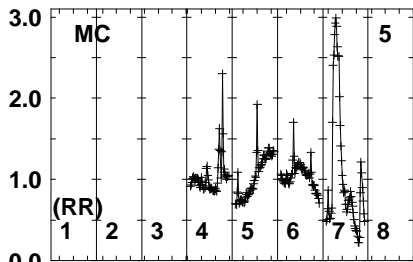
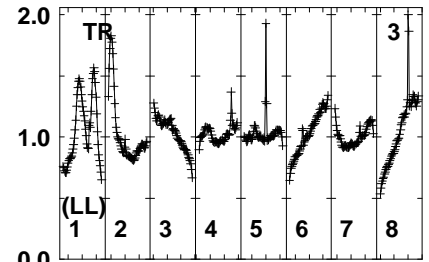
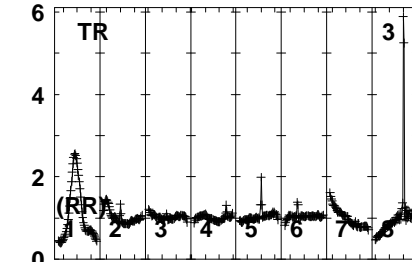


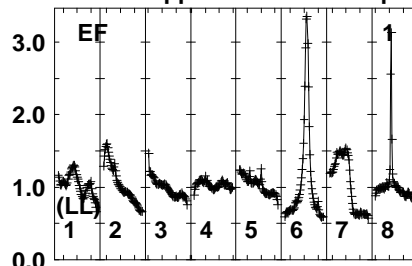
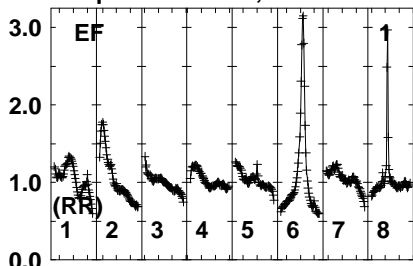


Lower frame: Real Jy  
Auto-corr total-power spectrum Antenna: \*  
Timerange: 00/17:50:12 to 00/17:55:40

Plot file version 75 created 25-OCT-2022 15:53:28

J1229+6335 EK050E.UVDATA.1

Freq = 1.2545 GHz, Bw = 32.000 MH No calibration applied and no bandpass applied



1260 290 320 350 1390 420 450 480  
FREQ MHz

1260 290 320 350 1390 420 450 480  
FREQ MHz

1260 290 320 350 1390 420 450 480  
FREQ MHz

Lower frame: Real Jy

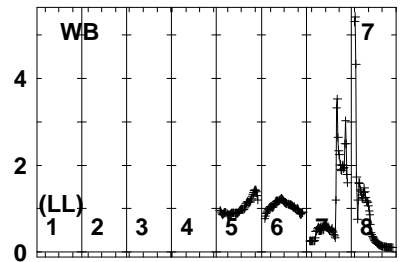
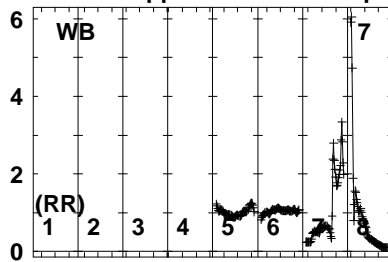
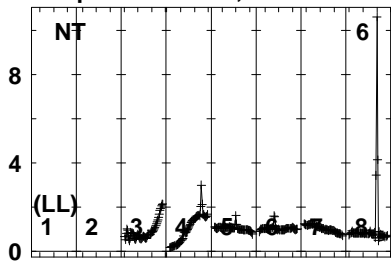
Auto-corr total-power spectrum Antenna: \*

Timerange: 00/17:56:33 to 00/17:58:01

Plot file version 76 created 25-OCT-2022 15:53:28

J1229+6335 EK050E.UVDATA.1

Freq = 1.2545 GHz, Bw = 32.000 MH No calibration applied and no bandpass applied

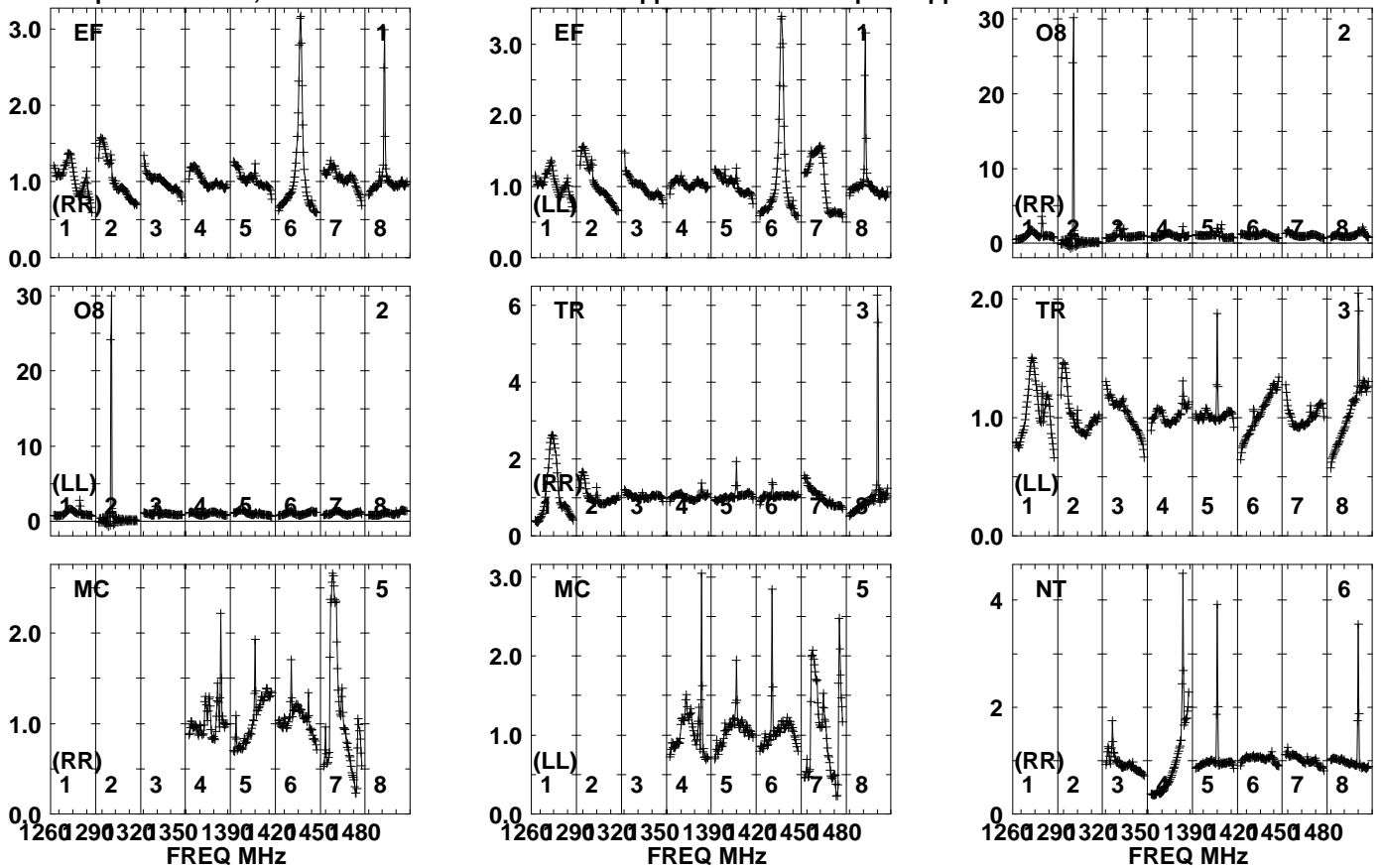


Lower frame: Real Jy  
Auto-corr total-power spectrum Antenna: \*  
Timerange: 00/17:56:33 to 00/17:58:01

Plot file version 77 created 25-OCT-2022 15:53:28

R6 D EK050E.UVDATA.1

Freq = 1.2545 GHz, Bw = 32.000 MH No calibration applied and no bandpass applied



Lower frame: Real Jy

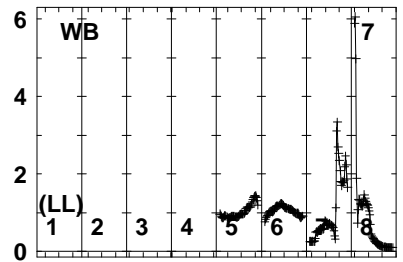
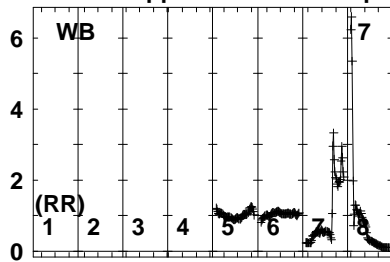
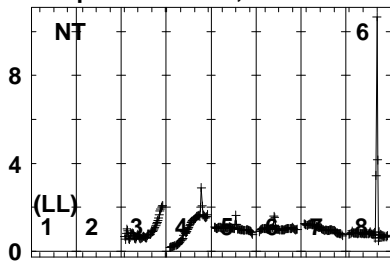
Auto-corr total-power spectrum Antenna: \*

Timerange: 00/17:58:03 to 00/18:03:31

Plot file version 78 created 25-OCT-2022 15:53:28

R6 D EK050E.UVDATA.1

Freq = 1.2545 GHz, Bw = 32.000 MH No calibration applied and no bandpass applied

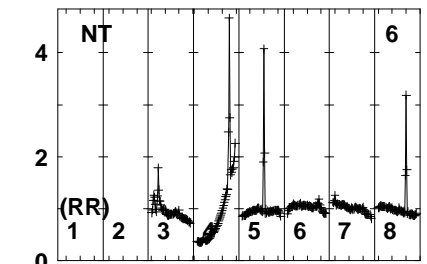
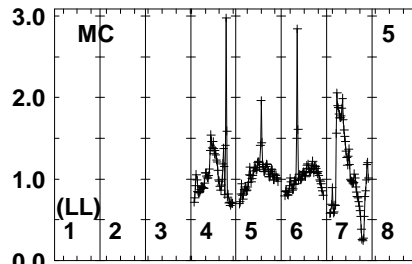
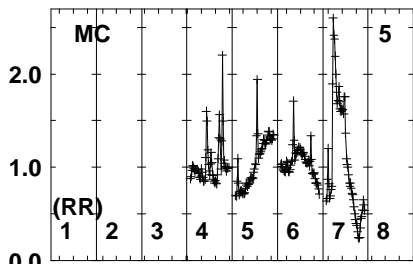
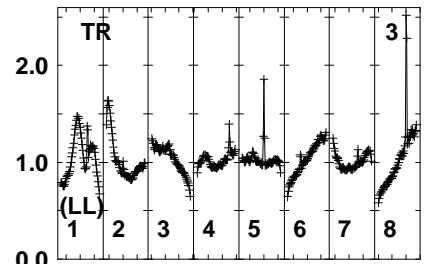
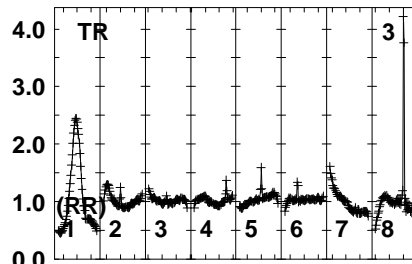
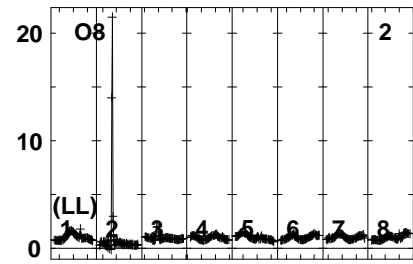
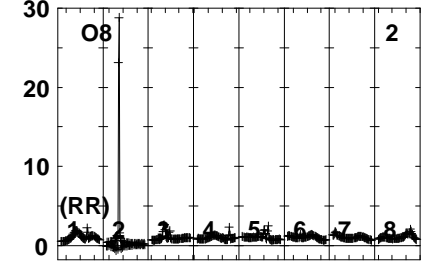
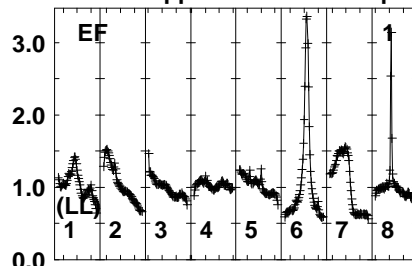
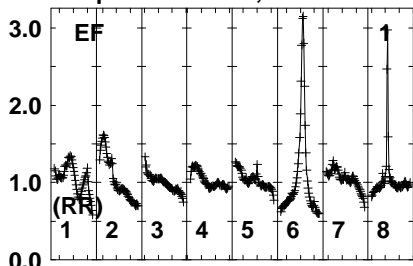


Lower frame: Real Jy  
Auto-corr total-power spectrum Antenna: \*  
Timerange: 00/17:58:03 to 00/18:03:31

Plot file version 79 created 25-OCT-2022 15:53:28

J1229+6335 EK050E.UVDATA.1

Freq = 1.2545 GHz, Bw = 32.000 MH No calibration applied and no bandpass applied



1260 290 320 350 1390 420 450 480  
FREQ MHz

1260 290 320 350 1390 420 450 480  
FREQ MHz

1260 290 320 350 1390 420 450 480  
FREQ MHz

Lower frame: Real Jy

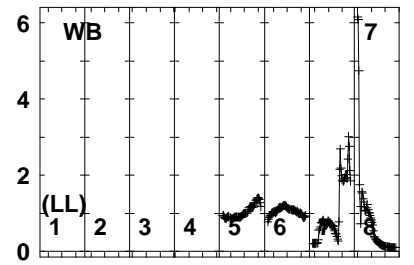
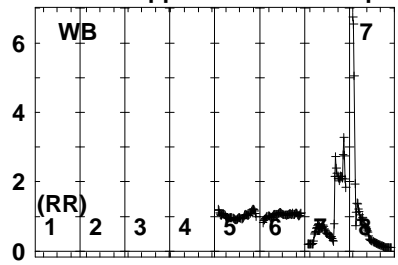
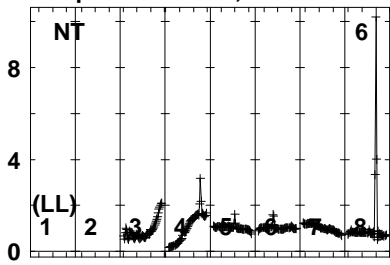
Auto-corr total-power spectrum Antenna: \*

Timerange: 00/18:03:33 to 00/18:05:41

Plot file version 80 created 25-OCT-2022 15:53:28

J1229+6335 EK050E.UVDATA.1

Freq = 1.2545 GHz, Bw = 32.000 MH No calibration applied and no bandpass applied



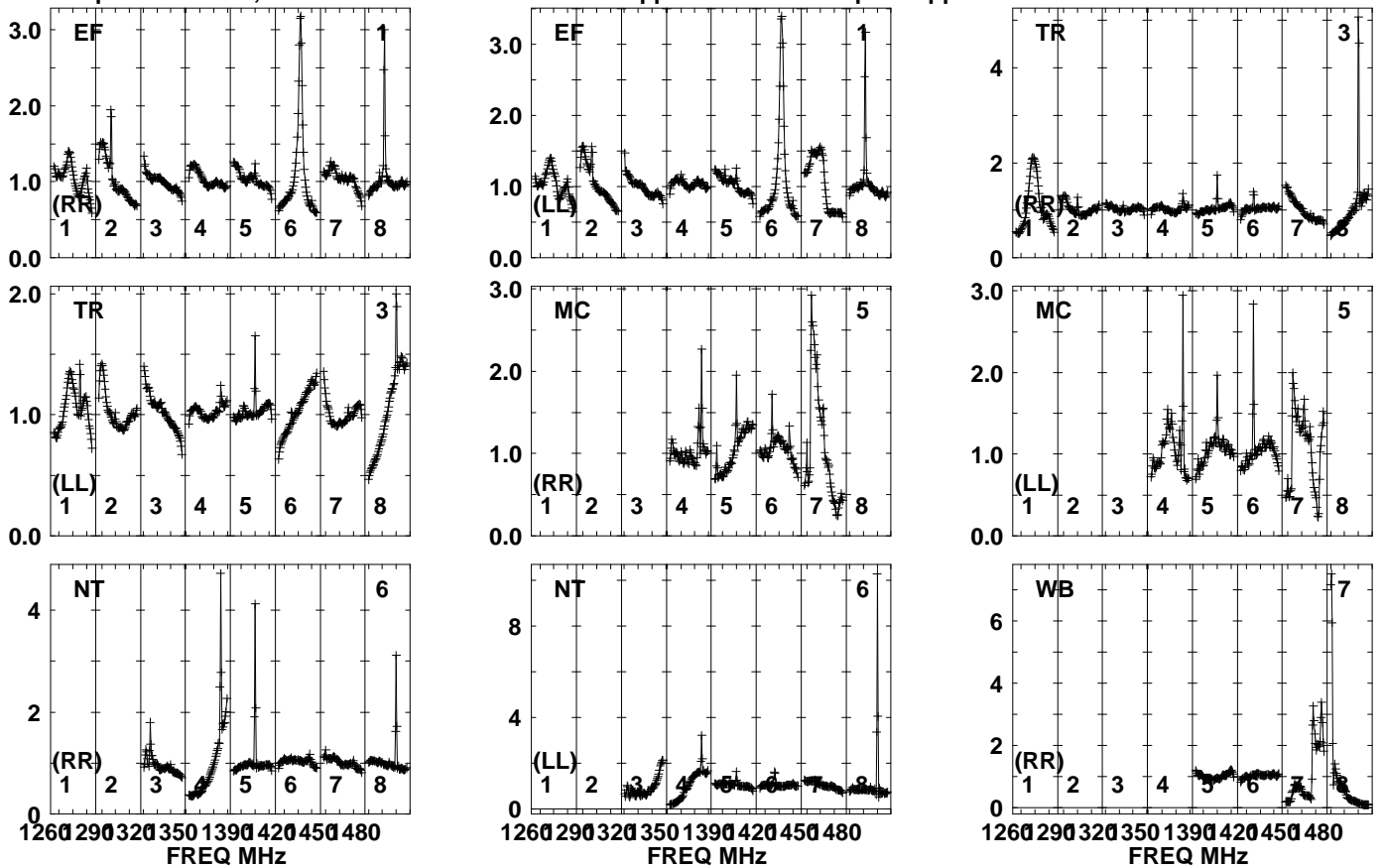
Lower frame: Real Jy  
Auto-corr total-power spectrum Antenna: \*  
Timerange: 00/18:03:33 to 00/18:05:41



Plot file version 81 created 25-OCT-2022 15:53:28

J1231+6414 EK050E.UVDATA.1

Freq = 1.2545 GHz, Bw = 32.000 MH No calibration applied and no bandpass applied

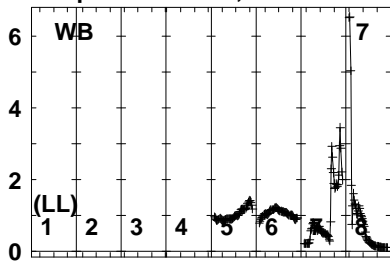


Lower frame: Real Jy  
Auto-corr total-power spectrum Antenna: \*  
Timerange: 00/18:05:43 to 00/18:09:15

Plot file version 82 created 25-OCT-2022 15:53:28

J1231+6414 EK050E.UVDATA.1

Freq = 1.2545 GHz, Bw = 32.000 MH No calibration applied and no bandpass applied

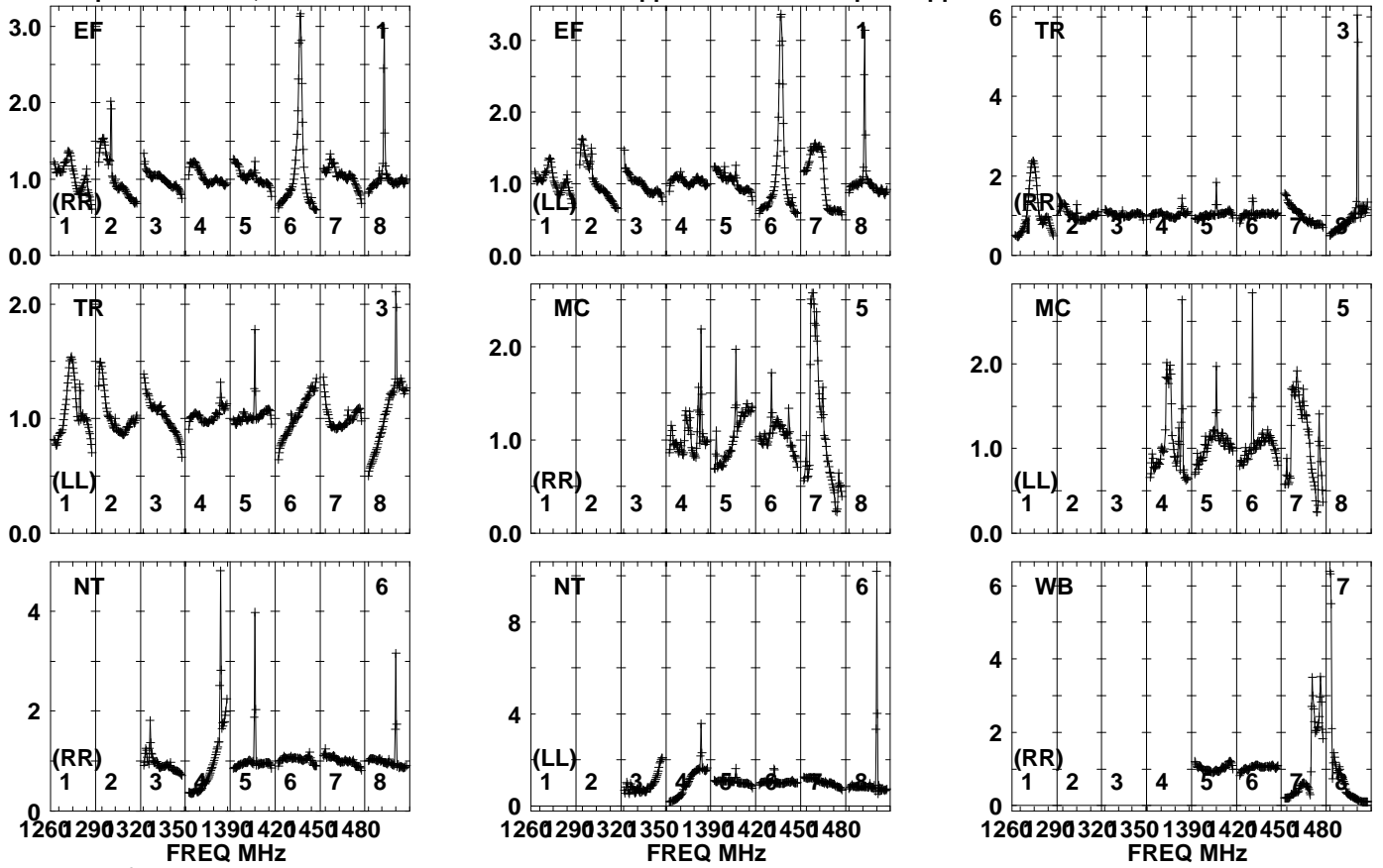


Lower frame: Real Jy  
Auto-corr total-power spectrum Antenna: \*  
Timerange: 00/18:05:43 to 00/18:09:15

Plot file version 83 created 25-OCT-2022 15:53:28

J1229+6335 EK050E.UVDATA.1

Freq = 1.2545 GHz, Bw = 32.000 MH No calibration applied and no bandpass applied

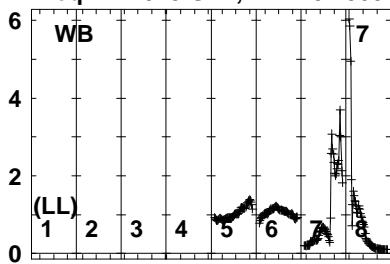


Lower frame: Real Jy  
Auto-corr total-power spectrum Antenna: \*  
Timerange: 00/18:09:58 to 00/18:11:26

Plot file version 84 created 25-OCT-2022 15:53:28

J1229+6335 EK050E.UVDATA.1

Freq = 1.2545 GHz, Bw = 32.000 MH No calibration applied and no bandpass applied



Lower frame: Real Jy

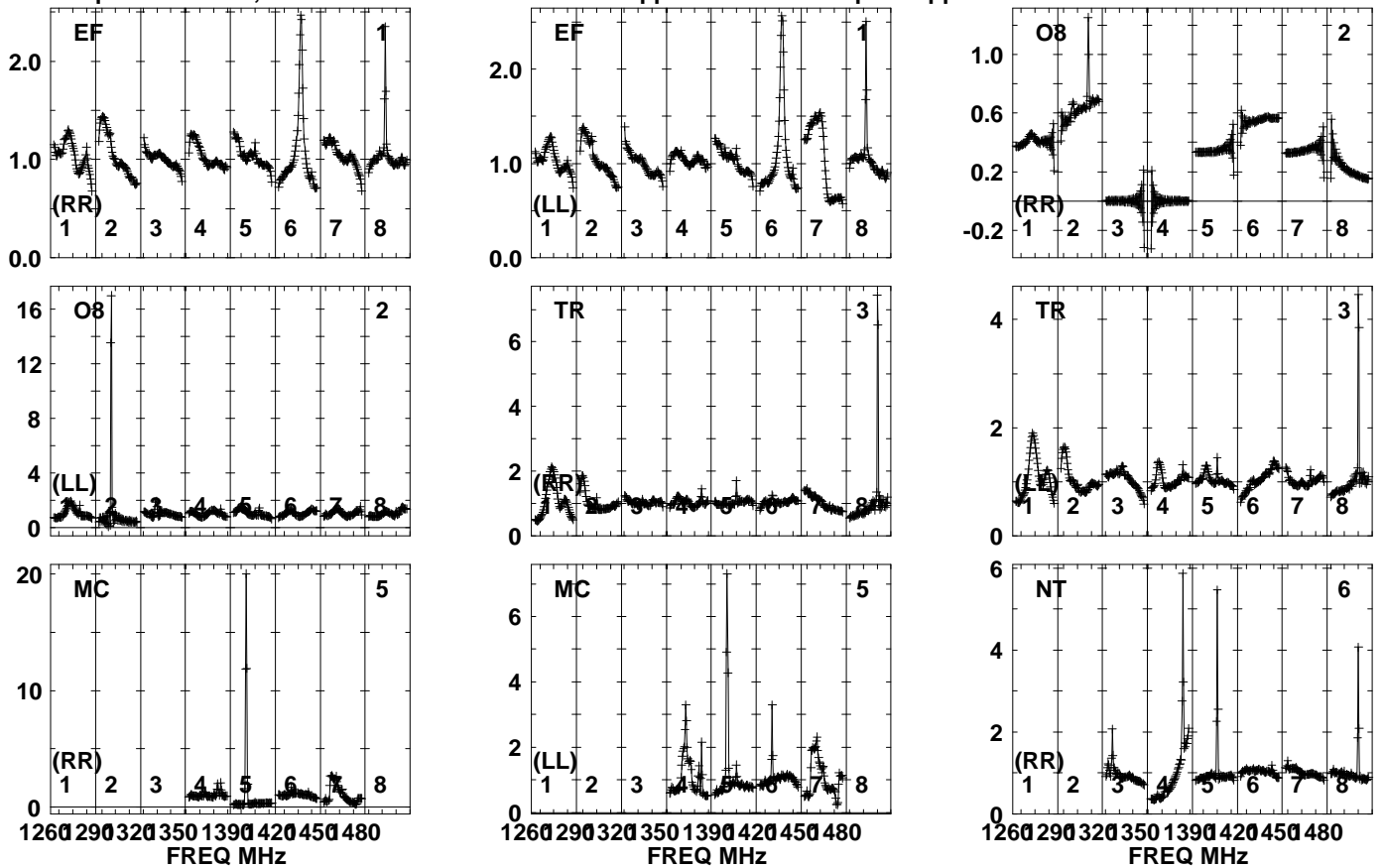
Auto-corr total-power spectrum Antenna: \*

Timerange: 00/18:09:58 to 00/18:11:26

Plot file version 85 created 25-OCT-2022 15:53:28

J1829+4844 EK050E.UVDATA.1

Freq = 1.2545 GHz, Bw = 32.000 MH No calibration applied and no bandpass applied



Lower frame: Real Jy

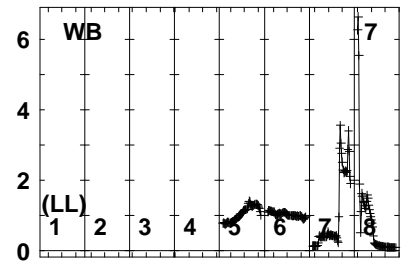
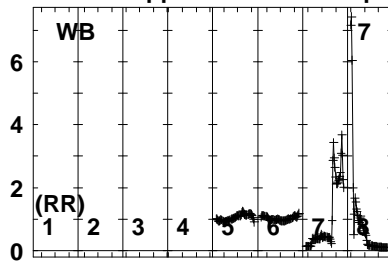
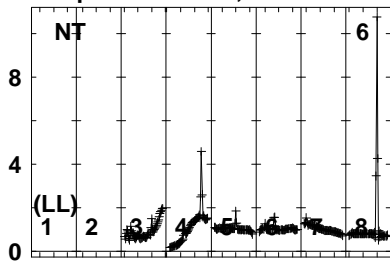
Auto-corr total-power spectrum Antenna: \*

Timerange: 01/01:19:45 to 01/01:23:43

Plot file version 86 created 25-OCT-2022 15:53:29

J1829+4844 EK050E.UVDATA.1

Freq = 1.2545 GHz, Bw = 32.000 MH No calibration applied and no bandpass applied



Lower frame: Real Jy  
Auto-corr total-power spectrum Antenna: \*  
Timerange: 01/01:19:45 to 01/01:23:43