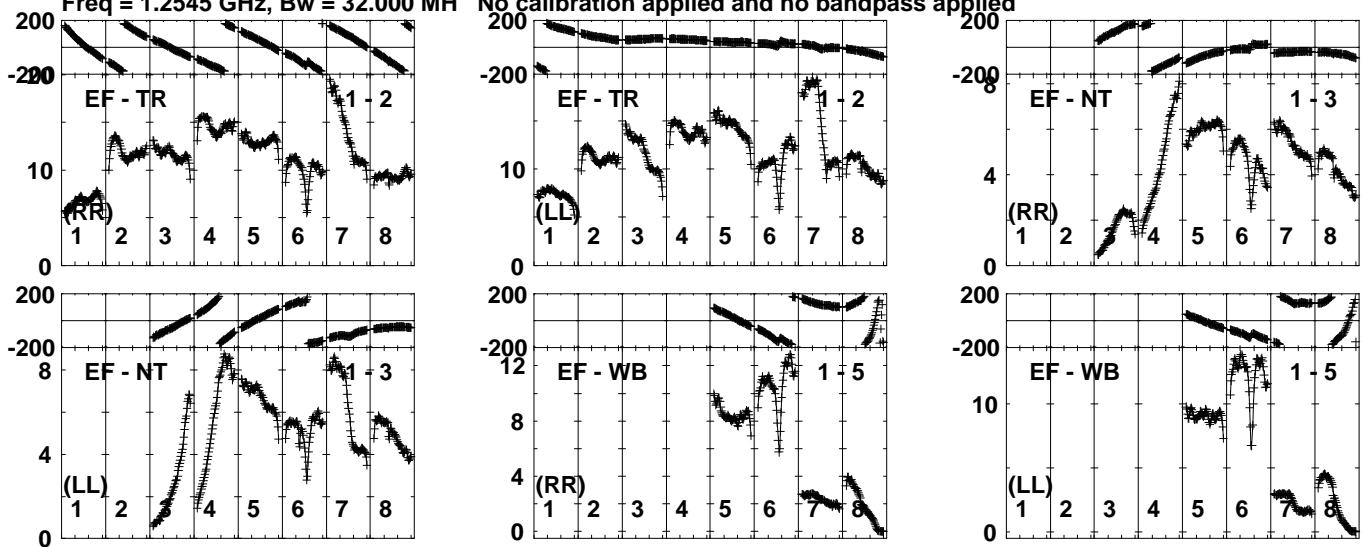


Plot file version 1 created 03-MAR-2023 11:38:54

J1642-0621 EK051C.UVDATA.1

Freq = 1.2545 GHz, Bw = 32.000 MH No calibration applied and no bandpass applied

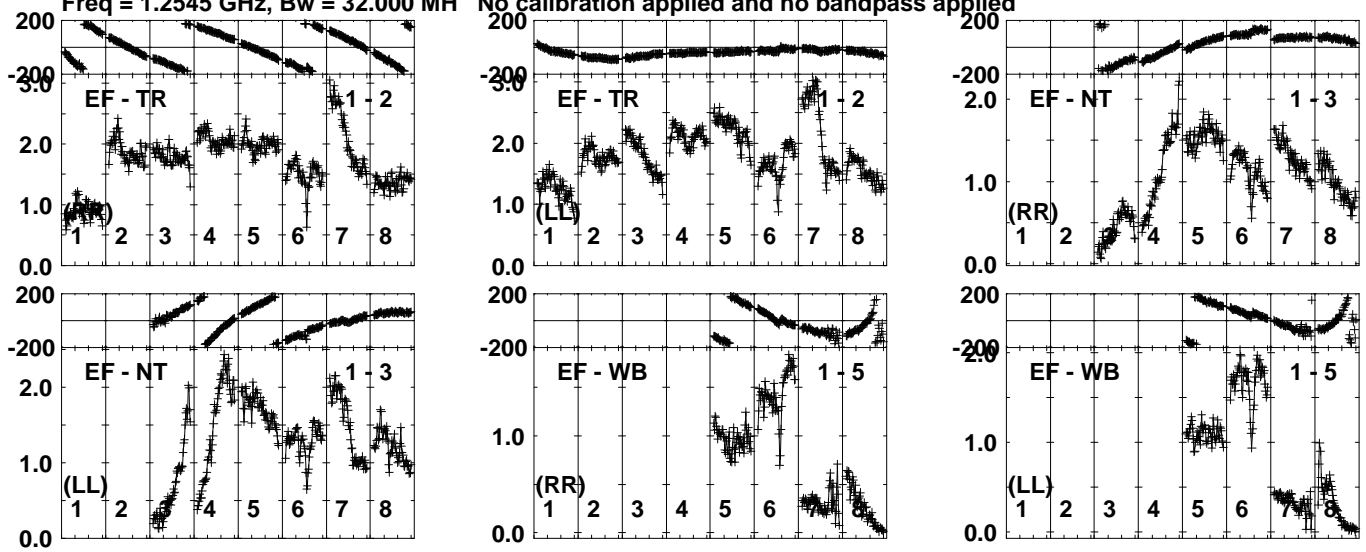


Lower frame: Milli Ampl Jy Top frame: Phas deg
Vector averaged cross-power spectrum Several baselines displayed
Timerange: 00/19:30:01 to 00/19:33:59

Plot file version 2 created 03-MAR-2023 11:38:54

J1605-1139 EK051C.UVDATA.1

Freq = 1.2545 GHz, Bw = 32.000 MH No calibration applied and no bandpass applied

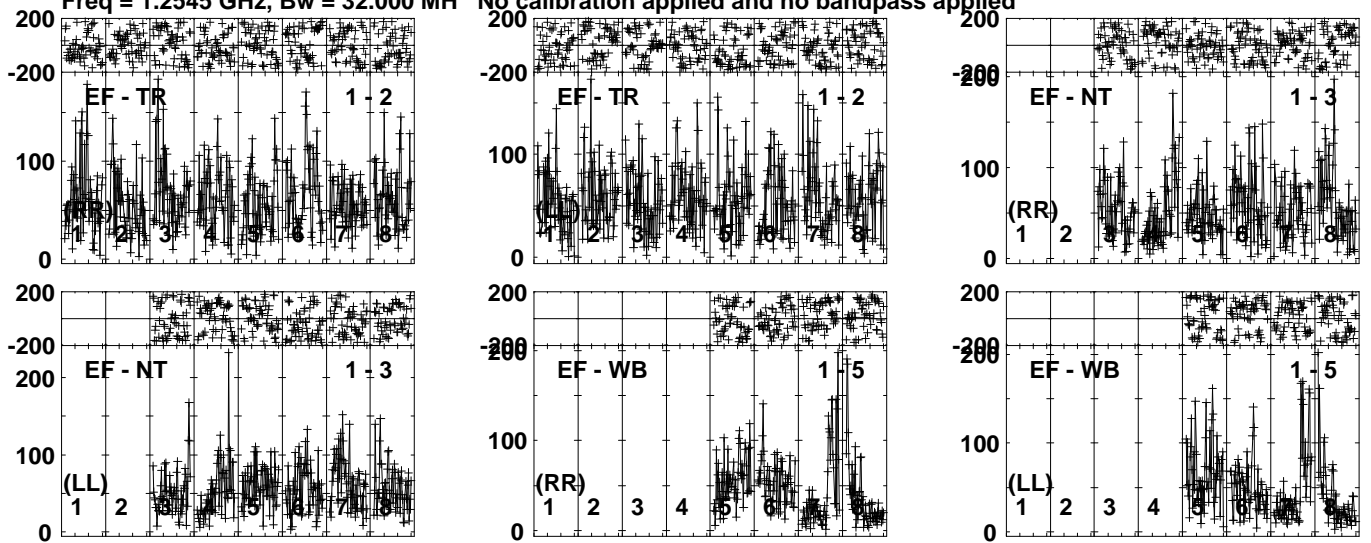


Lower frame: Milli Ampl Jy Top frame: Phas deg
Vector averaged cross-power spectrum Several baselines displayed
Timerange: 00/19:35:10 to 00/19:36:38

Plot file version 3 created 03-MAR-2023 11:38:54

R190520 D EK051C.UVDATA.1

Freq = 1.2545 GHz, Bw = 32.000 MH No calibration applied and no bandpass applied



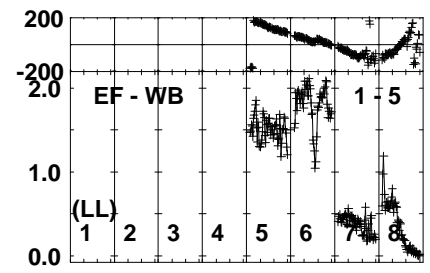
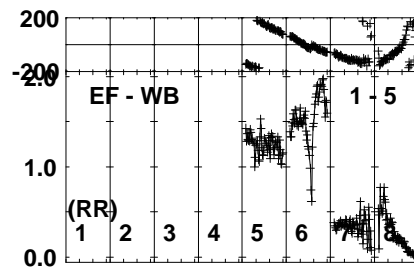
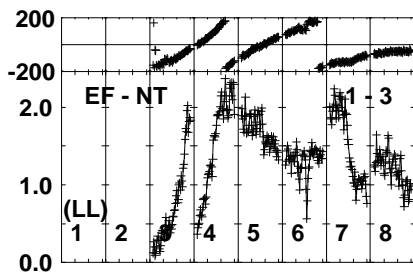
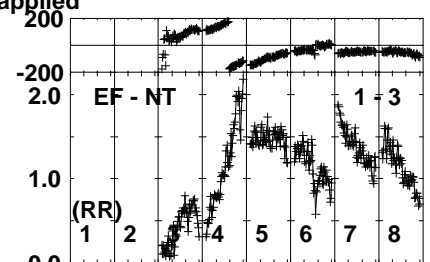
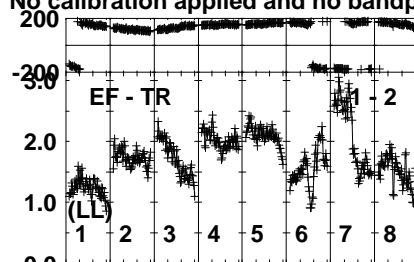
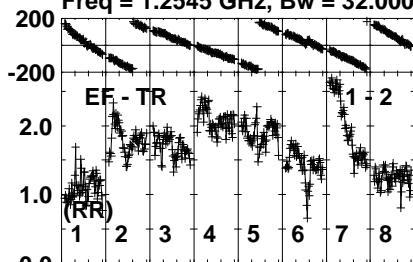
Lower frame: Micro Ampl Jy Top frame: Phas deg
Vector averaged cross-power spectrum Several baselines displayed
Timerange: 00/19:36:40 to 00/19:42:22

Plot file version 4 created 03-MAR-2023 11:38:54

J1605-1139 EK051C.UVDATA.1

Freq = 1.2545 GHz, Bw = 32.000 MH

No calibration applied and no bandpass applied

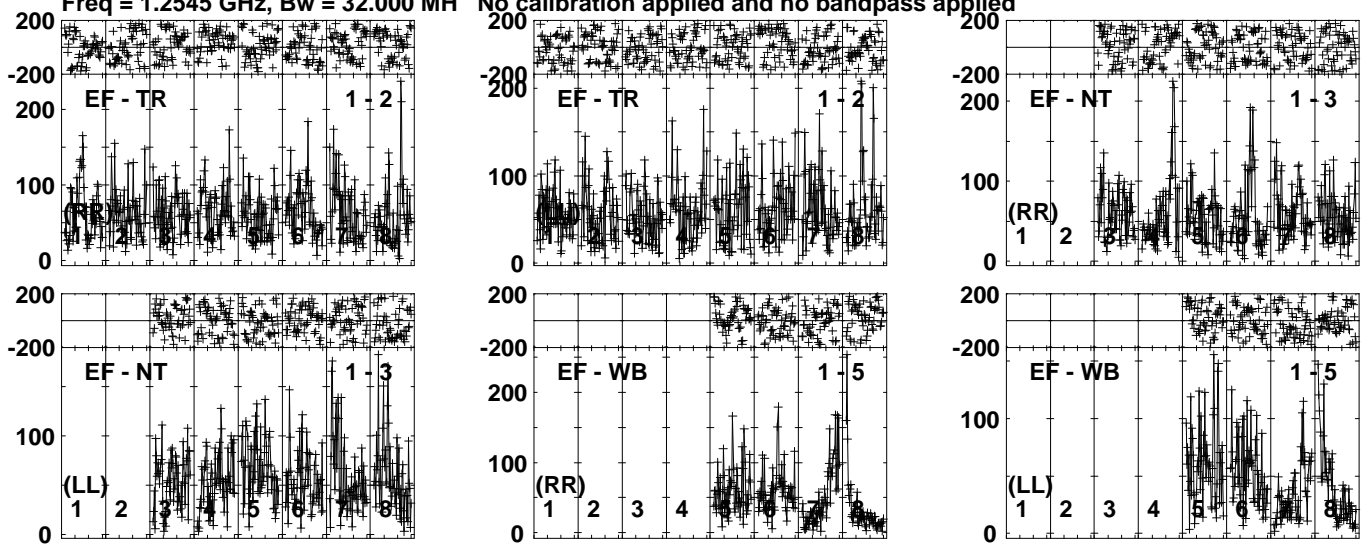


Lower frame: Milli Ampl Jy Top frame: Phas deg
Vector averaged cross-power spectrum Several baselines displayed
Timerange: 00/19:42:25 to 00/19:43:53

Plot file version 5 created 03-MAR-2023 11:38:55

R190520 D EK051C.UVDATA.1

Freq = 1.2545 GHz, Bw = 32.000 MH No calibration applied and no bandpass applied

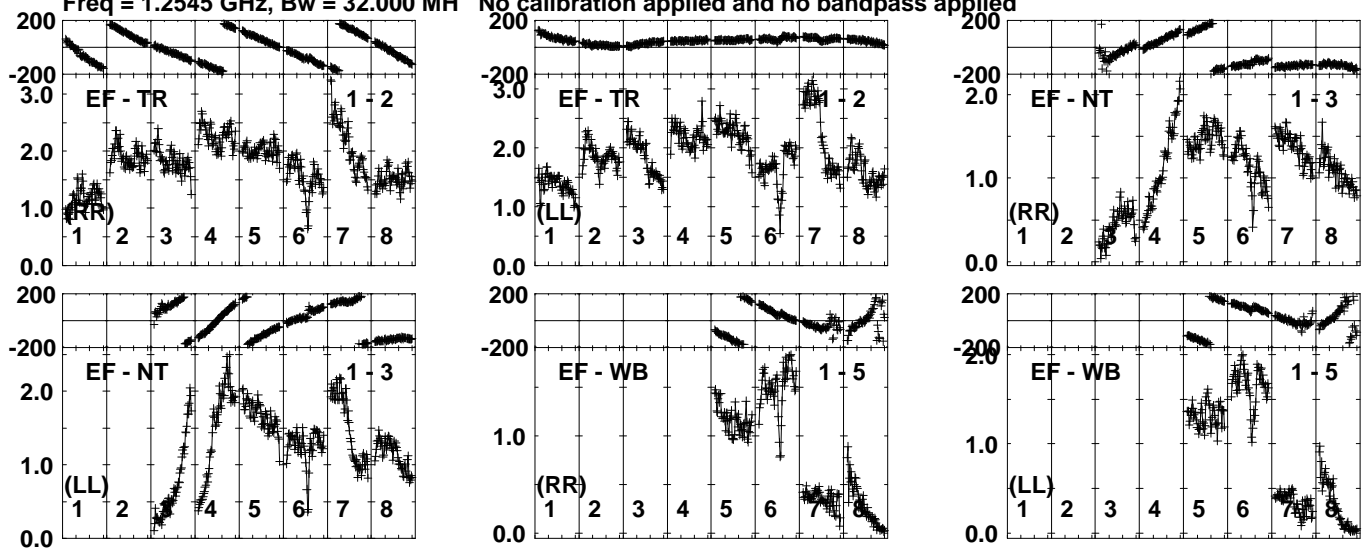


Lower frame: Micro Ampl Jy Top frame: Phas deg
Vector averaged cross-power spectrum Several baselines displayed
Timerange: 00/19:43:55 to 00/19:49:37

Plot file version 6 created 03-MAR-2023 11:38:55

J1605-1139 EK051C.UVDATA.1

Freq = 1.2545 GHz, Bw = 32.000 MH No calibration applied and no bandpass applied

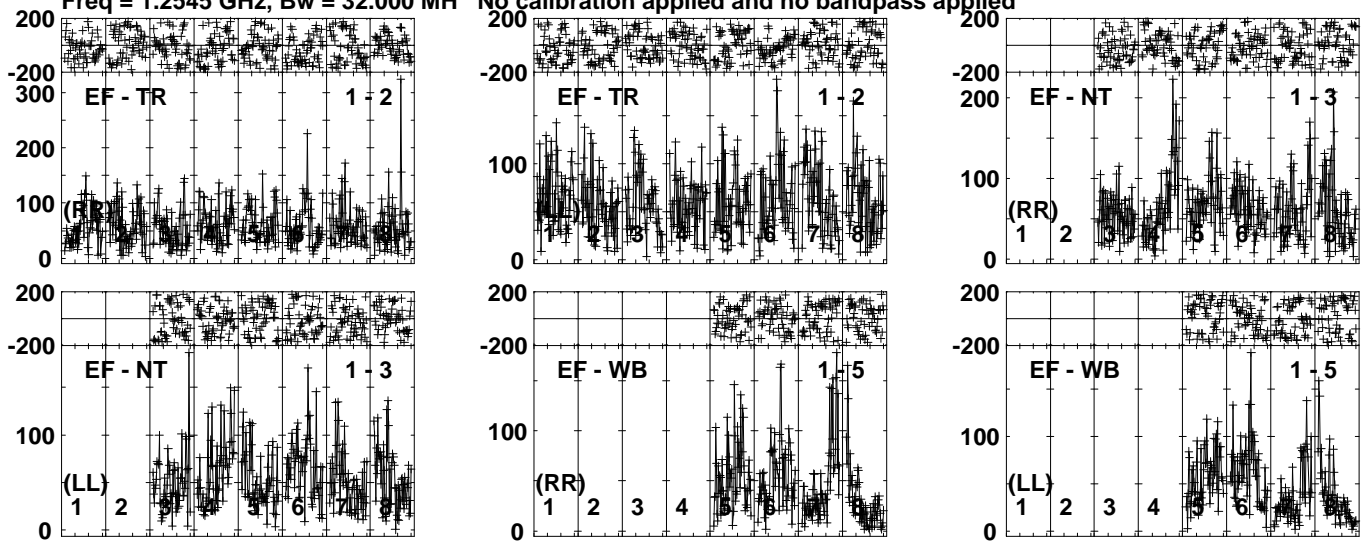


Lower frame: Milli Ampl Jy Top frame: Phas deg
Vector averaged cross-power spectrum Several baselines displayed
Timerange: 00/19:50:19 to 00/19:51:17

Plot file version 7 created 03-MAR-2023 11:38:55

R190520 D EK051C.UVDATA.1

Freq = 1.2545 GHz, Bw = 32.000 MH No calibration applied and no bandpass applied



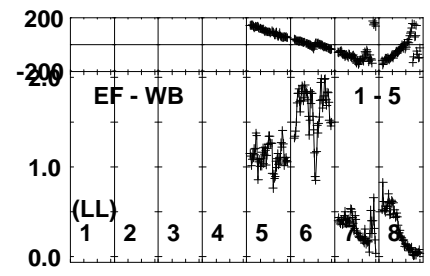
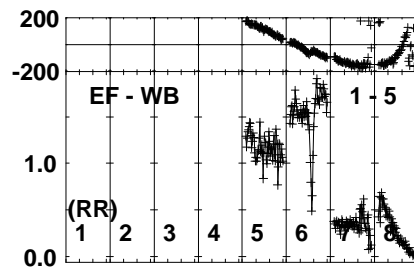
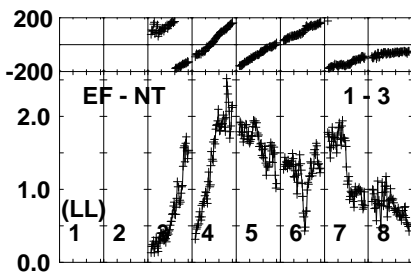
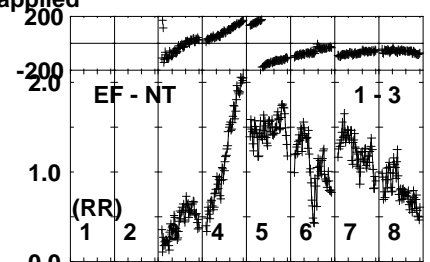
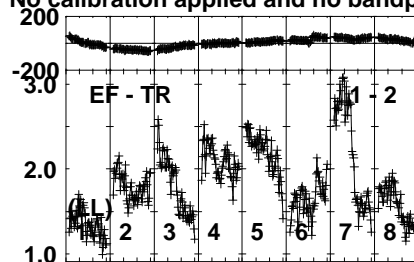
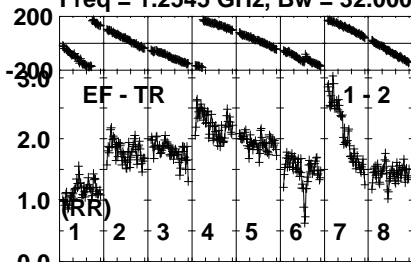
Lower frame: Micro Ampl Jy Top frame: Phas deg
Vector averaged cross-power spectrum Several baselines displayed
Timerange: 00/19:51:21 to 00/19:57:01

Plot file version 8 created 03-MAR-2023 11:38:55

J1605-1139 EK051C.UVDATA.1

Freq = 1.2545 GHz, Bw = 32.000 MH

No calibration applied and no bandpass applied

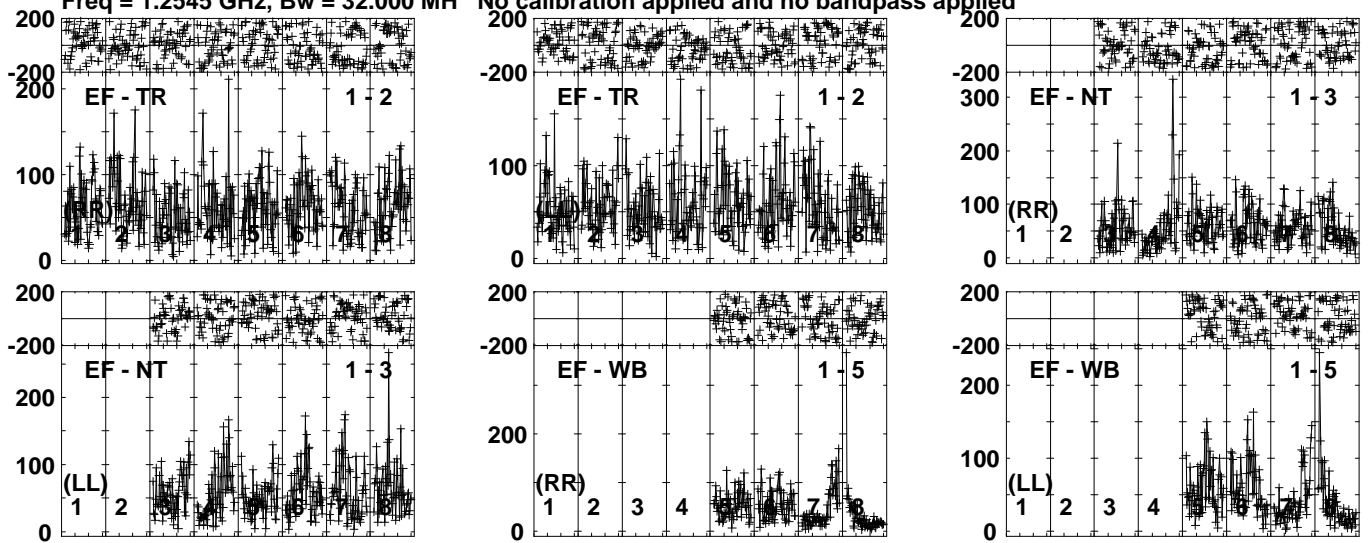


Lower frame: Milli Ampl Jy Top frame: Phas deg
Vector averaged cross-power spectrum Several baselines displayed
Timerange: 00/19:57:06 to 00/19:58:32

Plot file version 9 created 03-MAR-2023 11:38:55

R190520 D EK051C.UVDATA.1

Freq = 1.2545 GHz, Bw = 32.000 MH No calibration applied and no bandpass applied

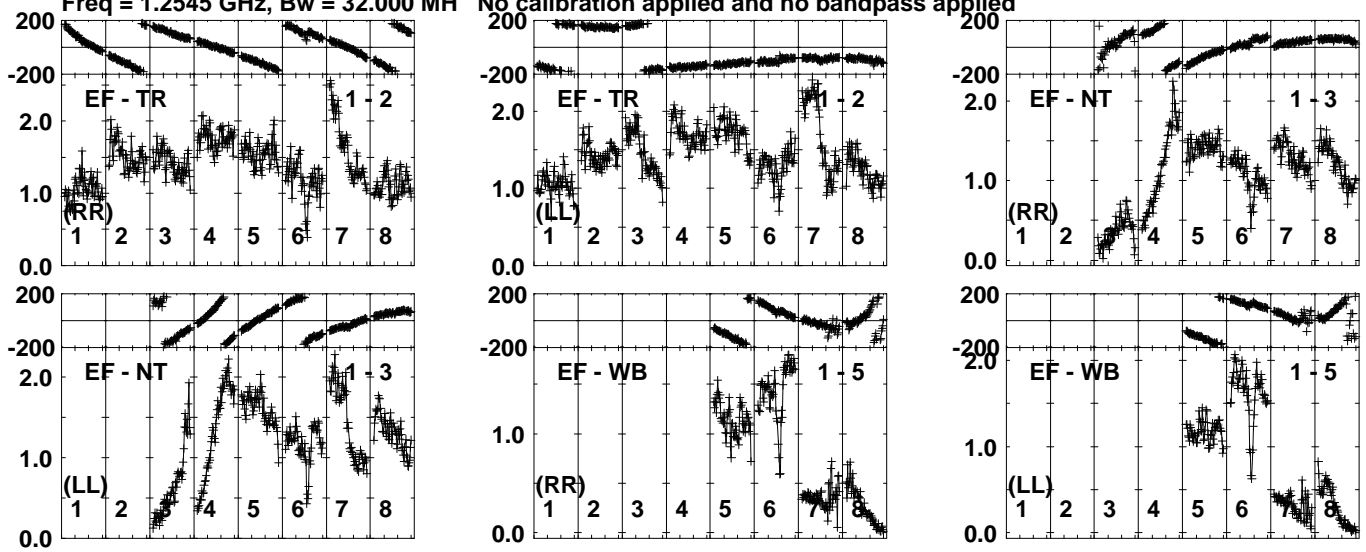


Lower frame: Micro Ampl Jy Top frame: Phas deg
Vector averaged cross-power spectrum Several baselines displayed
Timerange: 00/19:58:34 to 00/20:04:16

Plot file version 10 created 03-MAR-2023 11:38:55

J1605-1139 EK051C.UVDATA.1

Freq = 1.2545 GHz, Bw = 32.000 MH No calibration applied and no bandpass applied

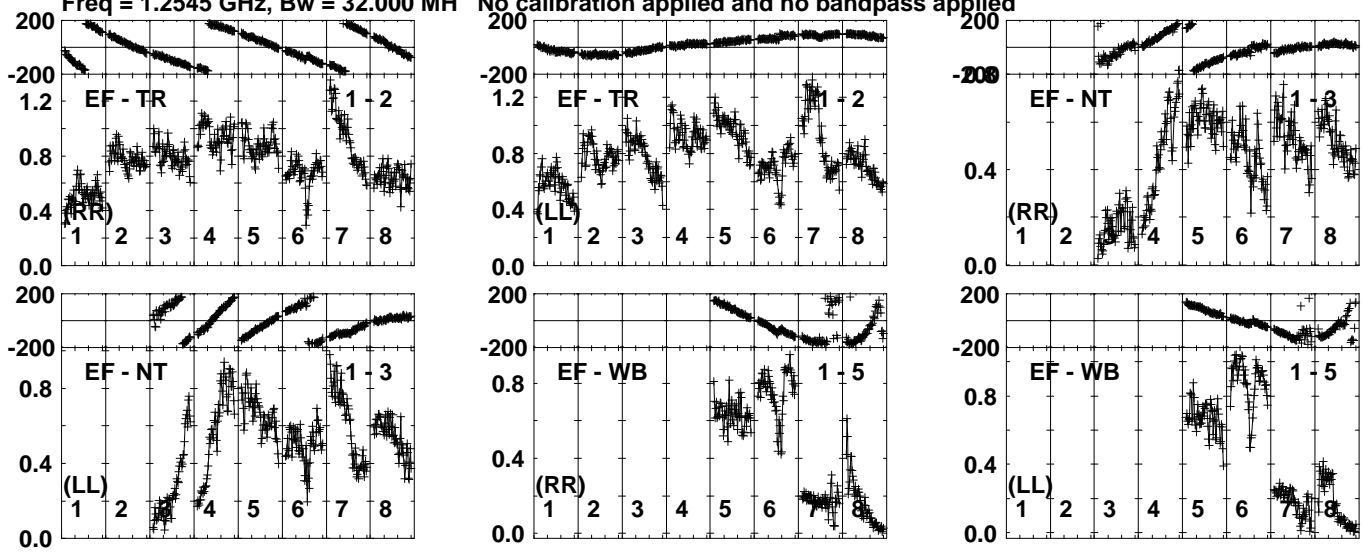


Lower frame: Milli Ampl Jy Top frame: Phas deg
Vector averaged cross-power spectrum Several baselines displayed
Timerange: 00/20:04:58 to 00/20:05:56

Plot file version 11 created 03-MAR-2023 11:38:55

J1603-1007 EK051C.UVDATA.1

Freq = 1.2545 GHz, Bw = 32.000 MH No calibration applied and no bandpass applied



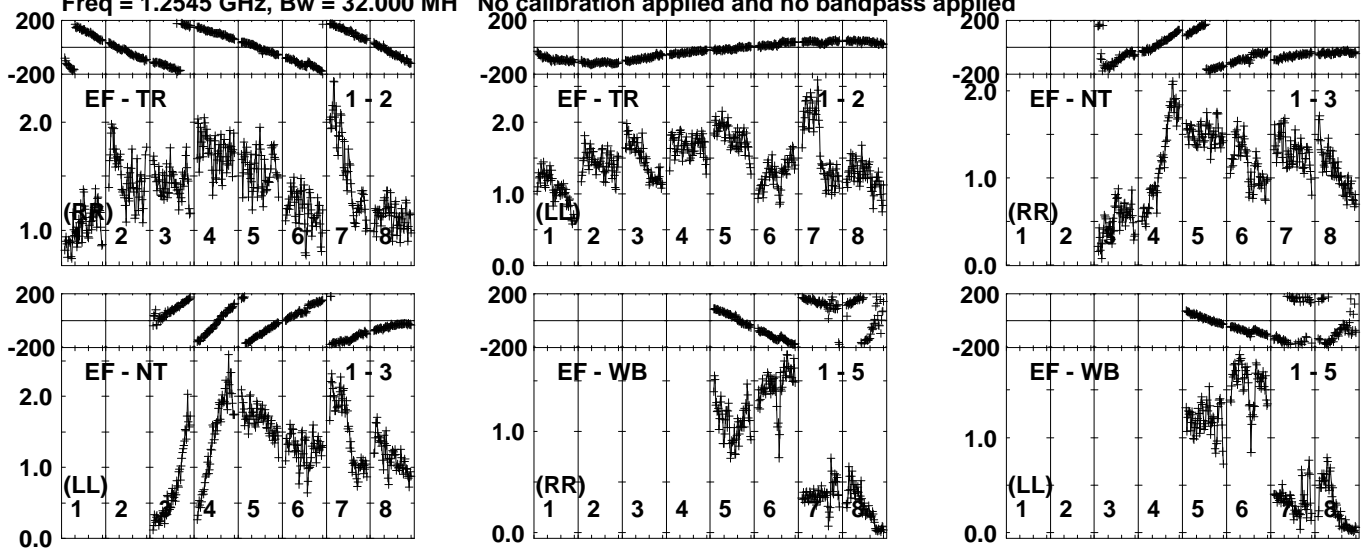
Lower frame: Milli Ampl Jy Top frame: Phas deg
Vector averaged cross-power spectrum Several baselines displayed
Timerange: 00/20:06:00 to 00/20:09:26

Plot file version 12 created 03-MAR-2023 11:38:55

J1605-1139 EK051C.UVDATA.1

Freq = 1.2545 GHz, Bw = 32.000 MH

No calibration applied and no bandpass applied



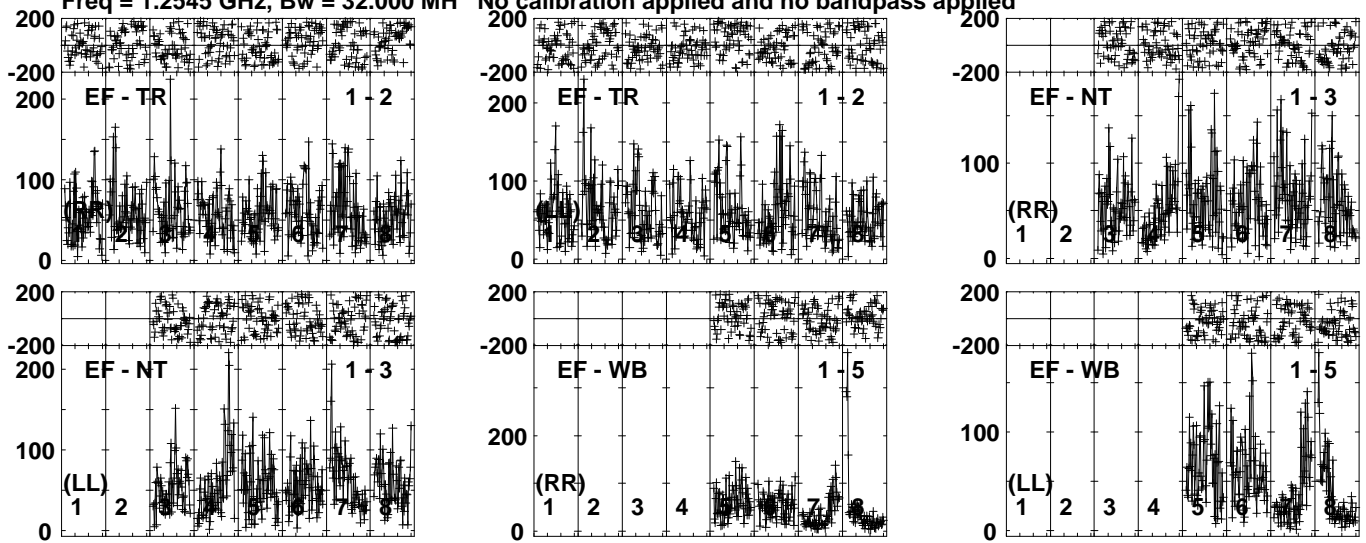
Lower frame: Milli Ampl Jy Top frame: Phas deg
Vector averaged cross-power spectrum Several baselines displayed
Timerange: 00/20:09:28 to 00/20:11:00

Plot file version 13 created 03-MAR-2023 11:38:55

R190520 D EK051C.UVDATA.1

Freq = 1.2545 GHz, Bw = 32.000 MH

No calibration applied and no bandpass applied

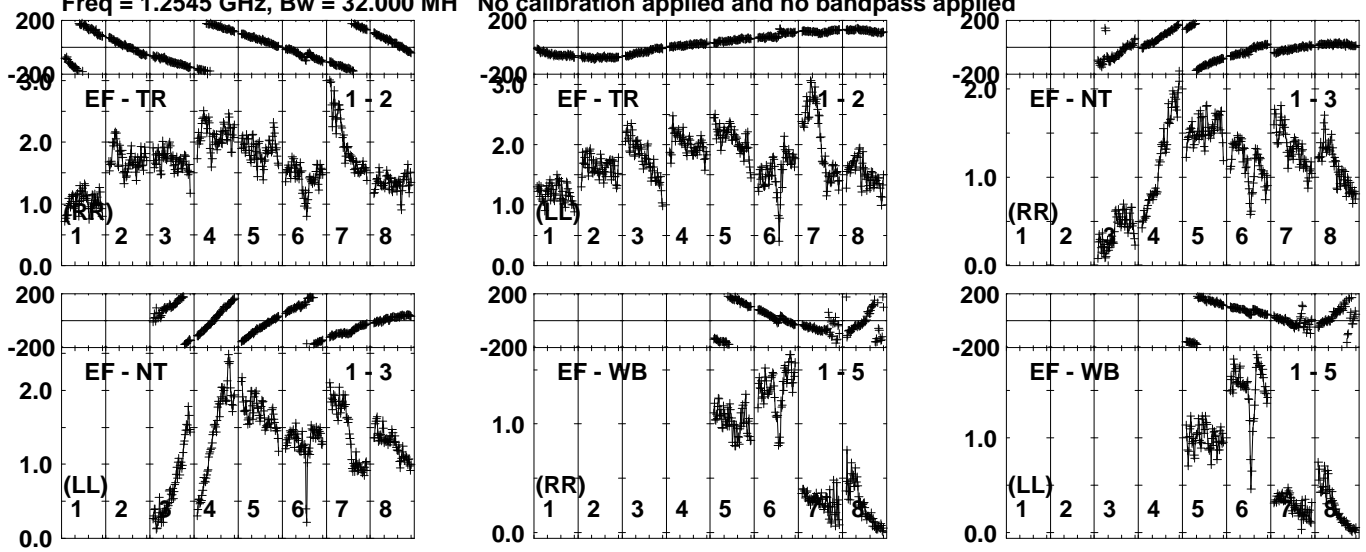


Lower frame: Micro Ampl Jy Top frame: Phas deg
Vector averaged cross-power spectrum Several baselines displayed
Timerange: 00/20:11:03 to 00/20:16:45

Plot file version 14 created 03-MAR-2023 11:38:55

J1605-1139 EK051C.UVDATA.1

Freq = 1.2545 GHz, Bw = 32.000 MH No calibration applied and no bandpass applied



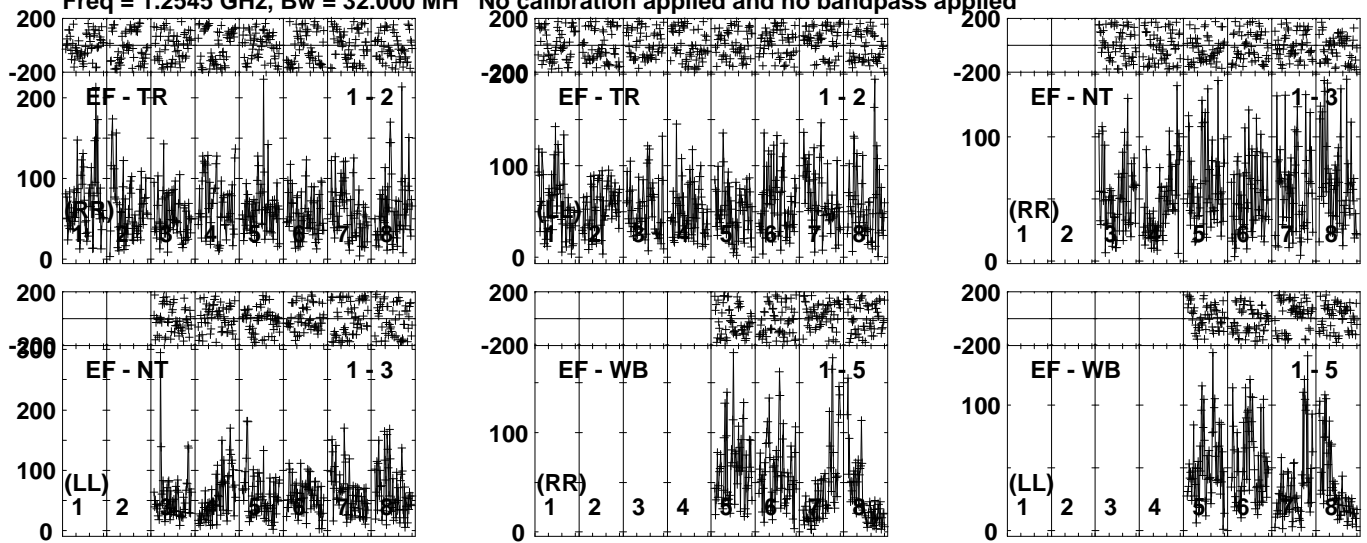
Lower frame: Milli Ampl Jy Top frame: Phas deg
Vector averaged cross-power spectrum Several baselines displayed
Timerange: 00/20:17:27 to 00/20:18:25

Plot file version 15 created 03-MAR-2023 11:38:55

R190520 D EK051C.UVDATA.1

Freq = 1.2545 GHz, Bw = 32.000 MH

No calibration applied and no bandpass applied



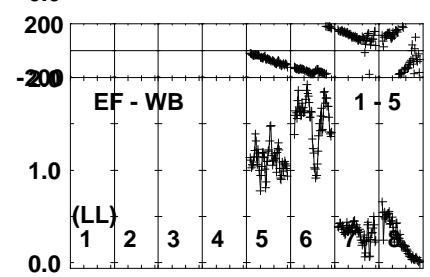
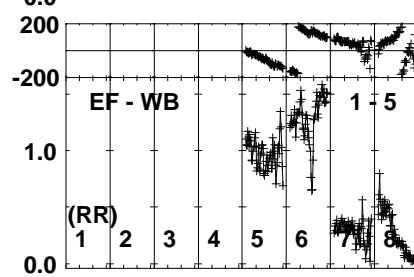
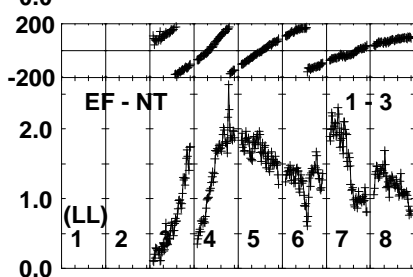
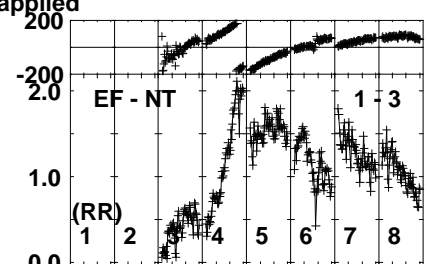
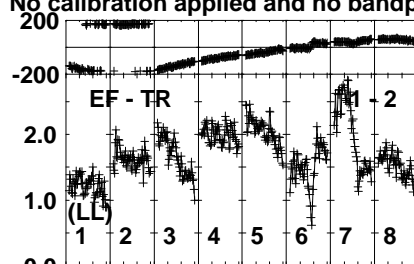
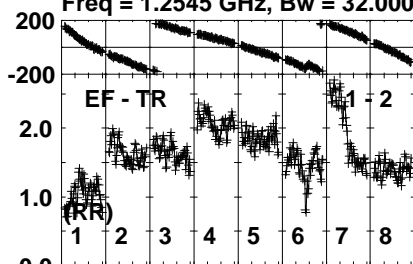
Lower frame: Micro Ampl Jy Top frame: Phas deg
Vector averaged cross-power spectrum Several baselines displayed
Timerange: 00/20:18:27 to 00/20:24:09

Plot file version 16 created 03-MAR-2023 11:38:56

J1605-1139 EK051C.UVDATA.1

Freq = 1.2545 GHz, Bw = 32.000 MH

No calibration applied and no bandpass applied



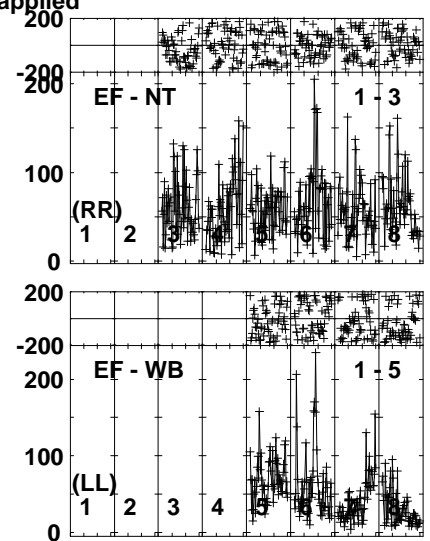
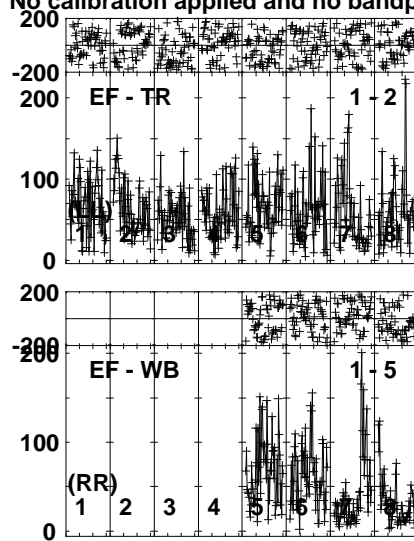
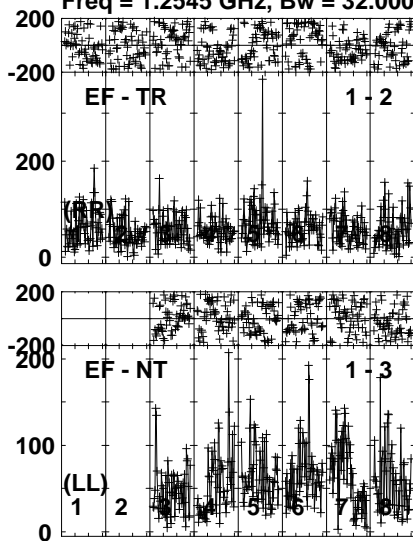
Lower frame: Milli Ampl Jy Top frame: Phas deg
Vector averaged cross-power spectrum Several baselines displayed
Timerange: 00/20:24:14 to 00/20:25:40

Plot file version 17 created 03-MAR-2023 11:38:56

R190520 D EK051C.UVDATA.1

Freq = 1.2545 GHz, Bw = 32.000 MH

No calibration applied and no bandpass applied



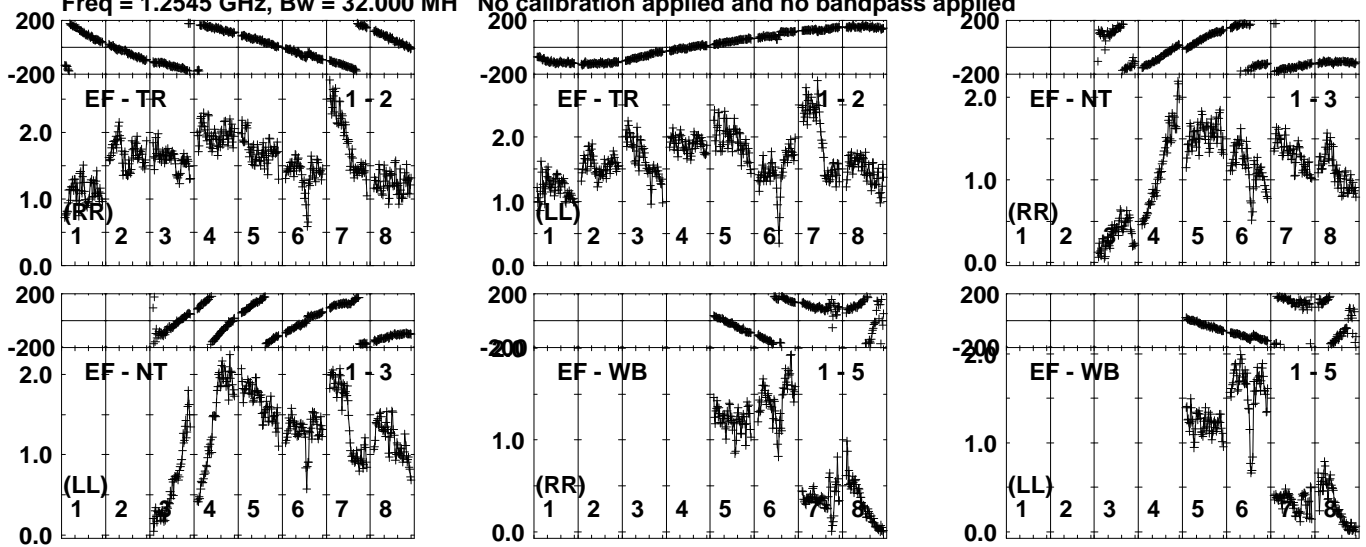
Lower frame: Micro Ampl Jy Top frame: Phas deg
Vector averaged cross-power spectrum Several baselines displayed
Timerange: 00/20:25:42 to 00/20:31:24

Plot file version 18 created 03-MAR-2023 11:38:56

J1605-1139 EK051C.UVDATA.1

Freq = 1.2545 GHz, Bw = 32.000 MH

No calibration applied and no bandpass applied



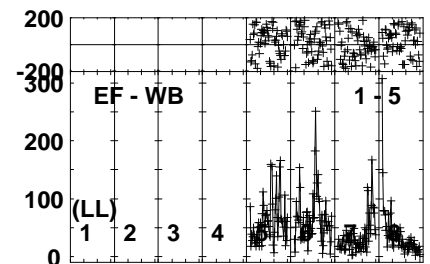
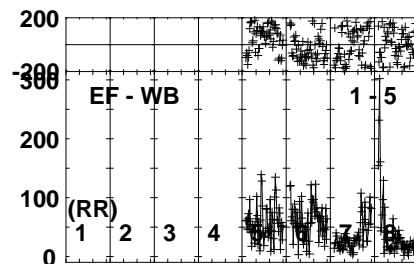
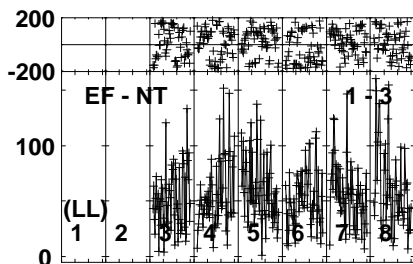
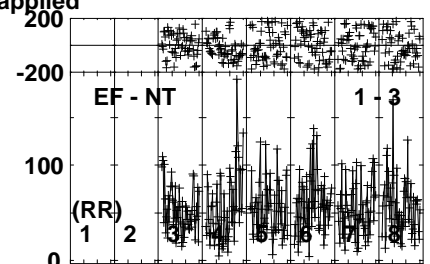
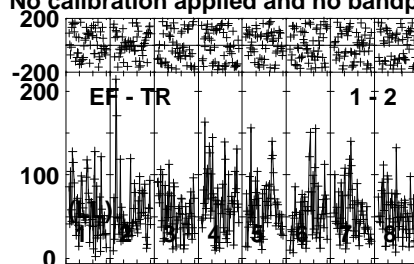
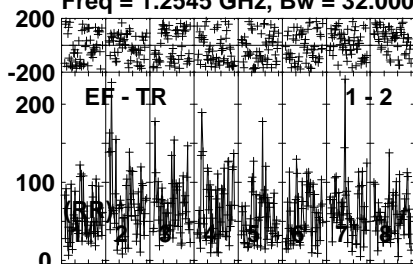
Lower frame: Milli Ampl Jy Top frame: Phas deg
Vector averaged cross-power spectrum Several baselines displayed
Timerange: 00/20:32:06 to 00/20:33:04

Plot file version 19 created 03-MAR-2023 11:38:56

R190520 D EK051C.UVDATA.1

Freq = 1.2545 GHz, Bw = 32.000 MH

No calibration applied and no bandpass applied



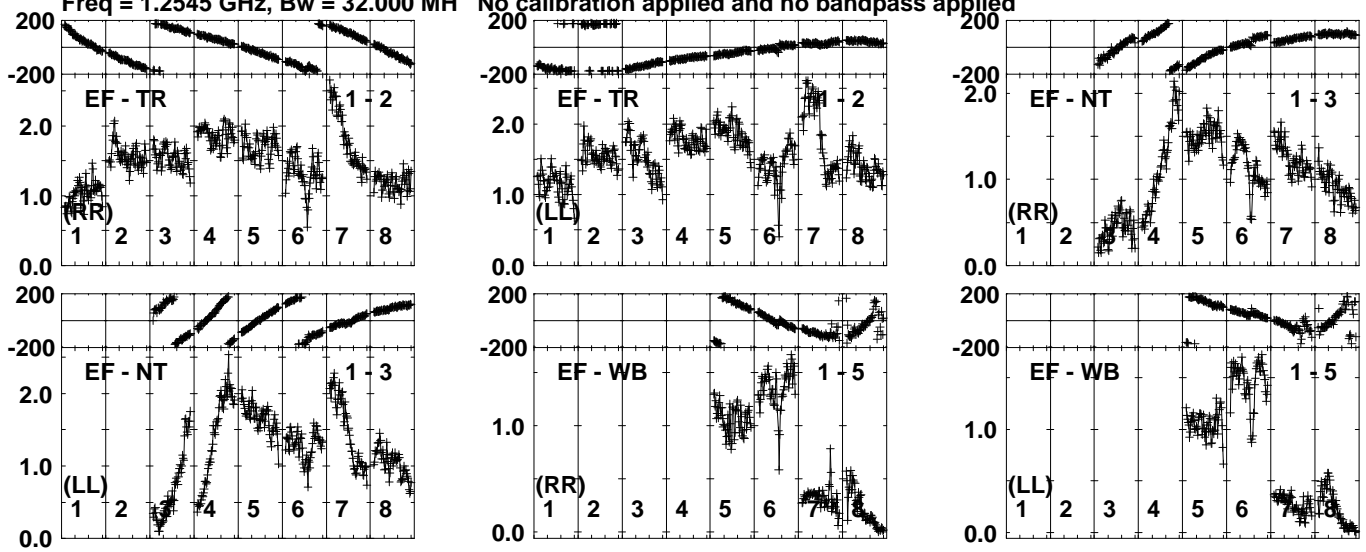
Lower frame: Micro Ampl Jy Top frame: Phas deg
Vector averaged cross-power spectrum Several baselines displayed
Timerange: 00/20:33:08 to 00/20:38:48

Plot file version 20 created 03-MAR-2023 11:38:56

J1605-1139 EK051C.UVDATA.1

Freq = 1.2545 GHz, Bw = 32.000 MH

No calibration applied and no bandpass applied



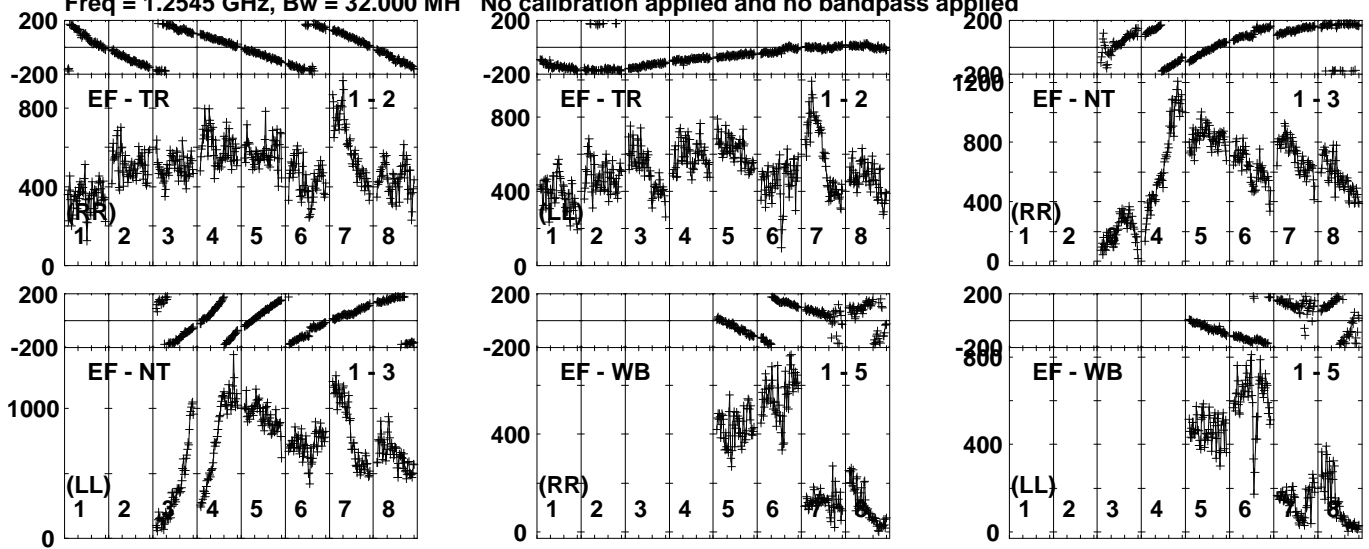
Lower frame: Milli Ampl Jy Top frame: Phas deg
Vector averaged cross-power spectrum Several baselines displayed
Timerange: 00/20:38:53 to 00/20:40:19

Plot file version 21 created 03-MAR-2023 11:38:56

J1603-1007 EK051C.UVDATA.1

Freq = 1.2545 GHz, Bw = 32.000 MH

No calibration applied and no bandpass applied



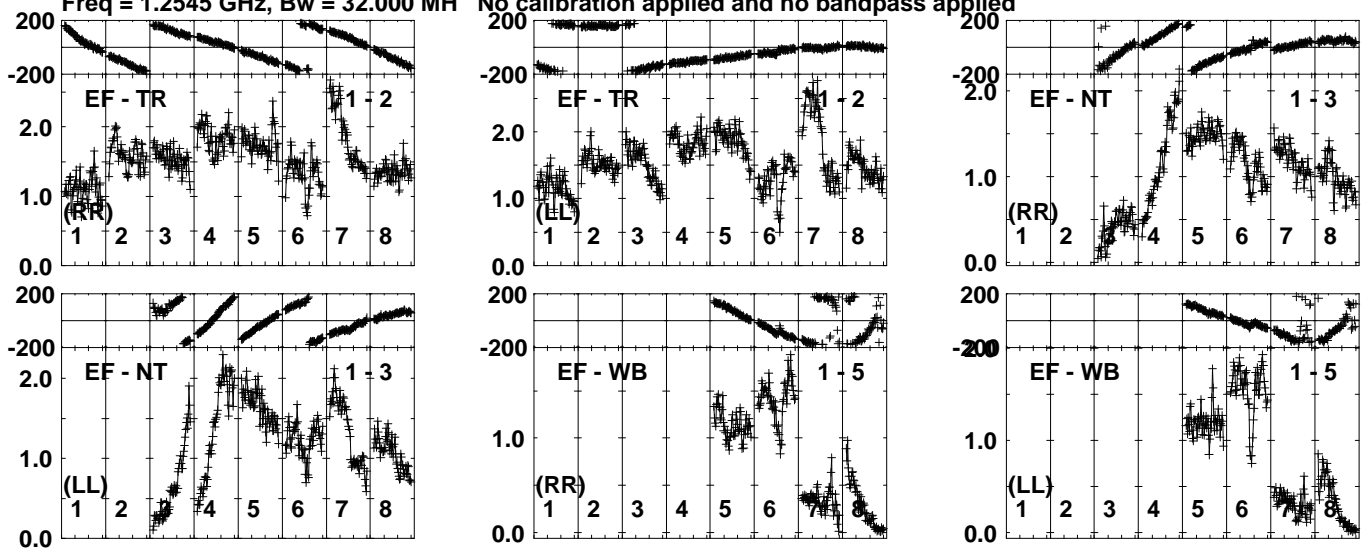
Lower frame: Micro Ampl Jy Top frame: Phas deg
Vector averaged cross-power spectrum Several baselines displayed
Timerange: 00/20:40:21 to 00/20:43:49

Plot file version 22 created 03-MAR-2023 11:38:56

J1605-1139 EK051C.UVDATA.1

Freq = 1.2545 GHz, Bw = 32.000 MH

No calibration applied and no bandpass applied



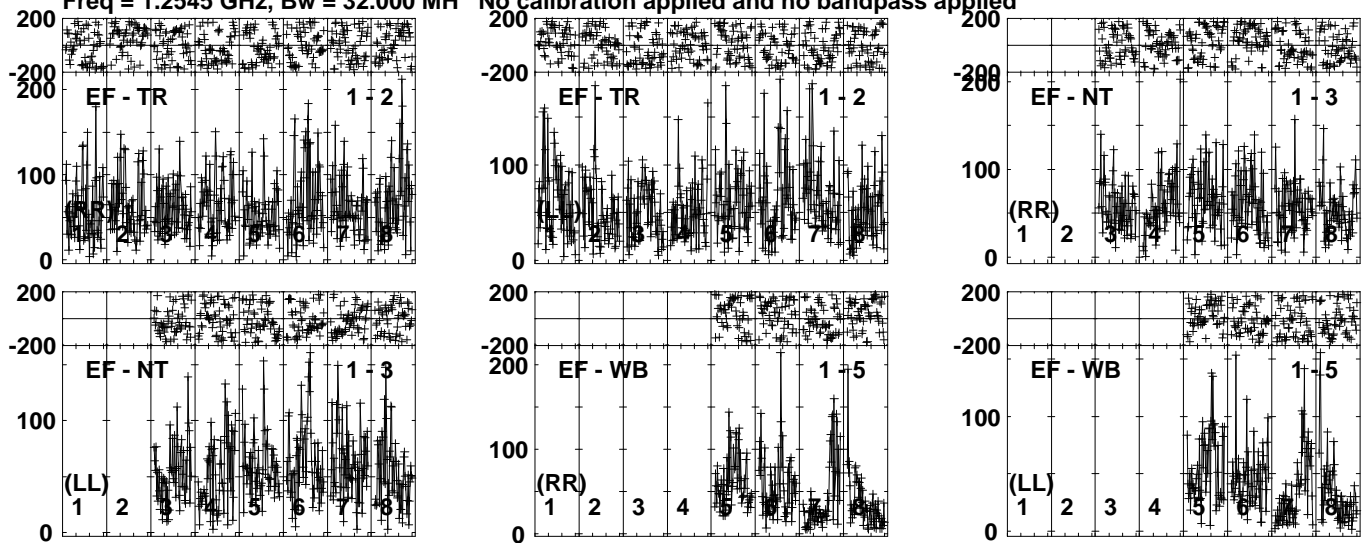
Lower frame: Milli Ampl Jy Top frame: Phas deg
Vector averaged cross-power spectrum Several baselines displayed
Timerange: 00/20:44:32 to 00/20:45:30

Plot file version 23 created 03-MAR-2023 11:38:56

R190520 D EK051C.UVDATA.1

Freq = 1.2545 GHz, Bw = 32.000 MH

No calibration applied and no bandpass applied

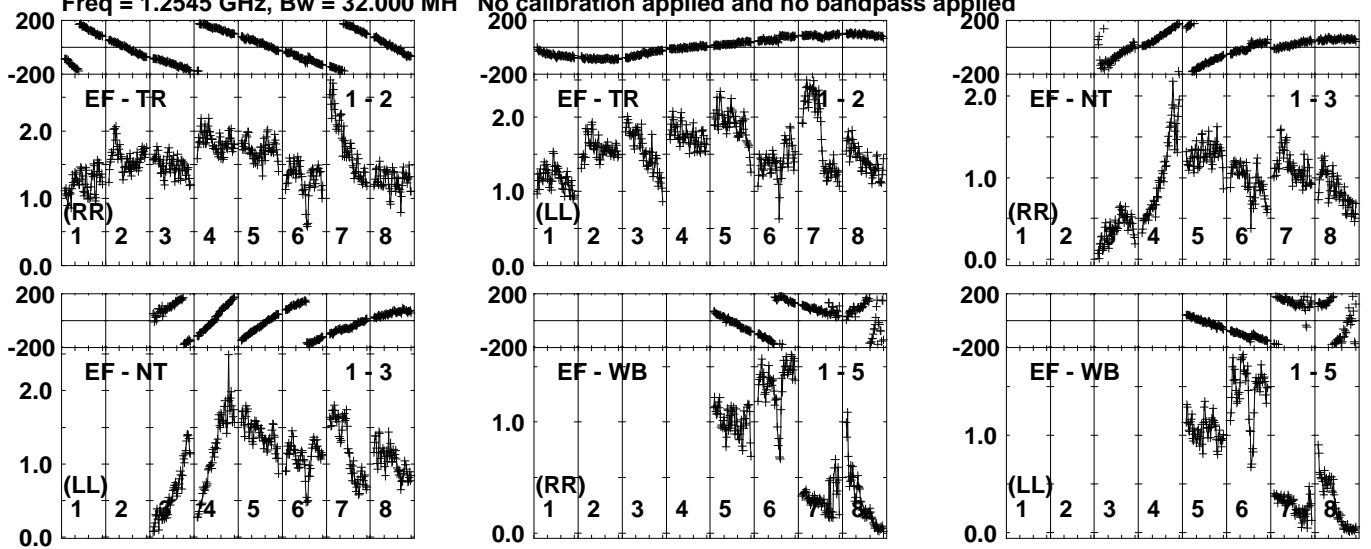


Lower frame: Micro Ampl Jy Top frame: Phas deg
Vector averaged cross-power spectrum Several baselines displayed
Timerange: 00/20:45:34 to 00/20:51:14

Plot file version 24 created 03-MAR-2023 11:38:56

J1605-1139 EK051C.UVDATA.1

Freq = 1.2545 GHz, Bw = 32.000 MH No calibration applied and no bandpass applied

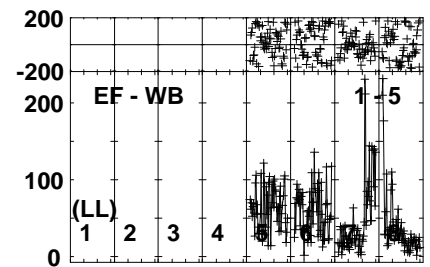
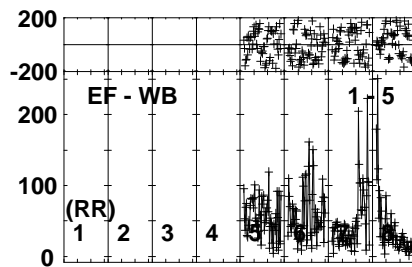
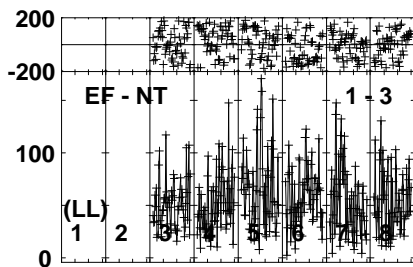
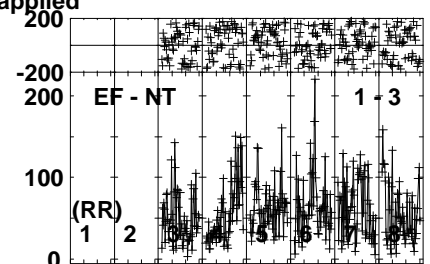
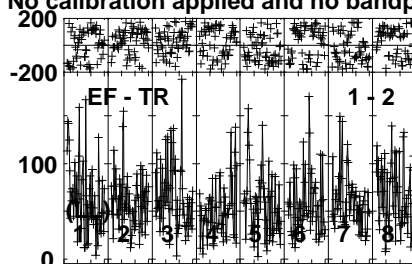
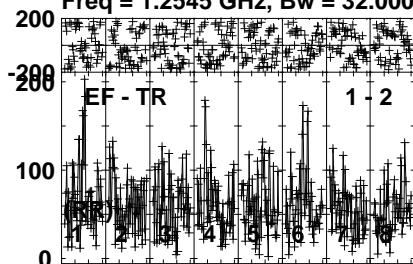


Lower frame: Milli Ampl Jy Top frame: Phas deg
Vector averaged cross-power spectrum Several baselines displayed
Timerange: 00/20:51:19 to 00/20:52:45

Plot file version 25 created 03-MAR-2023 11:38:56

R190520 D EK051C.UVDATA.1

Freq = 1.2545 GHz, Bw = 32.000 MH No calibration applied and no bandpass applied

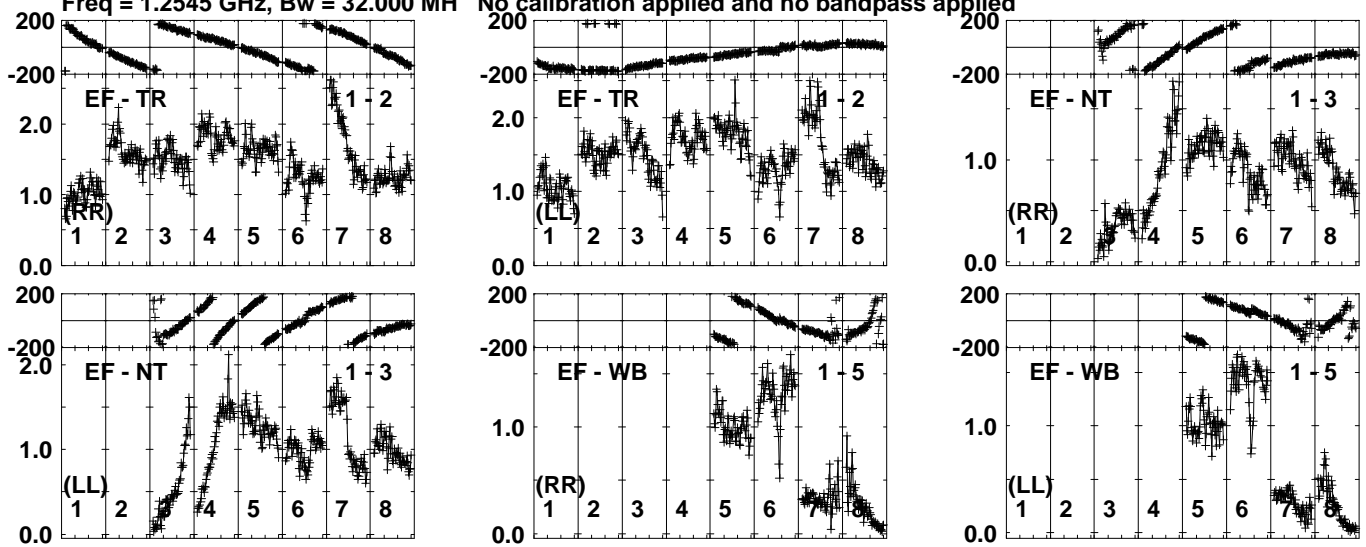


Lower frame: Micro Ampl Jy Top frame: Phas deg
Vector averaged cross-power spectrum Several baselines displayed
Timerange: 00/20:52:47 to 00/20:58:29

Plot file version 26 created 03-MAR-2023 11:38:56

J1605-1139 EK051C.UVDATA.1

Freq = 1.2545 GHz, Bw = 32.000 MH No calibration applied and no bandpass applied

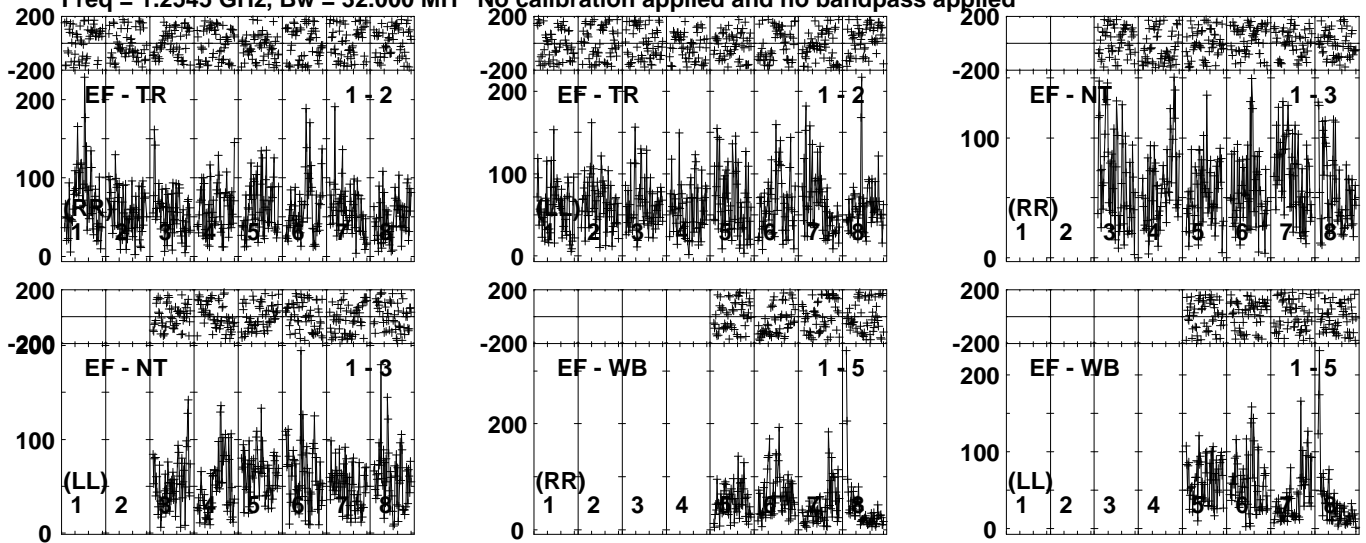


Lower frame: Milli Ampl Jy Top frame: Phas deg
Vector averaged cross-power spectrum Several baselines displayed
Timerange: 00/20:59:11 to 00/21:00:09

Plot file version 27 created 03-MAR-2023 11:38:56

R190520 D EK051C.UVDATA.1

Freq = 1.2545 GHz, Bw = 32.000 MH No calibration applied and no bandpass applied

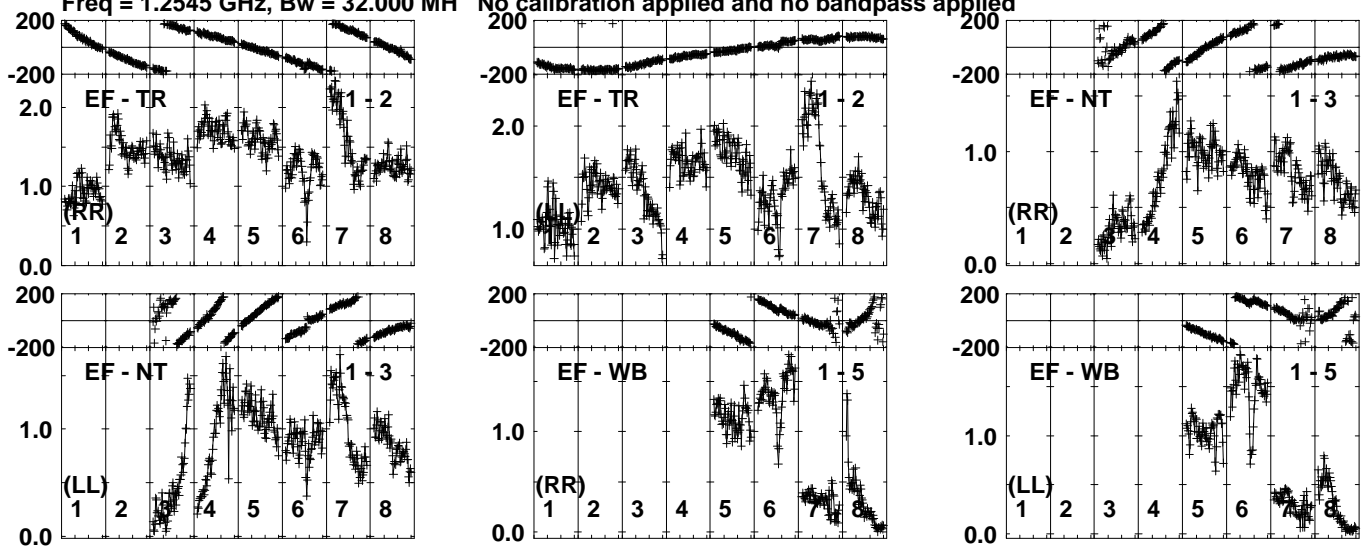


Lower frame: Micro Ampl Jy Top frame: Phas deg
Vector averaged cross-power spectrum Several baselines displayed
Timerange: 00/21:00:11 to 00/21:05:53

Plot file version 28 created 03-MAR-2023 11:38:57

J1605-1139 EK051C.UVDATA.1

Freq = 1.2545 GHz, Bw = 32.000 MH No calibration applied and no bandpass applied



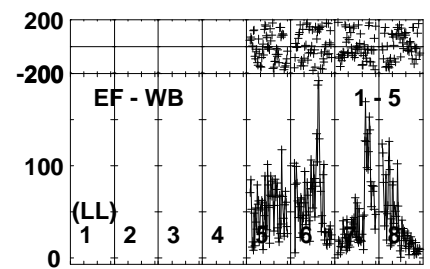
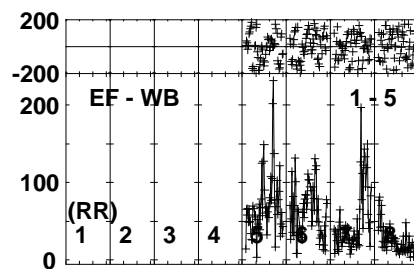
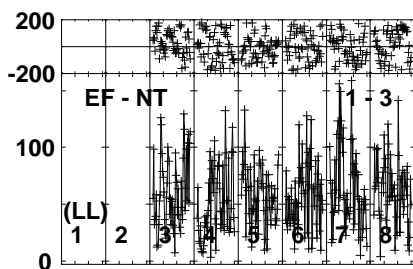
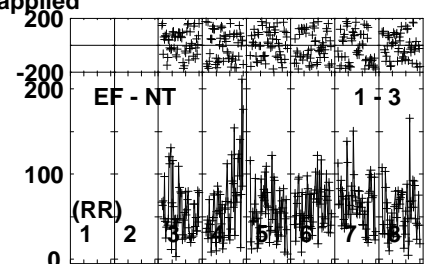
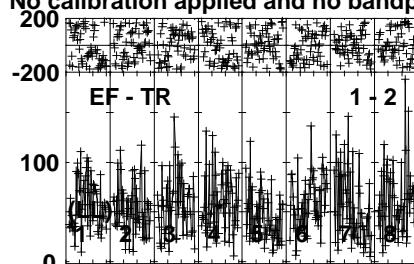
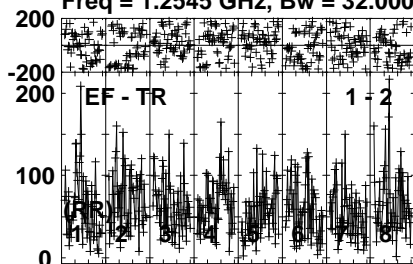
Lower frame: Milli Ampl Jy Top frame: Phas deg
Vector averaged cross-power spectrum Several baselines displayed
Timerange: 00/21:05:56 to 00/21:07:24

Plot file version 29 created 03-MAR-2023 11:38:57

R190520 D EK051C.UVDATA.1

Freq = 1.2545 GHz, Bw = 32.000 MH

No calibration applied and no bandpass applied



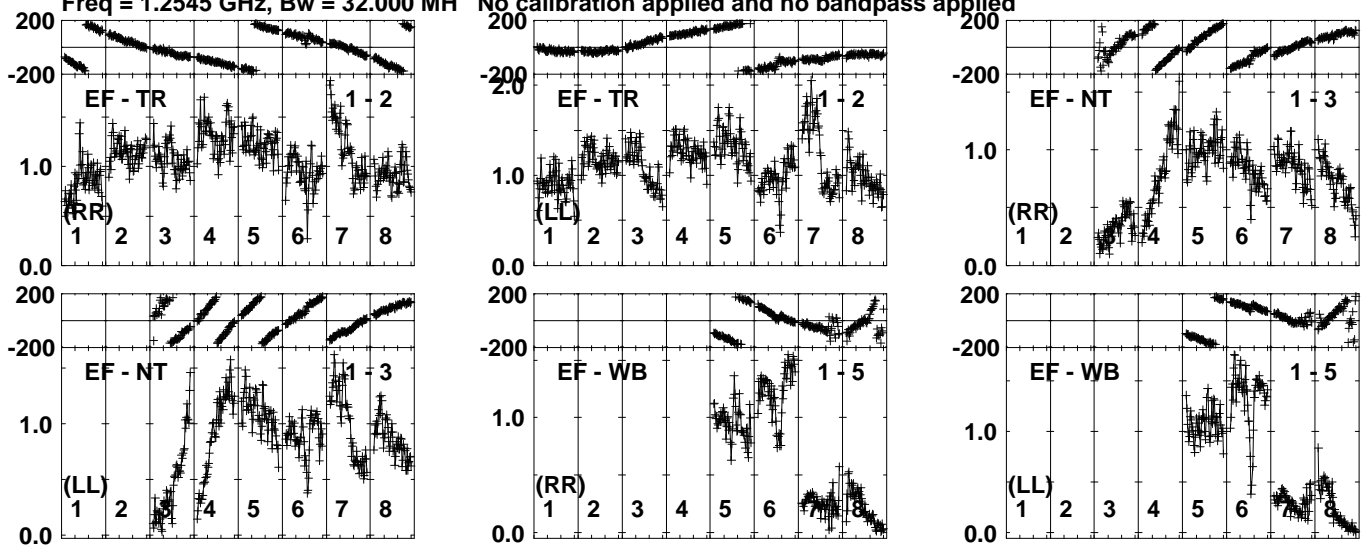
Lower frame: Micro Ampl Jy Top frame: Phas deg
Vector averaged cross-power spectrum Several baselines displayed
Timerange: 00/21:07:26 to 00/21:13:08

Plot file version 30 created 03-MAR-2023 11:38:57

J1605-1139 EK051C.UVDATA.1

Freq = 1.2545 GHz, Bw = 32.000 MH

No calibration applied and no bandpass applied

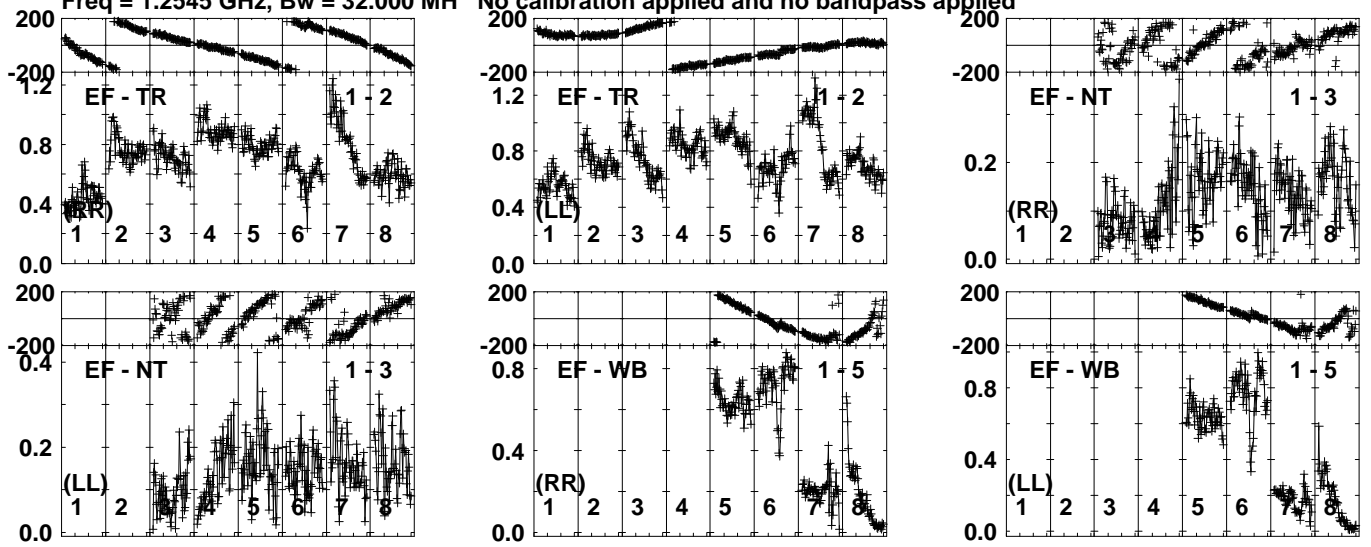


Lower frame: Milli Ampl Jy Top frame: Phas deg
Vector averaged cross-power spectrum Several baselines displayed
Timerange: 00/21:13:50 to 00/21:14:48

Plot file version 31 created 03-MAR-2023 11:38:57

J1603-1007 EK051C.UVDATA.1

Freq = 1.2545 GHz, Bw = 32.000 MH No calibration applied and no bandpass applied

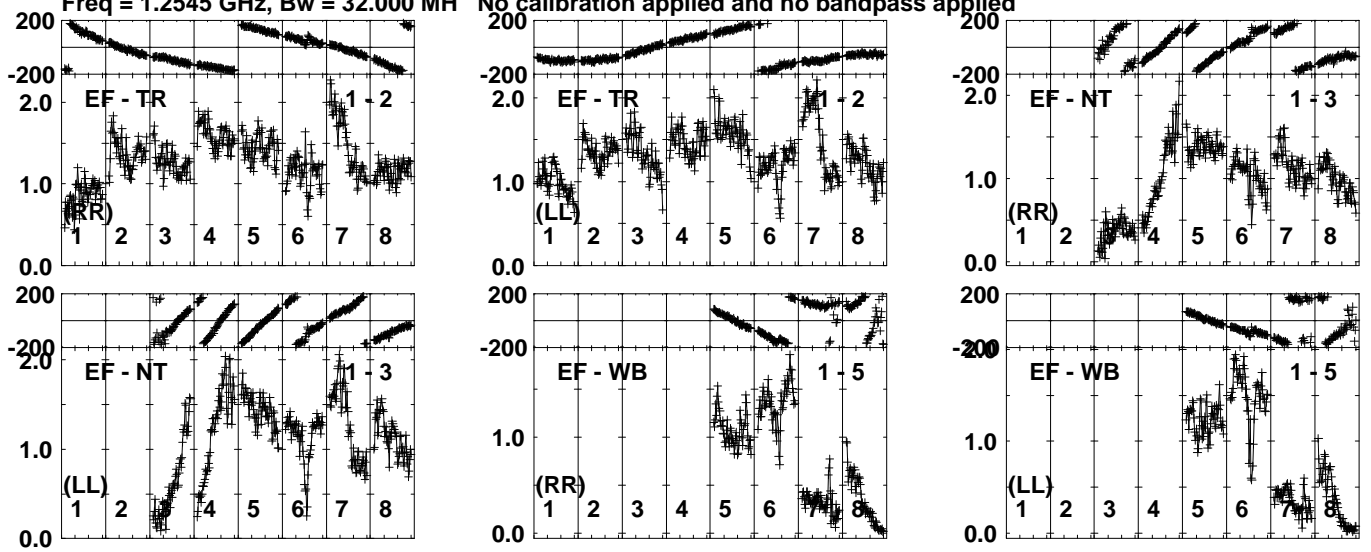


Lower frame: Milli Ampl Jy Top frame: Phas deg
Vector averaged cross-power spectrum Several baselines displayed
Timerange: 00/21:14:50 to 00/21:18:18

Plot file version 32 created 03-MAR-2023 11:38:57

J1605-1139 EK051C.UVDATA.1

Freq = 1.2545 GHz, Bw = 32.000 MH No calibration applied and no bandpass applied



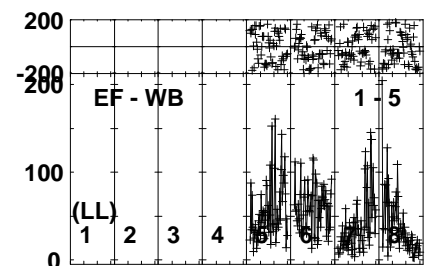
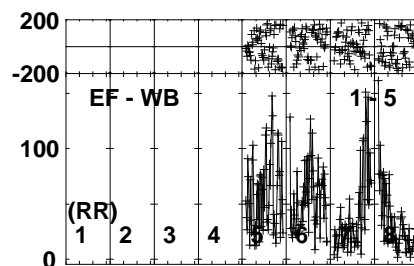
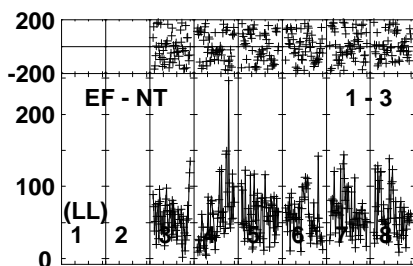
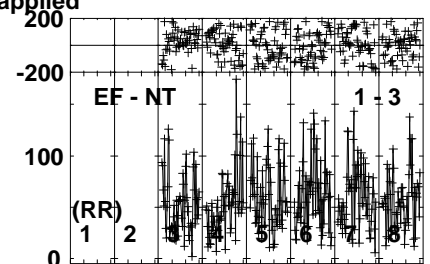
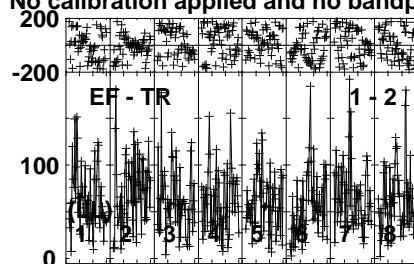
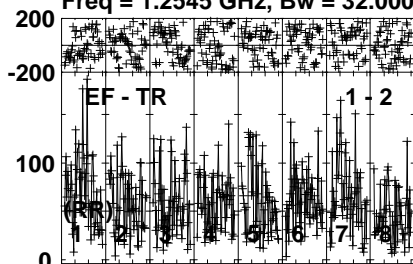
Lower frame: Milli Ampl Jy Top frame: Phas deg
Vector averaged cross-power spectrum Several baselines displayed
Timerange: 00/21:18:22 to 00/21:19:52

Plot file version 33 created 03-MAR-2023 11:38:57

R190520 D EK051C.UVDATA.1

Freq = 1.2545 GHz, Bw = 32.000 MH

No calibration applied and no bandpass applied



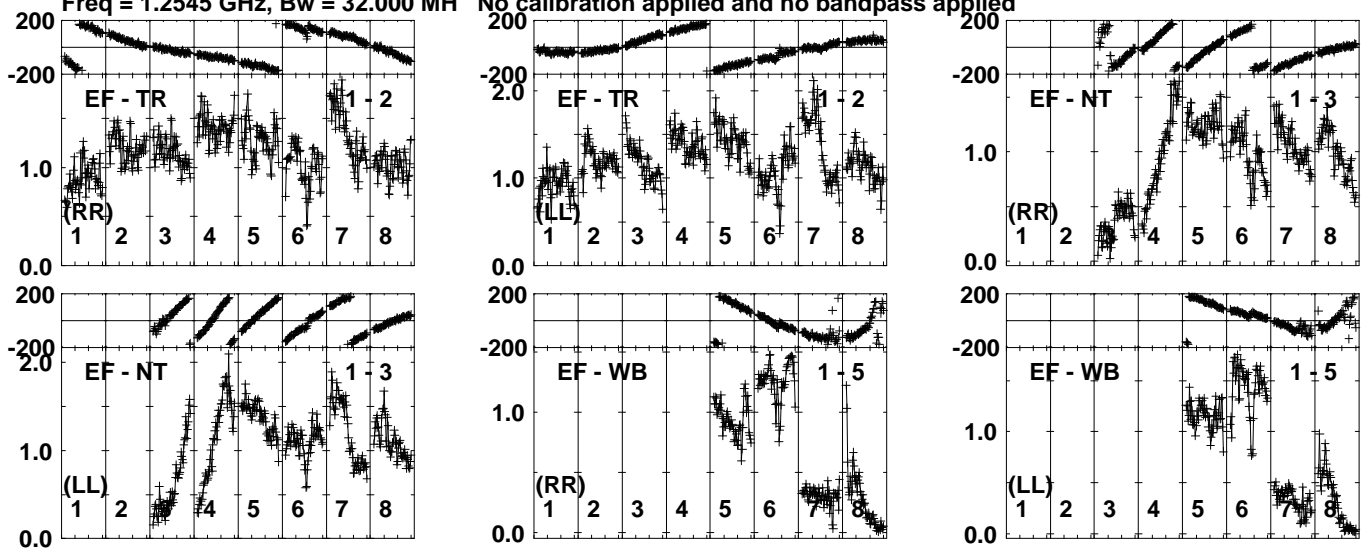
Lower frame: Micro Ampl Jy Top frame: Phas deg
Vector averaged cross-power spectrum Several baselines displayed
Timerange: 00/21:19:55 to 00/21:25:37

Plot file version 34 created 03-MAR-2023 11:38:57

J1605-1139 EK051C.UVDATA.1

Freq = 1.2545 GHz, Bw = 32.000 MH

No calibration applied and no bandpass applied



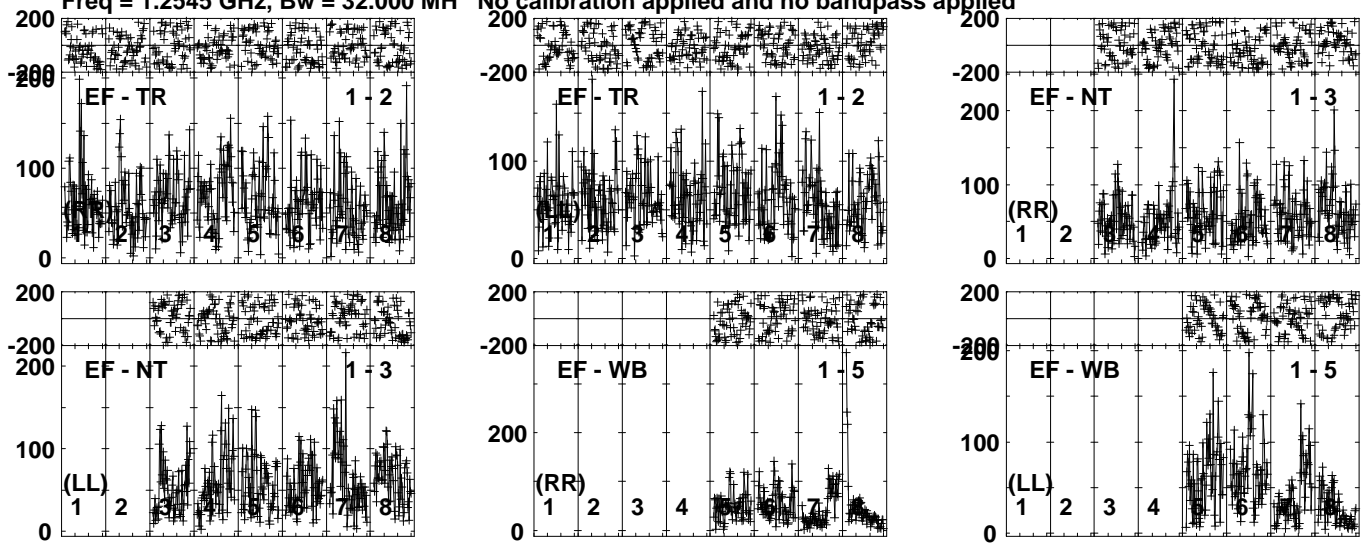
Lower frame: Milli Ampl Jy Top frame: Phas deg
Vector averaged cross-power spectrum Several baselines displayed
Timerange: 00/21:26:19 to 00/21:27:17

Plot file version 35 created 03-MAR-2023 11:38:57

R190520 D EK051C.UVDATA.1

Freq = 1.2545 GHz, Bw = 32.000 MH

No calibration applied and no bandpass applied

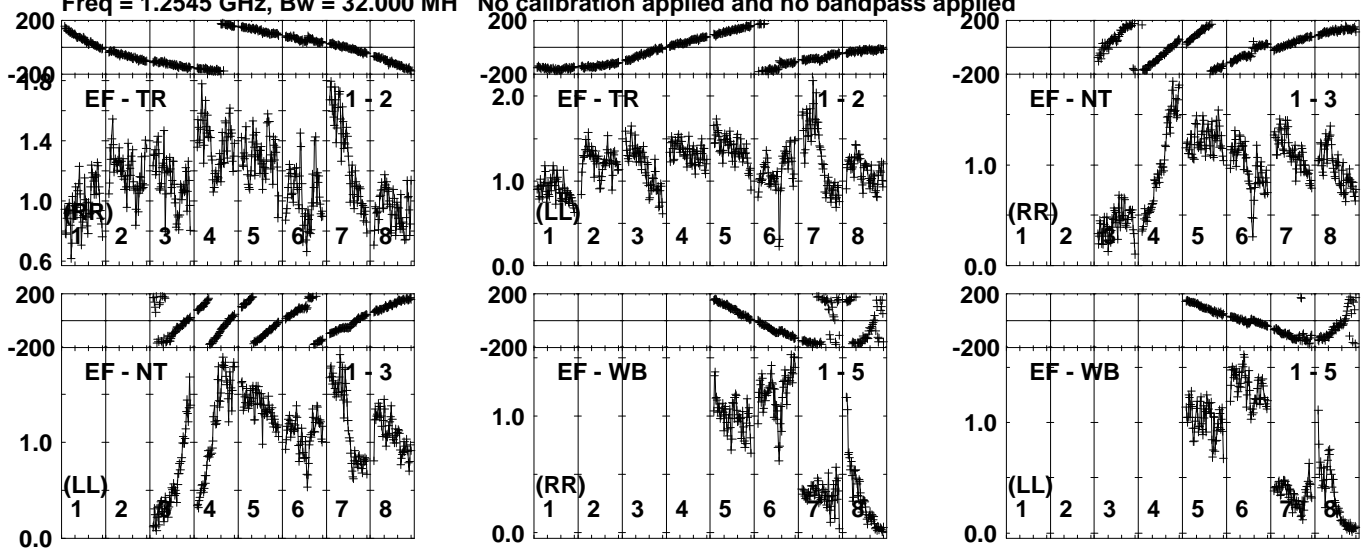


Lower frame: Micro Ampl Jy Top frame: Phas deg
Vector averaged cross-power spectrum Several baselines displayed
Timerange: 00/21:27:21 to 00/21:33:01

Plot file version 36 created 03-MAR-2023 11:38:57

J1605-1139 EK051C.UVDATA.1

Freq = 1.2545 GHz, Bw = 32.000 MH No calibration applied and no bandpass applied

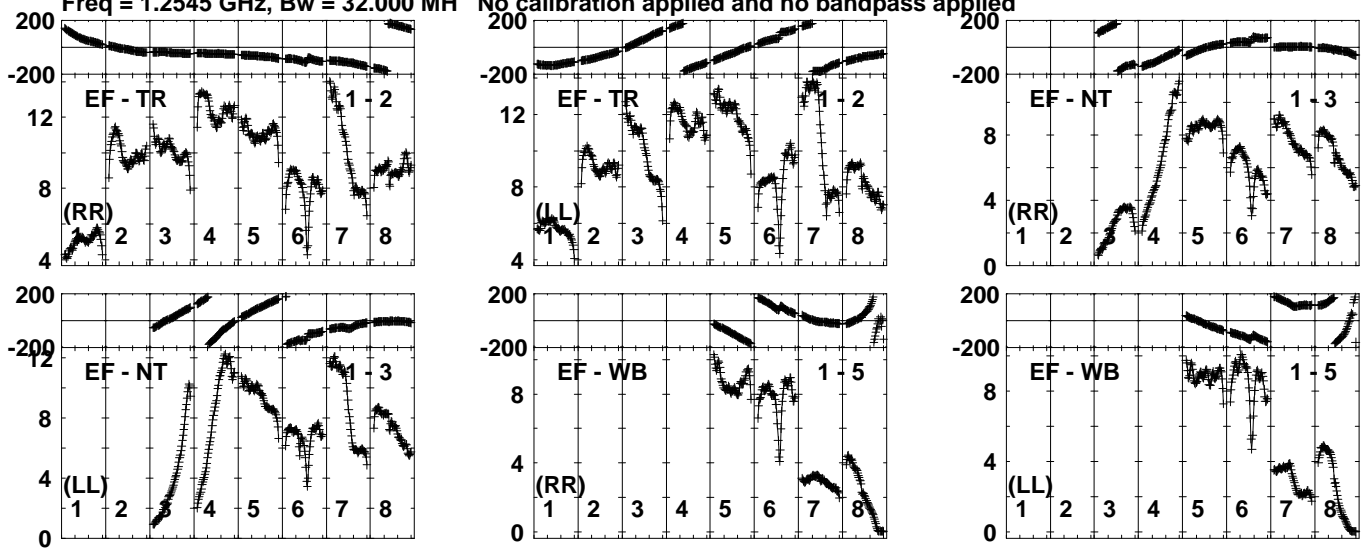


Lower frame: Milli Ampl Jy Top frame: Phas deg
Vector averaged cross-power spectrum Several baselines displayed
Timerange: 00/21:33:06 to 00/21:34:32

Plot file version 37 created 03-MAR-2023 11:38:57

J1927+6117 EK051C.UVDATA.1

Freq = 1.2545 GHz, Bw = 32.000 MH No calibration applied and no bandpass applied



Lower frame: Milli Ampl Jy Top frame: Phas deg
Vector averaged cross-power spectrum Several baselines displayed
Timerange: 01/02:44:00 to 01/02:47:56