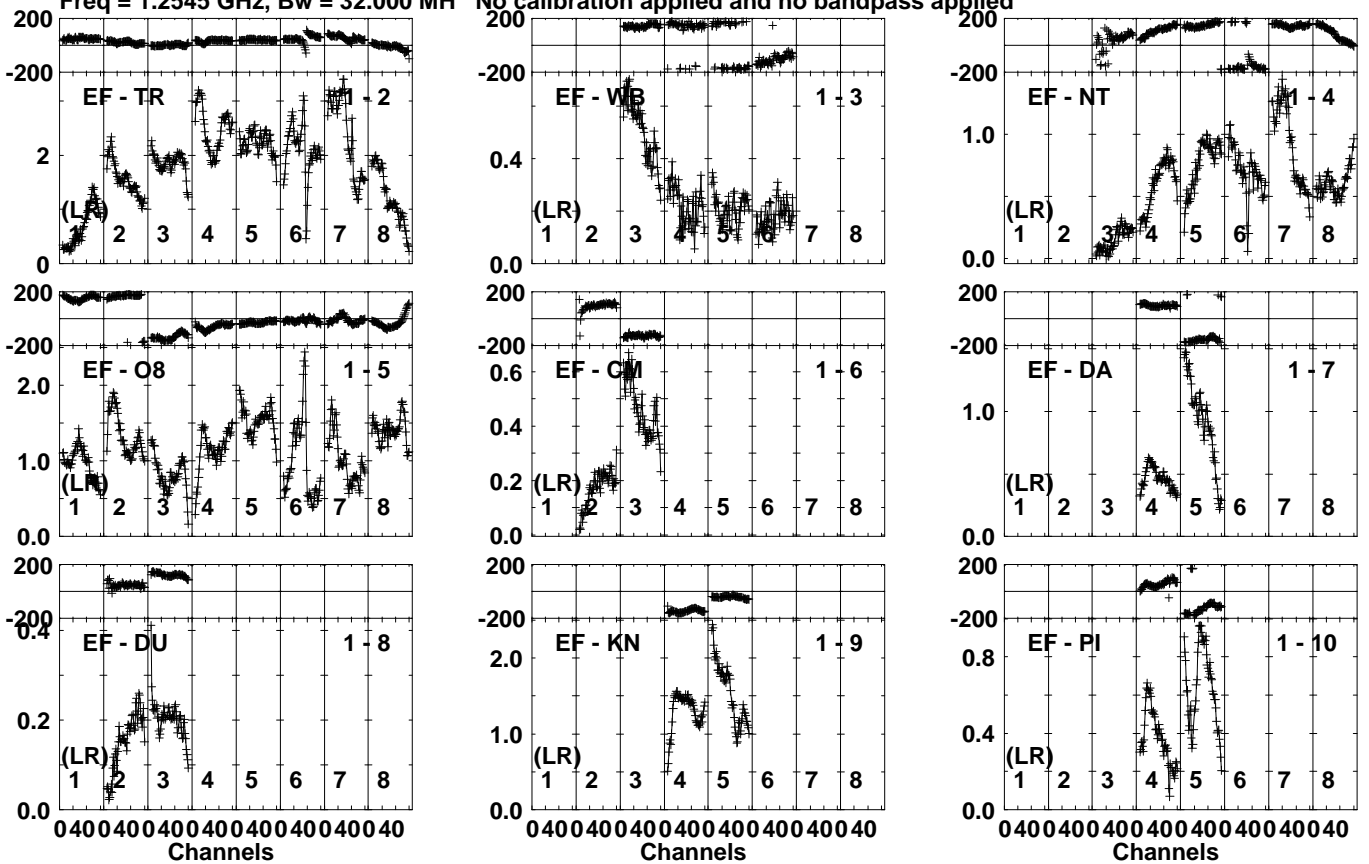


Plot file version 1 created 24-OCT-2022 11:13:19

J1829+4844 EK051E.UVDATA.1

Freq = 1.2545 GHz, Bw = 32.000 MH

No calibration applied and no bandpass applied



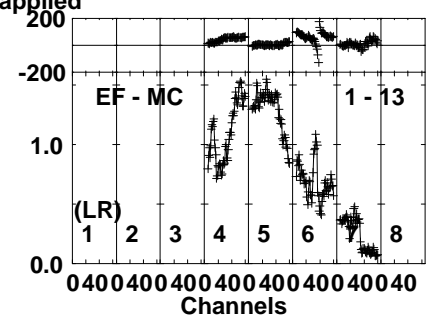
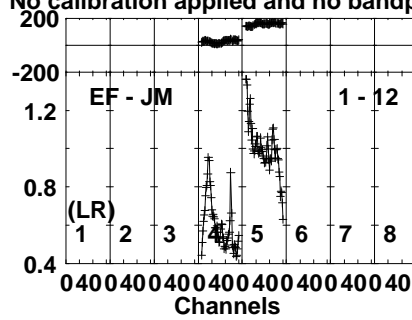
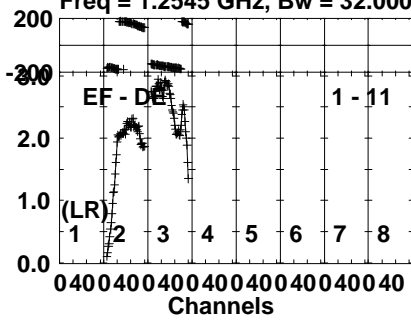
Lower frame: Milli Ampl Jy Top frame: Phas deg
Vector averaged cross-power spectrum Several baselines displayed
Timerange: 00/20:04:39 to 00/20:08:37

Plot file version 2 created 24-OCT-2022 11:13:19

J1829+4844 EK051E.UVDATA.1

Freq = 1.2545 GHz, Bw = 32.000 MH

No calibration applied and no bandpass applied

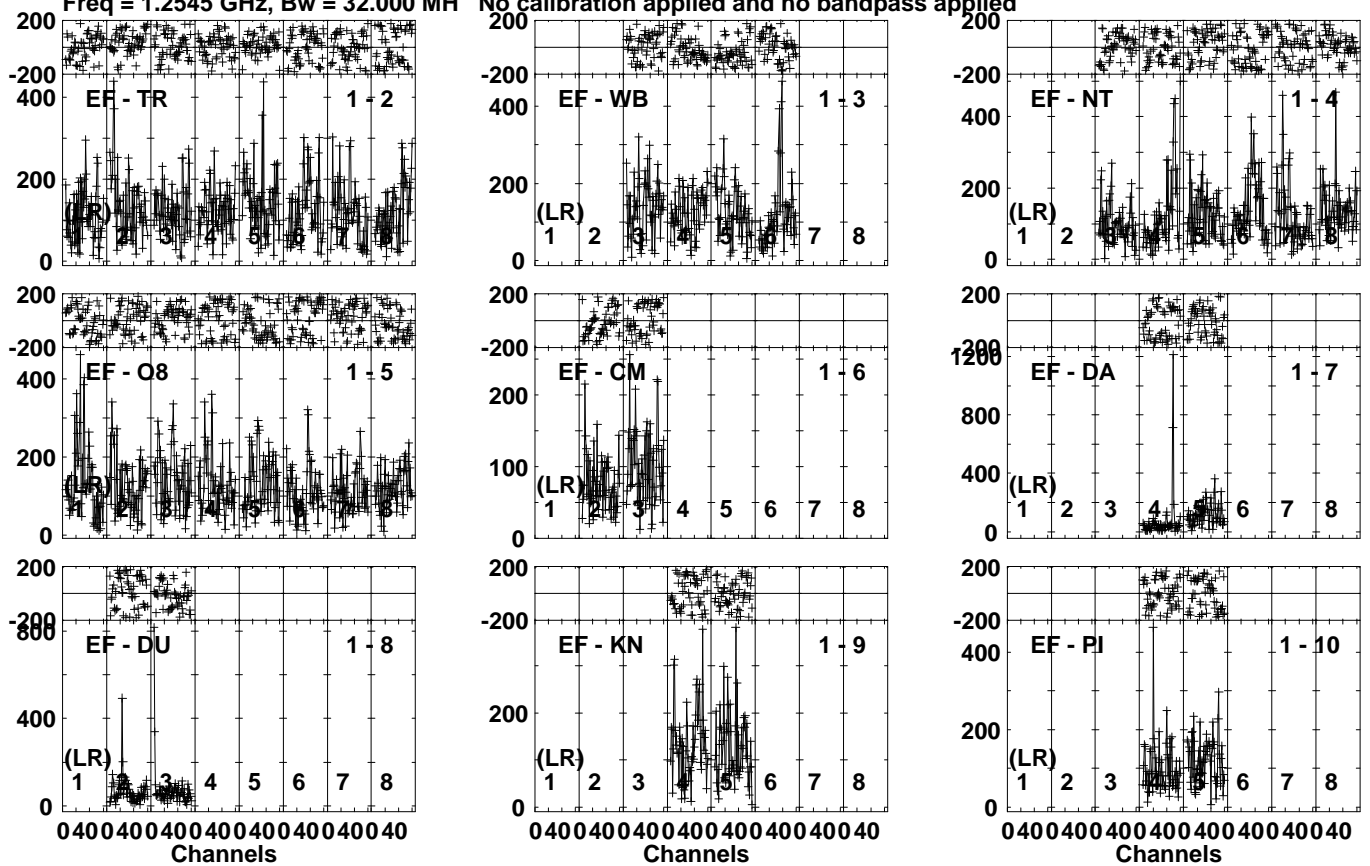


Lower frame: Milli Ampl Jy Top frame: Phas deg
Vector averaged cross-power spectrum Several baselines displayed
Timerange: 00/20:04:39 to 00/20:08:37

Plot file version 3 created 24-OCT-2022 11:13:19

J0529+3209 EK051E.UVDATA.1

Freq = 1.2545 GHz, Bw = 32.000 MH No calibration applied and no bandpass applied



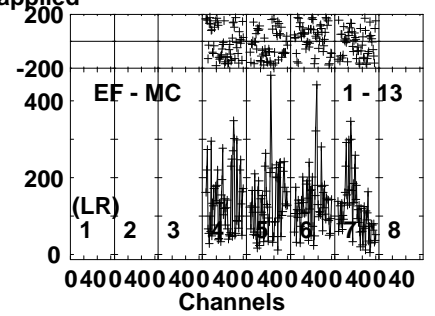
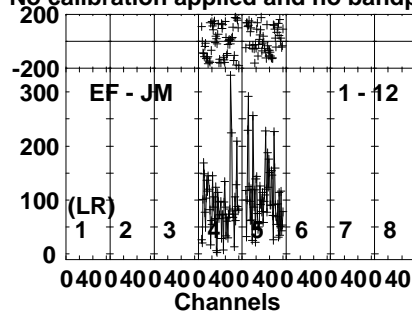
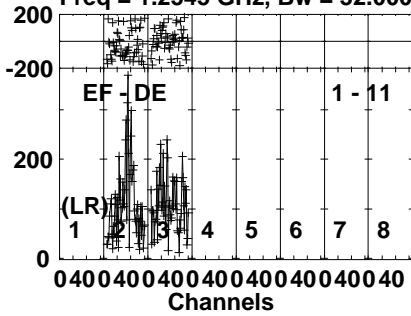
Lower frame: Micro Ampl Jy Top frame: Phas deg
Vector averaged cross-power spectrum Several baselines displayed
Timerange: 01/00:06:57 to 01/00:08:25

Plot file version 4 created 24-OCT-2022 11:13:19

J0529+3209 EK051E.UVDATA.1

Freq = 1.2545 GHz, Bw = 32.000 MH

No calibration applied and no bandpass applied

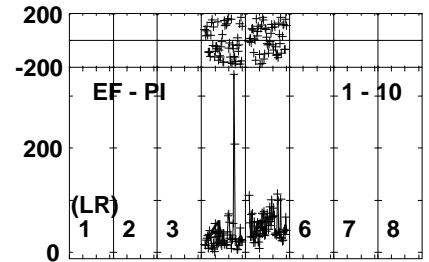
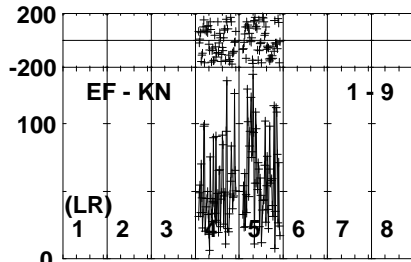
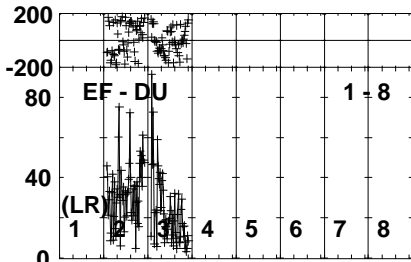
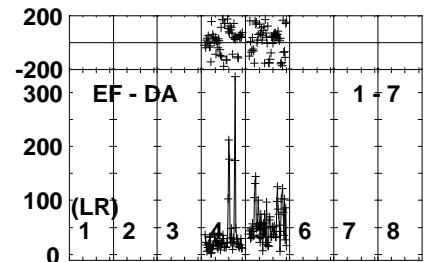
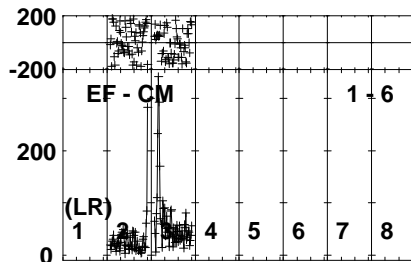
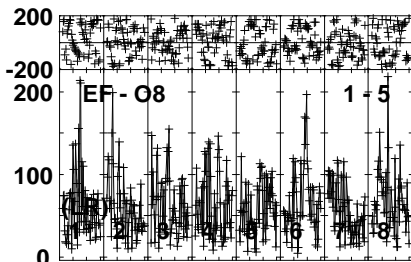
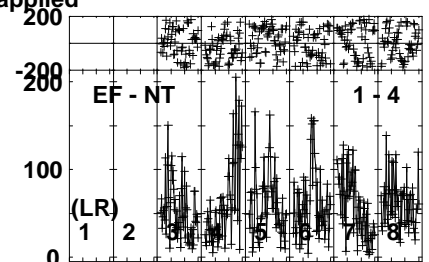
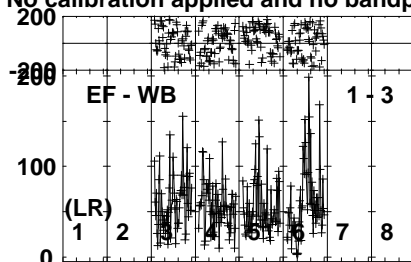
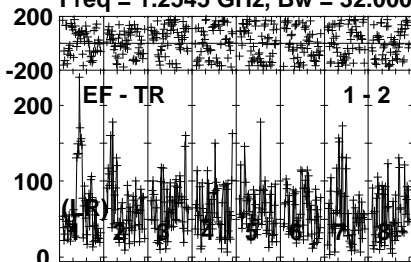


Lower frame: Micro Ampl Jy Top frame: Phas deg
Vector averaged cross-power spectrum Several baselines displayed
Timerange: 01/00:06:57 to 01/00:08:25

Plot file version 5 created 24-OCT-2022 11:13:20

R1 D EK051E.UVDATA.1

Freq = 1.2545 GHz, Bw = 32.000 MH No calibration applied and no bandpass applied

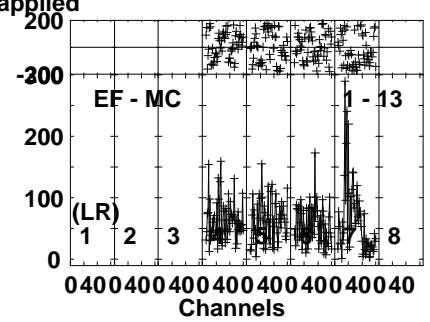
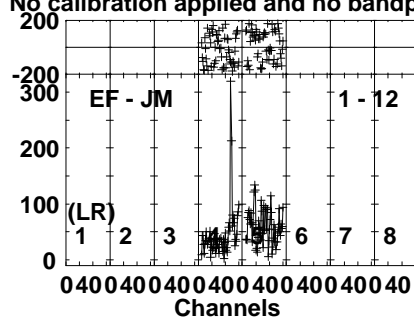
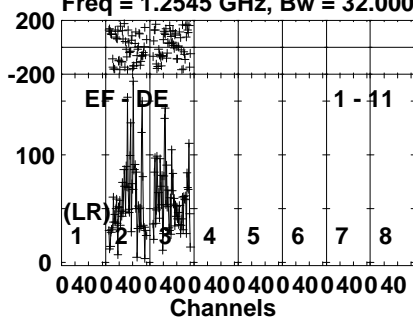


Lower frame: Micro Ampl Jy Top frame: Phas deg
Vector averaged cross-power spectrum Several baselines displayed
Timerange: 01/00:08:27 to 01/00:14:05

Plot file version 6 created 24-OCT-2022 11:13:20

R1 D EK051E.UVDATA.1

Freq = 1.2545 GHz, Bw = 32.000 MH No calibration applied and no bandpass applied



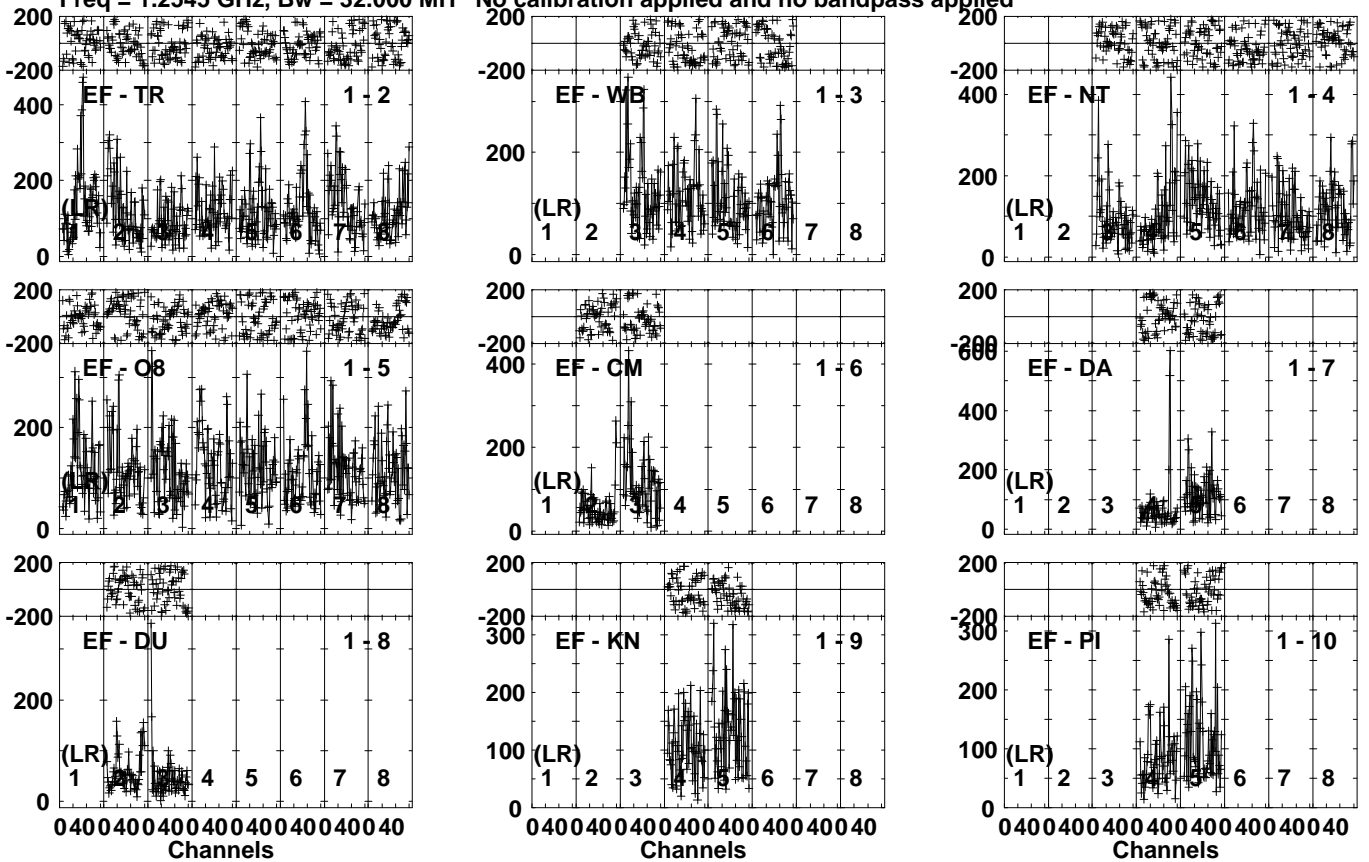
Lower frame: Micro Ampl Jy Top frame: Phas deg
Vector averaged cross-power spectrum Several baselines displayed
Timerange: 01/00:08:27 to 01/00:14:05

Plot file version 7 created 24-OCT-2022 11:13:20

J0529+3209 EK051E.UVDATA.1

Freq = 1.2545 GHz, Bw = 32.000 MH

No calibration applied and no bandpass applied

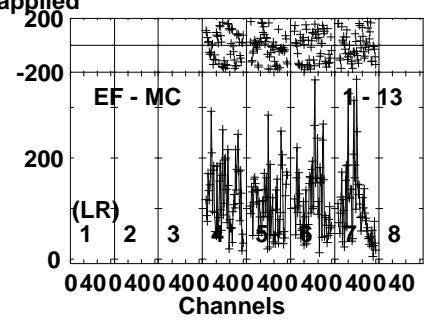
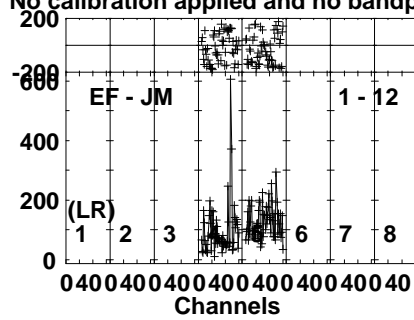
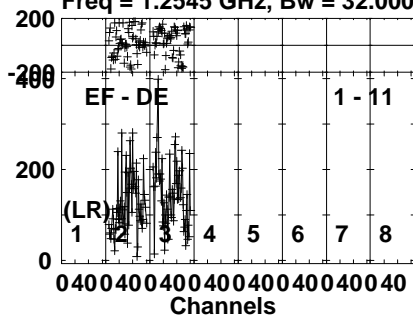


Lower frame: Micro Ampl Jy Top frame: Phas deg
Vector averaged cross-power spectrum Several baselines displayed
Timerange: 01/00:14:07 to 01/00:16:07

Plot file version 8 created 24-OCT-2022 11:13:21

J0529+3209 EK051E.UVDATA.1

Freq = 1.2545 GHz, Bw = 32.000 MH No calibration applied and no bandpass applied

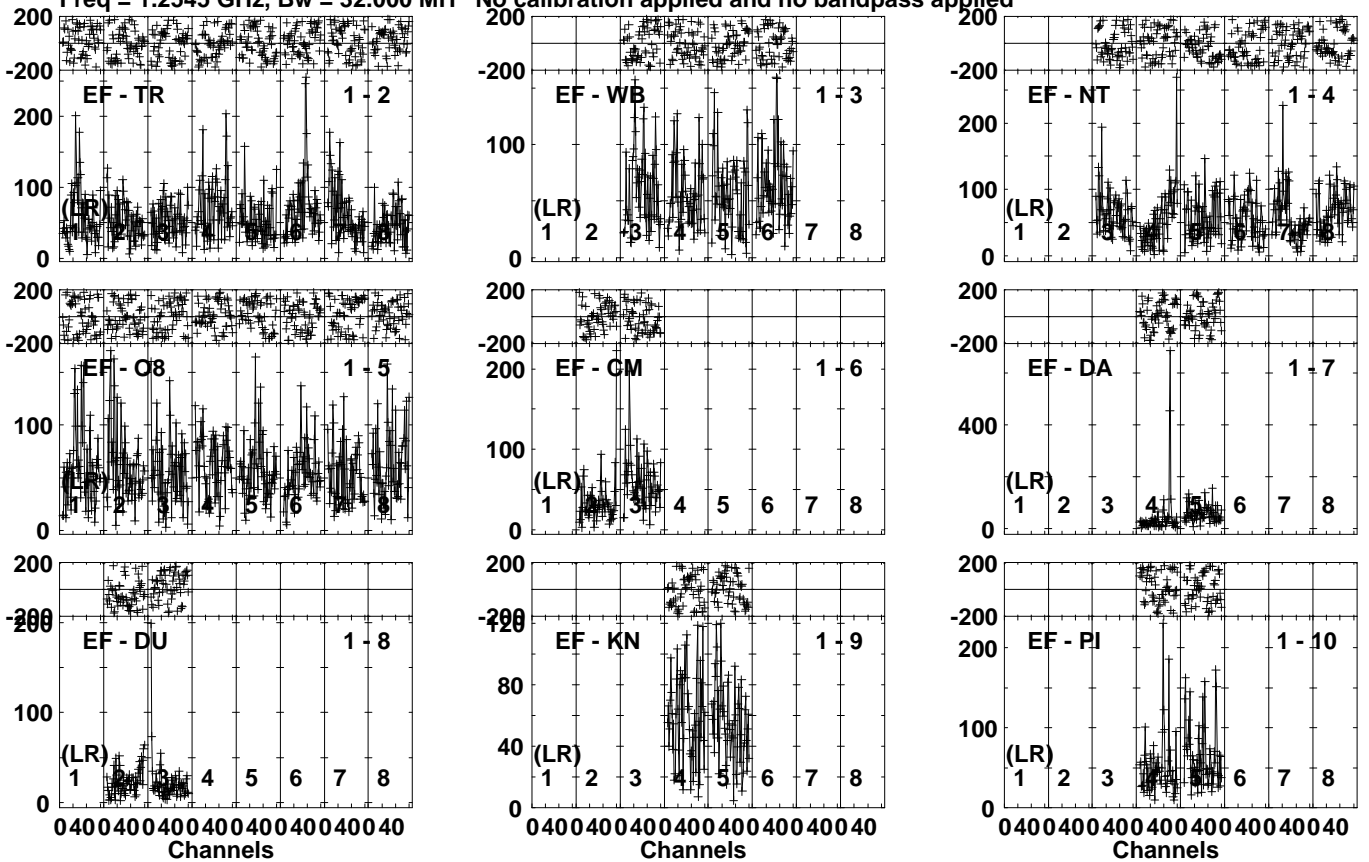


Lower frame: Micro Ampl Jy Top frame: Phas deg
Vector averaged cross-power spectrum Several baselines displayed
Timerange: 01/00:14:07 to 01/00:16:07

Plot file version 9 created 24-OCT-2022 11:13:21

R1 D EK051E.UVDATA.1

Freq = 1.2545 GHz, Bw = 32.000 MH No calibration applied and no bandpass applied

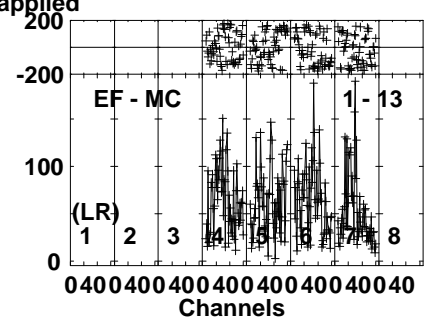
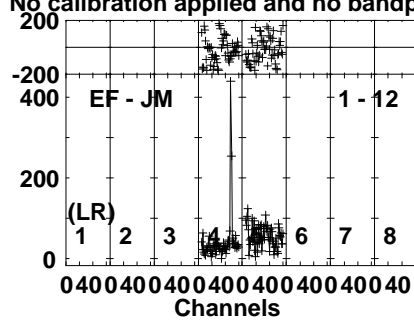
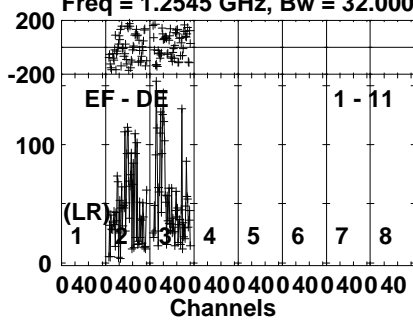


Lower frame: Micro Ampl Jy Top frame: Phas deg
Vector averaged cross-power spectrum Several baselines displayed
Timerange: 01/00:16:10 to 01/00:21:48

Plot file version 10 created 24-OCT-2022 11:13:21

R1 D EK051E.UVDATA.1

Freq = 1.2545 GHz, Bw = 32.000 MH No calibration applied and no bandpass applied



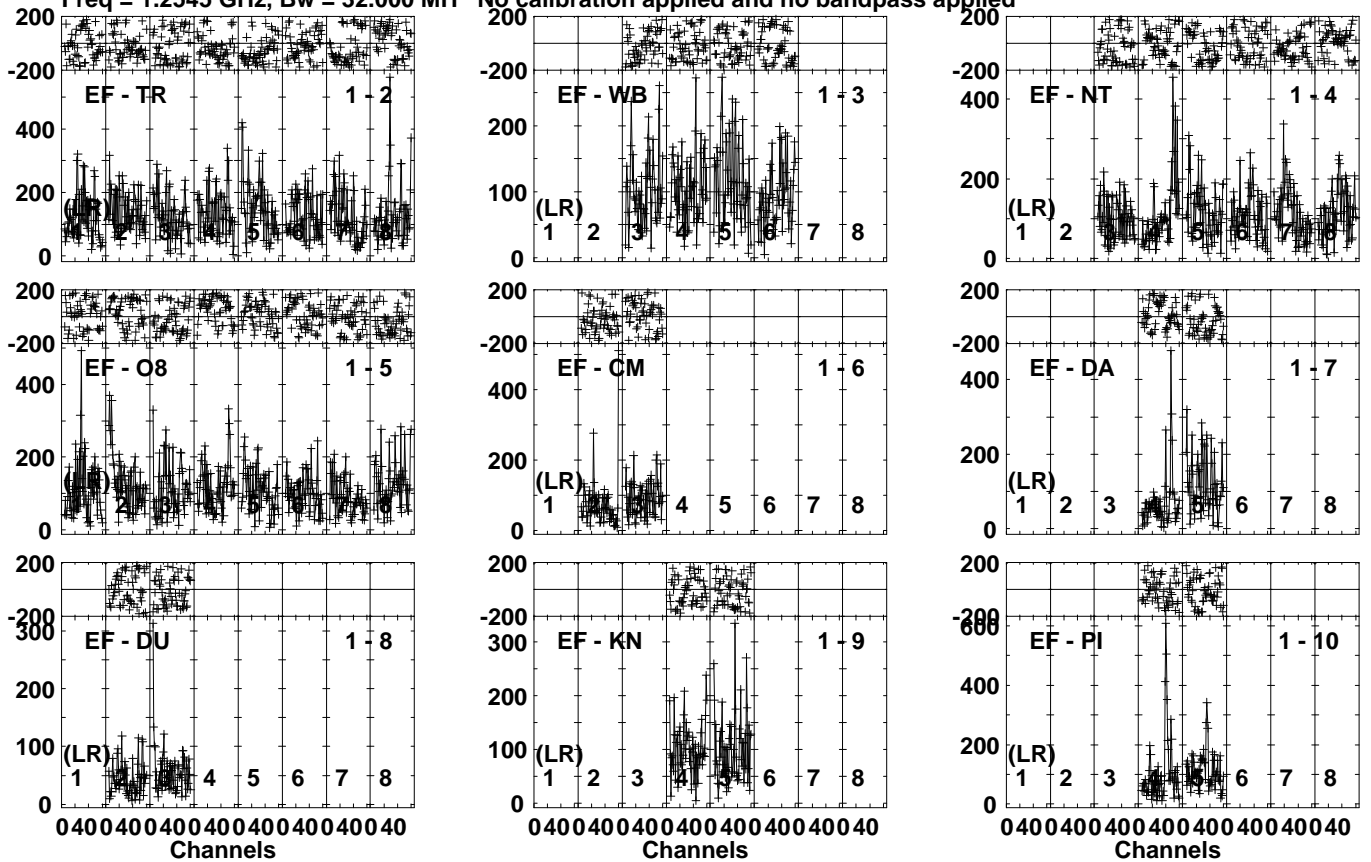
Lower frame: Micro Ampl Jy Top frame: Phas deg
Vector averaged cross-power spectrum Several baselines displayed
Timerange: 01/00:16:10 to 01/00:21:48

Plot file version 11 created 24-OCT-2022 11:13:21

J0529+3209 EK051E.UVDATA.1

Freq = 1.2545 GHz, Bw = 32.000 MH

No calibration applied and no bandpass applied



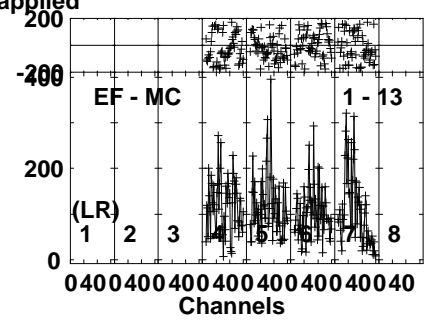
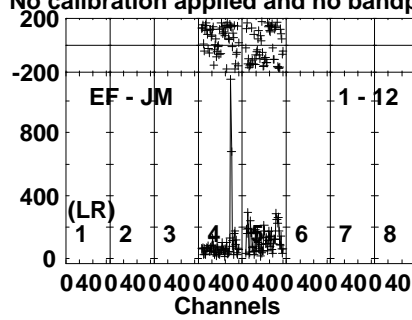
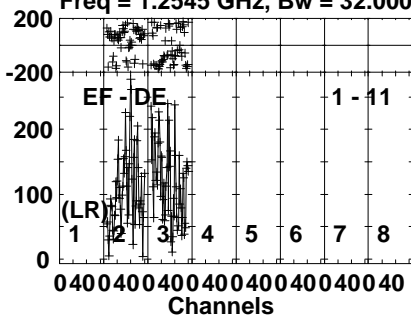
Lower frame: Micro Ampl Jy Top frame: Phas deg
Vector averaged cross-power spectrum Several baselines displayed
Timerange: 01/00:22:33 to 01/00:24:01

Plot file version 12 created 24-OCT-2022 11:13:22

J0529+3209 EK051E.UVDATA.1

Freq = 1.2545 GHz, Bw = 32.000 MH

No calibration applied and no bandpass applied

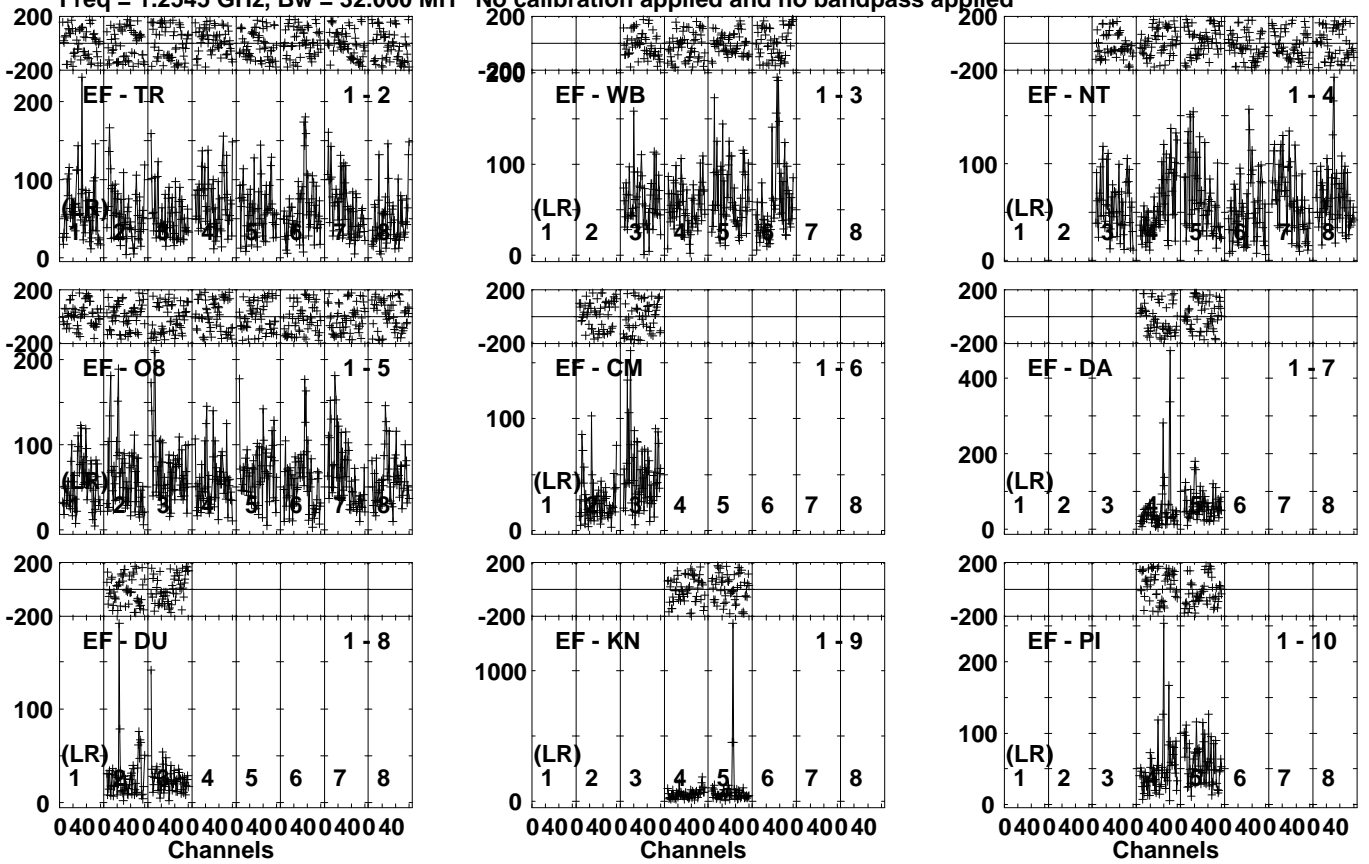


Lower frame: Micro Ampl Jy Top frame: Phas deg
Vector averaged cross-power spectrum Several baselines displayed
Timerange: 01/00:22:33 to 01/00:24:01

Plot file version 13 created 24-OCT-2022 11:13:22

R1 D EK051E.UVDATA.1

Freq = 1.2545 GHz, Bw = 32.000 MH No calibration applied and no bandpass applied

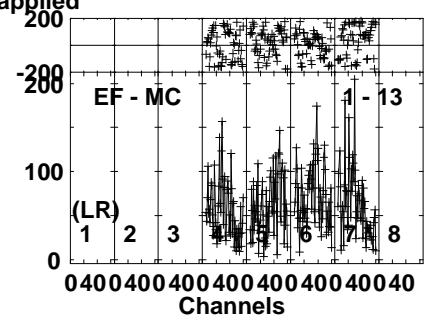
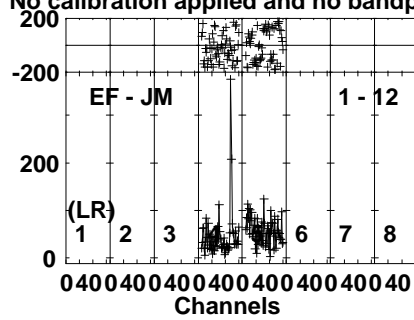
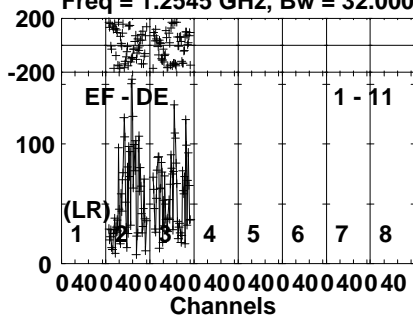


Lower frame: Micro Ampl Jy Top frame: Phas deg
Vector averaged cross-power spectrum Several baselines displayed
Timerange: 01/00:24:03 to 01/00:29:41

Plot file version 14 created 24-OCT-2022 11:13:23

R1 D EK051E.UVDATA.1

Freq = 1.2545 GHz, Bw = 32.000 MH No calibration applied and no bandpass applied

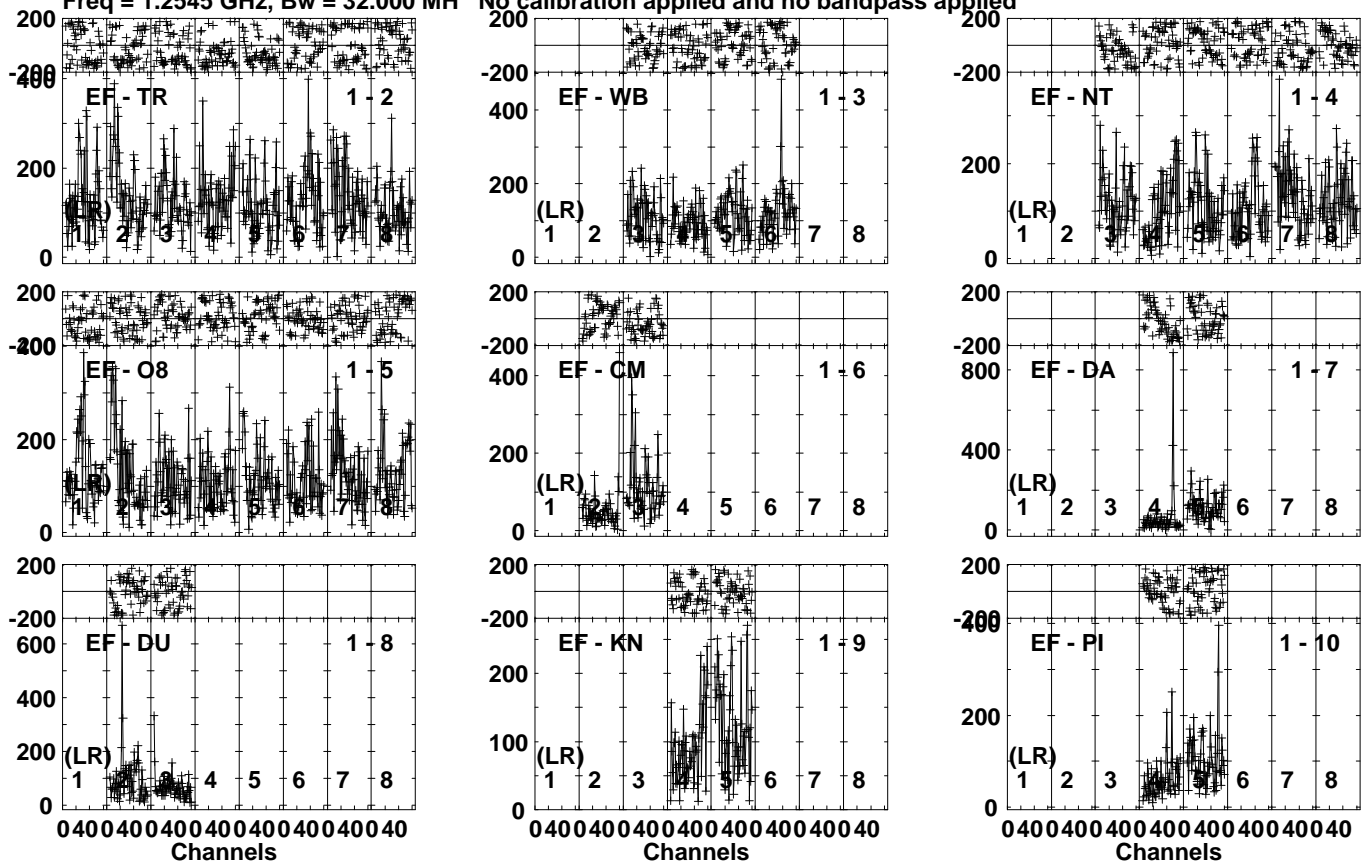


Lower frame: Micro Ampl Jy Top frame: Phas deg
Vector averaged cross-power spectrum Several baselines displayed
Timerange: 01/00:24:03 to 01/00:29:41

Plot file version 15 created 24-OCT-2022 11:13:23

J0529+3209 EK051E.UVDATA.1

Freq = 1.2545 GHz, Bw = 32.000 MH No calibration applied and no bandpass applied

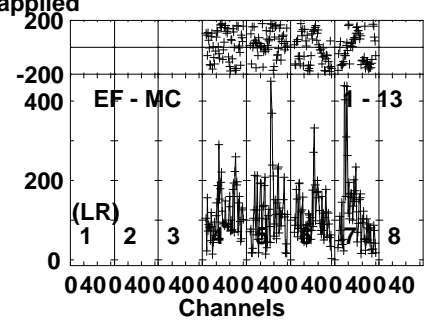
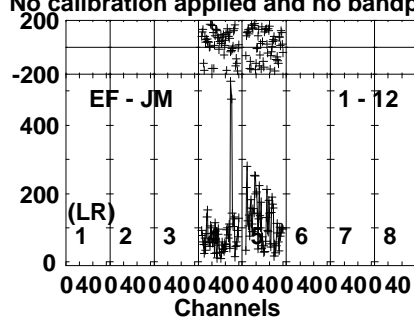
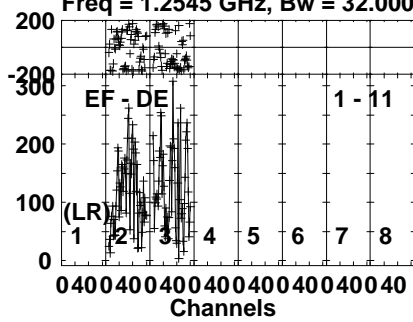


Lower frame: Micro Ampl Jy Top frame: Phas deg
Vector averaged cross-power spectrum Several baselines displayed
Timerange: 01/00:29:43 to 01/00:31:43

Plot file version 16 created 24-OCT-2022 11:13:23

J0529+3209 EK051E.UVDATA.1

Freq = 1.2545 GHz, Bw = 32.000 MH No calibration applied and no bandpass applied

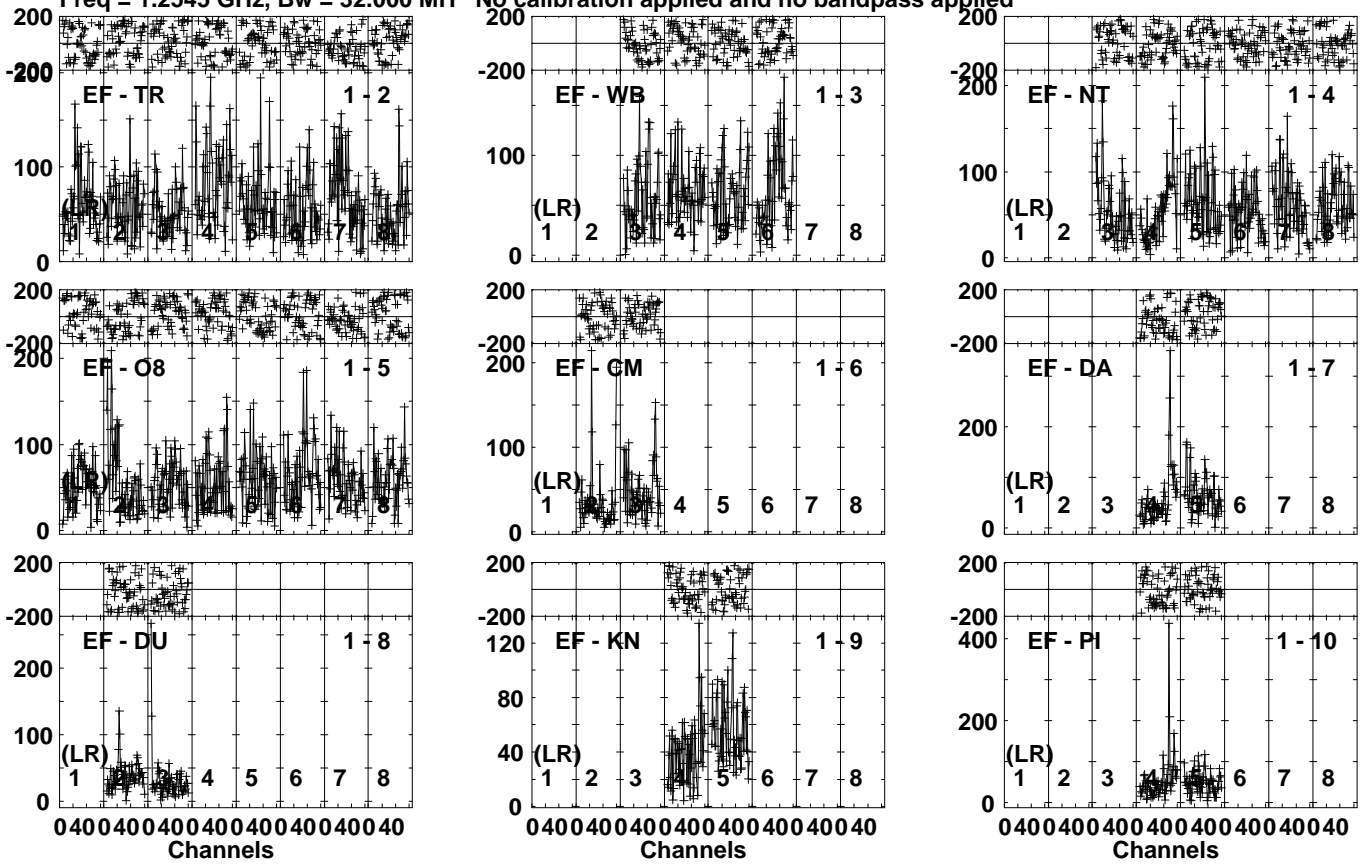


Lower frame: Micro Ampl Jy Top frame: Phas deg
Vector averaged cross-power spectrum Several baselines displayed
Timerange: 01/00:29:43 to 01/00:31:43

Plot file version 17 created 24-OCT-2022 11:13:23

R1 D EK051E.UVDATA.1

Freq = 1.2545 GHz, Bw = 32.000 MH No calibration applied and no bandpass applied

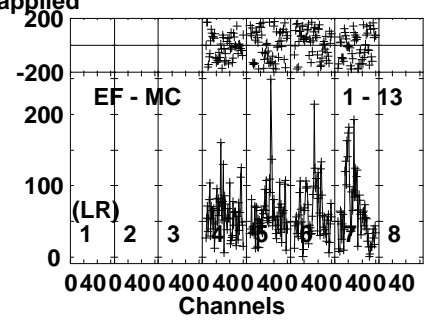
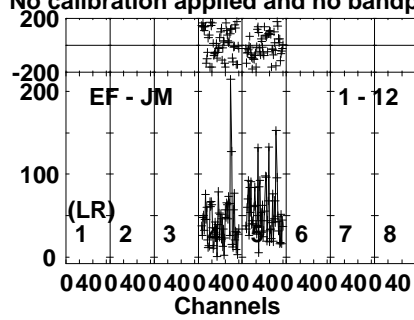
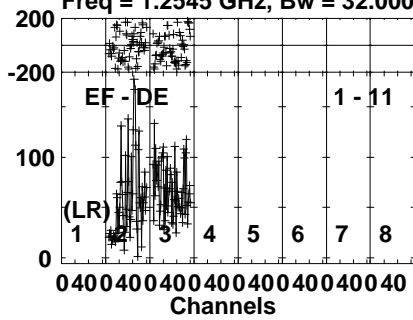


Lower frame: Micro Ampl Jy Top frame: Phas deg
Vector averaged cross-power spectrum Several baselines displayed
Timerange: 01/00:31:48 to 01/00:37:24

Plot file version 18 created 24-OCT-2022 11:13:24

R1 D EK051E.UVDATA.1

Freq = 1.2545 GHz, Bw = 32.000 MH No calibration applied and no bandpass applied



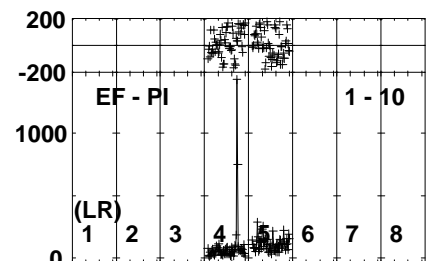
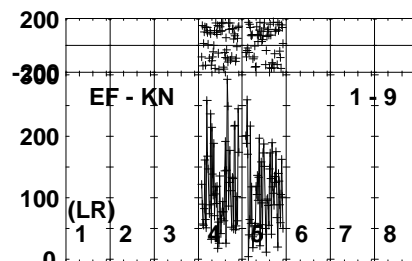
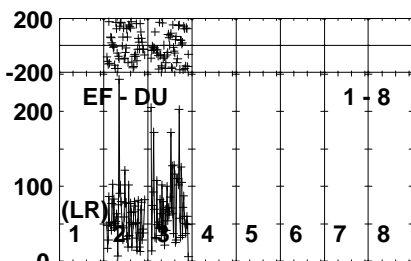
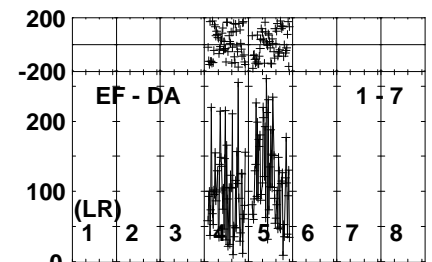
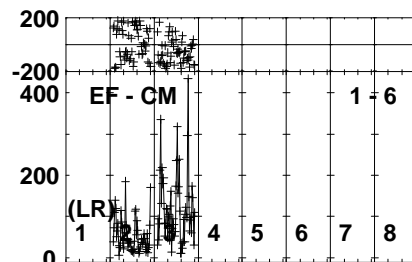
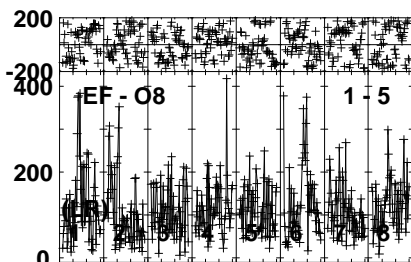
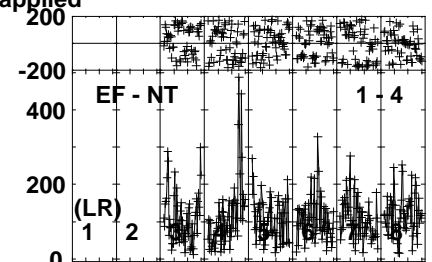
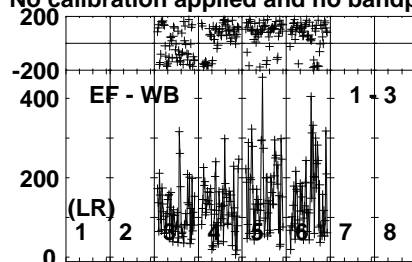
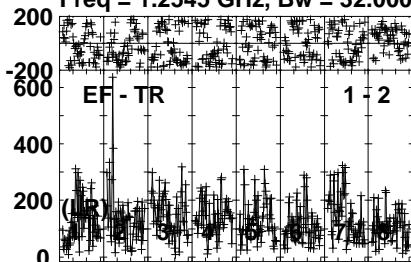
Lower frame: Micro Ampl Jy Top frame: Phas deg
Vector averaged cross-power spectrum Several baselines displayed
Timerange: 01/00:31:48 to 01/00:37:24

Plot file version 19 created 24-OCT-2022 11:13:24

J0529+3209 EK051E.UVDATA.1

Freq = 1.2545 GHz, Bw = 32.000 MH

No calibration applied and no bandpass applied



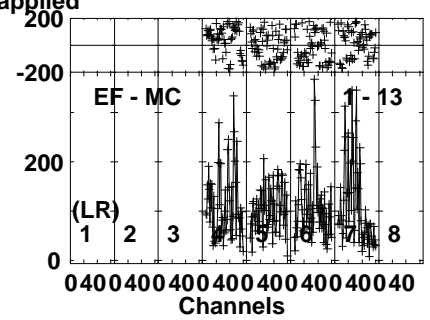
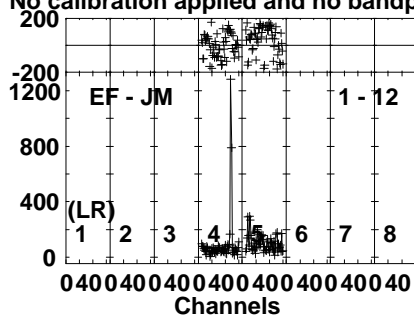
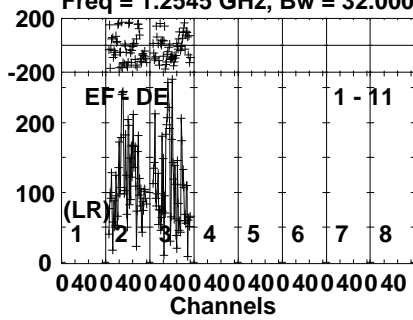
Lower frame: Micro Ampl Jy Top frame: Phas deg
Vector averaged cross-power spectrum Several baselines displayed
Timerange: 01/00:38:09 to 01/00:39:37

Plot file version 20 created 24-OCT-2022 11:13:24

J0529+3209 EK051E.UVDATA.1

Freq = 1.2545 GHz, Bw = 32.000 MH

No calibration applied and no bandpass applied

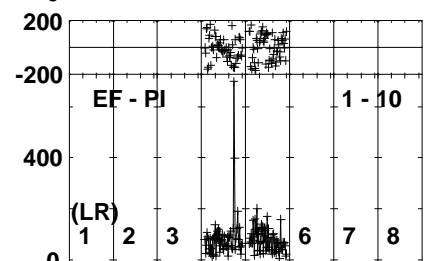
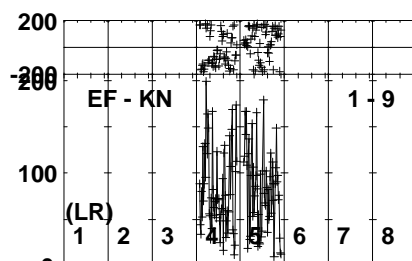
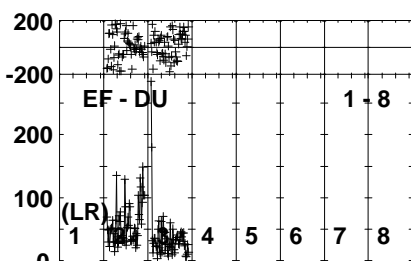
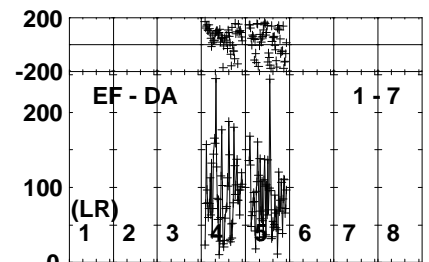
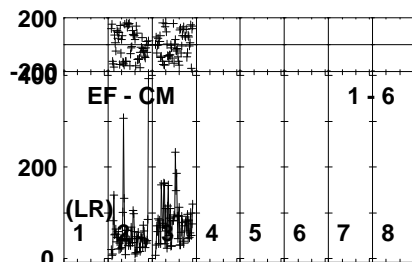
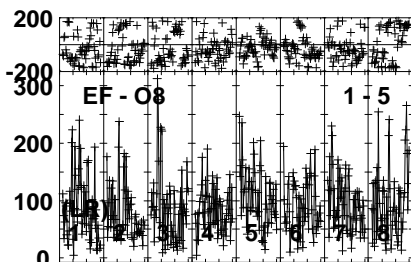
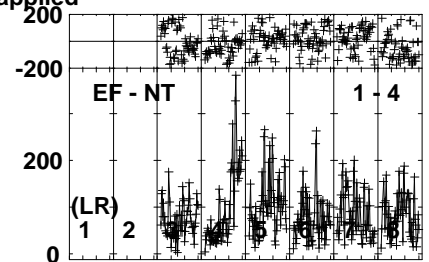
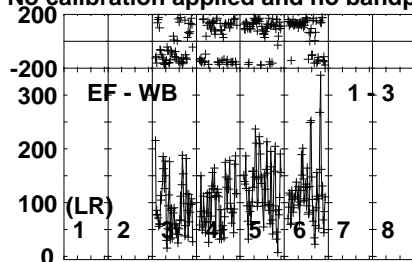
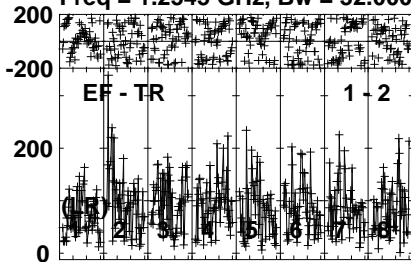


Lower frame: Micro Ampl Jy Top frame: Phas deg
Vector averaged cross-power spectrum Several baselines displayed
Timerange: 01/00:38:09 to 01/00:39:37

Plot file version 21 created 24-OCT-2022 11:13:24

J0541+3301 EK051E.UVDATA.1

Freq = 1.2545 GHz, Bw = 32.000 MH No calibration applied and no bandpass applied



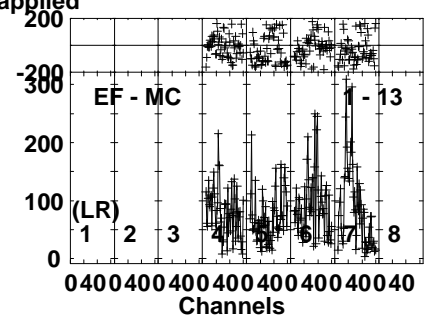
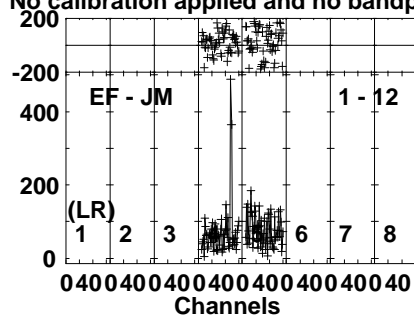
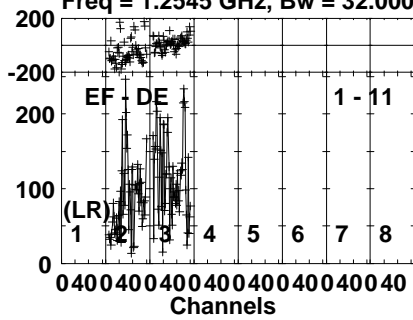
Lower frame: Micro Ampl Jy Top frame: Phas deg
Vector averaged cross-power spectrum Several baselines displayed
Timerange: 01/00:39:39 to 01/00:43:29

Plot file version 22 created 24-OCT-2022 11:13:25

J0541+3301 EK051E.UVDATA.1

Freq = 1.2545 GHz, Bw = 32.000 MH

No calibration applied and no bandpass applied

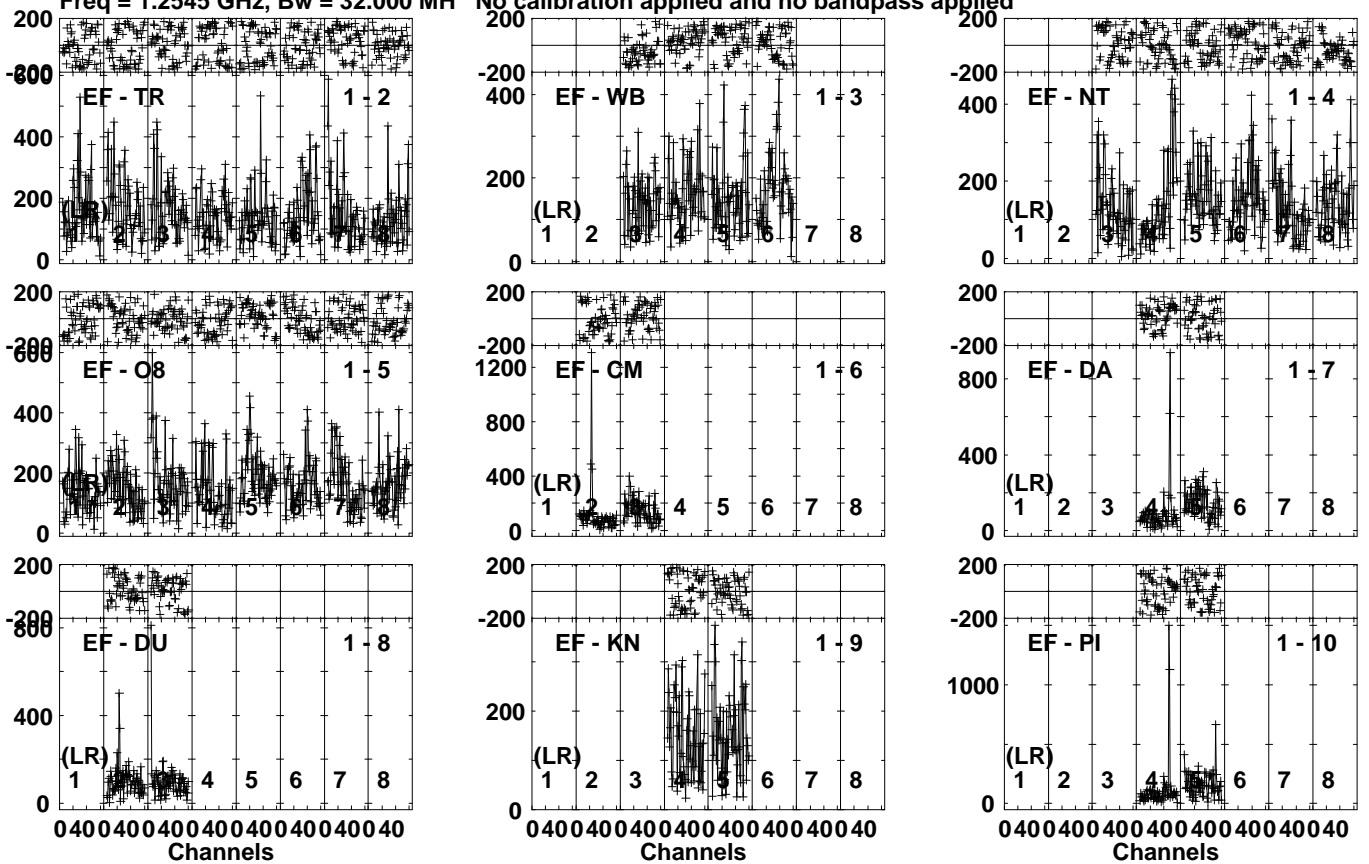


Lower frame: Micro Ampl Jy Top frame: Phas deg
Vector averaged cross-power spectrum Several baselines displayed
Timerange: 01/00:39:39 to 01/00:43:29

Plot file version 23 created 24-OCT-2022 11:13:25

J0529+3209 EK051E.UVDATA.1

Freq = 1.2545 GHz, Bw = 32.000 MH No calibration applied and no bandpass applied

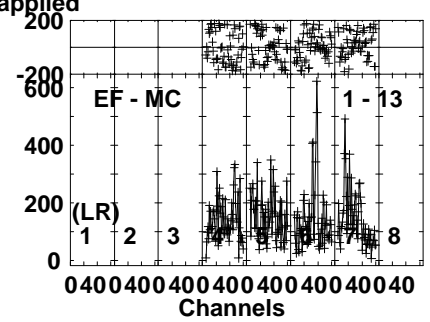
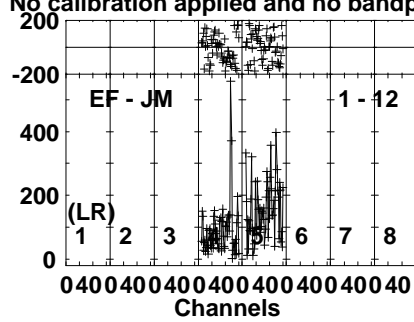
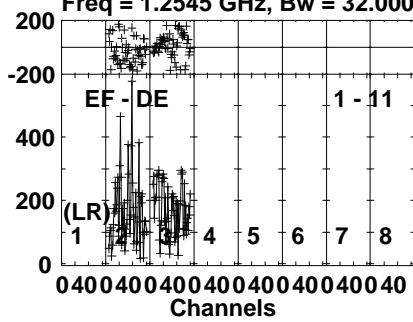


Lower frame: Micro Ampl Jy Top frame: Phas deg
Vector averaged cross-power spectrum Several baselines displayed
Timerange: 01/00:43:32 to 01/00:45:22

Plot file version 24 created 24-OCT-2022 11:13:25

J0529+3209 EK051E.UVDATA.1

Freq = 1.2545 GHz, Bw = 32.000 MH No calibration applied and no bandpass applied

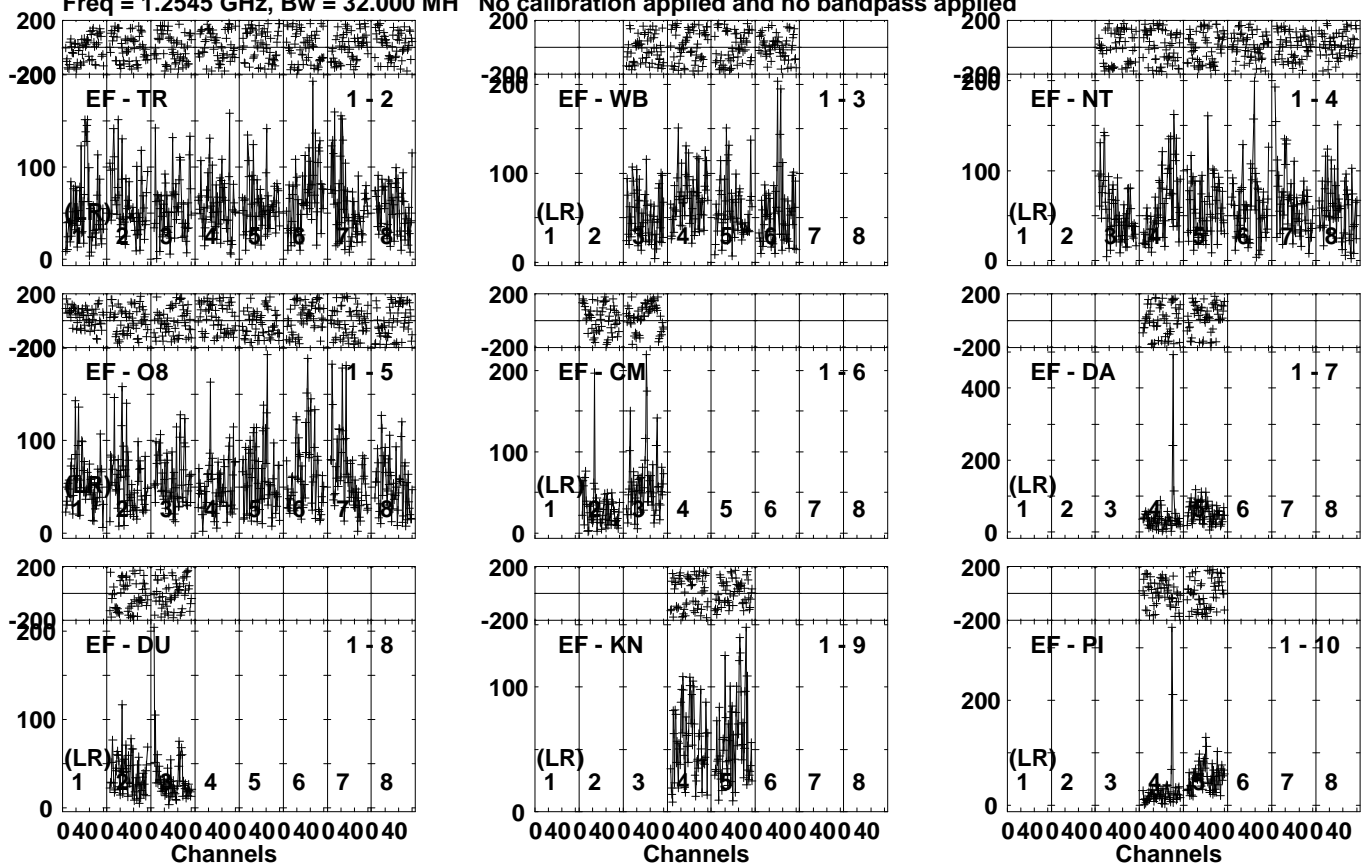


Lower frame: Micro Ampl Jy Top frame: Phas deg
Vector averaged cross-power spectrum Several baselines displayed
Timerange: 01/00:43:32 to 01/00:45:22

Plot file version 25 created 24-OCT-2022 11:13:25

R1 D EK051E.UVDATA.1

Freq = 1.2545 GHz, Bw = 32.000 MH No calibration applied and no bandpass applied

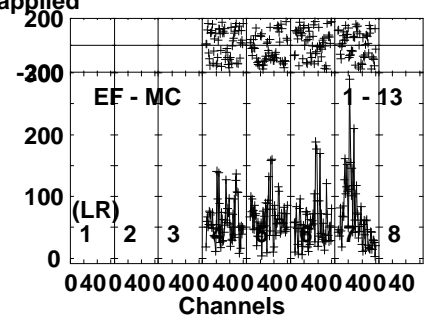
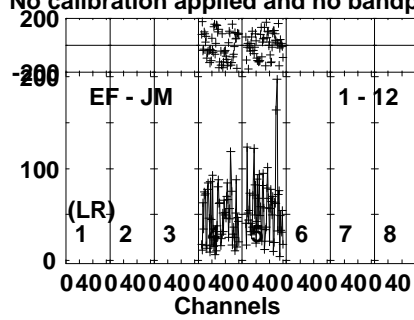
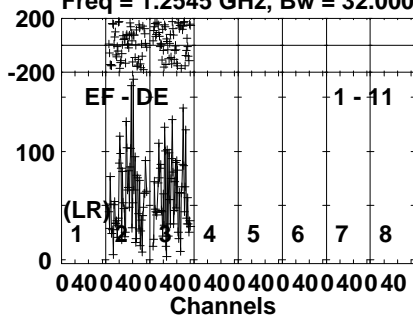


Lower frame: Micro Ampl Jy Top frame: Phas deg
Vector averaged cross-power spectrum Several baselines displayed
Timerange: 01/00:45:24 to 01/00:51:02

Plot file version 26 created 24-OCT-2022 11:13:26

R1 D EK051E.UVDATA.1

Freq = 1.2545 GHz, Bw = 32.000 MH No calibration applied and no bandpass applied

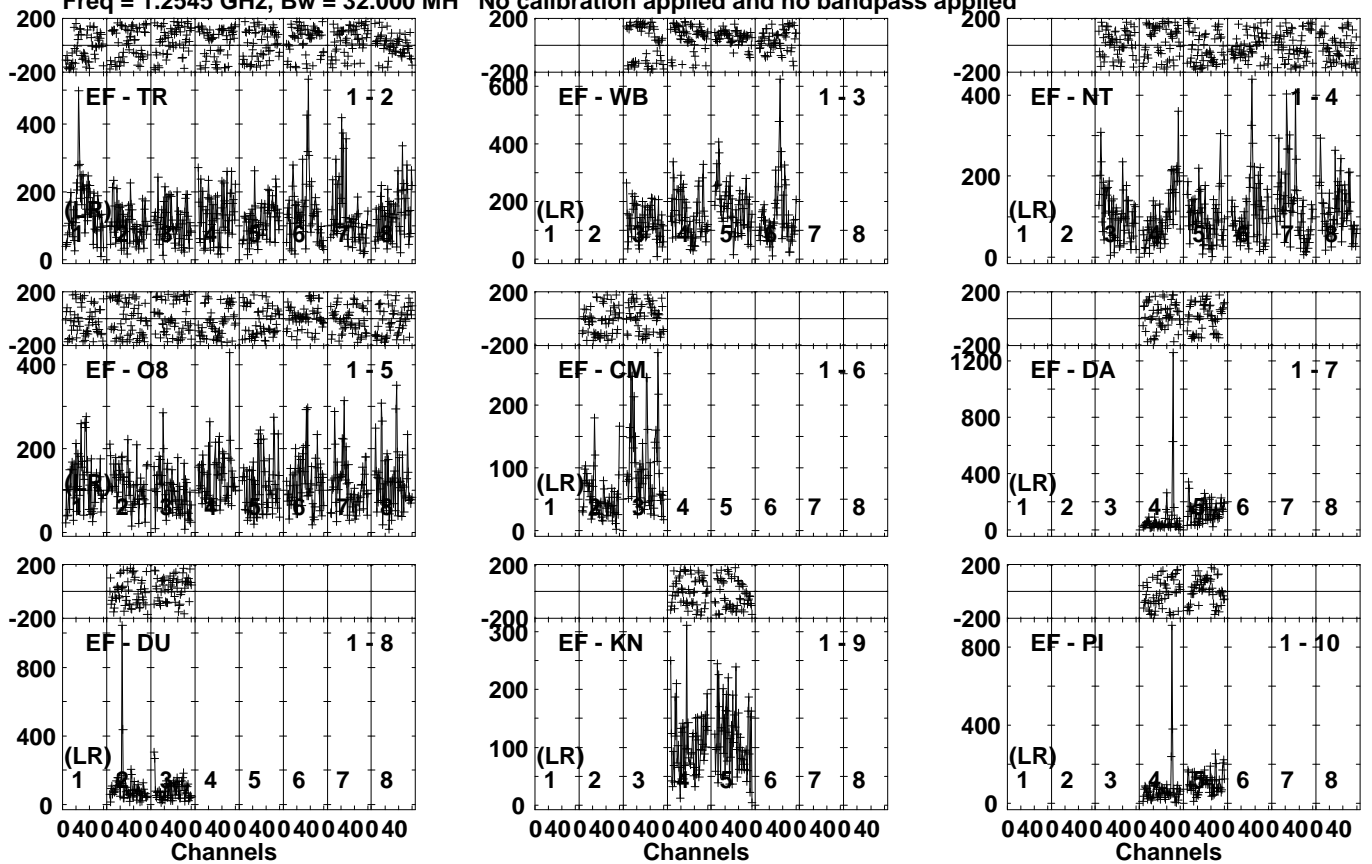


Lower frame: Micro Ampl Jy Top frame: Phas deg
Vector averaged cross-power spectrum Several baselines displayed
Timerange: 01/00:45:24 to 01/00:51:02

Plot file version 27 created 24-OCT-2022 11:13:26

J0529+3209 EK051E.UVDATA.1

Freq = 1.2545 GHz, Bw = 32.000 MH No calibration applied and no bandpass applied

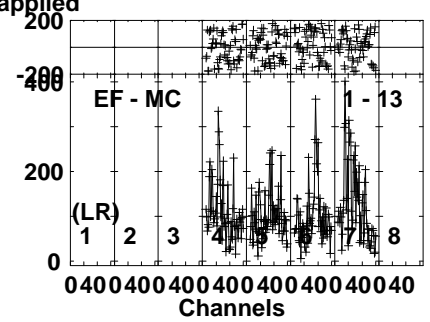
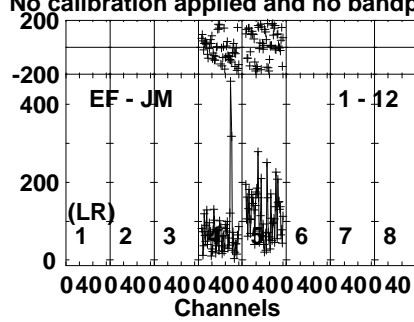
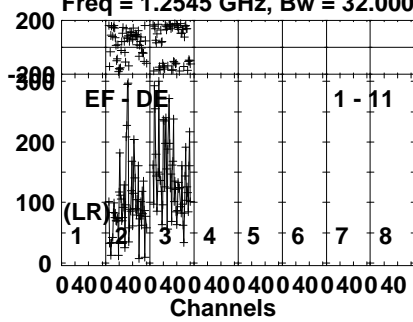


Lower frame: Micro Ampl Jy Top frame: Phas deg
Vector averaged cross-power spectrum Several baselines displayed
Timerange: 01/00:51:47 to 01/00:53:15

Plot file version 28 created 24-OCT-2022 11:13:26

J0529+3209 EK051E.UVDATA.1

Freq = 1.2545 GHz, Bw = 32.000 MH No calibration applied and no bandpass applied

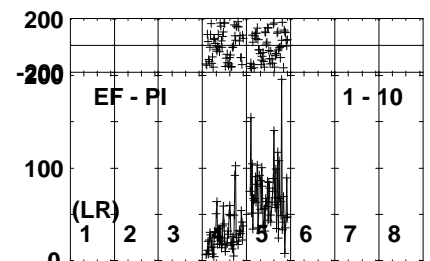
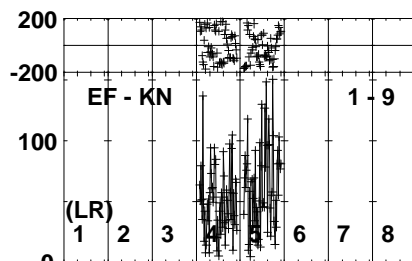
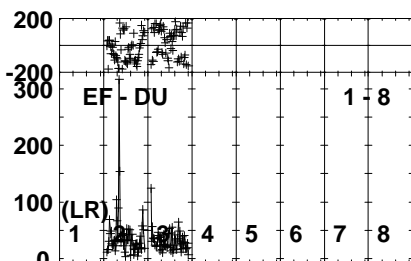
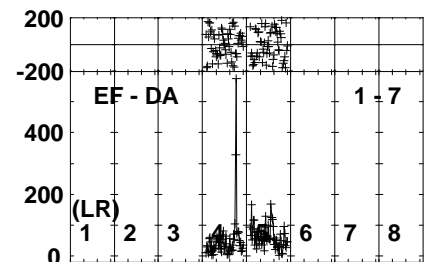
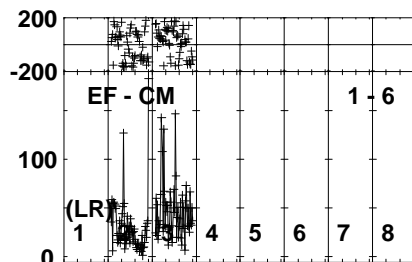
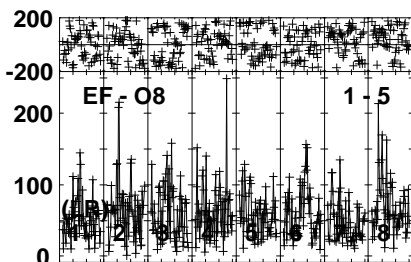
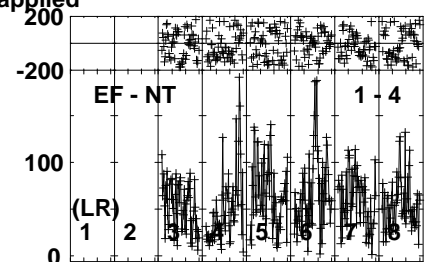
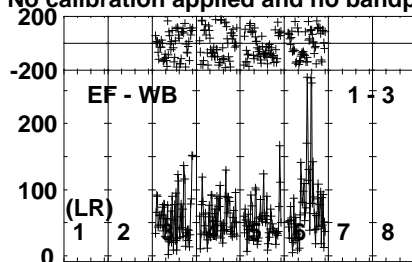
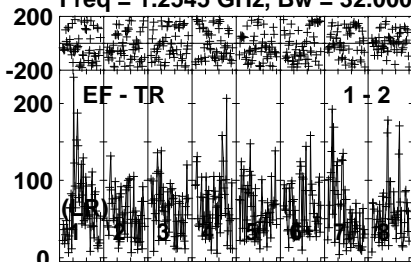


Lower frame: Micro Ampl Jy Top frame: Phas deg
Vector averaged cross-power spectrum Several baselines displayed
Timerange: 01/00:51:47 to 01/00:53:15

Plot file version 29 created 24-OCT-2022 11:13:26

R1 D EK051E.UVDATA.1

Freq = 1.2545 GHz, Bw = 32.000 MH No calibration applied and no bandpass applied

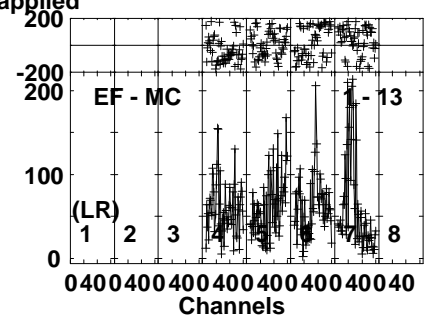
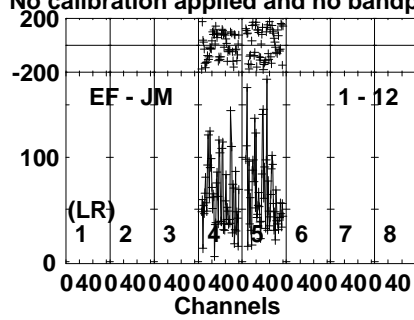
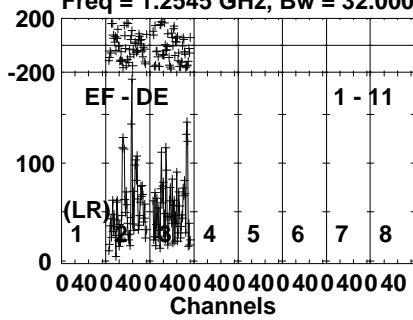


Lower frame: Micro Ampl Jy Top frame: Phas deg
Vector averaged cross-power spectrum Several baselines displayed
Timerange: 01/00:53:17 to 01/00:58:55

Plot file version 30 created 24-OCT-2022 11:13:27

R1 D EK051E.UVDATA.1

Freq = 1.2545 GHz, Bw = 32.000 MH No calibration applied and no bandpass applied



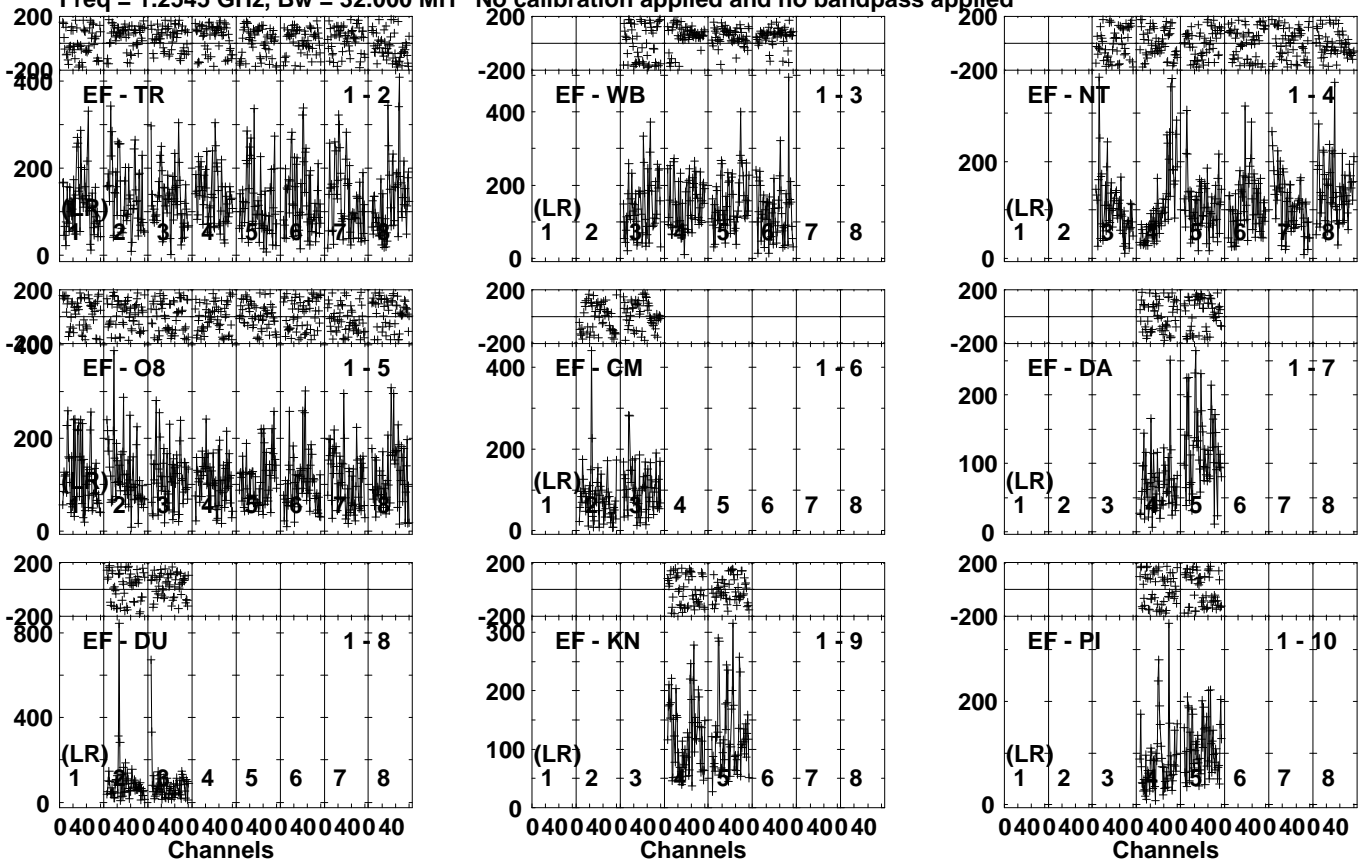
Lower frame: Micro Ampl Jy Top frame: Phas deg
Vector averaged cross-power spectrum Several baselines displayed
Timerange: 01/00:53:17 to 01/00:58:55

Plot file version 31 created 24-OCT-2022 11:13:27

J0529+3209 EK051E.UVDATA.1

Freq = 1.2545 GHz, Bw = 32.000 MH

No calibration applied and no bandpass applied

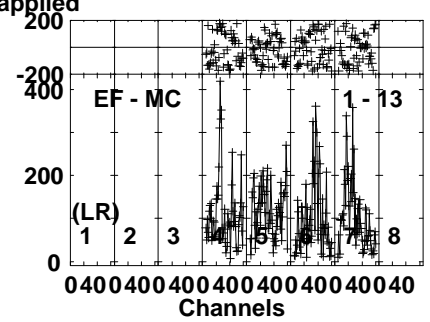
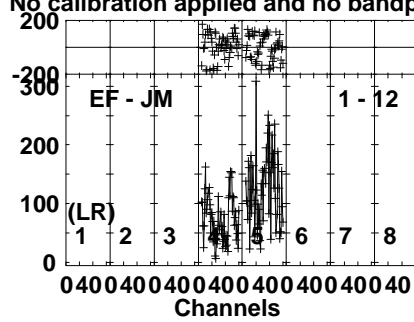
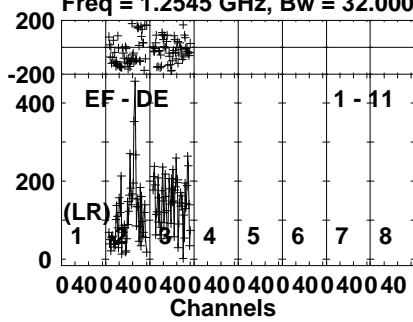


Lower frame: Micro Ampl Jy Top frame: Phas deg
Vector averaged cross-power spectrum Several baselines displayed
Timerange: 01/00:58:57 to 01/01:00:57

Plot file version 32 created 24-OCT-2022 11:13:28

J0529+3209 EK051E.UVDATA.1

Freq = 1.2545 GHz, Bw = 32.000 MH No calibration applied and no bandpass applied

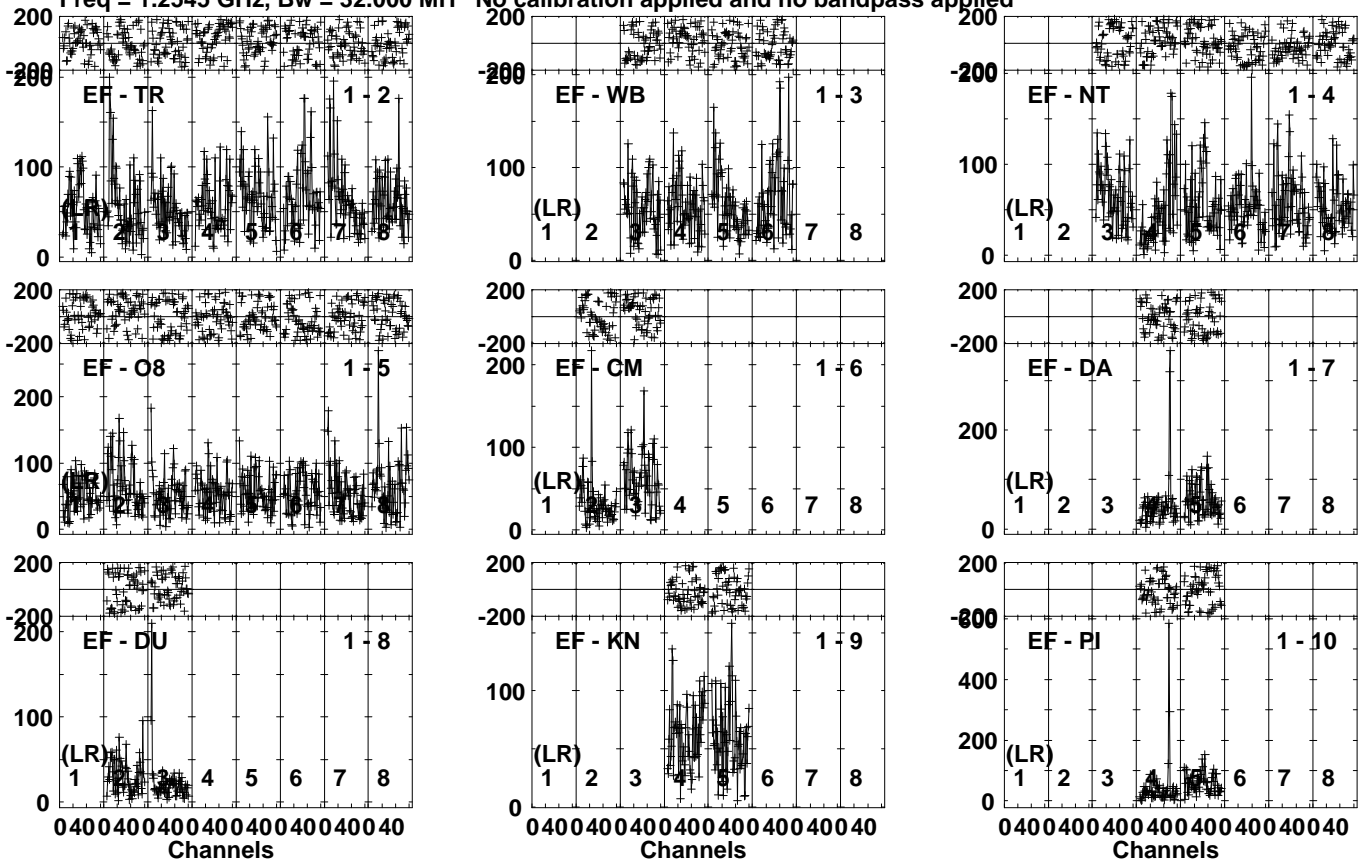


Lower frame: Micro Ampl Jy Top frame: Phas deg
Vector averaged cross-power spectrum Several baselines displayed
Timerange: 01/00:58:57 to 01/01:00:57

Plot file version 33 created 24-OCT-2022 11:13:28

R1 D EK051E.UVDATA.1

Freq = 1.2545 GHz, Bw = 32.000 MH No calibration applied and no bandpass applied

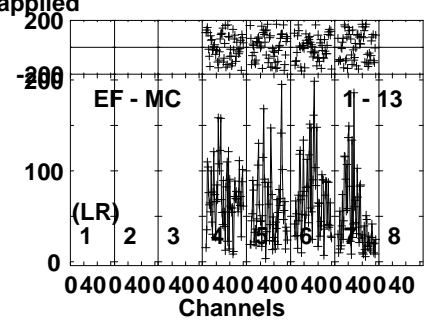
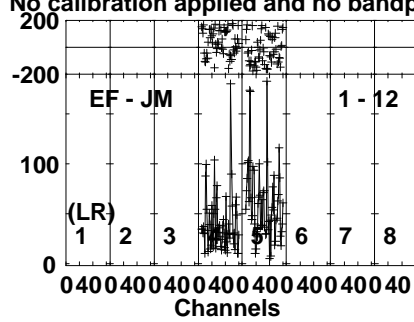
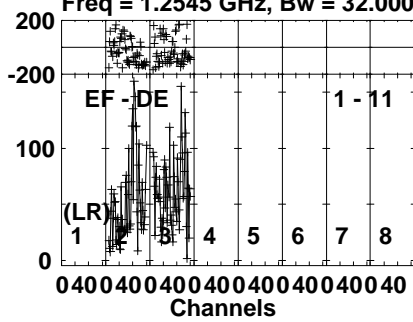


Lower frame: Micro Ampl Jy Top frame: Phas deg
Vector averaged cross-power spectrum Several baselines displayed
Timerange: 01/01:01:00 to 01/01:06:38

Plot file version 34 created 24-OCT-2022 11:13:28

R1 D EK051E.UVDATA.1

Freq = 1.2545 GHz, Bw = 32.000 MH No calibration applied and no bandpass applied

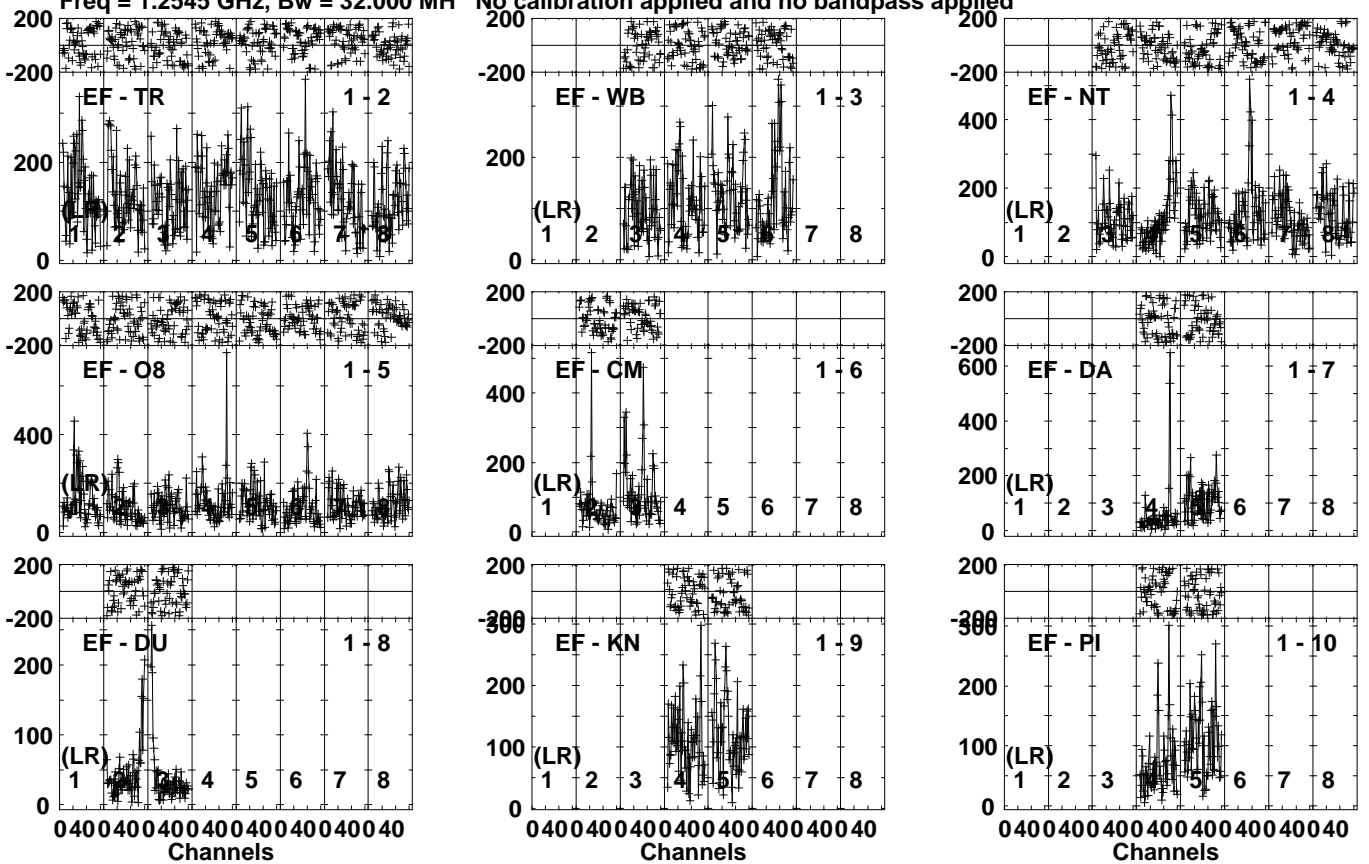


Lower frame: Micro Ampl Jy Top frame: Phas deg
Vector averaged cross-power spectrum Several baselines displayed
Timerange: 01/01:01:00 to 01/01:06:38

Plot file version 35 created 24-OCT-2022 11:13:28

J0529+3209 EK051E.UVDATA.1

Freq = 1.2545 GHz, Bw = 32.000 MH No calibration applied and no bandpass applied

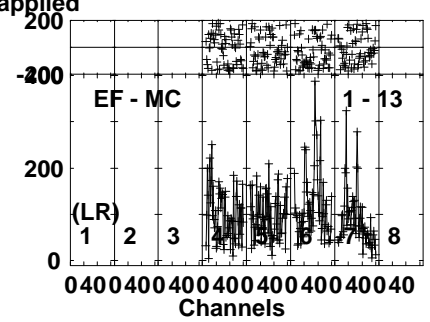
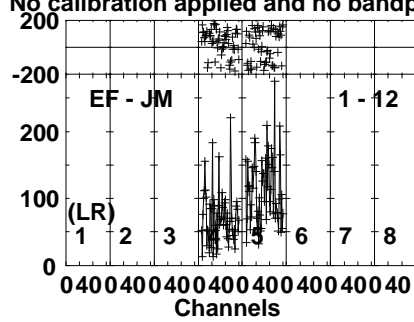
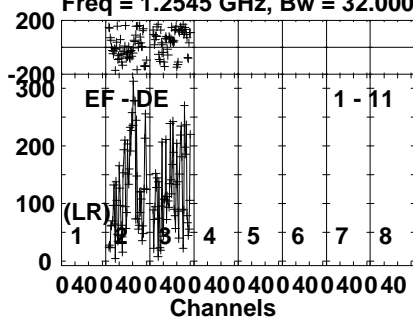


Lower frame: Micro Ampl Jy Top frame: Phas deg
Vector averaged cross-power spectrum Several baselines displayed
Timerange: 01/01:07:24 to 01/01:08:52

Plot file version 36 created 24-OCT-2022 11:13:29

J0529+3209 EK051E.UVDATA.1

Freq = 1.2545 GHz, Bw = 32.000 MH No calibration applied and no bandpass applied

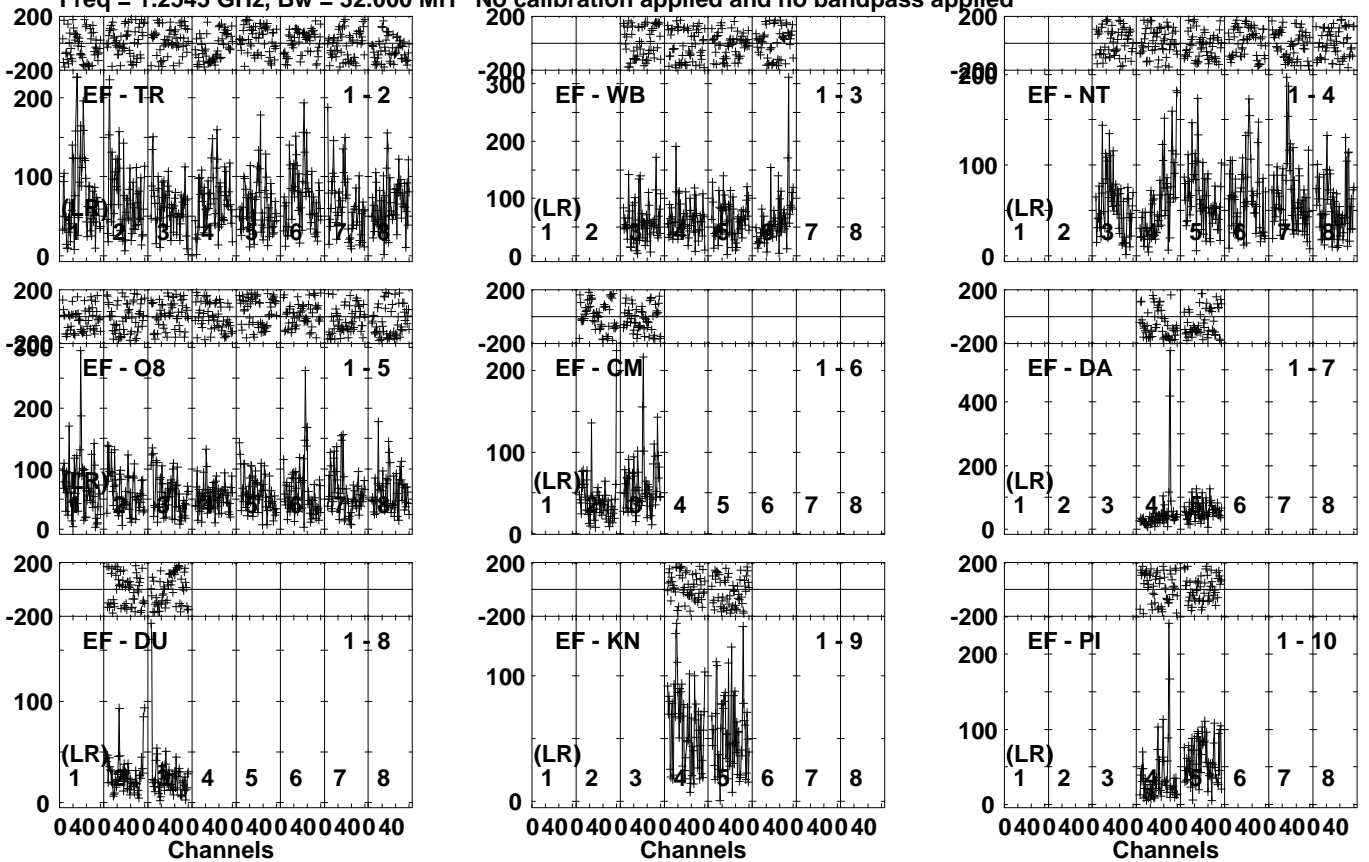


Lower frame: Micro Ampl Jy Top frame: Phas deg
Vector averaged cross-power spectrum Several baselines displayed
Timerange: 01/01:07:24 to 01/01:08:52

Plot file version 37 created 24-OCT-2022 11:13:29

R1 D EK051E.UVDATA.1

Freq = 1.2545 GHz, Bw = 32.000 MH No calibration applied and no bandpass applied

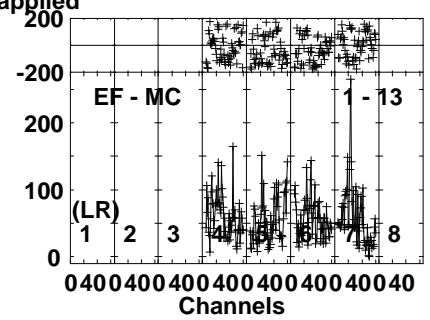
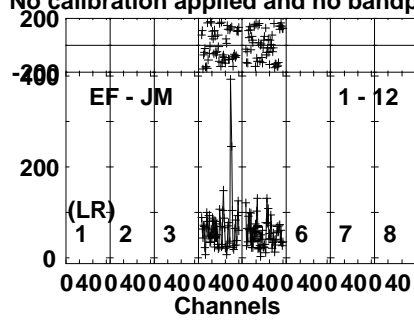
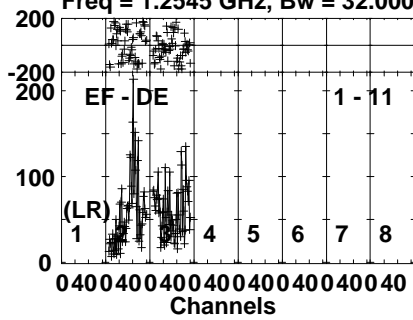


Lower frame: Micro Ampl Jy Top frame: Phas deg
Vector averaged cross-power spectrum Several baselines displayed
Timerange: 01/01:08:54 to 01/01:14:32

Plot file version 38 created 24-OCT-2022 11:13:29

R1 D EK051E.UVDATA.1

Freq = 1.2545 GHz, Bw = 32.000 MH No calibration applied and no bandpass applied

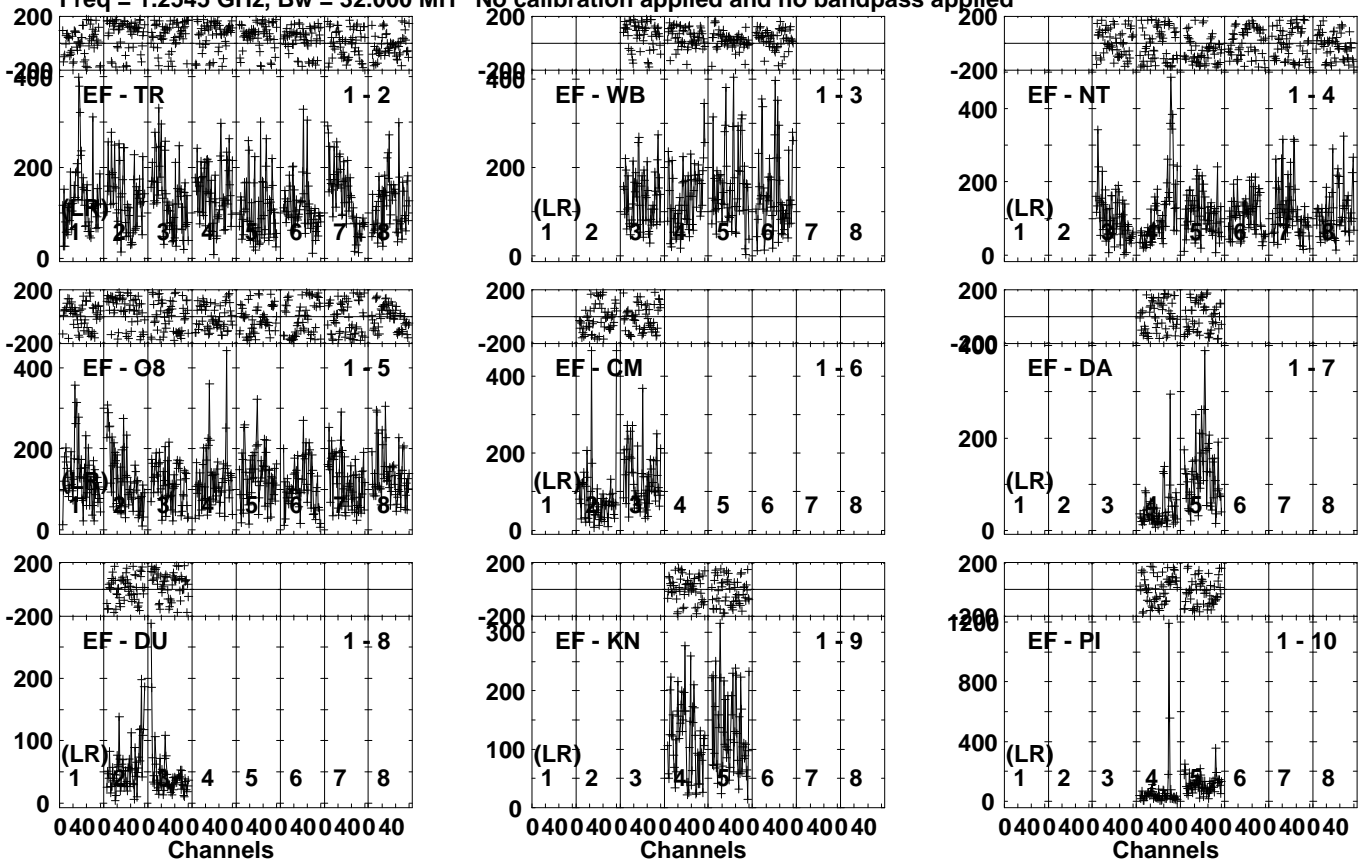


Lower frame: Micro Ampl Jy Top frame: Phas deg
Vector averaged cross-power spectrum Several baselines displayed
Timerange: 01/01:08:54 to 01/01:14:32

Plot file version 39 created 24-OCT-2022 11:13:30

J0529+3209 EK051E.UVDATA.1

Freq = 1.2545 GHz, Bw = 32.000 MH No calibration applied and no bandpass applied

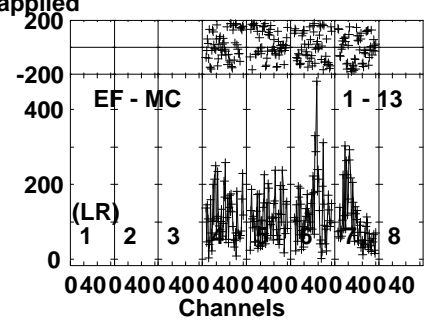
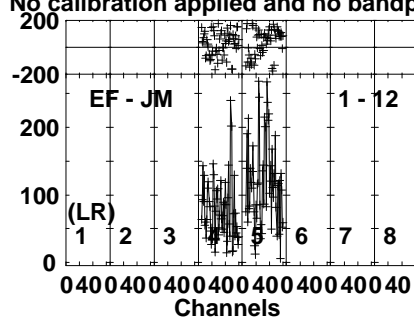
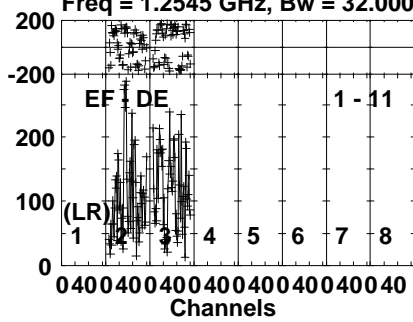


Lower frame: Micro Ampl Jy Top frame: Phas deg
Vector averaged cross-power spectrum Several baselines displayed
Timerange: 01/01:14:34 to 01/01:16:34

Plot file version 40 created 24-OCT-2022 11:13:30

J0529+3209 EK051E.UVDATA.1

Freq = 1.2545 GHz, Bw = 32.000 MH No calibration applied and no bandpass applied

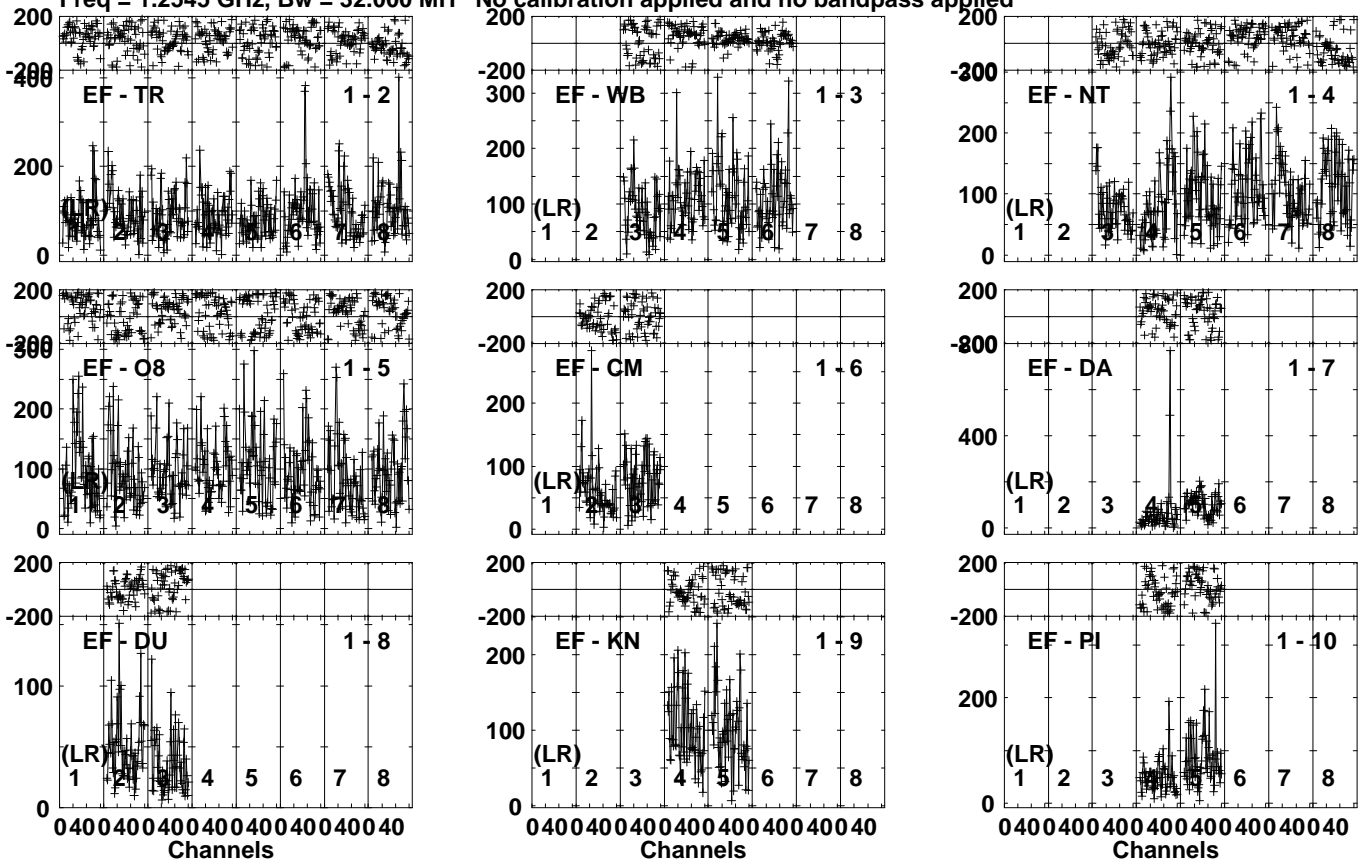


Lower frame: Micro Ampl Jy Top frame: Phas deg
Vector averaged cross-power spectrum Several baselines displayed
Timerange: 01/01:14:34 to 01/01:16:34

Plot file version 41 created 24-OCT-2022 11:13:30

J0541+3301 EK051E.UVDATA.1

Freq = 1.2545 GHz, Bw = 32.000 MH No calibration applied and no bandpass applied

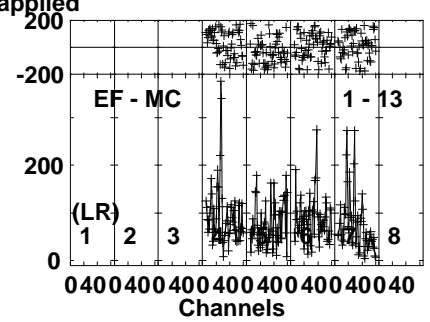
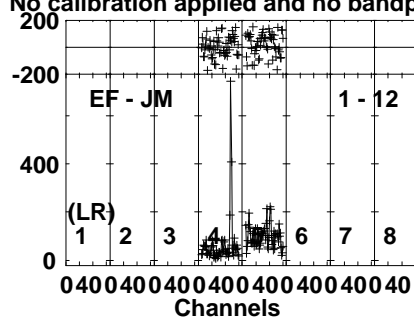
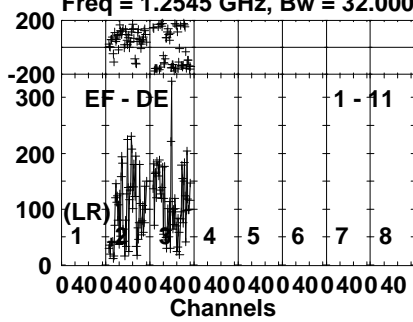


Lower frame: Micro Ampl Jy Top frame: Phas deg
Vector averaged cross-power spectrum Several baselines displayed
Timerange: 01/01:16:37 to 01/01:20:05

Plot file version 42 created 24-OCT-2022 11:13:30

J0541+3301 EK051E.UVDATA.1

Freq = 1.2545 GHz, Bw = 32.000 MH No calibration applied and no bandpass applied

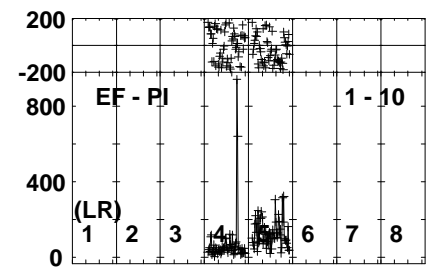
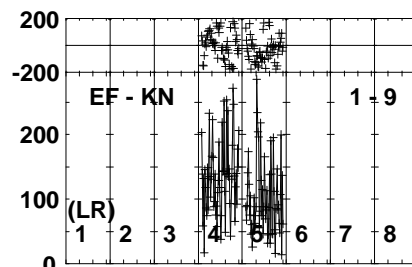
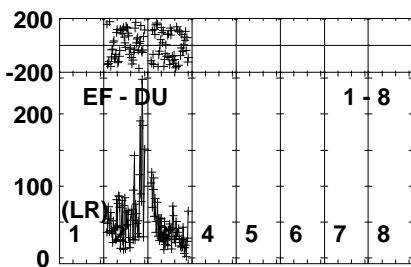
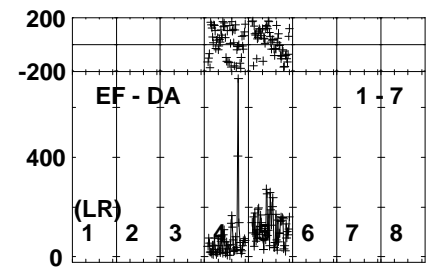
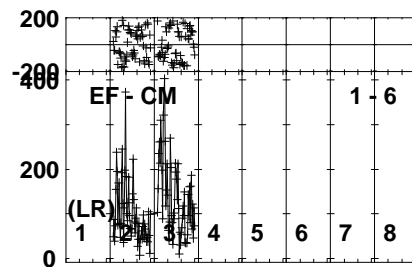
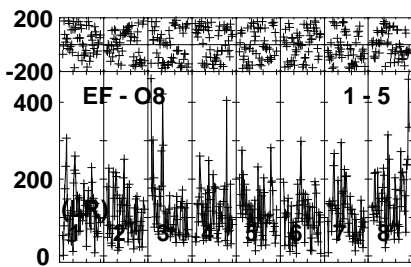
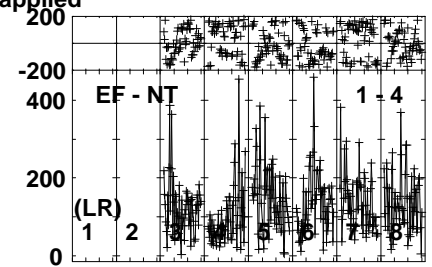
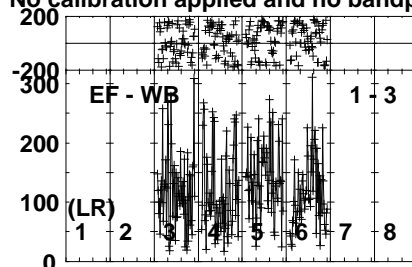
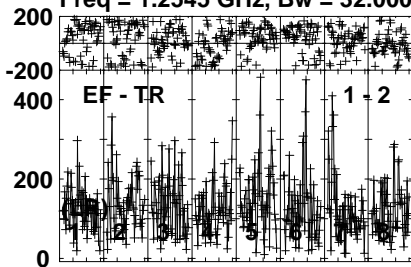


Lower frame: Micro Ampl Jy Top frame: Phas deg
Vector averaged cross-power spectrum Several baselines displayed
Timerange: 01/01:16:37 to 01/01:20:05

Plot file version 43 created 24-OCT-2022 11:13:30

J0529+3209 EK051E.UVDATA.1

Freq = 1.2545 GHz, Bw = 32.000 MH No calibration applied and no bandpass applied

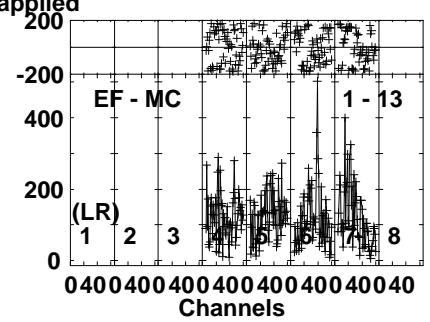
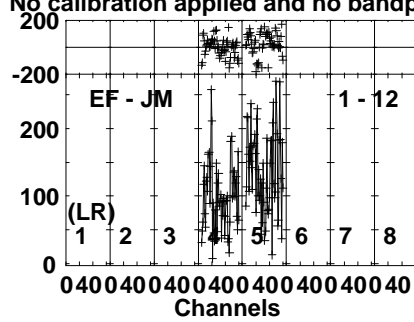
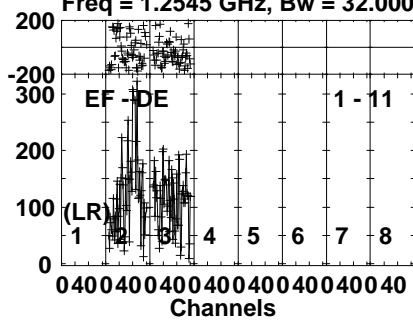


Lower frame: Micro Ampl Jy Top frame: Phas deg
Vector averaged cross-power spectrum Several baselines displayed
Timerange: 01/01:21:00 to 01/01:22:28

Plot file version 44 created 24-OCT-2022 11:13:31

J0529+3209 EK051E.UVDATA.1

Freq = 1.2545 GHz, Bw = 32.000 MH No calibration applied and no bandpass applied

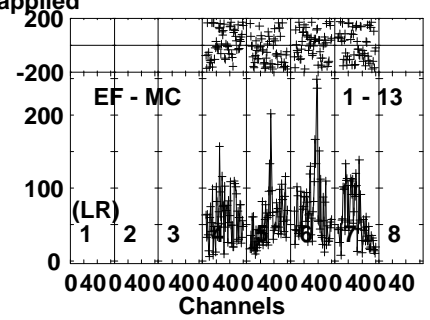
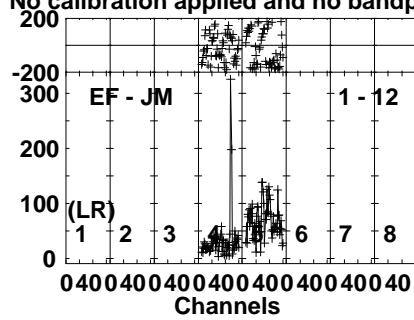
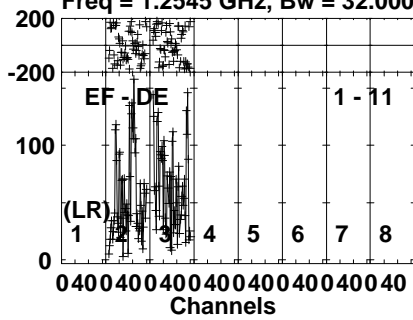


Lower frame: Micro Ampl Jy Top frame: Phas deg
Vector averaged cross-power spectrum Several baselines displayed
Timerange: 01/01:21:00 to 01/01:22:28

Plot file version 46 created 24-OCT-2022 11:13:31

R1 D EK051E.UVDATA.1

Freq = 1.2545 GHz, Bw = 32.000 MH No calibration applied and no bandpass applied

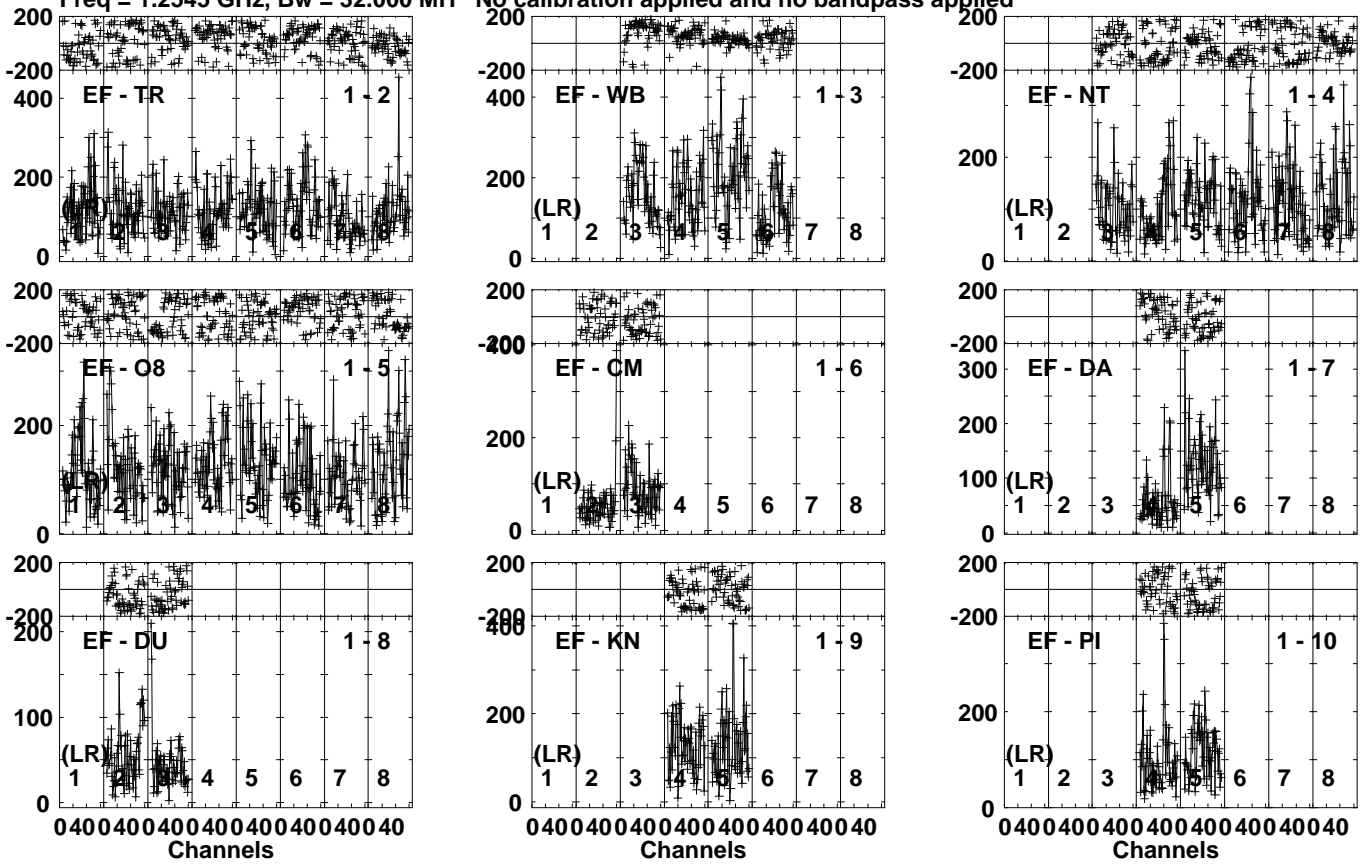


Lower frame: Micro Ampl Jy Top frame: Phas deg
Vector averaged cross-power spectrum Several baselines displayed
Timerange: 01/01:22:30 to 01/01:28:08

Plot file version 47 created 24-OCT-2022 11:13:32

J0529+3209 EK051E.UVDATA.1

Freq = 1.2545 GHz, Bw = 32.000 MH No calibration applied and no bandpass applied

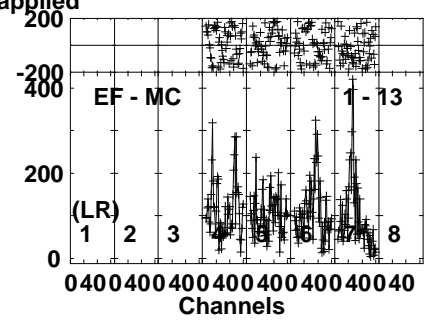
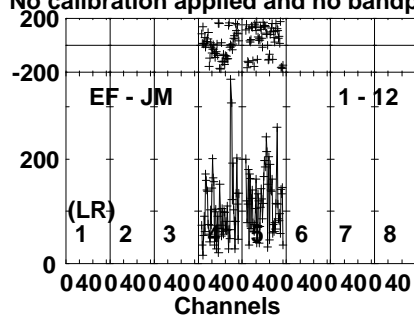
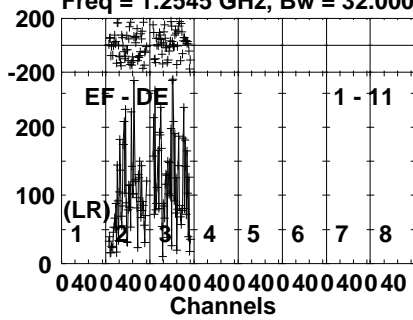


Lower frame: Micro Ampl Jy Top frame: Phas deg
Vector averaged cross-power spectrum Several baselines displayed
Timerange: 01/01:28:10 to 01/01:30:10

Plot file version 48 created 24-OCT-2022 11:13:32

J0529+3209 EK051E.UVDATA.1

Freq = 1.2545 GHz, Bw = 32.000 MH No calibration applied and no bandpass applied

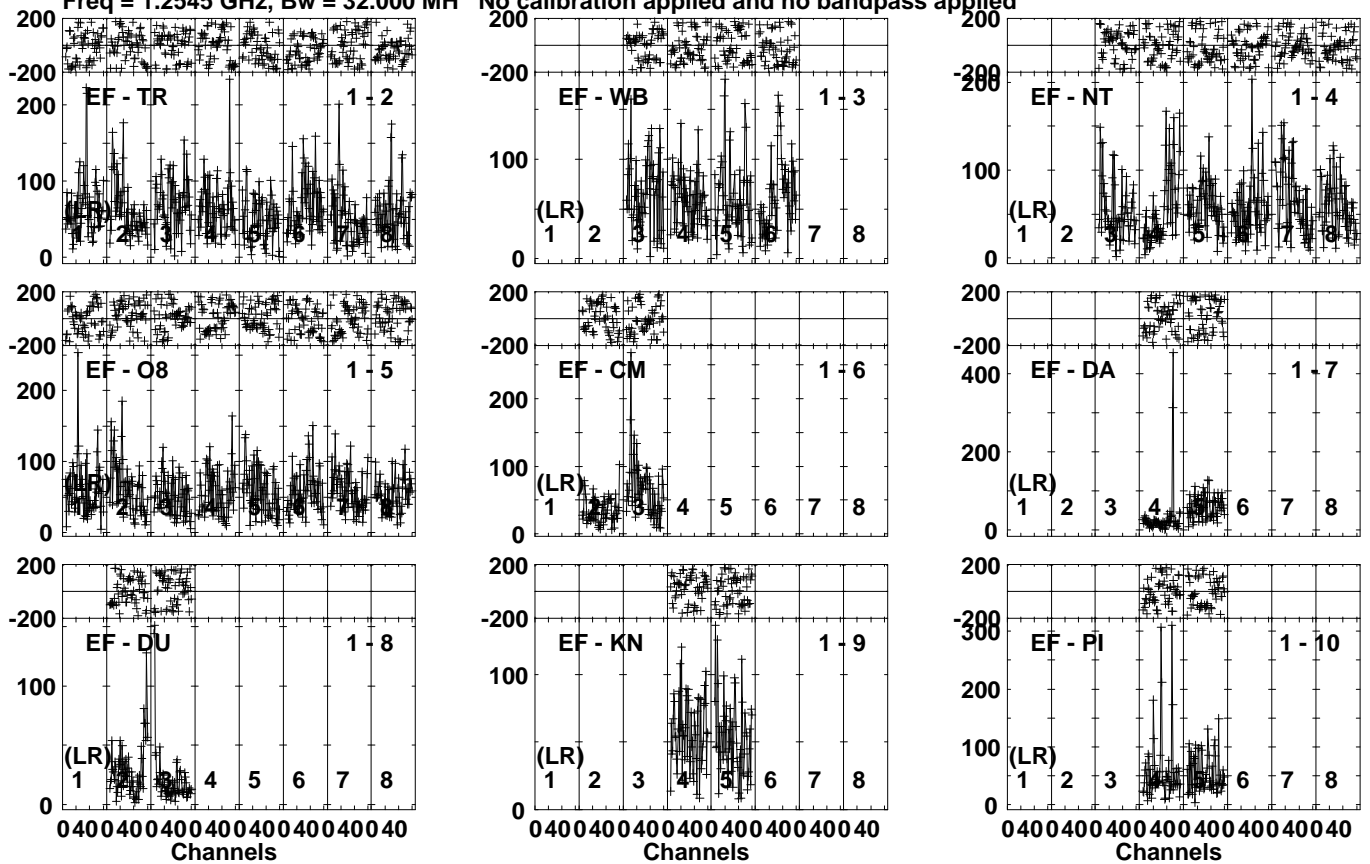


Lower frame: Micro Ampl Jy Top frame: Phas deg
Vector averaged cross-power spectrum Several baselines displayed
Timerange: 01/01:28:10 to 01/01:30:10

Plot file version 49 created 24-OCT-2022 11:13:32

R1 D EK051E.UVDATA.1

Freq = 1.2545 GHz, Bw = 32.000 MH No calibration applied and no bandpass applied

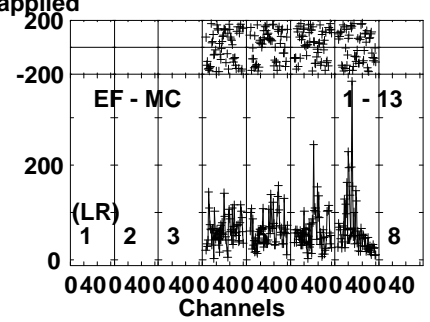
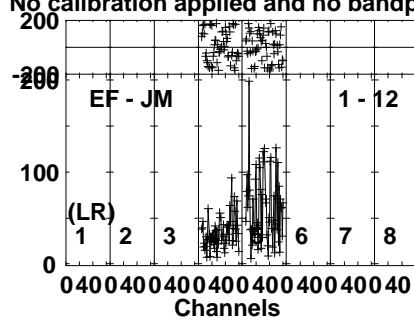
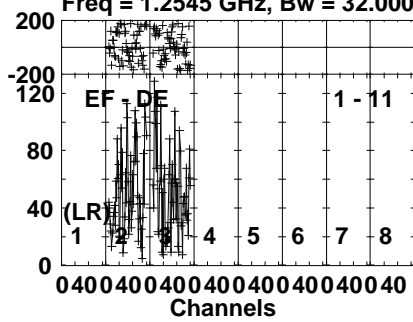


Lower frame: Micro Ampl Jy Top frame: Phas deg
Vector averaged cross-power spectrum Several baselines displayed
Timerange: 01/01:30:13 to 01/01:35:51

Plot file version 50 created 24-OCT-2022 11:13:33

R1 D EK051E.UVDATA.1

Freq = 1.2545 GHz, Bw = 32.000 MH No calibration applied and no bandpass applied

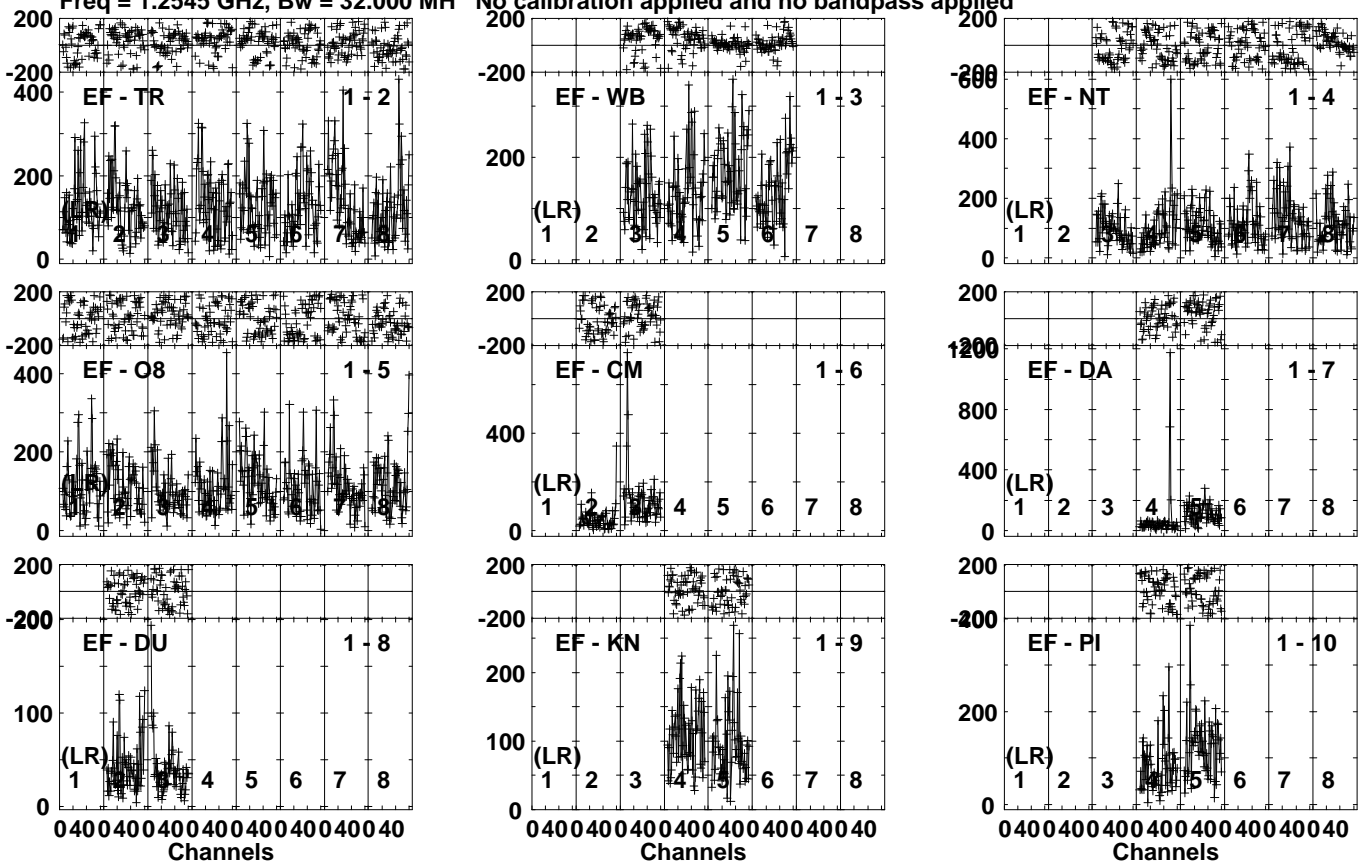


Lower frame: Micro Ampl Jy Top frame: Phas deg
Vector averaged cross-power spectrum Several baselines displayed
Timerange: 01/01:30:13 to 01/01:35:51

Plot file version 51 created 24-OCT-2022 11:13:33

J0529+3209 EK051E.UVDATA.1

Freq = 1.2545 GHz, Bw = 32.000 MH No calibration applied and no bandpass applied

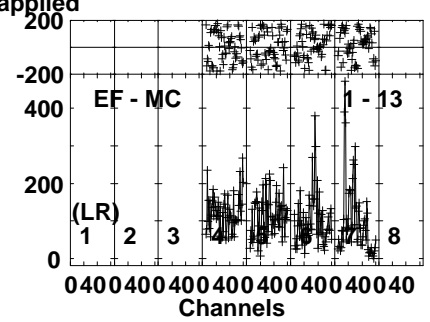
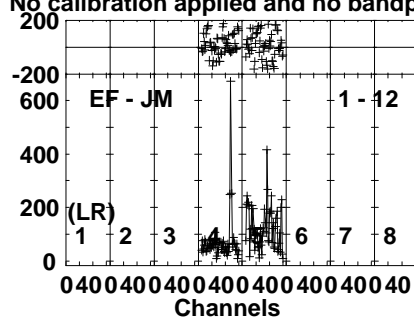
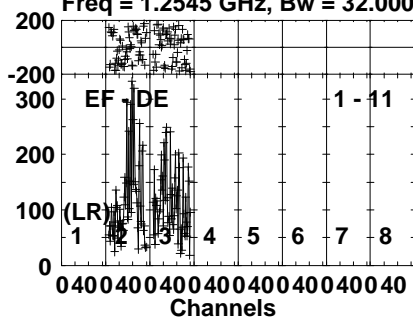


Lower frame: Micro Ampl Jy Top frame: Phas deg
Vector averaged cross-power spectrum Several baselines displayed
Timerange: 01/01:36:38 to 01/01:38:06

Plot file version 52 created 24-OCT-2022 11:13:33

J0529+3209 EK051E.UVDATA.1

Freq = 1.2545 GHz, Bw = 32.000 MH No calibration applied and no bandpass applied

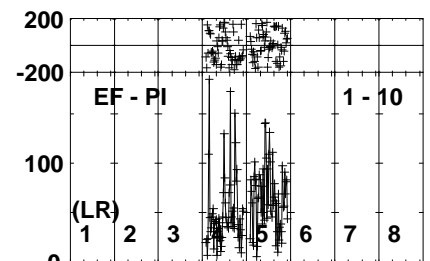
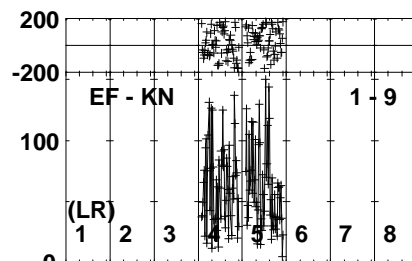
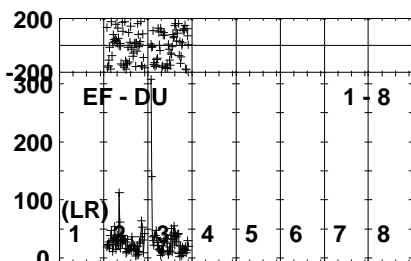
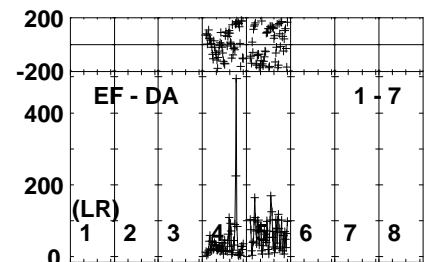
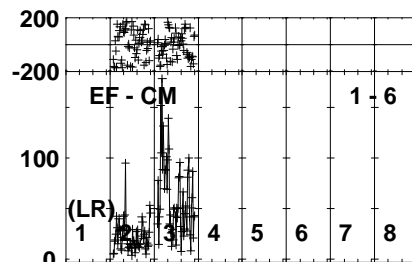
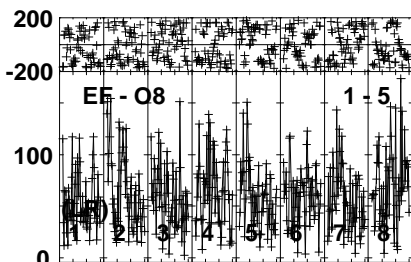
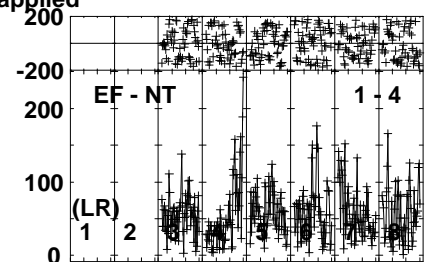
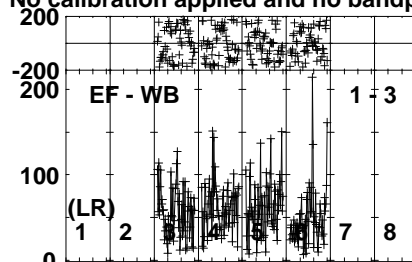
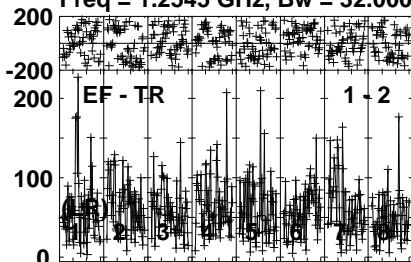


Lower frame: Micro Ampl Jy Top frame: Phas deg
Vector averaged cross-power spectrum Several baselines displayed
Timerange: 01/01:36:38 to 01/01:38:06

Plot file version 53 created 24-OCT-2022 11:13:33

R1 D EK051E.UVDATA.1

Freq = 1.2545 GHz, Bw = 32.000 MH No calibration applied and no bandpass applied

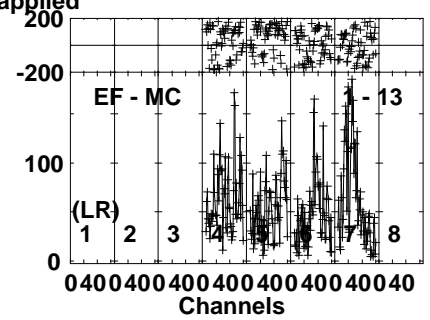
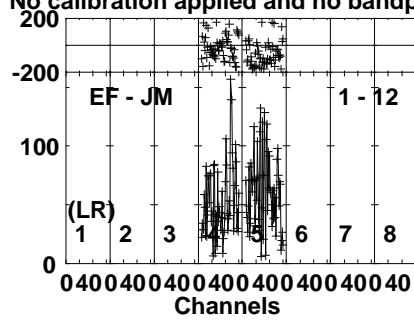
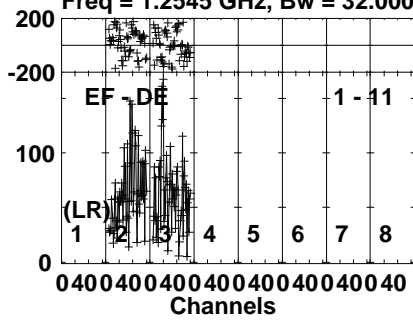


Lower frame: Micro Ampl Jy Top frame: Phas deg
Vector averaged cross-power spectrum Several baselines displayed
Timerange: 01/01:38:08 to 01/01:43:46

Plot file version 54 created 24-OCT-2022 11:13:34

R1 D EK051E.UVDATA.1

Freq = 1.2545 GHz, Bw = 32.000 MH No calibration applied and no bandpass applied

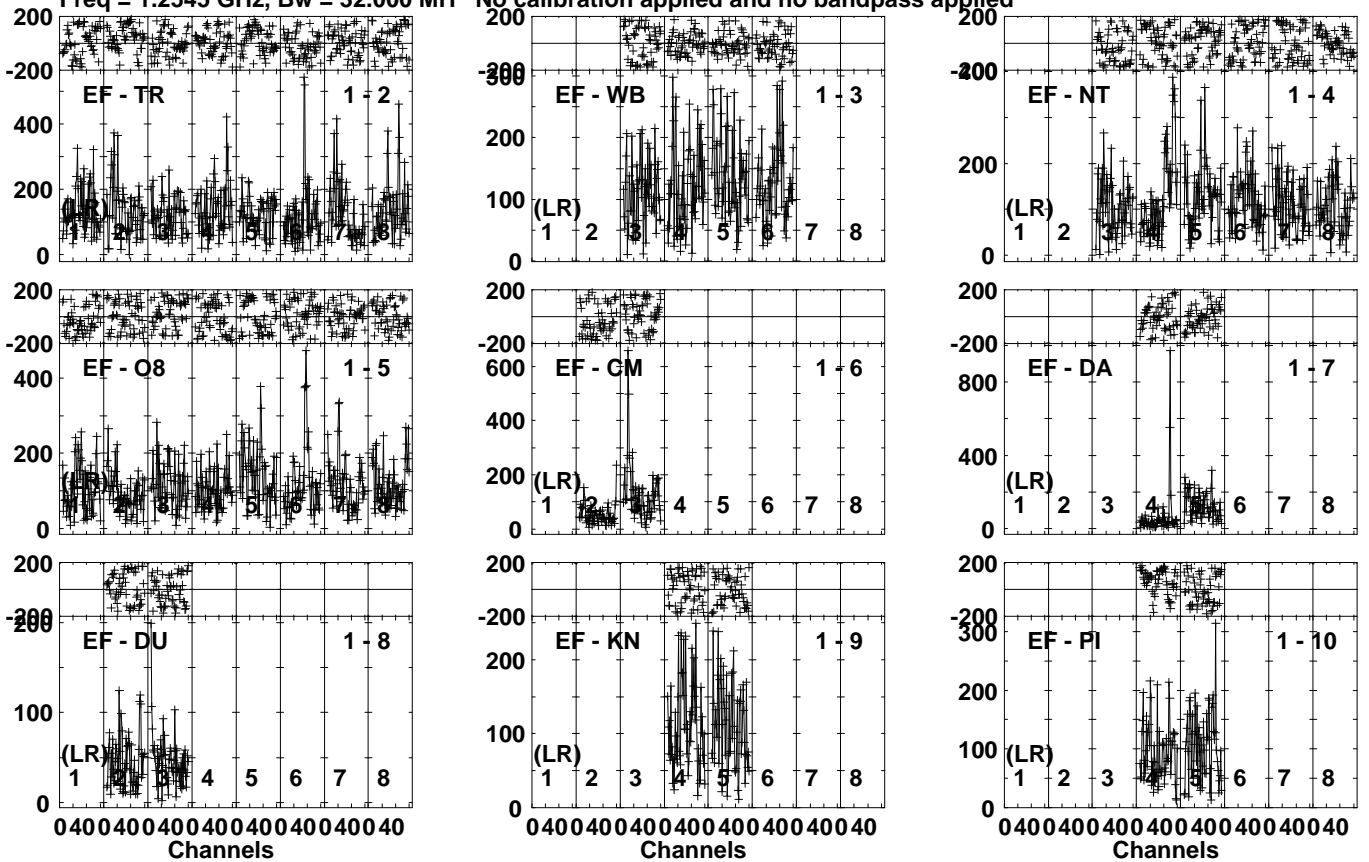


Lower frame: Micro Ampl Jy Top frame: Phas deg
Vector averaged cross-power spectrum Several baselines displayed
Timerange: 01/01:38:08 to 01/01:43:46

Plot file version 55 created 24-OCT-2022 11:13:34

J0529+3209 EK051E.UVDATA.1

Freq = 1.2545 GHz, Bw = 32.000 MH No calibration applied and no bandpass applied



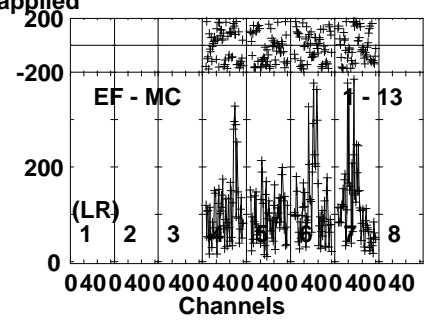
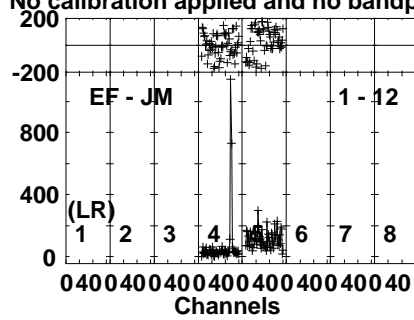
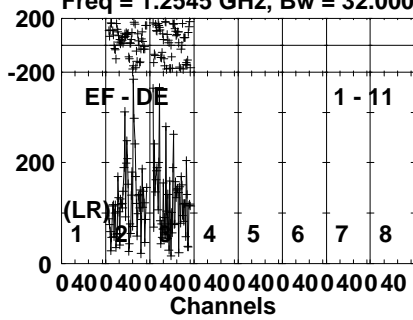
Lower frame: Micro Ampl Jy Top frame: Phas deg
Vector averaged cross-power spectrum Several baselines displayed
Timerange: 01/01:43:48 to 01/01:45:48

Plot file version 56 created 24-OCT-2022 11:13:34

J0529+3209 EK051E.UVDATA.1

Freq = 1.2545 GHz, Bw = 32.000 MH

No calibration applied and no bandpass applied

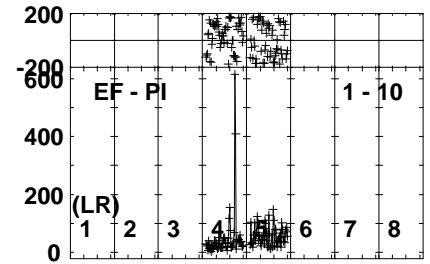
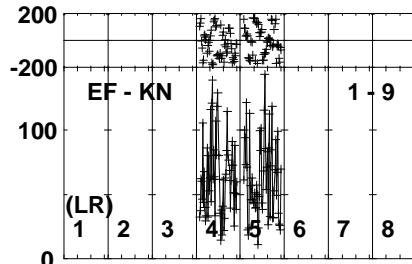
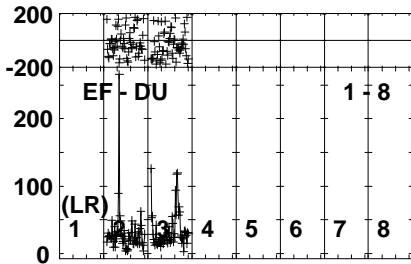
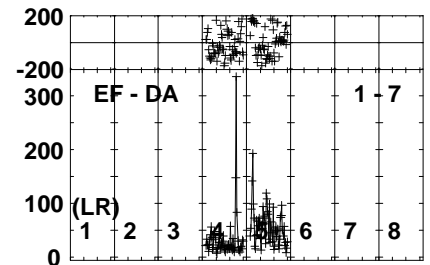
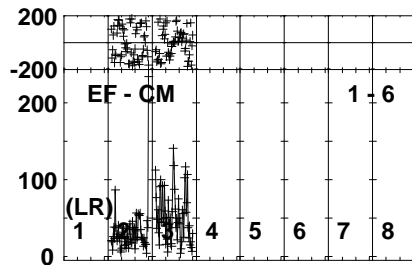
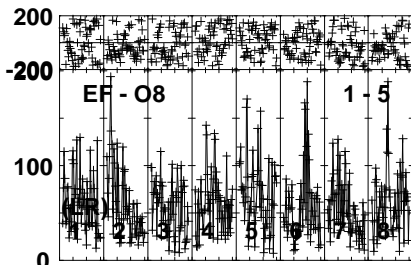
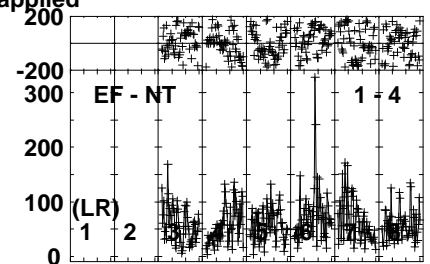
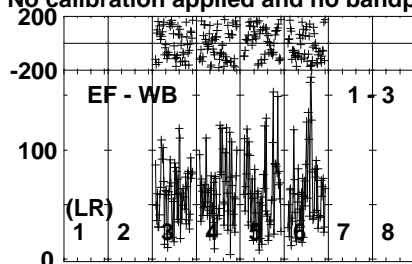
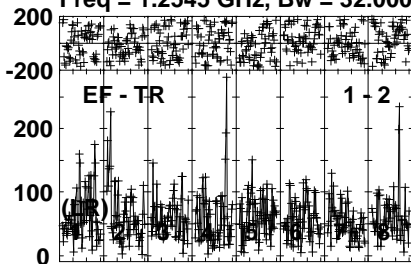


Lower frame: Micro Ampl Jy Top frame: Phas deg
Vector averaged cross-power spectrum Several baselines displayed
Timerange: 01/01:43:48 to 01/01:45:48

Plot file version 57 created 24-OCT-2022 11:13:34

R1 D EK051E.UVDATA.1

Freq = 1.2545 GHz, Bw = 32.000 MH No calibration applied and no bandpass applied

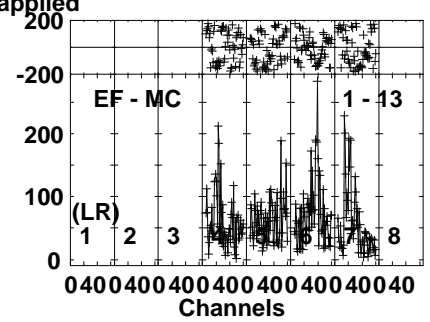
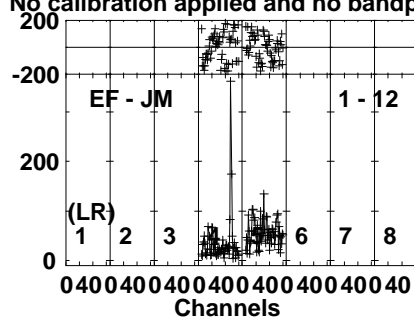
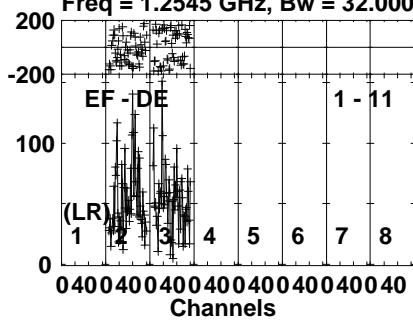


Lower frame: Micro Ampl Jy Top frame: Phas deg
Vector averaged cross-power spectrum Several baselines displayed
Timerange: 01/01:45:51 to 01/01:51:29

Plot file version 58 created 24-OCT-2022 11:13:35

R1 D EK051E.UVDATA.1

Freq = 1.2545 GHz, Bw = 32.000 MH No calibration applied and no bandpass applied

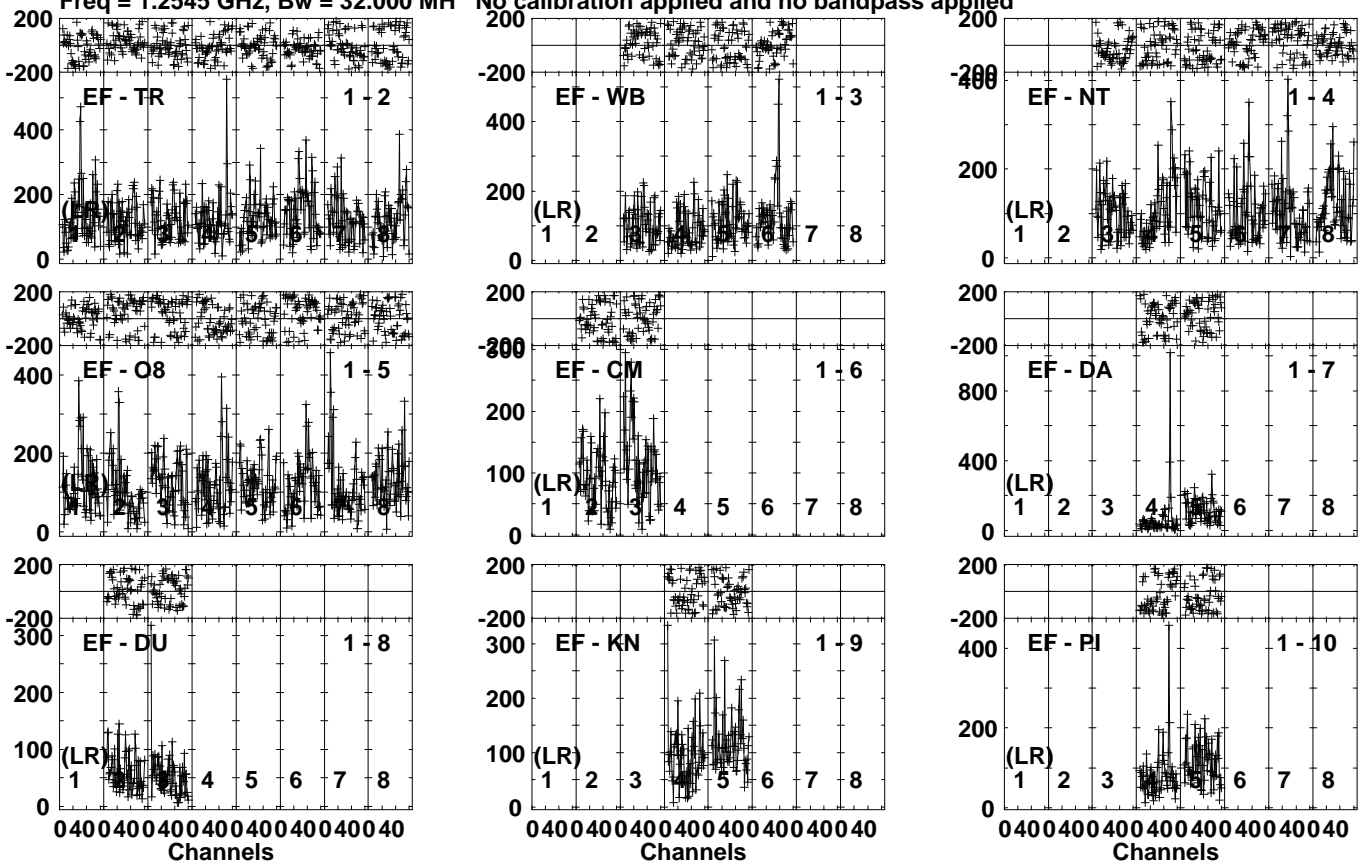


Lower frame: Micro Ampl Jy Top frame: Phas deg
Vector averaged cross-power spectrum Several baselines displayed
Timerange: 01/01:45:51 to 01/01:51:29

Plot file version 59 created 24-OCT-2022 11:13:35

J0529+3209 EK051E.UVDATA.1

Freq = 1.2545 GHz, Bw = 32.000 MH No calibration applied and no bandpass applied

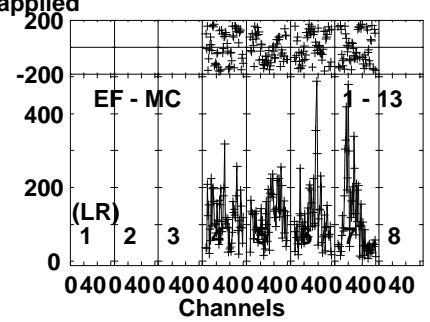
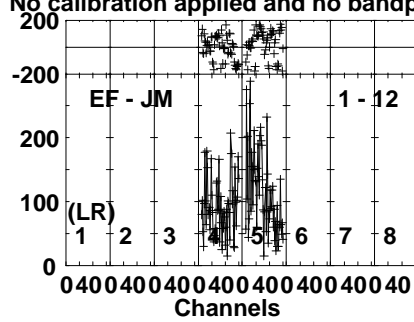
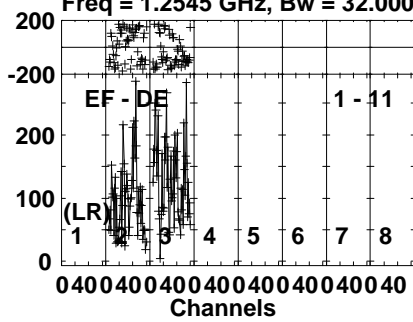


Lower frame: Micro Ampl Jy Top frame: Phas deg
Vector averaged cross-power spectrum Several baselines displayed
Timerange: 01/01:52:16 to 01/01:53:44

Plot file version 60 created 24-OCT-2022 11:13:35

J0529+3209 EK051E.UVDATA.1

Freq = 1.2545 GHz, Bw = 32.000 MH No calibration applied and no bandpass applied

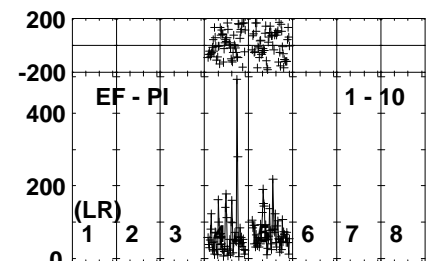
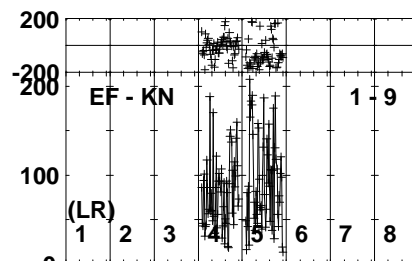
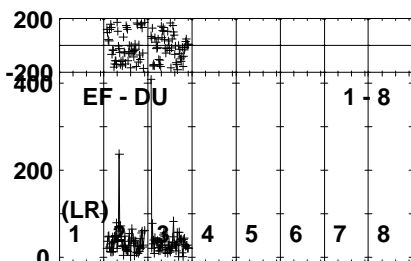
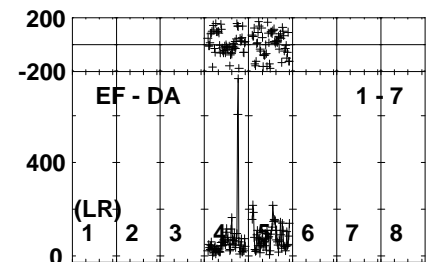
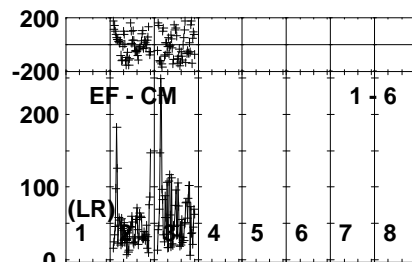
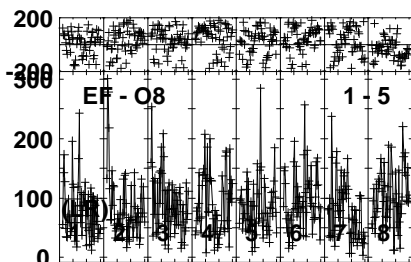
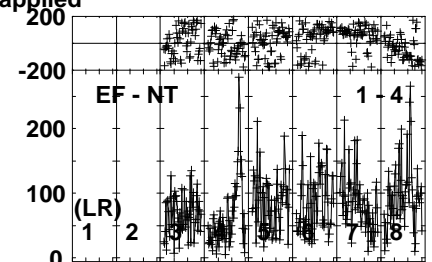
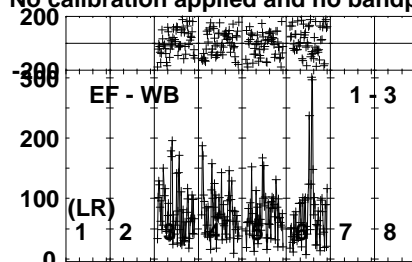
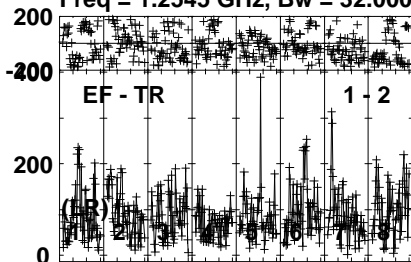


Lower frame: Micro Ampl Jy Top frame: Phas deg
Vector averaged cross-power spectrum Several baselines displayed
Timerange: 01/01:52:16 to 01/01:53:44

Plot file version 61 created 24-OCT-2022 11:13:35

J0541+3301 EK051E.UVDATA.1

Freq = 1.2545 GHz, Bw = 32.000 MH No calibration applied and no bandpass applied

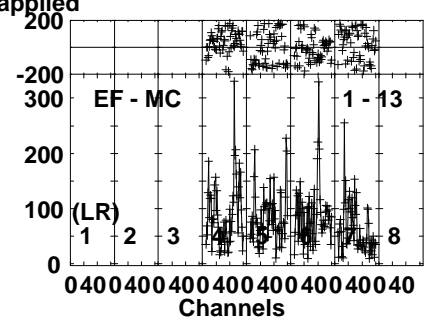
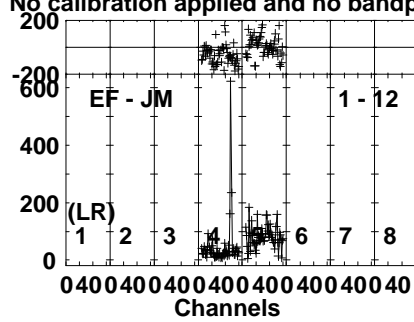
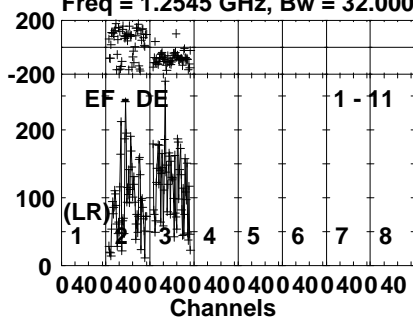


Lower frame: Micro Ampl Jy Top frame: Phas deg
Vector averaged cross-power spectrum Several baselines displayed
Timerange: 01/01:53:46 to 01/01:57:36

Plot file version 62 created 24-OCT-2022 11:13:36

J0541+3301 EK051E.UVDATA.1

Freq = 1.2545 GHz, Bw = 32.000 MH No calibration applied and no bandpass applied

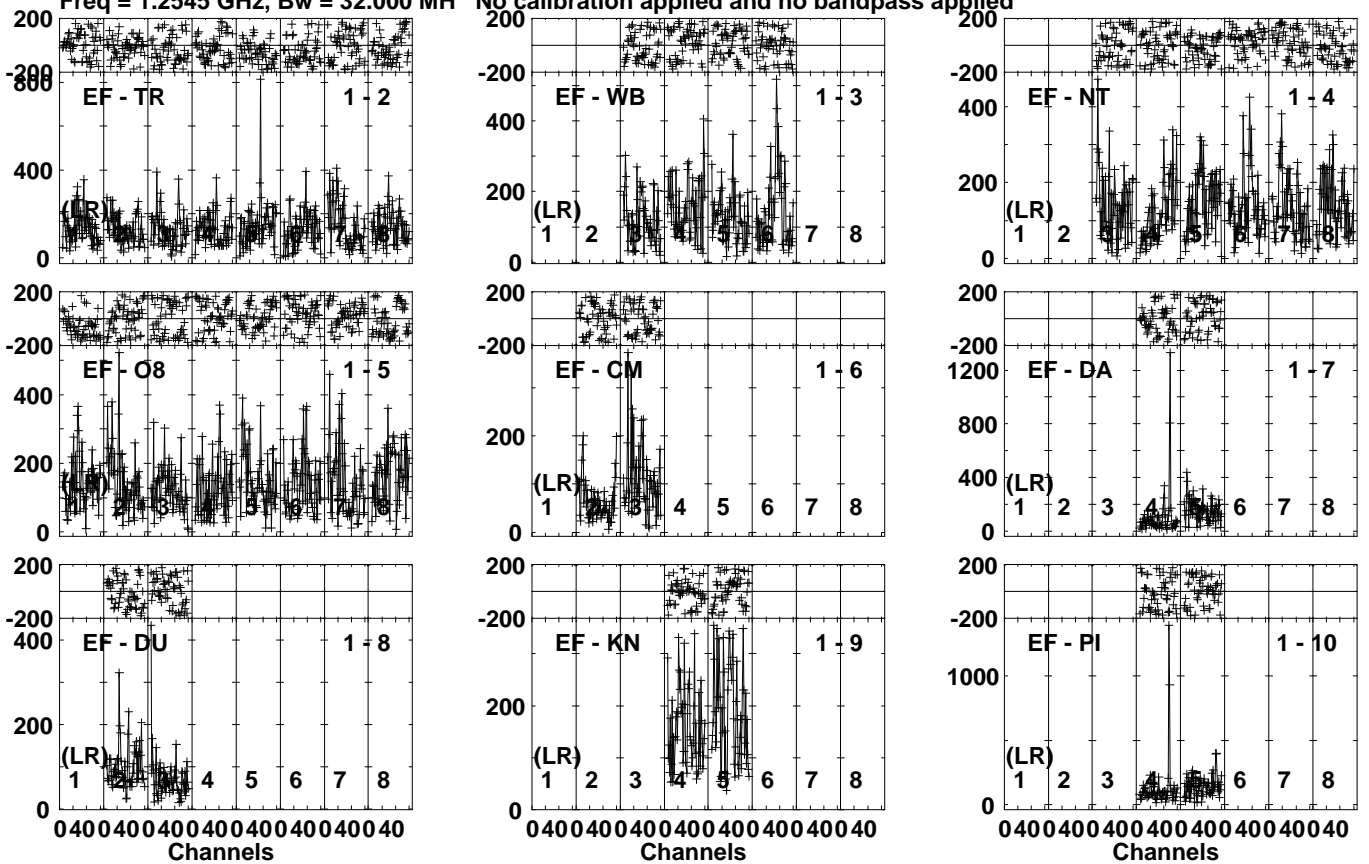


Lower frame: Micro Ampl Jy Top frame: Phas deg
Vector averaged cross-power spectrum Several baselines displayed
Timerange: 01/01:53:46 to 01/01:57:36

Plot file version 63 created 24-OCT-2022 11:13:36

J0529+3209 EK051E.UVDATA.1

Freq = 1.2545 GHz, Bw = 32.000 MH No calibration applied and no bandpass applied

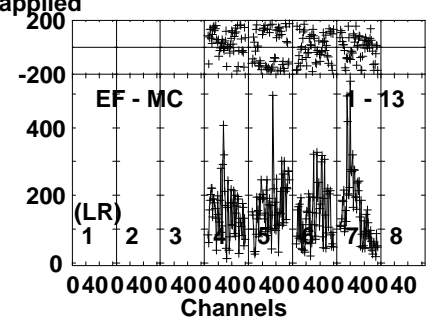
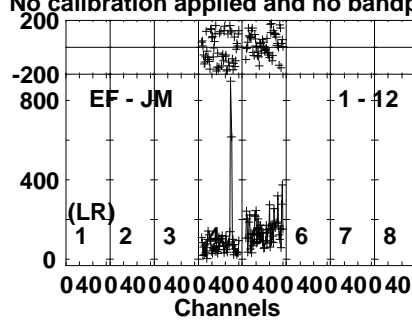
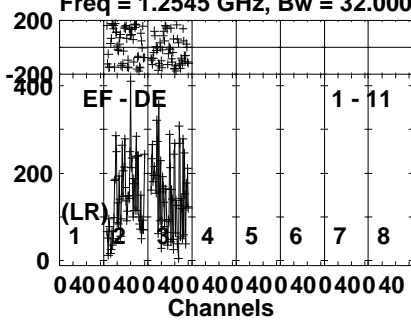


Lower frame: Micro Ampl Jy Top frame: Phas deg
Vector averaged cross-power spectrum Several baselines displayed
Timerange: 01/01:57:39 to 01/01:59:29

Plot file version 64 created 24-OCT-2022 11:13:36

J0529+3209 EK051E.UVDATA.1

Freq = 1.2545 GHz, Bw = 32.000 MH No calibration applied and no bandpass applied

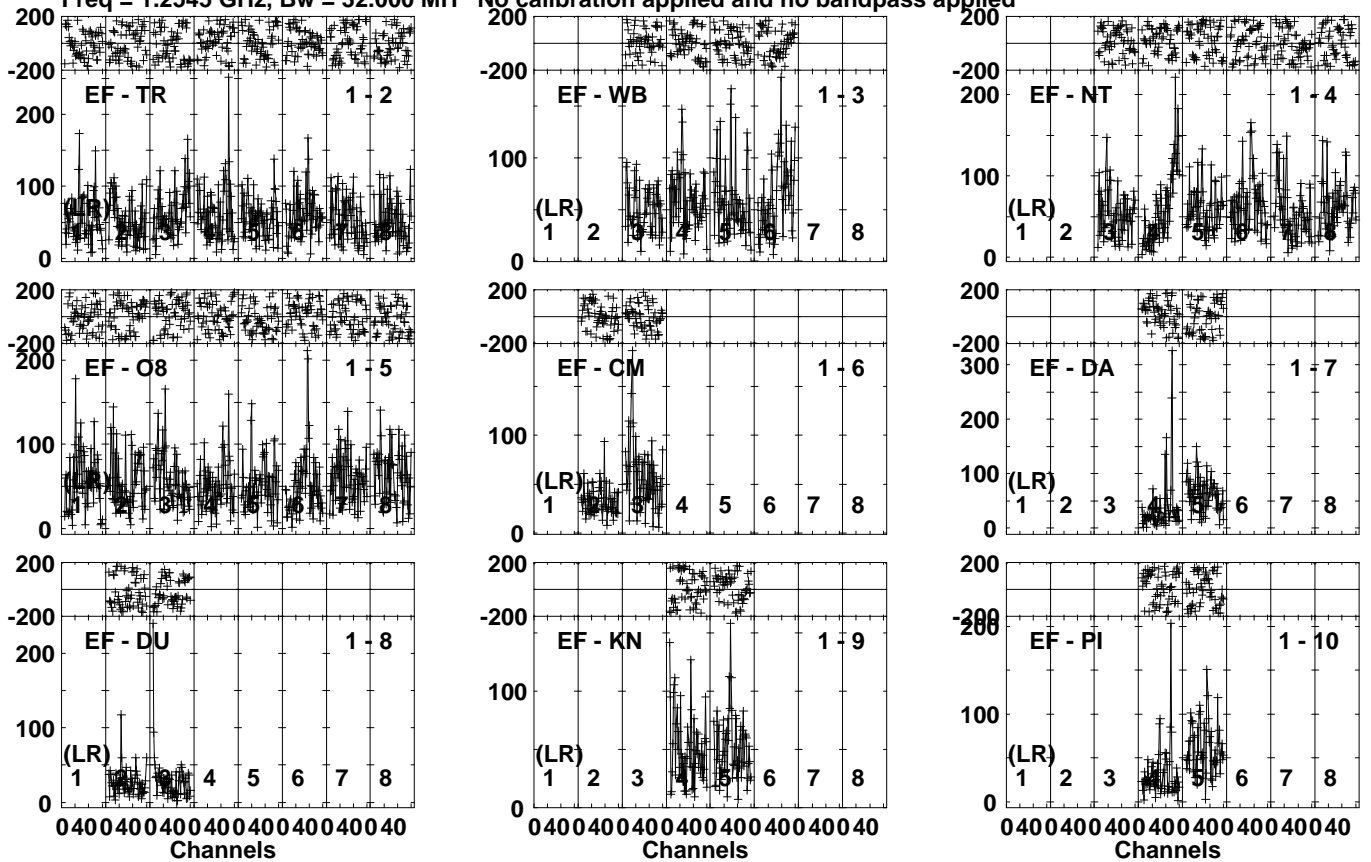


Lower frame: Micro Ampl Jy Top frame: Phas deg
Vector averaged cross-power spectrum Several baselines displayed
Timerange: 01/01:57:39 to 01/01:59:29

Plot file version 65 created 24-OCT-2022 11:13:36

R1 D EK051E.UVDATA.1

Freq = 1.2545 GHz, Bw = 32.000 MH No calibration applied and no bandpass applied

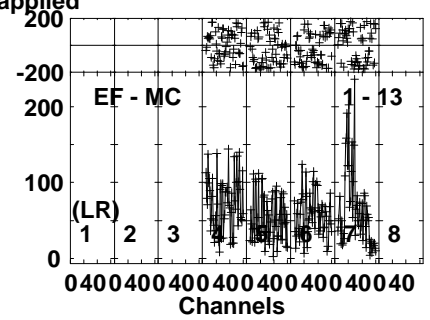
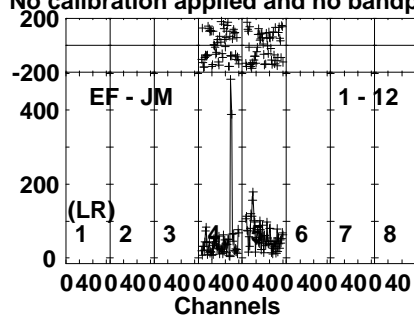
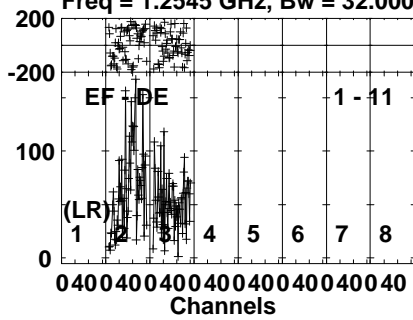


Lower frame: Micro Ampl Jy Top frame: Phas deg
Vector averaged cross-power spectrum Several baselines displayed
Timerange: 01/01:59:31 to 01/02:05:09

Plot file version 66 created 24-OCT-2022 11:13:37

R1 D EK051E.UVDATA.1

Freq = 1.2545 GHz, Bw = 32.000 MH No calibration applied and no bandpass applied

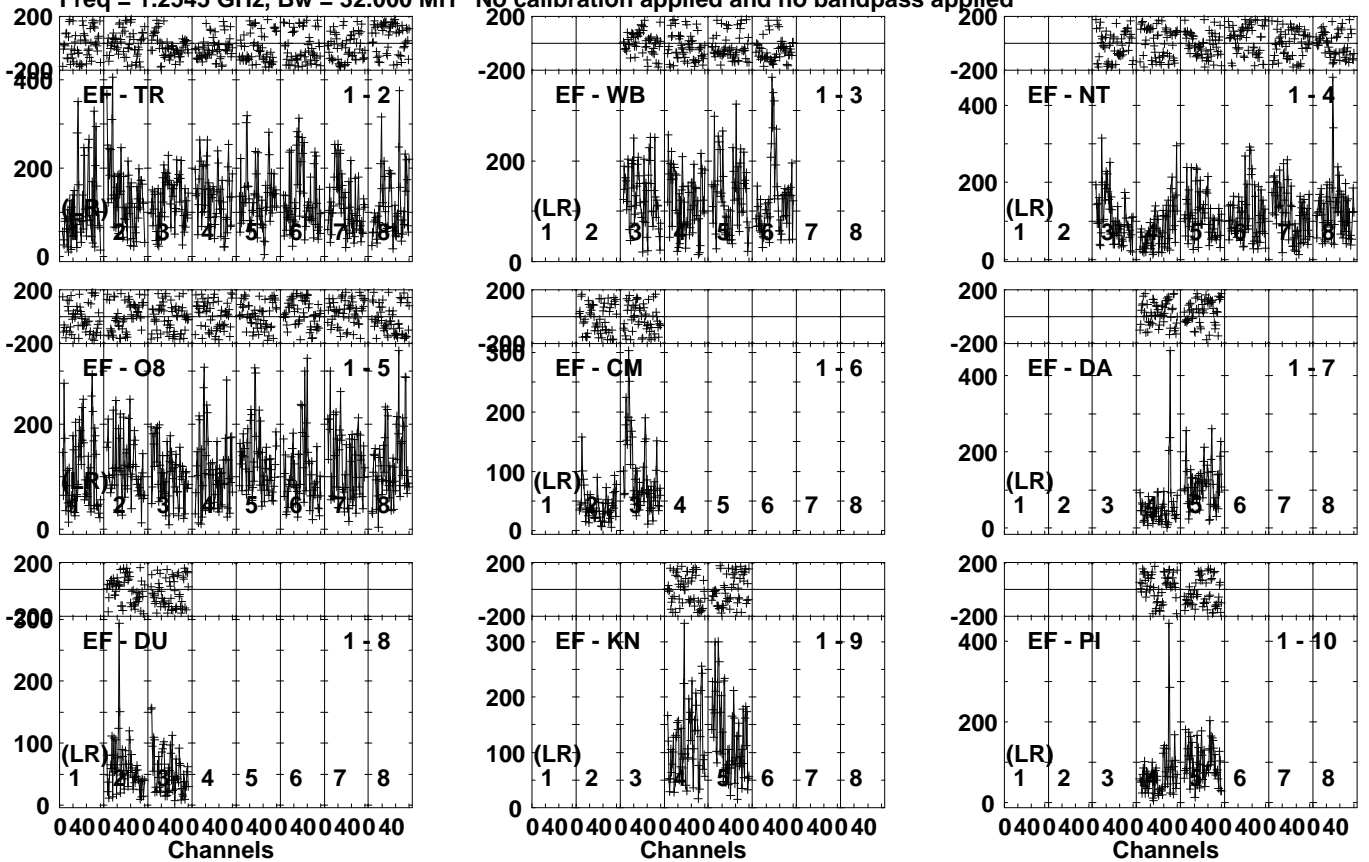


Lower frame: Micro Ampl Jy Top frame: Phas deg
Vector averaged cross-power spectrum Several baselines displayed
Timerange: 01/01:59:31 to 01/02:05:09

Plot file version 67 created 24-OCT-2022 11:13:37

J0529+3209 EK051E.UVDATA.1

Freq = 1.2545 GHz, Bw = 32.000 MH No calibration applied and no bandpass applied

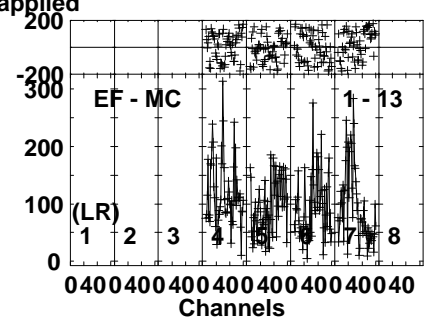
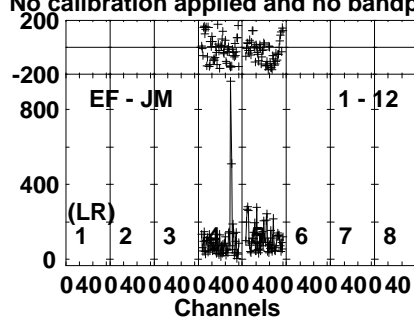
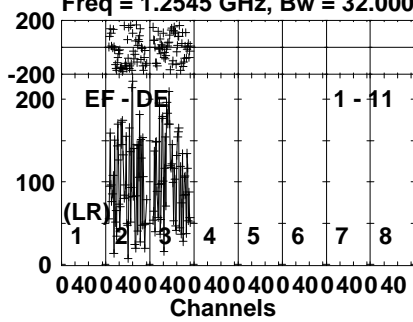


Lower frame: Micro Ampl Jy Top frame: Phas deg
Vector averaged cross-power spectrum Several baselines displayed
Timerange: 01/02:05:57 to 01/02:07:25

Plot file version 68 created 24-OCT-2022 11:13:37

J0529+3209 EK051E.UVDATA.1

Freq = 1.2545 GHz, Bw = 32.000 MH No calibration applied and no bandpass applied

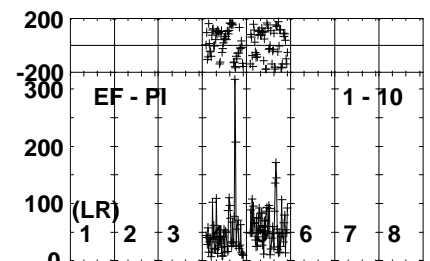
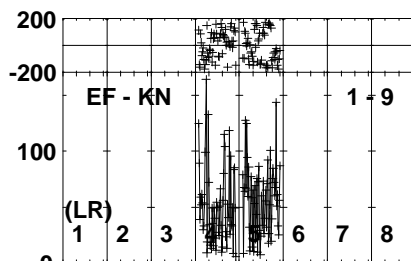
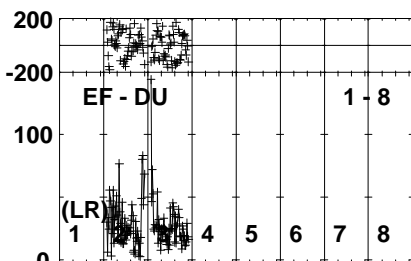
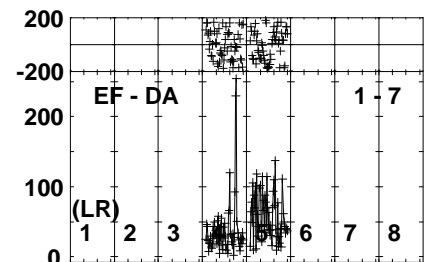
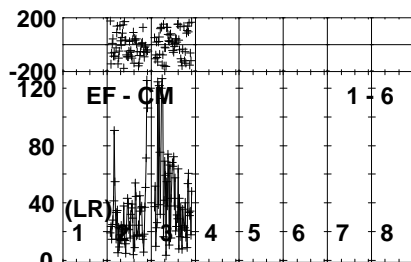
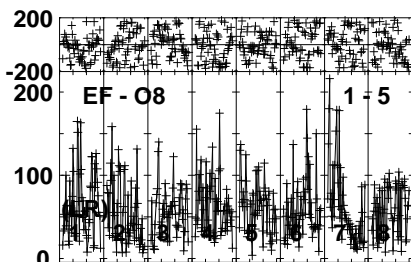
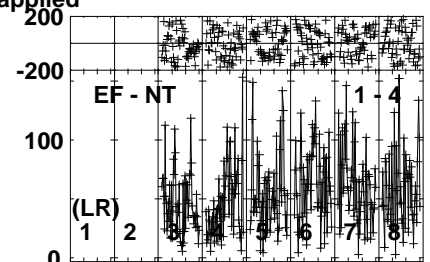
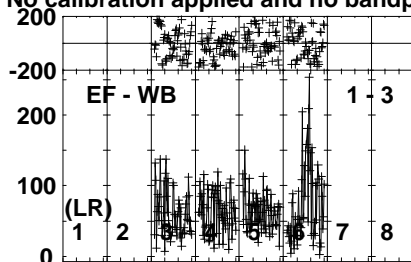
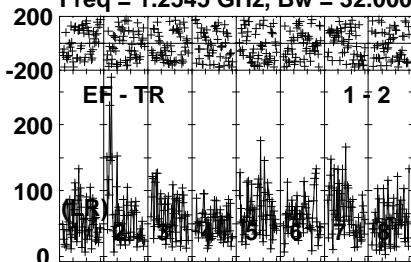


Lower frame: Micro Ampl Jy Top frame: Phas deg
Vector averaged cross-power spectrum Several baselines displayed
Timerange: 01/02:05:57 to 01/02:07:25

Plot file version 69 created 24-OCT-2022 11:13:38

R1 D EK051E.UVDATA.1

Freq = 1.2545 GHz, Bw = 32.000 MH No calibration applied and no bandpass applied

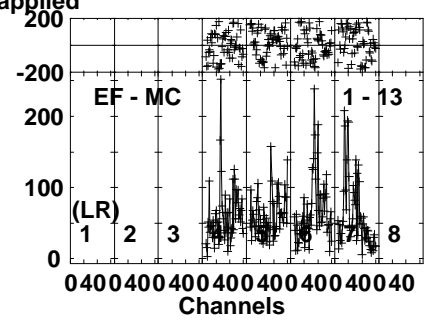
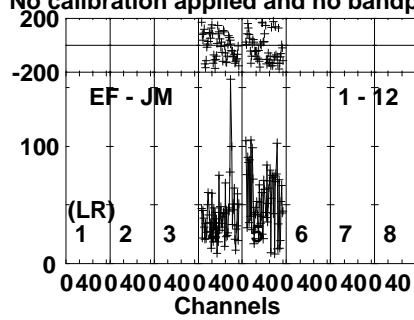
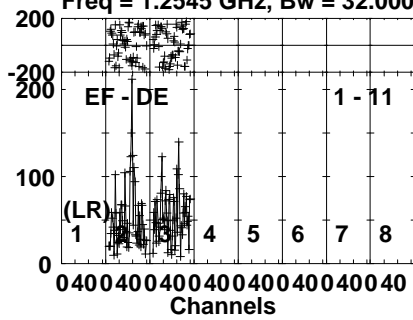


Lower frame: Micro Ampl Jy Top frame: Phas deg
Vector averaged cross-power spectrum Several baselines displayed
Timerange: 01/02:07:27 to 01/02:13:05

Plot file version 70 created 24-OCT-2022 11:13:38

R1 D EK051E.UVDATA.1

Freq = 1.2545 GHz, Bw = 32.000 MH No calibration applied and no bandpass applied



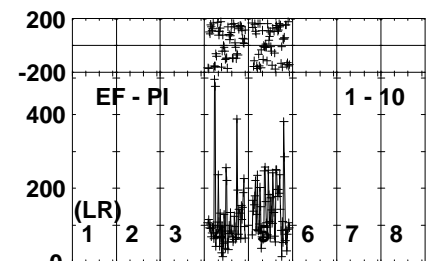
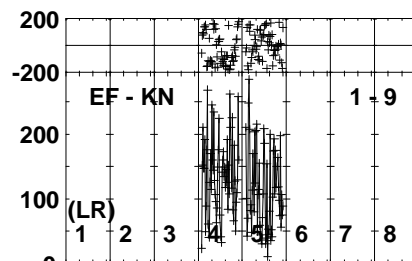
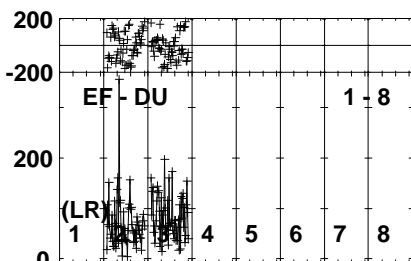
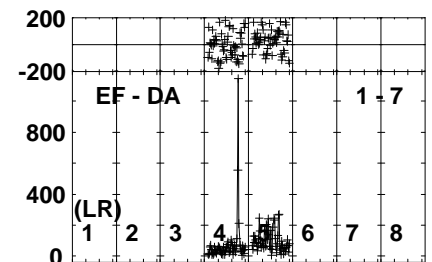
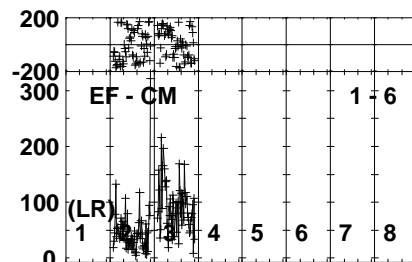
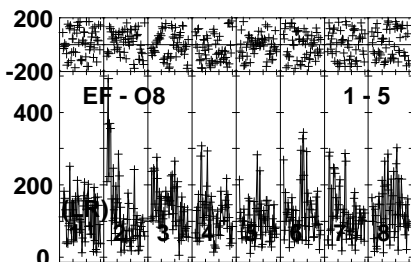
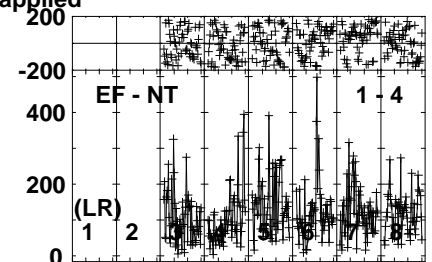
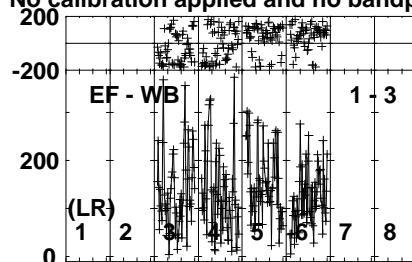
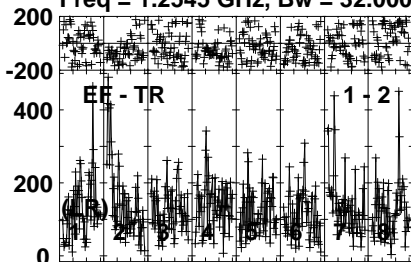
Lower frame: Micro Ampl Jy Top frame: Phas deg
Vector averaged cross-power spectrum Several baselines displayed
Timerange: 01/02:07:27 to 01/02:13:05

Plot file version 71 created 24-OCT-2022 11:13:38

J0529+3209 EK051E.UVDATA.1

Freq = 1.2545 GHz, Bw = 32.000 MH

No calibration applied and no bandpass applied

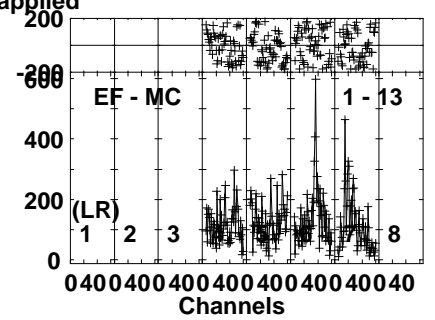
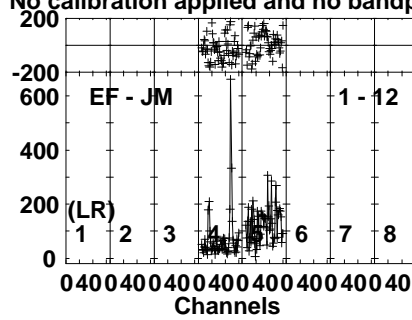
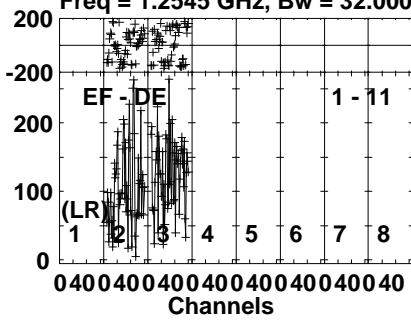


Lower frame: Micro Ampl Jy Top frame: Phas deg
Vector averaged cross-power spectrum Several baselines displayed
Timerange: 01/02:13:07 to 01/02:15:07

Plot file version 72 created 24-OCT-2022 11:13:39

J0529+3209 EK051E.UVDATA.1

Freq = 1.2545 GHz, Bw = 32.000 MH No calibration applied and no bandpass applied

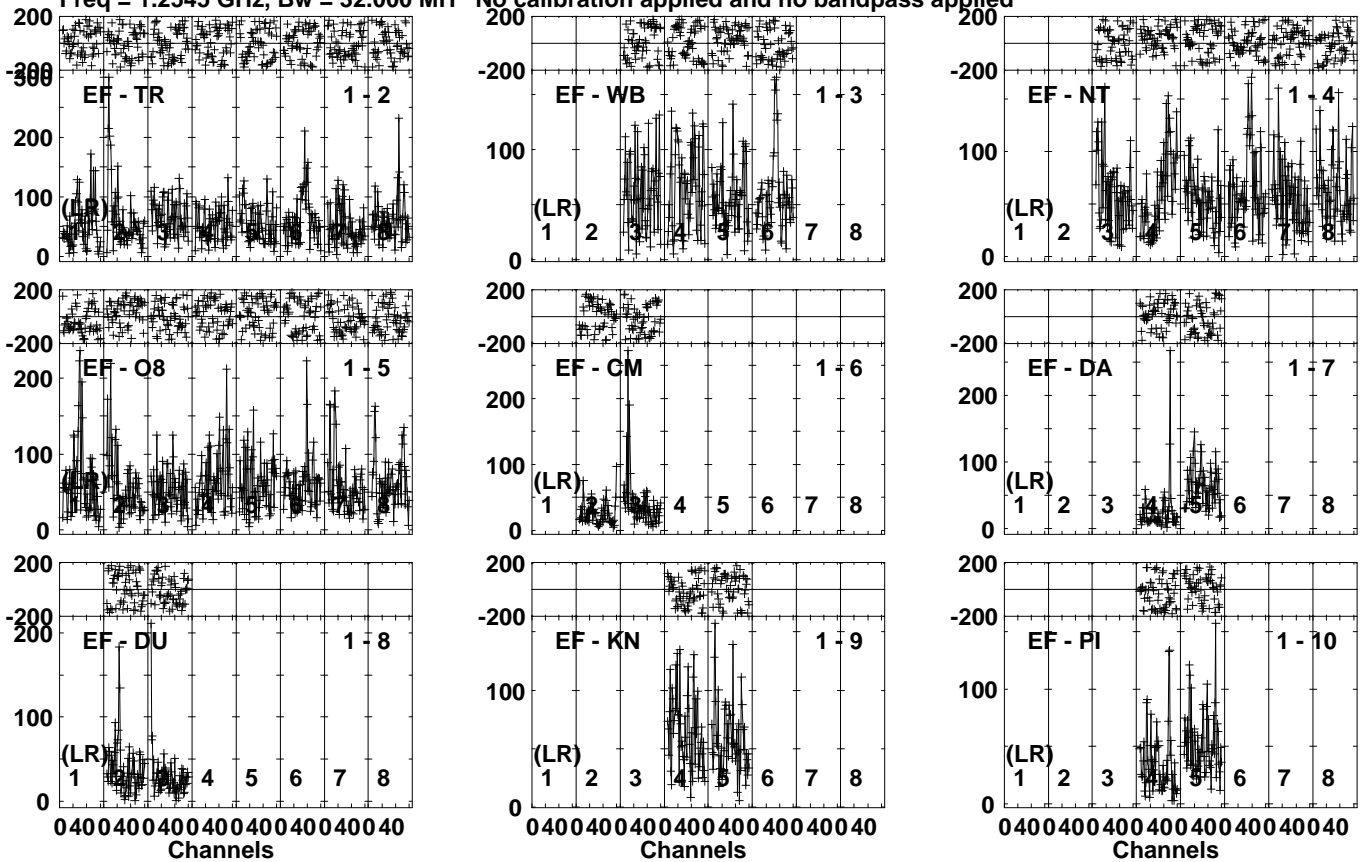


Lower frame: Micro Ampl Jy Top frame: Phas deg
Vector averaged cross-power spectrum Several baselines displayed
Timerange: 01/02:13:07 to 01/02:15:07

Plot file version 73 created 24-OCT-2022 11:13:39

R1 D EK051E.UVDATA.1

Freq = 1.2545 GHz, Bw = 32.000 MH No calibration applied and no bandpass applied

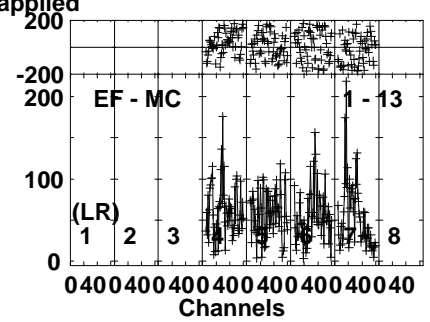
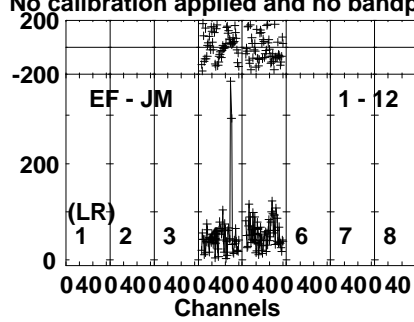
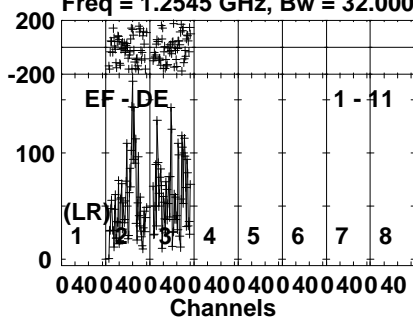


Lower frame: Micro Ampl Jy Top frame: Phas deg
Vector averaged cross-power spectrum Several baselines displayed
Timerange: 01/02:15:10 to 01/02:20:48

Plot file version 74 created 24-OCT-2022 11:13:39

R1 D EK051E.UVDATA.1

Freq = 1.2545 GHz, Bw = 32.000 MH No calibration applied and no bandpass applied

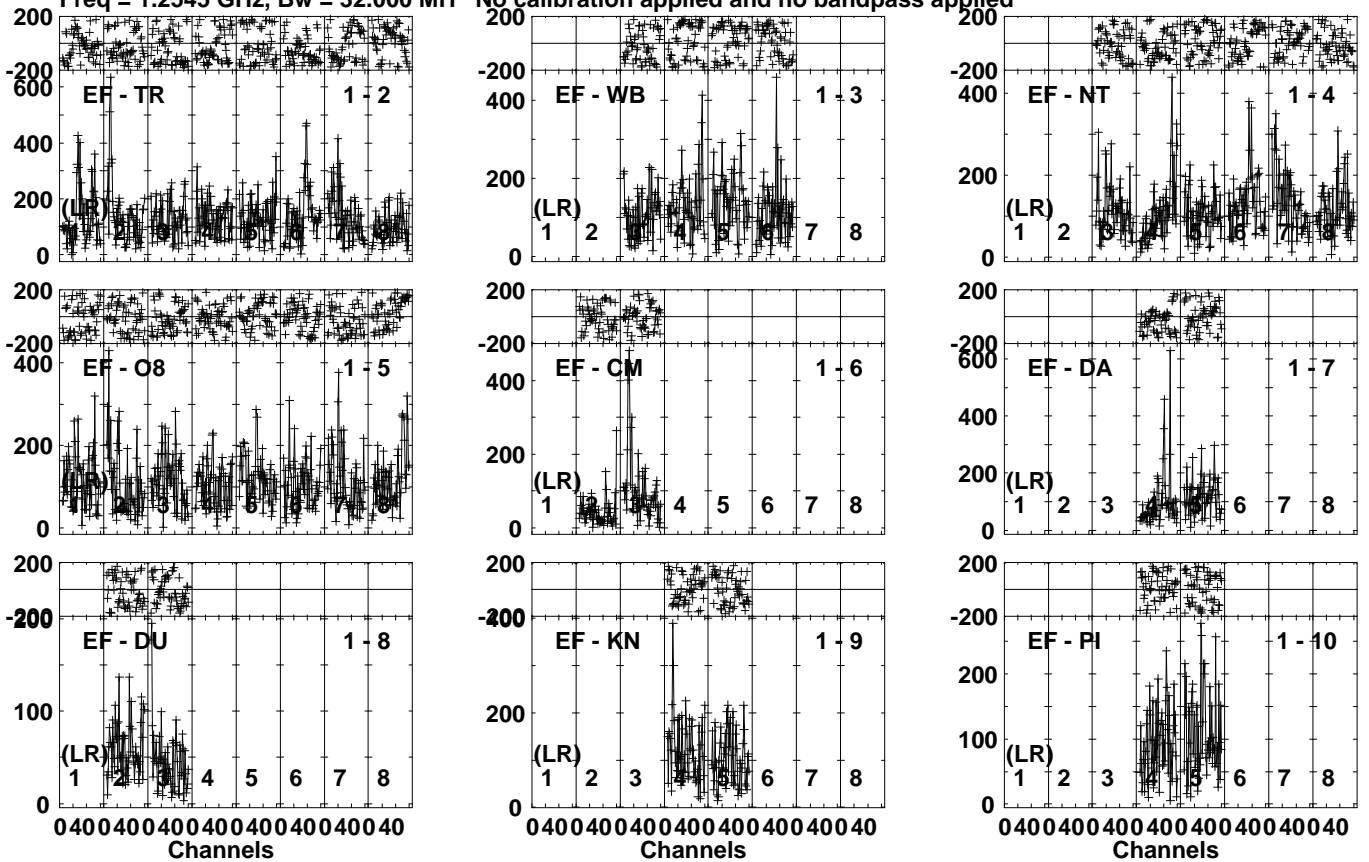


Lower frame: Micro Ampl Jy Top frame: Phas deg
Vector averaged cross-power spectrum Several baselines displayed
Timerange: 01/02:15:10 to 01/02:20:48

Plot file version 75 created 24-OCT-2022 11:13:39

J0529+3209 EK051E.UVDATA.1

Freq = 1.2545 GHz, Bw = 32.000 MH No calibration applied and no bandpass applied

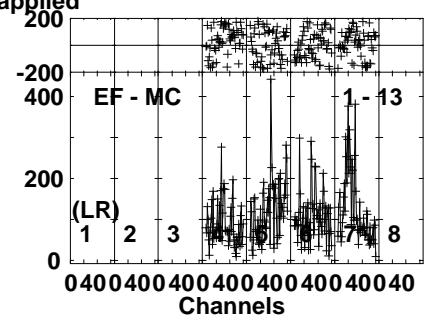
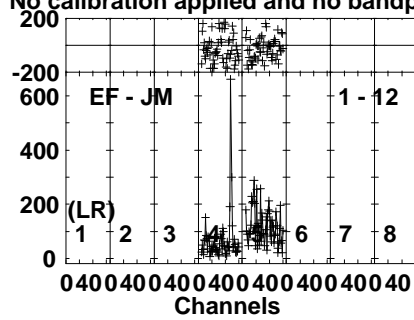
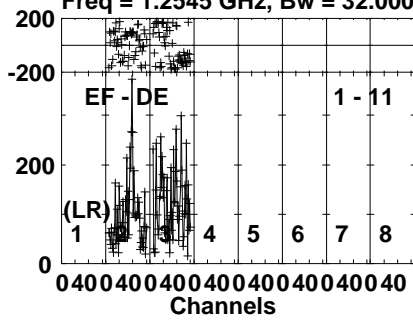


Lower frame: Micro Ampl Jy Top frame: Phas deg
Vector averaged cross-power spectrum Several baselines displayed
Timerange: 01/02:21:36 to 01/02:23:04

Plot file version 76 created 24-OCT-2022 11:13:40

J0529+3209 EK051E.UVDATA.1

Freq = 1.2545 GHz, Bw = 32.000 MH No calibration applied and no bandpass applied

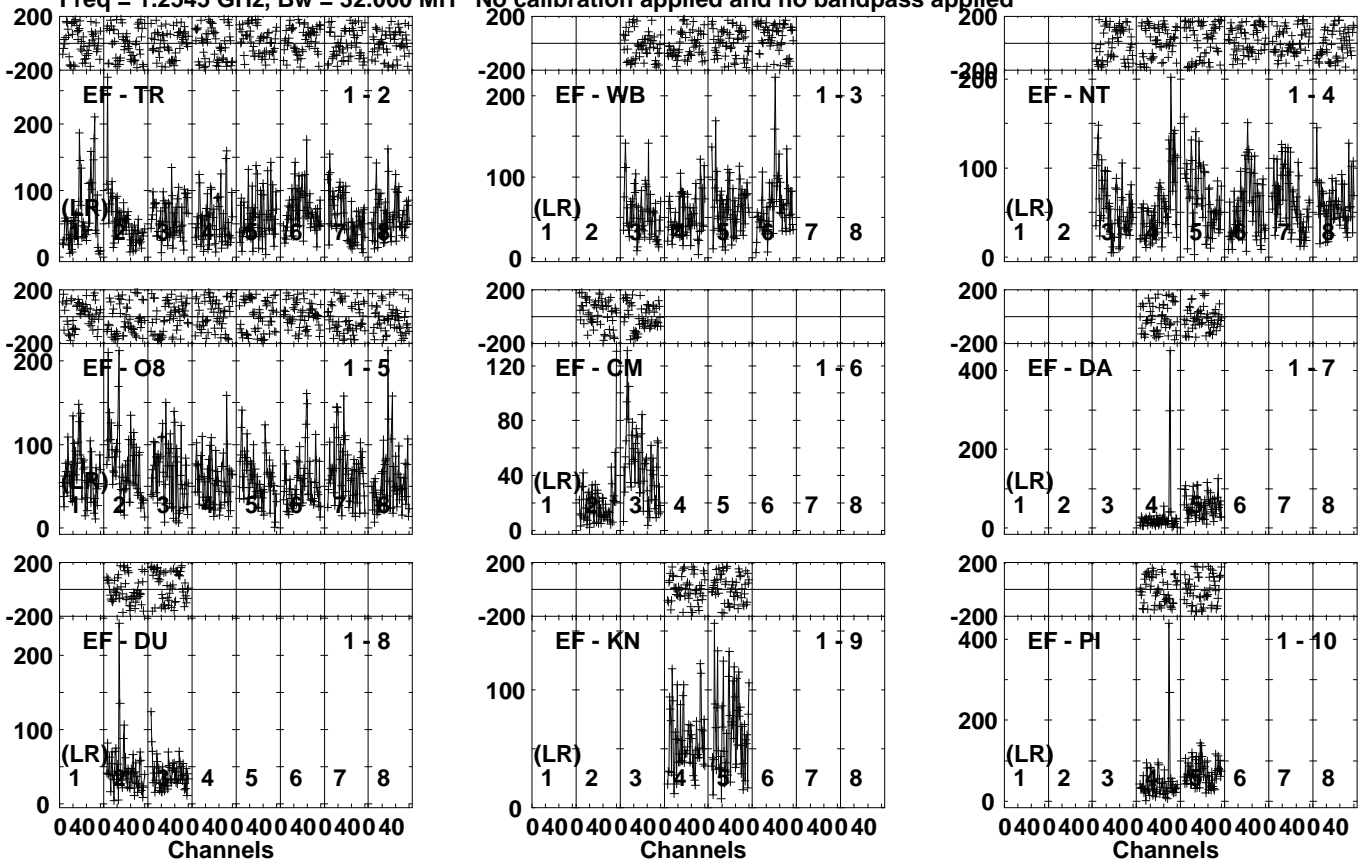


Lower frame: Micro Ampl Jy Top frame: Phas deg
Vector averaged cross-power spectrum Several baselines displayed
Timerange: 01/02:21:36 to 01/02:23:04

Plot file version 77 created 24-OCT-2022 11:13:40

R1 D EK051E.UVDATA.1

Freq = 1.2545 GHz, Bw = 32.000 MH No calibration applied and no bandpass applied

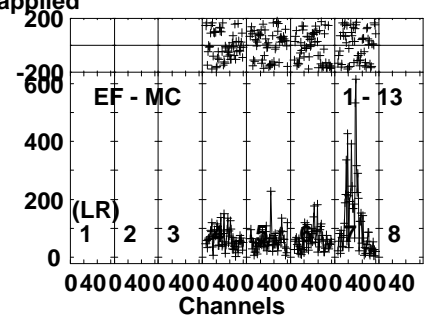
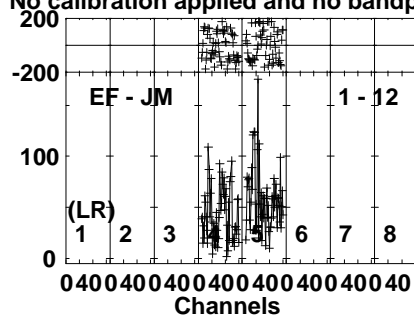
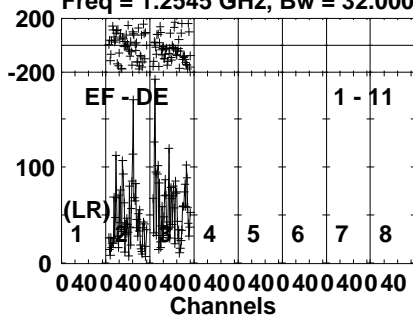


Lower frame: Micro Ampl Jy Top frame: Phas deg
Vector averaged cross-power spectrum Several baselines displayed
Timerange: 01/02:23:06 to 01/02:28:44

Plot file version 78 created 24-OCT-2022 11:13:40

R1 D EK051E.UVDATA.1

Freq = 1.2545 GHz, Bw = 32.000 MH No calibration applied and no bandpass applied

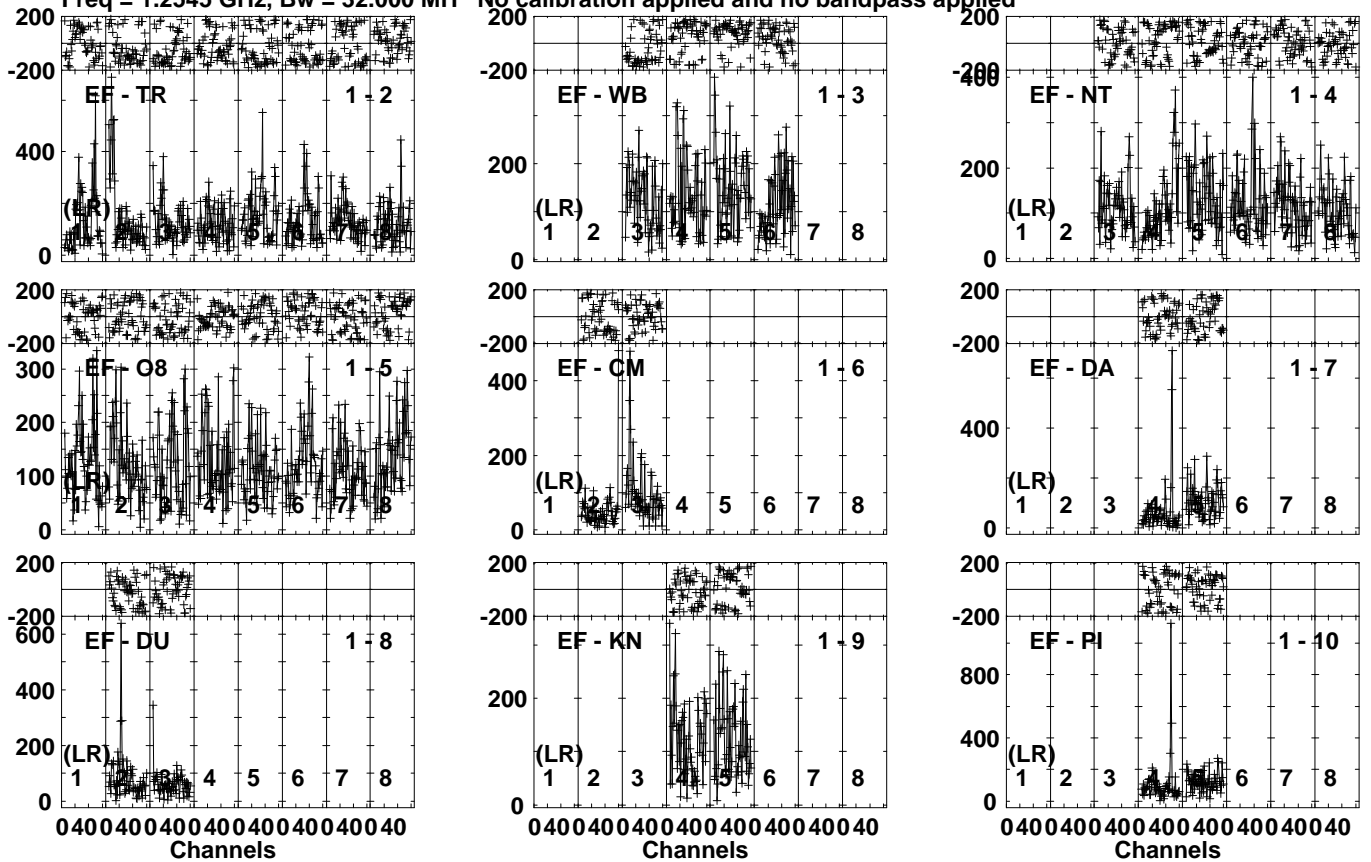


Lower frame: Micro Ampl Jy Top frame: Phas deg
Vector averaged cross-power spectrum Several baselines displayed
Timerange: 01/02:23:06 to 01/02:28:44

Plot file version 79 created 24-OCT-2022 11:13:41

J0529+3209 EK051E.UVDATA.1

Freq = 1.2545 GHz, Bw = 32.000 MH No calibration applied and no bandpass applied

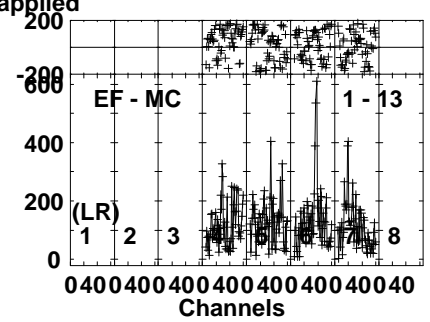
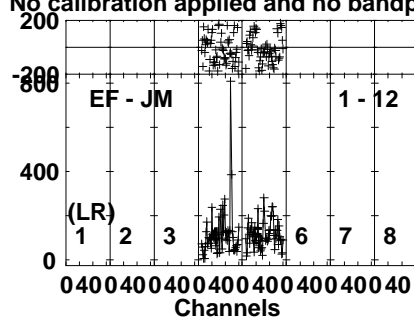
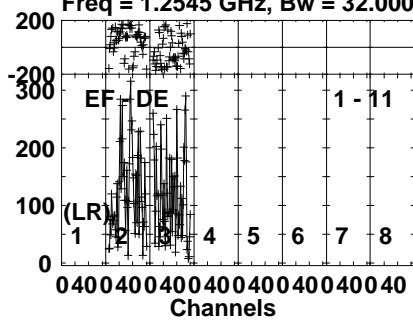


Lower frame: Micro Ampl Jy Top frame: Phas deg
Vector averaged cross-power spectrum Several baselines displayed
Timerange: 01/02:28:46 to 01/02:30:46

Plot file version 80 created 24-OCT-2022 11:13:41

J0529+3209 EK051E.UVDATA.1

Freq = 1.2545 GHz, Bw = 32.000 MH No calibration applied and no bandpass applied

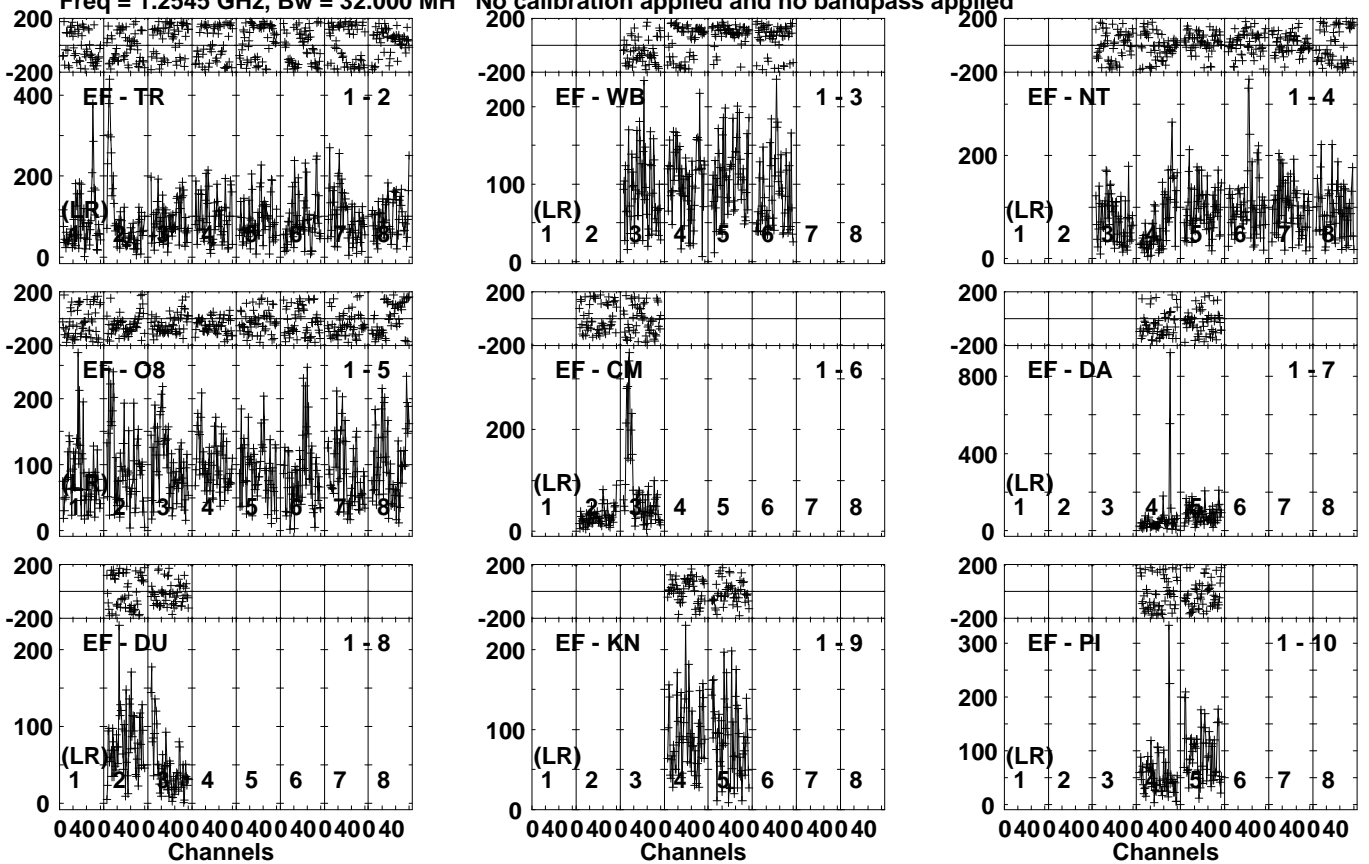


Lower frame: Micro Ampl Jy Top frame: Phas deg
Vector averaged cross-power spectrum Several baselines displayed
Timerange: 01/02:28:46 to 01/02:30:46

Plot file version 81 created 24-OCT-2022 11:13:41

J0541+3301 EK051E.UVDATA.1

Freq = 1.2545 GHz, Bw = 32.000 MH No calibration applied and no bandpass applied

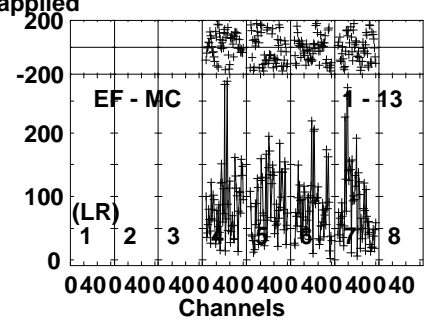
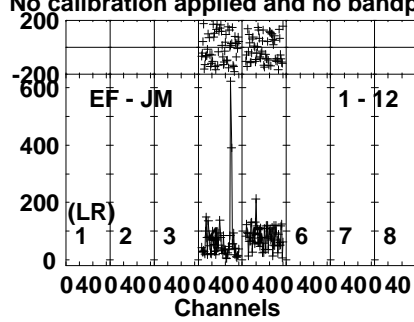
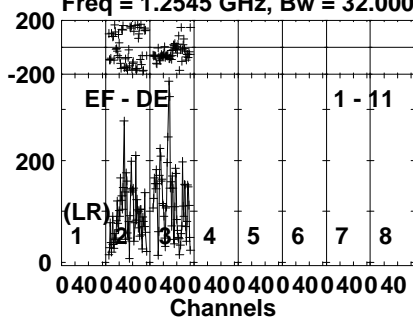


Lower frame: Micro Ampl Jy Top frame: Phas deg
Vector averaged cross-power spectrum Several baselines displayed
Timerange: 01/02:30:49 to 01/02:34:17

Plot file version 82 created 24-OCT-2022 11:13:41

J0541+3301 EK051E.UVDATA.1

Freq = 1.2545 GHz, Bw = 32.000 MH No calibration applied and no bandpass applied

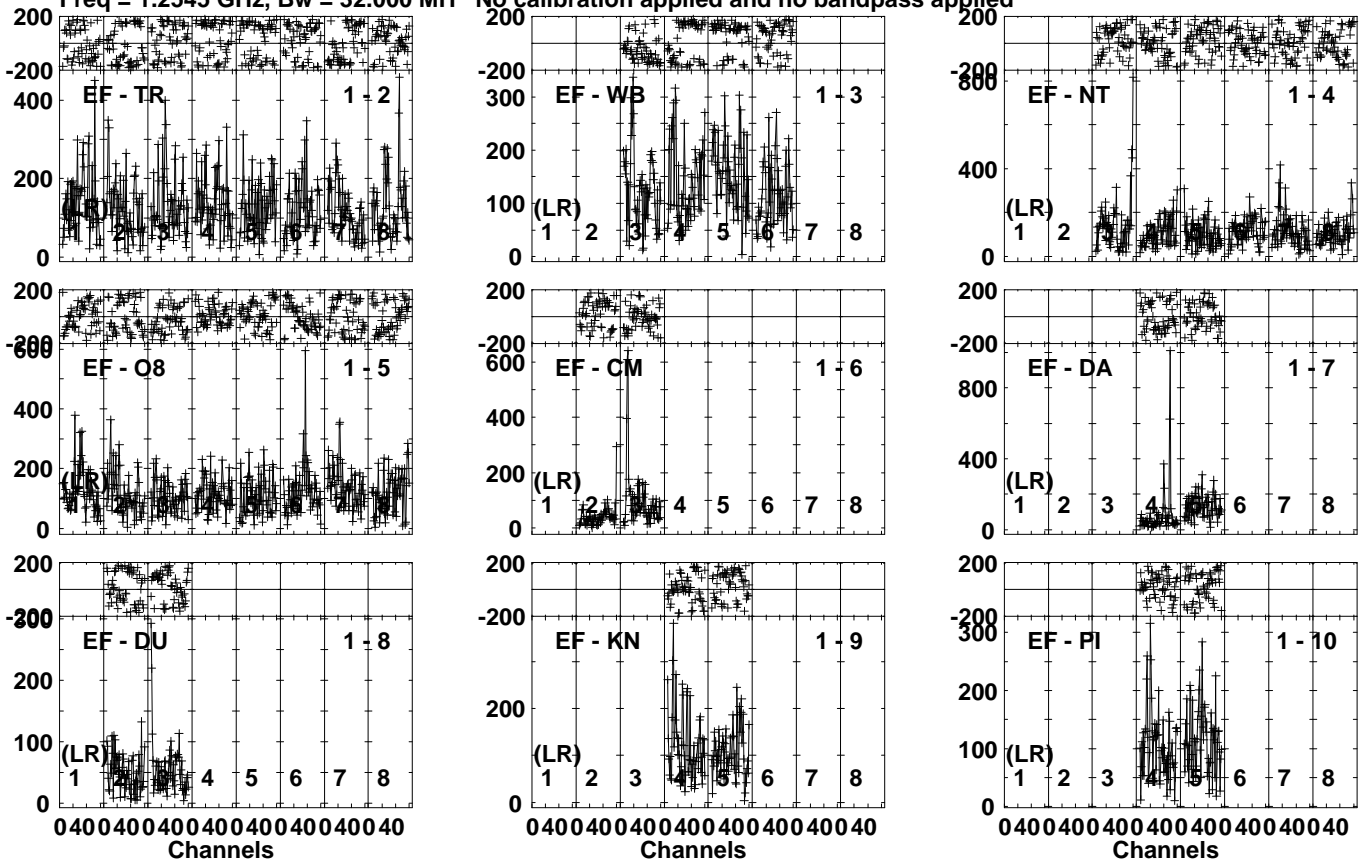


Lower frame: Micro Ampl Jy Top frame: Phas deg
Vector averaged cross-power spectrum Several baselines displayed
Timerange: 01/02:30:49 to 01/02:34:17

Plot file version 83 created 24-OCT-2022 11:13:41

J0529+3209 EK051E.UVDATA.1

Freq = 1.2545 GHz, Bw = 32.000 MH No calibration applied and no bandpass applied



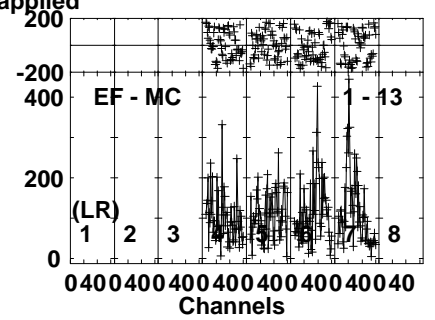
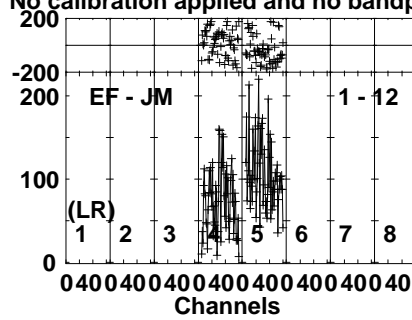
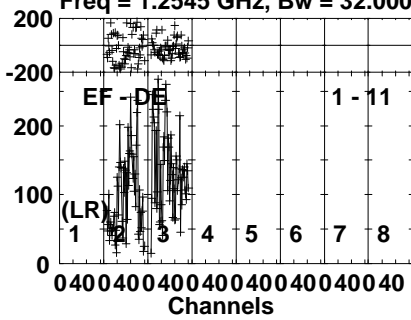
Lower frame: Micro Ampl Jy Top frame: Phas deg
Vector averaged cross-power spectrum Several baselines displayed
Timerange: 01/02:35:16 to 01/02:36:44

Plot file version 84 created 24-OCT-2022 11:13:42

J0529+3209 EK051E.UVDATA.1

Freq = 1.2545 GHz, Bw = 32.000 MH

No calibration applied and no bandpass applied

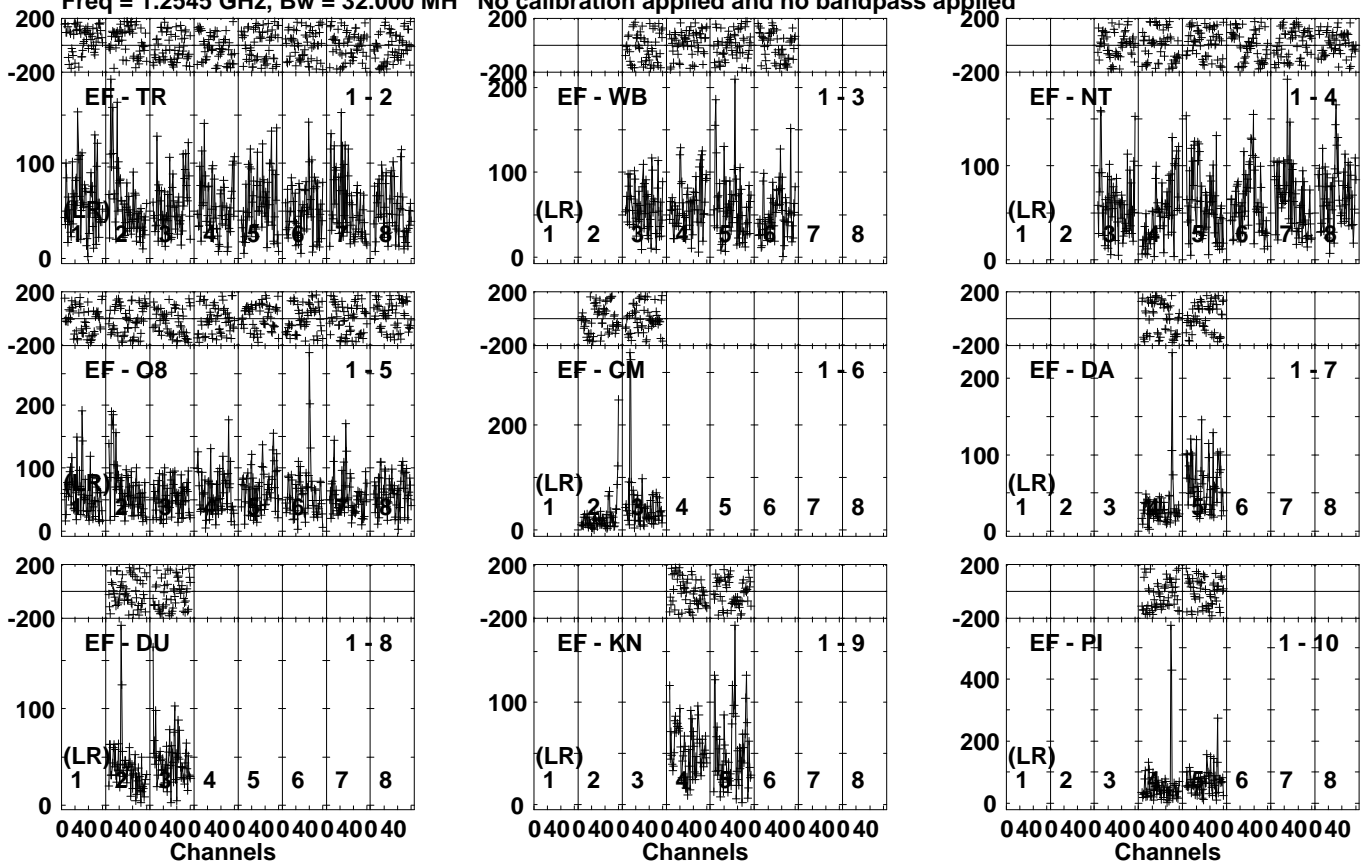


Lower frame: Micro Ampl Jy Top frame: Phas deg
Vector averaged cross-power spectrum Several baselines displayed
Timerange: 01/02:35:16 to 01/02:36:44

Plot file version 85 created 24-OCT-2022 11:13:42

R1 D EK051E.UVDATA.1

Freq = 1.2545 GHz, Bw = 32.000 MH No calibration applied and no bandpass applied

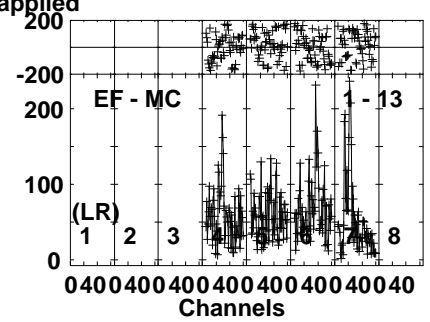
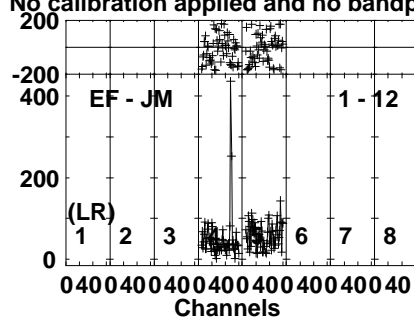
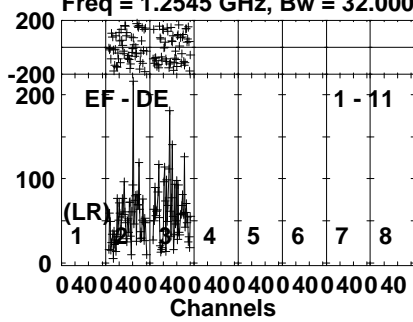


Lower frame: Micro Ampl Jy Top frame: Phas deg
Vector averaged cross-power spectrum Several baselines displayed
Timerange: 01/02:36:46 to 01/02:42:24

Plot file version 86 created 24-OCT-2022 11:13:42

R1 D EK051E.UVDATA.1

Freq = 1.2545 GHz, Bw = 32.000 MH No calibration applied and no bandpass applied



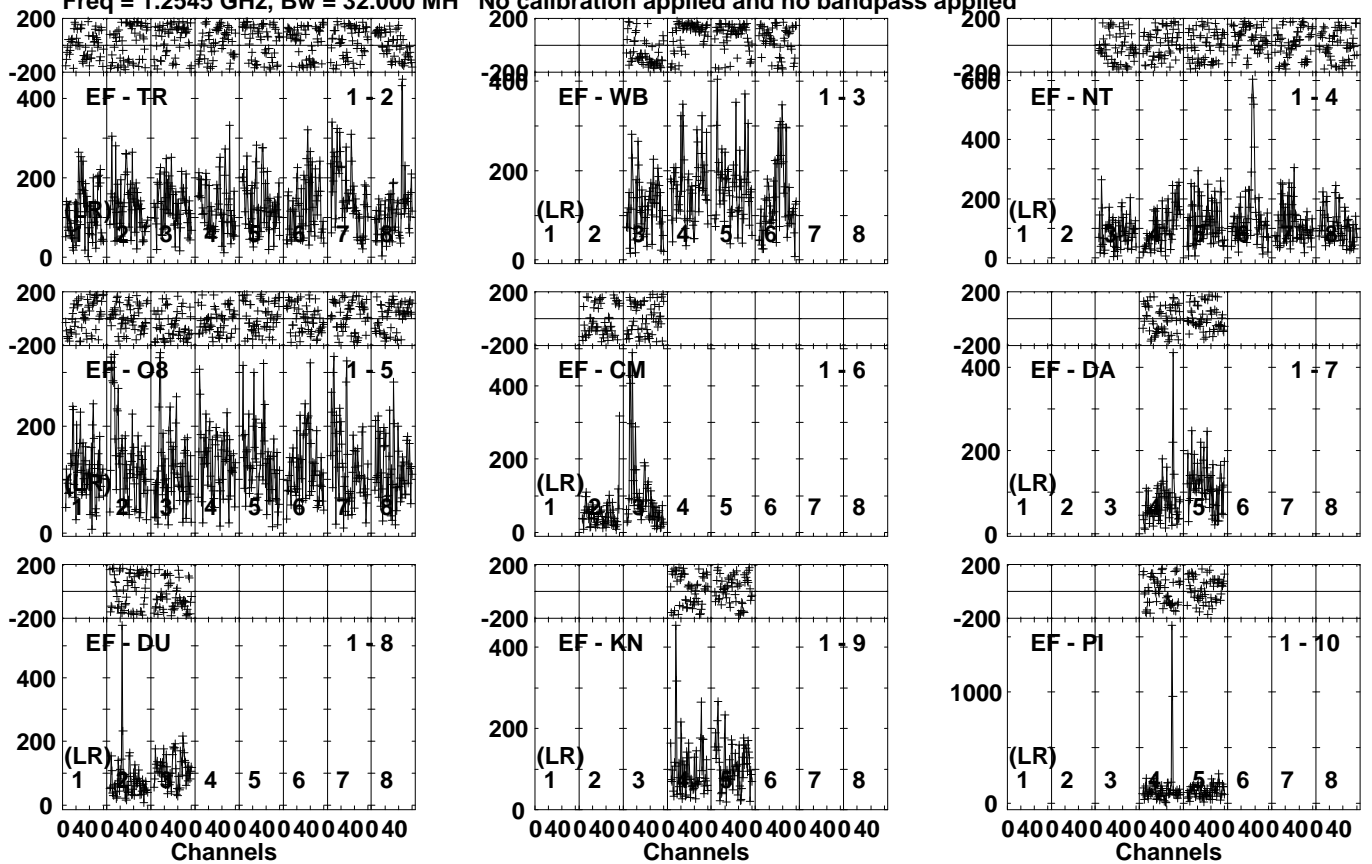
Lower frame: Micro Ampl Jy Top frame: Phas deg
Vector averaged cross-power spectrum Several baselines displayed
Timerange: 01/02:36:46 to 01/02:42:24

Plot file version 87 created 24-OCT-2022 11:13:43

J0529+3209 EK051E.UVDATA.1

Freq = 1.2545 GHz, Bw = 32.000 MH

No calibration applied and no bandpass applied

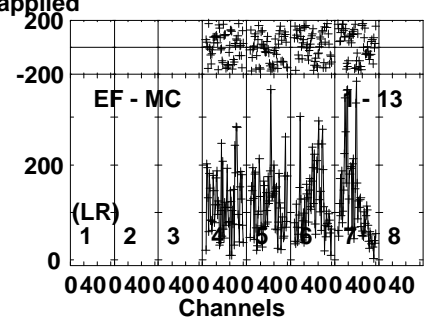
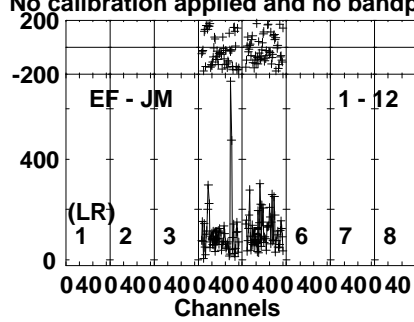
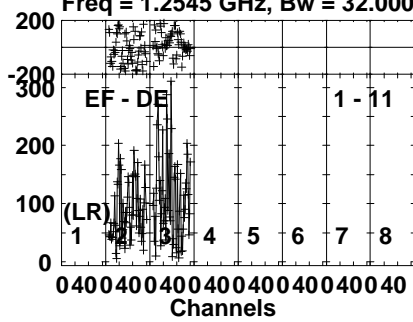


Lower frame: Micro Ampl Jy Top frame: Phas deg
Vector averaged cross-power spectrum Several baselines displayed
Timerange: 01/02:42:26 to 01/02:44:26

Plot file version 88 created 24-OCT-2022 11:13:43

J0529+3209 EK051E.UVDATA.1

Freq = 1.2545 GHz, Bw = 32.000 MH No calibration applied and no bandpass applied

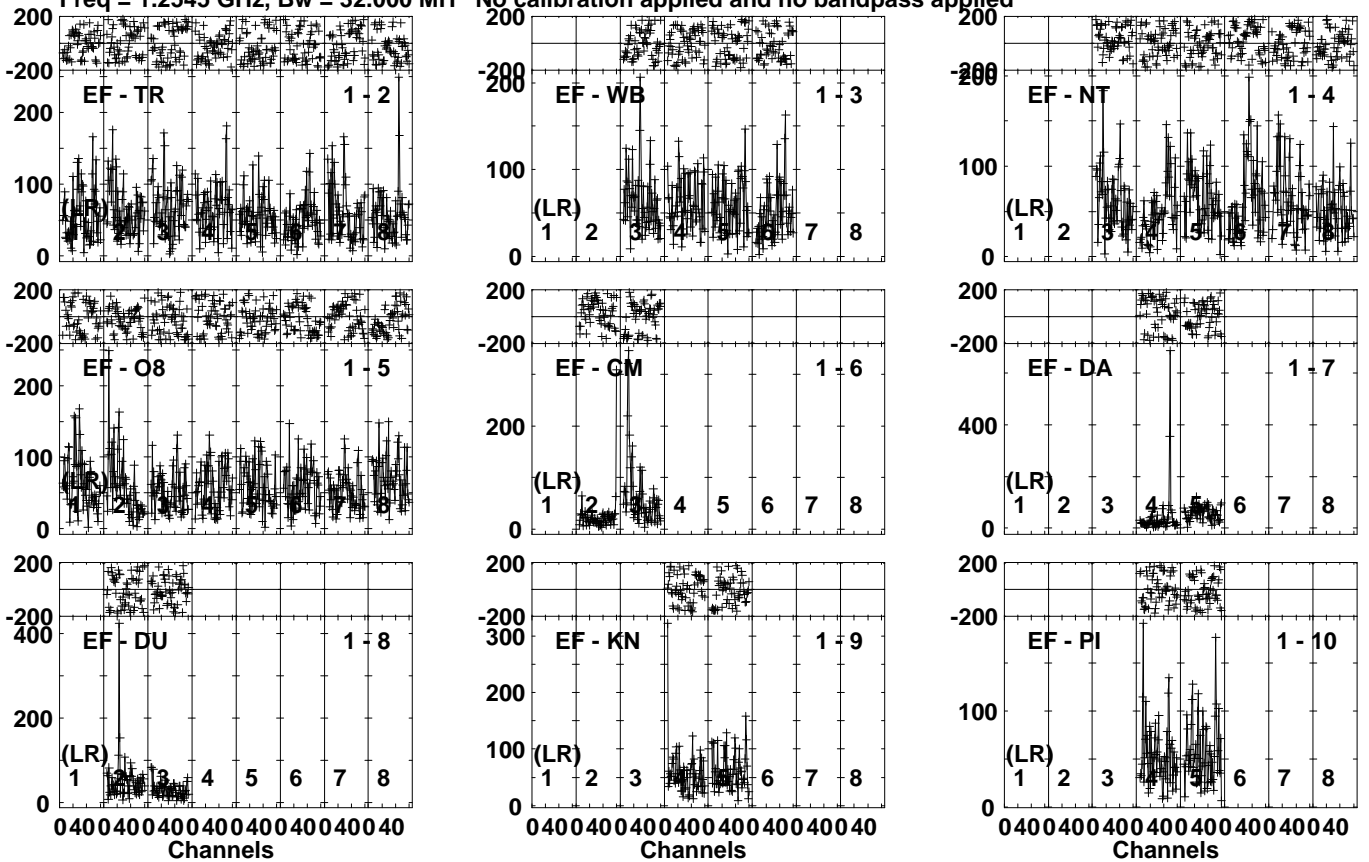


Lower frame: Micro Ampl Jy Top frame: Phas deg
Vector averaged cross-power spectrum Several baselines displayed
Timerange: 01/02:42:26 to 01/02:44:26

Plot file version 89 created 24-OCT-2022 11:13:43

R1 D EK051E.UVDATA.1

Freq = 1.2545 GHz, Bw = 32.000 MH No calibration applied and no bandpass applied

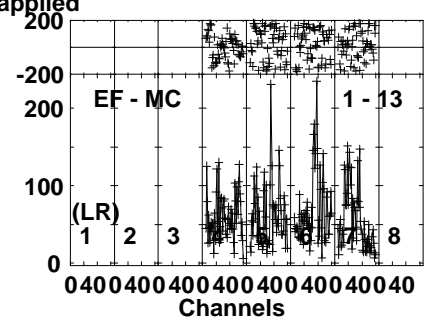
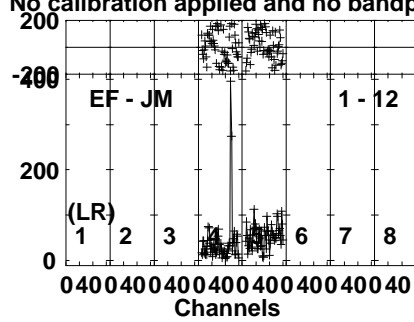
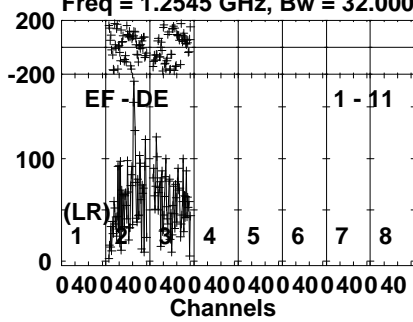


Lower frame: Micro Ampl Jy Top frame: Phas deg
Vector averaged cross-power spectrum Several baselines displayed
Timerange: 01/02:44:29 to 01/02:50:07

Plot file version 90 created 24-OCT-2022 11:13:44

R1 D EK051E.UVDATA.1

Freq = 1.2545 GHz, Bw = 32.000 MH No calibration applied and no bandpass applied

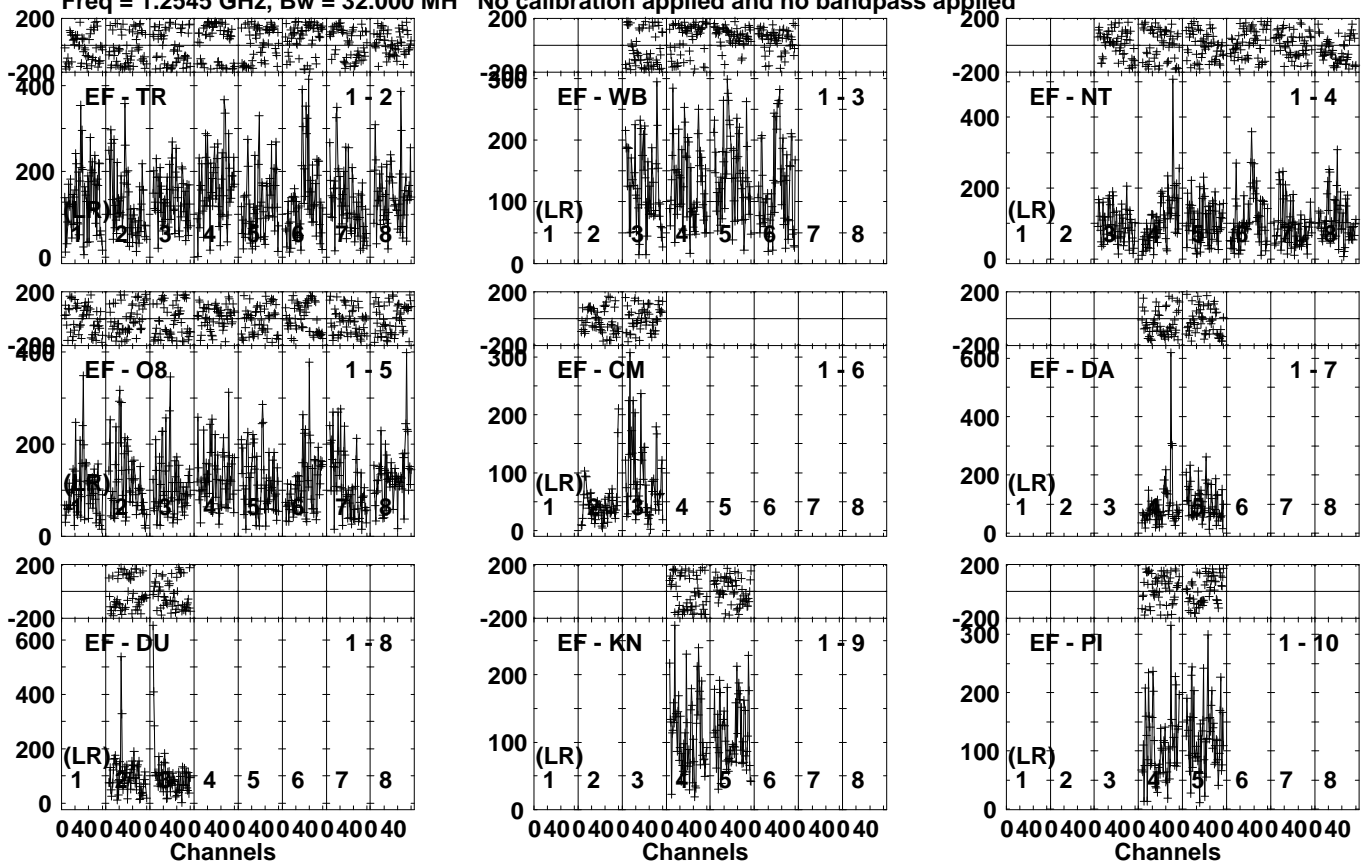


Lower frame: Micro Ampl Jy Top frame: Phas deg
Vector averaged cross-power spectrum Several baselines displayed
Timerange: 01/02:44:29 to 01/02:50:07

Plot file version 91 created 24-OCT-2022 11:13:44

J0529+3209 EK051E.UVDATA.1

Freq = 1.2545 GHz, Bw = 32.000 MH No calibration applied and no bandpass applied

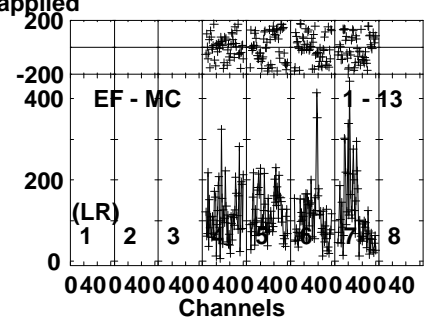
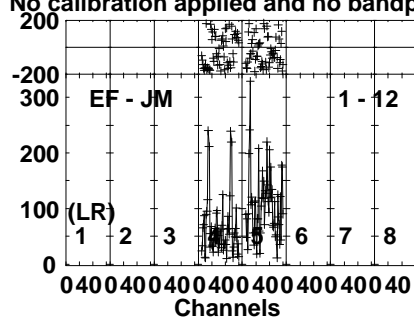
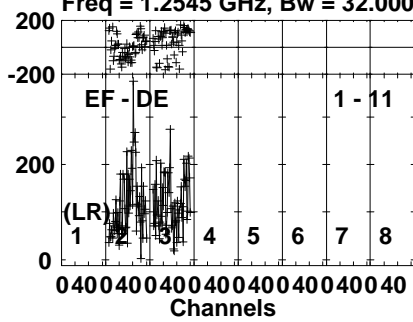


Lower frame: Micro Ampl Jy Top frame: Phas deg
Vector averaged cross-power spectrum Several baselines displayed
Timerange: 01/02:50:56 to 01/02:52:24

Plot file version 92 created 24-OCT-2022 11:13:44

J0529+3209 EK051E.UVDATA.1

Freq = 1.2545 GHz, Bw = 32.000 MH No calibration applied and no bandpass applied

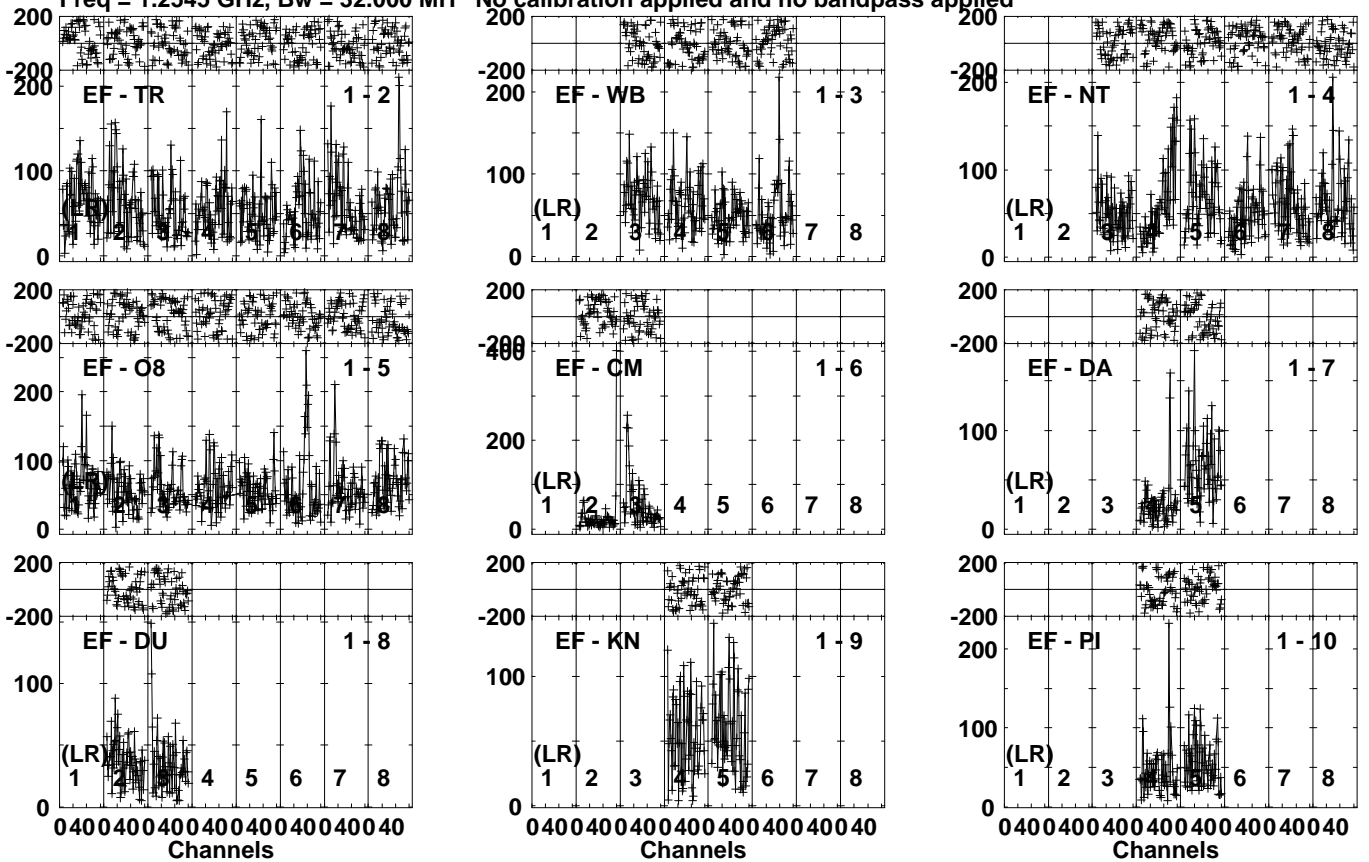


Lower frame: Micro Ampl Jy Top frame: Phas deg
Vector averaged cross-power spectrum Several baselines displayed
Timerange: 01/02:50:56 to 01/02:52:24

Plot file version 93 created 24-OCT-2022 11:13:44

R1 D EK051E.UVDATA.1

Freq = 1.2545 GHz, Bw = 32.000 MH No calibration applied and no bandpass applied

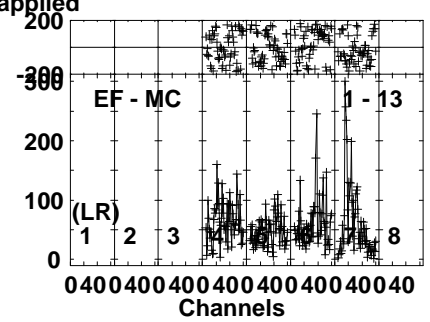
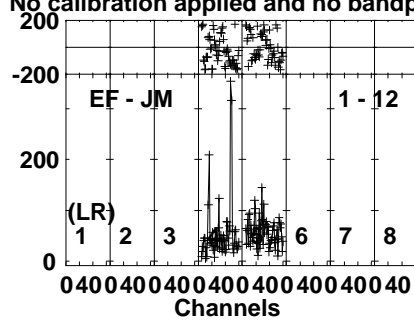
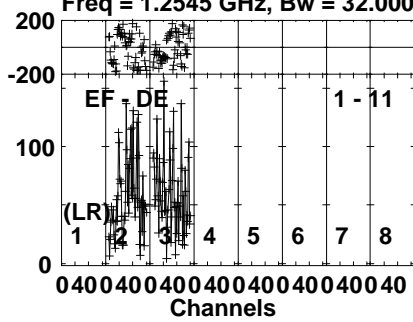


Lower frame: Micro Ampl Jy Top frame: Phas deg
Vector averaged cross-power spectrum Several baselines displayed
Timerange: 01/02:52:26 to 01/02:58:04

Plot file version 94 created 24-OCT-2022 11:13:45

R1 D EK051E.UVDATA.1

Freq = 1.2545 GHz, Bw = 32.000 MH No calibration applied and no bandpass applied

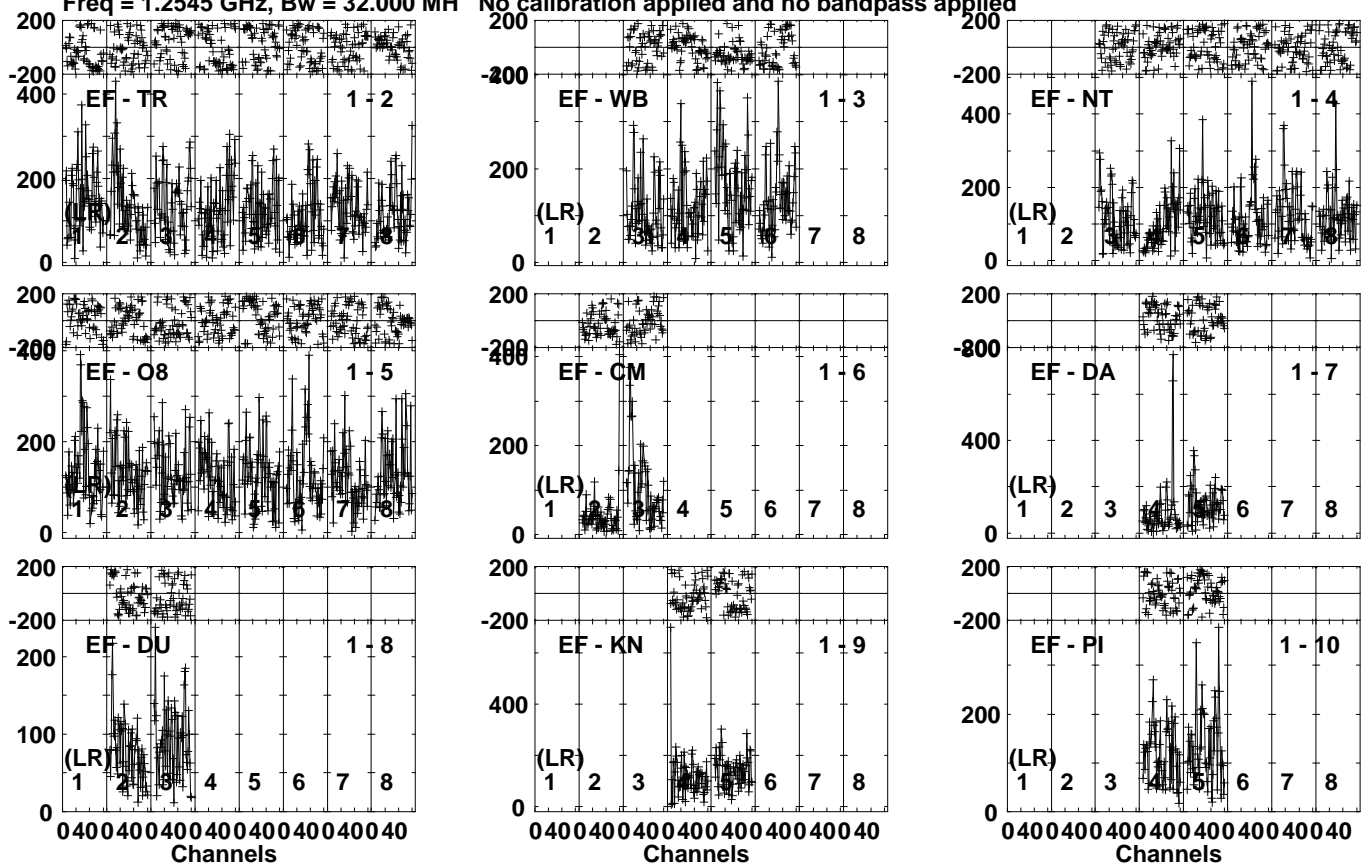


Lower frame: Micro Ampl Jy Top frame: Phas deg
Vector averaged cross-power spectrum Several baselines displayed
Timerange: 01/02:52:26 to 01/02:58:04

Plot file version 95 created 24-OCT-2022 11:13:45

J0529+3209 EK051E.UVDATA.1

Freq = 1.2545 GHz, Bw = 32.000 MH No calibration applied and no bandpass applied



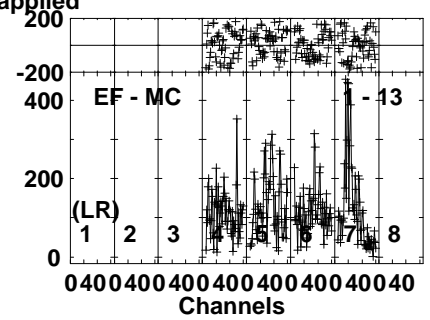
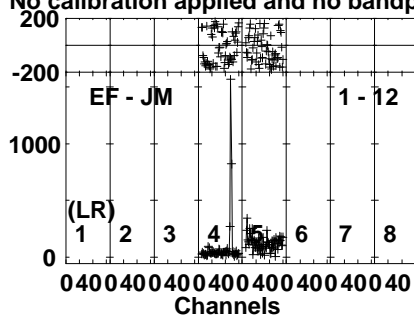
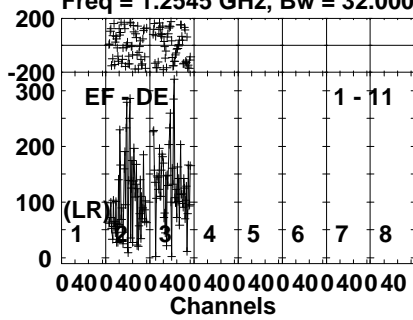
Lower frame: Micro Ampl Jy Top frame: Phas deg
Vector averaged cross-power spectrum Several baselines displayed
Timerange: 01/02:58:06 to 01/03:00:06

Plot file version 96 created 24-OCT-2022 11:13:45

J0529+3209 EK051E.UVDATA.1

Freq = 1.2545 GHz, Bw = 32.000 MH

No calibration applied and no bandpass applied

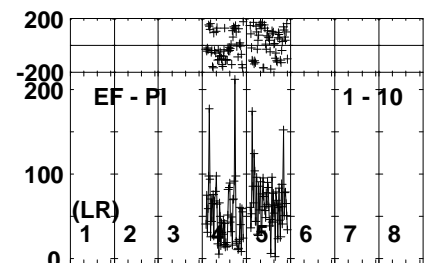
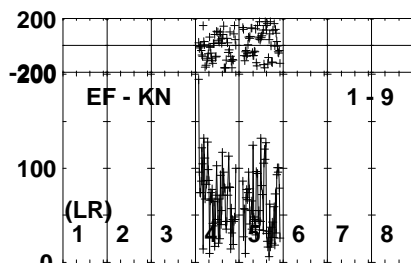
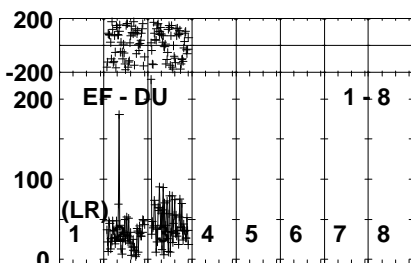
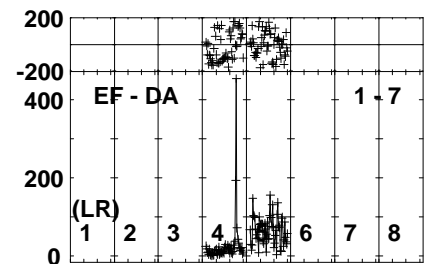
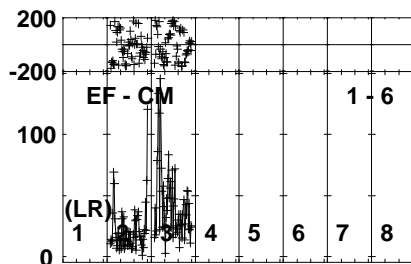
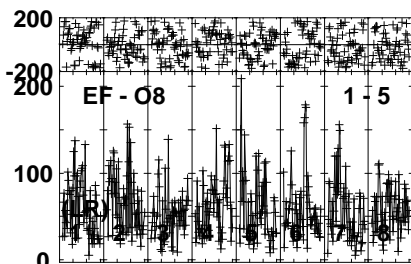
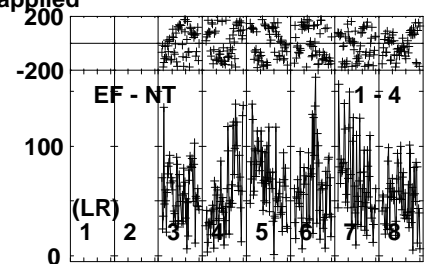
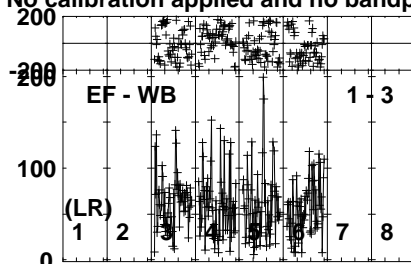
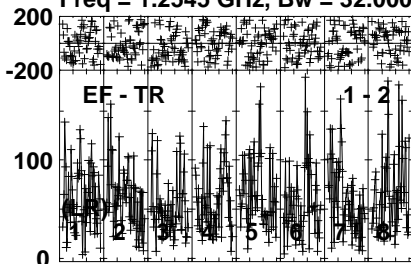


Lower frame: Micro Ampl Jy Top frame: Phas deg
Vector averaged cross-power spectrum Several baselines displayed
Timerange: 01/02:58:06 to 01/03:00:06

Plot file version 97 created 24-OCT-2022 11:13:45

R1 D EK051E.UVDATA.1

Freq = 1.2545 GHz, Bw = 32.000 MH No calibration applied and no bandpass applied

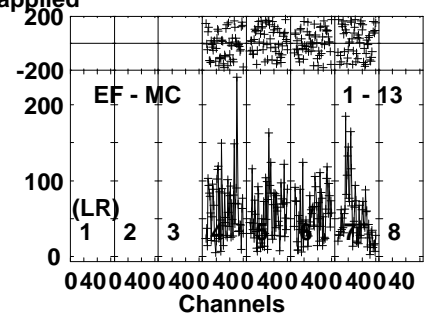
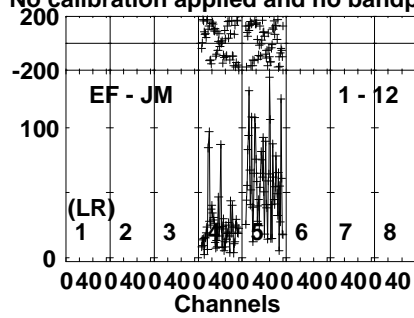
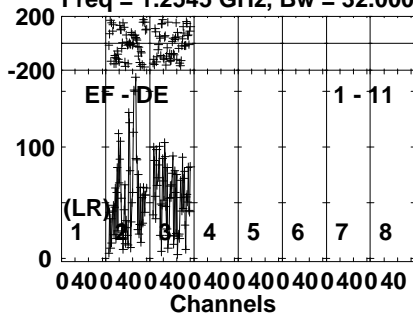


Lower frame: Micro Ampl Jy Top frame: Phas deg
Vector averaged cross-power spectrum Several baselines displayed
Timerange: 01/03:00:09 to 01/03:05:47

Plot file version 98 created 24-OCT-2022 11:13:46

R1 D EK051E.UVDATA.1

Freq = 1.2545 GHz, Bw = 32.000 MH No calibration applied and no bandpass applied

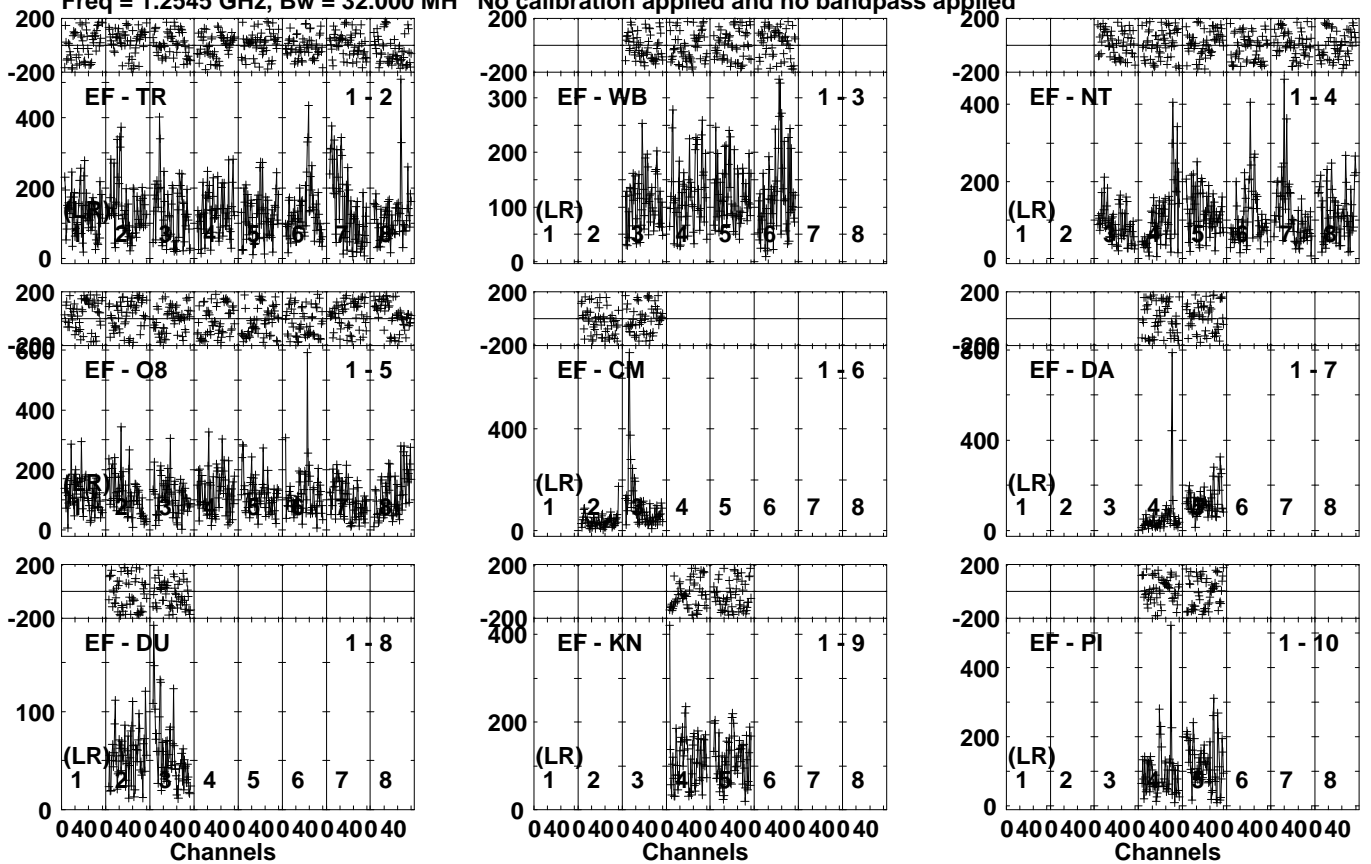


Lower frame: Micro Ampl Jy Top frame: Phas deg
Vector averaged cross-power spectrum Several baselines displayed
Timerange: 01/03:00:09 to 01/03:05:47

Plot file version 99 created 24-OCT-2022 11:13:46

J0529+3209 EK051E.UVDATA.1

Freq = 1.2545 GHz, Bw = 32.000 MH No calibration applied and no bandpass applied

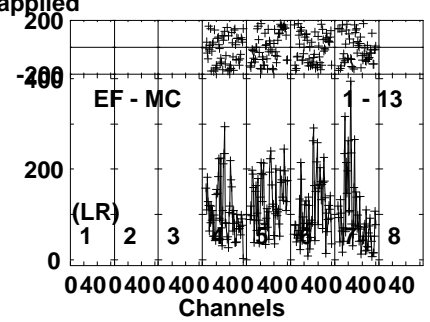
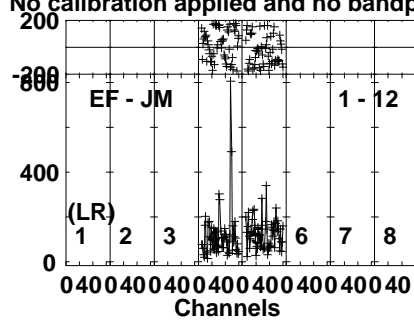
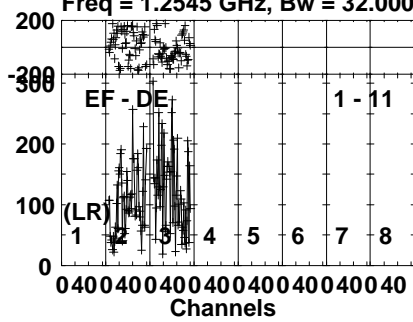


Lower frame: Micro Ampl Jy Top frame: Phas deg
Vector averaged cross-power spectrum Several baselines displayed
Timerange: 01/03:06:37 to 01/03:08:05

Plot file version 100 created 24-OCT-2022 11:13:46

J0529+3209 EK051E.UVDATA.1

Freq = 1.2545 GHz, Bw = 32.000 MH No calibration applied and no bandpass applied

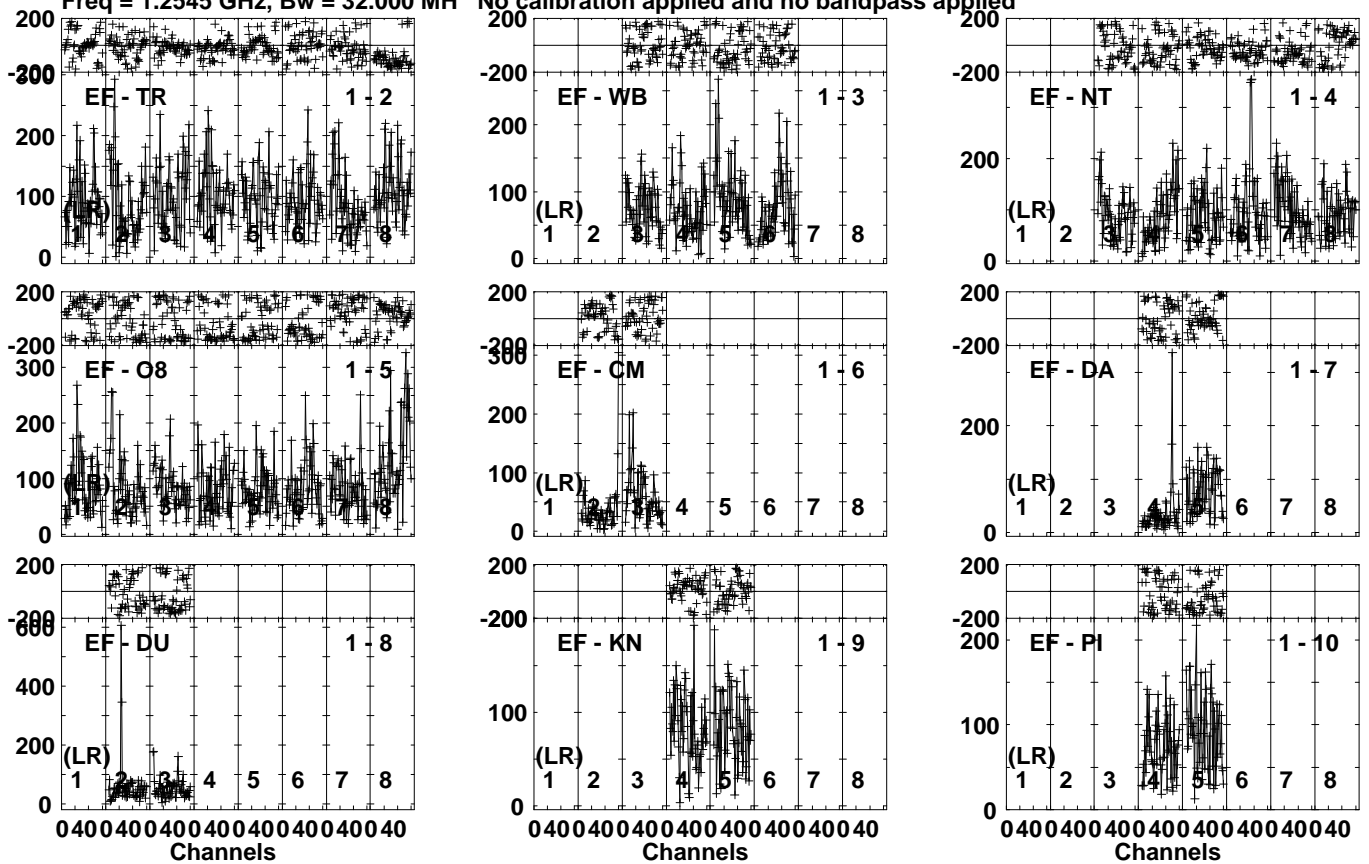


Lower frame: Micro Ampl Jy Top frame: Phas deg
Vector averaged cross-power spectrum Several baselines displayed
Timerange: 01/03:06:37 to 01/03:08:05

Plot file version 101 created 24-OCT-2022 11:13:46

J0541+3301 EK051E.UVDATA.1

Freq = 1.2545 GHz, Bw = 32.000 MH No calibration applied and no bandpass applied

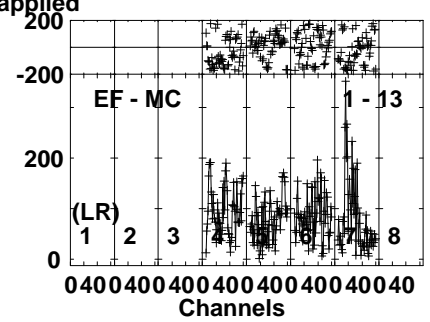
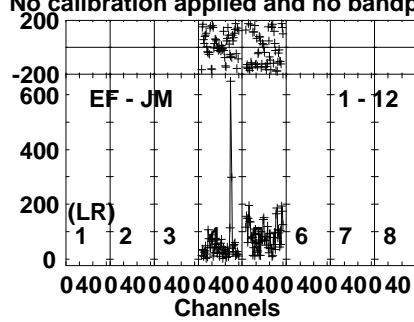
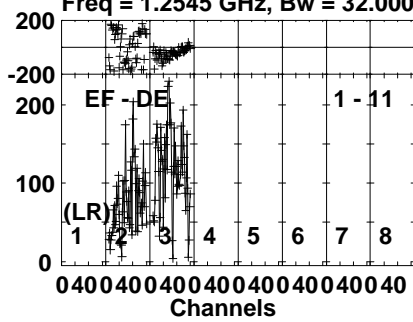


Lower frame: Micro Ampl Jy Top frame: Phas deg
Vector averaged cross-power spectrum Several baselines displayed
Timerange: 01/03:08:07 to 01/03:11:57

Plot file version 102 created 24-OCT-2022 11:13:47

J0541+3301 EK051E.UVDATA.1

Freq = 1.2545 GHz, Bw = 32.000 MH No calibration applied and no bandpass applied

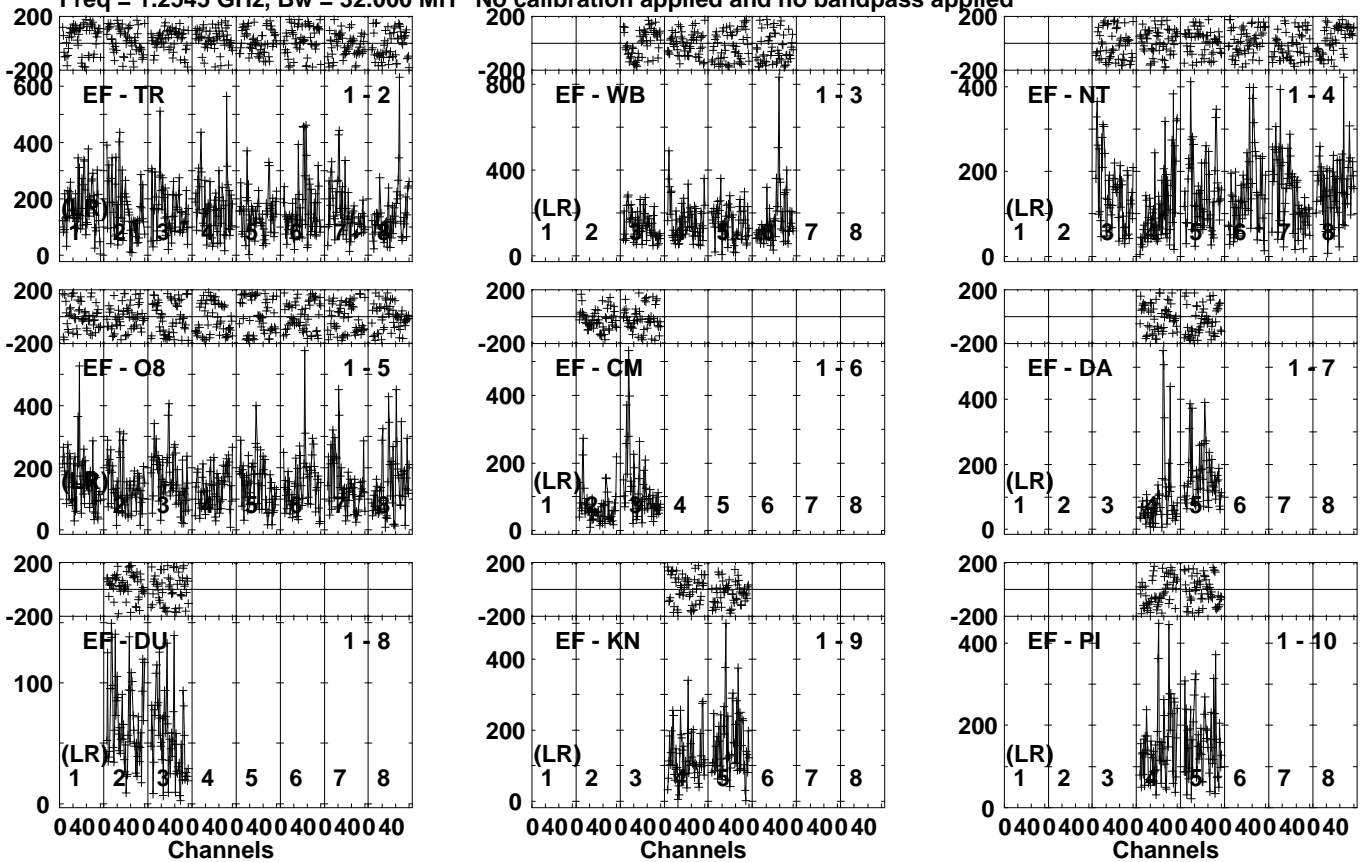


Lower frame: Micro Ampl Jy Top frame: Phas deg
Vector averaged cross-power spectrum Several baselines displayed
Timerange: 01/03:08:07 to 01/03:11:57

Plot file version 103 created 24-OCT-2022 11:13:47

J0529+3209 EK051E.UVDATA.1

Freq = 1.2545 GHz, Bw = 32.000 MH No calibration applied and no bandpass applied

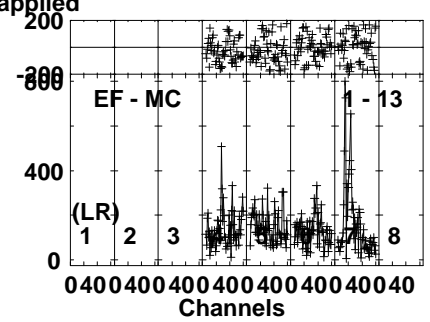
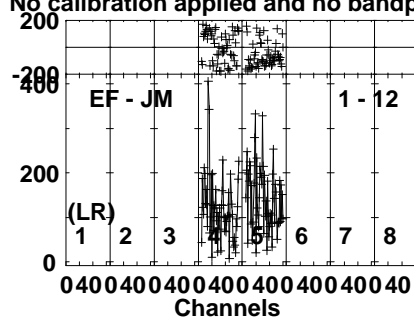
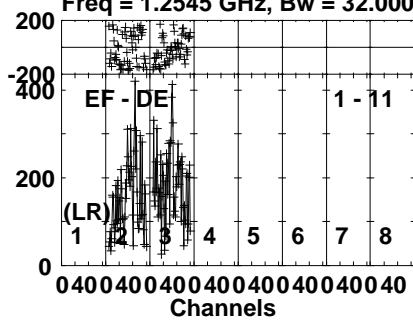


Lower frame: Micro Ampl Jy Top frame: Phas deg
Vector averaged cross-power spectrum Several baselines displayed
Timerange: 01/03:12:00 to 01/03:13:50

Plot file version 104 created 24-OCT-2022 11:13:47

J0529+3209 EK051E.UVDATA.1

Freq = 1.2545 GHz, Bw = 32.000 MH No calibration applied and no bandpass applied

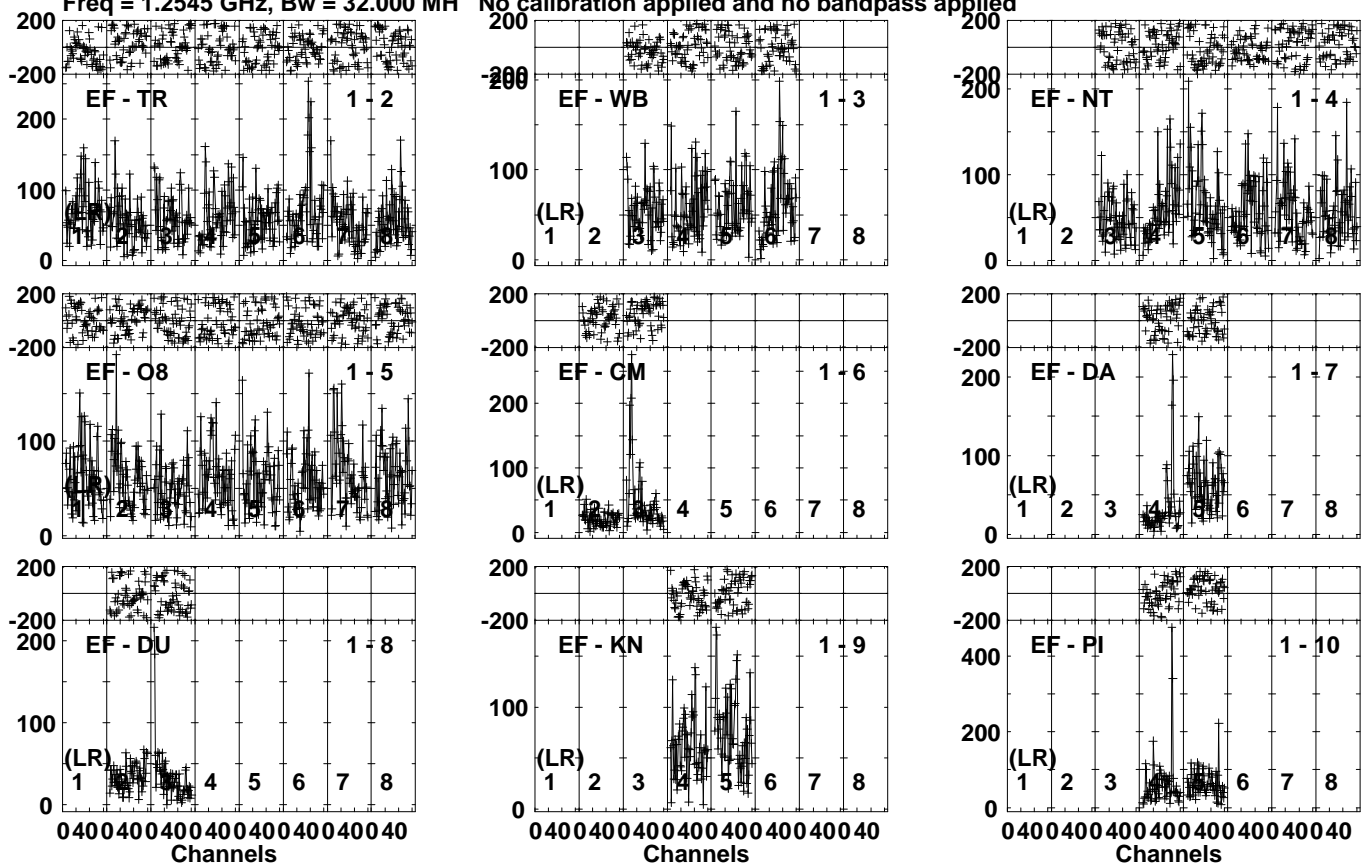


Lower frame: Micro Ampl Jy Top frame: Phas deg
Vector averaged cross-power spectrum Several baselines displayed
Timerange: 01/03:12:00 to 01/03:13:50

Plot file version 105 created 24-OCT-2022 11:13:47

R1 D EK051E.UVDATA.1

Freq = 1.2545 GHz, Bw = 32.000 MH No calibration applied and no bandpass applied

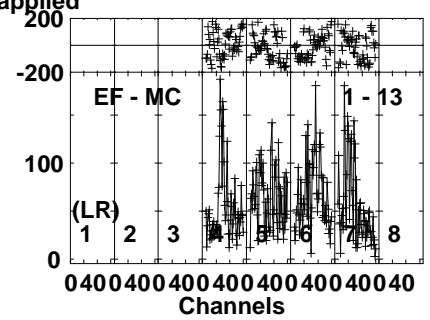
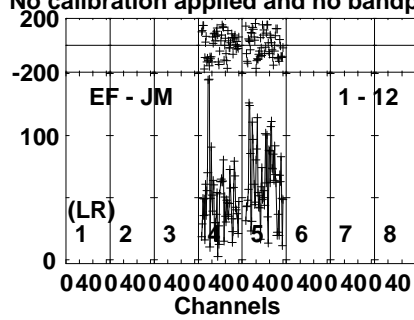
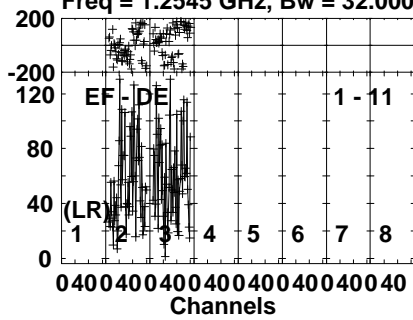


Lower frame: Micro Ampl Jy Top frame: Phas deg
Vector averaged cross-power spectrum Several baselines displayed
Timerange: 01/03:13:52 to 01/03:19:30

Plot file version 106 created 24-OCT-2022 11:13:48

R1 D EK051E.UVDATA.1

Freq = 1.2545 GHz, Bw = 32.000 MH No calibration applied and no bandpass applied

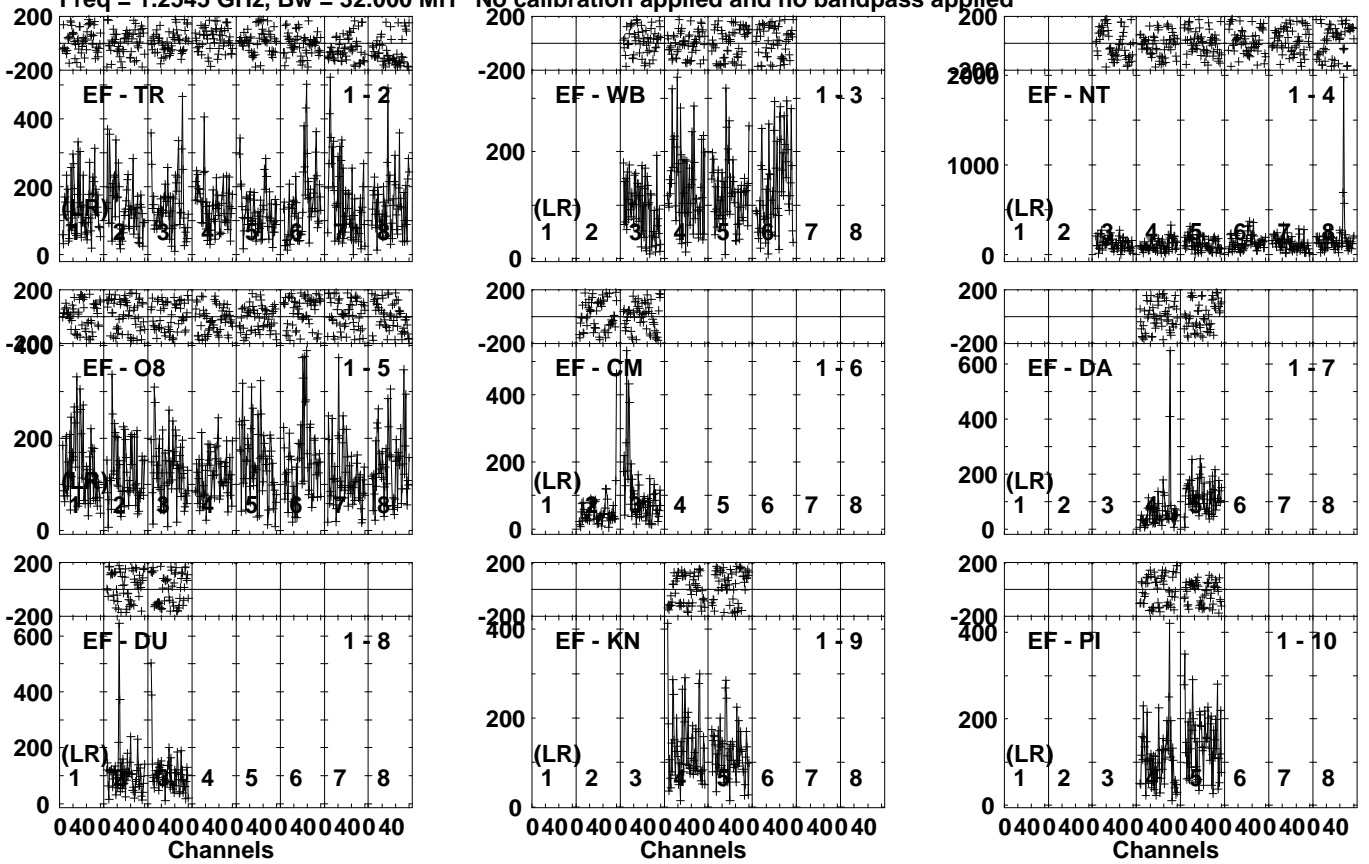


Lower frame: Micro Ampl Jy Top frame: Phas deg
Vector averaged cross-power spectrum Several baselines displayed
Timerange: 01/03:13:52 to 01/03:19:30

Plot file version 107 created 24-OCT-2022 11:13:48

J0529+3209 EK051E.UVDATA.1

Freq = 1.2545 GHz, Bw = 32.000 MH No calibration applied and no bandpass applied

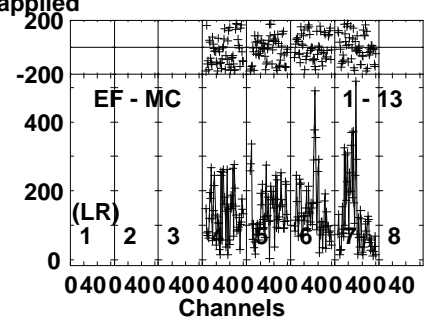
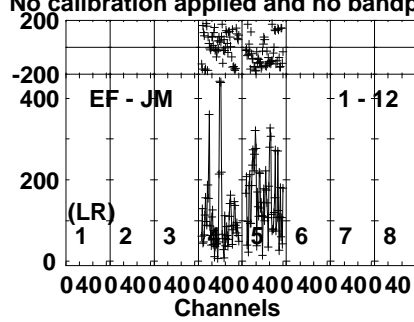
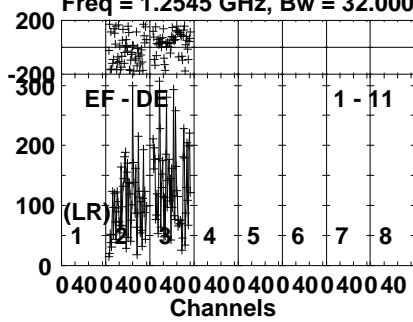


Lower frame: Micro Ampl Jy Top frame: Phas deg
Vector averaged cross-power spectrum Several baselines displayed
Timerange: 01/03:20:21 to 01/03:21:49

Plot file version 108 created 24-OCT-2022 11:13:48

J0529+3209 EK051E.UVDATA.1

Freq = 1.2545 GHz, Bw = 32.000 MH No calibration applied and no bandpass applied

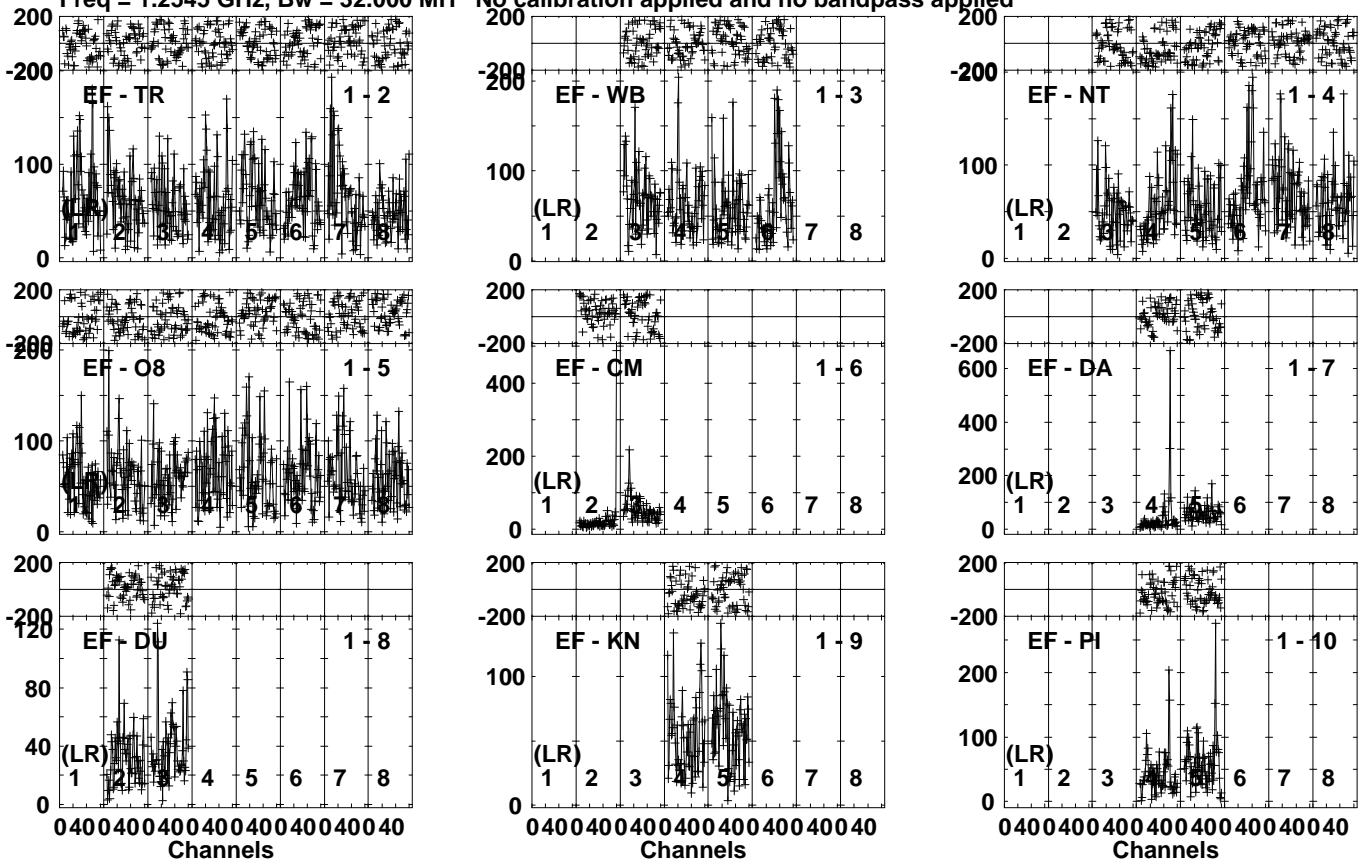


Lower frame: Micro Ampl Jy Top frame: Phas deg
Vector averaged cross-power spectrum Several baselines displayed
Timerange: 01/03:20:21 to 01/03:21:49

Plot file version 109 created 24-OCT-2022 11:13:49

R1 D EK051E.UVDATA.1

Freq = 1.2545 GHz, Bw = 32.000 MH No calibration applied and no bandpass applied

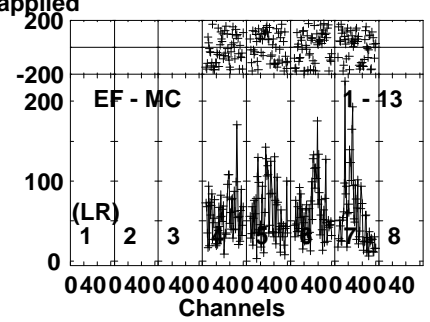
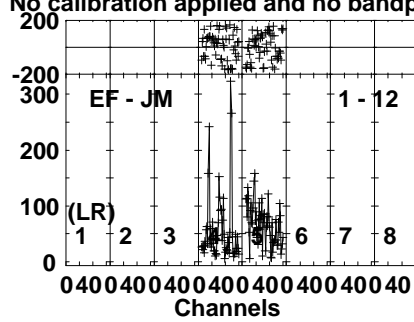
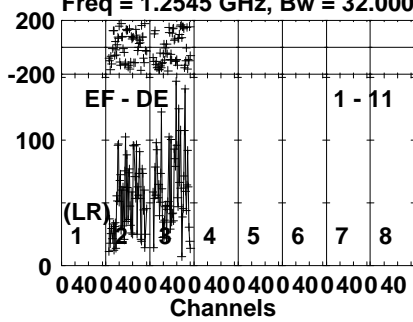


Lower frame: Micro Ampl Jy Top frame: Phas deg
Vector averaged cross-power spectrum Several baselines displayed
Timerange: 01/03:21:51 to 01/03:27:29

Plot file version 110 created 24-OCT-2022 11:13:49

R1 D EK051E.UVDATA.1

Freq = 1.2545 GHz, Bw = 32.000 MH No calibration applied and no bandpass applied

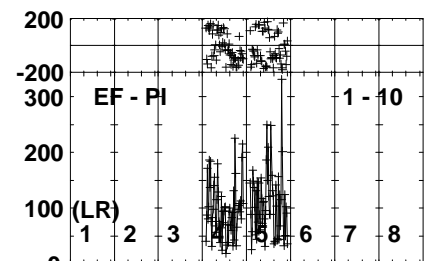
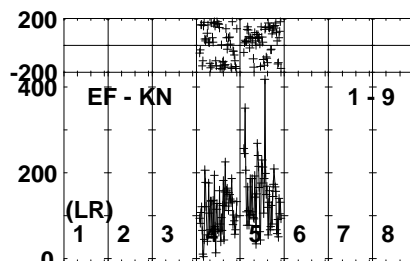
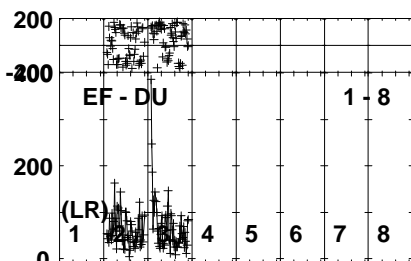
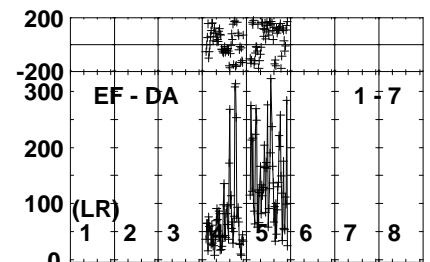
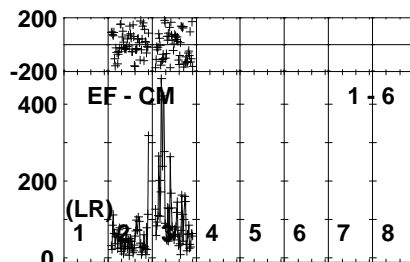
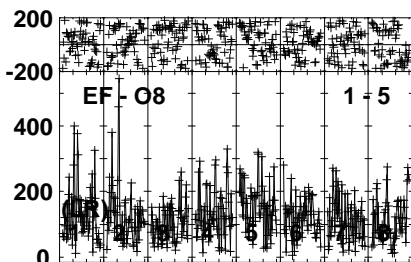
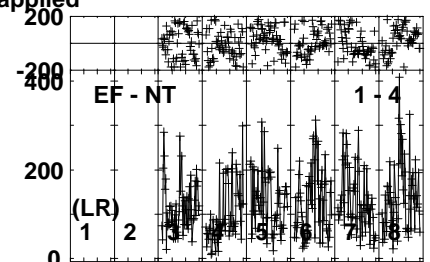
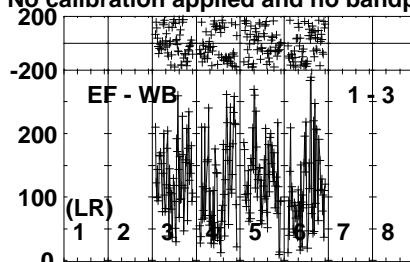
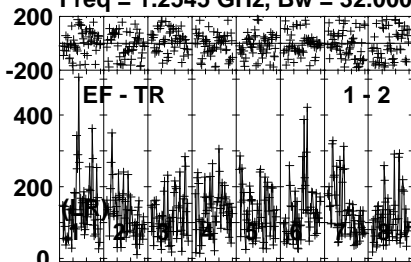


Lower frame: Micro Ampl Jy Top frame: Phas deg
Vector averaged cross-power spectrum Several baselines displayed
Timerange: 01/03:21:51 to 01/03:27:29

Plot file version 111 created 24-OCT-2022 11:13:49

J0529+3209 EK051E.UVDATA.1

Freq = 1.2545 GHz, Bw = 32.000 MH No calibration applied and no bandpass applied

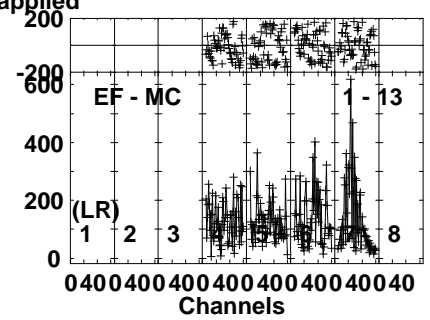
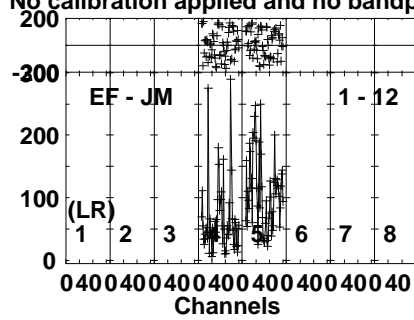
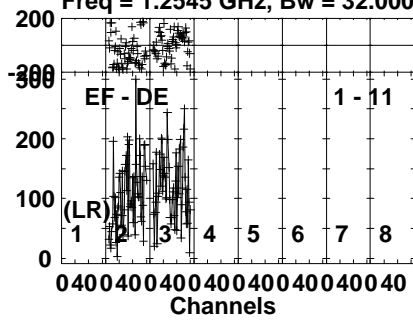


Lower frame: Micro Ampl Jy Top frame: Phas deg
Vector averaged cross-power spectrum Several baselines displayed
Timerange: 01/03:27:31 to 01/03:29:31

Plot file version 112 created 24-OCT-2022 11:13:50

J0529+3209 EK051E.UVDATA.1

Freq = 1.2545 GHz, Bw = 32.000 MH No calibration applied and no bandpass applied

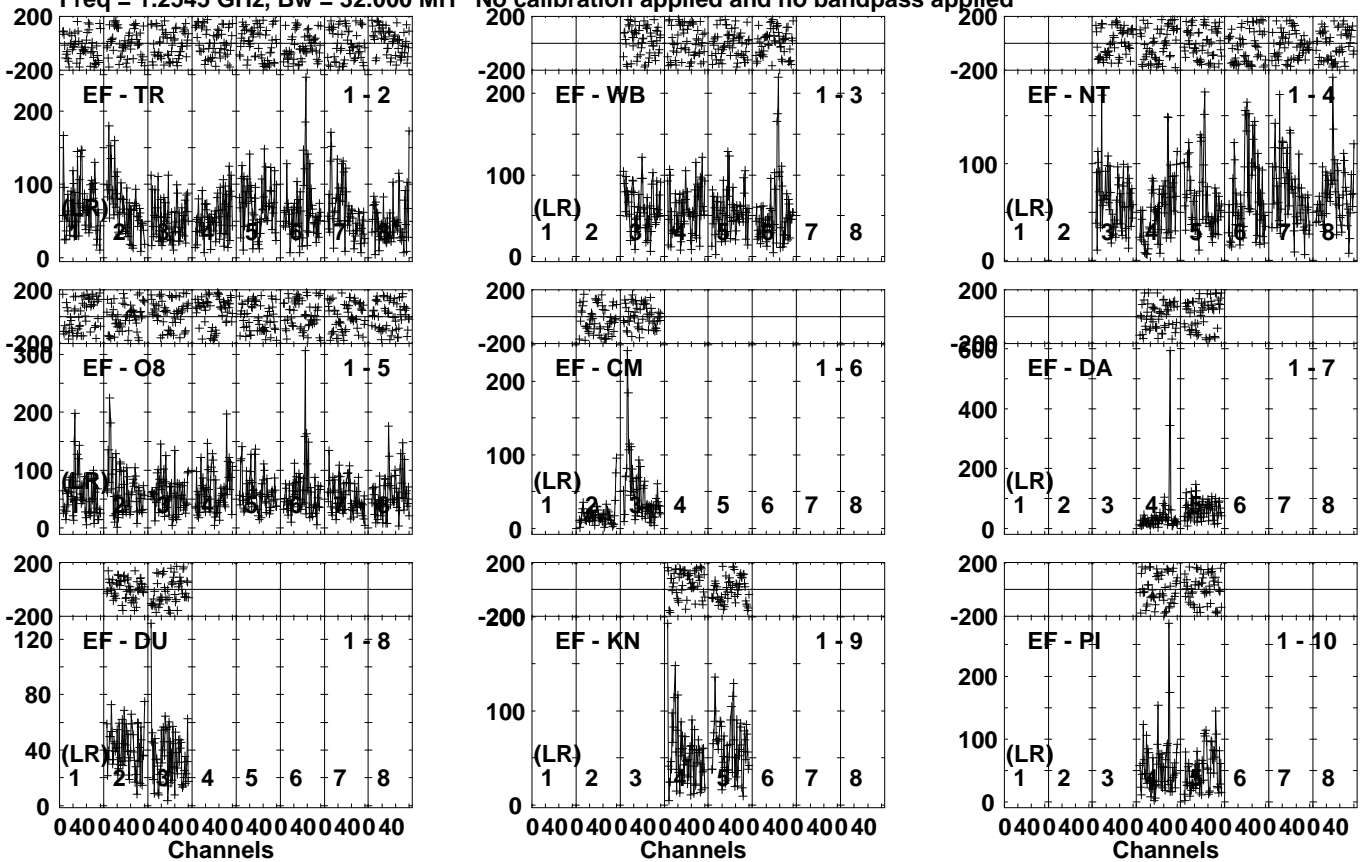


Lower frame: Micro Ampl Jy Top frame: Phas deg
Vector averaged cross-power spectrum Several baselines displayed
Timerange: 01/03:27:31 to 01/03:29:31

Plot file version 113 created 24-OCT-2022 11:13:50

R1 D EK051E.UVDATA.1

Freq = 1.2545 GHz, Bw = 32.000 MH No calibration applied and no bandpass applied

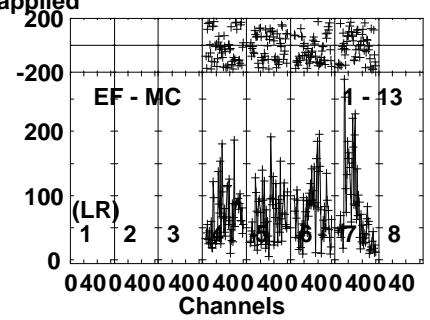
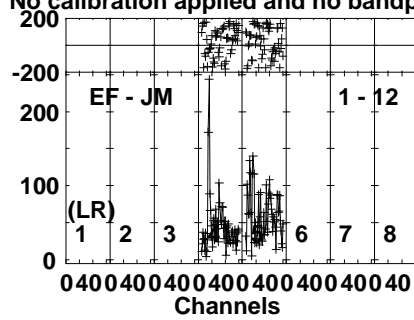
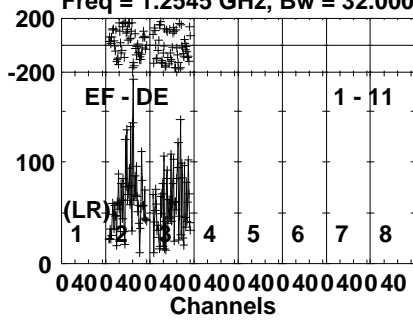


Lower frame: Micro Ampl Jy Top frame: Phas deg
Vector averaged cross-power spectrum Several baselines displayed
Timerange: 01/03:29:34 to 01/03:35:12

Plot file version 114 created 24-OCT-2022 11:13:50

R1 D EK051E.UVDATA.1

Freq = 1.2545 GHz, Bw = 32.000 MH No calibration applied and no bandpass applied



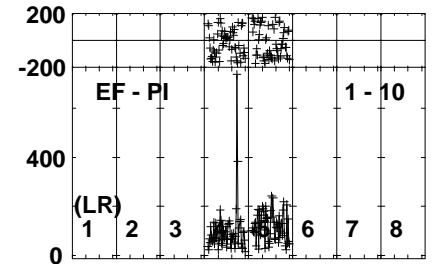
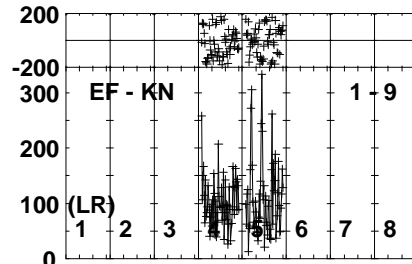
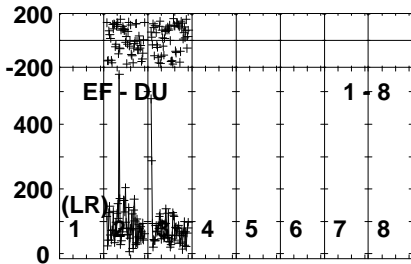
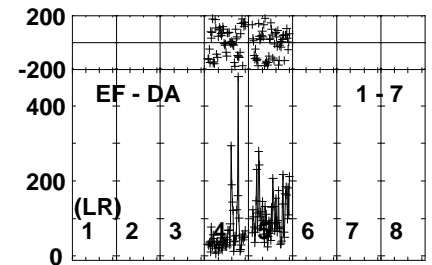
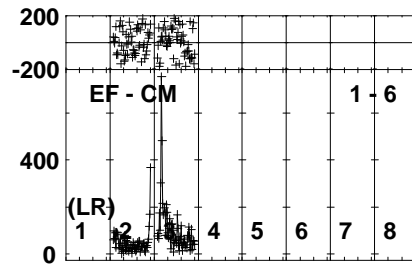
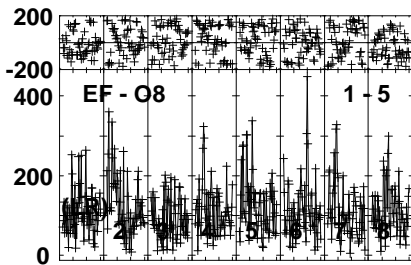
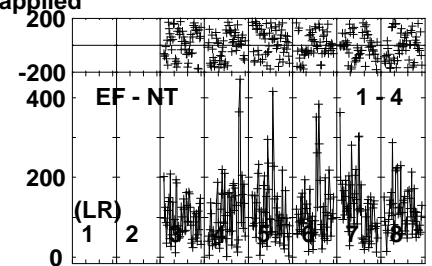
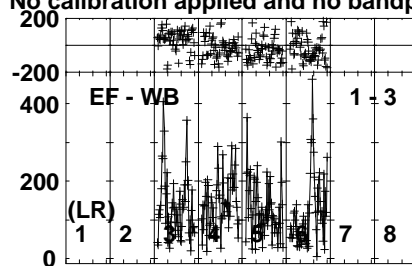
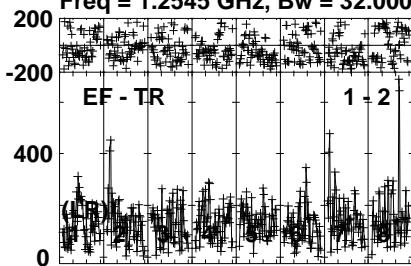
Lower frame: Micro Ampl Jy Top frame: Phas deg
Vector averaged cross-power spectrum Several baselines displayed
Timerange: 01/03:29:34 to 01/03:35:12

Plot file version 115 created 24-OCT-2022 11:13:50

J0529+3209 EK051E.UVDATA.1

Freq = 1.2545 GHz, Bw = 32.000 MH

No calibration applied and no bandpass applied

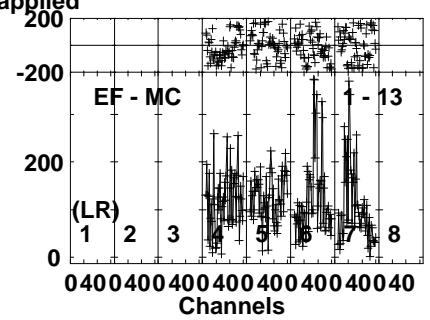
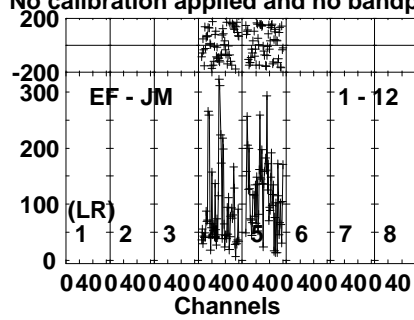
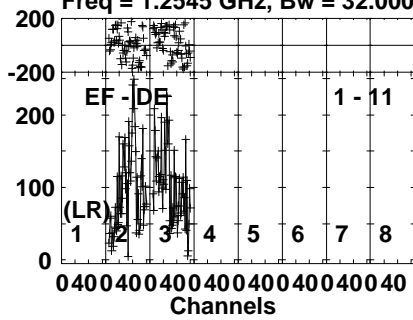


Lower frame: Micro Ampl Jy Top frame: Phas deg
Vector averaged cross-power spectrum Several baselines displayed
Timerange: 01/03:36:03 to 01/03:37:31

Plot file version 116 created 24-OCT-2022 11:13:51

J0529+3209 EK051E.UVDATA.1

Freq = 1.2545 GHz, Bw = 32.000 MH No calibration applied and no bandpass applied

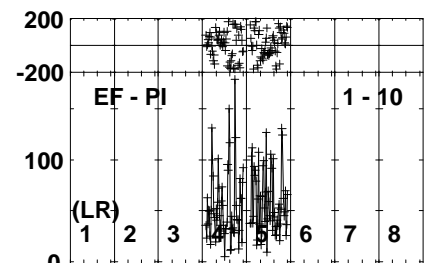
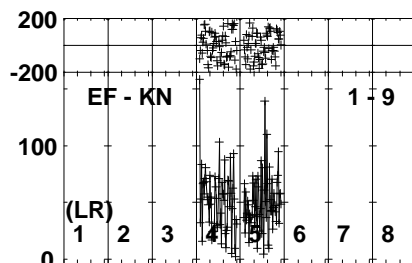
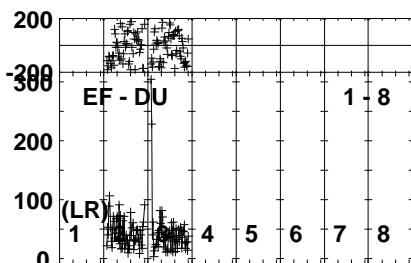
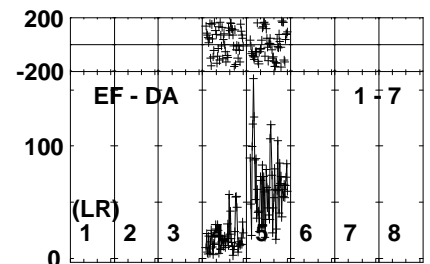
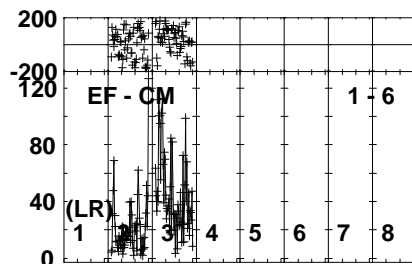
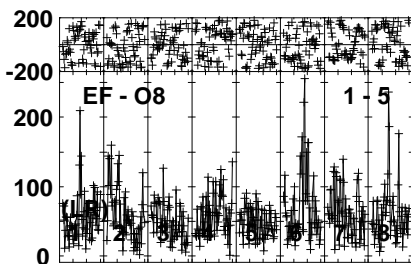
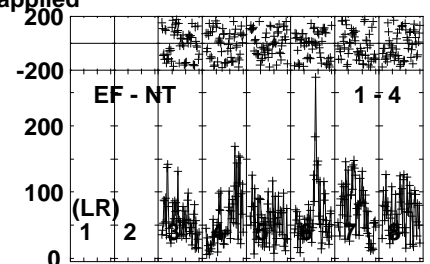
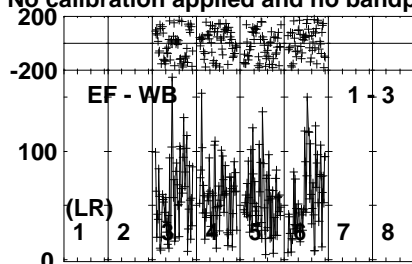
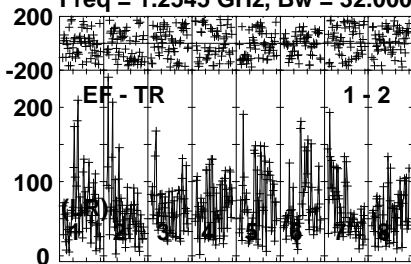


Lower frame: Micro Ampl Jy Top frame: Phas deg
Vector averaged cross-power spectrum Several baselines displayed
Timerange: 01/03:36:03 to 01/03:37:31

Plot file version 117 created 24-OCT-2022 11:13:51

R1 D EK051E.UVDATA.1

Freq = 1.2545 GHz, Bw = 32.000 MH No calibration applied and no bandpass applied

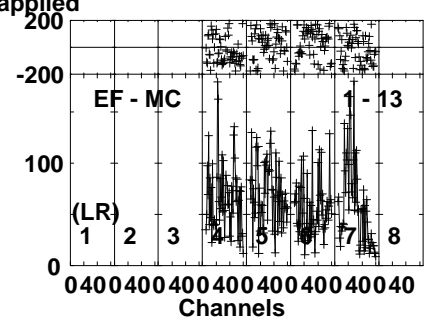
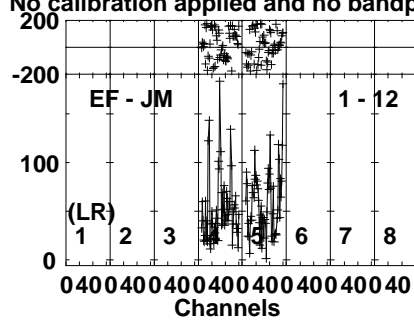
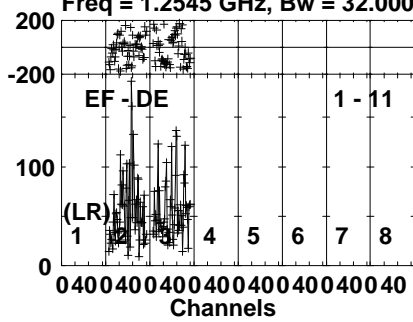


Lower frame: Micro Ampl Jy Top frame: Phas deg
Vector averaged cross-power spectrum Several baselines displayed
Timerange: 01/03:37:33 to 01/03:43:11

Plot file version 118 created 24-OCT-2022 11:13:51

R1 D EK051E.UVDATA.1

Freq = 1.2545 GHz, Bw = 32.000 MH No calibration applied and no bandpass applied



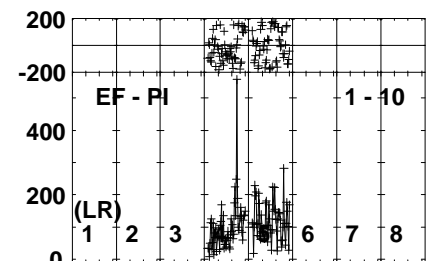
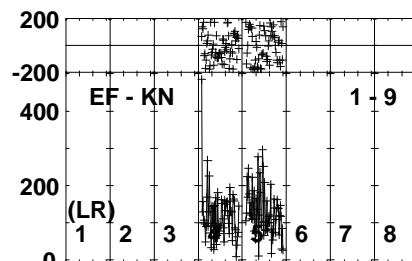
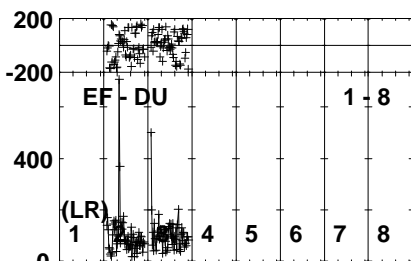
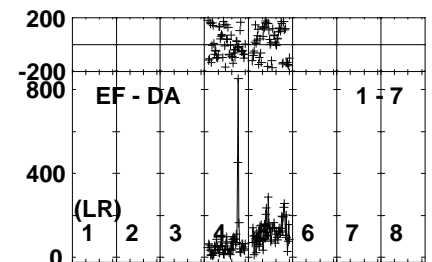
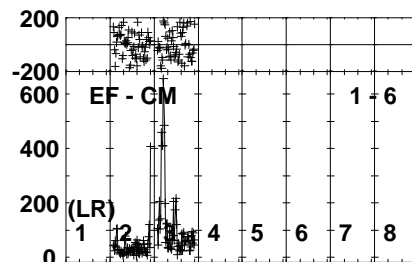
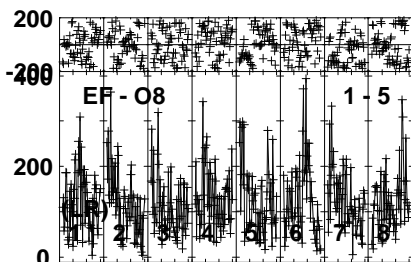
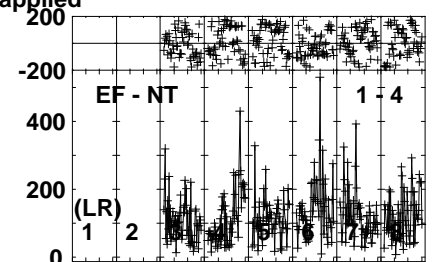
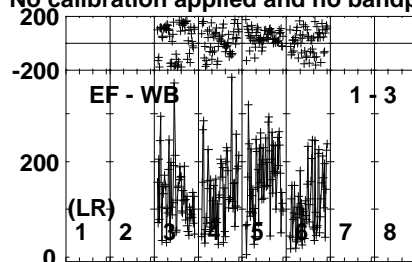
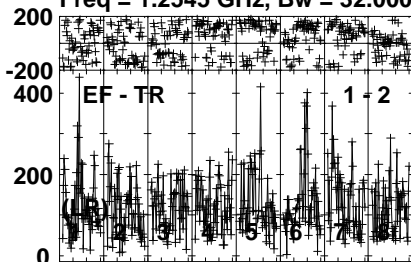
Lower frame: Micro Ampl Jy Top frame: Phas deg
Vector averaged cross-power spectrum Several baselines displayed
Timerange: 01/03:37:33 to 01/03:43:11

Plot file version 119 created 24-OCT-2022 11:13:52

J0529+3209 EK051E.UVDATA.1

Freq = 1.2545 GHz, Bw = 32.000 MH

No calibration applied and no bandpass applied

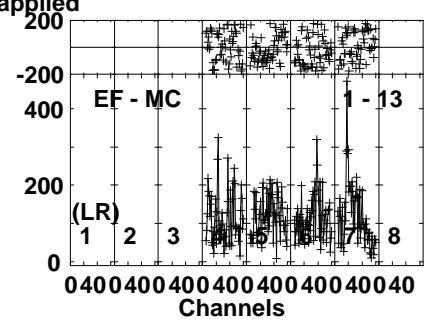
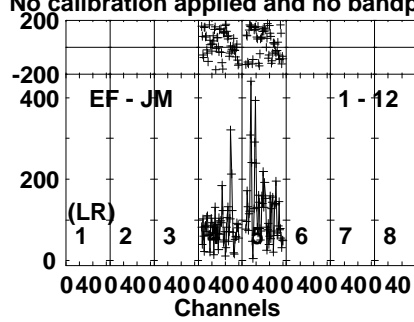
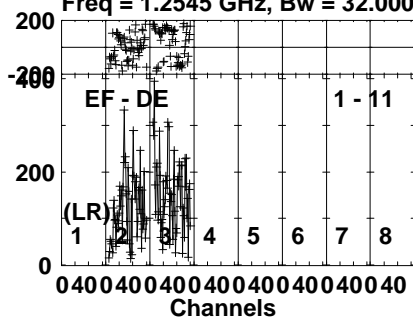


Lower frame: Micro Ampl Jy Top frame: Phas deg
Vector averaged cross-power spectrum Several baselines displayed
Timerange: 01/03:43:13 to 01/03:45:13

Plot file version 120 created 24-OCT-2022 11:13:52

J0529+3209 EK051E.UVDATA.1

Freq = 1.2545 GHz, Bw = 32.000 MH No calibration applied and no bandpass applied

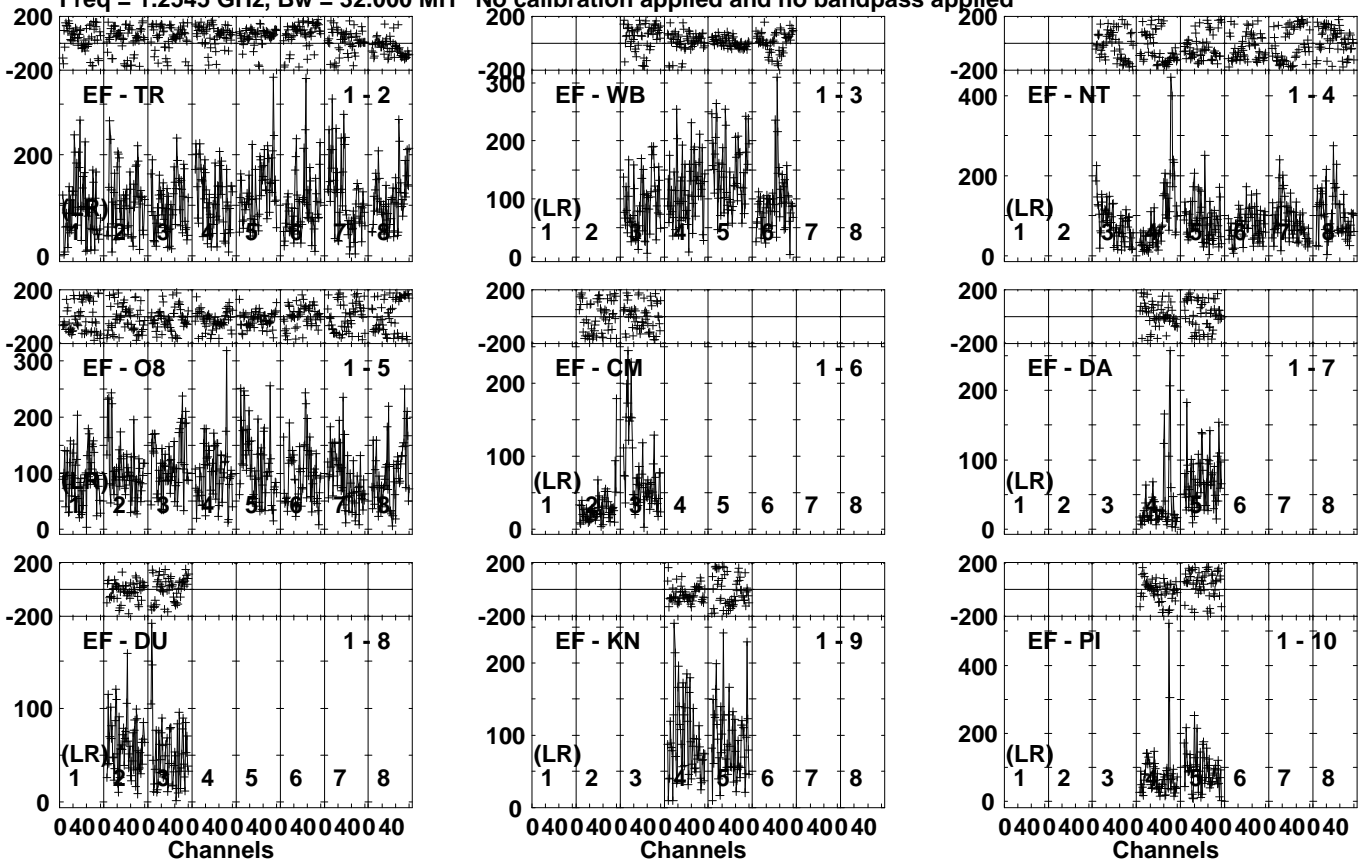


Lower frame: Micro Ampl Jy Top frame: Phas deg
Vector averaged cross-power spectrum Several baselines displayed
Timerange: 01/03:43:13 to 01/03:45:13

Plot file version 121 created 24-OCT-2022 11:13:52

J0541+3301 EK051E.UVDATA.1

Freq = 1.2545 GHz, Bw = 32.000 MH No calibration applied and no bandpass applied

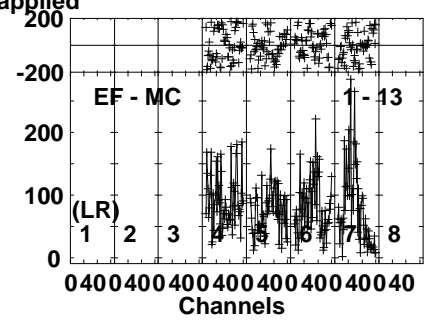
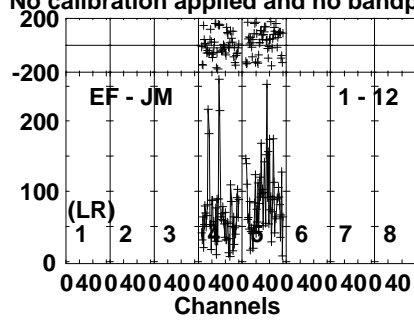
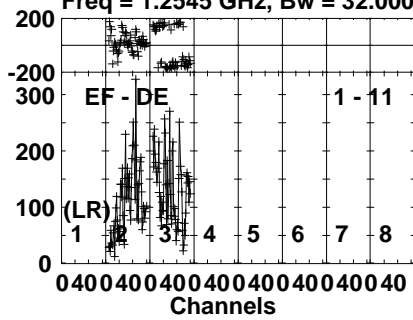


Lower frame: Micro Ampl Jy Top frame: Phas deg
Vector averaged cross-power spectrum Several baselines displayed
Timerange: 01/03:45:16 to 01/03:48:44

Plot file version 122 created 24-OCT-2022 11:13:52

J0541+3301 EK051E.UVDATA.1

Freq = 1.2545 GHz, Bw = 32.000 MH No calibration applied and no bandpass applied

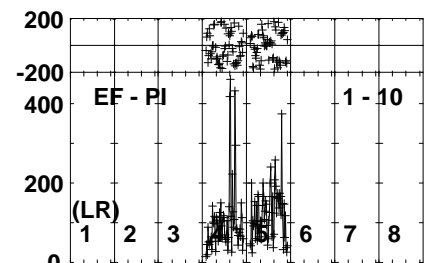
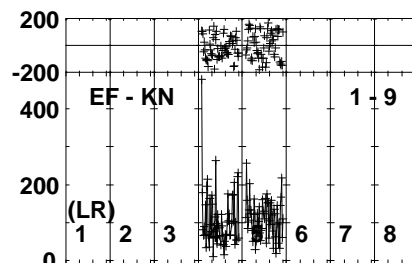
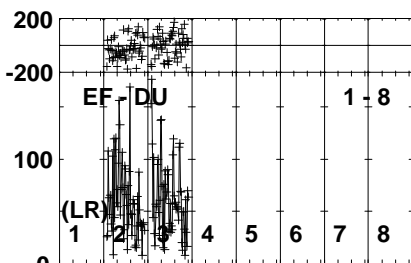
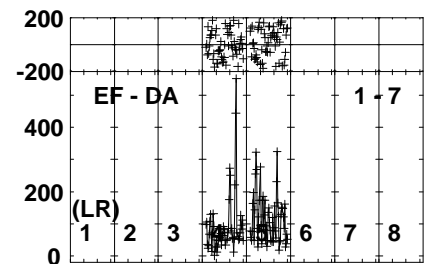
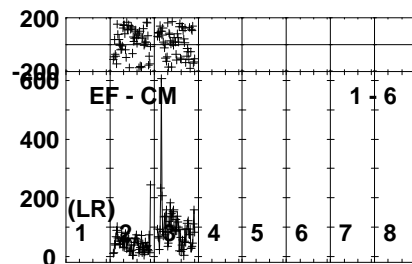
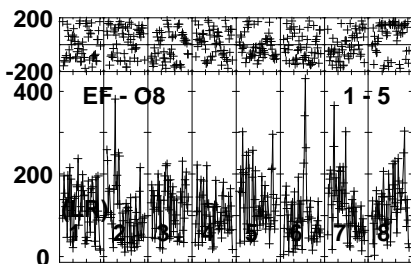
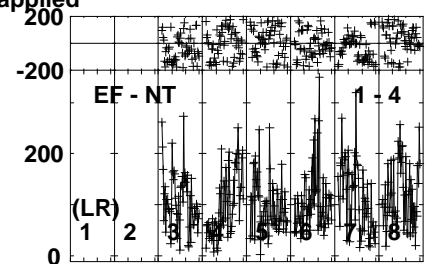
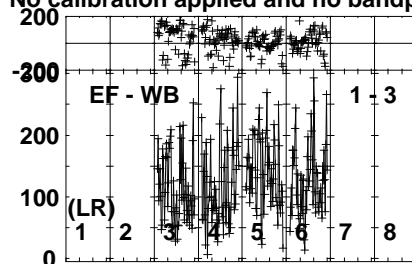
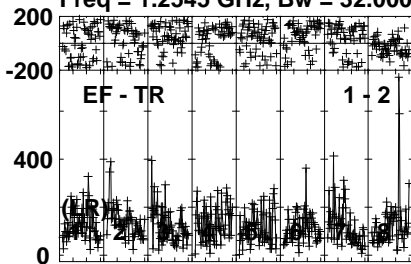


Lower frame: Micro Ampl Jy Top frame: Phas deg
Vector averaged cross-power spectrum Several baselines displayed
Timerange: 01/03:45:16 to 01/03:48:44

Plot file version 123 created 24-OCT-2022 11:13:52

J0529+3209 EK051E.UVDATA.1

Freq = 1.2545 GHz, Bw = 32.000 MH No calibration applied and no bandpass applied

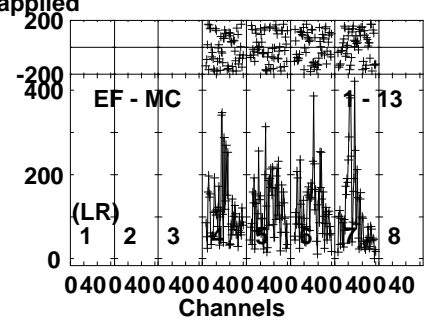
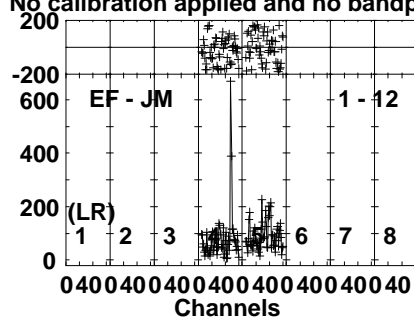
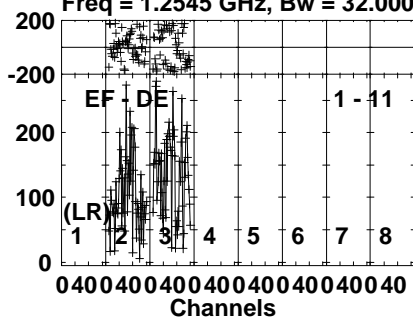


Lower frame: Micro Ampl Jy Top frame: Phas deg
Vector averaged cross-power spectrum Several baselines displayed
Timerange: 01/03:49:51 to 01/03:51:19

Plot file version 124 created 24-OCT-2022 11:13:53

J0529+3209 EK051E.UVDATA.1

Freq = 1.2545 GHz, Bw = 32.000 MH No calibration applied and no bandpass applied

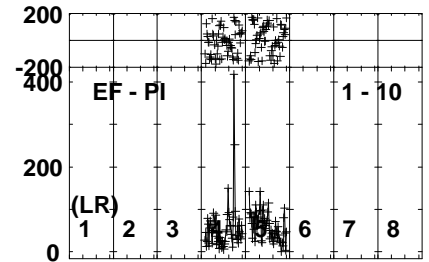
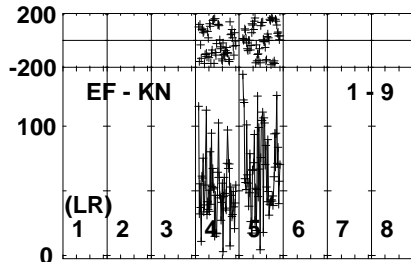
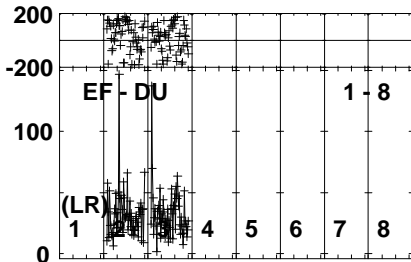
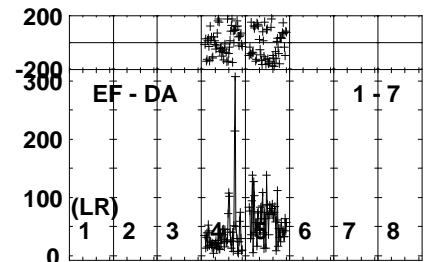
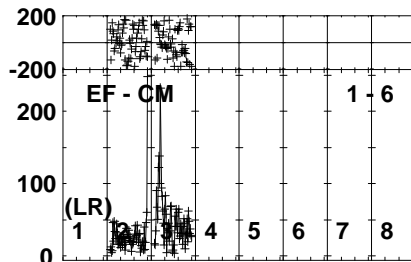
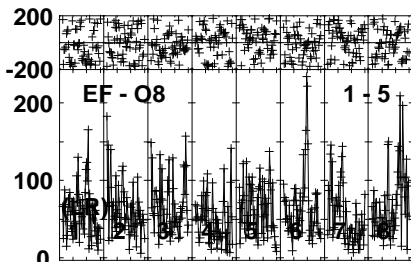
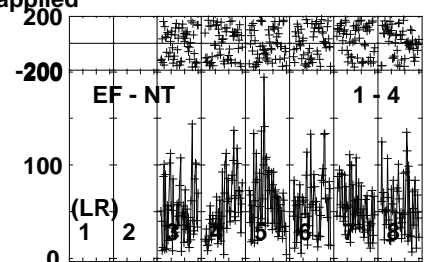
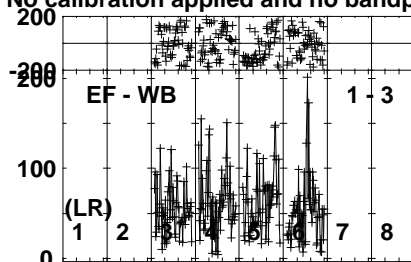
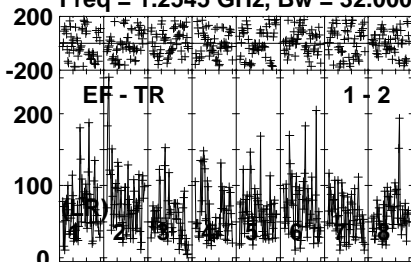


Lower frame: Micro Ampl Jy Top frame: Phas deg
Vector averaged cross-power spectrum Several baselines displayed
Timerange: 01/03:49:51 to 01/03:51:19

Plot file version 125 created 24-OCT-2022 11:13:53

R1 D EK051E.UVDATA.1

Freq = 1.2545 GHz, Bw = 32.000 MH No calibration applied and no bandpass applied

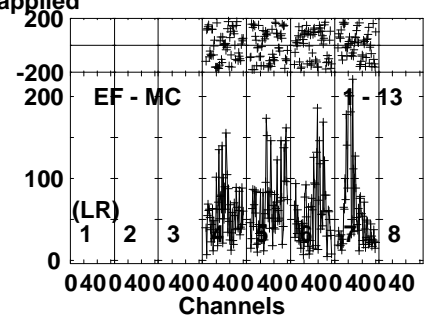
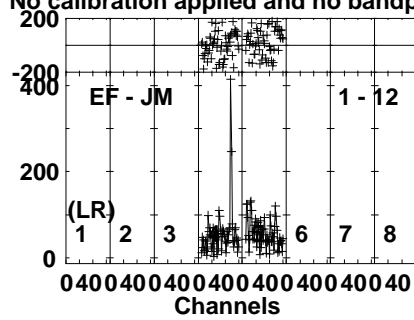
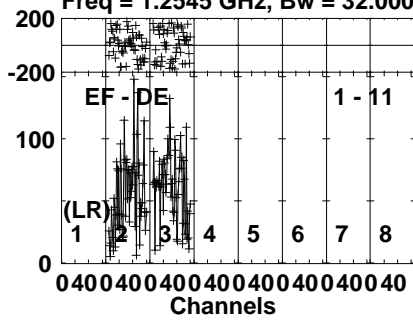


Lower frame: Micro Ampl Jy Top frame: Phas deg
Vector averaged cross-power spectrum Several baselines displayed
Timerange: 01/03:51:21 to 01/03:56:59

Plot file version 126 created 24-OCT-2022 11:13:53

R1 D EK051E.UVDATA.1

Freq = 1.2545 GHz, Bw = 32.000 MH No calibration applied and no bandpass applied

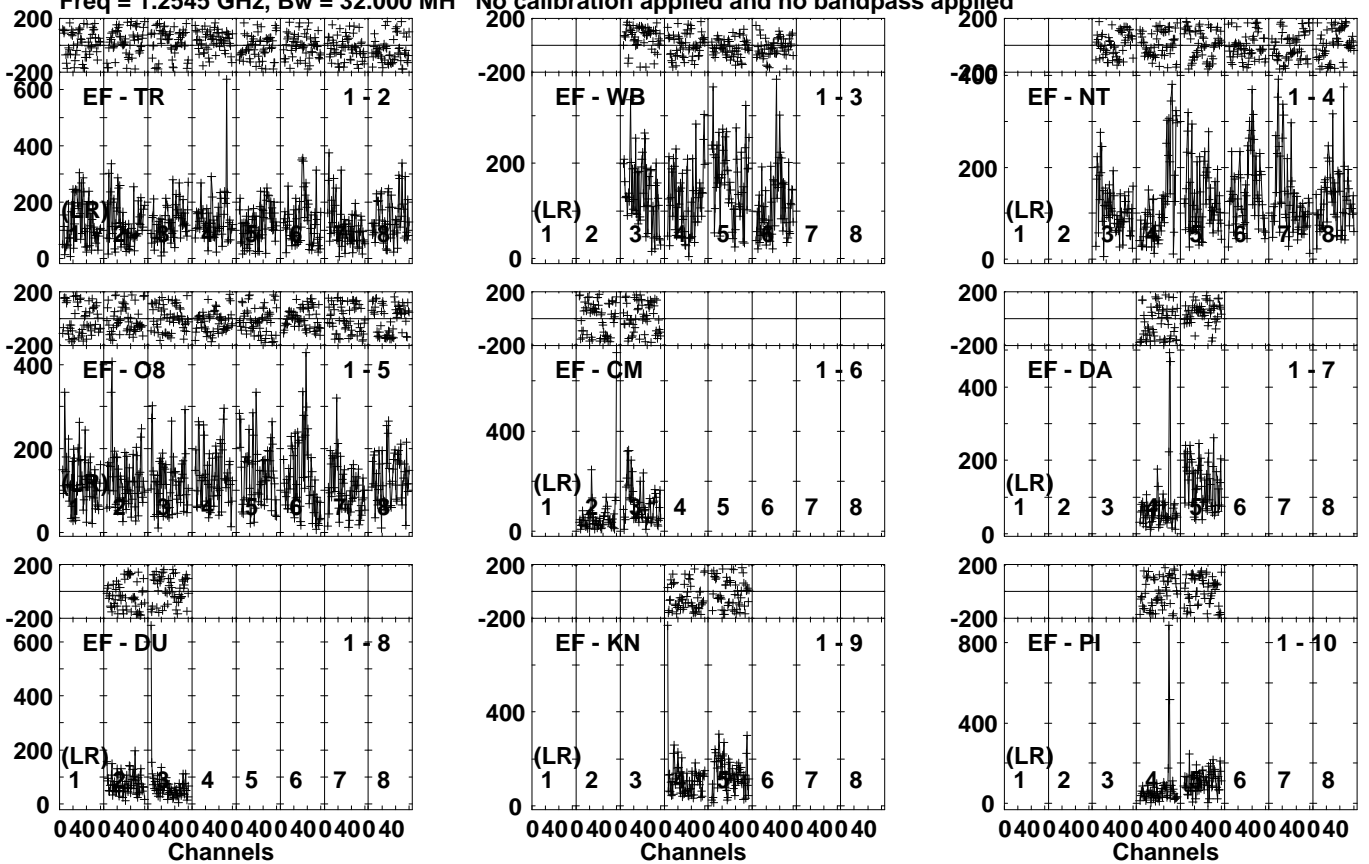


Lower frame: Micro Ampl Jy Top frame: Phas deg
Vector averaged cross-power spectrum Several baselines displayed
Timerange: 01/03:51:21 to 01/03:56:59

Plot file version 127 created 24-OCT-2022 11:13:54

J0529+3209 EK051E.UVDATA.1

Freq = 1.2545 GHz, Bw = 32.000 MH No calibration applied and no bandpass applied

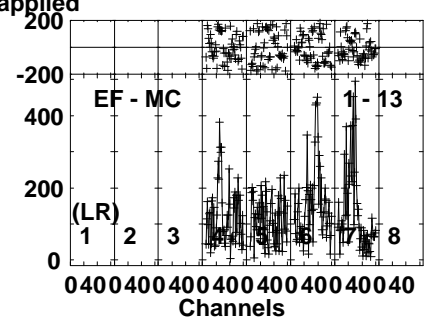
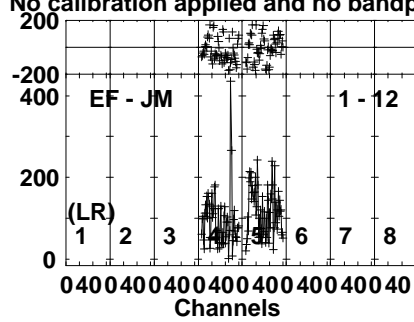
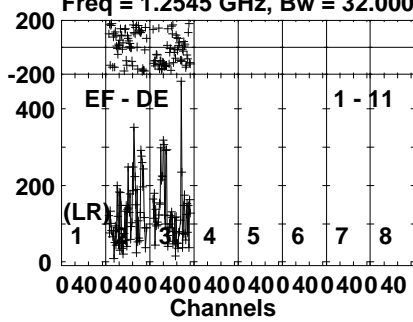


Lower frame: Micro Ampl Jy Top frame: Phas deg
Vector averaged cross-power spectrum Several baselines displayed
Timerange: 01/03:57:01 to 01/03:59:01

Plot file version 128 created 24-OCT-2022 11:13:54

J0529+3209 EK051E.UVDATA.1

Freq = 1.2545 GHz, Bw = 32.000 MH No calibration applied and no bandpass applied

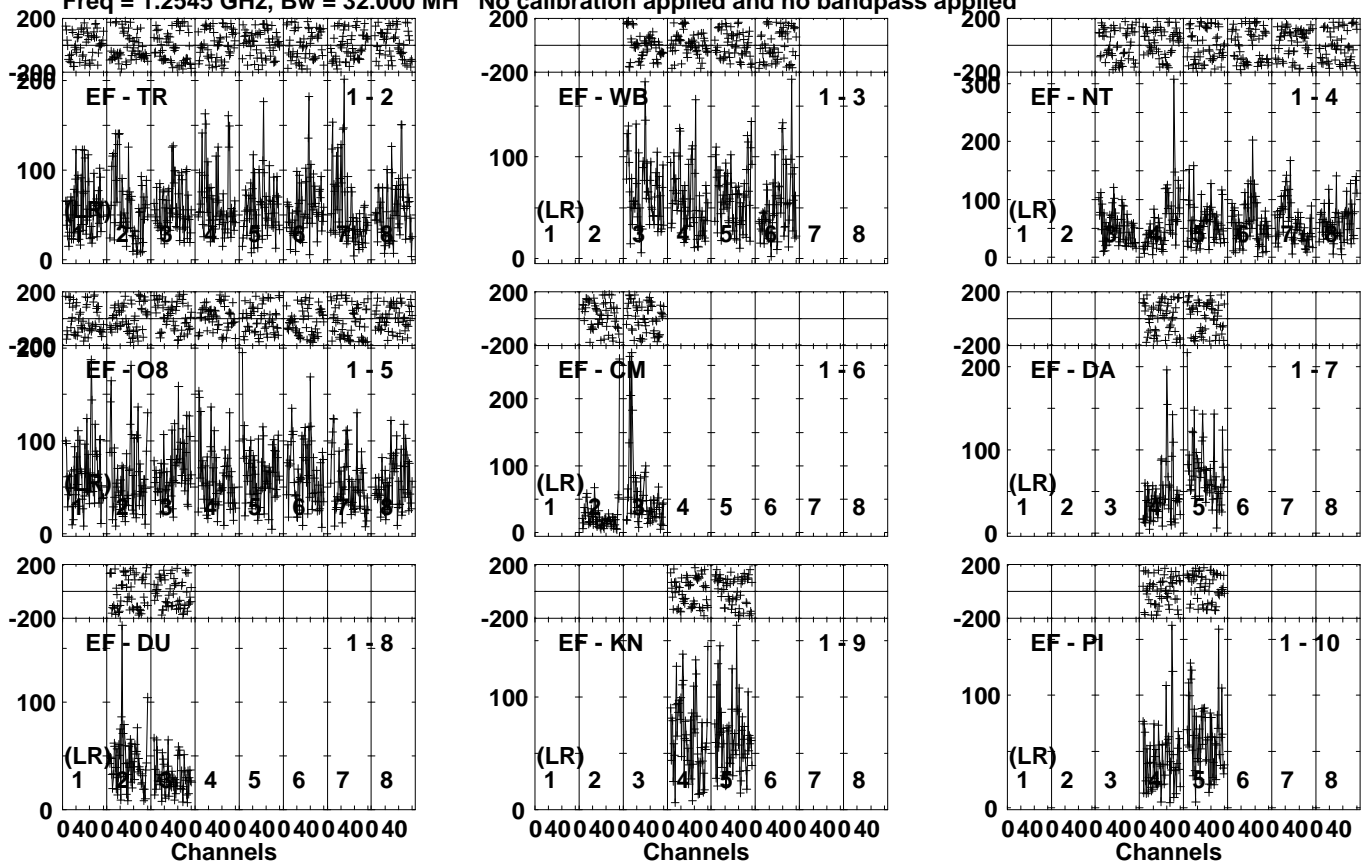


Lower frame: Micro Ampl Jy Top frame: Phas deg
Vector averaged cross-power spectrum Several baselines displayed
Timerange: 01/03:57:01 to 01/03:59:01

Plot file version 129 created 24-OCT-2022 11:13:54

R1 D EK051E.UVDATA.1

Freq = 1.2545 GHz, Bw = 32.000 MH No calibration applied and no bandpass applied

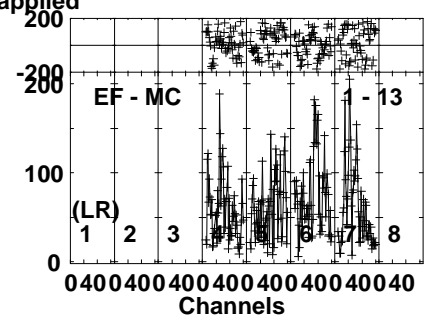
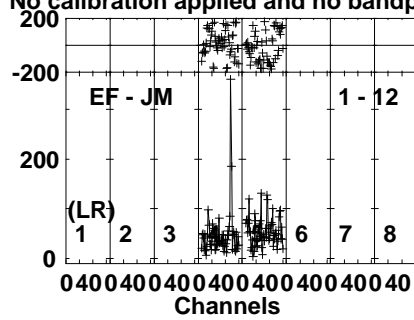
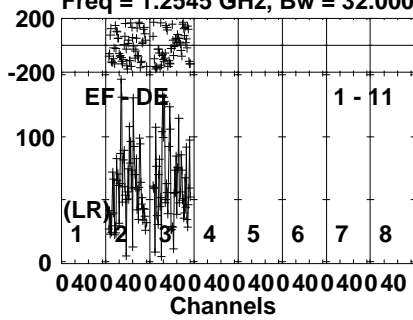


Lower frame: Micro Ampl Jy Top frame: Phas deg
Vector averaged cross-power spectrum Several baselines displayed
Timerange: 01/03:59:04 to 01/04:04:42

Plot file version 130 created 24-OCT-2022 11:13:55

R1 D EK051E.UVDATA.1

Freq = 1.2545 GHz, Bw = 32.000 MH No calibration applied and no bandpass applied

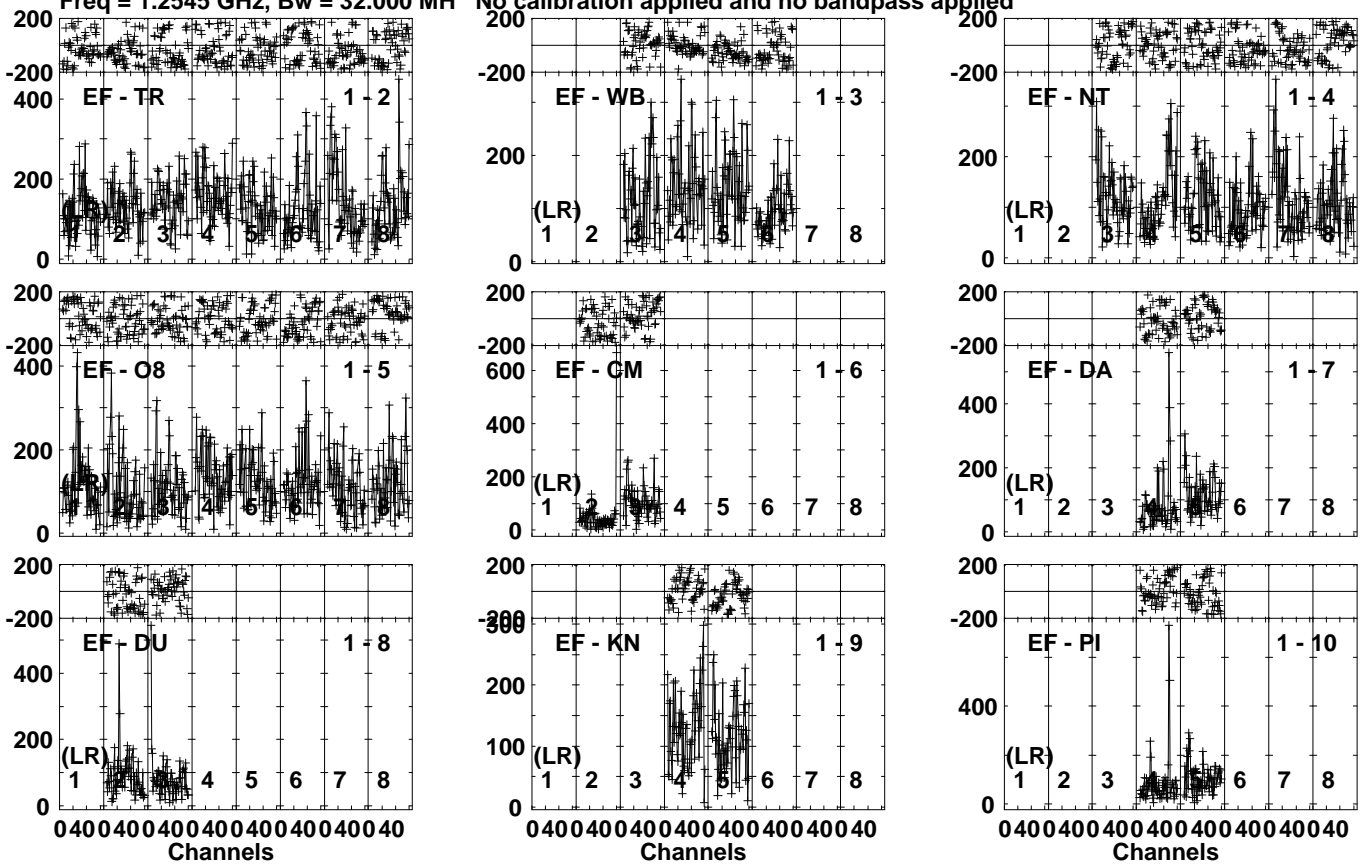


Lower frame: Micro Ampl Jy Top frame: Phas deg
Vector averaged cross-power spectrum Several baselines displayed
Timerange: 01/03:59:04 to 01/04:04:42

Plot file version 131 created 24-OCT-2022 11:13:55

J0529+3209 EK051E.UVDATA.1

Freq = 1.2545 GHz, Bw = 32.000 MH No calibration applied and no bandpass applied

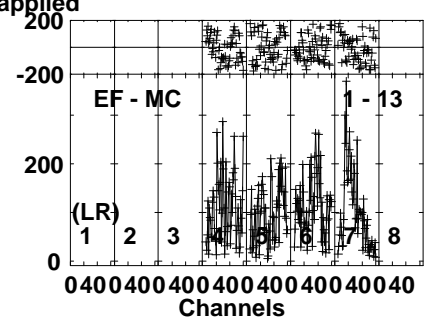
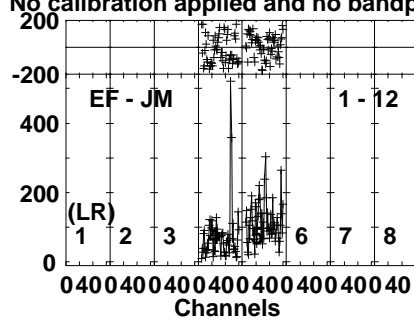
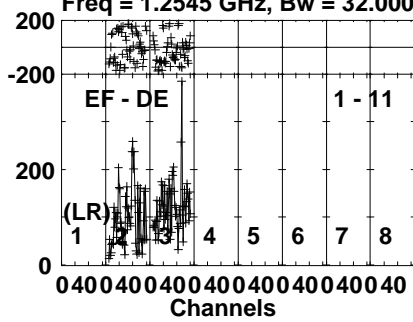


Lower frame: Micro Ampl Jy Top frame: Phas deg
Vector averaged cross-power spectrum Several baselines displayed
Timerange: 01/04:05:34 to 01/04:07:02

Plot file version 132 created 24-OCT-2022 11:13:55

J0529+3209 EK051E.UVDATA.1

Freq = 1.2545 GHz, Bw = 32.000 MH No calibration applied and no bandpass applied

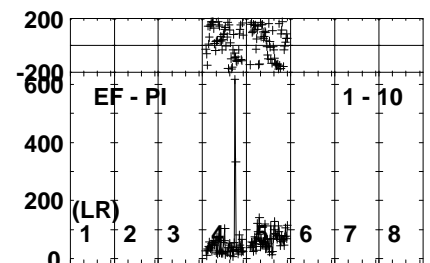
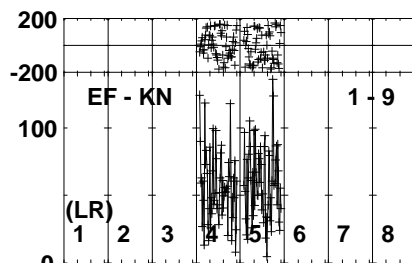
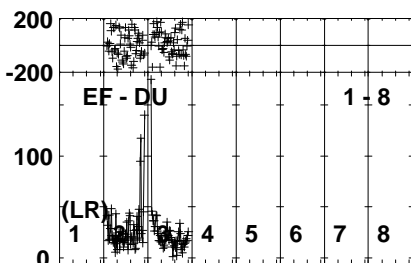
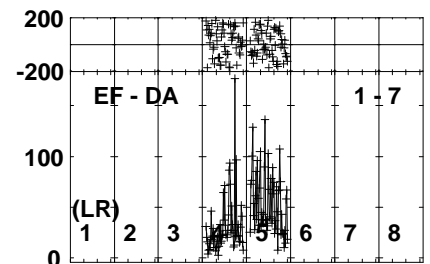
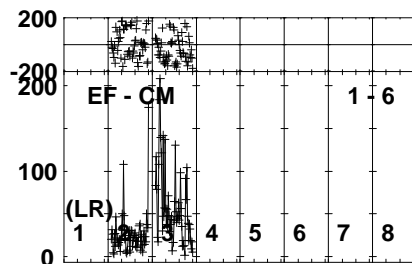
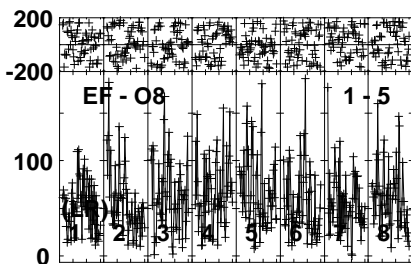
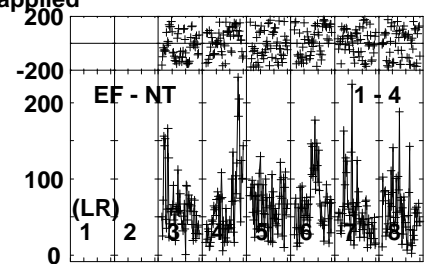
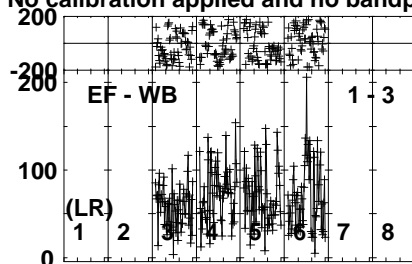
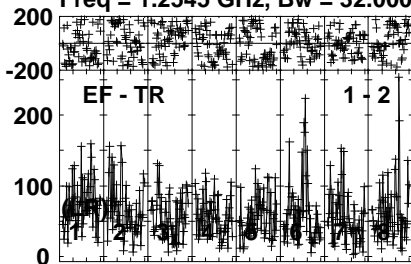


Lower frame: Micro Ampl Jy Top frame: Phas deg
Vector averaged cross-power spectrum Several baselines displayed
Timerange: 01/04:05:34 to 01/04:07:02

Plot file version 133 created 24-OCT-2022 11:13:55

R1 D EK051E.UVDATA.1

Freq = 1.2545 GHz, Bw = 32.000 MH No calibration applied and no bandpass applied

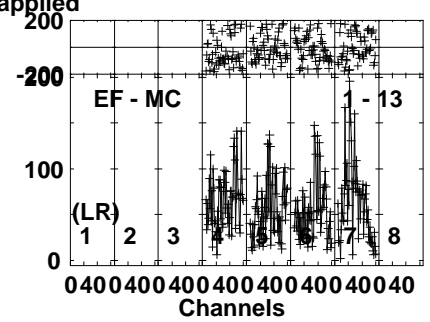
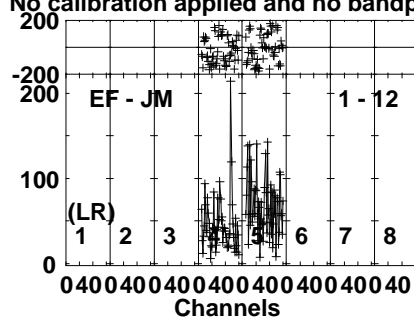
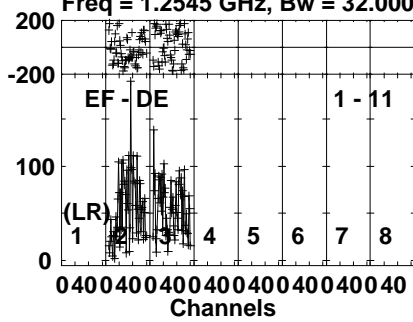


Lower frame: Micro Ampl Jy Top frame: Phas deg
Vector averaged cross-power spectrum Several baselines displayed
Timerange: 01/04:07:04 to 01/04:12:42

Plot file version 134 created 24-OCT-2022 11:13:56

R1 D EK051E.UVDATA.1

Freq = 1.2545 GHz, Bw = 32.000 MH No calibration applied and no bandpass applied

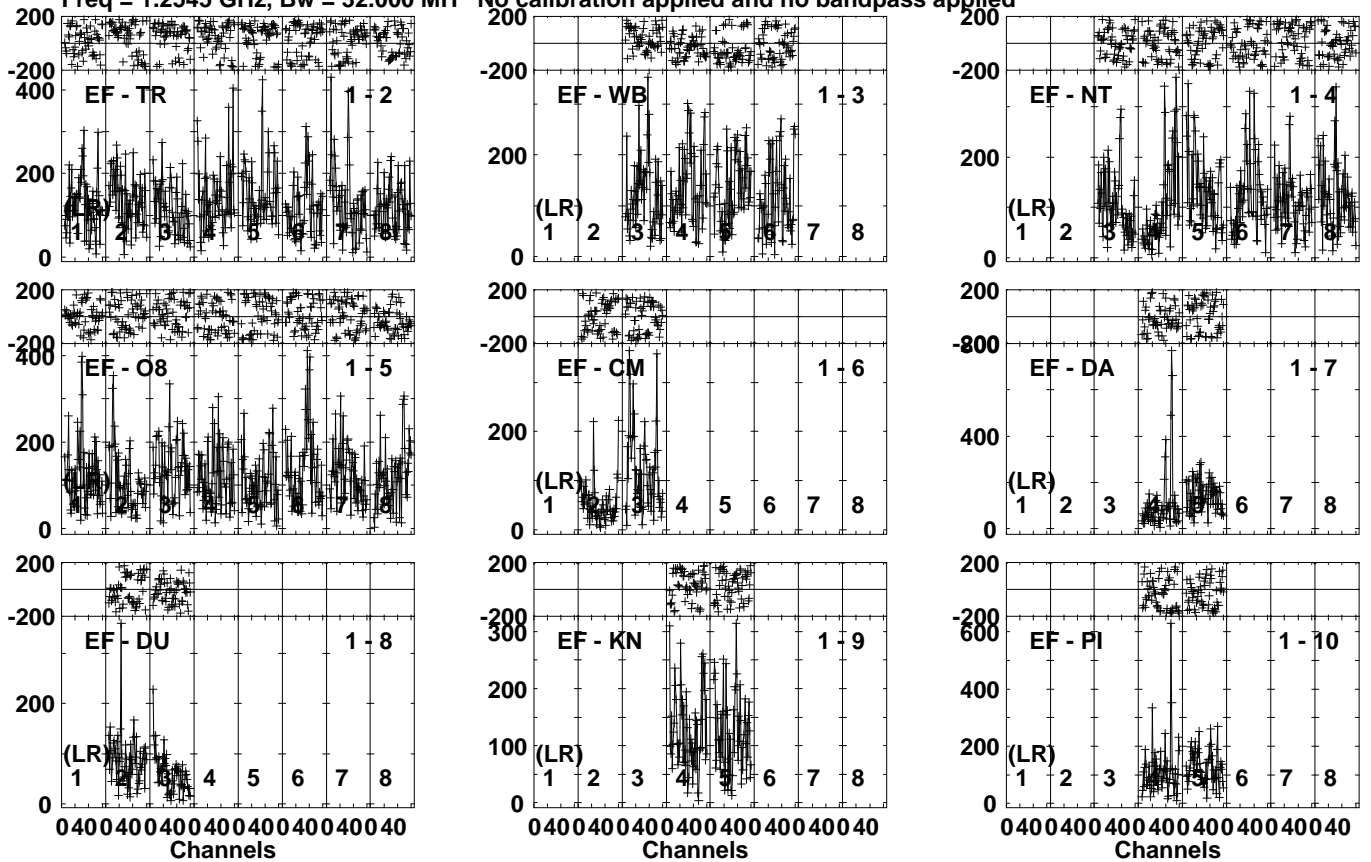


Lower frame: Micro Ampl Jy Top frame: Phas deg
Vector averaged cross-power spectrum Several baselines displayed
Timerange: 01/04:07:04 to 01/04:12:42

Plot file version 135 created 24-OCT-2022 11:13:56

J0529+3209 EK051E.UVDATA.1

Freq = 1.2545 GHz, Bw = 32.000 MH No calibration applied and no bandpass applied

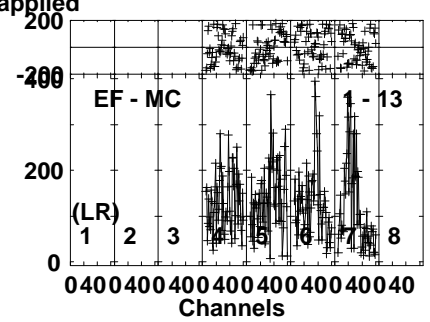
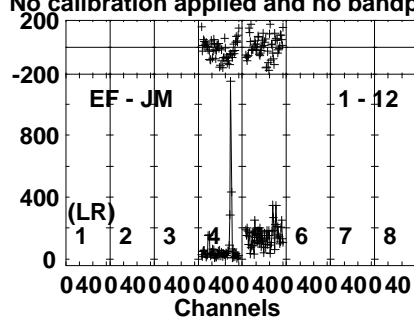
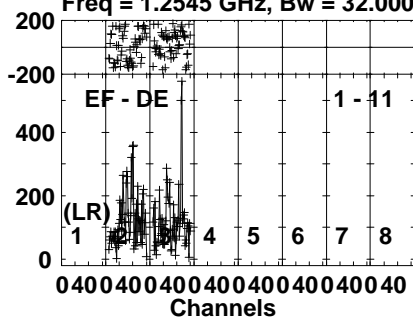


Lower frame: Micro Ampl Jy Top frame: Phas deg
Vector averaged cross-power spectrum Several baselines displayed
Timerange: 01/04:12:44 to 01/04:14:44

Plot file version 136 created 24-OCT-2022 11:13:56

J0529+3209 EK051E.UVDATA.1

Freq = 1.2545 GHz, Bw = 32.000 MH No calibration applied and no bandpass applied

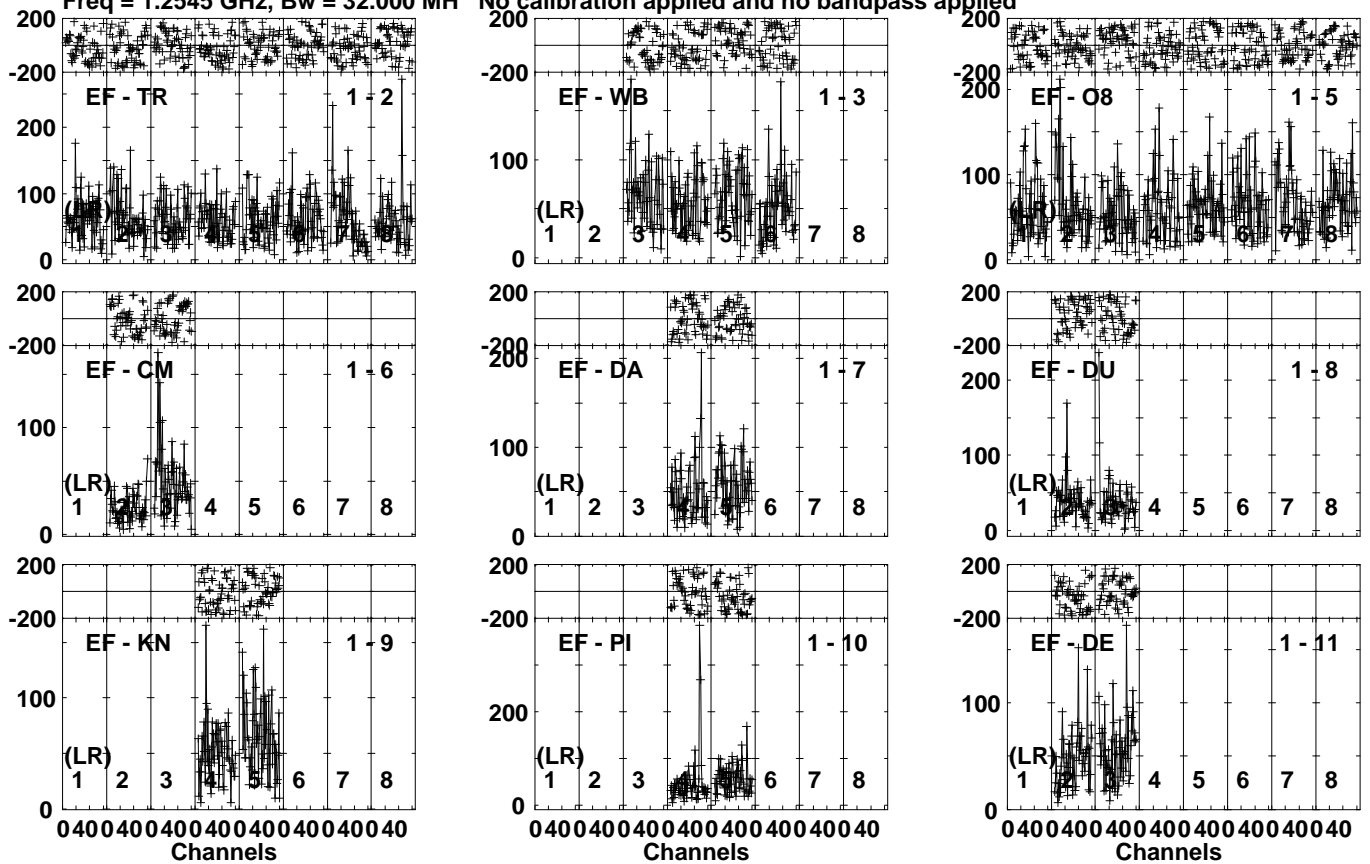


Lower frame: Micro Ampl Jy Top frame: Phas deg
Vector averaged cross-power spectrum Several baselines displayed
Timerange: 01/04:12:44 to 01/04:14:44

Plot file version 137 created 24-OCT-2022 11:13:56

R1 D EK051E.UVDATA.1

Freq = 1.2545 GHz, Bw = 32.000 MH No calibration applied and no bandpass applied



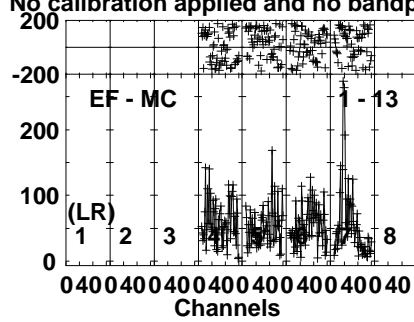
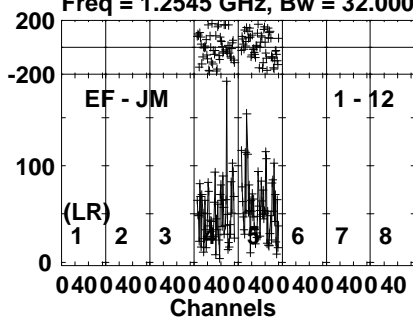
Lower frame: Micro Ampl Jy Top frame: Phas deg
Vector averaged cross-power spectrum Several baselines displayed
Timerange: 01/04:14:47 to 01/04:20:25

Plot file version 138 created 24-OCT-2022 11:13:57

R1 D EK051E.UVDATA.1

Freq = 1.2545 GHz, Bw = 32.000 MH

No calibration applied and no bandpass applied

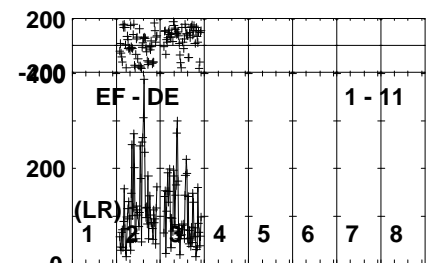
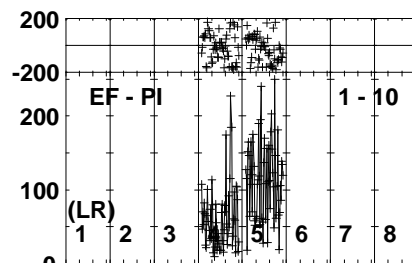
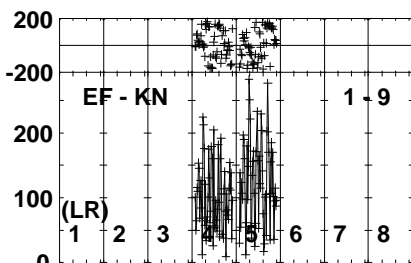
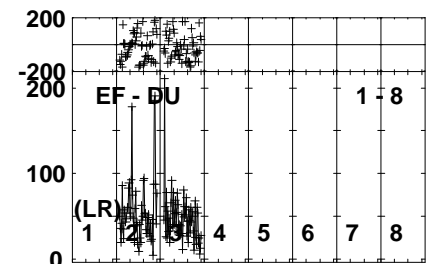
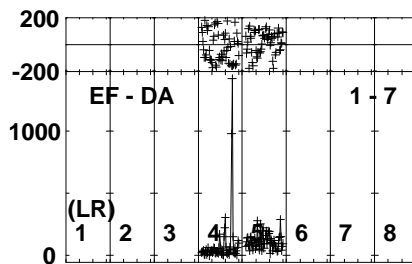
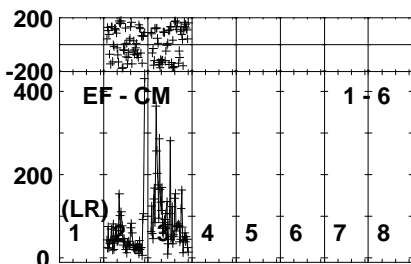
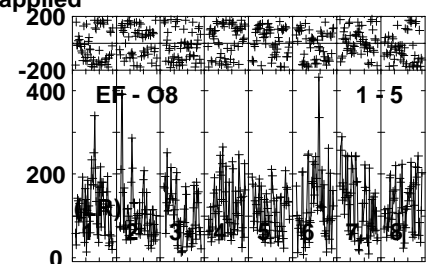
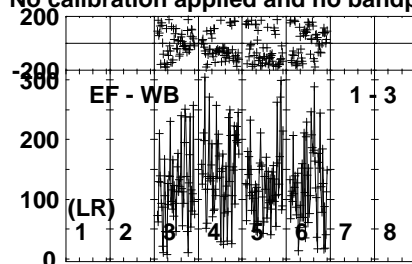
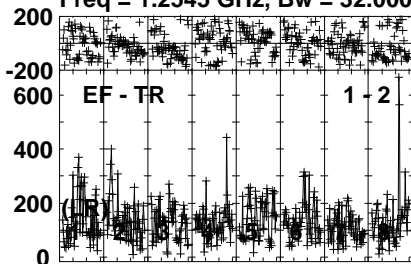


Lower frame: Micro Ampl Jy Top frame: Phas deg
Vector averaged cross-power spectrum Several baselines displayed
Timerange: 01/04:14:47 to 01/04:20:25

Plot file version 139 created 24-OCT-2022 11:13:57

J0529+3209 EK051E.UVDATA.1

Freq = 1.2545 GHz, Bw = 32.000 MH No calibration applied and no bandpass applied

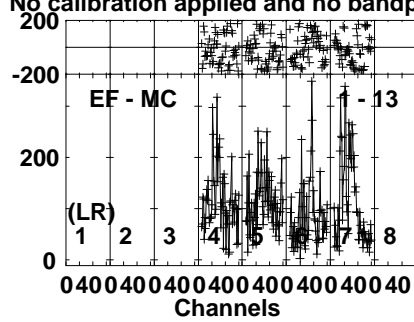
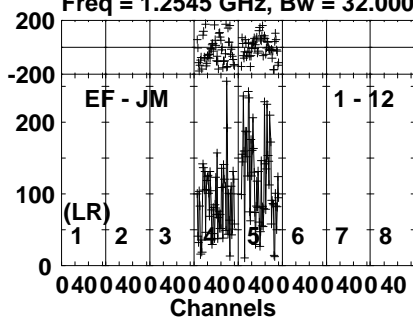


Lower frame: Micro Ampl Jy Top frame: Phas deg
Vector averaged cross-power spectrum Several baselines displayed
Timerange: 01/04:21:17 to 01/04:22:45

Plot file version 140 created 24-OCT-2022 11:13:57

J0529+3209 EK051E.UVDATA.1

Freq = 1.2545 GHz, Bw = 32.000 MH No calibration applied and no bandpass applied

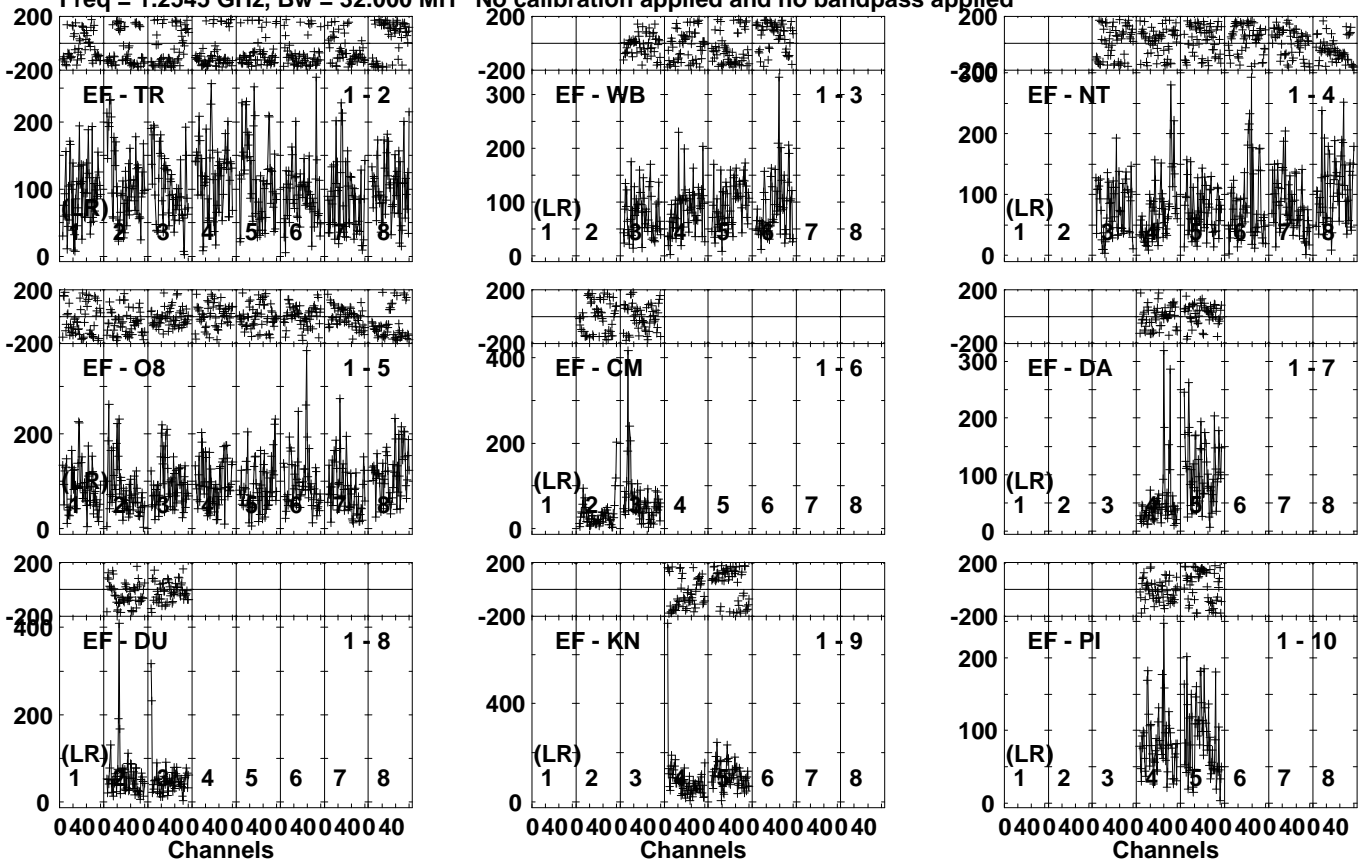


Lower frame: Micro Ampl Jy Top frame: Phas deg
Vector averaged cross-power spectrum Several baselines displayed
Timerange: 01/04:21:17 to 01/04:22:45

Plot file version 141 created 24-OCT-2022 11:13:57

J0541+3301 EK051E.UVDATA.1

Freq = 1.2545 GHz, Bw = 32.000 MH No calibration applied and no bandpass applied

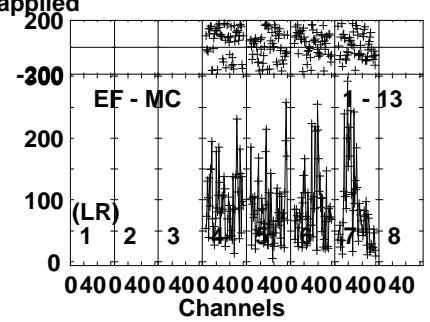
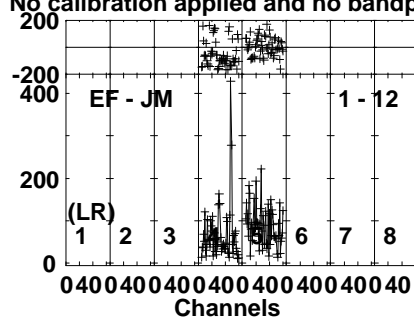
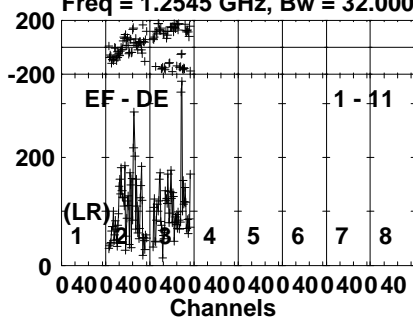


Lower frame: Micro Ampl Jy Top frame: Phas deg
Vector averaged cross-power spectrum Several baselines displayed
Timerange: 01/04:22:47 to 01/04:26:37

Plot file version 142 created 24-OCT-2022 11:13:58

J0541+3301 EK051E.UVDATA.1

Freq = 1.2545 GHz, Bw = 32.000 MH No calibration applied and no bandpass applied

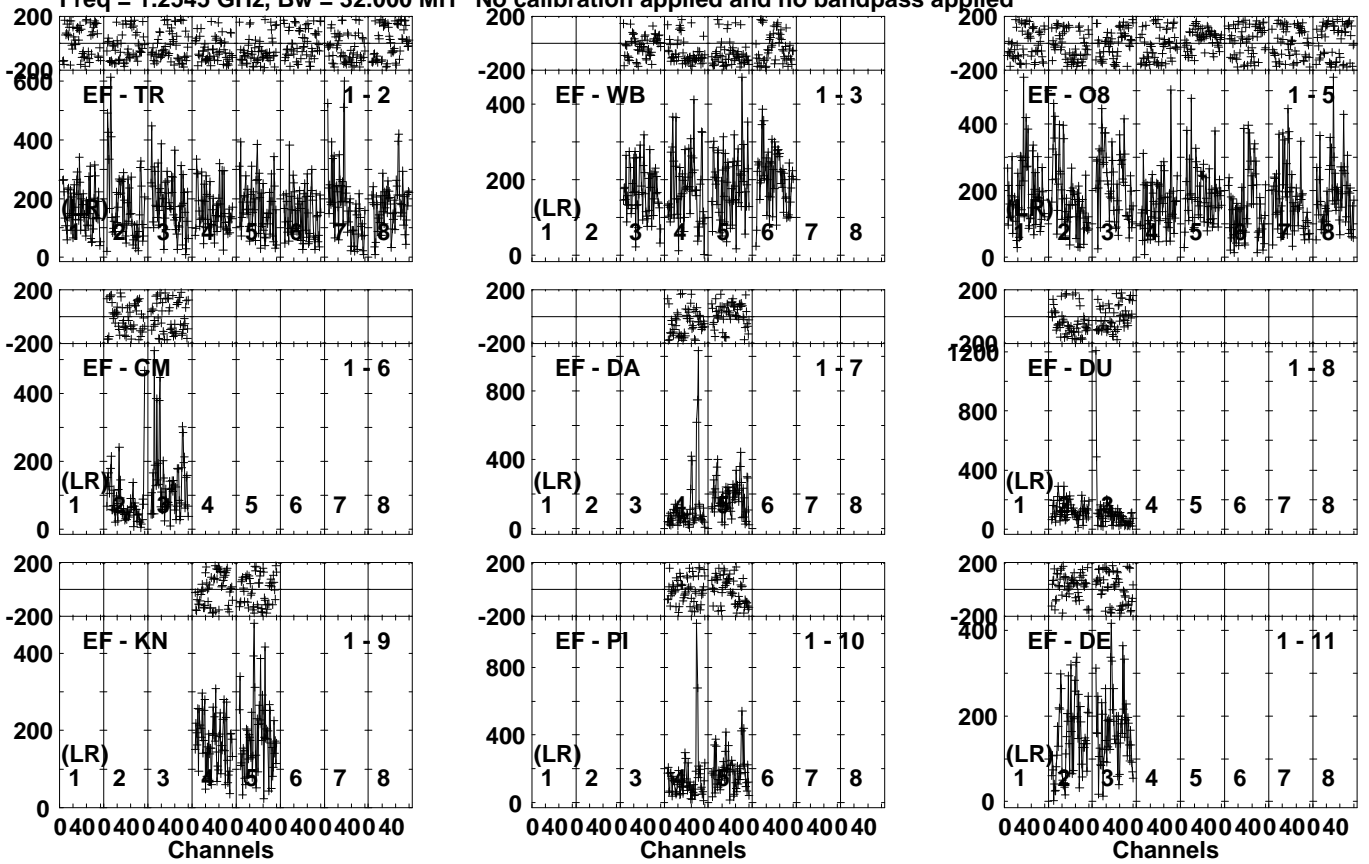


Lower frame: Micro Ampl Jy Top frame: Phas deg
Vector averaged cross-power spectrum Several baselines displayed
Timerange: 01/04:22:47 to 01/04:26:37

Plot file version 143 created 24-OCT-2022 11:13:58

J0529+3209 EK051E.UVDATA.1

Freq = 1.2545 GHz, Bw = 32.000 MH No calibration applied and no bandpass applied



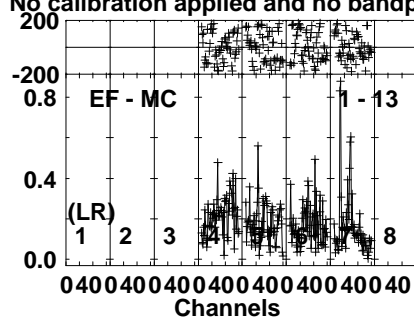
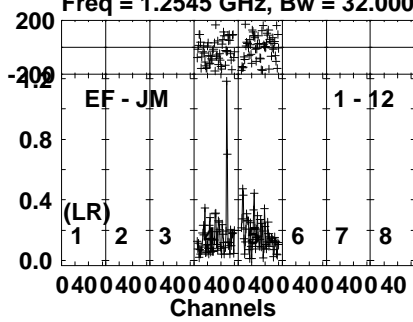
Lower frame: Micro Ampl Jy Top frame: Phas deg
Vector averaged cross-power spectrum Several baselines displayed
Timerange: 01/04:26:40 to 01/04:28:30

Plot file version 144 created 24-OCT-2022 11:13:58

J0529+3209 EK051E.UVDATA.1

Freq = 1.2545 GHz, Bw = 32.000 MH

No calibration applied and no bandpass applied

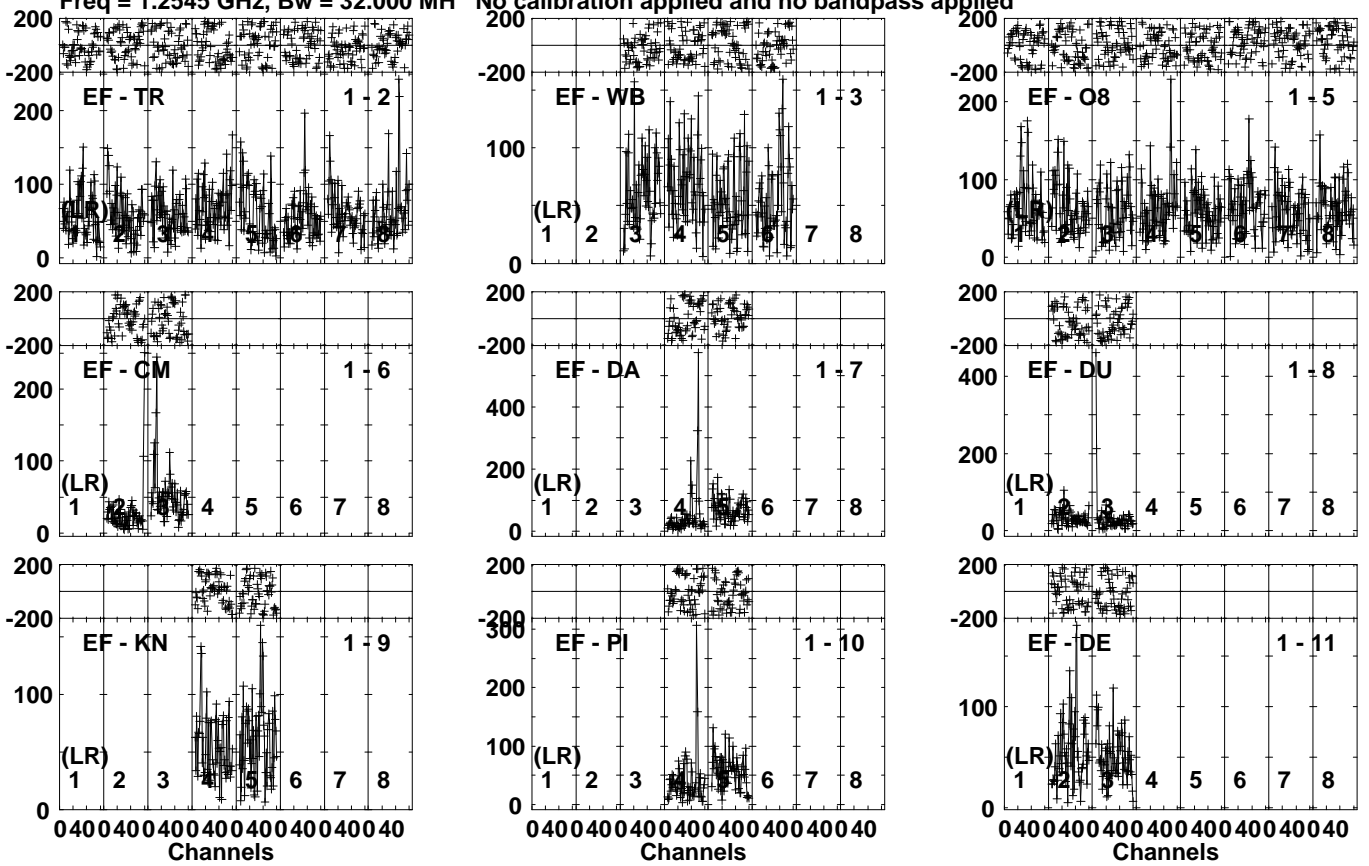


Lower frame: Milli Ampl Jy Top frame: Phas deg
Vector averaged cross-power spectrum Several baselines displayed
Timerange: 01/04:26:40 to 01/04:28:30

Plot file version 145 created 24-OCT-2022 11:13:58

R1 D EK051E.UVDATA.1

Freq = 1.2545 GHz, Bw = 32.000 MH No calibration applied and no bandpass applied

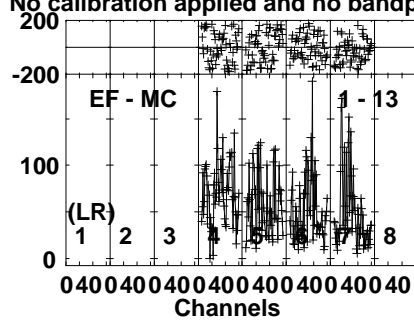
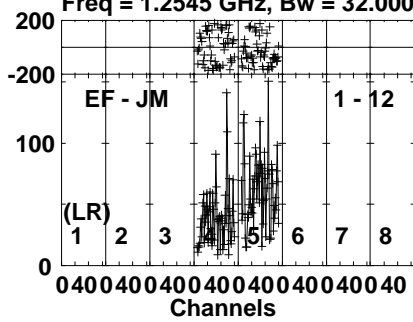


Lower frame: Micro Ampl Jy Top frame: Phas deg
Vector averaged cross-power spectrum Several baselines displayed
Timerange: 01/04:28:32 to 01/04:34:10

Plot file version 146 created 24-OCT-2022 11:13:59

R1 D EK051E.UVDATA.1

Freq = 1.2545 GHz, Bw = 32.000 MH No calibration applied and no bandpass applied

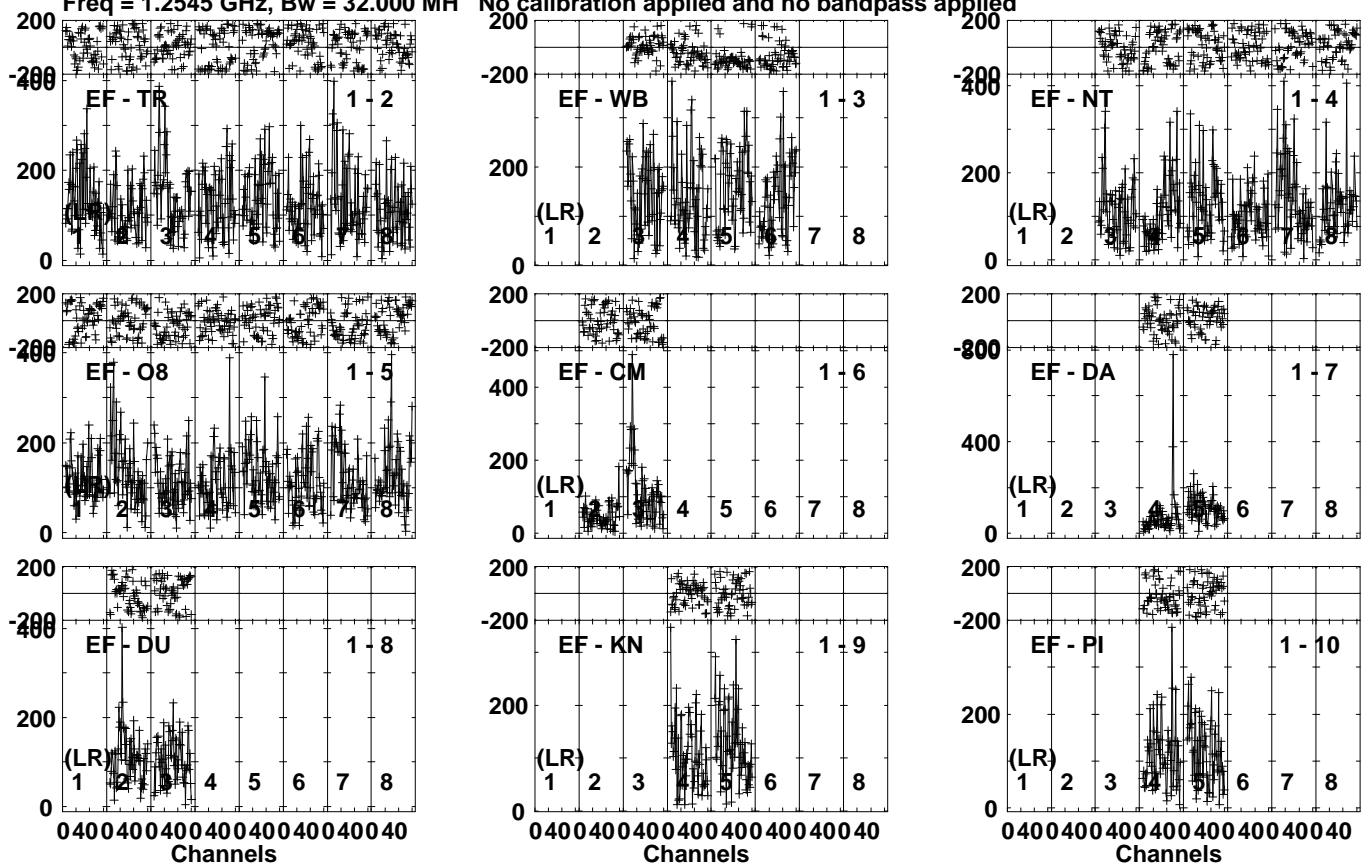


Lower frame: Micro Ampl Jy Top frame: Phas deg
Vector averaged cross-power spectrum Several baselines displayed
Timerange: 01/04:28:32 to 01/04:34:10

Plot file version 147 created 24-OCT-2022 11:13:59

J0529+3209 EK051E.UVDATA.1

Freq = 1.2545 GHz, Bw = 32.000 MH No calibration applied and no bandpass applied

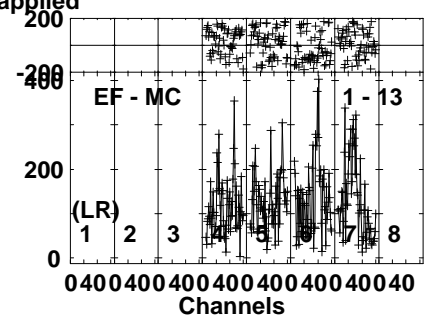
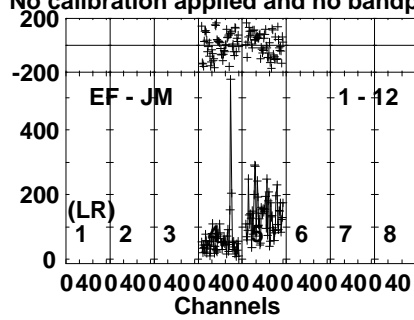
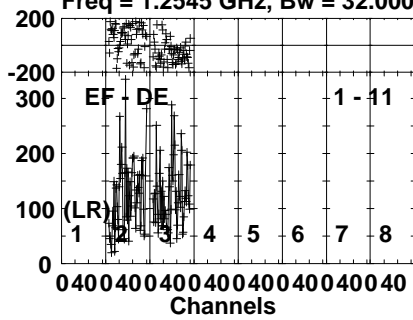


Lower frame: Micro Ampl Jy Top frame: Phas deg
Vector averaged cross-power spectrum Several baselines displayed
Timerange: 01/04:35:01 to 01/04:36:29

Plot file version 148 created 24-OCT-2022 11:13:59

J0529+3209 EK051E.UVDATA.1

Freq = 1.2545 GHz, Bw = 32.000 MH No calibration applied and no bandpass applied

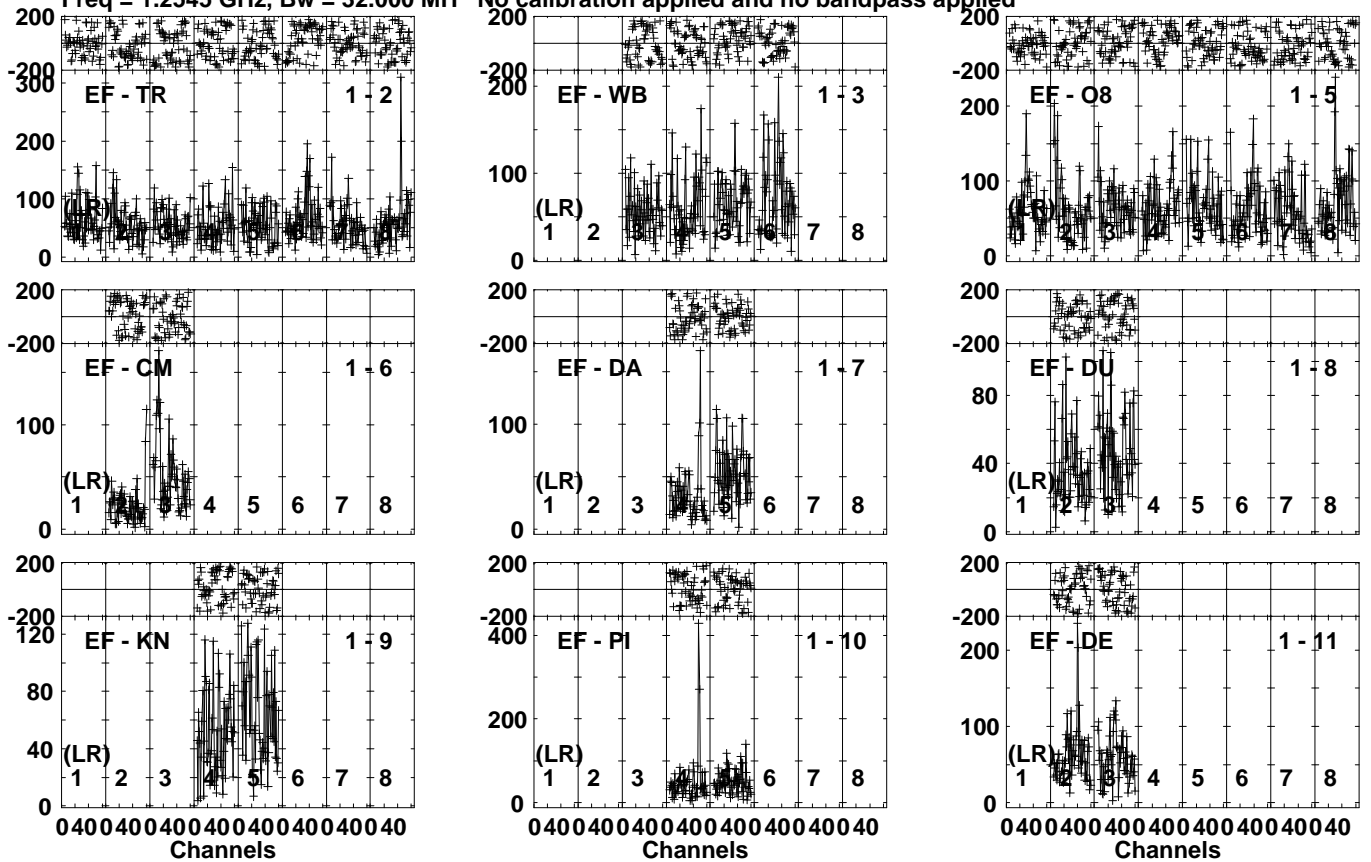


Lower frame: Micro Ampl Jy Top frame: Phas deg
Vector averaged cross-power spectrum Several baselines displayed
Timerange: 01/04:35:01 to 01/04:36:29

Plot file version 149 created 24-OCT-2022 11:13:59

R1 D EK051E.UVDATA.1

Freq = 1.2545 GHz, Bw = 32.000 MH No calibration applied and no bandpass applied

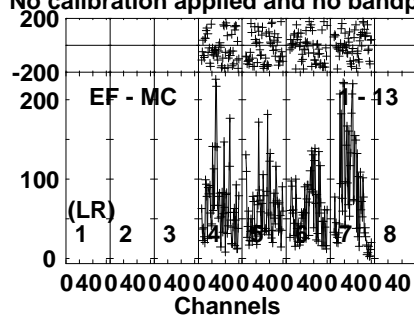
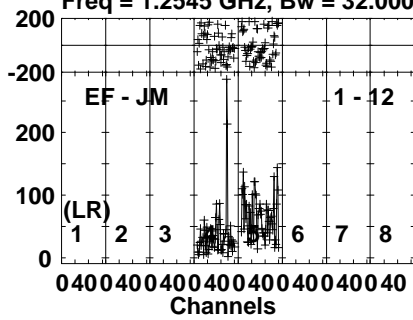


Lower frame: Micro Ampl Jy Top frame: Phas deg
Vector averaged cross-power spectrum Several baselines displayed
Timerange: 01/04:36:31 to 01/04:42:09

Plot file version 150 created 24-OCT-2022 11:14:00

R1 D EK051E.UVDATA.1

Freq = 1.2545 GHz, Bw = 32.000 MH No calibration applied and no bandpass applied

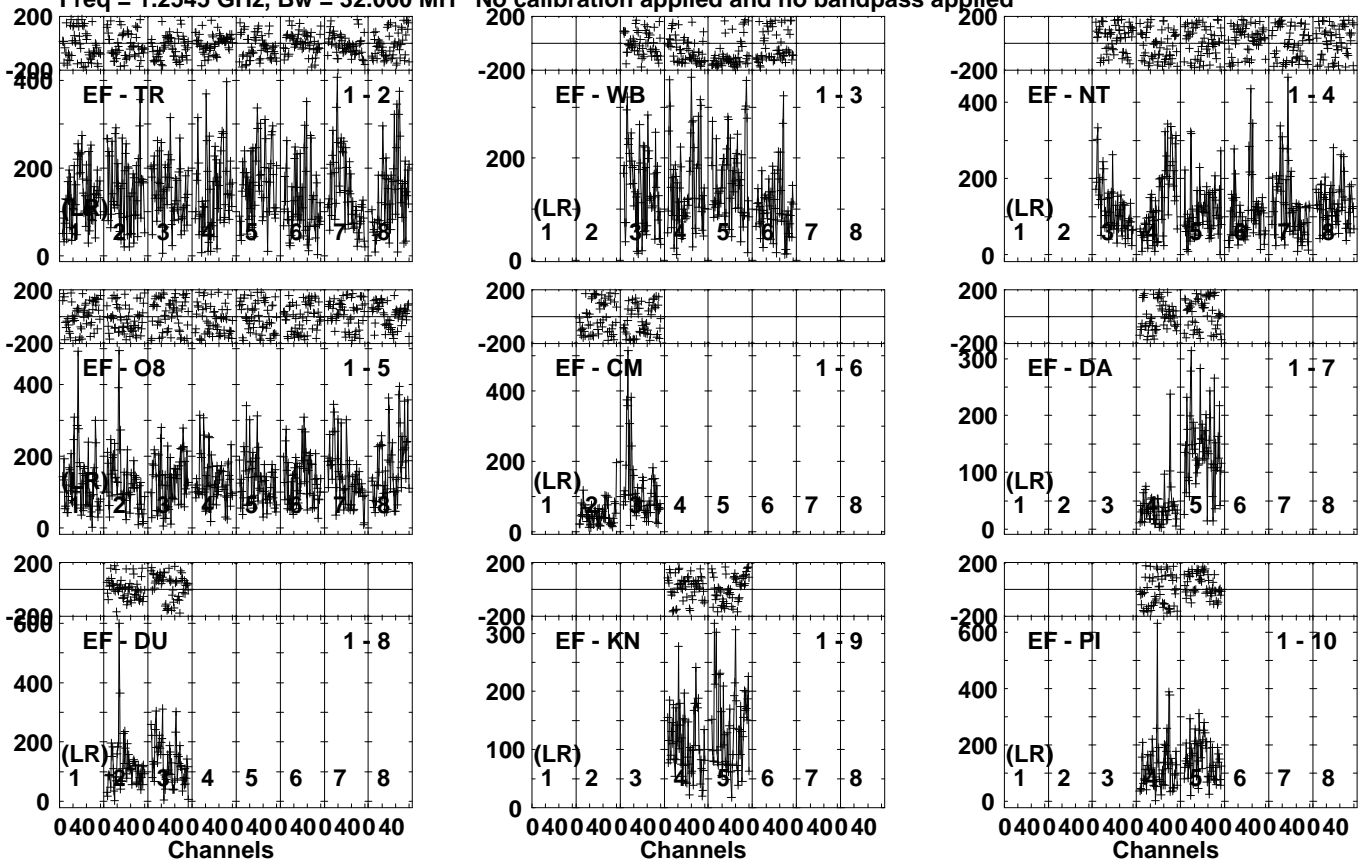


Lower frame: Micro Ampl Jy Top frame: Phas deg
Vector averaged cross-power spectrum Several baselines displayed
Timerange: 01/04:36:31 to 01/04:42:09

Plot file version 151 created 24-OCT-2022 11:14:00

J0529+3209 EK051E.UVDATA.1

Freq = 1.2545 GHz, Bw = 32.000 MH No calibration applied and no bandpass applied

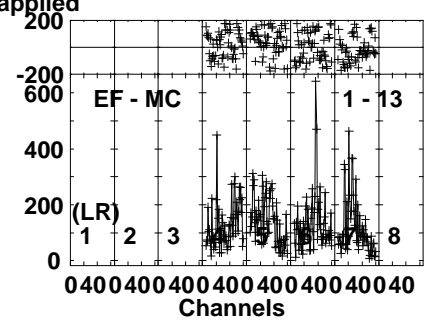
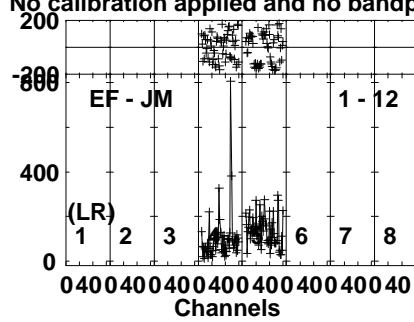
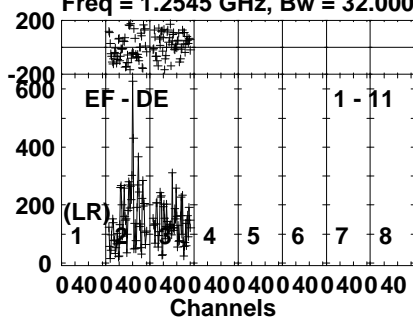


Lower frame: Micro Ampl Jy Top frame: Phas deg
Vector averaged cross-power spectrum Several baselines displayed
Timerange: 01/04:42:11 to 01/04:44:11

Plot file version 152 created 24-OCT-2022 11:14:00

J0529+3209 EK051E.UVDATA.1

Freq = 1.2545 GHz, Bw = 32.000 MH No calibration applied and no bandpass applied

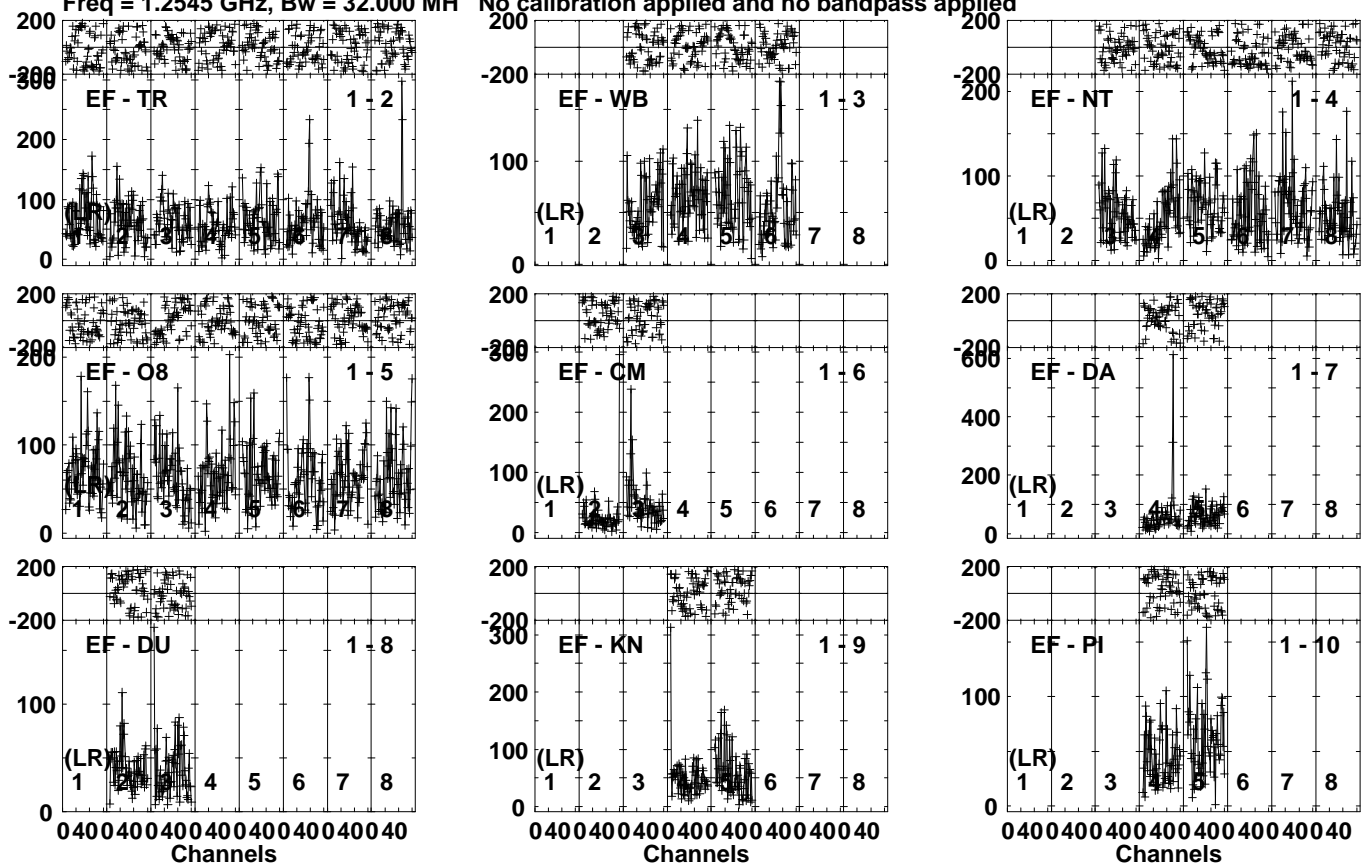


Lower frame: Micro Ampl Jy Top frame: Phas deg
Vector averaged cross-power spectrum Several baselines displayed
Timerange: 01/04:42:11 to 01/04:44:11

Plot file version 153 created 24-OCT-2022 11:14:00

R1 D EK051E.UVDATA.1

Freq = 1.2545 GHz, Bw = 32.000 MH No calibration applied and no bandpass applied

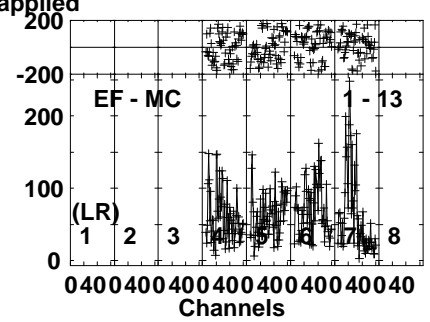
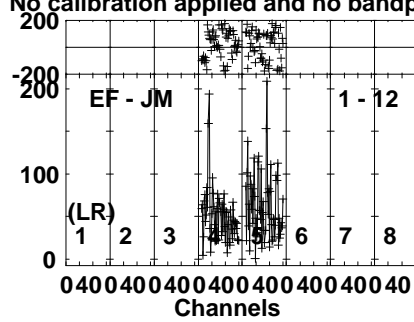
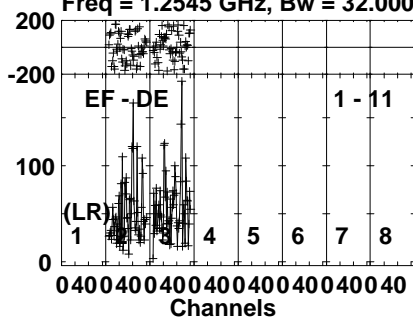


Lower frame: Micro Ampl Jy Top frame: Phas deg
Vector averaged cross-power spectrum Several baselines displayed
Timerange: 01/04:44:14 to 01/04:49:52

Plot file version 154 created 24-OCT-2022 11:14:01

R1 D EK051E.UVDATA.1

Freq = 1.2545 GHz, Bw = 32.000 MH No calibration applied and no bandpass applied

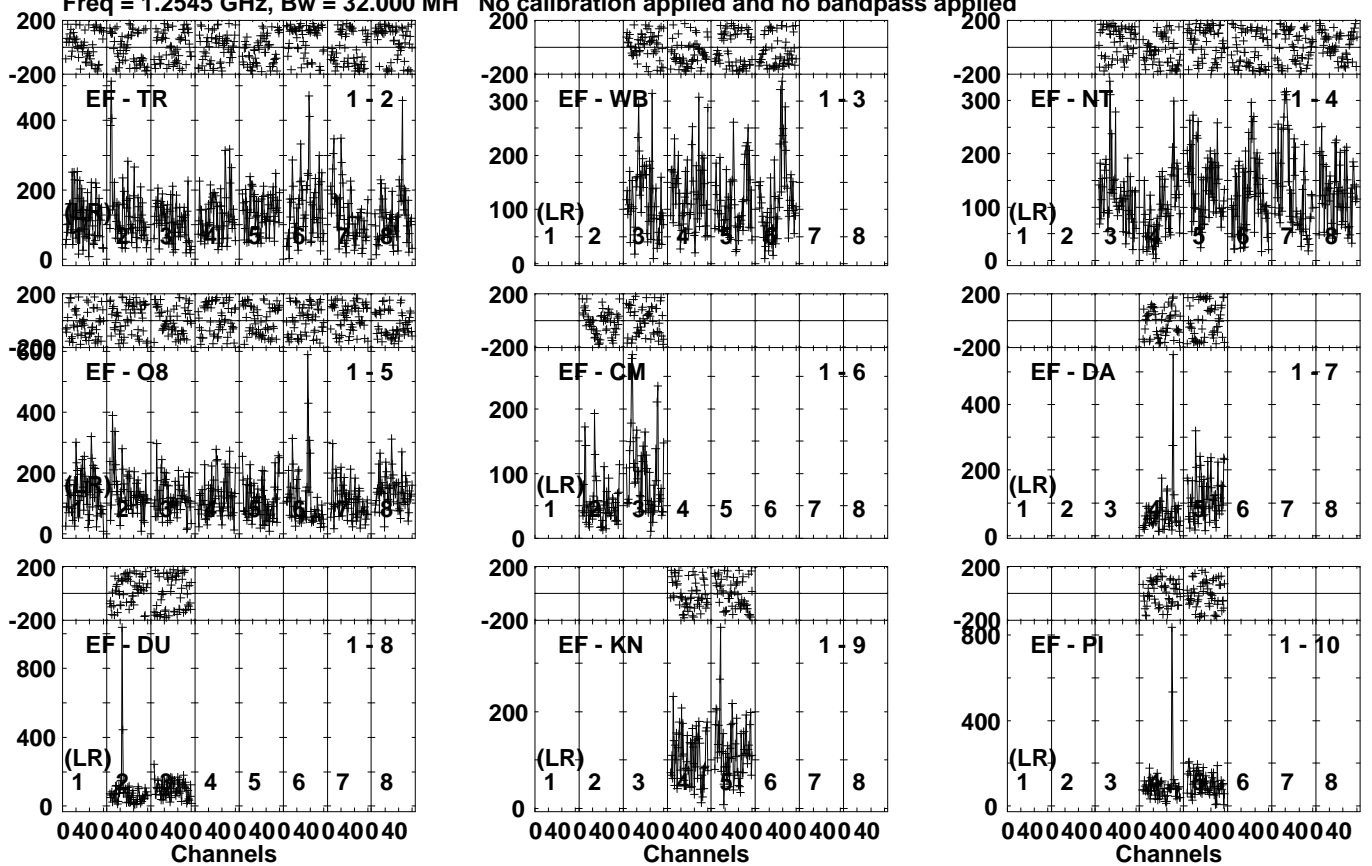


Lower frame: Micro Ampl Jy Top frame: Phas deg
Vector averaged cross-power spectrum Several baselines displayed
Timerange: 01/04:44:14 to 01/04:49:52

Plot file version 155 created 24-OCT-2022 11:14:01

J0529+3209 EK051E.UVDATA.1

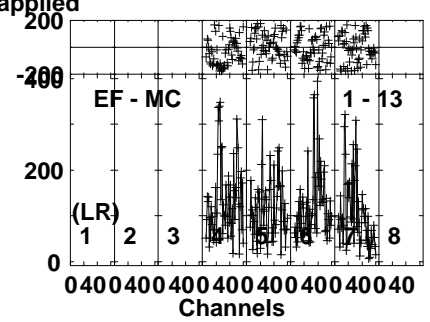
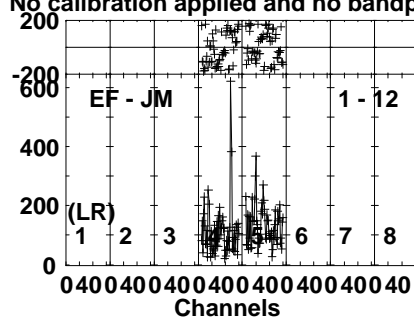
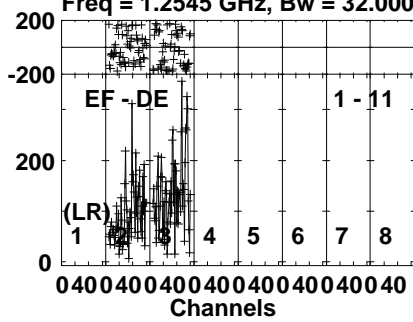
Freq = 1.2545 GHz, Bw = 32.000 MH No calibration applied and no bandpass applied



Plot file version 156 created 24-OCT-2022 11:14:01

J0529+3209 EK051E.UVDATA.1

Freq = 1.2545 GHz, Bw = 32.000 MH No calibration applied and no bandpass applied

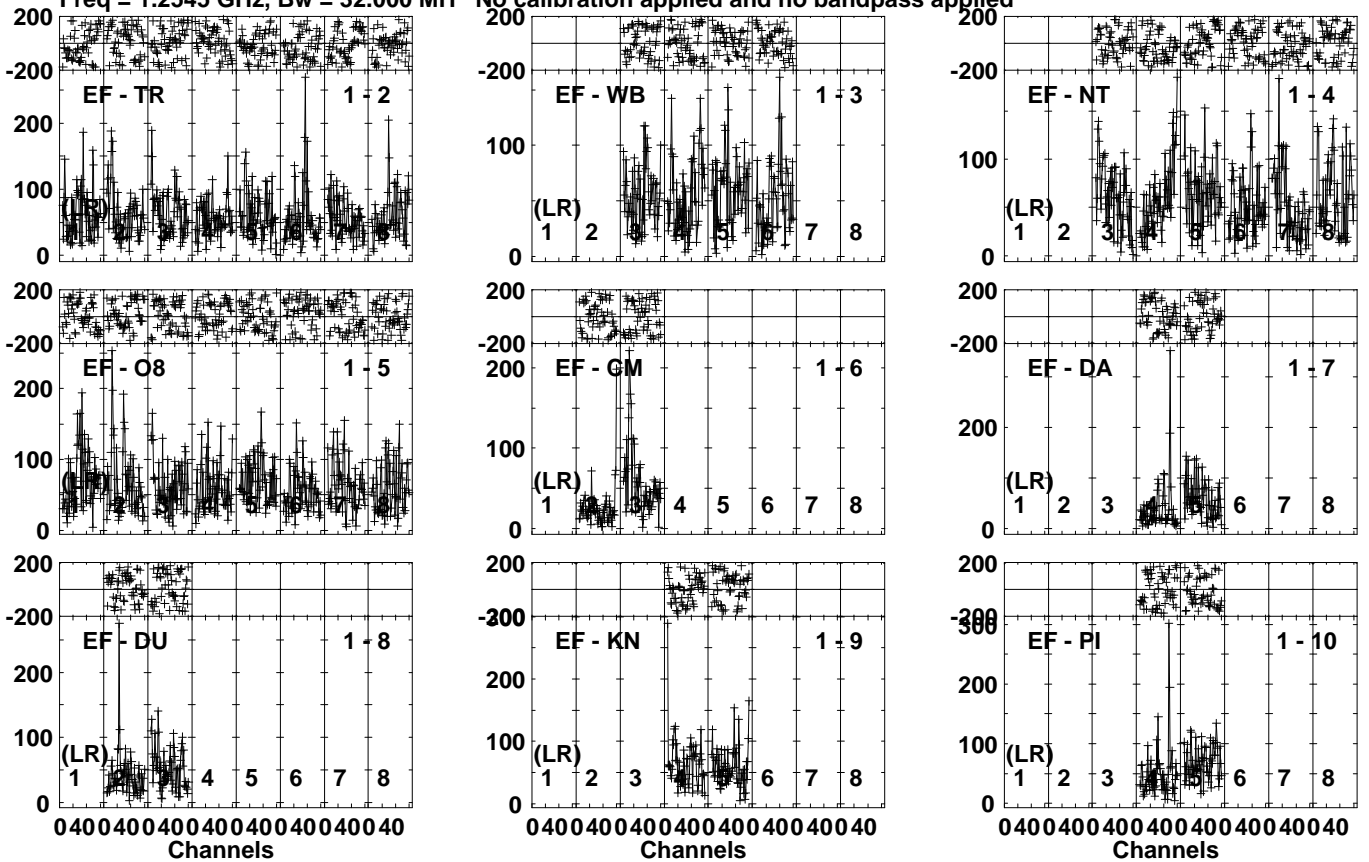


Lower frame: Micro Ampl Jy Top frame: Phas deg
Vector averaged cross-power spectrum Several baselines displayed
Timerange: 01/04:50:43 to 01/04:52:11

Plot file version 157 created 24-OCT-2022 11:14:01

R1 D EK051E.UVDATA.1

Freq = 1.2545 GHz, Bw = 32.000 MH No calibration applied and no bandpass applied

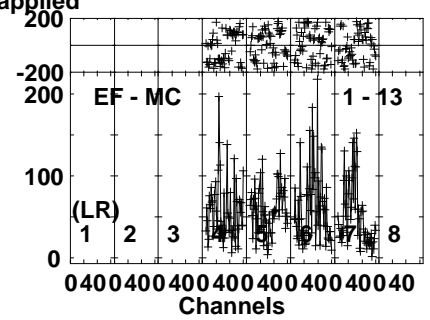
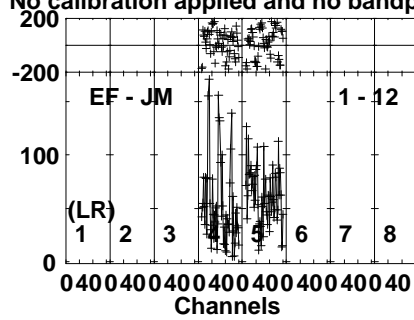
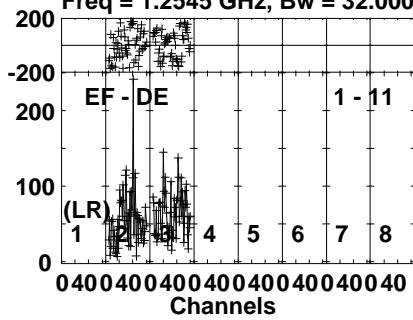


Lower frame: Micro Ampl Jy Top frame: Phas deg
Vector averaged cross-power spectrum Several baselines displayed
Timerange: 01/04:52:13 to 01/04:57:51

Plot file version 158 created 24-OCT-2022 11:14:02

R1 D EK051E.UVDATA.1

Freq = 1.2545 GHz, Bw = 32.000 MH No calibration applied and no bandpass applied

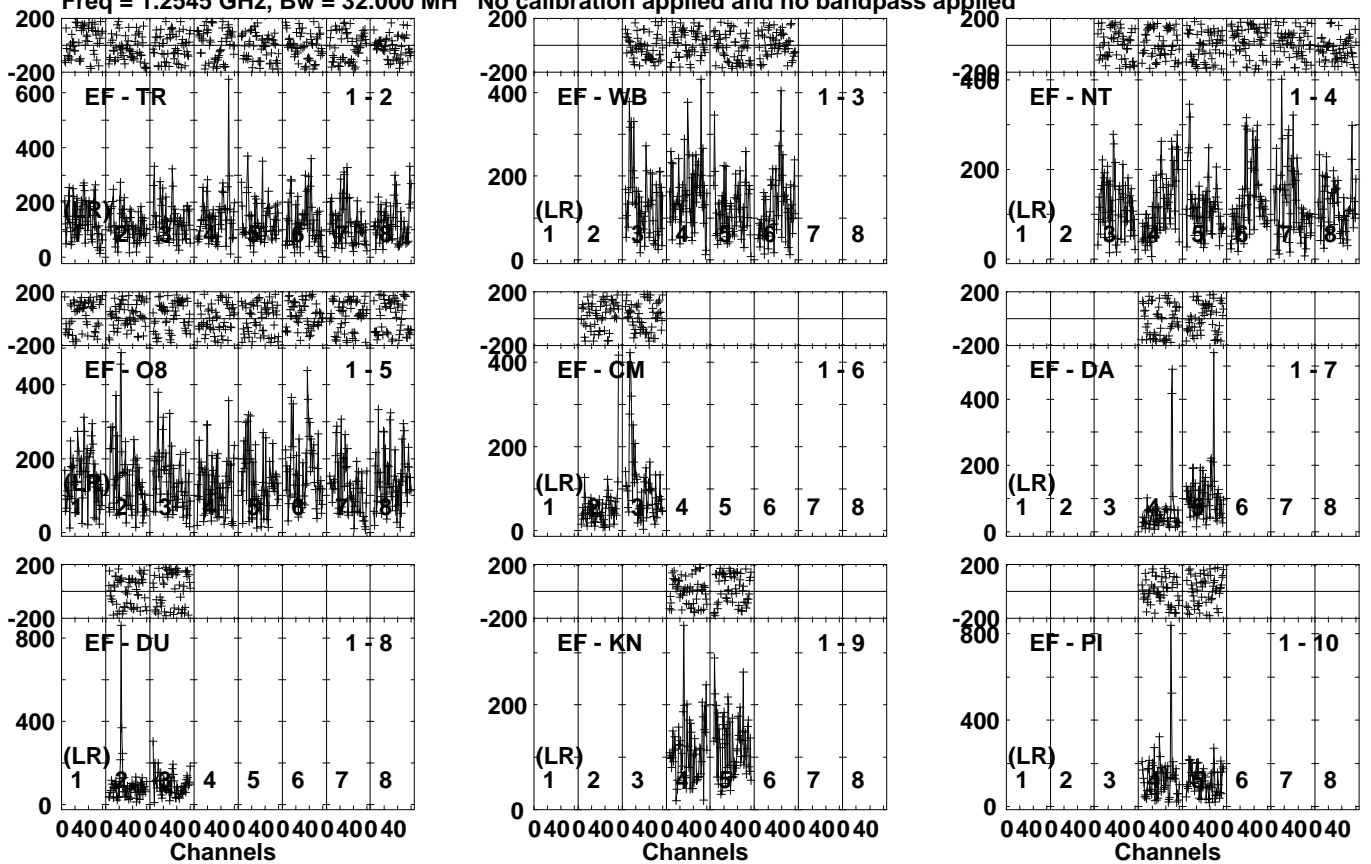


Lower frame: Micro Ampl Jy Top frame: Phas deg
Vector averaged cross-power spectrum Several baselines displayed
Timerange: 01/04:52:13 to 01/04:57:51

Plot file version 159 created 24-OCT-2022 11:14:02

J0529+3209 EK051E.UVDATA.1

Freq = 1.2545 GHz, Bw = 32.000 MH No calibration applied and no bandpass applied

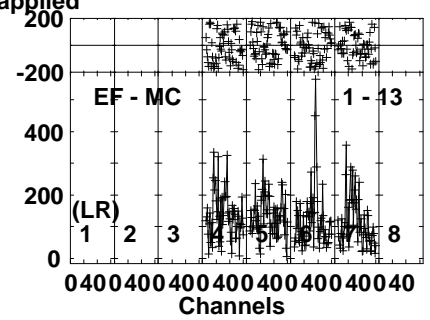
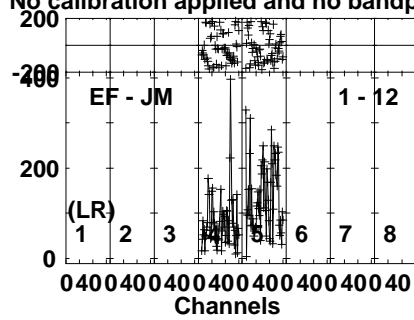
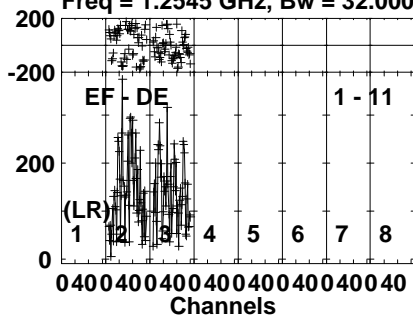


Lower frame: Micro Ampl Jy Top frame: Phas deg
Vector averaged cross-power spectrum Several baselines displayed
Timerange: 01/04:57:53 to 01/04:59:53

Plot file version 160 created 24-OCT-2022 11:14:02

J0529+3209 EK051E.UVDATA.1

Freq = 1.2545 GHz, Bw = 32.000 MH No calibration applied and no bandpass applied

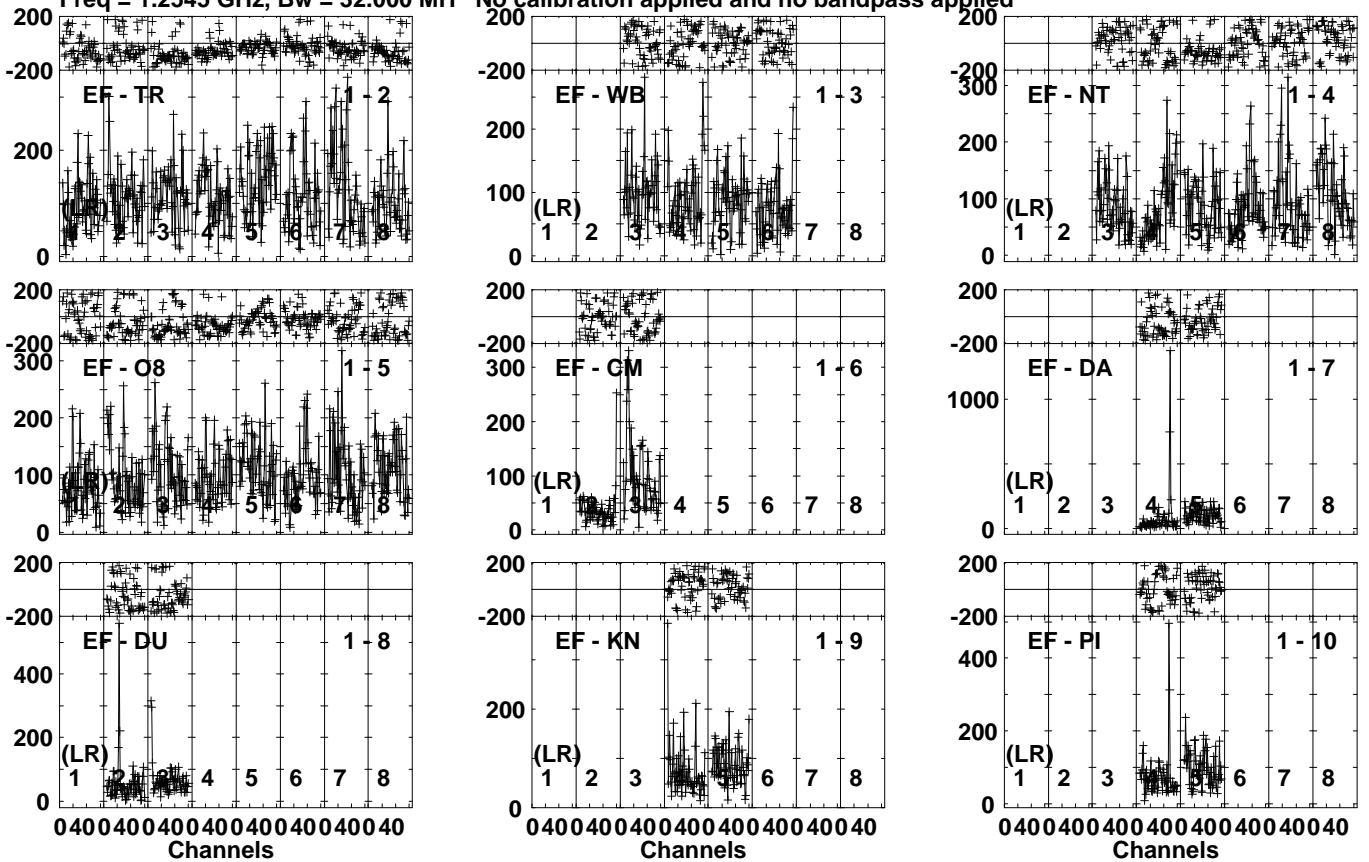


Lower frame: Micro Ampl Jy Top frame: Phas deg
Vector averaged cross-power spectrum Several baselines displayed
Timerange: 01/04:57:53 to 01/04:59:53

Plot file version 161 created 24-OCT-2022 11:14:02

J0541+3301 EK051E.UVDATA.1

Freq = 1.2545 GHz, Bw = 32.000 MH No calibration applied and no bandpass applied

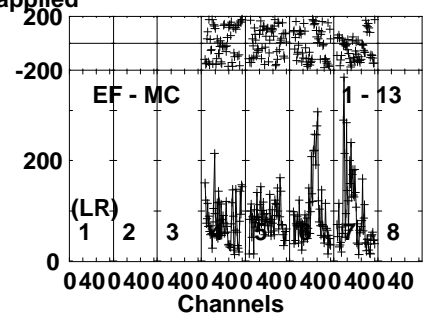
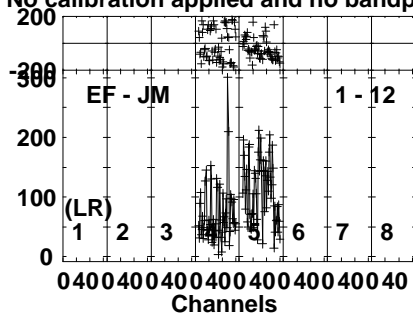
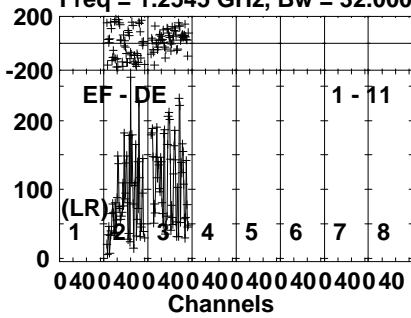


Lower frame: Micro Ampl Jy Top frame: Phas deg
Vector averaged cross-power spectrum Several baselines displayed
Timerange: 01/04:59:58 to 01/05:03:24

Plot file version 162 created 24-OCT-2022 11:14:03

J0541+3301 EK051E.UVDATA.1

Freq = 1.2545 GHz, Bw = 32.000 MH No calibration applied and no bandpass applied

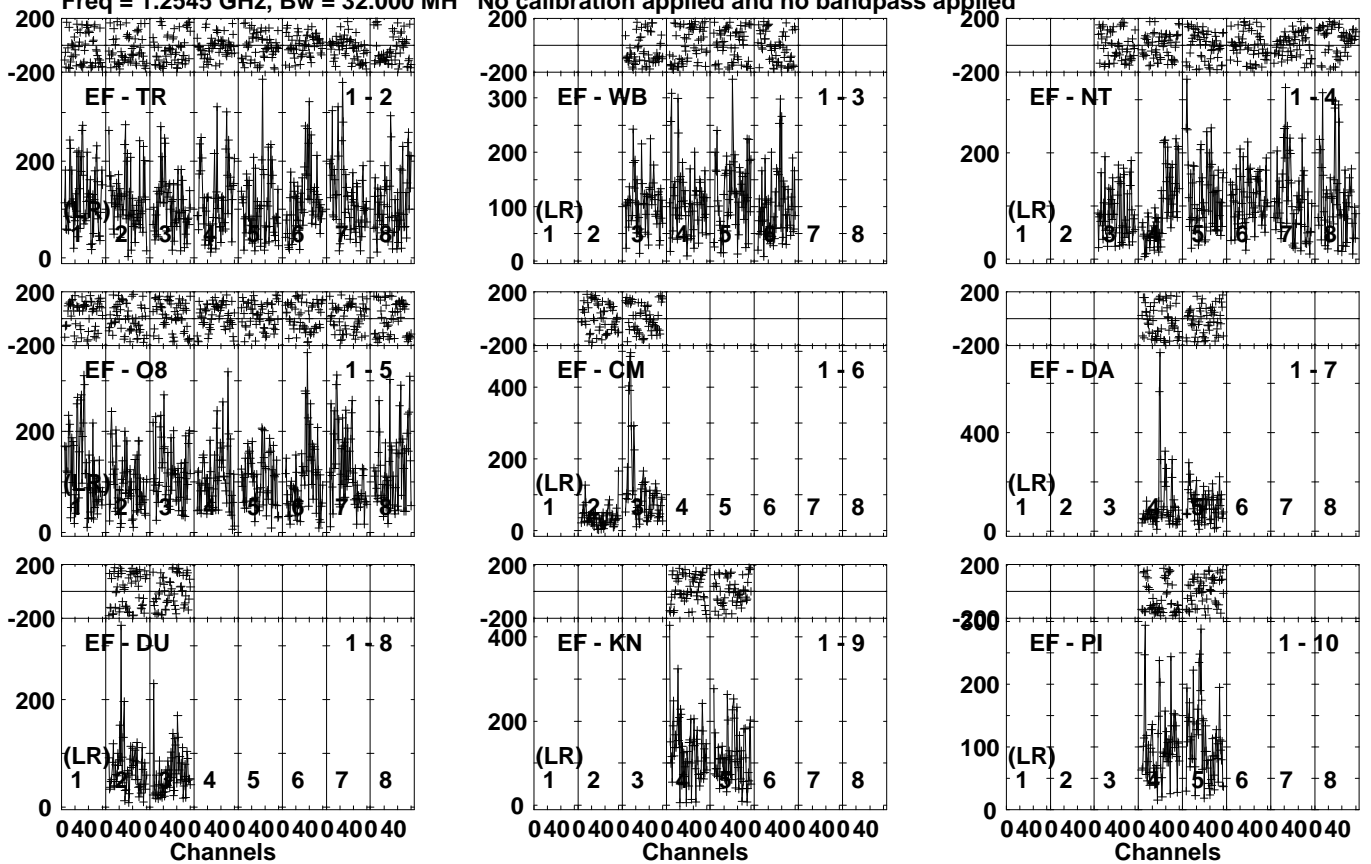


Lower frame: Micro Ampl Jy Top frame: Phas deg
Vector averaged cross-power spectrum Several baselines displayed
Timerange: 01/04:59:58 to 01/05:03:24

Plot file version 163 created 24-OCT-2022 11:14:03

J0529+3209 EK051E.UVDATA.1

Freq = 1.2545 GHz, Bw = 32.000 MH No calibration applied and no bandpass applied

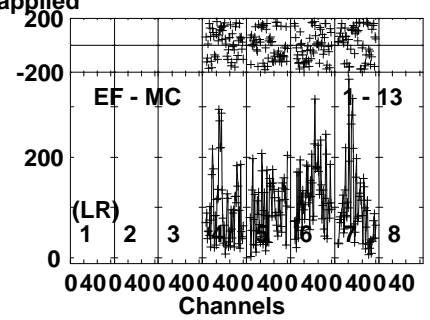
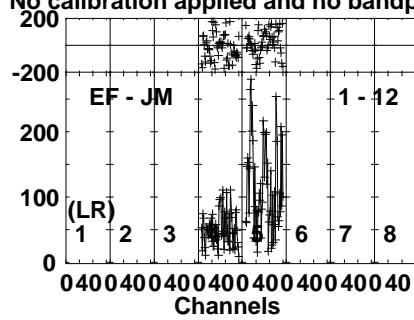
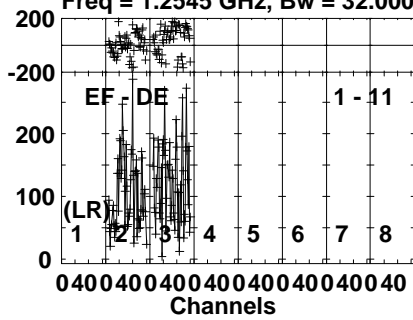


Lower frame: Micro Ampl Jy Top frame: Phas deg
Vector averaged cross-power spectrum Several baselines displayed
Timerange: 01/05:04:36 to 01/05:06:04

Plot file version 164 created 24-OCT-2022 11:14:03

J0529+3209 EK051E.UVDATA.1

Freq = 1.2545 GHz, Bw = 32.000 MH No calibration applied and no bandpass applied

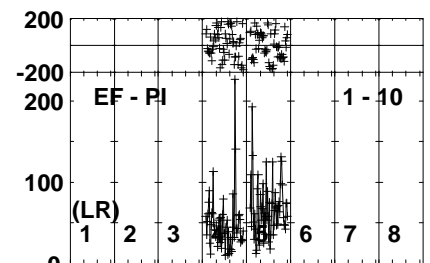
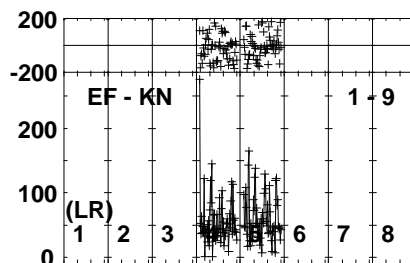
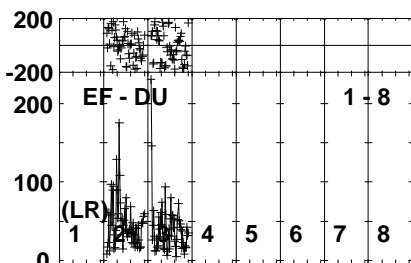
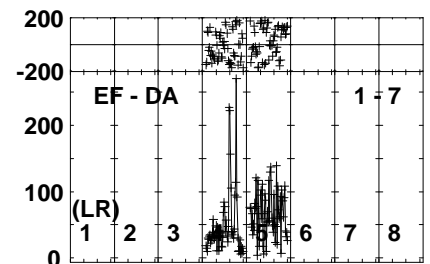
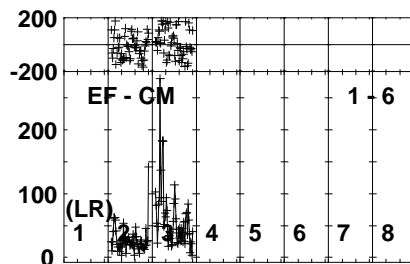
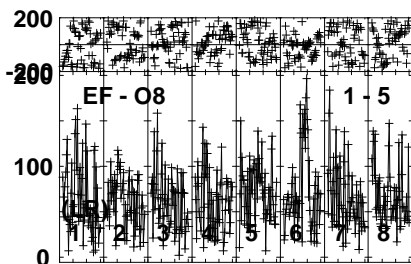
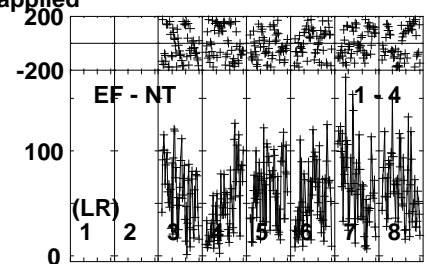
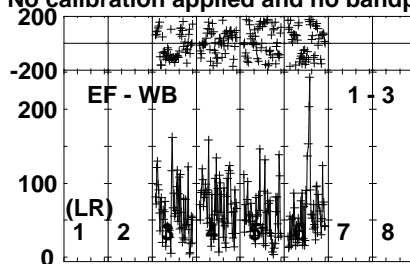
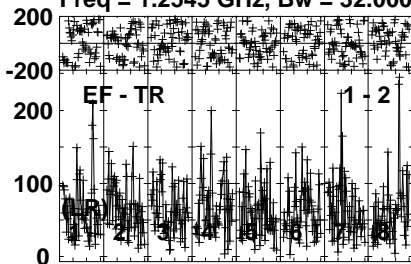


Lower frame: Micro Ampl Jy Top frame: Phas deg
Vector averaged cross-power spectrum Several baselines displayed
Timerange: 01/05:04:36 to 01/05:06:04

Plot file version 165 created 24-OCT-2022 11:14:04

R1 D EK051E.UVDATA.1

Freq = 1.2545 GHz, Bw = 32.000 MH No calibration applied and no bandpass applied

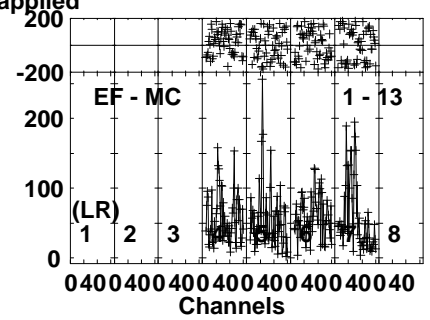
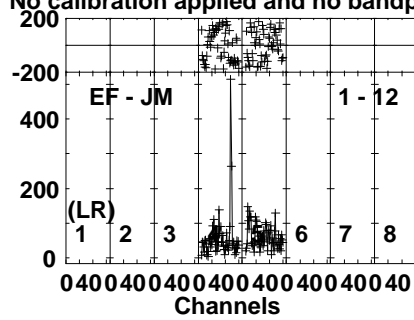
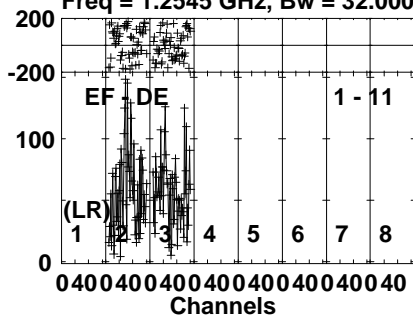


Lower frame: Micro Ampl Jy Top frame: Phas deg
Vector averaged cross-power spectrum Several baselines displayed
Timerange: 01/05:06:06 to 01/05:11:44

Plot file version 166 created 24-OCT-2022 11:14:04

R1 D EK051E.UVDATA.1

Freq = 1.2545 GHz, Bw = 32.000 MH No calibration applied and no bandpass applied

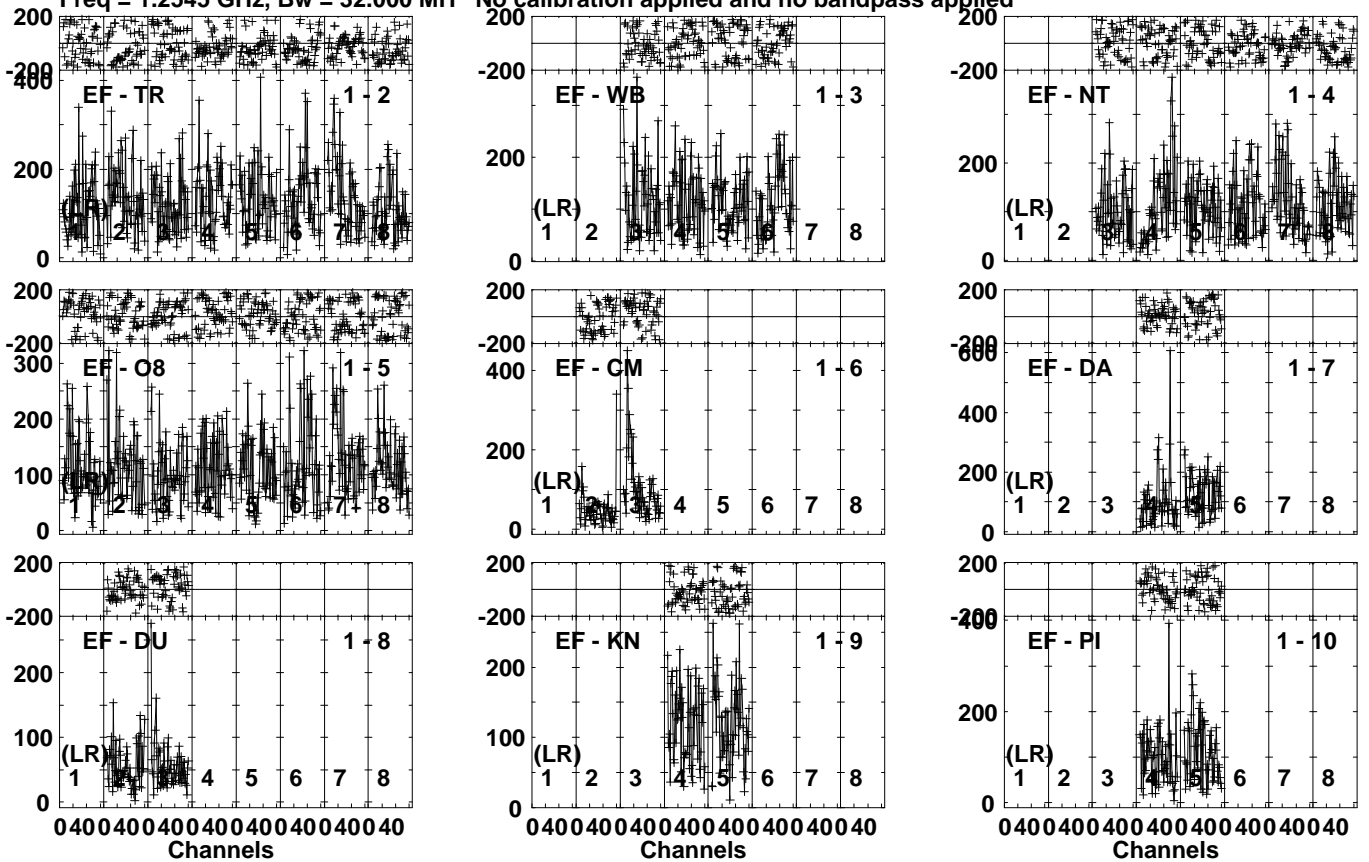


Lower frame: Micro Ampl Jy Top frame: Phas deg
Vector averaged cross-power spectrum Several baselines displayed
Timerange: 01/05:06:06 to 01/05:11:44

Plot file version 167 created 24-OCT-2022 11:14:04

J0529+3209 EK051E.UVDATA.1

Freq = 1.2545 GHz, Bw = 32.000 MH No calibration applied and no bandpass applied



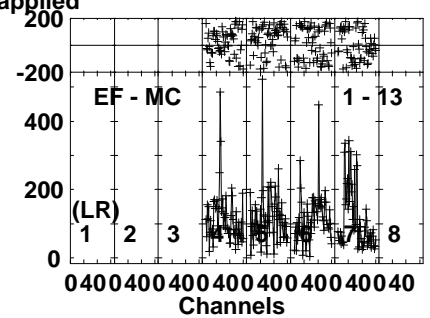

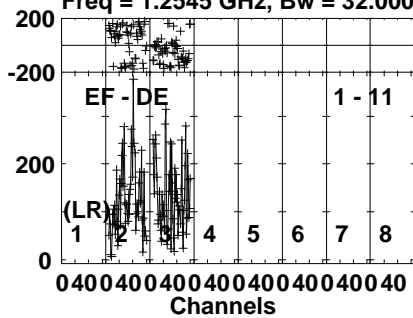
Lower frame: Micro Ampl Jy Top frame: Phas deg
Vector averaged cross-power spectrum Several baselines displayed
Timerange: 01/05:11:46 to 01/05:13:46

Plot file version 168 created 24-OCT-2022 11:14:05

J0529+3209 EK051E.UVDATA.1

Freq = 1.2545 GHz, Bw = 32.000 MH

No calibration applied and no bandpass applied

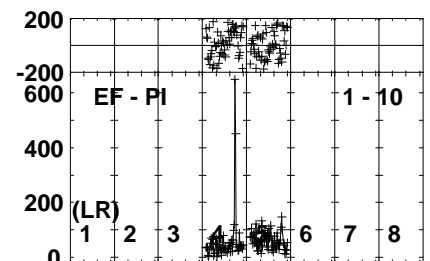
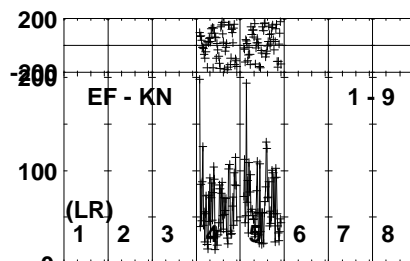
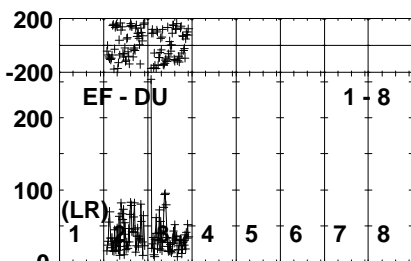
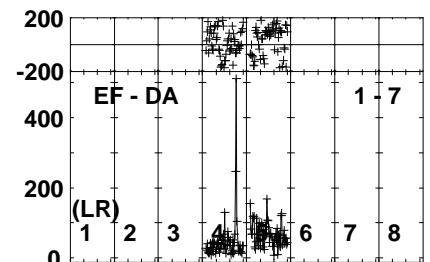
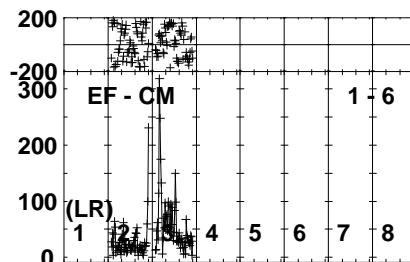
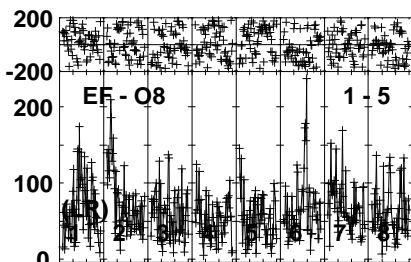
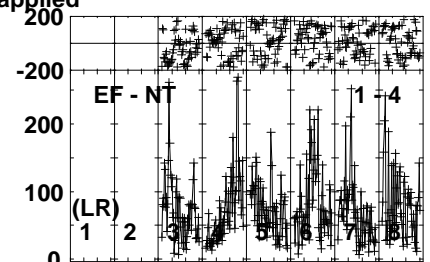
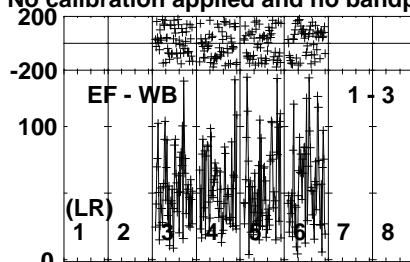
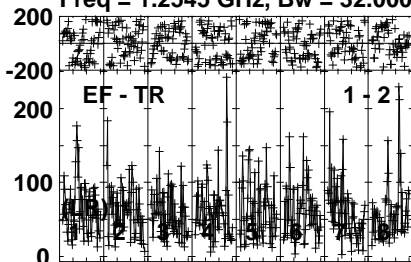


Lower frame: Micro Ampl Jy Top frame: Phas deg
Vector averaged cross-power spectrum Several baselines displayed
Timerange: 01/05:11:46 to 01/05:13:46

Plot file version 169 created 24-OCT-2022 11:14:05

R1 D EK051E.UVDATA.1

Freq = 1.2545 GHz, Bw = 32.000 MH No calibration applied and no bandpass applied

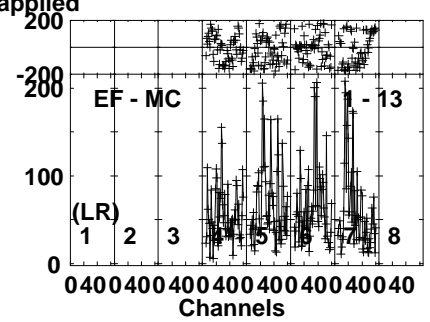
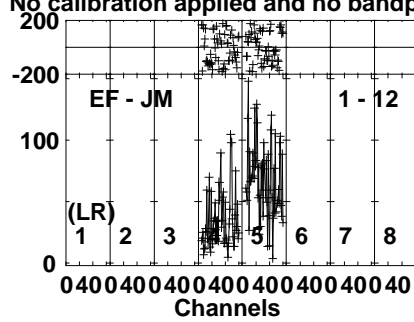
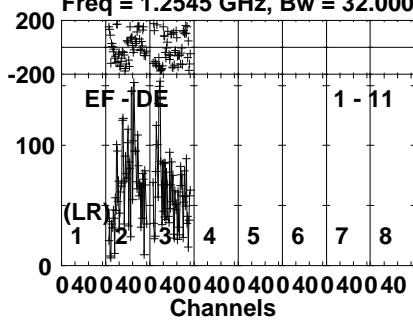


Lower frame: Micro Ampl Jy Top frame: Phas deg
Vector averaged cross-power spectrum Several baselines displayed
Timerange: 01/05:13:49 to 01/05:19:27

Plot file version 170 created 24-OCT-2022 11:14:05

R1 D EK051E.UVDATA.1

Freq = 1.2545 GHz, Bw = 32.000 MH No calibration applied and no bandpass applied

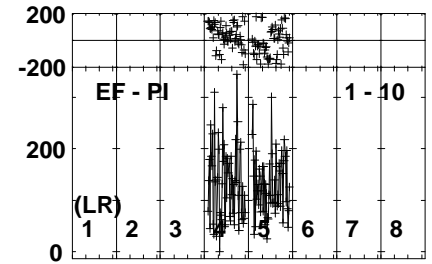
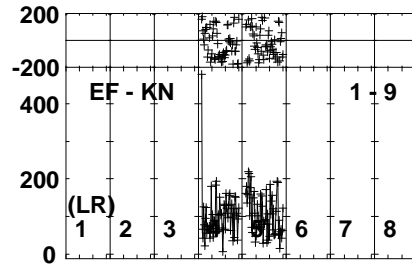
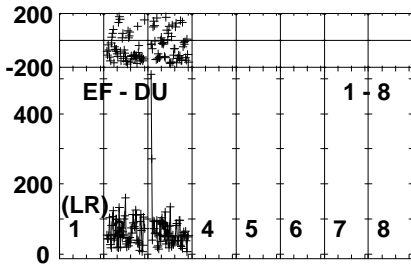
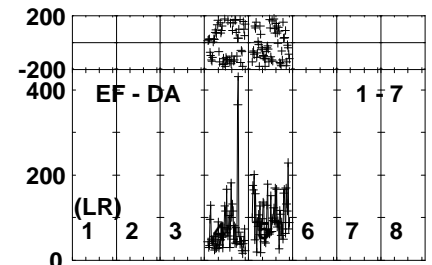
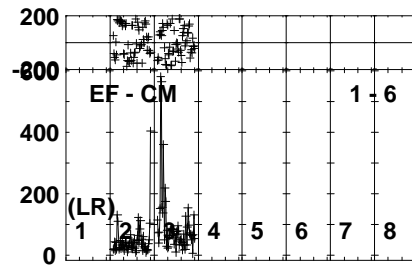
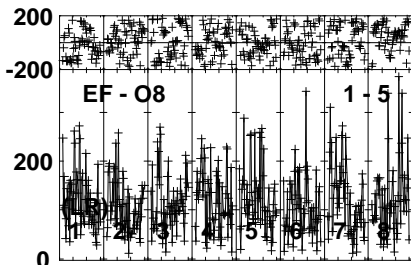
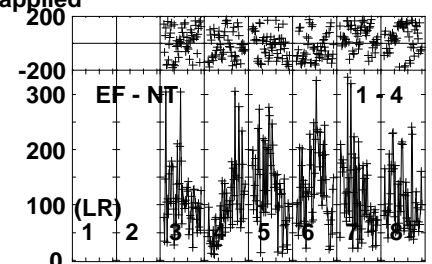
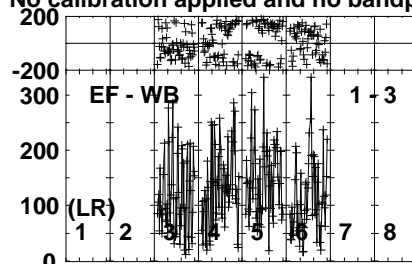
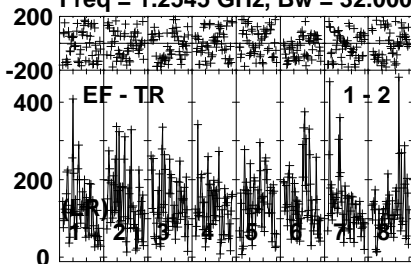


Lower frame: Micro Ampl Jy Top frame: Phas deg
Vector averaged cross-power spectrum Several baselines displayed
Timerange: 01/05:13:49 to 01/05:19:27

Plot file version 171 created 24-OCT-2022 11:14:06

J0529+3209 EK051E.UVDATA.1

Freq = 1.2545 GHz, Bw = 32.000 MH No calibration applied and no bandpass applied

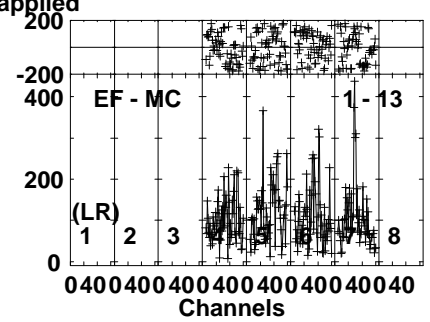
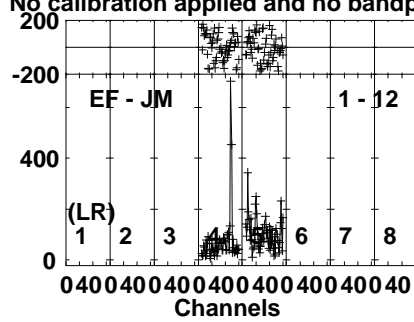
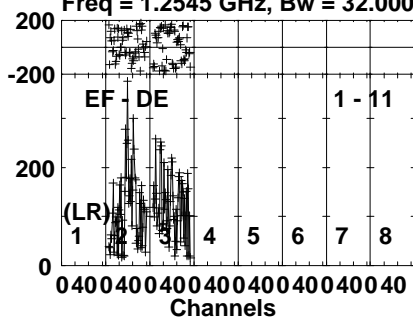


Lower frame: Micro Ampl Jy Top frame: Phas deg
Vector averaged cross-power spectrum Several baselines displayed
Timerange: 01/05:20:11 to 01/05:21:39

Plot file version 172 created 24-OCT-2022 11:14:06

J0529+3209 EK051E.UVDATA.1

Freq = 1.2545 GHz, Bw = 32.000 MH No calibration applied and no bandpass applied

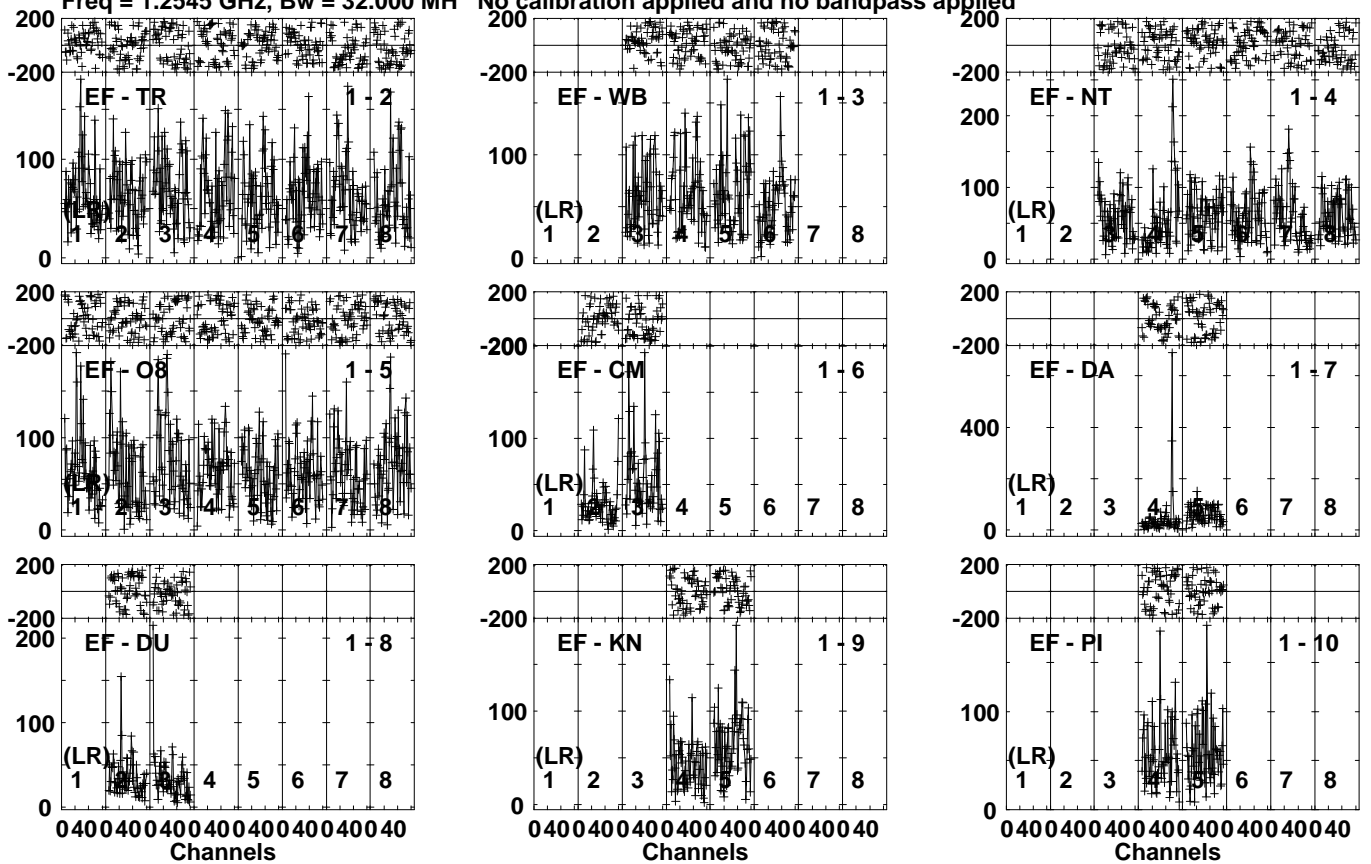


Lower frame: Micro Ampl Jy Top frame: Phas deg
Vector averaged cross-power spectrum Several baselines displayed
Timerange: 01/05:20:11 to 01/05:21:39

Plot file version 173 created 24-OCT-2022 11:14:06

R1 D EK051E.UVDATA.1

Freq = 1.2545 GHz, Bw = 32.000 MH No calibration applied and no bandpass applied

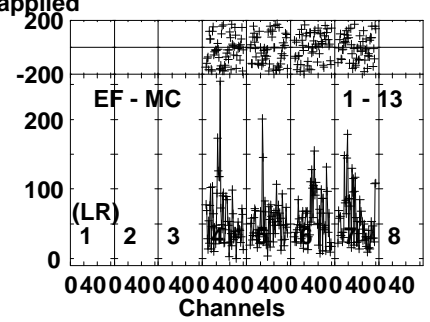
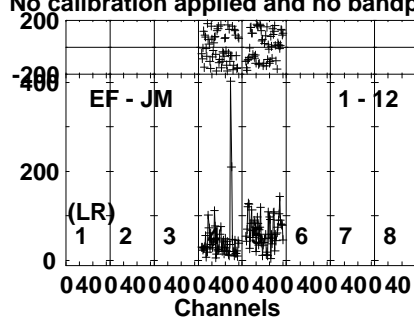
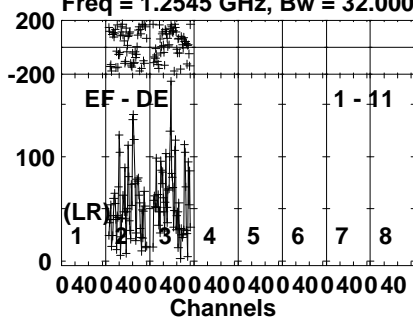


Lower frame: Micro Ampl Jy Top frame: Phas deg
Vector averaged cross-power spectrum Several baselines displayed
Timerange: 01/05:21:41 to 01/05:27:19

Plot file version 174 created 24-OCT-2022 11:14:07

R1 D EK051E.UVDATA.1

Freq = 1.2545 GHz, Bw = 32.000 MH No calibration applied and no bandpass applied



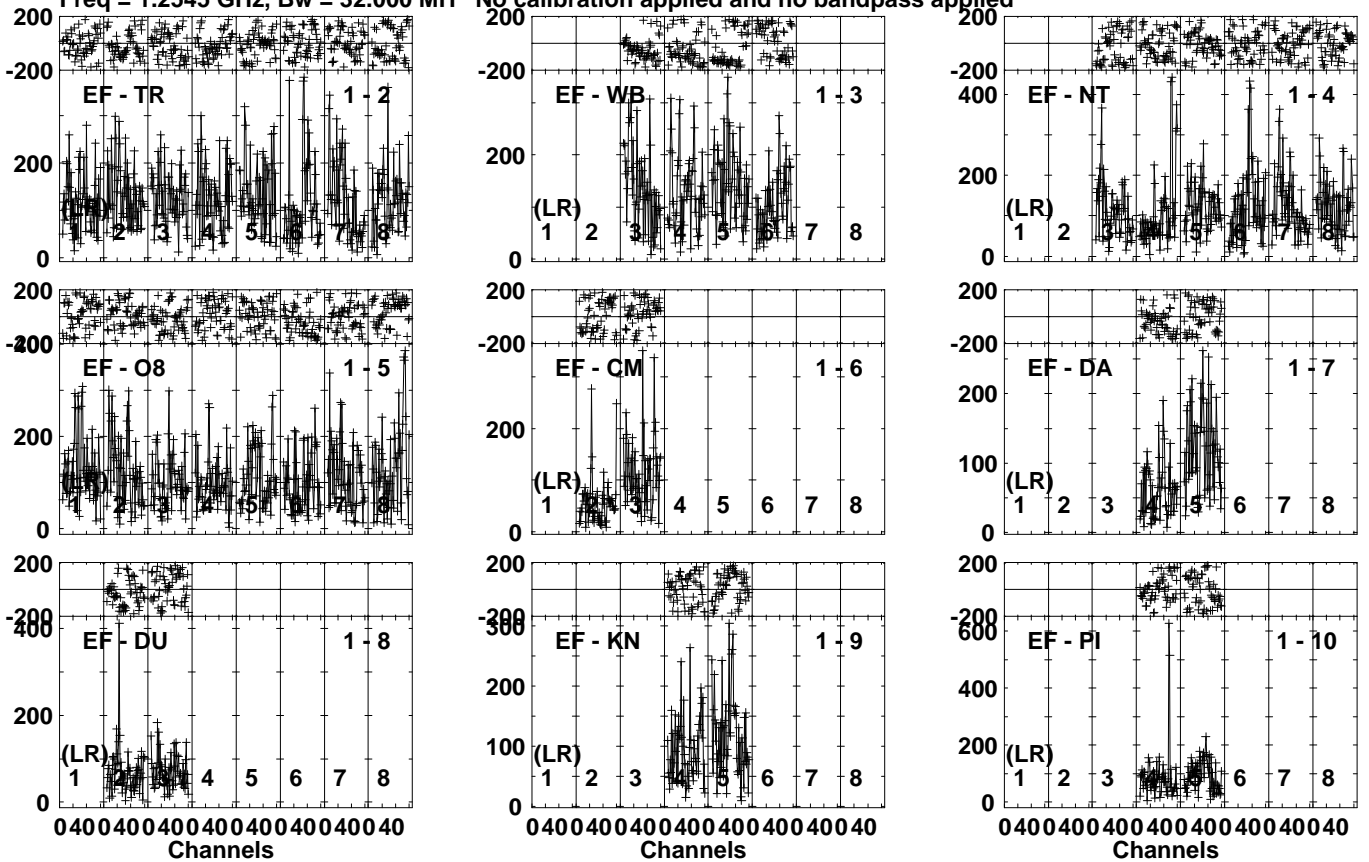
Lower frame: Micro Ampl Jy Top frame: Phas deg
Vector averaged cross-power spectrum Several baselines displayed
Timerange: 01/05:21:41 to 01/05:27:19

Plot file version 175 created 24-OCT-2022 11:14:07

J0529+3209 EK051E.UVDATA.1

Freq = 1.2545 GHz, Bw = 32.000 MH

No calibration applied and no bandpass applied

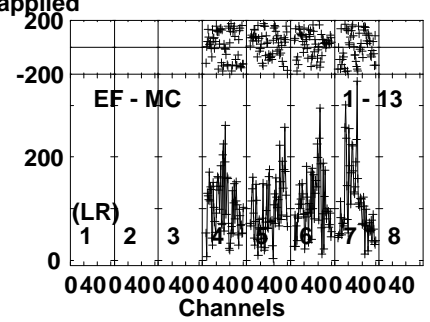
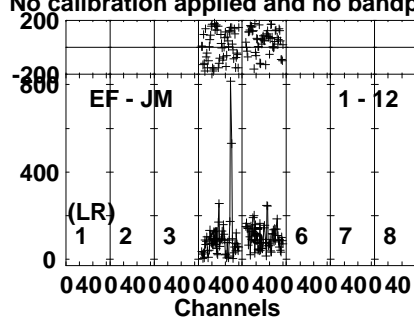
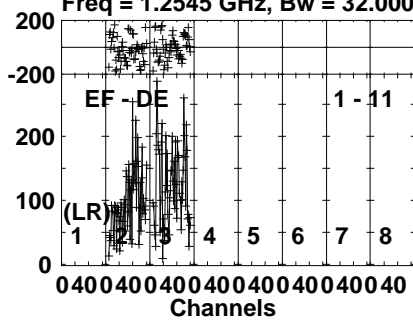


Lower frame: Micro Ampl Jy Top frame: Phas deg
Vector averaged cross-power spectrum Several baselines displayed
Timerange: 01/05:27:21 to 01/05:29:21

Plot file version 176 created 24-OCT-2022 11:14:07

J0529+3209 EK051E.UVDATA.1

Freq = 1.2545 GHz, Bw = 32.000 MH No calibration applied and no bandpass applied

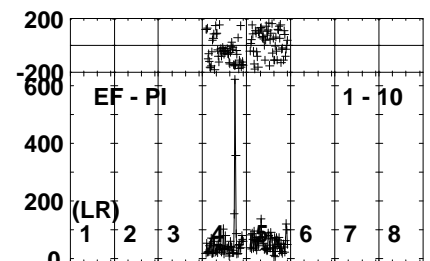
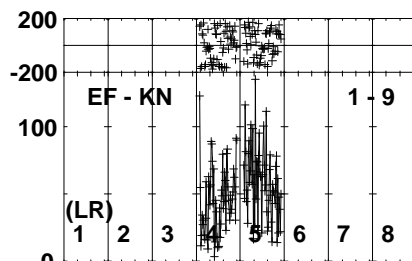
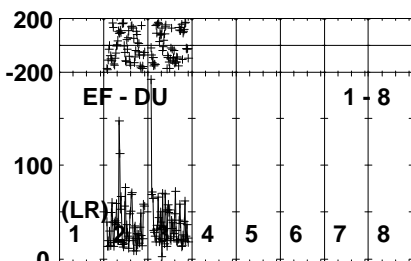
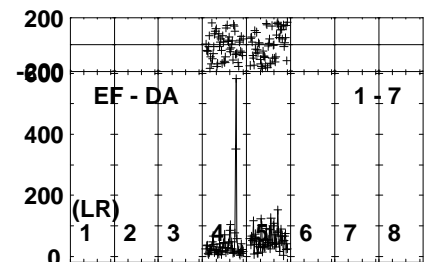
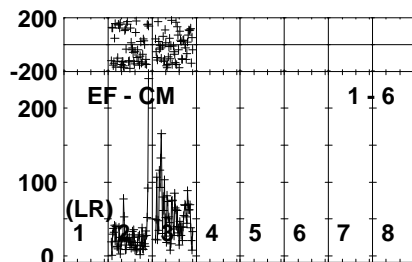
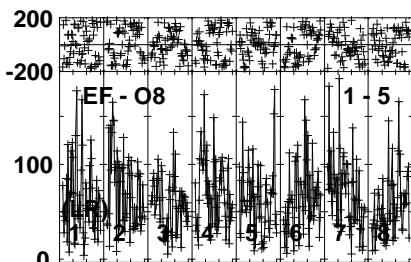
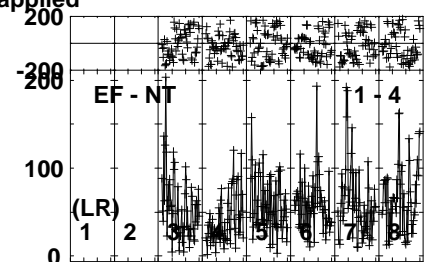
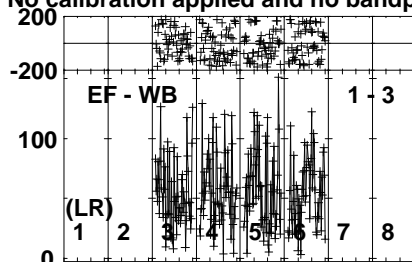
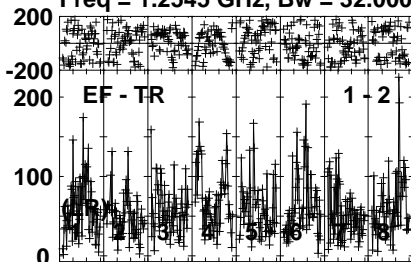


Lower frame: Micro Ampl Jy Top frame: Phas deg
Vector averaged cross-power spectrum Several baselines displayed
Timerange: 01/05:27:21 to 01/05:29:21

Plot file version 177 created 24-OCT-2022 11:14:08

R1 D EK051E.UVDATA.1

Freq = 1.2545 GHz, Bw = 32.000 MH No calibration applied and no bandpass applied

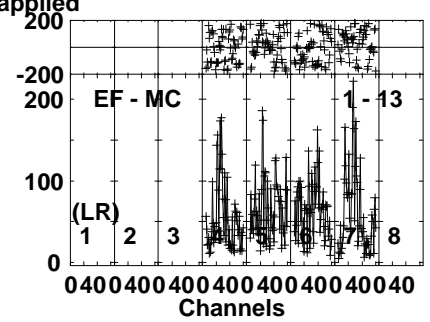
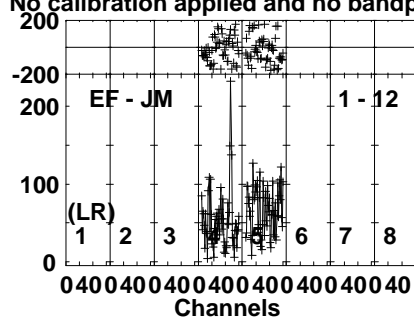
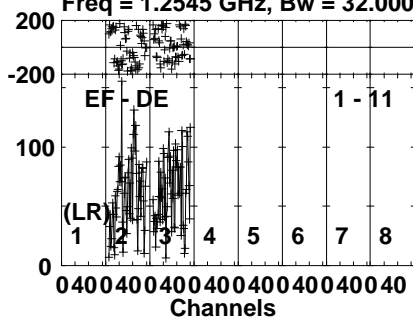


Lower frame: Micro Ampl Jy Top frame: Phas deg
Vector averaged cross-power spectrum Several baselines displayed
Timerange: 01/05:29:24 to 01/05:35:02

Plot file version 178 created 24-OCT-2022 11:14:08

R1 D EK051E.UVDATA.1

Freq = 1.2545 GHz, Bw = 32.000 MH No calibration applied and no bandpass applied

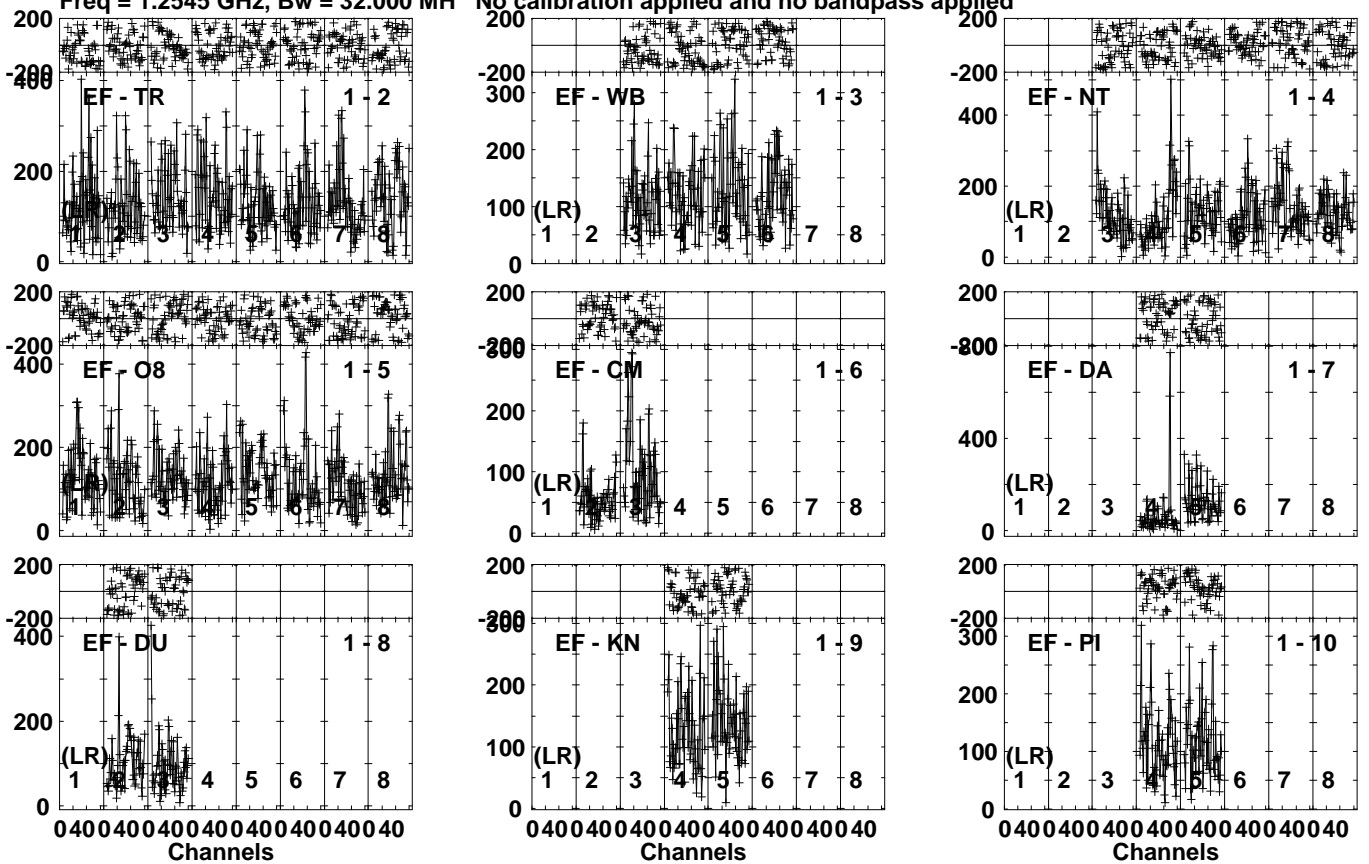


Lower frame: Micro Ampl Jy Top frame: Phas deg
Vector averaged cross-power spectrum Several baselines displayed
Timerange: 01/05:29:24 to 01/05:35:02

Plot file version 179 created 24-OCT-2022 11:14:08

J0529+3209 EK051E.UVDATA.1

Freq = 1.2545 GHz, Bw = 32.000 MH No calibration applied and no bandpass applied



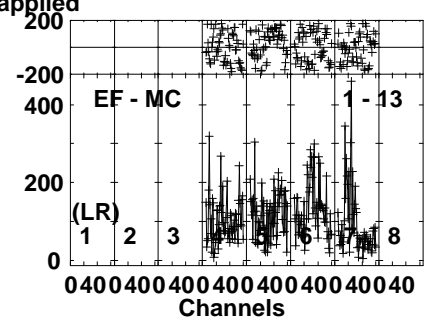
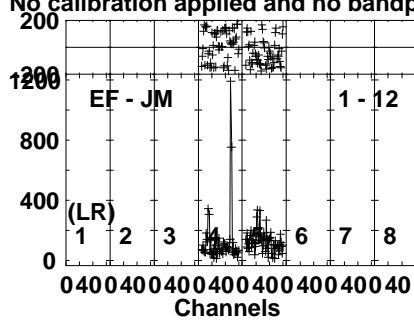
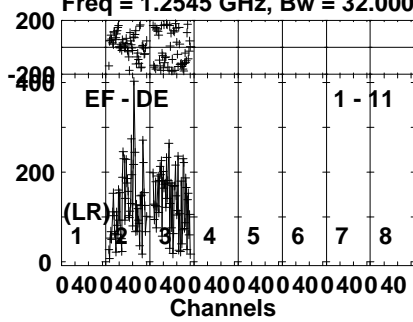
Lower frame: Micro Ampl Jy Top frame: Phas deg
Vector averaged cross-power spectrum Several baselines displayed
Timerange: 01/05:35:45 to 01/05:37:13

Plot file version 180 created 24-OCT-2022 11:14:08

J0529+3209 EK051E.UVDATA.1

Freq = 1.2545 GHz, Bw = 32.000 MH

No calibration applied and no bandpass applied

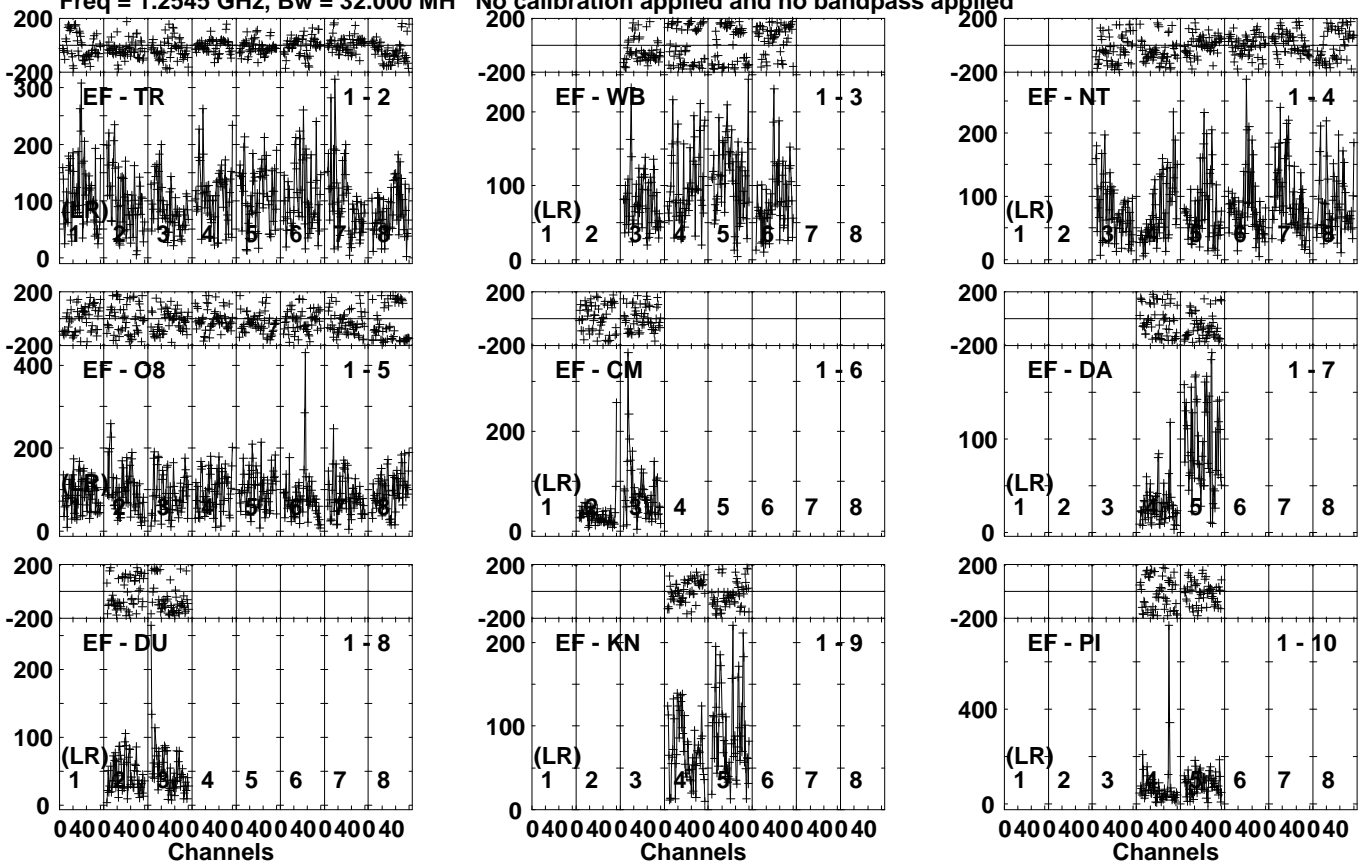


Lower frame: Micro Ampl Jy Top frame: Phas deg
Vector averaged cross-power spectrum Several baselines displayed
Timerange: 01/05:35:45 to 01/05:37:13

Plot file version 181 created 24-OCT-2022 11:14:09

J0541+3301 EK051E.UVDATA.1

Freq = 1.2545 GHz, Bw = 32.000 MH No calibration applied and no bandpass applied



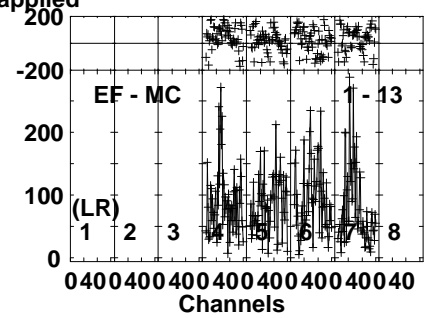
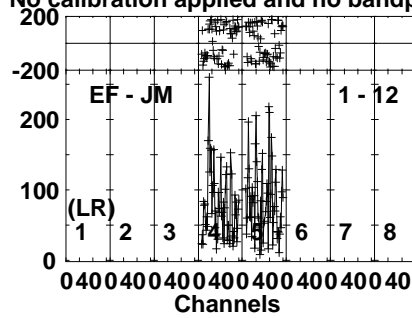
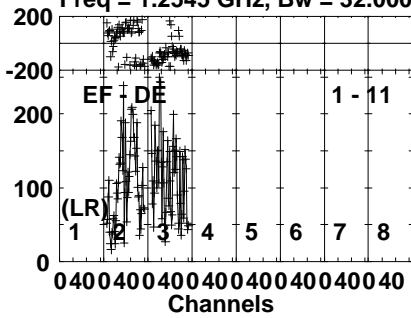
Lower frame: Micro Ampl Jy Top frame: Phas deg
Vector averaged cross-power spectrum Several baselines displayed
Timerange: 01/05:37:15 to 01/05:41:05

Plot file version 182 created 24-OCT-2022 11:14:09

J0541+3301 EK051E.UVDATA.1

Freq = 1.2545 GHz, Bw = 32.000 MH

No calibration applied and no bandpass applied

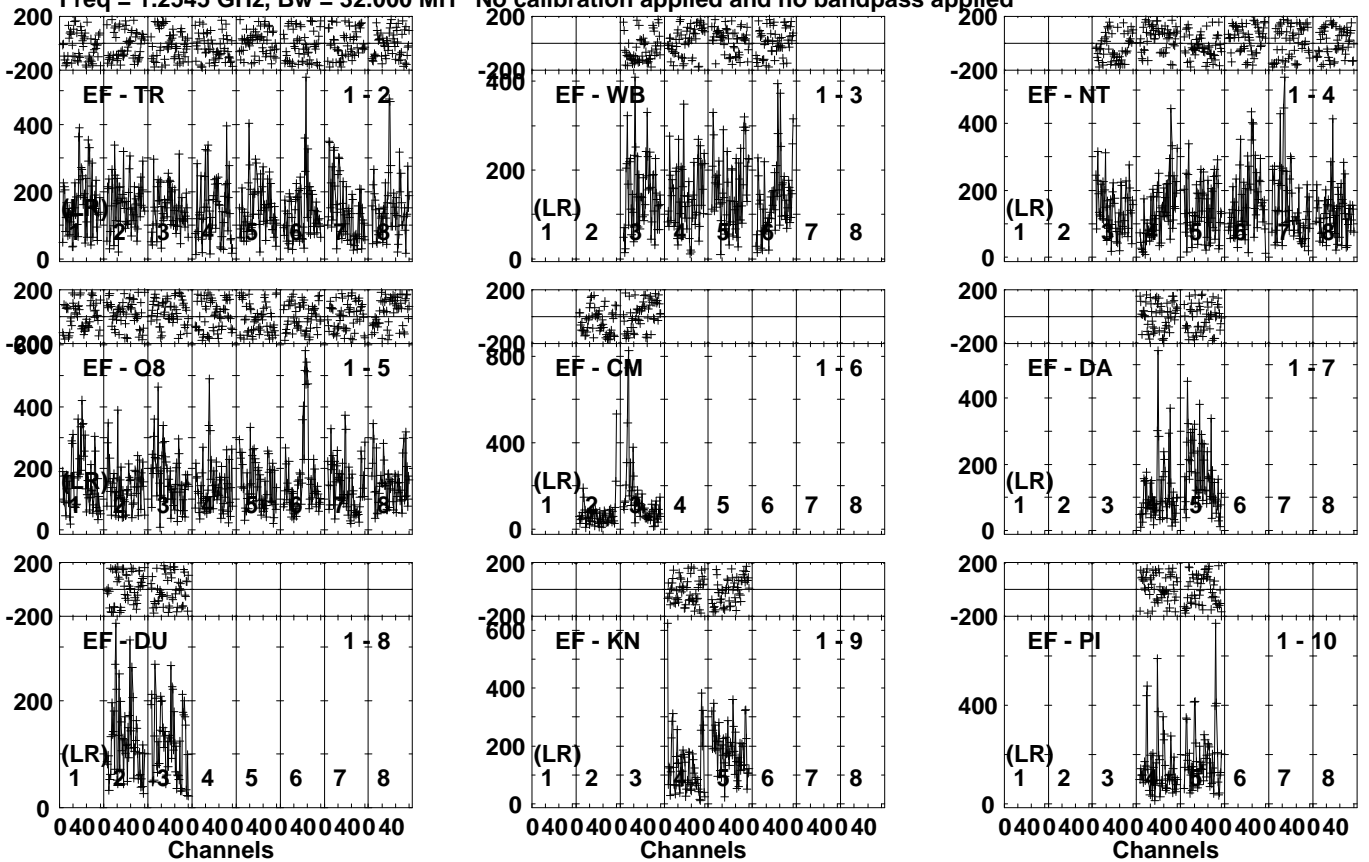


Lower frame: Micro Ampl Jy Top frame: Phas deg
Vector averaged cross-power spectrum Several baselines displayed
Timerange: 01/05:37:15 to 01/05:41:05

Plot file version 183 created 24-OCT-2022 11:14:09

J0529+3209 EK051E.UVDATA.1

Freq = 1.2545 GHz, Bw = 32.000 MH No calibration applied and no bandpass applied



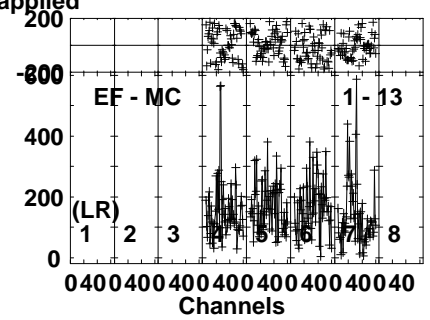
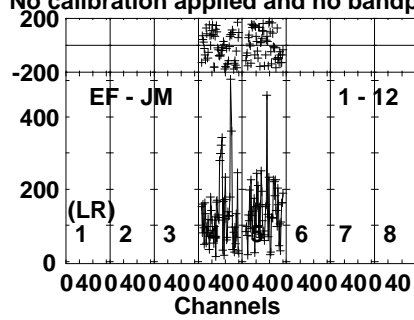
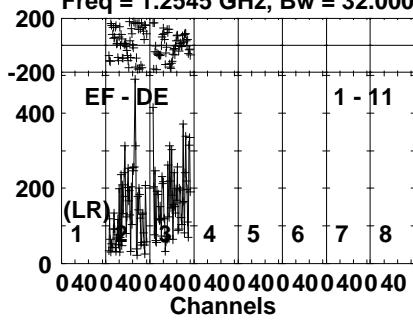
Lower frame: Micro Ampl Jy Top frame: Phas deg
Vector averaged cross-power spectrum Several baselines displayed
Timerange: 01/05:41:08 to 01/05:42:58

Plot file version 184 created 24-OCT-2022 11:14:10

J0529+3209 EK051E.UVDATA.1

Freq = 1.2545 GHz, Bw = 32.000 MH

No calibration applied and no bandpass applied

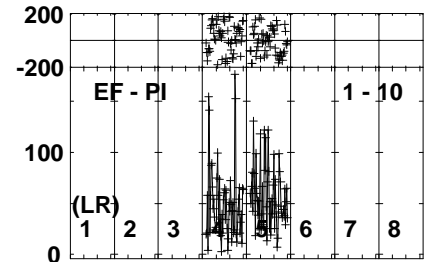
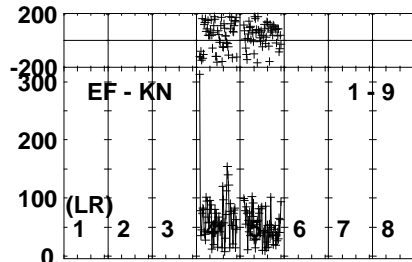
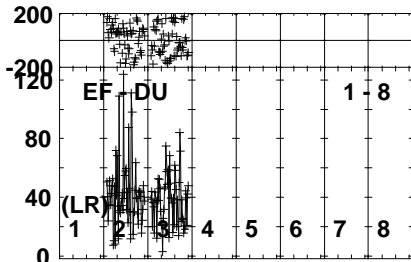
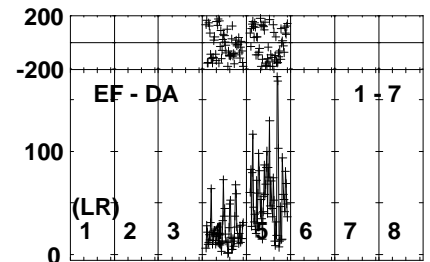
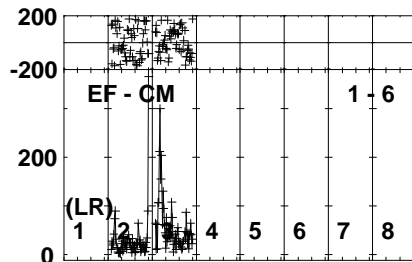
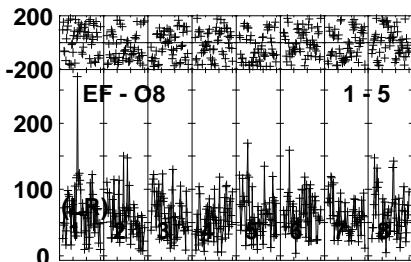
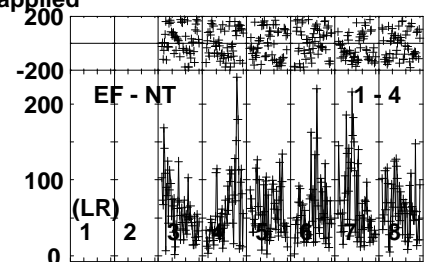
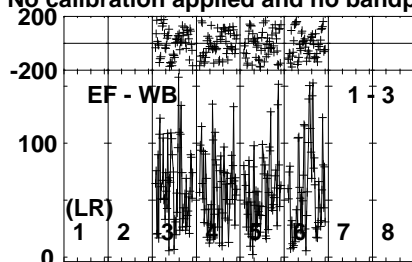
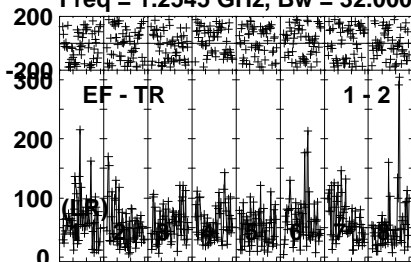


Lower frame: Micro Ampl Jy Top frame: Phas deg
Vector averaged cross-power spectrum Several baselines displayed
Timerange: 01/05:41:08 to 01/05:42:58

Plot file version 185 created 24-OCT-2022 11:14:10

R1 D EK051E.UVDATA.1

Freq = 1.2545 GHz, Bw = 32.000 MH No calibration applied and no bandpass applied

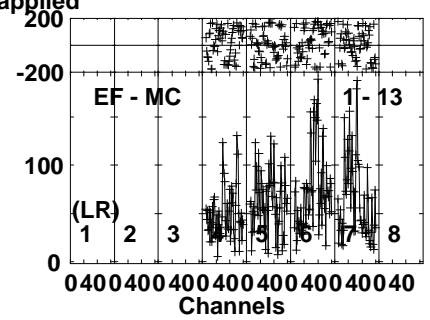
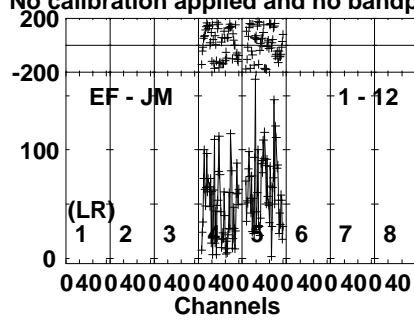
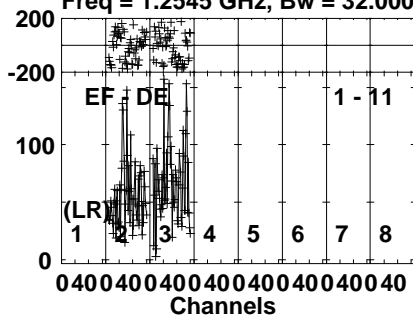


Lower frame: Micro Ampl Jy Top frame: Phas deg
Vector averaged cross-power spectrum Several baselines displayed
Timerange: 01/05:43:00 to 01/05:48:38

Plot file version 186 created 24-OCT-2022 11:14:10

R1 D EK051E.UVDATA.1

Freq = 1.2545 GHz, Bw = 32.000 MH No calibration applied and no bandpass applied

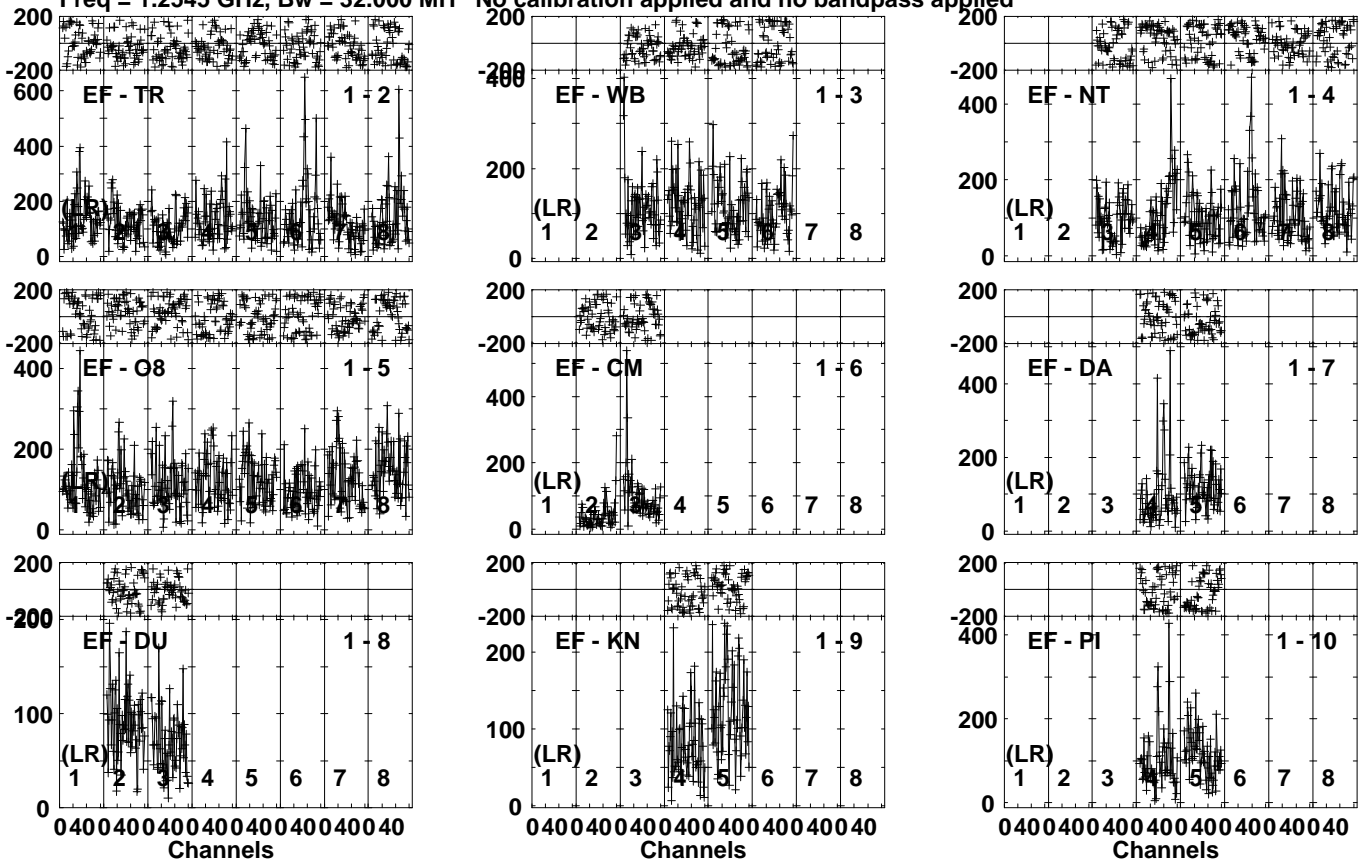


Lower frame: Micro Ampl Jy Top frame: Phas deg
Vector averaged cross-power spectrum Several baselines displayed
Timerange: 01/05:43:00 to 01/05:48:38

Plot file version 187 created 24-OCT-2022 11:14:10

J0529+3209 EK051E.UVDATA.1

Freq = 1.2545 GHz, Bw = 32.000 MH No calibration applied and no bandpass applied

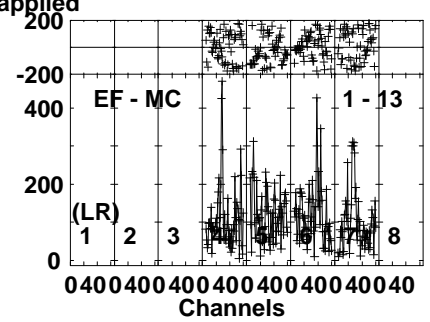
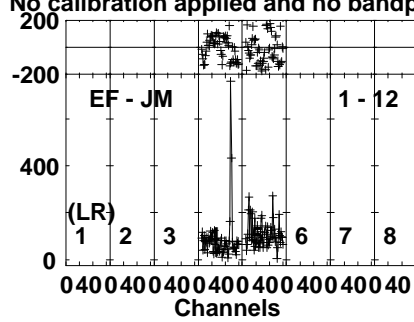
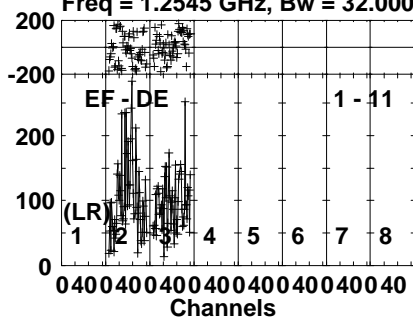


Lower frame: Micro Ampl Jy Top frame: Phas deg
Vector averaged cross-power spectrum Several baselines displayed
Timerange: 01/05:49:21 to 01/05:50:49

Plot file version 188 created 24-OCT-2022 11:14:11

J0529+3209 EK051E.UVDATA.1

Freq = 1.2545 GHz, Bw = 32.000 MH No calibration applied and no bandpass applied

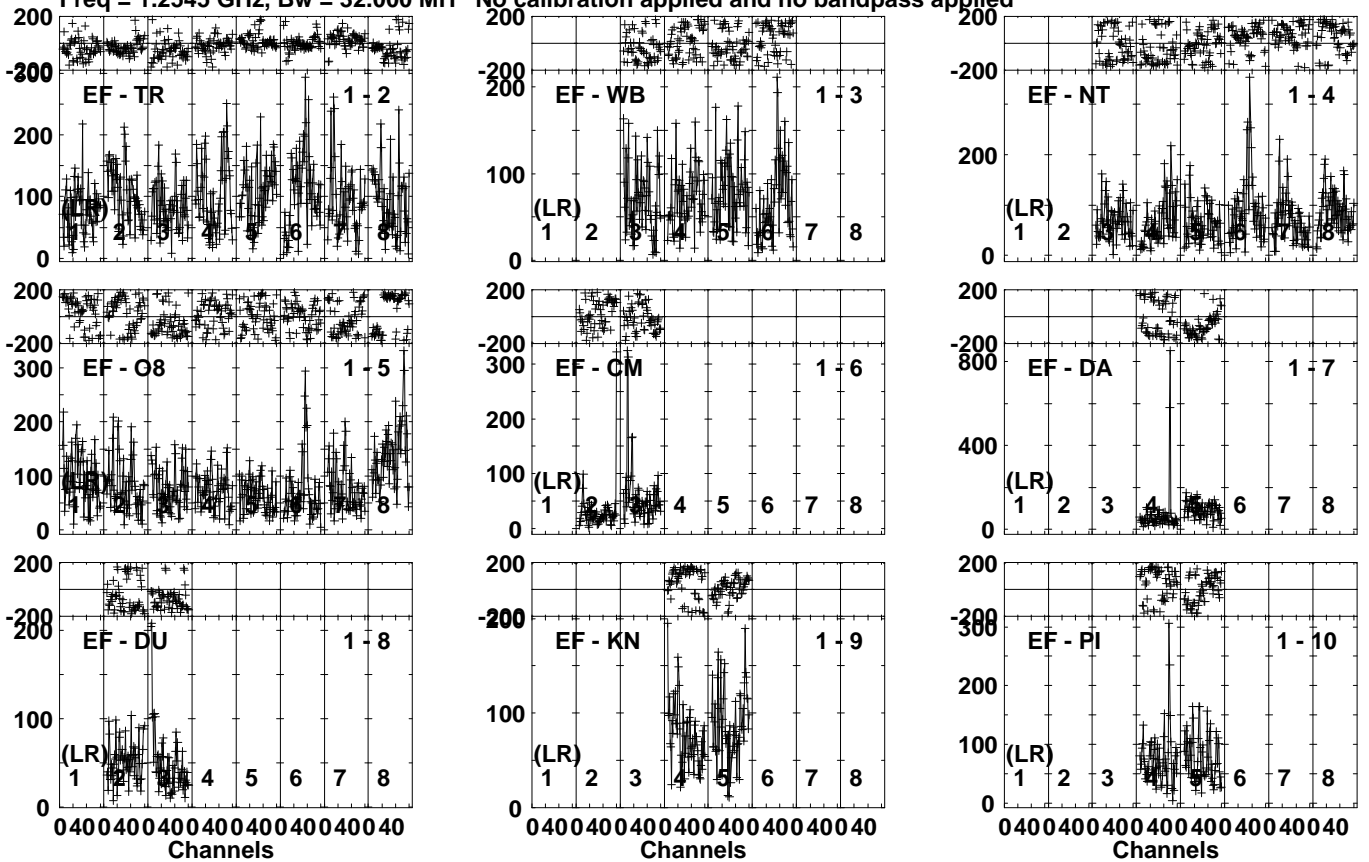


Lower frame: Micro Ampl Jy Top frame: Phas deg
Vector averaged cross-power spectrum Several baselines displayed
Timerange: 01/05:49:21 to 01/05:50:49

Plot file version 189 created 24-OCT-2022 11:14:11

J0558+3418 EK051E.UVDATA.1

Freq = 1.2545 GHz, Bw = 32.000 MH No calibration applied and no bandpass applied

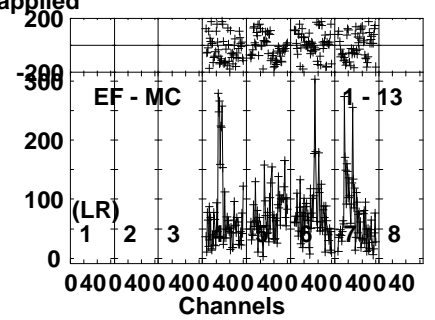
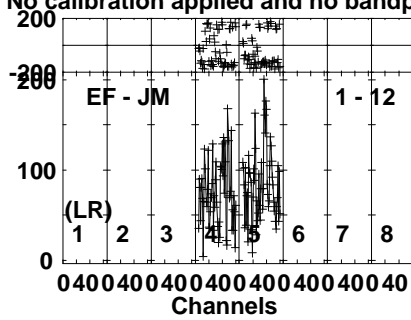
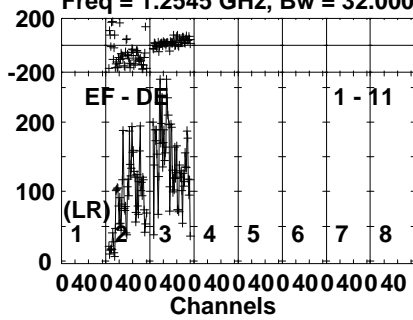


Lower frame: Micro Ampl Jy Top frame: Phas deg
Vector averaged cross-power spectrum Several baselines displayed
Timerange: 01/05:52:07 to 01/05:56:05

Plot file version 190 created 24-OCT-2022 11:14:11

J0558+3418 EK051E.UVDATA.1

Freq = 1.2545 GHz, Bw = 32.000 MH No calibration applied and no bandpass applied



Lower frame: Micro Ampl Jy Top frame: Phas deg
Vector averaged cross-power spectrum Several baselines displayed
Timerange: 01/05:52:07 to 01/05:56:05