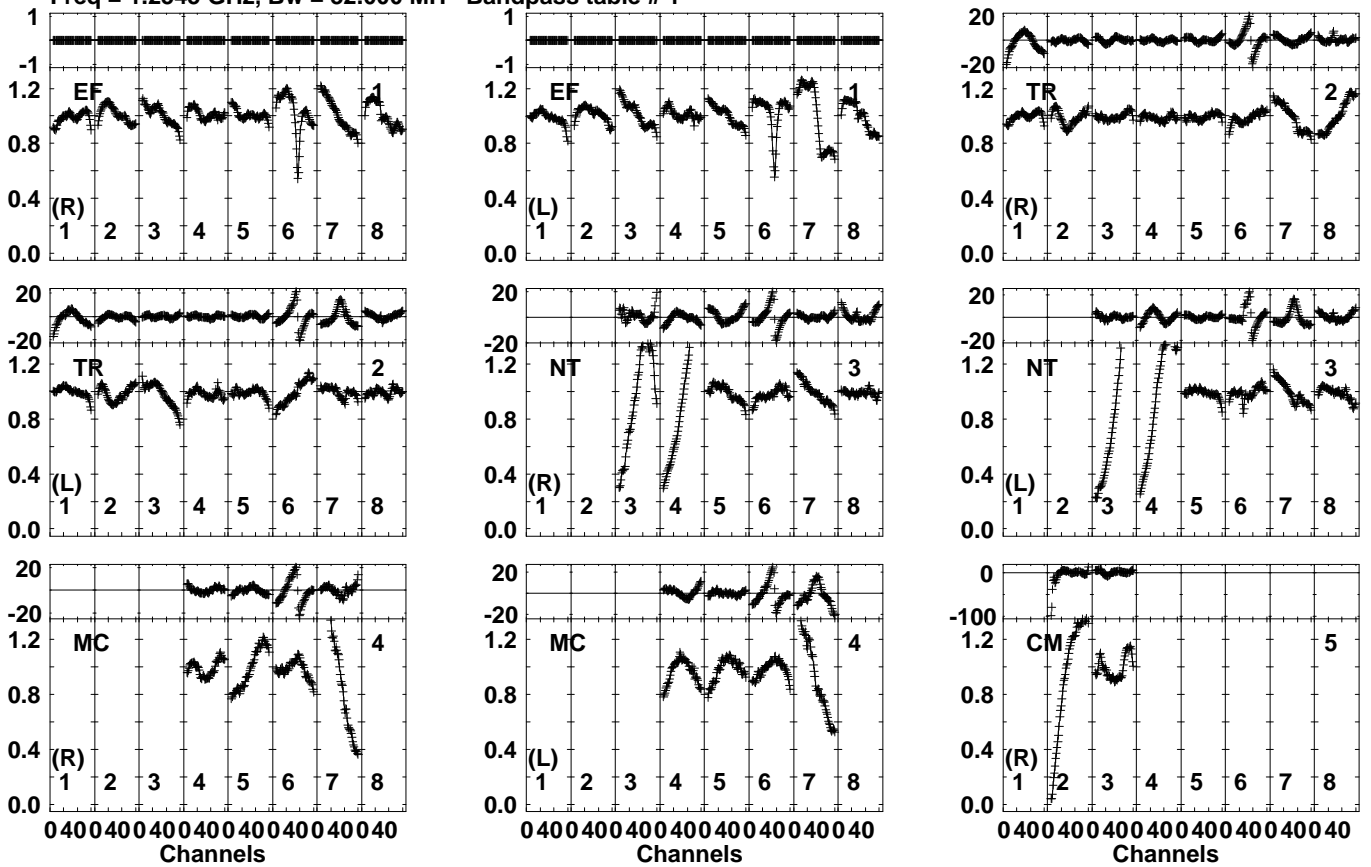
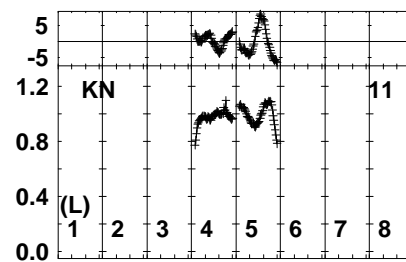
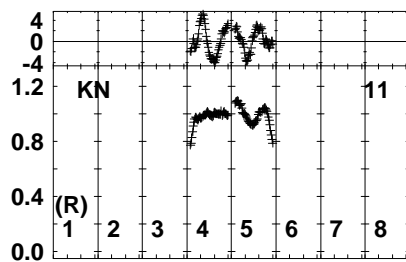
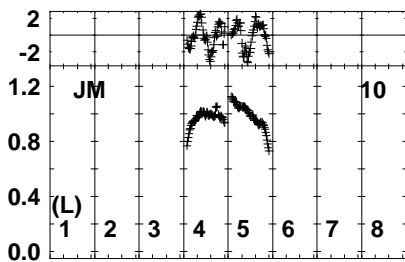
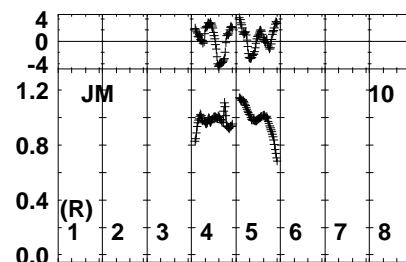
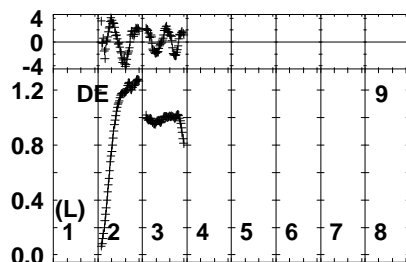
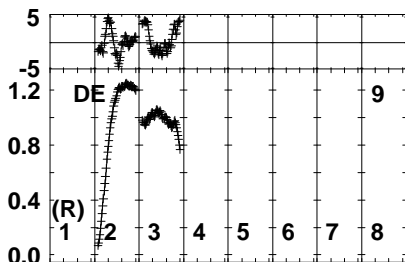
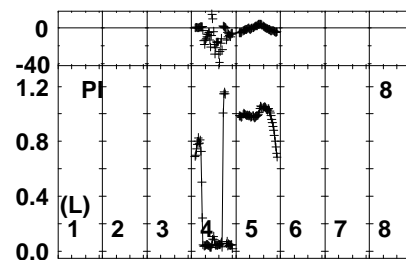
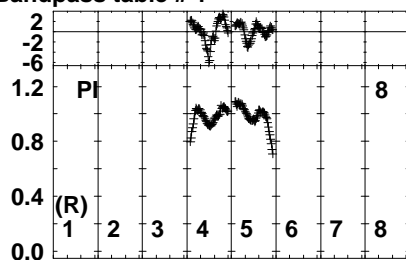
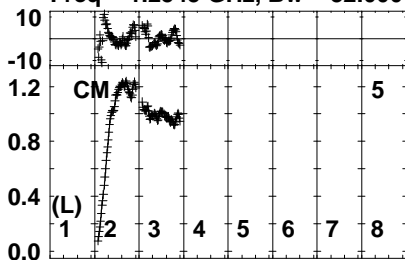


Plot file version 1 created 02-FEB-2023 14:13:47
 EK051G.UVDATA.1
 Freq = 1.2545 GHz, Bw = 32.000 MH Bandpass table # 1



Lower frame: BP ampl Top frame: BP phase
 Bandpass table spectrum Antenna: *
 Timerange: 00/00:00:01 to 999/00:00:00

Plot file version 2 created 02-FEB-2023 14:13:47
 EK051G.UVDATA.1
 Freq = 1.2545 GHz, Bw = 32.000 MH Bandpass table # 1

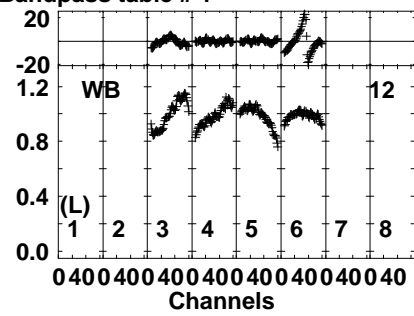
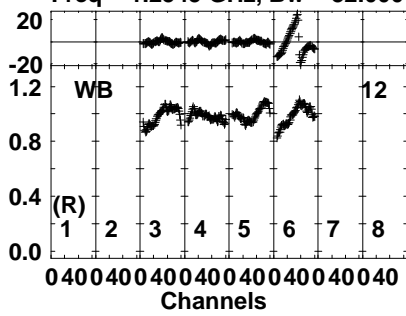


040040040040040040040040
 Channels
 Lower frame: BP ampl Top frame: BP phase
 Bandpass table spectrum Antenna: *
 Timerange: 00/00:00:01 to 999/00:00:00

Plot file version 3 created 02-FEB-2023 14:13:47

EK051G.UVDATA.1

Freq = 1.2545 GHz, Bw = 32.000 MH Bandpass table # 1



Lower frame: BP ampl Top frame: BP phase
Bandpass table spectrum Antenna: *
Timerange: 00/00:00:01 to 999/00:00:00