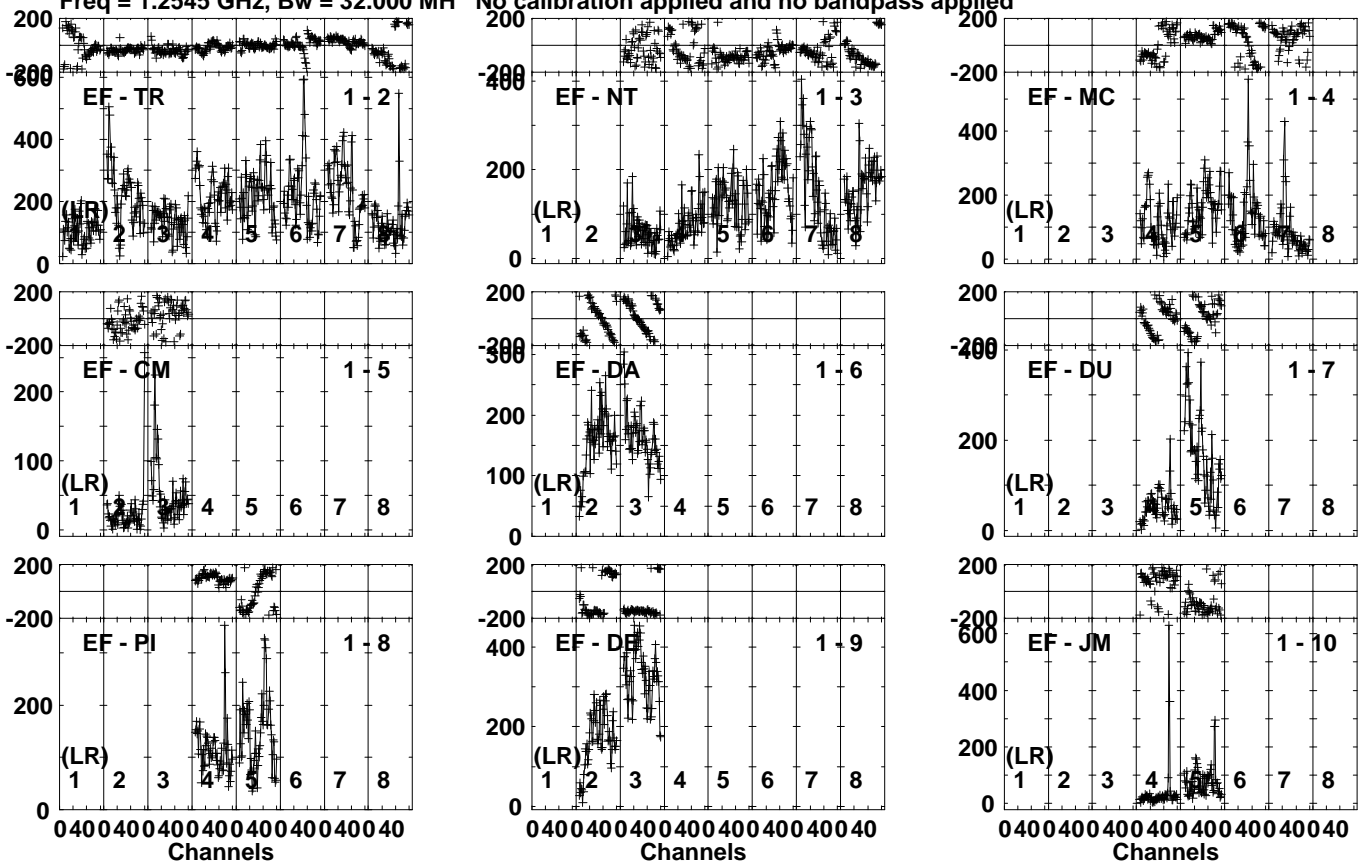


Plot file version 1 created 02-FEB-2023 14:11:06

J2311+4543 EK051G.UVDATA.1

Freq = 1.2545 GHz, Bw = 32.000 MH No calibration applied and no bandpass applied



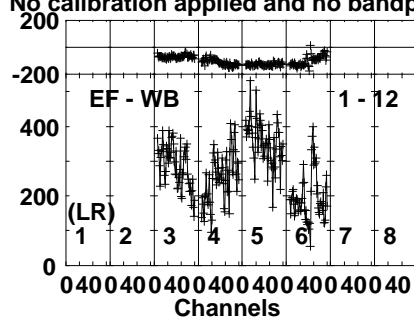
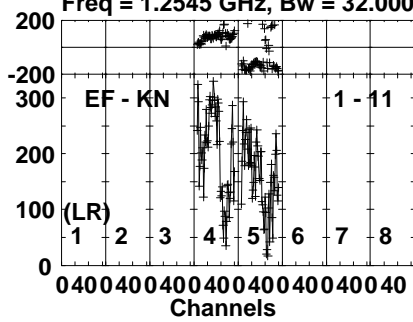
Lower frame: Micro Ampl Jy Top frame: Phas deg
Vector averaged cross-power spectrum Several baselines displayed
Timerange: 00/00:05:49 to 00/00:09:47

Plot file version 2 created 02-FEB-2023 14:11:06

J2311+4543 EK051G.UVDATA.1

Freq = 1.2545 GHz, Bw = 32.000 MH

No calibration applied and no bandpass applied

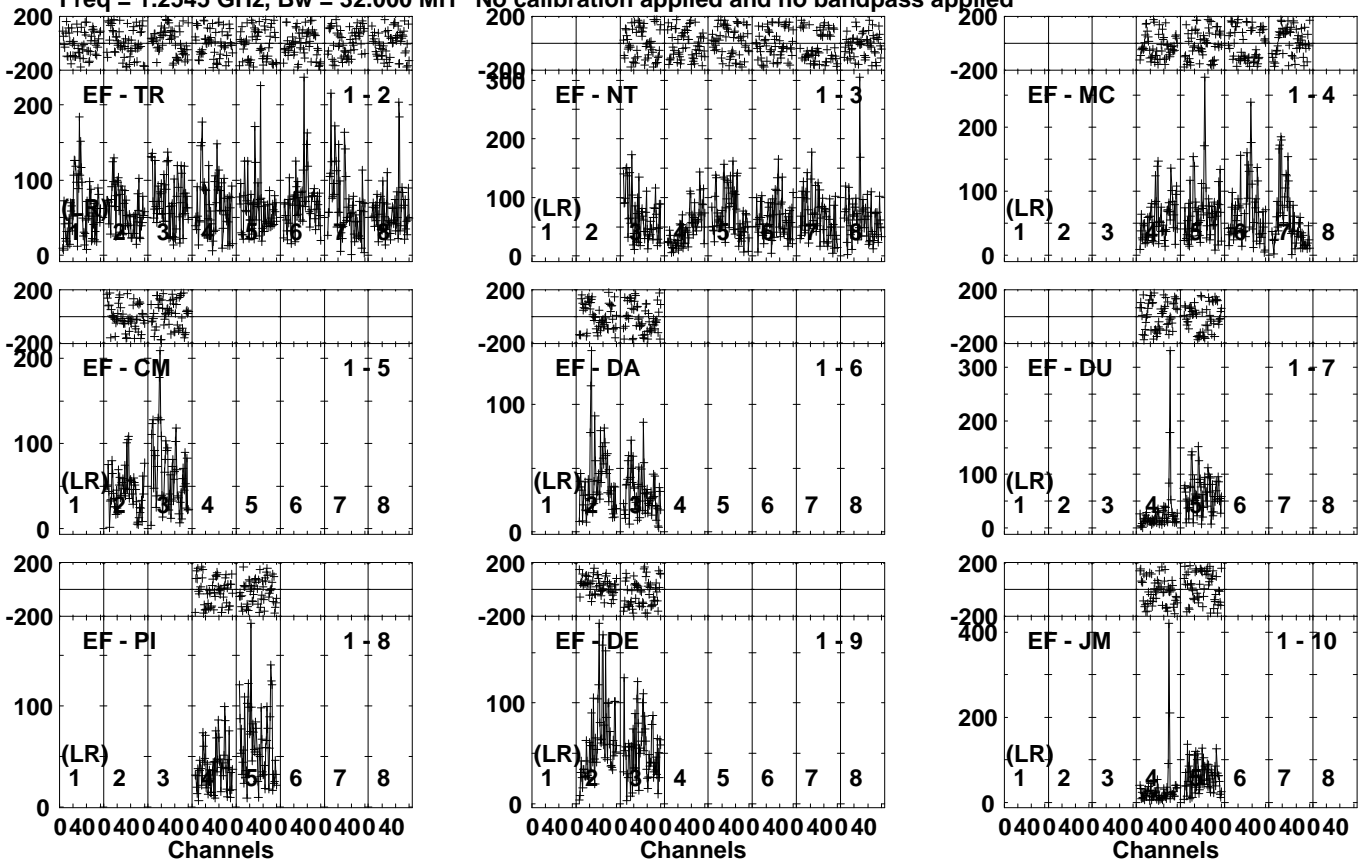


Lower frame: Micro Ampl Jy Top frame: Phas deg
Vector averaged cross-power spectrum Several baselines displayed
Timerange: 00/00:05:49 to 00/00:09:47

Plot file version 3 created 02-FEB-2023 14:11:06

R220912 D EK051G.UVDATA.1

Freq = 1.2545 GHz, Bw = 32.000 MH No calibration applied and no bandpass applied

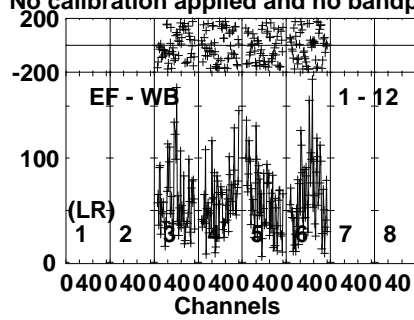
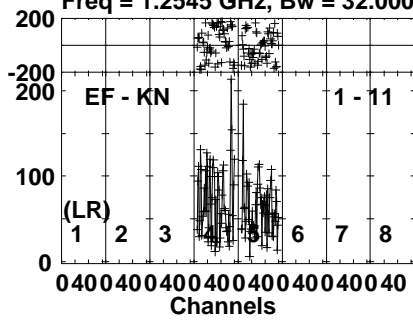


Lower frame: Micro Ampl Jy Top frame: Phas deg
Vector averaged cross-power spectrum Several baselines displayed
Timerange: 00/00:09:49 to 00/00:15:31

Plot file version 4 created 02-FEB-2023 14:11:07

R220912 D EK051G.UVDATA.1

Freq = 1.2545 GHz, Bw = 32.000 MH No calibration applied and no bandpass applied

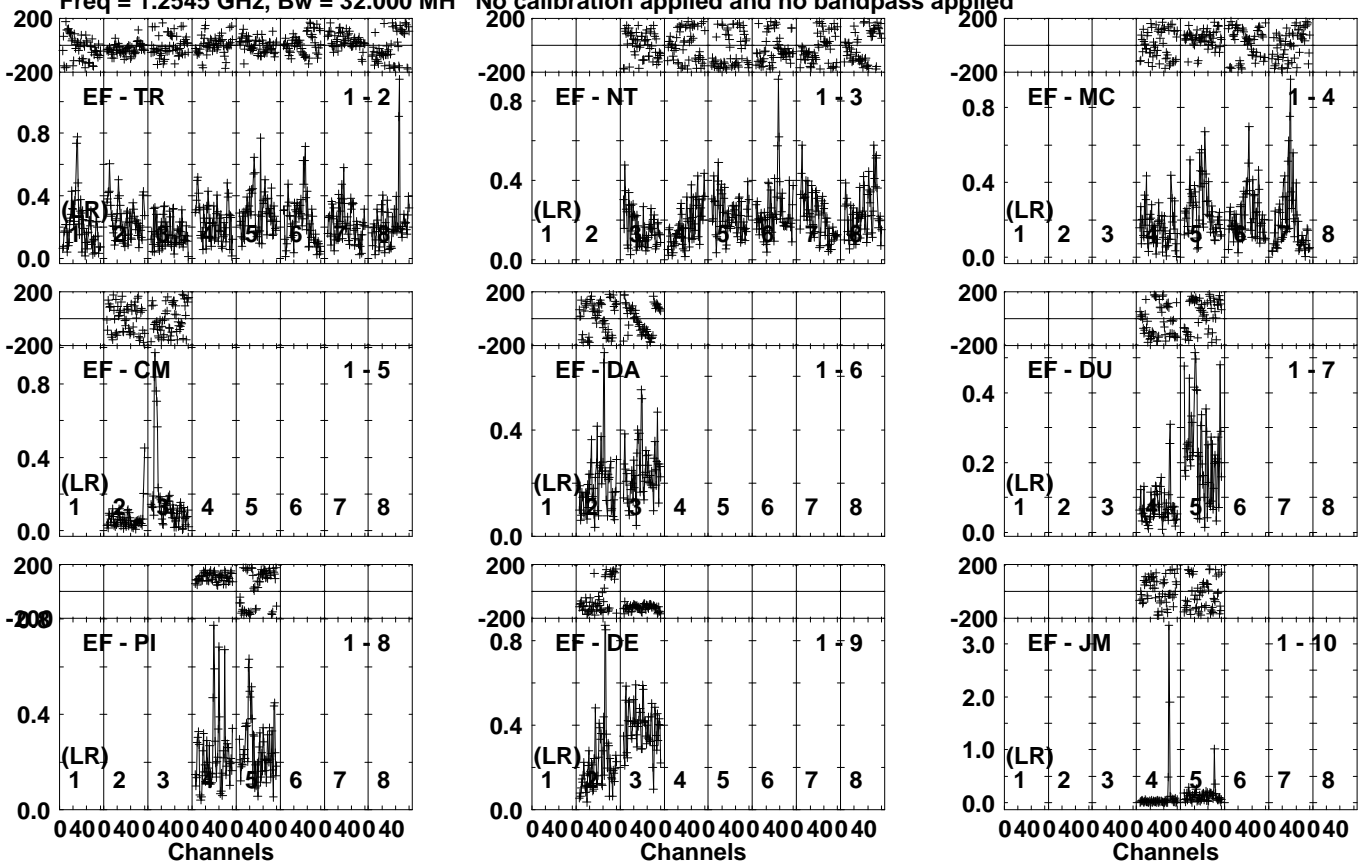


Lower frame: Micro Ampl Jy Top frame: Phas deg
Vector averaged cross-power spectrum Several baselines displayed
Timerange: 00/00:09:49 to 00/00:15:31

Plot file version 5 created 02-FEB-2023 14:11:07

J2311+4543 EK051G.UVDATA.1

Freq = 1.2545 GHz, Bw = 32.000 MH No calibration applied and no bandpass applied



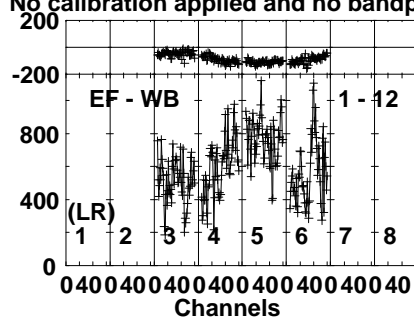
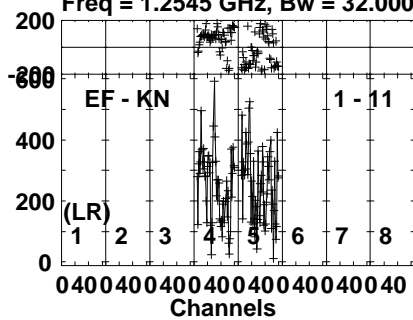
Lower frame: Milli Ampl Jy Top frame: Phas deg
Vector averaged cross-power spectrum Several baselines displayed
Timerange: 00/00:15:34 to 00/00:17:06

Plot file version 6 created 02-FEB-2023 14:11:07

J2311+4543 EK051G.UVDATA.1

Freq = 1.2545 GHz, Bw = 32.000 MH

No calibration applied and no bandpass applied

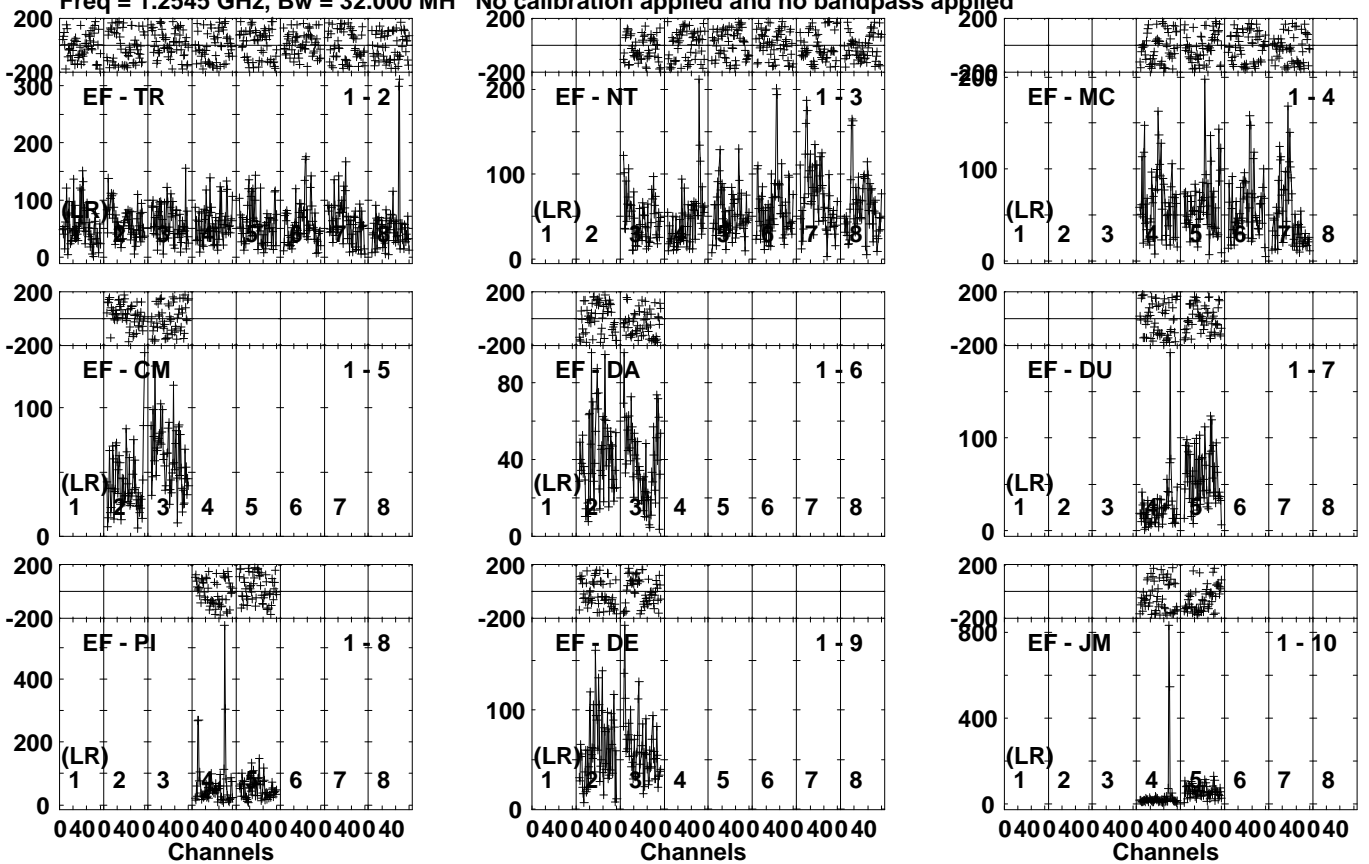


Lower frame: Micro Ampl Jy Top frame: Phas deg
Vector averaged cross-power spectrum Several baselines displayed
Timerange: 00/00:15:34 to 00/00:17:06

Plot file version 7 created 02-FEB-2023 14:11:07

R220912 D EK051G.UVDATA.1

Freq = 1.2545 GHz, Bw = 32.000 MH No calibration applied and no bandpass applied



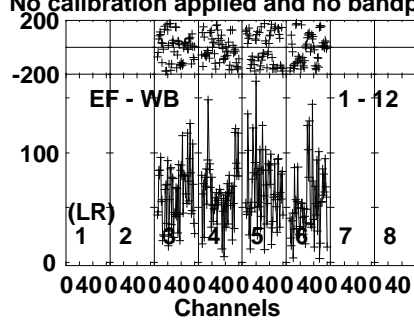
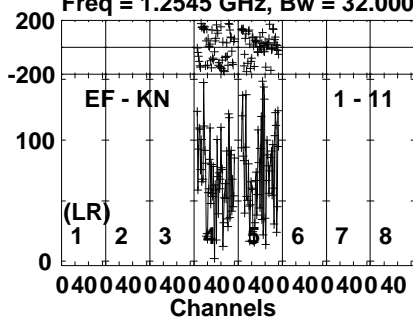
Lower frame: Micro Ampl Jy Top frame: Phas deg
Vector averaged cross-power spectrum Several baselines displayed
Timerange: 00/00:17:09 to 00/00:22:51

Plot file version 8 created 02-FEB-2023 14:11:08

R220912 D EK051G.UVDATA.1

Freq = 1.2545 GHz, Bw = 32.000 MH

No calibration applied and no bandpass applied

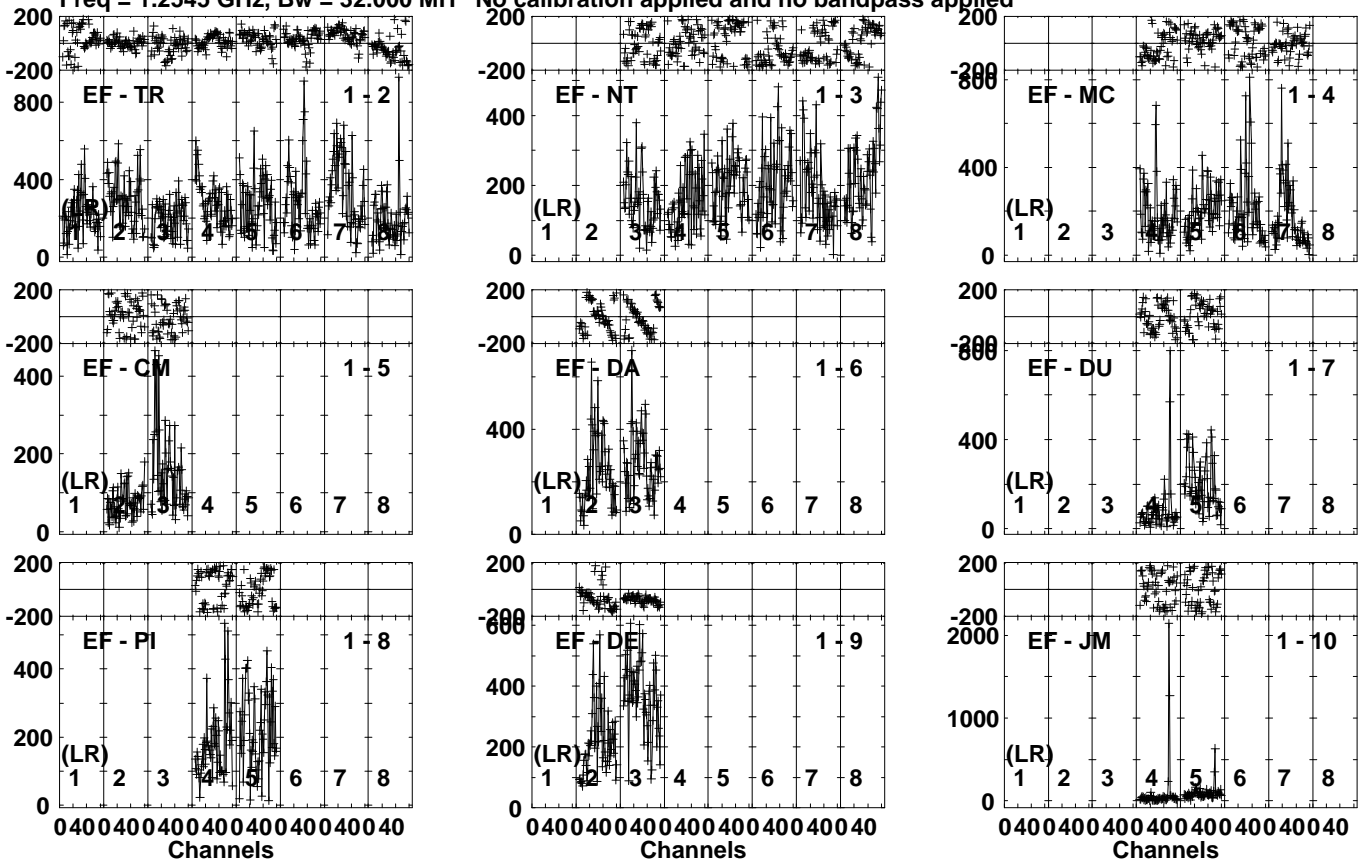


Lower frame: Micro Ampl Jy Top frame: Phas deg
Vector averaged cross-power spectrum Several baselines displayed
Timerange: 00/00:17:09 to 00/00:22:51

Plot file version 9 created 02-FEB-2023 14:11:08

J2311+4543 EK051G.UVDATA.1

Freq = 1.2545 GHz, Bw = 32.000 MH No calibration applied and no bandpass applied



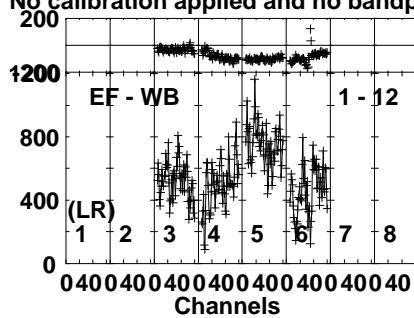
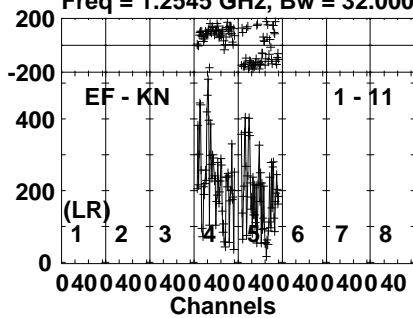
Lower frame: Micro Ampl Jy Top frame: Phas deg
Vector averaged cross-power spectrum Several baselines displayed
Timerange: 00/00:23:52 to 00/00:24:34

Plot file version 10 created 02-FEB-2023 14:11:08

J2311+4543 EK051G.UVDATA.1

Freq = 1.2545 GHz, Bw = 32.000 MH

No calibration applied and no bandpass applied

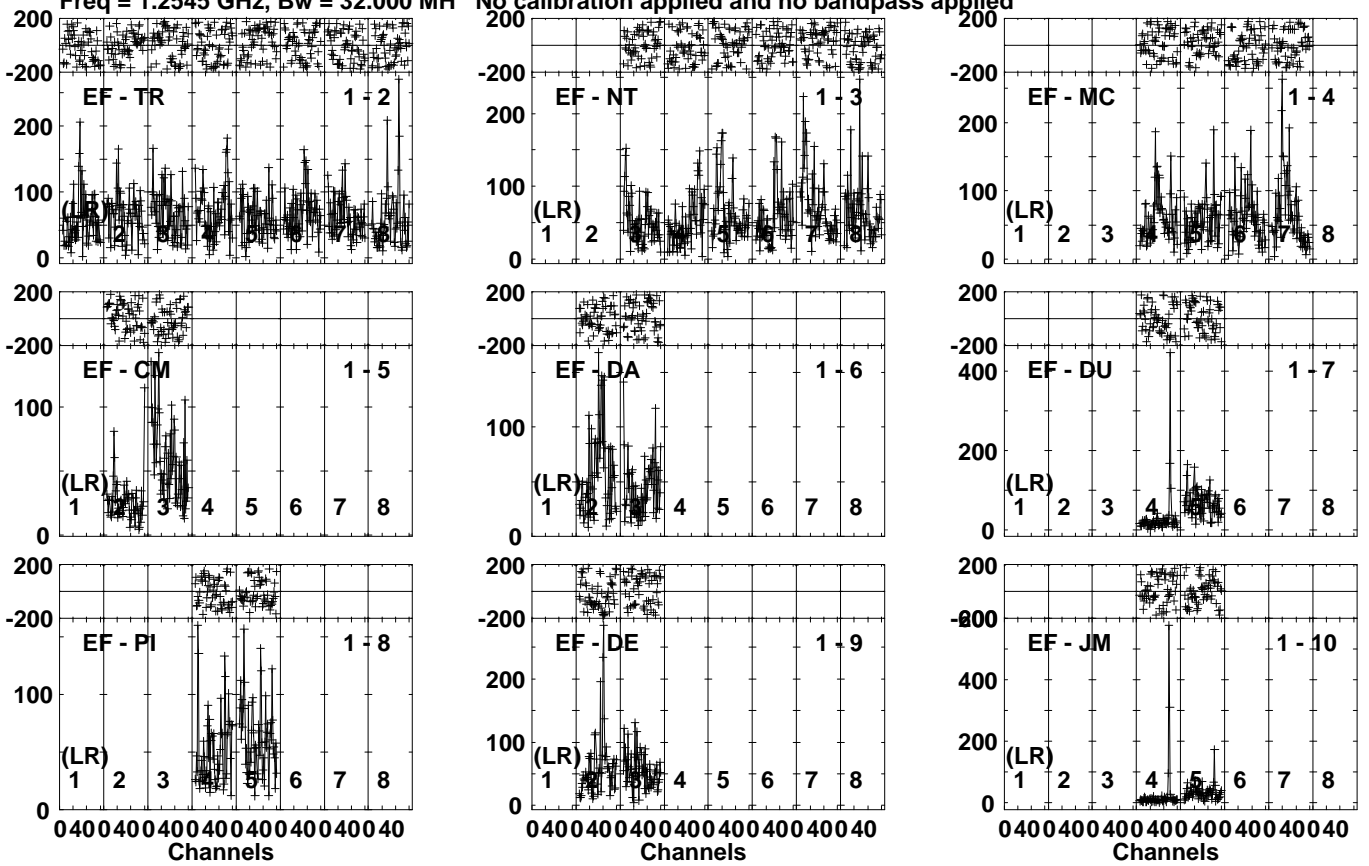


Lower frame: Micro Ampl Jy Top frame: Phas deg
Vector averaged cross-power spectrum Several baselines displayed
Timerange: 00/00:23:52 to 00/00:24:34

Plot file version 11 created 02-FEB-2023 14:11:08

R220912 D EK051G.UVDATA.1

Freq = 1.2545 GHz, Bw = 32.000 MH No calibration applied and no bandpass applied

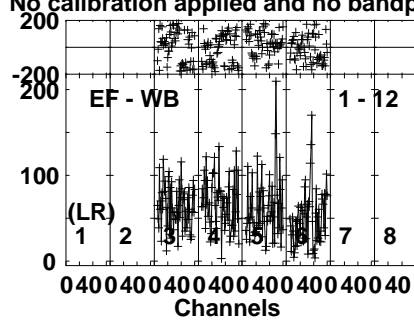
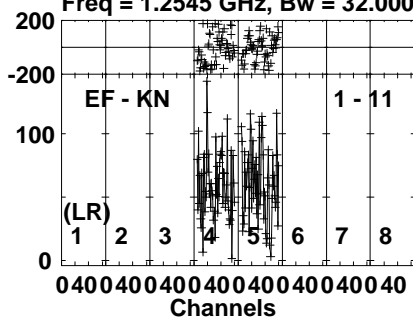


Lower frame: Micro Ampl Jy Top frame: Phas deg
Vector averaged cross-power spectrum Several baselines displayed
Timerange: 00/00:24:39 to 00/00:30:19

Plot file version 12 created 02-FEB-2023 14:11:08

R220912 D EK051G.UVDATA.1

Freq = 1.2545 GHz, Bw = 32.000 MH No calibration applied and no bandpass applied

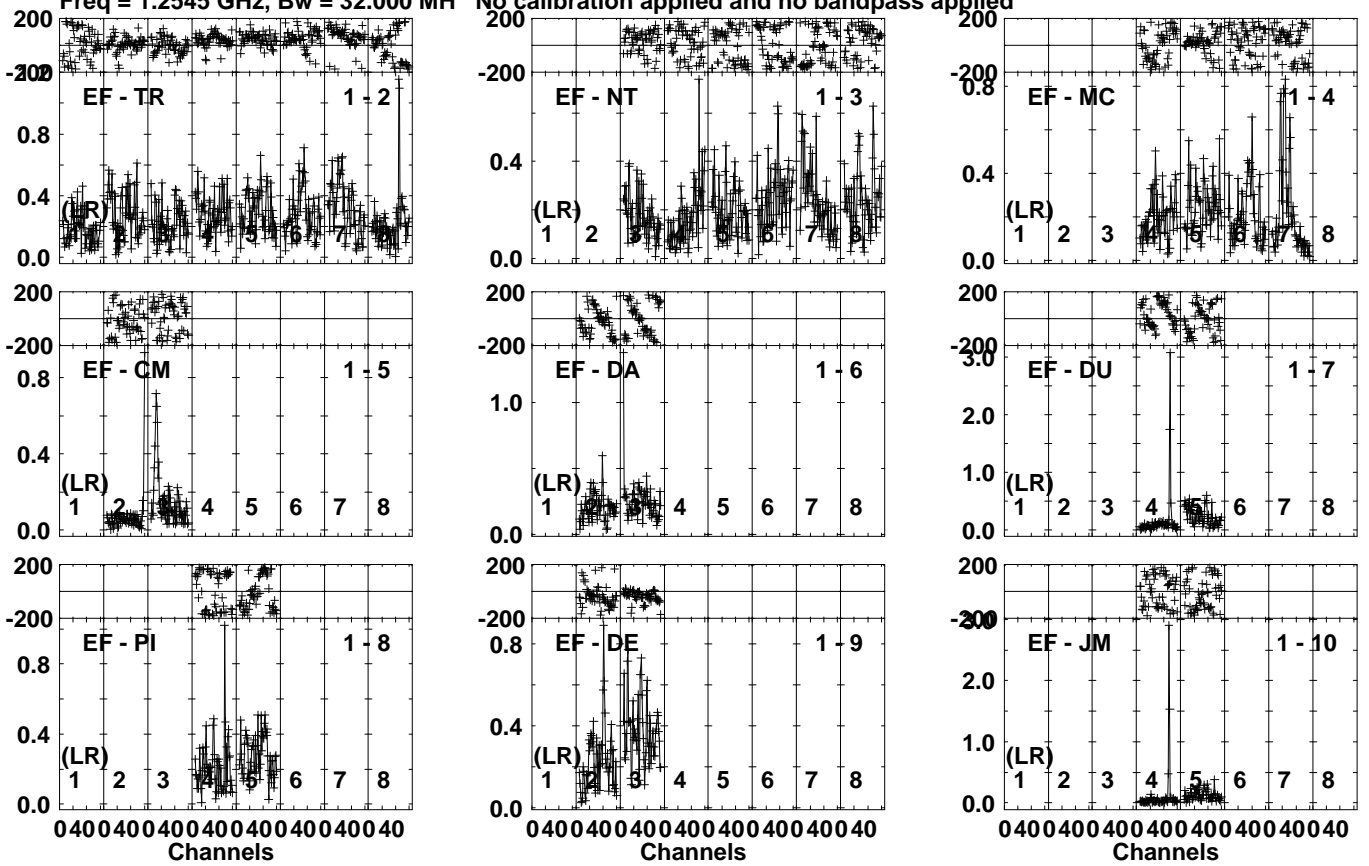


Lower frame: Micro Ampl Jy Top frame: Phas deg
Vector averaged cross-power spectrum Several baselines displayed
Timerange: 00/00:24:39 to 00/00:30:19

Plot file version 13 created 02-FEB-2023 14:11:08

J2311+4543 EK051G.UVDATA.1

Freq = 1.2545 GHz, Bw = 32.000 MH No calibration applied and no bandpass applied



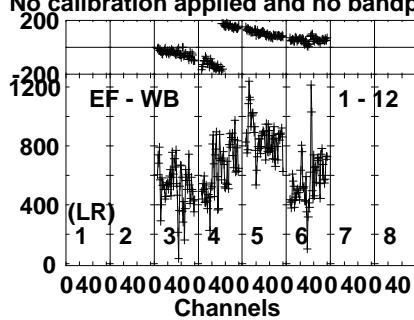
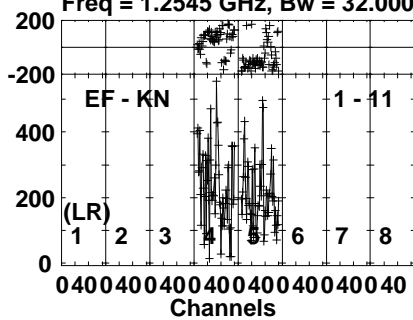
Lower frame: Milli Ampl Jy Top frame: Phas deg
Vector averaged cross-power spectrum Several baselines displayed
Timerange: 00/00:30:22 to 00/00:31:52

Plot file version 14 created 02-FEB-2023 14:11:09

J2311+4543 EK051G.UVDATA.1

Freq = 1.2545 GHz, Bw = 32.000 MH

No calibration applied and no bandpass applied

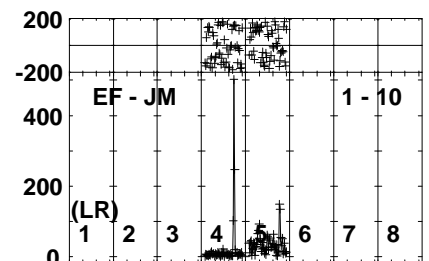
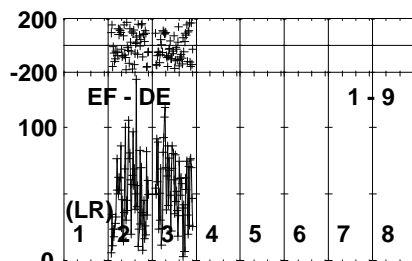
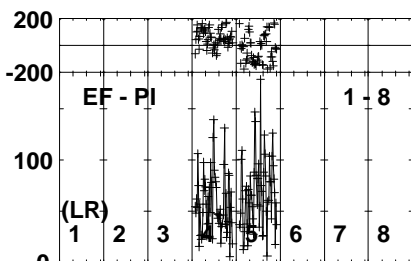
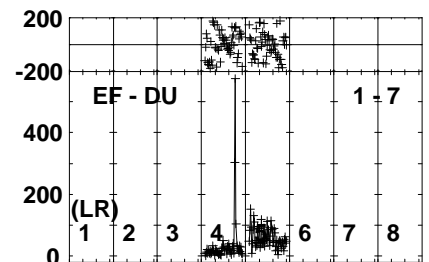
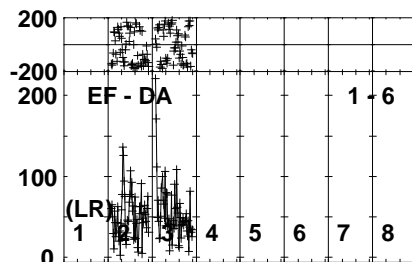
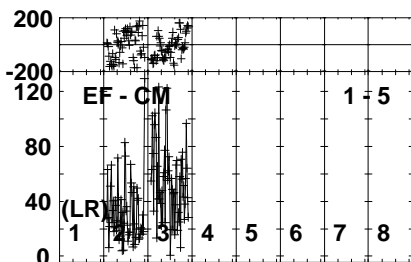
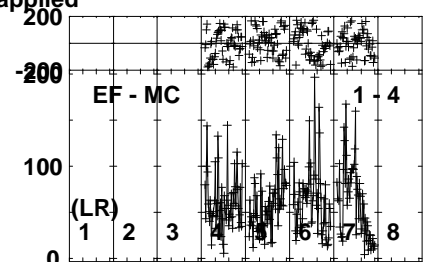
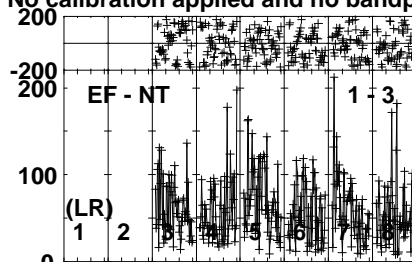
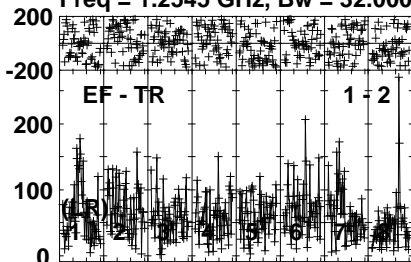


Lower frame: Micro Ampl Jy Top frame: Phas deg
Vector averaged cross-power spectrum Several baselines displayed
Timerange: 00/00:30:22 to 00/00:31:52

Plot file version 15 created 02-FEB-2023 14:11:09

R220912 D EK051G.UVDATA.1

Freq = 1.2545 GHz, Bw = 32.000 MH No calibration applied and no bandpass applied



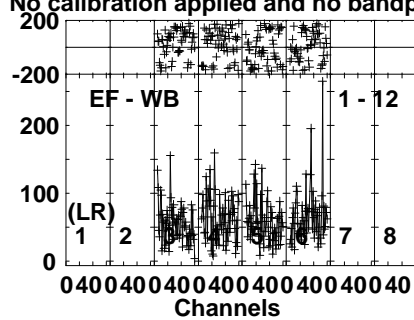
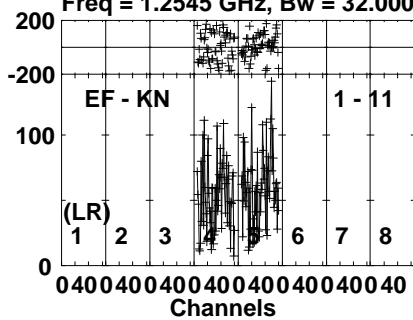
Lower frame: Micro Ampl Jy Top frame: Phas deg
Vector averaged cross-power spectrum Several baselines displayed
Timerange: 00/00:31:55 to 00/00:37:37

Plot file version 16 created 02-FEB-2023 14:11:09

R220912 D EK051G.UVDATA.1

Freq = 1.2545 GHz, Bw = 32.000 MH

No calibration applied and no bandpass applied

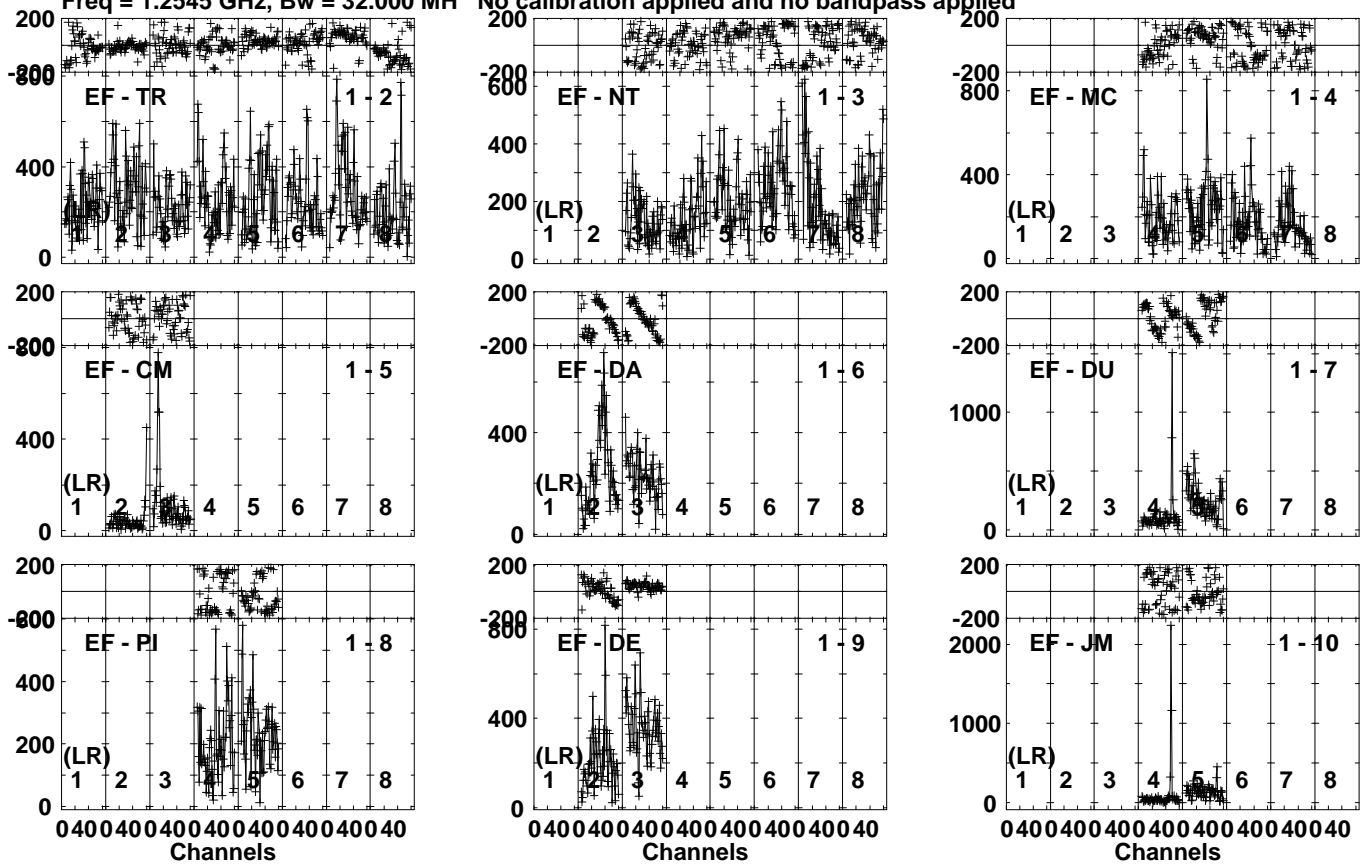


Lower frame: Micro Ampl Jy Top frame: Phas deg
Vector averaged cross-power spectrum Several baselines displayed
Timerange: 00/00:31:55 to 00/00:37:37

Plot file version 17 created 02-FEB-2023 14:11:09

J2311+4543 EK051G.UVDATA.1

Freq = 1.2545 GHz, Bw = 32.000 MH No calibration applied and no bandpass applied

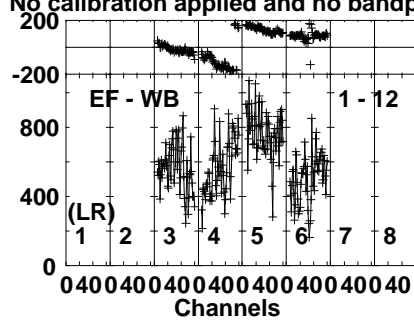
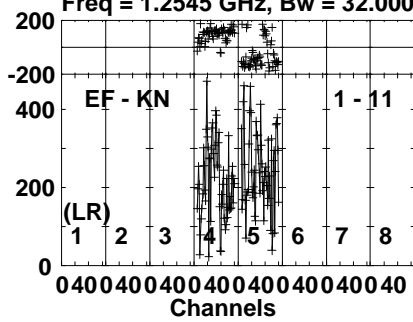


Lower frame: Micro Ampl Jy Top frame: Phas deg
Vector averaged cross-power spectrum Several baselines displayed
Timerange: 00/00:38:37 to 00/00:39:19

Plot file version 18 created 02-FEB-2023 14:11:10

J2311+4543 EK051G.UVDATA.1

Freq = 1.2545 GHz, Bw = 32.000 MH No calibration applied and no bandpass applied

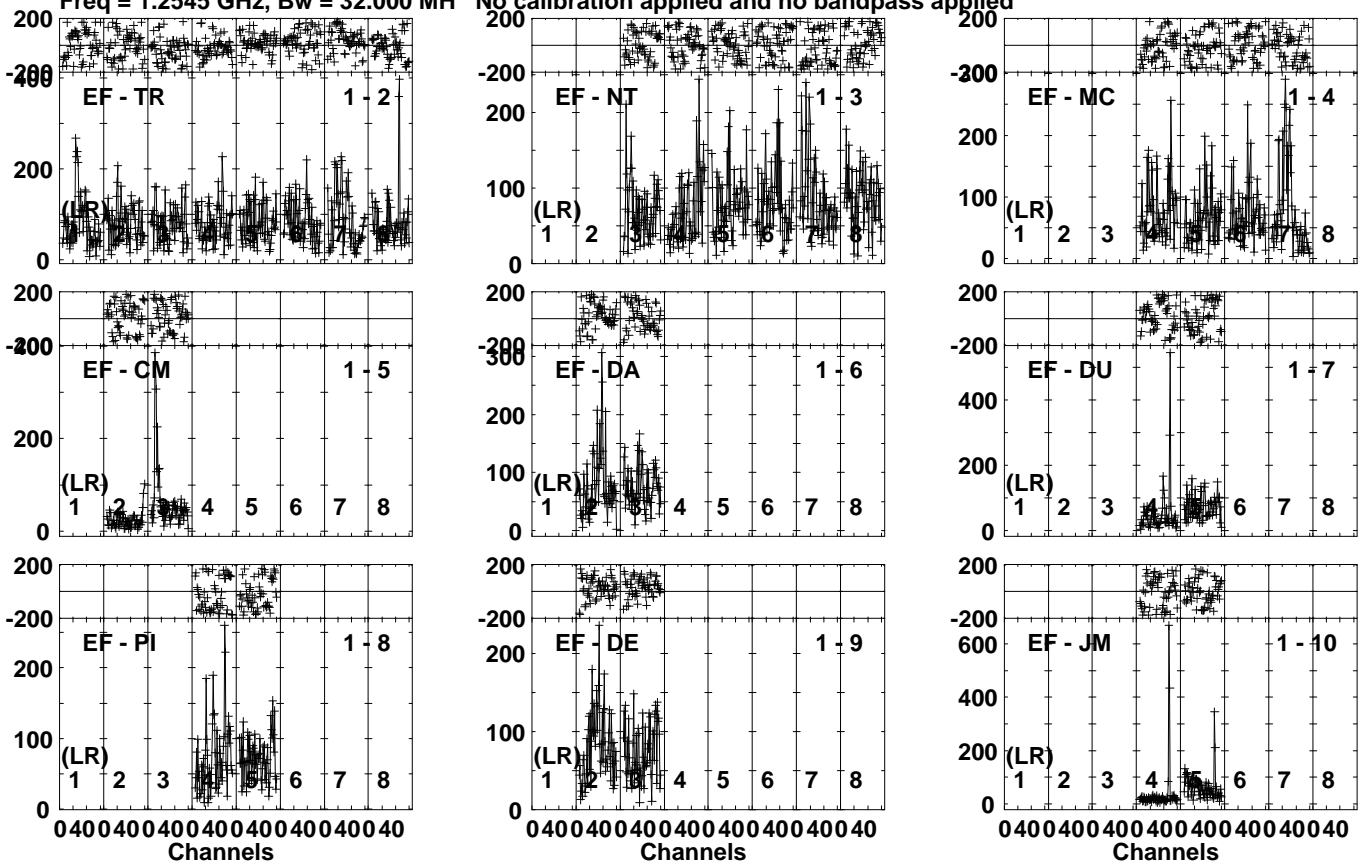


Lower frame: Micro Ampl Jy Top frame: Phas deg
Vector averaged cross-power spectrum Several baselines displayed
Timerange: 00/00:38:37 to 00/00:39:19

Plot file version 19 created 02-FEB-2023 14:11:10

J2314+4518 EK051G.UVDATA.1

Freq = 1.2545 GHz, Bw = 32.000 MH No calibration applied and no bandpass applied



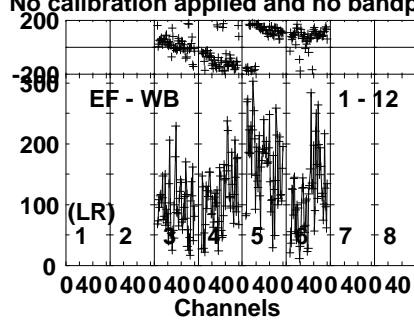
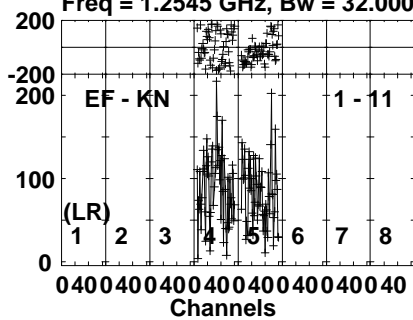
Lower frame: Micro Ampl Jy Top frame: Phas deg
Vector averaged cross-power spectrum Several baselines displayed
Timerange: 00/00:39:24 to 00/00:42:50

Plot file version 20 created 02-FEB-2023 14:11:10

J2314+4518 EK051G.UVDATA.1

Freq = 1.2545 GHz, Bw = 32.000 MH

No calibration applied and no bandpass applied

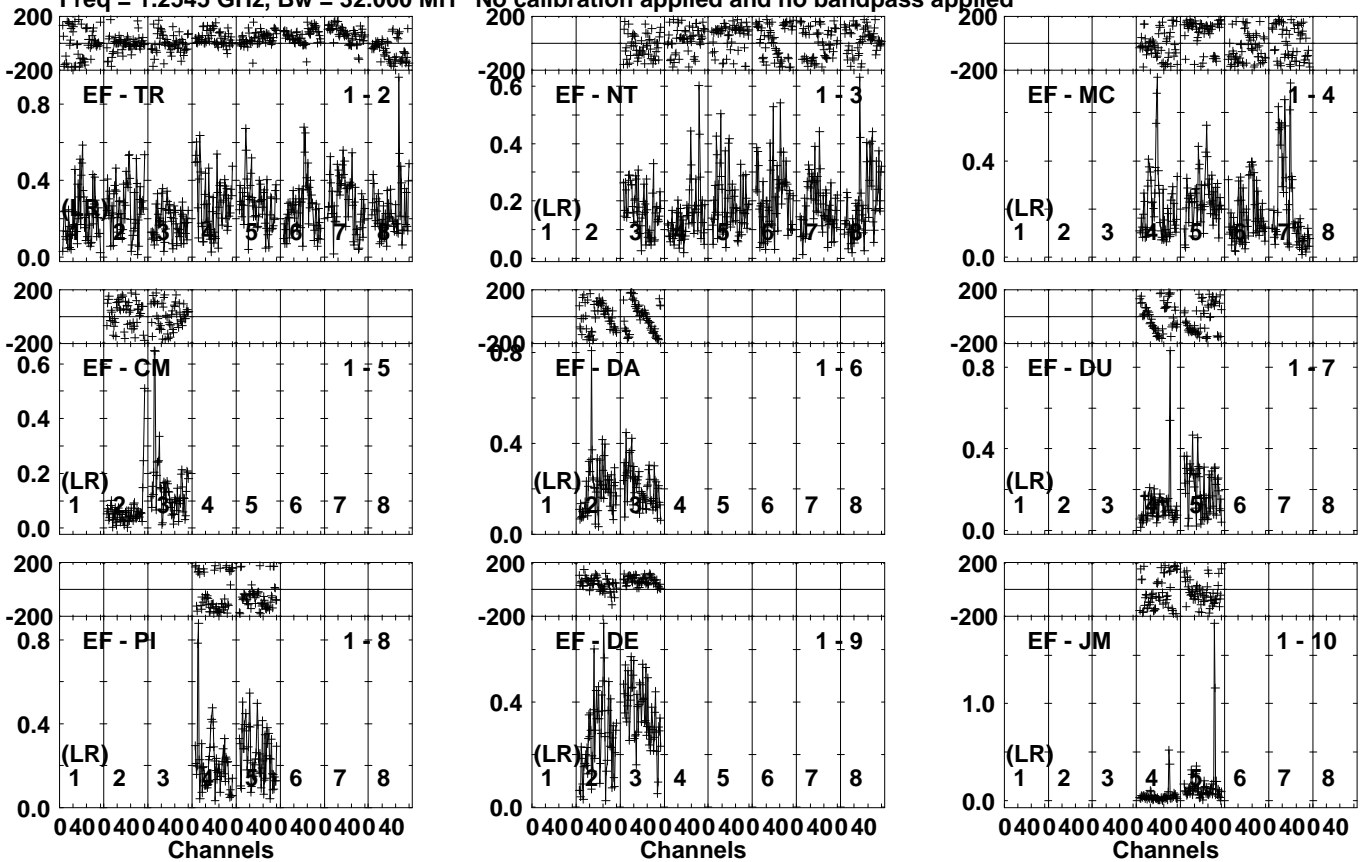


Lower frame: Micro Ampl Jy Top frame: Phas deg
Vector averaged cross-power spectrum Several baselines displayed
Timerange: 00/00:39:24 to 00/00:42:50

Plot file version 21 created 02-FEB-2023 14:11:10

J2311+4543 EK051G.UVDATA.1

Freq = 1.2545 GHz, Bw = 32.000 MH No calibration applied and no bandpass applied



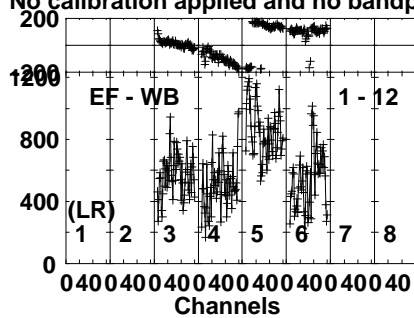
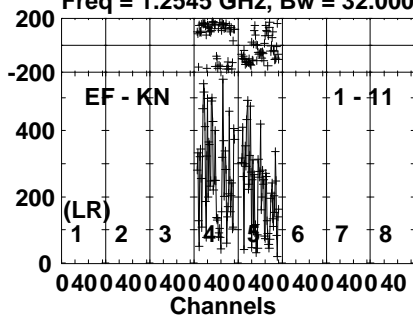
Lower frame: Milli Ampl Jy Top frame: Phas deg
Vector averaged cross-power spectrum Several baselines displayed
Timerange: 00/00:42:52 to 00/00:44:06

Plot file version 22 created 02-FEB-2023 14:11:10

J2311+4543 EK051G.UVDATA.1

Freq = 1.2545 GHz, Bw = 32.000 MH

No calibration applied and no bandpass applied



Lower frame: Micro Ampl Jy Top frame: Phas deg

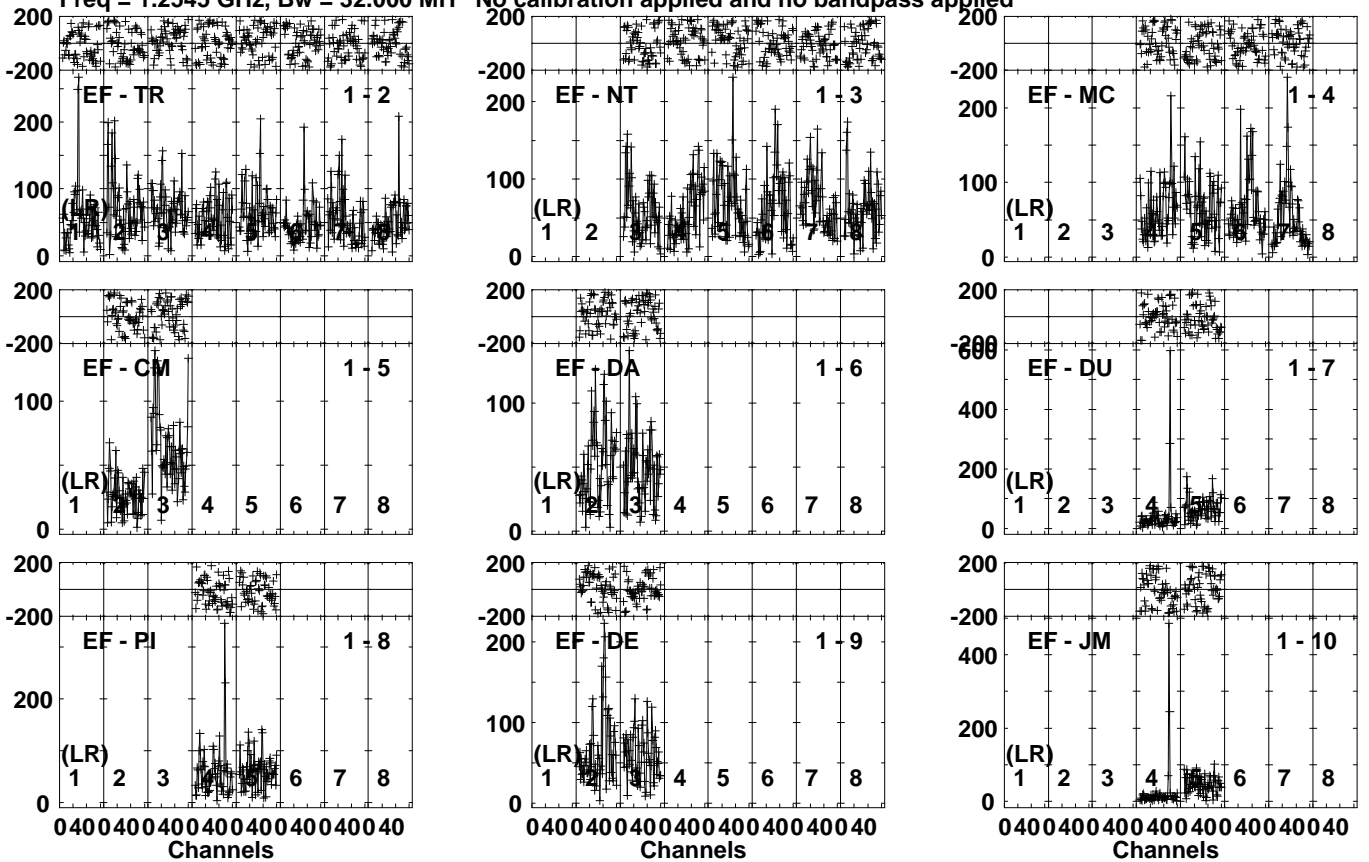
Vector averaged cross-power spectrum Several baselines displayed

Timerange: 00/00:42:52 to 00/00:44:06

Plot file version 23 created 02-FEB-2023 14:11:10

R220912 D EK051G.UVDATA.1

Freq = 1.2545 GHz, Bw = 32.000 MH No calibration applied and no bandpass applied



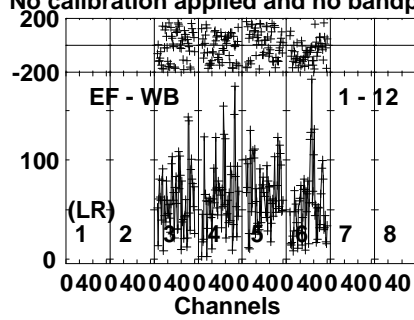
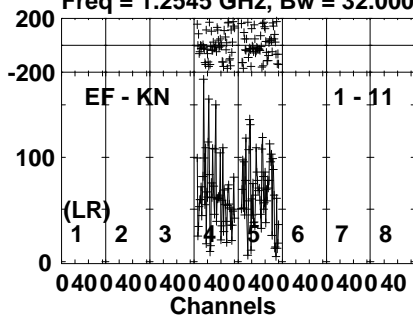
Lower frame: Micro Ampl Jy Top frame: Phas deg
Vector averaged cross-power spectrum Several baselines displayed
Timerange: 00/00:44:08 to 00/00:49:50

Plot file version 24 created 02-FEB-2023 14:11:11

R220912 D EK051G.UVDATA.1

Freq = 1.2545 GHz, Bw = 32.000 MH

No calibration applied and no bandpass applied

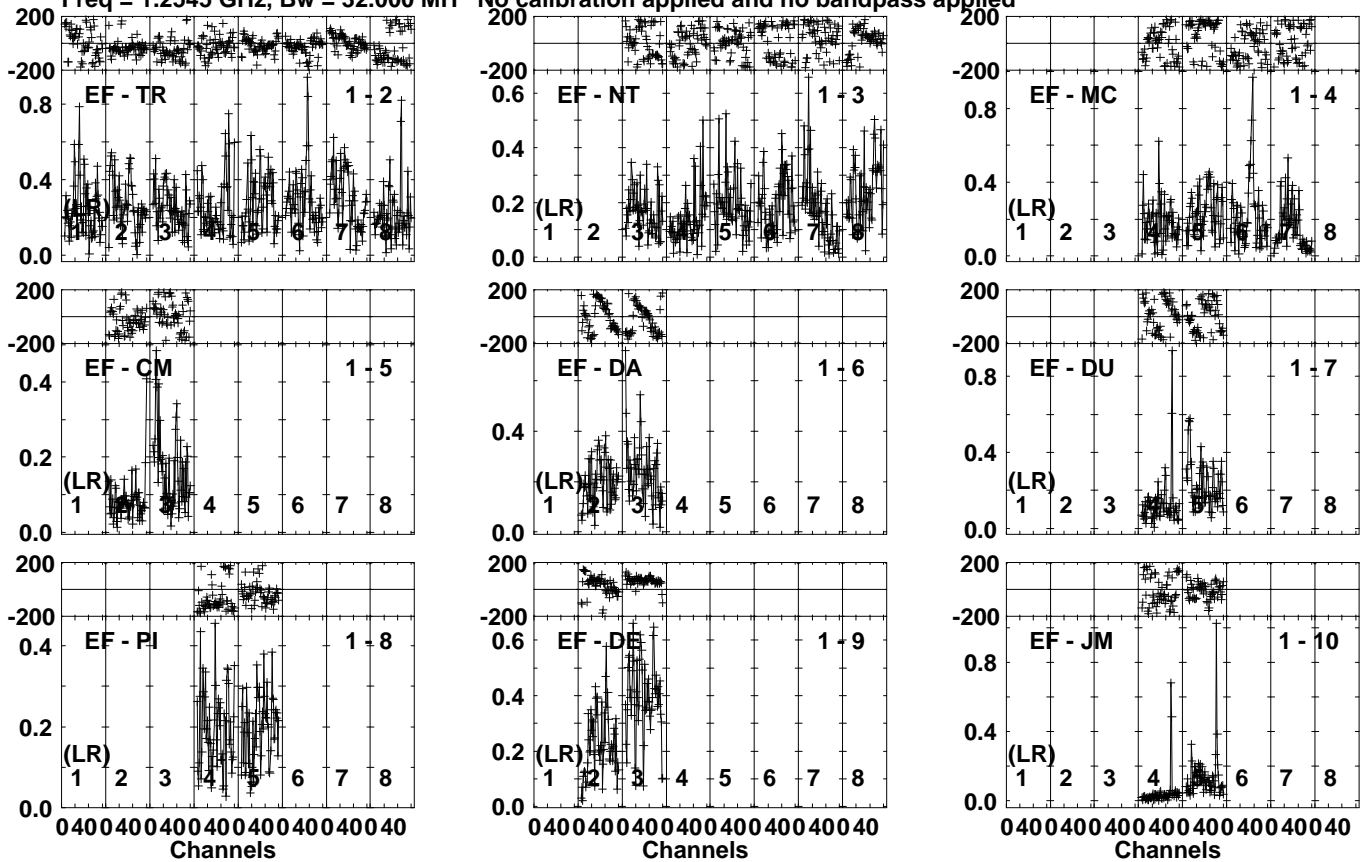


Lower frame: Micro Ampl Jy Top frame: Phas deg
Vector averaged cross-power spectrum Several baselines displayed
Timerange: 00/00:44:08 to 00/00:49:50

Plot file version 25 created 02-FEB-2023 14:11:11

J2311+4543 EK051G.UVDATA.1

Freq = 1.2545 GHz, Bw = 32.000 MH No calibration applied and no bandpass applied



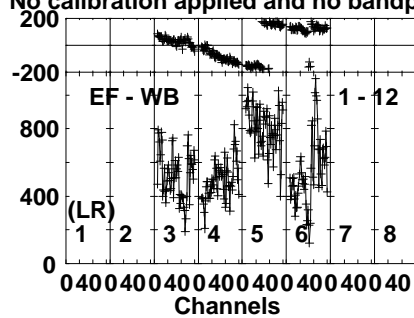
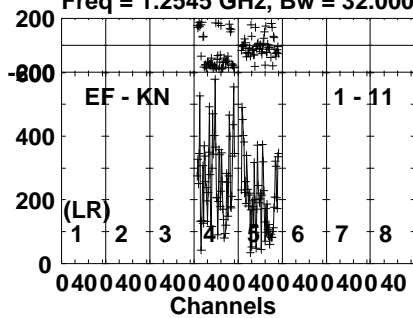
Lower frame: Milli Ampl Jy Top frame: Phas deg
Vector averaged cross-power spectrum Several baselines displayed
Timerange: 00/00:50:49 to 00/00:51:31

Plot file version 26 created 02-FEB-2023 14:11:11

J2311+4543 EK051G.UVDATA.1

Freq = 1.2545 GHz, Bw = 32.000 MH

No calibration applied and no bandpass applied



Lower frame: Micro Ampl Jy Top frame: Phas deg

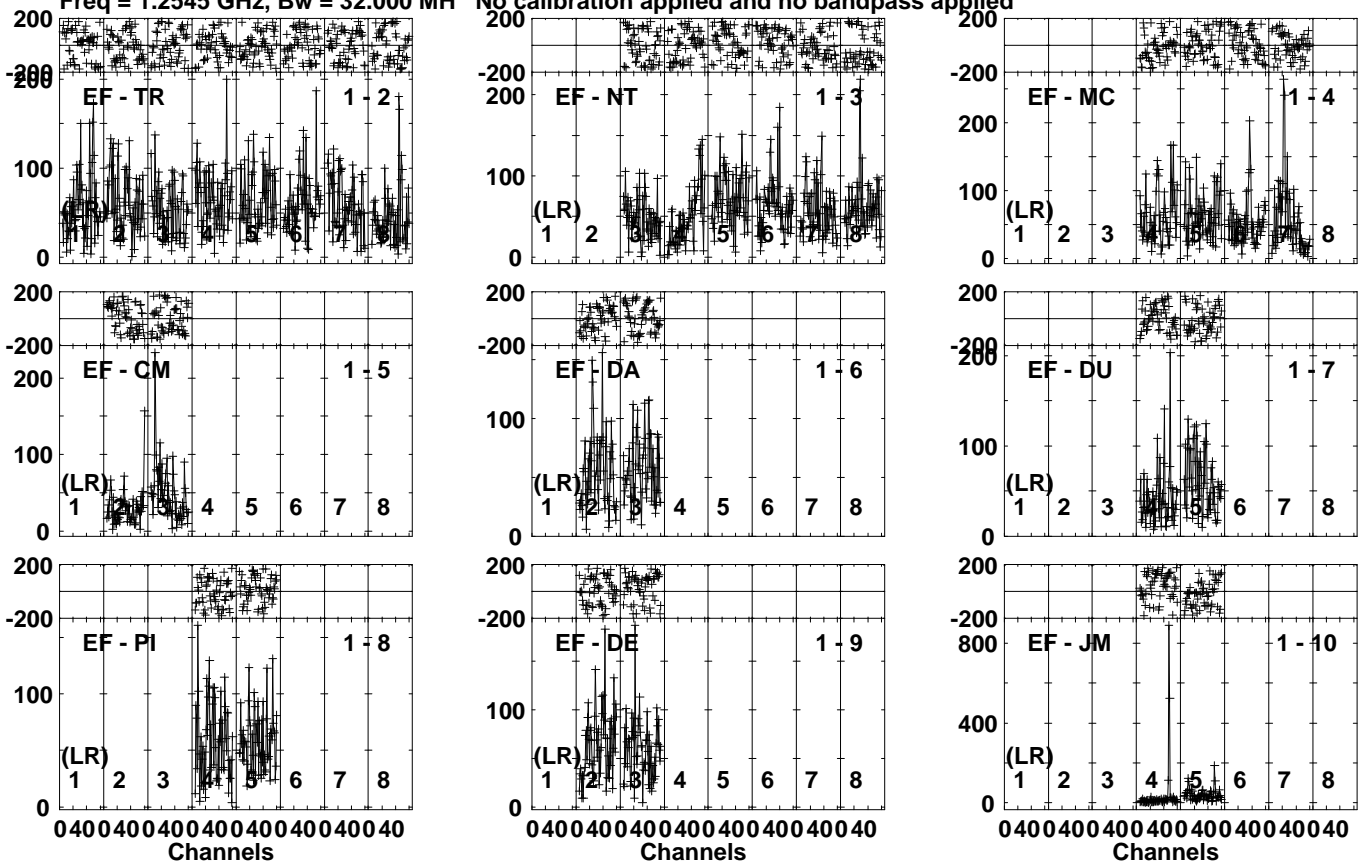
Vector averaged cross-power spectrum Several baselines displayed

Timerange: 00/00:50:49 to 00/00:51:31

Plot file version 27 created 02-FEB-2023 14:11:11

R220912 D EK051G.UVDATA.1

Freq = 1.2545 GHz, Bw = 32.000 MH No calibration applied and no bandpass applied



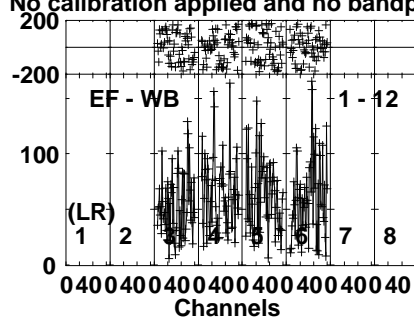
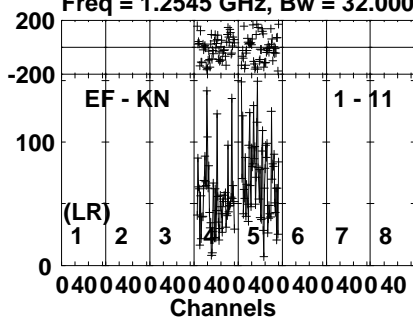
Lower frame: Micro Ampl Jy Top frame: Phas deg
Vector averaged cross-power spectrum Several baselines displayed
Timerange: 00/00:51:34 to 00/00:57:16

Plot file version 28 created 02-FEB-2023 14:11:12

R220912 D EK051G.UVDATA.1

Freq = 1.2545 GHz, Bw = 32.000 MH

No calibration applied and no bandpass applied



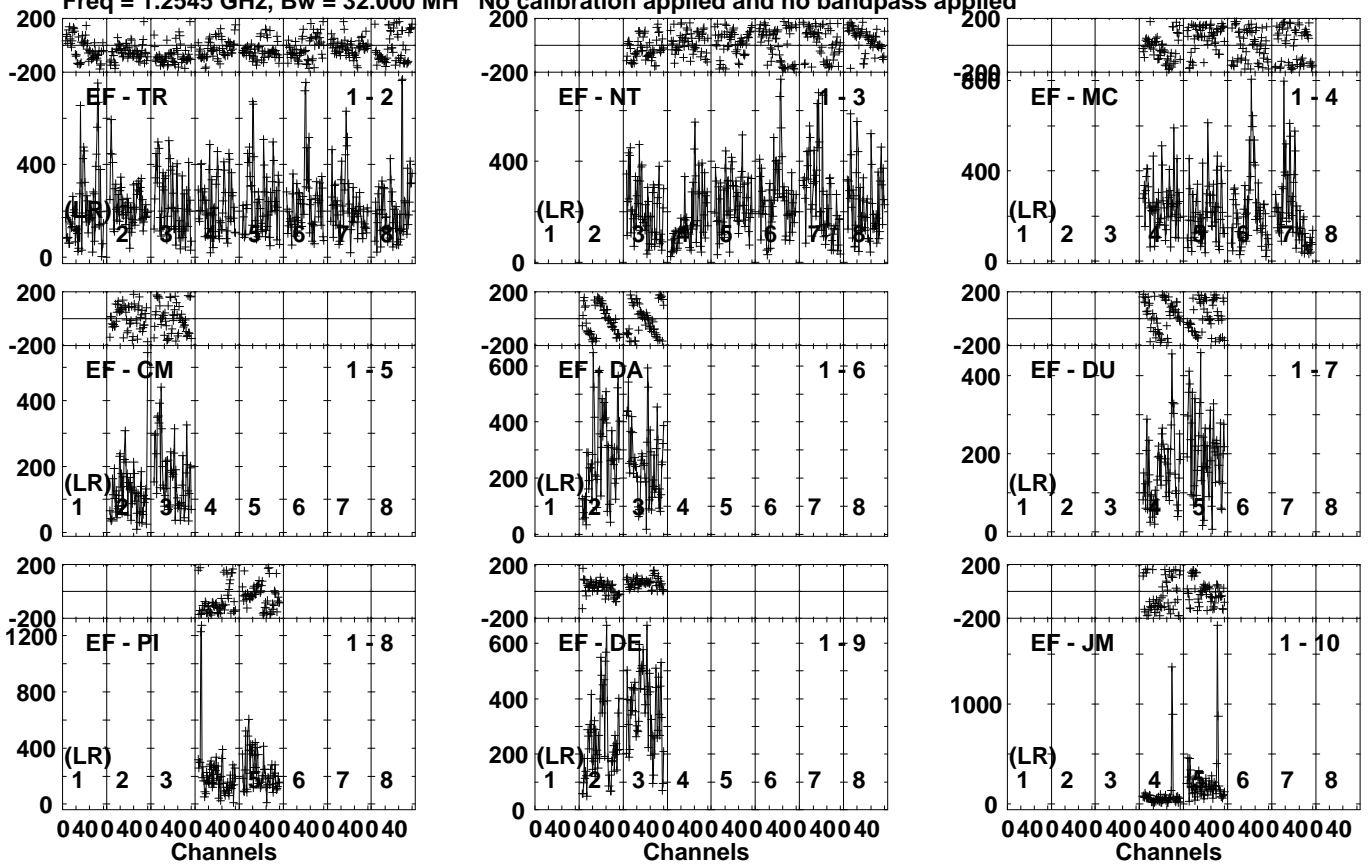
Lower frame: Micro Ampl Jy Top frame: Phas deg
Vector averaged cross-power spectrum Several baselines displayed
Timerange: 00/00:51:34 to 00/00:57:16

Plot file version 29 created 02-FEB-2023 14:11:12

J2311+4543 EK051G.UVDATA.1

Freq = 1.2545 GHz, Bw = 32.000 MH

No calibration applied and no bandpass applied



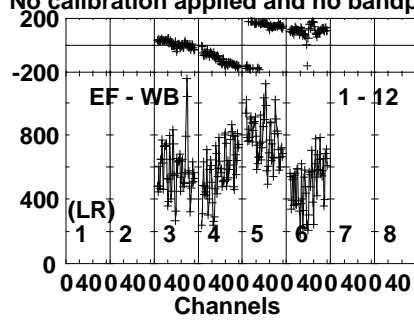
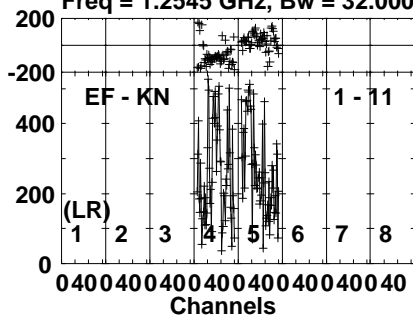
Lower frame: Micro Ampl Jy Top frame: Phas deg
Vector averaged cross-power spectrum Several baselines displayed
Timerange: 00/00:57:19 to 00/00:58:49

Plot file version 30 created 02-FEB-2023 14:11:12

J2311+4543 EK051G.UVDATA.1

Freq = 1.2545 GHz, Bw = 32.000 MH

No calibration applied and no bandpass applied

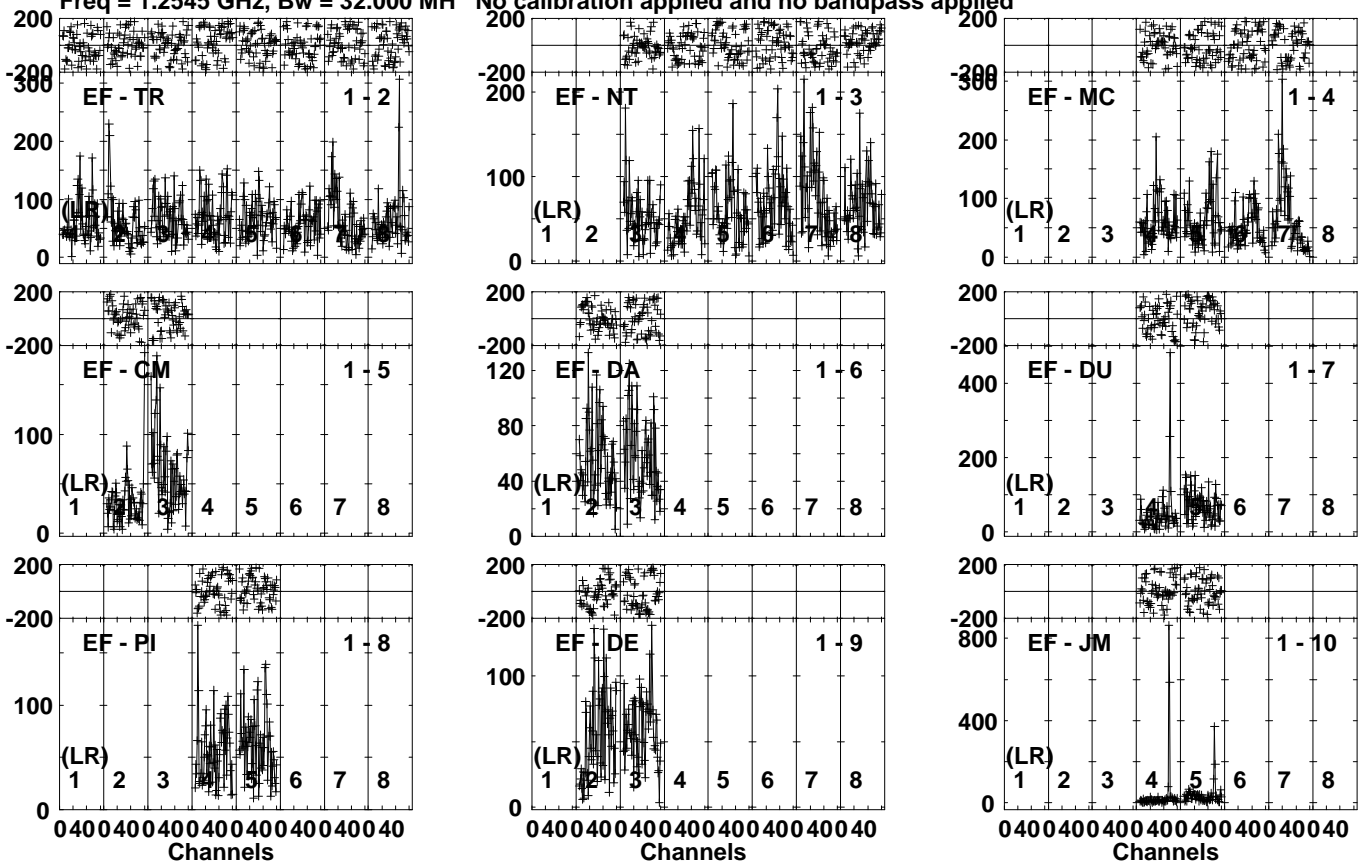


Lower frame: Micro Ampl Jy Top frame: Phas deg
Vector averaged cross-power spectrum Several baselines displayed
Timerange: 00/00:57:19 to 00/00:58:49

Plot file version 31 created 02-FEB-2023 14:11:12

R220912 D EK051G.UVDATA.1

Freq = 1.2545 GHz, Bw = 32.000 MH No calibration applied and no bandpass applied



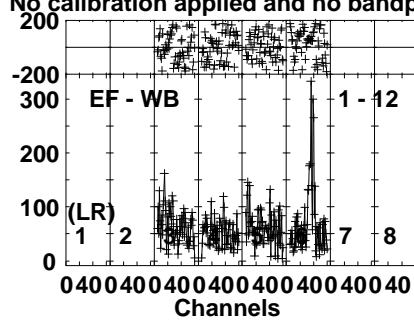
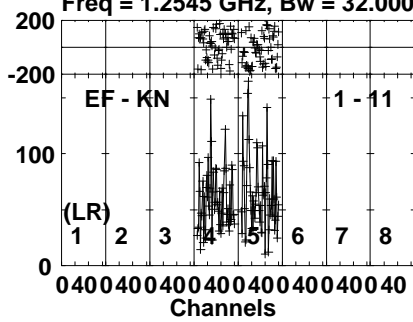
Lower frame: Micro Ampl Jy Top frame: Phas deg
Vector averaged cross-power spectrum Several baselines displayed
Timerange: 00/00:58:51 to 00/01:04:33

Plot file version 32 created 02-FEB-2023 14:11:12

R220912 D EK051G.UVDATA.1

Freq = 1.2545 GHz, Bw = 32.000 MH

No calibration applied and no bandpass applied



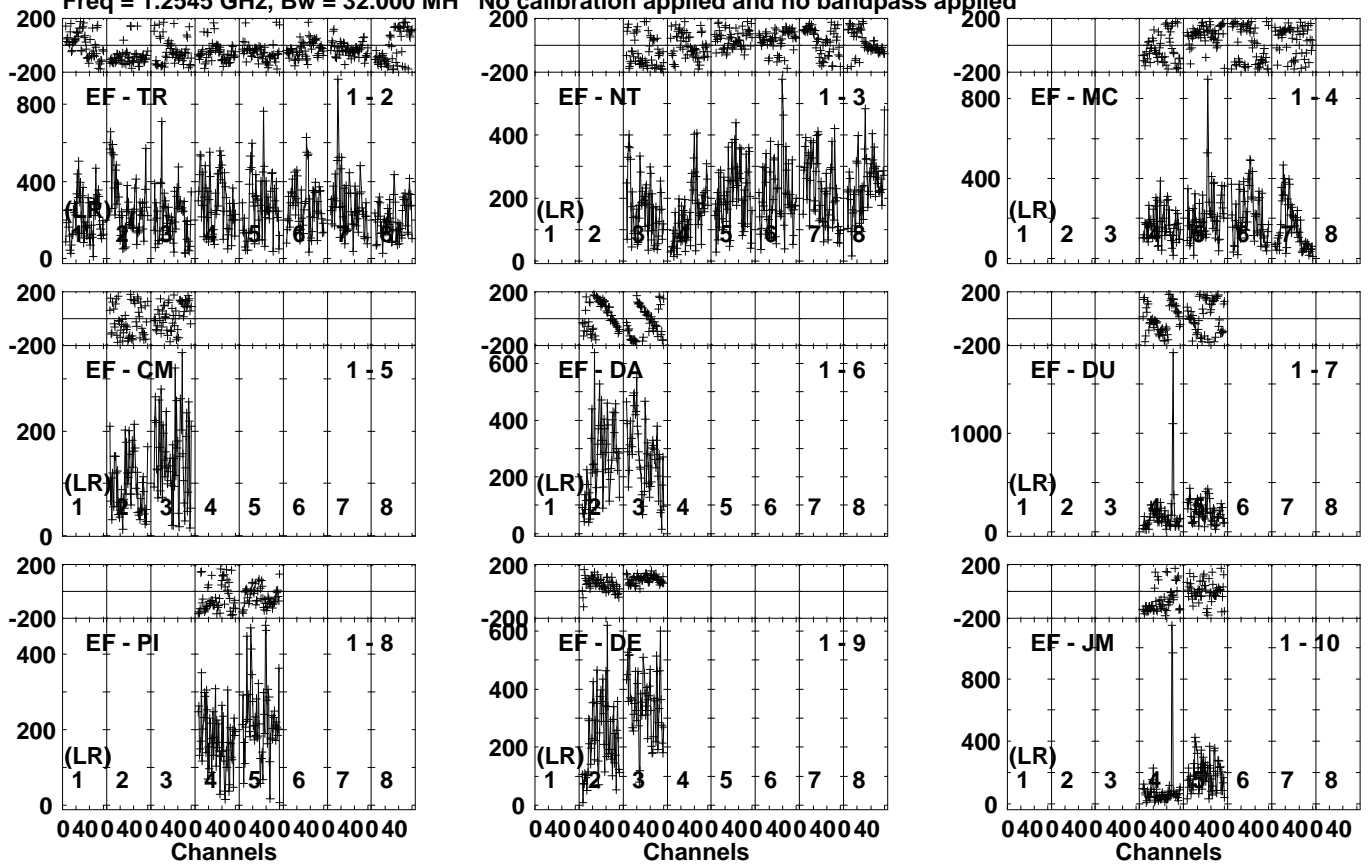
Lower frame: Micro Ampl Jy Top frame: Phas deg
Vector averaged cross-power spectrum Several baselines displayed
Timerange: 00/00:58:51 to 00/01:04:33

Plot file version 33 created 02-FEB-2023 14:11:13

J2311+4543 EK051G.UVDATA.1

Freq = 1.2545 GHz, Bw = 32.000 MH

No calibration applied and no bandpass applied



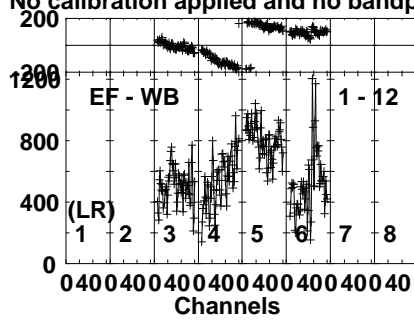
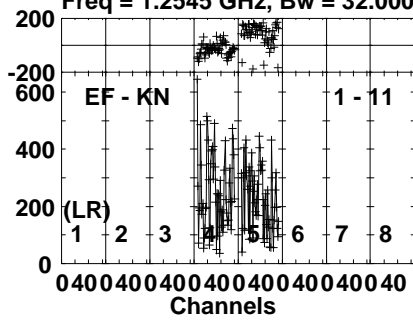
Lower frame: Micro Ampl Jy Top frame: Phas deg
Vector averaged cross-power spectrum Several baselines displayed
Timerange: 00/01:05:31 to 00/01:06:13

Plot file version 34 created 02-FEB-2023 14:11:13

J2311+4543 EK051G.UVDATA.1

Freq = 1.2545 GHz, Bw = 32.000 MH

No calibration applied and no bandpass applied

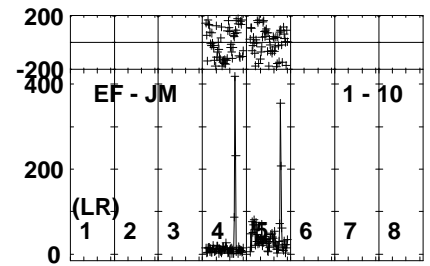
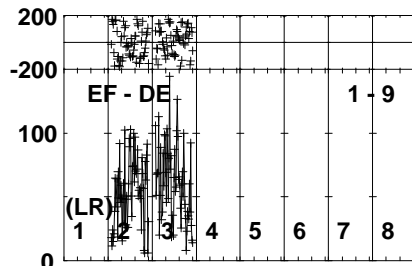
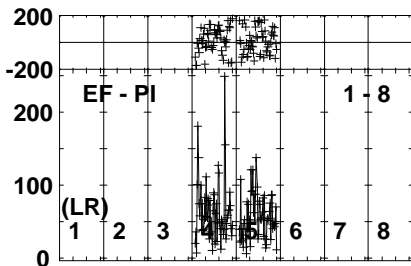
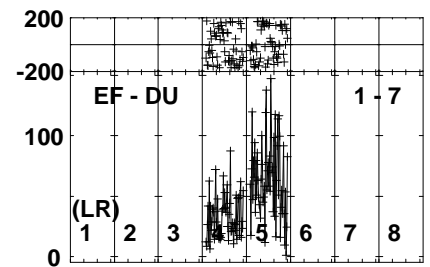
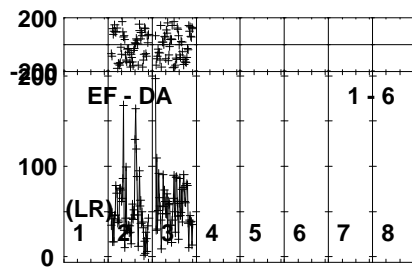
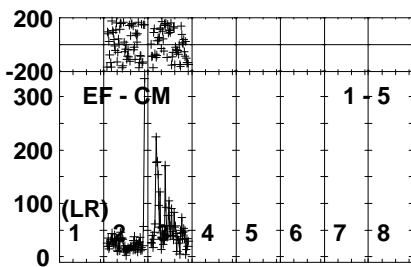
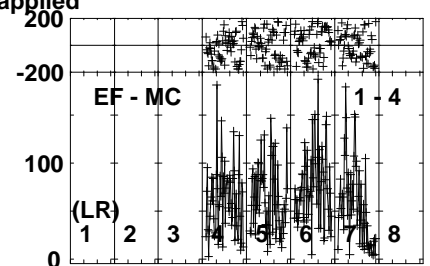
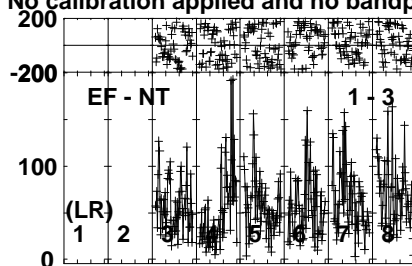
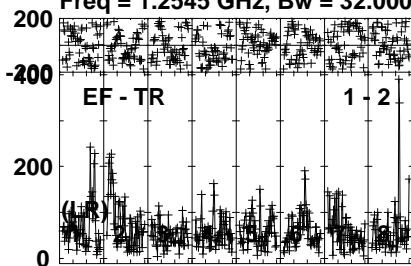


Lower frame: Micro Ampl Jy Top frame: Phas deg
Vector averaged cross-power spectrum Several baselines displayed
Timerange: 00/01:05:31 to 00/01:06:13

Plot file version 35 created 02-FEB-2023 14:11:13

R220912 D EK051G.UVDATA.1

Freq = 1.2545 GHz, Bw = 32.000 MH No calibration applied and no bandpass applied



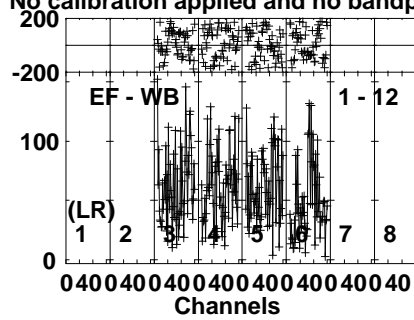
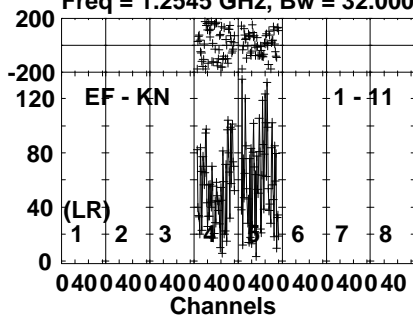
Lower frame: Micro Ampl Jy Top frame: Phas deg
Vector averaged cross-power spectrum Several baselines displayed
Timerange: 00/01:06:16 to 00/01:11:58

Plot file version 36 created 02-FEB-2023 14:11:13

R220912 D EK051G.UVDATA.1

Freq = 1.2545 GHz, Bw = 32.000 MH

No calibration applied and no bandpass applied

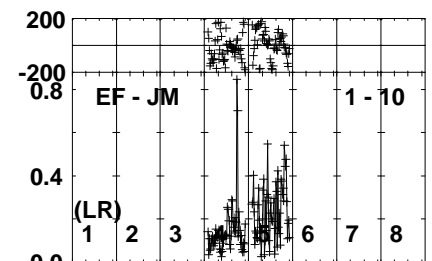
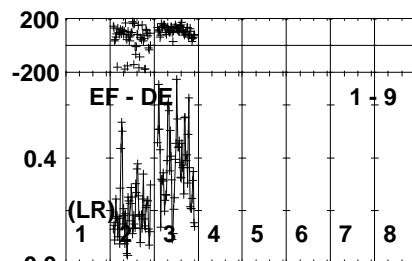
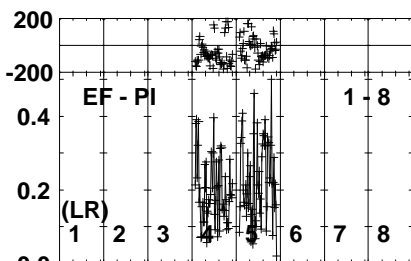
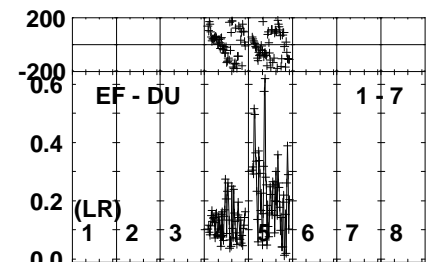
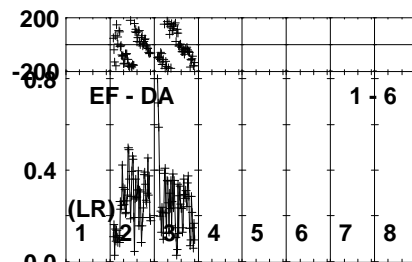
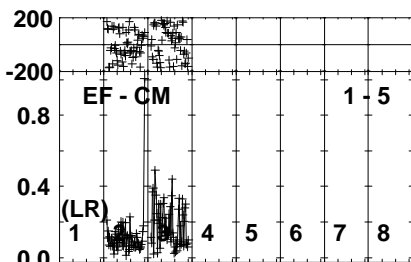
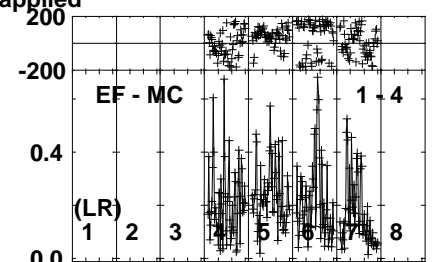
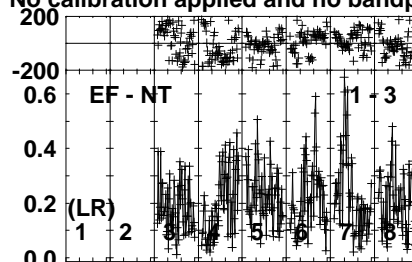
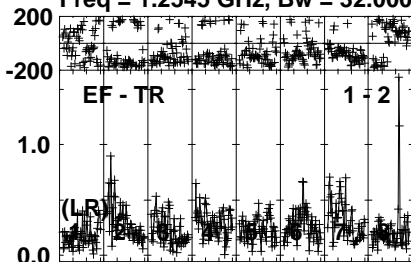


Lower frame: Micro Ampl Jy Top frame: Phas deg
Vector averaged cross-power spectrum Several baselines displayed
Timerange: 00/01:06:16 to 00/01:11:58

Plot file version 37 created 02-FEB-2023 14:11:13

J2311+4543 EK051G.UVDATA.1

Freq = 1.2545 GHz, Bw = 32.000 MH No calibration applied and no bandpass applied



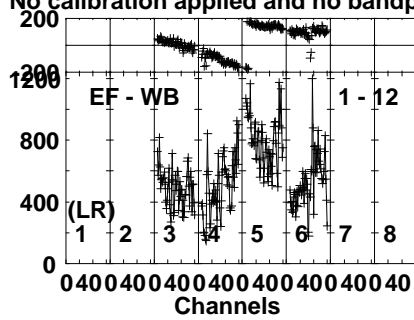
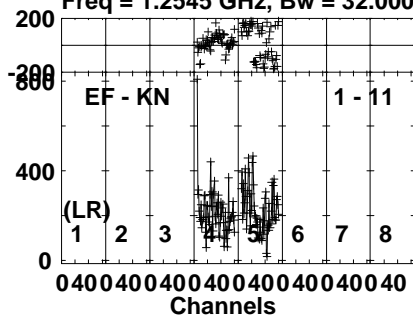
Lower frame: Milli Ampl Jy Top frame: Phas deg
Vector averaged cross-power spectrum Several baselines displayed
Timerange: 00/01:12:01 to 00/01:13:29

Plot file version 38 created 02-FEB-2023 14:11:14

J2311+4543 EK051G.UVDATA.1

Freq = 1.2545 GHz, Bw = 32.000 MH

No calibration applied and no bandpass applied

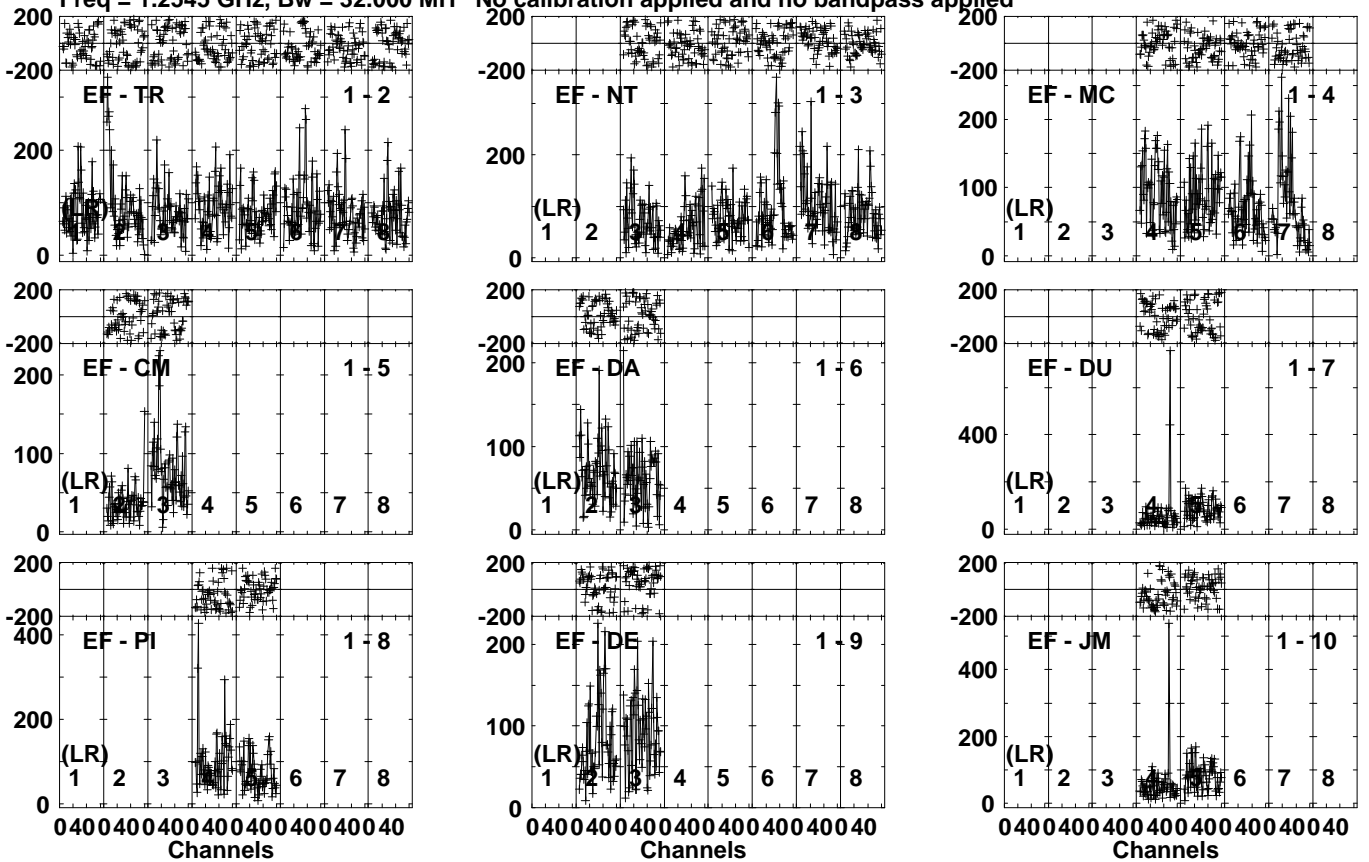


Lower frame: Micro Ampl Jy Top frame: Phas deg
Vector averaged cross-power spectrum Several baselines displayed
Timerange: 00/01:12:01 to 00/01:13:29

Plot file version 39 created 02-FEB-2023 14:11:14

J2314+4518 EK051G.UVDATA.1

Freq = 1.2545 GHz, Bw = 32.000 MH No calibration applied and no bandpass applied



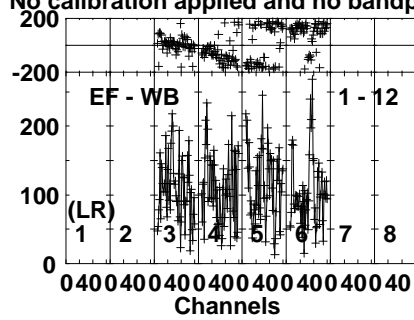
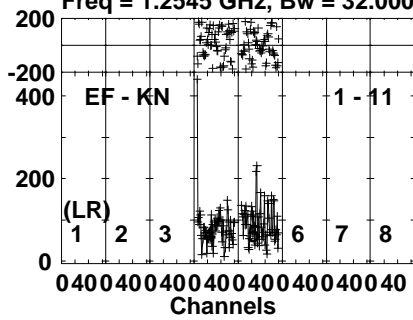
Lower frame: Micro Ampl Jy Top frame: Phas deg
Vector averaged cross-power spectrum Several baselines displayed
Timerange: 00/01:13:32 to 00/01:16:58

Plot file version 40 created 02-FEB-2023 14:11:14

J2314+4518 EK051G.UVDATA.1

Freq = 1.2545 GHz, Bw = 32.000 MH

No calibration applied and no bandpass applied

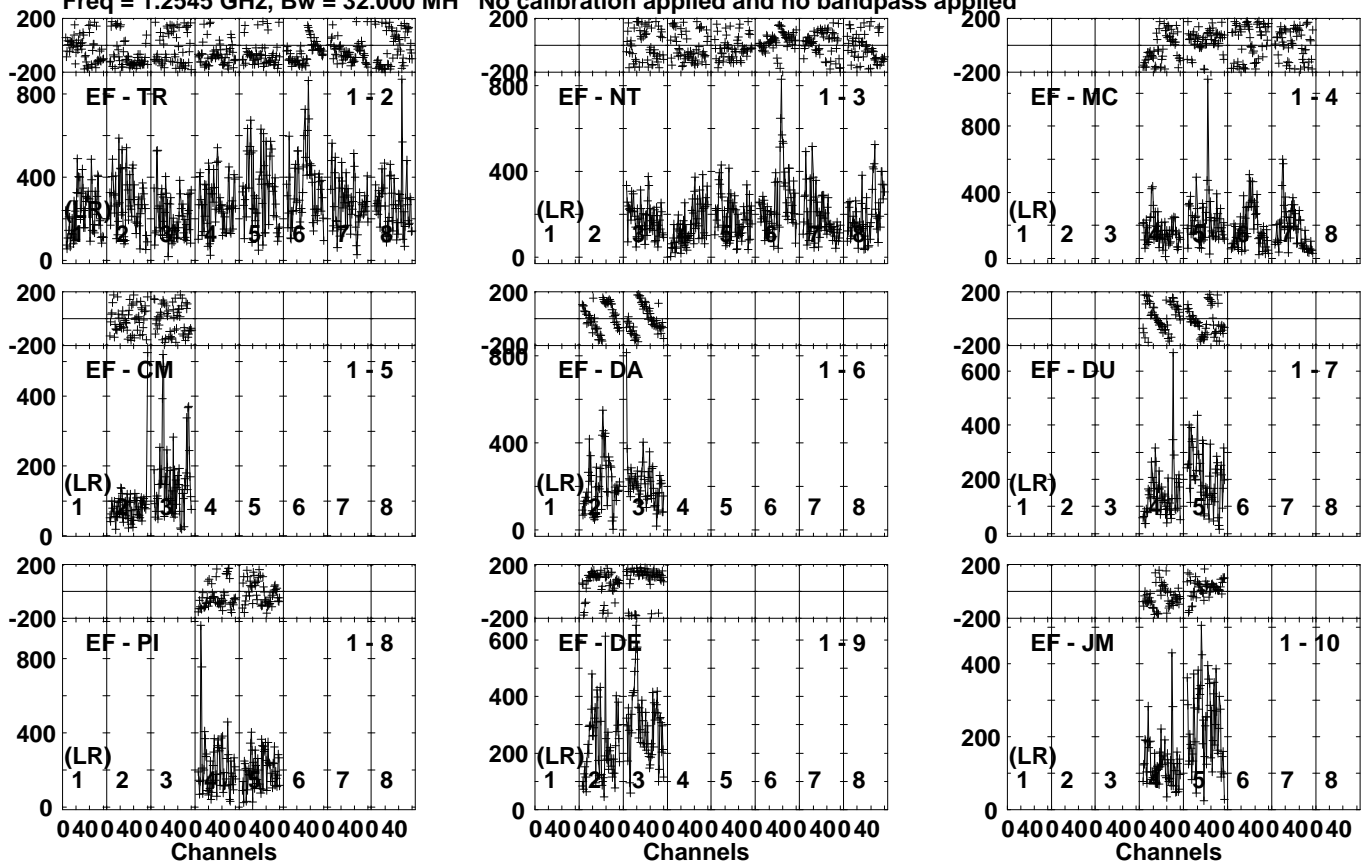


Lower frame: Micro Ampl Jy Top frame: Phas deg
Vector averaged cross-power spectrum Several baselines displayed
Timerange: 00/01:13:32 to 00/01:16:58

Plot file version 41 created 02-FEB-2023 14:11:14

J2311+4543 EK051G.UVDATA.1

Freq = 1.2545 GHz, Bw = 32.000 MH No calibration applied and no bandpass applied



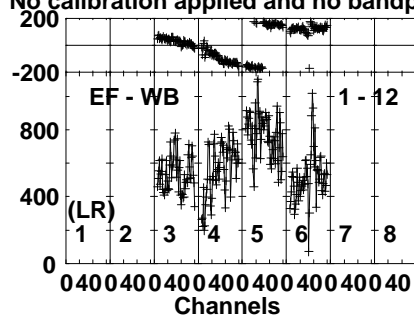
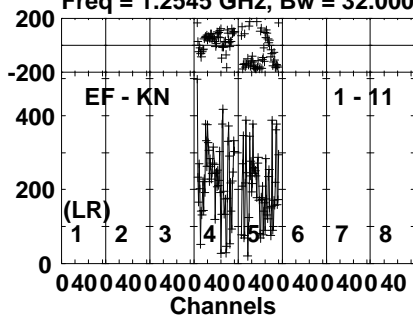
Lower frame: Micro Ampl Jy Top frame: Phas deg
Vector averaged cross-power spectrum Several baselines displayed
Timerange: 00/01:17:40 to 00/01:18:22

Plot file version 42 created 02-FEB-2023 14:11:14

J2311+4543 EK051G.UVDATA.1

Freq = 1.2545 GHz, Bw = 32.000 MH

No calibration applied and no bandpass applied

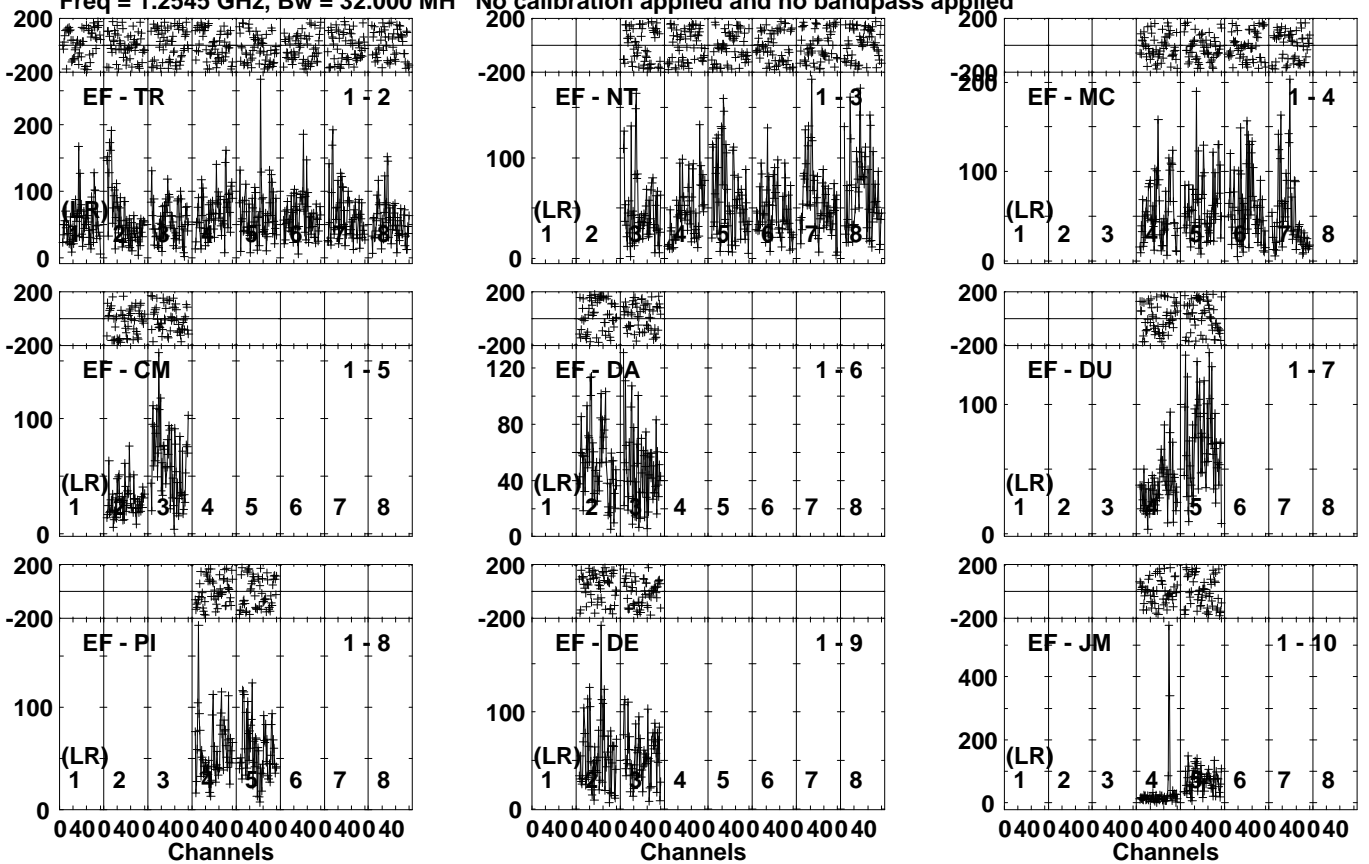


Lower frame: Micro Ampl Jy Top frame: Phas deg
Vector averaged cross-power spectrum Several baselines displayed
Timerange: 00/01:17:40 to 00/01:18:22

Plot file version 43 created 02-FEB-2023 14:11:14

R220912 D EK051G.UVDATA.1

Freq = 1.2545 GHz, Bw = 32.000 MH No calibration applied and no bandpass applied



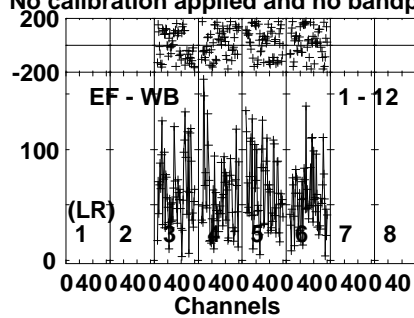
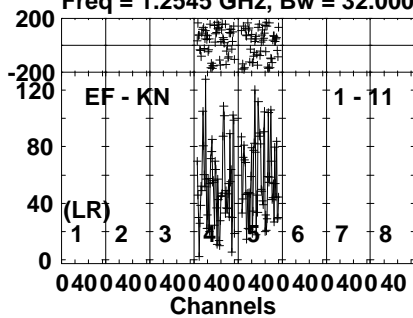
Lower frame: Micro Ampl Jy Top frame: Phas deg
Vector averaged cross-power spectrum Several baselines displayed
Timerange: 00/01:18:25 to 00/01:24:07

Plot file version 44 created 02-FEB-2023 14:11:15

R220912 D EK051G.UVDATA.1

Freq = 1.2545 GHz, Bw = 32.000 MH

No calibration applied and no bandpass applied

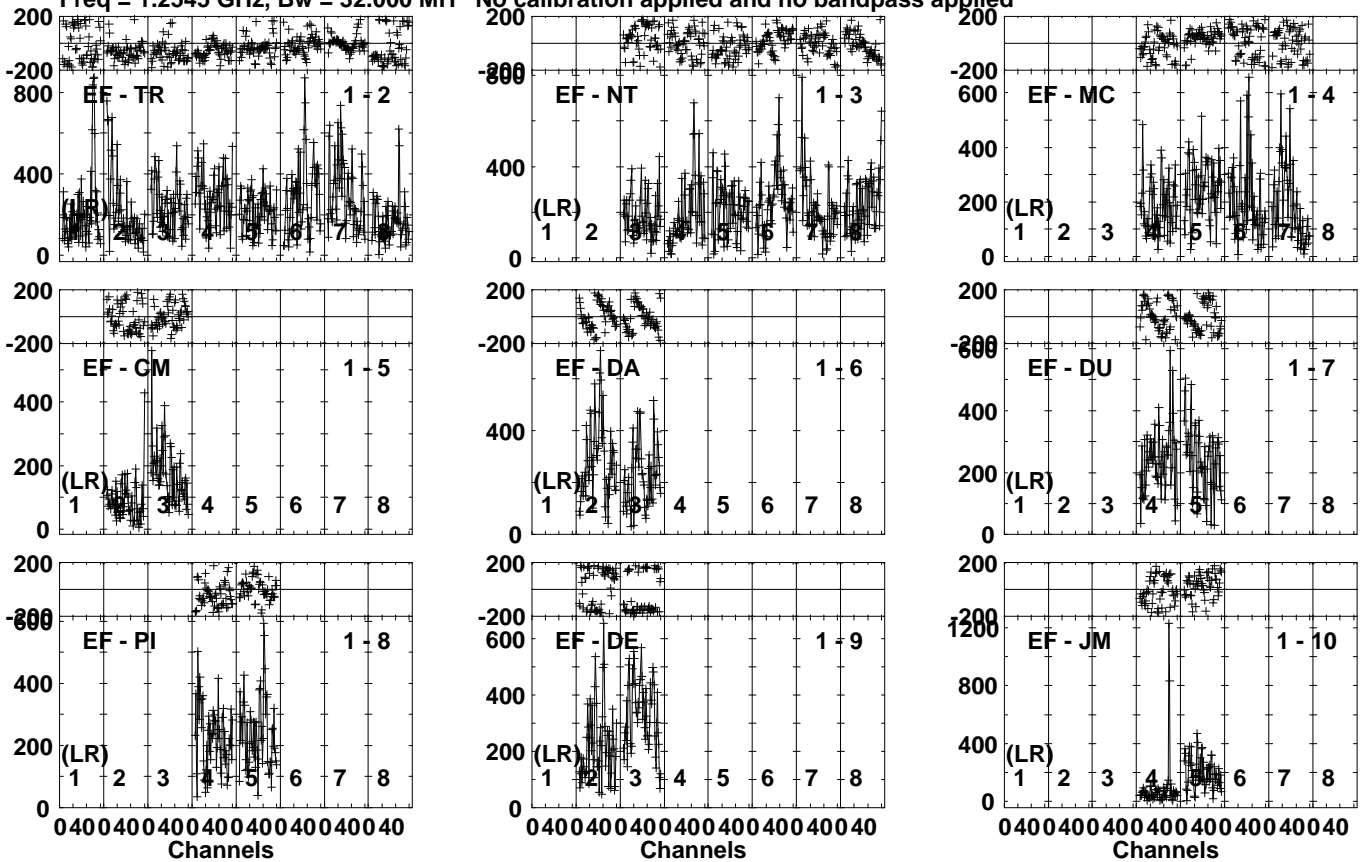


Lower frame: Micro Ampl Jy Top frame: Phas deg
Vector averaged cross-power spectrum Several baselines displayed
Timerange: 00/01:18:25 to 00/01:24:07

Plot file version 45 created 02-FEB-2023 14:11:15

J2311+4543 EK051G.UVDATA.1

Freq = 1.2545 GHz, Bw = 32.000 MH No calibration applied and no bandpass applied



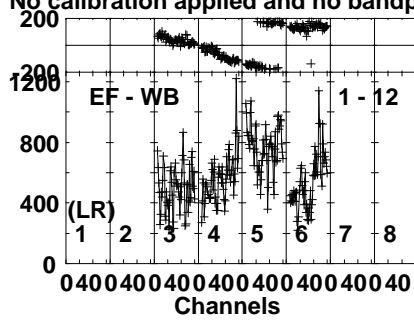
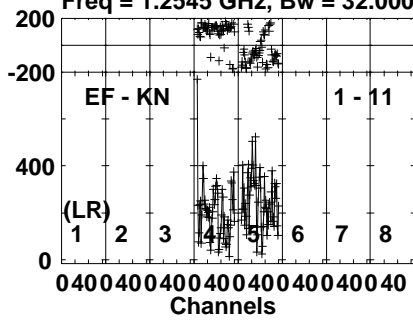
Lower frame: Micro Ampl Jy Top frame: Phas deg
Vector averaged cross-power spectrum Several baselines displayed
Timerange: 00/01:24:10 to 00/01:25:38

Plot file version 46 created 02-FEB-2023 14:11:15

J2311+4543 EK051G.UVDATA.1

Freq = 1.2545 GHz, Bw = 32.000 MH

No calibration applied and no bandpass applied

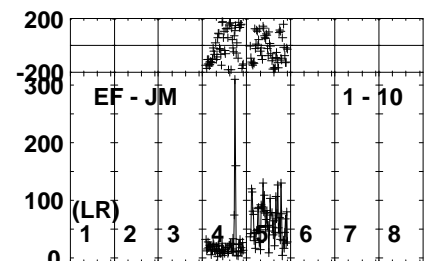
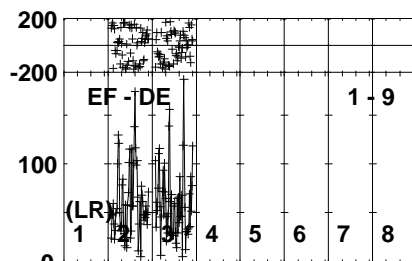
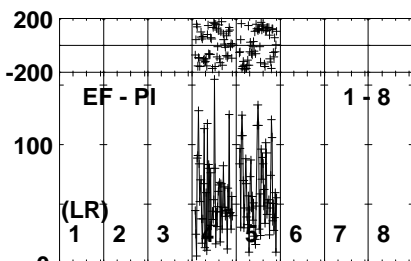
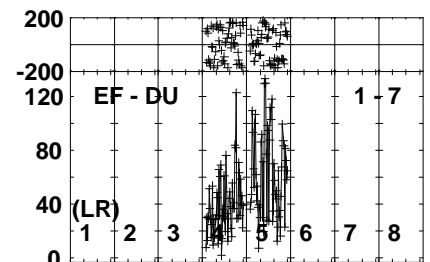
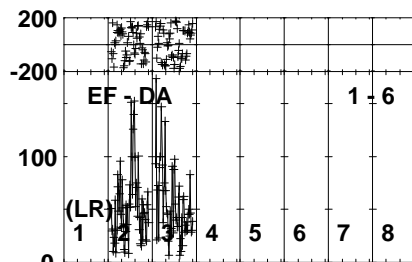
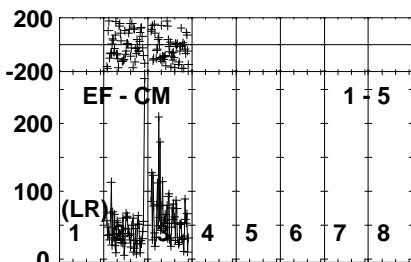
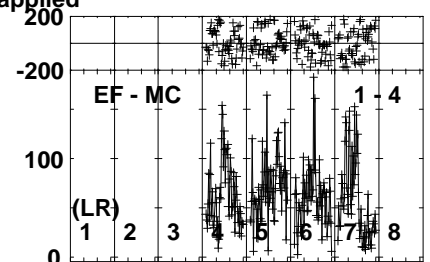
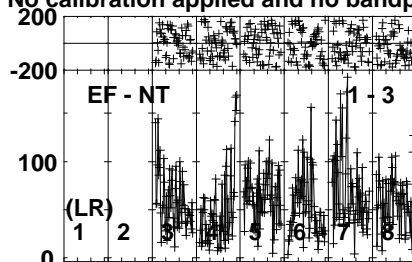
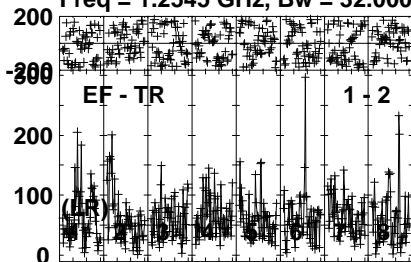


Lower frame: Micro Ampl Jy Top frame: Phas deg
Vector averaged cross-power spectrum Several baselines displayed
Timerange: 00/01:24:10 to 00/01:25:38

Plot file version 47 created 02-FEB-2023 14:11:15

R220912 D EK051G.UVDATA.1

Freq = 1.2545 GHz, Bw = 32.000 MH No calibration applied and no bandpass applied



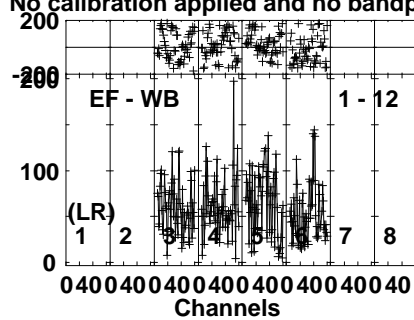
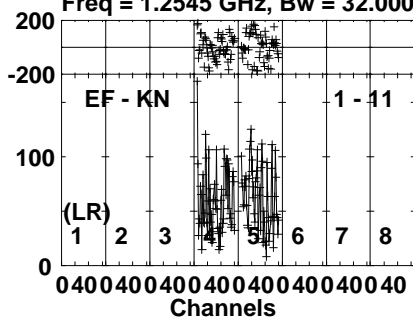
Lower frame: Micro Ampl Jy Top frame: Phas deg
Vector averaged cross-power spectrum Several baselines displayed
Timerange: 00/01:25:40 to 00/01:31:22

Plot file version 48 created 02-FEB-2023 14:11:16

R220912 D EK051G.UVDATA.1

Freq = 1.2545 GHz, Bw = 32.000 MH

No calibration applied and no bandpass applied



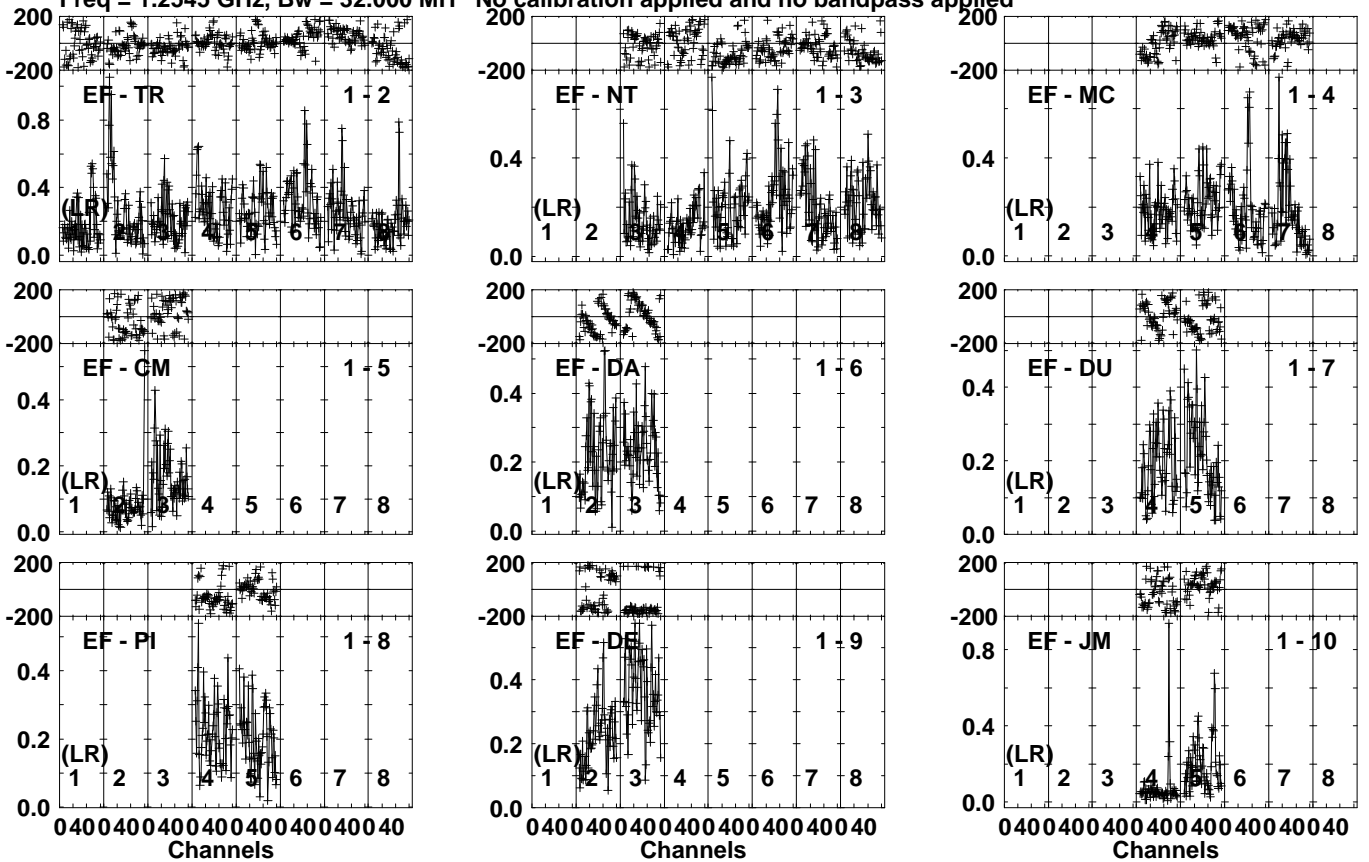
Lower frame: Micro Ampl Jy Top frame: Phas deg
Vector averaged cross-power spectrum Several baselines displayed
Timerange: 00/01:25:40 to 00/01:31:22

Plot file version 49 created 02-FEB-2023 14:11:16

J2311+4543 EK051G.UVDATA.1

Freq = 1.2545 GHz, Bw = 32.000 MH

No calibration applied and no bandpass applied



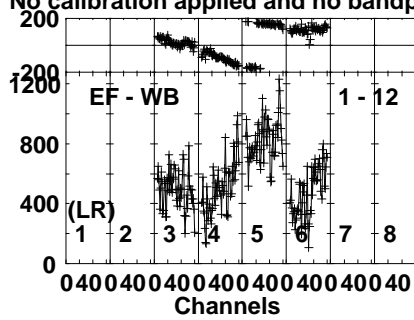
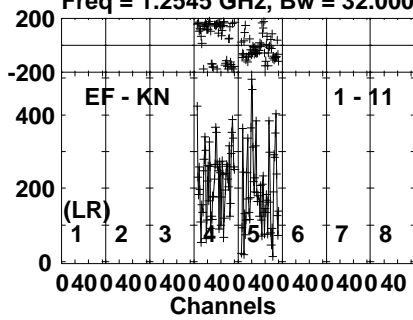
Lower frame: Milli Ampl Jy Top frame: Phas deg
Vector averaged cross-power spectrum Several baselines displayed
Timerange: 00/01:32:19 to 00/01:33:01

Plot file version 50 created 02-FEB-2023 14:11:16

J2311+4543 EK051G.UVDATA.1

Freq = 1.2545 GHz, Bw = 32.000 MH

No calibration applied and no bandpass applied



Lower frame: Micro Ampl Jy Top frame: Phas deg

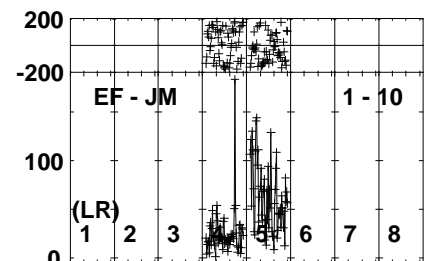
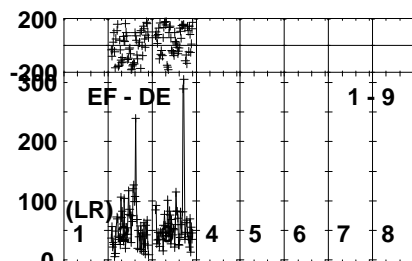
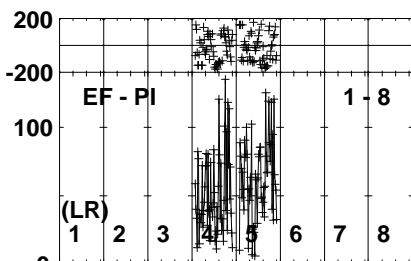
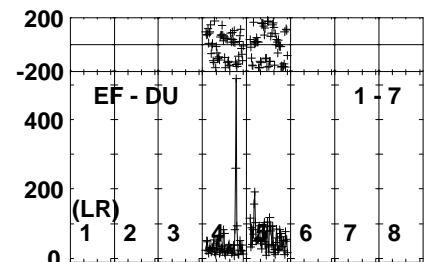
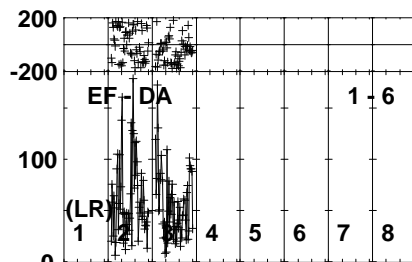
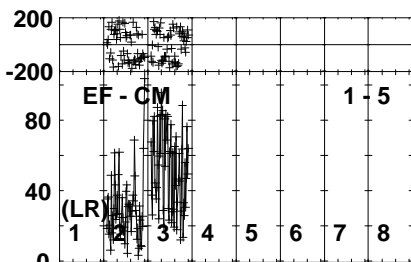
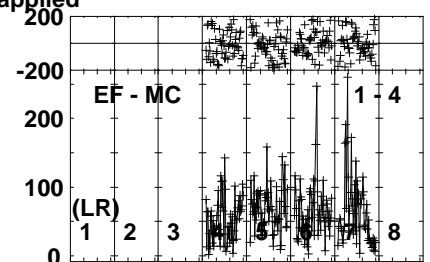
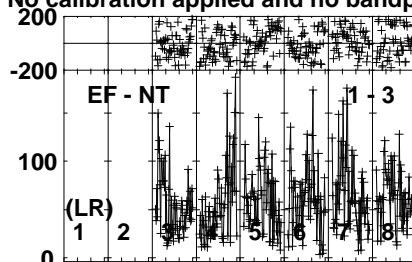
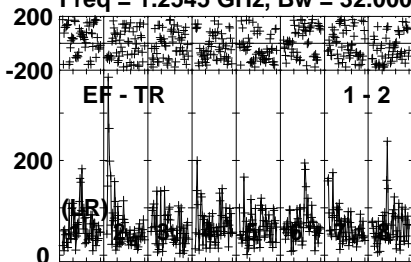
Vector averaged cross-power spectrum Several baselines displayed

Timerange: 00/01:32:19 to 00/01:33:01

Plot file version 51 created 02-FEB-2023 14:11:16

R220912 D EK051G.UVDATA.1

Freq = 1.2545 GHz, Bw = 32.000 MH No calibration applied and no bandpass applied



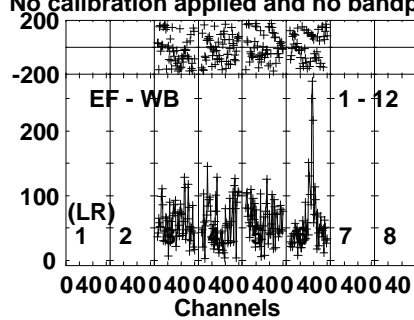
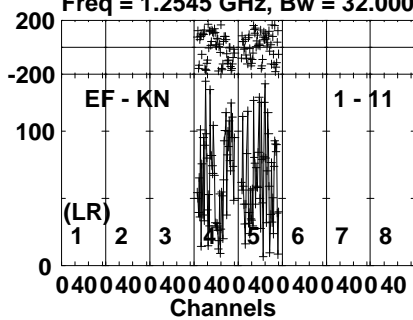
Lower frame: Micro Ampl Jy Top frame: Phas deg
Vector averaged cross-power spectrum Several baselines displayed
Timerange: 00/01:33:04 to 00/01:38:46

Plot file version 52 created 02-FEB-2023 14:11:16

R220912 D EK051G.UVDATA.1

Freq = 1.2545 GHz, Bw = 32.000 MH

No calibration applied and no bandpass applied

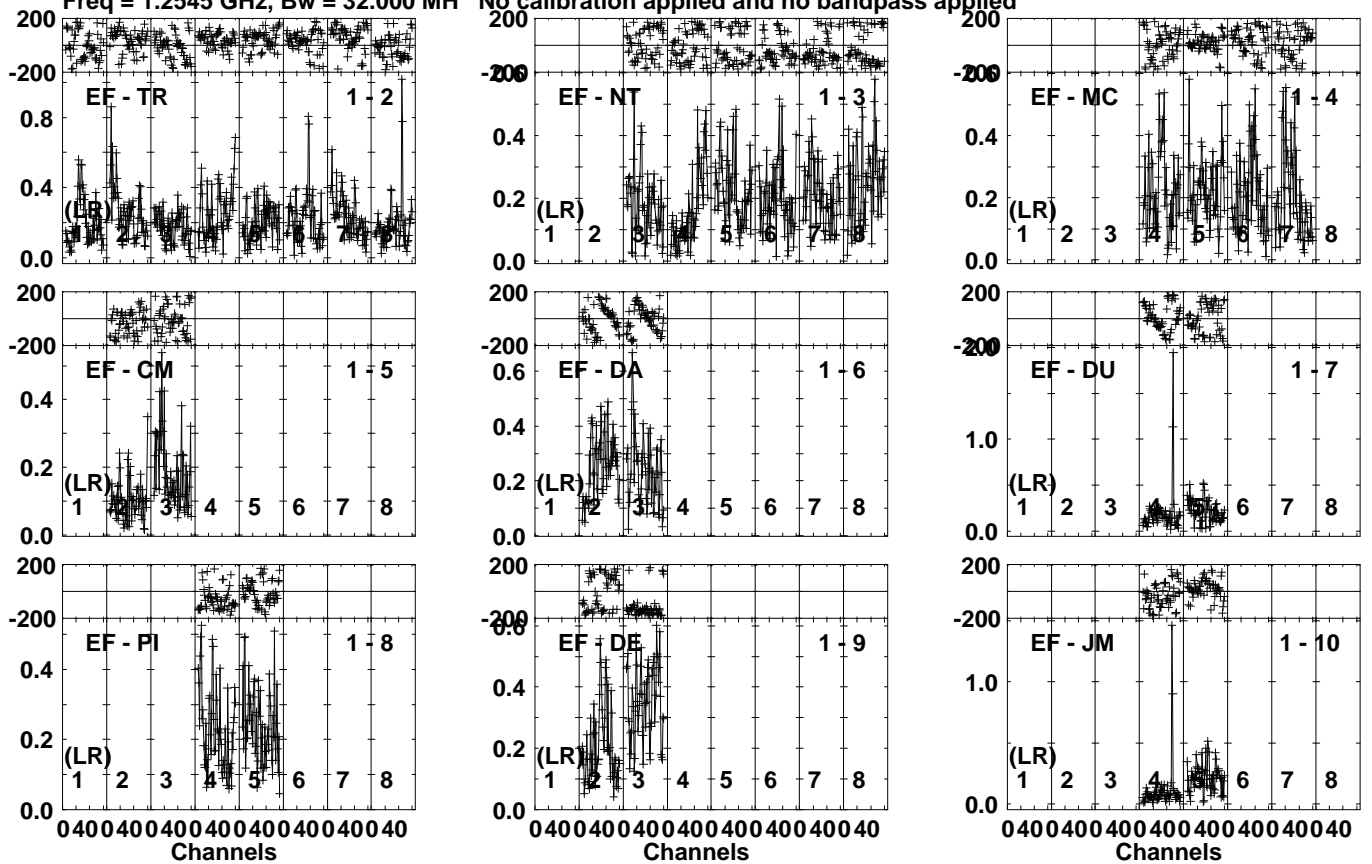


Lower frame: Micro Ampl Jy Top frame: Phas deg
Vector averaged cross-power spectrum Several baselines displayed
Timerange: 00/01:33:04 to 00/01:38:46

Plot file version 53 created 02-FEB-2023 14:11:17

J2311+4543 EK051G.UVDATA.1

Freq = 1.2545 GHz, Bw = 32.000 MH No calibration applied and no bandpass applied



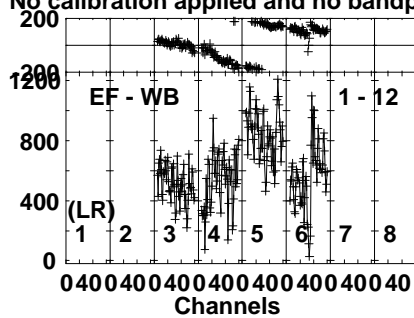
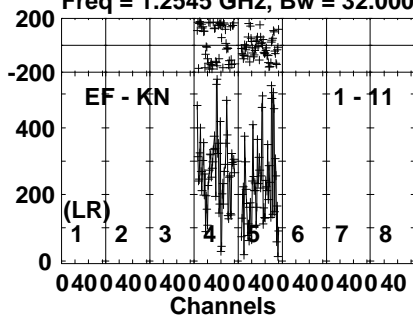
Lower frame: Milli Ampl Jy Top frame: Phas deg
Vector averaged cross-power spectrum Several baselines displayed
Timerange: 00/01:38:49 to 00/01:40:17

Plot file version 54 created 02-FEB-2023 14:11:17

J2311+4543 EK051G.UVDATA.1

Freq = 1.2545 GHz, Bw = 32.000 MH

No calibration applied and no bandpass applied

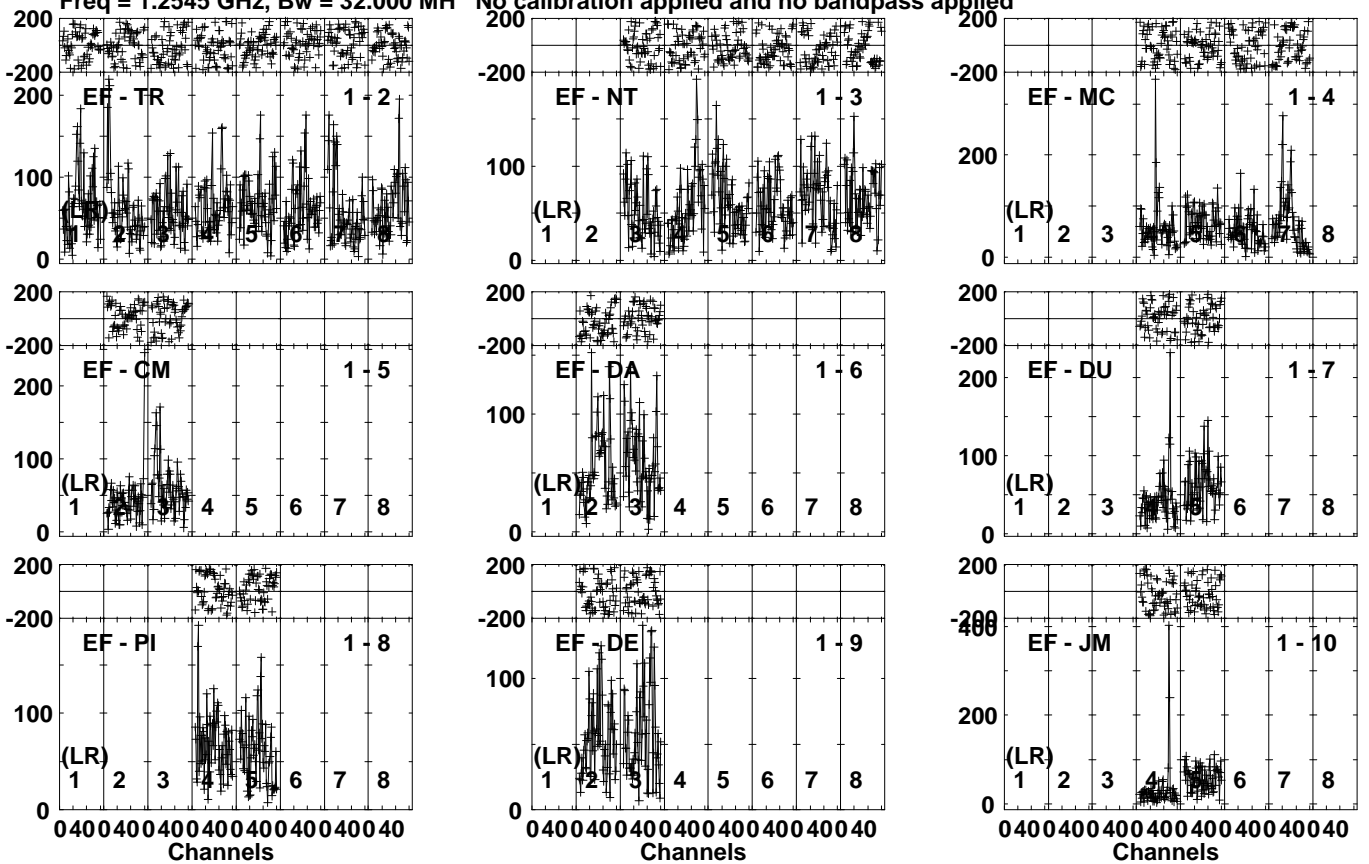


Lower frame: Micro Ampl Jy Top frame: Phas deg
Vector averaged cross-power spectrum Several baselines displayed
Timerange: 00/01:38:49 to 00/01:40:17

Plot file version 55 created 02-FEB-2023 14:11:17

R220912 D EK051G.UVDATA.1

Freq = 1.2545 GHz, Bw = 32.000 MH No calibration applied and no bandpass applied



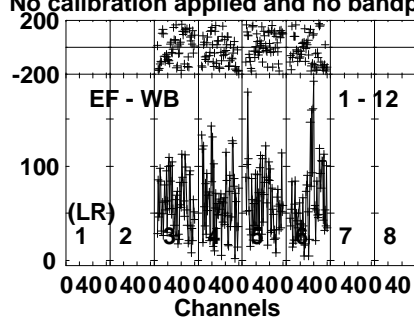
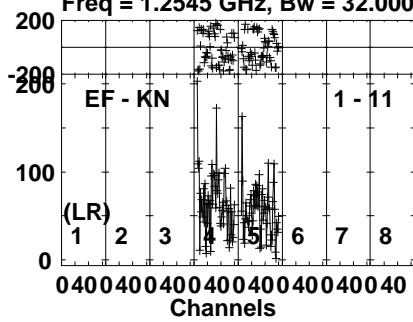
Lower frame: Micro Ampl Jy Top frame: Phas deg
Vector averaged cross-power spectrum Several baselines displayed
Timerange: 00/01:40:19 to 00/01:46:01

Plot file version 56 created 02-FEB-2023 14:11:17

R220912 D EK051G.UVDATA.1

Freq = 1.2545 GHz, Bw = 32.000 MH

No calibration applied and no bandpass applied

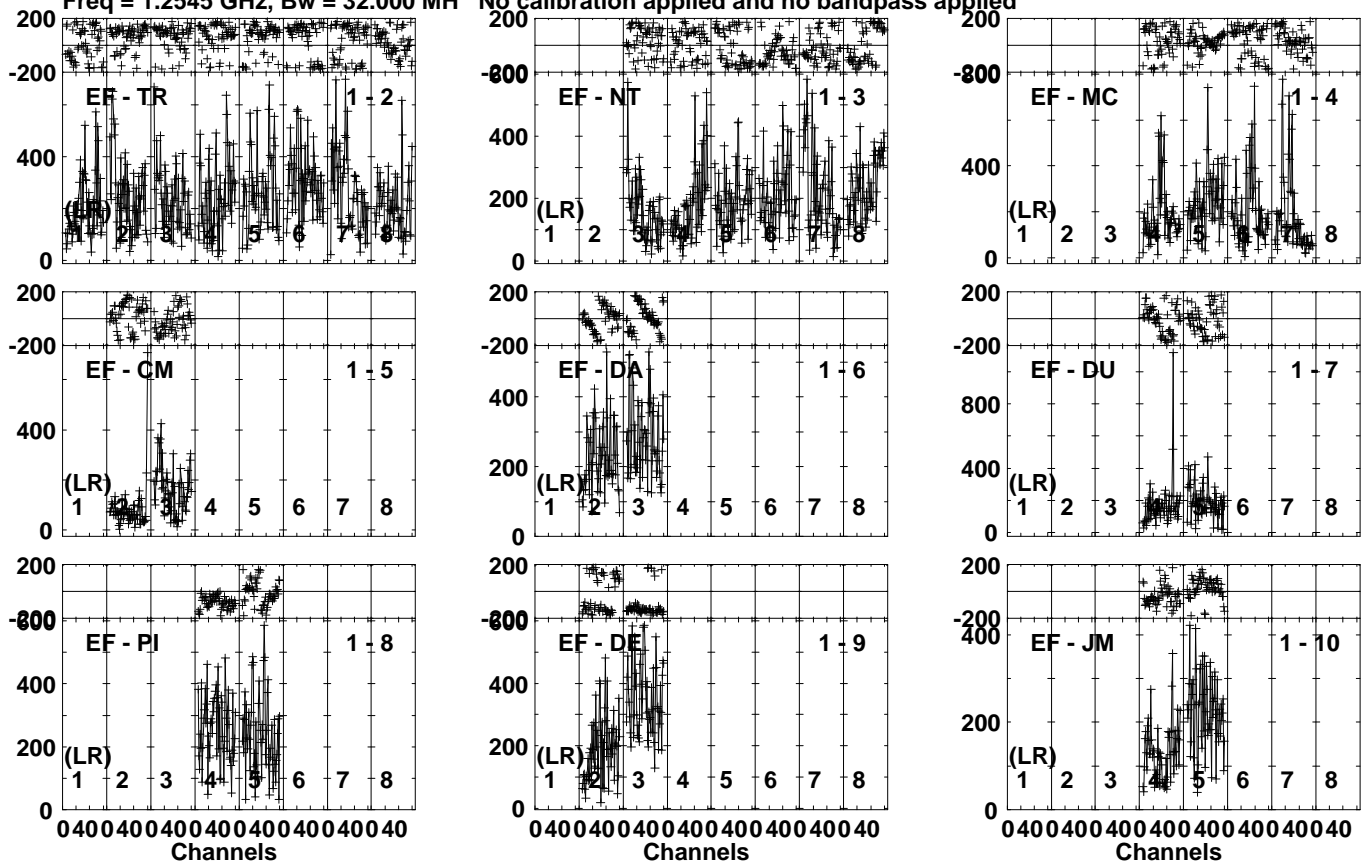


Lower frame: Micro Ampl Jy Top frame: Phas deg
Vector averaged cross-power spectrum Several baselines displayed
Timerange: 00/01:40:19 to 00/01:46:01

Plot file version 57 created 02-FEB-2023 14:11:17

J2311+4543 EK051G.UVDATA.1

Freq = 1.2545 GHz, Bw = 32.000 MH No calibration applied and no bandpass applied



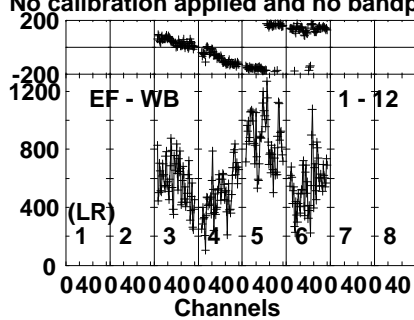
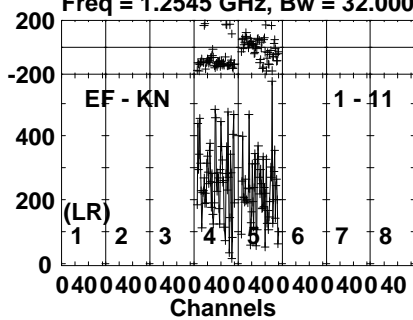
Lower frame: Micro Ampl Jy Top frame: Phas deg
Vector averaged cross-power spectrum Several baselines displayed
Timerange: 00/01:46:57 to 00/01:47:39

Plot file version 58 created 02-FEB-2023 14:11:18

J2311+4543 EK051G.UVDATA.1

Freq = 1.2545 GHz, Bw = 32.000 MH

No calibration applied and no bandpass applied

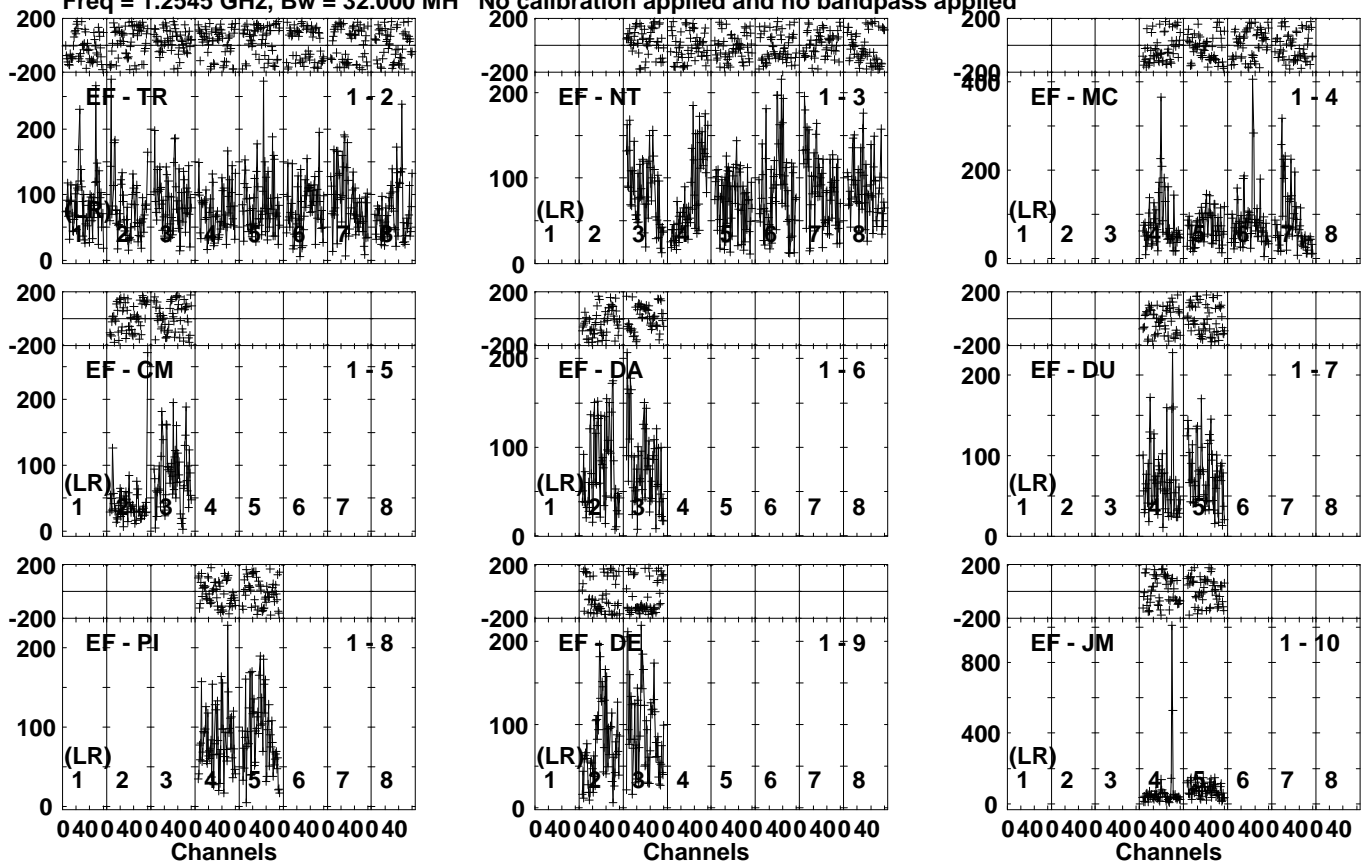


Lower frame: Micro Ampl Jy Top frame: Phas deg
Vector averaged cross-power spectrum Several baselines displayed
Timerange: 00/01:46:57 to 00/01:47:39

Plot file version 59 created 02-FEB-2023 14:11:18

J2314+4518 EK051G.UVDATA.1

Freq = 1.2545 GHz, Bw = 32.000 MH No calibration applied and no bandpass applied



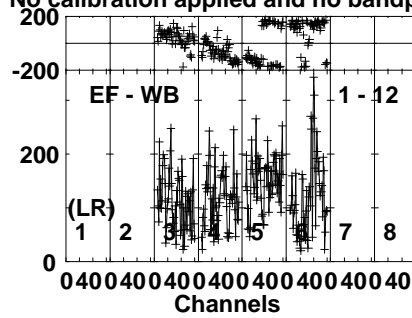
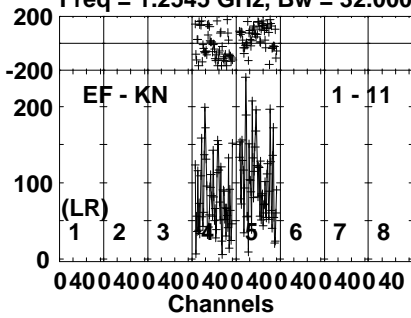
Lower frame: Micro Ampl Jy Top frame: Phas deg
Vector averaged cross-power spectrum Several baselines displayed
Timerange: 00/01:47:42 to 00/01:51:08

Plot file version 60 created 02-FEB-2023 14:11:18

J2314+4518 EK051G.UVDATA.1

Freq = 1.2545 GHz, Bw = 32.000 MH

No calibration applied and no bandpass applied

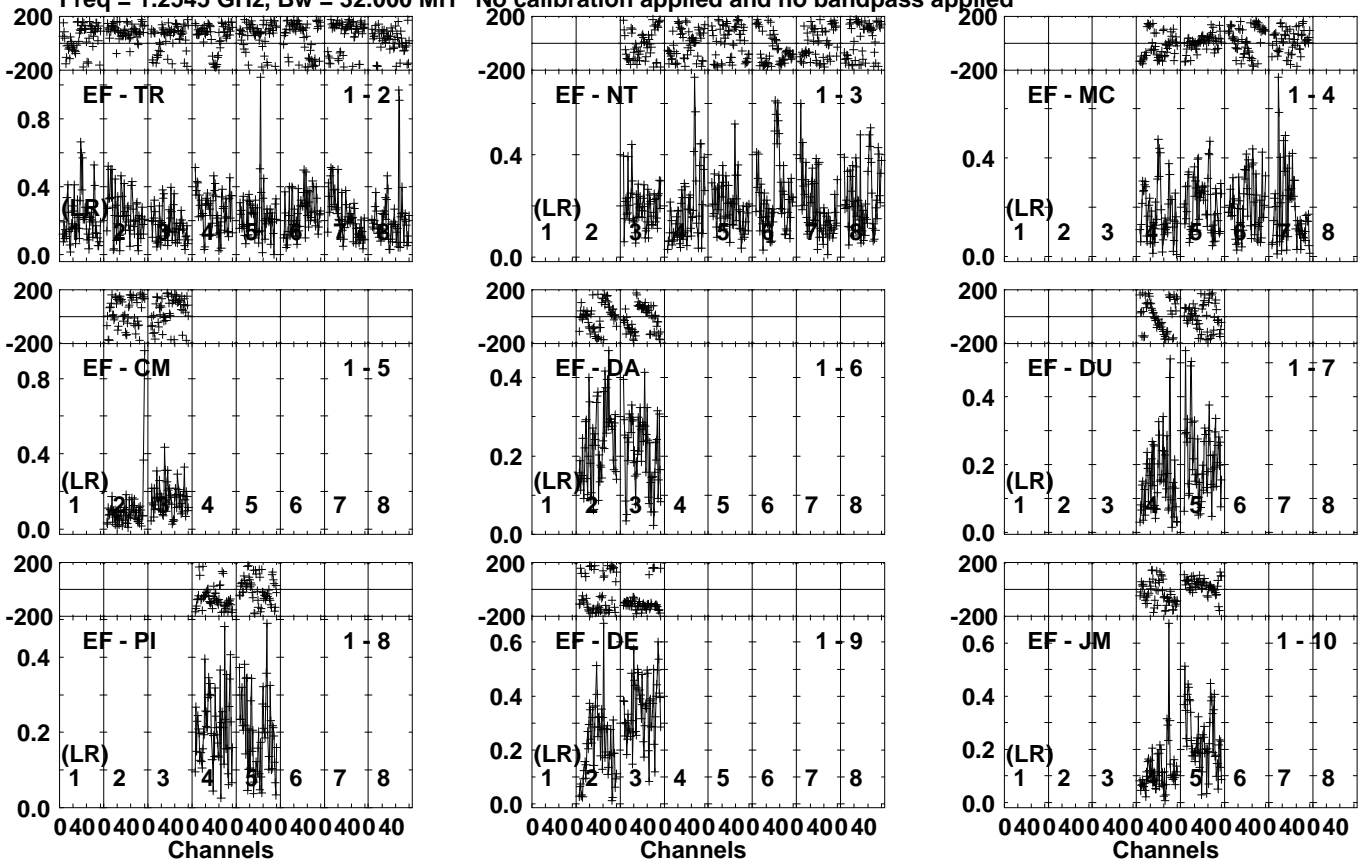


Lower frame: Micro Ampl Jy Top frame: Phas deg
Vector averaged cross-power spectrum Several baselines displayed
Timerange: 00/01:47:42 to 00/01:51:08

Plot file version 61 created 02-FEB-2023 14:11:18

J2311+4543 EK051G.UVDATA.1

Freq = 1.2545 GHz, Bw = 32.000 MH No calibration applied and no bandpass applied



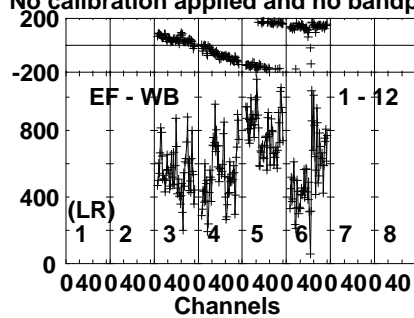
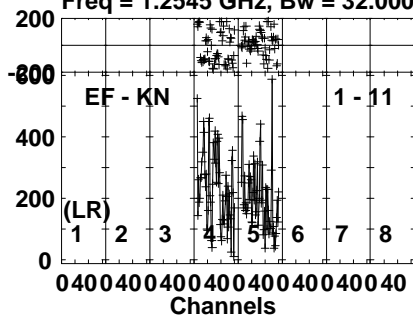
Lower frame: Milli Ampl Jy Top frame: Phas deg
Vector averaged cross-power spectrum Several baselines displayed
Timerange: 00/01:51:11 to 00/01:52:23

Plot file version 62 created 02-FEB-2023 14:11:18

J2311+4543 EK051G.UVDATA.1

Freq = 1.2545 GHz, Bw = 32.000 MH

No calibration applied and no bandpass applied

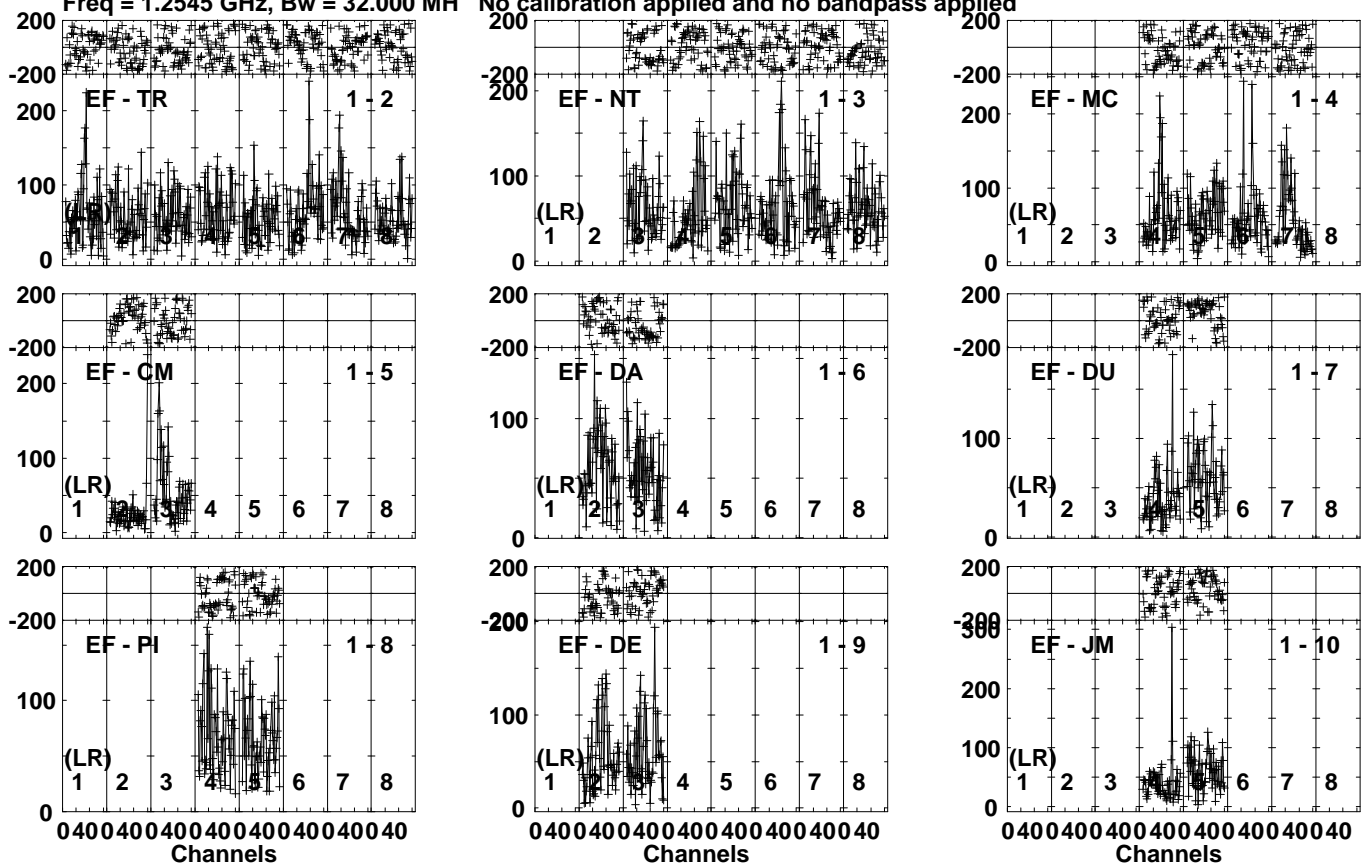


Lower frame: Micro Ampl Jy Top frame: Phas deg
Vector averaged cross-power spectrum Several baselines displayed
Timerange: 00/01:51:11 to 00/01:52:23

Plot file version 63 created 02-FEB-2023 14:11:18

R220912 D EK051G.UVDATA.1

Freq = 1.2545 GHz, Bw = 32.000 MH No calibration applied and no bandpass applied



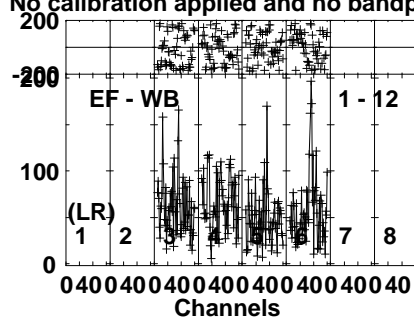
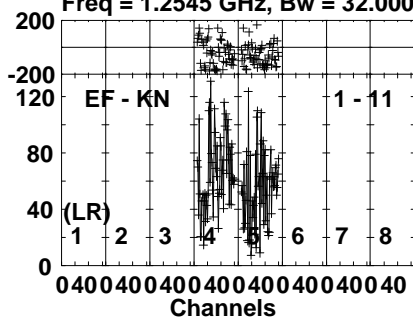
Lower frame: Micro Ampl Jy Top frame: Phas deg
Vector averaged cross-power spectrum Several baselines displayed
Timerange: 00/01:52:25 to 00/01:58:07

Plot file version 64 created 02-FEB-2023 14:11:19

R220912 D EK051G.UVDATA.1

Freq = 1.2545 GHz, Bw = 32.000 MH

No calibration applied and no bandpass applied



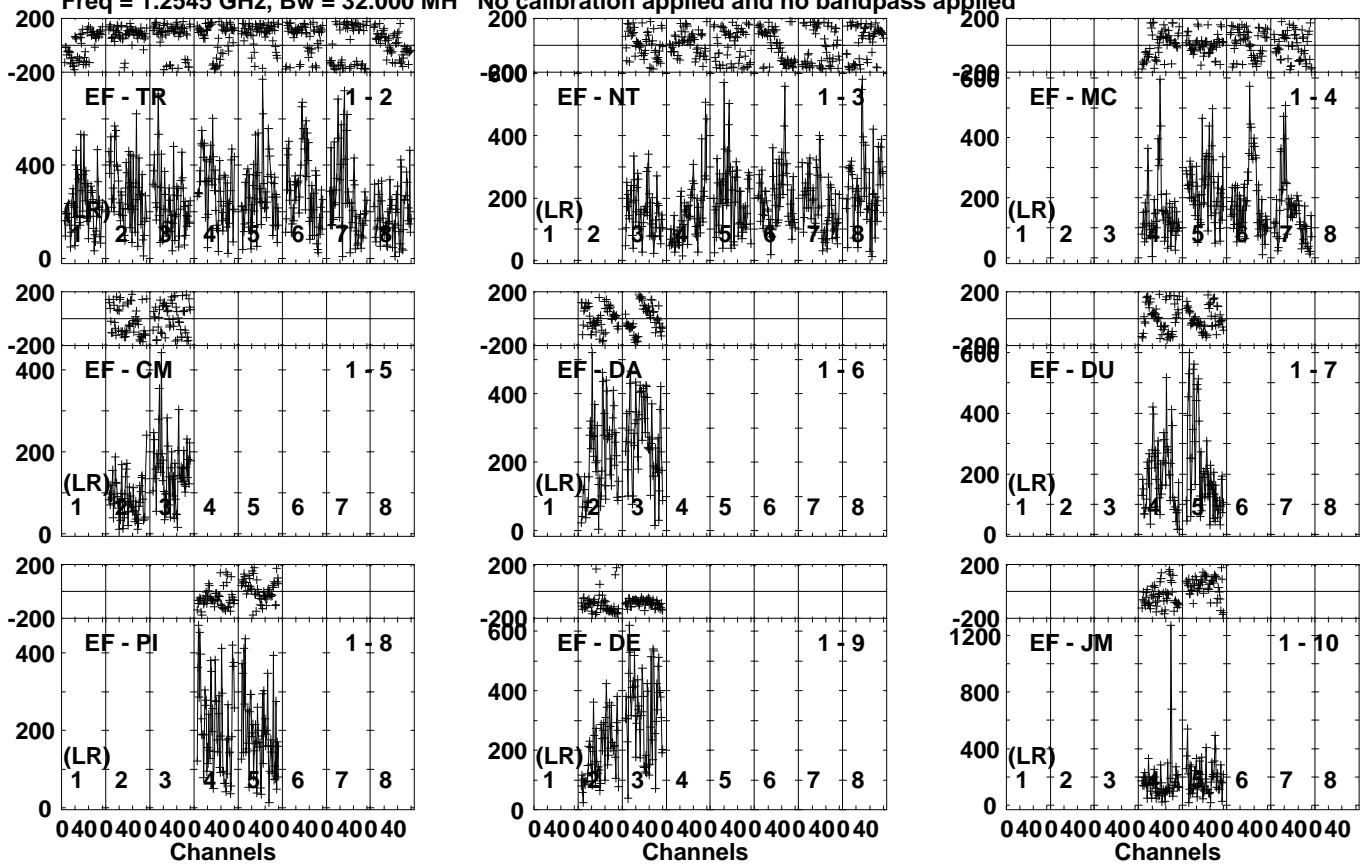
Lower frame: Micro Ampl Jy Top frame: Phas deg
Vector averaged cross-power spectrum Several baselines displayed
Timerange: 00/01:52:25 to 00/01:58:07

Plot file version 65 created 02-FEB-2023 14:11:19

J2311+4543 EK051G.UVDATA.1

Freq = 1.2545 GHz, Bw = 32.000 MH

No calibration applied and no bandpass applied



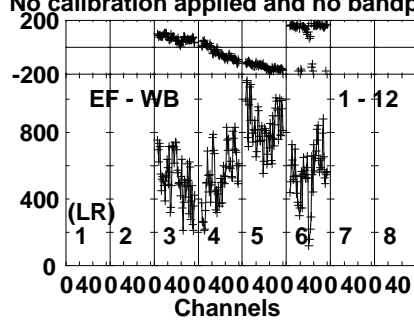
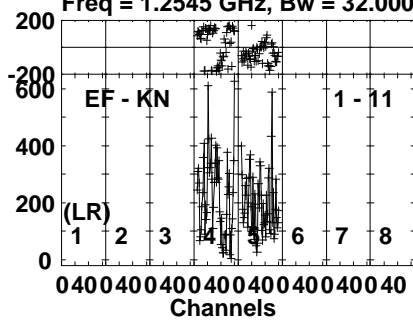
Lower frame: Micro Ampl Jy Top frame: Phas deg
Vector averaged cross-power spectrum Several baselines displayed
Timerange: 00/01:59:03 to 00/01:59:45

Plot file version 66 created 02-FEB-2023 14:11:19

J2311+4543 EK051G.UVDATA.1

Freq = 1.2545 GHz, Bw = 32.000 MH

No calibration applied and no bandpass applied

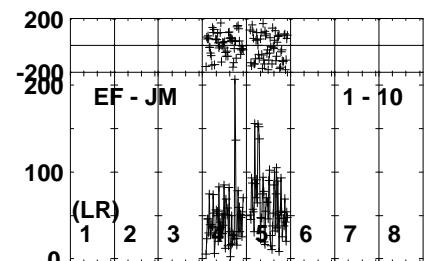
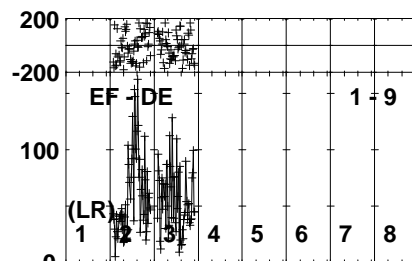
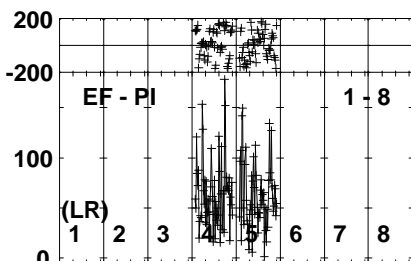
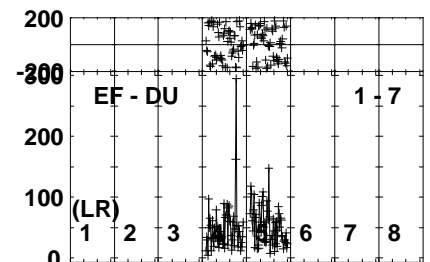
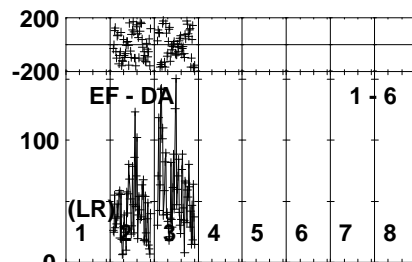
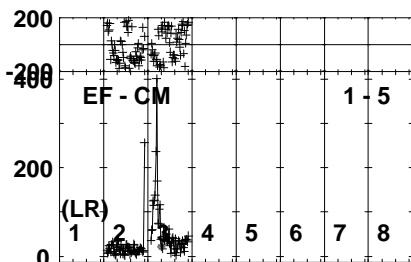
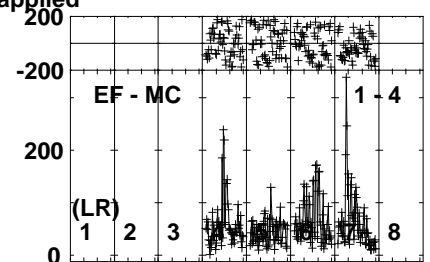
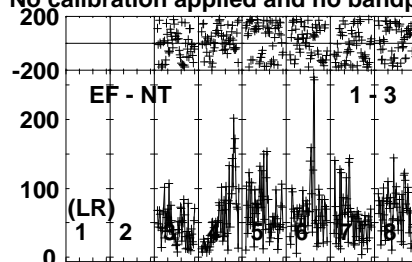
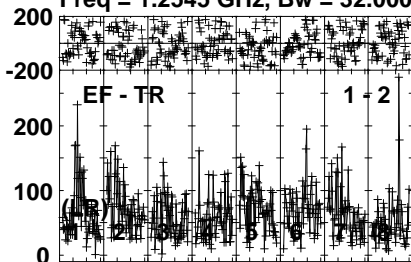


Lower frame: Micro Ampl Jy Top frame: Phas deg
Vector averaged cross-power spectrum Several baselines displayed
Timerange: 00/01:59:03 to 00/01:59:45

Plot file version 67 created 02-FEB-2023 14:11:19

R220912 D EK051G.UVDATA.1

Freq = 1.2545 GHz, Bw = 32.000 MH No calibration applied and no bandpass applied



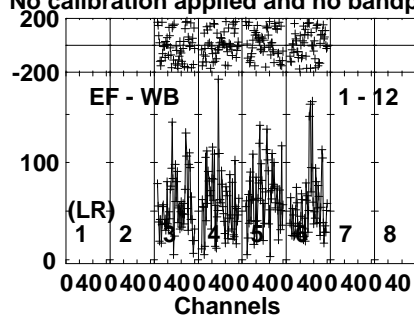
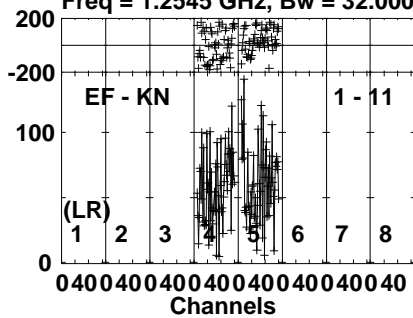
Lower frame: Micro Ampl Jy Top frame: Phas deg
Vector averaged cross-power spectrum Several baselines displayed
Timerange: 00/01:59:48 to 00/02:05:30

Plot file version 68 created 02-FEB-2023 14:11:20

R220912 D EK051G.UVDATA.1

Freq = 1.2545 GHz, Bw = 32.000 MH

No calibration applied and no bandpass applied

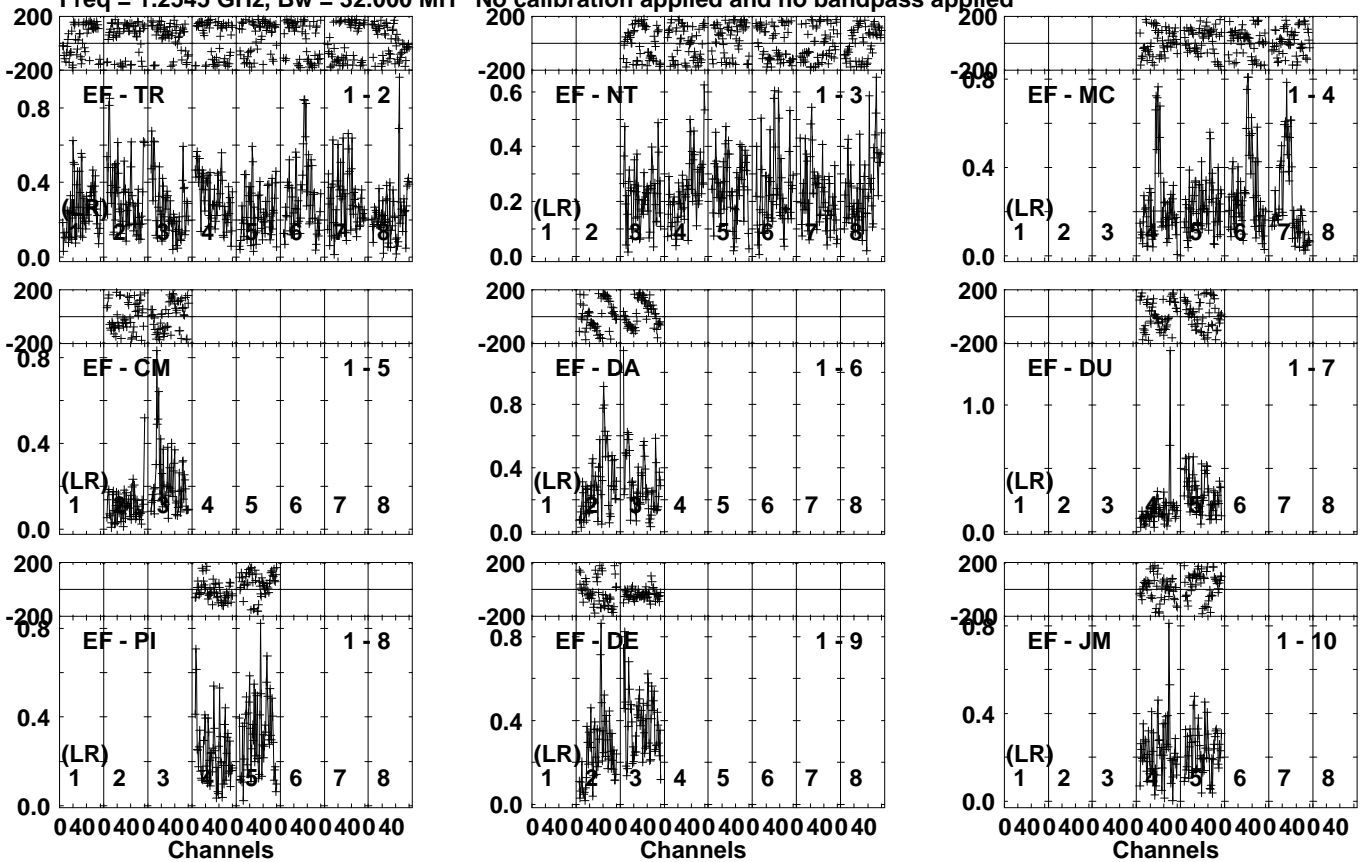


Lower frame: Micro Ampl Jy Top frame: Phas deg
Vector averaged cross-power spectrum Several baselines displayed
Timerange: 00/01:59:48 to 00/02:05:30

Plot file version 69 created 02-FEB-2023 14:11:20

J2311+4543 EK051G.UVDATA.1

Freq = 1.2545 GHz, Bw = 32.000 MH No calibration applied and no bandpass applied



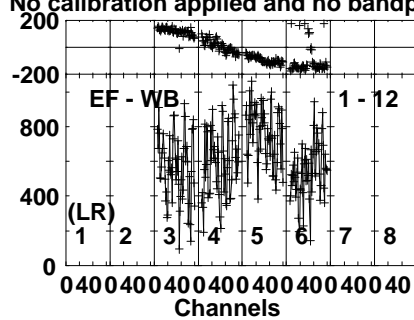
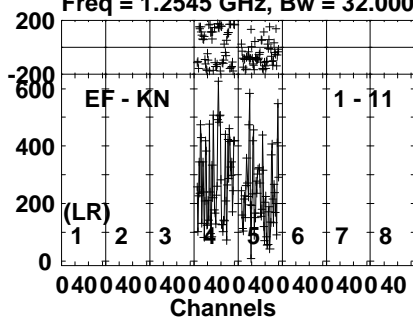
Lower frame: Milli Ampl Jy Top frame: Phas deg
Vector averaged cross-power spectrum Several baselines displayed
Timerange: 00/02:05:33 to 00/02:06:59

Plot file version 70 created 02-FEB-2023 14:11:20

J2311+4543 EK051G.UVDATA.1

Freq = 1.2545 GHz, Bw = 32.000 MH

No calibration applied and no bandpass applied

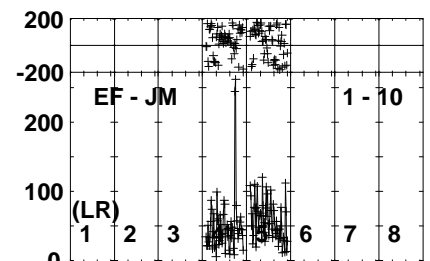
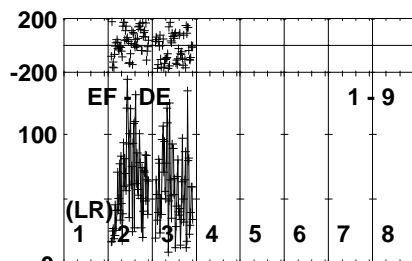
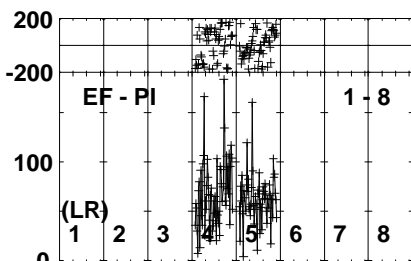
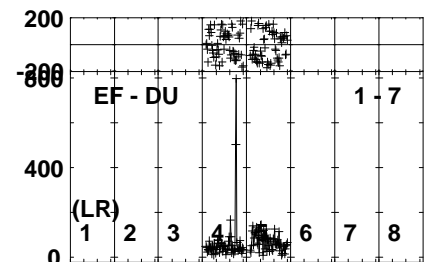
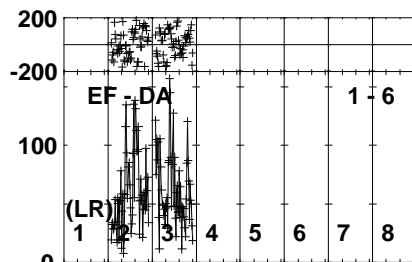
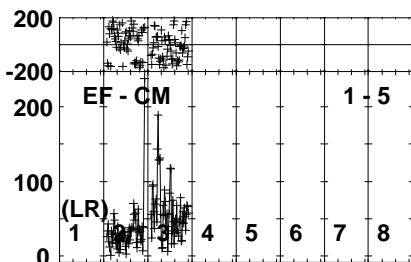
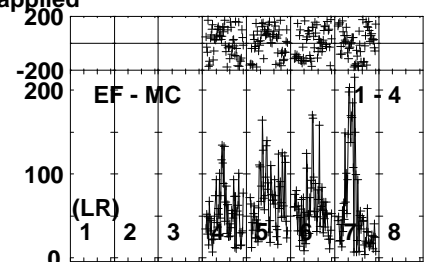
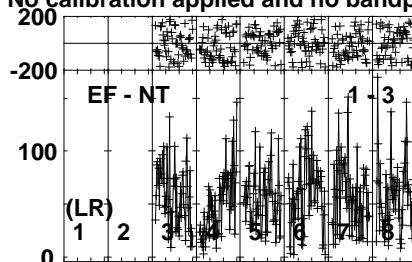
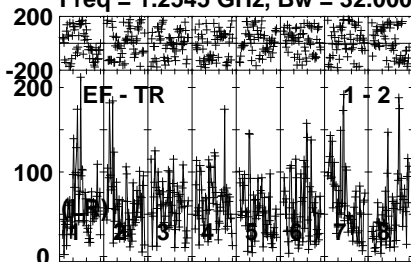


Lower frame: Micro Ampl Jy Top frame: Phas deg
Vector averaged cross-power spectrum Several baselines displayed
Timerange: 00/02:05:33 to 00/02:06:59

Plot file version 71 created 02-FEB-2023 14:11:20

R220912 D EK051G.UVDATA.1

Freq = 1.2545 GHz, Bw = 32.000 MH No calibration applied and no bandpass applied



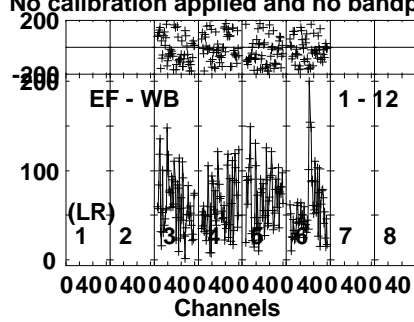
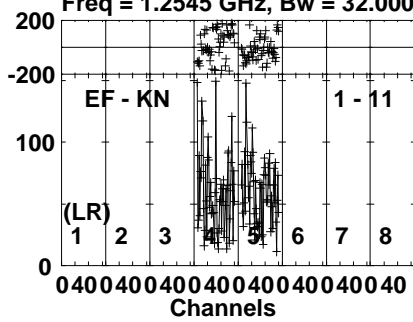
Lower frame: Micro Ampl Jy Top frame: Phas deg
Vector averaged cross-power spectrum Several baselines displayed
Timerange: 00/02:07:02 to 00/02:12:44

Plot file version 72 created 02-FEB-2023 14:11:21

R220912 D EK051G.UVDATA.1

Freq = 1.2545 GHz, Bw = 32.000 MH

No calibration applied and no bandpass applied



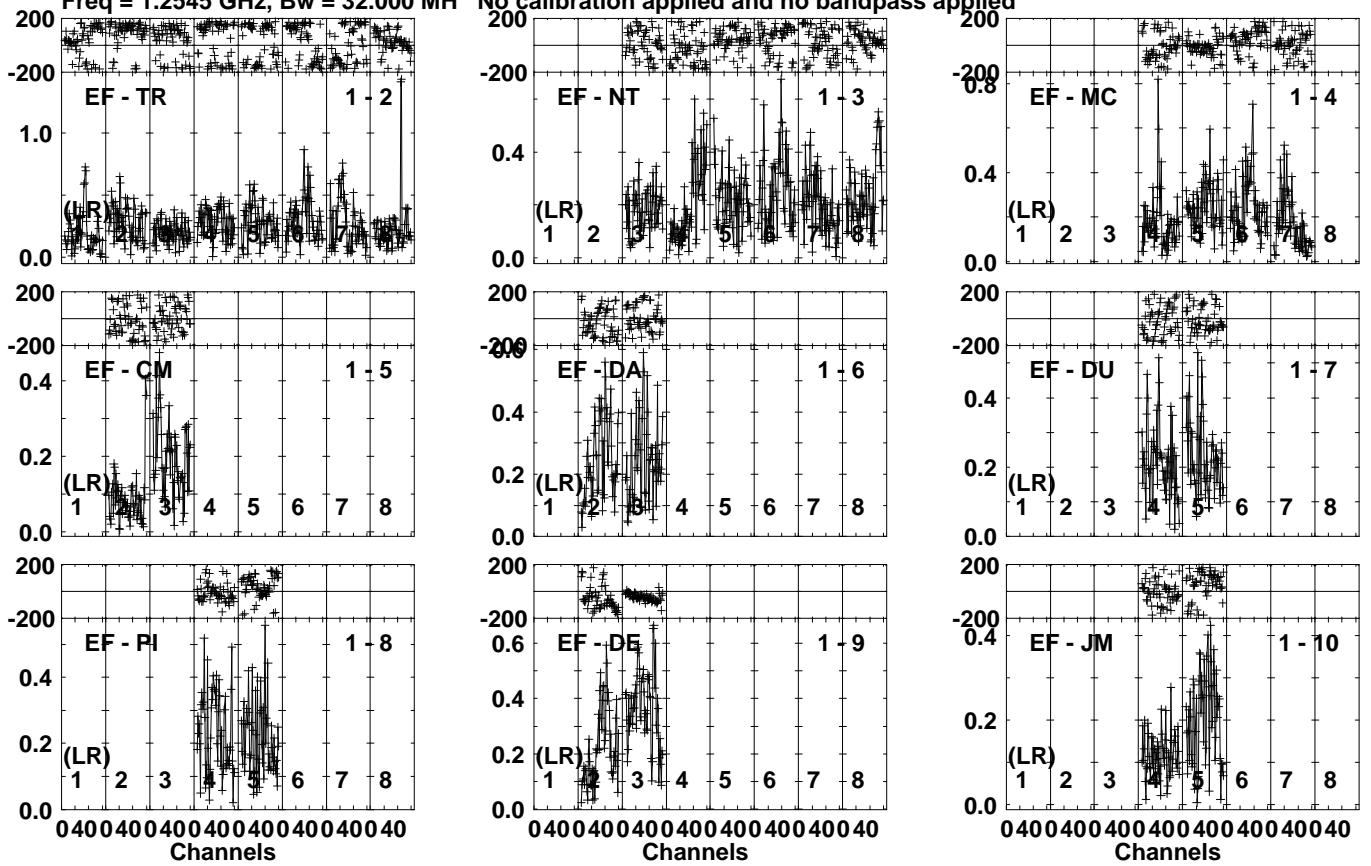
Lower frame: Micro Ampl Jy Top frame: Phas deg
Vector averaged cross-power spectrum Several baselines displayed
Timerange: 00/02:07:02 to 00/02:12:44

Plot file version 73 created 02-FEB-2023 14:11:21

J2311+4543 EK051G.UVDATA.1

Freq = 1.2545 GHz, Bw = 32.000 MH

No calibration applied and no bandpass applied



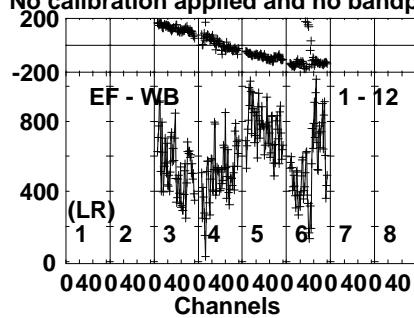
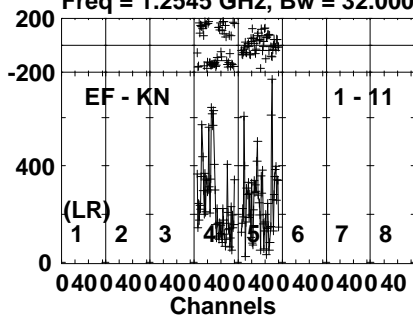
Lower frame: Milli Ampl Jy Top frame: Phas deg
Vector averaged cross-power spectrum Several baselines displayed
Timerange: 00/02:13:39 to 00/02:14:21

Plot file version 74 created 02-FEB-2023 14:11:21

J2311+4543 EK051G.UVDATA.1

Freq = 1.2545 GHz, Bw = 32.000 MH

No calibration applied and no bandpass applied

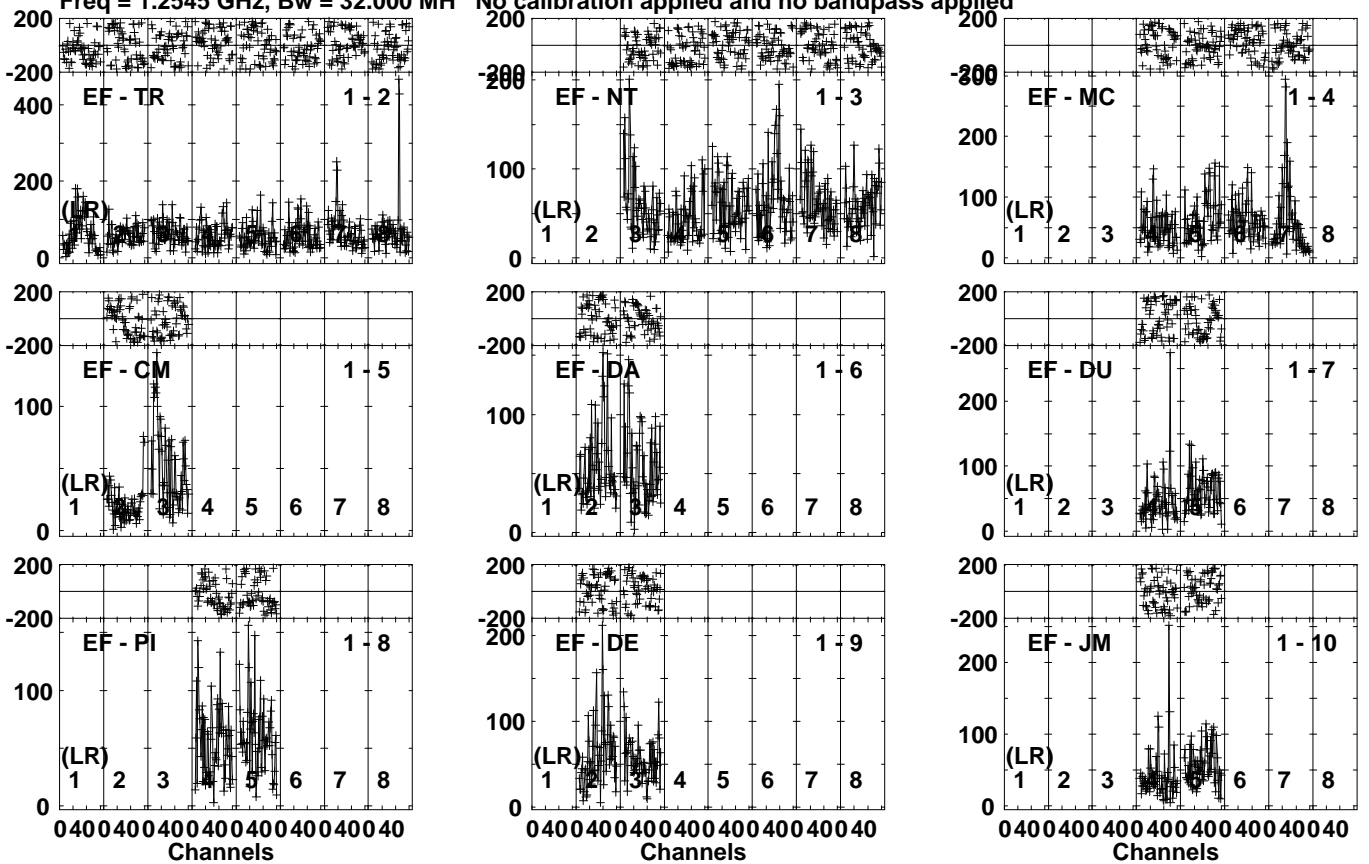


Lower frame: Micro Ampl Jy Top frame: Phas deg
Vector averaged cross-power spectrum Several baselines displayed
Timerange: 00/02:13:39 to 00/02:14:21

Plot file version 75 created 02-FEB-2023 14:11:21

R220912 D EK051G.UVDATA.1

Freq = 1.2545 GHz, Bw = 32.000 MH No calibration applied and no bandpass applied



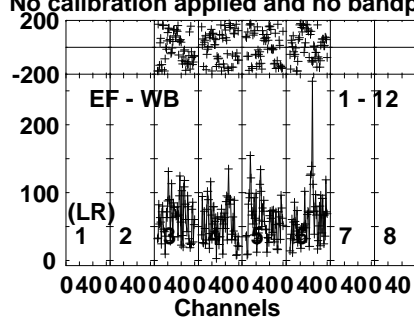
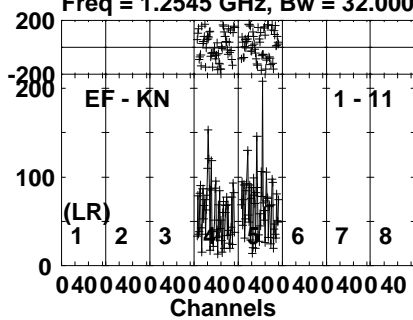
Lower frame: Micro Ampl Jy Top frame: Phas deg
Vector averaged cross-power spectrum Several baselines displayed
Timerange: 00/02:14:24 to 00/02:20:06

Plot file version 76 created 02-FEB-2023 14:11:21

R220912 D EK051G.UVDATA.1

Freq = 1.2545 GHz, Bw = 32.000 MH

No calibration applied and no bandpass applied

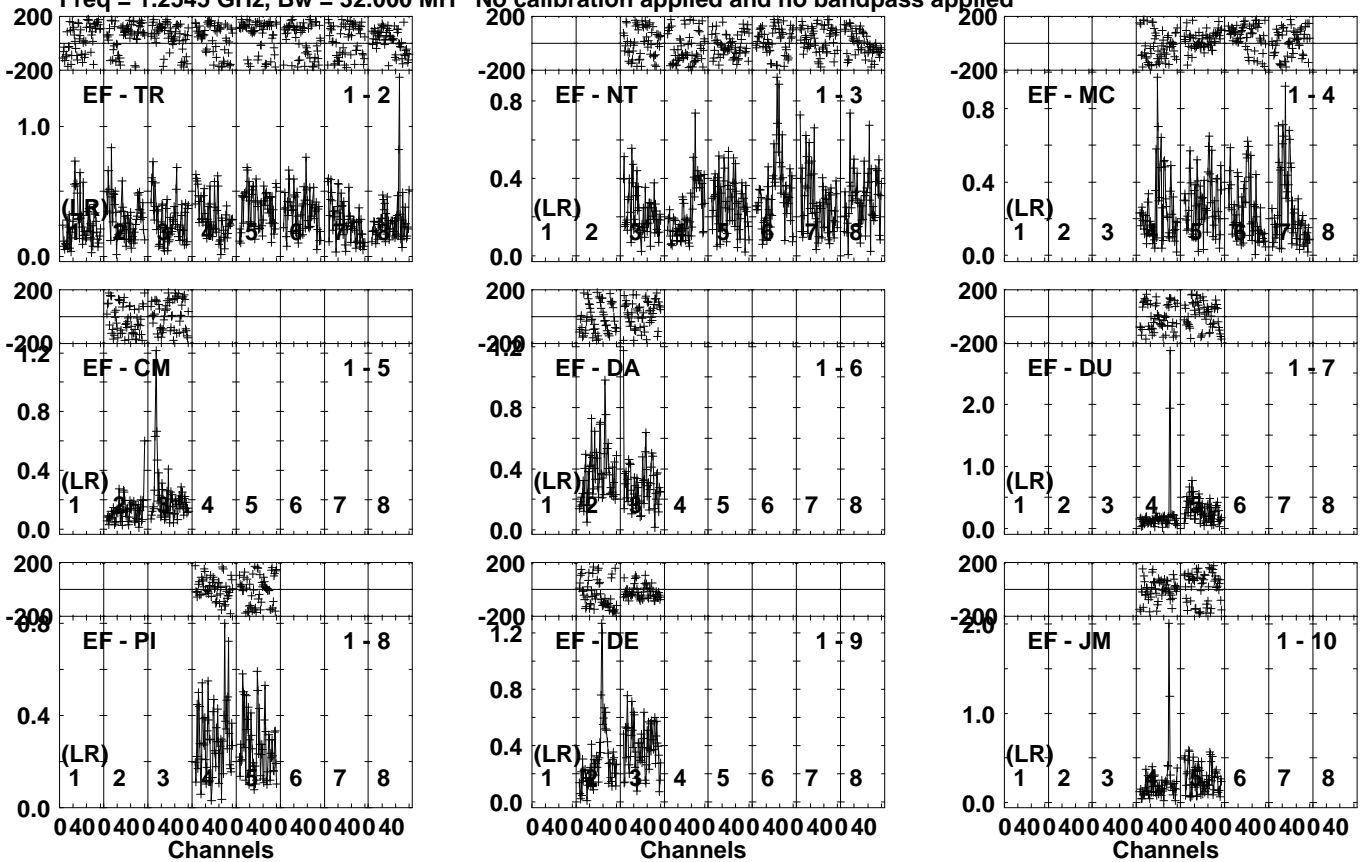


Lower frame: Micro Ampl Jy Top frame: Phas deg
Vector averaged cross-power spectrum Several baselines displayed
Timerange: 00/02:14:24 to 00/02:20:06

Plot file version 77 created 02-FEB-2023 14:11:22

J2311+4543 EK051G.UVDATA.1

Freq = 1.2545 GHz, Bw = 32.000 MH No calibration applied and no bandpass applied



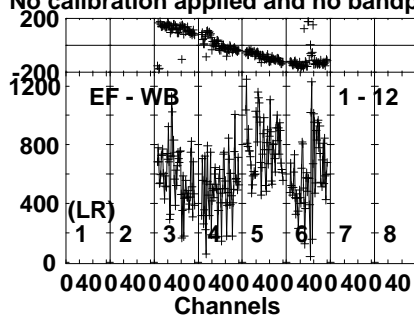
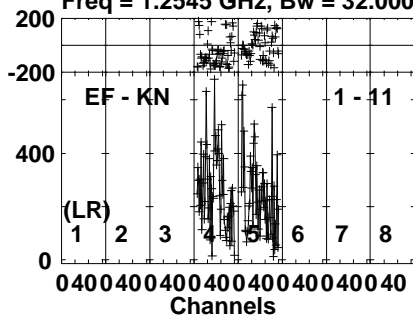
Lower frame: Milli Ampl Jy Top frame: Phas deg
Vector averaged cross-power spectrum Several baselines displayed
Timerange: 00/02:20:09 to 00/02:21:35

Plot file version 78 created 02-FEB-2023 14:11:22

J2311+4543 EK051G.UVDATA.1

Freq = 1.2545 GHz, Bw = 32.000 MH

No calibration applied and no bandpass applied

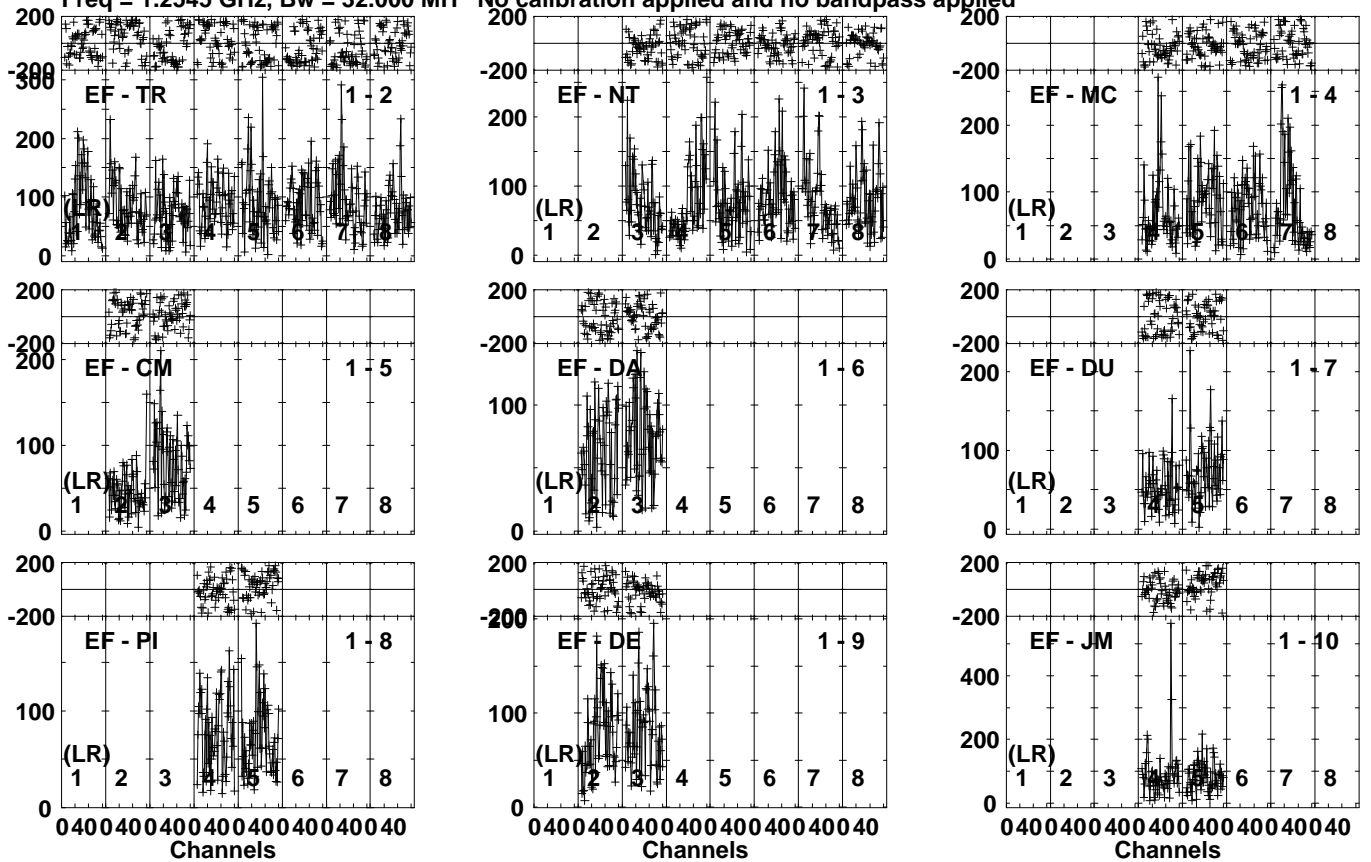


Lower frame: Micro Ampl Jy Top frame: Phas deg
Vector averaged cross-power spectrum Several baselines displayed
Timerange: 00/02:20:09 to 00/02:21:35

Plot file version 79 created 02-FEB-2023 14:11:22

J2314+4518 EK051G.UVDATA.1

Freq = 1.2545 GHz, Bw = 32.000 MH No calibration applied and no bandpass applied



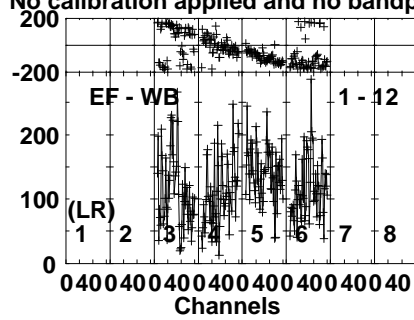
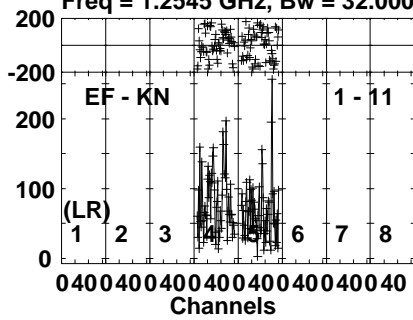
Lower frame: Micro Ampl Jy Top frame: Phas deg
Vector averaged cross-power spectrum Several baselines displayed
Timerange: 00/02:21:37 to 00/02:25:03

Plot file version 80 created 02-FEB-2023 14:11:22

J2314+4518 EK051G.UVDATA.1

Freq = 1.2545 GHz, Bw = 32.000 MH

No calibration applied and no bandpass applied

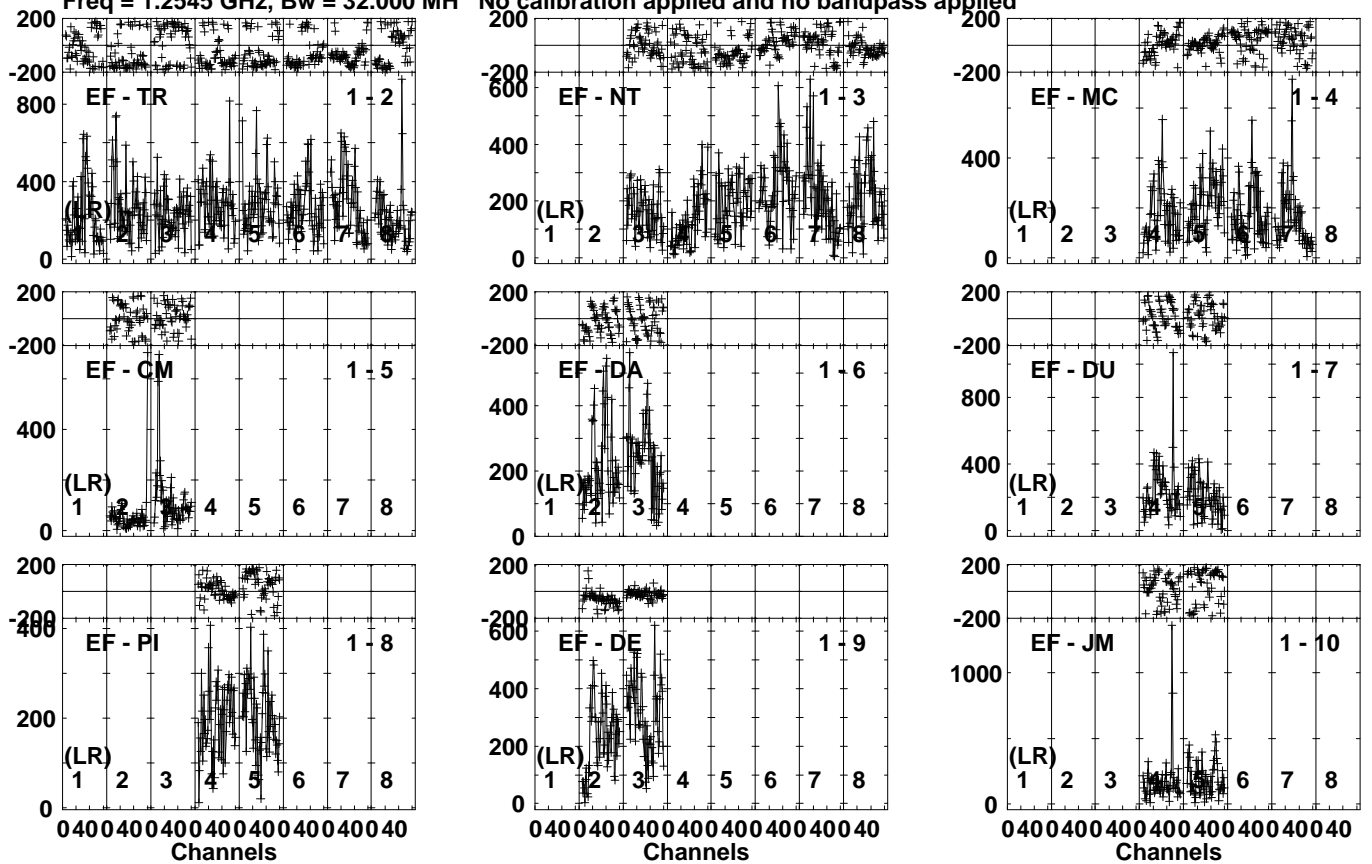


Lower frame: Micro Ampl Jy Top frame: Phas deg
Vector averaged cross-power spectrum Several baselines displayed
Timerange: 00/02:21:37 to 00/02:25:03

Plot file version 81 created 02-FEB-2023 14:11:22

J2311+4543 EK051G.UVDATA.1

Freq = 1.2545 GHz, Bw = 32.000 MH No calibration applied and no bandpass applied



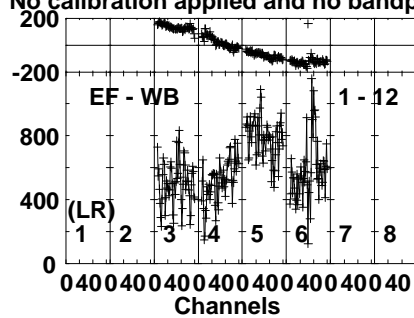
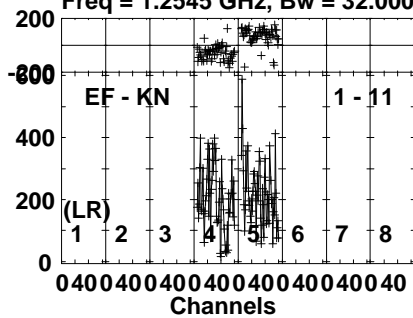
Lower frame: Micro Ampl Jy Top frame: Phas deg
Vector averaged cross-power spectrum Several baselines displayed
Timerange: 00/02:25:44 to 00/02:26:26

Plot file version 82 created 02-FEB-2023 14:11:22

J2311+4543 EK051G.UVDATA.1

Freq = 1.2545 GHz, Bw = 32.000 MH

No calibration applied and no bandpass applied



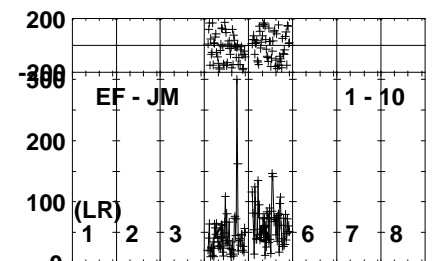
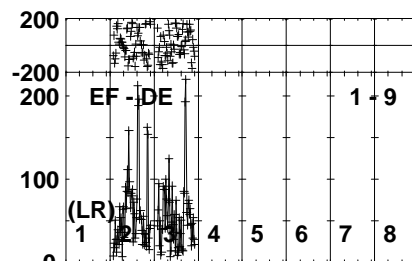
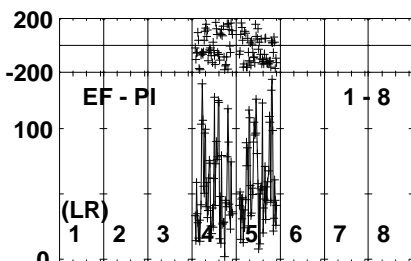
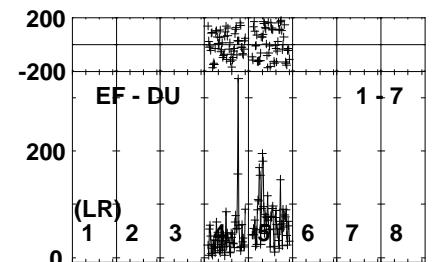
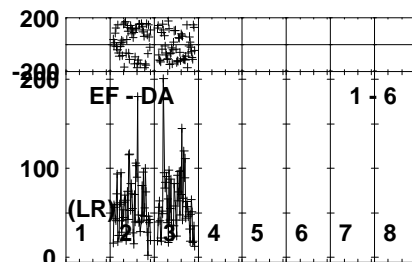
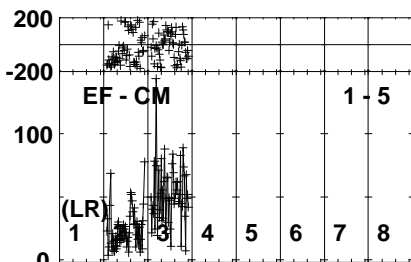
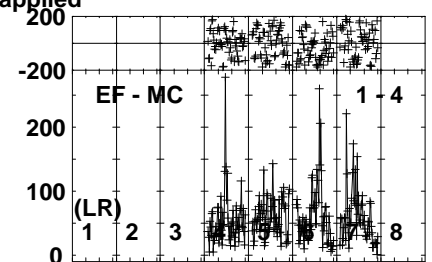
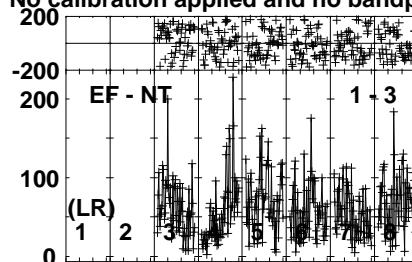
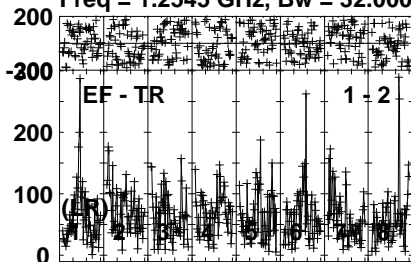
Lower frame: Micro Ampl Jy Top frame: Phas deg
Vector averaged cross-power spectrum Several baselines displayed
Timerange: 00/02:25:44 to 00/02:26:26

Plot file version 83 created 02-FEB-2023 14:11:23

R220912 D EK051G.UVDATA.1

Freq = 1.2545 GHz, Bw = 32.000 MH

No calibration applied and no bandpass applied

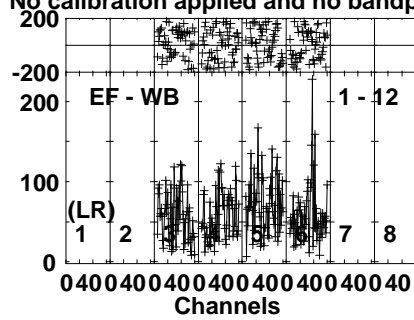
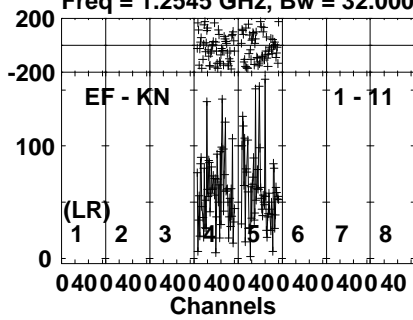


Lower frame: Micro Ampl Jy Top frame: Phas deg
Vector averaged cross-power spectrum Several baselines displayed
Timerange: 00/02:26:29 to 00/02:32:11

Plot file version 84 created 02-FEB-2023 14:11:23

R220912 D EK051G.UVDATA.1

Freq = 1.2545 GHz, Bw = 32.000 MH No calibration applied and no bandpass applied

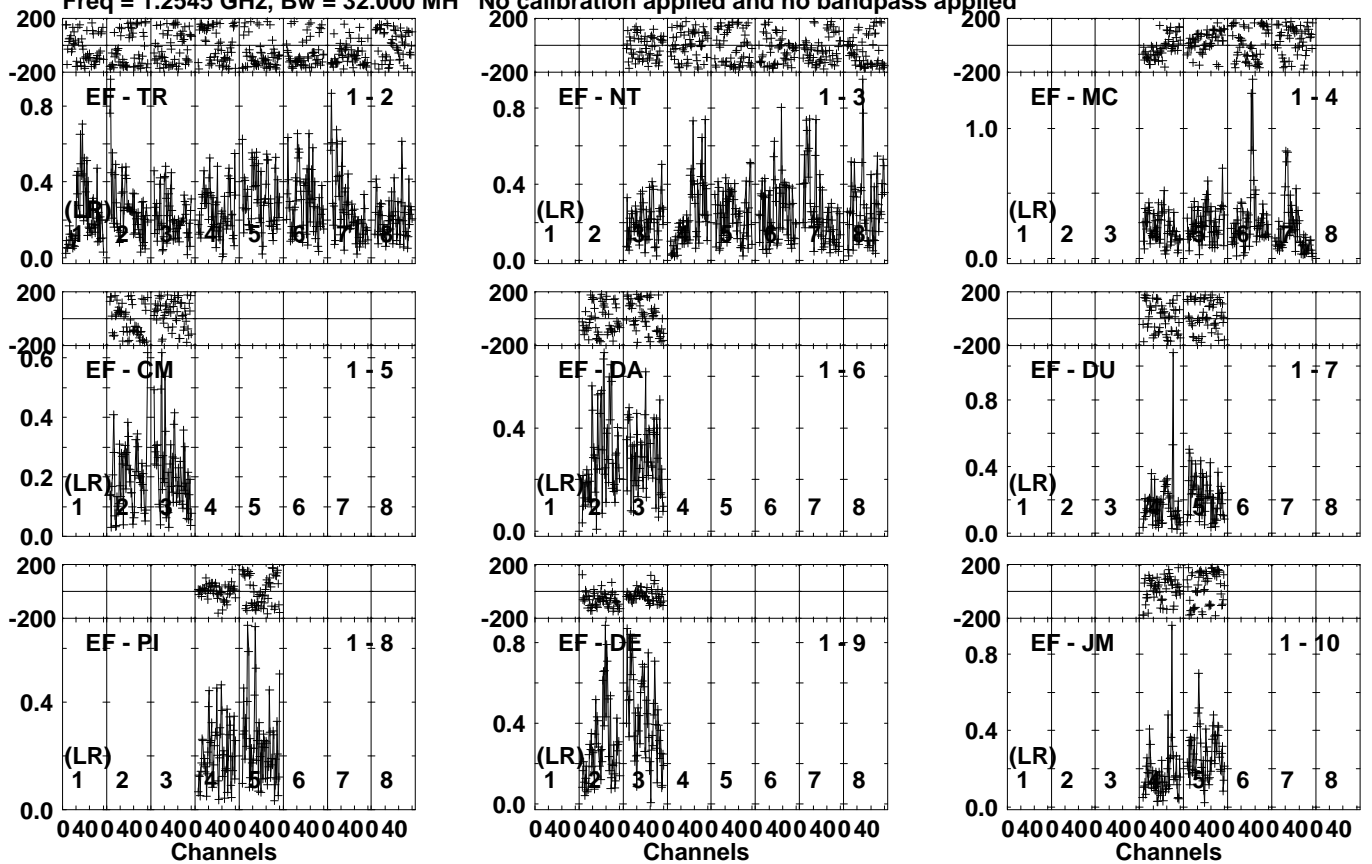


Lower frame: Micro Ampl Jy Top frame: Phas deg
Vector averaged cross-power spectrum Several baselines displayed
Timerange: 00/02:26:29 to 00/02:32:11

Plot file version 85 created 02-FEB-2023 14:11:23

J2311+4543 EK051G.UVDATA.1

Freq = 1.2545 GHz, Bw = 32.000 MH No calibration applied and no bandpass applied



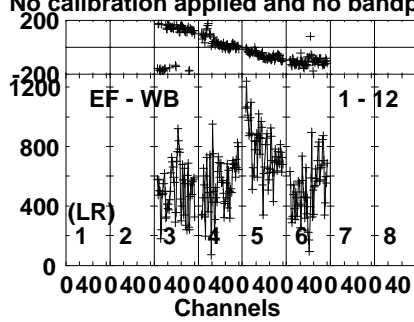
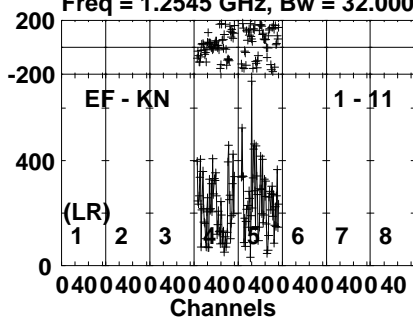
Lower frame: Milli Ampl Jy Top frame: Phas deg
Vector averaged cross-power spectrum Several baselines displayed
Timerange: 00/02:32:14 to 00/02:33:40

Plot file version 86 created 02-FEB-2023 14:11:23

J2311+4543 EK051G.UVDATA.1

Freq = 1.2545 GHz, Bw = 32.000 MH

No calibration applied and no bandpass applied



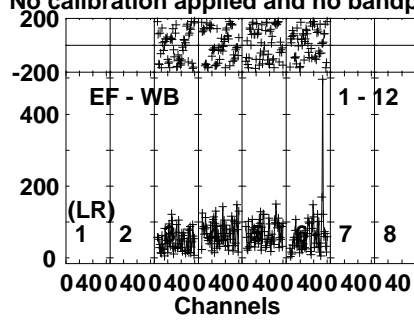
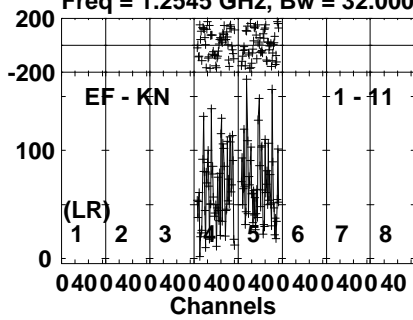
Lower frame: Micro Ampl Jy Top frame: Phas deg
Vector averaged cross-power spectrum Several baselines displayed
Timerange: 00/02:32:14 to 00/02:33:40

Plot file version 88 created 02-FEB-2023 14:11:24

R220912 D EK051G.UVDATA.1

Freq = 1.2545 GHz, Bw = 32.000 MH

No calibration applied and no bandpass applied

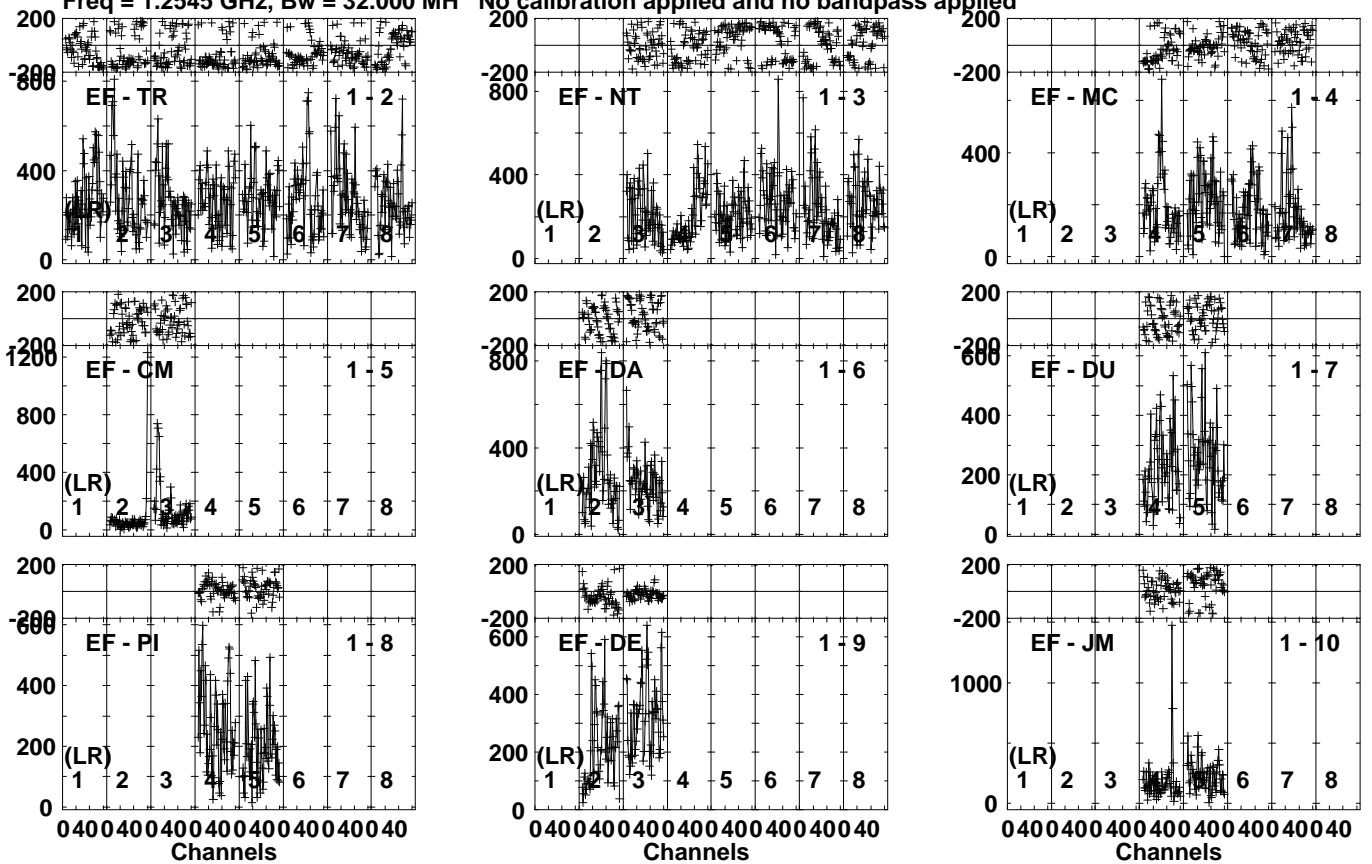


Lower frame: Micro Ampl Jy Top frame: Phas deg
Vector averaged cross-power spectrum Several baselines displayed
Timerange: 00/02:33:42 to 00/02:39:24

Plot file version 89 created 02-FEB-2023 14:11:24

J2311+4543 EK051G.UVDATA.1

Freq = 1.2545 GHz, Bw = 32.000 MH No calibration applied and no bandpass applied



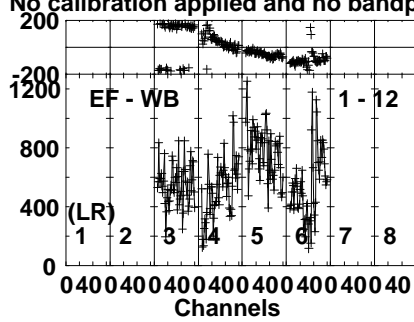
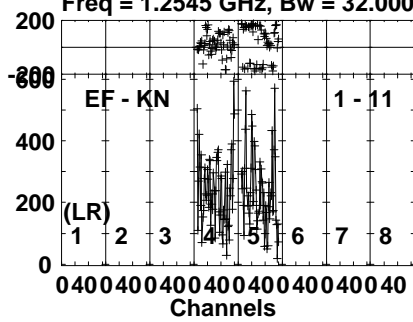
Lower frame: Micro Ampl Jy Top frame: Phas deg
Vector averaged cross-power spectrum Several baselines displayed
Timerange: 00/02:40:18 to 00/02:41:00

Plot file version 90 created 02-FEB-2023 14:11:24

J2311+4543 EK051G.UVDATA.1

Freq = 1.2545 GHz, Bw = 32.000 MH

No calibration applied and no bandpass applied

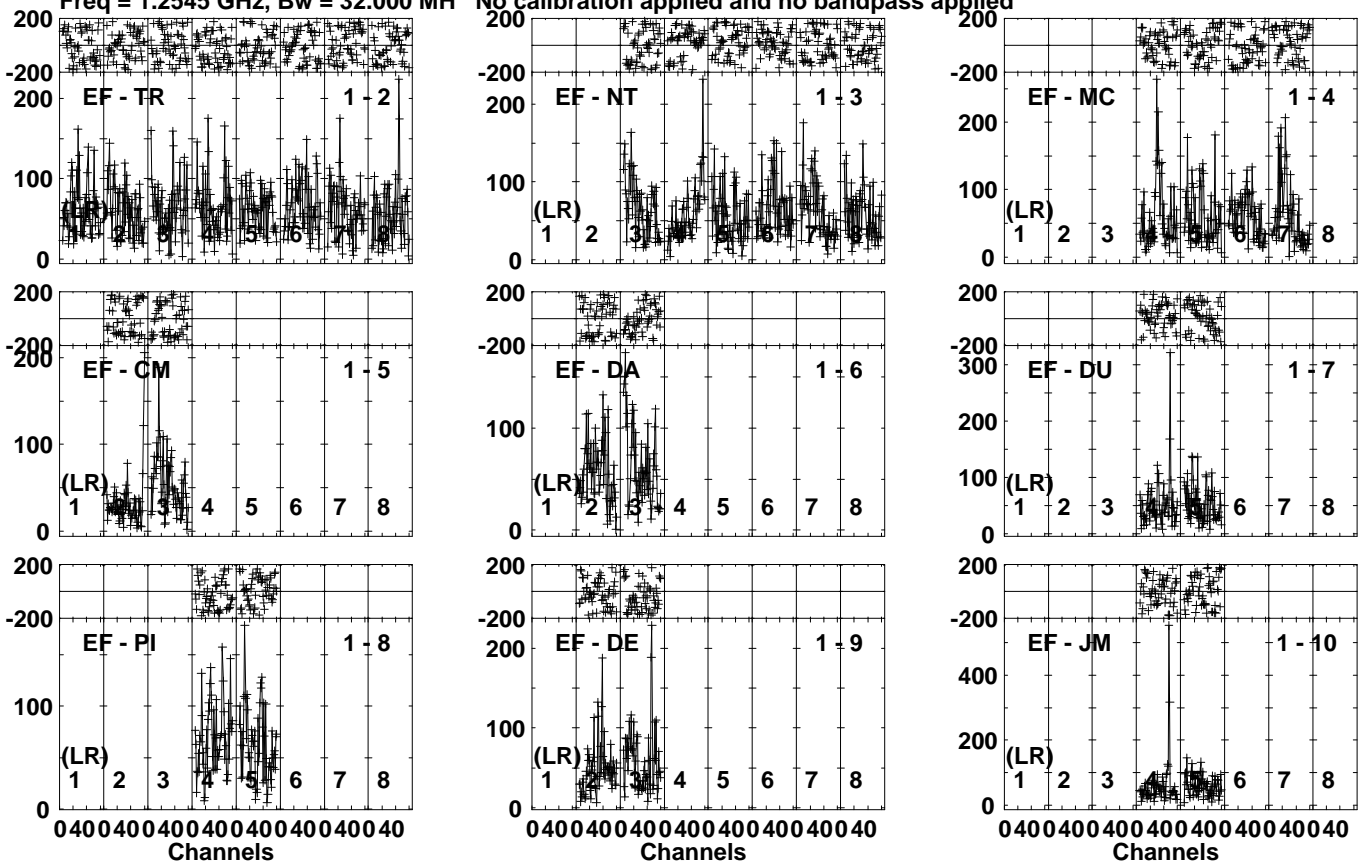


Lower frame: Micro Ampl Jy Top frame: Phas deg
Vector averaged cross-power spectrum Several baselines displayed
Timerange: 00/02:40:18 to 00/02:41:00

Plot file version 91 created 02-FEB-2023 14:11:24

R220912 D EK051G.UVDATA.1

Freq = 1.2545 GHz, Bw = 32.000 MH No calibration applied and no bandpass applied

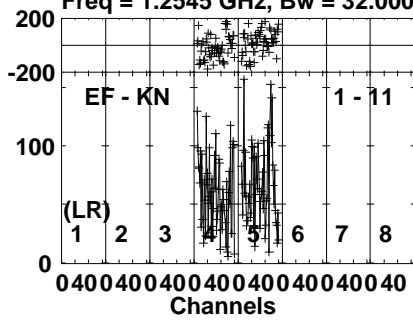


Lower frame: Micro Ampl Jy Top frame: Phas deg
Vector averaged cross-power spectrum Several baselines displayed
Timerange: 00/02:41:05 to 00/02:46:45

Plot file version 92 created 02-FEB-2023 14:11:25

R220912 D EK051G.UVDATA.1

Freq = 1.2545 GHz, Bw = 32.000 MH No calibration applied and no bandpass applied

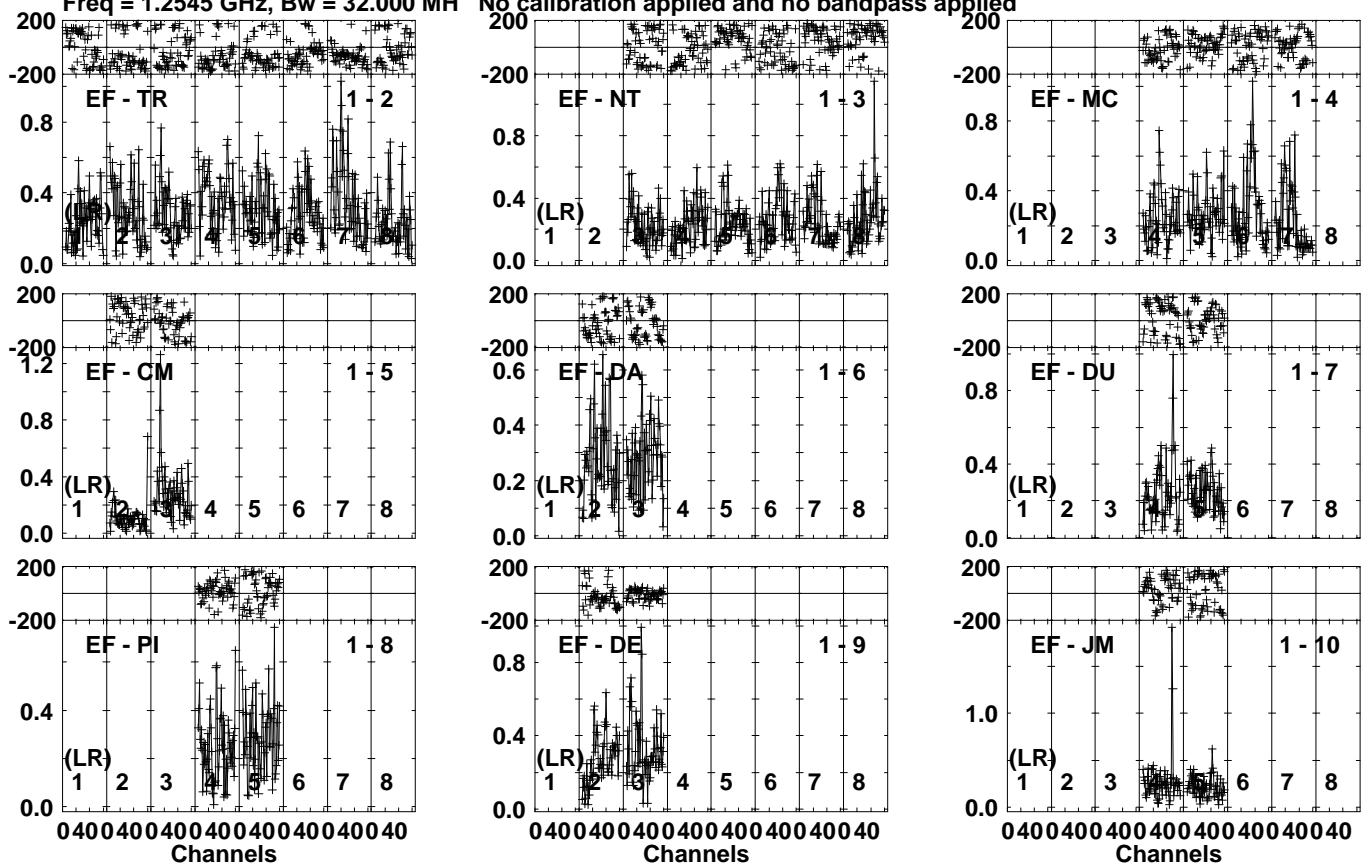


Lower frame: Micro Ampl Jy Top frame: Phas deg
Vector averaged cross-power spectrum Several baselines displayed
Timerange: 00/02:41:05 to 00/02:46:45

Plot file version 93 created 02-FEB-2023 14:11:25

J2311+4543 EK051G.UVDATA.1

Freq = 1.2545 GHz, Bw = 32.000 MH No calibration applied and no bandpass applied

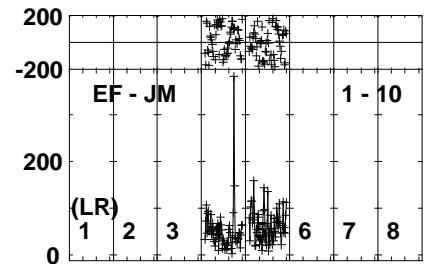
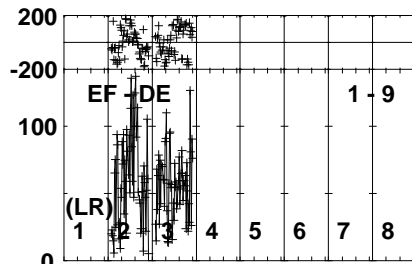
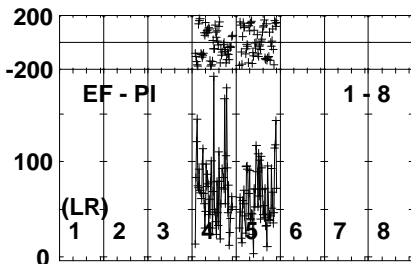
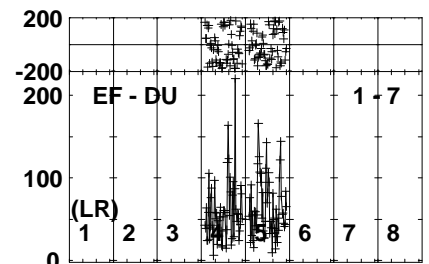
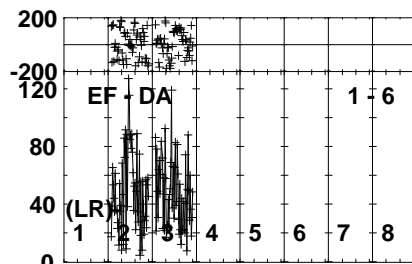
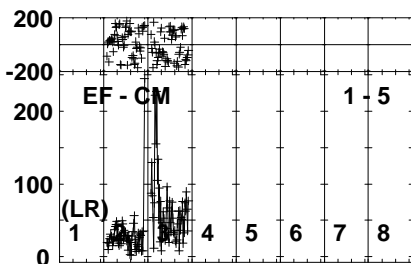
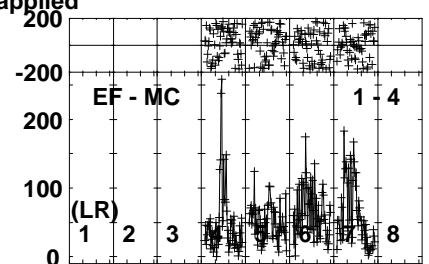
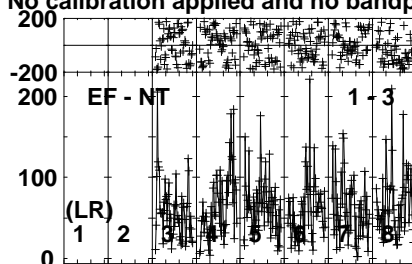
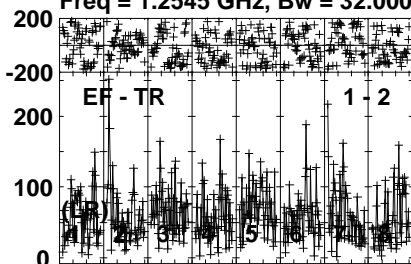


Lower frame: Milli Ampl Jy Top frame: Phas deg
Vector averaged cross-power spectrum Several baselines displayed
Timerange: 00/02:46:48 to 00/02:48:12

Plot file version 95 created 02-FEB-2023 14:11:25

R220912 D EK051G.UVDATA.1

Freq = 1.2545 GHz, Bw = 32.000 MH No calibration applied and no bandpass applied

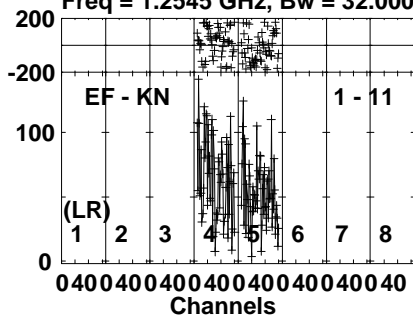


Lower frame: Micro Ampl Jy Top frame: Phas deg
Vector averaged cross-power spectrum Several baselines displayed
Timerange: 00/02:48:15 to 00/02:53:57

Plot file version 96 created 02-FEB-2023 14:11:25

R220912 D EK051G.UVDATA.1

Freq = 1.2545 GHz, Bw = 32.000 MH No calibration applied and no bandpass applied

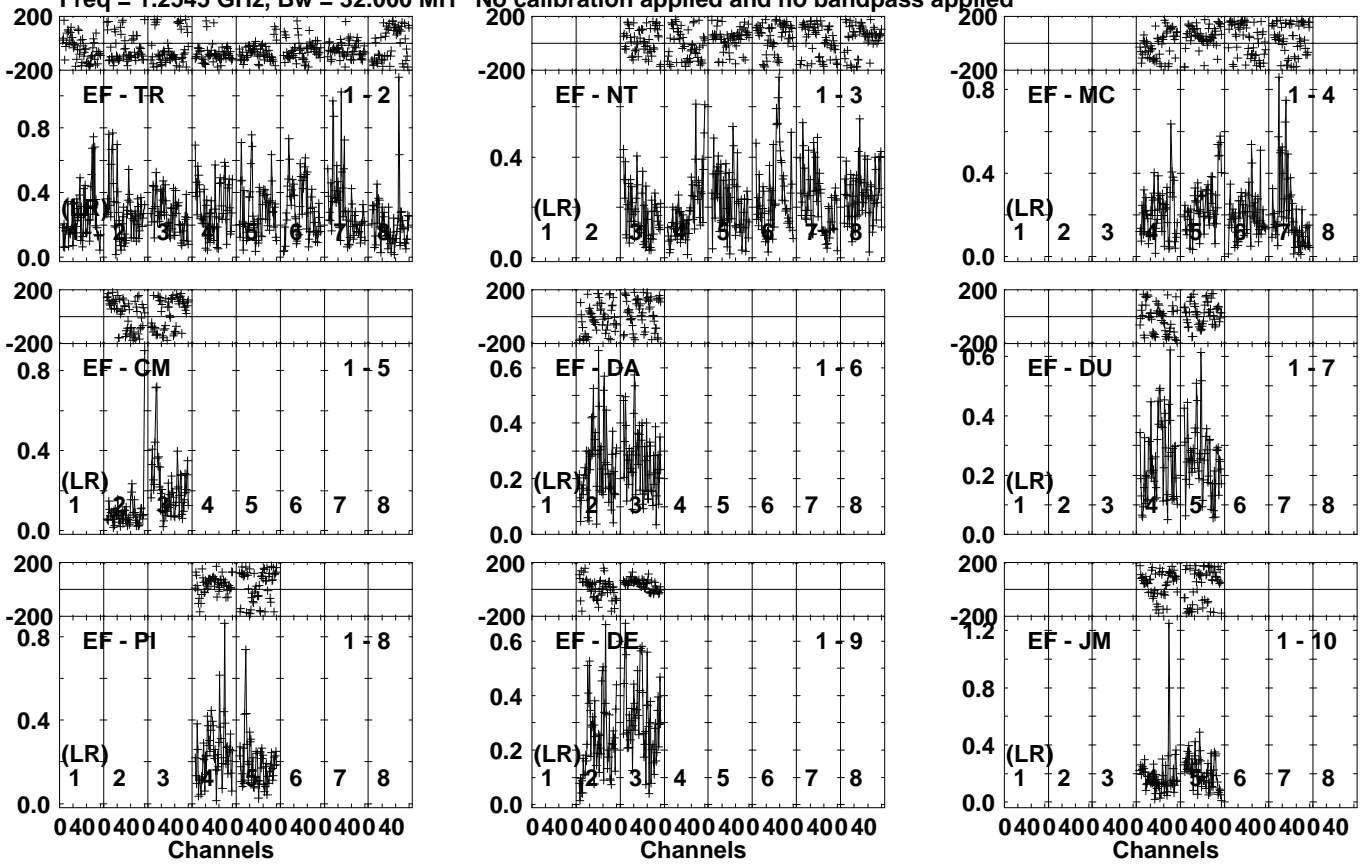


Lower frame: Micro Ampl Jy Top frame: Phas deg
Vector averaged cross-power spectrum Several baselines displayed
Timerange: 00/02:48:15 to 00/02:53:57

Plot file version 97 created 02-FEB-2023 14:11:25

J2311+4543 EK051G.UVDATA.1

Freq = 1.2545 GHz, Bw = 32.000 MH No calibration applied and no bandpass applied

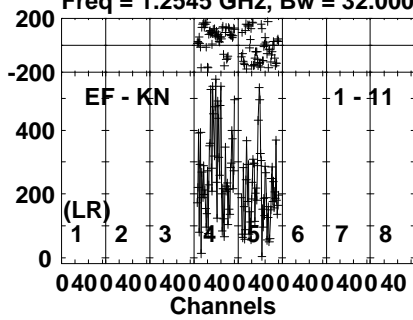


Lower frame: Milli Ampl Jy Top frame: Phas deg
Vector averaged cross-power spectrum Several baselines displayed
Timerange: 00/02:54:51 to 00/02:55:33

Plot file version 98 created 02-FEB-2023 14:11:25

J2311+4543 EK051G.UVDATA.1

Freq = 1.2545 GHz, Bw = 32.000 MH No calibration applied and no bandpass applied



Lower frame: Micro Ampl Jy Top frame: Phas deg

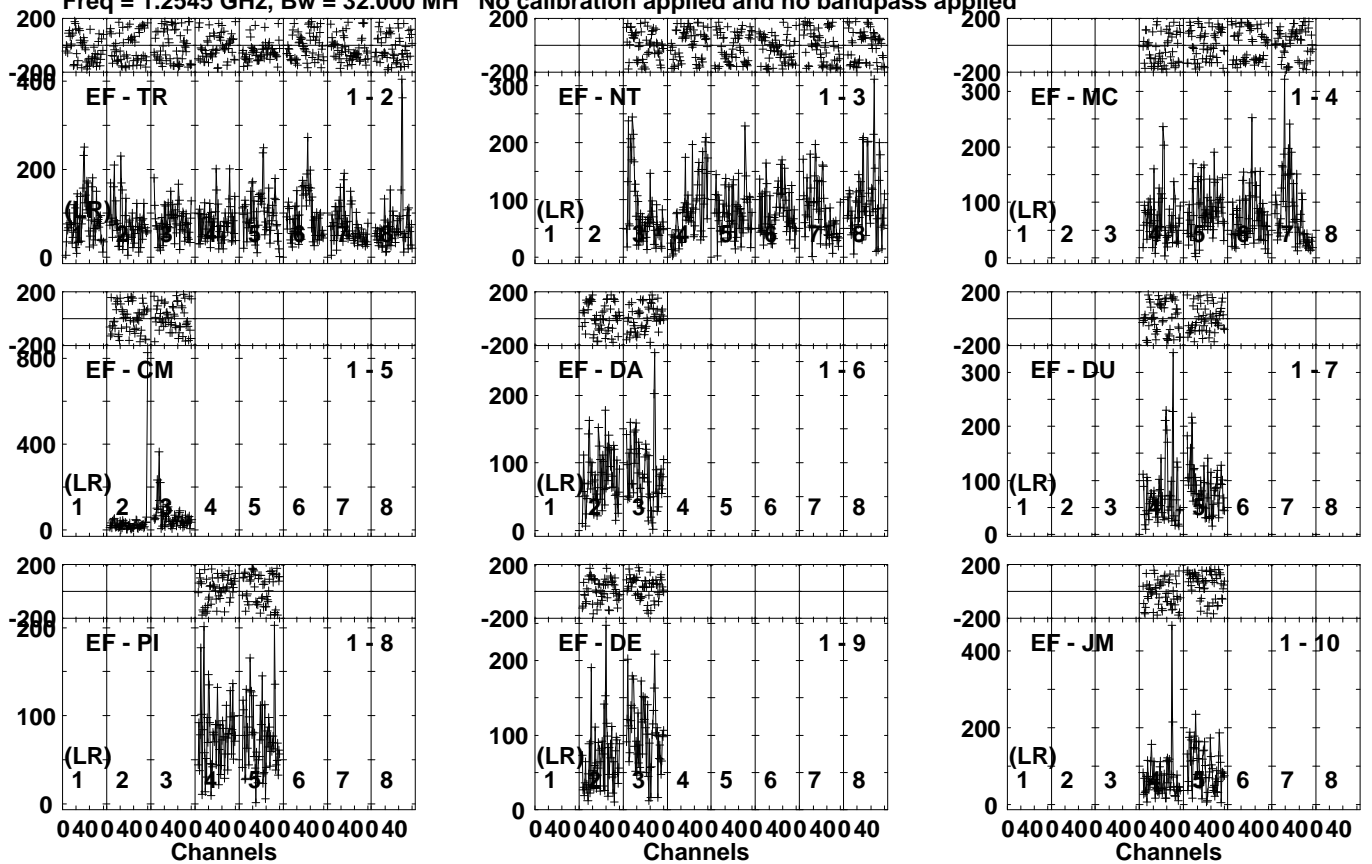
Vector averaged cross-power spectrum Several baselines displayed

Timerange: 00/02:54:51 to 00/02:55:33

Plot file version 99 created 02-FEB-2023 14:11:26

J2314+4518 EK051G.UVDATA.1

Freq = 1.2545 GHz, Bw = 32.000 MH No calibration applied and no bandpass applied

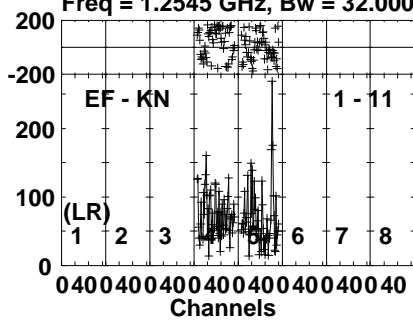


Lower frame: Micro Ampl Jy Top frame: Phas deg
Vector averaged cross-power spectrum Several baselines displayed
Timerange: 00/02:55:38 to 00/02:59:02

Plot file version 100 created 02-FEB-2023 14:11:26

J2314+4518 EK051G.UVDATA.1

Freq = 1.2545 GHz, Bw = 32.000 MH No calibration applied and no bandpass applied



Lower frame: Micro Ampl Jy Top frame: Phas deg

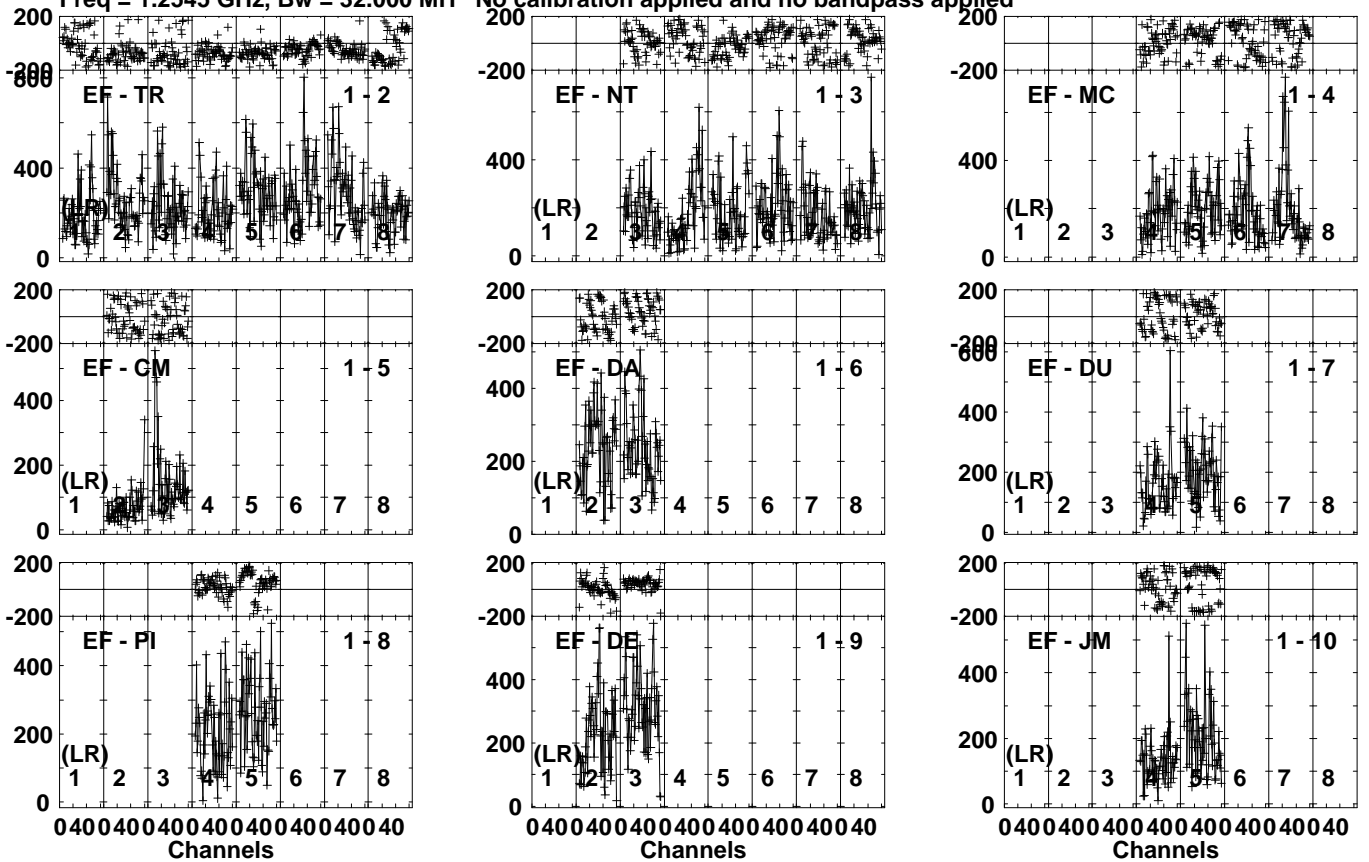
Vector averaged cross-power spectrum Several baselines displayed

Timerange: 00/02:55:38 to 00/02:59:02

Plot file version 101 created 02-FEB-2023 14:11:26

J2311+4543 EK051G.UVDATA.1

Freq = 1.2545 GHz, Bw = 32.000 MH No calibration applied and no bandpass applied

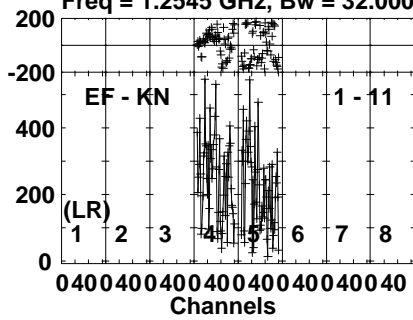


Lower frame: Micro Ampl Jy Top frame: Phas deg
Vector averaged cross-power spectrum Several baselines displayed
Timerange: 00/02:59:04 to 00/03:00:16

Plot file version 102 created 02-FEB-2023 14:11:26

J2311+4543 EK051G.UVDATA.1

Freq = 1.2545 GHz, Bw = 32.000 MH No calibration applied and no bandpass applied



Lower frame: Micro Ampl Jy Top frame: Phas deg

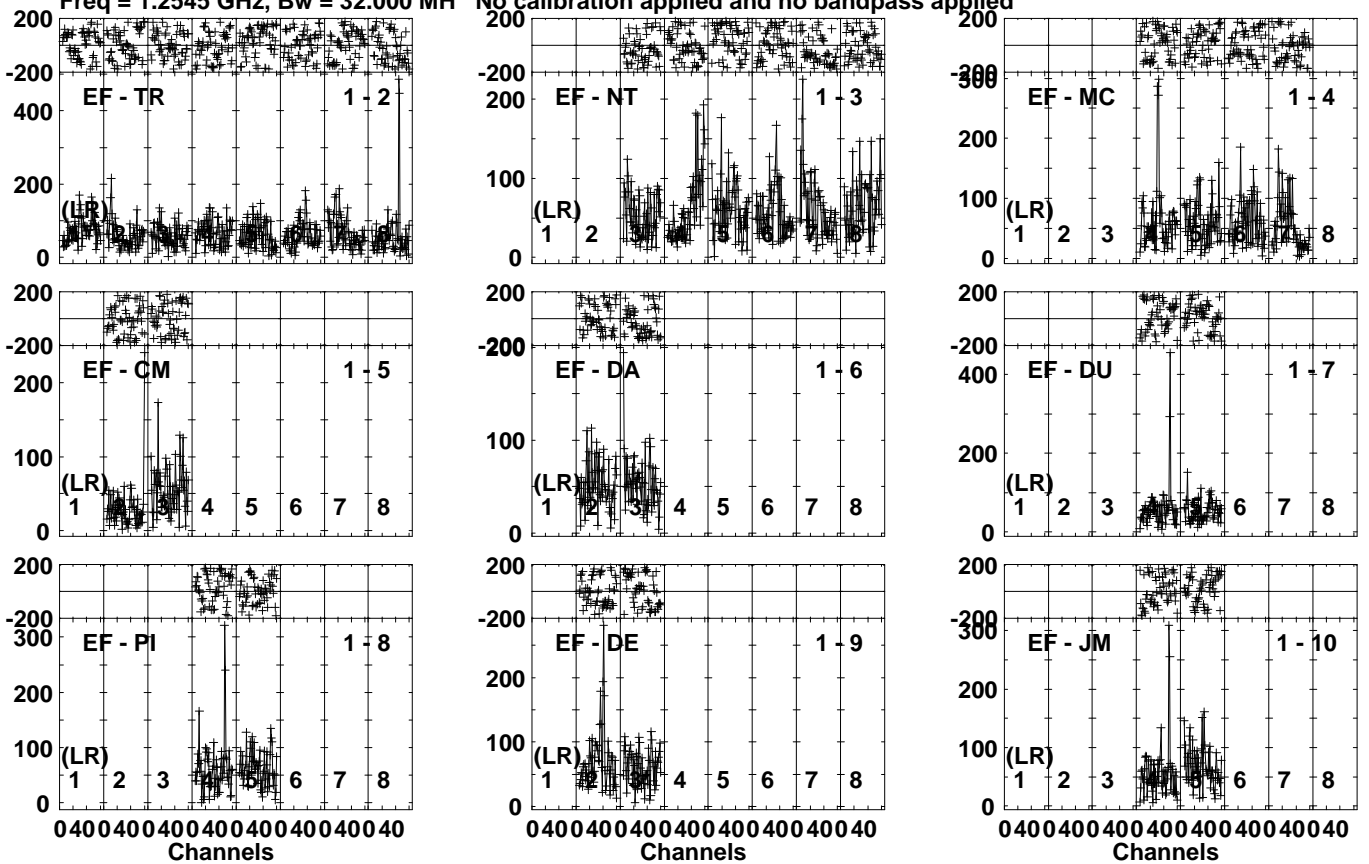
Vector averaged cross-power spectrum Several baselines displayed

Timerange: 00/02:59:04 to 00/03:00:16

Plot file version 103 created 02-FEB-2023 14:11:26

R220912 D EK051G.UVDATA.1

Freq = 1.2545 GHz, Bw = 32.000 MH No calibration applied and no bandpass applied

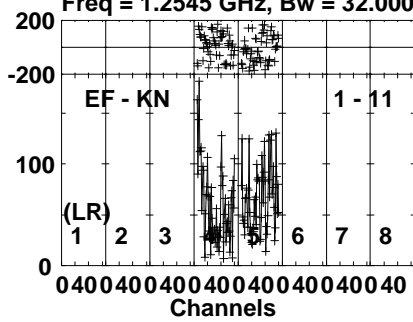


Lower frame: Micro Ampl Jy Top frame: Phas deg
Vector averaged cross-power spectrum Several baselines displayed
Timerange: 00/03:00:18 to 00/03:06:00

Plot file version 104 created 02-FEB-2023 14:11:27

R220912 D EK051G.UVDATA.1

Freq = 1.2545 GHz, Bw = 32.000 MH No calibration applied and no bandpass applied

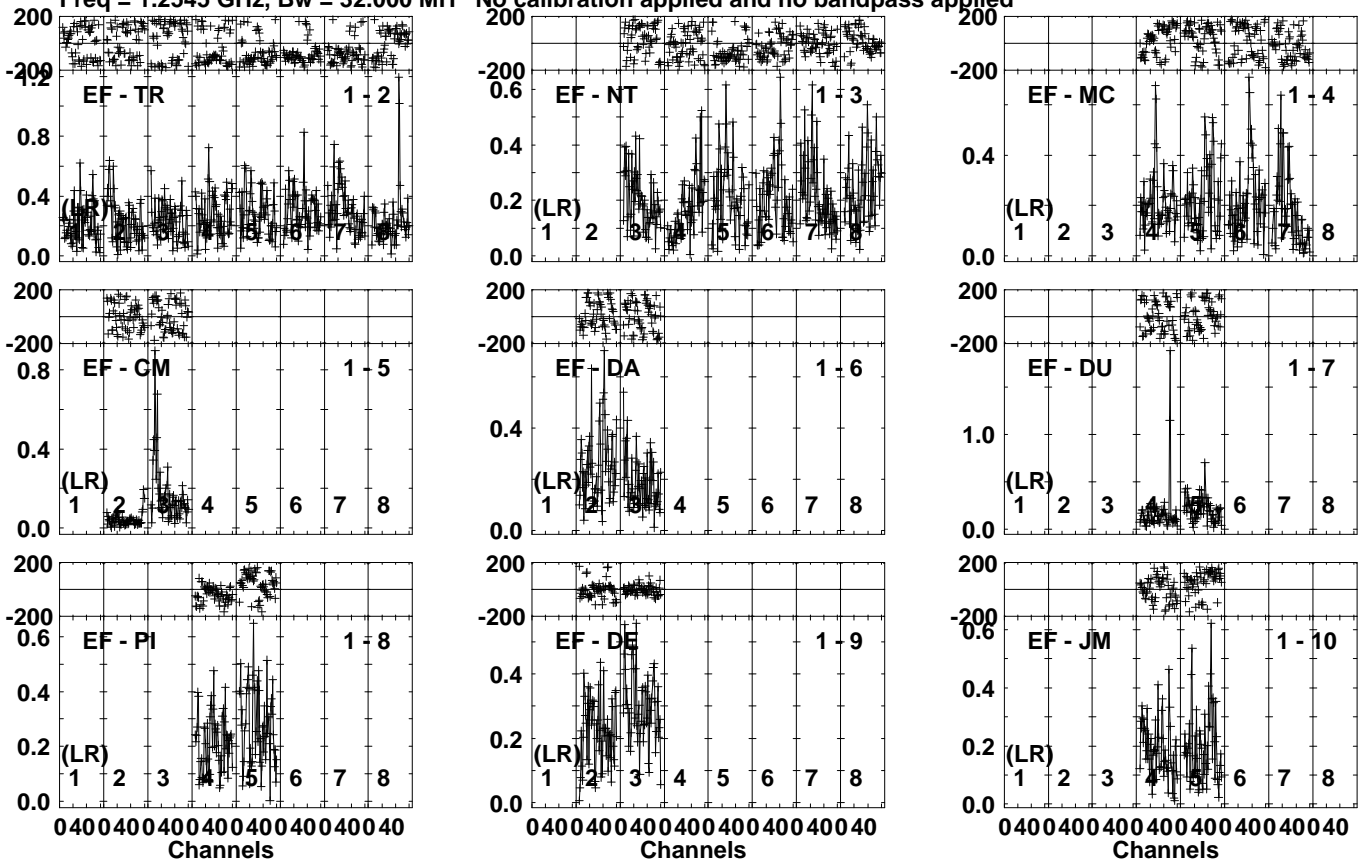


Lower frame: Micro Ampl Jy Top frame: Phas deg
Vector averaged cross-power spectrum Several baselines displayed
Timerange: 00/03:00:18 to 00/03:06:00

Plot file version 105 created 02-FEB-2023 14:11:27

J2311+4543 EK051G.UVDATA.1

Freq = 1.2545 GHz, Bw = 32.000 MH No calibration applied and no bandpass applied

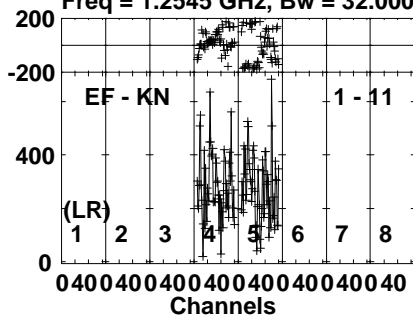


Lower frame: Milli Ampl Jy Top frame: Phas deg
Vector averaged cross-power spectrum Several baselines displayed
Timerange: 00/03:06:53 to 00/03:07:35

Plot file version 106 created 02-FEB-2023 14:11:27

J2311+4543 EK051G.UVDATA.1

Freq = 1.2545 GHz, Bw = 32.000 MH No calibration applied and no bandpass applied

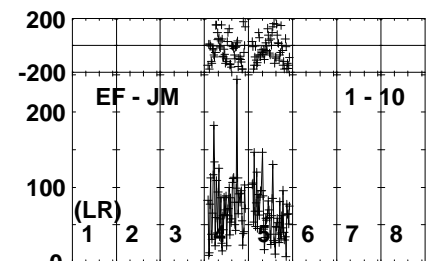
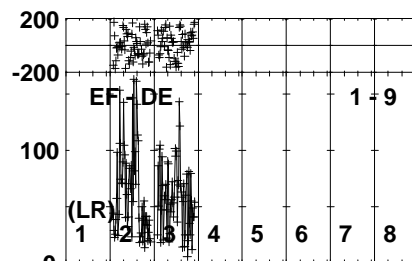
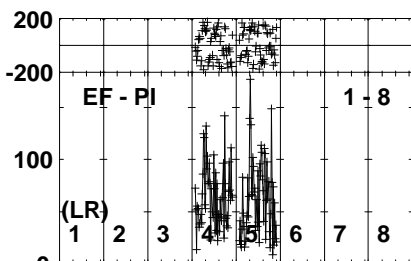
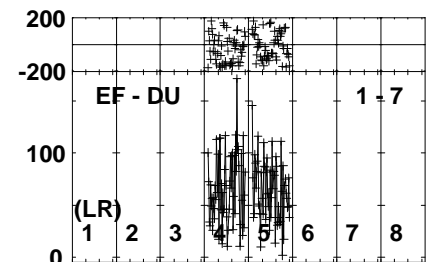
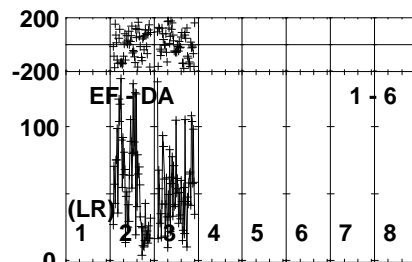
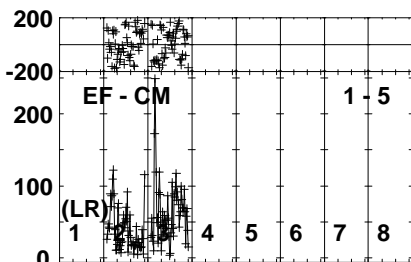
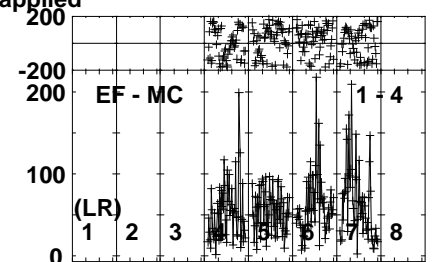
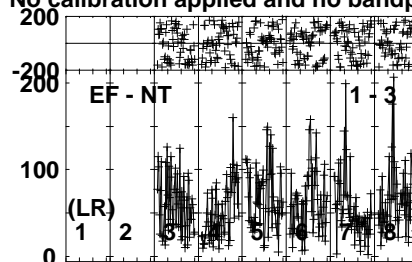
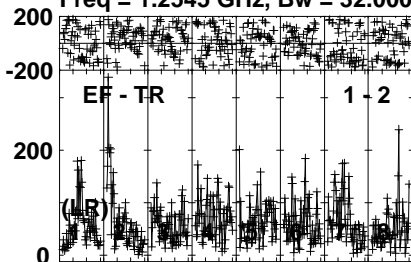


Lower frame: Micro Ampl Jy Top frame: Phas deg
Vector averaged cross-power spectrum Several baselines displayed
Timerange: 00/03:06:53 to 00/03:07:35

Plot file version 107 created 02-FEB-2023 14:11:27

R220912 D EK051G.UVDATA.1

Freq = 1.2545 GHz, Bw = 32.000 MH No calibration applied and no bandpass applied

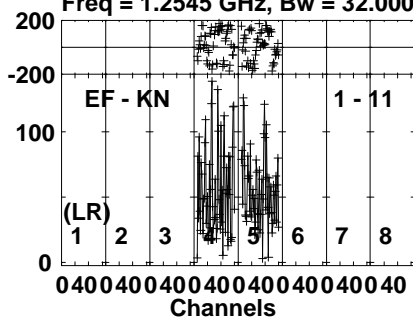


Lower frame: Micro Ampl Jy Top frame: Phas deg
Vector averaged cross-power spectrum Several baselines displayed
Timerange: 00/03:07:40 to 00/03:13:20

Plot file version 108 created 02-FEB-2023 14:11:27

R220912 D EK051G.UVDATA.1

Freq = 1.2545 GHz, Bw = 32.000 MH No calibration applied and no bandpass applied

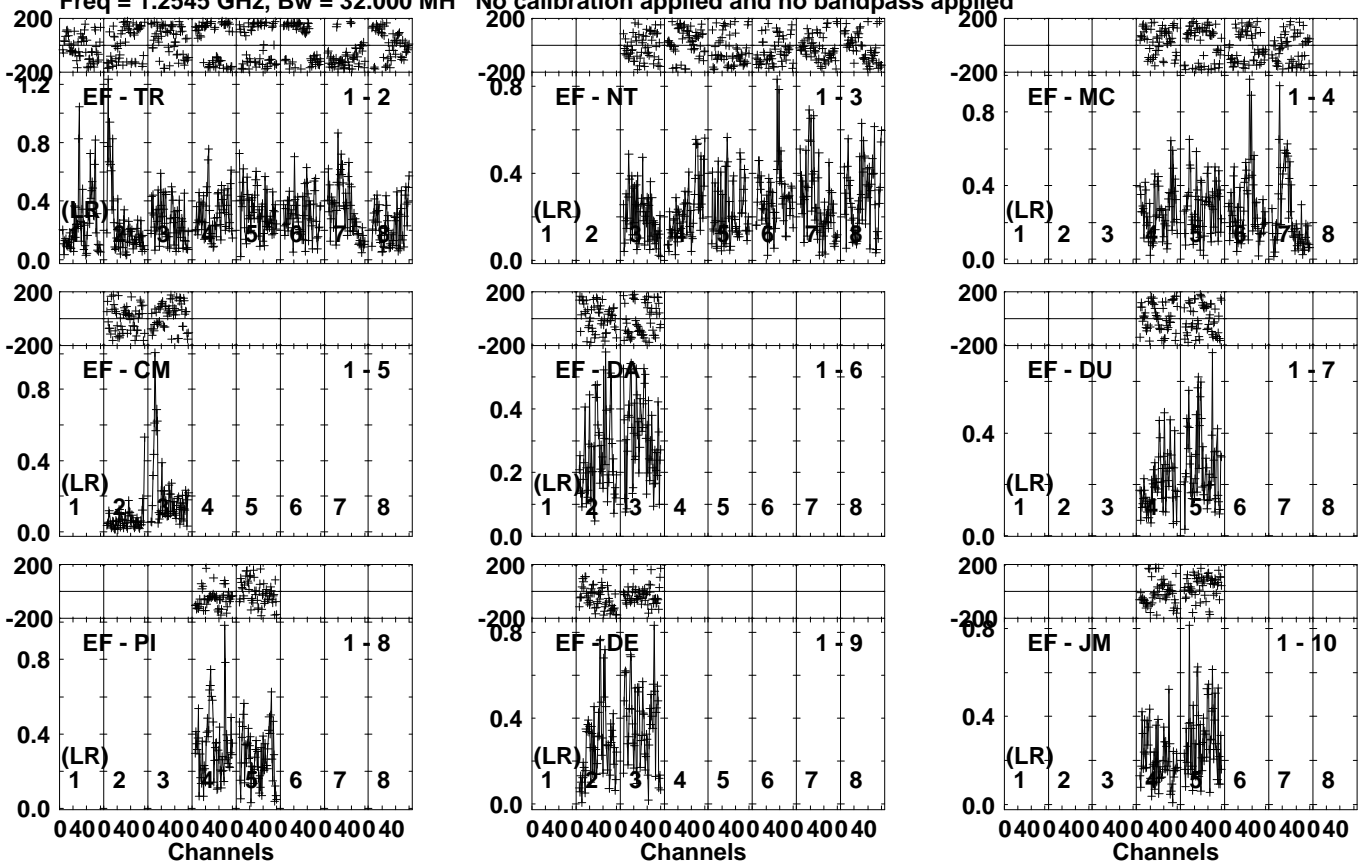


Lower frame: Micro Ampl Jy Top frame: Phas deg
Vector averaged cross-power spectrum Several baselines displayed
Timerange: 00/03:07:40 to 00/03:13:20

Plot file version 109 created 02-FEB-2023 14:11:27

J2311+4543 EK051G.UVDATA.1

Freq = 1.2545 GHz, Bw = 32.000 MH No calibration applied and no bandpass applied

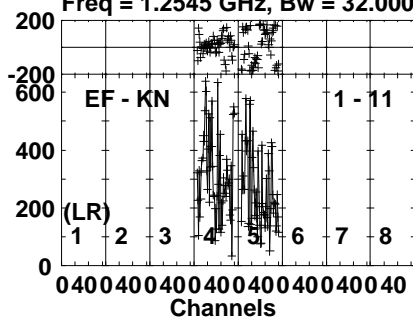


Lower frame: Milli Ampl Jy Top frame: Phas deg
Vector averaged cross-power spectrum Several baselines displayed
Timerange: 00/03:13:23 to 00/03:14:47

Plot file version 110 created 02-FEB-2023 14:11:28

J2311+4543 EK051G.UVDATA.1

Freq = 1.2545 GHz, Bw = 32.000 MH No calibration applied and no bandpass applied

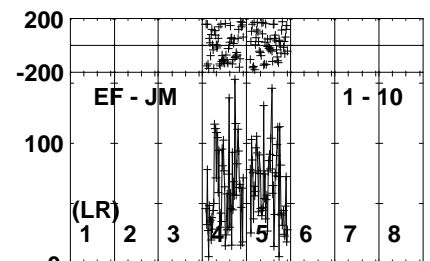
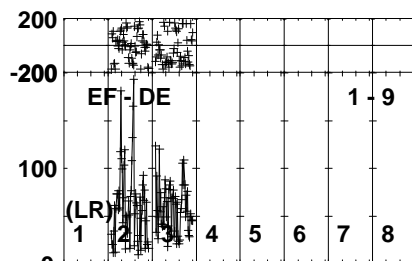
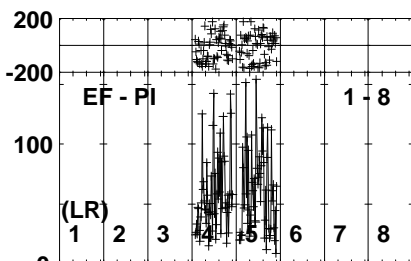
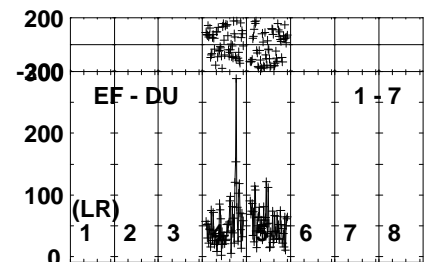
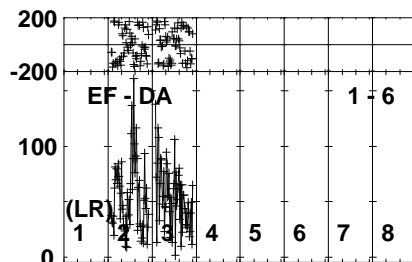
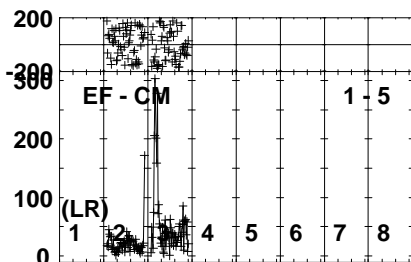
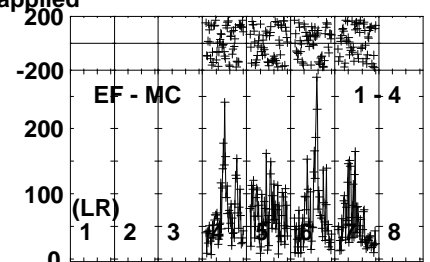
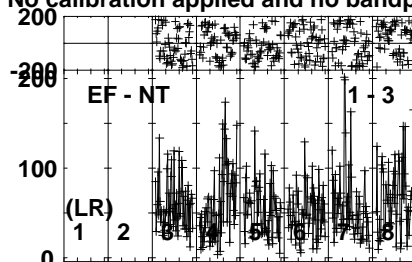
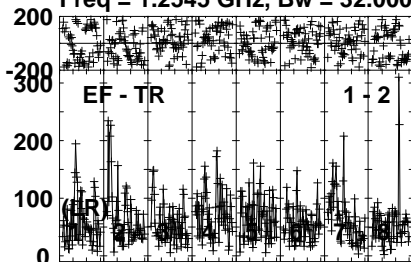


Lower frame: Micro Ampl Jy Top frame: Phas deg
Vector averaged cross-power spectrum Several baselines displayed
Timerange: 00/03:13:23 to 00/03:14:47

Plot file version 111 created 02-FEB-2023 14:11:28

R220912 D EK051G.UVDATA.1

Freq = 1.2545 GHz, Bw = 32.000 MH No calibration applied and no bandpass applied

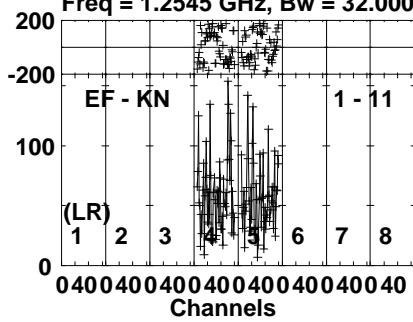


Lower frame: Micro Ampl Jy Top frame: Phas deg
Vector averaged cross-power spectrum Several baselines displayed
Timerange: 00/03:14:49 to 00/03:20:31

Plot file version 112 created 02-FEB-2023 14:11:28

R220912 D EK051G.UVDATA.1

Freq = 1.2545 GHz, Bw = 32.000 MH No calibration applied and no bandpass applied

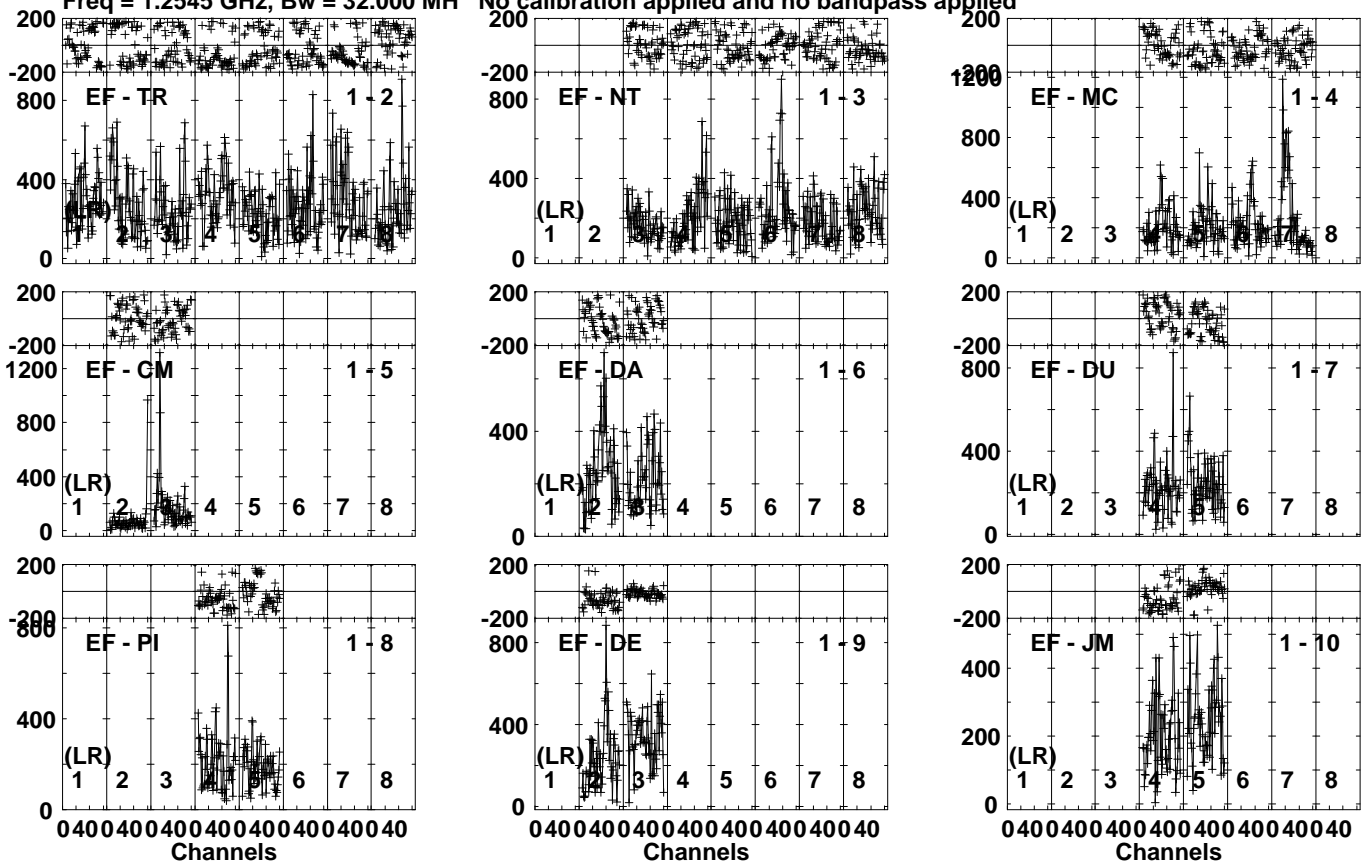


Lower frame: Micro Ampl Jy Top frame: Phas deg
Vector averaged cross-power spectrum Several baselines displayed
Timerange: 00/03:14:49 to 00/03:20:31

Plot file version 113 created 02-FEB-2023 14:11:28

J2311+4543 EK051G.UVDATA.1

Freq = 1.2545 GHz, Bw = 32.000 MH No calibration applied and no bandpass applied

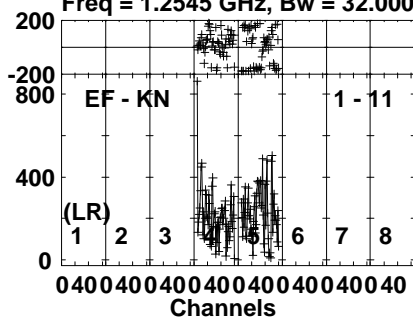


Lower frame: Micro Ampl Jy Top frame: Phas deg
Vector averaged cross-power spectrum Several baselines displayed
Timerange: 00/03:21:24 to 00/03:22:06

Plot file version 114 created 02-FEB-2023 14:11:28

J2311+4543 EK051G.UVDATA.1

Freq = 1.2545 GHz, Bw = 32.000 MH No calibration applied and no bandpass applied



Lower frame: Micro Ampl Jy Top frame: Phas deg

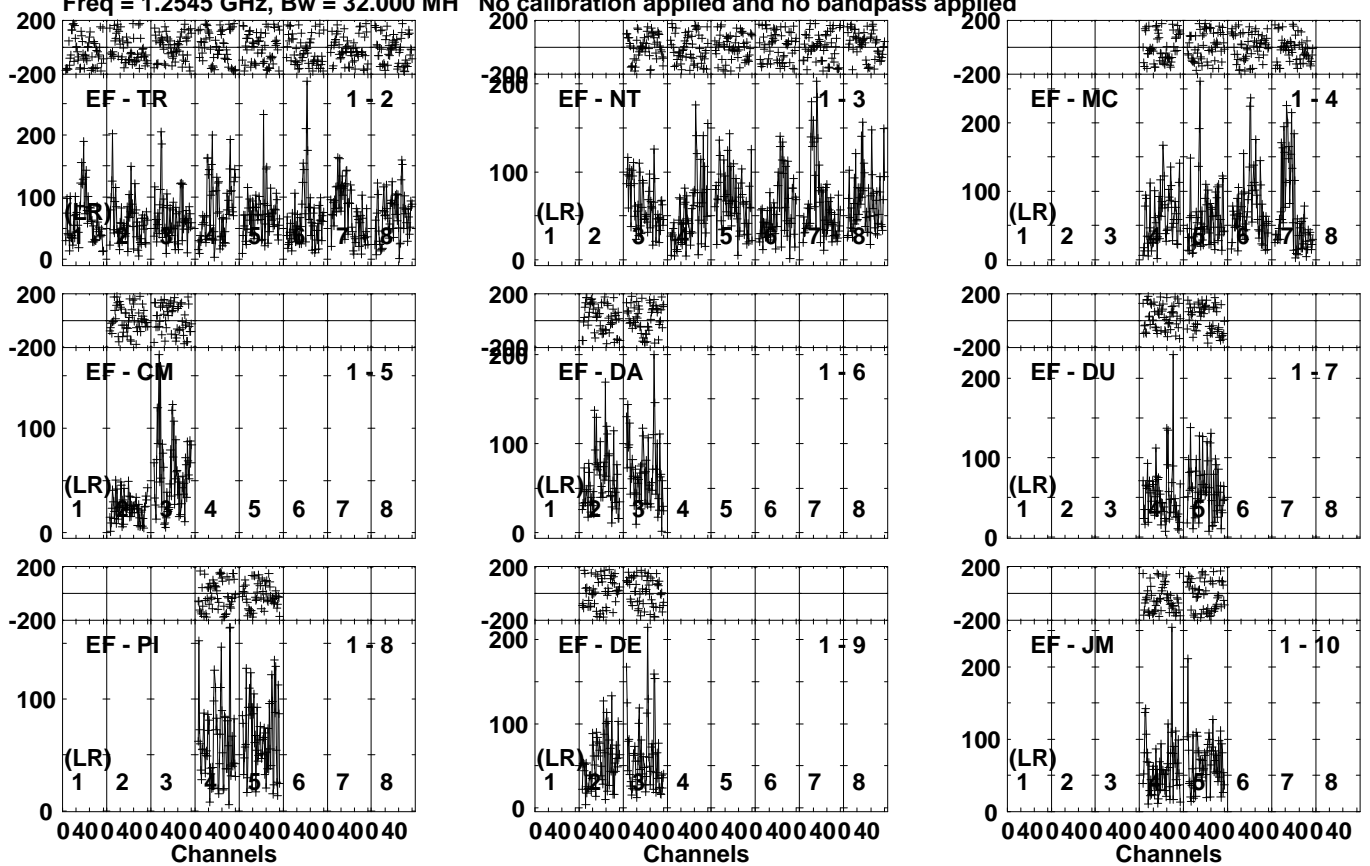
Vector averaged cross-power spectrum Several baselines displayed

Timerange: 00/03:21:24 to 00/03:22:06

Plot file version 115 created 02-FEB-2023 14:11:28

R220912 D EK051G.UVDATA.1

Freq = 1.2545 GHz, Bw = 32.000 MH No calibration applied and no bandpass applied

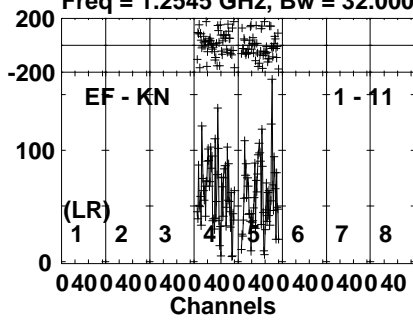


Lower frame: Micro Ampl Jy Top frame: Phas deg
Vector averaged cross-power spectrum Several baselines displayed
Timerange: 00/03:22:11 to 00/03:27:51

Plot file version 116 created 02-FEB-2023 14:11:29

R220912 D EK051G.UVDATA.1

Freq = 1.2545 GHz, Bw = 32.000 MH No calibration applied and no bandpass applied

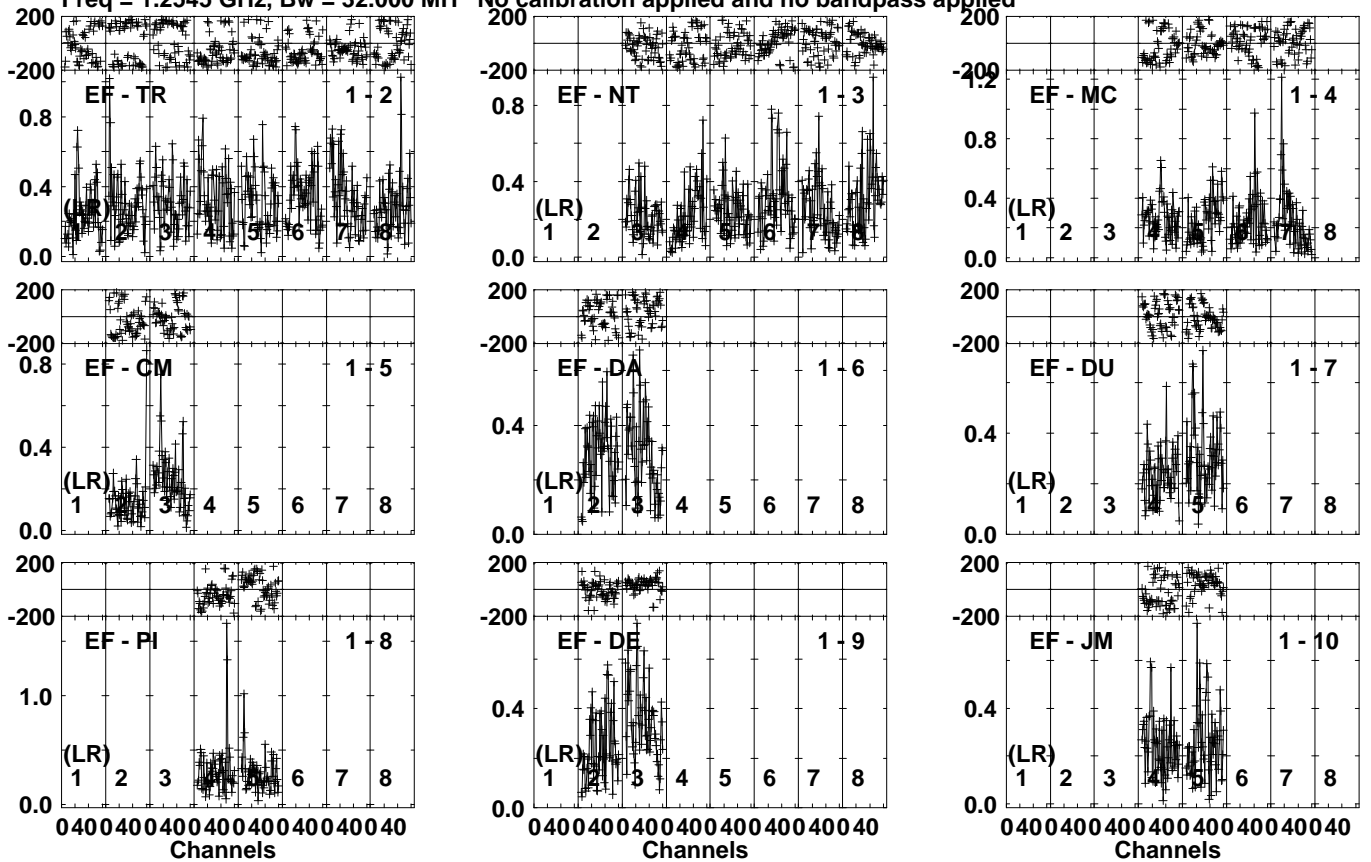


Lower frame: Micro Ampl Jy Top frame: Phas deg
Vector averaged cross-power spectrum Several baselines displayed
Timerange: 00/03:22:11 to 00/03:27:51

Plot file version 117 created 02-FEB-2023 14:11:29

J2311+4543 EK051G.UVDATA.1

Freq = 1.2545 GHz, Bw = 32.000 MH No calibration applied and no bandpass applied

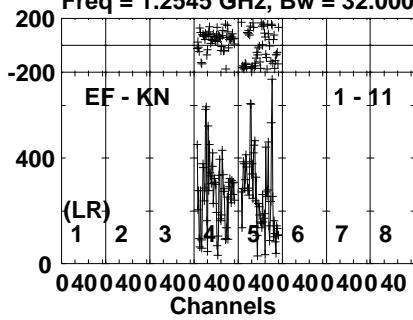


Lower frame: Milli Ampl Jy Top frame: Phas deg
Vector averaged cross-power spectrum Several baselines displayed
Timerange: 00/03:27:54 to 00/03:29:18

Plot file version 118 created 02-FEB-2023 14:11:29

J2311+4543 EK051G.UVDATA.1

Freq = 1.2545 GHz, Bw = 32.000 MH No calibration applied and no bandpass applied



Lower frame: Micro Ampl Jy Top frame: Phas deg

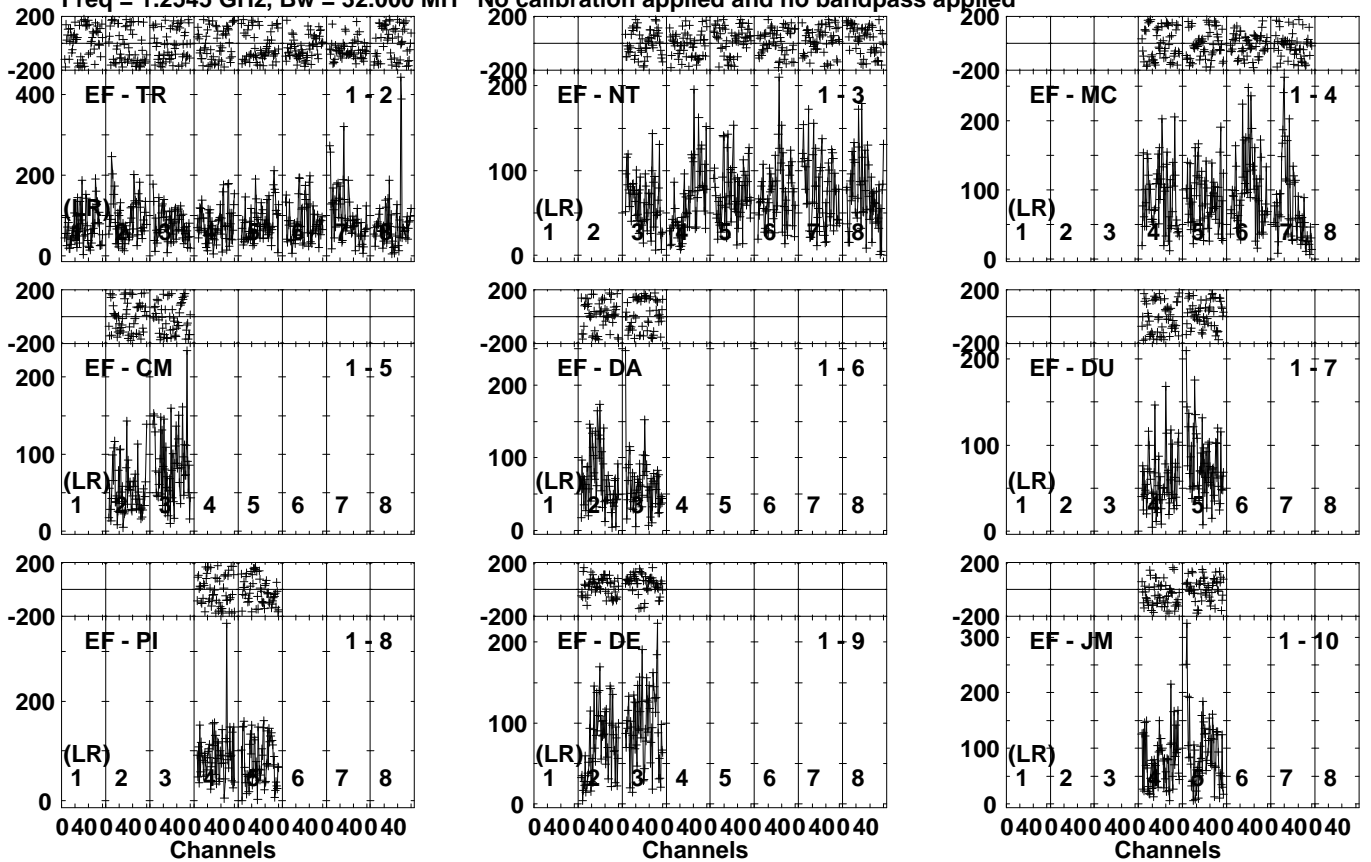
Vector averaged cross-power spectrum Several baselines displayed

Timerange: 00/03:27:54 to 00/03:29:18

Plot file version 119 created 02-FEB-2023 14:11:29

J2314+4518 EK051G.UVDATA.1

Freq = 1.2545 GHz, Bw = 32.000 MH No calibration applied and no bandpass applied

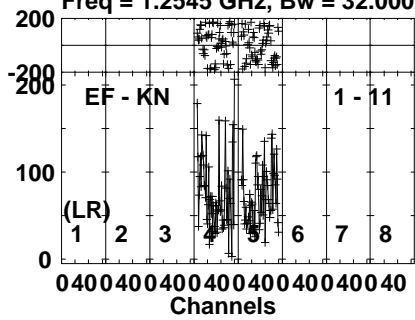


Lower frame: Micro Ampl Jy Top frame: Phas deg
Vector averaged cross-power spectrum Several baselines displayed
Timerange: 00/03:29:20 to 00/03:32:46

Plot file version 120 created 02-FEB-2023 14:11:29

J2314+4518 EK051G.UVDATA.1

Freq = 1.2545 GHz, Bw = 32.000 MH No calibration applied and no bandpass applied



Lower frame: Micro Ampl Jy Top frame: Phas deg

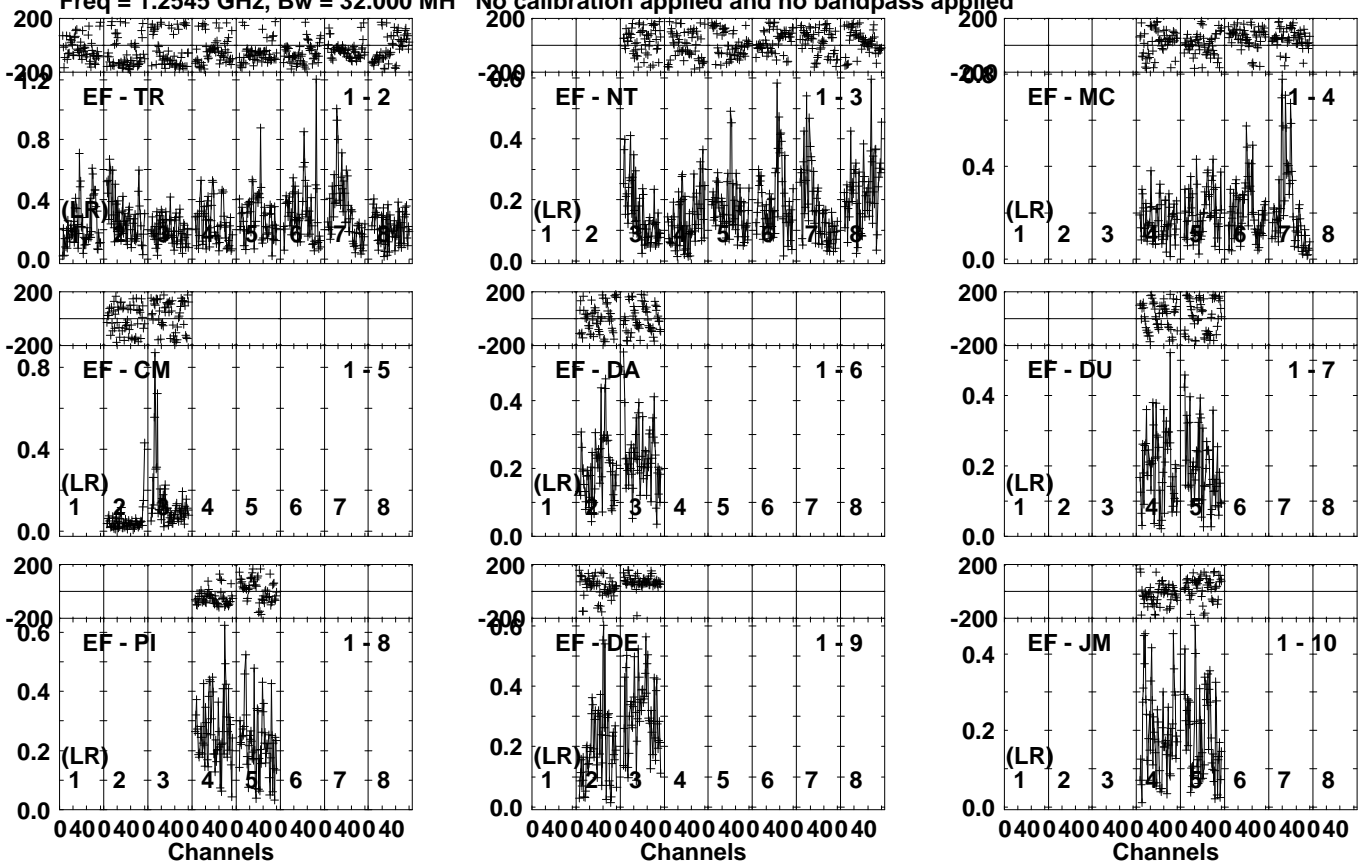
Vector averaged cross-power spectrum Several baselines displayed

Timerange: 00/03:29:20 to 00/03:32:46

Plot file version 121 created 02-FEB-2023 14:11:29

J2311+4543 EK051G.UVDATA.1

Freq = 1.2545 GHz, Bw = 32.000 MH No calibration applied and no bandpass applied

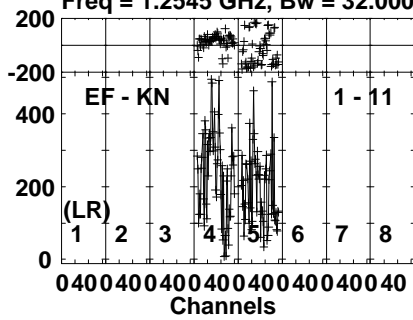


Lower frame: Milli Ampl Jy Top frame: Phas deg
Vector averaged cross-power spectrum Several baselines displayed
Timerange: 00/03:33:26 to 00/03:34:08

Plot file version 122 created 02-FEB-2023 14:11:30

J2311+4543 EK051G.UVDATA.1

Freq = 1.2545 GHz, Bw = 32.000 MH No calibration applied and no bandpass applied



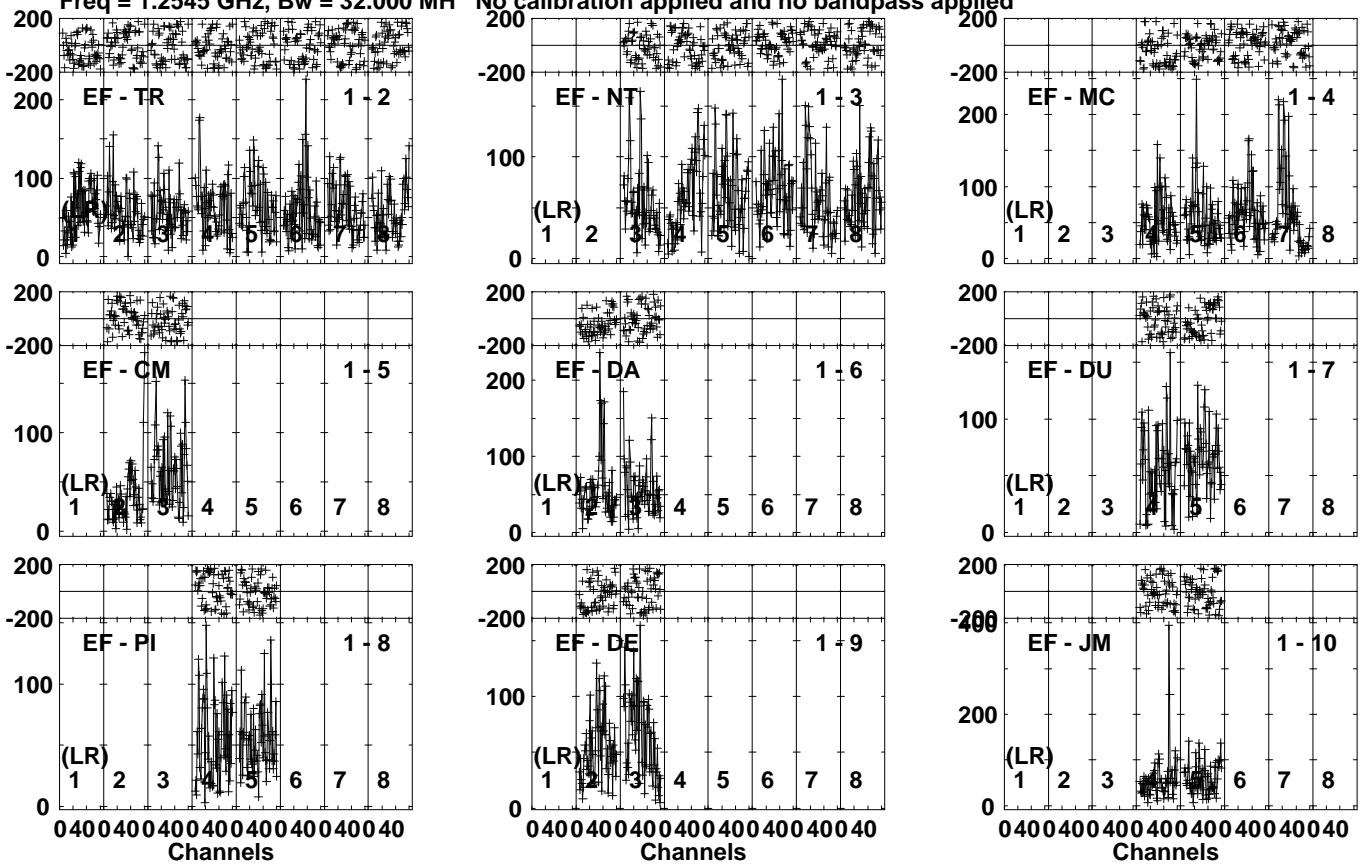
Lower frame: Micro Ampl Jy Top frame: Phas deg
Vector averaged cross-power spectrum Several baselines displayed
Timerange: 00/03:33:26 to 00/03:34:08

Plot file version 123 created 02-FEB-2023 14:11:30

R220912 D EK051G.UVDATA.1

Freq = 1.2545 GHz, Bw = 32.000 MH

No calibration applied and no bandpass applied

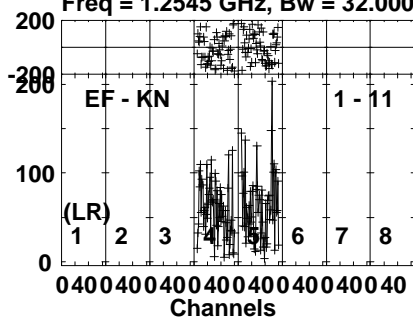


Lower frame: Micro Ampl Jy Top frame: Phas deg
Vector averaged cross-power spectrum Several baselines displayed
Timerange: 00/03:34:11 to 00/03:39:53

Plot file version 124 created 02-FEB-2023 14:11:30

R220912 D EK051G.UVDATA.1

Freq = 1.2545 GHz, Bw = 32.000 MH No calibration applied and no bandpass applied



Lower frame: Micro Ampl Jy Top frame: Phas deg

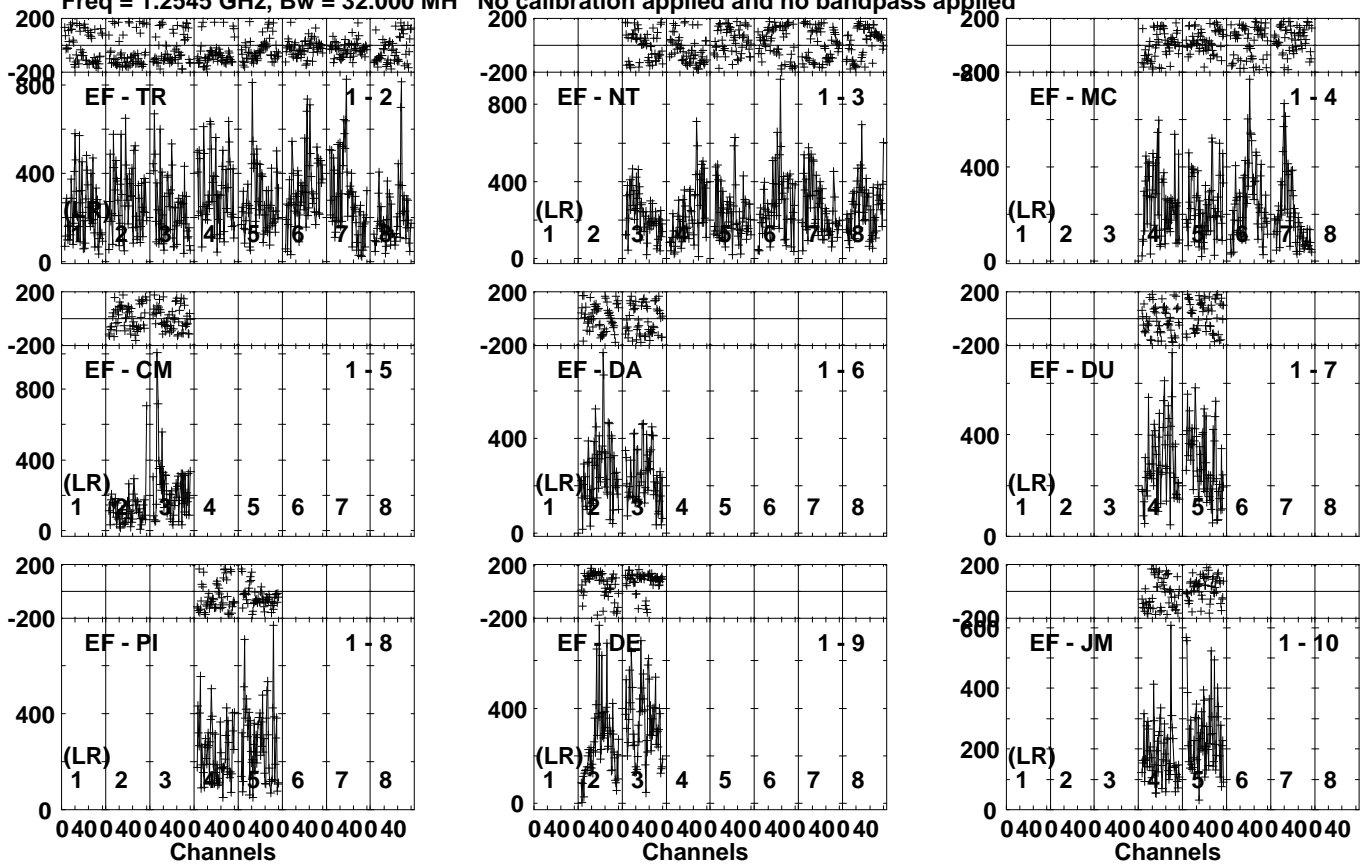
Vector averaged cross-power spectrum Several baselines displayed

Timerange: 00/03:34:11 to 00/03:39:53

Plot file version 125 created 02-FEB-2023 14:11:30

J2311+4543 EK051G.UVDATA.1

Freq = 1.2545 GHz, Bw = 32.000 MH No calibration applied and no bandpass applied

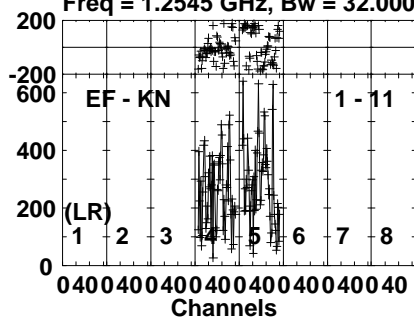


Lower frame: Micro Ampl Jy Top frame: Phas deg
Vector averaged cross-power spectrum Several baselines displayed
Timerange: 00/03:39:56 to 00/03:41:18

Plot file version 126 created 02-FEB-2023 14:11:30

J2311+4543 EK051G.UVDATA.1

Freq = 1.2545 GHz, Bw = 32.000 MH No calibration applied and no bandpass applied



Lower frame: Micro Ampl Jy Top frame: Phas deg

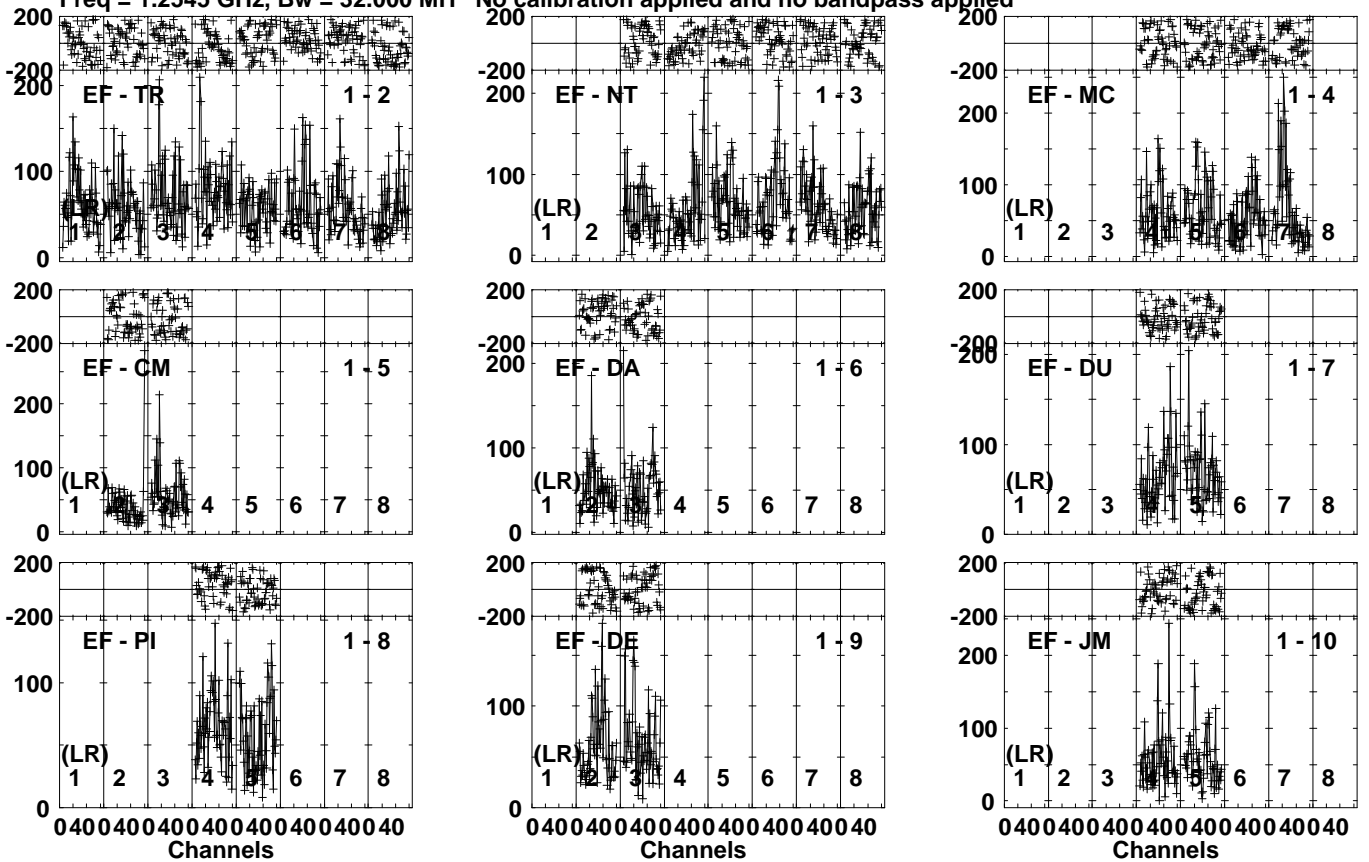
Vector averaged cross-power spectrum Several baselines displayed

Timerange: 00/03:39:56 to 00/03:41:18

Plot file version 127 created 02-FEB-2023 14:11:30

R220912 D EK051G.UVDATA.1

Freq = 1.2545 GHz, Bw = 32.000 MH No calibration applied and no bandpass applied

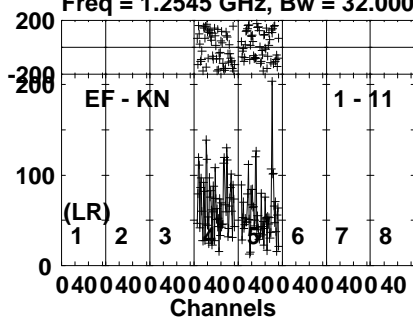


Lower frame: Micro Ampl Jy Top frame: Phas deg
Vector averaged cross-power spectrum Several baselines displayed
Timerange: 00/03:41:21 to 00/03:47:03

Plot file version 128 created 02-FEB-2023 14:11:31

R220912 D EK051G.UVDATA.1

Freq = 1.2545 GHz, Bw = 32.000 MH No calibration applied and no bandpass applied



Lower frame: Micro Ampl Jy Top frame: Phas deg

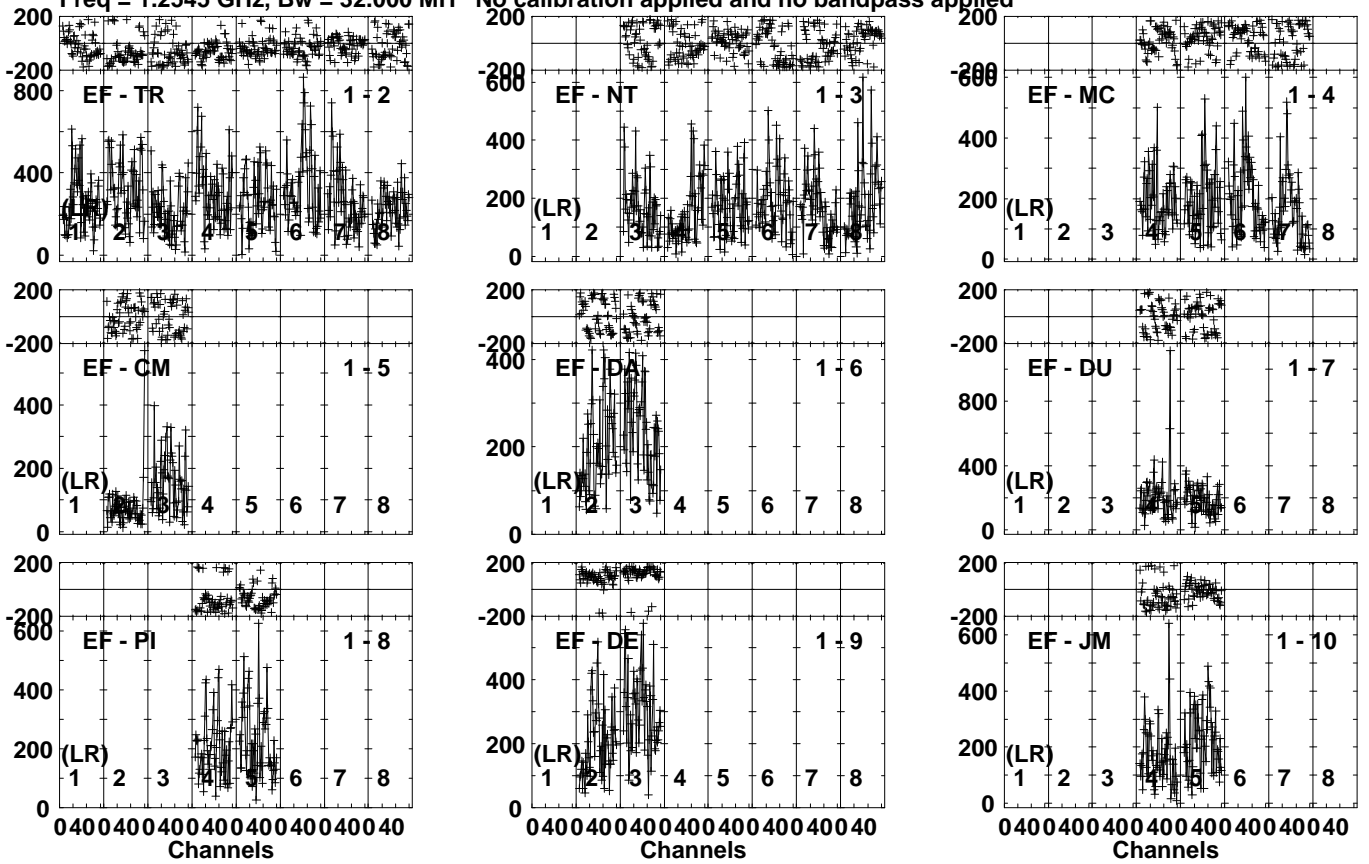
Vector averaged cross-power spectrum Several baselines displayed

Timerange: 00/03:41:21 to 00/03:47:03

Plot file version 129 created 02-FEB-2023 14:11:31

J2311+4543 EK051G.UVDATA.1

Freq = 1.2545 GHz, Bw = 32.000 MH No calibration applied and no bandpass applied

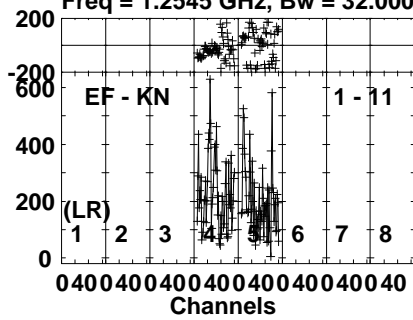


Lower frame: Micro Ampl Jy Top frame: Phas deg
Vector averaged cross-power spectrum Several baselines displayed
Timerange: 00/03:47:55 to 00/03:48:37

Plot file version 130 created 02-FEB-2023 14:11:31

J2311+4543 EK051G.UVDATA.1

Freq = 1.2545 GHz, Bw = 32.000 MH No calibration applied and no bandpass applied



Lower frame: Micro Ampl Jy Top frame: Phas deg

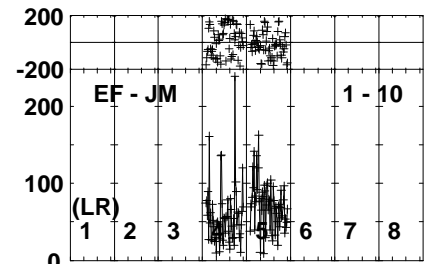
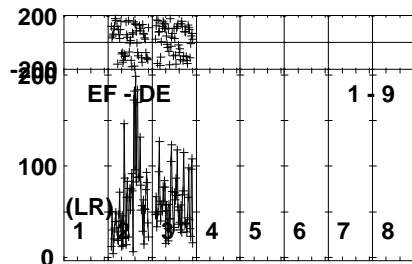
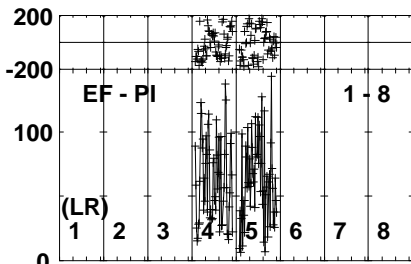
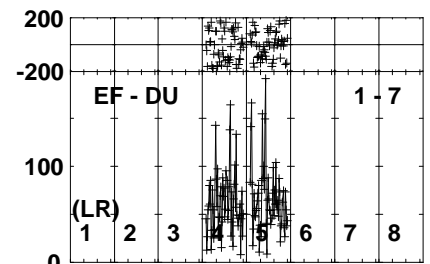
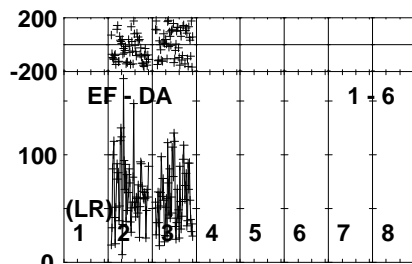
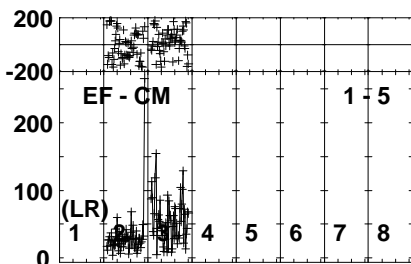
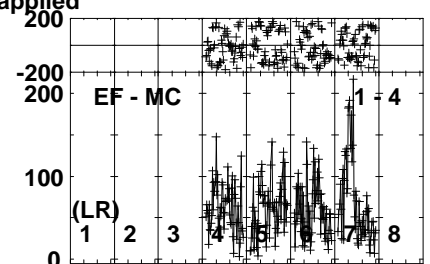
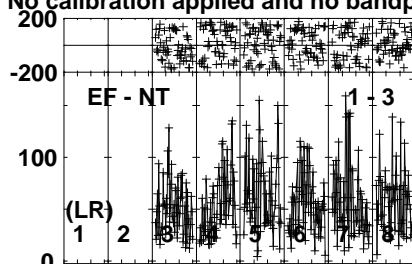
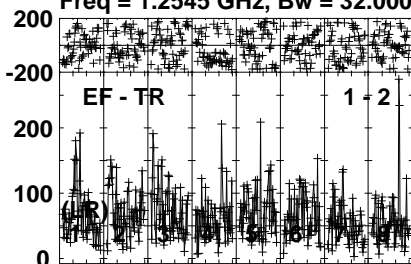
Vector averaged cross-power spectrum Several baselines displayed

Timerange: 00/03:47:55 to 00/03:48:37

Plot file version 131 created 02-FEB-2023 14:11:31

R220912 D EK051G.UVDATA.1

Freq = 1.2545 GHz, Bw = 32.000 MH No calibration applied and no bandpass applied

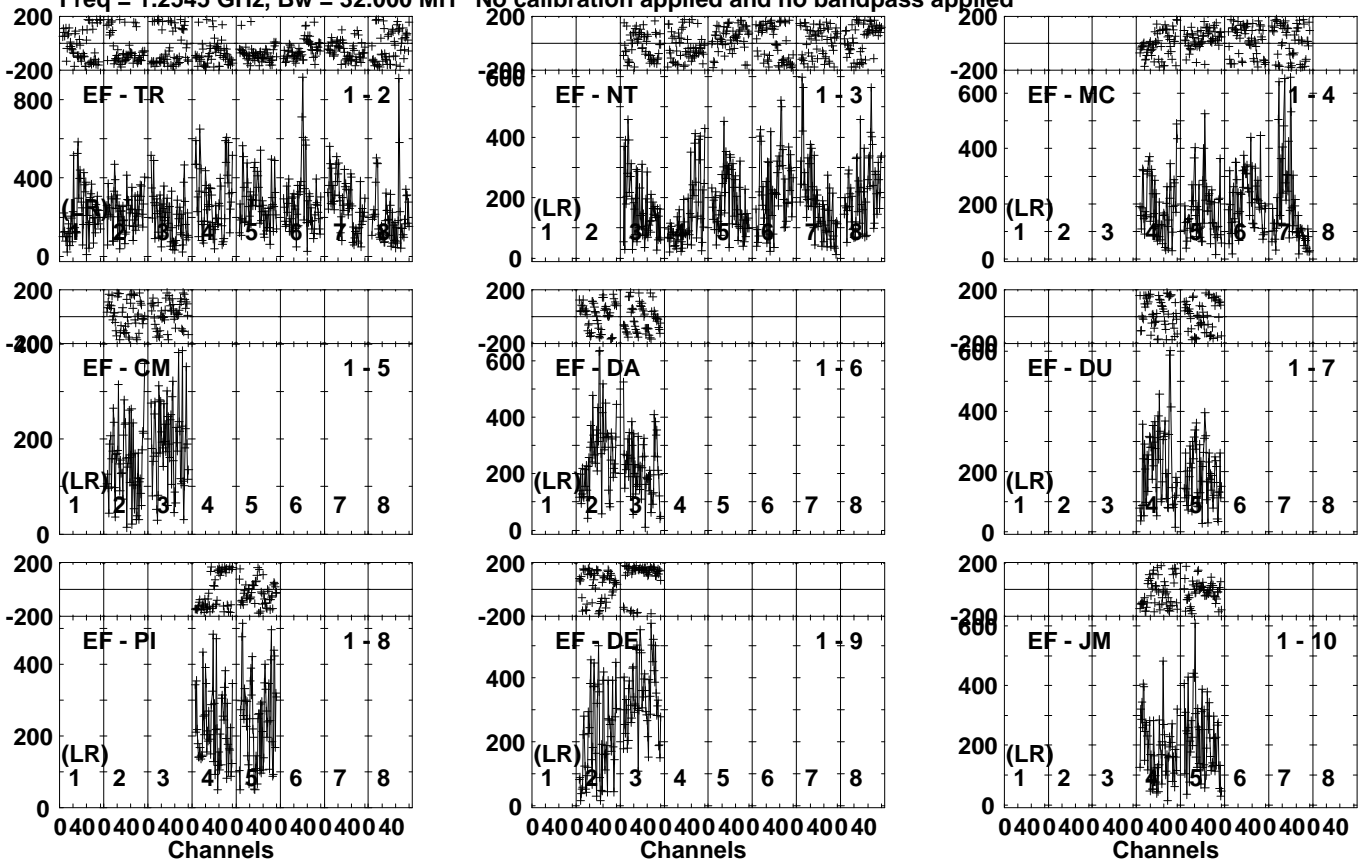


Lower frame: Micro Ampl Jy Top frame: Phas deg
Vector averaged cross-power spectrum Several baselines displayed
Timerange: 00/03:48:42 to 00/03:54:22

Plot file version 133 created 02-FEB-2023 14:11:32

J2311+4543 EK051G.UVDATA.1

Freq = 1.2545 GHz, Bw = 32.000 MH No calibration applied and no bandpass applied

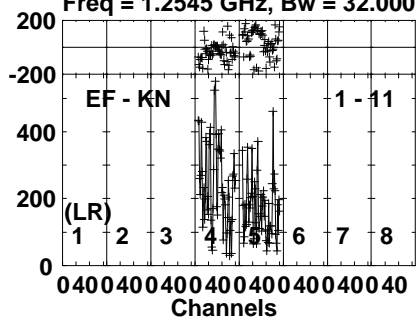


Lower frame: Micro Ampl Jy Top frame: Phas deg
Vector averaged cross-power spectrum Several baselines displayed
Timerange: 00/03:54:25 to 00/03:55:47

Plot file version 134 created 02-FEB-2023 14:11:32

J2311+4543 EK051G.UVDATA.1

Freq = 1.2545 GHz, Bw = 32.000 MH No calibration applied and no bandpass applied



Lower frame: Micro Ampl Jy Top frame: Phas deg

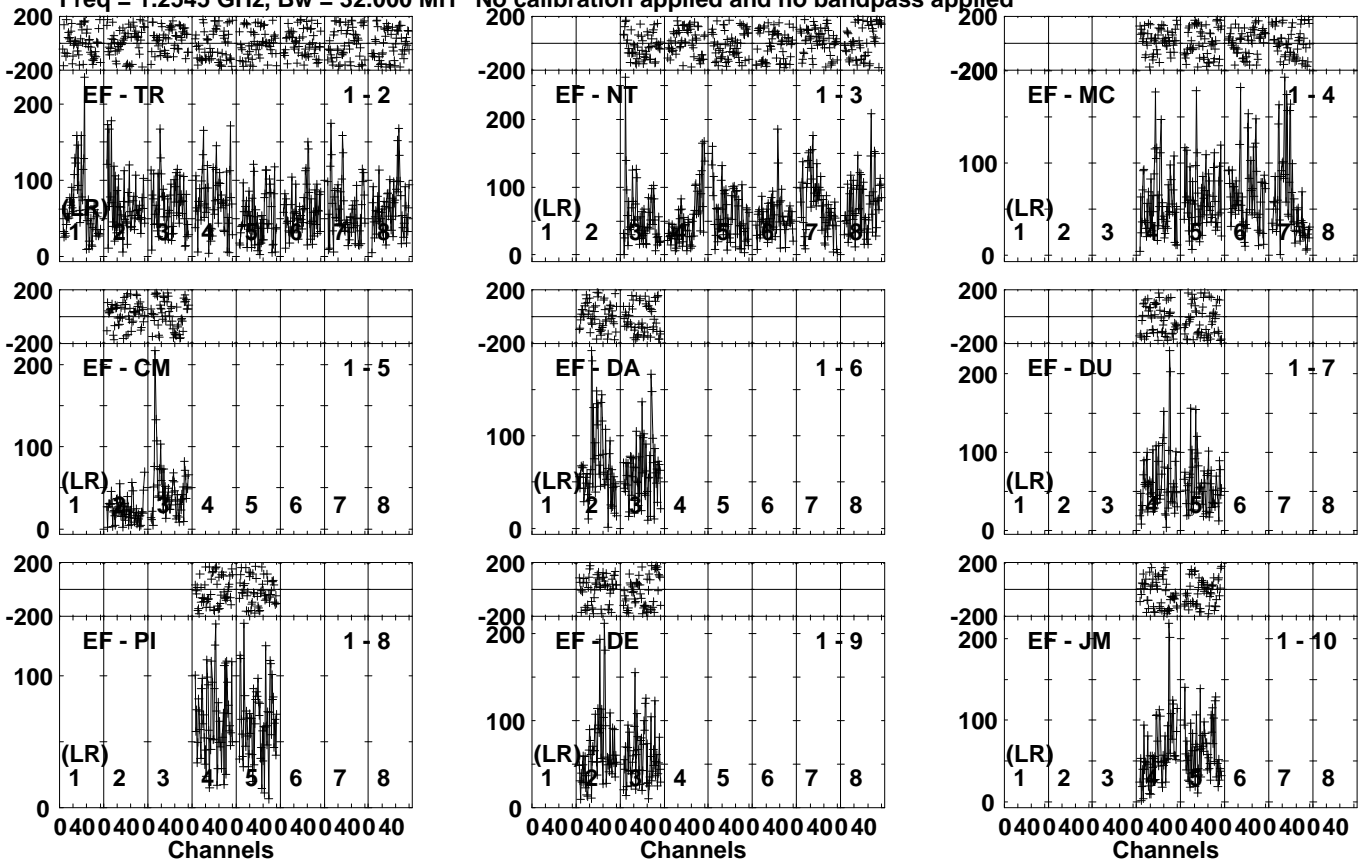
Vector averaged cross-power spectrum Several baselines displayed

Timerange: 00/03:54:25 to 00/03:55:47

Plot file version 135 created 02-FEB-2023 14:11:32

R220912 D EK051G.UVDATA.1

Freq = 1.2545 GHz, Bw = 32.000 MH No calibration applied and no bandpass applied

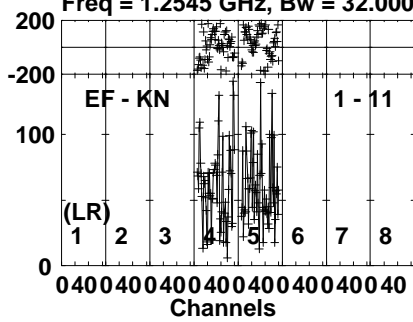


Lower frame: Micro Ampl Jy Top frame: Phas deg
Vector averaged cross-power spectrum Several baselines displayed
Timerange: 00/03:55:50 to 00/04:01:32

Plot file version 136 created 02-FEB-2023 14:11:32

R220912 D EK051G.UVDATA.1

Freq = 1.2545 GHz, Bw = 32.000 MH No calibration applied and no bandpass applied



Lower frame: Micro Ampl Jy Top frame: Phas deg

Vector averaged cross-power spectrum Several baselines displayed

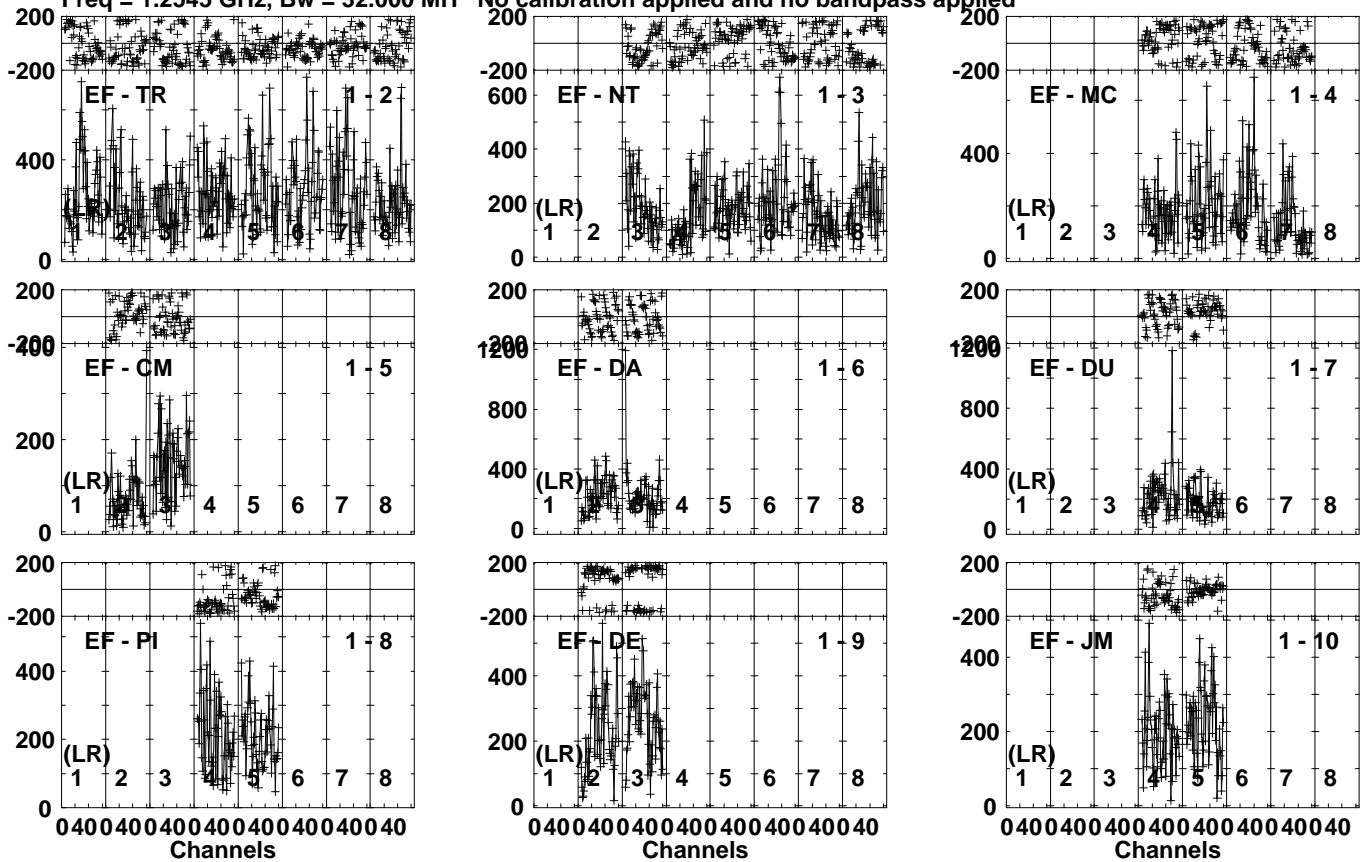
Timerange: 00/03:55:50 to 00/04:01:32

Plot file version 137 created 02-FEB-2023 14:11:32

J2311+4543 EK051G.UVDATA.1

Freq = 1.2545 GHz, Bw = 32.000 MH

No calibration applied and no bandpass applied

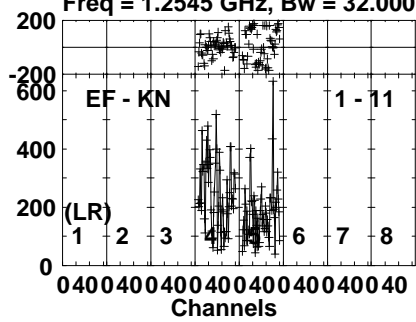


Lower frame: Micro Ampl Jy Top frame: Phas deg
Vector averaged cross-power spectrum Several baselines displayed
Timerange: 00/04:02:24 to 00/04:03:06

Plot file version 138 created 02-FEB-2023 14:11:33

J2311+4543 EK051G.UVDATA.1

Freq = 1.2545 GHz, Bw = 32.000 MH No calibration applied and no bandpass applied



Lower frame: Micro Ampl Jy Top frame: Phas deg

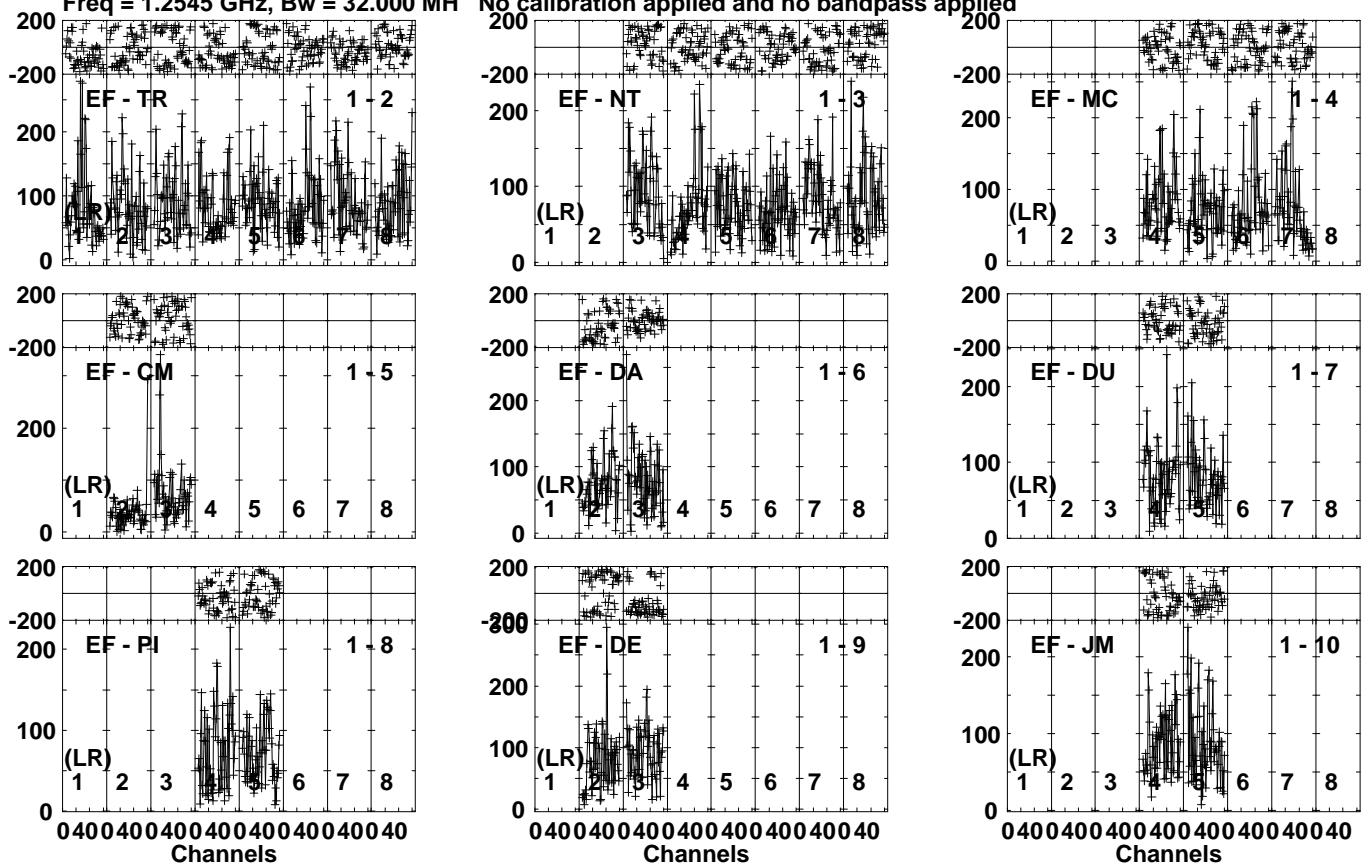
Vector averaged cross-power spectrum Several baselines displayed

Timerange: 00/04:02:24 to 00/04:03:06

Plot file version 139 created 02-FEB-2023 14:11:33

J2314+4518 EK051G.UVDATA.1

Freq = 1.2545 GHz, Bw = 32.000 MH No calibration applied and no bandpass applied

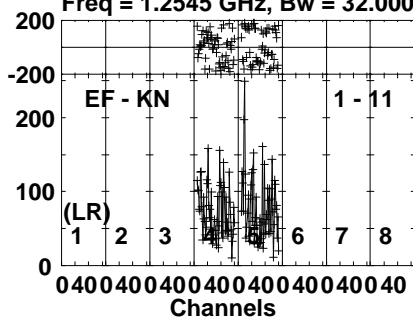


Lower frame: Micro Ampl Jy Top frame: Phas deg
Vector averaged cross-power spectrum Several baselines displayed
Timerange: 00/04:03:11 to 00/04:06:35

Plot file version 140 created 02-FEB-2023 14:11:33

J2314+4518 EK051G.UVDATA.1

Freq = 1.2545 GHz, Bw = 32.000 MH No calibration applied and no bandpass applied



Lower frame: Micro Ampl Jy Top frame: Phas deg

Vector averaged cross-power spectrum Several baselines displayed

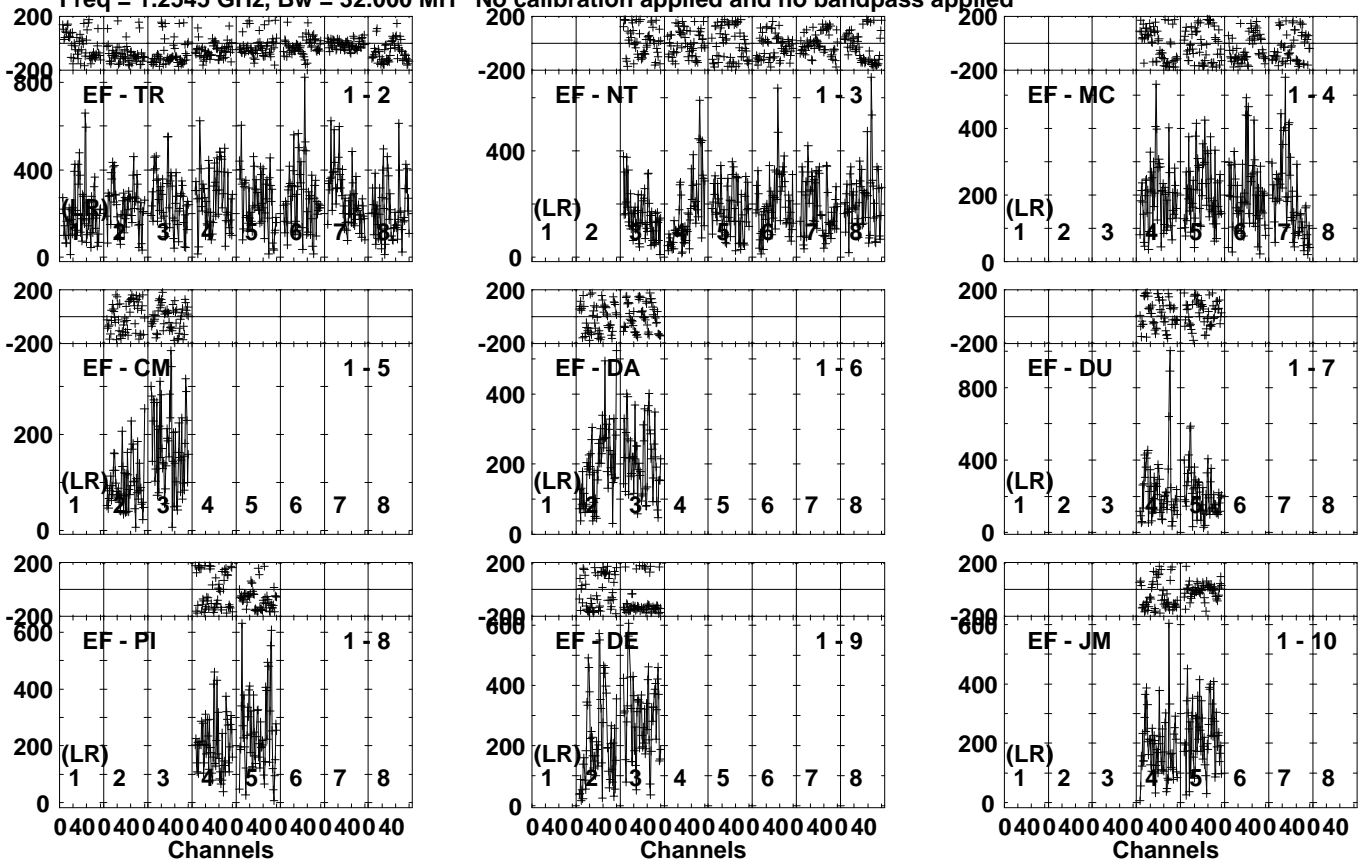
Timerange: 00/04:03:11 to 00/04:06:35

Plot file version 141 created 02-FEB-2023 14:11:33

J2311+4543 EK051G.UVDATA.1

Freq = 1.2545 GHz, Bw = 32.000 MH

No calibration applied and no bandpass applied

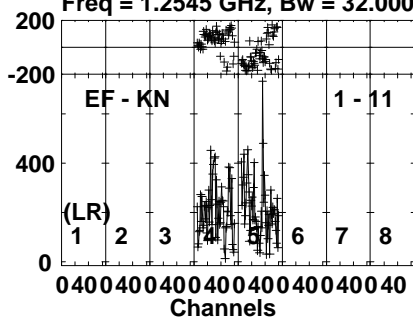


Lower frame: Micro Ampl Jy Top frame: Phas deg
Vector averaged cross-power spectrum Several baselines displayed
Timerange: 00/04:06:37 to 00/04:07:47

Plot file version 142 created 02-FEB-2023 14:11:33

J2311+4543 EK051G.UVDATA.1

Freq = 1.2545 GHz, Bw = 32.000 MH No calibration applied and no bandpass applied



Lower frame: Micro Ampl Jy Top frame: Phas deg

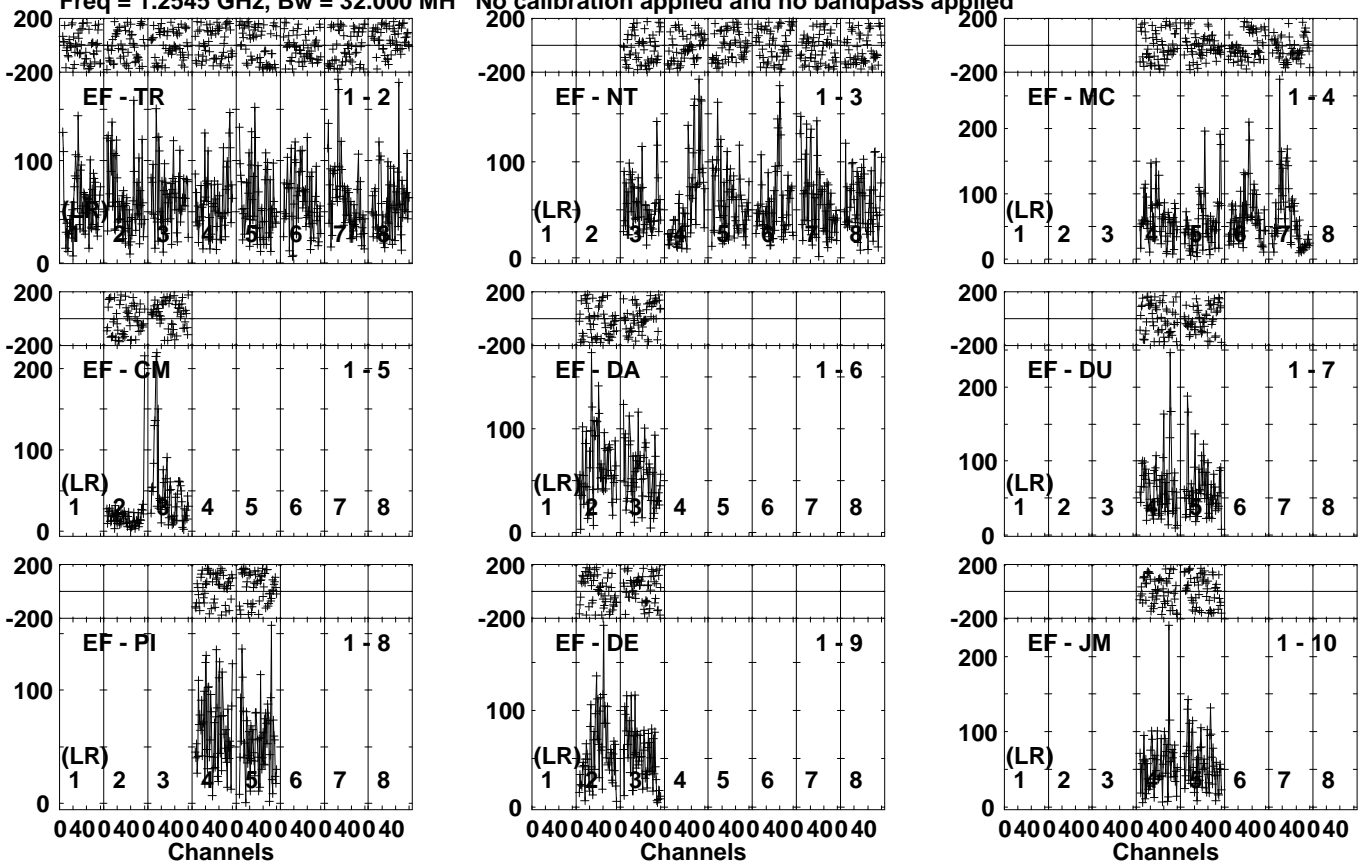
Vector averaged cross-power spectrum Several baselines displayed

Timerange: 00/04:06:37 to 00/04:07:47

Plot file version 143 created 02-FEB-2023 14:11:33

R220912 D EK051G.UVDATA.1

Freq = 1.2545 GHz, Bw = 32.000 MH No calibration applied and no bandpass applied

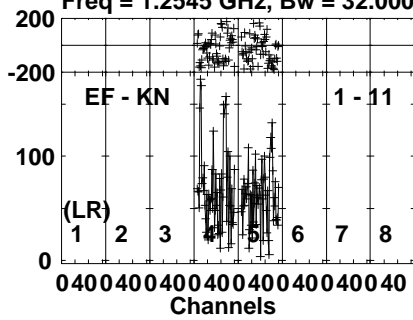


Lower frame: Micro Ampl Jy Top frame: Phas deg
Vector averaged cross-power spectrum Several baselines displayed
Timerange: 00/04:07:52 to 00/04:13:32

Plot file version 144 created 02-FEB-2023 14:11:34

R220912 D EK051G.UVDATA.1

Freq = 1.2545 GHz, Bw = 32.000 MH No calibration applied and no bandpass applied

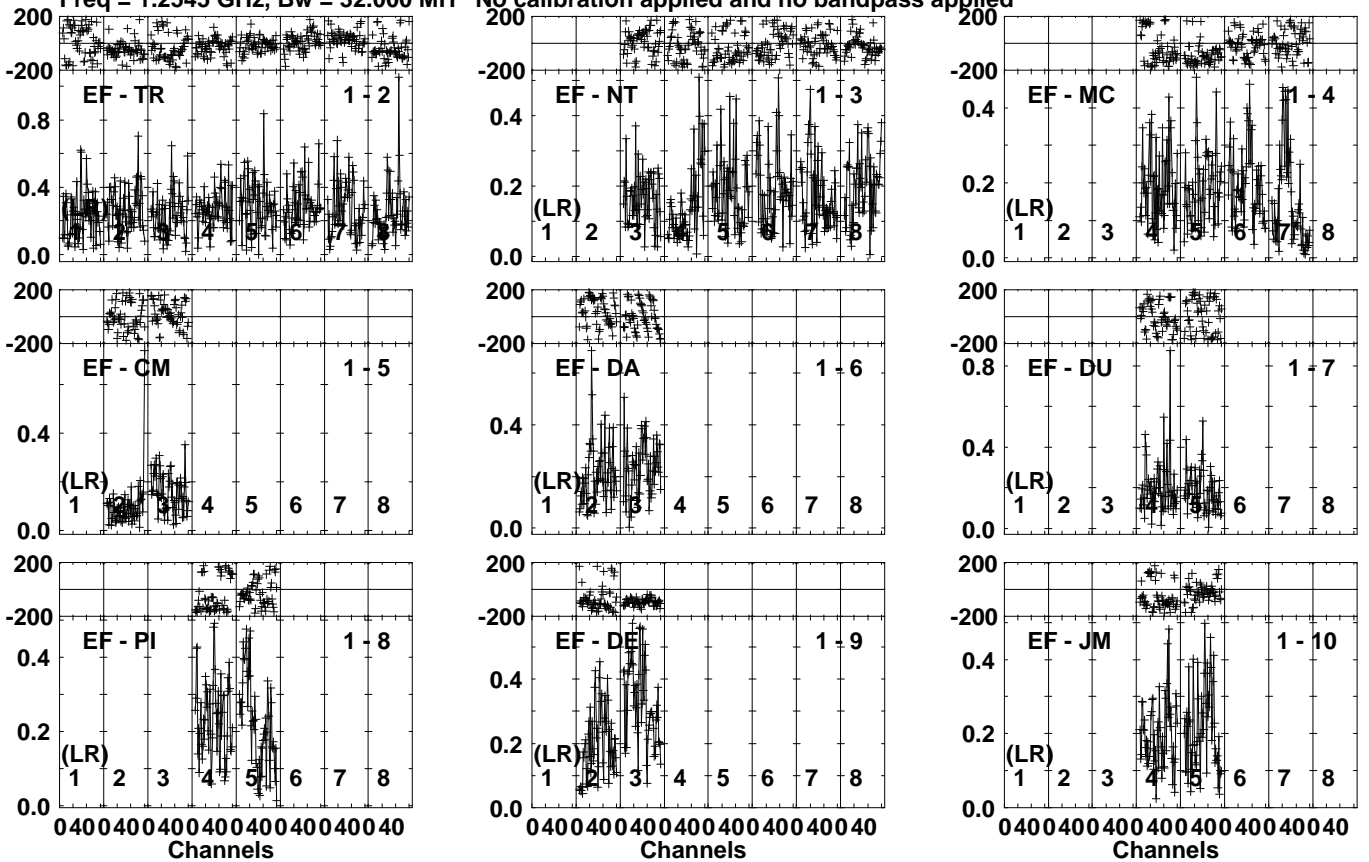


Lower frame: Micro Ampl Jy Top frame: Phas deg
Vector averaged cross-power spectrum Several baselines displayed
Timerange: 00/04:07:52 to 00/04:13:32

Plot file version 145 created 02-FEB-2023 14:11:34

J2311+4543 EK051G.UVDATA.1

Freq = 1.2545 GHz, Bw = 32.000 MH No calibration applied and no bandpass applied

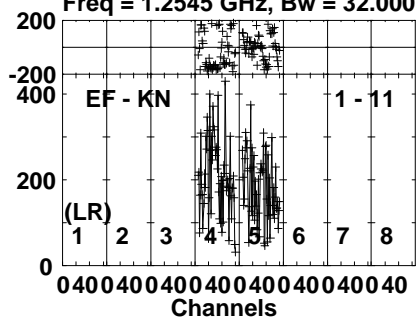


Lower frame: Milli Ampl Jy Top frame: Phas deg
Vector averaged cross-power spectrum Several baselines displayed
Timerange: 00/04:14:23 to 00/04:15:05

Plot file version 146 created 02-FEB-2023 14:11:34

J2311+4543 EK051G.UVDATA.1

Freq = 1.2545 GHz, Bw = 32.000 MH No calibration applied and no bandpass applied



Lower frame: Micro Ampl Jy Top frame: Phas deg

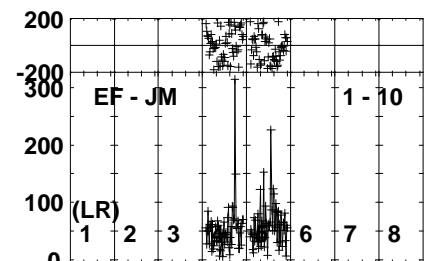
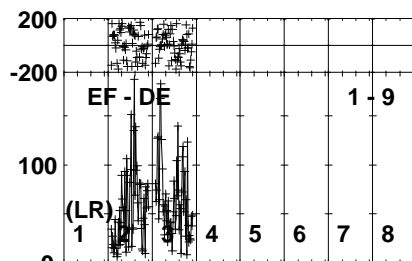
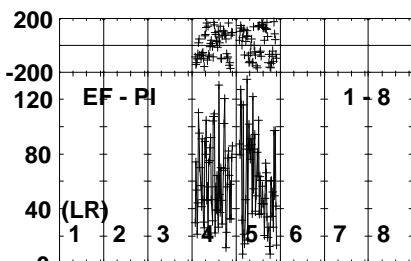
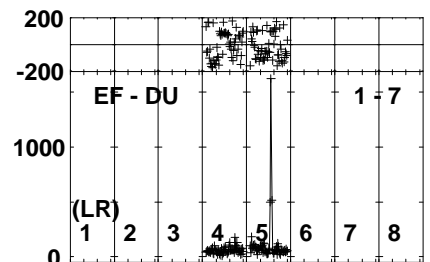
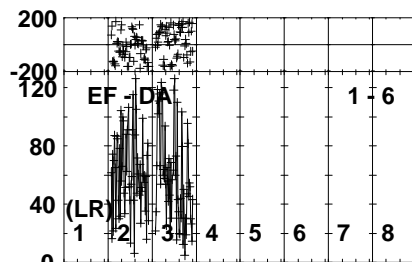
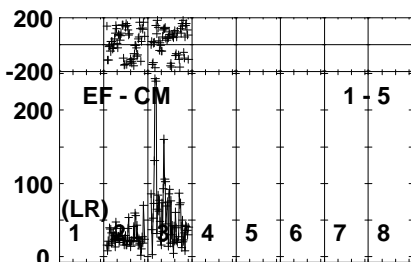
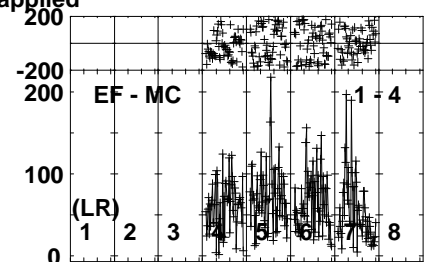
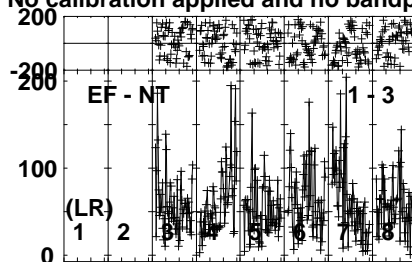
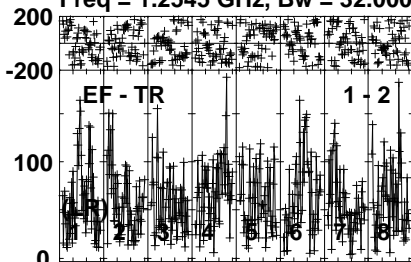
Vector averaged cross-power spectrum Several baselines displayed

Timerange: 00/04:14:23 to 00/04:15:05

Plot file version 147 created 02-FEB-2023 14:11:34

R220912 D EK051G.UVDATA.1

Freq = 1.2545 GHz, Bw = 32.000 MH No calibration applied and no bandpass applied

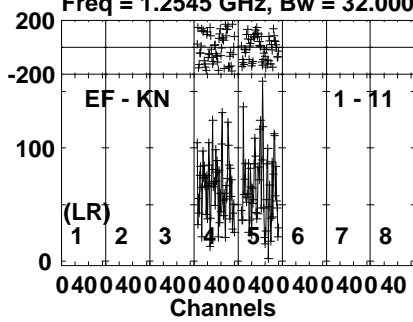


Lower frame: Micro Ampl Jy Top frame: Phas deg
Vector averaged cross-power spectrum Several baselines displayed
Timerange: 00/04:15:10 to 00/04:20:50

Plot file version 148 created 02-FEB-2023 14:11:34

R220912 D EK051G.UVDATA.1

Freq = 1.2545 GHz, Bw = 32.000 MH No calibration applied and no bandpass applied

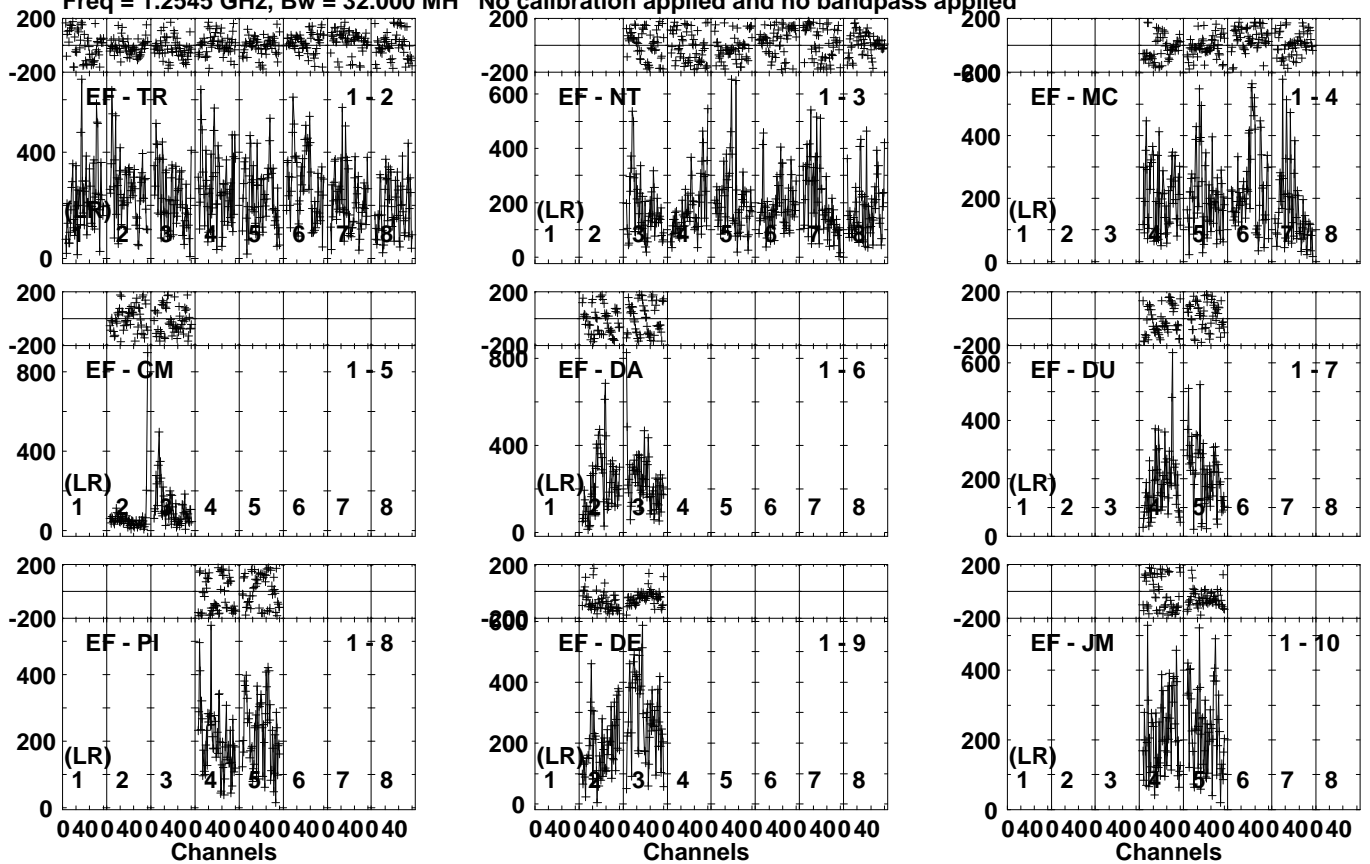


Lower frame: Micro Ampl Jy Top frame: Phas deg
Vector averaged cross-power spectrum Several baselines displayed
Timerange: 00/04:15:10 to 00/04:20:50

Plot file version 149 created 02-FEB-2023 14:11:34

J2311+4543 EK051G.UVDATA.1

Freq = 1.2545 GHz, Bw = 32.000 MH No calibration applied and no bandpass applied

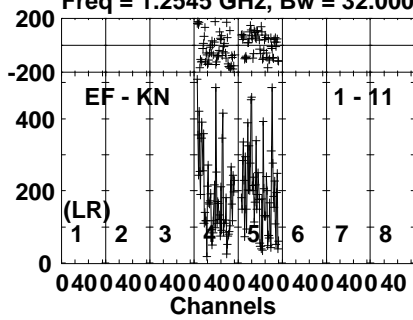


Lower frame: Micro Ampl Jy Top frame: Phas deg
Vector averaged cross-power spectrum Several baselines displayed
Timerange: 00/04:20:53 to 00/04:22:15

Plot file version 150 created 02-FEB-2023 14:11:35

J2311+4543 EK051G.UVDATA.1

Freq = 1.2545 GHz, Bw = 32.000 MH No calibration applied and no bandpass applied

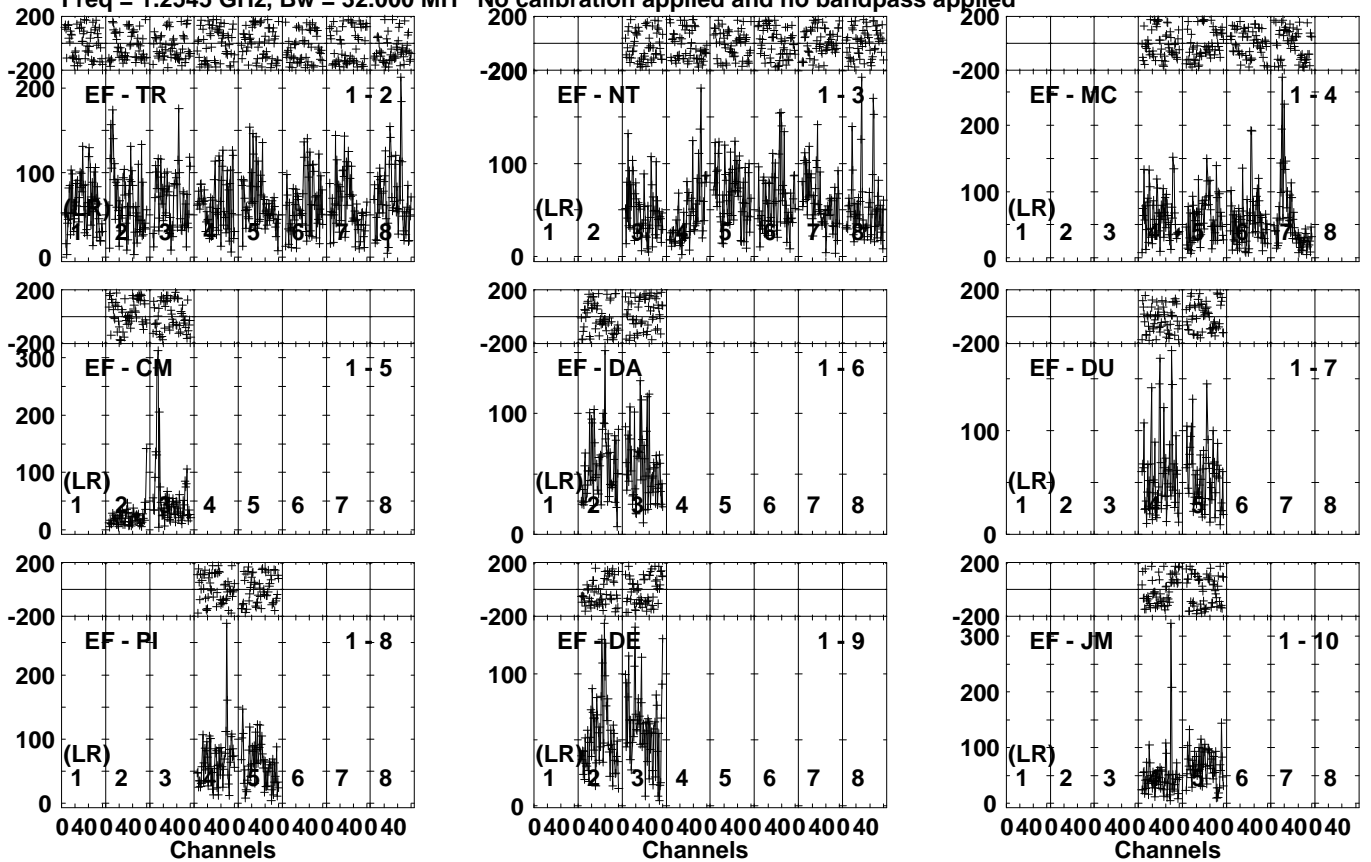


Lower frame: Micro Ampl Jy Top frame: Phas deg
Vector averaged cross-power spectrum Several baselines displayed
Timerange: 00/04:20:53 to 00/04:22:15

Plot file version 151 created 02-FEB-2023 14:11:35

R220912 D EK051G.UVDATA.1

Freq = 1.2545 GHz, Bw = 32.000 MH No calibration applied and no bandpass applied

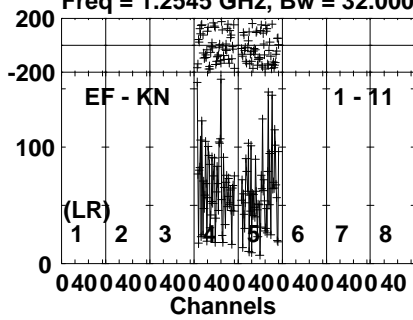


Lower frame: Micro Ampl Jy Top frame: Phas deg
Vector averaged cross-power spectrum Several baselines displayed
Timerange: 00/04:22:17 to 00/04:27:59

Plot file version 152 created 02-FEB-2023 14:11:35

R220912 D EK051G.UVDATA.1

Freq = 1.2545 GHz, Bw = 32.000 MH No calibration applied and no bandpass applied

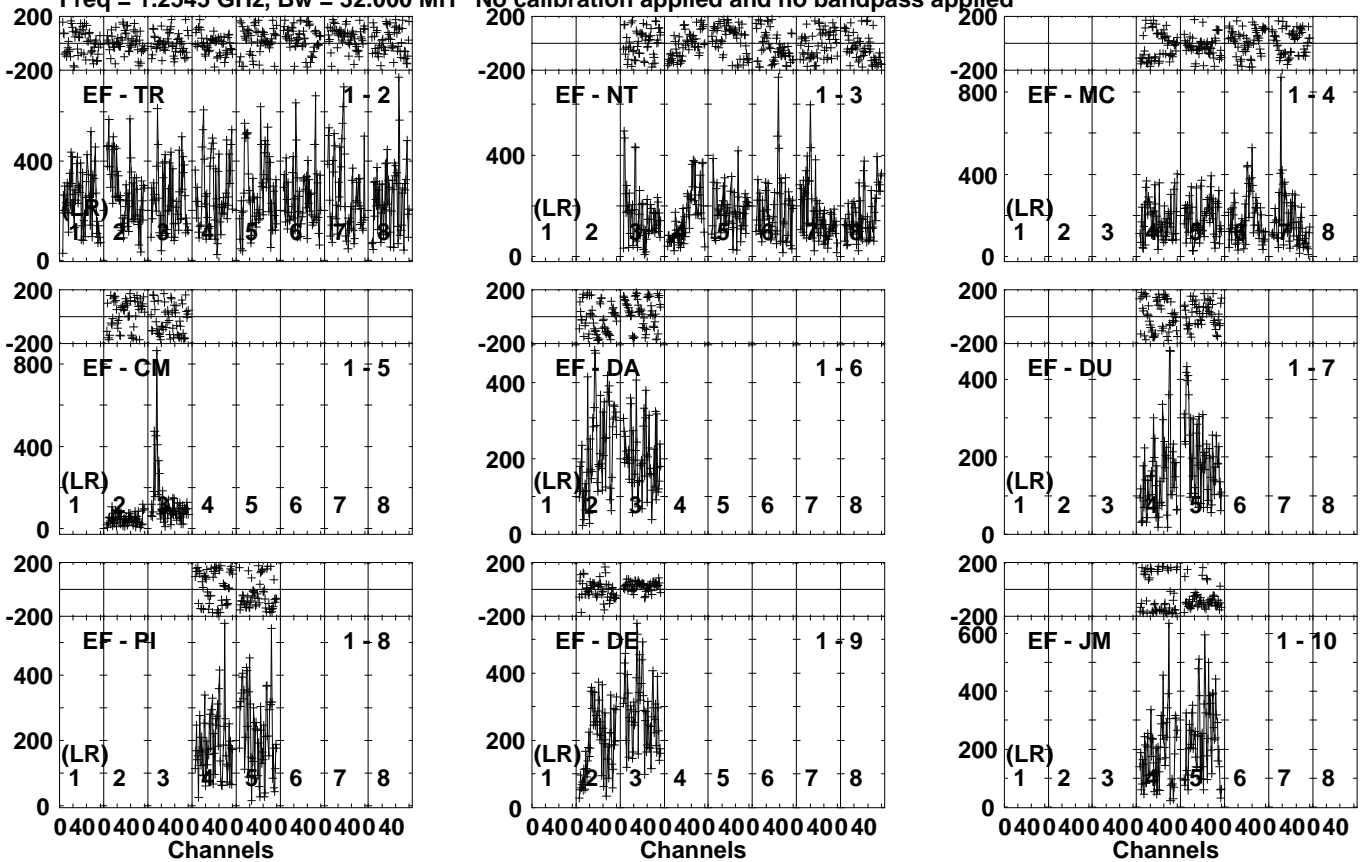


Lower frame: Micro Ampl Jy Top frame: Phas deg
Vector averaged cross-power spectrum Several baselines displayed
Timerange: 00/04:22:17 to 00/04:27:59

Plot file version 153 created 02-FEB-2023 14:11:35

J2311+4543 EK051G.UVDATA.1

Freq = 1.2545 GHz, Bw = 32.000 MH No calibration applied and no bandpass applied

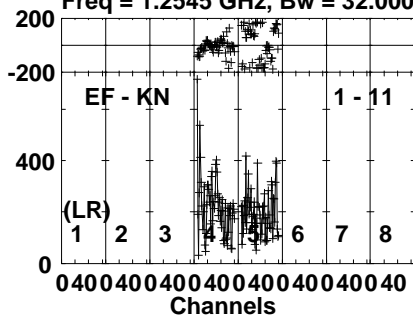


Lower frame: Micro Ampl Jy Top frame: Phas deg
Vector averaged cross-power spectrum Several baselines displayed
Timerange: 00/04:28:50 to 00/04:29:32

Plot file version 154 created 02-FEB-2023 14:11:35

J2311+4543 EK051G.UVDATA.1

Freq = 1.2545 GHz, Bw = 32.000 MH No calibration applied and no bandpass applied

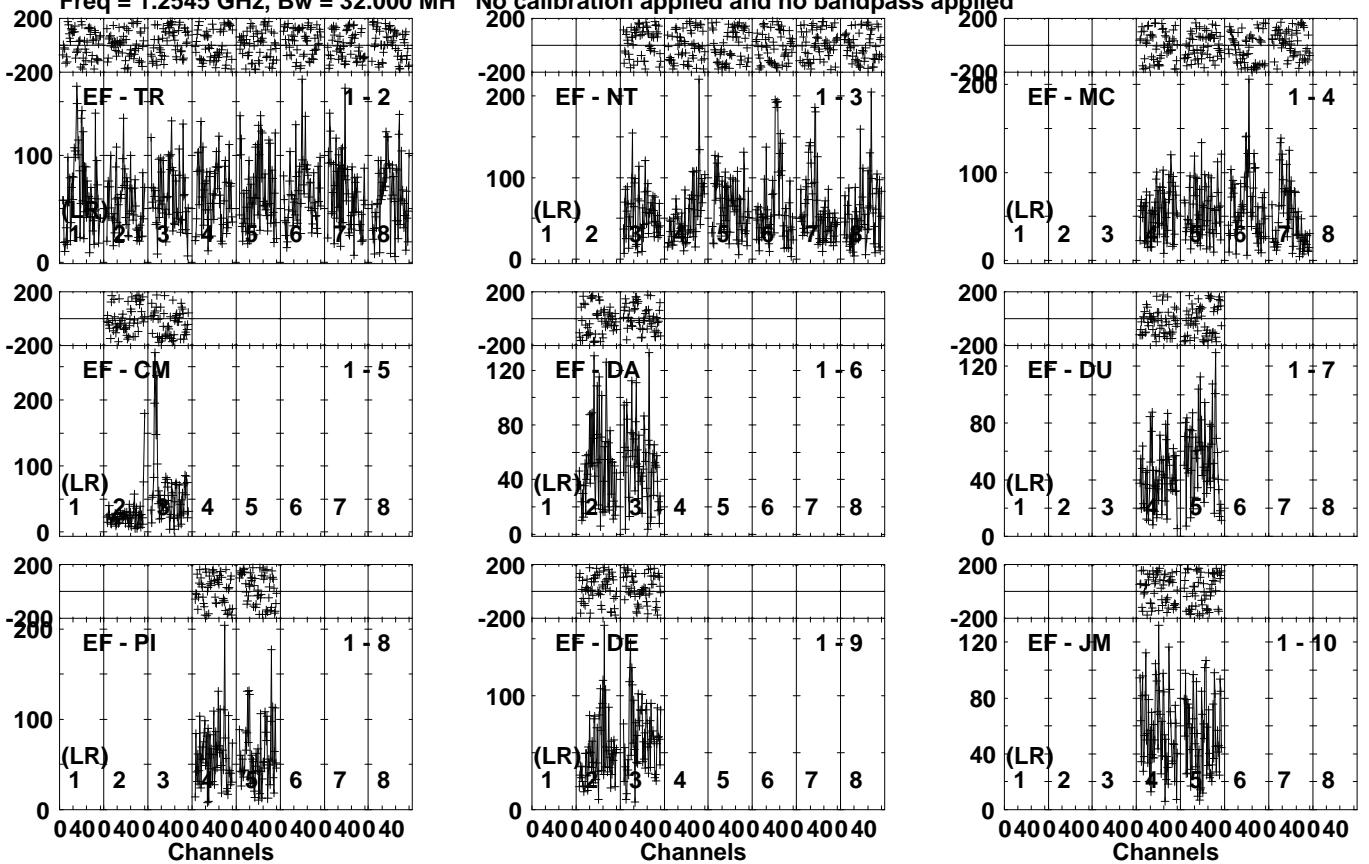


Lower frame: Micro Ampl Jy Top frame: Phas deg
Vector averaged cross-power spectrum Several baselines displayed
Timerange: 00/04:28:50 to 00/04:29:32

Plot file version 155 created 02-FEB-2023 14:11:35

R220912 D EK051G.UVDATA.1

Freq = 1.2545 GHz, Bw = 32.000 MH No calibration applied and no bandpass applied

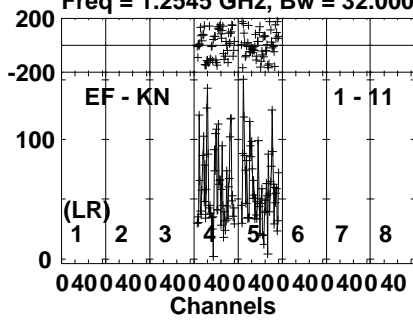


Lower frame: Micro Ampl Jy Top frame: Phas deg
Vector averaged cross-power spectrum Several baselines displayed
Timerange: 00/04:29:37 to 00/04:35:17

Plot file version 156 created 02-FEB-2023 14:11:36

R220912 D EK051G.UVDATA.1

Freq = 1.2545 GHz, Bw = 32.000 MH No calibration applied and no bandpass applied



Lower frame: Micro Ampl Jy Top frame: Phas deg

Vector averaged cross-power spectrum Several baselines displayed

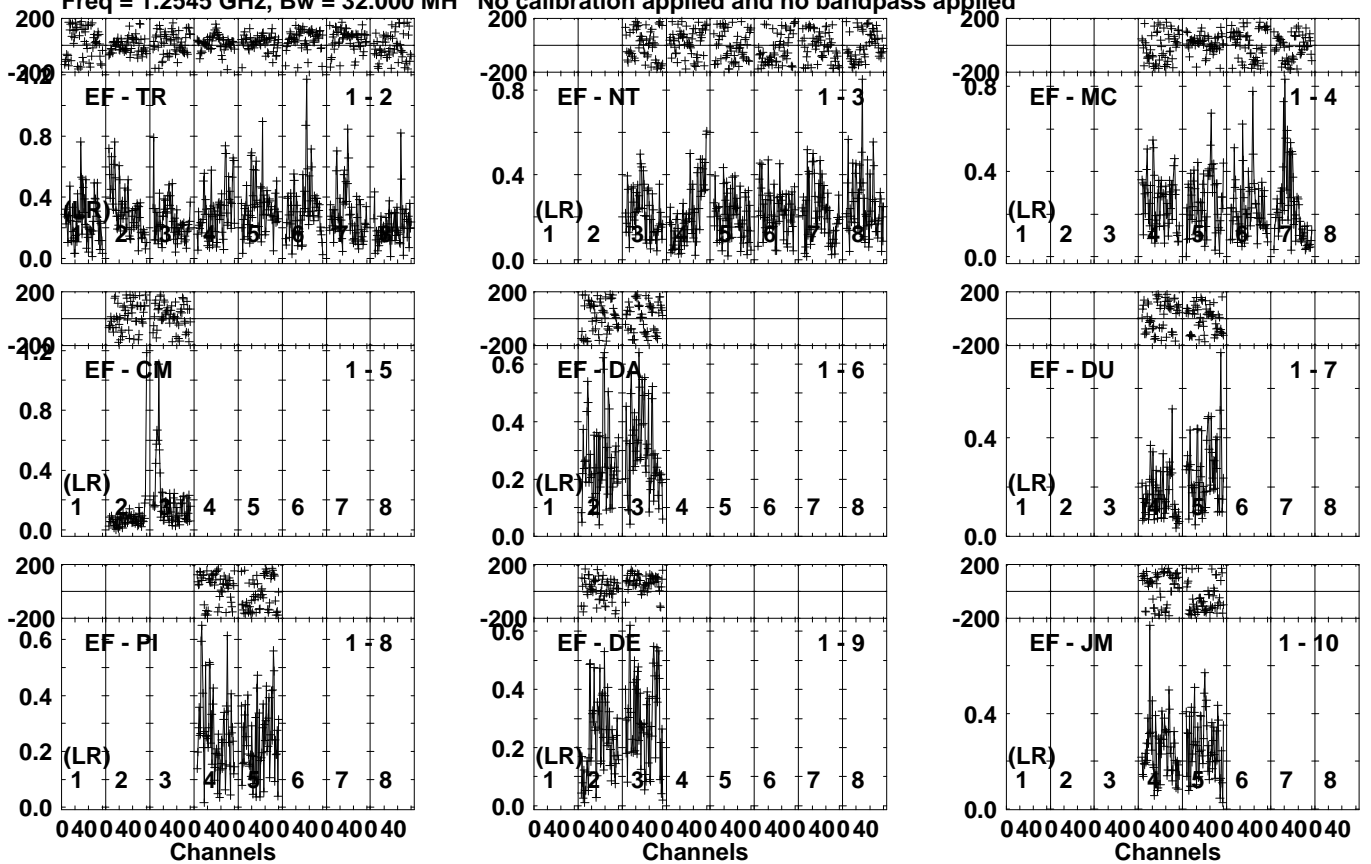
Timerange: 00/04:29:37 to 00/04:35:17

Plot file version 157 created 02-FEB-2023 14:11:36

J2311+4543 EK051G.UVDATA.1

Freq = 1.2545 GHz, Bw = 32.000 MH

No calibration applied and no bandpass applied

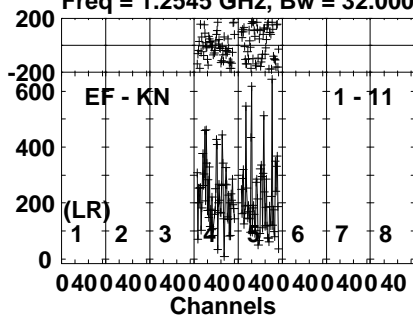


Lower frame: Milli Ampl Jy Top frame: Phas deg
Vector averaged cross-power spectrum Several baselines displayed
Timerange: 00/04:35:20 to 00/04:36:40

Plot file version 158 created 02-FEB-2023 14:11:36

J2311+4543 EK051G.UVDATA.1

Freq = 1.2545 GHz, Bw = 32.000 MH No calibration applied and no bandpass applied



Lower frame: Micro Ampl Jy Top frame: Phas deg

Vector averaged cross-power spectrum Several baselines displayed

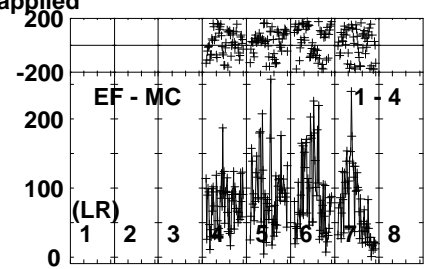
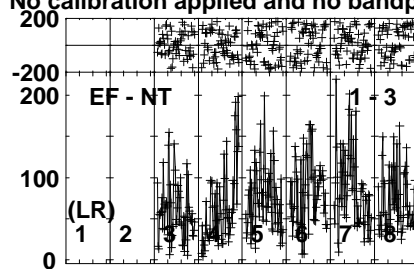
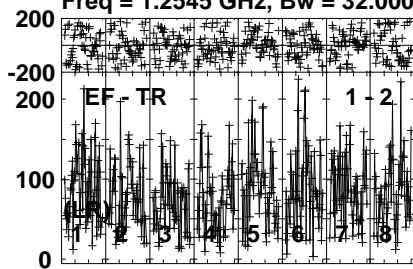
Timerange: 00/04:35:20 to 00/04:36:40

Plot file version 159 created 02-FEB-2023 14:11:36

J2314+4518 EK051G.UVDATA.1

Freq = 1.2545 GHz, Bw = 32.000 MH

No calibration applied and no bandpass applied

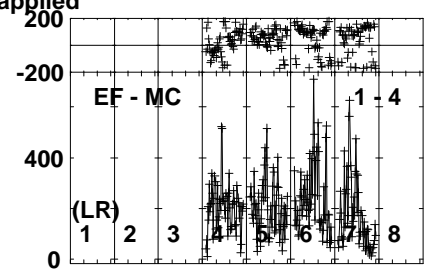
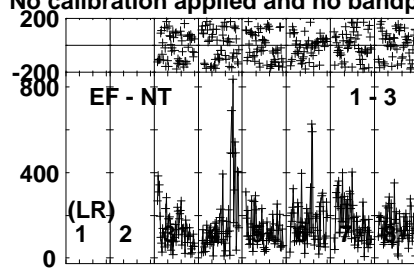
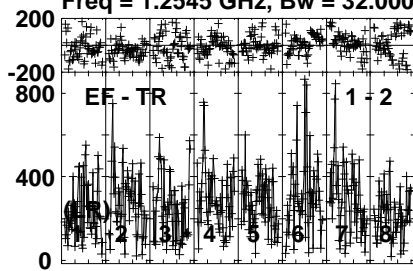


Lower frame: Micro Ampl Jy Top frame: Phas deg
Vector averaged cross-power spectrum Several baselines displayed
Timerange: 00/04:36:43 to 00/04:40:09

Plot file version 160 created 02-FEB-2023 14:11:36

J2311+4543 EK051G.UVDATA.1

Freq = 1.2545 GHz, Bw = 32.000 MH No calibration applied and no bandpass applied



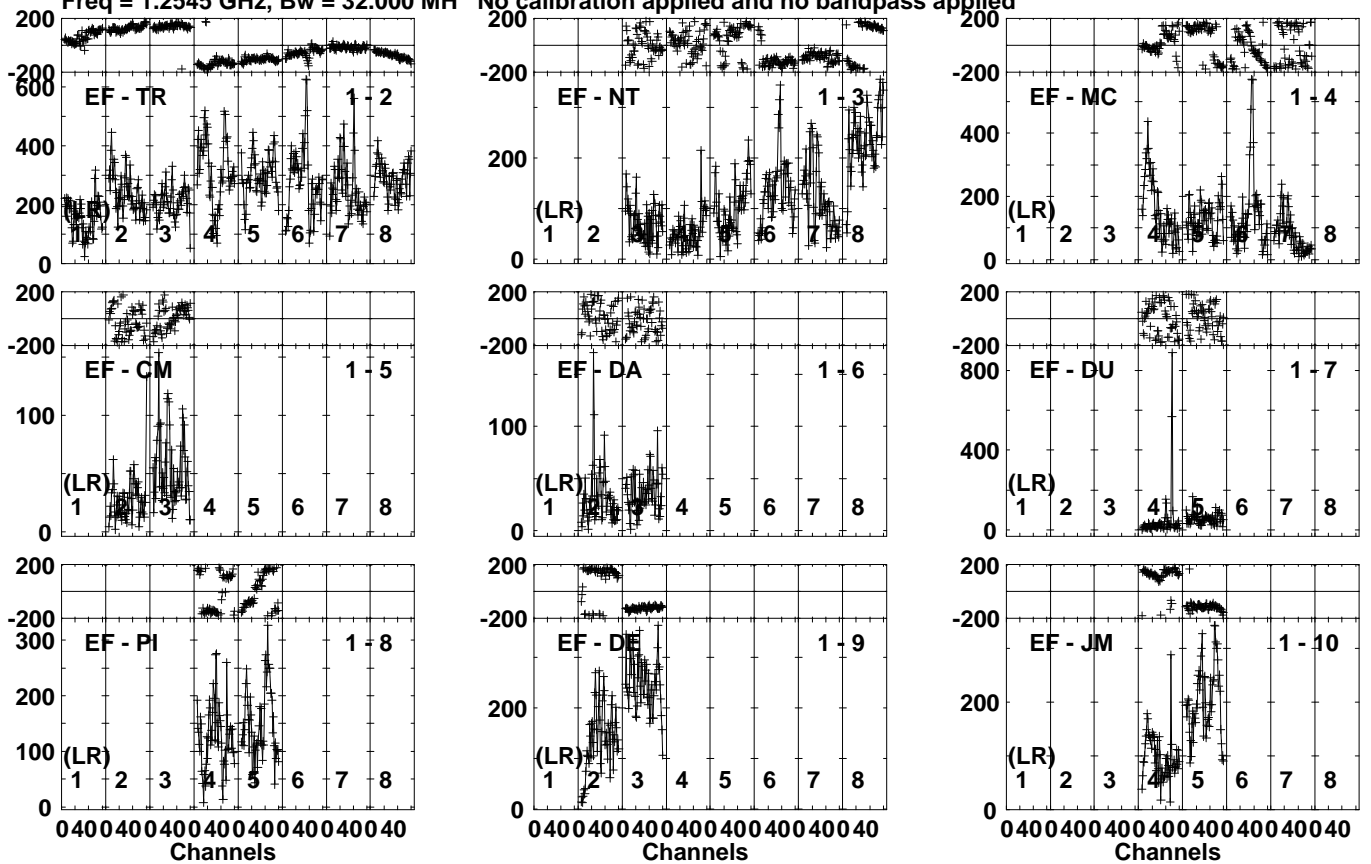
Lower frame: Micro Ampl Jy Top frame: Phas deg
Vector averaged cross-power spectrum Several baselines displayed
Timerange: 00/04:40:48 to 00/04:41:30

Plot file version 161 created 02-FEB-2023 14:11:36

J1327+4326 EK051G.UVDATA.1

Freq = 1.2545 GHz, Bw = 32.000 MH

No calibration applied and no bandpass applied

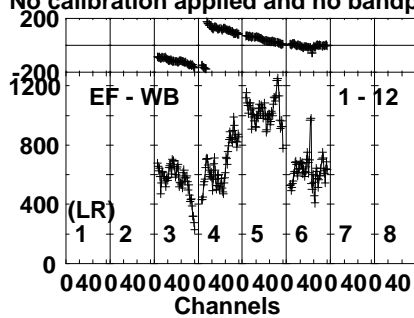
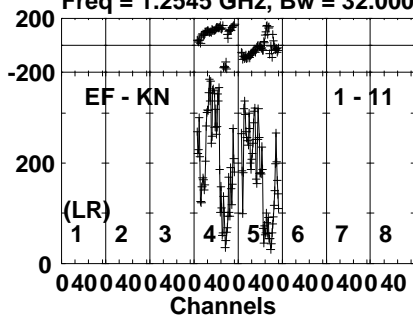


Plot file version 162 created 02-FEB-2023 14:11:37

J1327+4326 EK051G.UVDATA.1

Freq = 1.2545 GHz, Bw = 32.000 MH

No calibration applied and no bandpass applied



Lower frame: Micro Ampl Jy Top frame: Phas deg
Vector averaged cross-power spectrum Several baselines displayed
Timerange: 00/08:55:29 to 00/09:00:27