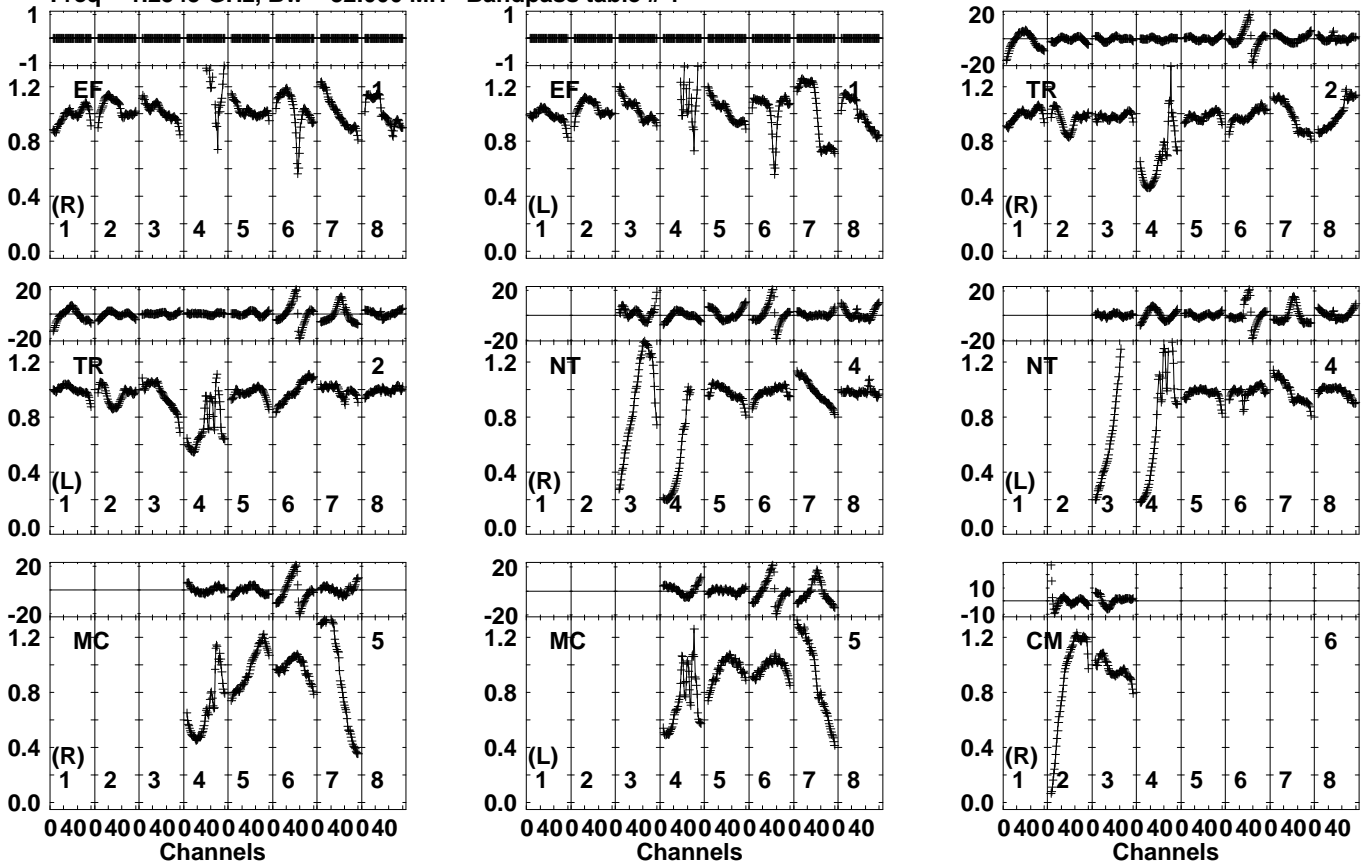
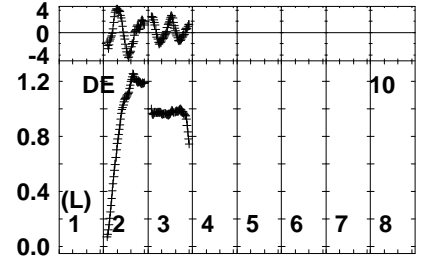
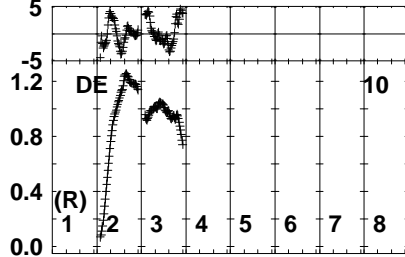
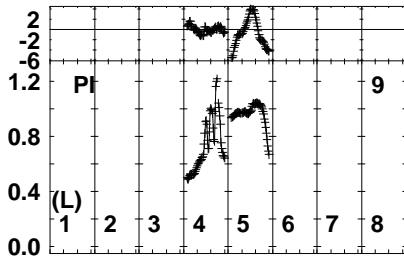
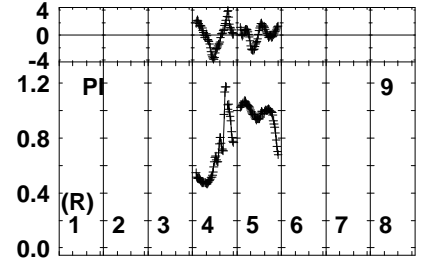
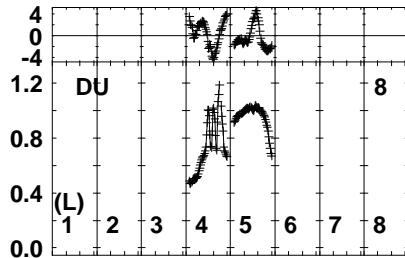
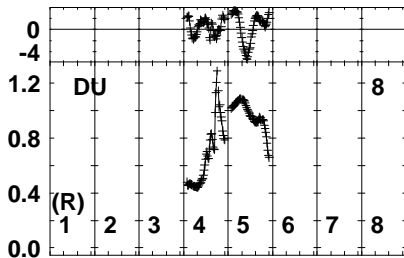
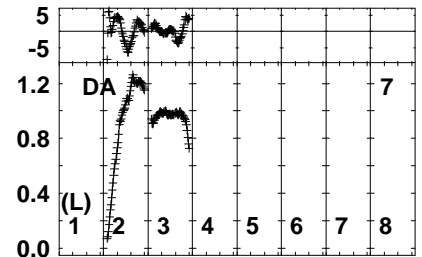
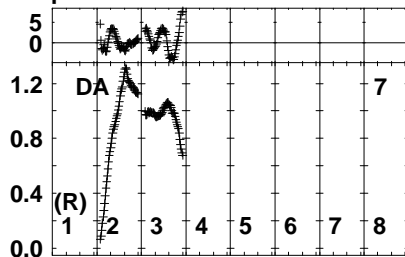
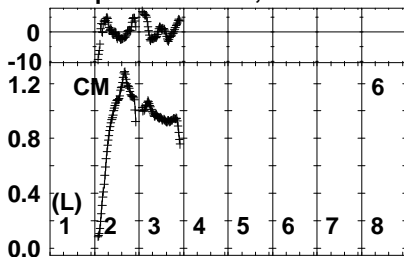


Plot file version 1 created 02-FEB-2023 14:55:10  
 EK051H.UVDATA.1  
 Freq = 1.2545 GHz, Bw = 32.000 MH Bandpass table # 1



Lower frame: BP ampl Top frame: BP phase  
 Bandpass table spectrum Antenna: \*  
 Timerange: 00/00:00:01 to 999/00:00:00

Plot file version 2 created 02-FEB-2023 14:55:10  
 EK051H.UVDATA.1  
 Freq = 1.2545 GHz, Bw = 32.000 MH Bandpass table # 1



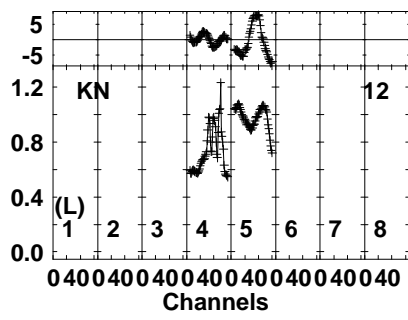
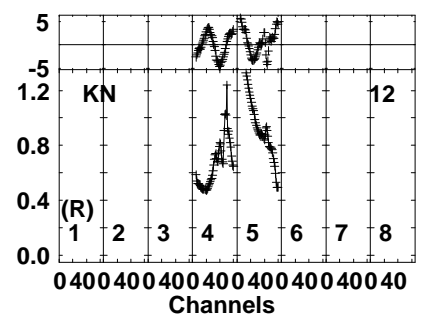
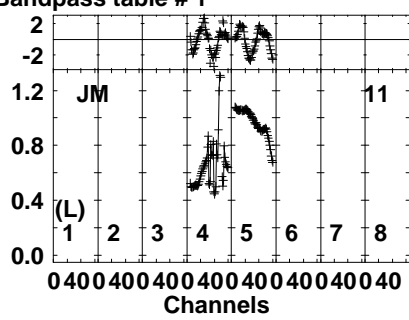
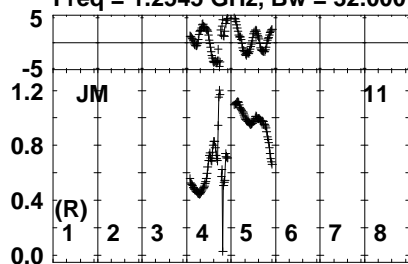
040040040040040040040040  
 Channels

040040040040040040040040  
 Channels

040040040040040040040040  
 Channels

Lower frame: BP ampl Top frame: BP phase  
 Bandpass table spectrum Antenna: \*  
 Timerange: 00/00:00:01 to 999/00:00:00

Plot file version 3 created 02-FEB-2023 14:55:10  
 EK051H.UVDATA.1  
 Freq = 1.2545 GHz, Bw = 32.000 MH Bandpass table # 1



Lower frame: BP ampl Top frame: BP phase  
 Bandpass table spectrum Antenna: \*  
 Timerange: 00/00:00:01 to 999/00:00:00