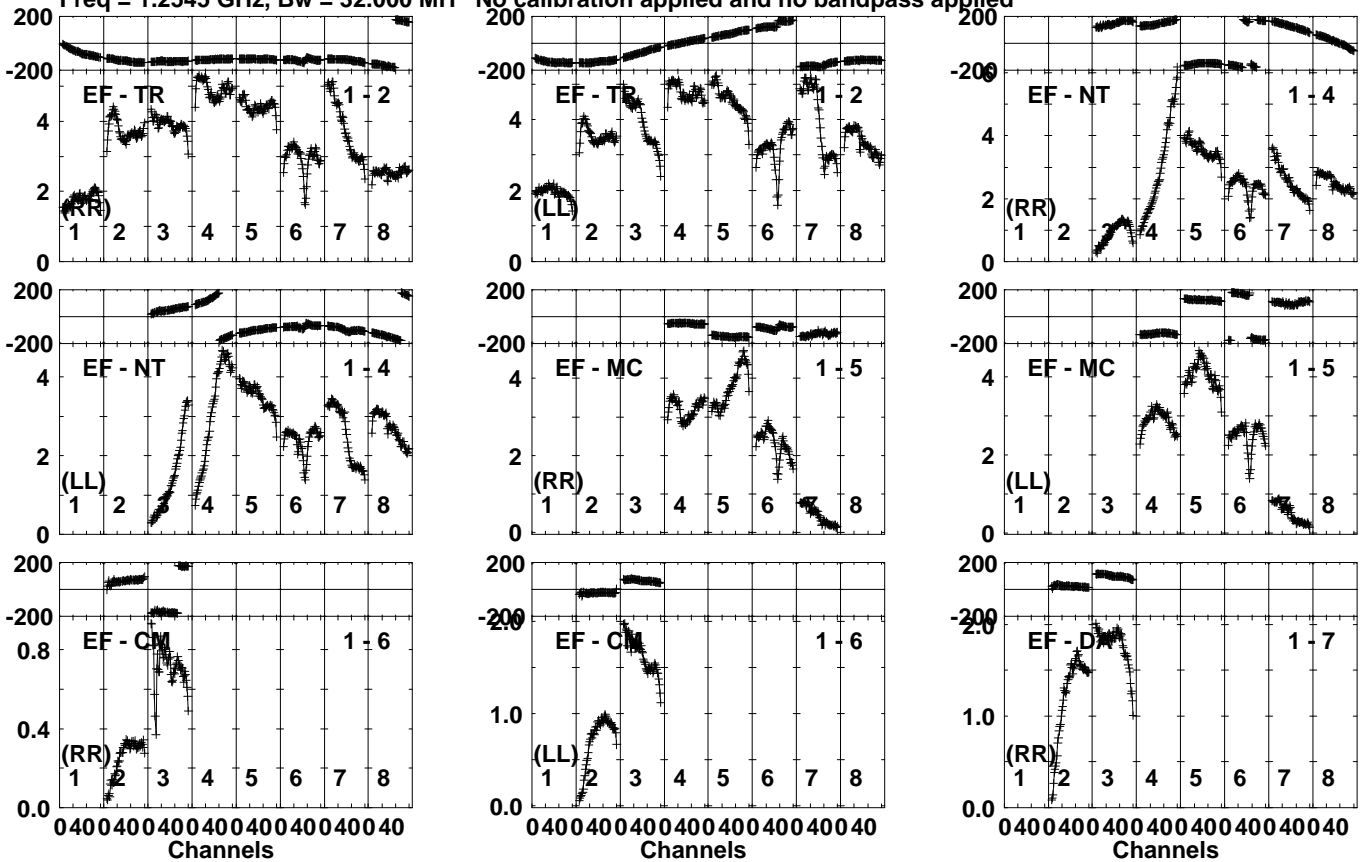


Plot file version 1 created 02-FEB-2023 14:52:07

J2311+4543 EK051H.UVDATA.1

Freq = 1.2545 GHz, Bw = 32.000 MH No calibration applied and no bandpass applied



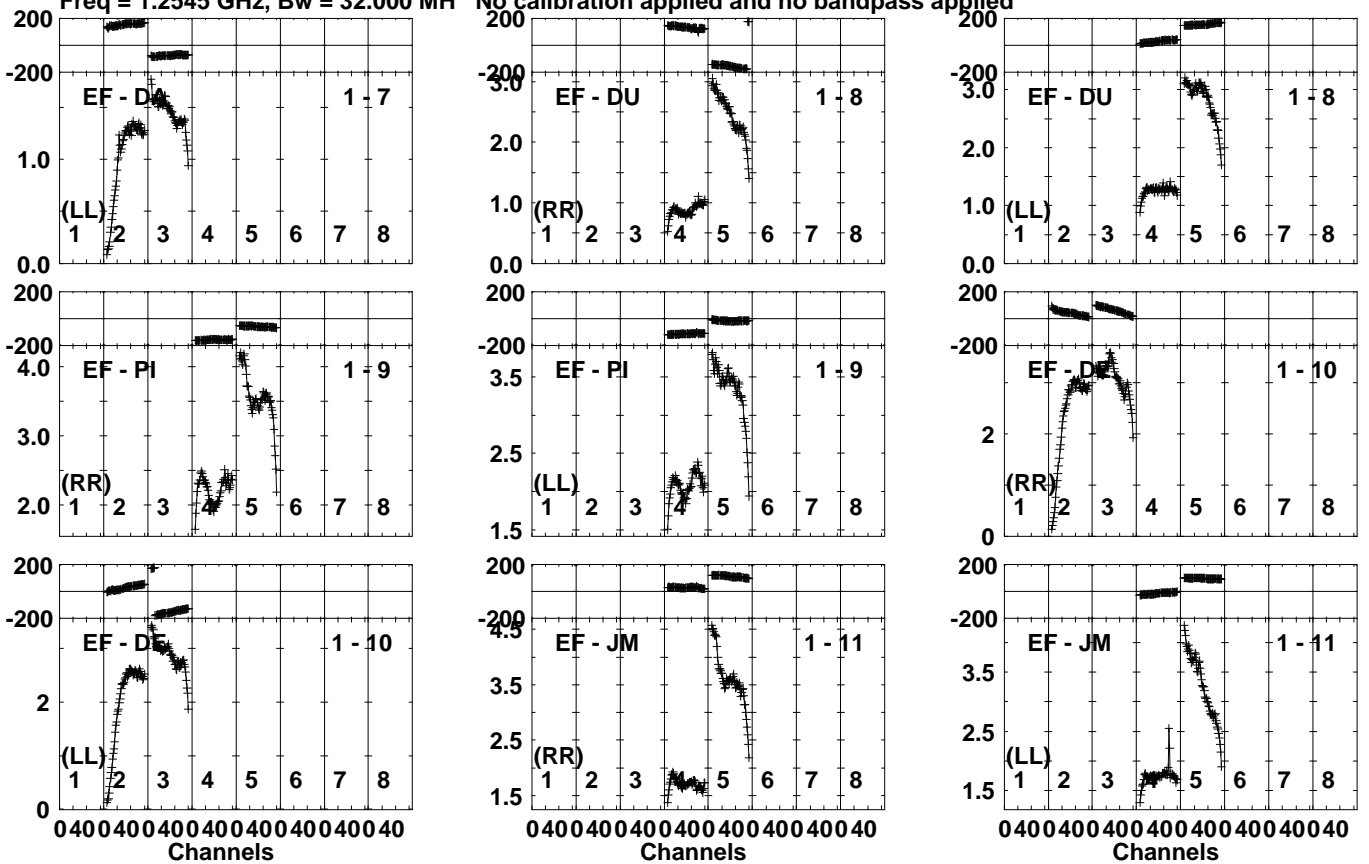
Lower frame: Milli Ampl Jy Top frame: Phas deg  
Vector averaged cross-power spectrum Several baselines displayed  
Timerange: 00/21:00:01 to 00/21:03:59

Plot file version 2 created 02-FEB-2023 14:52:08

J2311+4543 EK051H.UVDATA.1

Freq = 1.2545 GHz, Bw = 32.000 MH

No calibration applied and no bandpass applied



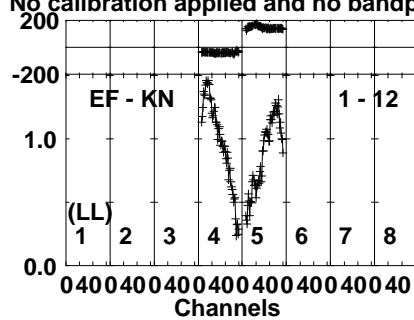
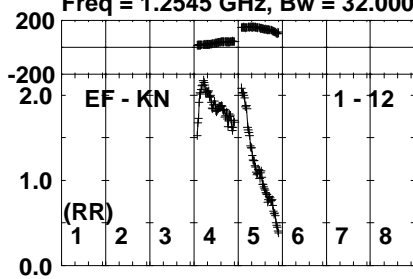
Lower frame: Milli Ampl Jy Top frame: Phas deg  
Vector averaged cross-power spectrum Several baselines displayed  
Timerange: 00/21:00:01 to 00/21:03:59

Plot file version 3 created 02-FEB-2023 14:52:08

J2311+4543 EK051H.UVDATA.1

Freq = 1.2545 GHz, Bw = 32.000 MH

No calibration applied and no bandpass applied

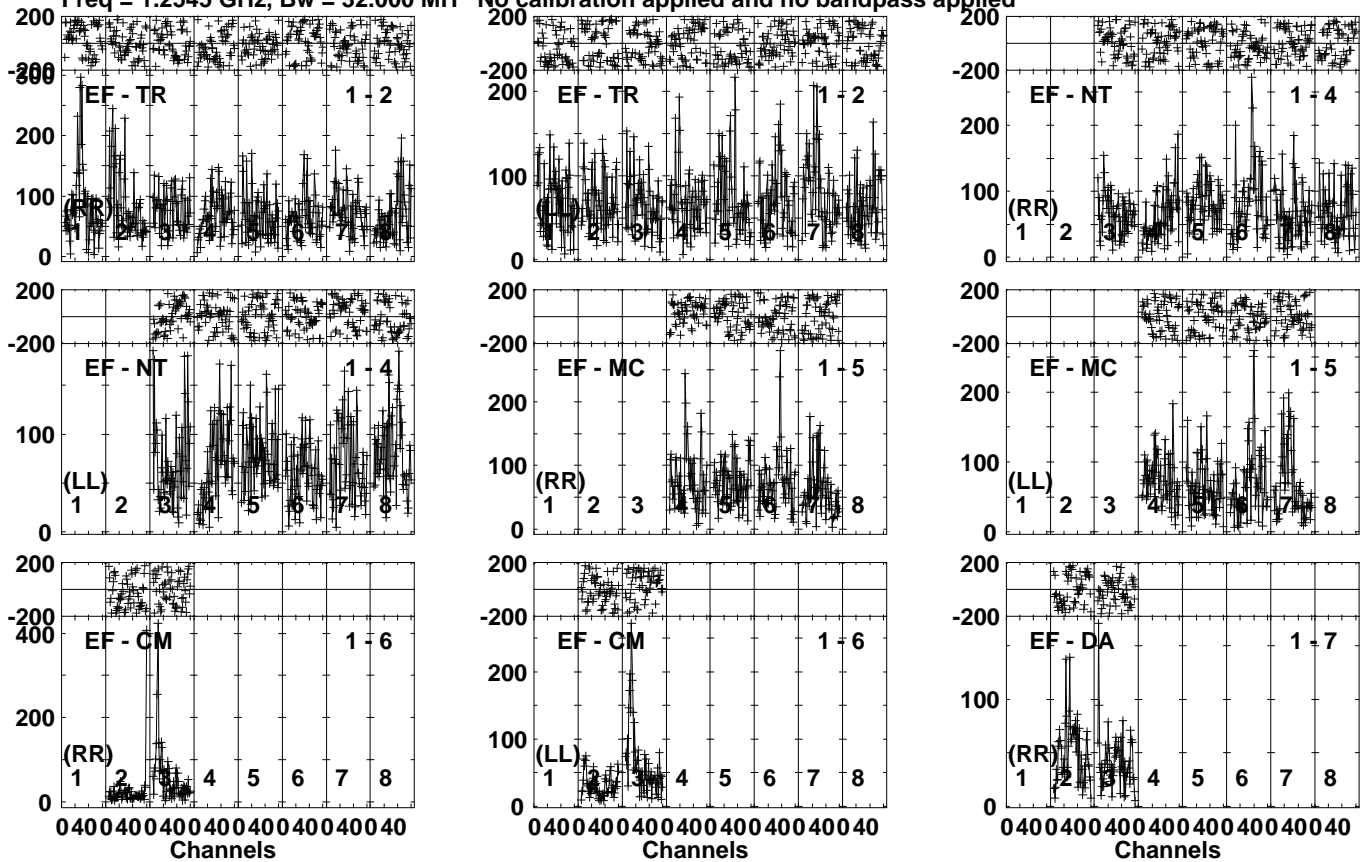


Lower frame: Milli Ampl Jy Top frame: Phas deg  
Vector averaged cross-power spectrum Several baselines displayed  
Timerange: 00/21:00:01 to 00/21:03:59

Plot file version 4 created 02-FEB-2023 14:52:08

R220912 D EK051H.UVDATA.1

Freq = 1.2545 GHz, Bw = 32.000 MH No calibration applied and no bandpass applied

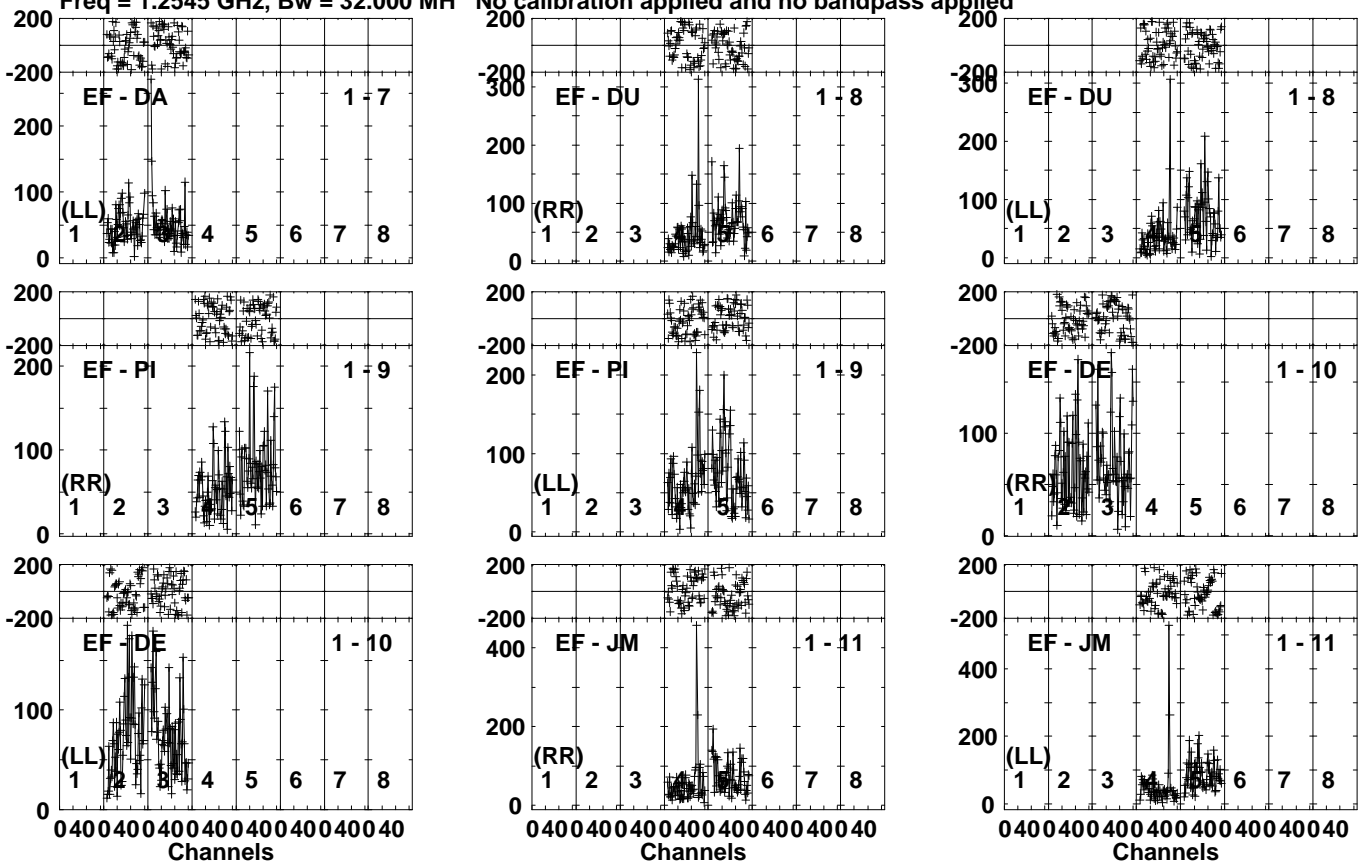


Lower frame: Micro Ampl Jy Top frame: Phas deg  
Vector averaged cross-power spectrum Several baselines displayed  
Timerange: 00/21:04:01 to 00/21:09:43

Plot file version 5 created 02-FEB-2023 14:52:08

R220912 D EK051H.UVDATA.1

Freq = 1.2545 GHz, Bw = 32.000 MH No calibration applied and no bandpass applied



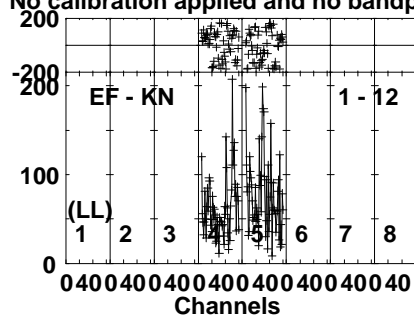
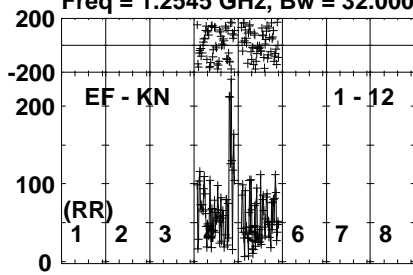
Lower frame: Micro Ampl Jy Top frame: Phas deg  
Vector averaged cross-power spectrum Several baselines displayed  
Timerange: 00/21:04:01 to 00/21:09:43

Plot file version 6 created 02-FEB-2023 14:52:08

R220912 D EK051H.UVDATA.1

Freq = 1.2545 GHz, Bw = 32.000 MH

No calibration applied and no bandpass applied

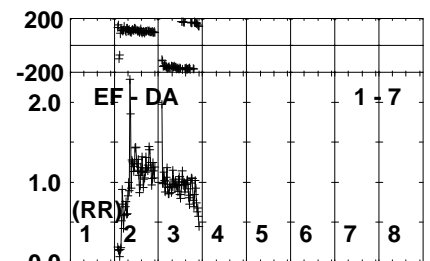
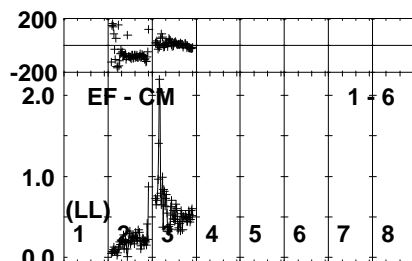
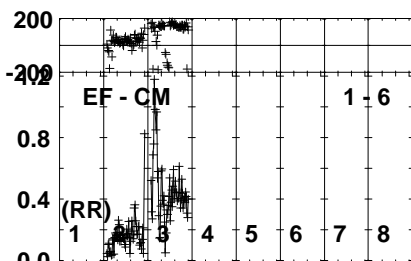
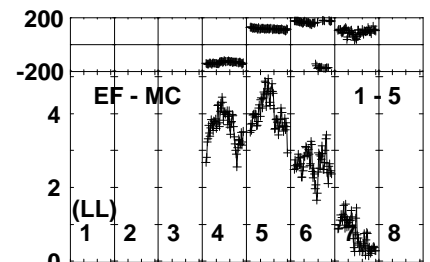
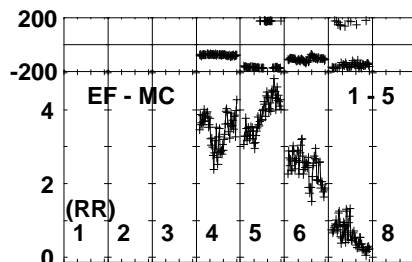
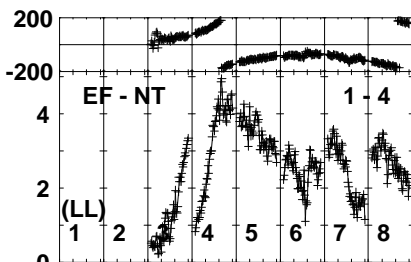
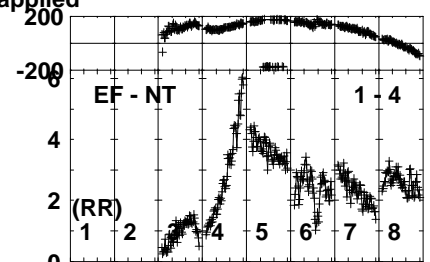
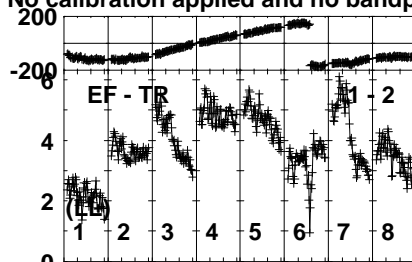
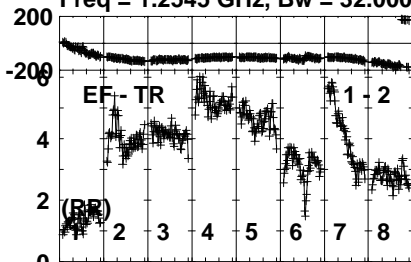


Lower frame: Micro Ampl Jy Top frame: Phas deg  
Vector averaged cross-power spectrum Several baselines displayed  
Timerange: 00/21:04:01 to 00/21:09:43

Plot file version 7 created 02-FEB-2023 14:52:08

J2311+4543 EK051H.UVDATA.1

Freq = 1.2545 GHz, Bw = 32.000 MH No calibration applied and no bandpass applied

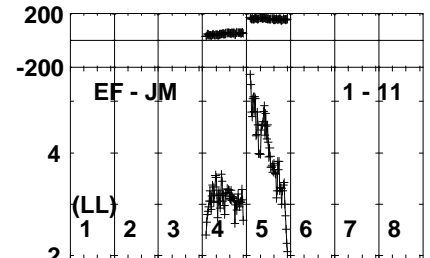
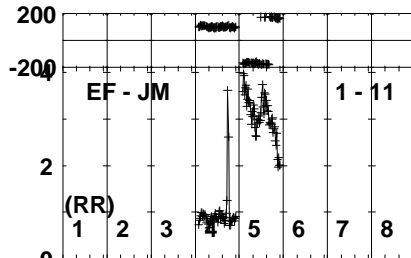
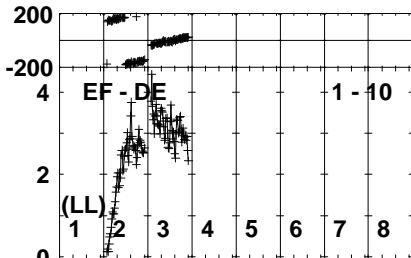
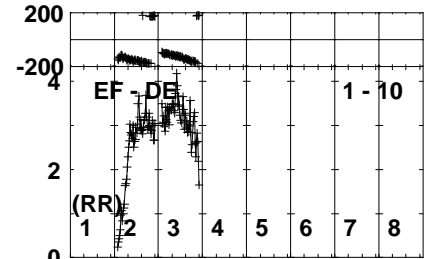
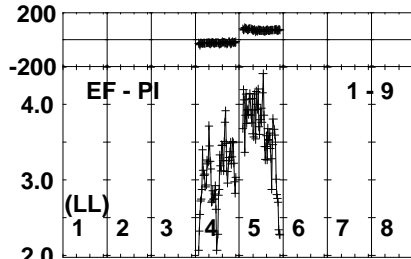
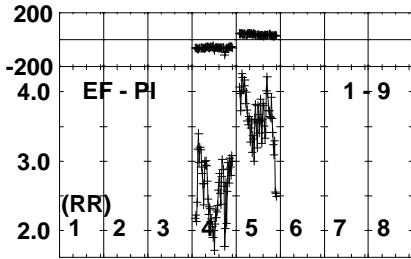
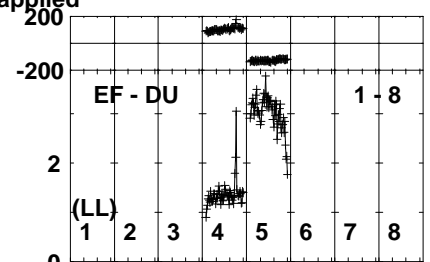
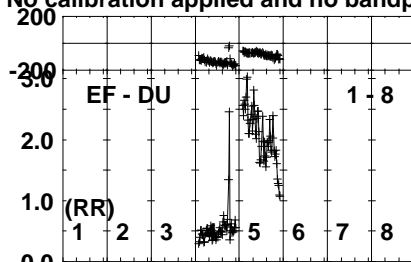
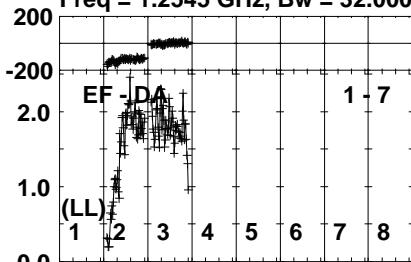


Lower frame: Milli Ampl Jy Top frame: Phas deg  
Vector averaged cross-power spectrum Several baselines displayed  
Timerange: 00/21:09:46 to 00/21:11:58

Plot file version 8 created 02-FEB-2023 14:52:08

J2311+4543 EK051H.UVDATA.1

Freq = 1.2545 GHz, Bw = 32.000 MH No calibration applied and no bandpass applied



Lower frame: Milli Ampl Jy Top frame: Phas deg  
Vector averaged cross-power spectrum Several baselines displayed  
Timerange: 00/21:09:46 to 00/21:11:58

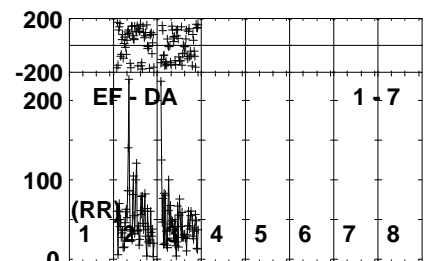
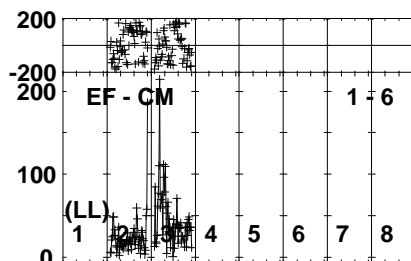
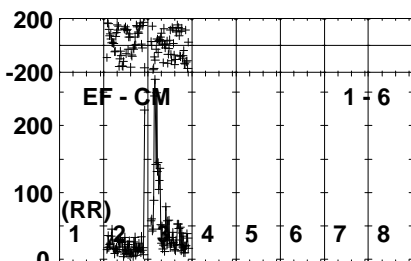
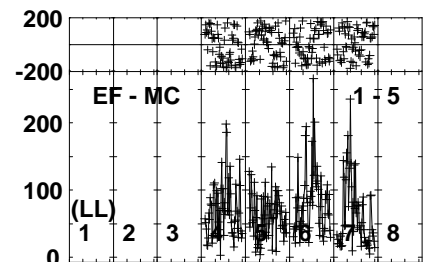
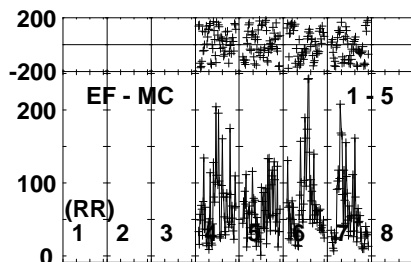
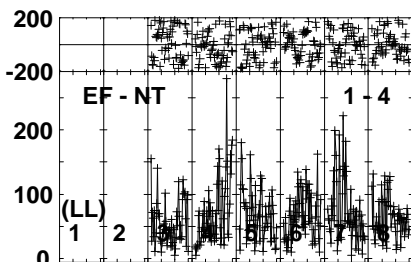
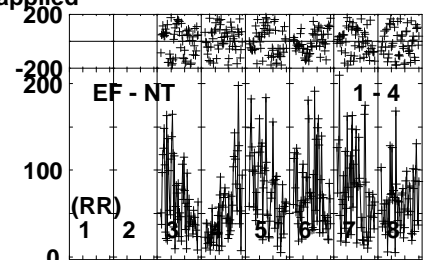
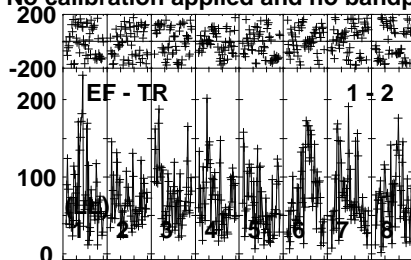
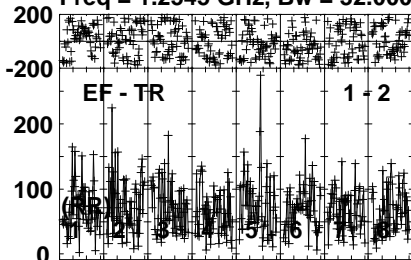




Plot file version 10 created 02-FEB-2023 14:52:09

R220912 D EK051H.UVDATA.1

Freq = 1.2545 GHz, Bw = 32.000 MH No calibration applied and no bandpass applied

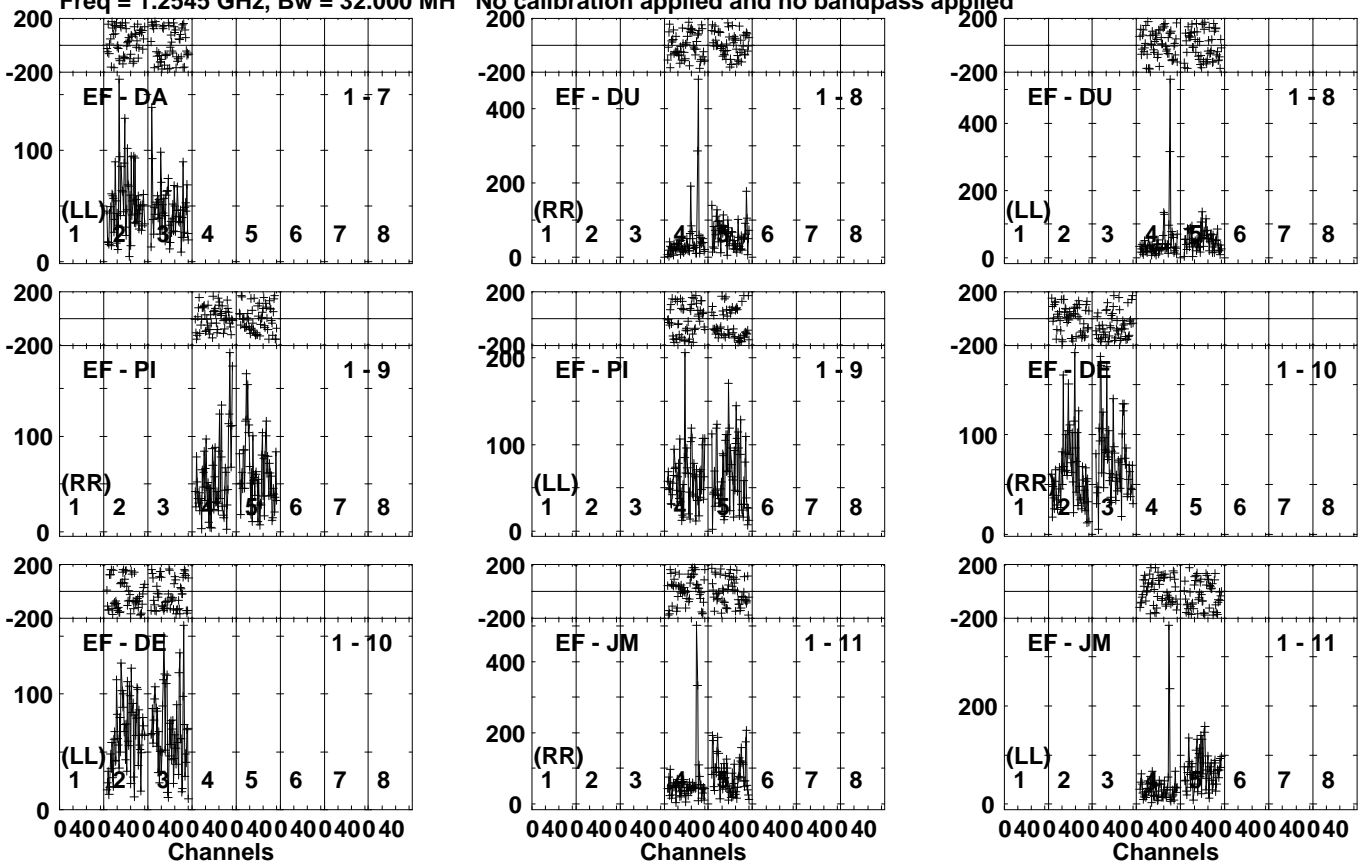


Lower frame: Micro Ampl Jy Top frame: Phas deg  
Vector averaged cross-power spectrum Several baselines displayed  
Timerange: 00/21:12:01 to 00/21:17:43

Plot file version 11 created 02-FEB-2023 14:52:09

R220912 D EK051H.UVDATA.1

Freq = 1.2545 GHz, Bw = 32.000 MH No calibration applied and no bandpass applied



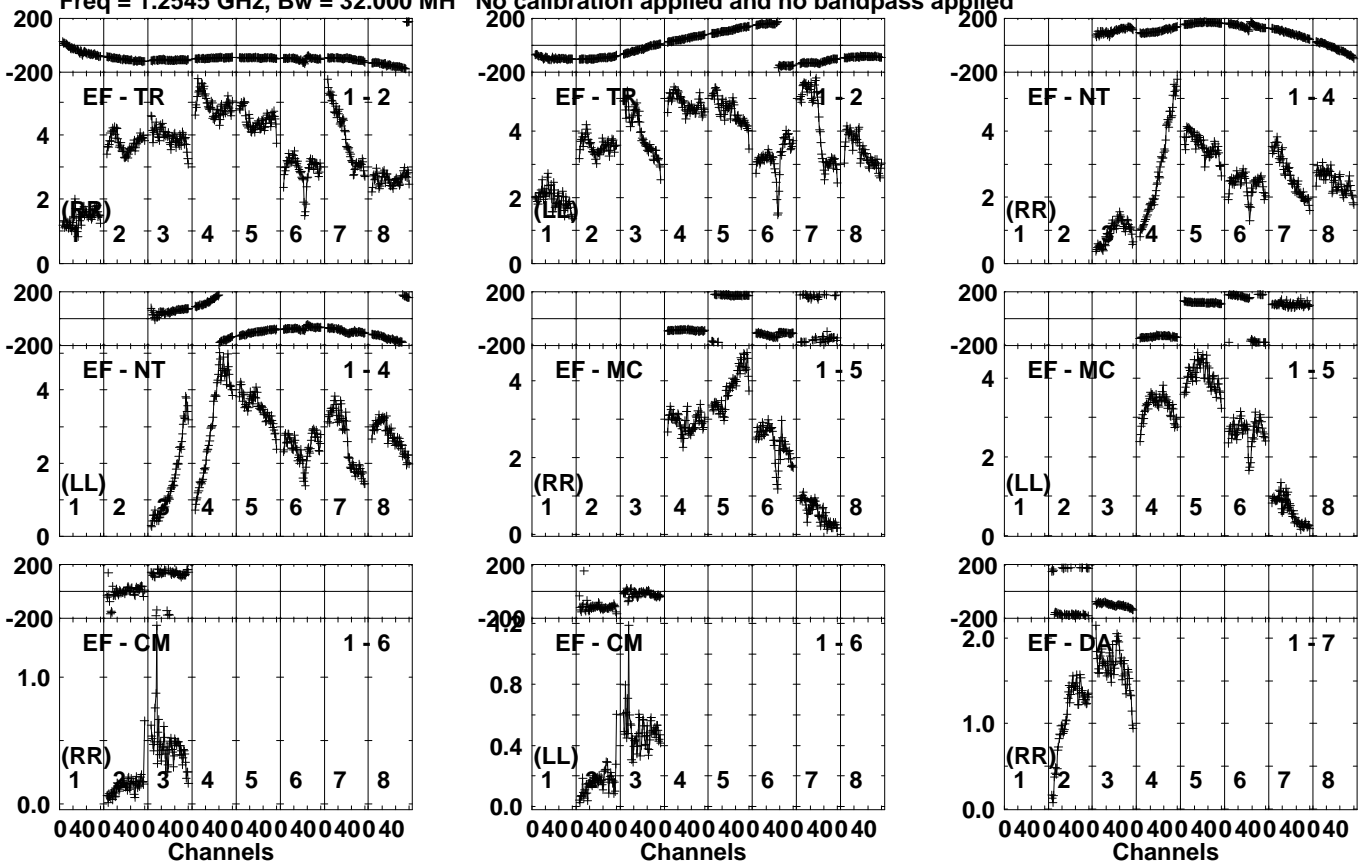
Lower frame: Micro Ampl Jy Top frame: Phas deg  
Vector averaged cross-power spectrum Several baselines displayed  
Timerange: 00/21:12:01 to 00/21:17:43



Plot file version 13 created 02-FEB-2023 14:52:09

J2311+4543 EK051H.UVDATA.1

Freq = 1.2545 GHz, Bw = 32.000 MH No calibration applied and no bandpass applied



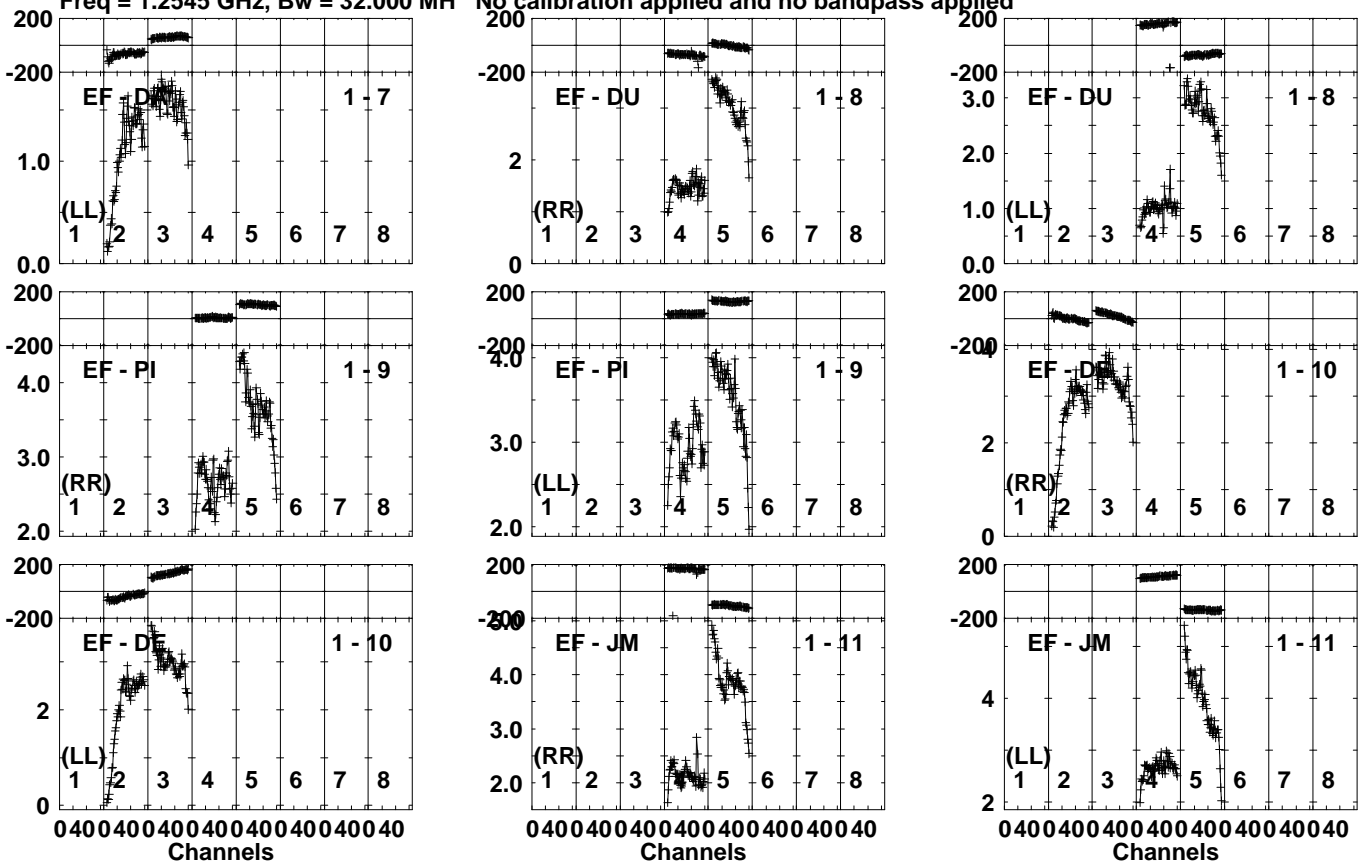
Lower frame: Milli Ampl Jy Top frame: Phas deg  
Vector averaged cross-power spectrum Several baselines displayed  
Timerange: 00/21:19:20 to 00/21:20:02

Plot file version 14 created 02-FEB-2023 14:52:09

J2311+4543 EK051H.UVDATA.1

Freq = 1.2545 GHz, Bw = 32.000 MH

No calibration applied and no bandpass applied



Lower frame: Milli Ampl Jy Top frame: Phas deg  
Vector averaged cross-power spectrum Several baselines displayed  
Timerange: 00/21:19:20 to 00/21:20:02

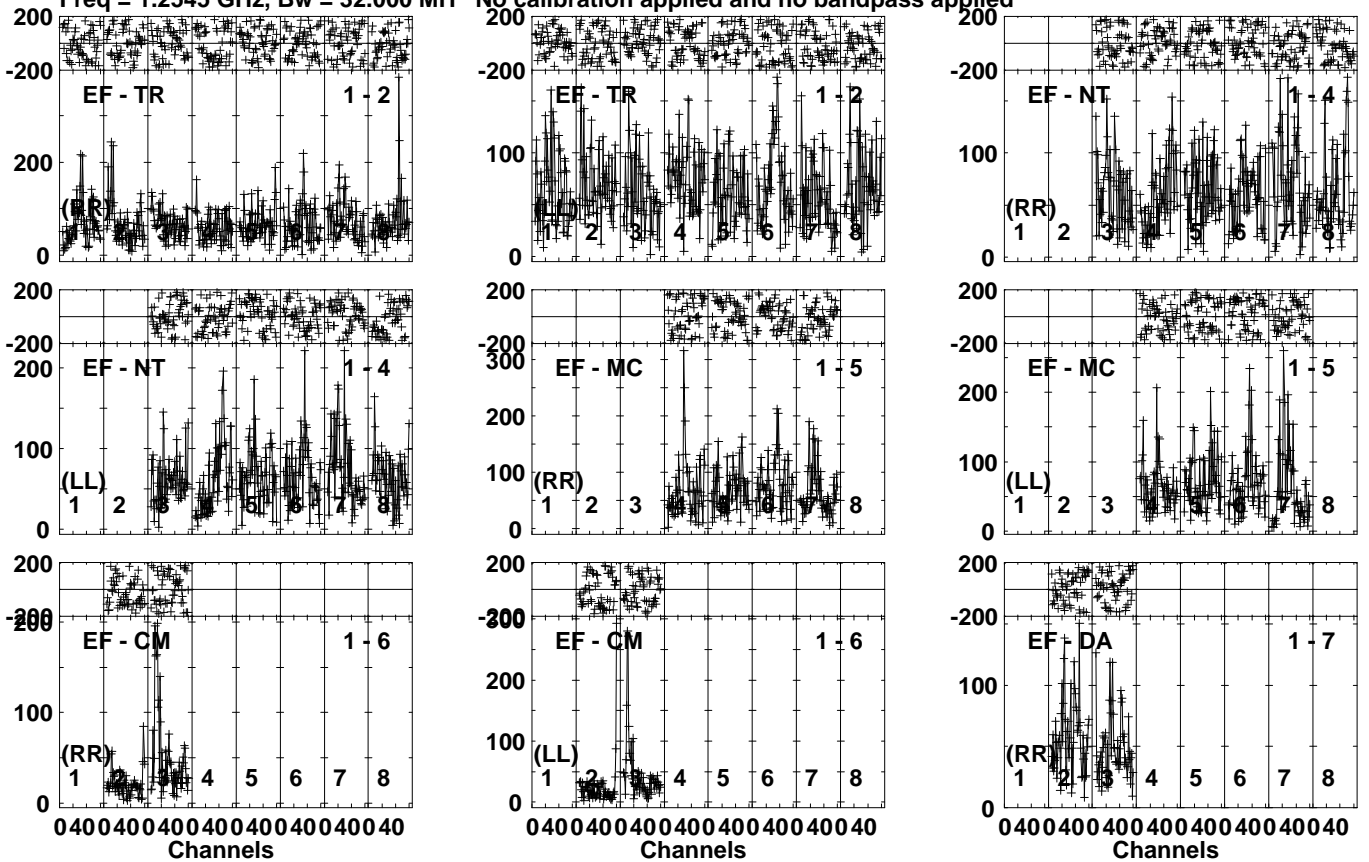


Plot file version 16 created 02-FEB-2023 14:52:09

R220912 D EK051H.UVDATA.1

Freq = 1.2545 GHz, Bw = 32.000 MH

No calibration applied and no bandpass applied



Lower frame: Micro Ampl Jy Top frame: Phas deg  
Vector averaged cross-power spectrum Several baselines displayed  
Timerange: 00/21:20:07 to 00/21:25:47

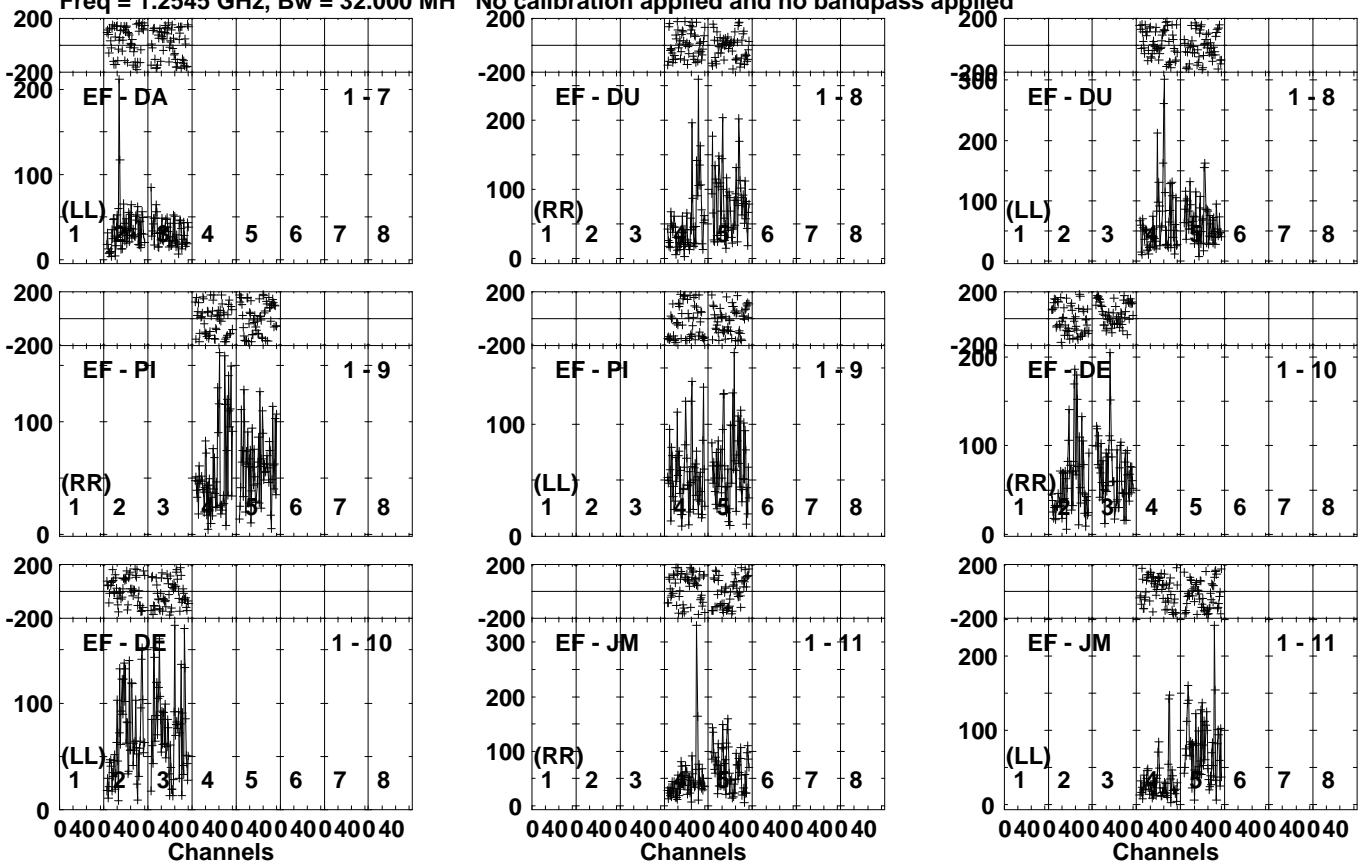


Plot file version 17 created 02-FEB-2023 14:52:10

R220912 D EK051H.UVDATA.1

Freq = 1.2545 GHz, Bw = 32.000 MH

No calibration applied and no bandpass applied



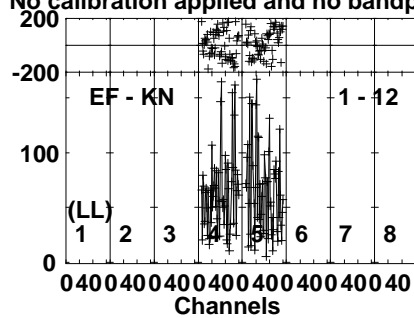
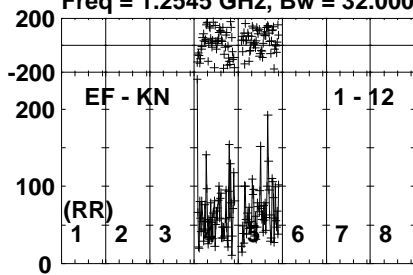
Lower frame: Micro Ampl Jy Top frame: Phas deg  
Vector averaged cross-power spectrum Several baselines displayed  
Timerange: 00/21:20:07 to 00/21:25:47

Plot file version 18 created 02-FEB-2023 14:52:10

R220912 D EK051H.UVDATA.1

Freq = 1.2545 GHz, Bw = 32.000 MH

No calibration applied and no bandpass applied



Lower frame: Micro Ampl Jy Top frame: Phas deg  
Vector averaged cross-power spectrum Several baselines displayed  
Timerange: 00/21:20:07 to 00/21:25:47

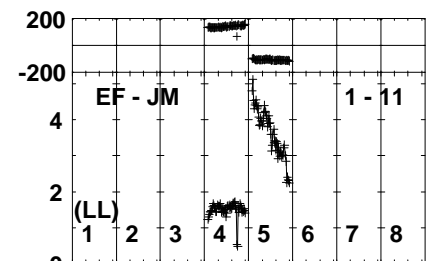
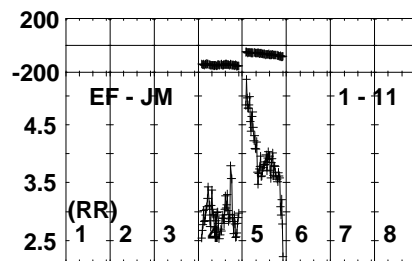
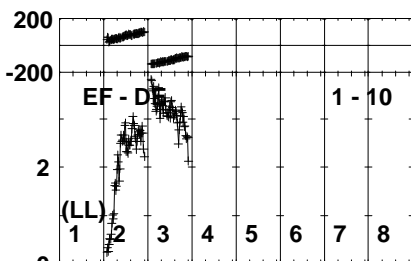
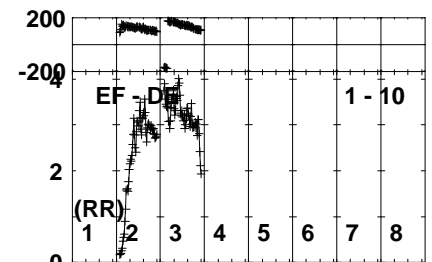
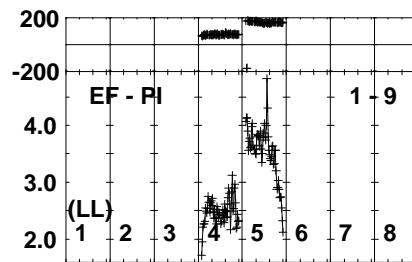
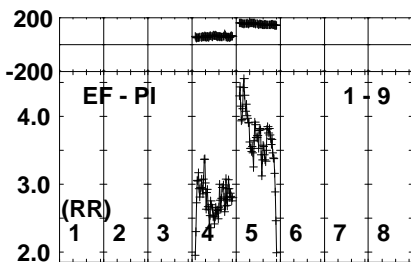
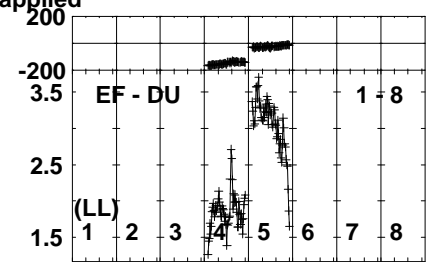
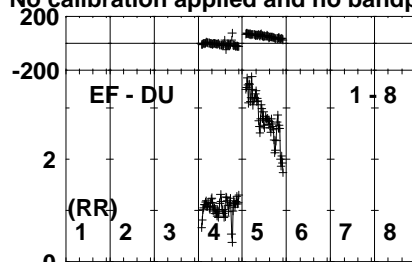
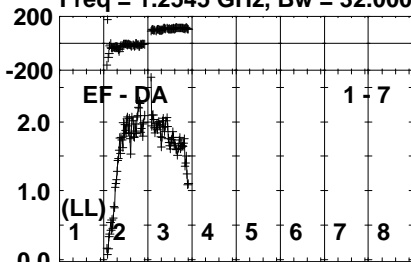


Plot file version 20 created 02-FEB-2023 14:52:10

J2311+4543 EK051H.UVDATA.1

Freq = 1.2545 GHz, Bw = 32.000 MH

No calibration applied and no bandpass applied



040040040040040040040040  
Channels

040040040040040040040040  
Channels

040040040040040040040040  
Channels

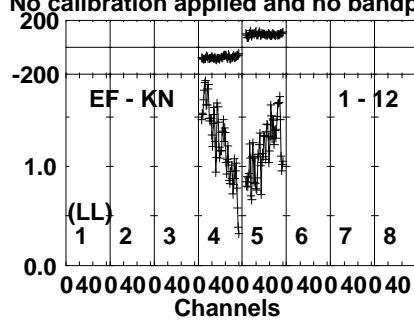
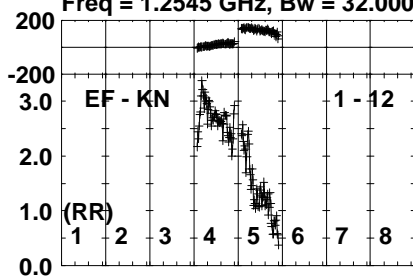
Lower frame: Milli Ampl Jy Top frame: Phas deg  
Vector averaged cross-power spectrum Several baselines displayed  
Timerange: 00/21:25:50 to 00/21:27:52

Plot file version 21 created 02-FEB-2023 14:52:10

J2311+4543 EK051H.UVDATA.1

Freq = 1.2545 GHz, Bw = 32.000 MH

No calibration applied and no bandpass applied

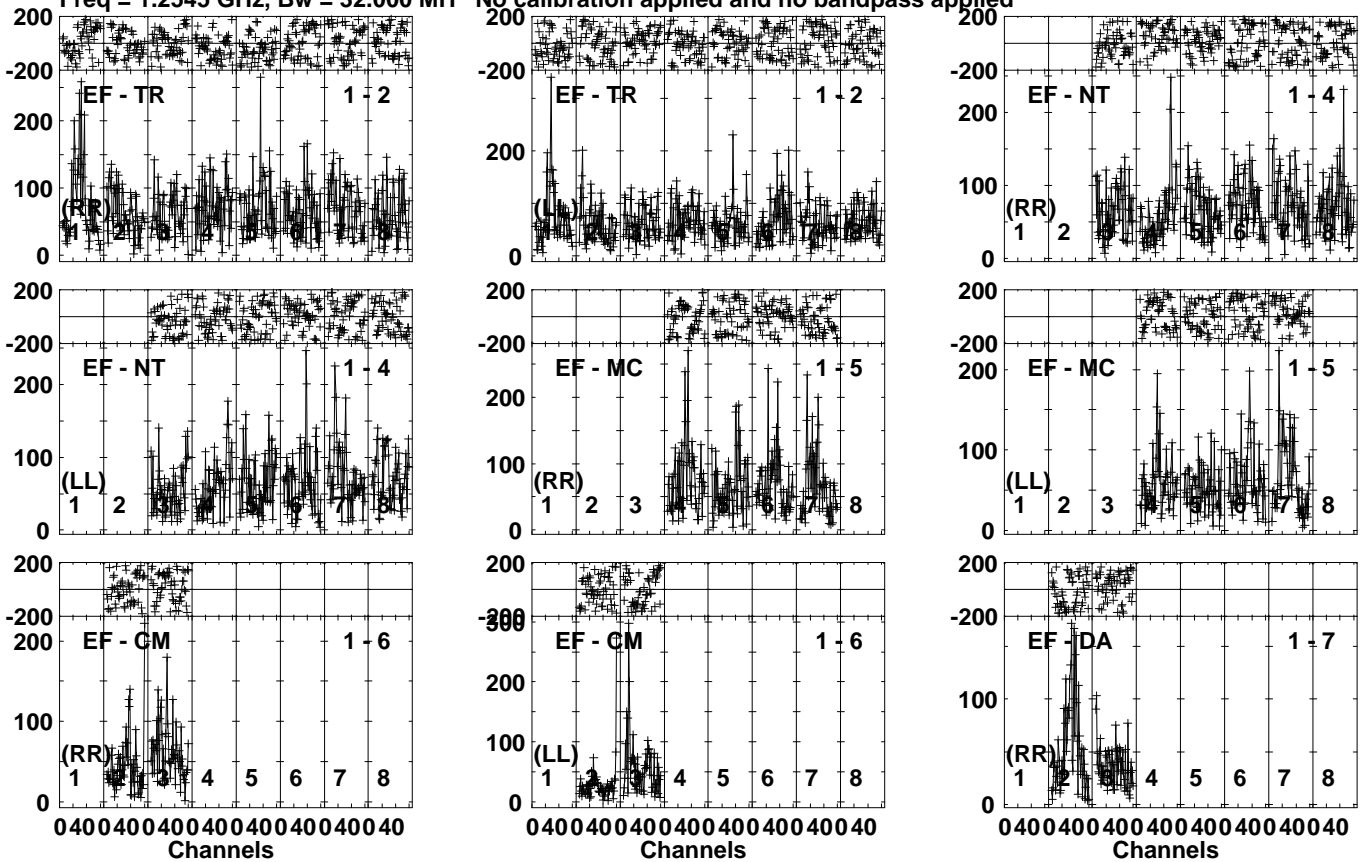


Lower frame: Milli Ampl Jy Top frame: Phas deg  
Vector averaged cross-power spectrum Several baselines displayed  
Timerange: 00/21:25:50 to 00/21:27:52

Plot file version 22 created 02-FEB-2023 14:52:10

R220912 D EK051H.UVDATA.1

Freq = 1.2545 GHz, Bw = 32.000 MH No calibration applied and no bandpass applied



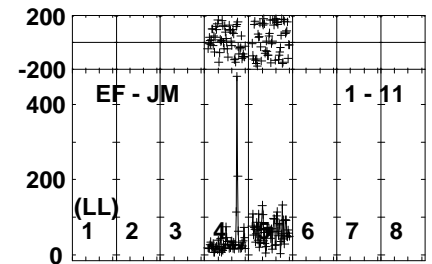
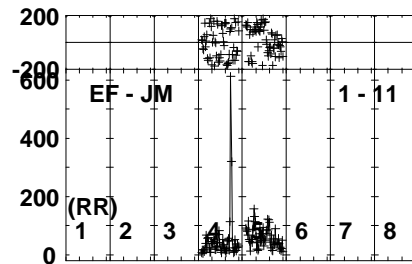
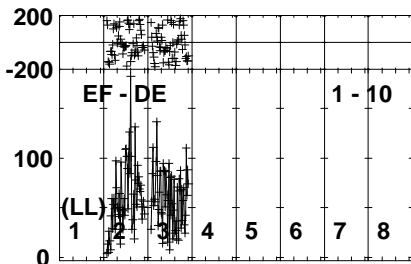
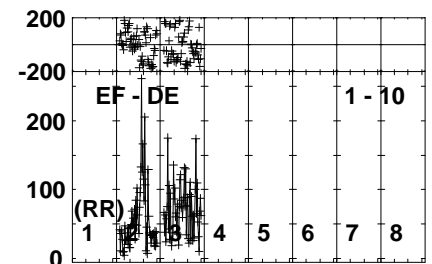
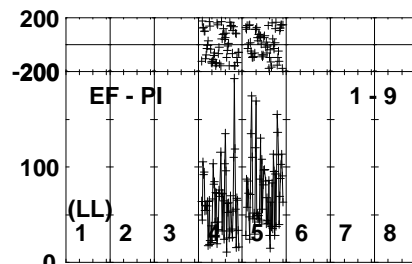
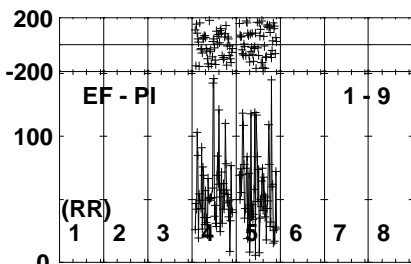
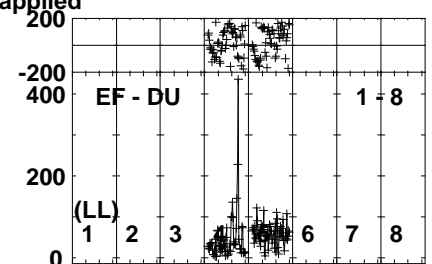
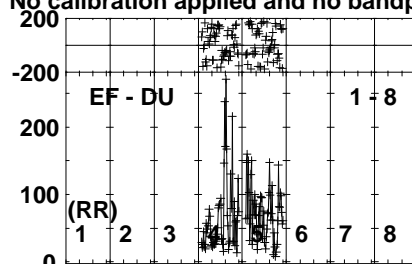
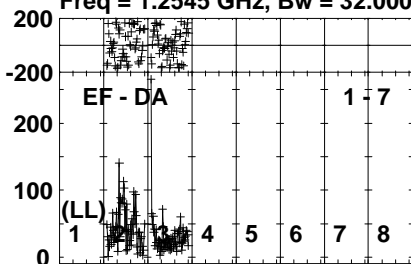
Lower frame: Micro Ampl Jy Top frame: Phas deg  
Vector averaged cross-power spectrum Several baselines displayed  
Timerange: 00/21:27:54 to 00/21:33:36

Plot file version 23 created 02-FEB-2023 14:52:10

R220912 D EK051H.UVDATA.1

Freq = 1.2545 GHz, Bw = 32.000 MH

No calibration applied and no bandpass applied



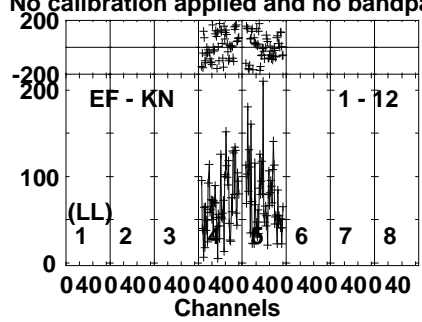
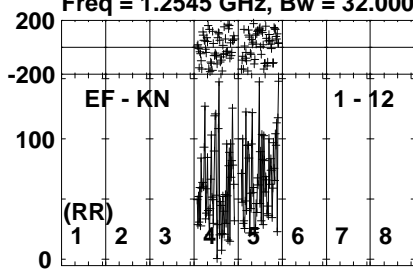
Lower frame: Micro Ampl Jy Top frame: Phas deg  
Vector averaged cross-power spectrum Several baselines displayed  
Timerange: 00/21:27:54 to 00/21:33:36

Plot file version 24 created 02-FEB-2023 14:52:10

R220912 D EK051H.UVDATA.1

Freq = 1.2545 GHz, Bw = 32.000 MH

No calibration applied and no bandpass applied



Lower frame: Micro Ampl Jy Top frame: Phas deg  
Vector averaged cross-power spectrum Several baselines displayed  
Timerange: 00/21:27:54 to 00/21:33:36

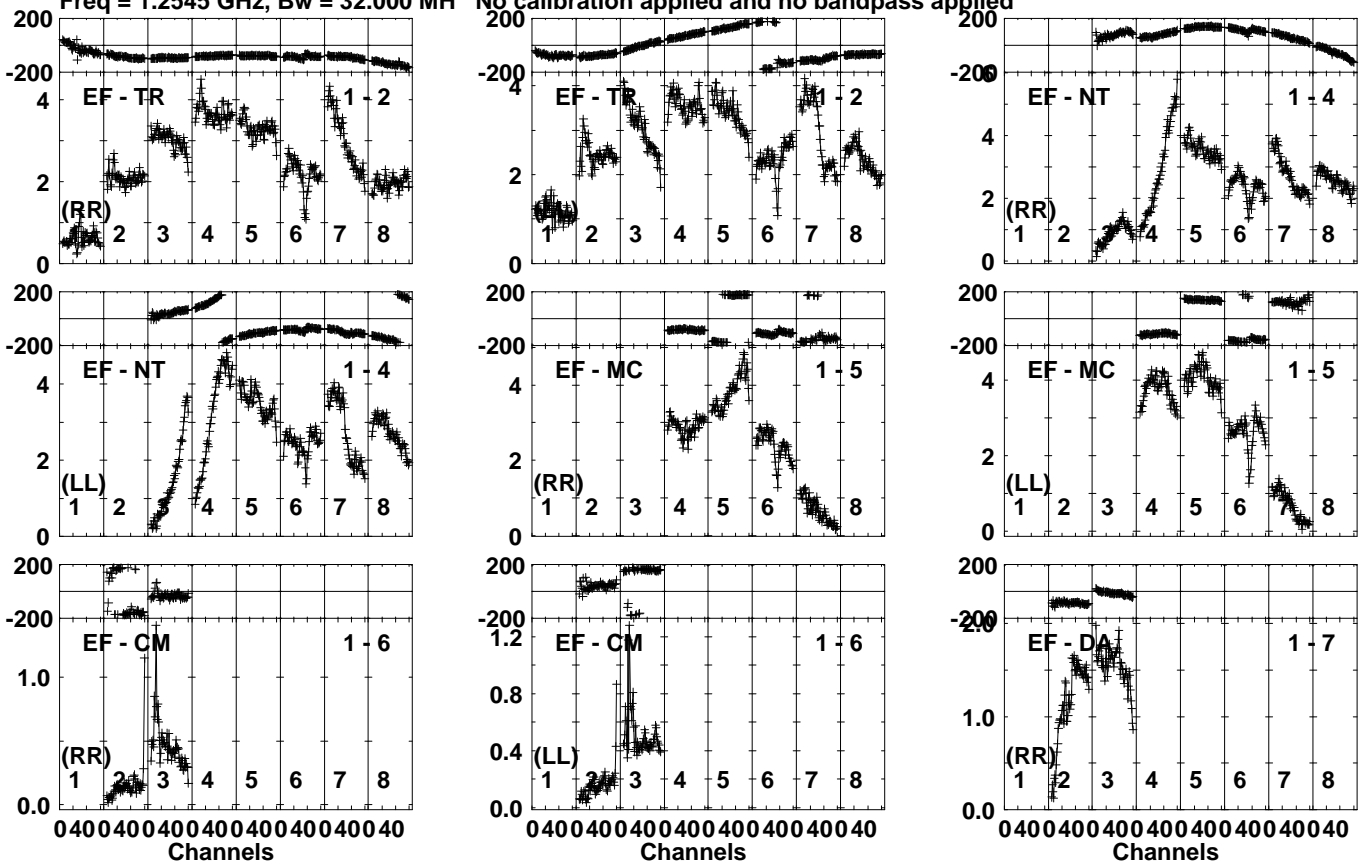


Plot file version 25 created 02-FEB-2023 14:52:11

J2311+4543 EK051H.UVDATA.1

Freq = 1.2545 GHz, Bw = 32.000 MH

No calibration applied and no bandpass applied



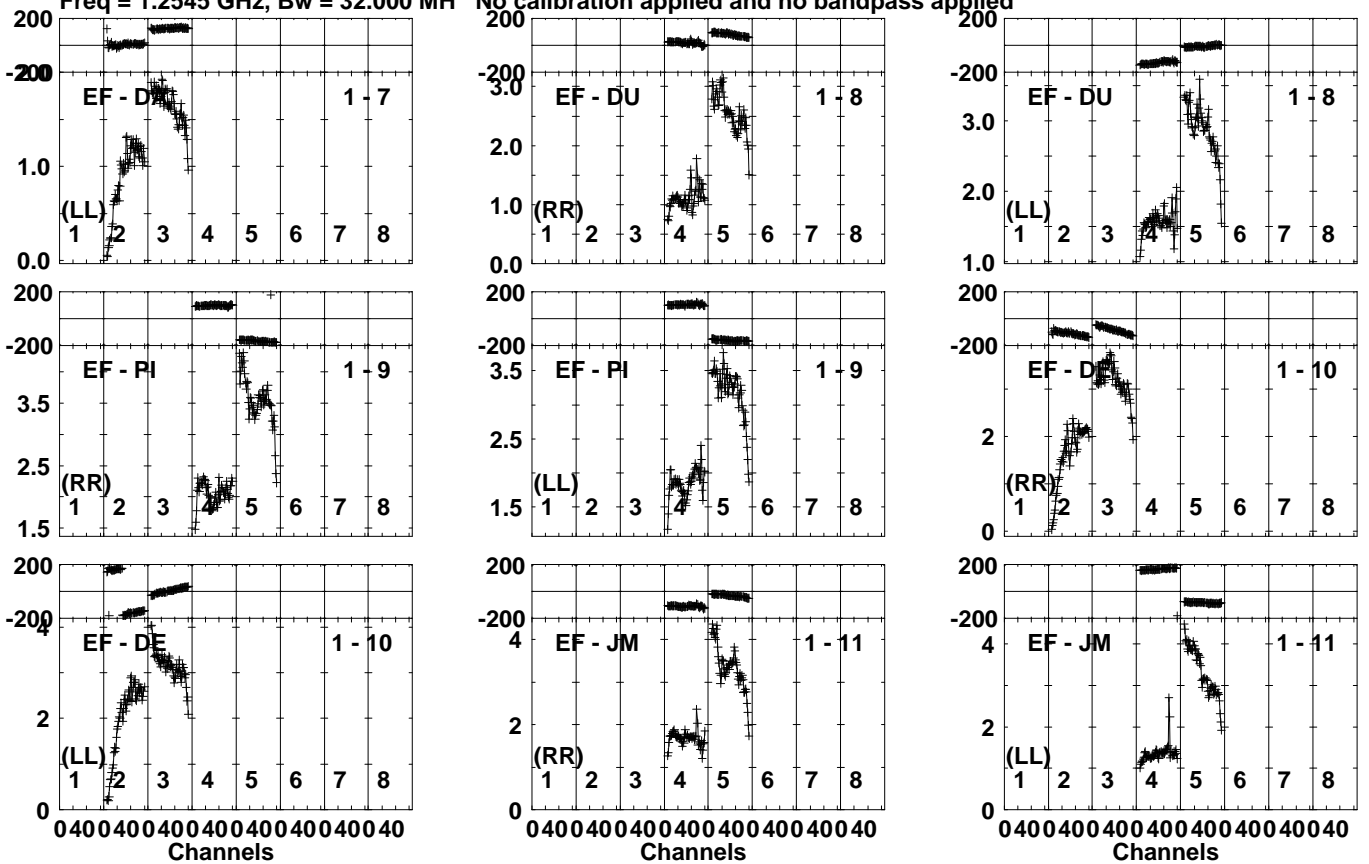
Lower frame: Milli Ampl Jy Top frame: Phas deg  
Vector averaged cross-power spectrum Several baselines displayed  
Timerange: 00/21:35:03 to 00/21:35:45

Plot file version 26 created 02-FEB-2023 14:52:11

J2311+4543 EK051H.UVDATA.1

Freq = 1.2545 GHz, Bw = 32.000 MH

No calibration applied and no bandpass applied



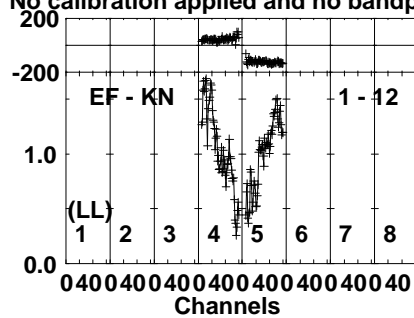
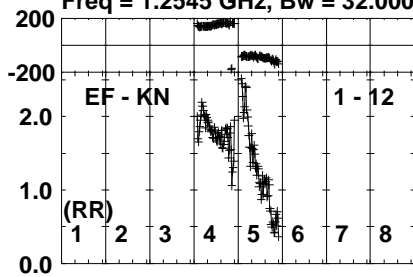
Lower frame: Milli Ampl Jy Top frame: Phas deg  
Vector averaged cross-power spectrum Several baselines displayed  
Timerange: 00/21:35:03 to 00/21:35:45

Plot file version 27 created 02-FEB-2023 14:52:11

J2311+4543 EK051H.UVDATA.1

Freq = 1.2545 GHz, Bw = 32.000 MH

No calibration applied and no bandpass applied



Lower frame: Milli Ampl Jy Top frame: Phas deg

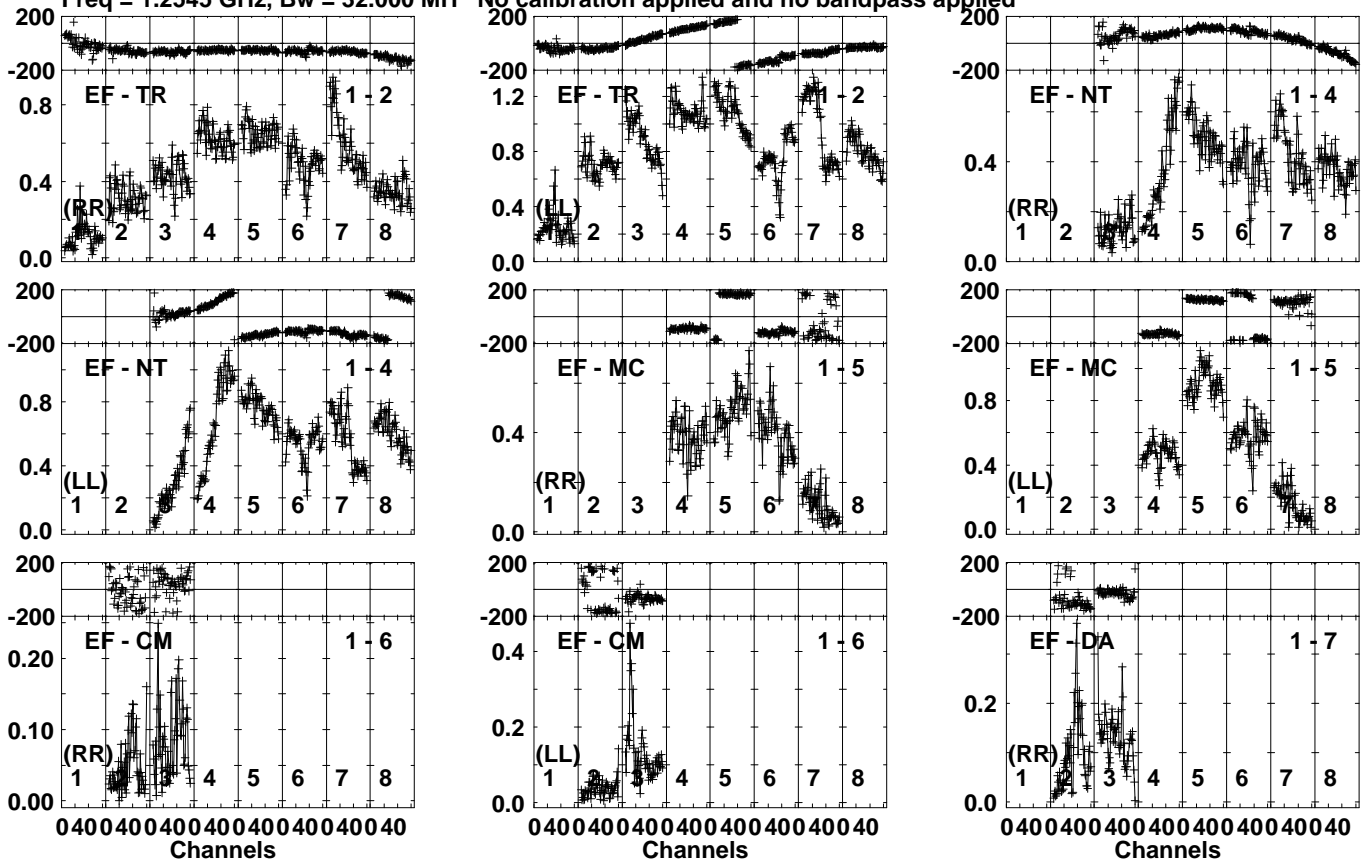
Vector averaged cross-power spectrum Several baselines displayed

Timerange: 00/21:35:03 to 00/21:35:45

Plot file version 28 created 02-FEB-2023 14:52:11

J2327+4754 EK051H.UVDATA.1

Freq = 1.2545 GHz, Bw = 32.000 MH No calibration applied and no bandpass applied



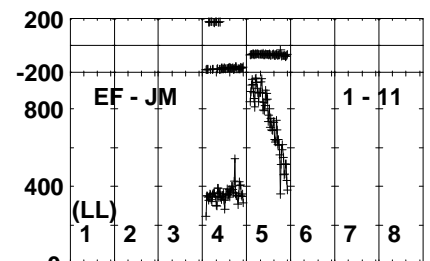
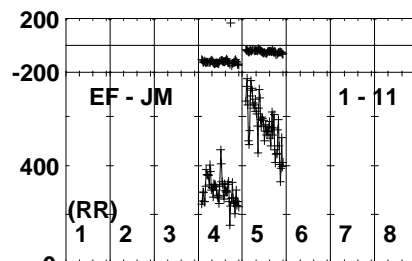
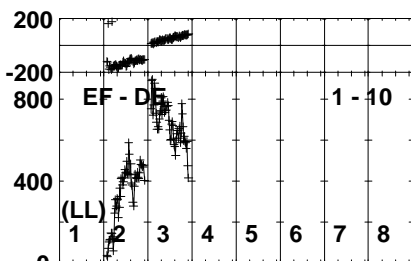
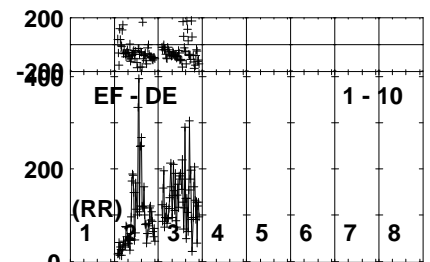
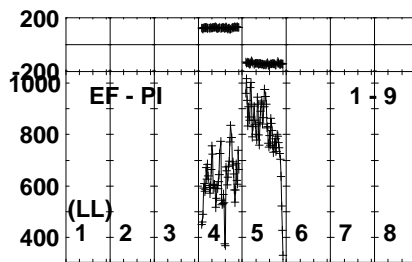
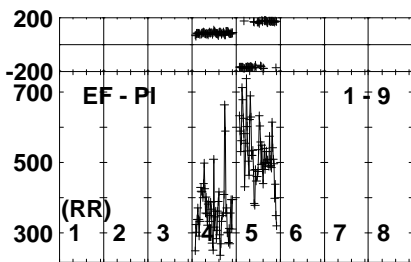
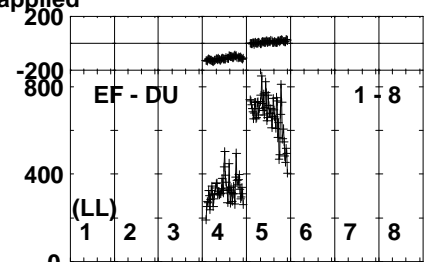
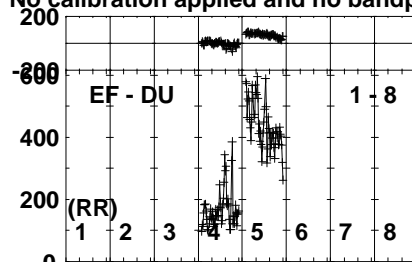
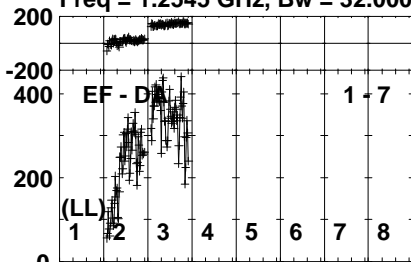
Lower frame: Milli Ampl Jy Top frame: Phas deg  
Vector averaged cross-power spectrum Several baselines displayed  
Timerange: 00/21:35:50 to 00/21:39:34

Plot file version 29 created 02-FEB-2023 14:52:11

J2327+4754 EK051H.UVDATA.1

Freq = 1.2545 GHz, Bw = 32.000 MH

No calibration applied and no bandpass applied



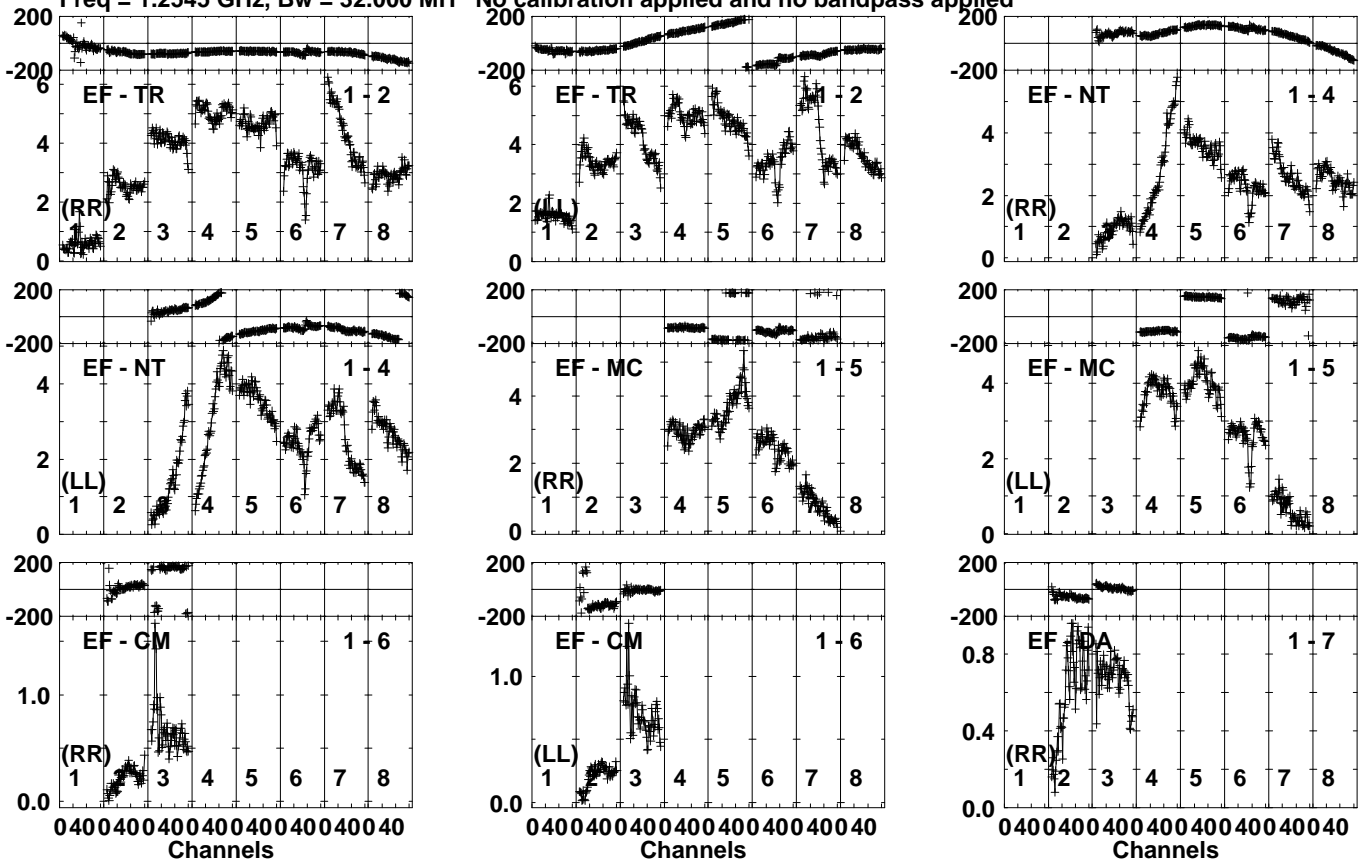
Lower frame: Micro Ampl Jy Top frame: Phas deg  
Vector averaged cross-power spectrum Several baselines displayed  
Timerange: 00/21:35:50 to 00/21:39:34



Plot file version 31 created 02-FEB-2023 14:52:11

J2311+4543 EK051H.UVDATA.1

Freq = 1.2545 GHz, Bw = 32.000 MH No calibration applied and no bandpass applied



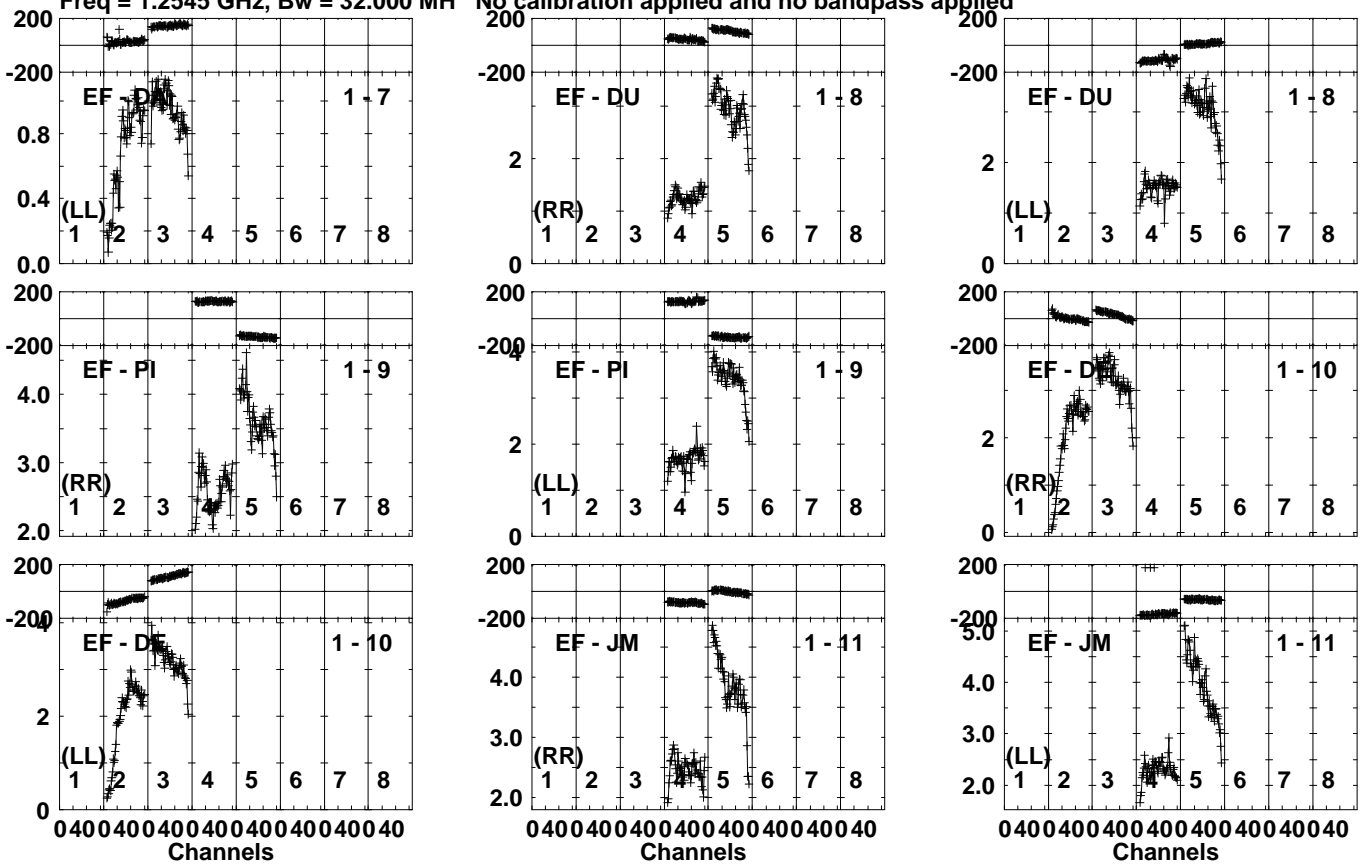
Lower frame: Milli Ampl Jy Top frame: Phas deg  
Vector averaged cross-power spectrum Several baselines displayed  
Timerange: 00/21:39:39 to 00/21:41:07

Plot file version 32 created 02-FEB-2023 14:52:11

J2311+4543 EK051H.UVDATA.1

Freq = 1.2545 GHz, Bw = 32.000 MH

No calibration applied and no bandpass applied



Lower frame: Milli Ampl Jy Top frame: Phas deg  
Vector averaged cross-power spectrum Several baselines displayed  
Timerange: 00/21:39:39 to 00/21:41:07

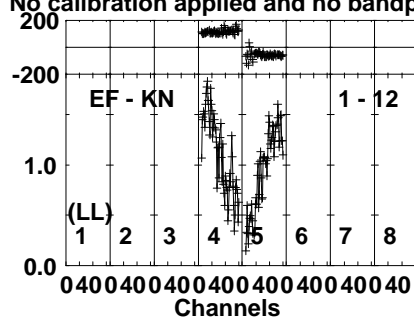
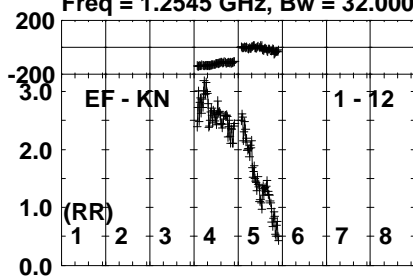


Plot file version 33 created 02-FEB-2023 14:52:11

J2311+4543 EK051H.UVDATA.1

Freq = 1.2545 GHz, Bw = 32.000 MH

No calibration applied and no bandpass applied

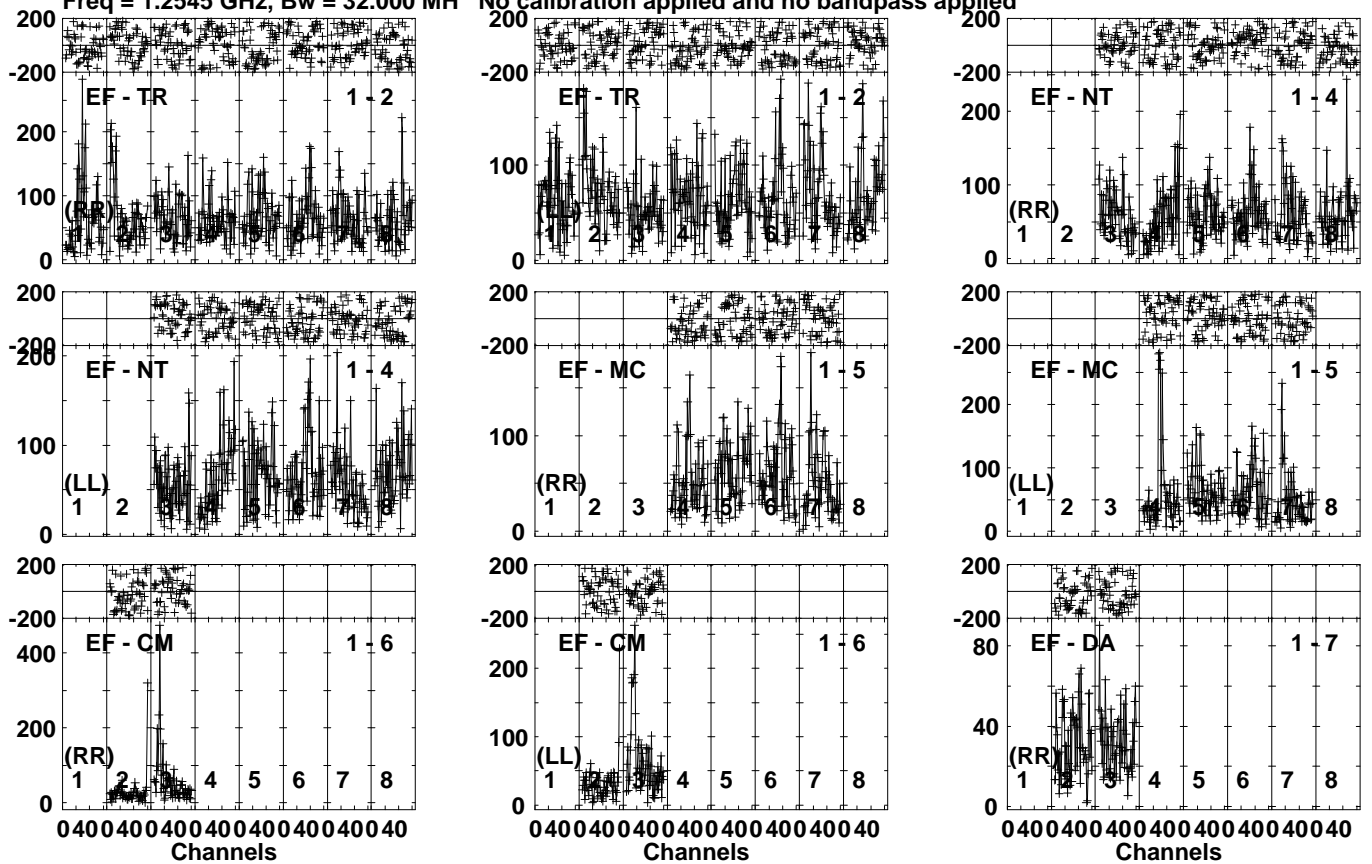


Lower frame: Milli Ampl Jy Top frame: Phas deg  
Vector averaged cross-power spectrum Several baselines displayed  
Timerange: 00/21:39:39 to 00/21:41:07

Plot file version 34 created 02-FEB-2023 14:52:11

R220912 D EK051H.UVDATA.1

Freq = 1.2545 GHz, Bw = 32.000 MH No calibration applied and no bandpass applied



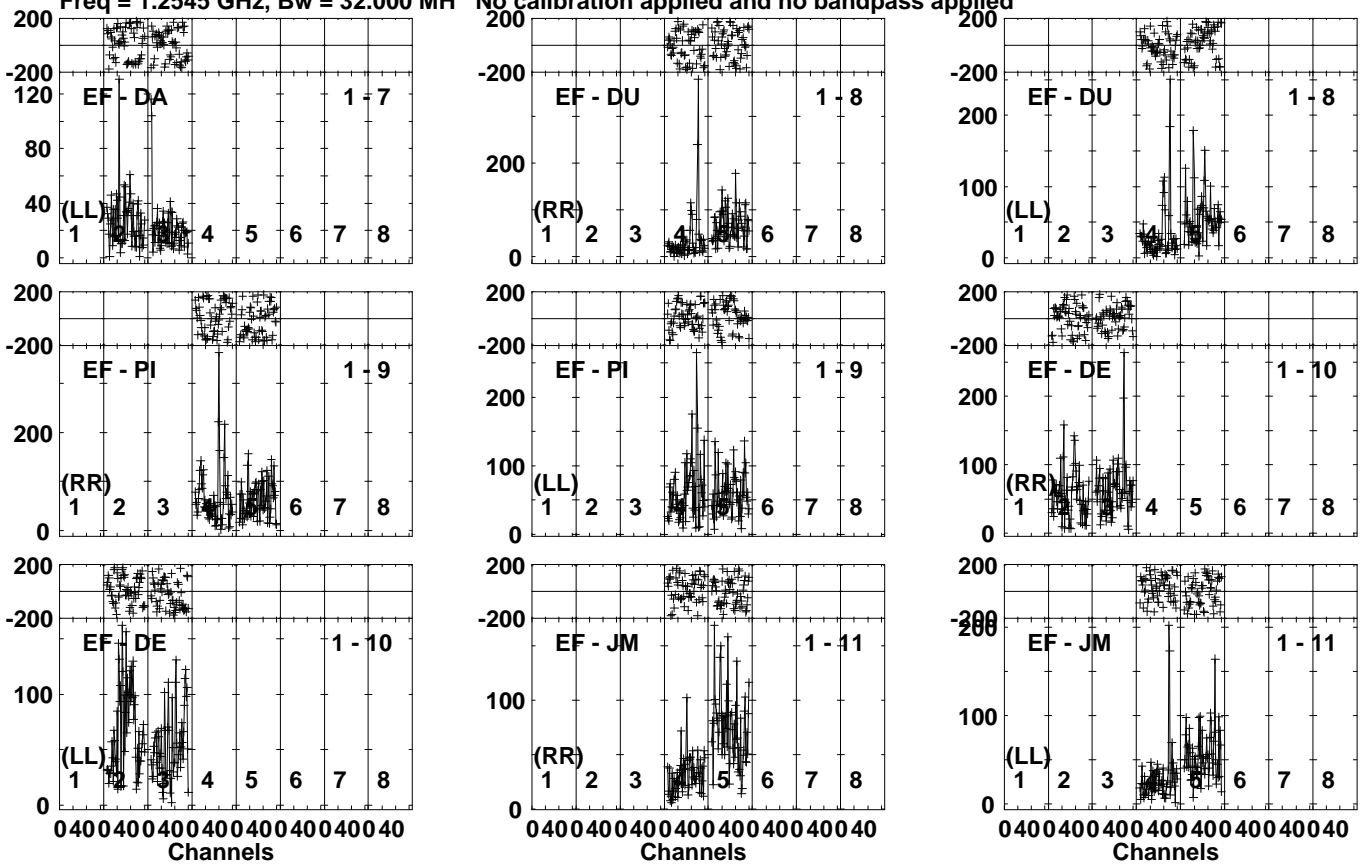
Lower frame: Micro Ampl Jy Top frame: Phas deg  
Vector averaged cross-power spectrum Several baselines displayed  
Timerange: 00/21:41:10 to 00/21:46:52

Plot file version 35 created 02-FEB-2023 14:52:12

R220912 D EK051H.UVDATA.1

Freq = 1.2545 GHz, Bw = 32.000 MH

No calibration applied and no bandpass applied



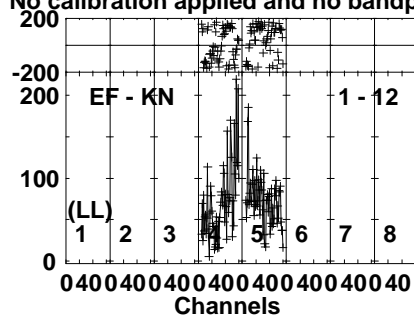
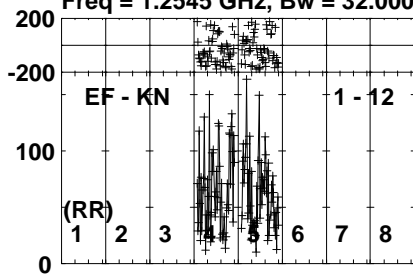
Lower frame: Micro Ampl Jy Top frame: Phas deg  
Vector averaged cross-power spectrum Several baselines displayed  
Timerange: 00/21:41:10 to 00/21:46:52

Plot file version 36 created 02-FEB-2023 14:52:12

R220912 D EK051H.UVDATA.1

Freq = 1.2545 GHz, Bw = 32.000 MH

No calibration applied and no bandpass applied



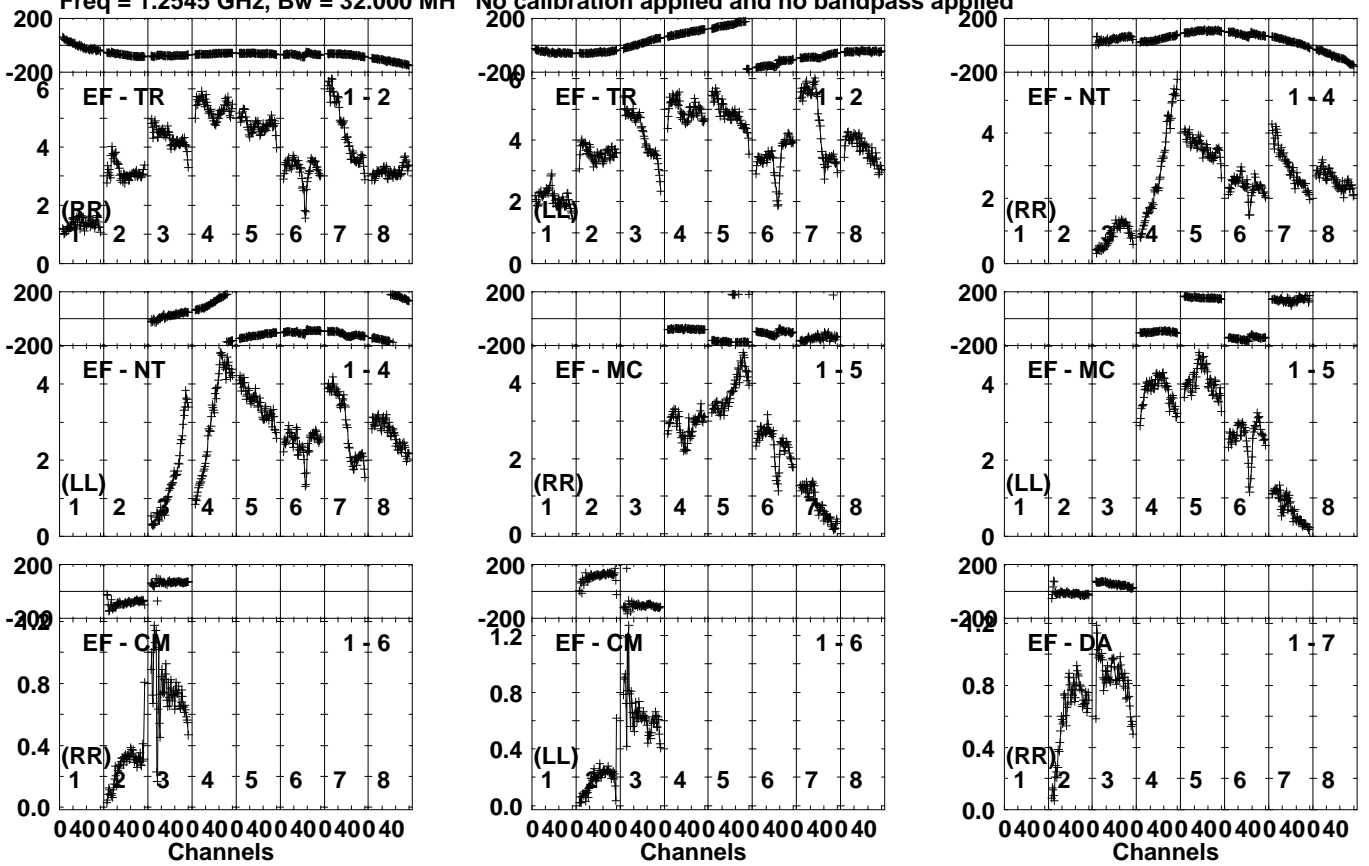
Lower frame: Micro Ampl Jy Top frame: Phas deg  
Vector averaged cross-power spectrum Several baselines displayed  
Timerange: 00/21:41:10 to 00/21:46:52

Plot file version 37 created 02-FEB-2023 14:52:12

J2311+4543 EK051H.UVDATA.1

Freq = 1.2545 GHz, Bw = 32.000 MH

No calibration applied and no bandpass applied



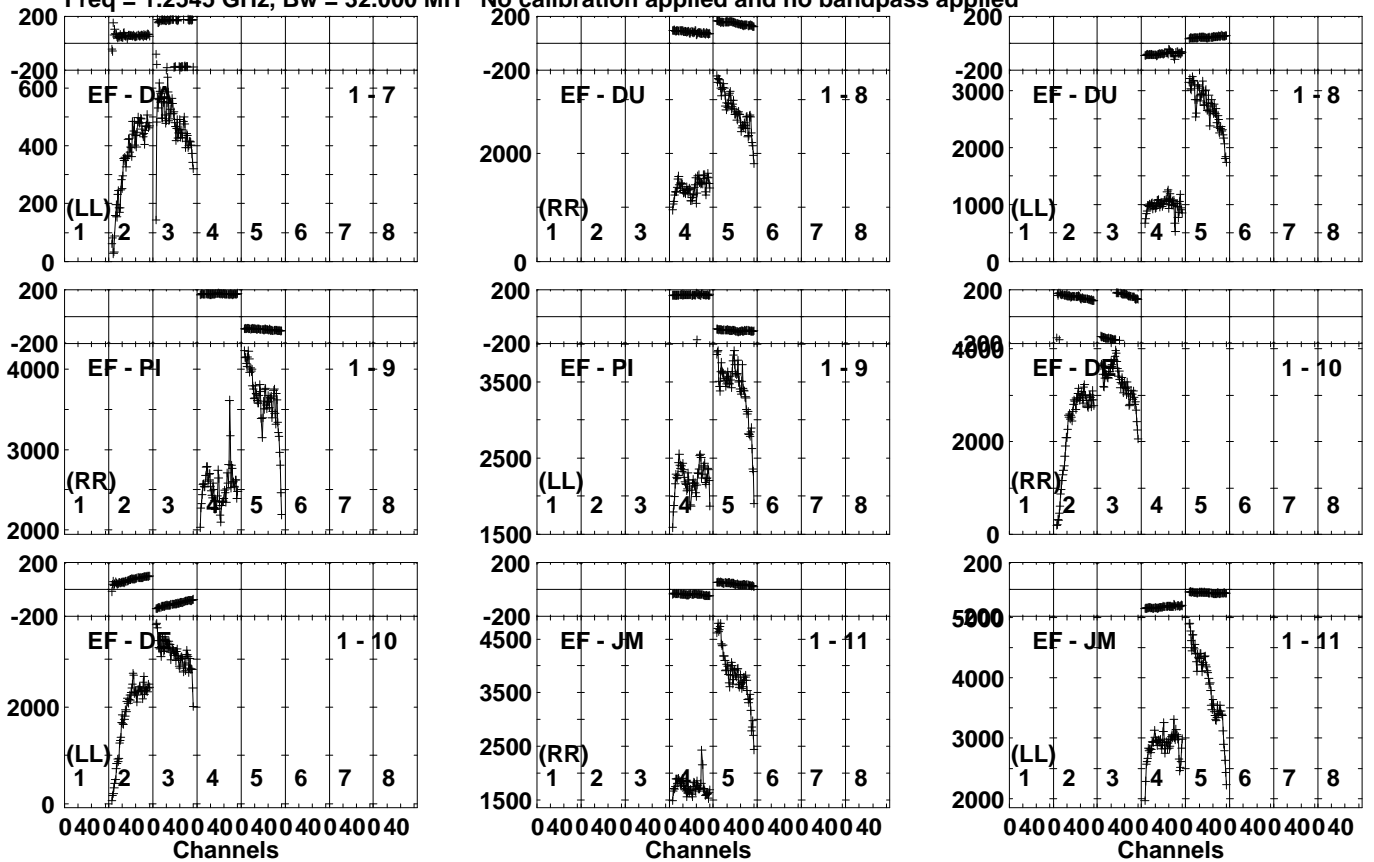
Lower frame: Milli Ampl Jy Top frame: Phas deg  
Vector averaged cross-power spectrum Several baselines displayed  
Timerange: 00/21:48:14 to 00/21:48:56

Plot file version 38 created 02-FEB-2023 14:52:12

J2311+4543 EK051H.UVDATA.1

Freq = 1.2545 GHz, Bw = 32.000 MH

No calibration applied and no bandpass applied



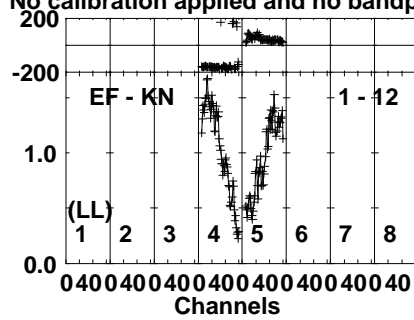
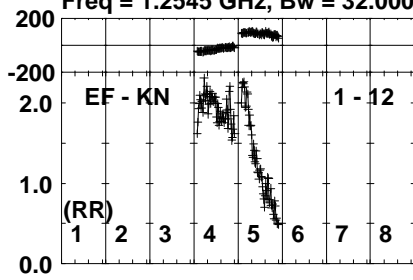
Lower frame: Micro Ampl Jy Top frame: Phas deg  
Vector averaged cross-power spectrum Several baselines displayed  
Timerange: 00/21:48:14 to 00/21:48:56

Plot file version 39 created 02-FEB-2023 14:52:12

J2311+4543 EK051H.UVDATA.1

Freq = 1.2545 GHz, Bw = 32.000 MH

No calibration applied and no bandpass applied

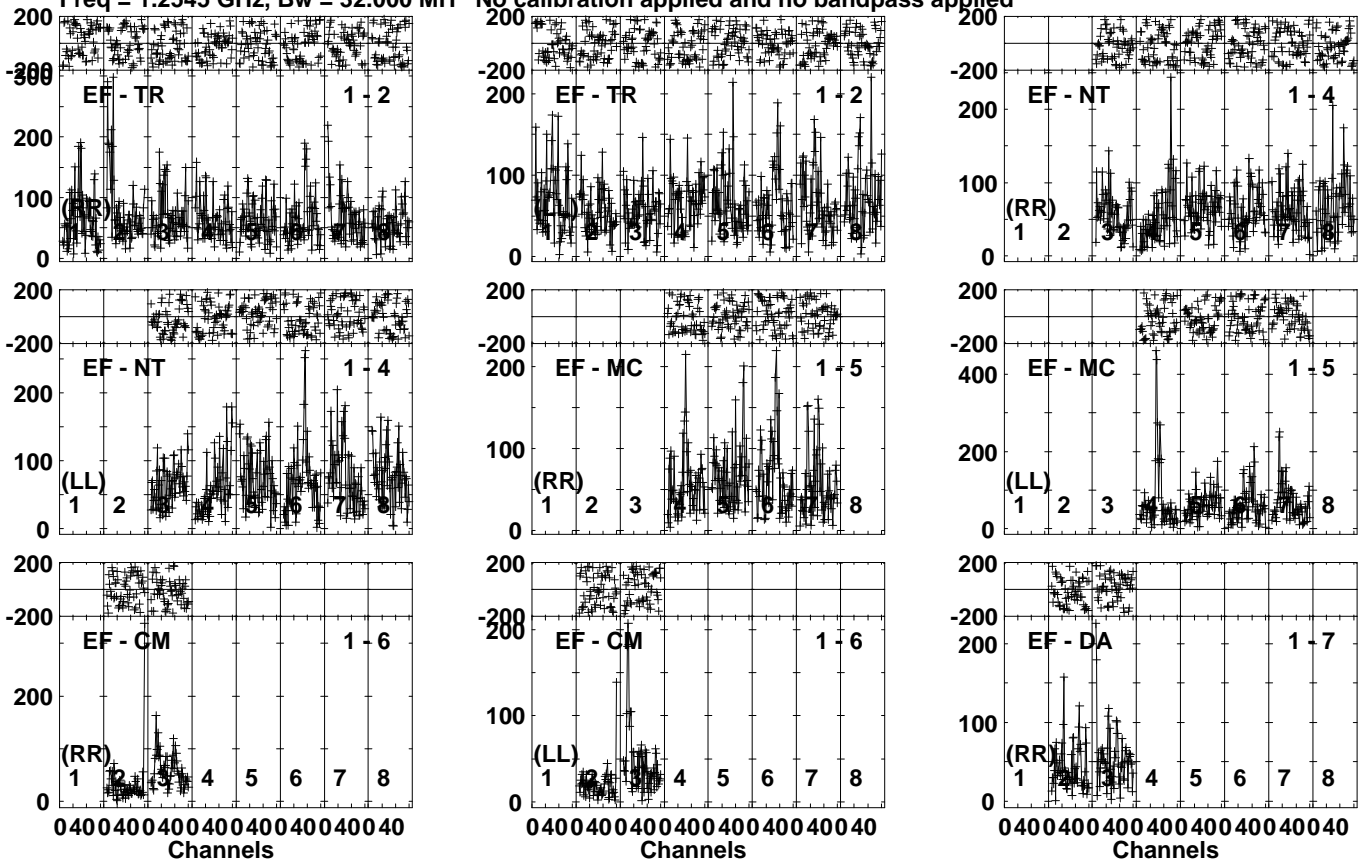


Lower frame: Milli Ampl Jy Top frame: Phas deg  
Vector averaged cross-power spectrum Several baselines displayed  
Timerange: 00/21:48:14 to 00/21:48:56

Plot file version 40 created 02-FEB-2023 14:52:12

R220912 D EK051H.UVDATA.1

Freq = 1.2545 GHz, Bw = 32.000 MH No calibration applied and no bandpass applied



Lower frame: Micro Ampl Jy Top frame: Phas deg  
Vector averaged cross-power spectrum Several baselines displayed  
Timerange: 00/21:49:01 to 00/21:54:41

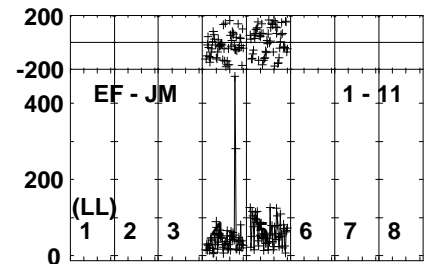
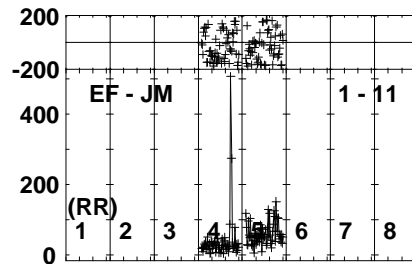
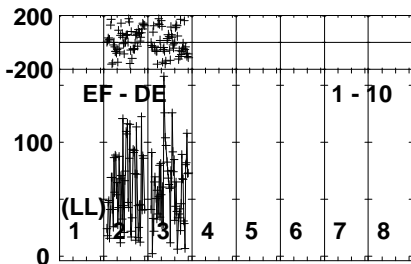
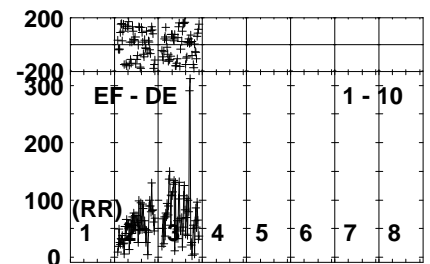
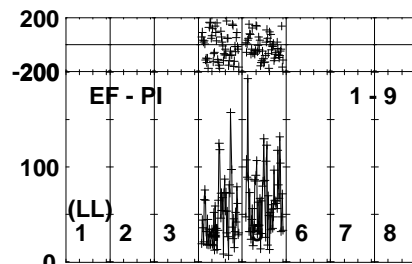
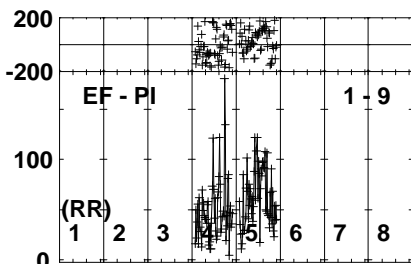
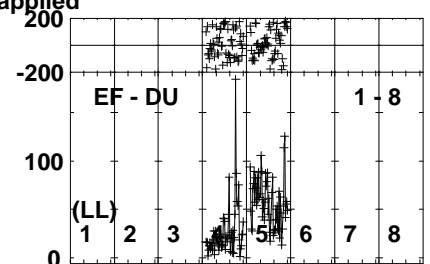
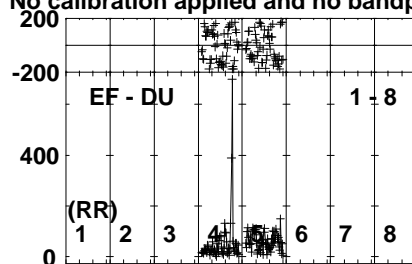
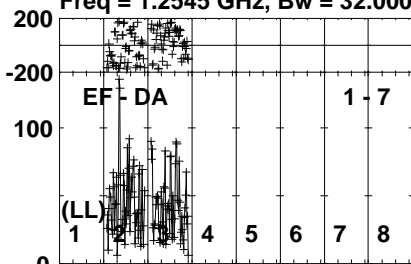


Plot file version 41 created 02-FEB-2023 14:52:12

R220912 D EK051H.UVDATA.1

Freq = 1.2545 GHz, Bw = 32.000 MH

No calibration applied and no bandpass applied



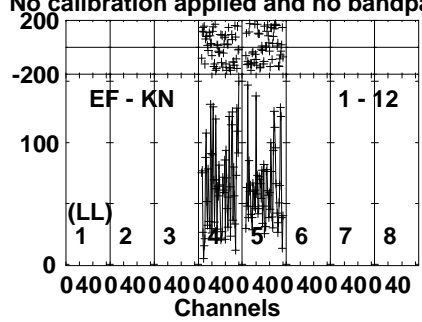
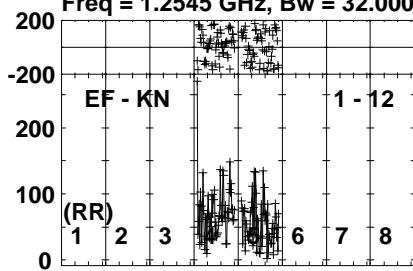
Lower frame: Micro Ampl Jy Top frame: Phas deg  
Vector averaged cross-power spectrum Several baselines displayed  
Timerange: 00/21:49:01 to 00/21:54:41

Plot file version 42 created 02-FEB-2023 14:52:12

R220912 D EK051H.UVDATA.1

Freq = 1.2545 GHz, Bw = 32.000 MH

No calibration applied and no bandpass applied



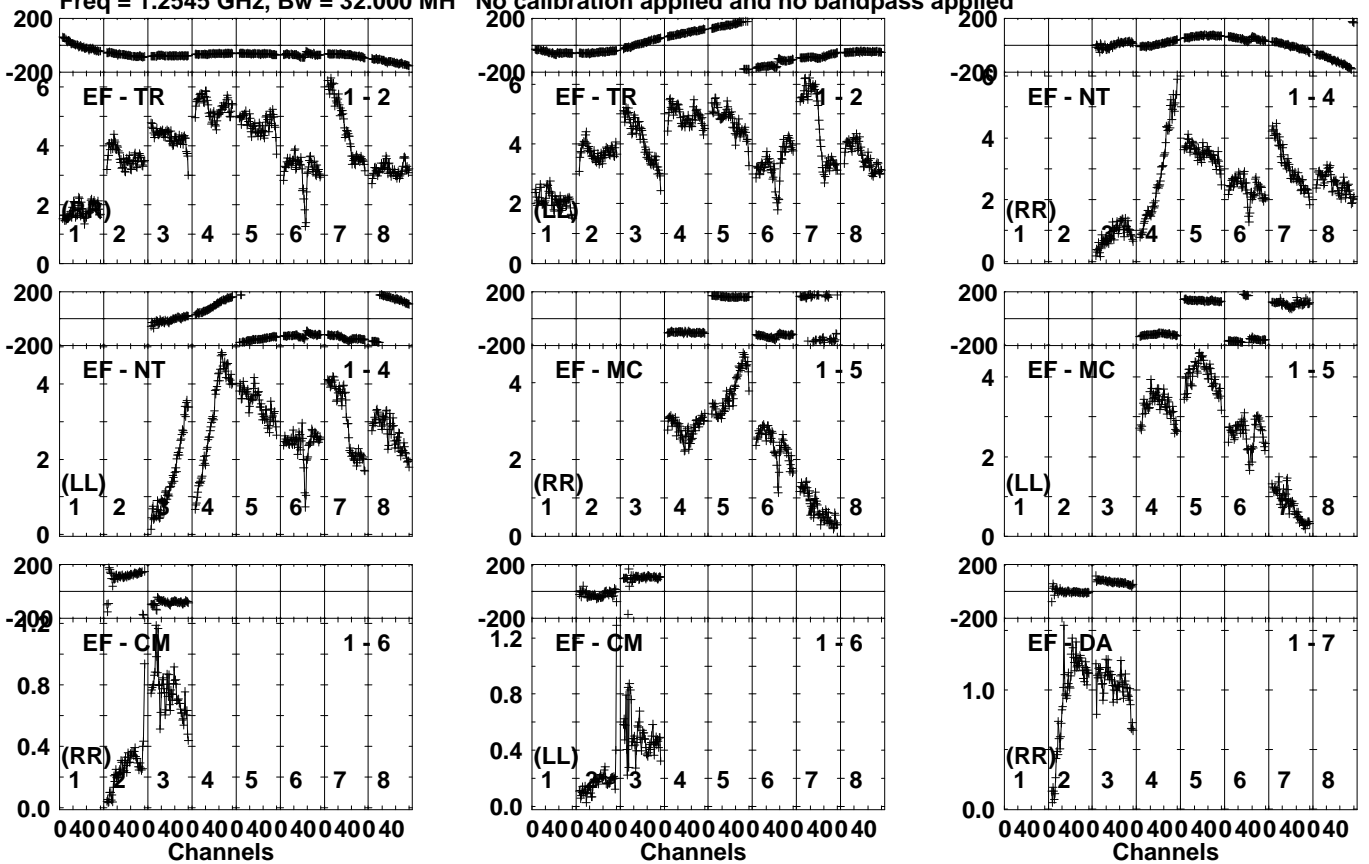
Lower frame: Micro Ampl Jy Top frame: Phas deg  
Vector averaged cross-power spectrum Several baselines displayed  
Timerange: 00/21:49:01 to 00/21:54:41

Plot file version 43 created 02-FEB-2023 14:52:12

J2311+4543 EK051H.UVDATA.1

Freq = 1.2545 GHz, Bw = 32.000 MH

No calibration applied and no bandpass applied



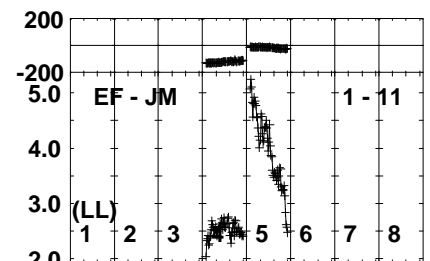
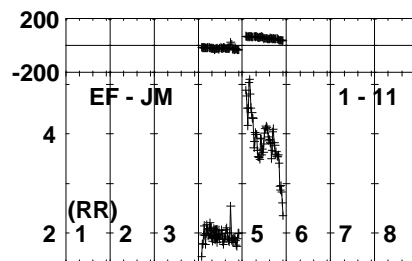
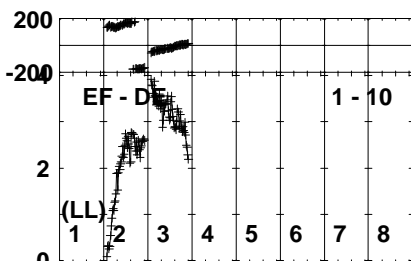
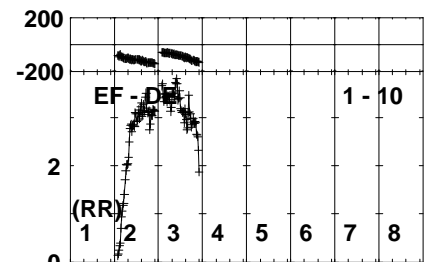
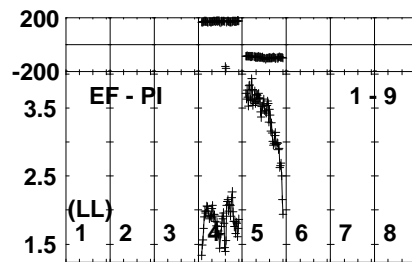
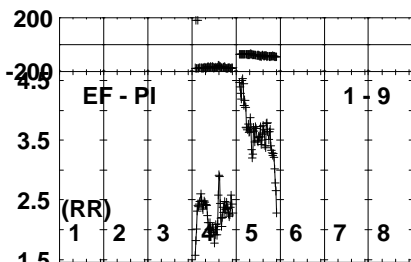
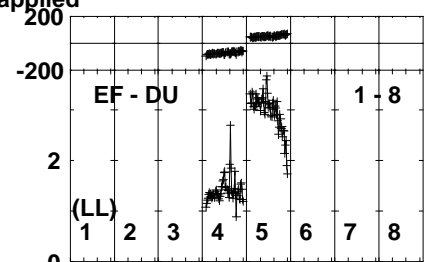
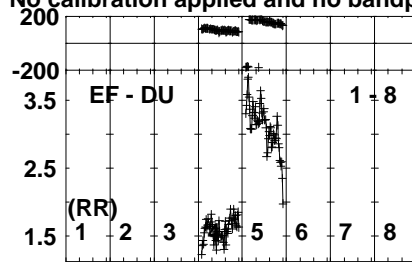
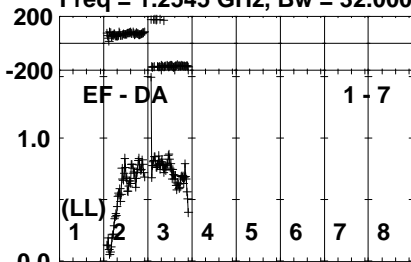
Lower frame: Milli Ampl Jy Top frame: Phas deg  
Vector averaged cross-power spectrum Several baselines displayed  
Timerange: 00/21:54:44 to 00/21:56:34

Plot file version 44 created 02-FEB-2023 14:52:13

J2311+4543 EK051H.UVDATA.1

Freq = 1.2545 GHz, Bw = 32.000 MH

No calibration applied and no bandpass applied



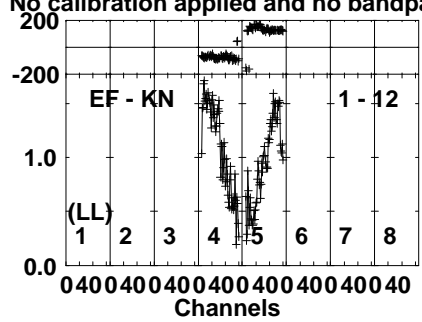
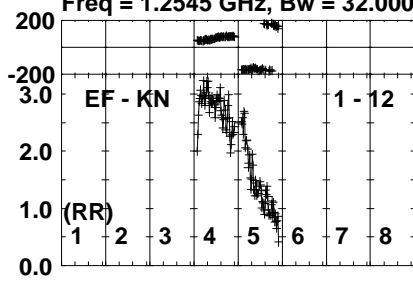
Lower frame: Milli Ampl Jy Top frame: Phas deg  
Vector averaged cross-power spectrum Several baselines displayed  
Timerange: 00/21:54:44 to 00/21:56:34

Plot file version 45 created 02-FEB-2023 14:52:13

J2311+4543 EK051H.UVDATA.1

Freq = 1.2545 GHz, Bw = 32.000 MH

No calibration applied and no bandpass applied

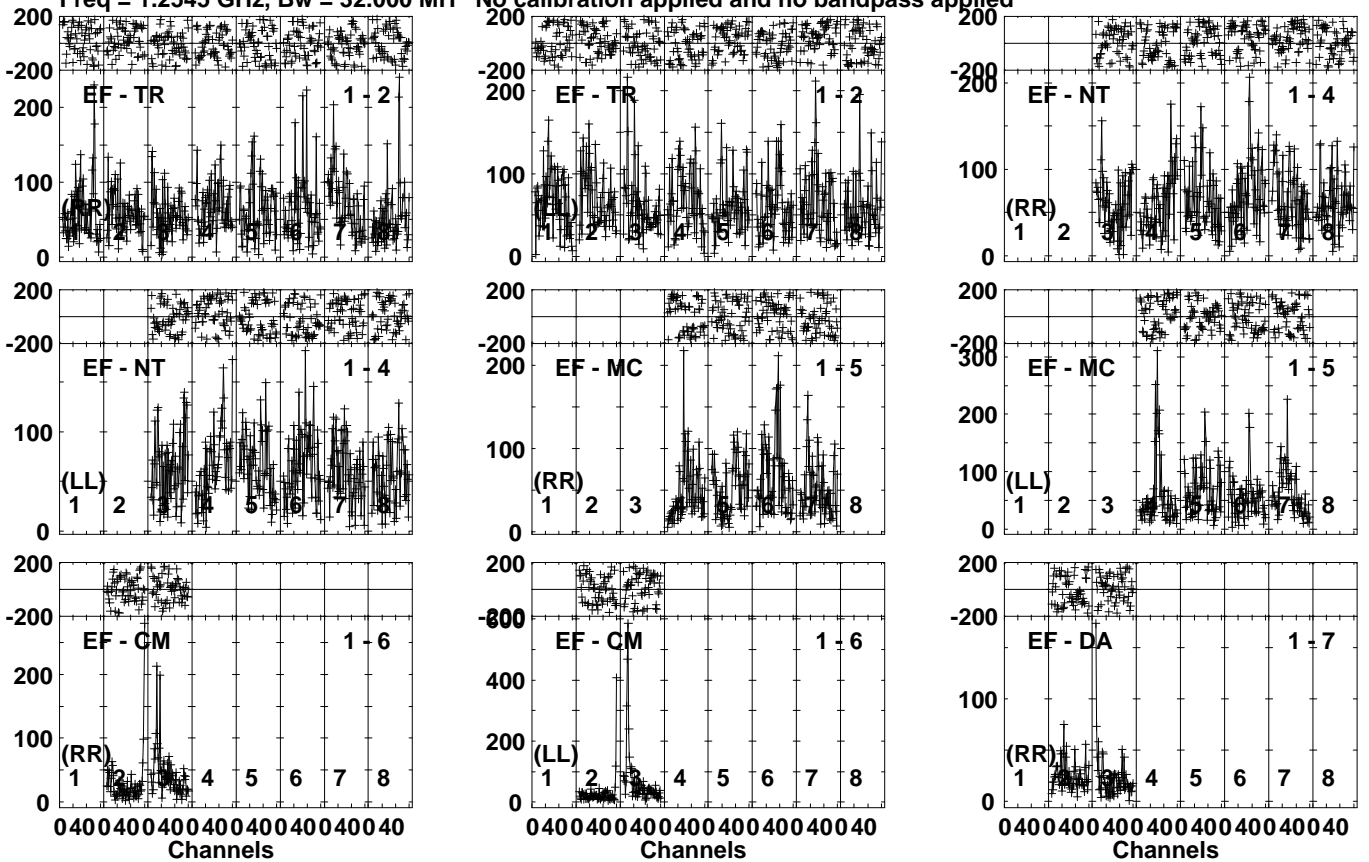


Lower frame: Milli Ampl Jy Top frame: Phas deg  
Vector averaged cross-power spectrum Several baselines displayed  
Timerange: 00/21:54:44 to 00/21:56:34

Plot file version 46 created 02-FEB-2023 14:52:13

R220912 D EK051H.UVDATA.1

Freq = 1.2545 GHz, Bw = 32.000 MH No calibration applied and no bandpass applied

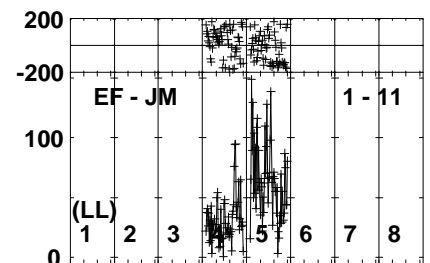
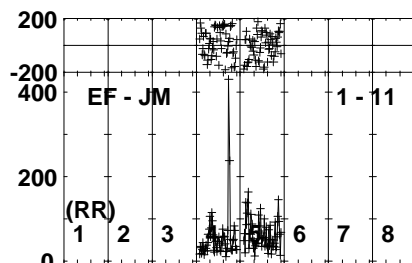
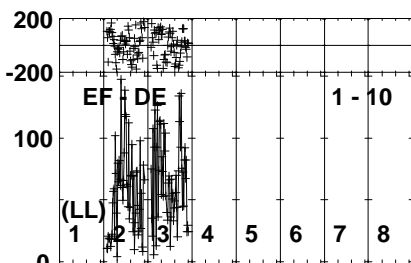
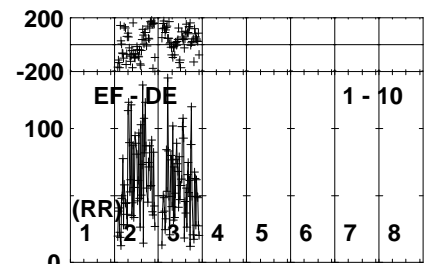
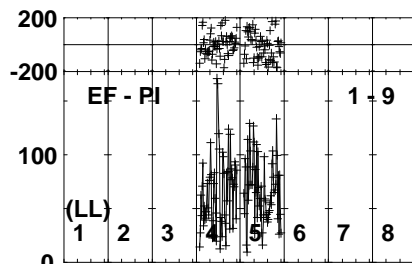
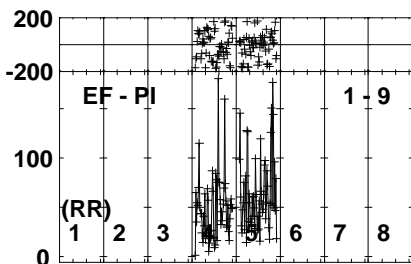
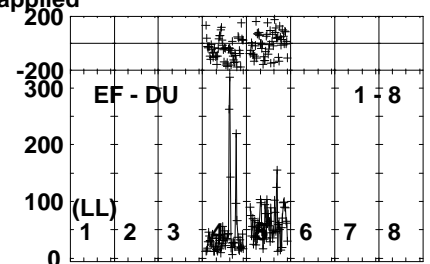
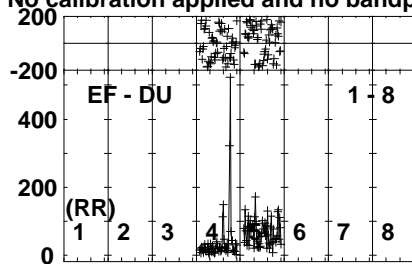
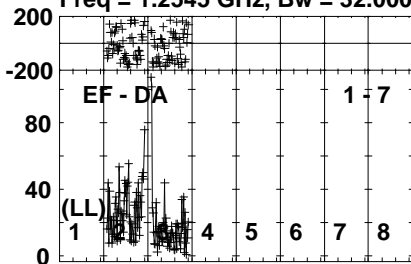


Lower frame: Micro Ampl Jy Top frame: Phas deg  
Vector averaged cross-power spectrum Several baselines displayed  
Timerange: 00/21:56:36 to 00/22:02:18

Plot file version 47 created 02-FEB-2023 14:52:13

R220912 D EK051H.UVDATA.1

Freq = 1.2545 GHz, Bw = 32.000 MH No calibration applied and no bandpass applied



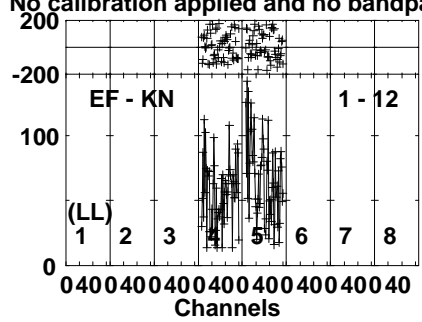
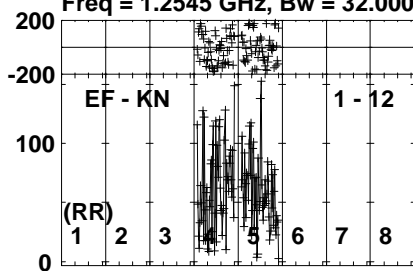
Lower frame: Micro Ampl Jy Top frame: Phas deg  
Vector averaged cross-power spectrum Several baselines displayed  
Timerange: 00/21:56:36 to 00/22:02:18

Plot file version 48 created 02-FEB-2023 14:52:13

R220912 D EK051H.UVDATA.1

Freq = 1.2545 GHz, Bw = 32.000 MH

No calibration applied and no bandpass applied



Lower frame: Micro Ampl Jy Top frame: Phas deg  
Vector averaged cross-power spectrum Several baselines displayed  
Timerange: 00/21:56:36 to 00/22:02:18

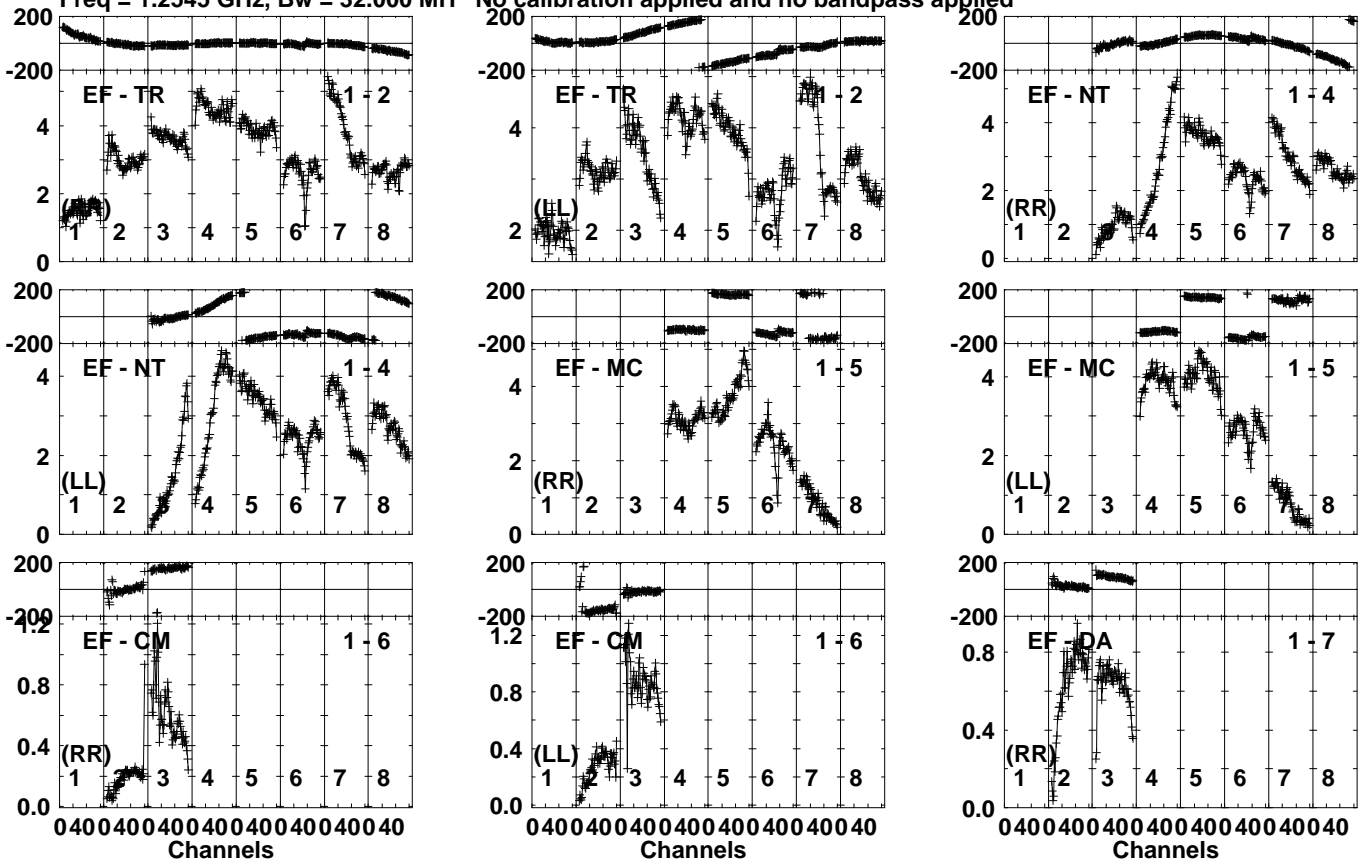


Plot file version 49 created 02-FEB-2023 14:52:13

J2311+4543 EK051H.UVDATA.1

Freq = 1.2545 GHz, Bw = 32.000 MH

No calibration applied and no bandpass applied



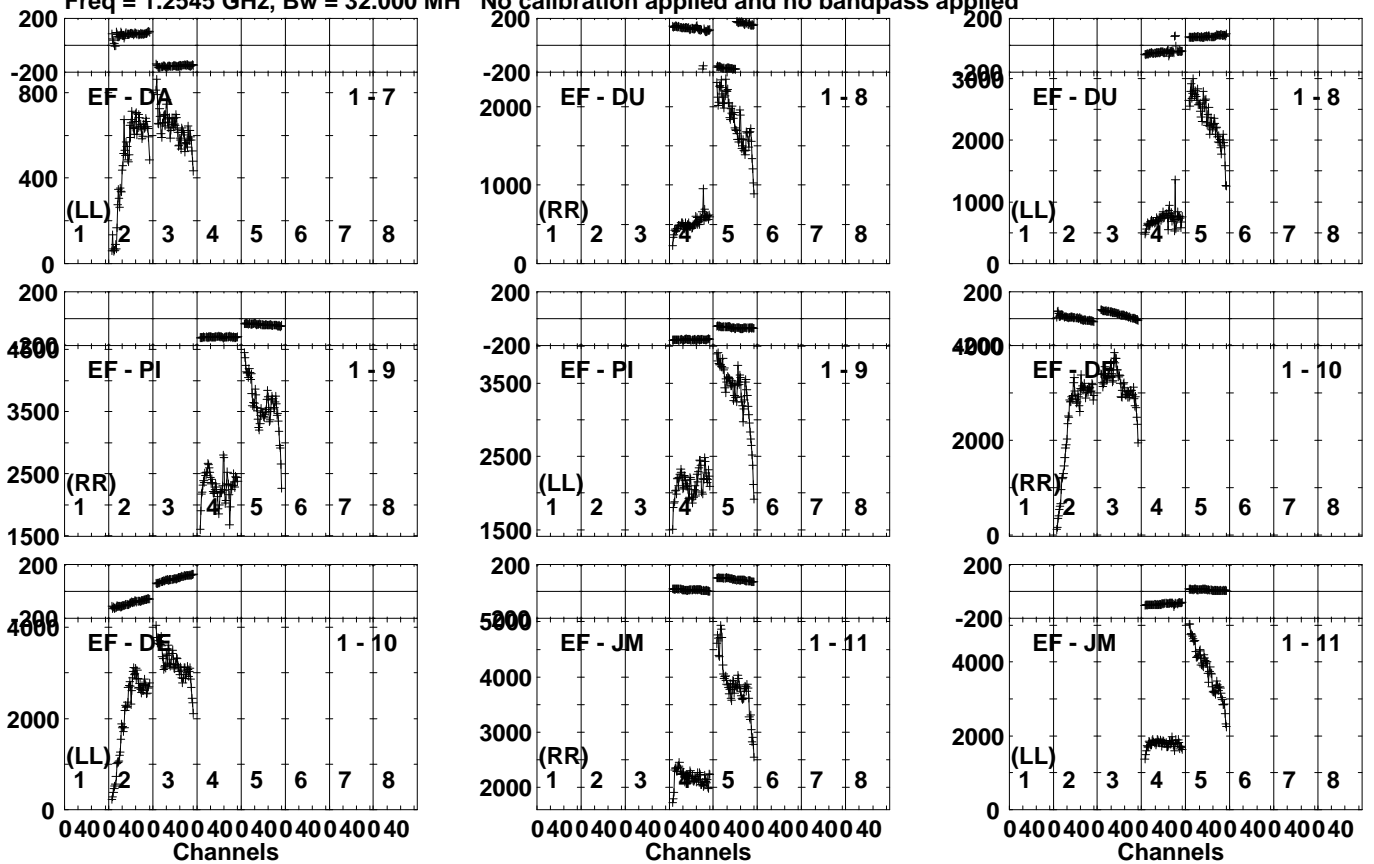
Lower frame: Milli Ampl Jy Top frame: Phas deg  
Vector averaged cross-power spectrum Several baselines displayed  
Timerange: 00/22:03:35 to 00/22:04:17

Plot file version 50 created 02-FEB-2023 14:52:13

J2311+4543 EK051H.UVDATA.1

Freq = 1.2545 GHz, Bw = 32.000 MH

No calibration applied and no bandpass applied



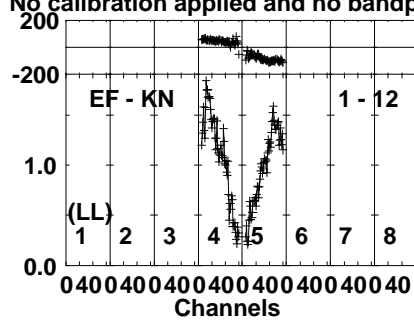
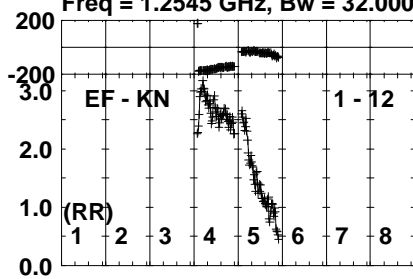
Lower frame: Micro Ampl Jy Top frame: Phas deg  
Vector averaged cross-power spectrum Several baselines displayed  
Timerange: 00/22:03:35 to 00/22:04:17

Plot file version 51 created 02-FEB-2023 14:52:13

J2311+4543 EK051H.UVDATA.1

Freq = 1.2545 GHz, Bw = 32.000 MH

No calibration applied and no bandpass applied

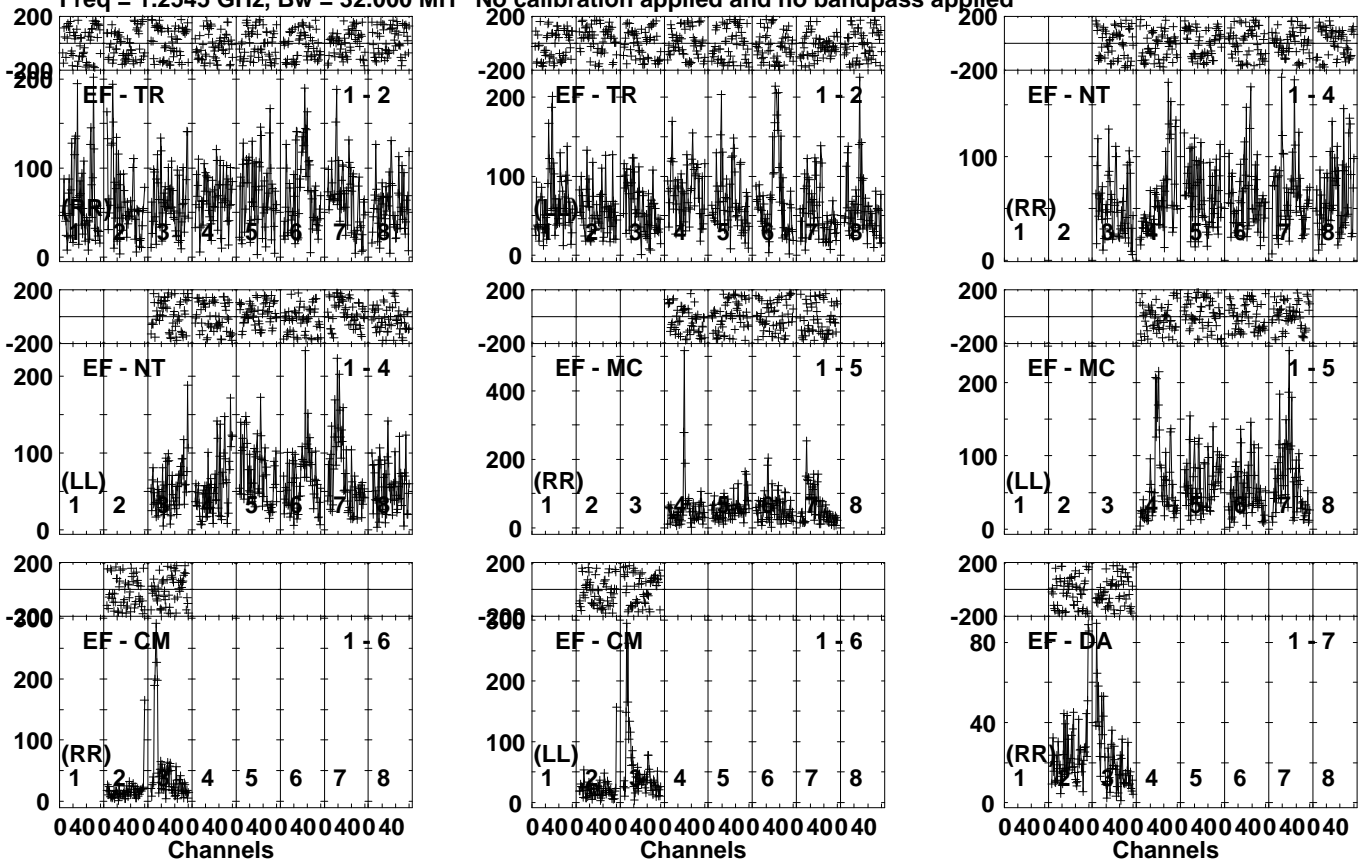


Lower frame: Milli Ampl Jy Top frame: Phas deg  
Vector averaged cross-power spectrum Several baselines displayed  
Timerange: 00/22:03:35 to 00/22:04:17

Plot file version 52 created 02-FEB-2023 14:52:14

R220912 D EK051H.UVDATA.1

Freq = 1.2545 GHz, Bw = 32.000 MH No calibration applied and no bandpass applied



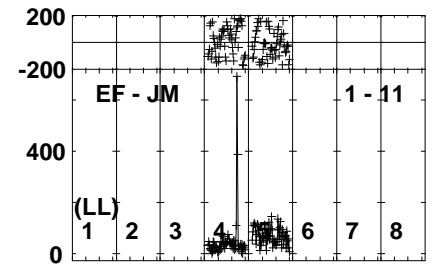
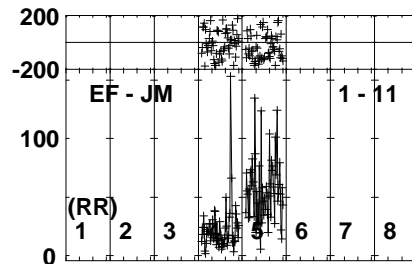
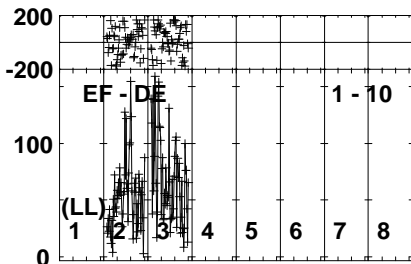
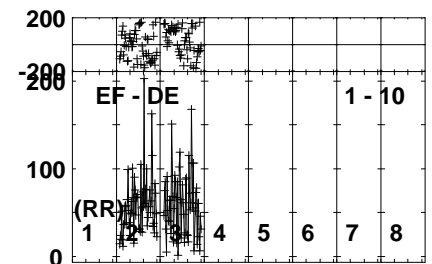
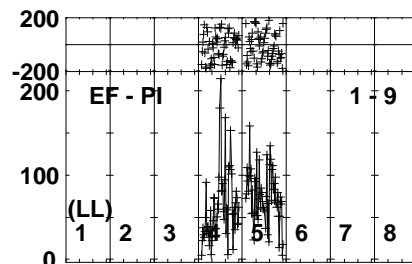
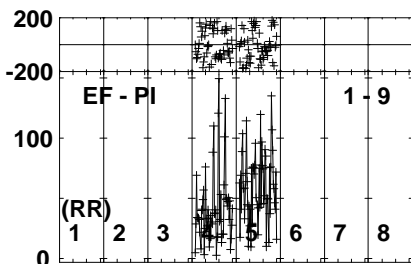
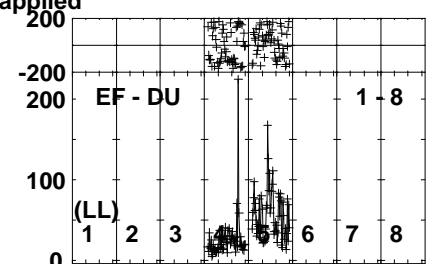
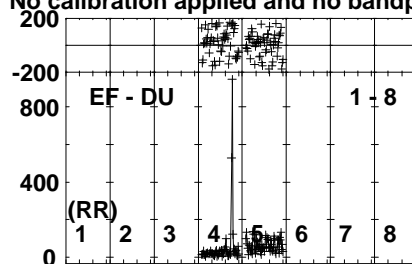
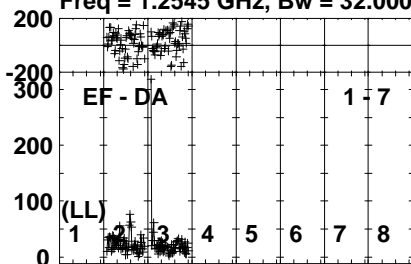
Lower frame: Micro Ampl Jy Top frame: Phas deg  
Vector averaged cross-power spectrum Several baselines displayed  
Timerange: 00/22:04:22 to 00/22:10:02

Plot file version 53 created 02-FEB-2023 14:52:14

R220912 D EK051H.UVDATA.1

Freq = 1.2545 GHz, Bw = 32.000 MH

No calibration applied and no bandpass applied



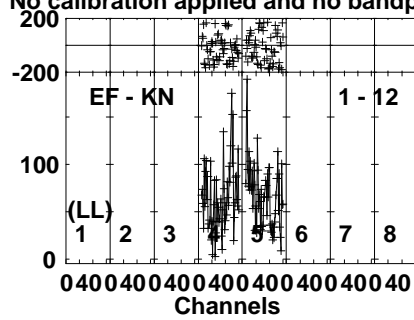
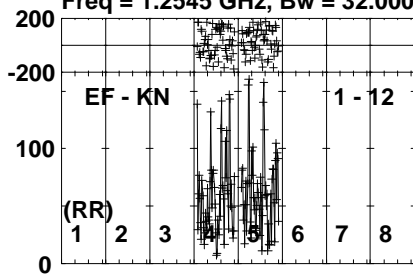
Lower frame: Micro Ampl Jy Top frame: Phas deg  
Vector averaged cross-power spectrum Several baselines displayed  
Timerange: 00/22:04:22 to 00/22:10:02

Plot file version 54 created 02-FEB-2023 14:52:14

R220912 D EK051H.UVDATA.1

Freq = 1.2545 GHz, Bw = 32.000 MH

No calibration applied and no bandpass applied



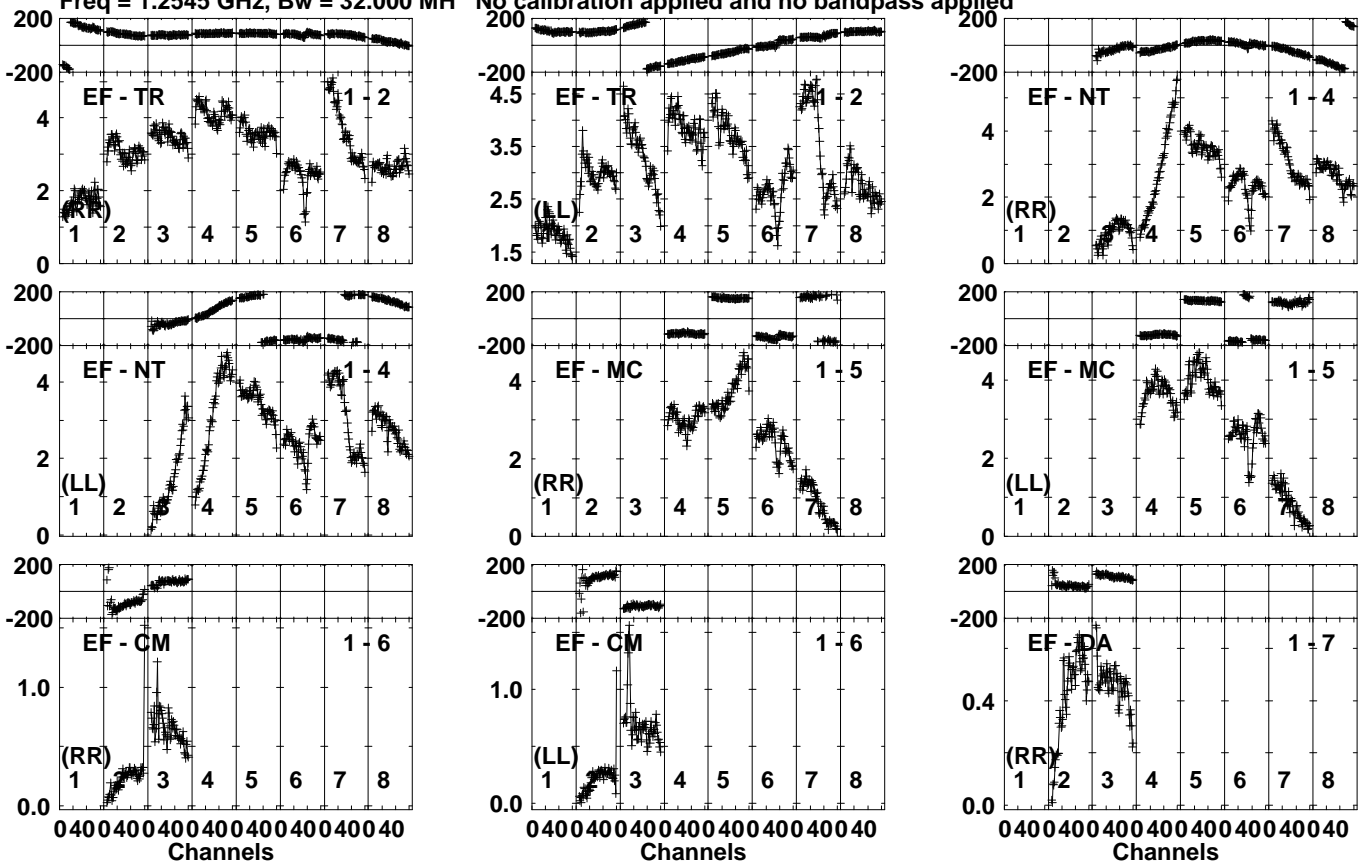
Lower frame: Micro Ampl Jy Top frame: Phas deg  
Vector averaged cross-power spectrum Several baselines displayed  
Timerange: 00/22:04:22 to 00/22:10:02

Plot file version 55 created 02-FEB-2023 14:52:14

J2311+4543 EK051H.UVDATA.1

Freq = 1.2545 GHz, Bw = 32.000 MH

No calibration applied and no bandpass applied



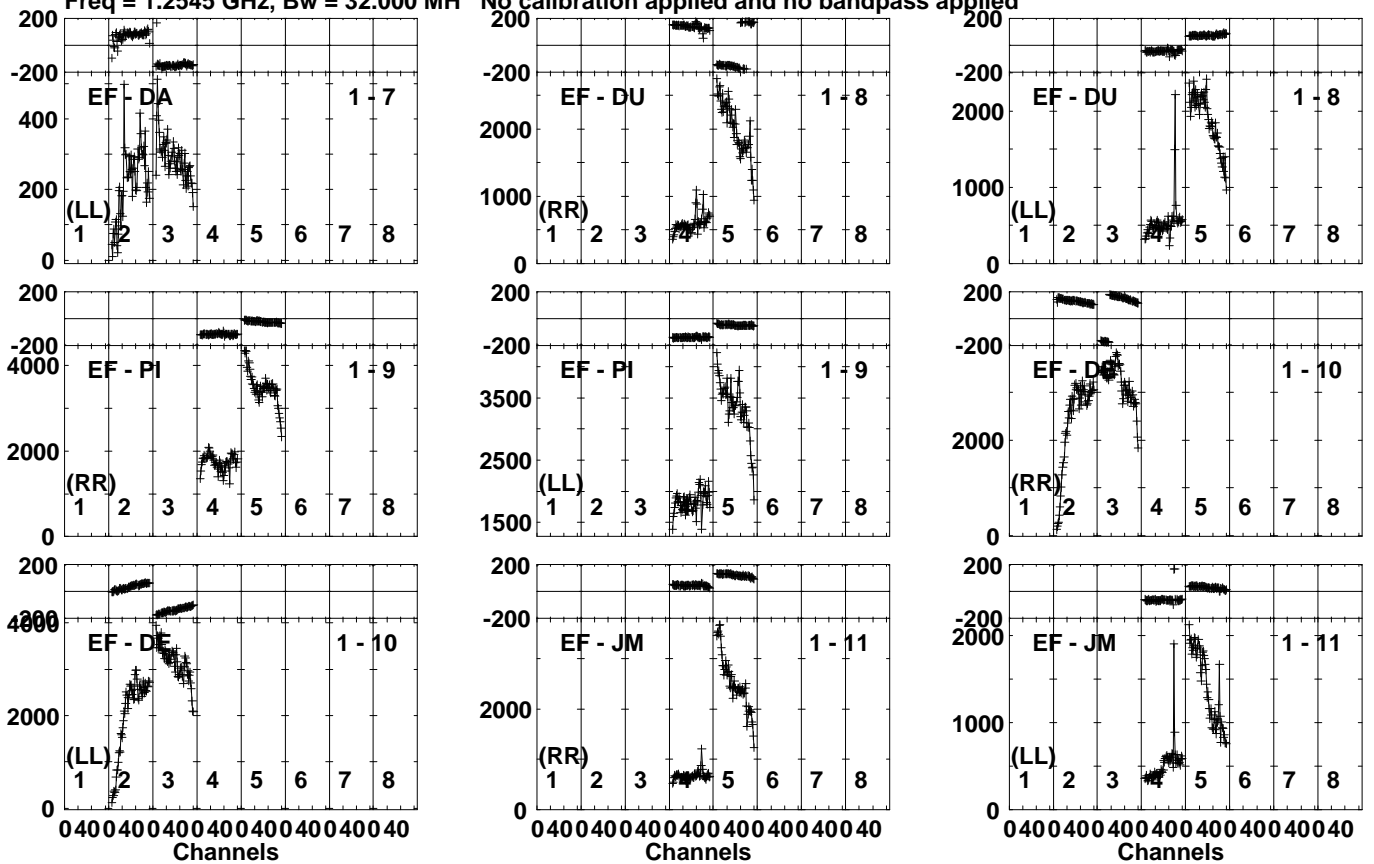
Lower frame: Milli Ampl Jy Top frame: Phas deg  
Vector averaged cross-power spectrum Several baselines displayed  
Timerange: 00/22:10:05 to 00/22:11:51

Plot file version 56 created 02-FEB-2023 14:52:14

J2311+4543 EK051H.UVDATA.1

Freq = 1.2545 GHz, Bw = 32.000 MH

No calibration applied and no bandpass applied



Lower frame: Micro Ampl Jy Top frame: Phas deg  
Vector averaged cross-power spectrum Several baselines displayed  
Timerange: 00/22:10:05 to 00/22:11:51

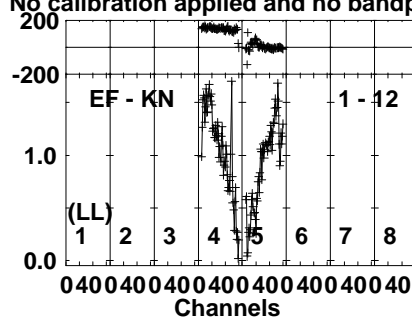
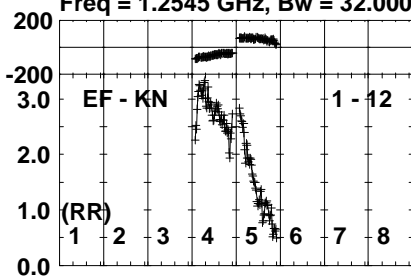


Plot file version 57 created 02-FEB-2023 14:52:14

J2311+4543 EK051H.UVDATA.1

Freq = 1.2545 GHz, Bw = 32.000 MH

No calibration applied and no bandpass applied



Lower frame: Milli Ampl Jy Top frame: Phas deg

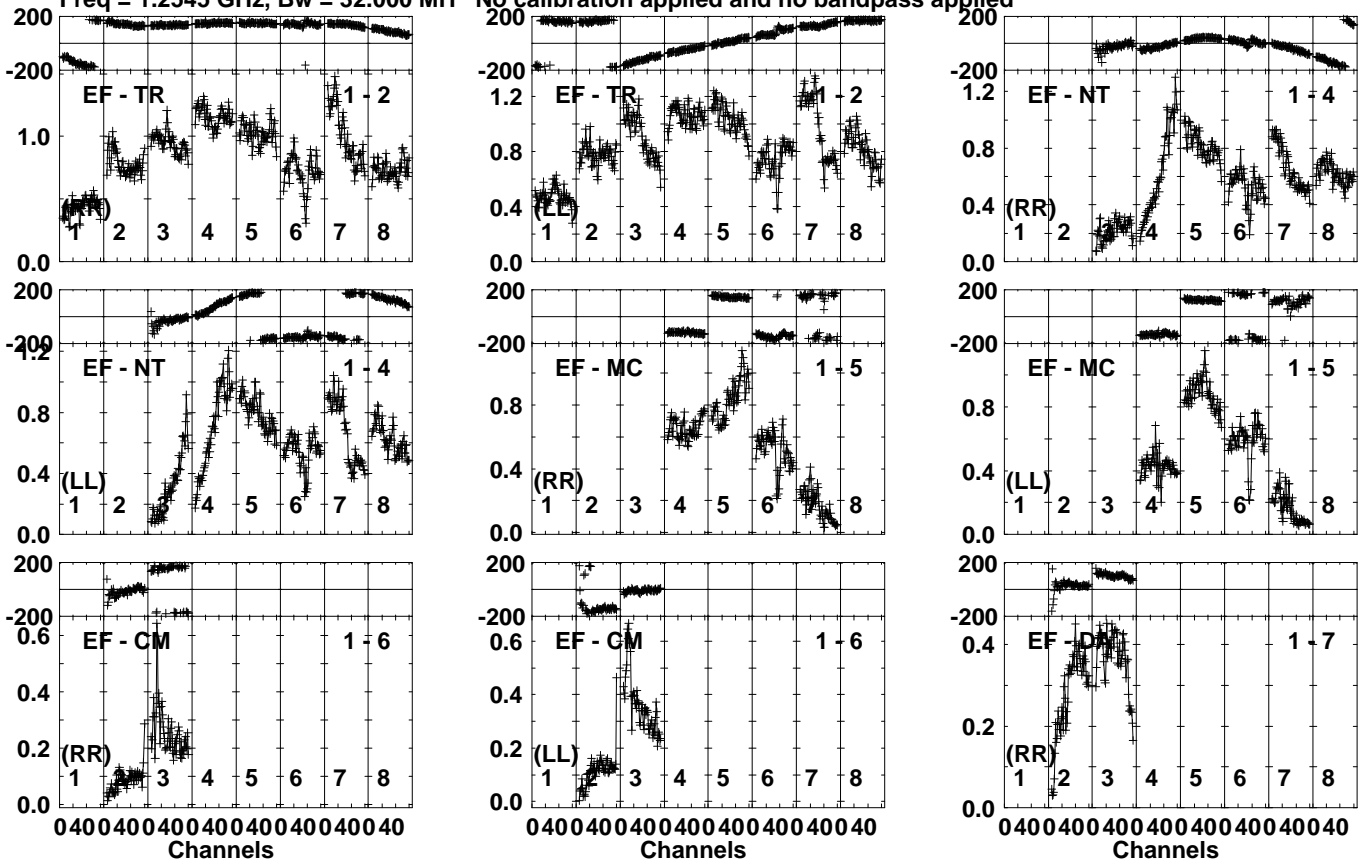
Vector averaged cross-power spectrum Several baselines displayed

Timerange: 00/22:10:05 to 00/22:11:51

Plot file version 58 created 02-FEB-2023 14:52:14

J2327+4754 EK051H.UVDATA.1

Freq = 1.2545 GHz, Bw = 32.000 MH No calibration applied and no bandpass applied

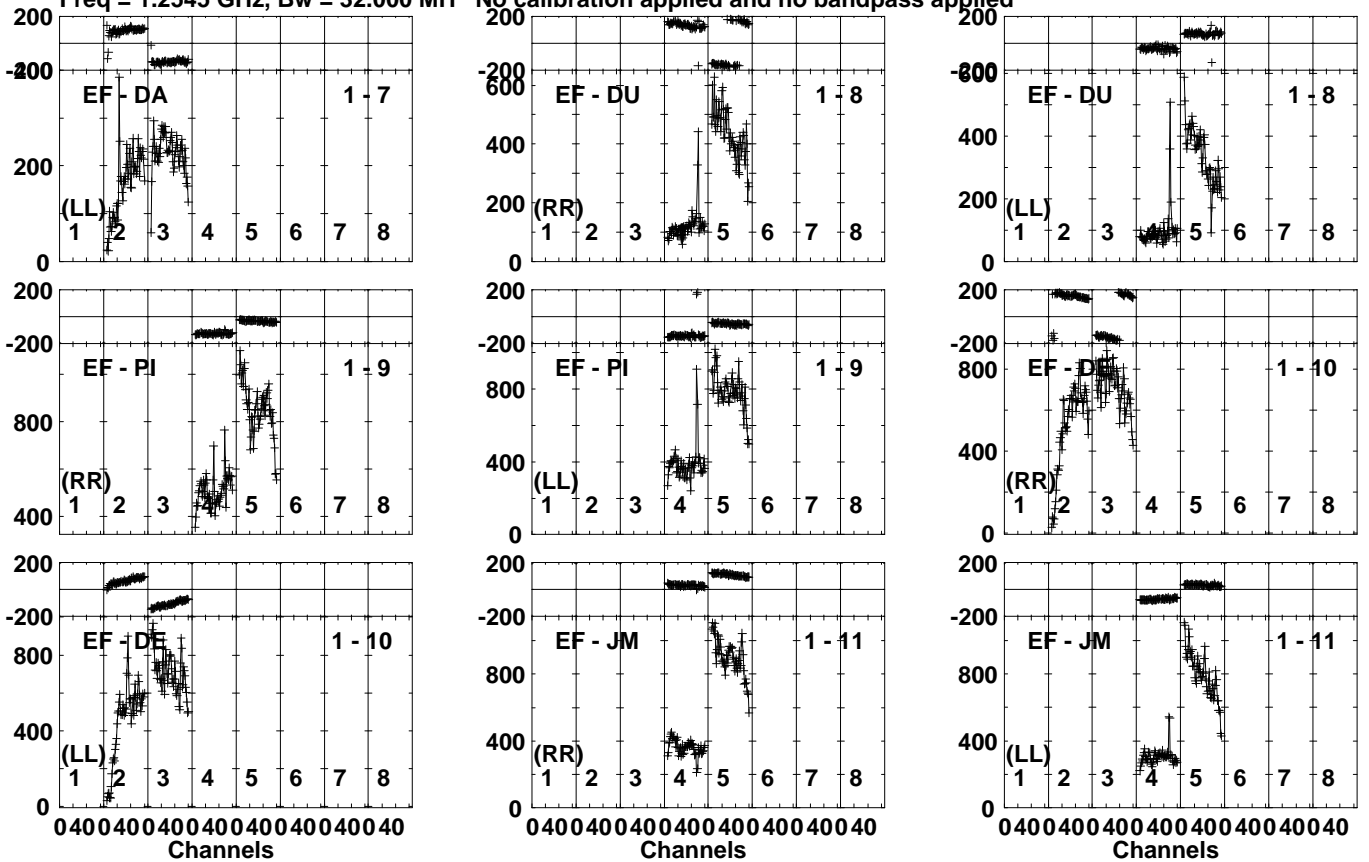


Lower frame: Milli Ampl Jy Top frame: Phas deg  
Vector averaged cross-power spectrum Several baselines displayed  
Timerange: 00/22:11:53 to 00/22:15:37

Plot file version 59 created 02-FEB-2023 14:52:14

J2327+4754 EK051H.UVDATA.1

Freq = 1.2545 GHz, Bw = 32.000 MH No calibration applied and no bandpass applied



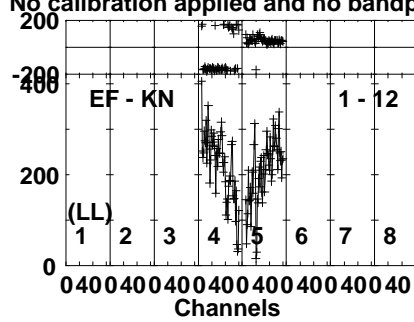
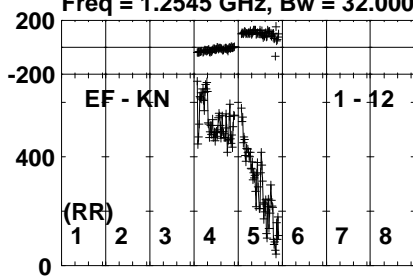
Lower frame: Micro Ampl Jy Top frame: Phas deg  
Vector averaged cross-power spectrum Several baselines displayed  
Timerange: 00/22:11:53 to 00/22:15:37

Plot file version 60 created 02-FEB-2023 14:52:14

J2327+4754 EK051H.UVDATA.1

Freq = 1.2545 GHz, Bw = 32.000 MH

No calibration applied and no bandpass applied



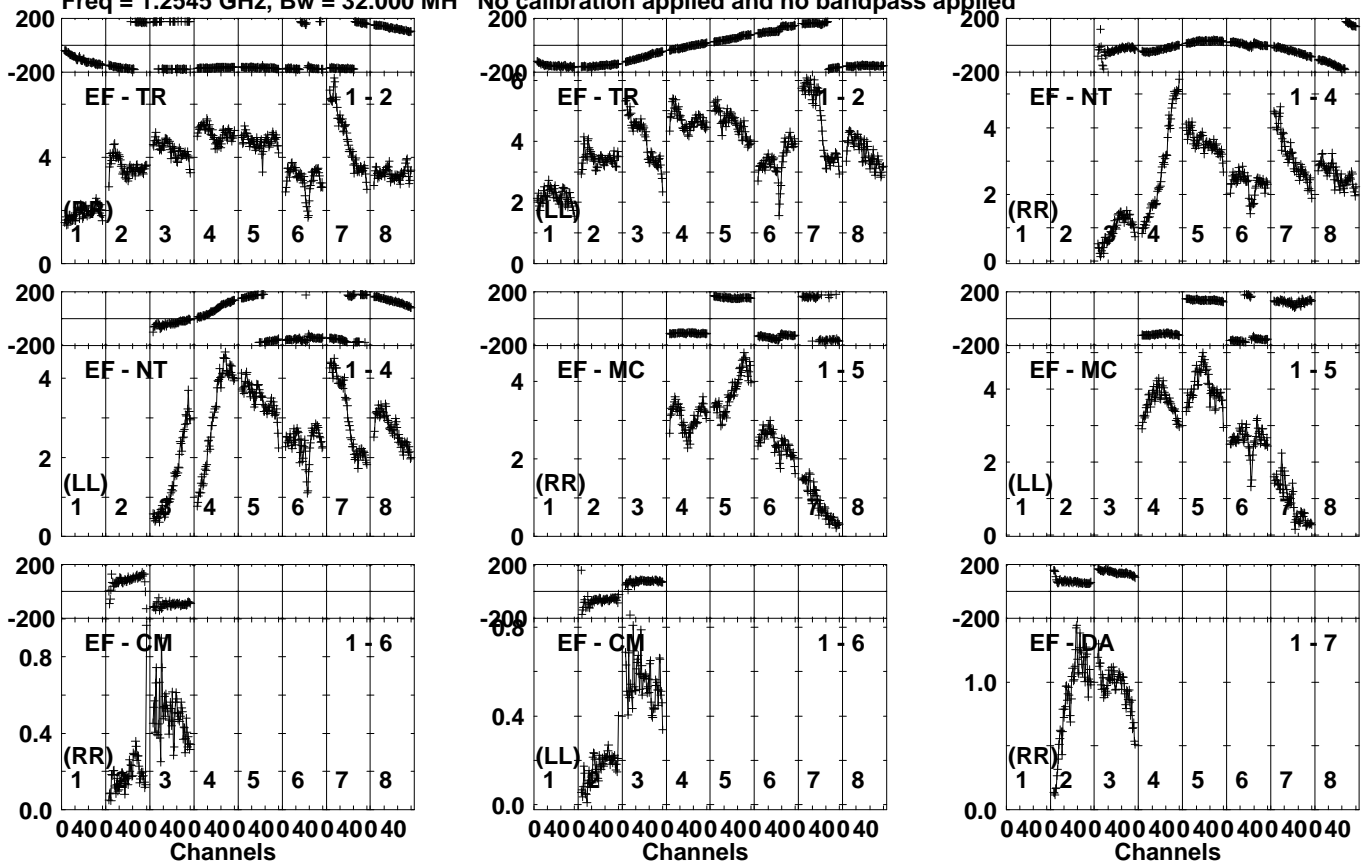
Lower frame: Micro Ampl Jy Top frame: Phas deg  
Vector averaged cross-power spectrum Several baselines displayed  
Timerange: 00/22:11:53 to 00/22:15:37

Plot file version 61 created 02-FEB-2023 14:52:14

J2311+4543 EK051H.UVDATA.1

Freq = 1.2545 GHz, Bw = 32.000 MH

No calibration applied and no bandpass applied



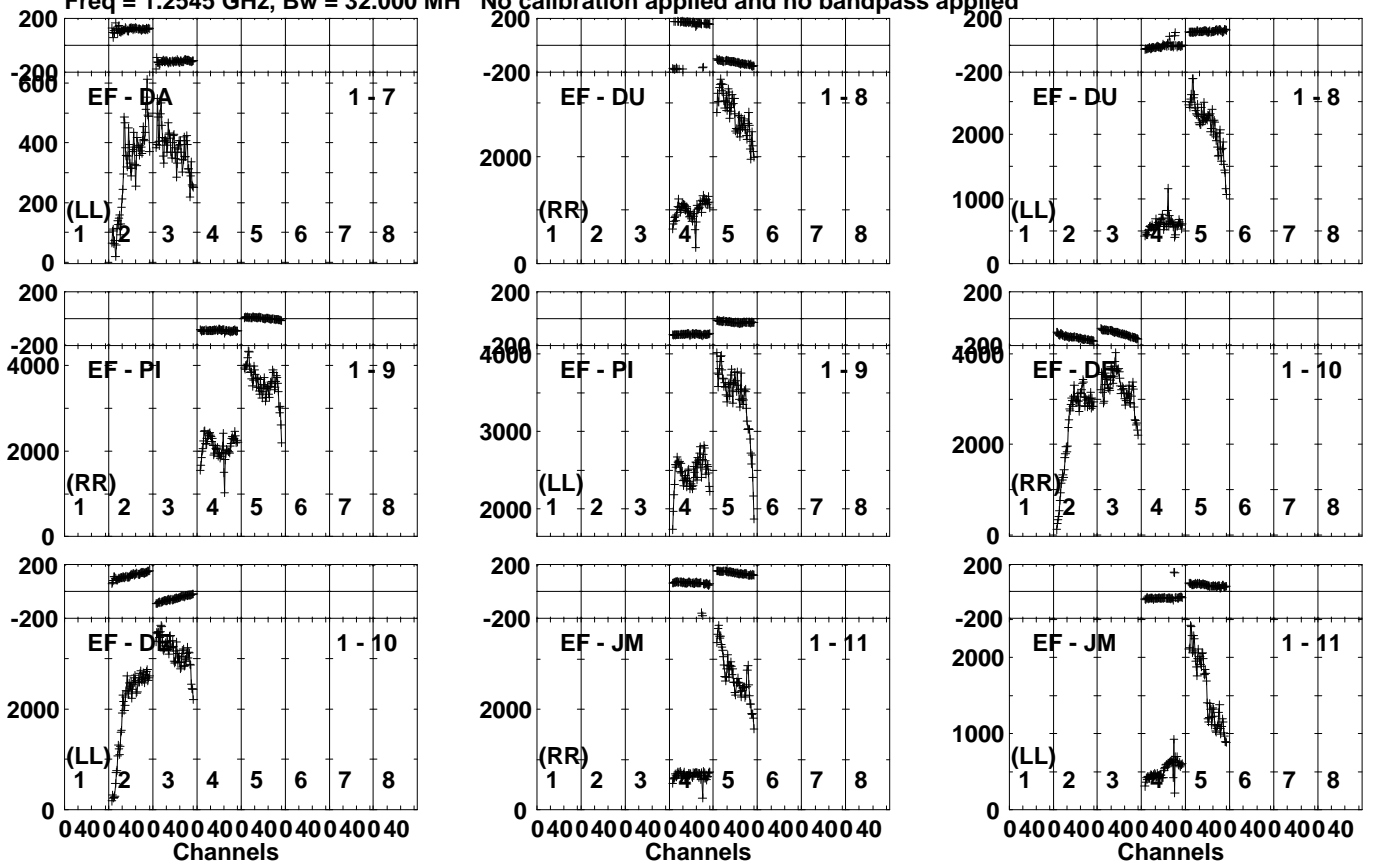
Lower frame: Milli Ampl Jy Top frame: Phas deg  
Vector averaged cross-power spectrum Several baselines displayed  
Timerange: 00/22:16:33 to 00/22:17:15

Plot file version 62 created 02-FEB-2023 14:52:15

J2311+4543 EK051H.UVDATA.1

Freq = 1.2545 GHz, Bw = 32.000 MH

No calibration applied and no bandpass applied



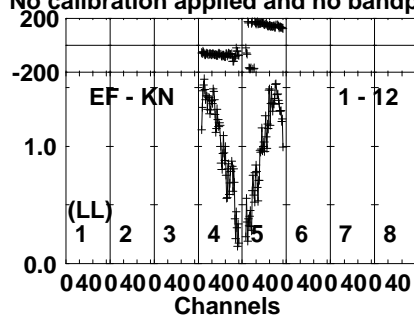
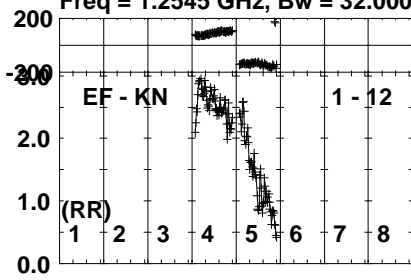
Lower frame: Micro Ampl Jy Top frame: Phas deg  
Vector averaged cross-power spectrum Several baselines displayed  
Timerange: 00/22:16:33 to 00/22:17:15

Plot file version 63 created 02-FEB-2023 14:52:15

J2311+4543 EK051H.UVDATA.1

Freq = 1.2545 GHz, Bw = 32.000 MH

No calibration applied and no bandpass applied

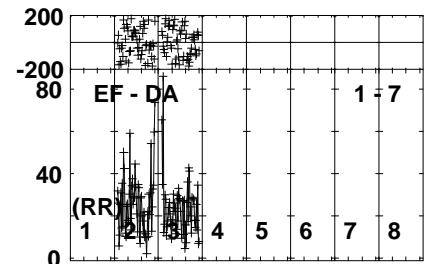
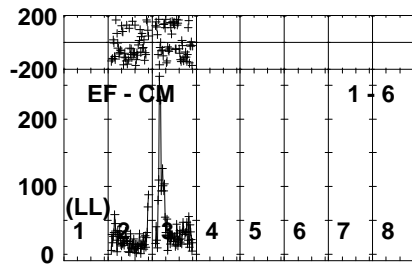
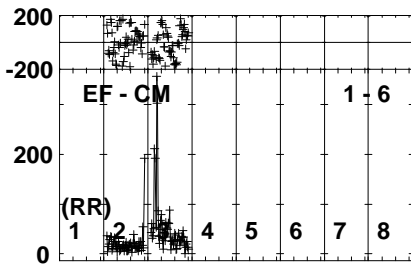
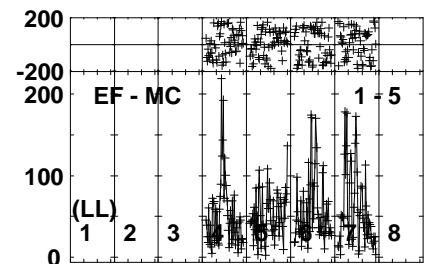
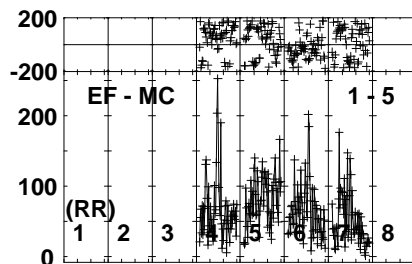
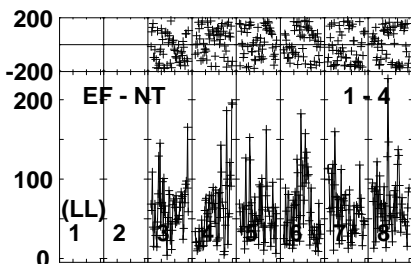
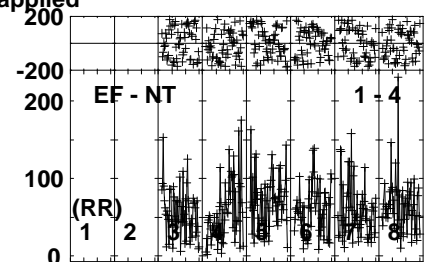
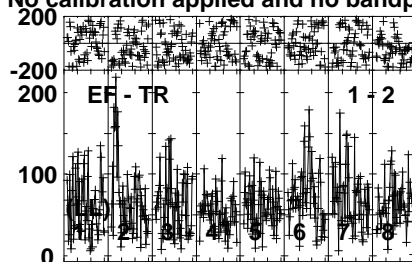
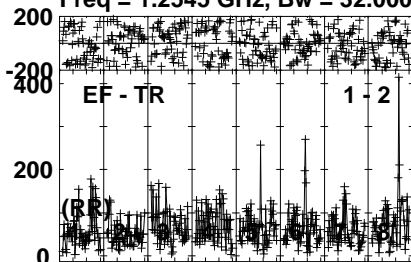


Lower frame: Milli Ampl Jy Top frame: Phas deg  
Vector averaged cross-power spectrum Several baselines displayed  
Timerange: 00/22:16:33 to 00/22:17:15

Plot file version 64 created 02-FEB-2023 14:52:15

R220912 D EK051H.UVDATA.1

Freq = 1.2545 GHz, Bw = 32.000 MH No calibration applied and no bandpass applied



Lower frame: Micro Ampl Jy Top frame: Phas deg  
Vector averaged cross-power spectrum Several baselines displayed  
Timerange: 00/22:17:18 to 00/22:23:00

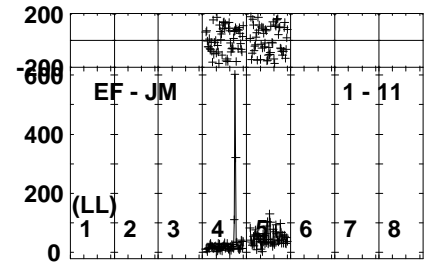
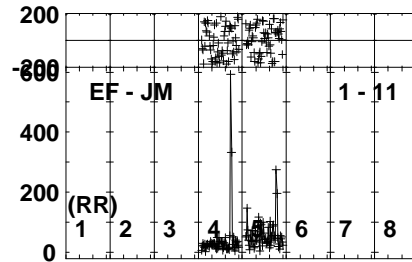
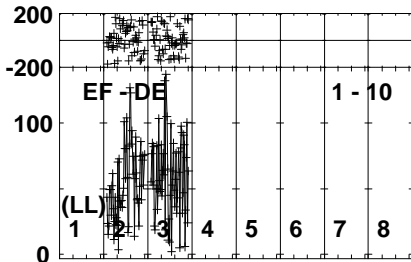
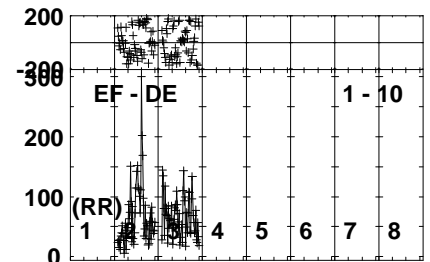
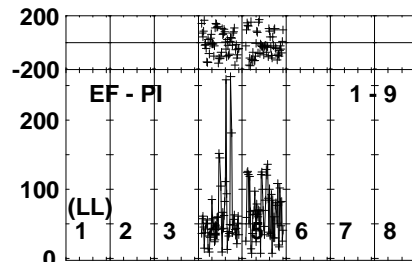
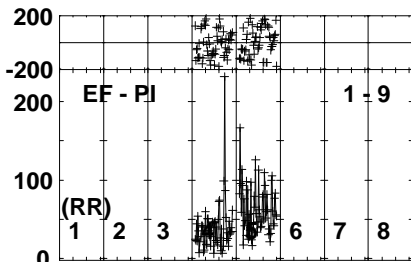
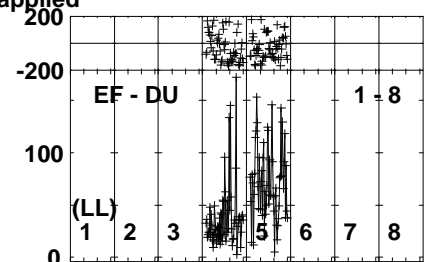
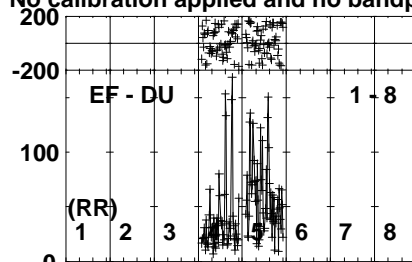
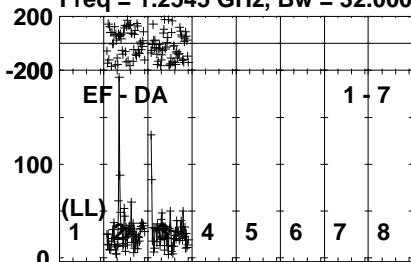


Plot file version 65 created 02-FEB-2023 14:52:15

R220912 D EK051H.UVDATA.1

Freq = 1.2545 GHz, Bw = 32.000 MH

No calibration applied and no bandpass applied



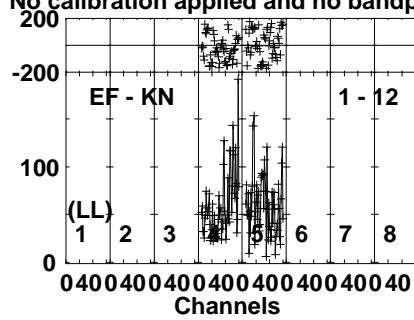
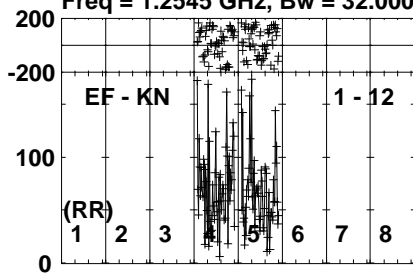
Lower frame: Micro Ampl Jy Top frame: Phas deg  
Vector averaged cross-power spectrum Several baselines displayed  
Timerange: 00/22:17:18 to 00/22:23:00

Plot file version 66 created 02-FEB-2023 14:52:15

R220912 D EK051H.UVDATA.1

Freq = 1.2545 GHz, Bw = 32.000 MH

No calibration applied and no bandpass applied



Lower frame: Micro Ampl Jy Top frame: Phas deg

Vector averaged cross-power spectrum Several baselines displayed

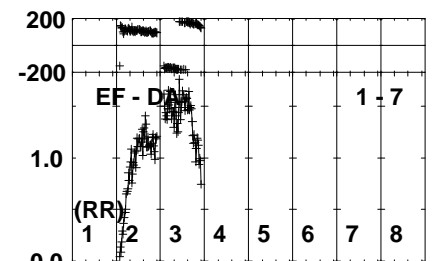
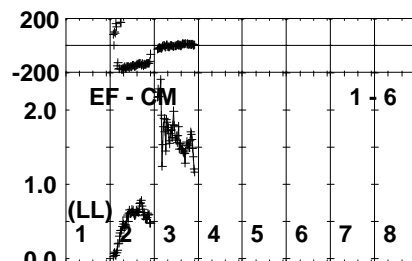
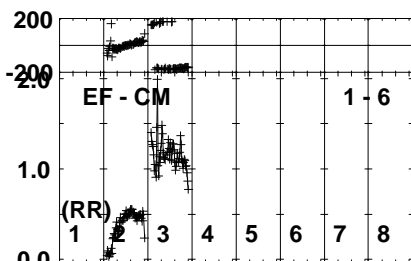
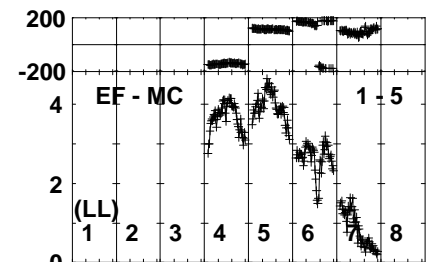
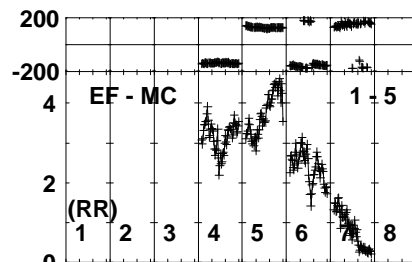
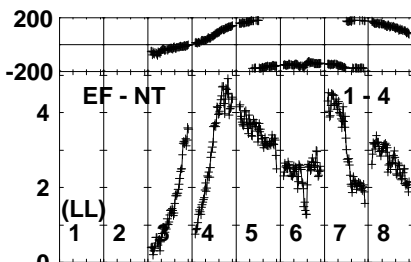
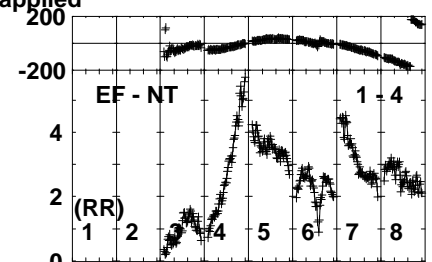
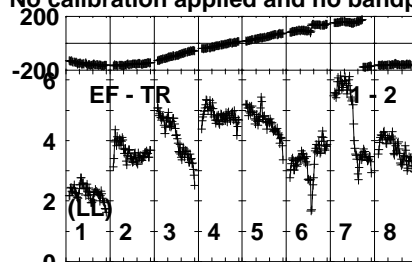
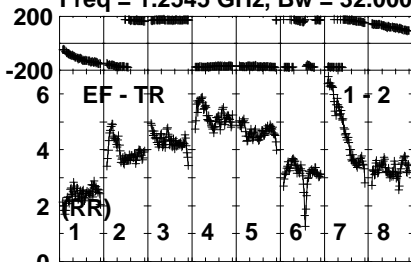
Timerange: 00/22:17:18 to 00/22:23:00

Plot file version 67 created 02-FEB-2023 14:52:15

J2311+4543 EK051H.UVDATA.1

Freq = 1.2545 GHz, Bw = 32.000 MH

No calibration applied and no bandpass applied



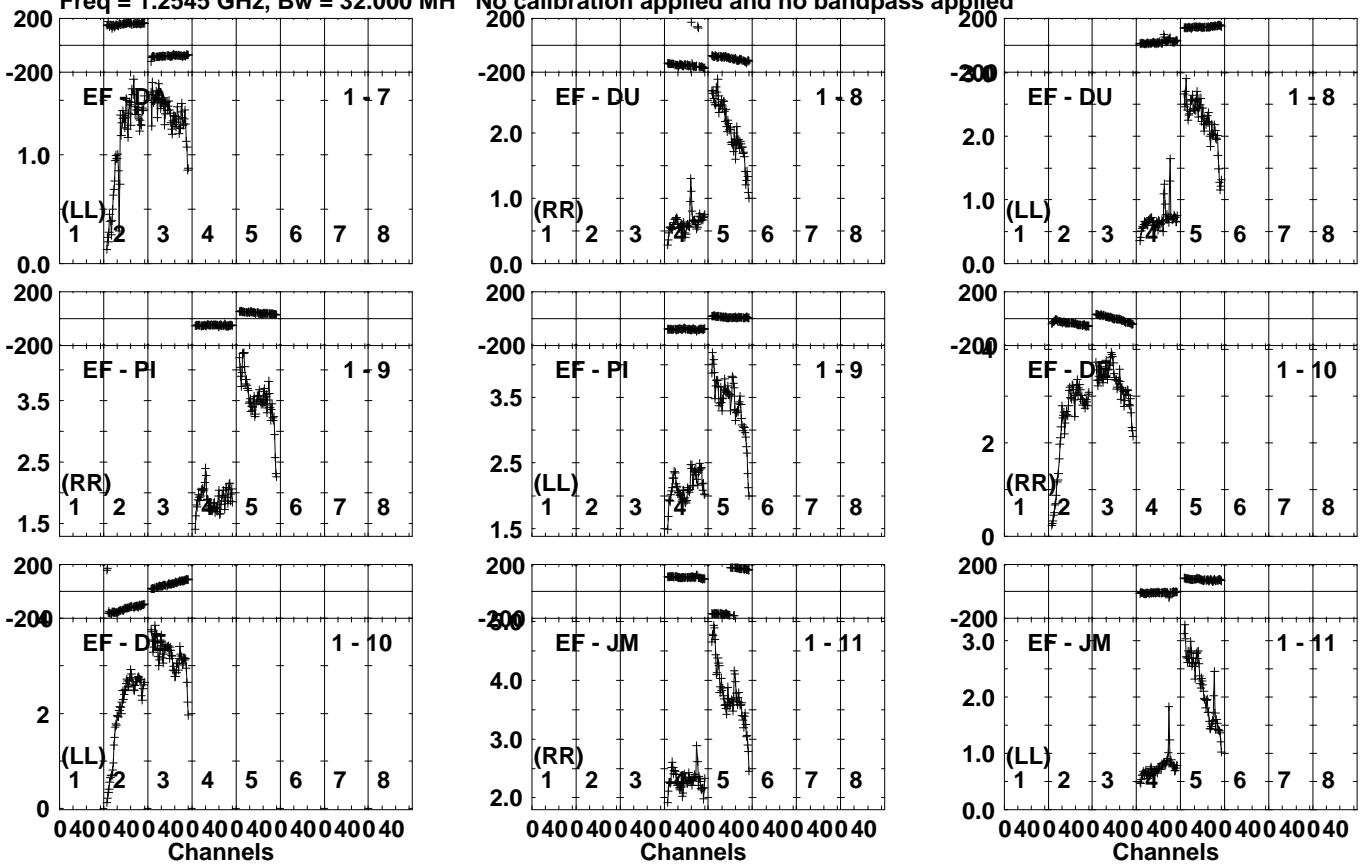
Lower frame: Milli Ampl Jy Top frame: Phas deg  
Vector averaged cross-power spectrum Several baselines displayed  
Timerange: 00/22:23:03 to 00/22:24:47

Plot file version 68 created 02-FEB-2023 14:52:15

J2311+4543 EK051H.UVDATA.1

Freq = 1.2545 GHz, Bw = 32.000 MH

No calibration applied and no bandpass applied



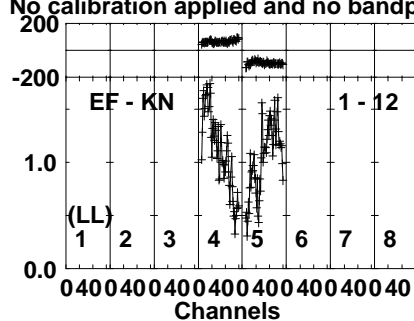
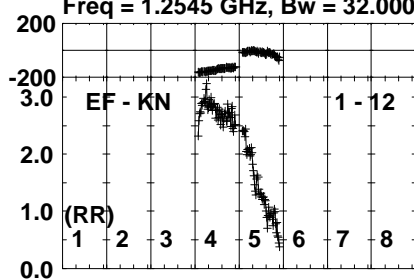
Lower frame: Milli Ampl Jy Top frame: Phas deg  
Vector averaged cross-power spectrum Several baselines displayed  
Timerange: 00/22:23:03 to 00/22:24:47

Plot file version 69 created 02-FEB-2023 14:52:15

J2311+4543 EK051H.UVDATA.1

Freq = 1.2545 GHz, Bw = 32.000 MH

No calibration applied and no bandpass applied



Lower frame: Milli Ampl Jy Top frame: Phas deg

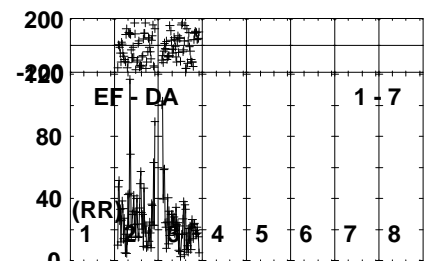
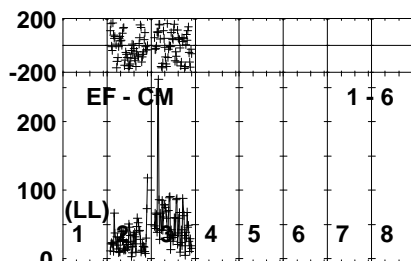
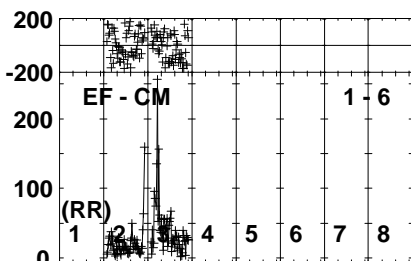
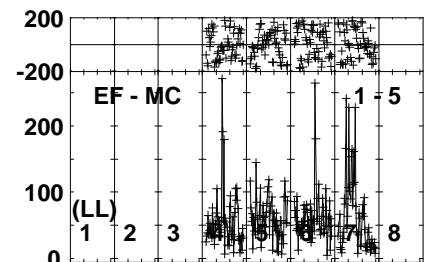
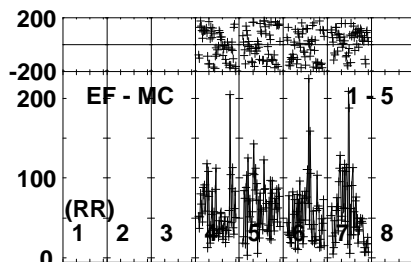
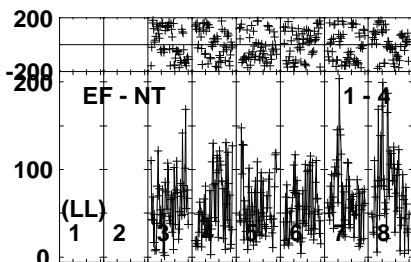
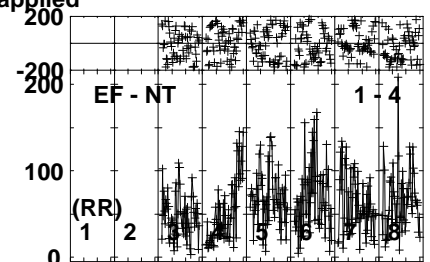
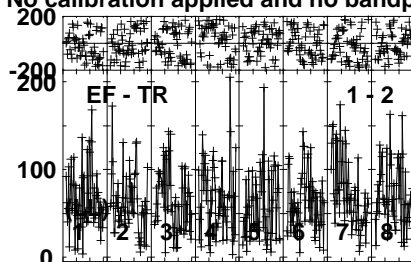
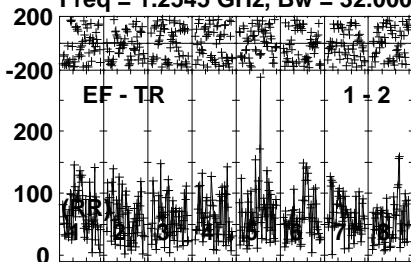
Vector averaged cross-power spectrum Several baselines displayed

Timerange: 00/22:23:03 to 00/22:24:47

Plot file version 70 created 02-FEB-2023 14:52:15

R220912 D EK051H.UVDATA.1

Freq = 1.2545 GHz, Bw = 32.000 MH No calibration applied and no bandpass applied



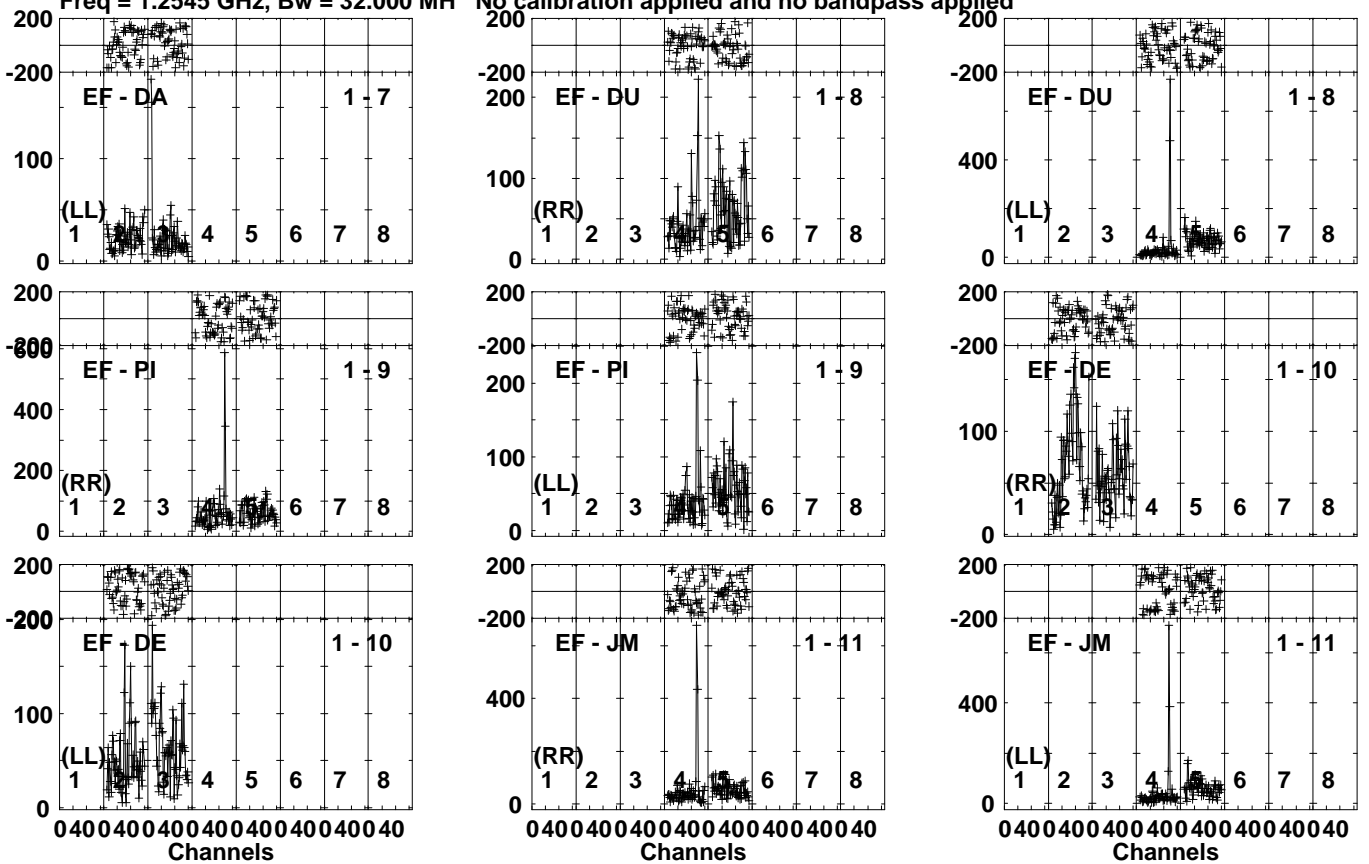
Lower frame: Micro Ampl Jy Top frame: Phas deg  
Vector averaged cross-power spectrum Several baselines displayed  
Timerange: 00/22:24:49 to 00/22:30:31

Plot file version 71 created 02-FEB-2023 14:52:16

R220912 D EK051H.UVDATA.1

Freq = 1.2545 GHz, Bw = 32.000 MH

No calibration applied and no bandpass applied



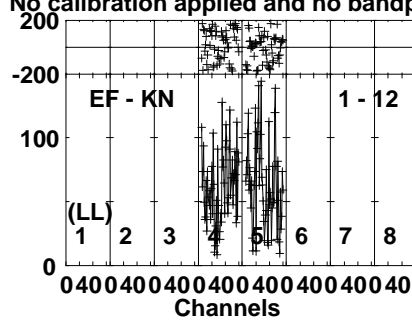
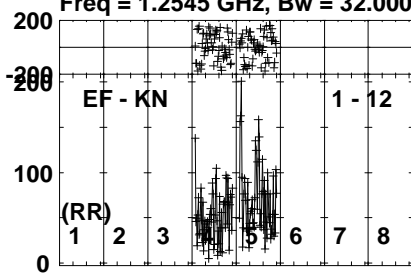
Lower frame: Micro Ampl Jy Top frame: Phas deg  
Vector averaged cross-power spectrum Several baselines displayed  
Timerange: 00/22:24:49 to 00/22:30:31

Plot file version 72 created 02-FEB-2023 14:52:16

R220912 D EK051H.UVDATA.1

Freq = 1.2545 GHz, Bw = 32.000 MH

No calibration applied and no bandpass applied



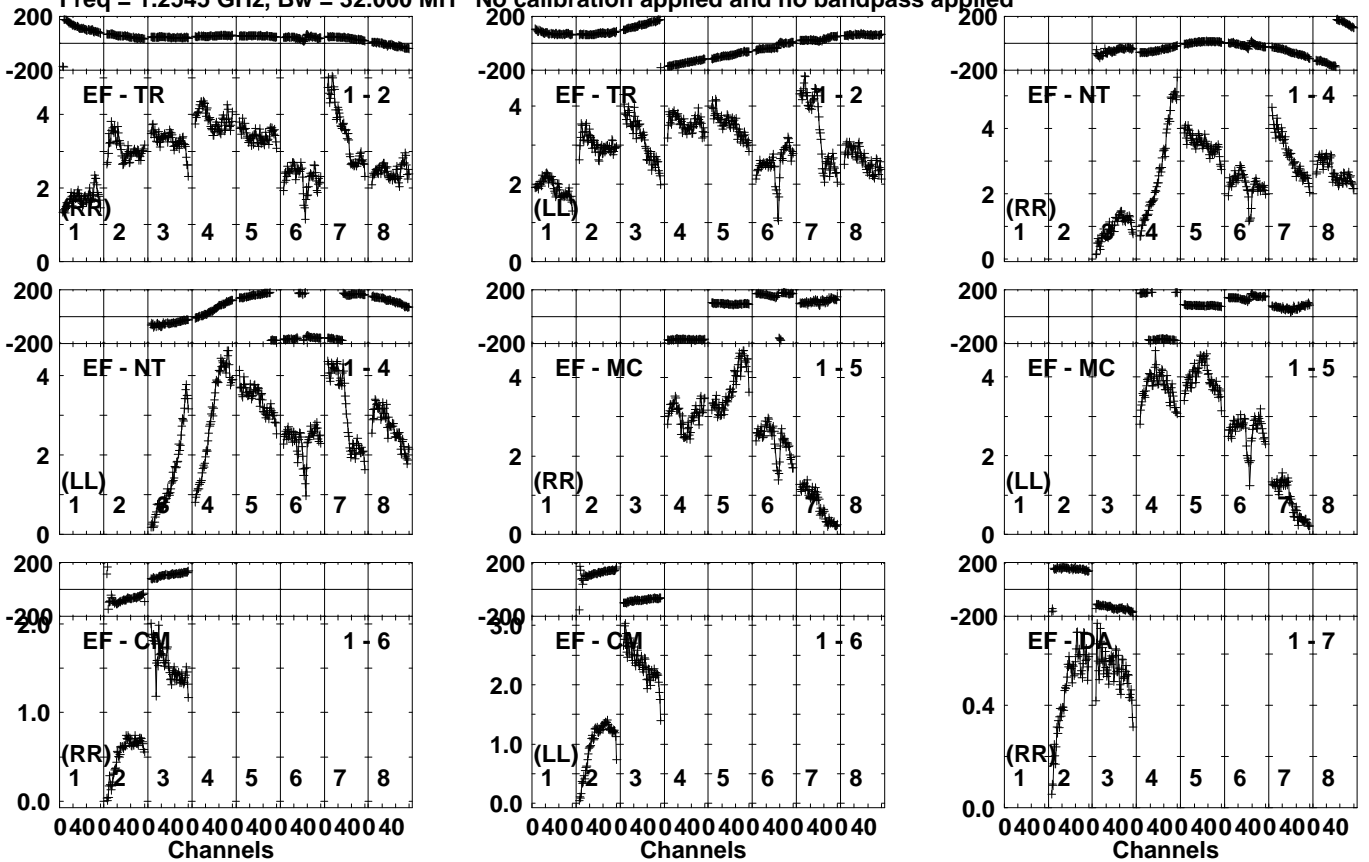
Lower frame: Micro Ampl Jy Top frame: Phas deg  
Vector averaged cross-power spectrum Several baselines displayed  
Timerange: 00/22:24:49 to 00/22:30:31



Plot file version 73 created 02-FEB-2023 14:52:16

J2311+4543 EK051H.UVDATA.1

Freq = 1.2545 GHz, Bw = 32.000 MH No calibration applied and no bandpass applied



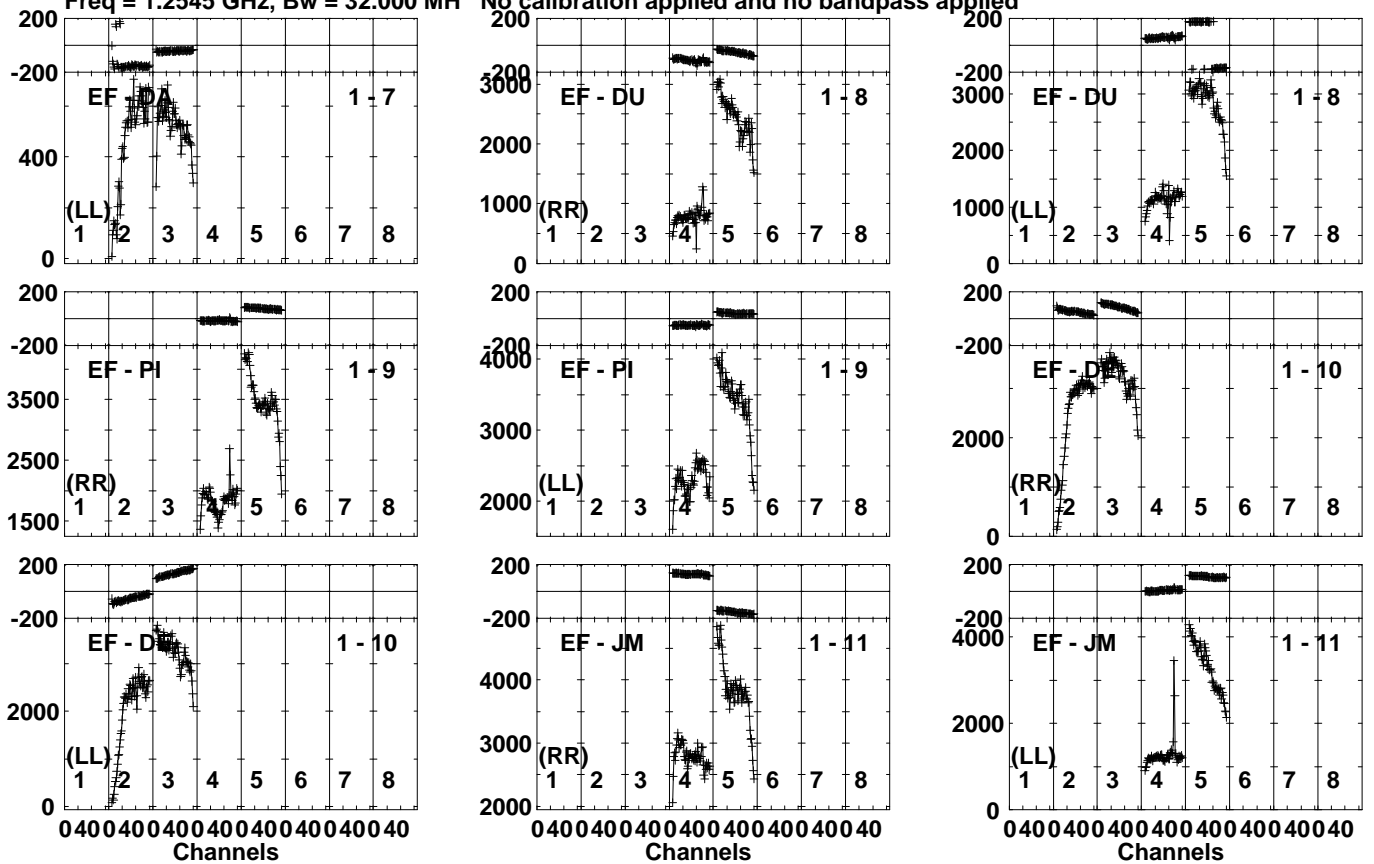
Lower frame: Milli Ampl Jy Top frame: Phas deg  
Vector averaged cross-power spectrum Several baselines displayed  
Timerange: 00/22:31:43 to 00/22:32:25

Plot file version 74 created 02-FEB-2023 14:52:16

J2311+4543 EK051H.UVDATA.1

Freq = 1.2545 GHz, Bw = 32.000 MH

No calibration applied and no bandpass applied



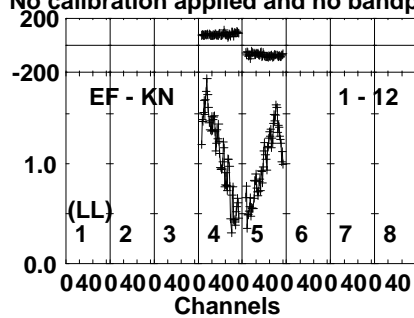
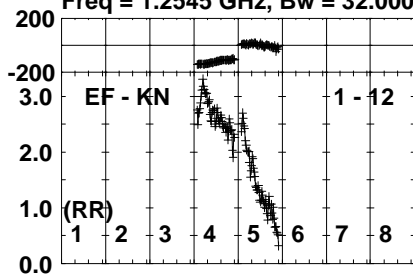
Lower frame: Micro Ampl Jy Top frame: Phas deg  
Vector averaged cross-power spectrum Several baselines displayed  
Timerange: 00/22:31:43 to 00/22:32:25

Plot file version 75 created 02-FEB-2023 14:52:16

J2311+4543 EK051H.UVDATA.1

Freq = 1.2545 GHz, Bw = 32.000 MH

No calibration applied and no bandpass applied

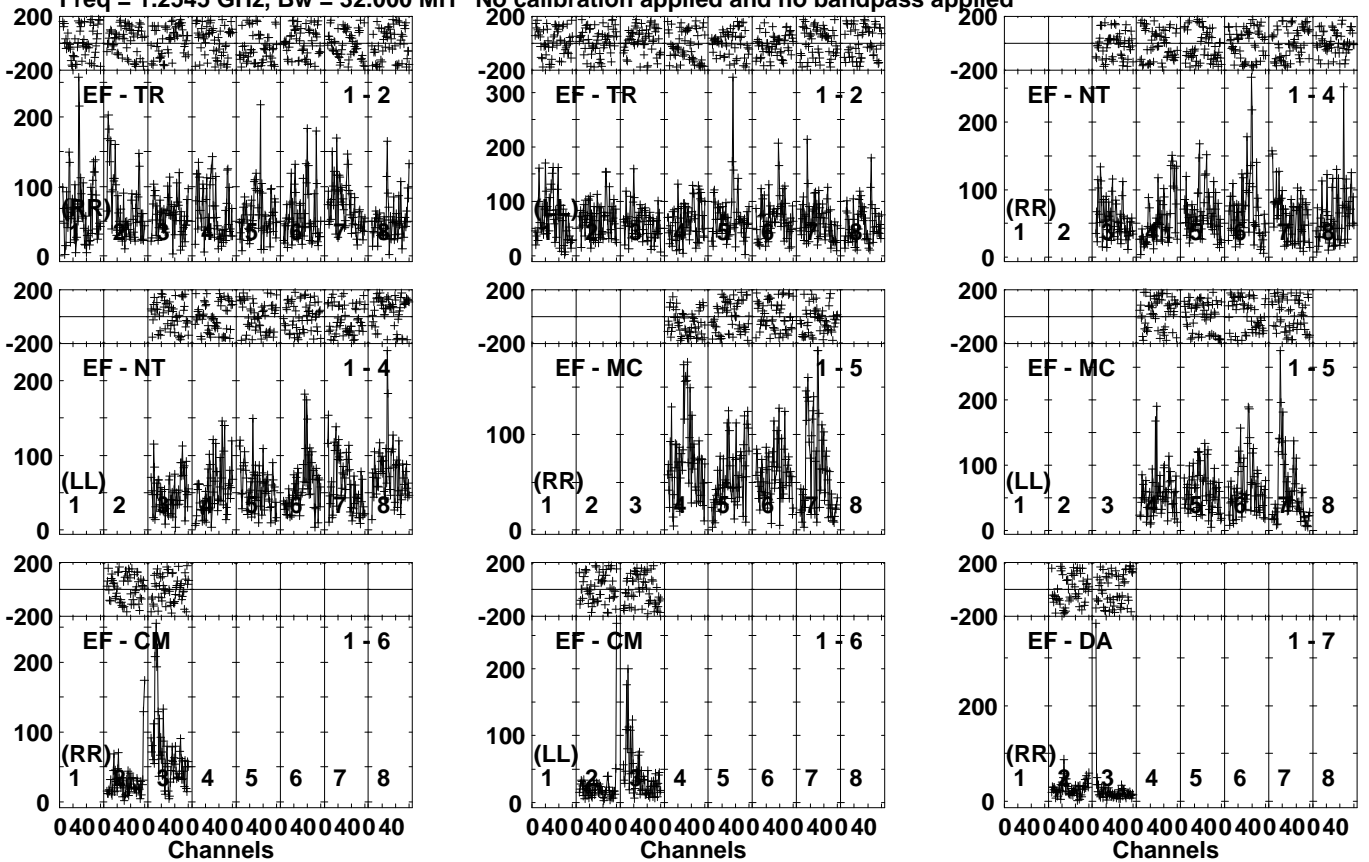


Lower frame: Milli Ampl Jy Top frame: Phas deg  
Vector averaged cross-power spectrum Several baselines displayed  
Timerange: 00/22:31:43 to 00/22:32:25

Plot file version 76 created 02-FEB-2023 14:52:16

R220912 D EK051H.UVDATA.1

Freq = 1.2545 GHz, Bw = 32.000 MH No calibration applied and no bandpass applied

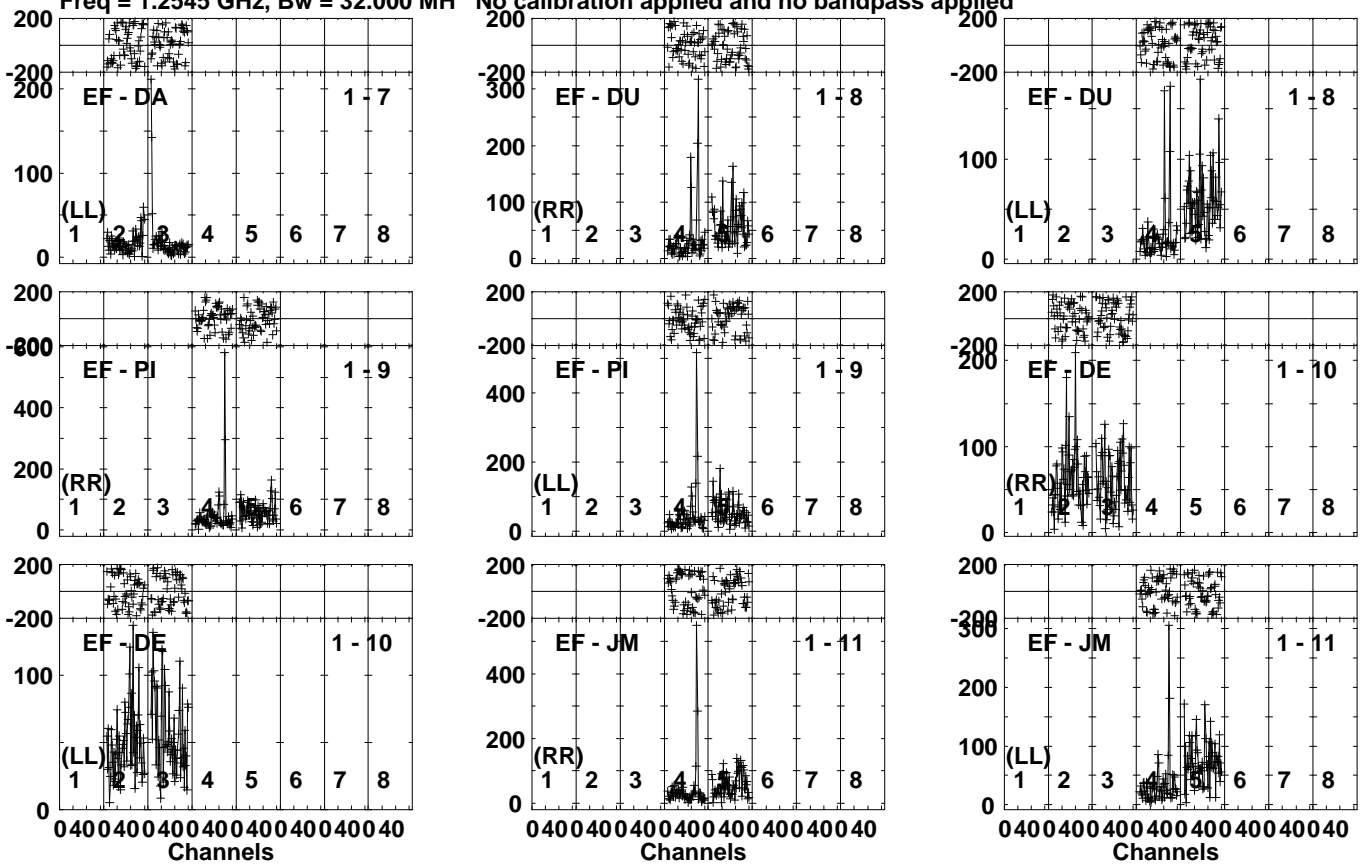


Lower frame: Micro Ampl Jy Top frame: Phas deg  
Vector averaged cross-power spectrum Several baselines displayed  
Timerange: 00/22:32:28 to 00/22:38:10

Plot file version 77 created 02-FEB-2023 14:52:16

R220912 D EK051H.UVDATA.1

Freq = 1.2545 GHz, Bw = 32.000 MH No calibration applied and no bandpass applied



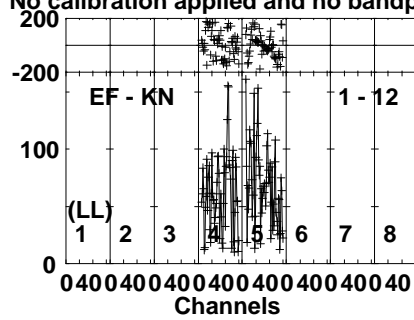
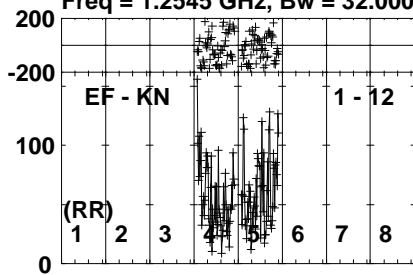
Lower frame: Micro Ampl Jy Top frame: Phas deg  
Vector averaged cross-power spectrum Several baselines displayed  
Timerange: 00/22:32:28 to 00/22:38:10

Plot file version 78 created 02-FEB-2023 14:52:17

R220912 D EK051H.UVDATA.1

Freq = 1.2545 GHz, Bw = 32.000 MH

No calibration applied and no bandpass applied



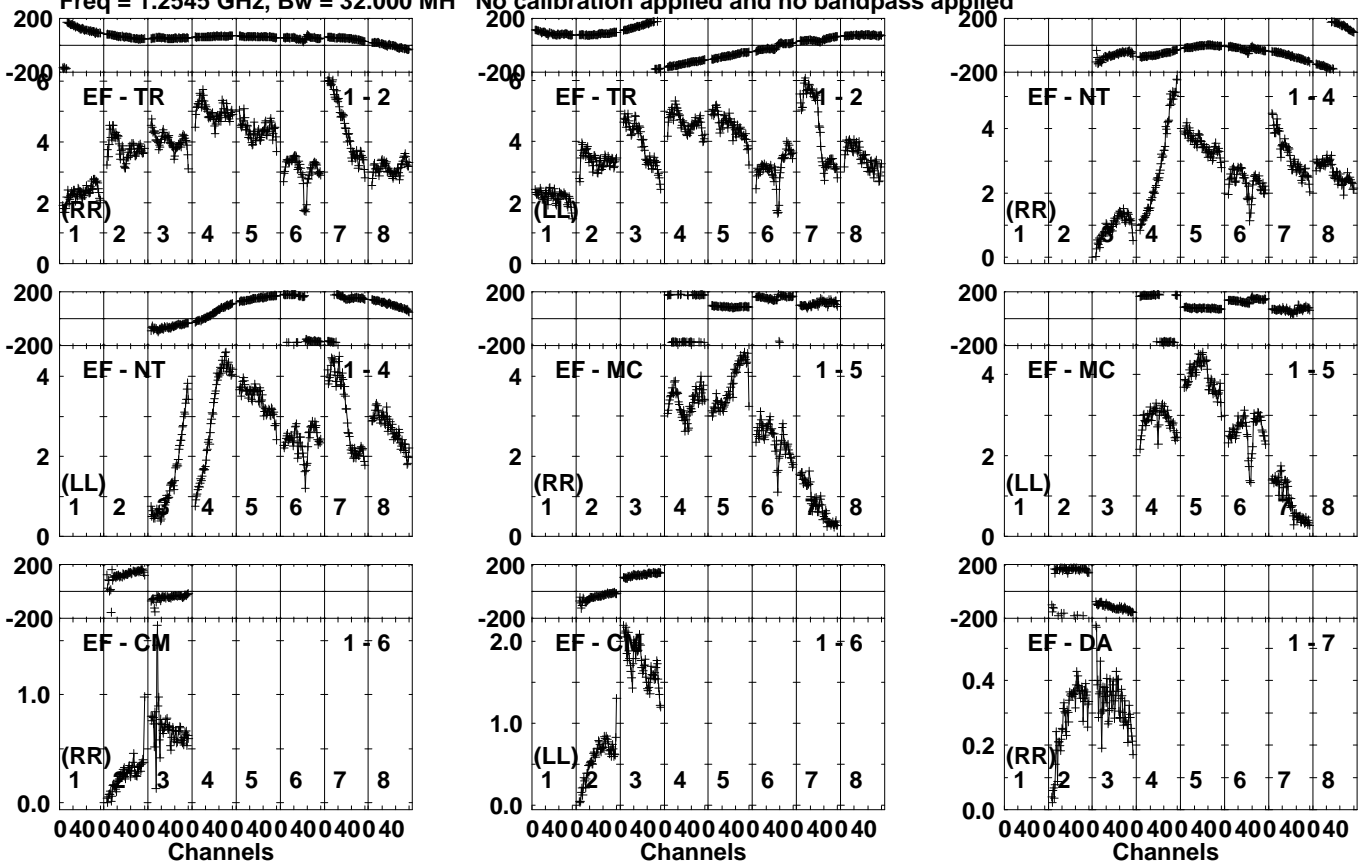
Lower frame: Micro Ampl Jy Top frame: Phas deg  
Vector averaged cross-power spectrum Several baselines displayed  
Timerange: 00/22:32:28 to 00/22:38:10

Plot file version 79 created 02-FEB-2023 14:52:17

J2311+4543 EK051H.UVDATA.1

Freq = 1.2545 GHz, Bw = 32.000 MH

No calibration applied and no bandpass applied



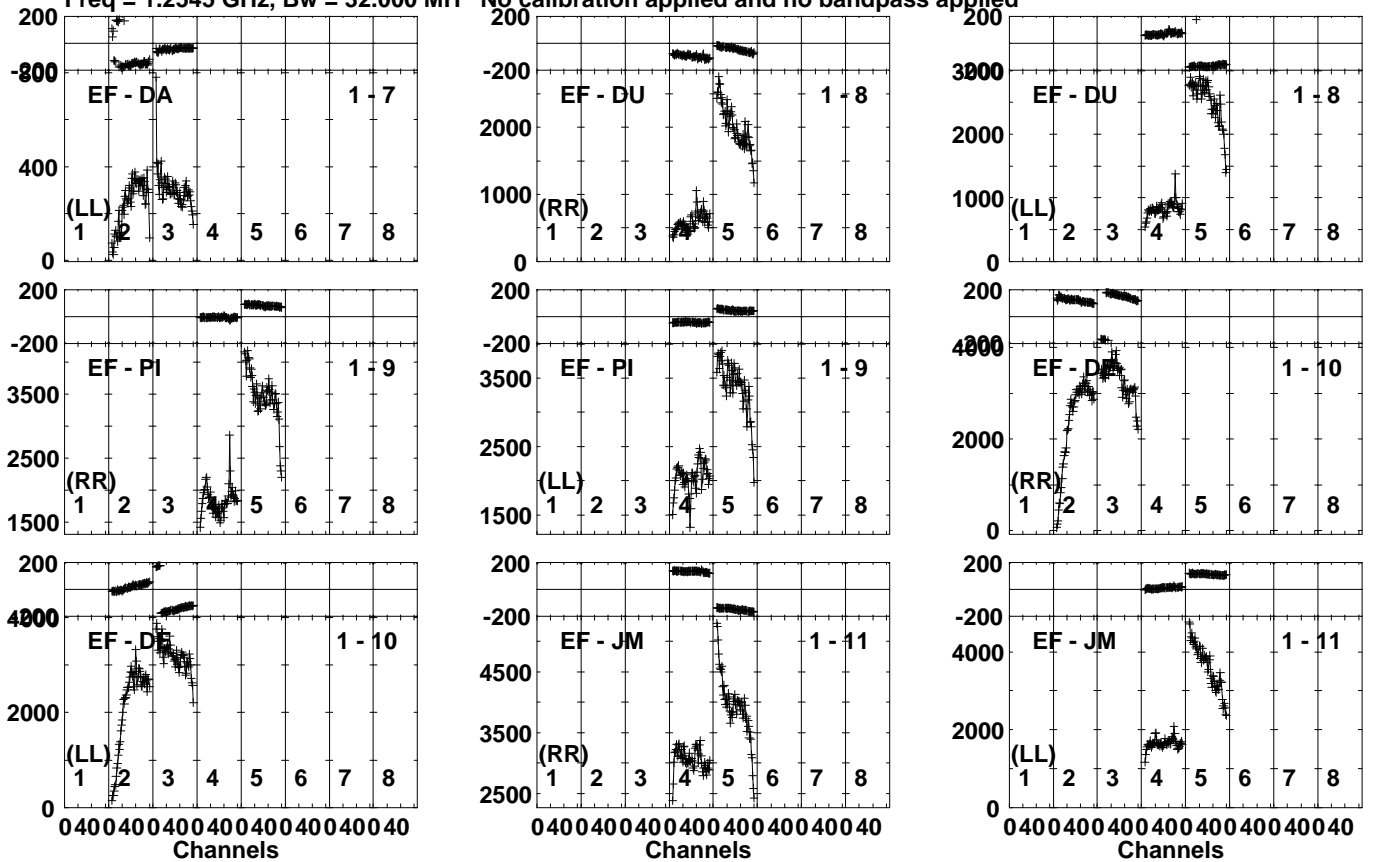
Lower frame: Milli Ampl Jy Top frame: Phas deg  
Vector averaged cross-power spectrum Several baselines displayed  
Timerange: 00/22:38:13 to 00/22:39:53

Plot file version 80 created 02-FEB-2023 14:52:17

J2311+4543 EK051H.UVDATA.1

Freq = 1.2545 GHz, Bw = 32.000 MH

No calibration applied and no bandpass applied



Lower frame: Micro Ampl Jy Top frame: Phas deg  
Vector averaged cross-power spectrum Several baselines displayed  
Timerange: 00/22:38:13 to 00/22:39:53

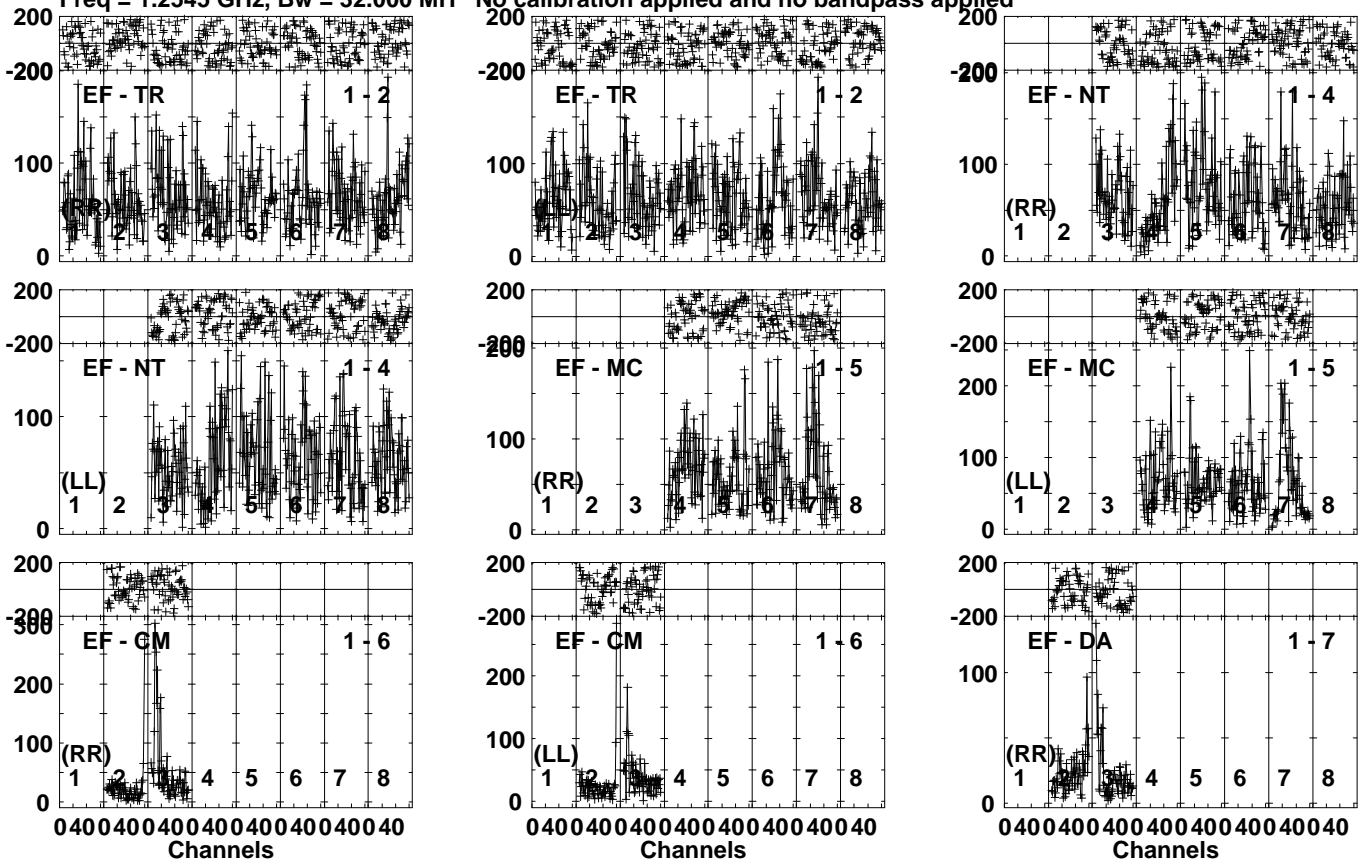




Plot file version 82 created 02-FEB-2023 14:52:17

R220912 D EK051H.UVDATA.1

Freq = 1.2545 GHz, Bw = 32.000 MH No calibration applied and no bandpass applied

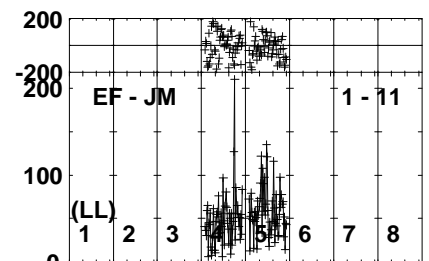
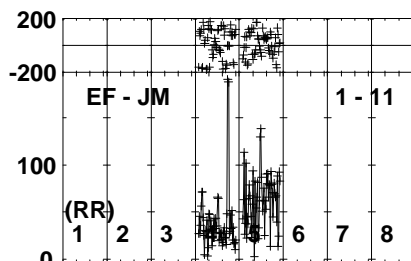
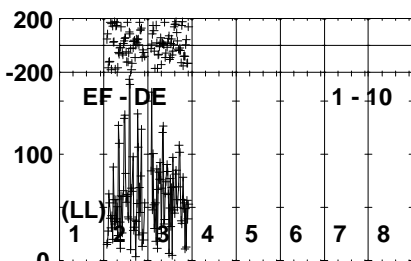
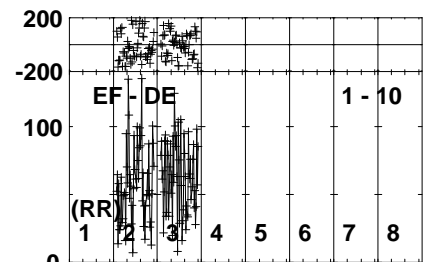
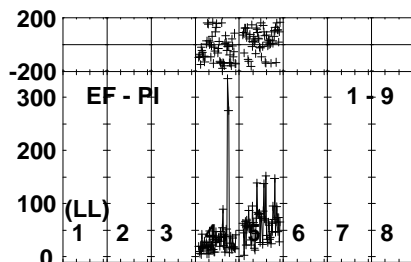
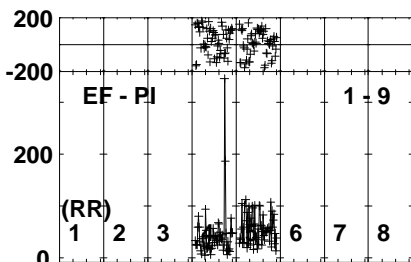
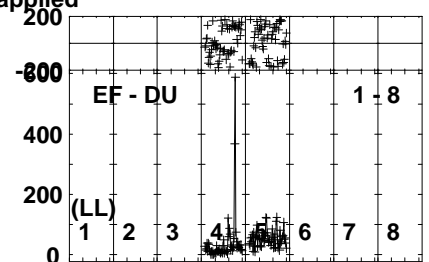
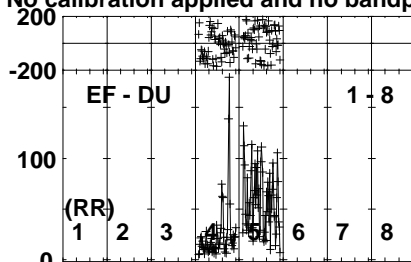
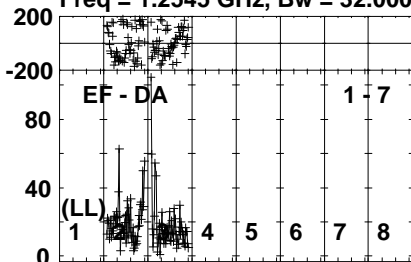


Lower frame: Micro Ampl Jy Top frame: Phas deg  
Vector averaged cross-power spectrum Several baselines displayed  
Timerange: 00/22:39:56 to 00/22:45:38

Plot file version 83 created 02-FEB-2023 14:52:17

R220912 D EK051H.UVDATA.1

Freq = 1.2545 GHz, Bw = 32.000 MH No calibration applied and no bandpass applied



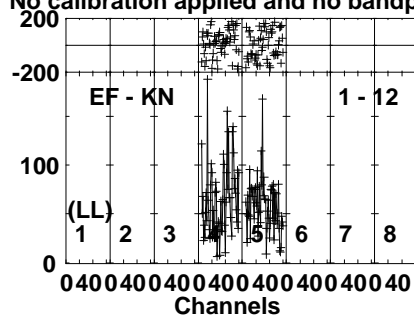
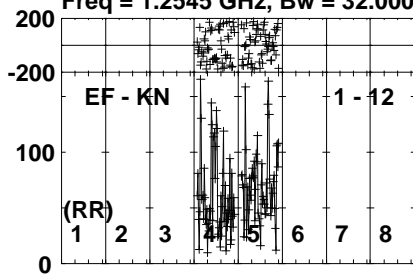
Lower frame: Micro Ampl Jy Top frame: Phas deg  
Vector averaged cross-power spectrum Several baselines displayed  
Timerange: 00/22:39:56 to 00/22:45:38

Plot file version 84 created 02-FEB-2023 14:52:17

R220912 D EK051H.UVDATA.1

Freq = 1.2545 GHz, Bw = 32.000 MH

No calibration applied and no bandpass applied



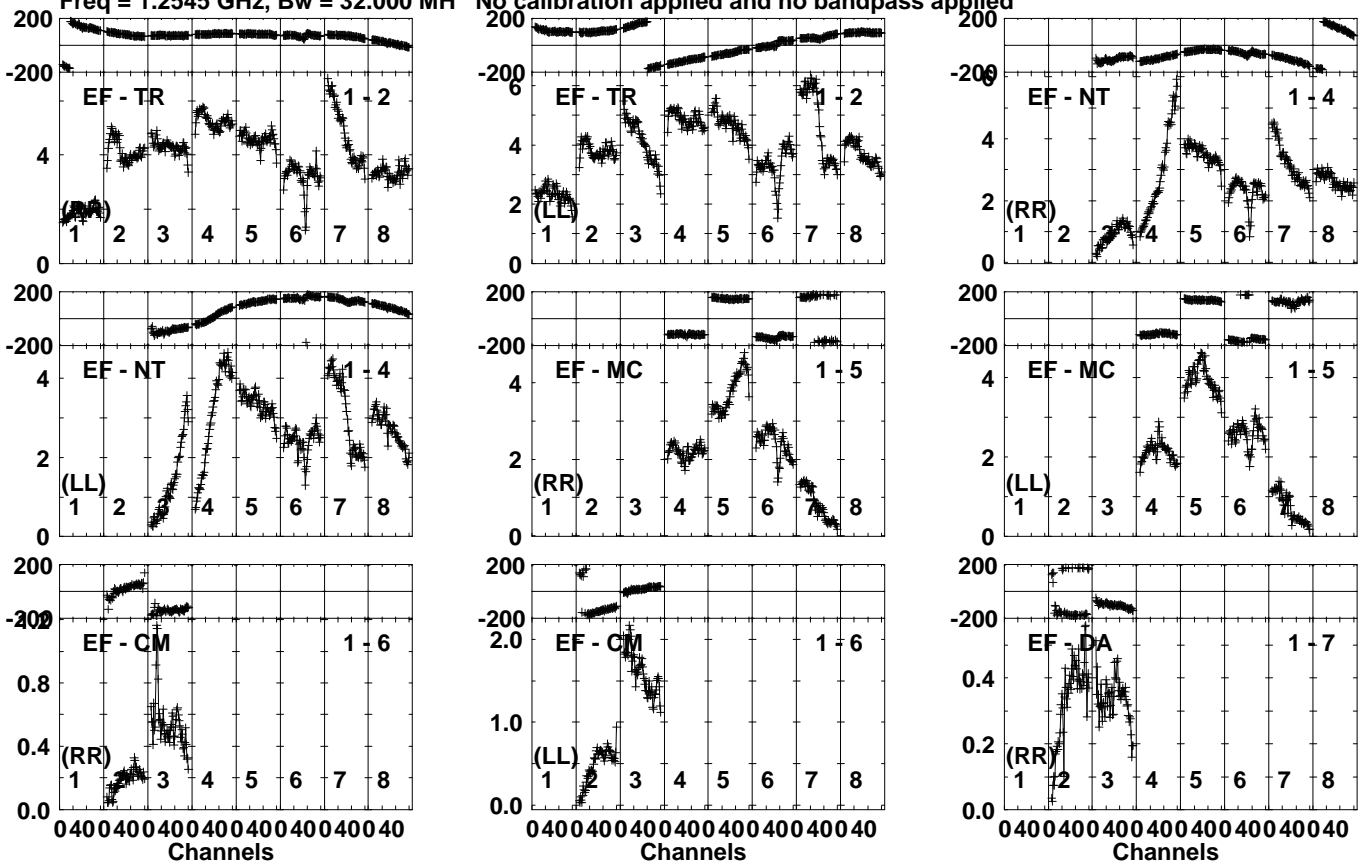
Lower frame: Micro Ampl Jy Top frame: Phas deg  
Vector averaged cross-power spectrum Several baselines displayed  
Timerange: 00/22:39:56 to 00/22:45:38

Plot file version 85 created 02-FEB-2023 14:52:17

J2311+4543 EK051H.UVDATA.1

Freq = 1.2545 GHz, Bw = 32.000 MH

No calibration applied and no bandpass applied



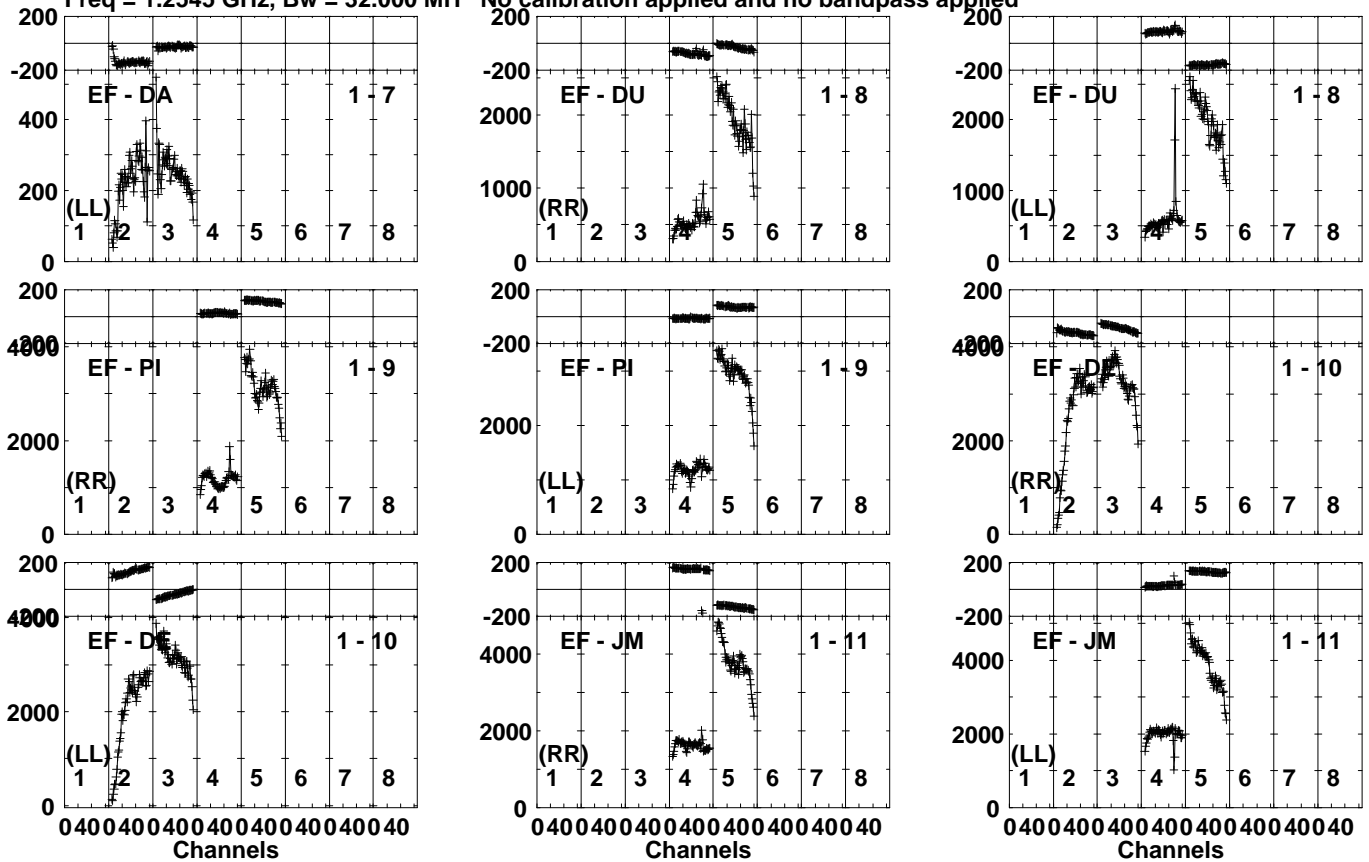
Lower frame: Milli Ampl Jy Top frame: Phas deg  
Vector averaged cross-power spectrum Several baselines displayed  
Timerange: 00/22:46:47 to 00/22:47:29

Plot file version 86 created 02-FEB-2023 14:52:17

J2311+4543 EK051H.UVDATA.1

Freq = 1.2545 GHz, Bw = 32.000 MH

No calibration applied and no bandpass applied



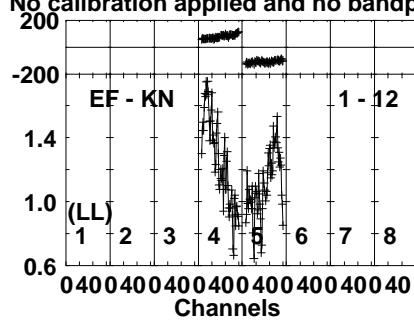
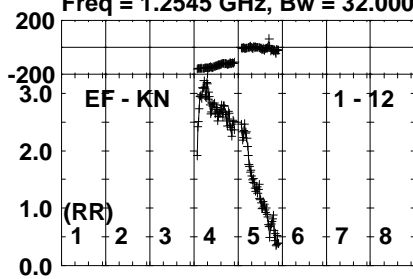
Lower frame: Micro Ampl Jy Top frame: Phas deg  
Vector averaged cross-power spectrum Several baselines displayed  
Timerange: 00/22:46:47 to 00/22:47:29

Plot file version 87 created 02-FEB-2023 14:52:17

J2311+4543 EK051H.UVDATA.1

Freq = 1.2545 GHz, Bw = 32.000 MH

No calibration applied and no bandpass applied



Lower frame: Milli Ampl Jy Top frame: Phas deg

Vector averaged cross-power spectrum Several baselines displayed

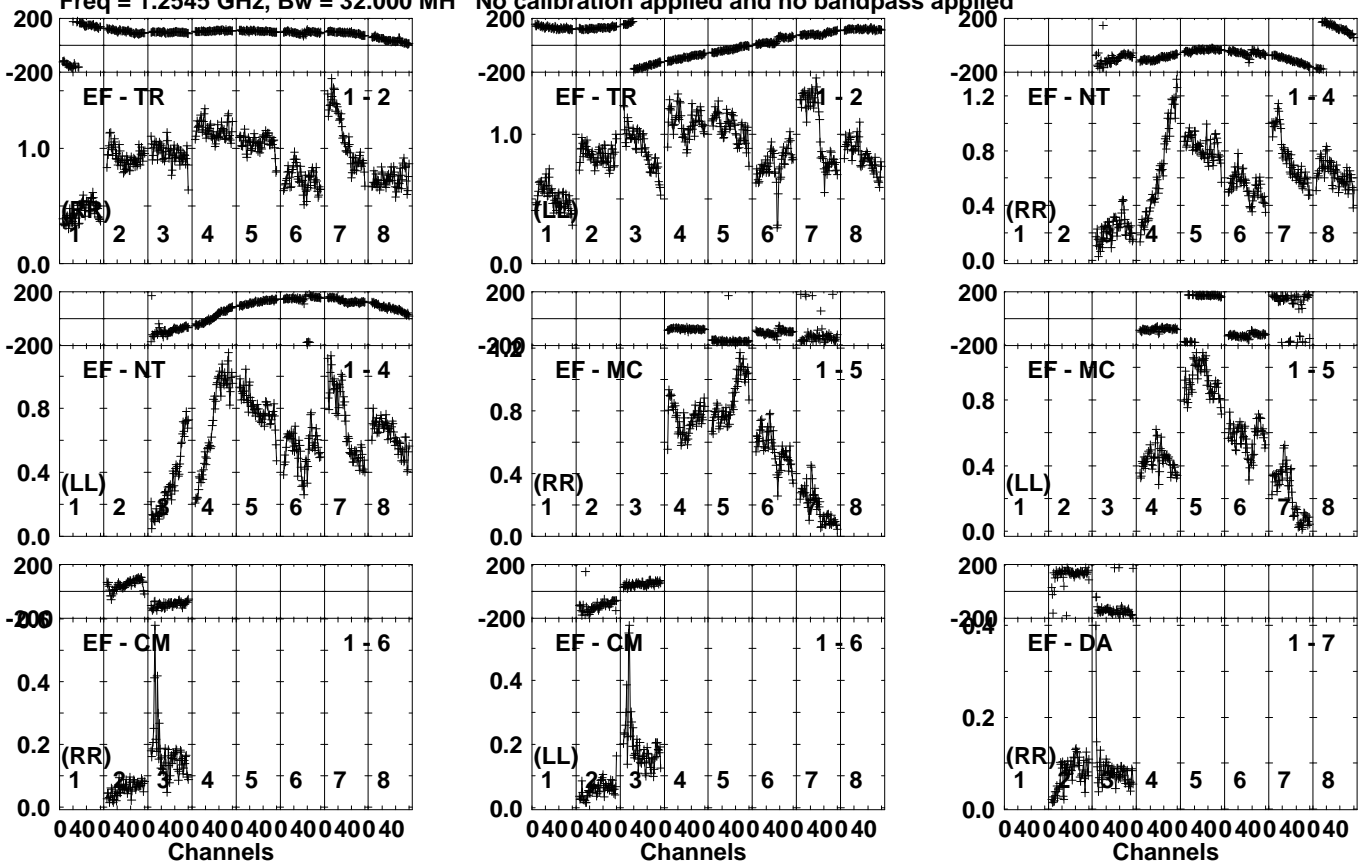
Timerange: 00/22:46:47 to 00/22:47:29

Plot file version 88 created 02-FEB-2023 14:52:17

J2327+4754 EK051H.UVDATA.1

Freq = 1.2545 GHz, Bw = 32.000 MH

No calibration applied and no bandpass applied



Lower frame: Milli Ampl Jy Top frame: Phas deg  
Vector averaged cross-power spectrum Several baselines displayed  
Timerange: 00/22:47:32 to 00/22:51:12

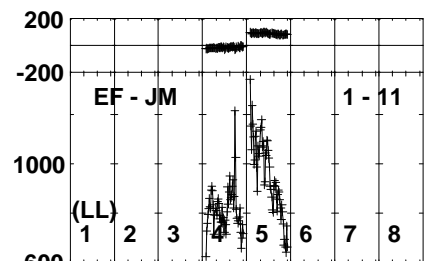
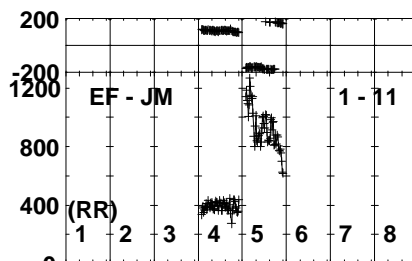
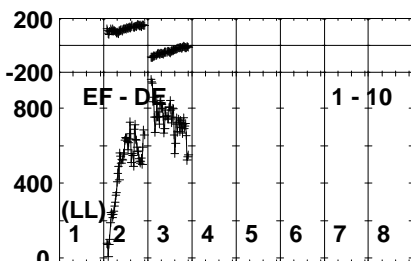
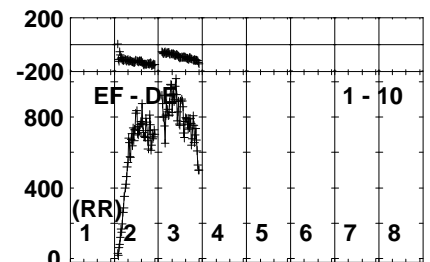
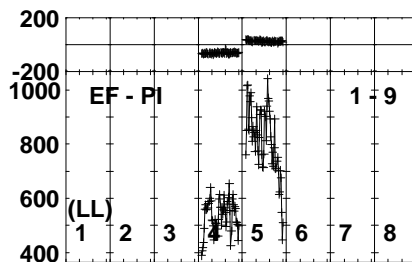
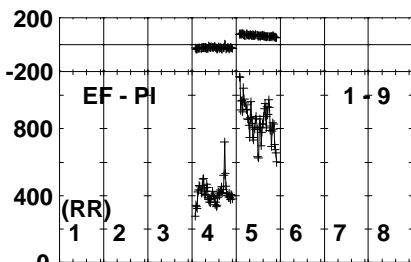
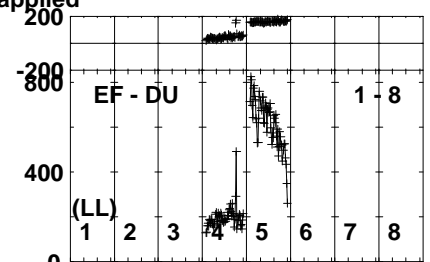
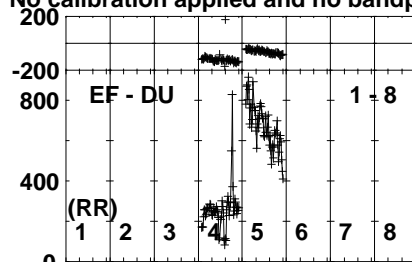
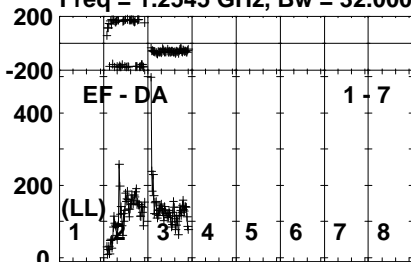


Plot file version 89 created 02-FEB-2023 14:52:18

J2327+4754 EK051H.UVDATA.1

Freq = 1.2545 GHz, Bw = 32.000 MH

No calibration applied and no bandpass applied



Lower frame: Micro Ampl Jy Top frame: Phas deg  
Vector averaged cross-power spectrum Several baselines displayed  
Timerange: 00/22:47:32 to 00/22:51:12

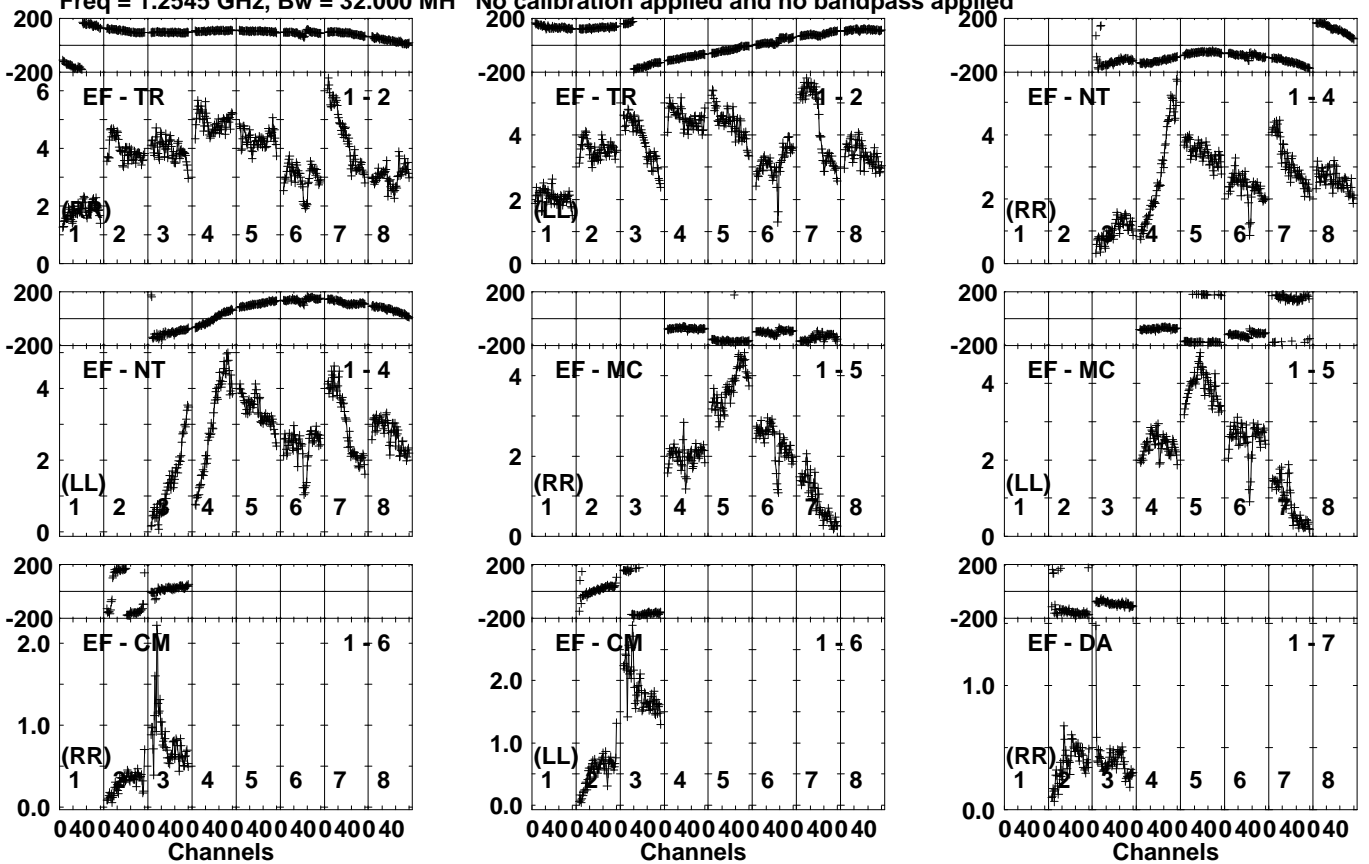


Plot file version 91 created 02-FEB-2023 14:52:18

J2311+4543 EK051H.UVDATA.1

Freq = 1.2545 GHz, Bw = 32.000 MH

No calibration applied and no bandpass applied



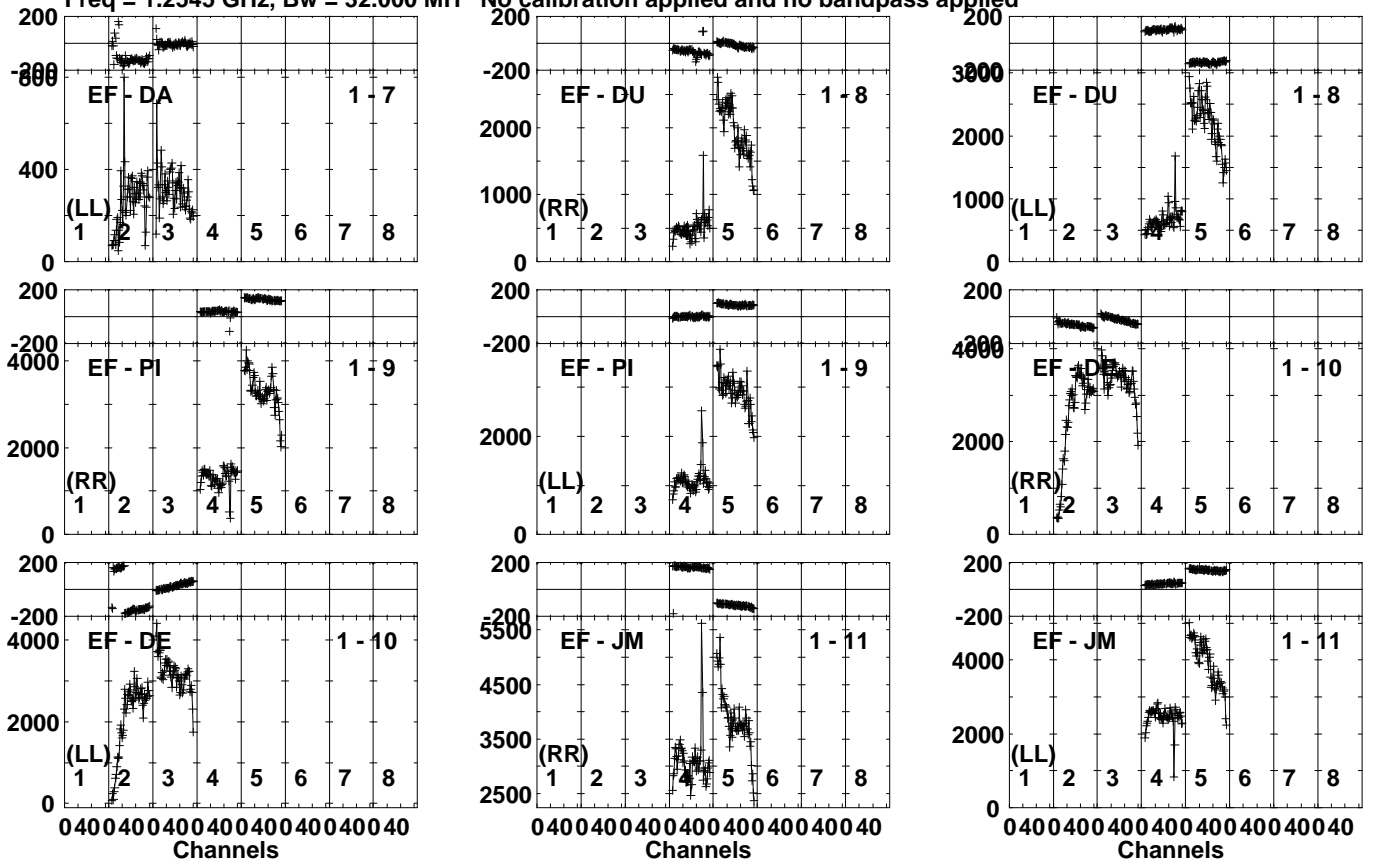
Lower frame: Milli Ampl Jy Top frame: Phas deg  
Vector averaged cross-power spectrum Several baselines displayed  
Timerange: 00/22:51:17 to 00/22:52:41

Plot file version 92 created 02-FEB-2023 14:52:18

J2311+4543 EK051H.UVDATA.1

Freq = 1.2545 GHz, Bw = 32.000 MH

No calibration applied and no bandpass applied



Lower frame: Micro Ampl Jy Top frame: Phas deg  
Vector averaged cross-power spectrum Several baselines displayed  
Timerange: 00/22:51:17 to 00/22:52:41


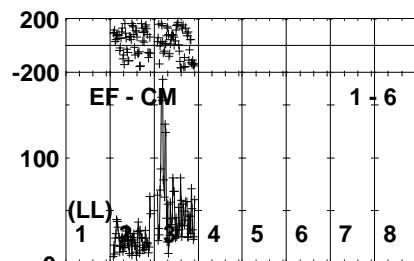
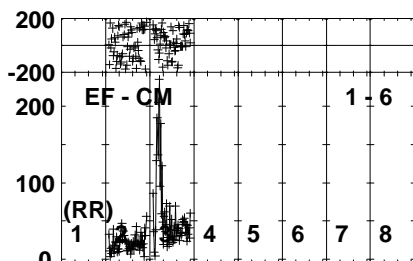
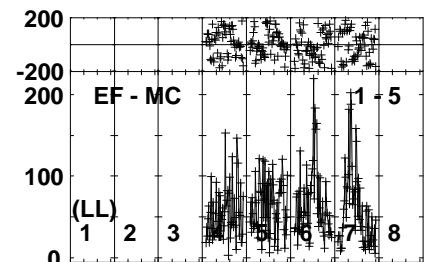
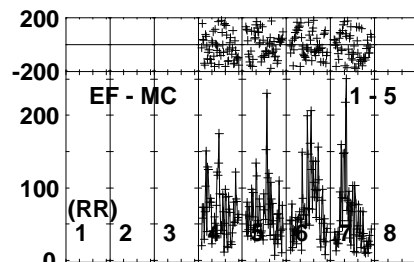
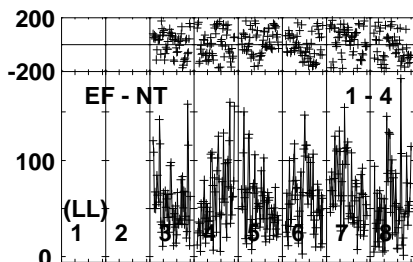
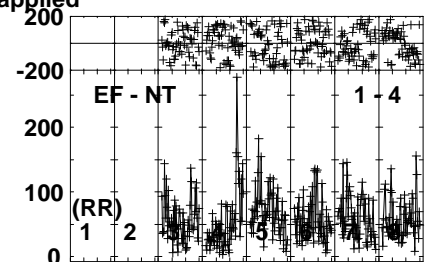
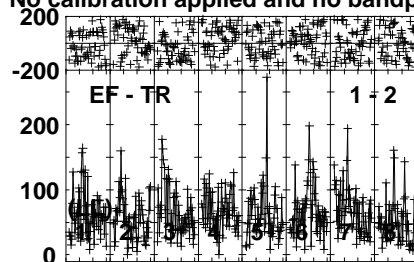
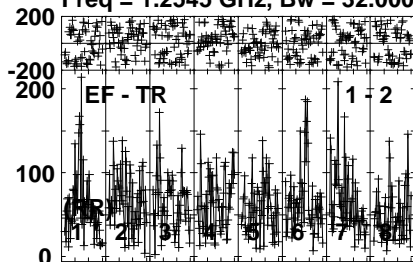


Plot file version 94 created 02-FEB-2023 14:52:18

R220912 D EK051H.UVDATA.1

Freq = 1.2545 GHz, Bw = 32.000 MH

No calibration applied and no bandpass applied

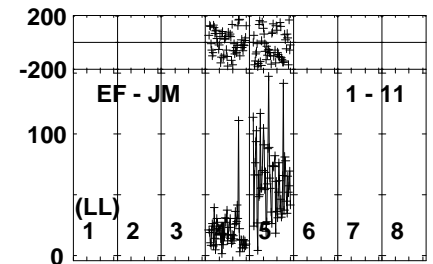
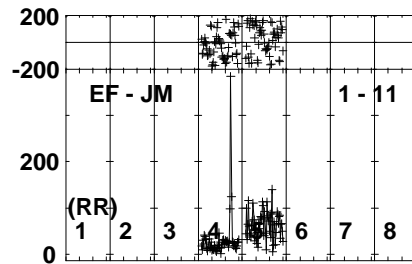
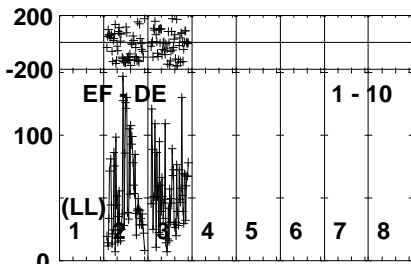
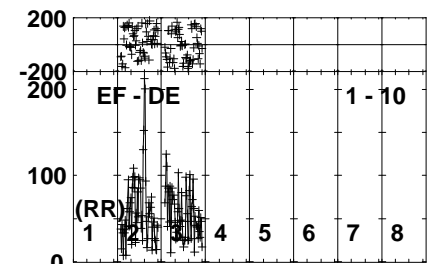
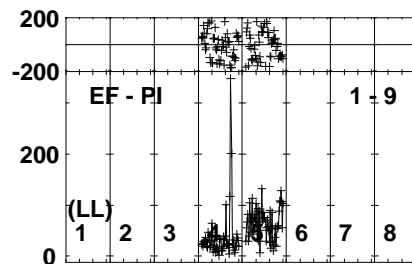
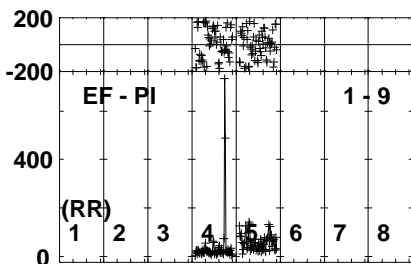
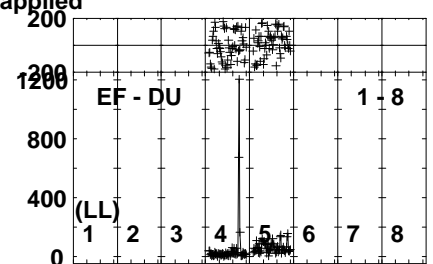
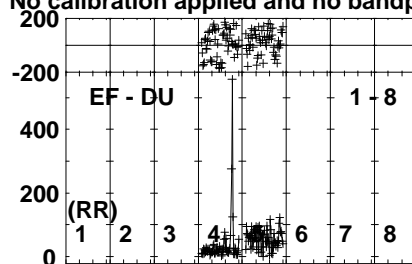
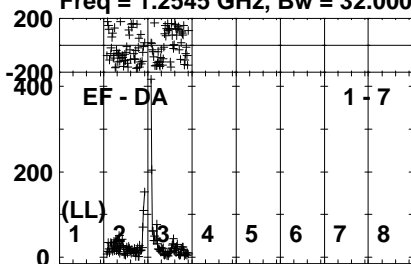


Lower frame: Micro Ampl Jy Top frame: Phas deg  
Vector averaged cross-power spectrum Several baselines displayed  
Timerange: 00/22:52:43 to 00/22:58:25

Plot file version 95 created 02-FEB-2023 14:52:18

R220912 D EK051H.UVDATA.1

Freq = 1.2545 GHz, Bw = 32.000 MH No calibration applied and no bandpass applied



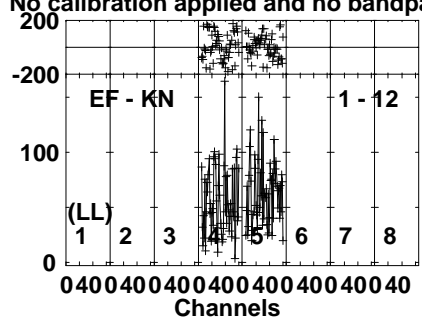
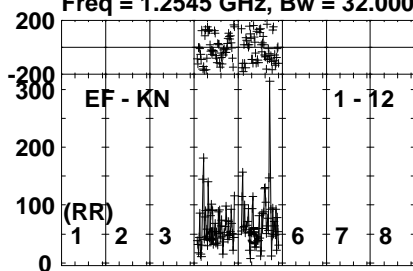
Lower frame: Micro Ampl Jy Top frame: Phas deg  
Vector averaged cross-power spectrum Several baselines displayed  
Timerange: 00/22:52:43 to 00/22:58:25

Plot file version 96 created 02-FEB-2023 14:52:19

R220912 D EK051H.UVDATA.1

Freq = 1.2545 GHz, Bw = 32.000 MH

No calibration applied and no bandpass applied



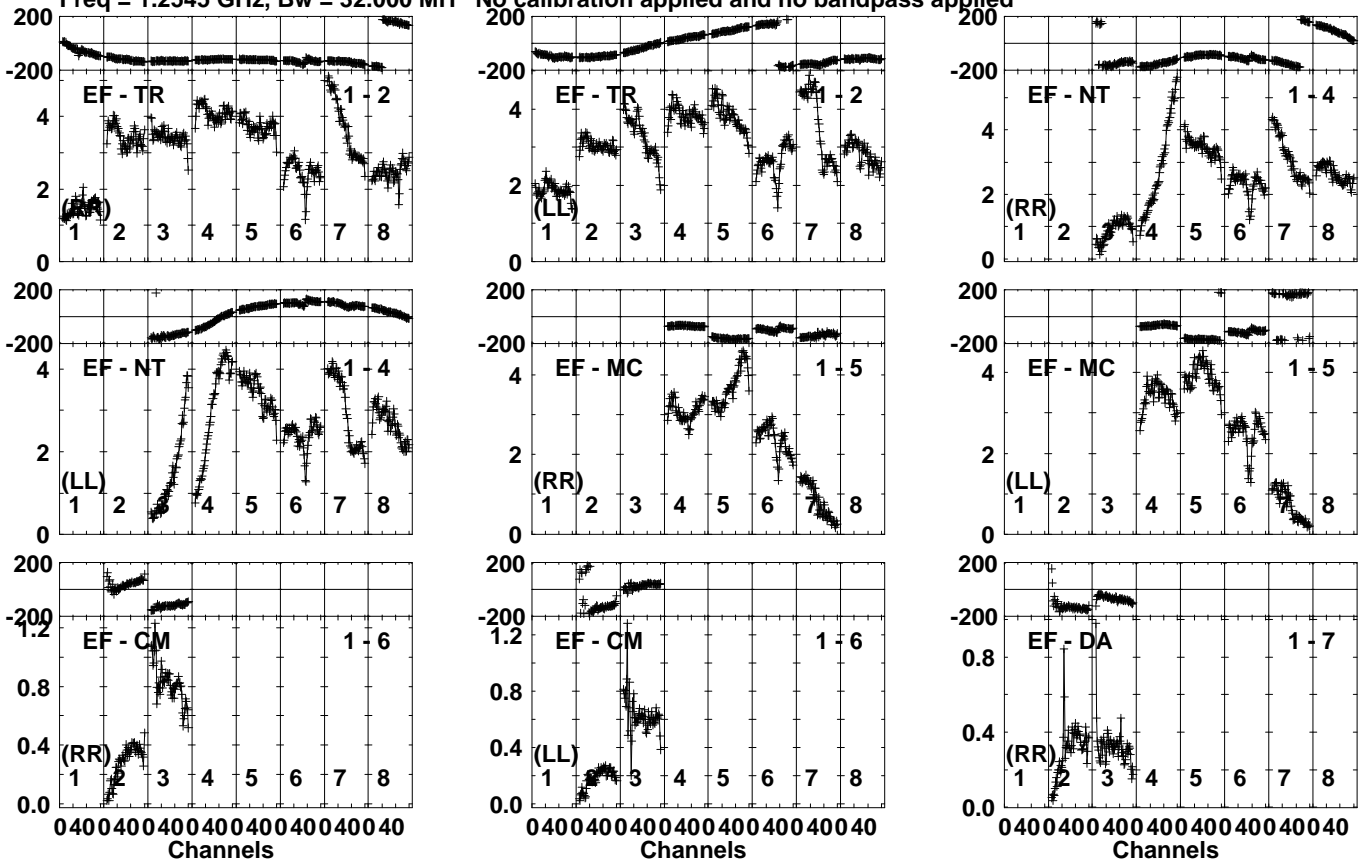
Lower frame: Micro Ampl Jy Top frame: Phas deg  
Vector averaged cross-power spectrum Several baselines displayed  
Timerange: 00/22:52:43 to 00/22:58:25



Plot file version 97 created 02-FEB-2023 14:52:19

J2311+4543 EK051H.UVDATA.1

Freq = 1.2545 GHz, Bw = 32.000 MH No calibration applied and no bandpass applied



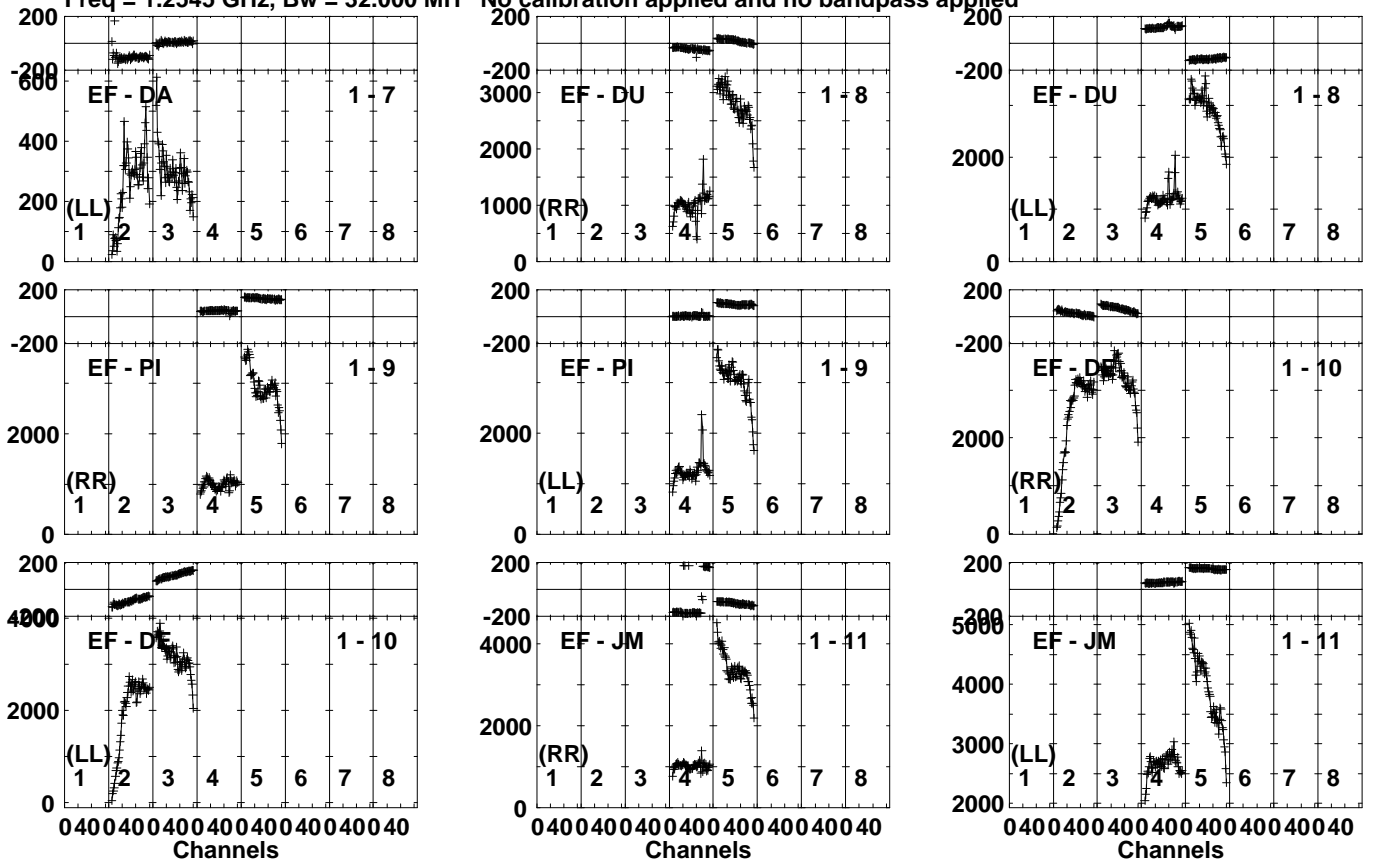
Lower frame: Milli Ampl Jy Top frame: Phas deg  
Vector averaged cross-power spectrum Several baselines displayed  
Timerange: 00/22:59:33 to 00/23:00:15

Plot file version 98 created 02-FEB-2023 14:52:19

J2311+4543 EK051H.UVDATA.1

Freq = 1.2545 GHz, Bw = 32.000 MH

No calibration applied and no bandpass applied



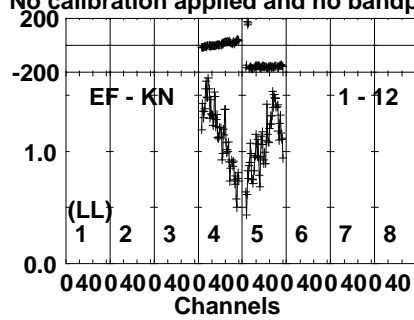
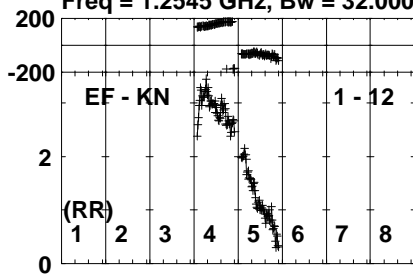
Lower frame: Micro Ampl Jy Top frame: Phas deg  
Vector averaged cross-power spectrum Several baselines displayed  
Timerange: 00/22:59:33 to 00/23:00:15

Plot file version 99 created 02-FEB-2023 14:52:19

J2311+4543 EK051H.UVDATA.1

Freq = 1.2545 GHz, Bw = 32.000 MH

No calibration applied and no bandpass applied

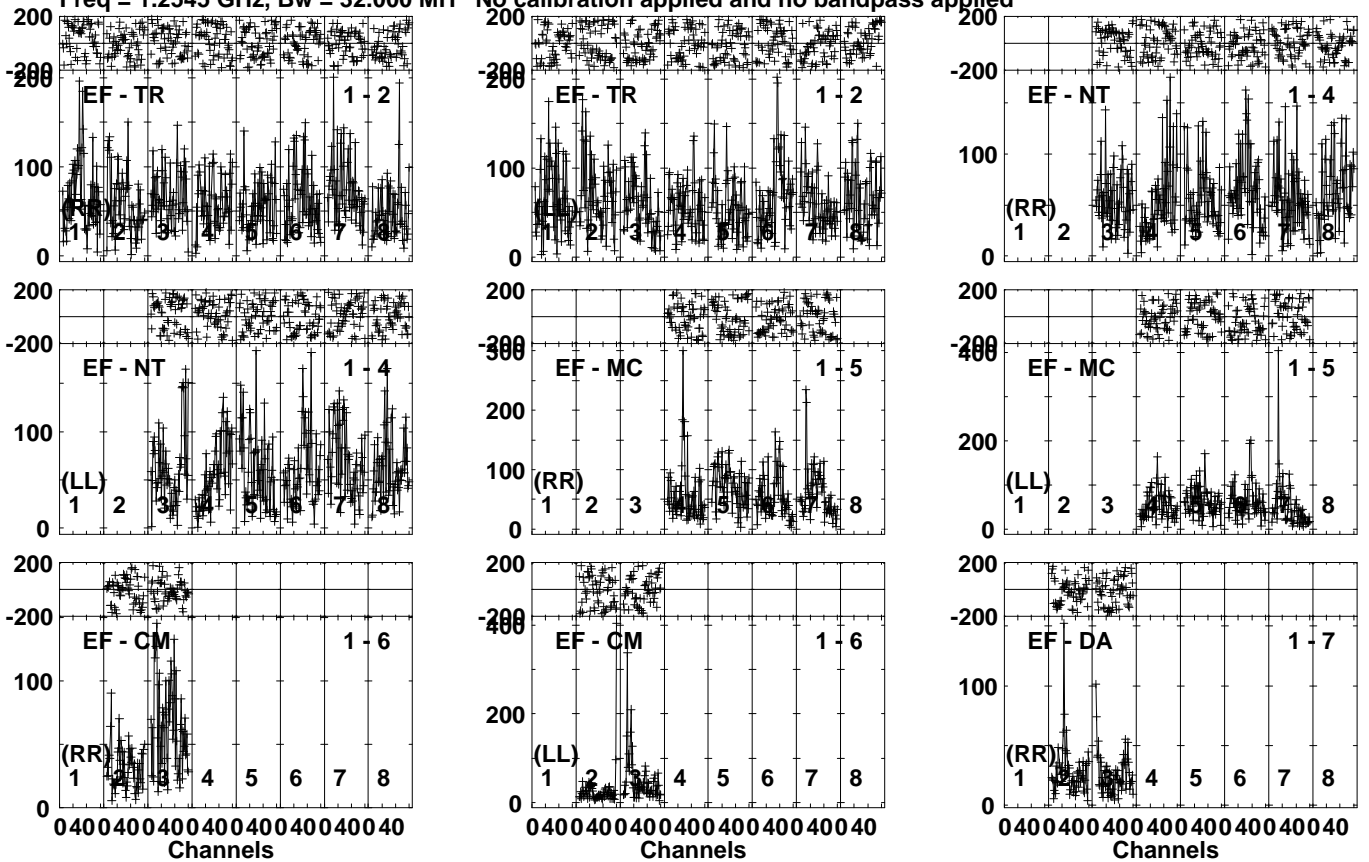


Lower frame: Milli Ampl Jy Top frame: Phas deg  
Vector averaged cross-power spectrum Several baselines displayed  
Timerange: 00/22:59:33 to 00/23:00:15

Plot file version 100 created 02-FEB-2023 14:52:19

R220912 D EK051H.UVDATA.1

Freq = 1.2545 GHz, Bw = 32.000 MH No calibration applied and no bandpass applied



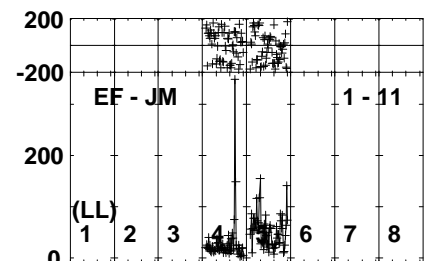
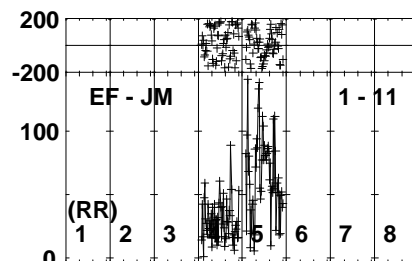
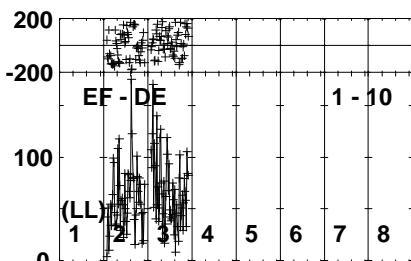
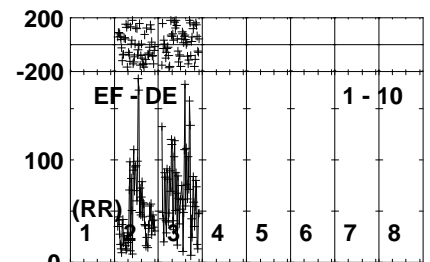
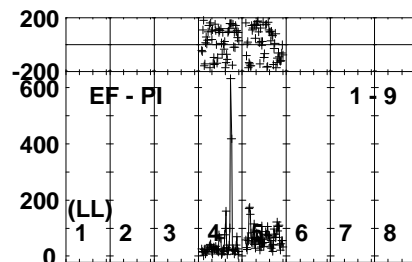
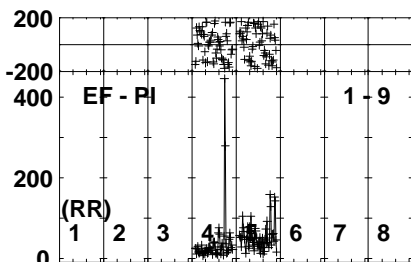
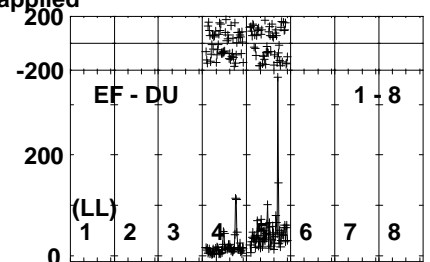
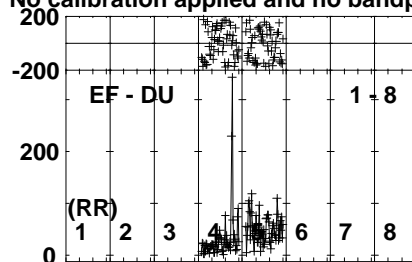
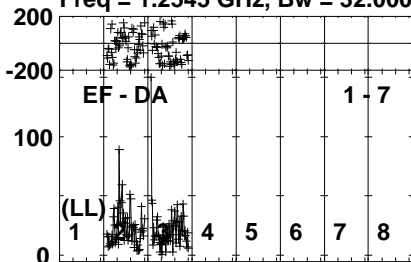
Lower frame: Micro Ampl Jy Top frame: Phas deg  
Vector averaged cross-power spectrum Several baselines displayed  
Timerange: 00/23:00:20 to 00/23:06:00

Plot file version 101 created 02-FEB-2023 14:52:19

R220912 D EK051H.UVDATA.1

Freq = 1.2545 GHz, Bw = 32.000 MH

No calibration applied and no bandpass applied



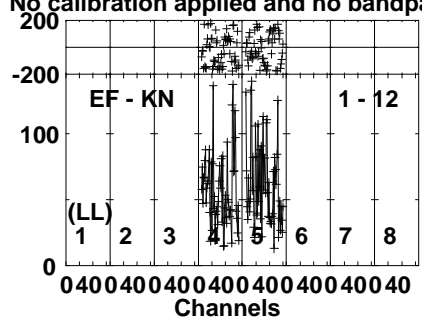
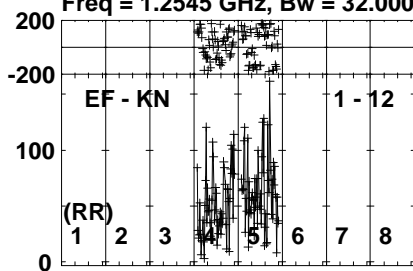
Lower frame: Micro Ampl Jy Top frame: Phas deg  
Vector averaged cross-power spectrum Several baselines displayed  
Timerange: 00/23:00:20 to 00/23:06:00

Plot file version 102 created 02-FEB-2023 14:52:19

R220912 D EK051H.UVDATA.1

Freq = 1.2545 GHz, Bw = 32.000 MH

No calibration applied and no bandpass applied

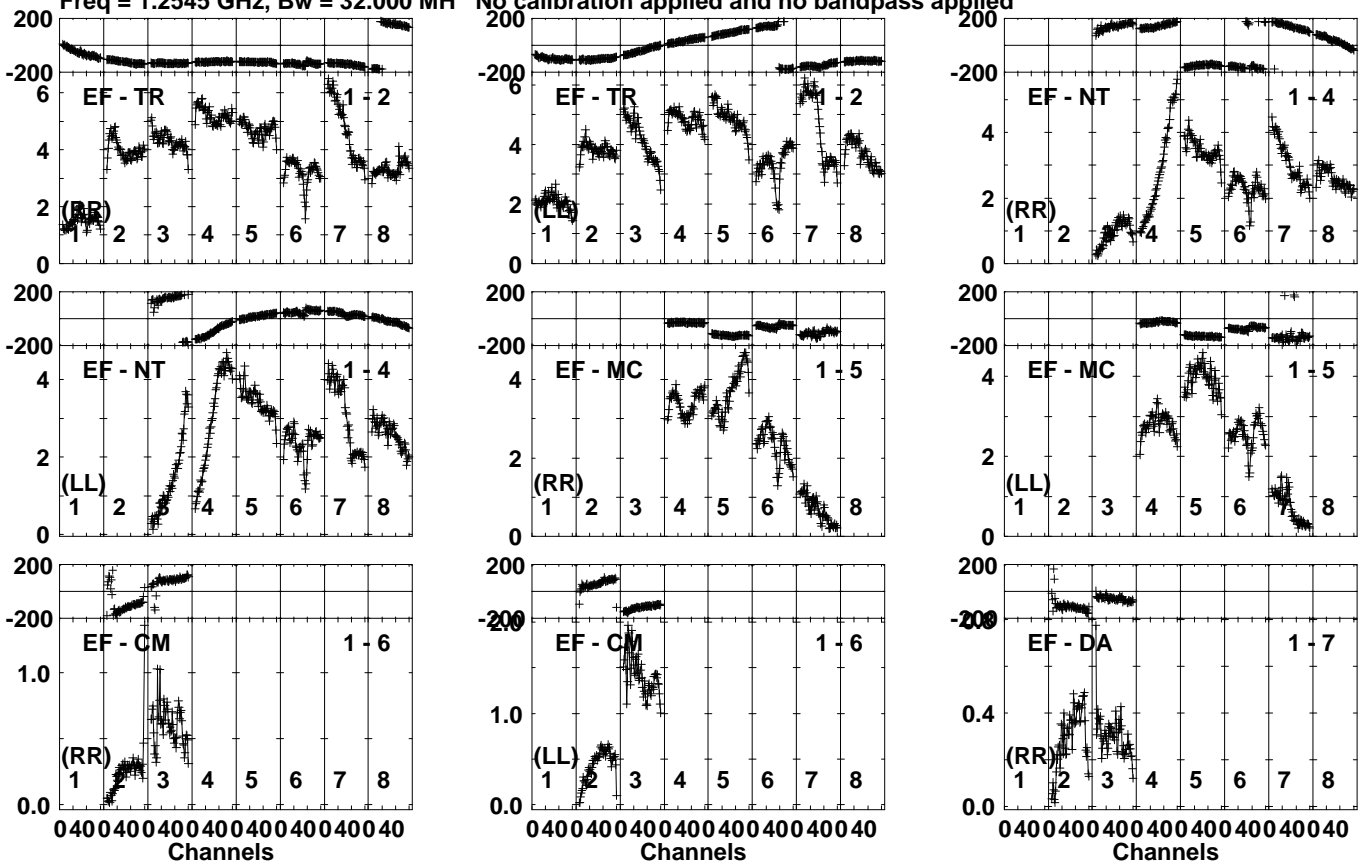


Lower frame: Micro Ampl Jy Top frame: Phas deg  
Vector averaged cross-power spectrum Several baselines displayed  
Timerange: 00/23:00:20 to 00/23:06:00

Plot file version 103 created 02-FEB-2023 14:52:19

J2311+4543 EK051H.UVDATA.1

Freq = 1.2545 GHz, Bw = 32.000 MH No calibration applied and no bandpass applied



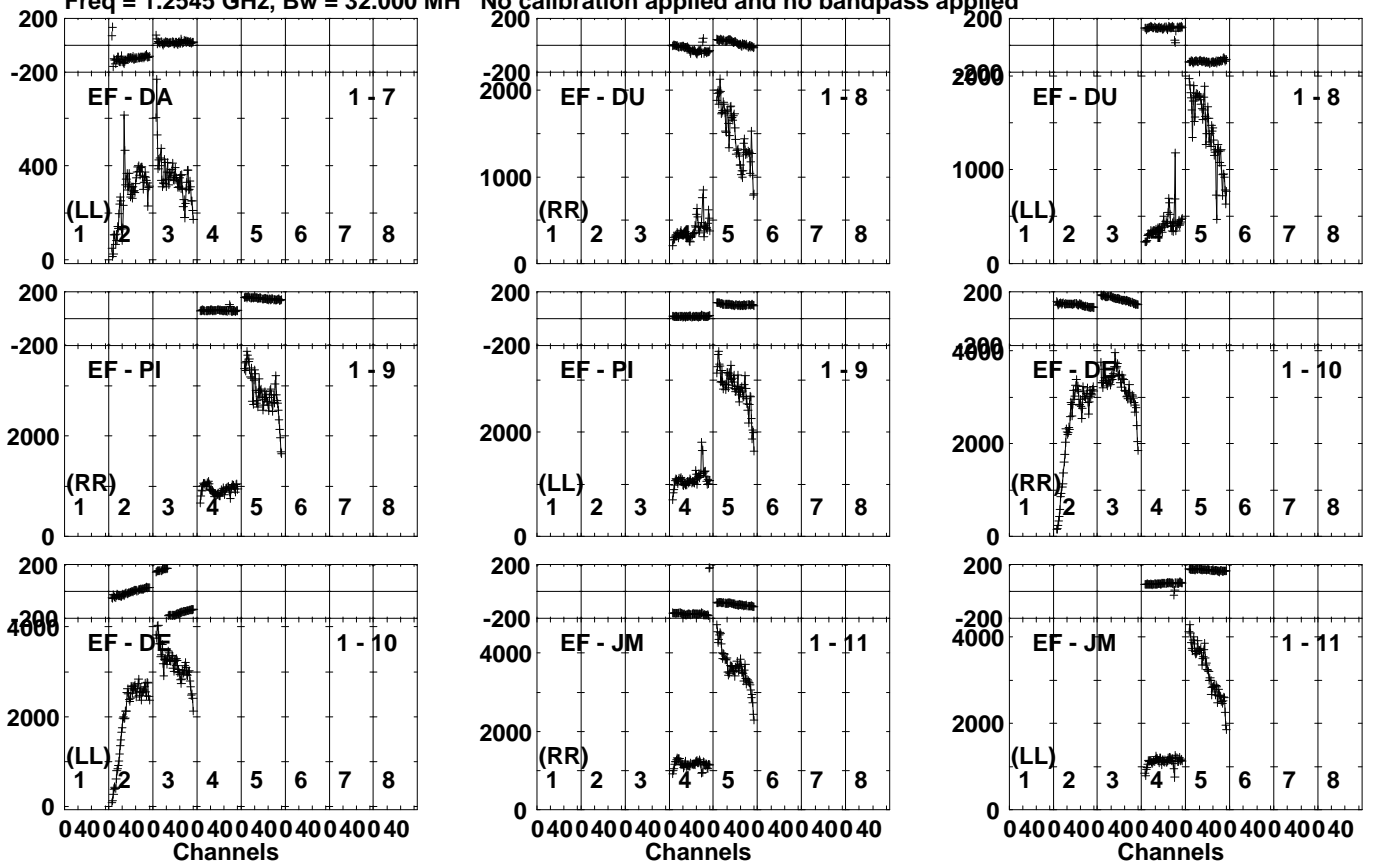
Lower frame: Milli Ampl Jy Top frame: Phas deg  
Vector averaged cross-power spectrum Several baselines displayed  
Timerange: 00/23:06:03 to 00/23:07:41

Plot file version 104 created 02-FEB-2023 14:52:19

J2311+4543 EK051H.UVDATA.1

Freq = 1.2545 GHz, Bw = 32.000 MH

No calibration applied and no bandpass applied



Lower frame: Micro Ampl Jy Top frame: Phas deg  
Vector averaged cross-power spectrum Several baselines displayed  
Timerange: 00/23:06:03 to 00/23:07:41

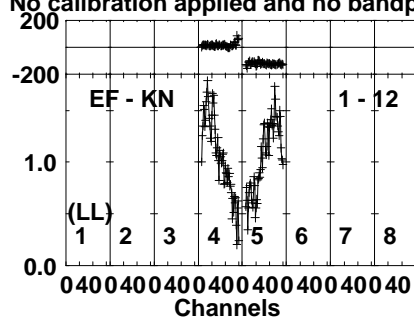
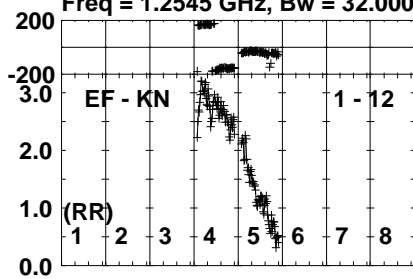


Plot file version 105 created 02-FEB-2023 14:52:20

J2311+4543 EK051H.UVDATA.1

Freq = 1.2545 GHz, Bw = 32.000 MH

No calibration applied and no bandpass applied



Lower frame: Milli Ampl Jy Top frame: Phas deg

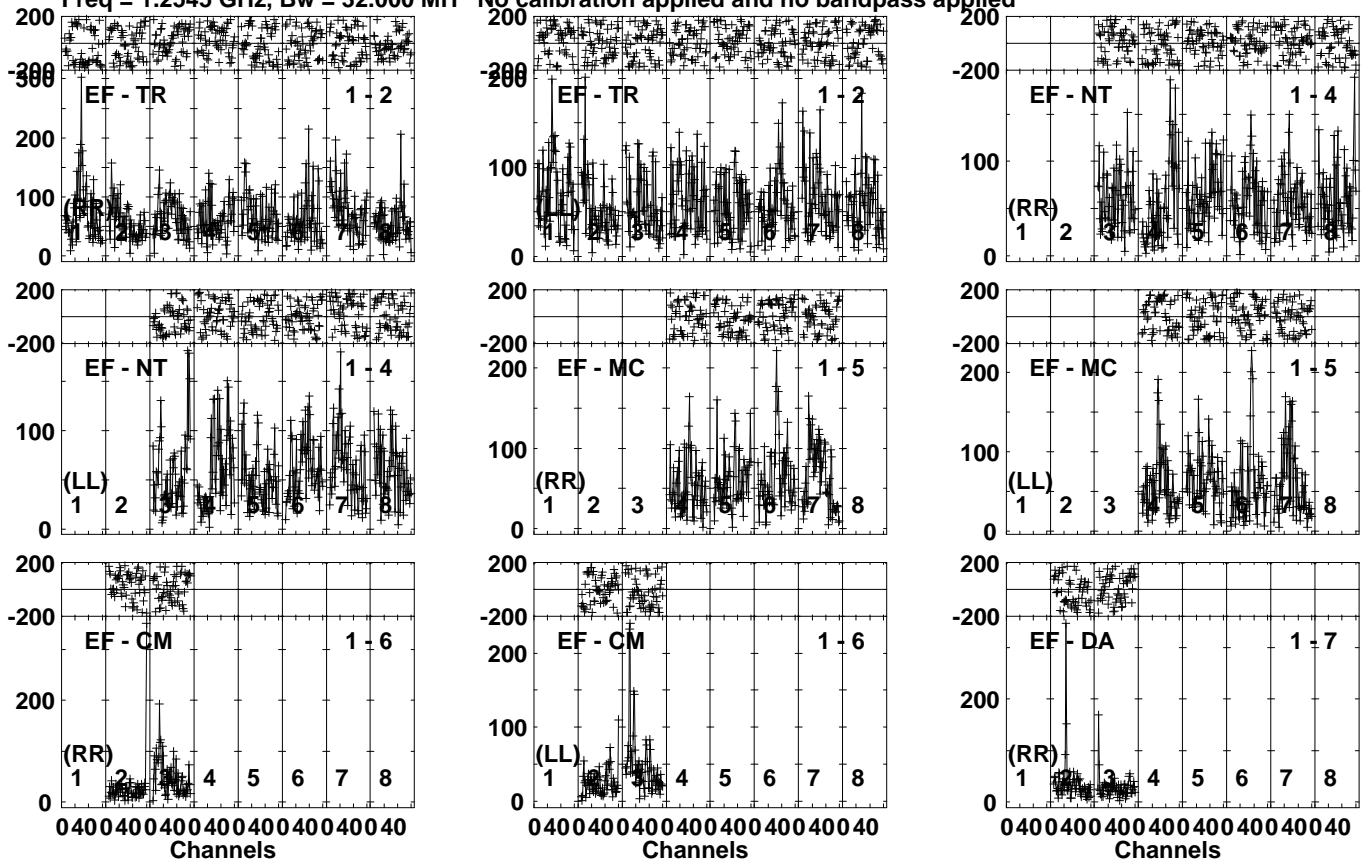
Vector averaged cross-power spectrum Several baselines displayed

Timerange: 00/23:06:03 to 00/23:07:41

Plot file version 106 created 02-FEB-2023 14:52:20

R220912 D EK051H.UVDATA.1

Freq = 1.2545 GHz, Bw = 32.000 MH No calibration applied and no bandpass applied



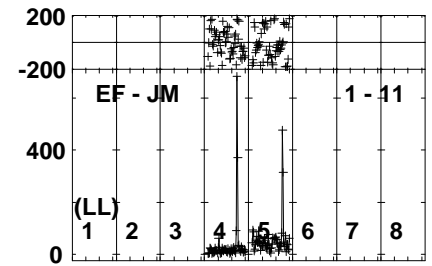
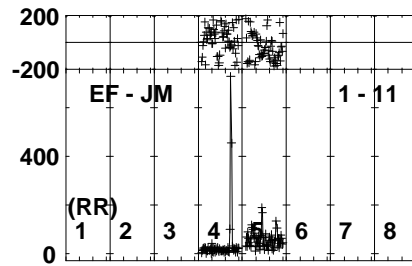
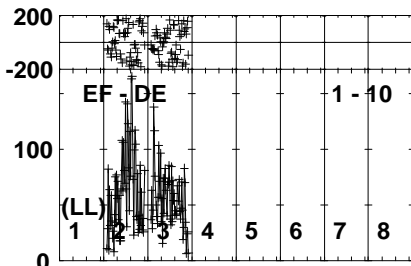
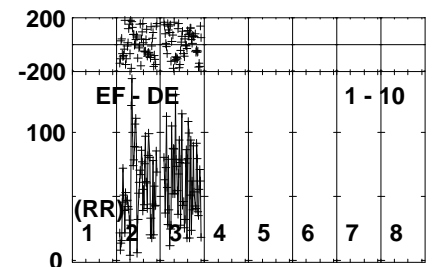
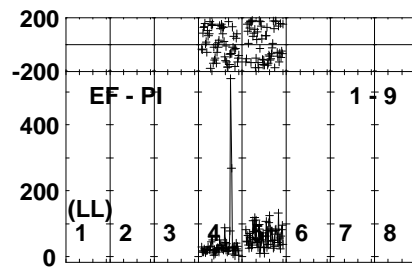
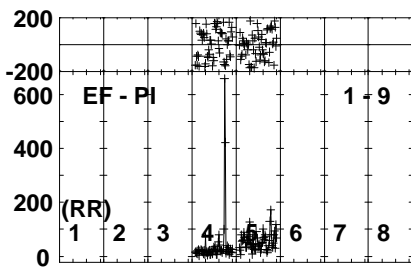
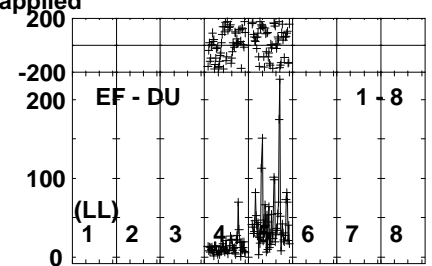
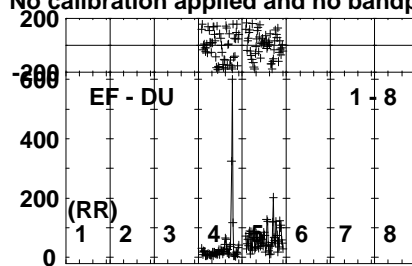
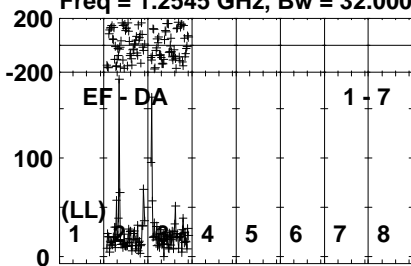
Lower frame: Micro Ampl Jy Top frame: Phas deg  
Vector averaged cross-power spectrum Several baselines displayed  
Timerange: 00/23:07:43 to 00/23:13:25

Plot file version 107 created 02-FEB-2023 14:52:20

R220912 D EK051H.UVDATA.1

Freq = 1.2545 GHz, Bw = 32.000 MH

No calibration applied and no bandpass applied



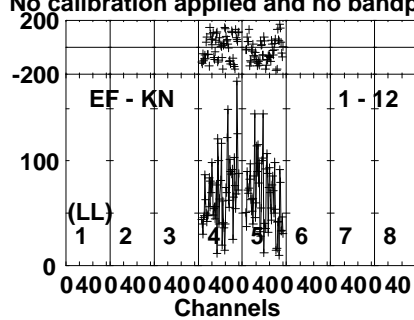
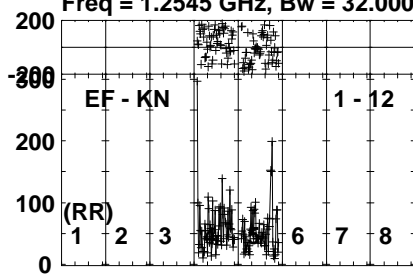
Lower frame: Micro Ampl Jy Top frame: Phas deg  
Vector averaged cross-power spectrum Several baselines displayed  
Timerange: 00/23:07:43 to 00/23:13:25

Plot file version 108 created 02-FEB-2023 14:52:20

R220912 D EK051H.UVDATA.1

Freq = 1.2545 GHz, Bw = 32.000 MH

No calibration applied and no bandpass applied



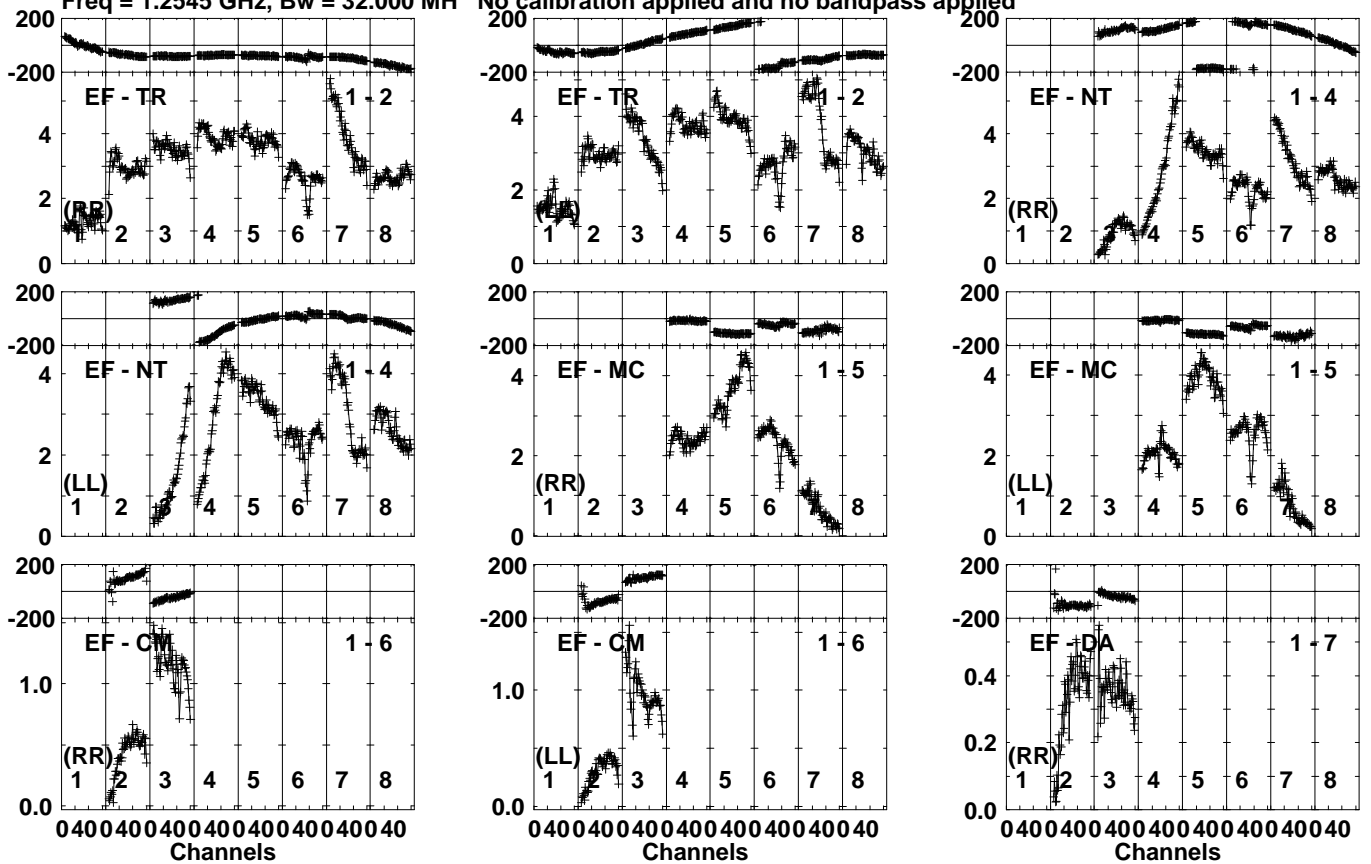
Lower frame: Micro Ampl Jy Top frame: Phas deg  
Vector averaged cross-power spectrum Several baselines displayed  
Timerange: 00/23:07:43 to 00/23:13:25

Plot file version 109 created 02-FEB-2023 14:52:20

J2311+4543 EK051H.UVDATA.1

Freq = 1.2545 GHz, Bw = 32.000 MH

No calibration applied and no bandpass applied



Lower frame: Milli Ampl Jy Top frame: Phas deg

Vector averaged cross-power spectrum Several baselines displayed

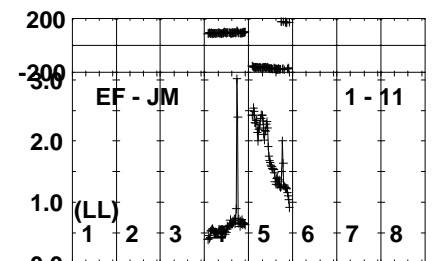
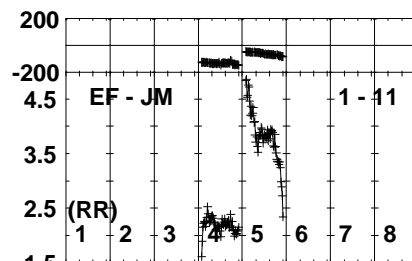
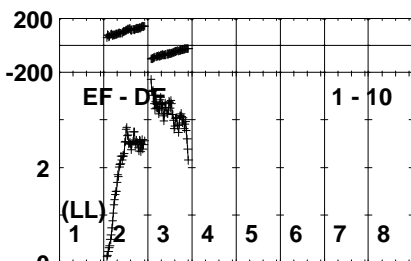
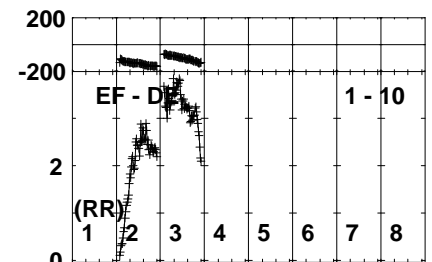
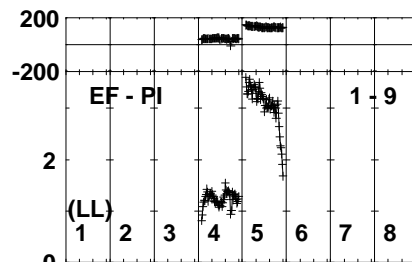
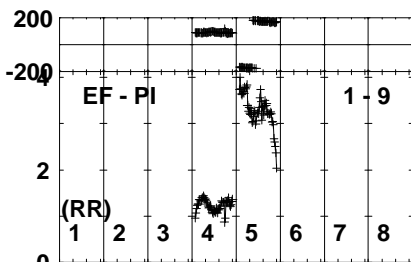
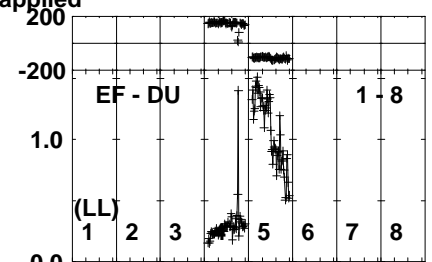
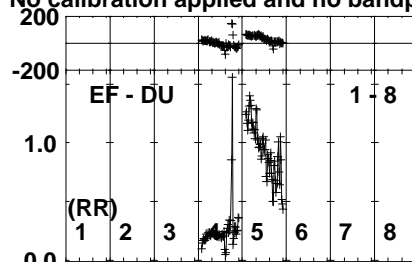
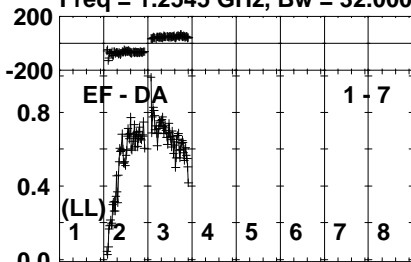
Timerange: 00/23:14:31 to 00/23:15:13

Plot file version 110 created 02-FEB-2023 14:52:20

J2311+4543 EK051H.UVDATA.1

Freq = 1.2545 GHz, Bw = 32.000 MH

No calibration applied and no bandpass applied



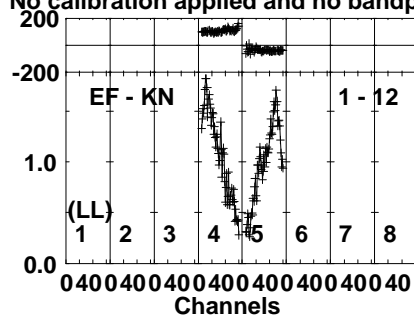
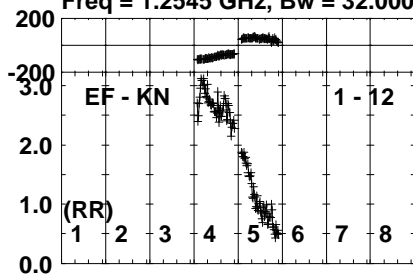
Lower frame: Milli Ampl Jy Top frame: Phas deg  
Vector averaged cross-power spectrum Several baselines displayed  
Timerange: 00/23:14:31 to 00/23:15:13

Plot file version 111 created 02-FEB-2023 14:52:20

J2311+4543 EK051H.UVDATA.1

Freq = 1.2545 GHz, Bw = 32.000 MH

No calibration applied and no bandpass applied

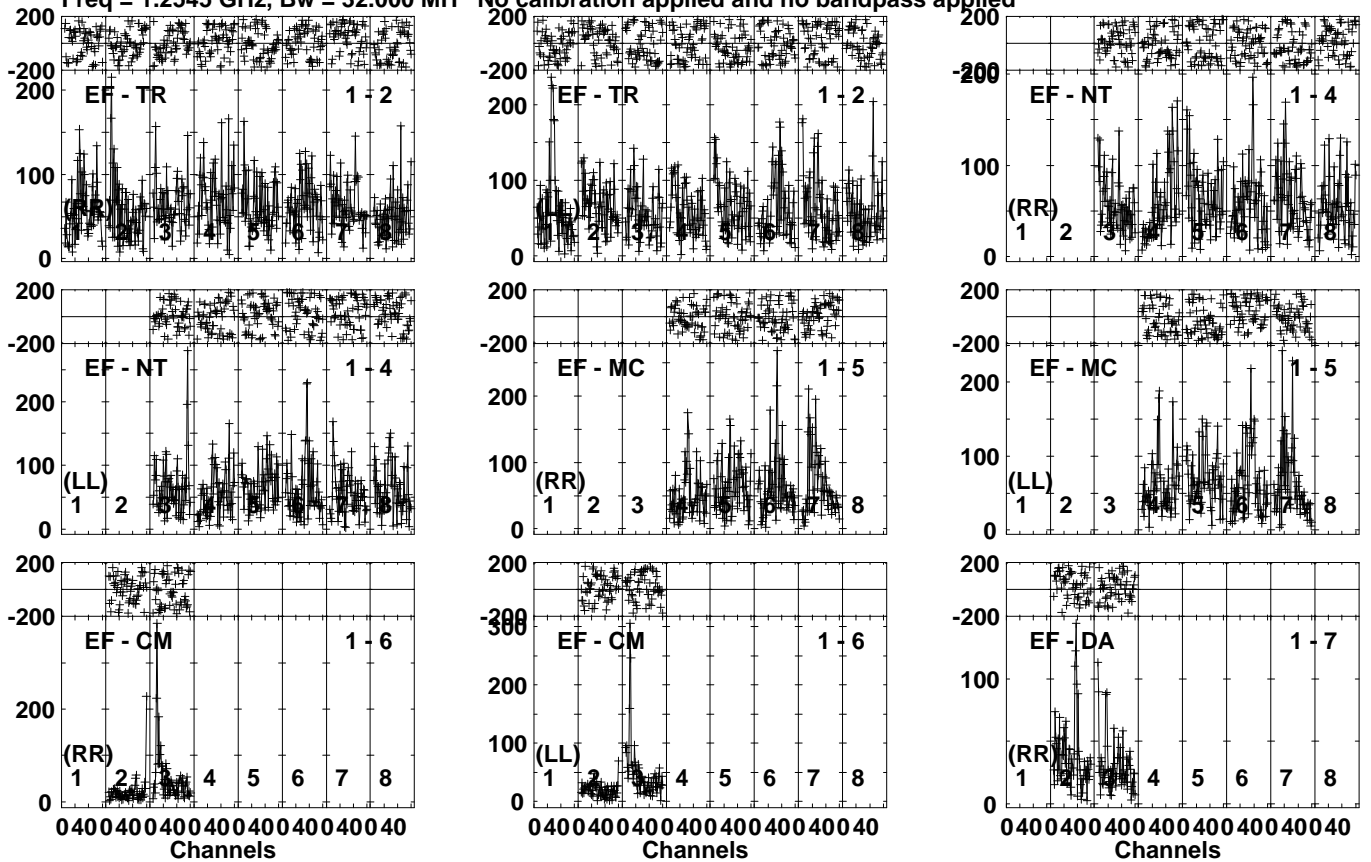


Lower frame: Milli Ampl Jy Top frame: Phas deg  
Vector averaged cross-power spectrum Several baselines displayed  
Timerange: 00/23:14:31 to 00/23:15:13

Plot file version 112 created 02-FEB-2023 14:52:20

R220912 D EK051H.UVDATA.1

Freq = 1.2545 GHz, Bw = 32.000 MH No calibration applied and no bandpass applied



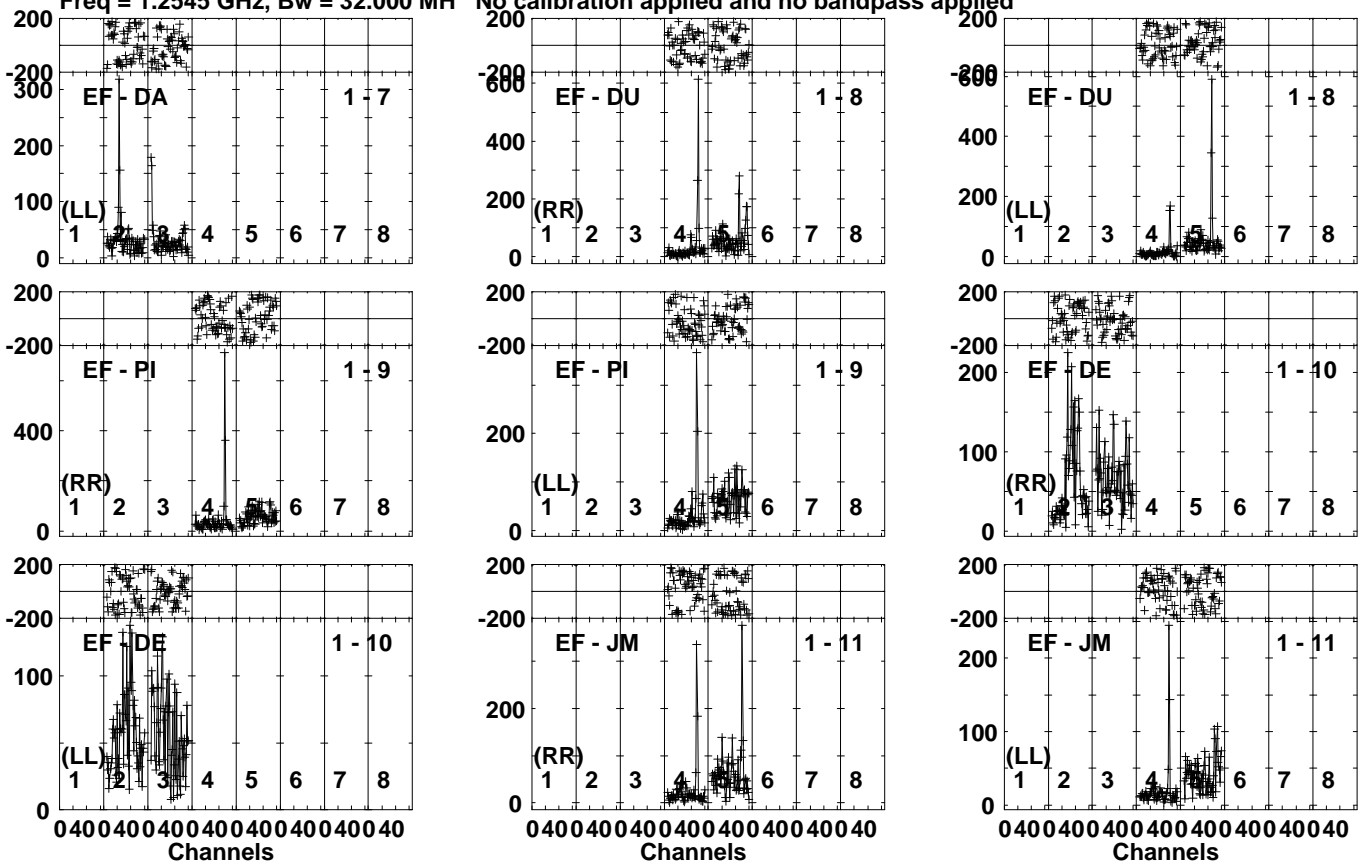
Lower frame: Micro Ampl Jy Top frame: Phas deg  
Vector averaged cross-power spectrum Several baselines displayed  
Timerange: 00/23:15:16 to 00/23:20:58



Plot file version 113 created 02-FEB-2023 14:52:20

R220912 D EK051H.UVDATA.1

Freq = 1.2545 GHz, Bw = 32.000 MH No calibration applied and no bandpass applied



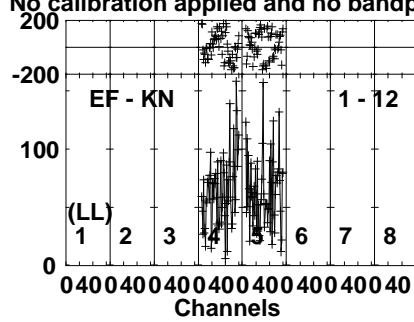
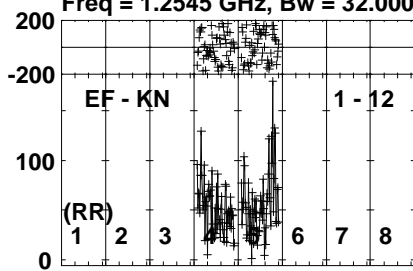
Lower frame: Micro Ampl Jy Top frame: Phas deg  
Vector averaged cross-power spectrum Several baselines displayed  
Timerange: 00/23:15:16 to 00/23:20:58

Plot file version 114 created 02-FEB-2023 14:52:21

R220912 D EK051H.UVDATA.1

Freq = 1.2545 GHz, Bw = 32.000 MH

No calibration applied and no bandpass applied

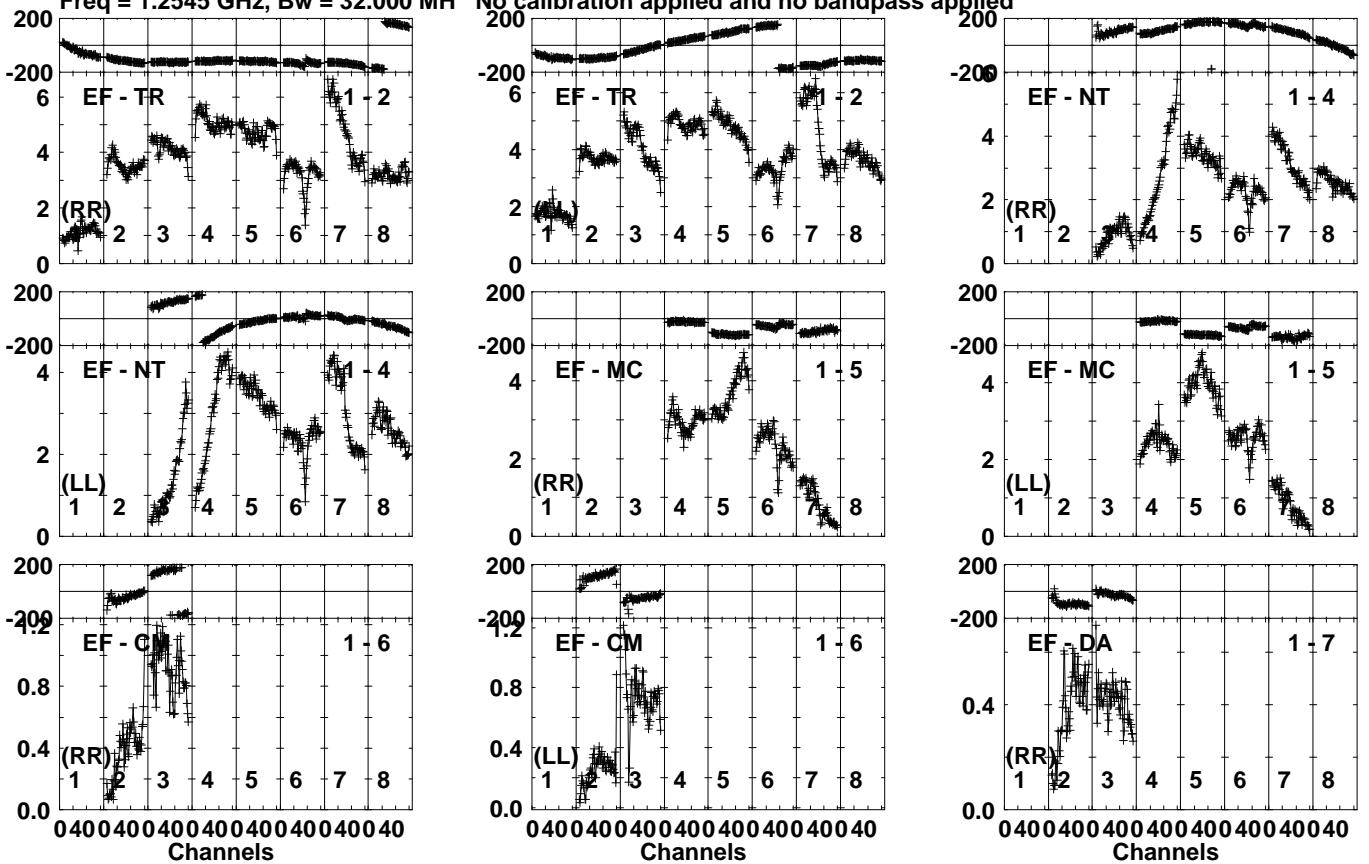


Lower frame: Micro Ampl Jy Top frame: Phas deg  
Vector averaged cross-power spectrum Several baselines displayed  
Timerange: 00/23:15:16 to 00/23:20:58

Plot file version 115 created 02-FEB-2023 14:52:21

J2311+4543 EK051H.UVDATA.1

Freq = 1.2545 GHz, Bw = 32.000 MH No calibration applied and no bandpass applied



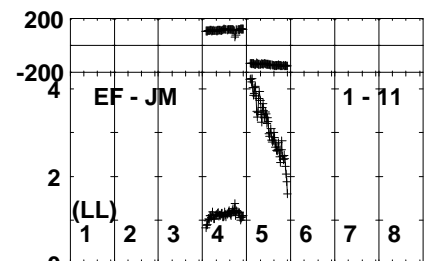
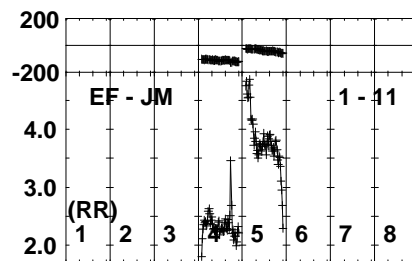
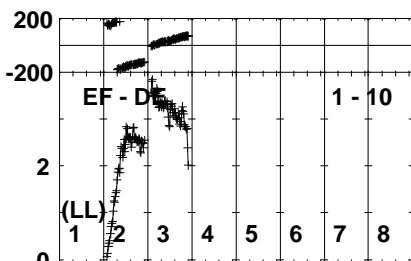
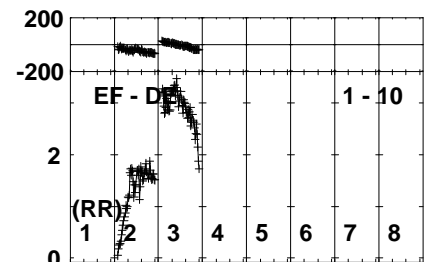
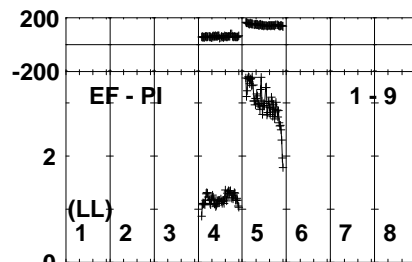
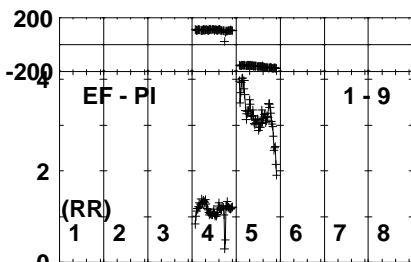
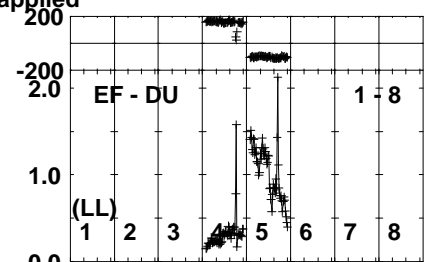
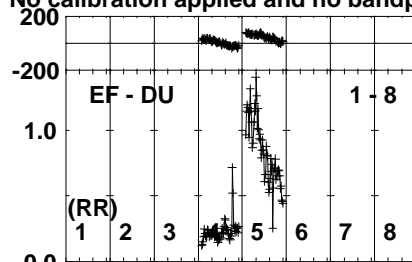
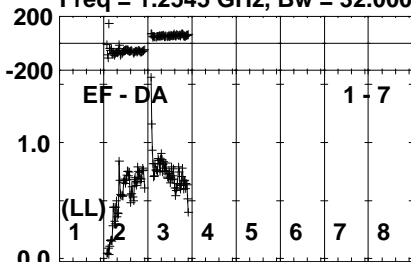
Lower frame: Milli Ampl Jy Top frame: Phas deg  
Vector averaged cross-power spectrum Several baselines displayed  
Timerange: 00/23:21:01 to 00/23:22:37

Plot file version 116 created 02-FEB-2023 14:52:21

J2311+4543 EK051H.UVDATA.1

Freq = 1.2545 GHz, Bw = 32.000 MH

No calibration applied and no bandpass applied



040040040040040040040040  
Channels

040040040040040040040040  
Channels

040040040040040040040040  
Channels

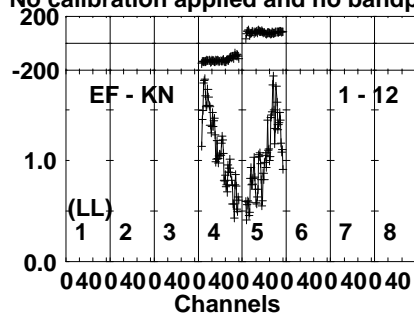
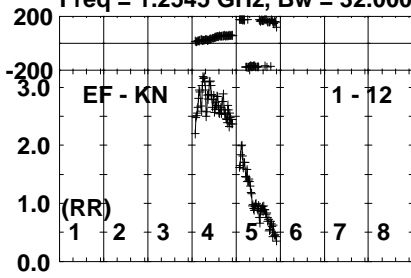
Lower frame: Milli Ampl Jy Top frame: Phas deg  
Vector averaged cross-power spectrum Several baselines displayed  
Timerange: 00/23:21:01 to 00/23:22:37

Plot file version 117 created 02-FEB-2023 14:52:21

J2311+4543 EK051H.UVDATA.1

Freq = 1.2545 GHz, Bw = 32.000 MH

No calibration applied and no bandpass applied



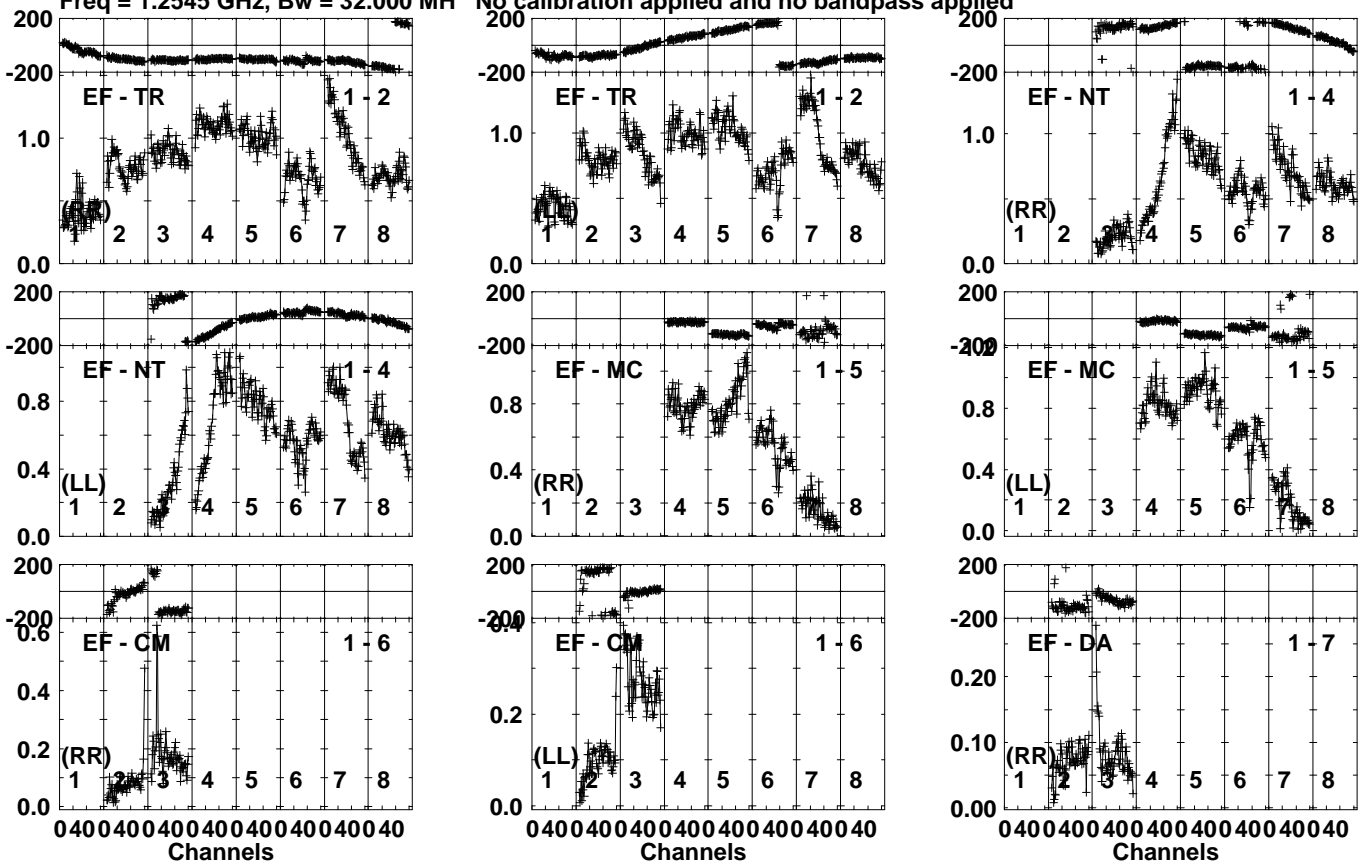
Lower frame: Milli Ampl Jy Top frame: Phas deg  
Vector averaged cross-power spectrum Several baselines displayed  
Timerange: 00/23:21:01 to 00/23:22:37

Plot file version 118 created 02-FEB-2023 14:52:21

J2327+4754 EK051H.UVDATA.1

Freq = 1.2545 GHz, Bw = 32.000 MH

No calibration applied and no bandpass applied



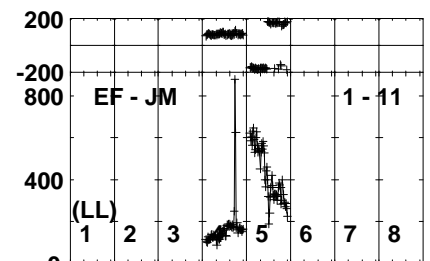
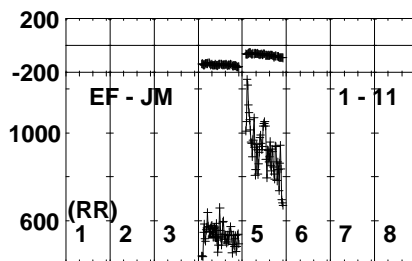
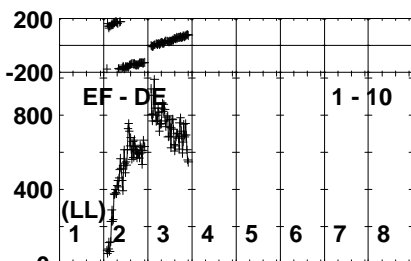
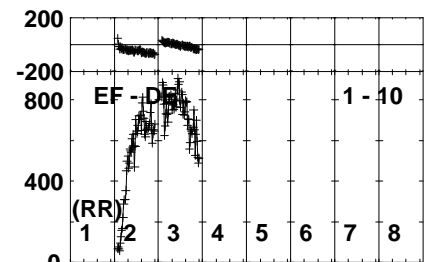
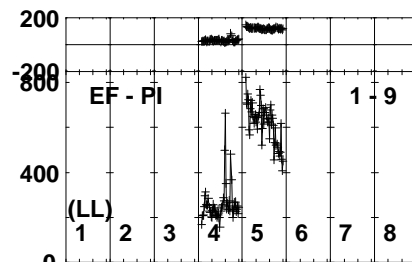
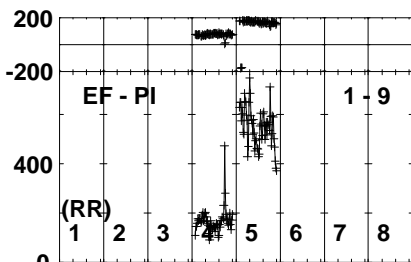
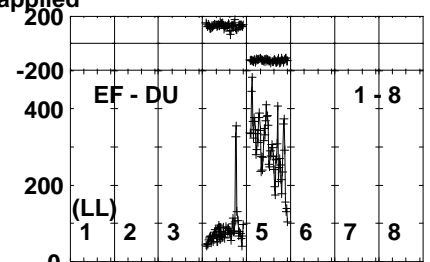
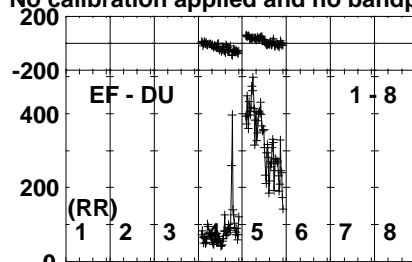
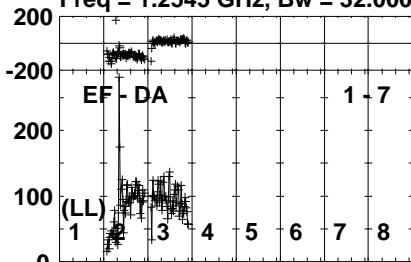
Lower frame: Milli Ampl Jy Top frame: Phas deg  
Vector averaged cross-power spectrum Several baselines displayed  
Timerange: 00/23:22:39 to 00/23:26:19

Plot file version 119 created 02-FEB-2023 14:52:21

J2327+4754 EK051H.UVDATA.1

Freq = 1.2545 GHz, Bw = 32.000 MH

No calibration applied and no bandpass applied



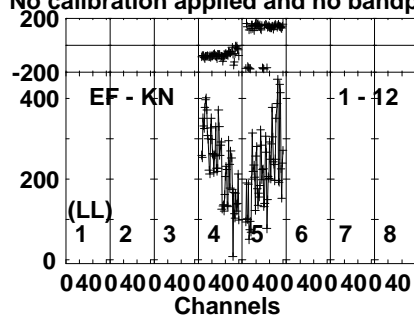
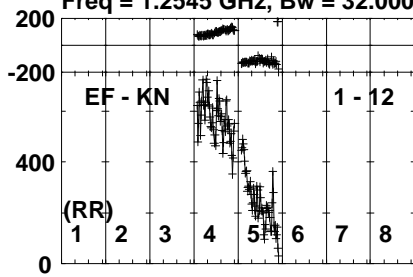
Lower frame: Micro Ampl Jy Top frame: Phas deg  
Vector averaged cross-power spectrum Several baselines displayed  
Timerange: 00/23:22:39 to 00/23:26:19

Plot file version 120 created 02-FEB-2023 14:52:21

J2327+4754 EK051H.UVDATA.1

Freq = 1.2545 GHz, Bw = 32.000 MH

No calibration applied and no bandpass applied



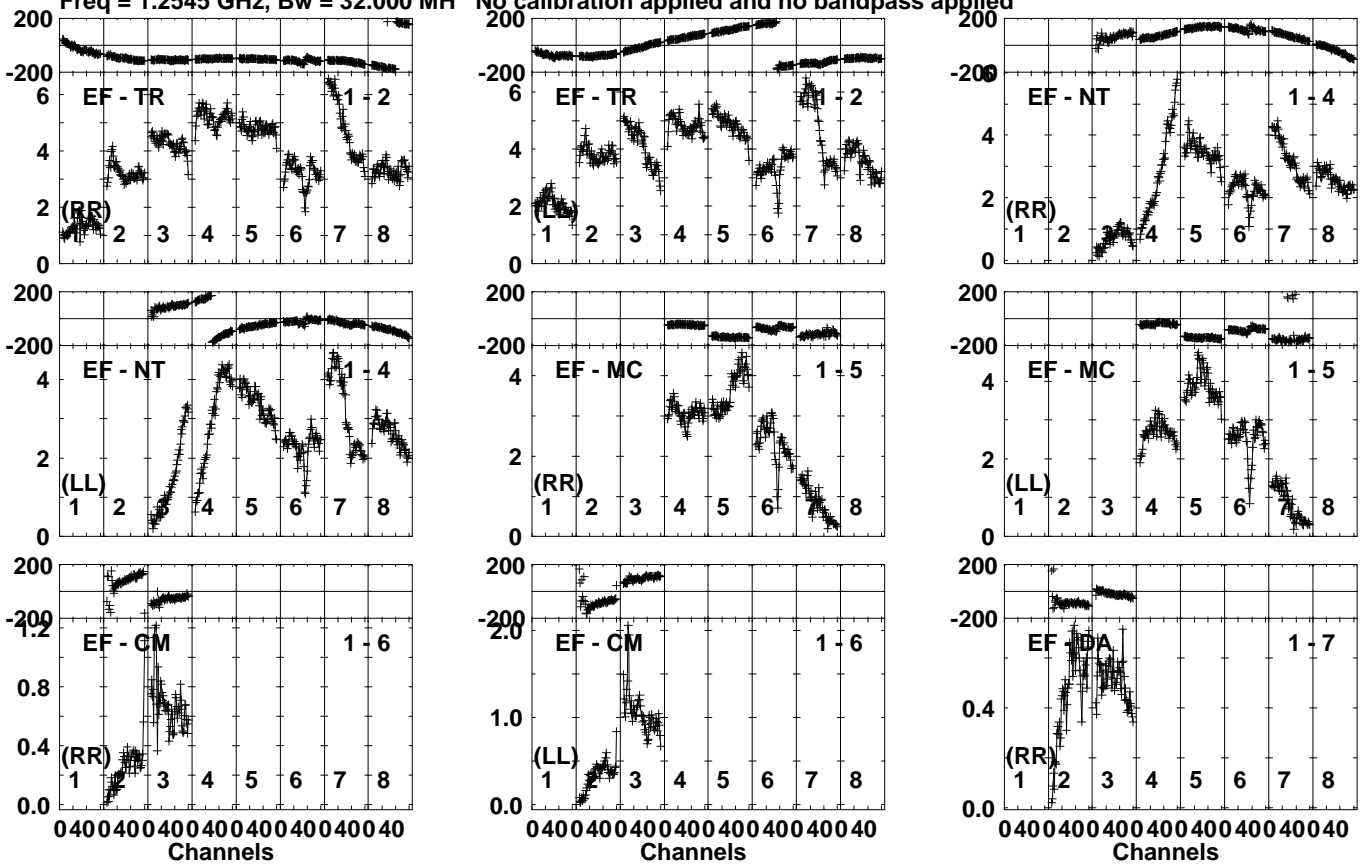
Lower frame: Micro Ampl Jy Top frame: Phas deg  
Vector averaged cross-power spectrum Several baselines displayed  
Timerange: 00/23:22:39 to 00/23:26:19



Plot file version 121 created 02-FEB-2023 14:52:21

J2311+4543 EK051H.UVDATA.1

Freq = 1.2545 GHz, Bw = 32.000 MH No calibration applied and no bandpass applied



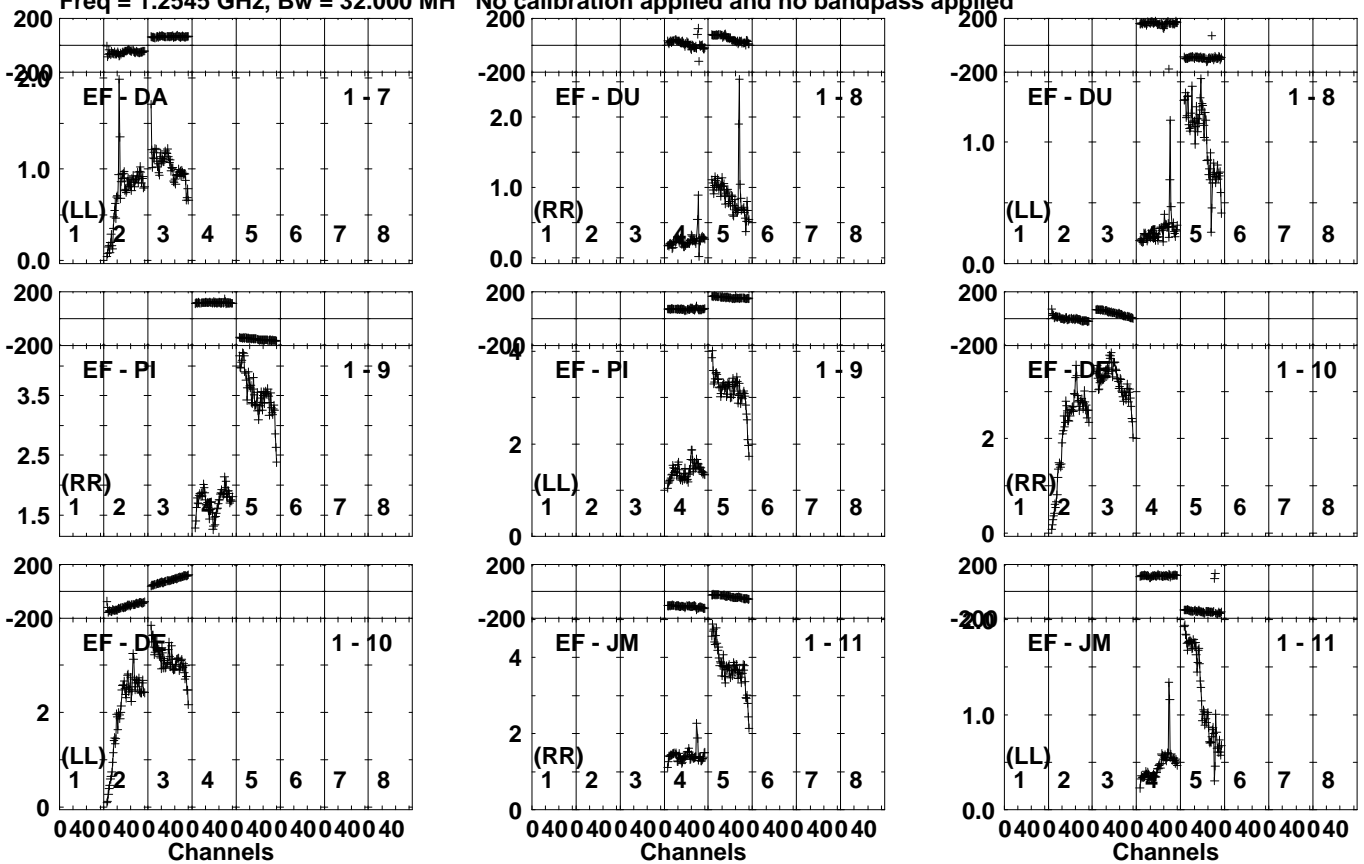
Lower frame: Milli Ampl Jy Top frame: Phas deg  
Vector averaged cross-power spectrum Several baselines displayed  
Timerange: 00/23:27:14 to 00/23:27:56

Plot file version 122 created 02-FEB-2023 14:52:21

J2311+4543 EK051H.UVDATA.1

Freq = 1.2545 GHz, Bw = 32.000 MH

No calibration applied and no bandpass applied



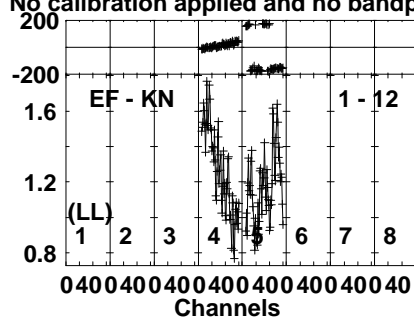
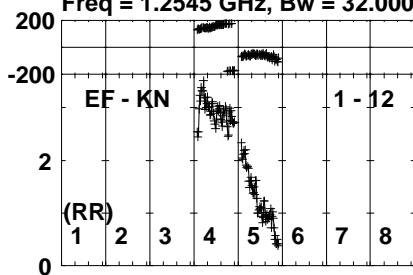
Lower frame: Milli Ampl Jy Top frame: Phas deg  
Vector averaged cross-power spectrum Several baselines displayed  
Timerange: 00/23:27:14 to 00/23:27:56

Plot file version 123 created 02-FEB-2023 14:52:21

J2311+4543 EK051H.UVDATA.1

Freq = 1.2545 GHz, Bw = 32.000 MH

No calibration applied and no bandpass applied

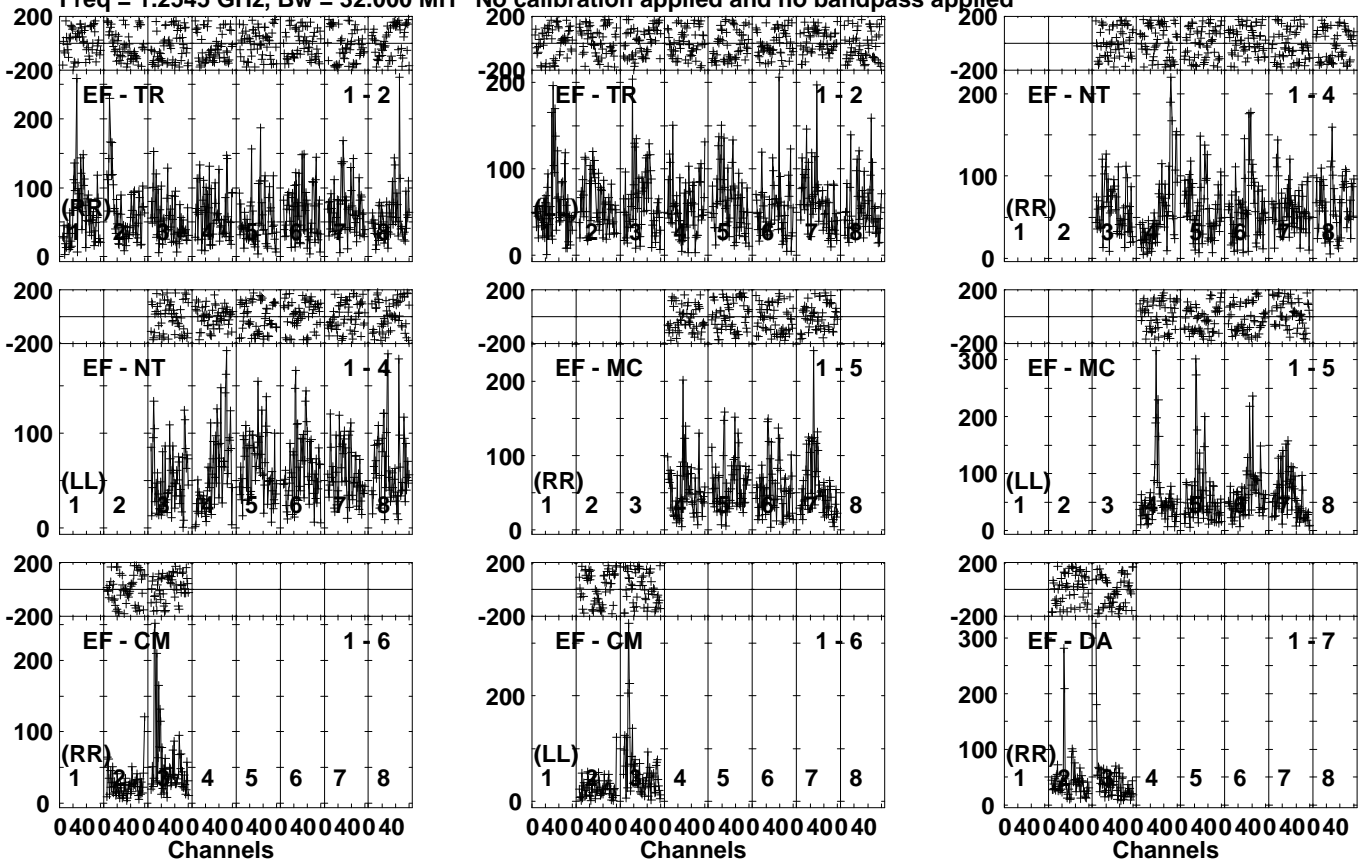


Lower frame: Milli Ampl Jy Top frame: Phas deg  
Vector averaged cross-power spectrum Several baselines displayed  
Timerange: 00/23:27:14 to 00/23:27:56

Plot file version 124 created 02-FEB-2023 14:52:22

R220912 D EK051H.UVDATA.1

Freq = 1.2545 GHz, Bw = 32.000 MH No calibration applied and no bandpass applied

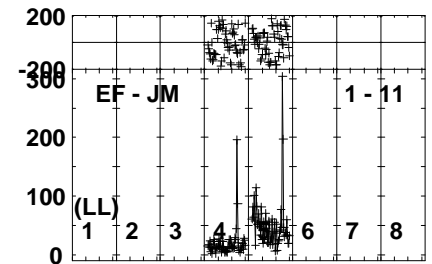
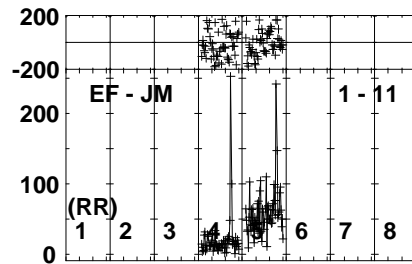
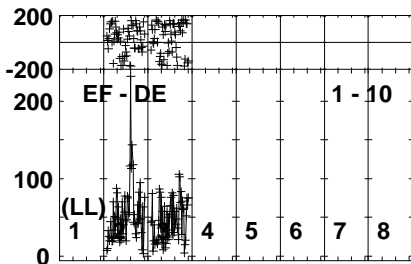
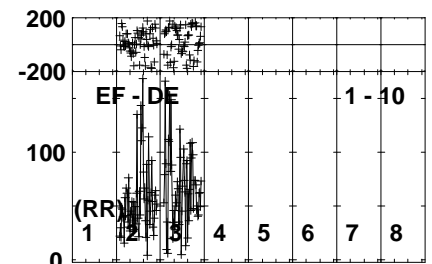
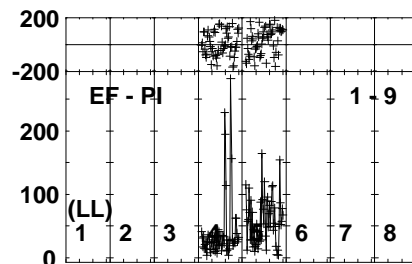
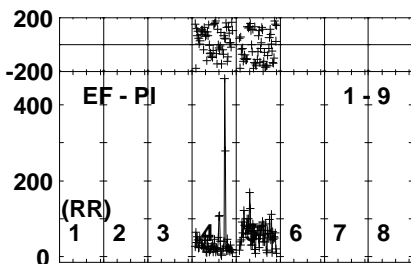
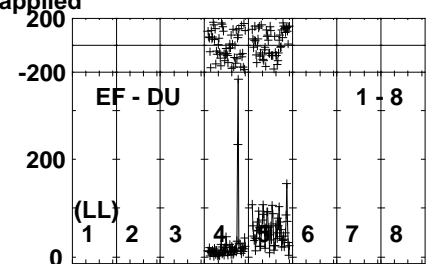
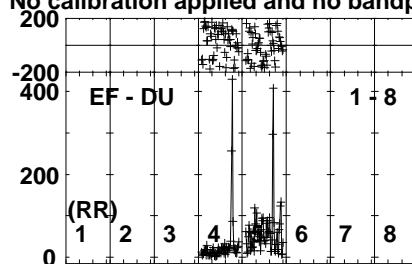
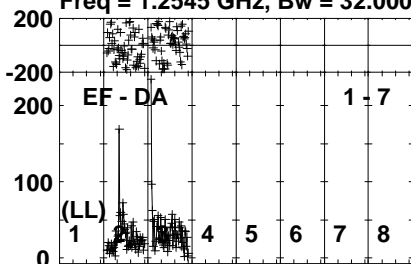


Lower frame: Micro Ampl Jy Top frame: Phas deg  
Vector averaged cross-power spectrum Several baselines displayed  
Timerange: 00/23:28:01 to 00/23:33:41

Plot file version 125 created 02-FEB-2023 14:52:22

R220912 D EK051H.UVDATA.1

Freq = 1.2545 GHz, Bw = 32.000 MH No calibration applied and no bandpass applied



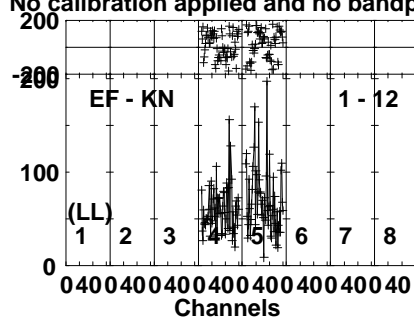
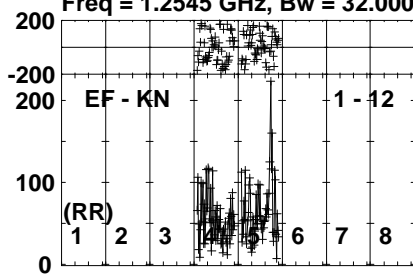
Lower frame: Micro Ampl Jy Top frame: Phas deg  
Vector averaged cross-power spectrum Several baselines displayed  
Timerange: 00/23:28:01 to 00/23:33:41

Plot file version 126 created 02-FEB-2023 14:52:22

R220912 D EK051H.UVDATA.1

Freq = 1.2545 GHz, Bw = 32.000 MH

No calibration applied and no bandpass applied

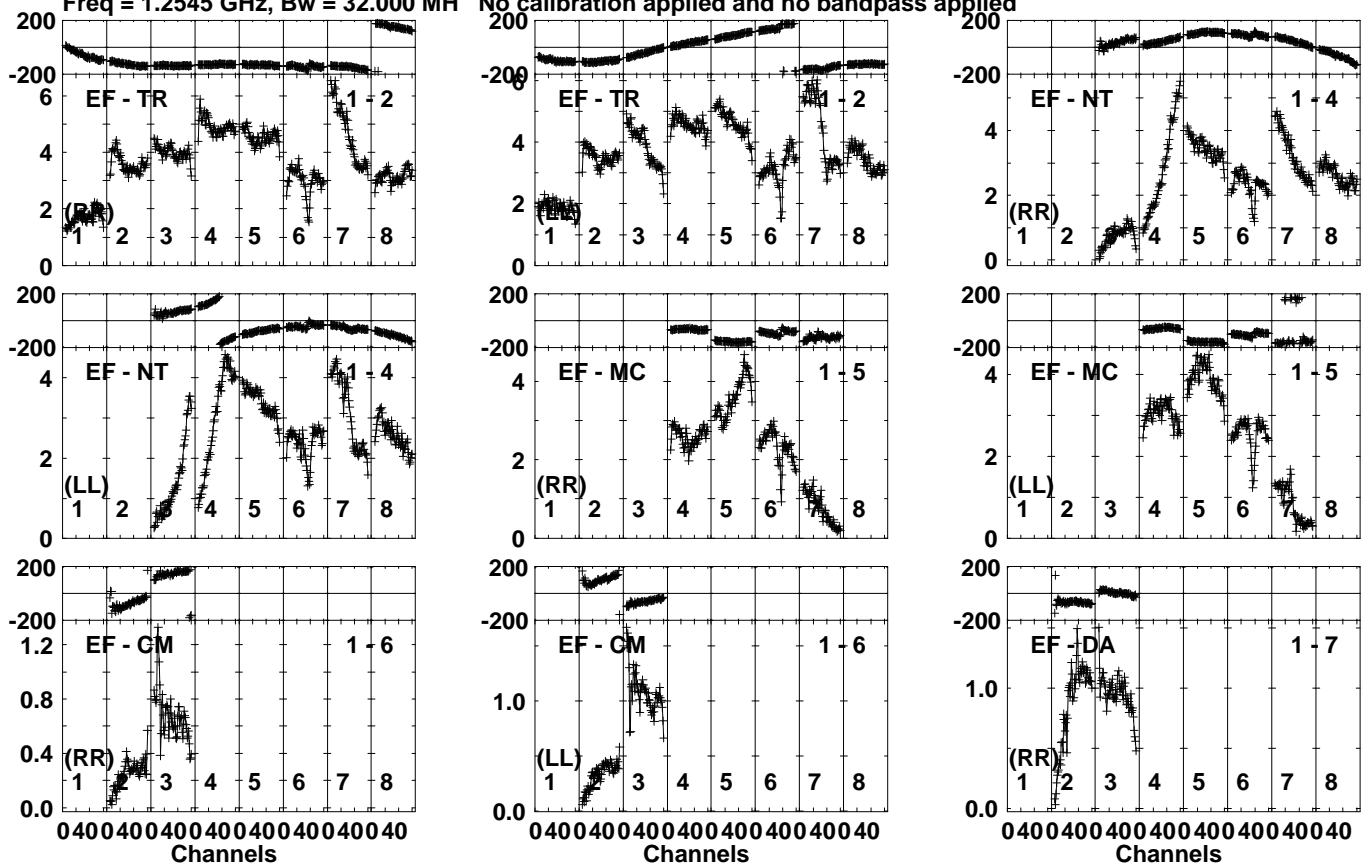


Lower frame: Micro Ampl Jy Top frame: Phas deg  
Vector averaged cross-power spectrum Several baselines displayed  
Timerange: 00/23:28:01 to 00/23:33:41

Plot file version 127 created 02-FEB-2023 14:52:22

J2311+4543 EK051H.UVDATA.1

Freq = 1.2545 GHz, Bw = 32.000 MH No calibration applied and no bandpass applied



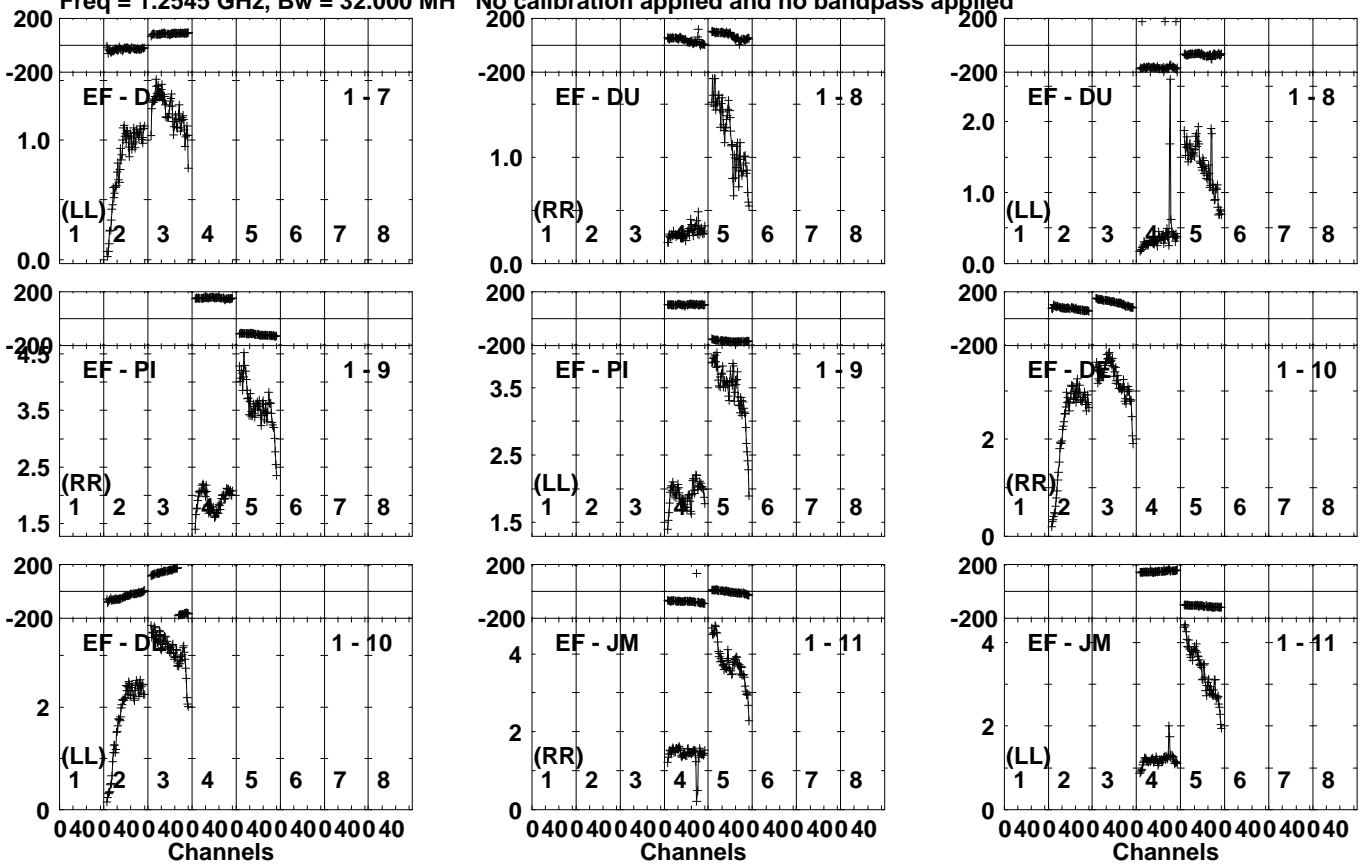
Lower frame: Milli Ampl Jy Top frame: Phas deg  
Vector averaged cross-power spectrum Several baselines displayed  
Timerange: 00/23:33:44 to 00/23:35:18

Plot file version 128 created 02-FEB-2023 14:52:22

J2311+4543 EK051H.UVDATA.1

Freq = 1.2545 GHz, Bw = 32.000 MH

No calibration applied and no bandpass applied



Lower frame: Milli Ampl Jy Top frame: Phas deg  
Vector averaged cross-power spectrum Several baselines displayed  
Timerange: 00/23:33:44 to 00/23:35:18

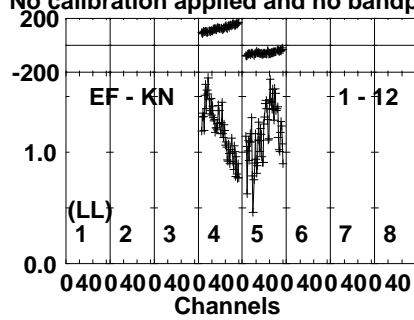
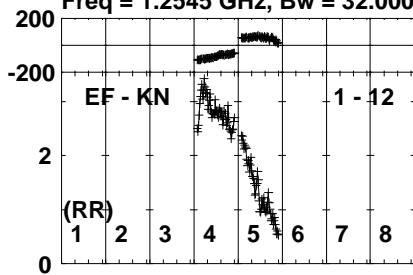


Plot file version 129 created 02-FEB-2023 14:52:22

J2311+4543 EK051H.UVDATA.1

Freq = 1.2545 GHz, Bw = 32.000 MH

No calibration applied and no bandpass applied



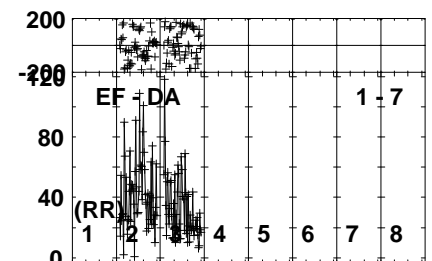
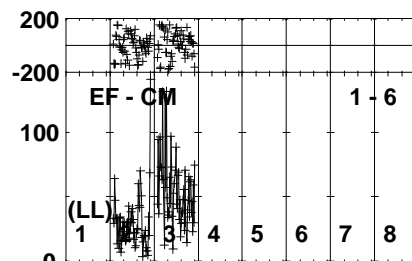
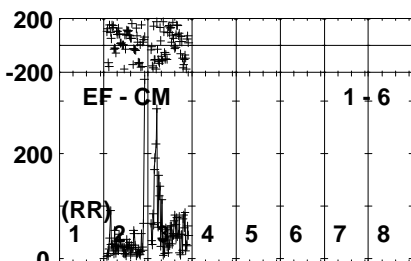
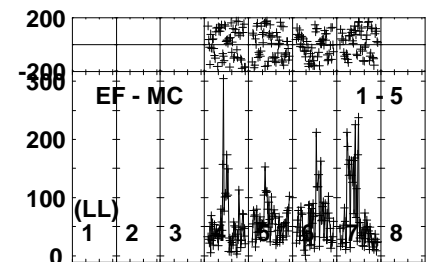
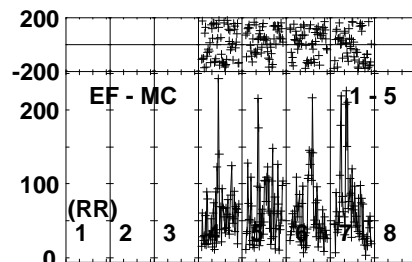
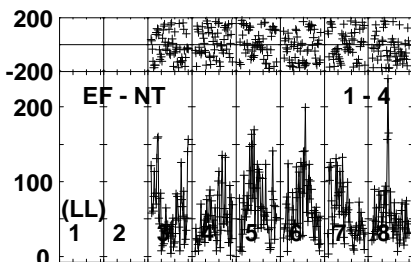
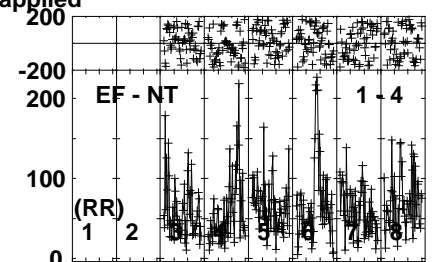
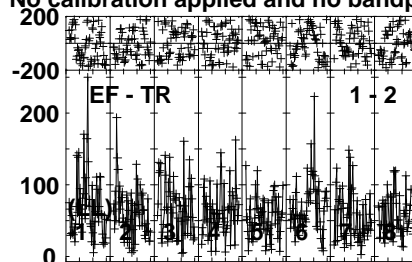
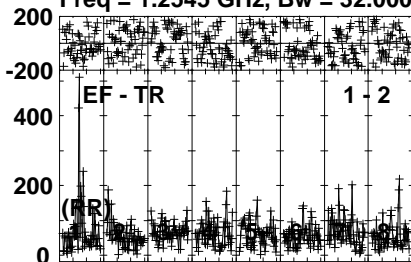
Lower frame: Milli Ampl Jy Top frame: Phas deg  
Vector averaged cross-power spectrum Several baselines displayed  
Timerange: 00/23:33:44 to 00/23:35:18

Plot file version 130 created 02-FEB-2023 14:52:22

R220912 D EK051H.UVDATA.1

Freq = 1.2545 GHz, Bw = 32.000 MH

No calibration applied and no bandpass applied



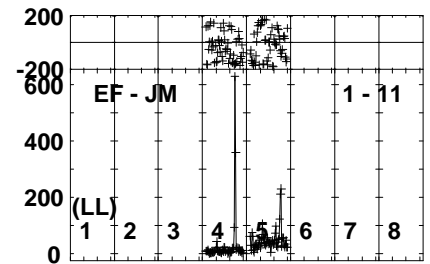
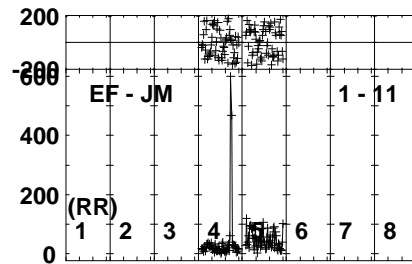
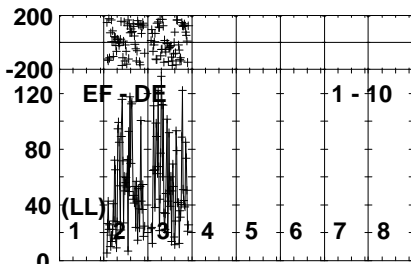
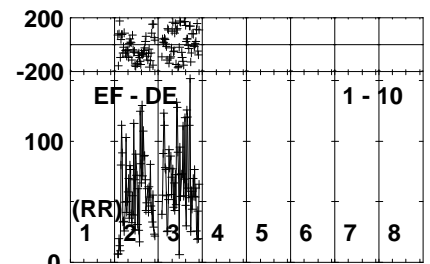
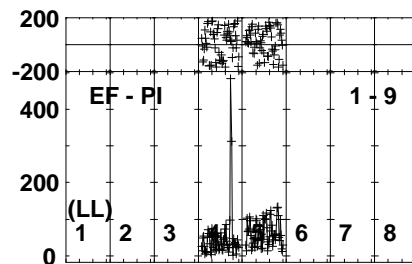
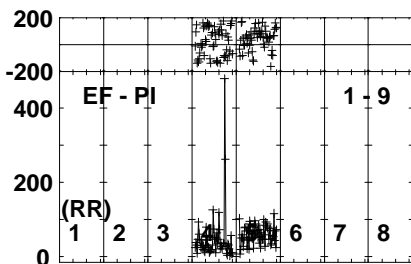
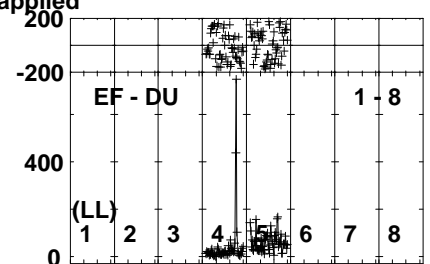
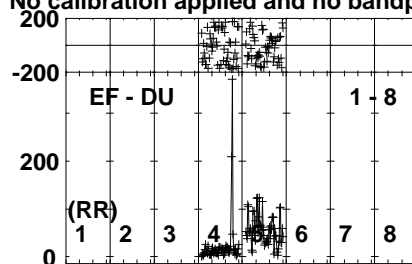
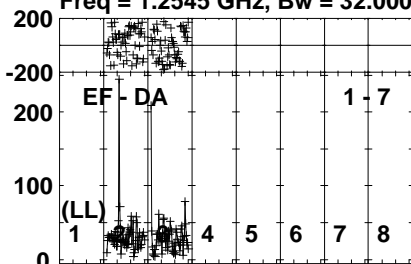
Lower frame: Micro Ampl Jy Top frame: Phas deg  
Vector averaged cross-power spectrum Several baselines displayed  
Timerange: 00/23:35:21 to 00/23:41:03

Plot file version 131 created 02-FEB-2023 14:52:22

R220912 D EK051H.UVDATA.1

Freq = 1.2545 GHz, Bw = 32.000 MH

No calibration applied and no bandpass applied



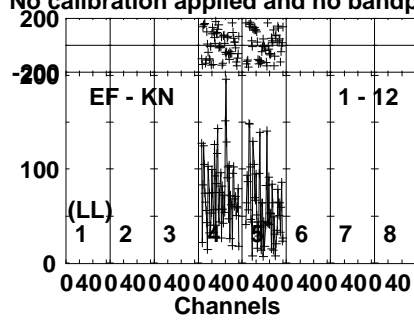
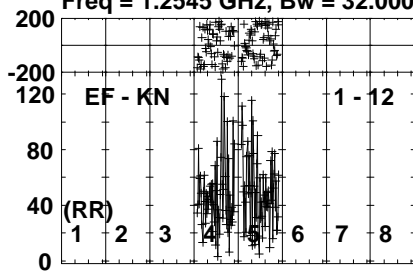
Lower frame: Micro Ampl Jy Top frame: Phas deg  
Vector averaged cross-power spectrum Several baselines displayed  
Timerange: 00/23:35:21 to 00/23:41:03

Plot file version 132 created 02-FEB-2023 14:52:23

R220912 D EK051H.UVDATA.1

Freq = 1.2545 GHz, Bw = 32.000 MH

No calibration applied and no bandpass applied



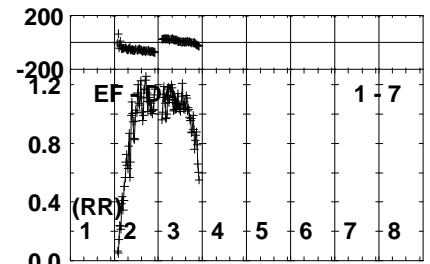
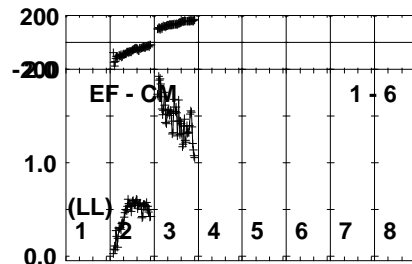
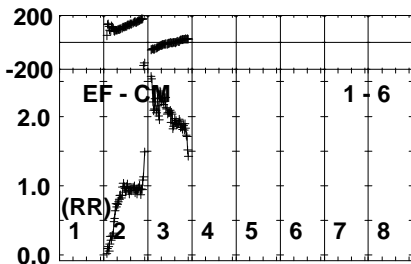
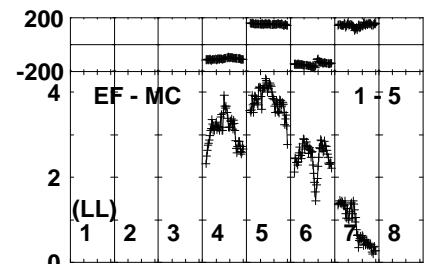
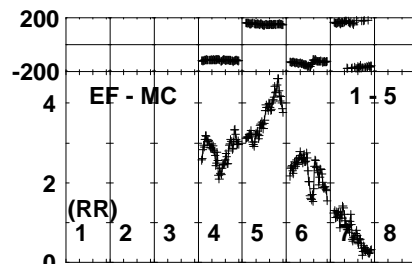
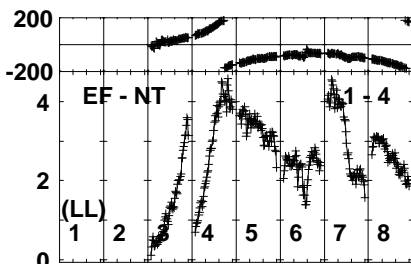
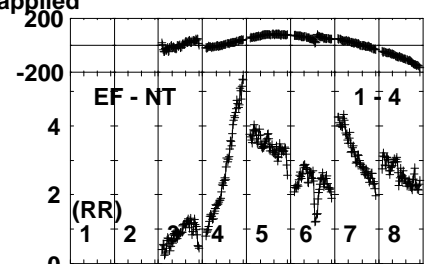
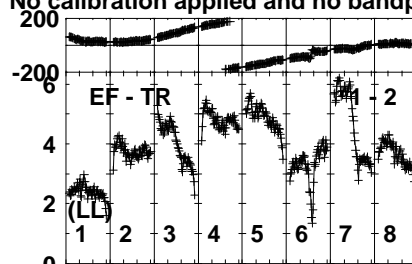
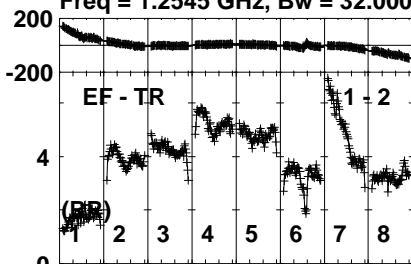
Lower frame: Micro Ampl Jy Top frame: Phas deg  
Vector averaged cross-power spectrum Several baselines displayed  
Timerange: 00/23:35:21 to 00/23:41:03

Plot file version 133 created 02-FEB-2023 14:52:23

J2311+4543 EK051H.UVDATA.1

Freq = 1.2545 GHz, Bw = 32.000 MH

No calibration applied and no bandpass applied



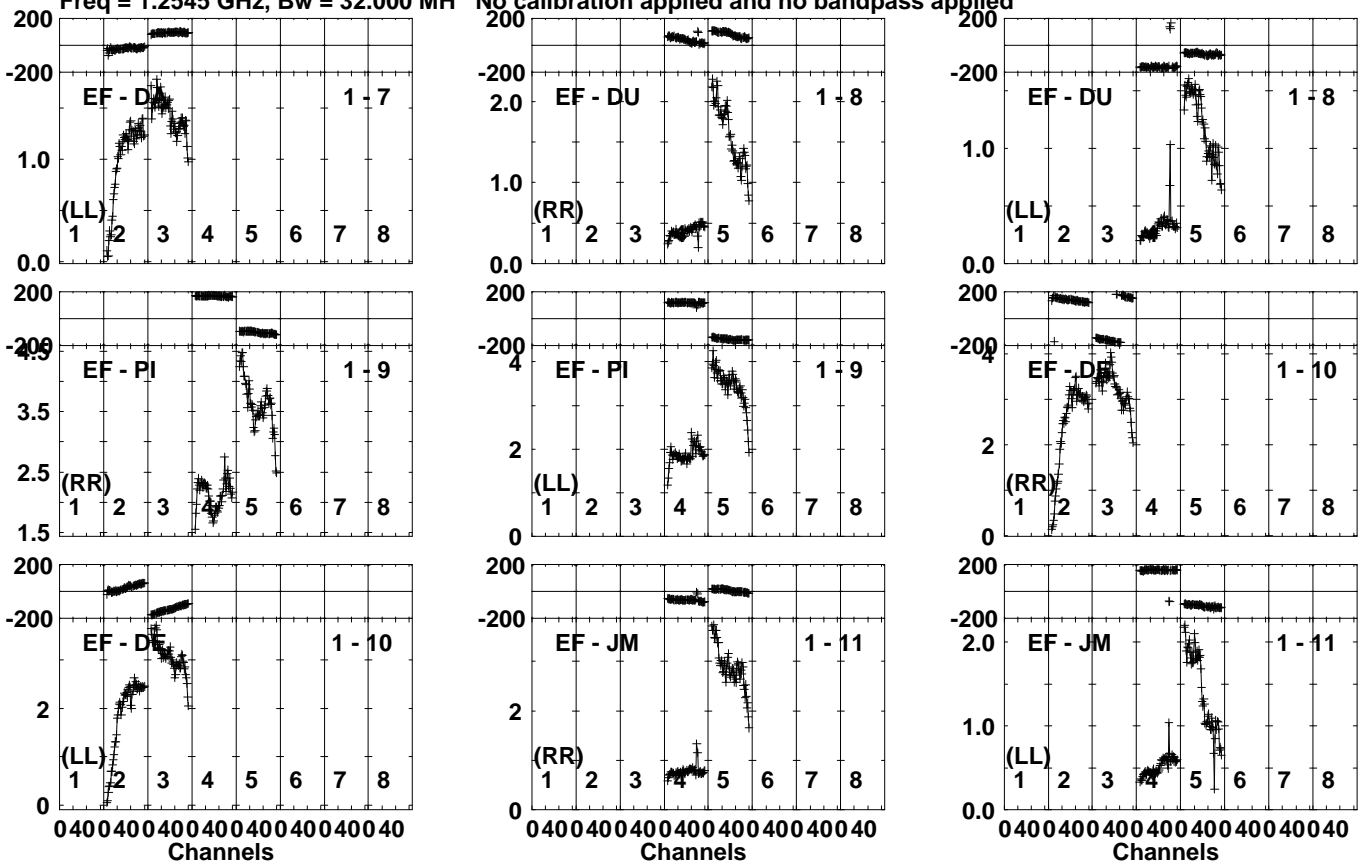
Lower frame: Milli Ampl Jy Top frame: Phas deg  
Vector averaged cross-power spectrum Several baselines displayed  
Timerange: 00/23:42:06 to 00/23:42:48

Plot file version 134 created 02-FEB-2023 14:52:23

J2311+4543 EK051H.UVDATA.1

Freq = 1.2545 GHz, Bw = 32.000 MH

No calibration applied and no bandpass applied



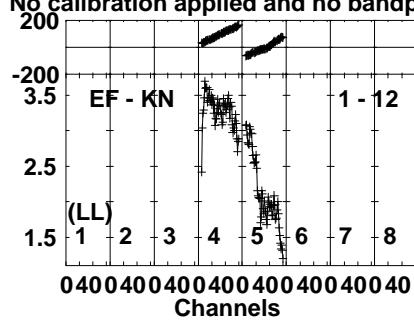
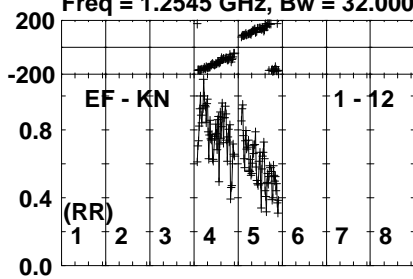
Lower frame: Milli Ampl Jy Top frame: Phas deg  
Vector averaged cross-power spectrum Several baselines displayed  
Timerange: 00/23:42:06 to 00/23:42:48

Plot file version 135 created 02-FEB-2023 14:52:23

J2311+4543 EK051H.UVDATA.1

Freq = 1.2545 GHz, Bw = 32.000 MH

No calibration applied and no bandpass applied

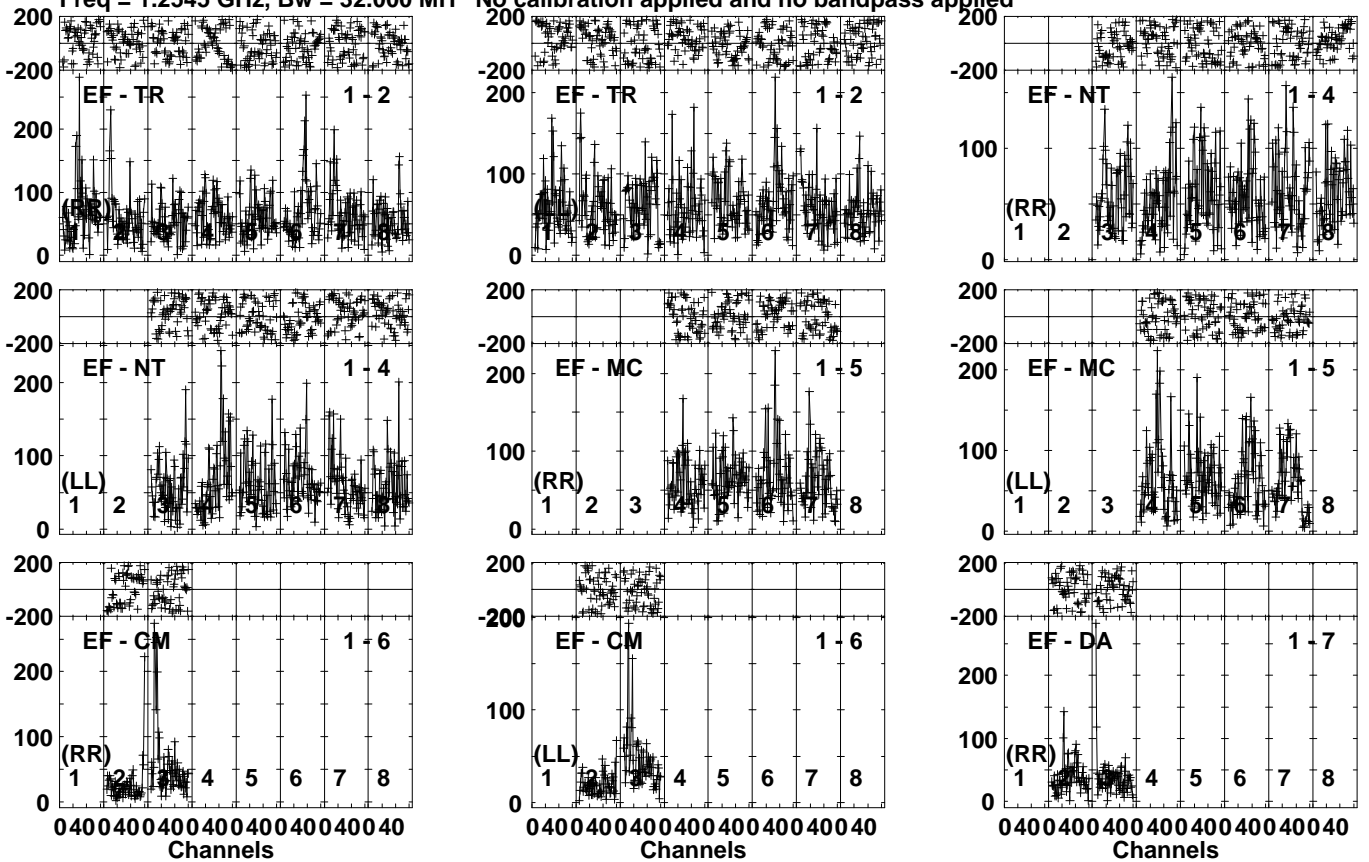


Lower frame: Milli Ampl Jy Top frame: Phas deg  
Vector averaged cross-power spectrum Several baselines displayed  
Timerange: 00/23:42:06 to 00/23:42:48

Plot file version 136 created 02-FEB-2023 14:52:23

R220912 D EK051H.UVDATA.1

Freq = 1.2545 GHz, Bw = 32.000 MH No calibration applied and no bandpass applied



Lower frame: Micro Ampl Jy Top frame: Phas deg  
Vector averaged cross-power spectrum Several baselines displayed  
Timerange: 00/23:42:53 to 00/23:48:33

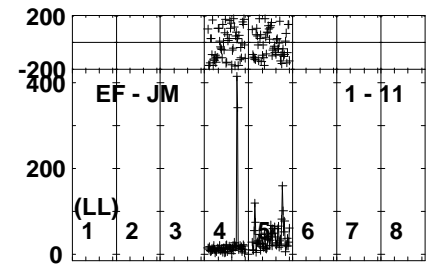
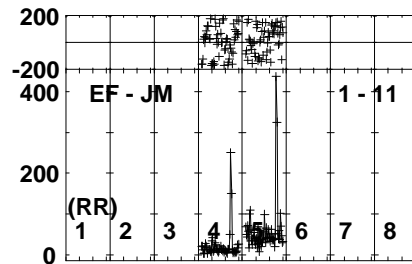
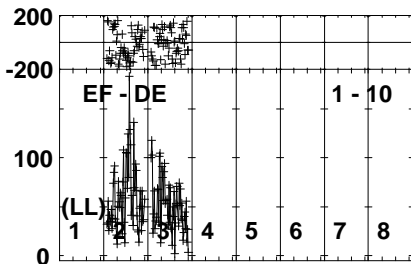
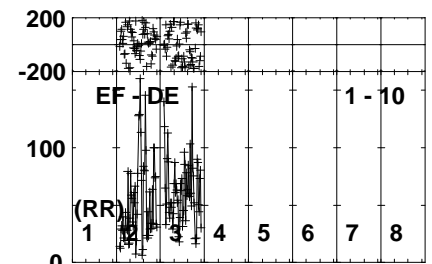
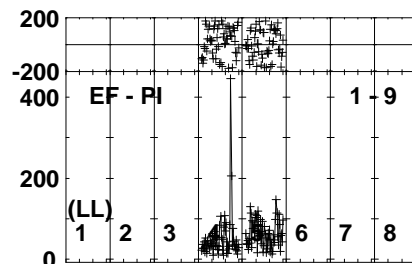
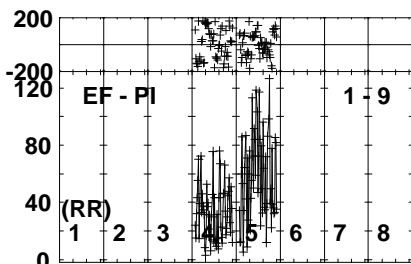
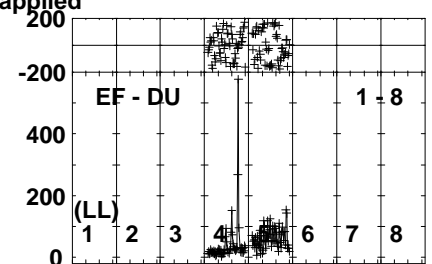
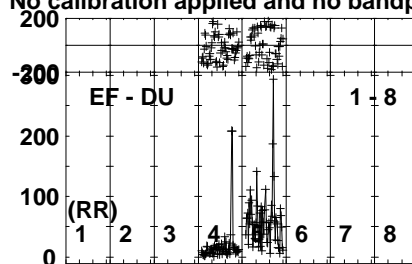
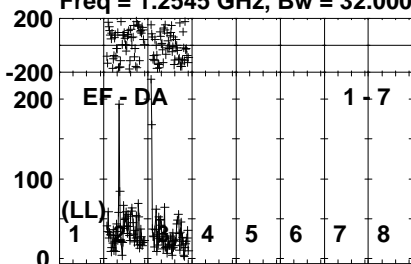


Plot file version 137 created 02-FEB-2023 14:52:23

R220912 D EK051H.UVDATA.1

Freq = 1.2545 GHz, Bw = 32.000 MH

No calibration applied and no bandpass applied



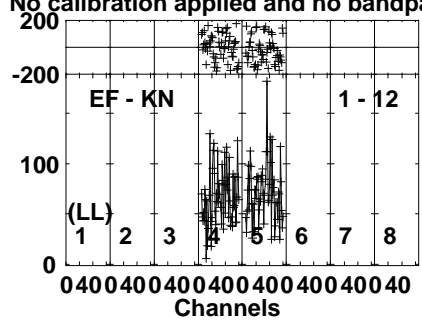
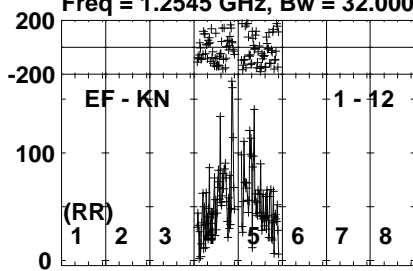
Lower frame: Micro Ampl Jy Top frame: Phas deg  
Vector averaged cross-power spectrum Several baselines displayed  
Timerange: 00/23:42:53 to 00/23:48:33

Plot file version 138 created 02-FEB-2023 14:52:23

R220912 D EK051H.UVDATA.1

Freq = 1.2545 GHz, Bw = 32.000 MH

No calibration applied and no bandpass applied



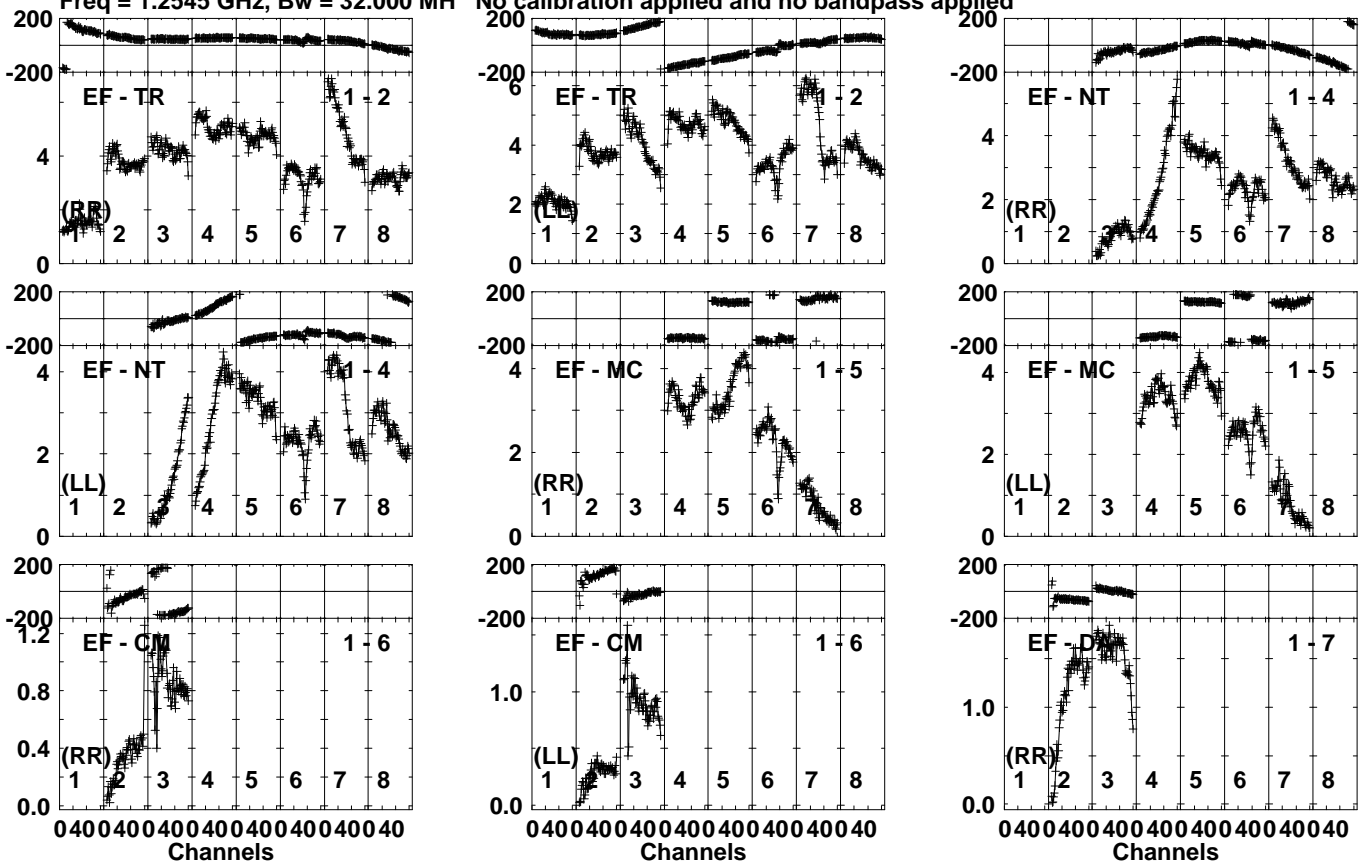
Lower frame: Micro Ampl Jy Top frame: Phas deg  
Vector averaged cross-power spectrum Several baselines displayed  
Timerange: 00/23:42:53 to 00/23:48:33

Plot file version 139 created 02-FEB-2023 14:52:23

J2311+4543 EK051H.UVDATA.1

Freq = 1.2545 GHz, Bw = 32.000 MH

No calibration applied and no bandpass applied

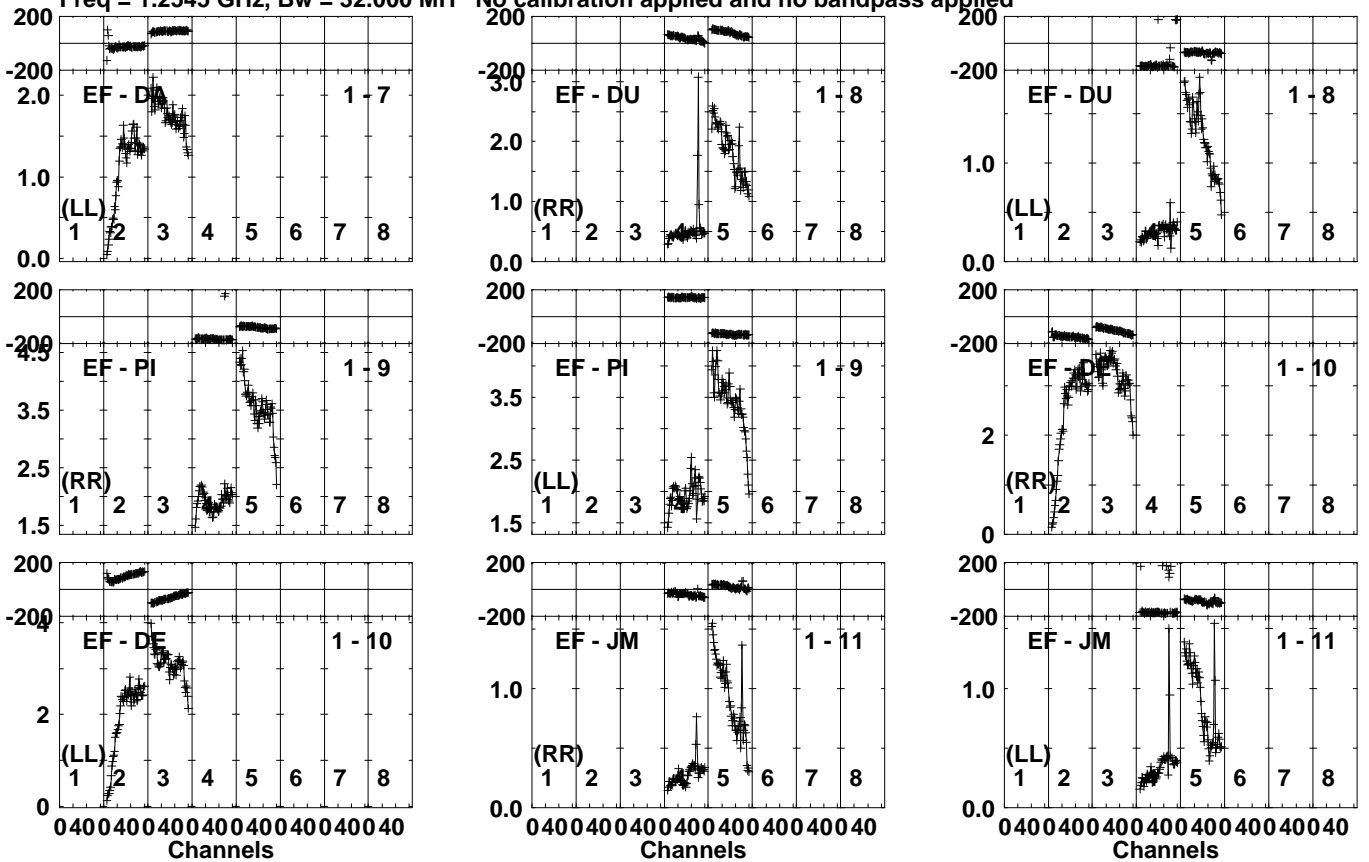


Lower frame: Milli Ampl Jy Top frame: Phas deg  
Vector averaged cross-power spectrum Several baselines displayed  
Timerange: 00/23:48:36 to 00/23:50:10

Plot file version 140 created 02-FEB-2023 14:52:23

J2311+4543 EK051H.UVDATA.1

Freq = 1.2545 GHz, Bw = 32.000 MH No calibration applied and no bandpass applied



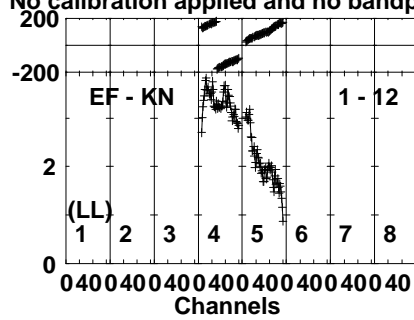
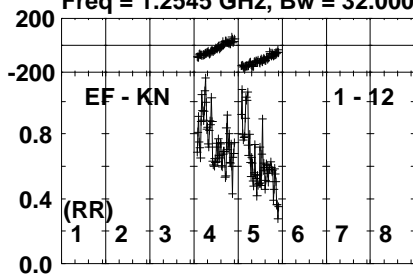
Lower frame: Milli Ampl Jy Top frame: Phas deg  
Vector averaged cross-power spectrum Several baselines displayed  
Timerange: 00/23:48:36 to 00/23:50:10

Plot file version 141 created 02-FEB-2023 14:52:23

J2311+4543 EK051H.UVDATA.1

Freq = 1.2545 GHz, Bw = 32.000 MH

No calibration applied and no bandpass applied



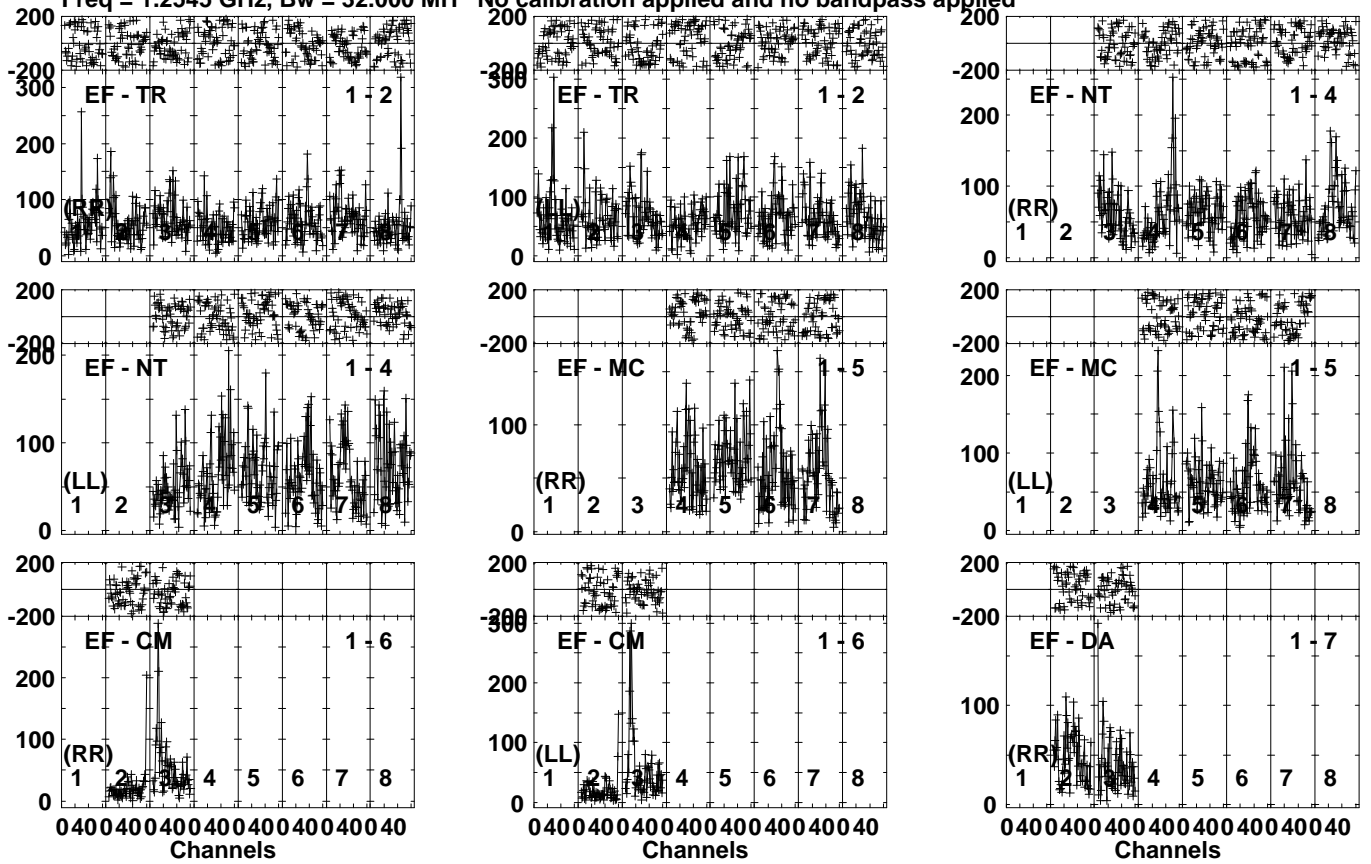
Lower frame: Milli Ampl Jy Top frame: Phas deg  
Vector averaged cross-power spectrum Several baselines displayed  
Timerange: 00/23:48:36 to 00/23:50:10

Plot file version 142 created 02-FEB-2023 14:52:24

R220912 D EK051H.UVDATA.1

Freq = 1.2545 GHz, Bw = 32.000 MH

No calibration applied and no bandpass applied

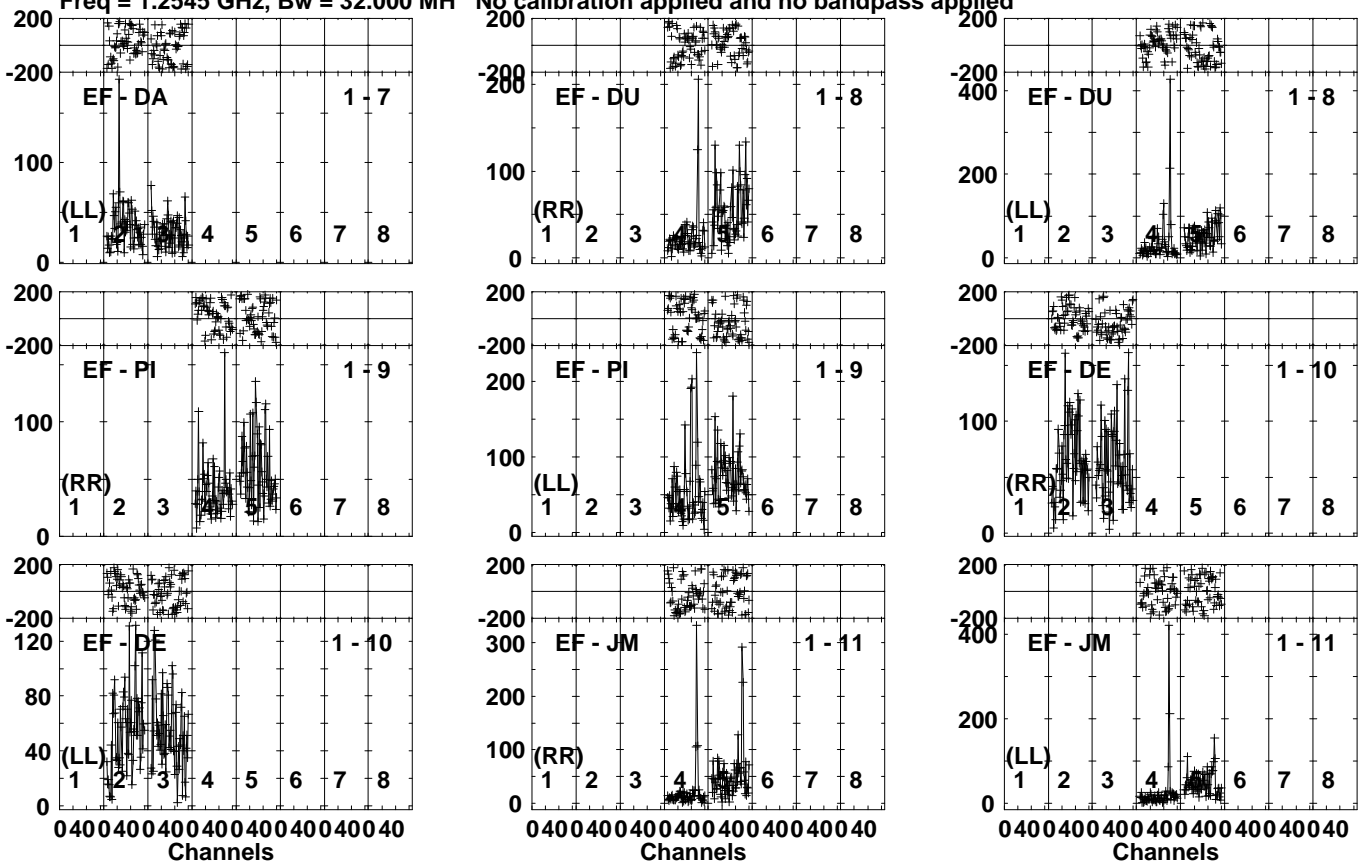


Lower frame: Micro Ampl Jy Top frame: Phas deg  
Vector averaged cross-power spectrum Several baselines displayed  
Timerange: 00/23:50:12 to 00/23:55:54

Plot file version 143 created 02-FEB-2023 14:52:24

R220912 D EK051H.UVDATA.1

Freq = 1.2545 GHz, Bw = 32.000 MH No calibration applied and no bandpass applied



Lower frame: Micro Ampl Jy Top frame: Phas deg  
Vector averaged cross-power spectrum Several baselines displayed  
Timerange: 00/23:50:12 to 00/23:55:54



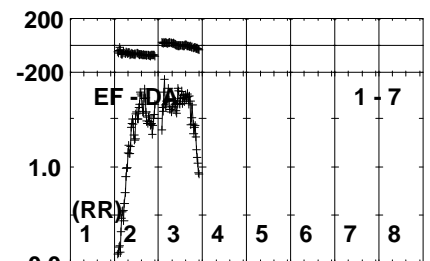
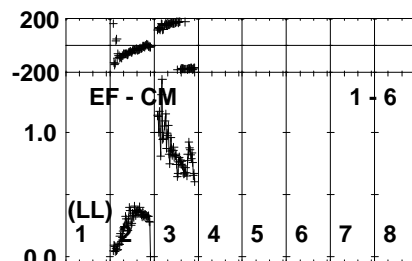
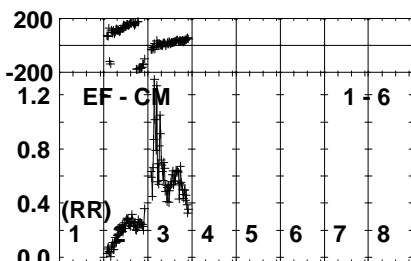
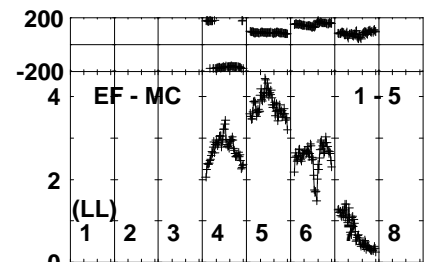
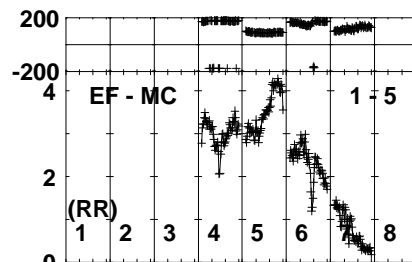
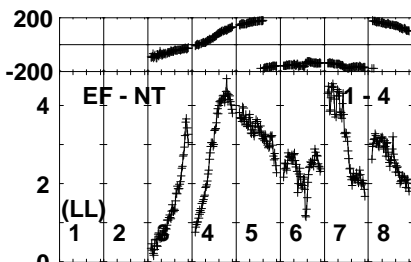
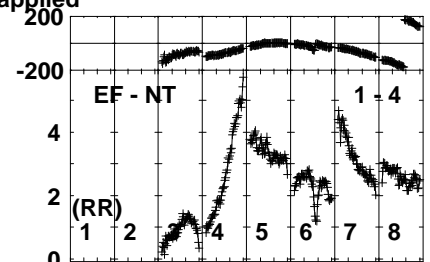
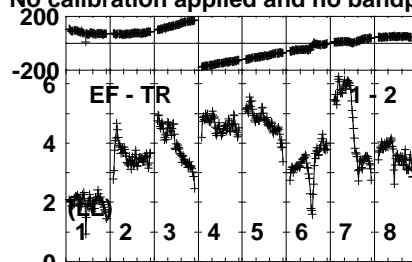
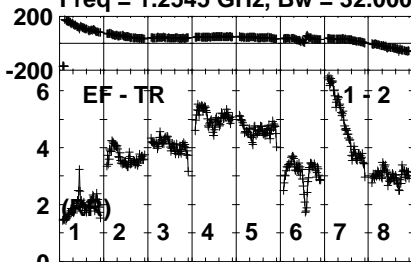


Plot file version 145 created 02-FEB-2023 14:52:24

J2311+4543 EK051H.UVDATA.1

Freq = 1.2545 GHz, Bw = 32.000 MH

No calibration applied and no bandpass applied



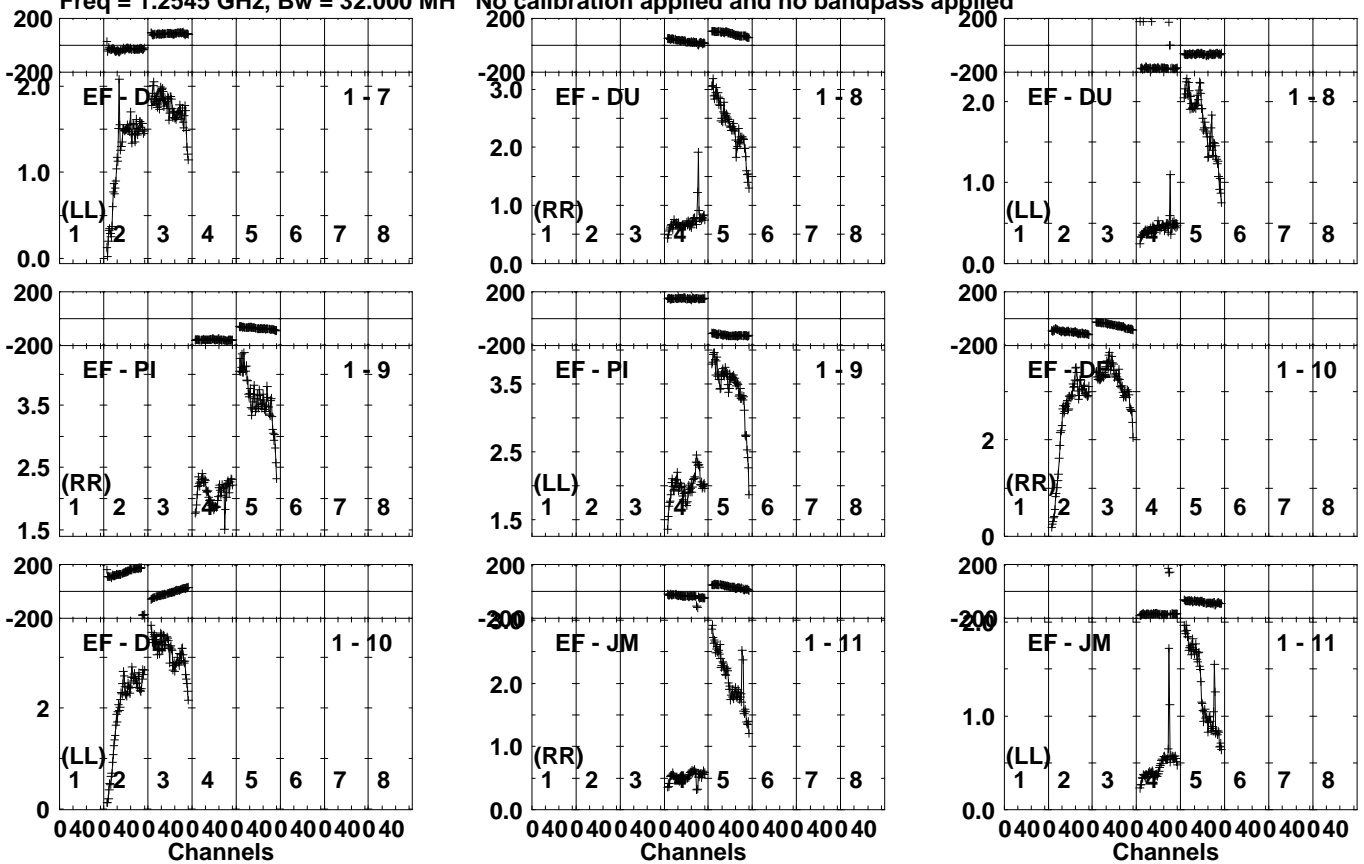
Lower frame: Milli Ampl Jy Top frame: Phas deg  
Vector averaged cross-power spectrum Several baselines displayed  
Timerange: 00/23:56:56 to 00/23:57:38

Plot file version 146 created 02-FEB-2023 14:52:24

J2311+4543 EK051H.UVDATA.1

Freq = 1.2545 GHz, Bw = 32.000 MH

No calibration applied and no bandpass applied



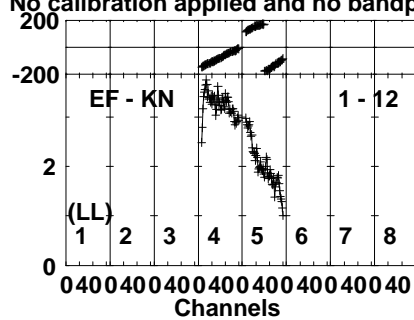
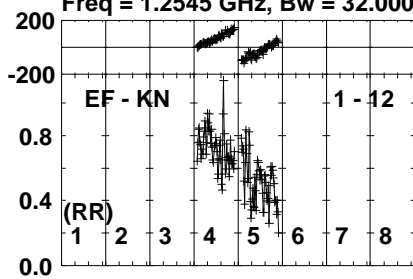
Lower frame: Milli Ampl Jy Top frame: Phas deg  
Vector averaged cross-power spectrum Several baselines displayed  
Timerange: 00/23:56:56 to 00/23:57:38

Plot file version 147 created 02-FEB-2023 14:52:24

J2311+4543 EK051H.UVDATA.1

Freq = 1.2545 GHz, Bw = 32.000 MH

No calibration applied and no bandpass applied



Lower frame: Milli Ampl Jy Top frame: Phas deg

Vector averaged cross-power spectrum Several baselines displayed

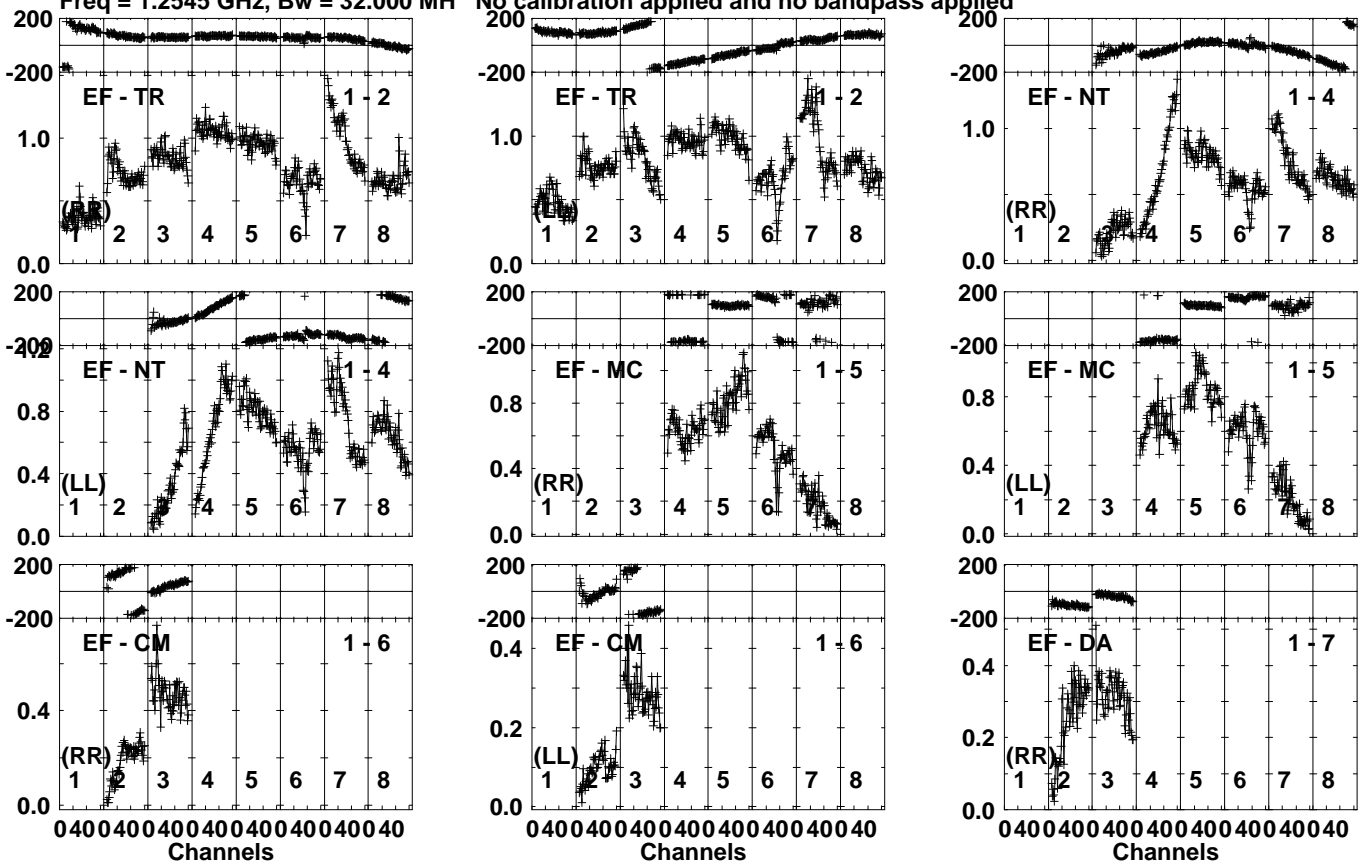
Timerange: 00/23:56:56 to 00/23:57:38

Plot file version 148 created 02-FEB-2023 14:52:24

J2327+4754 EK051H.UVDATA.1

Freq = 1.2545 GHz, Bw = 32.000 MH

No calibration applied and no bandpass applied



Lower frame: Milli Ampl Jy Top frame: Phas deg

Vector averaged cross-power spectrum Several baselines displayed

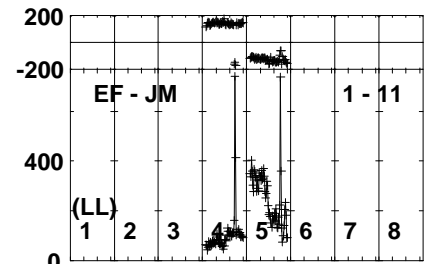
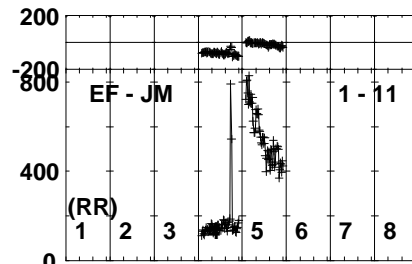
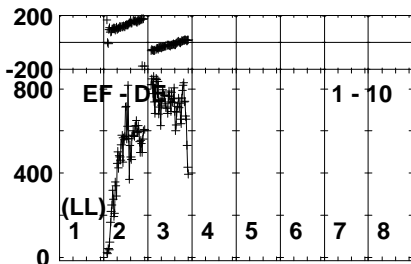
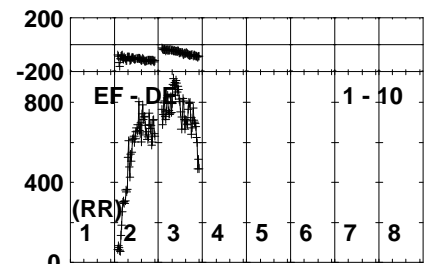
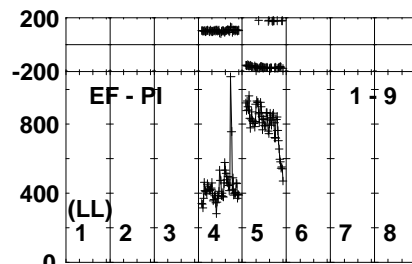
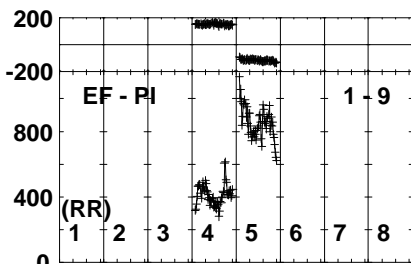
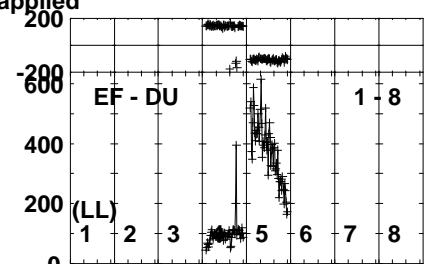
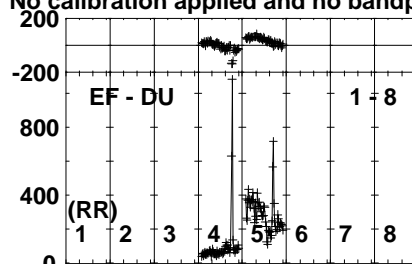
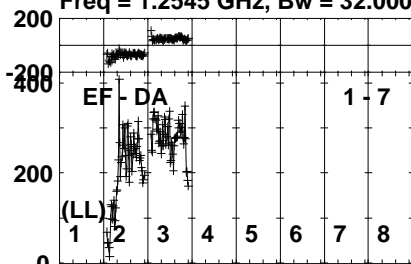
Timerange: 00/23:57:43 to 01/00:01:21

Plot file version 149 created 02-FEB-2023 14:52:24

J2327+4754 EK051H.UVDATA.1

Freq = 1.2545 GHz, Bw = 32.000 MH

No calibration applied and no bandpass applied



Lower frame: Micro Ampl Jy Top frame: Phas deg  
Vector averaged cross-power spectrum Several baselines displayed  
Timerange: 00/23:57:43 to 01/00:01:21

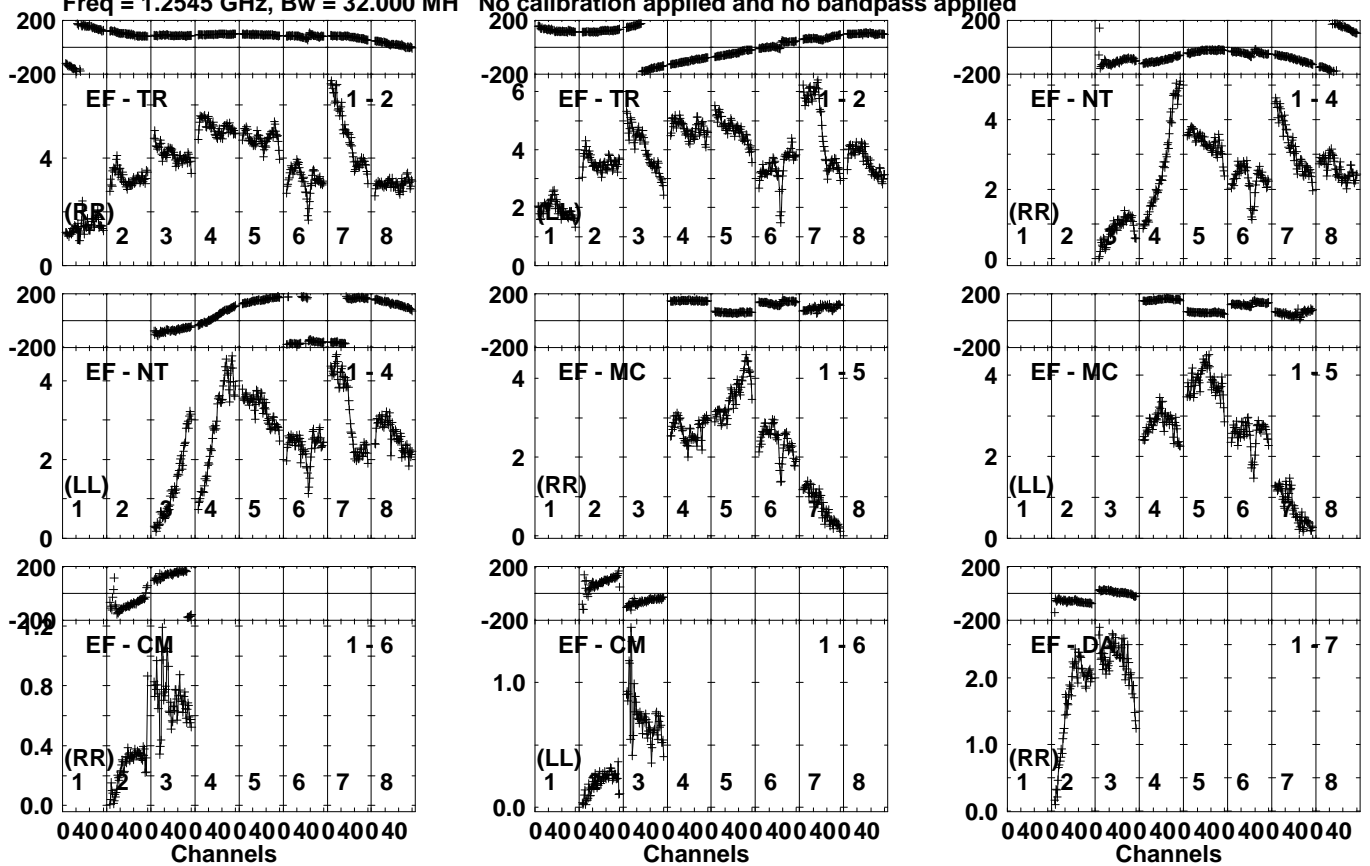


Plot file version 151 created 02-FEB-2023 14:52:24

J2311+4543 EK051H.UVDATA.1

Freq = 1.2545 GHz, Bw = 32.000 MH

No calibration applied and no bandpass applied



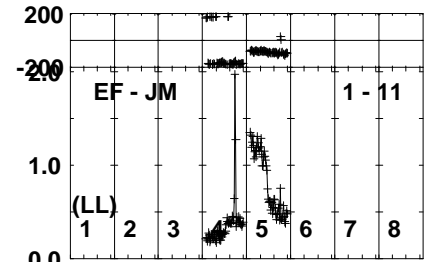
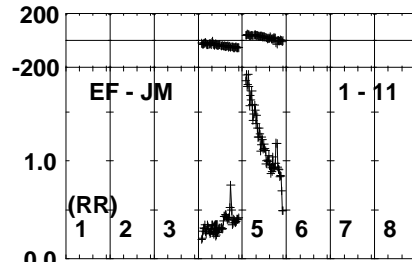
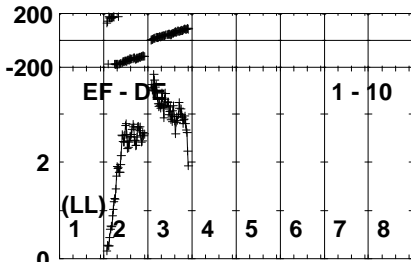
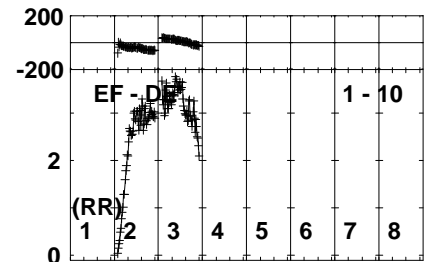
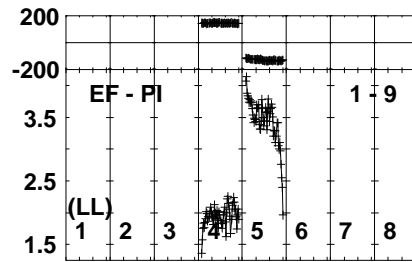
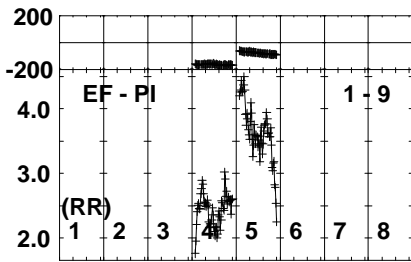
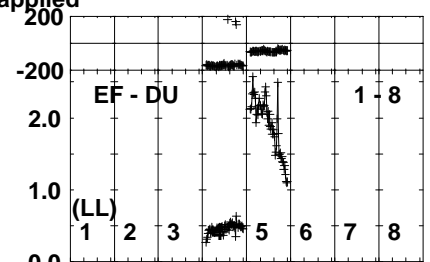
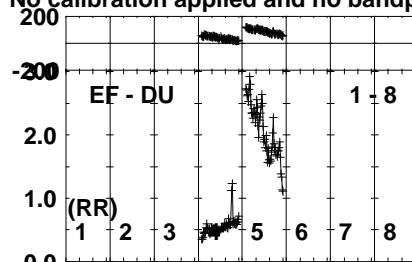
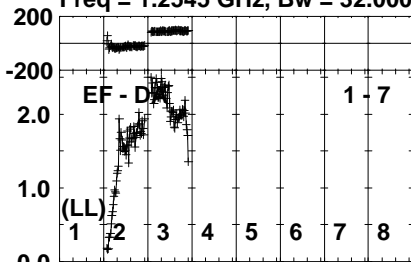
Lower frame: Milli Ampl Jy Top frame: Phas deg  
Vector averaged cross-power spectrum Several baselines displayed  
Timerange: 01/00:01:26 to 01/00:02:50

Plot file version 152 created 02-FEB-2023 14:52:25

J2311+4543 EK051H.UVDATA.1

Freq = 1.2545 GHz, Bw = 32.000 MH

No calibration applied and no bandpass applied



Lower frame: Milli Ampl Jy Top frame: Phas deg  
Vector averaged cross-power spectrum Several baselines displayed  
Timerange: 01/00:01:26 to 01/00:02:50

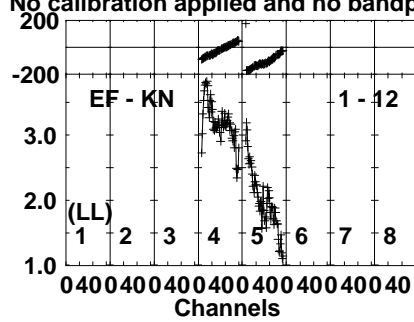
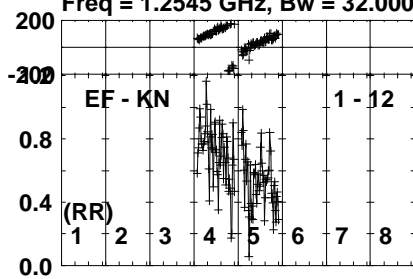


Plot file version 153 created 02-FEB-2023 14:52:25

J2311+4543 EK051H.UVDATA.1

Freq = 1.2545 GHz, Bw = 32.000 MH

No calibration applied and no bandpass applied

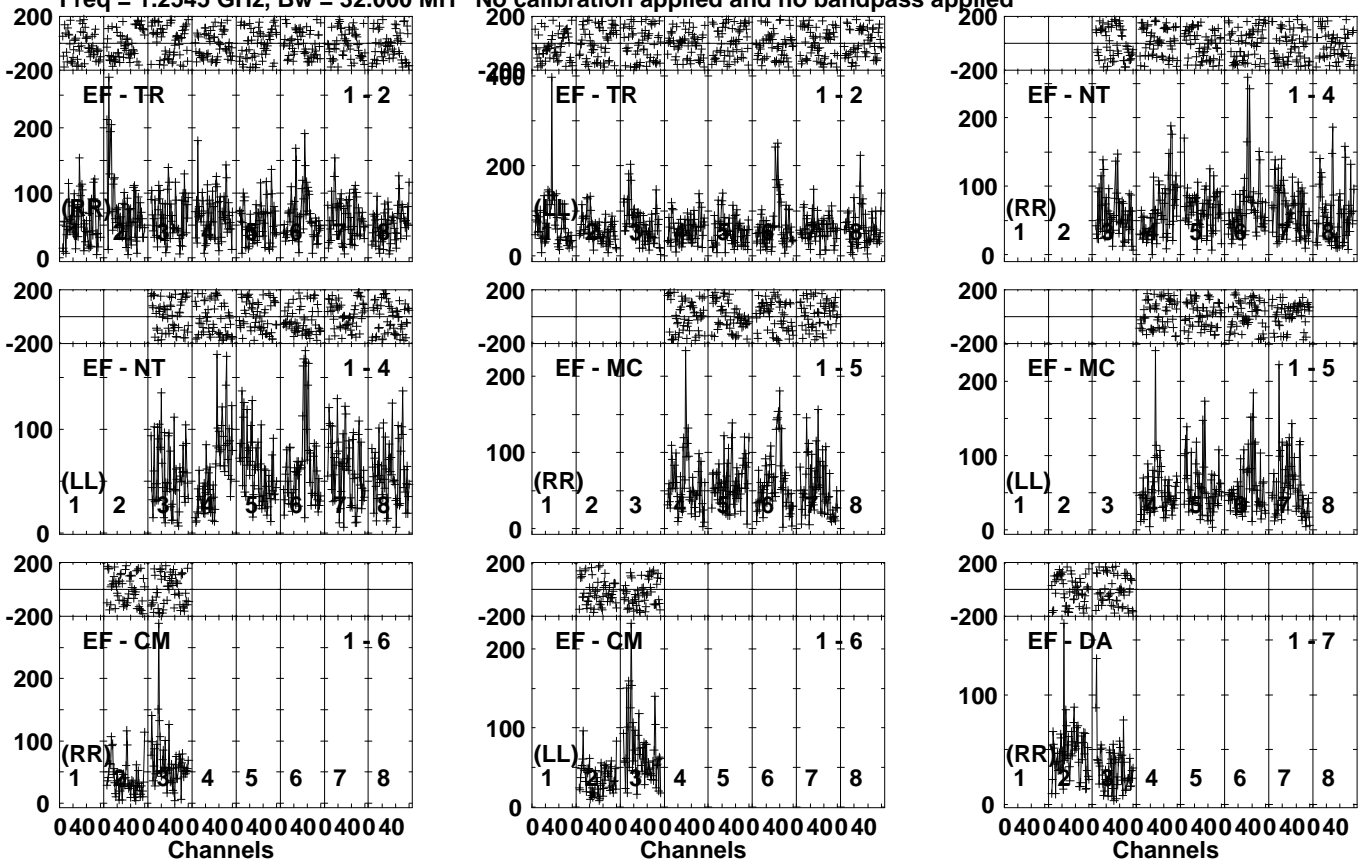


Lower frame: Milli Ampl Jy Top frame: Phas deg  
Vector averaged cross-power spectrum Several baselines displayed  
Timerange: 01/00:01:26 to 01/00:02:50

Plot file version 154 created 02-FEB-2023 14:52:25

R220912 D EK051H.UVDATA.1

Freq = 1.2545 GHz, Bw = 32.000 MH No calibration applied and no bandpass applied



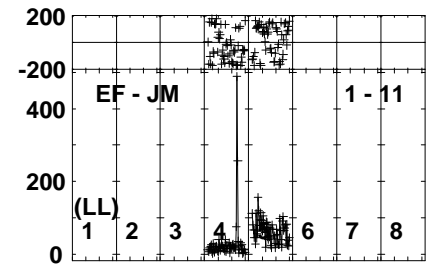
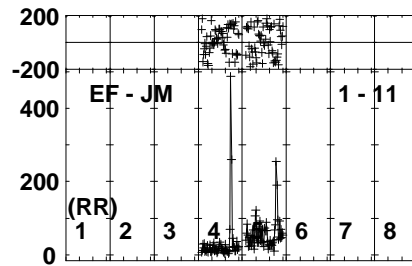
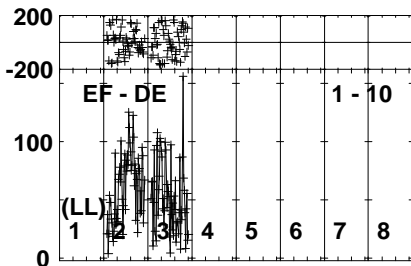
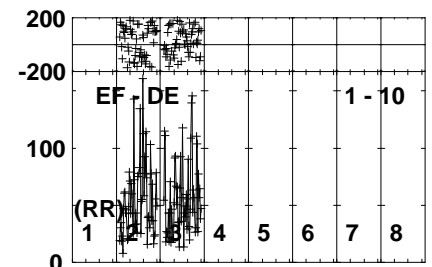
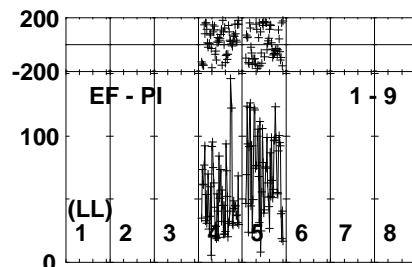
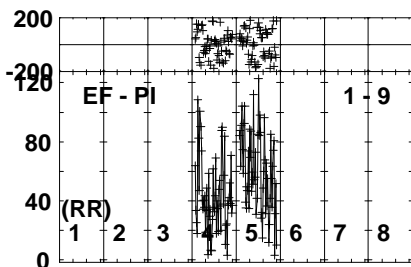
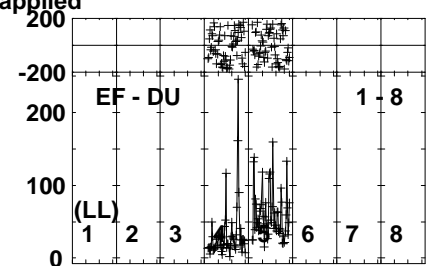
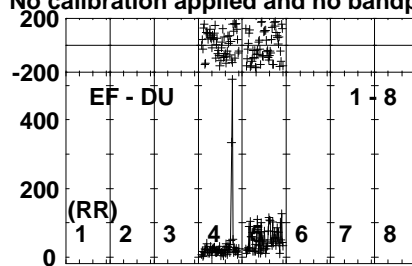
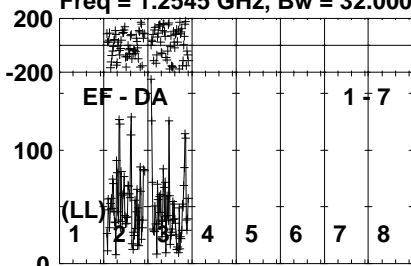
Lower frame: Micro Ampl Jy Top frame: Phas deg  
Vector averaged cross-power spectrum Several baselines displayed  
Timerange: 01/00:02:53 to 01/00:08:35

Plot file version 155 created 02-FEB-2023 14:52:25

R220912 D EK051H.UVDATA.1

Freq = 1.2545 GHz, Bw = 32.000 MH

No calibration applied and no bandpass applied



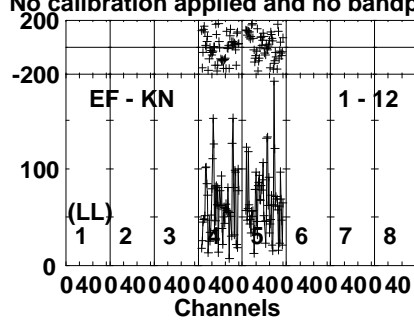
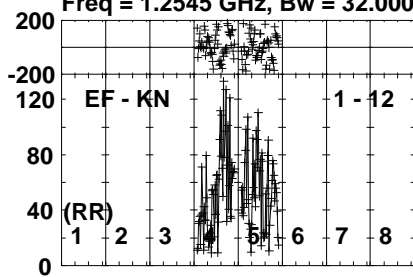
Lower frame: Micro Ampl Jy Top frame: Phas deg  
Vector averaged cross-power spectrum Several baselines displayed  
Timerange: 01/00:02:53 to 01/00:08:35

Plot file version 156 created 02-FEB-2023 14:52:25

R220912 D EK051H.UVDATA.1

Freq = 1.2545 GHz, Bw = 32.000 MH

No calibration applied and no bandpass applied



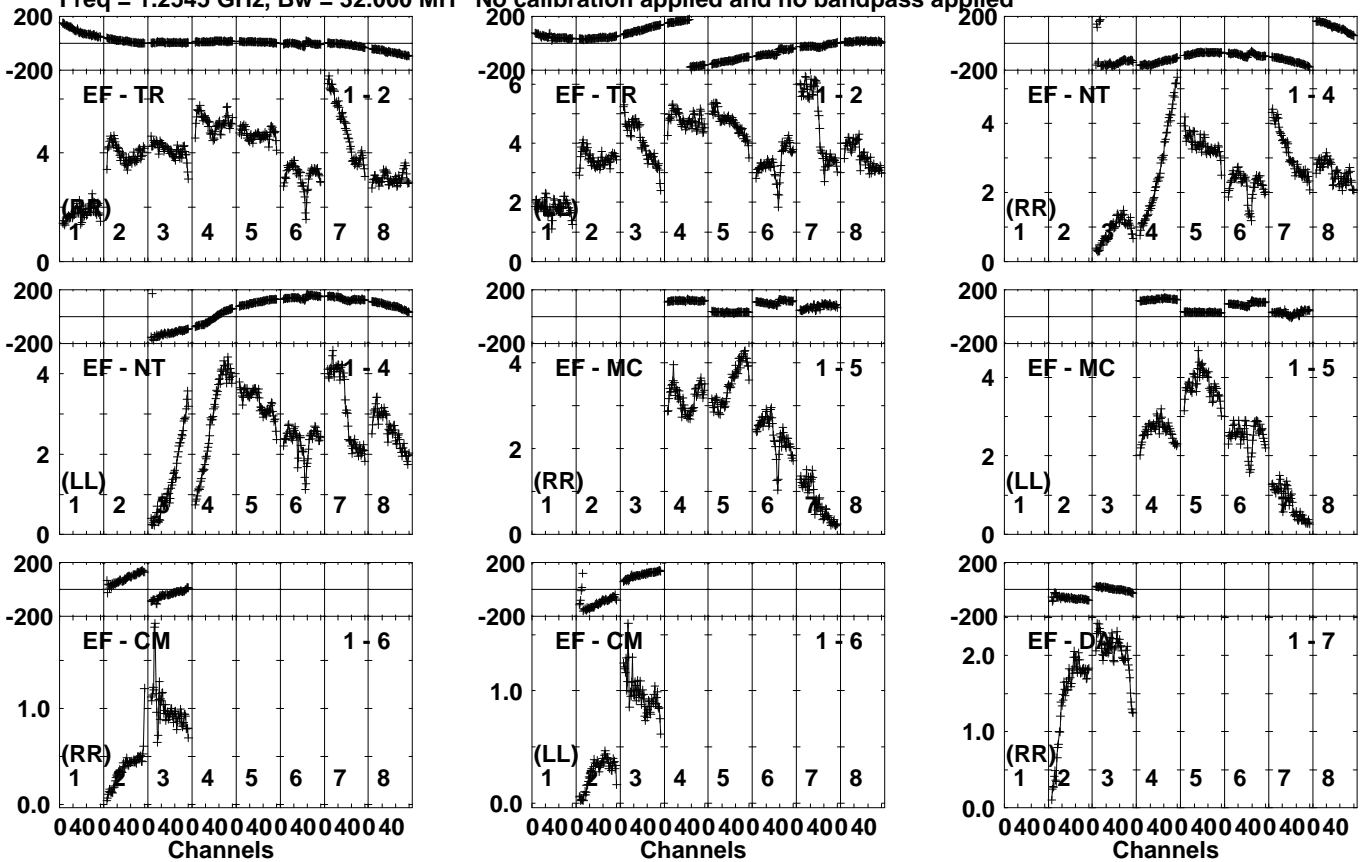
Lower frame: Micro Ampl Jy Top frame: Phas deg  
Vector averaged cross-power spectrum Several baselines displayed  
Timerange: 01/00:02:53 to 01/00:08:35

Plot file version 157 created 02-FEB-2023 14:52:25

J2311+4543 EK051H.UVDATA.1

Freq = 1.2545 GHz, Bw = 32.000 MH

No calibration applied and no bandpass applied



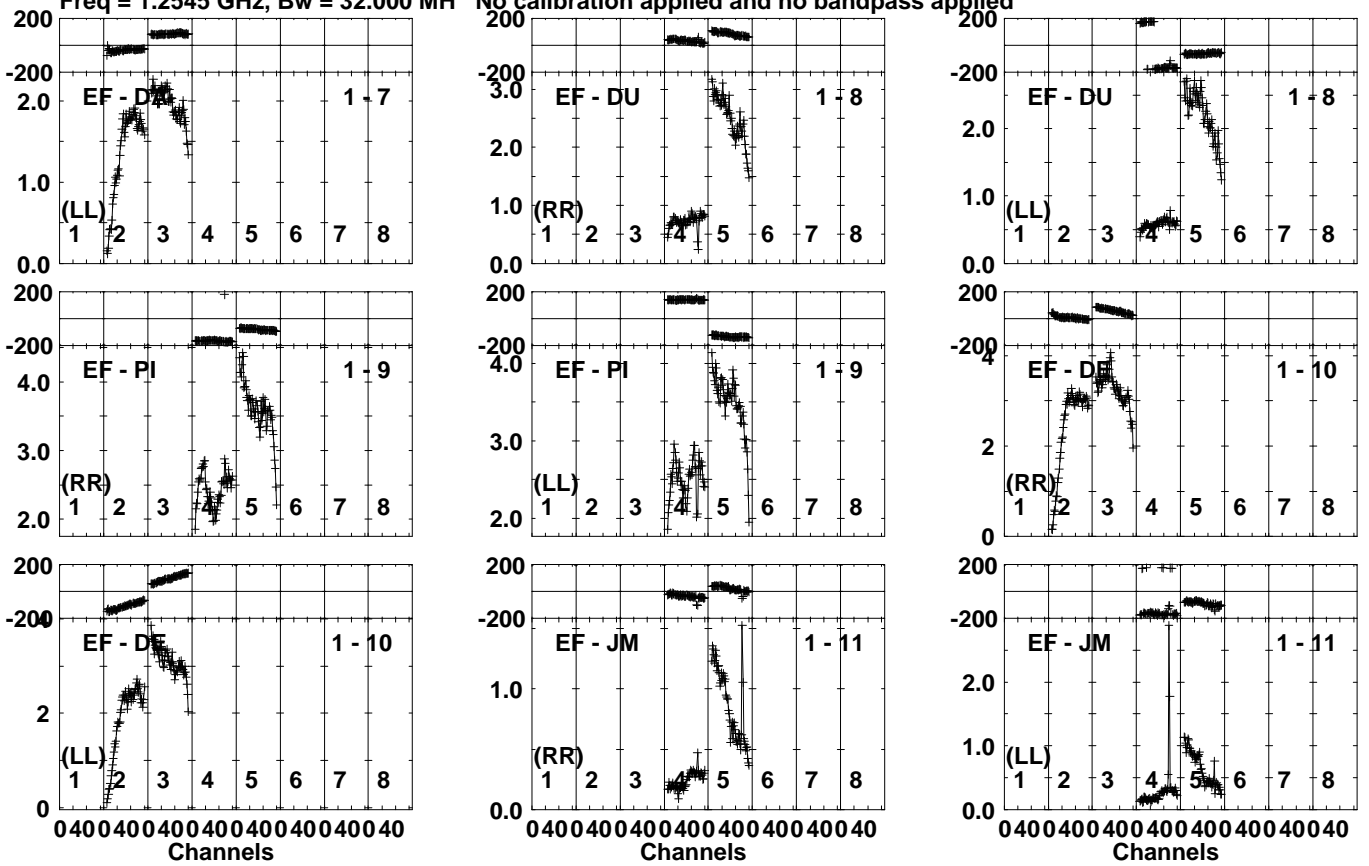
Lower frame: Milli Ampl Jy Top frame: Phas deg  
Vector averaged cross-power spectrum Several baselines displayed  
Timerange: 01/00:09:36 to 01/00:10:18

Plot file version 158 created 02-FEB-2023 14:52:25

J2311+4543 EK051H.UVDATA.1

Freq = 1.2545 GHz, Bw = 32.000 MH

No calibration applied and no bandpass applied



Lower frame: Milli Ampl Jy Top frame: Phas deg

Vector averaged cross-power spectrum Several baselines displayed

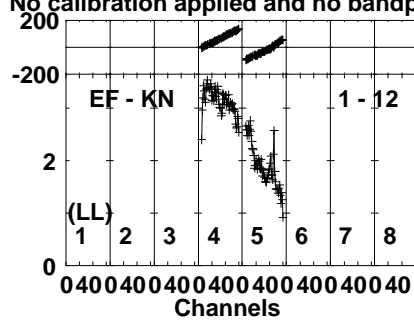
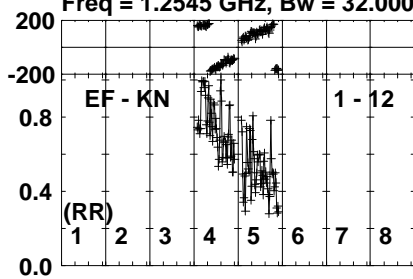
Timerange: 01/00:09:36 to 01/00:10:18

Plot file version 159 created 02-FEB-2023 14:52:25

J2311+4543 EK051H.UVDATA.1

Freq = 1.2545 GHz, Bw = 32.000 MH

No calibration applied and no bandpass applied

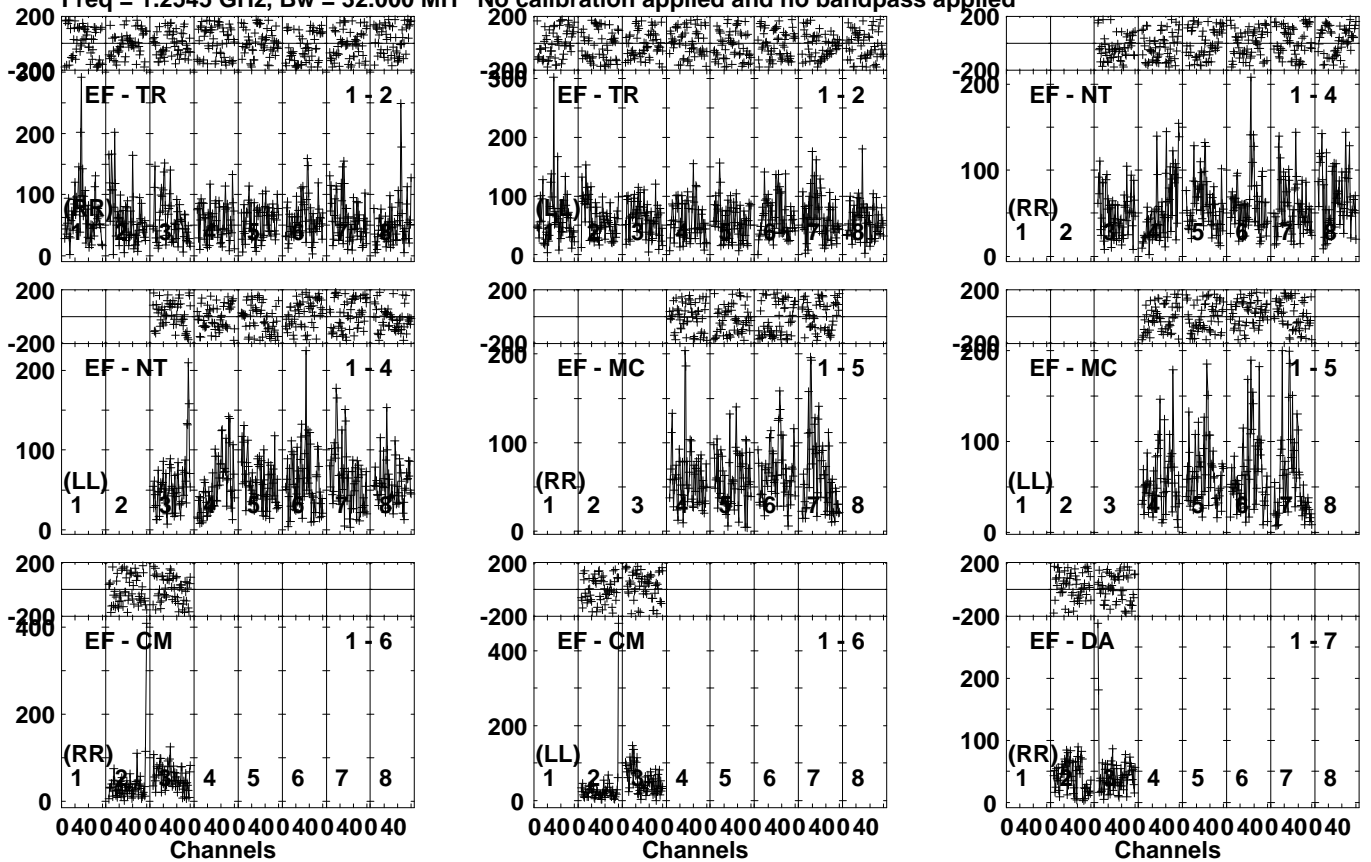


Lower frame: Milli Ampl Jy Top frame: Phas deg  
Vector averaged cross-power spectrum Several baselines displayed  
Timerange: 01/00:09:36 to 01/00:10:18

Plot file version 160 created 02-FEB-2023 14:52:25

R220912 D EK051H.UVDATA.1

Freq = 1.2545 GHz, Bw = 32.000 MH No calibration applied and no bandpass applied




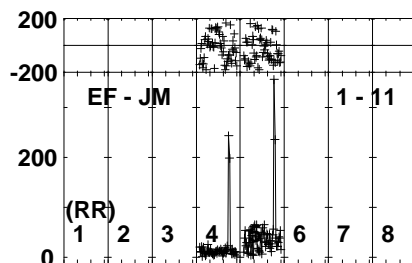
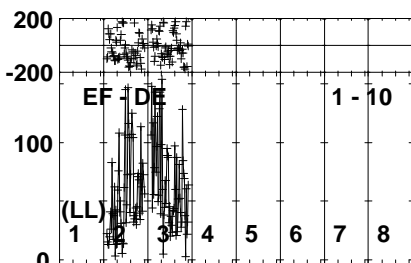
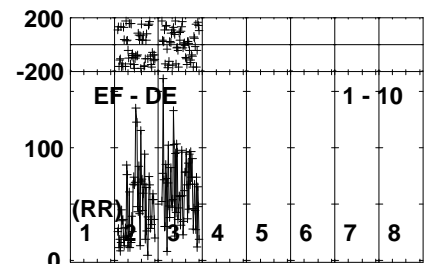
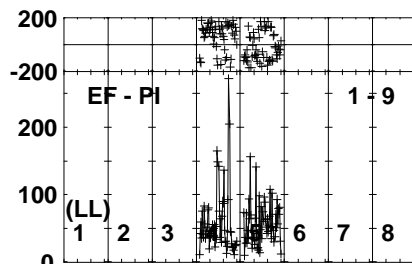
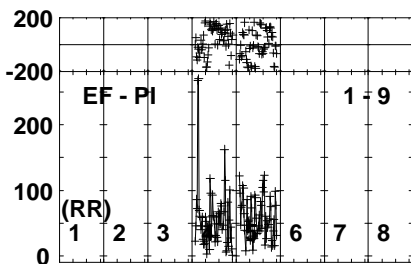
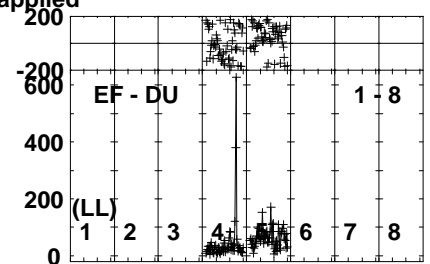
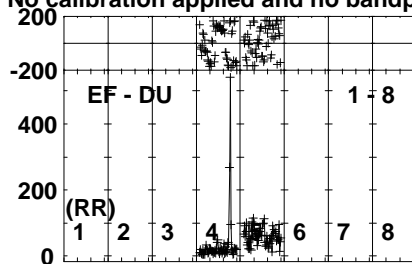
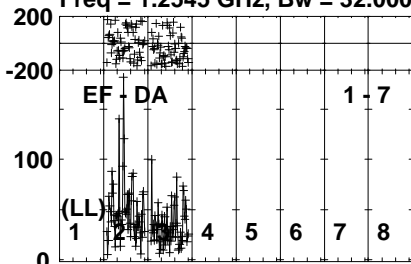
Lower frame: Micro Ampl Jy Top frame: Phas deg  
Vector averaged cross-power spectrum Several baselines displayed  
Timerange: 01/00:10:23 to 01/00:16:03



Plot file version 161 created 02-FEB-2023 14:52:26

R220912 D EK051H.UVDATA.1

Freq = 1.2545 GHz, Bw = 32.000 MH No calibration applied and no bandpass applied



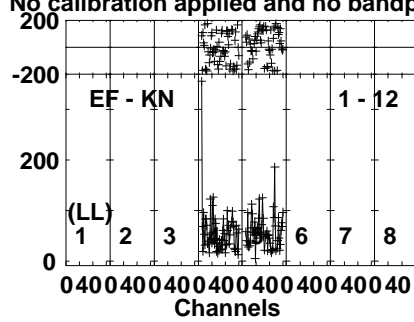
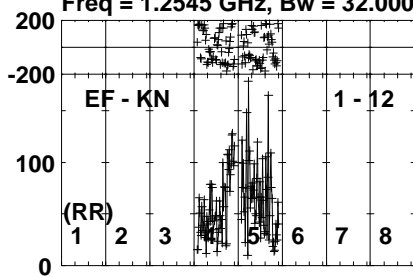
Lower frame: Micro Ampl Jy Top frame: Phas deg  
Vector averaged cross-power spectrum Several baselines displayed  
Timerange: 01/00:10:23 to 01/00:16:03

Plot file version 162 created 02-FEB-2023 14:52:26

R220912 D EK051H.UVDATA.1

Freq = 1.2545 GHz, Bw = 32.000 MH

No calibration applied and no bandpass applied



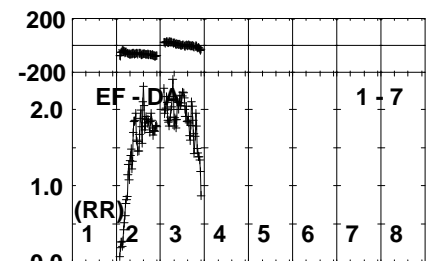
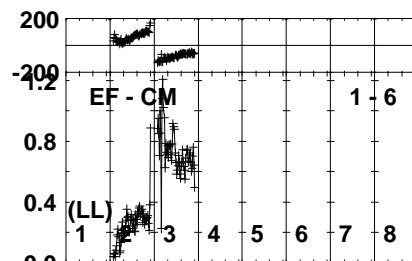
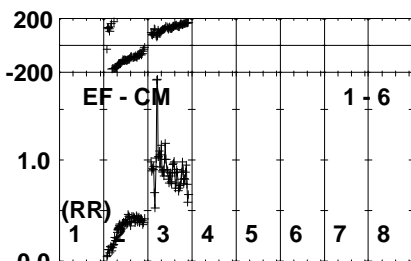
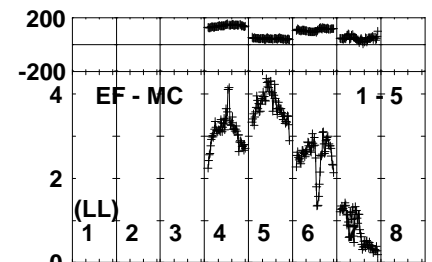
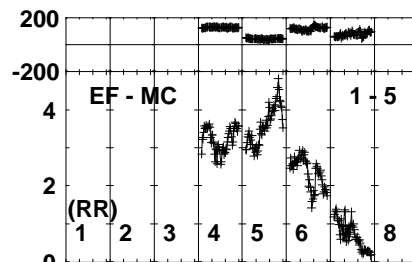
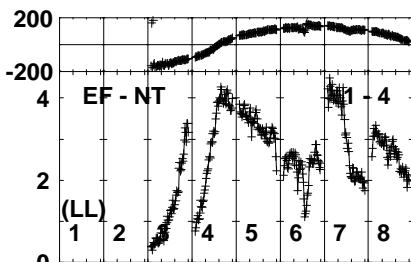
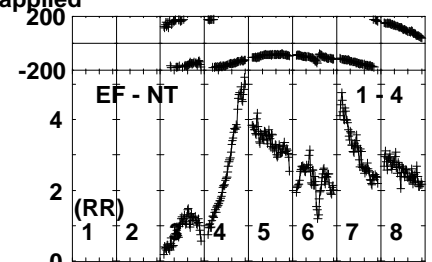
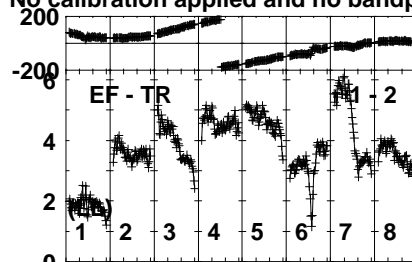
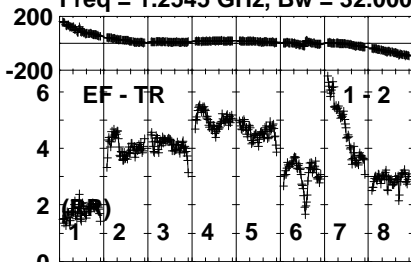
Lower frame: Micro Ampl Jy Top frame: Phas deg  
Vector averaged cross-power spectrum Several baselines displayed  
Timerange: 01/00:10:23 to 01/00:16:03

Plot file version 163 created 02-FEB-2023 14:52:26

J2311+4543 EK051H.UVDATA.1

Freq = 1.2545 GHz, Bw = 32.000 MH

No calibration applied and no bandpass applied



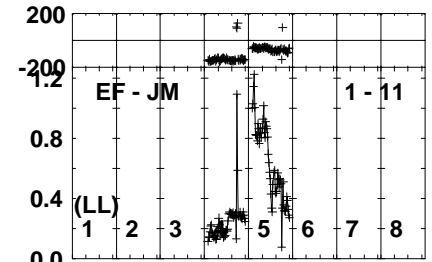
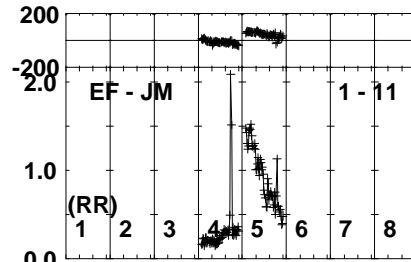
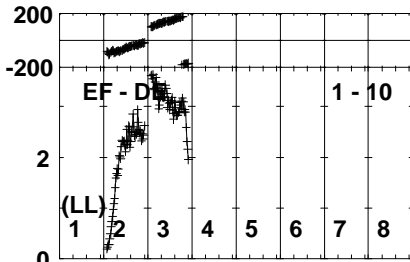
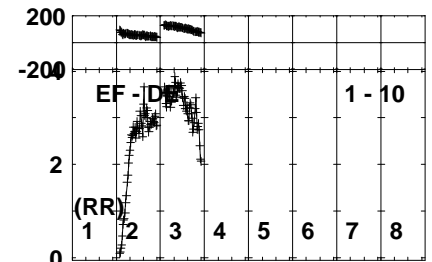
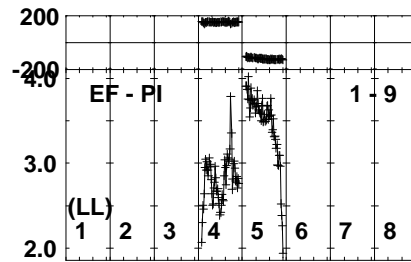
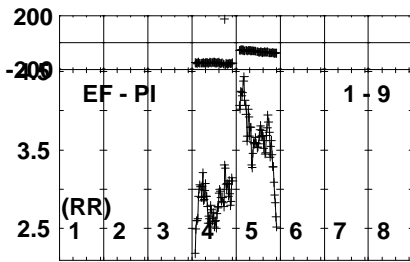
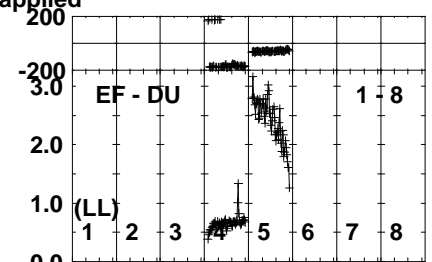
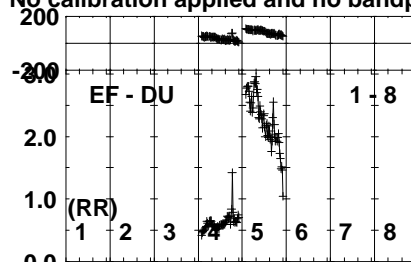
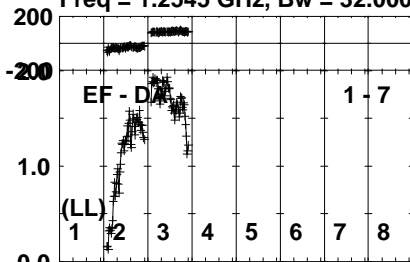
Lower frame: Milli Ampl Jy Top frame: Phas deg  
Vector averaged cross-power spectrum Several baselines displayed  
Timerange: 01/00:16:06 to 01/00:17:36

Plot file version 164 created 02-FEB-2023 14:52:26

J2311+4543 EK051H.UVDATA.1

Freq = 1.2545 GHz, Bw = 32.000 MH

No calibration applied and no bandpass applied



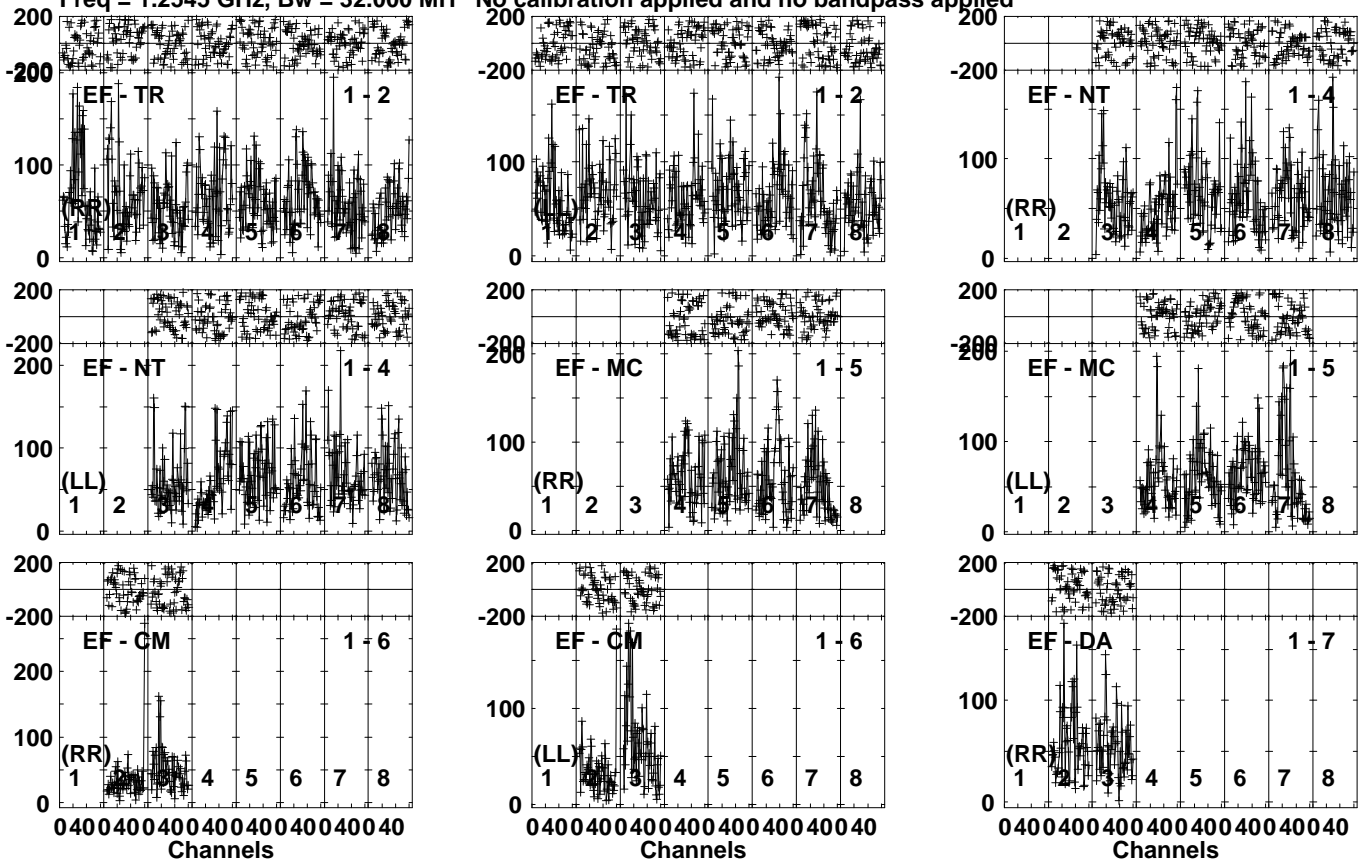
Lower frame: Milli Ampl Jy Top frame: Phas deg  
Vector averaged cross-power spectrum Several baselines displayed  
Timerange: 01/00:16:06 to 01/00:17:36



Plot file version 166 created 02-FEB-2023 14:52:26

R220912 D EK051H.UVDATA.1

Freq = 1.2545 GHz, Bw = 32.000 MH No calibration applied and no bandpass applied



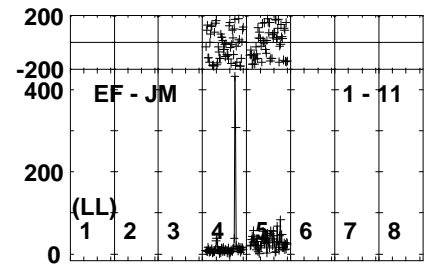
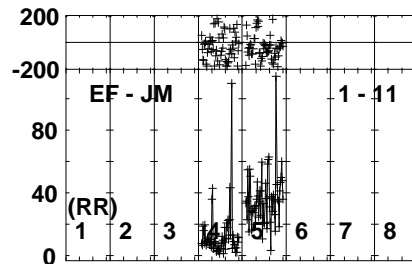
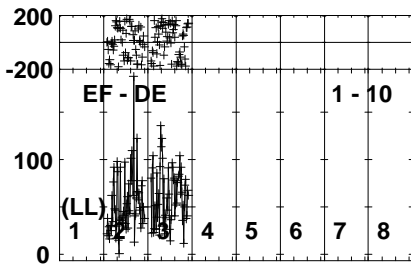
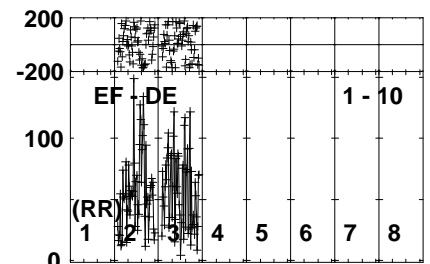
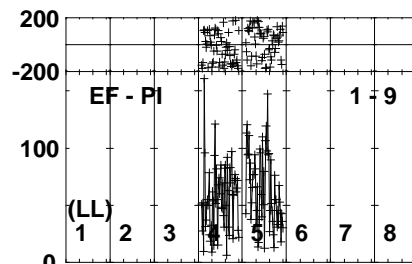
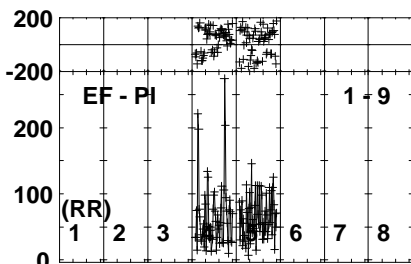
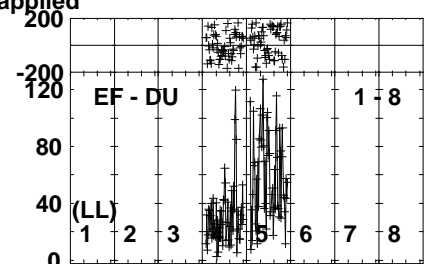
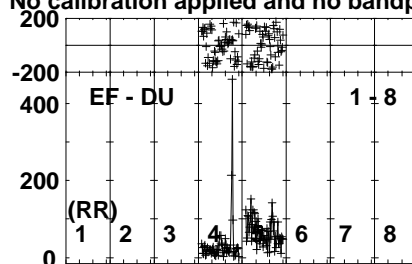
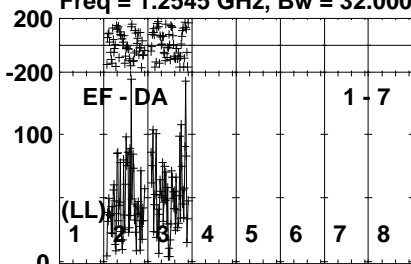
Lower frame: Micro Ampl Jy Top frame: Phas deg  
Vector averaged cross-power spectrum Several baselines displayed  
Timerange: 01/00:17:39 to 01/00:23:21

Plot file version 167 created 02-FEB-2023 14:52:26

R220912 D EK051H.UVDATA.1

Freq = 1.2545 GHz, Bw = 32.000 MH

No calibration applied and no bandpass applied



Lower frame: Micro Ampl Jy Top frame: Phas deg  
Vector averaged cross-power spectrum Several baselines displayed  
Timerange: 01/00:17:39 to 01/00:23:21



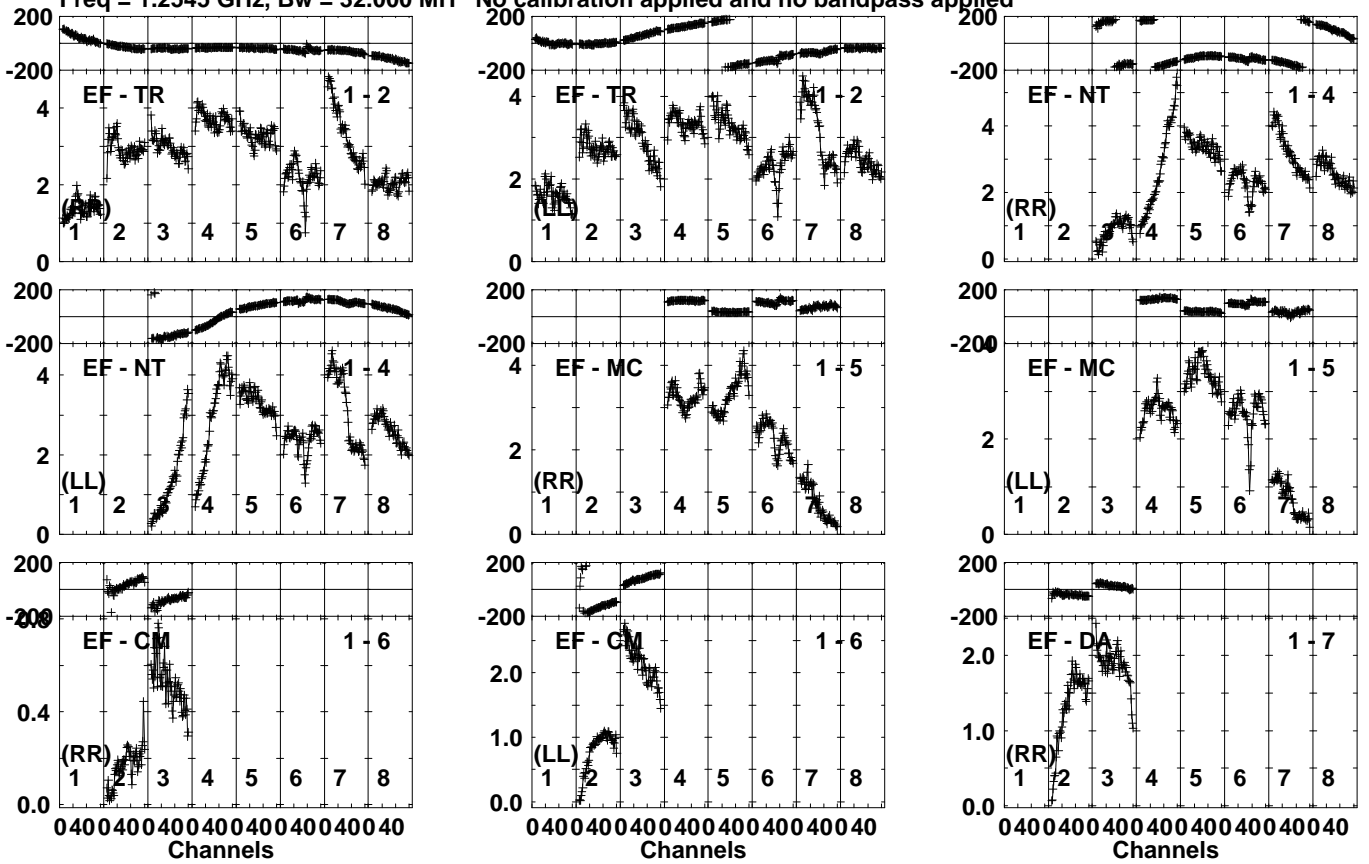


Plot file version 169 created 02-FEB-2023 14:52:27

J2311+4543 EK051H.UVDATA.1

Freq = 1.2545 GHz, Bw = 32.000 MH

No calibration applied and no bandpass applied



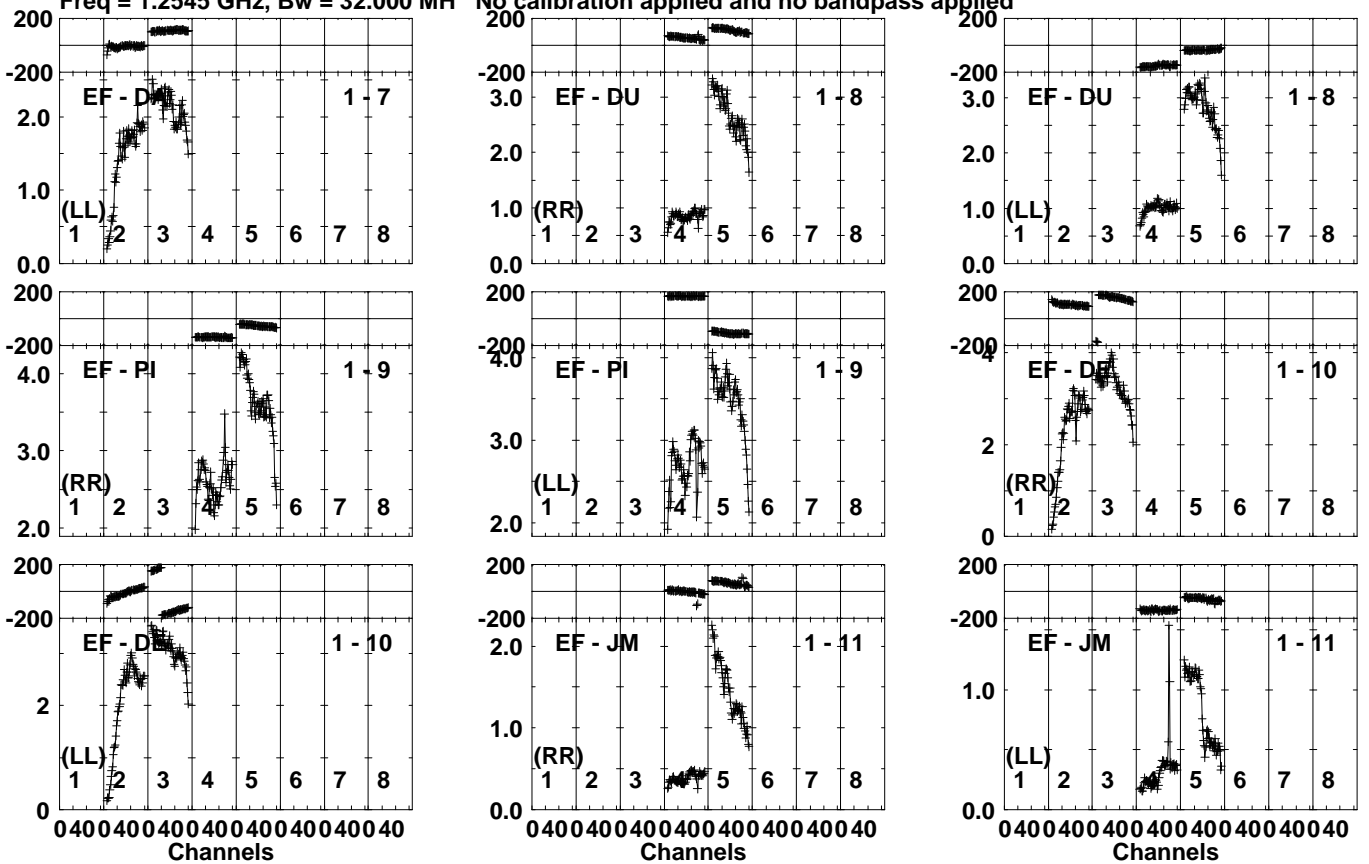
Lower frame: Milli Ampl Jy Top frame: Phas deg  
Vector averaged cross-power spectrum Several baselines displayed  
Timerange: 01/00:24:21 to 01/00:25:03

Plot file version 170 created 02-FEB-2023 14:52:27

J2311+4543 EK051H.UVDATA.1

Freq = 1.2545 GHz, Bw = 32.000 MH

No calibration applied and no bandpass applied



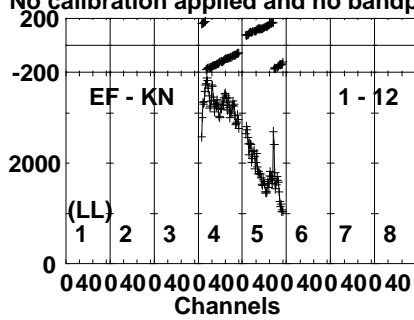
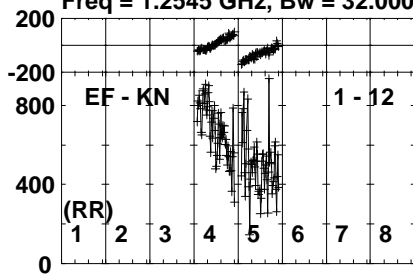
Lower frame: Milli Ampl Jy Top frame: Phas deg  
Vector averaged cross-power spectrum Several baselines displayed  
Timerange: 01/00:24:21 to 01/00:25:03

Plot file version 171 created 02-FEB-2023 14:52:27

J2311+4543 EK051H.UVDATA.1

Freq = 1.2545 GHz, Bw = 32.000 MH

No calibration applied and no bandpass applied

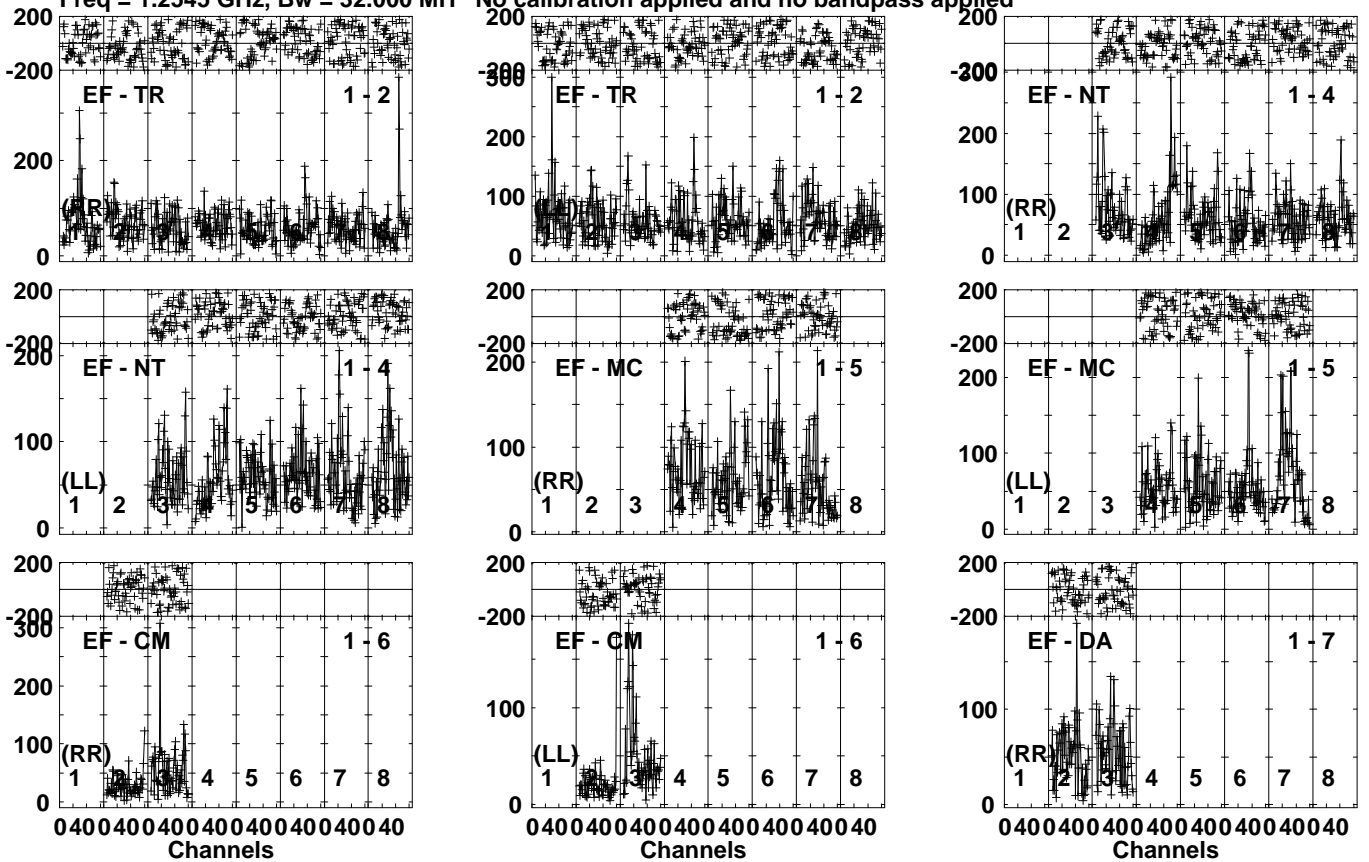


Lower frame: Micro Ampl Jy Top frame: Phas deg  
Vector averaged cross-power spectrum Several baselines displayed  
Timerange: 01/00:24:21 to 01/00:25:03

Plot file version 172 created 02-FEB-2023 14:52:27

R220912 D EK051H.UVDATA.1

Freq = 1.2545 GHz, Bw = 32.000 MH No calibration applied and no bandpass applied





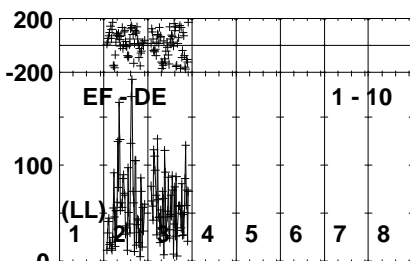
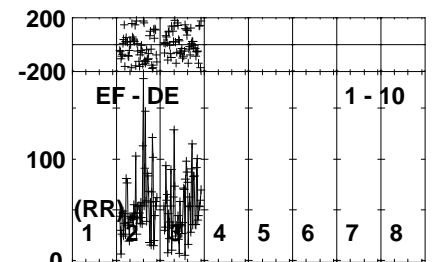
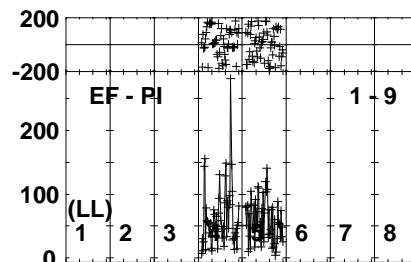
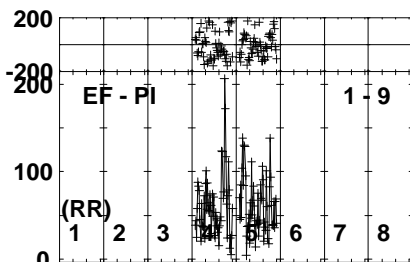
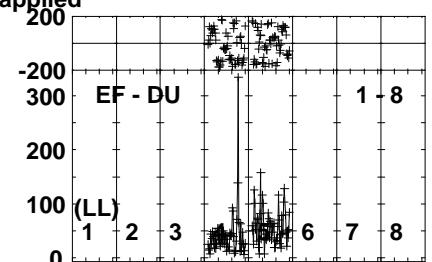
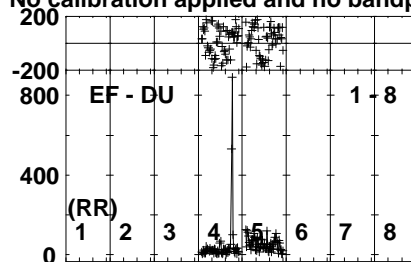
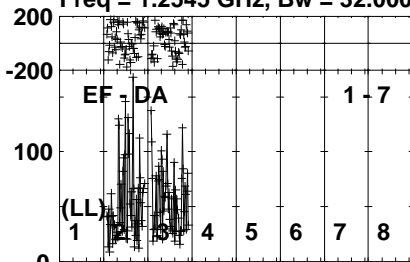
Lower frame: Micro Ampl Jy Top frame: Phas deg  
Vector averaged cross-power spectrum Several baselines displayed  
Timerange: 01/00:25:08 to 01/00:30:48

Plot file version 173 created 02-FEB-2023 14:52:27

R220912 D EK051H.UVDATA.1

Freq = 1.2545 GHz, Bw = 32.000 MH

No calibration applied and no bandpass applied



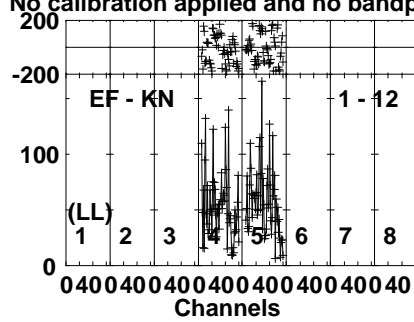
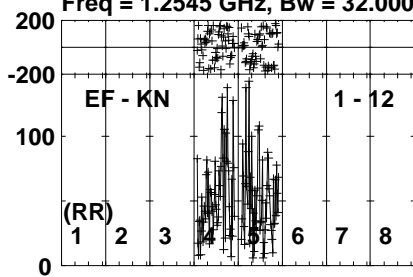
Lower frame: Micro Ampl Jy Top frame: Phas deg  
Vector averaged cross-power spectrum Several baselines displayed  
Timerange: 01/00:25:08 to 01/00:30:48

Plot file version 174 created 02-FEB-2023 14:52:27

R220912 D EK051H.UVDATA.1

Freq = 1.2545 GHz, Bw = 32.000 MH

No calibration applied and no bandpass applied



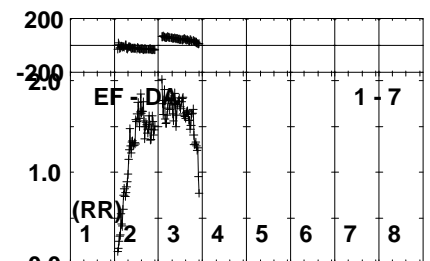
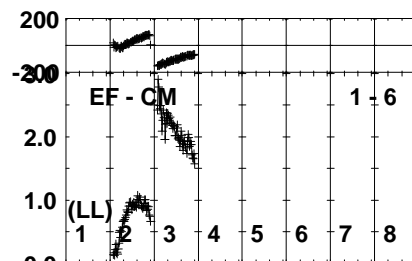
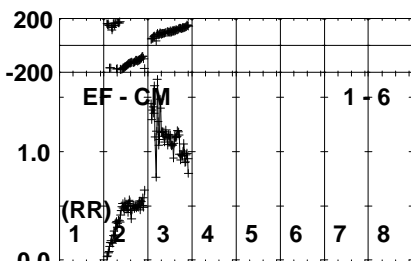
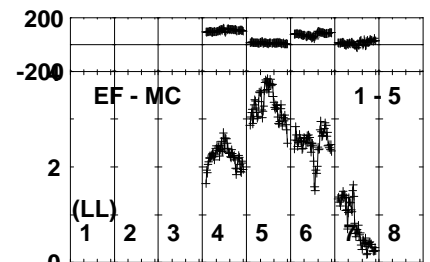
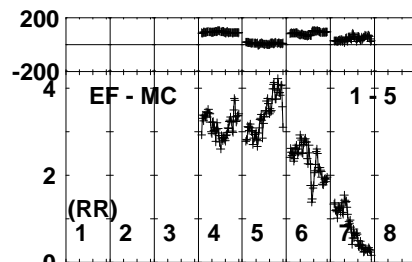
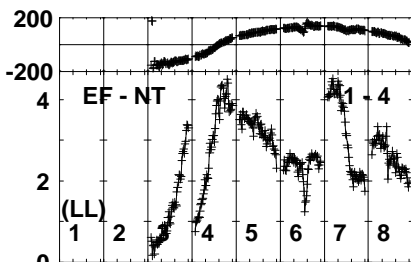
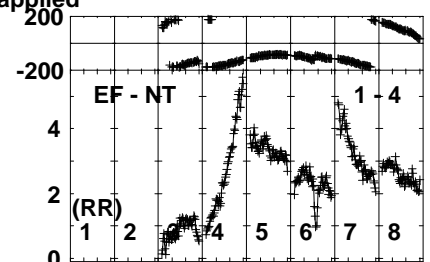
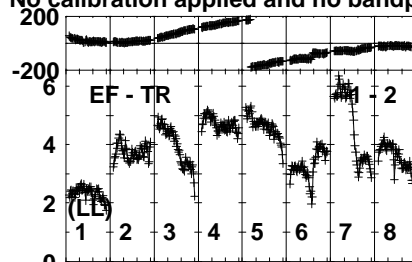
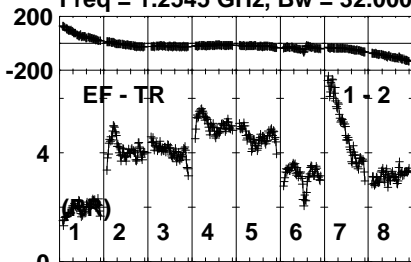
Lower frame: Micro Ampl Jy Top frame: Phas deg  
Vector averaged cross-power spectrum Several baselines displayed  
Timerange: 01/00:25:08 to 01/00:30:48

Plot file version 175 created 02-FEB-2023 14:52:27

J2311+4543 EK051H.UVDATA.1

Freq = 1.2545 GHz, Bw = 32.000 MH

No calibration applied and no bandpass applied



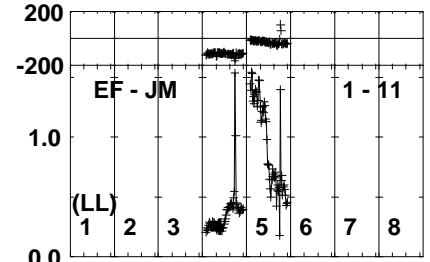
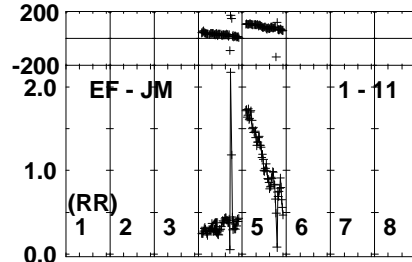
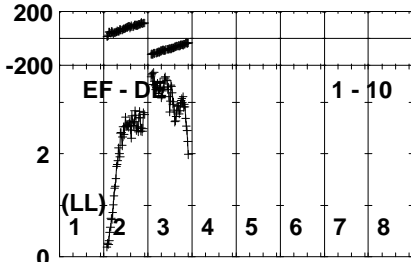
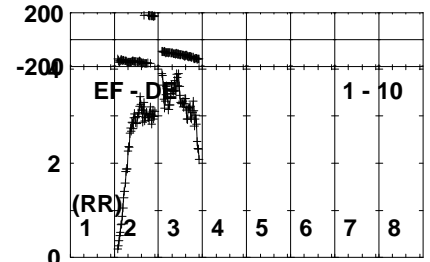
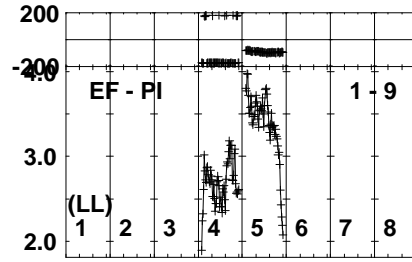
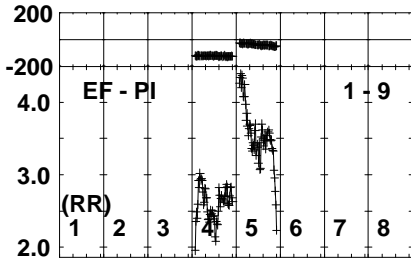
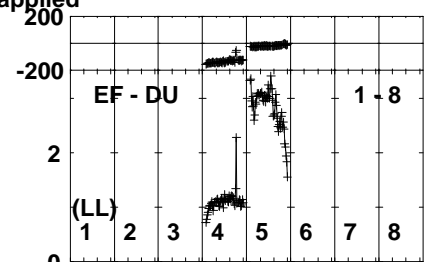
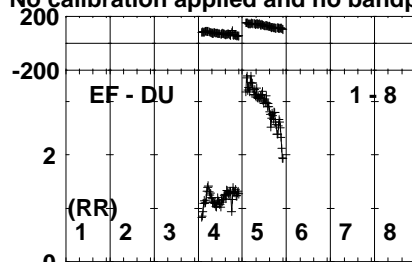
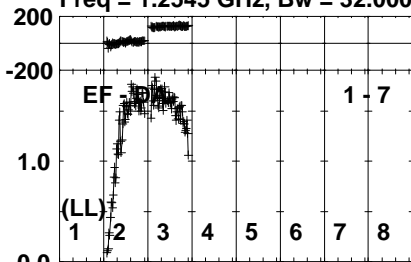
Lower frame: Milli Ampl Jy Top frame: Phas deg  
Vector averaged cross-power spectrum Several baselines displayed  
Timerange: 01/00:30:51 to 01/00:32:21

Plot file version 176 created 02-FEB-2023 14:52:27

J2311+4543 EK051H.UVDATA.1

Freq = 1.2545 GHz, Bw = 32.000 MH

No calibration applied and no bandpass applied



Lower frame: Milli Ampl Jy Top frame: Phas deg  
Vector averaged cross-power spectrum Several baselines displayed  
Timerange: 01/00:30:51 to 01/00:32:21



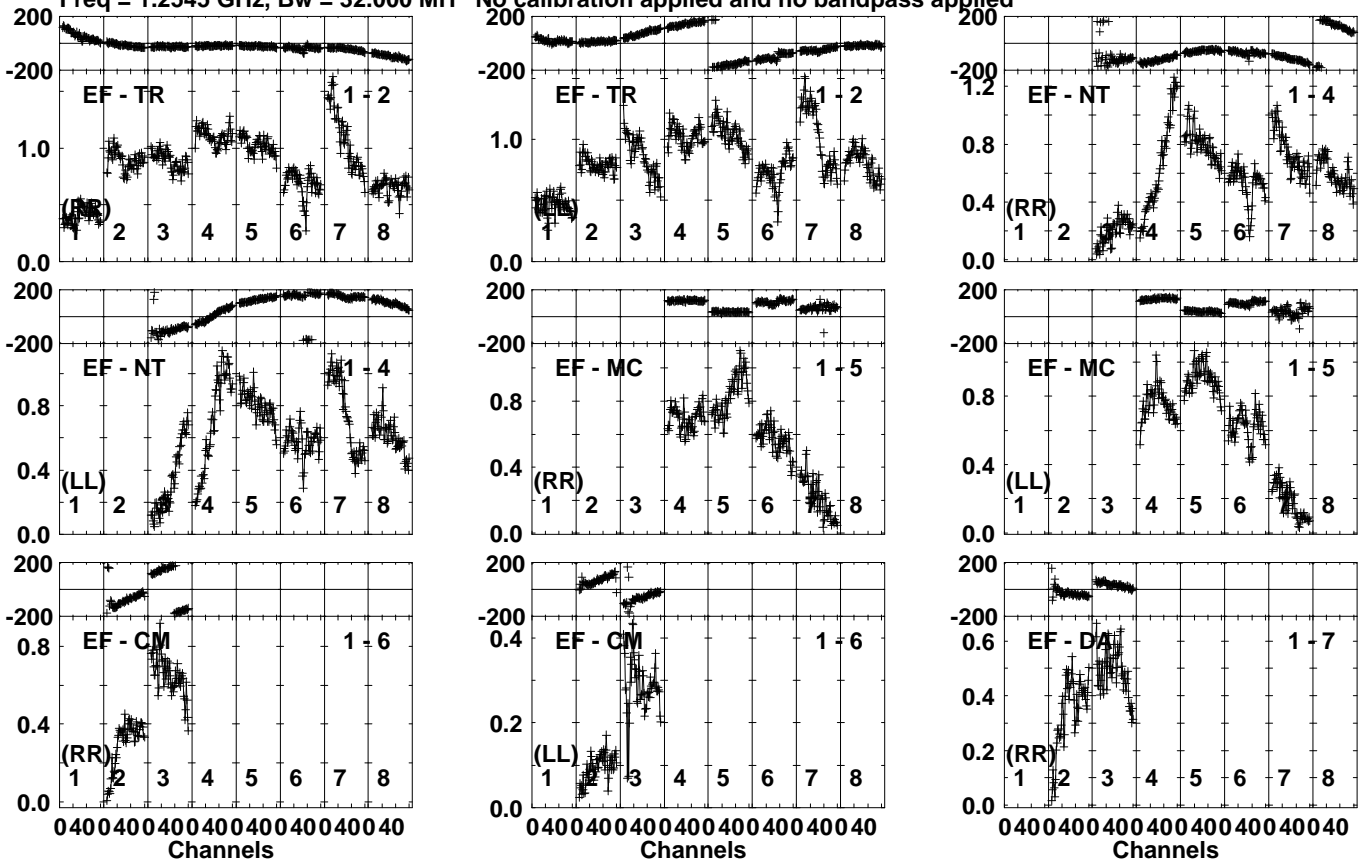


Plot file version 178 created 02-FEB-2023 14:52:28

J2327+4754 EK051H.UVDATA.1

Freq = 1.2545 GHz, Bw = 32.000 MH

No calibration applied and no bandpass applied



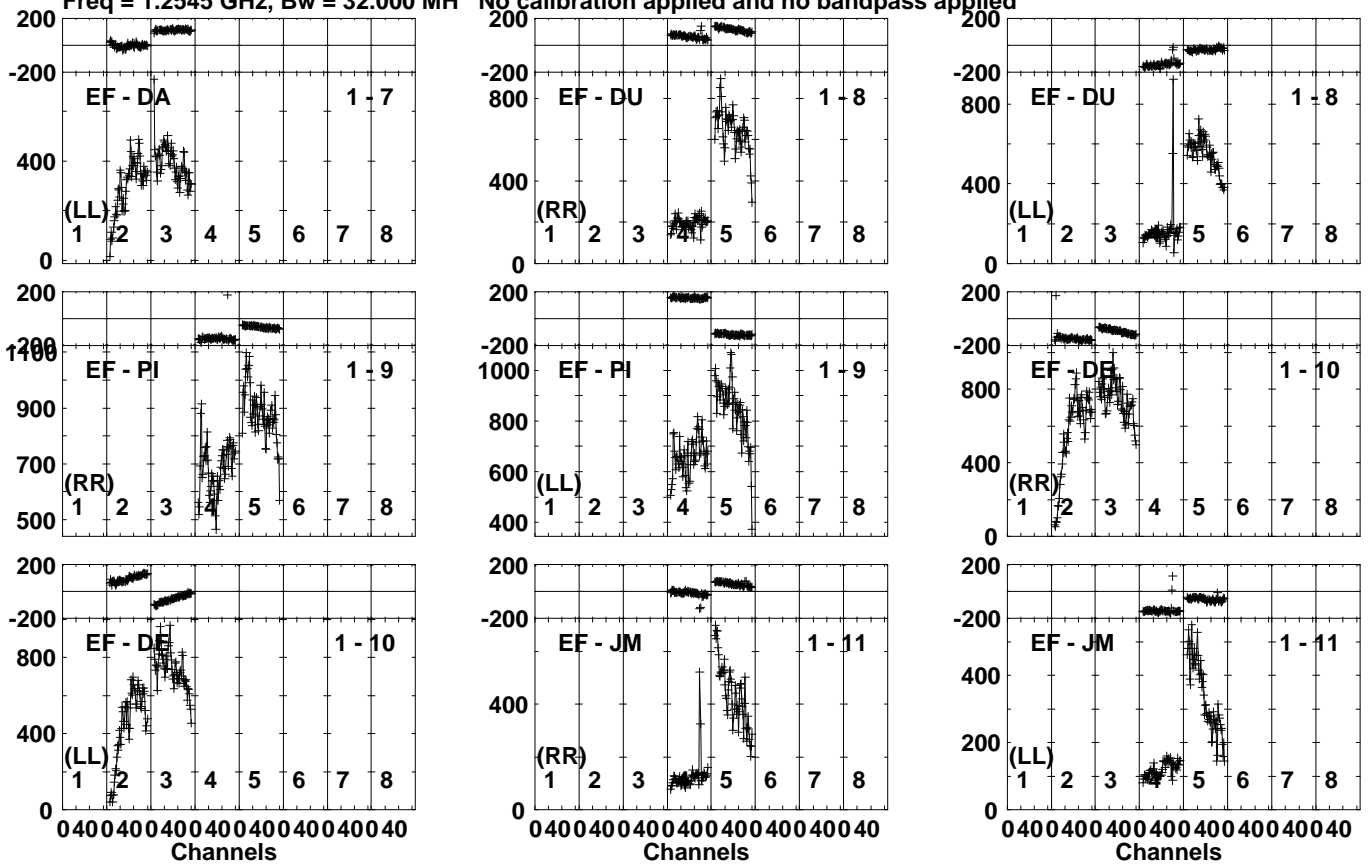
Lower frame: Milli Ampl Jy Top frame: Phas deg  
Vector averaged cross-power spectrum Several baselines displayed  
Timerange: 01/00:32:24 to 01/00:36:04

Plot file version 179 created 02-FEB-2023 14:52:28

J2327+4754 EK051H.UVDATA.1

Freq = 1.2545 GHz, Bw = 32.000 MH

No calibration applied and no bandpass applied



Lower frame: Micro Ampl Jy Top frame: Phas deg  
Vector averaged cross-power spectrum Several baselines displayed  
Timerange: 01/00:32:24 to 01/00:36:04

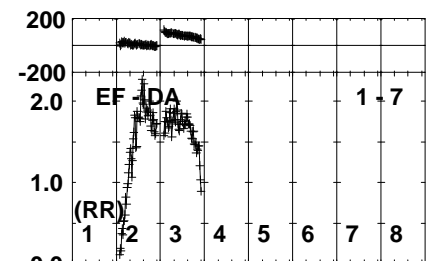
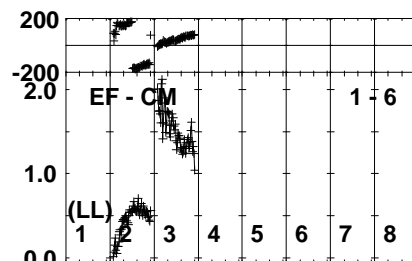
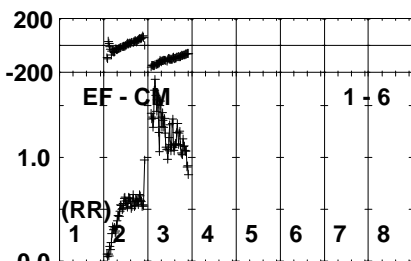
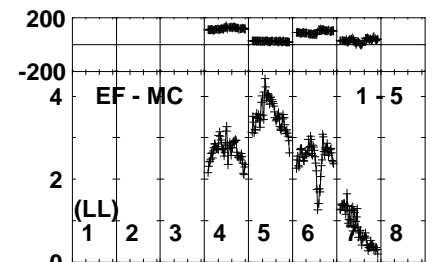
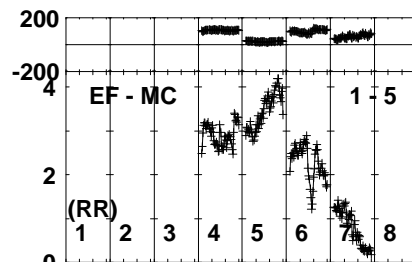
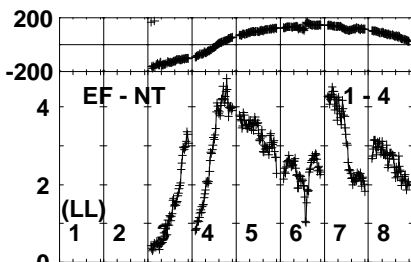
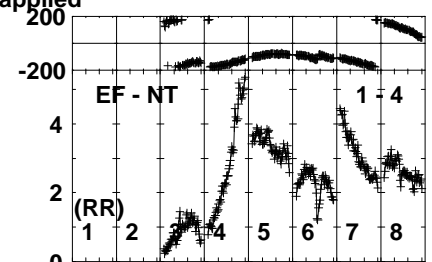
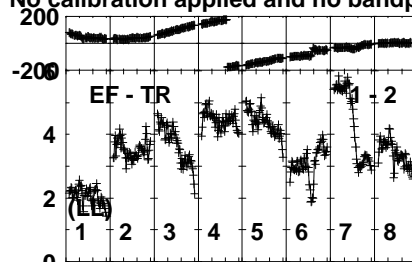
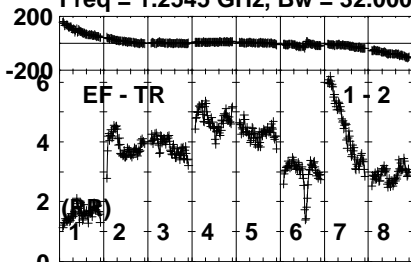


Plot file version 181 created 02-FEB-2023 14:52:28

J2311+4543 EK051H.UVDATA.1

Freq = 1.2545 GHz, Bw = 32.000 MH

No calibration applied and no bandpass applied

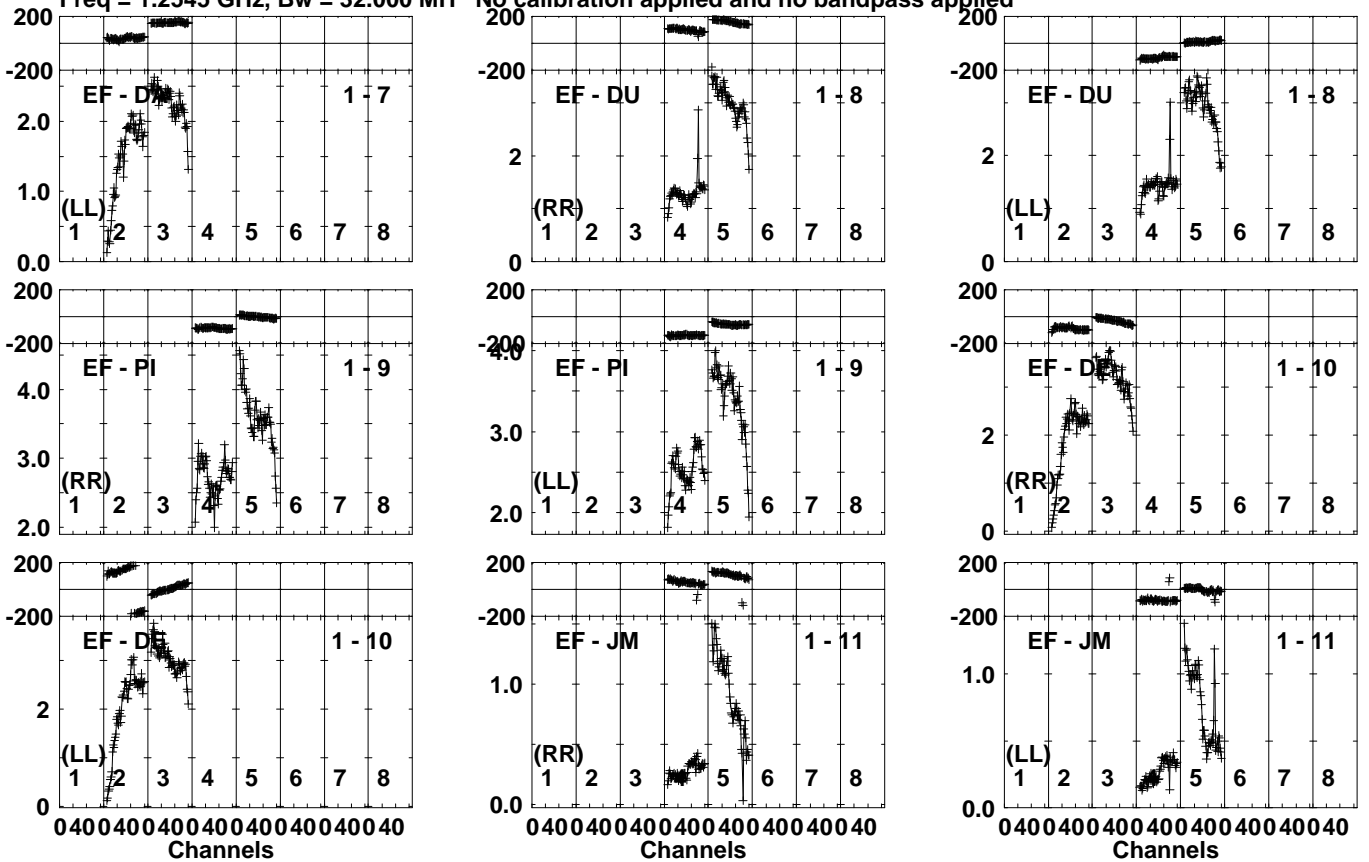


Lower frame: Milli Ampl Jy Top frame: Phas deg  
Vector averaged cross-power spectrum Several baselines displayed  
Timerange: 01/00:37:00 to 01/00:37:42

Plot file version 182 created 02-FEB-2023 14:52:28

J2311+4543 EK051H.UVDATA.1

Freq = 1.2545 GHz, Bw = 32.000 MH No calibration applied and no bandpass applied



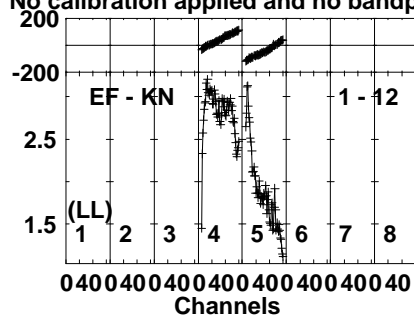
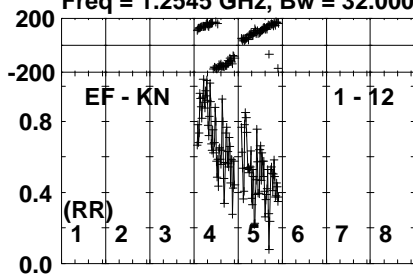
Lower frame: Milli Ampl Jy Top frame: Phas deg  
Vector averaged cross-power spectrum Several baselines displayed  
Timerange: 01/00:37:00 to 01/00:37:42

Plot file version 183 created 02-FEB-2023 14:52:28

J2311+4543 EK051H.UVDATA.1

Freq = 1.2545 GHz, Bw = 32.000 MH

No calibration applied and no bandpass applied



Lower frame: Milli Ampl Jy Top frame: Phas deg

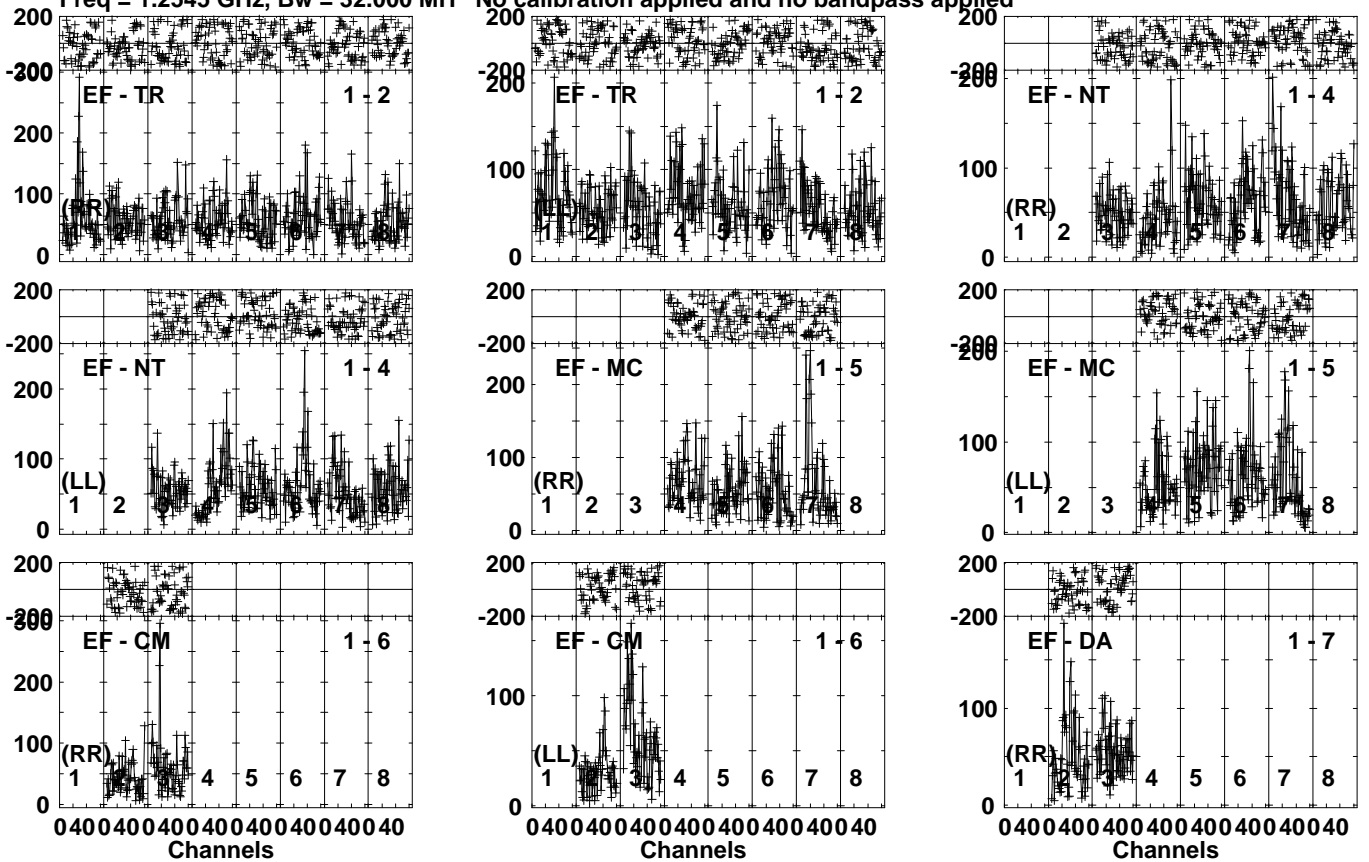
Vector averaged cross-power spectrum Several baselines displayed

Timerange: 01/00:37:00 to 01/00:37:42

Plot file version 184 created 02-FEB-2023 14:52:28

R220912 D EK051H.UVDATA.1

Freq = 1.2545 GHz, Bw = 32.000 MH No calibration applied and no bandpass applied



Lower frame: Micro Ampl Jy Top frame: Phas deg  
Vector averaged cross-power spectrum Several baselines displayed  
Timerange: 01/00:37:47 to 01/00:43:27

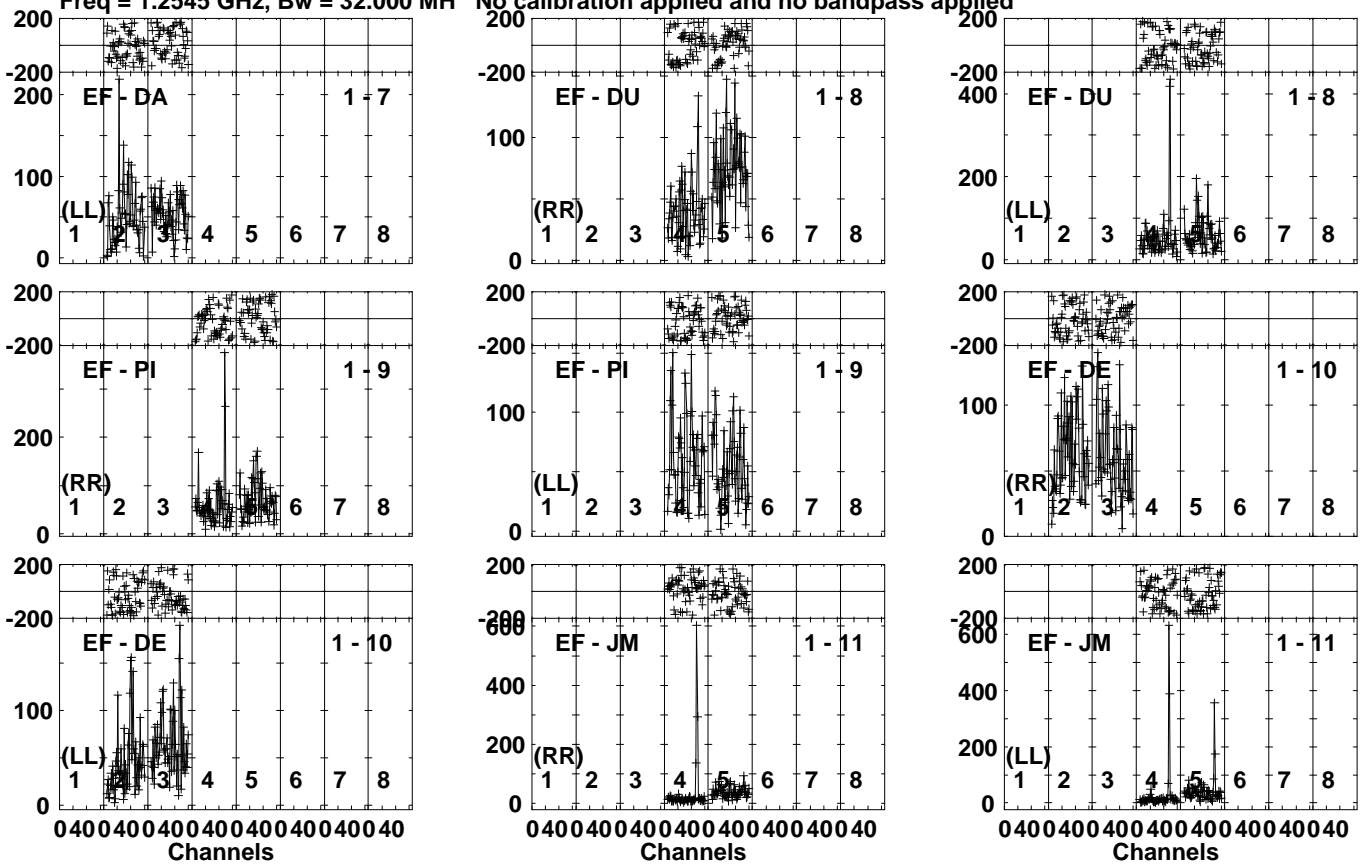


Plot file version 185 created 02-FEB-2023 14:52:28

R220912 D EK051H.UVDATA.1

Freq = 1.2545 GHz, Bw = 32.000 MH

No calibration applied and no bandpass applied



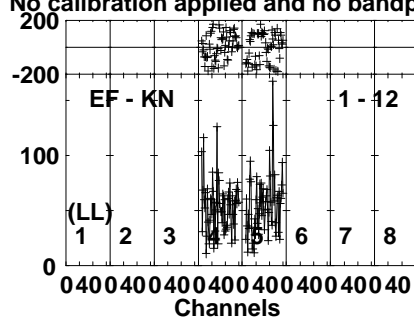
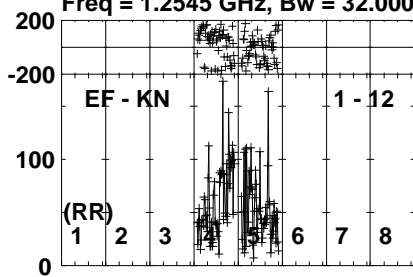
Lower frame: Micro Ampl Jy Top frame: Phas deg  
Vector averaged cross-power spectrum Several baselines displayed  
Timerange: 01/00:37:47 to 01/00:43:27

Plot file version 186 created 02-FEB-2023 14:52:29

R220912 D EK051H.UVDATA.1

Freq = 1.2545 GHz, Bw = 32.000 MH

No calibration applied and no bandpass applied



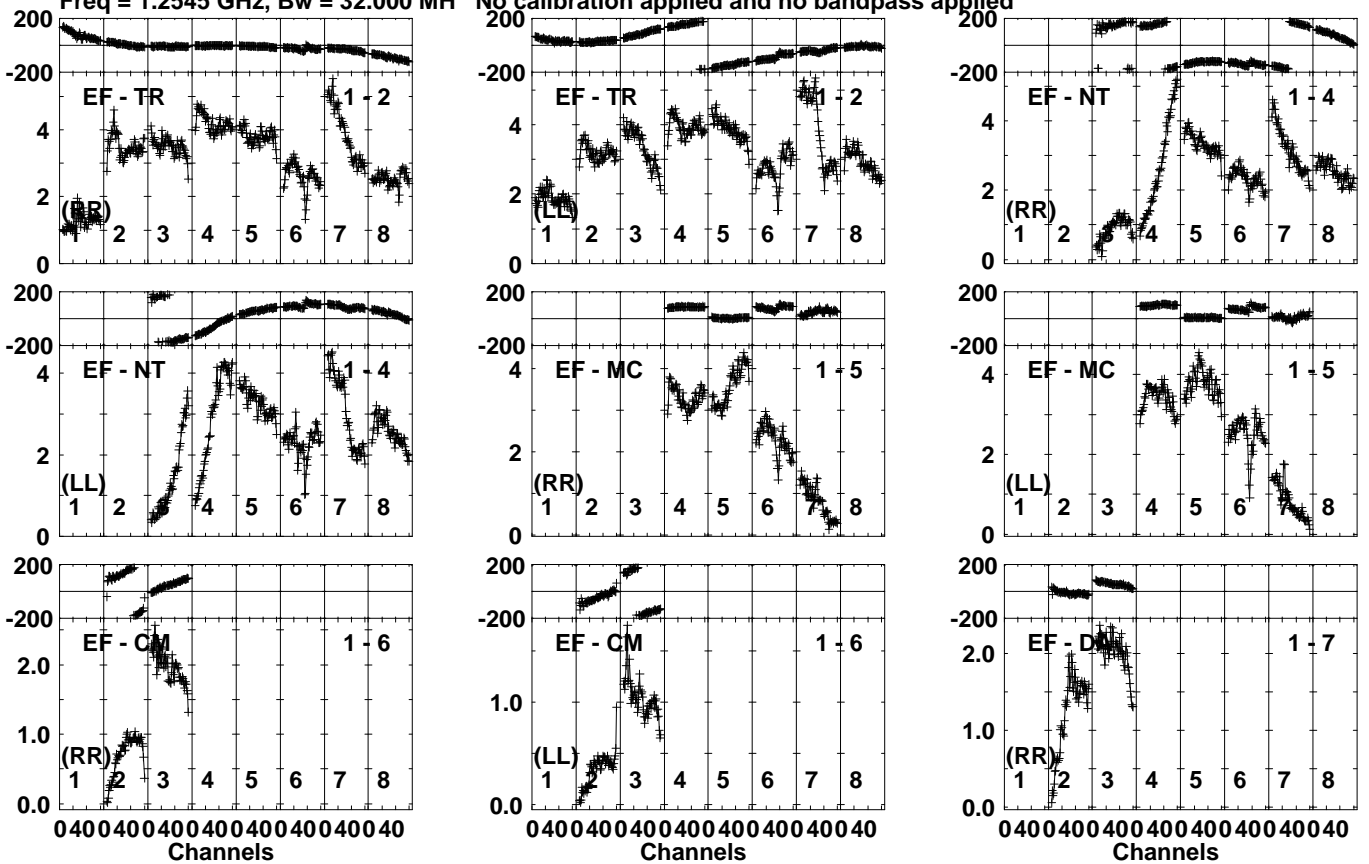
Lower frame: Micro Ampl Jy Top frame: Phas deg  
Vector averaged cross-power spectrum Several baselines displayed  
Timerange: 01/00:37:47 to 01/00:43:27

Plot file version 187 created 02-FEB-2023 14:52:29

J2311+4543 EK051H.UVDATA.1

Freq = 1.2545 GHz, Bw = 32.000 MH

No calibration applied and no bandpass applied



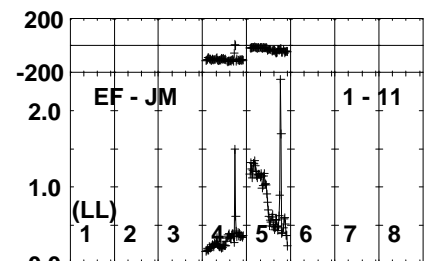
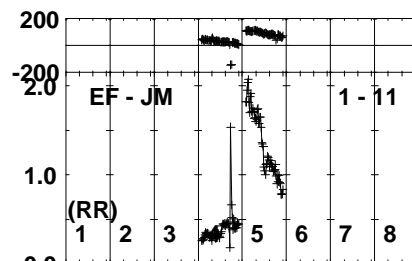
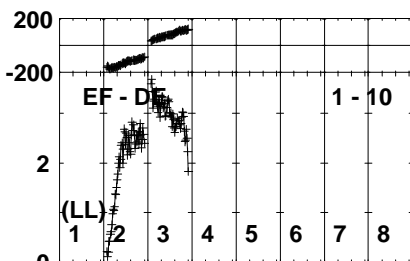
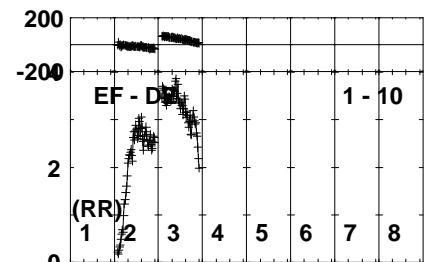
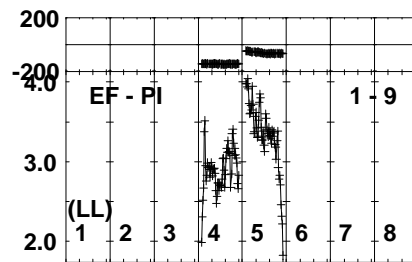
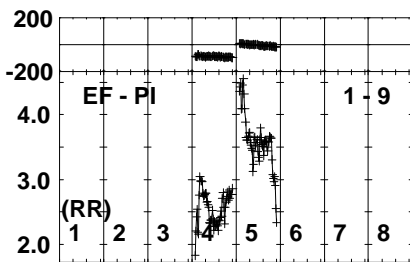
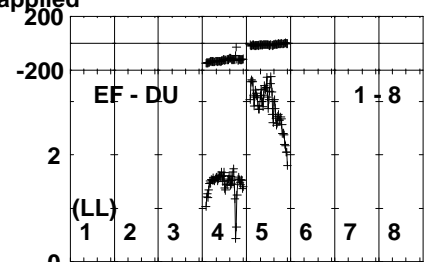
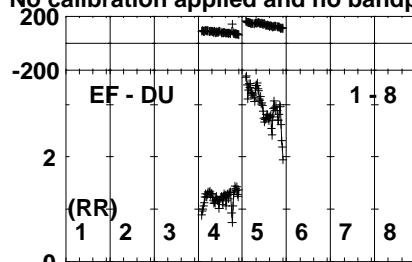
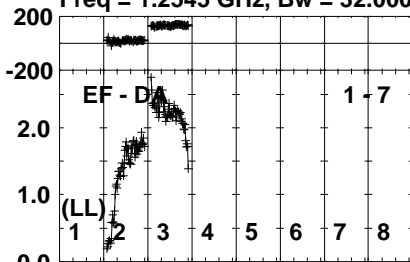
Lower frame: Milli Ampl Jy Top frame: Phas deg  
Vector averaged cross-power spectrum Several baselines displayed  
Timerange: 01/00:43:30 to 01/00:45:00

Plot file version 188 created 02-FEB-2023 14:52:29

J2311+4543 EK051H.UVDATA.1

Freq = 1.2545 GHz, Bw = 32.000 MH

No calibration applied and no bandpass applied



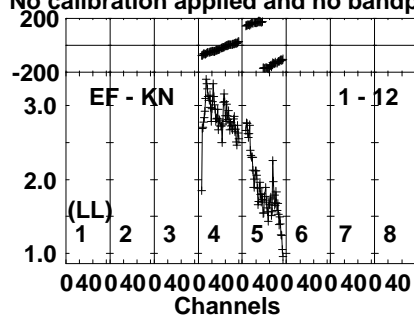
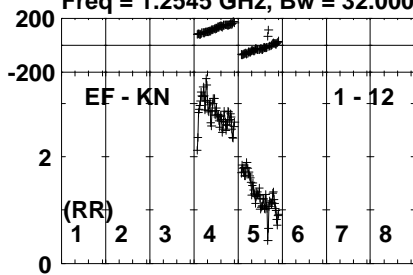
Lower frame: Milli Ampl Jy Top frame: Phas deg  
Vector averaged cross-power spectrum Several baselines displayed  
Timerange: 01/00:43:30 to 01/00:45:00

Plot file version 189 created 02-FEB-2023 14:52:29

J2311+4543 EK051H.UVDATA.1

Freq = 1.2545 GHz, Bw = 32.000 MH

No calibration applied and no bandpass applied

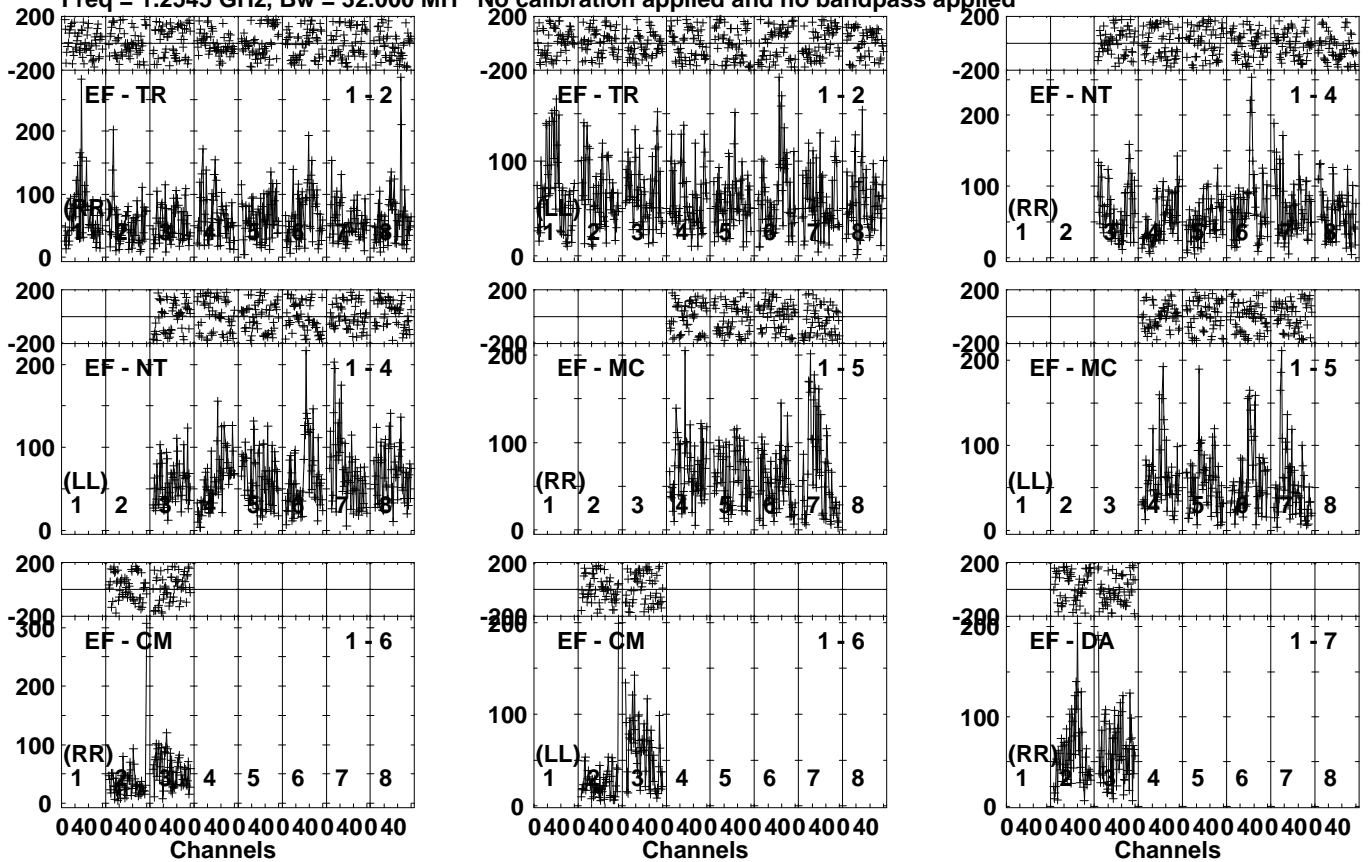


Lower frame: Milli Ampl Jy Top frame: Phas deg  
Vector averaged cross-power spectrum Several baselines displayed  
Timerange: 01/00:43:30 to 01/00:45:00

Plot file version 190 created 02-FEB-2023 14:52:29

R220912 D EK051H.UVDATA.1

Freq = 1.2545 GHz, Bw = 32.000 MH No calibration applied and no bandpass applied



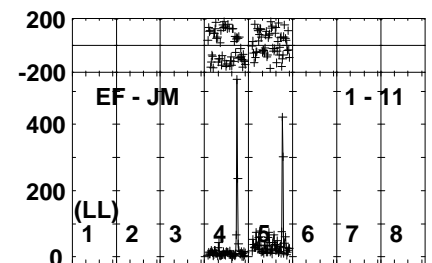
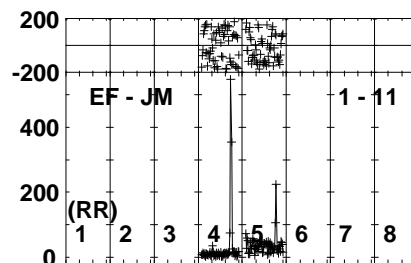
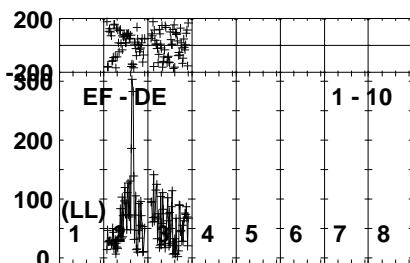
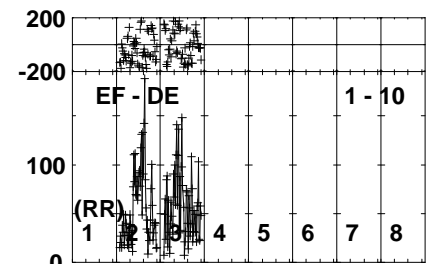
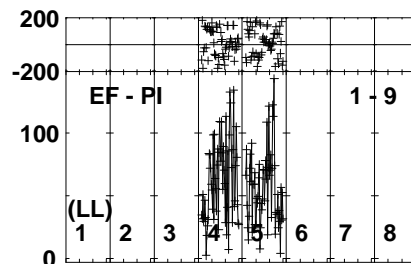
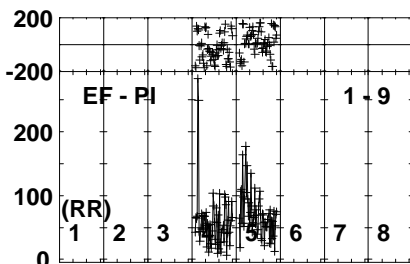
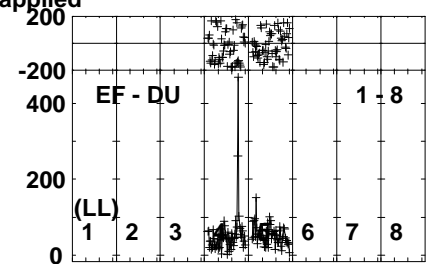
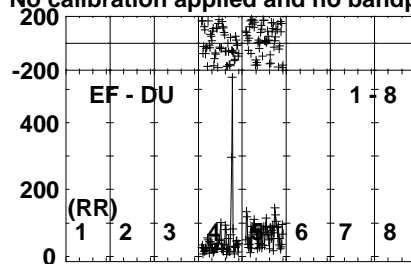
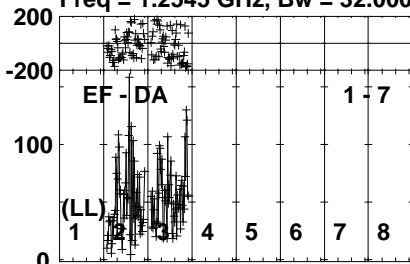
Lower frame: Micro Ampl Jy Top frame: Phas deg  
Vector averaged cross-power spectrum Several baselines displayed  
Timerange: 01/00:45:02 to 01/00:50:44

Plot file version 191 created 02-FEB-2023 14:52:29

R220912 D EK051H.UVDATA.1

Freq = 1.2545 GHz, Bw = 32.000 MH

No calibration applied and no bandpass applied



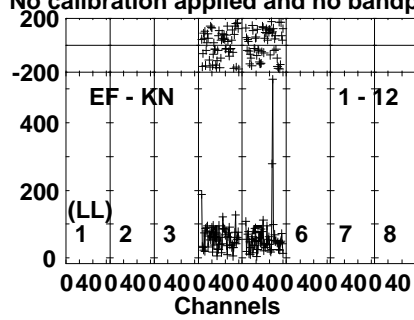
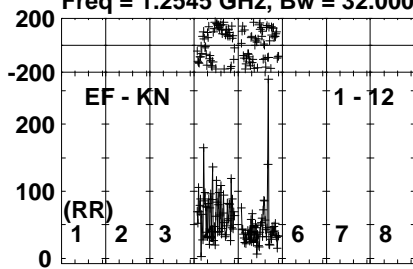
Lower frame: Micro Ampl Jy Top frame: Phas deg  
Vector averaged cross-power spectrum Several baselines displayed  
Timerange: 01/00:45:02 to 01/00:50:44

Plot file version 192 created 02-FEB-2023 14:52:29

R220912 D EK051H.UVDATA.1

Freq = 1.2545 GHz, Bw = 32.000 MH

No calibration applied and no bandpass applied



Lower frame: Micro Ampl Jy Top frame: Phas deg

Vector averaged cross-power spectrum Several baselines displayed

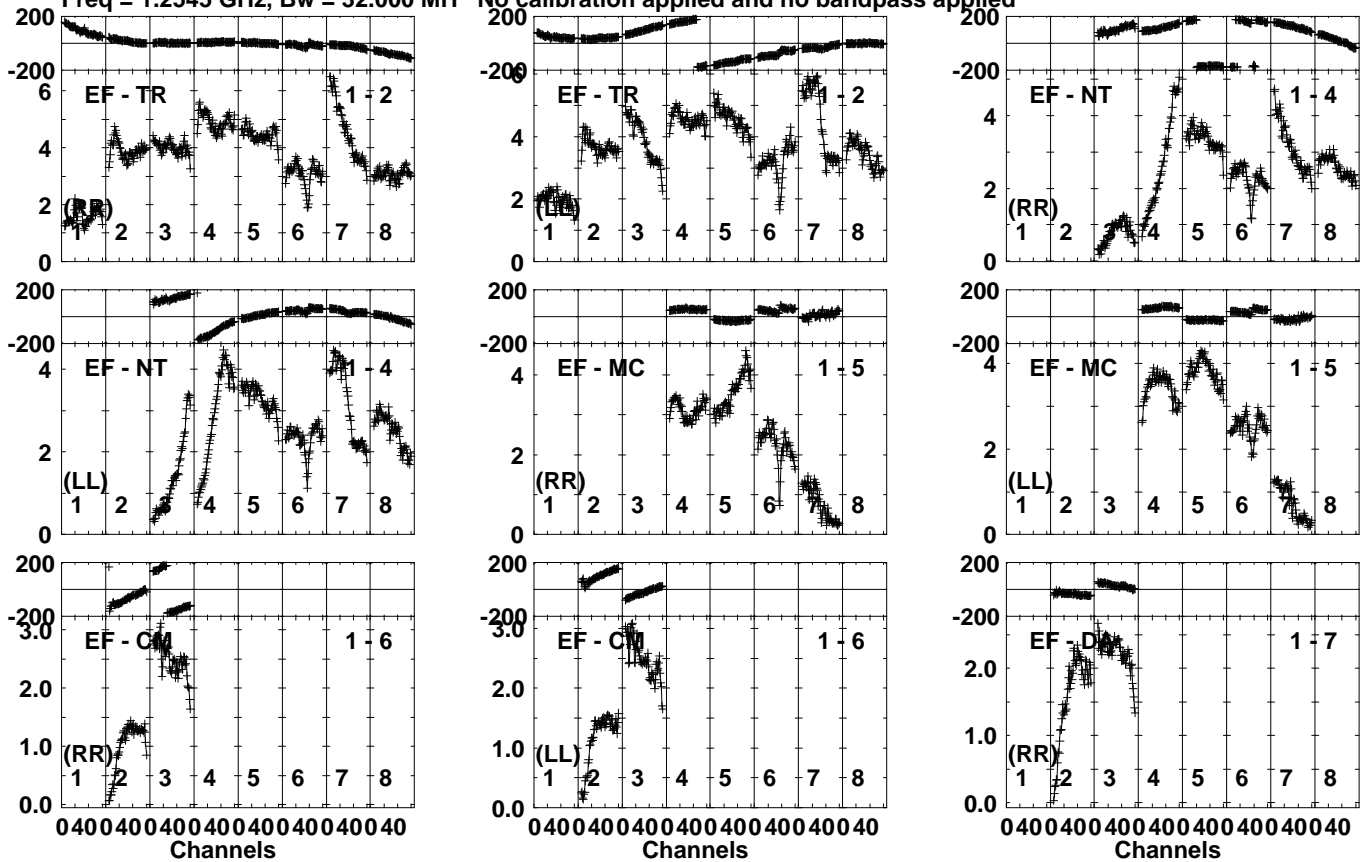
Timerange: 01/00:45:02 to 01/00:50:44



Plot file version 193 created 02-FEB-2023 14:52:29

J2311+4543 EK051H.UVDATA.1

Freq = 1.2545 GHz, Bw = 32.000 MH No calibration applied and no bandpass applied

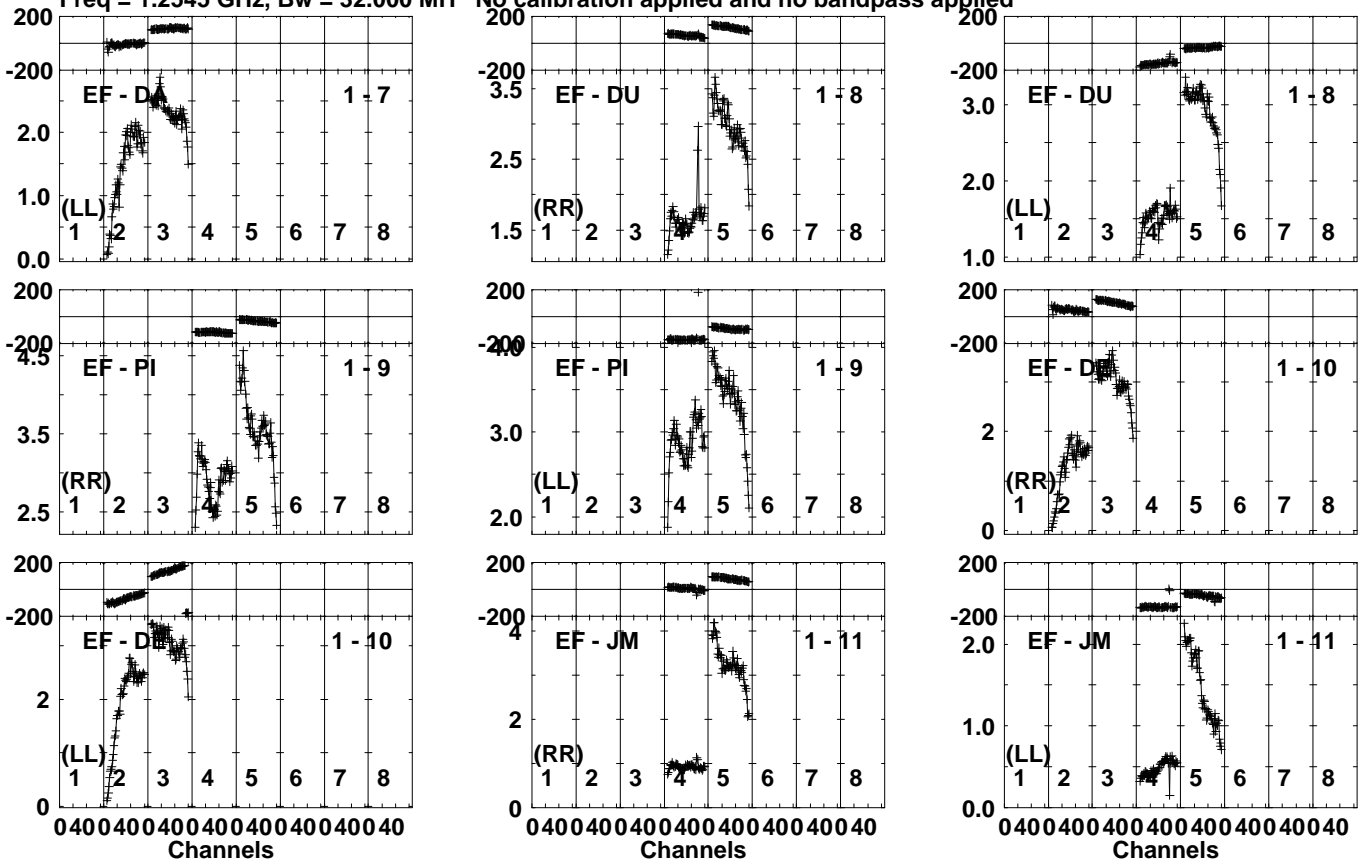


Lower frame: Milli Ampl Jy Top frame: Phas deg  
Vector averaged cross-power spectrum Several baselines displayed  
Timerange: 01/00:51:42 to 01/00:52:24

Plot file version 194 created 02-FEB-2023 14:52:29

J2311+4543 EK051H.UVDATA.1

Freq = 1.2545 GHz, Bw = 32.000 MH No calibration applied and no bandpass applied



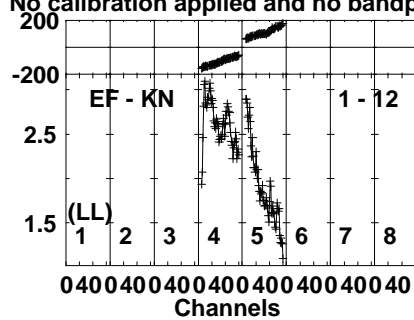
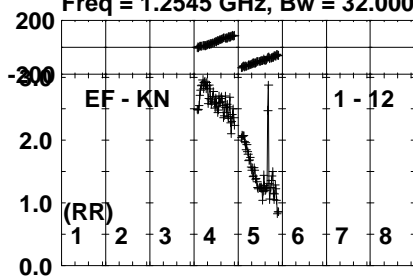
Lower frame: Milli Ampl Jy Top frame: Phas deg  
Vector averaged cross-power spectrum Several baselines displayed  
Timerange: 01/00:51:42 to 01/00:52:24

Plot file version 195 created 02-FEB-2023 14:52:30

J2311+4543 EK051H.UVDATA.1

Freq = 1.2545 GHz, Bw = 32.000 MH

No calibration applied and no bandpass applied



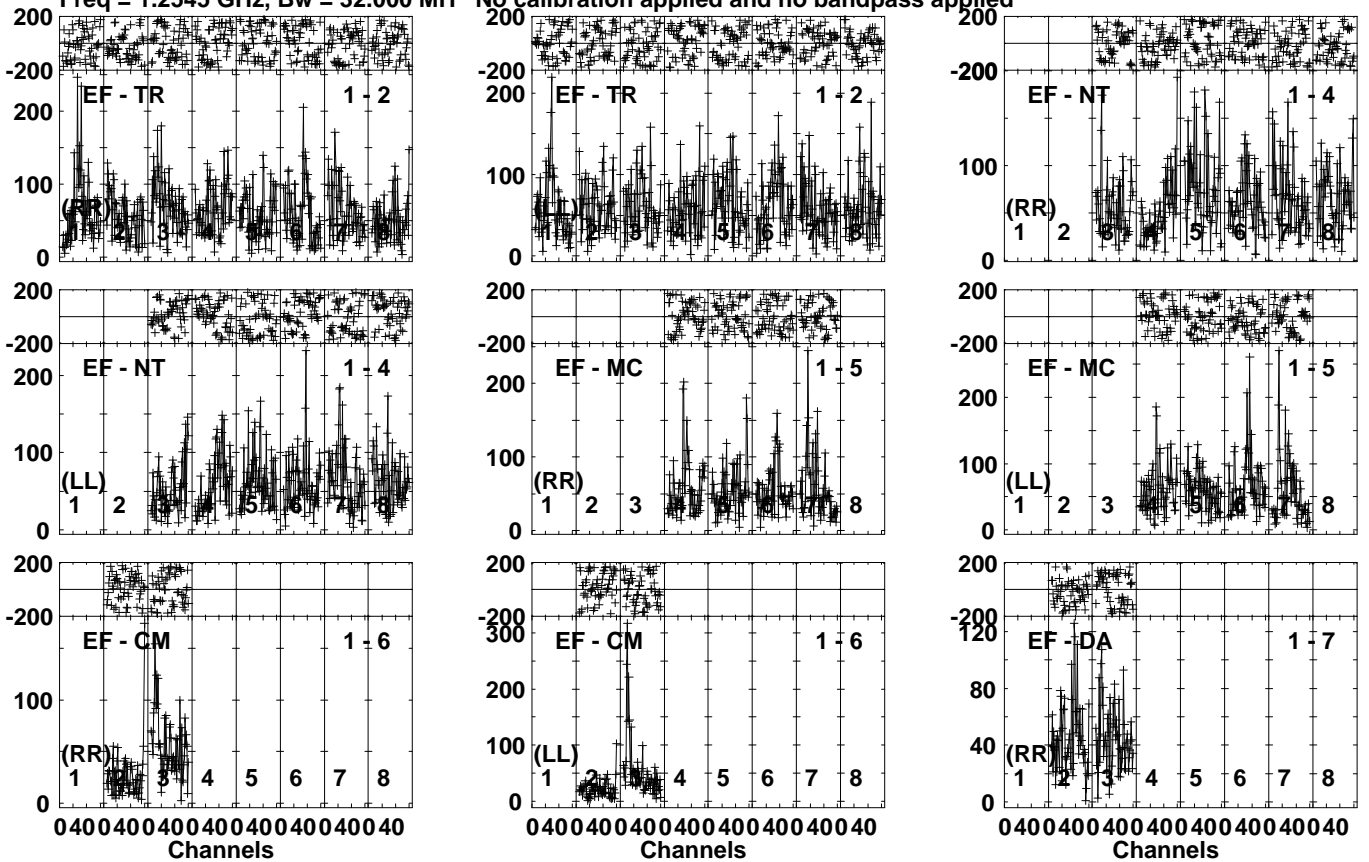
Lower frame: Milli Ampl Jy Top frame: Phas deg  
Vector averaged cross-power spectrum Several baselines displayed  
Timerange: 01/00:51:42 to 01/00:52:24

Plot file version 196 created 02-FEB-2023 14:52:30

R220912 D EK051H.UVDATA.1

Freq = 1.2545 GHz, Bw = 32.000 MH

No calibration applied and no bandpass applied



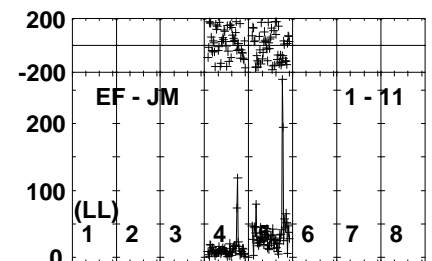
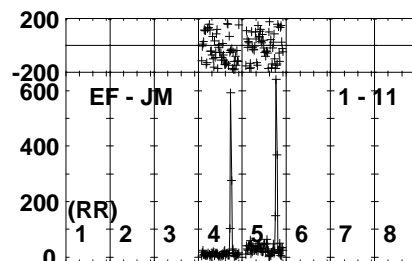
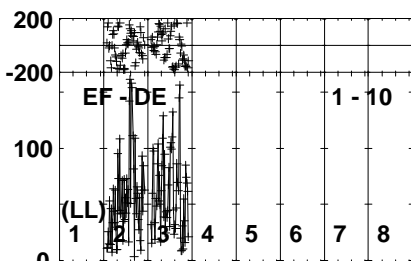
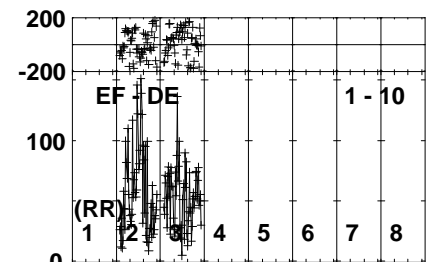
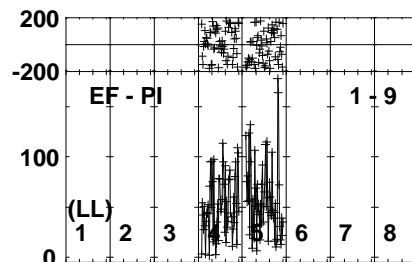
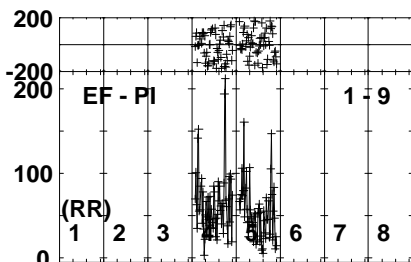
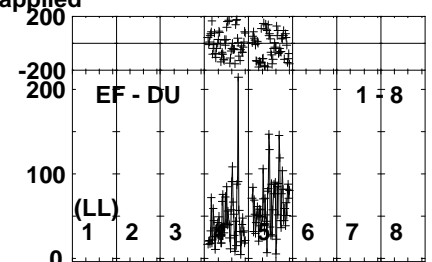
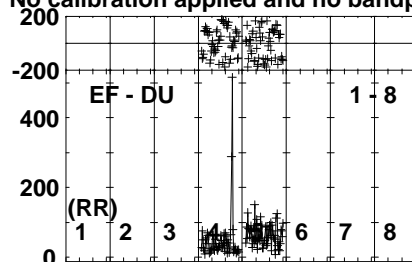
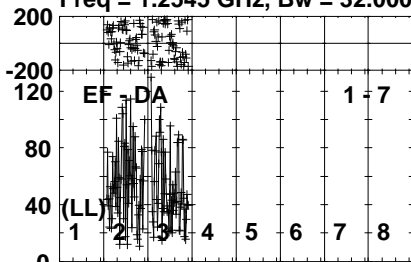
Lower frame: Micro Ampl Jy Top frame: Phas deg  
Vector averaged cross-power spectrum Several baselines displayed  
Timerange: 01/00:52:29 to 01/00:58:09

Plot file version 197 created 02-FEB-2023 14:52:30

R220912 D EK051H.UVDATA.1

Freq = 1.2545 GHz, Bw = 32.000 MH

No calibration applied and no bandpass applied



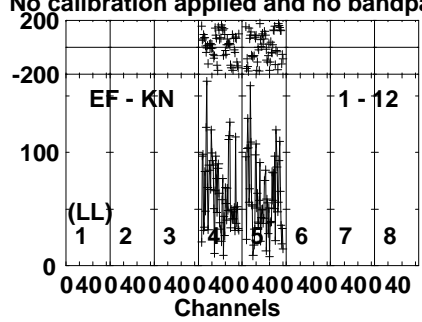
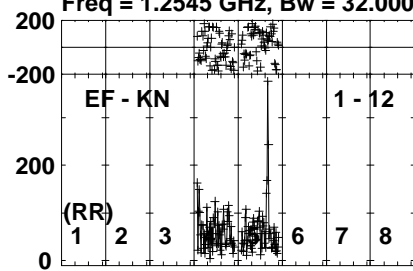
Lower frame: Micro Ampl Jy Top frame: Phas deg  
Vector averaged cross-power spectrum Several baselines displayed  
Timerange: 01/00:52:29 to 01/00:58:09

Plot file version 198 created 02-FEB-2023 14:52:30

R220912 D EK051H.UVDATA.1

Freq = 1.2545 GHz, Bw = 32.000 MH

No calibration applied and no bandpass applied

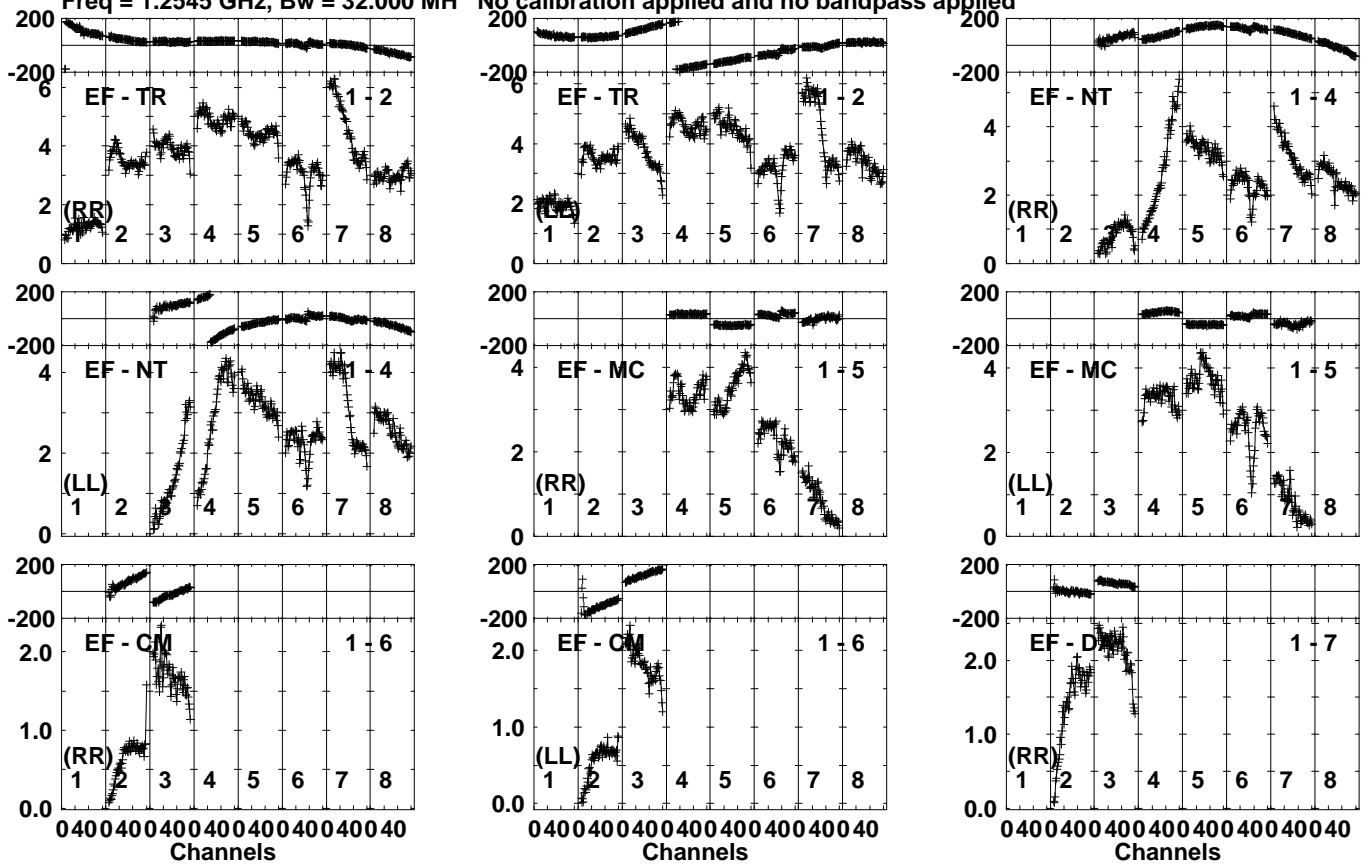


Lower frame: Micro Ampl Jy Top frame: Phas deg  
Vector averaged cross-power spectrum Several baselines displayed  
Timerange: 01/00:52:29 to 01/00:58:09

Plot file version 199 created 02-FEB-2023 14:52:30

J2311+4543 EK051H.UVDATA.1

Freq = 1.2545 GHz, Bw = 32.000 MH No calibration applied and no bandpass applied



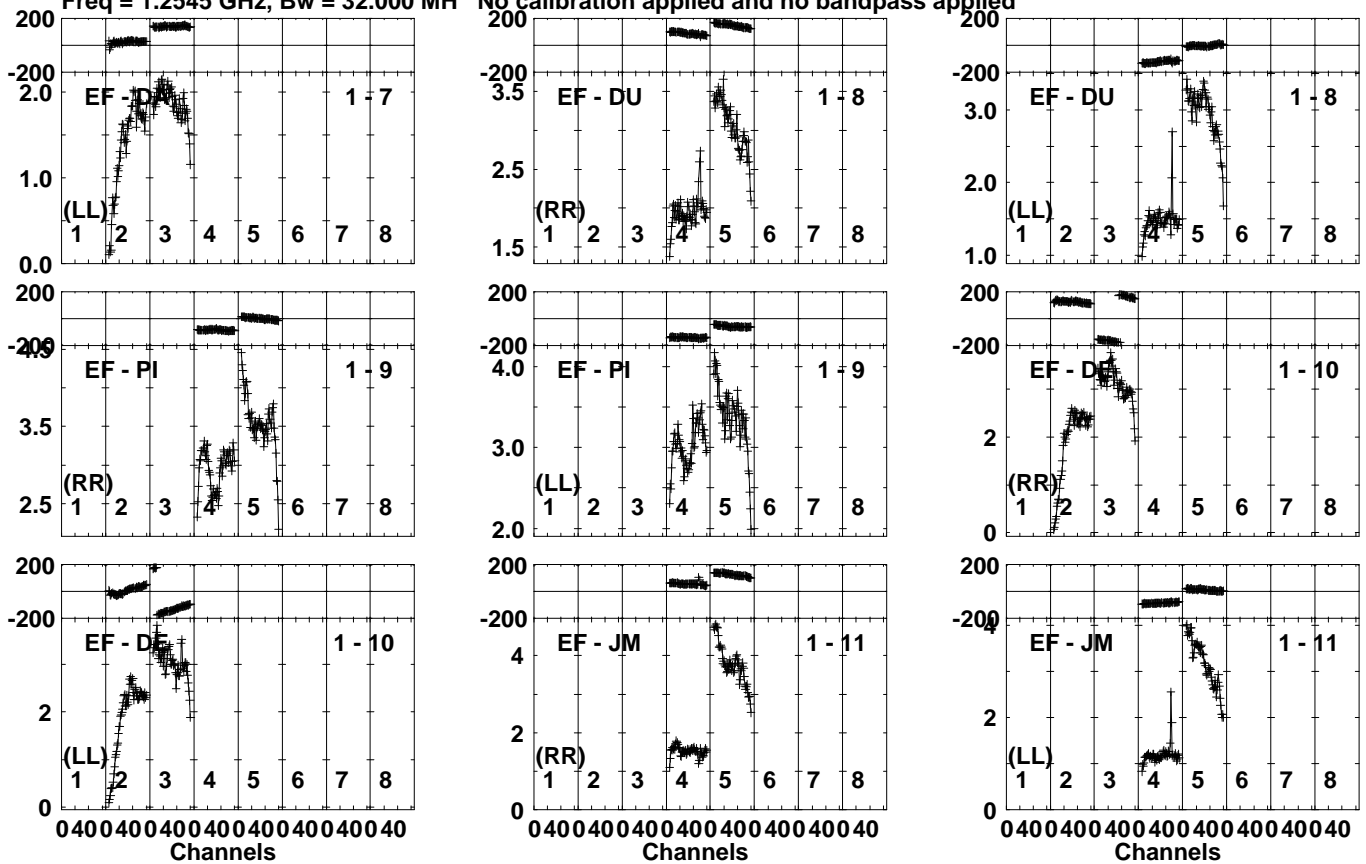
Lower frame: Milli Ampl Jy Top frame: Phas deg  
Vector averaged cross-power spectrum Several baselines displayed  
Timerange: 01/00:58:12 to 01/00:59:40

Plot file version 200 created 02-FEB-2023 14:52:30

J2311+4543 EK051H.UVDATA.1

Freq = 1.2545 GHz, Bw = 32.000 MH

No calibration applied and no bandpass applied



Lower frame: Milli Ampl Jy Top frame: Phas deg  
Vector averaged cross-power spectrum Several baselines displayed  
Timerange: 01/00:58:12 to 01/00:59:40

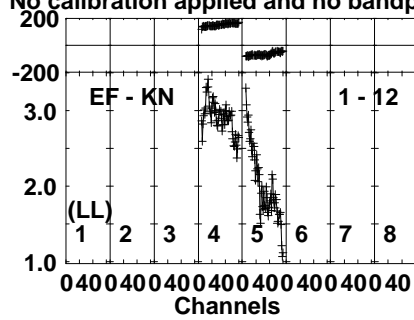
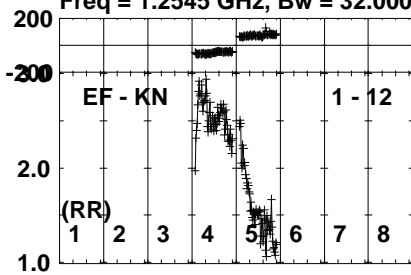


Plot file version 201 created 02-FEB-2023 14:52:30

J2311+4543 EK051H.UVDATA.1

Freq = 1.2545 GHz, Bw = 32.000 MH

No calibration applied and no bandpass applied

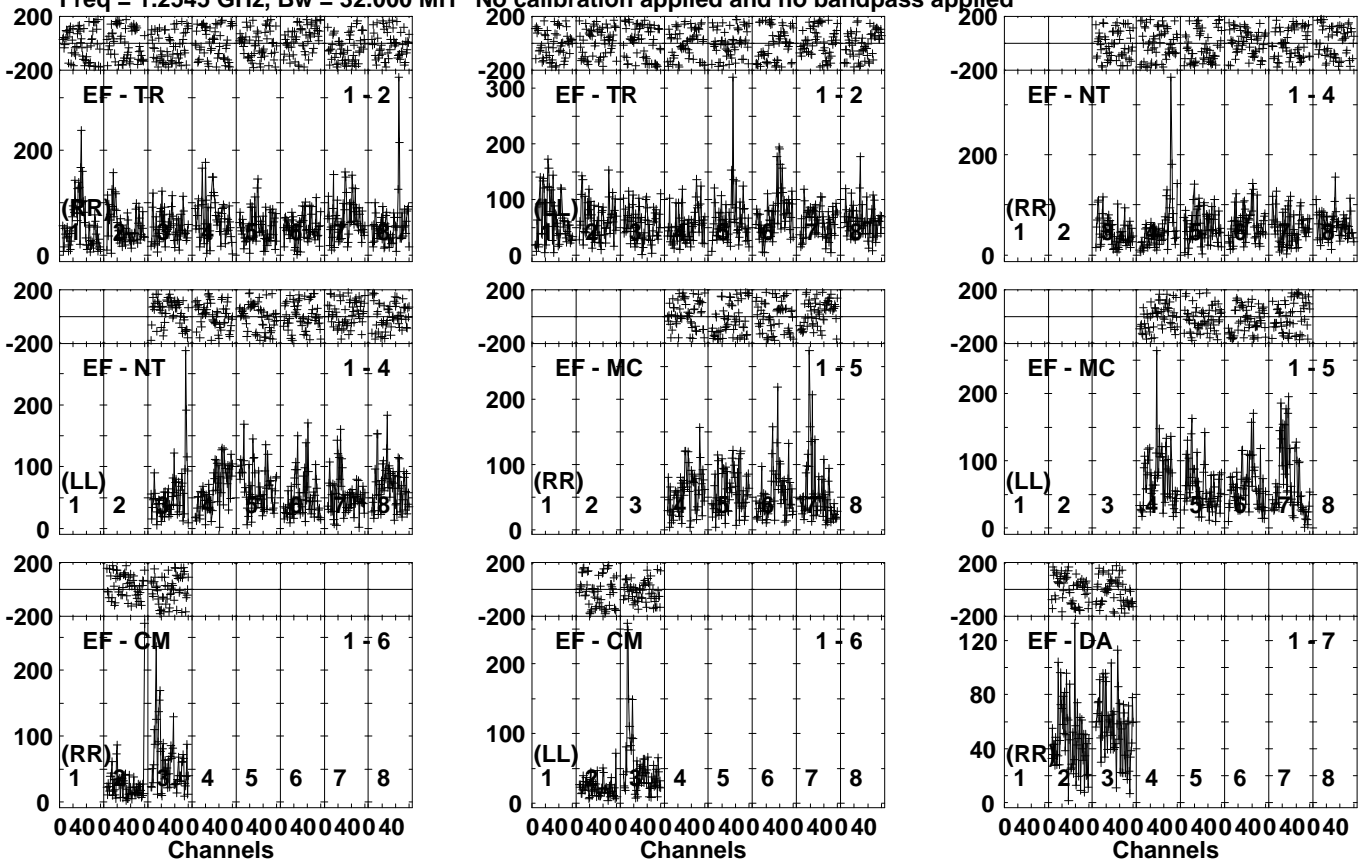


Lower frame: Milli Ampl Jy Top frame: Phas deg  
Vector averaged cross-power spectrum Several baselines displayed  
Timerange: 01/00:58:12 to 01/00:59:40

Plot file version 202 created 02-FEB-2023 14:52:30

R220912 D EK051H.UVDATA.1

Freq = 1.2545 GHz, Bw = 32.000 MH No calibration applied and no bandpass applied



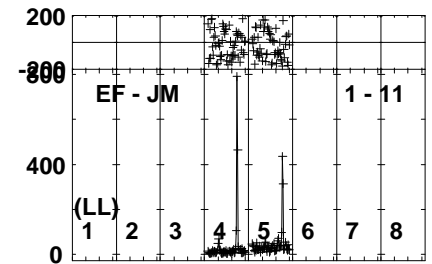
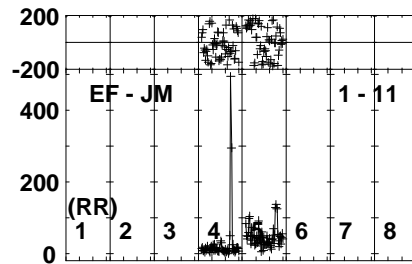
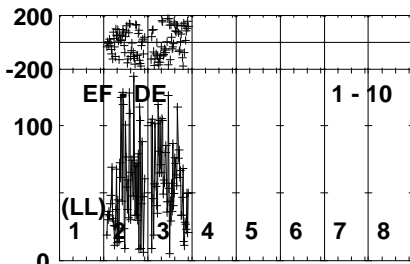
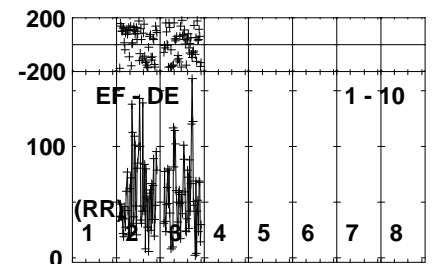
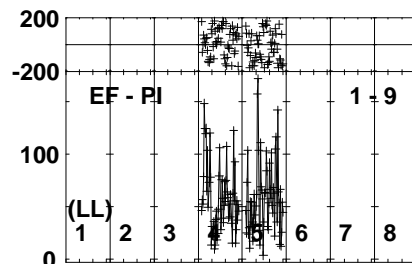
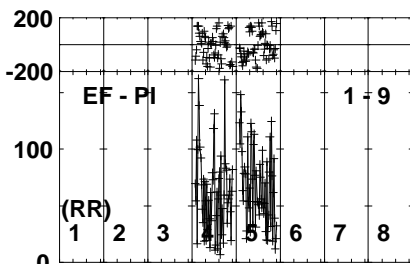
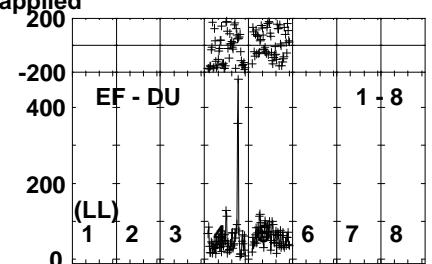
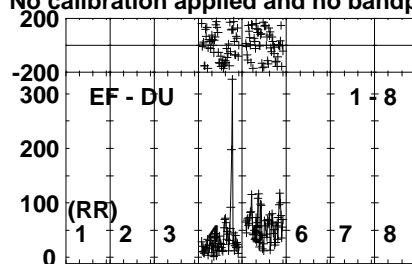
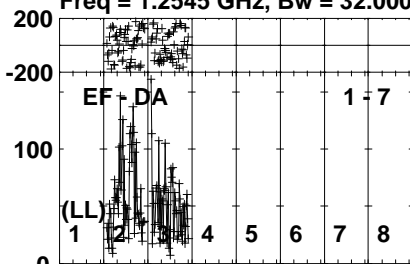
Lower frame: Micro Ampl Jy Top frame: Phas deg  
Vector averaged cross-power spectrum Several baselines displayed  
Timerange: 01/00:59:43 to 01/01:05:25

Plot file version 203 created 02-FEB-2023 14:52:30

R220912 D EK051H.UVDATA.1

Freq = 1.2545 GHz, Bw = 32.000 MH

No calibration applied and no bandpass applied



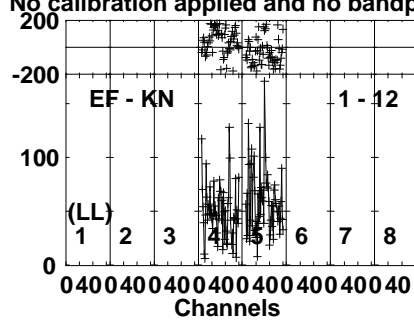
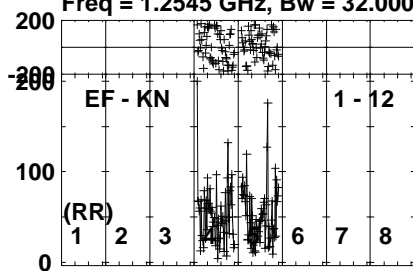
Lower frame: Micro Ampl Jy Top frame: Phas deg  
Vector averaged cross-power spectrum Several baselines displayed  
Timerange: 01/00:59:43 to 01/01:05:25

Plot file version 204 created 02-FEB-2023 14:52:31

R220912 D EK051H.UVDATA.1

Freq = 1.2545 GHz, Bw = 32.000 MH

No calibration applied and no bandpass applied



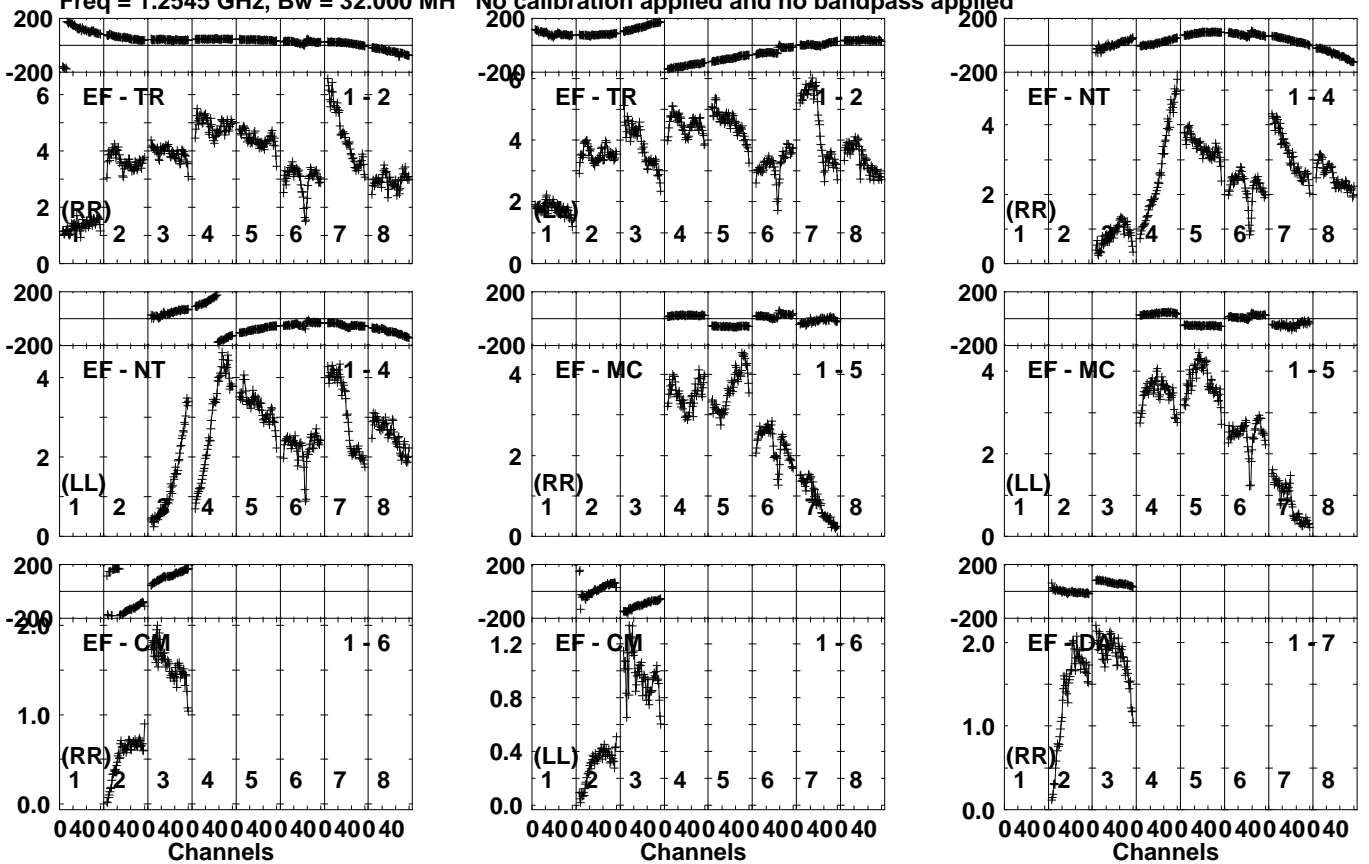
Lower frame: Micro Ampl Jy Top frame: Phas deg  
Vector averaged cross-power spectrum Several baselines displayed  
Timerange: 01/00:59:43 to 01/01:05:25

Plot file version 205 created 02-FEB-2023 14:52:31

J2311+4543 EK051H.UVDATA.1

Freq = 1.2545 GHz, Bw = 32.000 MH

No calibration applied and no bandpass applied



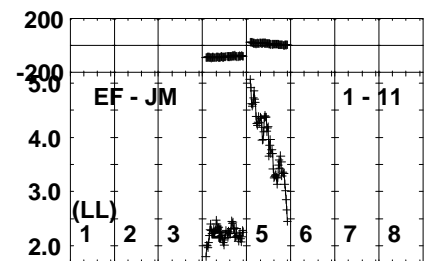
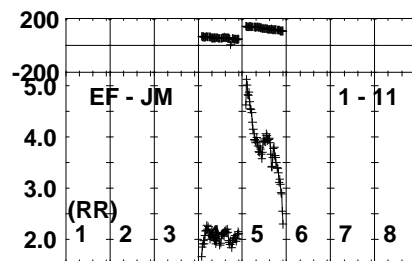
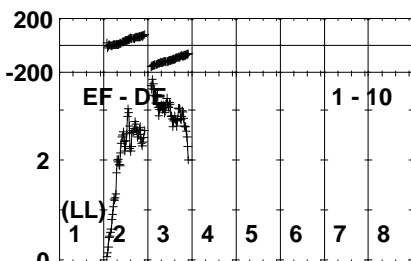
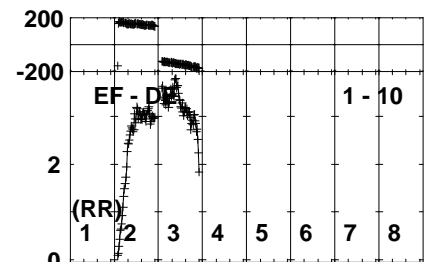
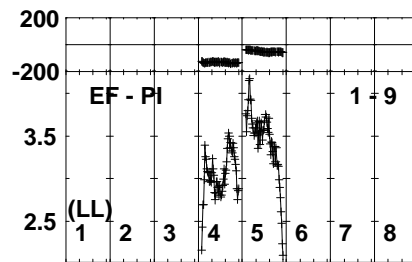
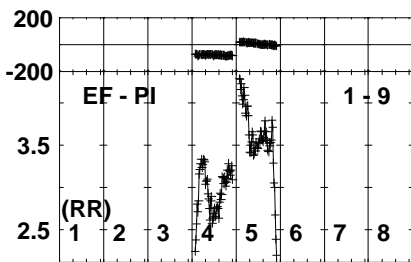
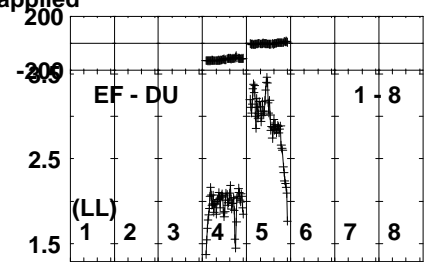
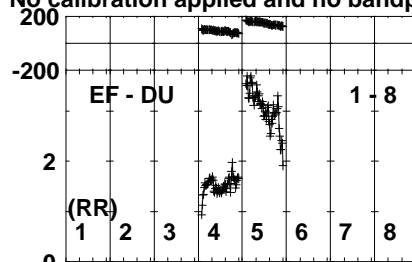
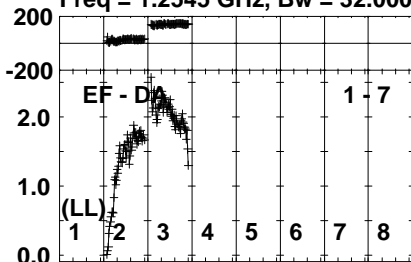
Lower frame: Milli Ampl Jy Top frame: Phas deg  
Vector averaged cross-power spectrum Several baselines displayed  
Timerange: 01/01:06:23 to 01/01:07:05

Plot file version 206 created 02-FEB-2023 14:52:31

J2311+4543 EK051H.UVDATA.1

Freq = 1.2545 GHz, Bw = 32.000 MH

No calibration applied and no bandpass applied



040040040040040040040040  
Channels

040040040040040040040040  
Channels

040040040040040040040040  
Channels

Lower frame: Milli Ampl Jy Top frame: Phas deg  
Vector averaged cross-power spectrum Several baselines displayed  
Timerange: 01/01:06:23 to 01/01:07:05

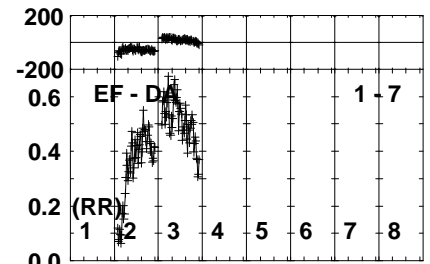
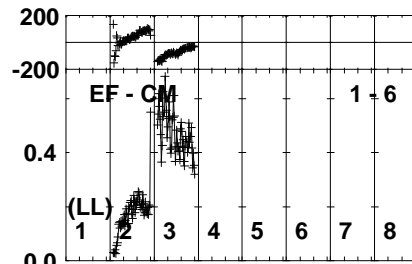
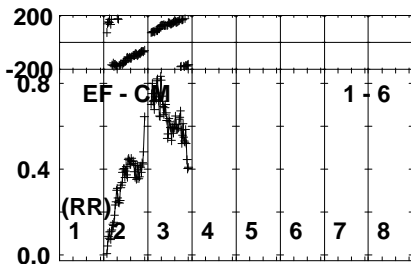
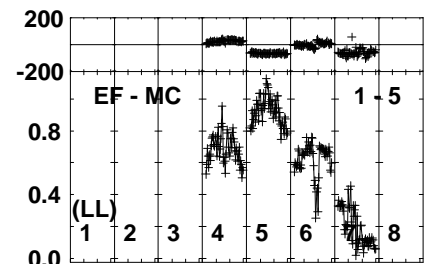
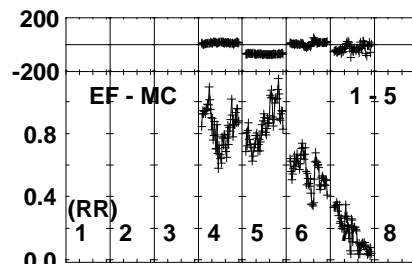
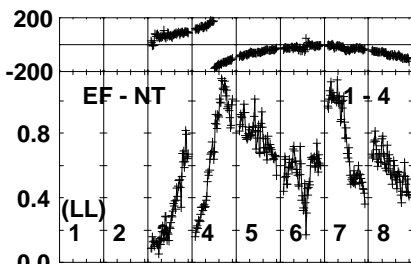
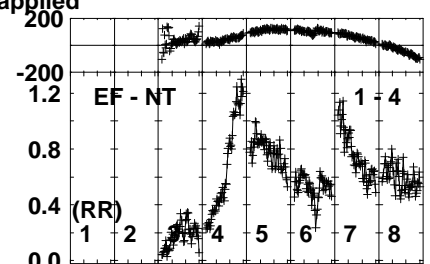
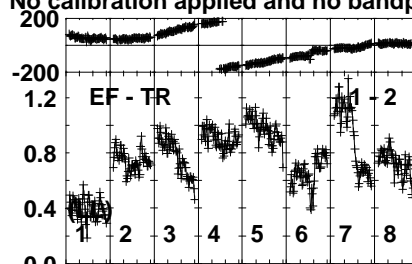
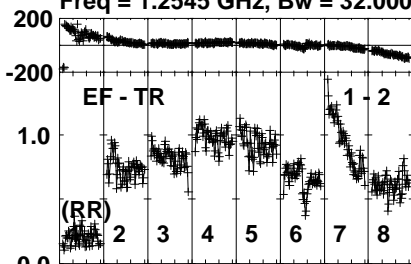


Plot file version 208 created 02-FEB-2023 14:52:31

J2327+4754 EK051H.UVDATA.1

Freq = 1.2545 GHz, Bw = 32.000 MH

No calibration applied and no bandpass applied



Lower frame: Milli Ampl Jy Top frame: Phas deg  
Vector averaged cross-power spectrum Several baselines displayed  
Timerange: 01/01:07:10 to 01/01:10:48

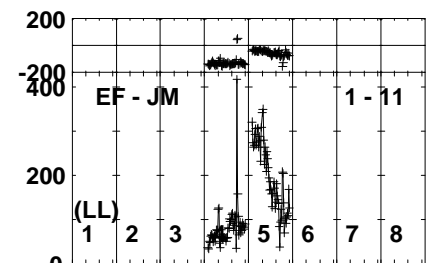
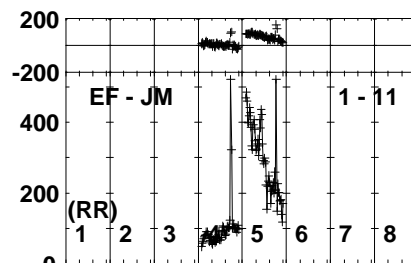
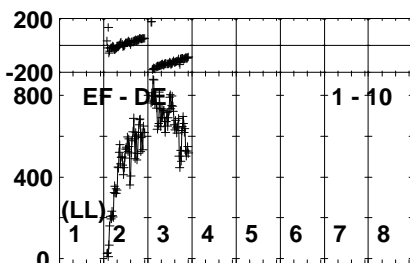
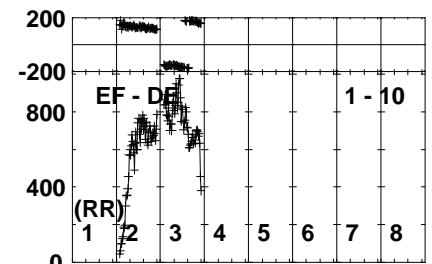
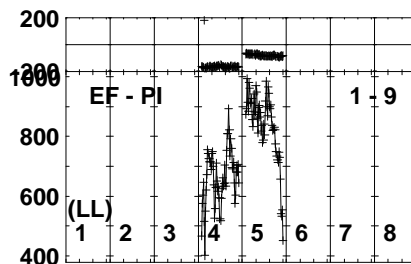
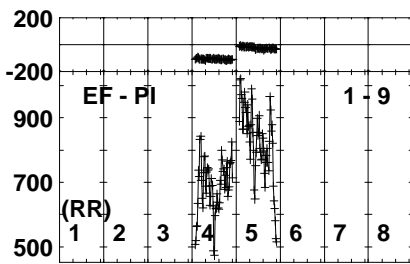
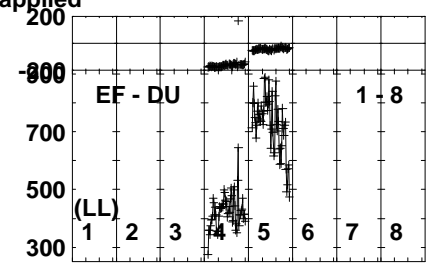
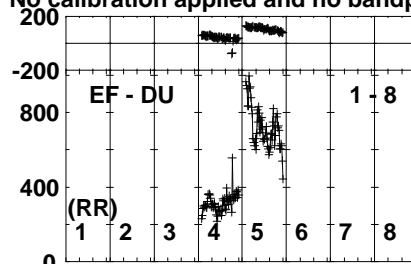
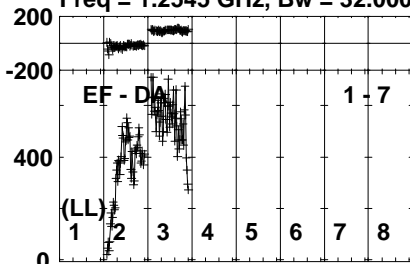


Plot file version 209 created 02-FEB-2023 14:52:31

J2327+4754 EK051H.UVDATA.1

Freq = 1.2545 GHz, Bw = 32.000 MH

No calibration applied and no bandpass applied



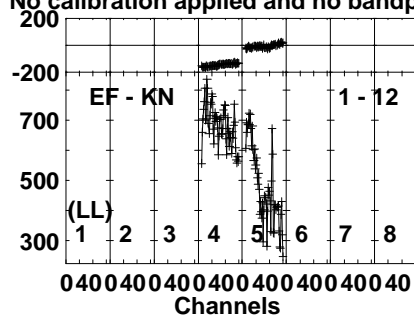
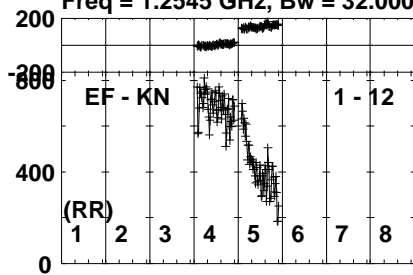
Lower frame: Micro Ampl Jy Top frame: Phas deg  
Vector averaged cross-power spectrum Several baselines displayed  
Timerange: 01/01:07:10 to 01/01:10:48

Plot file version 210 created 02-FEB-2023 14:52:31

J2327+4754 EK051H.UVDATA.1

Freq = 1.2545 GHz, Bw = 32.000 MH

No calibration applied and no bandpass applied

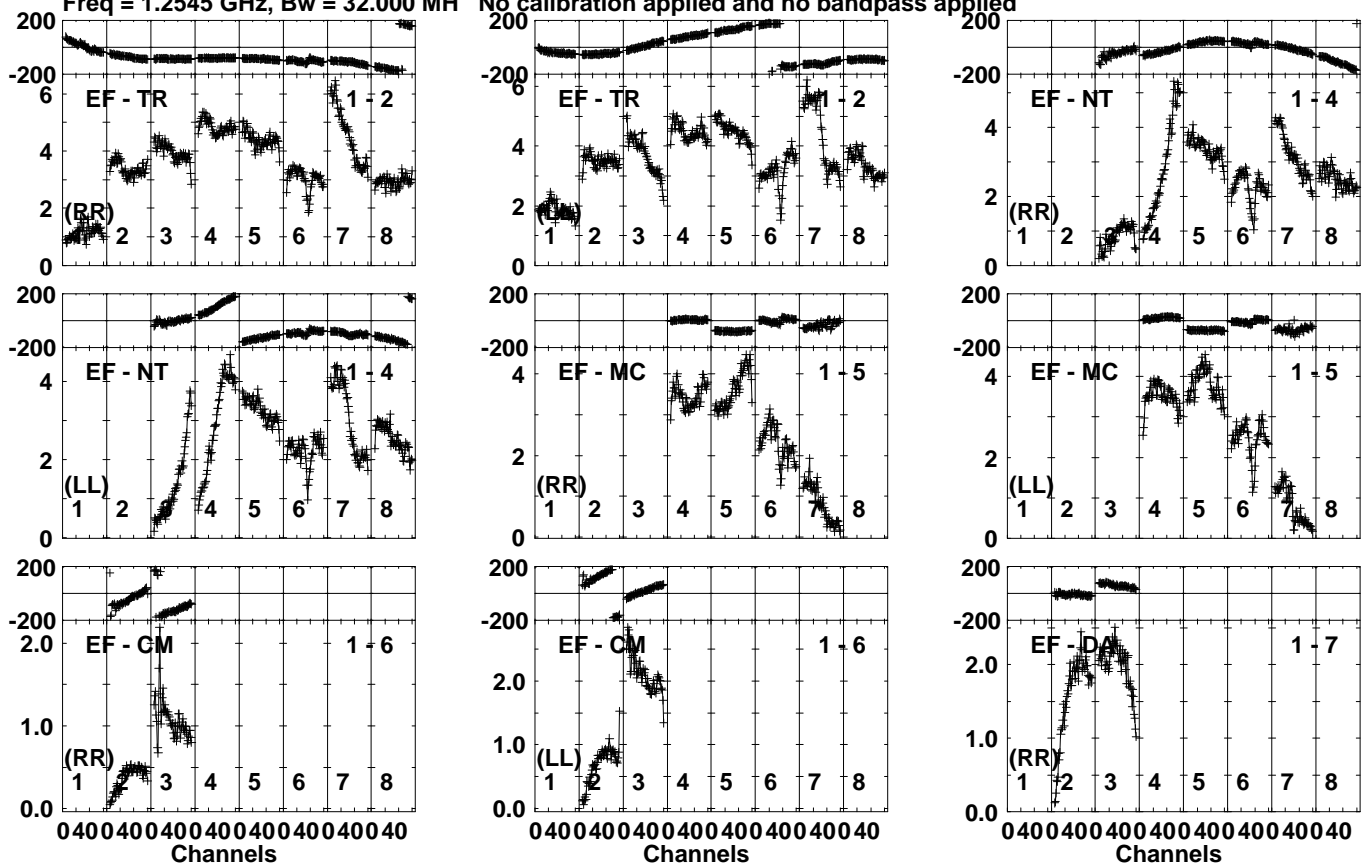


Lower frame: Micro Ampl Jy Top frame: Phas deg  
Vector averaged cross-power spectrum Several baselines displayed  
Timerange: 01/01:07:10 to 01/01:10:48

Plot file version 211 created 02-FEB-2023 14:52:31

J2311+4543 EK051H.UVDATA.1

Freq = 1.2545 GHz, Bw = 32.000 MH No calibration applied and no bandpass applied

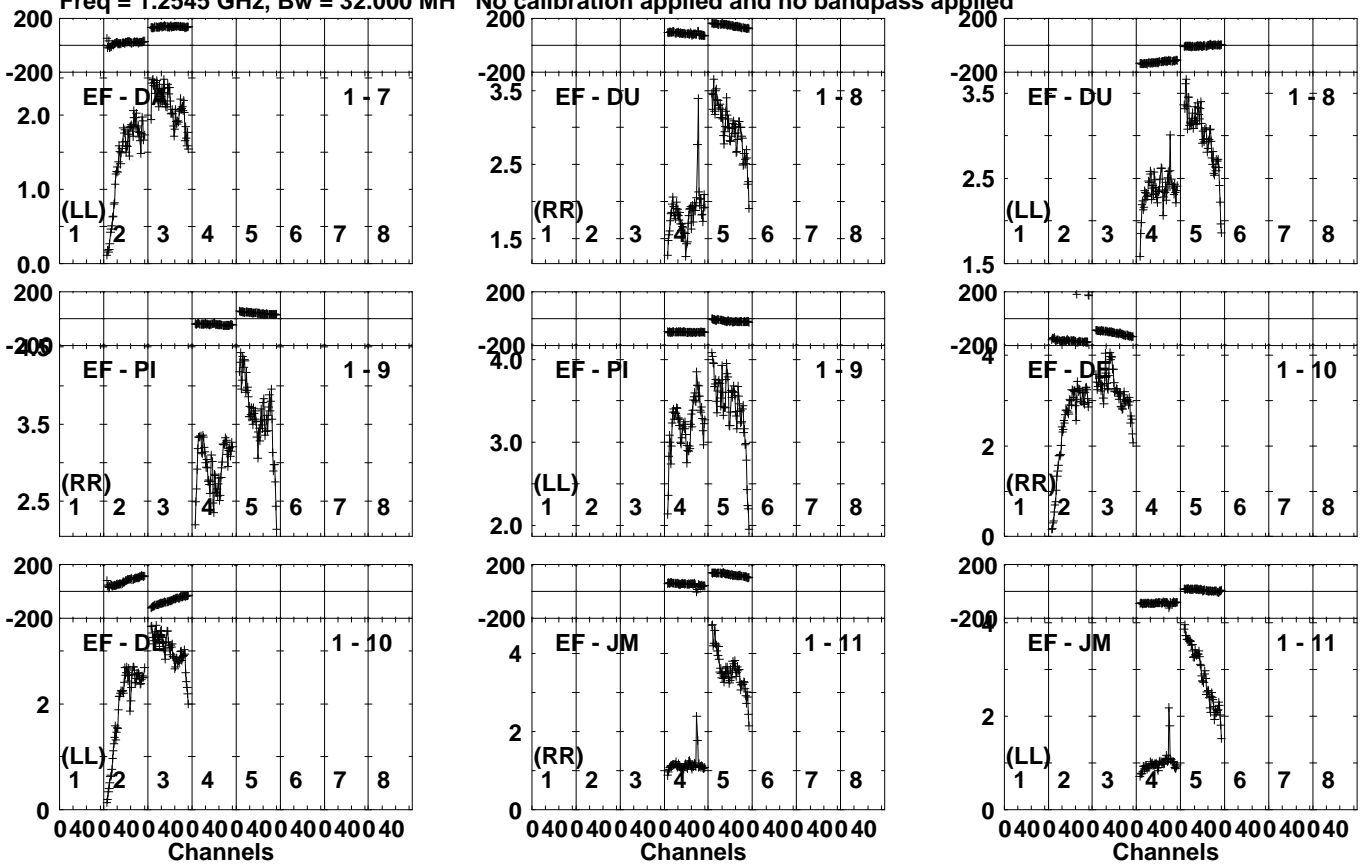


Lower frame: Milli Ampl Jy Top frame: Phas deg  
Vector averaged cross-power spectrum Several baselines displayed  
Timerange: 01/01:10:53 to 01/01:12:17

Plot file version 212 created 02-FEB-2023 14:52:31

J2311+4543 EK051H.UVDATA.1

Freq = 1.2545 GHz, Bw = 32.000 MH No calibration applied and no bandpass applied



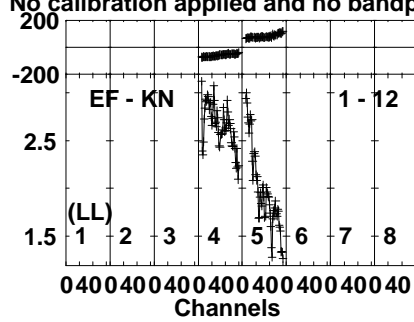
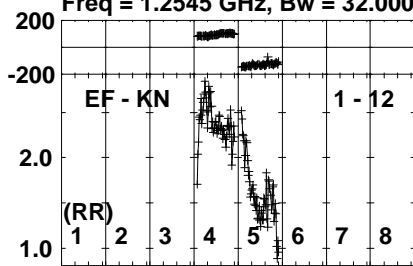
Lower frame: Milli Ampl Jy Top frame: Phas deg  
Vector averaged cross-power spectrum Several baselines displayed  
Timerange: 01/01:10:53 to 01/01:12:17

Plot file version 213 created 02-FEB-2023 14:52:31

J2311+4543 EK051H.UVDATA.1

Freq = 1.2545 GHz, Bw = 32.000 MH

No calibration applied and no bandpass applied



Lower frame: Milli Ampl Jy Top frame: Phas deg

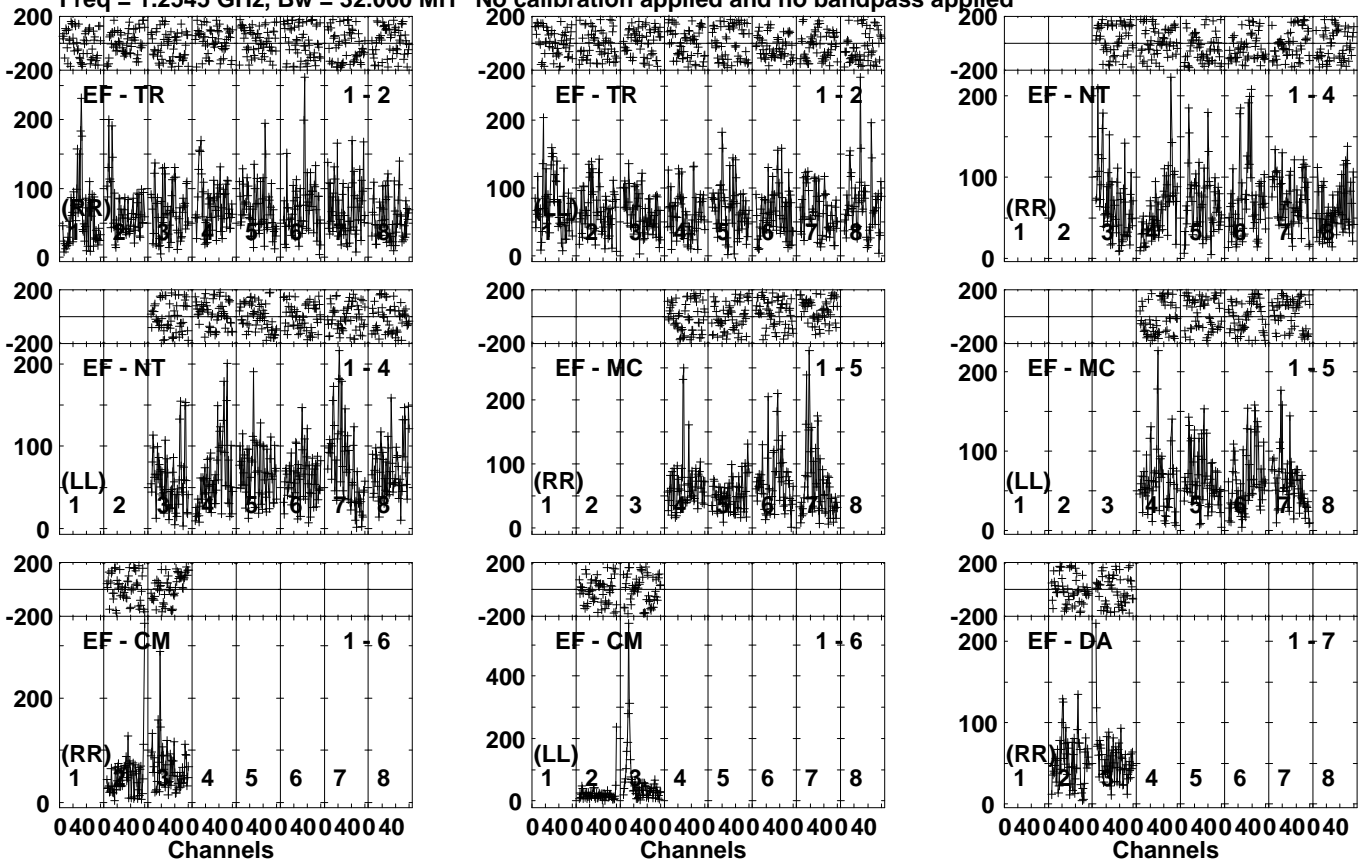
Vector averaged cross-power spectrum Several baselines displayed

Timerange: 01/01:10:53 to 01/01:12:17

Plot file version 214 created 02-FEB-2023 14:52:32

R220912 D EK051H.UVDATA.1

Freq = 1.2545 GHz, Bw = 32.000 MH No calibration applied and no bandpass applied



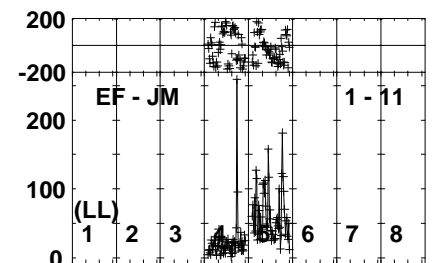
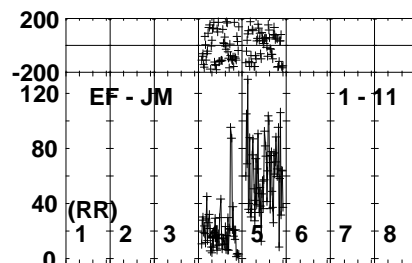
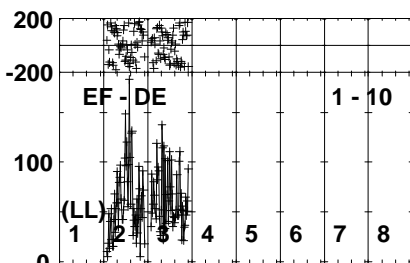
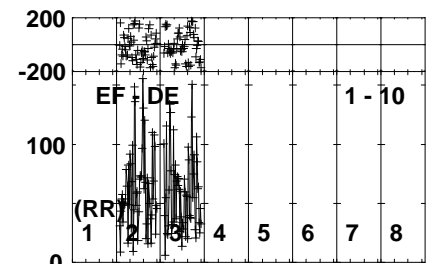
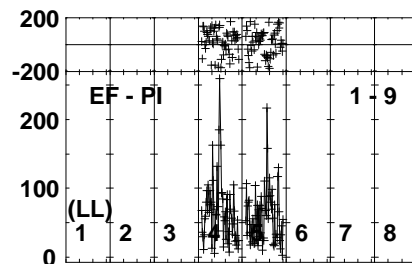
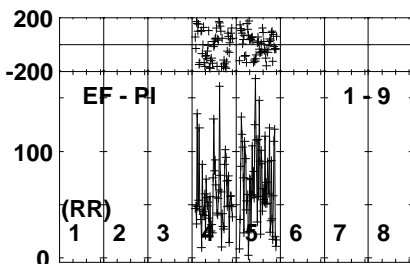
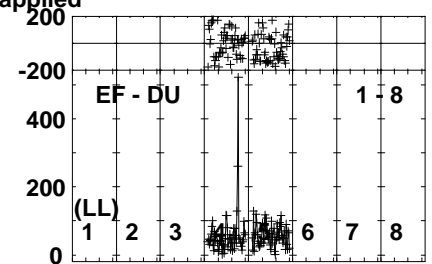
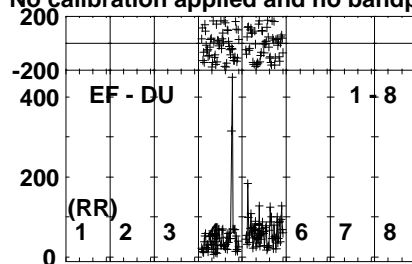
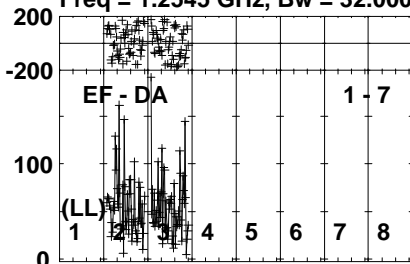
Lower frame: Micro Ampl Jy Top frame: Phas deg  
Vector averaged cross-power spectrum Several baselines displayed  
Timerange: 01/01:12:20 to 01/01:17:18

Plot file version 215 created 02-FEB-2023 14:52:32

R220912 D EK051H.UVDATA.1

Freq = 1.2545 GHz, Bw = 32.000 MH

No calibration applied and no bandpass applied



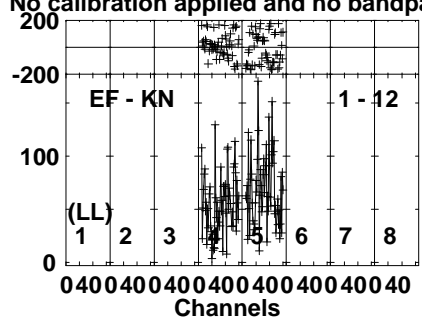
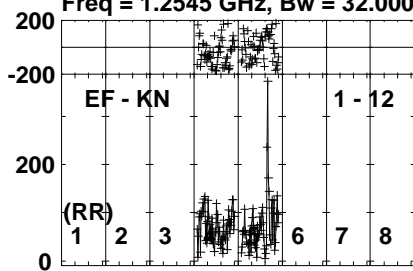
Lower frame: Micro Ampl Jy Top frame: Phas deg  
Vector averaged cross-power spectrum Several baselines displayed  
Timerange: 01/01:12:20 to 01/01:17:18

Plot file version 216 created 02-FEB-2023 14:52:32

R220912 D EK051H.UVDATA.1

Freq = 1.2545 GHz, Bw = 32.000 MH

No calibration applied and no bandpass applied



Lower frame: Micro Ampl Jy Top frame: Phas deg  
Vector averaged cross-power spectrum Several baselines displayed  
Timerange: 01/01:12:20 to 01/01:17:18

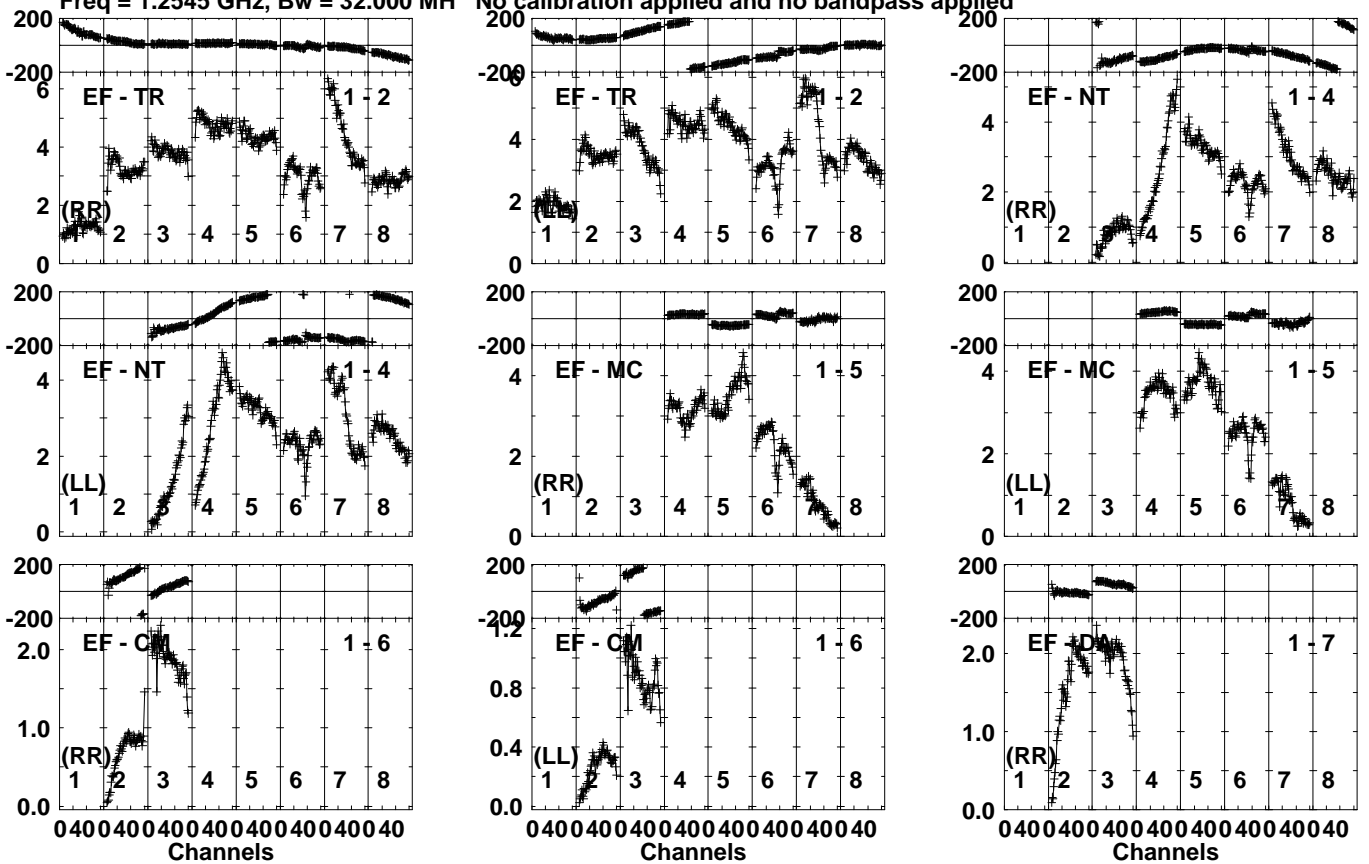


Plot file version 217 created 02-FEB-2023 14:52:32

J2311+4543 EK051H.UVDATA.1

Freq = 1.2545 GHz, Bw = 32.000 MH

No calibration applied and no bandpass applied

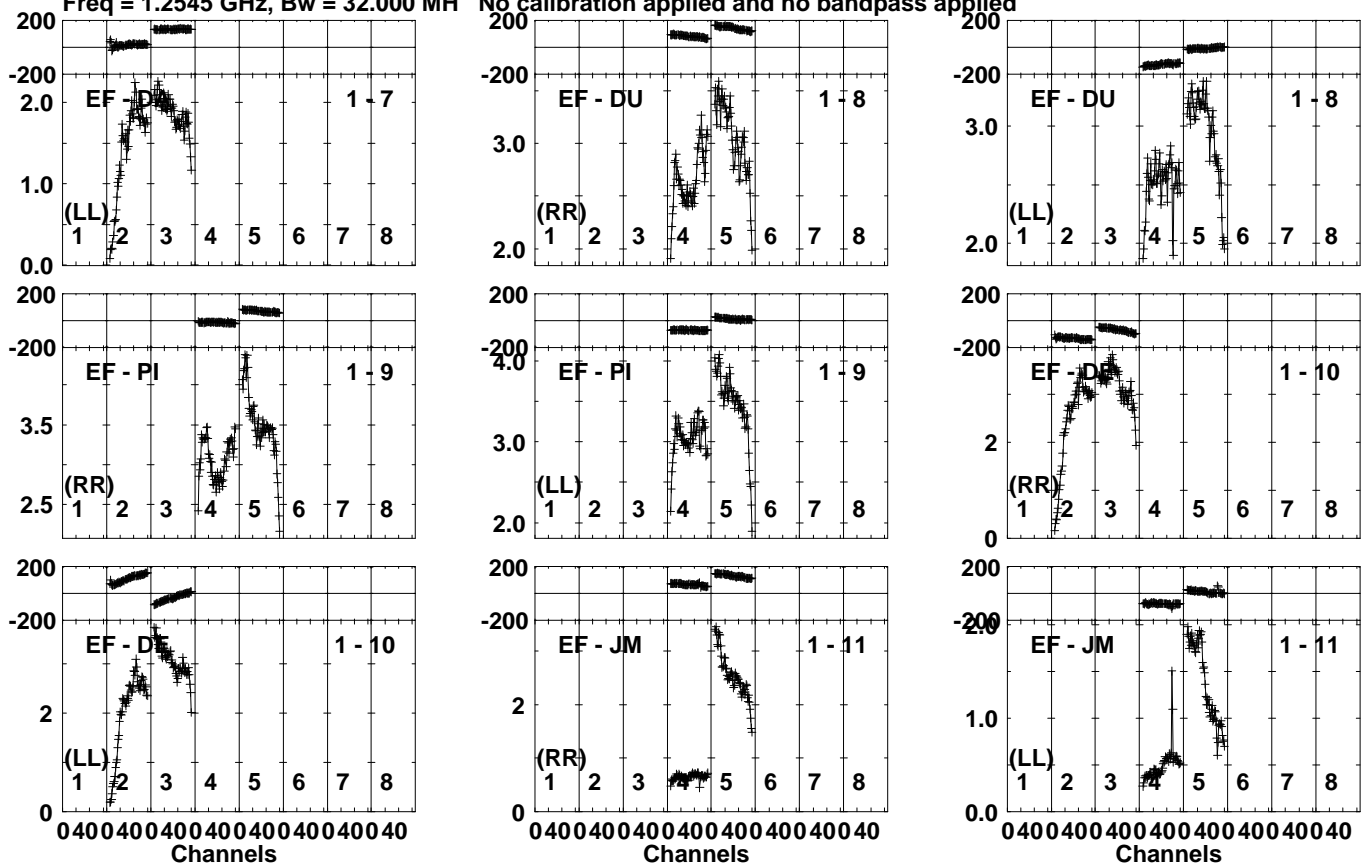


Lower frame: Milli Ampl Jy Top frame: Phas deg  
Vector averaged cross-power spectrum Several baselines displayed  
Timerange: 01/01:18:14 to 01/01:18:56

Plot file version 218 created 02-FEB-2023 14:52:32

J2311+4543 EK051H.UVDATA.1

Freq = 1.2545 GHz, Bw = 32.000 MH No calibration applied and no bandpass applied



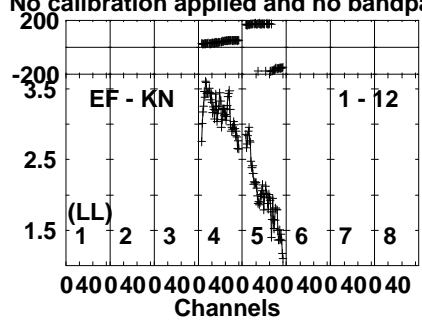
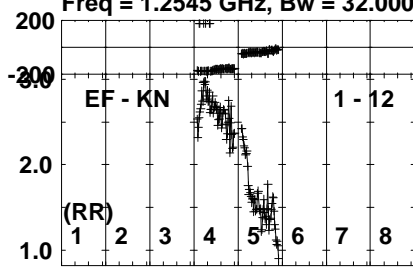
Lower frame: Milli Ampl Jy Top frame: Phas deg  
Vector averaged cross-power spectrum Several baselines displayed  
Timerange: 01/01:18:14 to 01/01:18:56

Plot file version 219 created 02-FEB-2023 14:52:32

J2311+4543 EK051H.UVDATA.1

Freq = 1.2545 GHz, Bw = 32.000 MH

No calibration applied and no bandpass applied

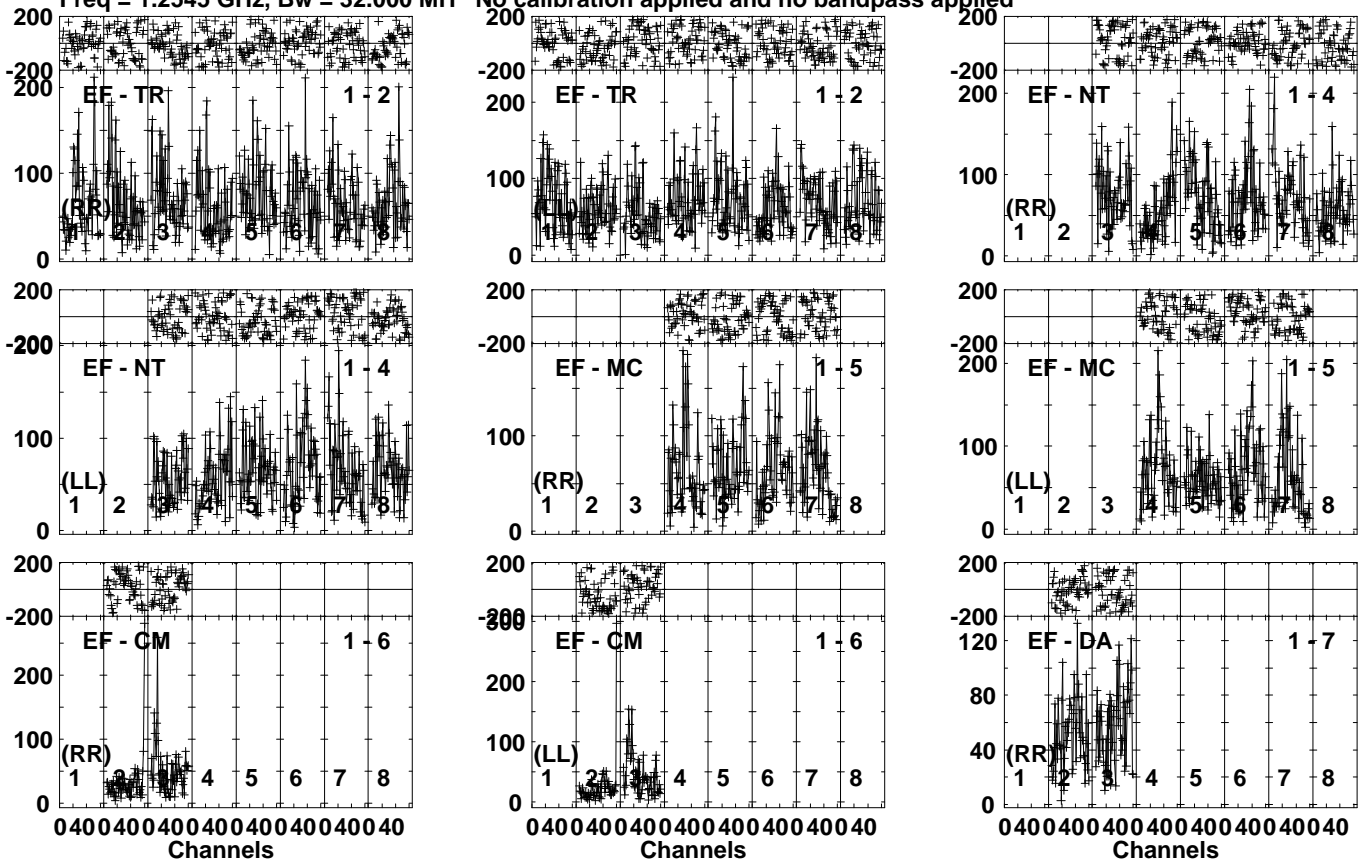


Lower frame: Milli Ampl Jy Top frame: Phas deg  
Vector averaged cross-power spectrum Several baselines displayed  
Timerange: 01/01:18:14 to 01/01:18:56

Plot file version 220 created 02-FEB-2023 14:52:32

R220912 D EK051H.UVDATA.1

Freq = 1.2545 GHz, Bw = 32.000 MH No calibration applied and no bandpass applied

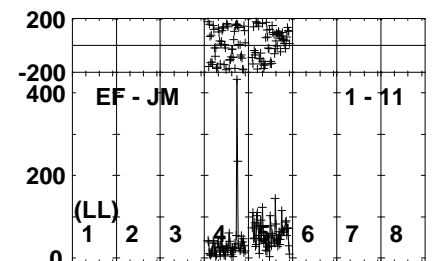
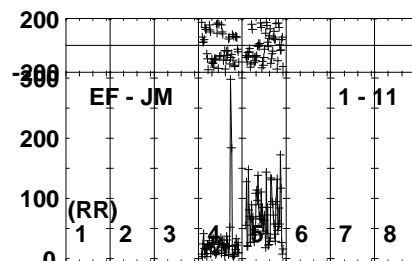
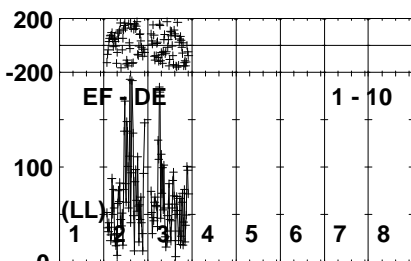
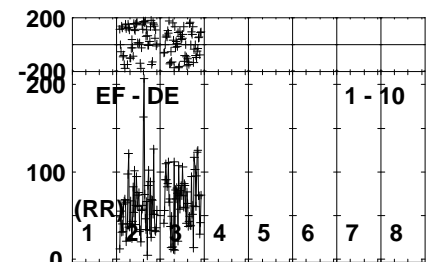
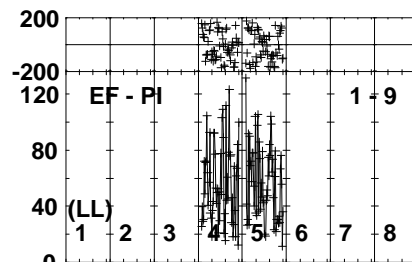
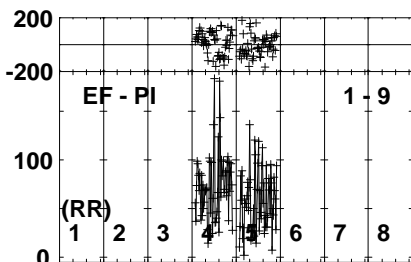
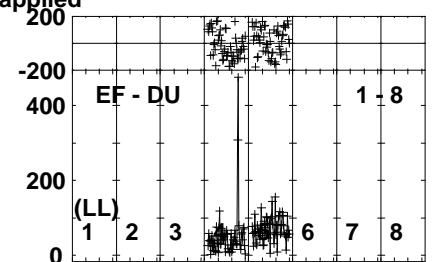
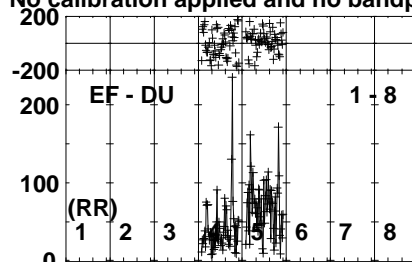
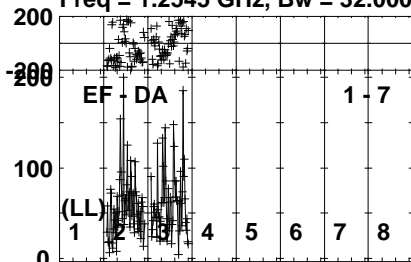


Lower frame: Micro Ampl Jy Top frame: Phas deg  
Vector averaged cross-power spectrum Several baselines displayed  
Timerange: 01/01:19:01 to 01/01:23:57

Plot file version 221 created 02-FEB-2023 14:52:32

R220912 D EK051H.UVDATA.1

Freq = 1.2545 GHz, Bw = 32.000 MH No calibration applied and no bandpass applied



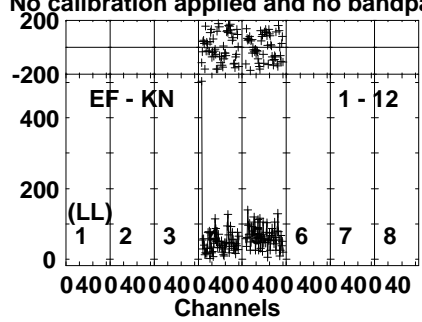
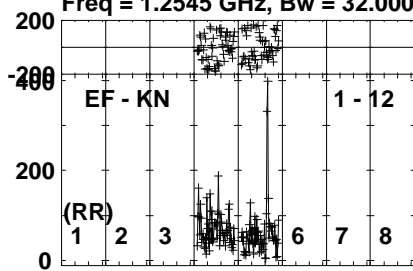
Lower frame: Micro Ampl Jy Top frame: Phas deg  
Vector averaged cross-power spectrum Several baselines displayed  
Timerange: 01/01:19:01 to 01/01:23:57

Plot file version 222 created 02-FEB-2023 14:52:33

R220912 D EK051H.UVDATA.1

Freq = 1.2545 GHz, Bw = 32.000 MH

No calibration applied and no bandpass applied



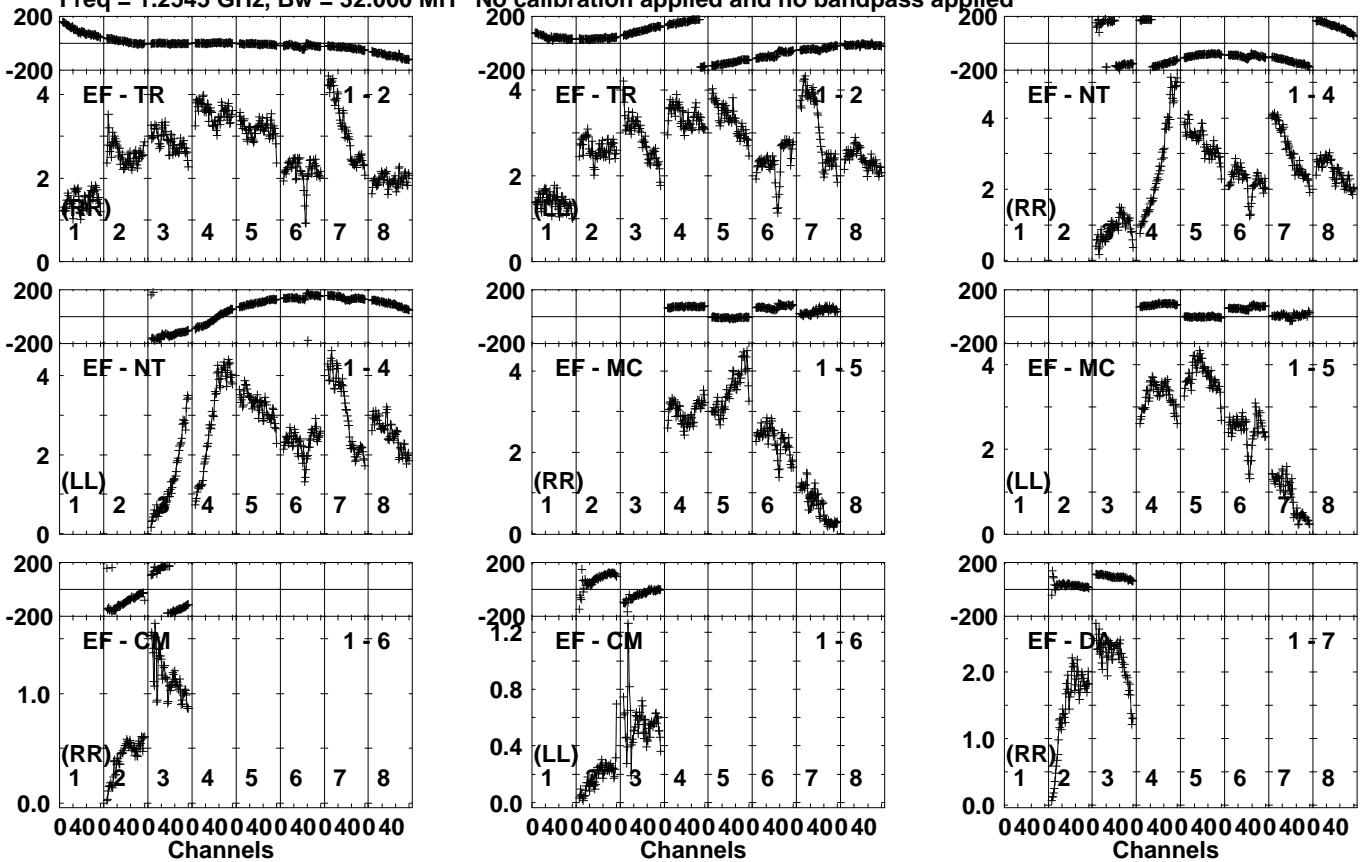
Lower frame: Micro Ampl Jy Top frame: Phas deg  
Vector averaged cross-power spectrum Several baselines displayed  
Timerange: 01/01:19:01 to 01/01:23:57

Plot file version 223 created 02-FEB-2023 14:52:33

J2311+4543 EK051H.UVDATA.1

Freq = 1.2545 GHz, Bw = 32.000 MH

No calibration applied and no bandpass applied



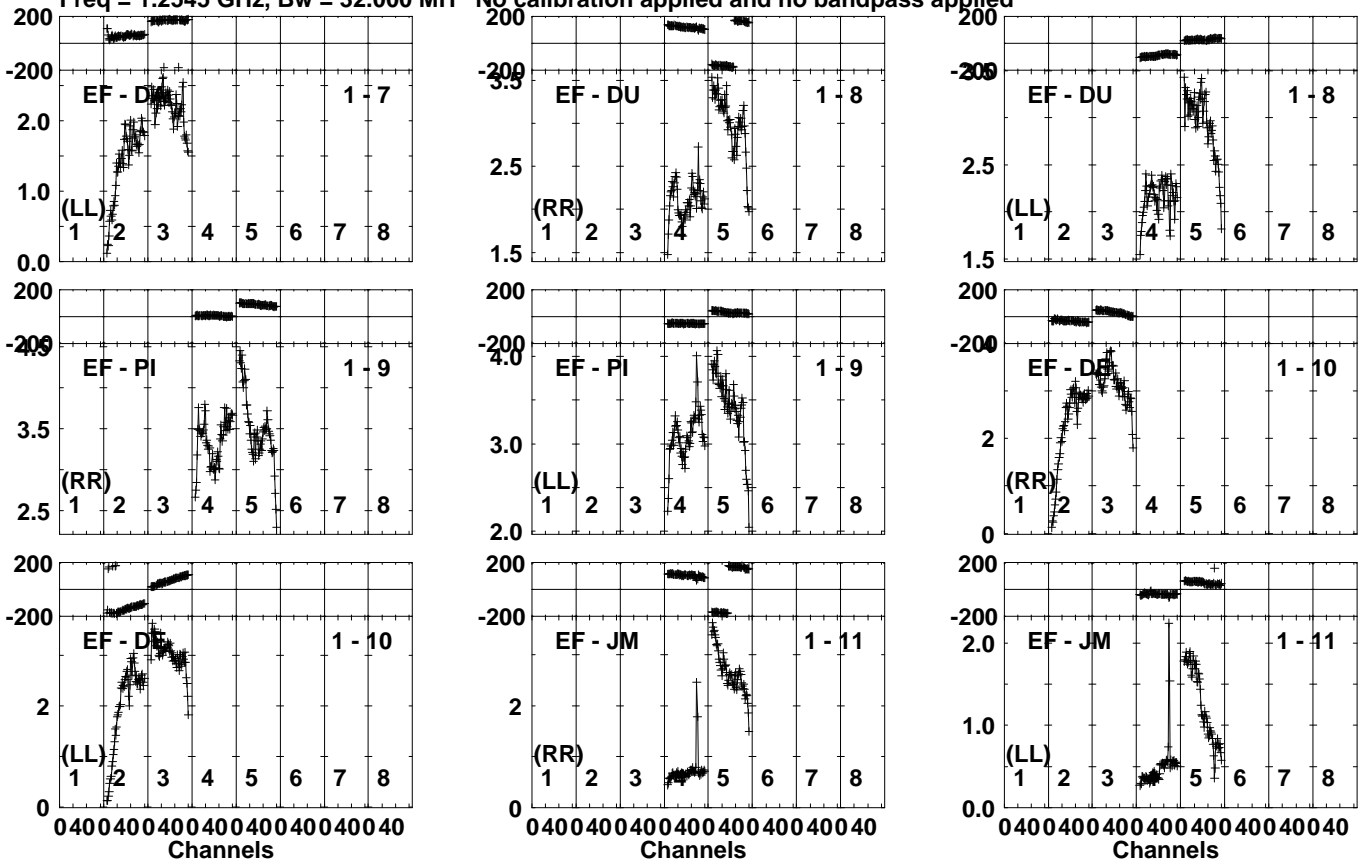
Lower frame: Milli Ampl Jy Top frame: Phas deg  
Vector averaged cross-power spectrum Several baselines displayed  
Timerange: 01/01:23:59 to 01/01:25:27

Plot file version 224 created 02-FEB-2023 14:52:33

J2311+4543 EK051H.UVDATA.1

Freq = 1.2545 GHz, Bw = 32.000 MH

No calibration applied and no bandpass applied



Lower frame: Milli Ampl Jy Top frame: Phas deg  
Vector averaged cross-power spectrum Several baselines displayed  
Timerange: 01/01:23:59 to 01/01:25:27

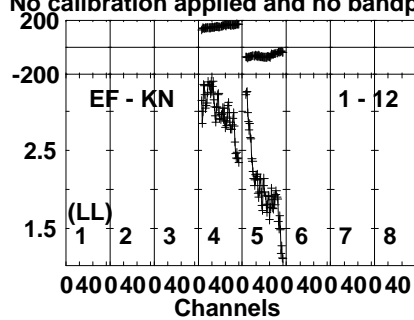
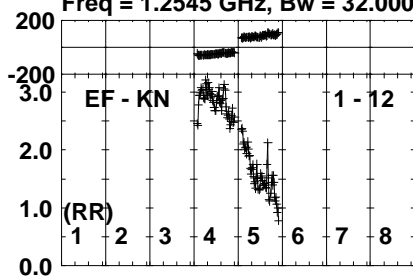


Plot file version 225 created 02-FEB-2023 14:52:33

J2311+4543 EK051H.UVDATA.1

Freq = 1.2545 GHz, Bw = 32.000 MH

No calibration applied and no bandpass applied

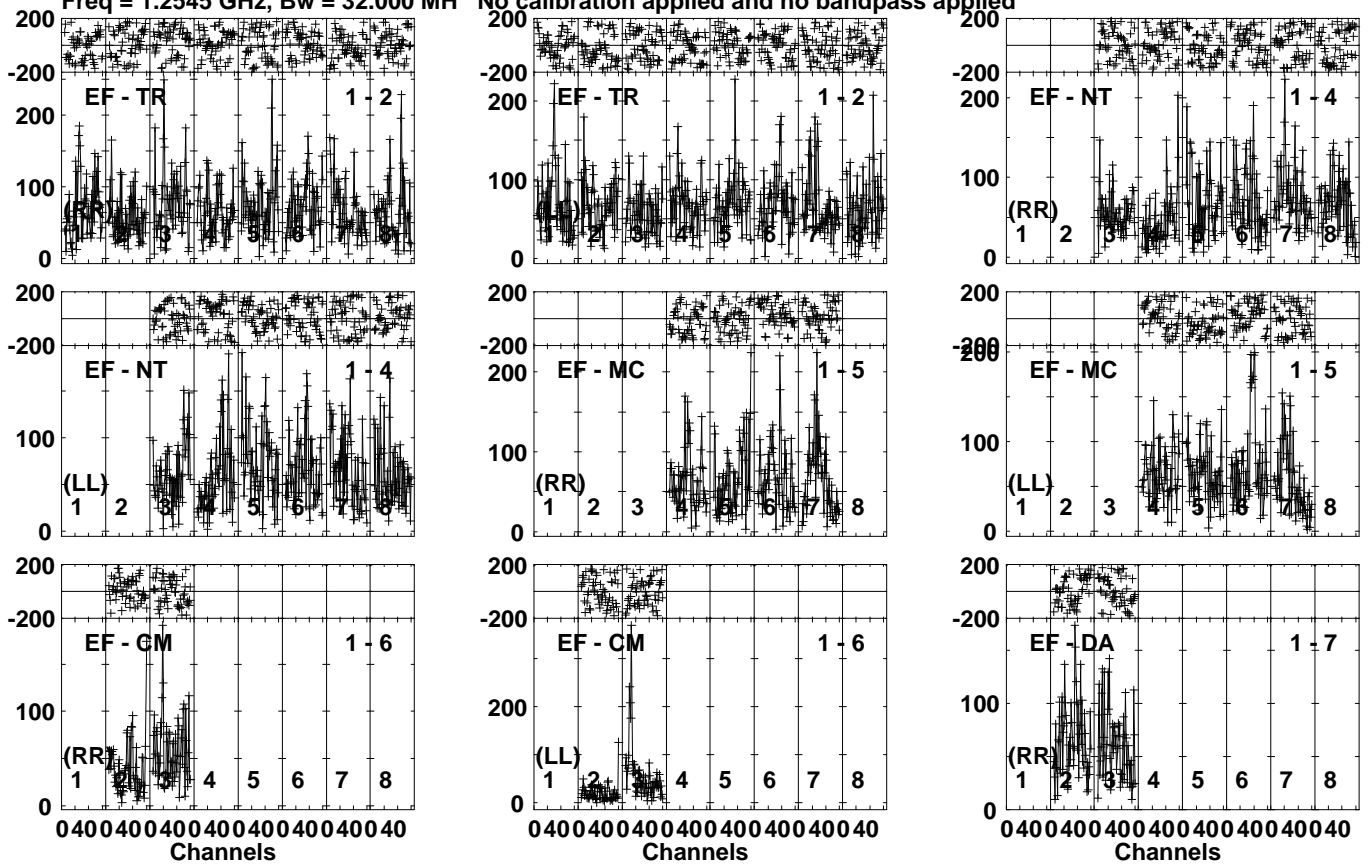


Lower frame: Milli Ampl Jy Top frame: Phas deg  
Vector averaged cross-power spectrum Several baselines displayed  
Timerange: 01/01:23:59 to 01/01:25:27

Plot file version 226 created 02-FEB-2023 14:52:33

R220912 D EK051H.UVDATA.1

Freq = 1.2545 GHz, Bw = 32.000 MH No calibration applied and no bandpass applied

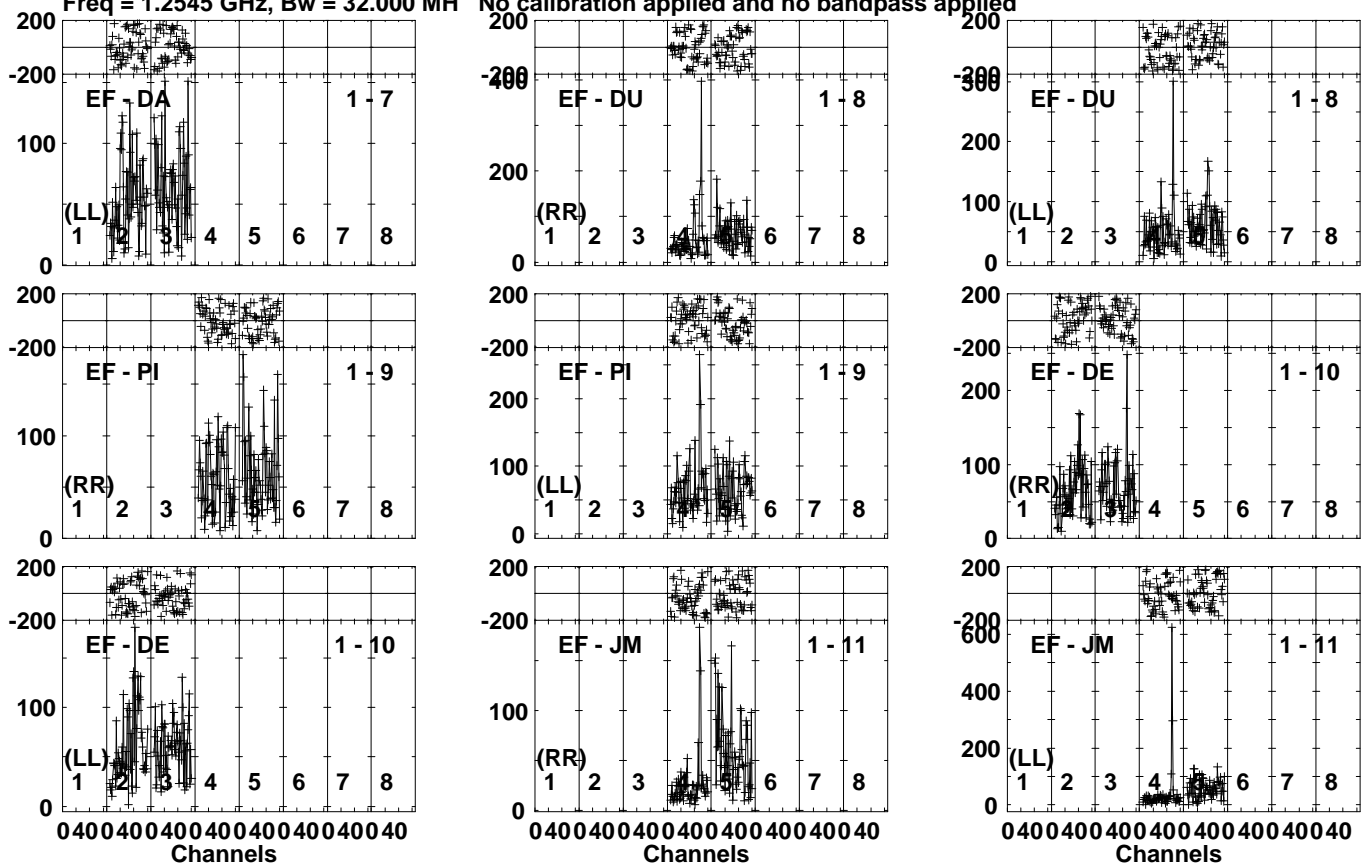


Lower frame: Micro Ampl Jy Top frame: Phas deg  
Vector averaged cross-power spectrum Several baselines displayed  
Timerange: 01/01:25:31 to 01/01:30:27

Plot file version 227 created 02-FEB-2023 14:52:33

R220912 D EK051H.UVDATA.1

Freq = 1.2545 GHz, Bw = 32.000 MH No calibration applied and no bandpass applied



Lower frame: Micro Ampl Jy Top frame: Phas deg  
Vector averaged cross-power spectrum Several baselines displayed  
Timerange: 01/01:25:31 to 01/01:30:27

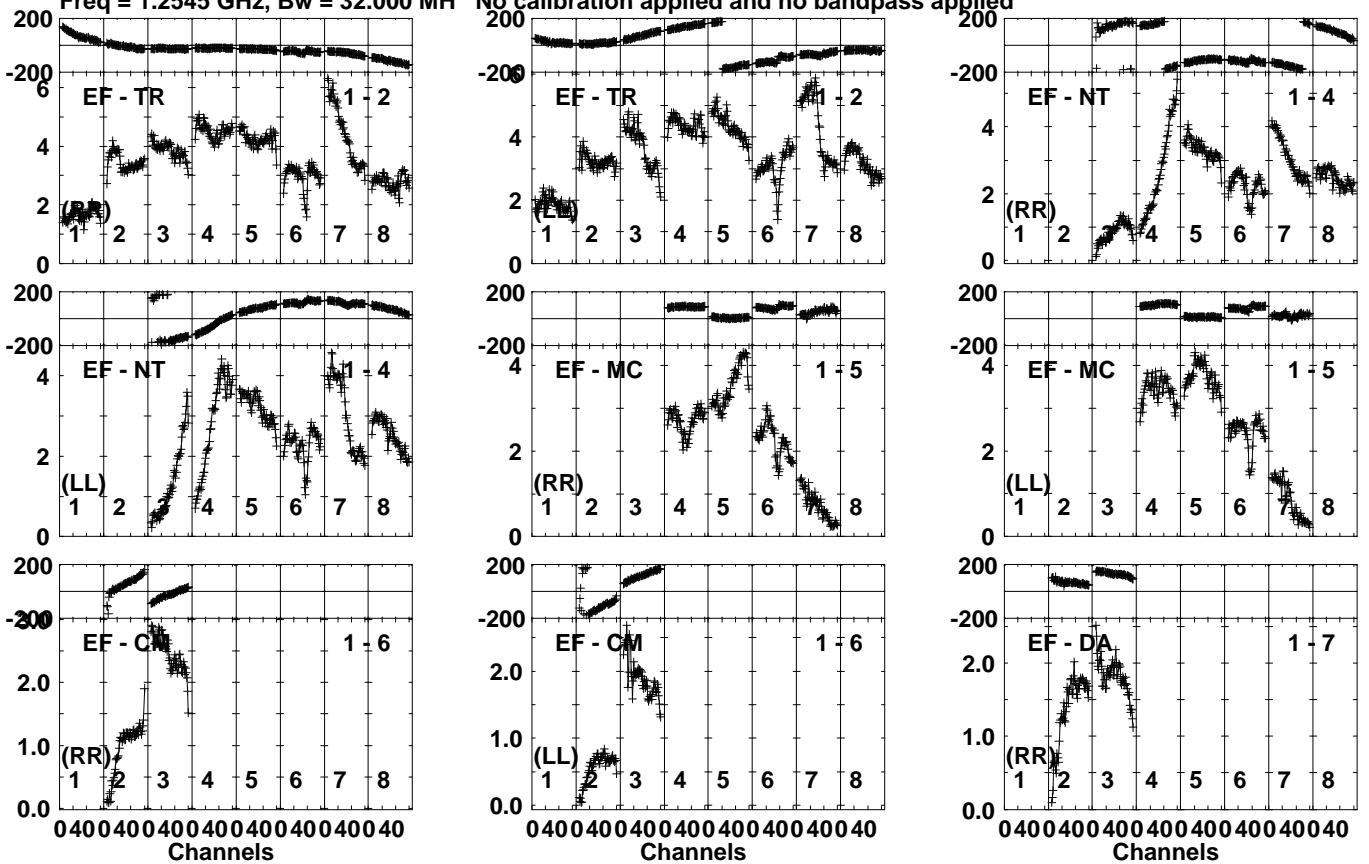


Plot file version 229 created 02-FEB-2023 14:52:33

J2311+4543 EK051H.UVDATA.1

Freq = 1.2545 GHz, Bw = 32.000 MH

No calibration applied and no bandpass applied



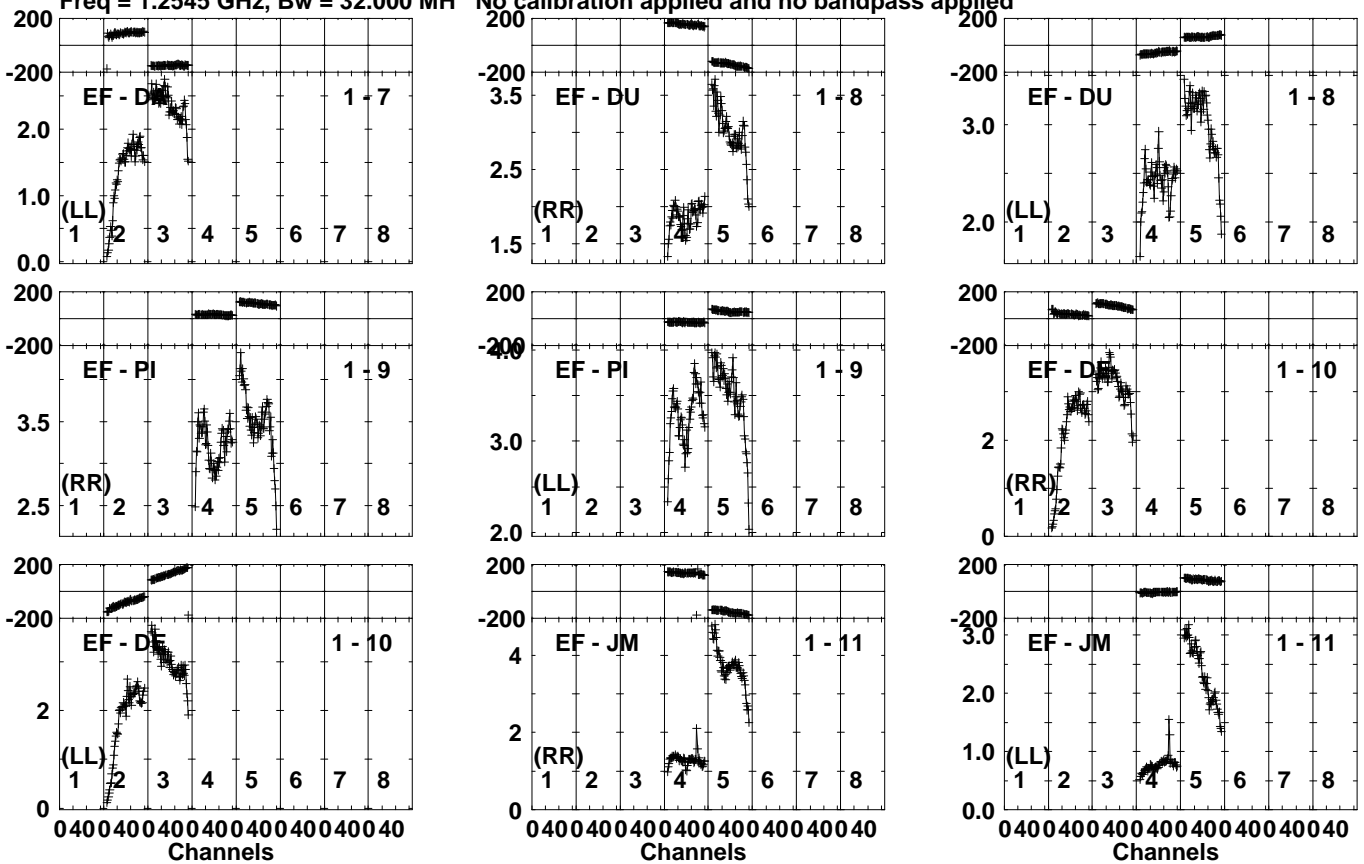
Lower frame: Milli Ampl Jy Top frame: Phas deg  
Vector averaged cross-power spectrum Several baselines displayed  
Timerange: 01/01:31:23 to 01/01:32:05

Plot file version 230 created 02-FEB-2023 14:52:33

J2311+4543 EK051H.UVDATA.1

Freq = 1.2545 GHz, Bw = 32.000 MH

No calibration applied and no bandpass applied



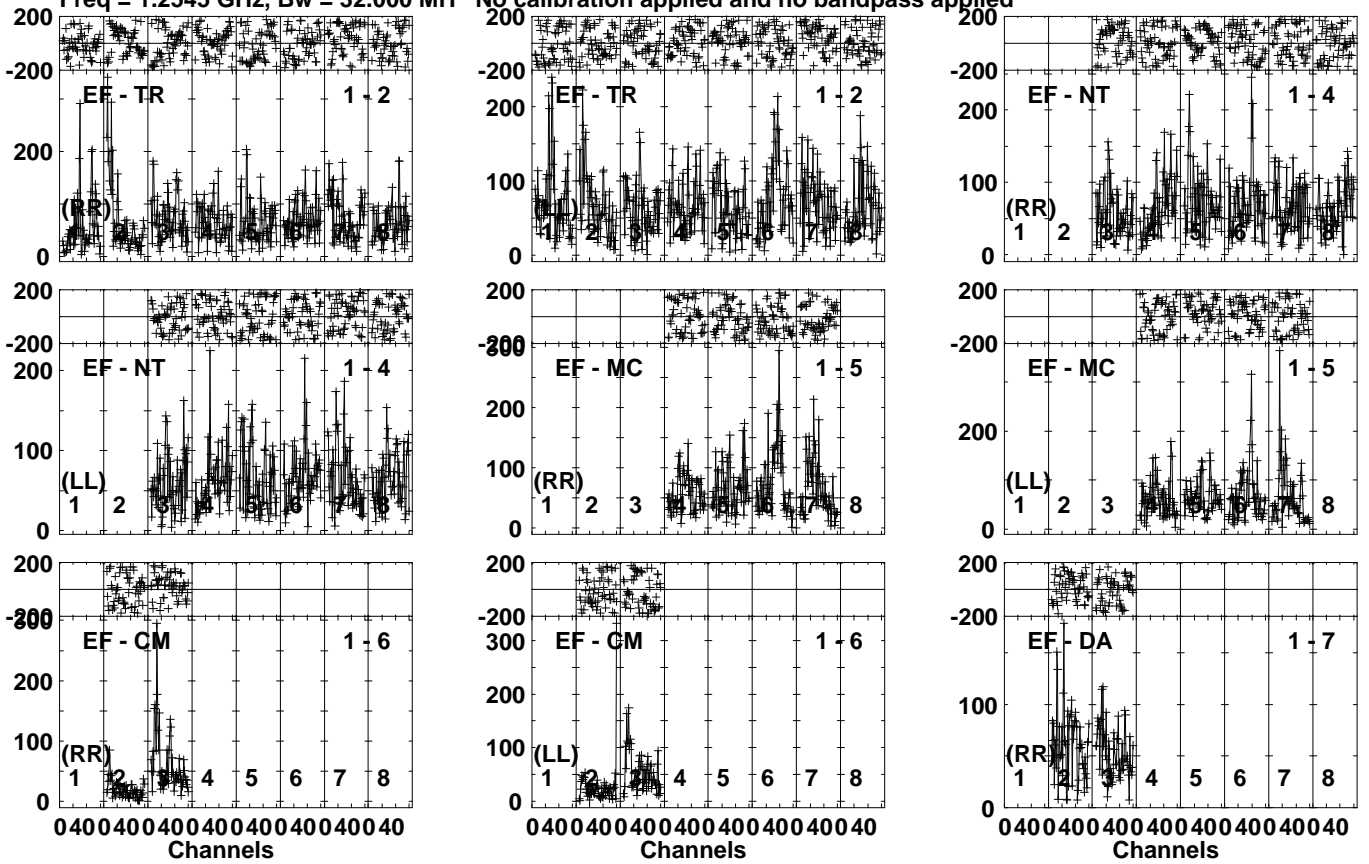
Lower frame: Milli Ampl Jy Top frame: Phas deg  
Vector averaged cross-power spectrum Several baselines displayed  
Timerange: 01/01:31:23 to 01/01:32:05



Plot file version 232 created 02-FEB-2023 14:52:33

R220912 D EK051H.UVDATA.1

Freq = 1.2545 GHz, Bw = 32.000 MH No calibration applied and no bandpass applied



Lower frame: Micro Ampl Jy Top frame: Phas deg  
Vector averaged cross-power spectrum Several baselines displayed  
Timerange: 01/01:32:10 to 01/01:37:06

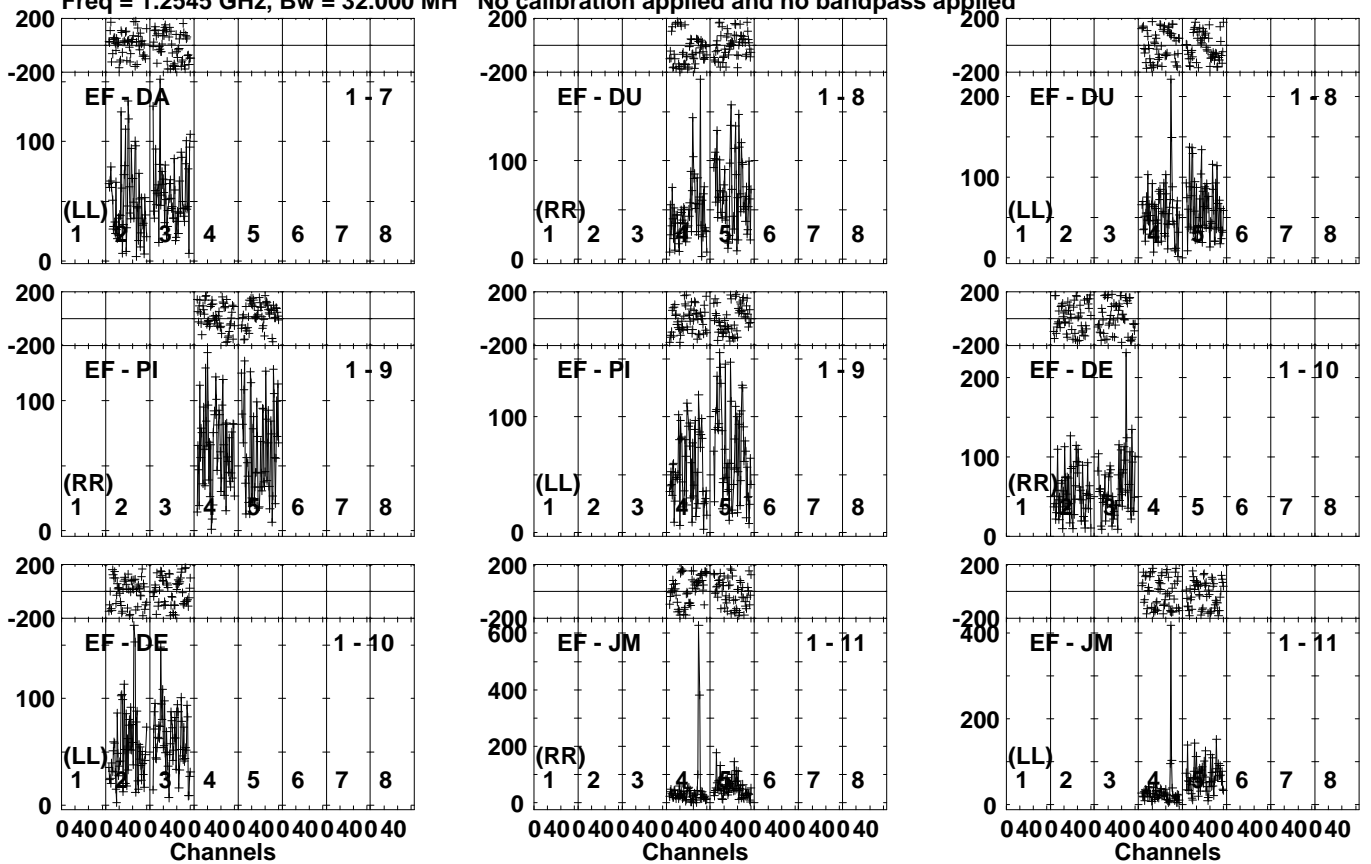


Plot file version 233 created 02-FEB-2023 14:52:34

R220912 D EK051H.UVDATA.1

Freq = 1.2545 GHz, Bw = 32.000 MH

No calibration applied and no bandpass applied



Lower frame: Micro Ampl Jy Top frame: Phas deg  
Vector averaged cross-power spectrum Several baselines displayed  
Timerange: 01/01:32:10 to 01/01:37:06

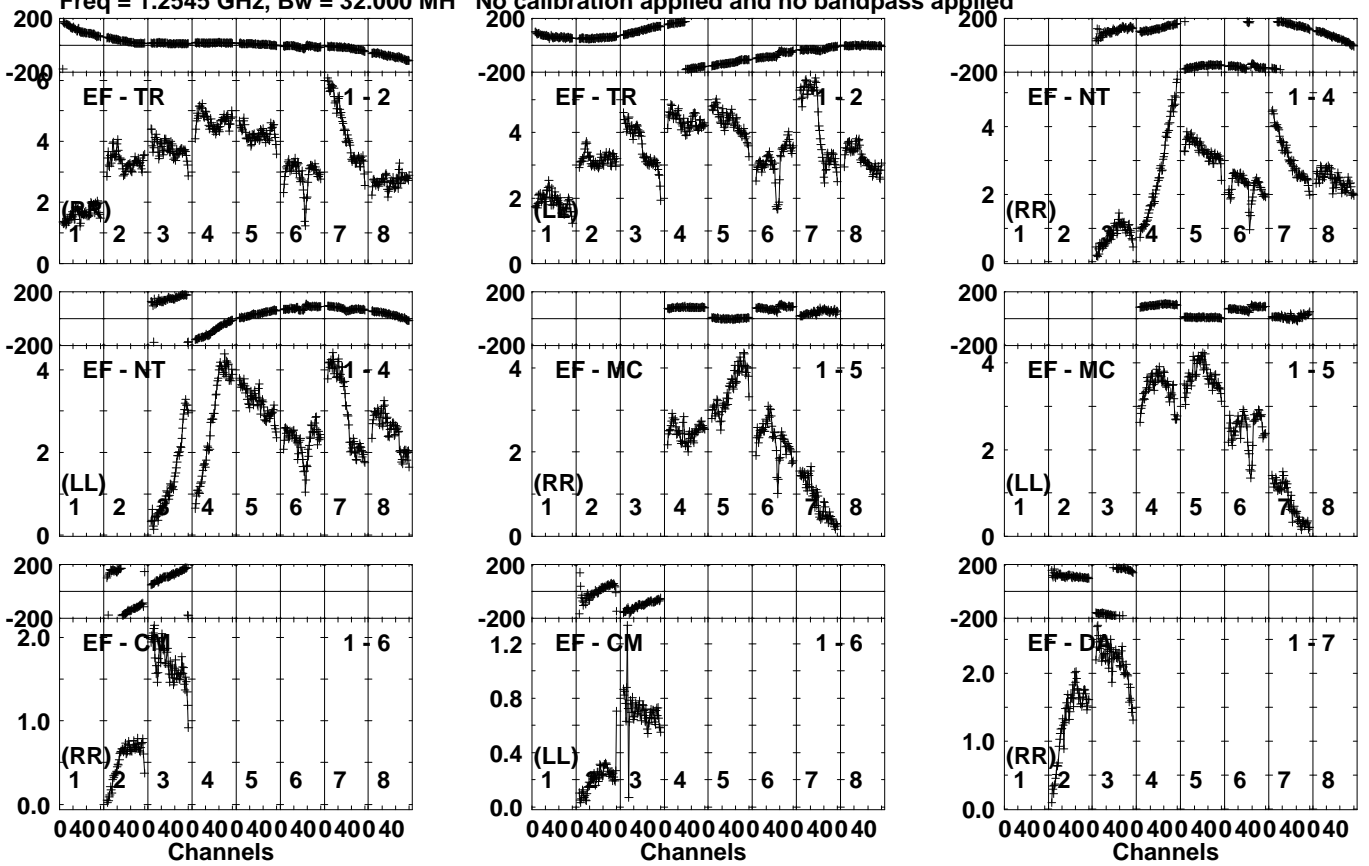


Plot file version 235 created 02-FEB-2023 14:52:34

J2311+4543 EK051H.UVDATA.1

Freq = 1.2545 GHz, Bw = 32.000 MH

No calibration applied and no bandpass applied

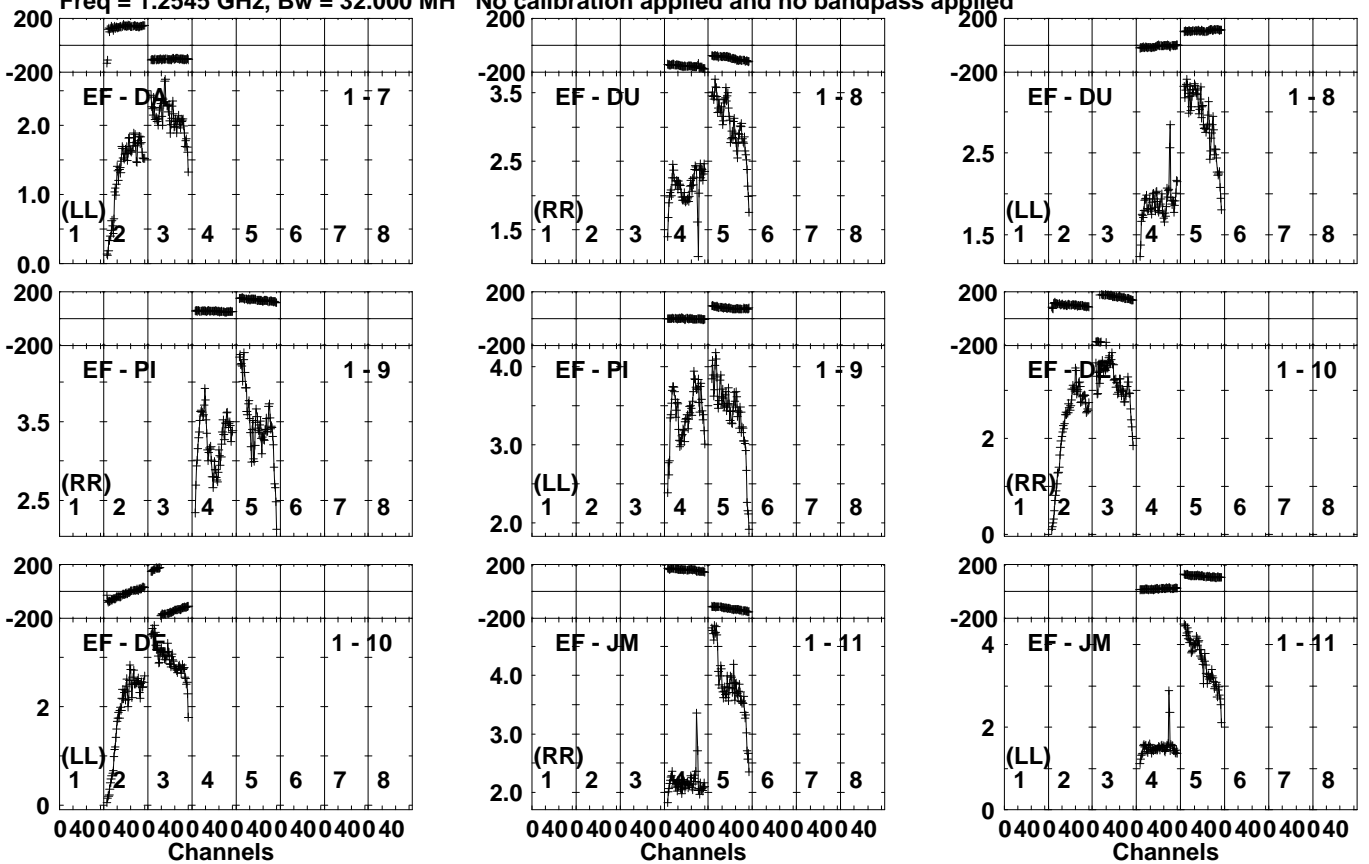


Lower frame: Milli Ampl Jy Top frame: Phas deg  
Vector averaged cross-power spectrum Several baselines displayed  
Timerange: 01/01:37:08 to 01/01:38:34

Plot file version 236 created 02-FEB-2023 14:52:34

J2311+4543 EK051H.UVDATA.1

Freq = 1.2545 GHz, Bw = 32.000 MH No calibration applied and no bandpass applied



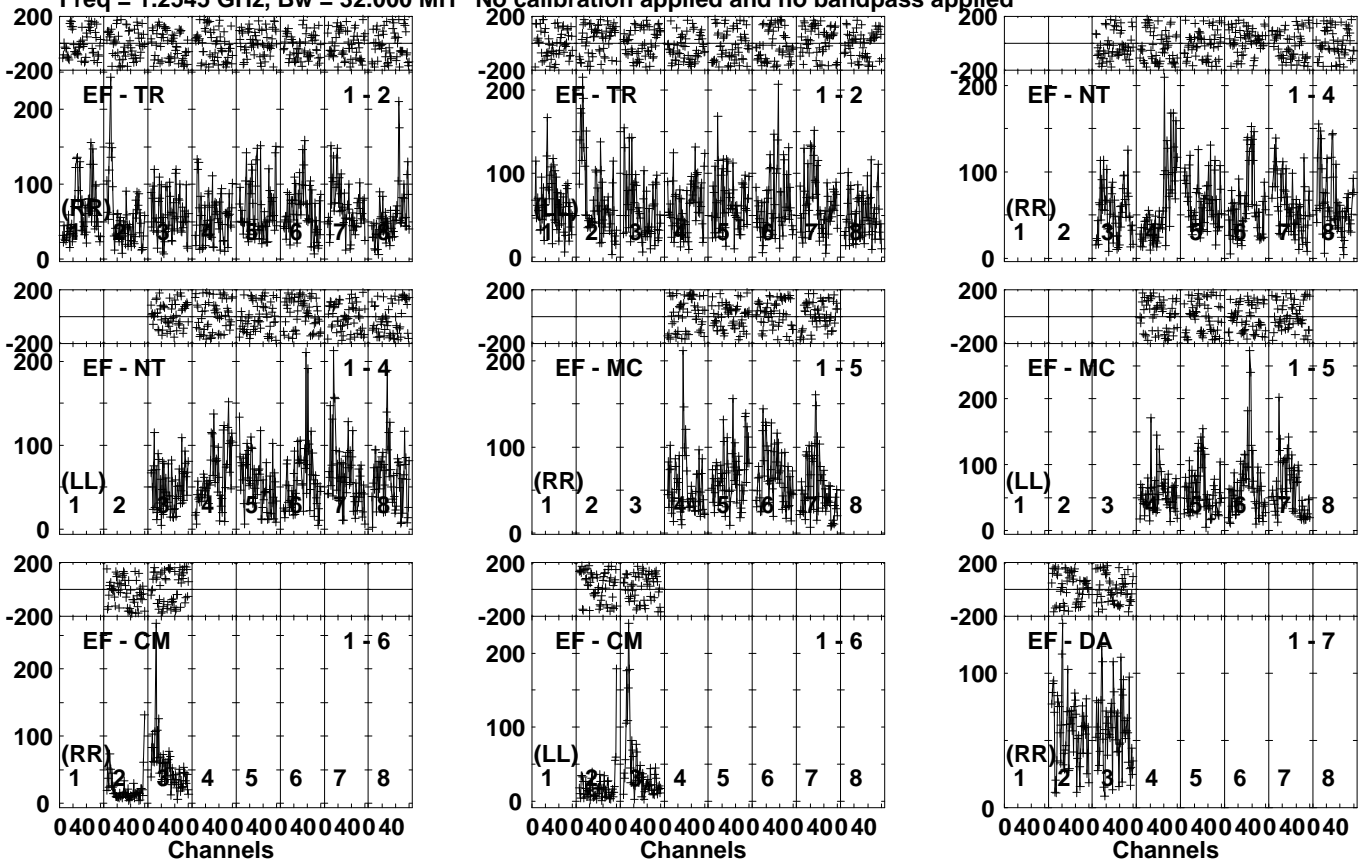
Lower frame: Milli Ampl Jy Top frame: Phas deg  
Vector averaged cross-power spectrum Several baselines displayed  
Timerange: 01/01:37:08 to 01/01:38:34



Plot file version 238 created 02-FEB-2023 14:52:34

R220912 D EK051H.UVDATA.1

Freq = 1.2545 GHz, Bw = 32.000 MH No calibration applied and no bandpass applied

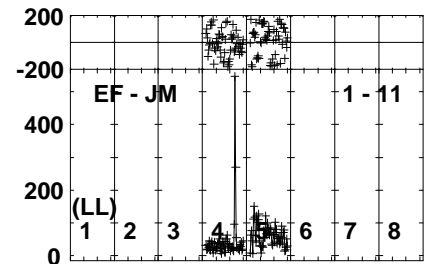
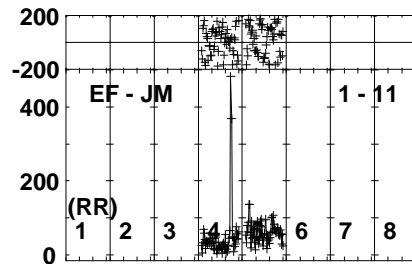
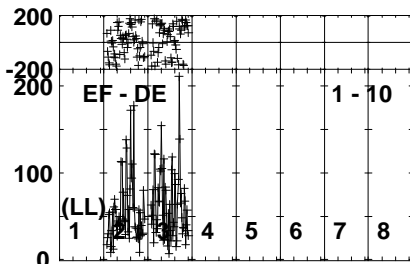
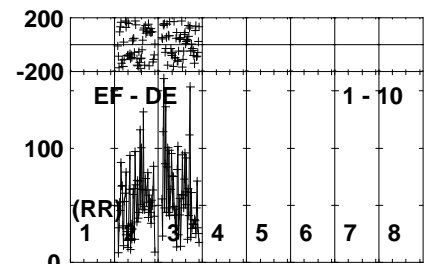
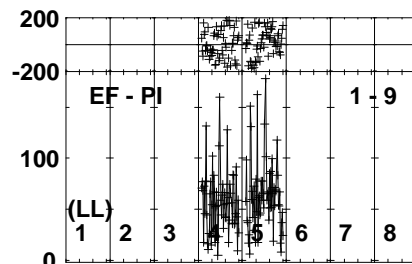
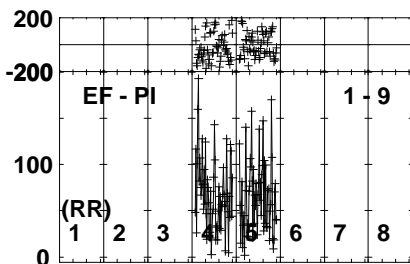
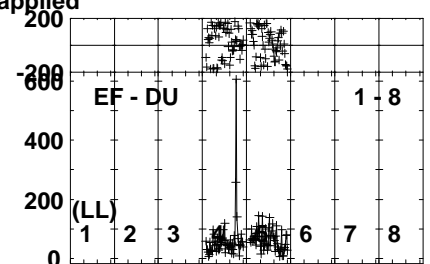
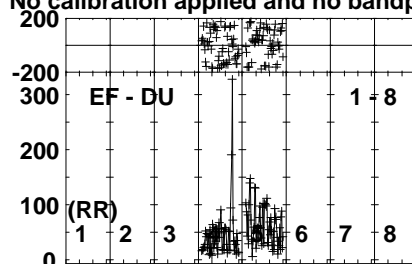
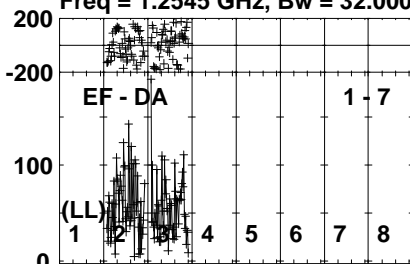


Plot file version 239 created 02-FEB-2023 14:52:34

R220912 D EK051H.UVDATA.1

Freq = 1.2545 GHz, Bw = 32.000 MH

No calibration applied and no bandpass applied



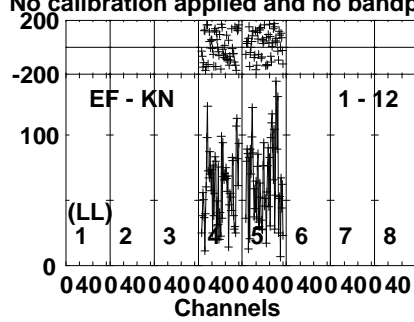
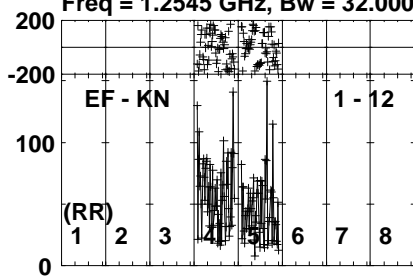
Lower frame: Micro Ampl Jy Top frame: Phas deg  
Vector averaged cross-power spectrum Several baselines displayed  
Timerange: 01/01:38:37 to 01/01:44:15

Plot file version 240 created 02-FEB-2023 14:52:35

R220912 D EK051H.UVDATA.1

Freq = 1.2545 GHz, Bw = 32.000 MH

No calibration applied and no bandpass applied



Lower frame: Micro Ampl Jy Top frame: Phas deg  
Vector averaged cross-power spectrum Several baselines displayed  
Timerange: 01/01:38:37 to 01/01:44:15

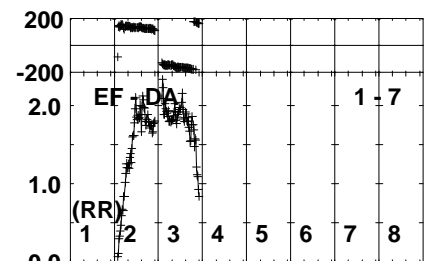
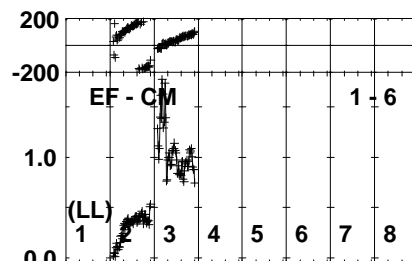
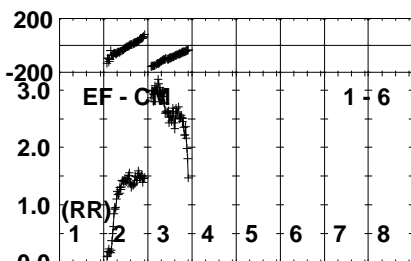
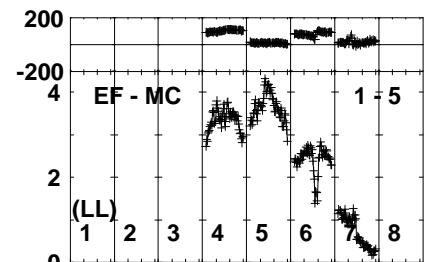
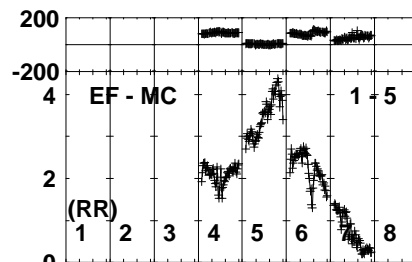
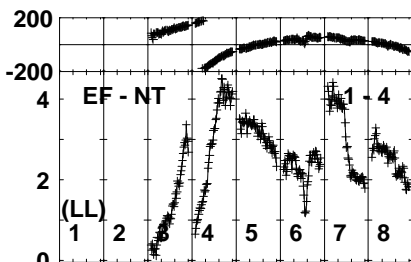
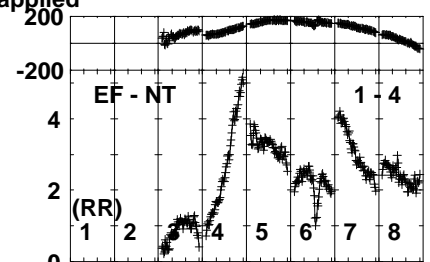
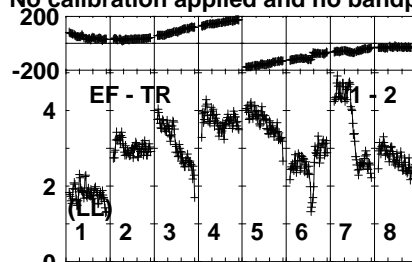
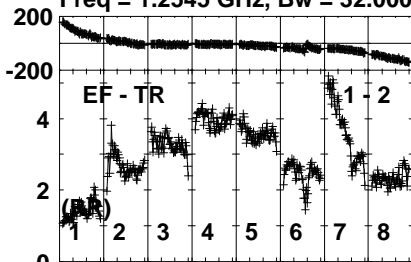


Plot file version 241 created 02-FEB-2023 14:52:35

J2311+4543 EK051H.UVDATA.1

Freq = 1.2545 GHz, Bw = 32.000 MH

No calibration applied and no bandpass applied

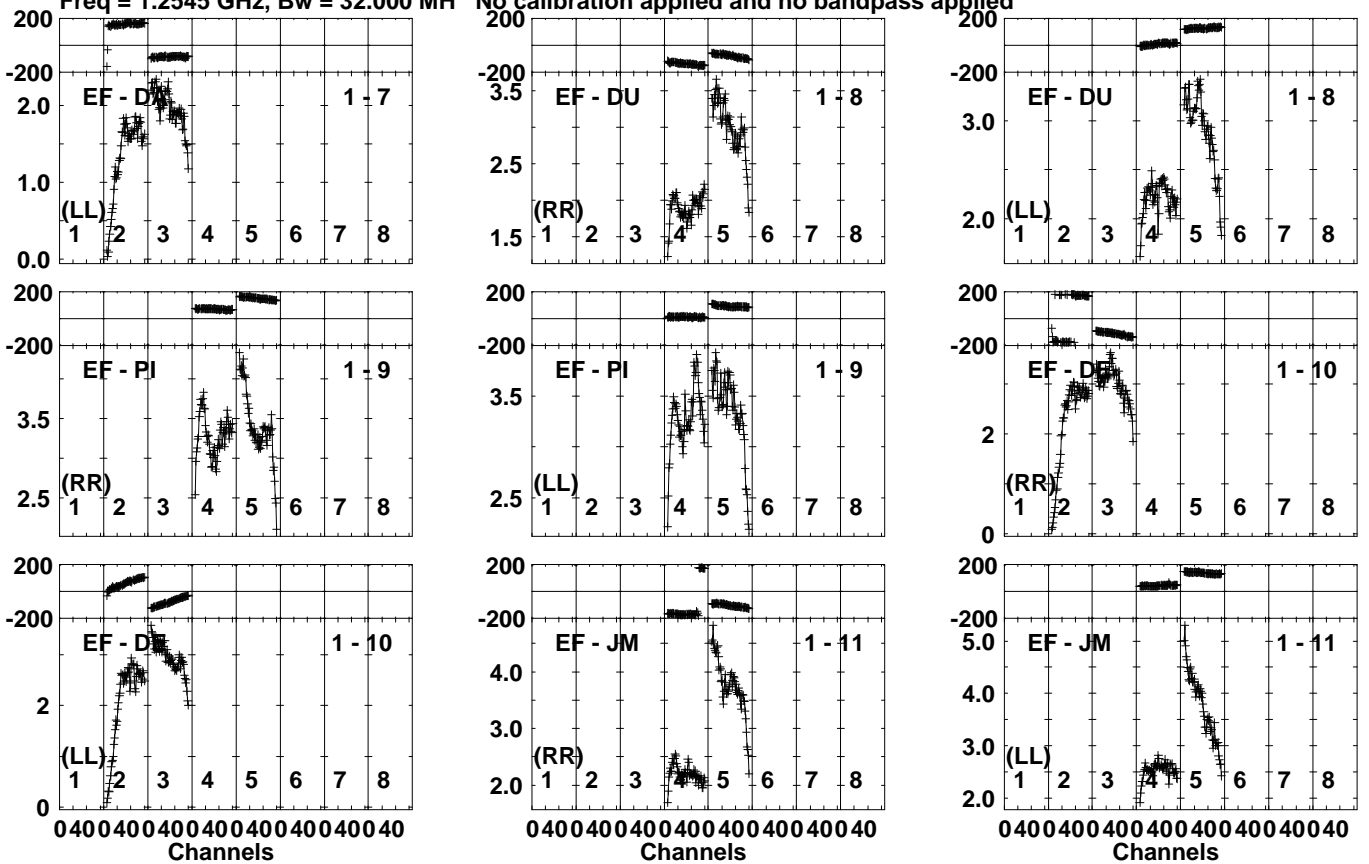


Lower frame: Milli Ampl Jy Top frame: Phas deg  
Vector averaged cross-power spectrum Several baselines displayed  
Timerange: 01/01:45:10 to 01/01:45:52

Plot file version 242 created 02-FEB-2023 14:52:35

J2311+4543 EK051H.UVDATA.1

Freq = 1.2545 GHz, Bw = 32.000 MH No calibration applied and no bandpass applied



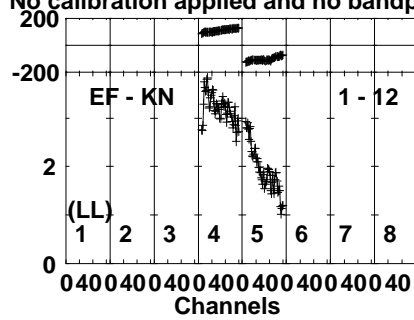
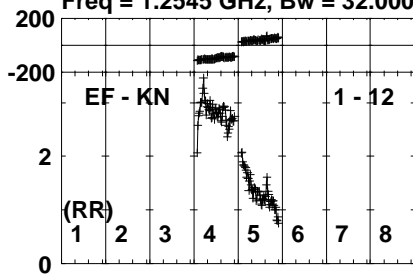
Lower frame: Milli Ampl Jy Top frame: Phas deg  
Vector averaged cross-power spectrum Several baselines displayed  
Timerange: 01/01:45:10 to 01/01:45:52

Plot file version 243 created 02-FEB-2023 14:52:35

J2311+4543 EK051H.UVDATA.1

Freq = 1.2545 GHz, Bw = 32.000 MH

No calibration applied and no bandpass applied



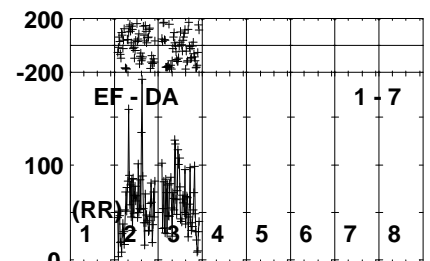
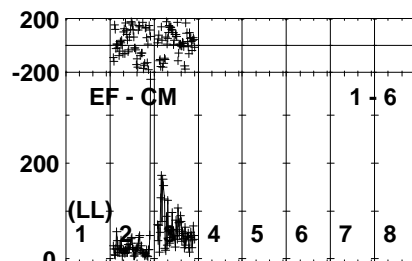
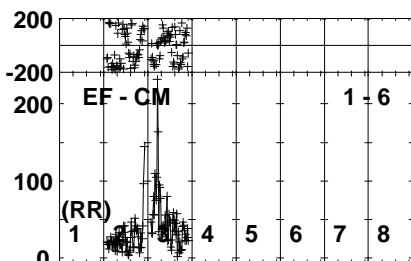
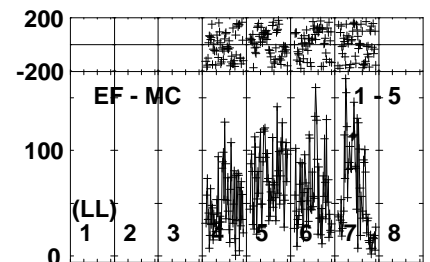
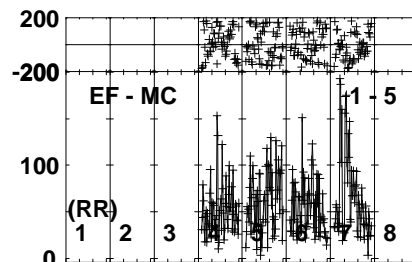
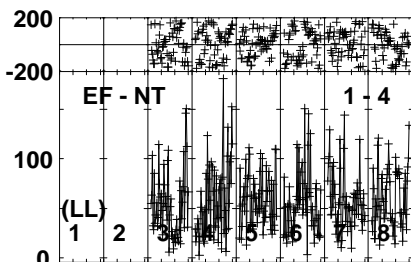
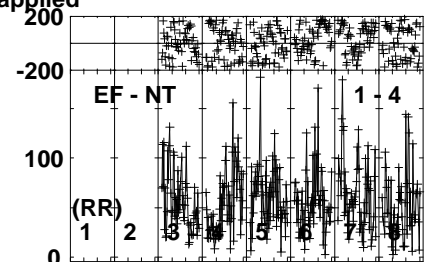
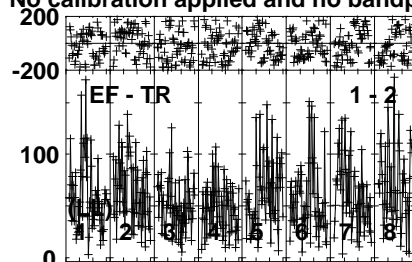
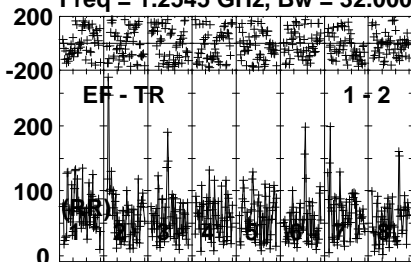
Lower frame: Milli Ampl Jy Top frame: Phas deg  
Vector averaged cross-power spectrum Several baselines displayed  
Timerange: 01/01:45:10 to 01/01:45:52

Plot file version 244 created 02-FEB-2023 14:52:35

R220912 D EK051H.UVDATA.1

Freq = 1.2545 GHz, Bw = 32.000 MH

No calibration applied and no bandpass applied



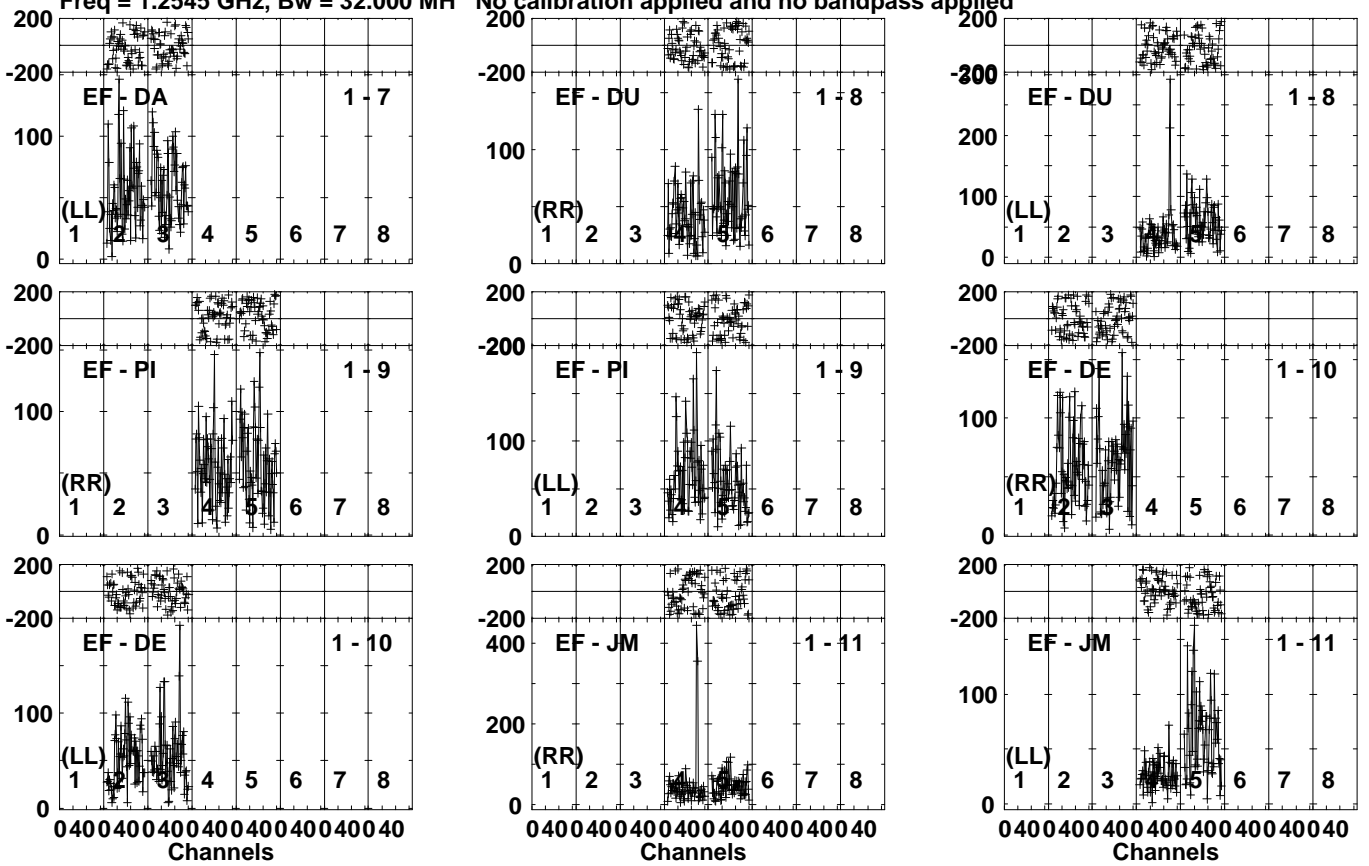
Lower frame: Micro Ampl Jy Top frame: Phas deg  
Vector averaged cross-power spectrum Several baselines displayed  
Timerange: 01/01:45:57 to 01/01:51:33

Plot file version 245 created 02-FEB-2023 14:52:35

R220912 D EK051H.UVDATA.1

Freq = 1.2545 GHz, Bw = 32.000 MH

No calibration applied and no bandpass applied



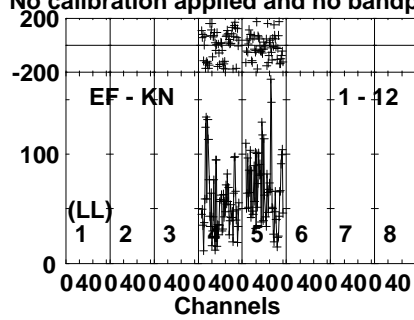
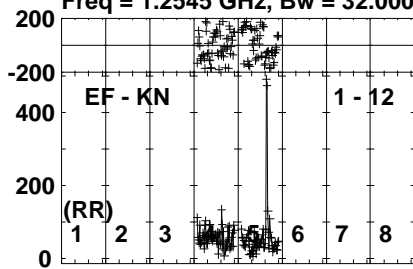
Lower frame: Micro Ampl Jy Top frame: Phas deg  
Vector averaged cross-power spectrum Several baselines displayed  
Timerange: 01/01:45:57 to 01/01:51:33

Plot file version 246 created 02-FEB-2023 14:52:35

R220912 D EK051H.UVDATA.1

Freq = 1.2545 GHz, Bw = 32.000 MH

No calibration applied and no bandpass applied



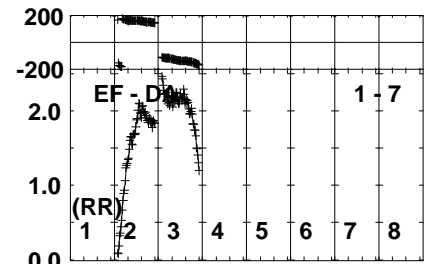
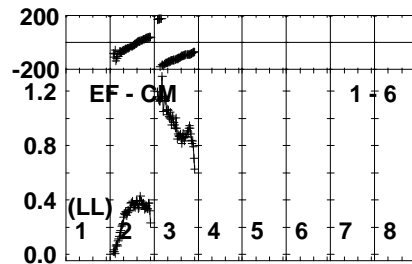
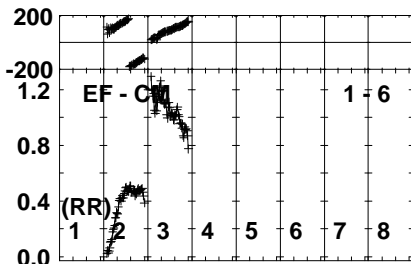
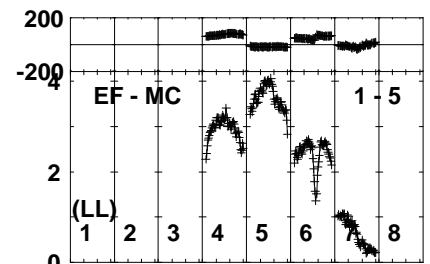
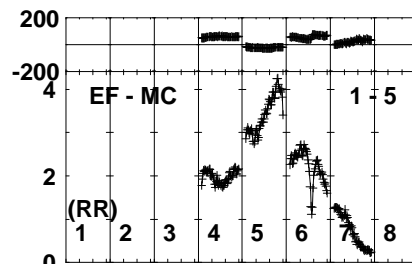
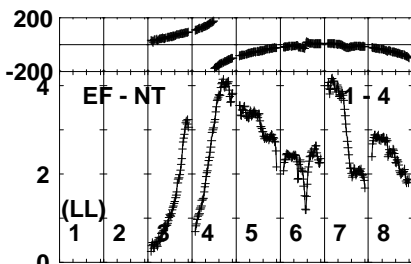
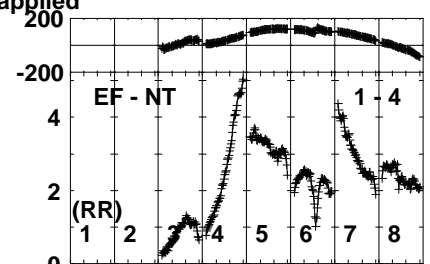
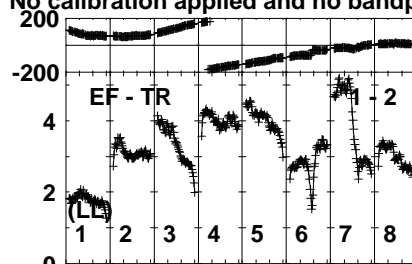
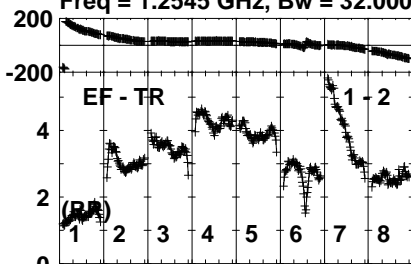
Lower frame: Micro Ampl Jy Top frame: Phas deg  
Vector averaged cross-power spectrum Several baselines displayed  
Timerange: 01/01:45:57 to 01/01:51:33

Plot file version 247 created 02-FEB-2023 14:52:35

J2311+4543 EK051H.UVDATA.1

Freq = 1.2545 GHz, Bw = 32.000 MH

No calibration applied and no bandpass applied



Lower frame: Milli Ampl Jy Top frame: Phas deg  
Vector averaged cross-power spectrum Several baselines displayed  
Timerange: 01/01:52:19 to 01/01:56:17





