



Plot file version 1 created 02-FEB-2024 10:06:25

J2048+4310 EK052A 3.UVDATA.1

Freq = 6.0336 GHz, Bw = 4.000 MH Calibrated with CL # 4 and BP # 1 (BP mode 1)



Lower frame: Ampl Jy Top frame: Phas deg

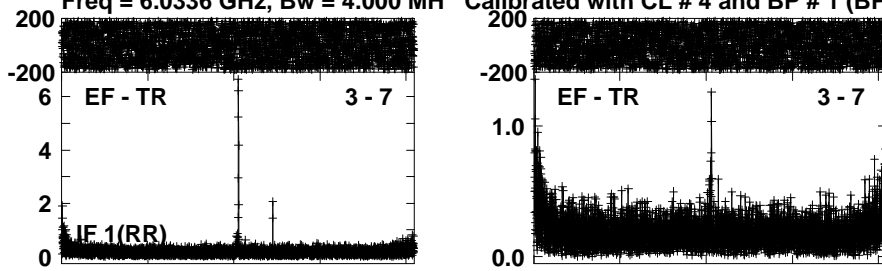
Vector averaged cross-power spectrum Several baselines displayed

Timerange: 00/21:09:01 to 00/21:11:59

Plot file version 2 created 02-FEB-2024 10:06:26

W75N EK052A 3.UVDATA.1

Freq = 6.0336 GHz, Bw = 4.000 MH Calibrated with CL # 4 and BP # 1 (BP mode 1)



Lower frame: Ampl Jy Top frame: Phas deg

Vector averaged cross-power spectrum Several baselines displayed

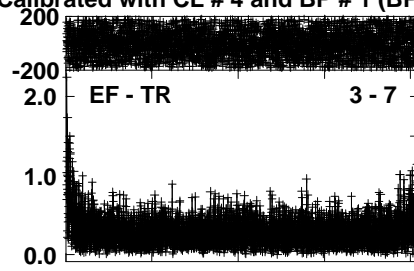
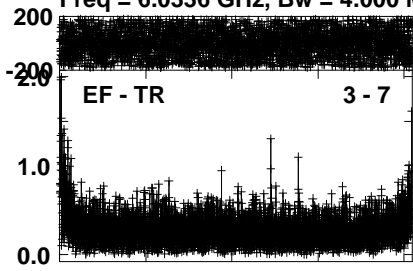
Timerange: 00/21:12:31 to 00/21:15:29

Plot file version 3 created 02-FEB-2024 10:06:33

J2048+4310 EK052A 3.UVDATA.1

Freq = 6.0336 GHz, Bw = 4.000 MH

Calibrated with CL # 4 and BP # 1 (BP mode 1)



Lower frame: Ampl Jy Top frame: Phas deg

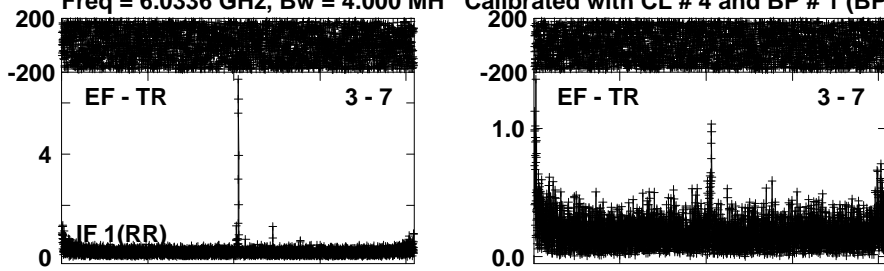
Vector averaged cross-power spectrum Several baselines displayed

Timerange: 00/21:25:31 to 00/21:27:29

Plot file version 4 created 02-FEB-2024 10:06:34

W75N EK052A 3.UVDATA.1

Freq = 6.0336 GHz, Bw = 4.000 MH Calibrated with CL # 4 and BP # 1 (BP mode 1)





Lower frame: Ampl Jy Top frame: Phas deg
Vector averaged cross-power spectrum Several baselines displayed
Timerange: 00/21:28:01 to 00/21:30:59

Plot file version 5 created 02-FEB-2024 10:06:36

J2048+4310 EK052A 3.UVDATA.1

Freq = 6.0336 GHz, Bw = 4.000 MH

Calibrated with CL # 4 and BP # 1 (BP mode 1)



Lower frame: Ampl Jy Top frame: Phas deg

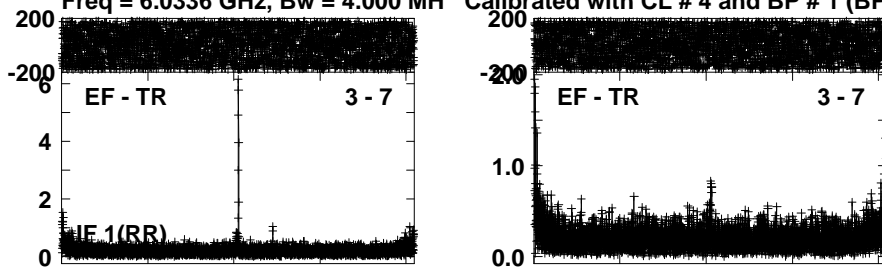
Vector averaged cross-power spectrum Several baselines displayed

Timerange: 00/21:31:01 to 00/21:32:59

Plot file version 6 created 02-FEB-2024 10:06:37

W75N EK052A 3.UVDATA.1

Freq = 6.0336 GHz, Bw = 4.000 MH Calibrated with CL # 4 and BP # 1 (BP mode 1)



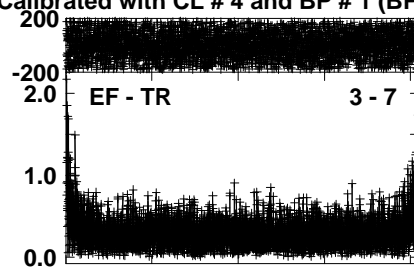
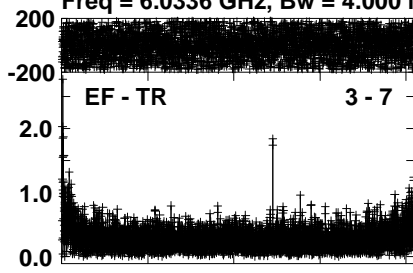
Lower frame: Ampl Jy Top frame: Phas deg
Vector averaged cross-power spectrum Several baselines displayed
Timerange: 00/21:33:01 to 00/21:35:59

Plot file version 7 created 02-FEB-2024 10:06:38

J2048+4310 EK052A 3.UVDATA.1

Freq = 6.0336 GHz, Bw = 4.000 MH

Calibrated with CL # 4 and BP # 1 (BP mode 1)



Lower frame: Ampl Jy Top frame: Phas deg

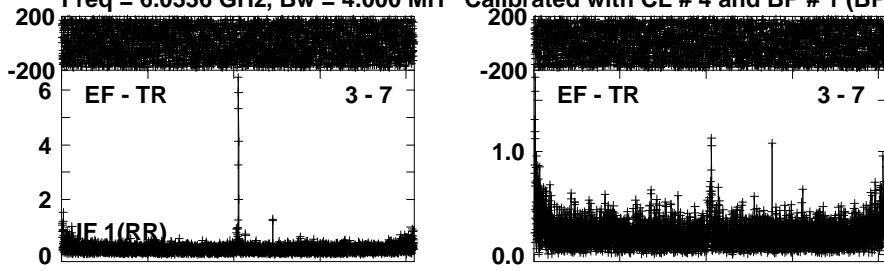
Vector averaged cross-power spectrum Several baselines displayed

Timerange: 00/21:36:01 to 00/21:37:59

Plot file version 8 created 02-FEB-2024 10:06:39

W75N EK052A 3.UVDATA.1

Freq = 6.0336 GHz, Bw = 4.000 MH Calibrated with CL # 4 and BP # 1 (BP mode 1)



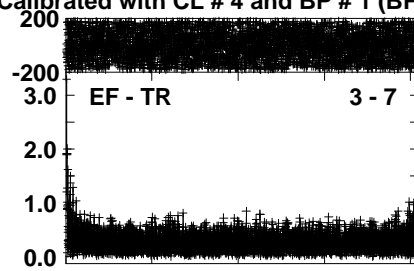
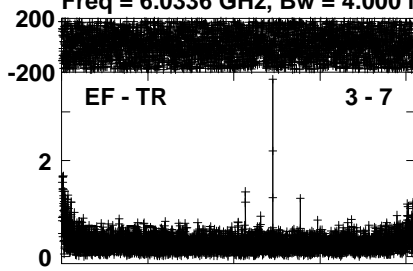
Lower frame: Ampl Jy Top frame: Phas deg
Vector averaged cross-power spectrum Several baselines displayed
Timerange: 00/21:38:01 to 00/21:40:59

Plot file version 9 created 02-FEB-2024 10:06:41

J2048+4310 EK052A 3.UVDATA.1

Freq = 6.0336 GHz, Bw = 4.000 MH

Calibrated with CL # 4 and BP # 1 (BP mode 1)



Lower frame: Ampl Jy Top frame: Phas deg

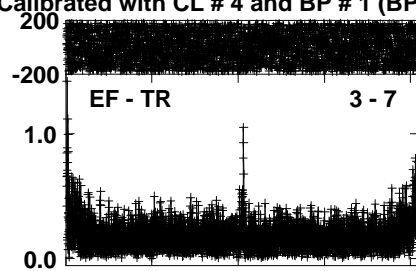
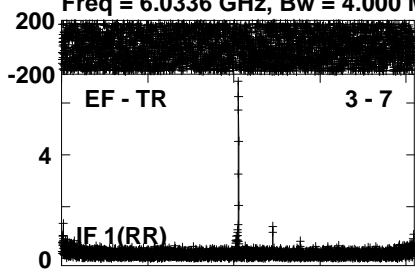
Vector averaged cross-power spectrum Several baselines displayed

Timerange: 00/21:41:01 to 00/21:42:59

Plot file version 10 created 02-FEB-2024 10:06:42

W75N EK052A 3.UVDATA.1

Freq = 6.0336 GHz, Bw = 4.000 MH Calibrated with CL # 4 and BP # 1 (BP mode 1)



Lower frame: Ampl Jy Top frame: Phas deg

Vector averaged cross-power spectrum Several baselines displayed

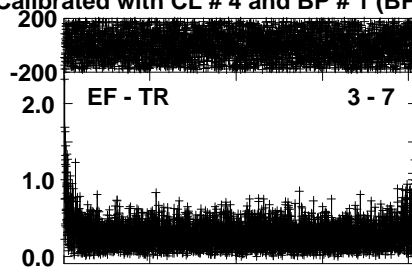
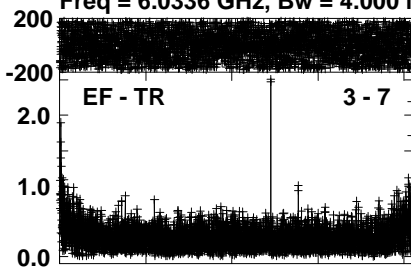
Timerange: 00/21:43:31 to 00/21:46:29

Plot file version 11 created 02-FEB-2024 10:06:47

J2048+4310 EK052A 3.UVDATA.1

Freq = 6.0336 GHz, Bw = 4.000 MH

Calibrated with CL # 4 and BP # 1 (BP mode 1)



Lower frame: Ampl Jy Top frame: Phas deg

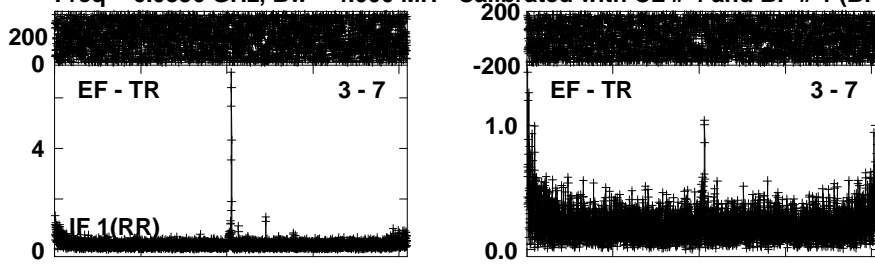
Vector averaged cross-power spectrum Several baselines displayed

Timerange: 00/21:51:31 to 00/21:53:29

Plot file version 12 created 02-FEB-2024 10:06:48

W75N EK052A 3.UVDATA.1

Freq = 6.0336 GHz, Bw = 4.000 MH Calibrated with CL # 4 and BP # 1 (BP mode 1)



Lower frame: Ampl Jy Top frame: Phas deg


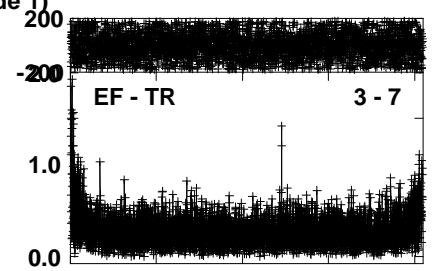


Vector averaged cross-power spectrum Several baselines displayed

Timerange: 00/21:53:31 to 00/21:56:29

Plot file version 13 created 02-FEB-2024 10:06:48

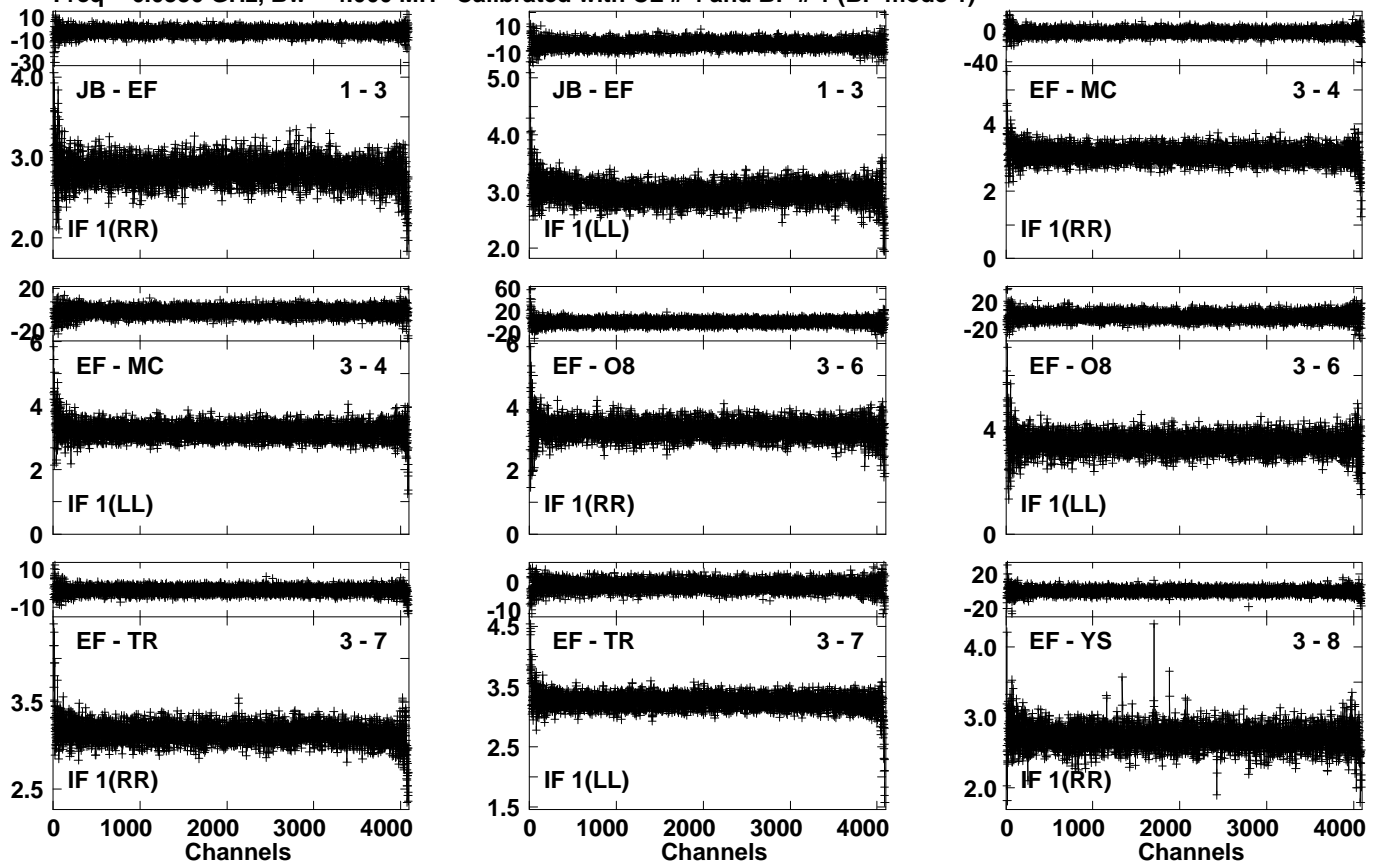
J2048+4310 EK052A 3.UVDATA.1

Freq = 6.0336 GHz, Bw = 4.000 MH Calibrated with CL # 4 and BP # 1 (BP mode 1)



Lower frame: Ampl Jy Top frame: Phas deg
Vector averaged cross-power spectrum Several baselines displayed
Timerange: 00/21:56:31 to 00/21:58:29

Plot file version 14 created 02-FEB-2024 10:06:51
 J2202+4216 EK052A 3.UVDATA.1
 Freq = 6.0336 GHz, Bw = 4.000 MH Calibrated with CL # 4 and BP # 1 (BP mode 1)

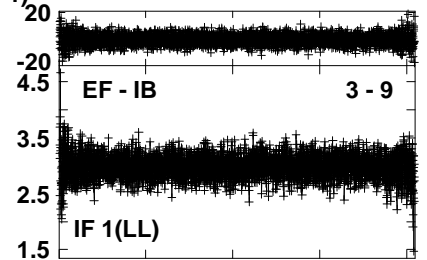
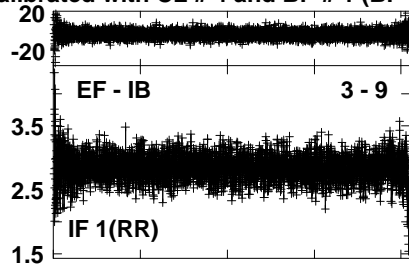
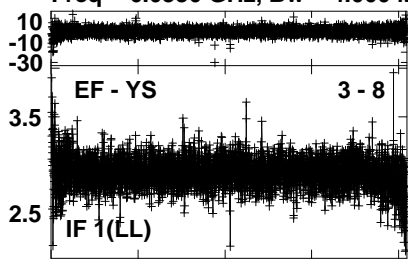


Lower frame: Ampl Jy Top frame: Phas deg
 Vector averaged cross-power spectrum Several baselines displayed
 Timerange: 00/21:59:31 to 00/22:08:29

Plot file version 15 created 02-FEB-2024 10:06:53

J2202+4216 EK052A 3.UVDATA.1

Freq = 6.0336 GHz, Bw = 4.000 MH Calibrated with CL # 4 and BP # 1 (BP mode 1)



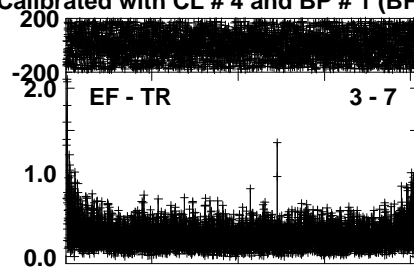

Lower frame: Ampl Jy Top frame: Phas deg
Vector averaged cross-power spectrum Several baselines displayed
Timerange: 00/21:59:31 to 00/22:08:29

Plot file version 16 created 02-FEB-2024 10:06:55

J2048+4310 EK052A 3.UVDATA.1

Freq = 6.0336 GHz, Bw = 4.000 MH

Calibrated with CL # 4 and BP # 1 (BP mode 1)



Lower frame: Ampl Jy Top frame: Phas deg

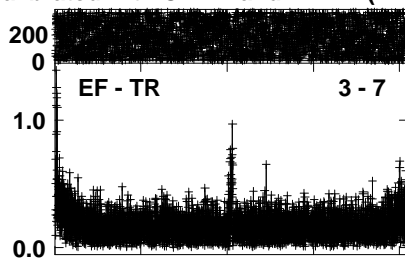
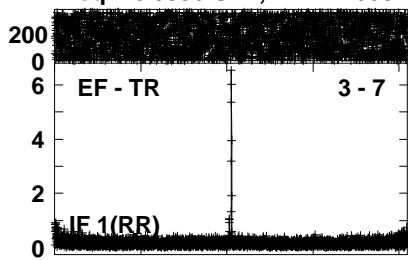
Vector averaged cross-power spectrum Several baselines displayed

Timerange: 00/22:08:31 to 00/22:11:29

Plot file version 17 created 02-FEB-2024 10:06:57

W75N EK052A 3.UVDATA.1

Freq = 6.0336 GHz, Bw = 4.000 MH Calibrated with CL # 4 and BP # 1 (BP mode 1)



Lower frame: Ampl Jy Top frame: Phas deg

Vector averaged cross-power spectrum Several baselines displayed


Timerange: 00/22:12:01 to 00/22:14:59

Plot file version 18 created 02-FEB-2024 10:07:01

J2048+4310 EK052A 3.UVDATA.1

Freq = 6.0336 GHz, Bw = 4.000 MH

Calibrated with CL # 4 and BP # 1 (BP mode 1)

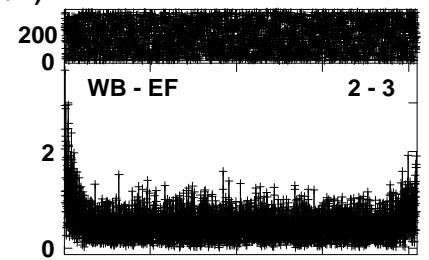
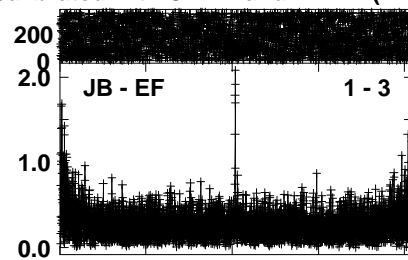



Lower frame: Ampl Jy Top frame: Phas deg
Vector averaged cross-power spectrum Several baselines displayed
Timerange: 00/22:20:01 to 00/22:21:59

Plot file version 19 created 02-FEB-2024 10:07:02

W75N EK052A 3.UVDATA.1

Freq = 6.0336 GHz, Bw = 4.000 MH Calibrated with CL # 4 and BP # 1 (BP mode 1)



Lower frame: Ampl Jy Top frame: Phas deg


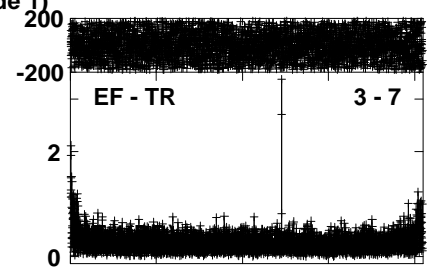
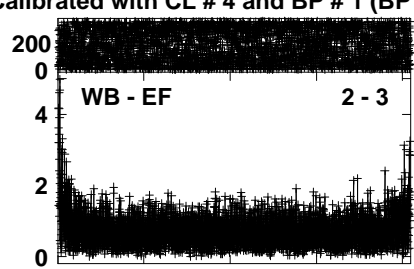

Vector averaged cross-power spectrum Several baselines displayed

Timerange: 00/22:22:01 to 00/22:24:59

Plot file version 20 created 02-FEB-2024 10:07:03

J2048+4310 EK052A 3.UVDATA.1

Freq = 6.0336 GHz, Bw = 4.000 MH Calibrated with CL # 4 and BP # 1 (BP mode 1)



Lower frame: Ampl Jy Top frame: Phas deg

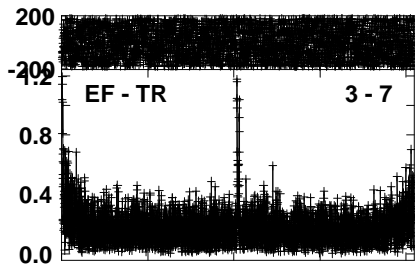
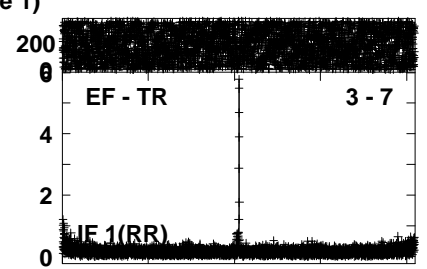
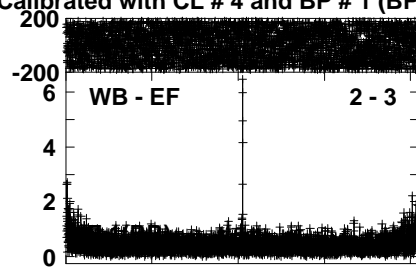
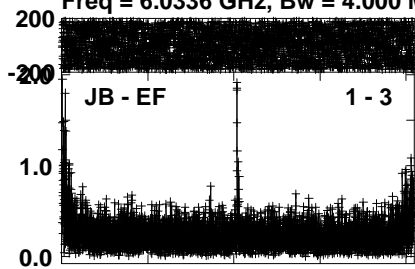
Vector averaged cross-power spectrum Several baselines displayed

Timerange: 00/22:25:01 to 00/22:26:59

Plot file version 21 created 02-FEB-2024 10:07:05

W75N EK052A 3.UVDATA.1

Freq = 6.0336 GHz, Bw = 4.000 MH Calibrated with CL # 4 and BP # 1 (BP mode 1)



Lower frame: Ampl Jy Top frame: Phas deg

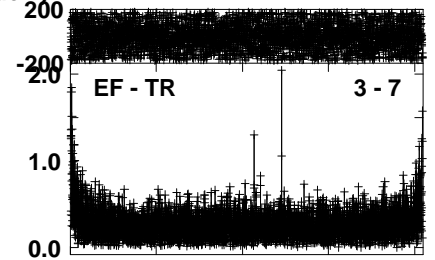


Vector averaged cross-power spectrum Several baselines displayed

Timerange: 00/22:27:31 to 00/22:30:29

Plot file version 22 created 02-FEB-2024 10:07:07

J2048+4310 EK052A 3.UVDATA.1

Freq = 6.0336 GHz, Bw = 4.000 MH Calibrated with CL # 4 and BP # 1 (BP mode 1)



Lower frame: Ampl Jy Top frame: Phas deg


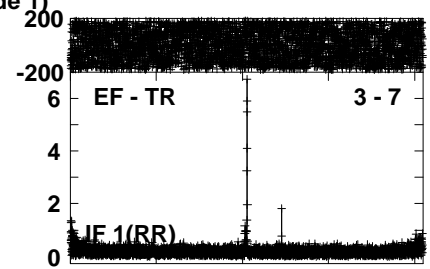
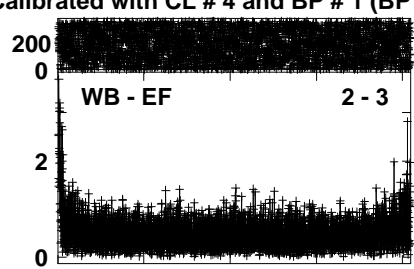
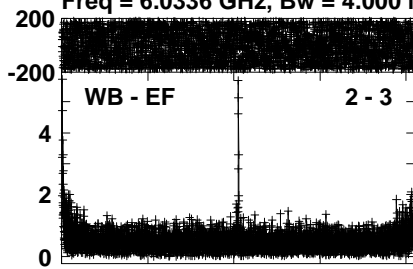
Vector averaged cross-power spectrum Several baselines displayed

Timerange: 00/22:30:31 to 00/22:32:29

Plot file version 23 created 02-FEB-2024 10:07:08

W75N EK052A 3.UVDATA.1

Freq = 6.0336 GHz, Bw = 4.000 MH Calibrated with CL # 4 and BP # 1 (BP mode 1)



Lower frame: Ampl Jy Top frame: Phas deg



Vector averaged cross-power spectrum Several baselines displayed

Timerange: 00/22:32:31 to 00/22:35:29

Plot file version 24 created 02-FEB-2024 10:07:10

J2048+4310 EK052A 3.UVDATA.1

Freq = 6.0336 GHz, Bw = 4.000 MH Calibrated with CL # 4 and BP # 1 (BP mode 1)

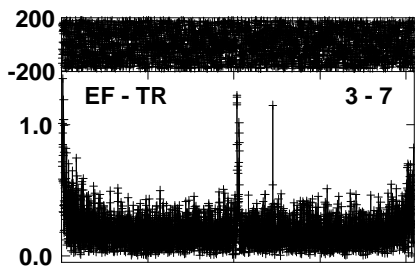
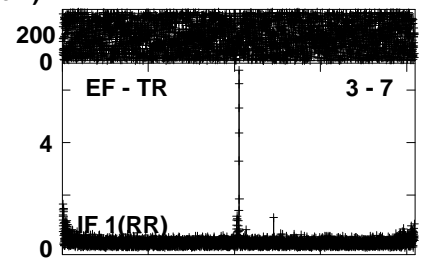
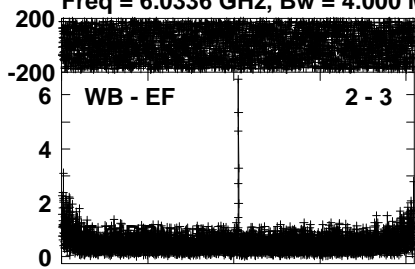


Lower frame: Ampl Jy Top frame: Phas deg
Vector averaged cross-power spectrum Several baselines displayed
Timerange: 00/22:35:31 to 00/22:37:29

Plot file version 25 created 02-FEB-2024 10:07:11

W75N EK052A 3.UVDATA.1

Freq = 6.0336 GHz, Bw = 4.000 MH Calibrated with CL # 4 and BP # 1 (BP mode 1)



Lower frame: Ampl Jy Top frame: Phas deg


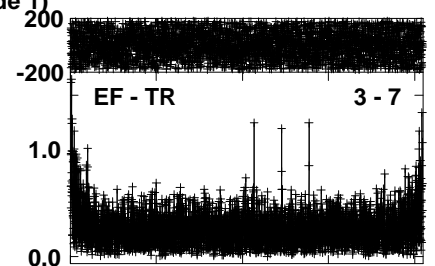
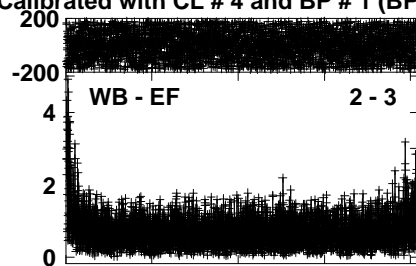
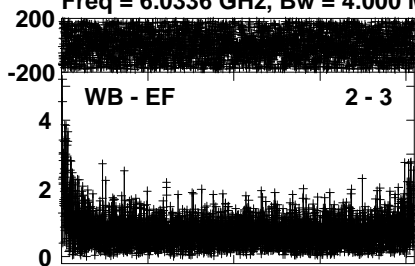
Vector averaged cross-power spectrum Several baselines displayed

Timerange: 00/22:37:31 to 00/22:40:29

Plot file version 26 created 02-FEB-2024 10:07:13

J2048+4310 EK052A 3.UVDATA.1

Freq = 6.0336 GHz, Bw = 4.000 MH Calibrated with CL # 4 and BP # 1 (BP mode 1)

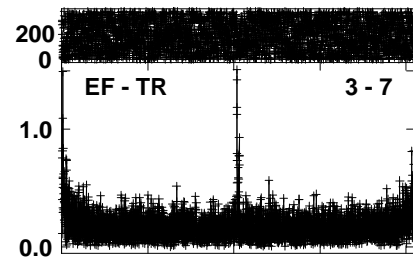
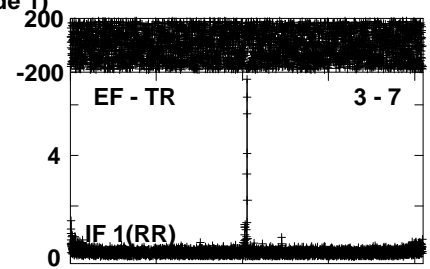
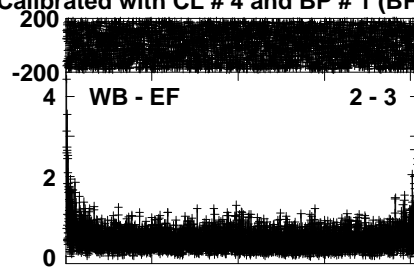
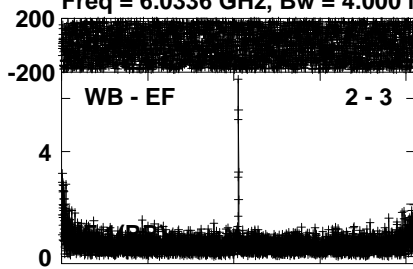


Lower frame: Ampl Jy Top frame: Phas deg
Vector averaged cross-power spectrum Several baselines displayed
Timerange: 00/22:40:31 to 00/22:42:29

Plot file version 27 created 02-FEB-2024 10:07:14

W75N EK052A 3.UVDATA.1

Freq = 6.0336 GHz, Bw = 4.000 MH Calibrated with CL # 4 and BP # 1 (BP mode 1)



Lower frame: Ampl Jy Top frame: Phas deg

Vector averaged cross-power spectrum Several baselines displayed

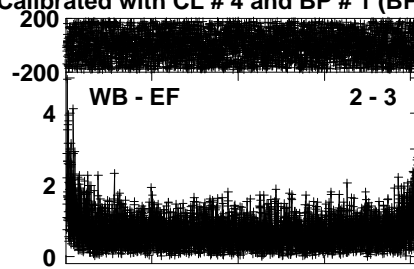

Timerange: 00/22:43:01 to 00/22:45:59

Plot file version 28 created 02-FEB-2024 10:07:16

J2048+4310 EK052A 3.UVDATA.1

Freq = 6.0336 GHz, Bw = 4.000 MH

Calibrated with CL # 4 and BP # 1 (BP mode 1)

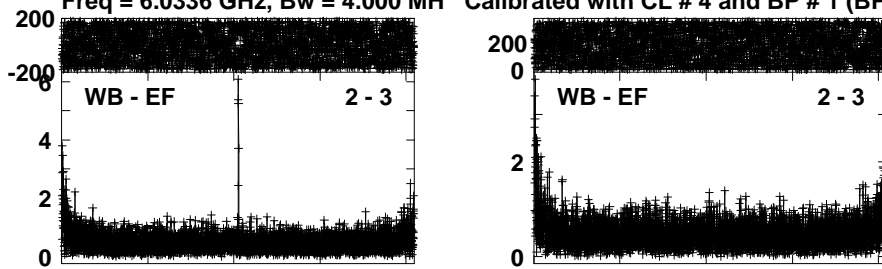


Lower frame: Ampl Jy Top frame: Phas deg
Vector averaged cross-power spectrum Several baselines displayed
Timerange: 00/22:46:01 to 00/22:47:59

Plot file version 29 created 02-FEB-2024 10:07:17

W75N EK052A 3.UVDATA.1

Freq = 6.0336 GHz, Bw = 4.000 MH Calibrated with CL # 4 and BP # 1 (BP mode 1)



Lower frame: Ampl Jy Top frame: Phas deg

Vector averaged cross-power spectrum Several baselines displayed


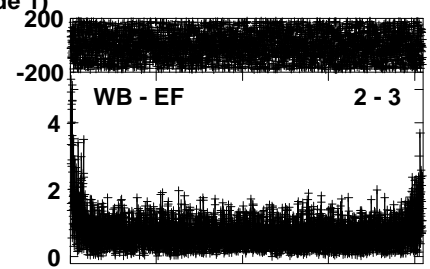


Timerange: 00/22:48:01 to 00/22:50:59

Plot file version 30 created 02-FEB-2024 10:07:19

J2048+4310 EK052A 3.UVDATA.1

Freq = 6.0336 GHz, Bw = 4.000 MH

Calibrated with CL # 4 and BP # 1 (BP mode 1)



Lower frame: Ampl Jy Top frame: Phas deg


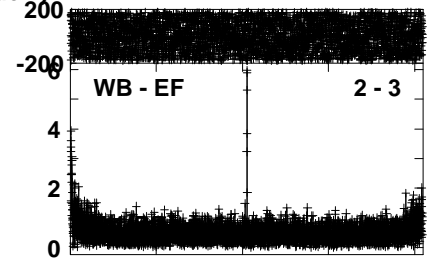
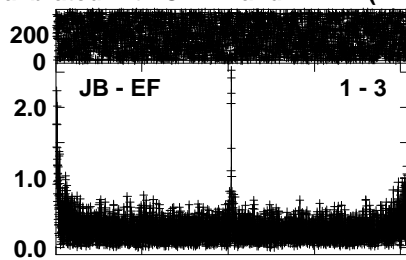

Vector averaged cross-power spectrum Several baselines displayed

Timerange: 00/22:51:01 to 00/22:52:59

Plot file version 31 created 02-FEB-2024 10:07:20

W75N EK052A 3.UVDATA.1

Freq = 6.0336 GHz, Bw = 4.000 MH Calibrated with CL # 4 and BP # 1 (BP mode 1)



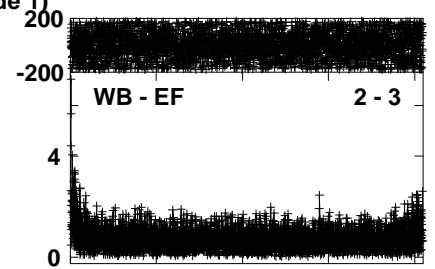


Lower frame: Ampl Jy Top frame: Phas deg
Vector averaged cross-power spectrum Several baselines displayed
Timerange: 00/22:53:01 to 00/22:55:59

Plot file version 32 created 02-FEB-2024 10:07:21

J2048+4310 EK052A 3.UVDATA.1

Freq = 6.0336 GHz, Bw = 4.000 MH

Calibrated with CL # 4 and BP # 1 (BP mode 1)



Lower frame: Ampl Jy Top frame: Phas deg

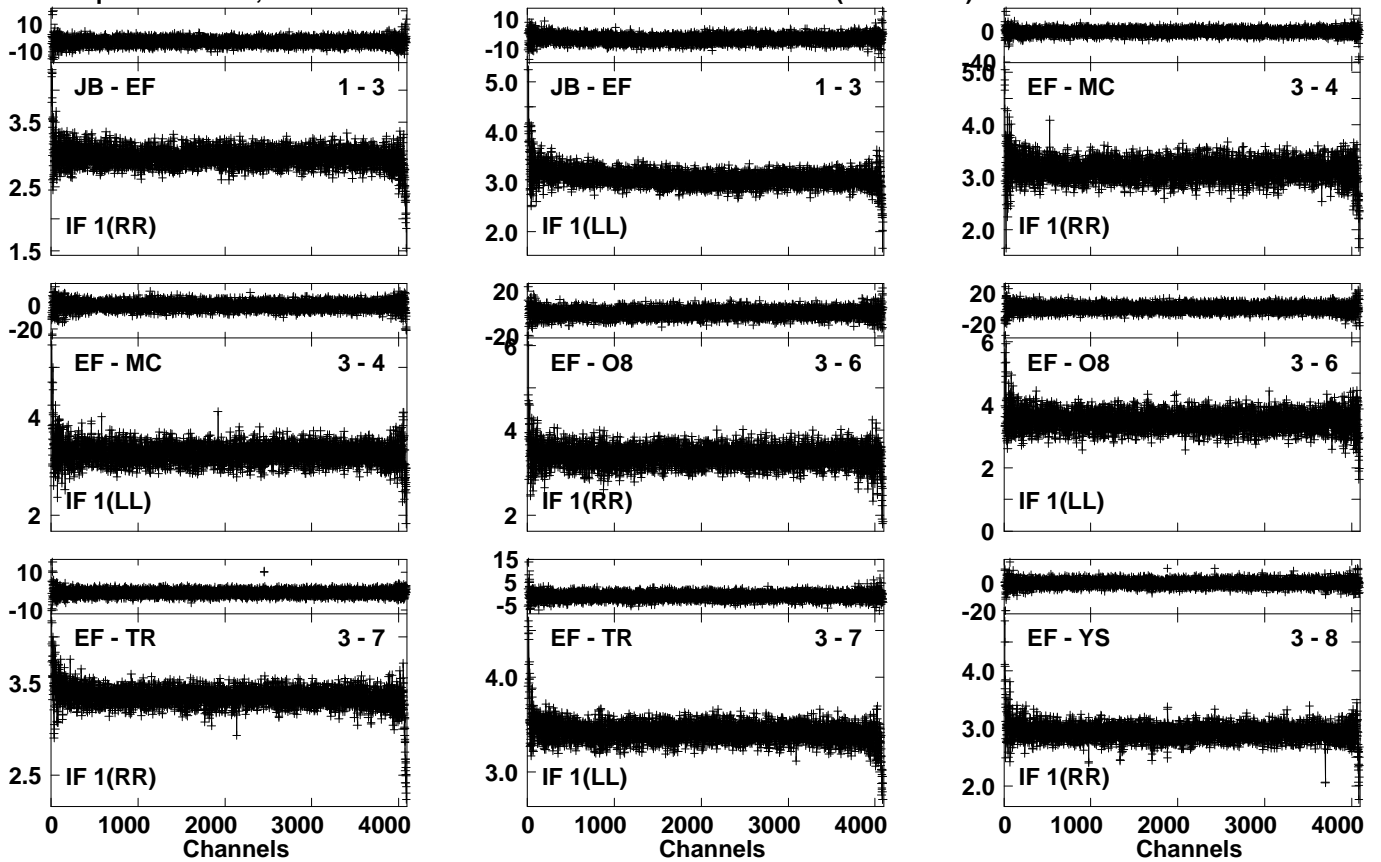
Vector averaged cross-power spectrum Several baselines displayed

Timerange: 00/22:56:01 to 00/22:57:59

Plot file version 33 created 02-FEB-2024 10:07:24

J2202+4216 EK052A 3.UVDATA.1

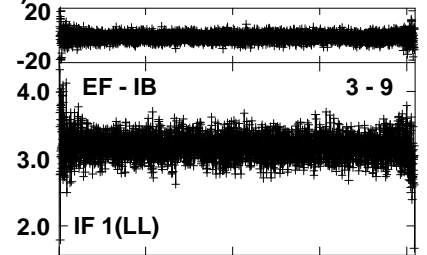
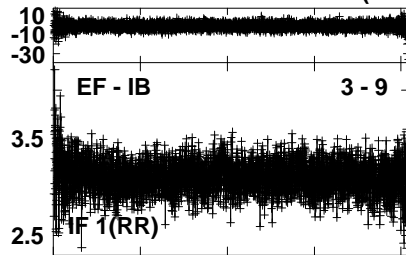
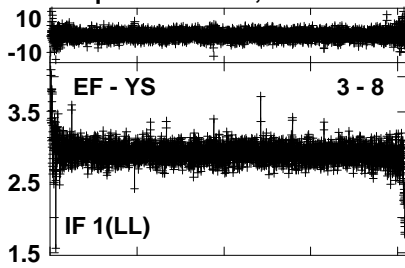
Freq = 6.0336 GHz, Bw = 4.000 MH Calibrated with CL # 4 and BP # 1 (BP mode 1)



Plot file version 34 created 02-FEB-2024 10:07:26

J2202+4216 EK052A 3.UVDATA.1

Freq = 6.0336 GHz, Bw = 4.000 MH Calibrated with CL # 4 and BP # 1 (BP mode 1)

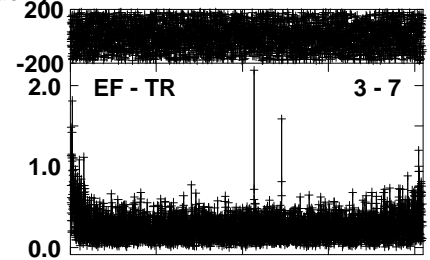




Lower frame: Ampl Jy Top frame: Phas deg
Vector averaged cross-power spectrum Several baselines displayed
Timerange: 00/22:59:01 to 00/23:07:59

Plot file version 35 created 02-FEB-2024 10:07:27

J2048+4310 EK052A 3.UVDATA.1

Freq = 6.0336 GHz, Bw = 4.000 MH Calibrated with CL # 4 and BP # 1 (BP mode 1)

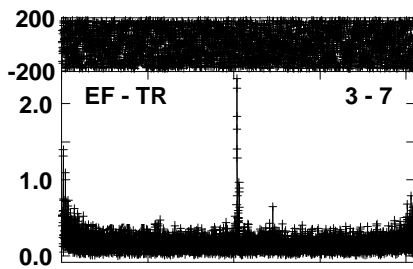
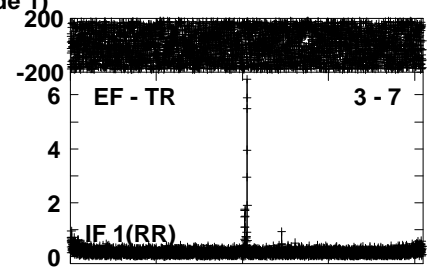
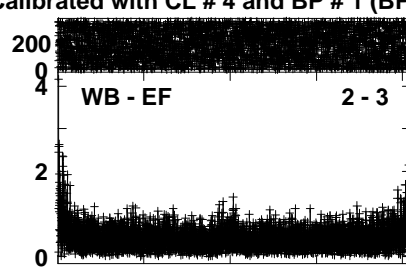
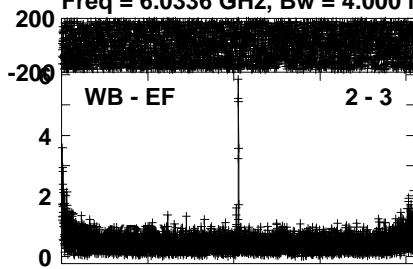


Lower frame: Ampl Jy Top frame: Phas deg
Vector averaged cross-power spectrum Several baselines displayed
Timerange: 00/23:08:01 to 00/23:10:59

Plot file version 36 created 02-FEB-2024 10:07:29

W75N EK052A 3.UVDATA.1

Freq = 6.0336 GHz, Bw = 4.000 MH Calibrated with CL # 4 and BP # 1 (BP mode 1)



Lower frame: Ampl Jy Top frame: Phas deg

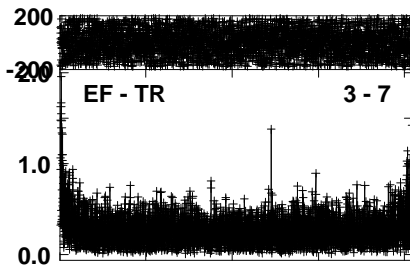



Vector averaged cross-power spectrum Several baselines displayed

Timerange: 00/23:11:31 to 00/23:14:29

Plot file version 37 created 02-FEB-2024 10:07:30

J2048+4310 EK052A 3.UVDATA.1

Freq = 6.0336 GHz, Bw = 4.000 MH Calibrated with CL # 4 and BP # 1 (BP mode 1)



Lower frame: Ampl Jy Top frame: Phas deg

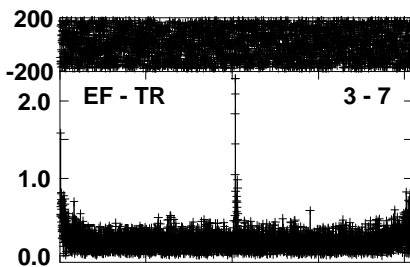
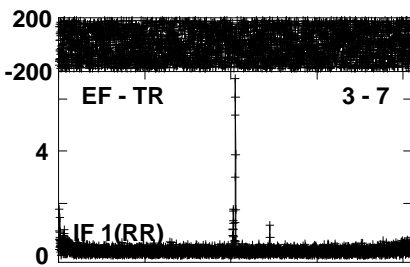

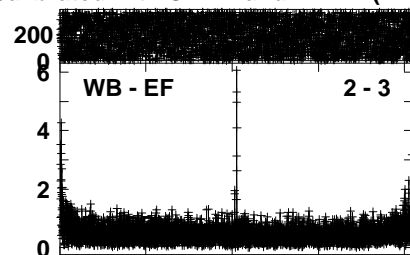
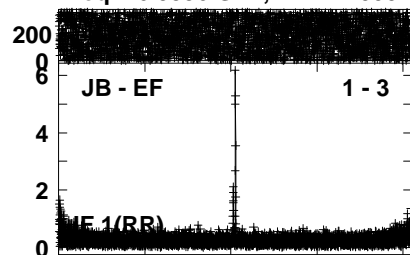
Vector averaged cross-power spectrum Several baselines displayed

Timerange: 00/23:14:31 to 00/23:16:29

Plot file version 38 created 02-FEB-2024 10:07:32

W75N EK052A 3.UVDATA.1

Freq = 6.0336 GHz, Bw = 4.000 MH Calibrated with CL # 4 and BP # 1 (BP mode 1)



Lower frame: Ampl Jy Top frame: Phas deg

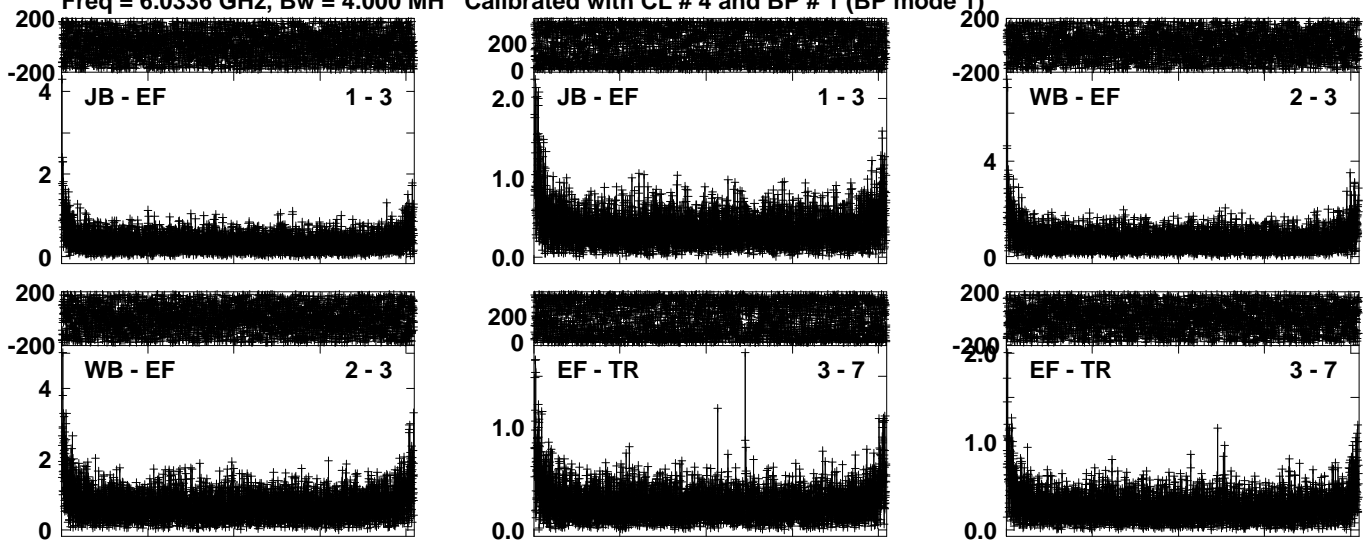
Vector averaged cross-power spectrum Several baselines displayed

Timerange: 00/23:16:31 to 00/23:19:29

Plot file version 39 created 02-FEB-2024 10:07:33

J2048+4310 EK052A 3.UVDATA.1

Freq = 6.0336 GHz, Bw = 4.000 MH Calibrated with CL # 4 and BP # 1 (BP mode 1)

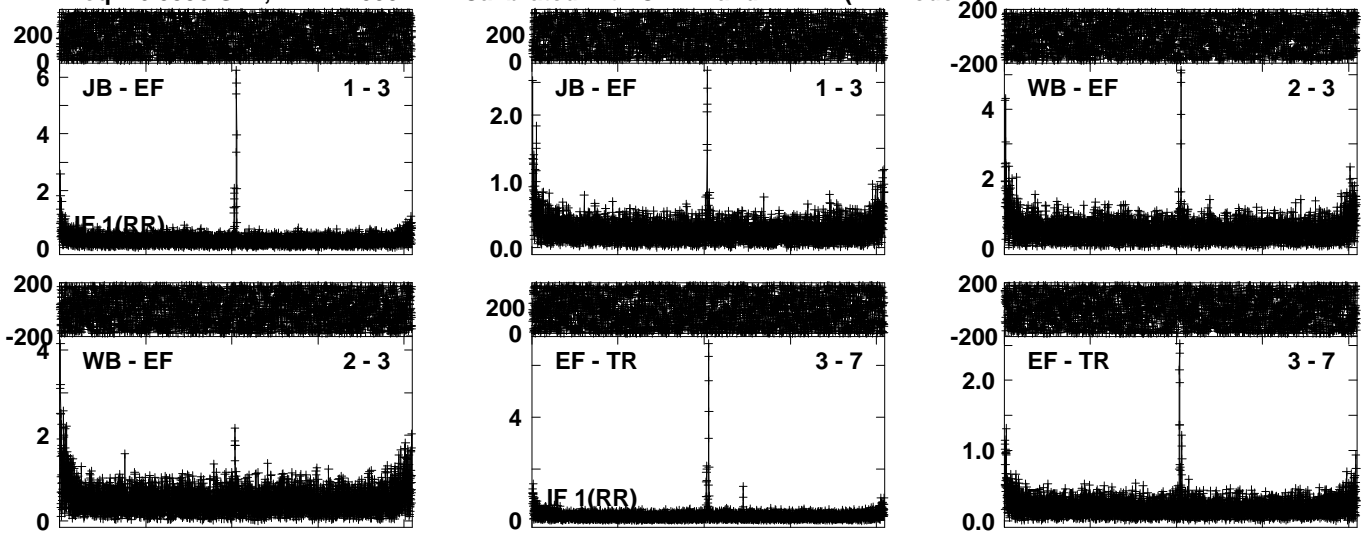


Lower frame: Ampl Jy Top frame: Phas deg
Vector averaged cross-power spectrum Several baselines displayed
Timerange: 00/23:19:31 to 00/23:21:29

Plot file version 40 created 02-FEB-2024 10:07:35

W75N EK052A 3.UVDATA.1

Freq = 6.0336 GHz, Bw = 4.000 MH Calibrated with CL # 4 and BP # 1 (BP mode 1)



Lower frame: Ampl Jy Top frame: Phas deg


Vector averaged cross-power spectrum Several baselines displayed

Timerange: 00/23:21:31 to 00/23:24:29

Plot file version 41 created 02-FEB-2024 10:07:37

J2048+4310 EK052A 3.UVDATA.1

Freq = 6.0336 GHz, Bw = 4.000 MH Calibrated with CL # 4 and BP # 1 (BP mode 1)

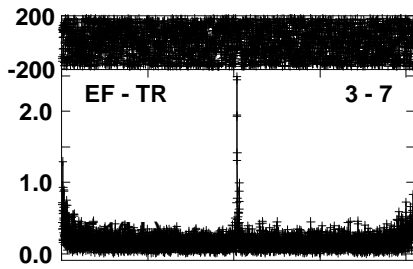
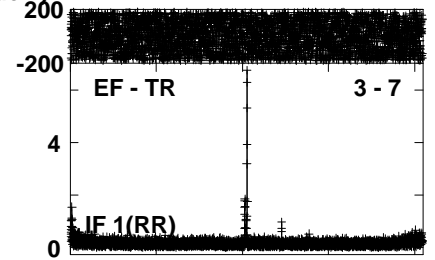

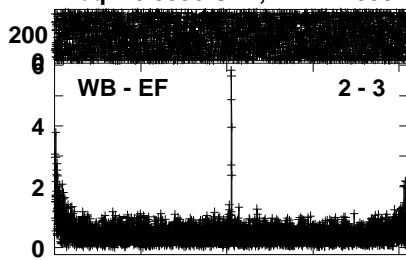


Lower frame: Ampl Jy Top frame: Phas deg
Vector averaged cross-power spectrum Several baselines displayed
Timerange: 00/23:24:31 to 00/23:26:29

Plot file version 42 created 02-FEB-2024 10:07:38

W75N EK052A 3.UVDATA.1

Freq = 6.0336 GHz, Bw = 4.000 MH Calibrated with CL # 4 and BP # 1 (BP mode 1)



Lower frame: Ampl Jy Top frame: Phas deg

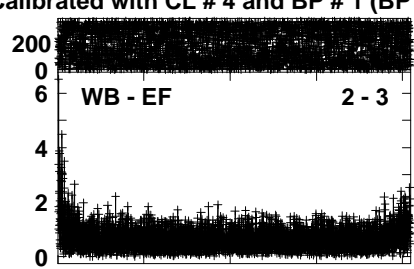

Vector averaged cross-power spectrum Several baselines displayed

Timerange: 00/23:27:01 to 00/23:29:59

Plot file version 43 created 02-FEB-2024 10:07:40

J2048+4310 EK052A 3.UVDATA.1

Freq = 6.0336 GHz, Bw = 4.000 MH Calibrated with CL # 4 and BP # 1 (BP mode 1)

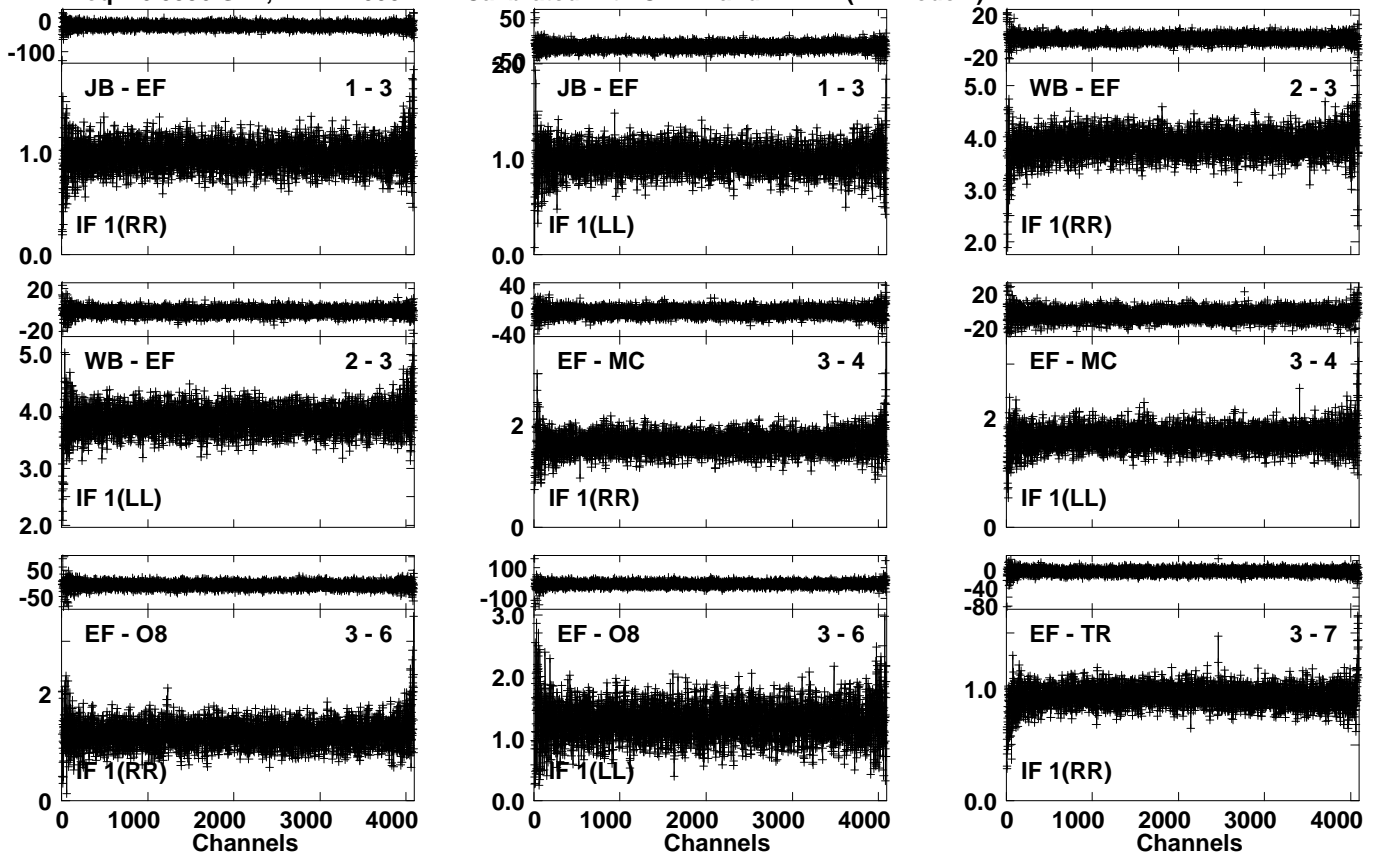


Lower frame: Ampl Jy Top frame: Phas deg
Vector averaged cross-power spectrum Several baselines displayed
Timerange: 00/23:30:01 to 00/23:31:59

Plot file version 44 created 02-FEB-2024 10:07:42

3C286 EK052A 3.UVDATA.1

Freq = 6.0336 GHz, Bw = 4.000 MH Calibrated with CL # 4 and BP # 1 (BP mode 1)

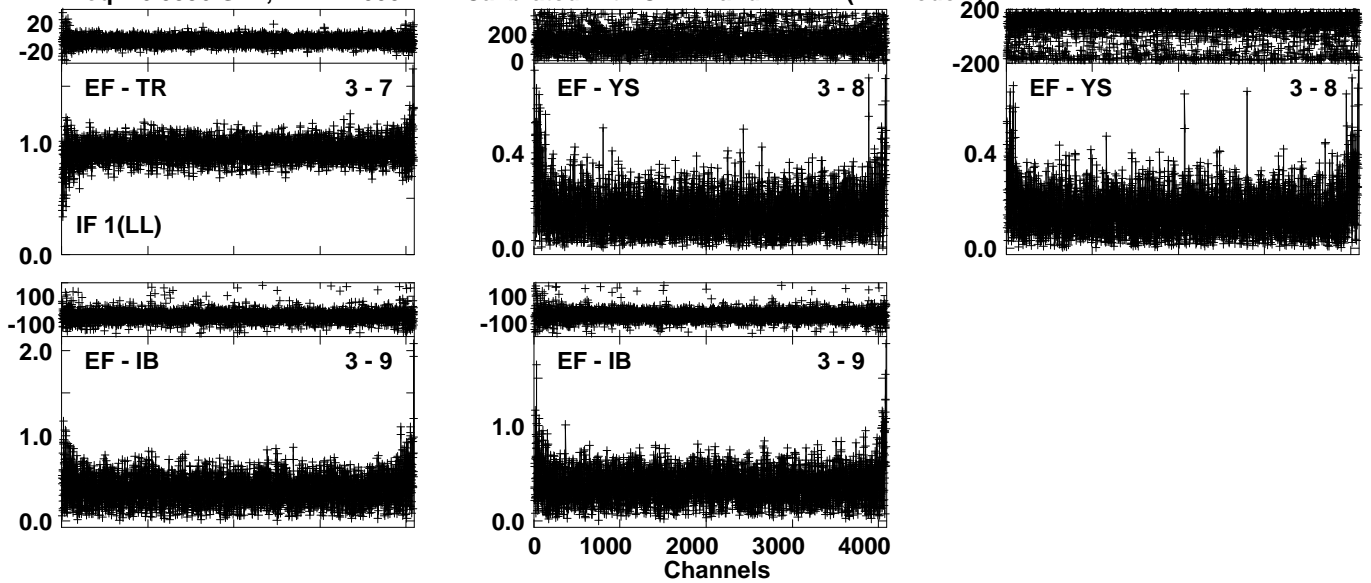


Lower frame: Ampl Jy Top frame: Phas deg
Vector averaged cross-power spectrum Several baselines displayed
Timerange: 00/23:38:31 to 00/23:47:29

Plot file version 45 created 02-FEB-2024 10:07:44

3C286 EK052A 3.UVDATA.1

Freq = 6.0336 GHz, Bw = 4.000 MH Calibrated with CL # 4 and BP # 1 (BP mode 1)





Lower frame: Ampl Jy Top frame: Phas deg
Vector averaged cross-power spectrum Several baselines displayed
Timerange: 00/23:38:31 to 00/23:47:29

Plot file version 46 created 02-FEB-2024 10:07:45

J2048+4310 EK052A 3.UVDATA.1

Freq = 6.0336 GHz, Bw = 4.000 MH Calibrated with CL # 4 and BP # 1 (BP mode 1)

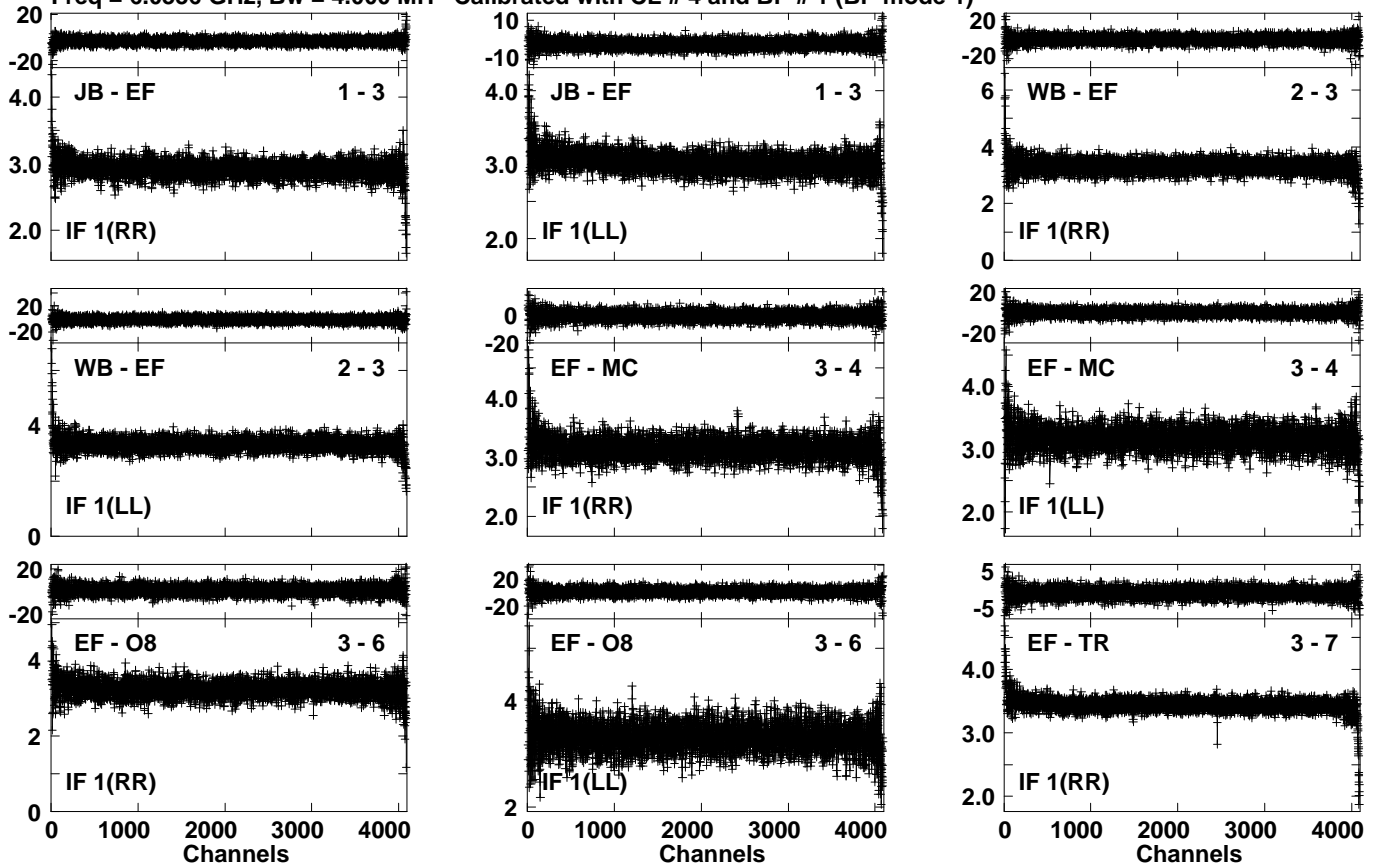


Lower frame: Ampl Jy Top frame: Phas deg
Vector averaged cross-power spectrum Several baselines displayed
Timerange: 00/23:55:31 to 00/23:57:29

Plot file version 47 created 02-FEB-2024 10:07:48

J2202+4216 EK052A 3.UVDATA.1

Freq = 6.0336 GHz, Bw = 4.000 MH Calibrated with CL # 4 and BP # 1 (BP mode 1)

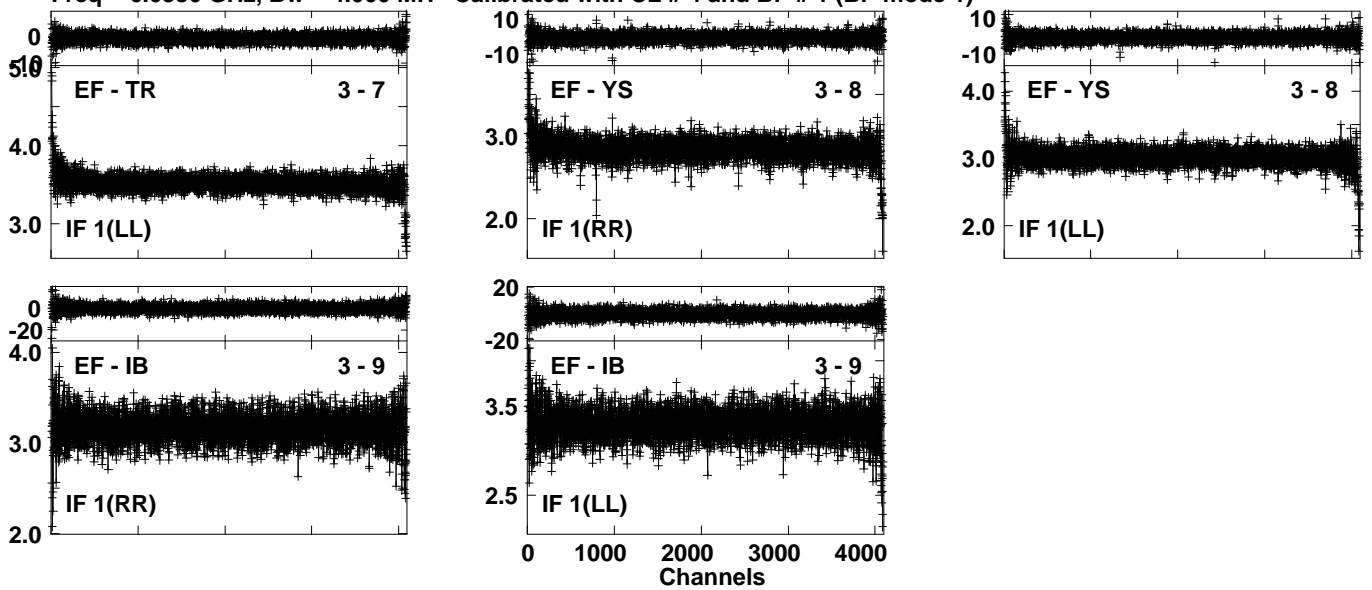


Lower frame: Ampl Jy Top frame: Phas deg
Vector averaged cross-power spectrum Several baselines displayed
Timerange: 00/23:58:31 to 01/00:07:29

Plot file version 48 created 02-FEB-2024 10:07:50

J2202+4216 EK052A 3.UVDATA.1

Freq = 6.0336 GHz, Bw = 4.000 MH Calibrated with CL # 4 and BP # 1 (BP mode 1)

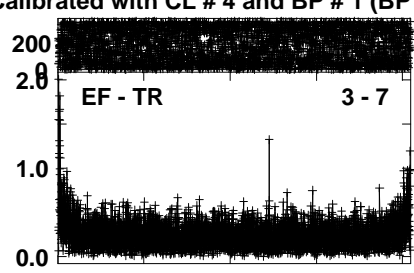
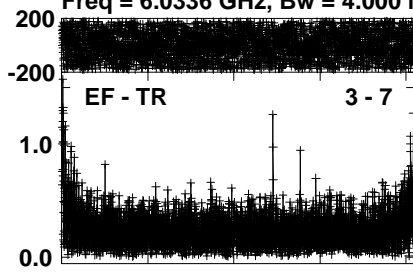


Lower frame: Ampl Jy Top frame: Phas deg
Vector averaged cross-power spectrum Several baselines displayed
Timerange: 00/23:58:31 to 01/00:07:29

Plot file version 49 created 02-FEB-2024 10:07:53

J2048+4310 EK052A 3.UVDATA.1

Freq = 6.0336 GHz, Bw = 4.000 MH Calibrated with CL # 4 and BP # 1 (BP mode 1)



Lower frame: Ampl Jy Top frame: Phas deg

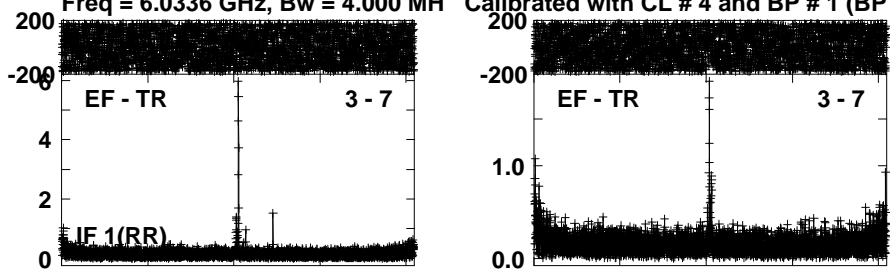
Vector averaged cross-power spectrum Several baselines displayed

Timerange: 01/00:07:31 to 01/00:10:29

Plot file version 50 created 02-FEB-2024 10:07:55

W75N EK052A 3.UVDATA.1

Freq = 6.0336 GHz, Bw = 4.000 MH Calibrated with CL # 4 and BP # 1 (BP mode 1)

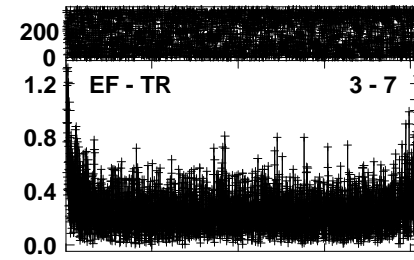
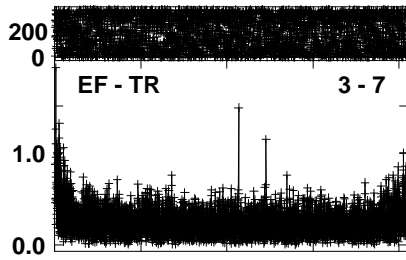


Lower frame: Ampl Jy Top frame: Phas deg
Vector averaged cross-power spectrum Several baselines displayed
Timerange: 01/00:11:01 to 01/00:13:59

Plot file version 51 created 02-FEB-2024 10:07:55

J2048+4310 EK052A 3.UVDATA.1

Freq = 6.0336 GHz, Bw = 4.000 MH Calibrated with CL # 4 and BP # 1 (BP mode 1)



Lower frame: Ampl Jy Top frame: Phas deg

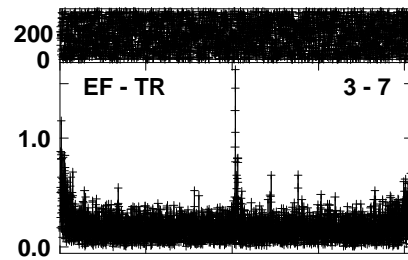
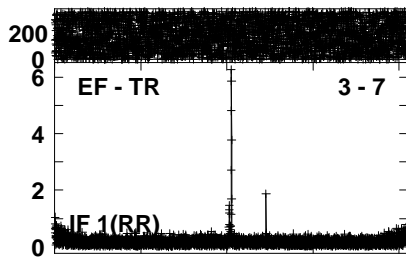

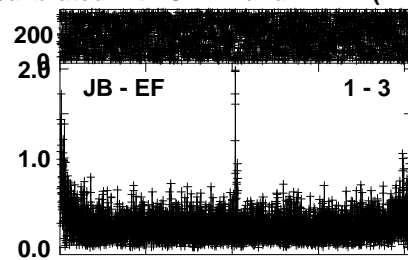
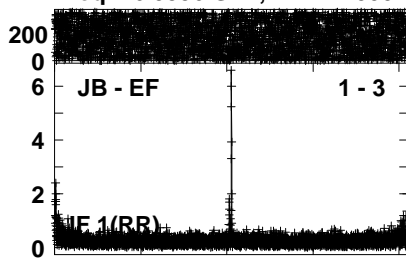
Vector averaged cross-power spectrum Several baselines displayed

Timerange: 01/00:14:01 to 01/00:15:59

Plot file version 52 created 02-FEB-2024 10:07:57

W75N EK052A 3.UVDATA.1

Freq = 6.0336 GHz, Bw = 4.000 MH Calibrated with CL # 4 and BP # 1 (BP mode 1)



Lower frame: Ampl Jy Top frame: Phas deg


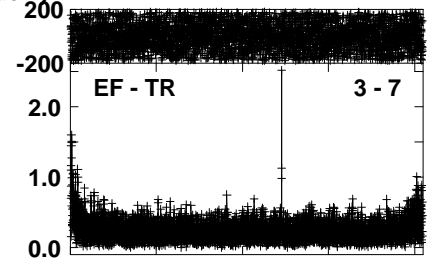


Vector averaged cross-power spectrum Several baselines displayed

Timerange: 01/00:16:01 to 01/00:18:59

Plot file version 53 created 02-FEB-2024 10:07:59

J2048+4310 EK052A 3.UVDATA.1

Freq = 6.0336 GHz, Bw = 4.000 MH Calibrated with CL # 4 and BP # 1 (BP mode 1)



Lower frame: Ampl Jy Top frame: Phas deg

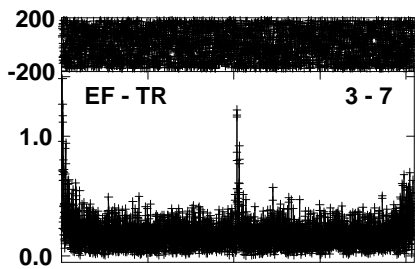

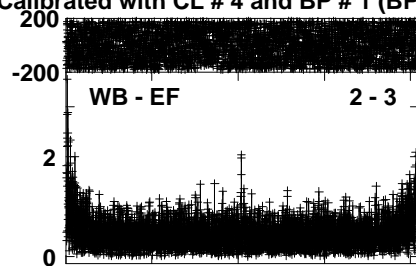
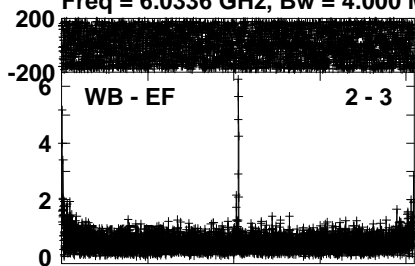
Vector averaged cross-power spectrum Several baselines displayed

Timerange: 01/00:19:01 to 01/00:20:59

Plot file version 54 created 02-FEB-2024 10:08:00

W75N EK052A 3.UVDATA.1

Freq = 6.0336 GHz, Bw = 4.000 MH Calibrated with CL # 4 and BP # 1 (BP mode 1)

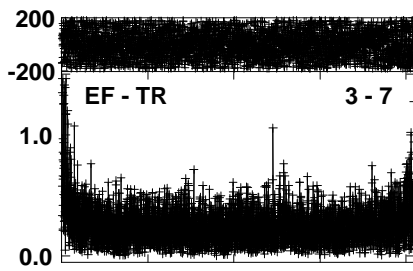




Lower frame: Ampl Jy Top frame: Phas deg
Vector averaged cross-power spectrum Several baselines displayed
Timerange: 01/00:21:01 to 01/00:23:59

Plot file version 55 created 02-FEB-2024 10:08:01

J2048+4310 EK052A 3.UVDATA.1

Freq = 6.0336 GHz, Bw = 4.000 MH Calibrated with CL # 4 and BP # 1 (BP mode 1)

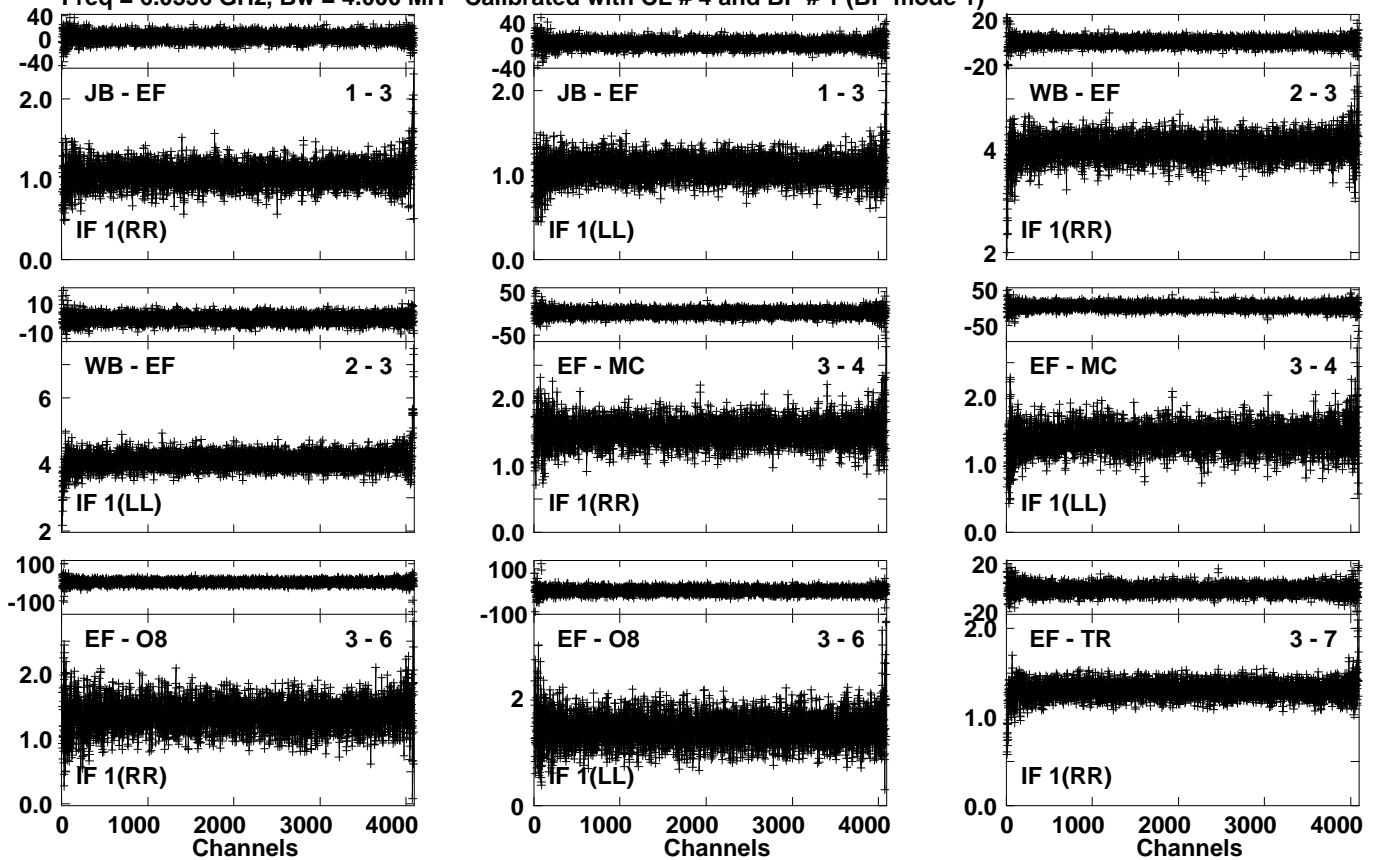


Lower frame: Ampl Jy Top frame: Phas deg
Vector averaged cross-power spectrum Several baselines displayed
Timerange: 01/00:24:01 to 01/00:25:59

Plot file version 56 created 02-FEB-2024 10:08:03

3C286 EK052A 3.UVDATA.1

Freq = 6.0336 GHz, Bw = 4.000 MH Calibrated with CL # 4 and BP # 1 (BP mode 1)

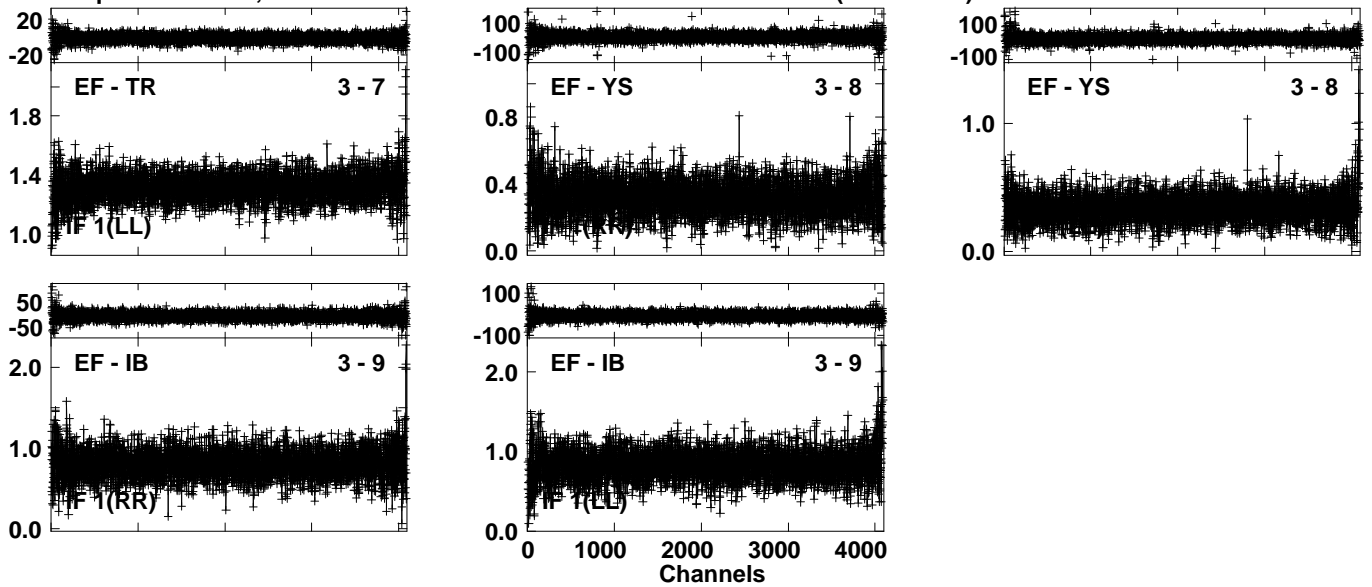


Lower frame: Ampl Jy Top frame: Phas deg
Vector averaged cross-power spectrum Several baselines displayed
Timerange: 01/00:32:31 to 01/00:41:29

Plot file version 57 created 02-FEB-2024 10:08:06

3C286 EK052A 3.UVDATA.1

Freq = 6.0336 GHz, Bw = 4.000 MH Calibrated with CL # 4 and BP # 1 (BP mode 1)


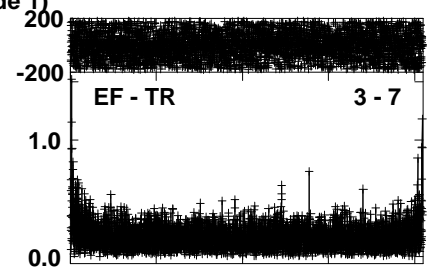
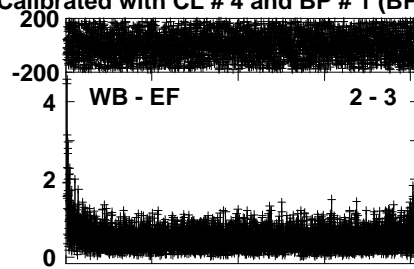
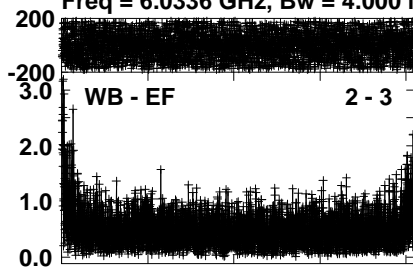


Lower frame: Ampl Jy Top frame: Phas deg
Vector averaged cross-power spectrum Several baselines displayed
Timerange: 01/00:32:31 to 01/00:41:29

Plot file version 58 created 02-FEB-2024 10:08:07

J2048+4310 EK052A 3.UVDATA.1

Freq = 6.0336 GHz, Bw = 4.000 MH Calibrated with CL # 4 and BP # 1 (BP mode 1)

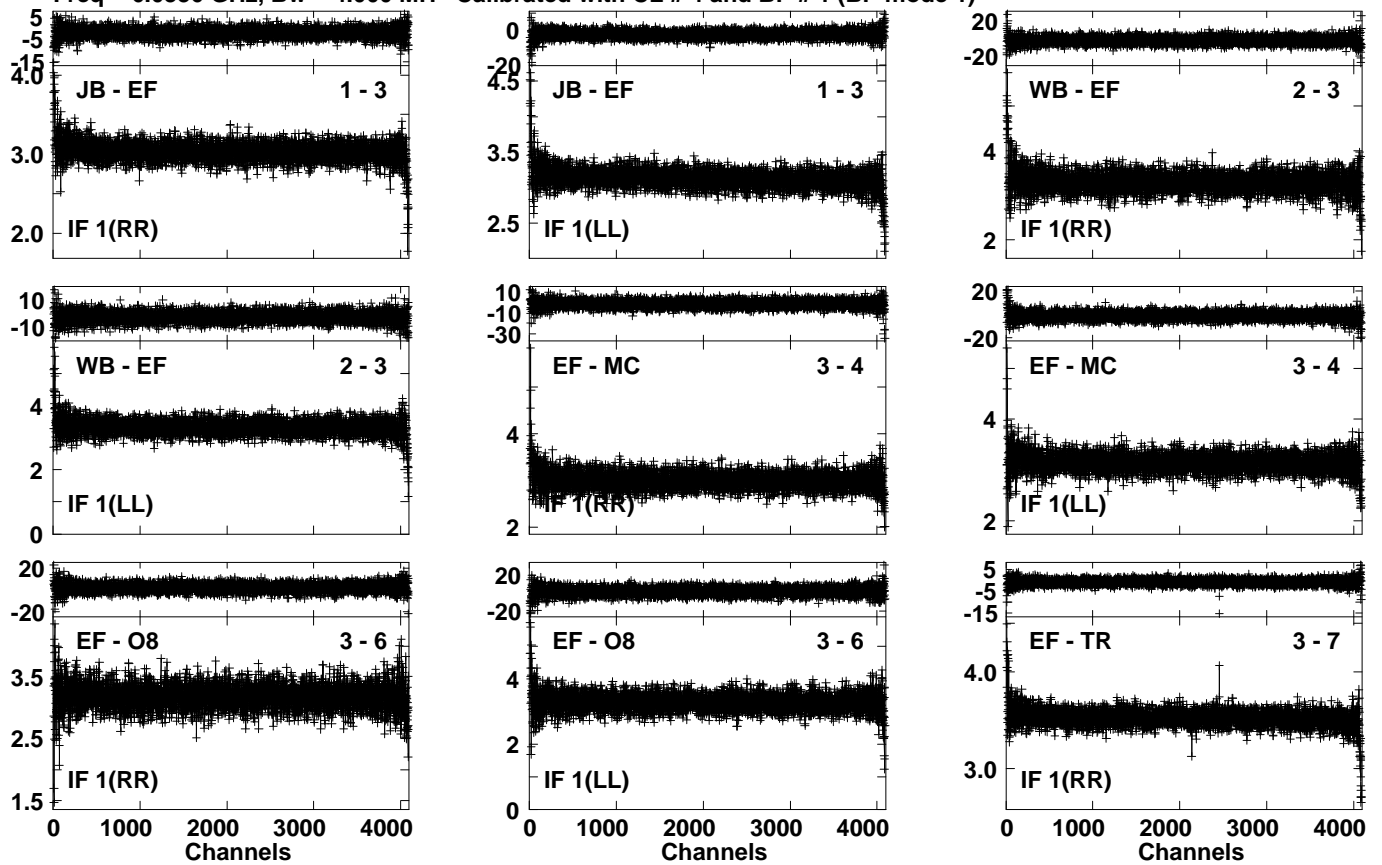


Lower frame: Ampl Jy Top frame: Phas deg
Vector averaged cross-power spectrum Several baselines displayed
Timerange: 01/00:49:31 to 01/00:51:29

Plot file version 59 created 02-FEB-2024 10:08:09

J2202+4216 EK052A 3.UVDATA.1

Freq = 6.0336 GHz, Bw = 4.000 MH Calibrated with CL # 4 and BP # 1 (BP mode 1)

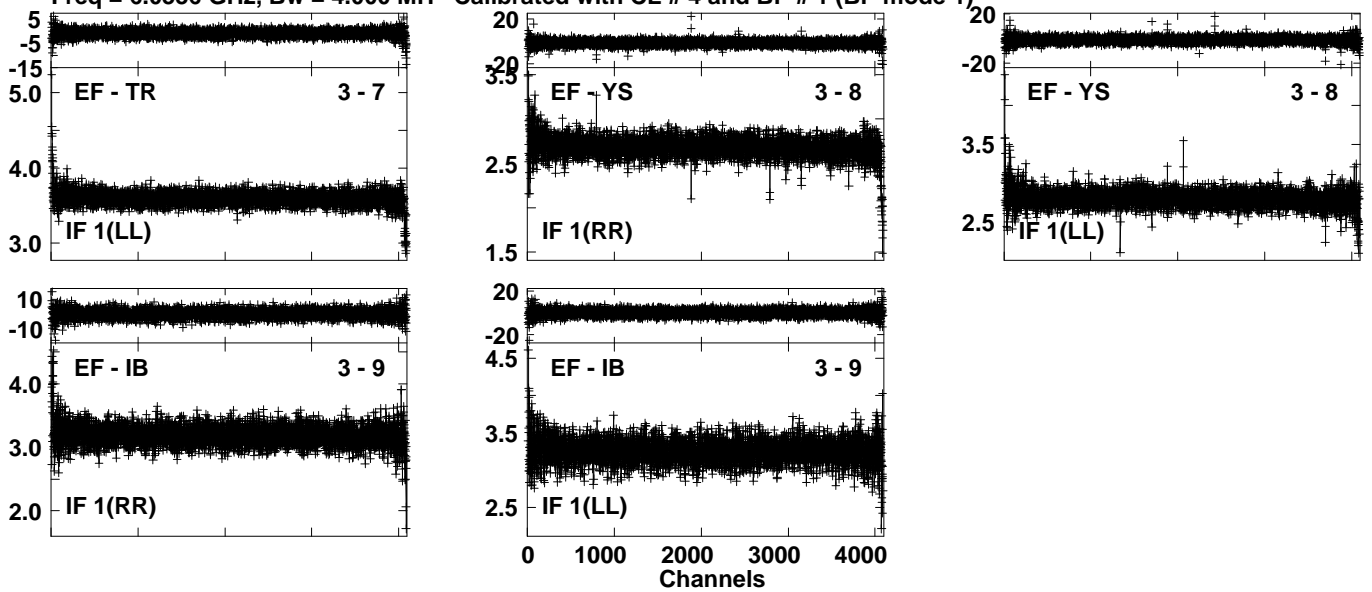


Lower frame: Ampl Jy Top frame: Phas deg
Vector averaged cross-power spectrum Several baselines displayed
Timerange: 01/00:52:31 to 01/01:01:29

Plot file version 60 created 02-FEB-2024 10:08:12

J2202+4216 EK052A 3.UVDATA.1

Freq = 6.0336 GHz, Bw = 4.000 MH Calibrated with CL # 4 and BP # 1 (BP mode 1)





Lower frame: Ampl Jy Top frame: Phas deg
Vector averaged cross-power spectrum Several baselines displayed
Timerange: 01/00:52:31 to 01/01:01:29

Plot file version 61 created 02-FEB-2024 10:08:13

J2048+4310 EK052A 3.UVDATA.1

Freq = 6.0336 GHz, Bw = 4.000 MH Calibrated with CL # 4 and BP # 1 (BP mode 1)



Lower frame: Ampl Jy Top frame: Phas deg

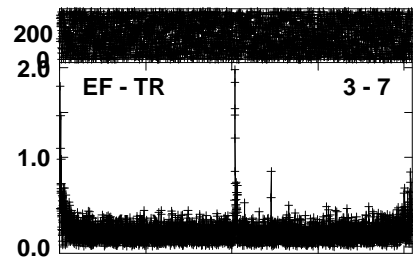
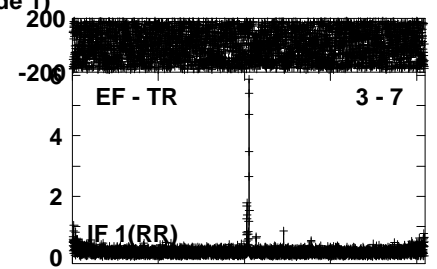
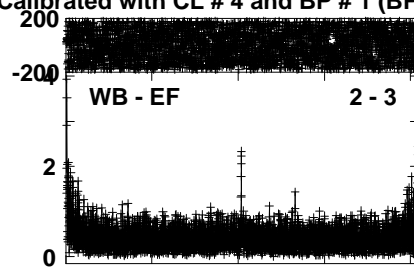
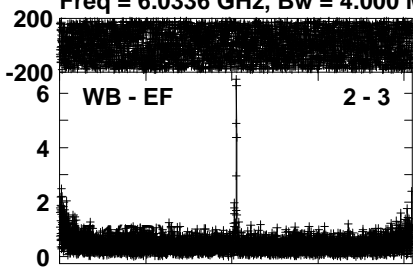
Vector averaged cross-power spectrum Several baselines displayed

Timerange: 01/01:01:31 to 01/01:04:29

Plot file version 62 created 02-FEB-2024 10:08:15

W75N EK052A 3.UVDATA.1

Freq = 6.0336 GHz, Bw = 4.000 MH Calibrated with CL # 4 and BP # 1 (BP mode 1)

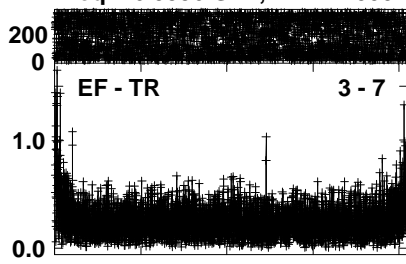


Lower frame: Ampl Jy Top frame: Phas deg
Vector averaged cross-power spectrum Several baselines displayed
Timerange: 01/01:05:01 to 01/01:07:59

Plot file version 63 created 02-FEB-2024 10:08:17

J2048+4310 EK052A 3.UVDATA.1

Freq = 6.0336 GHz, Bw = 4.000 MH Calibrated with CL # 4 and BP # 1 (BP mode 1)



Lower frame: Ampl Jy Top frame: Phas deg

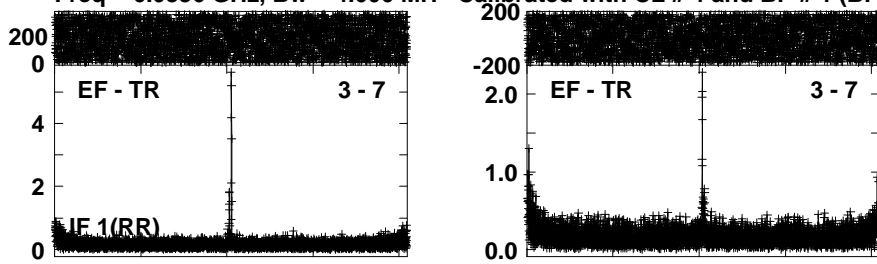
Vector averaged cross-power spectrum Several baselines displayed

Timerange: 01/01:08:01 to 01/01:09:59

Plot file version 64 created 02-FEB-2024 10:08:19

W75N EK052A 3.UVDATA.1

Freq = 6.0336 GHz, Bw = 4.000 MH Calibrated with CL # 4 and BP # 1 (BP mode 1)



Lower frame: Ampl Jy Top frame: Phas deg

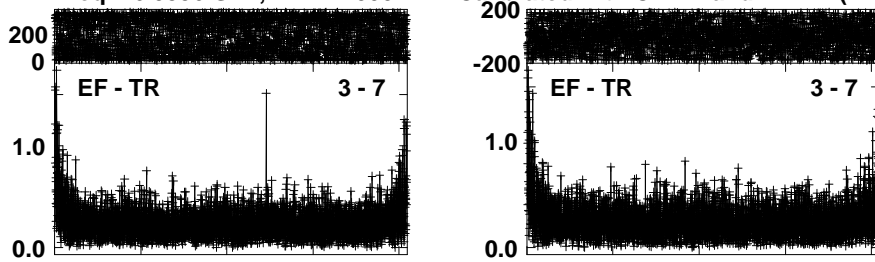
Vector averaged cross-power spectrum Several baselines displayed

Timerange: 01/01:10:01 to 01/01:12:59

Plot file version 65 created 02-FEB-2024 10:08:20

J2048+4310 EK052A 3.UVDATA.1

Freq = 6.0336 GHz, Bw = 4.000 MH Calibrated with CL # 4 and BP # 1 (BP mode 1)



Lower frame: Ampl Jy Top frame: Phas deg

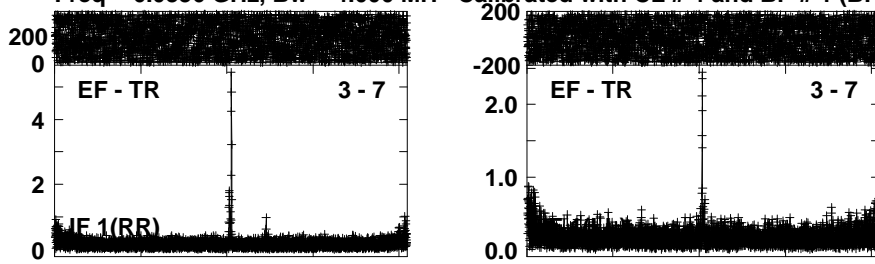
Vector averaged cross-power spectrum Several baselines displayed

Timerange: 01/01:13:01 to 01/01:14:59

Plot file version 66 created 02-FEB-2024 10:08:22

W75N EK052A 3.UVDATA.1

Freq = 6.0336 GHz, Bw = 4.000 MH Calibrated with CL # 4 and BP # 1 (BP mode 1)



Lower frame: Ampl Jy Top frame: Phas deg

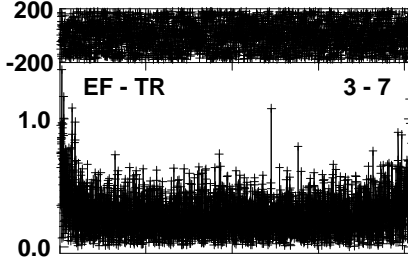
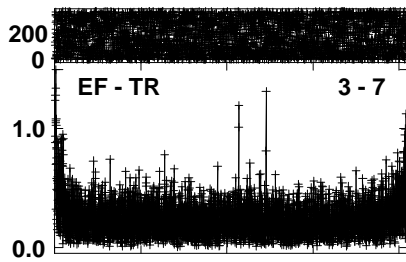


Vector averaged cross-power spectrum Several baselines displayed

Timerange: 01/01:15:01 to 01/01:17:59

Plot file version 67 created 02-FEB-2024 10:08:22

J2048+4310 EK052A 3.UVDATA.1

Freq = 6.0336 GHz, Bw = 4.000 MH Calibrated with CL # 4 and BP # 1 (BP mode 1)



Lower frame: Ampl Jy Top frame: Phas deg

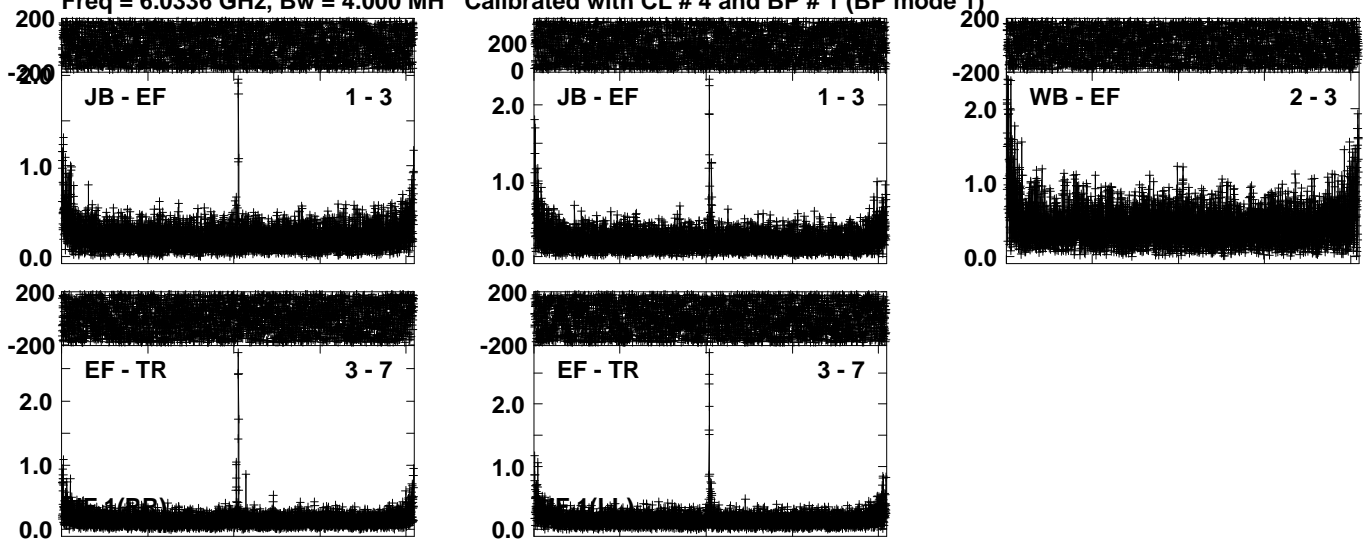
Vector averaged cross-power spectrum Several baselines displayed

Timerange: 01/01:18:01 to 01/01:19:59

Plot file version 68 created 02-FEB-2024 10:08:24

W75N EK052A 3.UVDATA.1

Freq = 6.0336 GHz, Bw = 4.000 MH Calibrated with CL # 4 and BP # 1 (BP mode 1)

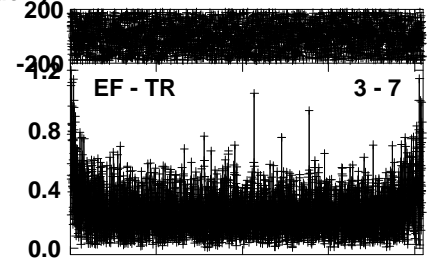



Lower frame: Ampl Jy Top frame: Phas deg
Vector averaged cross-power spectrum Several baselines displayed
Timerange: 01/01:20:31 to 01/01:23:29

Plot file version 69 created 02-FEB-2024 10:08:26

J2048+4310 EK052A 3.UVDATA.1

Freq = 6.0336 GHz, Bw = 4.000 MH Calibrated with CL # 4 and BP # 1 (BP mode 1)



Lower frame: Ampl Jy Top frame: Phas deg

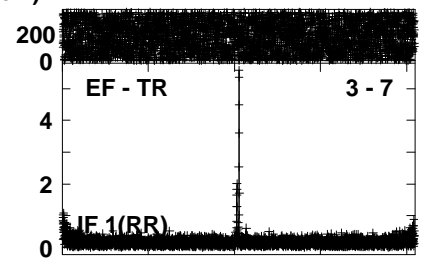
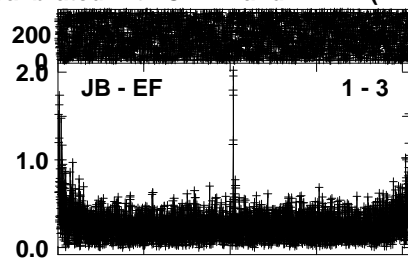
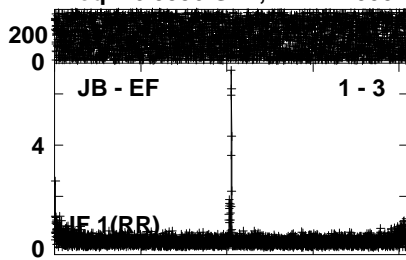
Vector averaged cross-power spectrum Several baselines displayed

Timerange: 01/01:23:31 to 01/01:25:29

Plot file version 70 created 02-FEB-2024 10:08:27

W75N EK052A 3.UVDATA.1

Freq = 6.0336 GHz, Bw = 4.000 MH Calibrated with CL # 4 and BP # 1 (BP mode 1)



Lower frame: Ampl Jy Top frame: Phas deg

Vector averaged cross-power spectrum Several baselines displayed


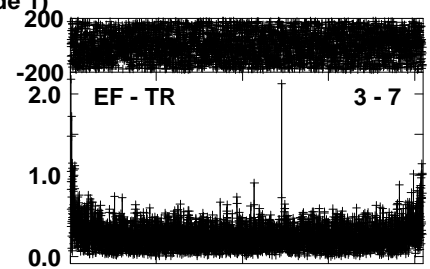


Timerange: 01/01:25:31 to 01/01:28:29

Plot file version 71 created 02-FEB-2024 10:08:29

J2048+4310 EK052A 3.UVDATA.1

Freq = 6.0336 GHz, Bw = 4.000 MH

Calibrated with CL # 4 and BP # 1 (BP mode 1)



Lower frame: Ampl Jy Top frame: Phas deg

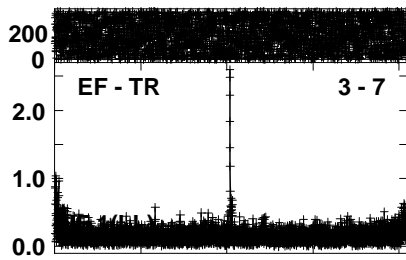

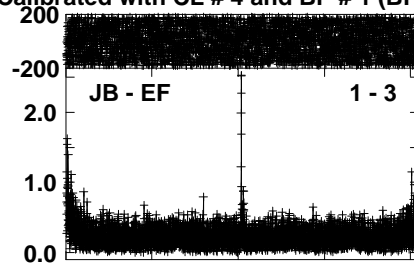

Vector averaged cross-power spectrum Several baselines displayed

Timerange: 01/01:28:31 to 01/01:30:29

Plot file version 72 created 02-FEB-2024 10:08:31

W75N EK052A 3.UVDATA.1

Freq = 6.0336 GHz, Bw = 4.000 MH Calibrated with CL # 4 and BP # 1 (BP mode 1)



Lower frame: Ampl Jy Top frame: Phas deg

Vector averaged cross-power spectrum Several baselines displayed

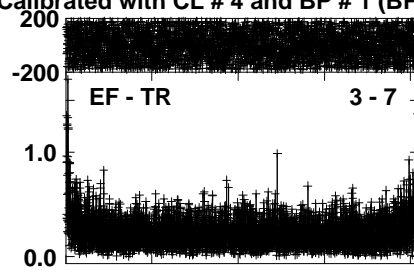
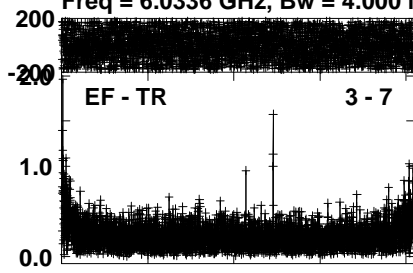
Timerange: 01/01:30:31 to 01/01:33:29

Plot file version 73 created 02-FEB-2024 10:08:33

J2048+4310 EK052A 3.UVDATA.1

Freq = 6.0336 GHz, Bw = 4.000 MH

Calibrated with CL # 4 and BP # 1 (BP mode 1)



Lower frame: Ampl Jy Top frame: Phas deg

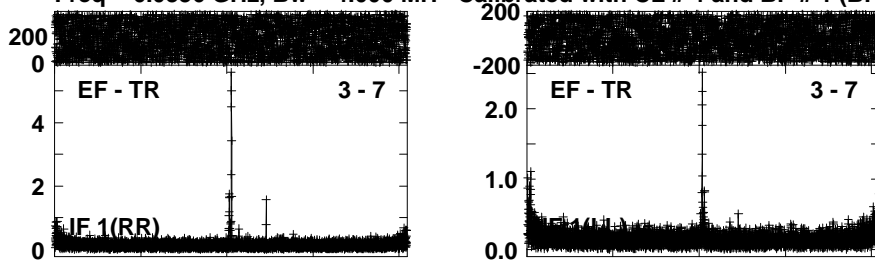
Vector averaged cross-power spectrum Several baselines displayed

Timerange: 01/01:33:31 to 01/01:35:29

Plot file version 74 created 02-FEB-2024 10:08:34

W75N EK052A 3.UVDATA.1

Freq = 6.0336 GHz, Bw = 4.000 MH Calibrated with CL # 4 and BP # 1 (BP mode 1)



Lower frame: Ampl Jy Top frame: Phas deg

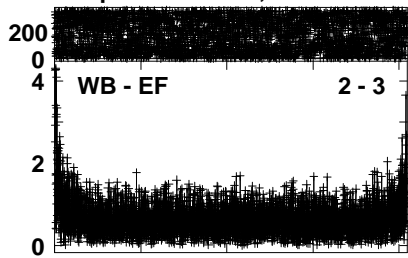
Vector averaged cross-power spectrum Several baselines displayed

Timerange: 01/01:36:01 to 01/01:38:59

Plot file version 75 created 02-FEB-2024 10:08:35

J2048+4310 EK052A 3.UVDATA.1

Freq = 6.0336 GHz, Bw = 4.000 MH Calibrated with CL # 4 and BP # 1 (BP mode 1)



Lower frame: Ampl Jy Top frame: Phas deg

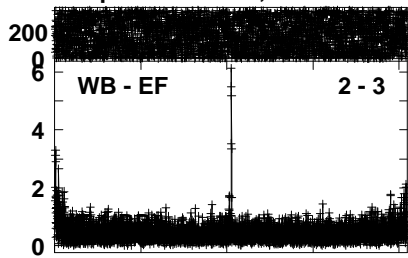
Vector averaged cross-power spectrum Several baselines displayed

Timerange: 01/01:39:01 to 01/01:40:59

Plot file version 76 created 02-FEB-2024 10:08:36

W75N EK052A 3.UVDATA.1

Freq = 6.0336 GHz, Bw = 4.000 MH Calibrated with CL # 4 and BP # 1 (BP mode 1)



Lower frame: Ampl Jy Top frame: Phas deg


Vector averaged cross-power spectrum Several baselines displayed

Timerange: 01/01:41:01 to 01/01:43:59

Plot file version 77 created 02-FEB-2024 10:08:38

J2048+4310 EK052A 3.UVDATA.1

Freq = 6.0336 GHz, Bw = 4.000 MH Calibrated with CL # 4 and BP # 1 (BP mode 1)

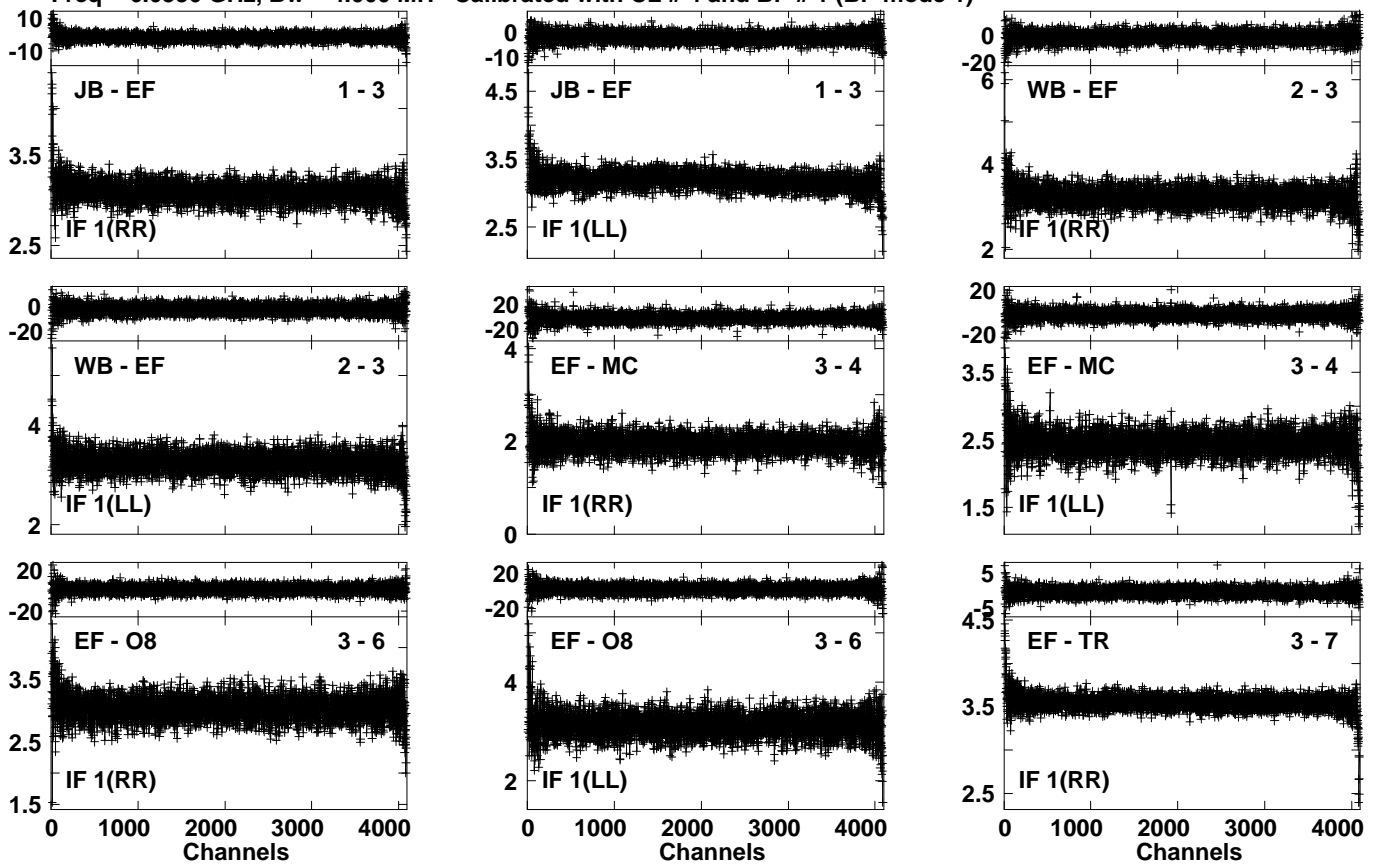


Lower frame: Ampl Jy Top frame: Phas deg

Vector averaged cross-power spectrum Several baselines displayed

Timerange: 01/01:44:01 to 01/01:45:59

Plot file version 78 created 02-FEB-2024 10:08:40
 J2202+4216 EK052A 3.UVDATA.1
 Freq = 6.0336 GHz, Bw = 4.000 MH Calibrated with CL # 4 and BP # 1 (BP mode 1)

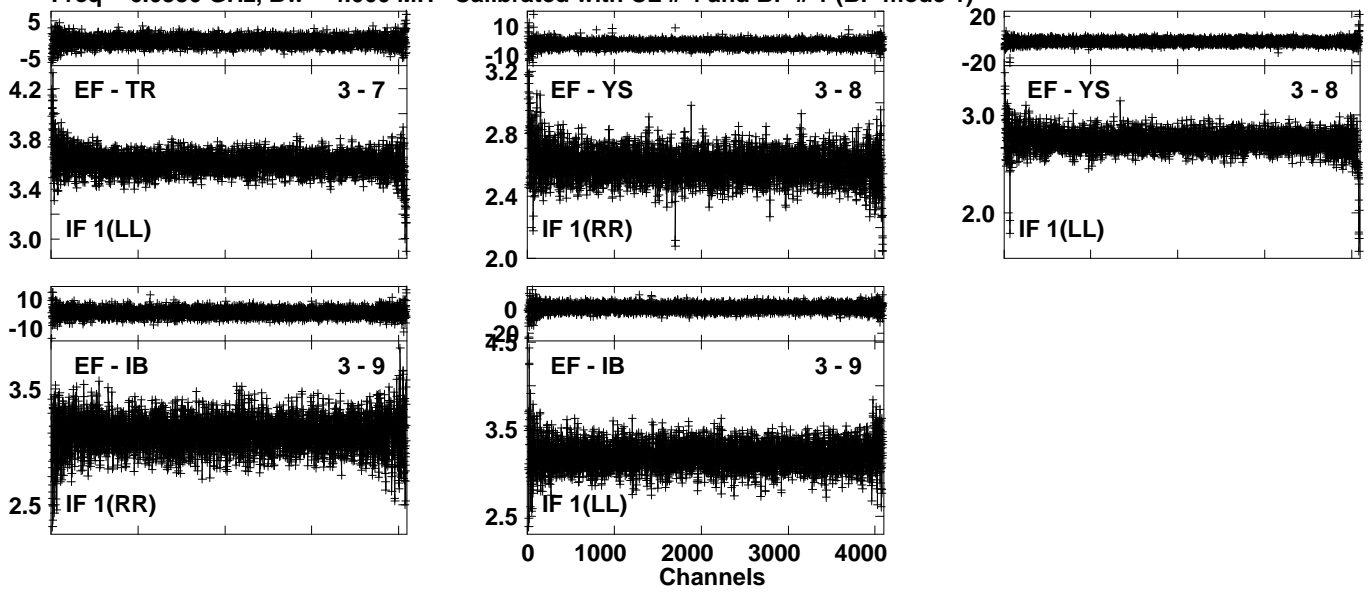


Lower frame: Ampl Jy Top frame: Phas deg
 Vector averaged cross-power spectrum Several baselines displayed
 Timerange: 01/01:47:01 to 01/01:55:59

Plot file version 79 created 02-FEB-2024 10:08:42

J2202+4216 EK052A 3.UVDATA.1

Freq = 6.0336 GHz, Bw = 4.000 MH Calibrated with CL # 4 and BP # 1 (BP mode 1)




Lower frame: Ampl Jy Top frame: Phas deg
Vector averaged cross-power spectrum Several baselines displayed
Timerange: 01/01:47:01 to 01/01:55:59

Plot file version 80 created 02-FEB-2024 10:08:44

J2048+4310 EK052A 3.UVDATA.1

Freq = 6.0336 GHz, Bw = 4.000 MH Calibrated with CL # 4 and BP # 1 (BP mode 1)



Lower frame: Ampl Jy Top frame: Phas deg

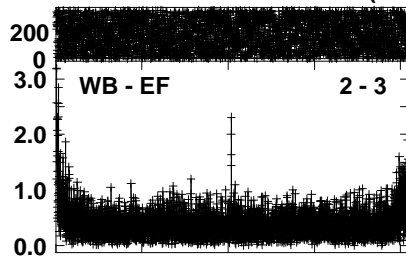
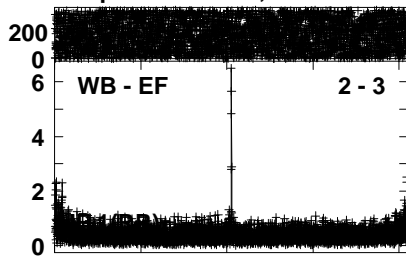
Vector averaged cross-power spectrum Several baselines displayed

Timerange: 01/01:56:01 to 01/01:58:59

Plot file version 81 created 02-FEB-2024 10:08:46

W75N EK052A 3.UVDATA.1

Freq = 6.0336 GHz, Bw = 4.000 MH Calibrated with CL # 4 and BP # 1 (BP mode 1)



Lower frame: Ampl Jy Top frame: Phas deg



Vector averaged cross-power spectrum Several baselines displayed

Timerange: 01/01:59:31 to 01/02:02:29

Plot file version 82 created 02-FEB-2024 10:08:47

J2048+4310 EK052A 3.UVDATA.1

Freq = 6.0336 GHz, Bw = 4.000 MH Calibrated with CL # 4 and BP # 1 (BP mode 1)


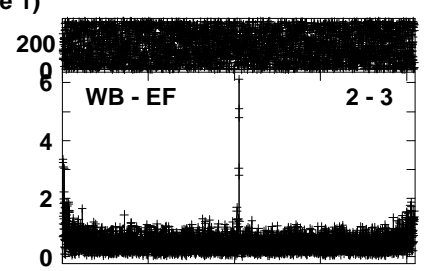
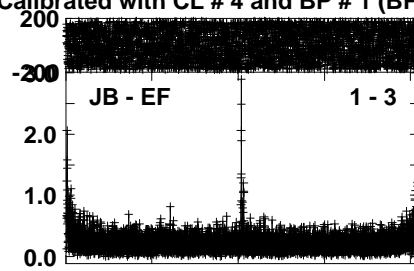



Lower frame: Ampl Jy Top frame: Phas deg
Vector averaged cross-power spectrum Several baselines displayed
Timerange: 01/02:02:31 to 01/02:04:29

Plot file version 83 created 02-FEB-2024 10:08:48

W75N EK052A 3.UVDATA.1

Freq = 6.0336 GHz, Bw = 4.000 MH Calibrated with CL # 4 and BP # 1 (BP mode 1)







Lower frame: Ampl Jy Top frame: Phas deg
Vector averaged cross-power spectrum Several baselines displayed
Timerange: 01/02:04:31 to 01/02:07:29

Plot file version 84 created 02-FEB-2024 10:08:50

J2048+4310 EK052A 3.UVDATA.1

Freq = 6.0336 GHz, Bw = 4.000 MH

Calibrated with CL # 4 and BP # 1 (BP mode 1)


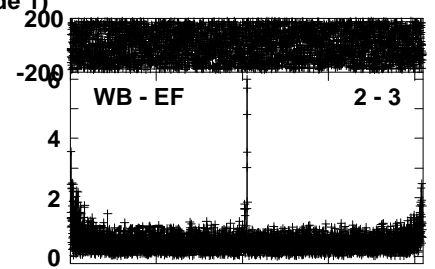
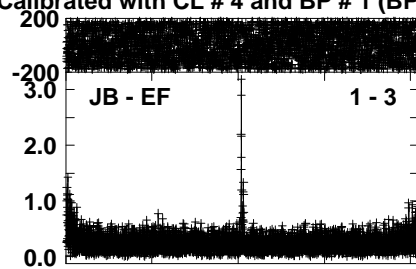
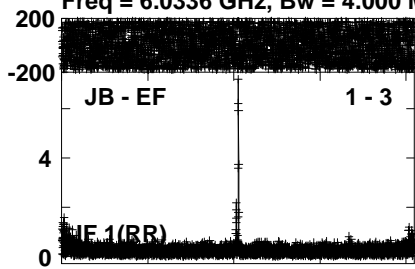


Lower frame: Ampl Jy Top frame: Phas deg
Vector averaged cross-power spectrum Several baselines displayed
Timerange: 01/02:07:31 to 01/02:09:29

Plot file version 85 created 02-FEB-2024 10:08:51

W75N EK052A 3.UVDATA.1

Freq = 6.0336 GHz, Bw = 4.000 MH Calibrated with CL # 4 and BP # 1 (BP mode 1)




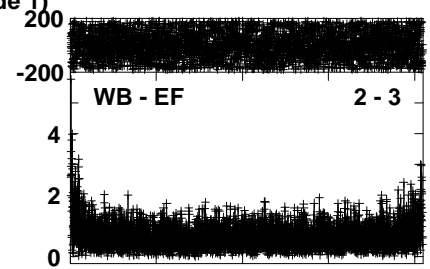
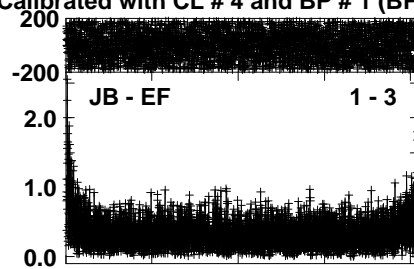

Lower frame: Ampl Jy Top frame: Phas deg
Vector averaged cross-power spectrum Several baselines displayed
Timerange: 01/02:09:31 to 01/02:12:29

Plot file version 86 created 02-FEB-2024 10:08:53

J2048+4310 EK052A 3.UVDATA.1

Freq = 6.0336 GHz, Bw = 4.000 MH

Calibrated with CL # 4 and BP # 1 (BP mode 1)



Lower frame: Ampl Jy Top frame: Phas deg


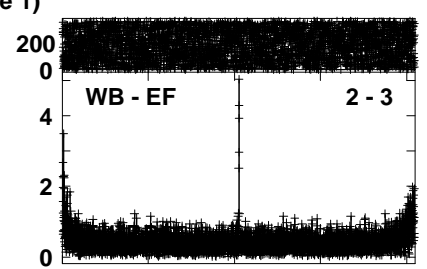
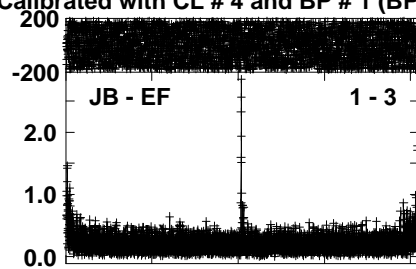

Vector averaged cross-power spectrum Several baselines displayed

Timerange: 01/02:12:31 to 01/02:14:29

Plot file version 87 created 02-FEB-2024 10:08:54

W75N EK052A 3.UVDATA.1

Freq = 6.0336 GHz, Bw = 4.000 MH Calibrated with CL # 4 and BP # 1 (BP mode 1)




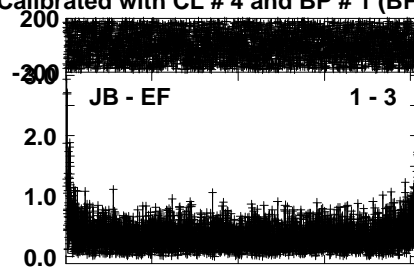

Lower frame: Ampl Jy Top frame: Phas deg
Vector averaged cross-power spectrum Several baselines displayed
Timerange: 01/02:15:01 to 01/02:17:59

Plot file version 88 created 02-FEB-2024 10:08:56

J2048+4310 EK052A 3.UVDATA.1

Freq = 6.0336 GHz, Bw = 4.000 MH

Calibrated with CL # 4 and BP # 1 (BP mode 1)


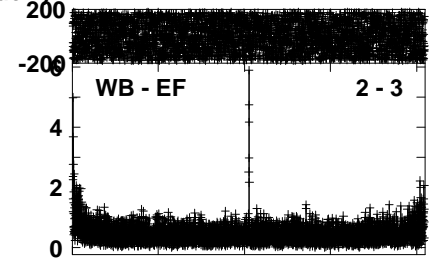
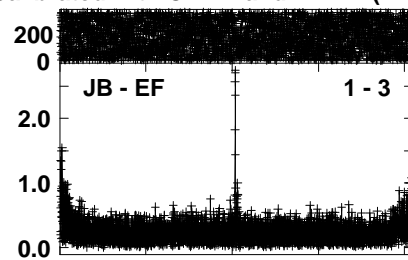



Lower frame: Ampl Jy Top frame: Phas deg
Vector averaged cross-power spectrum Several baselines displayed
Timerange: 01/02:18:01 to 01/02:19:59

Plot file version 89 created 02-FEB-2024 10:08:57

W75N EK052A 3.UVDATA.1

Freq = 6.0336 GHz, Bw = 4.000 MH Calibrated with CL # 4 and BP # 1 (BP mode 1)



Lower frame: Ampl Jy Top frame: Phas deg




Vector averaged cross-power spectrum Several baselines displayed

Timerange: 01/02:20:01 to 01/02:22:59

Plot file version 90 created 02-FEB-2024 10:08:59

J2048+4310 EK052A 3.UVDATA.1

Freq = 6.0336 GHz, Bw = 4.000 MH Calibrated with CL # 4 and BP # 1 (BP mode 1)

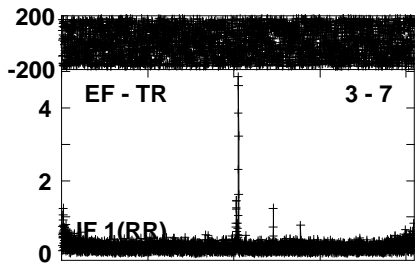

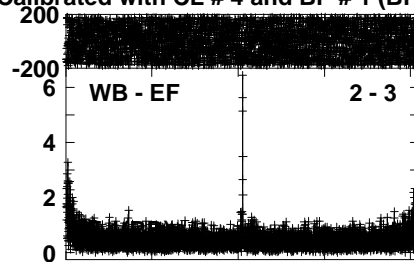
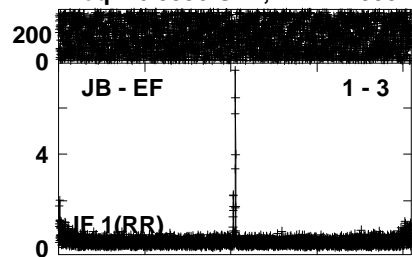


Lower frame: Ampl Jy Top frame: Phas deg
Vector averaged cross-power spectrum Several baselines displayed
Timerange: 01/02:23:01 to 01/02:24:59

Plot file version 91 created 02-FEB-2024 10:09:00

W75N EK052A 3.UVDATA.1

Freq = 6.0336 GHz, Bw = 4.000 MH Calibrated with CL # 4 and BP # 1 (BP mode 1)



Lower frame: Ampl Jy Top frame: Phas deg

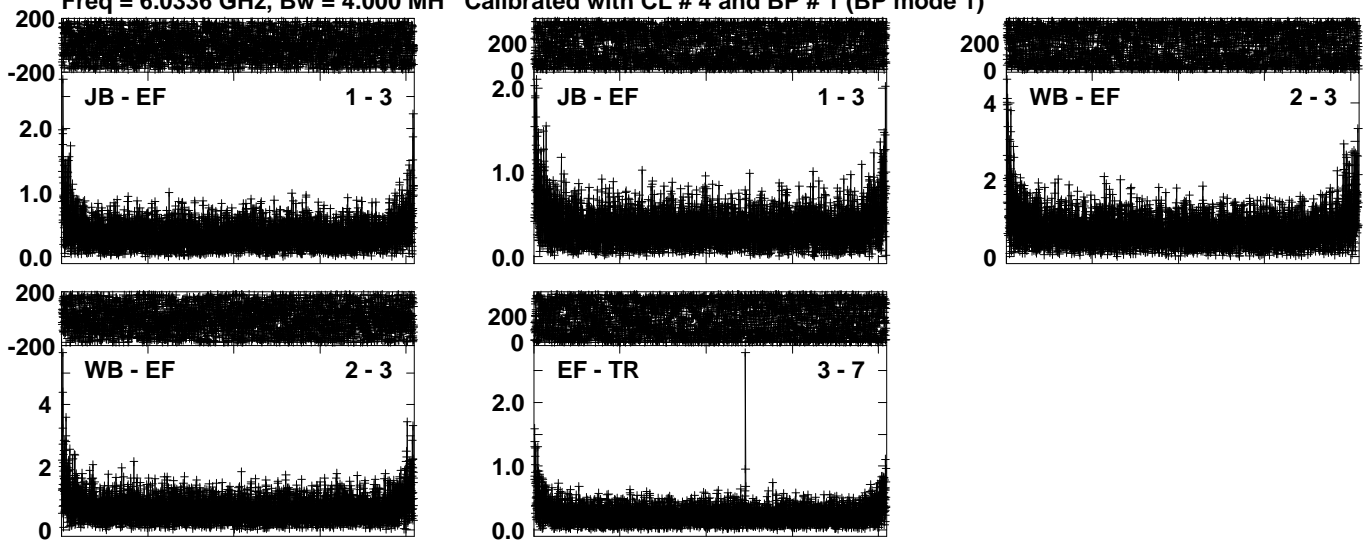
Vector averaged cross-power spectrum Several baselines displayed

Timerange: 01/02:25:01 to 01/02:27:59

Plot file version 92 created 02-FEB-2024 10:09:02

J2048+4310 EK052A 3.UVDATA.1

Freq = 6.0336 GHz, Bw = 4.000 MH Calibrated with CL # 4 and BP # 1 (BP mode 1)

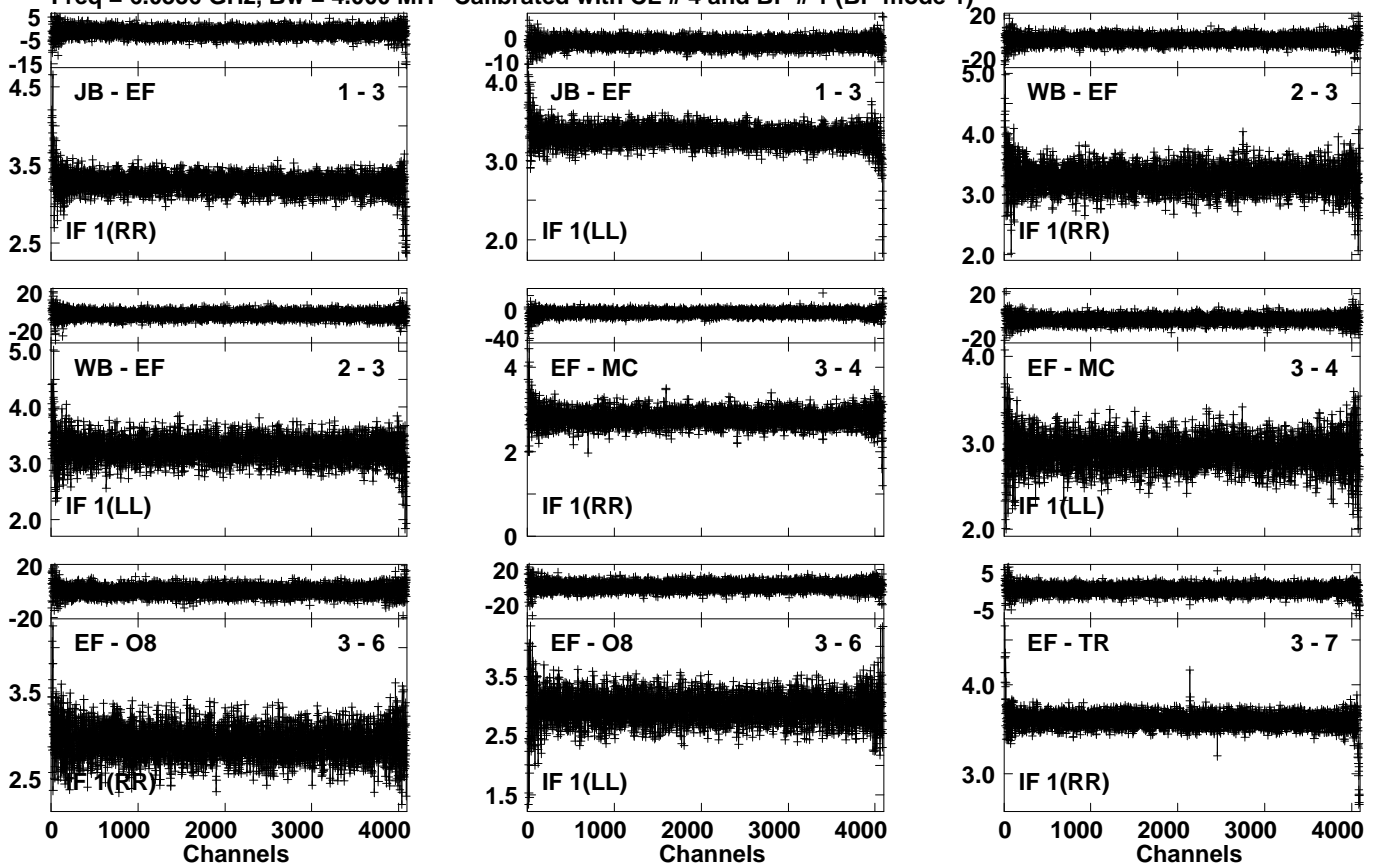


Lower frame: Ampl Jy Top frame: Phas deg
Vector averaged cross-power spectrum Several baselines displayed
Timerange: 01/02:28:01 to 01/02:29:59

Plot file version 93 created 02-FEB-2024 10:09:16

J2202+4216 EK052A 3.UVDATA.1

Freq = 6.0336 GHz, Bw = 4.000 MH Calibrated with CL # 4 and BP # 1 (BP mode 1)

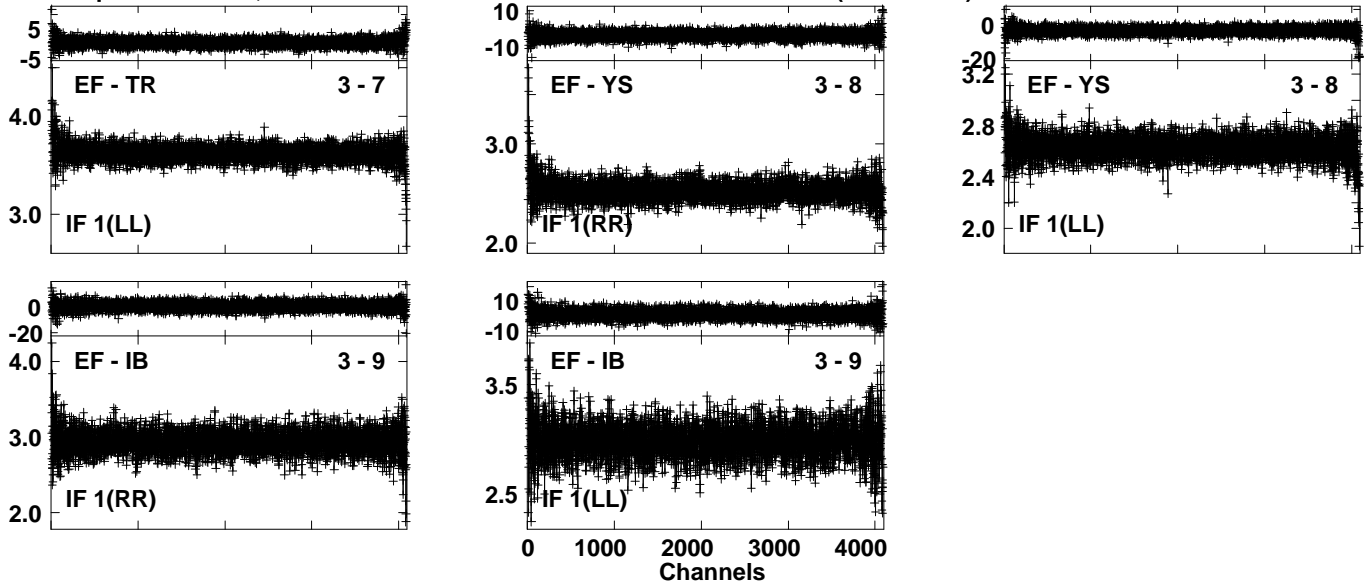


Lower frame: Ampl Jy Top frame: Phas deg
Vector averaged cross-power spectrum Several baselines displayed
Timerange: 01/02:57:01 to 01/03:05:59

Plot file version 94 created 02-FEB-2024 10:09:18

J2202+4216 EK052A 3.UVDATA.1

Freq = 6.0336 GHz, Bw = 4.000 MH Calibrated with CL # 4 and BP # 1 (BP mode 1)




Lower frame: Ampl Jy Top frame: Phas deg
Vector averaged cross-power spectrum Several baselines displayed
Timerange: 01/02:57:01 to 01/03:05:59

Plot file version 95 created 02-FEB-2024 10:09:26

J2048+4310 EK052A 3.UVDATA.1

Freq = 6.0336 GHz, Bw = 4.000 MH Calibrated with CL # 4 and BP # 1 (BP mode 1)



Lower frame: Ampl Jy Top frame: Phas deg


Vector averaged cross-power spectrum Several baselines displayed

Timerange: 01/03:17:31 to 01/03:19:29

Plot file version 96 created 02-FEB-2024 10:09:28

W75N EK052A 3.UVDATA.1

Freq = 6.0336 GHz, Bw = 4.000 MH Calibrated with CL # 4 and BP # 1 (BP mode 1)



Lower frame: Ampl Jy Top frame: Phas deg



Vector averaged cross-power spectrum Several baselines displayed

Timerange: 01/03:19:31 to 01/03:22:29

Plot file version 97 created 02-FEB-2024 10:09:29

J2048+4310 EK052A 3.UVDATA.1

Freq = 6.0336 GHz, Bw = 4.000 MH Calibrated with CL # 4 and BP # 1 (BP mode 1)

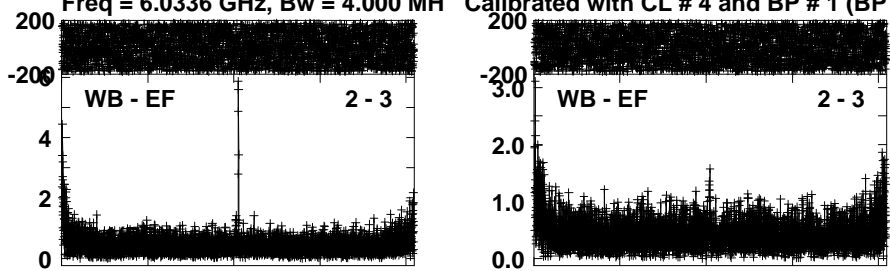


Lower frame: Ampl Jy Top frame: Phas deg
Vector averaged cross-power spectrum Several baselines displayed
Timerange: 01/03:22:31 to 01/03:24:29

Plot file version 98 created 02-FEB-2024 10:09:31

W75N EK052A 3.UVDATA.1

Freq = 6.0336 GHz, Bw = 4.000 MH Calibrated with CL # 4 and BP # 1 (BP mode 1)



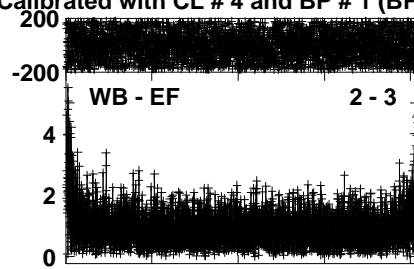
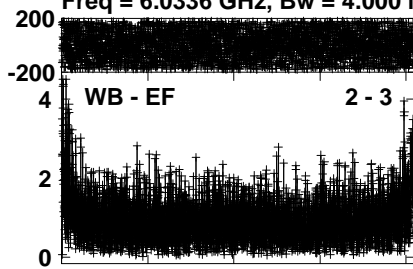
Lower frame: Ampl Jy Top frame: Phas deg
Vector averaged cross-power spectrum Several baselines displayed
Timerange: 01/03:25:01 to 01/03:27:59

Plot file version 99 created 02-FEB-2024 10:09:32

J2048+4310 EK052A 3.UVDATA.1

Freq = 6.0336 GHz, Bw = 4.000 MH

Calibrated with CL # 4 and BP # 1 (BP mode 1)



Lower frame: Ampl Jy Top frame: Phas deg

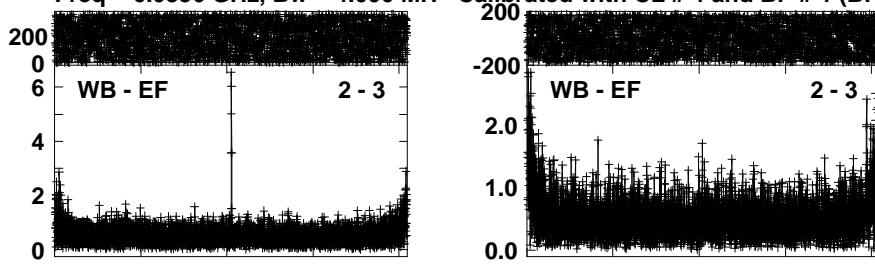
Vector averaged cross-power spectrum Several baselines displayed

Timerange: 01/03:28:01 to 01/03:29:59

Plot file version 100 created 02-FEB-2024 10:09:34

W75N EK052A 3.UVDATA.1

Freq = 6.0336 GHz, Bw = 4.000 MH Calibrated with CL # 4 and BP # 1 (BP mode 1)



Lower frame: Ampl Jy Top frame: Phas deg

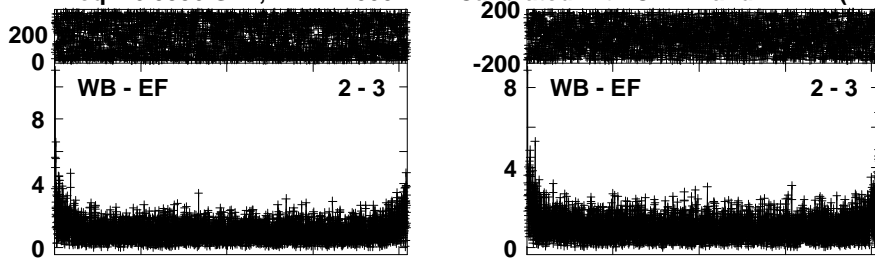
Vector averaged cross-power spectrum Several baselines displayed

Timerange: 01/03:30:01 to 01/03:32:59

Plot file version 101 created 02-FEB-2024 10:09:38

J2048+4310 EK052A 3.UVDATA.1

Freq = 6.0336 GHz, Bw = 4.000 MH Calibrated with CL # 4 and BP # 1 (BP mode 1)



Lower frame: Ampl Jy Top frame: Phas deg

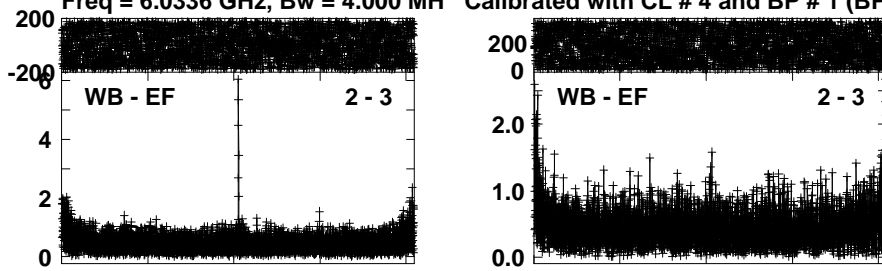
Vector averaged cross-power spectrum Several baselines displayed

Timerange: 01/03:38:01 to 01/03:39:59

Plot file version 102 created 02-FEB-2024 10:09:39

W75N EK052A 3.UVDATA.1

Freq = 6.0336 GHz, Bw = 4.000 MH Calibrated with CL # 4 and BP # 1 (BP mode 1)



Lower frame: Ampl Jy Top frame: Phas deg

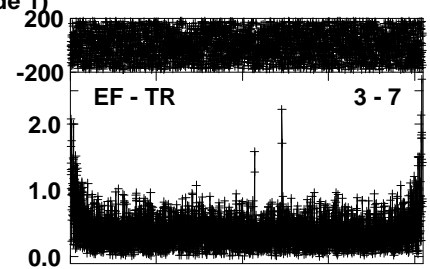
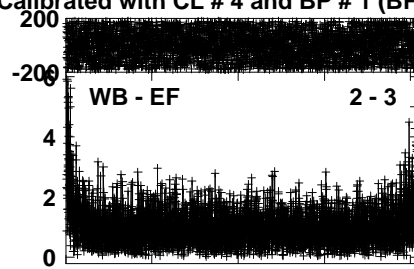
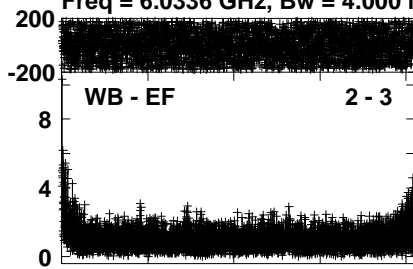
Vector averaged cross-power spectrum Several baselines displayed

Timerange: 01/03:40:31 to 01/03:43:29

Plot file version 103 created 02-FEB-2024 10:09:41

J2048+4310 EK052A 3.UVDATA.1

Freq = 6.0336 GHz, Bw = 4.000 MH Calibrated with CL # 4 and BP # 1 (BP mode 1)

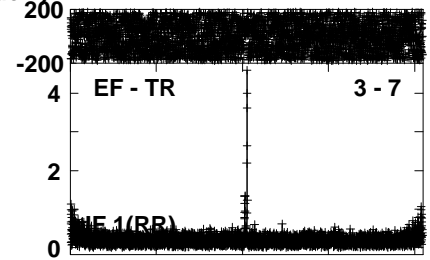
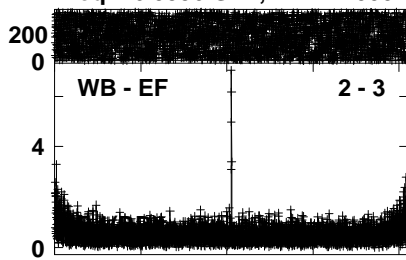


Lower frame: Ampl Jy Top frame: Phas deg
Vector averaged cross-power spectrum Several baselines displayed
Timerange: 01/03:43:31 to 01/03:45:29

Plot file version 104 created 02-FEB-2024 10:09:42

W75N EK052A 3.UVDATA.1

Freq = 6.0336 GHz, Bw = 4.000 MH Calibrated with CL # 4 and BP # 1 (BP mode 1)

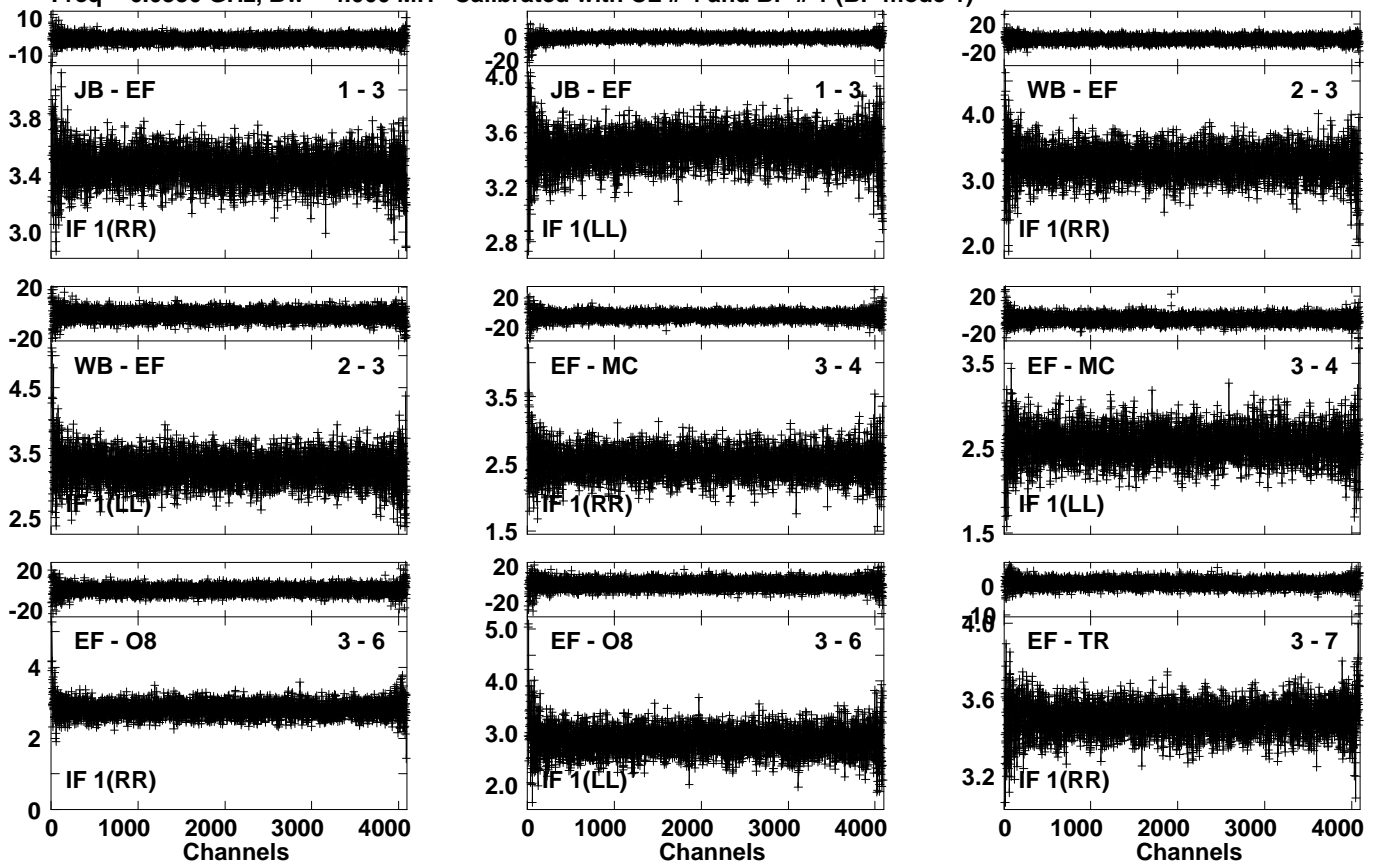


Lower frame: Ampl Jy Top frame: Phas deg

Vector averaged cross-power spectrum Several baselines displayed

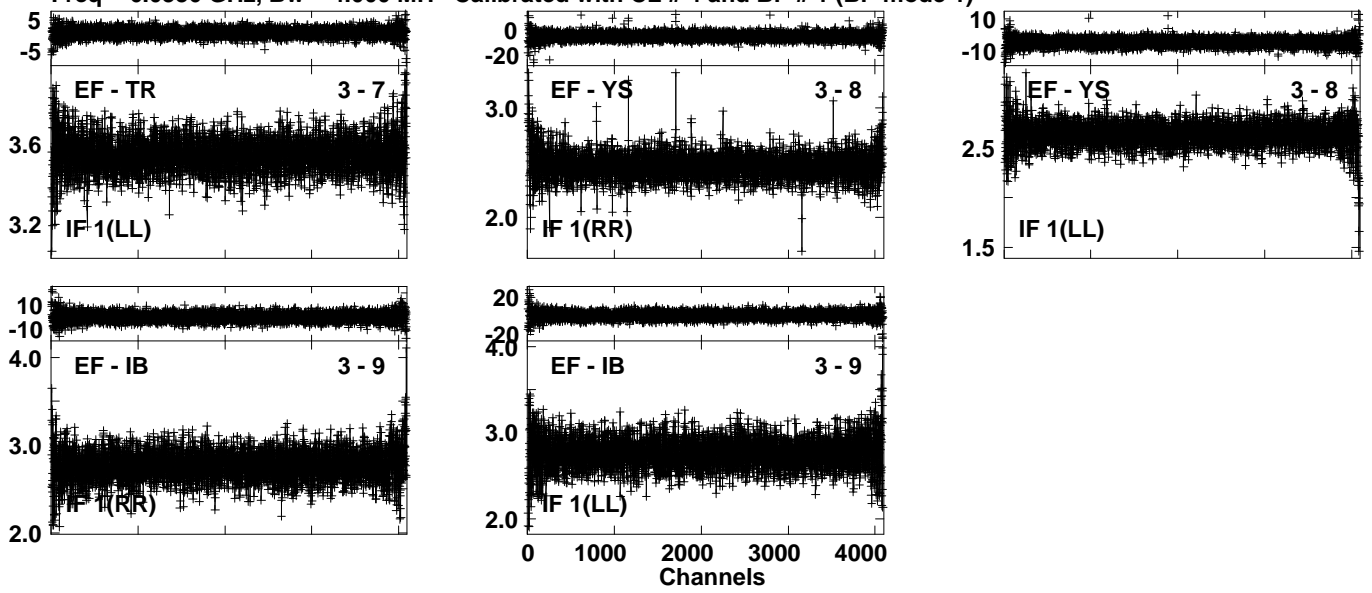
Timerange: 01/03:45:31 to 01/03:48:29

Plot file version 105 created 02-FEB-2024 10:09:49
 J2202+4216 EK052A 3.UVDATA.1
 Freq = 6.0336 GHz, Bw = 4.000 MH Calibrated with CL # 4 and BP # 1 (BP mode 1)



Lower frame: Ampl Jy Top frame: Phas deg
 Vector averaged cross-power spectrum Several baselines displayed
 Timerange: 01/03:56:31 to 01/04:05:29

Plot file version 106 created 02-FEB-2024 10:09:51
 J2202+4216 EK052A 3.UVDATA.1
 Freq = 6.0336 GHz, Bw = 4.000 MH Calibrated with CL # 4 and BP # 1 (BP mode 1)




Lower frame: Ampl Jy Top frame: Phas deg
 Vector averaged cross-power spectrum Several baselines displayed
 Timerange: 01/03:56:31 to 01/04:05:29

Plot file version 107 created 02-FEB-2024 10:09:52

J2048+4310 EK052A 3.UVDATA.1

Freq = 6.0336 GHz, Bw = 4.000 MH Calibrated with CL # 4 and BP # 1 (BP mode 1)



Lower frame: Ampl Jy Top frame: Phas deg

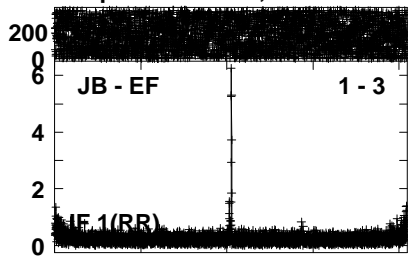
Vector averaged cross-power spectrum Several baselines displayed

Timerange: 01/04:07:31 to 01/04:10:29

Plot file version 108 created 02-FEB-2024 10:09:53

W75N EK052A 3.UVDATA.1

Freq = 6.0336 GHz, Bw = 4.000 MH Calibrated with CL # 4 and BP # 1 (BP mode 1)



Lower frame: Ampl Jy Top frame: Phas deg


Vector averaged cross-power spectrum Several baselines displayed

Timerange: 01/04:11:01 to 01/04:13:59

Plot file version 109 created 02-FEB-2024 10:09:58

J2048+4310 EK052A 3.UVDATA.1

Freq = 6.0336 GHz, Bw = 4.000 MH Calibrated with CL # 4 and BP # 1 (BP mode 1)



Lower frame: Ampl Jy Top frame: Phas deg

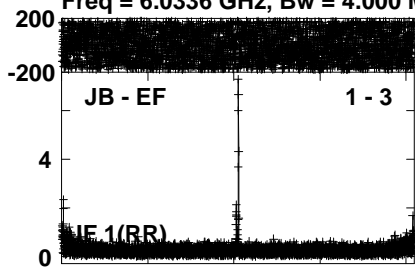
Vector averaged cross-power spectrum Several baselines displayed

Timerange: 01/04:19:01 to 01/04:20:59

Plot file version 110 created 02-FEB-2024 10:10:00

W75N EK052A 3.UVDATA.1

Freq = 6.0336 GHz, Bw = 4.000 MH Calibrated with CL # 4 and BP # 1 (BP mode 1)



Lower frame: Ampl Jy Top frame: Phas deg

Vector averaged cross-power spectrum Several baselines displayed

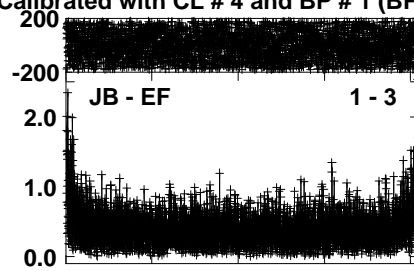

Timerange: 01/04:21:01 to 01/04:23:59

Plot file version 111 created 02-FEB-2024 10:10:01

J2048+4310 EK052A 3.UVDATA.1

Freq = 6.0336 GHz, Bw = 4.000 MH

Calibrated with CL # 4 and BP # 1 (BP mode 1)



Lower frame: Ampl Jy Top frame: Phas deg

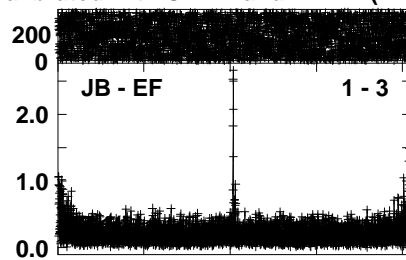

Vector averaged cross-power spectrum Several baselines displayed

Timerange: 01/04:24:01 to 01/04:25:59

Plot file version 112 created 02-FEB-2024 10:10:03

W75N EK052A 3.UVDATA.1

Freq = 6.0336 GHz, Bw = 4.000 MH Calibrated with CL # 4 and BP # 1 (BP mode 1)



Lower frame: Ampl Jy Top frame: Phas deg

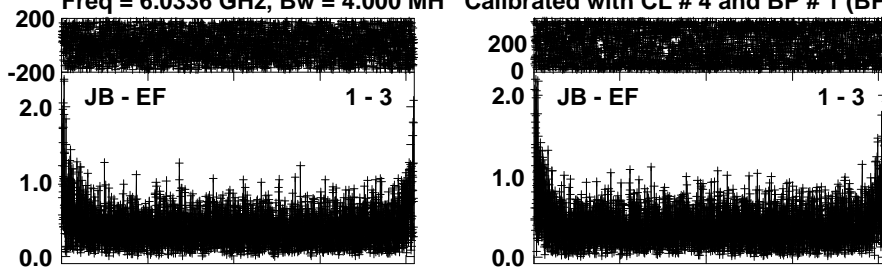
Vector averaged cross-power spectrum Several baselines displayed

Timerange: 01/04:26:31 to 01/04:29:29

Plot file version 113 created 02-FEB-2024 10:10:04

J2048+4310 EK052A 3.UVDATA.1

Freq = 6.0336 GHz, Bw = 4.000 MH Calibrated with CL # 4 and BP # 1 (BP mode 1)

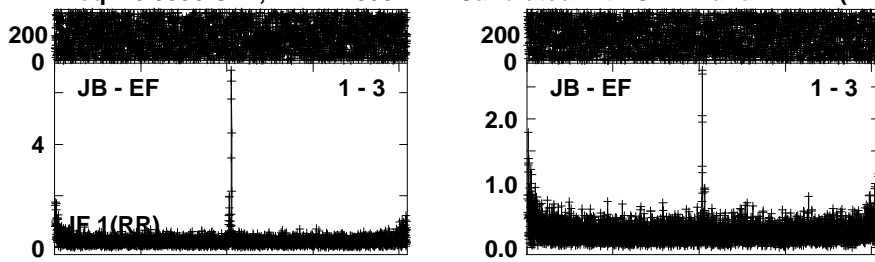


Lower frame: Ampl Jy Top frame: Phas deg
Vector averaged cross-power spectrum Several baselines displayed
Timerange: 01/04:29:31 to 01/04:31:29

Plot file version 114 created 02-FEB-2024 10:10:06

W75N EK052A 3.UVDATA.1

Freq = 6.0336 GHz, Bw = 4.000 MH Calibrated with CL # 4 and BP # 1 (BP mode 1)



Lower frame: Ampl Jy Top frame: Phas deg


Vector averaged cross-power spectrum Several baselines displayed

Timerange: 01/04:31:31 to 01/04:34:29

Plot file version 115 created 02-FEB-2024 10:10:08

J2048+4310 EK052A 3.UVDATA.1

Freq = 6.0336 GHz, Bw = 4.000 MH Calibrated with CL # 4 and BP # 1 (BP mode 1)



Lower frame: Ampl Jy Top frame: Phas deg


Vector averaged cross-power spectrum Several baselines displayed

Timerange: 01/04:34:31 to 01/04:36:29

Plot file version 116 created 02-FEB-2024 10:10:09

W75N EK052A 3.UVDATA.1

Freq = 6.0336 GHz, Bw = 4.000 MH Calibrated with CL # 4 and BP # 1 (BP mode 1)



Lower frame: Ampl Jy Top frame: Phas deg

Vector averaged cross-power spectrum Several baselines displayed


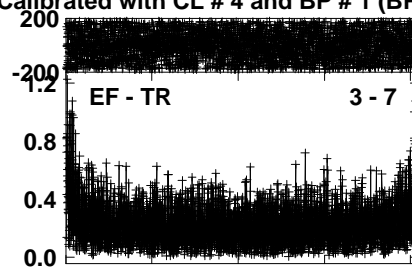

Timerange: 01/04:36:31 to 01/04:39:29

Plot file version 117 created 02-FEB-2024 10:10:11

J2048+4310 EK052A 3.UVDATA.1

Freq = 6.0336 GHz, Bw = 4.000 MH

Calibrated with CL # 4 and BP # 1 (BP mode 1)



Lower frame: Ampl Jy Top frame: Phas deg

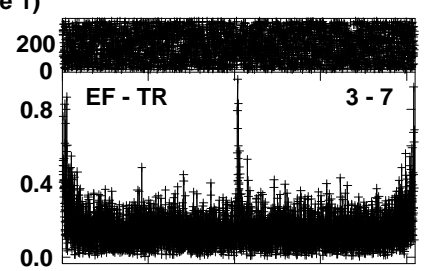
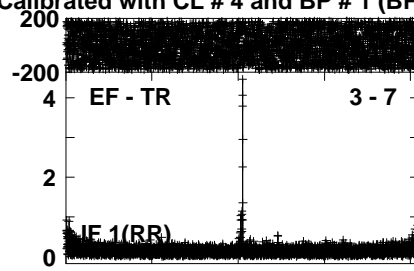

Vector averaged cross-power spectrum Several baselines displayed

Timerange: 01/04:39:31 to 01/04:41:29

Plot file version 118 created 02-FEB-2024 10:10:13

W75N EK052A 3.UVDATA.1

Freq = 6.0336 GHz, Bw = 4.000 MH Calibrated with CL # 4 and BP # 1 (BP mode 1)




Lower frame: Ampl Jy Top frame: Phas deg
Vector averaged cross-power spectrum Several baselines displayed
Timerange: 01/04:42:01 to 01/04:44:59

Plot file version 119 created 02-FEB-2024 10:10:14

J2048+4310 EK052A 3.UVDATA.1

Freq = 6.0336 GHz, Bw = 4.000 MH Calibrated with CL # 4 and BP # 1 (BP mode 1)



Lower frame: Ampl Jy Top frame: Phas deg

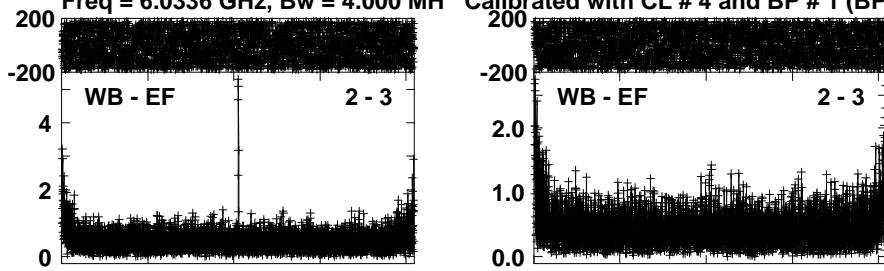
Vector averaged cross-power spectrum Several baselines displayed

Timerange: 01/04:45:01 to 01/04:46:59

Plot file version 120 created 02-FEB-2024 10:10:16

W75N EK052A 3.UVDATA.1

Freq = 6.0336 GHz, Bw = 4.000 MH Calibrated with CL # 4 and BP # 1 (BP mode 1)



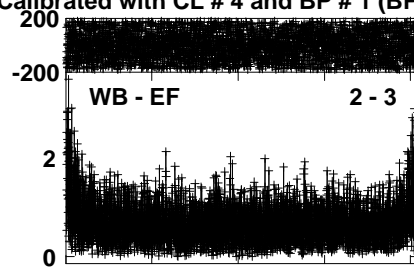

Lower frame: Ampl Jy Top frame: Phas deg
Vector averaged cross-power spectrum Several baselines displayed
Timerange: 01/04:47:01 to 01/04:49:59

Plot file version 121 created 02-FEB-2024 10:10:17

J2048+4310 EK052A 3.UVDATA.1

Freq = 6.0336 GHz, Bw = 4.000 MH

Calibrated with CL # 4 and BP # 1 (BP mode 1)



Lower frame: Ampl Jy Top frame: Phas deg

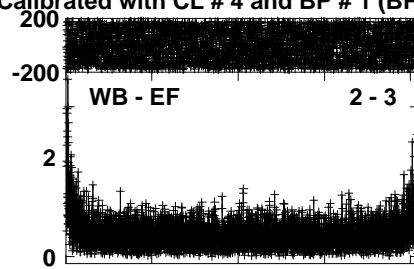
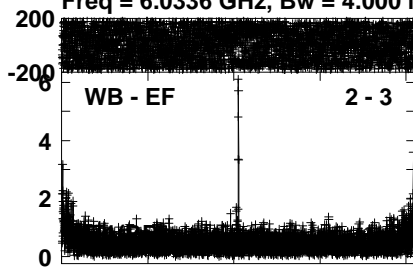
Vector averaged cross-power spectrum Several baselines displayed

Timerange: 01/04:50:01 to 01/04:51:59

Plot file version 122 created 02-FEB-2024 10:10:19

W75N EK052A 3.UVDATA.1

Freq = 6.0336 GHz, Bw = 4.000 MH Calibrated with CL # 4 and BP # 1 (BP mode 1)



Lower frame: Ampl Jy Top frame: Phas deg


Vector averaged cross-power spectrum Several baselines displayed

Timerange: 01/04:52:01 to 01/04:54:59

Plot file version 123 created 02-FEB-2024 10:10:20

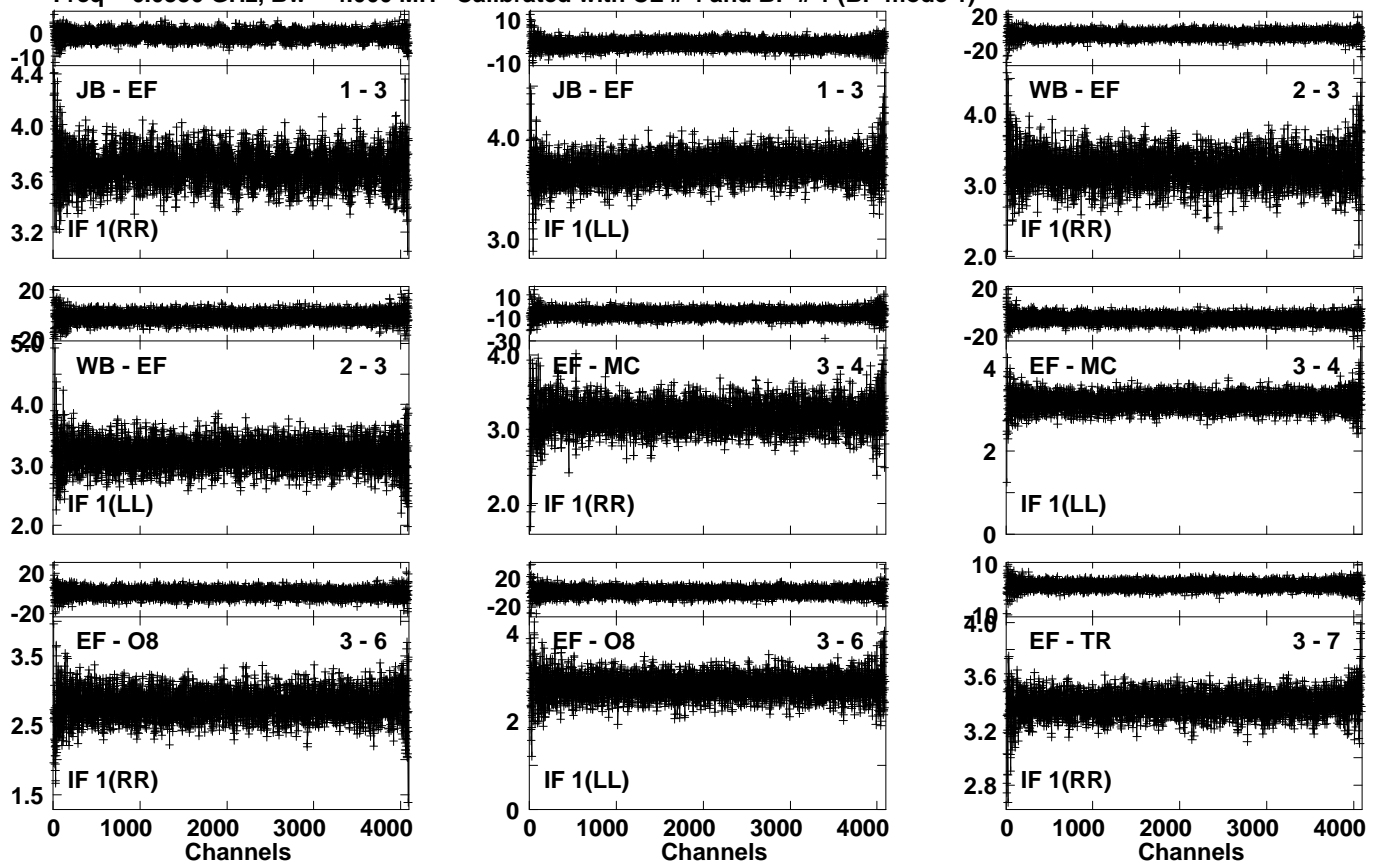
J2048+4310 EK052A 3.UVDATA.1

Freq = 6.0336 GHz, Bw = 4.000 MH Calibrated with CL # 4 and BP # 1 (BP mode 1)



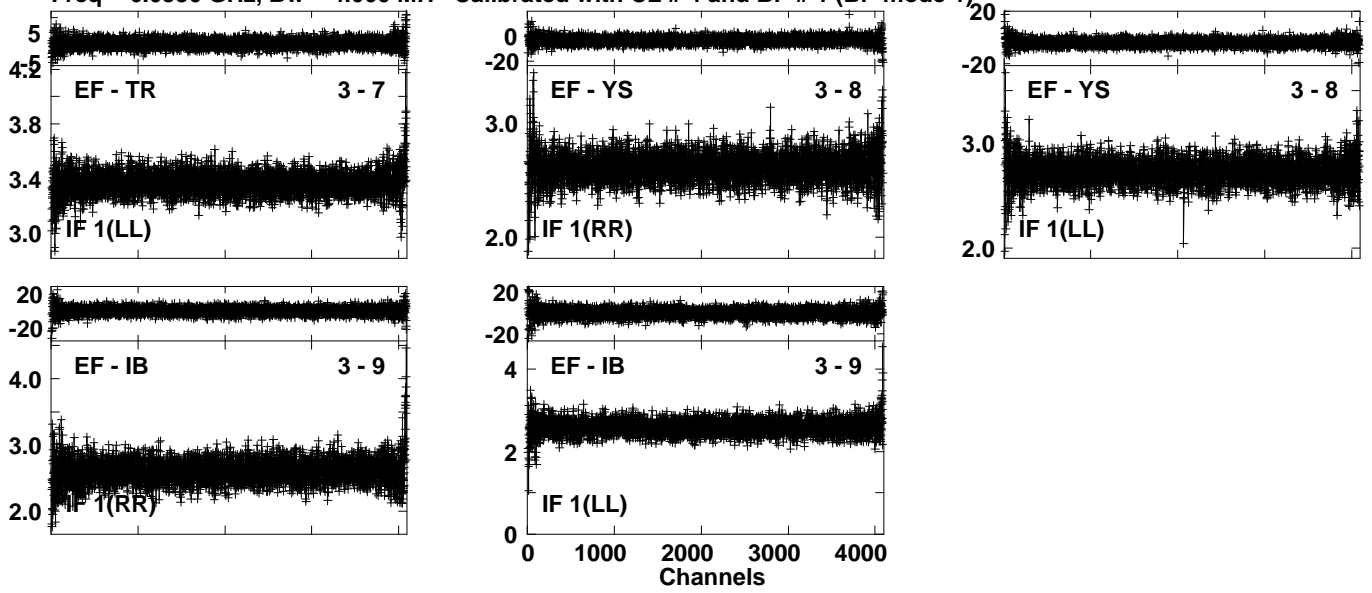
Lower frame: Ampl Jy Top frame: Phas deg
Vector averaged cross-power spectrum Several baselines displayed
Timerange: 01/04:55:01 to 01/04:56:59

Plot file version 124 created 02-FEB-2024 10:10:22
 J2202+4216 EK052A 3.UVDATA.1
 Freq = 6.0336 GHz, Bw = 4.000 MH Calibrated with CL # 4 and BP # 1 (BP mode 1)



Lower frame: Ampl Jy Top frame: Phas deg
 Vector averaged cross-power spectrum Several baselines displayed
 Timerange: 01/04:58:01 to 01/05:06:59

Plot file version 125 created 02-FEB-2024 10:10:24
 J2202+4216 EK052A 3.UVDATA.1
 Freq = 6.0336 GHz, Bw = 4.000 MH Calibrated with CL # 4 and BP # 1 (BP mode 1)






Lower frame: Ampl Jy Top frame: Phas deg
 Vector averaged cross-power spectrum Several baselines displayed
 Timerange: 01/04:58:01 to 01/05:06:59

Plot file version 126 created 02-FEB-2024 10:10:26

J2048+4310 EK052A 3.UVDATA.1

Freq = 6.0336 GHz, Bw = 4.000 MH Calibrated with CL # 4 and BP # 1 (BP mode 1)




Lower frame: Ampl Jy Top frame: Phas deg
Vector averaged cross-power spectrum Several baselines displayed
Timerange: 01/05:08:31 to 01/05:11:29

Plot file version 127 created 02-FEB-2024 10:10:27

W75N EK052A 3.UVDATA.1

Freq = 6.0336 GHz, Bw = 4.000 MH Calibrated with CL # 4 and BP # 1 (BP mode 1)





Lower frame: Ampl Jy Top frame: Phas deg
Vector averaged cross-power spectrum Several baselines displayed
Timerange: 01/05:12:01 to 01/05:14:59

Plot file version 128 created 02-FEB-2024 10:10:29

J2048+4310 EK052A 3.UVDATA.1

Freq = 6.0336 GHz, Bw = 4.000 MH Calibrated with CL # 4 and BP # 1 (BP mode 1)



Lower frame: Ampl Jy Top frame: Phas deg

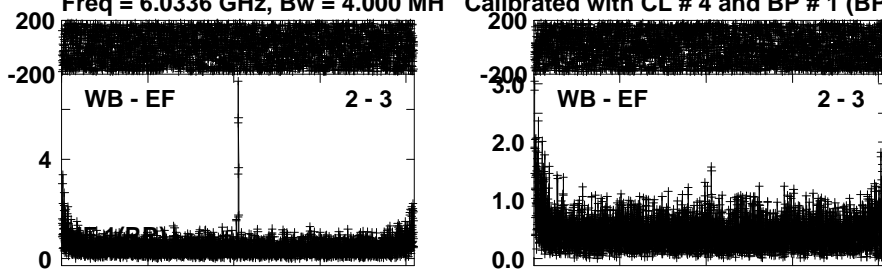
Vector averaged cross-power spectrum Several baselines displayed

Timerange: 01/05:15:01 to 01/05:16:59

Plot file version 129 created 02-FEB-2024 10:10:30

W75N EK052A 3.UVDATA.1

Freq = 6.0336 GHz, Bw = 4.000 MH Calibrated with CL # 4 and BP # 1 (BP mode 1)



Lower frame: Ampl Jy Top frame: Phas deg

Vector averaged cross-power spectrum Several baselines displayed

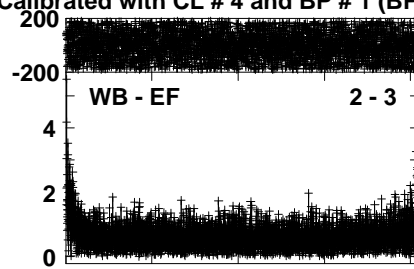

Timerange: 01/05:17:01 to 01/05:19:59

Plot file version 130 created 02-FEB-2024 10:10:32

J2048+4310 EK052A 3.UVDATA.1

Freq = 6.0336 GHz, Bw = 4.000 MH

Calibrated with CL # 4 and BP # 1 (BP mode 1)



Lower frame: Ampl Jy Top frame: Phas deg


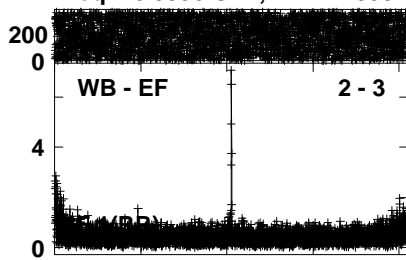
Vector averaged cross-power spectrum Several baselines displayed

Timerange: 01/05:20:01 to 01/05:21:59

Plot file version 131 created 02-FEB-2024 10:10:34

W75N EK052A 3.UVDATA.1

Freq = 6.0336 GHz, Bw = 4.000 MH Calibrated with CL # 4 and BP # 1 (BP mode 1)



Lower frame: Ampl Jy Top frame: Phas deg

Vector averaged cross-power spectrum Several baselines displayed

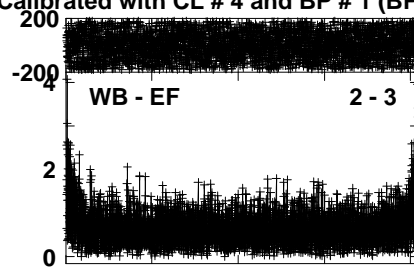

Timerange: 01/05:22:01 to 01/05:24:59

Plot file version 132 created 02-FEB-2024 10:10:35

J2048+4310 EK052A 3.UVDATA.1

Freq = 6.0336 GHz, Bw = 4.000 MH

Calibrated with CL # 4 and BP # 1 (BP mode 1)



Lower frame: Ampl Jy Top frame: Phas deg

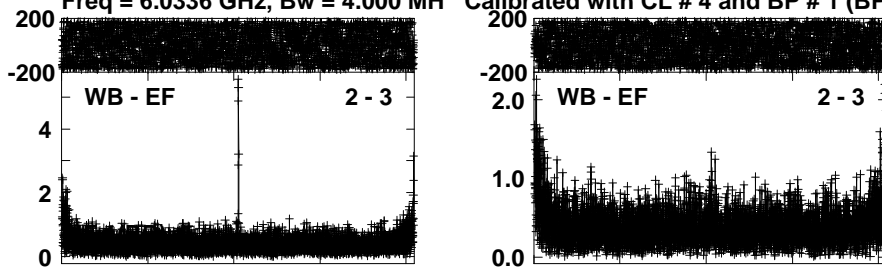
Vector averaged cross-power spectrum Several baselines displayed

Timerange: 01/05:25:01 to 01/05:26:59

Plot file version 133 created 02-FEB-2024 10:10:37

W75N EK052A 3.UVDATA.1

Freq = 6.0336 GHz, Bw = 4.000 MH Calibrated with CL # 4 and BP # 1 (BP mode 1)



Lower frame: Ampl Jy Top frame: Phas deg

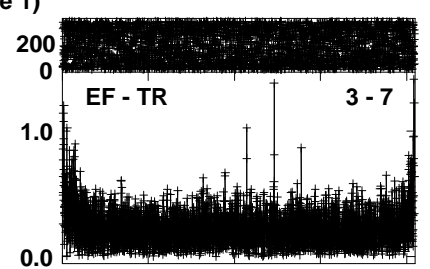
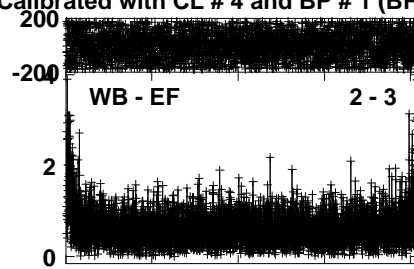

Vector averaged cross-power spectrum Several baselines displayed

Timerange: 01/05:27:31 to 01/05:30:29

Plot file version 134 created 02-FEB-2024 10:10:39

J2048+4310 EK052A 3.UVDATA.1

Freq = 6.0336 GHz, Bw = 4.000 MH Calibrated with CL # 4 and BP # 1 (BP mode 1)

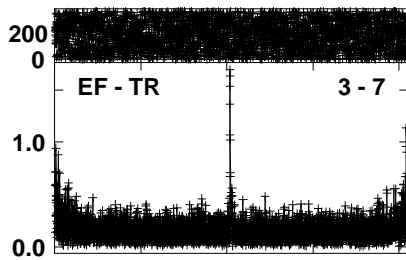
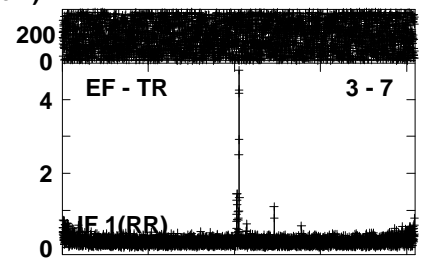

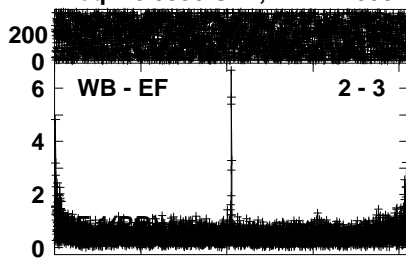


Lower frame: Ampl Jy Top frame: Phas deg
Vector averaged cross-power spectrum Several baselines displayed
Timerange: 01/05:30:31 to 01/05:32:29

Plot file version 135 created 02-FEB-2024 10:10:40

W75N EK052A 3.UVDATA.1

Freq = 6.0336 GHz, Bw = 4.000 MH Calibrated with CL # 4 and BP # 1 (BP mode 1)



Lower frame: Ampl Jy Top frame: Phas deg




Vector averaged cross-power spectrum Several baselines displayed

Timerange: 01/05:32:31 to 01/05:35:29

Plot file version 136 created 02-FEB-2024 10:10:42

J2048+4310 EK052A 3.UVDATA.1

Freq = 6.0336 GHz, Bw = 4.000 MH Calibrated with CL # 4 and BP # 1 (BP mode 1)


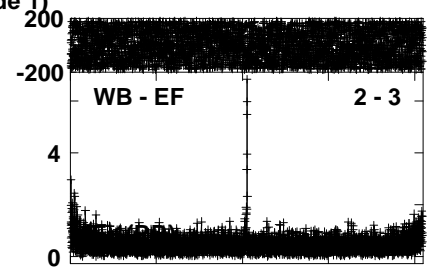
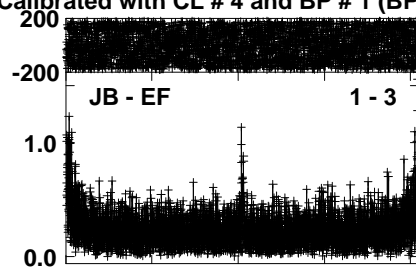



Lower frame: Ampl Jy Top frame: Phas deg
Vector averaged cross-power spectrum Several baselines displayed
Timerange: 01/05:35:31 to 01/05:37:29

Plot file version 137 created 02-FEB-2024 10:10:43

W75N EK052A 3.UVDATA.1

Freq = 6.0336 GHz, Bw = 4.000 MH Calibrated with CL # 4 and BP # 1 (BP mode 1)



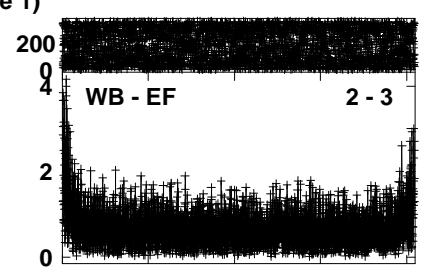


Lower frame: Ampl Jy Top frame: Phas deg
Vector averaged cross-power spectrum Several baselines displayed
Timerange: 01/05:37:31 to 01/05:40:29

Plot file version 138 created 02-FEB-2024 10:10:45

J2048+4310 EK052A 3.UVDATA.1

Freq = 6.0336 GHz, Bw = 4.000 MH

Calibrated with CL # 4 and BP # 1 (BP mode 1)



Lower frame: Ampl Jy Top frame: Phas deg

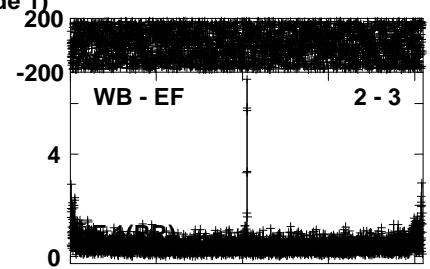
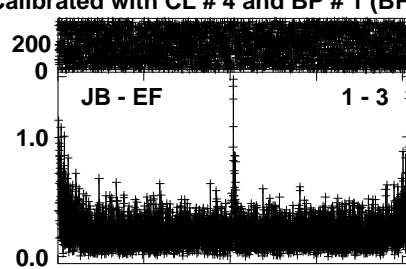

Vector averaged cross-power spectrum Several baselines displayed

Timerange: 01/05:40:31 to 01/05:42:29

Plot file version 139 created 02-FEB-2024 10:10:46

W75N EK052A 3.UVDATA.1

Freq = 6.0336 GHz, Bw = 4.000 MH Calibrated with CL # 4 and BP # 1 (BP mode 1)



Lower frame: Ampl Jy Top frame: Phas deg

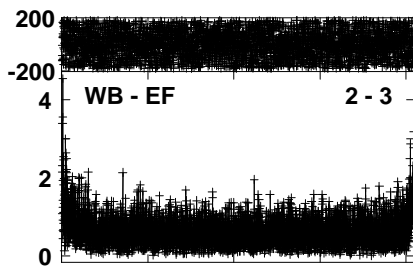

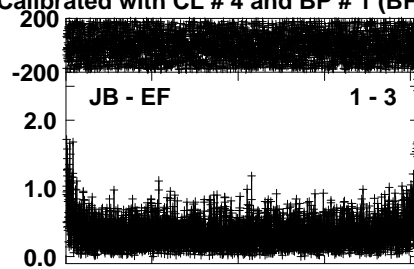
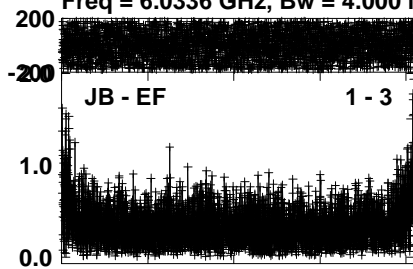
Vector averaged cross-power spectrum Several baselines displayed

Timerange: 01/05:43:01 to 01/05:45:59

Plot file version 140 created 02-FEB-2024 10:10:48

J2048+4310 EK052A 3.UVDATA.1

Freq = 6.0336 GHz, Bw = 4.000 MH Calibrated with CL # 4 and BP # 1 (BP mode 1)


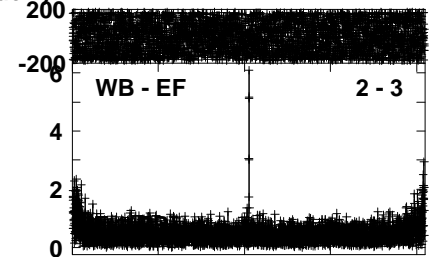
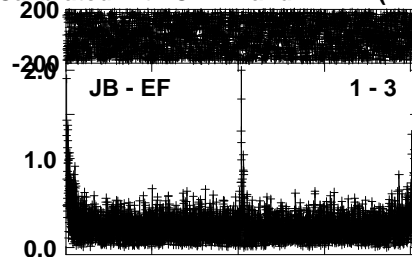



Lower frame: Ampl Jy Top frame: Phas deg
Vector averaged cross-power spectrum Several baselines displayed
Timerange: 01/05:46:01 to 01/05:47:59

Plot file version 141 created 02-FEB-2024 10:10:50

W75N EK052A 3.UVDATA.1

Freq = 6.0336 GHz, Bw = 4.000 MH Calibrated with CL # 4 and BP # 1 (BP mode 1)

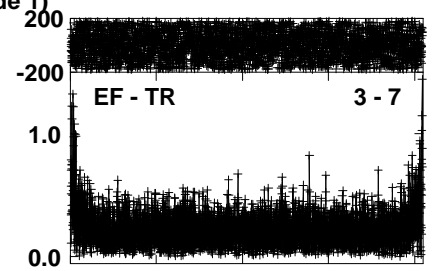

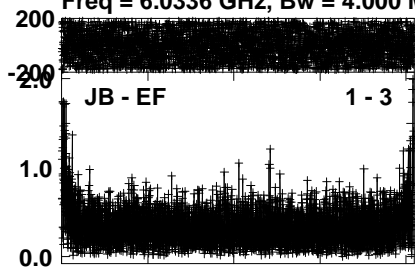


Lower frame: Ampl Jy Top frame: Phas deg
Vector averaged cross-power spectrum Several baselines displayed
Timerange: 01/05:48:01 to 01/05:50:59

Plot file version 142 created 02-FEB-2024 10:10:51

J2048+4310 EK052A 3.UVDATA.1

Freq = 6.0336 GHz, Bw = 4.000 MH Calibrated with CL # 4 and BP # 1 (BP mode 1)



Lower frame: Ampl Jy Top frame: Phas deg

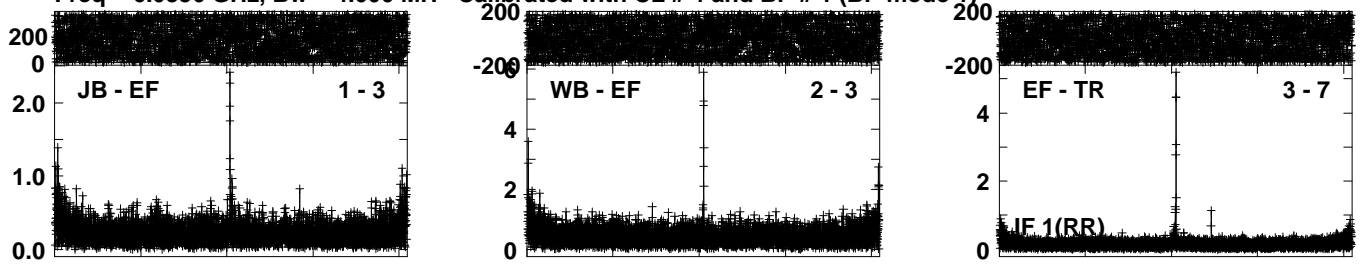
Vector averaged cross-power spectrum Several baselines displayed

Timerange: 01/05:51:01 to 01/05:52:59

Plot file version 143 created 02-FEB-2024 10:10:53

W75N EK052A 3.UVDATA.1

Freq = 6.0336 GHz, Bw = 4.000 MH Calibrated with CL # 4 and BP # 1 (BP mode 1)



Lower frame: Ampl Jy Top frame: Phas deg

Vector averaged cross-power spectrum Several baselines displayed


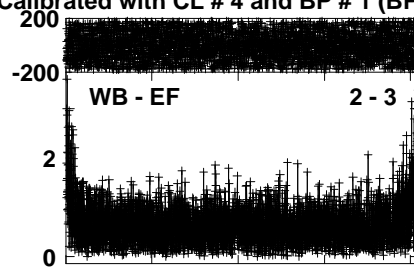
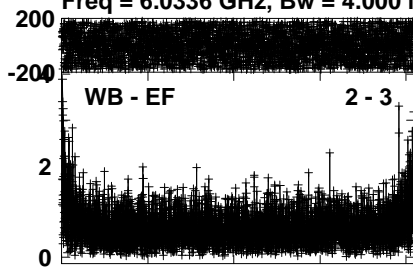
Timerange: 01/05:53:01 to 01/05:55:59

Plot file version 144 created 02-FEB-2024 10:10:55

J2048+4310 EK052A 3.UVDATA.1

Freq = 6.0336 GHz, Bw = 4.000 MH

Calibrated with CL # 4 and BP # 1 (BP mode 1)

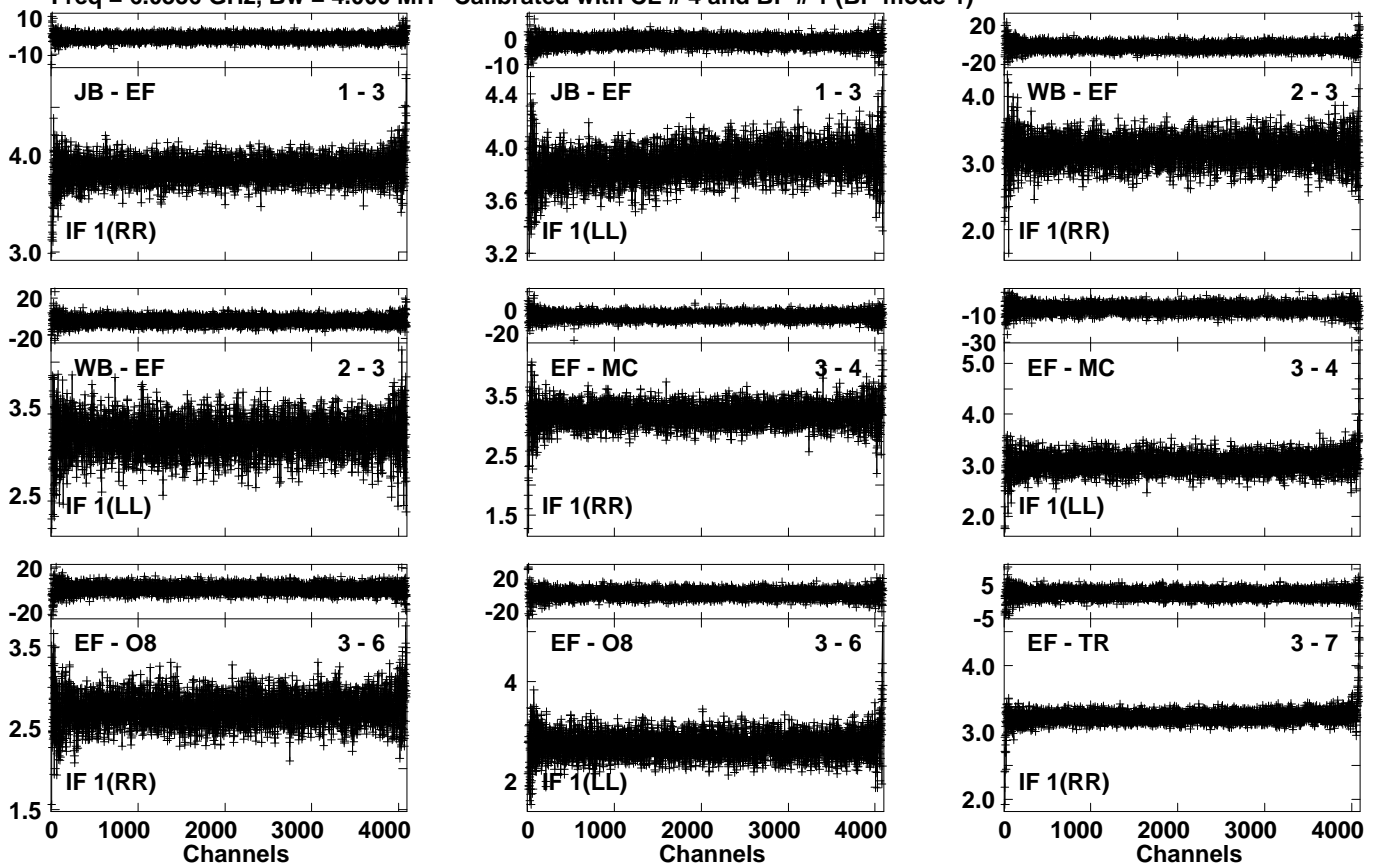


Lower frame: Ampl Jy Top frame: Phas deg

Vector averaged cross-power spectrum Several baselines displayed

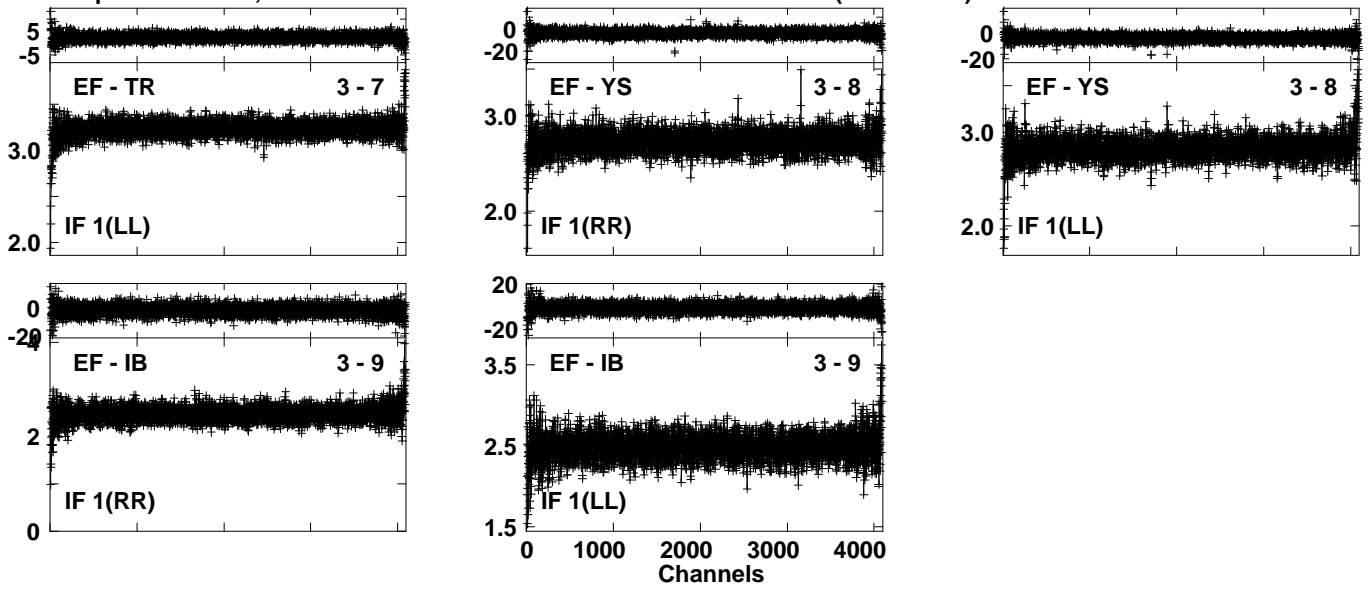
Timerange: 01/05:56:01 to 01/05:57:59

Plot file version 145 created 02-FEB-2024 10:10:57
 J2202+4216 EK052A 3.UVDATA.1
 Freq = 6.0336 GHz, Bw = 4.000 MH Calibrated with CL # 4 and BP # 1 (BP mode 1)



Lower frame: Ampl Jy Top frame: Phas deg
 Vector averaged cross-power spectrum Several baselines displayed
 Timerange: 01/05:59:01 to 01/06:07:59

Plot file version 146 created 02-FEB-2024 10:11:00
J2202+4216 EK052A 3.UVDATA.1
Freq = 6.0336 GHz, Bw = 4.000 MH Calibrated with CL # 4 and BP # 1 (BP mode 1)

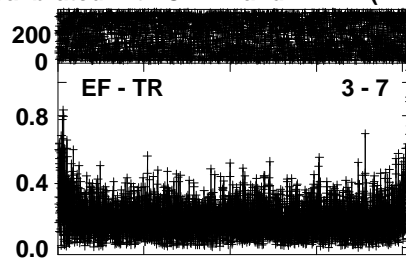



Lower frame: Ampl Jy Top frame: Phas deg
Vector averaged cross-power spectrum Several baselines displayed
Timerange: 01/05:59:01 to 01/06:07:59

Plot file version 147 created 02-FEB-2024 10:11:02

J2048+4310 EK052A 3.UVDATA.1

Freq = 6.0336 GHz, Bw = 4.000 MH Calibrated with CL # 4 and BP # 1 (BP mode 1)

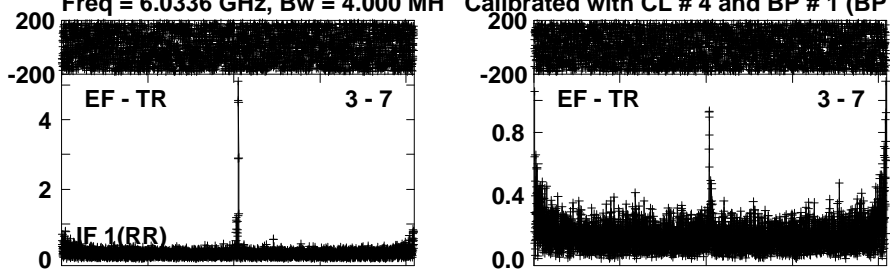


Lower frame: Ampl Jy Top frame: Phas deg
Vector averaged cross-power spectrum Several baselines displayed
Timerange: 01/06:09:31 to 01/06:12:29

Plot file version 148 created 02-FEB-2024 10:11:04

W75N EK052A 3.UVDATA.1

Freq = 6.0336 GHz, Bw = 4.000 MH Calibrated with CL # 4 and BP # 1 (BP mode 1)



Lower frame: Ampl Jy Top frame: Phas deg


Vector averaged cross-power spectrum Several baselines displayed

Timerange: 01/06:13:01 to 01/06:15:59

Plot file version 149 created 02-FEB-2024 10:11:05

J2048+4310 EK052A 3.UVDATA.1

Freq = 6.0336 GHz, Bw = 4.000 MH Calibrated with CL # 4 and BP # 1 (BP mode 1)



Lower frame: Ampl Jy Top frame: Phas deg

Vector averaged cross-power spectrum Several baselines displayed

Timerange: 01/06:16:01 to 01/06:17:59

Plot file version 150 created 02-FEB-2024 10:11:06

W75N EK052A 3.UVDATA.1

Freq = 6.0336 GHz, Bw = 4.000 MH Calibrated with CL # 4 and BP # 1 (BP mode 1)



Lower frame: Ampl Jy Top frame: Phas deg

Vector averaged cross-power spectrum Several baselines displayed

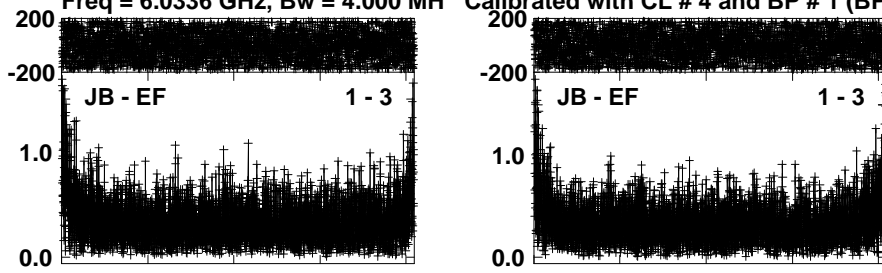
Timerange: 01/06:18:01 to 01/06:20:59

Plot file version 151 created 02-FEB-2024 10:11:08

J2048+4310 EK052A 3.UVDATA.1

Freq = 6.0336 GHz, Bw = 4.000 MH

Calibrated with CL # 4 and BP # 1 (BP mode 1)



Lower frame: Ampl Jy Top frame: Phas deg

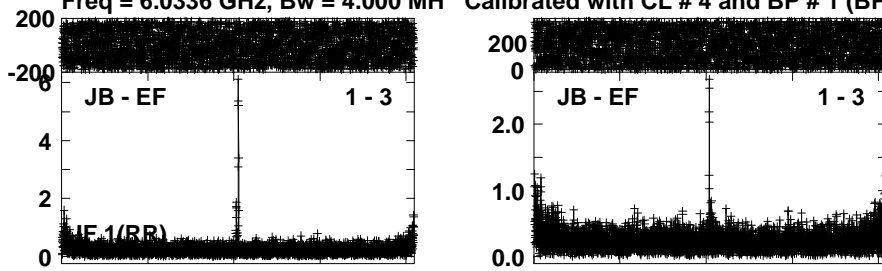
Vector averaged cross-power spectrum Several baselines displayed

Timerange: 01/06:21:01 to 01/06:22:59

Plot file version 152 created 02-FEB-2024 10:11:09

W75N EK052A 3.UVDATA.1

Freq = 6.0336 GHz, Bw = 4.000 MH Calibrated with CL # 4 and BP # 1 (BP mode 1)



Lower frame: Ampl Jy Top frame: Phas deg

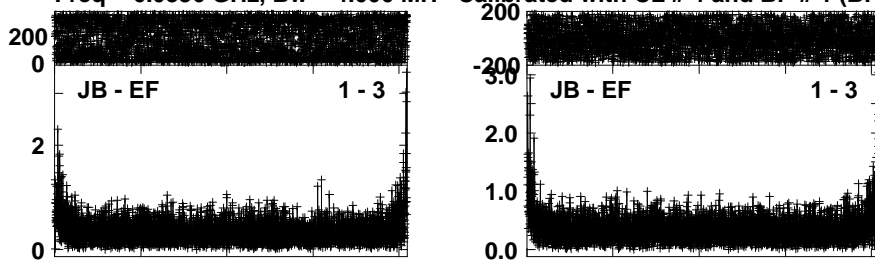
Vector averaged cross-power spectrum Several baselines displayed

Timerange: 01/06:23:01 to 01/06:25:59

Plot file version 153 created 02-FEB-2024 10:11:11

J2048+4310 EK052A 3.UVDATA.1

Freq = 6.0336 GHz, Bw = 4.000 MH Calibrated with CL # 4 and BP # 1 (BP mode 1)

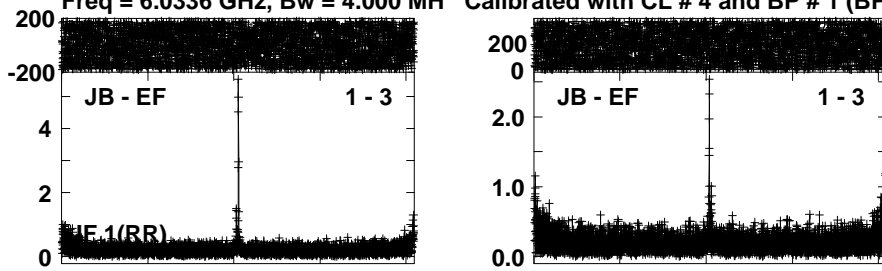


Lower frame: Ampl Jy Top frame: Phas deg
Vector averaged cross-power spectrum Several baselines displayed
Timerange: 01/06:26:01 to 01/06:27:59

Plot file version 154 created 02-FEB-2024 10:11:12

W75N EK052A 3.UVDATA.1

Freq = 6.0336 GHz, Bw = 4.000 MH Calibrated with CL # 4 and BP # 1 (BP mode 1)



Lower frame: Ampl Jy Top frame: Phas deg

Vector averaged cross-power spectrum Several baselines displayed


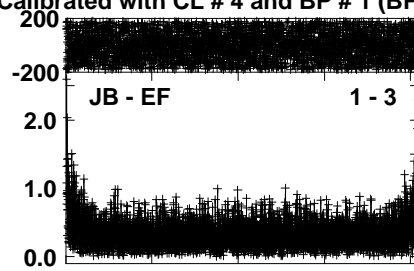

Timerange: 01/06:28:31 to 01/06:31:29

Plot file version 155 created 02-FEB-2024 10:11:14

J2048+4310 EK052A 3.UVDATA.1

Freq = 6.0336 GHz, Bw = 4.000 MH

Calibrated with CL # 4 and BP # 1 (BP mode 1)



Lower frame: Ampl Jy Top frame: Phas deg

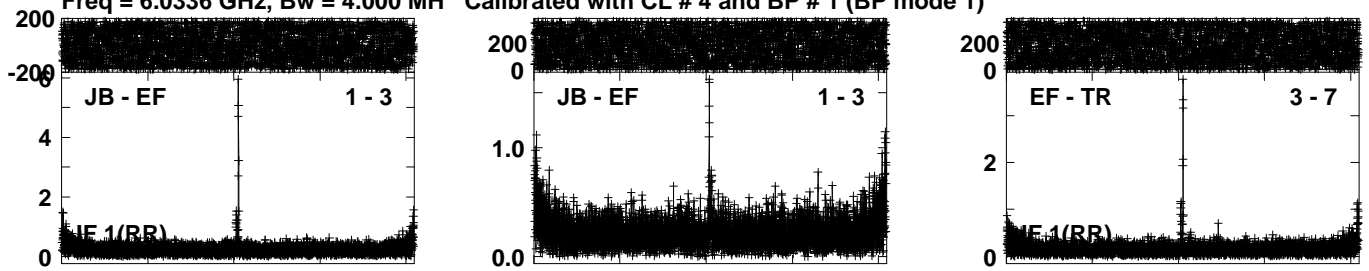
Vector averaged cross-power spectrum Several baselines displayed

Timerange: 01/06:31:31 to 01/06:33:29

Plot file version 156 created 02-FEB-2024 10:11:15

W75N EK052A 3.UVDATA.1

Freq = 6.0336 GHz, Bw = 4.000 MH Calibrated with CL # 4 and BP # 1 (BP mode 1)



Lower frame: Ampl Jy Top frame: Phas deg

Vector averaged cross-power spectrum Several baselines displayed

Timerange: 01/06:33:31 to 01/06:36:29

Plot file version 157 created 02-FEB-2024 10:11:17

J2048+4310 EK052A 3.UVDATA.1

Freq = 6.0336 GHz, Bw = 4.000 MH Calibrated with CL # 4 and BP # 1 (BP mode 1)



Lower frame: Ampl Jy Top frame: Phas deg

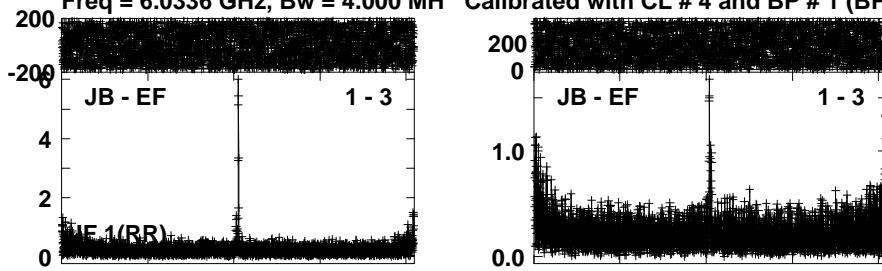
Vector averaged cross-power spectrum Several baselines displayed

Timerange: 01/06:36:31 to 01/06:38:29

Plot file version 158 created 02-FEB-2024 10:11:19

W75N EK052A 3.UVDATA.1

Freq = 6.0336 GHz, Bw = 4.000 MH Calibrated with CL # 4 and BP # 1 (BP mode 1)



Lower frame: Ampl Jy Top frame: Phas deg

Vector averaged cross-power spectrum Several baselines displayed

Timerange: 01/06:38:31 to 01/06:41:29

Plot file version 159 created 02-FEB-2024 10:11:20

J2048+4310 EK052A 3.UVDATA.1

Freq = 6.0336 GHz, Bw = 4.000 MH Calibrated with CL # 4 and BP # 1 (BP mode 1)



Lower frame: Ampl Jy Top frame: Phas deg


Vector averaged cross-power spectrum Several baselines displayed

Timerange: 01/06:41:31 to 01/06:43:29

Plot file version 160 created 02-FEB-2024 10:11:21

W75N EK052A 3.UVDATA.1

Freq = 6.0336 GHz, Bw = 4.000 MH Calibrated with CL # 4 and BP # 1 (BP mode 1)



Lower frame: Ampl Jy Top frame: Phas deg

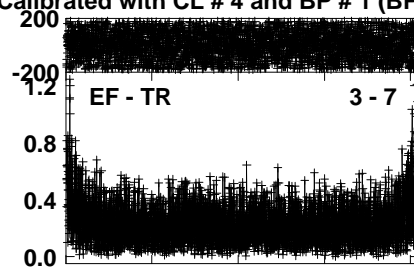
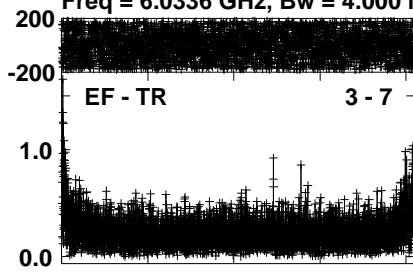
Vector averaged cross-power spectrum Several baselines displayed

Timerange: 01/06:44:01 to 01/06:46:59

Plot file version 161 created 02-FEB-2024 10:11:26

J2048+4310 EK052A 3.UVDATA.1

Freq = 6.0336 GHz, Bw = 4.000 MH Calibrated with CL # 4 and BP # 1 (BP mode 1)



Lower frame: Ampl Jy Top frame: Phas deg

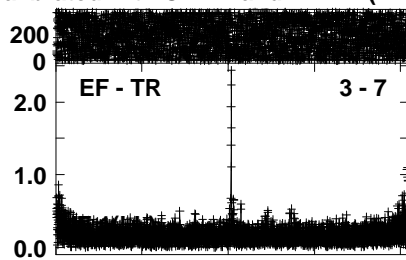
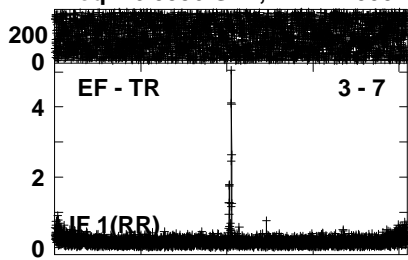
Vector averaged cross-power spectrum Several baselines displayed

Timerange: 01/06:52:01 to 01/06:53:59

Plot file version 162 created 02-FEB-2024 10:11:27

W75N EK052A 3.UVDATA.1

Freq = 6.0336 GHz, Bw = 4.000 MH Calibrated with CL # 4 and BP # 1 (BP mode 1)

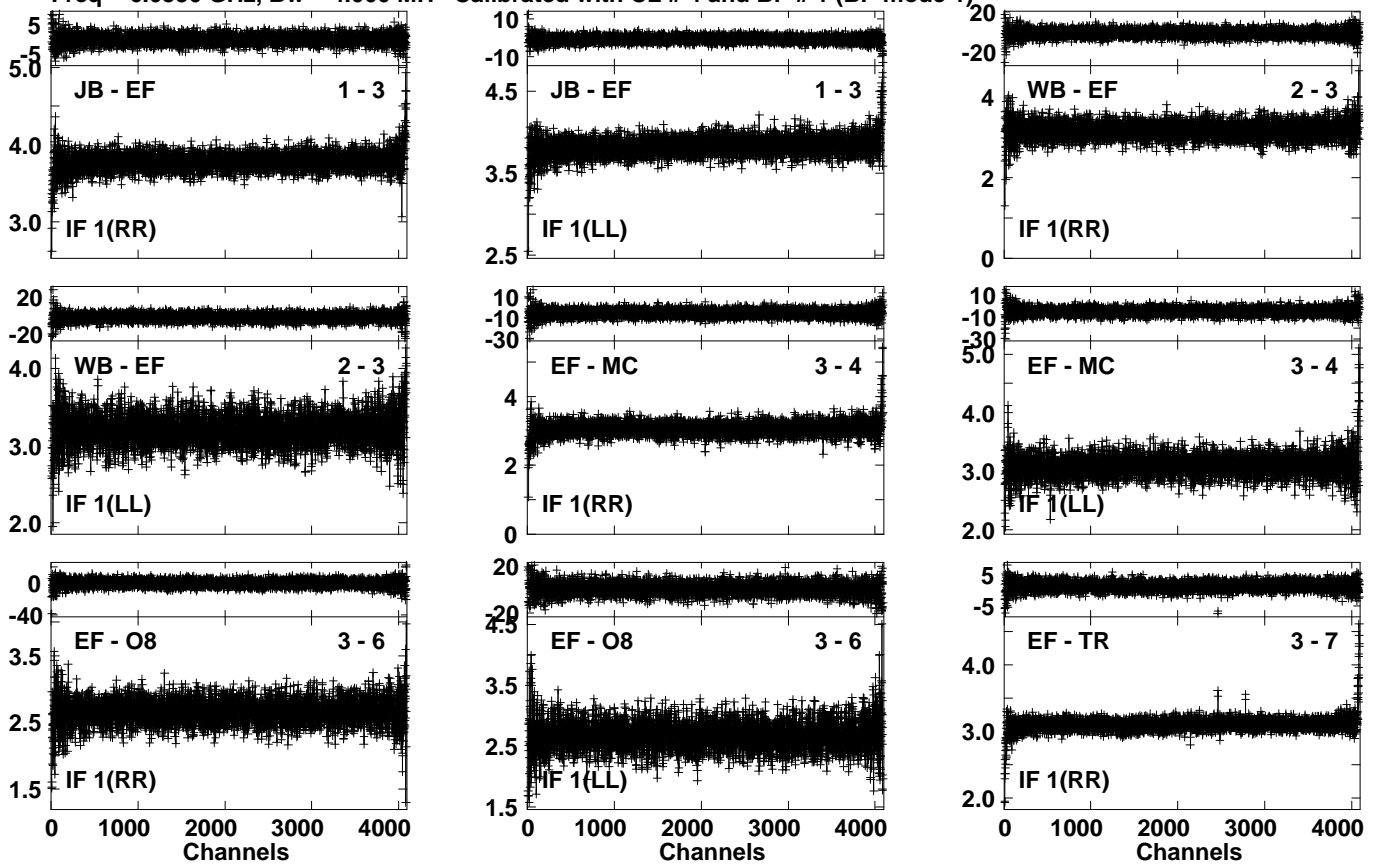


Lower frame: Ampl Jy Top frame: Phas deg

Vector averaged cross-power spectrum Several baselines displayed

Timerange: 01/06:54:01 to 01/06:56:59

Plot file version 163 created 02-FEB-2024 10:11:29
 J2202+4216 EK052A 3.UVDATA.1
 Freq = 6.0336 GHz, Bw = 4.000 MH Calibrated with CL # 4 and BP # 1 (BP mode 1)

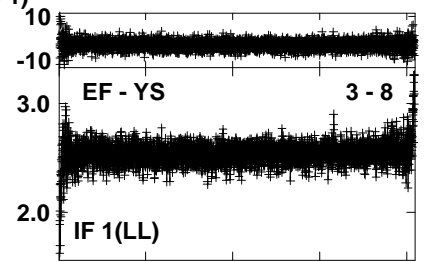
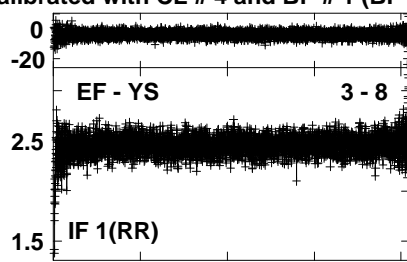
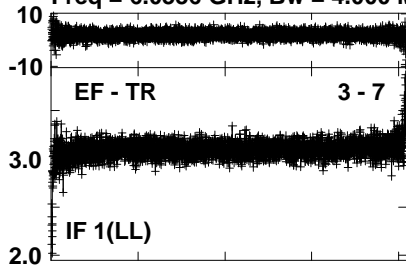


Lower frame: Ampl Jy Top frame: Phas deg
 Vector averaged cross-power spectrum Several baselines displayed
 Timerange: 01/07:00:01 to 01/07:08:59

Plot file version 164 created 02-FEB-2024 10:11:32

J2202+4216 EK052A 3.UVDATA.1

Freq = 6.0336 GHz, Bw = 4.000 MH Calibrated with CL # 4 and BP # 1 (BP mode 1)



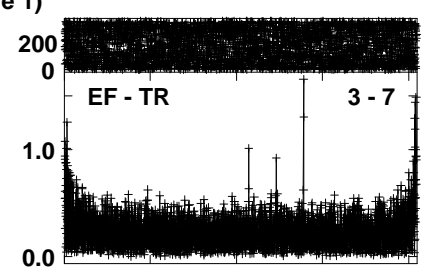
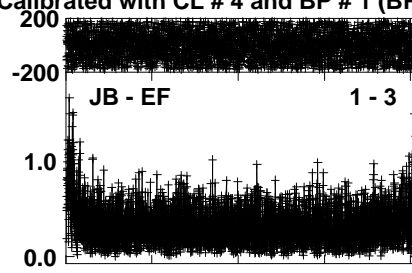

Lower frame: Ampl Jy Top frame: Phas deg
Vector averaged cross-power spectrum Several baselines displayed
Timerange: 01/07:00:01 to 01/07:08:59

Plot file version 165 created 02-FEB-2024 10:11:33

J2048+4310 EK052A 3.UVDATA.1

Freq = 6.0336 GHz, Bw = 4.000 MH

Calibrated with CL # 4 and BP # 1 (BP mode 1)



Lower frame: Ampl Jy Top frame: Phas deg

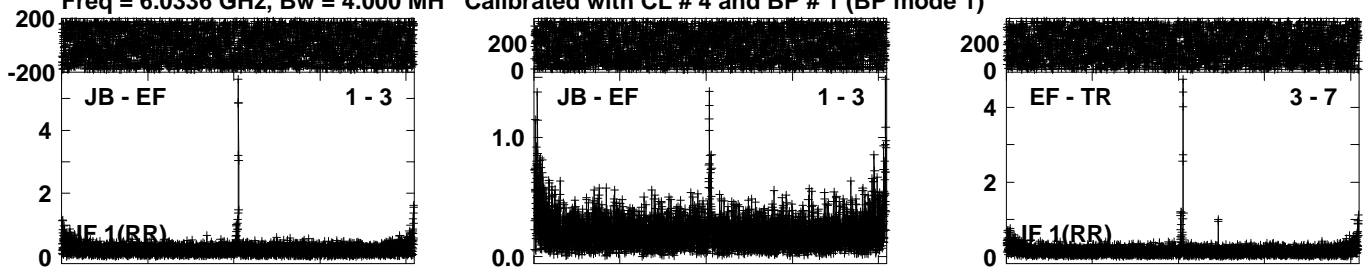
Vector averaged cross-power spectrum Several baselines displayed

Timerange: 01/07:09:01 to 01/07:11:59

Plot file version 166 created 02-FEB-2024 10:11:34

W75N EK052A 3.UVDATA.1

Freq = 6.0336 GHz, Bw = 4.000 MH Calibrated with CL # 4 and BP # 1 (BP mode 1)



Lower frame: Ampl Jy Top frame: Phas deg

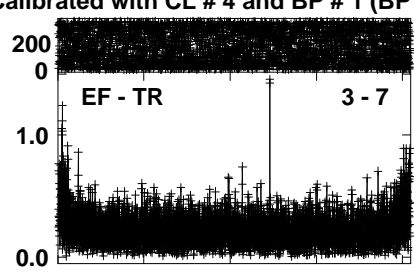

Vector averaged cross-power spectrum Several baselines displayed

Timerange: 01/07:12:31 to 01/07:15:29

Plot file version 167 created 02-FEB-2024 10:11:36

J2048+4310 EK052A 3.UVDATA.1

Freq = 6.0336 GHz, Bw = 4.000 MH Calibrated with CL # 4 and BP # 1 (BP mode 1)



Lower frame: Ampl Jy Top frame: Phas deg

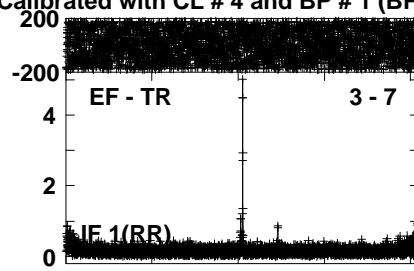
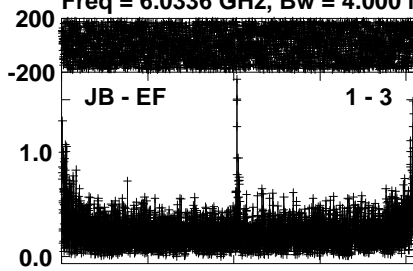
Vector averaged cross-power spectrum Several baselines displayed

Timerange: 01/07:15:31 to 01/07:17:29

Plot file version 168 created 02-FEB-2024 10:11:37

W75N EK052A 3.UVDATA.1

Freq = 6.0336 GHz, Bw = 4.000 MH Calibrated with CL # 4 and BP # 1 (BP mode 1)



Lower frame: Ampl Jy Top frame: Phas deg


Vector averaged cross-power spectrum Several baselines displayed

Timerange: 01/07:17:31 to 01/07:20:29

Plot file version 169 created 02-FEB-2024 10:11:43

J2048+4310 EK052A 3.UVDATA.1

Freq = 6.0336 GHz, Bw = 4.000 MH Calibrated with CL # 4 and BP # 1 (BP mode 1)



Lower frame: Ampl Jy Top frame: Phas deg


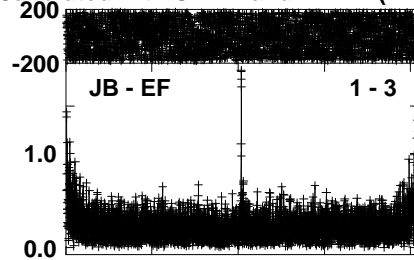

Vector averaged cross-power spectrum Several baselines displayed

Timerange: 01/07:31:01 to 01/07:32:59

Plot file version 170 created 02-FEB-2024 10:11:44

W75N EK052A 3.UVDATA.1

Freq = 6.0336 GHz, Bw = 4.000 MH Calibrated with CL # 4 and BP # 1 (BP mode 1)



Lower frame: Ampl Jy Top frame: Phas deg




Vector averaged cross-power spectrum Several baselines displayed

Timerange: 01/07:33:01 to 01/07:35:59

Plot file version 171 created 02-FEB-2024 10:11:46

J2048+4310 EK052A 3.UVDATA.1

Freq = 6.0336 GHz, Bw = 4.000 MH Calibrated with CL # 4 and BP # 1 (BP mode 1)

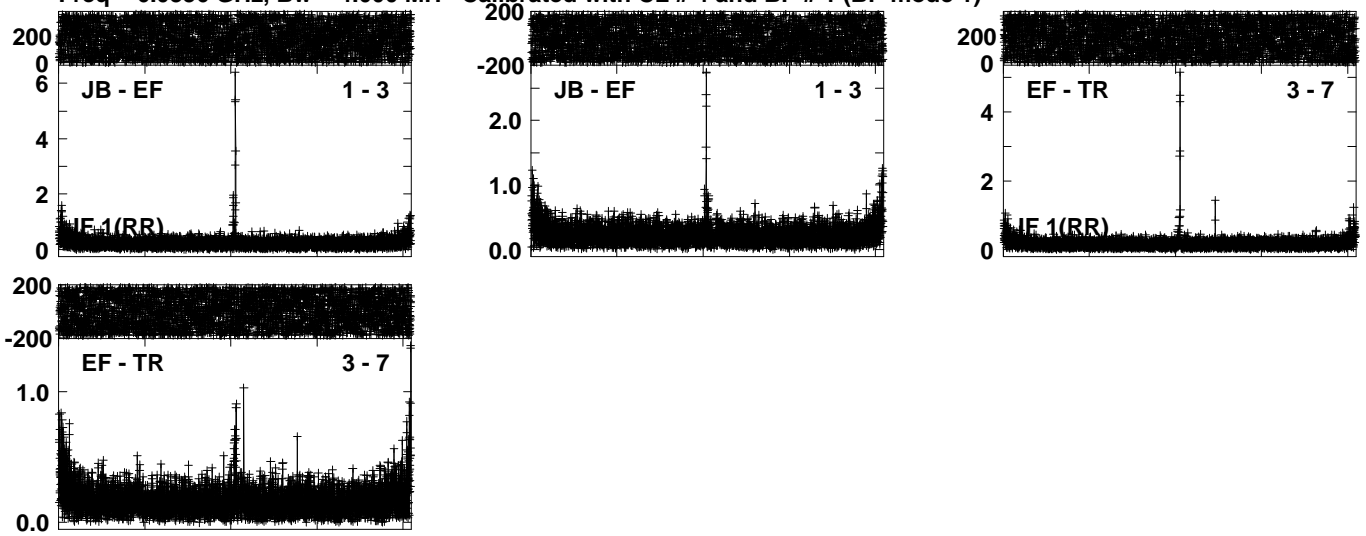


Lower frame: Ampl Jy Top frame: Phas deg
Vector averaged cross-power spectrum Several baselines displayed
Timerange: 01/07:36:01 to 01/07:37:59

Plot file version 172 created 02-FEB-2024 10:11:47

W75N EK052A 3.UVDATA.1

Freq = 6.0336 GHz, Bw = 4.000 MH Calibrated with CL # 4 and BP # 1 (BP mode 1)



Lower frame: Ampl Jy Top frame: Phas deg

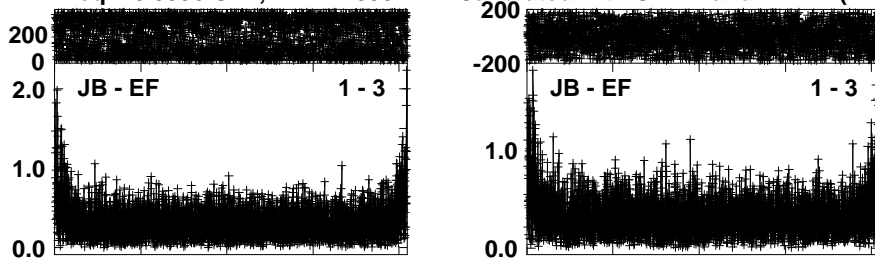
Vector averaged cross-power spectrum Several baselines displayed

Timerange: 01/07:38:01 to 01/07:40:59

Plot file version 173 created 02-FEB-2024 10:11:48

J2048+4310 EK052A 3.UVDATA.1

Freq = 6.0336 GHz, Bw = 4.000 MH Calibrated with CL # 4 and BP # 1 (BP mode 1)

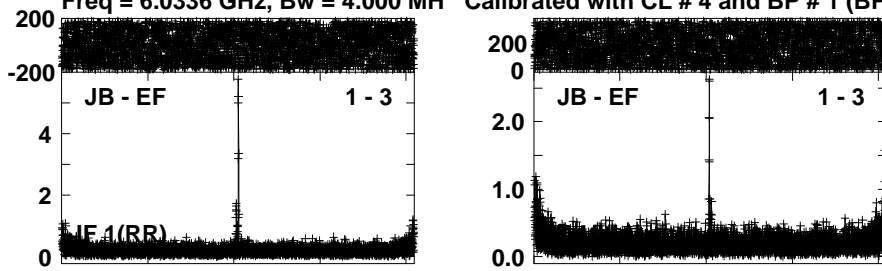


Lower frame: Ampl Jy Top frame: Phas deg
Vector averaged cross-power spectrum Several baselines displayed
Timerange: 01/07:41:01 to 01/07:42:59

Plot file version 174 created 02-FEB-2024 10:11:50

W75N EK052A 3.UVDATA.1

Freq = 6.0336 GHz, Bw = 4.000 MH Calibrated with CL # 4 and BP # 1 (BP mode 1)



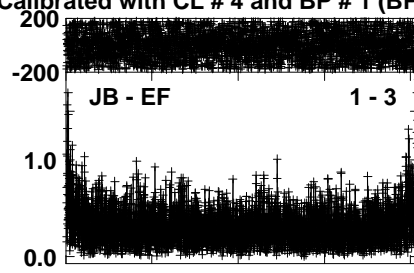
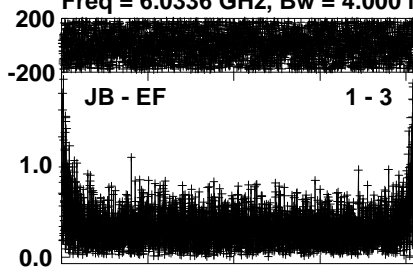
Lower frame: Ampl Jy Top frame: Phas deg
Vector averaged cross-power spectrum Several baselines displayed
Timerange: 01/07:43:31 to 01/07:46:29

Plot file version 175 created 02-FEB-2024 10:11:51

J2048+4310 EK052A 3.UVDATA.1

Freq = 6.0336 GHz, Bw = 4.000 MH

Calibrated with CL # 4 and BP # 1 (BP mode 1)



Lower frame: Ampl Jy Top frame: Phas deg

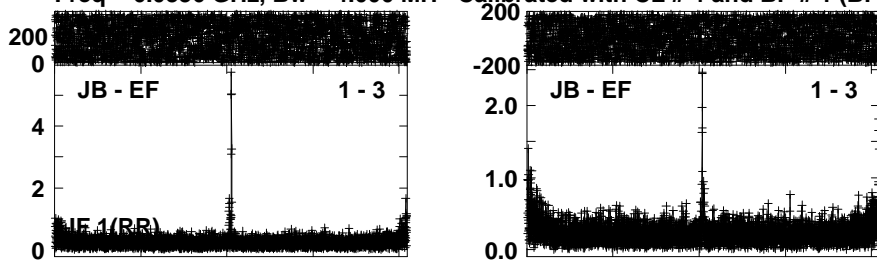
Vector averaged cross-power spectrum Several baselines displayed

Timerange: 01/07:46:31 to 01/07:48:29

Plot file version 176 created 02-FEB-2024 10:11:52

W75N EK052A 3.UVDATA.1

Freq = 6.0336 GHz, Bw = 4.000 MH Calibrated with CL # 4 and BP # 1 (BP mode 1)



Lower frame: Ampl Jy Top frame: Phas deg

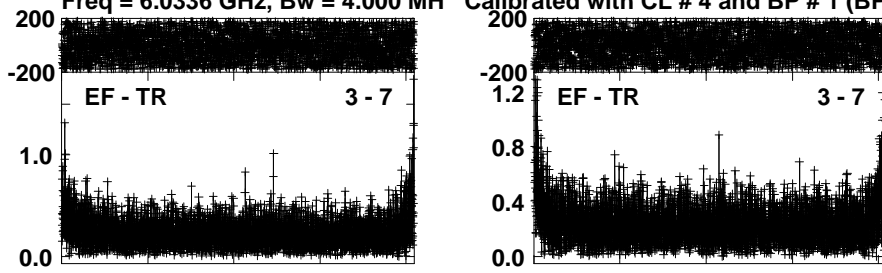
Vector averaged cross-power spectrum Several baselines displayed

Timerange: 01/07:48:31 to 01/07:51:29

Plot file version 177 created 02-FEB-2024 10:11:54

J2048+4310 EK052A 3.UVDATA.1

Freq = 6.0336 GHz, Bw = 4.000 MH Calibrated with CL # 4 and BP # 1 (BP mode 1)

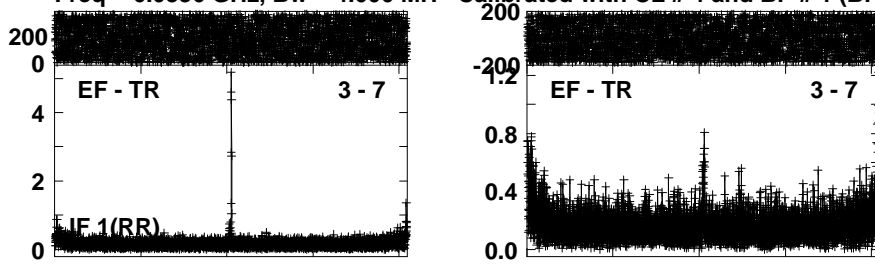


Lower frame: Ampl Jy Top frame: Phas deg
Vector averaged cross-power spectrum Several baselines displayed
Timerange: 01/07:51:31 to 01/07:53:29

Plot file version 178 created 02-FEB-2024 10:11:56

W75N EK052A 3.UVDATA.1

Freq = 6.0336 GHz, Bw = 4.000 MH Calibrated with CL # 4 and BP # 1 (BP mode 1)



Lower frame: Ampl Jy Top frame: Phas deg

Vector averaged cross-power spectrum Several baselines displayed

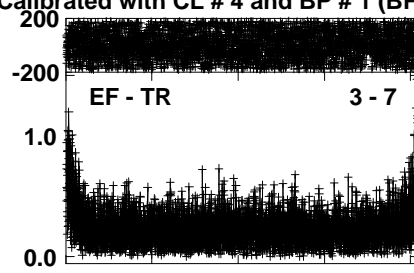
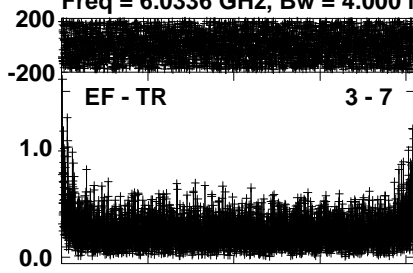
Timerange: 01/07:53:31 to 01/07:56:29

Plot file version 179 created 02-FEB-2024 10:11:58

J2048+4310 EK052A 3.UVDATA.1

Freq = 6.0336 GHz, Bw = 4.000 MH

Calibrated with CL # 4 and BP # 1 (BP mode 1)

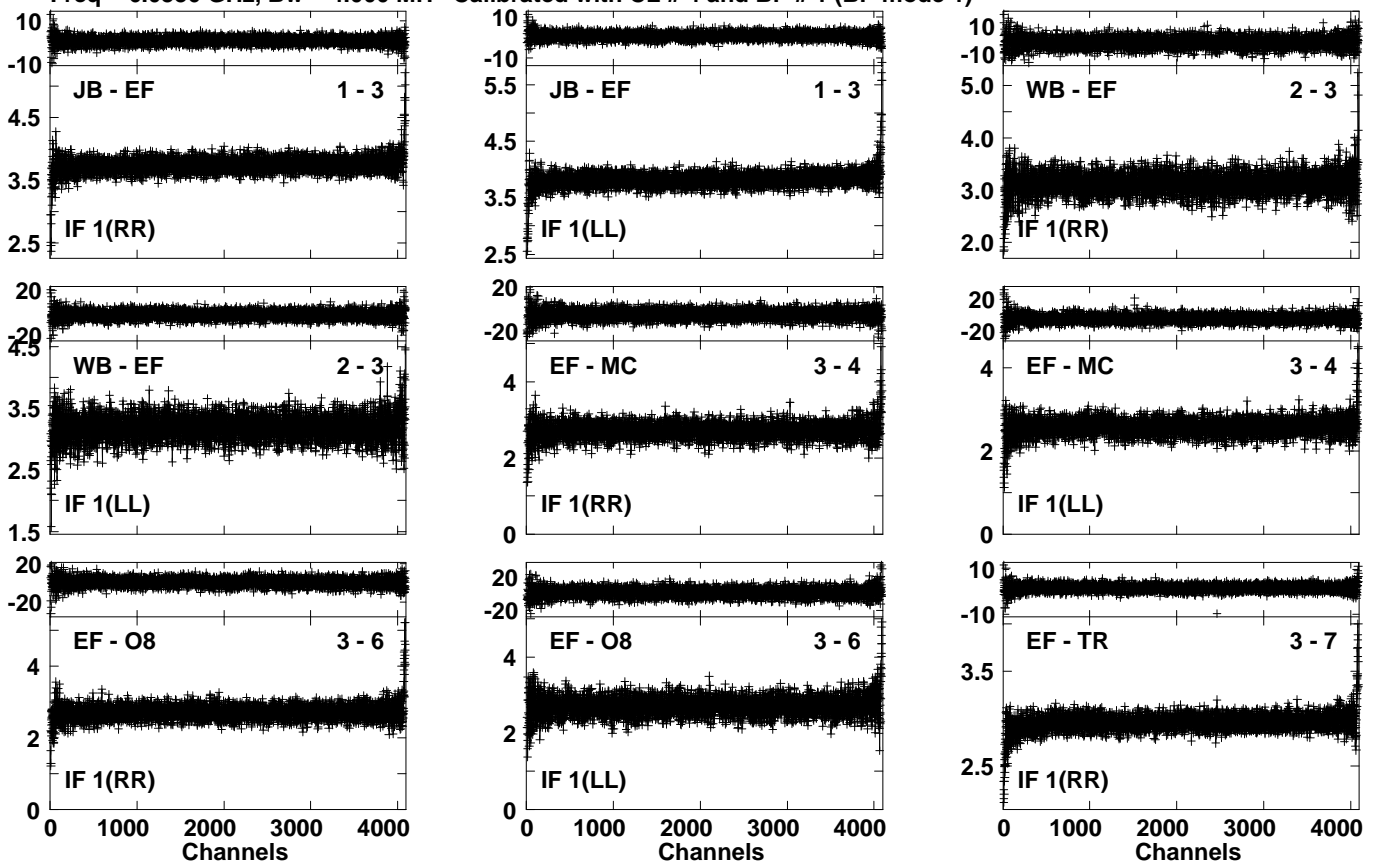


Lower frame: Ampl Jy Top frame: Phas deg

Vector averaged cross-power spectrum Several baselines displayed

Timerange: 01/07:56:31 to 01/07:58:29

Plot file version 180 created 02-FEB-2024 10:11:59
 J2202+4216 EK052A 3.UVDATA.1
 Freq = 6.0336 GHz, Bw = 4.000 MH Calibrated with CL # 4 and BP # 1 (BP mode 1)

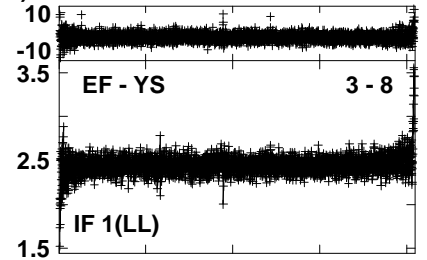
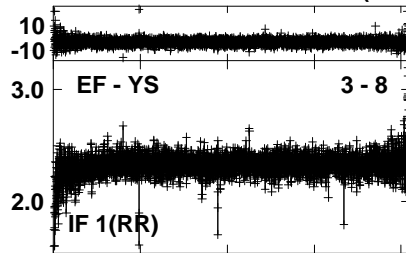
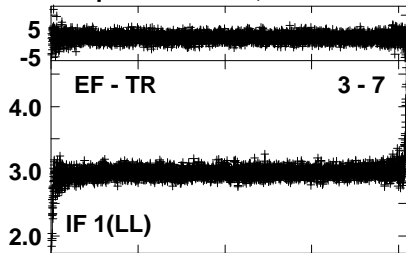


Lower frame: Ampl Jy Top frame: Phas deg
 Vector averaged cross-power spectrum Several baselines displayed
 Timerange: 01/07:59:31 to 01/08:08:29

Plot file version 181 created 02-FEB-2024 10:12:02

J2202+4216 EK052A 3.UVDATA.1

Freq = 6.0336 GHz, Bw = 4.000 MH Calibrated with CL # 4 and BP # 1 (BP mode 1)



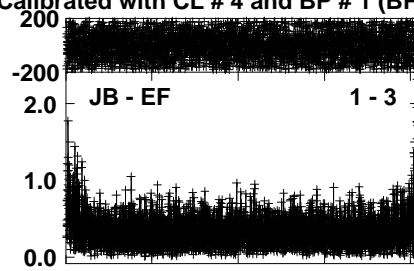

Lower frame: Ampl Jy Top frame: Phas deg
Vector averaged cross-power spectrum Several baselines displayed
Timerange: 01/07:59:31 to 01/08:08:29

Plot file version 182 created 02-FEB-2024 10:12:03

J2048+4310 EK052A 3.UVDATA.1

Freq = 6.0336 GHz, Bw = 4.000 MH

Calibrated with CL # 4 and BP # 1 (BP mode 1)



Lower frame: Ampl Jy Top frame: Phas deg

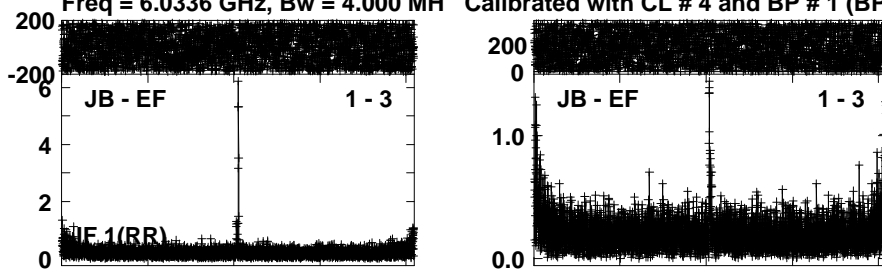
Vector averaged cross-power spectrum Several baselines displayed

Timerange: 01/08:08:31 to 01/08:11:29

Plot file version 183 created 02-FEB-2024 10:12:04

W75N EK052A 3.UVDATA.1

Freq = 6.0336 GHz, Bw = 4.000 MH Calibrated with CL # 4 and BP # 1 (BP mode 1)



Lower frame: Ampl Jy Top frame: Phas deg
Vector averaged cross-power spectrum Several baselines displayed
Timerange: 01/08:12:01 to 01/08:14:59

Plot file version 184 created 02-FEB-2024 10:12:06

J2048+4310 EK052A 3.UVDATA.1

Freq = 6.0336 GHz, Bw = 4.000 MH Calibrated with CL # 4 and BP # 1 (BP mode 1)

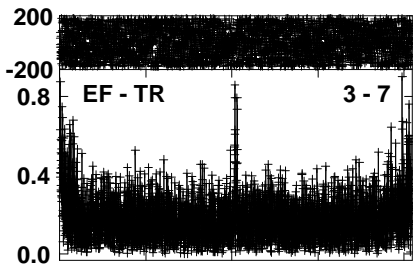
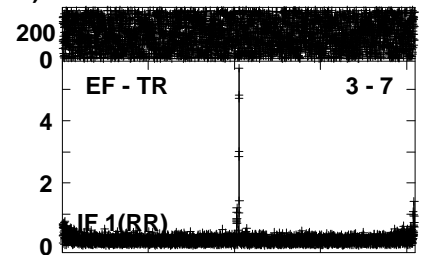
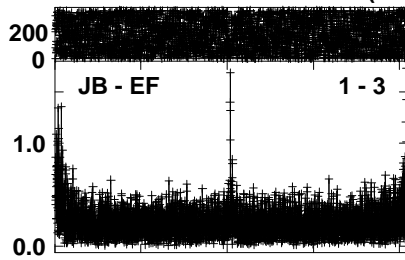
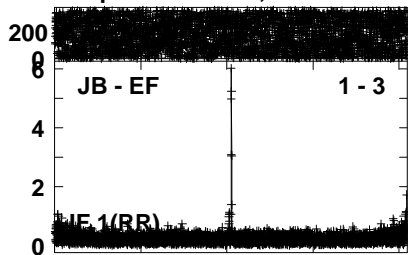


Lower frame: Ampl Jy Top frame: Phas deg
Vector averaged cross-power spectrum Several baselines displayed
Timerange: 01/08:15:01 to 01/08:16:59

Plot file version 185 created 02-FEB-2024 10:12:07

W75N EK052A 3.UVDATA.1

Freq = 6.0336 GHz, Bw = 4.000 MH Calibrated with CL # 4 and BP # 1 (BP mode 1)



Lower frame: Ampl Jy Top frame: Phas deg


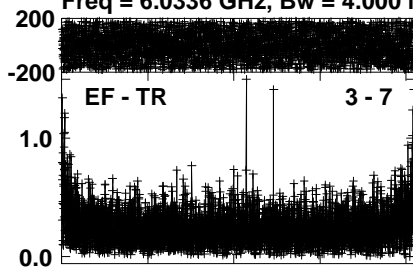
Vector averaged cross-power spectrum Several baselines displayed

Timerange: 01/08:17:01 to 01/08:19:59

Plot file version 186 created 02-FEB-2024 10:12:09

J2048+4310 EK052A 3.UVDATA.1

Freq = 6.0336 GHz, Bw = 4.000 MH Calibrated with CL # 4 and BP # 1 (BP mode 1)

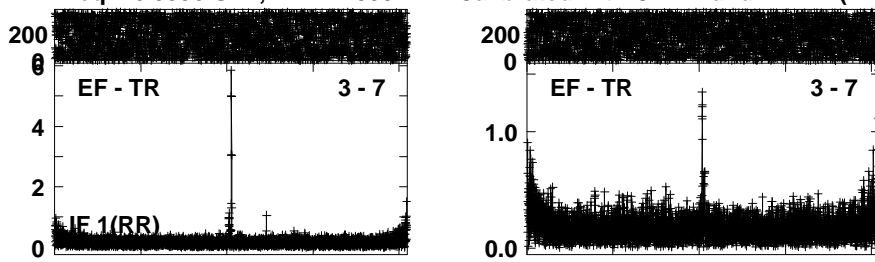


Lower frame: Ampl Jy Top frame: Phas deg
Vector averaged cross-power spectrum Several baselines displayed
Timerange: 01/08:20:01 to 01/08:21:59

Plot file version 187 created 02-FEB-2024 10:12:10

W75N EK052A 3.UVDATA.1

Freq = 6.0336 GHz, Bw = 4.000 MH Calibrated with CL # 4 and BP # 1 (BP mode 1)



Lower frame: Ampl Jy Top frame: Phas deg


Vector averaged cross-power spectrum Several baselines displayed

Timerange: 01/08:22:01 to 01/08:24:59

Plot file version 188 created 02-FEB-2024 10:12:14

J2048+4310 EK052A 3.UVDATA.1

Freq = 6.0336 GHz, Bw = 4.000 MH Calibrated with CL # 4 and BP # 1 (BP mode 1)



Lower frame: Ampl Jy Top frame: Phas deg

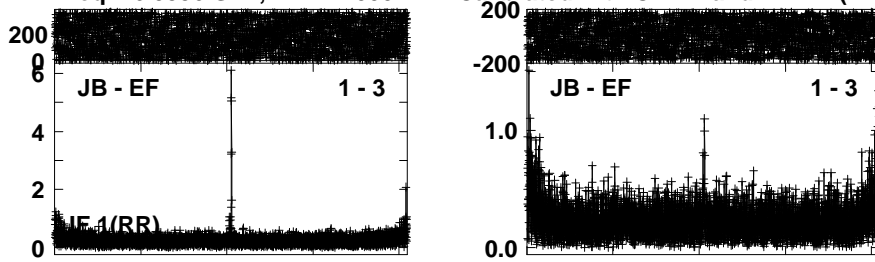
Vector averaged cross-power spectrum Several baselines displayed

Timerange: 01/08:30:31 to 01/08:32:29

Plot file version 189 created 02-FEB-2024 10:12:15

W75N EK052A 3.UVDATA.1

Freq = 6.0336 GHz, Bw = 4.000 MH Calibrated with CL # 4 and BP # 1 (BP mode 1)



Lower frame: Ampl Jy Top frame: Phas deg

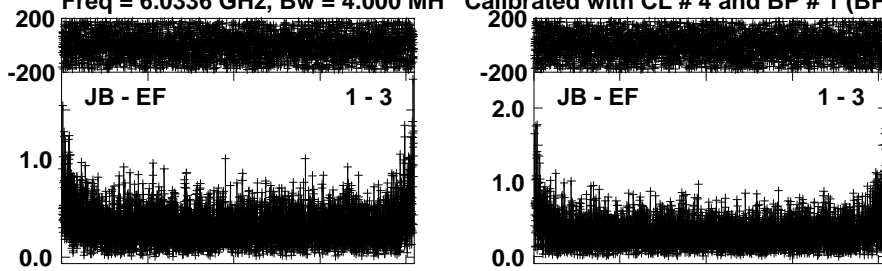
Vector averaged cross-power spectrum Several baselines displayed

Timerange: 01/08:32:31 to 01/08:35:29

Plot file version 190 created 02-FEB-2024 10:12:16

J2048+4310 EK052A 3.UVDATA.1

Freq = 6.0336 GHz, Bw = 4.000 MH Calibrated with CL # 4 and BP # 1 (BP mode 1)

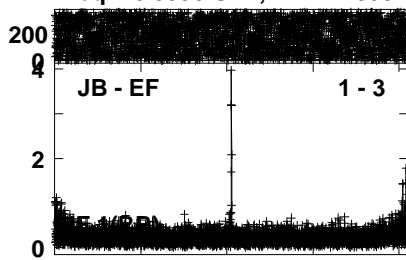


Lower frame: Ampl Jy Top frame: Phas deg
Vector averaged cross-power spectrum Several baselines displayed
Timerange: 01/08:35:31 to 01/08:37:29

Plot file version 191 created 02-FEB-2024 10:12:18

W75N EK052A 3.UVDATA.1

Freq = 6.0336 GHz, Bw = 4.000 MH Calibrated with CL # 4 and BP # 1 (BP mode 1)



Lower frame: Ampl Jy Top frame: Phas deg

Vector averaged cross-power spectrum Several baselines displayed

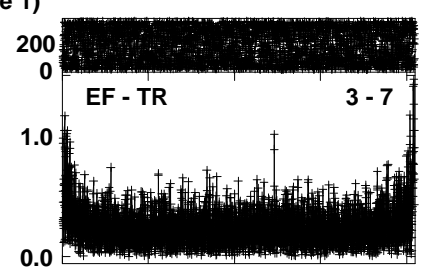
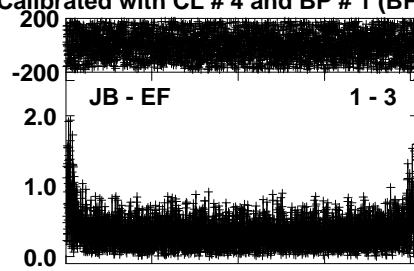
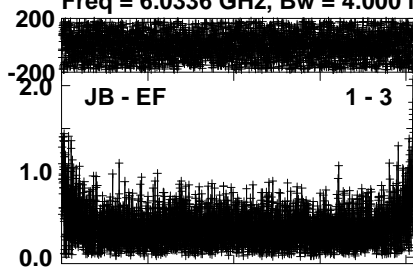
Timerange: 01/08:37:31 to 01/08:40:29

Plot file version 192 created 02-FEB-2024 10:12:19

J2048+4310 EK052A 3.UVDATA.1

Freq = 6.0336 GHz, Bw = 4.000 MH

Calibrated with CL # 4 and BP # 1 (BP mode 1)



Lower frame: Ampl Jy Top frame: Phas deg

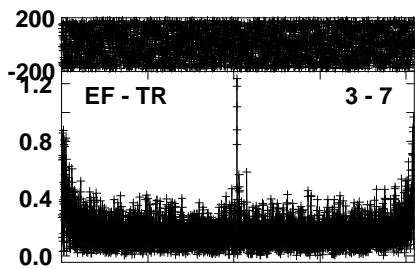
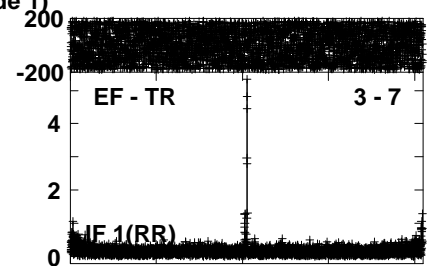
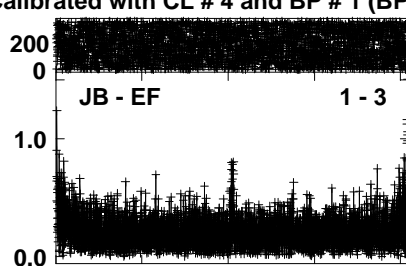

Vector averaged cross-power spectrum Several baselines displayed

Timerange: 01/08:40:31 to 01/08:42:29

Plot file version 193 created 02-FEB-2024 10:12:20

W75N EK052A 3.UVDATA.1

Freq = 6.0336 GHz, Bw = 4.000 MH Calibrated with CL # 4 and BP # 1 (BP mode 1)



Lower frame: Ampl Jy Top frame: Phas deg


Vector averaged cross-power spectrum Several baselines displayed

Timerange: 01/08:43:01 to 01/08:45:59

Plot file version 194 created 02-FEB-2024 10:12:23

J2048+4310 EK052A 3.UVDATA.1

Freq = 6.0336 GHz, Bw = 4.000 MH Calibrated with CL # 4 and BP # 1 (BP mode 1)

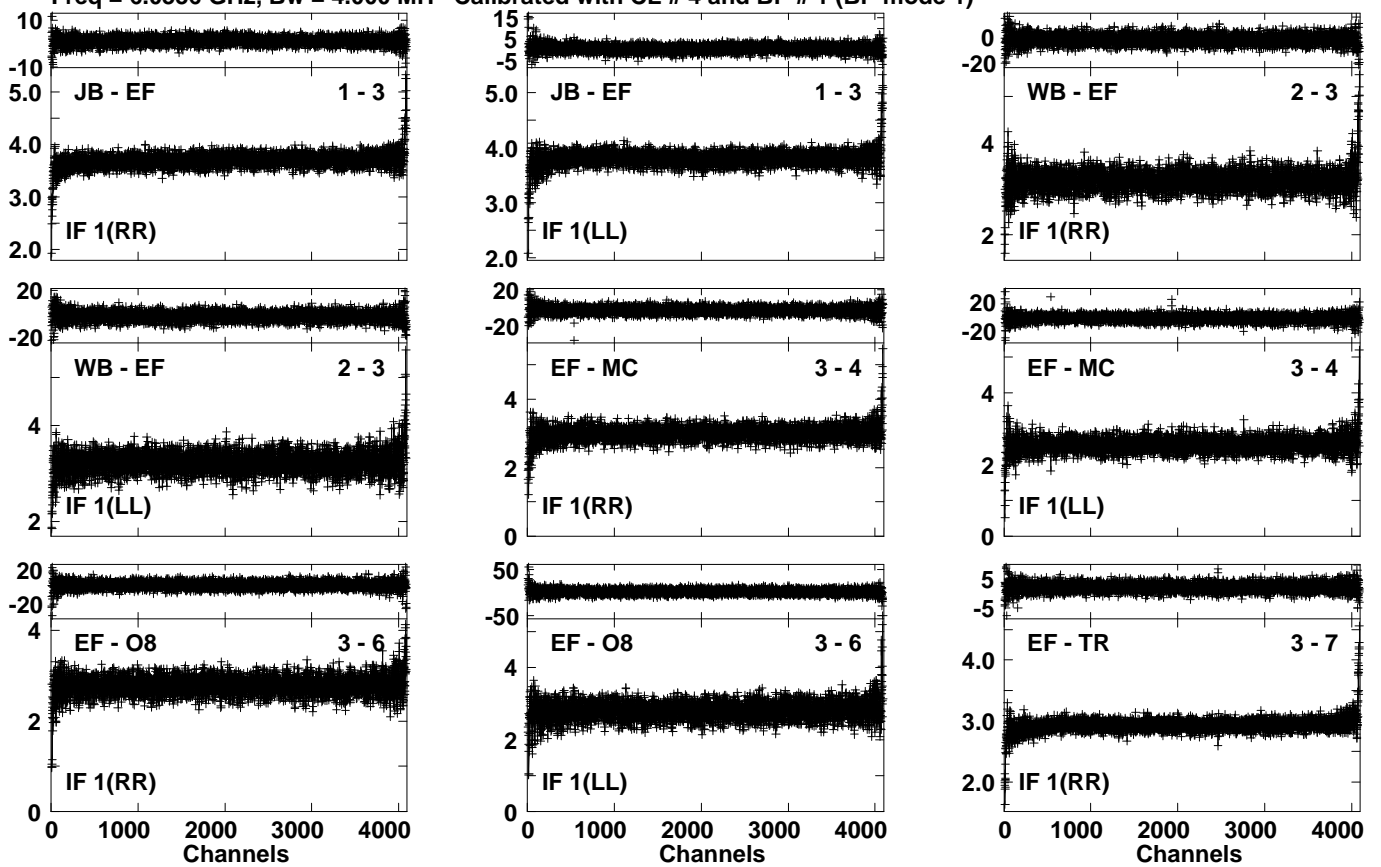


Lower frame: Ampl Jy Top frame: Phas deg

Vector averaged cross-power spectrum Several baselines displayed

Timerange: 01/08:46:01 to 01/08:49:59

Plot file version 195 created 02-FEB-2024 10:12:25
 J2202+4216 EK052A 3.UVDATA.1
 Freq = 6.0336 GHz, Bw = 4.000 MH Calibrated with CL # 4 and BP # 1 (BP mode 1)

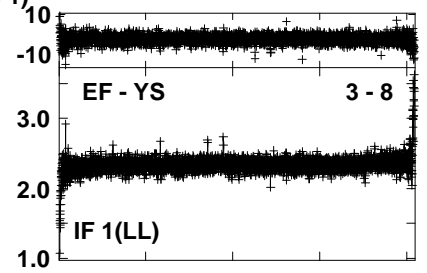
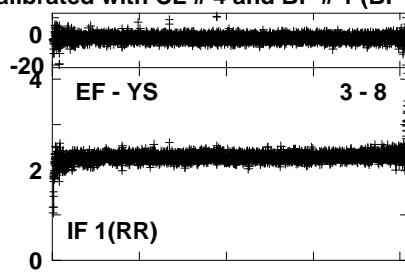
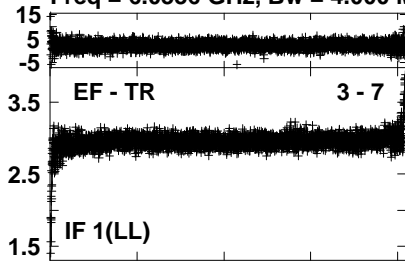


Lower frame: Ampl Jy Top frame: Phas deg
 Vector averaged cross-power spectrum Several baselines displayed
 Timerange: 01/08:51:01 to 01/08:59:59

Plot file version 196 created 02-FEB-2024 10:12:27

J2202+4216 EK052A 3.UVDATA.1

Freq = 6.0336 GHz, Bw = 4.000 MH Calibrated with CL # 4 and BP # 1 (BP mode 1)



Lower frame: Ampl Jy Top frame: Phas deg
Vector averaged cross-power spectrum Several baselines displayed
Timerange: 01/08:51:01 to 01/08:59:59