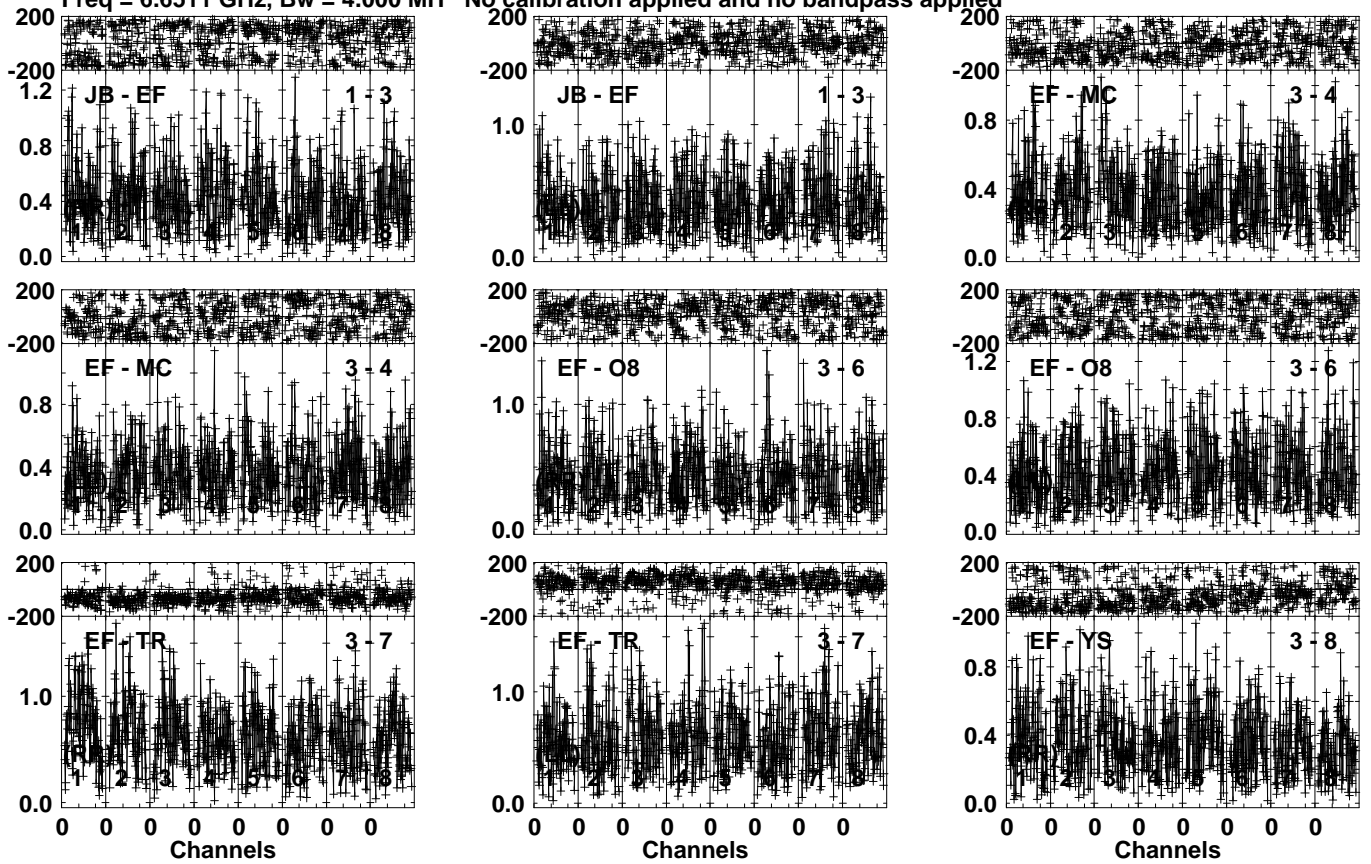


Plot file version 1 created 20-JUL-2023 11:20:10

J2048+4310 EK052B 1.UVDATA.1

Freq = 6.6511 GHz, Bw = 4.000 MH No calibration applied and no bandpass applied

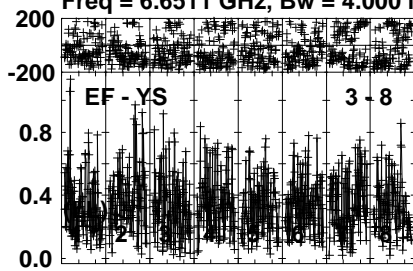


Lower frame: Milli Ampl Jy Top frame: Phas deg  
Vector averaged cross-power spectrum Several baselines displayed  
Timerange: 00/21:09:01 to 00/21:11:59

Plot file version 2 created 20-JUL-2023 11:20:10

J2048+4310 EK052B 1.UVDATA.1

Freq = 6.6511 GHz, Bw = 4.000 MH No calibration applied and no bandpass applied



Lower frame: Milli Ampl Jy Top frame: Phas deg

Vector averaged cross-power spectrum Several baselines displayed

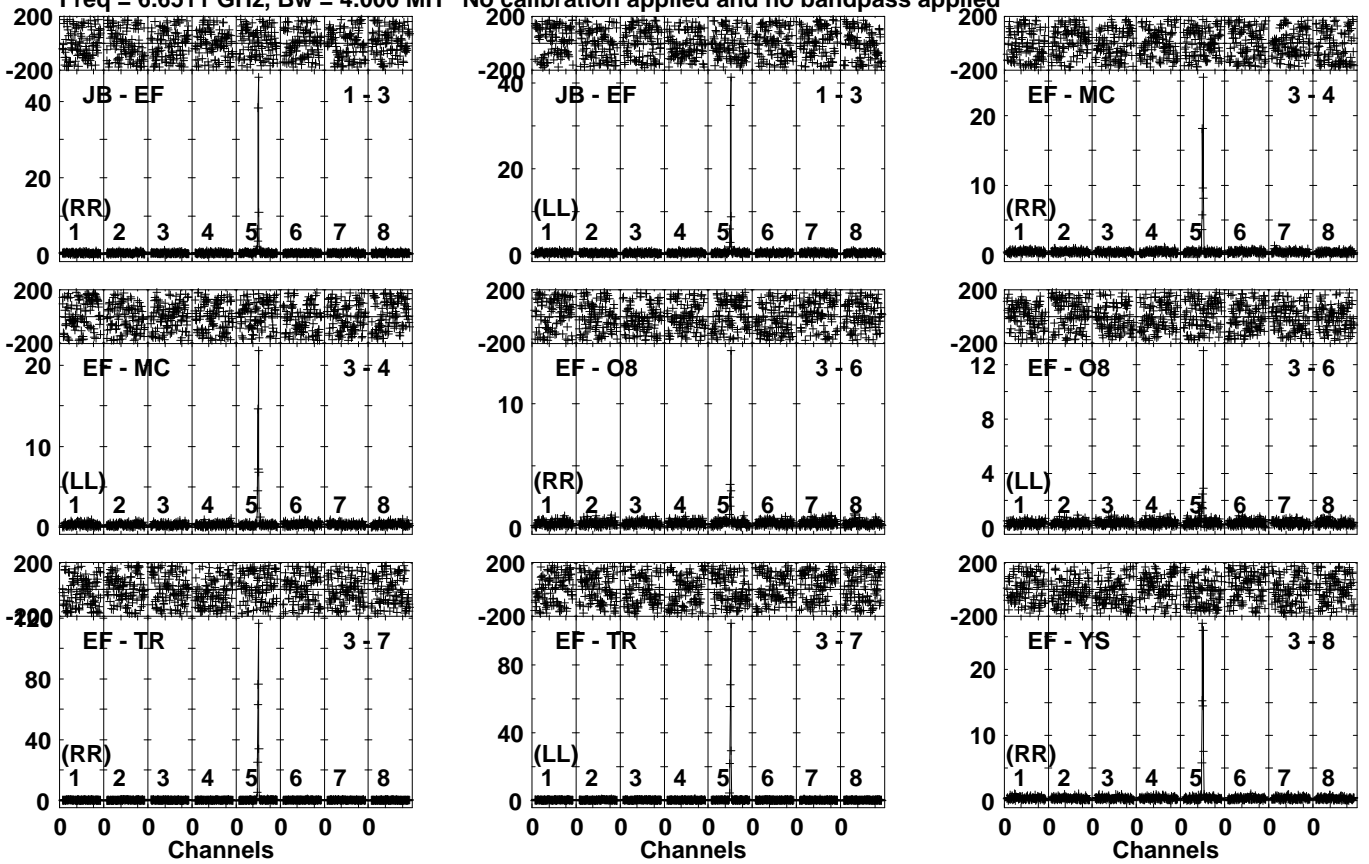
Timerange: 00/21:09:01 to 00/21:11:59



Plot file version 3 created 20-JUL-2023 11:20:10

W75N EK052B 1.UVDATA.1

Freq = 6.6511 GHz, Bw = 4.000 MH No calibration applied and no bandpass applied

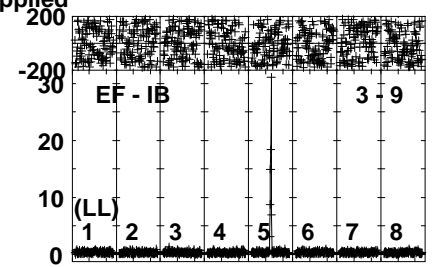
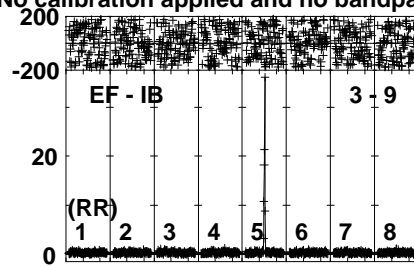
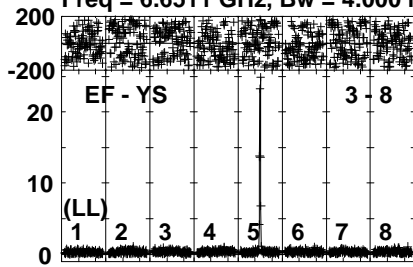


Lower frame: Milli Ampl Jy Top frame: Phas deg  
Vector averaged cross-power spectrum Several baselines displayed  
Timerange: 00/21:12:31 to 00/21:15:29

Plot file version 4 created 20-JUL-2023 11:20:10

W75N EK052B 1.UVDATA.1

Freq = 6.6511 GHz, Bw = 4.000 MH No calibration applied and no bandpass applied

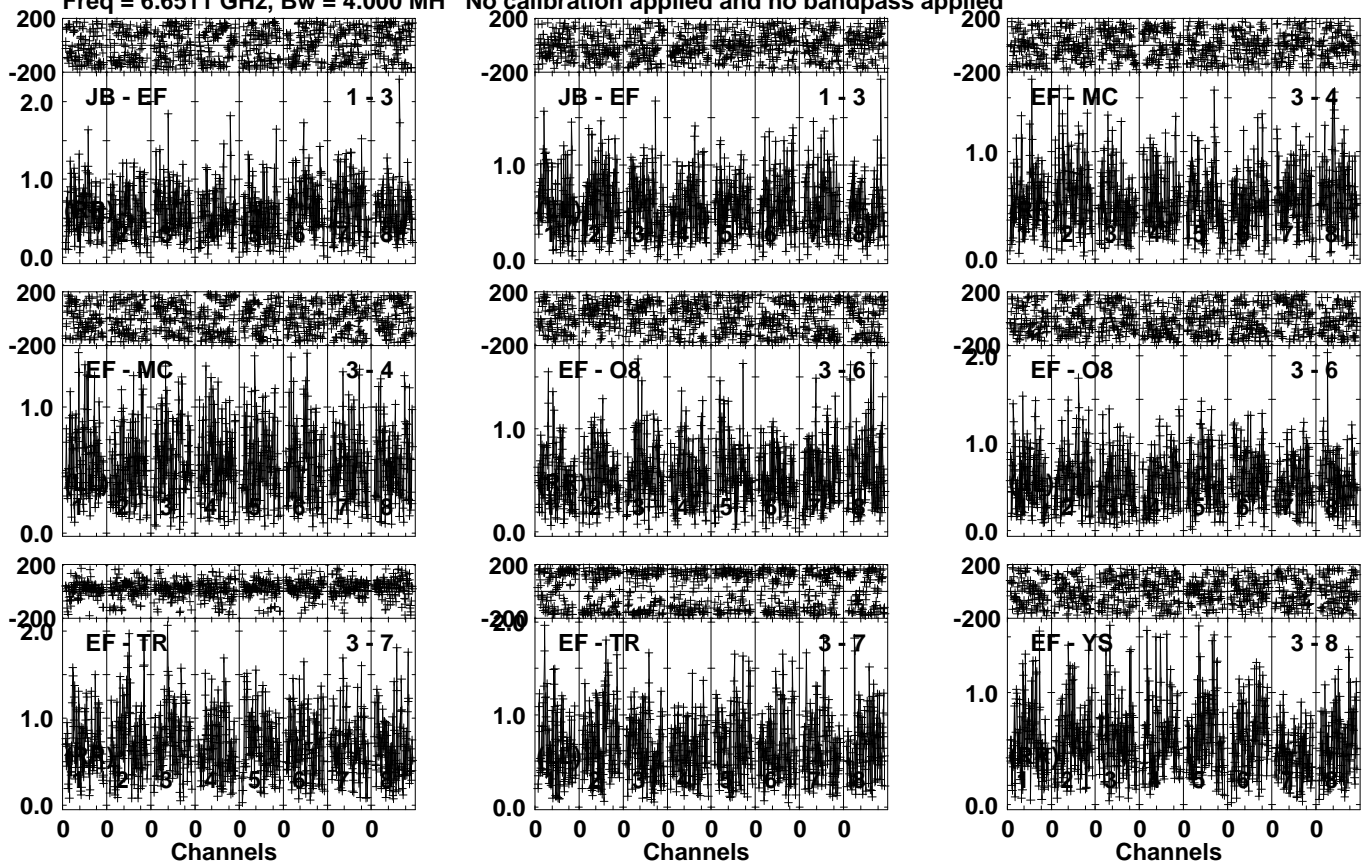


Lower frame: Milli Ampl Jy Top frame: Phas deg  
Vector averaged cross-power spectrum Several baselines displayed  
Timerange: 00/21:12:31 to 00/21:15:29

Plot file version 5 created 20-JUL-2023 11:20:10

J2048+4310 EK052B 1.UVDATA.1

Freq = 6.6511 GHz, Bw = 4.000 MH No calibration applied and no bandpass applied

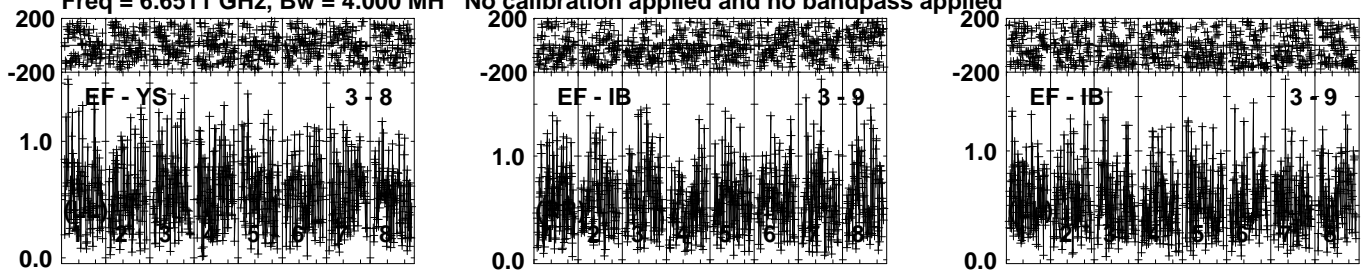


Lower frame: Milli Ampl Jy Top frame: Phas deg  
Vector averaged cross-power spectrum Several baselines displayed  
Timerange: 00/21:15:31 to 00/21:17:29

Plot file version 6 created 20-JUL-2023 11:20:10

J2048+4310 EK052B 1.UVDATA.1

Freq = 6.6511 GHz, Bw = 4.000 MH No calibration applied and no bandpass applied

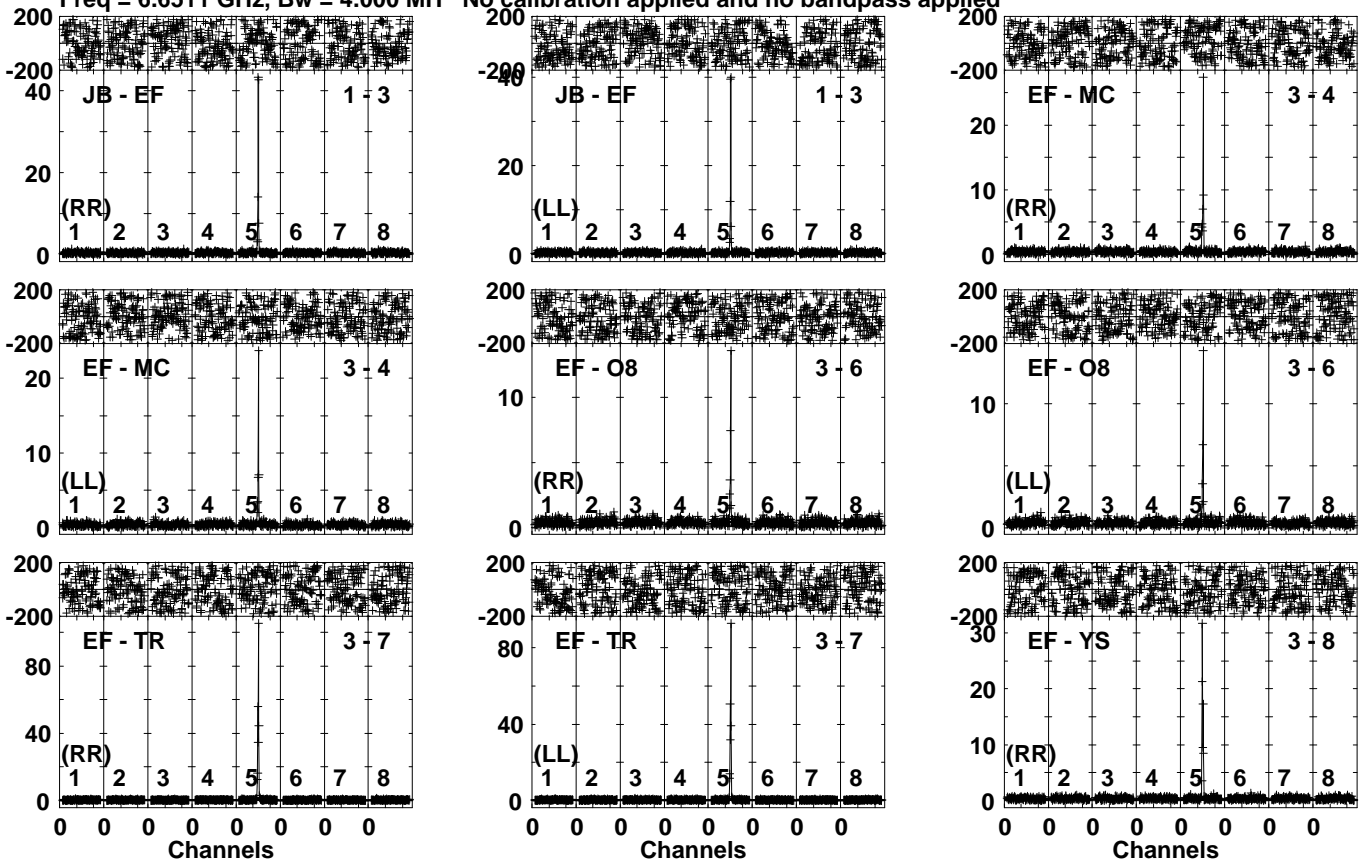


Lower frame: Milli Ampl Jy Top frame: Phas deg  
Vector averaged cross-power spectrum Several baselines displayed  
Timerange: 00/21:15:31 to 00/21:17:29

Plot file version 7 created 20-JUL-2023 11:20:10

W75N EK052B 1.UVDATA.1

Freq = 6.6511 GHz, Bw = 4.000 MH No calibration applied and no bandpass applied

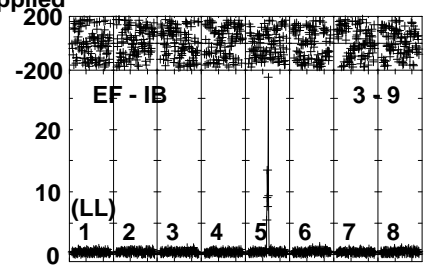
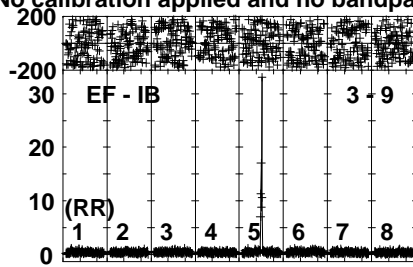
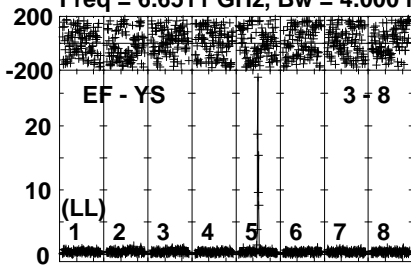


Lower frame: Milli Ampl Jy Top frame: Phas deg  
Vector averaged cross-power spectrum Several baselines displayed  
Timerange: 00/21:17:31 to 00/21:20:29

Plot file version 8 created 20-JUL-2023 11:20:10

W75N EK052B 1.UVDATA.1

Freq = 6.6511 GHz, Bw = 4.000 MH No calibration applied and no bandpass applied

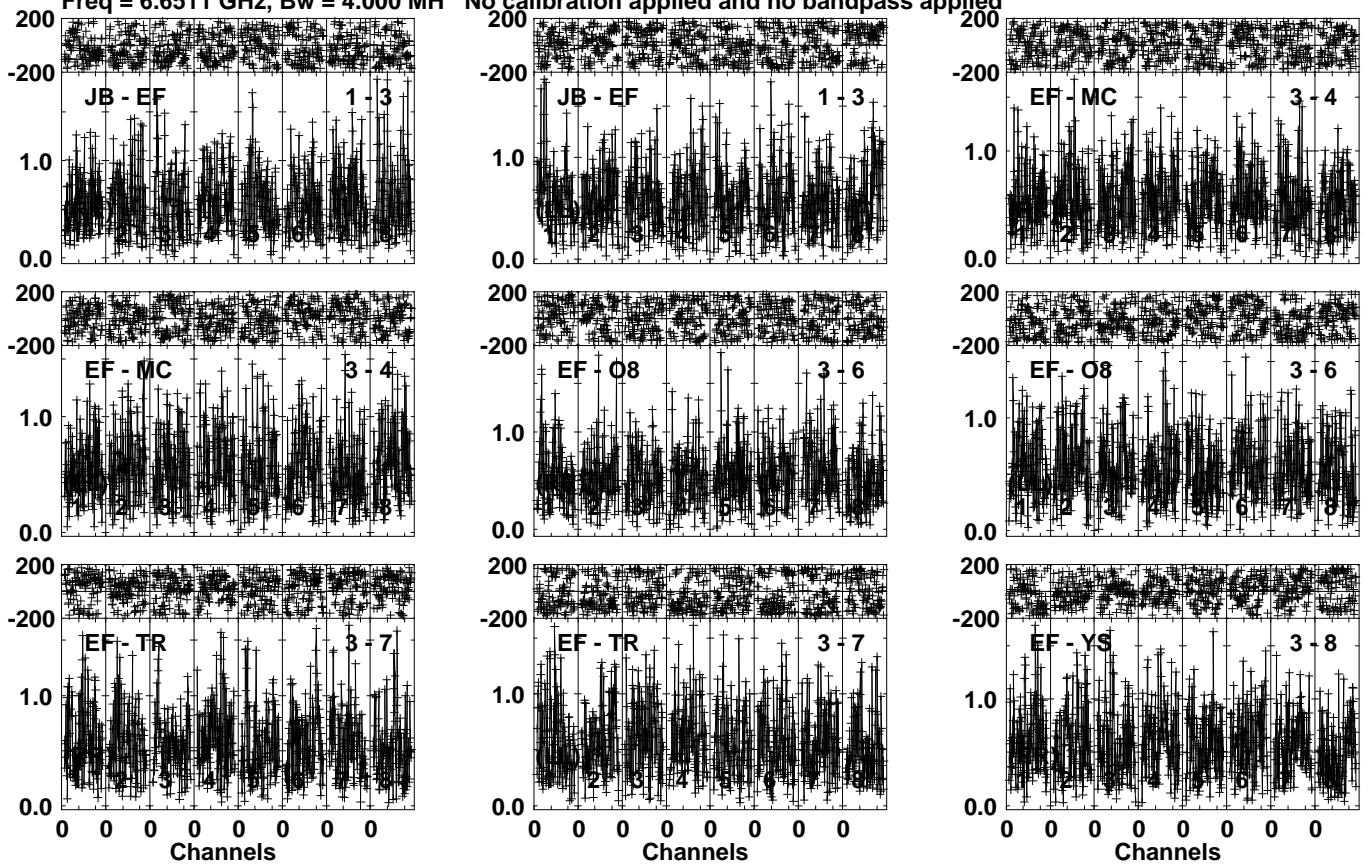


Lower frame: Milli Ampl Jy Top frame: Phas deg  
Vector averaged cross-power spectrum Several baselines displayed  
Timerange: 00/21:17:31 to 00/21:20:29

Plot file version 9 created 20-JUL-2023 11:20:11

J2048+4310 EK052B 1.UVDATA.1

Freq = 6.6511 GHz, Bw = 4.000 MH No calibration applied and no bandpass applied

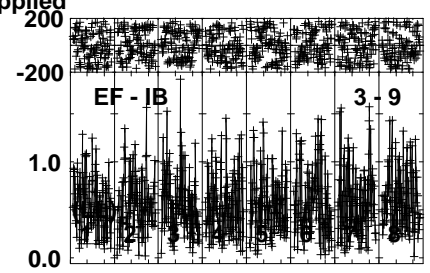
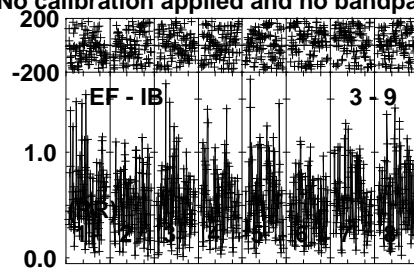
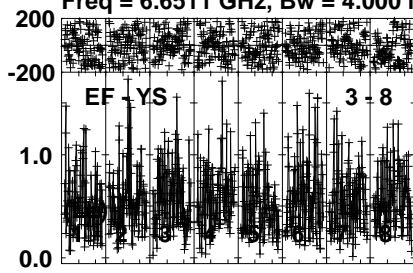


Lower frame: Milli Ampl Jy Top frame: Phas deg  
Vector averaged cross-power spectrum Several baselines displayed  
Timerange: 00/21:20:31 to 00/21:22:29

Plot file version 10 created 20-JUL-2023 11:20:11

J2048+4310 EK052B 1.UVDATA.1

Freq = 6.6511 GHz, Bw = 4.000 MH No calibration applied and no bandpass applied



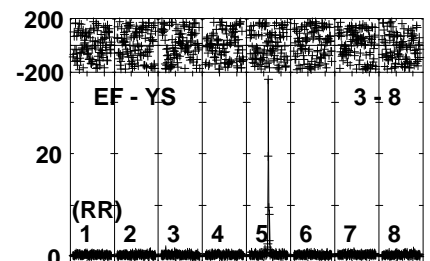
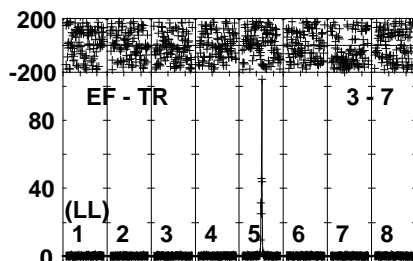
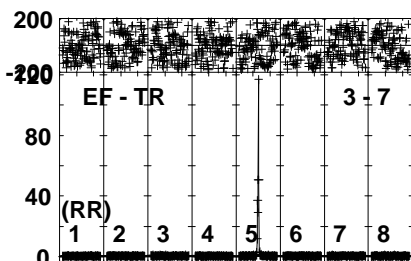
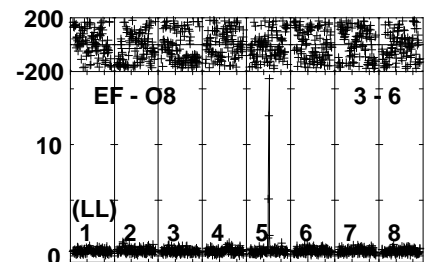
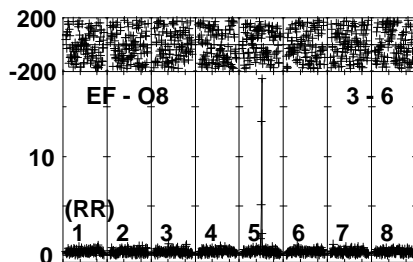
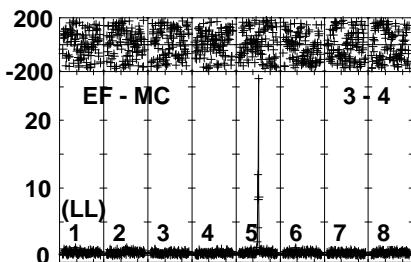
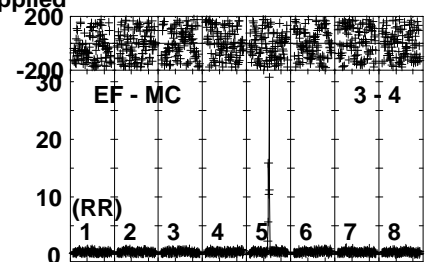

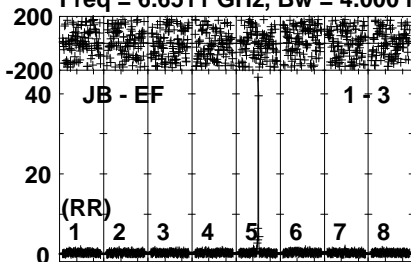
Lower frame: Milli Ampl Jy Top frame: Phas deg  
Vector averaged cross-power spectrum Several baselines displayed  
Timerange: 00/21:20:31 to 00/21:22:29



Plot file version 11 created 20-JUL-2023 11:20:11

W75N EK052B 1.UVDATA.1

Freq = 6.6511 GHz, Bw = 4.000 MH No calibration applied and no bandpass applied

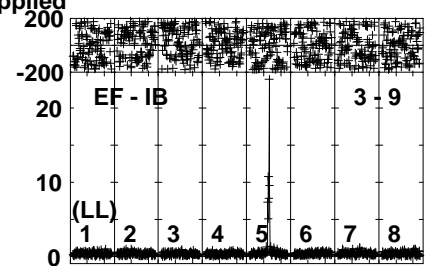
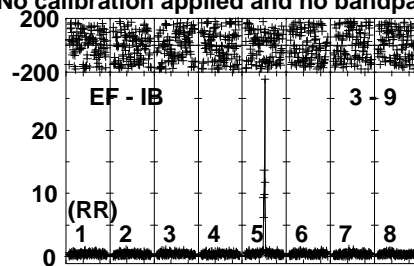
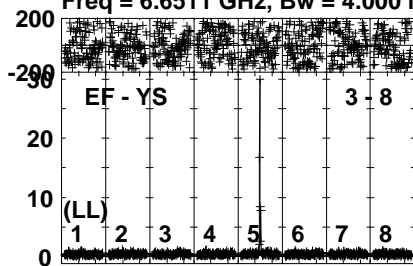


Lower frame: Milli Ampl Jy Top frame: Phas deg  
Vector averaged cross-power spectrum Several baselines displayed  
Timerange: 00/21:22:31 to 00/21:25:29

Plot file version 12 created 20-JUL-2023 11:20:11

W75N EK052B 1.UVDATA.1

Freq = 6.6511 GHz, Bw = 4.000 MH No calibration applied and no bandpass applied

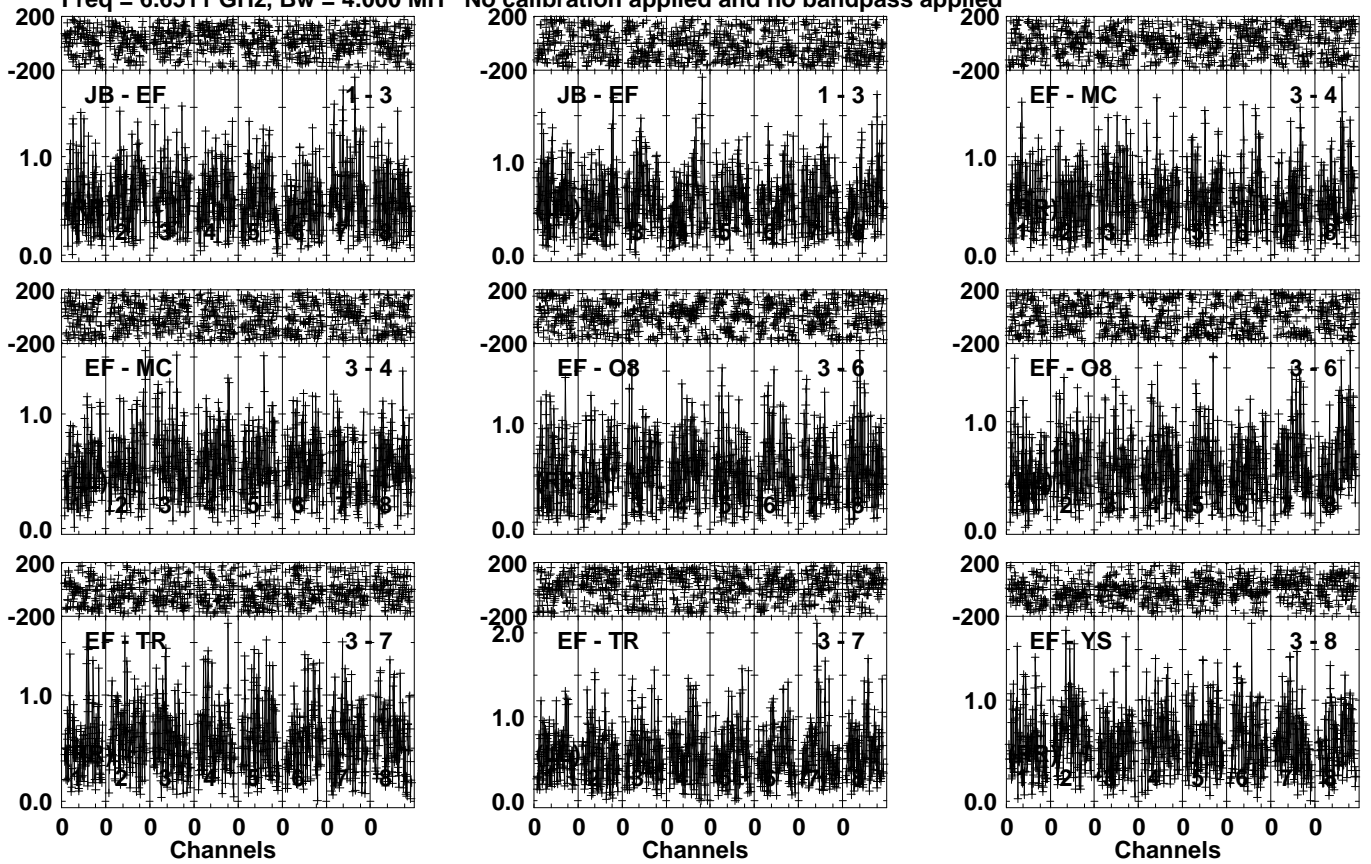


Lower frame: Milli Ampl Jy Top frame: Phas deg  
Vector averaged cross-power spectrum Several baselines displayed  
Timerange: 00/21:22:31 to 00/21:25:29

Plot file version 13 created 20-JUL-2023 11:20:11

J2048+4310 EK052B 1.UVDATA.1

Freq = 6.6511 GHz, Bw = 4.000 MH No calibration applied and no bandpass applied

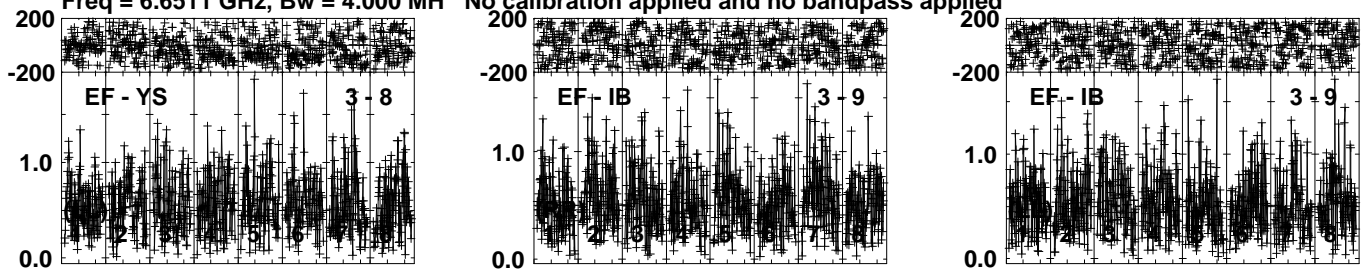


Lower frame: Milli Ampl Jy Top frame: Phas deg  
Vector averaged cross-power spectrum Several baselines displayed  
Timerange: 00/21:25:31 to 00/21:27:29

Plot file version 14 created 20-JUL-2023 11:20:11

J2048+4310 EK052B 1.UVDATA.1

Freq = 6.6511 GHz, Bw = 4.000 MH No calibration applied and no bandpass applied

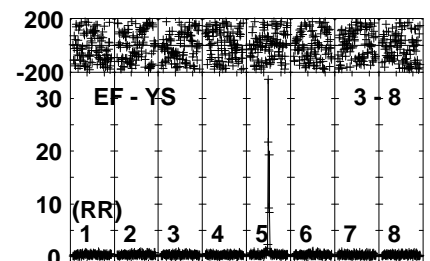
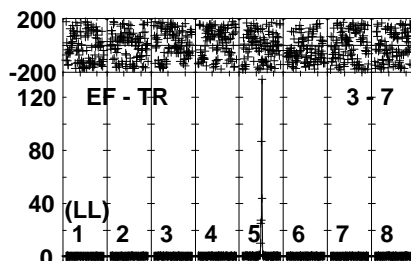
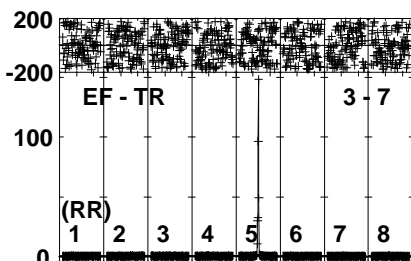
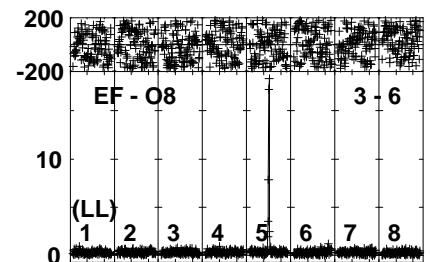
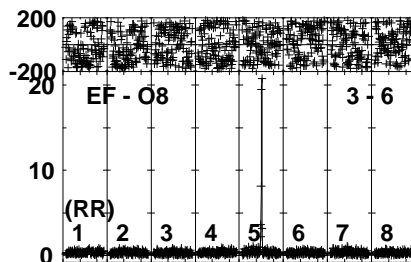
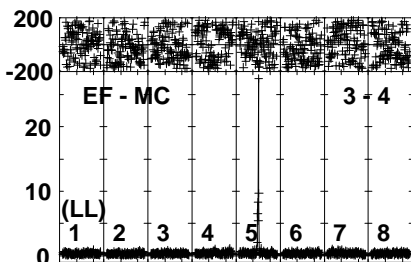
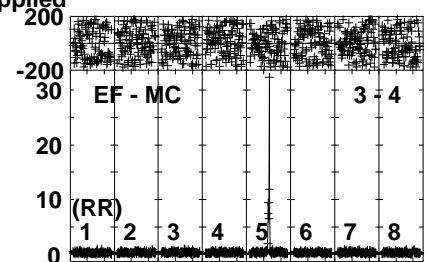
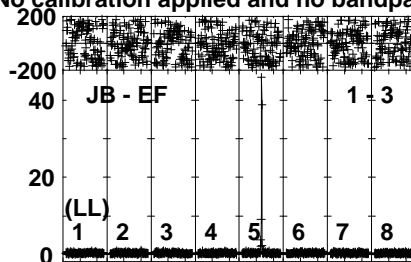
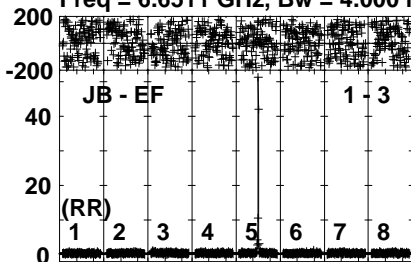


Lower frame: Milli Ampl Jy Top frame: Phas deg  
Vector averaged cross-power spectrum Several baselines displayed  
Timerange: 00/21:25:31 to 00/21:27:29

Plot file version 15 created 20-JUL-2023 11:20:11

W75N EK052B 1.UVDATA.1

Freq = 6.6511 GHz, Bw = 4.000 MH No calibration applied and no bandpass applied

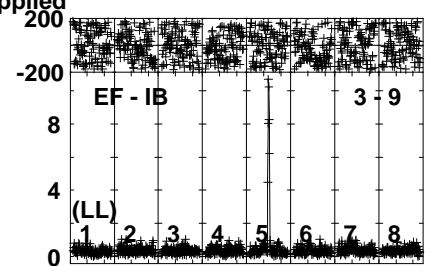
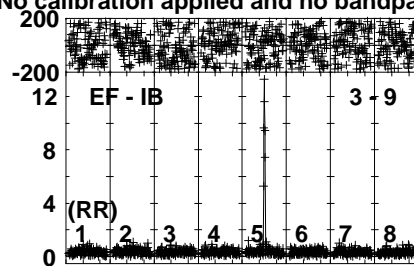
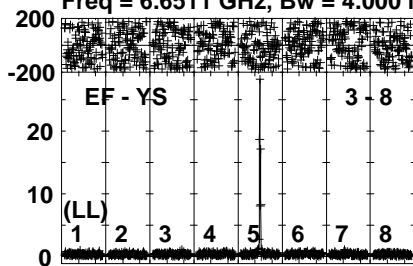


Lower frame: Milli Ampl Jy Top frame: Phas deg  
Vector averaged cross-power spectrum Several baselines displayed  
Timerange: 00/21:28:01 to 00/21:30:59

Plot file version 16 created 20-JUL-2023 11:20:12

W75N EK052B 1.UVDATA.1

Freq = 6.6511 GHz, Bw = 4.000 MH No calibration applied and no bandpass applied

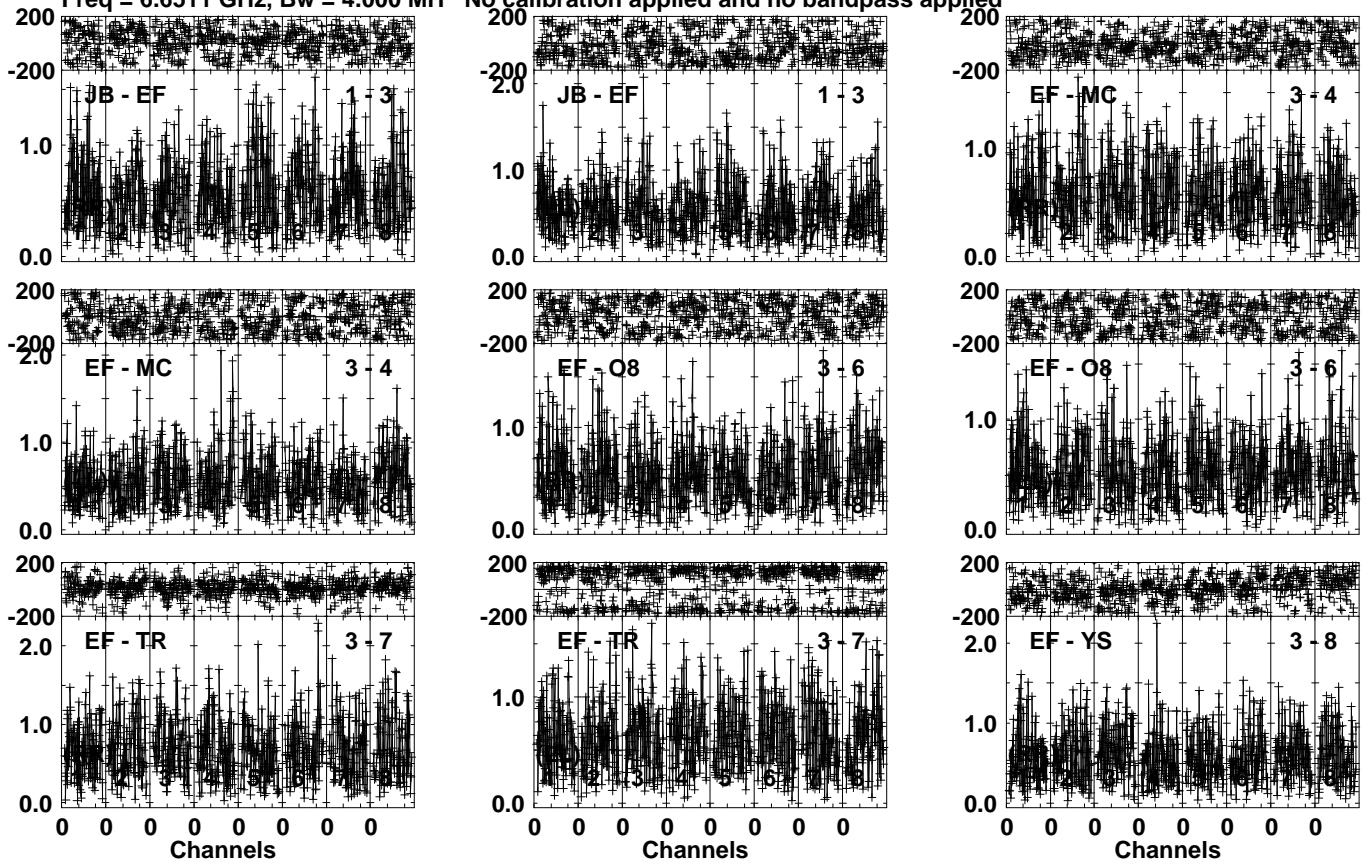


Lower frame: Milli Ampl Jy Top frame: Phas deg  
Vector averaged cross-power spectrum Several baselines displayed  
Timerange: 00/21:28:01 to 00/21:30:59

Plot file version 17 created 20-JUL-2023 11:20:12

J2048+4310 EK052B 1.UVDATA.1

Freq = 6.6511 GHz, Bw = 4.000 MH No calibration applied and no bandpass applied



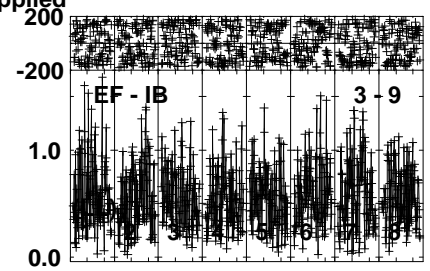
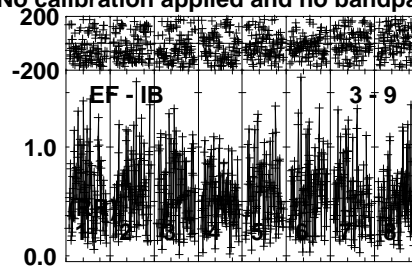
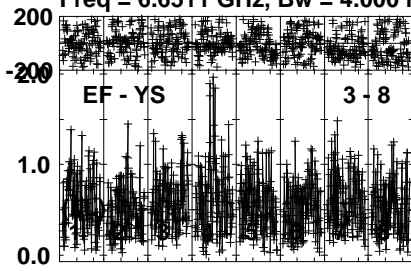
Lower frame: Milli Ampl Jy Top frame: Phas deg  
Vector averaged cross-power spectrum Several baselines displayed  
Timerange: 00/21:31:01 to 00/21:32:59

Plot file version 18 created 20-JUL-2023 11:20:12

J2048+4310 EK052B 1.UVDATA.1

Freq = 6.6511 GHz, Bw = 4.000 MH

No calibration applied and no bandpass applied



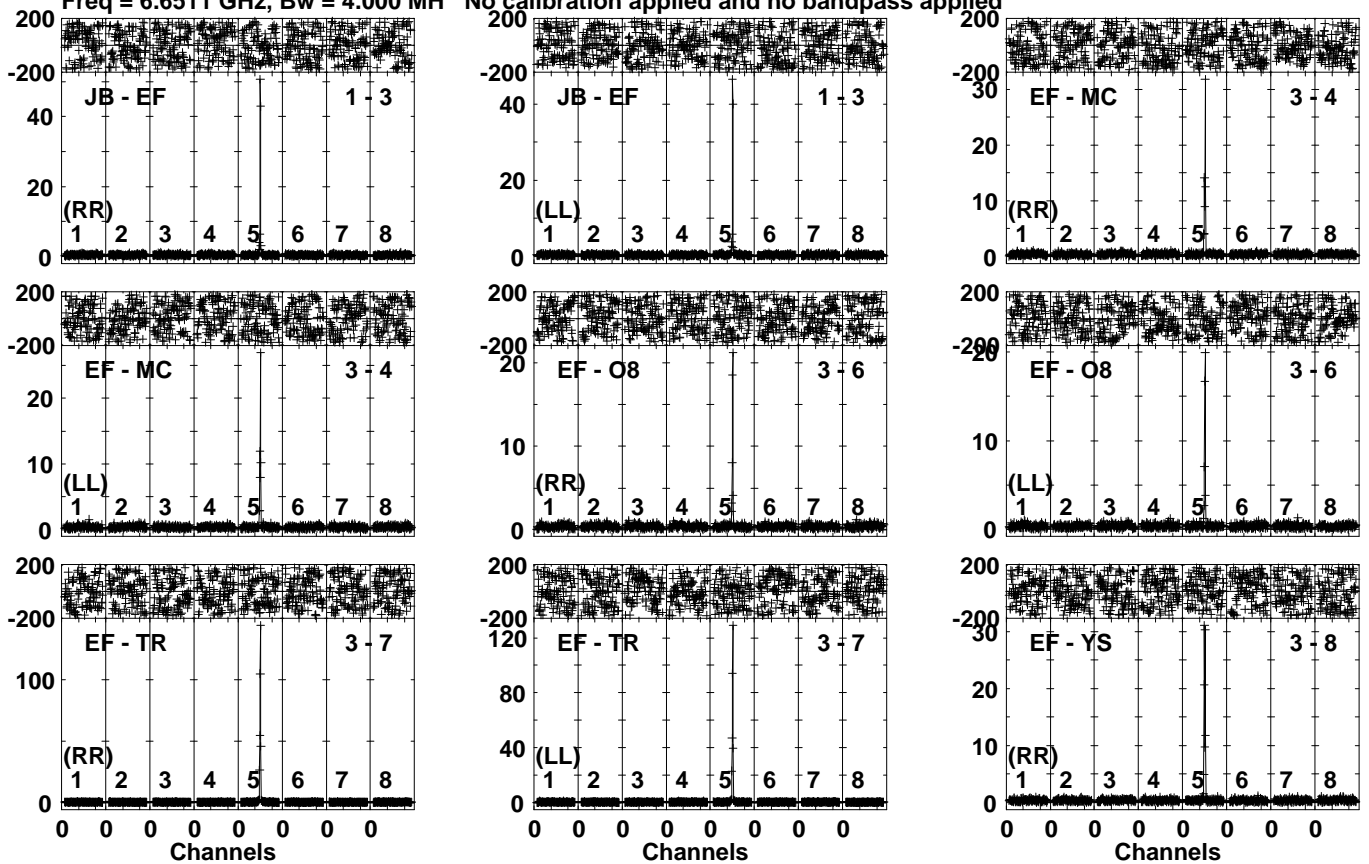
Lower frame: Milli Ampl Jy Top frame: Phas deg  
Vector averaged cross-power spectrum Several baselines displayed  
Timerange: 00/21:31:01 to 00/21:32:59



Plot file version 19 created 20-JUL-2023 11:20:12

W75N EK052B 1.UVDATA.1

Freq = 6.6511 GHz, Bw = 4.000 MH No calibration applied and no bandpass applied

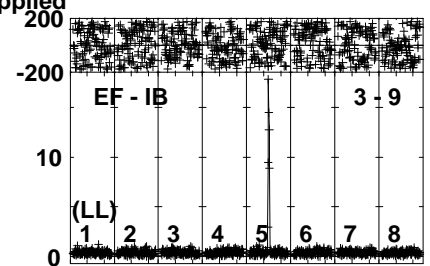
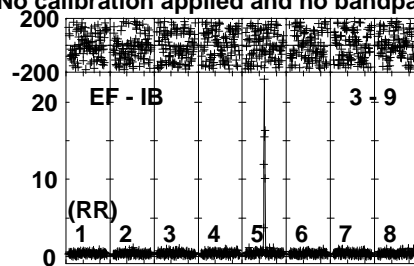
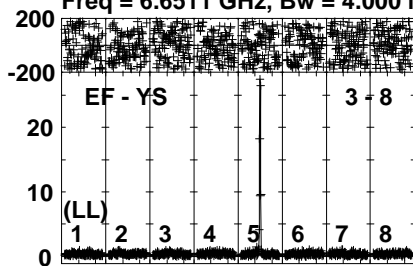


Lower frame: Milli Ampl Jy Top frame: Phas deg  
Vector averaged cross-power spectrum Several baselines displayed  
Timerange: 00/21:33:01 to 00/21:35:59

Plot file version 20 created 20-JUL-2023 11:20:12

W75N EK052B 1.UVDATA.1

Freq = 6.6511 GHz, Bw = 4.000 MH No calibration applied and no bandpass applied

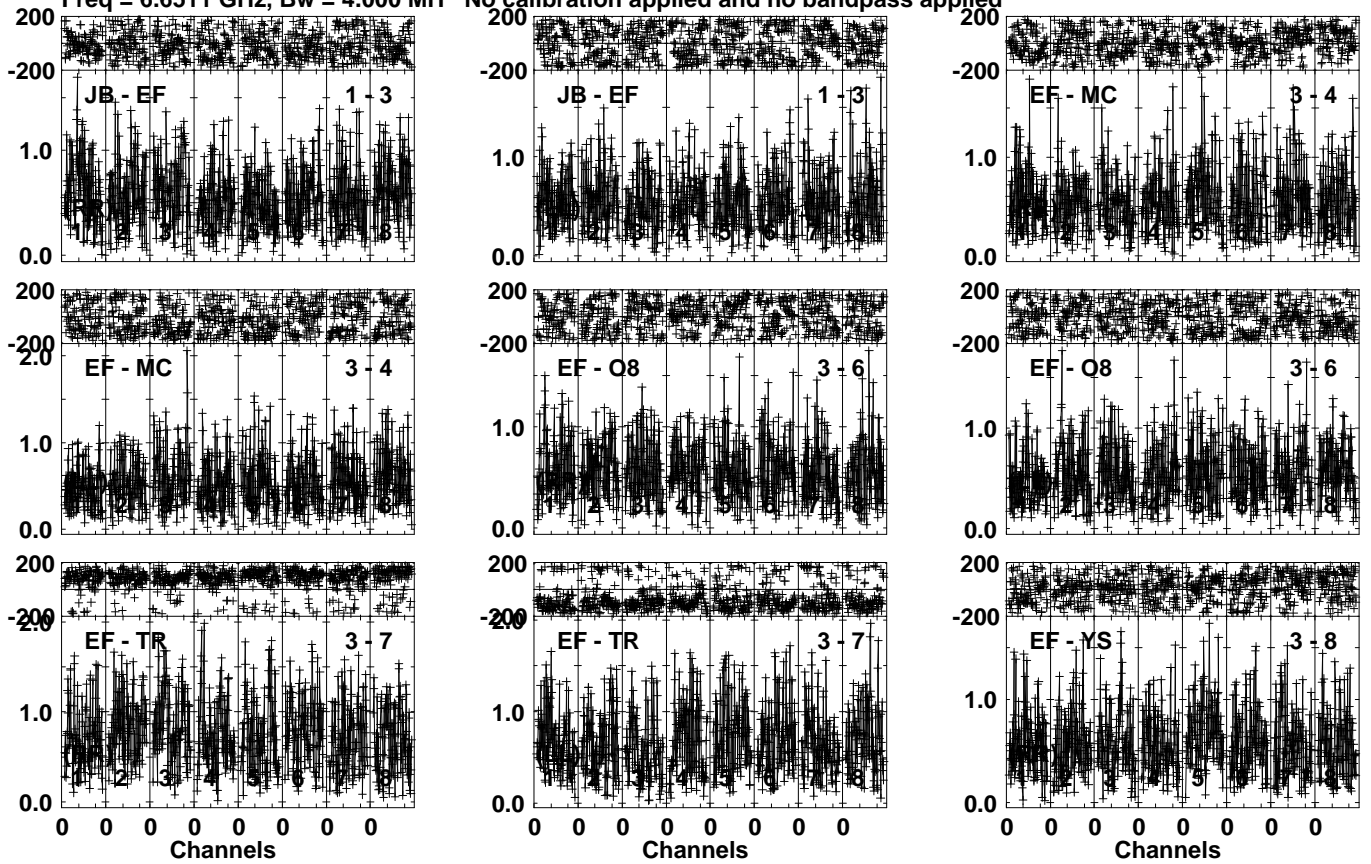


Lower frame: Milli Ampl Jy Top frame: Phas deg  
Vector averaged cross-power spectrum Several baselines displayed  
Timerange: 00/21:33:01 to 00/21:35:59

Plot file version 21 created 20-JUL-2023 11:20:12

J2048+4310 EK052B 1.UVDATA.1

Freq = 6.6511 GHz, Bw = 4.000 MH No calibration applied and no bandpass applied

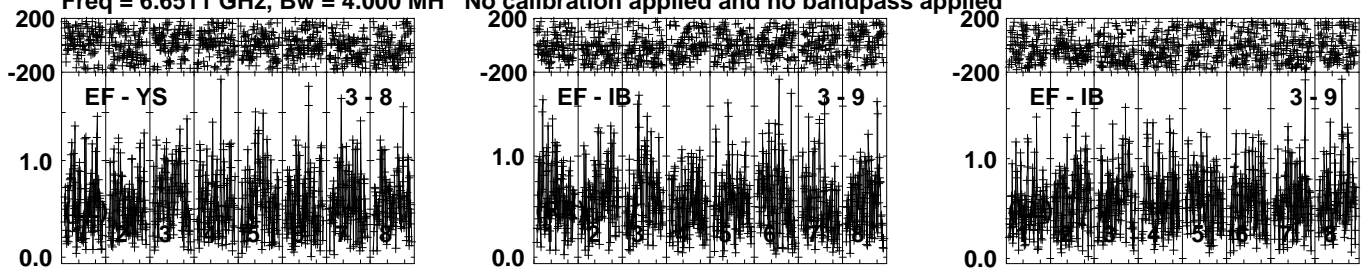


Lower frame: Milli Ampl Jy Top frame: Phas deg  
Vector averaged cross-power spectrum Several baselines displayed  
Timerange: 00/21:36:01 to 00/21:37:59

Plot file version 22 created 20-JUL-2023 11:20:12

J2048+4310 EK052B 1.UVDATA.1

Freq = 6.6511 GHz, Bw = 4.000 MH No calibration applied and no bandpass applied

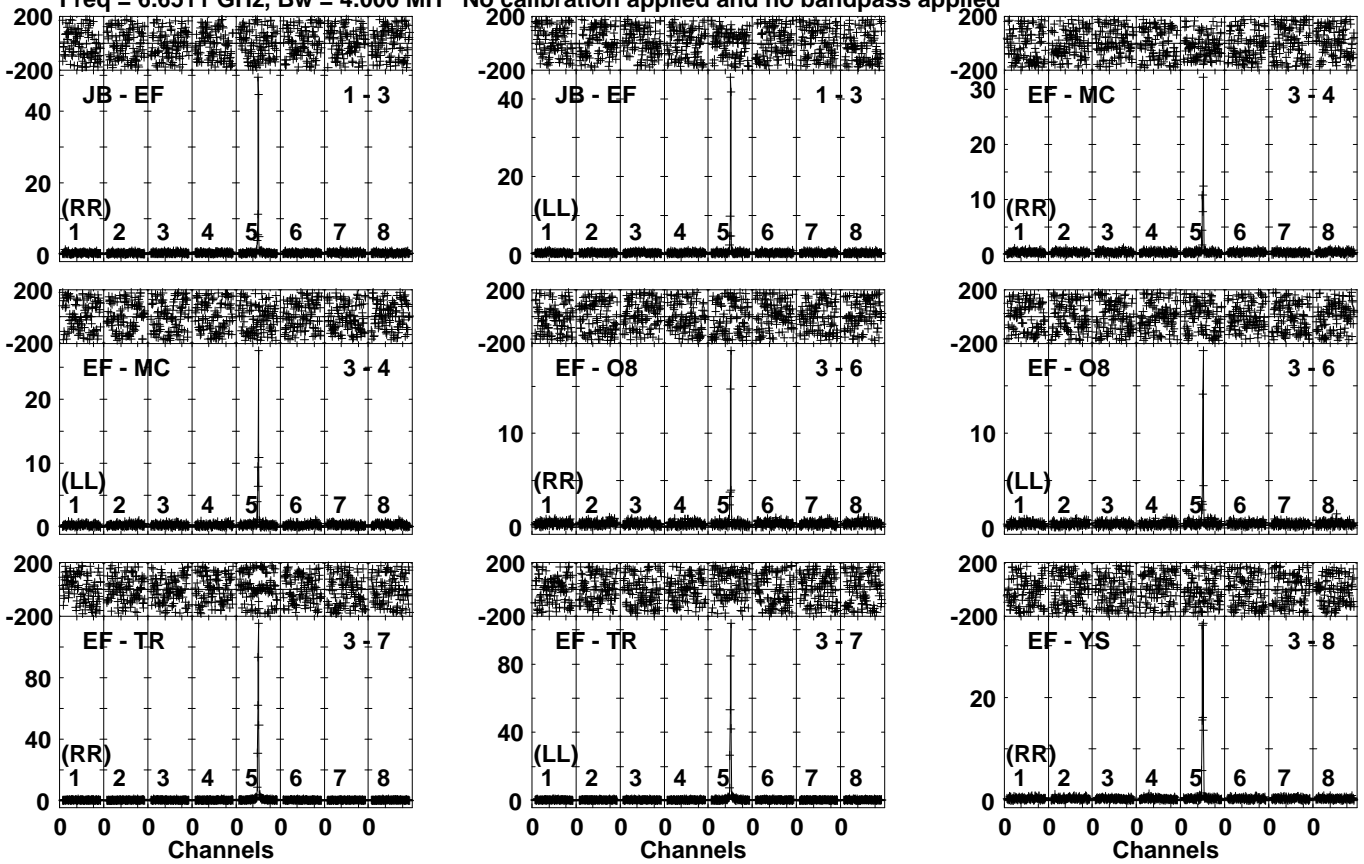


Lower frame: Milli Ampl Jy Top frame: Phas deg  
Vector averaged cross-power spectrum Several baselines displayed  
Timerange: 00/21:36:01 to 00/21:37:59

Plot file version 23 created 20-JUL-2023 11:20:12

W75N EK052B 1.UVDATA.1

Freq = 6.6511 GHz, Bw = 4.000 MH No calibration applied and no bandpass applied

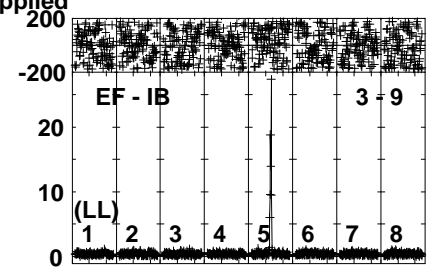
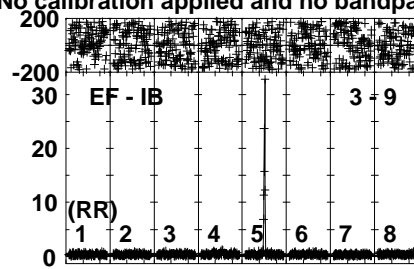
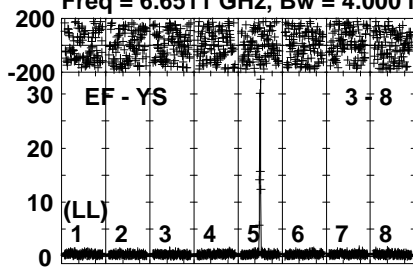


Lower frame: Milli Ampl Jy Top frame: Phas deg  
Vector averaged cross-power spectrum Several baselines displayed  
Timerange: 00/21:38:01 to 00/21:40:59

Plot file version 24 created 20-JUL-2023 11:20:13

W75N EK052B 1.UVDATA.1

Freq = 6.6511 GHz, Bw = 4.000 MH No calibration applied and no bandpass applied

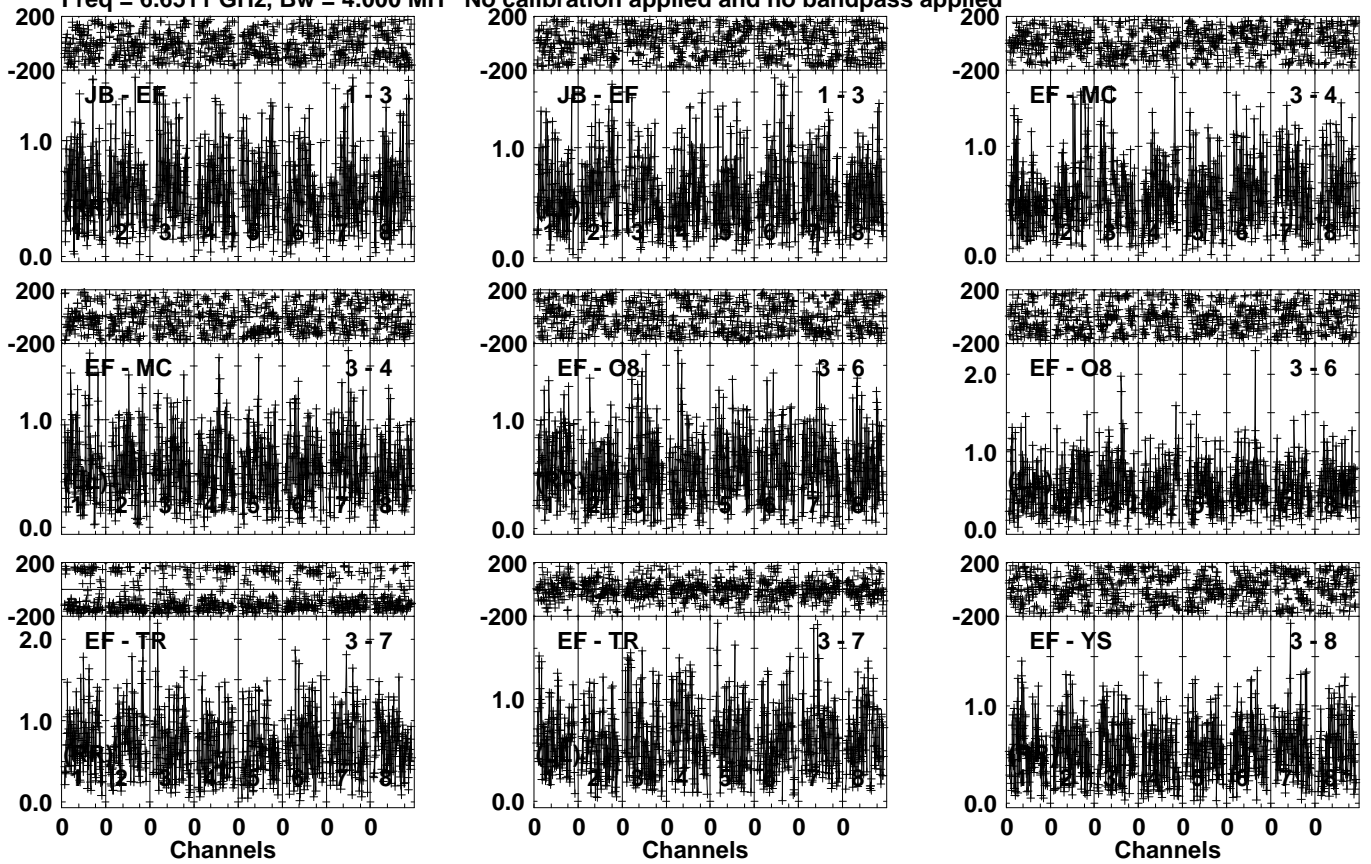


Lower frame: Milli Ampl Jy Top frame: Phas deg  
Vector averaged cross-power spectrum Several baselines displayed  
Timerange: 00/21:38:01 to 00/21:40:59

Plot file version 25 created 20-JUL-2023 11:20:13

J2048+4310 EK052B 1.UVDATA.1

Freq = 6.6511 GHz, Bw = 4.000 MH No calibration applied and no bandpass applied

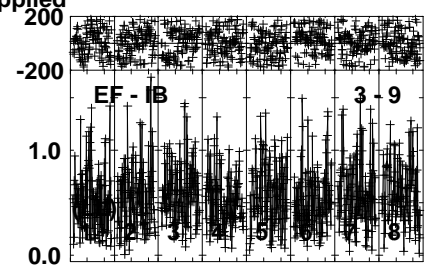
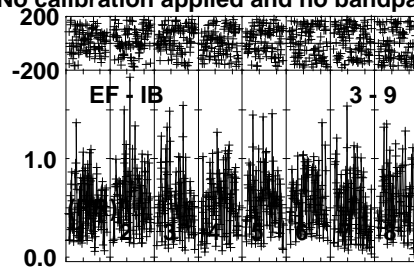
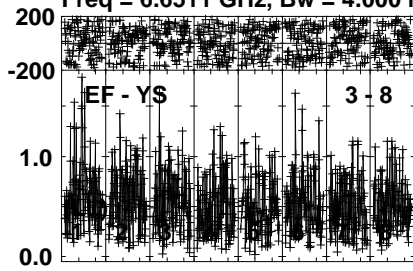


Lower frame: Milli Ampl Jy Top frame: Phas deg  
Vector averaged cross-power spectrum Several baselines displayed  
Timerange: 00/21:41:01 to 00/21:42:59

Plot file version 26 created 20-JUL-2023 11:20:13

J2048+4310 EK052B 1.UVDATA.1

Freq = 6.6511 GHz, Bw = 4.000 MH No calibration applied and no bandpass applied



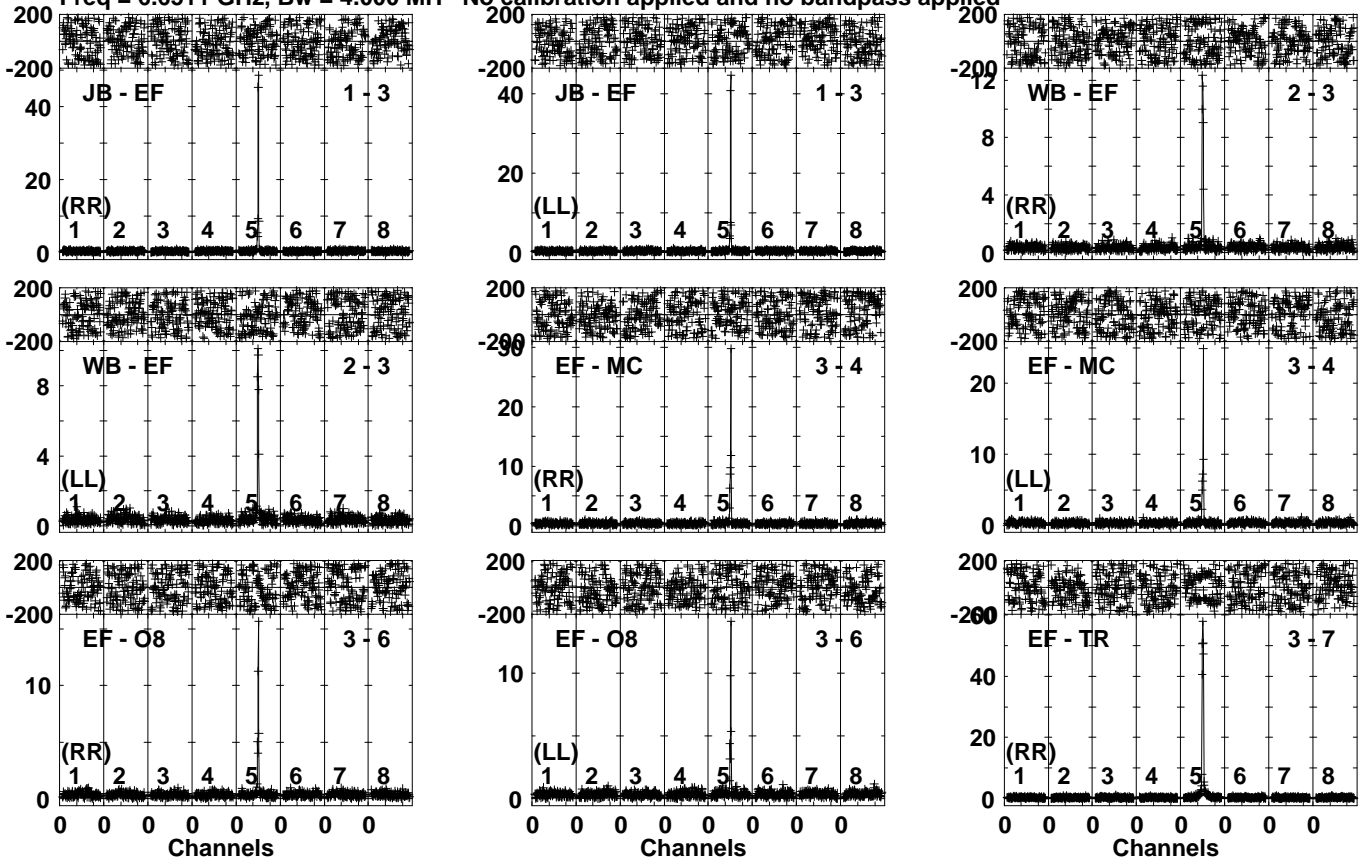
Lower frame: Milli Ampl Jy Top frame: Phas deg  
Vector averaged cross-power spectrum Several baselines displayed  
Timerange: 00/21:41:01 to 00/21:42:59



Plot file version 27 created 20-JUL-2023 11:20:13

W75N EK052B 1.UVDATA.1

Freq = 6.6511 GHz, Bw = 4.000 MH No calibration applied and no bandpass applied

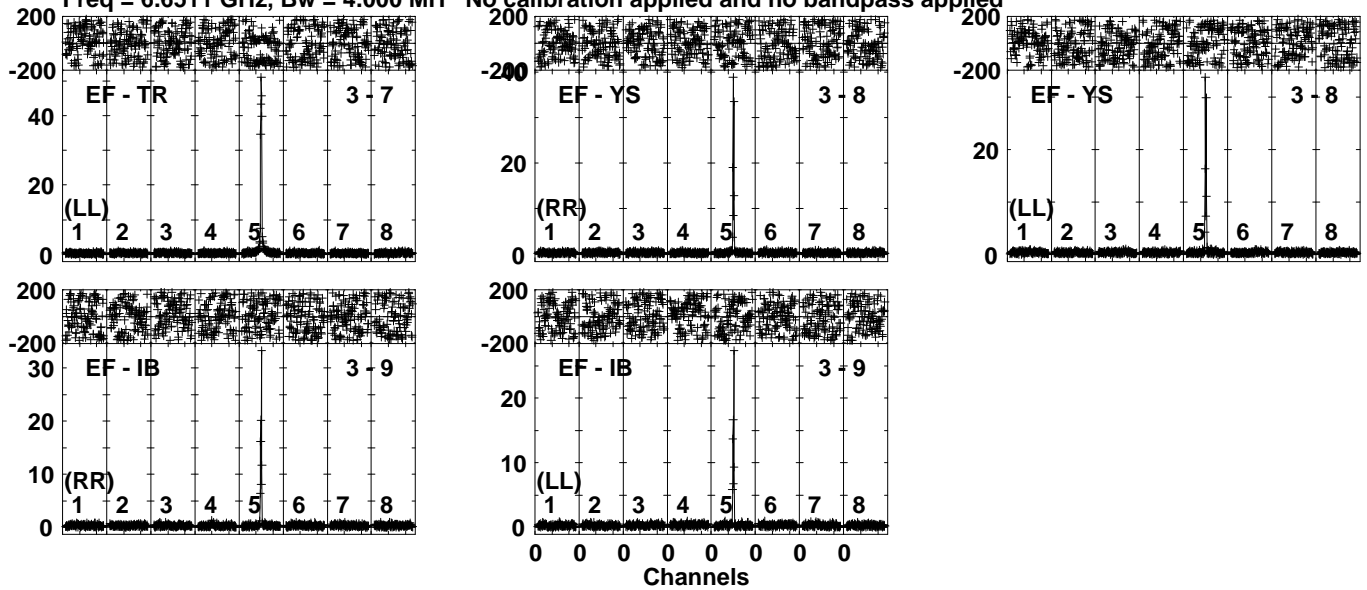


Lower frame: Milli Ampl Jy Top frame: Phas deg  
Vector averaged cross-power spectrum Several baselines displayed  
Timerange: 00/21:43:31 to 00/21:46:29

Plot file version 28 created 20-JUL-2023 11:20:13

W75N EK052B 1.UVDATA.1

Freq = 6.6511 GHz, Bw = 4.000 MH No calibration applied and no bandpass applied

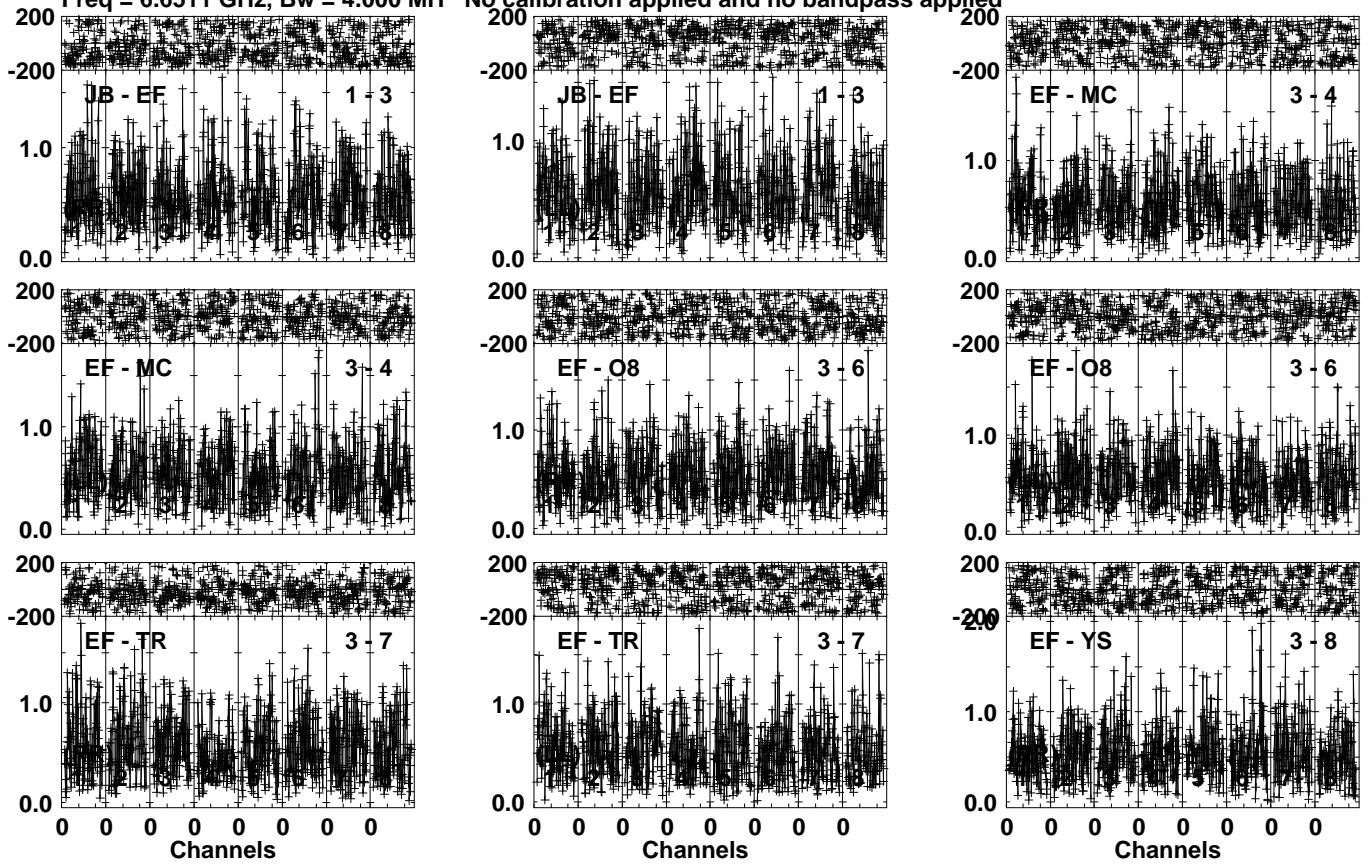


Lower frame: Milli Ampl Jy Top frame: Phas deg  
Vector averaged cross-power spectrum Several baselines displayed  
Timerange: 00/21:43:31 to 00/21:46:29

Plot file version 29 created 20-JUL-2023 11:20:13

J2048+4310 EK052B 1.UVDATA.1

Freq = 6.6511 GHz, Bw = 4.000 MH No calibration applied and no bandpass applied

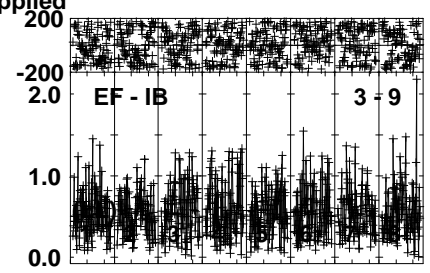
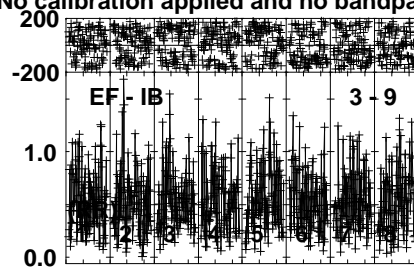
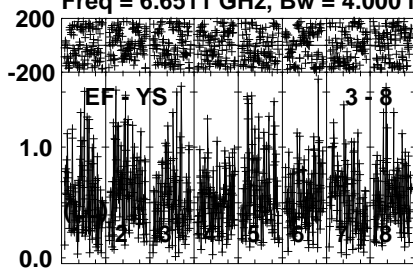


Lower frame: Milli Ampl Jy Top frame: Phas deg  
Vector averaged cross-power spectrum Several baselines displayed  
Timerange: 00/21:46:31 to 00/21:48:29

Plot file version 30 created 20-JUL-2023 11:20:14

J2048+4310 EK052B 1.UVDATA.1

Freq = 6.6511 GHz, Bw = 4.000 MH No calibration applied and no bandpass applied

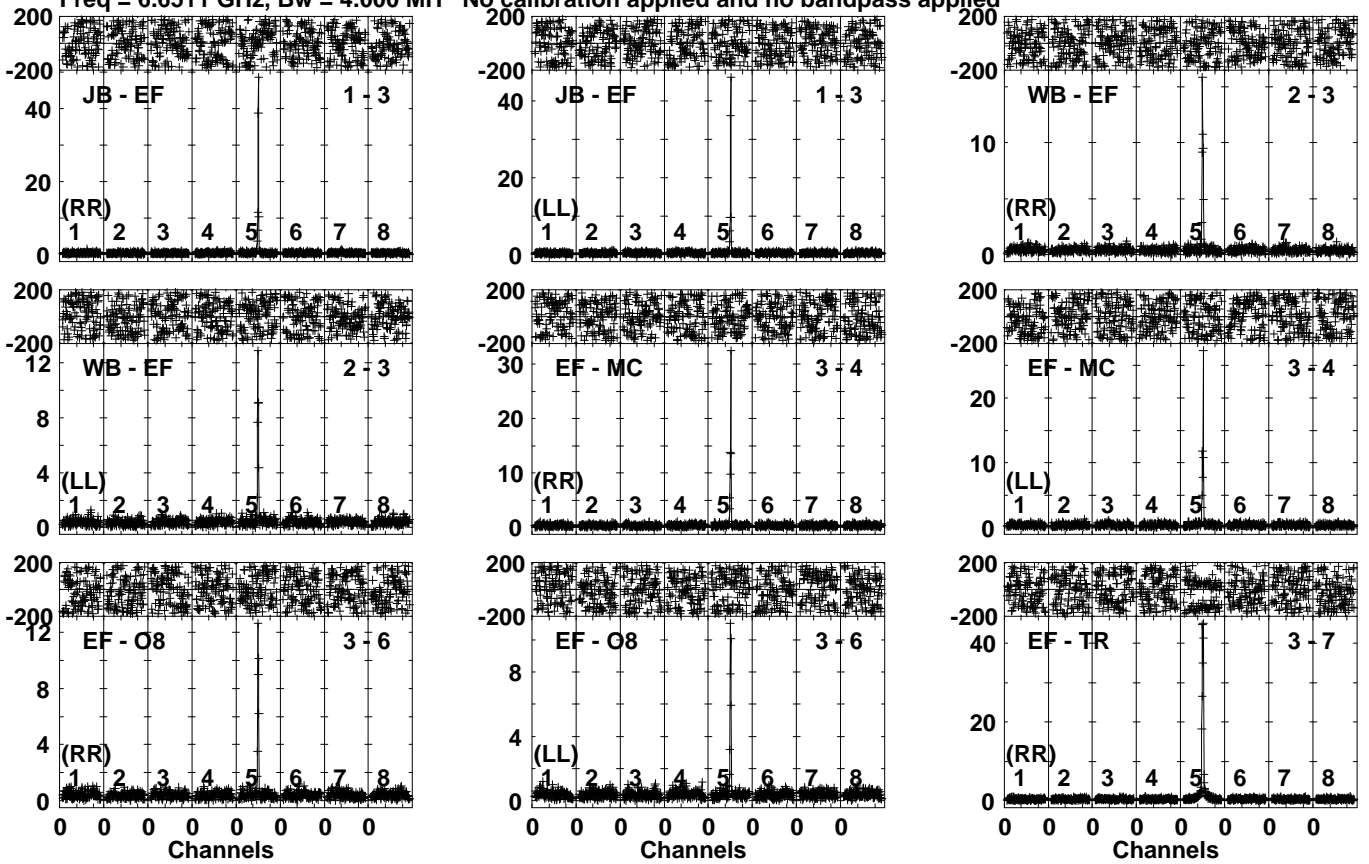


Lower frame: Milli Ampl Jy Top frame: Phas deg  
Vector averaged cross-power spectrum Several baselines displayed  
Timerange: 00/21:46:31 to 00/21:48:29

Plot file version 31 created 20-JUL-2023 11:20:14

W75N EK052B 1.UVDATA.1

Freq = 6.6511 GHz, Bw = 4.000 MH No calibration applied and no bandpass applied

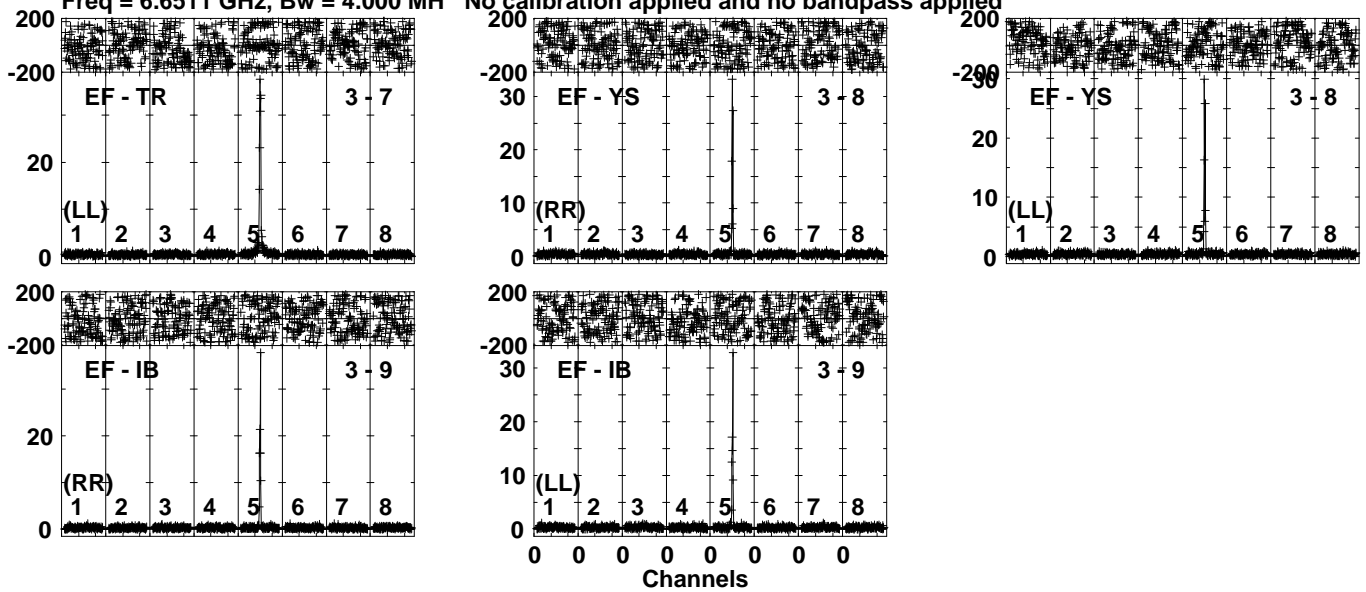


Lower frame: Milli Ampl Jy Top frame: Phas deg  
Vector averaged cross-power spectrum Several baselines displayed  
Timerange: 00/21:48:31 to 00/21:51:29

Plot file version 32 created 20-JUL-2023 11:20:14

W75N EK052B 1.UVDATA.1

Freq = 6.6511 GHz, Bw = 4.000 MH No calibration applied and no bandpass applied

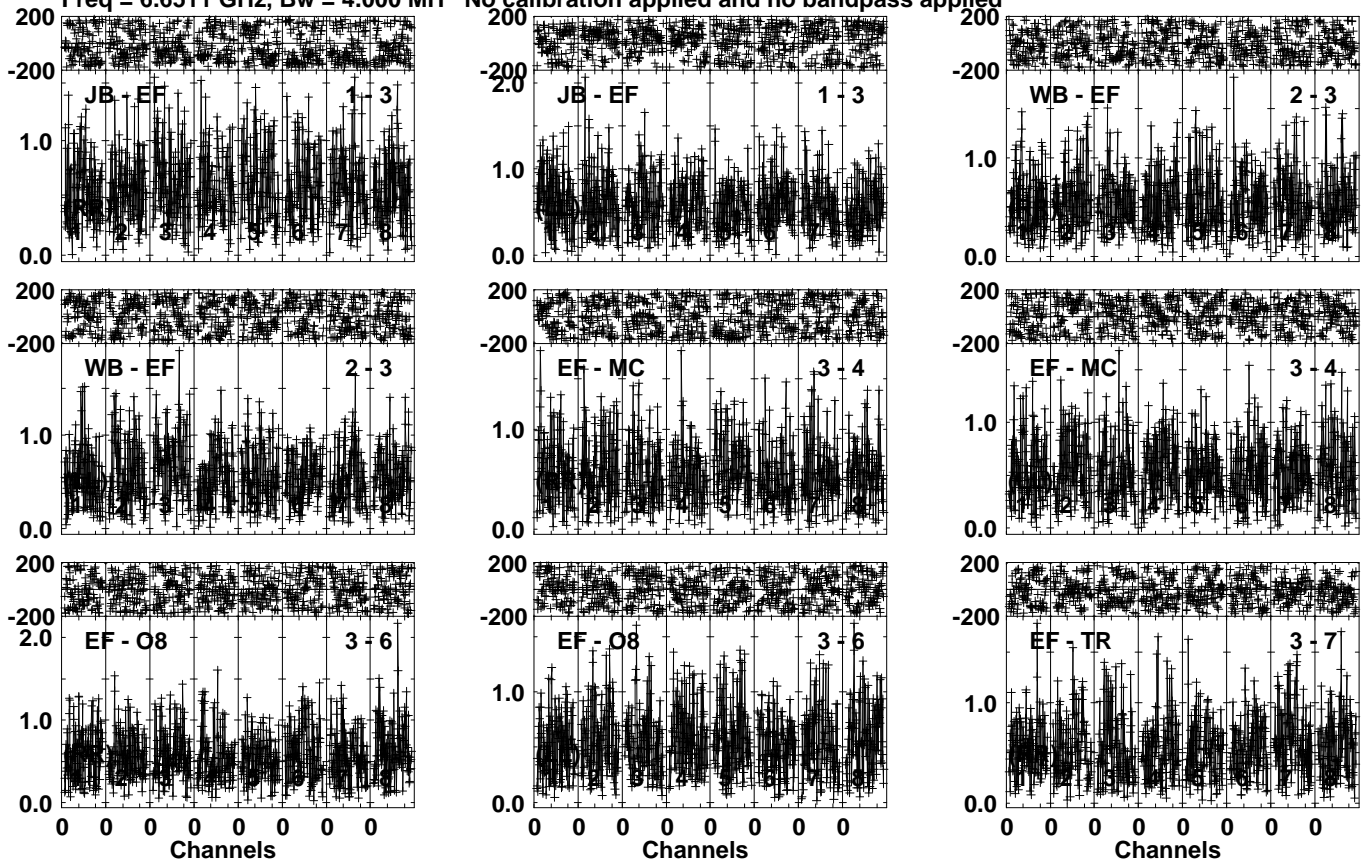


Lower frame: Milli Ampl Jy Top frame: Phas deg  
Vector averaged cross-power spectrum Several baselines displayed  
Timerange: 00/21:48:31 to 00/21:51:29

Plot file version 33 created 20-JUL-2023 11:20:14

J2048+4310 EK052B 1.UVDATA.1

Freq = 6.6511 GHz, Bw = 4.000 MH No calibration applied and no bandpass applied

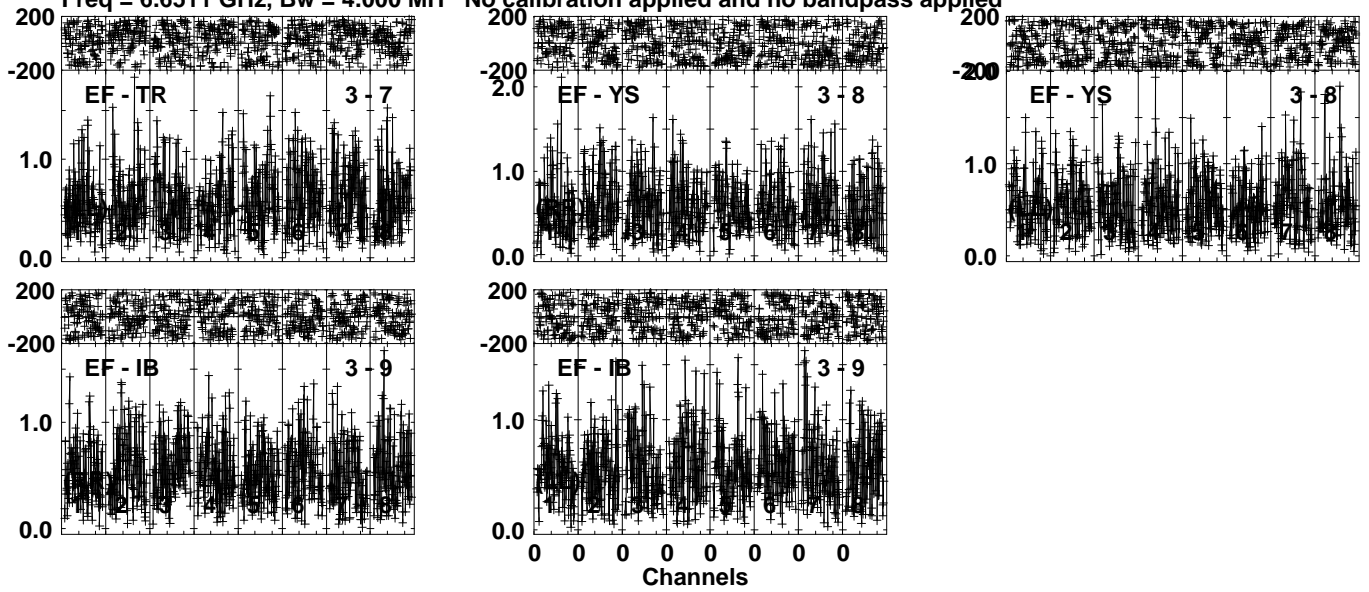


Lower frame: Milli Ampl Jy Top frame: Phas deg  
Vector averaged cross-power spectrum Several baselines displayed  
Timerange: 00/21:51:31 to 00/21:53:29

Plot file version 34 created 20-JUL-2023 11:20:14

J2048+4310 EK052B 1.UVDATA.1

Freq = 6.6511 GHz, Bw = 4.000 MH No calibration applied and no bandpass applied



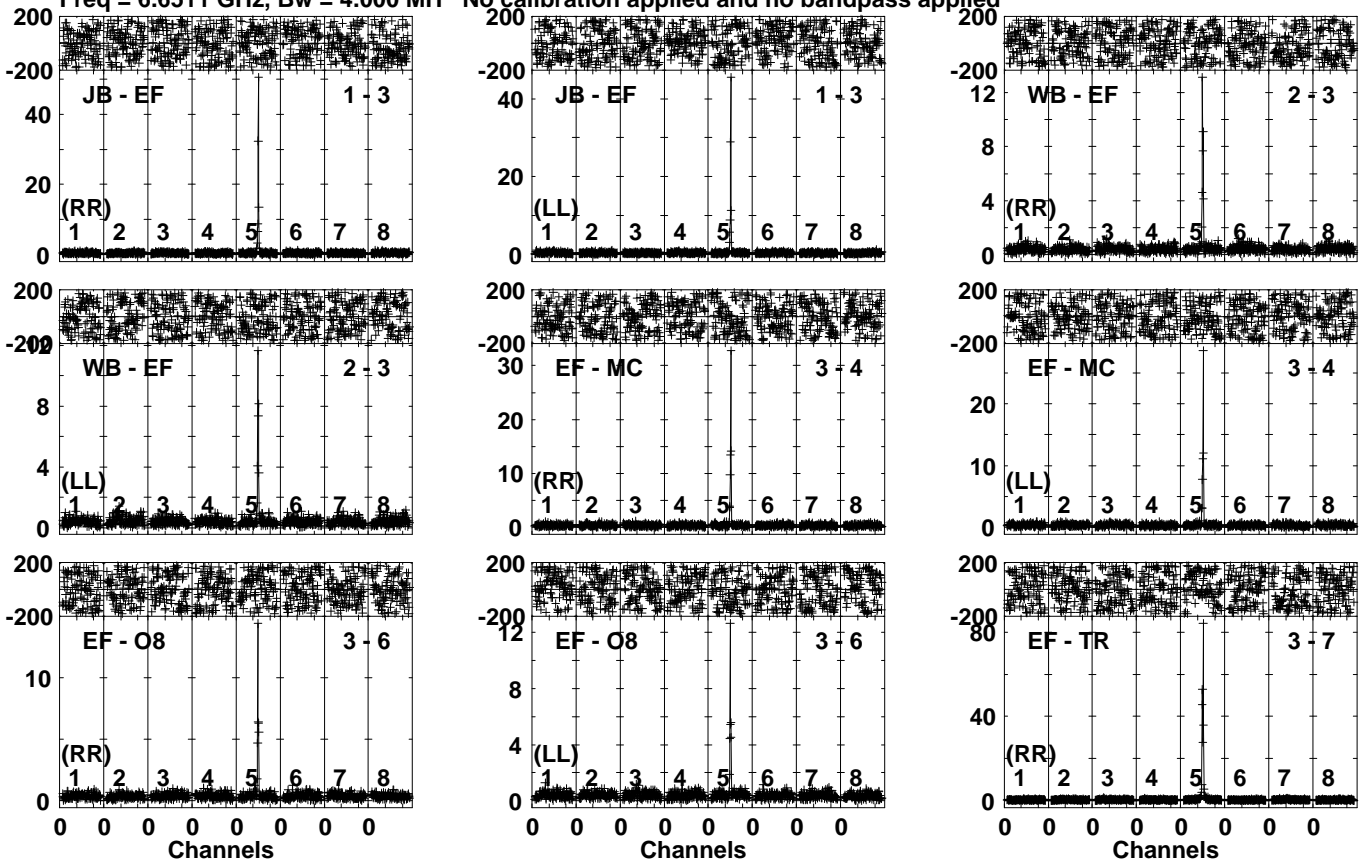
Lower frame: Milli Ampl Jy Top frame: Phas deg  
Vector averaged cross-power spectrum Several baselines displayed  
Timerange: 00/21:51:31 to 00/21:53:29



Plot file version 35 created 20-JUL-2023 11:20:14

W75N EK052B 1.UVDATA.1

Freq = 6.6511 GHz, Bw = 4.000 MH No calibration applied and no bandpass applied

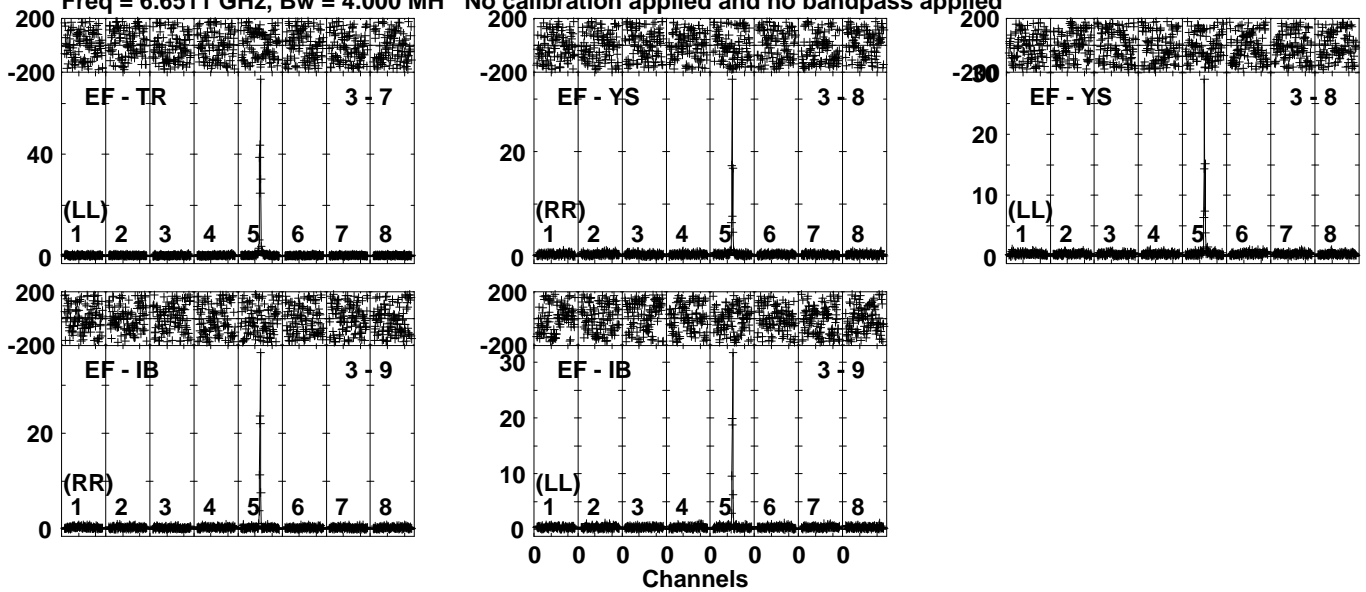


Lower frame: Milli Ampl Jy Top frame: Phas deg  
Vector averaged cross-power spectrum Several baselines displayed  
Timerange: 00/21:53:31 to 00/21:56:29

Plot file version 36 created 20-JUL-2023 11:20:14

W75N EK052B 1.UVDATA.1

Freq = 6.6511 GHz, Bw = 4.000 MH No calibration applied and no bandpass applied

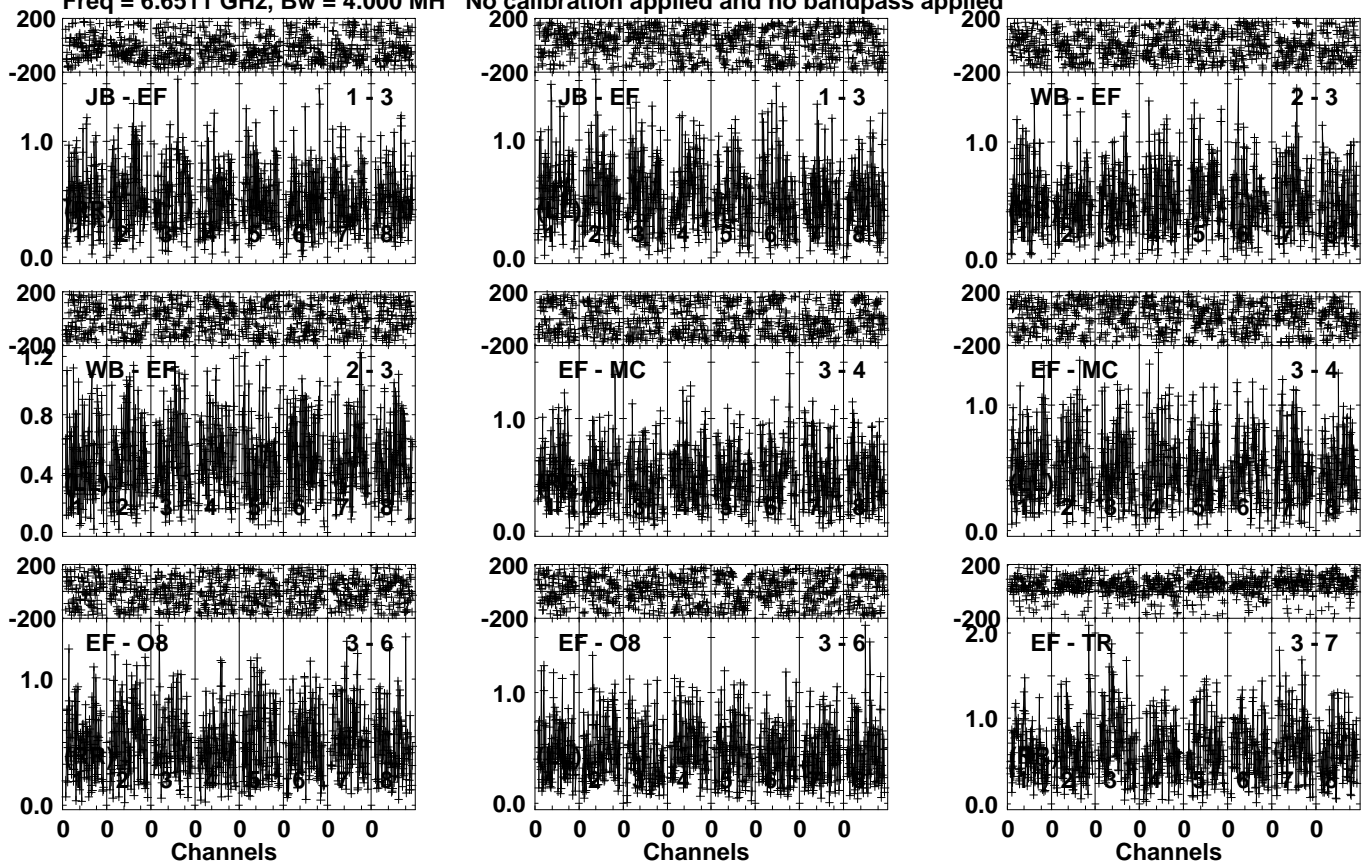


Lower frame: Milli Ampl Jy Top frame: Phas deg  
Vector averaged cross-power spectrum Several baselines displayed  
Timerange: 00/21:53:31 to 00/21:56:29

Plot file version 37 created 20-JUL-2023 11:20:14

J2048+4310 EK052B 1.UVDATA.1

Freq = 6.6511 GHz, Bw = 4.000 MH No calibration applied and no bandpass applied

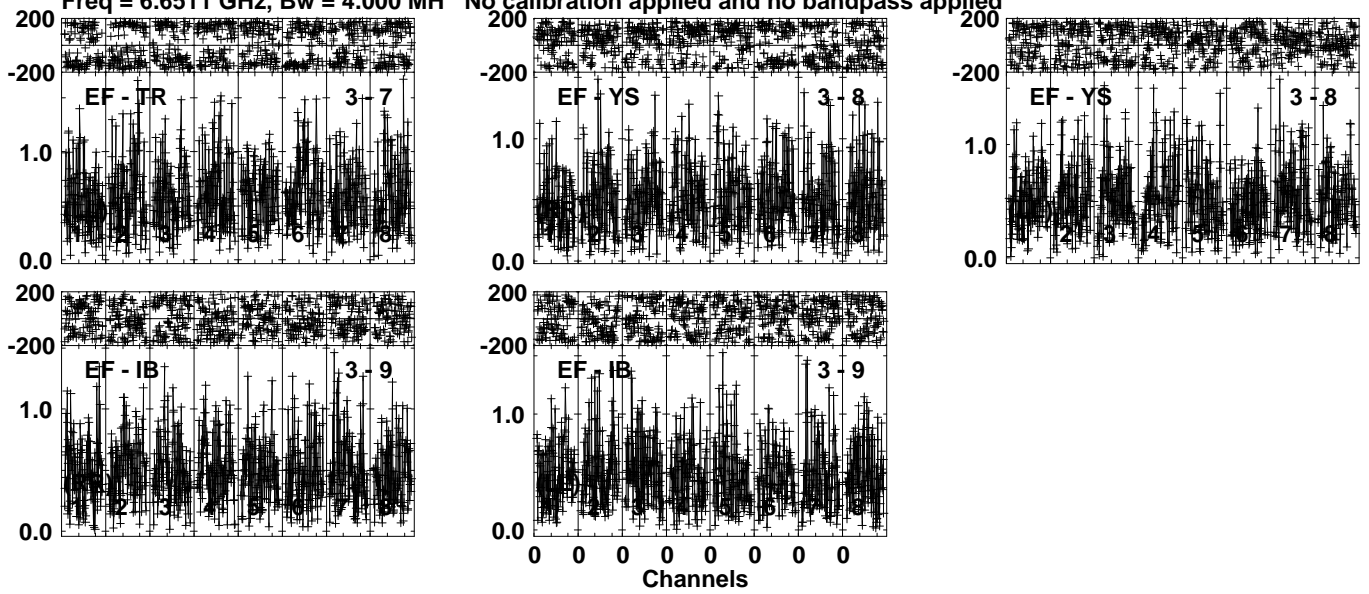


Lower frame: Milli Ampl Jy Top frame: Phas deg  
Vector averaged cross-power spectrum Several baselines displayed  
Timerange: 00/21:56:31 to 00/21:58:29

Plot file version 38 created 20-JUL-2023 11:20:15

J2048+4310 EK052B 1.UVDATA.1

Freq = 6.6511 GHz, Bw = 4.000 MH No calibration applied and no bandpass applied

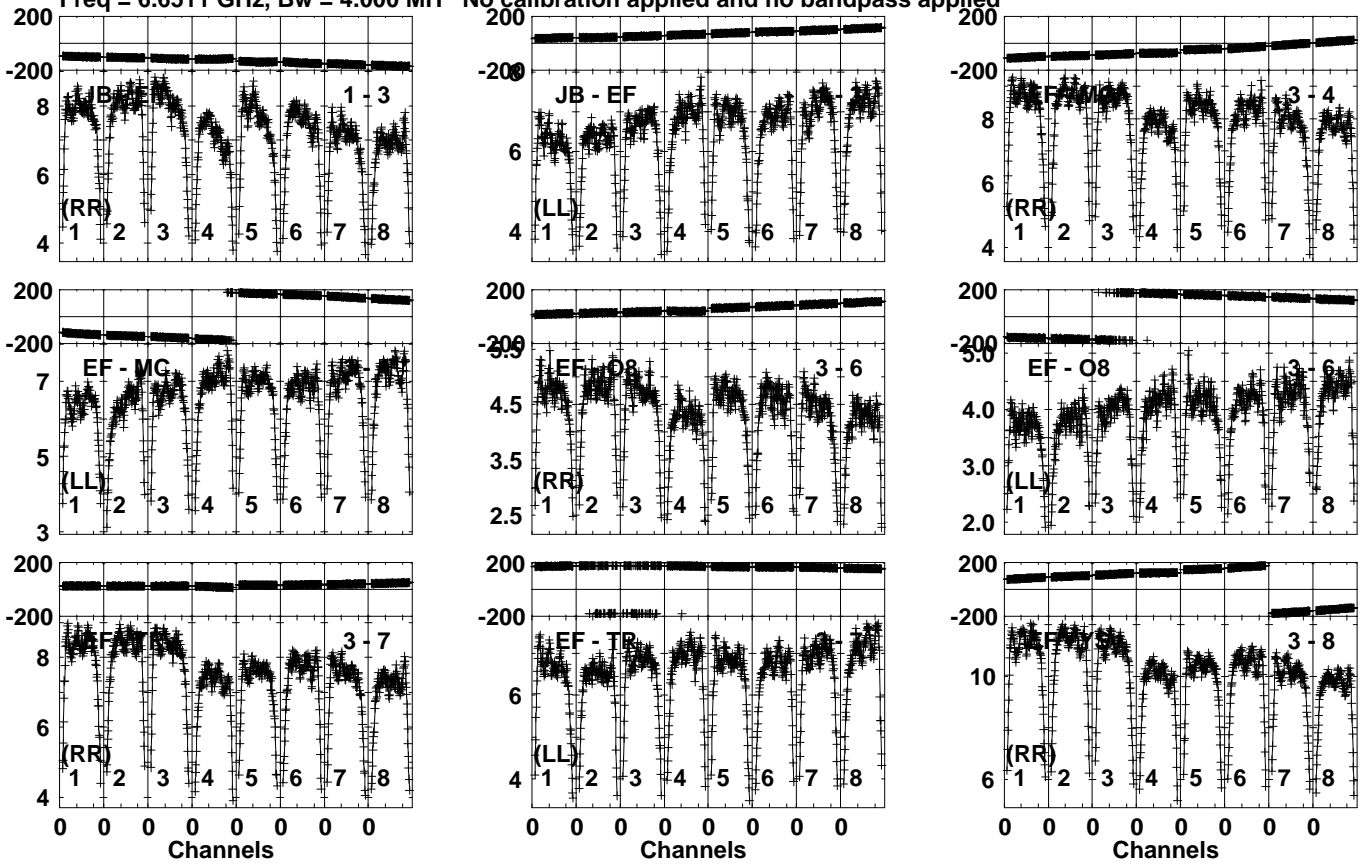


Lower frame: Milli Ampl Jy Top frame: Phas deg  
Vector averaged cross-power spectrum Several baselines displayed  
Timerange: 00/21:56:31 to 00/21:58:29

Plot file version 39 created 20-JUL-2023 11:20:15

J2202+4216 EK052B 1.UVDATA.1

Freq = 6.6511 GHz, Bw = 4.000 MH No calibration applied and no bandpass applied



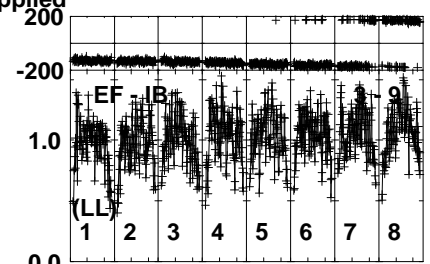
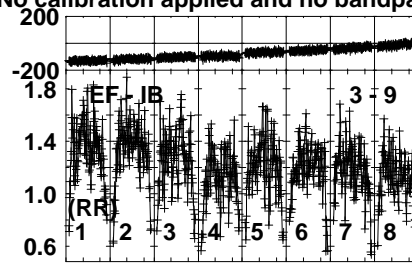
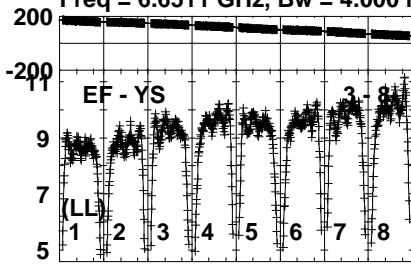
Lower frame: Milli Ampl Jy Top frame: Phas deg  
Vector averaged cross-power spectrum Several baselines displayed  
Timerange: 00/21:59:31 to 00/22:08:29

Plot file version 40 created 20-JUL-2023 11:20:15

J2202+4216 EK052B 1.UVDATA.1

Freq = 6.6511 GHz, Bw = 4.000 MH

No calibration applied and no bandpass applied

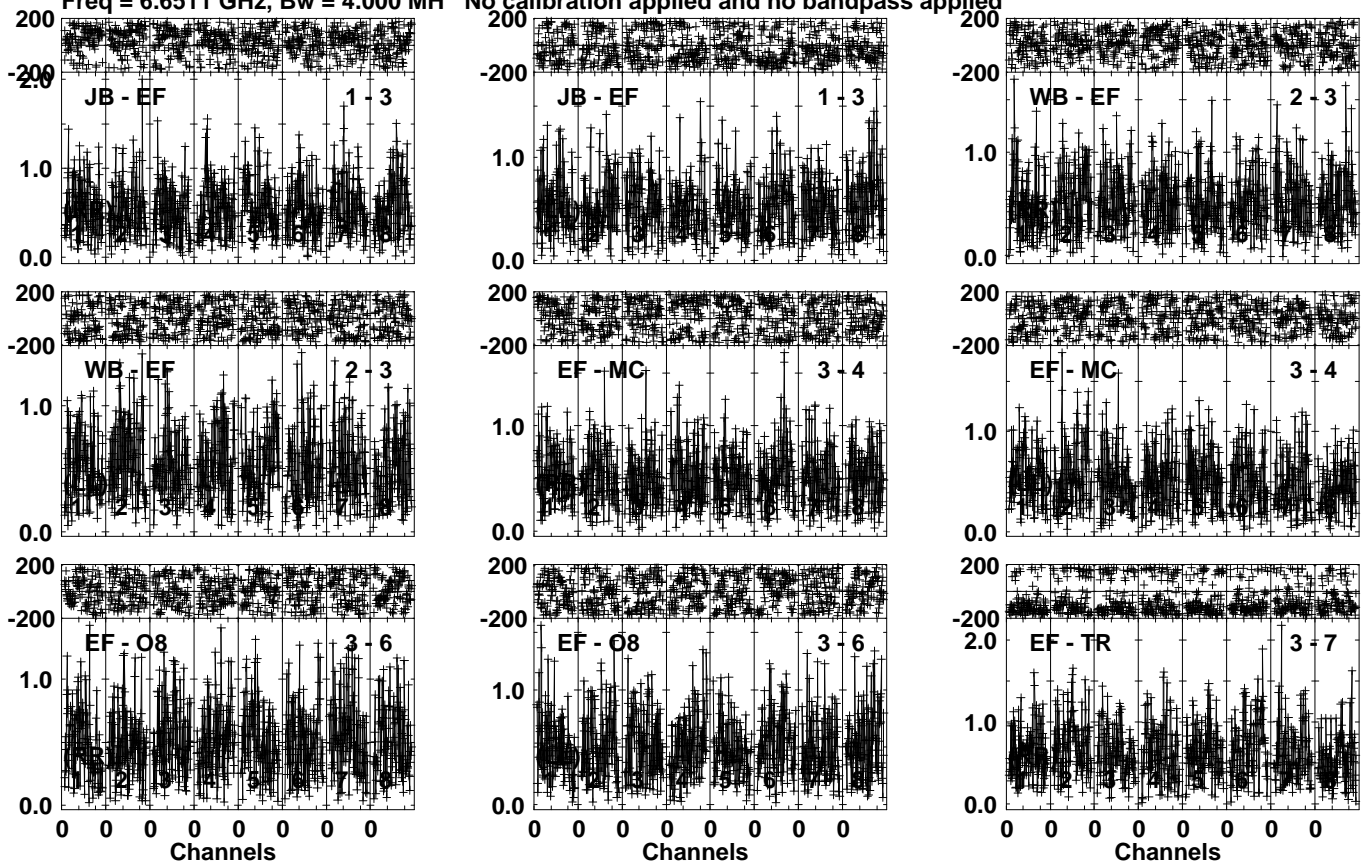


Lower frame: Milli Ampl Jy Top frame: Phas deg  
Vector averaged cross-power spectrum Several baselines displayed  
Timerange: 00/21:59:31 to 00/22:08:29

Plot file version 41 created 20-JUL-2023 11:20:15

J2048+4310 EK052B 1.UVDATA.1

Freq = 6.6511 GHz, Bw = 4.000 MH No calibration applied and no bandpass applied

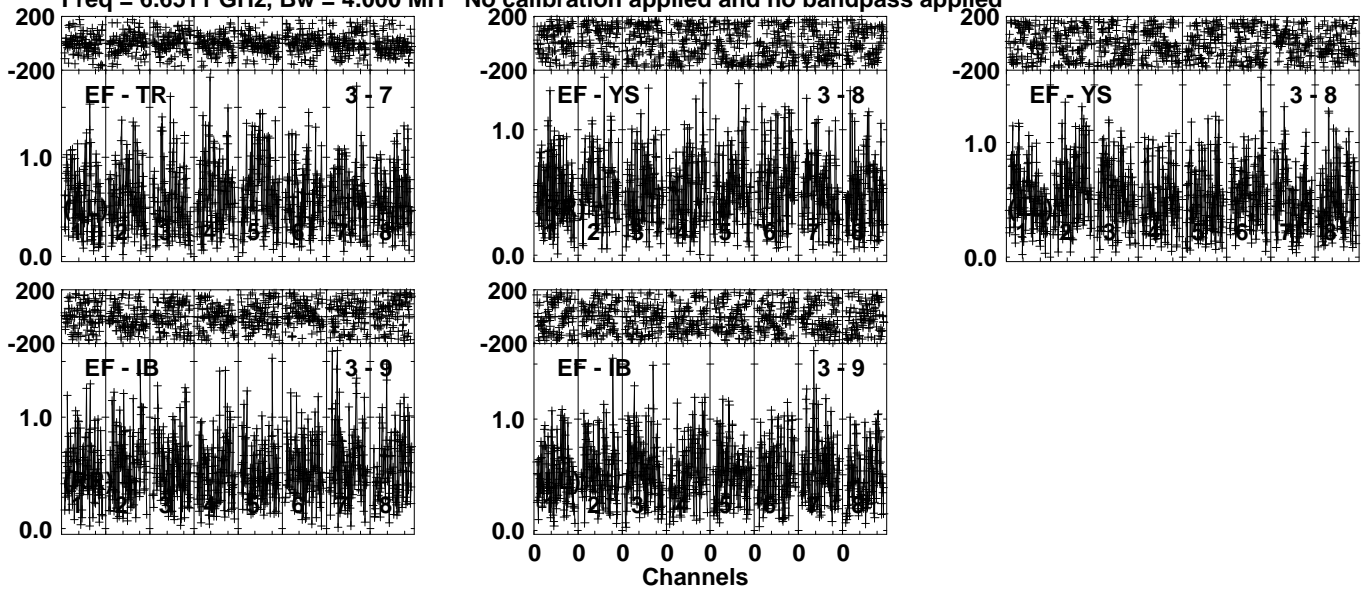


Lower frame: Milli Ampl Jy Top frame: Phas deg  
Vector averaged cross-power spectrum Several baselines displayed  
Timerange: 00/22:08:31 to 00/22:11:29

Plot file version 42 created 20-JUL-2023 11:20:16

J2048+4310 EK052B 1.UVDATA.1

Freq = 6.6511 GHz, Bw = 4.000 MH No calibration applied and no bandpass applied



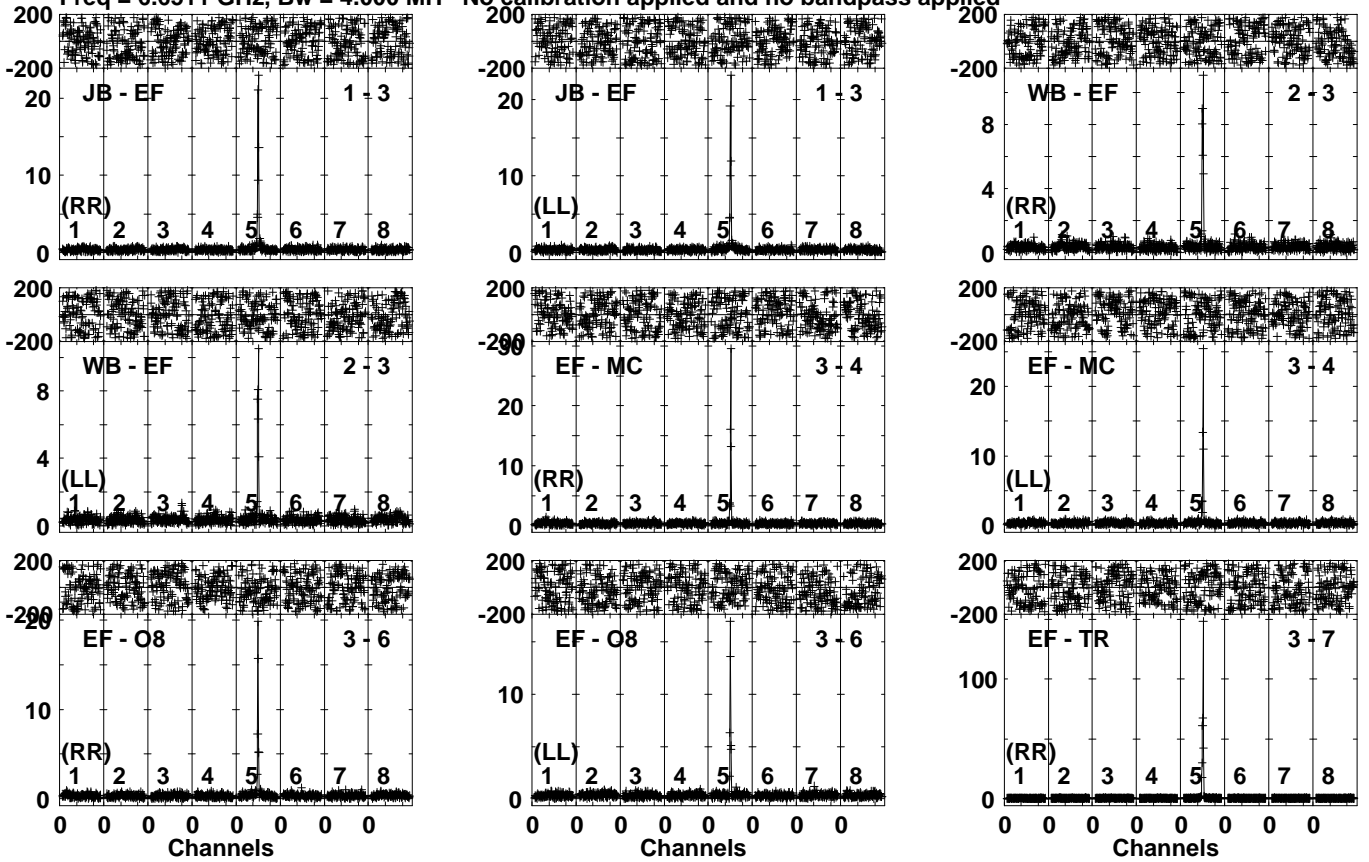
Lower frame: Milli Ampl Jy Top frame: Phas deg  
Vector averaged cross-power spectrum Several baselines displayed  
Timerange: 00/22:08:31 to 00/22:11:29



Plot file version 43 created 20-JUL-2023 11:20:16

W75N EK052B 1.UVDATA.1

Freq = 6.6511 GHz, Bw = 4.000 MH No calibration applied and no bandpass applied

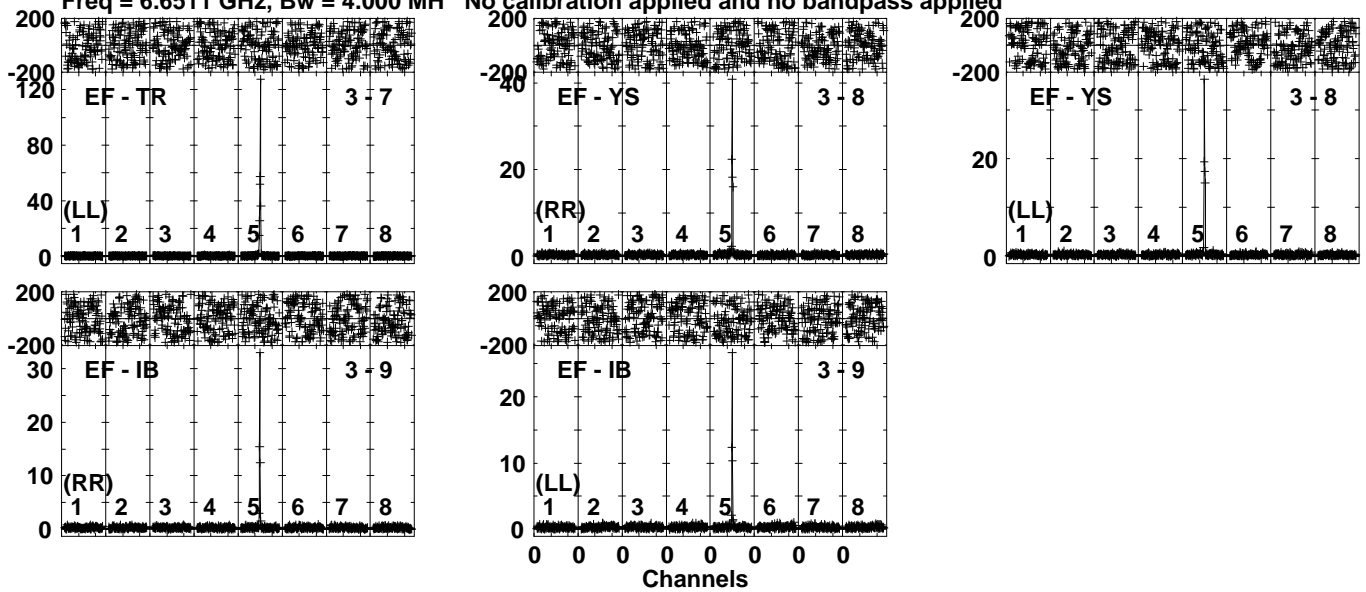


Lower frame: Milli Ampl Jy Top frame: Phas deg  
Vector averaged cross-power spectrum Several baselines displayed  
Timerange: 00/22:12:01 to 00/22:14:59

Plot file version 44 created 20-JUL-2023 11:20:16

W75N EK052B 1.UVDATA.1

Freq = 6.6511 GHz, Bw = 4.000 MH No calibration applied and no bandpass applied

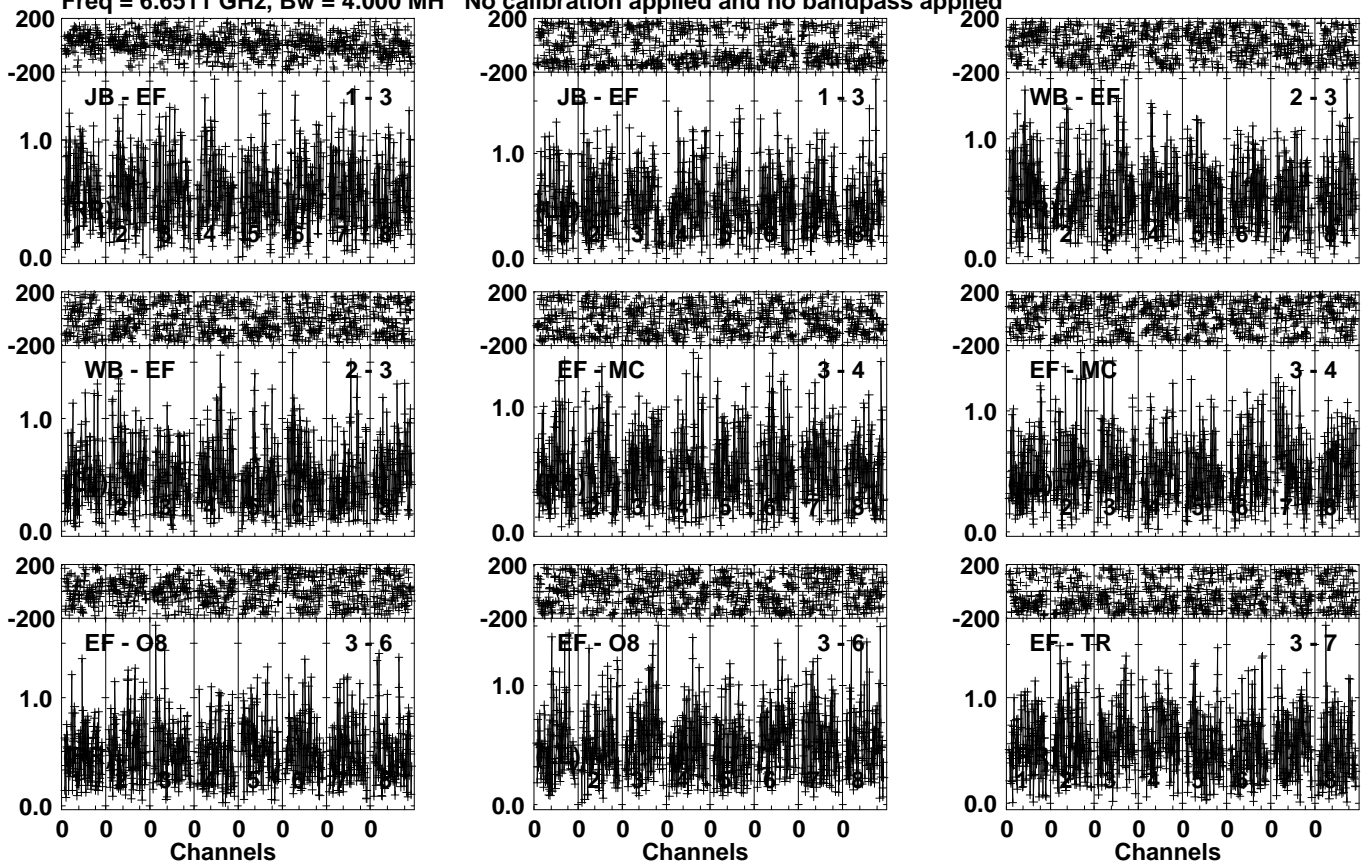


Lower frame: Milli Ampl Jy Top frame: Phas deg  
Vector averaged cross-power spectrum Several baselines displayed  
Timerange: 00/22:12:01 to 00/22:14:59

Plot file version 45 created 20-JUL-2023 11:20:16

J2048+4310 EK052B 1.UVDATA.1

Freq = 6.6511 GHz, Bw = 4.000 MH No calibration applied and no bandpass applied

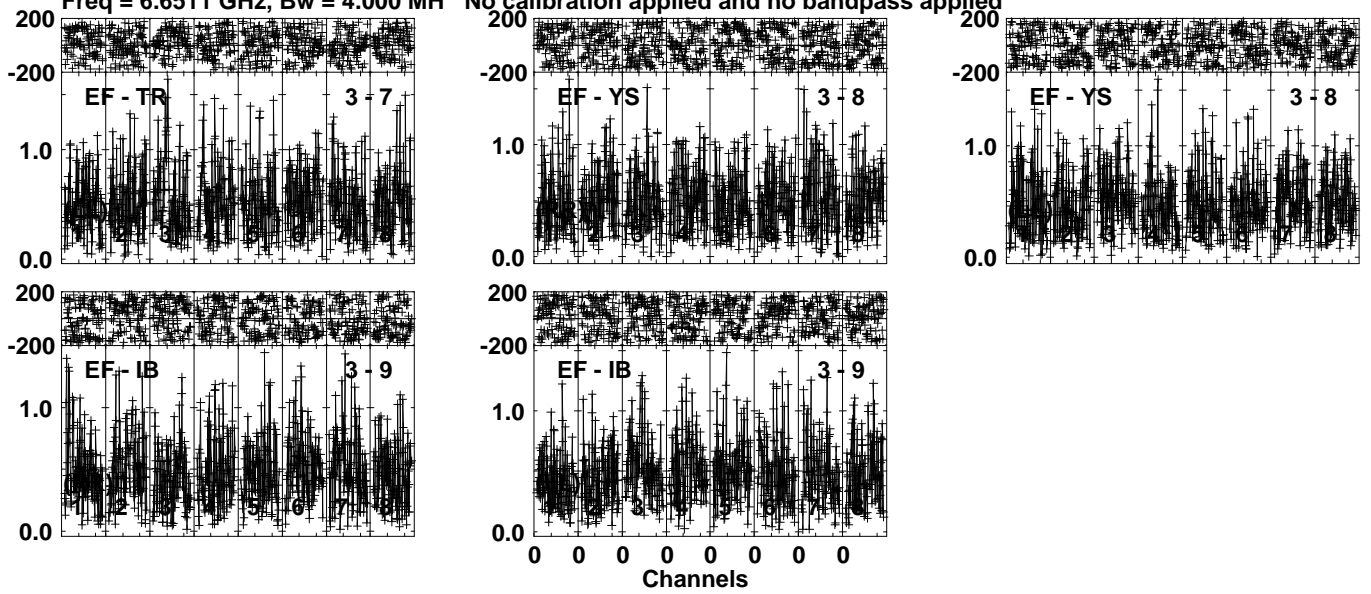


Lower frame: Milli Ampl Jy Top frame: Phas deg  
Vector averaged cross-power spectrum Several baselines displayed  
Timerange: 00/22:15:01 to 00/22:16:59

Plot file version 46 created 20-JUL-2023 11:20:16

J2048+4310 EK052B 1.UVDATA.1

Freq = 6.6511 GHz, Bw = 4.000 MH No calibration applied and no bandpass applied

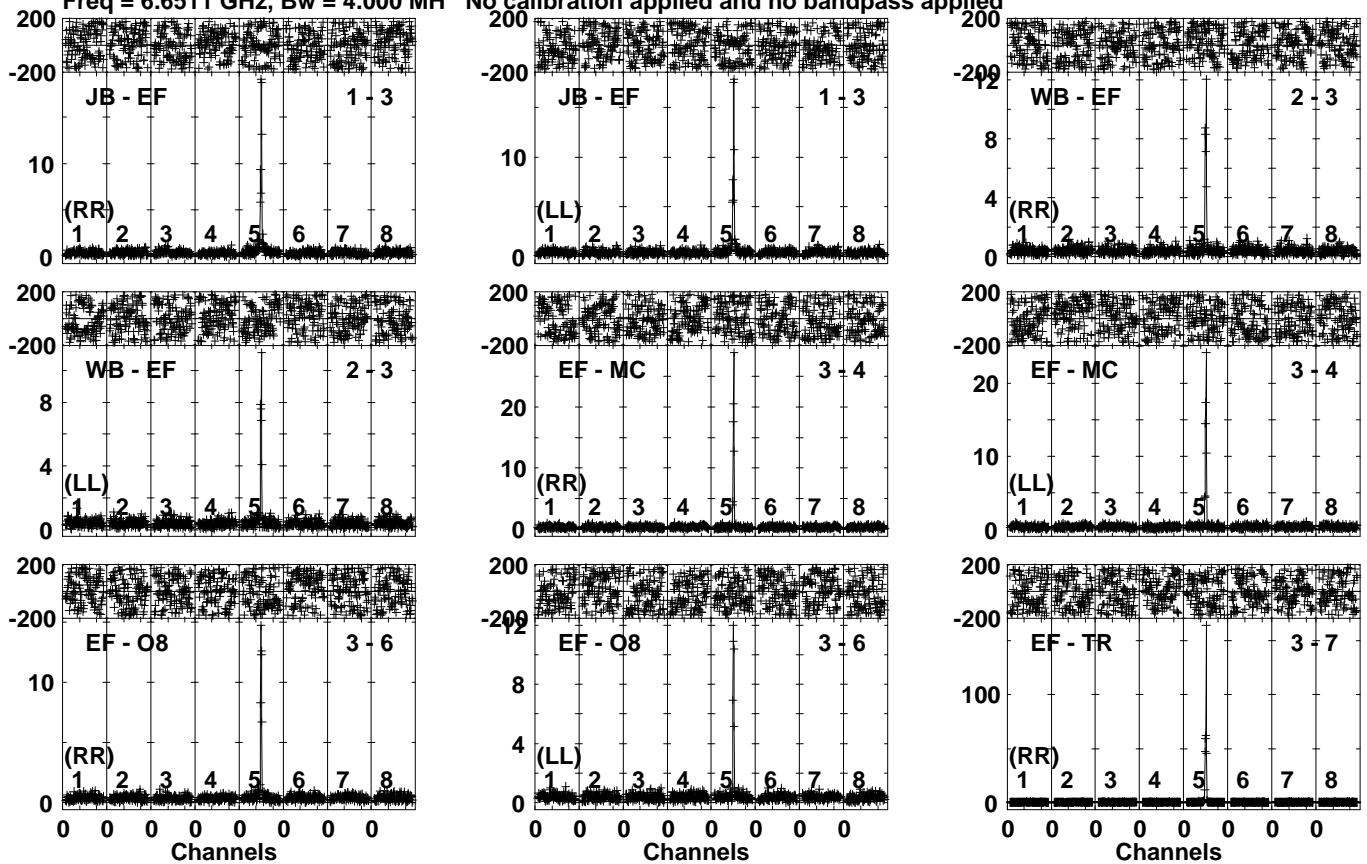


Lower frame: Milli Ampl Jy Top frame: Phas deg  
Vector averaged cross-power spectrum Several baselines displayed  
Timerange: 00/22:15:01 to 00/22:16:59

Plot file version 47 created 20-JUL-2023 11:20:16

W75N EK052B 1.UVDATA.1

Freq = 6.6511 GHz, Bw = 4.000 MH No calibration applied and no bandpass applied

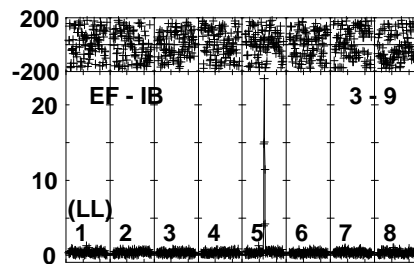
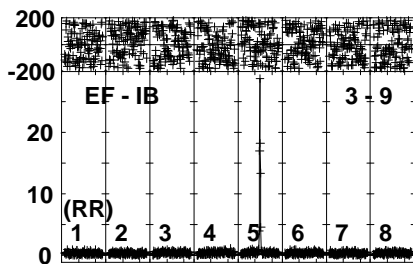

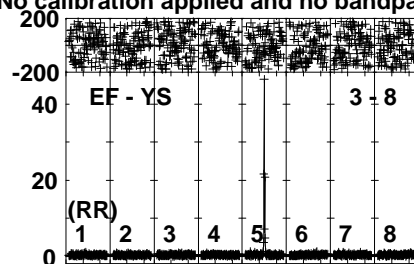
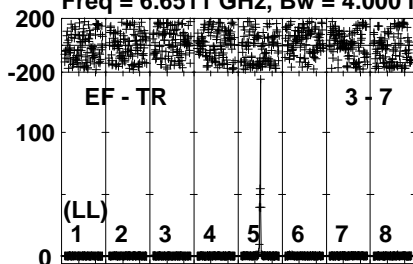


Lower frame: Milli Ampl Jy Top frame: Phas deg  
Vector averaged cross-power spectrum Several baselines displayed  
Timerange: 00/22:17:01 to 00/22:19:59

Plot file version 48 created 20-JUL-2023 11:20:17

W75N EK052B 1.UVDATA.1

Freq = 6.6511 GHz, Bw = 4.000 MH No calibration applied and no bandpass applied



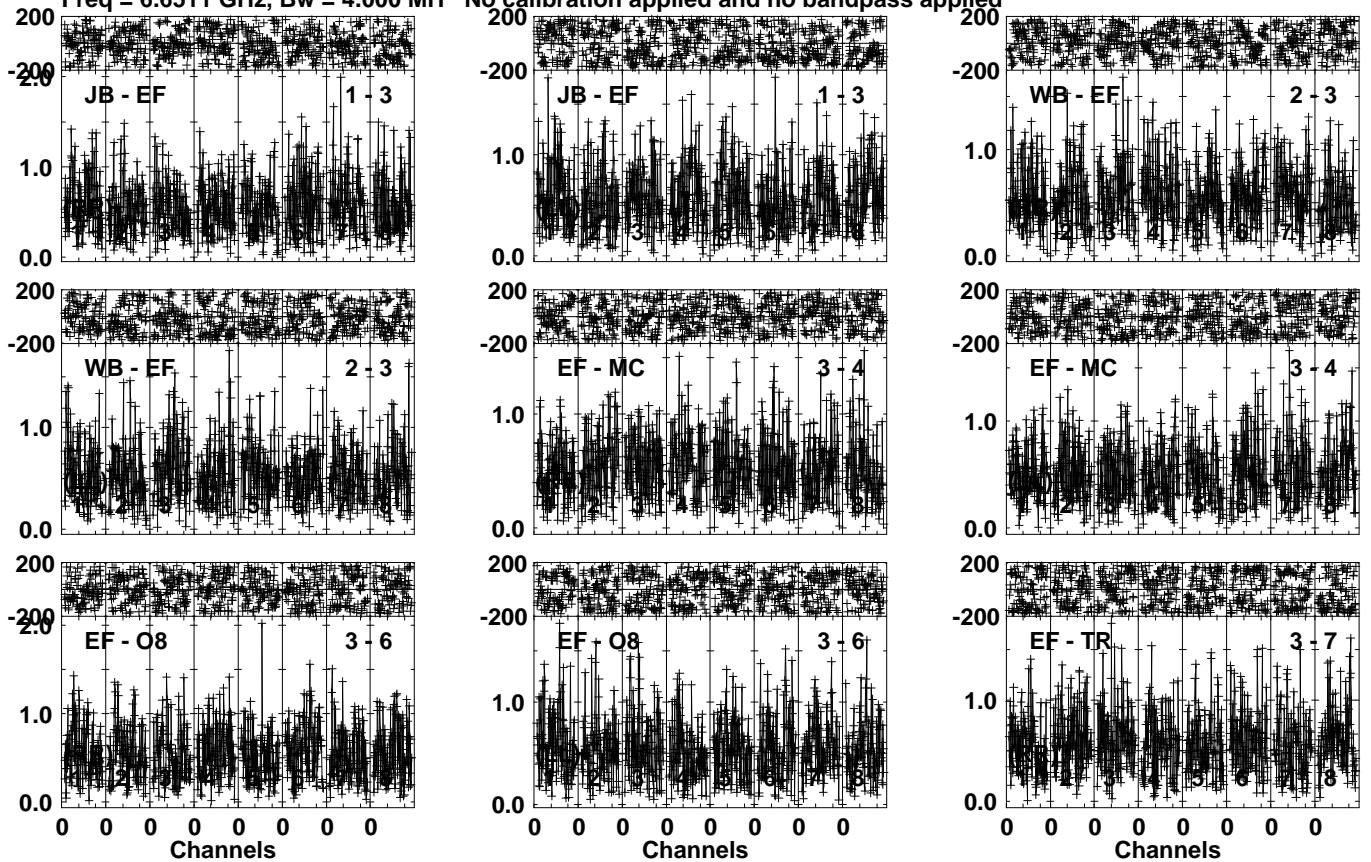
0 0 0 0 0 0 0 0  
Channels

Lower frame: Milli Ampl Jy Top frame: Phas deg  
Vector averaged cross-power spectrum Several baselines displayed  
Timerange: 00/22:17:01 to 00/22:19:59

Plot file version 49 created 20-JUL-2023 11:20:17

J2048+4310 EK052B 1.UVDATA.1

Freq = 6.6511 GHz, Bw = 4.000 MH No calibration applied and no bandpass applied

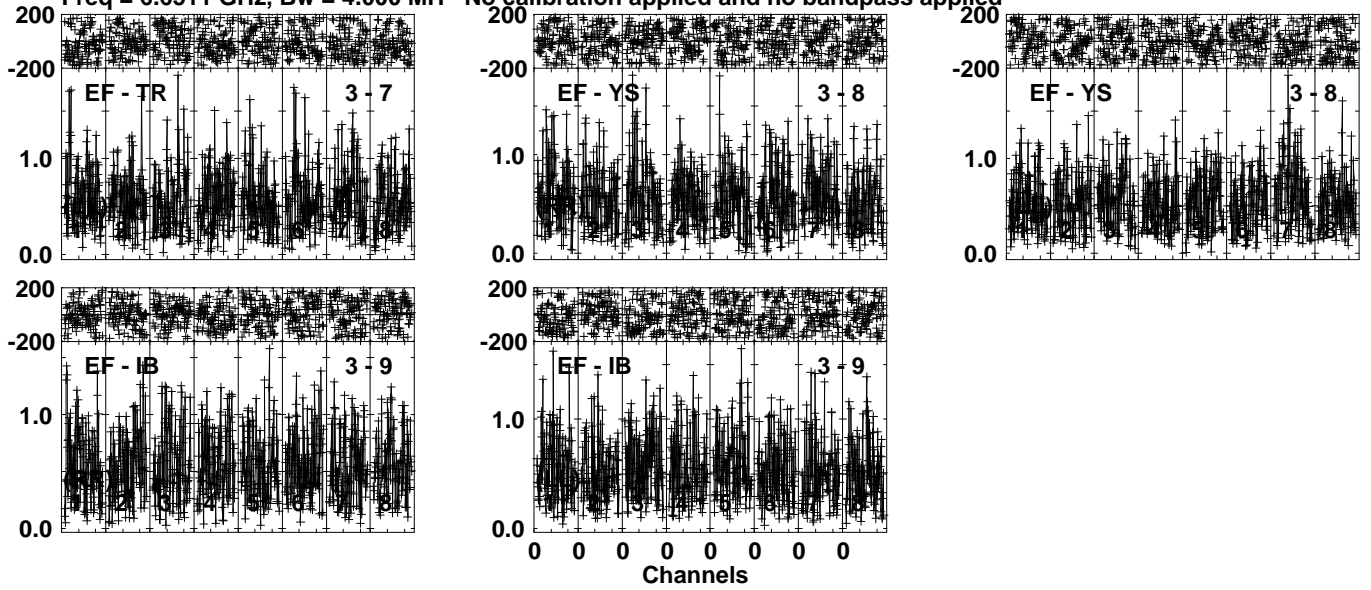


Lower frame: Milli Ampl Jy Top frame: Phas deg  
Vector averaged cross-power spectrum Several baselines displayed  
Timerange: 00/22:20:01 to 00/22:21:59

Plot file version 50 created 20-JUL-2023 11:20:17

J2048+4310 EK052B 1.UVDATA.1

Freq = 6.6511 GHz, Bw = 4.000 MH No calibration applied and no bandpass applied



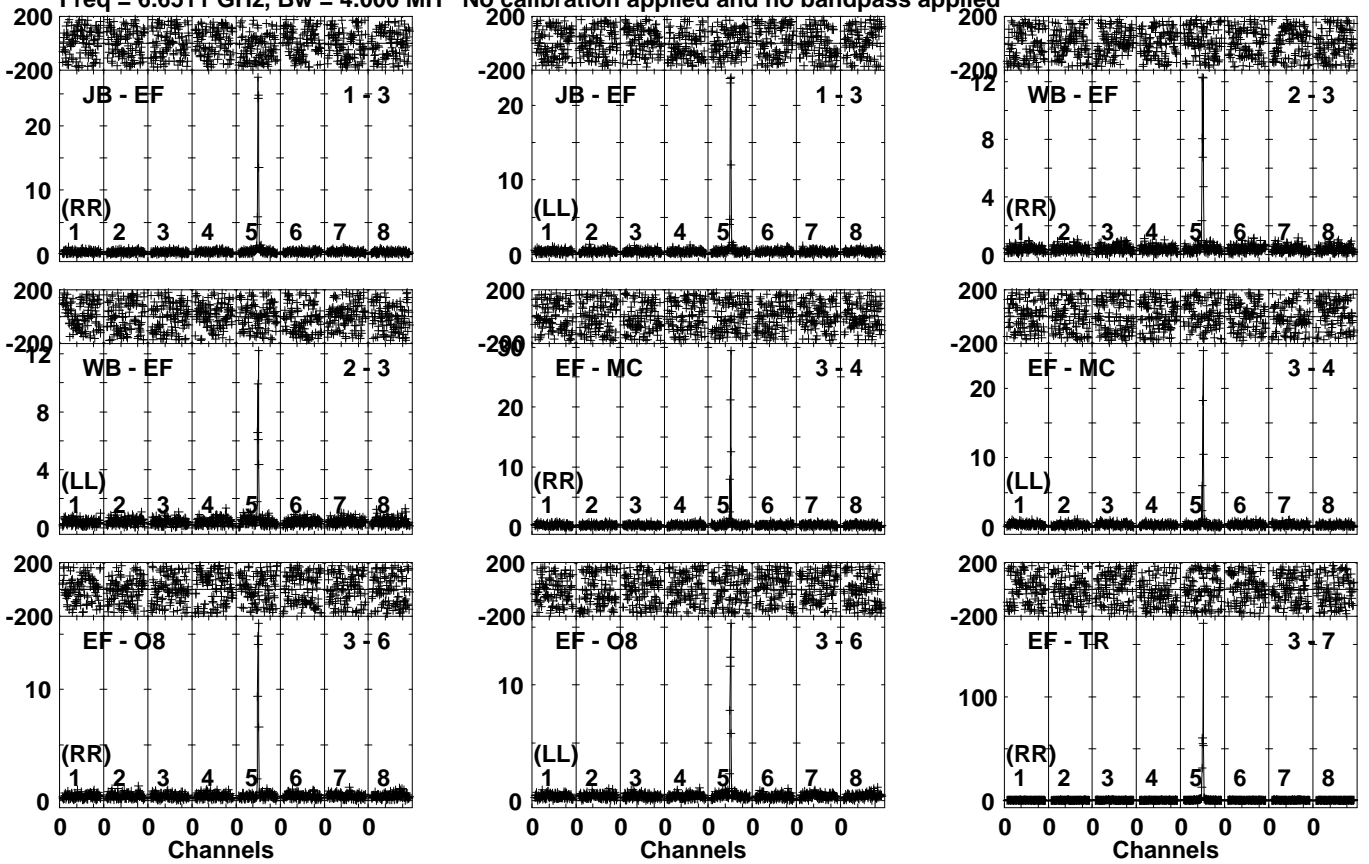
Lower frame: Milli Ampl Jy Top frame: Phas deg  
Vector averaged cross-power spectrum Several baselines displayed  
Timerange: 00/22:20:01 to 00/22:21:59



Plot file version 51 created 20-JUL-2023 11:20:17

W75N EK052B 1.UVDATA.1

Freq = 6.6511 GHz, Bw = 4.000 MH No calibration applied and no bandpass applied

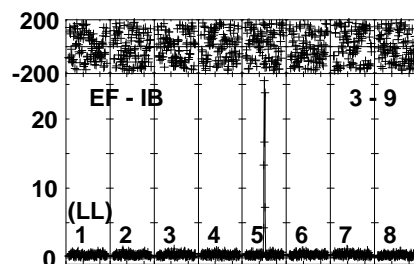
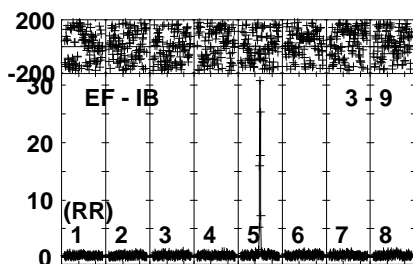
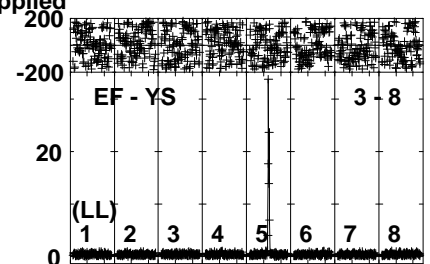
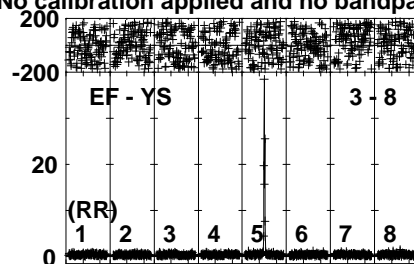



Lower frame: Milli Ampl Jy Top frame: Phas deg  
Vector averaged cross-power spectrum Several baselines displayed  
Timerange: 00/22:22:01 to 00/22:24:59

Plot file version 52 created 20-JUL-2023 11:20:17

W75N EK052B 1.UVDATA.1

Freq = 6.6511 GHz, Bw = 4.000 MH No calibration applied and no bandpass applied



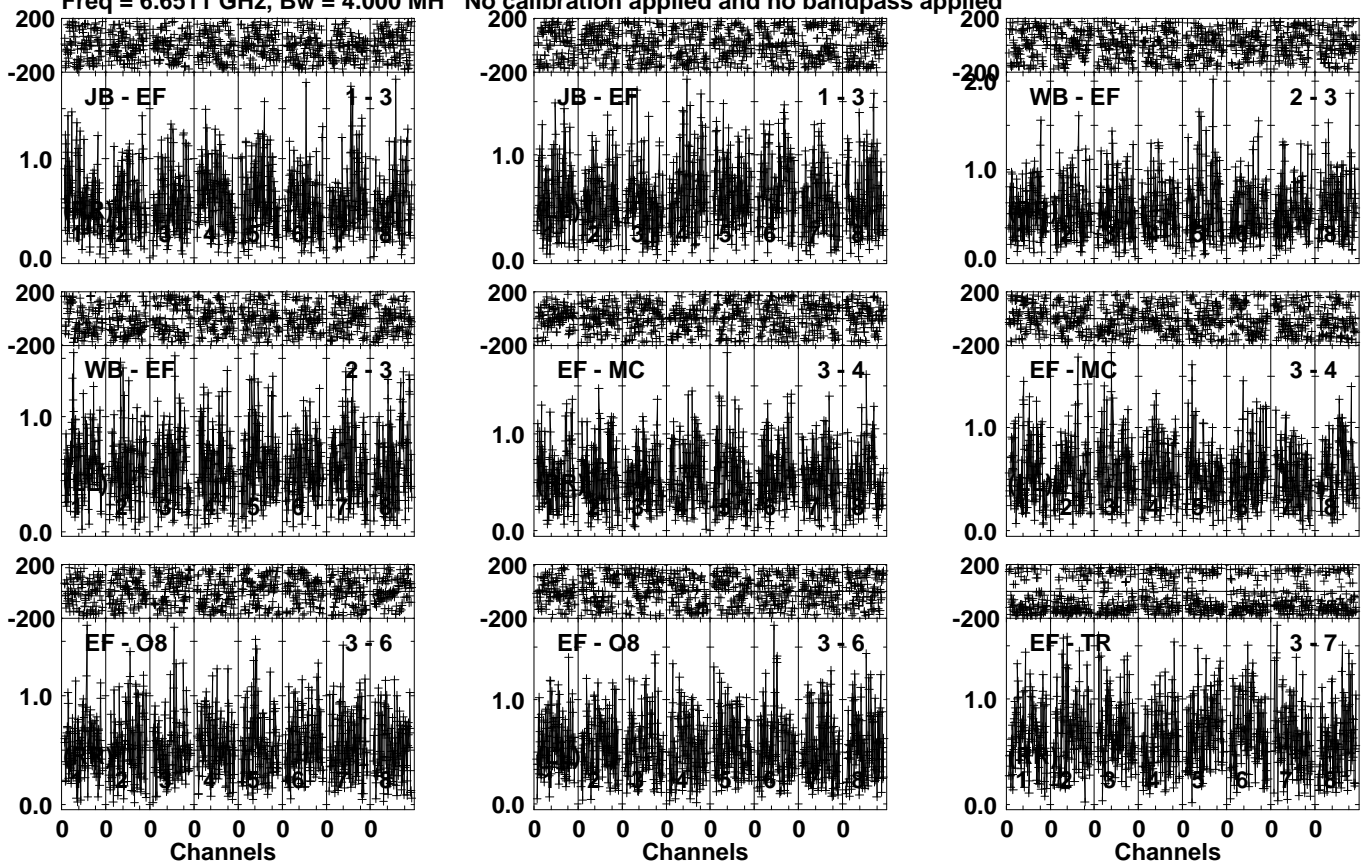
0 0 0 0 0 0 0 0  
Channels

Lower frame: Milli Ampl Jy Top frame: Phas deg  
Vector averaged cross-power spectrum Several baselines displayed  
Timerange: 00/22:22:01 to 00/22:24:59

Plot file version 53 created 20-JUL-2023 11:20:17

J2048+4310 EK052B 1.UVDATA.1

Freq = 6.6511 GHz, Bw = 4.000 MH No calibration applied and no bandpass applied

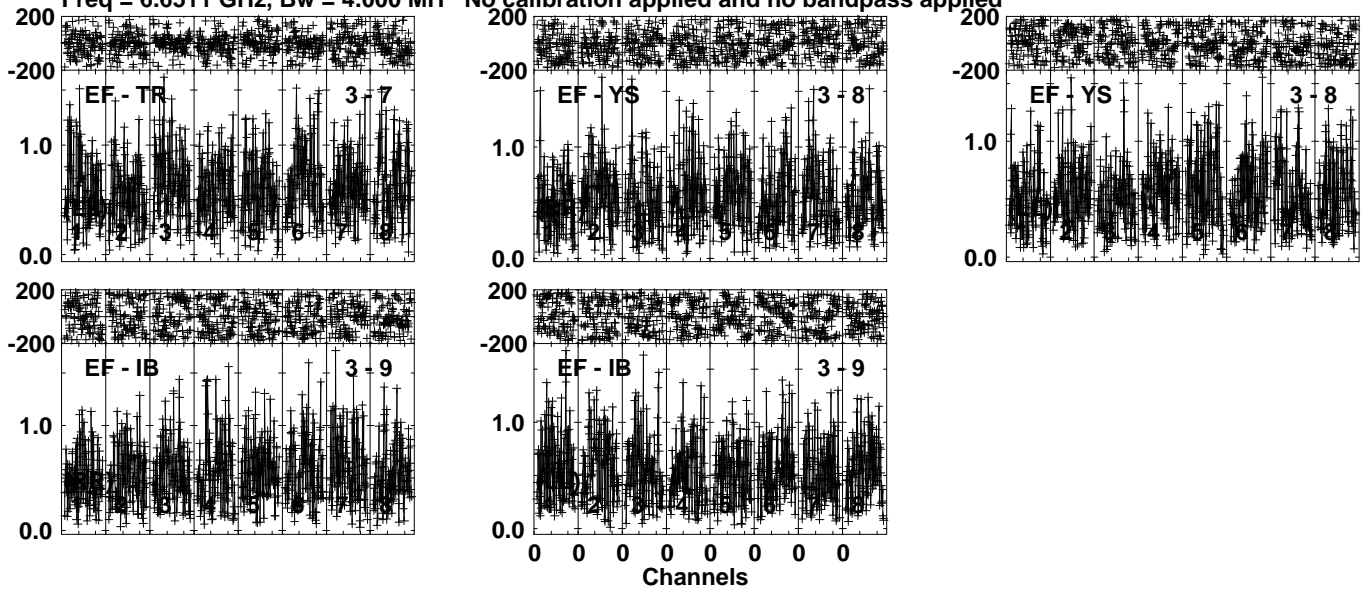


Lower frame: Milli Ampl Jy Top frame: Phas deg  
Vector averaged cross-power spectrum Several baselines displayed  
Timerange: 00/22:25:01 to 00/22:26:59

Plot file version 54 created 20-JUL-2023 11:20:17

J2048+4310 EK052B 1.UVDATA.1

Freq = 6.6511 GHz, Bw = 4.000 MH No calibration applied and no bandpass applied

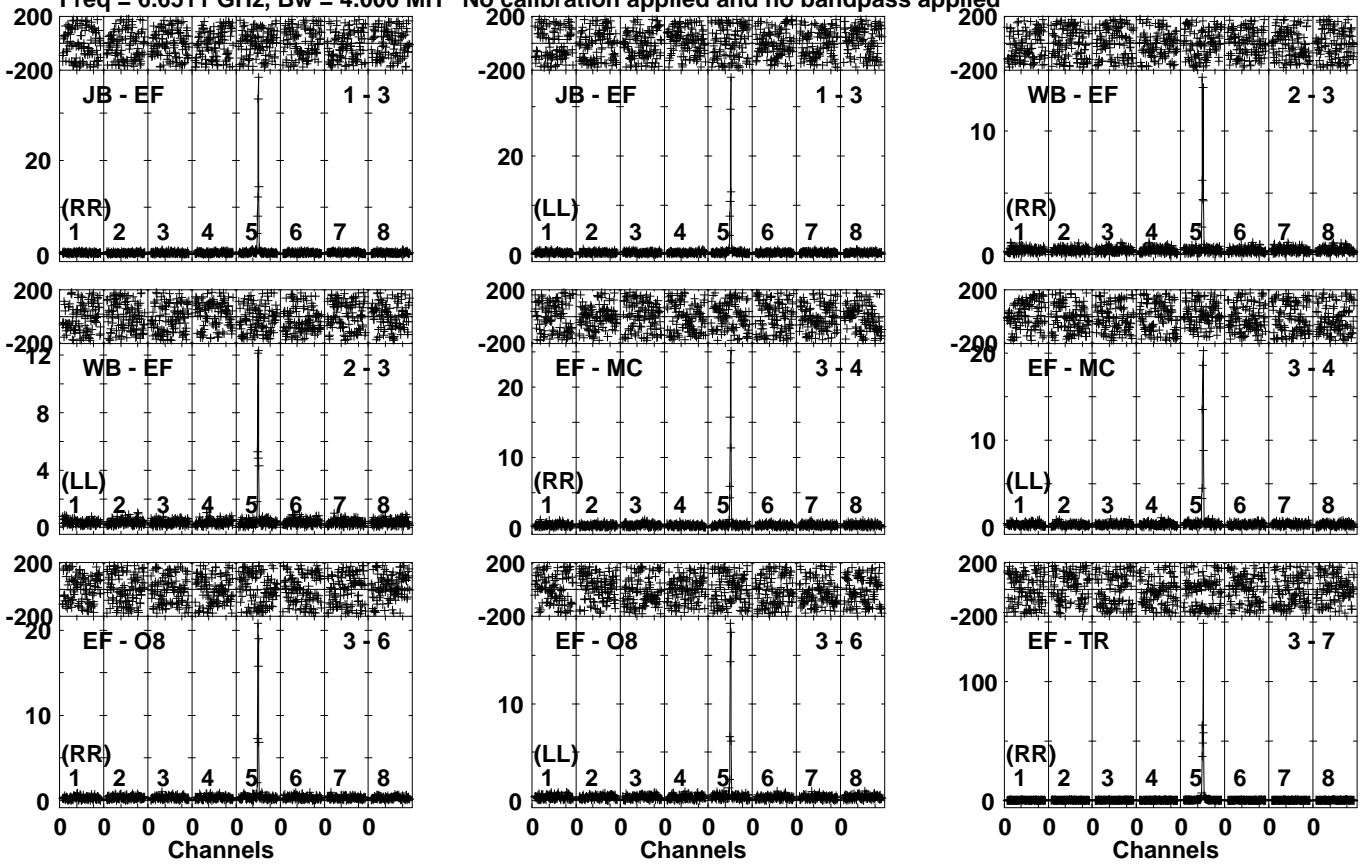


Lower frame: Milli Ampl Jy Top frame: Phas deg  
Vector averaged cross-power spectrum Several baselines displayed  
Timerange: 00/22:25:01 to 00/22:26:59

Plot file version 55 created 20-JUL-2023 11:20:17

W75N EK052B 1.UVDATA.1

Freq = 6.6511 GHz, Bw = 4.000 MH No calibration applied and no bandpass applied

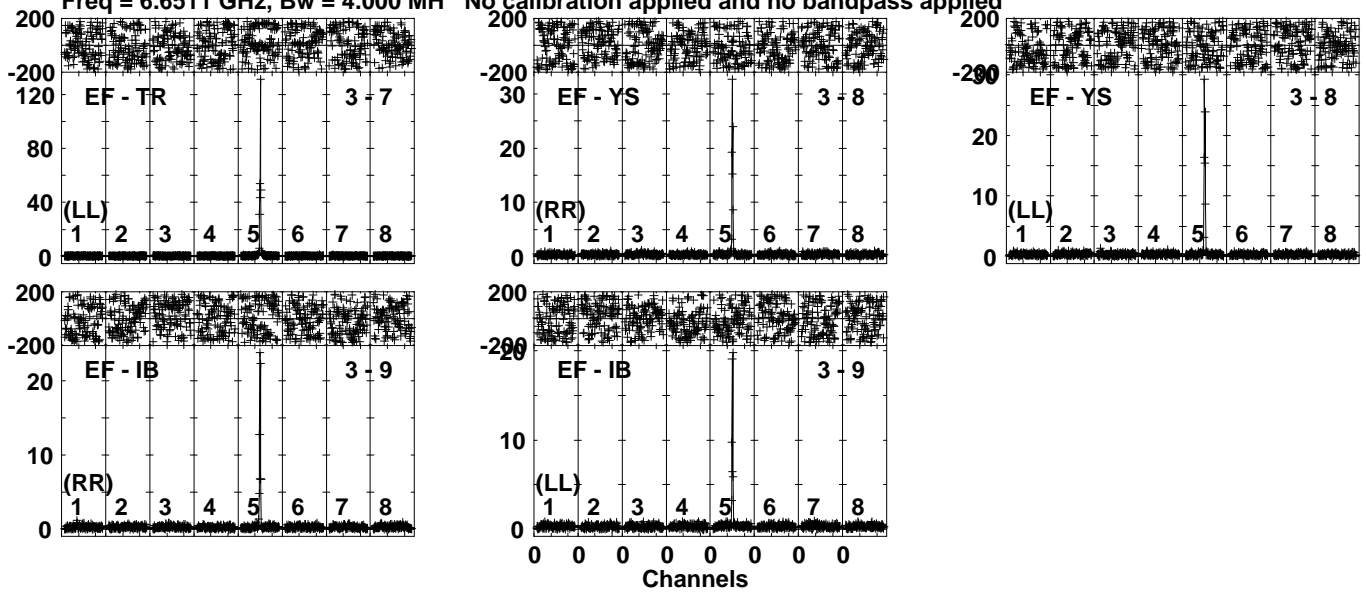


Lower frame: Milli Ampl Jy Top frame: Phas deg  
Vector averaged cross-power spectrum Several baselines displayed  
Timerange: 00/22:27:31 to 00/22:30:29

Plot file version 56 created 20-JUL-2023 11:20:18

W75N EK052B 1.UVDATA.1

Freq = 6.6511 GHz, Bw = 4.000 MH No calibration applied and no bandpass applied

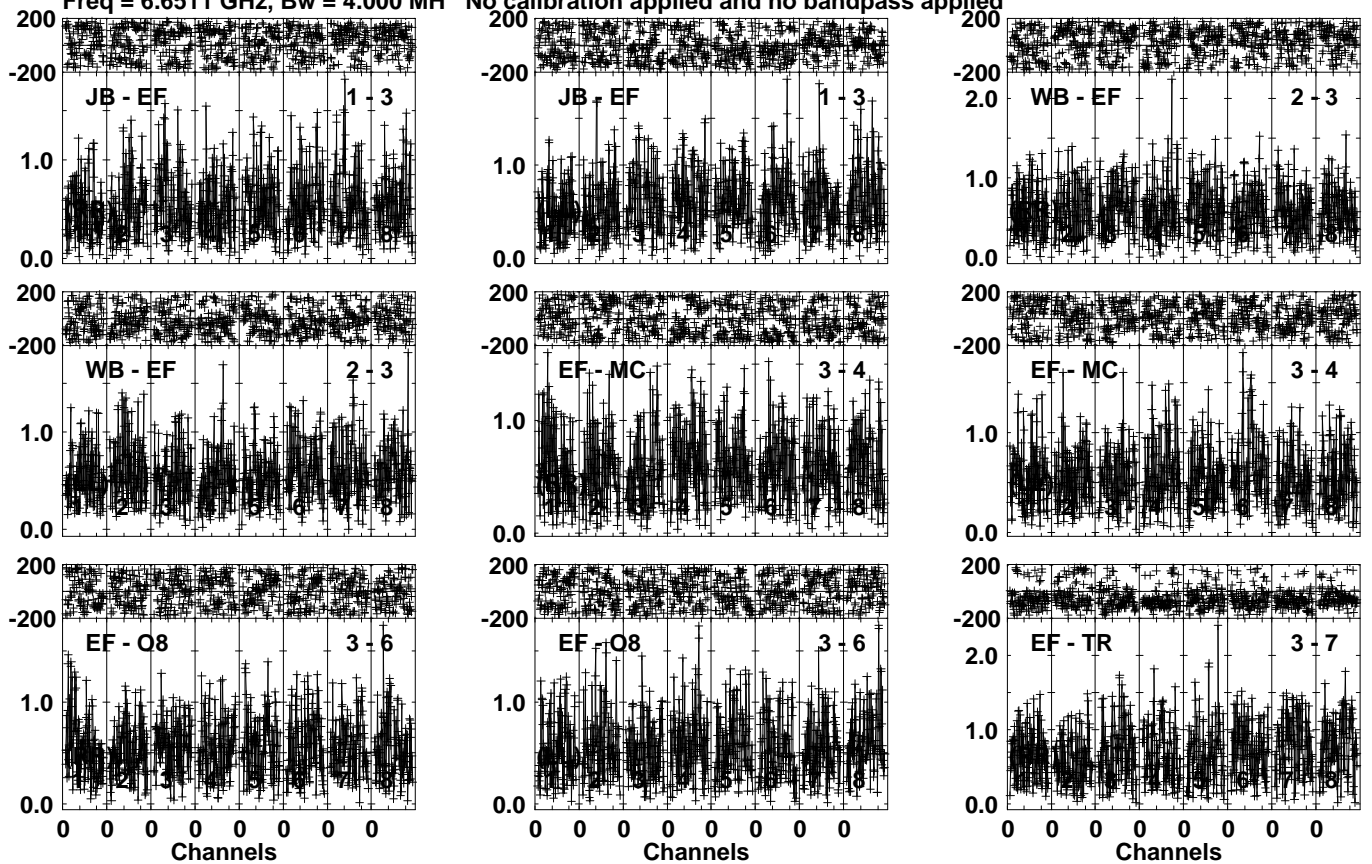


Lower frame: Milli Ampl Jy Top frame: Phas deg  
Vector averaged cross-power spectrum Several baselines displayed  
Timerange: 00/22:27:31 to 00/22:30:29

Plot file version 57 created 20-JUL-2023 11:20:18

J2048+4310 EK052B 1.UVDATA.1

Freq = 6.6511 GHz, Bw = 4.000 MH No calibration applied and no bandpass applied

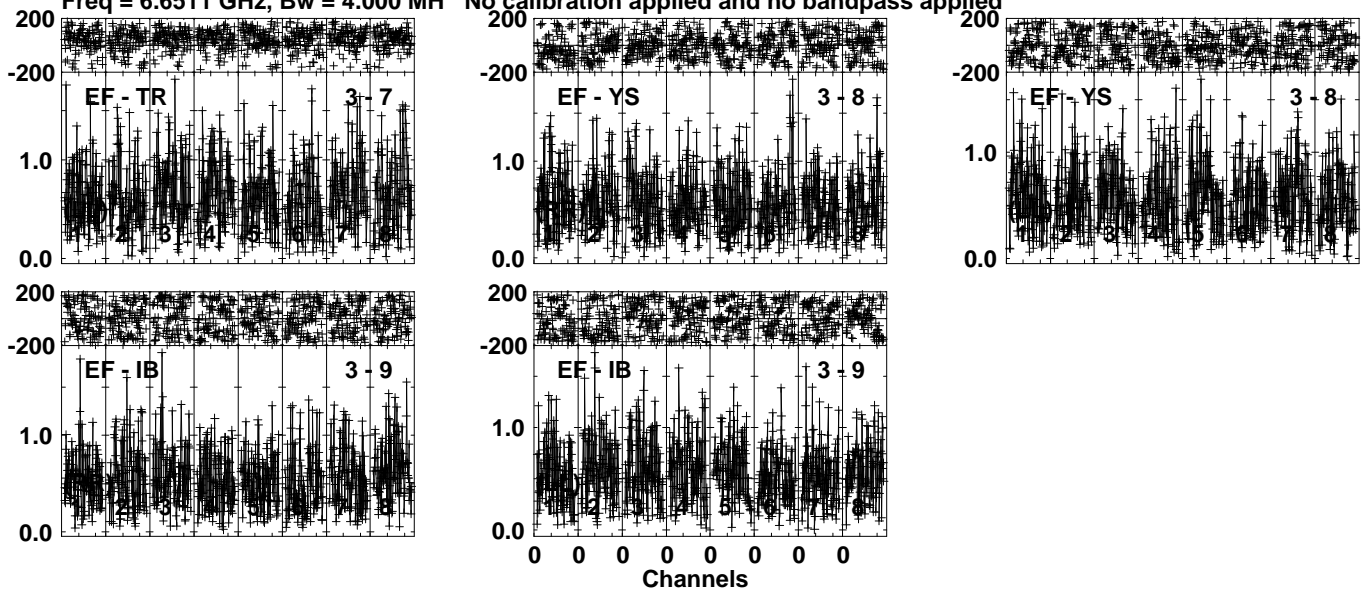


Lower frame: Milli Ampl Jy Top frame: Phas deg  
Vector averaged cross-power spectrum Several baselines displayed  
Timerange: 00/22:30:31 to 00/22:32:29

Plot file version 58 created 20-JUL-2023 11:20:18

J2048+4310 EK052B 1.UVDATA.1

Freq = 6.6511 GHz, Bw = 4.000 MH No calibration applied and no bandpass applied



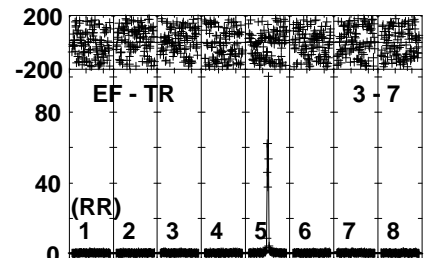
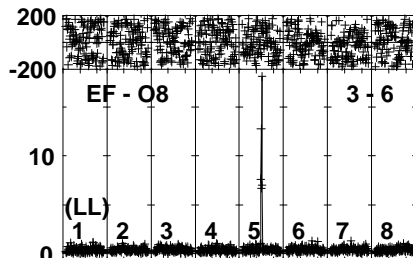
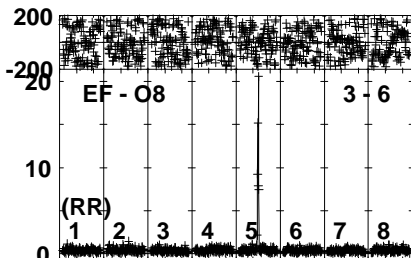
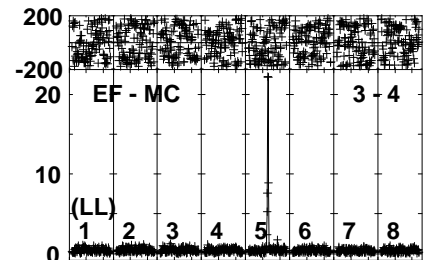
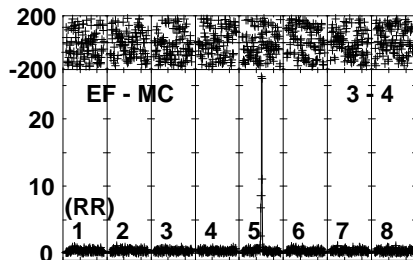
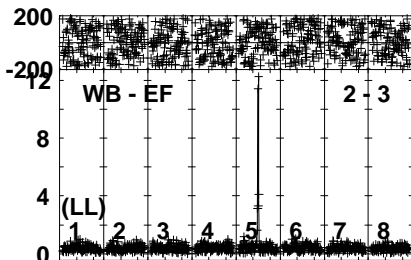
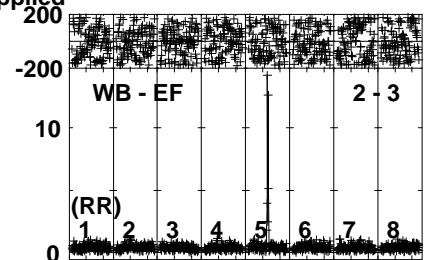
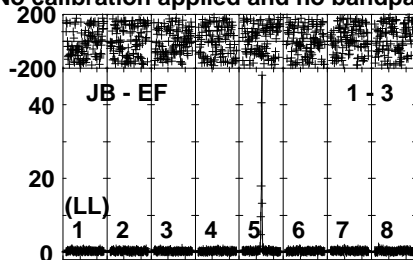
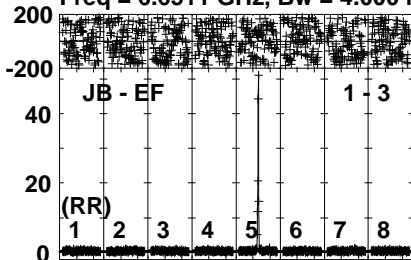
Lower frame: Milli Ampl Jy Top frame: Phas deg  
Vector averaged cross-power spectrum Several baselines displayed  
Timerange: 00/22:30:31 to 00/22:32:29



Plot file version 59 created 20-JUL-2023 11:20:18

W75N EK052B 1.UVDATA.1

Freq = 6.6511 GHz, Bw = 4.000 MH No calibration applied and no bandpass applied

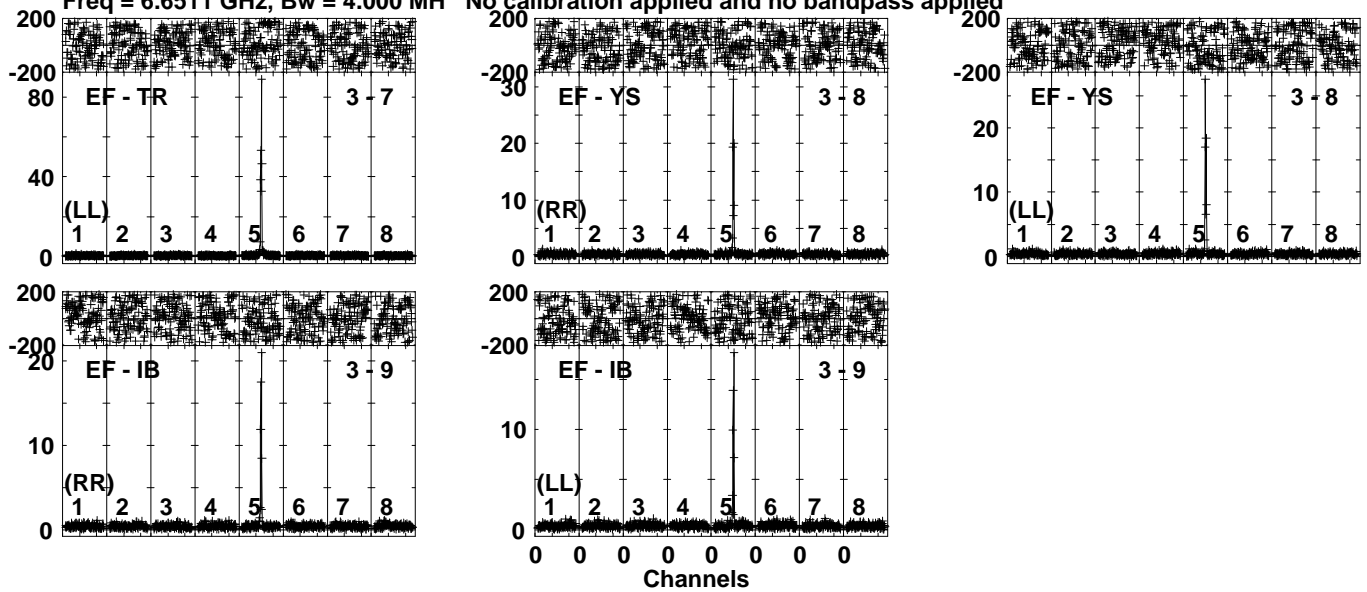


Lower frame: Milli Ampl Jy Top frame: Phas deg  
Vector averaged cross-power spectrum Several baselines displayed  
Timerange: 00/22:32:31 to 00/22:35:29

Plot file version 60 created 20-JUL-2023 11:20:18

W75N EK052B 1.UVDATA.1

Freq = 6.6511 GHz, Bw = 4.000 MH No calibration applied and no bandpass applied

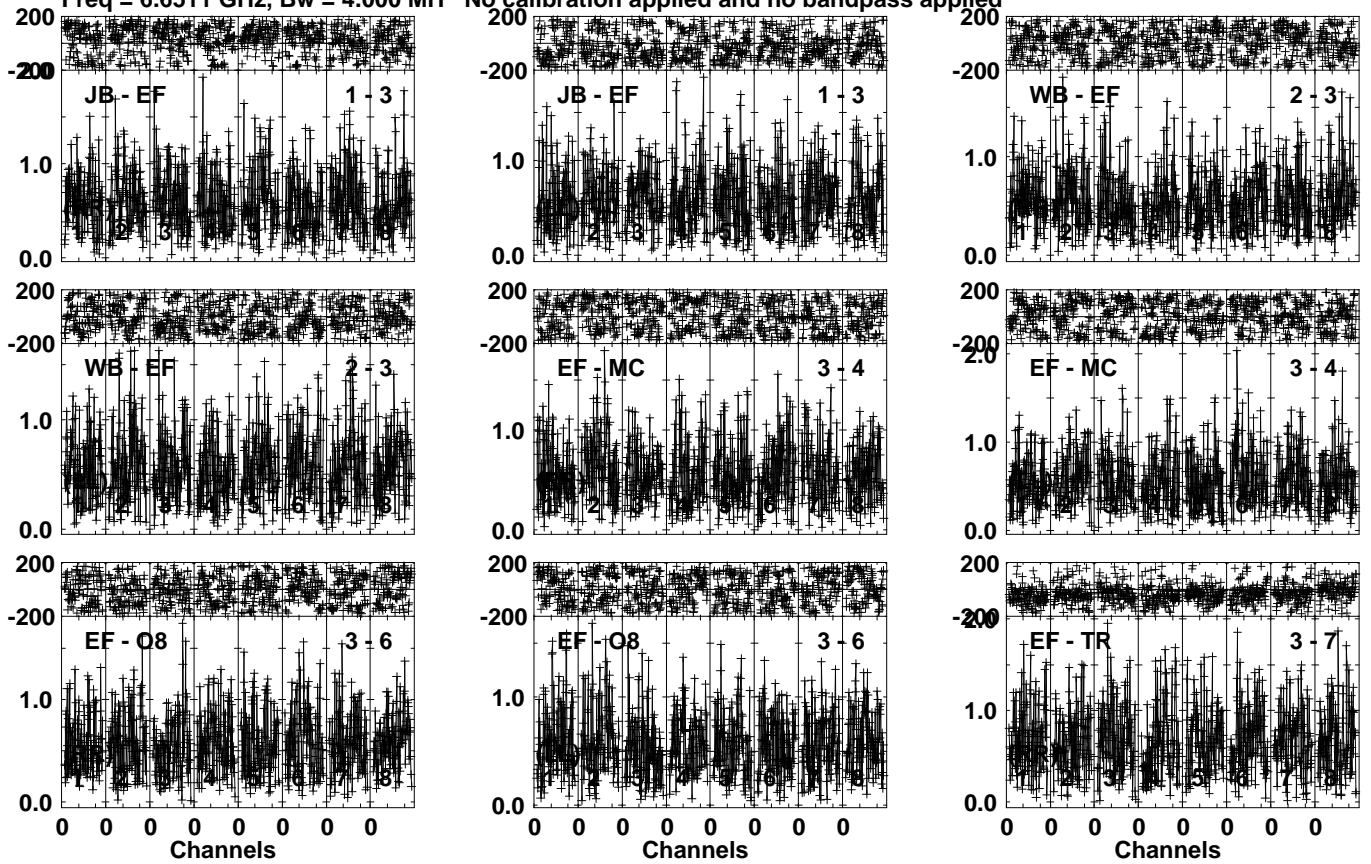


Lower frame: Milli Ampl Jy Top frame: Phas deg  
Vector averaged cross-power spectrum Several baselines displayed  
Timerange: 00/22:32:31 to 00/22:35:29

Plot file version 61 created 20-JUL-2023 11:20:18

J2048+4310 EK052B 1.UVDATA.1

Freq = 6.6511 GHz, Bw = 4.000 MH No calibration applied and no bandpass applied

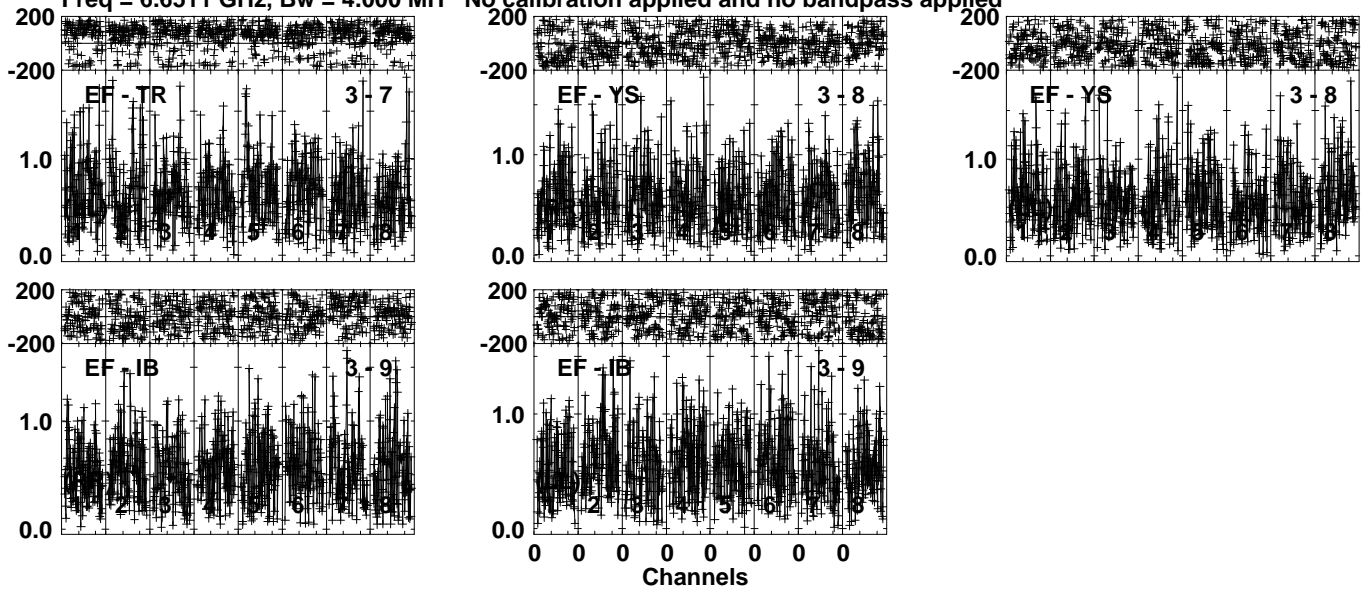


Lower frame: Milli Ampl Jy Top frame: Phas deg  
Vector averaged cross-power spectrum Several baselines displayed  
Timerange: 00/22:35:31 to 00/22:37:29

Plot file version 62 created 20-JUL-2023 11:20:18

J2048+4310 EK052B 1.UVDATA.1

Freq = 6.6511 GHz, Bw = 4.000 MH No calibration applied and no bandpass applied

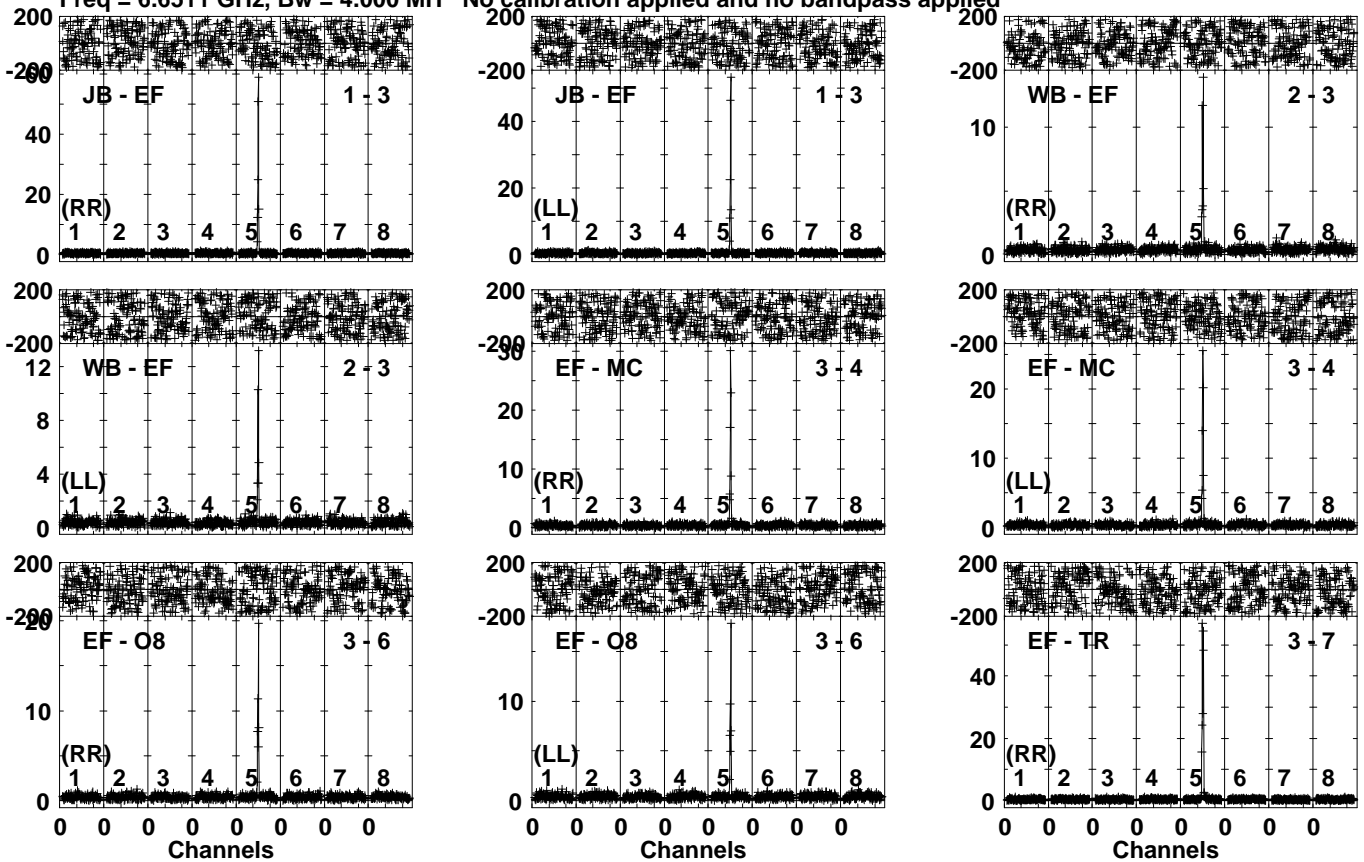


Lower frame: Milli Ampl Jy Top frame: Phas deg  
Vector averaged cross-power spectrum Several baselines displayed  
Timerange: 00/22:35:31 to 00/22:37:29

Plot file version 63 created 20-JUL-2023 11:20:19

W75N EK052B 1.UVDATA.1

Freq = 6.6511 GHz, Bw = 4.000 MH No calibration applied and no bandpass applied

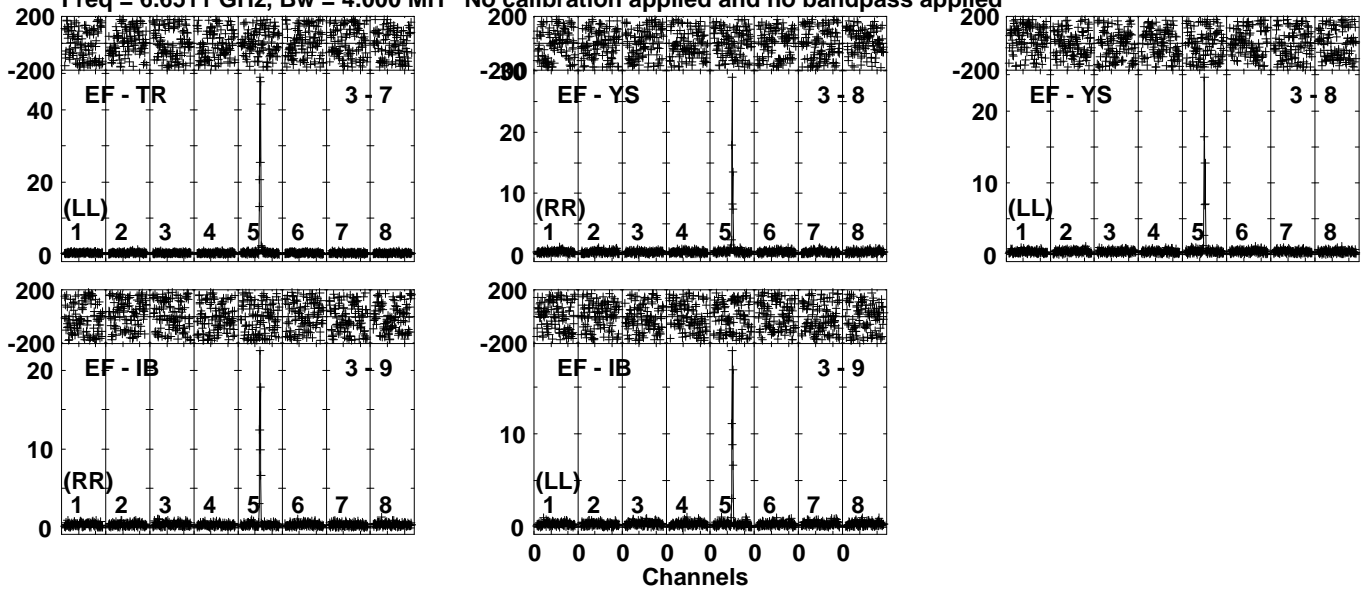


Lower frame: Milli Ampl Jy Top frame: Phas deg  
Vector averaged cross-power spectrum Several baselines displayed  
Timerange: 00/22:37:31 to 00/22:40:29

Plot file version 64 created 20-JUL-2023 11:20:19

W75N EK052B 1.UVDATA.1

Freq = 6.6511 GHz, Bw = 4.000 MH No calibration applied and no bandpass applied

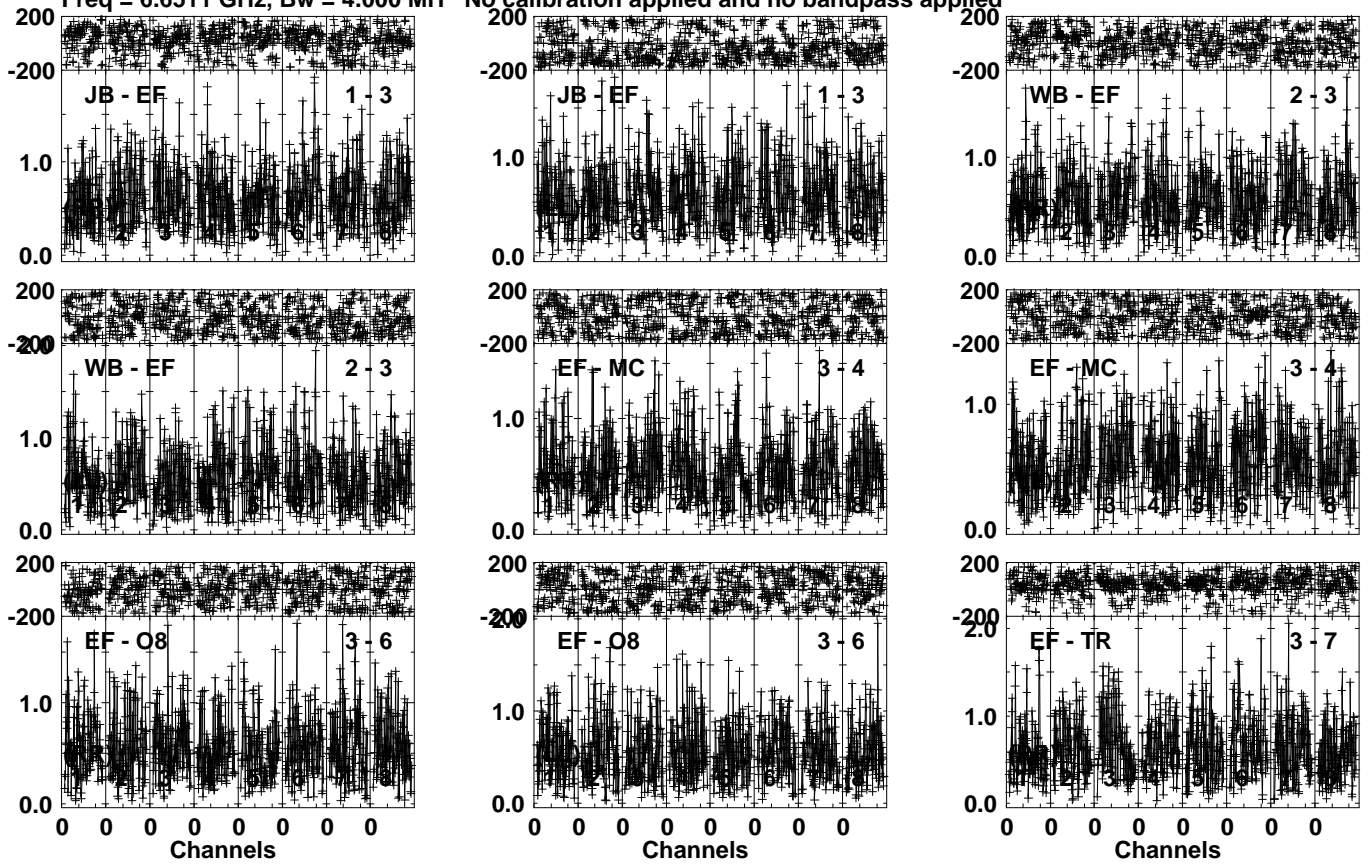


Lower frame: Milli Ampl Jy Top frame: Phas deg  
Vector averaged cross-power spectrum Several baselines displayed  
Timerange: 00/22:37:31 to 00/22:40:29

Plot file version 65 created 20-JUL-2023 11:20:19

J2048+4310 EK052B 1.UVDATA.1

Freq = 6.6511 GHz, Bw = 4.000 MH No calibration applied and no bandpass applied

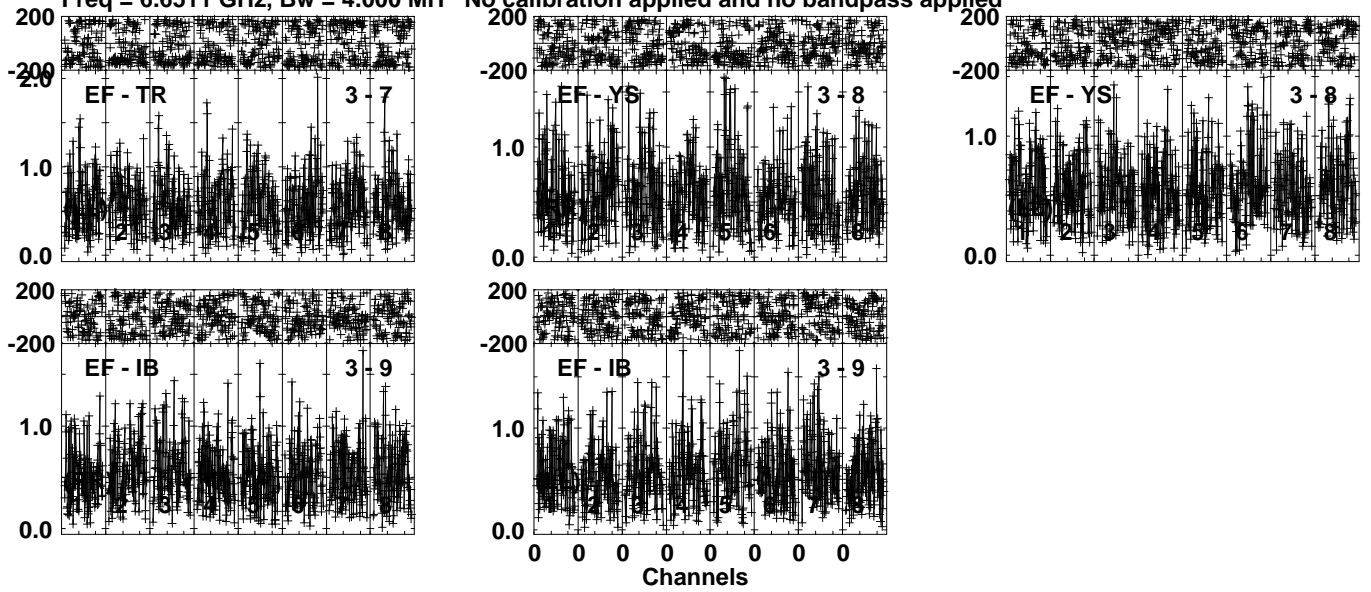


Lower frame: Milli Ampl Jy Top frame: Phas deg  
Vector averaged cross-power spectrum Several baselines displayed  
Timerange: 00/22:40:31 to 00/22:42:29

Plot file version 66 created 20-JUL-2023 11:20:19

J2048+4310 EK052B 1.UVDATA.1

Freq = 6.6511 GHz, Bw = 4.000 MH No calibration applied and no bandpass applied



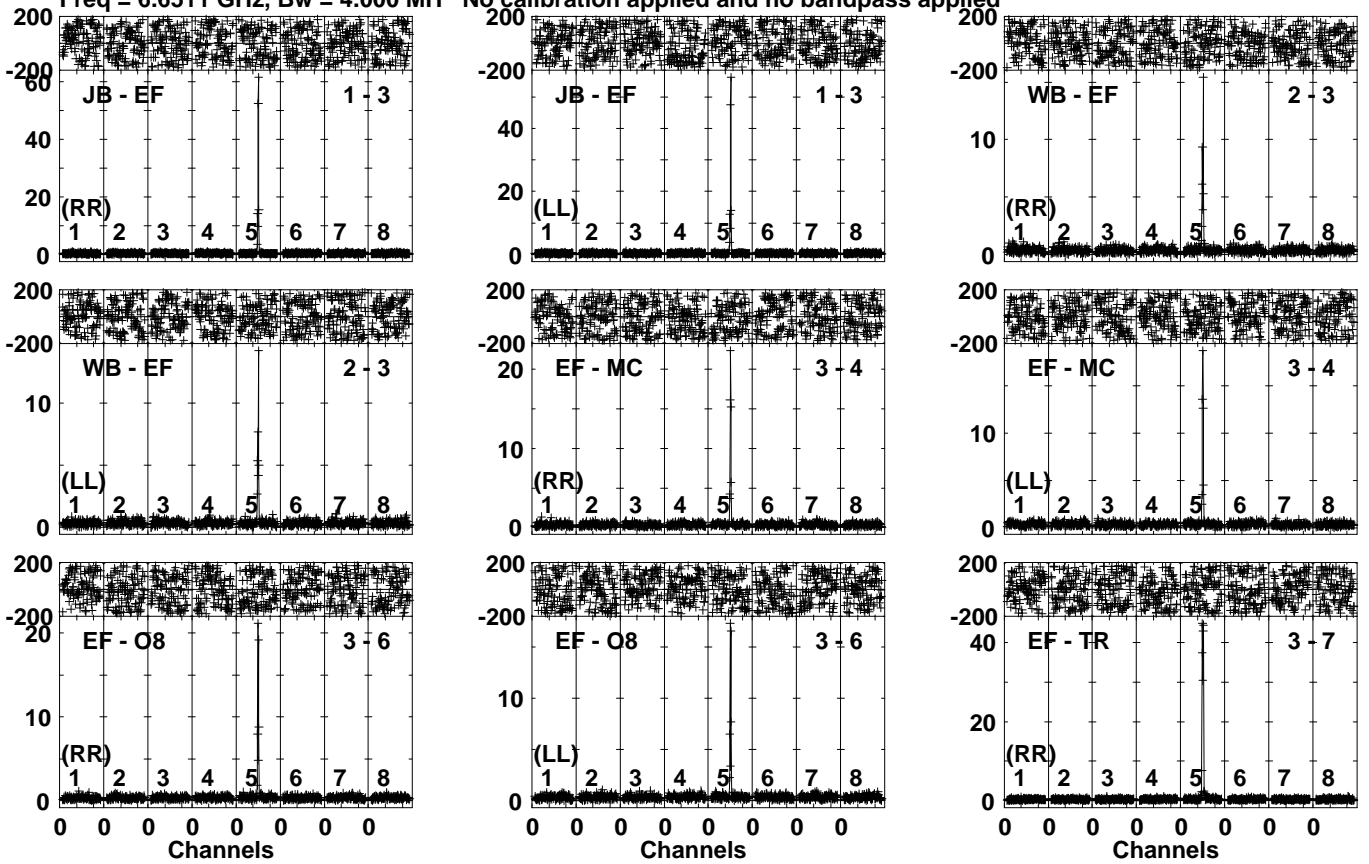
Lower frame: Milli Ampl Jy Top frame: Phas deg  
Vector averaged cross-power spectrum Several baselines displayed  
Timerange: 00/22:40:31 to 00/22:42:29



Plot file version 67 created 20-JUL-2023 11:20:19

W75N EK052B 1.UVDATA.1

Freq = 6.6511 GHz, Bw = 4.000 MH No calibration applied and no bandpass applied

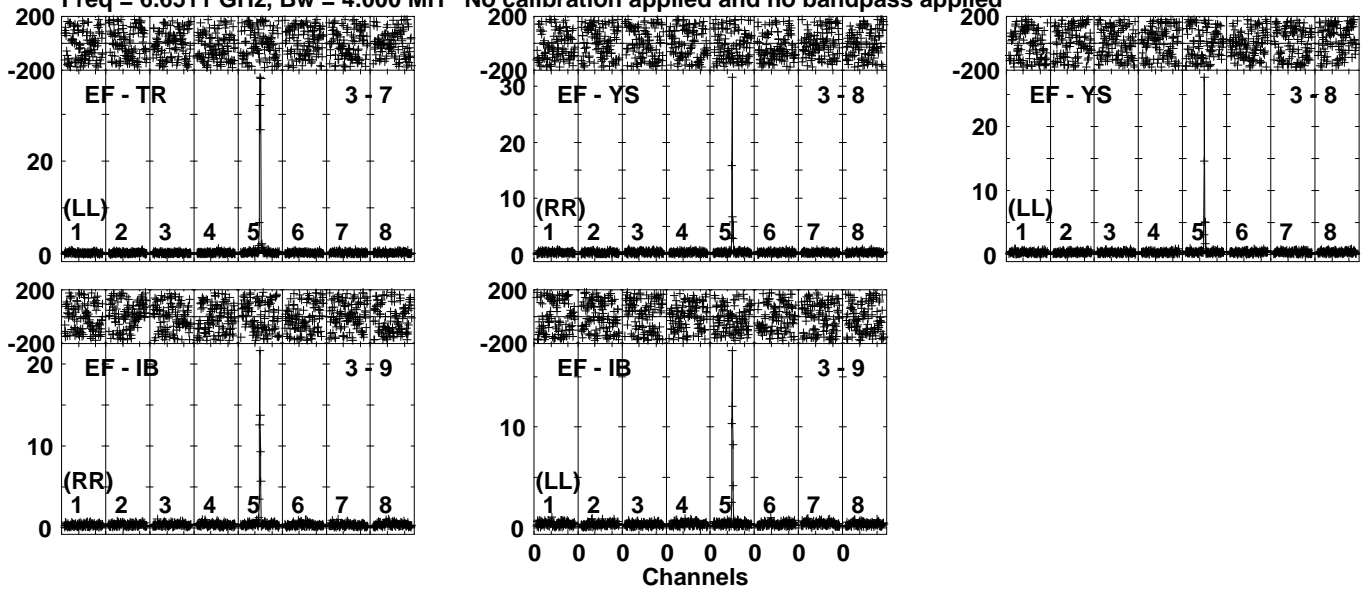


Lower frame: Milli Ampl Jy Top frame: Phas deg  
Vector averaged cross-power spectrum Several baselines displayed  
Timerange: 00/22:43:01 to 00/22:45:59

Plot file version 68 created 20-JUL-2023 11:20:19

W75N EK052B 1.UVDATA.1

Freq = 6.6511 GHz, Bw = 4.000 MH No calibration applied and no bandpass applied

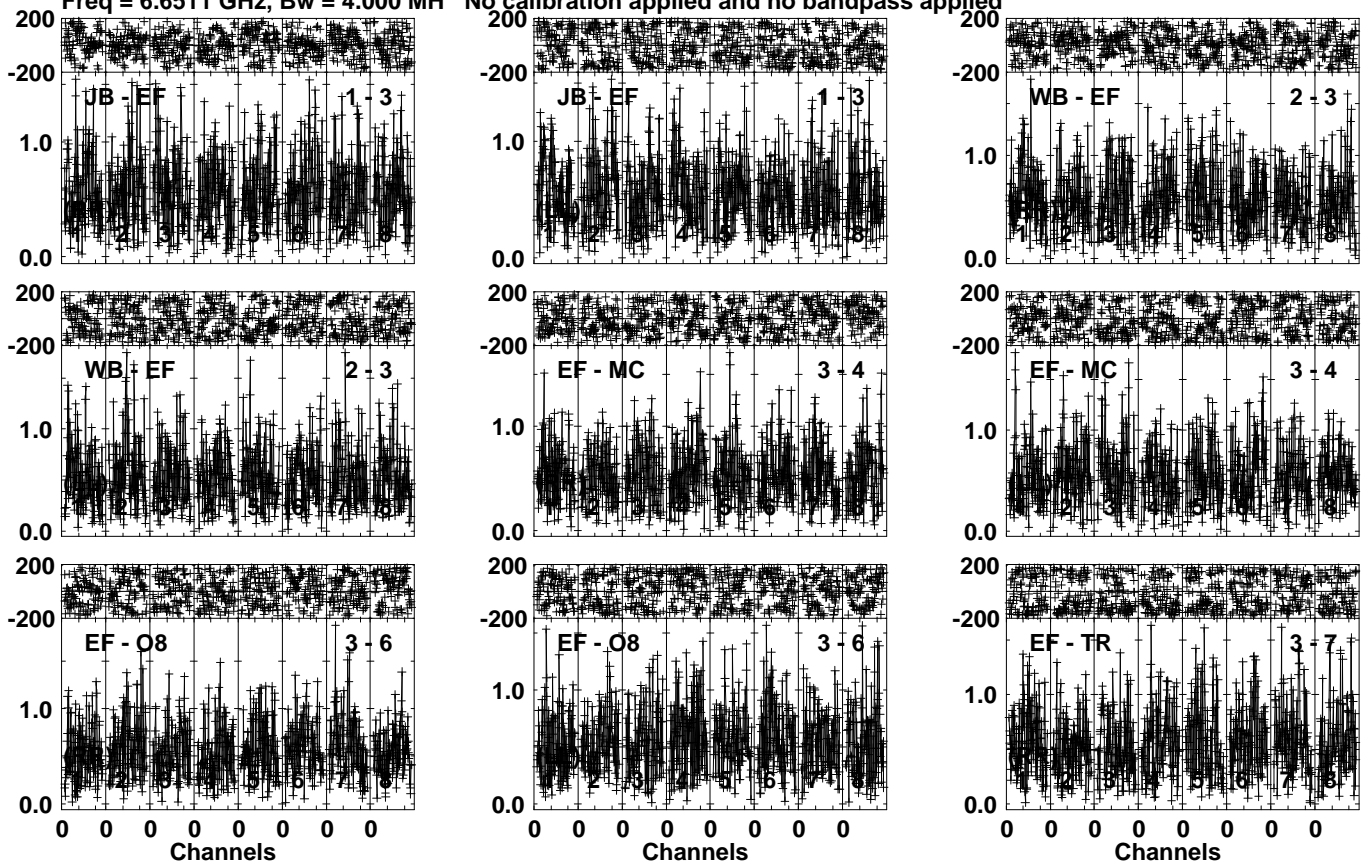


Lower frame: Milli Ampl Jy Top frame: Phas deg  
Vector averaged cross-power spectrum Several baselines displayed  
Timerange: 00/22:43:01 to 00/22:45:59

Plot file version 69 created 20-JUL-2023 11:20:20

J2048+4310 EK052B 1.UVDATA.1

Freq = 6.6511 GHz, Bw = 4.000 MH No calibration applied and no bandpass applied

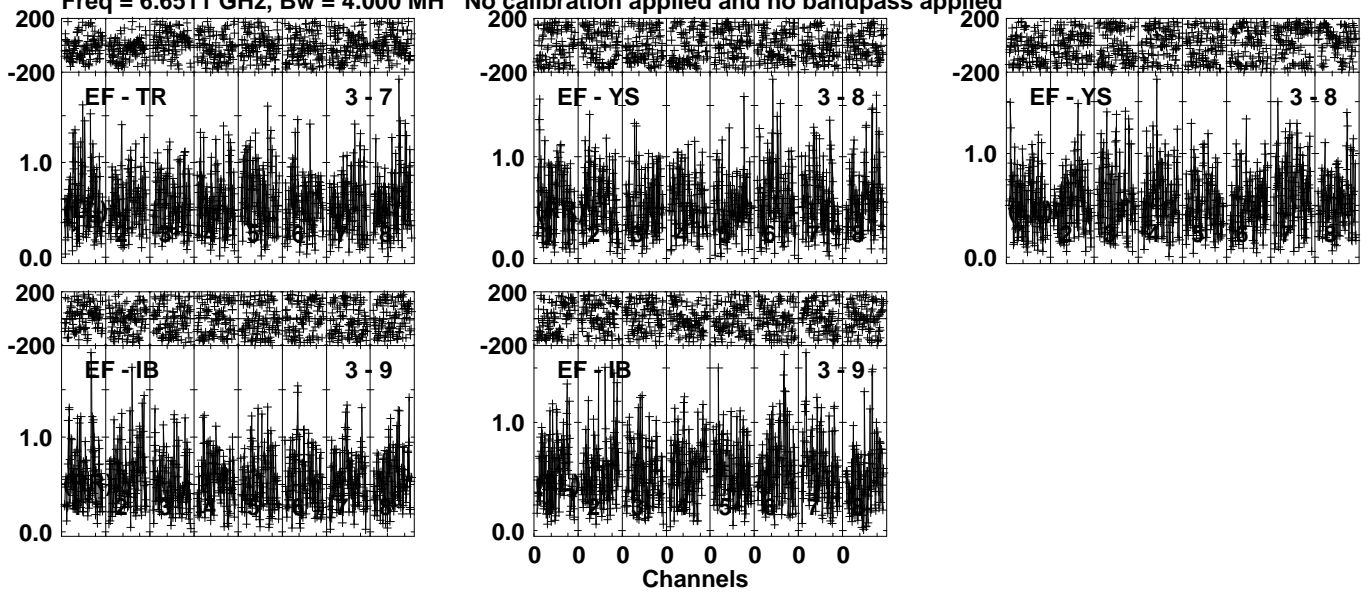


Lower frame: Milli Ampl Jy Top frame: Phas deg  
Vector averaged cross-power spectrum Several baselines displayed  
Timerange: 00/22:46:01 to 00/22:47:59

Plot file version 70 created 20-JUL-2023 11:20:20

J2048+4310 EK052B 1.UVDATA.1

Freq = 6.6511 GHz, Bw = 4.000 MH No calibration applied and no bandpass applied

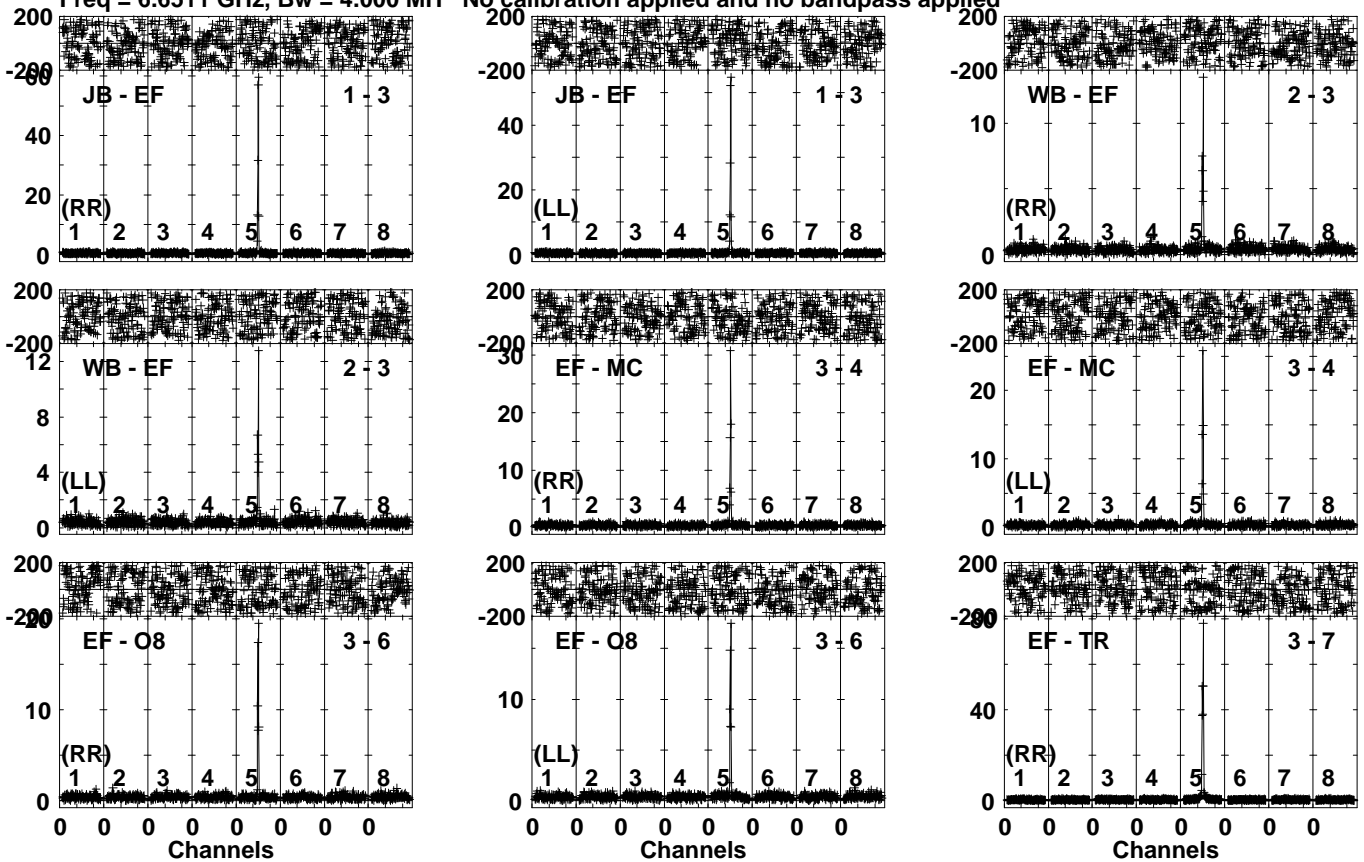


Lower frame: Milli Ampl Jy Top frame: Phas deg  
Vector averaged cross-power spectrum Several baselines displayed  
Timerange: 00/22:46:01 to 00/22:47:59

Plot file version 71 created 20-JUL-2023 11:20:20

W75N EK052B 1.UVDATA.1

Freq = 6.6511 GHz, Bw = 4.000 MH No calibration applied and no bandpass applied

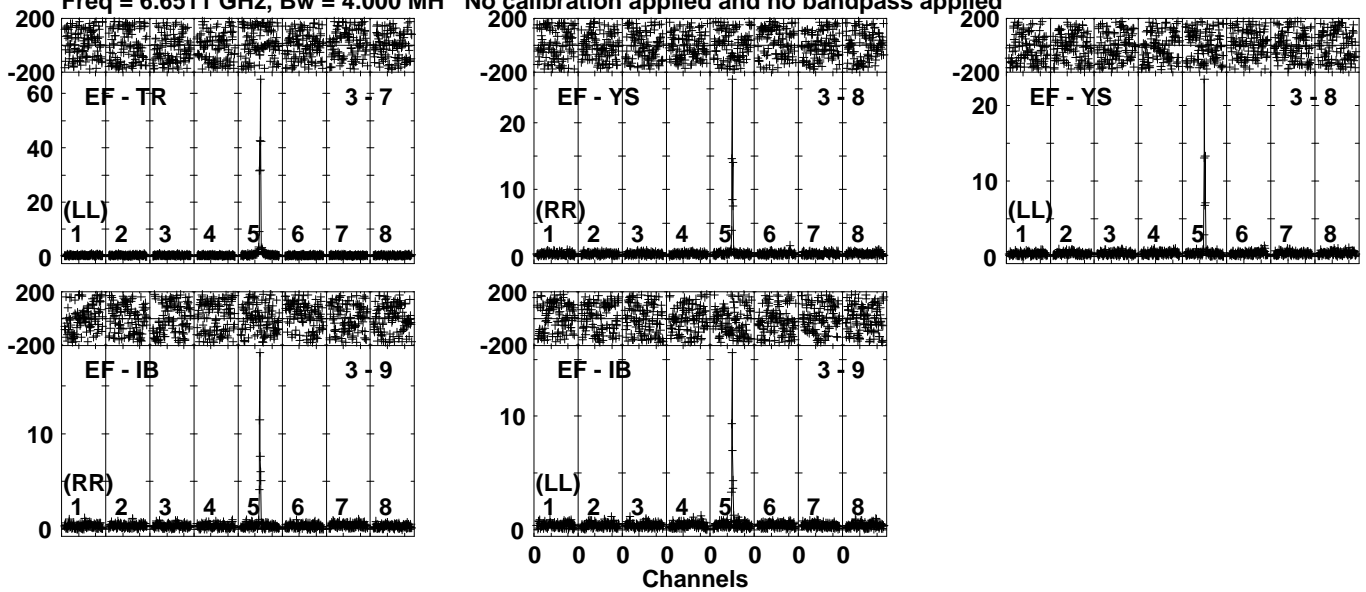


Lower frame: Milli Ampl Jy Top frame: Phas deg  
Vector averaged cross-power spectrum Several baselines displayed  
Timerange: 00/22:48:01 to 00/22:50:59

Plot file version 72 created 20-JUL-2023 11:20:20

W75N EK052B 1.UVDATA.1

Freq = 6.6511 GHz, Bw = 4.000 MH No calibration applied and no bandpass applied

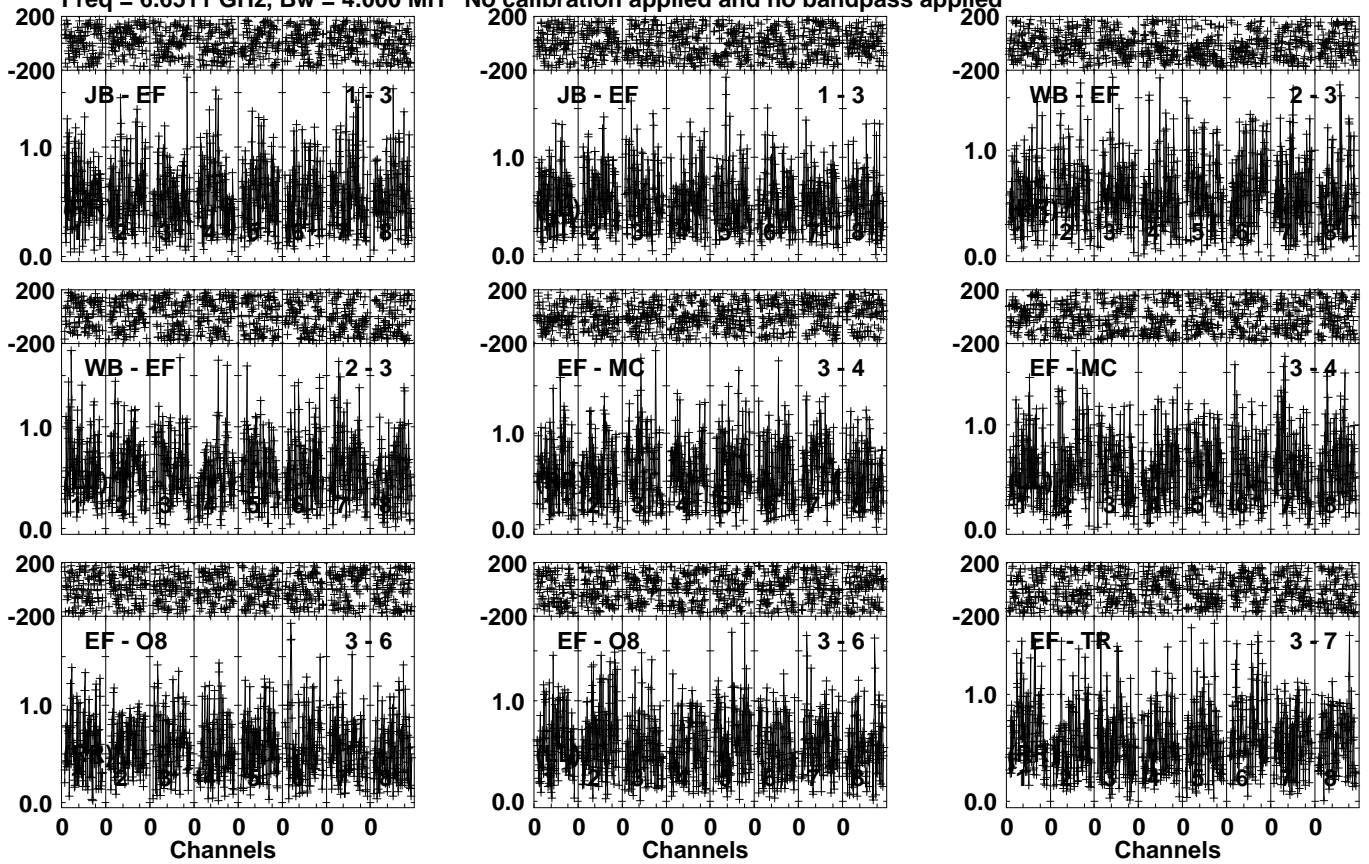


Lower frame: Milli Ampl Jy Top frame: Phas deg  
Vector averaged cross-power spectrum Several baselines displayed  
Timerange: 00/22:48:01 to 00/22:50:59

Plot file version 73 created 20-JUL-2023 11:20:20

J2048+4310 EK052B 1.UVDATA.1

Freq = 6.6511 GHz, Bw = 4.000 MH No calibration applied and no bandpass applied

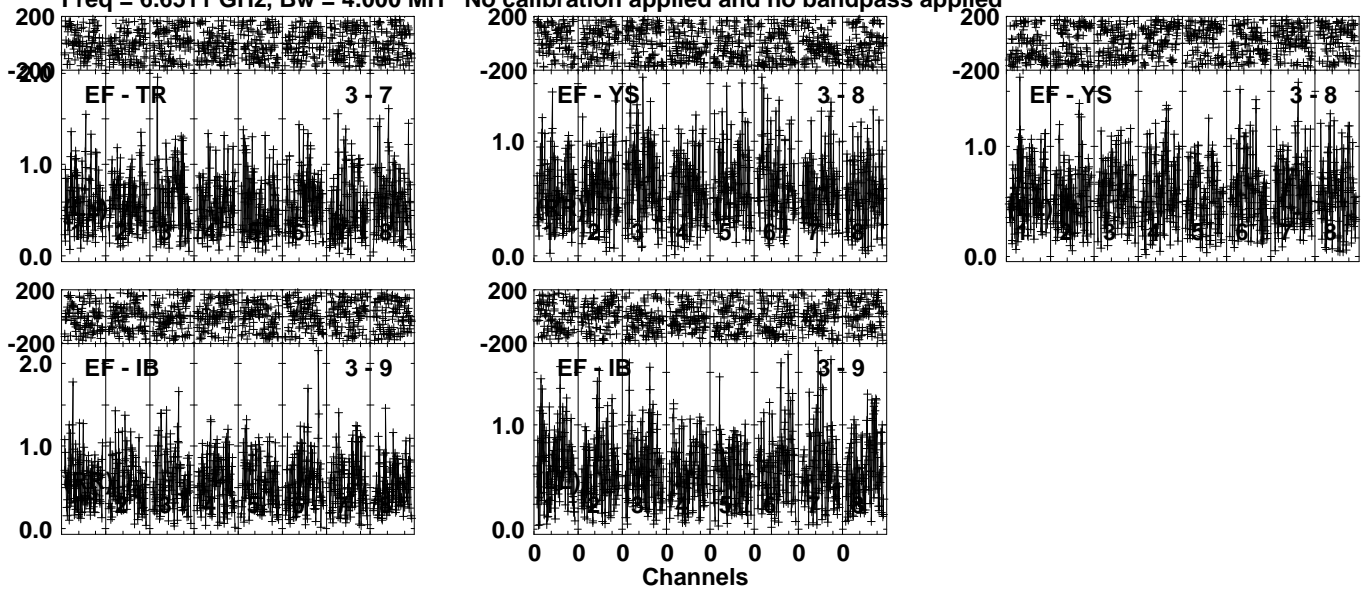


Lower frame: Milli Ampl Jy Top frame: Phas deg  
Vector averaged cross-power spectrum Several baselines displayed  
Timerange: 00/22:51:01 to 00/22:52:59

Plot file version 74 created 20-JUL-2023 11:20:20

J2048+4310 EK052B 1.UVDATA.1

Freq = 6.6511 GHz, Bw = 4.000 MH No calibration applied and no bandpass applied



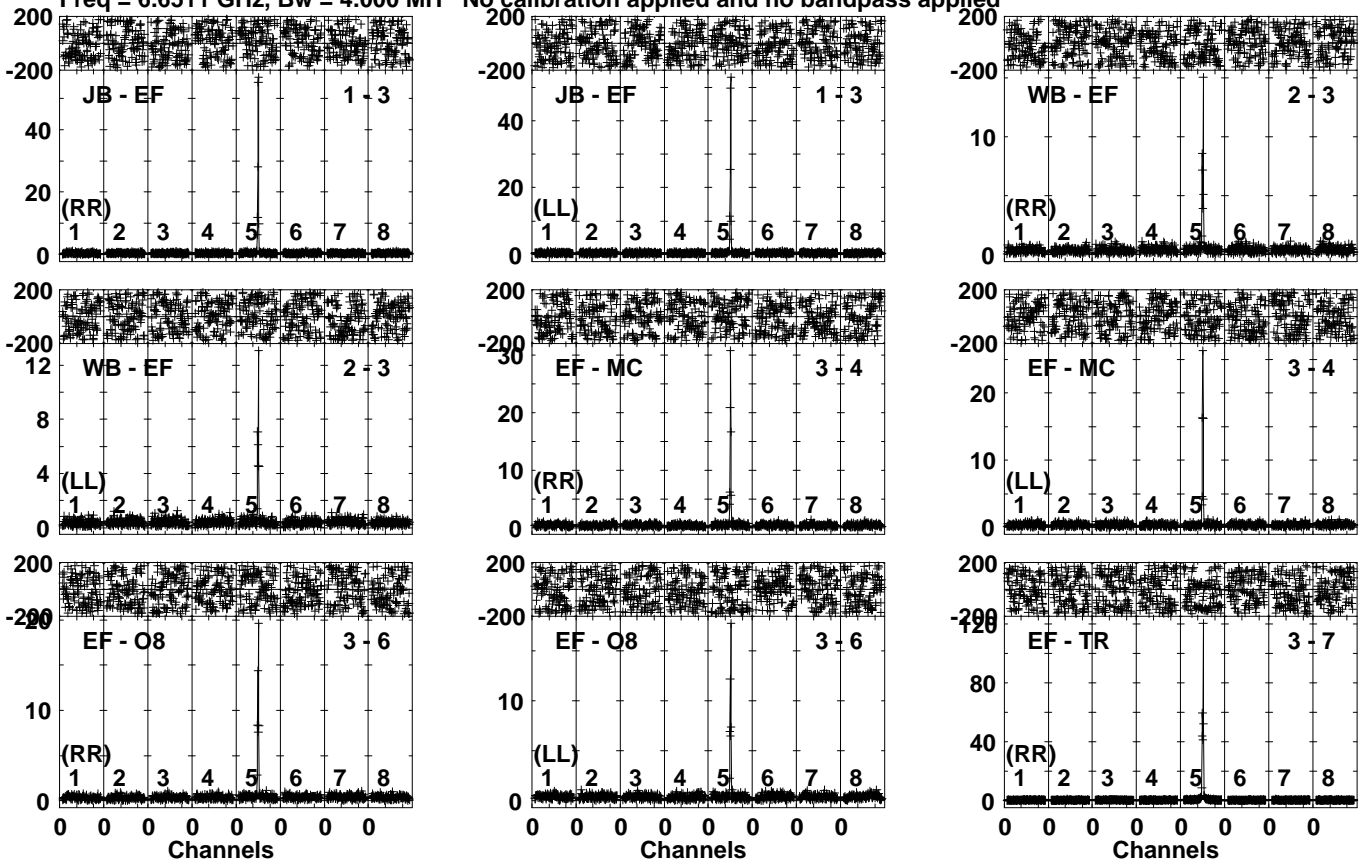
Lower frame: Milli Ampl Jy Top frame: Phas deg  
Vector averaged cross-power spectrum Several baselines displayed  
Timerange: 00/22:51:01 to 00/22:52:59



Plot file version 75 created 20-JUL-2023 11:20:21

W75N EK052B 1.UVDATA.1

Freq = 6.6511 GHz, Bw = 4.000 MH No calibration applied and no bandpass applied

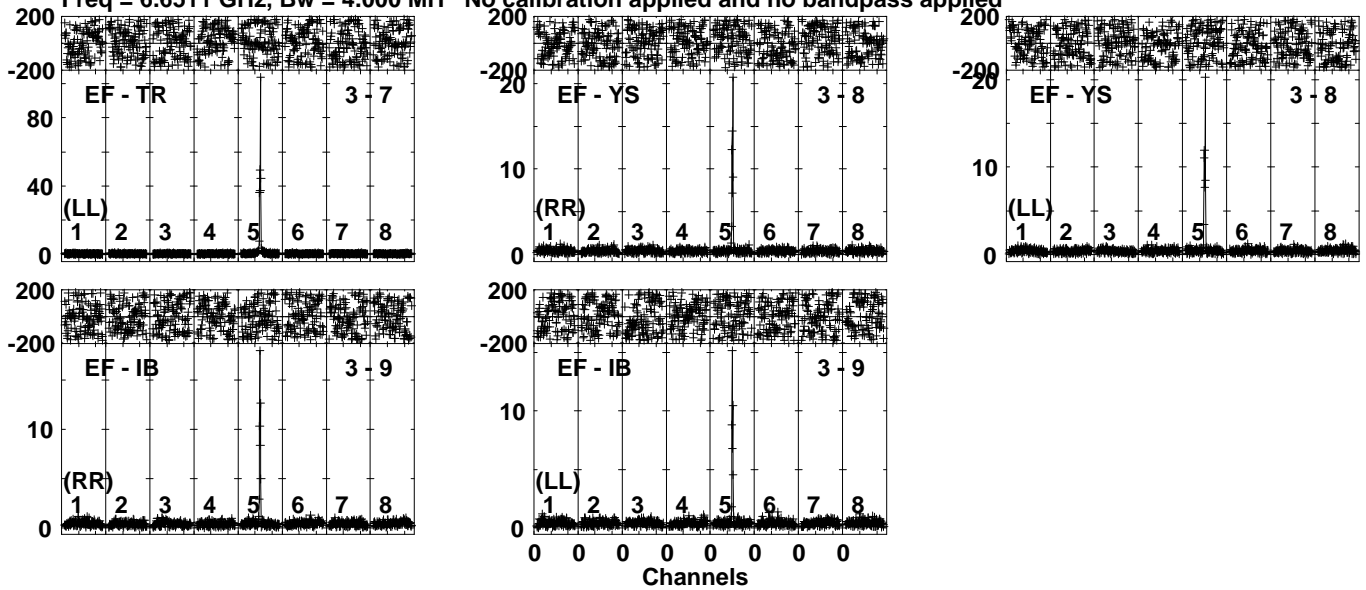


Lower frame: Milli Ampl Jy Top frame: Phas deg  
Vector averaged cross-power spectrum Several baselines displayed  
Timerange: 00/22:53:01 to 00/22:55:59

Plot file version 76 created 20-JUL-2023 11:20:21

W75N EK052B 1.UVDATA.1

Freq = 6.6511 GHz, Bw = 4.000 MH No calibration applied and no bandpass applied

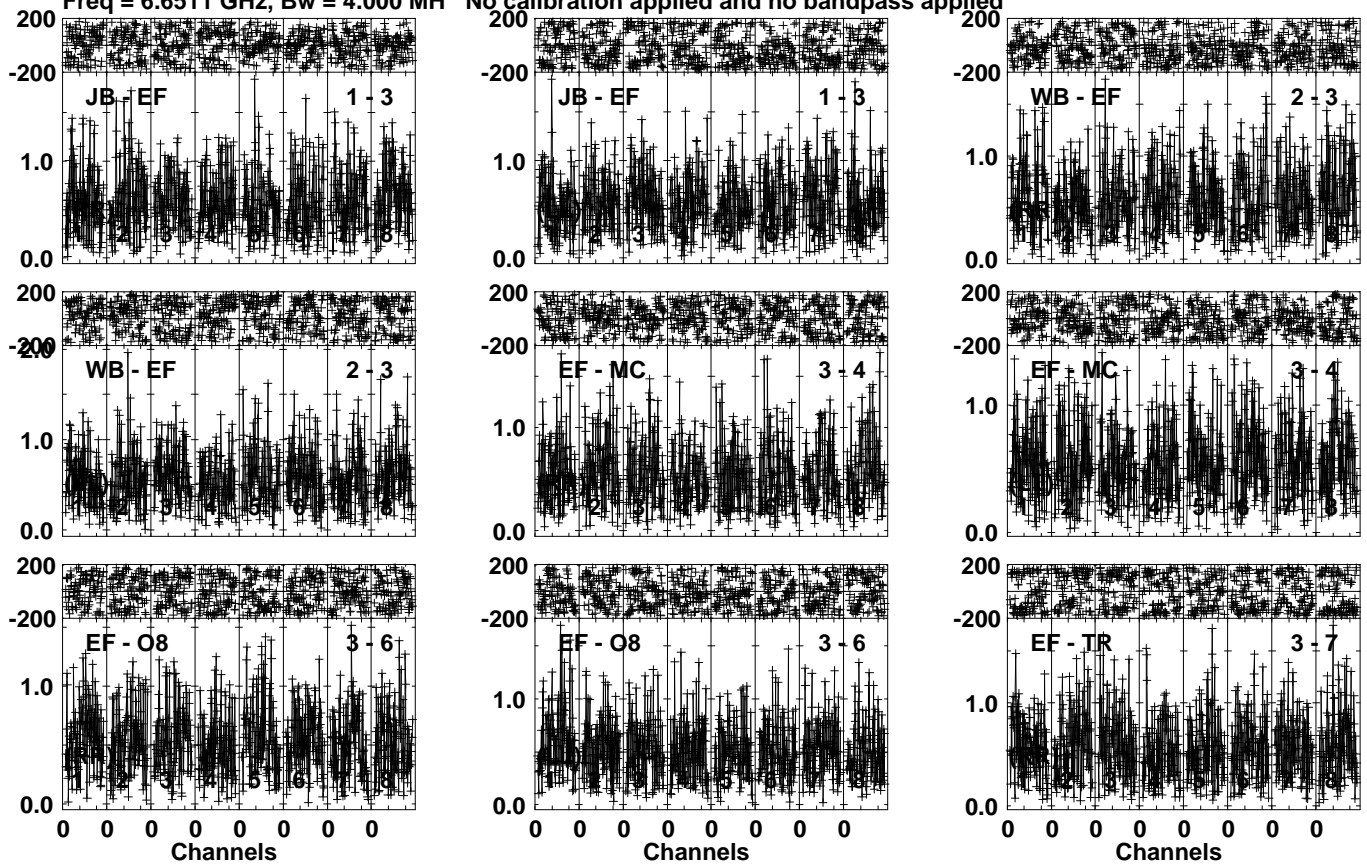


Lower frame: Milli Ampl Jy Top frame: Phas deg  
Vector averaged cross-power spectrum Several baselines displayed  
Timerange: 00/22:53:01 to 00/22:55:59

Plot file version 77 created 20-JUL-2023 11:20:21

J2048+4310 EK052B 1.UVDATA.1

Freq = 6.6511 GHz, Bw = 4.000 MH No calibration applied and no bandpass applied

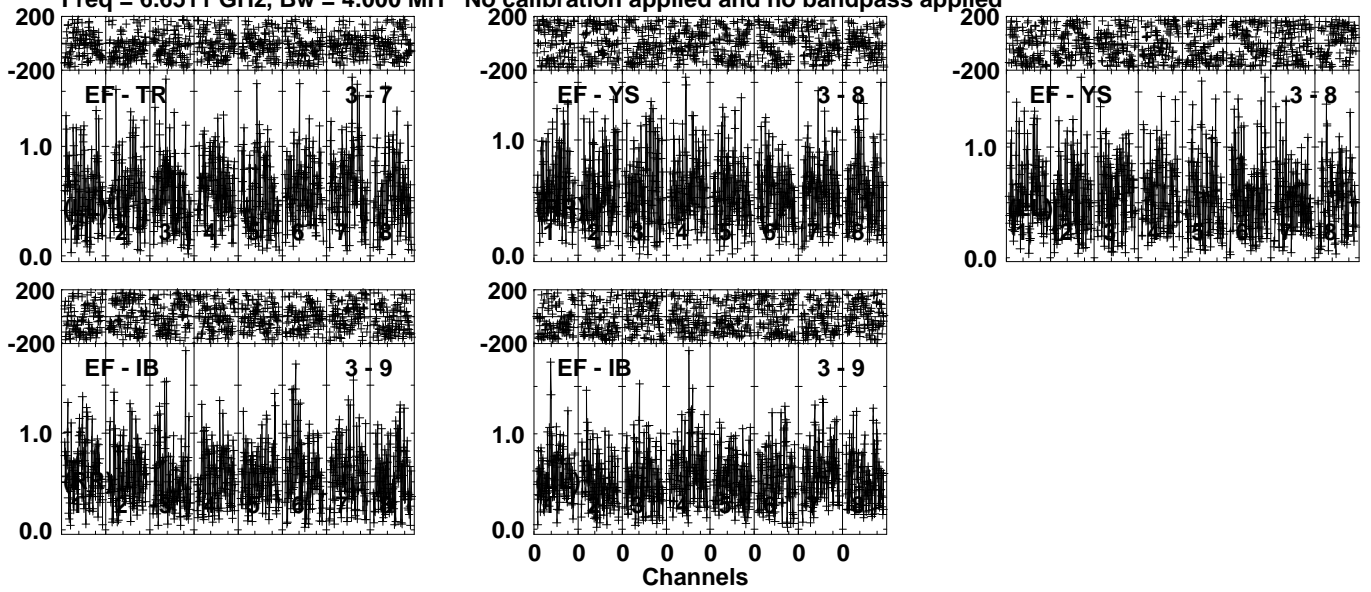


Lower frame: Milli Ampl Jy Top frame: Phas deg  
Vector averaged cross-power spectrum Several baselines displayed  
Timerange: 00/22:56:01 to 00/22:57:59

Plot file version 78 created 20-JUL-2023 11:20:21

J2048+4310 EK052B 1.UVDATA.1

Freq = 6.6511 GHz, Bw = 4.000 MH No calibration applied and no bandpass applied

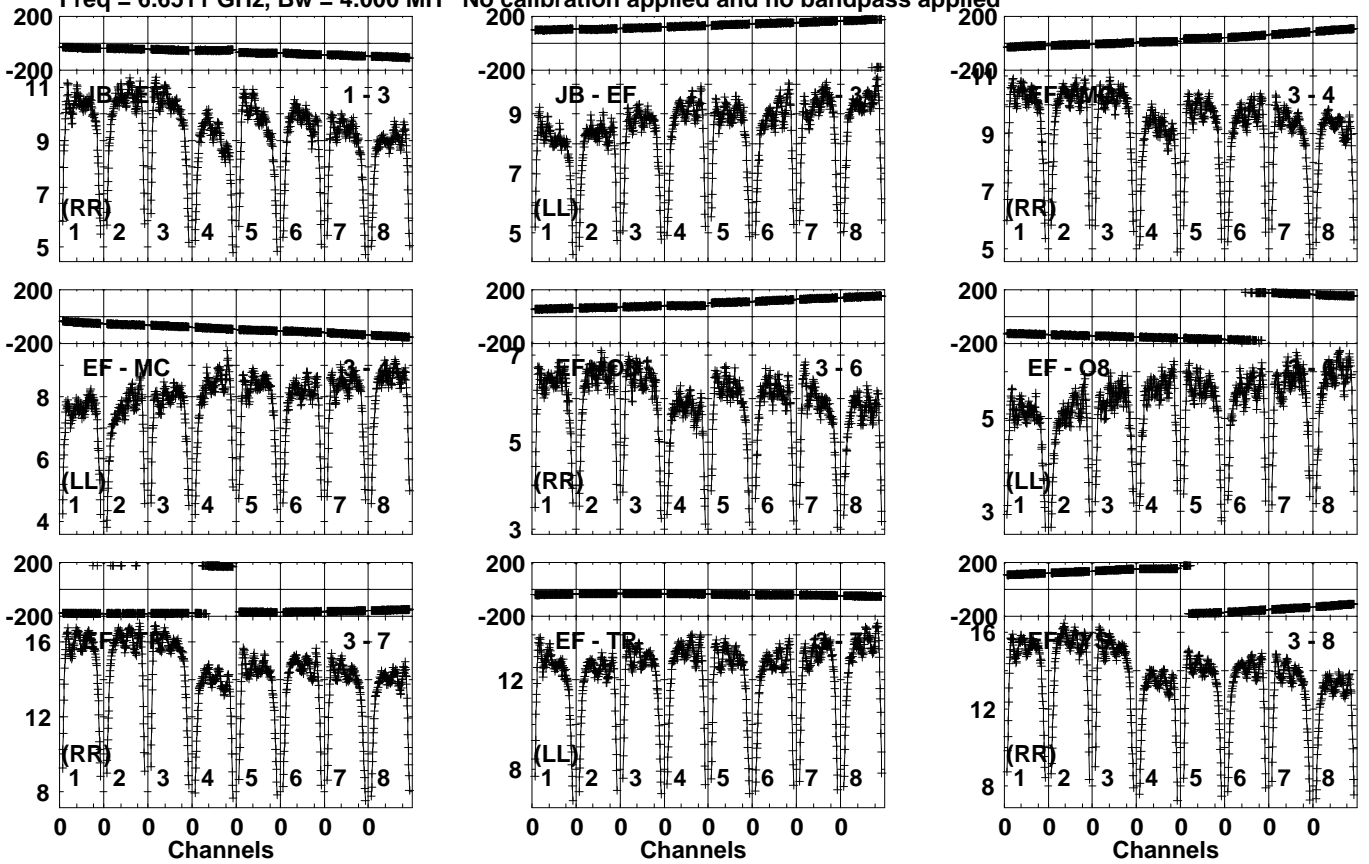


Lower frame: Milli Ampl Jy Top frame: Phas deg  
Vector averaged cross-power spectrum Several baselines displayed  
Timerange: 00/22:56:01 to 00/22:57:59

Plot file version 79 created 20-JUL-2023 11:20:21

J2202+4216 EK052B 1.UVDATA.1

Freq = 6.6511 GHz, Bw = 4.000 MH No calibration applied and no bandpass applied



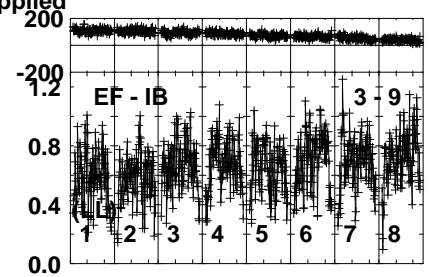
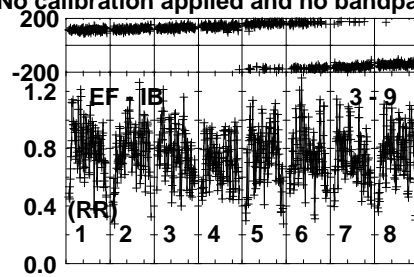
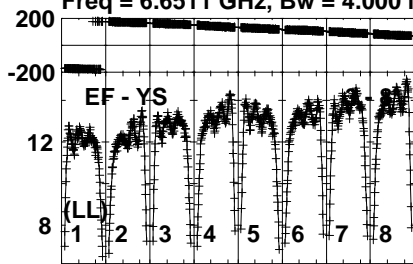
Lower frame: Milli Ampl Jy Top frame: Phas deg  
Vector averaged cross-power spectrum Several baselines displayed  
Timerange: 00/22:59:01 to 00/23:07:59

Plot file version 80 created 20-JUL-2023 11:20:22

J2202+4216 EK052B 1.UVDATA.1

Freq = 6.6511 GHz, Bw = 4.000 MH

No calibration applied and no bandpass applied

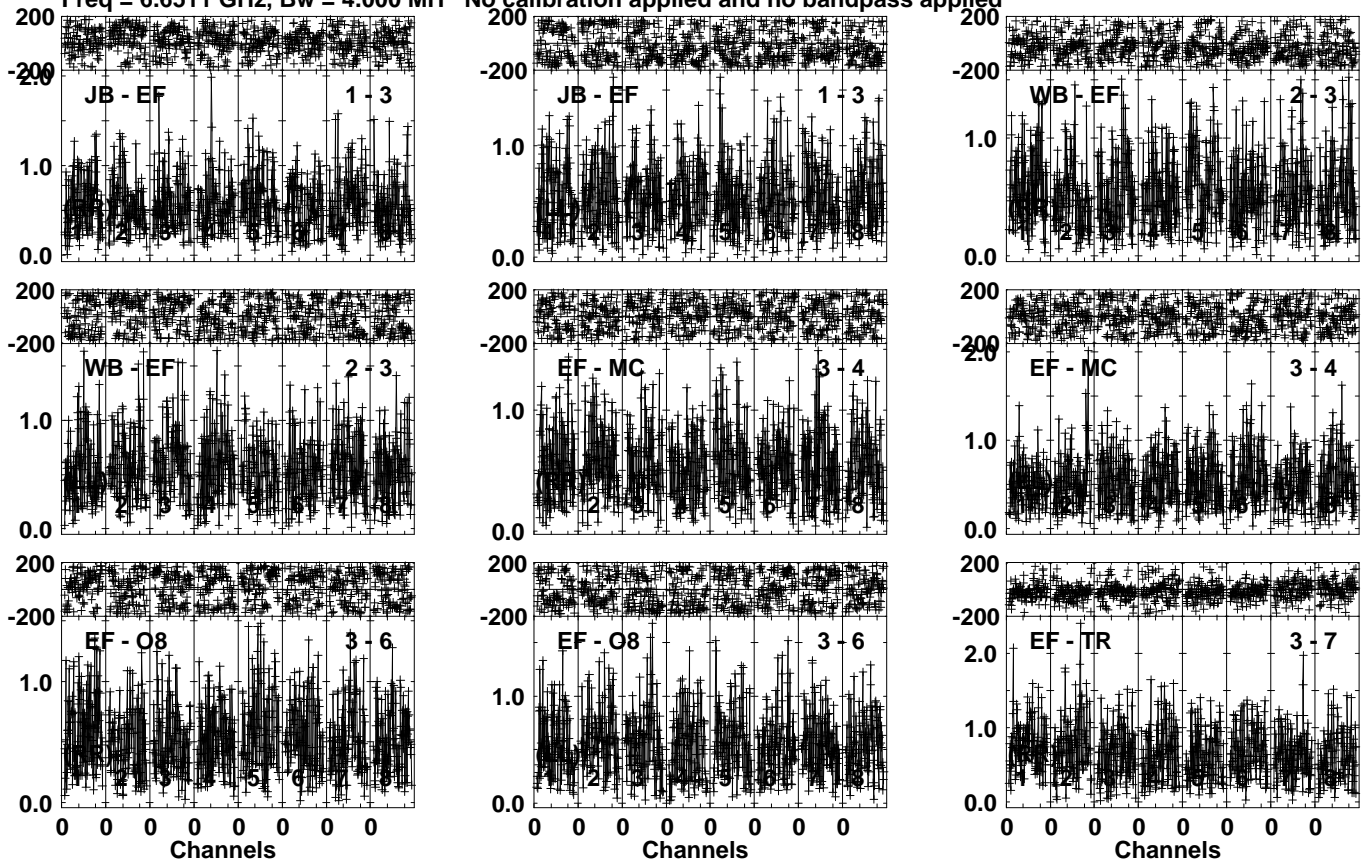


Lower frame: Milli Ampl Jy Top frame: Phas deg  
Vector averaged cross-power spectrum Several baselines displayed  
Timerange: 00/22:59:01 to 00/23:07:59

Plot file version 81 created 20-JUL-2023 11:20:22

J2048+4310 EK052B 1.UVDATA.1

Freq = 6.6511 GHz, Bw = 4.000 MH No calibration applied and no bandpass applied

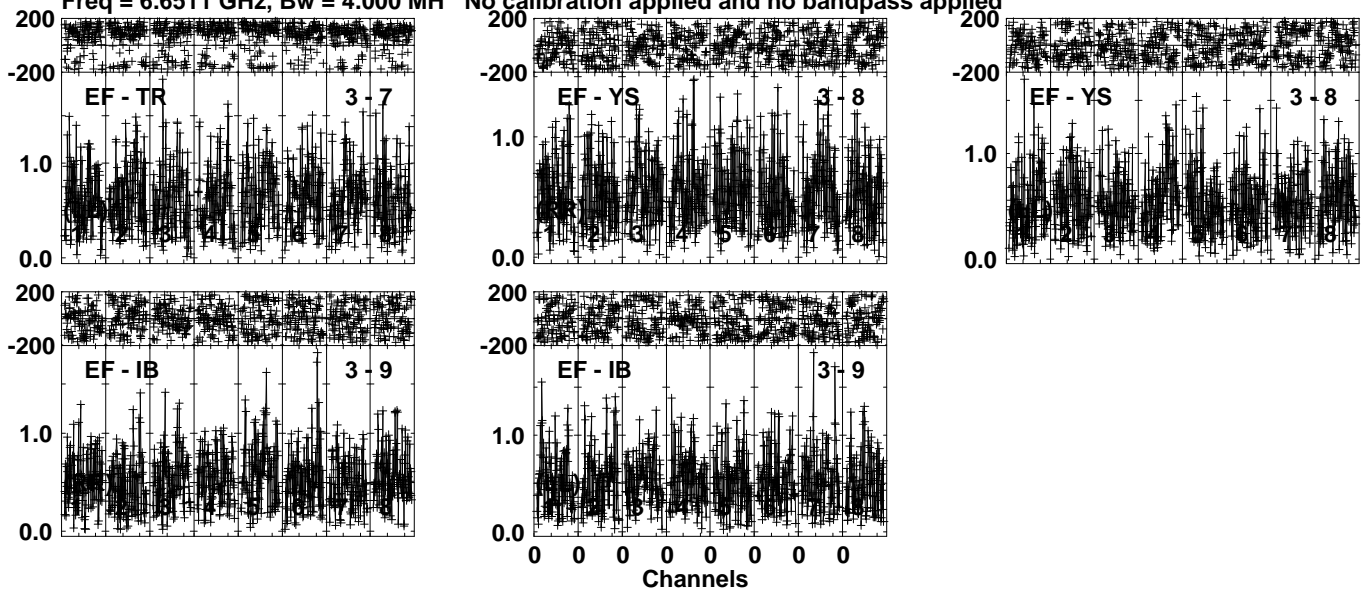


Lower frame: Milli Ampl Jy Top frame: Phas deg  
Vector averaged cross-power spectrum Several baselines displayed  
Timerange: 00/23:08:01 to 00/23:10:59

Plot file version 82 created 20-JUL-2023 11:20:22

J2048+4310 EK052B 1.UVDATA.1

Freq = 6.6511 GHz, Bw = 4.000 MH No calibration applied and no bandpass applied



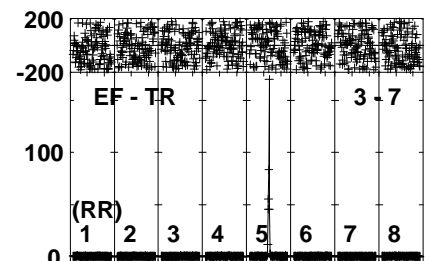
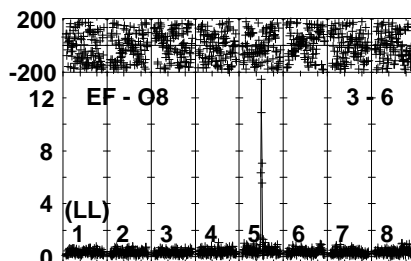
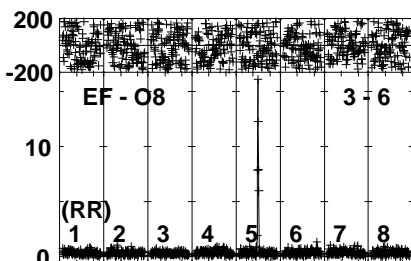
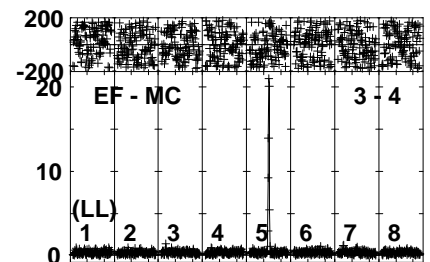
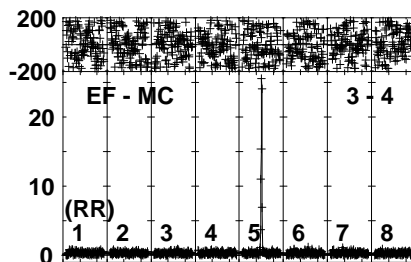
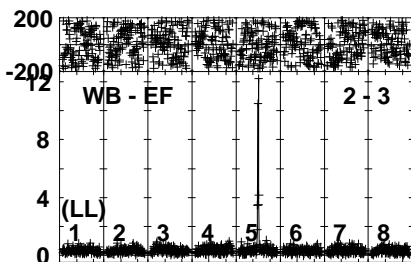
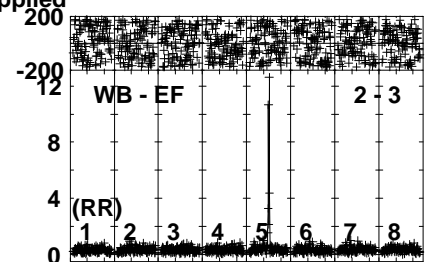


Lower frame: Milli Ampl Jy Top frame: Phas deg  
Vector averaged cross-power spectrum Several baselines displayed  
Timerange: 00/23:08:01 to 00/23:10:59



Plot file version 83 created 20-JUL-2023 11:20:22

W75N EK052B 1.UVDATA.1

Freq = 6.6511 GHz, Bw = 4.000 MH No calibration applied and no bandpass applied

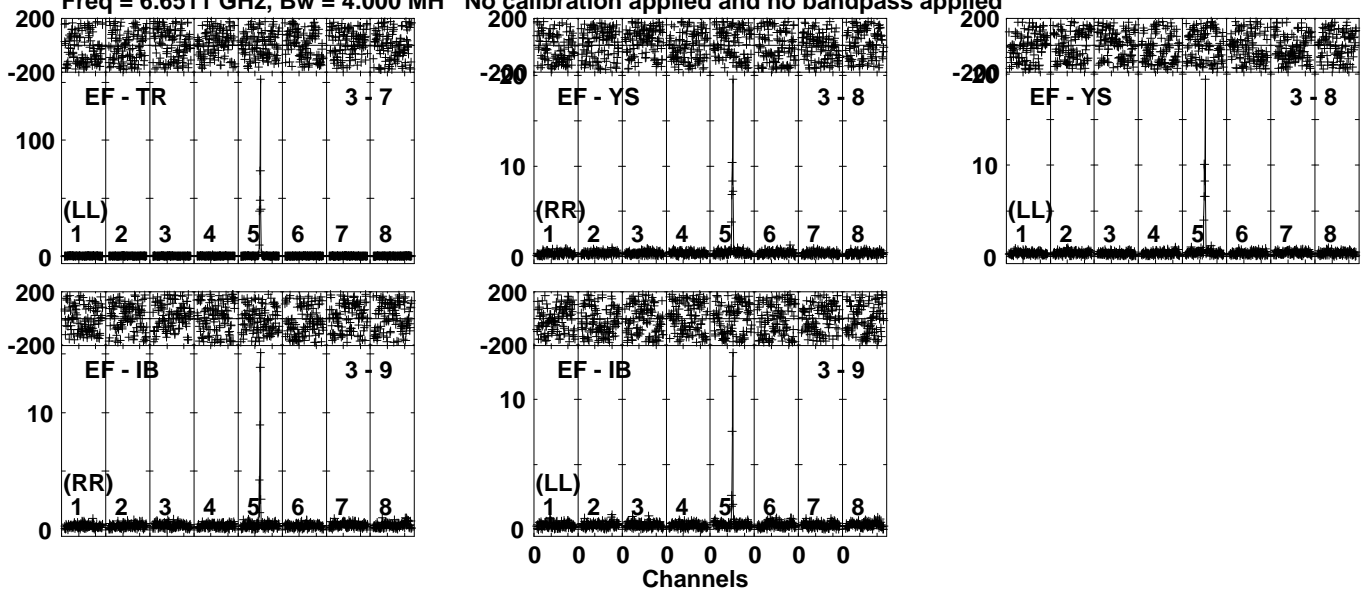


Lower frame: Milli Ampl Jy Top frame: Phas deg  
Vector averaged cross-power spectrum Several baselines displayed  
Timerange: 00/23:11:31 to 00/23:14:29

Plot file version 84 created 20-JUL-2023 11:20:23

W75N EK052B 1.UVDATA.1

Freq = 6.6511 GHz, Bw = 4.000 MH No calibration applied and no bandpass applied

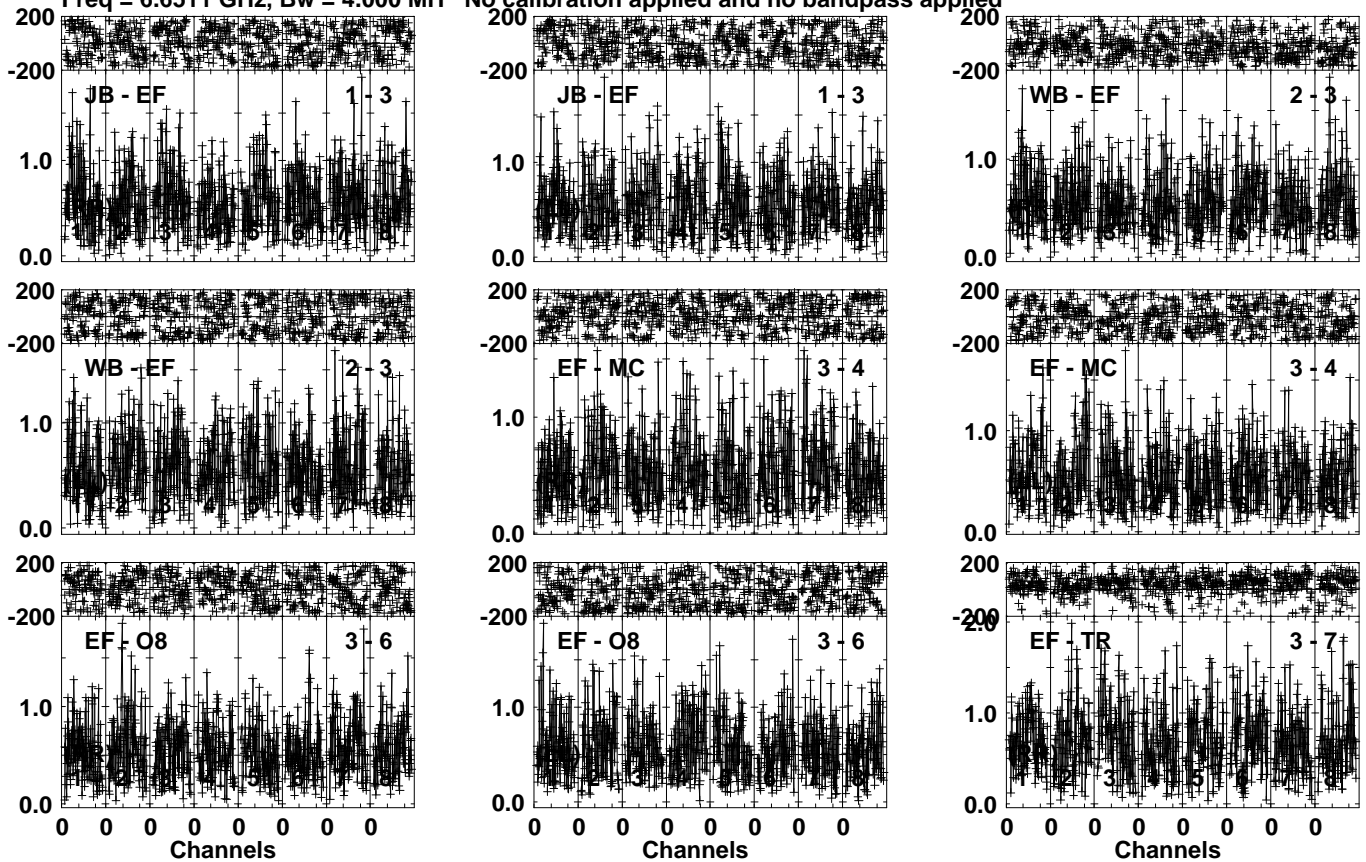


Lower frame: Milli Ampl Jy Top frame: Phas deg  
Vector averaged cross-power spectrum Several baselines displayed  
Timerange: 00/23:11:31 to 00/23:14:29

Plot file version 85 created 20-JUL-2023 11:20:23

J2048+4310 EK052B 1.UVDATA.1

Freq = 6.6511 GHz, Bw = 4.000 MH No calibration applied and no bandpass applied

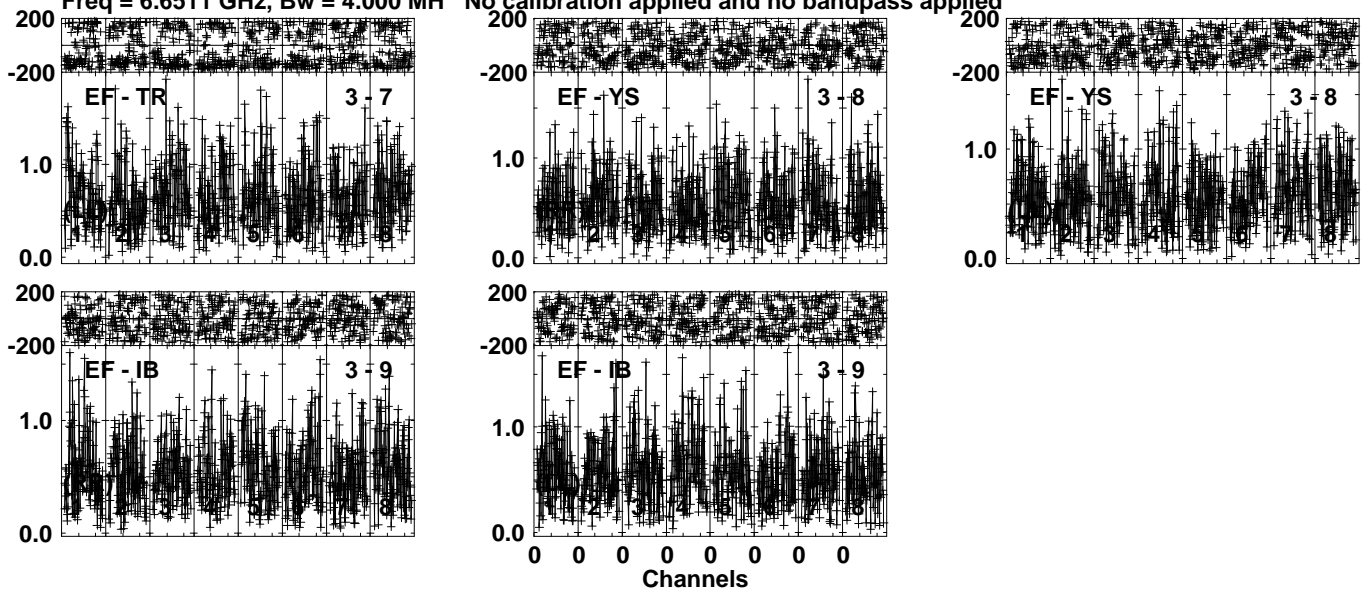


Lower frame: Milli Ampl Jy Top frame: Phas deg  
Vector averaged cross-power spectrum Several baselines displayed  
Timerange: 00/23:14:31 to 00/23:16:29

Plot file version 86 created 20-JUL-2023 11:20:23

J2048+4310 EK052B 1.UVDATA.1

Freq = 6.6511 GHz, Bw = 4.000 MH No calibration applied and no bandpass applied

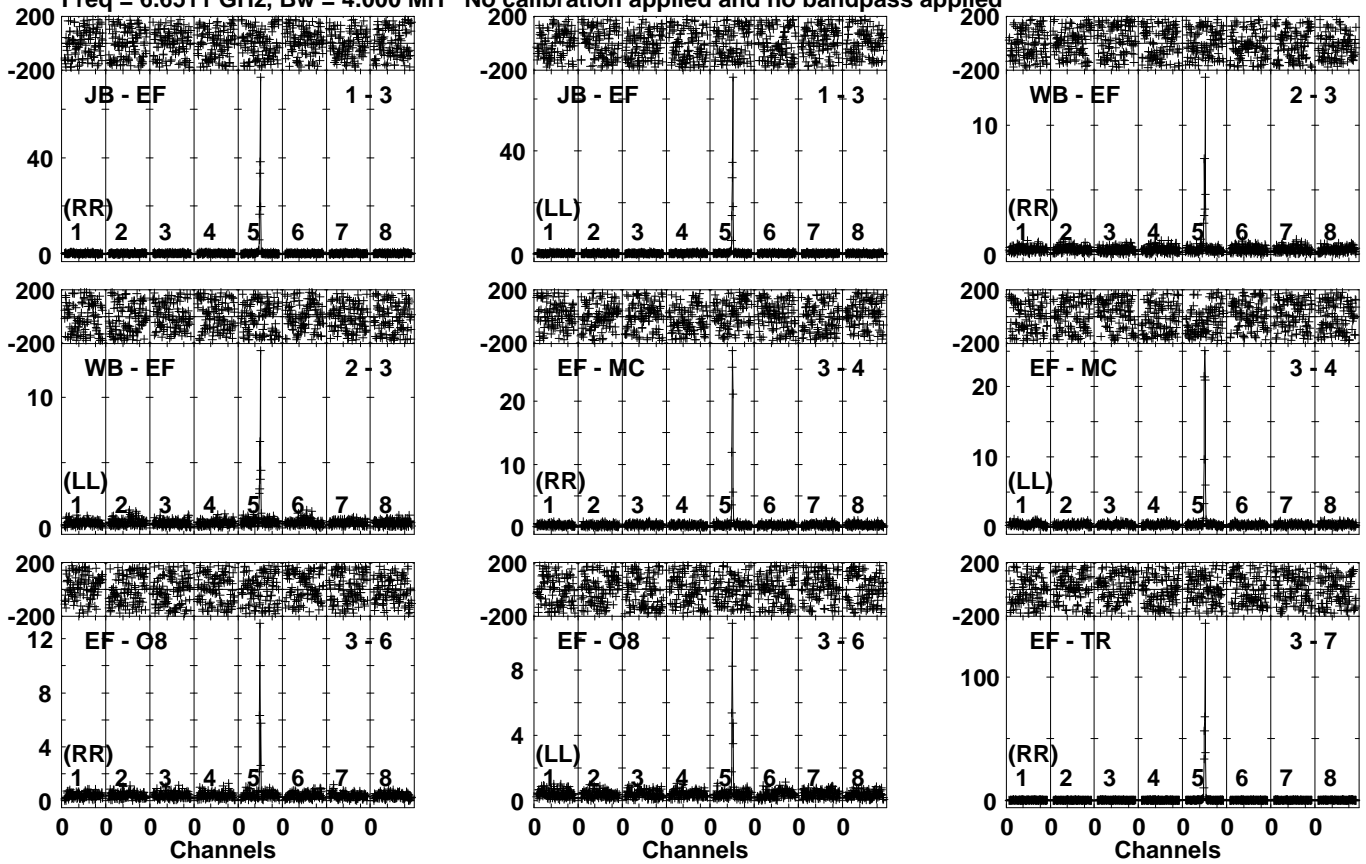


Lower frame: Milli Ampl Jy Top frame: Phas deg  
Vector averaged cross-power spectrum Several baselines displayed  
Timerange: 00/23:14:31 to 00/23:16:29

Plot file version 87 created 20-JUL-2023 11:20:23

W75N EK052B 1.UVDATA.1

Freq = 6.6511 GHz, Bw = 4.000 MH No calibration applied and no bandpass applied

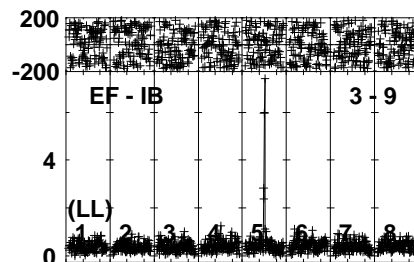


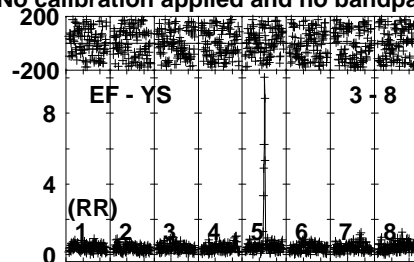



Lower frame: Milli Ampl Jy Top frame: Phas deg  
Vector averaged cross-power spectrum Several baselines displayed  
Timerange: 00/23:16:31 to 00/23:19:29

Plot file version 88 created 20-JUL-2023 11:20:23

W75N EK052B 1.UVDATA.1

Freq = 6.6511 GHz, Bw = 4.000 MH No calibration applied and no bandpass applied



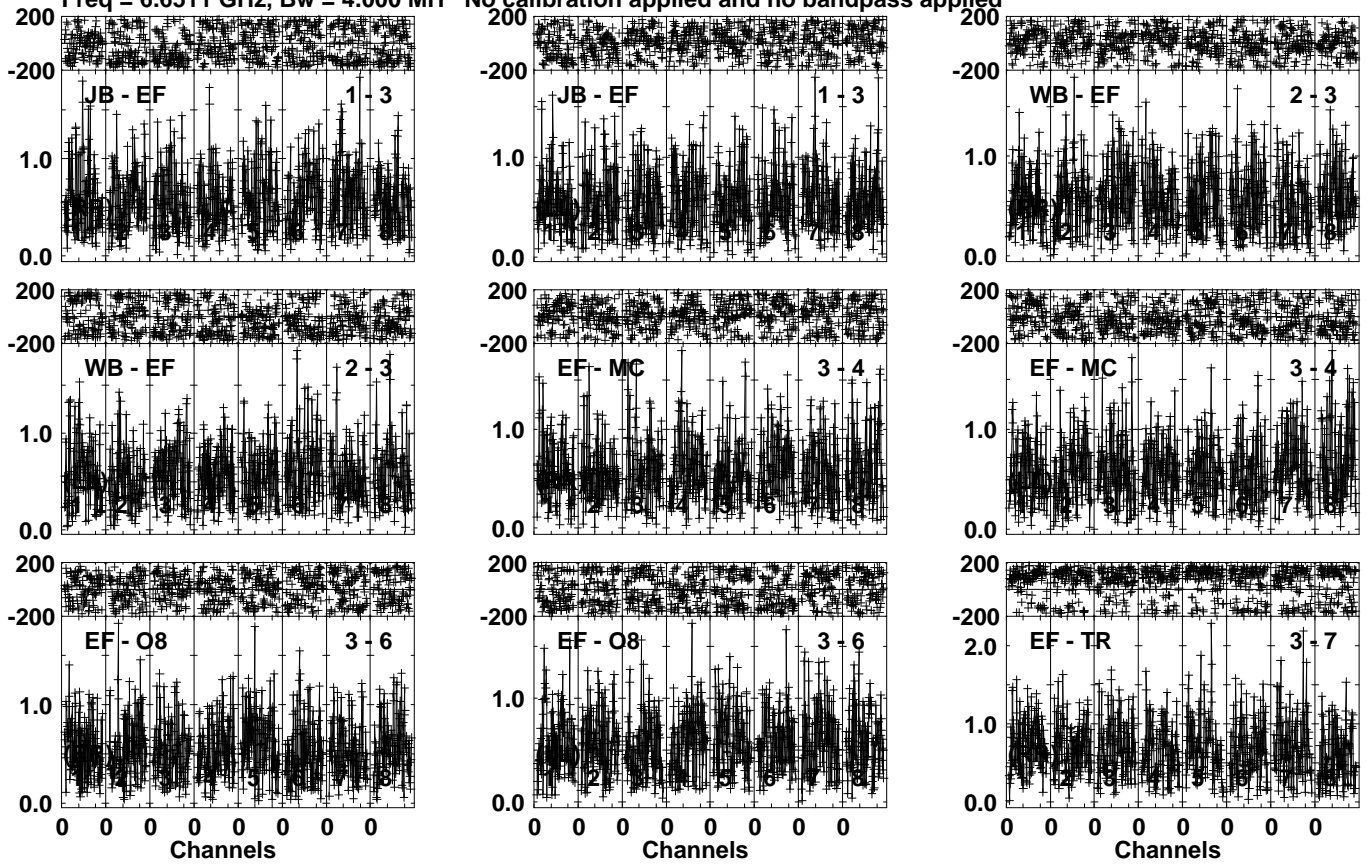
0 0 0 0 0 0 0 0  
Channels

Lower frame: Milli Ampl Jy Top frame: Phas deg  
Vector averaged cross-power spectrum Several baselines displayed  
Timerange: 00/23:16:31 to 00/23:19:29

Plot file version 89 created 20-JUL-2023 11:20:23

J2048+4310 EK052B 1.UVDATA.1

Freq = 6.6511 GHz, Bw = 4.000 MH No calibration applied and no bandpass applied

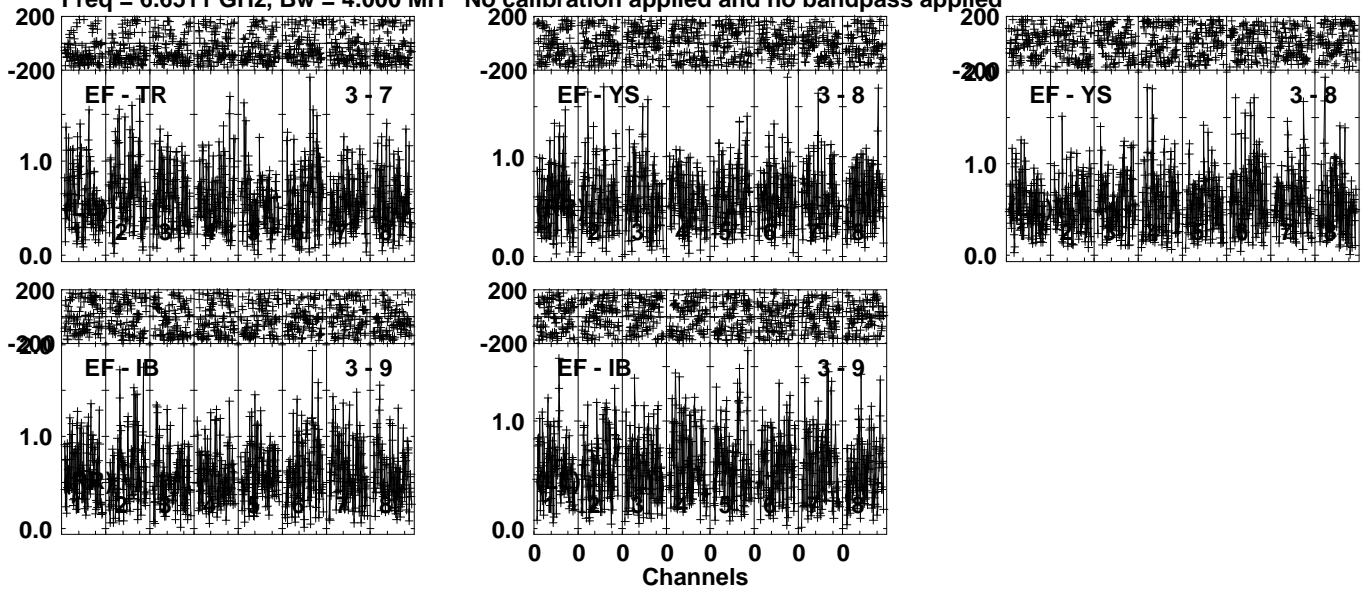


Lower frame: Milli Ampl Jy Top frame: Phas deg  
Vector averaged cross-power spectrum Several baselines displayed  
Timerange: 00/23:19:31 to 00/23:21:29

Plot file version 90 created 20-JUL-2023 11:20:23

J2048+4310 EK052B 1.UVDATA.1

Freq = 6.6511 GHz, Bw = 4.000 MH No calibration applied and no bandpass applied



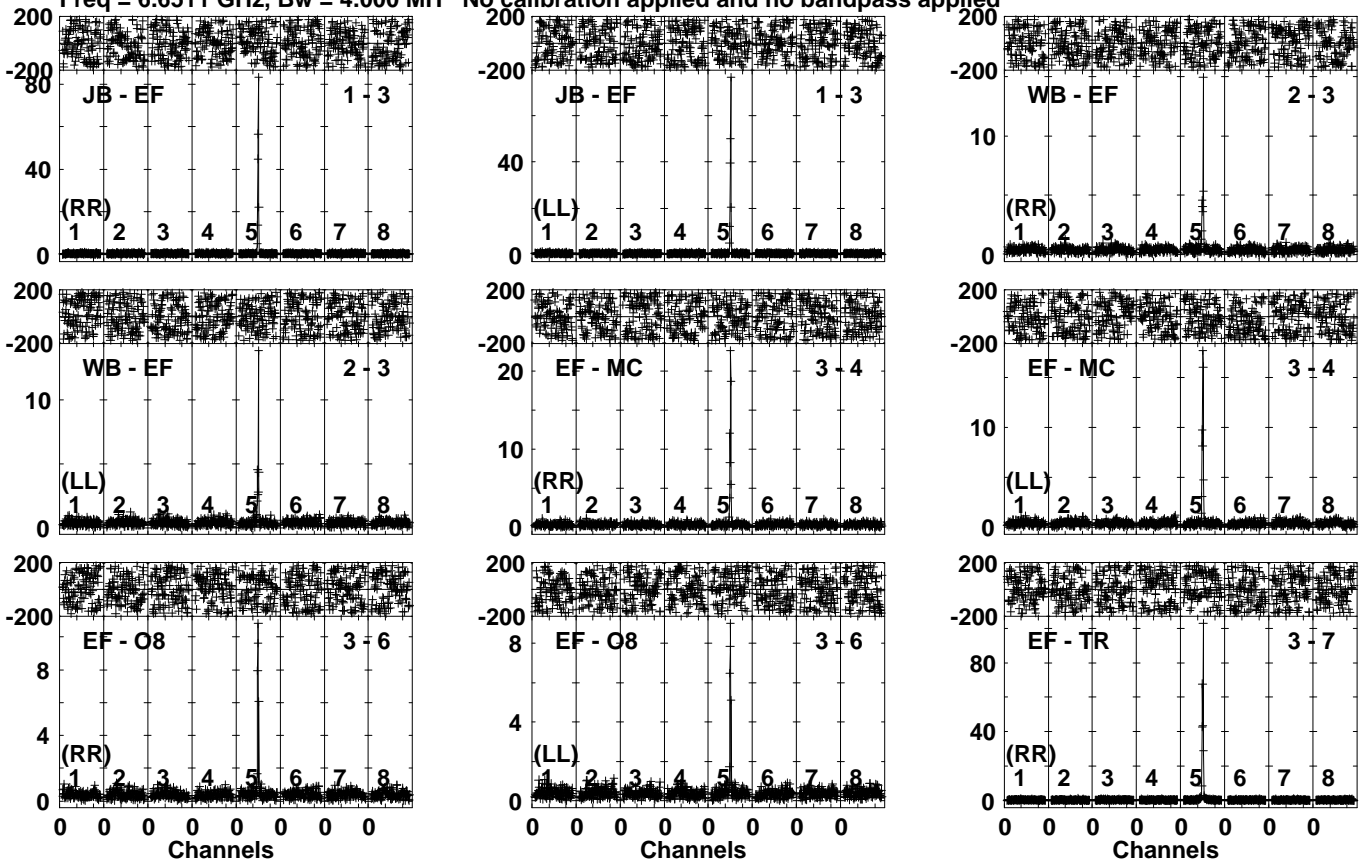
Lower frame: Milli Ampl Jy Top frame: Phas deg  
Vector averaged cross-power spectrum Several baselines displayed  
Timerange: 00/23:19:31 to 00/23:21:29



Plot file version 91 created 20-JUL-2023 11:20:24

W75N EK052B 1.UVDATA.1

Freq = 6.6511 GHz, Bw = 4.000 MH No calibration applied and no bandpass applied

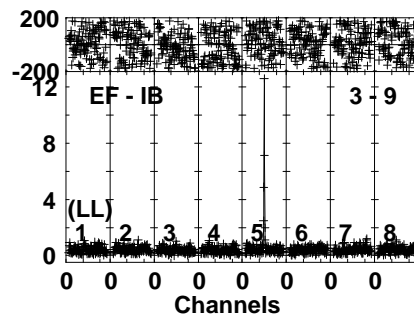
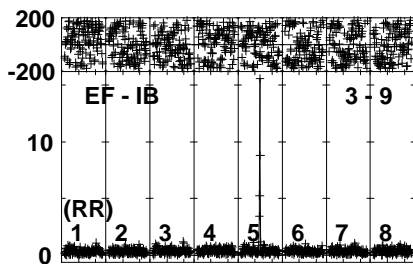
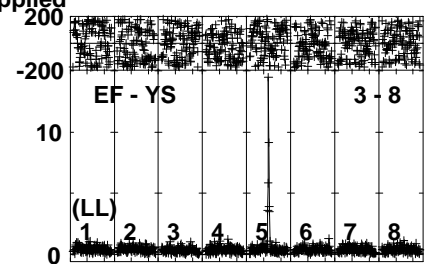
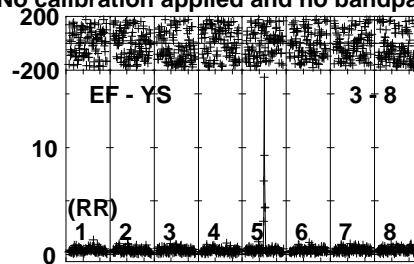
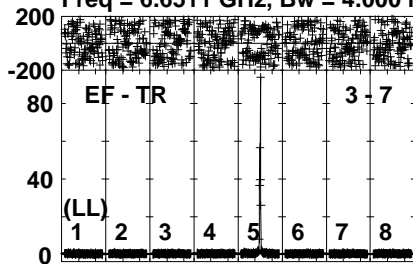


Lower frame: Milli Ampl Jy Top frame: Phas deg  
Vector averaged cross-power spectrum Several baselines displayed  
Timerange: 00/23:21:31 to 00/23:24:29

Plot file version 92 created 20-JUL-2023 11:20:24

W75N EK052B 1.UVDATA.1

Freq = 6.6511 GHz, Bw = 4.000 MH No calibration applied and no bandpass applied

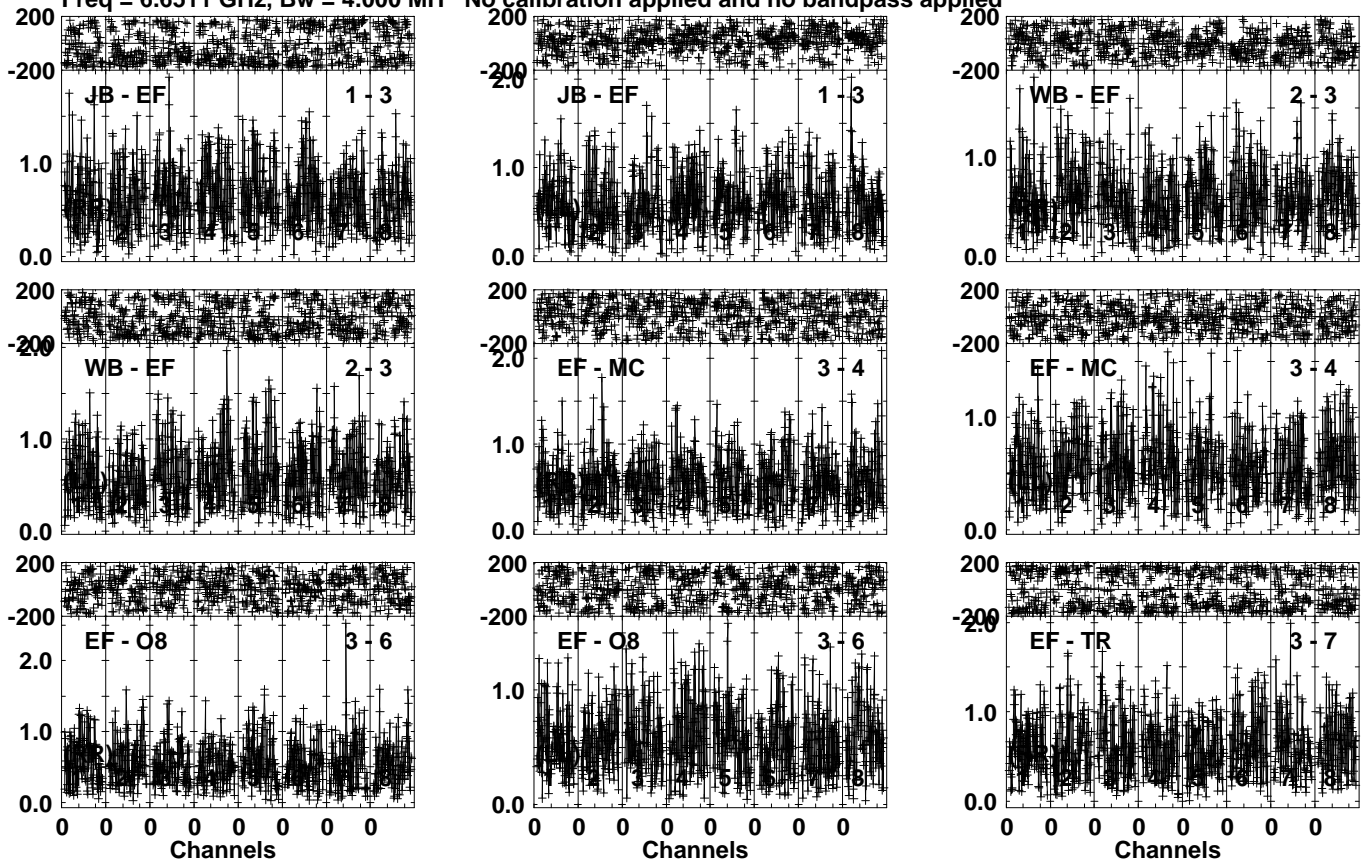


Lower frame: Milli Ampl Jy Top frame: Phas deg  
Vector averaged cross-power spectrum Several baselines displayed  
Timerange: 00/23:21:31 to 00/23:24:29

Plot file version 93 created 20-JUL-2023 11:20:24

J2048+4310 EK052B 1.UVDATA.1

Freq = 6.6511 GHz, Bw = 4.000 MH No calibration applied and no bandpass applied

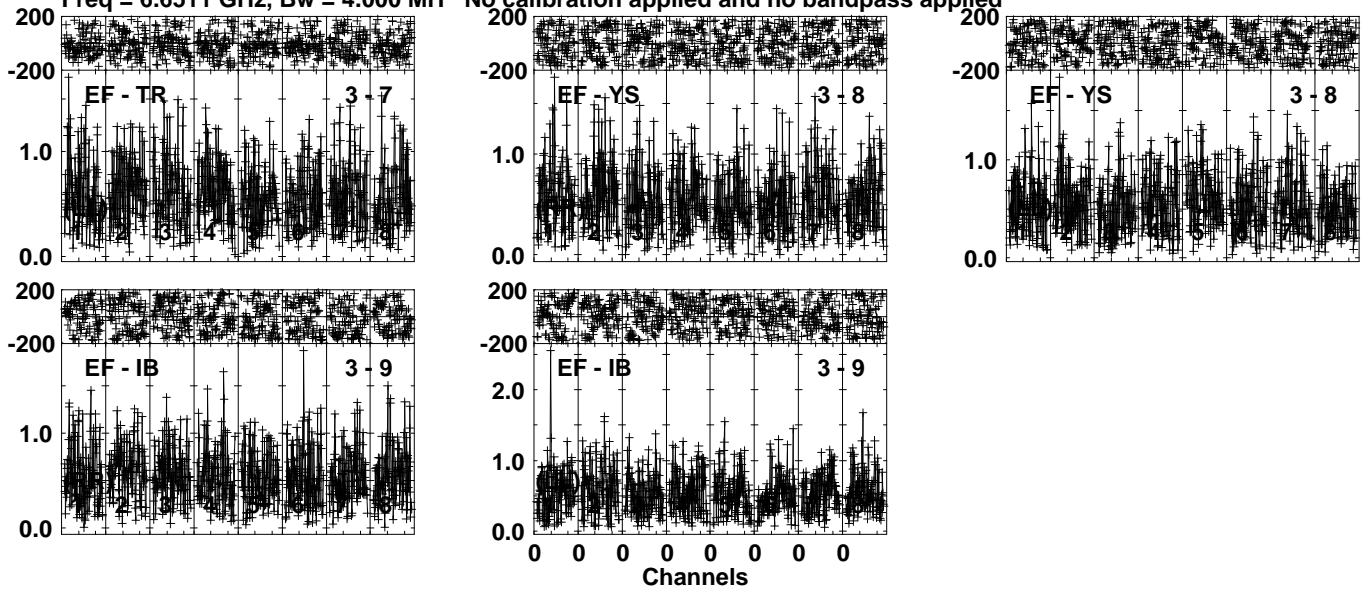


Lower frame: Milli Ampl Jy Top frame: Phas deg  
Vector averaged cross-power spectrum Several baselines displayed  
Timerange: 00/23:24:31 to 00/23:26:29

Plot file version 94 created 20-JUL-2023 11:20:24

J2048+4310 EK052B 1.UVDATA.1

Freq = 6.6511 GHz, Bw = 4.000 MH No calibration applied and no bandpass applied

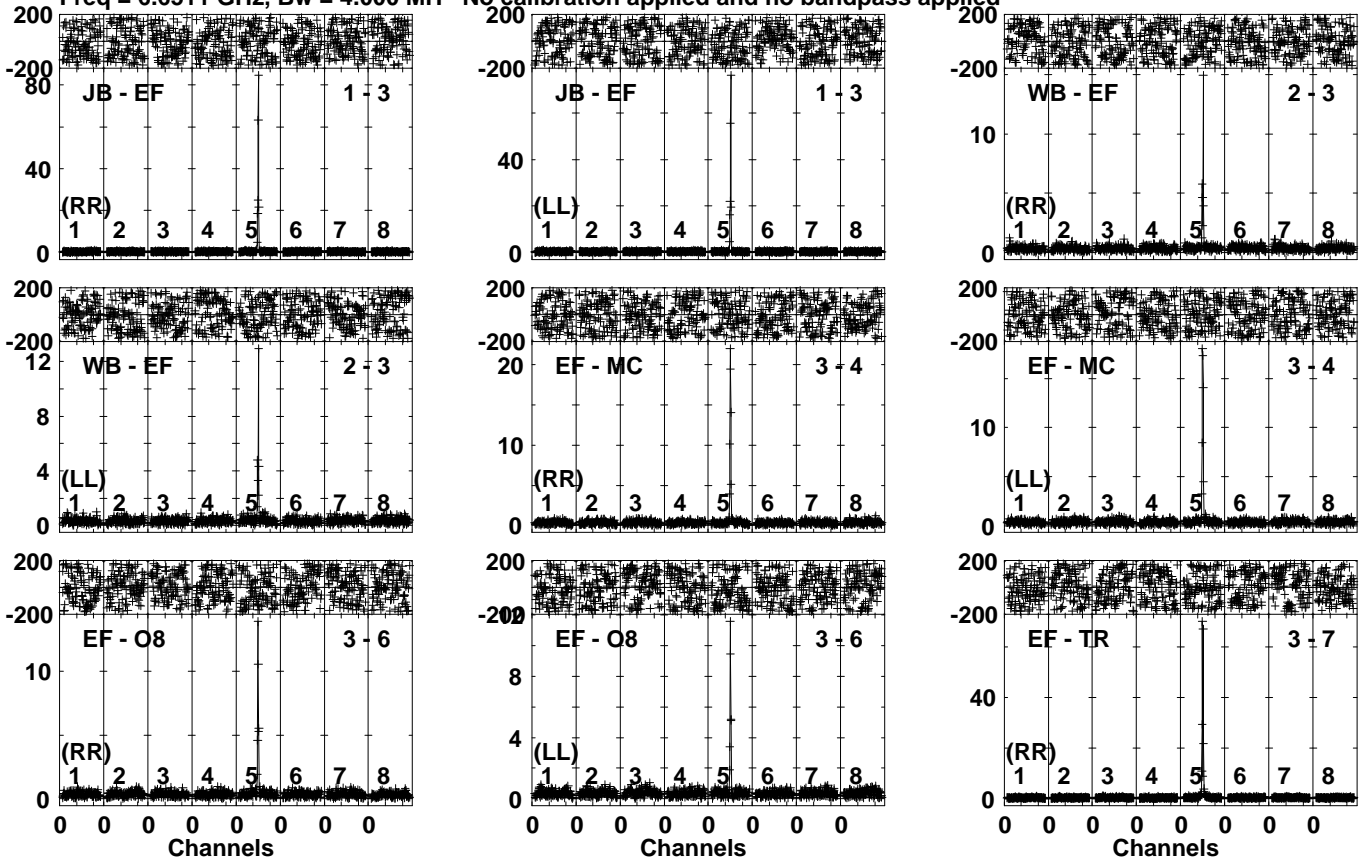


Lower frame: Milli Ampl Jy Top frame: Phas deg  
Vector averaged cross-power spectrum Several baselines displayed  
Timerange: 00/23:24:31 to 00/23:26:29

Plot file version 95 created 20-JUL-2023 11:20:24

W75N EK052B 1.UVDATA.1

Freq = 6.6511 GHz, Bw = 4.000 MH No calibration applied and no bandpass applied

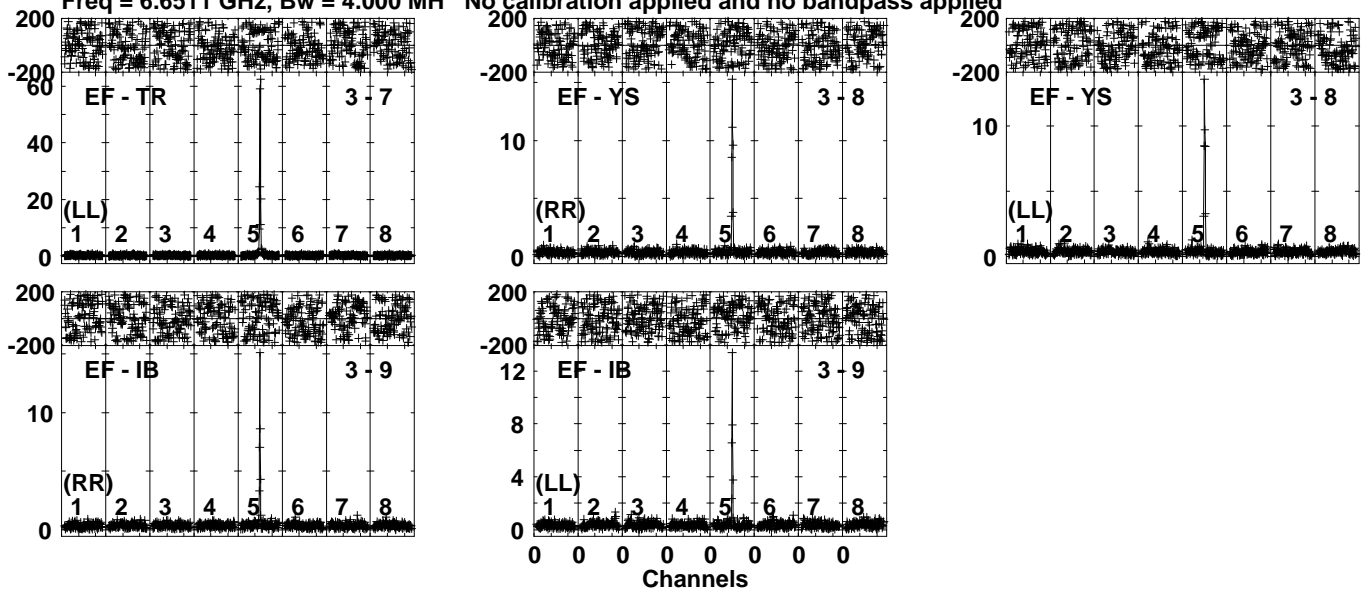


Lower frame: Milli Ampl Jy Top frame: Phas deg  
Vector averaged cross-power spectrum Several baselines displayed  
Timerange: 00/23:27:01 to 00/23:29:59

Plot file version 96 created 20-JUL-2023 11:20:24

W75N EK052B 1.UVDATA.1

Freq = 6.6511 GHz, Bw = 4.000 MH No calibration applied and no bandpass applied

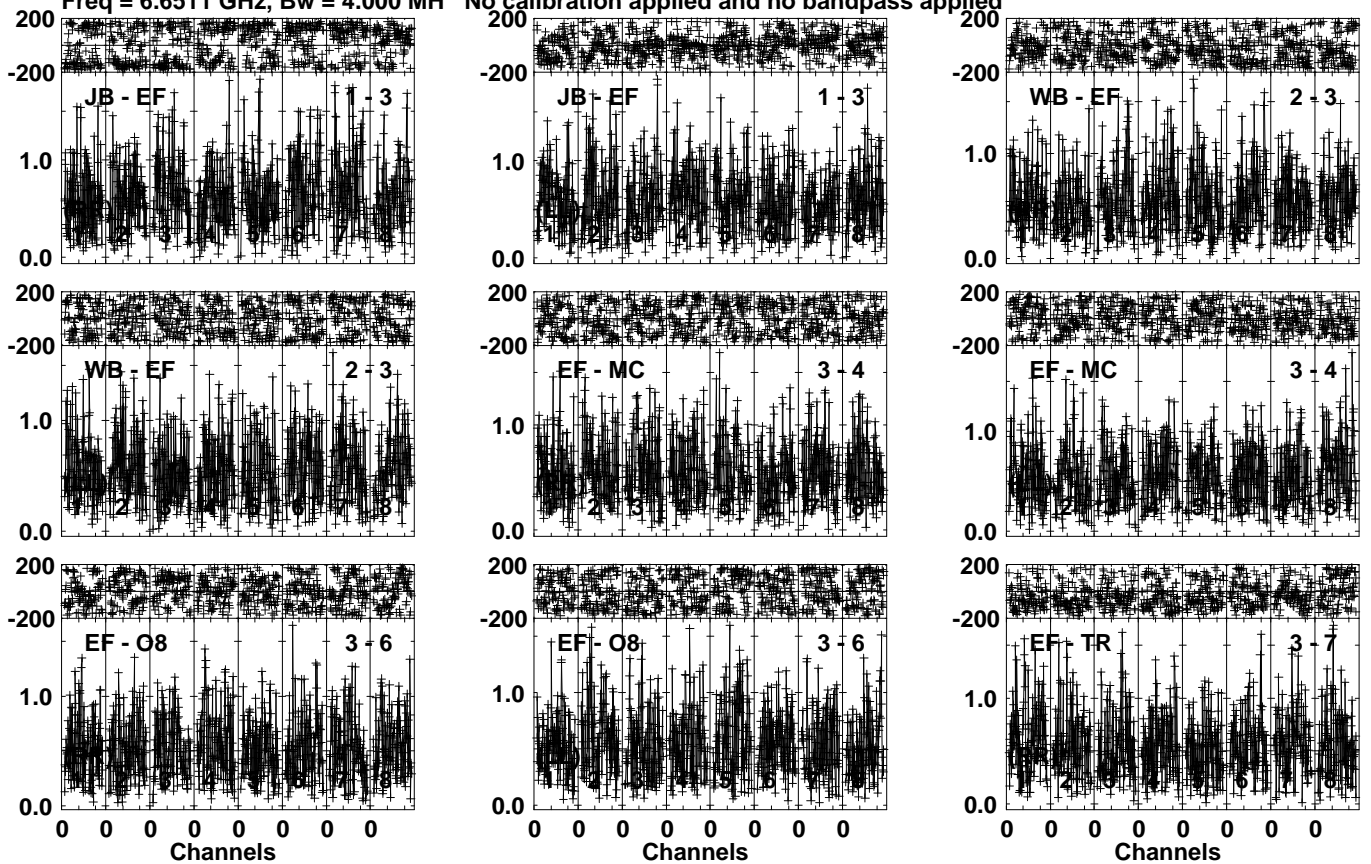


Lower frame: Milli Ampl Jy Top frame: Phas deg  
Vector averaged cross-power spectrum Several baselines displayed  
Timerange: 00/23:27:01 to 00/23:29:59

Plot file version 97 created 20-JUL-2023 11:20:24

J2048+4310 EK052B 1.UVDATA.1

Freq = 6.6511 GHz, Bw = 4.000 MH No calibration applied and no bandpass applied

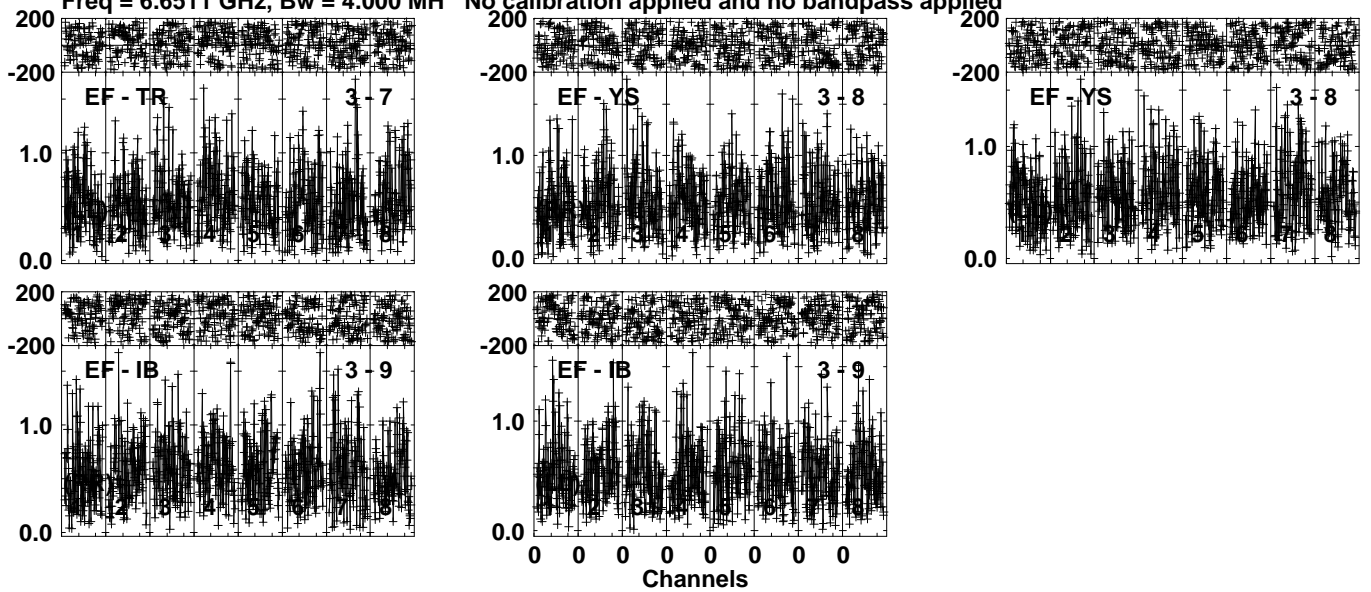


Lower frame: Milli Ampl Jy Top frame: Phas deg  
Vector averaged cross-power spectrum Several baselines displayed  
Timerange: 00/23:30:01 to 00/23:31:59

Plot file version 98 created 20-JUL-2023 11:20:25

J2048+4310 EK052B 1.UVDATA.1

Freq = 6.6511 GHz, Bw = 4.000 MH No calibration applied and no bandpass applied



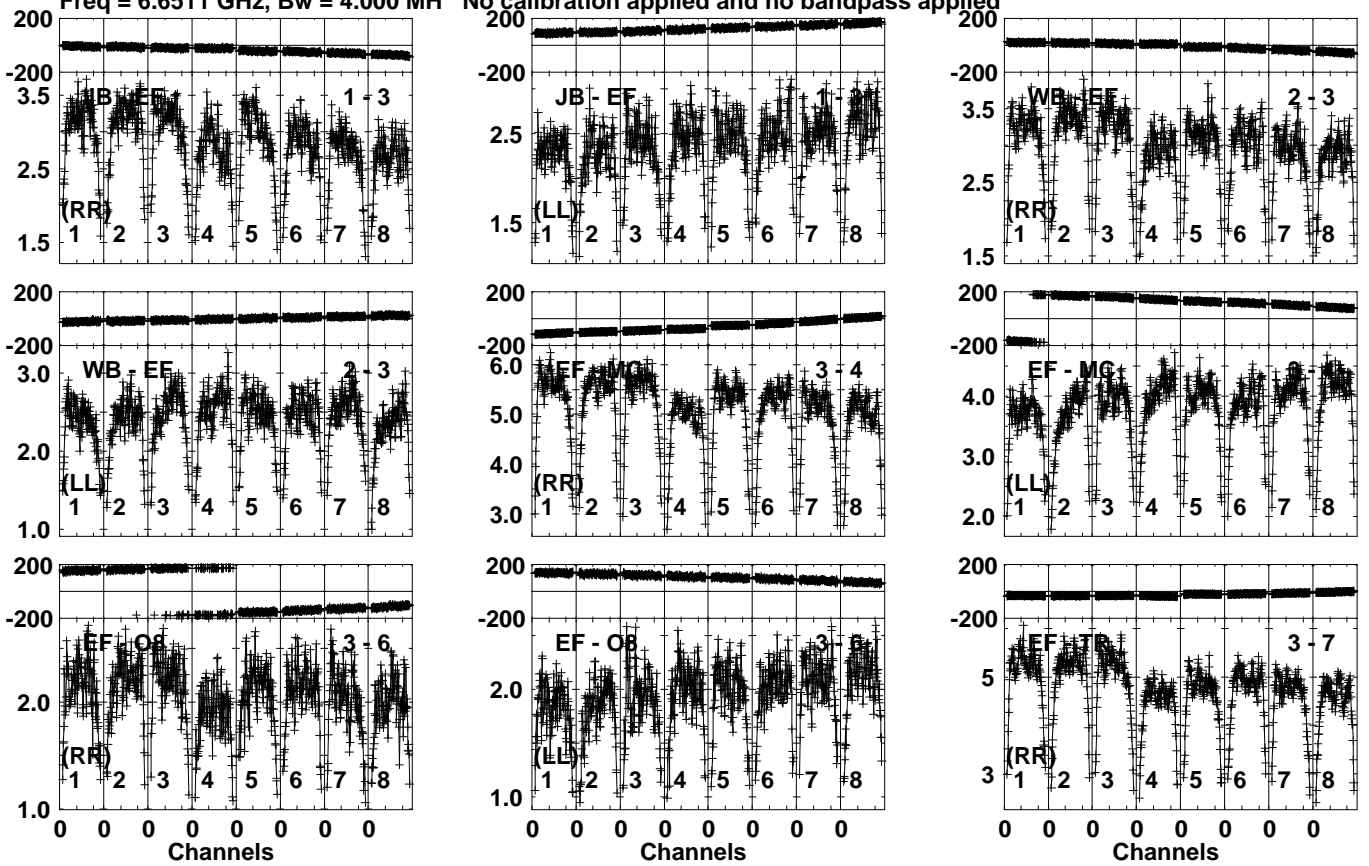
Lower frame: Milli Ampl Jy Top frame: Phas deg  
Vector averaged cross-power spectrum Several baselines displayed  
Timerange: 00/23:30:01 to 00/23:31:59



Plot file version 99 created 20-JUL-2023 11:20:25

3C286 EK052B 1.UVDATA.1

Freq = 6.6511 GHz, Bw = 4.000 MH No calibration applied and no bandpass applied

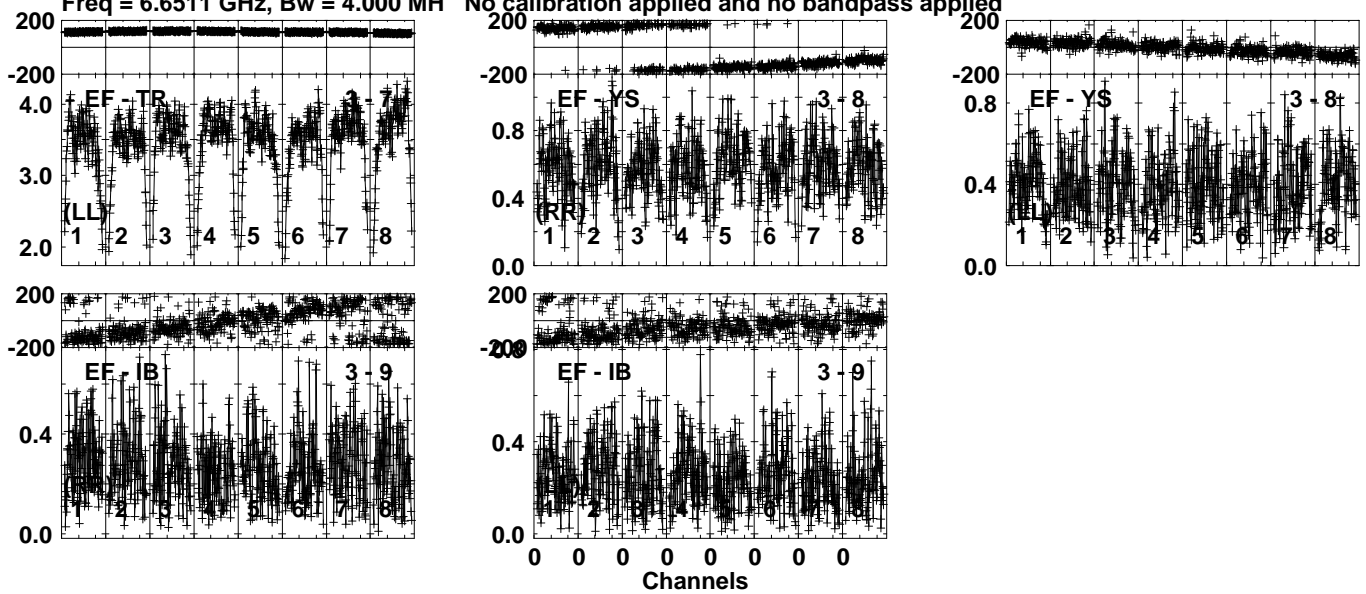


Lower frame: Milli Ampl Jy Top frame: Phas deg  
Vector averaged cross-power spectrum Several baselines displayed  
Timerange: 00/23:38:31 to 00/23:47:29

Plot file version 100 created 20-JUL-2023 11:20:25

3C286 EK052B 1.UVDATA.1

Freq = 6.6511 GHz, Bw = 4.000 MH No calibration applied and no bandpass applied

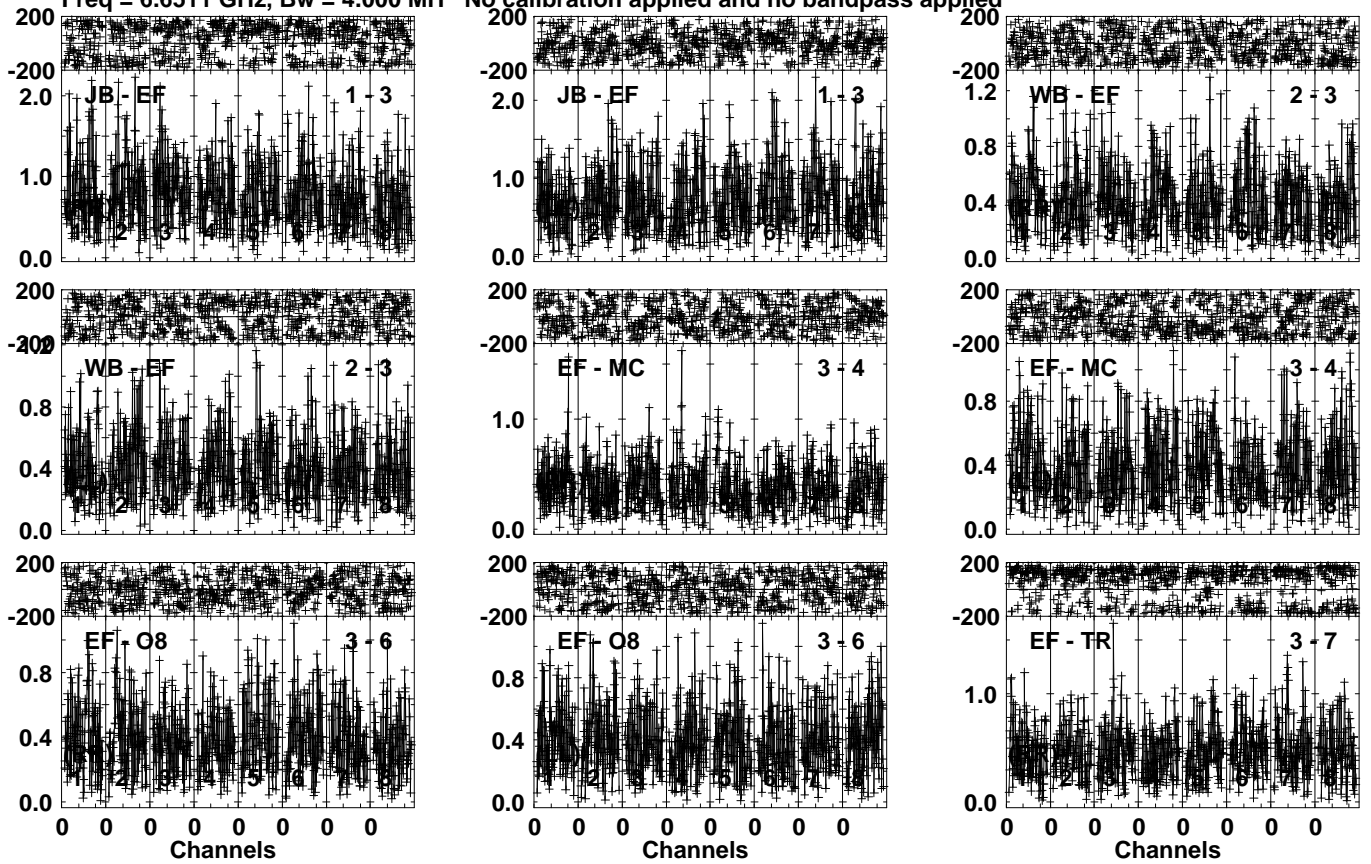


Lower frame: Milli Ampl Jy Top frame: Phas deg  
Vector averaged cross-power spectrum Several baselines displayed  
Timerange: 00/23:38:31 to 00/23:47:29

Plot file version 101 created 20-JUL-2023 11:20:26

J2048+4310 EK052B 1.UVDATA.1

Freq = 6.6511 GHz, Bw = 4.000 MH No calibration applied and no bandpass applied



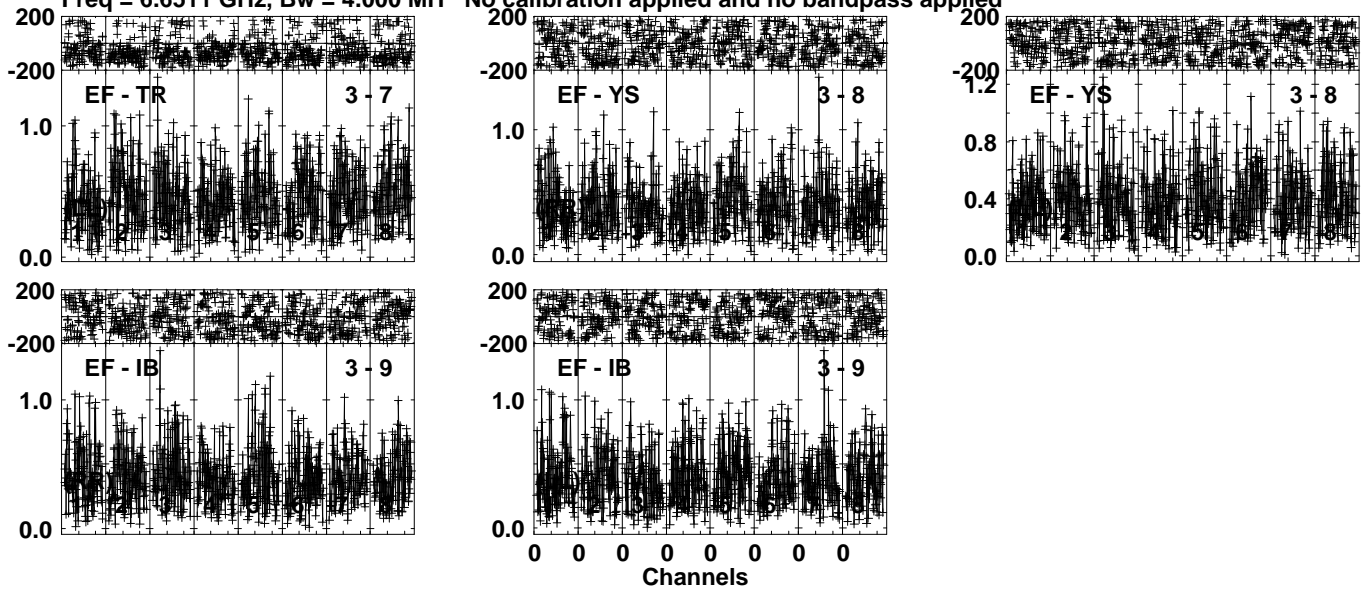
Lower frame: Milli Ampl Jy Top frame: Phas deg  
Vector averaged cross-power spectrum Several baselines displayed  
Timerange: 00/23:55:31 to 00/23:57:29

Plot file version 102 created 20-JUL-2023 11:20:26

J2048+4310 EK052B 1.UVDATA.1

Freq = 6.6511 GHz, Bw = 4.000 MH

No calibration applied and no bandpass applied



Lower frame: Milli Ampl Jy Top frame: Phas deg

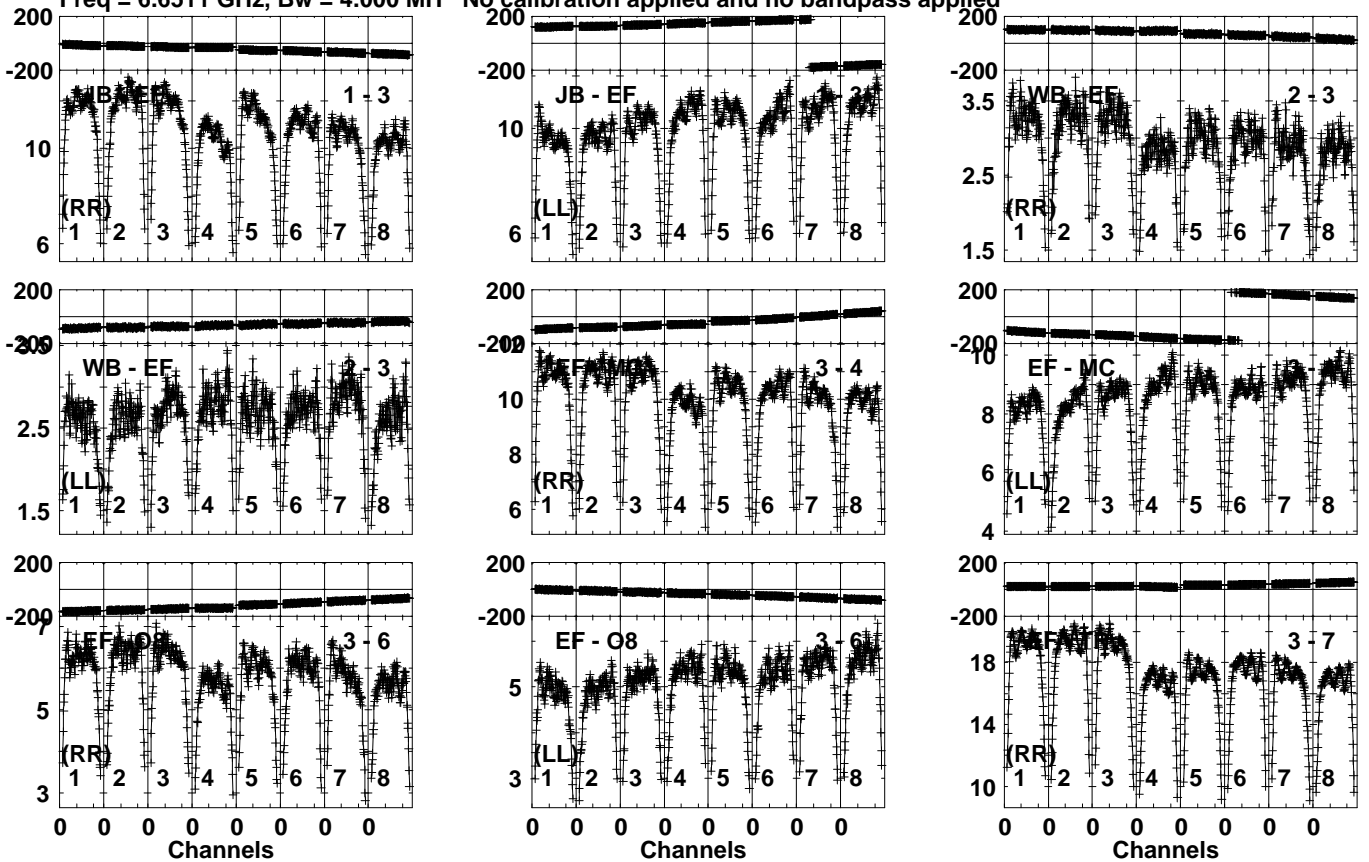
Vector averaged cross-power spectrum Several baselines displayed

Timerange: 00/23:55:31 to 00/23:57:29

Plot file version 103 created 20-JUL-2023 11:20:26

J2202+4216 EK052B 1.UVDATA.1

Freq = 6.6511 GHz, Bw = 4.000 MH No calibration applied and no bandpass applied



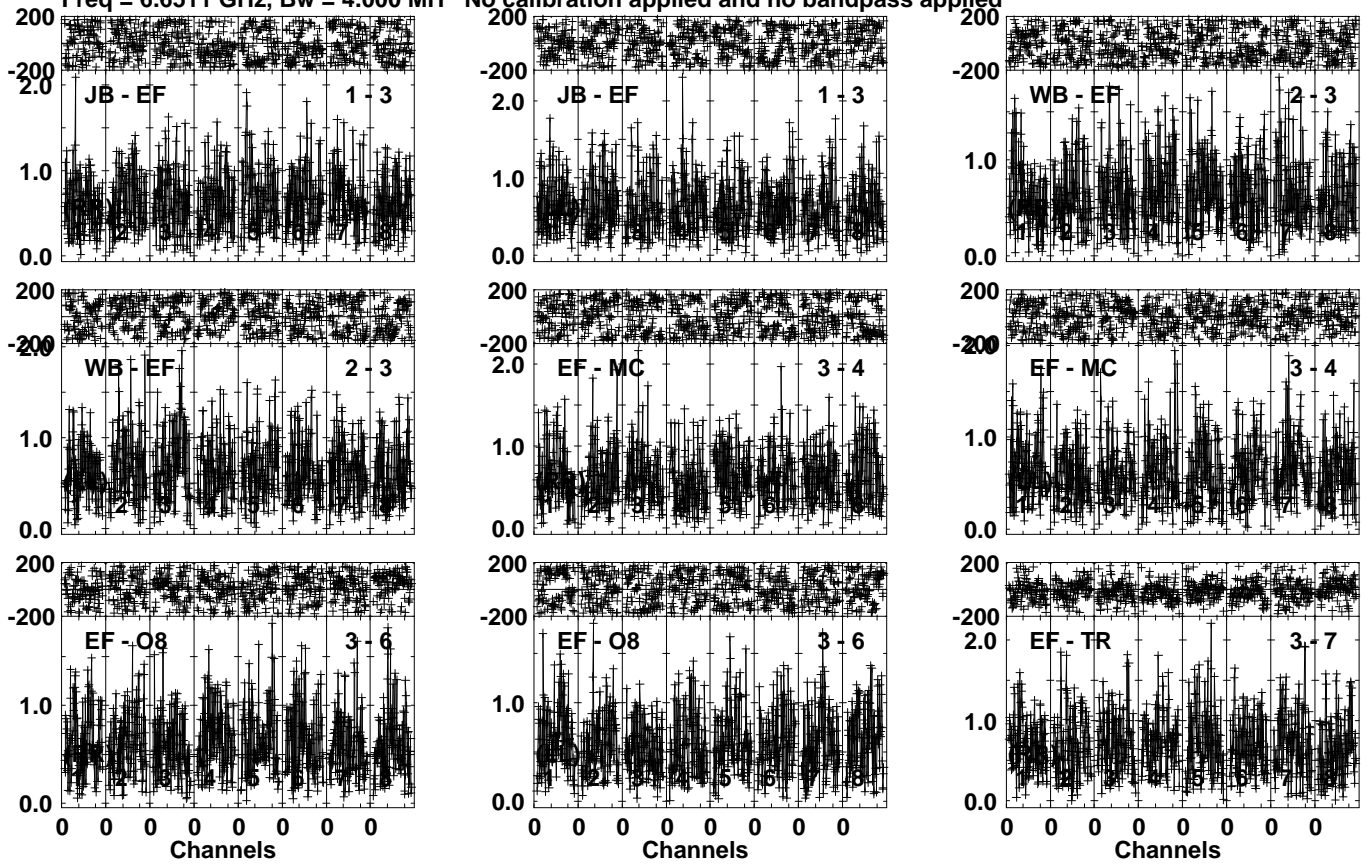
Lower frame: Milli Ampl Jy Top frame: Phas deg  
Vector averaged cross-power spectrum Several baselines displayed  
Timerange: 00/23:58:31 to 01/00:07:29



Plot file version 105 created 20-JUL-2023 11:20:27

J2048+4310 EK052B 1.UVDATA.1

Freq = 6.6511 GHz, Bw = 4.000 MH No calibration applied and no bandpass applied



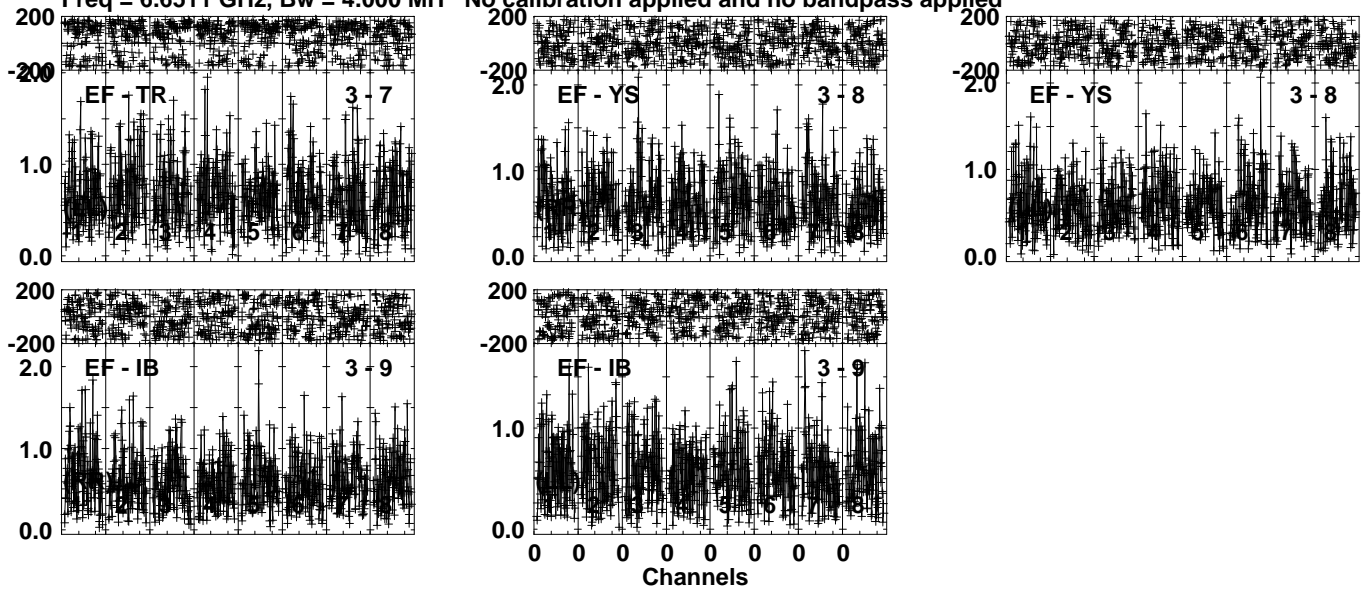
Lower frame: Milli Ampl Jy Top frame: Phas deg  
Vector averaged cross-power spectrum Several baselines displayed  
Timerange: 01/00:07:31 to 01/00:10:29

Plot file version 106 created 20-JUL-2023 11:20:27

J2048+4310 EK052B 1.UVDATA.1

Freq = 6.6511 GHz, Bw = 4.000 MH

No calibration applied and no bandpass applied



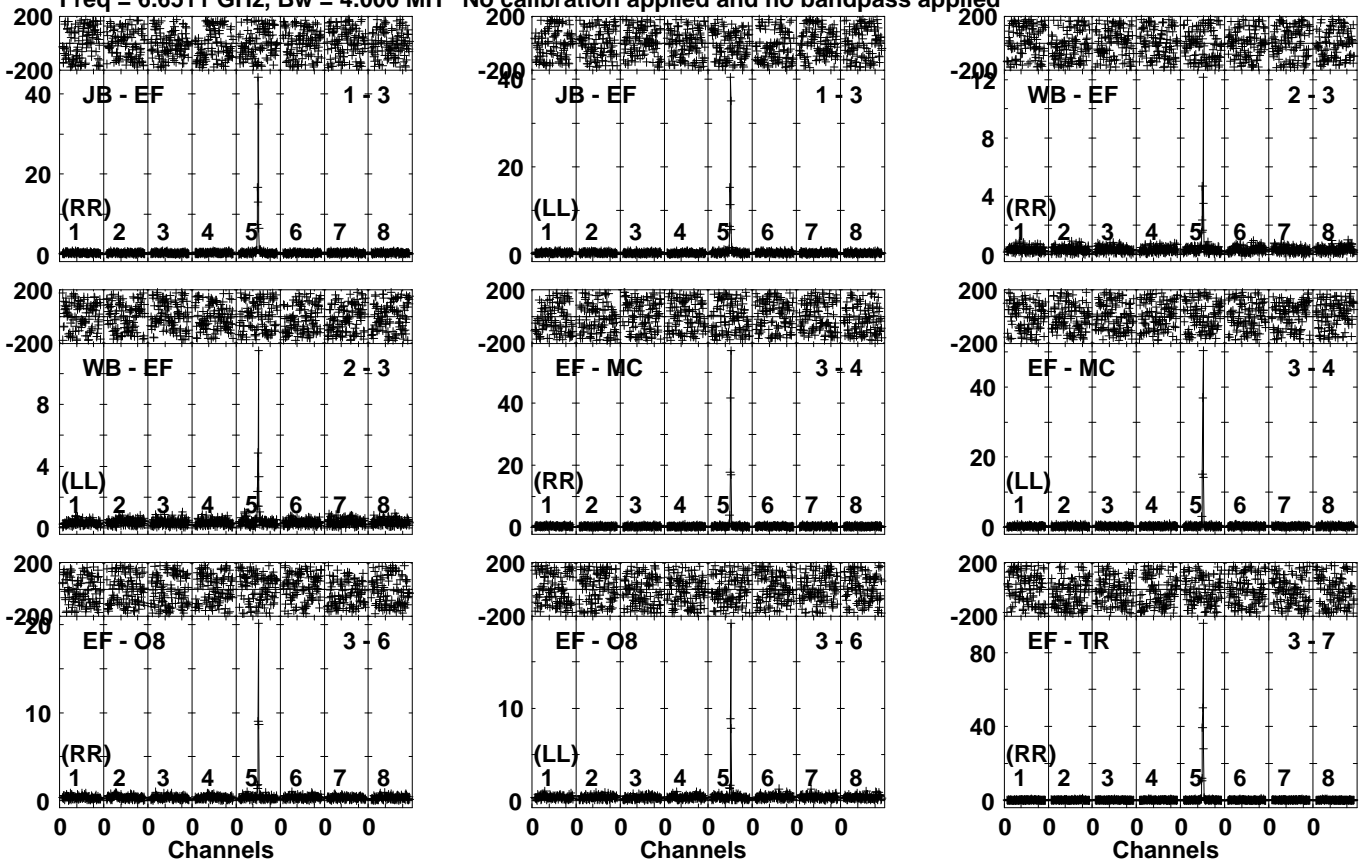
Lower frame: Milli Ampl Jy Top frame: Phas deg  
Vector averaged cross-power spectrum Several baselines displayed  
Timerange: 01/00:07:31 to 01/00:10:29



Plot file version 107 created 20-JUL-2023 11:20:27

W75N EK052B 1.UVDATA.1

Freq = 6.6511 GHz, Bw = 4.000 MH No calibration applied and no bandpass applied

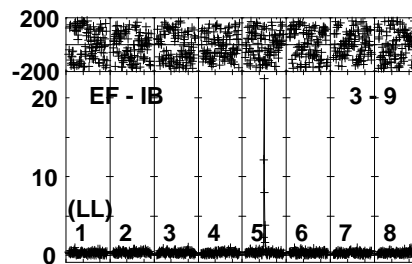
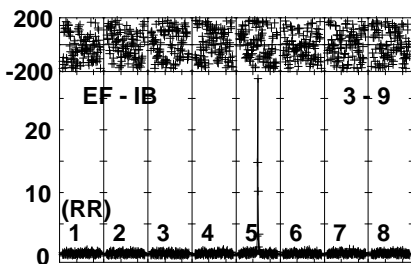

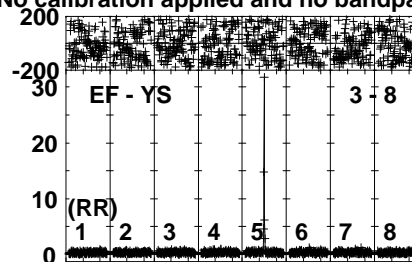



Lower frame: Milli Ampl Jy Top frame: Phas deg  
Vector averaged cross-power spectrum Several baselines displayed  
Timerange: 01/00:11:01 to 01/00:13:59

Plot file version 108 created 20-JUL-2023 11:20:27

W75N EK052B 1.UVDATA.1

Freq = 6.6511 GHz, Bw = 4.000 MH No calibration applied and no bandpass applied



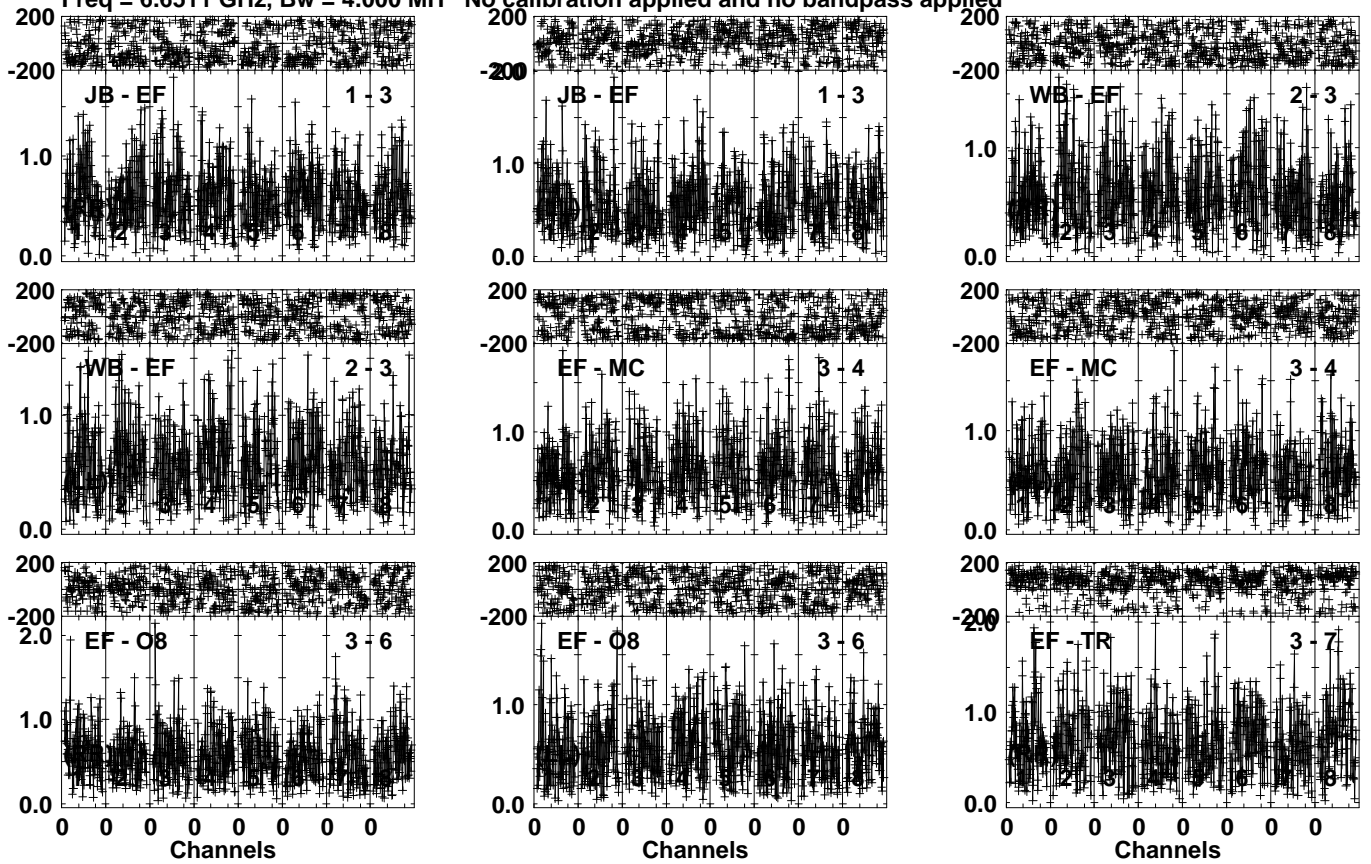
0 0 0 0 0 0 0 0  
Channels

Lower frame: Milli Ampl Jy Top frame: Phas deg  
Vector averaged cross-power spectrum Several baselines displayed  
Timerange: 01/00:11:01 to 01/00:13:59

Plot file version 109 created 20-JUL-2023 11:20:28

J2048+4310 EK052B 1.UVDATA.1

Freq = 6.6511 GHz, Bw = 4.000 MH No calibration applied and no bandpass applied

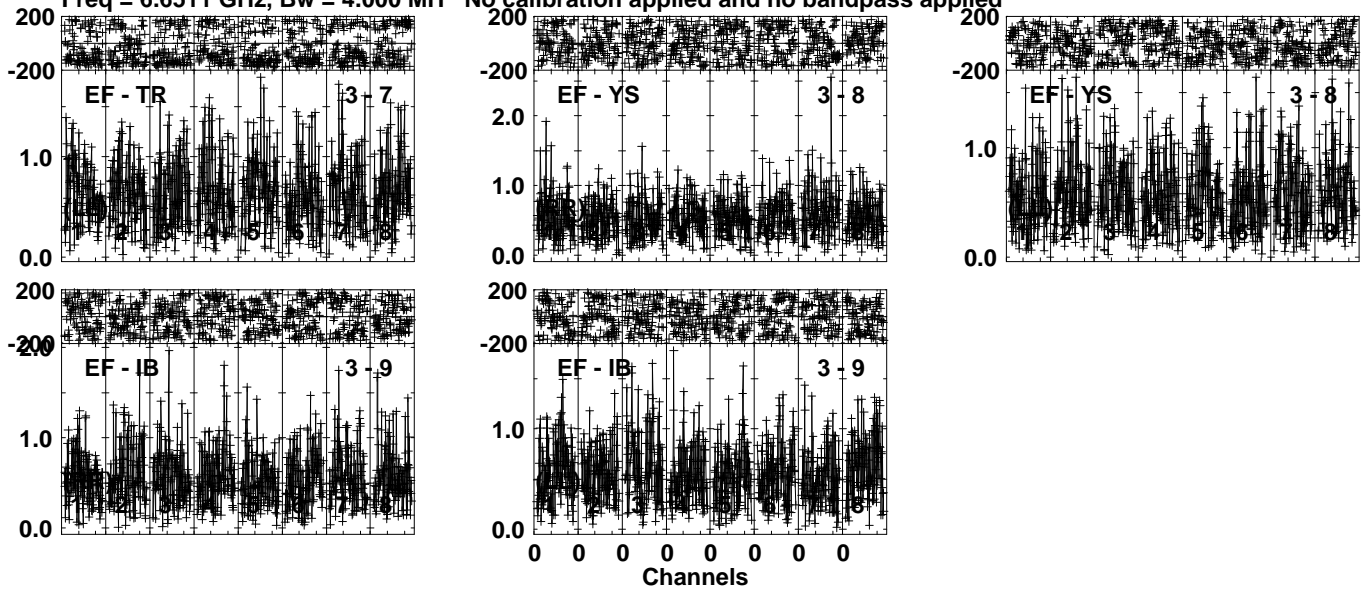


Lower frame: Milli Ampl Jy Top frame: Phas deg  
Vector averaged cross-power spectrum Several baselines displayed  
Timerange: 01/00:14:01 to 01/00:15:59

Plot file version 110 created 20-JUL-2023 11:20:28

J2048+4310 EK052B 1.UVDATA.1

Freq = 6.6511 GHz, Bw = 4.000 MH No calibration applied and no bandpass applied

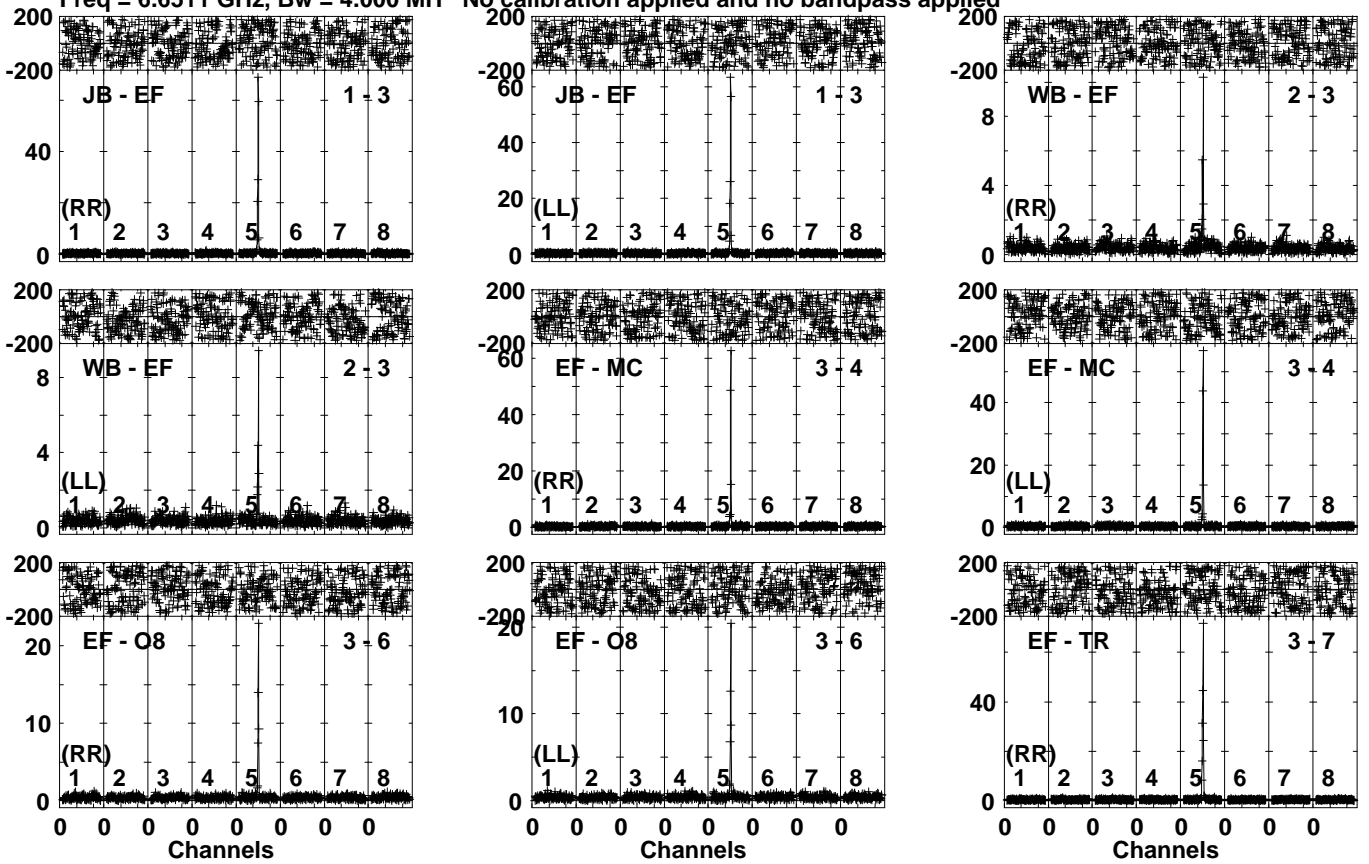


Lower frame: Milli Ampl Jy Top frame: Phas deg  
Vector averaged cross-power spectrum Several baselines displayed  
Timerange: 01/00:14:01 to 01/00:15:59

Plot file version 111 created 20-JUL-2023 11:20:28

W75N EK052B 1.UVDATA.1

Freq = 6.6511 GHz, Bw = 4.000 MH No calibration applied and no bandpass applied

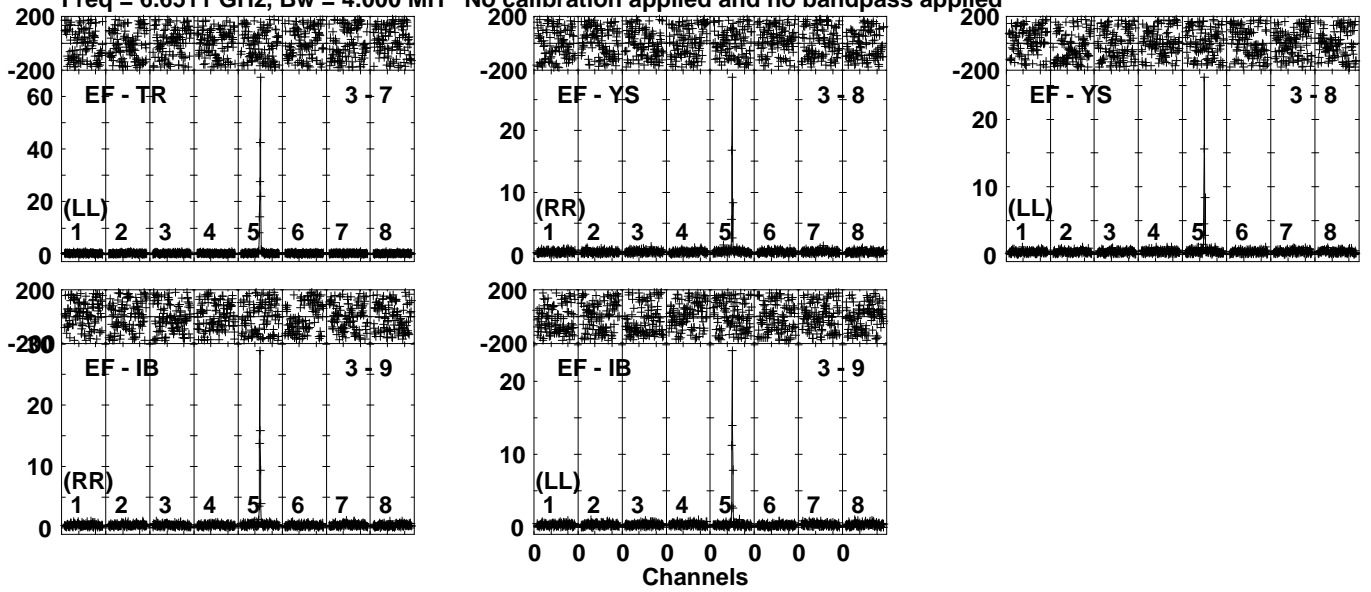


Lower frame: Milli Ampl Jy Top frame: Phas deg  
Vector averaged cross-power spectrum Several baselines displayed  
Timerange: 01/00:16:01 to 01/00:18:59

Plot file version 112 created 20-JUL-2023 11:20:28

W75N EK052B 1.UVDATA.1

Freq = 6.6511 GHz, Bw = 4.000 MH No calibration applied and no bandpass applied

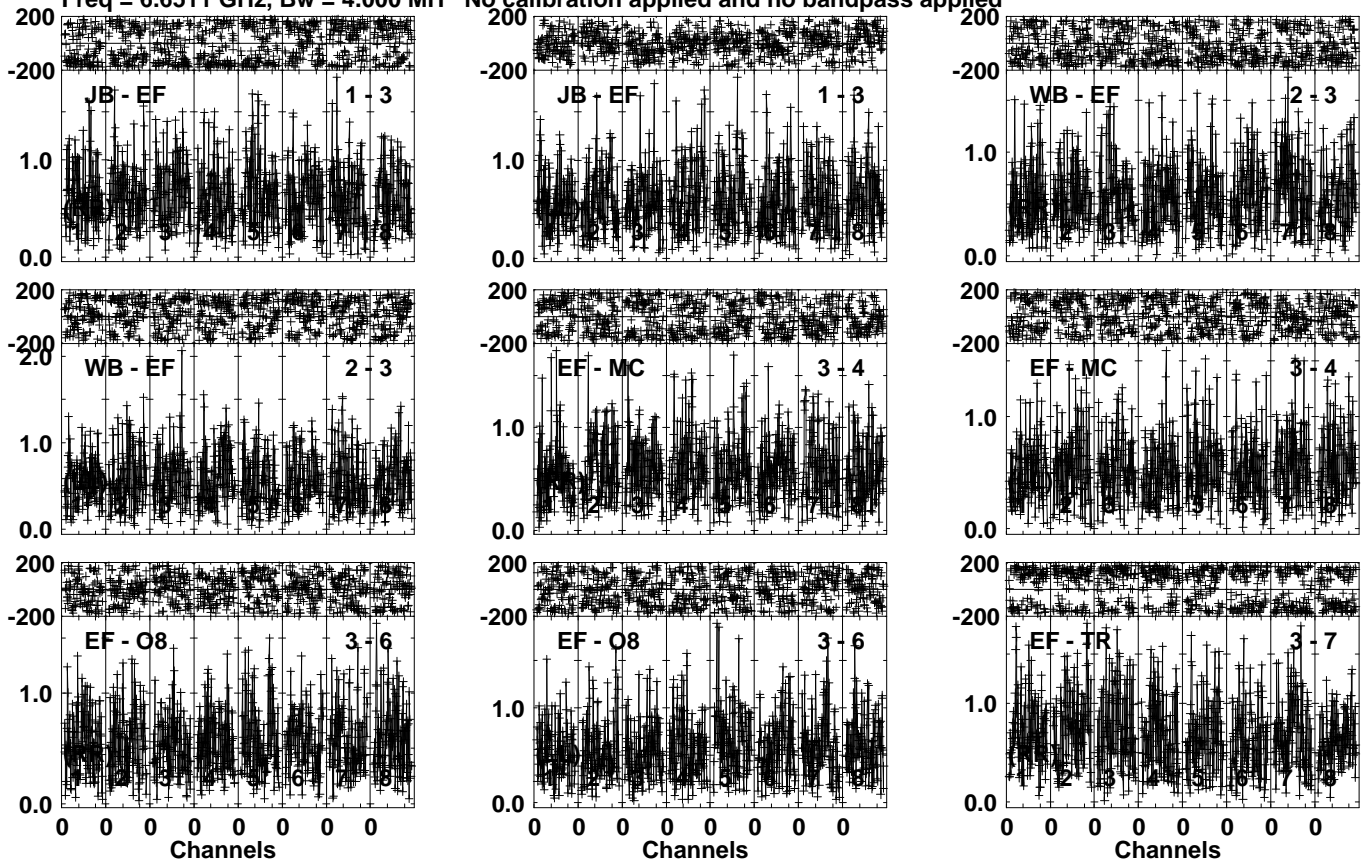


Lower frame: Milli Ampl Jy Top frame: Phas deg  
Vector averaged cross-power spectrum Several baselines displayed  
Timerange: 01/00:16:01 to 01/00:18:59

Plot file version 113 created 20-JUL-2023 11:20:28

J2048+4310 EK052B 1.UVDATA.1

Freq = 6.6511 GHz, Bw = 4.000 MH No calibration applied and no bandpass applied

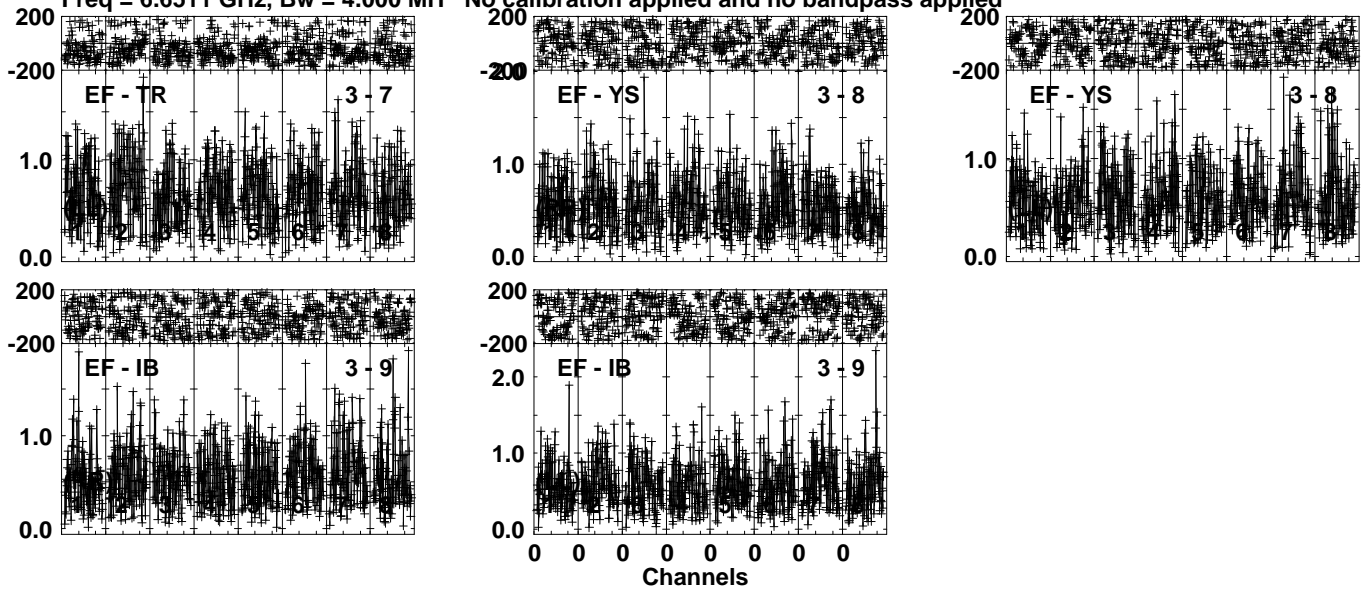


Lower frame: Milli Ampl Jy Top frame: Phas deg  
Vector averaged cross-power spectrum Several baselines displayed  
Timerange: 01/00:19:01 to 01/00:20:59

Plot file version 114 created 20-JUL-2023 11:20:28

J2048+4310 EK052B 1.UVDATA.1

Freq = 6.6511 GHz, Bw = 4.000 MH No calibration applied and no bandpass applied



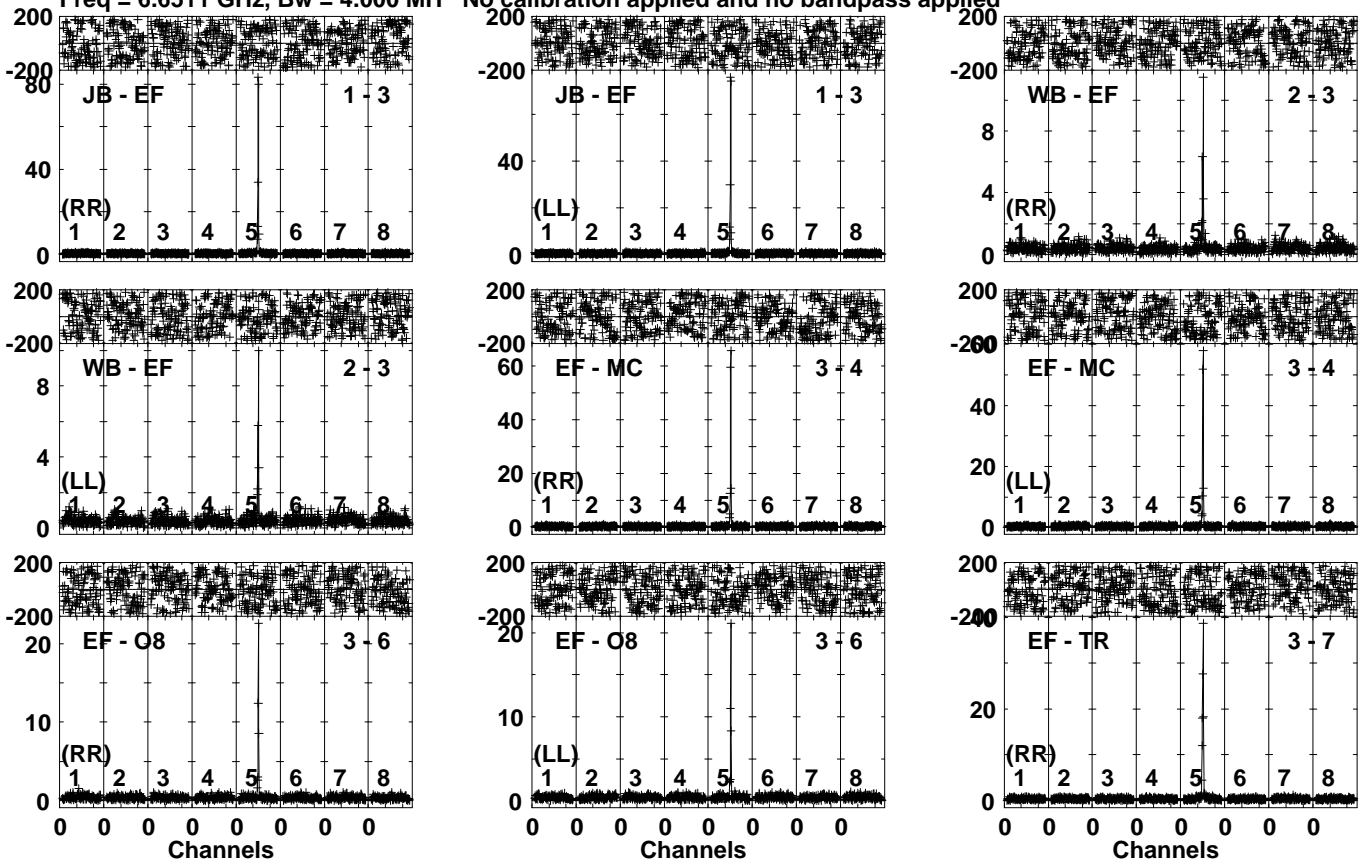
Lower frame: Milli Ampl Jy Top frame: Phas deg  
Vector averaged cross-power spectrum Several baselines displayed  
Timerange: 01/00:19:01 to 01/00:20:59



Plot file version 115 created 20-JUL-2023 11:20:28

W75N EK052B 1.UVDATA.1

Freq = 6.6511 GHz, Bw = 4.000 MH No calibration applied and no bandpass applied



Lower frame: Milli Ampl Jy Top frame: Phas deg

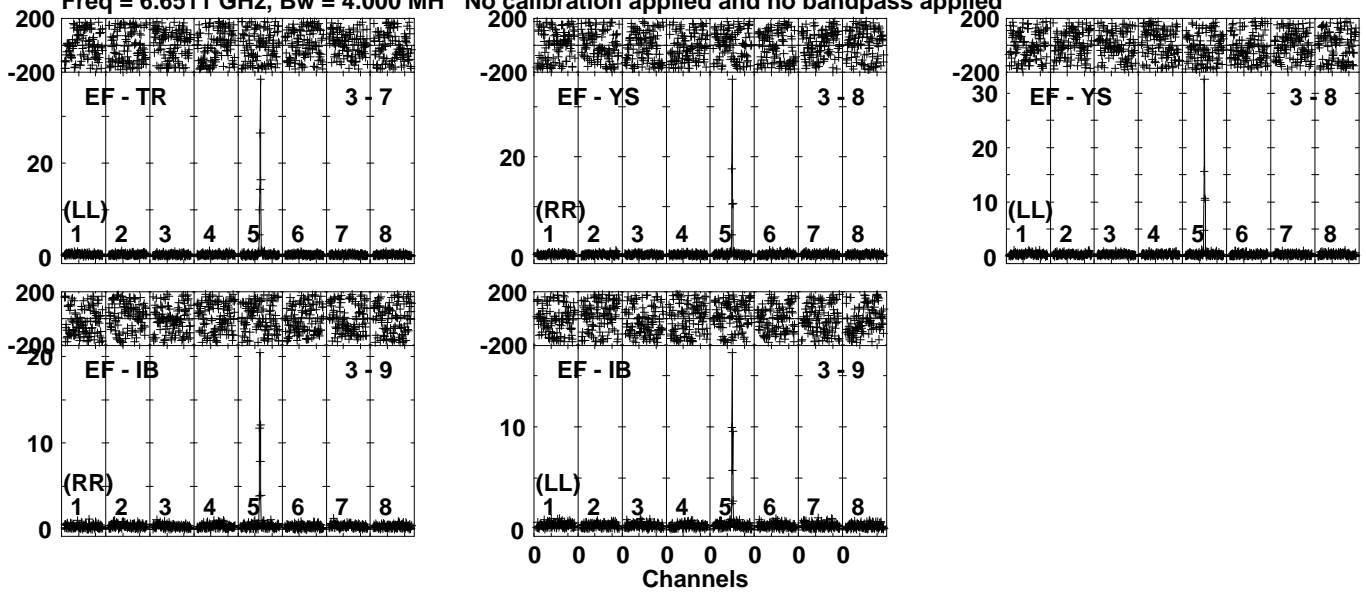
Vector averaged cross-power spectrum Several baselines displayed

Timerange: 01/00:21:01 to 01/00:23:59

Plot file version 116 created 20-JUL-2023 11:20:29

W75N EK052B 1.UVDATA.1

Freq = 6.6511 GHz, Bw = 4.000 MH No calibration applied and no bandpass applied

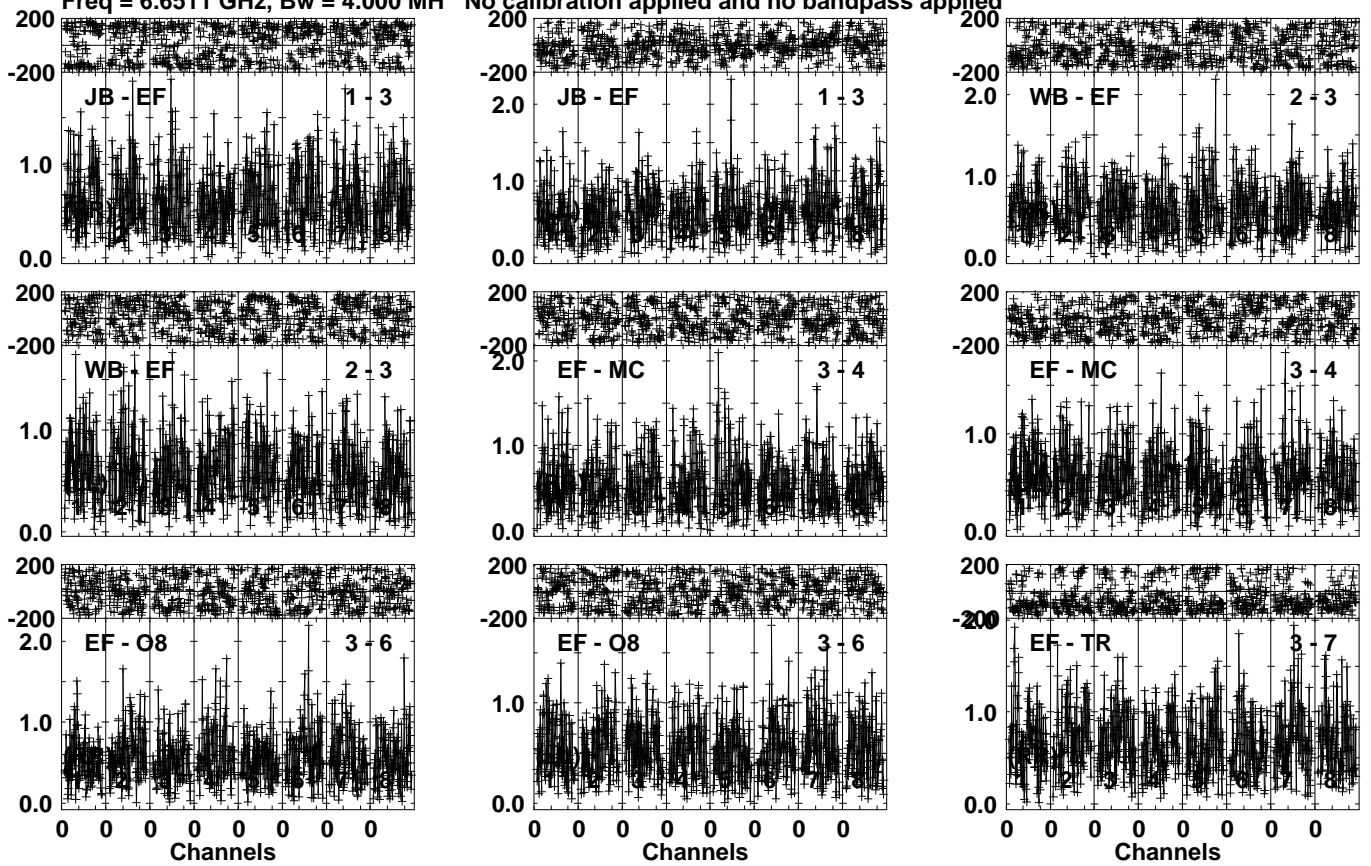


Lower frame: Milli Ampl Jy Top frame: Phas deg  
Vector averaged cross-power spectrum Several baselines displayed  
Timerange: 01/00:21:01 to 01/00:23:59

Plot file version 117 created 20-JUL-2023 11:20:29

J2048+4310 EK052B 1.UVDATA.1

Freq = 6.6511 GHz, Bw = 4.000 MH No calibration applied and no bandpass applied

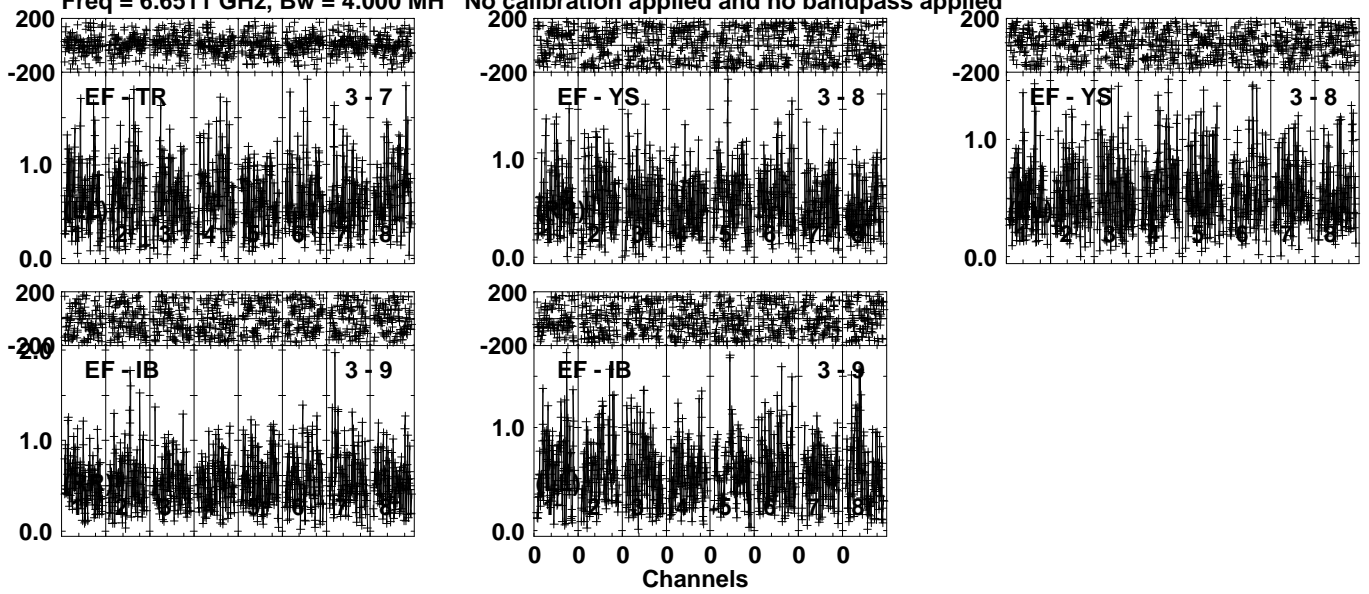


Lower frame: Milli Ampl Jy Top frame: Phas deg  
Vector averaged cross-power spectrum Several baselines displayed  
Timerange: 01/00:24:01 to 01/00:25:59

Plot file version 118 created 20-JUL-2023 11:20:29

J2048+4310 EK052B 1.UVDATA.1

Freq = 6.6511 GHz, Bw = 4.000 MH No calibration applied and no bandpass applied

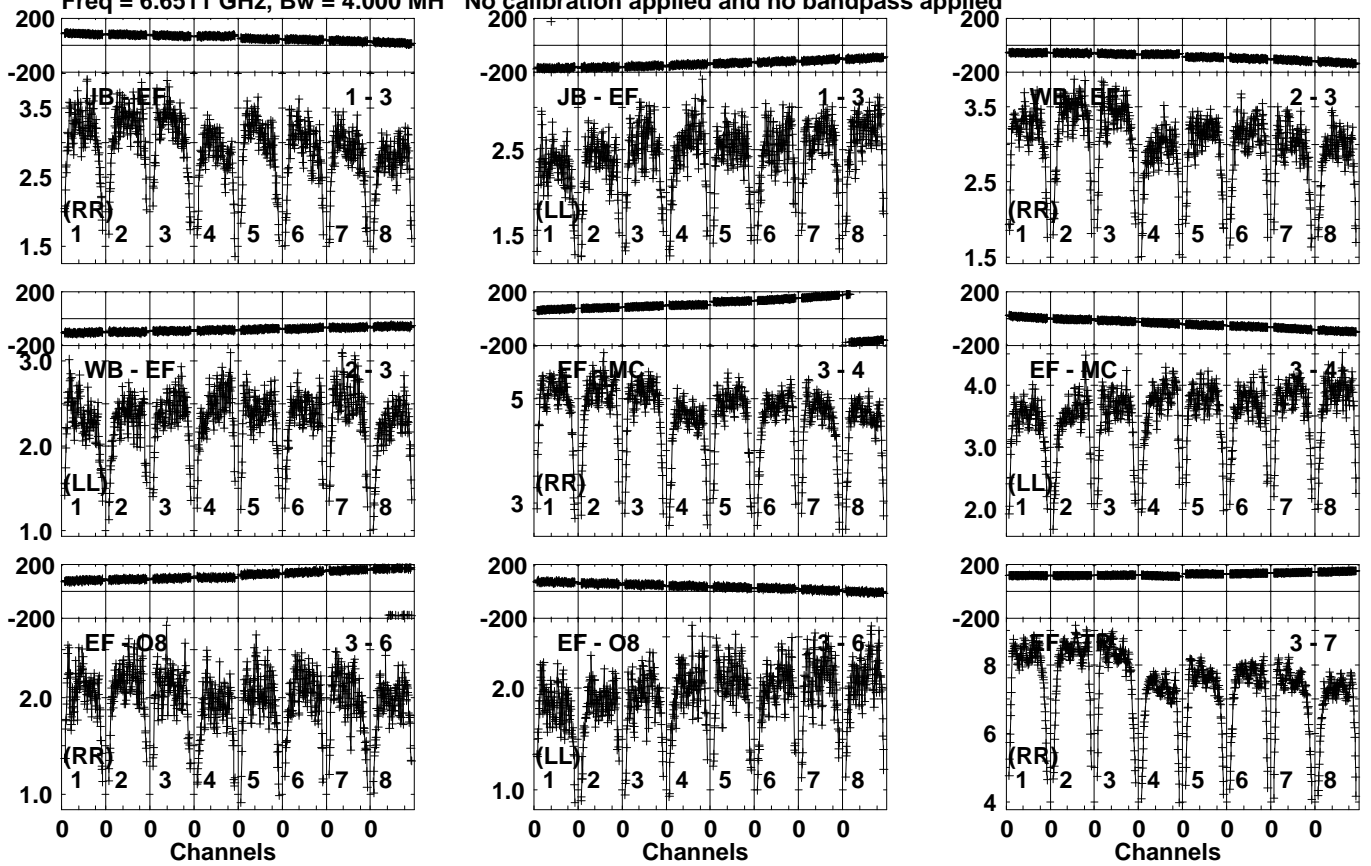


Lower frame: Milli Ampl Jy Top frame: Phas deg  
Vector averaged cross-power spectrum Several baselines displayed  
Timerange: 01/00:24:01 to 01/00:25:59

Plot file version 119 created 20-JUL-2023 11:20:29

3C286 EK052B 1.UVDATA.1

Freq = 6.6511 GHz, Bw = 4.000 MH No calibration applied and no bandpass applied



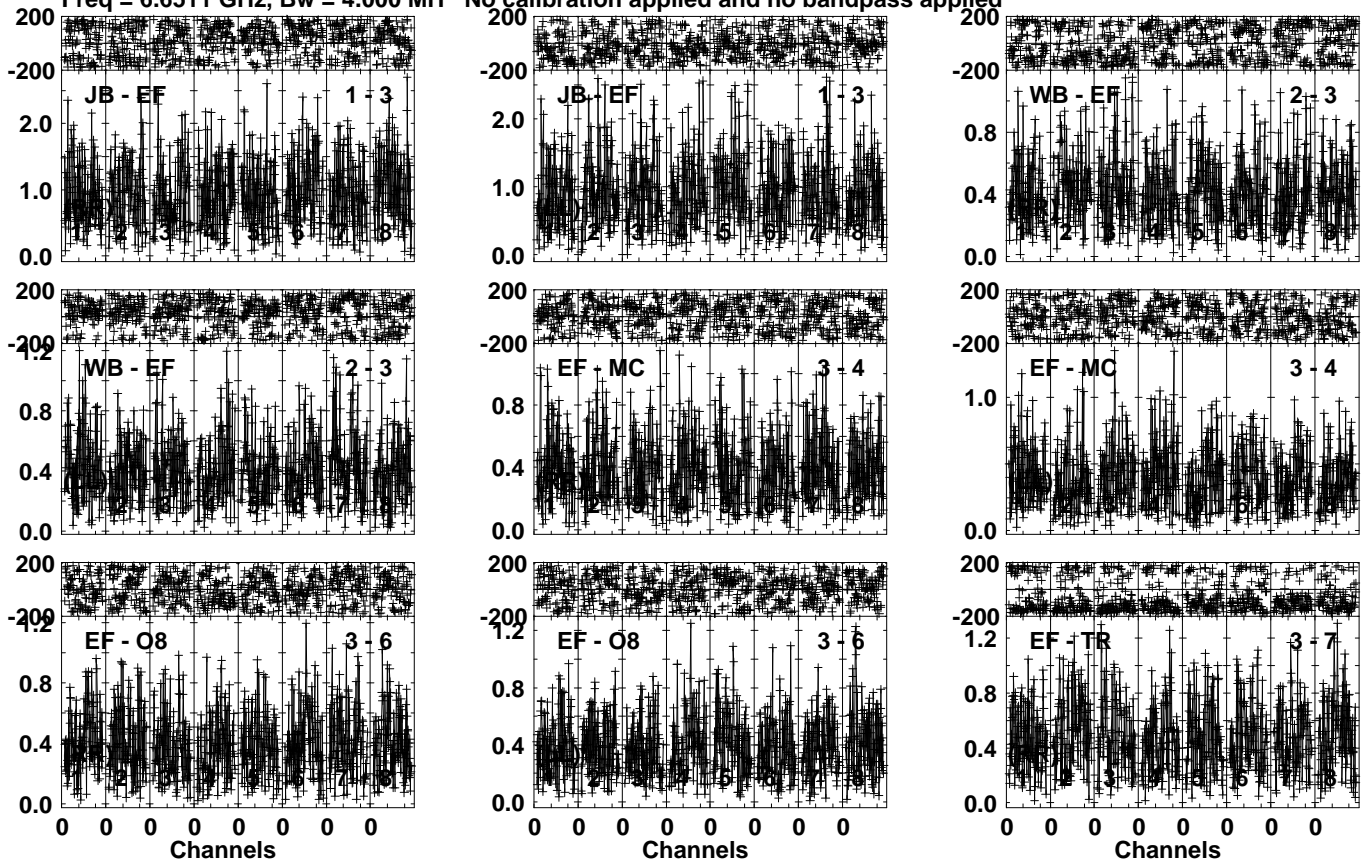
Lower frame: Milli Ampl Jy Top frame: Phas deg  
Vector averaged cross-power spectrum Several baselines displayed  
Timerange: 01/00:32:31 to 01/00:41:29



Plot file version 121 created 20-JUL-2023 11:20:30

J2048+4310 EK052B 1.UVDATA.1

Freq = 6.6511 GHz, Bw = 4.000 MH No calibration applied and no bandpass applied

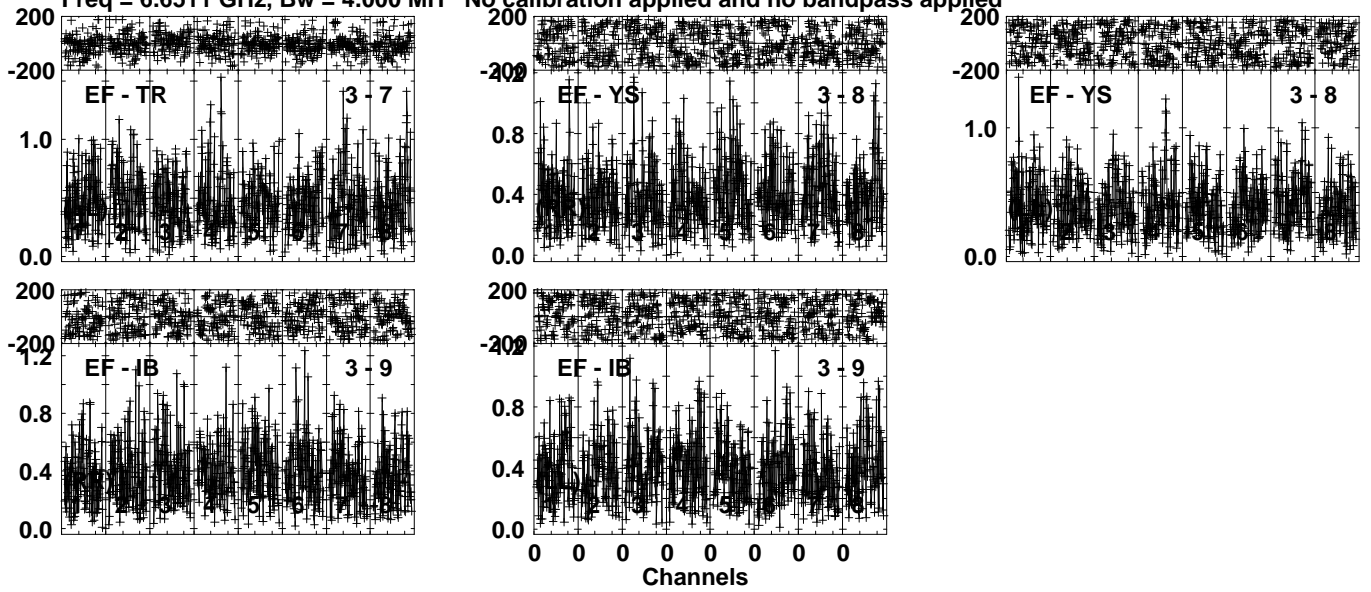


Lower frame: Milli Ampl Jy Top frame: Phas deg  
Vector averaged cross-power spectrum Several baselines displayed  
Timerange: 01/00:49:31 to 01/00:51:29

Plot file version 122 created 20-JUL-2023 11:20:30

J2048+4310 EK052B 1.UVDATA.1

Freq = 6.6511 GHz, Bw = 4.000 MH No calibration applied and no bandpass applied



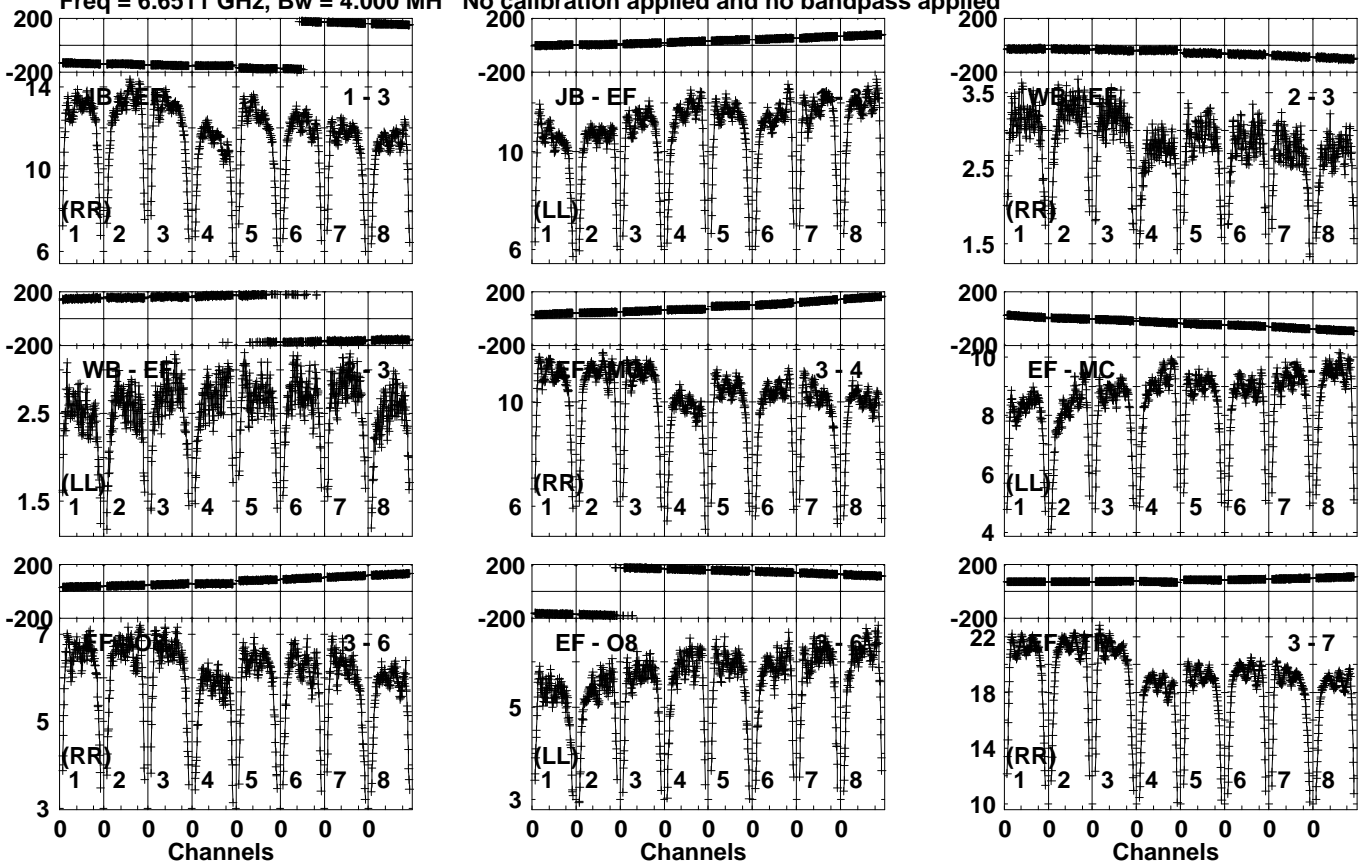
Lower frame: Milli Ampl Jy Top frame: Phas deg  
Vector averaged cross-power spectrum Several baselines displayed  
Timerange: 01/00:49:31 to 01/00:51:29



Plot file version 123 created 20-JUL-2023 11:20:31

J2202+4216 EK052B 1.UVDATA.1

Freq = 6.6511 GHz, Bw = 4.000 MH No calibration applied and no bandpass applied



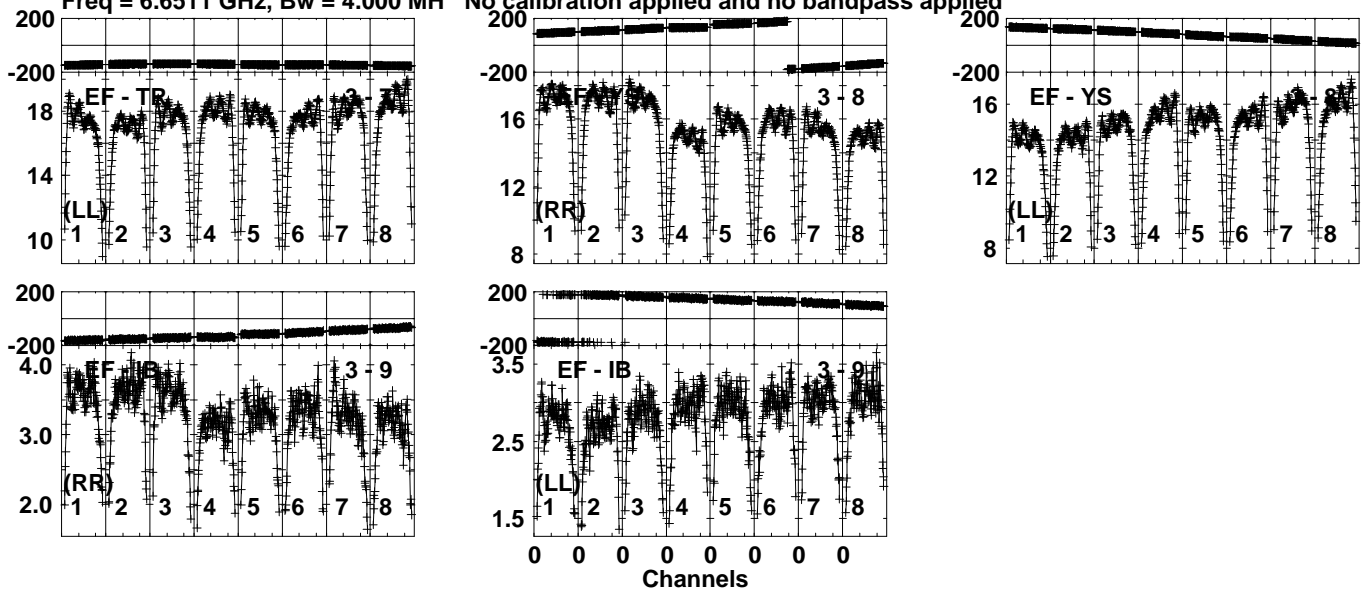
Lower frame: Milli Ampl Jy Top frame: Phas deg  
Vector averaged cross-power spectrum Several baselines displayed  
Timerange: 01/00:52:31 to 01/01:01:29

Plot file version 124 created 20-JUL-2023 11:20:31

J2202+4216 EK052B 1.UVDATA.1

Freq = 6.6511 GHz, Bw = 4.000 MH

No calibration applied and no bandpass applied

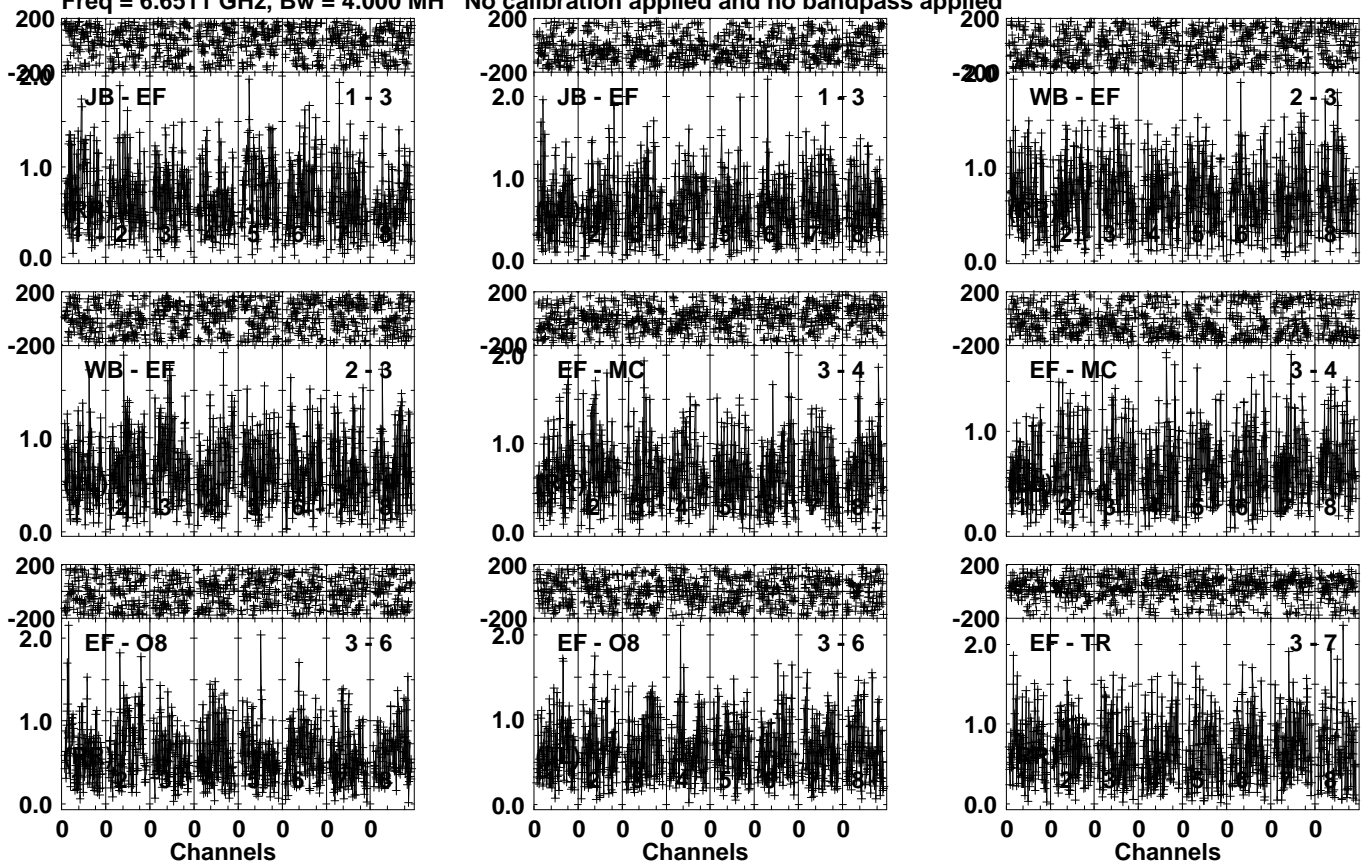


Lower frame: Milli Ampl Jy Top frame: Phas deg  
Vector averaged cross-power spectrum Several baselines displayed  
Timerange: 01/00:52:31 to 01/01:01:29

Plot file version 125 created 20-JUL-2023 11:20:31

J2048+4310 EK052B 1.UVDATA.1

Freq = 6.6511 GHz, Bw = 4.000 MH No calibration applied and no bandpass applied

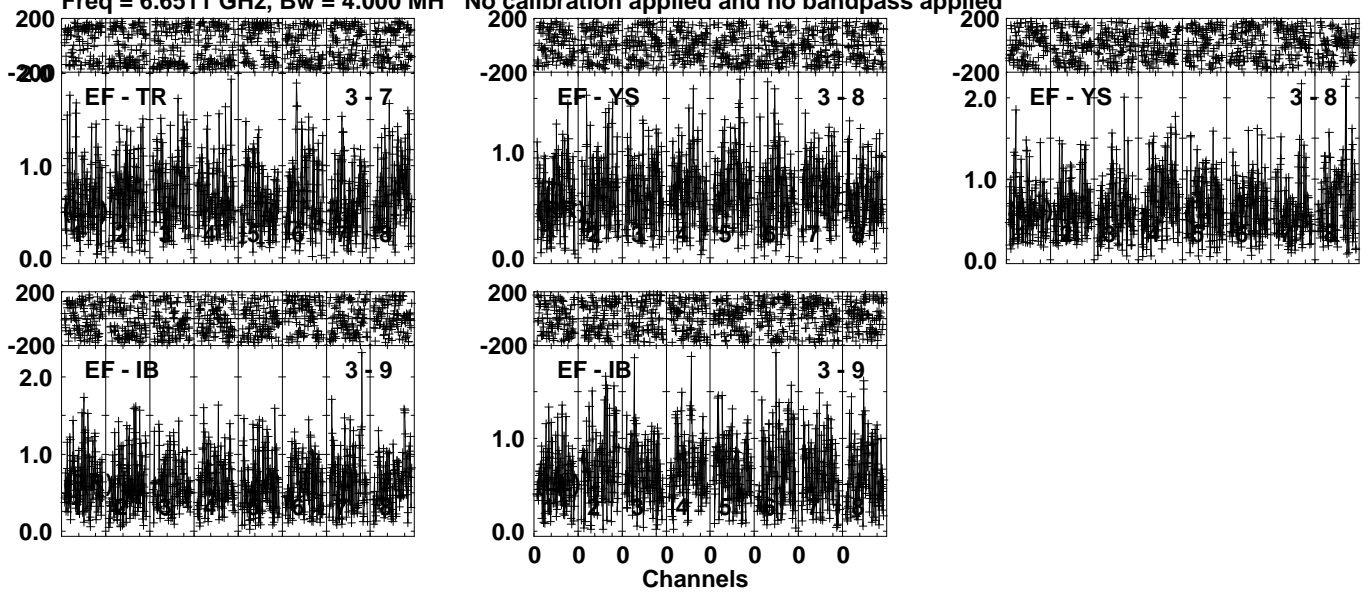


Lower frame: Milli Ampl Jy Top frame: Phas deg  
Vector averaged cross-power spectrum Several baselines displayed  
Timerange: 01/01:01:31 to 01/01:04:29

Plot file version 126 created 20-JUL-2023 11:20:32

J2048+4310 EK052B 1.UVDATA.1

Freq = 6.6511 GHz, Bw = 4.000 MH No calibration applied and no bandpass applied

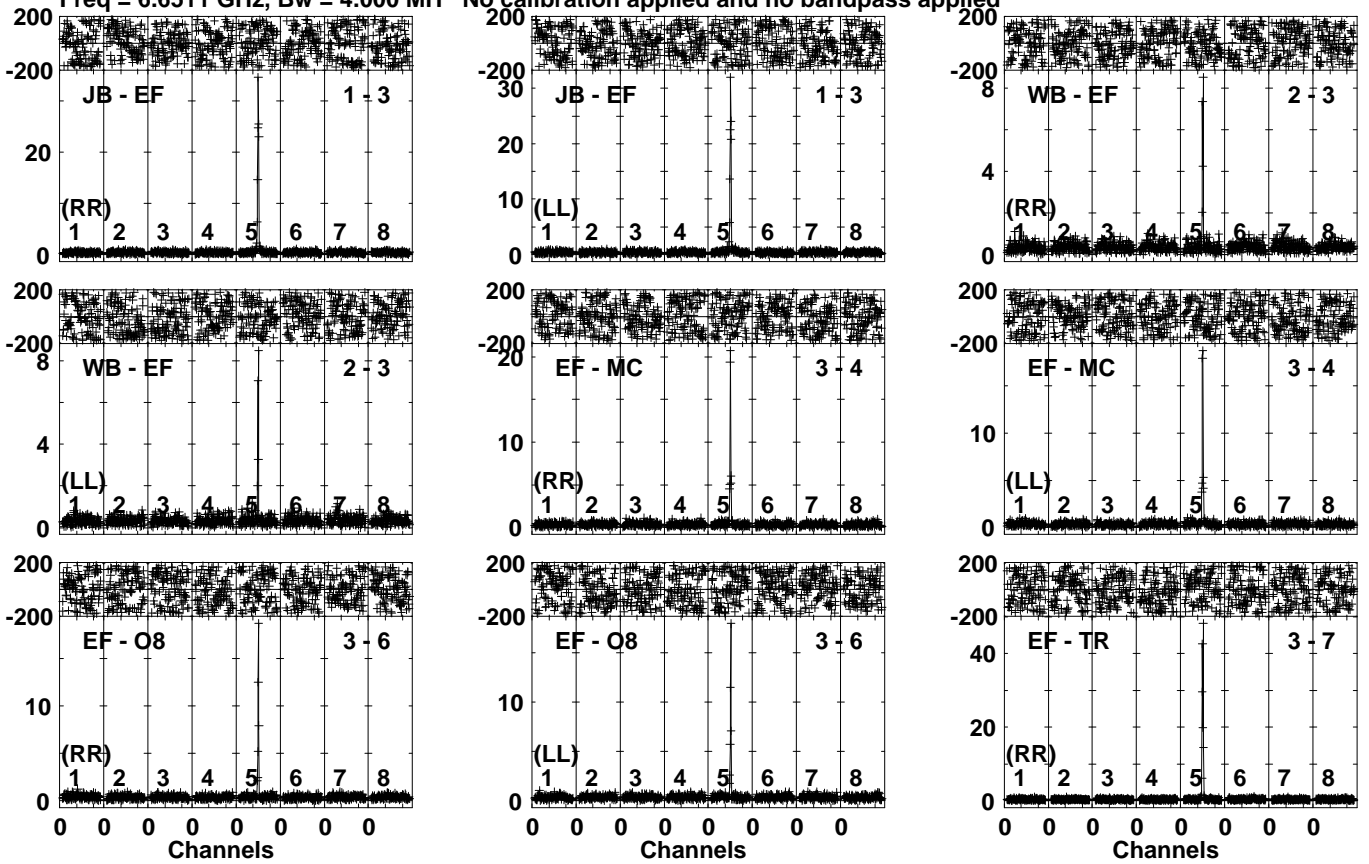


Lower frame: Milli Ampl Jy Top frame: Phas deg  
Vector averaged cross-power spectrum Several baselines displayed  
Timerange: 01/01:01:31 to 01/01:04:29

Plot file version 127 created 20-JUL-2023 11:20:32

W75N EK052B 1.UVDATA.1

Freq = 6.6511 GHz, Bw = 4.000 MH No calibration applied and no bandpass applied

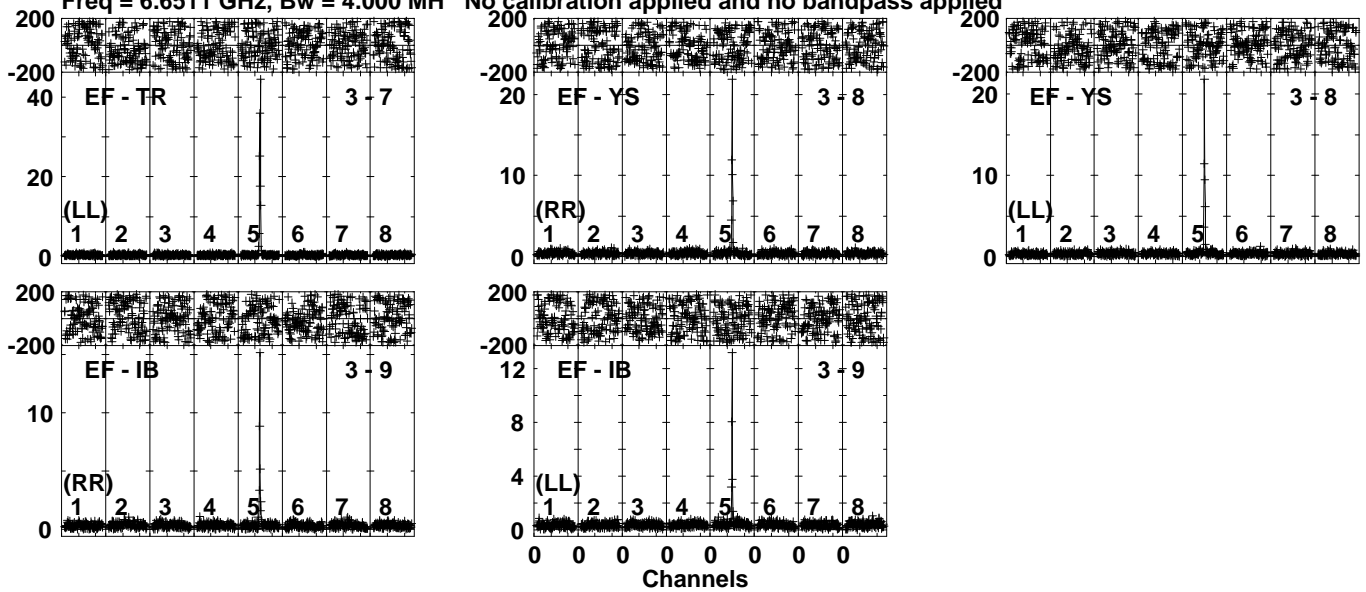


Lower frame: Milli Ampl Jy Top frame: Phas deg  
Vector averaged cross-power spectrum Several baselines displayed  
Timerange: 01/01:05:01 to 01/01:07:59

Plot file version 128 created 20-JUL-2023 11:20:32

W75N EK052B 1.UVDATA.1

Freq = 6.6511 GHz, Bw = 4.000 MH No calibration applied and no bandpass applied

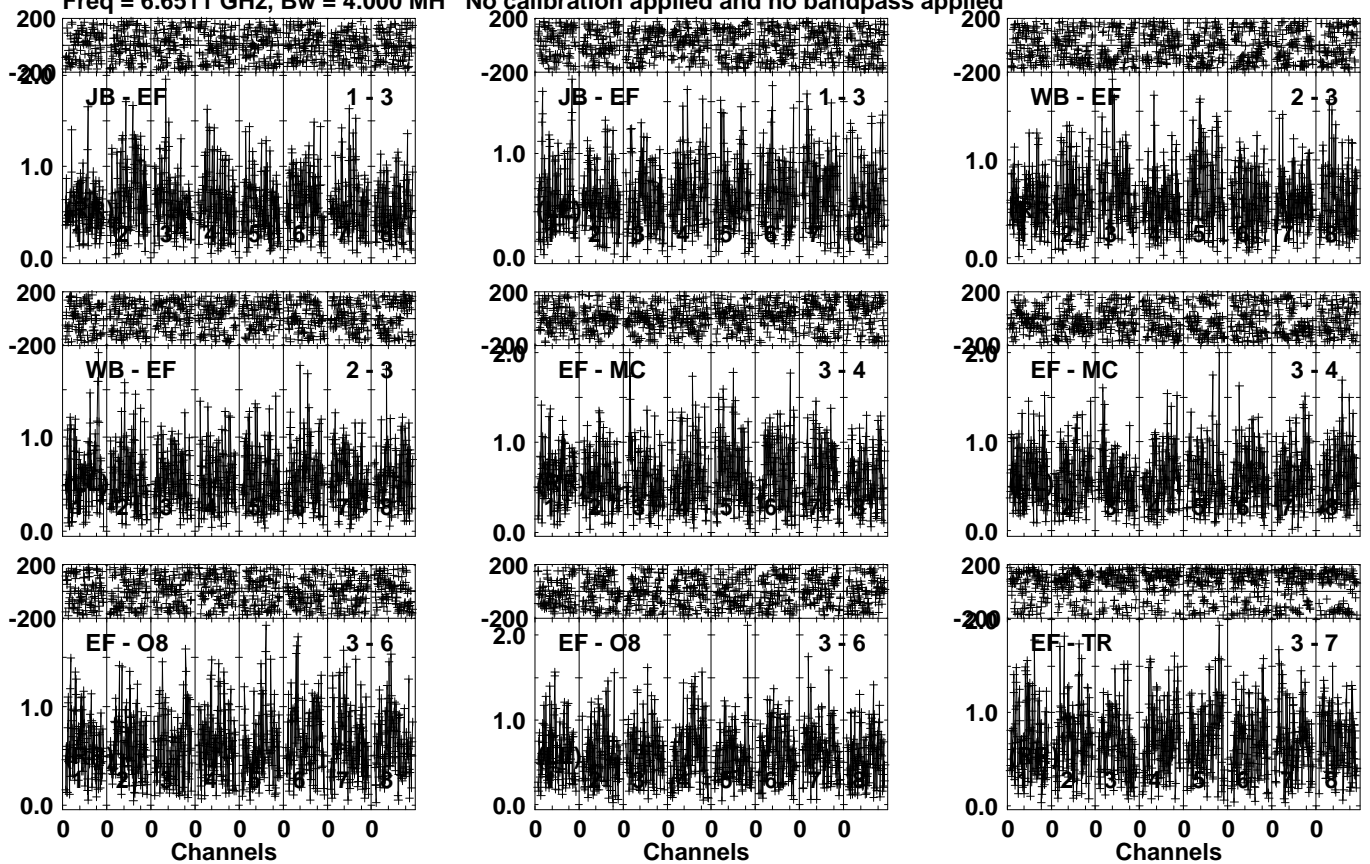


Lower frame: Milli Ampl Jy Top frame: Phas deg  
Vector averaged cross-power spectrum Several baselines displayed  
Timerange: 01/01:05:01 to 01/01:07:59

Plot file version 129 created 20-JUL-2023 11:20:32

J2048+4310 EK052B 1.UVDATA.1

Freq = 6.6511 GHz, Bw = 4.000 MH No calibration applied and no bandpass applied



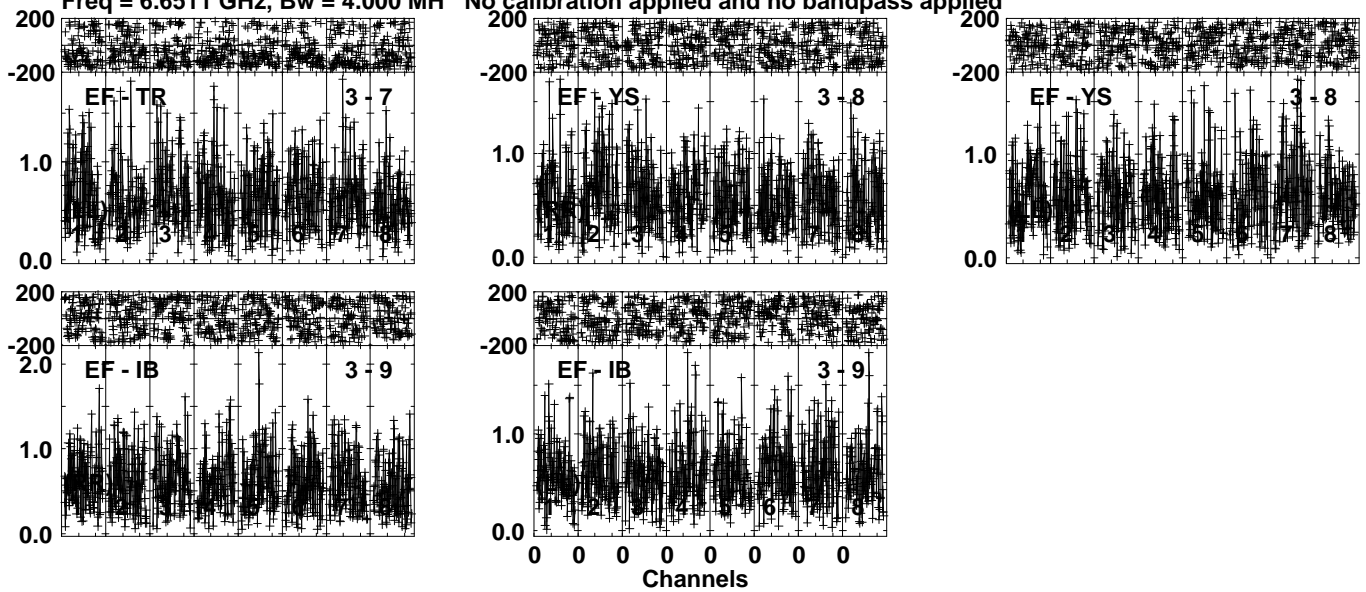
Lower frame: Milli Ampl Jy Top frame: Phas deg  
Vector averaged cross-power spectrum Several baselines displayed  
Timerange: 01/01:08:01 to 01/01:09:59

Plot file version 130 created 20-JUL-2023 11:20:32

J2048+4310 EK052B 1.UVDATA.1

Freq = 6.6511 GHz, Bw = 4.000 MH

No calibration applied and no bandpass applied



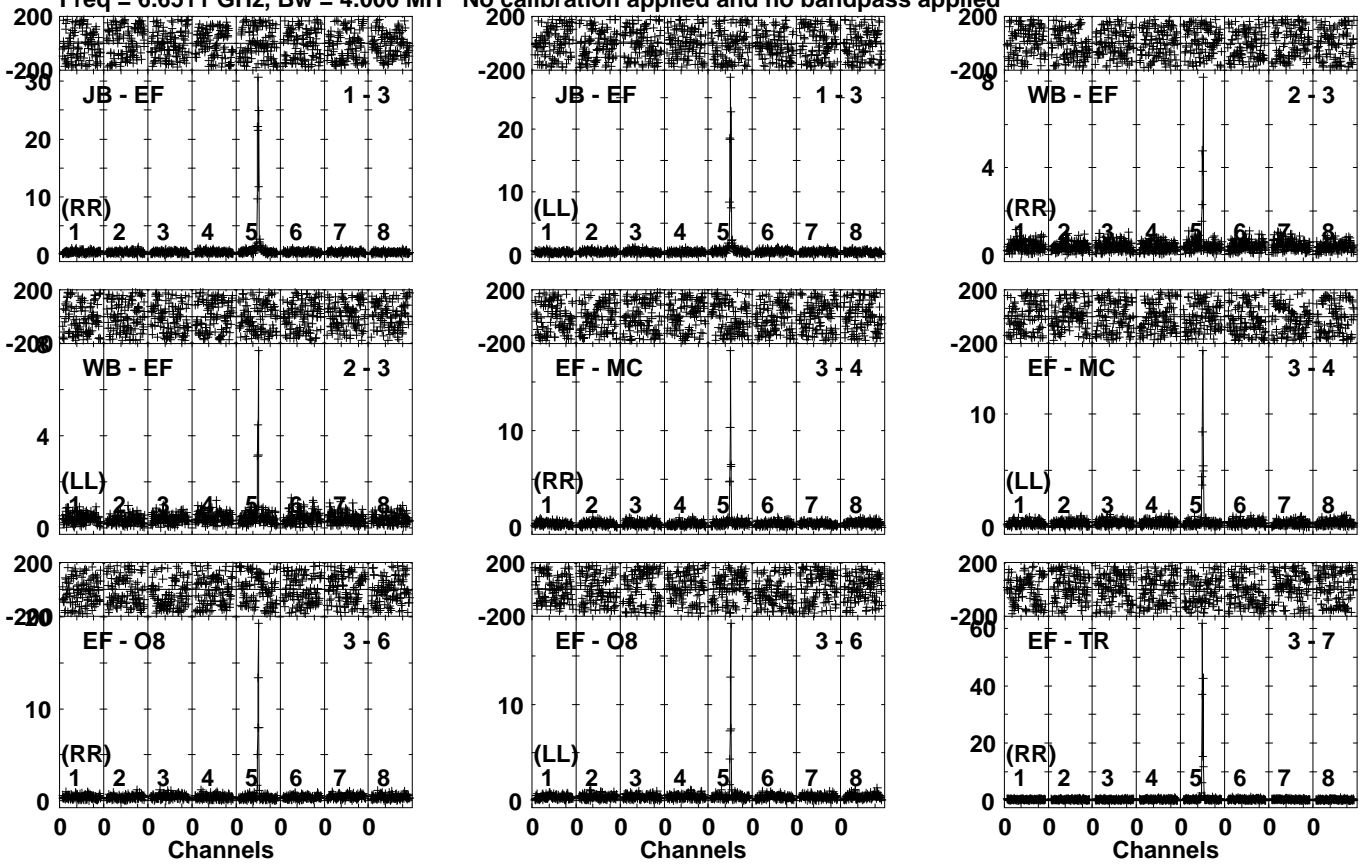
Lower frame: Milli Ampl Jy Top frame: Phas deg  
Vector averaged cross-power spectrum Several baselines displayed  
Timerange: 01/01:08:01 to 01/01:09:59



Plot file version 131 created 20-JUL-2023 11:20:32

W75N EK052B 1.UVDATA.1

Freq = 6.6511 GHz, Bw = 4.000 MH No calibration applied and no bandpass applied

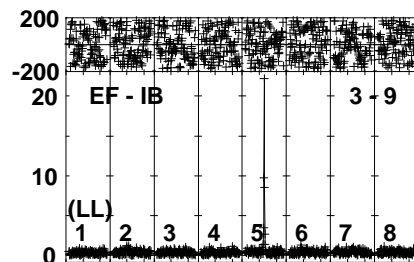
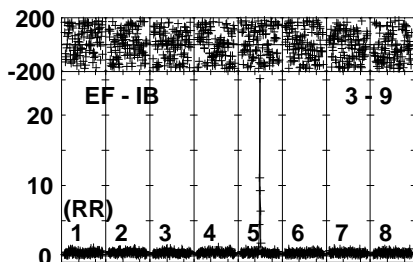
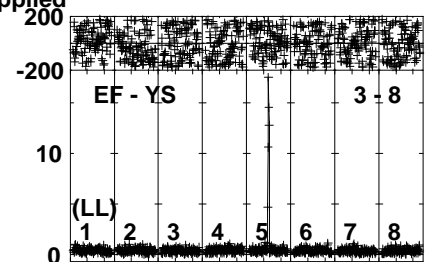
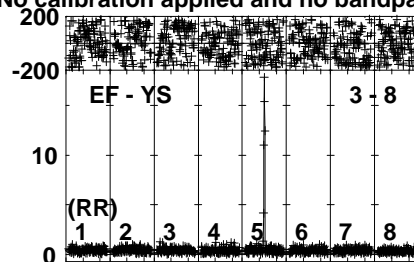
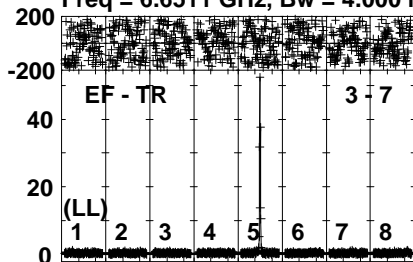


Lower frame: Milli Ampl Jy Top frame: Phas deg  
Vector averaged cross-power spectrum Several baselines displayed  
Timerange: 01/01:10:01 to 01/01:12:59

Plot file version 132 created 20-JUL-2023 11:20:33

W75N EK052B 1.UVDATA.1

Freq = 6.6511 GHz, Bw = 4.000 MH No calibration applied and no bandpass applied



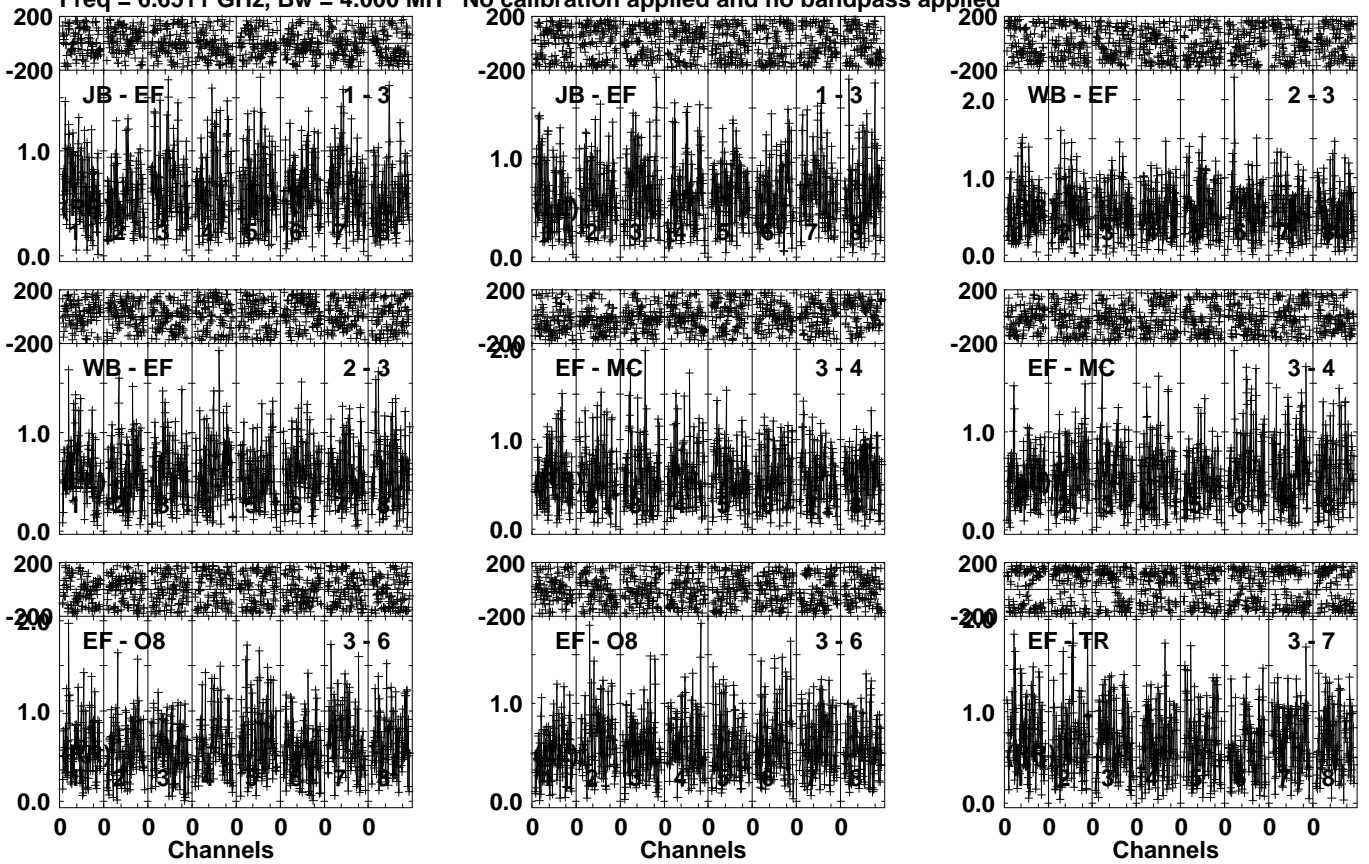
0 0 0 0 0 0 0 0  
Channels

Lower frame: Milli Ampl Jy Top frame: Phas deg  
Vector averaged cross-power spectrum Several baselines displayed  
Timerange: 01/01:10:01 to 01/01:12:59

Plot file version 133 created 20-JUL-2023 11:20:33

J2048+4310 EK052B 1.UVDATA.1

Freq = 6.6511 GHz, Bw = 4.000 MH No calibration applied and no bandpass applied

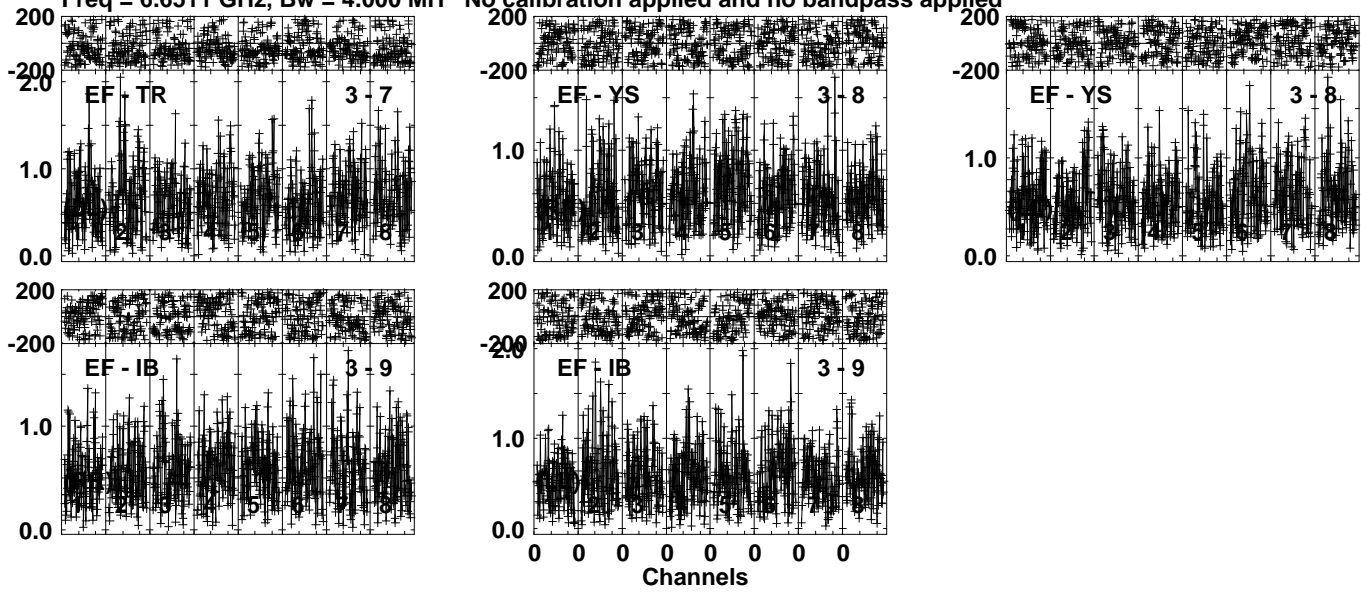


Lower frame: Milli Ampl Jy Top frame: Phas deg  
Vector averaged cross-power spectrum Several baselines displayed  
Timerange: 01/01:13:01 to 01/01:14:59

Plot file version 134 created 20-JUL-2023 11:20:33

J2048+4310 EK052B 1.UVDATA.1

Freq = 6.6511 GHz, Bw = 4.000 MH No calibration applied and no bandpass applied

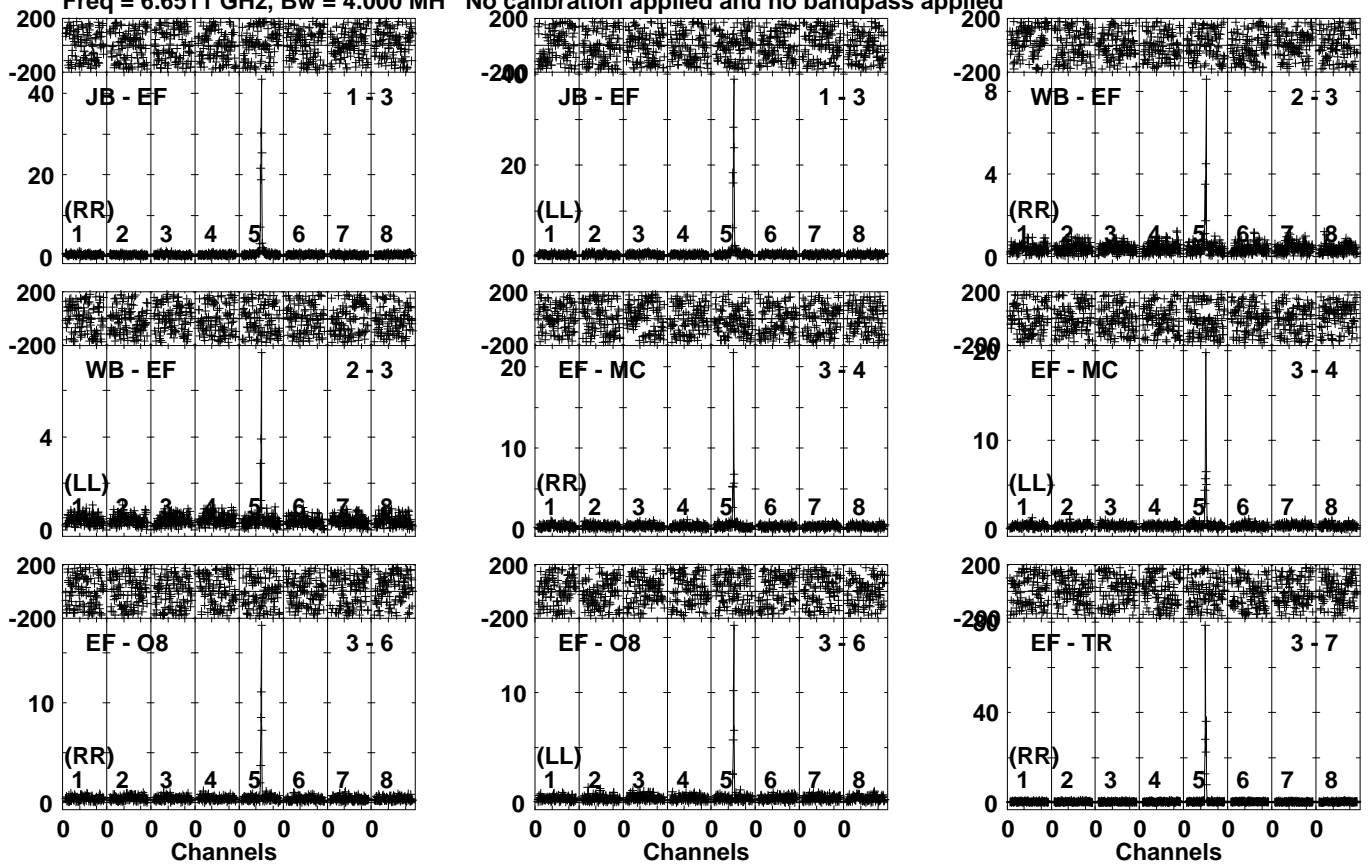


Lower frame: Milli Ampl Jy Top frame: Phas deg  
Vector averaged cross-power spectrum Several baselines displayed  
Timerange: 01/01:13:01 to 01/01:14:59

Plot file version 135 created 20-JUL-2023 11:20:33

W75N EK052B 1.UVDATA.1

Freq = 6.6511 GHz, Bw = 4.000 MH No calibration applied and no bandpass applied

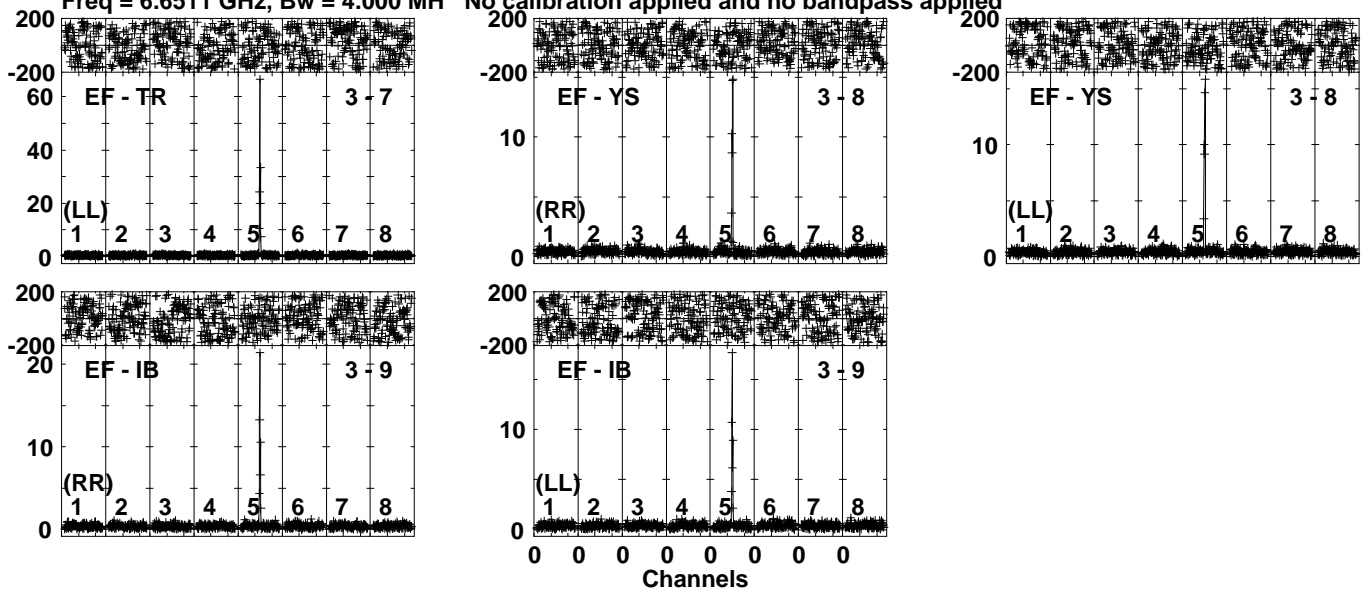


Lower frame: Milli Ampl Jy Top frame: Phas deg  
Vector averaged cross-power spectrum Several baselines displayed  
Timerange: 01/01:15:01 to 01/01:17:59

Plot file version 136 created 20-JUL-2023 11:20:33

W75N EK052B 1.UVDATA.1

Freq = 6.6511 GHz, Bw = 4.000 MH No calibration applied and no bandpass applied

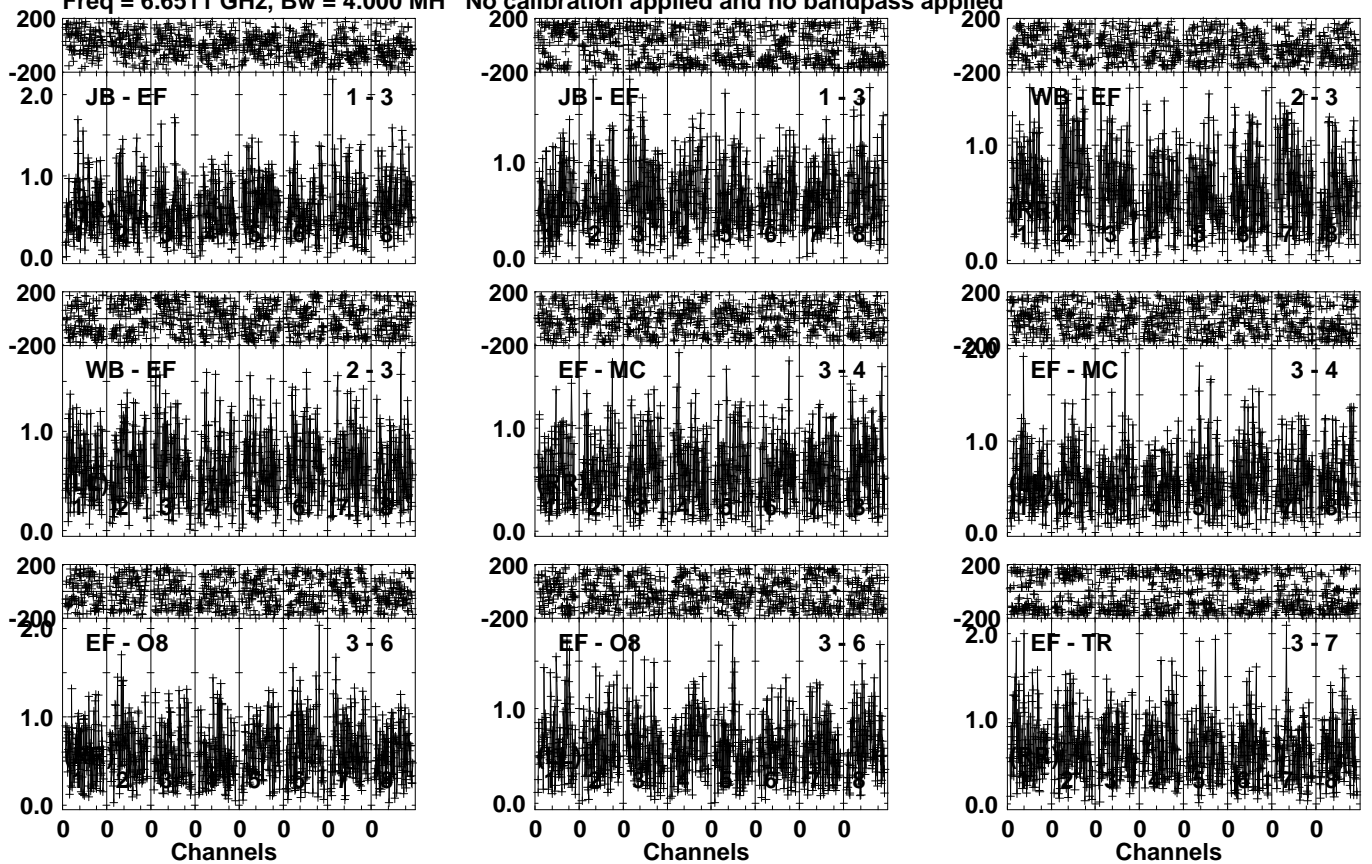


Lower frame: Milli Ampl Jy Top frame: Phas deg  
Vector averaged cross-power spectrum Several baselines displayed  
Timerange: 01/01:15:01 to 01/01:17:59

Plot file version 137 created 20-JUL-2023 11:20:33

J2048+4310 EK052B 1.UVDATA.1

Freq = 6.6511 GHz, Bw = 4.000 MH No calibration applied and no bandpass applied

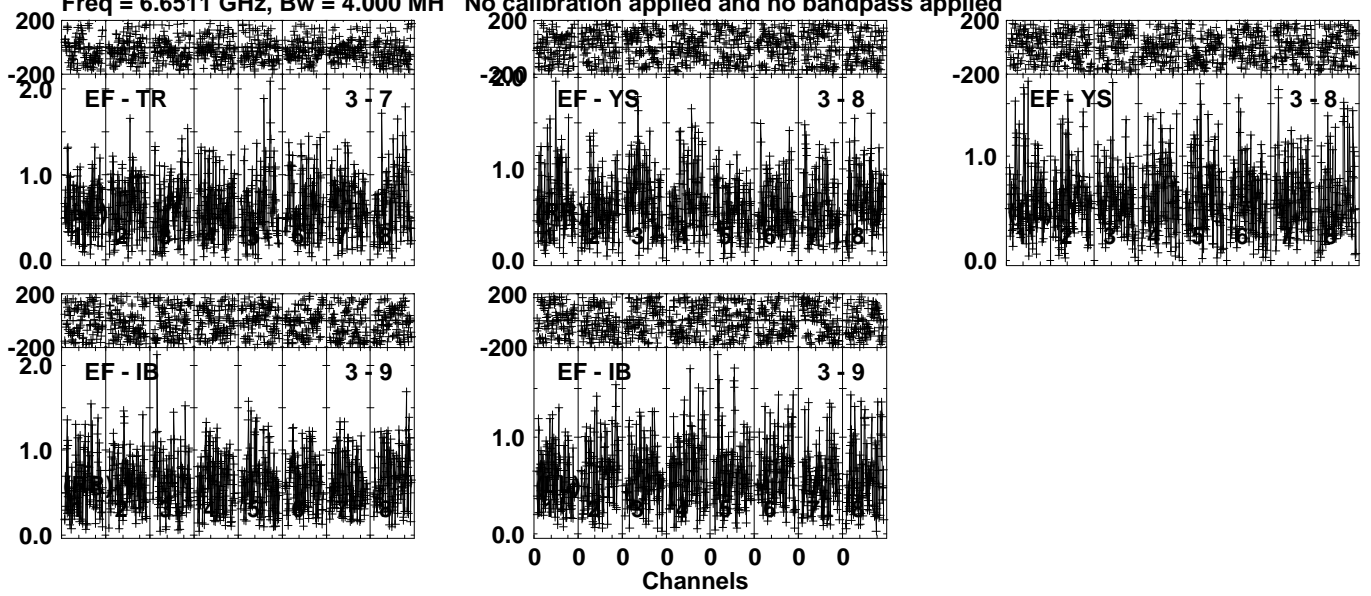


Lower frame: Milli Ampl Jy Top frame: Phas deg  
Vector averaged cross-power spectrum Several baselines displayed  
Timerange: 01/01:18:01 to 01/01:19:59

Plot file version 138 created 20-JUL-2023 11:20:33

J2048+4310 EK052B 1.UVDATA.1

Freq = 6.6511 GHz, Bw = 4.000 MH No calibration applied and no bandpass applied



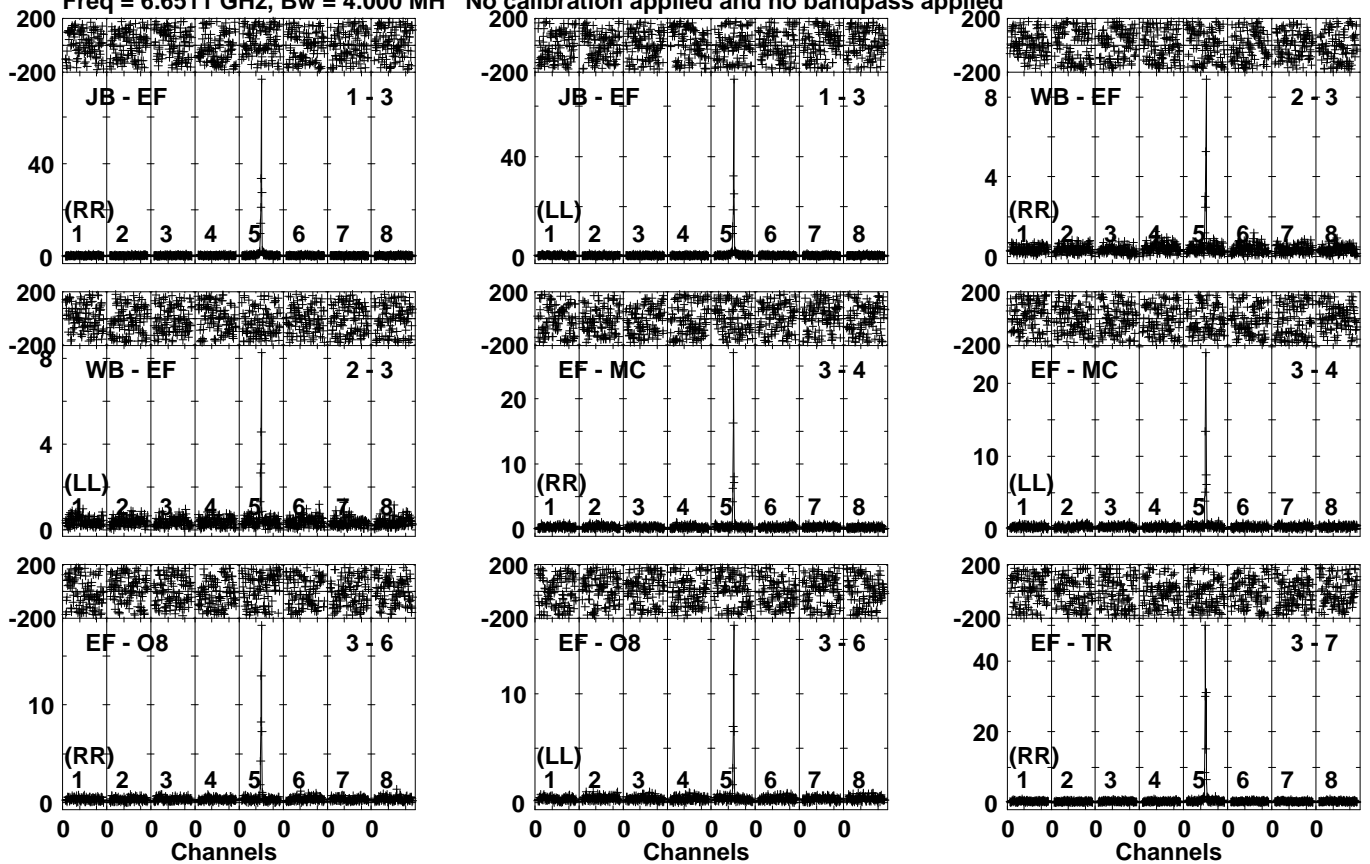
Lower frame: Milli Ampl Jy Top frame: Phas deg  
Vector averaged cross-power spectrum Several baselines displayed  
Timerange: 01/01:18:01 to 01/01:19:59



Plot file version 139 created 20-JUL-2023 11:20:34

W75N EK052B 1.UVDATA.1

Freq = 6.6511 GHz, Bw = 4.000 MH No calibration applied and no bandpass applied

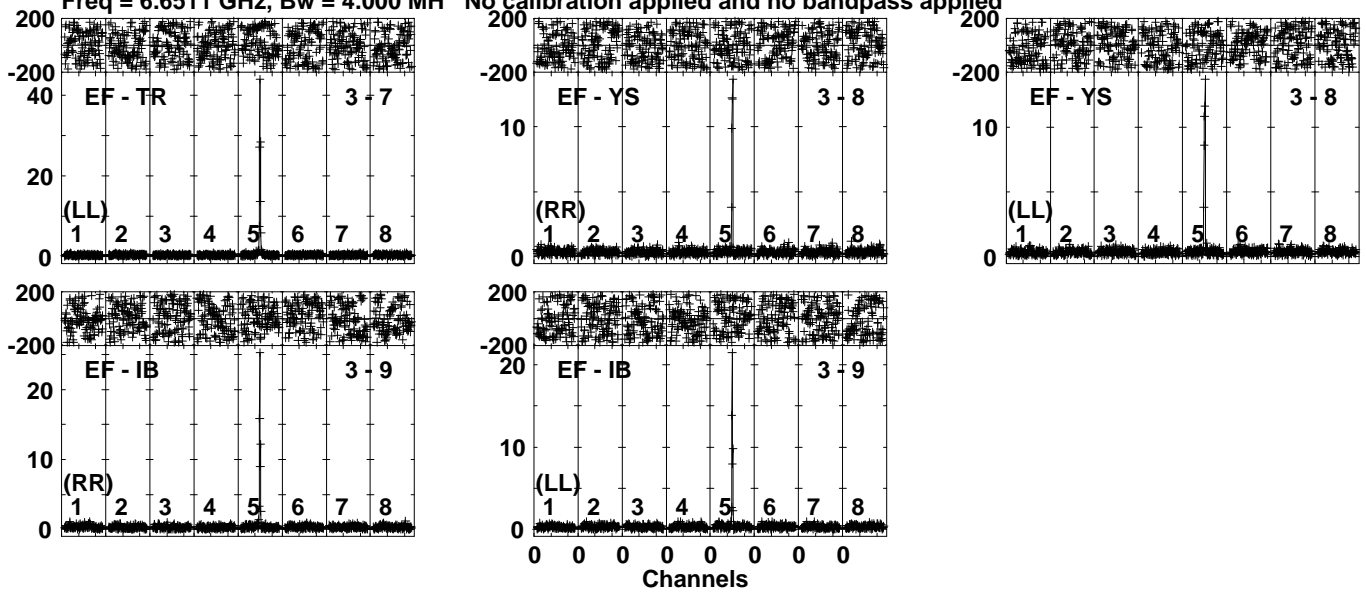


Lower frame: Milli Ampl Jy Top frame: Phas deg  
Vector averaged cross-power spectrum Several baselines displayed  
Timerange: 01/01:20:31 to 01/01:23:29

Plot file version 140 created 20-JUL-2023 11:20:34

W75N EK052B 1.UVDATA.1

Freq = 6.6511 GHz, Bw = 4.000 MH No calibration applied and no bandpass applied

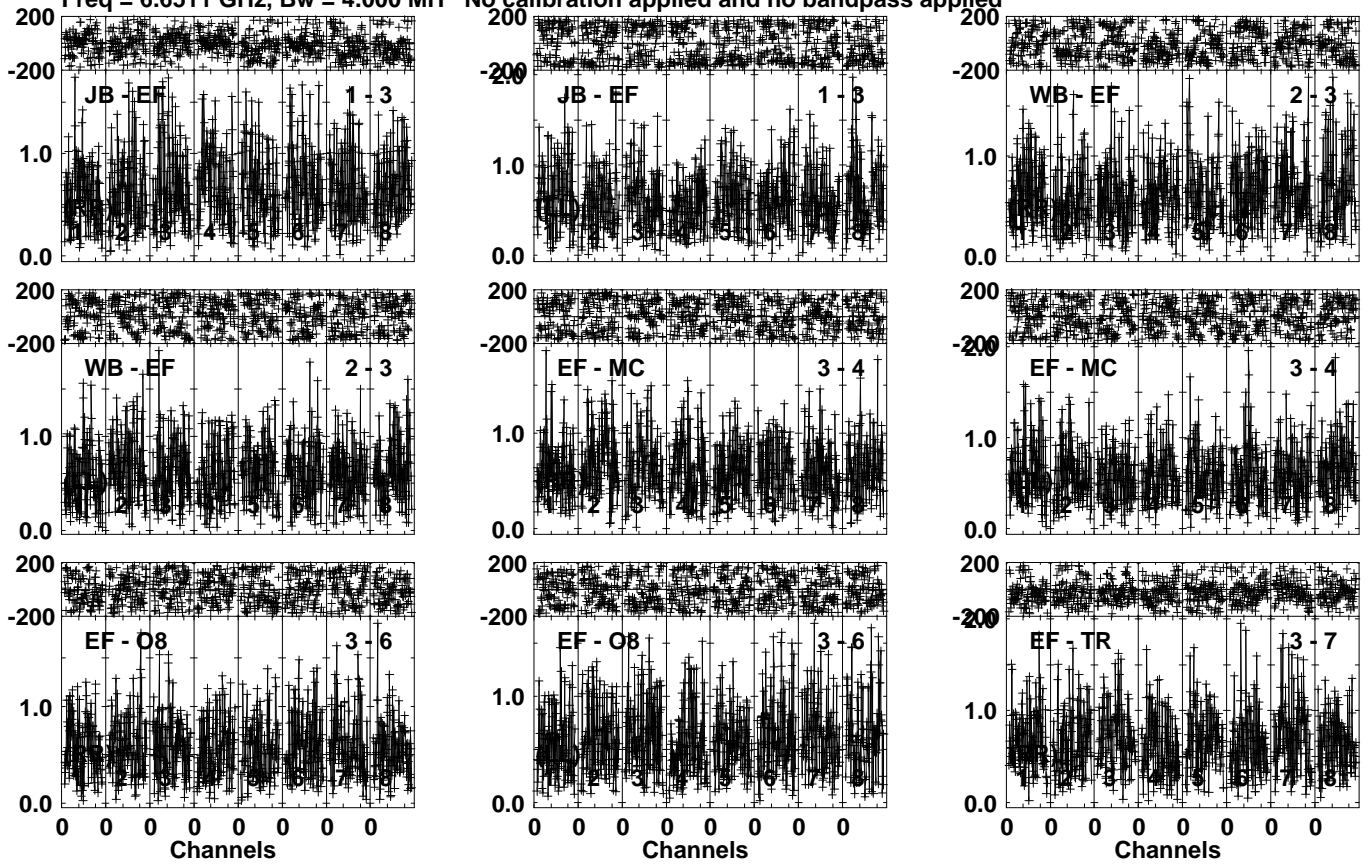


Lower frame: Milli Ampl Jy Top frame: Phas deg  
Vector averaged cross-power spectrum Several baselines displayed  
Timerange: 01/01:20:31 to 01/01:23:29

Plot file version 141 created 20-JUL-2023 11:20:34

J2048+4310 EK052B 1.UVDATA.1

Freq = 6.6511 GHz, Bw = 4.000 MH No calibration applied and no bandpass applied

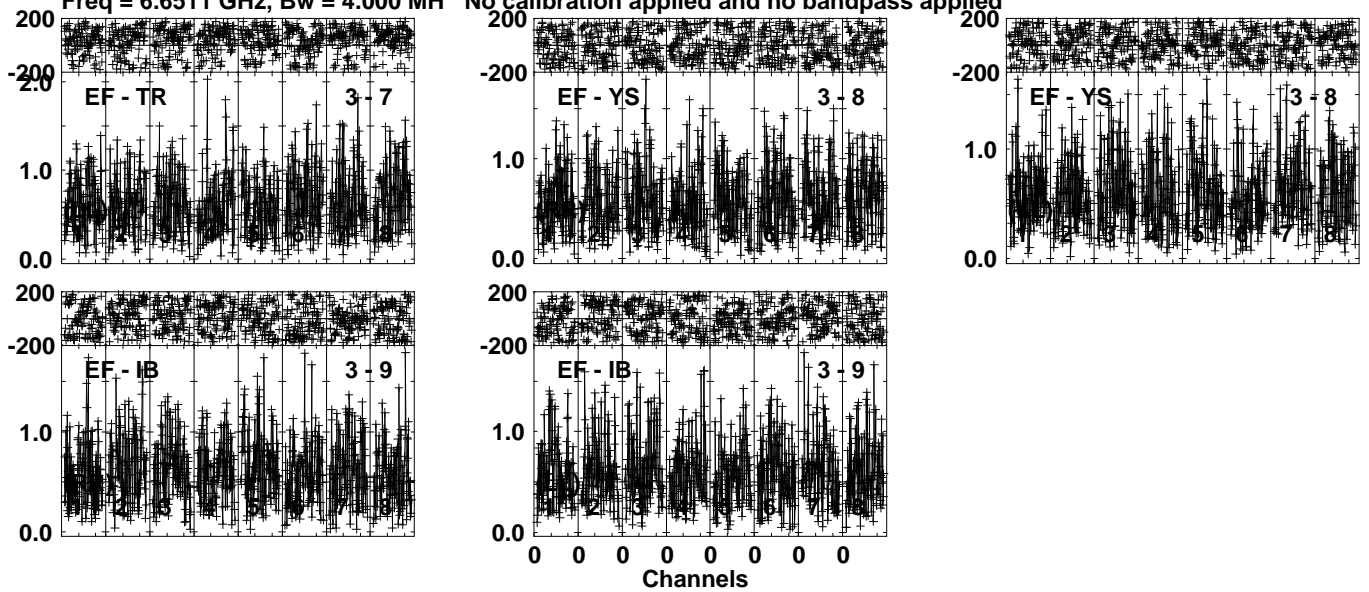


Lower frame: Milli Ampl Jy Top frame: Phas deg  
Vector averaged cross-power spectrum Several baselines displayed  
Timerange: 01/01:23:31 to 01/01:25:29

Plot file version 142 created 20-JUL-2023 11:20:34

J2048+4310 EK052B 1.UVDATA.1

Freq = 6.6511 GHz, Bw = 4.000 MH No calibration applied and no bandpass applied

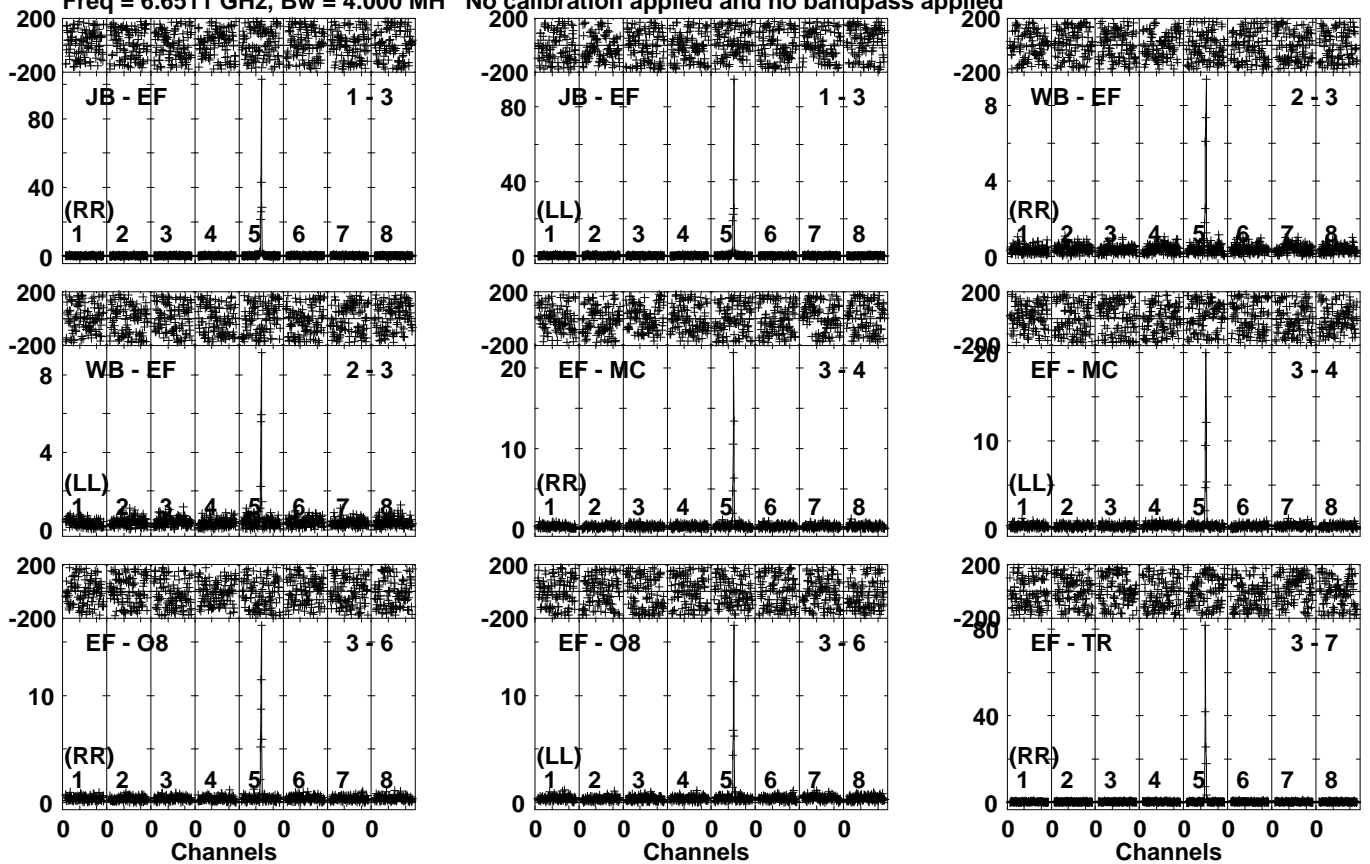


Lower frame: Milli Ampl Jy Top frame: Phas deg  
Vector averaged cross-power spectrum Several baselines displayed  
Timerange: 01/01:23:31 to 01/01:25:29

Plot file version 143 created 20-JUL-2023 11:20:34

W75N EK052B 1.UVDATA.1

Freq = 6.6511 GHz, Bw = 4.000 MH No calibration applied and no bandpass applied

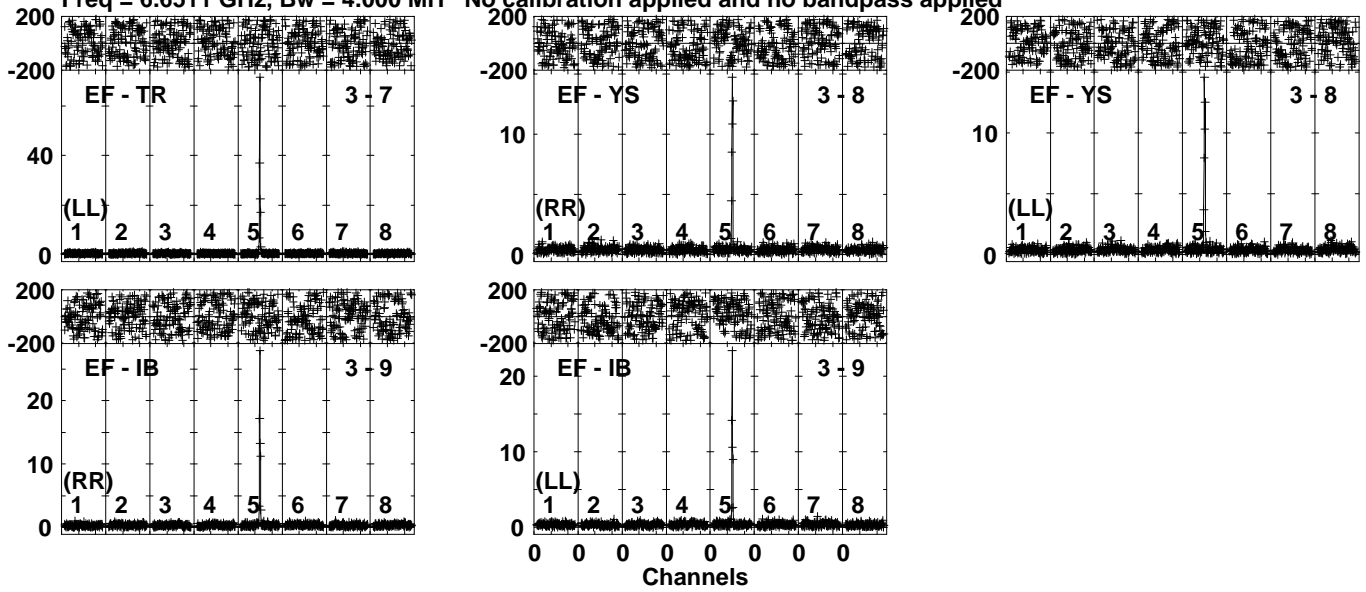


Lower frame: Milli Ampl Jy Top frame: Phas deg  
Vector averaged cross-power spectrum Several baselines displayed  
Timerange: 01/01:25:31 to 01/01:28:29

Plot file version 144 created 20-JUL-2023 11:20:34

W75N EK052B 1.UVDATA.1

Freq = 6.6511 GHz, Bw = 4.000 MH No calibration applied and no bandpass applied

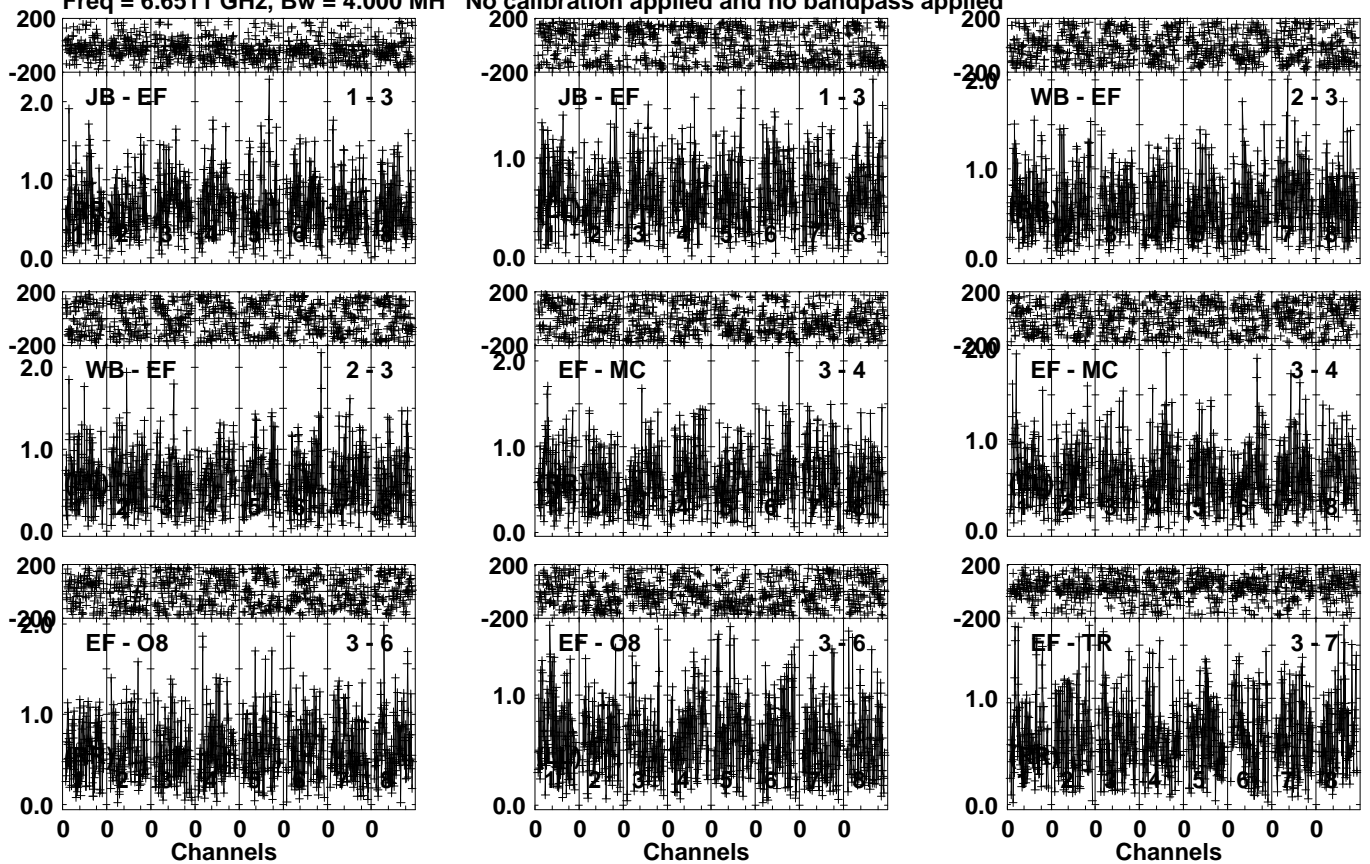


Lower frame: Milli Ampl Jy Top frame: Phas deg  
Vector averaged cross-power spectrum Several baselines displayed  
Timerange: 01/01:25:31 to 01/01:28:29

Plot file version 145 created 20-JUL-2023 11:20:35

J2048+4310 EK052B 1.UVDATA.1

Freq = 6.6511 GHz, Bw = 4.000 MH No calibration applied and no bandpass applied

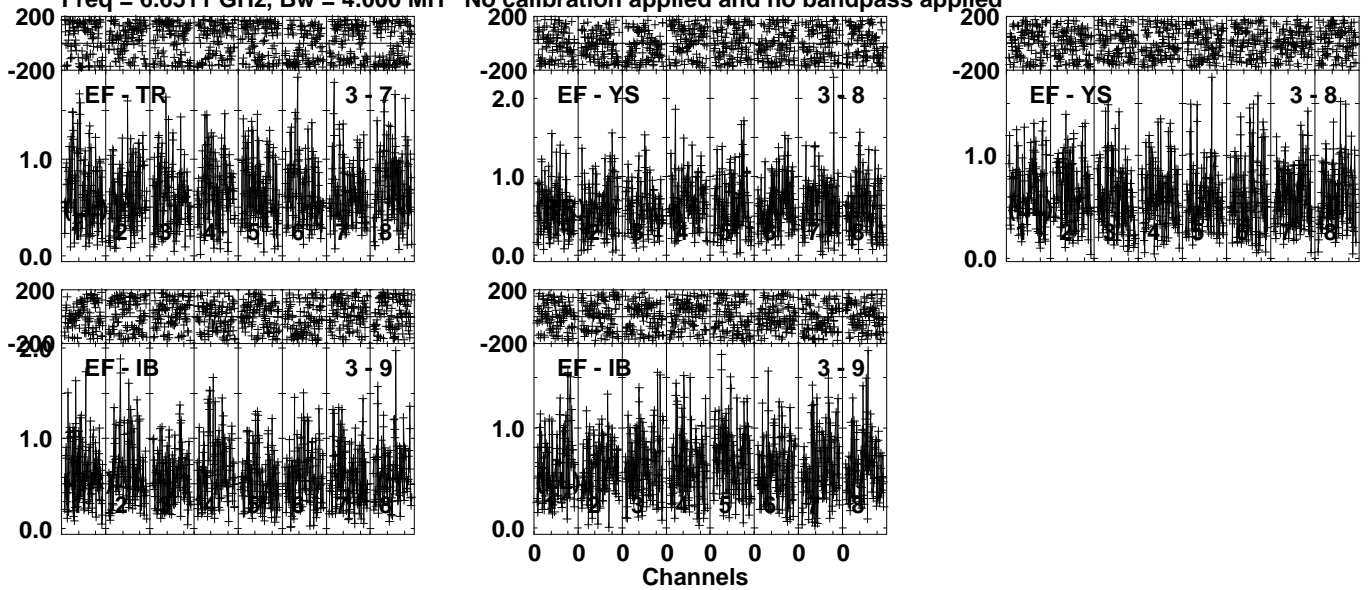


Lower frame: Milli Ampl Jy Top frame: Phas deg  
Vector averaged cross-power spectrum Several baselines displayed  
Timerange: 01/01:28:31 to 01/01:30:29

Plot file version 146 created 20-JUL-2023 11:20:35

J2048+4310 EK052B 1.UVDATA.1

Freq = 6.6511 GHz, Bw = 4.000 MH No calibration applied and no bandpass applied



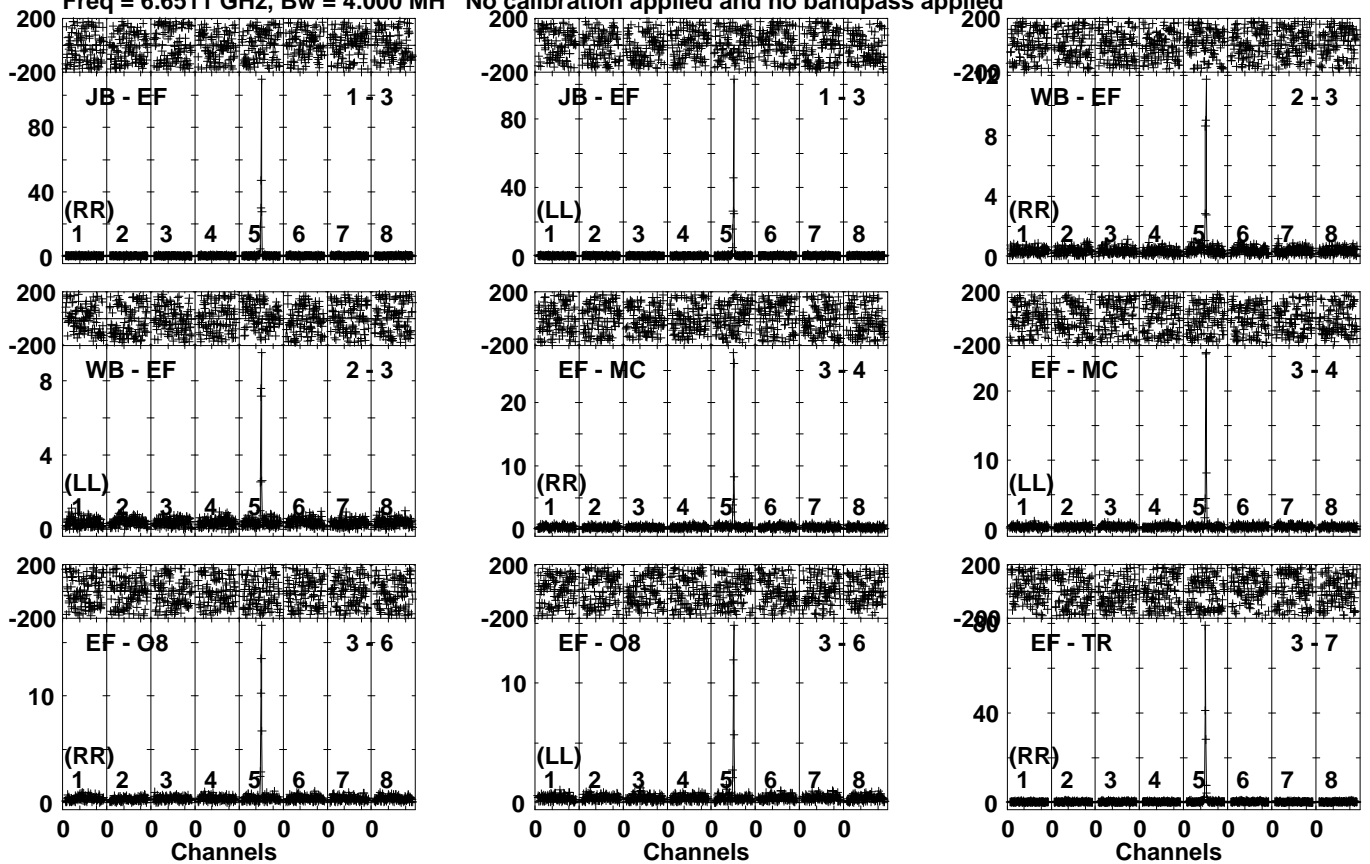
Lower frame: Milli Ampl Jy Top frame: Phas deg  
Vector averaged cross-power spectrum Several baselines displayed  
Timerange: 01/01:28:31 to 01/01:30:29



Plot file version 147 created 20-JUL-2023 11:20:35

W75N EK052B 1.UVDATA.1

Freq = 6.6511 GHz, Bw = 4.000 MH No calibration applied and no bandpass applied

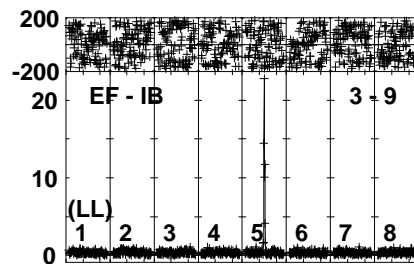
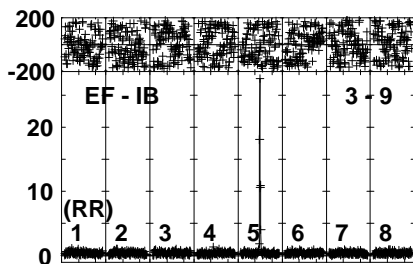
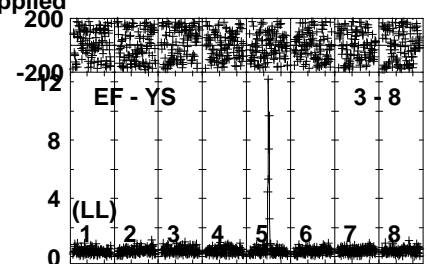

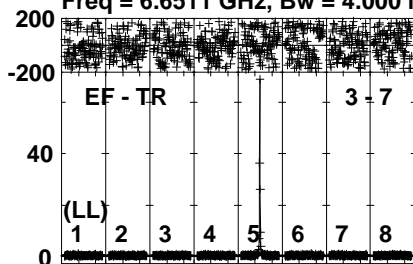


Lower frame: Milli Ampl Jy Top frame: Phas deg  
Vector averaged cross-power spectrum Several baselines displayed  
Timerange: 01/01:30:31 to 01/01:33:29

Plot file version 148 created 20-JUL-2023 11:20:35

W75N EK052B 1.UVDATA.1

Freq = 6.6511 GHz, Bw = 4.000 MH No calibration applied and no bandpass applied



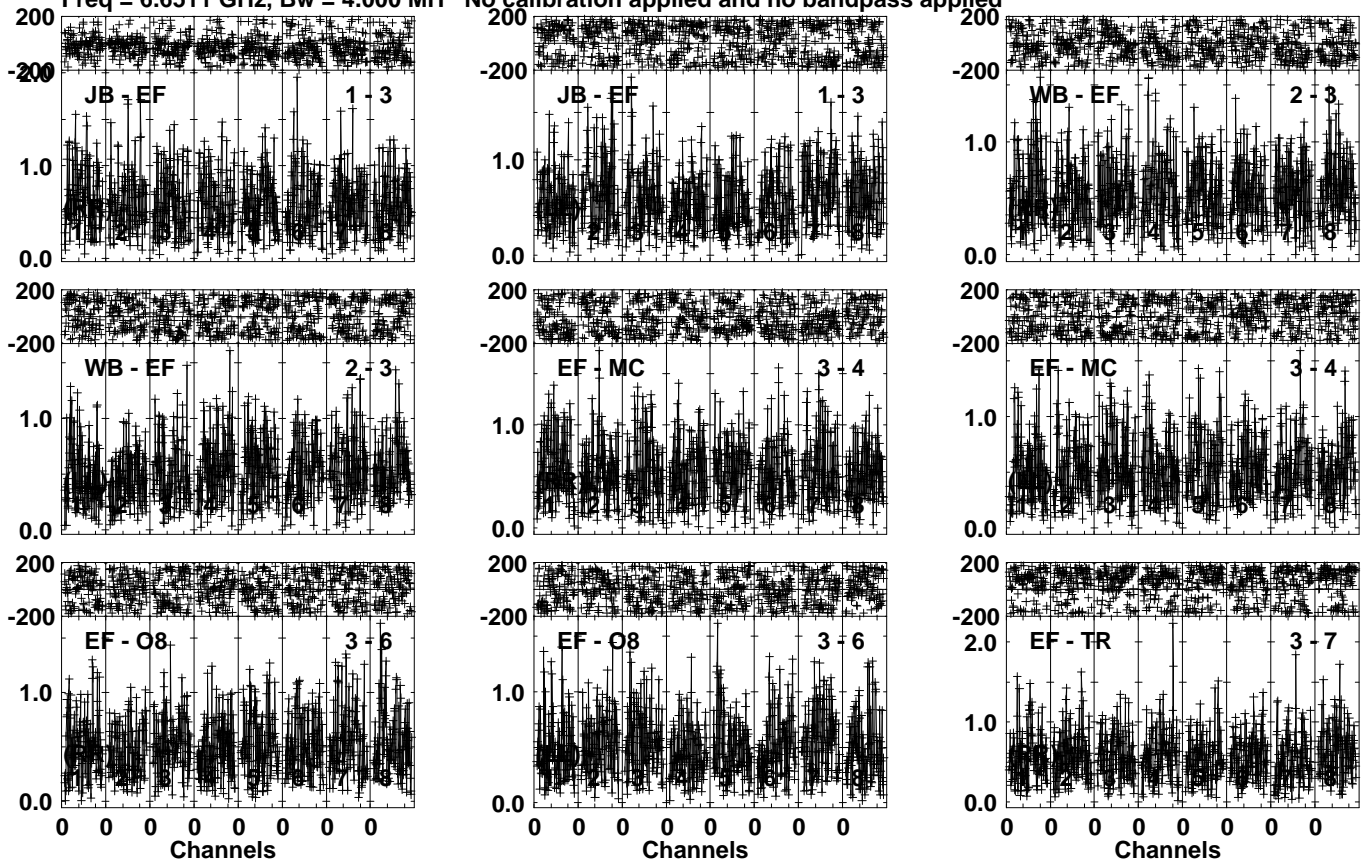
0 0 0 0 0 0 0 0  
Channels

Lower frame: Milli Ampl Jy Top frame: Phas deg  
Vector averaged cross-power spectrum Several baselines displayed  
Timerange: 01/01:30:31 to 01/01:33:29

Plot file version 149 created 20-JUL-2023 11:20:35

J2048+4310 EK052B 1.UVDATA.1

Freq = 6.6511 GHz, Bw = 4.000 MH No calibration applied and no bandpass applied



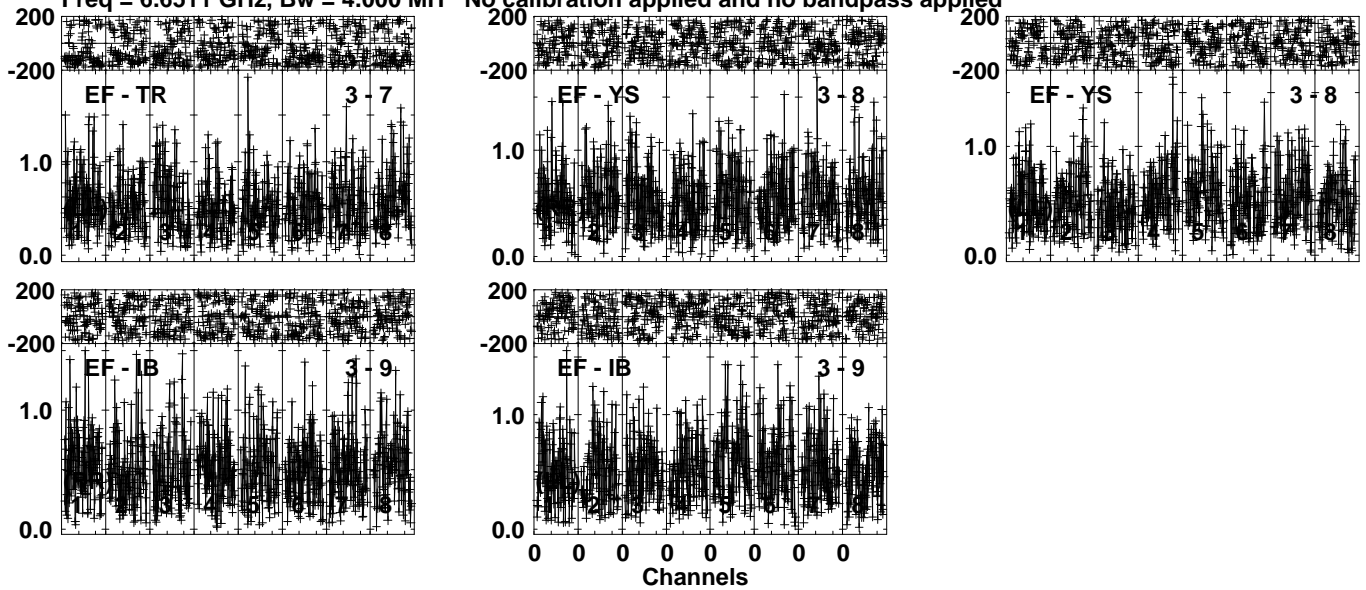
Lower frame: Milli Ampl Jy Top frame: Phas deg  
Vector averaged cross-power spectrum Several baselines displayed  
Timerange: 01/01:33:31 to 01/01:35:29

Plot file version 150 created 20-JUL-2023 11:20:35

J2048+4310 EK052B 1.UVDATA.1

Freq = 6.6511 GHz, Bw = 4.000 MH

No calibration applied and no bandpass applied

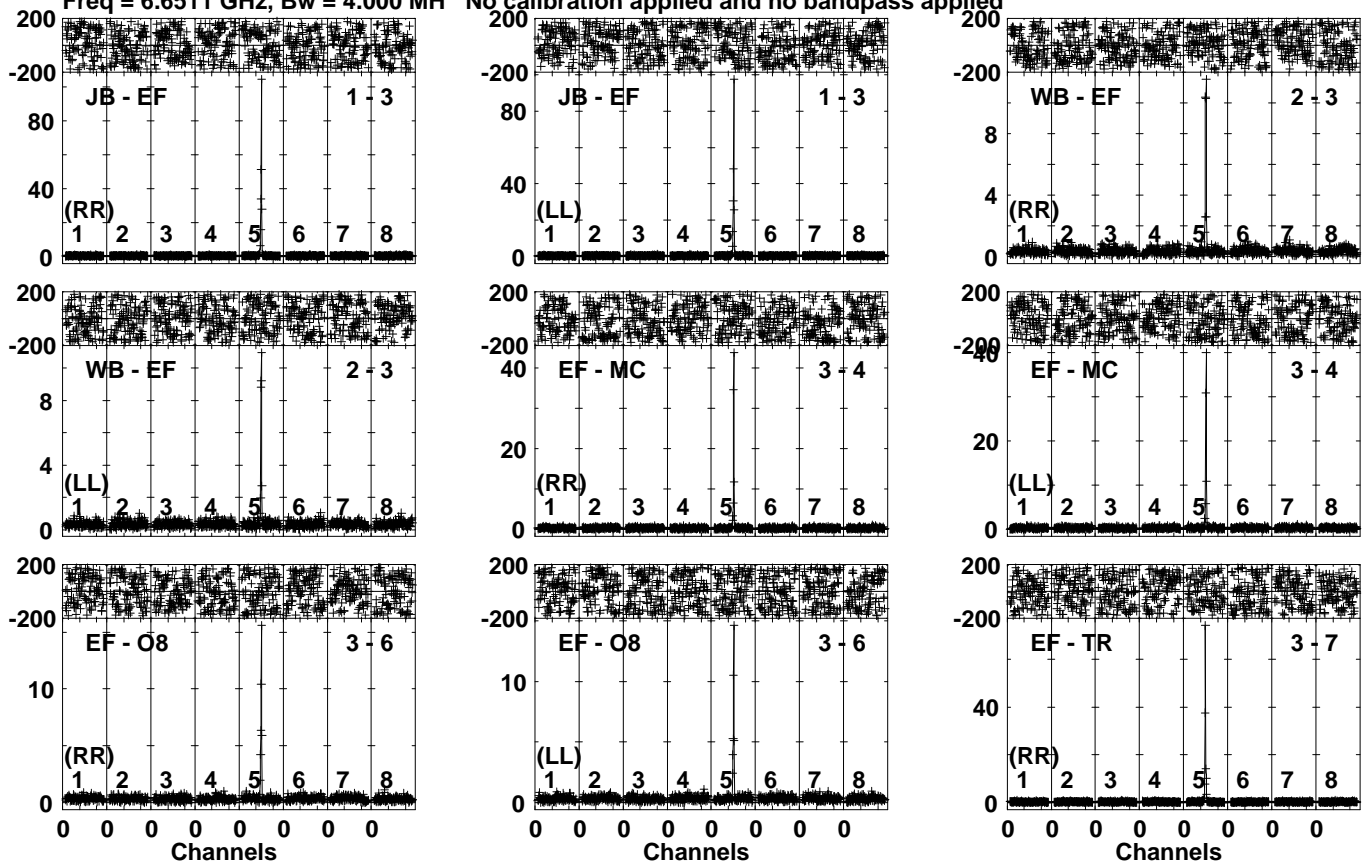


Lower frame: Milli Ampl Jy Top frame: Phas deg  
Vector averaged cross-power spectrum Several baselines displayed  
Timerange: 01/01:33:31 to 01/01:35:29

Plot file version 151 created 20-JUL-2023 11:20:35

W75N EK052B 1.UVDATA.1

Freq = 6.6511 GHz, Bw = 4.000 MH No calibration applied and no bandpass applied

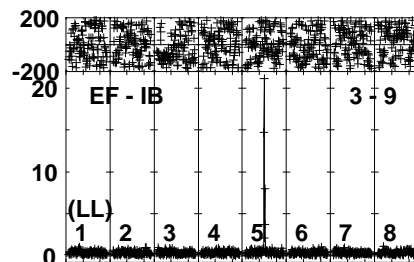
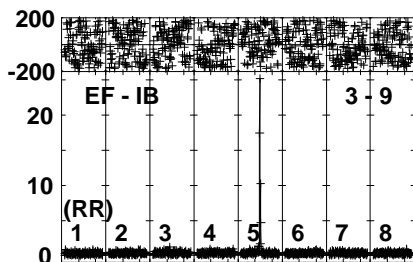
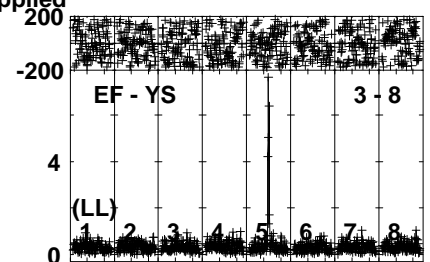

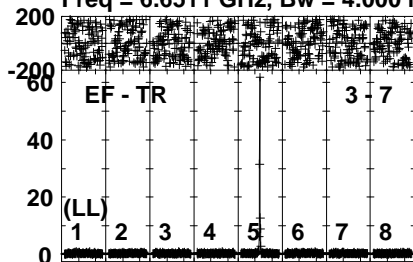


Lower frame: Milli Ampl Jy Top frame: Phas deg  
Vector averaged cross-power spectrum Several baselines displayed  
Timerange: 01/01:36:01 to 01/01:38:59

Plot file version 152 created 20-JUL-2023 11:20:36

W75N EK052B 1.UVDATA.1

Freq = 6.6511 GHz, Bw = 4.000 MH No calibration applied and no bandpass applied



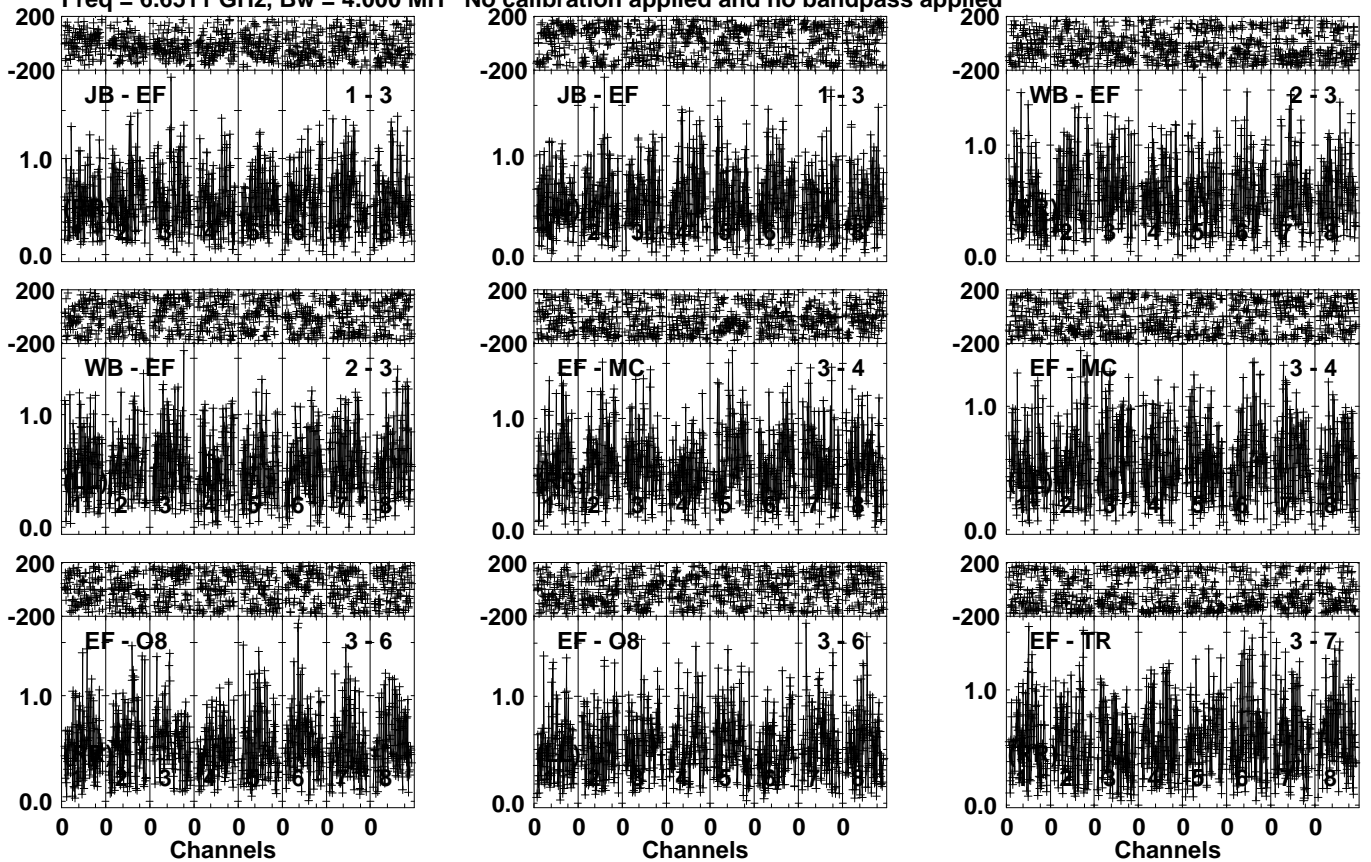
0 0 0 0 0 0 0 0  
Channels

Lower frame: Milli Ampl Jy Top frame: Phas deg  
Vector averaged cross-power spectrum Several baselines displayed  
Timerange: 01/01:36:01 to 01/01:38:59

Plot file version 153 created 20-JUL-2023 11:20:36

J2048+4310 EK052B 1.UVDATA.1

Freq = 6.6511 GHz, Bw = 4.000 MH No calibration applied and no bandpass applied

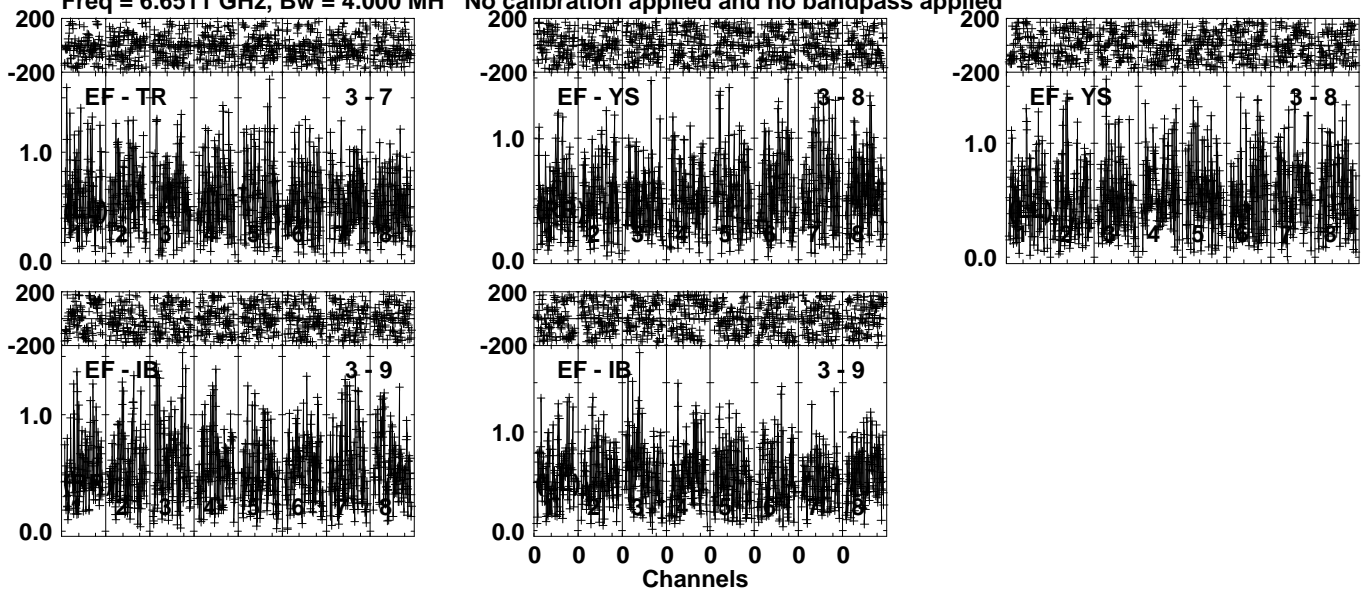


Lower frame: Milli Ampl Jy Top frame: Phas deg  
Vector averaged cross-power spectrum Several baselines displayed  
Timerange: 01/01:39:01 to 01/01:40:59

Plot file version 154 created 20-JUL-2023 11:20:36

J2048+4310 EK052B 1.UVDATA.1

Freq = 6.6511 GHz, Bw = 4.000 MH No calibration applied and no bandpass applied



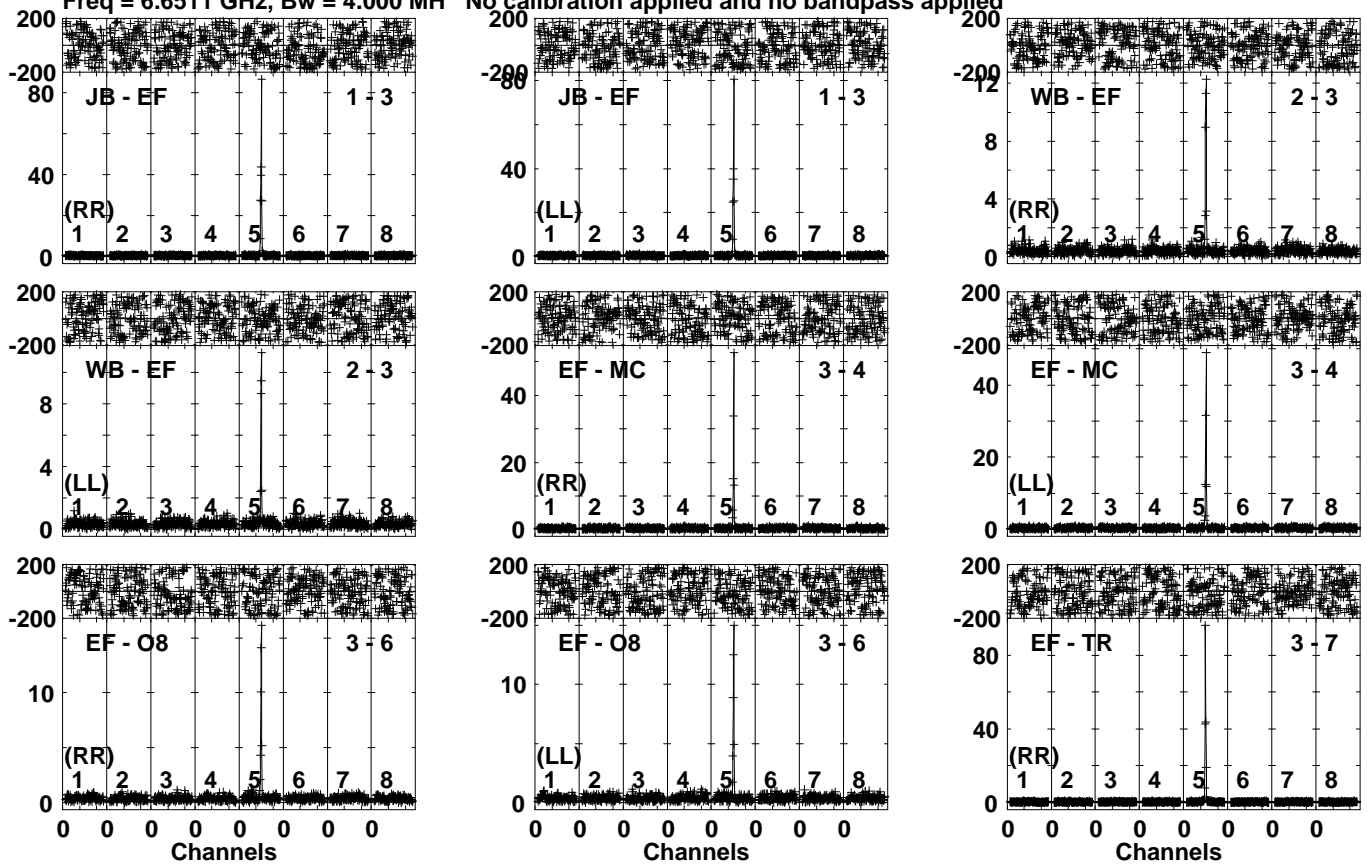
Lower frame: Milli Ampl Jy Top frame: Phas deg  
Vector averaged cross-power spectrum Several baselines displayed  
Timerange: 01/01:39:01 to 01/01:40:59



Plot file version 155 created 20-JUL-2023 11:20:36

W75N EK052B 1.UVDATA.1

Freq = 6.6511 GHz, Bw = 4.000 MH No calibration applied and no bandpass applied

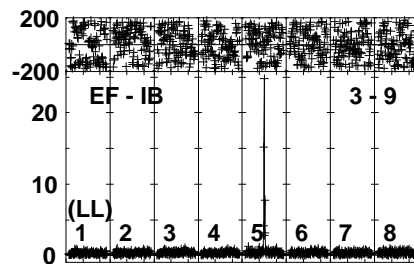
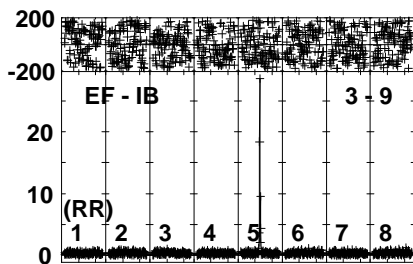
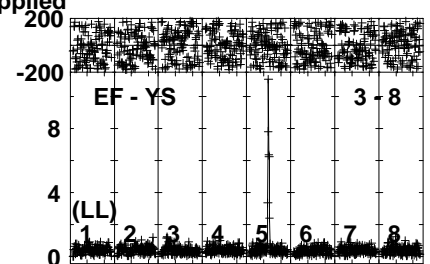
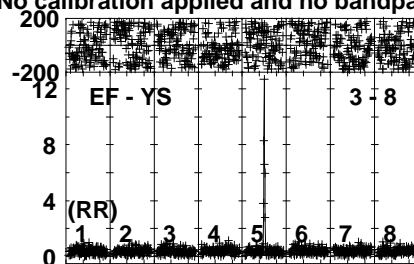
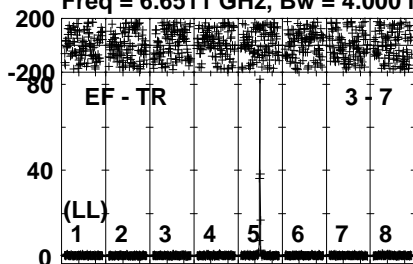


Lower frame: Milli Ampl Jy Top frame: Phas deg  
Vector averaged cross-power spectrum Several baselines displayed  
Timerange: 01/01:41:01 to 01/01:43:59

Plot file version 156 created 20-JUL-2023 11:20:36

W75N EK052B 1.UVDATA.1

Freq = 6.6511 GHz, Bw = 4.000 MH No calibration applied and no bandpass applied



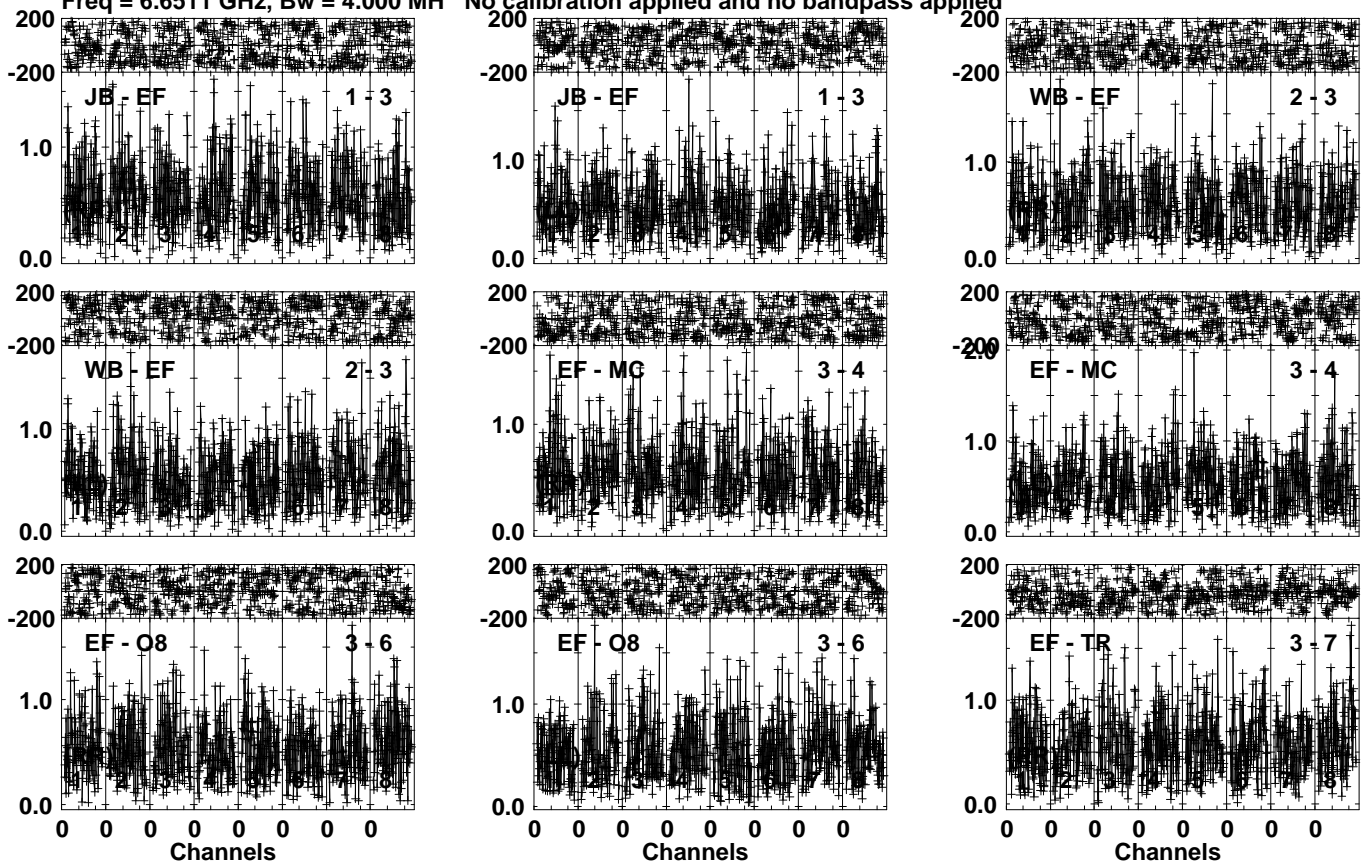
0 0 0 0 0 0 0 0  
Channels

Lower frame: Milli Ampl Jy Top frame: Phas deg  
Vector averaged cross-power spectrum Several baselines displayed  
Timerange: 01/01:41:01 to 01/01:43:59

Plot file version 157 created 20-JUL-2023 11:20:36

J2048+4310 EK052B 1.UVDATA.1

Freq = 6.6511 GHz, Bw = 4.000 MH No calibration applied and no bandpass applied

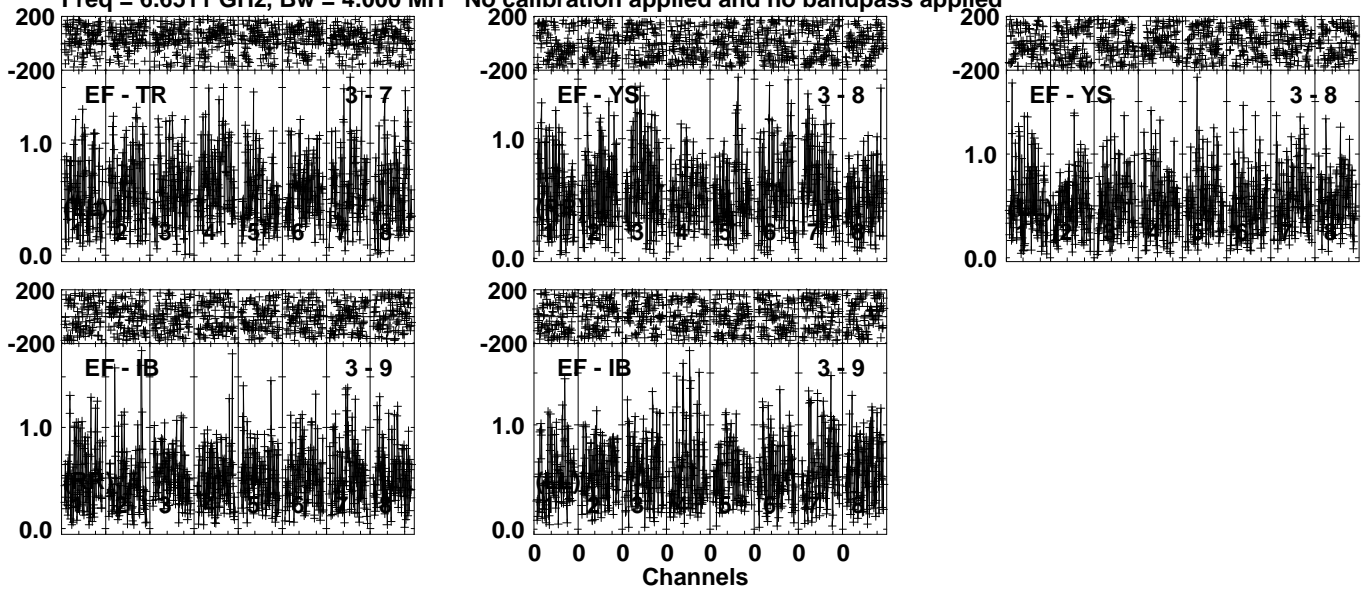


Lower frame: Milli Ampl Jy Top frame: Phas deg  
Vector averaged cross-power spectrum Several baselines displayed  
Timerange: 01/01:44:01 to 01/01:45:59

Plot file version 158 created 20-JUL-2023 11:20:37

J2048+4310 EK052B 1.UVDATA.1

Freq = 6.6511 GHz, Bw = 4.000 MH No calibration applied and no bandpass applied

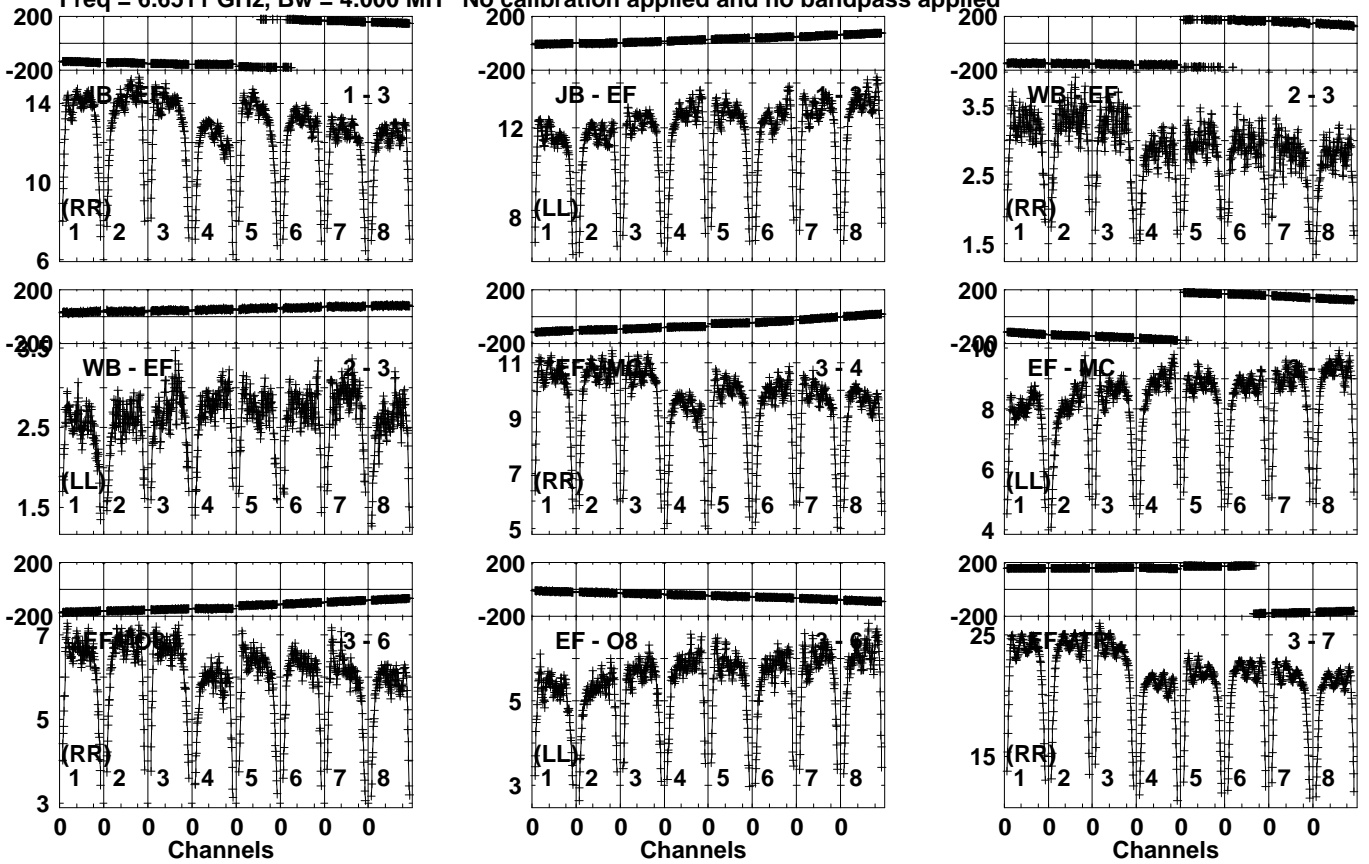


Lower frame: Milli Ampl Jy Top frame: Phas deg  
Vector averaged cross-power spectrum Several baselines displayed  
Timerange: 01/01:44:01 to 01/01:45:59

Plot file version 159 created 20-JUL-2023 11:20:37

J2202+4216 EK052B 1.UVDATA.1

Freq = 6.6511 GHz, Bw = 4.000 MH No calibration applied and no bandpass applied



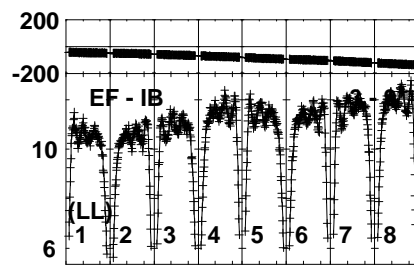
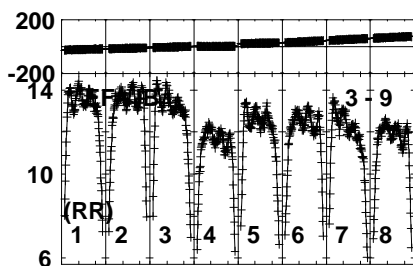
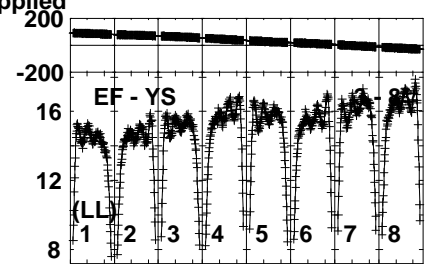
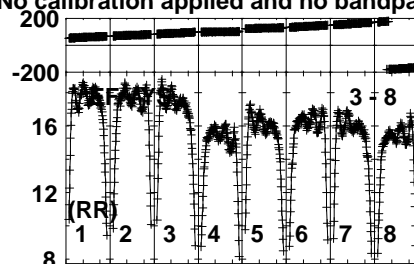
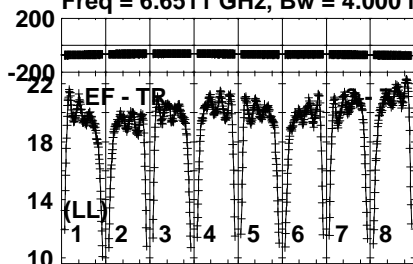
Lower frame: Milli Ampl Jy Top frame: Phas deg  
Vector averaged cross-power spectrum Several baselines displayed  
Timerange: 01/01:47:01 to 01/01:55:59

Plot file version 160 created 20-JUL-2023 11:20:37

J2202+4216 EK052B 1.UVDATA.1

Freq = 6.6511 GHz, Bw = 4.000 MH

No calibration applied and no bandpass applied



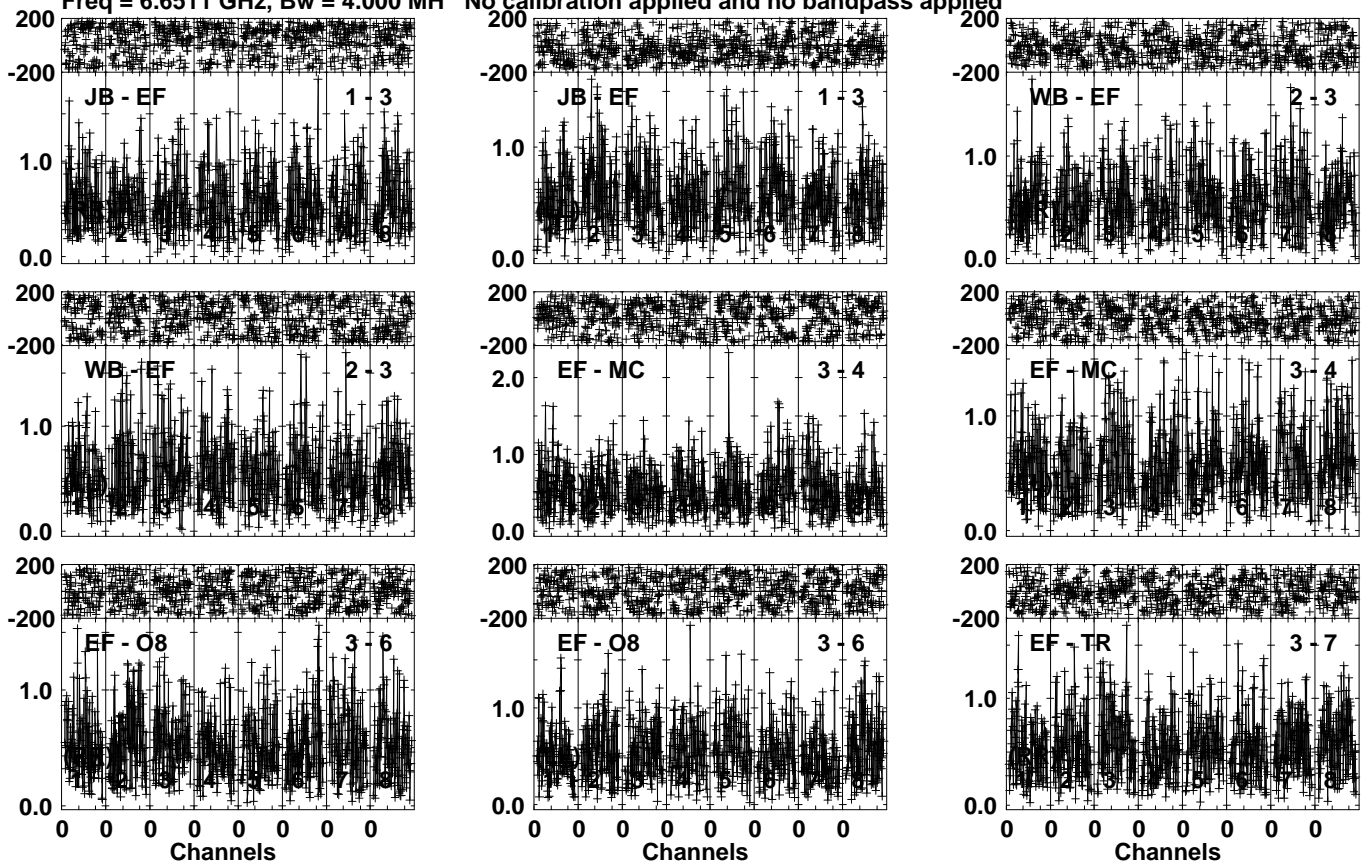
Channels

Lower frame: Milli Ampl Jy Top frame: Phas deg  
Vector averaged cross-power spectrum Several baselines displayed  
Timerange: 01/01:47:01 to 01/01:55:59

Plot file version 161 created 20-JUL-2023 11:20:38

J2048+4310 EK052B 1.UVDATA.1

Freq = 6.6511 GHz, Bw = 4.000 MH No calibration applied and no bandpass applied

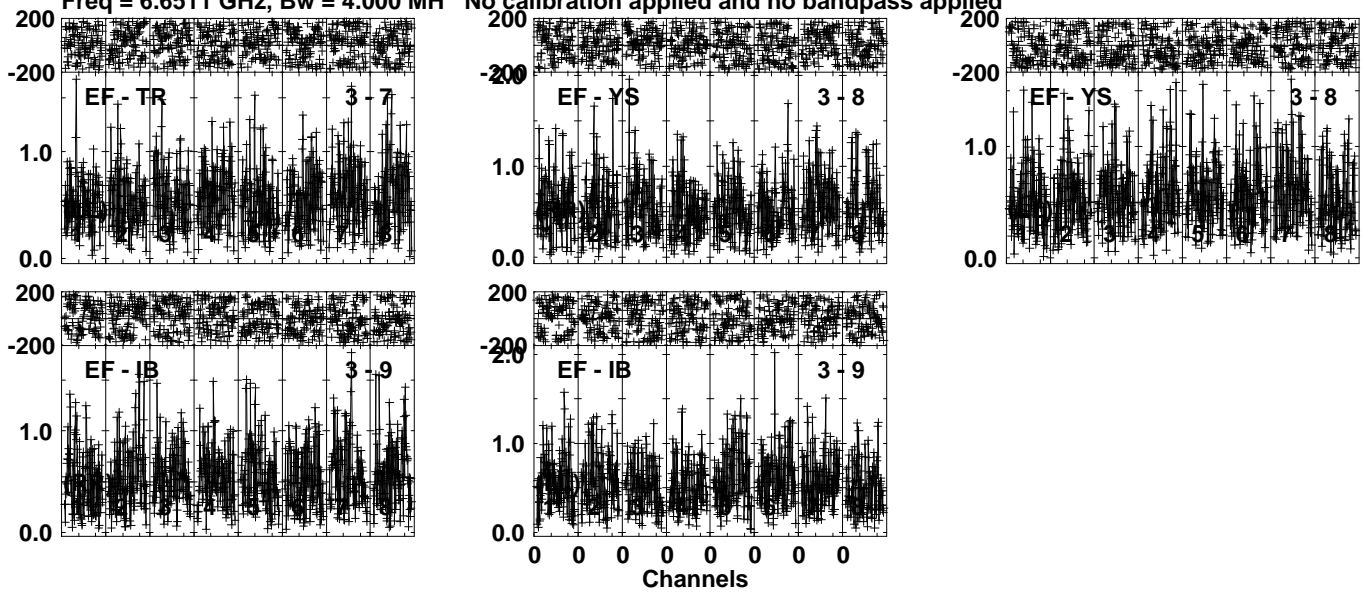


Lower frame: Milli Ampl Jy Top frame: Phas deg  
Vector averaged cross-power spectrum Several baselines displayed  
Timerange: 01/01:56:01 to 01/01:58:59

Plot file version 162 created 20-JUL-2023 11:20:38

J2048+4310 EK052B 1.UVDATA.1

Freq = 6.6511 GHz, Bw = 4.000 MH No calibration applied and no bandpass applied



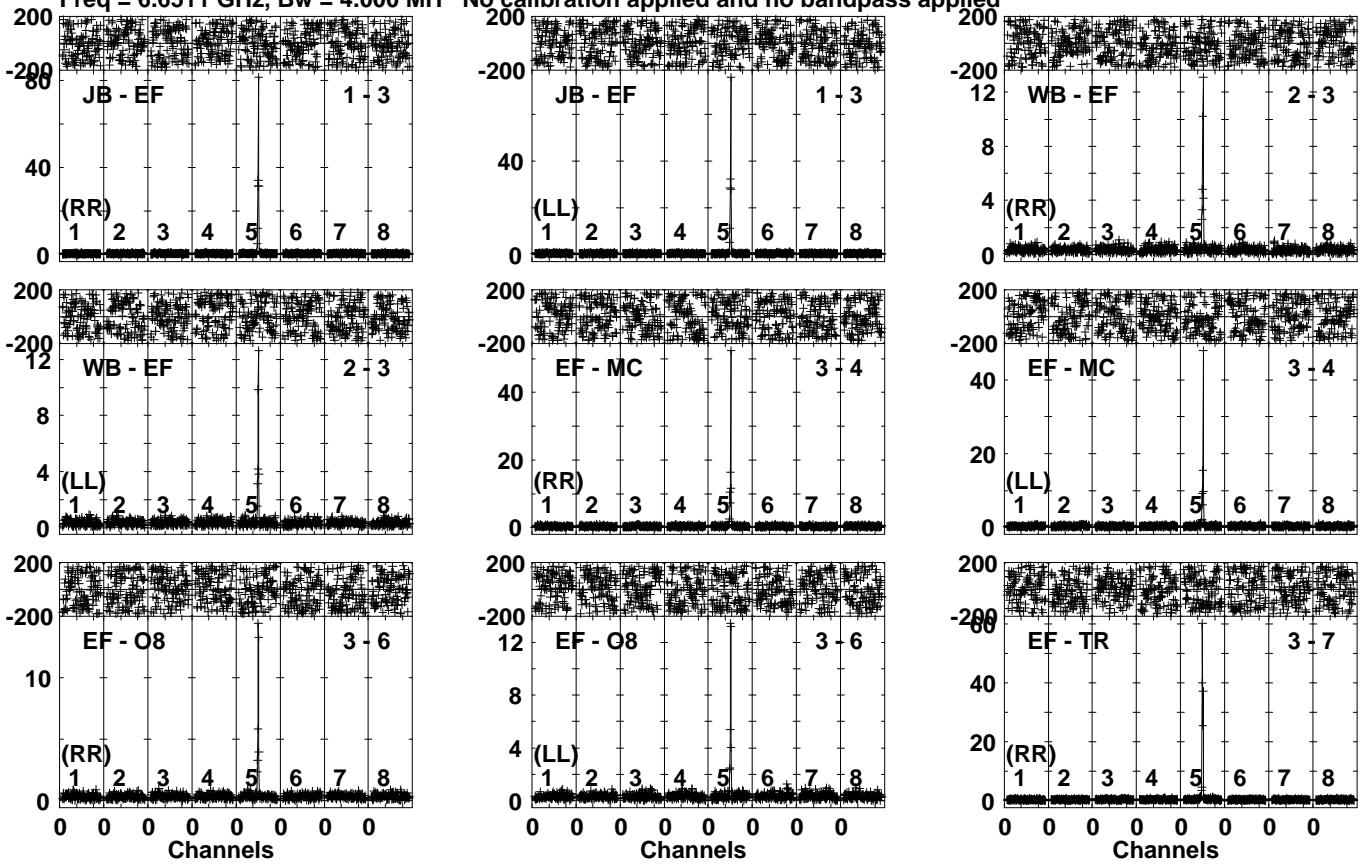
Lower frame: Milli Ampl Jy Top frame: Phas deg  
Vector averaged cross-power spectrum Several baselines displayed  
Timerange: 01/01:56:01 to 01/01:58:59



Plot file version 163 created 20-JUL-2023 11:20:38

W75N EK052B 1.UVDATA.1

Freq = 6.6511 GHz, Bw = 4.000 MH No calibration applied and no bandpass applied

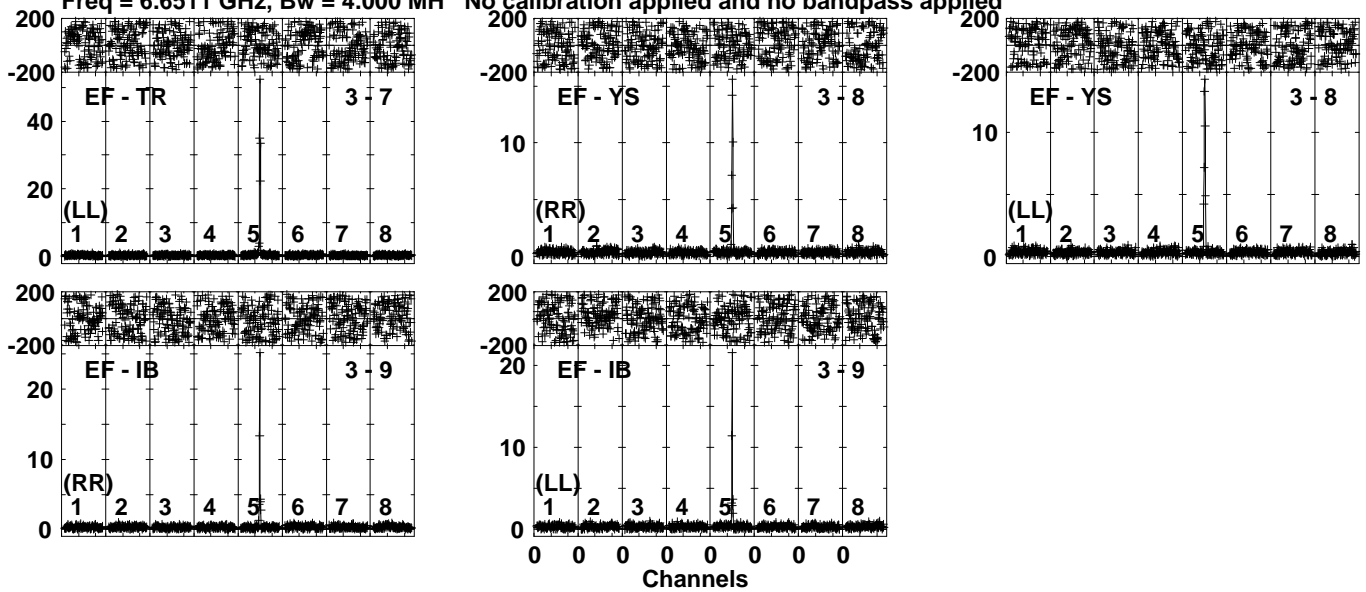


Lower frame: Milli Ampl Jy Top frame: Phas deg  
Vector averaged cross-power spectrum Several baselines displayed  
Timerange: 01/01:59:31 to 01/02:02:29

Plot file version 164 created 20-JUL-2023 11:20:38

W75N EK052B 1.UVDATA.1

Freq = 6.6511 GHz, Bw = 4.000 MH No calibration applied and no bandpass applied

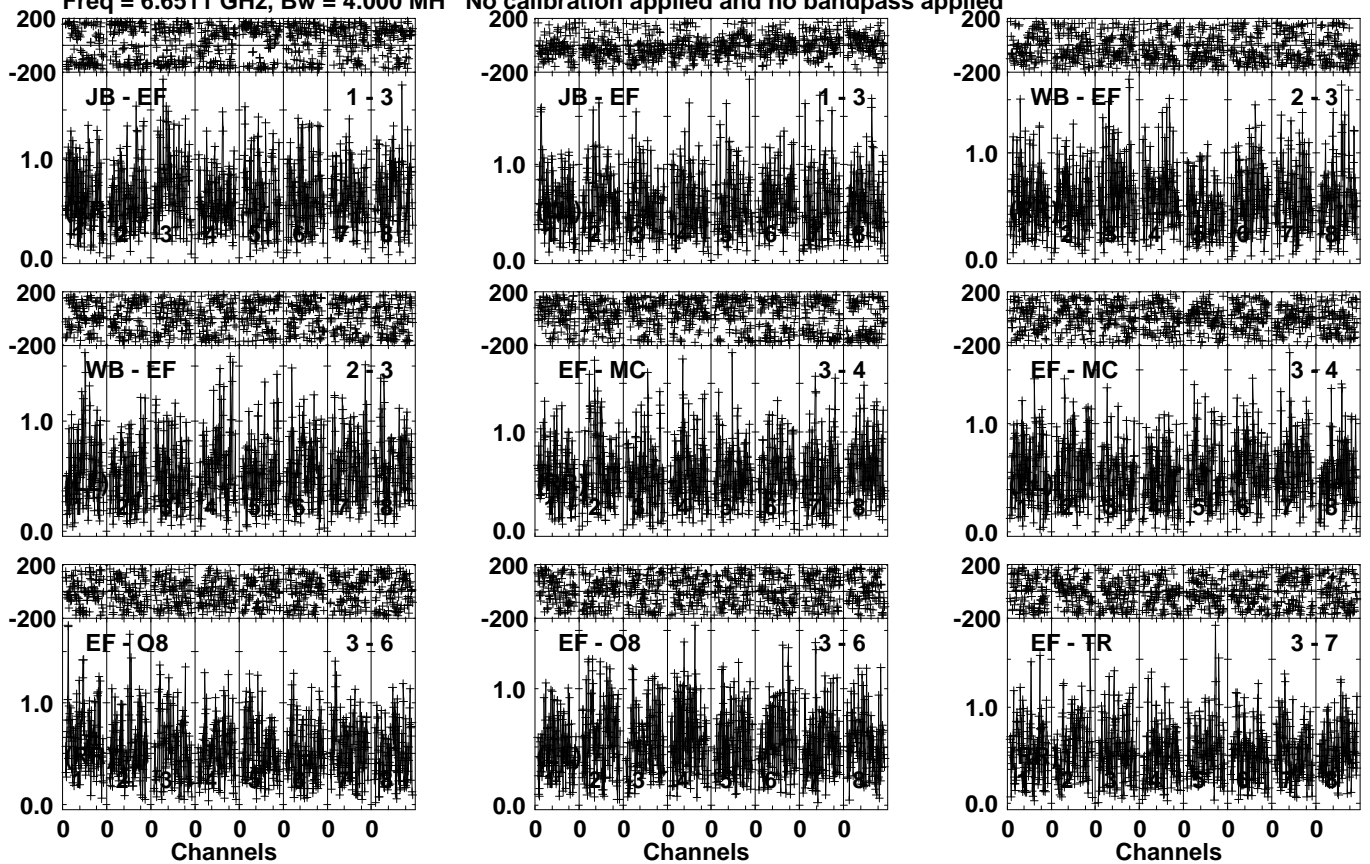


Lower frame: Milli Ampl Jy Top frame: Phas deg  
Vector averaged cross-power spectrum Several baselines displayed  
Timerange: 01/01:59:31 to 01/02:02:29

Plot file version 165 created 20-JUL-2023 11:20:38

J2048+4310 EK052B 1.UVDATA.1

Freq = 6.6511 GHz, Bw = 4.000 MH No calibration applied and no bandpass applied

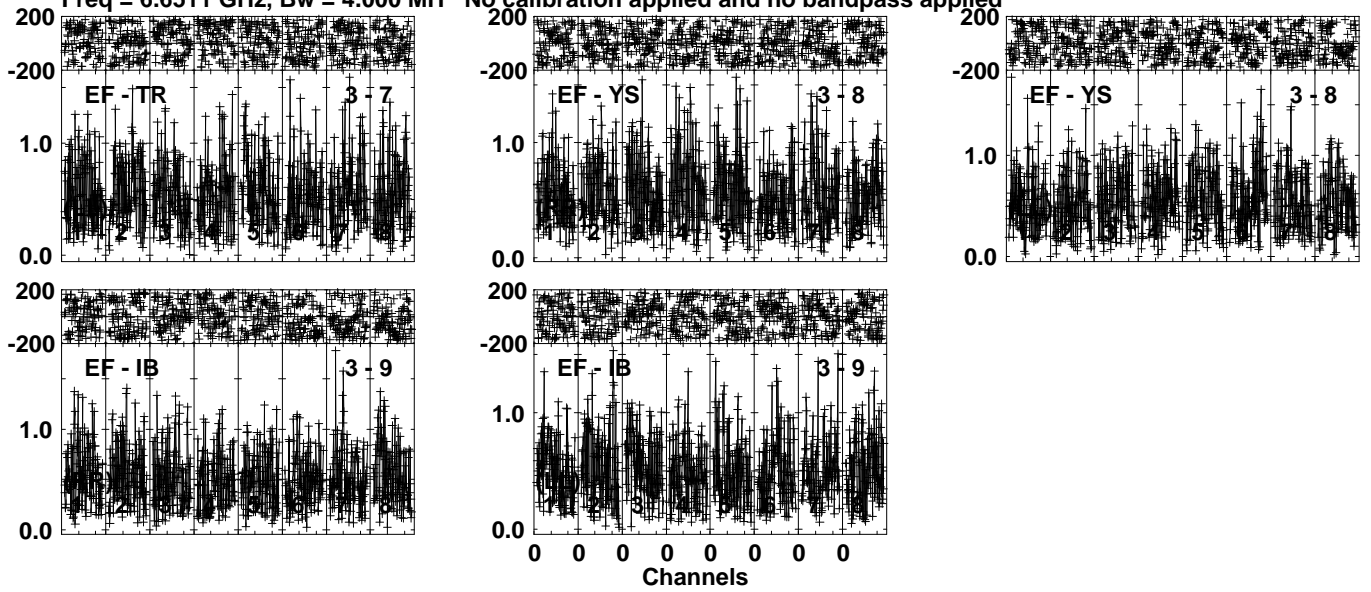


Lower frame: Milli Ampl Jy Top frame: Phas deg  
Vector averaged cross-power spectrum Several baselines displayed  
Timerange: 01/02:02:31 to 01/02:04:29

Plot file version 166 created 20-JUL-2023 11:20:39

J2048+4310 EK052B 1.UVDATA.1

Freq = 6.6511 GHz, Bw = 4.000 MH No calibration applied and no bandpass applied

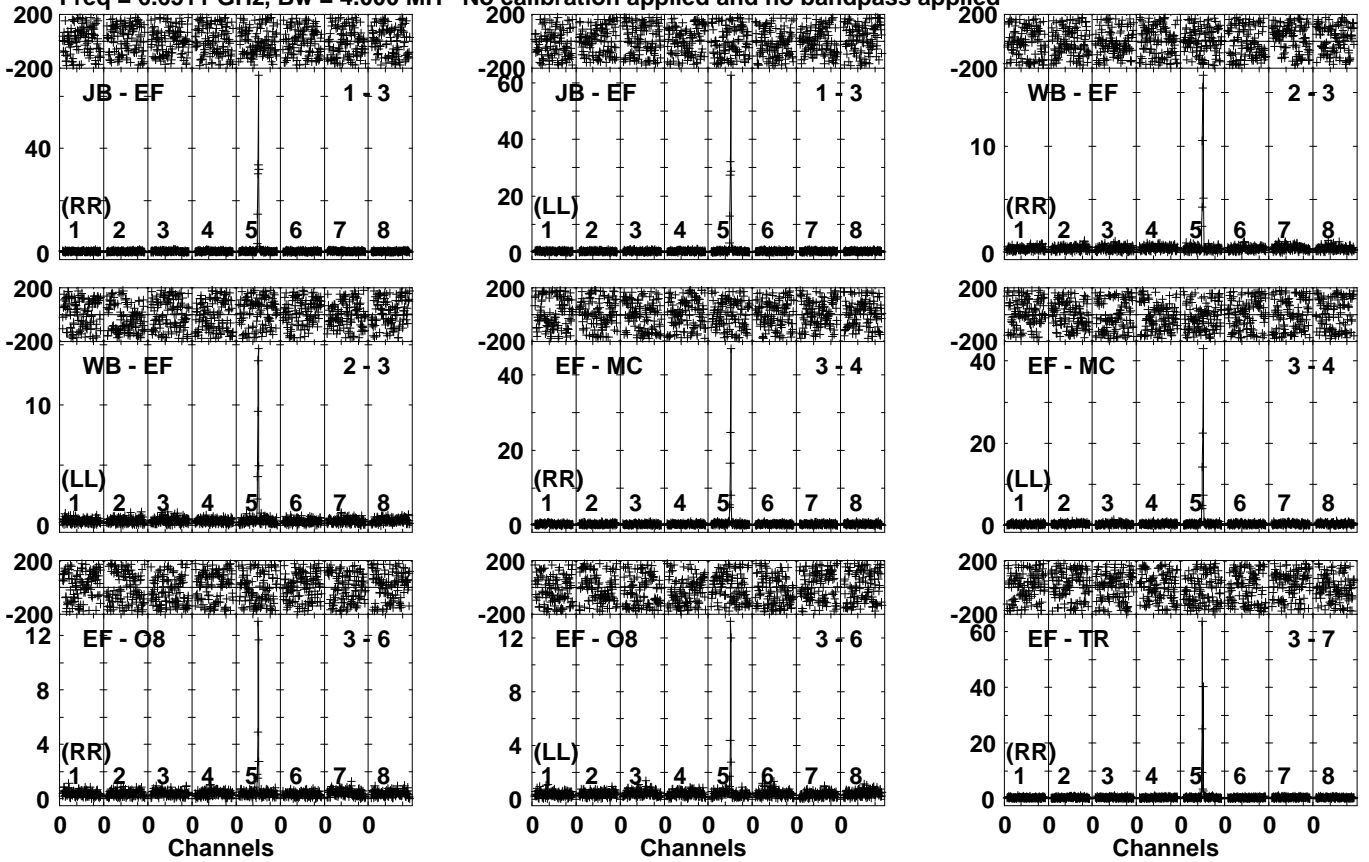


Lower frame: Milli Ampl Jy Top frame: Phas deg  
Vector averaged cross-power spectrum Several baselines displayed  
Timerange: 01/02:02:31 to 01/02:04:29

Plot file version 167 created 20-JUL-2023 11:20:39

W75N EK052B 1.UVDATA.1

Freq = 6.6511 GHz, Bw = 4.000 MH No calibration applied and no bandpass applied

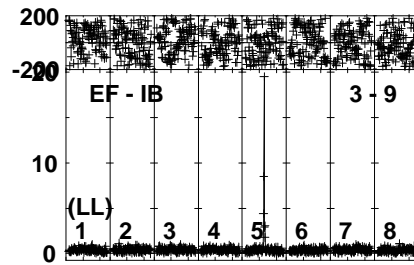
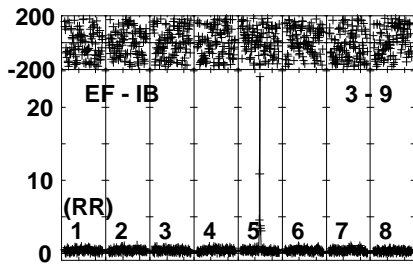
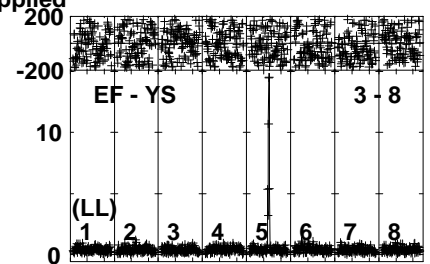

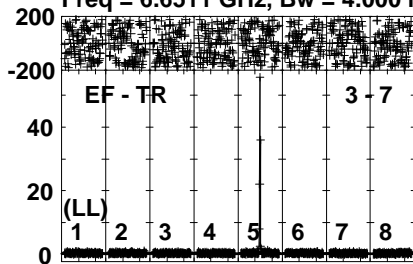


Lower frame: Milli Ampl Jy Top frame: Phas deg  
Vector averaged cross-power spectrum Several baselines displayed  
Timerange: 01/02:04:31 to 01/02:07:29

Plot file version 168 created 20-JUL-2023 11:20:39

W75N EK052B 1.UVDATA.1

Freq = 6.6511 GHz, Bw = 4.000 MH No calibration applied and no bandpass applied



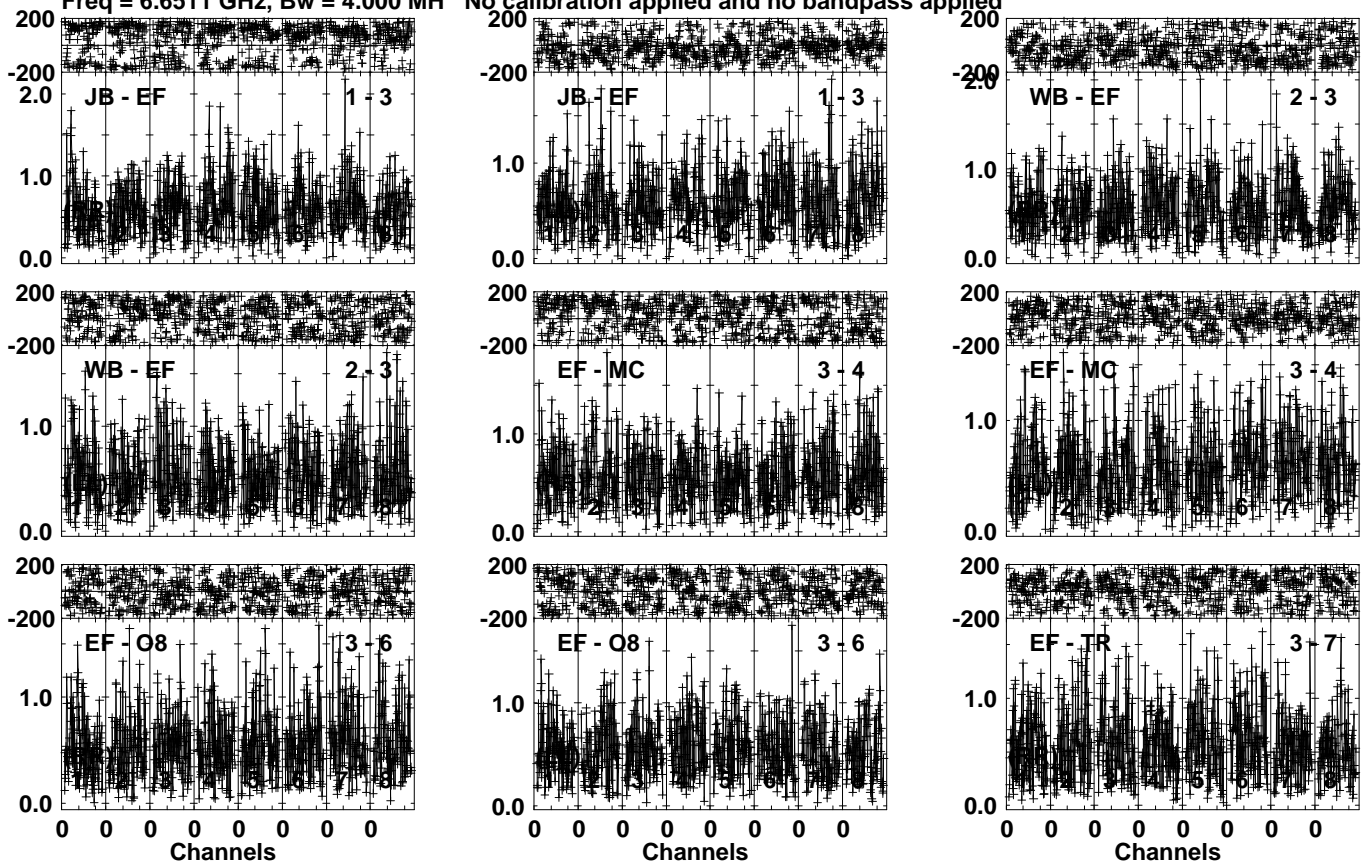
0 0 0 0 0 0 0 0  
Channels

Lower frame: Milli Ampl Jy Top frame: Phas deg  
Vector averaged cross-power spectrum Several baselines displayed  
Timerange: 01/02:04:31 to 01/02:07:29

Plot file version 169 created 20-JUL-2023 11:20:39

J2048+4310 EK052B 1.UVDATA.1

Freq = 6.6511 GHz, Bw = 4.000 MH No calibration applied and no bandpass applied

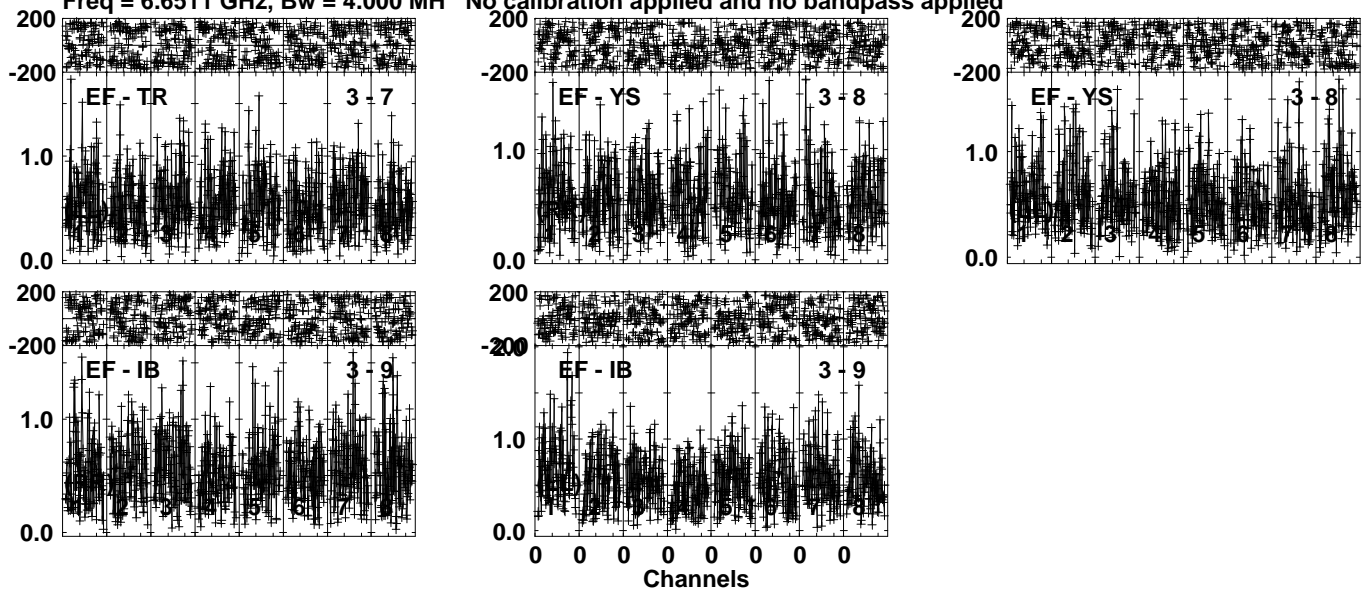


Lower frame: Milli Ampl Jy Top frame: Phas deg  
Vector averaged cross-power spectrum Several baselines displayed  
Timerange: 01/02:07:31 to 01/02:09:29

Plot file version 170 created 20-JUL-2023 11:20:39

J2048+4310 EK052B 1.UVDATA.1

Freq = 6.6511 GHz, Bw = 4.000 MH No calibration applied and no bandpass applied



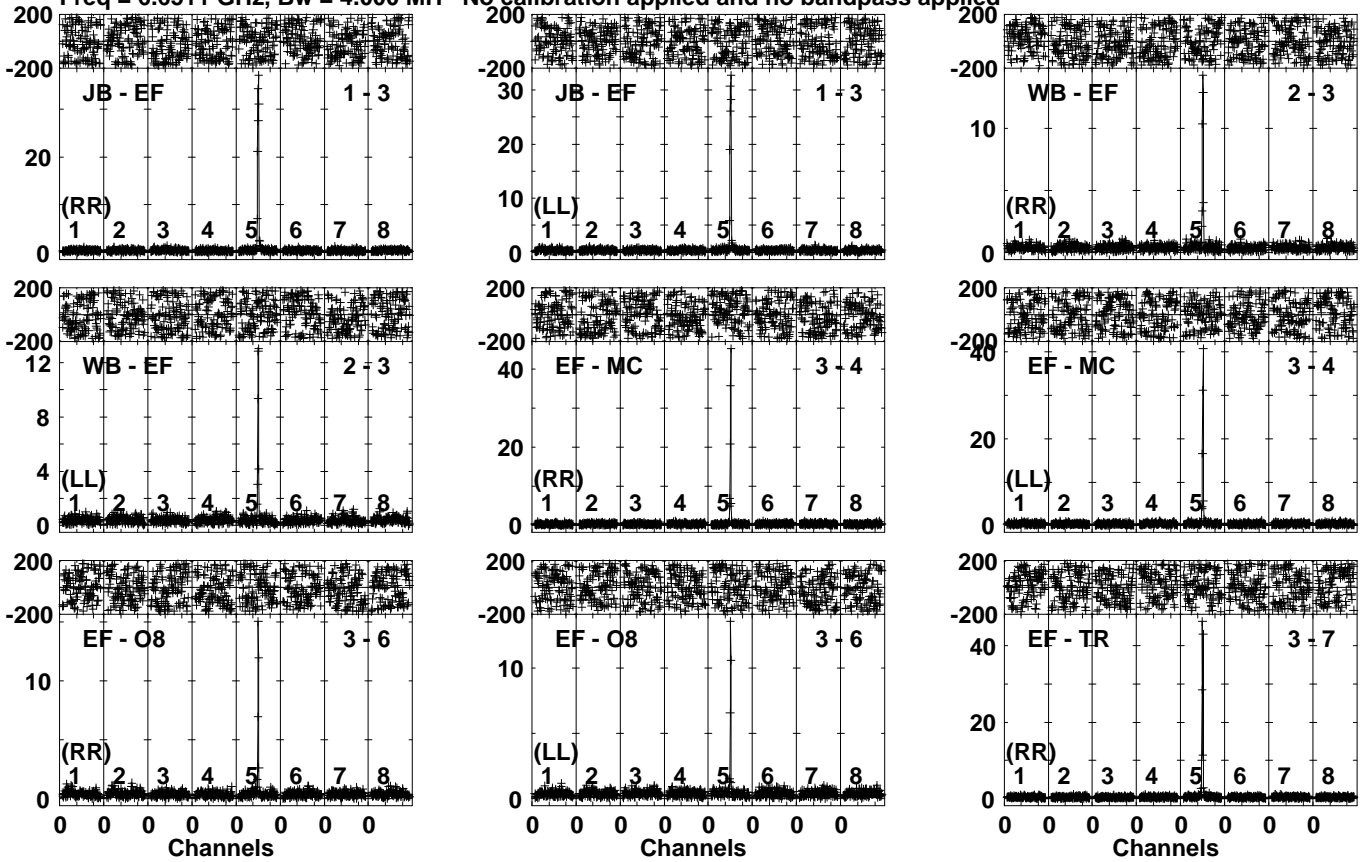
Lower frame: Milli Ampl Jy Top frame: Phas deg  
Vector averaged cross-power spectrum Several baselines displayed  
Timerange: 01/02:07:31 to 01/02:09:29



Plot file version 171 created 20-JUL-2023 11:20:39

W75N EK052B 1.UVDATA.1

Freq = 6.6511 GHz, Bw = 4.000 MH No calibration applied and no bandpass applied

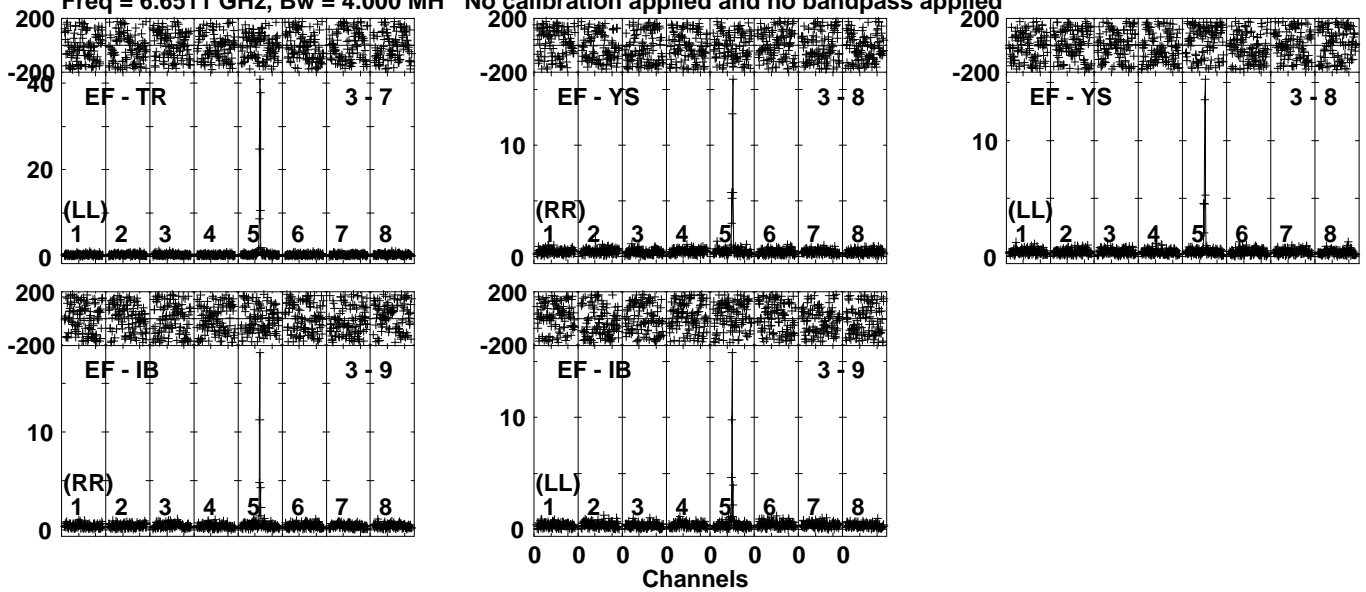


Lower frame: Milli Ampl Jy Top frame: Phas deg  
Vector averaged cross-power spectrum Several baselines displayed  
Timerange: 01/02:09:31 to 01/02:12:29

Plot file version 172 created 20-JUL-2023 11:20:40

W75N EK052B 1.UVDATA.1

Freq = 6.6511 GHz, Bw = 4.000 MH No calibration applied and no bandpass applied

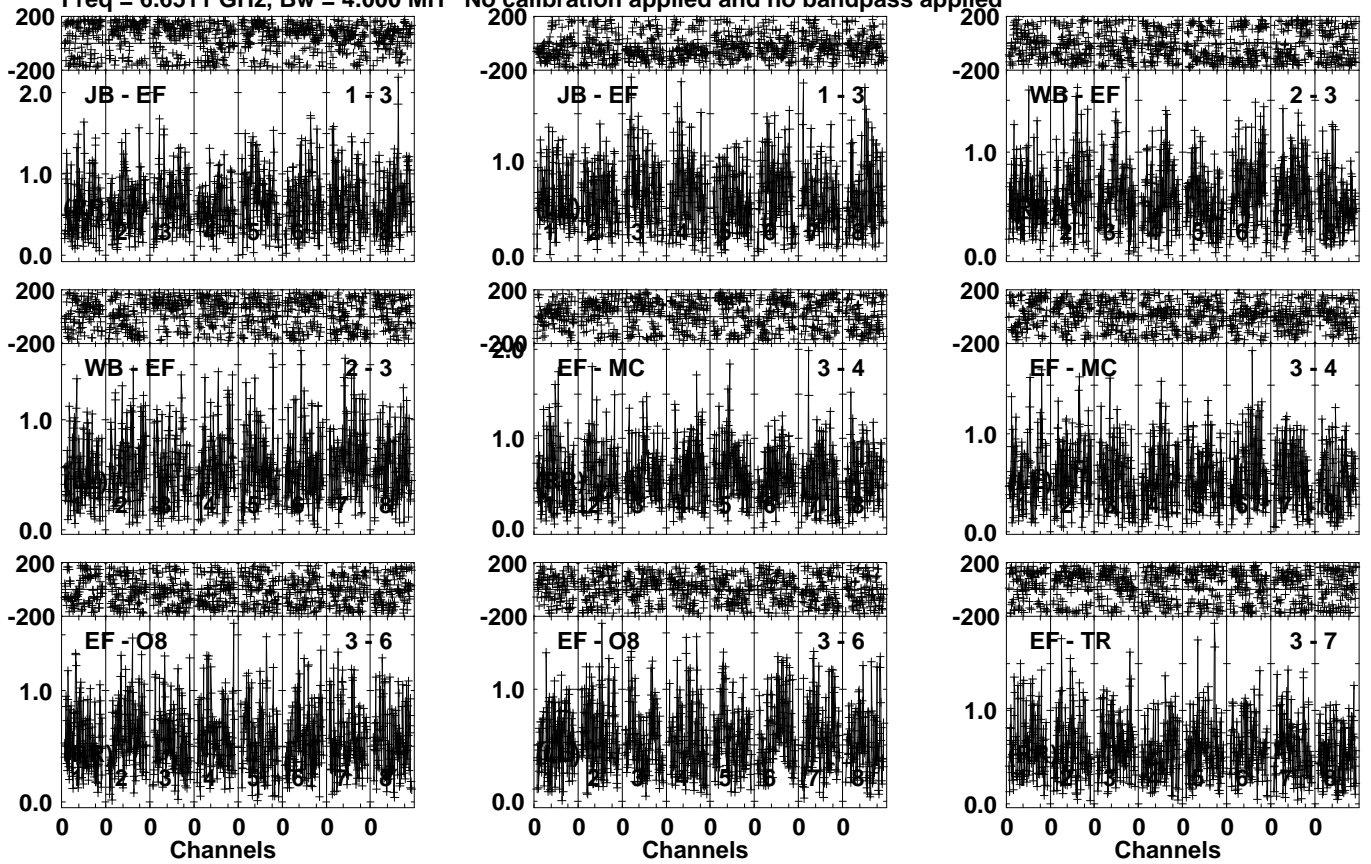


Lower frame: Milli Ampl Jy Top frame: Phas deg  
Vector averaged cross-power spectrum Several baselines displayed  
Timerange: 01/02:09:31 to 01/02:12:29

Plot file version 173 created 20-JUL-2023 11:20:40

J2048+4310 EK052B 1.UVDATA.1

Freq = 6.6511 GHz, Bw = 4.000 MH No calibration applied and no bandpass applied

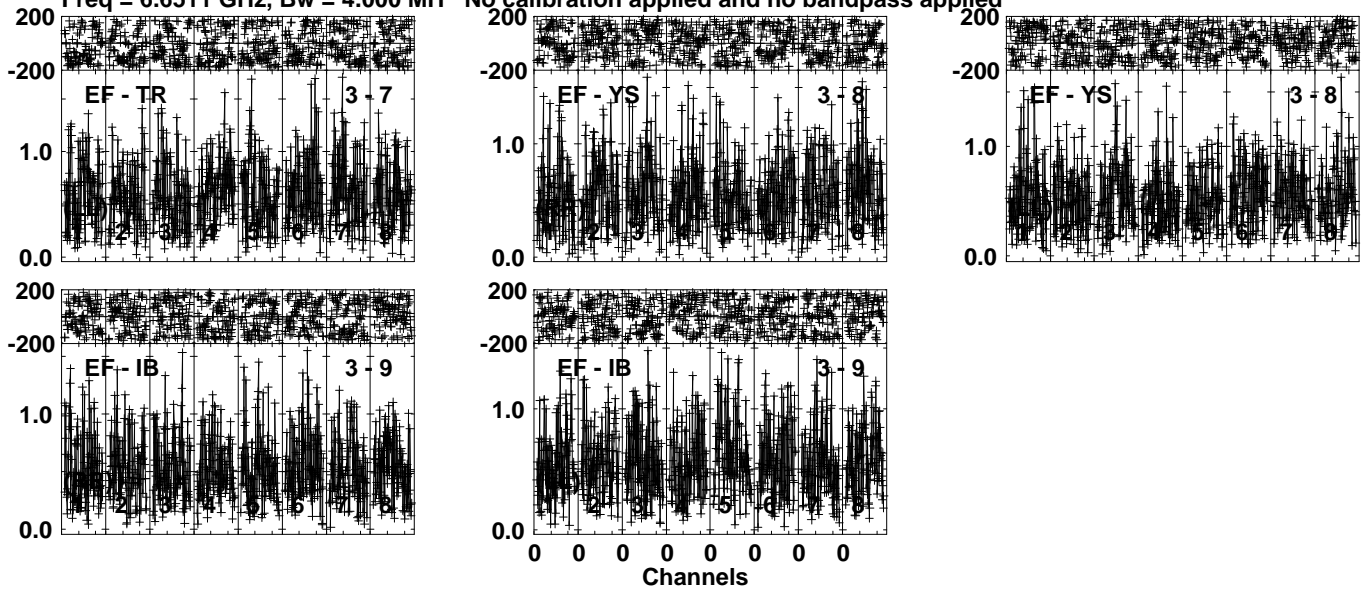


Lower frame: Milli Ampl Jy Top frame: Phas deg  
Vector averaged cross-power spectrum Several baselines displayed  
Timerange: 01/02:12:31 to 01/02:14:29

Plot file version 174 created 20-JUL-2023 11:20:40

J2048+4310 EK052B 1.UVDATA.1

Freq = 6.6511 GHz, Bw = 4.000 MH No calibration applied and no bandpass applied

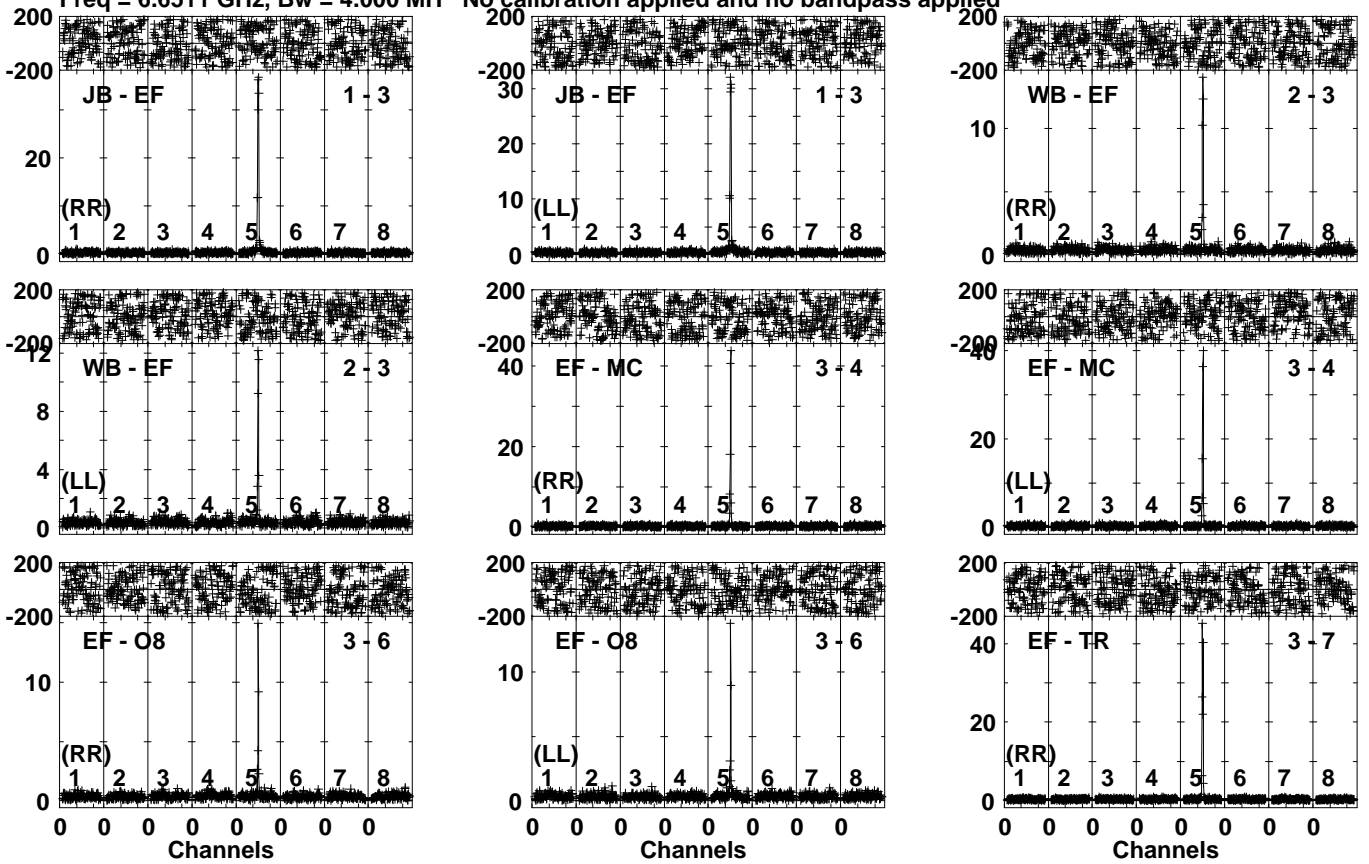


Lower frame: Milli Ampl Jy Top frame: Phas deg  
Vector averaged cross-power spectrum Several baselines displayed  
Timerange: 01/02:12:31 to 01/02:14:29

Plot file version 175 created 20-JUL-2023 11:20:40

W75N EK052B 1.UVDATA.1

Freq = 6.6511 GHz, Bw = 4.000 MH No calibration applied and no bandpass applied

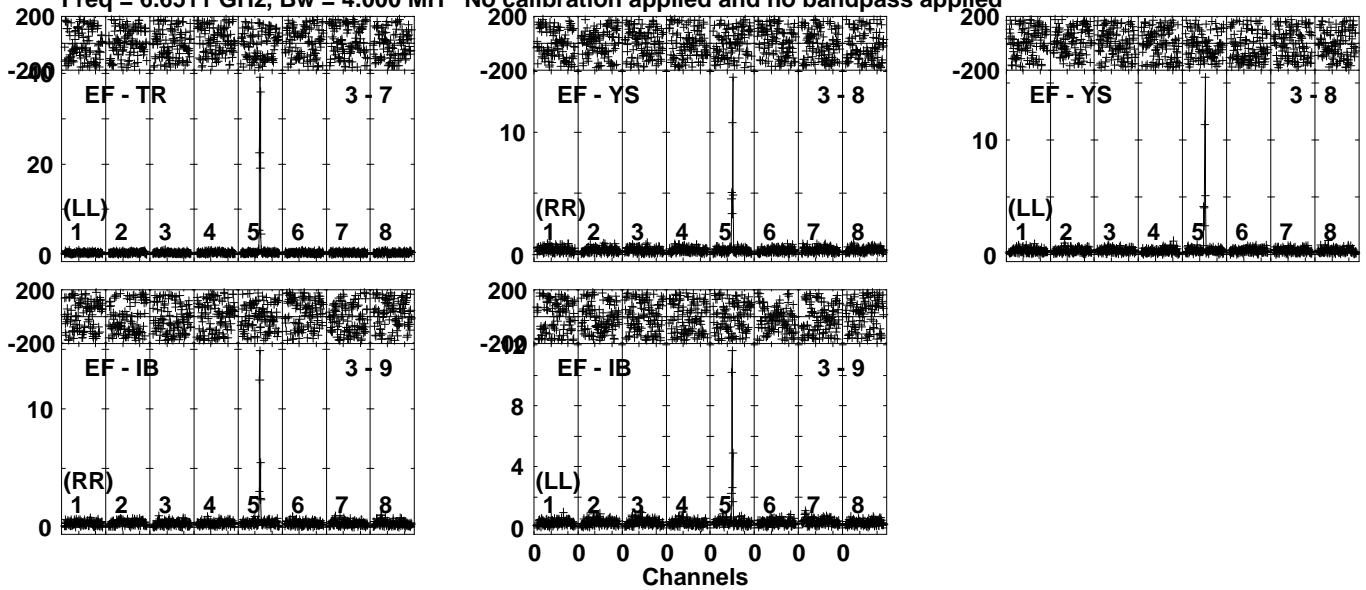


Lower frame: Milli Ampl Jy Top frame: Phas deg  
Vector averaged cross-power spectrum Several baselines displayed  
Timerange: 01/02:15:01 to 01/02:17:59

Plot file version 176 created 20-JUL-2023 11:20:40

W75N EK052B 1.UVDATA.1

Freq = 6.6511 GHz, Bw = 4.000 MH No calibration applied and no bandpass applied

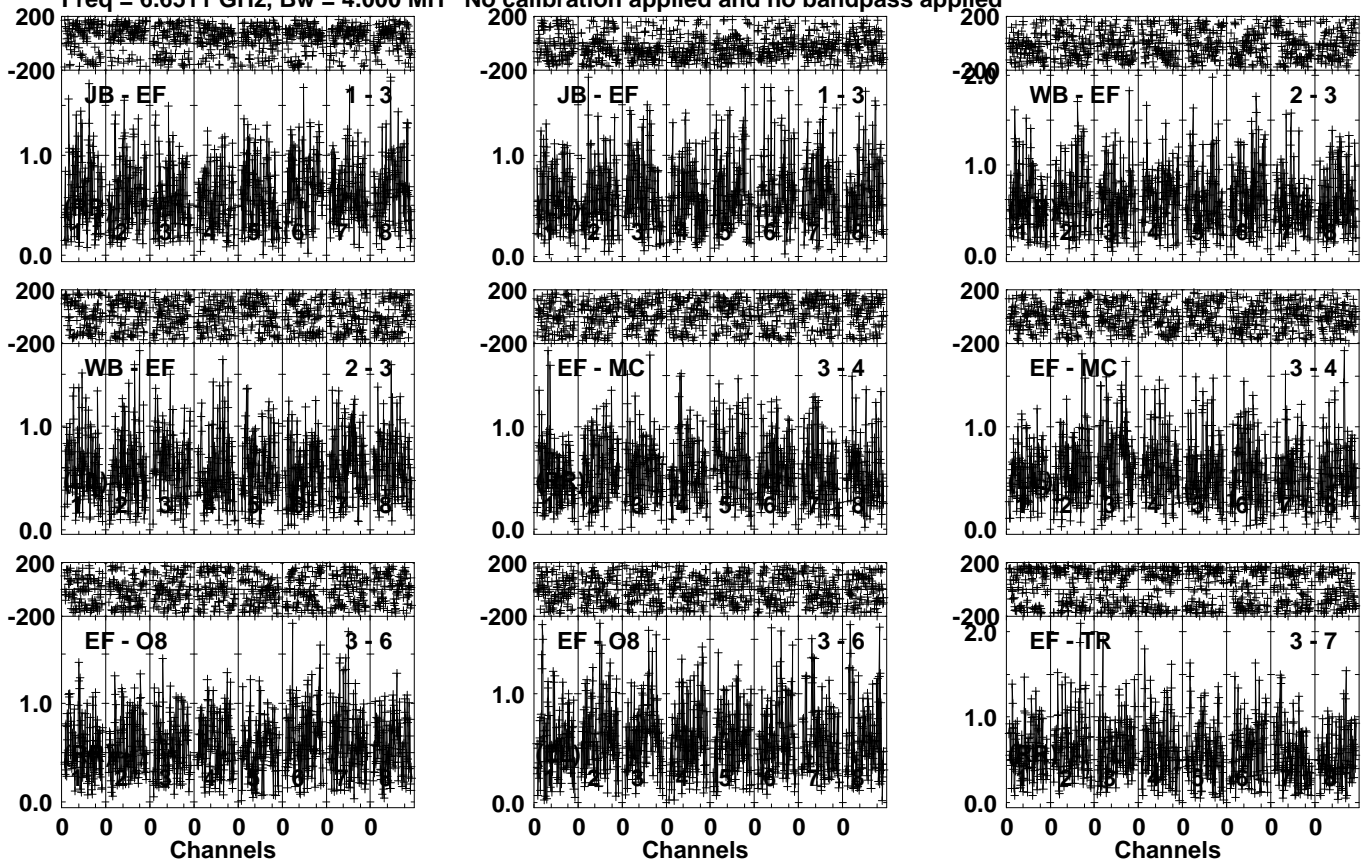


Lower frame: Milli Ampl Jy Top frame: Phas deg  
Vector averaged cross-power spectrum Several baselines displayed  
Timerange: 01/02:15:01 to 01/02:17:59

Plot file version 177 created 20-JUL-2023 11:20:40

J2048+4310 EK052B 1.UVDATA.1

Freq = 6.6511 GHz, Bw = 4.000 MH No calibration applied and no bandpass applied

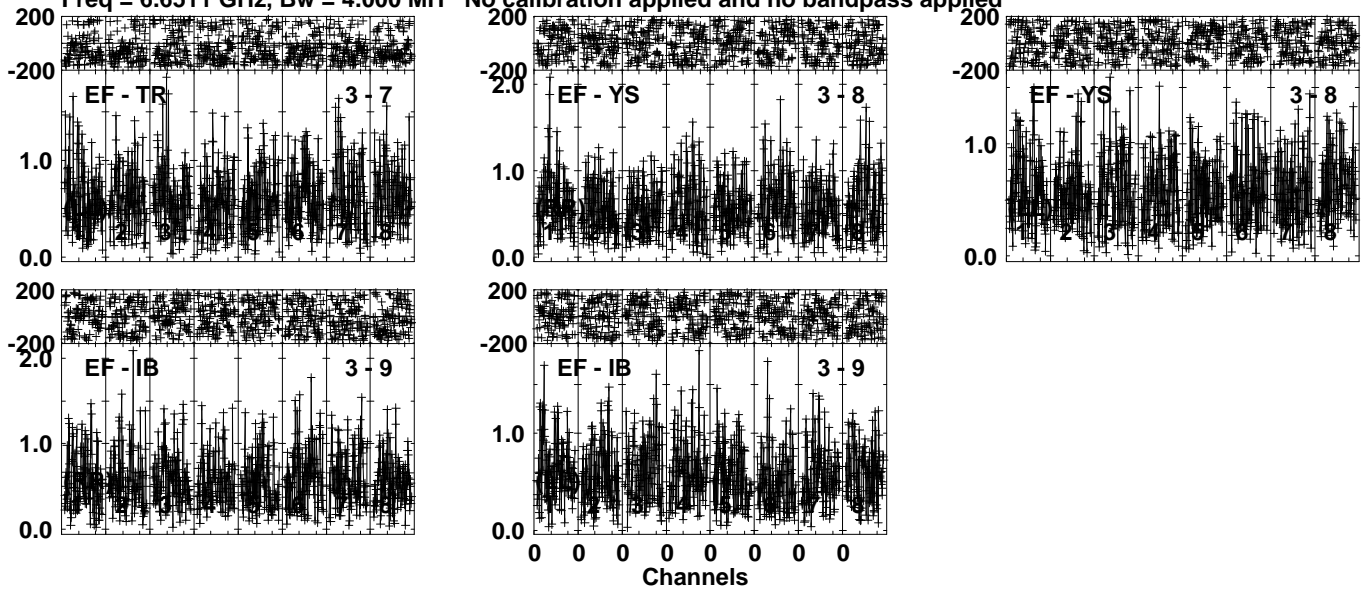


Lower frame: Milli Ampl Jy Top frame: Phas deg  
Vector averaged cross-power spectrum Several baselines displayed  
Timerange: 01/02:18:01 to 01/02:19:59

Plot file version 178 created 20-JUL-2023 11:20:40

J2048+4310 EK052B 1.UVDATA.1

Freq = 6.6511 GHz, Bw = 4.000 MH No calibration applied and no bandpass applied



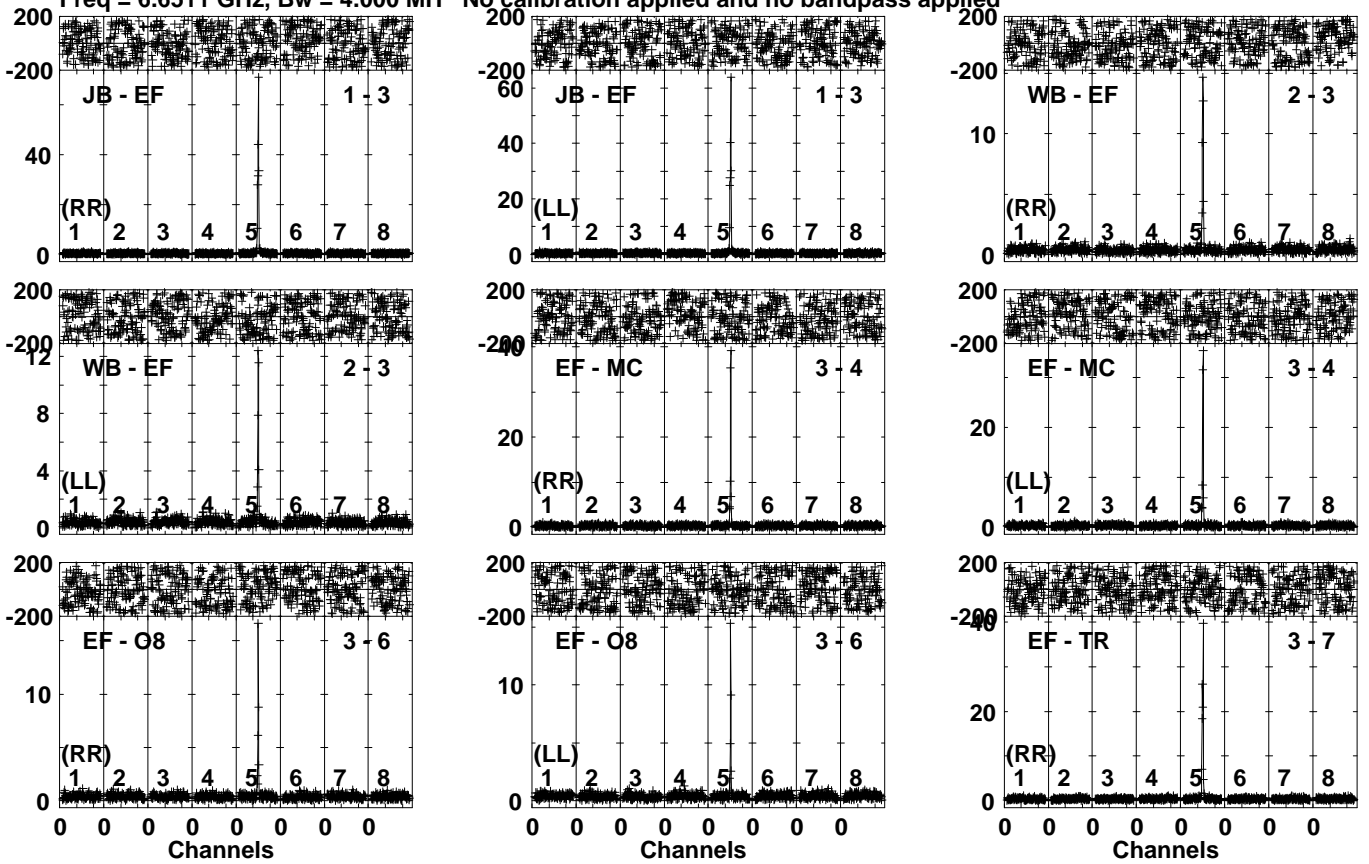
Lower frame: Milli Ampl Jy Top frame: Phas deg  
Vector averaged cross-power spectrum Several baselines displayed  
Timerange: 01/02:18:01 to 01/02:19:59



Plot file version 179 created 20-JUL-2023 11:20:41

W75N EK052B 1.UVDATA.1

Freq = 6.6511 GHz, Bw = 4.000 MH No calibration applied and no bandpass applied

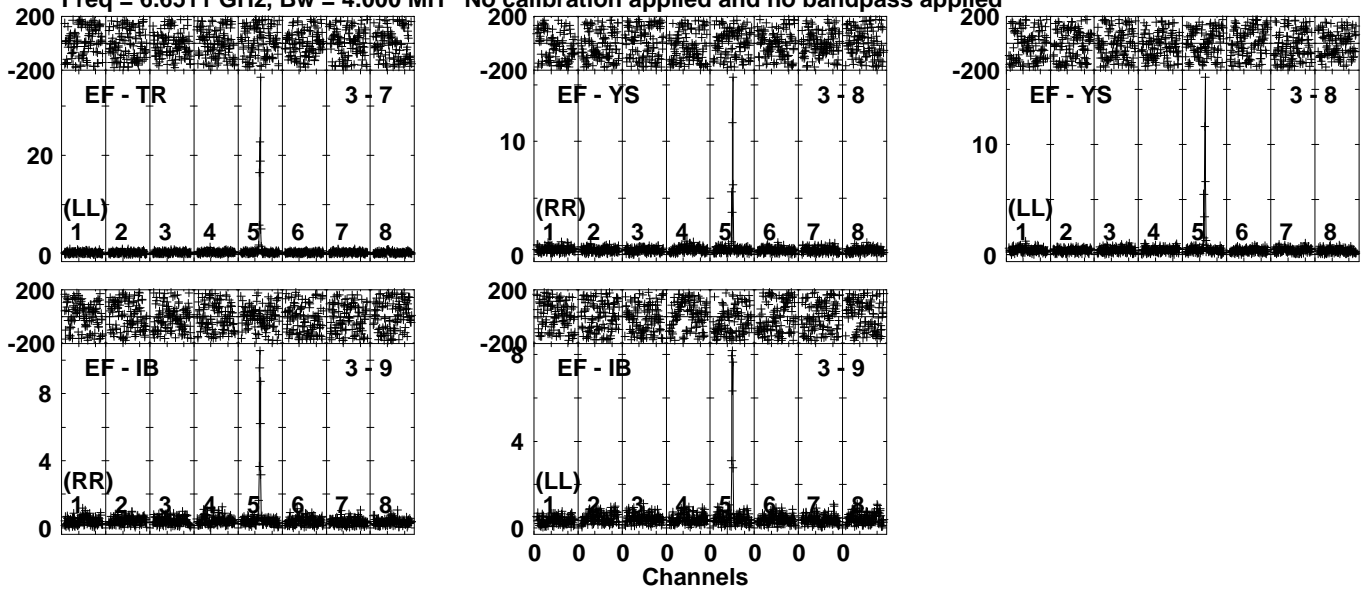


Lower frame: Milli Ampl Jy Top frame: Phas deg  
Vector averaged cross-power spectrum Several baselines displayed  
Timerange: 01/02:20:01 to 01/02:22:59

Plot file version 180 created 20-JUL-2023 11:20:41

W75N EK052B 1.UVDATA.1

Freq = 6.6511 GHz, Bw = 4.000 MH No calibration applied and no bandpass applied

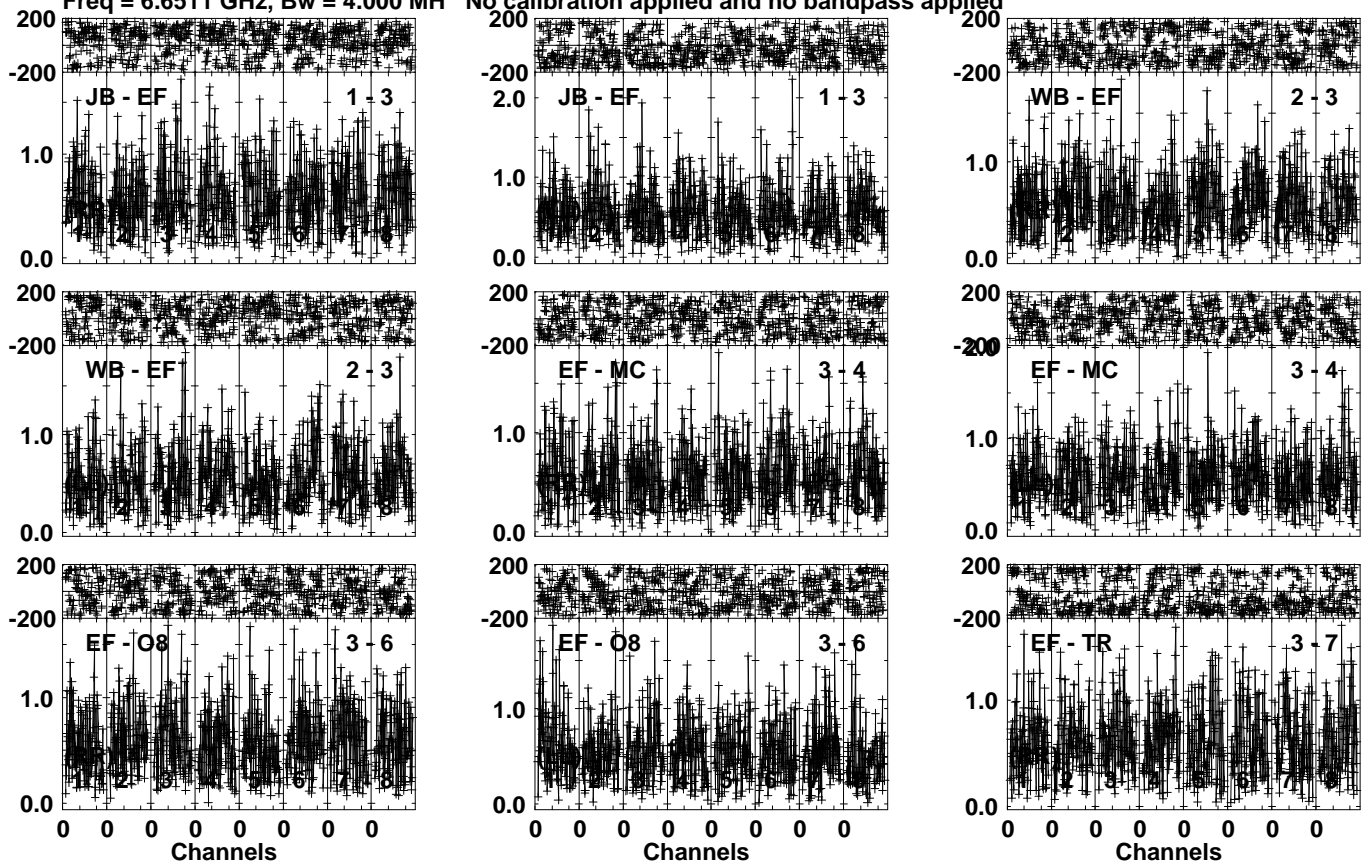


Lower frame: Milli Ampl Jy Top frame: Phas deg  
Vector averaged cross-power spectrum Several baselines displayed  
Timerange: 01/02:20:01 to 01/02:22:59

Plot file version 181 created 20-JUL-2023 11:20:41

J2048+4310 EK052B 1.UVDATA.1

Freq = 6.6511 GHz, Bw = 4.000 MH No calibration applied and no bandpass applied



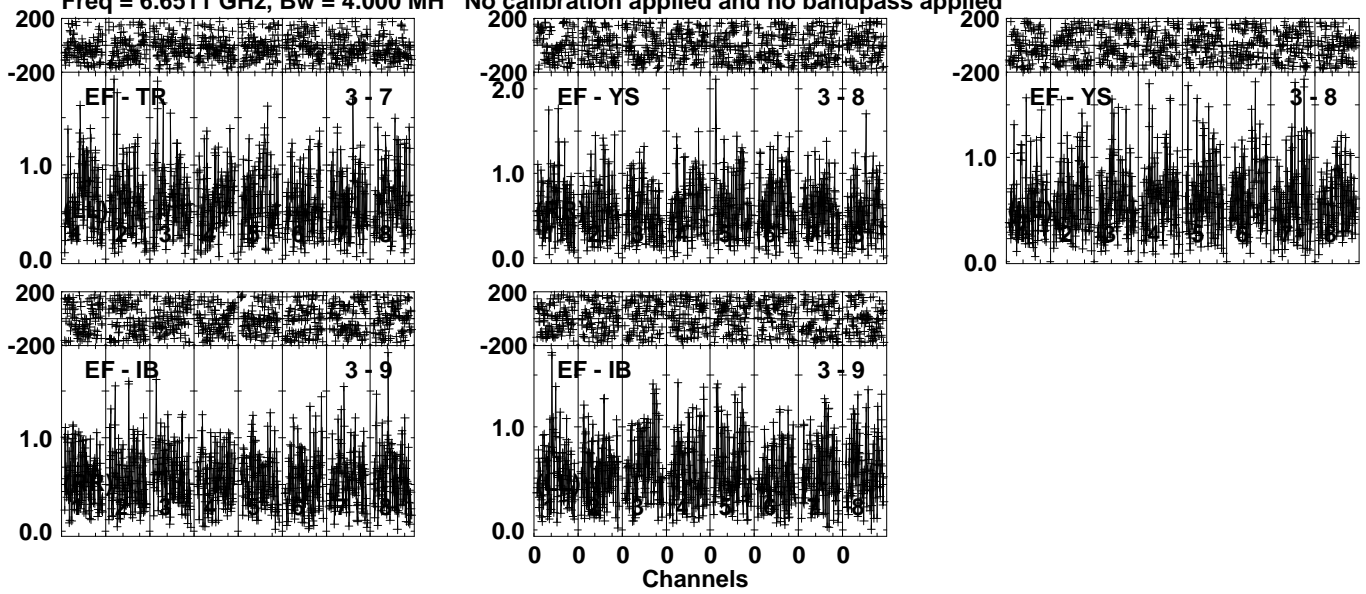
Lower frame: Milli Ampl Jy Top frame: Phas deg  
Vector averaged cross-power spectrum Several baselines displayed  
Timerange: 01/02:23:01 to 01/02:24:59

Plot file version 182 created 20-JUL-2023 11:20:41

J2048+4310 EK052B 1.UVDATA.1

Freq = 6.6511 GHz, Bw = 4.000 MH

No calibration applied and no bandpass applied

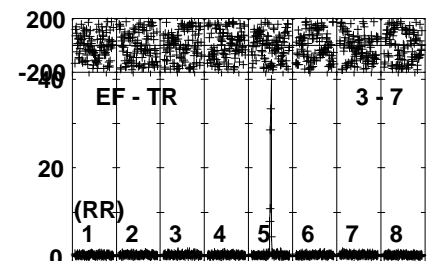
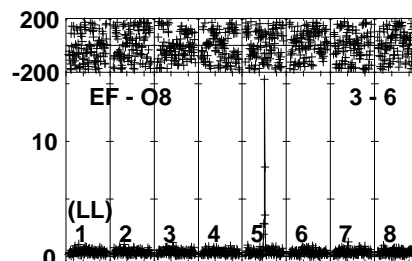
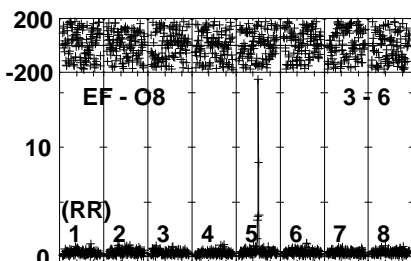
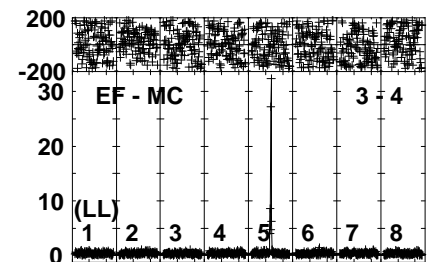
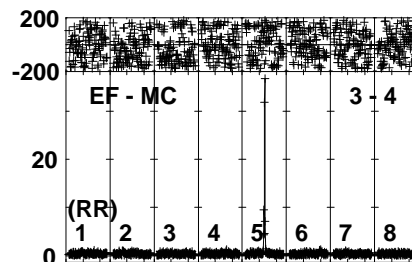
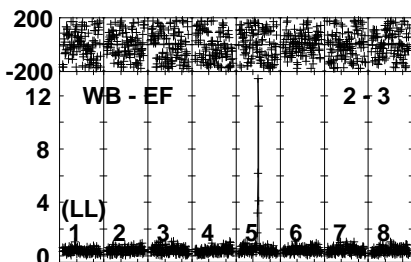
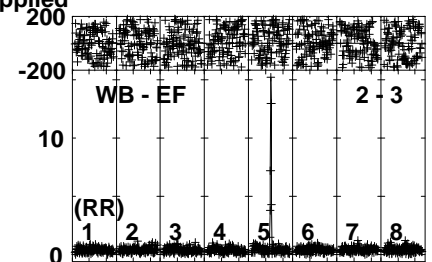




Lower frame: Milli Ampl Jy Top frame: Phas deg  
Vector averaged cross-power spectrum Several baselines displayed  
Timerange: 01/02:23:01 to 01/02:24:59

Plot file version 183 created 20-JUL-2023 11:20:41

W75N EK052B 1.UVDATA.1

Freq = 6.6511 GHz, Bw = 4.000 MH No calibration applied and no bandpass applied



Lower frame: Milli Ampl Jy Top frame: Phas deg

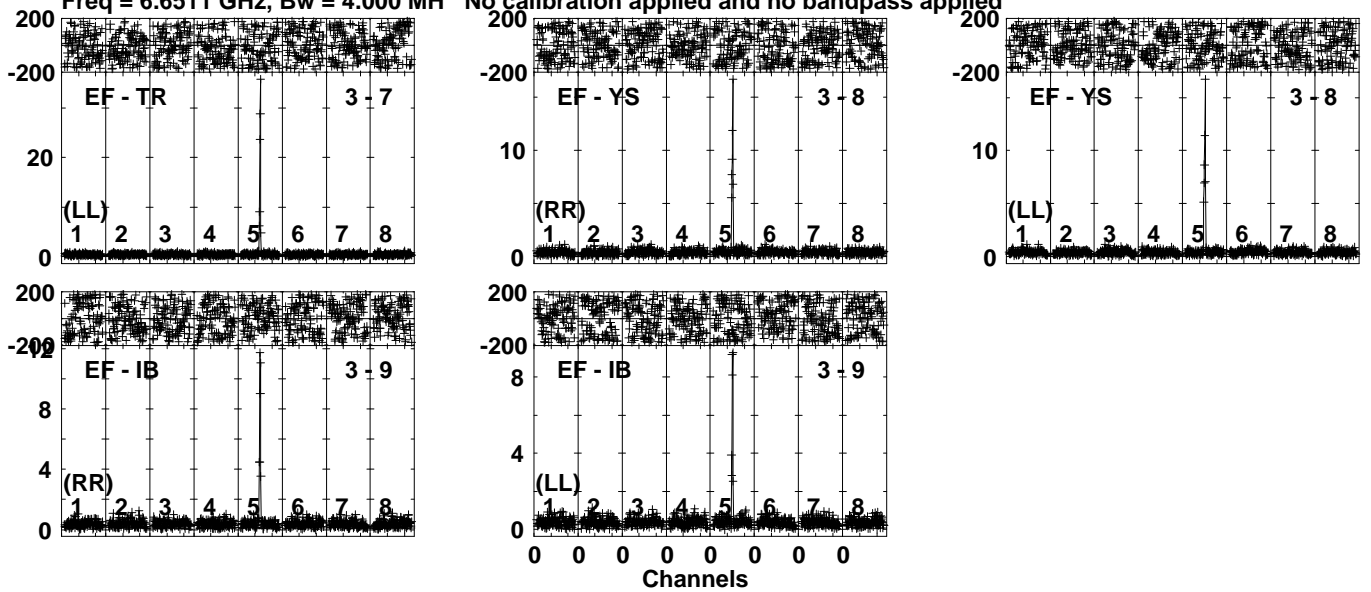
Vector averaged cross-power spectrum Several baselines displayed

Timerange: 01/02:25:01 to 01/02:27:59

Plot file version 184 created 20-JUL-2023 11:20:41

W75N EK052B 1.UVDATA.1

Freq = 6.6511 GHz, Bw = 4.000 MH No calibration applied and no bandpass applied

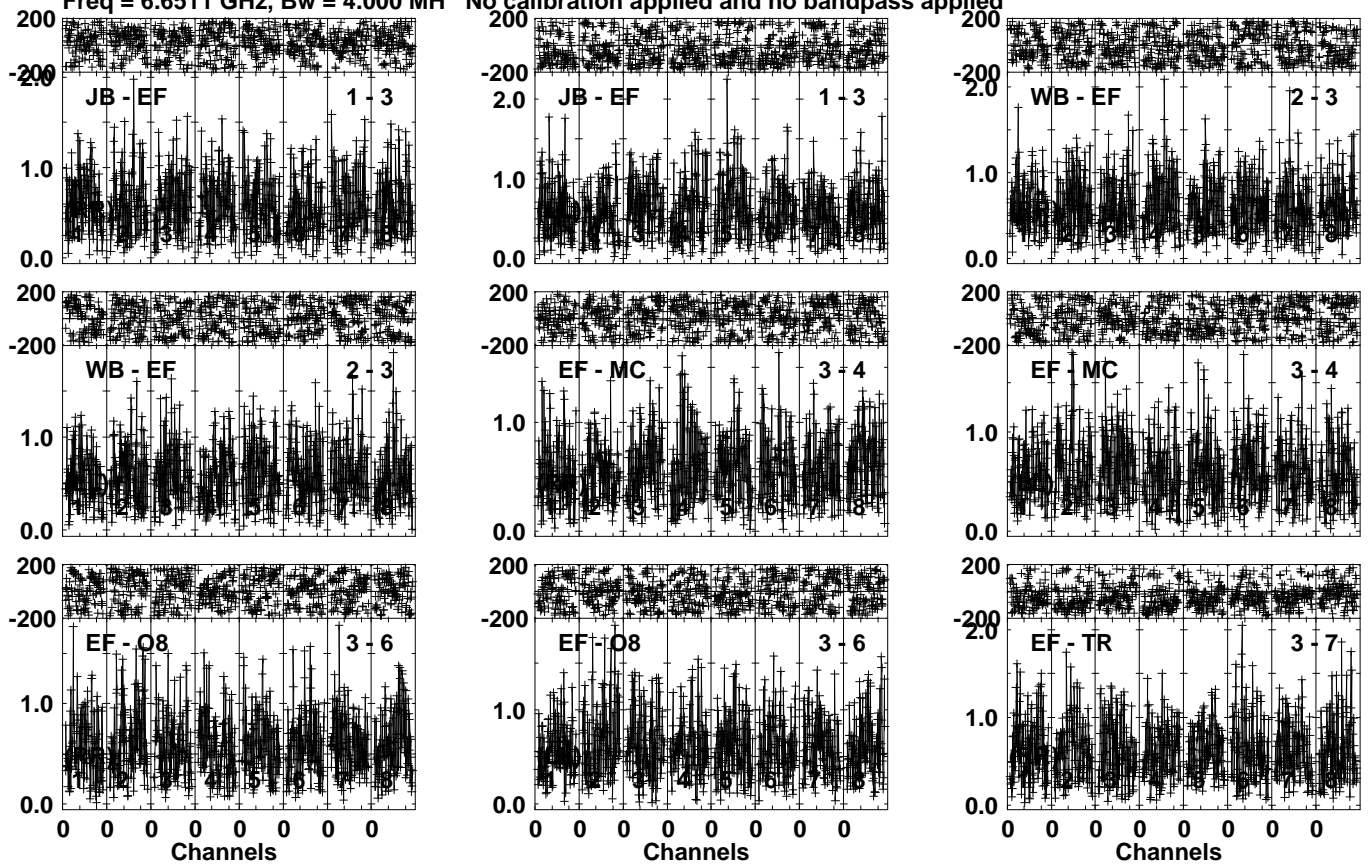


Lower frame: Milli Ampl Jy Top frame: Phas deg  
Vector averaged cross-power spectrum Several baselines displayed  
Timerange: 01/02:25:01 to 01/02:27:59

Plot file version 185 created 20-JUL-2023 11:20:41

J2048+4310 EK052B 1.UVDATA.1

Freq = 6.6511 GHz, Bw = 4.000 MH No calibration applied and no bandpass applied

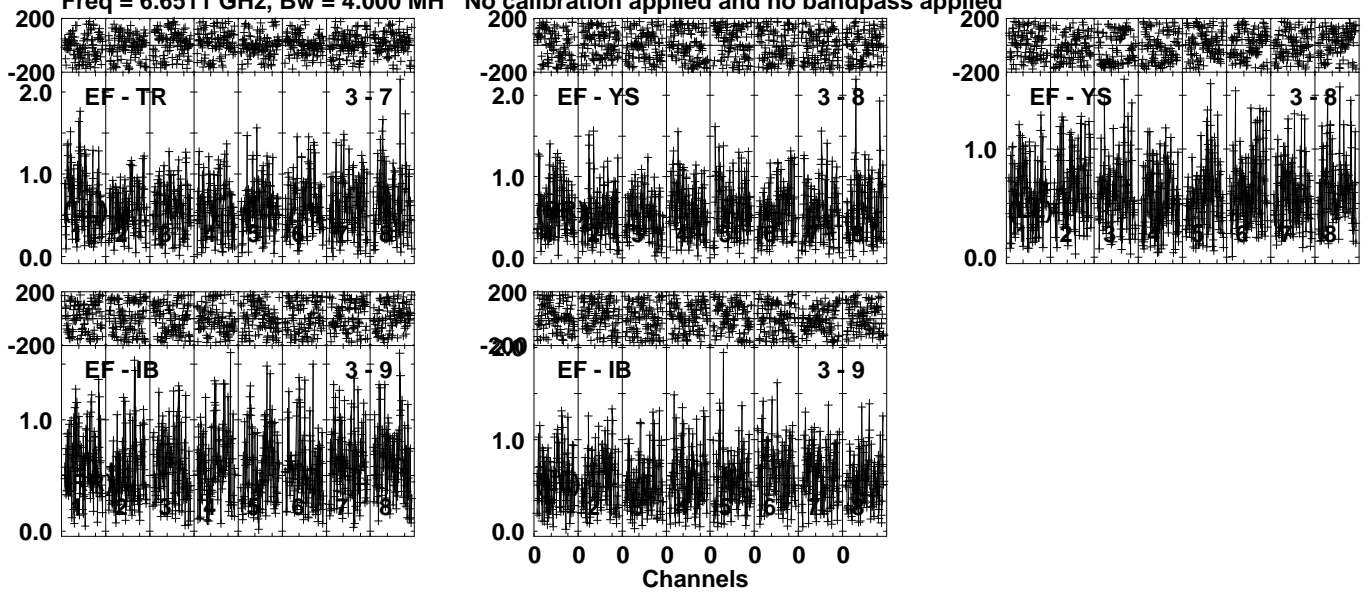


Lower frame: Milli Ampl Jy Top frame: Phas deg  
Vector averaged cross-power spectrum Several baselines displayed  
Timerange: 01/02:28:01 to 01/02:29:59

Plot file version 186 created 20-JUL-2023 11:20:42

J2048+4310 EK052B 1.UVDATA.1

Freq = 6.6511 GHz, Bw = 4.000 MH No calibration applied and no bandpass applied



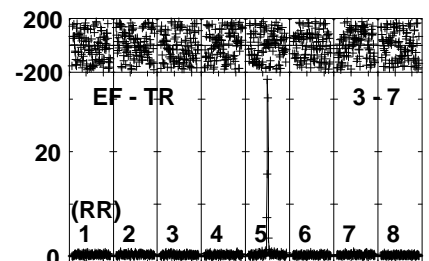
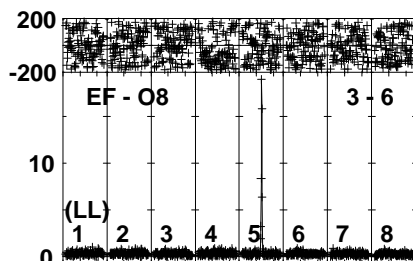
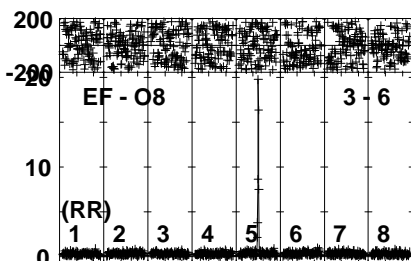
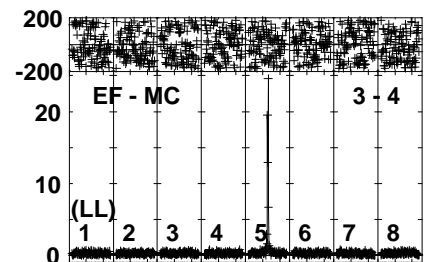
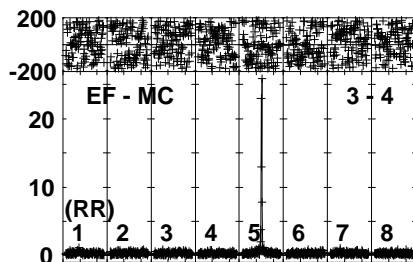
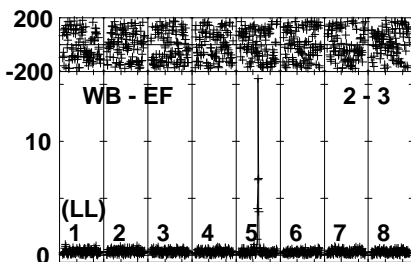
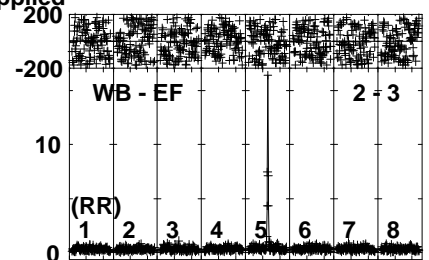
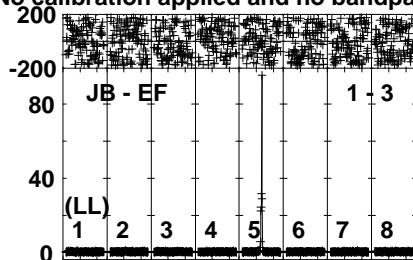
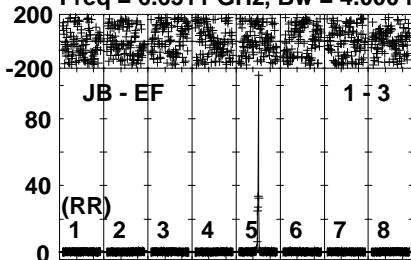
Lower frame: Milli Ampl Jy Top frame: Phas deg  
Vector averaged cross-power spectrum Several baselines displayed  
Timerange: 01/02:28:01 to 01/02:29:59



Plot file version 187 created 20-JUL-2023 11:20:43

W75N EK052B 1.UVDATA.1

Freq = 6.6511 GHz, Bw = 4.000 MH No calibration applied and no bandpass applied



Lower frame: Milli Ampl Jy Top frame: Phas deg

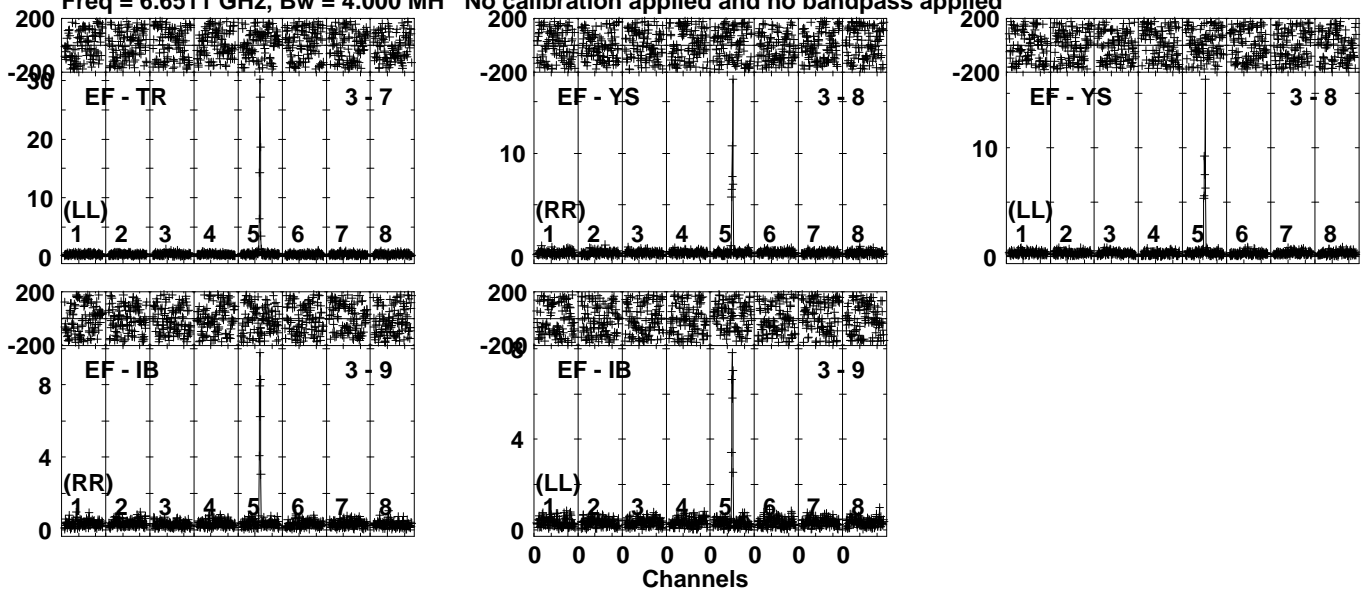
Vector averaged cross-power spectrum Several baselines displayed

Timerange: 01/02:46:01 to 01/02:48:59

Plot file version 188 created 20-JUL-2023 11:20:43

W75N EK052B 1.UVDATA.1

Freq = 6.6511 GHz, Bw = 4.000 MH No calibration applied and no bandpass applied

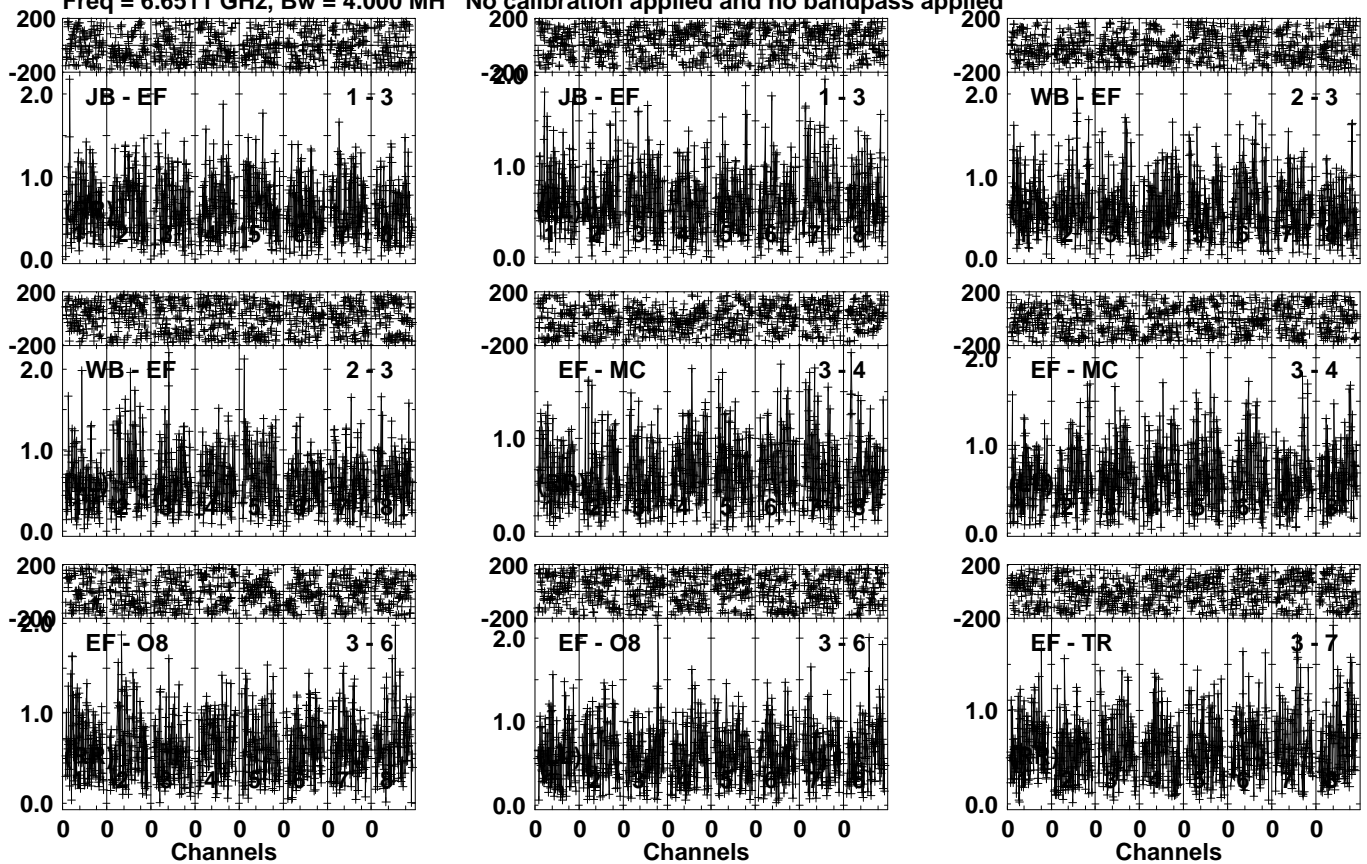


Lower frame: Milli Ampl Jy Top frame: Phas deg  
Vector averaged cross-power spectrum Several baselines displayed  
Timerange: 01/02:46:01 to 01/02:48:59

Plot file version 189 created 20-JUL-2023 11:20:43

J2048+4310 EK052B 1.UVDATA.1

Freq = 6.6511 GHz, Bw = 4.000 MH No calibration applied and no bandpass applied

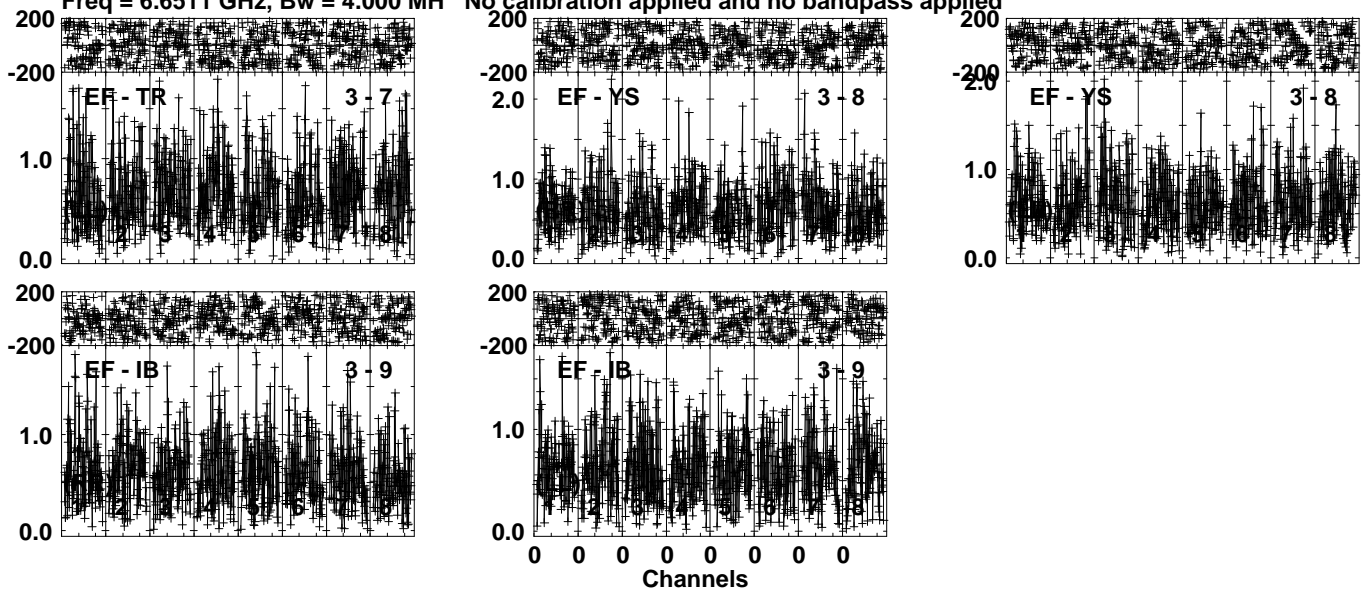


Lower frame: Milli Ampl Jy Top frame: Phas deg  
Vector averaged cross-power spectrum Several baselines displayed  
Timerange: 01/02:49:01 to 01/02:50:59

Plot file version 190 created 20-JUL-2023 11:20:43

J2048+4310 EK052B 1.UVDATA.1

Freq = 6.6511 GHz, Bw = 4.000 MH No calibration applied and no bandpass applied

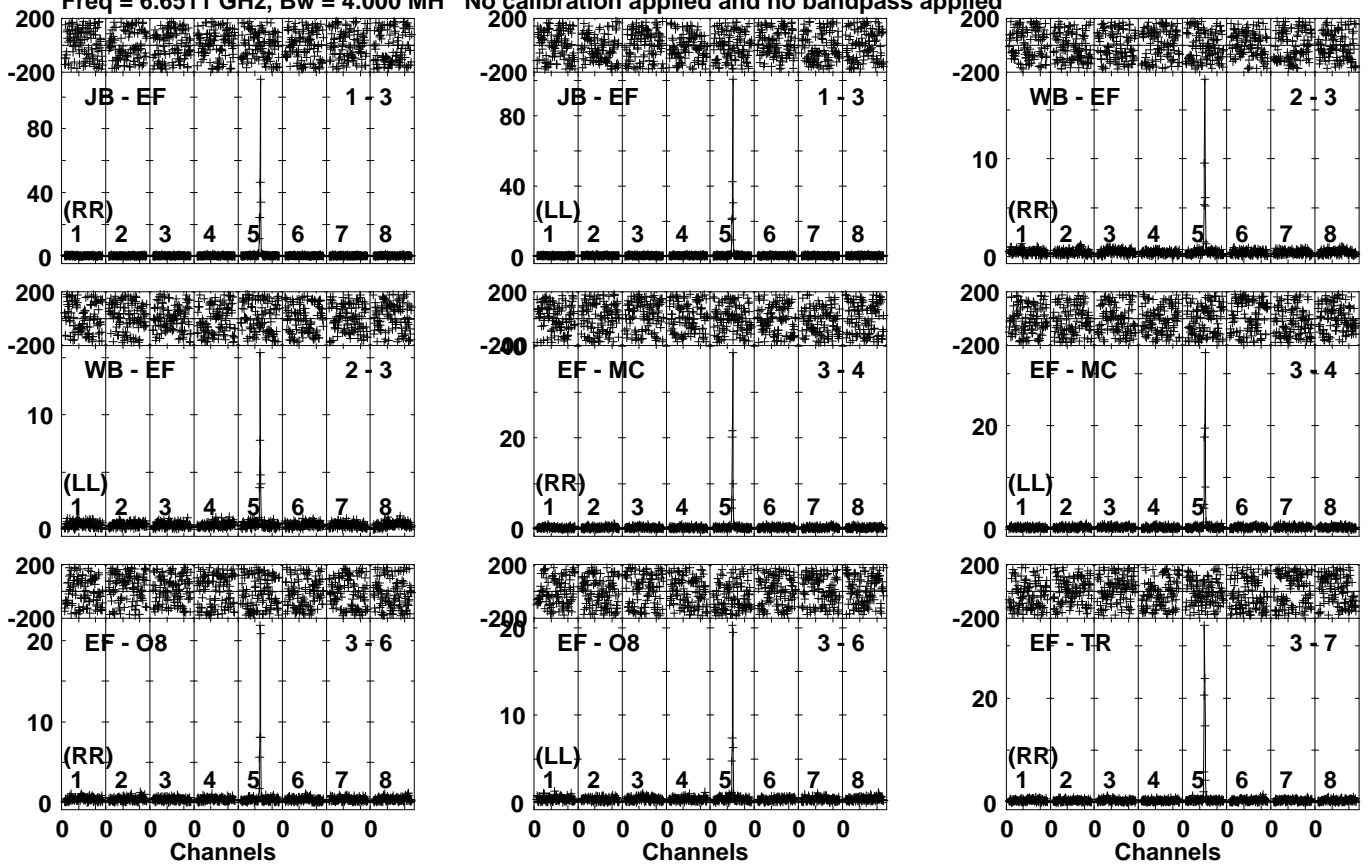


Lower frame: Milli Ampl Jy Top frame: Phas deg  
Vector averaged cross-power spectrum Several baselines displayed  
Timerange: 01/02:49:01 to 01/02:50:59

Plot file version 191 created 20-JUL-2023 11:20:43

W75N EK052B 1.UVDATA.1

Freq = 6.6511 GHz, Bw = 4.000 MH No calibration applied and no bandpass applied

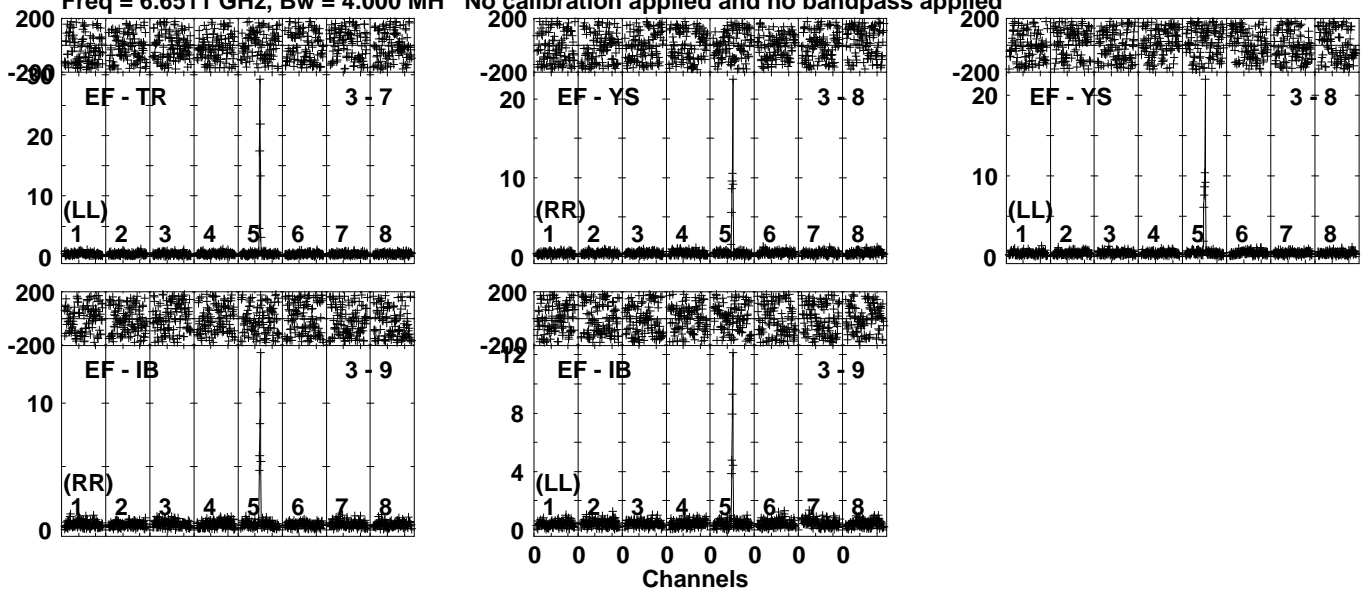


Lower frame: Milli Ampl Jy Top frame: Phas deg  
Vector averaged cross-power spectrum Several baselines displayed  
Timerange: 01/02:51:01 to 01/02:53:59

Plot file version 192 created 20-JUL-2023 11:20:43

W75N EK052B 1.UVDATA.1

Freq = 6.6511 GHz, Bw = 4.000 MH No calibration applied and no bandpass applied

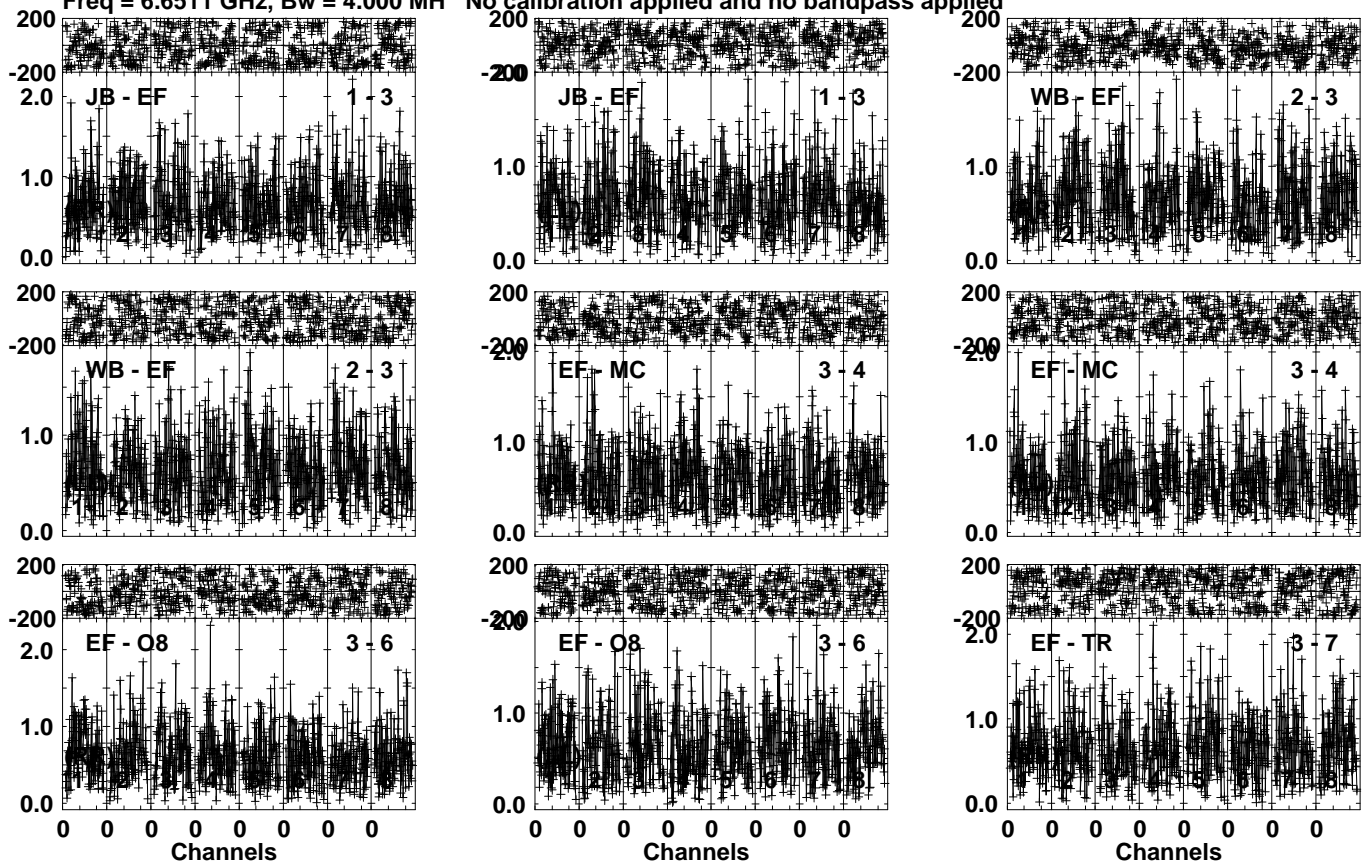


Lower frame: Milli Ampl Jy Top frame: Phas deg  
Vector averaged cross-power spectrum Several baselines displayed  
Timerange: 01/02:51:01 to 01/02:53:59

Plot file version 193 created 20-JUL-2023 11:20:44

J2048+4310 EK052B 1.UVDATA.1

Freq = 6.6511 GHz, Bw = 4.000 MH No calibration applied and no bandpass applied

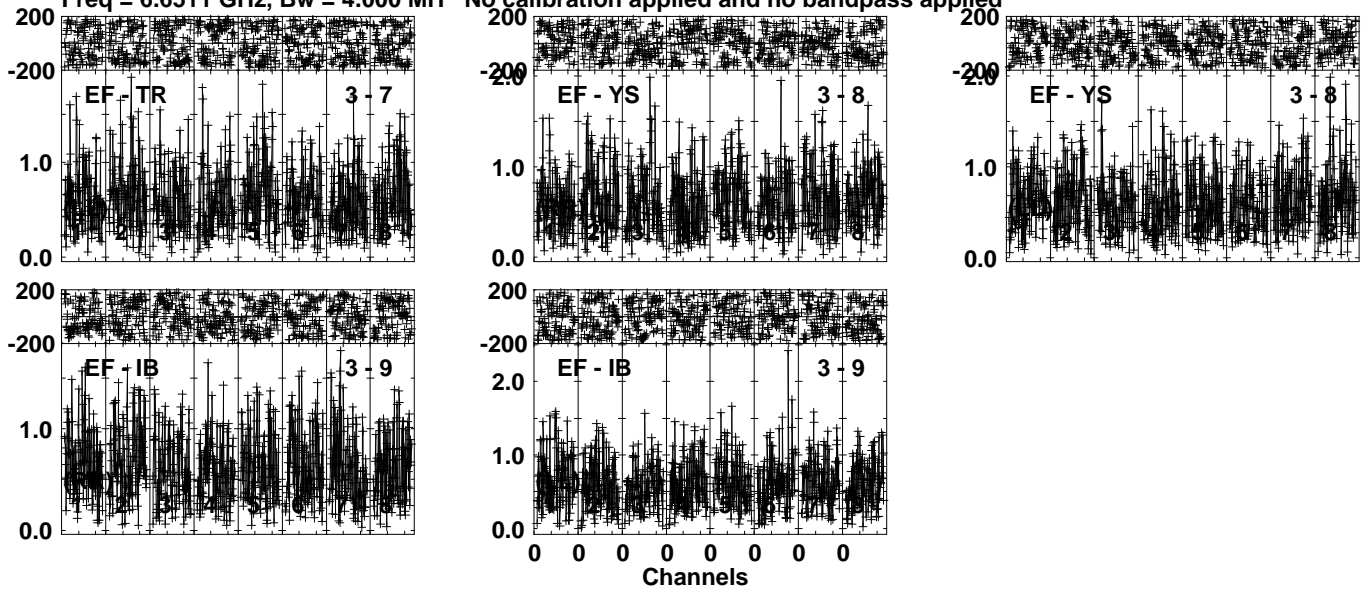


Lower frame: Milli Ampl Jy Top frame: Phas deg  
Vector averaged cross-power spectrum Several baselines displayed  
Timerange: 01/02:54:01 to 01/02:55:59

Plot file version 194 created 20-JUL-2023 11:20:44

J2048+4310 EK052B 1.UVDATA.1

Freq = 6.6511 GHz, Bw = 4.000 MH No calibration applied and no bandpass applied



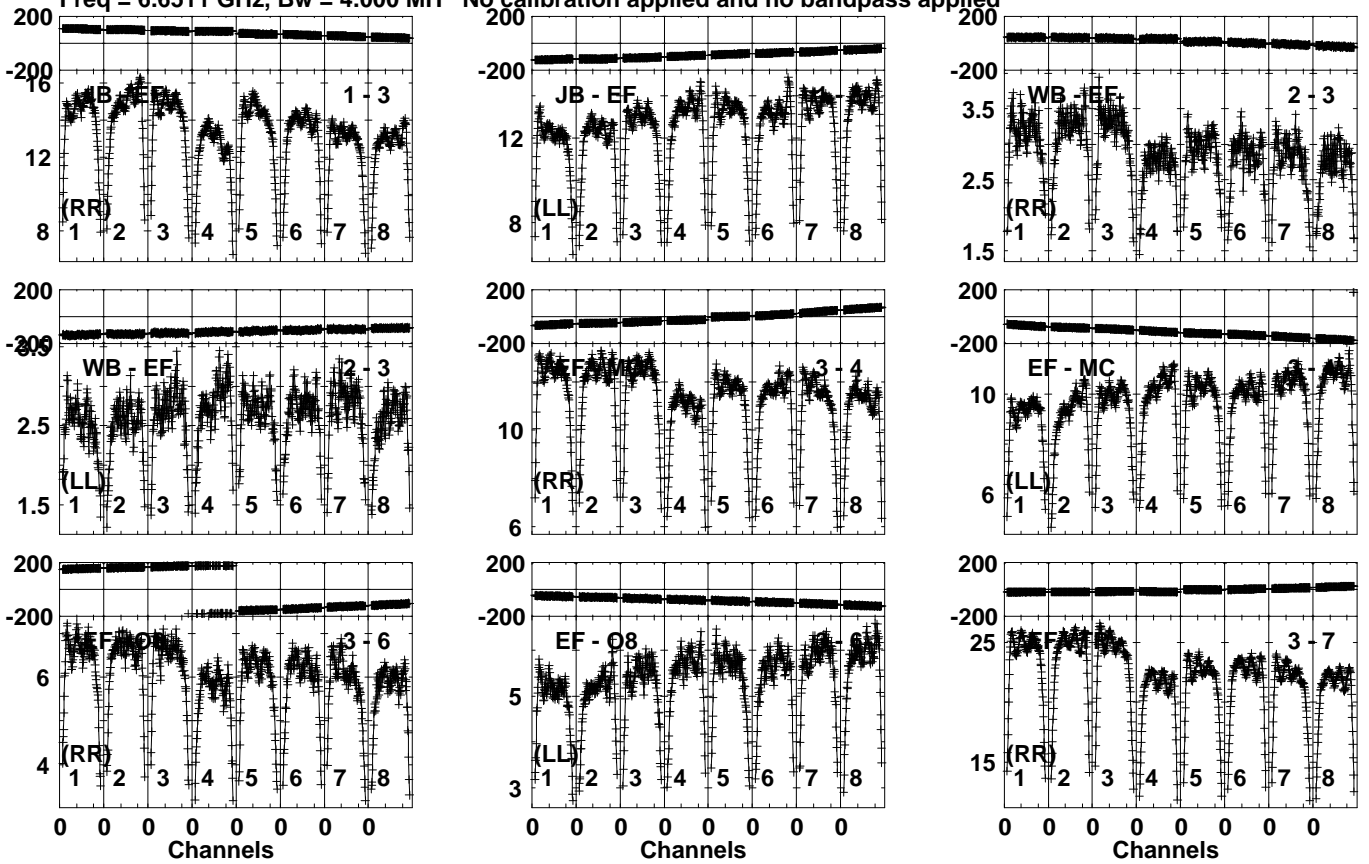
Lower frame: Milli Ampl Jy Top frame: Phas deg  
Vector averaged cross-power spectrum Several baselines displayed  
Timerange: 01/02:54:01 to 01/02:55:59



Plot file version 195 created 20-JUL-2023 11:20:44

J2202+4216 EK052B 1.UVDATA.1

Freq = 6.6511 GHz, Bw = 4.000 MH No calibration applied and no bandpass applied



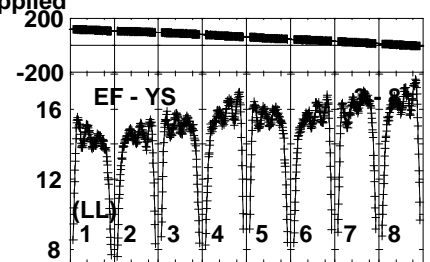
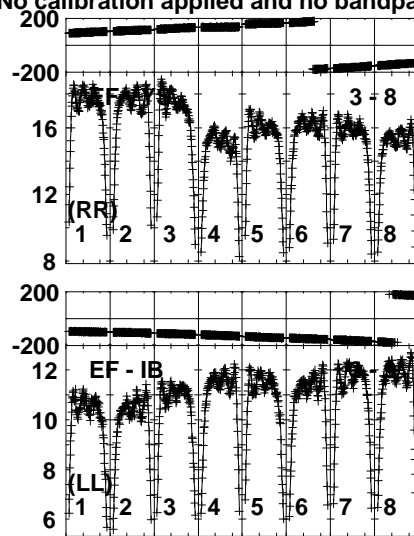
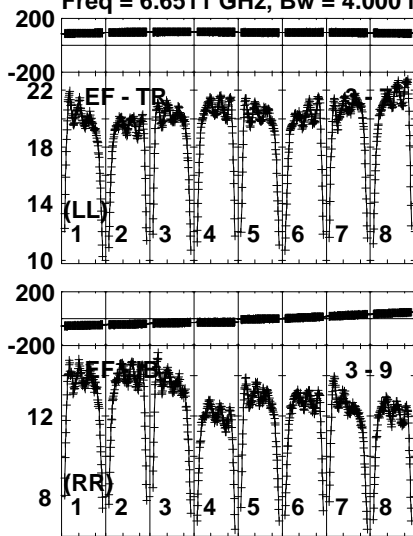
Lower frame: Milli Ampl Jy Top frame: Phas deg  
Vector averaged cross-power spectrum Several baselines displayed  
Timerange: 01/02:57:01 to 01/03:05:59

Plot file version 196 created 20-JUL-2023 11:20:45

J2202+4216 EK052B 1.UVDATA.1

Freq = 6.6511 GHz, Bw = 4.000 MH

No calibration applied and no bandpass applied



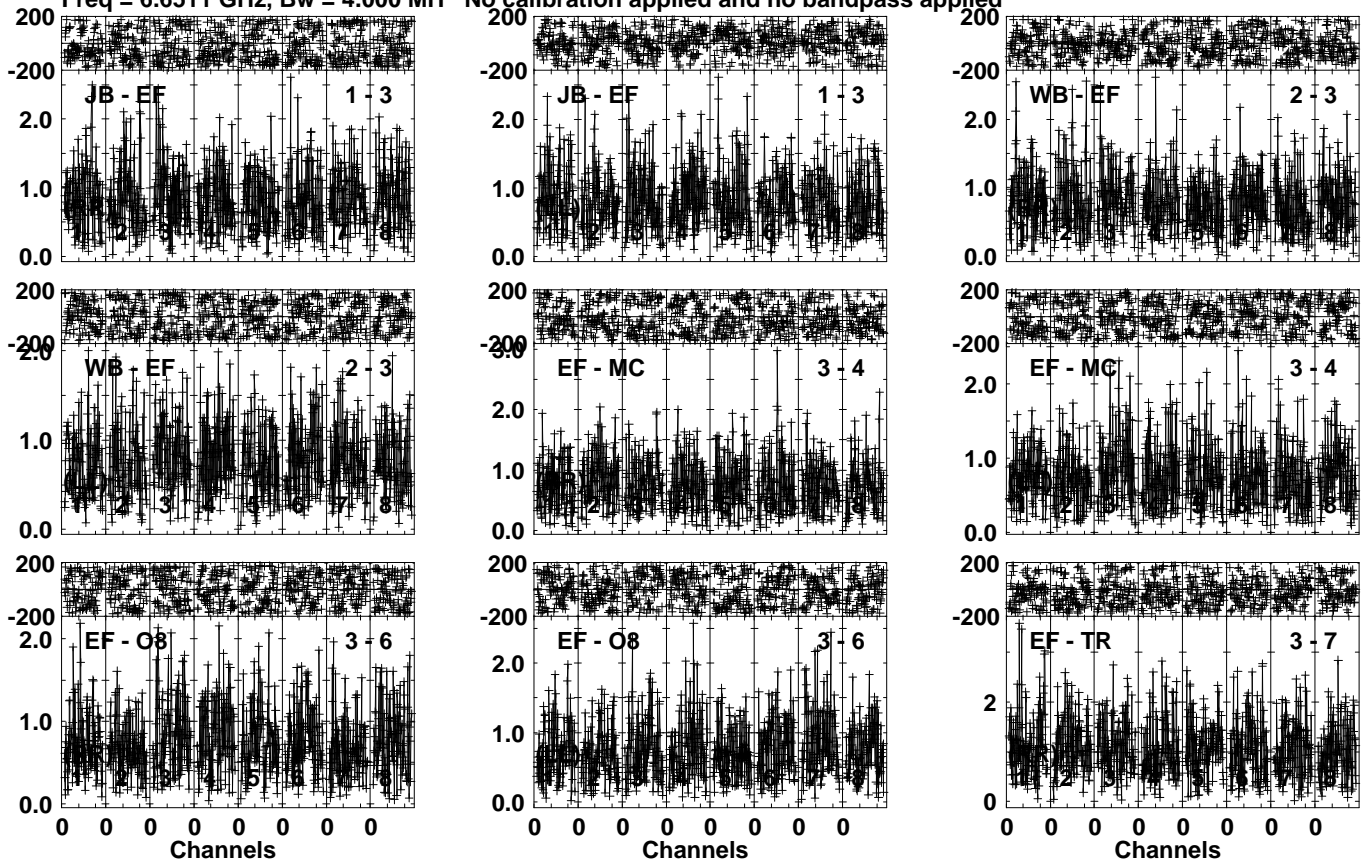
0 0 0 0 0 0 0 0  
Channels

Lower frame: Milli Ampl Jy Top frame: Phas deg  
Vector averaged cross-power spectrum Several baselines displayed  
Timerange: 01/02:57:01 to 01/03:05:59

Plot file version 197 created 20-JUL-2023 11:20:45

J2048+4310 EK052B 1.UVDATA.1

Freq = 6.6511 GHz, Bw = 4.000 MH No calibration applied and no bandpass applied

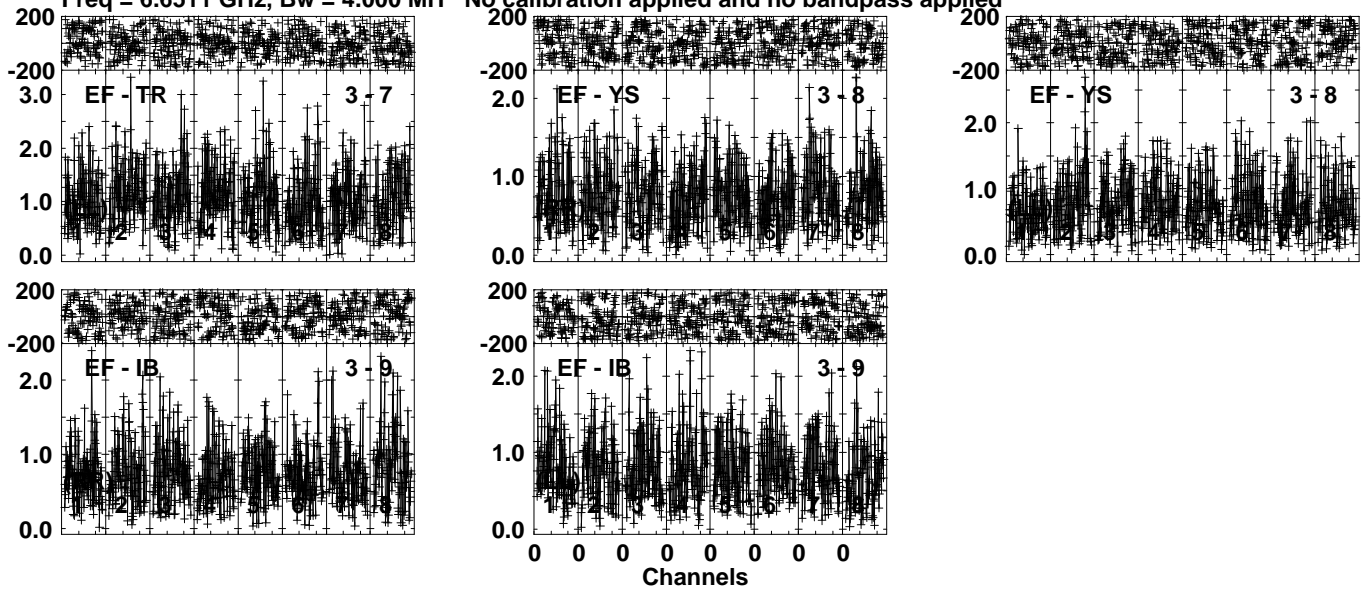


Lower frame: Milli Ampl Jy Top frame: Phas deg  
Vector averaged cross-power spectrum Several baselines displayed  
Timerange: 01/03:06:01 to 01/03:08:59

Plot file version 198 created 20-JUL-2023 11:20:45

J2048+4310 EK052B 1.UVDATA.1

Freq = 6.6511 GHz, Bw = 4.000 MH No calibration applied and no bandpass applied

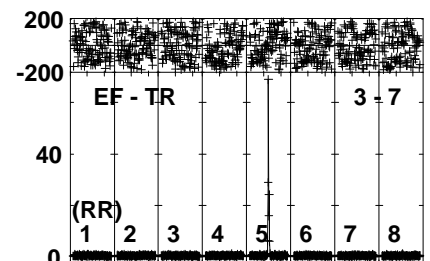
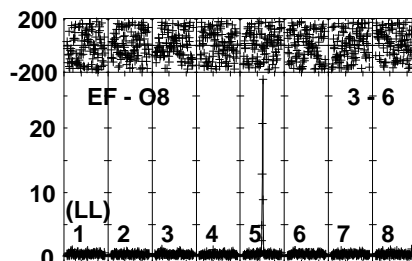
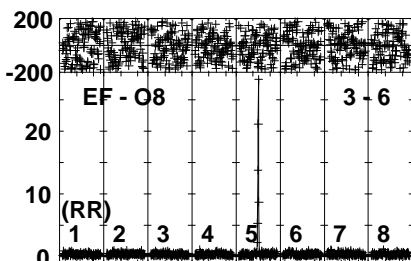
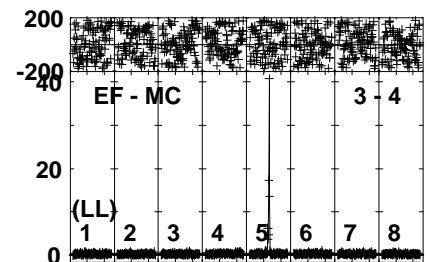
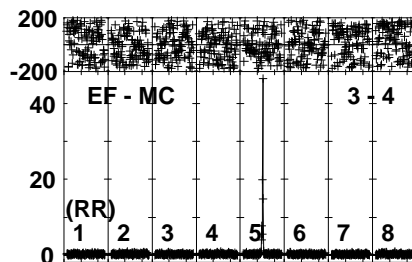
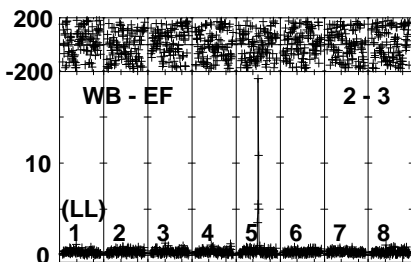
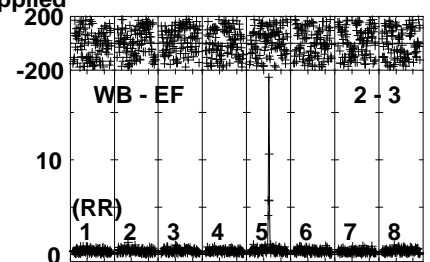
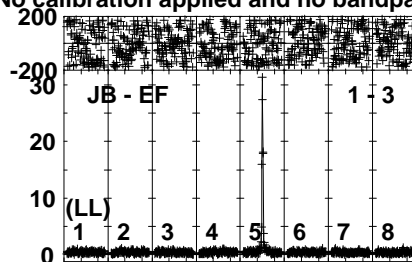



Lower frame: Milli Ampl Jy Top frame: Phas deg  
Vector averaged cross-power spectrum Several baselines displayed  
Timerange: 01/03:06:01 to 01/03:08:59

Plot file version 199 created 20-JUL-2023 11:20:45

W75N EK052B 1.UVDATA.1

Freq = 6.6511 GHz, Bw = 4.000 MH No calibration applied and no bandpass applied



Lower frame: Milli Ampl Jy Top frame: Phas deg

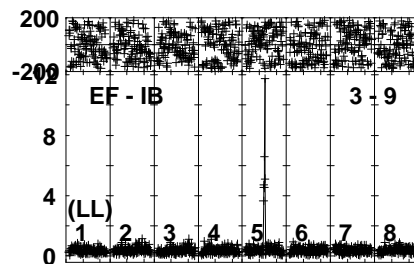
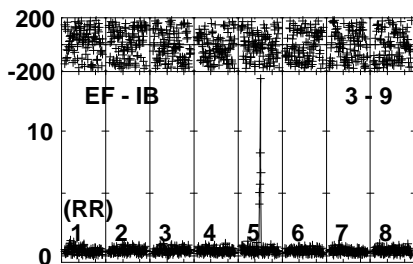
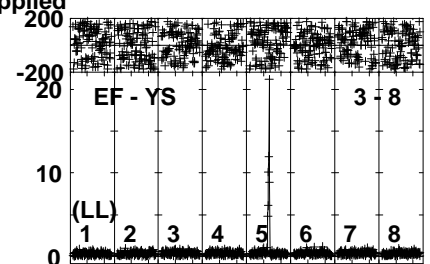
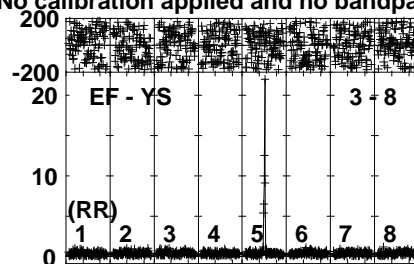
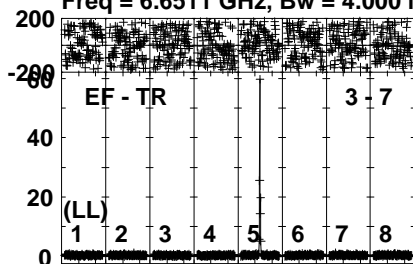
Vector averaged cross-power spectrum Several baselines displayed

Timerange: 01/03:09:31 to 01/03:12:29

Plot file version 200 created 20-JUL-2023 11:20:45

W75N EK052B 1.UVDATA.1

Freq = 6.6511 GHz, Bw = 4.000 MH No calibration applied and no bandpass applied



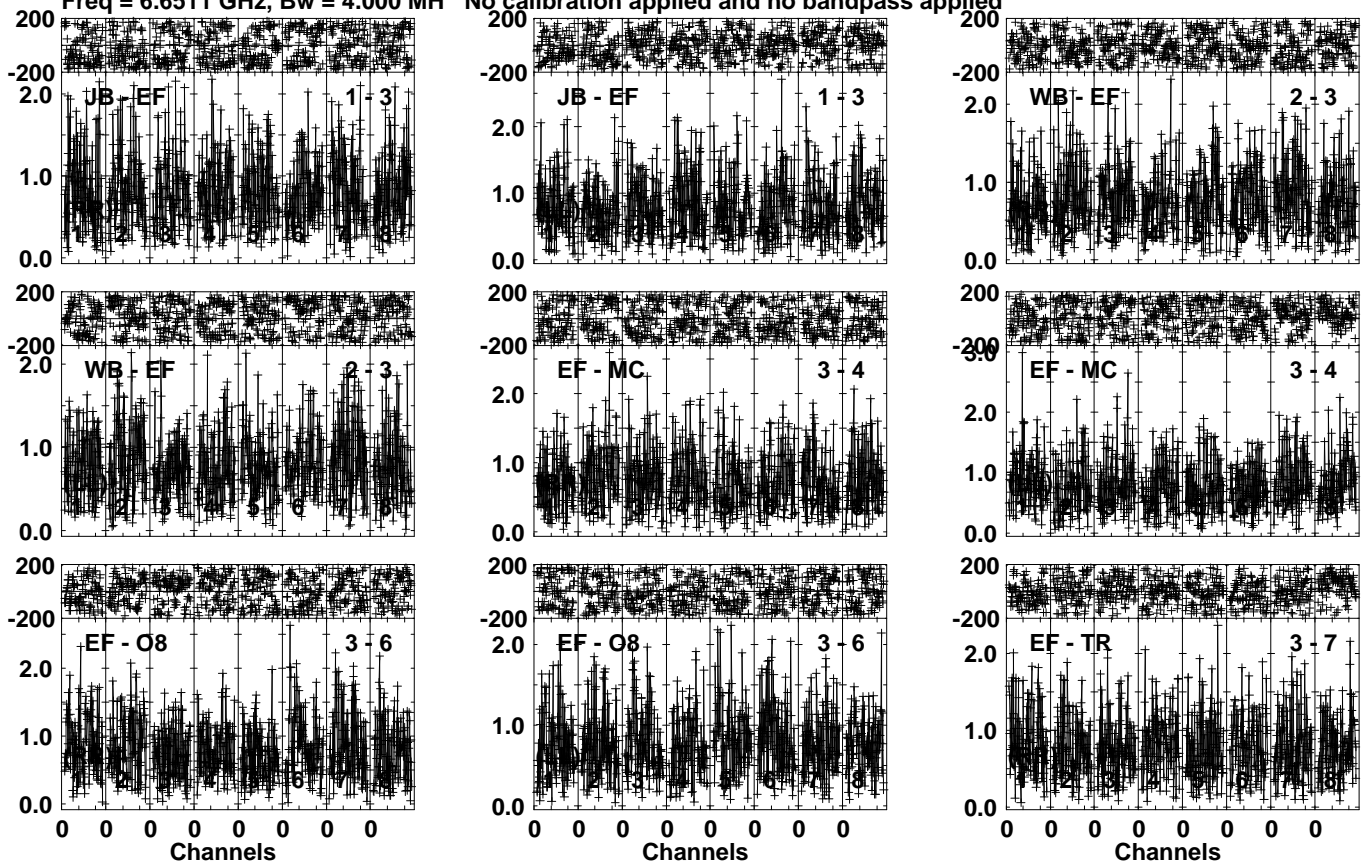
0 0 0 0 0 0 0 0  
Channels

Lower frame: Milli Ampl Jy Top frame: Phas deg  
Vector averaged cross-power spectrum Several baselines displayed  
Timerange: 01/03:09:31 to 01/03:12:29

Plot file version 201 created 20-JUL-2023 11:20:46

J2048+4310 EK052B 1.UVDATA.1

Freq = 6.6511 GHz, Bw = 4.000 MH No calibration applied and no bandpass applied

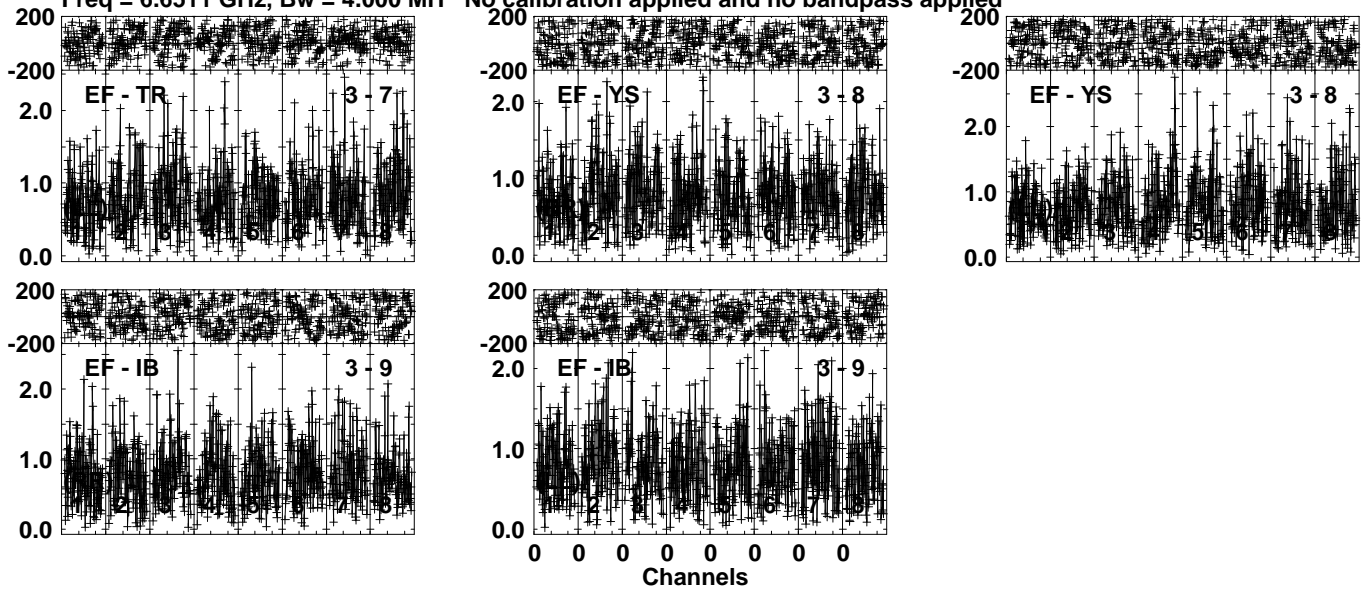


Lower frame: Milli Ampl Jy Top frame: Phas deg  
Vector averaged cross-power spectrum Several baselines displayed  
Timerange: 01/03:12:31 to 01/03:14:29

Plot file version 202 created 20-JUL-2023 11:20:46

J2048+4310 EK052B 1.UVDATA.1

Freq = 6.6511 GHz, Bw = 4.000 MH No calibration applied and no bandpass applied




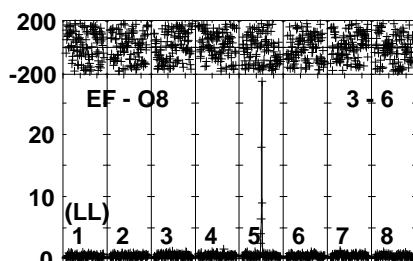
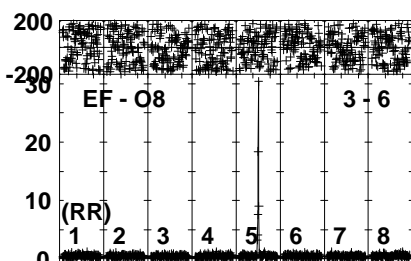
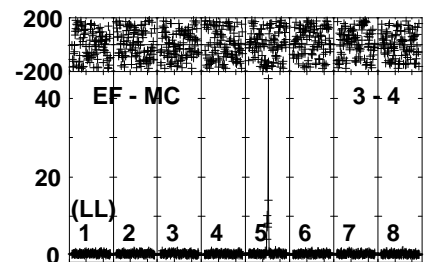

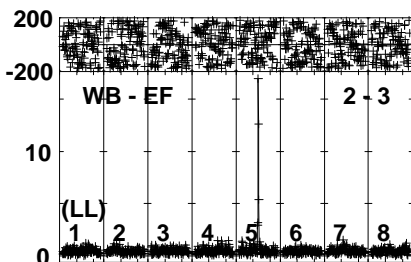
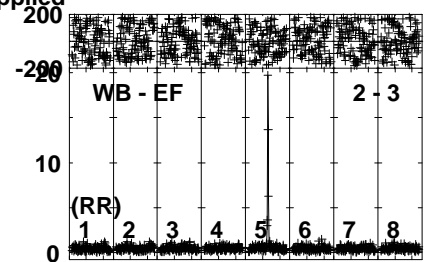
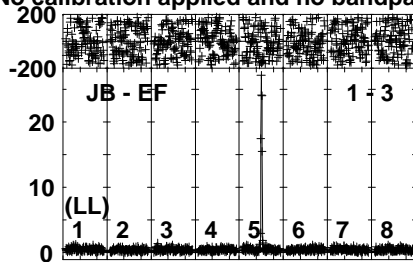
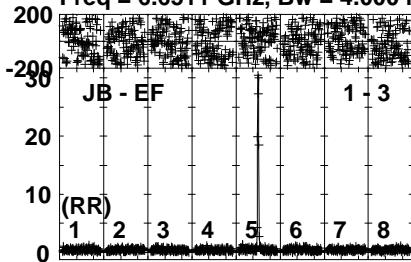
Lower frame: Milli Ampl Jy Top frame: Phas deg  
Vector averaged cross-power spectrum Several baselines displayed  
Timerange: 01/03:12:31 to 01/03:14:29



Plot file version 203 created 20-JUL-2023 11:20:46

W75N EK052B 1.UVDATA.1

Freq = 6.6511 GHz, Bw = 4.000 MH No calibration applied and no bandpass applied

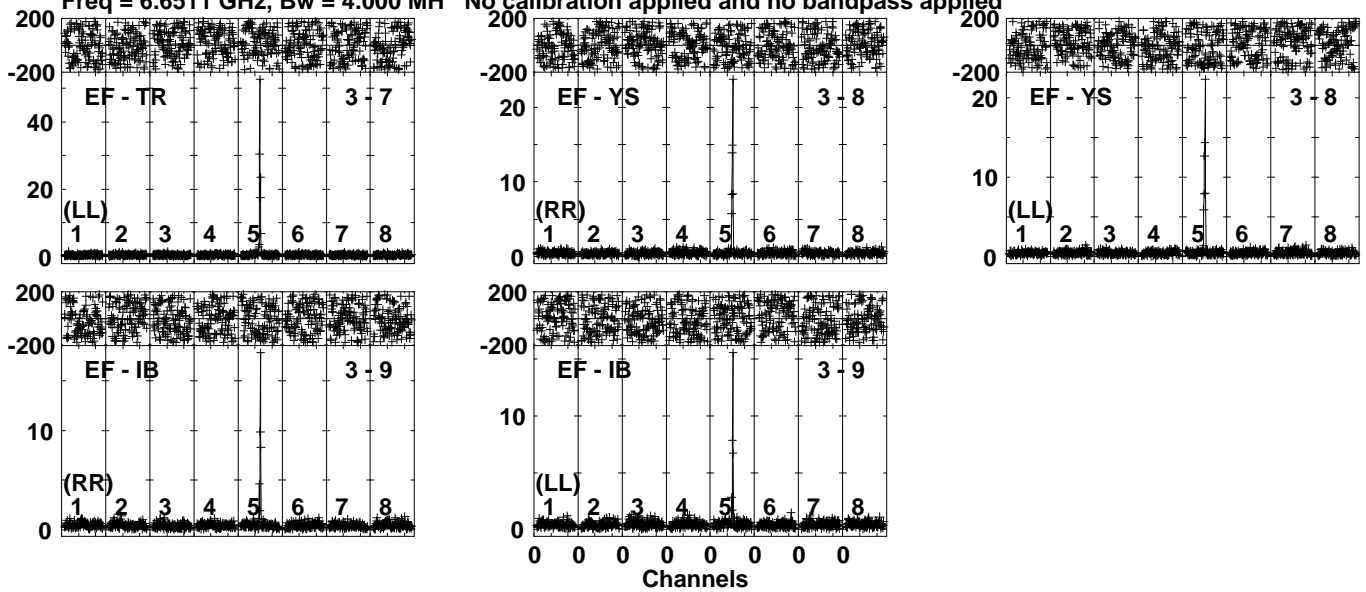


Lower frame: Milli Ampl Jy Top frame: Phas deg  
Vector averaged cross-power spectrum Several baselines displayed  
Timerange: 01/03:14:31 to 01/03:17:29

Plot file version 204 created 20-JUL-2023 11:20:46

W75N EK052B 1.UVDATA.1

Freq = 6.6511 GHz, Bw = 4.000 MH No calibration applied and no bandpass applied

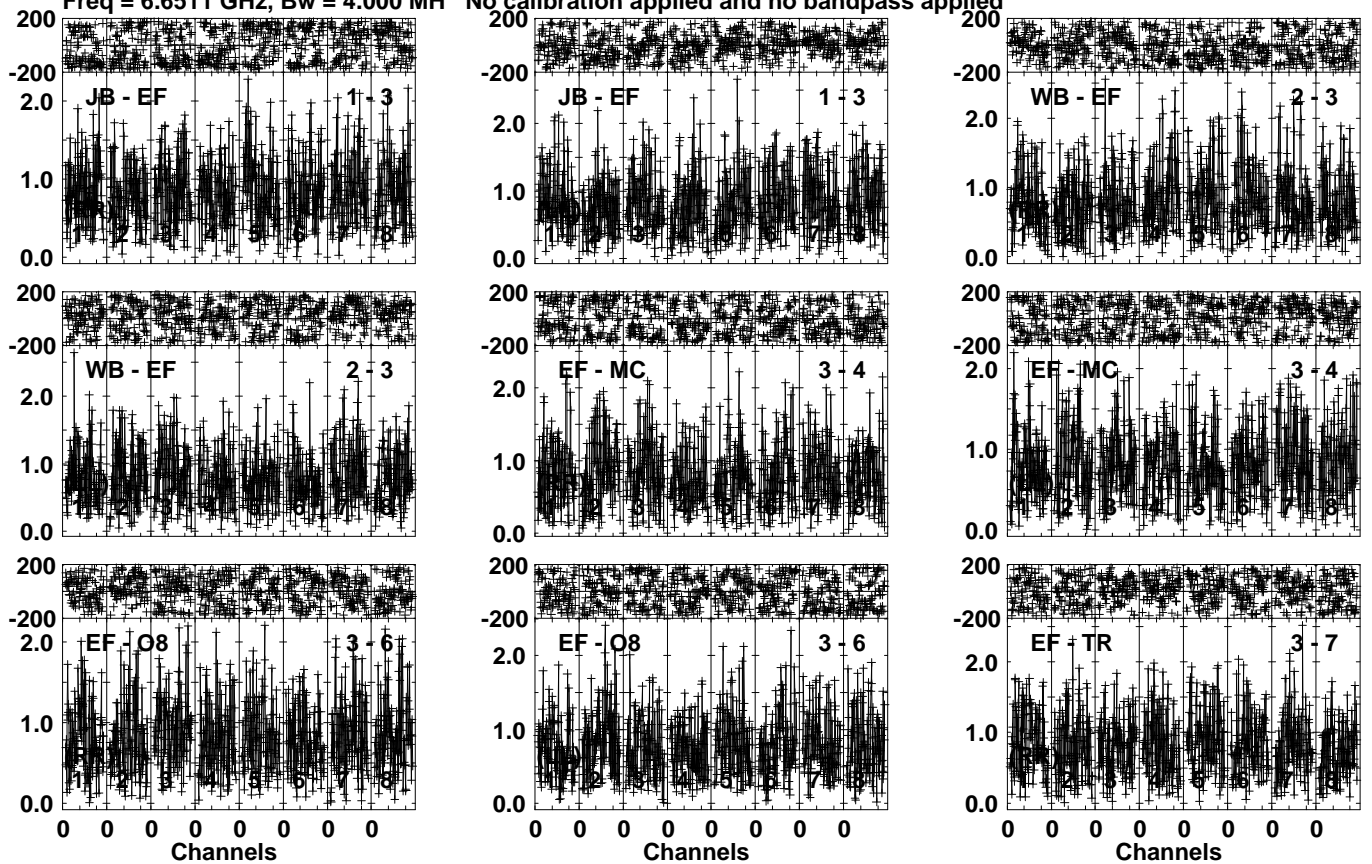


Lower frame: Milli Ampl Jy Top frame: Phas deg  
Vector averaged cross-power spectrum Several baselines displayed  
Timerange: 01/03:14:31 to 01/03:17:29

Plot file version 205 created 20-JUL-2023 11:20:46

J2048+4310 EK052B 1.UVDATA.1

Freq = 6.6511 GHz, Bw = 4.000 MH No calibration applied and no bandpass applied

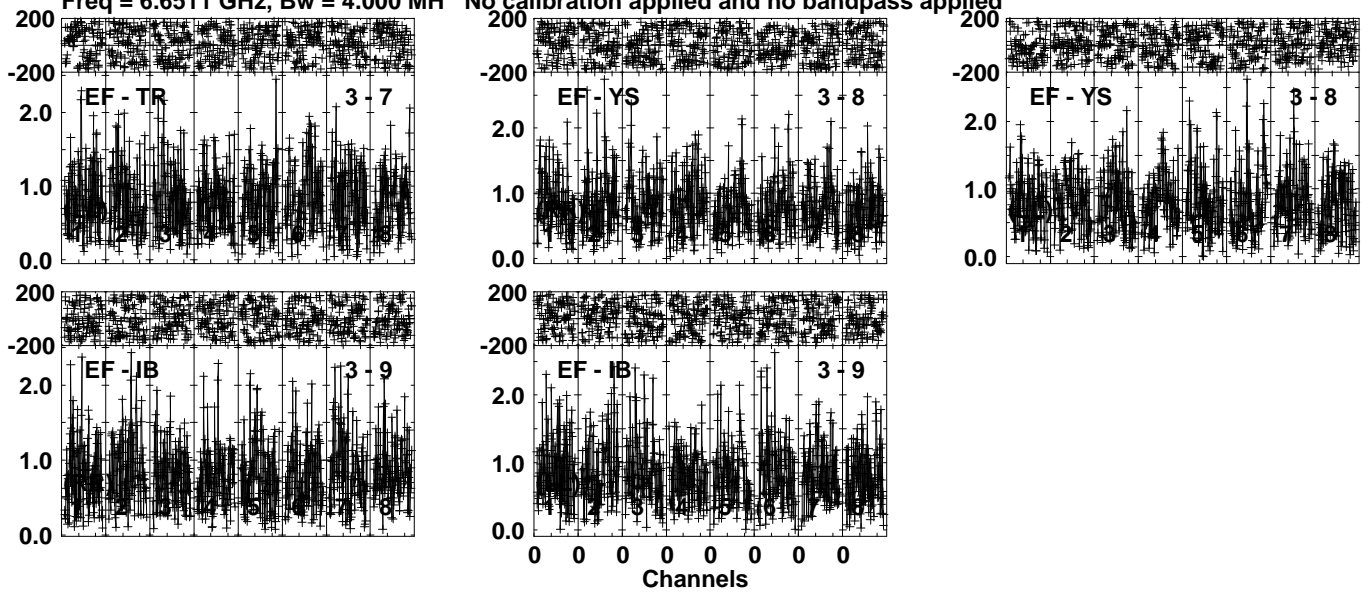


Lower frame: Milli Ampl Jy Top frame: Phas deg  
Vector averaged cross-power spectrum Several baselines displayed  
Timerange: 01/03:17:31 to 01/03:19:29

Plot file version 206 created 20-JUL-2023 11:20:46

J2048+4310 EK052B 1.UVDATA.1

Freq = 6.6511 GHz, Bw = 4.000 MH No calibration applied and no bandpass applied

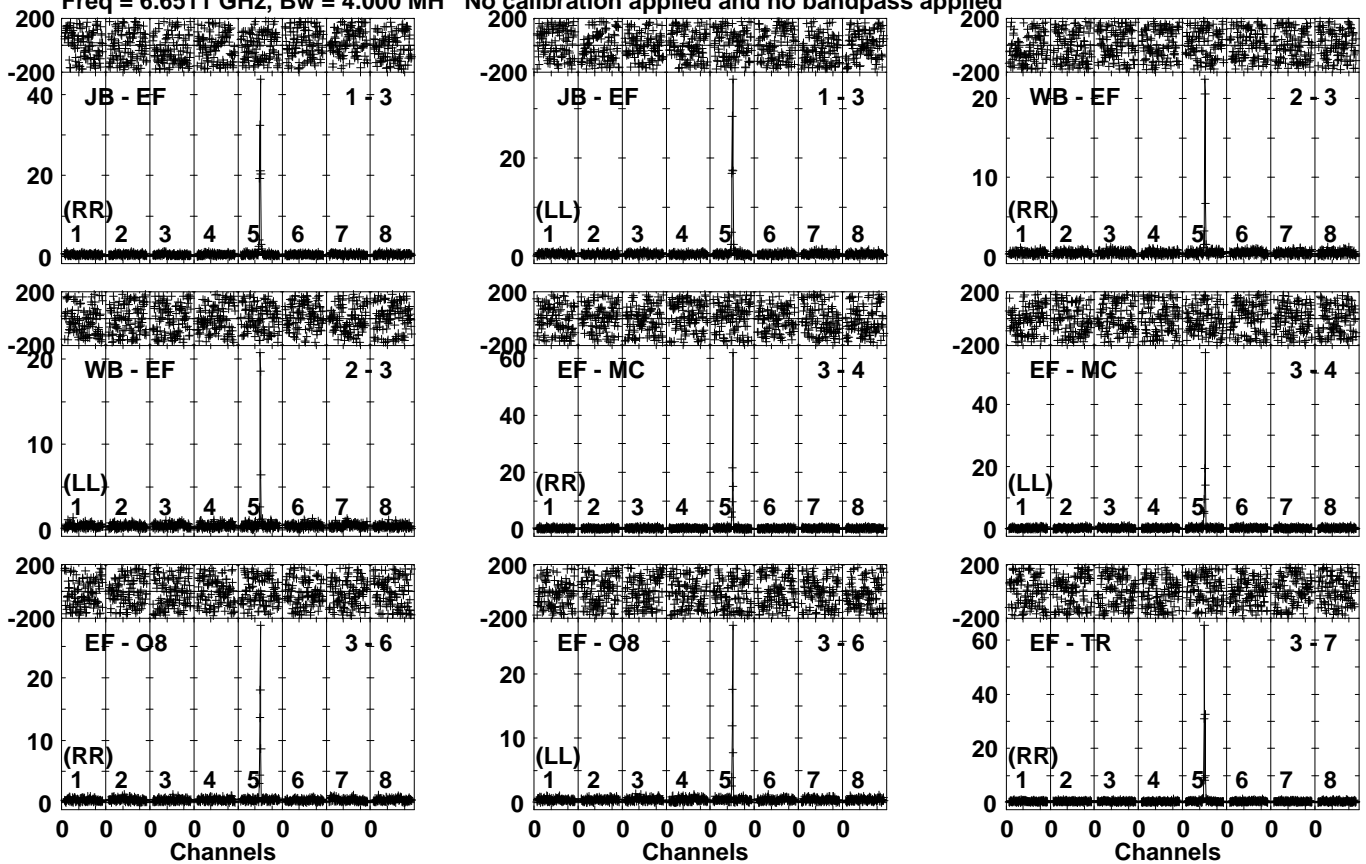


Lower frame: Milli Ampl Jy Top frame: Phas deg  
Vector averaged cross-power spectrum Several baselines displayed  
Timerange: 01/03:17:31 to 01/03:19:29

Plot file version 207 created 20-JUL-2023 11:20:46

W75N EK052B 1.UVDATA.1

Freq = 6.6511 GHz, Bw = 4.000 MH No calibration applied and no bandpass applied

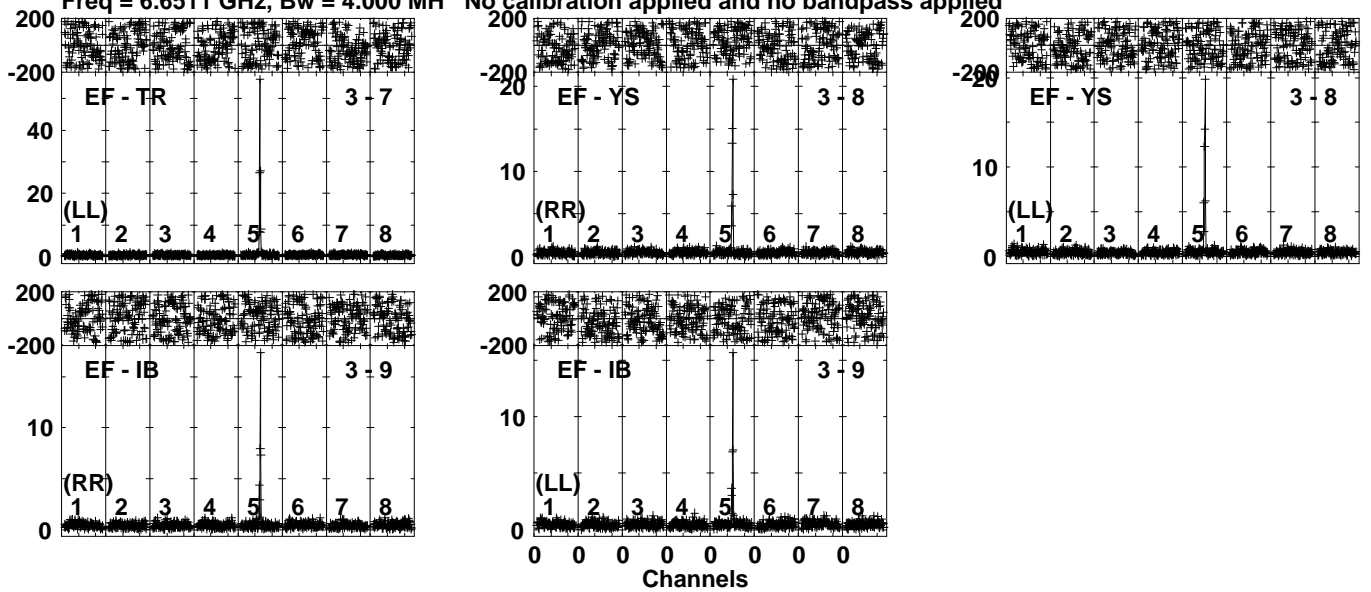


Lower frame: Milli Ampl Jy Top frame: Phas deg  
Vector averaged cross-power spectrum Several baselines displayed  
Timerange: 01/03:19:31 to 01/03:22:29

Plot file version 208 created 20-JUL-2023 11:20:47

W75N EK052B 1.UVDATA.1

Freq = 6.6511 GHz, Bw = 4.000 MH No calibration applied and no bandpass applied

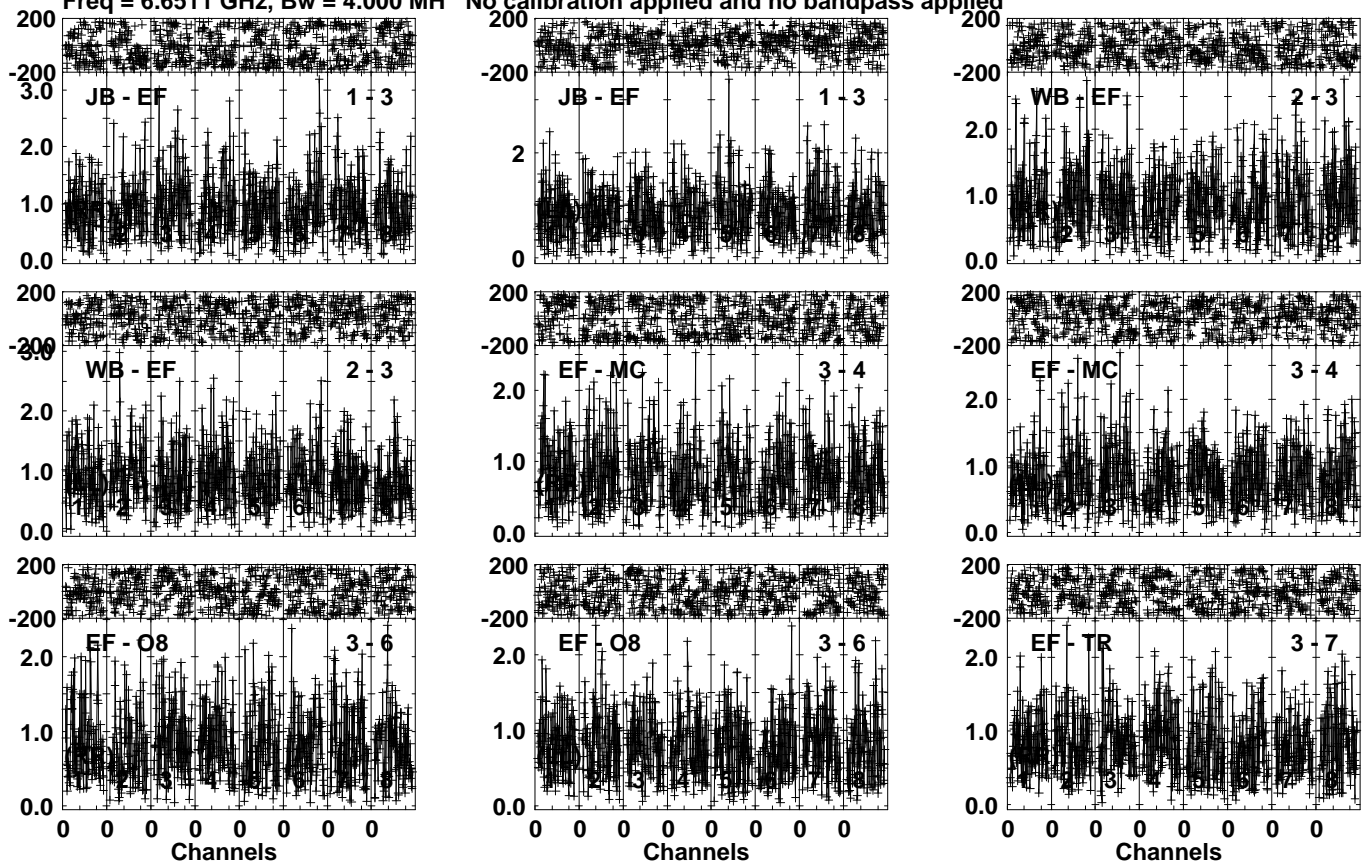


Lower frame: Milli Ampl Jy Top frame: Phas deg  
Vector averaged cross-power spectrum Several baselines displayed  
Timerange: 01/03:19:31 to 01/03:22:29

Plot file version 209 created 20-JUL-2023 11:20:47

J2048+4310 EK052B 1.UVDATA.1

Freq = 6.6511 GHz, Bw = 4.000 MH No calibration applied and no bandpass applied

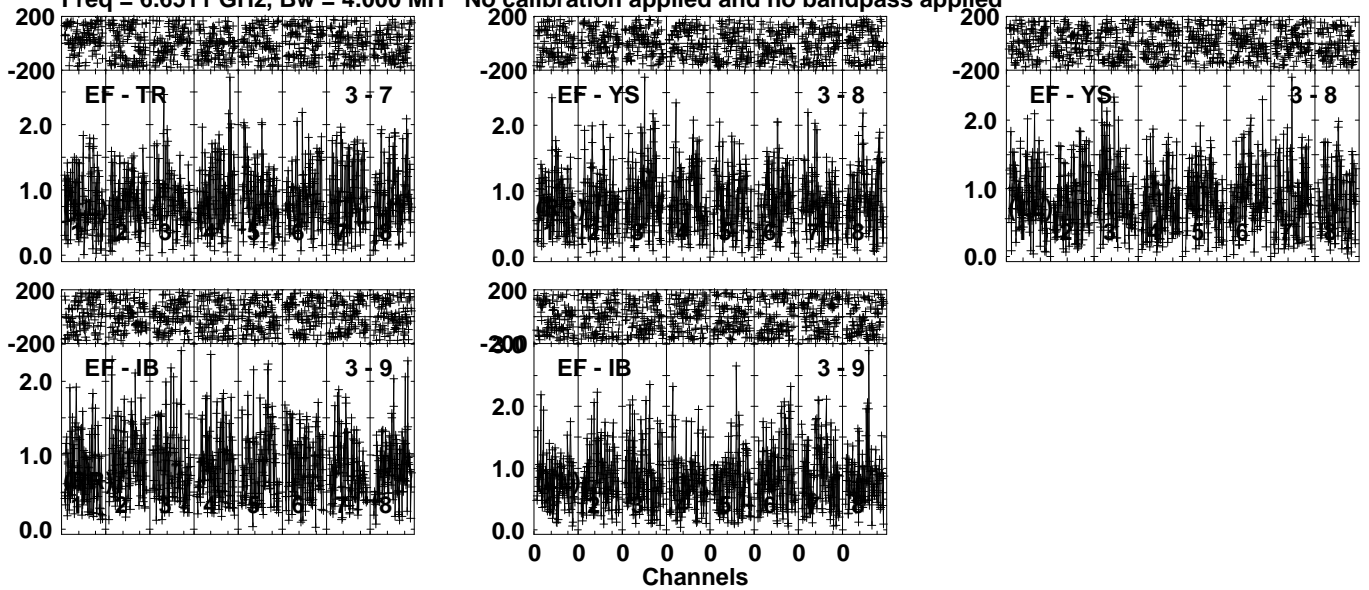


Lower frame: Milli Ampl Jy Top frame: Phas deg  
Vector averaged cross-power spectrum Several baselines displayed  
Timerange: 01/03:22:31 to 01/03:24:29

Plot file version 210 created 20-JUL-2023 11:20:47

J2048+4310 EK052B 1.UVDATA.1

Freq = 6.6511 GHz, Bw = 4.000 MH No calibration applied and no bandpass applied



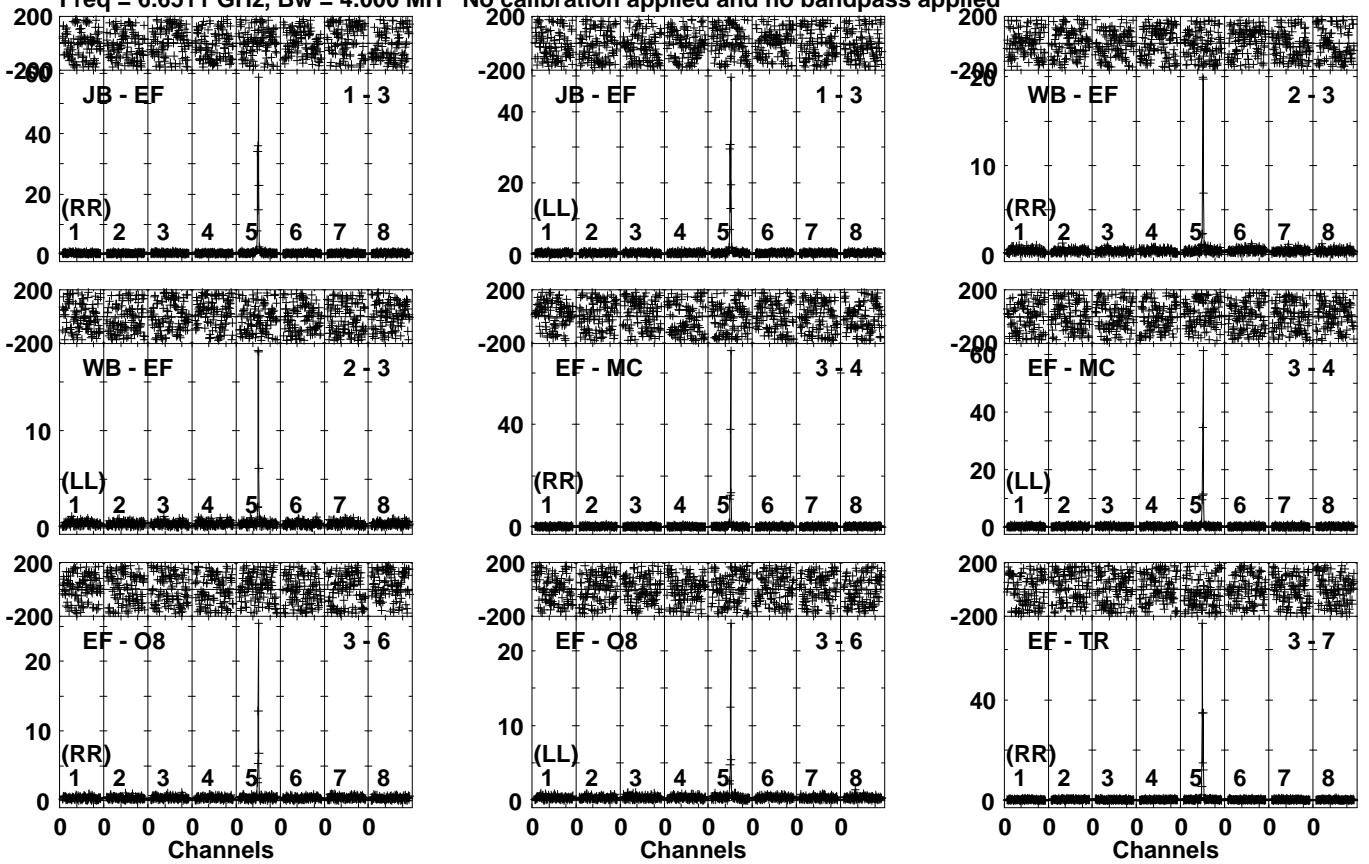
Lower frame: Milli Ampl Jy Top frame: Phas deg  
Vector averaged cross-power spectrum Several baselines displayed  
Timerange: 01/03:22:31 to 01/03:24:29



Plot file version 211 created 20-JUL-2023 11:20:47

W75N EK052B 1.UVDATA.1

Freq = 6.6511 GHz, Bw = 4.000 MH No calibration applied and no bandpass applied

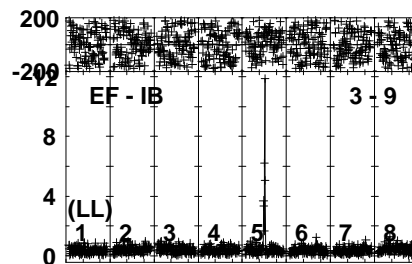
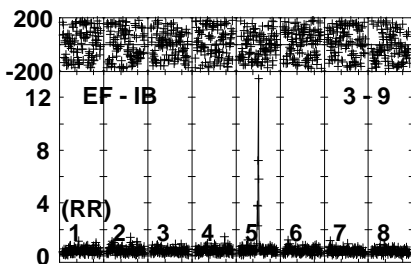
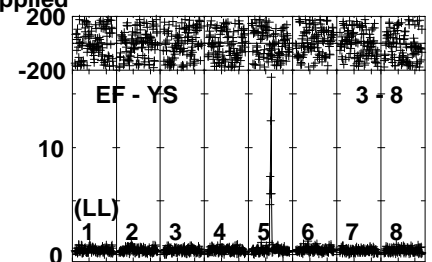
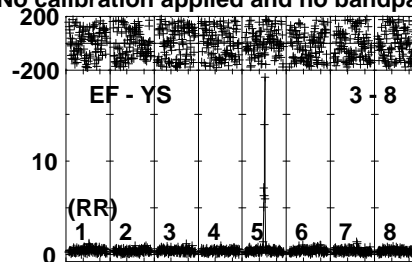
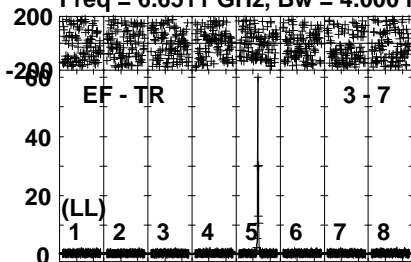


Lower frame: Milli Ampl Jy Top frame: Phas deg  
Vector averaged cross-power spectrum Several baselines displayed  
Timerange: 01/03:25:01 to 01/03:27:59

Plot file version 212 created 20-JUL-2023 11:20:47

W75N EK052B 1.UVDATA.1

Freq = 6.6511 GHz, Bw = 4.000 MH No calibration applied and no bandpass applied



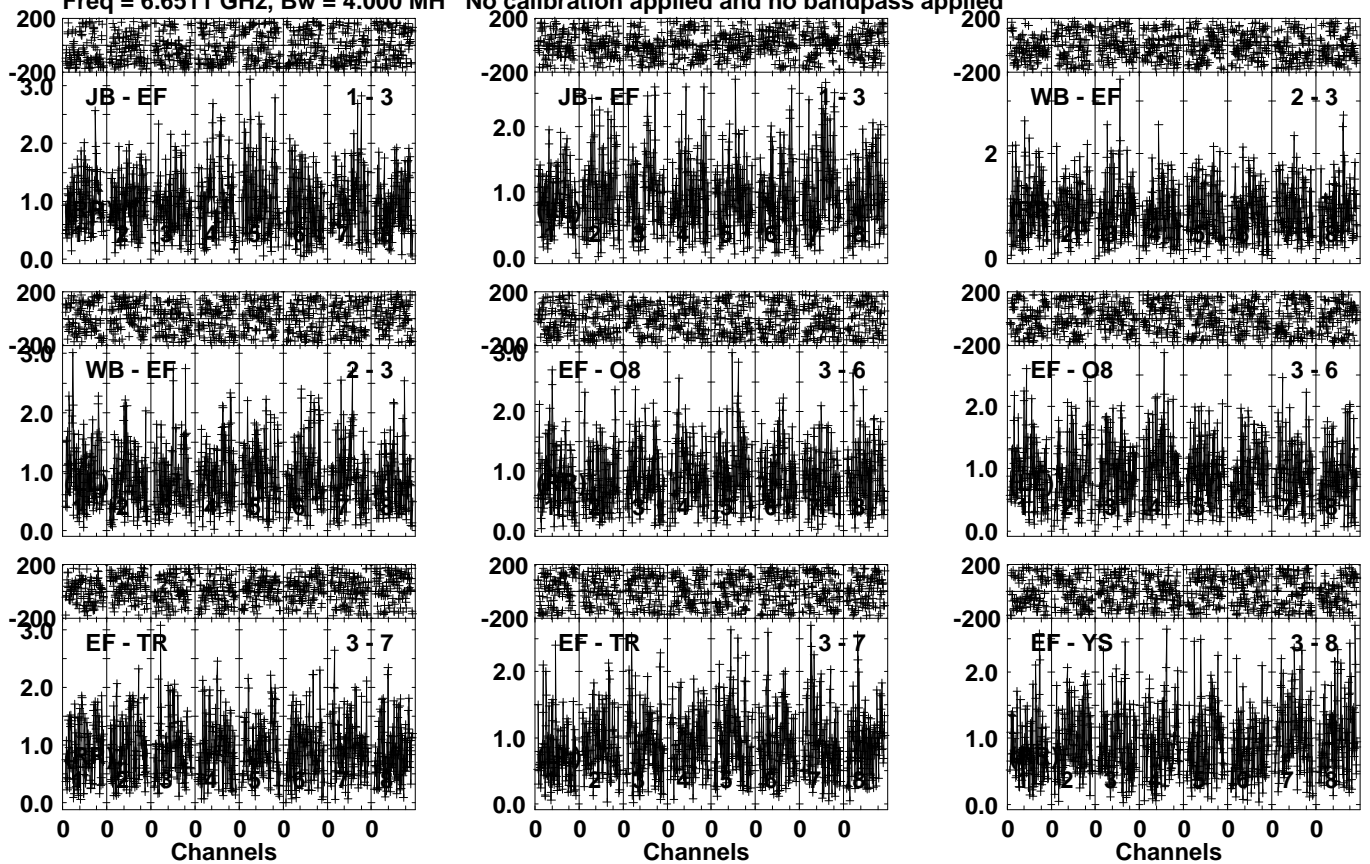
0 0 0 0 0 0 0 0  
Channels

Lower frame: Milli Ampl Jy Top frame: Phas deg  
Vector averaged cross-power spectrum Several baselines displayed  
Timerange: 01/03:25:01 to 01/03:27:59

Plot file version 213 created 20-JUL-2023 11:20:47

J2048+4310 EK052B 1.UVDATA.1

Freq = 6.6511 GHz, Bw = 4.000 MH No calibration applied and no bandpass applied

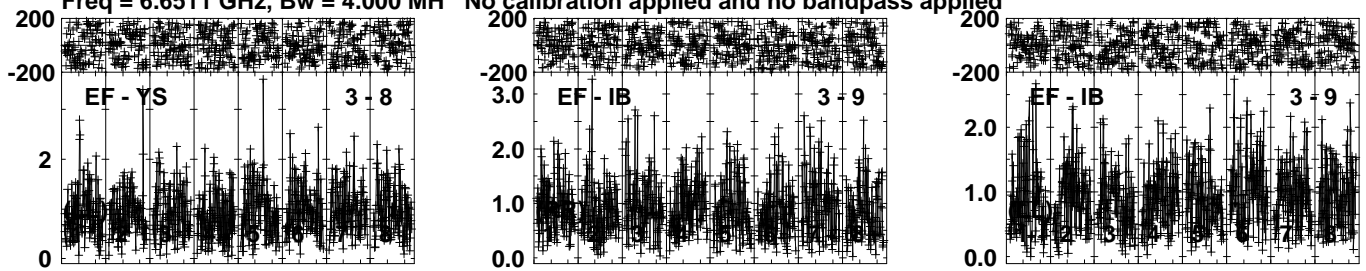


Lower frame: Milli Ampl Jy Top frame: Phas deg  
Vector averaged cross-power spectrum Several baselines displayed  
Timerange: 01/03:28:01 to 01/03:29:59

Plot file version 214 created 20-JUL-2023 11:20:48

J2048+4310 EK052B 1.UVDATA.1

Freq = 6.6511 GHz, Bw = 4.000 MH No calibration applied and no bandpass applied

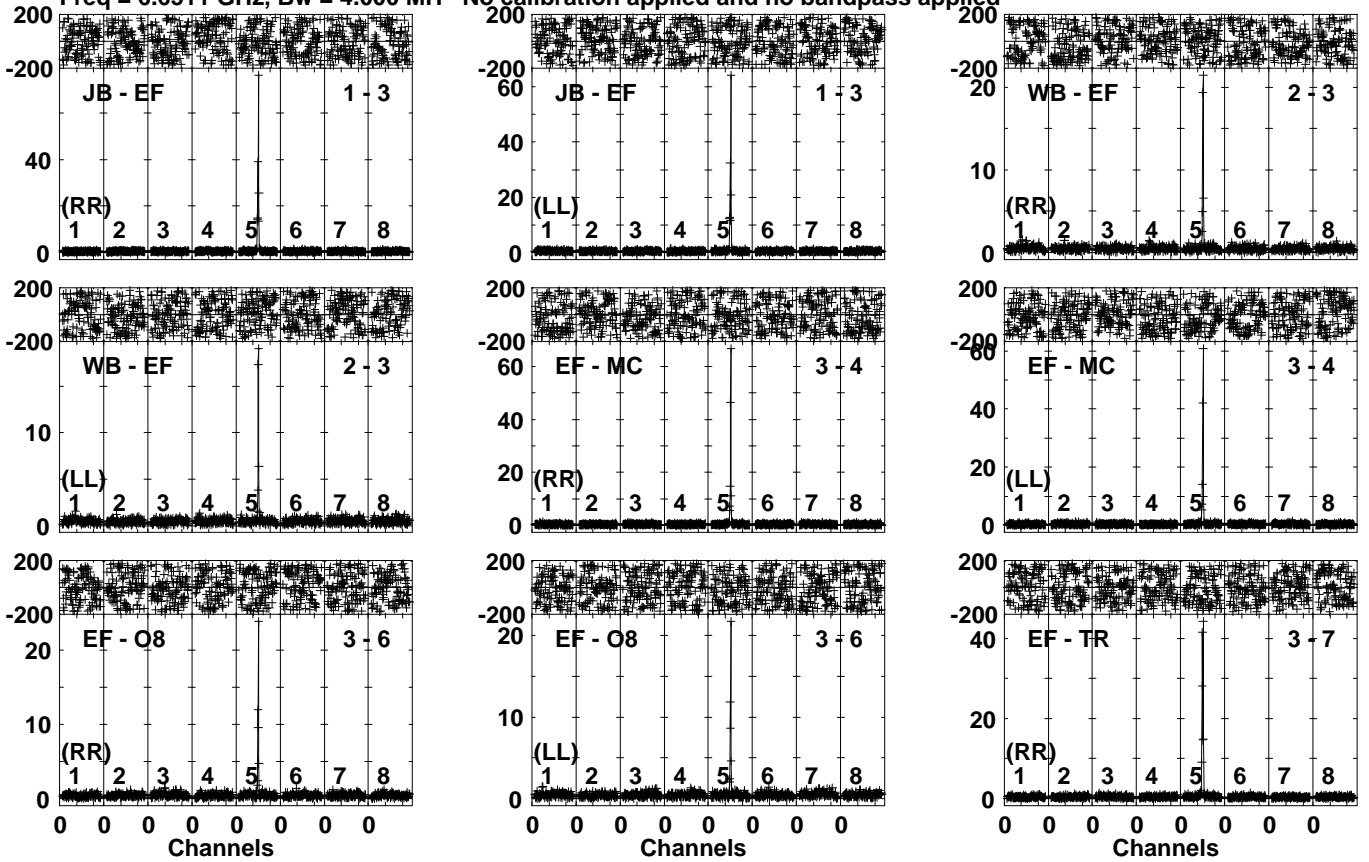


Lower frame: Milli Ampl Jy Top frame: Phas deg  
Vector averaged cross-power spectrum Several baselines displayed  
Timerange: 01/03:28:01 to 01/03:29:59

Plot file version 215 created 20-JUL-2023 11:20:48

W75N EK052B 1.UVDATA.1

Freq = 6.6511 GHz, Bw = 4.000 MH No calibration applied and no bandpass applied

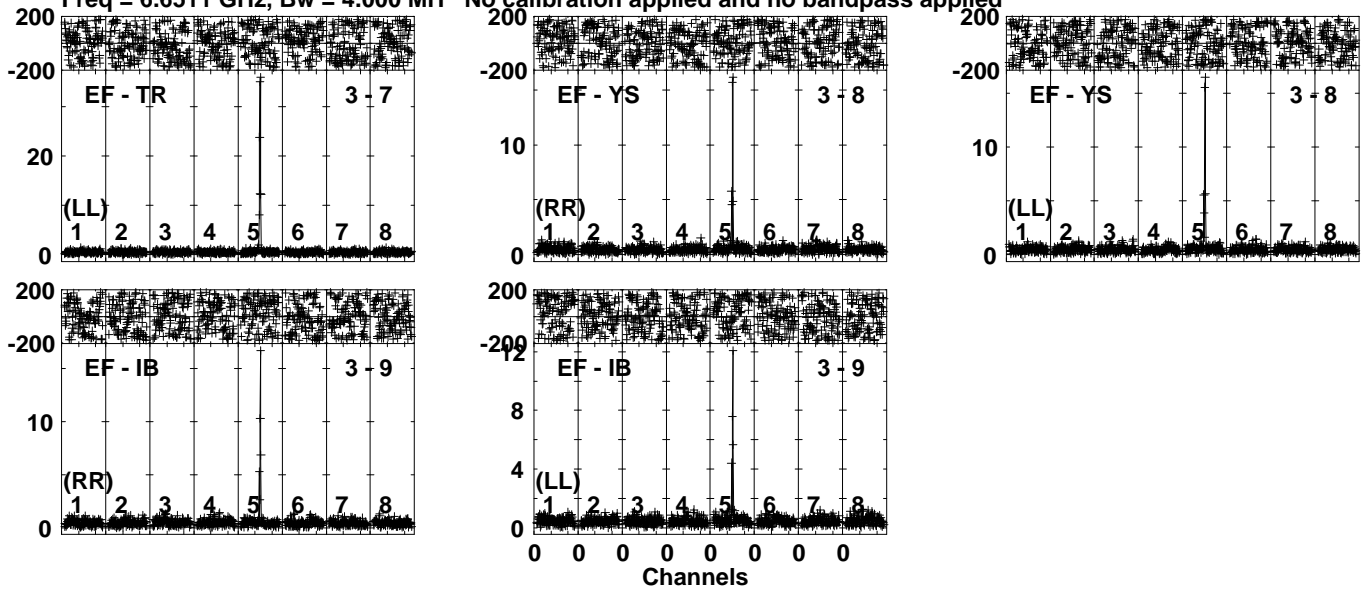


Lower frame: Milli Ampl Jy Top frame: Phas deg  
Vector averaged cross-power spectrum Several baselines displayed  
Timerange: 01/03:30:01 to 01/03:32:59

Plot file version 216 created 20-JUL-2023 11:20:48

W75N EK052B 1.UVDATA.1

Freq = 6.6511 GHz, Bw = 4.000 MH No calibration applied and no bandpass applied

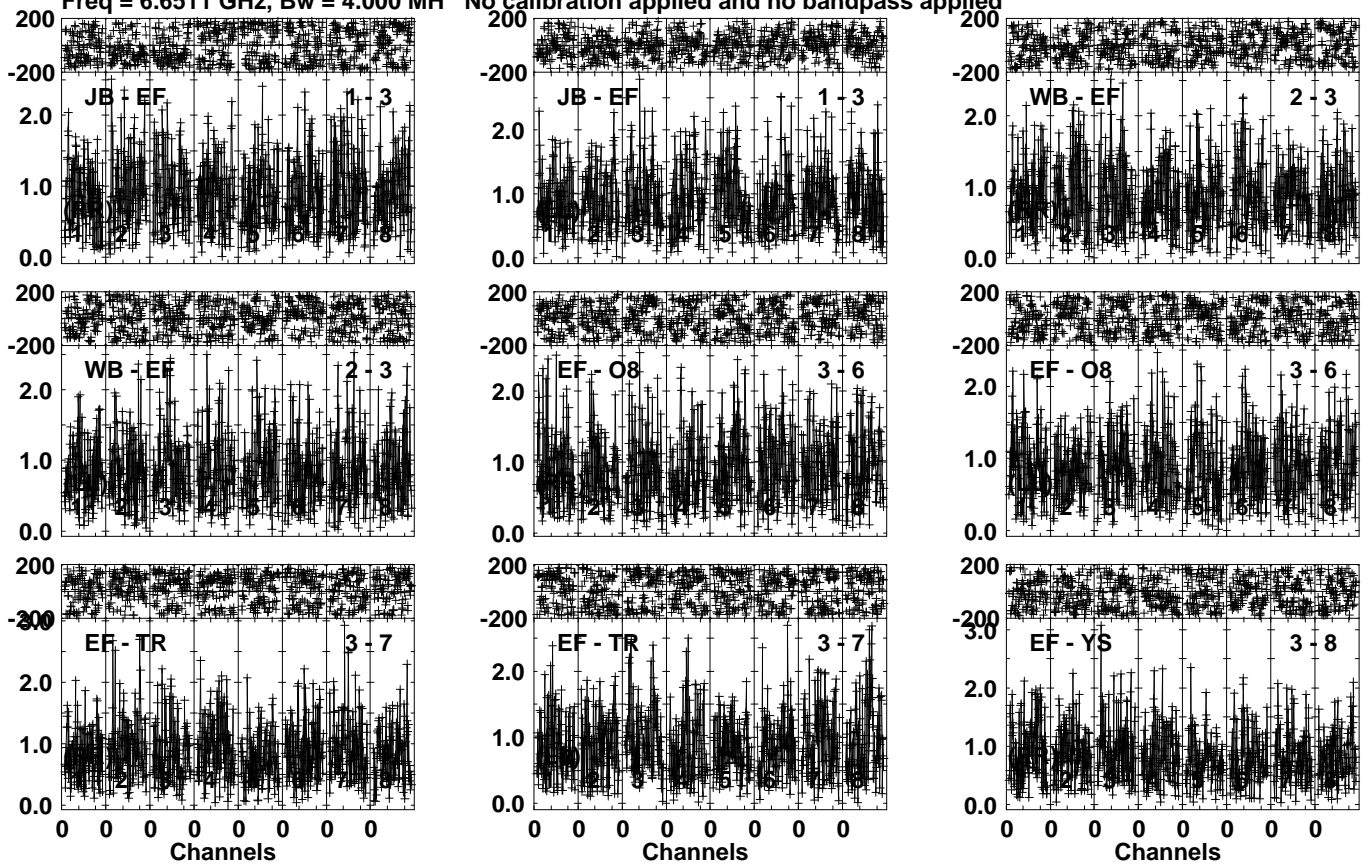


Lower frame: Milli Ampl Jy Top frame: Phas deg  
Vector averaged cross-power spectrum Several baselines displayed  
Timerange: 01/03:30:01 to 01/03:32:59

Plot file version 217 created 20-JUL-2023 11:20:48

J2048+4310 EK052B 1.UVDATA.1

Freq = 6.6511 GHz, Bw = 4.000 MH No calibration applied and no bandpass applied

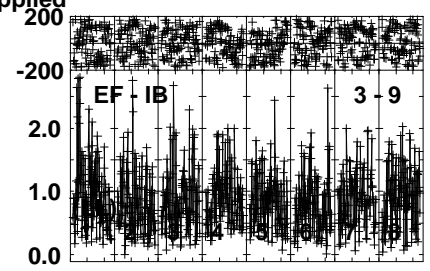
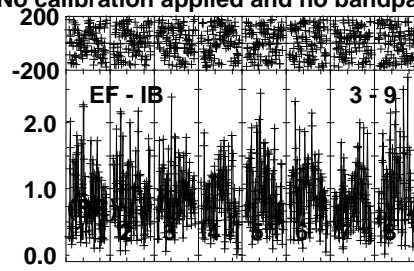
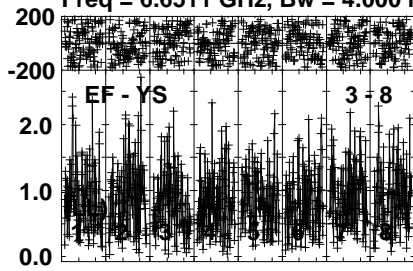


Lower frame: Milli Ampl Jy Top frame: Phas deg  
Vector averaged cross-power spectrum Several baselines displayed  
Timerange: 01/03:33:01 to 01/03:34:59

Plot file version 218 created 20-JUL-2023 11:20:48

J2048+4310 EK052B 1.UVDATA.1

Freq = 6.6511 GHz, Bw = 4.000 MH No calibration applied and no bandpass applied



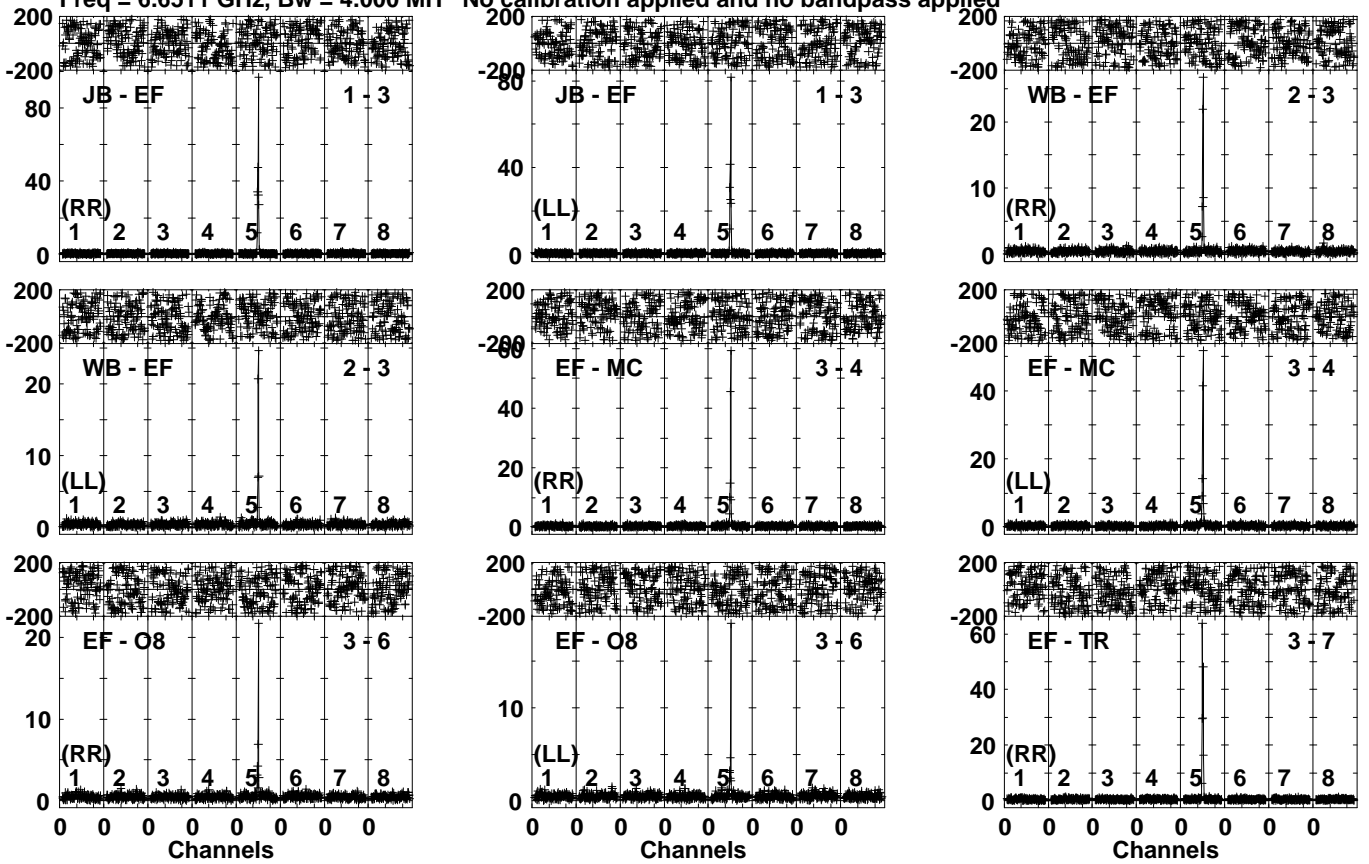
Lower frame: Milli Ampl Jy Top frame: Phas deg  
Vector averaged cross-power spectrum Several baselines displayed  
Timerange: 01/03:33:01 to 01/03:34:59



Plot file version 219 created 20-JUL-2023 11:20:48

W75N EK052B 1.UVDATA.1

Freq = 6.6511 GHz, Bw = 4.000 MH No calibration applied and no bandpass applied

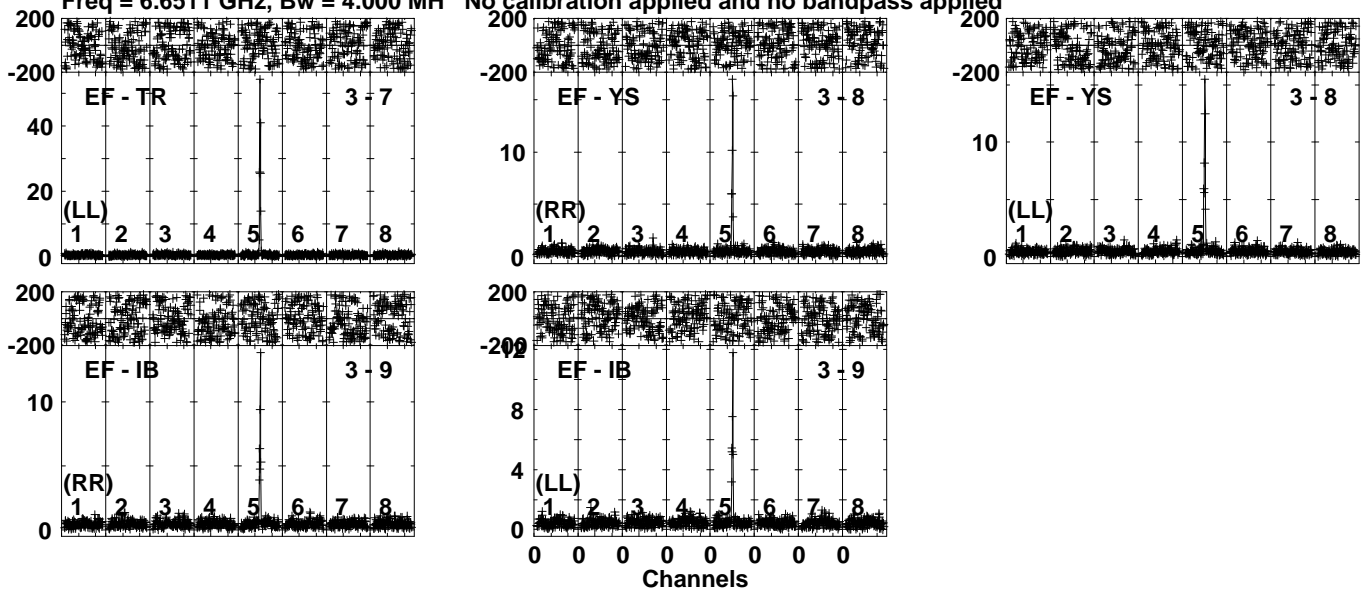


Lower frame: Milli Ampl Jy Top frame: Phas deg  
Vector averaged cross-power spectrum Several baselines displayed  
Timerange: 01/03:35:01 to 01/03:37:59

Plot file version 220 created 20-JUL-2023 11:20:48

W75N EK052B 1.UVDATA.1

Freq = 6.6511 GHz, Bw = 4.000 MH No calibration applied and no bandpass applied

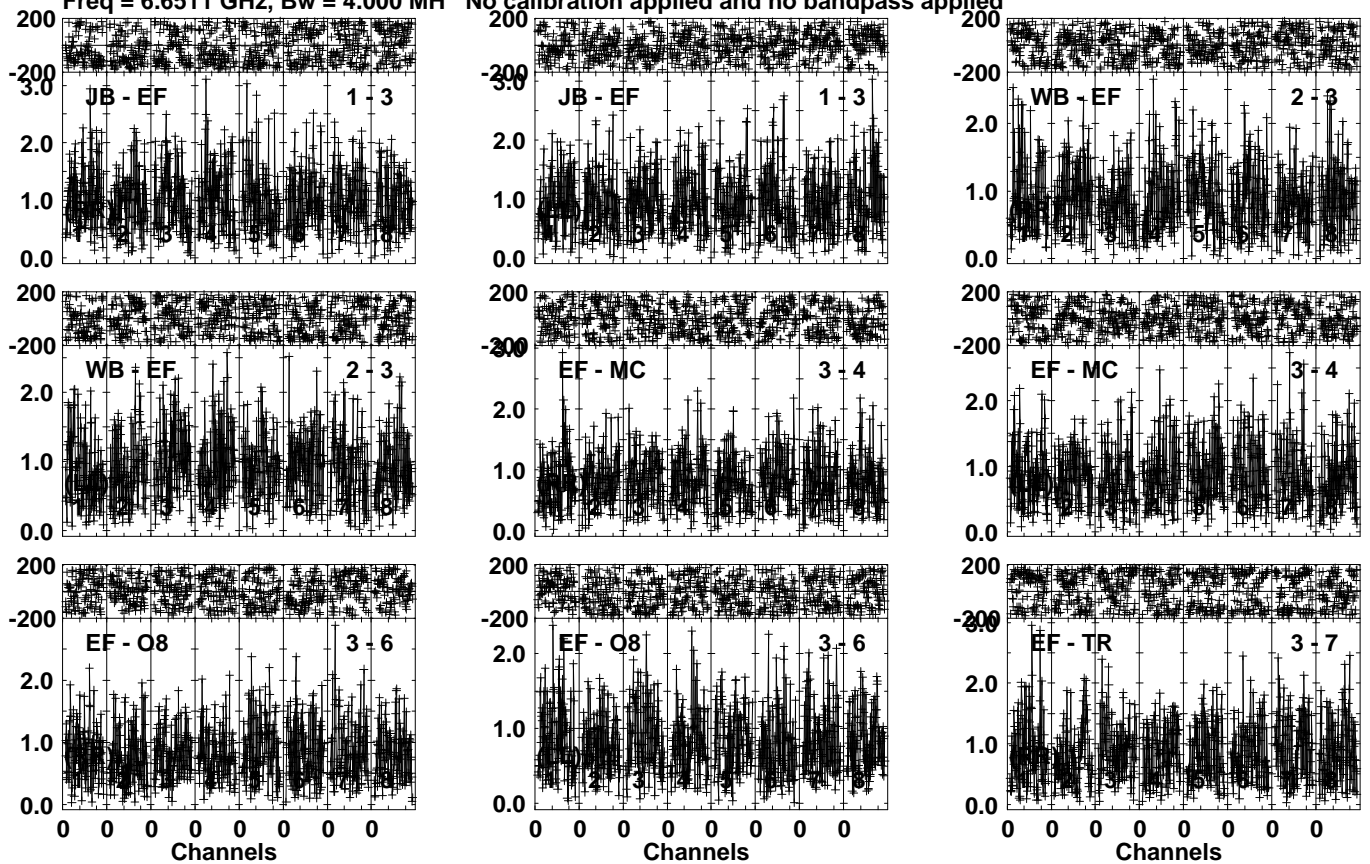


Lower frame: Milli Ampl Jy Top frame: Phas deg  
Vector averaged cross-power spectrum Several baselines displayed  
Timerange: 01/03:35:01 to 01/03:37:59

Plot file version 221 created 20-JUL-2023 11:20:48

J2048+4310 EK052B 1.UVDATA.1

Freq = 6.6511 GHz, Bw = 4.000 MH No calibration applied and no bandpass applied

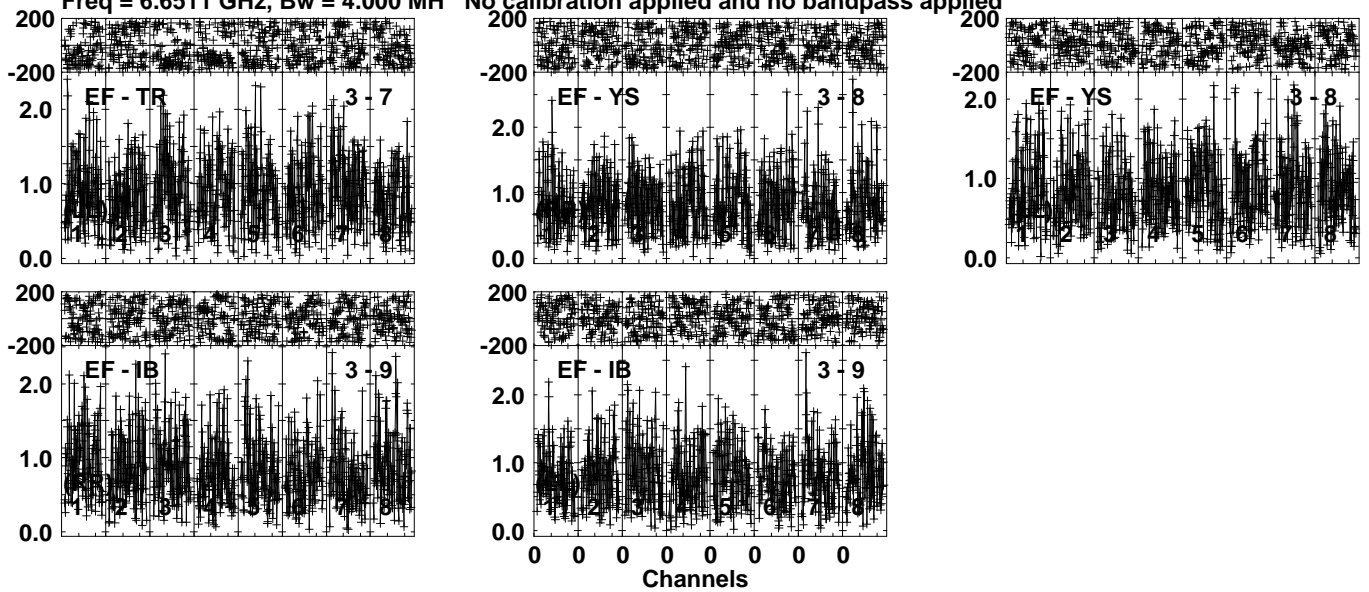


Lower frame: Milli Ampl Jy Top frame: Phas deg  
Vector averaged cross-power spectrum Several baselines displayed  
Timerange: 01/03:38:01 to 01/03:39:59

Plot file version 222 created 20-JUL-2023 11:20:49

J2048+4310 EK052B 1.UVDATA.1

Freq = 6.6511 GHz, Bw = 4.000 MH No calibration applied and no bandpass applied

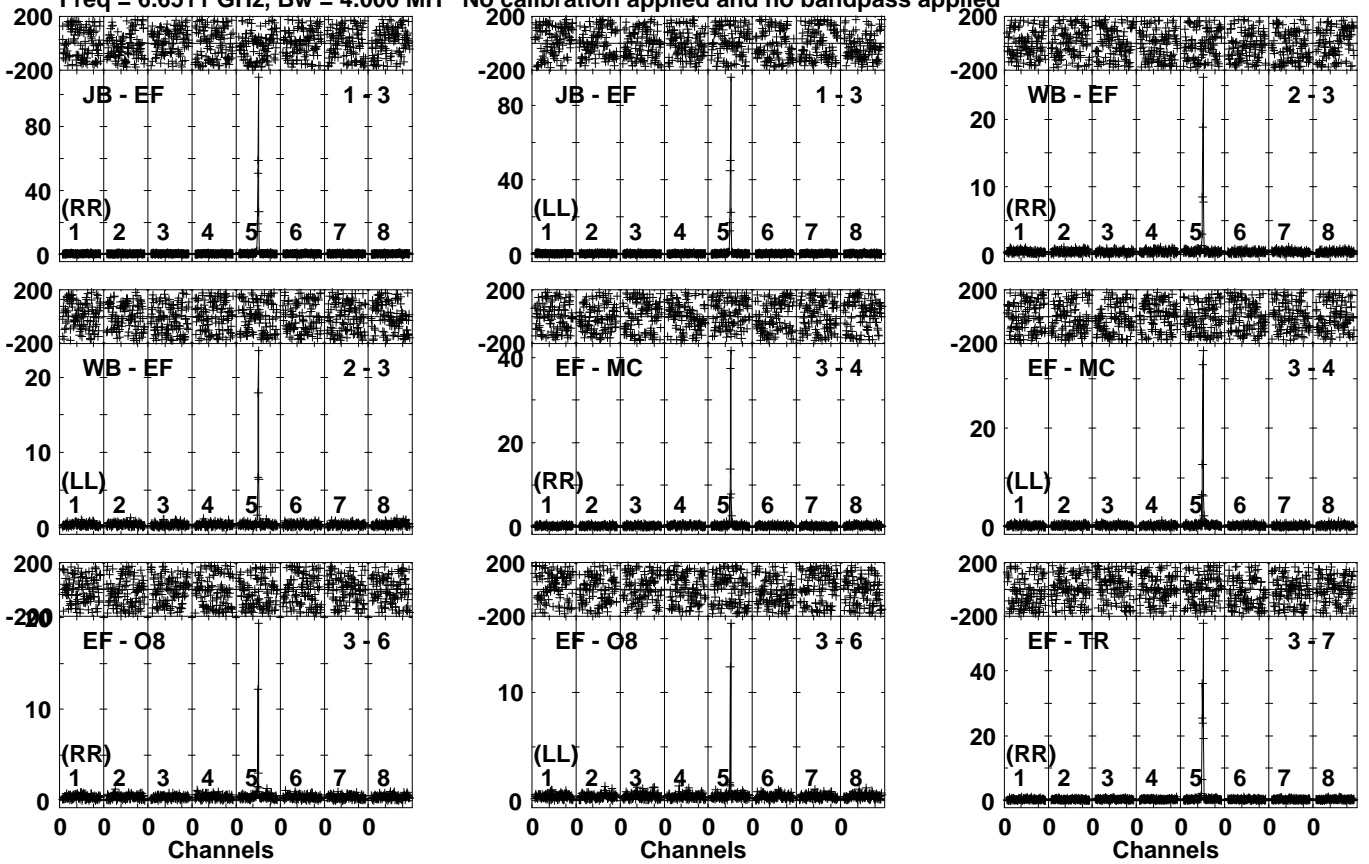


Lower frame: Milli Ampl Jy Top frame: Phas deg  
Vector averaged cross-power spectrum Several baselines displayed  
Timerange: 01/03:38:01 to 01/03:39:59

Plot file version 223 created 20-JUL-2023 11:20:49

W75N EK052B 1.UVDATA.1

Freq = 6.6511 GHz, Bw = 4.000 MH No calibration applied and no bandpass applied

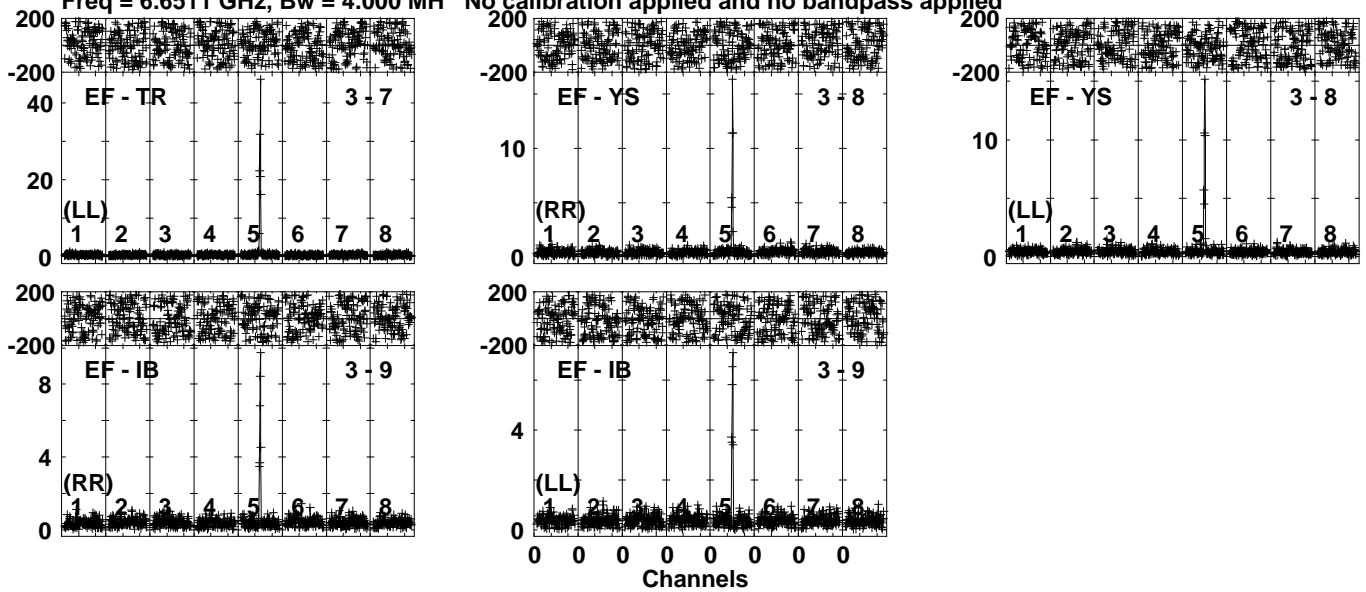


Lower frame: Milli Ampl Jy Top frame: Phas deg  
Vector averaged cross-power spectrum Several baselines displayed  
Timerange: 01/03:40:31 to 01/03:43:29

Plot file version 224 created 20-JUL-2023 11:20:49

W75N EK052B 1.UVDATA.1

Freq = 6.6511 GHz, Bw = 4.000 MH No calibration applied and no bandpass applied

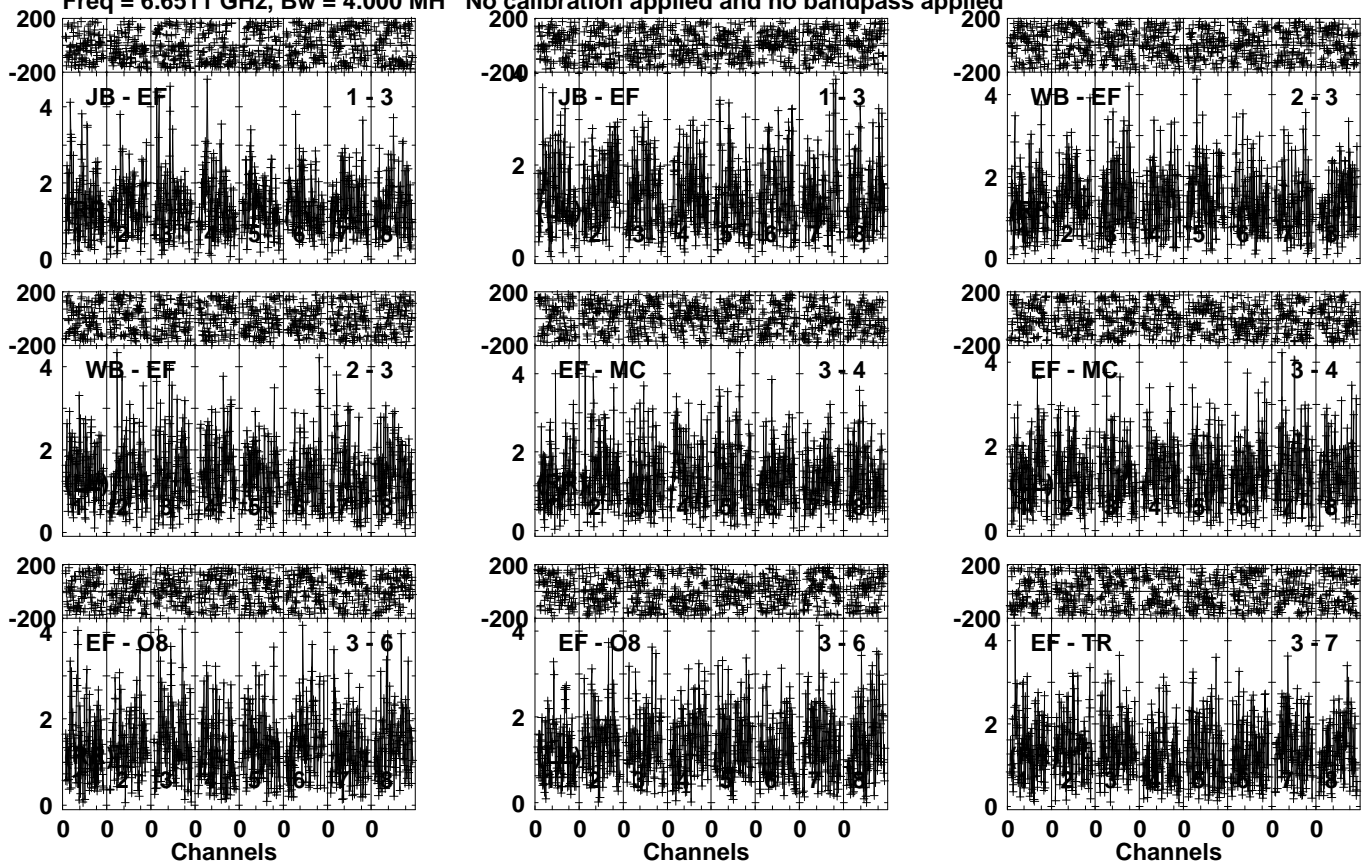


Lower frame: Milli Ampl Jy Top frame: Phas deg  
Vector averaged cross-power spectrum Several baselines displayed  
Timerange: 01/03:40:31 to 01/03:43:29

Plot file version 225 created 20-JUL-2023 11:20:49

J2048+4310 EK052B 1.UVDATA.1

Freq = 6.6511 GHz, Bw = 4.000 MH No calibration applied and no bandpass applied

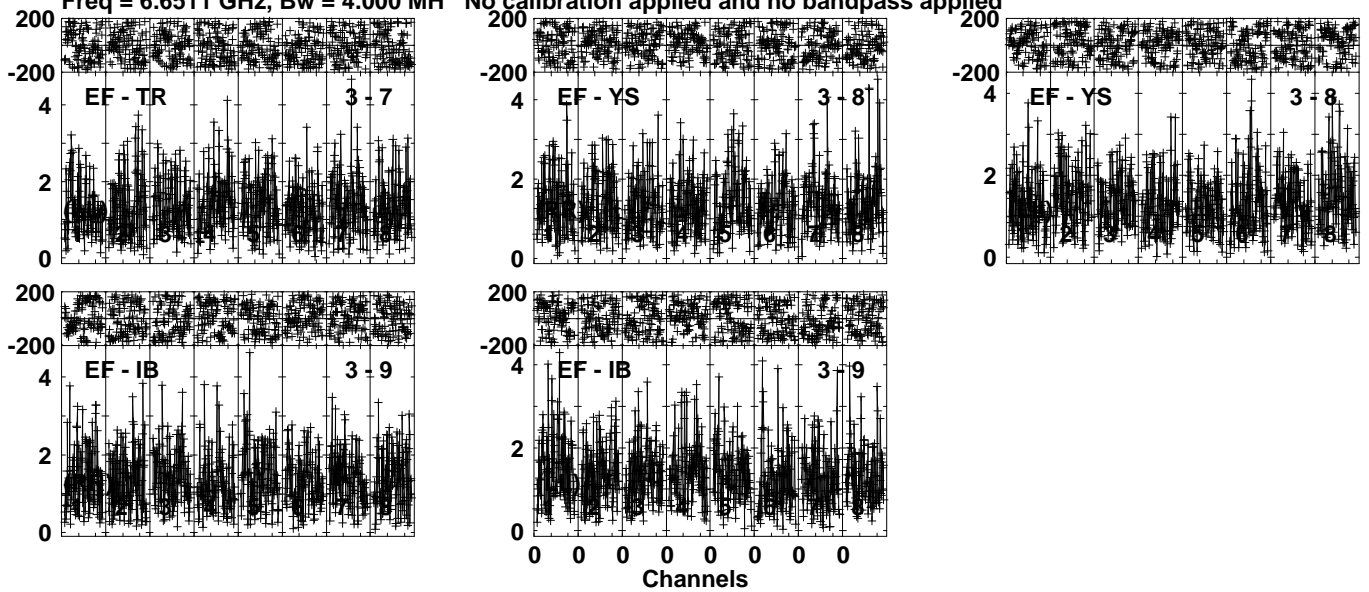


Lower frame: Milli Ampl Jy Top frame: Phas deg  
Vector averaged cross-power spectrum Several baselines displayed  
Timerange: 01/03:43:31 to 01/03:45:29

Plot file version 226 created 20-JUL-2023 11:20:49

J2048+4310 EK052B 1.UVDATA.1

Freq = 6.6511 GHz, Bw = 4.000 MH No calibration applied and no bandpass applied



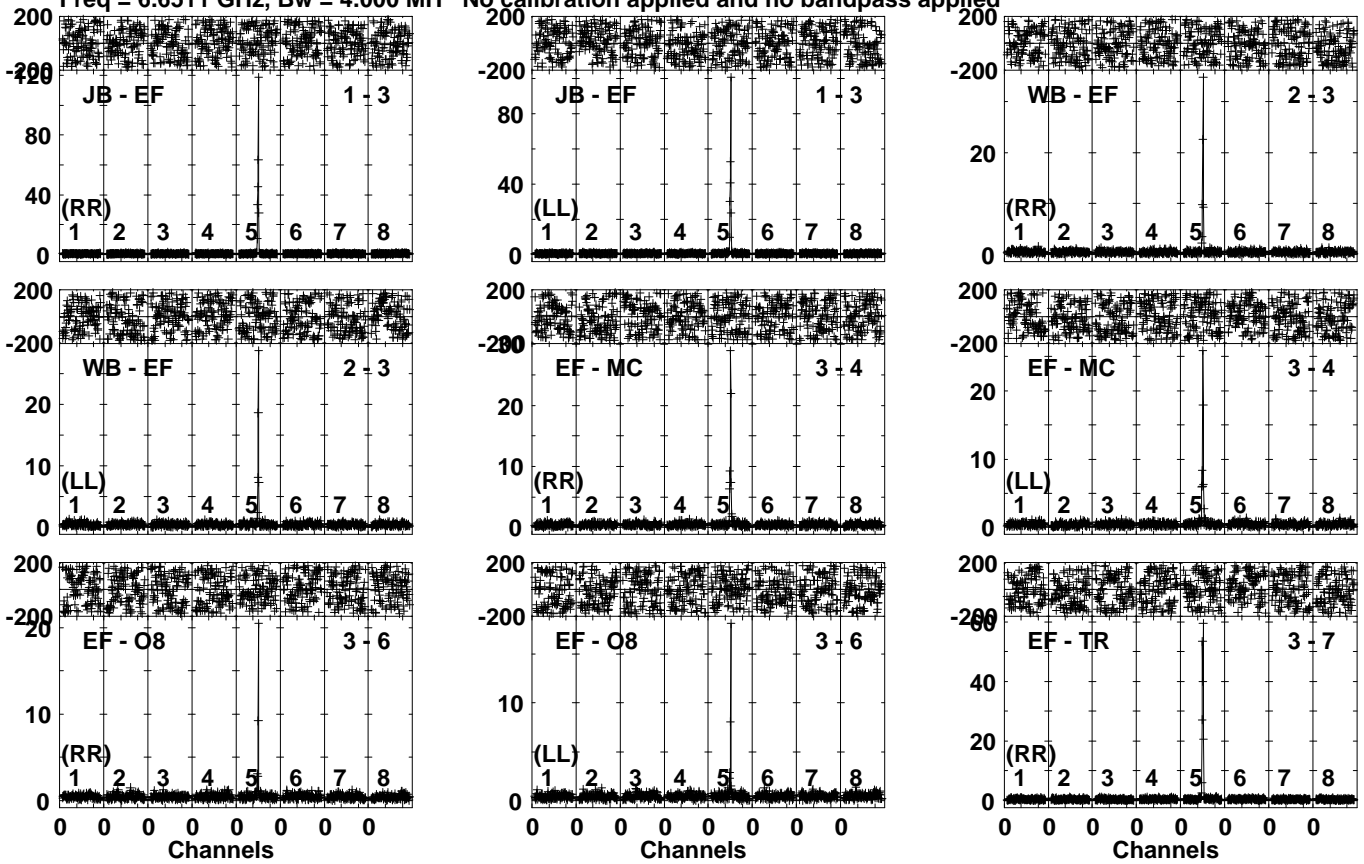
Lower frame: Milli Ampl Jy Top frame: Phas deg  
Vector averaged cross-power spectrum Several baselines displayed  
Timerange: 01/03:43:31 to 01/03:45:29



Plot file version 227 created 20-JUL-2023 11:20:49

W75N EK052B 1.UVDATA.1

Freq = 6.6511 GHz, Bw = 4.000 MH No calibration applied and no bandpass applied

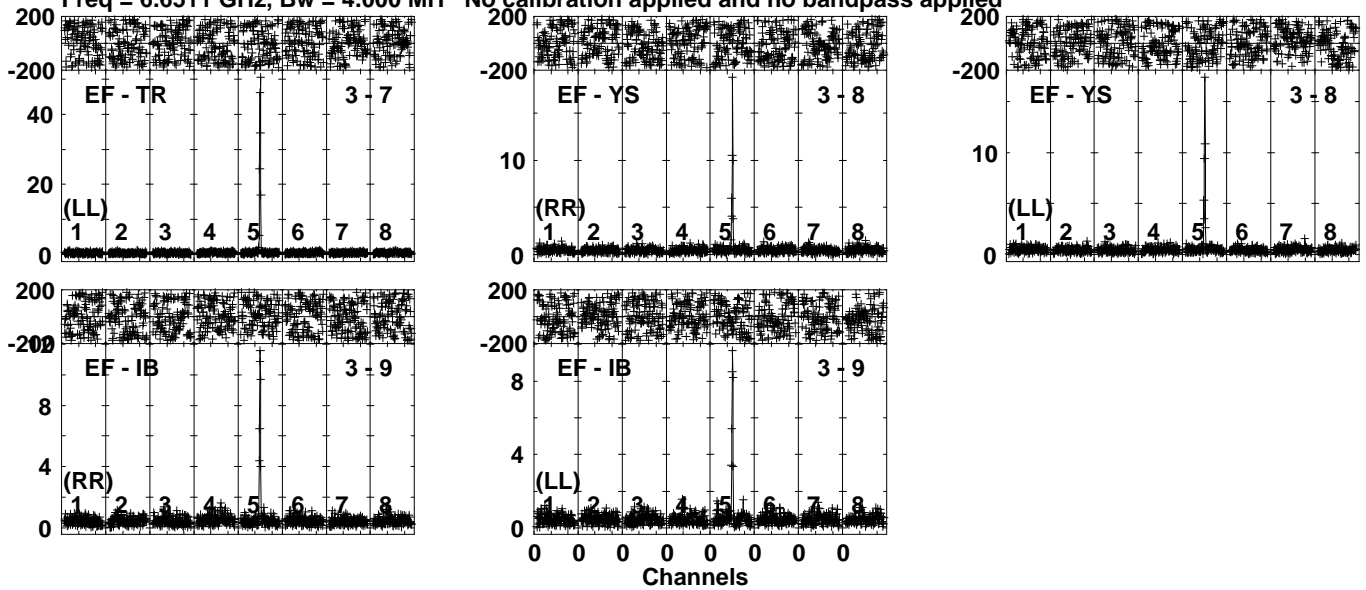


Lower frame: Milli Ampl Jy Top frame: Phas deg  
Vector averaged cross-power spectrum Several baselines displayed  
Timerange: 01/03:45:31 to 01/03:48:29

Plot file version 228 created 20-JUL-2023 11:20:50

W75N EK052B 1.UVDATA.1

Freq = 6.6511 GHz, Bw = 4.000 MH No calibration applied and no bandpass applied

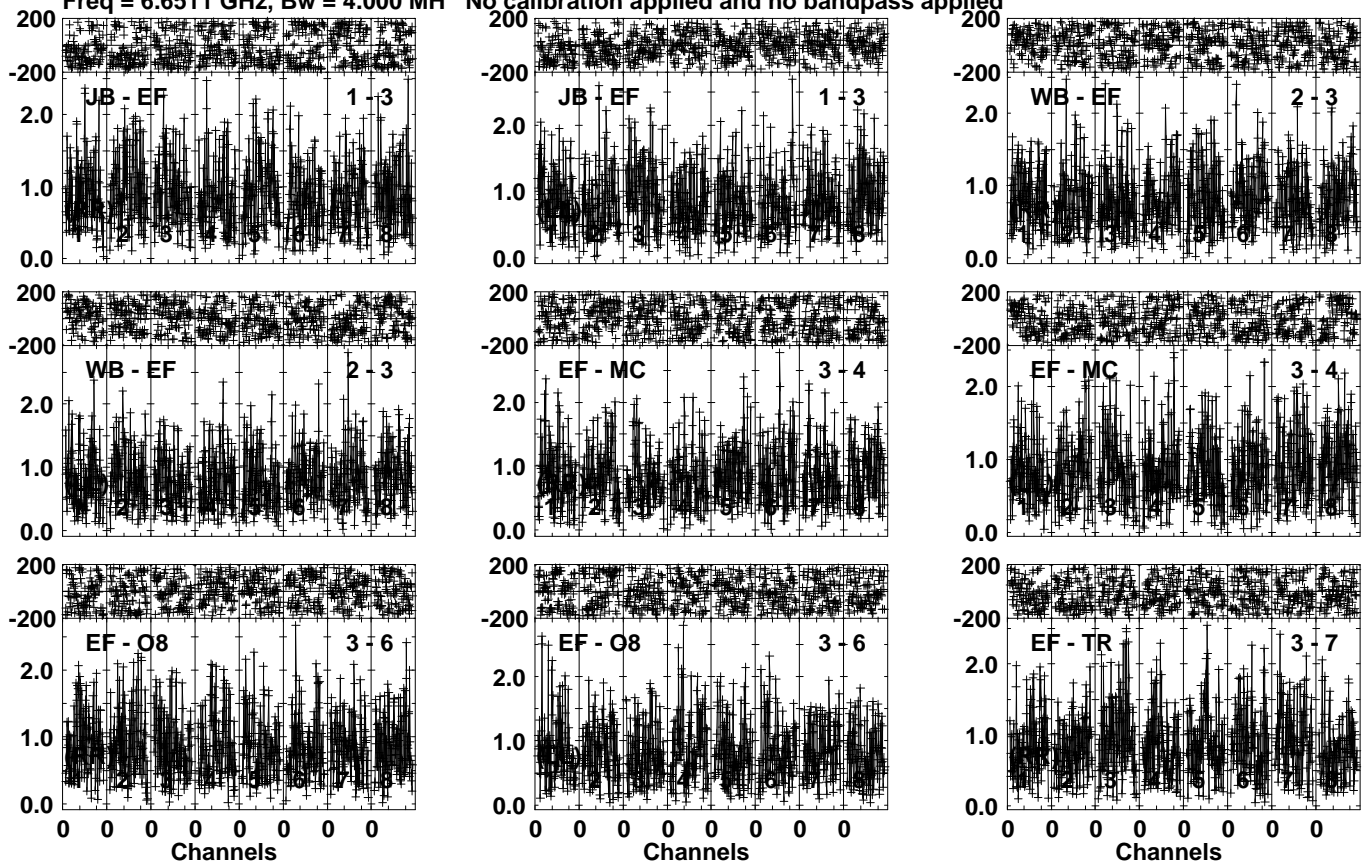


Lower frame: Milli Ampl Jy Top frame: Phas deg  
Vector averaged cross-power spectrum Several baselines displayed  
Timerange: 01/03:45:31 to 01/03:48:29

Plot file version 229 created 20-JUL-2023 11:20:50

J2048+4310 EK052B 1.UVDATA.1

Freq = 6.6511 GHz, Bw = 4.000 MH No calibration applied and no bandpass applied

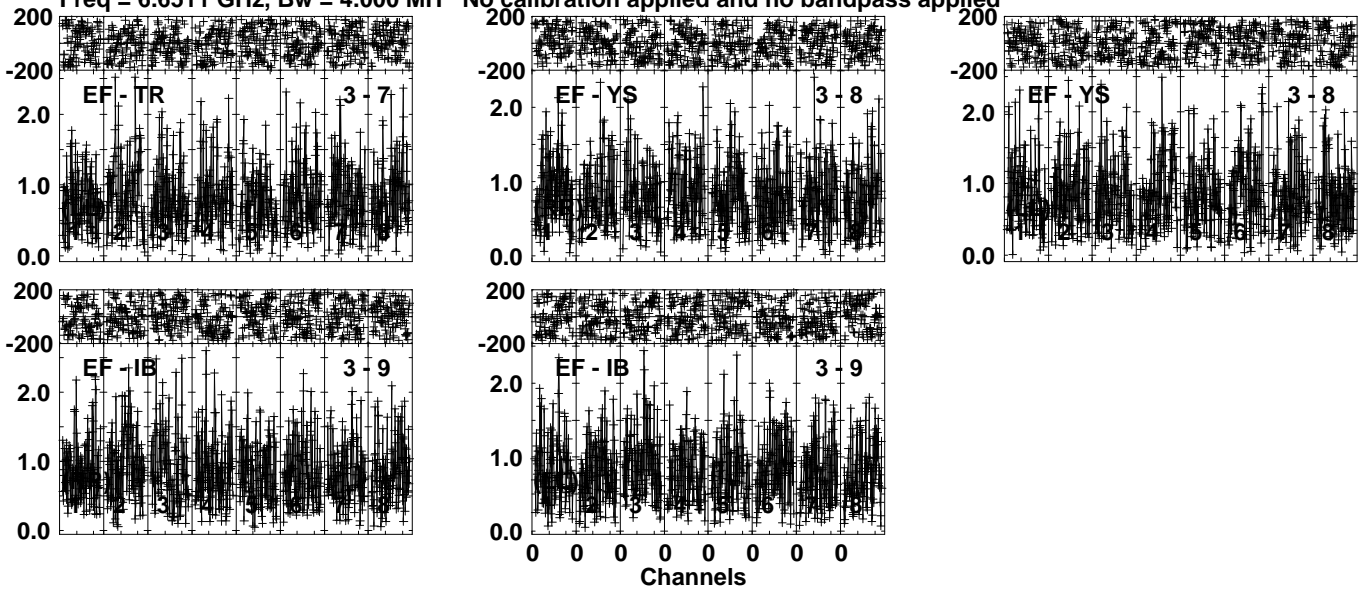


Lower frame: Milli Ampl Jy Top frame: Phas deg  
Vector averaged cross-power spectrum Several baselines displayed  
Timerange: 01/03:48:31 to 01/03:50:29

Plot file version 230 created 20-JUL-2023 11:20:50

J2048+4310 EK052B 1.UVDATA.1

Freq = 6.6511 GHz, Bw = 4.000 MH No calibration applied and no bandpass applied

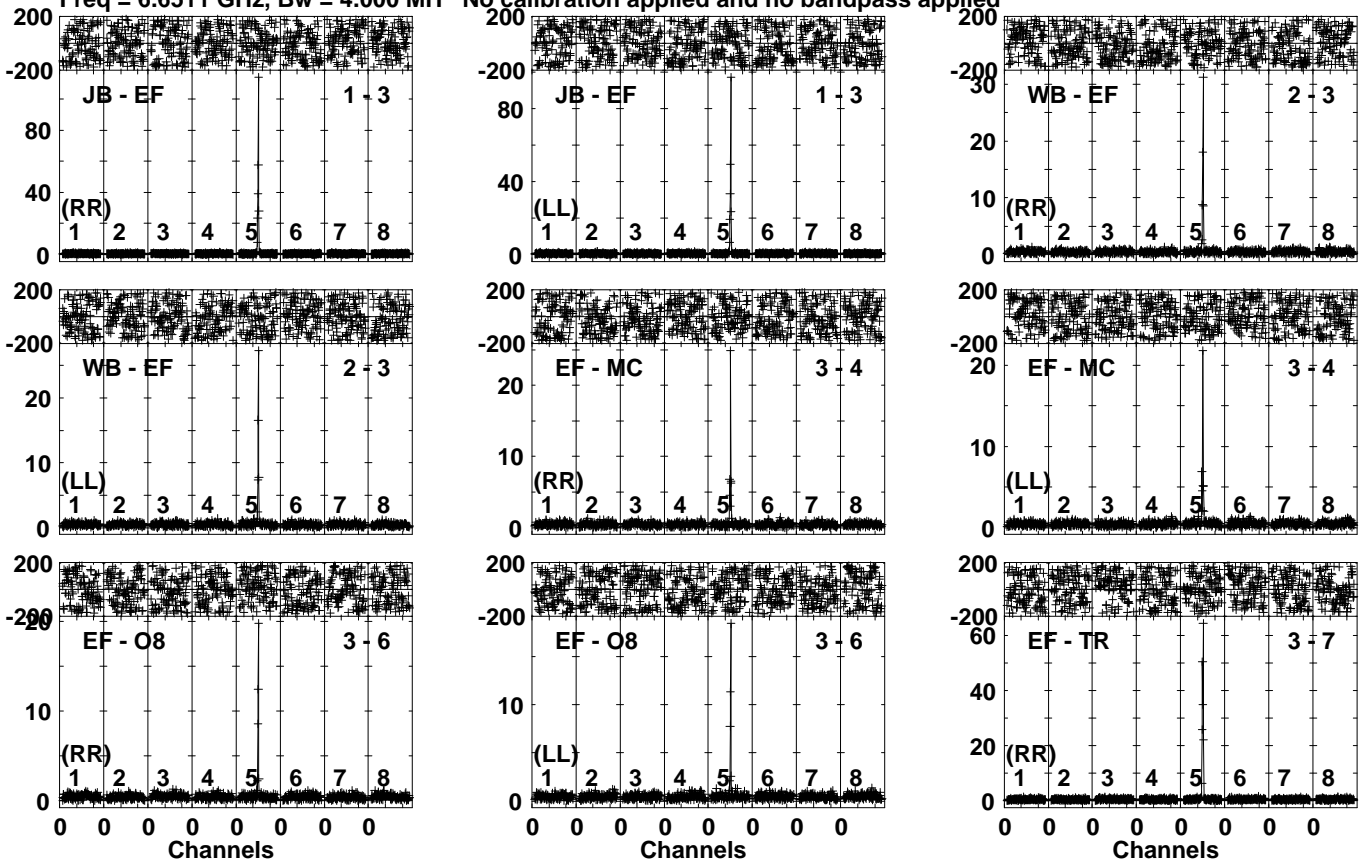


Lower frame: Milli Ampl Jy Top frame: Phas deg  
Vector averaged cross-power spectrum Several baselines displayed  
Timerange: 01/03:48:31 to 01/03:50:29

Plot file version 231 created 20-JUL-2023 11:20:50

W75N EK052B 1.UVDATA.1

Freq = 6.6511 GHz, Bw = 4.000 MH No calibration applied and no bandpass applied

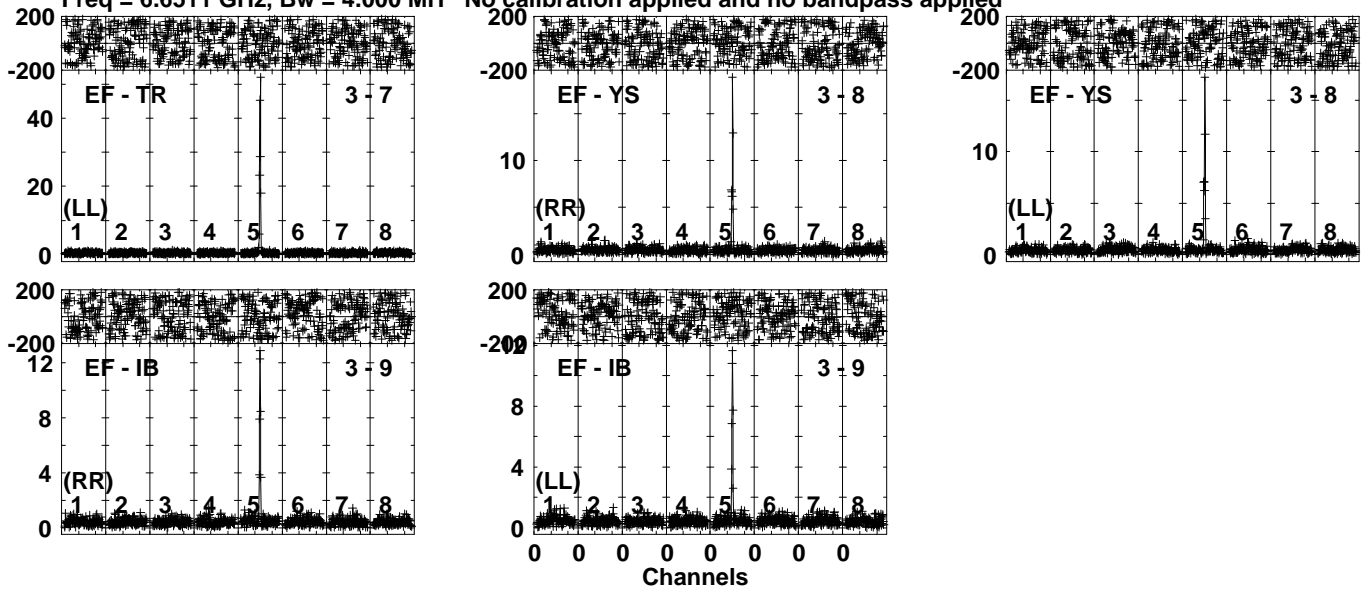


Lower frame: Milli Ampl Jy Top frame: Phas deg  
Vector averaged cross-power spectrum Several baselines displayed  
Timerange: 01/03:50:31 to 01/03:53:29

Plot file version 232 created 20-JUL-2023 11:20:50

W75N EK052B 1.UVDATA.1

Freq = 6.6511 GHz, Bw = 4.000 MH No calibration applied and no bandpass applied

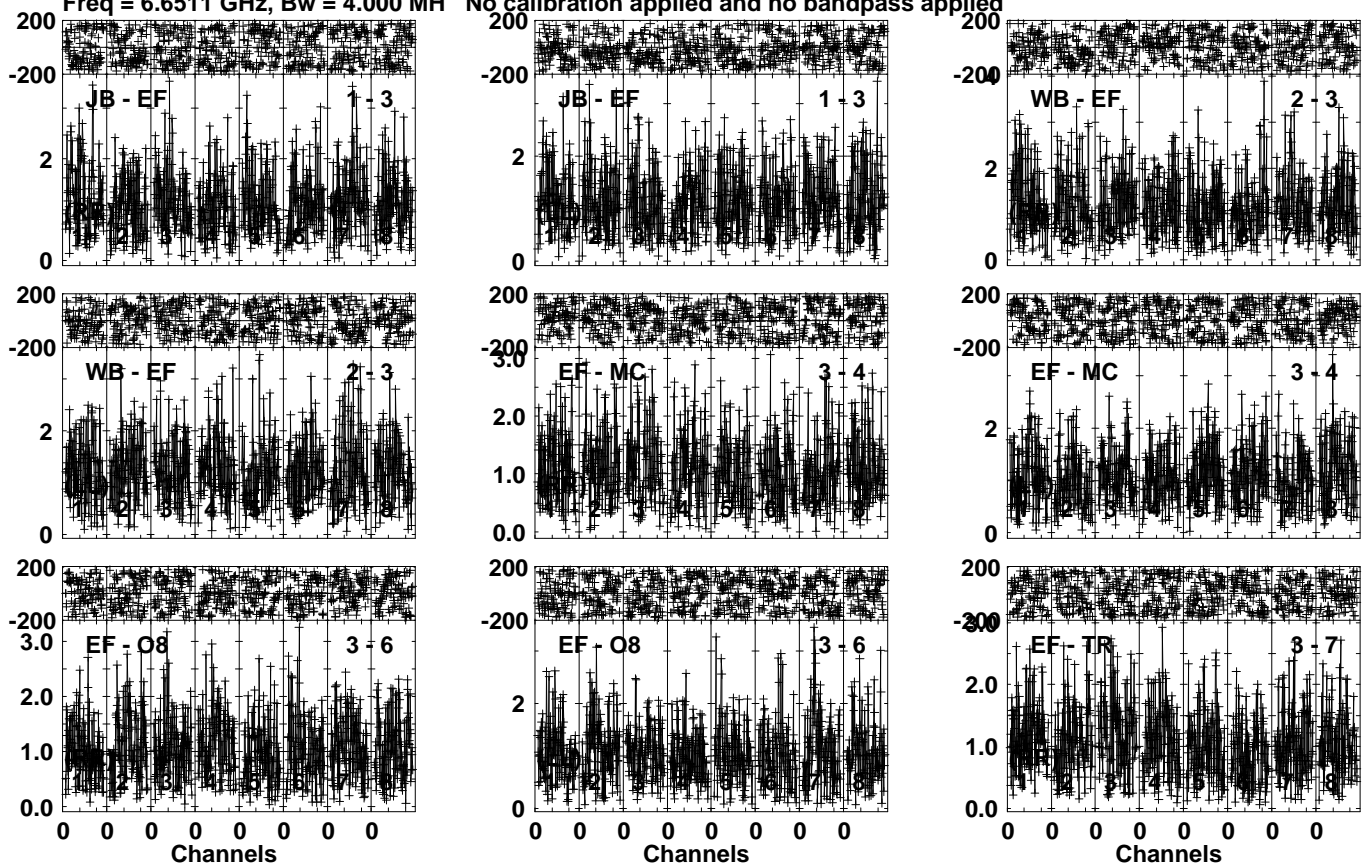


Lower frame: Milli Ampl Jy Top frame: Phas deg  
Vector averaged cross-power spectrum Several baselines displayed  
Timerange: 01/03:50:31 to 01/03:53:29

Plot file version 233 created 20-JUL-2023 11:20:50

J2048+4310 EK052B 1.UVDATA.1

Freq = 6.6511 GHz, Bw = 4.000 MH No calibration applied and no bandpass applied

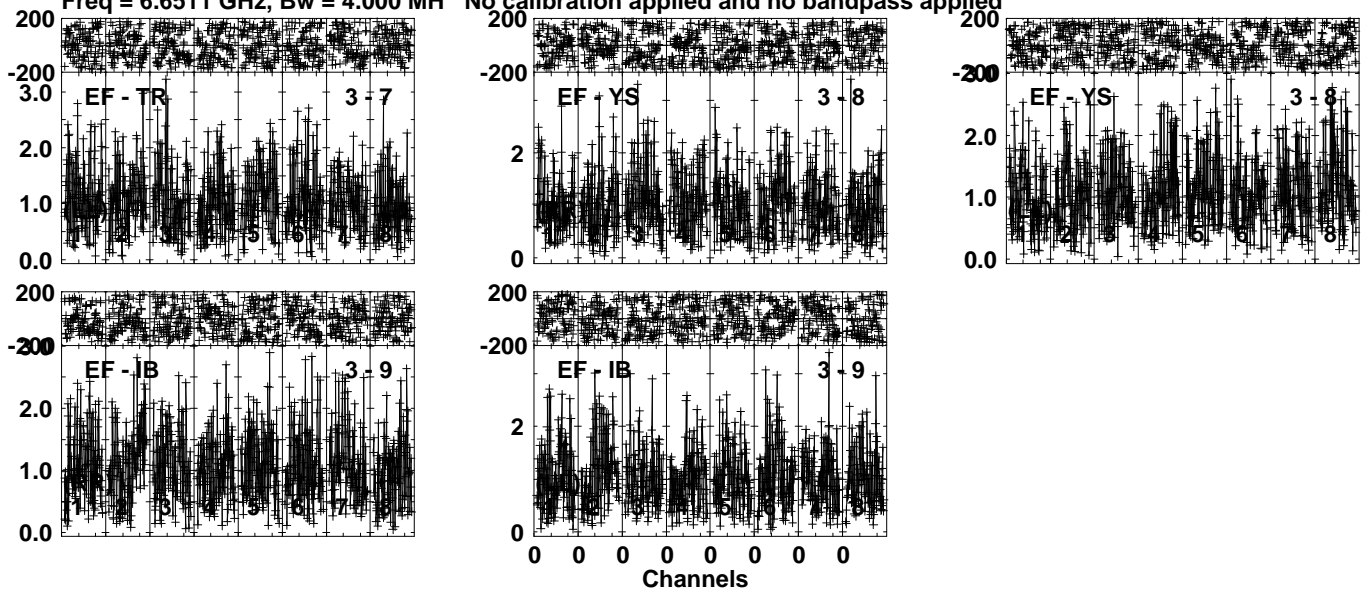


Lower frame: Milli Ampl Jy Top frame: Phas deg  
Vector averaged cross-power spectrum Several baselines displayed  
Timerange: 01/03:53:31 to 01/03:55:29

Plot file version 234 created 20-JUL-2023 11:20:51

J2048+4310 EK052B 1.UVDATA.1

Freq = 6.6511 GHz, Bw = 4.000 MH No calibration applied and no bandpass applied



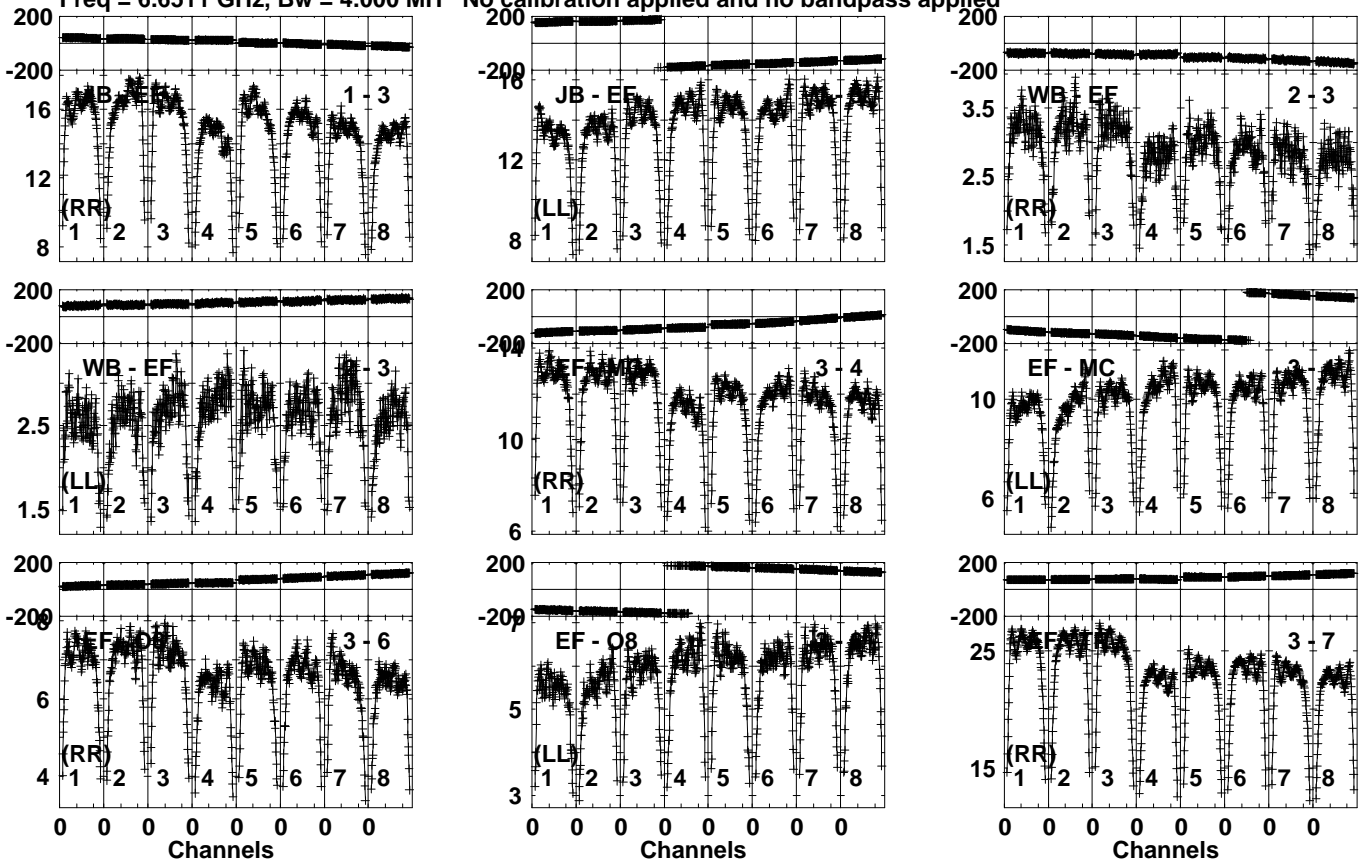
Lower frame: Milli Ampl Jy Top frame: Phas deg  
Vector averaged cross-power spectrum Several baselines displayed  
Timerange: 01/03:53:31 to 01/03:55:29



Plot file version 235 created 20-JUL-2023 11:20:51

J2202+4216 EK052B 1.UVDATA.1

Freq = 6.6511 GHz, Bw = 4.000 MH No calibration applied and no bandpass applied



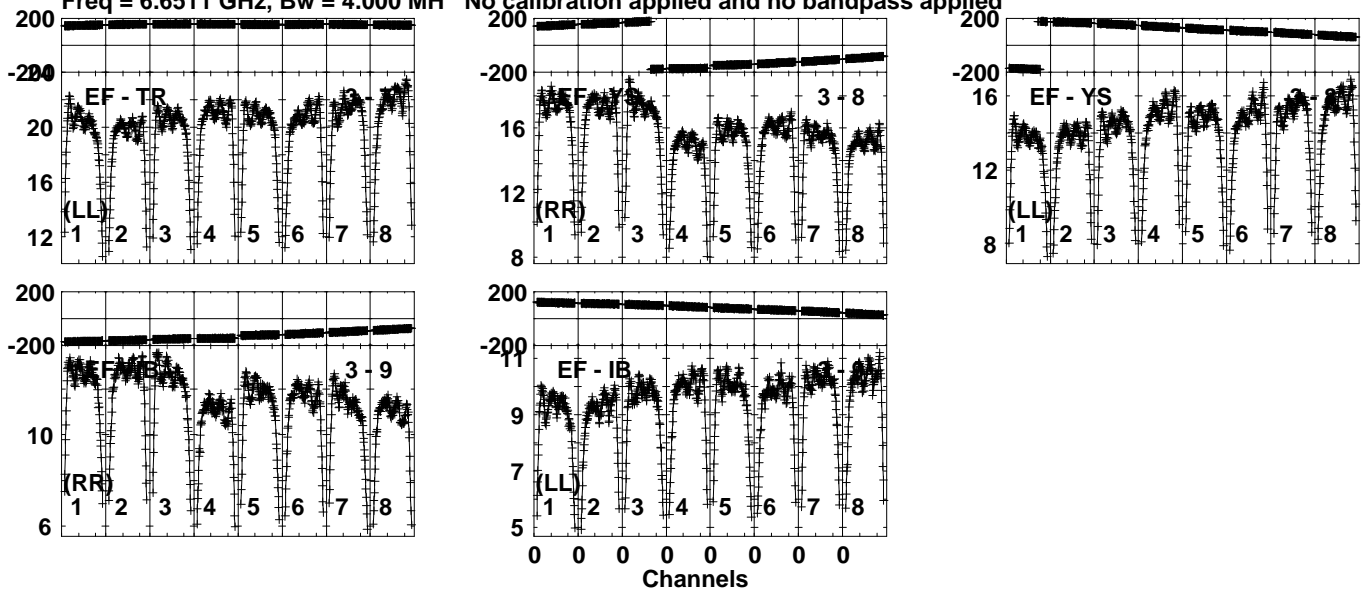
Lower frame: Milli Ampl Jy Top frame: Phas deg  
Vector averaged cross-power spectrum Several baselines displayed  
Timerange: 01/03:56:31 to 01/04:05:29

Plot file version 236 created 20-JUL-2023 11:20:51

J2202+4216 EK052B 1.UVDATA.1

Freq = 6.6511 GHz, Bw = 4.000 MH

No calibration applied and no bandpass applied

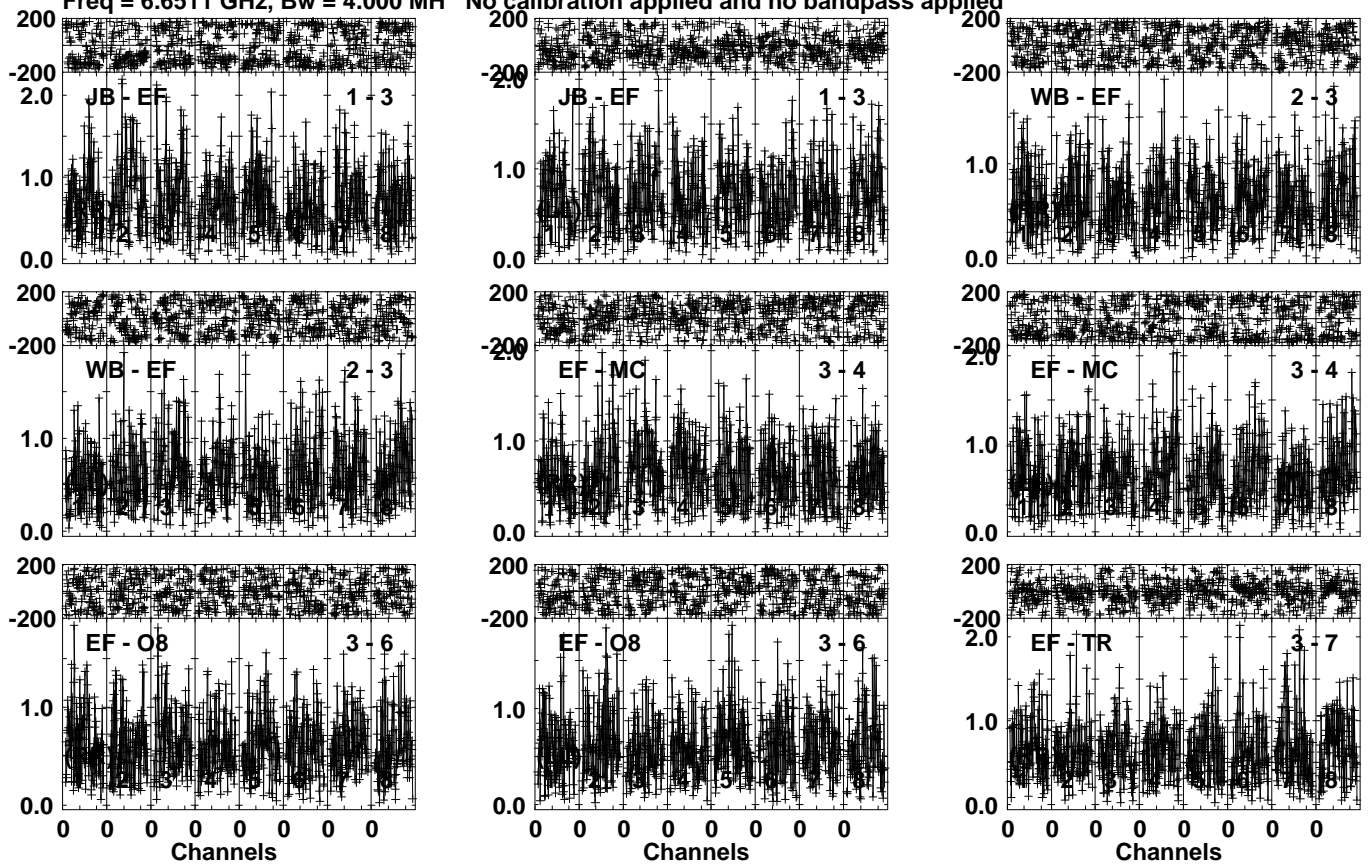


Lower frame: Milli Ampl Jy Top frame: Phas deg  
Vector averaged cross-power spectrum Several baselines displayed  
Timerange: 01/03:56:31 to 01/04:05:29

Plot file version 237 created 20-JUL-2023 11:20:51

J2048+4310 EK052B 1.UVDATA.1

Freq = 6.6511 GHz, Bw = 4.000 MH No calibration applied and no bandpass applied



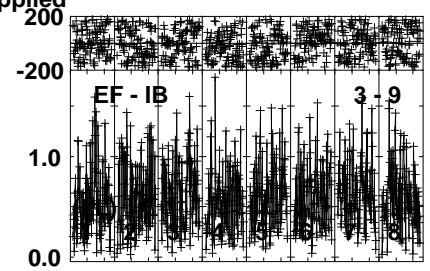
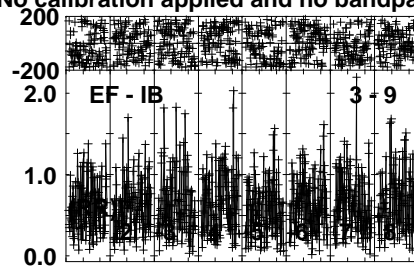
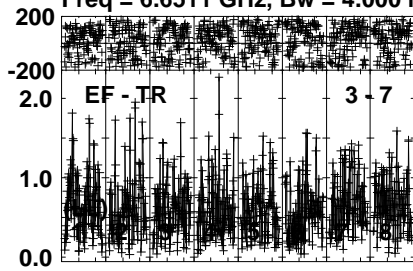
Lower frame: Milli Ampl Jy Top frame: Phas deg  
Vector averaged cross-power spectrum Several baselines displayed  
Timerange: 01/04:07:31 to 01/04:10:29

Plot file version 238 created 20-JUL-2023 11:20:52

J2048+4310 EK052B 1.UVDATA.1

Freq = 6.6511 GHz, Bw = 4.000 MH

No calibration applied and no bandpass applied

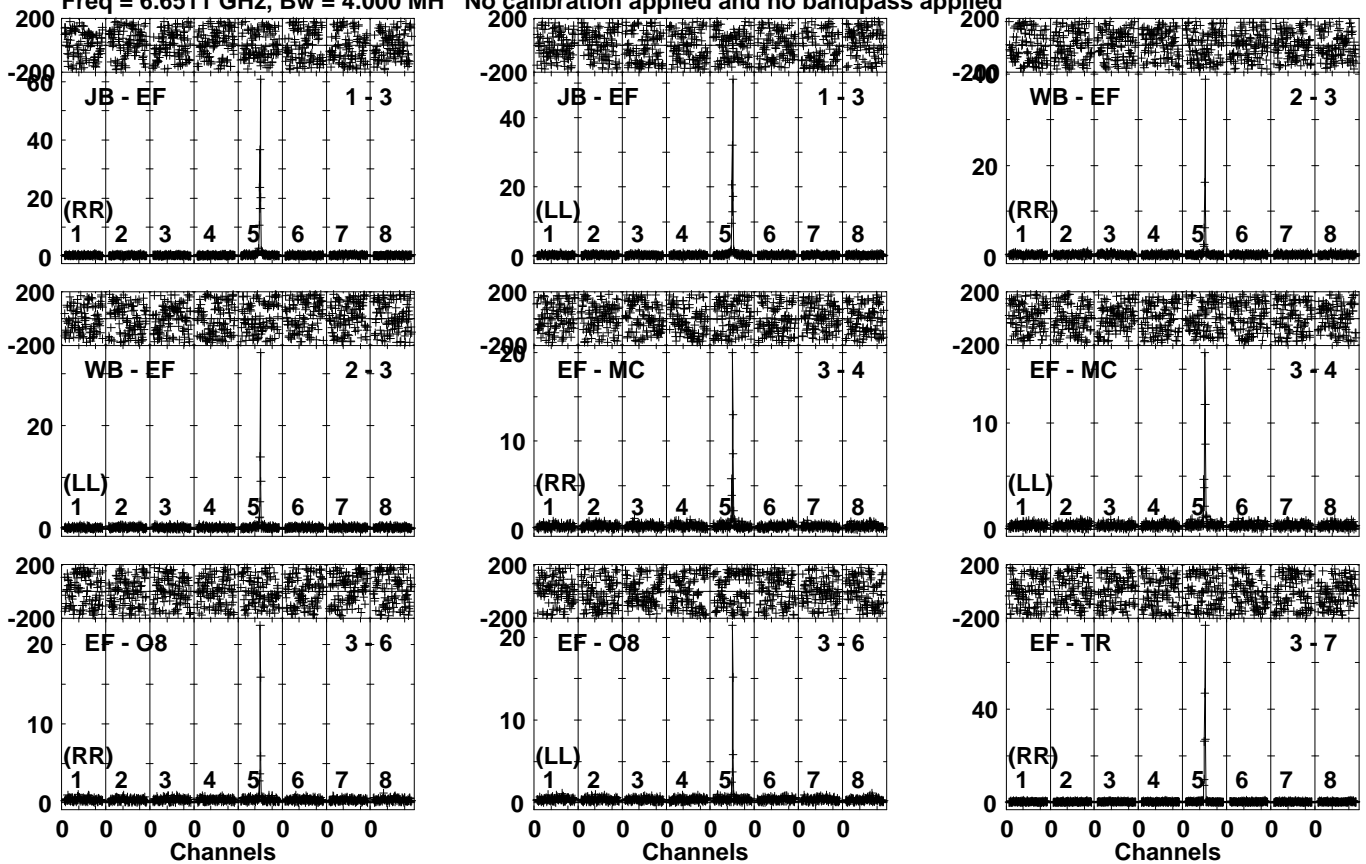


Lower frame: Milli Ampl Jy Top frame: Phas deg  
Vector averaged cross-power spectrum Several baselines displayed  
Timerange: 01/04:07:31 to 01/04:10:29

Plot file version 239 created 20-JUL-2023 11:20:52

W75N EK052B 1.UVDATA.1

Freq = 6.6511 GHz, Bw = 4.000 MH No calibration applied and no bandpass applied

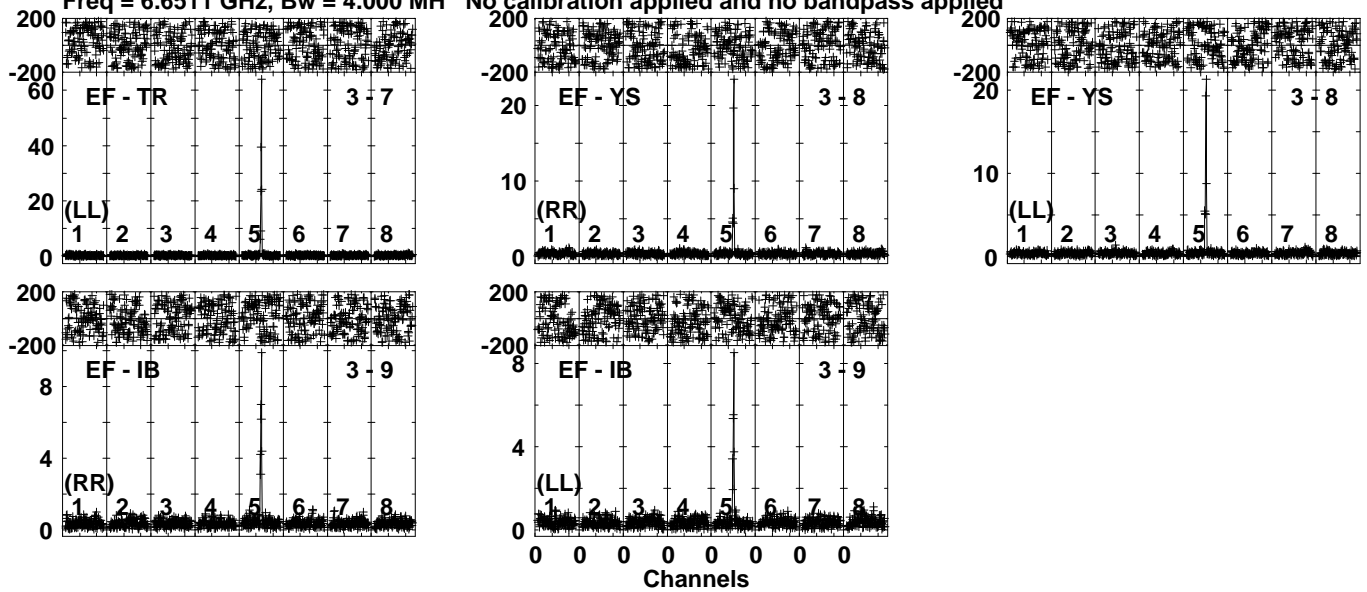


Lower frame: Milli Ampl Jy Top frame: Phas deg  
Vector averaged cross-power spectrum Several baselines displayed  
Timerange: 01/04:11:01 to 01/04:13:59

Plot file version 240 created 20-JUL-2023 11:20:52

W75N EK052B 1.UVDATA.1

Freq = 6.6511 GHz, Bw = 4.000 MH No calibration applied and no bandpass applied

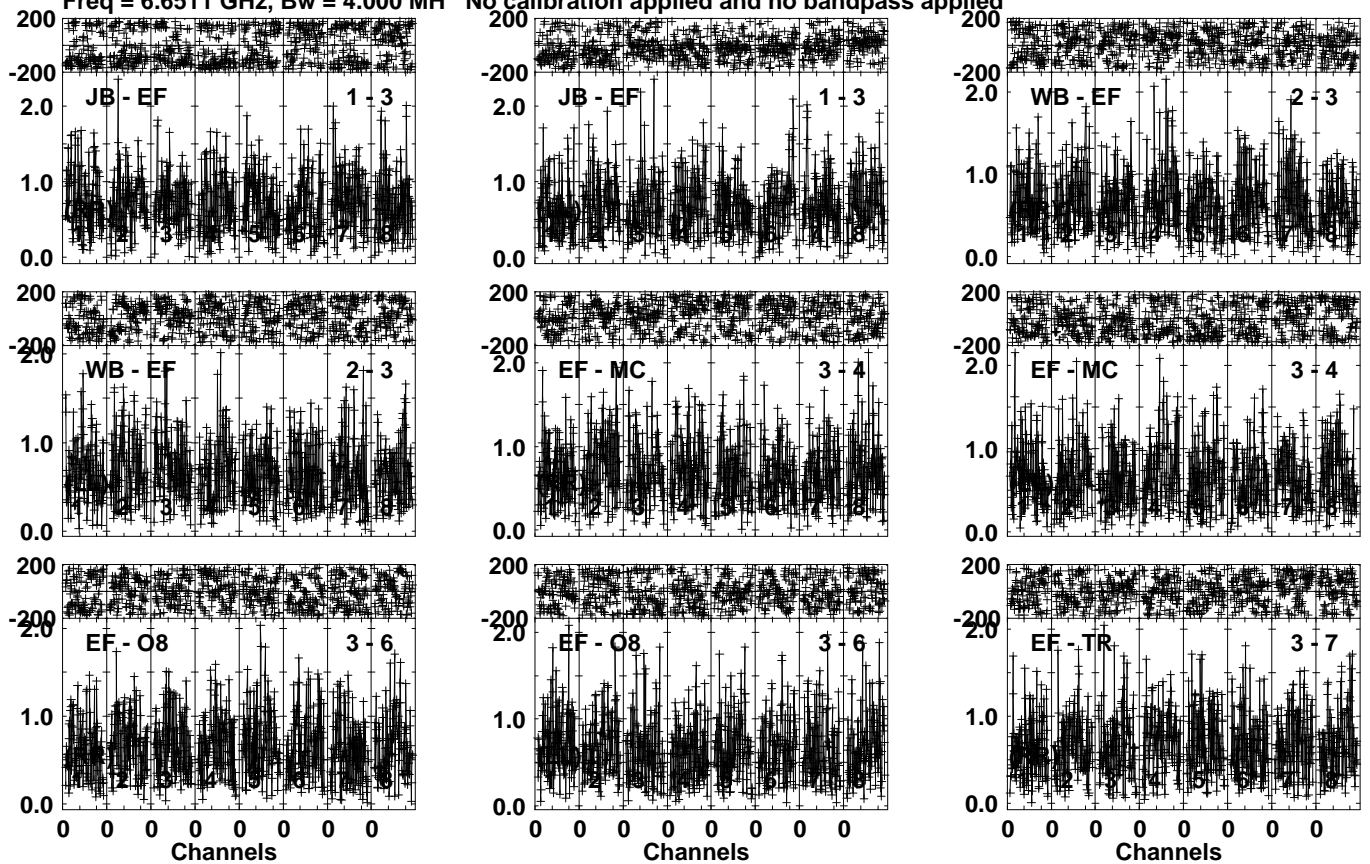


Lower frame: Milli Ampl Jy Top frame: Phas deg  
Vector averaged cross-power spectrum Several baselines displayed  
Timerange: 01/04:11:01 to 01/04:13:59

Plot file version 241 created 20-JUL-2023 11:20:52

J2048+4310 EK052B 1.UVDATA.1

Freq = 6.6511 GHz, Bw = 4.000 MH No calibration applied and no bandpass applied

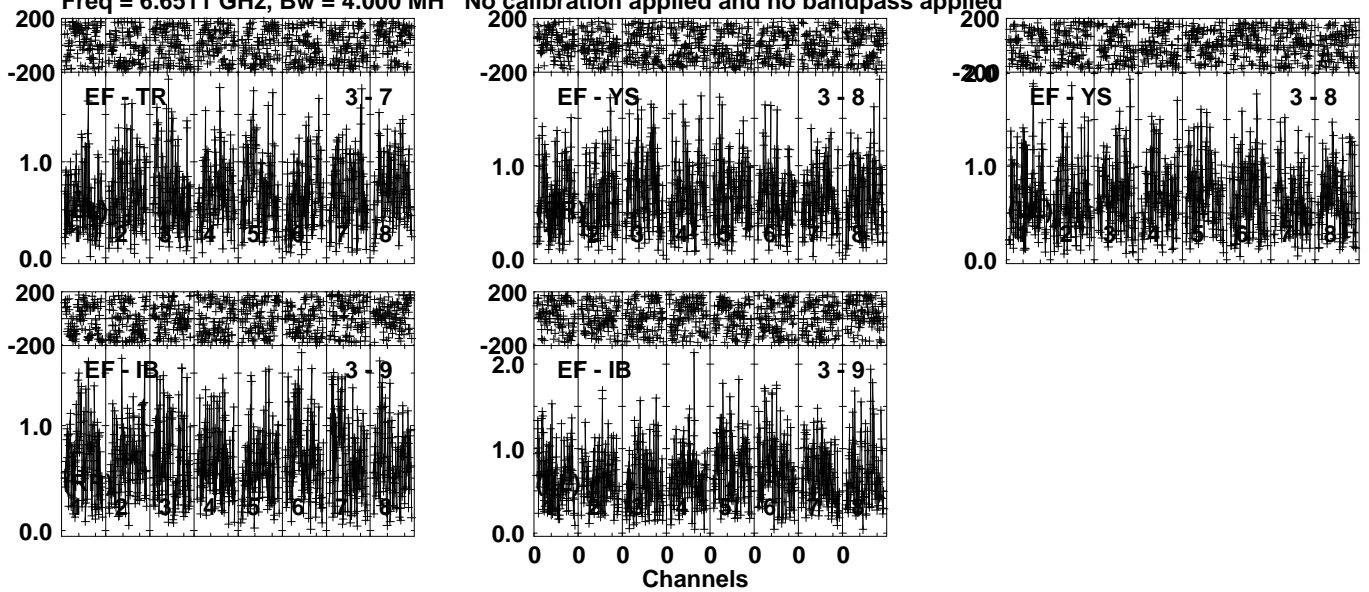


Lower frame: Milli Ampl Jy Top frame: Phas deg  
Vector averaged cross-power spectrum Several baselines displayed  
Timerange: 01/04:14:01 to 01/04:15:59

Plot file version 242 created 20-JUL-2023 11:20:52

J2048+4310 EK052B 1.UVDATA.1

Freq = 6.6511 GHz, Bw = 4.000 MH No calibration applied and no bandpass applied



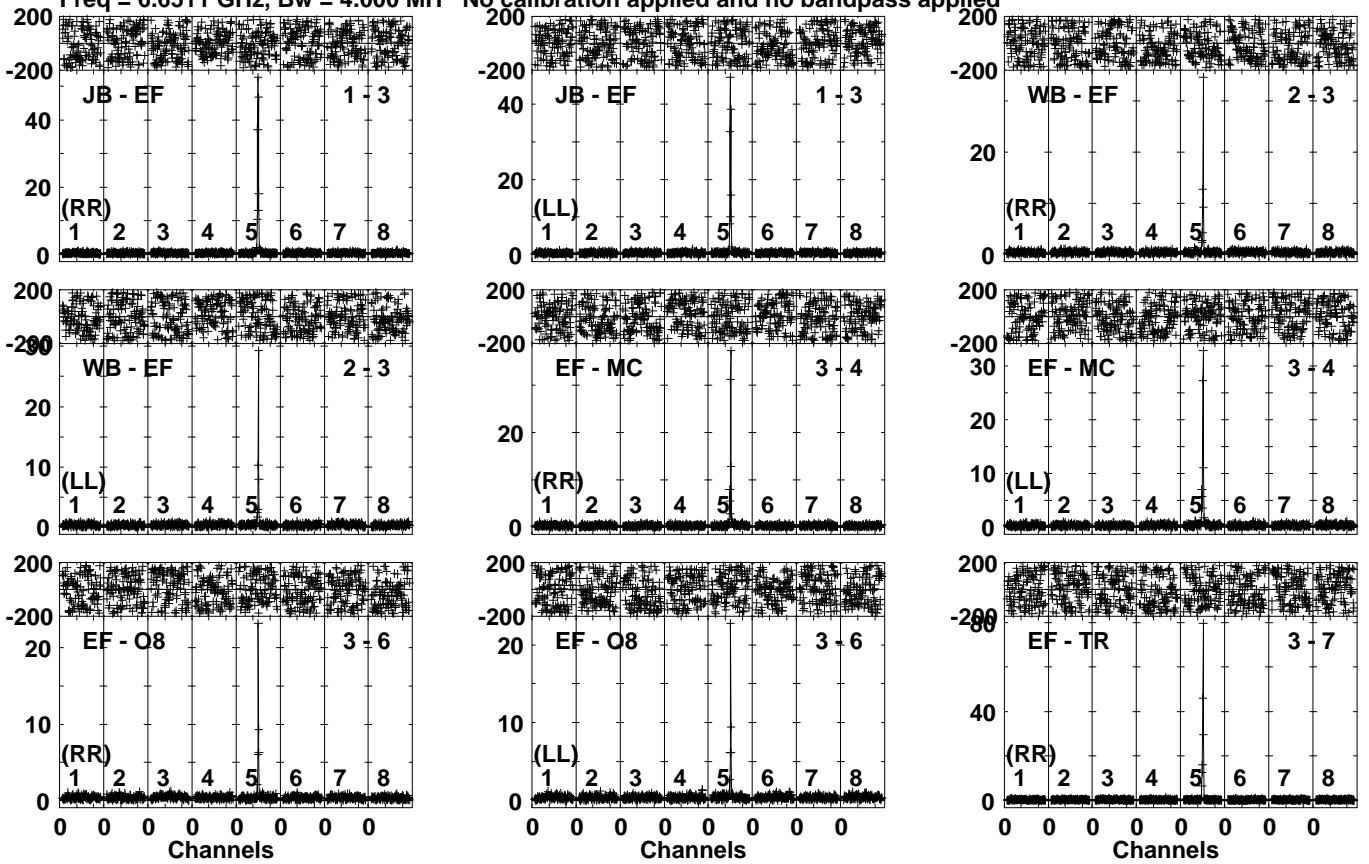
Lower frame: Milli Ampl Jy Top frame: Phas deg  
Vector averaged cross-power spectrum Several baselines displayed  
Timerange: 01/04:14:01 to 01/04:15:59



Plot file version 243 created 20-JUL-2023 11:20:52

W75N EK052B 1.UVDATA.1

Freq = 6.6511 GHz, Bw = 4.000 MH No calibration applied and no bandpass applied

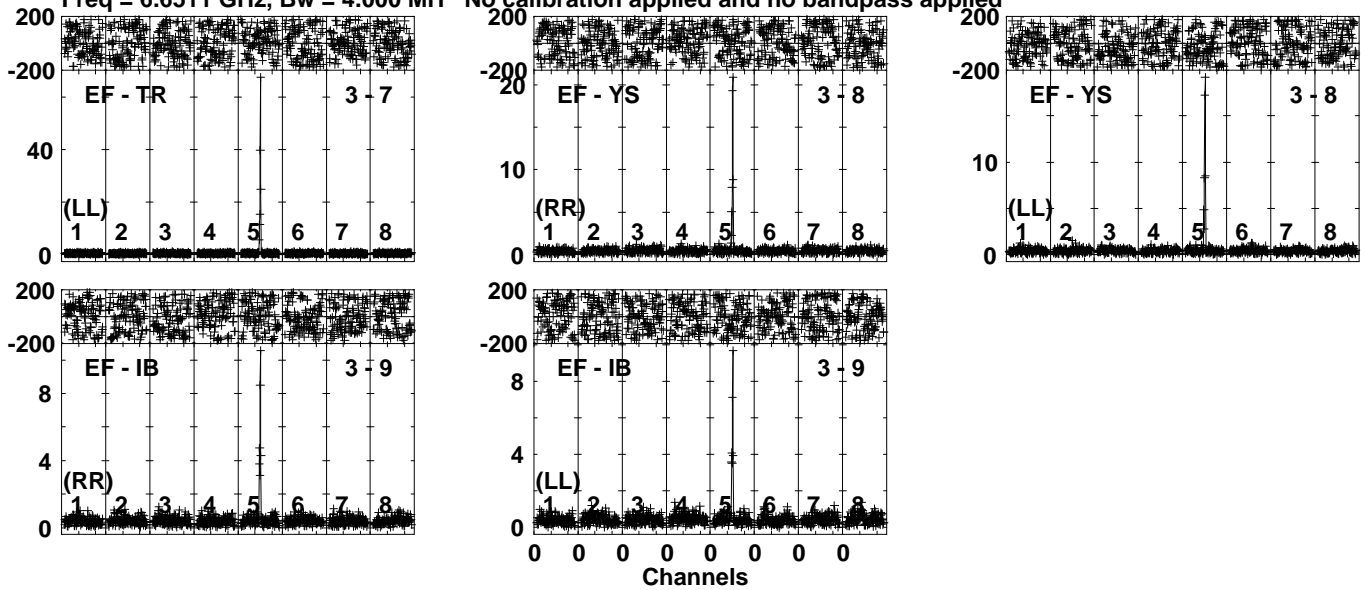


Lower frame: Milli Ampl Jy Top frame: Phas deg  
Vector averaged cross-power spectrum Several baselines displayed  
Timerange: 01/04:16:01 to 01/04:18:59

Plot file version 244 created 20-JUL-2023 11:20:52

W75N EK052B 1.UVDATA.1

Freq = 6.6511 GHz, Bw = 4.000 MH No calibration applied and no bandpass applied

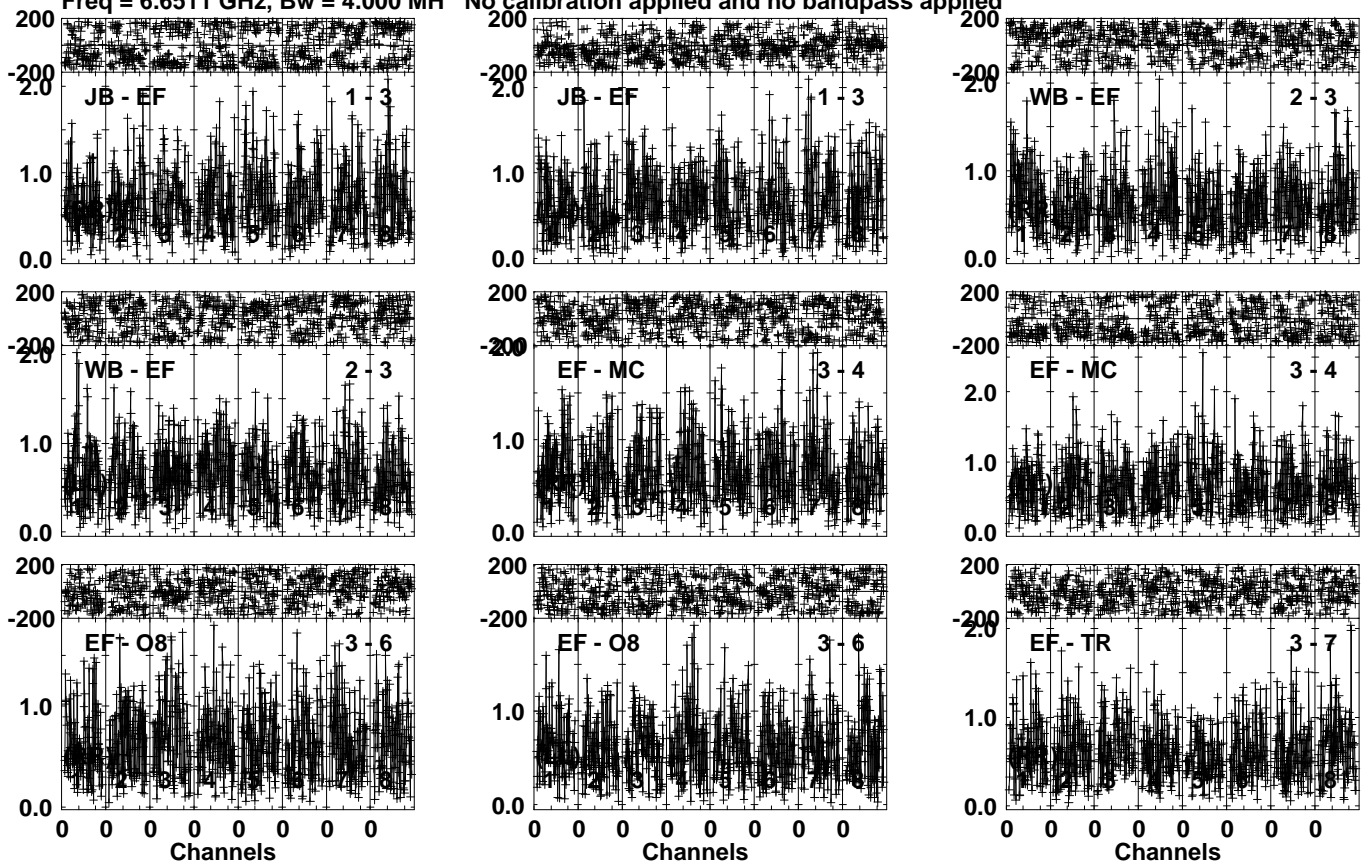


Lower frame: Milli Ampl Jy Top frame: Phas deg  
Vector averaged cross-power spectrum Several baselines displayed  
Timerange: 01/04:16:01 to 01/04:18:59

Plot file version 245 created 20-JUL-2023 11:20:53

J2048+4310 EK052B 1.UVDATA.1

Freq = 6.6511 GHz, Bw = 4.000 MH No calibration applied and no bandpass applied

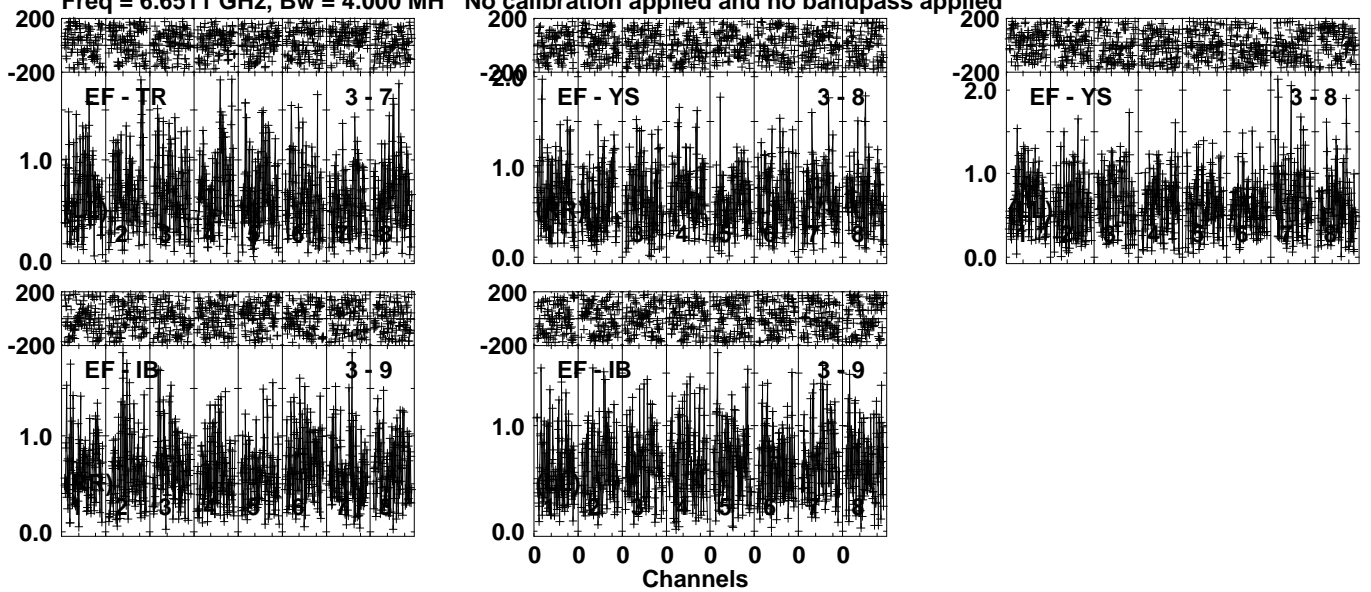


Lower frame: Milli Ampl Jy Top frame: Phas deg  
Vector averaged cross-power spectrum Several baselines displayed  
Timerange: 01/04:19:01 to 01/04:20:59

Plot file version 246 created 20-JUL-2023 11:20:53

J2048+4310 EK052B 1.UVDATA.1

Freq = 6.6511 GHz, Bw = 4.000 MH No calibration applied and no bandpass applied

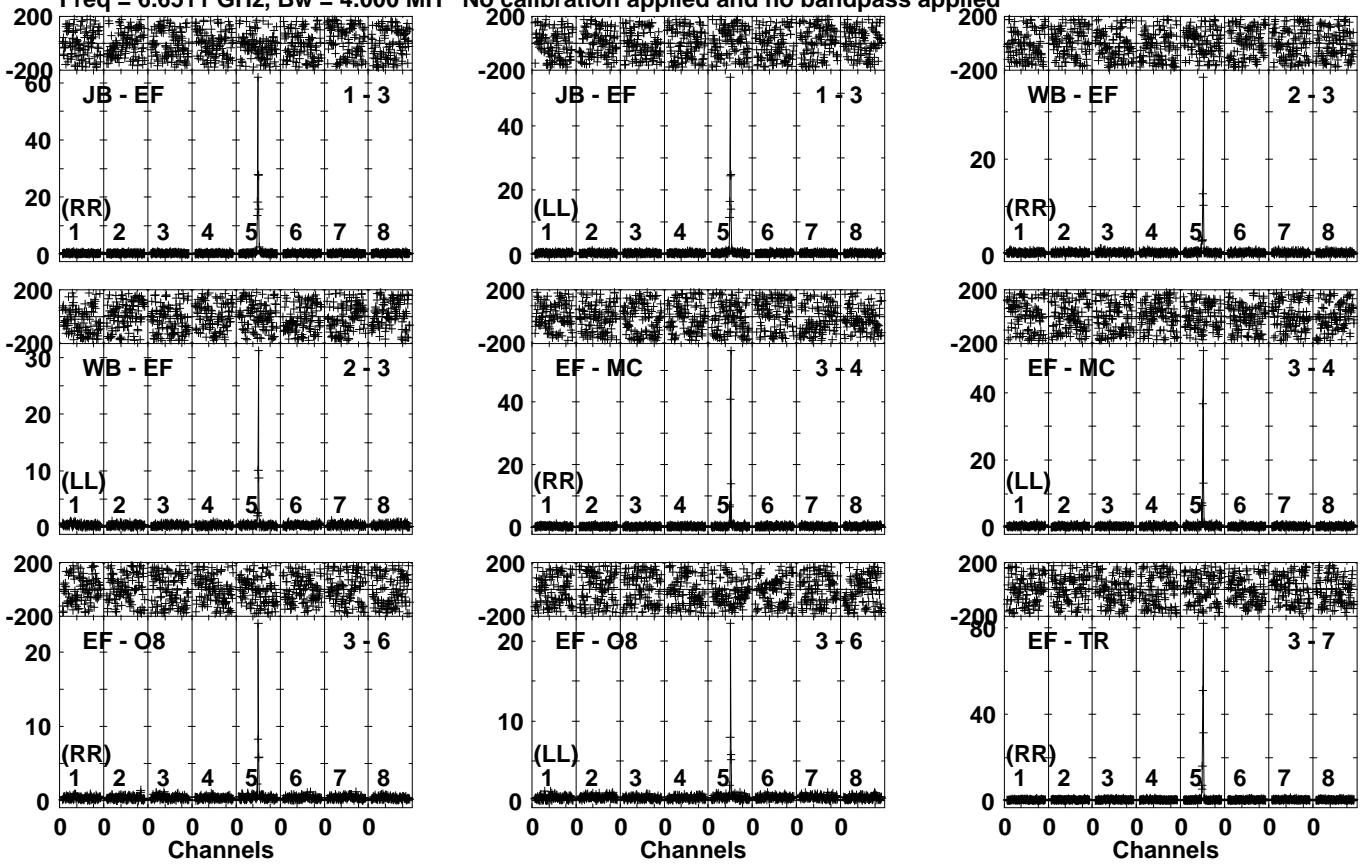


Lower frame: Milli Ampl Jy Top frame: Phas deg  
Vector averaged cross-power spectrum Several baselines displayed  
Timerange: 01/04:19:01 to 01/04:20:59

Plot file version 247 created 20-JUL-2023 11:20:53

W75N EK052B 1.UVDATA.1

Freq = 6.6511 GHz, Bw = 4.000 MH No calibration applied and no bandpass applied

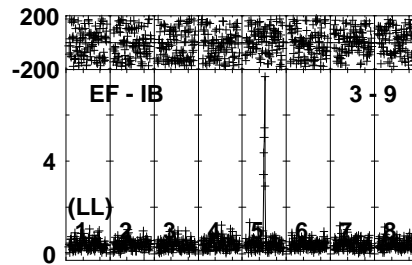
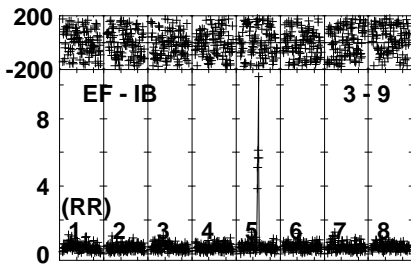
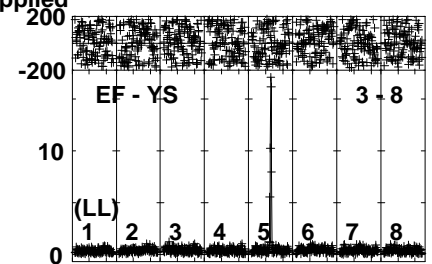
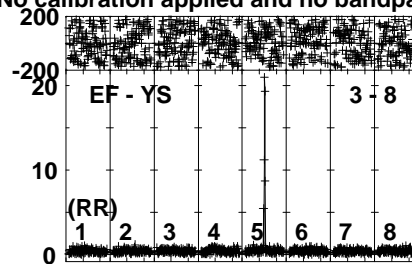
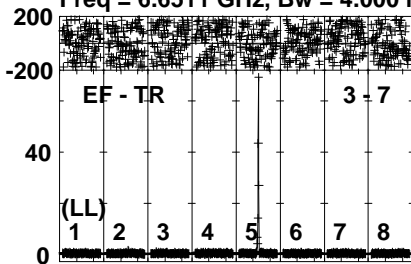


Lower frame: Milli Ampl Jy Top frame: Phas deg  
Vector averaged cross-power spectrum Several baselines displayed  
Timerange: 01/04:21:01 to 01/04:23:59

Plot file version 248 created 20-JUL-2023 11:20:53

W75N EK052B 1.UVDATA.1

Freq = 6.6511 GHz, Bw = 4.000 MH No calibration applied and no bandpass applied



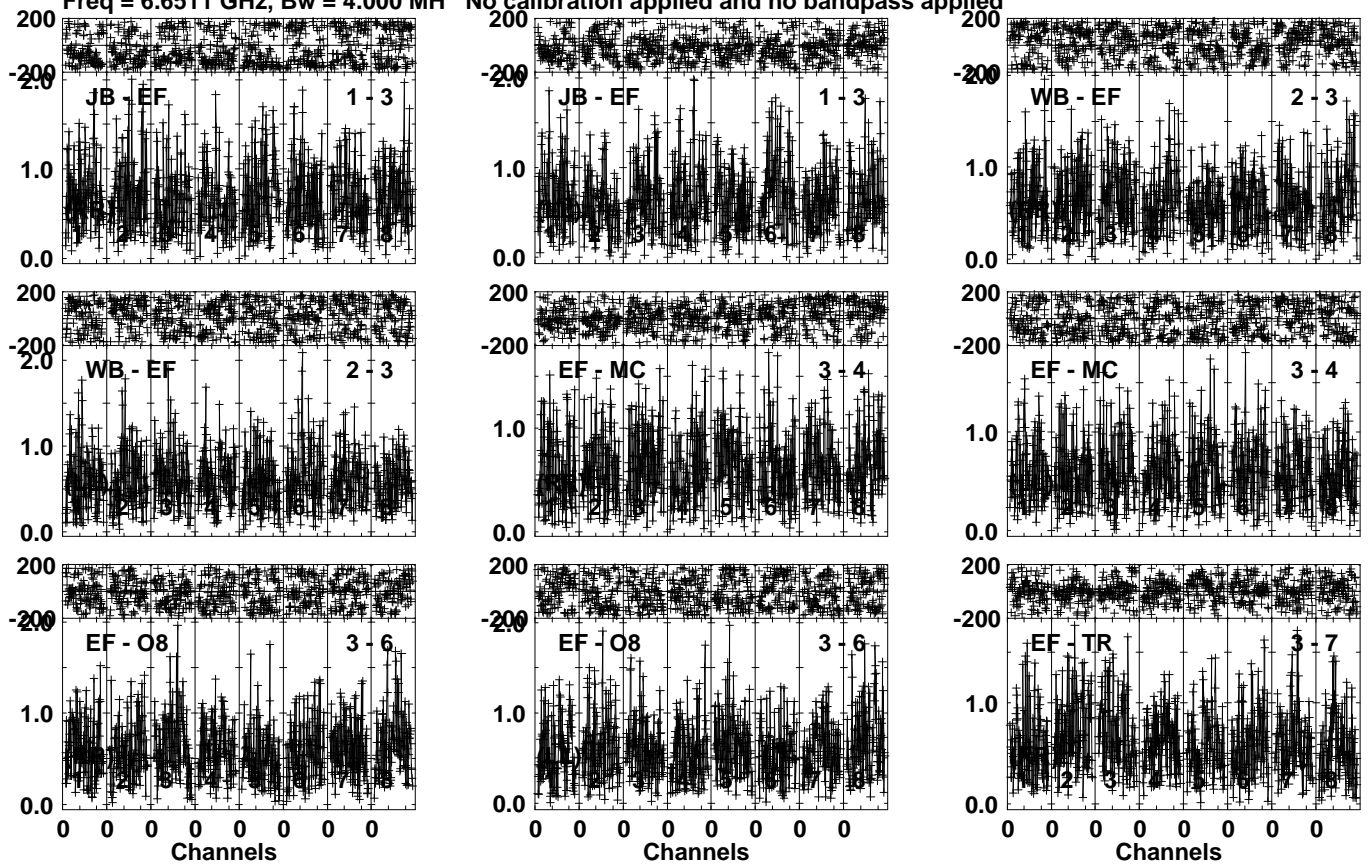
0 0 0 0 0 0 0 0  
Channels

Lower frame: Milli Ampl Jy Top frame: Phas deg  
Vector averaged cross-power spectrum Several baselines displayed  
Timerange: 01/04:21:01 to 01/04:23:59

Plot file version 249 created 20-JUL-2023 11:20:53

J2048+4310 EK052B 1.UVDATA.1

Freq = 6.6511 GHz, Bw = 4.000 MH No calibration applied and no bandpass applied

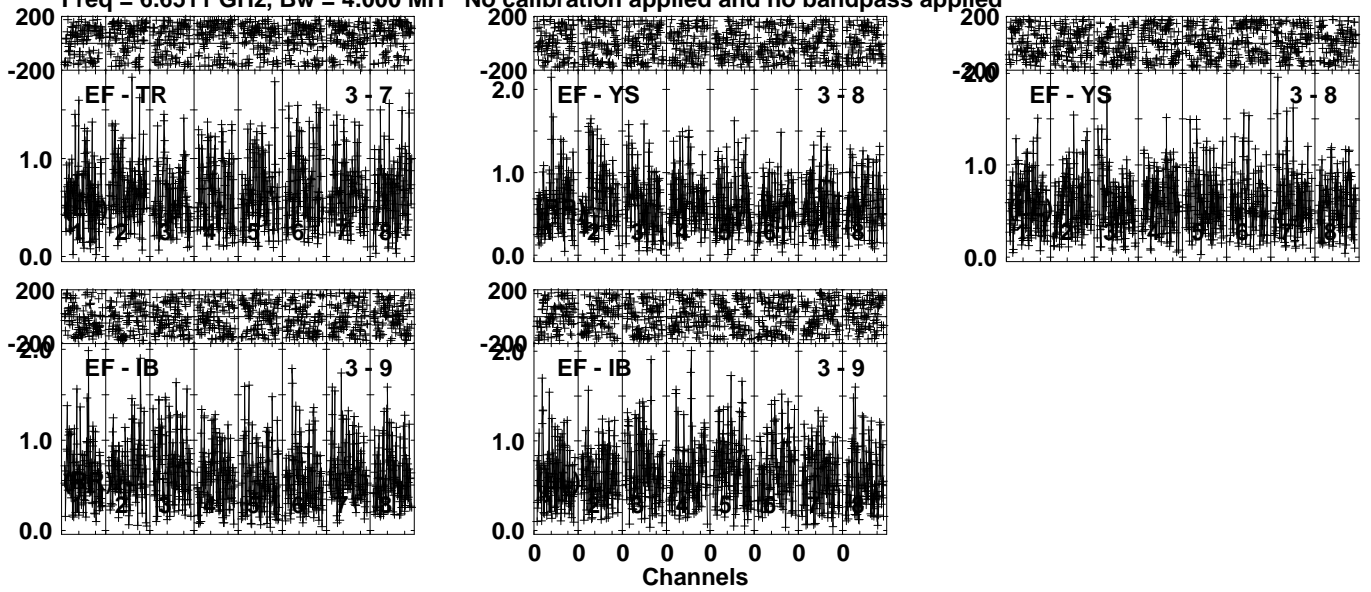


Lower frame: Milli Ampl Jy Top frame: Phas deg  
Vector averaged cross-power spectrum Several baselines displayed  
Timerange: 01/04:24:01 to 01/04:25:59

Plot file version 250 created 20-JUL-2023 11:20:53

J2048+4310 EK052B 1.UVDATA.1

Freq = 6.6511 GHz, Bw = 4.000 MH No calibration applied and no bandpass applied



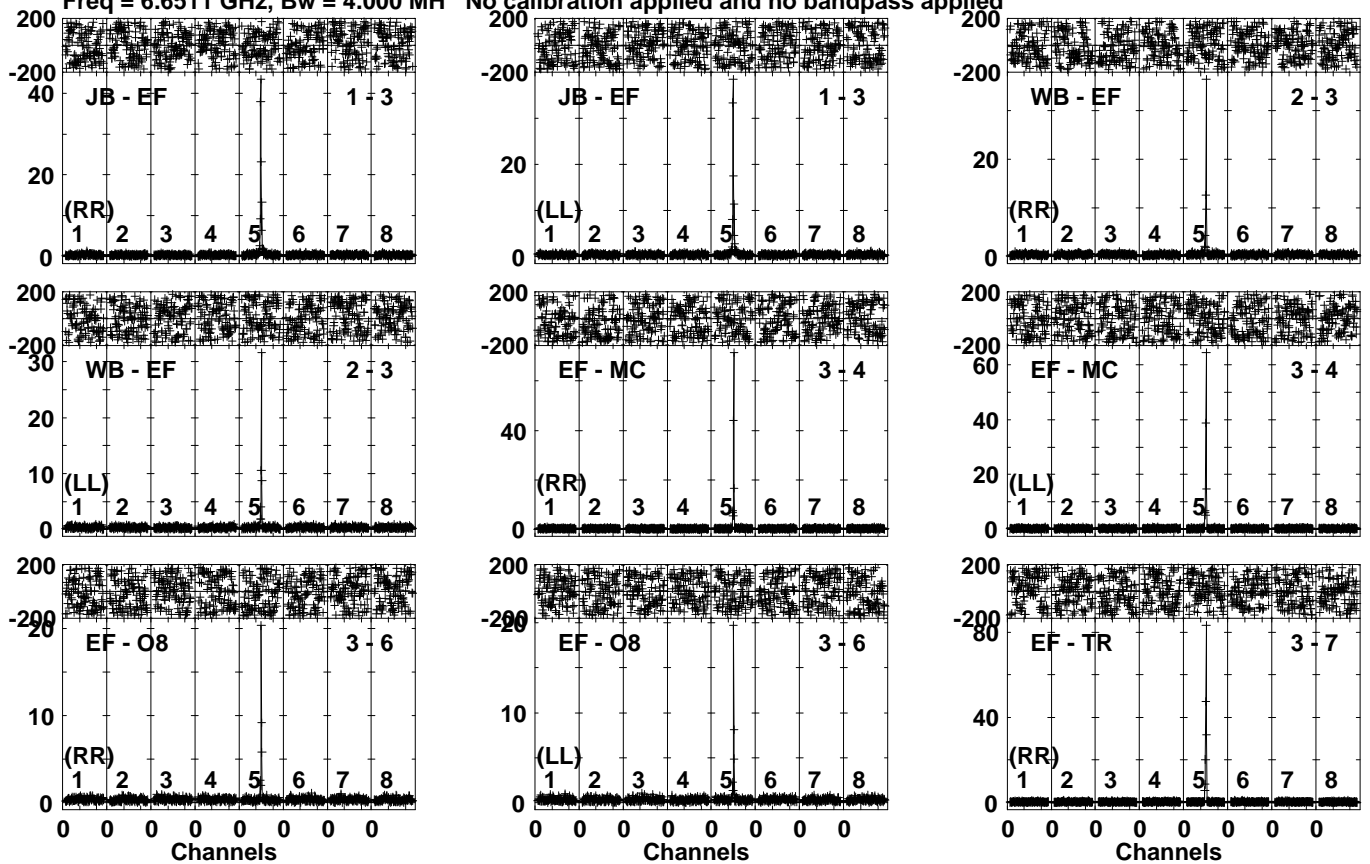
Lower frame: Milli Ampl Jy Top frame: Phas deg  
Vector averaged cross-power spectrum Several baselines displayed  
Timerange: 01/04:24:01 to 01/04:25:59



Plot file version 251 created 20-JUL-2023 11:20:53

W75N EK052B 1.UVDATA.1

Freq = 6.6511 GHz, Bw = 4.000 MH No calibration applied and no bandpass applied

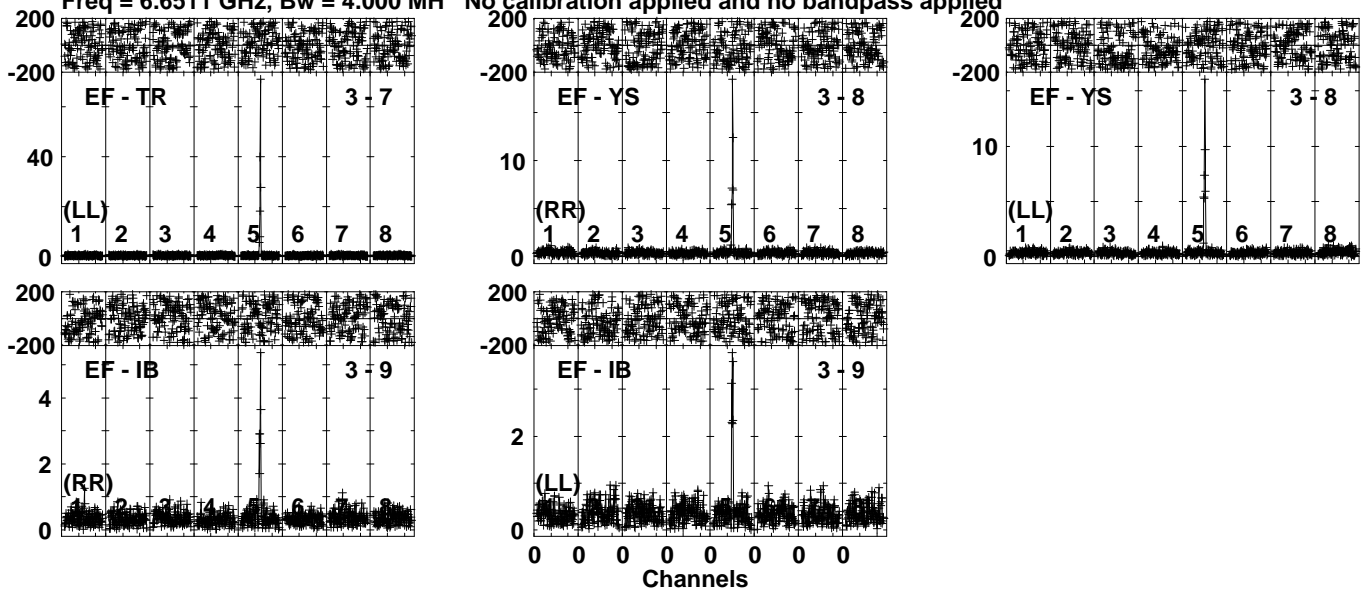


Lower frame: Milli Ampl Jy Top frame: Phas deg  
Vector averaged cross-power spectrum Several baselines displayed  
Timerange: 01/04:26:31 to 01/04:29:29

Plot file version 252 created 20-JUL-2023 11:20:54

W75N EK052B 1.UVDATA.1

Freq = 6.6511 GHz, Bw = 4.000 MH No calibration applied and no bandpass applied

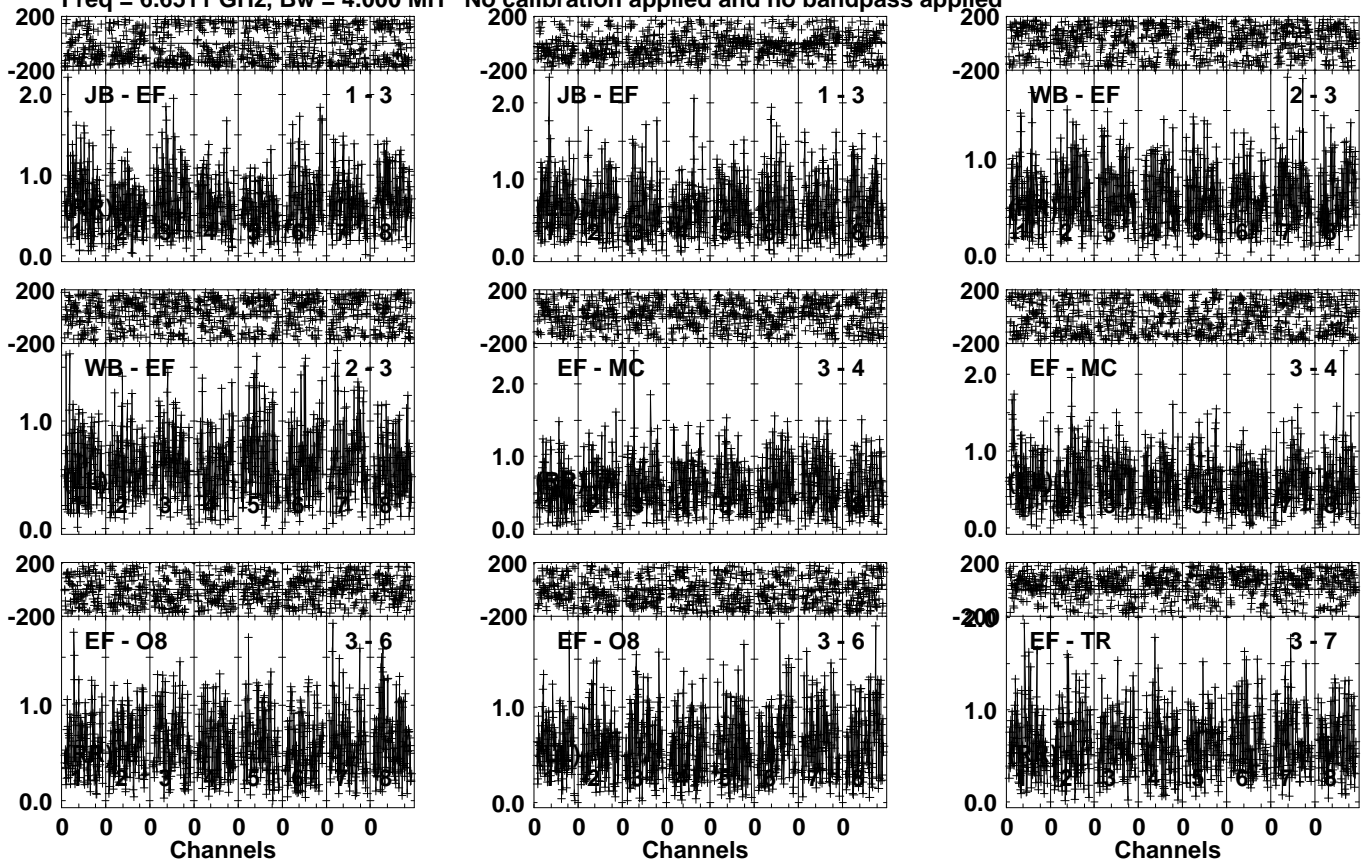


Lower frame: Milli Ampl Jy Top frame: Phas deg  
Vector averaged cross-power spectrum Several baselines displayed  
Timerange: 01/04:26:31 to 01/04:29:29

Plot file version 253 created 20-JUL-2023 11:20:54

J2048+4310 EK052B 1.UVDATA.1

Freq = 6.6511 GHz, Bw = 4.000 MH No calibration applied and no bandpass applied

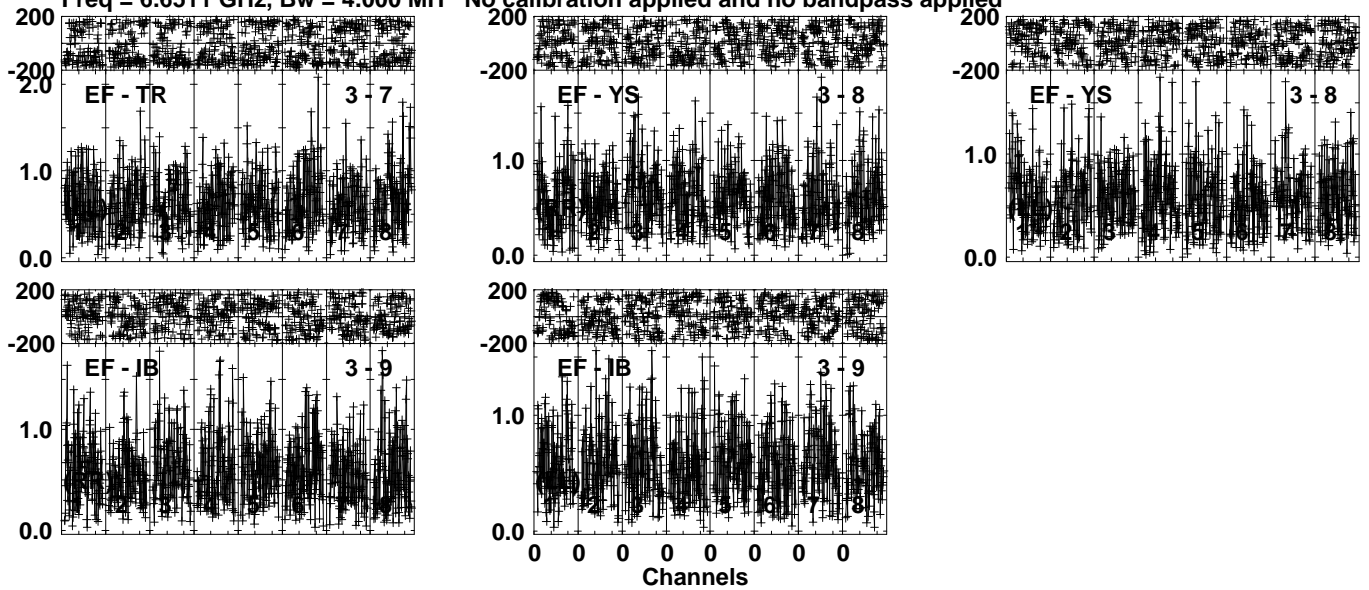


Lower frame: Milli Ampl Jy Top frame: Phas deg  
Vector averaged cross-power spectrum Several baselines displayed  
Timerange: 01/04:29:31 to 01/04:31:29

Plot file version 254 created 20-JUL-2023 11:20:54

J2048+4310 EK052B 1.UVDATA.1

Freq = 6.6511 GHz, Bw = 4.000 MH No calibration applied and no bandpass applied

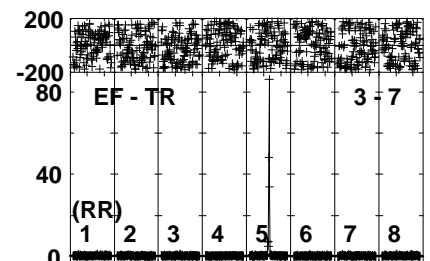
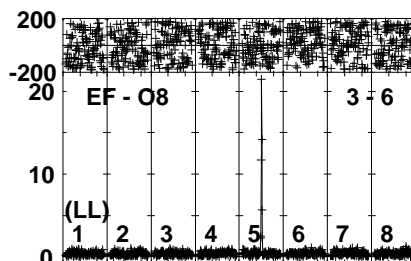
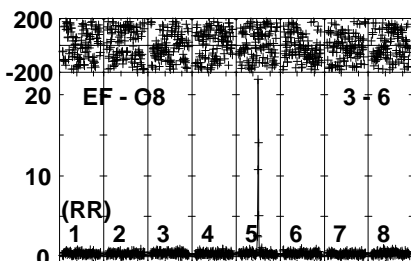
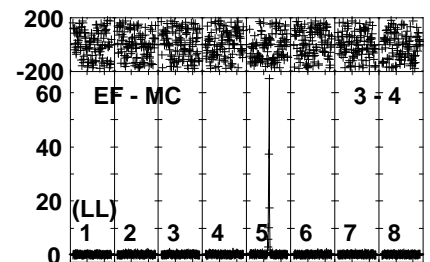
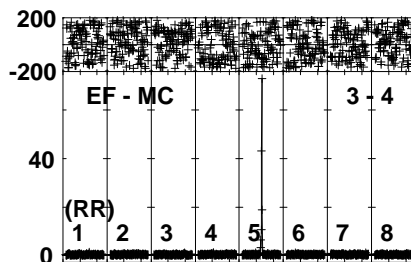
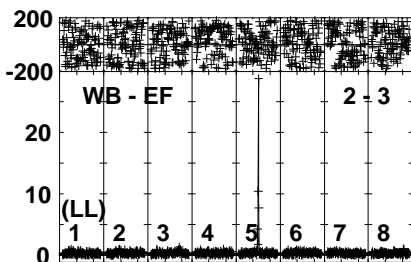
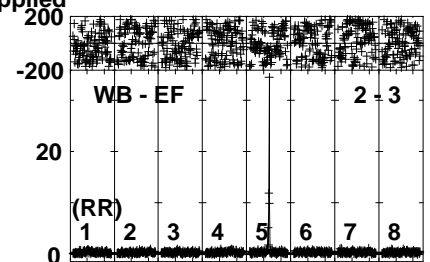




Lower frame: Milli Ampl Jy Top frame: Phas deg  
Vector averaged cross-power spectrum Several baselines displayed  
Timerange: 01/04:29:31 to 01/04:31:29

Plot file version 255 created 20-JUL-2023 11:20:54

W75N EK052B 1.UVDATA.1

Freq = 6.6511 GHz, Bw = 4.000 MH No calibration applied and no bandpass applied



Lower frame: Milli Ampl Jy Top frame: Phas deg

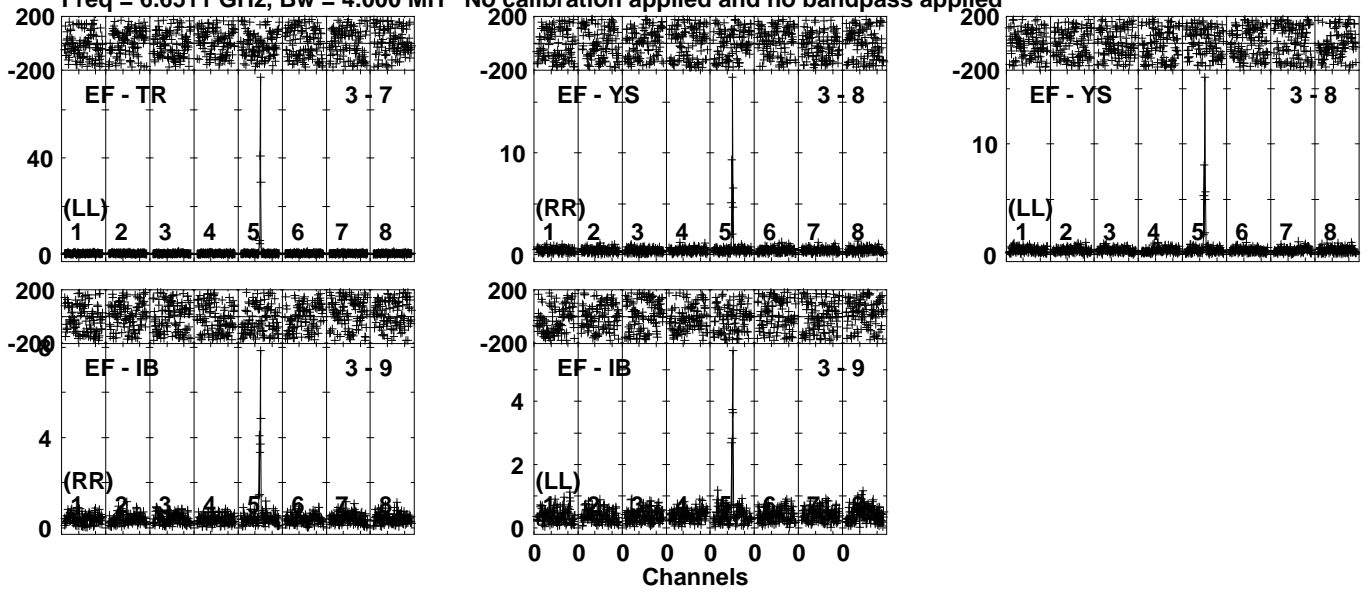
Vector averaged cross-power spectrum Several baselines displayed

Timerange: 01/04:31:31 to 01/04:34:29

Plot file version 256 created 20-JUL-2023 11:20:54

W75N EK052B 1.UVDATA.1

Freq = 6.6511 GHz, Bw = 4.000 MH No calibration applied and no bandpass applied

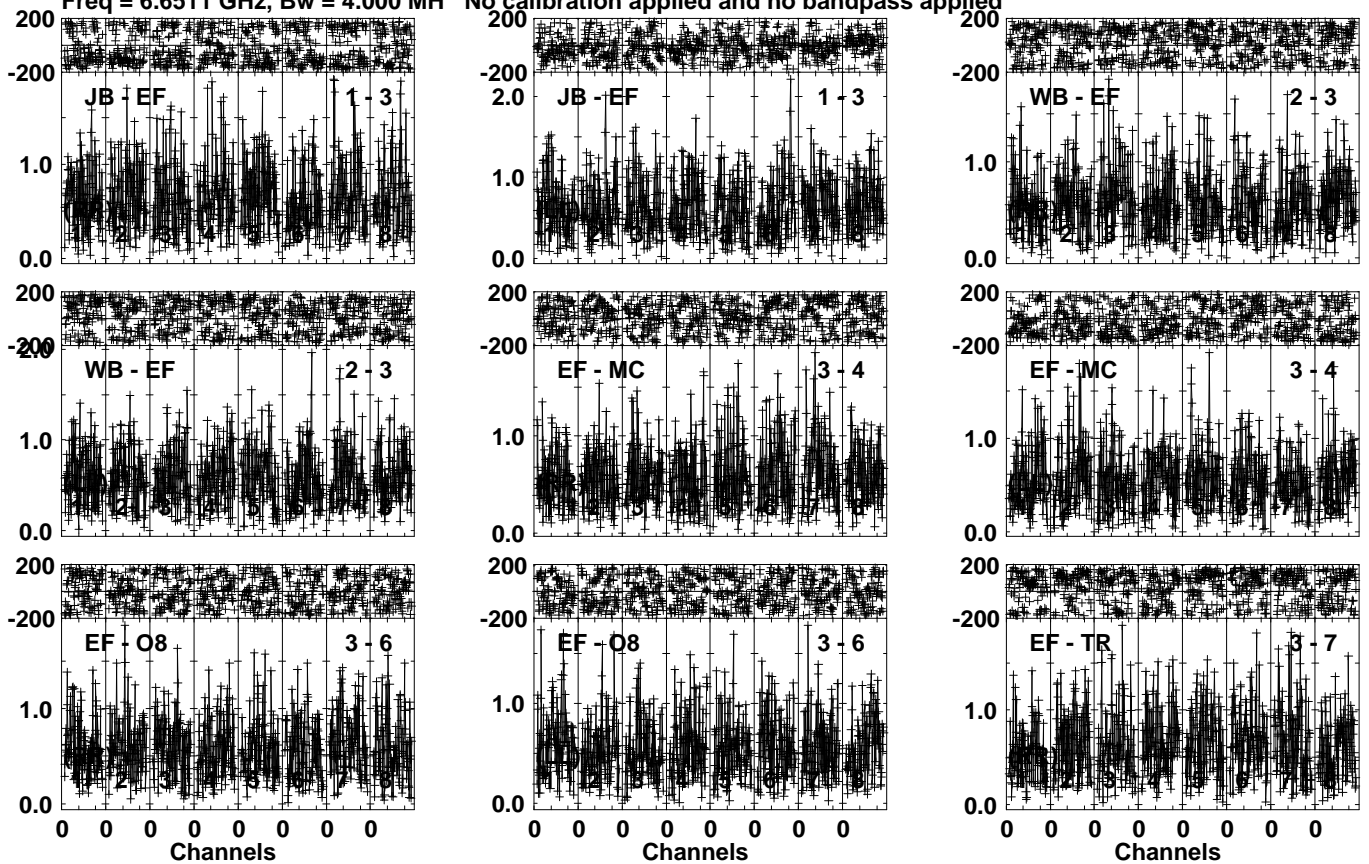


Lower frame: Milli Ampl Jy Top frame: Phas deg  
Vector averaged cross-power spectrum Several baselines displayed  
Timerange: 01/04:31:31 to 01/04:34:29

Plot file version 257 created 20-JUL-2023 11:20:54

J2048+4310 EK052B 1.UVDATA.1

Freq = 6.6511 GHz, Bw = 4.000 MH No calibration applied and no bandpass applied

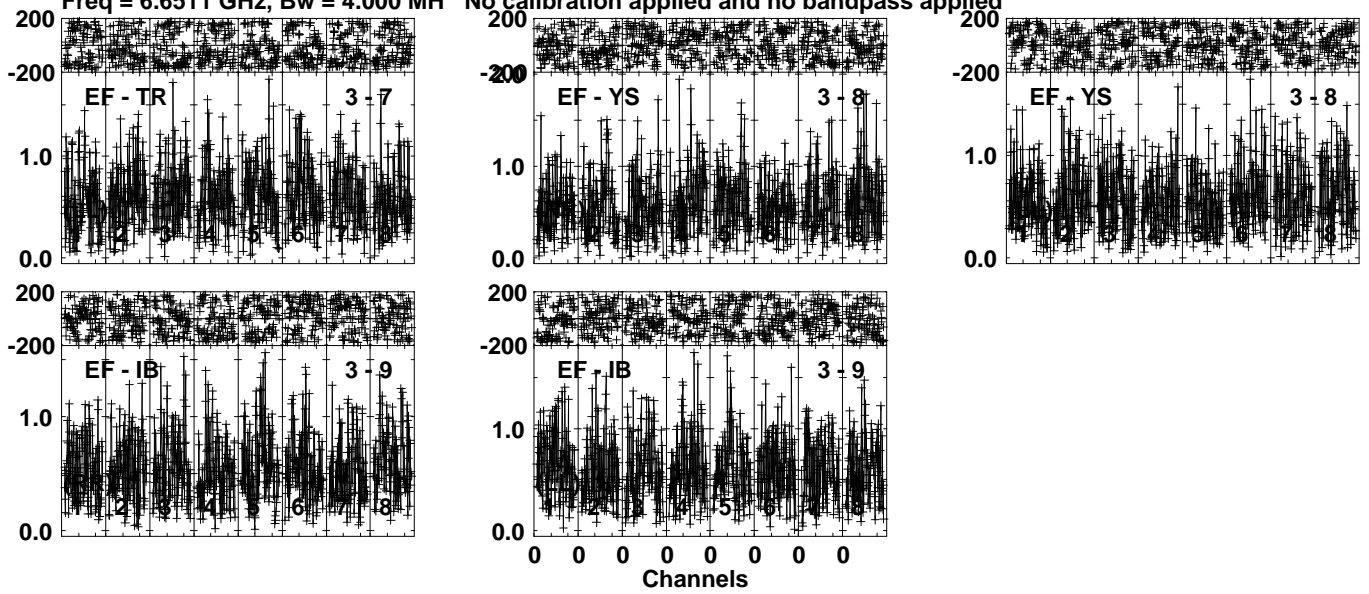


Lower frame: Milli Ampl Jy Top frame: Phas deg  
Vector averaged cross-power spectrum Several baselines displayed  
Timerange: 01/04:34:31 to 01/04:36:29

Plot file version 258 created 20-JUL-2023 11:20:55

J2048+4310 EK052B 1.UVDATA.1

Freq = 6.6511 GHz, Bw = 4.000 MH No calibration applied and no bandpass applied



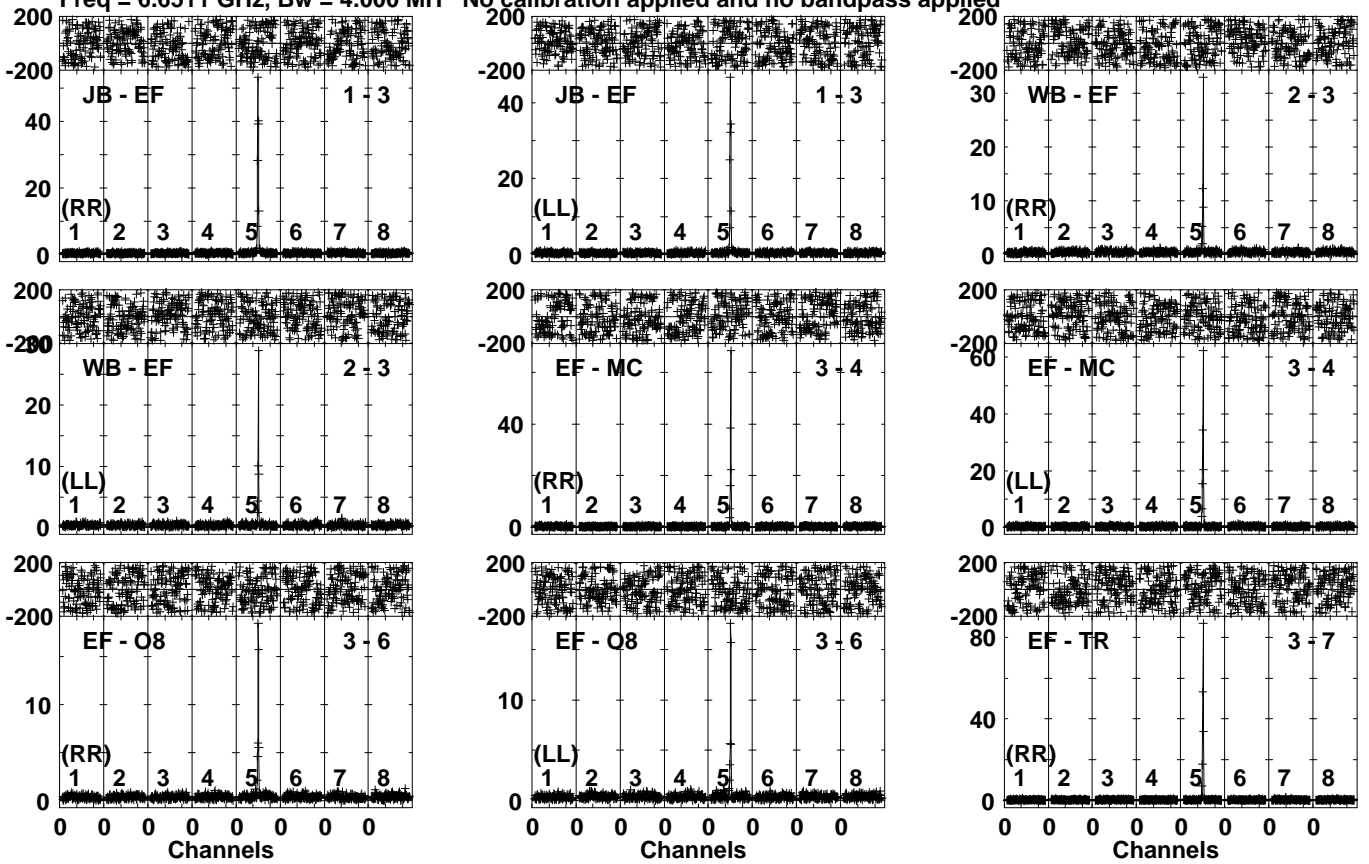
Lower frame: Milli Ampl Jy Top frame: Phas deg  
Vector averaged cross-power spectrum Several baselines displayed  
Timerange: 01/04:34:31 to 01/04:36:29



Plot file version 259 created 20-JUL-2023 11:20:55

W75N EK052B 1.UVDATA.1

Freq = 6.6511 GHz, Bw = 4.000 MH No calibration applied and no bandpass applied

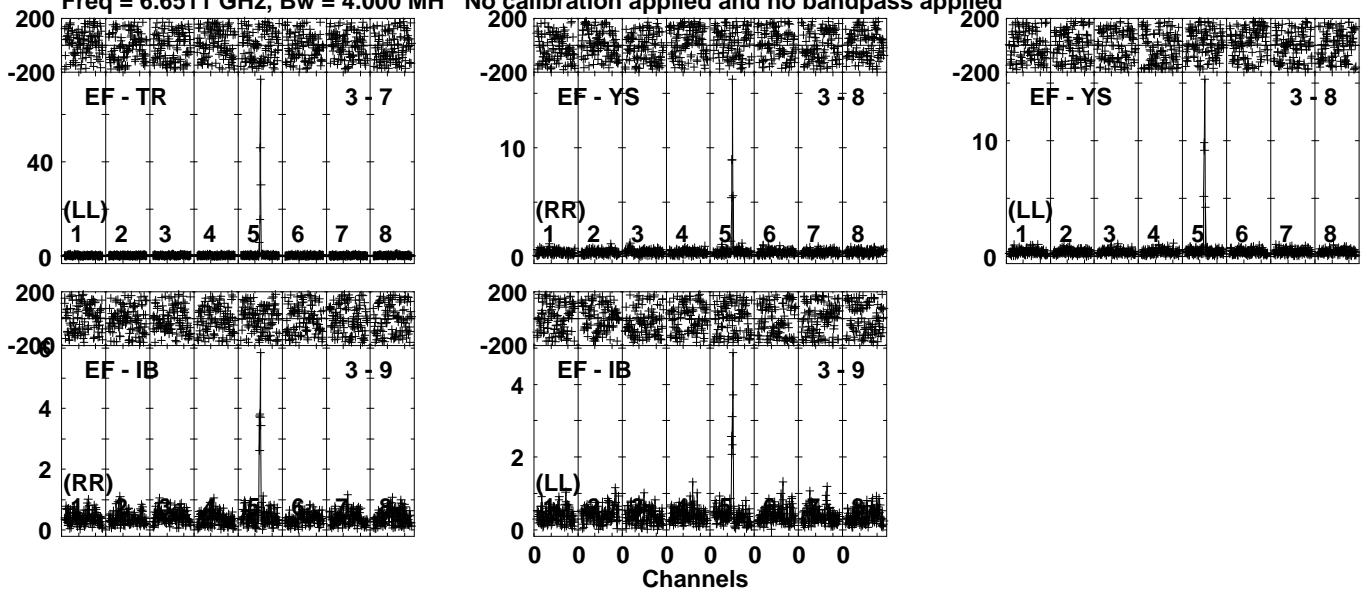


Lower frame: Milli Ampl Jy Top frame: Phas deg  
Vector averaged cross-power spectrum Several baselines displayed  
Timerange: 01/04:36:31 to 01/04:39:29

Plot file version 260 created 20-JUL-2023 11:20:55

W75N EK052B 1.UVDATA.1

Freq = 6.6511 GHz, Bw = 4.000 MH No calibration applied and no bandpass applied

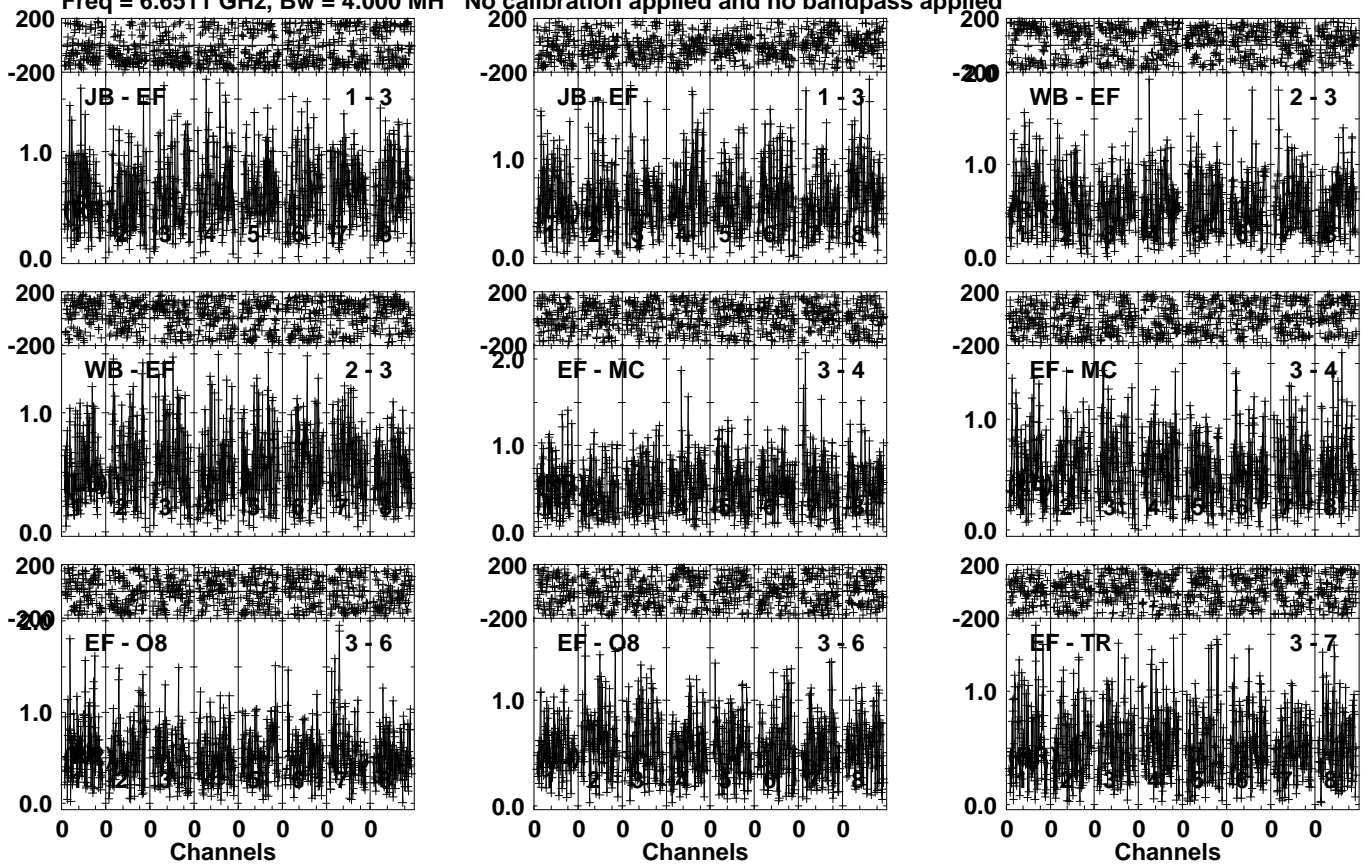


Lower frame: Milli Ampl Jy Top frame: Phas deg  
Vector averaged cross-power spectrum Several baselines displayed  
Timerange: 01/04:36:31 to 01/04:39:29

Plot file version 261 created 20-JUL-2023 11:20:55

J2048+4310 EK052B 1.UVDATA.1

Freq = 6.6511 GHz, Bw = 4.000 MH No calibration applied and no bandpass applied

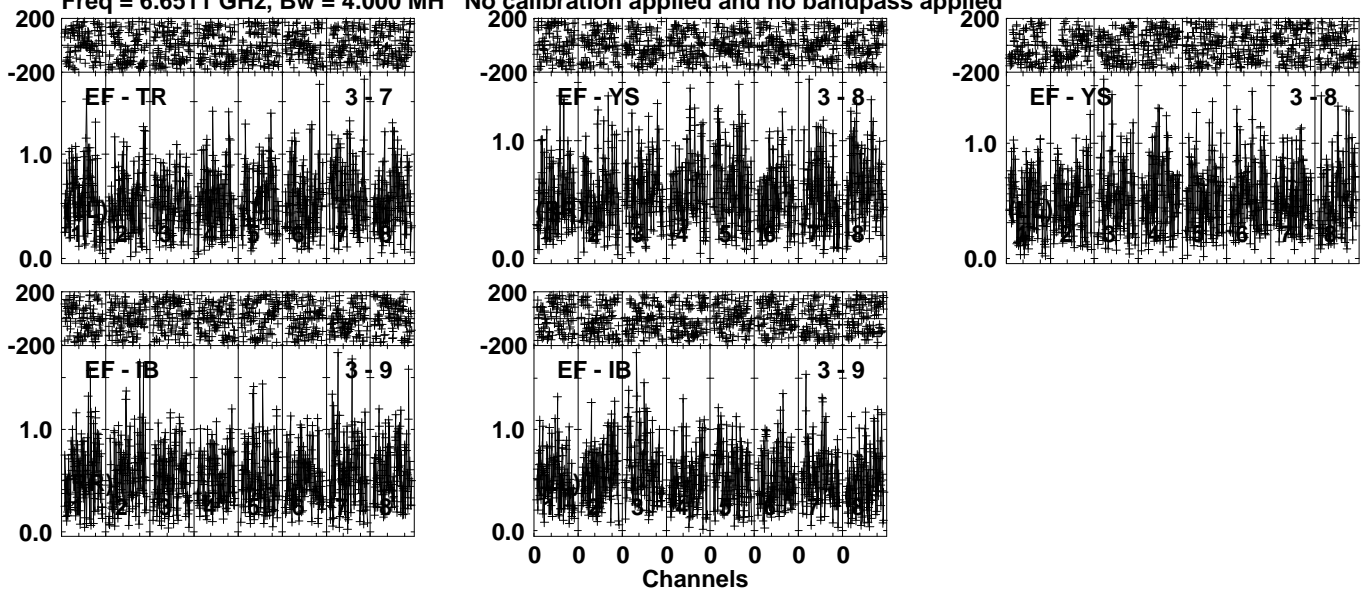


Lower frame: Milli Ampl Jy Top frame: Phas deg  
Vector averaged cross-power spectrum Several baselines displayed  
Timerange: 01/04:39:31 to 01/04:41:29

Plot file version 262 created 20-JUL-2023 11:20:55

J2048+4310 EK052B 1.UVDATA.1

Freq = 6.6511 GHz, Bw = 4.000 MH No calibration applied and no bandpass applied

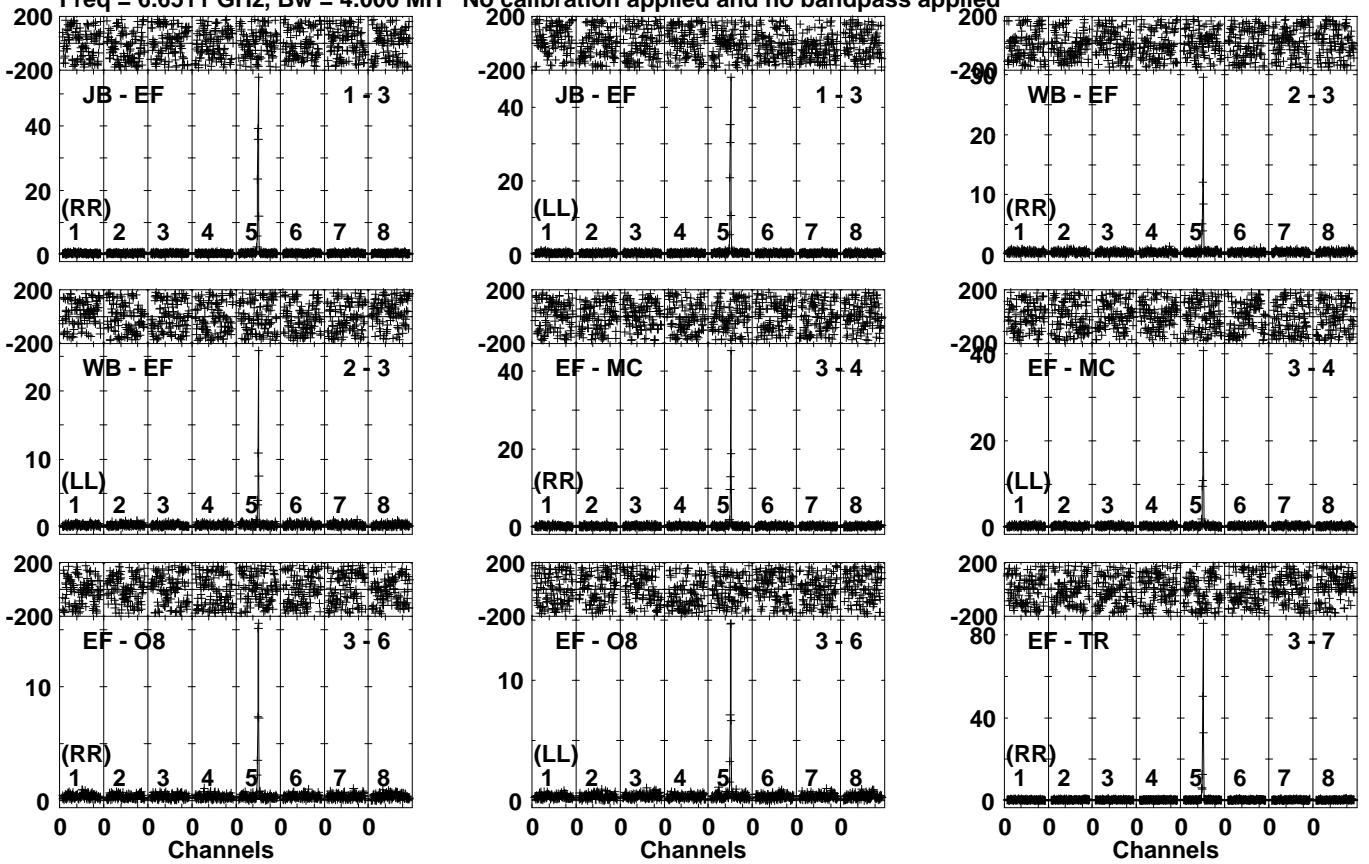


Lower frame: Milli Ampl Jy Top frame: Phas deg  
Vector averaged cross-power spectrum Several baselines displayed  
Timerange: 01/04:39:31 to 01/04:41:29

Plot file version 263 created 20-JUL-2023 11:20:55

W75N EK052B 1.UVDATA.1

Freq = 6.6511 GHz, Bw = 4.000 MH No calibration applied and no bandpass applied

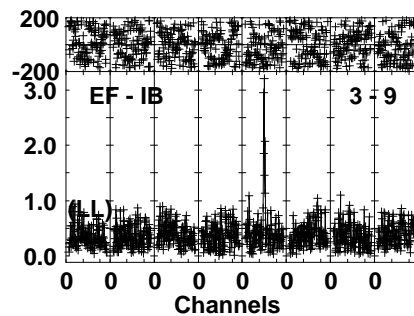
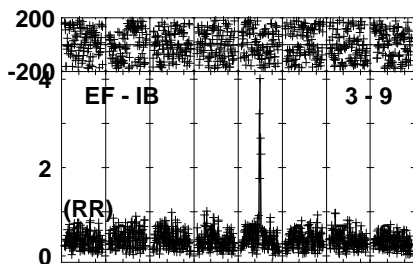
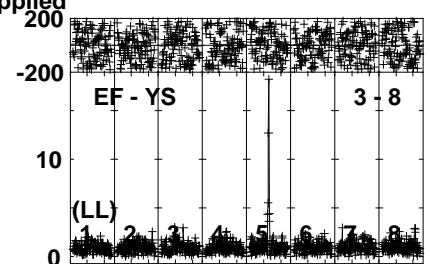
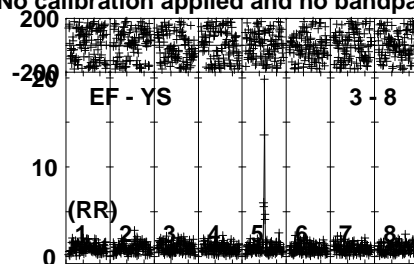
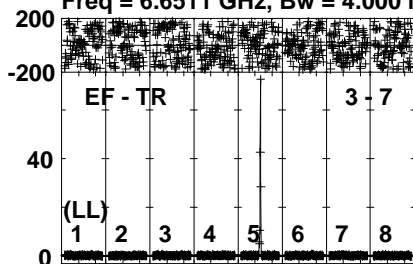


Lower frame: Milli Ampl Jy Top frame: Phas deg  
Vector averaged cross-power spectrum Several baselines displayed  
Timerange: 01/04:42:01 to 01/04:44:59

Plot file version 264 created 20-JUL-2023 11:20:56

W75N EK052B 1.UVDATA.1

Freq = 6.6511 GHz, Bw = 4.000 MH No calibration applied and no bandpass applied

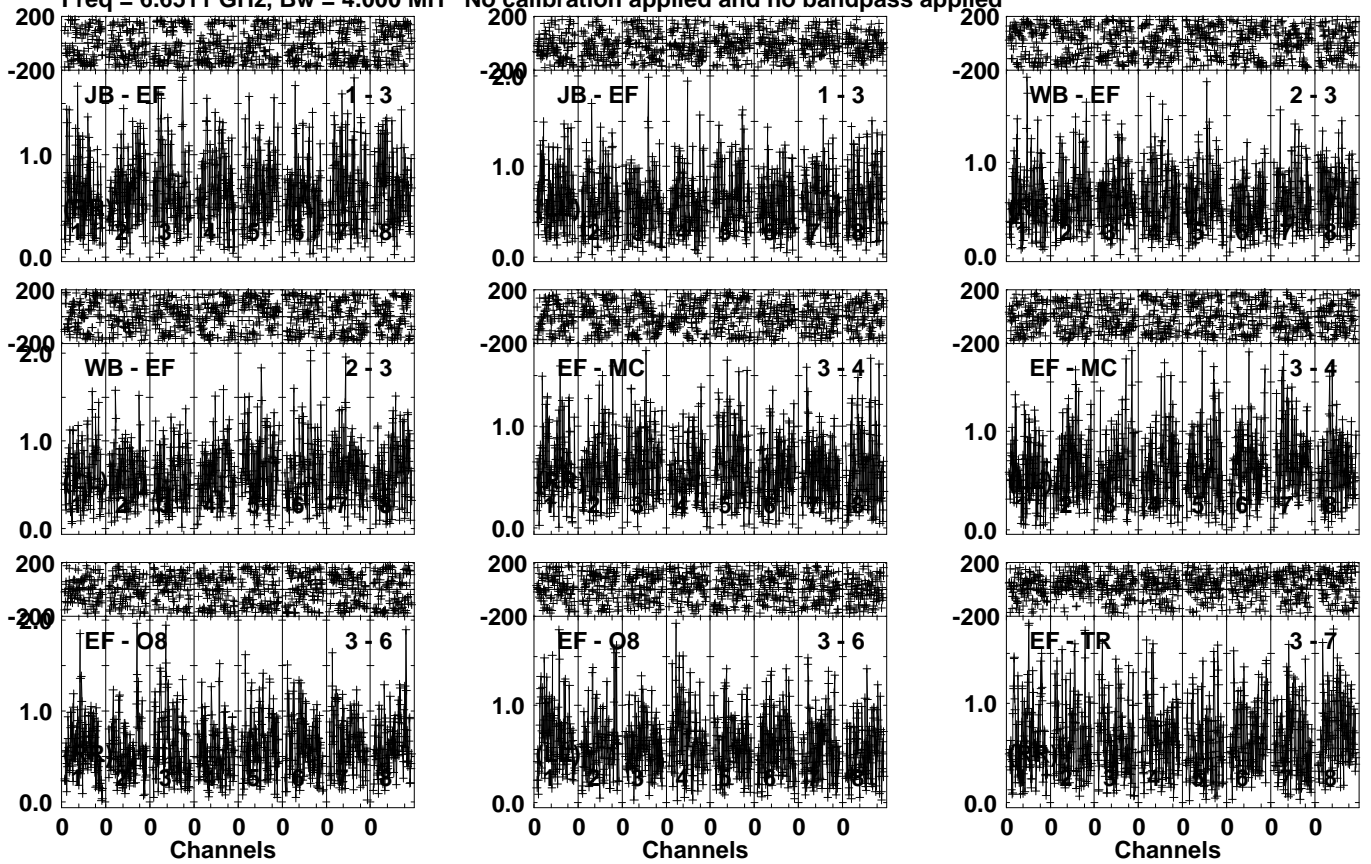


Lower frame: Milli Ampl Jy Top frame: Phas deg  
Vector averaged cross-power spectrum Several baselines displayed  
Timerange: 01/04:42:01 to 01/04:44:59

Plot file version 265 created 20-JUL-2023 11:20:56

J2048+4310 EK052B 1.UVDATA.1

Freq = 6.6511 GHz, Bw = 4.000 MH No calibration applied and no bandpass applied



Lower frame: Milli Ampl Jy Top frame: Phas deg

Vector averaged cross-power spectrum Several baselines displayed

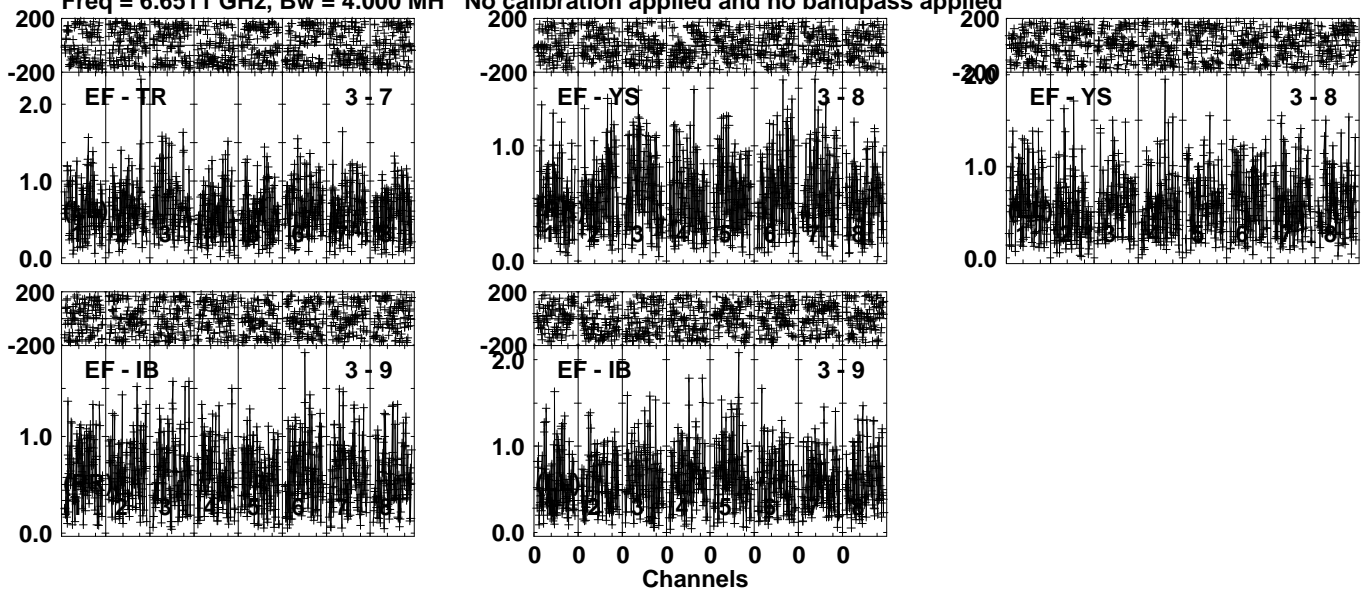
Timerange: 01/04:45:01 to 01/04:46:59

Plot file version 266 created 20-JUL-2023 11:20:56

J2048+4310 EK052B 1.UVDATA.1

Freq = 6.6511 GHz, Bw = 4.000 MH

No calibration applied and no bandpass applied



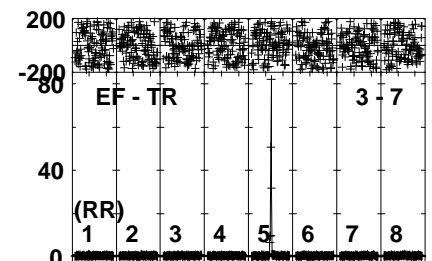
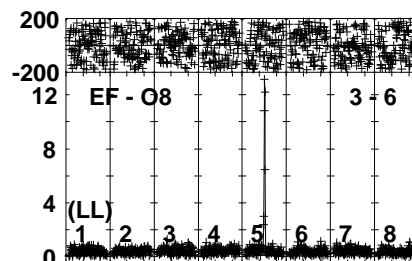
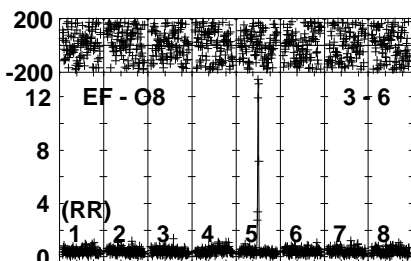
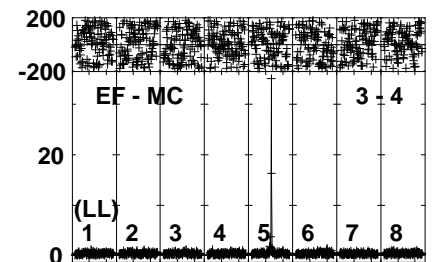
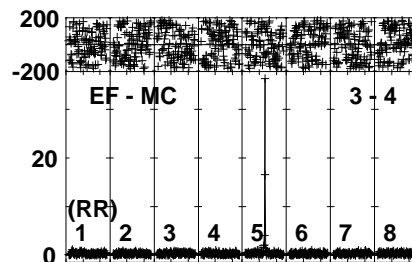
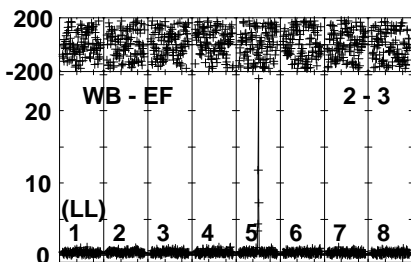
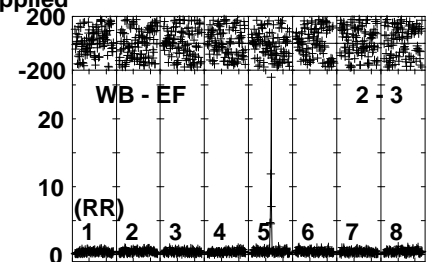

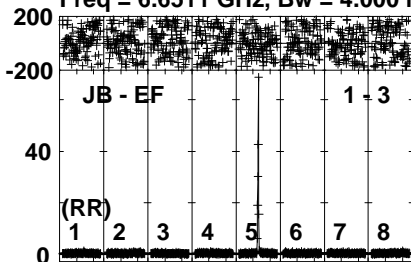
Lower frame: Milli Ampl Jy Top frame: Phas deg  
Vector averaged cross-power spectrum Several baselines displayed  
Timerange: 01/04:45:01 to 01/04:46:59



Plot file version 267 created 20-JUL-2023 11:20:56

W75N EK052B 1.UVDATA.1

Freq = 6.6511 GHz, Bw = 4.000 MH No calibration applied and no bandpass applied



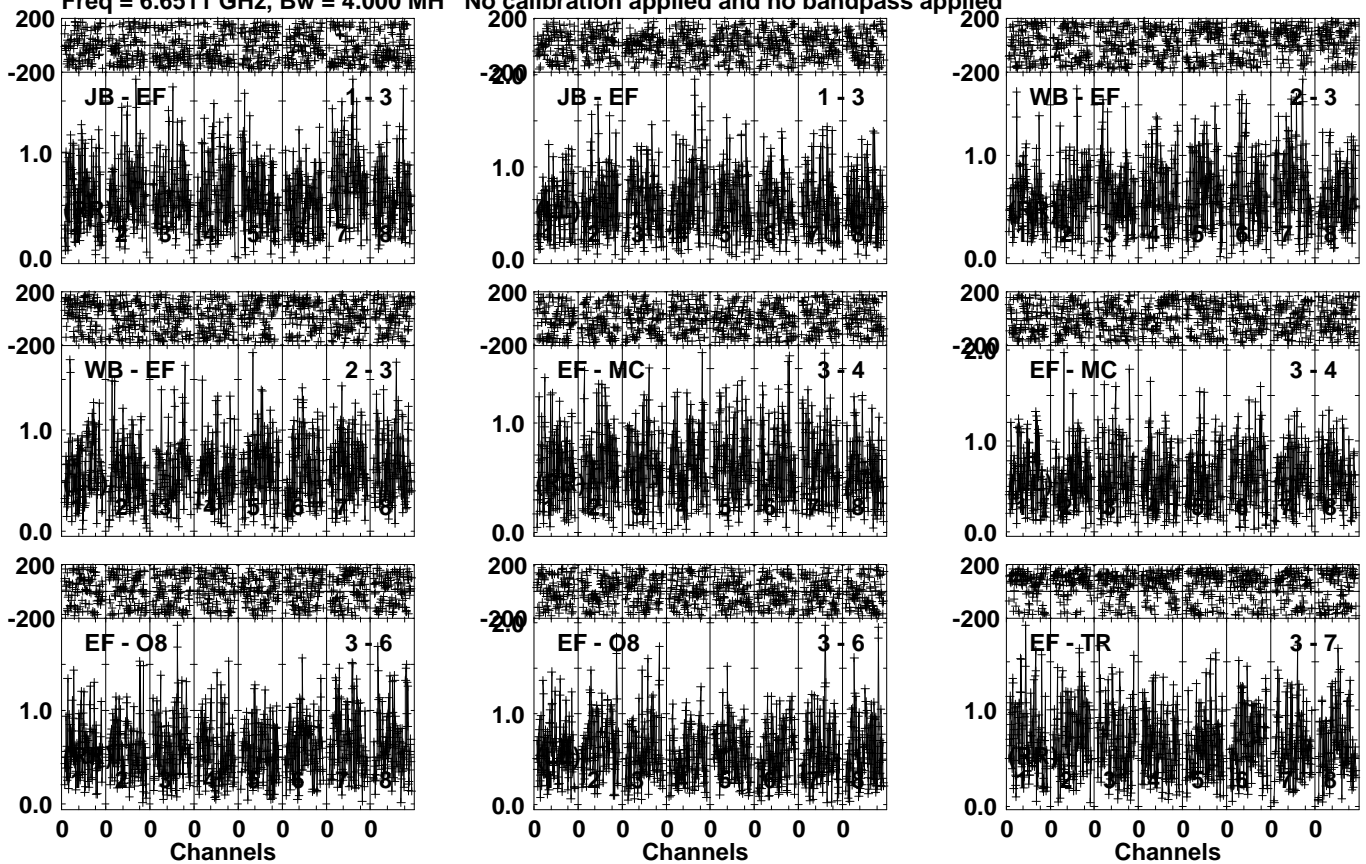
Lower frame: Milli Ampl Jy Top frame: Phas deg  
Vector averaged cross-power spectrum Several baselines displayed  
Timerange: 01/04:47:01 to 01/04:49:59



Plot file version 269 created 20-JUL-2023 11:20:56

J2048+4310 EK052B 1.UVDATA.1

Freq = 6.6511 GHz, Bw = 4.000 MH No calibration applied and no bandpass applied



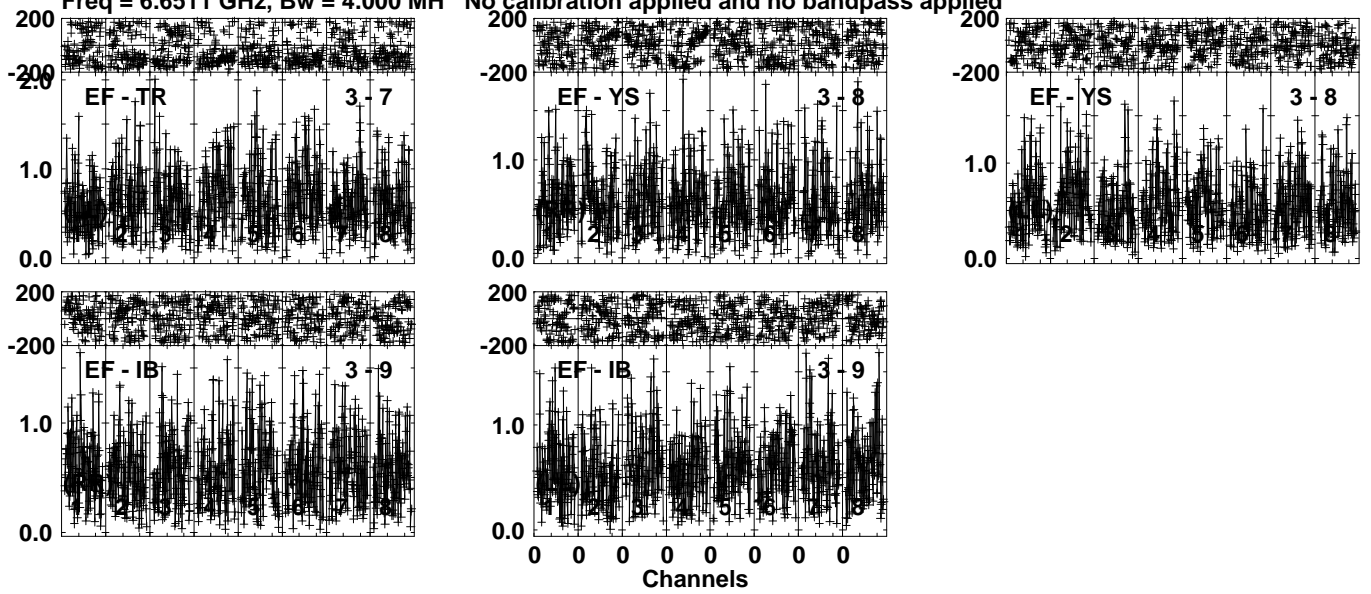
Lower frame: Milli Ampl Jy Top frame: Phas deg  
Vector averaged cross-power spectrum Several baselines displayed  
Timerange: 01/04:50:01 to 01/04:51:59

Plot file version 270 created 20-JUL-2023 11:20:57

J2048+4310 EK052B 1.UVDATA.1

Freq = 6.6511 GHz, Bw = 4.000 MH

No calibration applied and no bandpass applied



Lower frame: Milli Ampl Jy Top frame: Phas deg

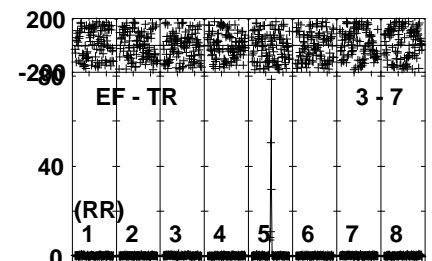
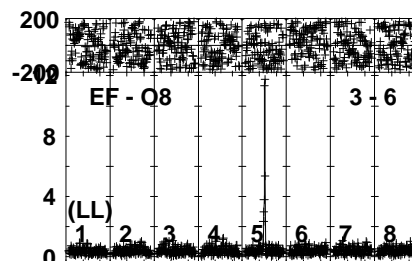
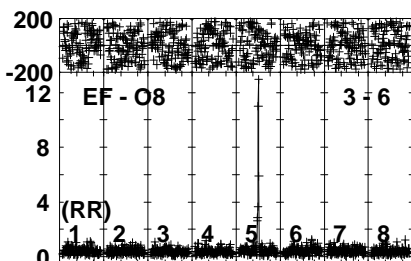
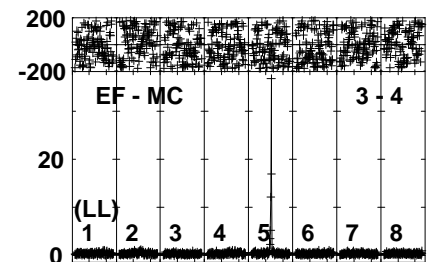
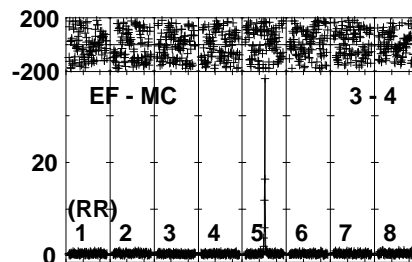
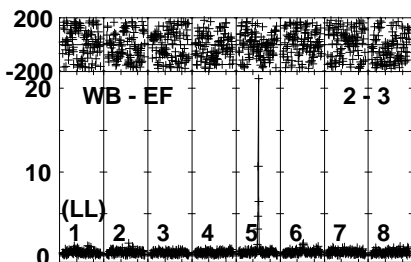
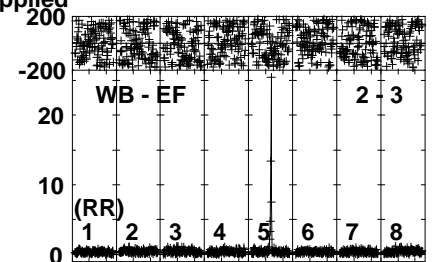


Vector averaged cross-power spectrum Several baselines displayed

Timerange: 01/04:50:01 to 01/04:51:59

Plot file version 271 created 20-JUL-2023 11:20:57

W75N EK052B 1.UVDATA.1

Freq = 6.6511 GHz, Bw = 4.000 MH No calibration applied and no bandpass applied

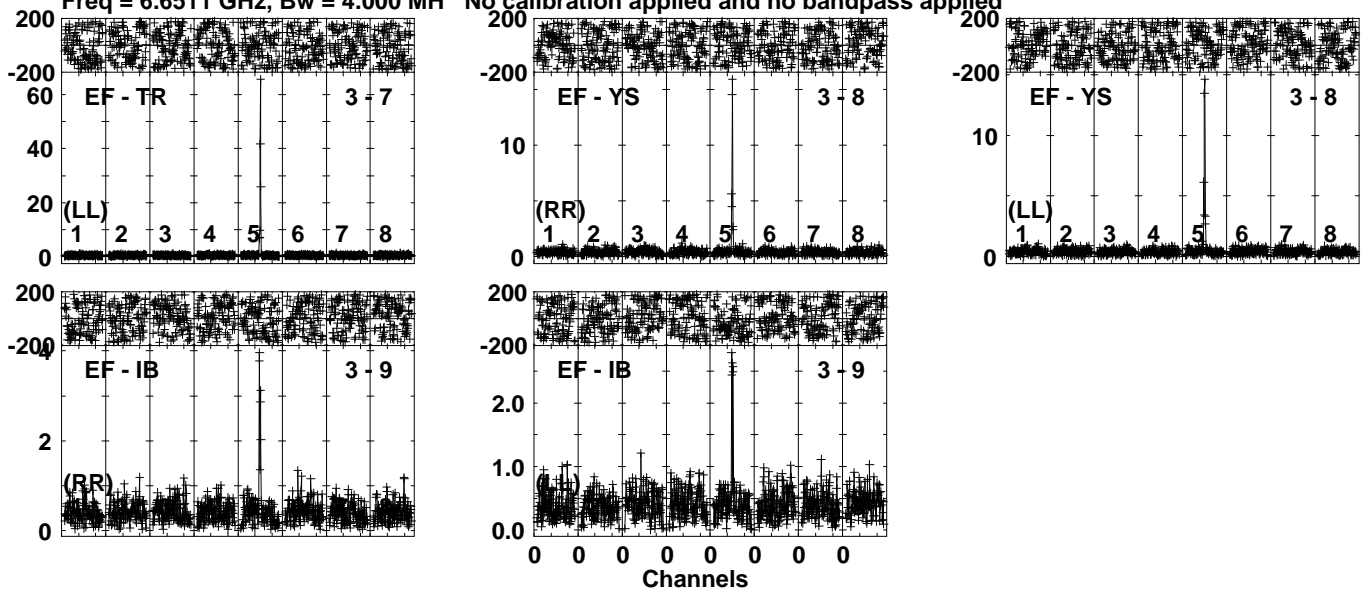


Lower frame: Milli Ampl Jy Top frame: Phas deg  
Vector averaged cross-power spectrum Several baselines displayed  
Timerange: 01/04:52:01 to 01/04:54:59

Plot file version 272 created 20-JUL-2023 11:20:57

W75N EK052B 1.UVDATA.1

Freq = 6.6511 GHz, Bw = 4.000 MH No calibration applied and no bandpass applied

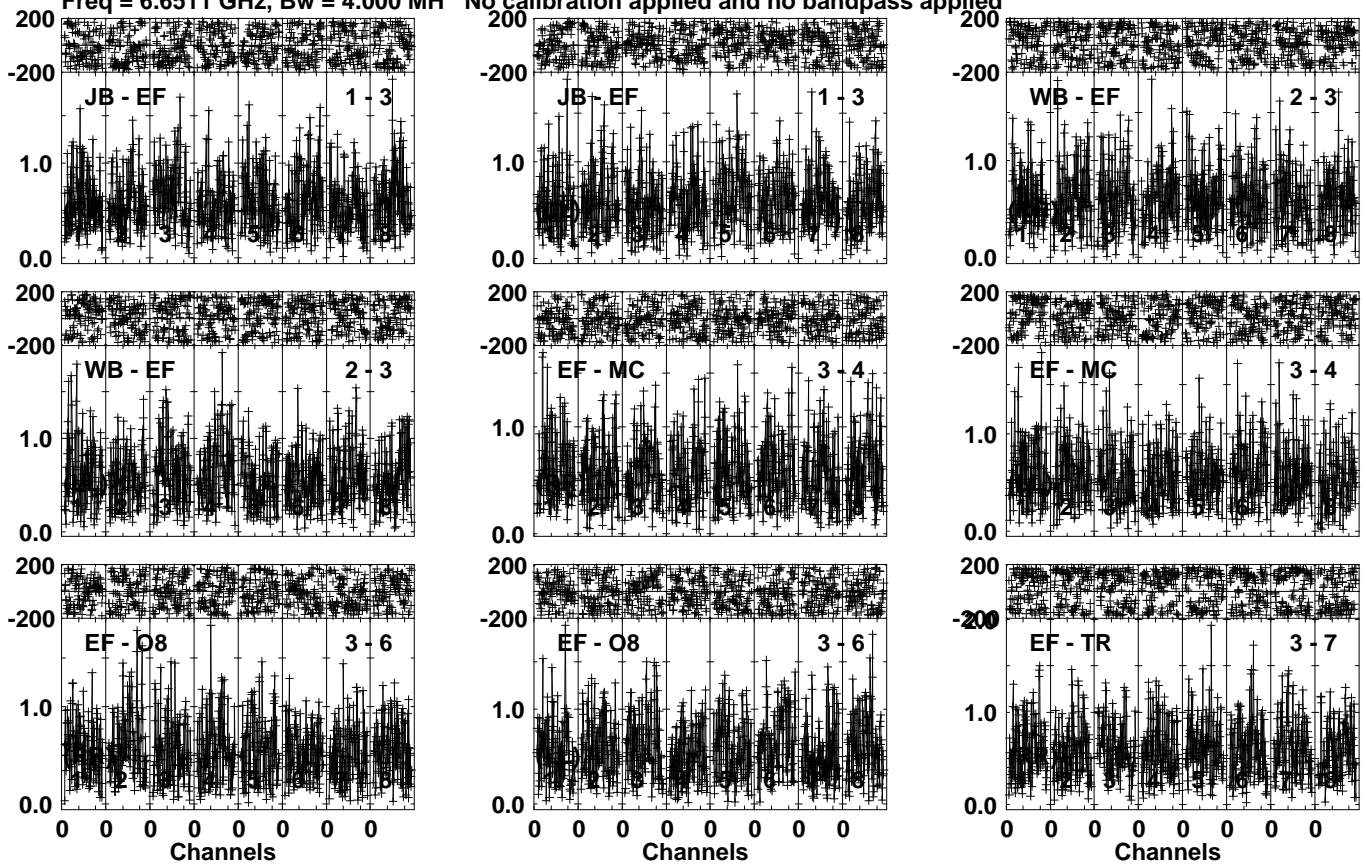


Lower frame: Milli Ampl Jy Top frame: Phas deg  
Vector averaged cross-power spectrum Several baselines displayed  
Timerange: 01/04:52:01 to 01/04:54:59

Plot file version 273 created 20-JUL-2023 11:20:57

J2048+4310 EK052B 1.UVDATA.1

Freq = 6.6511 GHz, Bw = 4.000 MH No calibration applied and no bandpass applied

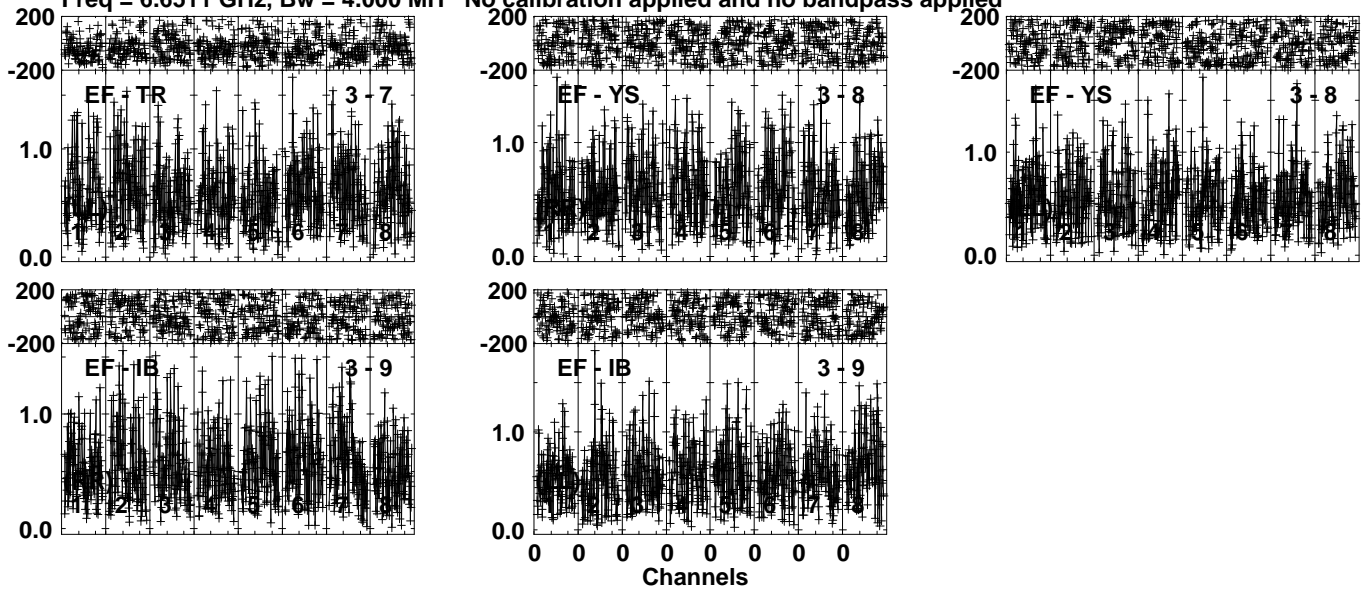


Lower frame: Milli Ampl Jy Top frame: Phas deg  
Vector averaged cross-power spectrum Several baselines displayed  
Timerange: 01/04:55:01 to 01/04:56:59

Plot file version 274 created 20-JUL-2023 11:20:57

J2048+4310 EK052B 1.UVDATA.1

Freq = 6.6511 GHz, Bw = 4.000 MH No calibration applied and no bandpass applied



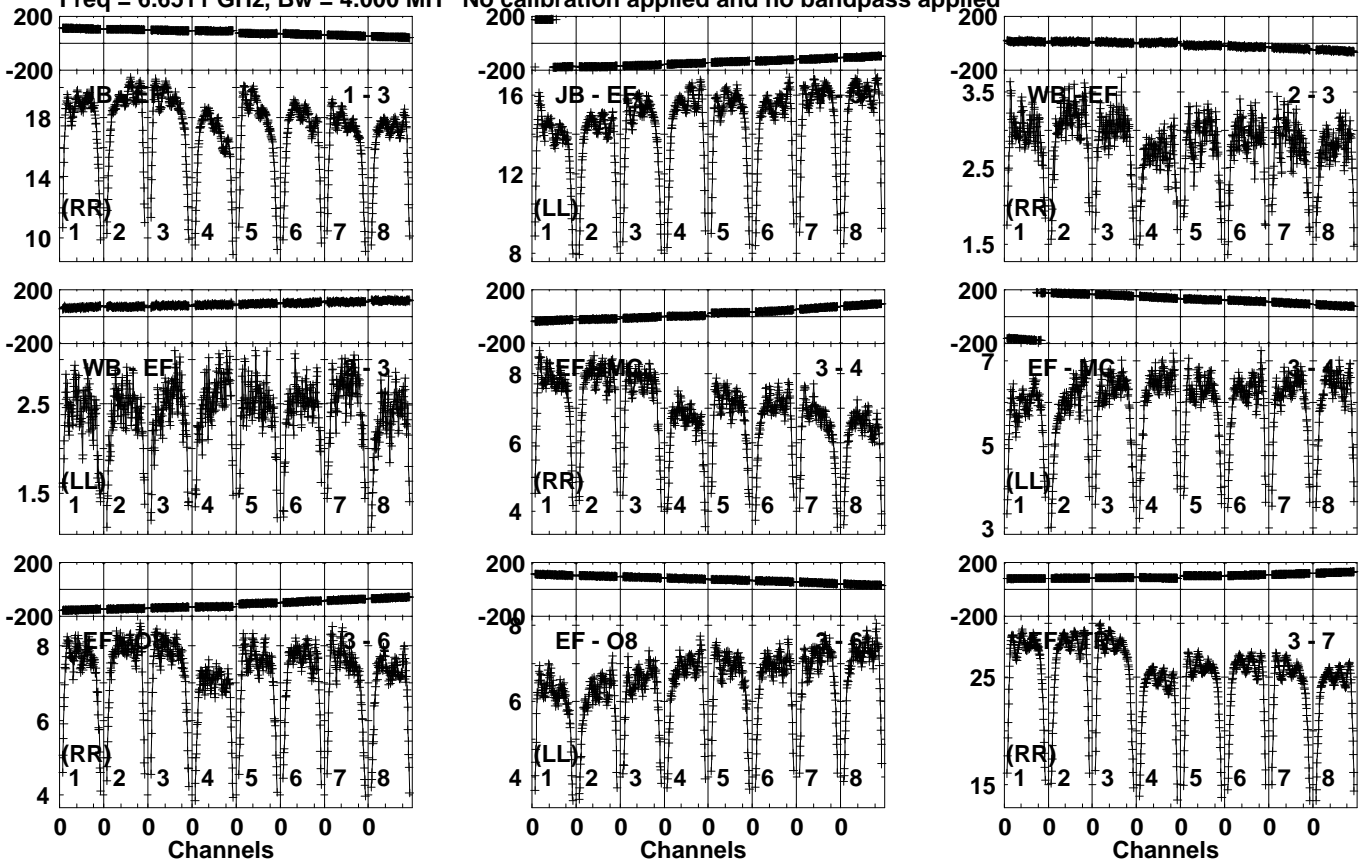
Lower frame: Milli Ampl Jy Top frame: Phas deg  
Vector averaged cross-power spectrum Several baselines displayed  
Timerange: 01/04:55:01 to 01/04:56:59



Plot file version 275 created 20-JUL-2023 11:20:57

J2202+4216 EK052B 1.UVDATA.1

Freq = 6.6511 GHz, Bw = 4.000 MH No calibration applied and no bandpass applied



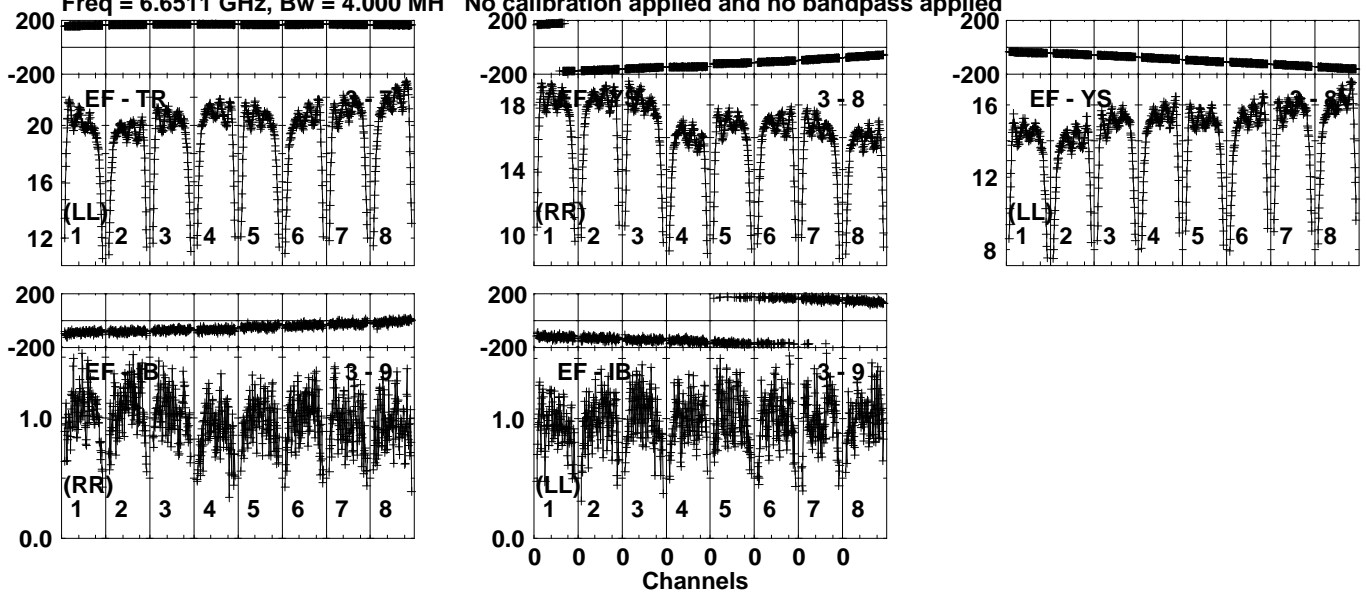
Lower frame: Milli Ampl Jy Top frame: Phas deg  
Vector averaged cross-power spectrum Several baselines displayed  
Timerange: 01/04:58:01 to 01/05:06:59

Plot file version 276 created 20-JUL-2023 11:20:58

J2202+4216 EK052B 1.UVDATA.1

Freq = 6.6511 GHz, Bw = 4.000 MH

No calibration applied and no bandpass applied

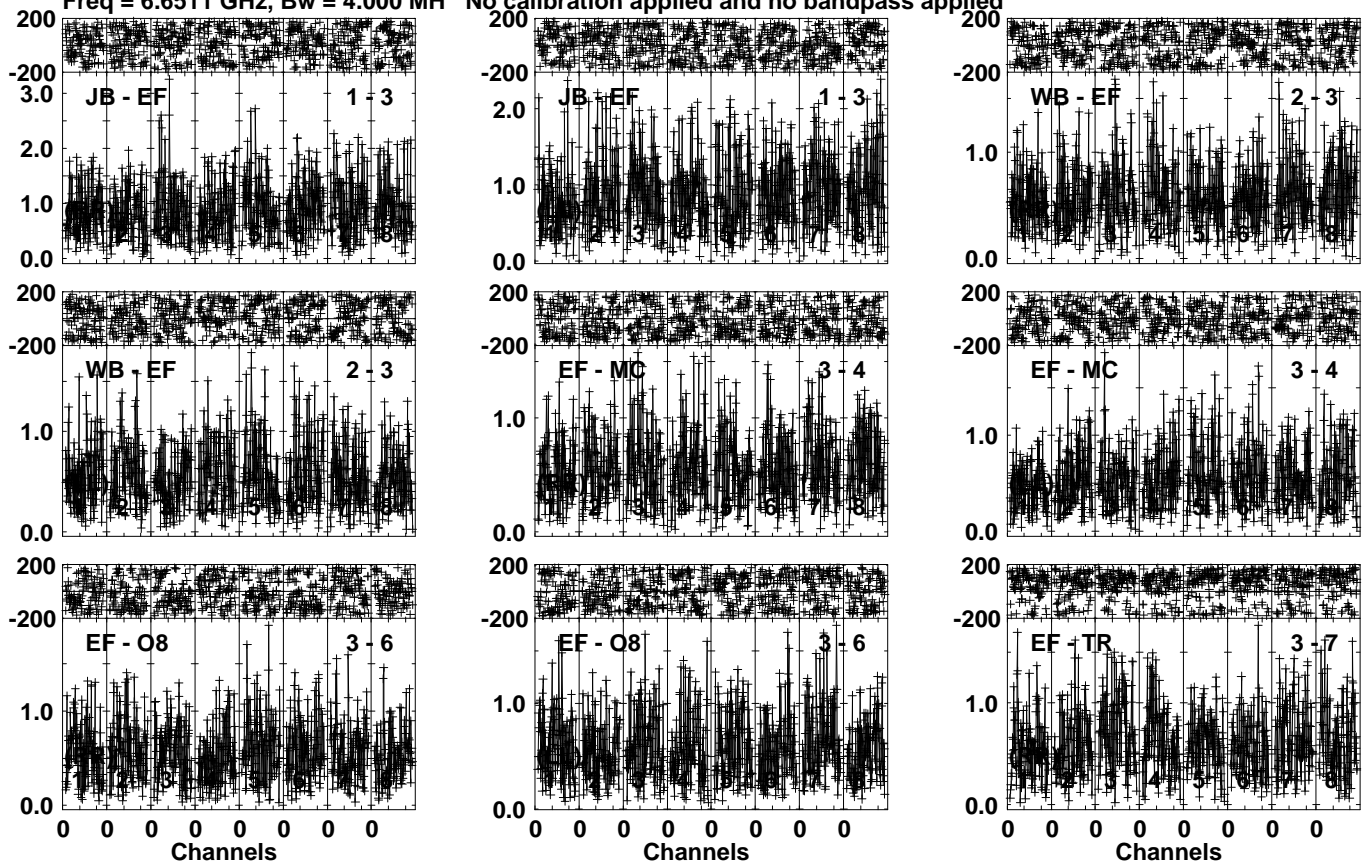


Lower frame: Milli Ampl Jy Top frame: Phas deg  
Vector averaged cross-power spectrum Several baselines displayed  
Timerange: 01/04:58:01 to 01/05:06:59

Plot file version 277 created 20-JUL-2023 11:20:58

J2048+4310 EK052B 1.UVDATA.1

Freq = 6.6511 GHz, Bw = 4.000 MH No calibration applied and no bandpass applied



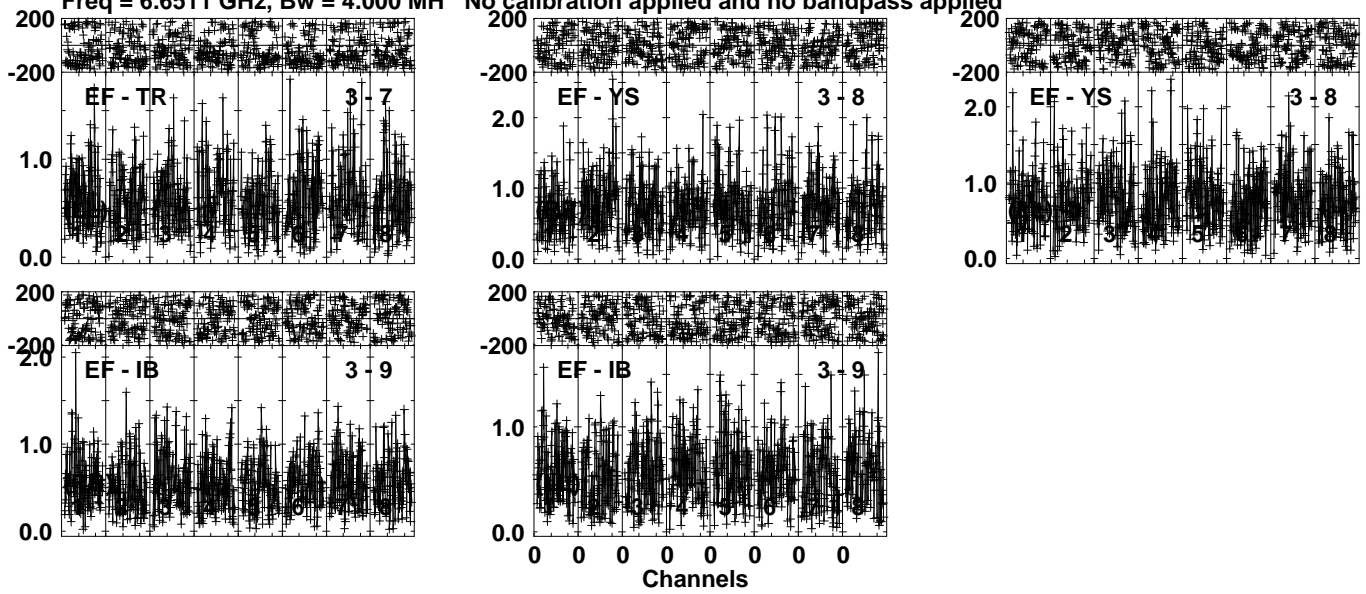
Lower frame: Milli Ampl Jy Top frame: Phas deg  
Vector averaged cross-power spectrum Several baselines displayed  
Timerange: 01/05:08:31 to 01/05:11:29

Plot file version 278 created 20-JUL-2023 11:20:58

J2048+4310 EK052B 1.UVDATA.1

Freq = 6.6511 GHz, Bw = 4.000 MH

No calibration applied and no bandpass applied

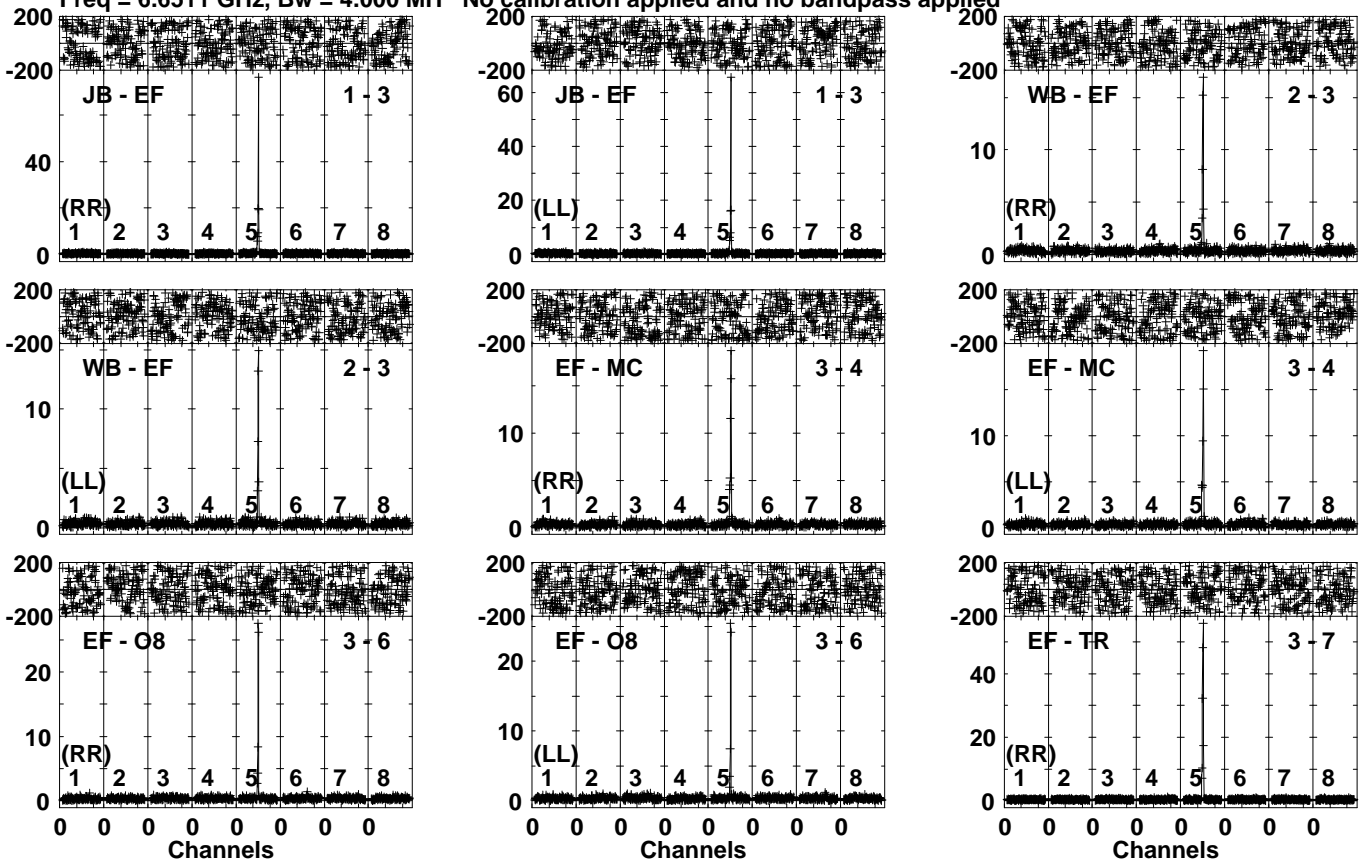


Lower frame: Milli Ampl Jy Top frame: Phas deg  
Vector averaged cross-power spectrum Several baselines displayed  
Timerange: 01/05:08:31 to 01/05:11:29

Plot file version 279 created 20-JUL-2023 11:20:58

W75N EK052B 1.UVDATA.1

Freq = 6.6511 GHz, Bw = 4.000 MH No calibration applied and no bandpass applied

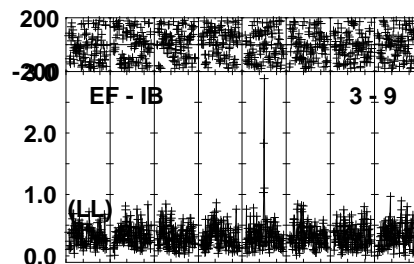
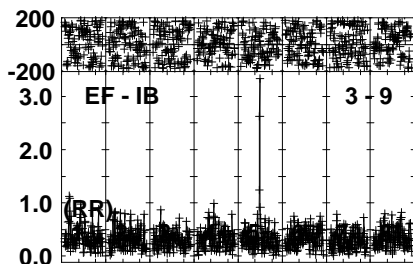
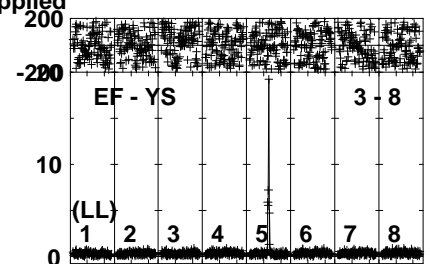
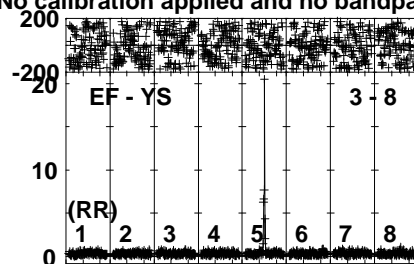
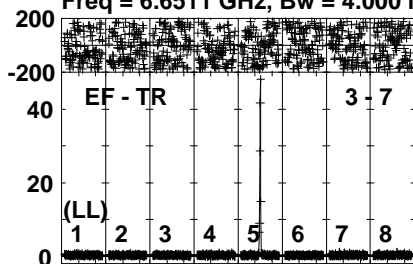


Lower frame: Milli Ampl Jy Top frame: Phas deg  
Vector averaged cross-power spectrum Several baselines displayed  
Timerange: 01/05:12:01 to 01/05:14:59

Plot file version 280 created 20-JUL-2023 11:20:58

W75N EK052B 1.UVDATA.1

Freq = 6.6511 GHz, Bw = 4.000 MH No calibration applied and no bandpass applied



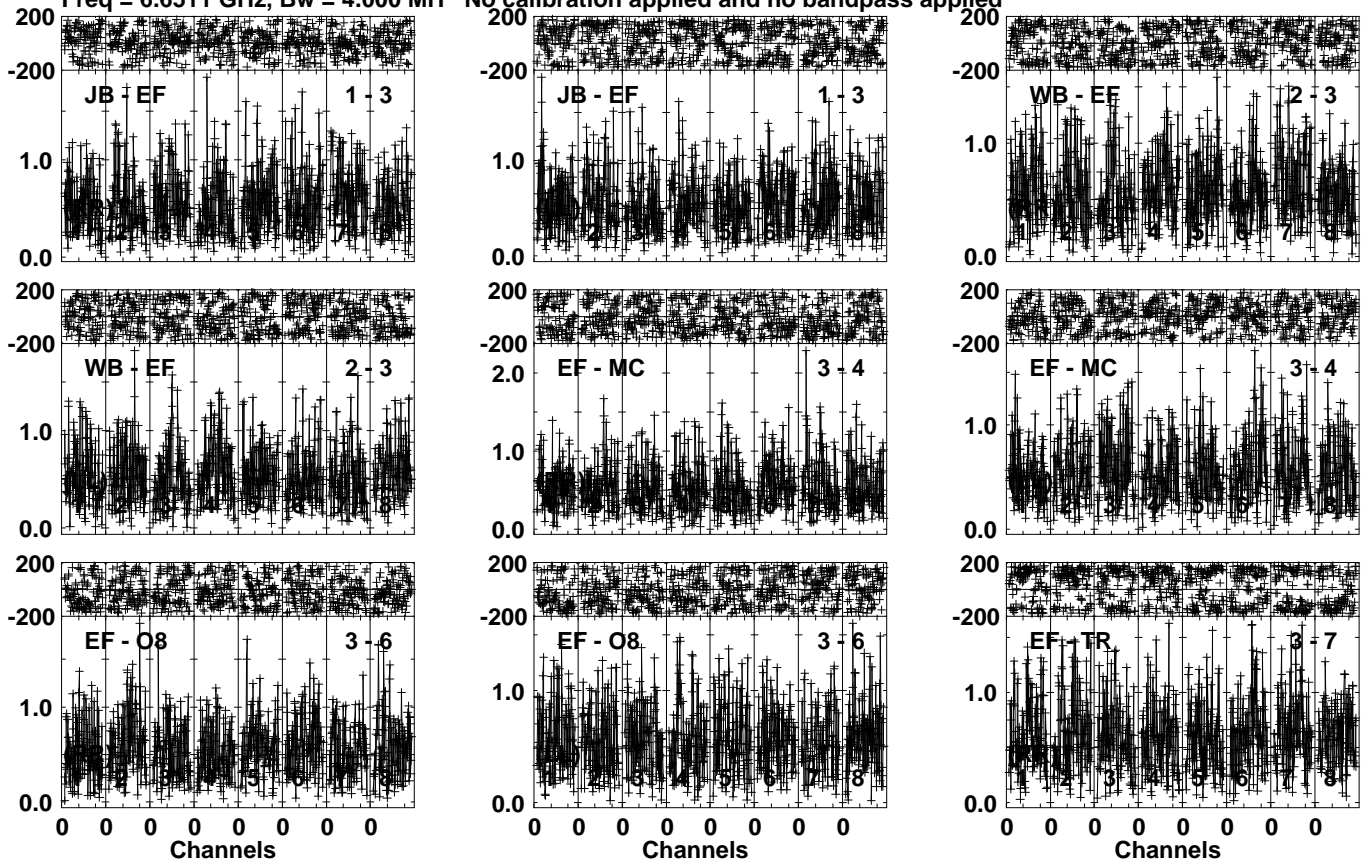
0 0 0 0 0 0 0 0  
Channels

Lower frame: Milli Ampl Jy Top frame: Phas deg  
Vector averaged cross-power spectrum Several baselines displayed  
Timerange: 01/05:12:01 to 01/05:14:59

Plot file version 281 created 20-JUL-2023 11:20:59

J2048+4310 EK052B 1.UVDATA.1

Freq = 6.6511 GHz, Bw = 4.000 MH No calibration applied and no bandpass applied

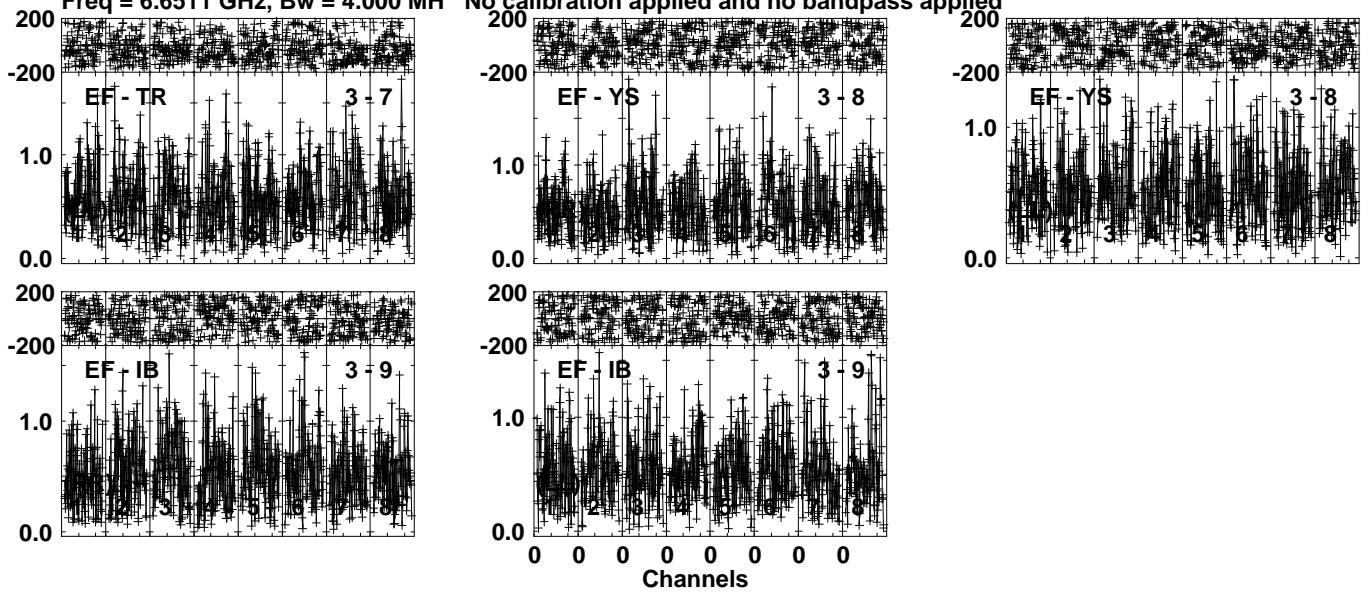


Lower frame: Milli Ampl Jy Top frame: Phas deg  
Vector averaged cross-power spectrum Several baselines displayed  
Timerange: 01/05:15:01 to 01/05:16:59

Plot file version 282 created 20-JUL-2023 11:20:59

J2048+4310 EK052B 1.UVDATA.1

Freq = 6.6511 GHz, Bw = 4.000 MH No calibration applied and no bandpass applied



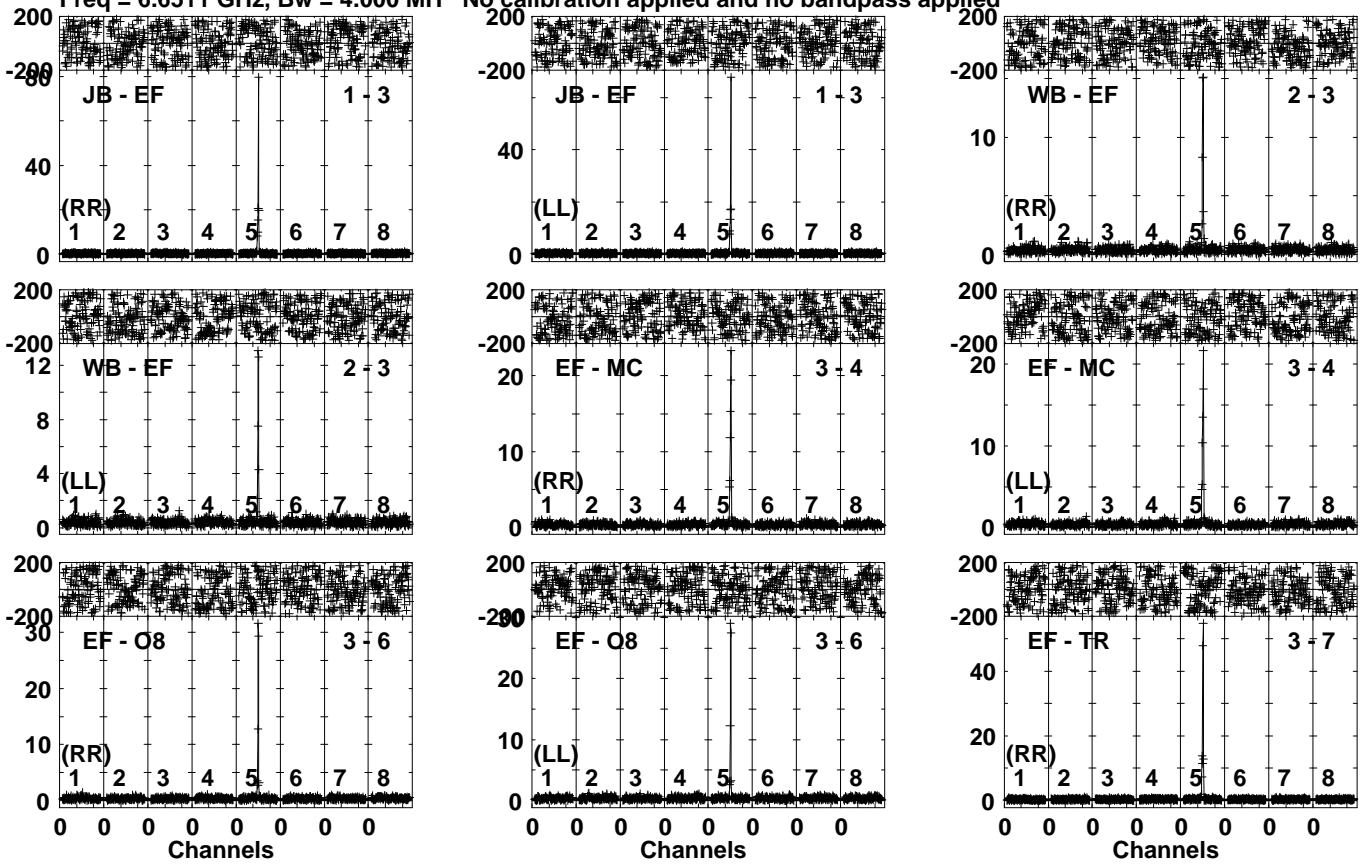
Lower frame: Milli Ampl Jy Top frame: Phas deg  
Vector averaged cross-power spectrum Several baselines displayed  
Timerange: 01/05:15:01 to 01/05:16:59



Plot file version 283 created 20-JUL-2023 11:20:59

W75N EK052B 1.UVDATA.1

Freq = 6.6511 GHz, Bw = 4.000 MH No calibration applied and no bandpass applied

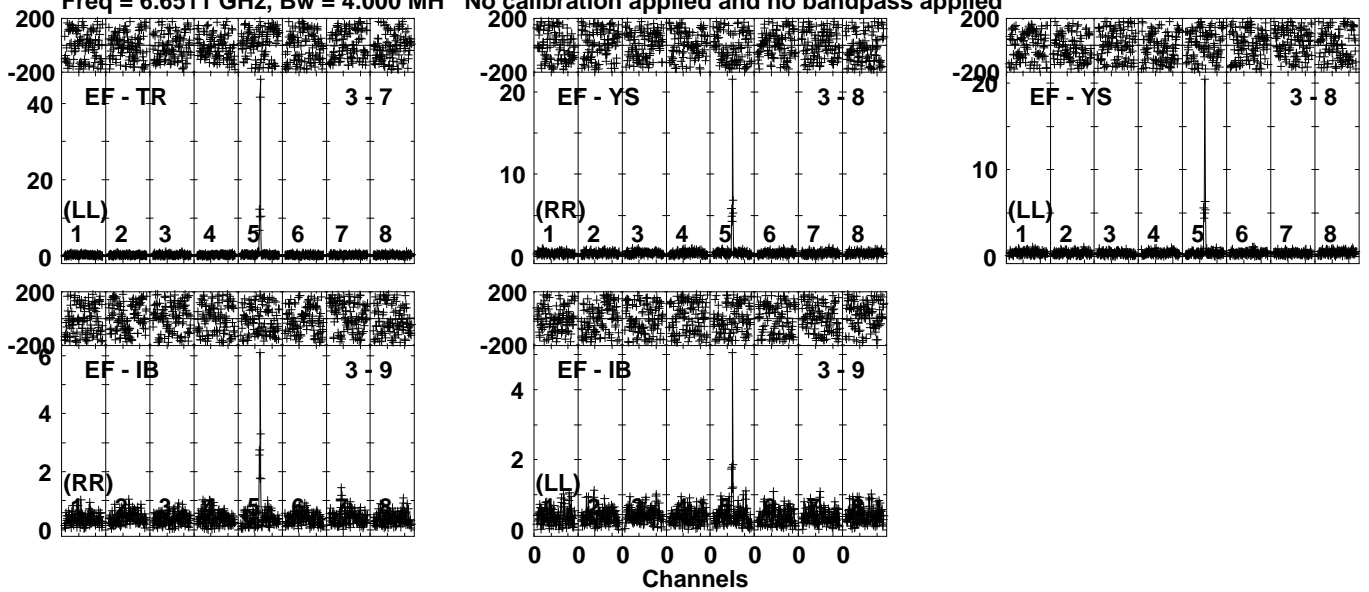


Lower frame: Milli Ampl Jy Top frame: Phas deg  
Vector averaged cross-power spectrum Several baselines displayed  
Timerange: 01/05:17:01 to 01/05:19:59

Plot file version 284 created 20-JUL-2023 11:20:59

W75N EK052B 1.UVDATA.1

Freq = 6.6511 GHz, Bw = 4.000 MH No calibration applied and no bandpass applied

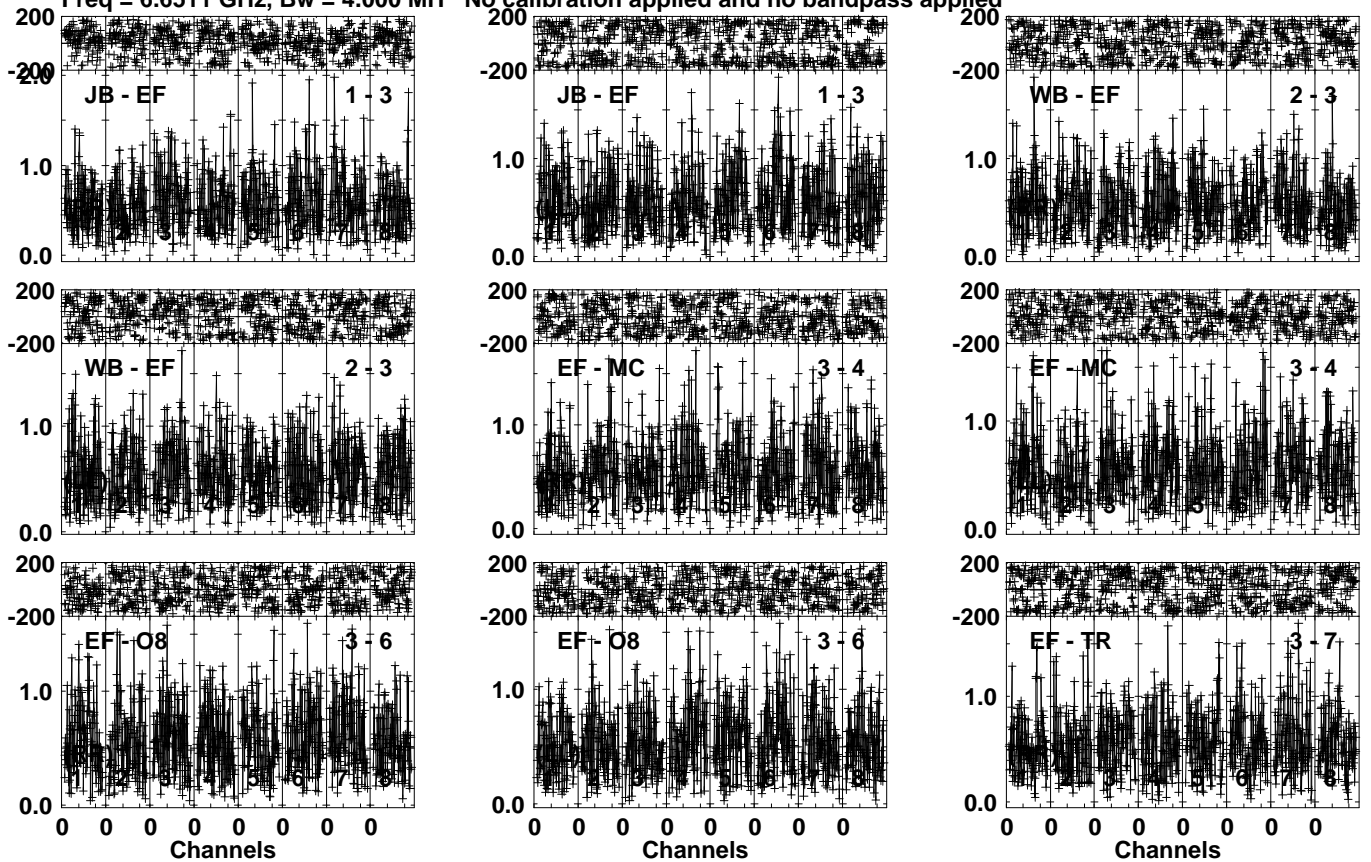


Lower frame: Milli Ampl Jy Top frame: Phas deg  
Vector averaged cross-power spectrum Several baselines displayed  
Timerange: 01/05:17:01 to 01/05:19:59

Plot file version 285 created 20-JUL-2023 11:20:59

J2048+4310 EK052B 1.UVDATA.1

Freq = 6.6511 GHz, Bw = 4.000 MH No calibration applied and no bandpass applied

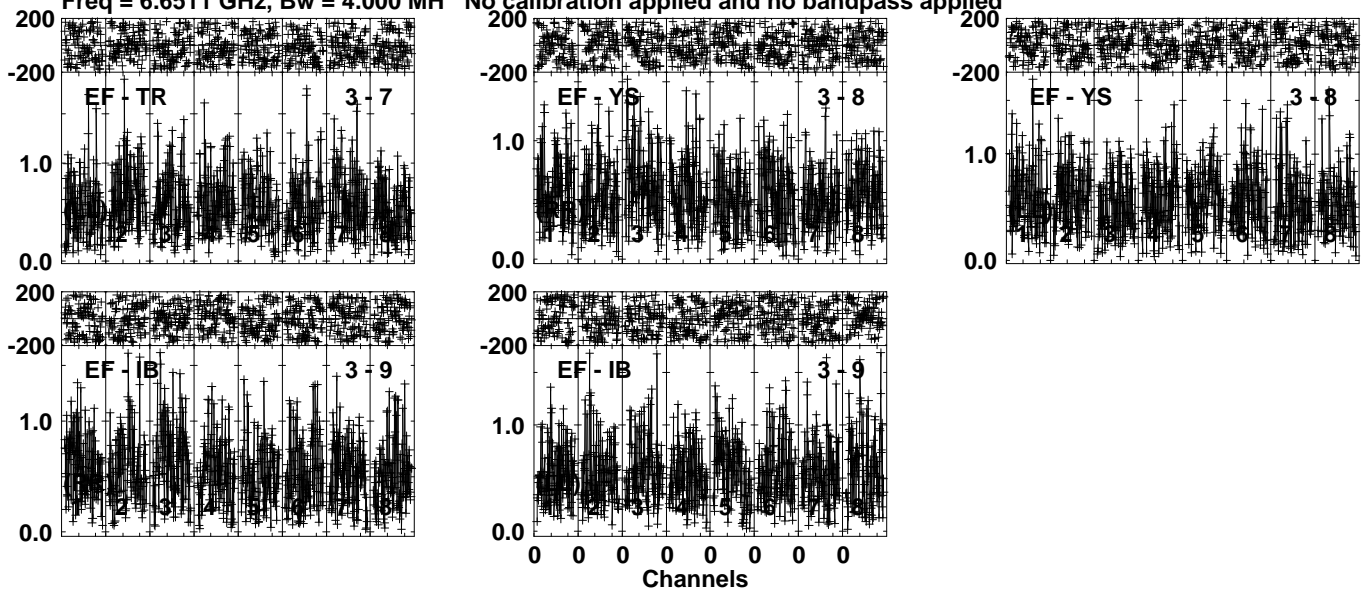


Lower frame: Milli Ampl Jy Top frame: Phas deg  
Vector averaged cross-power spectrum Several baselines displayed  
Timerange: 01/05:20:01 to 01/05:21:59

Plot file version 286 created 20-JUL-2023 11:20:59

J2048+4310 EK052B 1.UVDATA.1

Freq = 6.6511 GHz, Bw = 4.000 MH No calibration applied and no bandpass applied

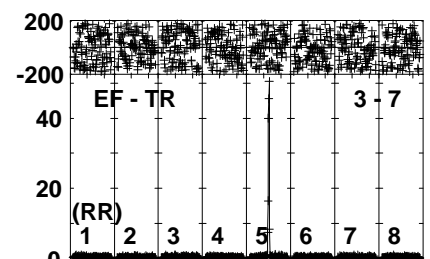
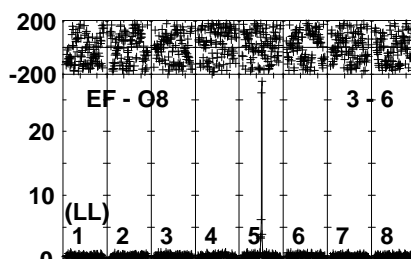
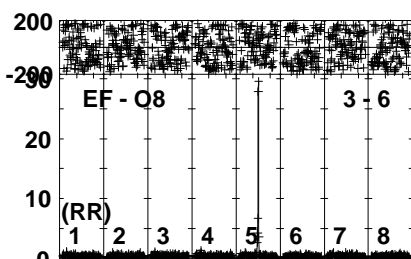
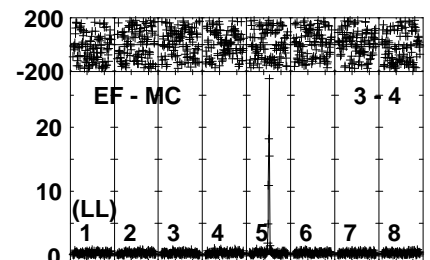
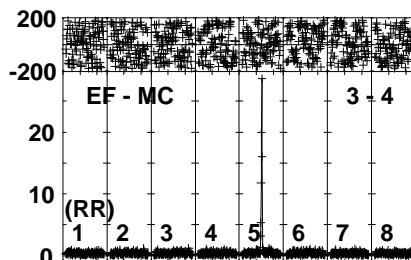
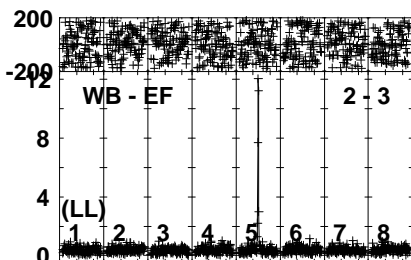
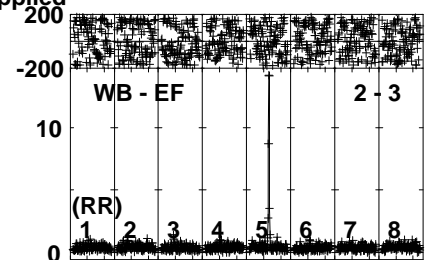
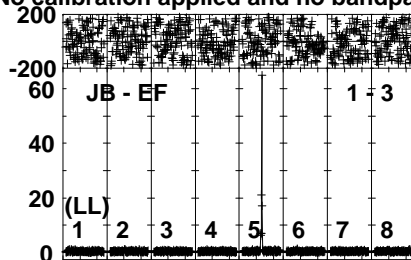
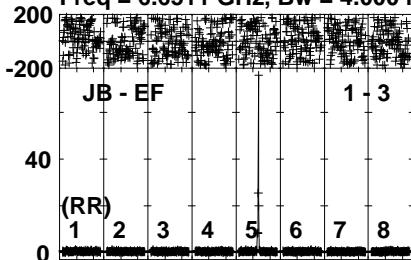


Lower frame: Milli Ampl Jy Top frame: Phas deg  
Vector averaged cross-power spectrum Several baselines displayed  
Timerange: 01/05:20:01 to 01/05:21:59

Plot file version 287 created 20-JUL-2023 11:21:00

W75N EK052B 1.UVDATA.1

Freq = 6.6511 GHz, Bw = 4.000 MH No calibration applied and no bandpass applied



Lower frame: Milli Ampl Jy Top frame: Phas deg

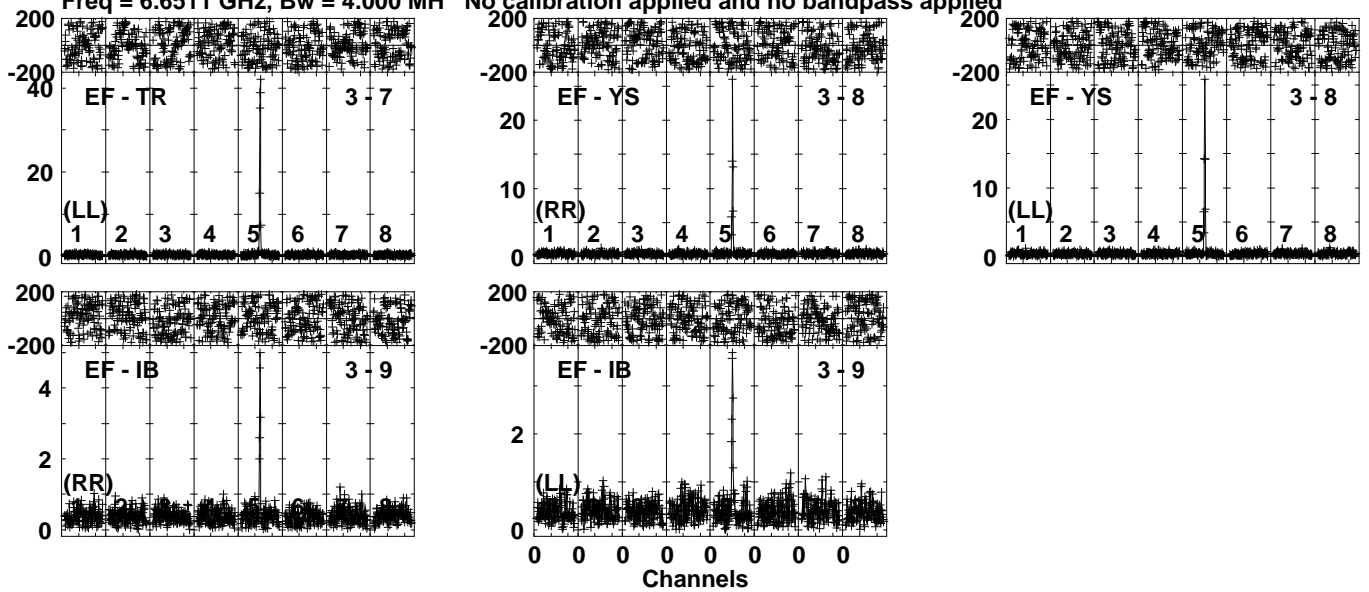
Vector averaged cross-power spectrum Several baselines displayed

Timerange: 01/05:22:01 to 01/05:24:59

Plot file version 288 created 20-JUL-2023 11:21:00

W75N EK052B 1.UVDATA.1

Freq = 6.6511 GHz, Bw = 4.000 MH No calibration applied and no bandpass applied

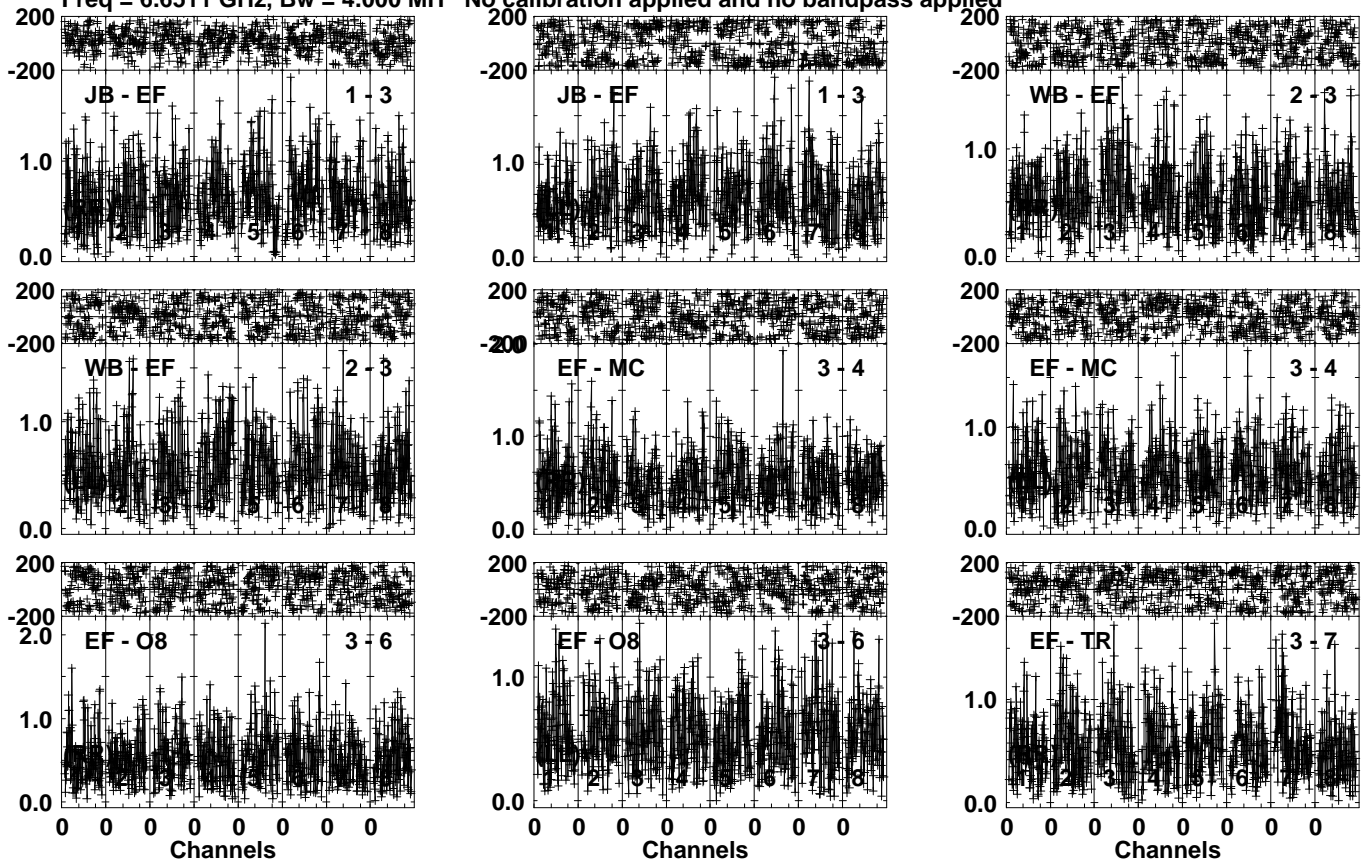


Lower frame: Milli Ampl Jy Top frame: Phas deg  
Vector averaged cross-power spectrum Several baselines displayed  
Timerange: 01/05:22:01 to 01/05:24:59

Plot file version 289 created 20-JUL-2023 11:21:00

J2048+4310 EK052B 1.UVDATA.1

Freq = 6.6511 GHz, Bw = 4.000 MH No calibration applied and no bandpass applied



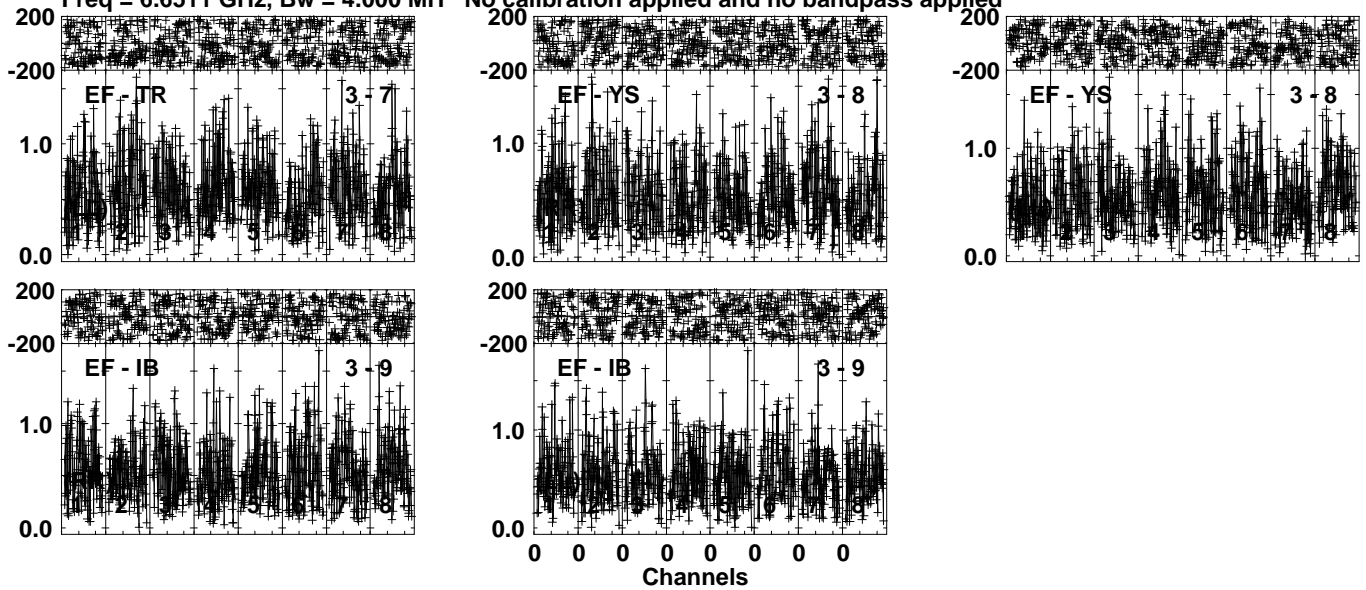
Lower frame: Milli Ampl Jy Top frame: Phas deg  
Vector averaged cross-power spectrum Several baselines displayed  
Timerange: 01/05:25:01 to 01/05:26:59

Plot file version 290 created 20-JUL-2023 11:21:00

J2048+4310 EK052B 1.UVDATA.1

Freq = 6.6511 GHz, Bw = 4.000 MH

No calibration applied and no bandpass applied



Lower frame: Milli Ampl Jy Top frame: Phas deg

Vector averaged cross-power spectrum Several baselines displayed

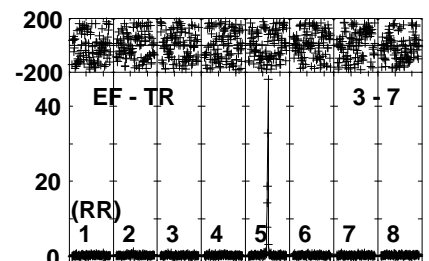
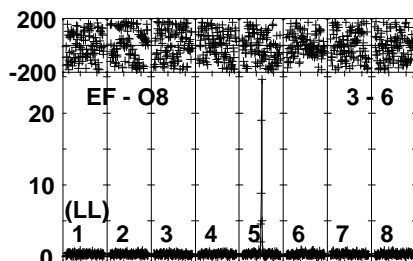
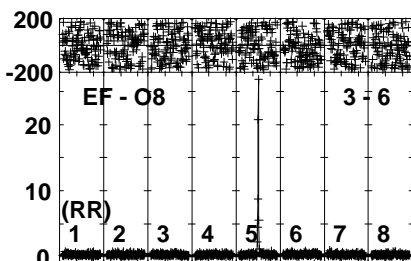
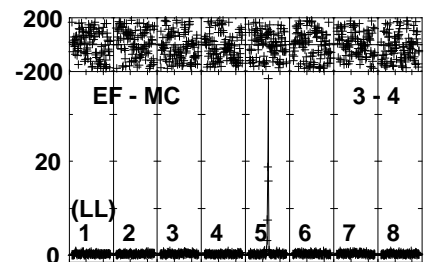
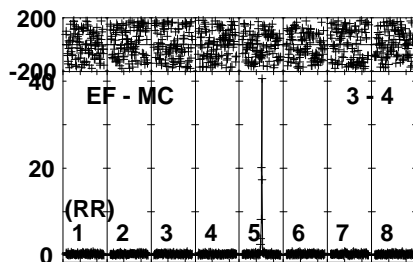
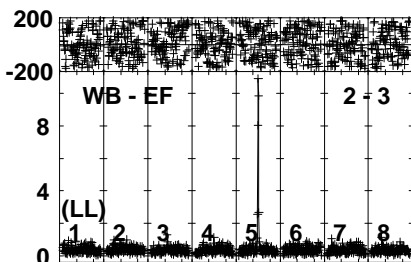
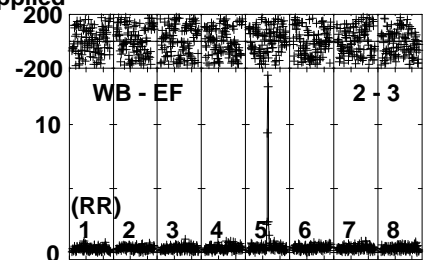

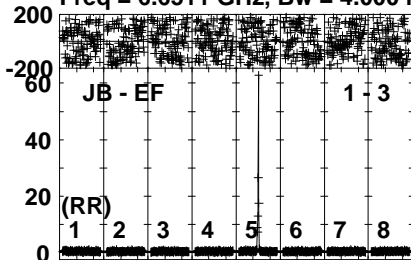
Timerange: 01/05:25:01 to 01/05:26:59



Plot file version 291 created 20-JUL-2023 11:21:00

W75N EK052B 1.UVDATA.1

Freq = 6.6511 GHz, Bw = 4.000 MH No calibration applied and no bandpass applied



Lower frame: Milli Ampl Jy Top frame: Phas deg

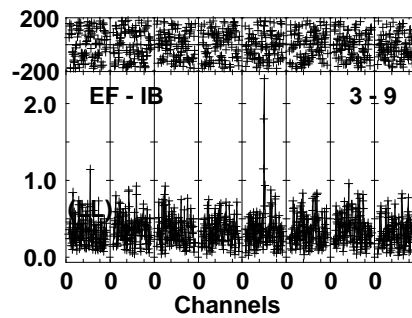
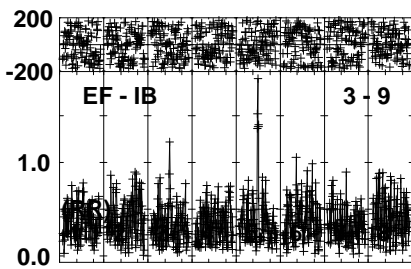
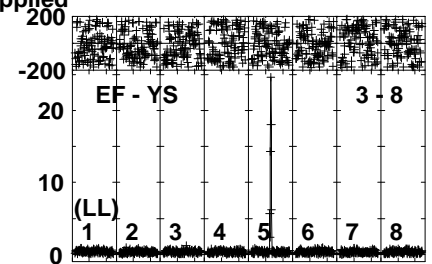
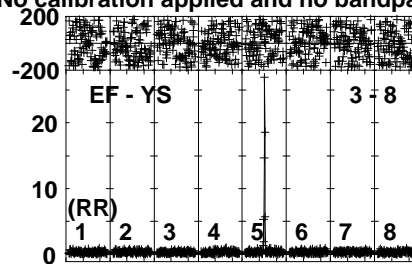
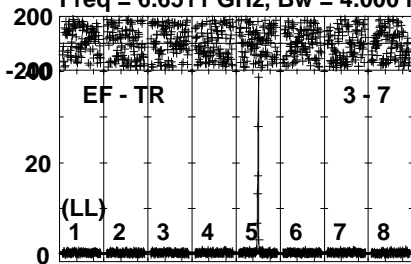
Vector averaged cross-power spectrum Several baselines displayed

Timerange: 01/05:27:31 to 01/05:30:29

Plot file version 292 created 20-JUL-2023 11:21:00

W75N EK052B 1.UVDATA.1

Freq = 6.6511 GHz, Bw = 4.000 MH No calibration applied and no bandpass applied

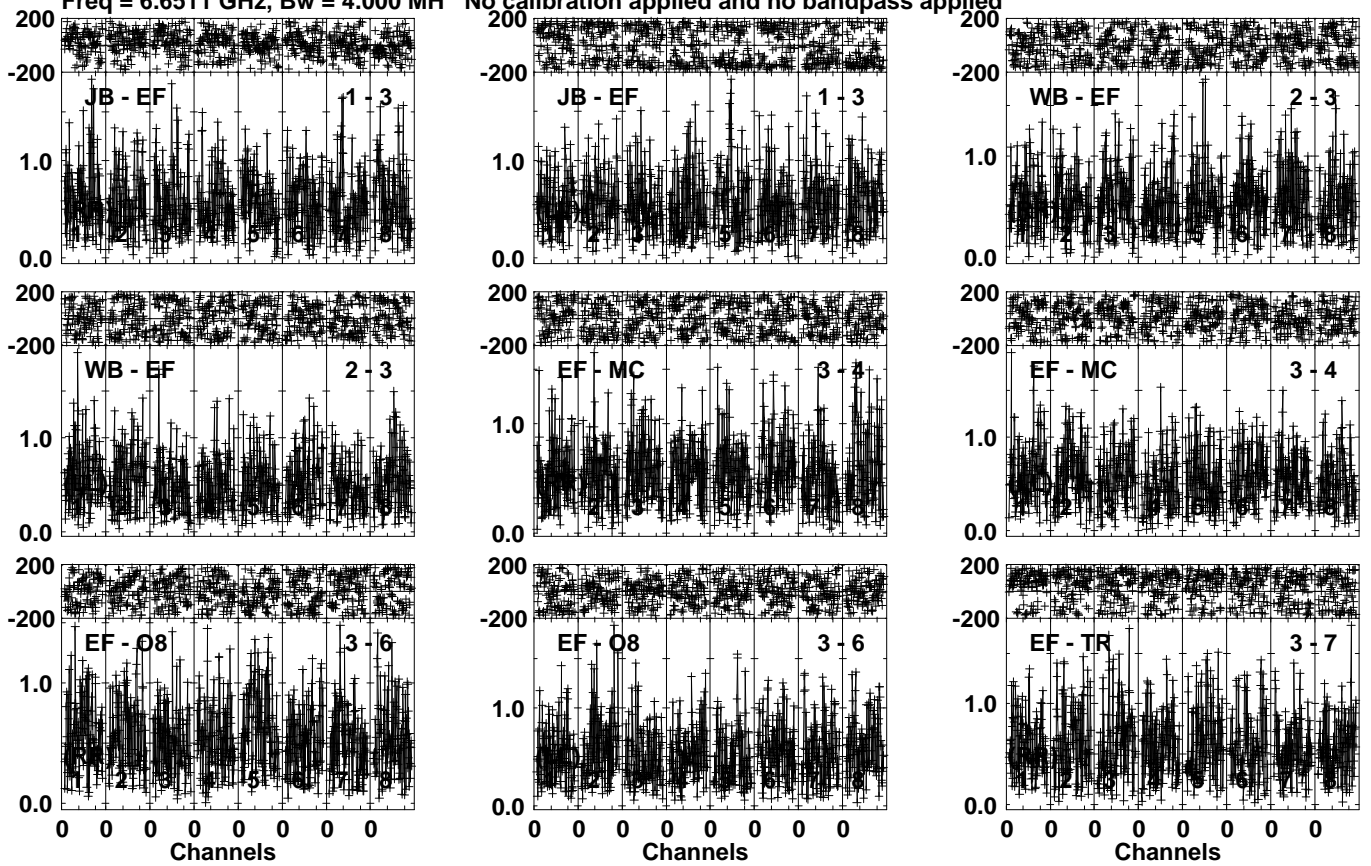


Lower frame: Milli Ampl Jy Top frame: Phas deg  
Vector averaged cross-power spectrum Several baselines displayed  
Timerange: 01/05:27:31 to 01/05:30:29

Plot file version 293 created 20-JUL-2023 11:21:00

J2048+4310 EK052B 1.UVDATA.1

Freq = 6.6511 GHz, Bw = 4.000 MH No calibration applied and no bandpass applied



Lower frame: Milli Ampl Jy Top frame: Phas deg

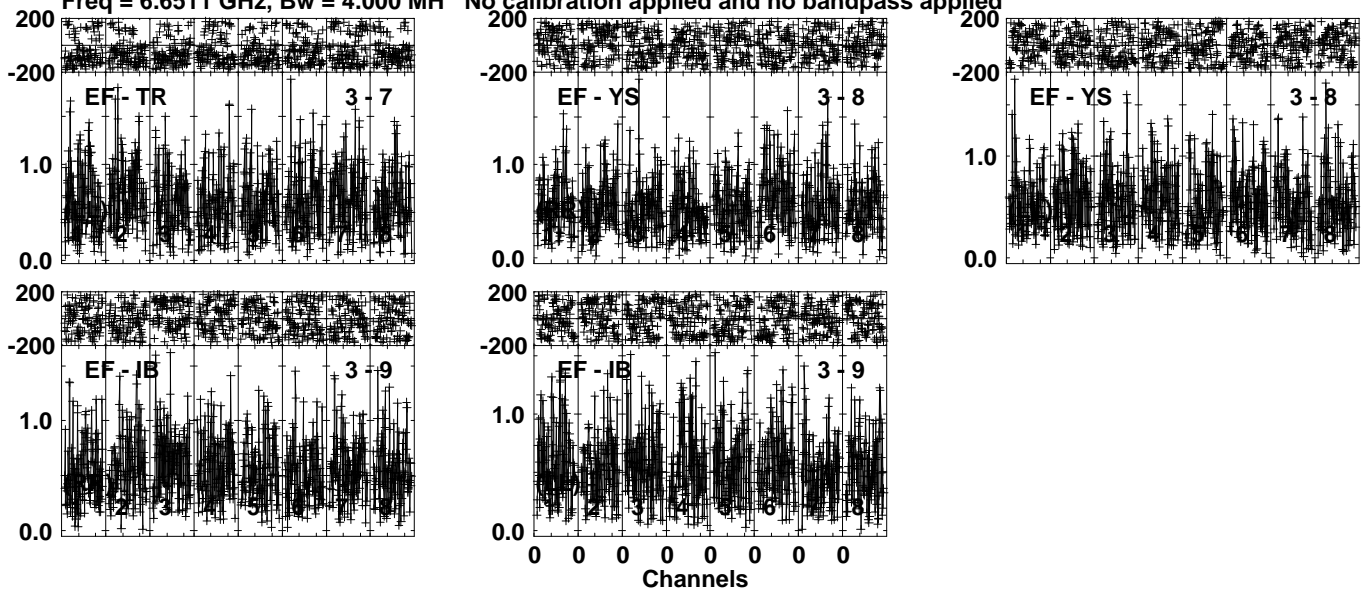
Vector averaged cross-power spectrum Several baselines displayed

Timerange: 01/05:30:31 to 01/05:32:29

Plot file version 294 created 20-JUL-2023 11:21:01

J2048+4310 EK052B 1.UVDATA.1

Freq = 6.6511 GHz, Bw = 4.000 MH No calibration applied and no bandpass applied

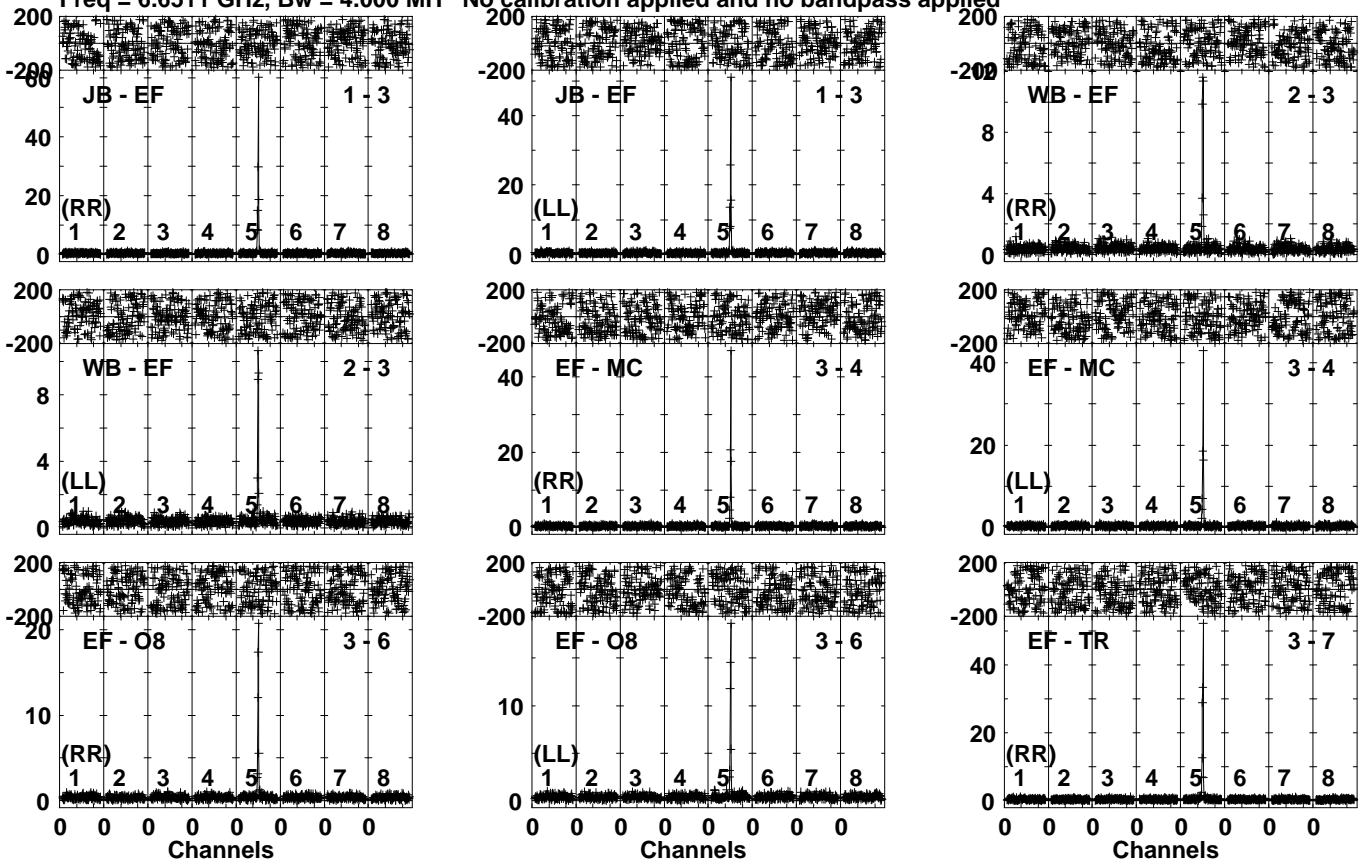


Lower frame: Milli Ampl Jy Top frame: Phas deg  
Vector averaged cross-power spectrum Several baselines displayed  
Timerange: 01/05:30:31 to 01/05:32:29

Plot file version 295 created 20-JUL-2023 11:21:01

W75N EK052B 1.UVDATA.1

Freq = 6.6511 GHz, Bw = 4.000 MH No calibration applied and no bandpass applied

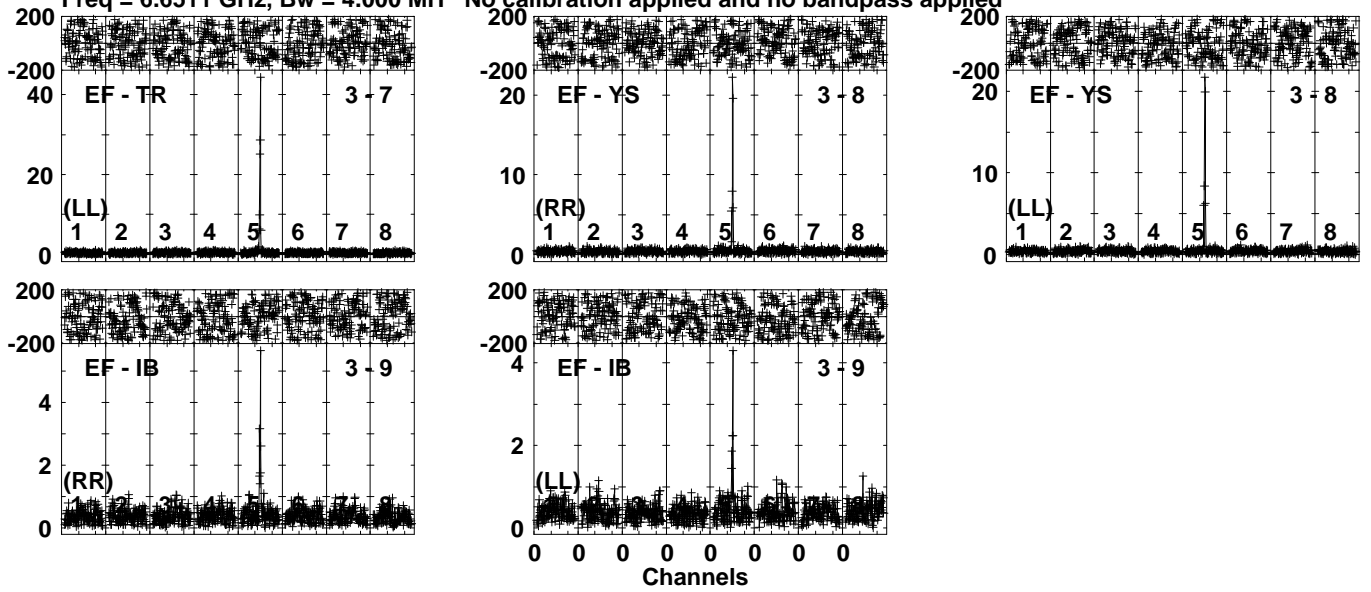


Lower frame: Milli Ampl Jy Top frame: Phas deg  
Vector averaged cross-power spectrum Several baselines displayed  
Timerange: 01/05:32:31 to 01/05:35:29

Plot file version 296 created 20-JUL-2023 11:21:01

W75N EK052B 1.UVDATA.1

Freq = 6.6511 GHz, Bw = 4.000 MH No calibration applied and no bandpass applied

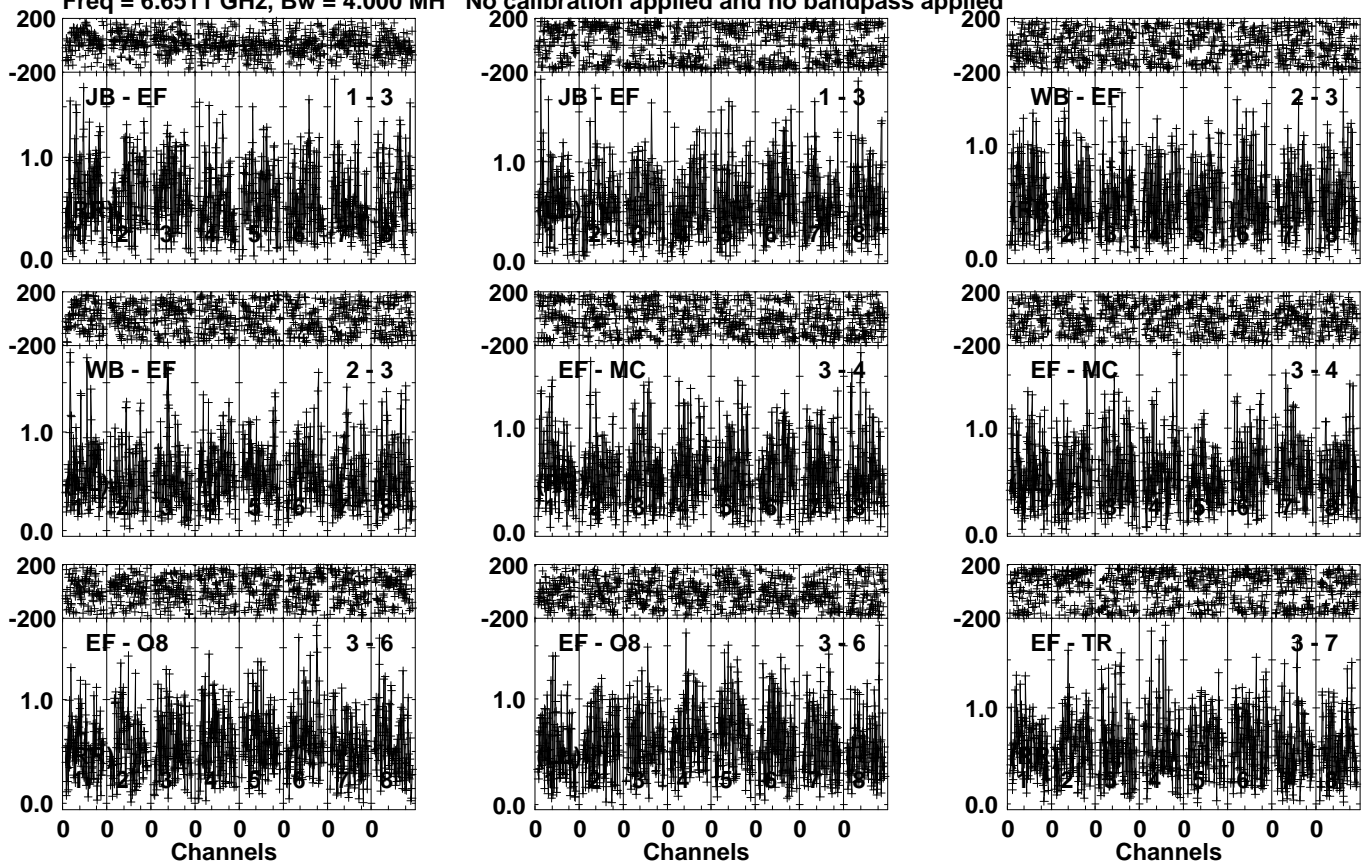


Lower frame: Milli Ampl Jy Top frame: Phas deg  
Vector averaged cross-power spectrum Several baselines displayed  
Timerange: 01/05:32:31 to 01/05:35:29

Plot file version 297 created 20-JUL-2023 11:21:01

J2048+4310 EK052B 1.UVDATA.1

Freq = 6.6511 GHz, Bw = 4.000 MH No calibration applied and no bandpass applied



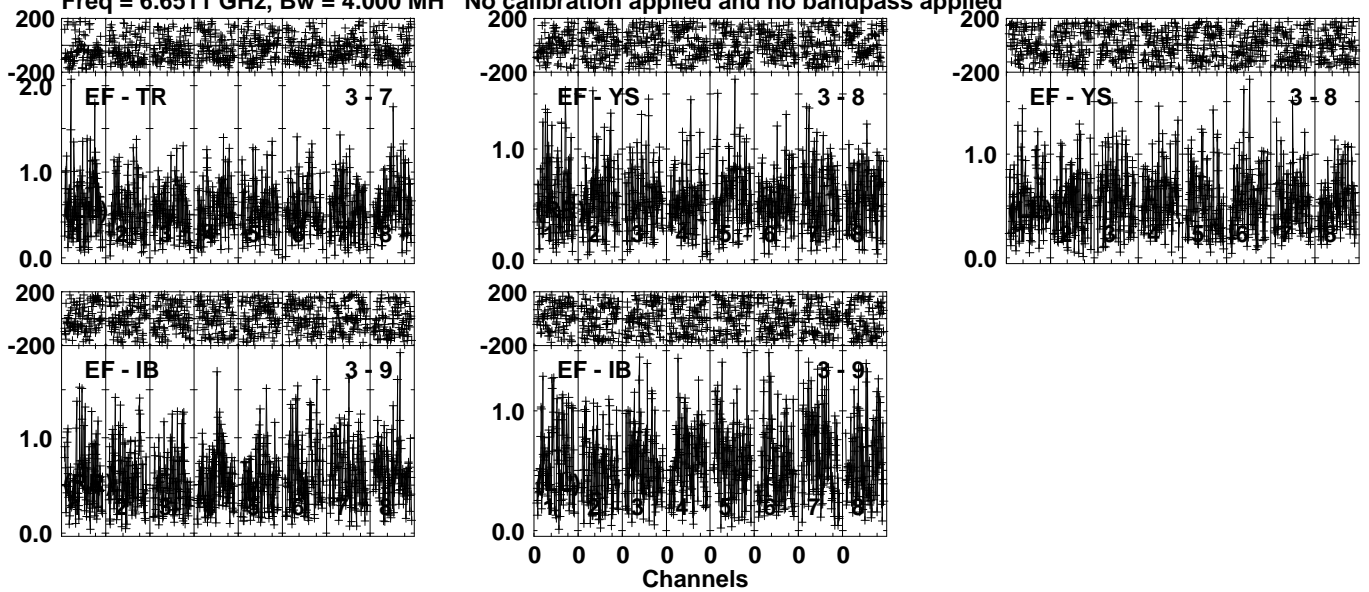
Lower frame: Milli Ampl Jy Top frame: Phas deg  
Vector averaged cross-power spectrum Several baselines displayed  
Timerange: 01/05:35:31 to 01/05:37:29

Plot file version 298 created 20-JUL-2023 11:21:01

J2048+4310 EK052B 1.UVDATA.1

Freq = 6.6511 GHz, Bw = 4.000 MH

No calibration applied and no bandpass applied



Lower frame: Milli Ampl Jy Top frame: Phas deg

Vector averaged cross-power spectrum Several baselines displayed

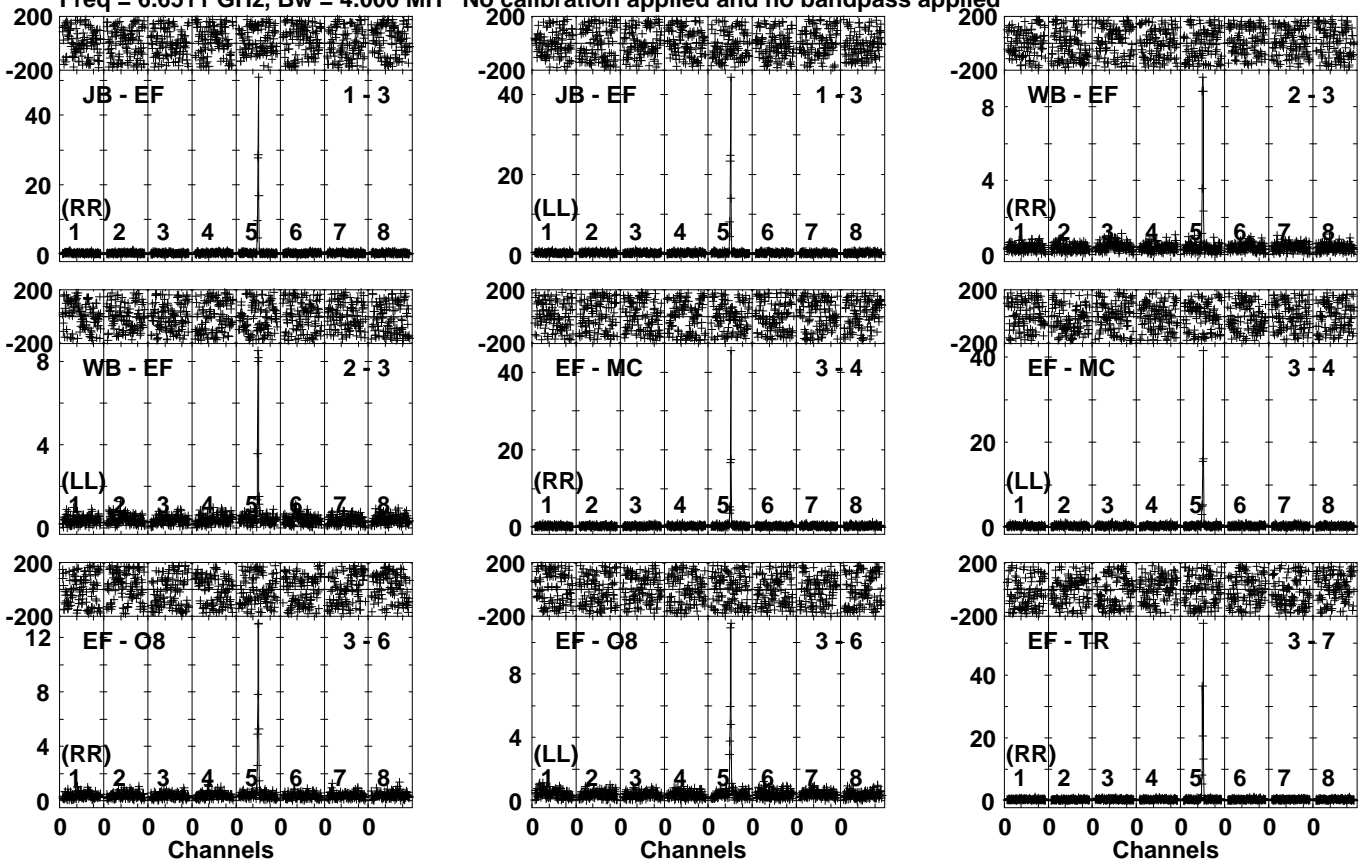
Timerange: 01/05:35:31 to 01/05:37:29



Plot file version 299 created 20-JUL-2023 11:21:01

W75N EK052B 1.UVDATA.1

Freq = 6.6511 GHz, Bw = 4.000 MH No calibration applied and no bandpass applied

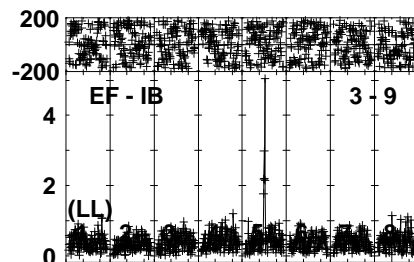
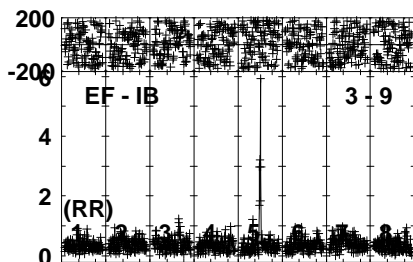
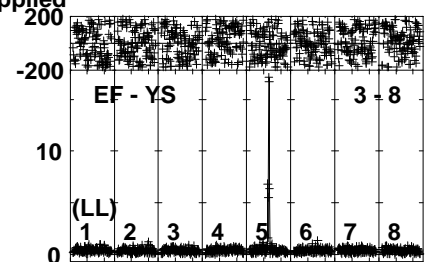
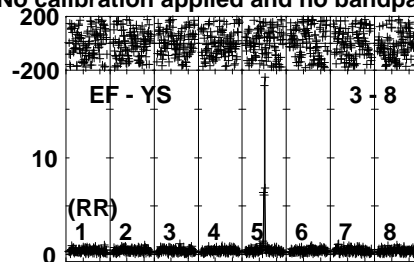
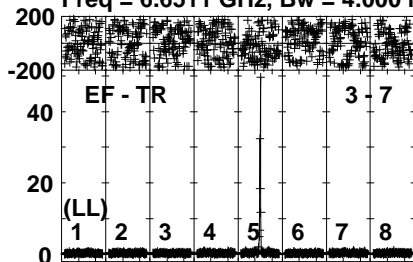


Lower frame: Milli Ampl Jy Top frame: Phas deg  
Vector averaged cross-power spectrum Several baselines displayed  
Timerange: 01/05:37:31 to 01/05:40:29

Plot file version 300 created 20-JUL-2023 11:21:02

W75N EK052B 1.UVDATA.1

Freq = 6.6511 GHz, Bw = 4.000 MH No calibration applied and no bandpass applied



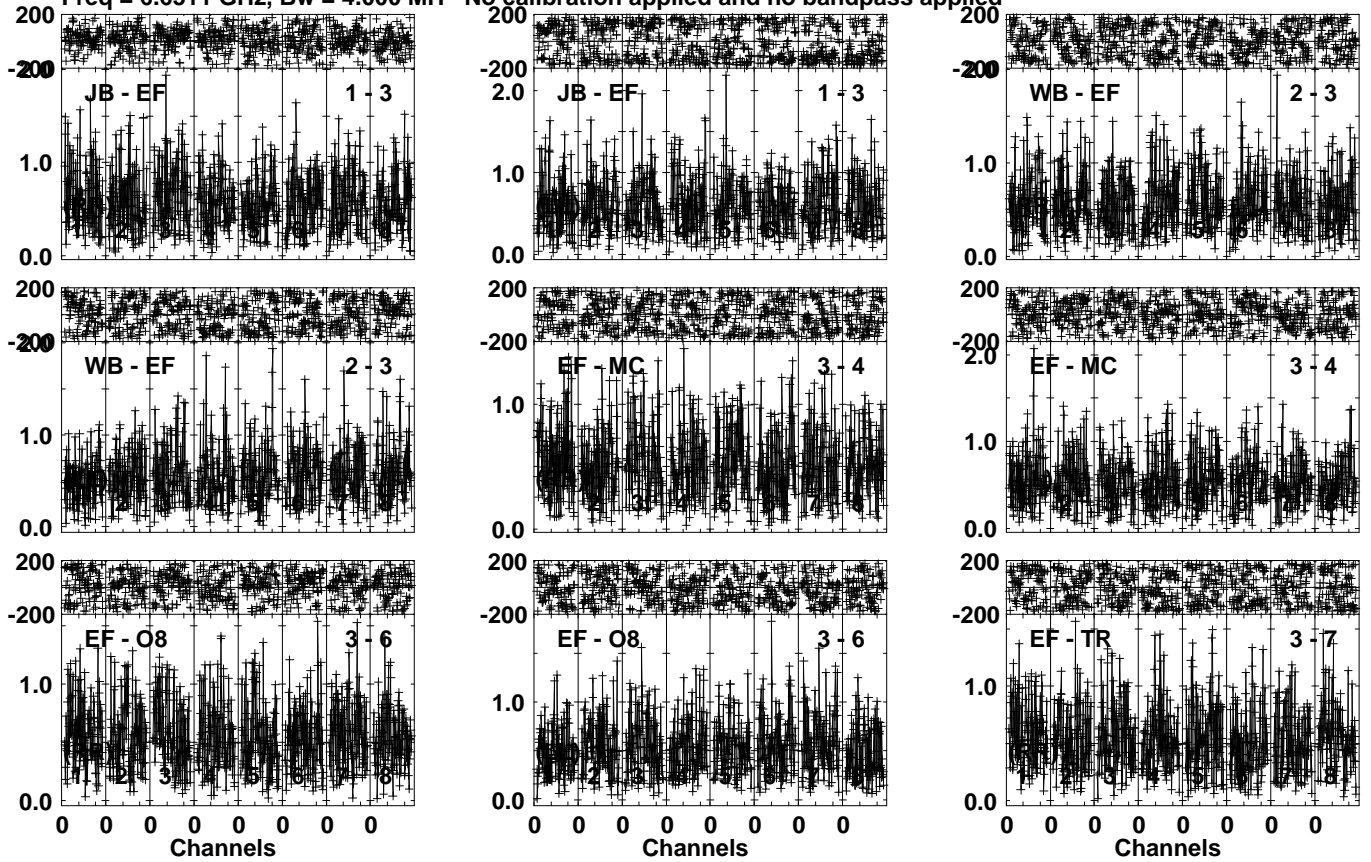
0 0 0 0 0 0 0 0  
Channels

Lower frame: Milli Ampl Jy Top frame: Phas deg  
Vector averaged cross-power spectrum Several baselines displayed  
Timerange: 01/05:37:31 to 01/05:40:29

Plot file version 301 created 20-JUL-2023 11:21:02

J2048+4310 EK052B 1.UVDATA.1

Freq = 6.6511 GHz, Bw = 4.000 MH No calibration applied and no bandpass applied

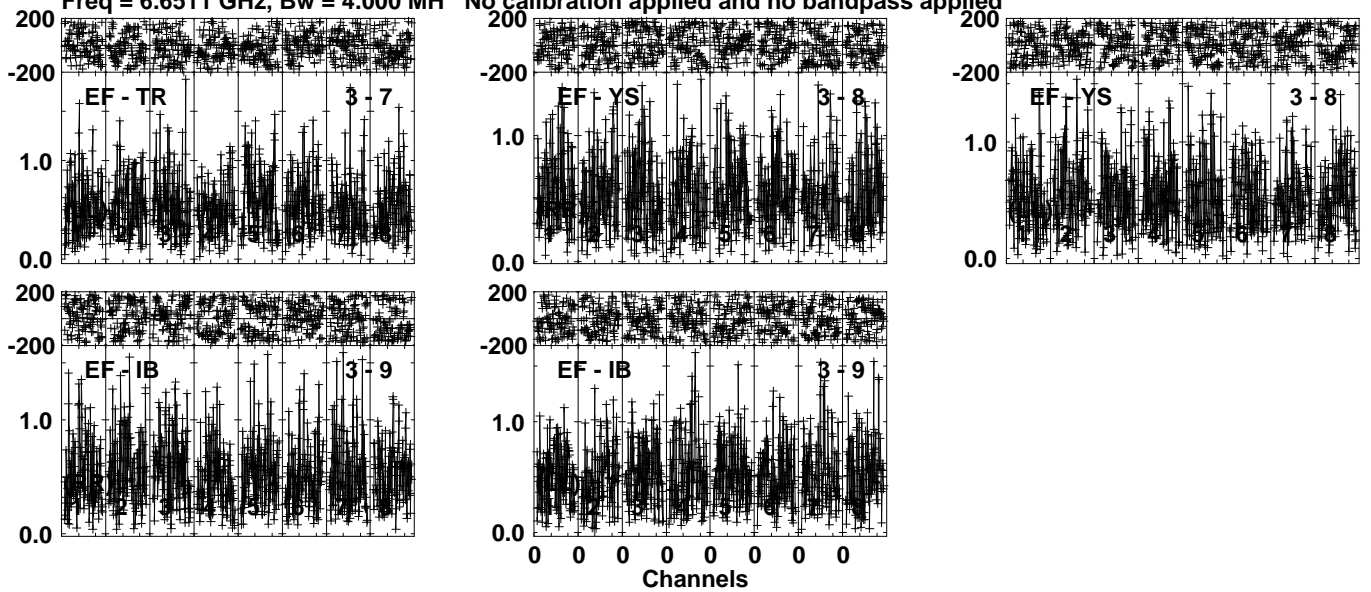


Lower frame: Milli Ampl Jy Top frame: Phas deg  
Vector averaged cross-power spectrum Several baselines displayed  
Timerange: 01/05:40:31 to 01/05:42:29

Plot file version 302 created 20-JUL-2023 11:21:02

J2048+4310 EK052B 1.UVDATA.1

Freq = 6.6511 GHz, Bw = 4.000 MH No calibration applied and no bandpass applied

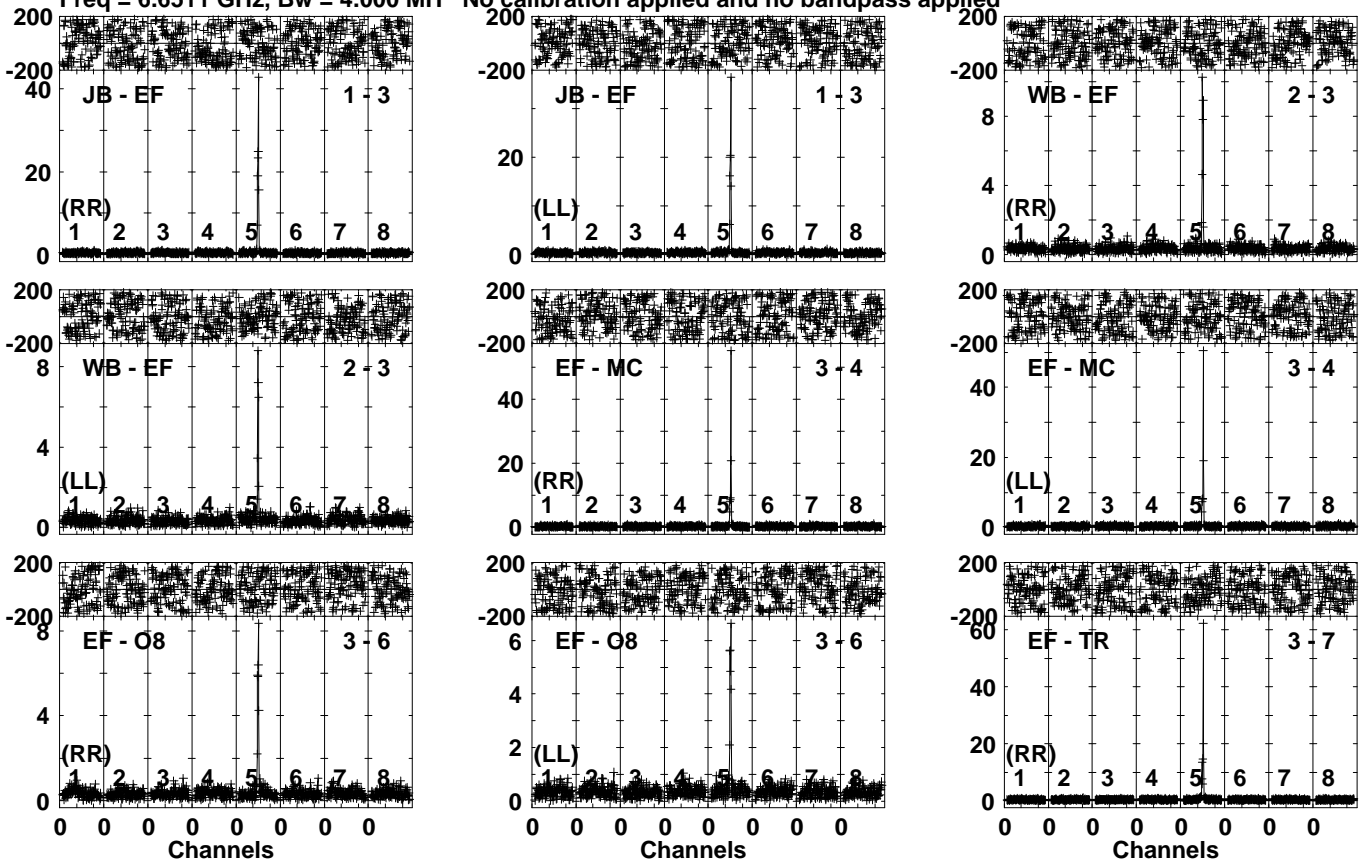


Lower frame: Milli Ampl Jy Top frame: Phas deg  
Vector averaged cross-power spectrum Several baselines displayed  
Timerange: 01/05:40:31 to 01/05:42:29

Plot file version 303 created 20-JUL-2023 11:21:02

W75N EK052B 1.UVDATA.1

Freq = 6.6511 GHz, Bw = 4.000 MH No calibration applied and no bandpass applied

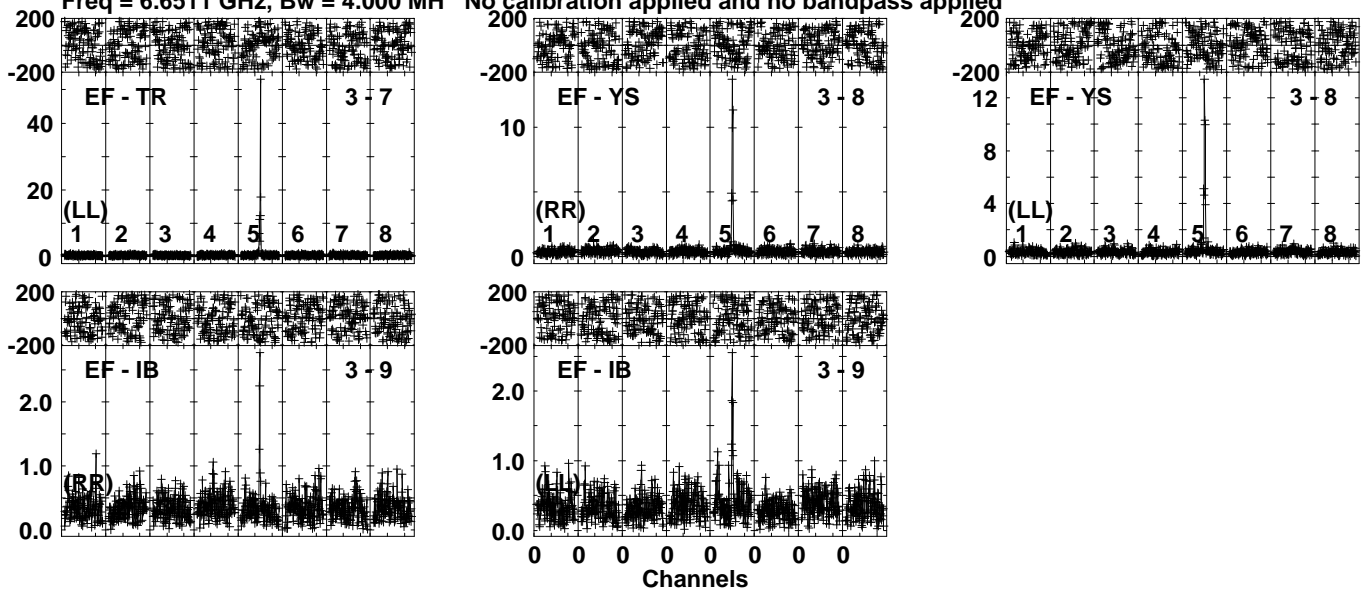


Lower frame: Milli Ampl Jy Top frame: Phas deg  
Vector averaged cross-power spectrum Several baselines displayed  
Timerange: 01/05:43:01 to 01/05:45:59

Plot file version 304 created 20-JUL-2023 11:21:02

W75N EK052B 1.UVDATA.1

Freq = 6.6511 GHz, Bw = 4.000 MH No calibration applied and no bandpass applied

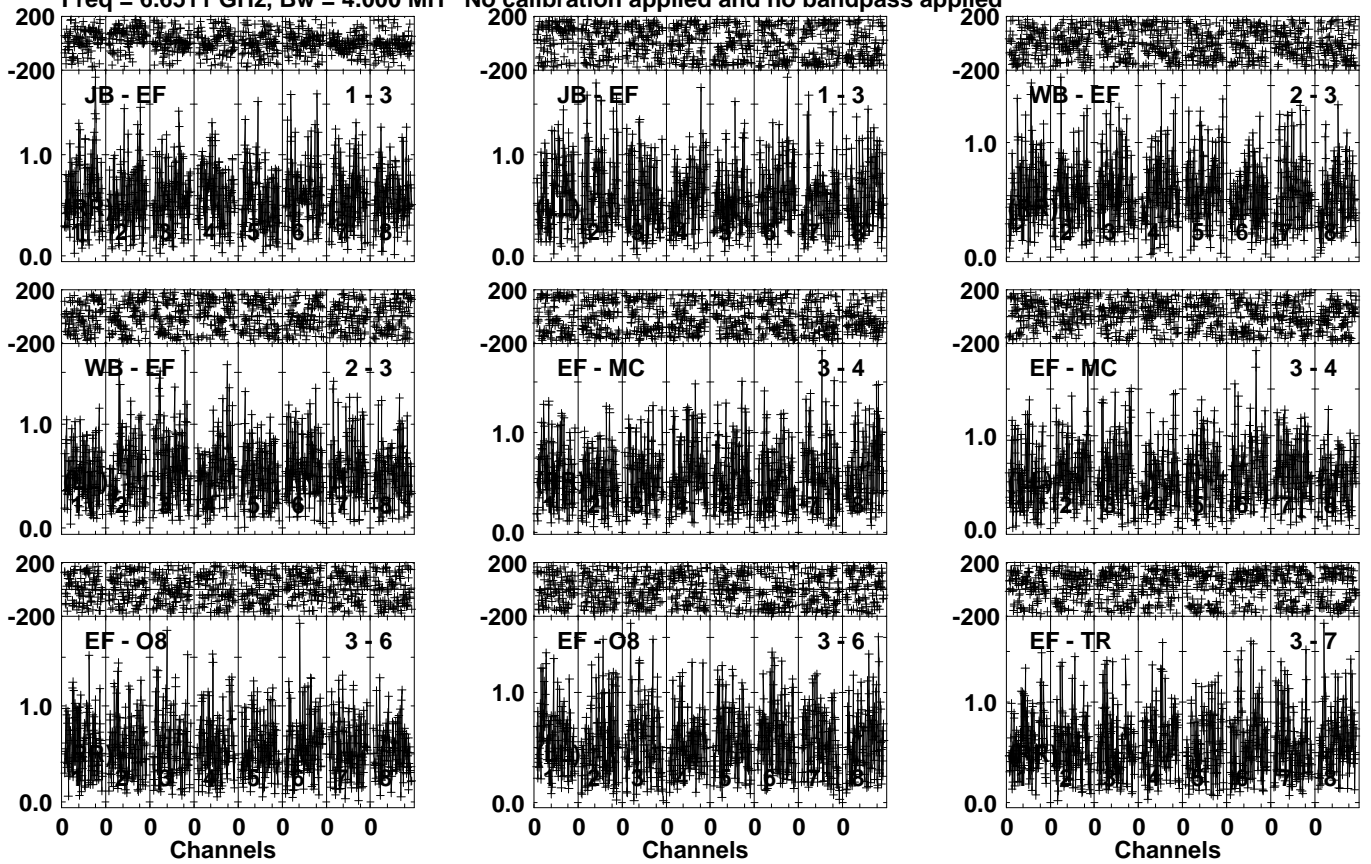


Lower frame: Milli Ampl Jy Top frame: Phas deg  
Vector averaged cross-power spectrum Several baselines displayed  
Timerange: 01/05:43:01 to 01/05:45:59

Plot file version 305 created 20-JUL-2023 11:21:02

J2048+4310 EK052B 1.UVDATA.1

Freq = 6.6511 GHz, Bw = 4.000 MH No calibration applied and no bandpass applied

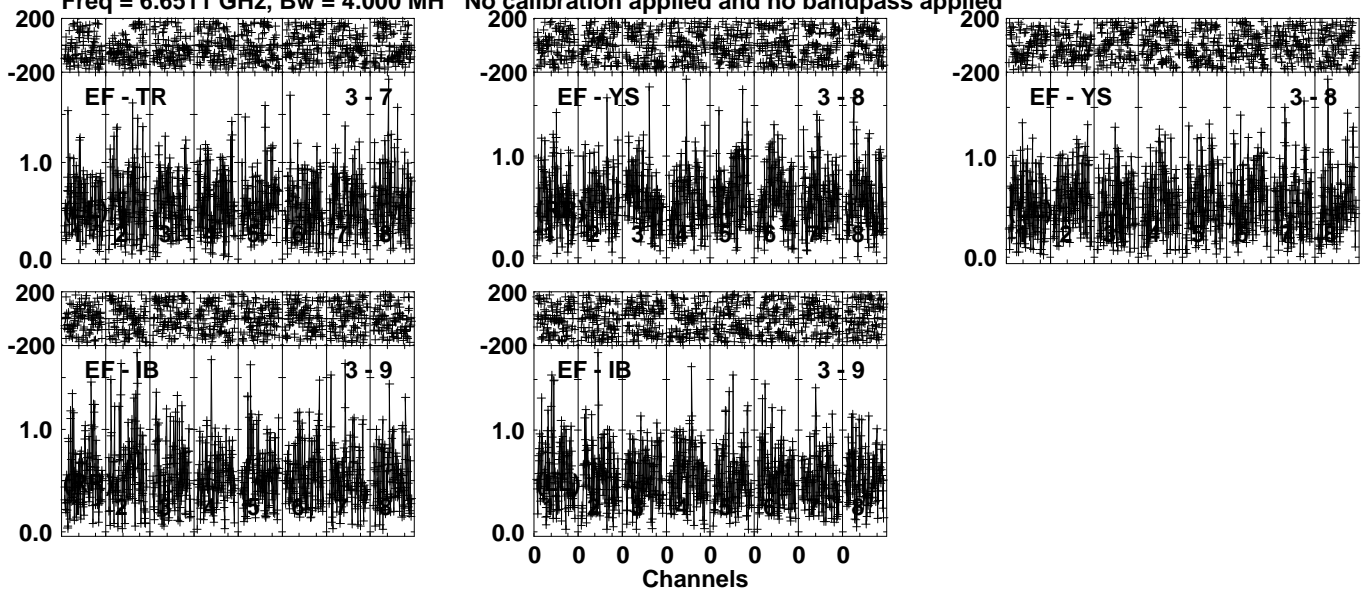


Lower frame: Milli Ampl Jy Top frame: Phas deg  
Vector averaged cross-power spectrum Several baselines displayed  
Timerange: 01/05:46:01 to 01/05:47:59

Plot file version 306 created 20-JUL-2023 11:21:02

J2048+4310 EK052B 1.UVDATA.1

Freq = 6.6511 GHz, Bw = 4.000 MH No calibration applied and no bandpass applied



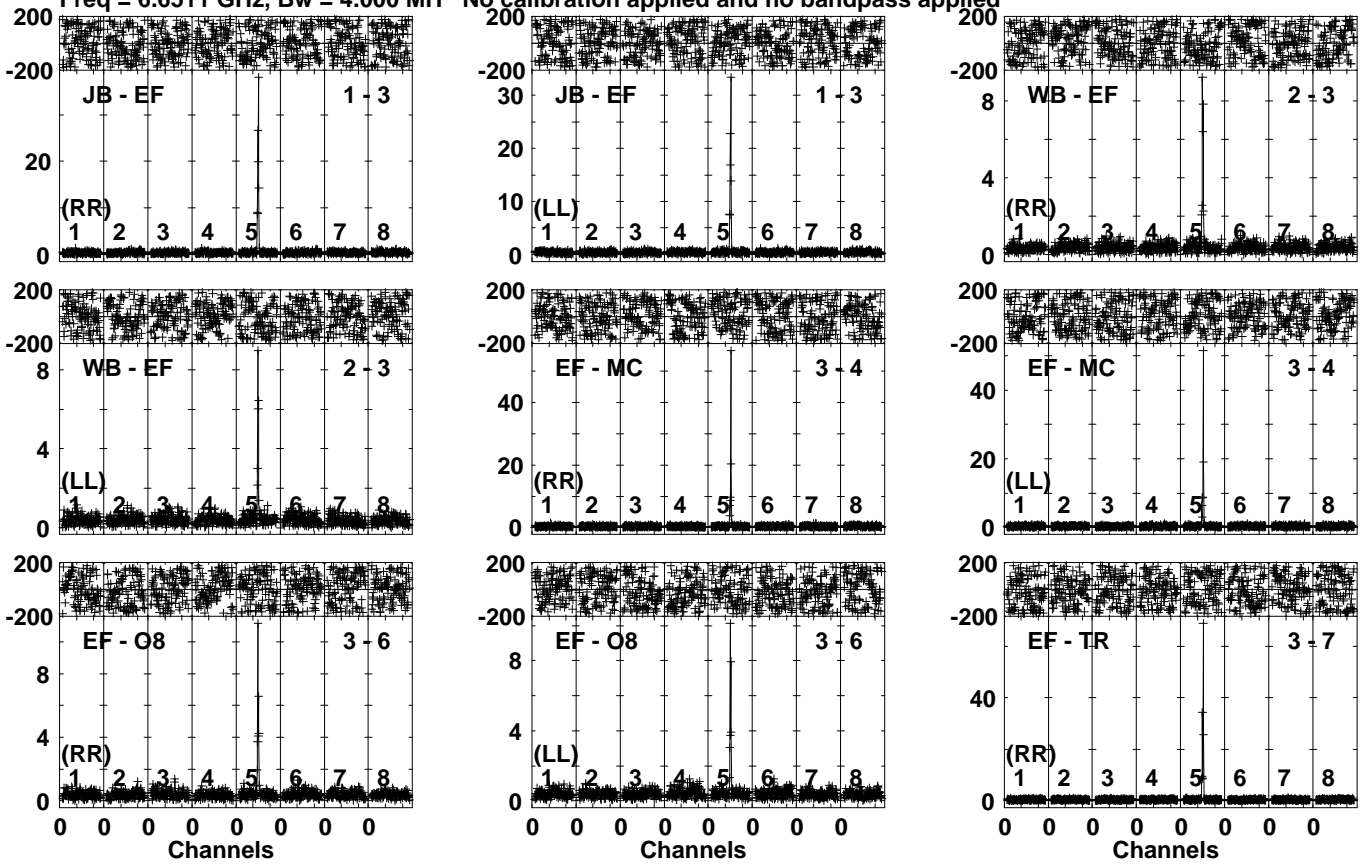
Lower frame: Milli Ampl Jy Top frame: Phas deg  
Vector averaged cross-power spectrum Several baselines displayed  
Timerange: 01/05:46:01 to 01/05:47:59



Plot file version 307 created 20-JUL-2023 11:21:03

W75N EK052B 1.UVDATA.1

Freq = 6.6511 GHz, Bw = 4.000 MH No calibration applied and no bandpass applied

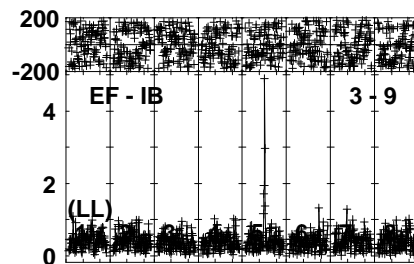
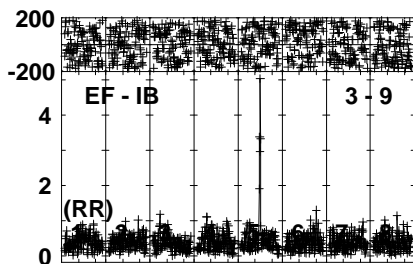
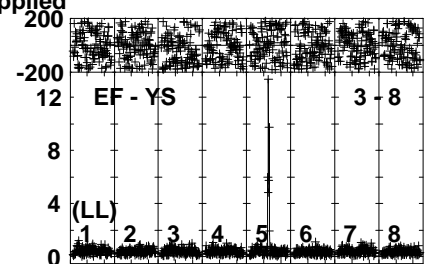
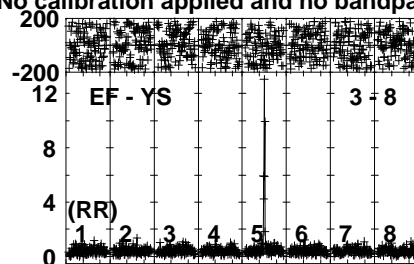



Lower frame: Milli Ampl Jy Top frame: Phas deg  
Vector averaged cross-power spectrum Several baselines displayed  
Timerange: 01/05:48:01 to 01/05:50:59

Plot file version 308 created 20-JUL-2023 11:21:03

W75N EK052B 1.UVDATA.1

Freq = 6.6511 GHz, Bw = 4.000 MH No calibration applied and no bandpass applied



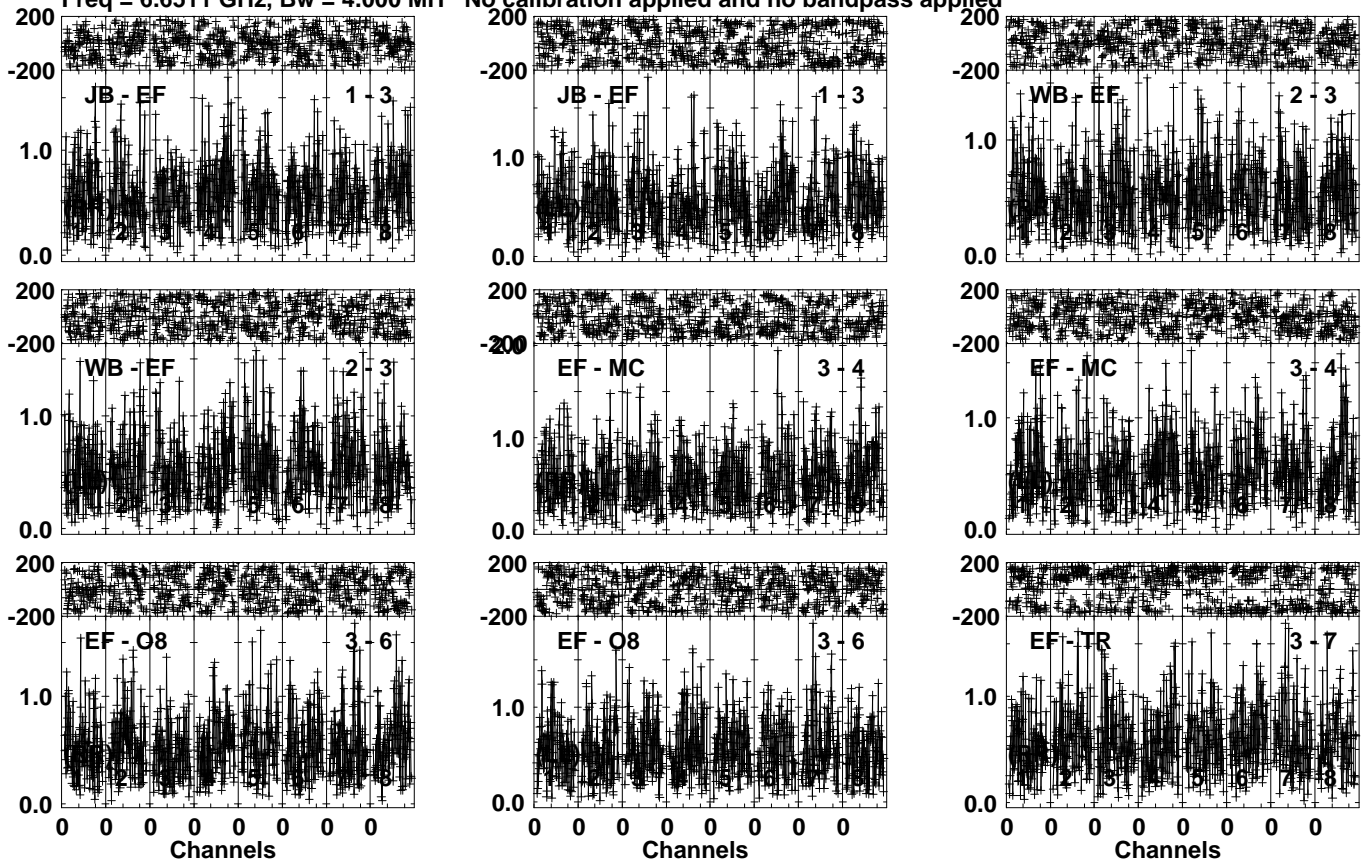
0 0 0 0 0 0 0 0  
Channels

Lower frame: Milli Ampl Jy Top frame: Phas deg  
Vector averaged cross-power spectrum Several baselines displayed  
Timerange: 01/05:48:01 to 01/05:50:59

Plot file version 309 created 20-JUL-2023 11:21:03

J2048+4310 EK052B 1.UVDATA.1

Freq = 6.6511 GHz, Bw = 4.000 MH No calibration applied and no bandpass applied

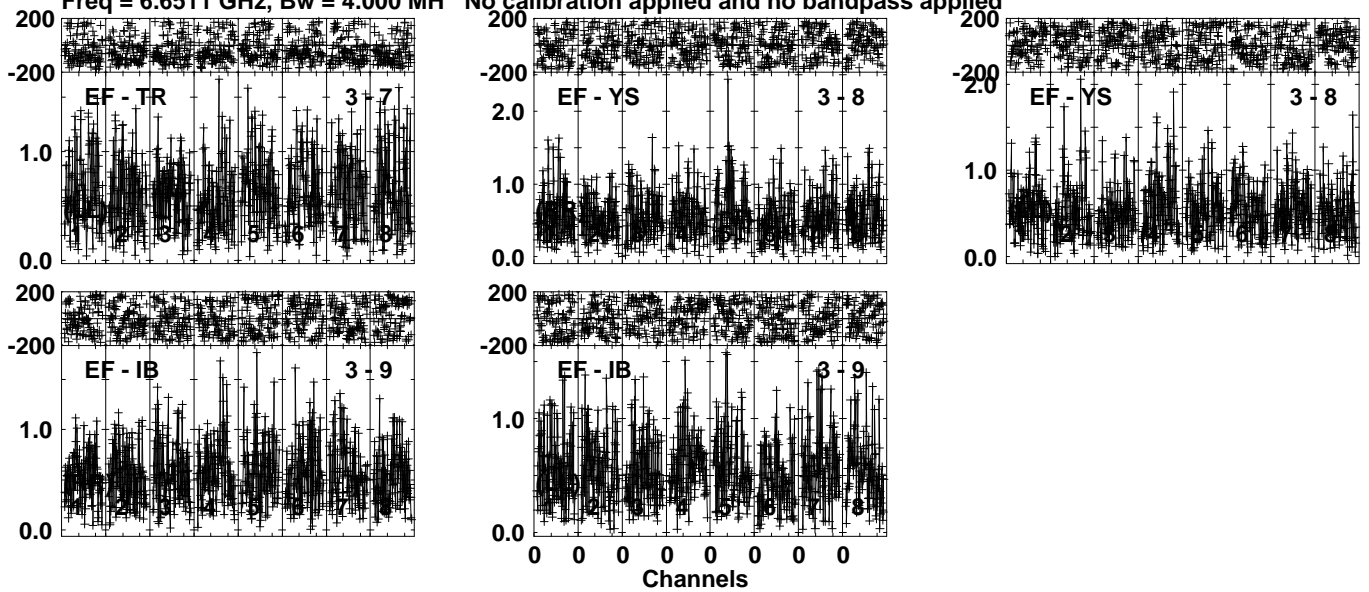


Lower frame: Milli Ampl Jy Top frame: Phas deg  
Vector averaged cross-power spectrum Several baselines displayed  
Timerange: 01/05:51:01 to 01/05:52:59

Plot file version 310 created 20-JUL-2023 11:21:03

J2048+4310 EK052B 1.UVDATA.1

Freq = 6.6511 GHz, Bw = 4.000 MH No calibration applied and no bandpass applied

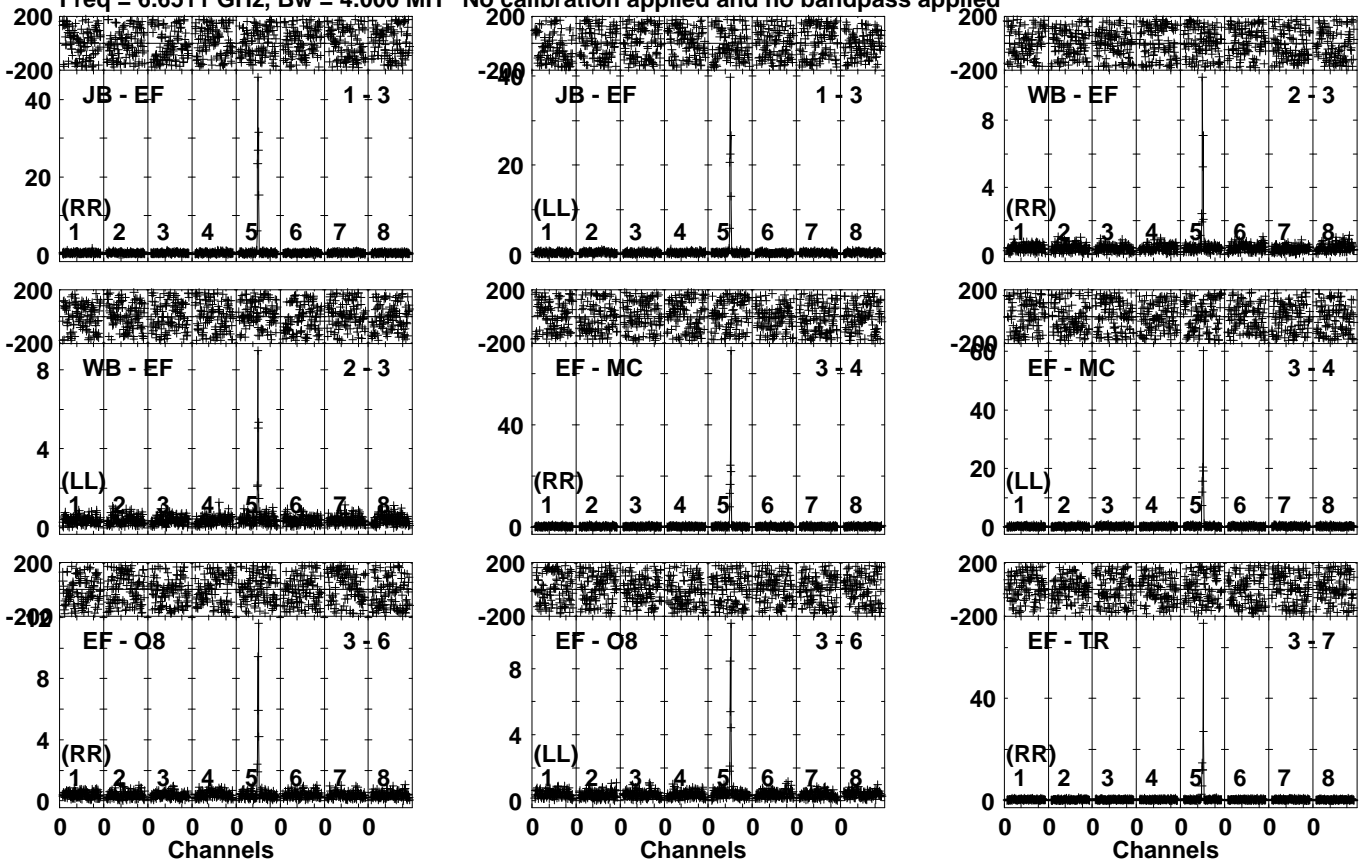


Lower frame: Milli Ampl Jy Top frame: Phas deg  
Vector averaged cross-power spectrum Several baselines displayed  
Timerange: 01/05:51:01 to 01/05:52:59

Plot file version 311 created 20-JUL-2023 11:21:03

W75N EK052B 1.UVDATA.1

Freq = 6.6511 GHz, Bw = 4.000 MH No calibration applied and no bandpass applied



Lower frame: Milli Ampl Jy Top frame: Phas deg

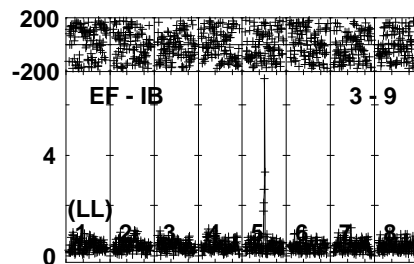
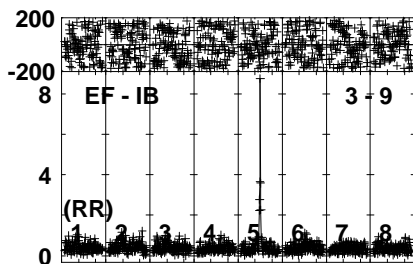
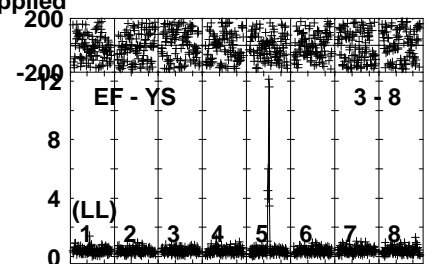
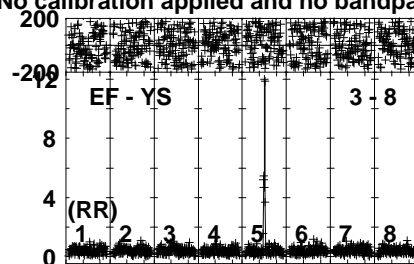
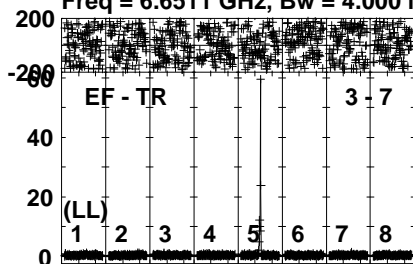
Vector averaged cross-power spectrum Several baselines displayed

Timerange: 01/05:53:01 to 01/05:55:59

Plot file version 312 created 20-JUL-2023 11:21:03

W75N EK052B 1.UVDATA.1

Freq = 6.6511 GHz, Bw = 4.000 MH No calibration applied and no bandpass applied



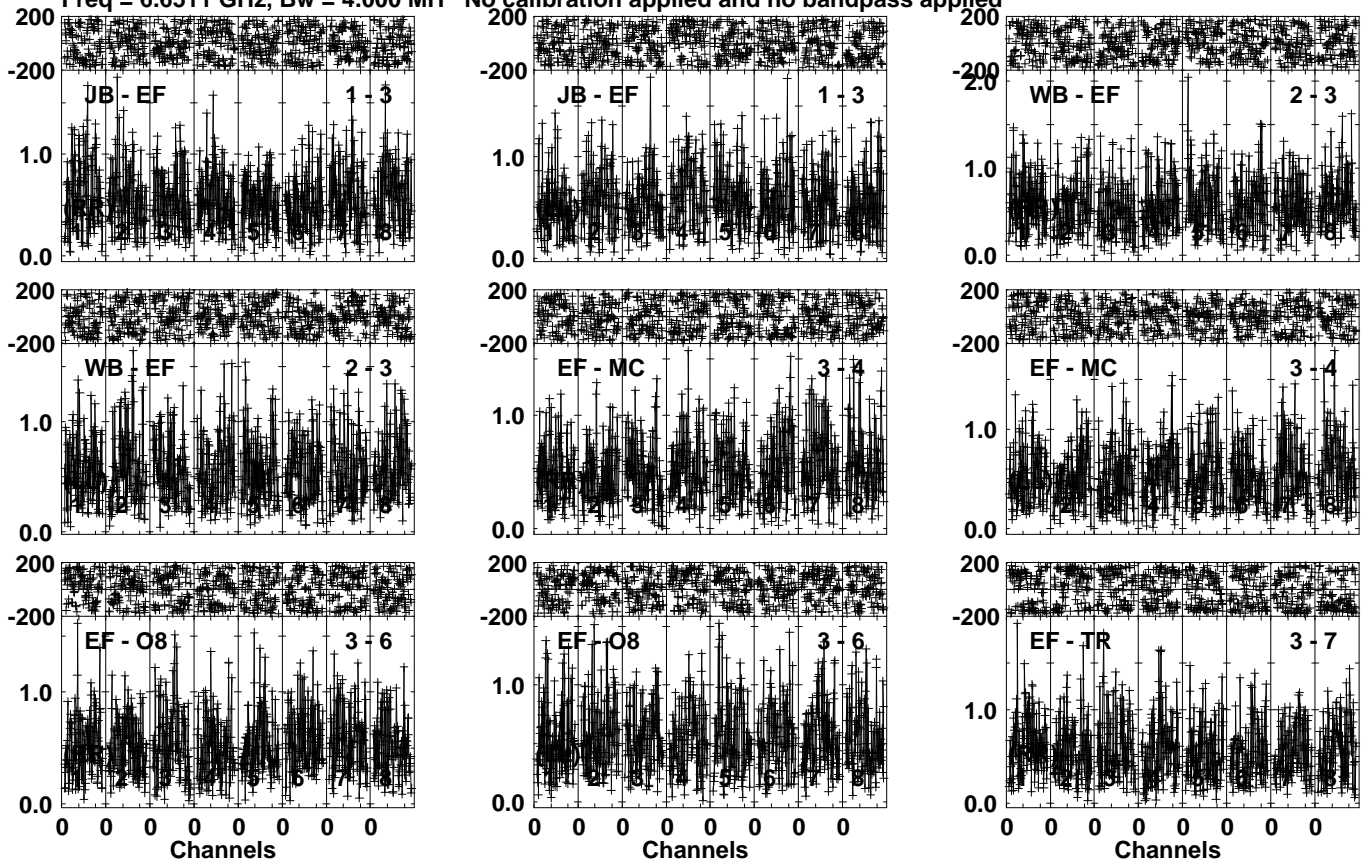
0 0 0 0 0 0 0 0  
Channels

Lower frame: Milli Ampl Jy Top frame: Phas deg  
Vector averaged cross-power spectrum Several baselines displayed  
Timerange: 01/05:53:01 to 01/05:55:59

Plot file version 313 created 20-JUL-2023 11:21:03

J2048+4310 EK052B 1.UVDATA.1

Freq = 6.6511 GHz, Bw = 4.000 MH No calibration applied and no bandpass applied

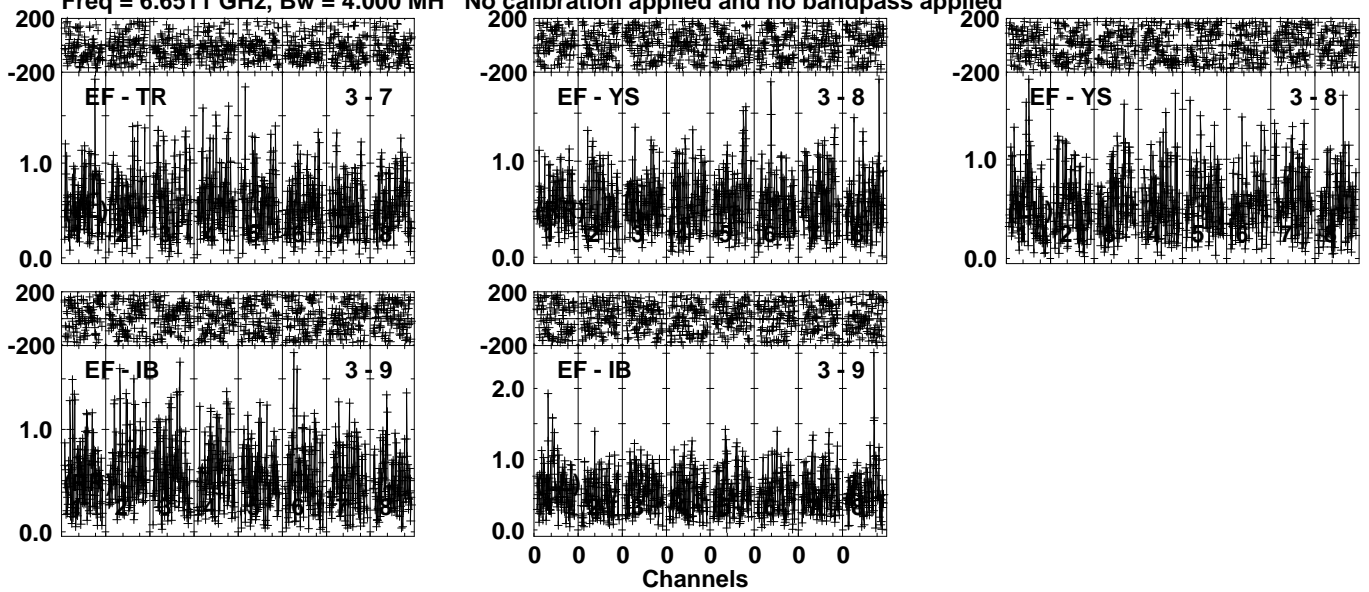


Lower frame: Milli Ampl Jy Top frame: Phas deg  
Vector averaged cross-power spectrum Several baselines displayed  
Timerange: 01/05:56:01 to 01/05:57:59

Plot file version 314 created 20-JUL-2023 11:21:04

J2048+4310 EK052B 1.UVDATA.1

Freq = 6.6511 GHz, Bw = 4.000 MH No calibration applied and no bandpass applied



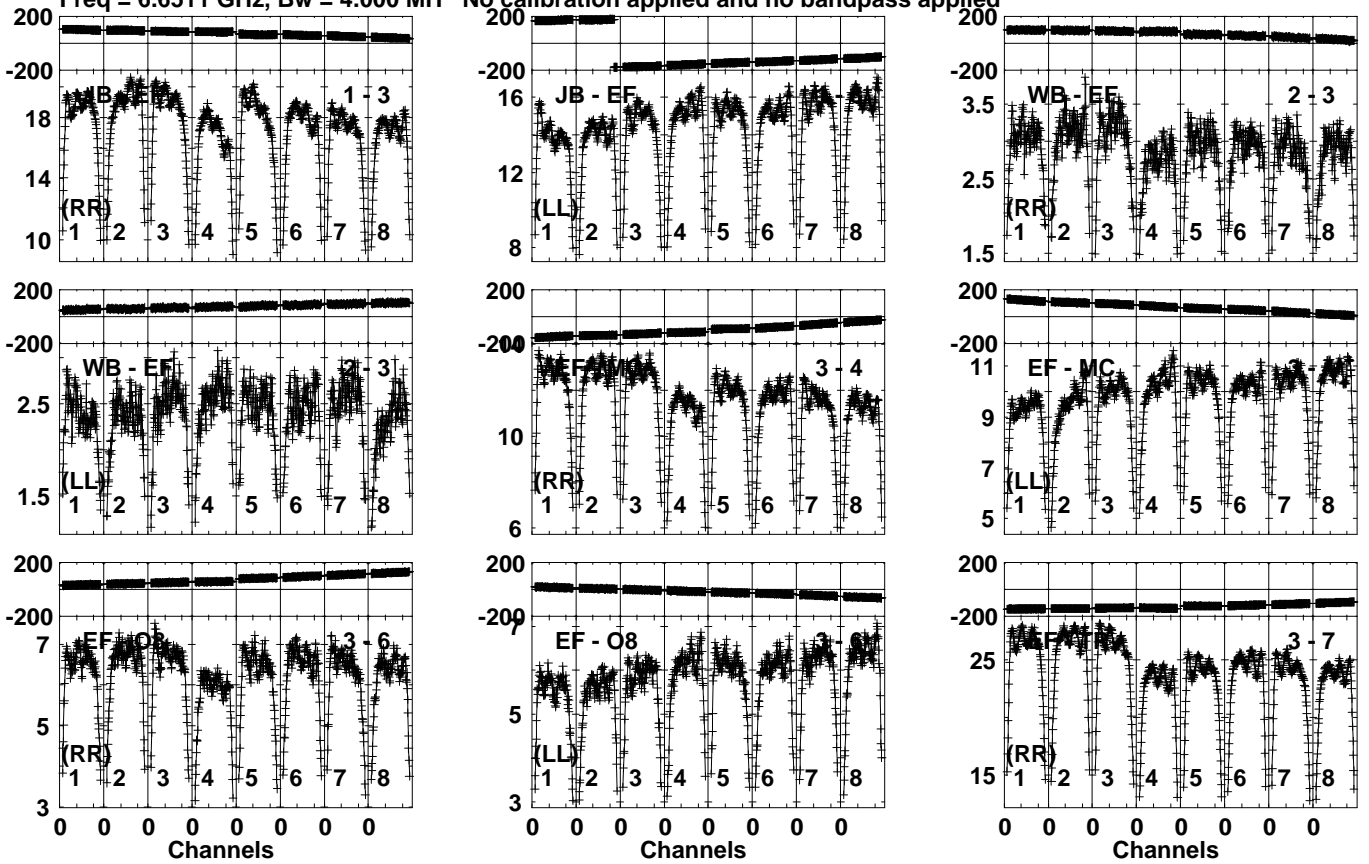
Lower frame: Milli Ampl Jy Top frame: Phas deg  
Vector averaged cross-power spectrum Several baselines displayed  
Timerange: 01/05:56:01 to 01/05:57:59



Plot file version 315 created 20-JUL-2023 11:21:04

J2202+4216 EK052B 1.UVDATA.1

Freq = 6.6511 GHz, Bw = 4.000 MH No calibration applied and no bandpass applied



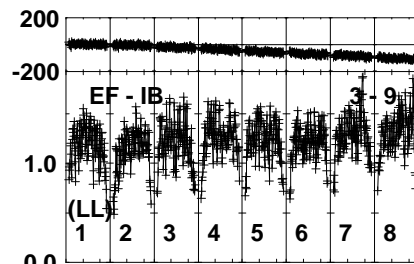
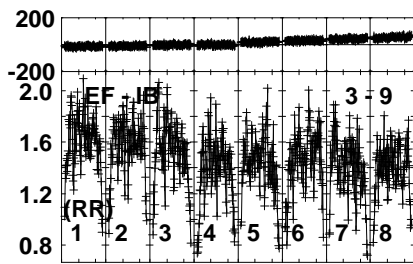
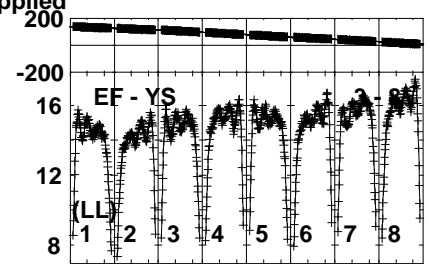
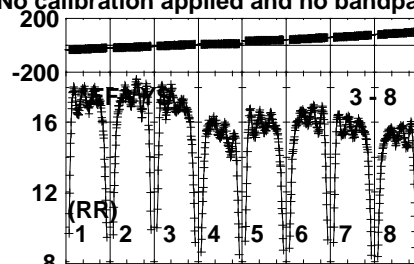
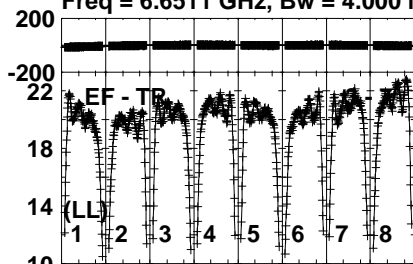
Lower frame: Milli Ampl Jy Top frame: Phas deg  
Vector averaged cross-power spectrum Several baselines displayed  
Timerange: 01/05:59:01 to 01/06:07:59

Plot file version 316 created 20-JUL-2023 11:21:04

J2202+4216 EK052B 1.UVDATA.1

Freq = 6.6511 GHz, Bw = 4.000 MH

No calibration applied and no bandpass applied



Channels

Lower frame: Milli Ampl Jy Top frame: Phas deg

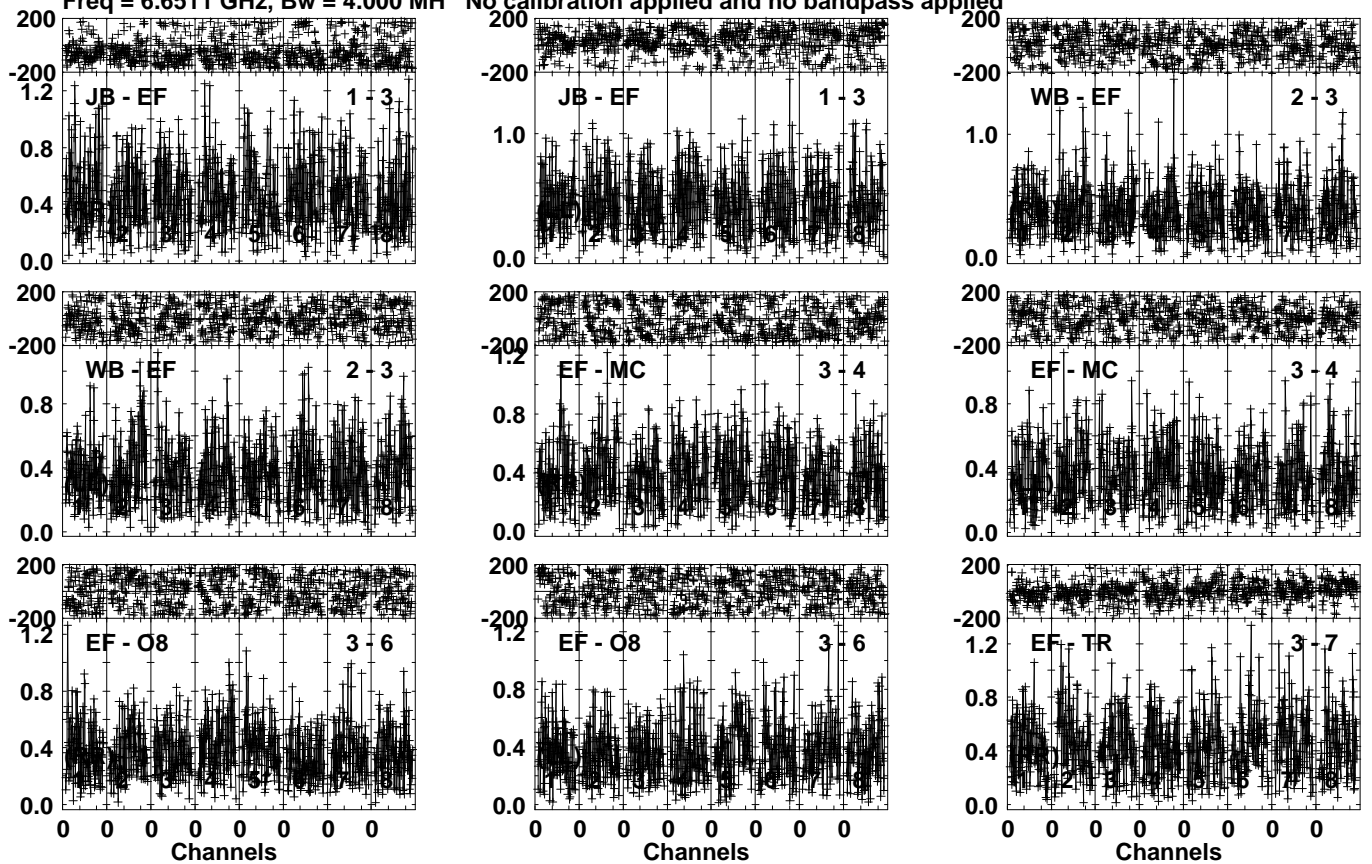
Vector averaged cross-power spectrum Several baselines displayed

Timerange: 01/05:59:01 to 01/06:07:59

Plot file version 317 created 20-JUL-2023 11:21:05

J2048+4310 EK052B 1.UVDATA.1

Freq = 6.6511 GHz, Bw = 4.000 MH No calibration applied and no bandpass applied

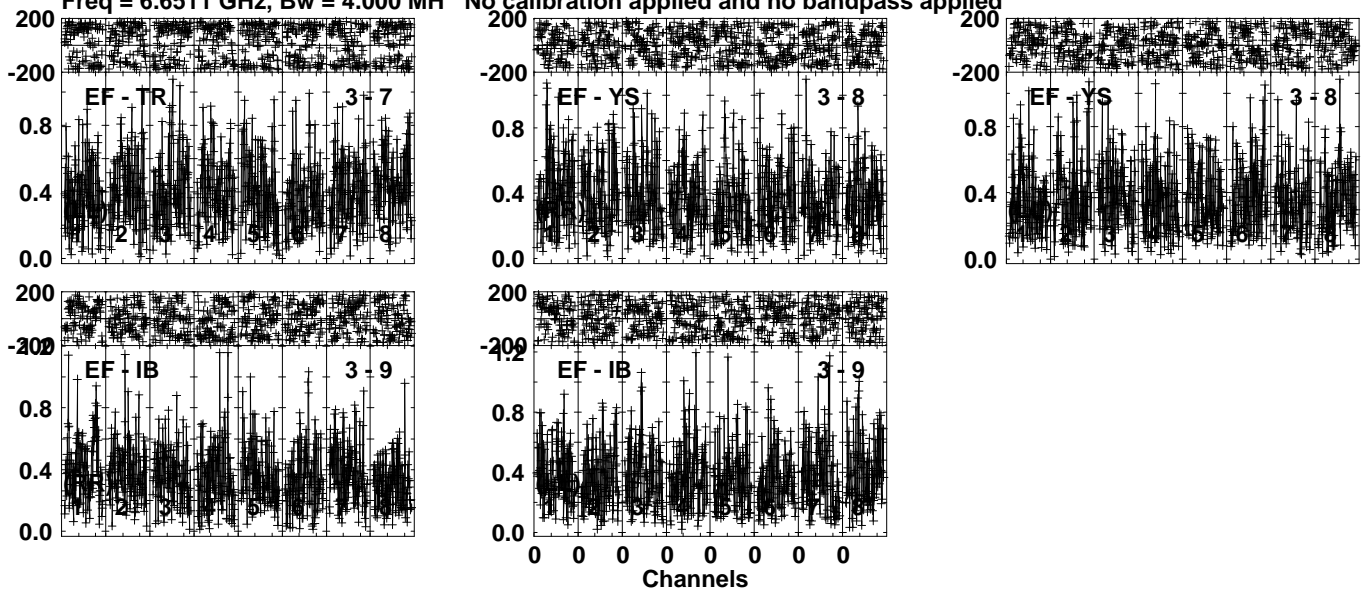


Lower frame: Milli Ampl Jy Top frame: Phas deg  
Vector averaged cross-power spectrum Several baselines displayed  
Timerange: 01/06:09:31 to 01/06:12:29

Plot file version 318 created 20-JUL-2023 11:21:05

J2048+4310 EK052B 1.UVDATA.1

Freq = 6.6511 GHz, Bw = 4.000 MH No calibration applied and no bandpass applied

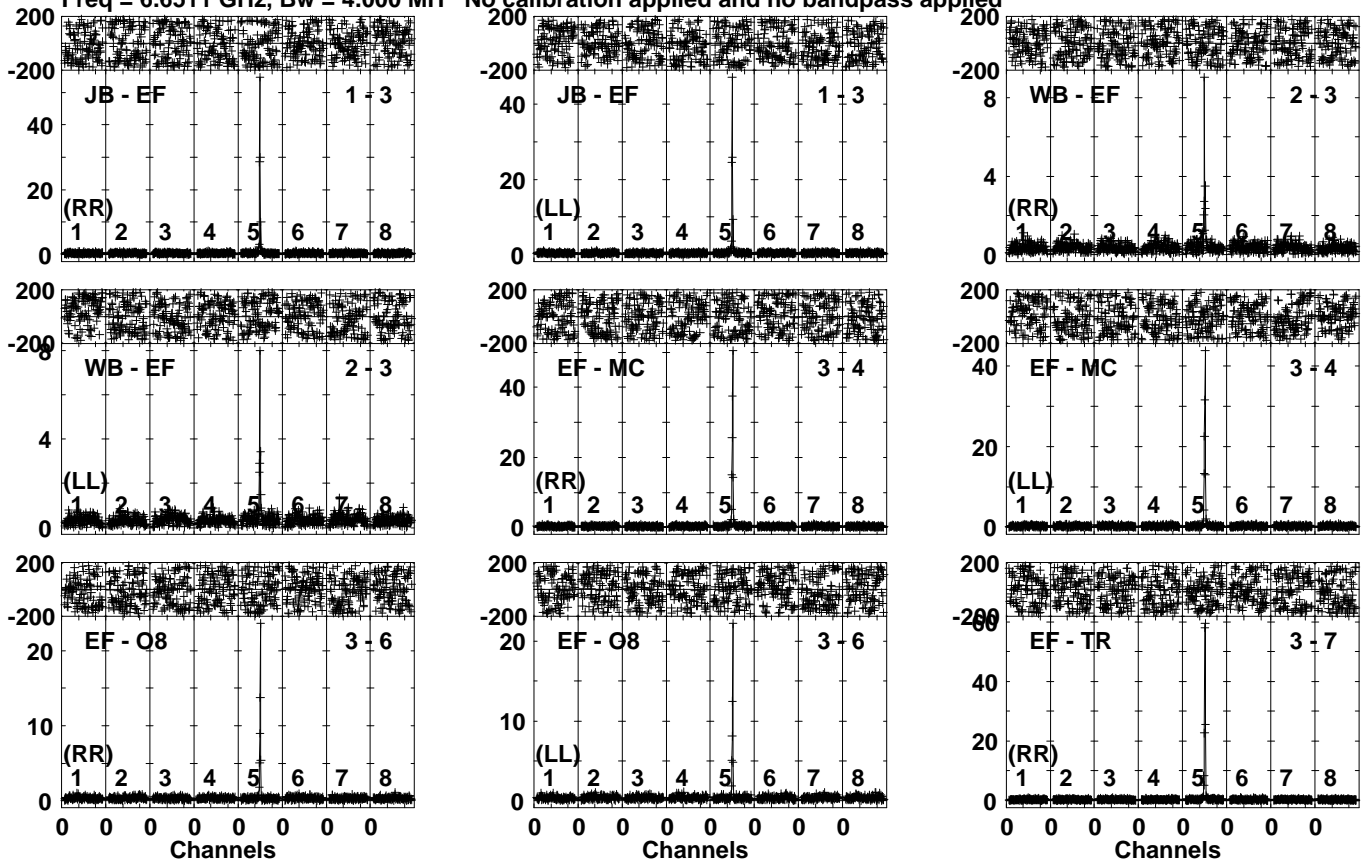


Lower frame: Milli Ampl Jy Top frame: Phas deg  
Vector averaged cross-power spectrum Several baselines displayed  
Timerange: 01/06:09:31 to 01/06:12:29

Plot file version 319 created 20-JUL-2023 11:21:05

W75N EK052B 1.UVDATA.1

Freq = 6.6511 GHz, Bw = 4.000 MH No calibration applied and no bandpass applied

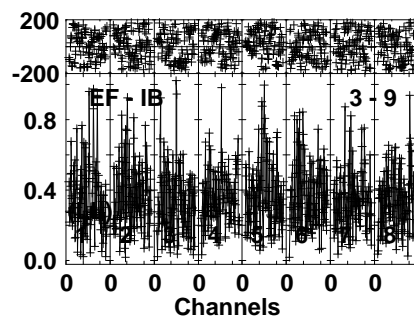
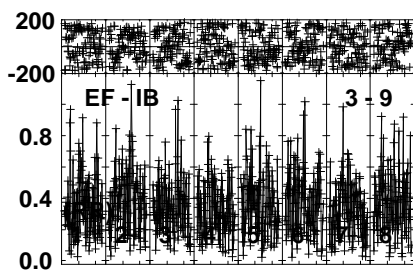
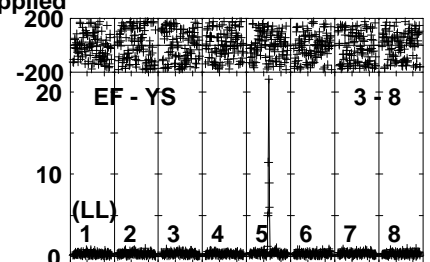
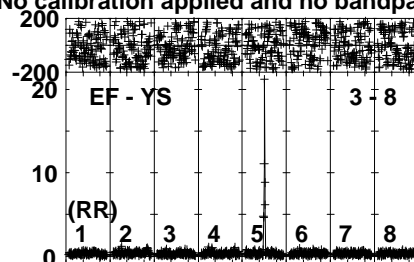
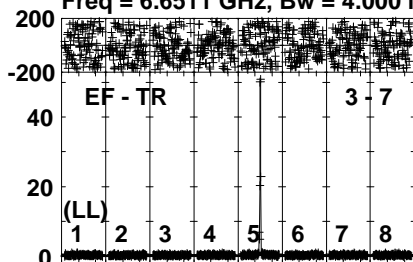


Lower frame: Milli Ampl Jy Top frame: Phas deg  
Vector averaged cross-power spectrum Several baselines displayed  
Timerange: 01/06:13:01 to 01/06:15:59

Plot file version 320 created 20-JUL-2023 11:21:05

W75N EK052B 1.UVDATA.1

Freq = 6.6511 GHz, Bw = 4.000 MH No calibration applied and no bandpass applied

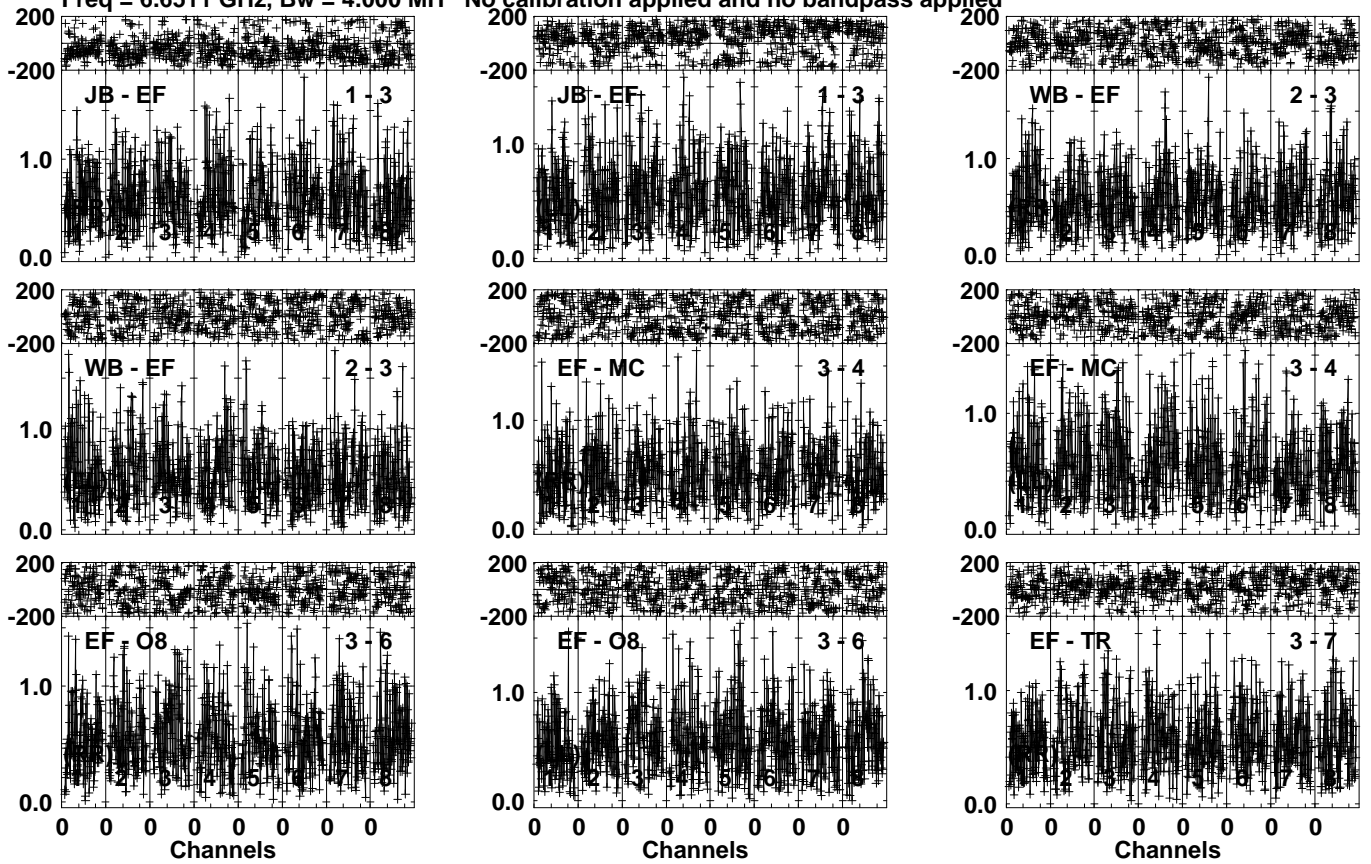


Lower frame: Milli Ampl Jy Top frame: Phas deg  
Vector averaged cross-power spectrum Several baselines displayed  
Timerange: 01/06:13:01 to 01/06:15:59

Plot file version 321 created 20-JUL-2023 11:21:05

J2048+4310 EK052B 1.UVDATA.1

Freq = 6.6511 GHz, Bw = 4.000 MH No calibration applied and no bandpass applied

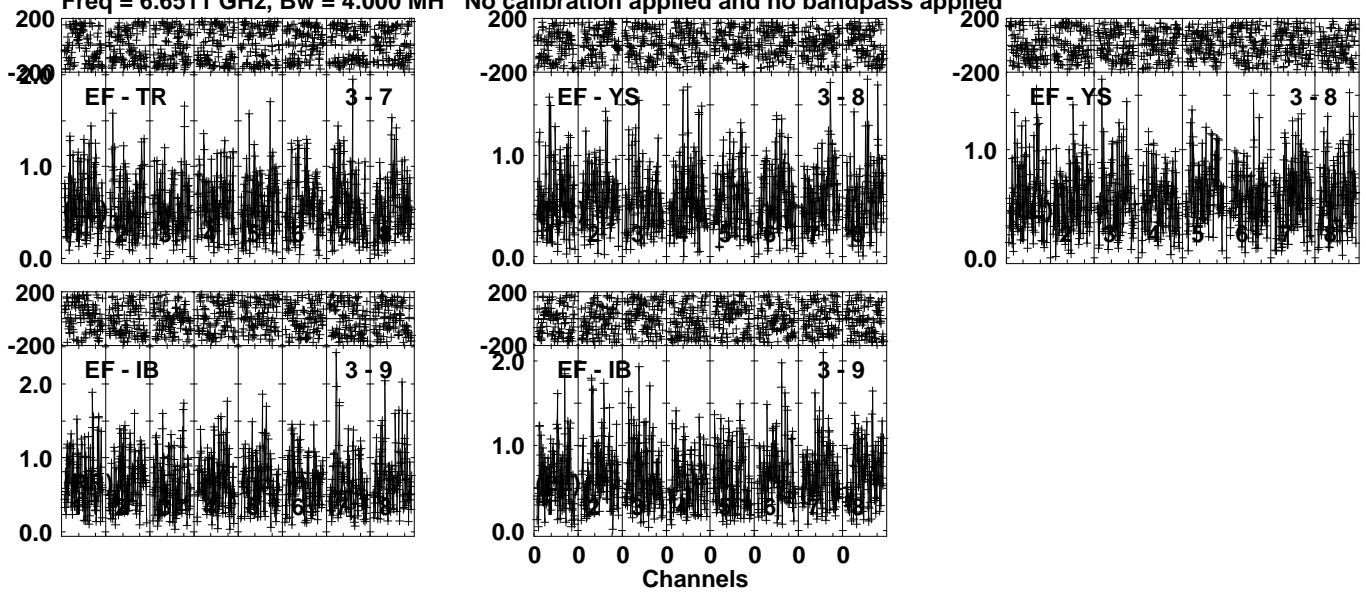


Lower frame: Milli Ampl Jy Top frame: Phas deg  
Vector averaged cross-power spectrum Several baselines displayed  
Timerange: 01/06:16:01 to 01/06:17:59

Plot file version 322 created 20-JUL-2023 11:21:05

J2048+4310 EK052B 1.UVDATA.1

Freq = 6.6511 GHz, Bw = 4.000 MH No calibration applied and no bandpass applied



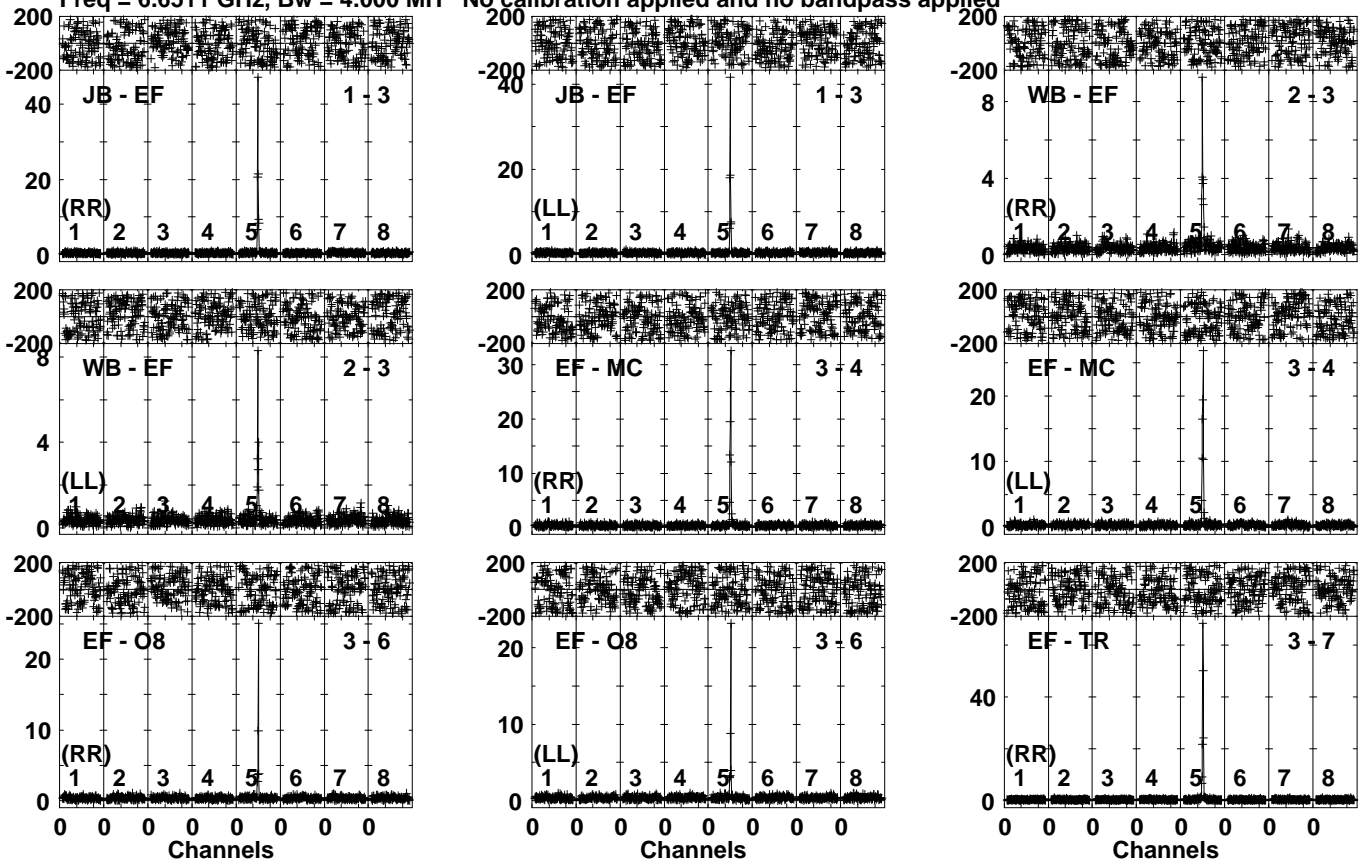
Lower frame: Milli Ampl Jy Top frame: Phas deg  
Vector averaged cross-power spectrum Several baselines displayed  
Timerange: 01/06:16:01 to 01/06:17:59



Plot file version 323 created 20-JUL-2023 11:21:06

W75N EK052B 1.UVDATA.1

Freq = 6.6511 GHz, Bw = 4.000 MH No calibration applied and no bandpass applied

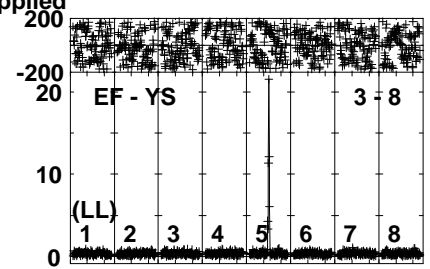
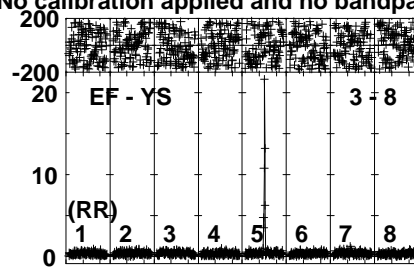
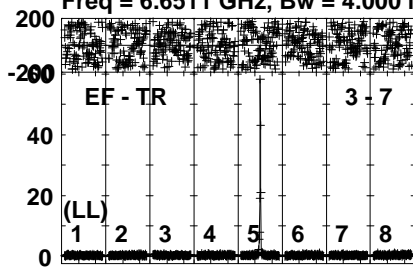


Lower frame: Milli Ampl Jy Top frame: Phas deg  
Vector averaged cross-power spectrum Several baselines displayed  
Timerange: 01/06:18:01 to 01/06:20:59

Plot file version 324 created 20-JUL-2023 11:21:06

W75N EK052B 1.UVDATA.1

Freq = 6.6511 GHz, Bw = 4.000 MH No calibration applied and no bandpass applied

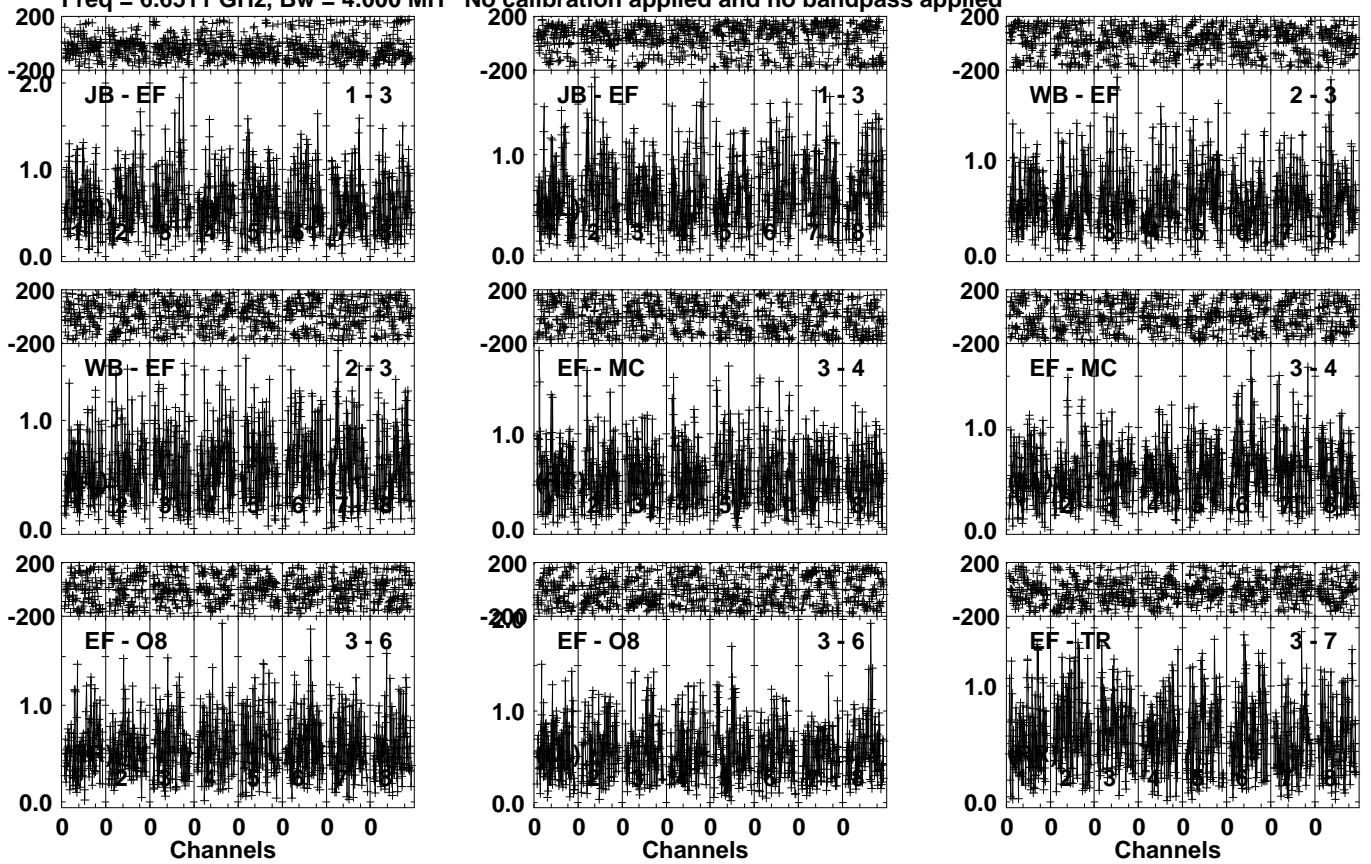


Lower frame: Milli Ampl Jy Top frame: Phas deg  
Vector averaged cross-power spectrum Several baselines displayed  
Timerange: 01/06:18:01 to 01/06:20:59

Plot file version 325 created 20-JUL-2023 11:21:06

J2048+4310 EK052B 1.UVDATA.1

Freq = 6.6511 GHz, Bw = 4.000 MH No calibration applied and no bandpass applied



Lower frame: Milli Ampl Jy Top frame: Phas deg

Vector averaged cross-power spectrum Several baselines displayed

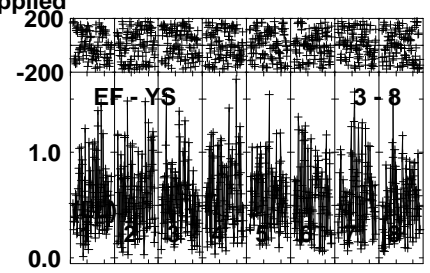
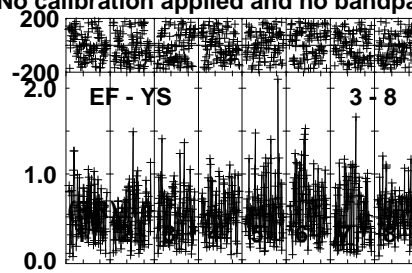
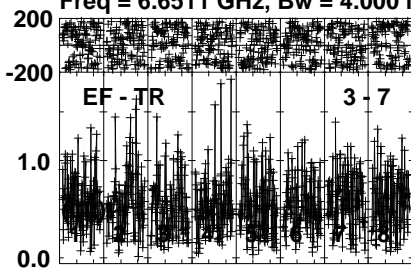
Timerange: 01/06:21:01 to 01/06:22:59

Plot file version 326 created 20-JUL-2023 11:21:06

J2048+4310 EK052B 1.UVDATA.1

Freq = 6.6511 GHz, Bw = 4.000 MH

No calibration applied and no bandpass applied

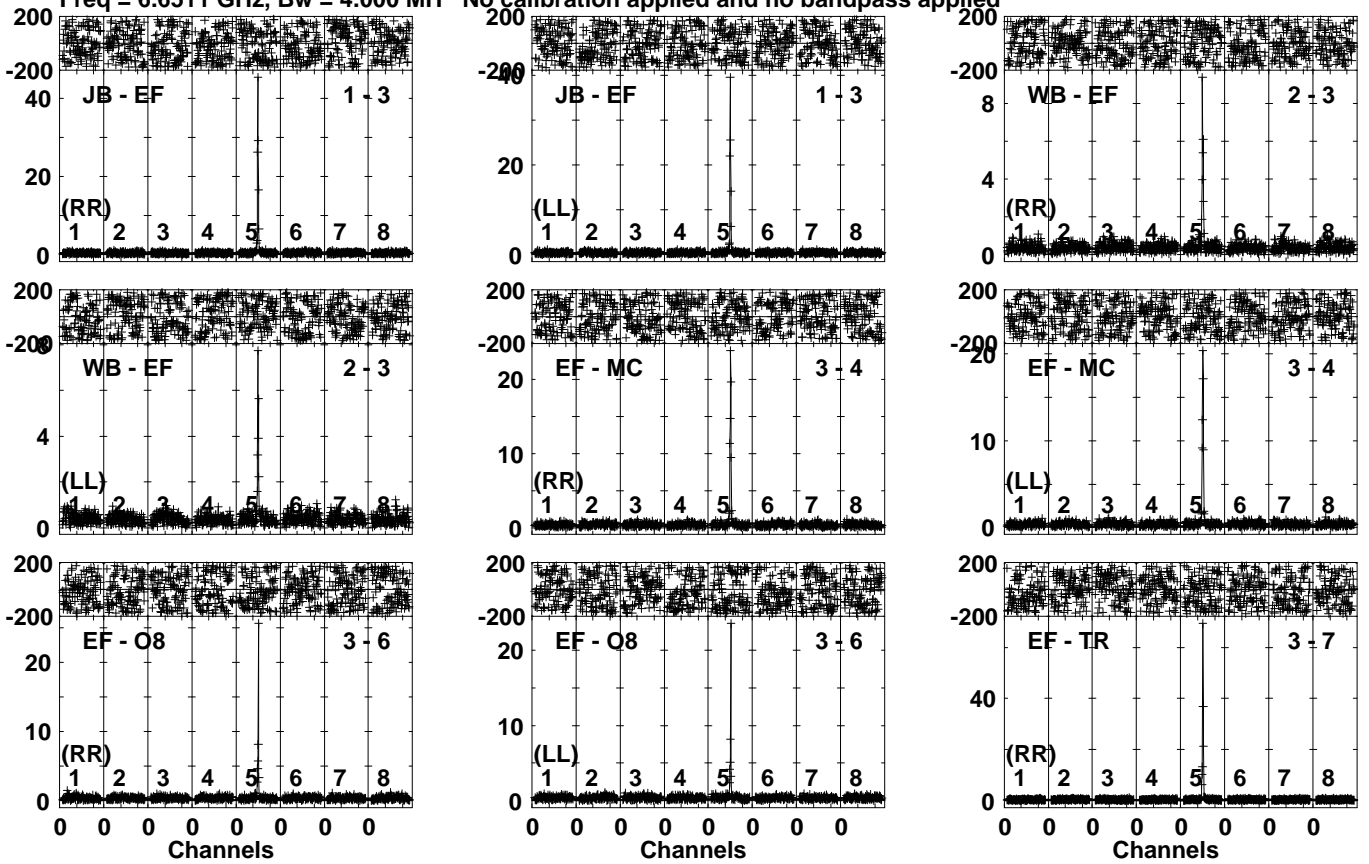


Lower frame: Milli Ampl Jy Top frame: Phas deg  
Vector averaged cross-power spectrum Several baselines displayed  
Timerange: 01/06:21:01 to 01/06:22:59

Plot file version 327 created 20-JUL-2023 11:21:06

W75N EK052B 1.UVDATA.1

Freq = 6.6511 GHz, Bw = 4.000 MH No calibration applied and no bandpass applied

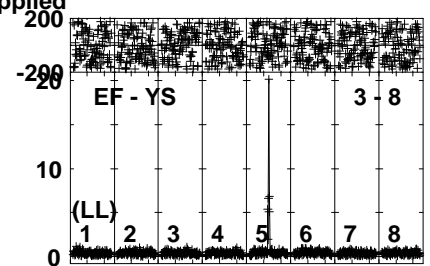
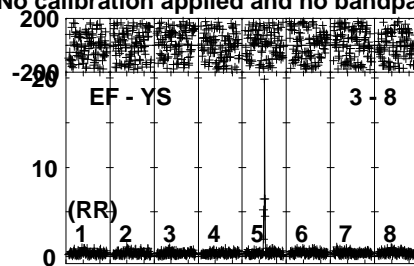
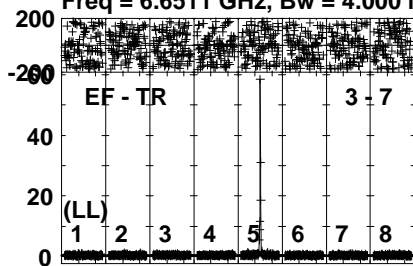


Lower frame: Milli Ampl Jy Top frame: Phas deg  
Vector averaged cross-power spectrum Several baselines displayed  
Timerange: 01/06:23:01 to 01/06:25:59

Plot file version 328 created 20-JUL-2023 11:21:06

W75N EK052B 1.UVDATA.1

Freq = 6.6511 GHz, Bw = 4.000 MH No calibration applied and no bandpass applied

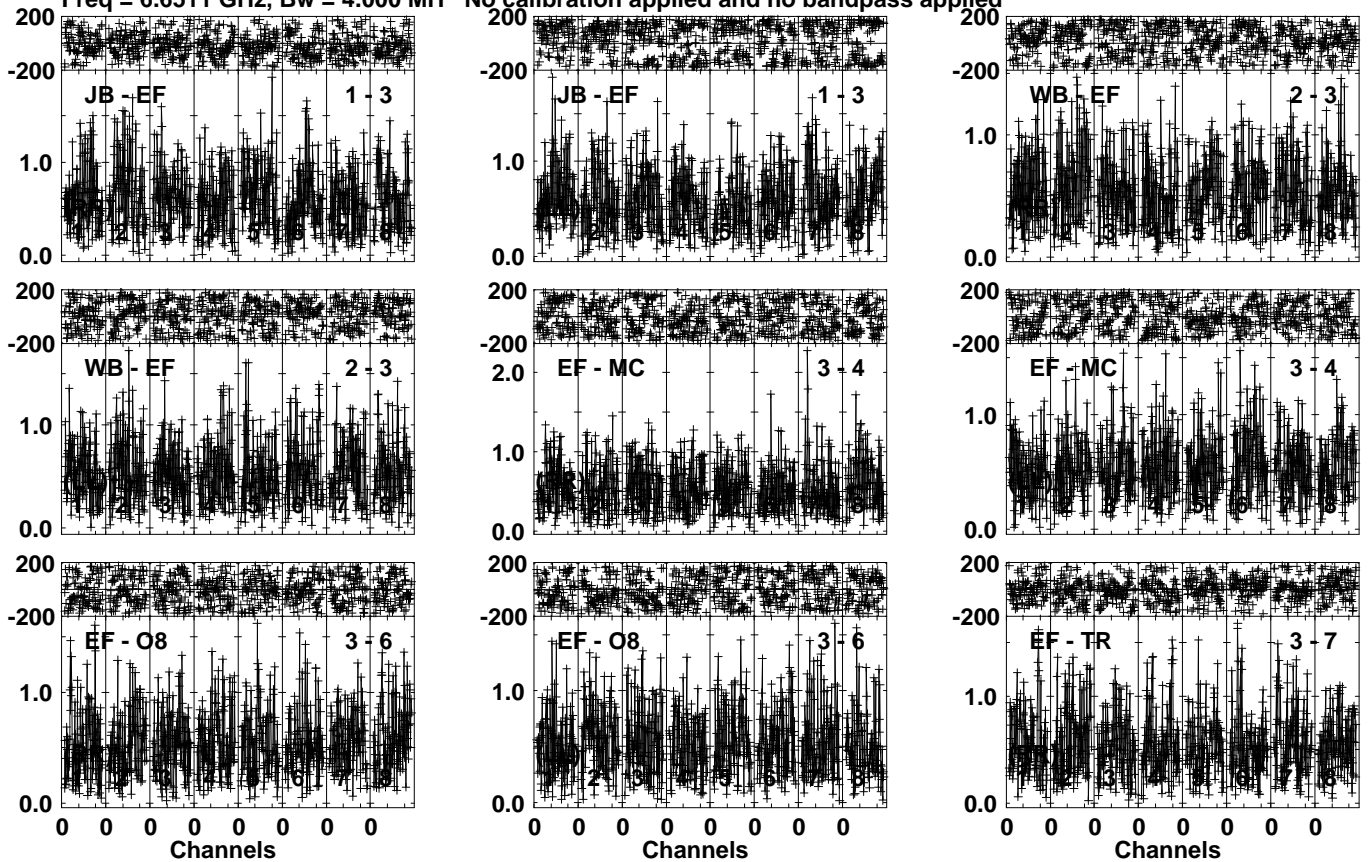


Lower frame: Milli Ampl Jy Top frame: Phas deg  
Vector averaged cross-power spectrum Several baselines displayed  
Timerange: 01/06:23:01 to 01/06:25:59

Plot file version 329 created 20-JUL-2023 11:21:06

J2048+4310 EK052B 1.UVDATA.1

Freq = 6.6511 GHz, Bw = 4.000 MH No calibration applied and no bandpass applied

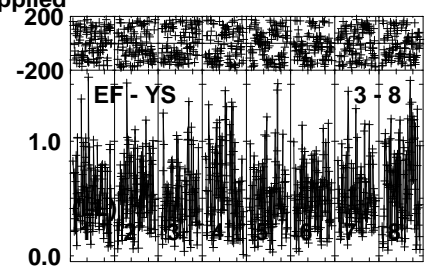
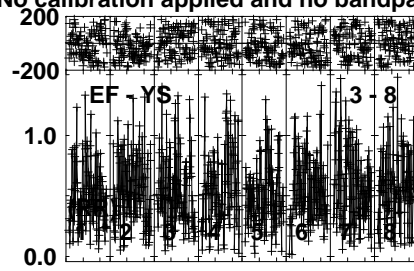
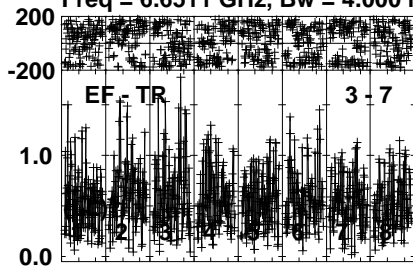


Lower frame: Milli Ampl Jy Top frame: Phas deg  
Vector averaged cross-power spectrum Several baselines displayed  
Timerange: 01/06:26:01 to 01/06:27:59

Plot file version 330 created 20-JUL-2023 11:21:06

J2048+4310 EK052B 1.UVDATA.1

Freq = 6.6511 GHz, Bw = 4.000 MH No calibration applied and no bandpass applied



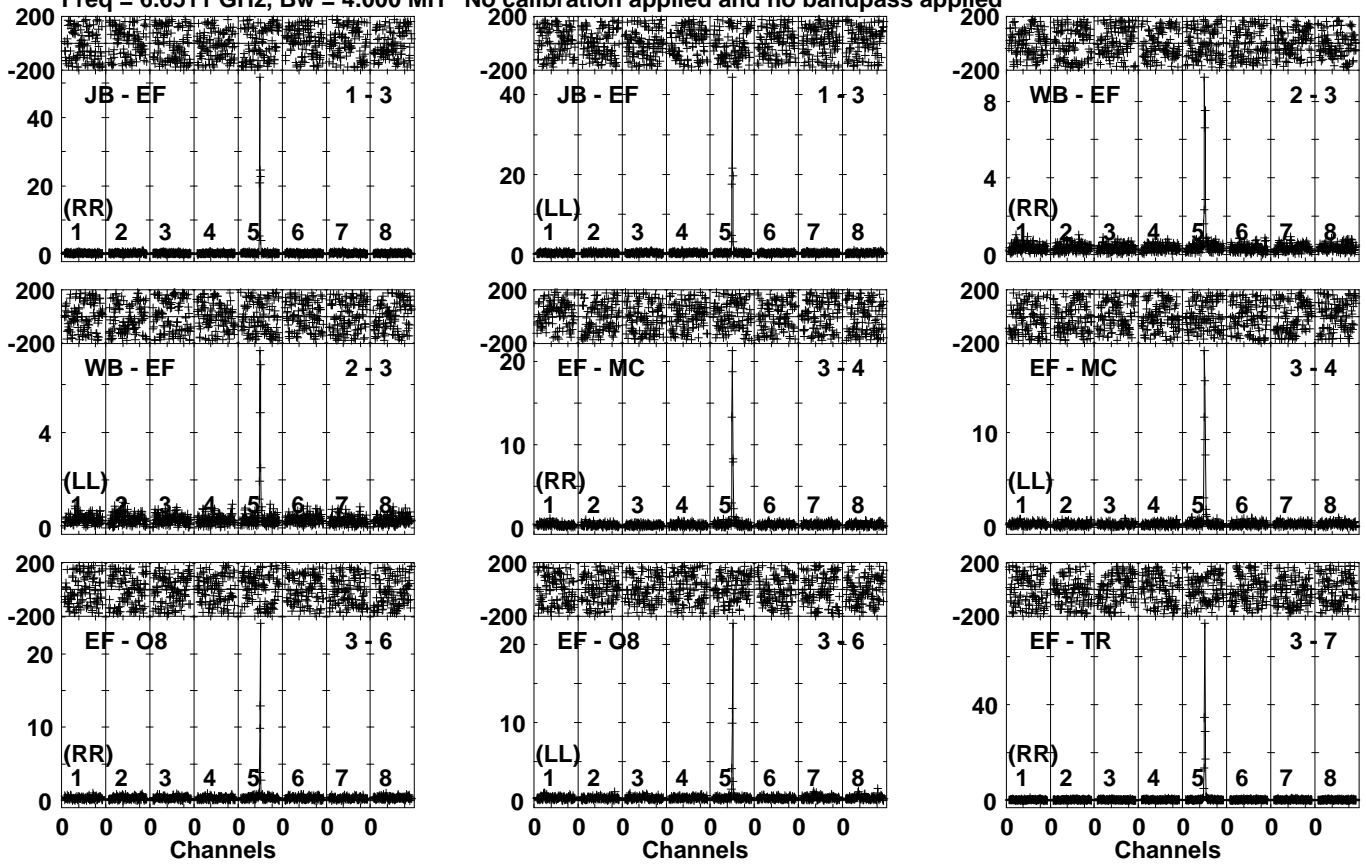
Lower frame: Milli Ampl Jy Top frame: Phas deg  
Vector averaged cross-power spectrum Several baselines displayed  
Timerange: 01/06:26:01 to 01/06:27:59



Plot file version 331 created 20-JUL-2023 11:21:07

W75N EK052B 1.UVDATA.1

Freq = 6.6511 GHz, Bw = 4.000 MH No calibration applied and no bandpass applied

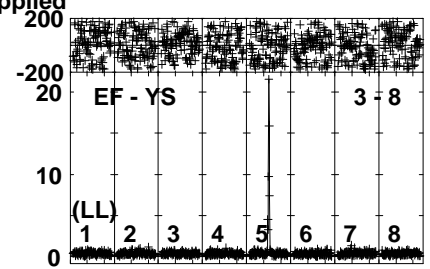
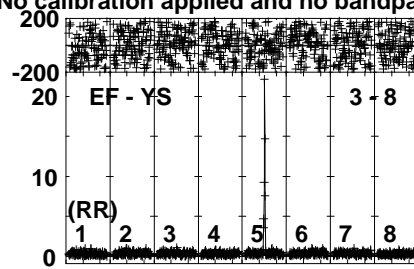
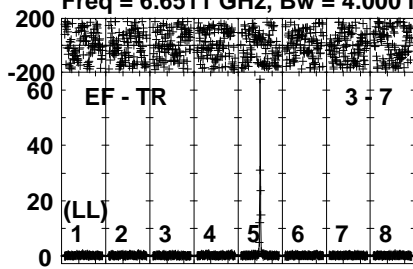


Lower frame: Milli Ampl Jy Top frame: Phas deg  
Vector averaged cross-power spectrum Several baselines displayed  
Timerange: 01/06:28:31 to 01/06:31:29

Plot file version 332 created 20-JUL-2023 11:21:07

W75N EK052B 1.UVDATA.1

Freq = 6.6511 GHz, Bw = 4.000 MH No calibration applied and no bandpass applied

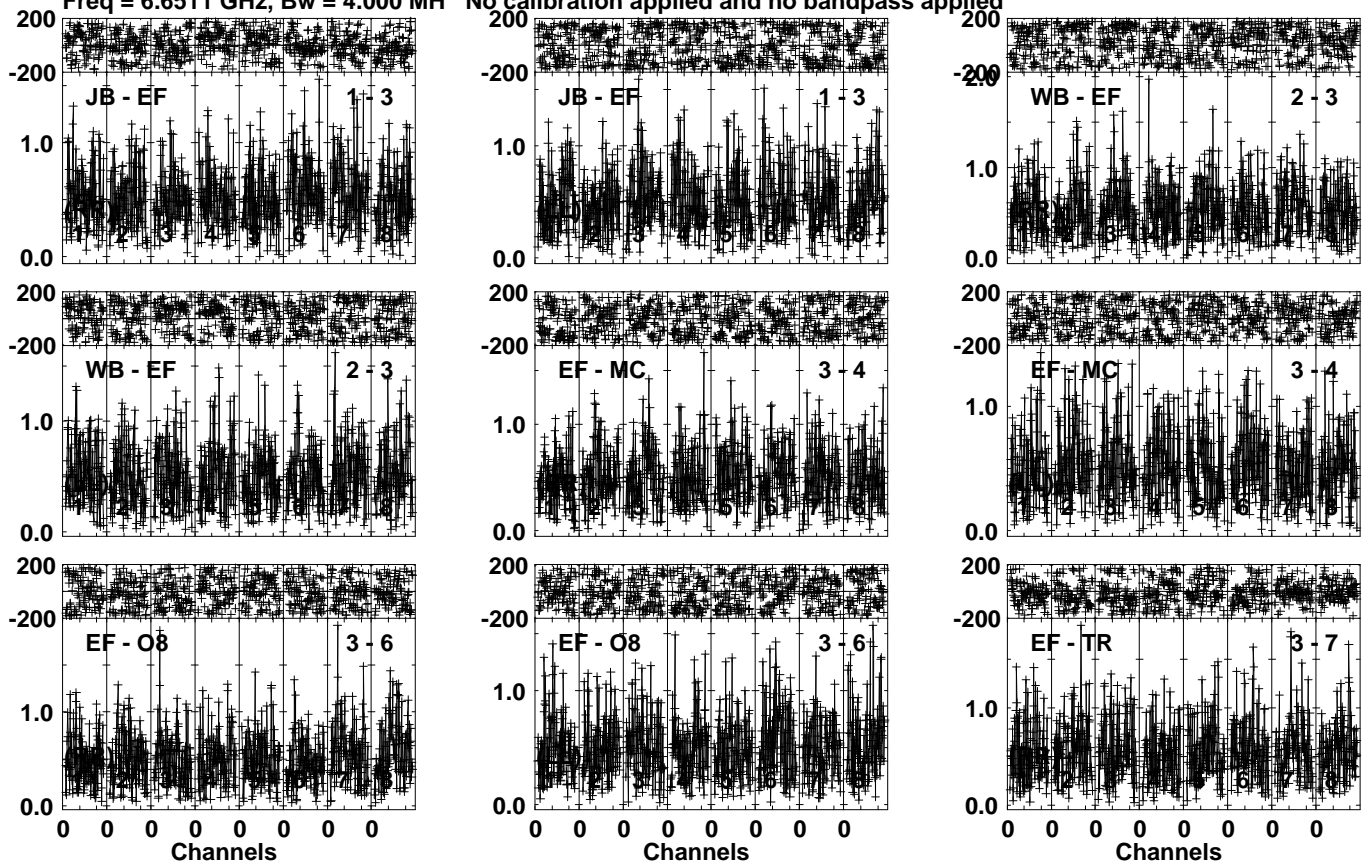


Lower frame: Milli Ampl Jy Top frame: Phas deg  
Vector averaged cross-power spectrum Several baselines displayed  
Timerange: 01/06:28:31 to 01/06:31:29

Plot file version 333 created 20-JUL-2023 11:21:07

J2048+4310 EK052B 1.UVDATA.1

Freq = 6.6511 GHz, Bw = 4.000 MH No calibration applied and no bandpass applied

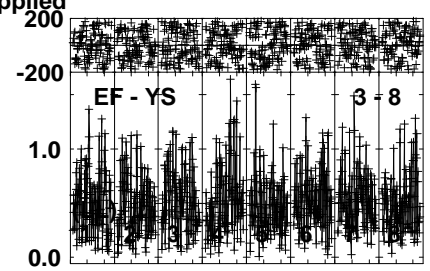
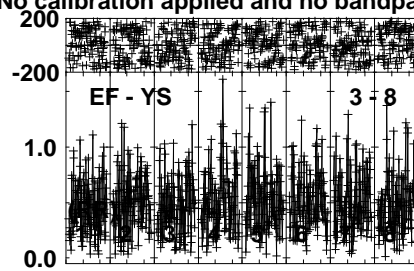
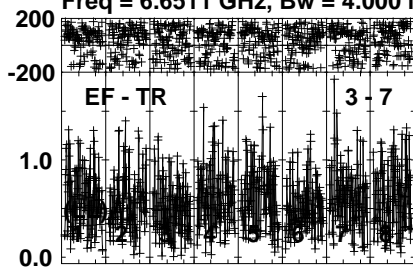


Lower frame: Milli Ampl Jy Top frame: Phas deg  
Vector averaged cross-power spectrum Several baselines displayed  
Timerange: 01/06:31:31 to 01/06:33:29

Plot file version 334 created 20-JUL-2023 11:21:07

J2048+4310 EK052B 1.UVDATA.1

Freq = 6.6511 GHz, Bw = 4.000 MH No calibration applied and no bandpass applied

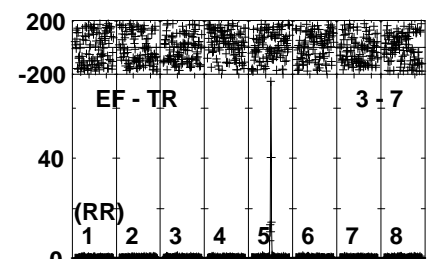
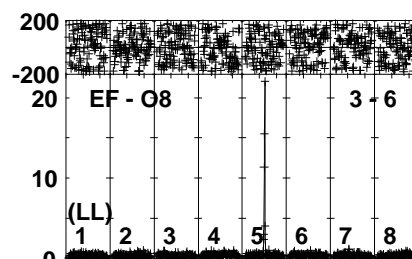
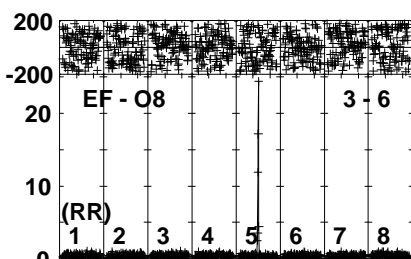
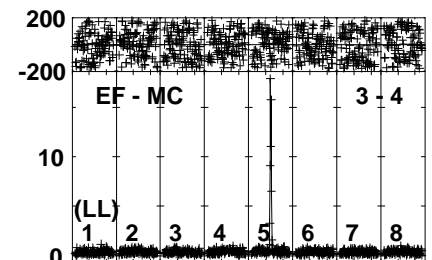
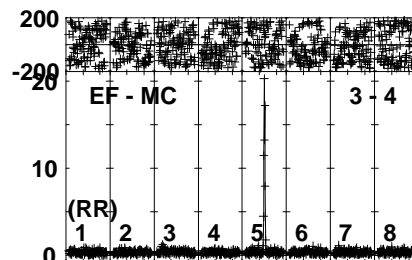
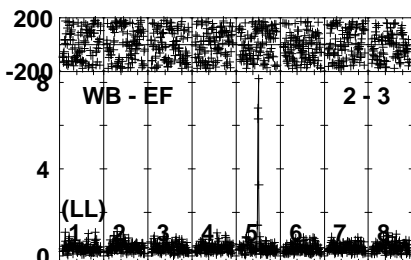
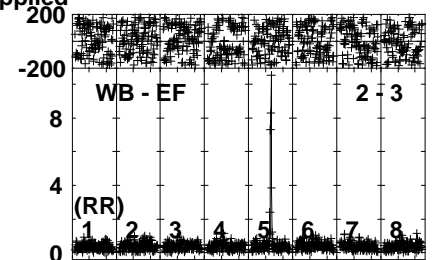
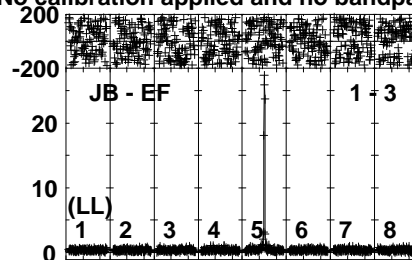
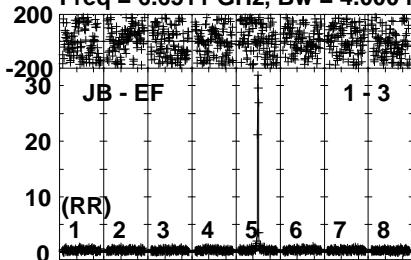


Lower frame: Milli Ampl Jy Top frame: Phas deg  
Vector averaged cross-power spectrum Several baselines displayed  
Timerange: 01/06:31:31 to 01/06:33:29

Plot file version 335 created 20-JUL-2023 11:21:07

W75N EK052B 1.UVDATA.1

Freq = 6.6511 GHz, Bw = 4.000 MH No calibration applied and no bandpass applied



Lower frame: Milli Ampl Jy Top frame: Phas deg

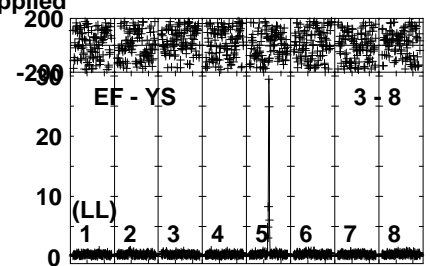
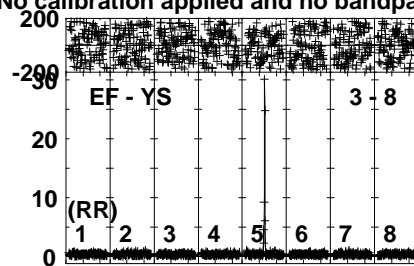

Vector averaged cross-power spectrum Several baselines displayed

Timerange: 01/06:33:31 to 01/06:36:29

Plot file version 336 created 20-JUL-2023 11:21:07

W75N EK052B 1.UVDATA.1

Freq = 6.6511 GHz, Bw = 4.000 MH No calibration applied and no bandpass applied

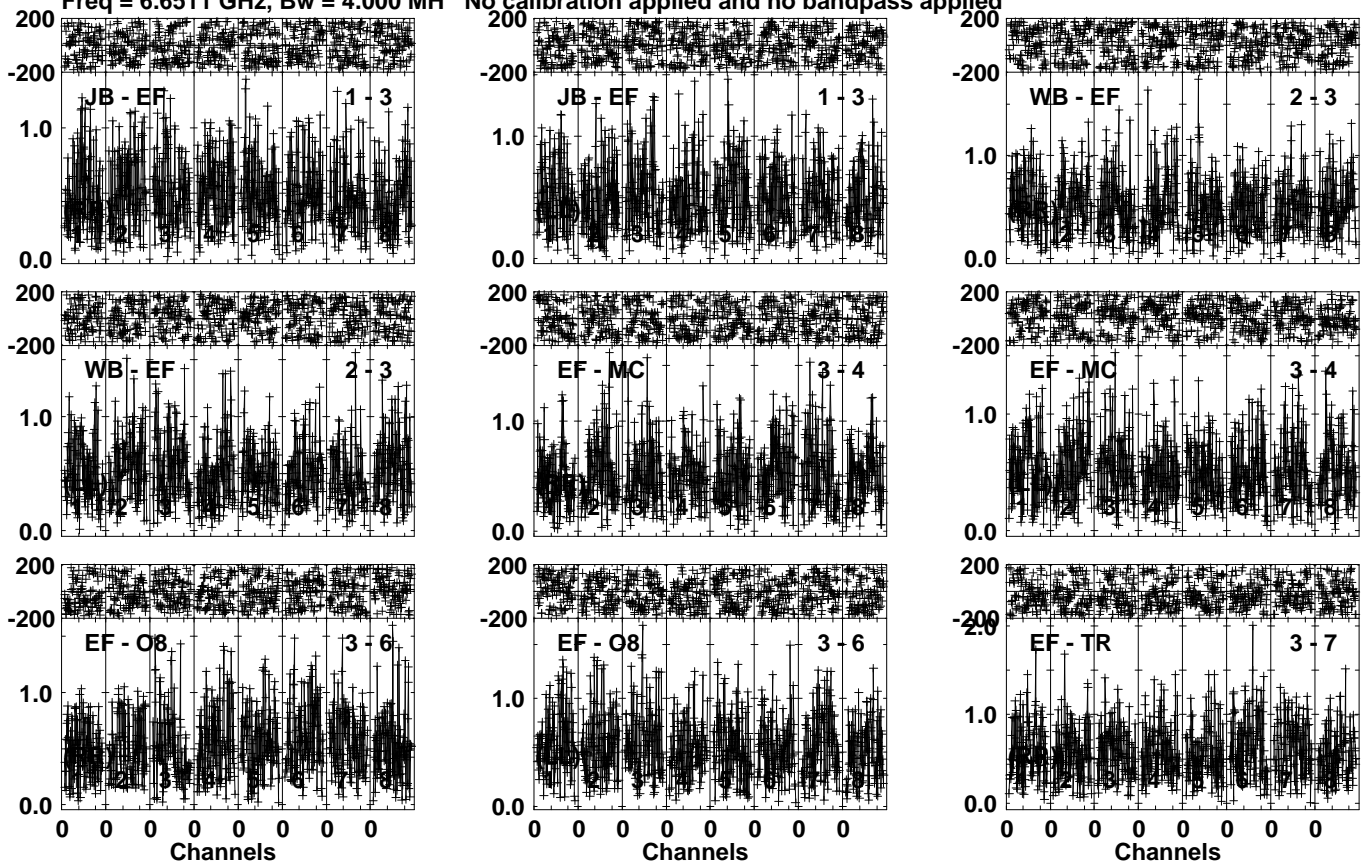


Lower frame: Milli Ampl Jy Top frame: Phas deg  
Vector averaged cross-power spectrum Several baselines displayed  
Timerange: 01/06:33:31 to 01/06:36:29

Plot file version 337 created 20-JUL-2023 11:21:07

J2048+4310 EK052B 1.UVDATA.1

Freq = 6.6511 GHz, Bw = 4.000 MH No calibration applied and no bandpass applied

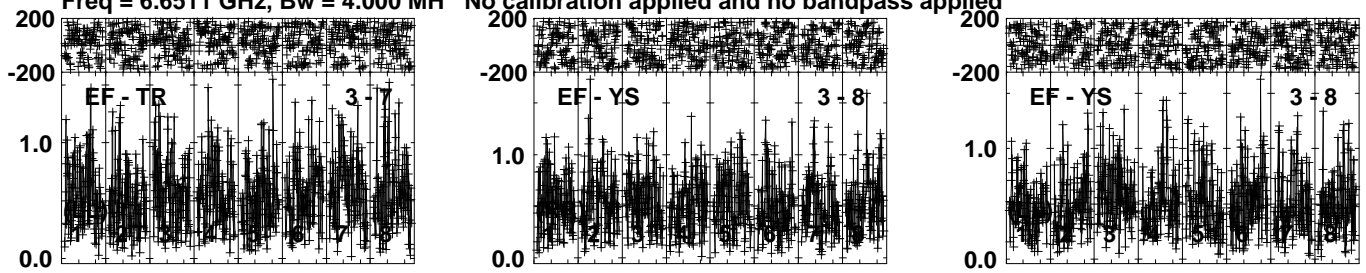


Lower frame: Milli Ampl Jy Top frame: Phas deg  
Vector averaged cross-power spectrum Several baselines displayed  
Timerange: 01/06:36:31 to 01/06:38:29

Plot file version 338 created 20-JUL-2023 11:21:07

J2048+4310 EK052B 1.UVDATA.1

Freq = 6.6511 GHz, Bw = 4.000 MH No calibration applied and no bandpass applied



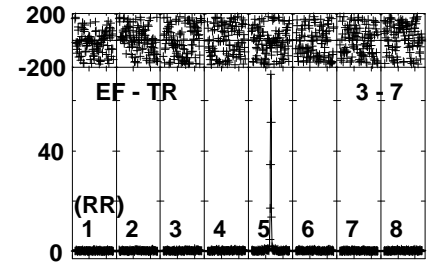
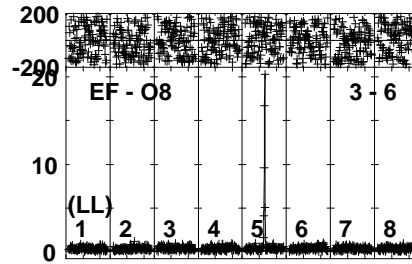
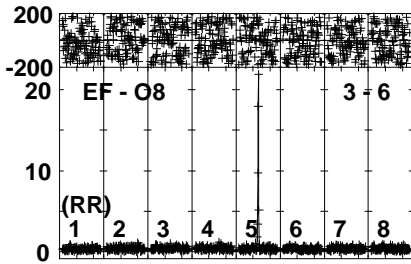
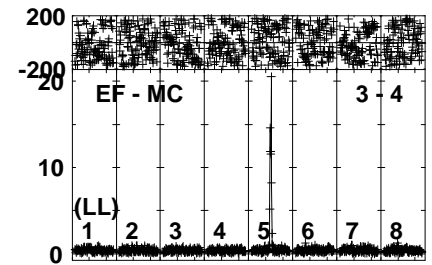
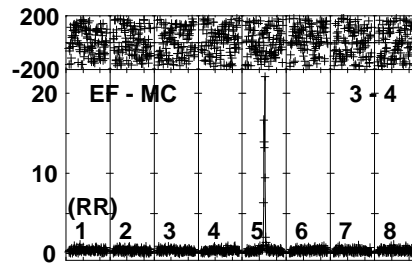
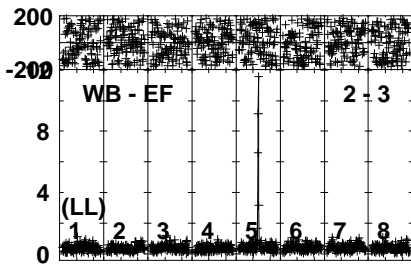
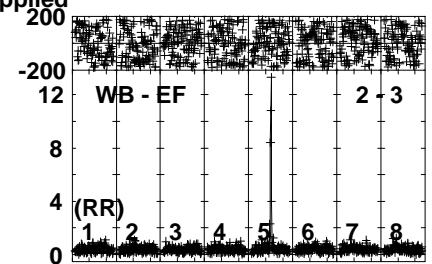

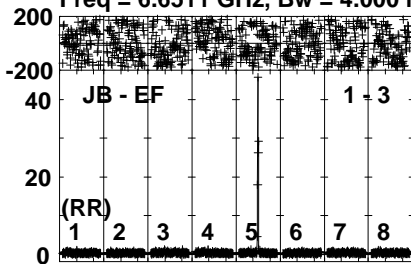
Lower frame: Milli Ampl Jy Top frame: Phas deg  
Vector averaged cross-power spectrum Several baselines displayed  
Timerange: 01/06:36:31 to 01/06:38:29



Plot file version 339 created 20-JUL-2023 11:21:07

W75N EK052B 1.UVDATA.1

Freq = 6.6511 GHz, Bw = 4.000 MH No calibration applied and no bandpass applied



Lower frame: Milli Ampl Jy Top frame: Phas deg

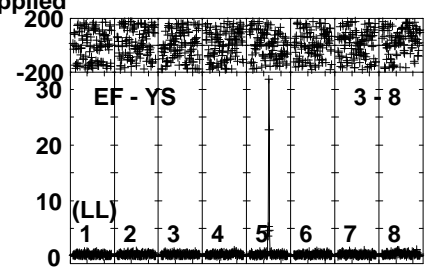
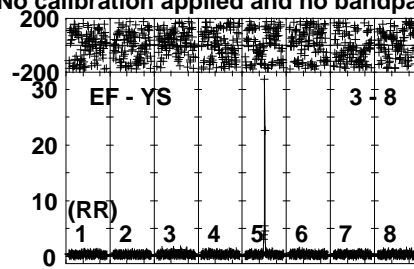
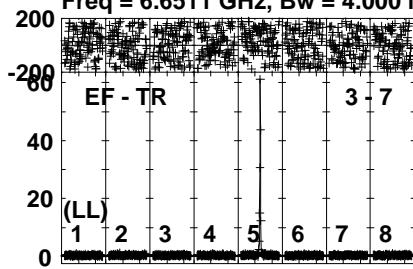
Vector averaged cross-power spectrum Several baselines displayed

Timerange: 01/06:38:31 to 01/06:41:29

Plot file version 340 created 20-JUL-2023 11:21:08

W75N EK052B 1.UVDATA.1

Freq = 6.6511 GHz, Bw = 4.000 MH No calibration applied and no bandpass applied

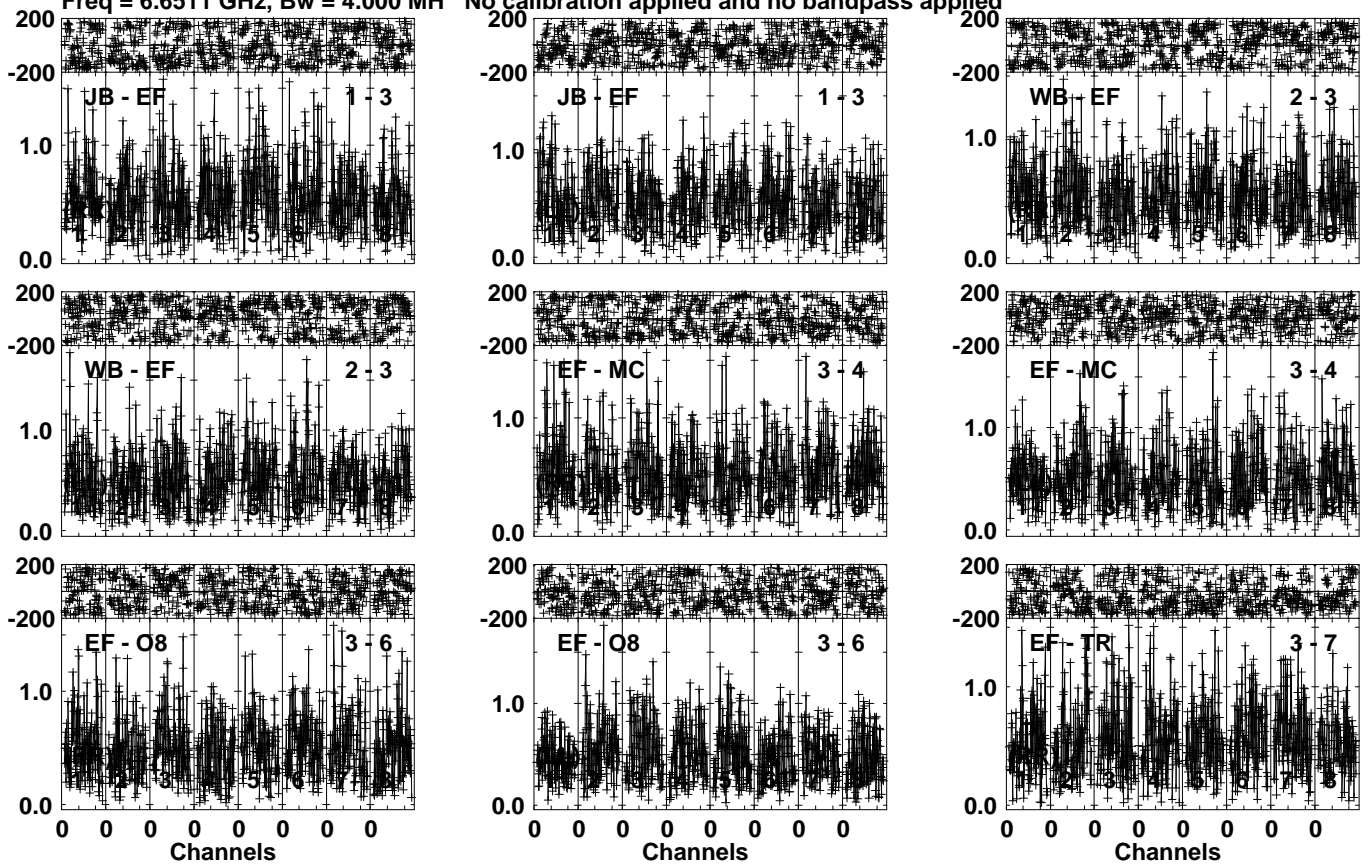


Lower frame: Milli Ampl Jy Top frame: Phas deg  
Vector averaged cross-power spectrum Several baselines displayed  
Timerange: 01/06:38:31 to 01/06:41:29

Plot file version 341 created 20-JUL-2023 11:21:08

J2048+4310 EK052B 1.UVDATA.1

Freq = 6.6511 GHz, Bw = 4.000 MH No calibration applied and no bandpass applied



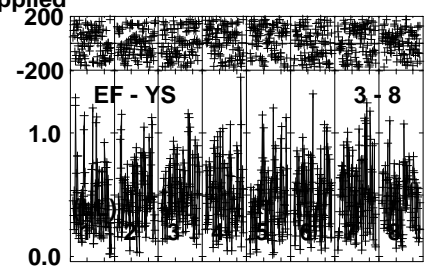
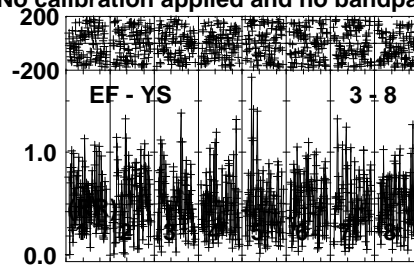
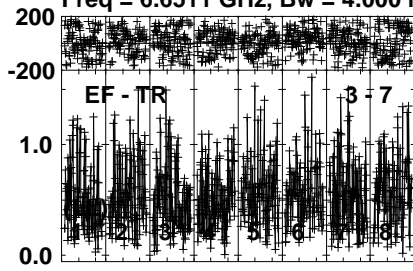
Lower frame: Milli Ampl Jy Top frame: Phas deg  
Vector averaged cross-power spectrum Several baselines displayed  
Timerange: 01/06:41:31 to 01/06:43:29

Plot file version 342 created 20-JUL-2023 11:21:08

J2048+4310 EK052B 1.UVDATA.1

Freq = 6.6511 GHz, Bw = 4.000 MH

No calibration applied and no bandpass applied



Lower frame: Milli Ampl Jy Top frame: Phas deg

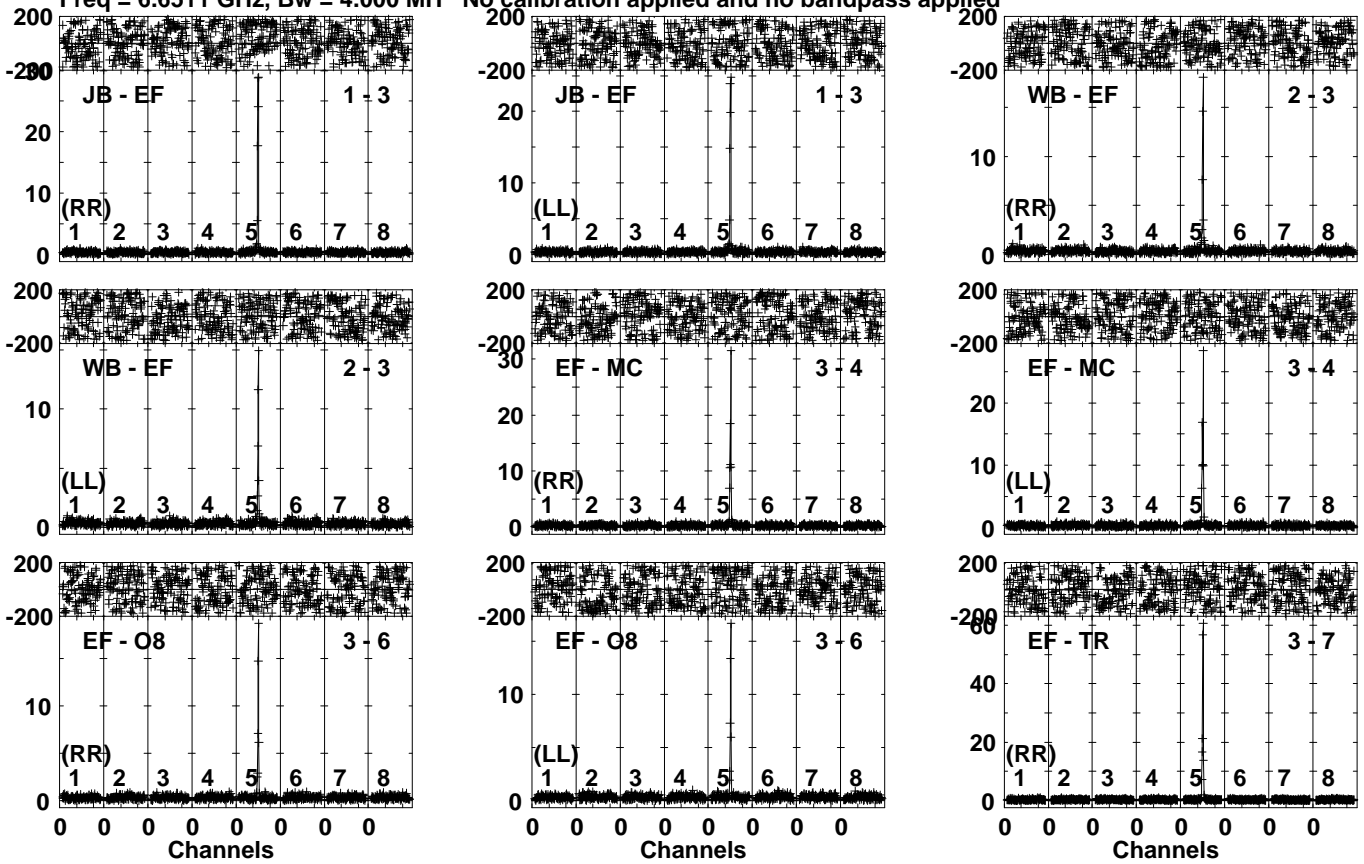
Vector averaged cross-power spectrum Several baselines displayed

Timerange: 01/06:41:31 to 01/06:43:29

Plot file version 343 created 20-JUL-2023 11:21:08

W75N EK052B 1.UVDATA.1

Freq = 6.6511 GHz, Bw = 4.000 MH No calibration applied and no bandpass applied

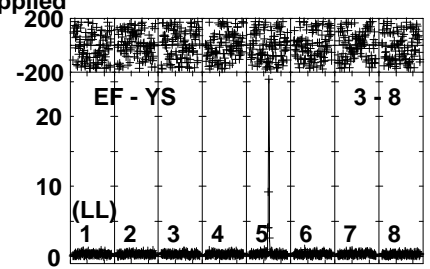
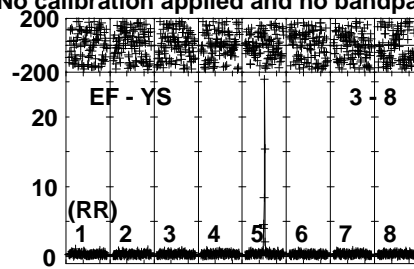
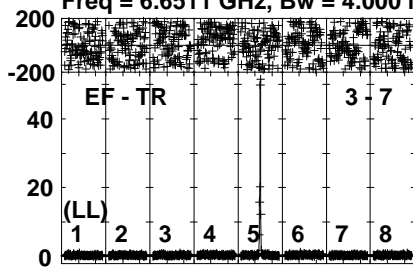


Lower frame: Milli Ampl Jy Top frame: Phas deg  
Vector averaged cross-power spectrum Several baselines displayed  
Timerange: 01/06:44:01 to 01/06:46:59

Plot file version 344 created 20-JUL-2023 11:21:08

W75N EK052B 1.UVDATA.1

Freq = 6.6511 GHz, Bw = 4.000 MH No calibration applied and no bandpass applied

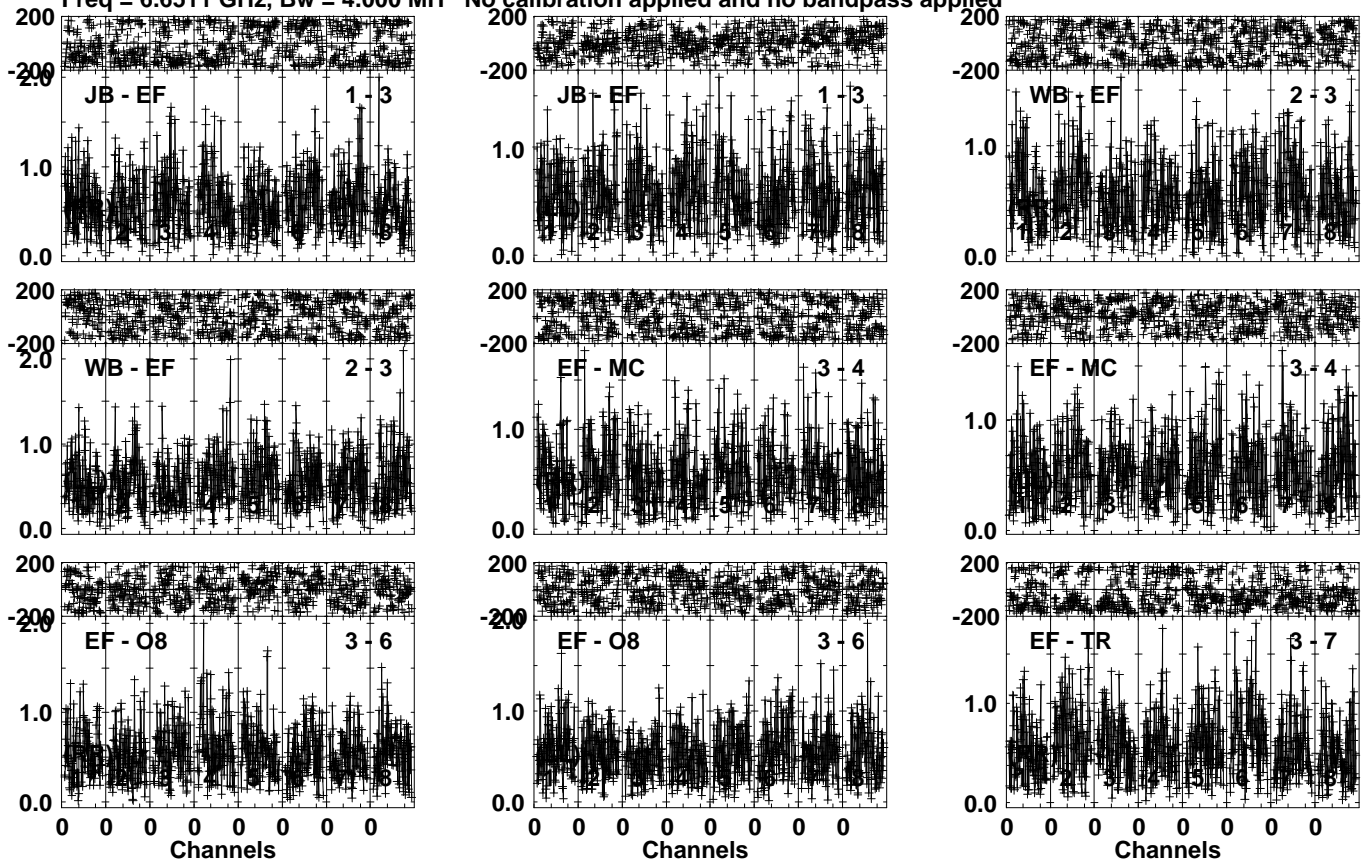


Lower frame: Milli Ampl Jy Top frame: Phas deg  
Vector averaged cross-power spectrum Several baselines displayed  
Timerange: 01/06:44:01 to 01/06:46:59

Plot file version 345 created 20-JUL-2023 11:21:08

J2048+4310 EK052B 1.UVDATA.1

Freq = 6.6511 GHz, Bw = 4.000 MH No calibration applied and no bandpass applied

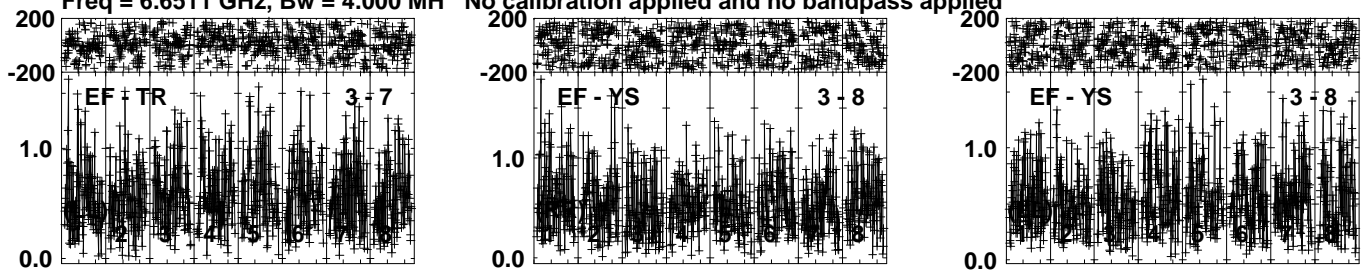


Lower frame: Milli Ampl Jy Top frame: Phas deg  
Vector averaged cross-power spectrum Several baselines displayed  
Timerange: 01/06:47:01 to 01/06:48:59

Plot file version 346 created 20-JUL-2023 11:21:08

J2048+4310 EK052B 1.UVDATA.1

Freq = 6.6511 GHz, Bw = 4.000 MH No calibration applied and no bandpass applied



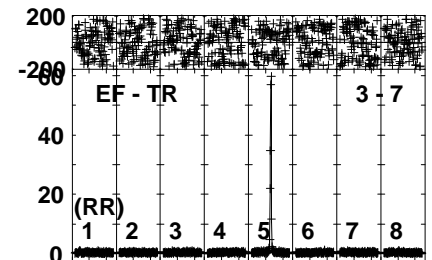
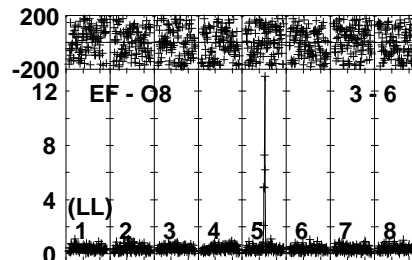
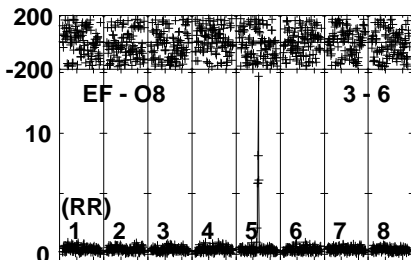
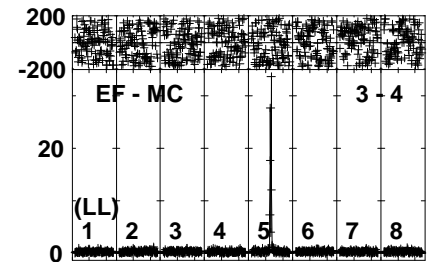
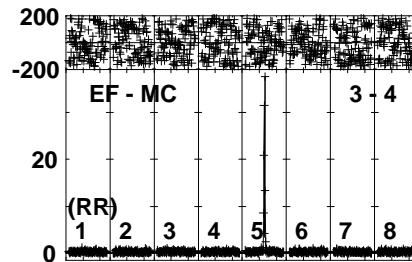
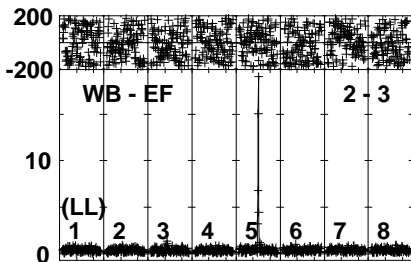
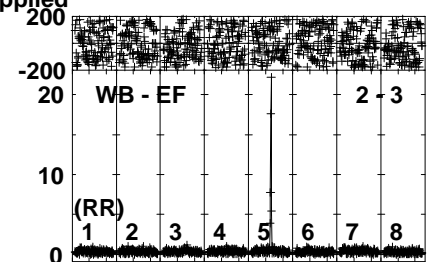

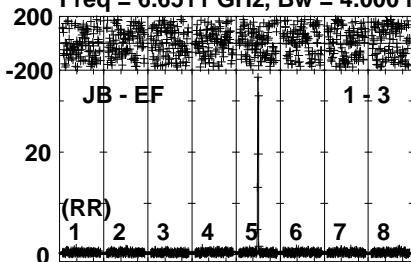
Lower frame: Milli Ampl Jy Top frame: Phas deg  
Vector averaged cross-power spectrum Several baselines displayed  
Timerange: 01/06:47:01 to 01/06:48:59



Plot file version 347 created 20-JUL-2023 11:21:08

W75N EK052B 1.UVDATA.1

Freq = 6.6511 GHz, Bw = 4.000 MH No calibration applied and no bandpass applied

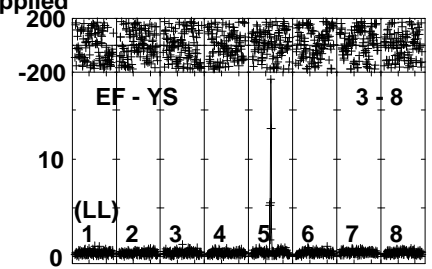
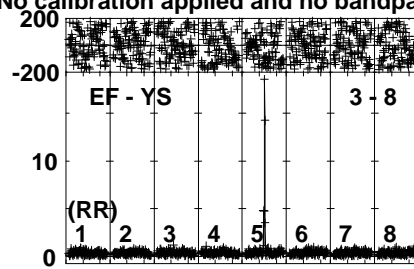
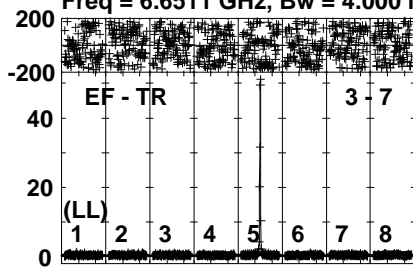


Lower frame: Milli Ampl Jy Top frame: Phas deg  
Vector averaged cross-power spectrum Several baselines displayed  
Timerange: 01/06:49:01 to 01/06:51:59

Plot file version 348 created 20-JUL-2023 11:21:09

W75N EK052B 1.UVDATA.1

Freq = 6.6511 GHz, Bw = 4.000 MH No calibration applied and no bandpass applied

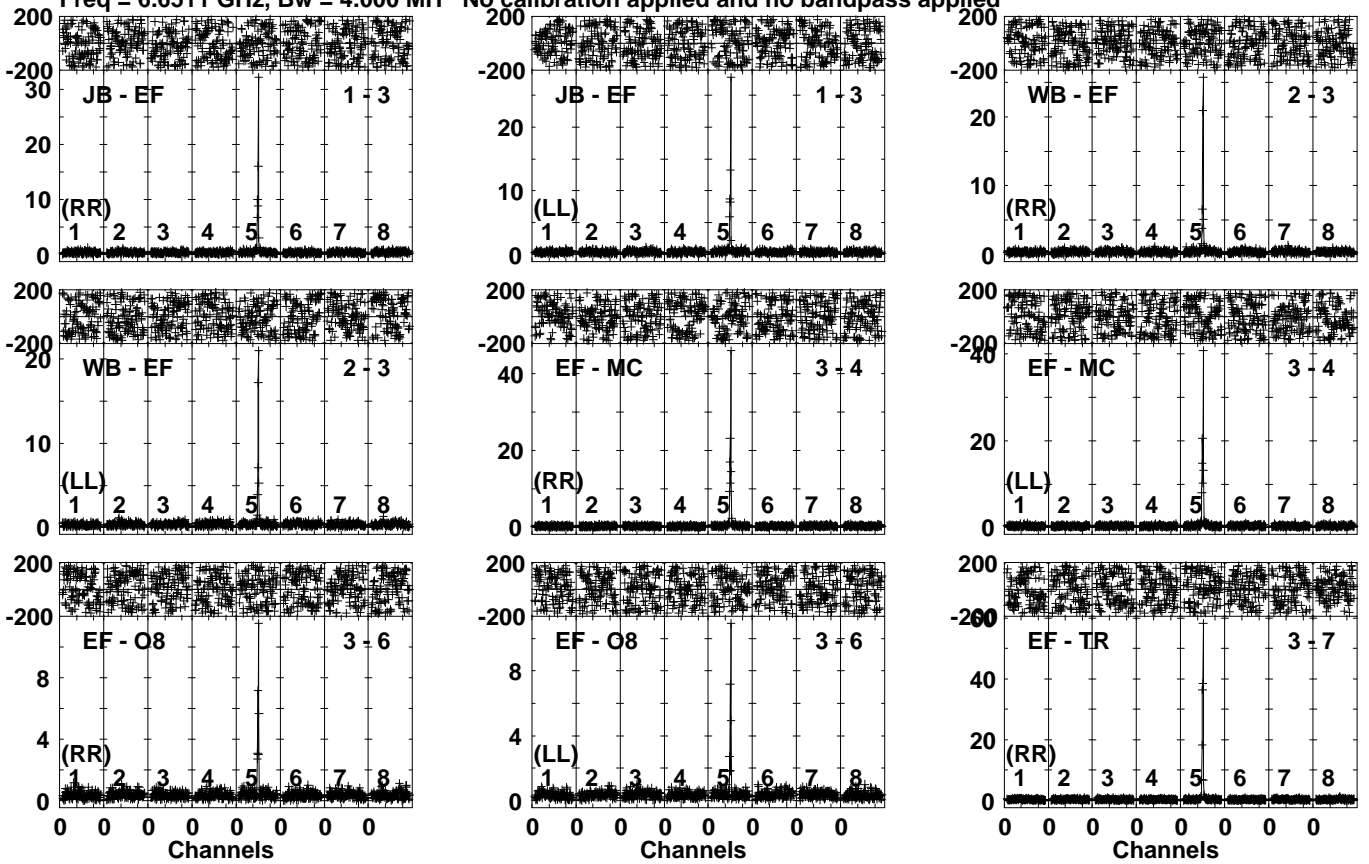


Lower frame: Milli Ampl Jy Top frame: Phas deg  
Vector averaged cross-power spectrum Several baselines displayed  
Timerange: 01/06:49:01 to 01/06:51:59

Plot file version 349 created 20-JUL-2023 11:21:09

W75N EK052B 1.UVDATA.1

Freq = 6.6511 GHz, Bw = 4.000 MH No calibration applied and no bandpass applied

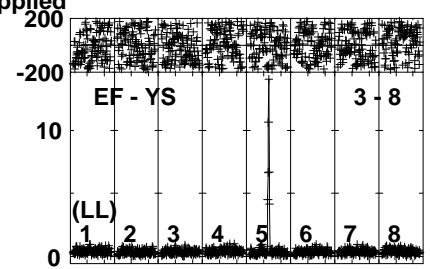
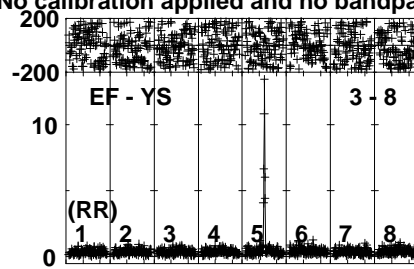
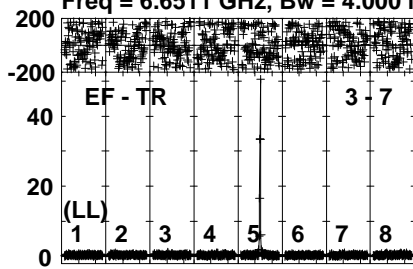


Lower frame: Milli Ampl Jy Top frame: Phas deg  
Vector averaged cross-power spectrum Several baselines displayed  
Timerange: 01/06:54:01 to 01/06:56:59

Plot file version 350 created 20-JUL-2023 11:21:09

W75N EK052B 1.UVDATA.1

Freq = 6.6511 GHz, Bw = 4.000 MH No calibration applied and no bandpass applied

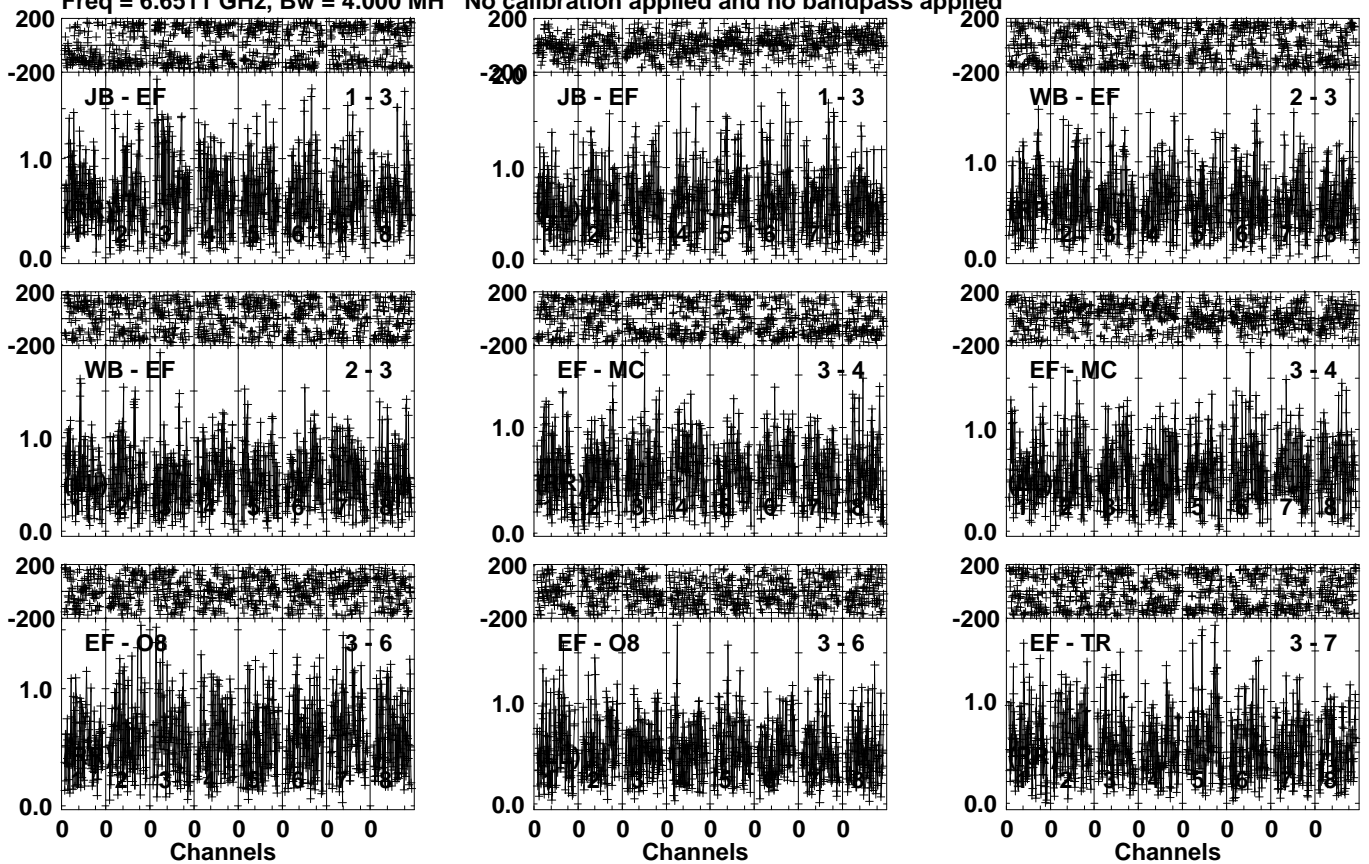


Lower frame: Milli Ampl Jy Top frame: Phas deg  
Vector averaged cross-power spectrum Several baselines displayed  
Timerange: 01/06:54:01 to 01/06:56:59

Plot file version 351 created 20-JUL-2023 11:21:09

J2048+4310 EK052B 1.UVDATA.1

Freq = 6.6511 GHz, Bw = 4.000 MH No calibration applied and no bandpass applied



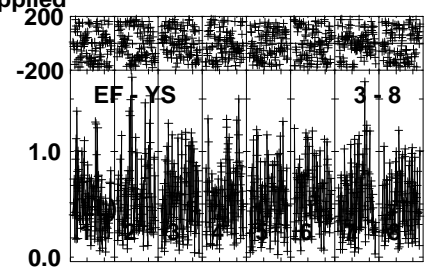
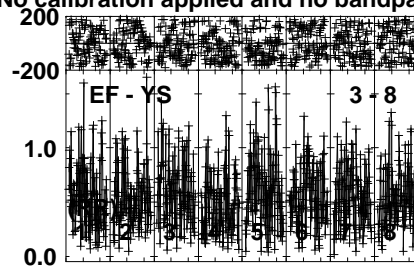
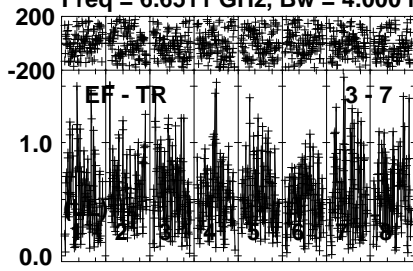
Lower frame: Milli Ampl Jy Top frame: Phas deg  
Vector averaged cross-power spectrum Several baselines displayed  
Timerange: 01/06:57:01 to 01/06:58:59

Plot file version 352 created 20-JUL-2023 11:21:09

J2048+4310 EK052B 1.UVDATA.1

Freq = 6.6511 GHz, Bw = 4.000 MH

No calibration applied and no bandpass applied



Lower frame: Milli Ampl Jy Top frame: Phas deg

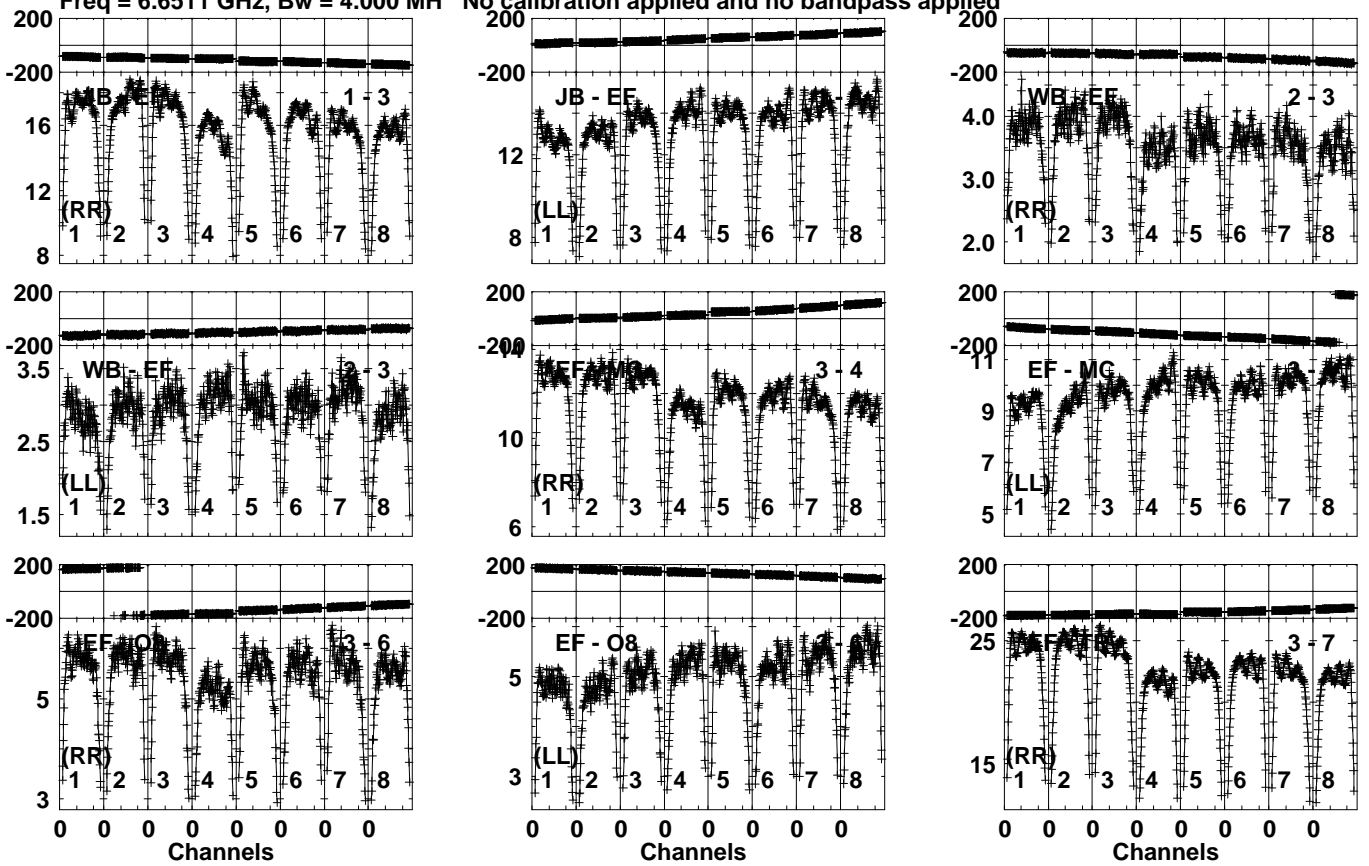
Vector averaged cross-power spectrum Several baselines displayed

Timerange: 01/06:57:01 to 01/06:58:59

Plot file version 353 created 20-JUL-2023 11:21:10

J2202+4216 EK052B 1.UVDATA.1

Freq = 6.6511 GHz, Bw = 4.000 MH No calibration applied and no bandpass applied



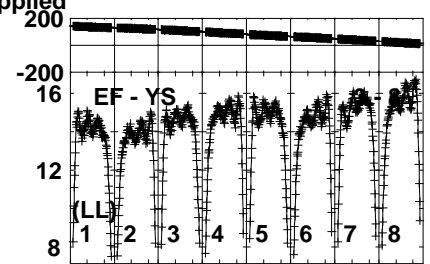
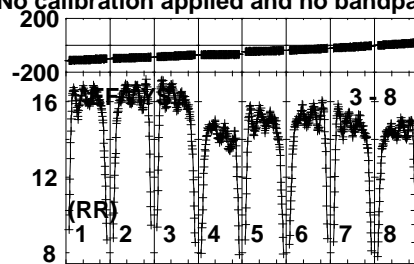
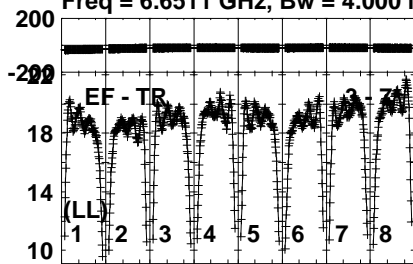
Lower frame: Milli Ampl Jy Top frame: Phas deg  
Vector averaged cross-power spectrum Several baselines displayed  
Timerange: 01/07:00:01 to 01/07:08:59

Plot file version 354 created 20-JUL-2023 11:21:10

J2202+4216 EK052B 1.UVDATA.1

Freq = 6.6511 GHz, Bw = 4.000 MH

No calibration applied and no bandpass applied



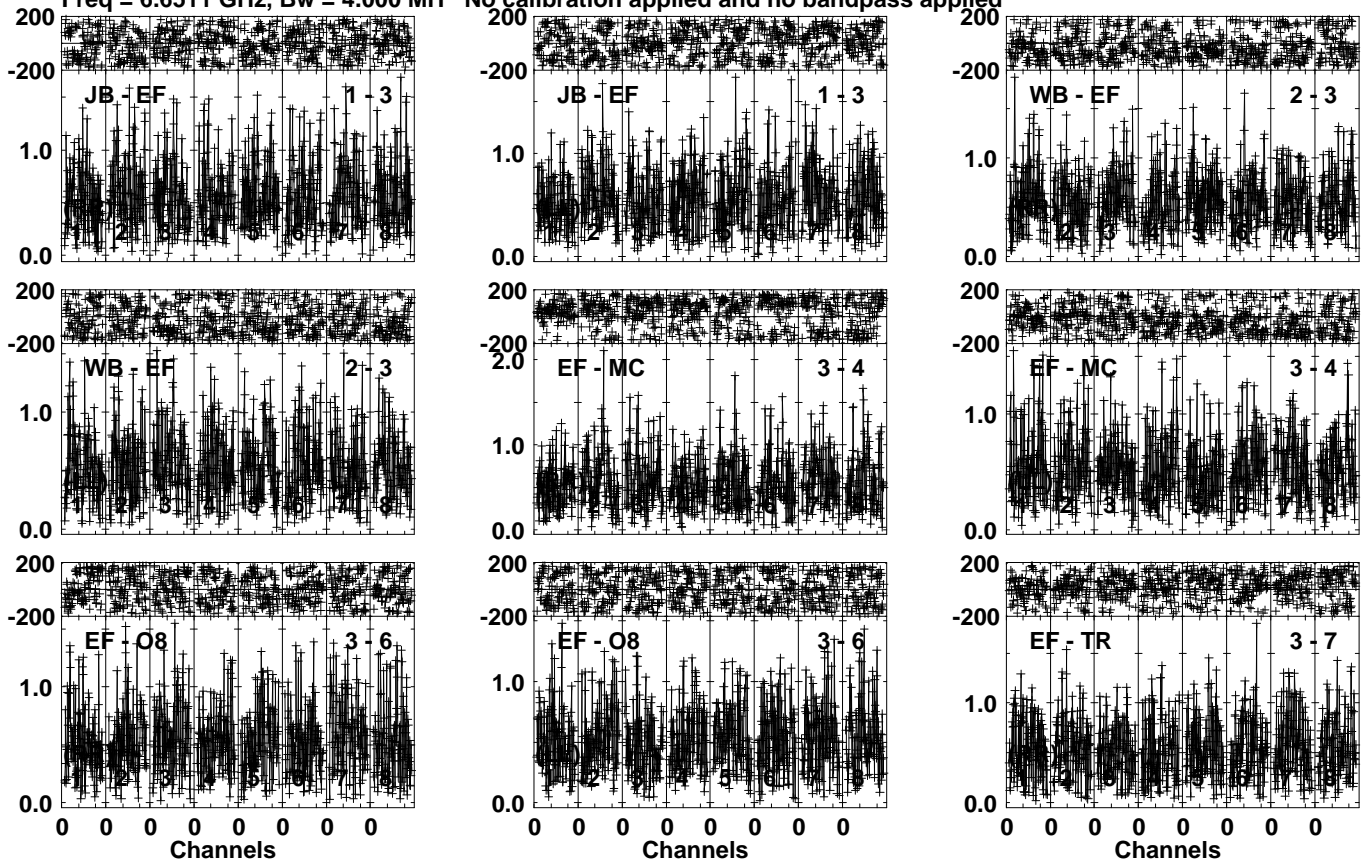
Lower frame: Milli Ampl Jy Top frame: Phas deg  
Vector averaged cross-power spectrum Several baselines displayed  
Timerange: 01/07:00:01 to 01/07:08:59



Plot file version 355 created 20-JUL-2023 11:21:10

J2048+4310 EK052B 1.UVDATA.1

Freq = 6.6511 GHz, Bw = 4.000 MH No calibration applied and no bandpass applied



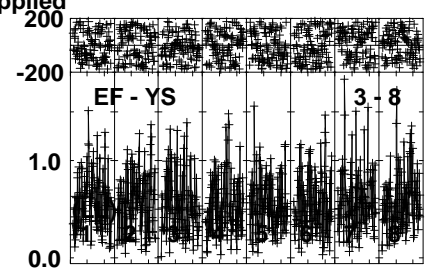
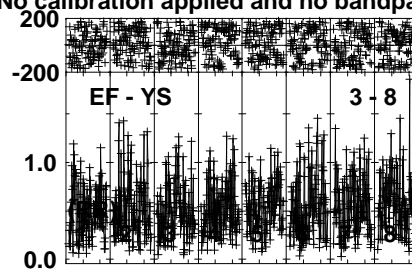
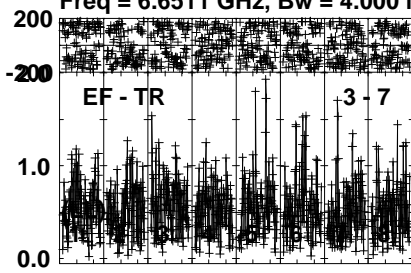
Lower frame: Milli Ampl Jy Top frame: Phas deg  
Vector averaged cross-power spectrum Several baselines displayed  
Timerange: 01/07:09:01 to 01/07:11:59

Plot file version 356 created 20-JUL-2023 11:21:10

J2048+4310 EK052B 1.UVDATA.1

Freq = 6.6511 GHz, Bw = 4.000 MH

No calibration applied and no bandpass applied

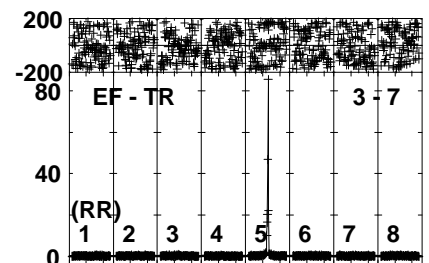
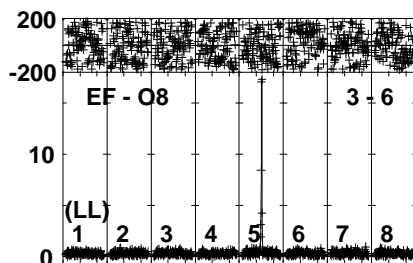
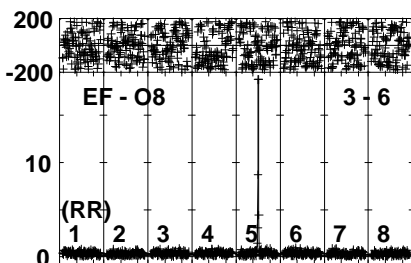
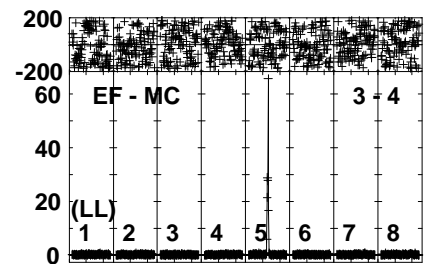

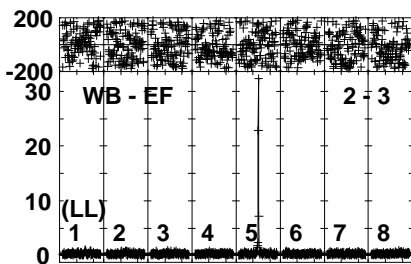
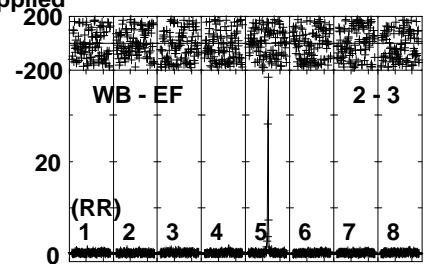
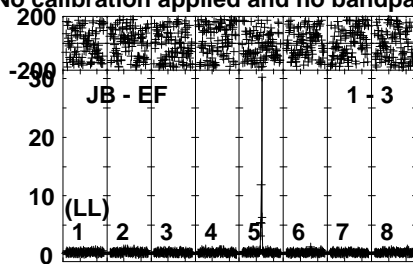
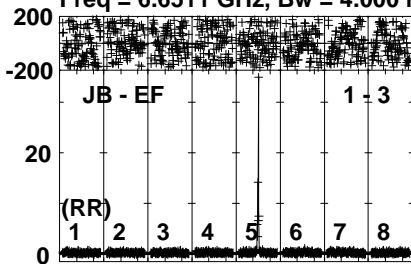


Lower frame: Milli Ampl Jy Top frame: Phas deg  
Vector averaged cross-power spectrum Several baselines displayed  
Timerange: 01/07:09:01 to 01/07:11:59

Plot file version 357 created 20-JUL-2023 11:21:11

W75N EK052B 1.UVDATA.1

Freq = 6.6511 GHz, Bw = 4.000 MH No calibration applied and no bandpass applied

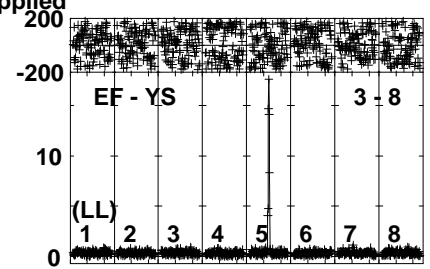
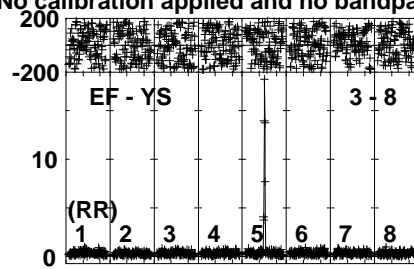



Lower frame: Milli Ampl Jy Top frame: Phas deg  
Vector averaged cross-power spectrum Several baselines displayed  
Timerange: 01/07:12:31 to 01/07:15:29

Plot file version 358 created 20-JUL-2023 11:21:11

W75N EK052B 1.UVDATA.1

Freq = 6.6511 GHz, Bw = 4.000 MH No calibration applied and no bandpass applied

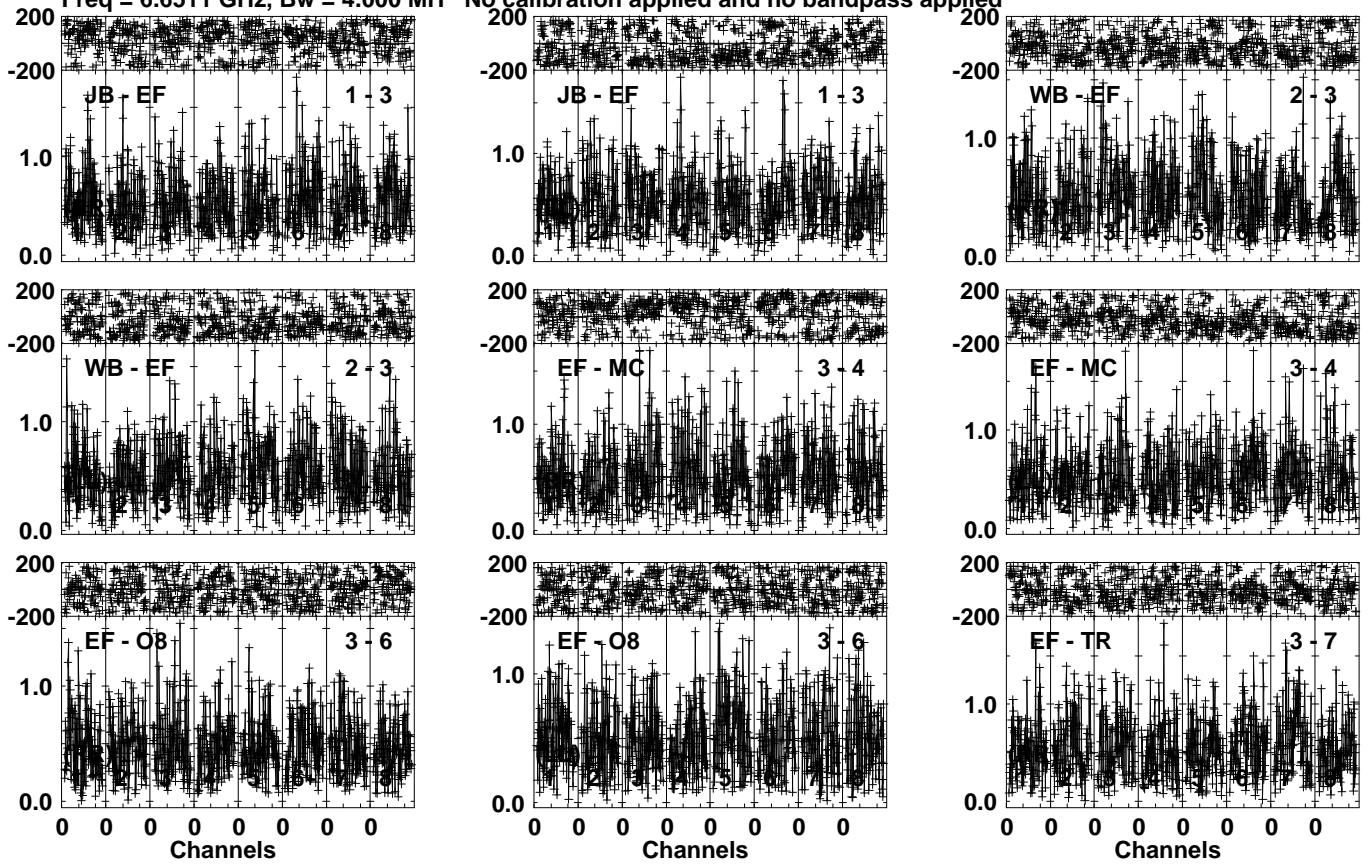


Lower frame: Milli Ampl Jy Top frame: Phas deg  
Vector averaged cross-power spectrum Several baselines displayed  
Timerange: 01/07:12:31 to 01/07:15:29

Plot file version 359 created 20-JUL-2023 11:21:11

J2048+4310 EK052B 1.UVDATA.1

Freq = 6.6511 GHz, Bw = 4.000 MH No calibration applied and no bandpass applied



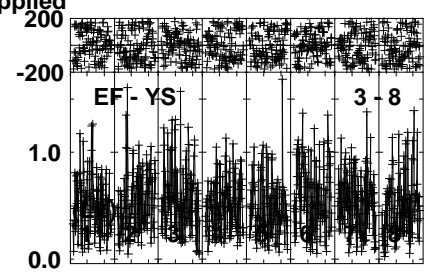
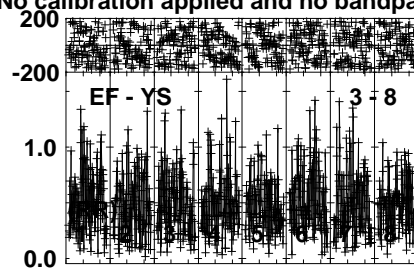
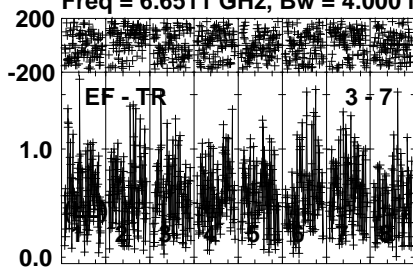
Lower frame: Milli Ampl Jy Top frame: Phas deg  
Vector averaged cross-power spectrum Several baselines displayed  
Timerange: 01/07:15:31 to 01/07:17:29

Plot file version 360 created 20-JUL-2023 11:21:11

J2048+4310 EK052B 1.UVDATA.1

Freq = 6.6511 GHz, Bw = 4.000 MH

No calibration applied and no bandpass applied

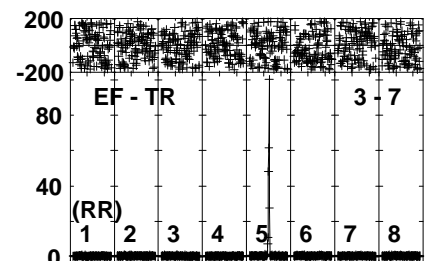
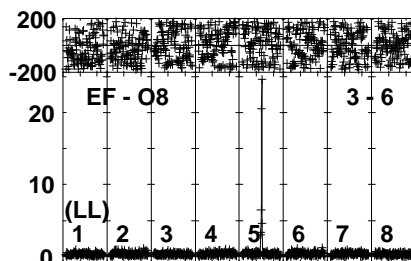
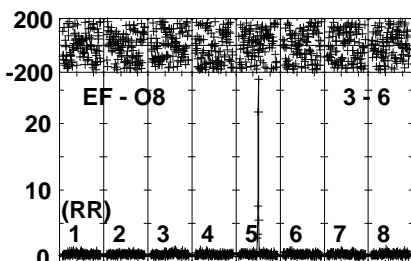
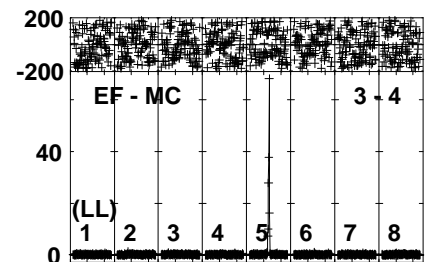
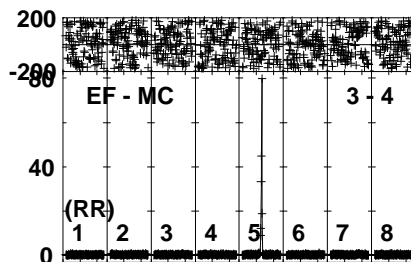
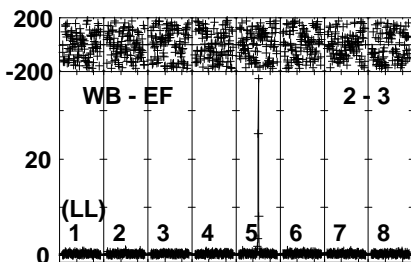
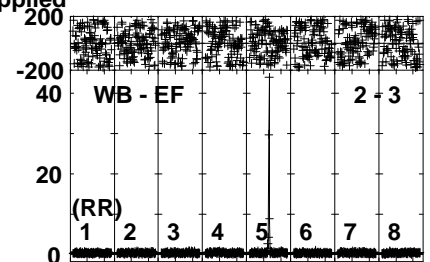
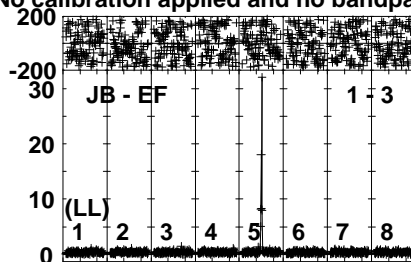
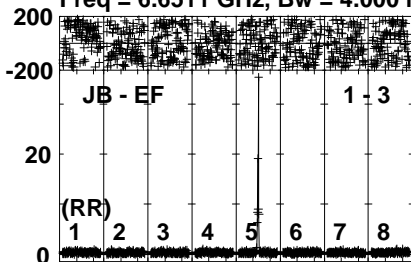


Lower frame: Milli Ampl Jy Top frame: Phas deg  
Vector averaged cross-power spectrum Several baselines displayed  
Timerange: 01/07:15:31 to 01/07:17:29

Plot file version 361 created 20-JUL-2023 11:21:11

W75N EK052B 1.UVDATA.1

Freq = 6.6511 GHz, Bw = 4.000 MH No calibration applied and no bandpass applied

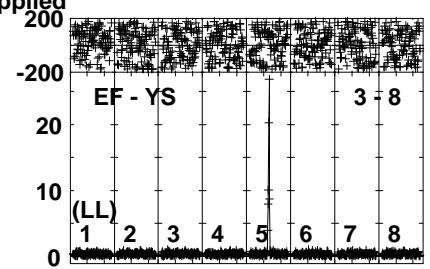
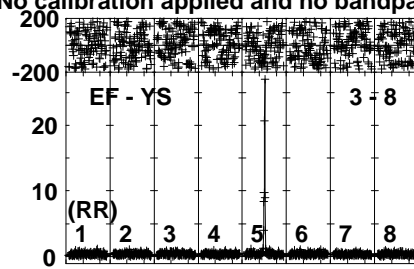
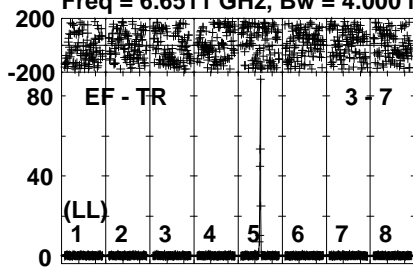


Lower frame: Milli Ampl Jy Top frame: Phas deg  
Vector averaged cross-power spectrum Several baselines displayed  
Timerange: 01/07:17:31 to 01/07:20:29

Plot file version 362 created 20-JUL-2023 11:21:11

W75N EK052B 1.UVDATA.1

Freq = 6.6511 GHz, Bw = 4.000 MH No calibration applied and no bandpass applied



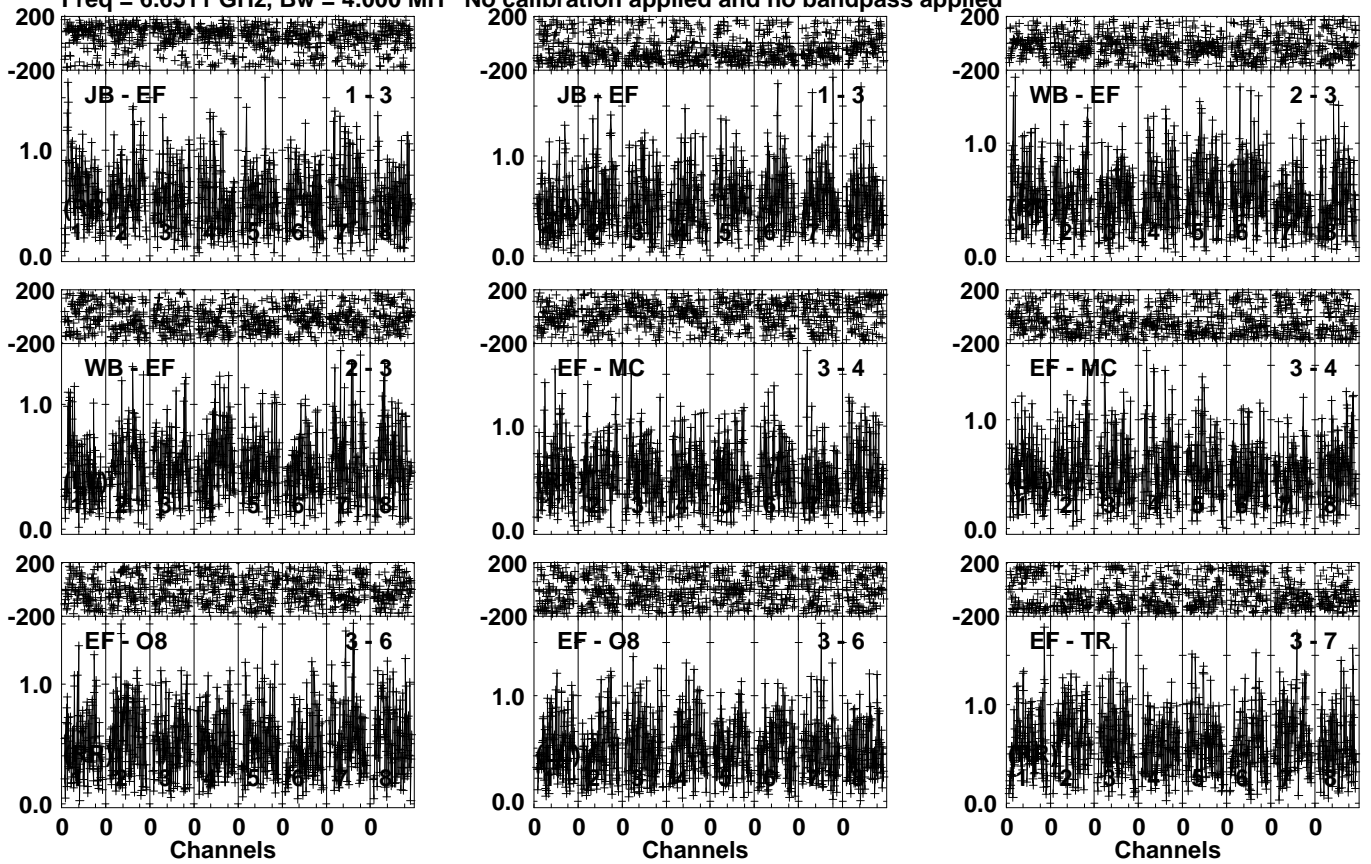
Lower frame: Milli Ampl Jy Top frame: Phas deg  
Vector averaged cross-power spectrum Several baselines displayed  
Timerange: 01/07:17:31 to 01/07:20:29



Plot file version 363 created 20-JUL-2023 11:21:11

J2048+4310 EK052B 1.UVDATA.1

Freq = 6.6511 GHz, Bw = 4.000 MH No calibration applied and no bandpass applied

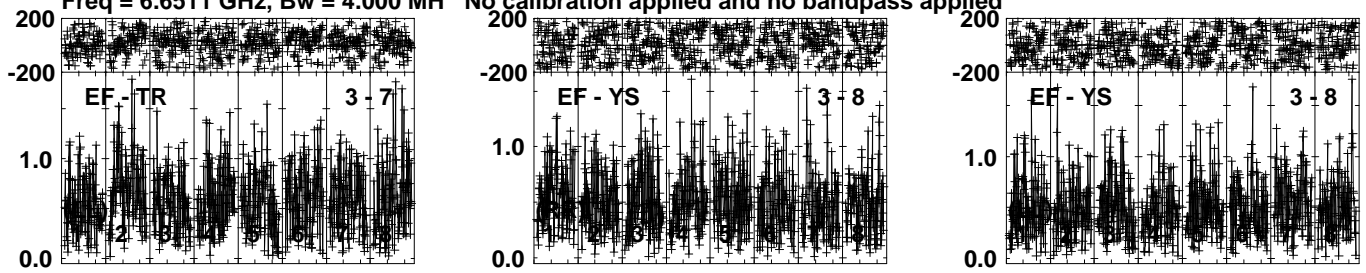


Lower frame: Milli Ampl Jy Top frame: Phas deg  
Vector averaged cross-power spectrum Several baselines displayed  
Timerange: 01/07:20:31 to 01/07:22:29

Plot file version 364 created 20-JUL-2023 11:21:11

J2048+4310 EK052B 1.UVDATA.1

Freq = 6.6511 GHz, Bw = 4.000 MH No calibration applied and no bandpass applied


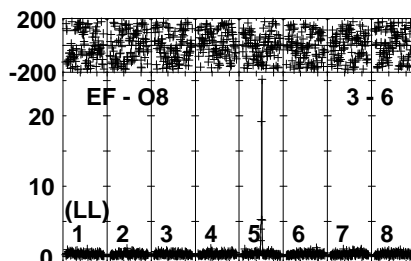
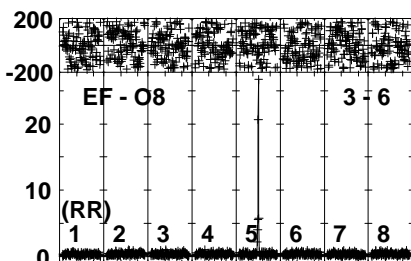
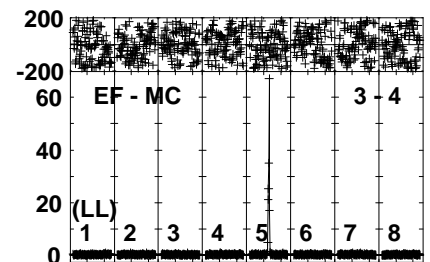
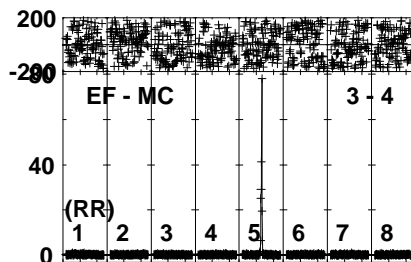
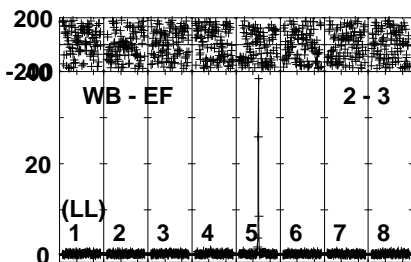
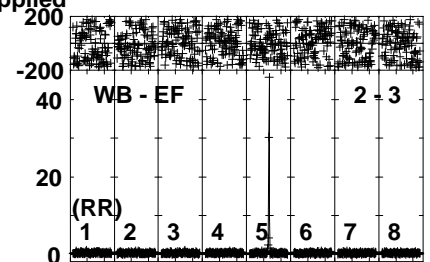
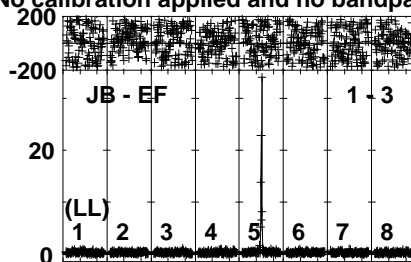



Lower frame: Milli Ampl Jy Top frame: Phas deg  
Vector averaged cross-power spectrum Several baselines displayed  
Timerange: 01/07:20:31 to 01/07:22:29

Plot file version 365 created 20-JUL-2023 11:21:12

W75N EK052B 1.UVDATA.1

Freq = 6.6511 GHz, Bw = 4.000 MH No calibration applied and no bandpass applied

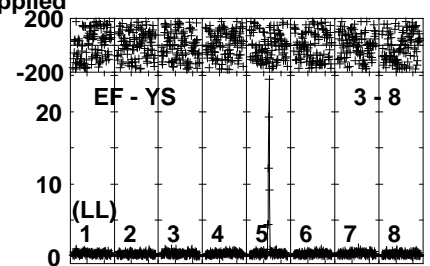
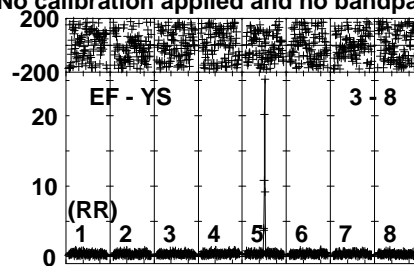
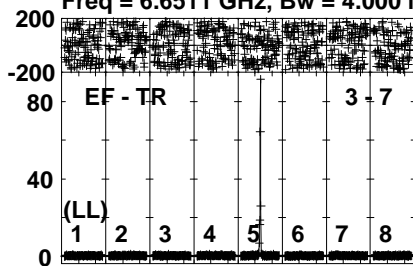


Lower frame: Milli Ampl Jy Top frame: Phas deg  
Vector averaged cross-power spectrum Several baselines displayed  
Timerange: 01/07:22:31 to 01/07:25:29

Plot file version 366 created 20-JUL-2023 11:21:12

W75N EK052B 1.UVDATA.1

Freq = 6.6511 GHz, Bw = 4.000 MH No calibration applied and no bandpass applied

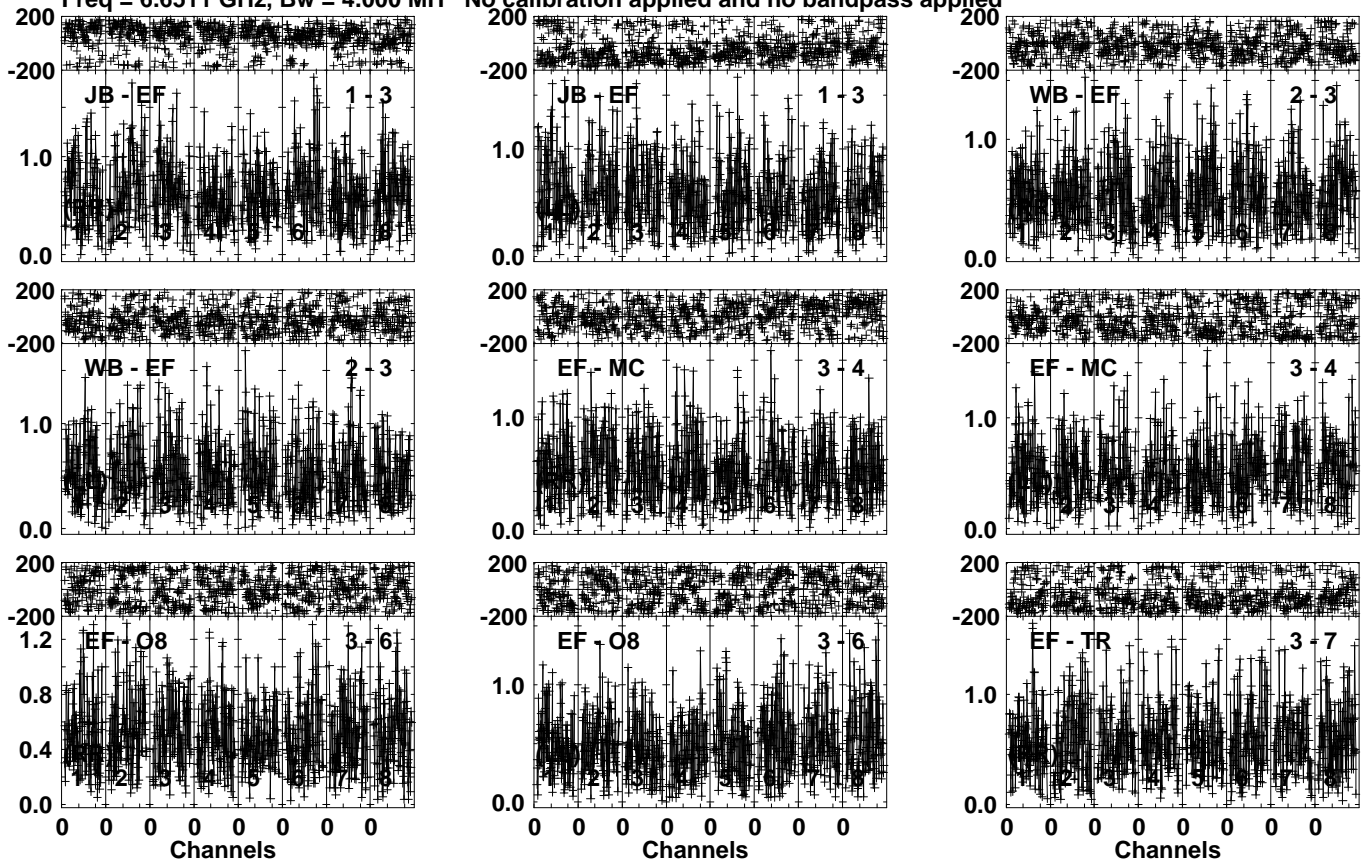


Lower frame: Milli Ampl Jy Top frame: Phas deg  
Vector averaged cross-power spectrum Several baselines displayed  
Timerange: 01/07:22:31 to 01/07:25:29

Plot file version 367 created 20-JUL-2023 11:21:12

J2048+4310 EK052B 1.UVDATA.1

Freq = 6.6511 GHz, Bw = 4.000 MH No calibration applied and no bandpass applied



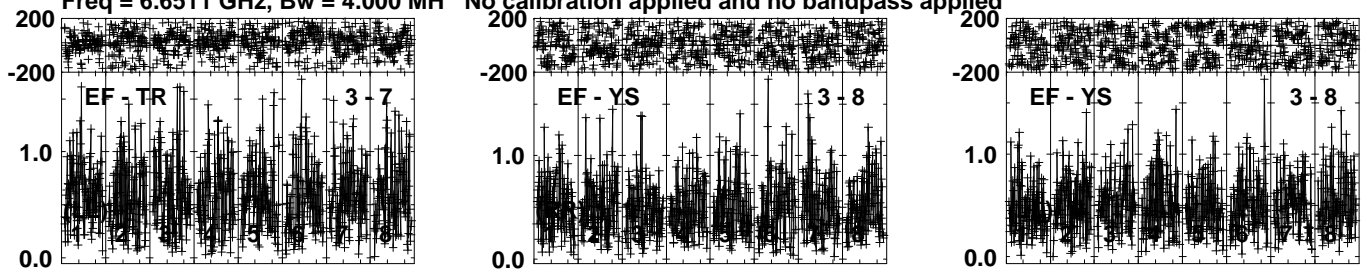
Lower frame: Milli Ampl Jy Top frame: Phas deg  
Vector averaged cross-power spectrum Several baselines displayed  
Timerange: 01/07:25:31 to 01/07:27:29

Plot file version 368 created 20-JUL-2023 11:21:12

J2048+4310 EK052B 1.UVDATA.1

Freq = 6.6511 GHz, Bw = 4.000 MH

No calibration applied and no bandpass applied

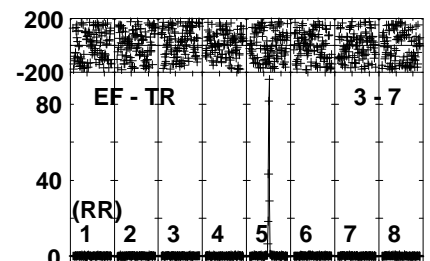
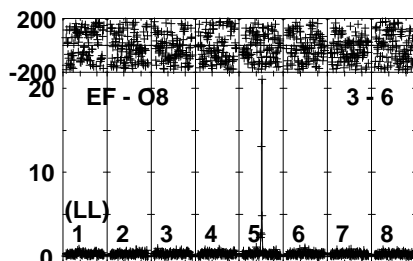
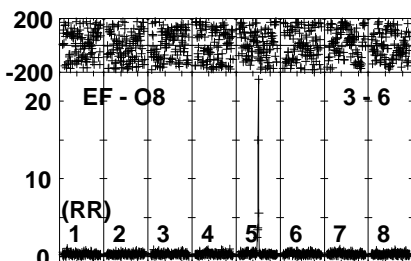
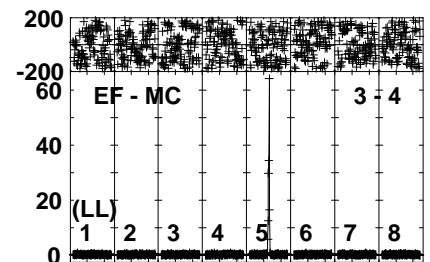
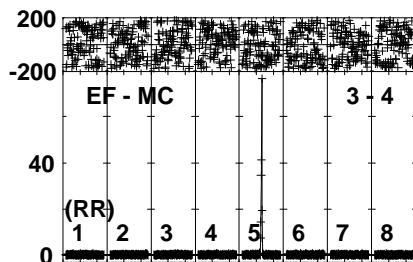
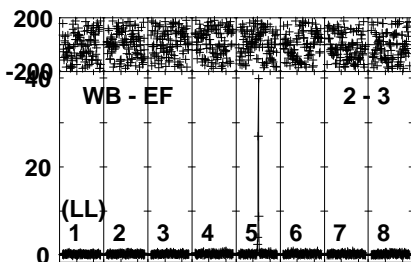
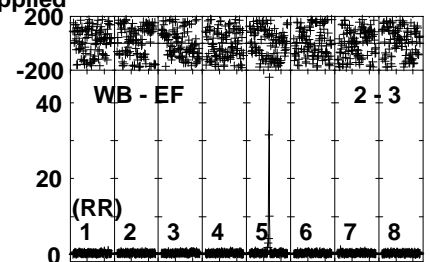




Lower frame: Milli Ampl Jy Top frame: Phas deg  
Vector averaged cross-power spectrum Several baselines displayed  
Timerange: 01/07:25:31 to 01/07:27:29

Plot file version 369 created 20-JUL-2023 11:21:12

W75N EK052B 1.UVDATA.1

Freq = 6.6511 GHz, Bw = 4.000 MH No calibration applied and no bandpass applied



Lower frame: Milli Ampl Jy Top frame: Phas deg

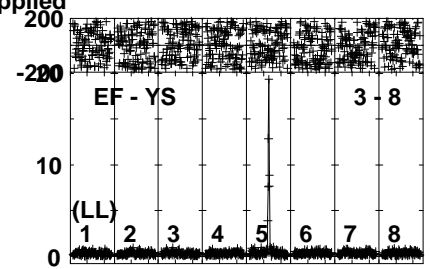
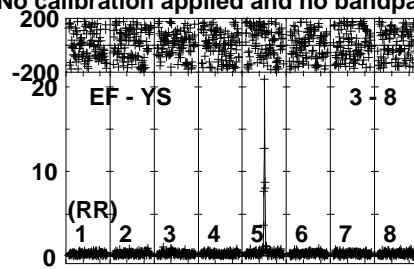

Vector averaged cross-power spectrum Several baselines displayed

Timerange: 01/07:28:01 to 01/07:30:59

Plot file version 370 created 20-JUL-2023 11:21:12

W75N EK052B 1.UVDATA.1

Freq = 6.6511 GHz, Bw = 4.000 MH No calibration applied and no bandpass applied



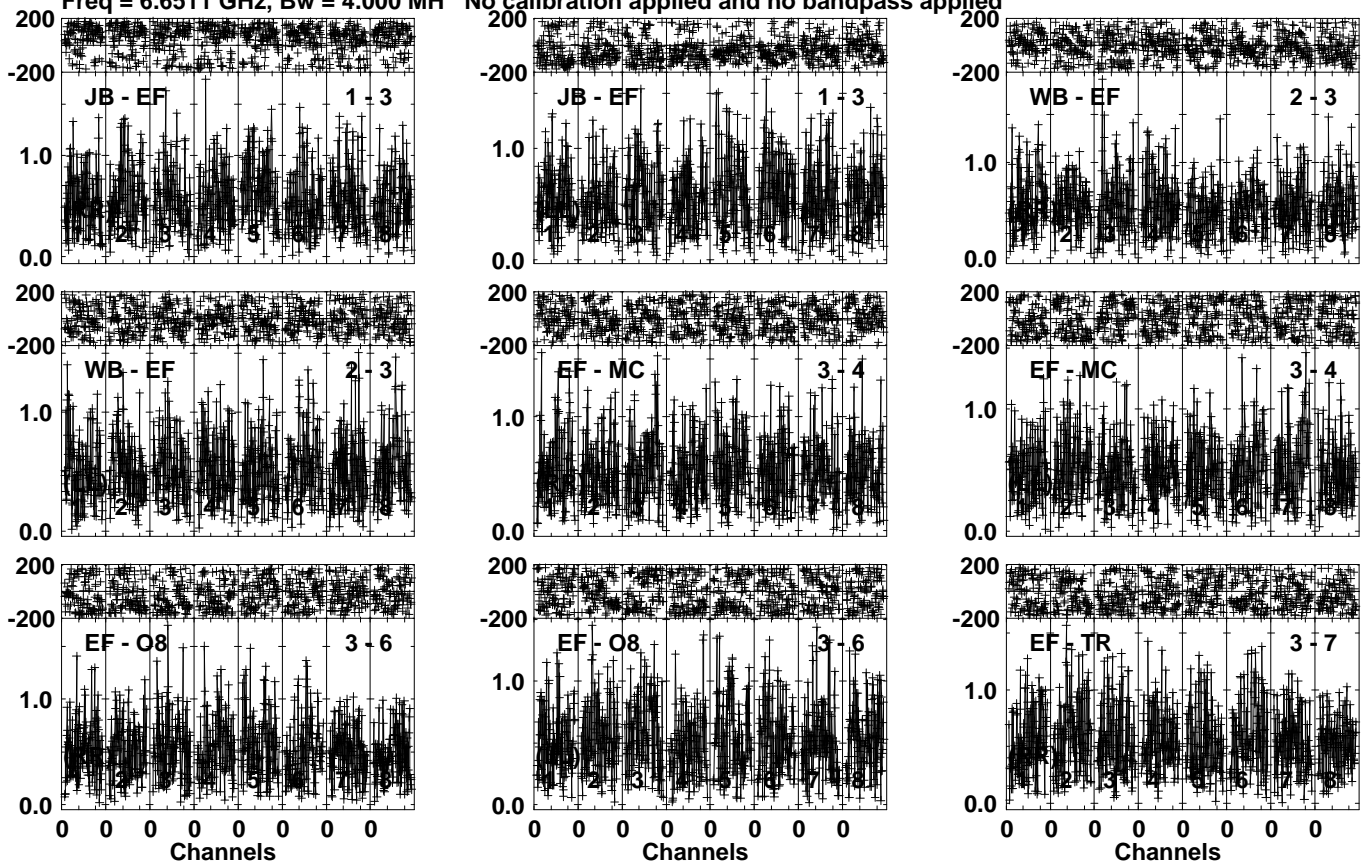
Lower frame: Milli Ampl Jy Top frame: Phas deg  
Vector averaged cross-power spectrum Several baselines displayed  
Timerange: 01/07:28:01 to 01/07:30:59



Plot file version 371 created 20-JUL-2023 11:21:12

J2048+4310 EK052B 1.UVDATA.1

Freq = 6.6511 GHz, Bw = 4.000 MH No calibration applied and no bandpass applied

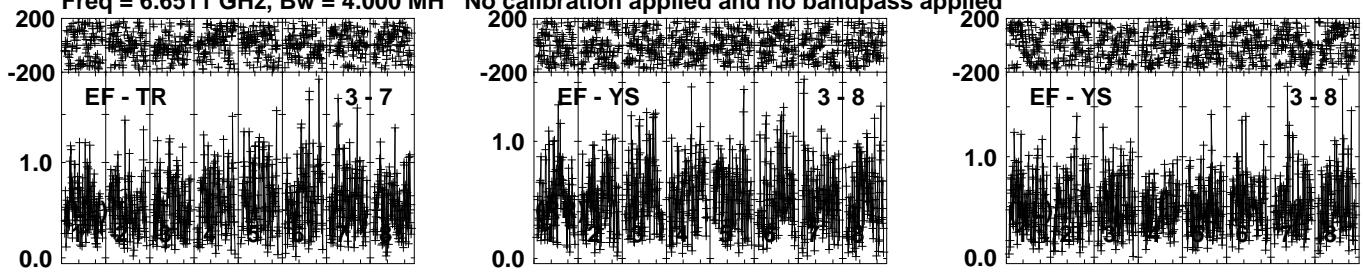


Lower frame: Milli Ampl Jy Top frame: Phas deg  
Vector averaged cross-power spectrum Several baselines displayed  
Timerange: 01/07:31:01 to 01/07:32:59

Plot file version 372 created 20-JUL-2023 11:21:12

J2048+4310 EK052B 1.UVDATA.1

Freq = 6.6511 GHz, Bw = 4.000 MH No calibration applied and no bandpass applied

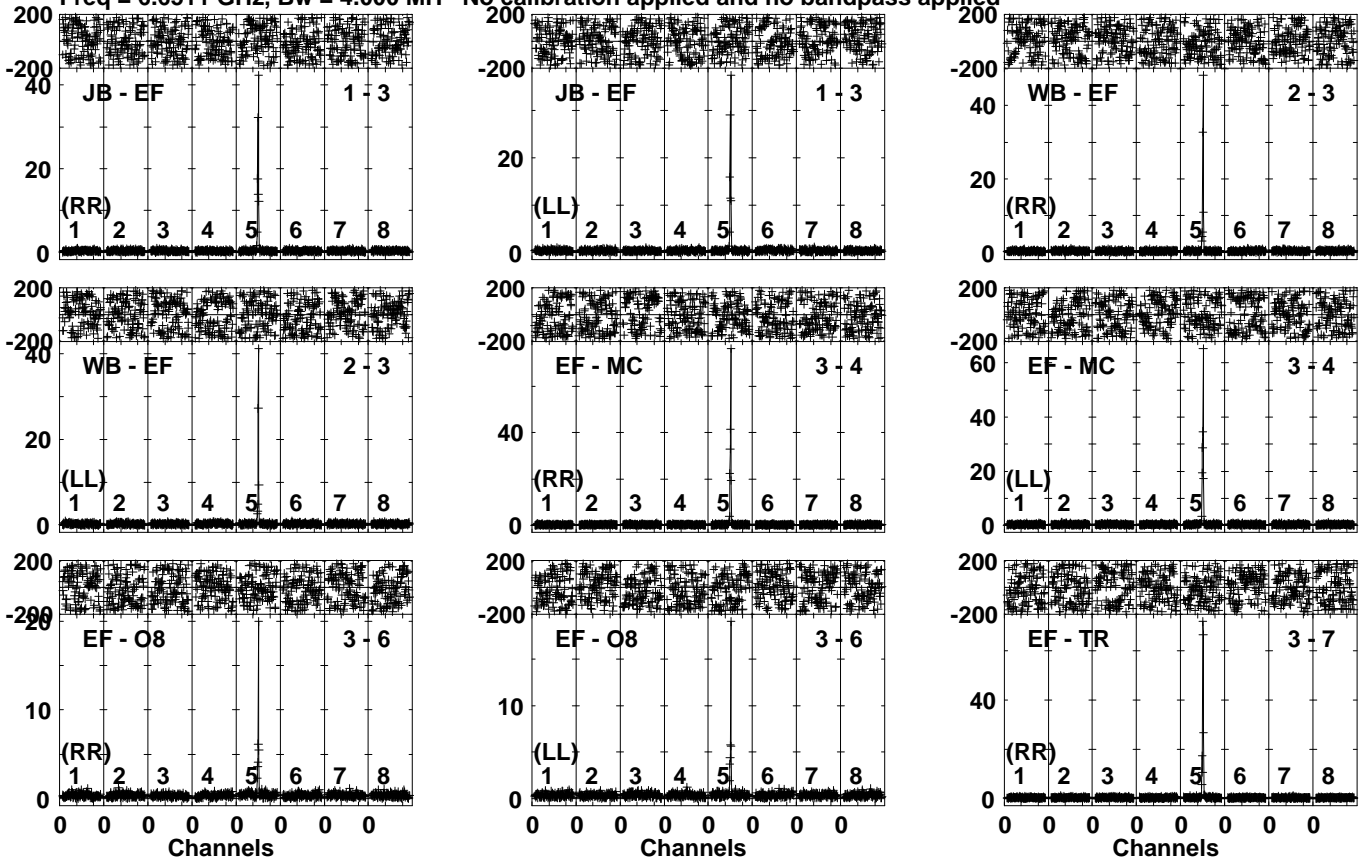


Lower frame: Milli Ampl Jy Top frame: Phas deg  
Vector averaged cross-power spectrum Several baselines displayed  
Timerange: 01/07:31:01 to 01/07:32:59

Plot file version 373 created 20-JUL-2023 11:21:13

W75N EK052B 1.UVDATA.1

Freq = 6.6511 GHz, Bw = 4.000 MH No calibration applied and no bandpass applied

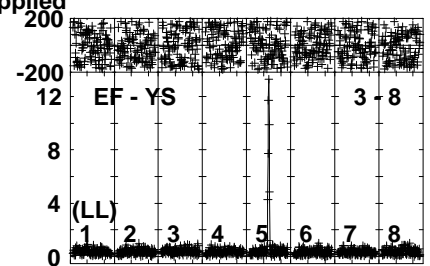
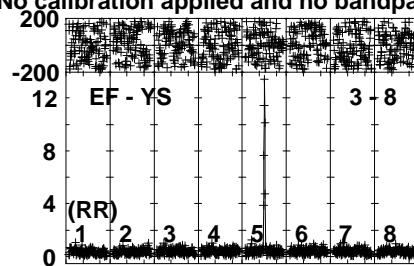
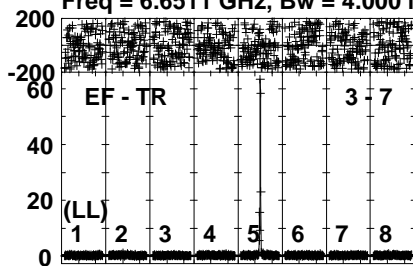


Lower frame: Milli Ampl Jy Top frame: Phas deg  
Vector averaged cross-power spectrum Several baselines displayed  
Timerange: 01/07:33:01 to 01/07:35:59

Plot file version 374 created 20-JUL-2023 11:21:13

W75N EK052B 1.UVDATA.1

Freq = 6.6511 GHz, Bw = 4.000 MH No calibration applied and no bandpass applied

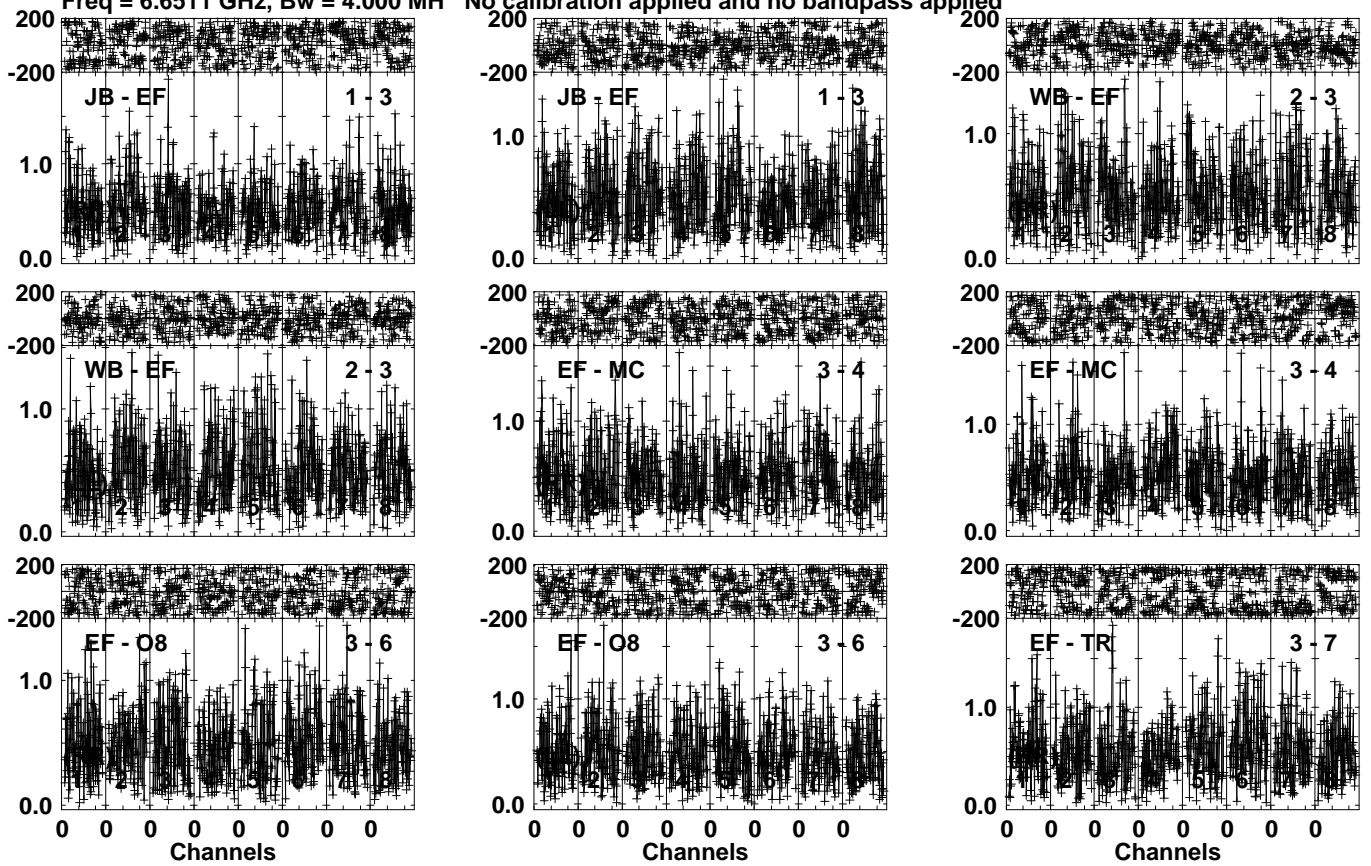


Lower frame: Milli Ampl Jy Top frame: Phas deg  
Vector averaged cross-power spectrum Several baselines displayed  
Timerange: 01/07:33:01 to 01/07:35:59

Plot file version 375 created 20-JUL-2023 11:21:13

J2048+4310 EK052B 1.UVDATA.1

Freq = 6.6511 GHz, Bw = 4.000 MH No calibration applied and no bandpass applied

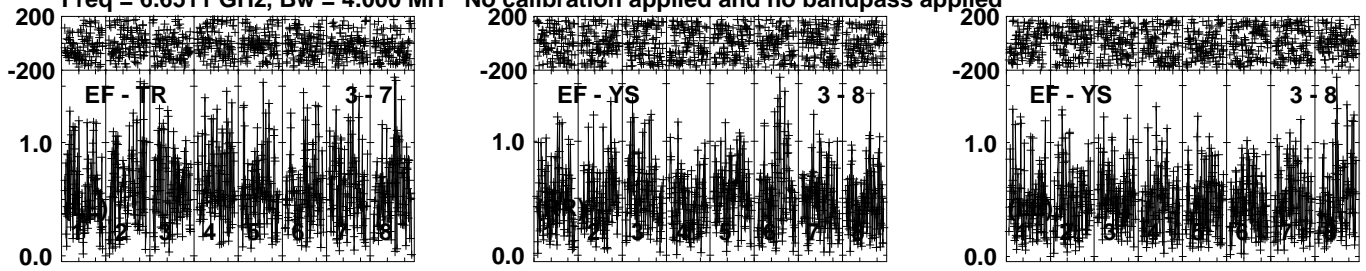


Lower frame: Milli Ampl Jy Top frame: Phas deg  
Vector averaged cross-power spectrum Several baselines displayed  
Timerange: 01/07:36:01 to 01/07:37:59

Plot file version 376 created 20-JUL-2023 11:21:13

J2048+4310 EK052B 1.UVDATA.1

Freq = 6.6511 GHz, Bw = 4.000 MH No calibration applied and no bandpass applied

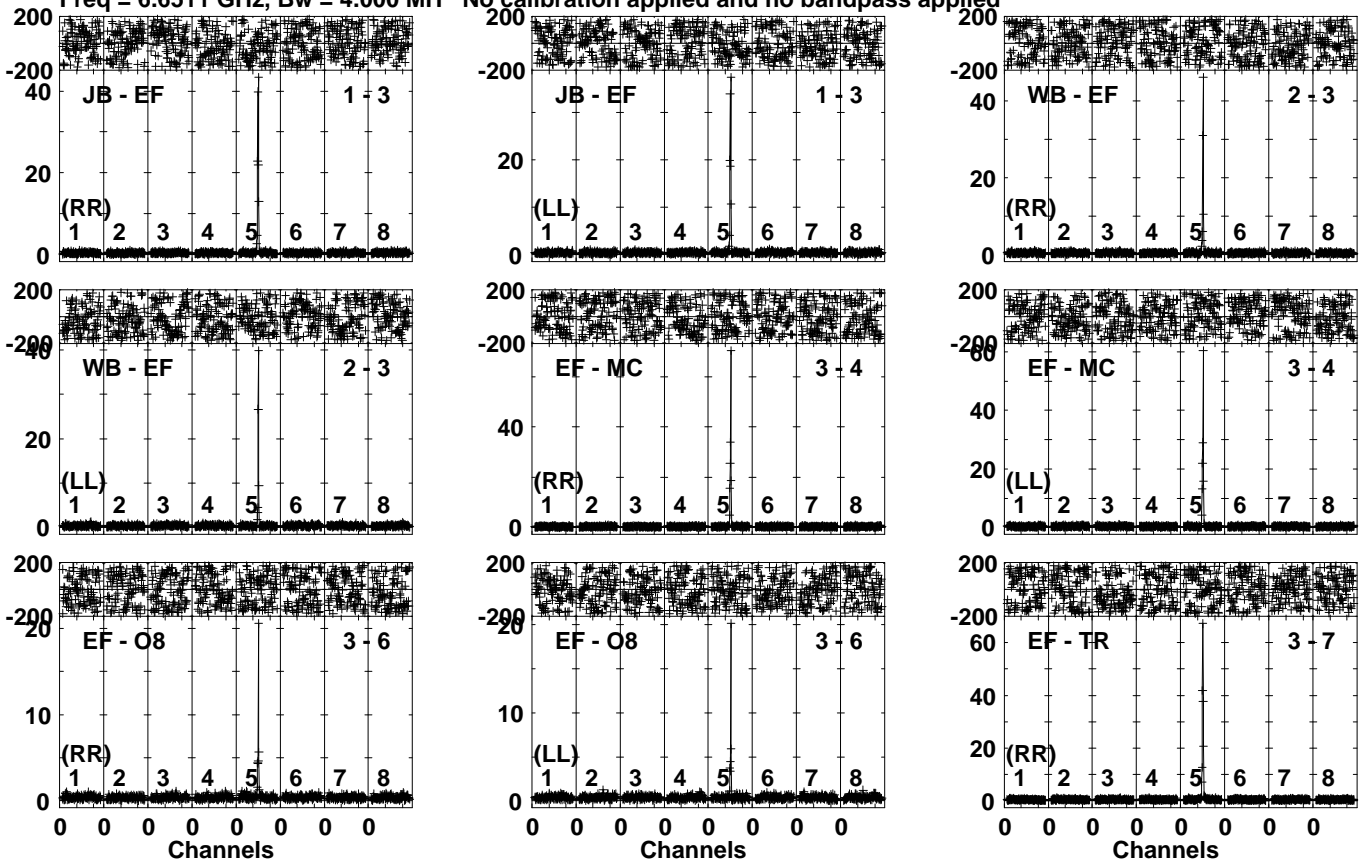


Lower frame: Milli Ampl Jy Top frame: Phas deg  
Vector averaged cross-power spectrum Several baselines displayed  
Timerange: 01/07:36:01 to 01/07:37:59

Plot file version 377 created 20-JUL-2023 11:21:13

W75N EK052B 1.UVDATA.1

Freq = 6.6511 GHz, Bw = 4.000 MH No calibration applied and no bandpass applied

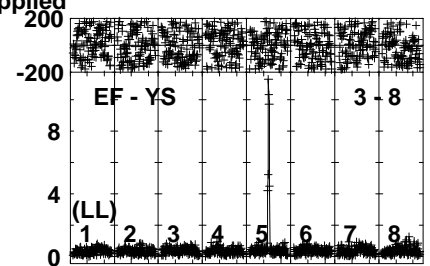
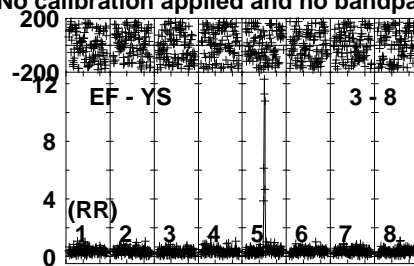
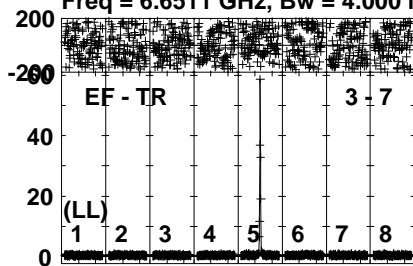


Lower frame: Milli Ampl Jy Top frame: Phas deg  
Vector averaged cross-power spectrum Several baselines displayed  
Timerange: 01/07:38:01 to 01/07:40:59

Plot file version 378 created 20-JUL-2023 11:21:13

W75N EK052B 1.UVDATA.1

Freq = 6.6511 GHz, Bw = 4.000 MH No calibration applied and no bandpass applied



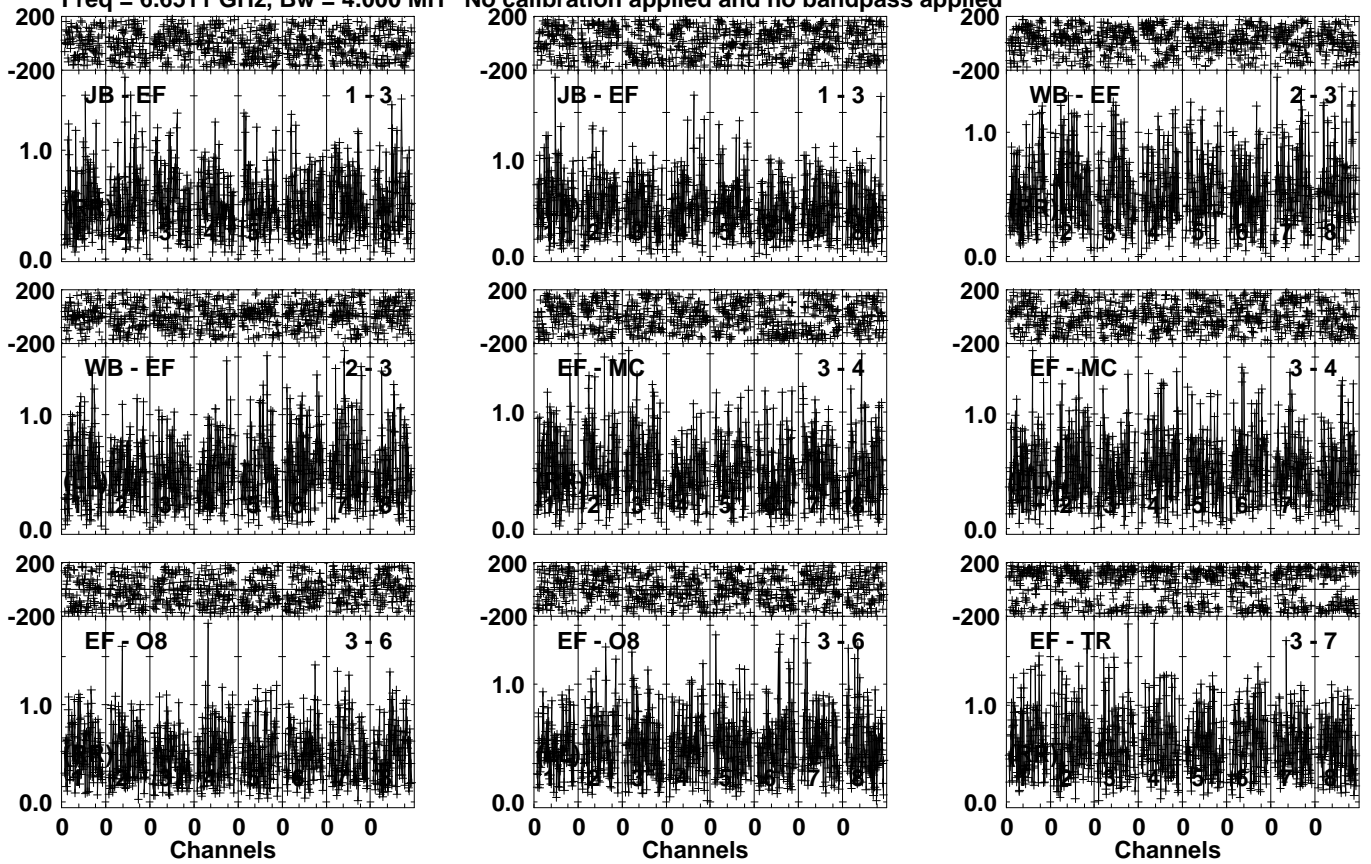
Lower frame: Milli Ampl Jy Top frame: Phas deg  
Vector averaged cross-power spectrum Several baselines displayed  
Timerange: 01/07:38:01 to 01/07:40:59



Plot file version 379 created 20-JUL-2023 11:21:13

J2048+4310 EK052B 1.UVDATA.1

Freq = 6.6511 GHz, Bw = 4.000 MH No calibration applied and no bandpass applied



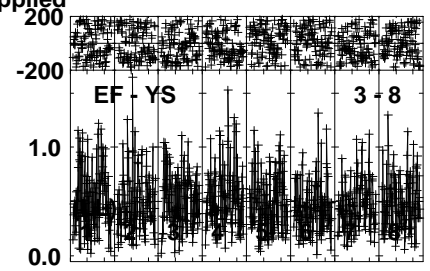
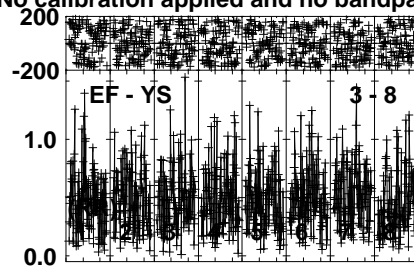
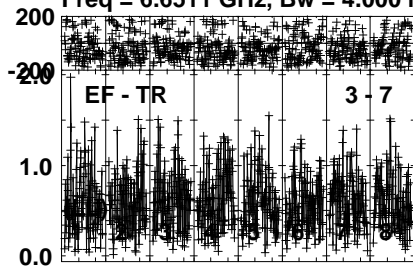
Lower frame: Milli Ampl Jy Top frame: Phas deg  
Vector averaged cross-power spectrum Several baselines displayed  
Timerange: 01/07:41:01 to 01/07:42:59

Plot file version 380 created 20-JUL-2023 11:21:13

J2048+4310 EK052B 1.UVDATA.1

Freq = 6.6511 GHz, Bw = 4.000 MH

No calibration applied and no bandpass applied

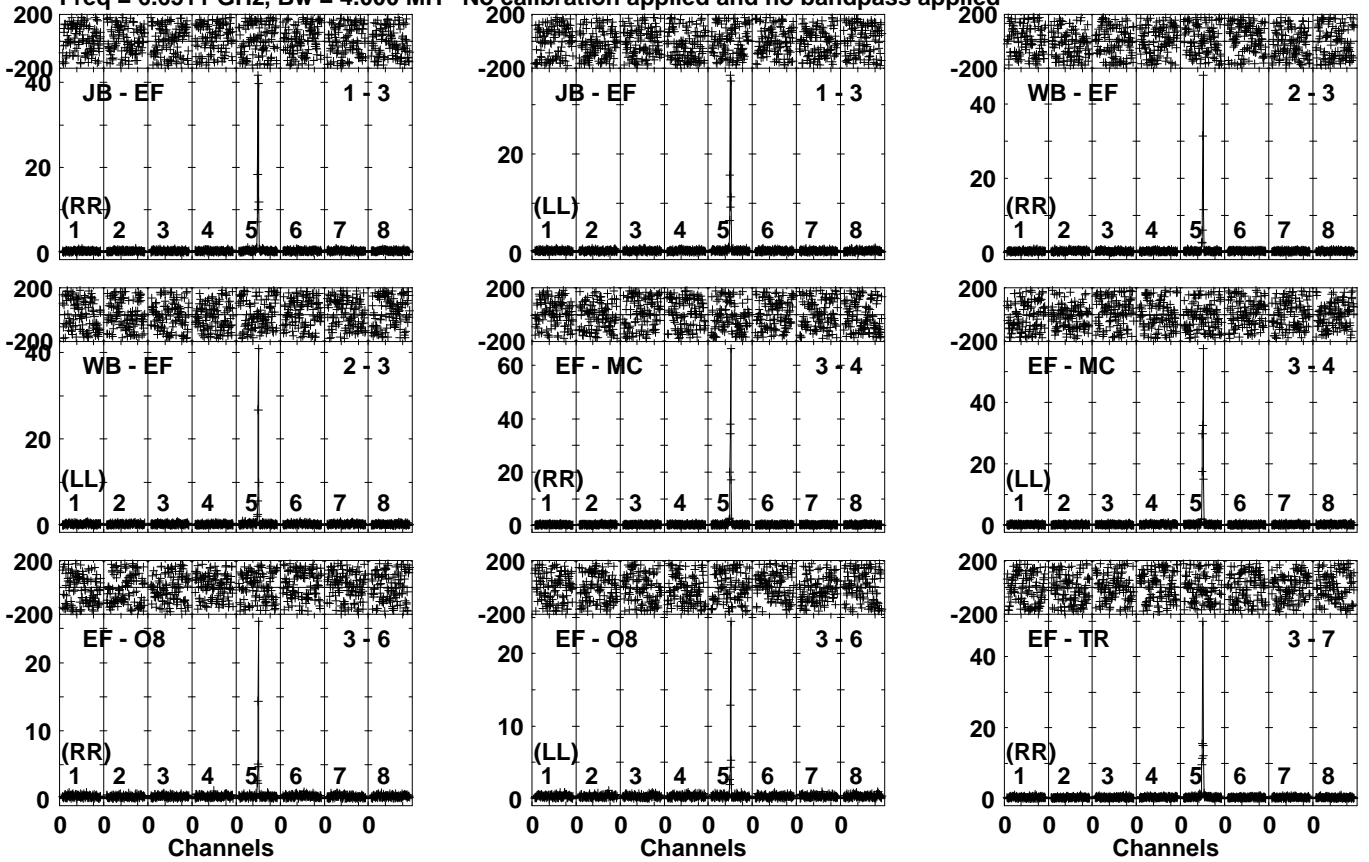


Lower frame: Milli Ampl Jy Top frame: Phas deg  
Vector averaged cross-power spectrum Several baselines displayed  
Timerange: 01/07:41:01 to 01/07:42:59

Plot file version 381 created 20-JUL-2023 11:21:14

W75N EK052B 1.UVDATA.1

Freq = 6.6511 GHz, Bw = 4.000 MH No calibration applied and no bandpass applied

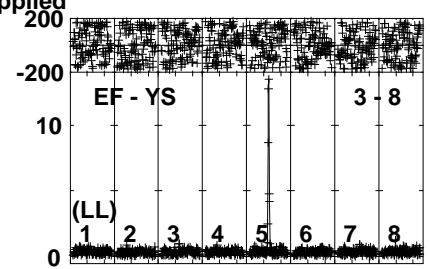
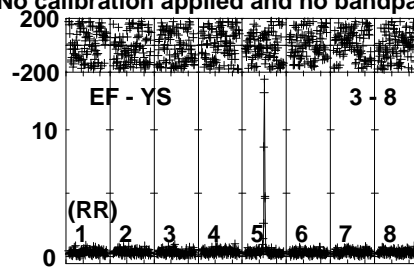
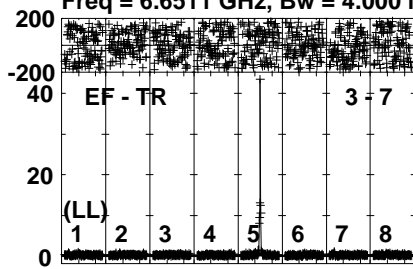


Lower frame: Milli Ampl Jy Top frame: Phas deg  
Vector averaged cross-power spectrum Several baselines displayed  
Timerange: 01/07:43:31 to 01/07:46:29

Plot file version 382 created 20-JUL-2023 11:21:14

W75N EK052B 1.UVDATA.1

Freq = 6.6511 GHz, Bw = 4.000 MH No calibration applied and no bandpass applied

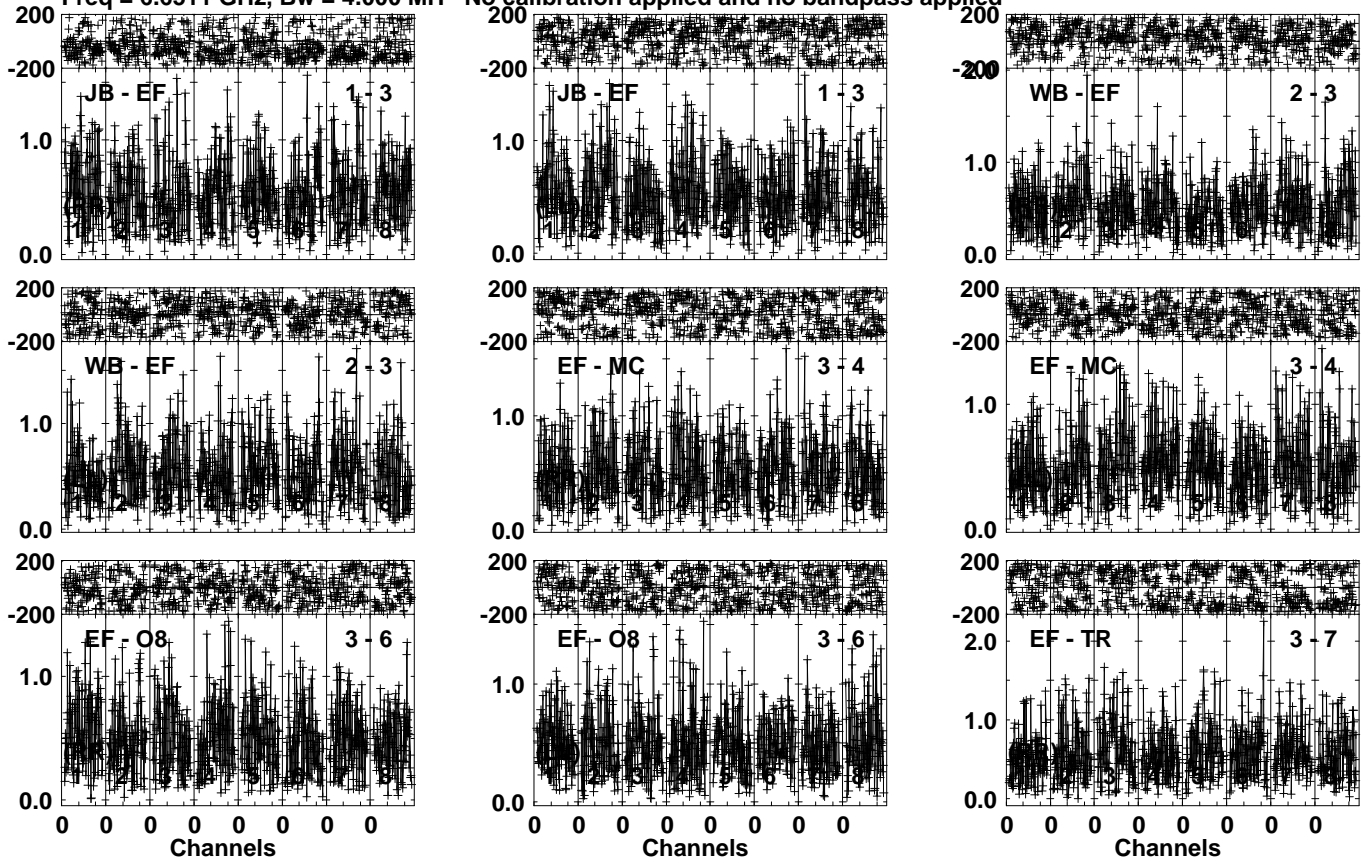


Lower frame: Milli Ampl Jy Top frame: Phas deg  
Vector averaged cross-power spectrum Several baselines displayed  
Timerange: 01/07:43:31 to 01/07:46:29

Plot file version 383 created 20-JUL-2023 11:21:14

J2048+4310 EK052B 1.UVDATA.1

Freq = 6.6511 GHz, Bw = 4.000 MH No calibration applied and no bandpass applied



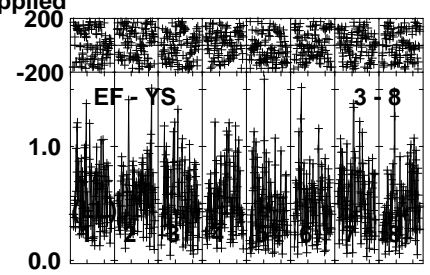
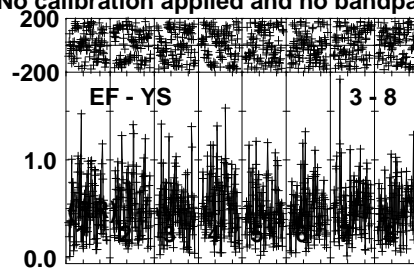
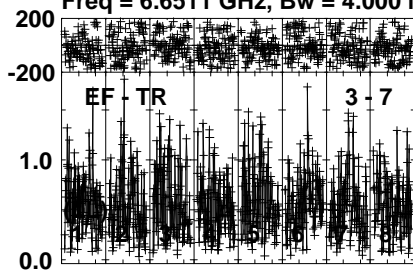
Lower frame: Milli Ampl Jy Top frame: Phas deg  
Vector averaged cross-power spectrum Several baselines displayed  
Timerange: 01/07:46:31 to 01/07:48:29

Plot file version 384 created 20-JUL-2023 11:21:14

J2048+4310 EK052B 1.UVDATA.1

Freq = 6.6511 GHz, Bw = 4.000 MH

No calibration applied and no bandpass applied



Lower frame: Milli Ampl Jy Top frame: Phas deg

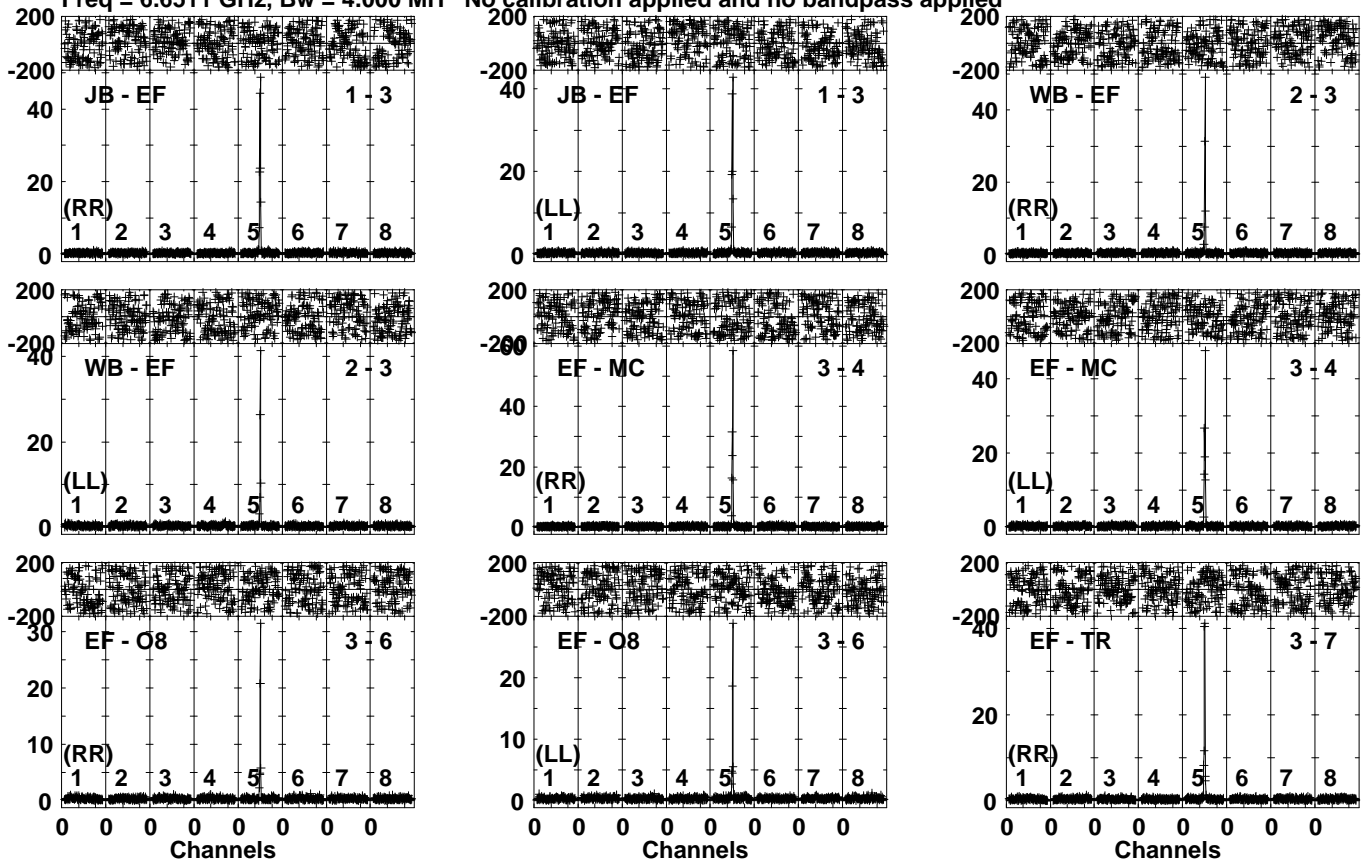
Vector averaged cross-power spectrum Several baselines displayed

Timerange: 01/07:46:31 to 01/07:48:29

Plot file version 385 created 20-JUL-2023 11:21:14

W75N EK052B 1.UVDATA.1

Freq = 6.6511 GHz, Bw = 4.000 MH No calibration applied and no bandpass applied

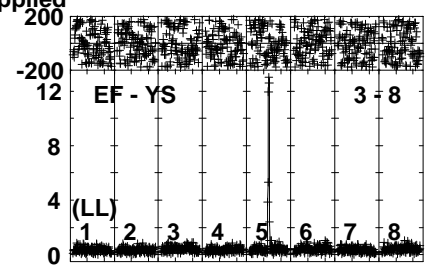
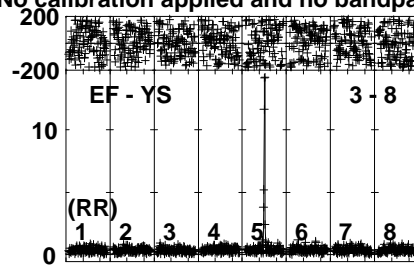
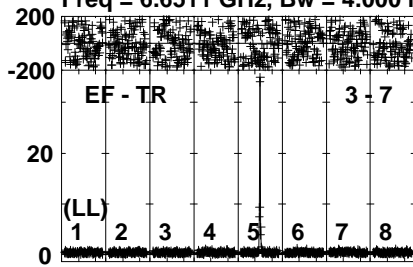


Lower frame: Milli Ampl Jy Top frame: Phas deg  
Vector averaged cross-power spectrum Several baselines displayed  
Timerange: 01/07:48:31 to 01/07:51:29

Plot file version 386 created 20-JUL-2023 11:21:14

W75N EK052B 1.UVDATA.1

Freq = 6.6511 GHz, Bw = 4.000 MH No calibration applied and no bandpass applied



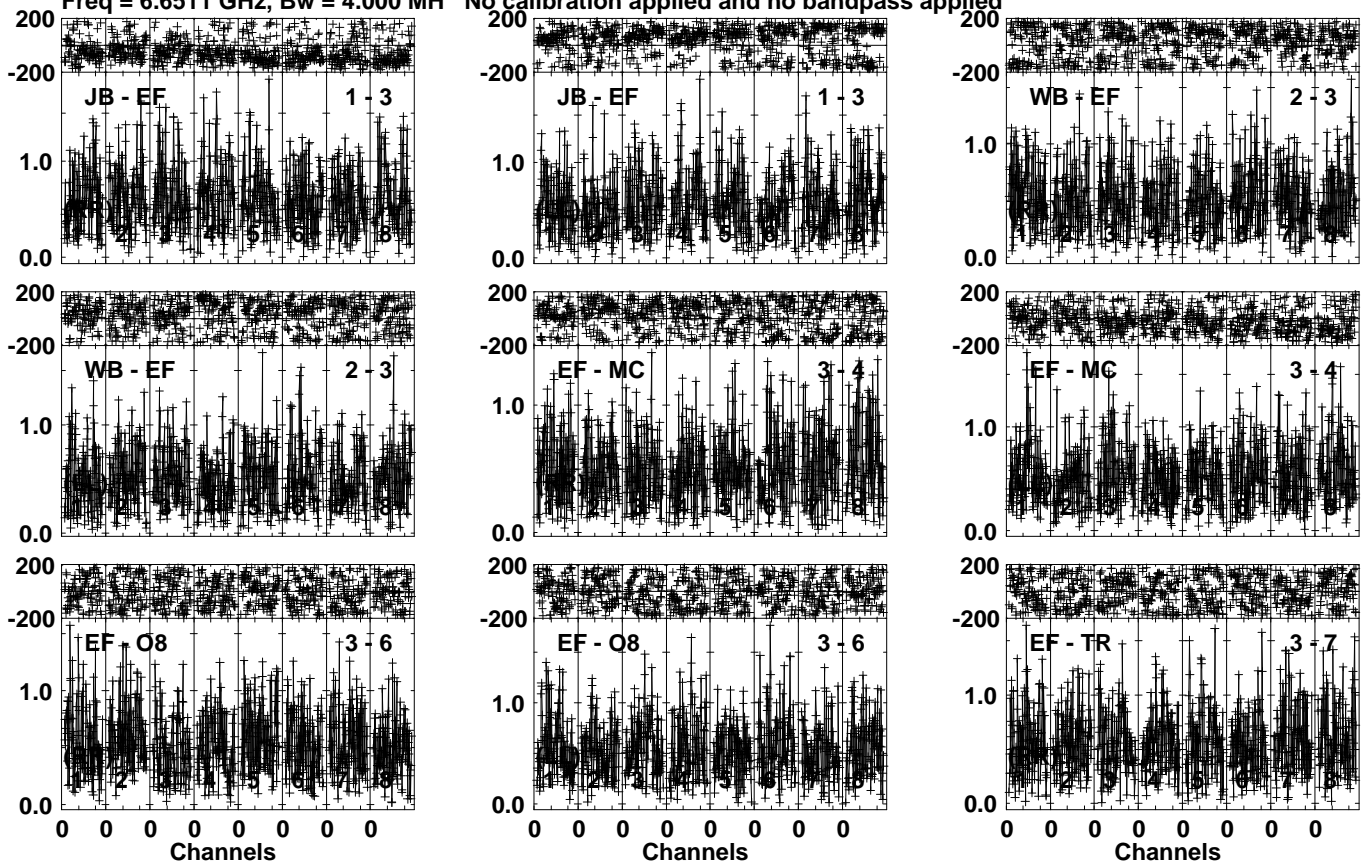
Lower frame: Milli Ampl Jy Top frame: Phas deg  
Vector averaged cross-power spectrum Several baselines displayed  
Timerange: 01/07:48:31 to 01/07:51:29



Plot file version 387 created 20-JUL-2023 11:21:14

J2048+4310 EK052B 1.UVDATA.1

Freq = 6.6511 GHz, Bw = 4.000 MH No calibration applied and no bandpass applied



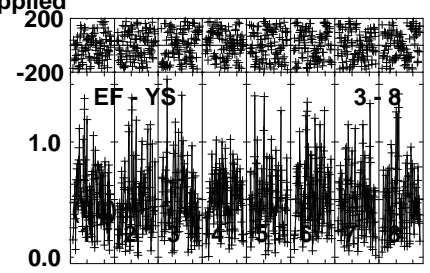
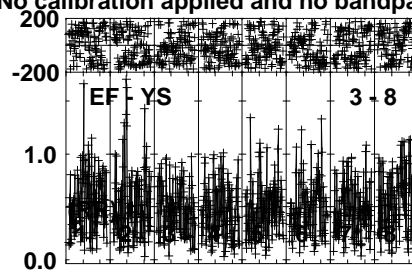
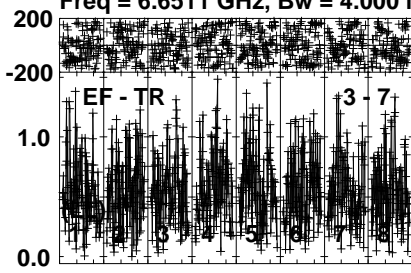
Lower frame: Milli Ampl Jy Top frame: Phas deg  
Vector averaged cross-power spectrum Several baselines displayed  
Timerange: 01/07:51:31 to 01/07:53:29

Plot file version 388 created 20-JUL-2023 11:21:15

J2048+4310 EK052B 1.UVDATA.1

Freq = 6.6511 GHz, Bw = 4.000 MH

No calibration applied and no bandpass applied

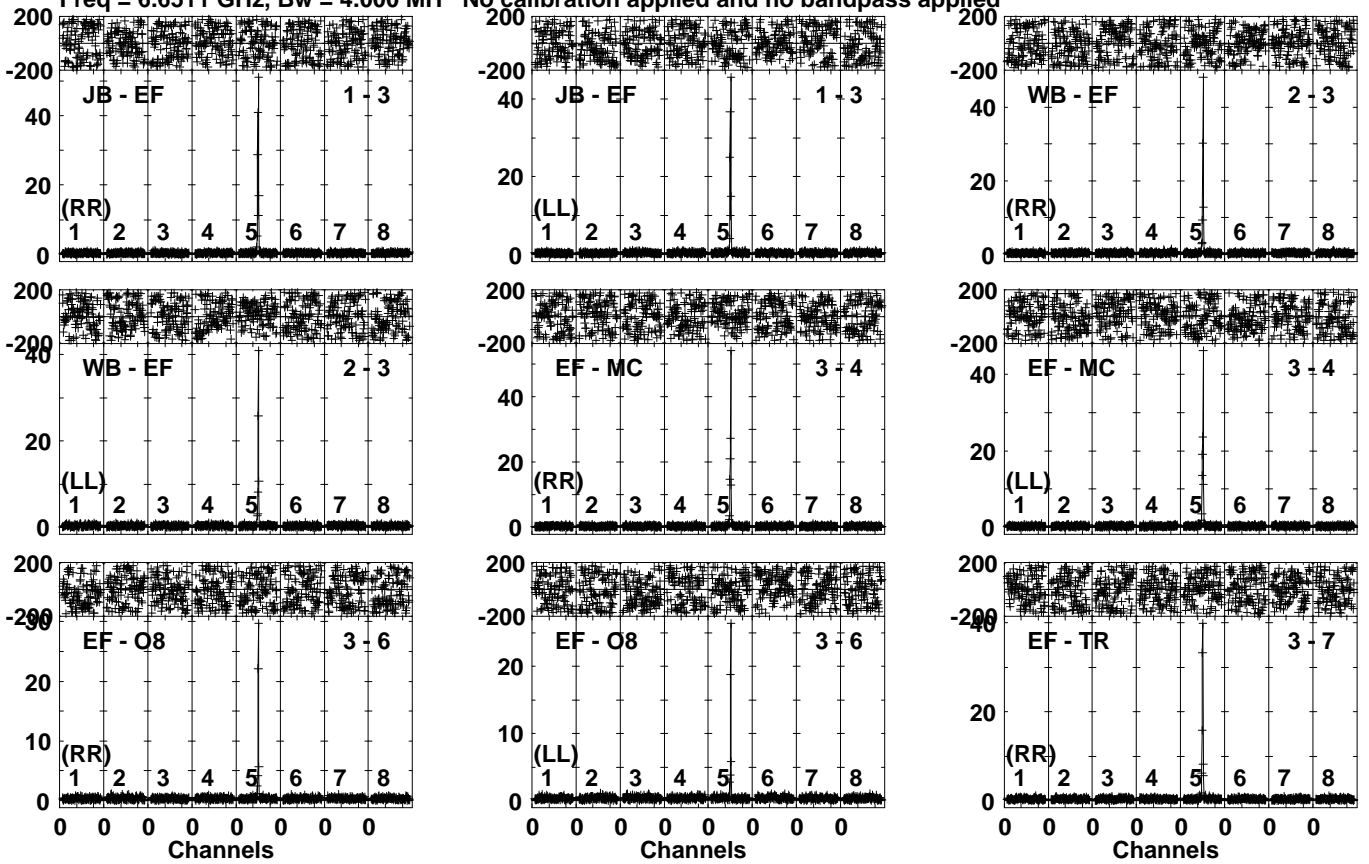


Lower frame: Milli Ampl Jy Top frame: Phas deg  
Vector averaged cross-power spectrum Several baselines displayed  
Timerange: 01/07:51:31 to 01/07:53:29

Plot file version 389 created 20-JUL-2023 11:21:15

W75N EK052B 1.UVDATA.1

Freq = 6.6511 GHz, Bw = 4.000 MH No calibration applied and no bandpass applied

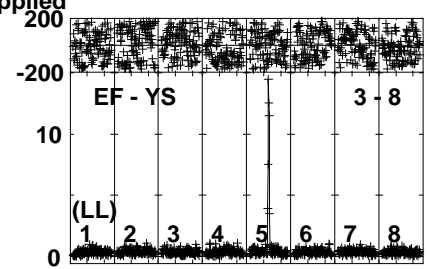
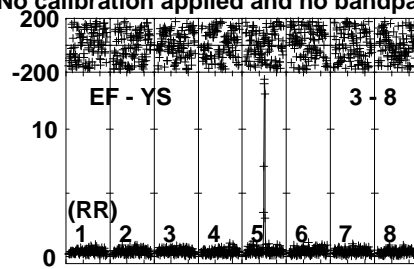
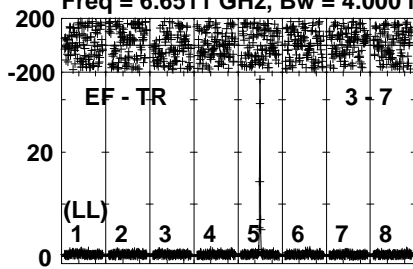


Lower frame: Milli Ampl Jy Top frame: Phas deg  
Vector averaged cross-power spectrum Several baselines displayed  
Timerange: 01/07:53:31 to 01/07:56:29

Plot file version 390 created 20-JUL-2023 11:21:15

W75N EK052B 1.UVDATA.1

Freq = 6.6511 GHz, Bw = 4.000 MH No calibration applied and no bandpass applied

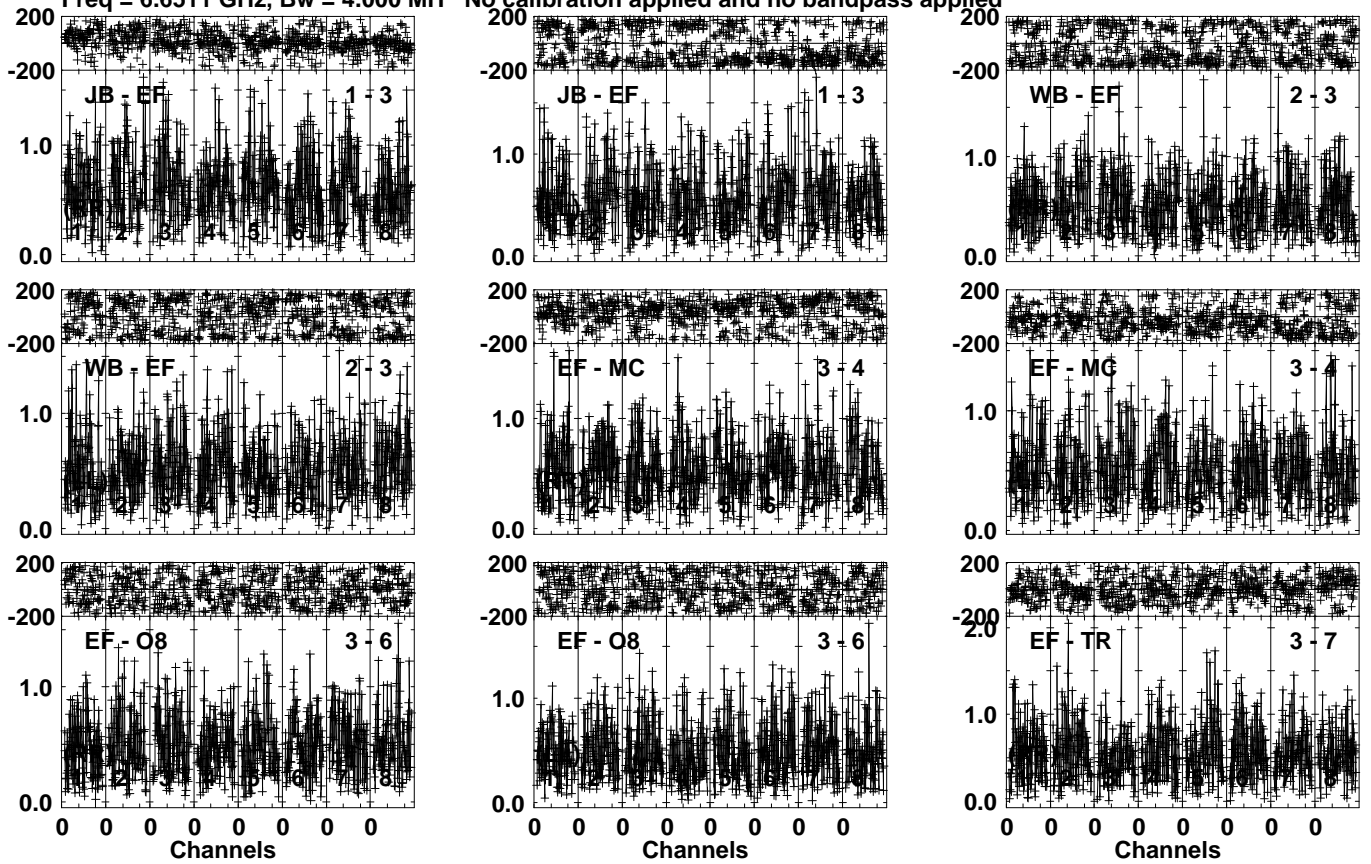


Lower frame: Milli Ampl Jy Top frame: Phas deg  
Vector averaged cross-power spectrum Several baselines displayed  
Timerange: 01/07:53:31 to 01/07:56:29

Plot file version 391 created 20-JUL-2023 11:21:15

J2048+4310 EK052B 1.UVDATA.1

Freq = 6.6511 GHz, Bw = 4.000 MH No calibration applied and no bandpass applied



Lower frame: Milli Ampl Jy Top frame: Phas deg

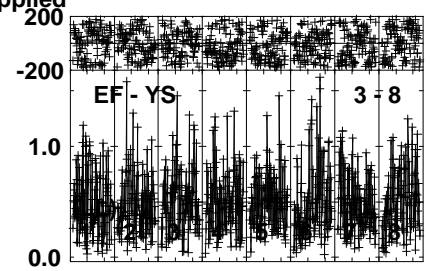
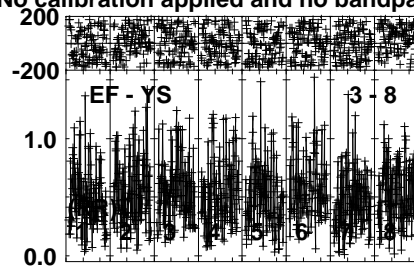
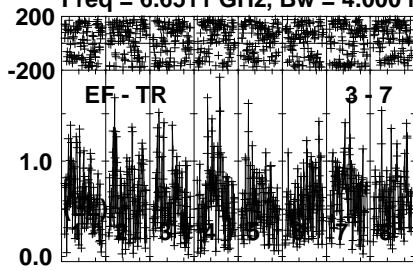
Vector averaged cross-power spectrum Several baselines displayed

Timerange: 01/07:56:31 to 01/07:58:29

Plot file version 392 created 20-JUL-2023 11:21:15

J2048+4310 EK052B 1.UVDATA.1

Freq = 6.6511 GHz, Bw = 4.000 MH No calibration applied and no bandpass applied

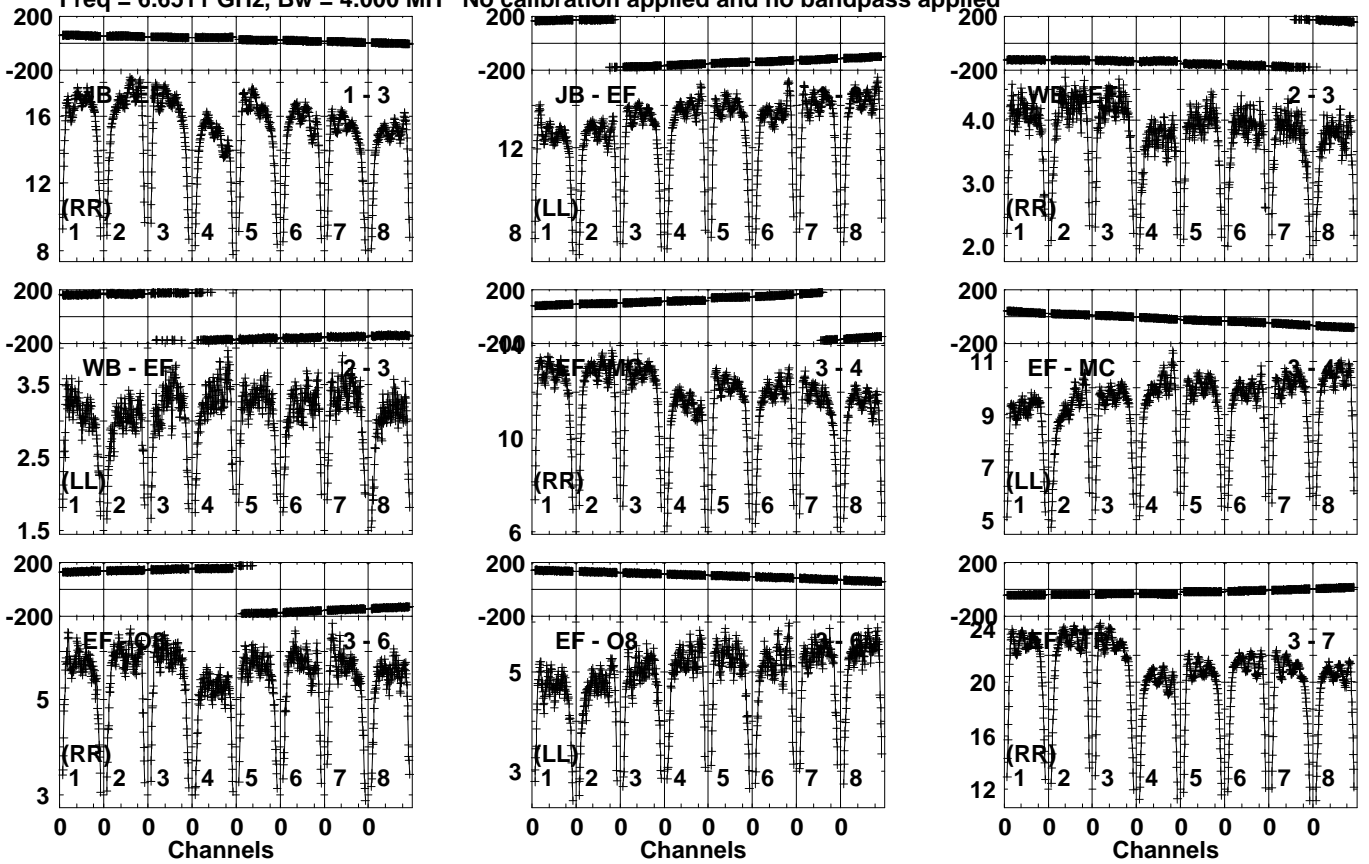


Lower frame: Milli Ampl Jy Top frame: Phas deg  
Vector averaged cross-power spectrum Several baselines displayed  
Timerange: 01/07:56:31 to 01/07:58:29

Plot file version 393 created 20-JUL-2023 11:21:15

J2202+4216 EK052B 1.UVDATA.1

Freq = 6.6511 GHz, Bw = 4.000 MH No calibration applied and no bandpass applied



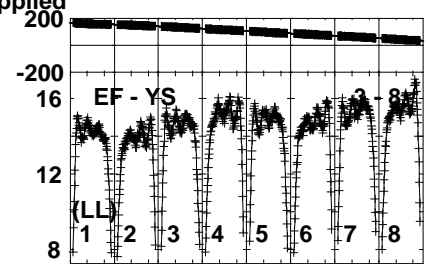
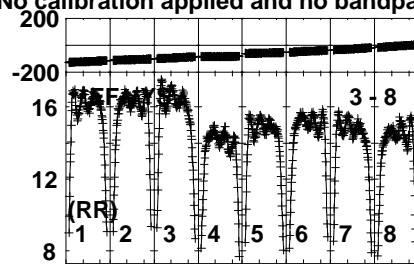
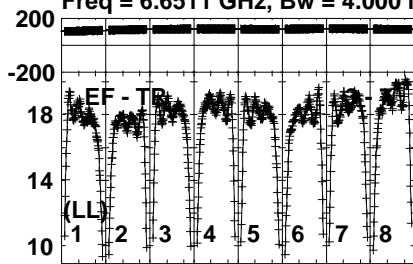
Lower frame: Milli Ampl Jy Top frame: Phas deg  
Vector averaged cross-power spectrum Several baselines displayed  
Timerange: 01/07:59:31 to 01/08:08:29

Plot file version 394 created 20-JUL-2023 11:21:16

J2202+4216 EK052B 1.UVDATA.1

Freq = 6.6511 GHz, Bw = 4.000 MH

No calibration applied and no bandpass applied



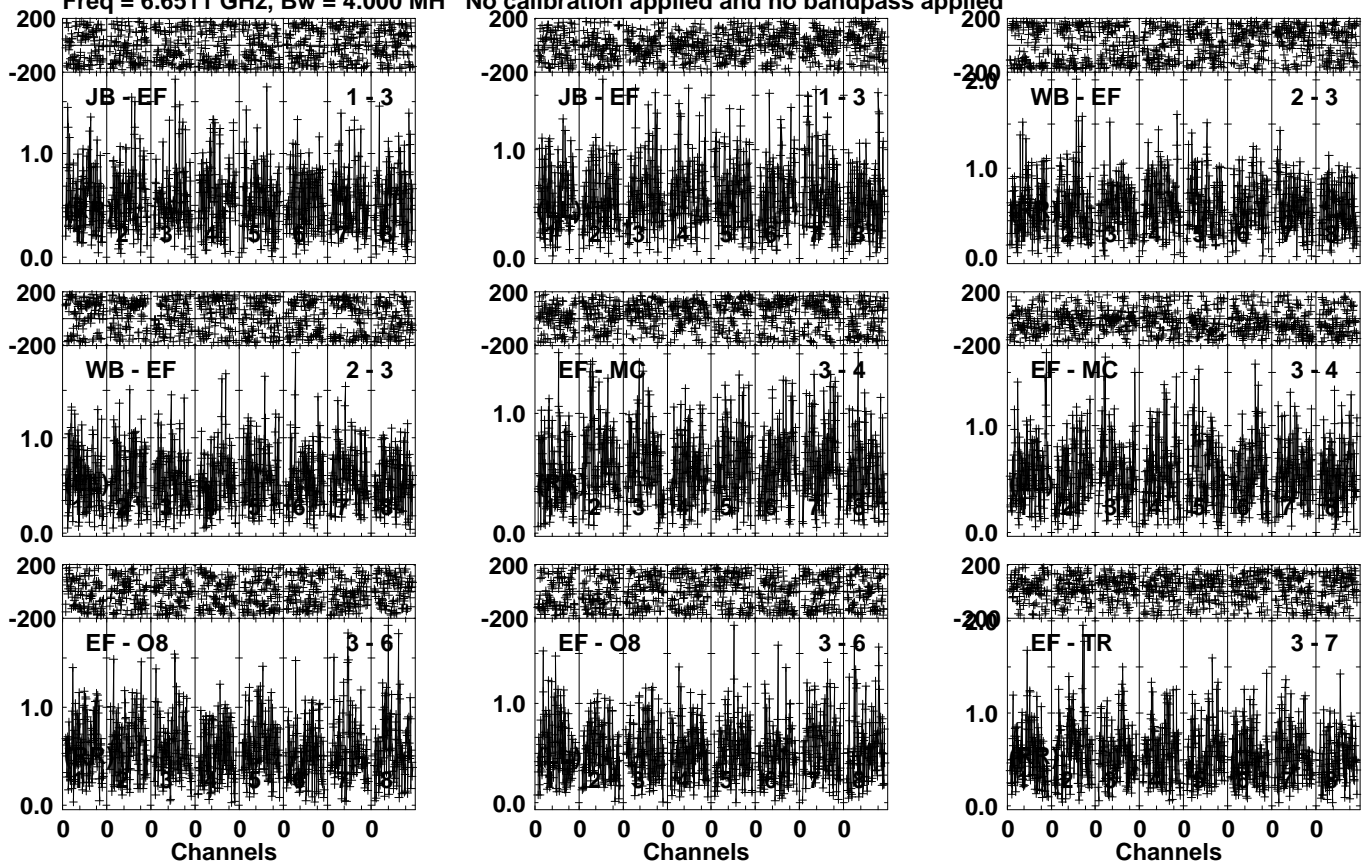
Lower frame: Milli Ampl Jy Top frame: Phas deg  
Vector averaged cross-power spectrum Several baselines displayed  
Timerange: 01/07:59:31 to 01/08:08:29



Plot file version 395 created 20-JUL-2023 11:21:16

J2048+4310 EK052B 1.UVDATA.1

Freq = 6.6511 GHz, Bw = 4.000 MH No calibration applied and no bandpass applied

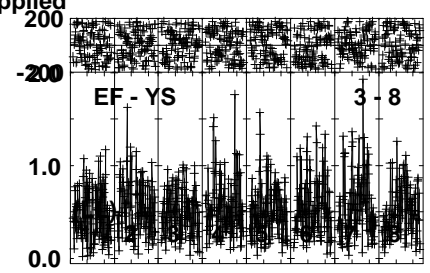
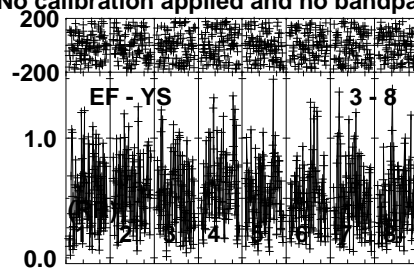
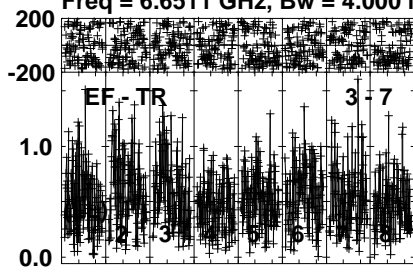


Lower frame: Milli Ampl Jy Top frame: Phas deg  
Vector averaged cross-power spectrum Several baselines displayed  
Timerange: 01/08:08:31 to 01/08:11:29

Plot file version 396 created 20-JUL-2023 11:21:16

J2048+4310 EK052B 1.UVDATA.1

Freq = 6.6511 GHz, Bw = 4.000 MH No calibration applied and no bandpass applied

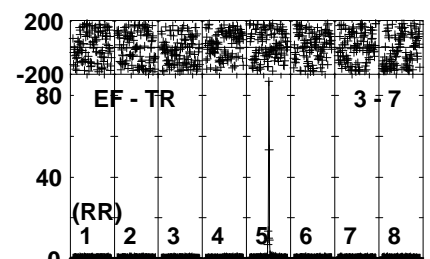


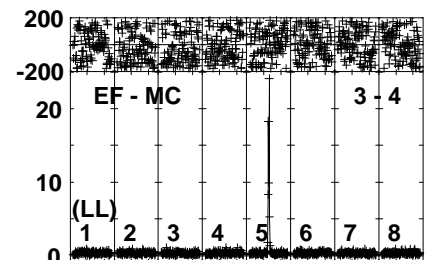
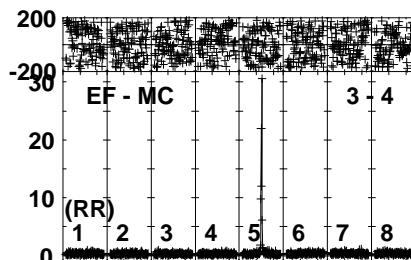
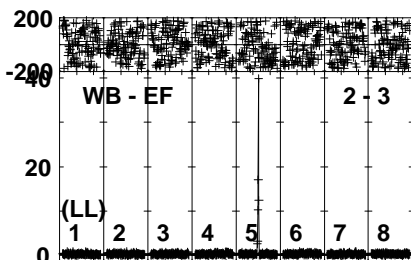
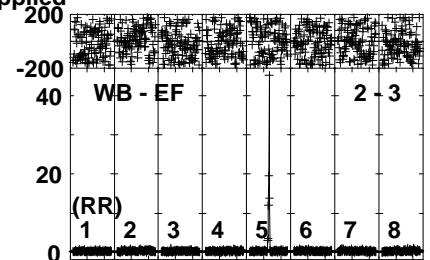
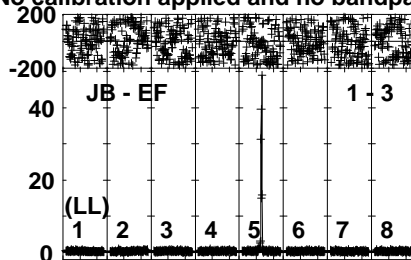
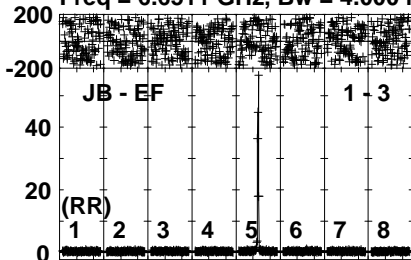


Lower frame: Milli Ampl Jy Top frame: Phas deg  
Vector averaged cross-power spectrum Several baselines displayed  
Timerange: 01/08:08:31 to 01/08:11:29

Plot file version 397 created 20-JUL-2023 11:21:16

W75N EK052B 1.UVDATA.1

Freq = 6.6511 GHz, Bw = 4.000 MH No calibration applied and no bandpass applied



Lower frame: Milli Ampl Jy Top frame: Phas deg

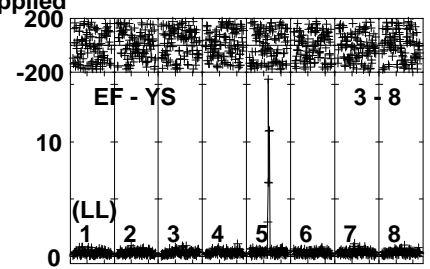
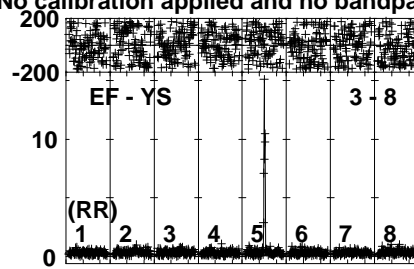
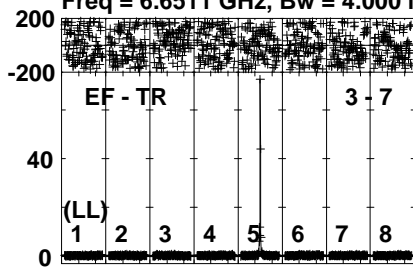
Vector averaged cross-power spectrum Several baselines displayed

Timerange: 01/08:12:01 to 01/08:14:59

Plot file version 398 created 20-JUL-2023 11:21:17

W75N EK052B 1.UVDATA.1

Freq = 6.6511 GHz, Bw = 4.000 MH No calibration applied and no bandpass applied

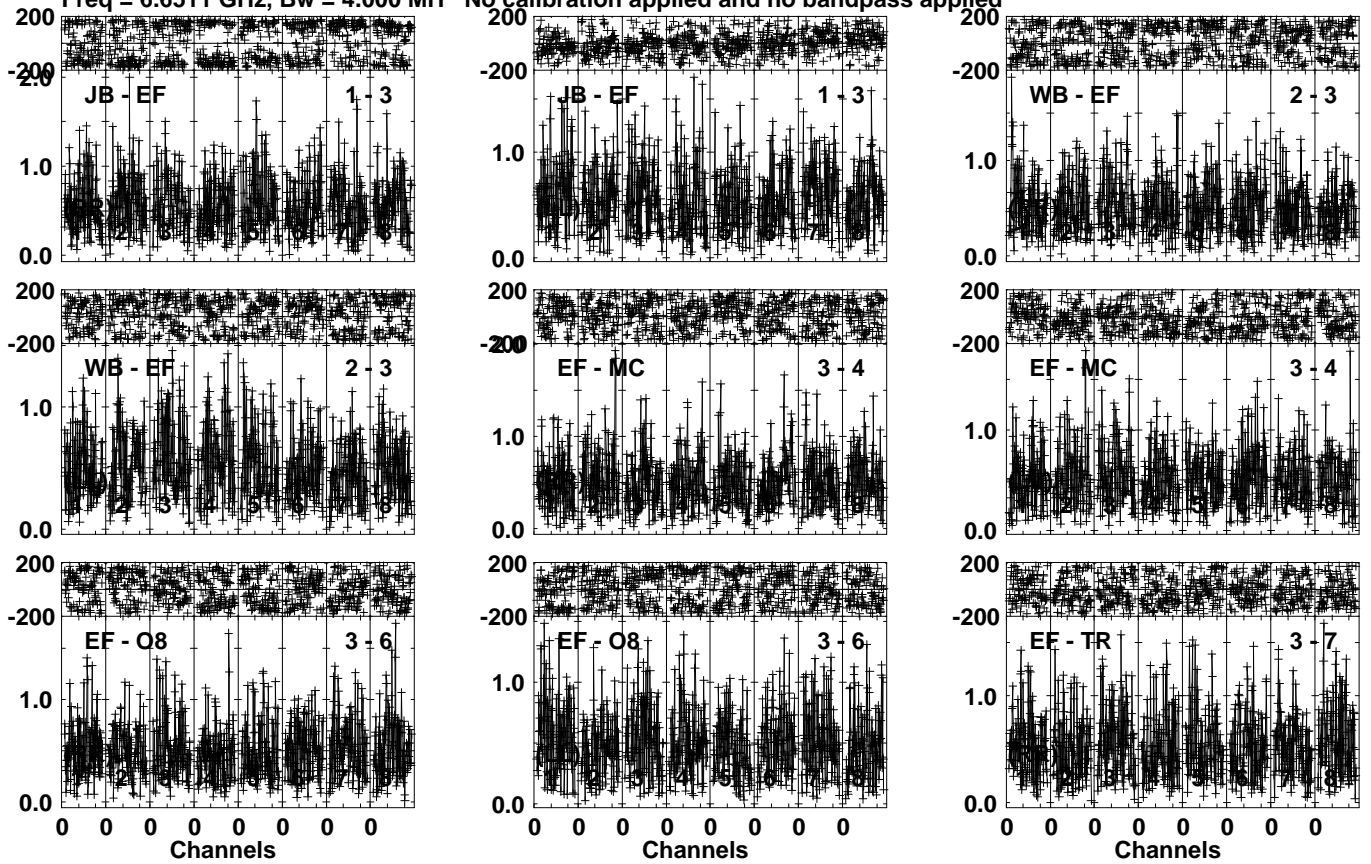


Lower frame: Milli Ampl Jy Top frame: Phas deg  
Vector averaged cross-power spectrum Several baselines displayed  
Timerange: 01/08:12:01 to 01/08:14:59

Plot file version 399 created 20-JUL-2023 11:21:17

J2048+4310 EK052B 1.UVDATA.1

Freq = 6.6511 GHz, Bw = 4.000 MH No calibration applied and no bandpass applied

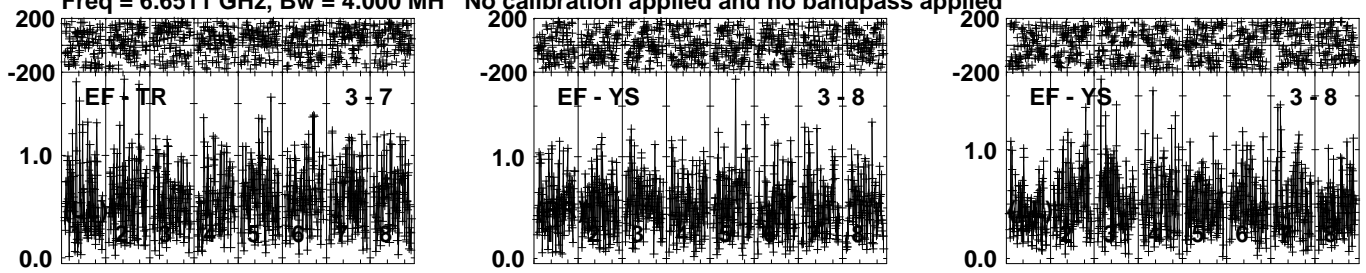


Lower frame: Milli Ampl Jy Top frame: Phas deg  
Vector averaged cross-power spectrum Several baselines displayed  
Timerange: 01/08:15:01 to 01/08:16:59

Plot file version 400 created 20-JUL-2023 11:21:17

J2048+4310 EK052B 1.UVDATA.1

Freq = 6.6511 GHz, Bw = 4.000 MH No calibration applied and no bandpass applied

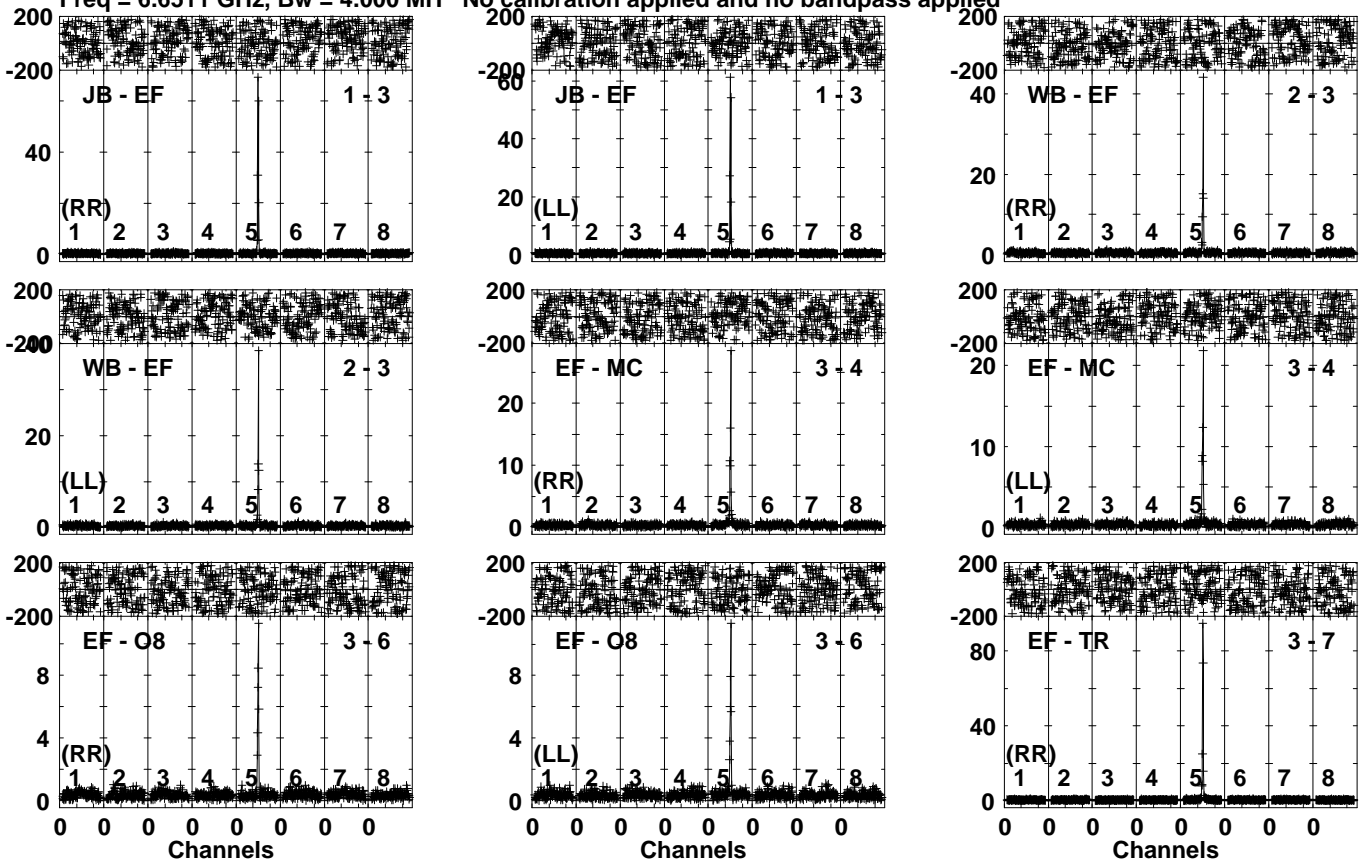


Lower frame: Milli Ampl Jy Top frame: Phas deg  
Vector averaged cross-power spectrum Several baselines displayed  
Timerange: 01/08:15:01 to 01/08:16:59

Plot file version 401 created 20-JUL-2023 11:21:17

W75N EK052B 1.UVDATA.1

Freq = 6.6511 GHz, Bw = 4.000 MH No calibration applied and no bandpass applied

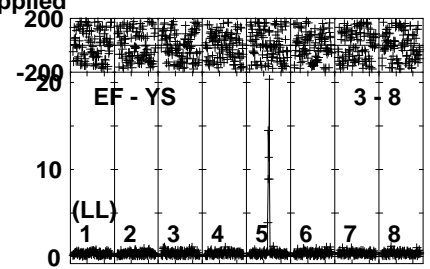
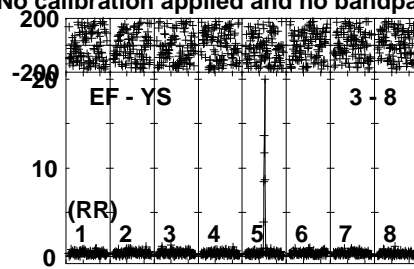
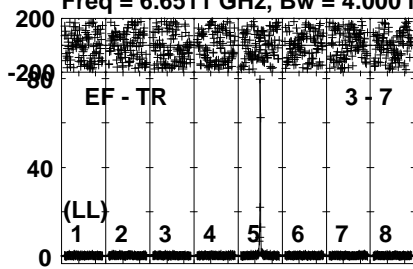


Lower frame: Milli Ampl Jy Top frame: Phas deg  
Vector averaged cross-power spectrum Several baselines displayed  
Timerange: 01/08:17:01 to 01/08:19:59

Plot file version 402 created 20-JUL-2023 11:21:17

W75N EK052B 1.UVDATA.1

Freq = 6.6511 GHz, Bw = 4.000 MH No calibration applied and no bandpass applied



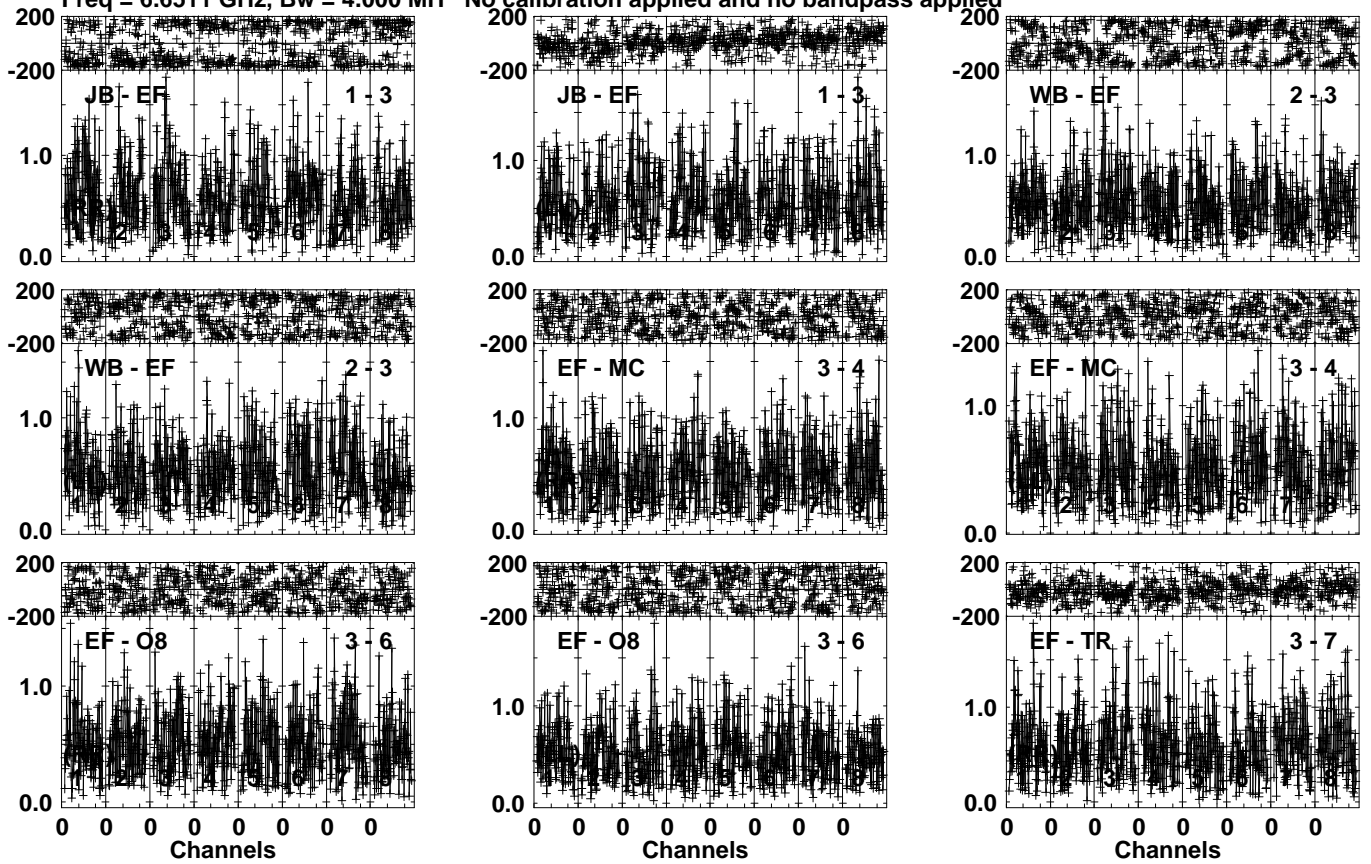
Lower frame: Milli Ampl Jy Top frame: Phas deg  
Vector averaged cross-power spectrum Several baselines displayed  
Timerange: 01/08:17:01 to 01/08:19:59



Plot file version 403 created 20-JUL-2023 11:21:17

J2048+4310 EK052B 1.UVDATA.1

Freq = 6.6511 GHz, Bw = 4.000 MH No calibration applied and no bandpass applied



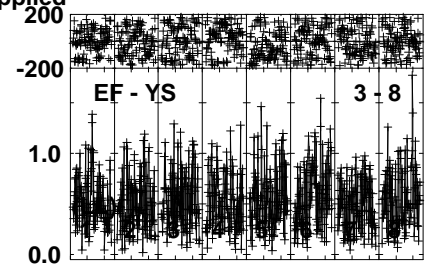
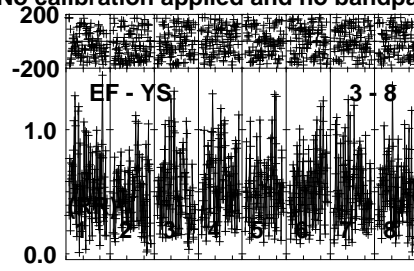
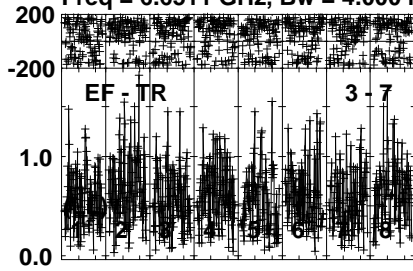
Lower frame: Milli Ampl Jy Top frame: Phas deg  
Vector averaged cross-power spectrum Several baselines displayed  
Timerange: 01/08:20:01 to 01/08:21:59

Plot file version 404 created 20-JUL-2023 11:21:17

J2048+4310 EK052B 1.UVDATA.1

Freq = 6.6511 GHz, Bw = 4.000 MH

No calibration applied and no bandpass applied

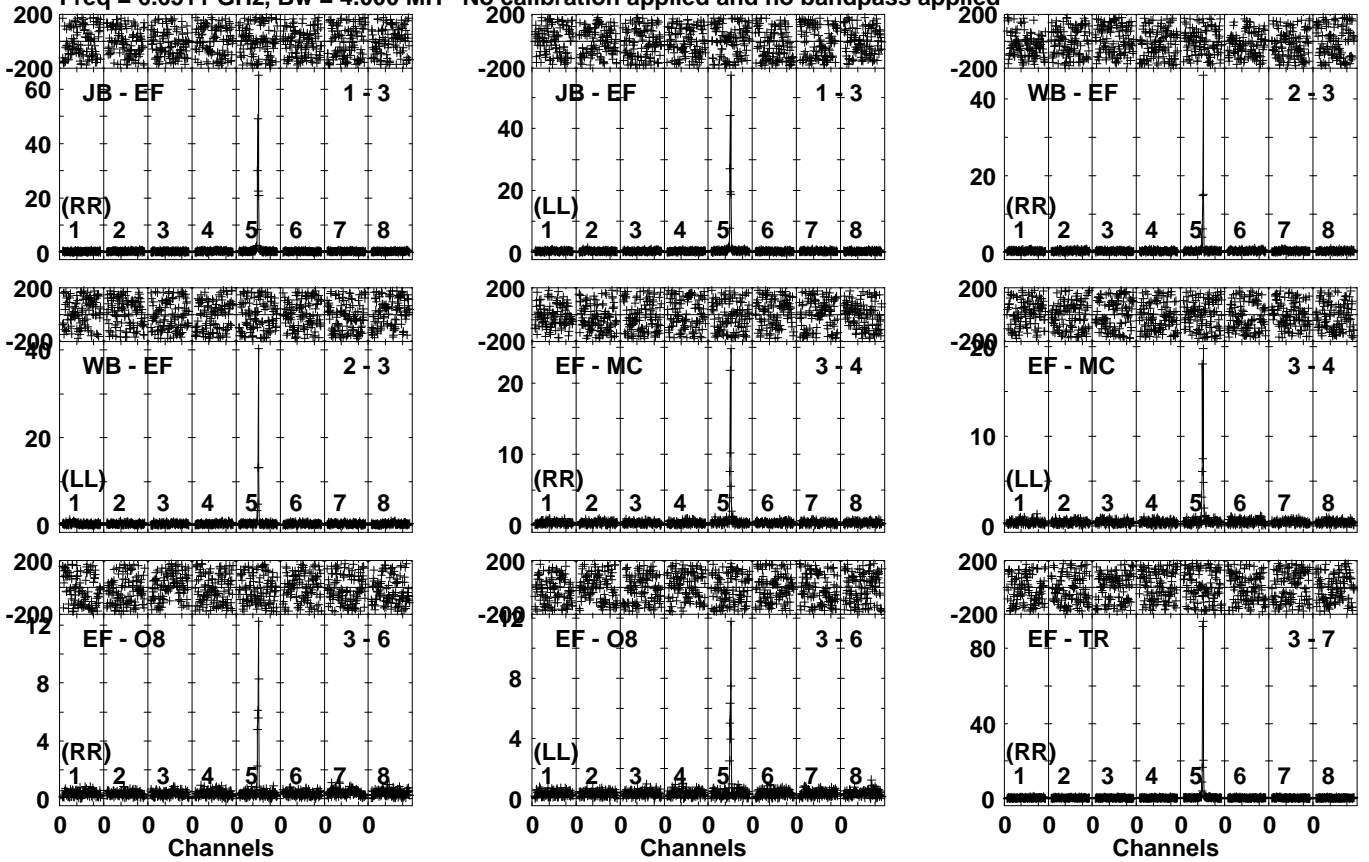


Lower frame: Milli Ampl Jy Top frame: Phas deg  
Vector averaged cross-power spectrum Several baselines displayed  
Timerange: 01/08:20:01 to 01/08:21:59

Plot file version 405 created 20-JUL-2023 11:21:17

W75N EK052B 1.UVDATA.1

Freq = 6.6511 GHz, Bw = 4.000 MH No calibration applied and no bandpass applied

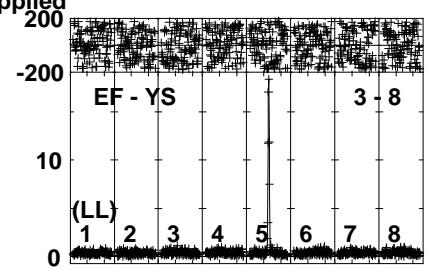
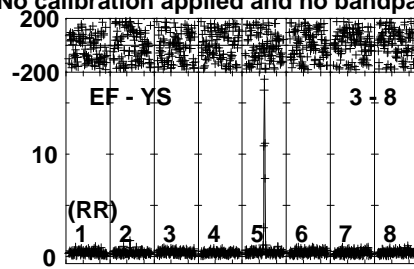



Lower frame: Milli Ampl Jy Top frame: Phas deg  
Vector averaged cross-power spectrum Several baselines displayed  
Timerange: 01/08:22:01 to 01/08:24:59

Plot file version 406 created 20-JUL-2023 11:21:18

W75N EK052B 1.UVDATA.1

Freq = 6.6511 GHz, Bw = 4.000 MH No calibration applied and no bandpass applied

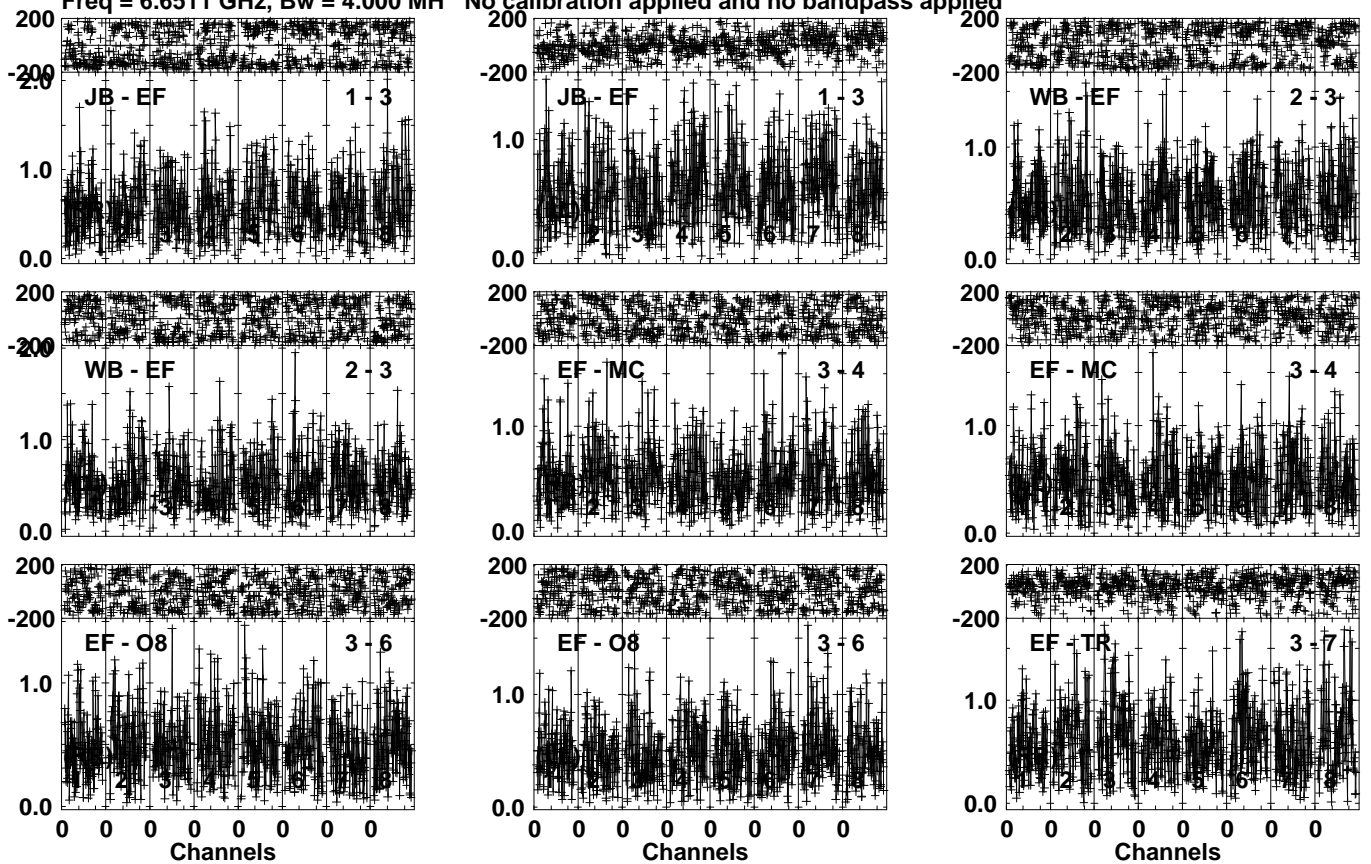


Lower frame: Milli Ampl Jy Top frame: Phas deg  
Vector averaged cross-power spectrum Several baselines displayed  
Timerange: 01/08:22:01 to 01/08:24:59

Plot file version 407 created 20-JUL-2023 11:21:18

J2048+4310 EK052B 1.UVDATA.1

Freq = 6.6511 GHz, Bw = 4.000 MH No calibration applied and no bandpass applied

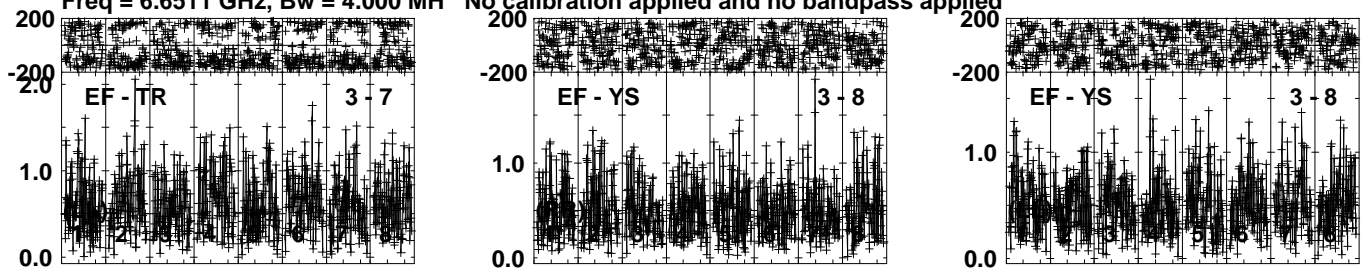


Lower frame: Milli Ampl Jy Top frame: Phas deg  
Vector averaged cross-power spectrum Several baselines displayed  
Timerange: 01/08:25:01 to 01/08:26:59

Plot file version 408 created 20-JUL-2023 11:21:18

J2048+4310 EK052B 1.UVDATA.1

Freq = 6.6511 GHz, Bw = 4.000 MH No calibration applied and no bandpass applied

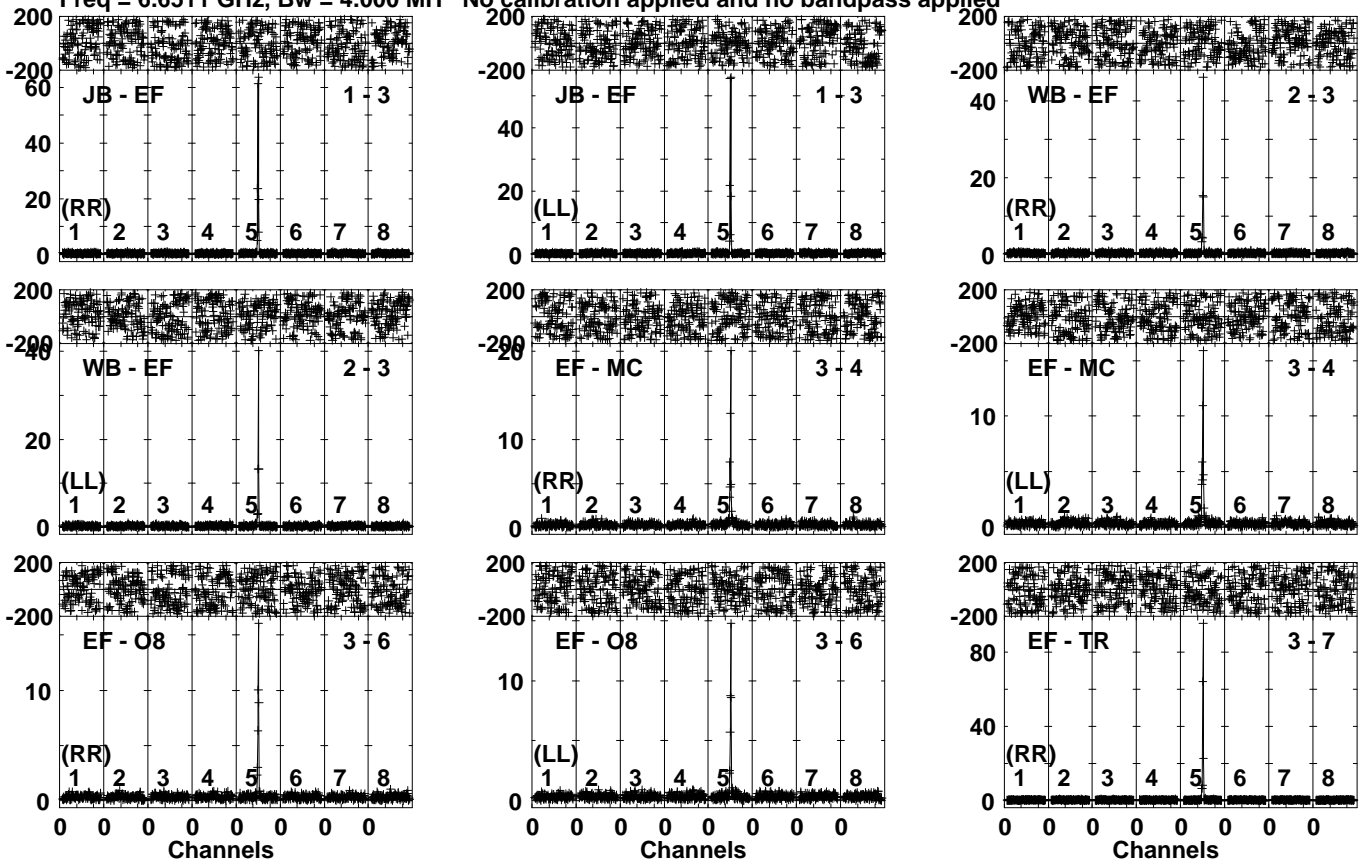


Lower frame: Milli Ampl Jy Top frame: Phas deg  
Vector averaged cross-power spectrum Several baselines displayed  
Timerange: 01/08:25:01 to 01/08:26:59

Plot file version 409 created 20-JUL-2023 11:21:18

W75N EK052B 1.UVDATA.1

Freq = 6.6511 GHz, Bw = 4.000 MH No calibration applied and no bandpass applied

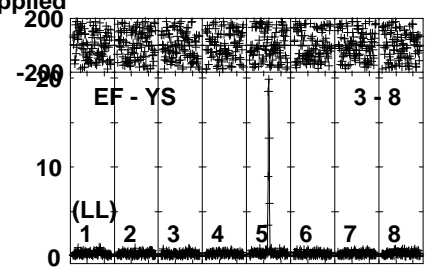
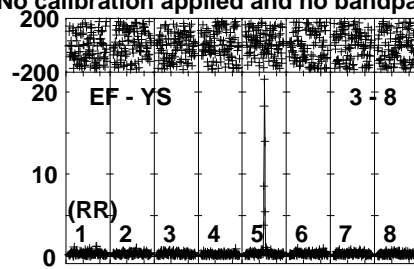
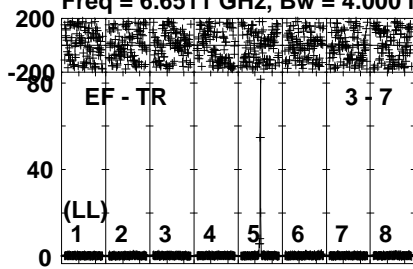


Lower frame: Milli Ampl Jy Top frame: Phas deg  
Vector averaged cross-power spectrum Several baselines displayed  
Timerange: 01/08:27:31 to 01/08:30:29

Plot file version 410 created 20-JUL-2023 11:21:18

W75N EK052B 1.UVDATA.1

Freq = 6.6511 GHz, Bw = 4.000 MH No calibration applied and no bandpass applied



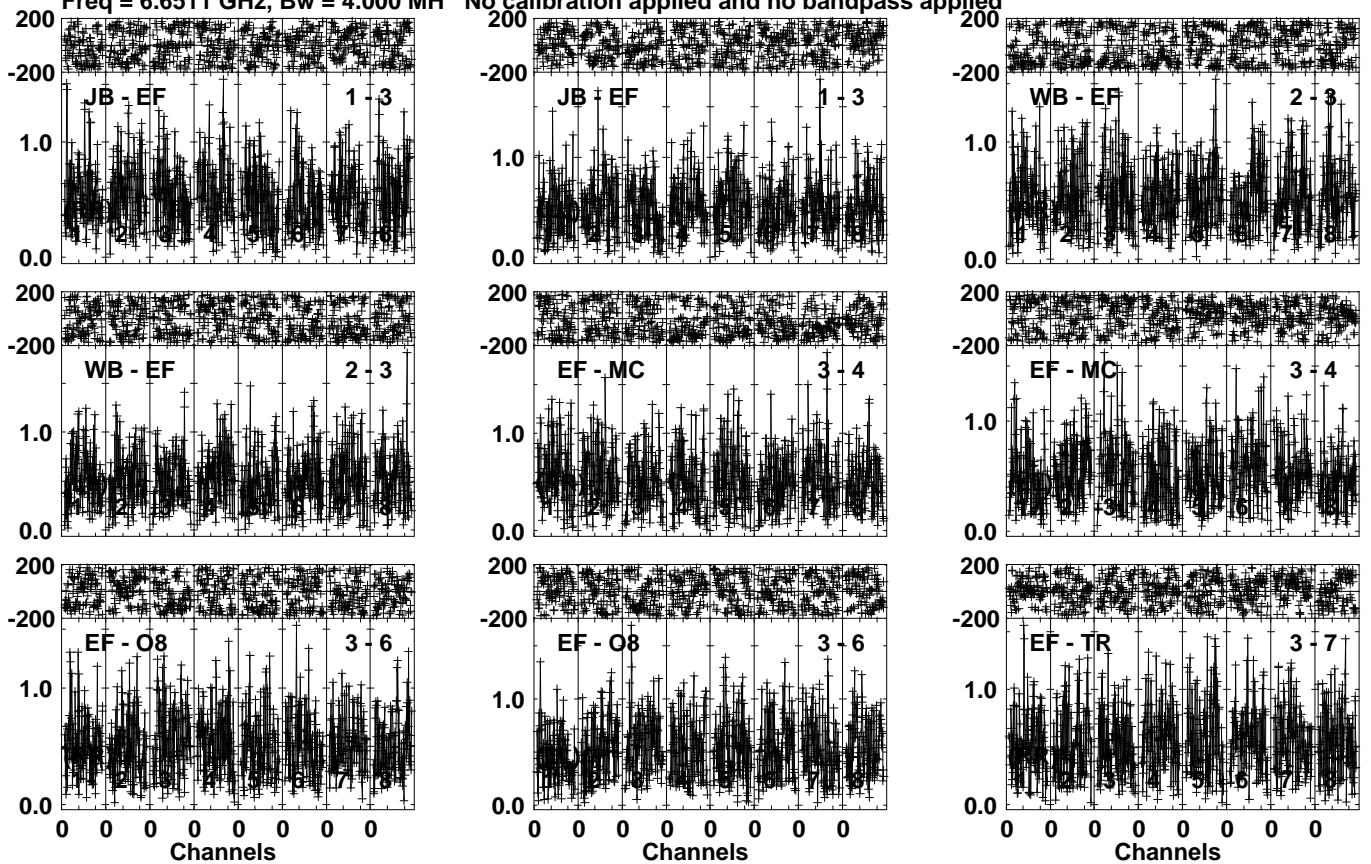
Lower frame: Milli Ampl Jy Top frame: Phas deg  
Vector averaged cross-power spectrum Several baselines displayed  
Timerange: 01/08:27:31 to 01/08:30:29



Plot file version 411 created 20-JUL-2023 11:21:18

J2048+4310 EK052B 1.UVDATA.1

Freq = 6.6511 GHz, Bw = 4.000 MH No calibration applied and no bandpass applied



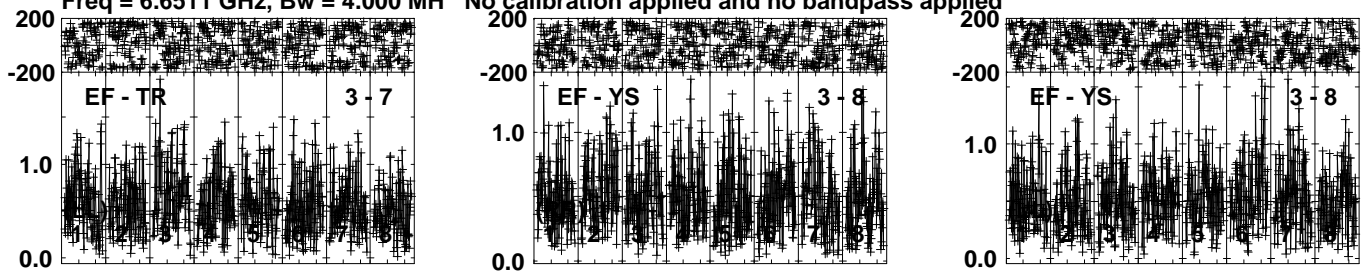
Lower frame: Milli Ampl Jy Top frame: Phas deg  
Vector averaged cross-power spectrum Several baselines displayed  
Timerange: 01/08:30:31 to 01/08:32:29

Plot file version 412 created 20-JUL-2023 11:21:18

J2048+4310 EK052B 1.UVDATA.1

Freq = 6.6511 GHz, Bw = 4.000 MH

No calibration applied and no bandpass applied



Lower frame: Milli Ampl Jy Top frame: Phas deg

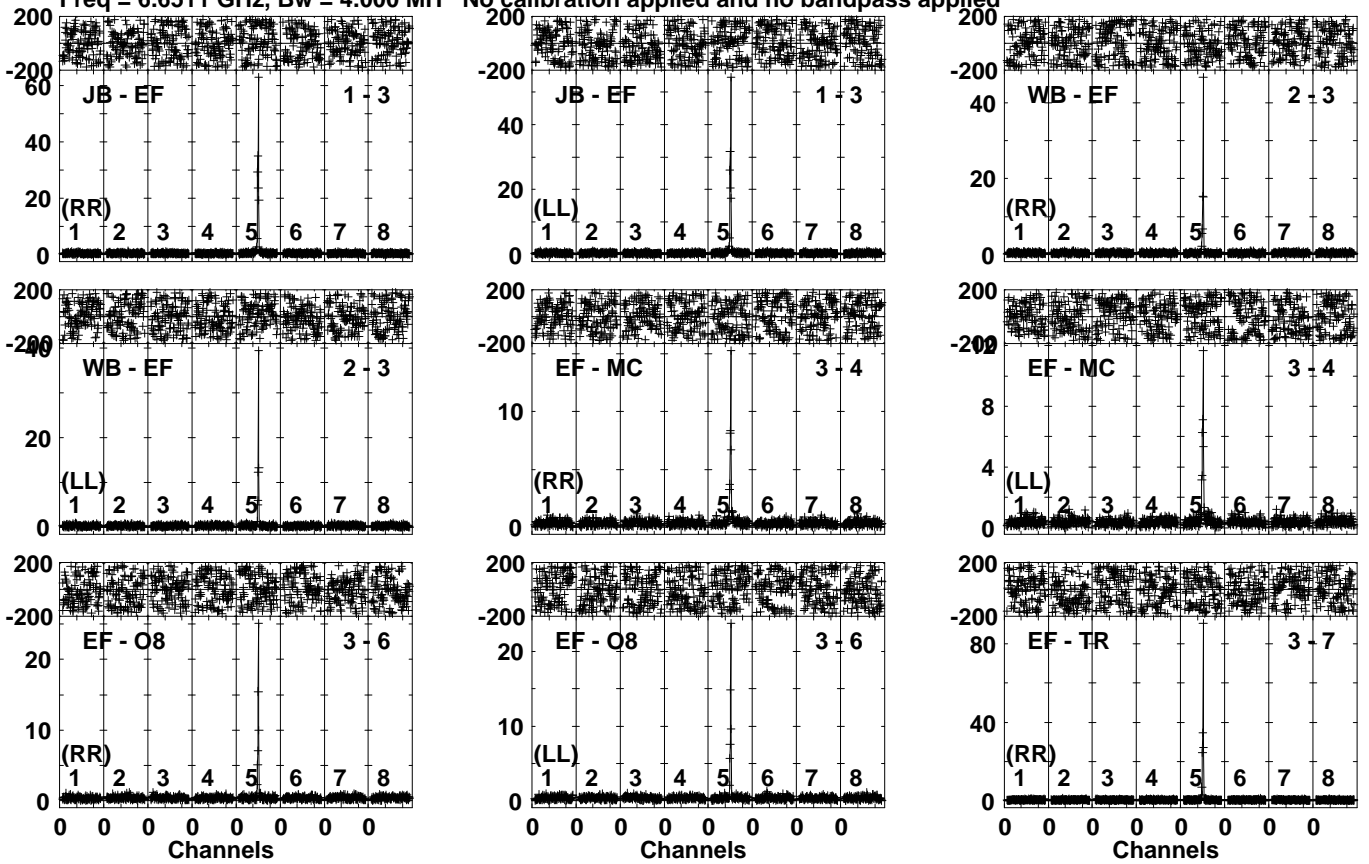
Vector averaged cross-power spectrum Several baselines displayed

Timerange: 01/08:30:31 to 01/08:32:29

Plot file version 413 created 20-JUL-2023 11:21:18

W75N EK052B 1.UVDATA.1

Freq = 6.6511 GHz, Bw = 4.000 MH No calibration applied and no bandpass applied

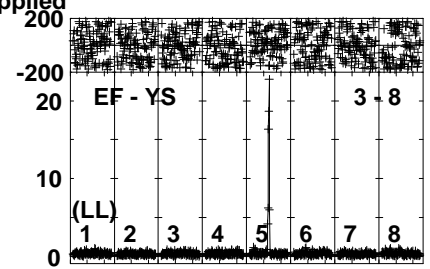
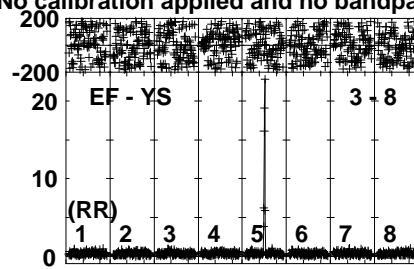
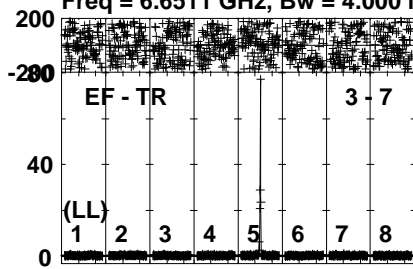


Lower frame: Milli Ampl Jy Top frame: Phas deg  
Vector averaged cross-power spectrum Several baselines displayed  
Timerange: 01/08:32:31 to 01/08:35:29

Plot file version 414 created 20-JUL-2023 11:21:19

W75N EK052B 1.UVDATA.1

Freq = 6.6511 GHz, Bw = 4.000 MH No calibration applied and no bandpass applied

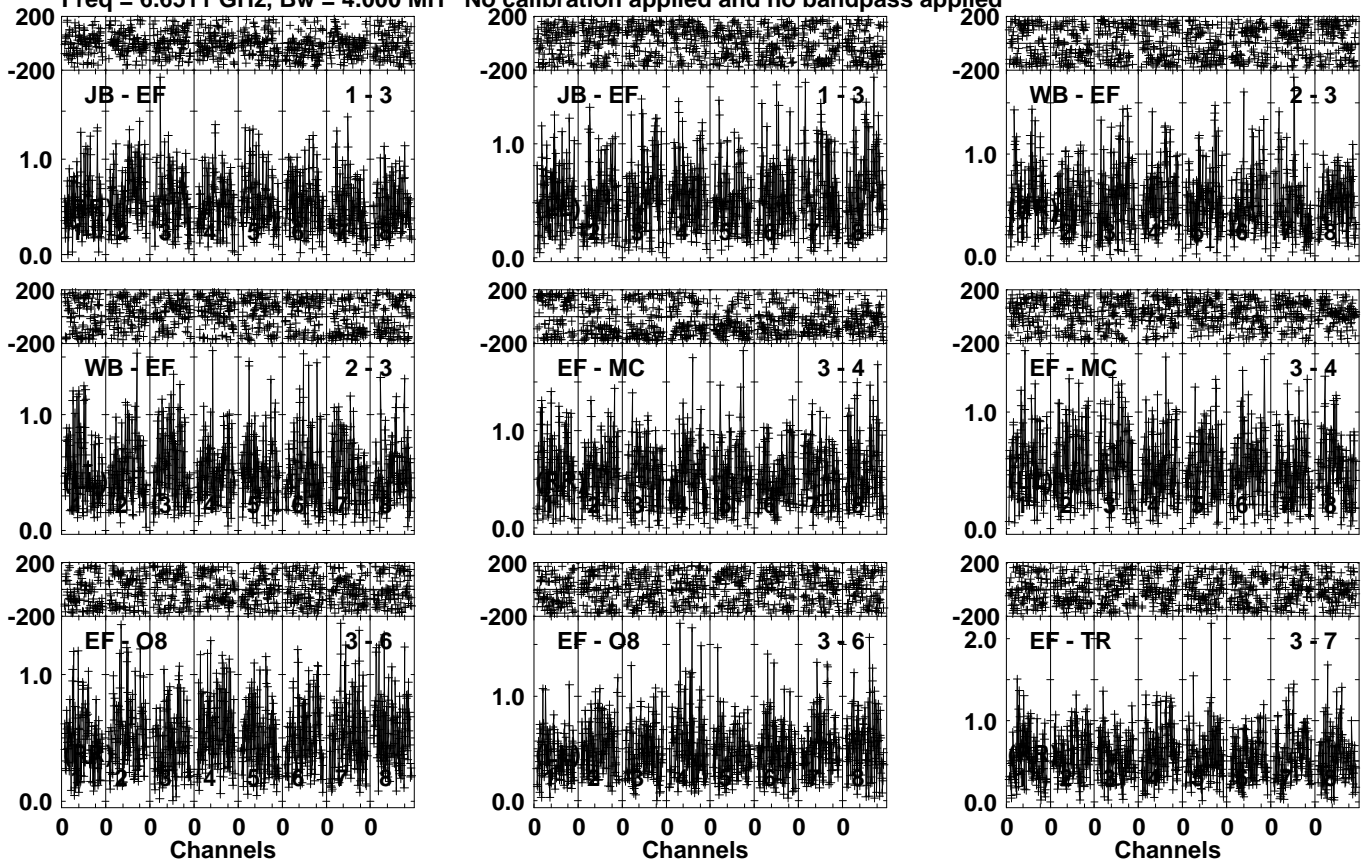


Lower frame: Milli Ampl Jy Top frame: Phas deg  
Vector averaged cross-power spectrum Several baselines displayed  
Timerange: 01/08:32:31 to 01/08:35:29

Plot file version 415 created 20-JUL-2023 11:21:19

J2048+4310 EK052B 1.UVDATA.1

Freq = 6.6511 GHz, Bw = 4.000 MH No calibration applied and no bandpass applied



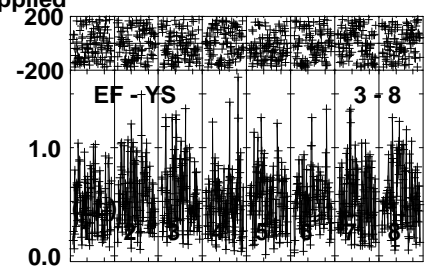
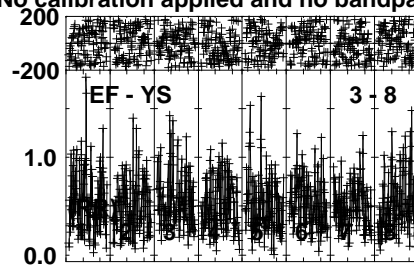
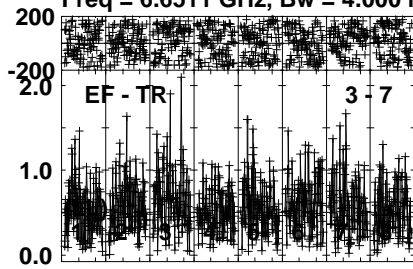
Lower frame: Milli Ampl Jy Top frame: Phas deg  
Vector averaged cross-power spectrum Several baselines displayed  
Timerange: 01/08:35:31 to 01/08:37:29

Plot file version 416 created 20-JUL-2023 11:21:19

J2048+4310 EK052B 1.UVDATA.1

Freq = 6.6511 GHz, Bw = 4.000 MH

No calibration applied and no bandpass applied



Lower frame: Milli Ampl Jy Top frame: Phas deg

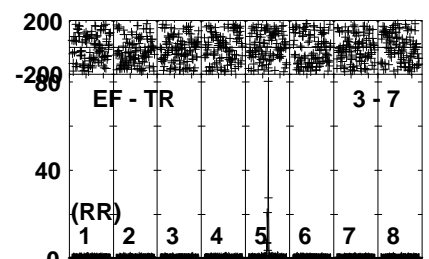
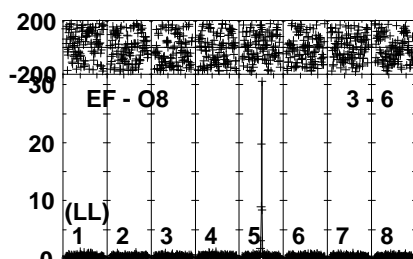
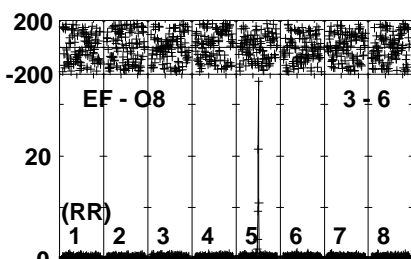

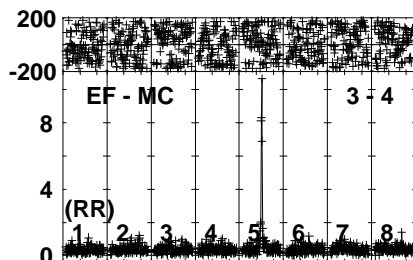
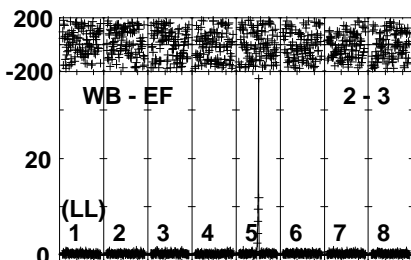
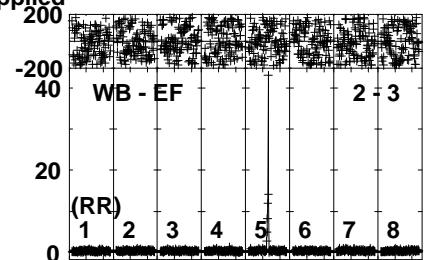
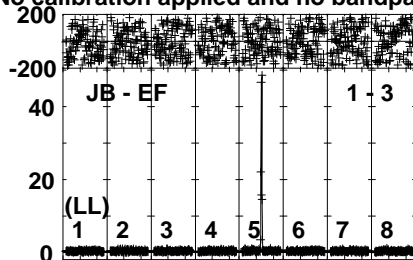
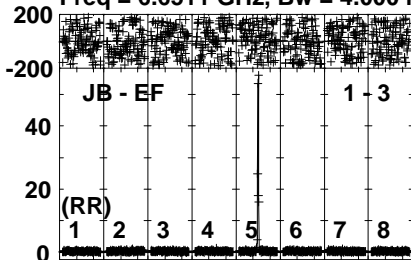
Vector averaged cross-power spectrum Several baselines displayed

Timerange: 01/08:35:31 to 01/08:37:29

Plot file version 417 created 20-JUL-2023 11:21:19

W75N EK052B 1.UVDATA.1

Freq = 6.6511 GHz, Bw = 4.000 MH No calibration applied and no bandpass applied

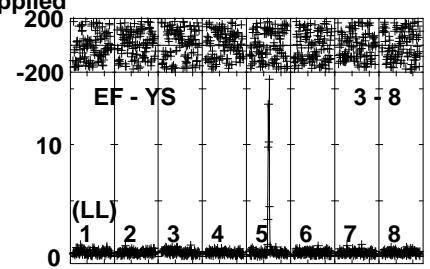
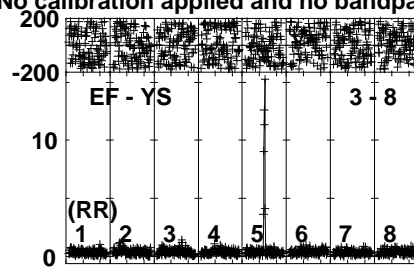
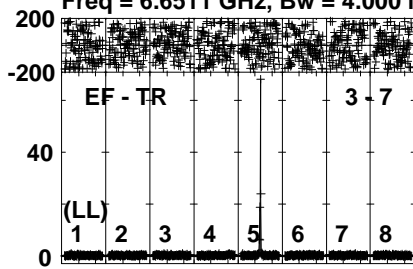


Lower frame: Milli Ampl Jy Top frame: Phas deg  
Vector averaged cross-power spectrum Several baselines displayed  
Timerange: 01/08:37:31 to 01/08:40:29

Plot file version 418 created 20-JUL-2023 11:21:19

W75N EK052B 1.UVDATA.1

Freq = 6.6511 GHz, Bw = 4.000 MH No calibration applied and no bandpass applied



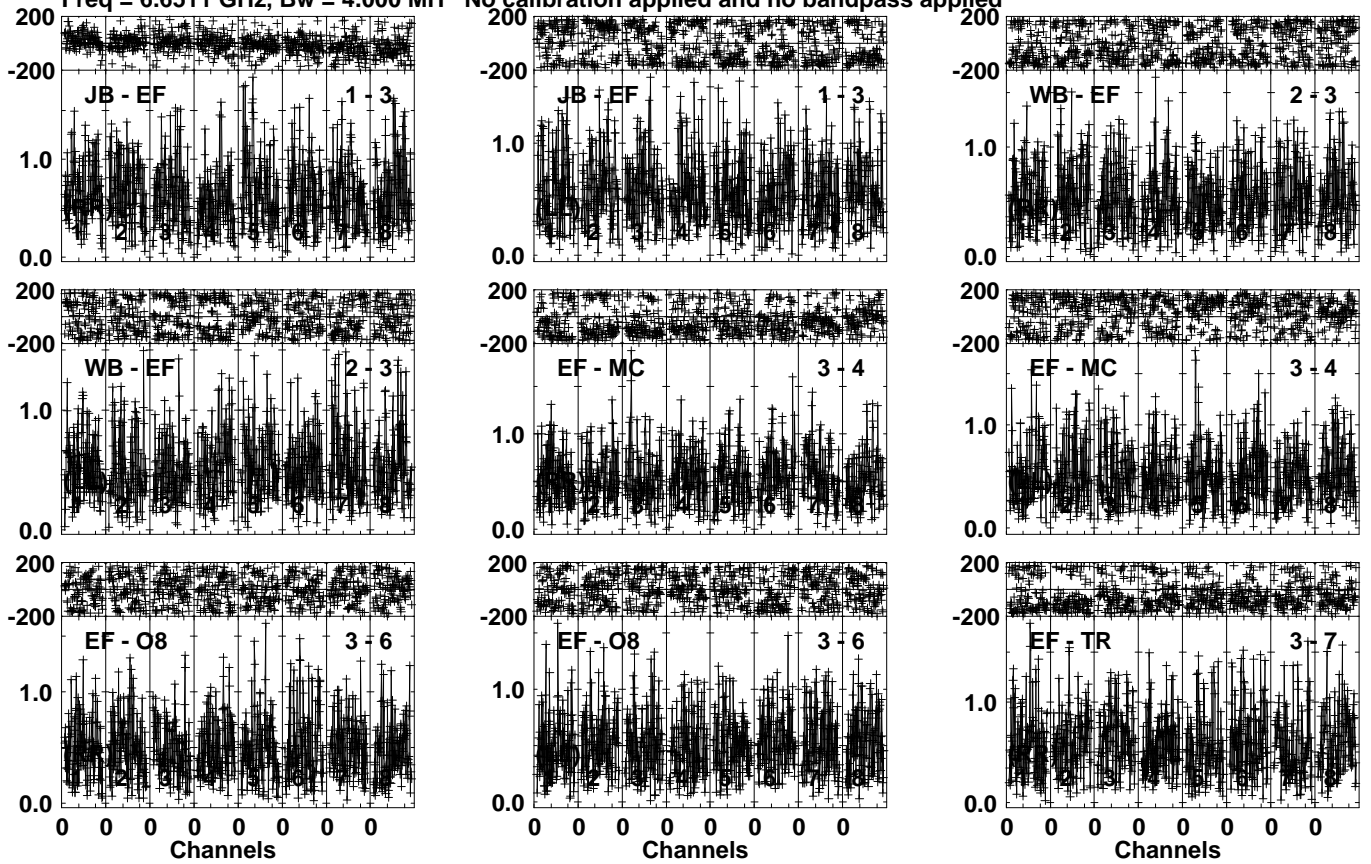
Lower frame: Milli Ampl Jy Top frame: Phas deg  
Vector averaged cross-power spectrum Several baselines displayed  
Timerange: 01/08:37:31 to 01/08:40:29



Plot file version 419 created 20-JUL-2023 11:21:19

J2048+4310 EK052B 1.UVDATA.1

Freq = 6.6511 GHz, Bw = 4.000 MH No calibration applied and no bandpass applied

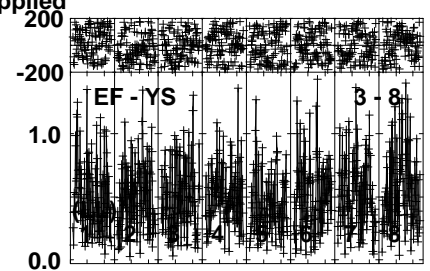
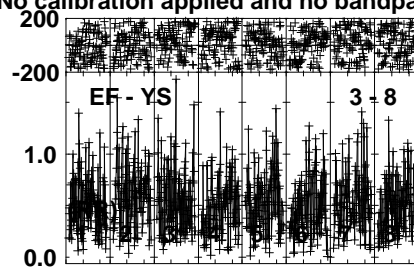
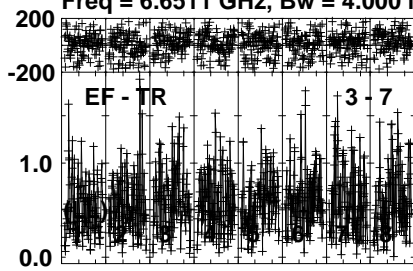


Lower frame: Milli Ampl Jy Top frame: Phas deg  
Vector averaged cross-power spectrum Several baselines displayed  
Timerange: 01/08:40:31 to 01/08:42:29

Plot file version 420 created 20-JUL-2023 11:21:19

J2048+4310 EK052B 1.UVDATA.1

Freq = 6.6511 GHz, Bw = 4.000 MH No calibration applied and no bandpass applied

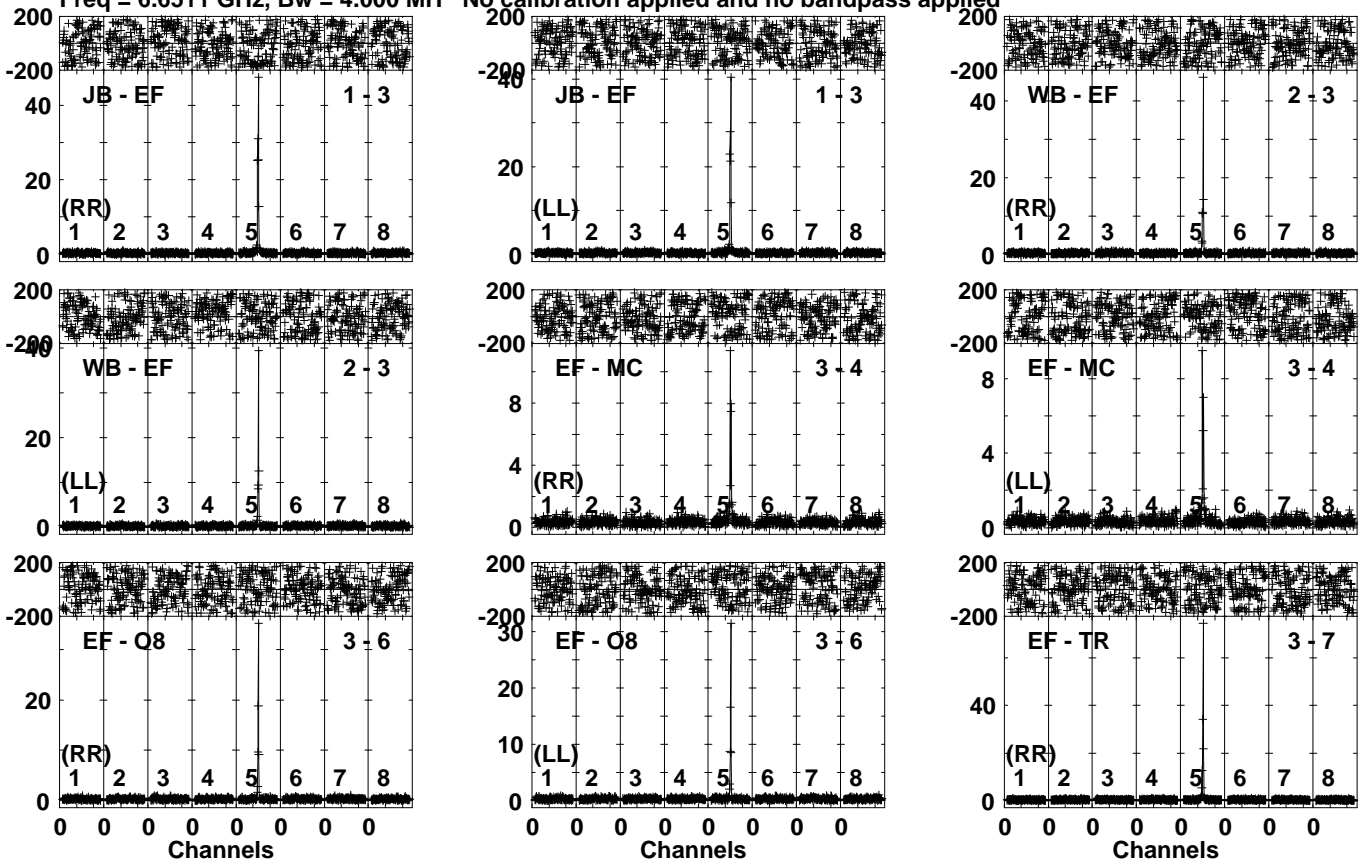


Lower frame: Milli Ampl Jy Top frame: Phas deg  
Vector averaged cross-power spectrum Several baselines displayed  
Timerange: 01/08:40:31 to 01/08:42:29

Plot file version 421 created 20-JUL-2023 11:21:19

W75N EK052B 1.UVDATA.1

Freq = 6.6511 GHz, Bw = 4.000 MH No calibration applied and no bandpass applied

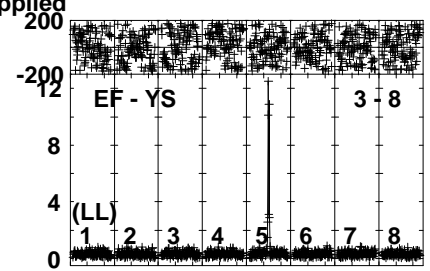
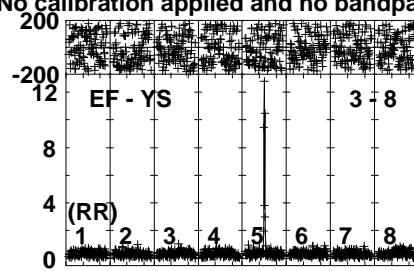
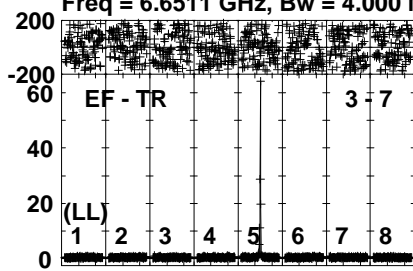


Lower frame: Milli Ampl Jy Top frame: Phas deg  
Vector averaged cross-power spectrum Several baselines displayed  
Timerange: 01/08:43:01 to 01/08:45:59

Plot file version 422 created 20-JUL-2023 11:21:20

W75N EK052B 1.UVDATA.1

Freq = 6.6511 GHz, Bw = 4.000 MH No calibration applied and no bandpass applied

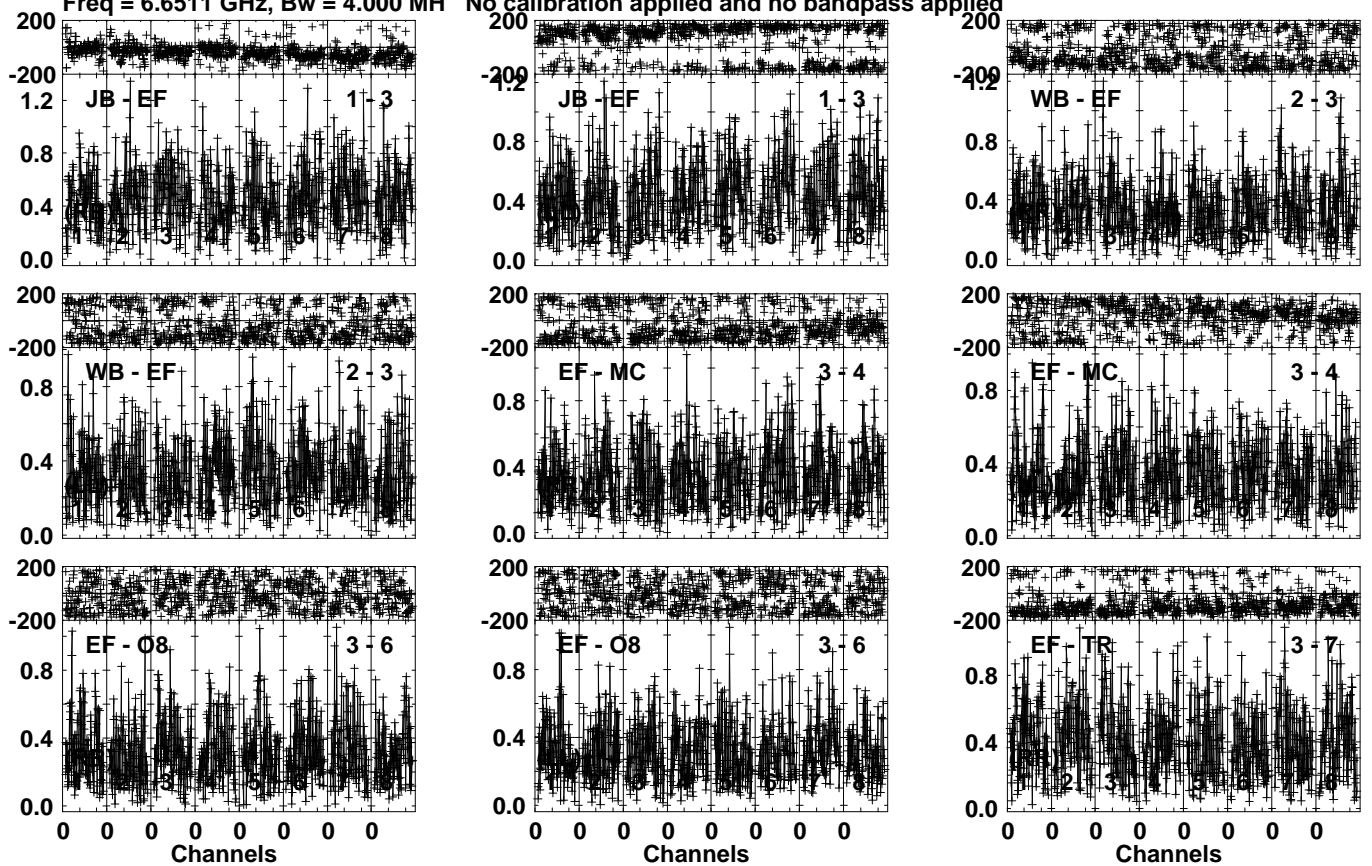


Lower frame: Milli Ampl Jy Top frame: Phas deg  
Vector averaged cross-power spectrum Several baselines displayed  
Timerange: 01/08:43:01 to 01/08:45:59

Plot file version 423 created 20-JUL-2023 11:21:20

J2048+4310 EK052B 1.UVDATA.1

Freq = 6.6511 GHz, Bw = 4.000 MH No calibration applied and no bandpass applied

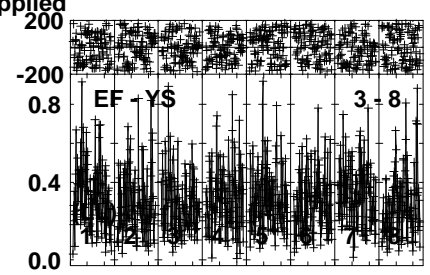
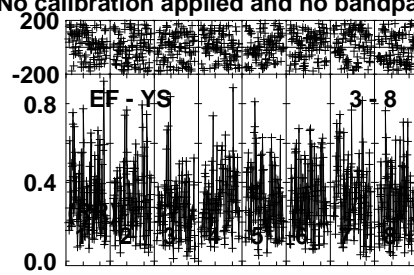
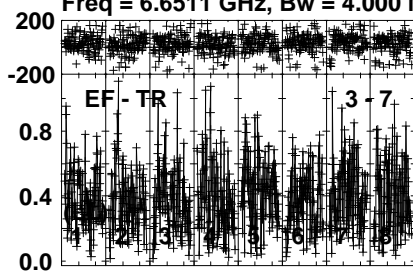


Lower frame: Milli Ampl Jy Top frame: Phas deg  
Vector averaged cross-power spectrum Several baselines displayed  
Timerange: 01/08:46:01 to 01/08:49:59

Plot file version 424 created 20-JUL-2023 11:21:20

J2048+4310 EK052B 1.UVDATA.1

Freq = 6.6511 GHz, Bw = 4.000 MH No calibration applied and no bandpass applied

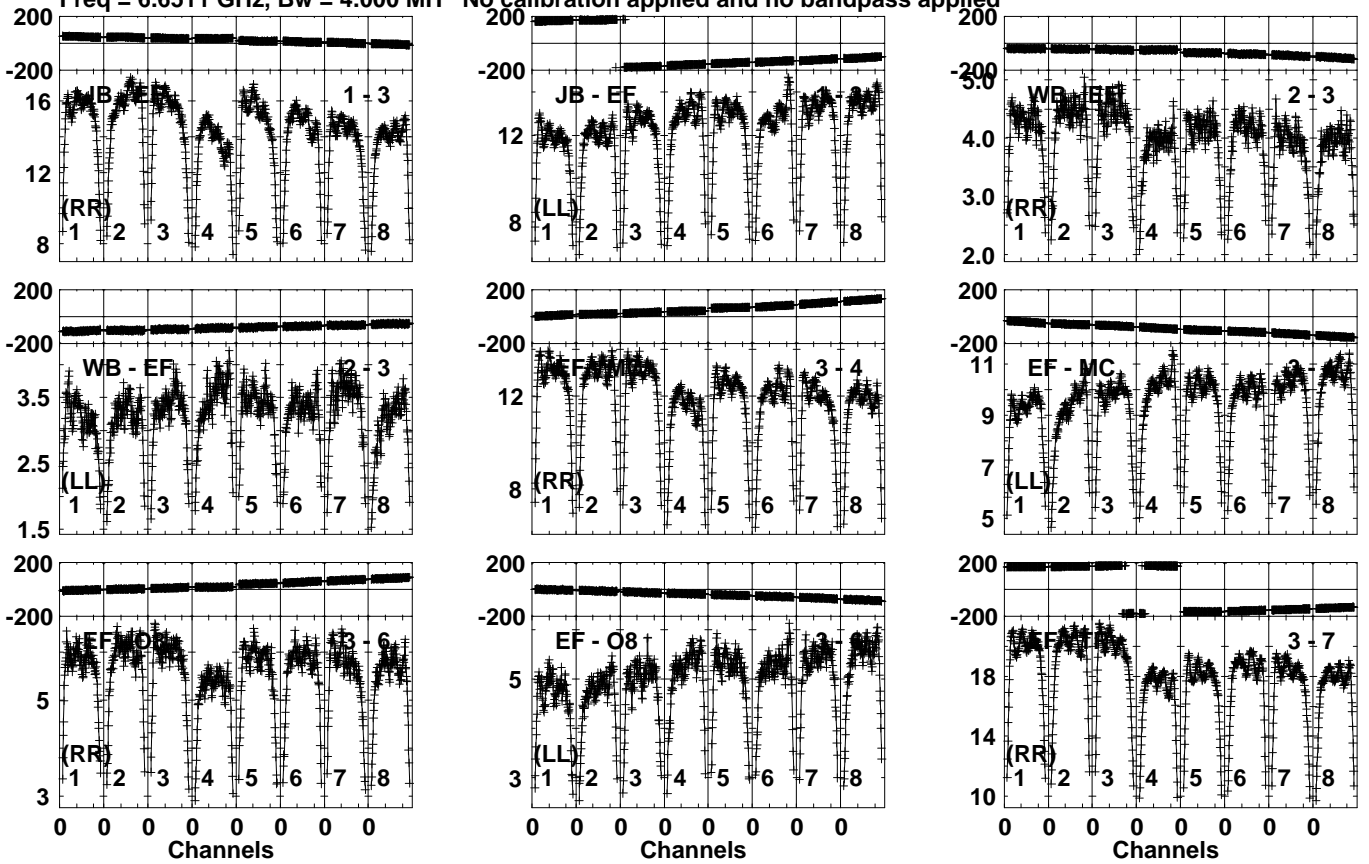


Lower frame: Milli Ampl Jy Top frame: Phas deg  
Vector averaged cross-power spectrum Several baselines displayed  
Timerange: 01/08:46:01 to 01/08:49:59

Plot file version 425 created 20-JUL-2023 11:21:20

J2202+4216 EK052B 1.UVDATA.1

Freq = 6.6511 GHz, Bw = 4.000 MH No calibration applied and no bandpass applied



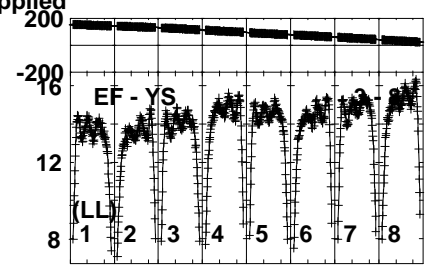
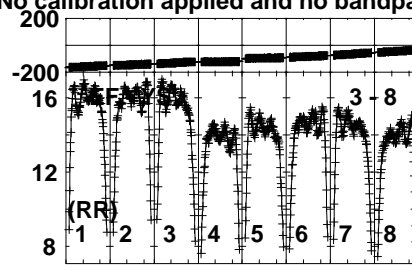
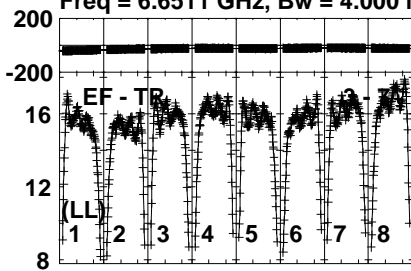
Lower frame: Milli Ampl Jy Top frame: Phas deg  
Vector averaged cross-power spectrum Several baselines displayed  
Timerange: 01/08:51:01 to 01/08:59:59

Plot file version 426 created 20-JUL-2023 11:21:21

J2202+4216 EK052B 1.UVDATA.1

Freq = 6.6511 GHz, Bw = 4.000 MH

No calibration applied and no bandpass applied



Lower frame: Milli Ampl Jy Top frame: Phas deg  
Vector averaged cross-power spectrum Several baselines displayed  
Timerange: 01/08:51:01 to 01/08:59:59