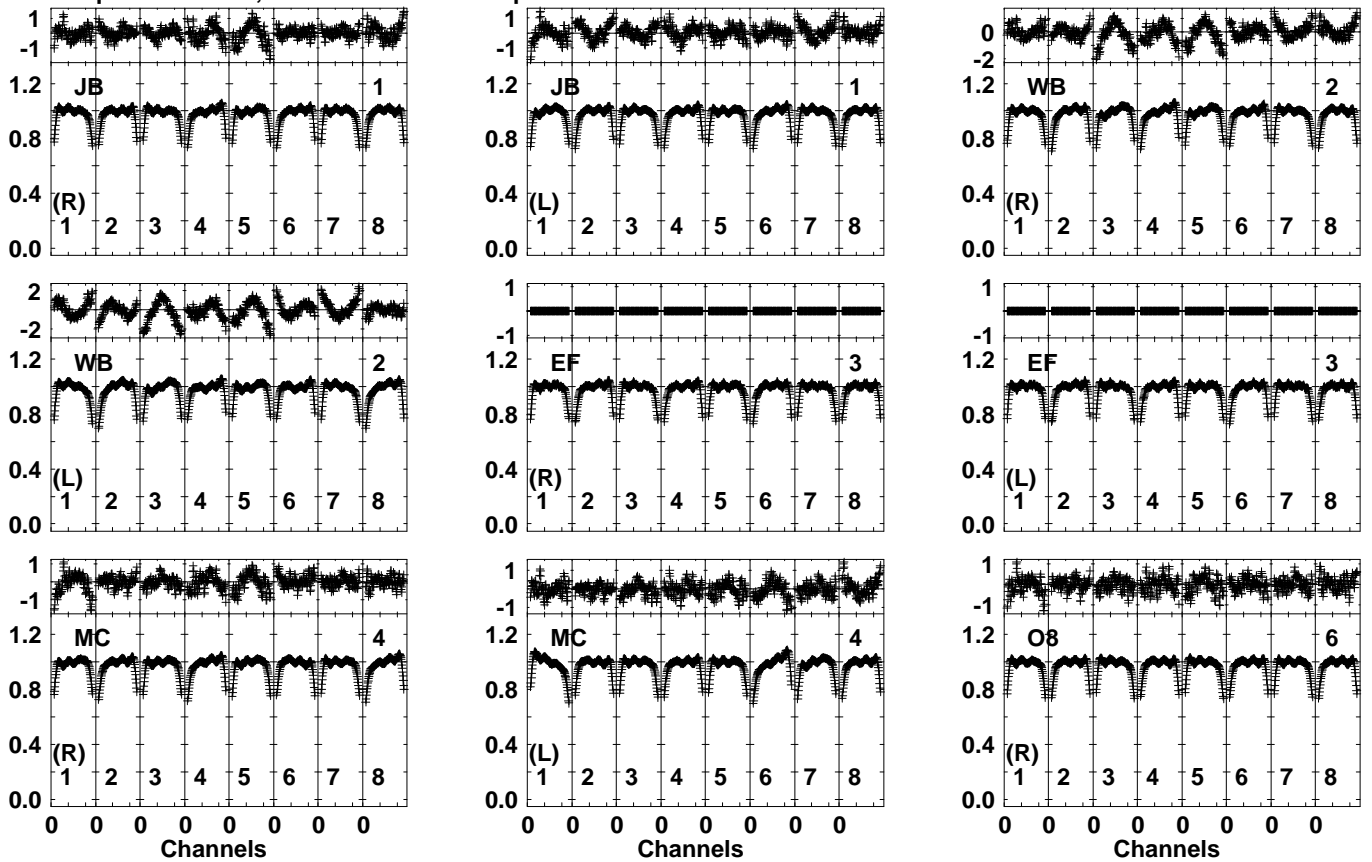
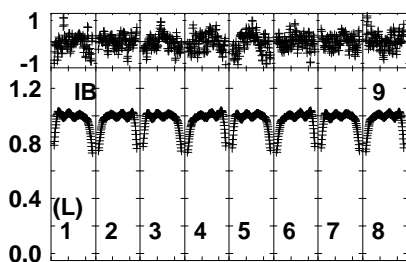
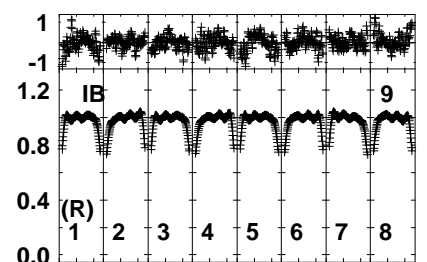
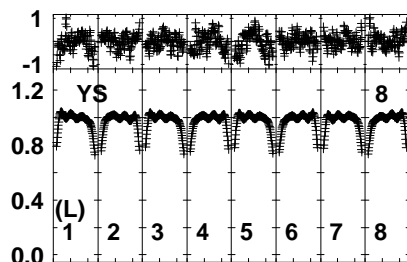
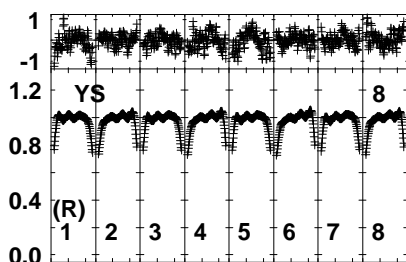
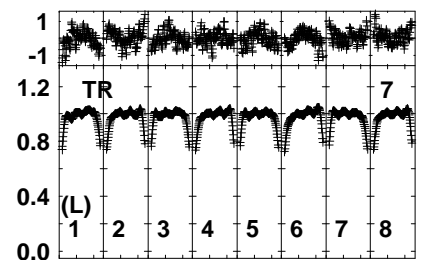
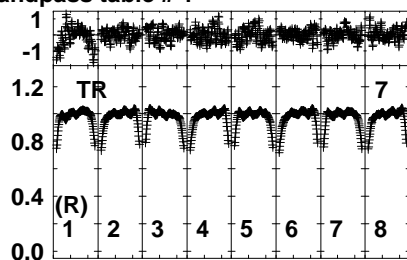
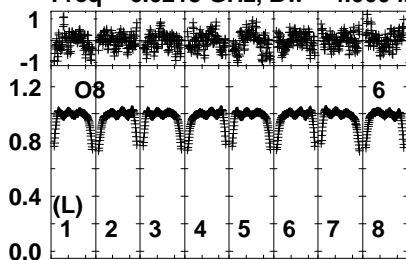


Plot file version 1 created 02-SEP-2023 16:52:20  
 EK052C 1.UVDATA.1  
 Freq = 6.0213 GHz, Bw = 4.000 MH Bandpass table # 1



Lower frame: BP ampl Top frame: BP phase  
 Bandpass table spectrum Antenna: \*  
 Timerange: 00/00:00:01 to 999/00:00:00

Plot file version 2 created 02-SEP-2023 16:52:20  
 EK052C 1.UVDATA.1  
 Freq = 6.0213 GHz, Bw = 4.000 MH Bandpass table # 1



0 0 0 0 0 0 0 0  
 Channels

0 0 0 0 0 0 0 0  
 Channels

Lower frame: BP ampl Top frame: BP phase  
 Bandpass table spectrum Antenna: \*  
 Timerange: 00/00:00:01 to 999/00:00:00