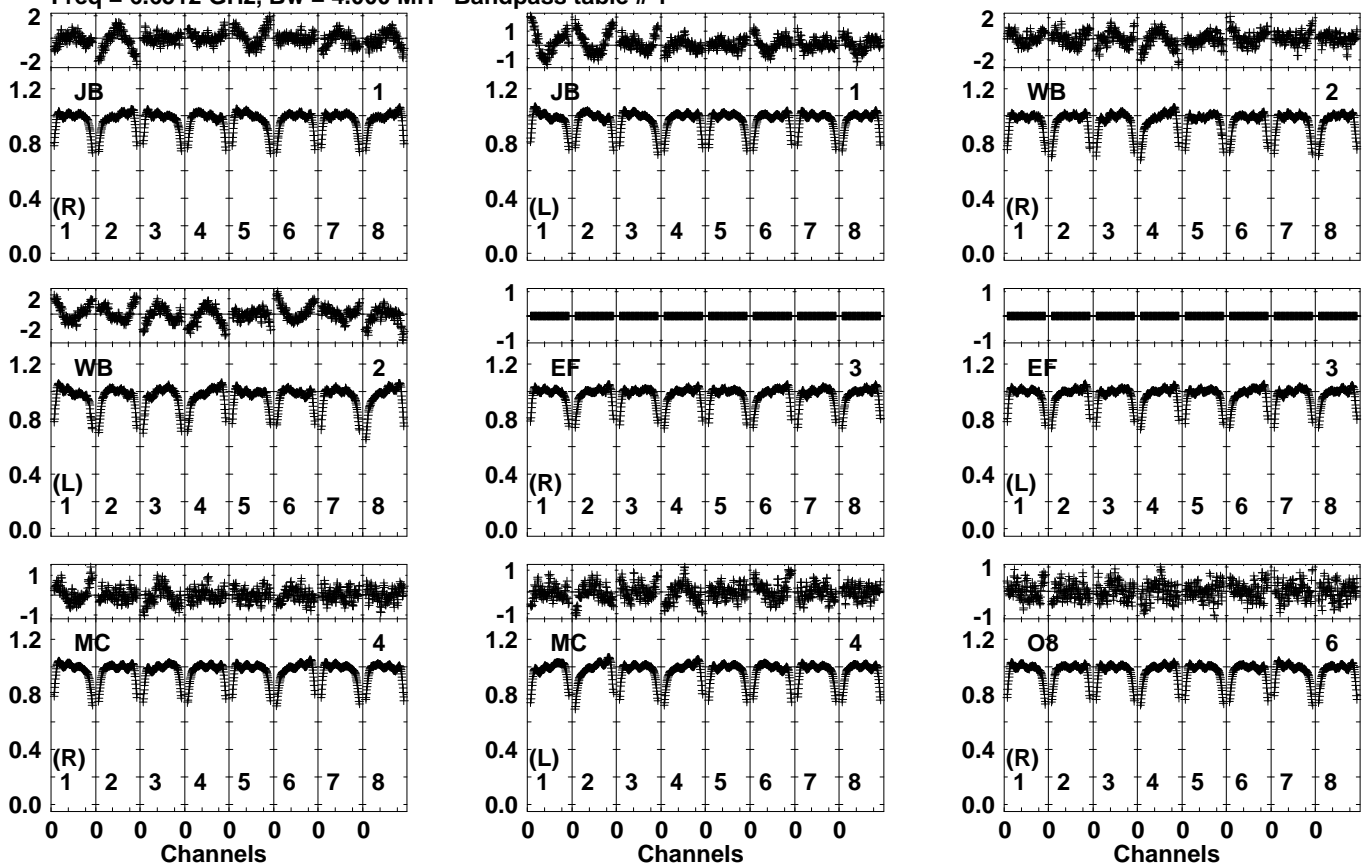
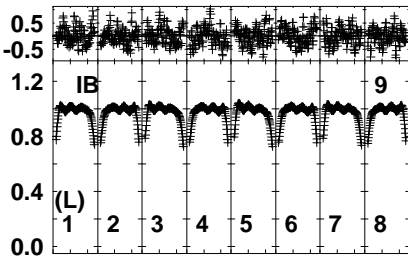
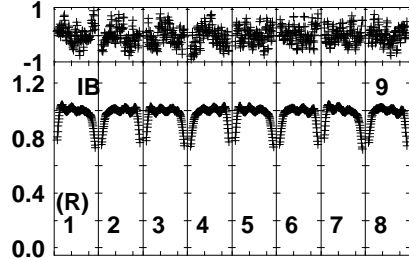
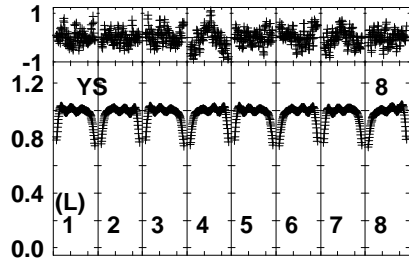
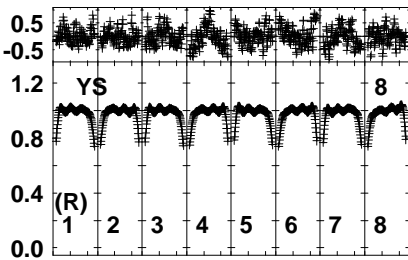
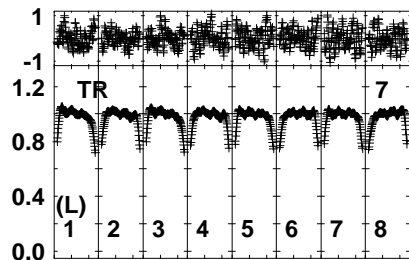
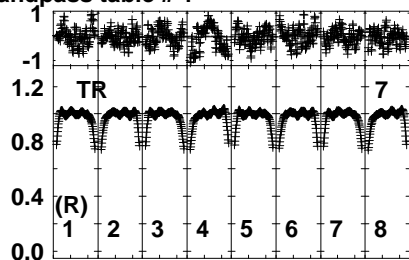
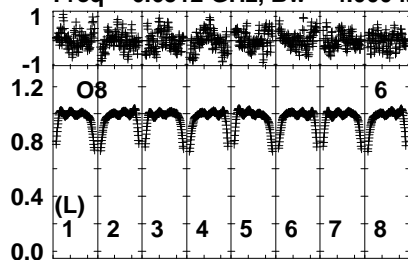


Plot file version 1 created 18-JUL-2023 12:11:49
 EK052D 1.UVDATA.1
 Freq = 6.6512 GHz, Bw = 4.000 MH Bandpass table # 1



Lower frame: BP ampl Top frame: BP phase
 Bandpass table spectrum Antenna: *
 Timerange: 00/00:00:01 to 999/00:00:00

Plot file version 2 created 18-JUL-2023 12:11:49
 EK052D 1.UVDATA.1
 Freq = 6.6512 GHz, Bw = 4.000 MH Bandpass table # 1



0 0 0 0 0 0 0 0
 Channels

0 0 0 0 0 0 0 0
 Channels

Lower frame: BP ampl Top frame: BP phase
 Bandpass table spectrum Antenna: *
 Timerange: 00/00:00:01 to 999/00:00:00