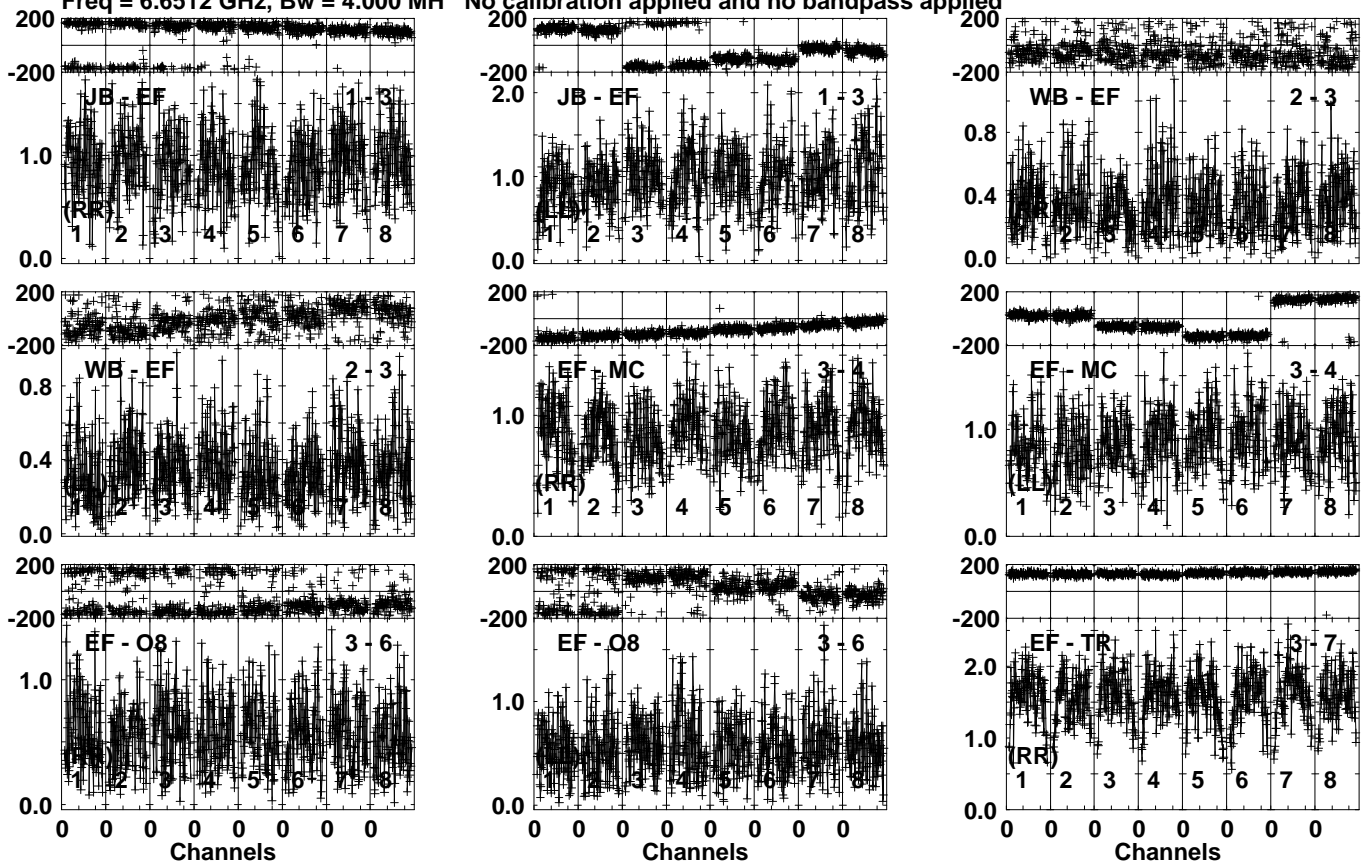


Plot file version 1 created 18-JUL-2023 11:19:51

J2003+3034 EK052D 1.UVDATA.1

Freq = 6.6512 GHz, Bw = 4.000 MH No calibration applied and no bandpass applied



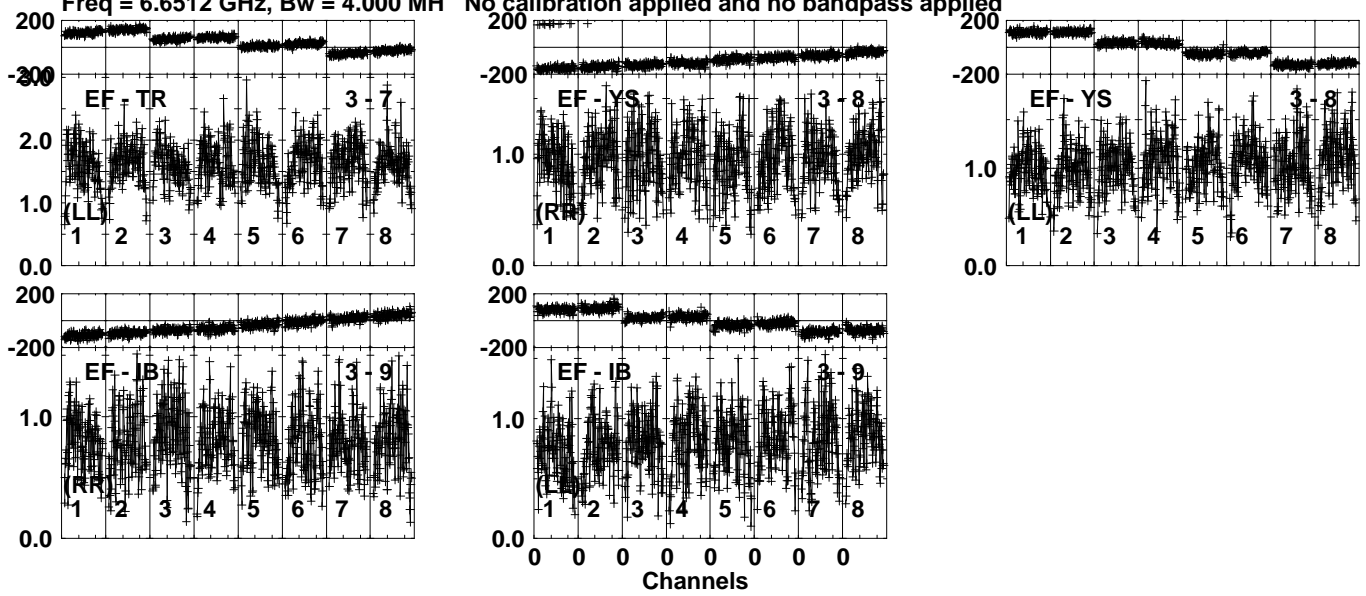
Lower frame: Milli Ampl Jy Top frame: Phas deg
Vector averaged cross-power spectrum Several baselines displayed
Timerange: 00/21:09:31 to 00/21:12:29

Plot file version 2 created 18-JUL-2023 11:19:51

J2003+3034 EK052D 1.UVDATA.1

Freq = 6.6512 GHz, Bw = 4.000 MH

No calibration applied and no bandpass applied

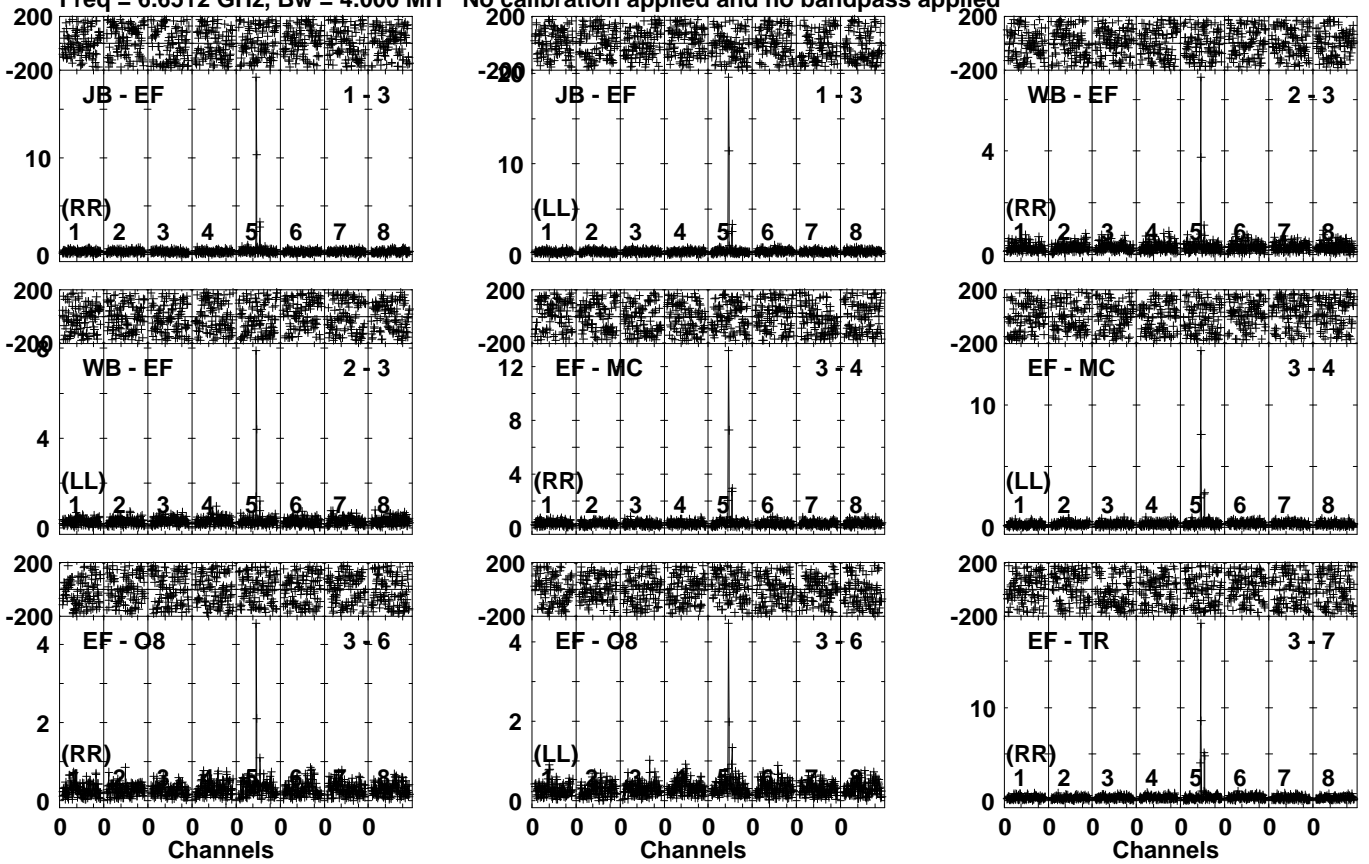


Lower frame: Milli Ampl Jy Top frame: Phas deg
Vector averaged cross-power spectrum Several baselines displayed
Timerange: 00/21:09:31 to 00/21:12:29

Plot file version 3 created 18-JUL-2023 11:19:52

G69.54 EK052D 1.UVDATA.1

Freq = 6.6512 GHz, Bw = 4.000 MH No calibration applied and no bandpass applied

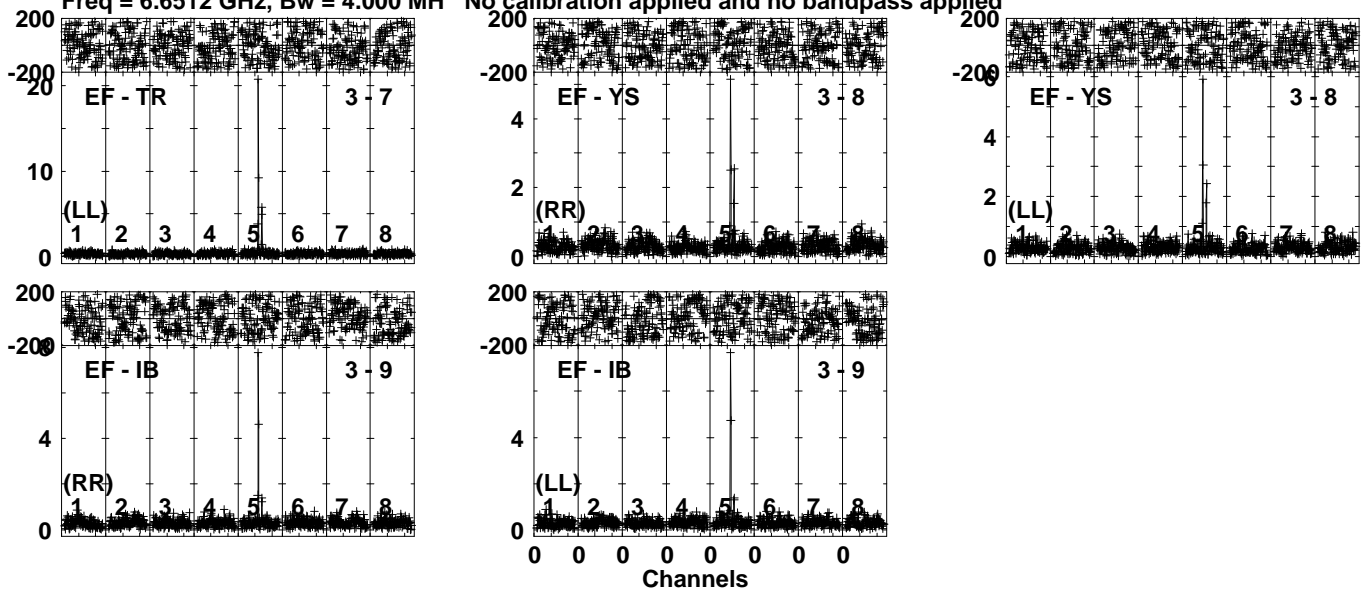


Lower frame: Milli Ampl Jy Top frame: Phas deg
Vector averaged cross-power spectrum Several baselines displayed
Timerange: 00/21:13:01 to 00/21:15:59

Plot file version 4 created 18-JUL-2023 11:19:52

G69.54 EK052D 1.UVDATA.1

Freq = 6.6512 GHz, Bw = 4.000 MH No calibration applied and no bandpass applied

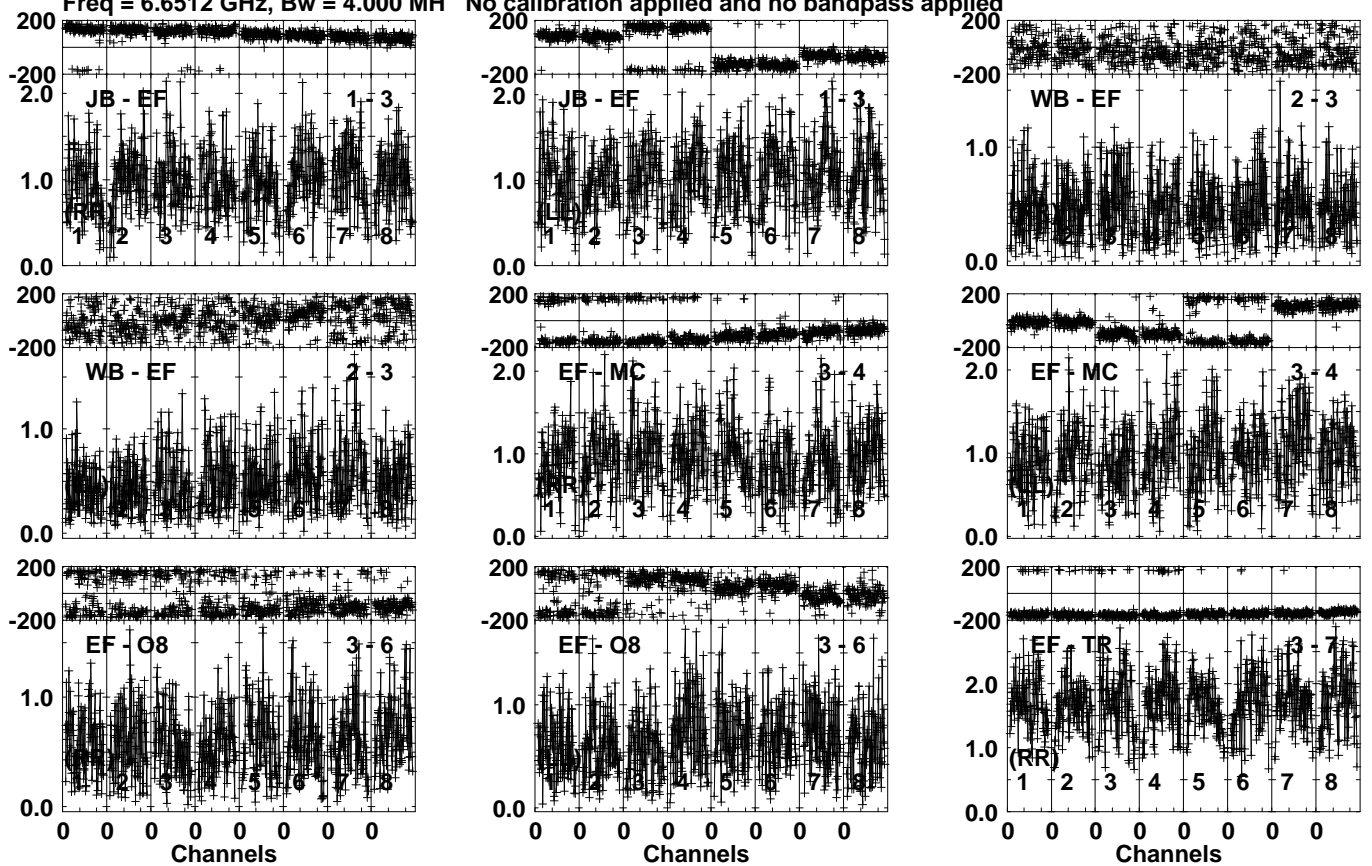


Lower frame: Milli Ampl Jy Top frame: Phas deg
Vector averaged cross-power spectrum Several baselines displayed
Timerange: 00/21:13:01 to 00/21:15:59

Plot file version 5 created 18-JUL-2023 11:19:52

J2003+3034 EK052D 1.UVDATA.1

Freq = 6.6512 GHz, Bw = 4.000 MH No calibration applied and no bandpass applied



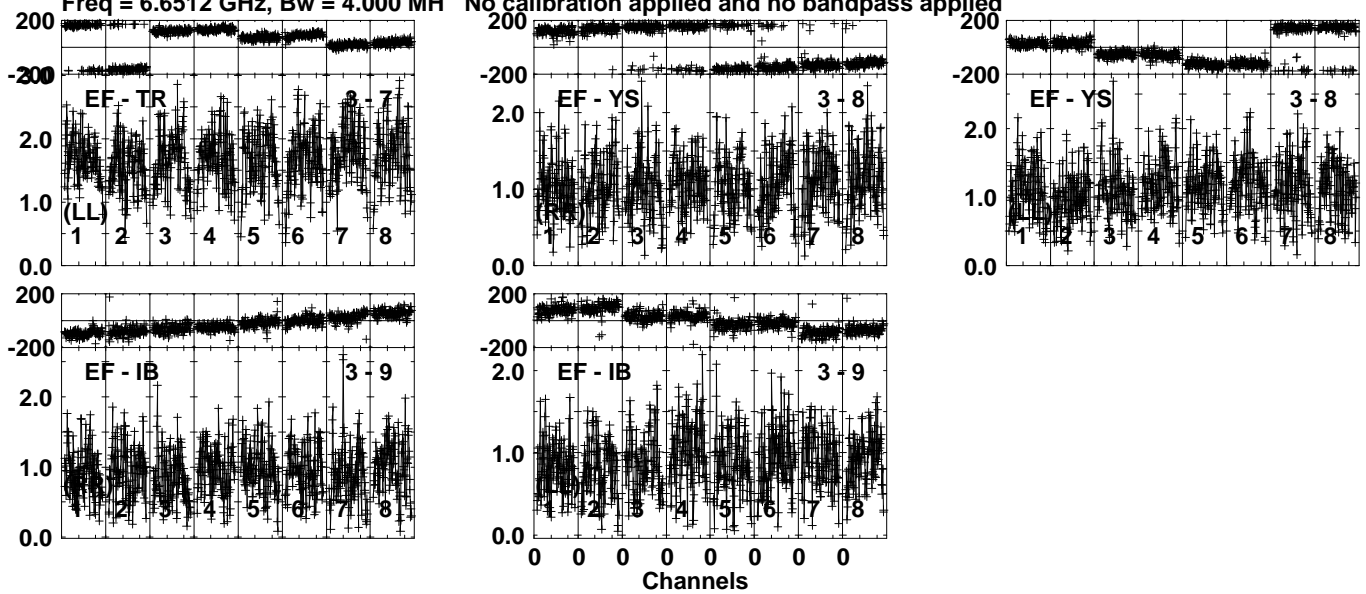
Lower frame: Milli Ampl Jy Top frame: Phas deg
Vector averaged cross-power spectrum Several baselines displayed
Timerange: 00/21:16:01 to 00/21:17:59

Plot file version 6 created 18-JUL-2023 11:19:52

J2003+3034 EK052D 1.UVDATA.1

Freq = 6.6512 GHz, Bw = 4.000 MH

No calibration applied and no bandpass applied

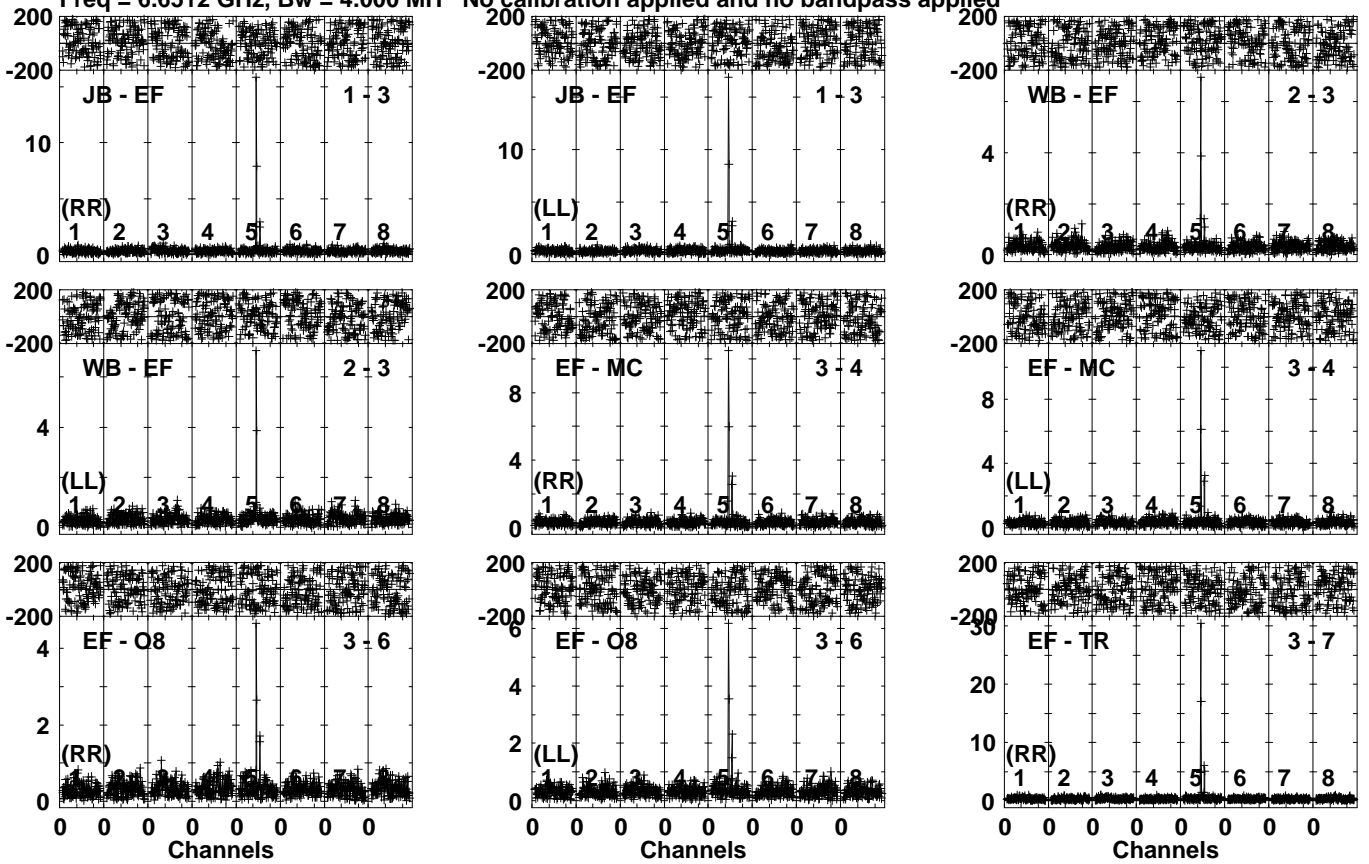


Lower frame: Milli Ampl Jy Top frame: Phas deg
Vector averaged cross-power spectrum Several baselines displayed
Timerange: 00/21:16:01 to 00/21:17:59

Plot file version 7 created 18-JUL-2023 11:19:52

G69.54 EK052D 1.UVDATA.1

Freq = 6.6512 GHz, Bw = 4.000 MH No calibration applied and no bandpass applied

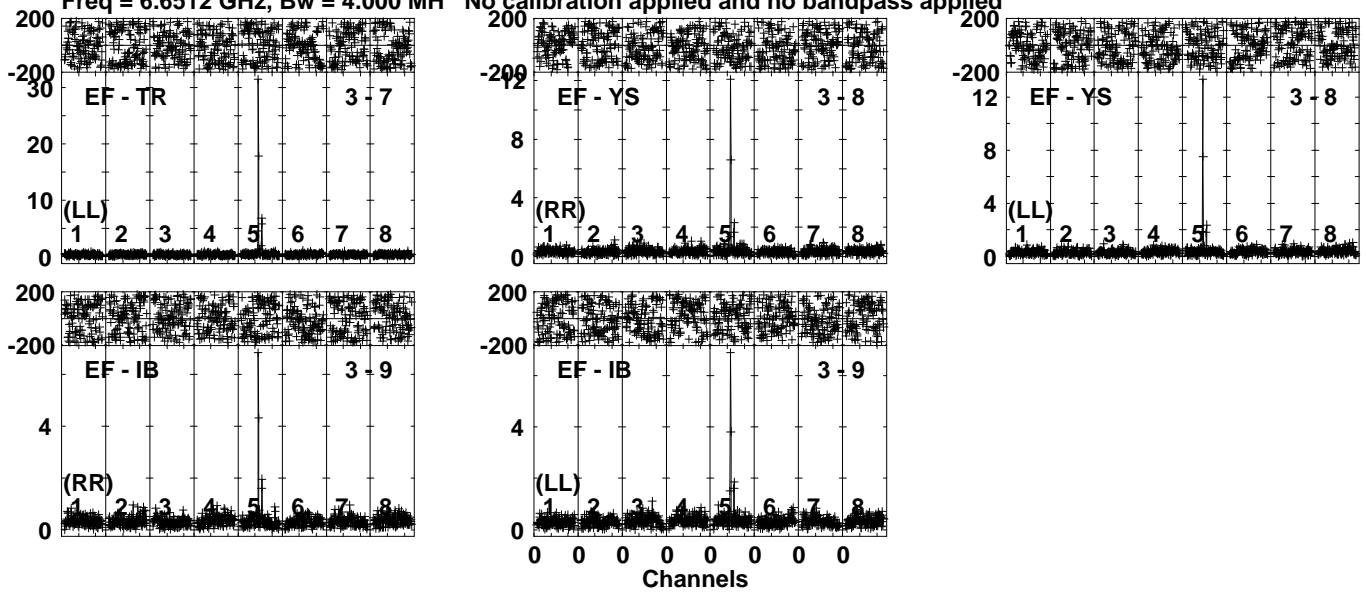


Lower frame: Milli Ampl Jy Top frame: Phas deg
Vector averaged cross-power spectrum Several baselines displayed
Timerange: 00/21:18:01 to 00/21:20:59

Plot file version 8 created 18-JUL-2023 11:19:52

G69.54 EK052D 1.UVDATA.1

Freq = 6.6512 GHz, Bw = 4.000 MH No calibration applied and no bandpass applied

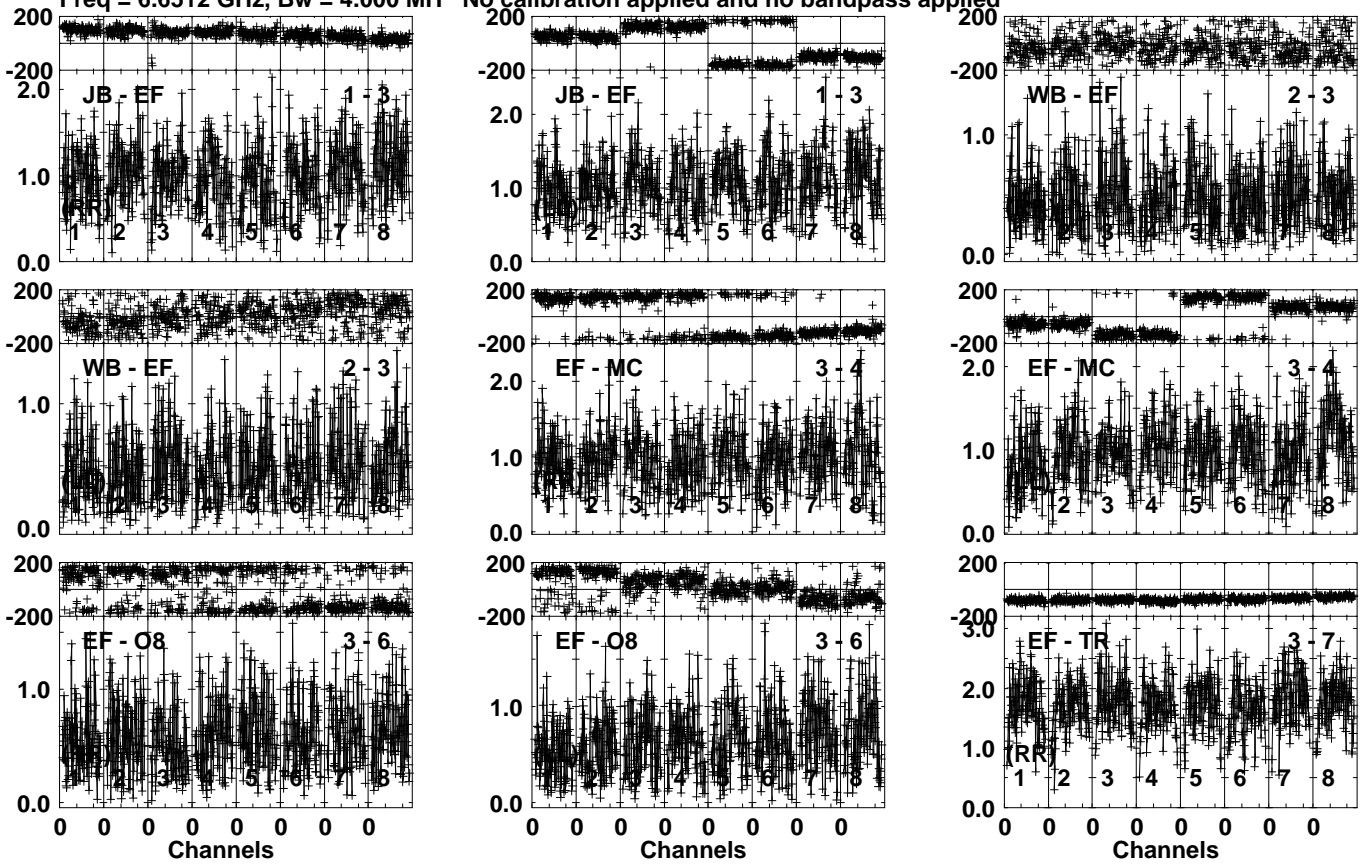


Lower frame: Milli Ampl Jy Top frame: Phas deg
Vector averaged cross-power spectrum Several baselines displayed
Timerange: 00/21:18:01 to 00/21:20:59

Plot file version 9 created 18-JUL-2023 11:19:53

J2003+3034 EK052D 1.UVDATA.1

Freq = 6.6512 GHz, Bw = 4.000 MH No calibration applied and no bandpass applied

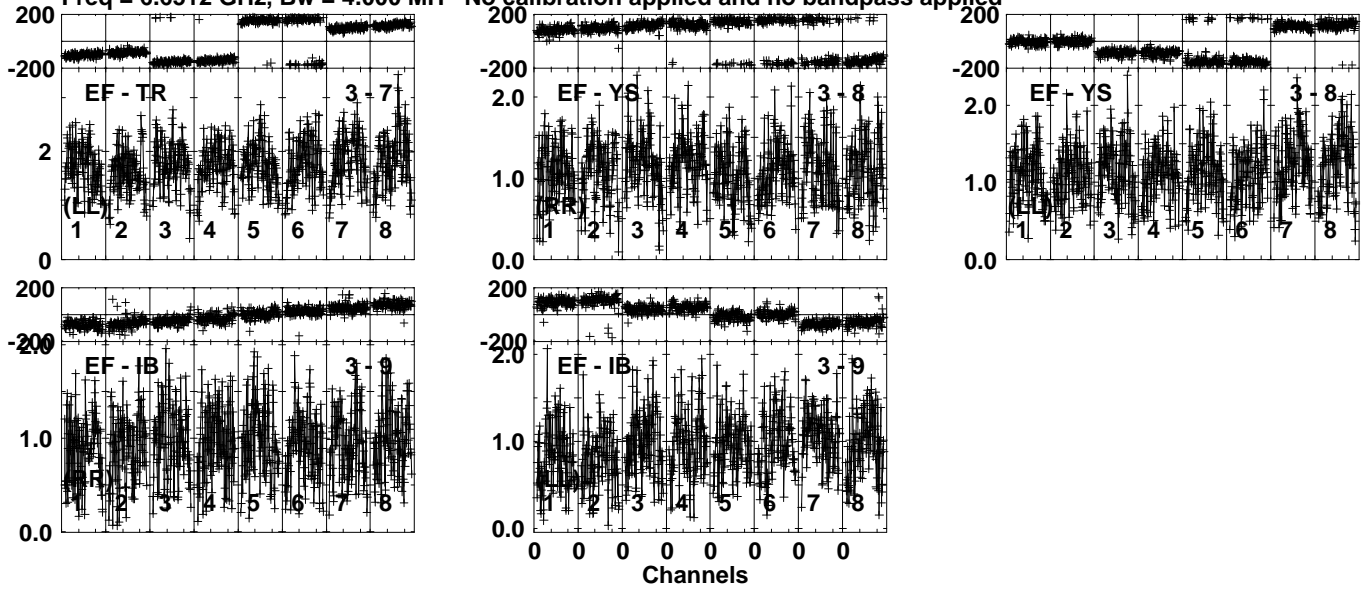


Lower frame: Milli Ampl Jy Top frame: Phas deg
Vector averaged cross-power spectrum Several baselines displayed
Timerange: 00/21:21:01 to 00/21:22:59

Plot file version 10 created 18-JUL-2023 11:19:53

J2003+3034 EK052D 1.UVDATA.1

Freq = 6.6512 GHz, Bw = 4.000 MH No calibration applied and no bandpass applied

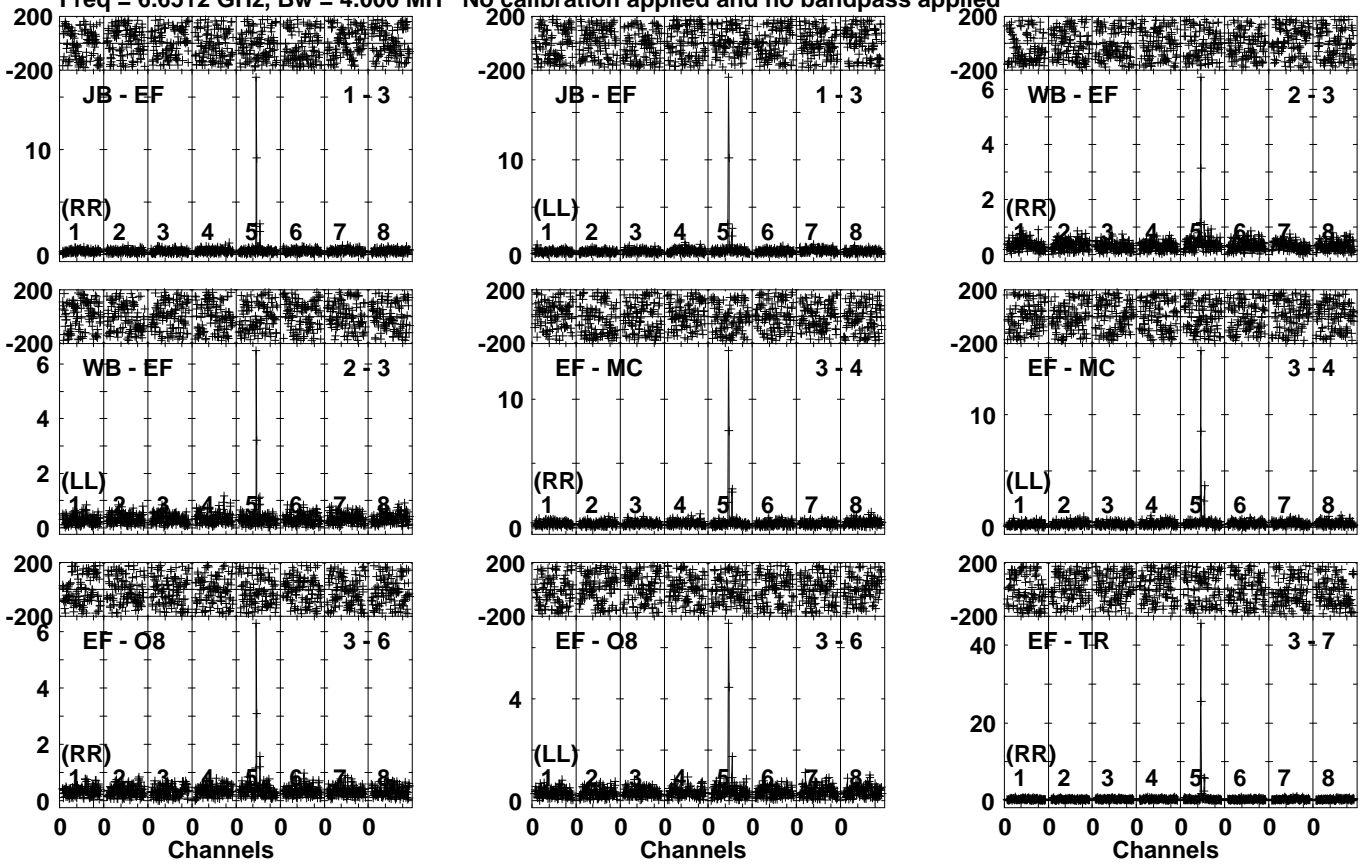


Lower frame: Milli Ampl Jy Top frame: Phas deg
Vector averaged cross-power spectrum Several baselines displayed
Timerange: 00/21:21:01 to 00/21:22:59

Plot file version 11 created 18-JUL-2023 11:19:53

G69.54 EK052D 1.UVDATA.1

Freq = 6.6512 GHz, Bw = 4.000 MH No calibration applied and no bandpass applied

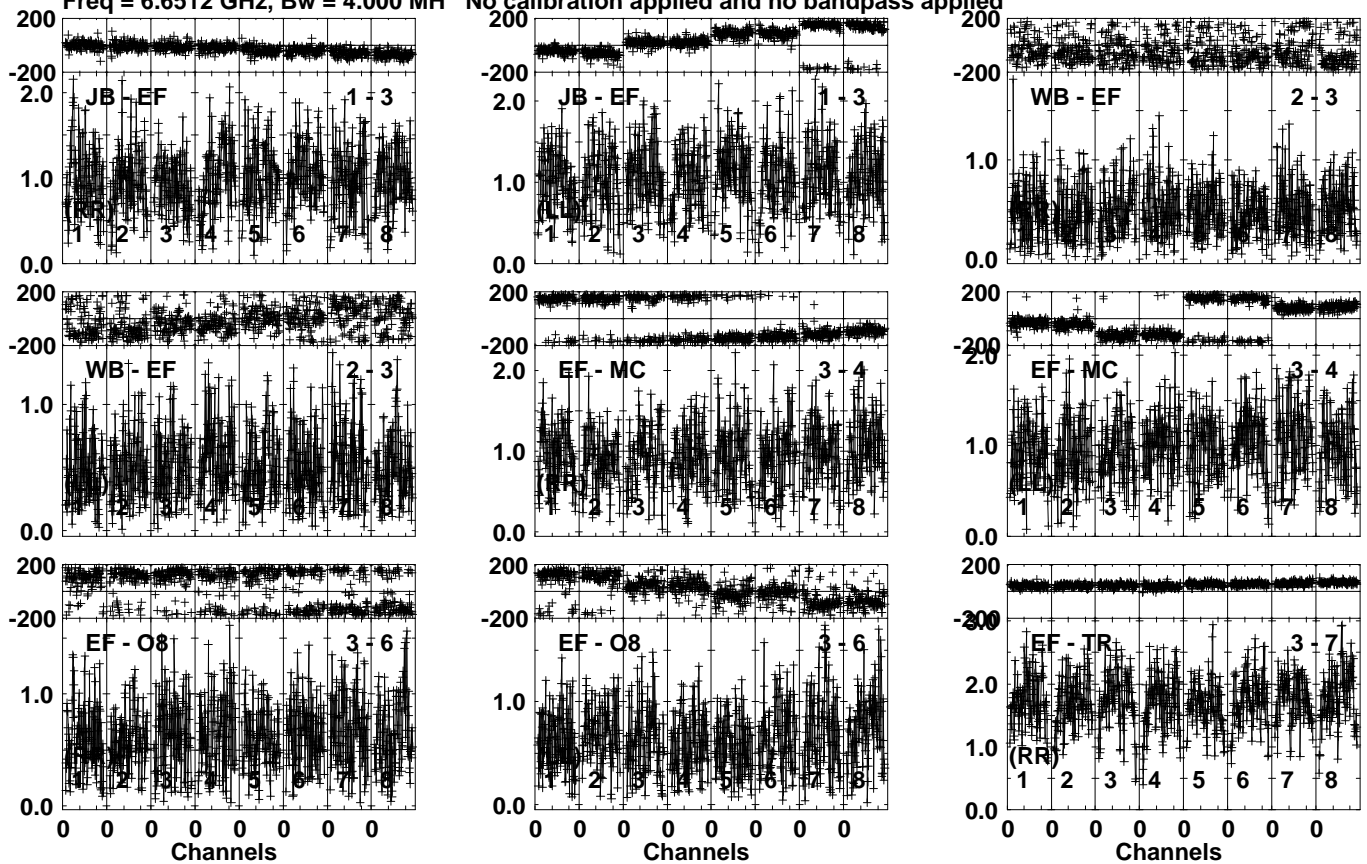


Lower frame: Milli Ampl Jy Top frame: Phas deg
Vector averaged cross-power spectrum Several baselines displayed
Timerange: 00/21:23:01 to 00/21:25:59

Plot file version 13 created 18-JUL-2023 11:19:53

J2003+3034 EK052D 1.UVDATA.1

Freq = 6.6512 GHz, Bw = 4.000 MH No calibration applied and no bandpass applied



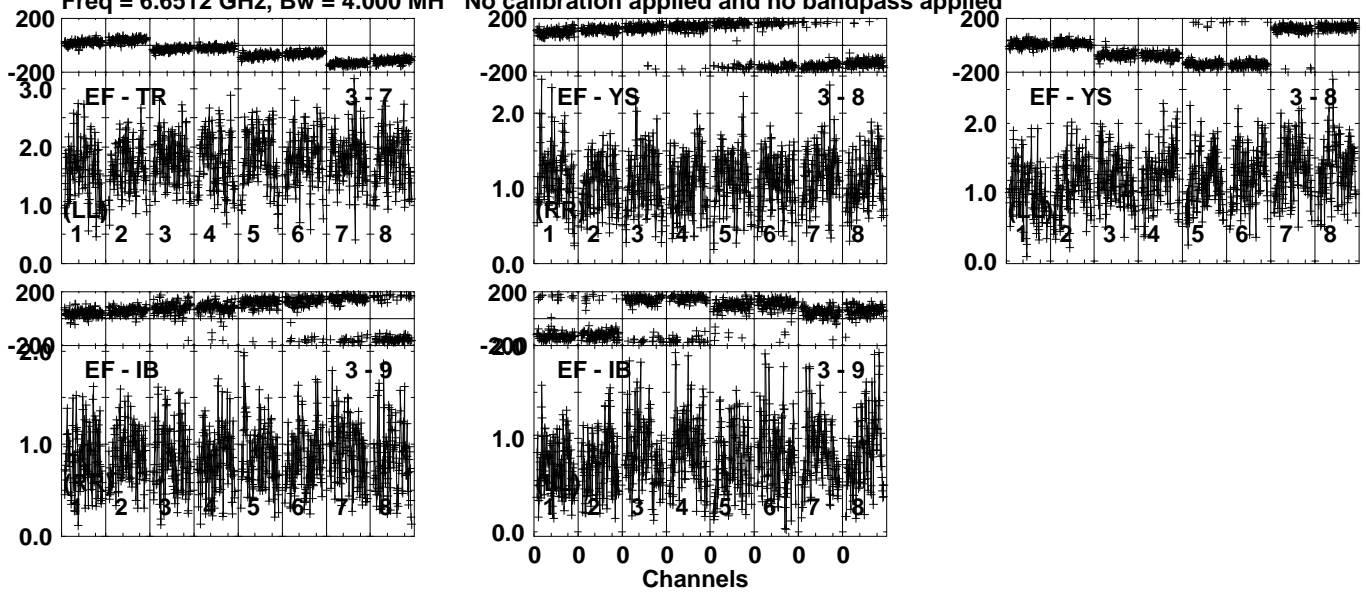
Lower frame: Milli Ampl Jy Top frame: Phas deg
Vector averaged cross-power spectrum Several baselines displayed
Timerange: 00/21:26:01 to 00/21:27:59

Plot file version 14 created 18-JUL-2023 11:19:53

J2003+3034 EK052D 1.UVDATA.1

Freq = 6.6512 GHz, Bw = 4.000 MH

No calibration applied and no bandpass applied

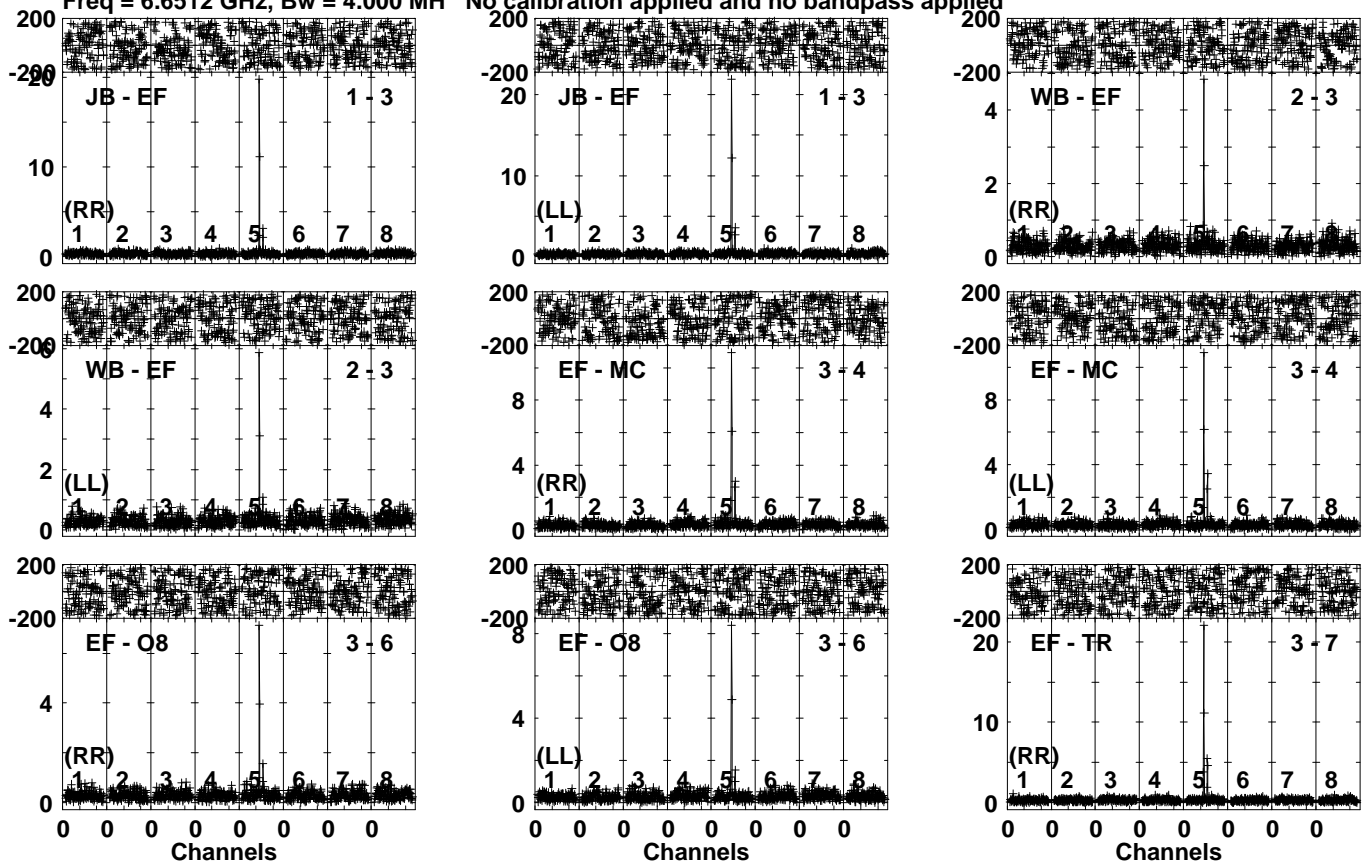


Lower frame: Milli Ampl Jy Top frame: Phas deg
Vector averaged cross-power spectrum Several baselines displayed
Timerange: 00/21:26:01 to 00/21:27:59

Plot file version 15 created 18-JUL-2023 11:19:54

G69.54 EK052D 1.UVDATA.1

Freq = 6.6512 GHz, Bw = 4.000 MH No calibration applied and no bandpass applied

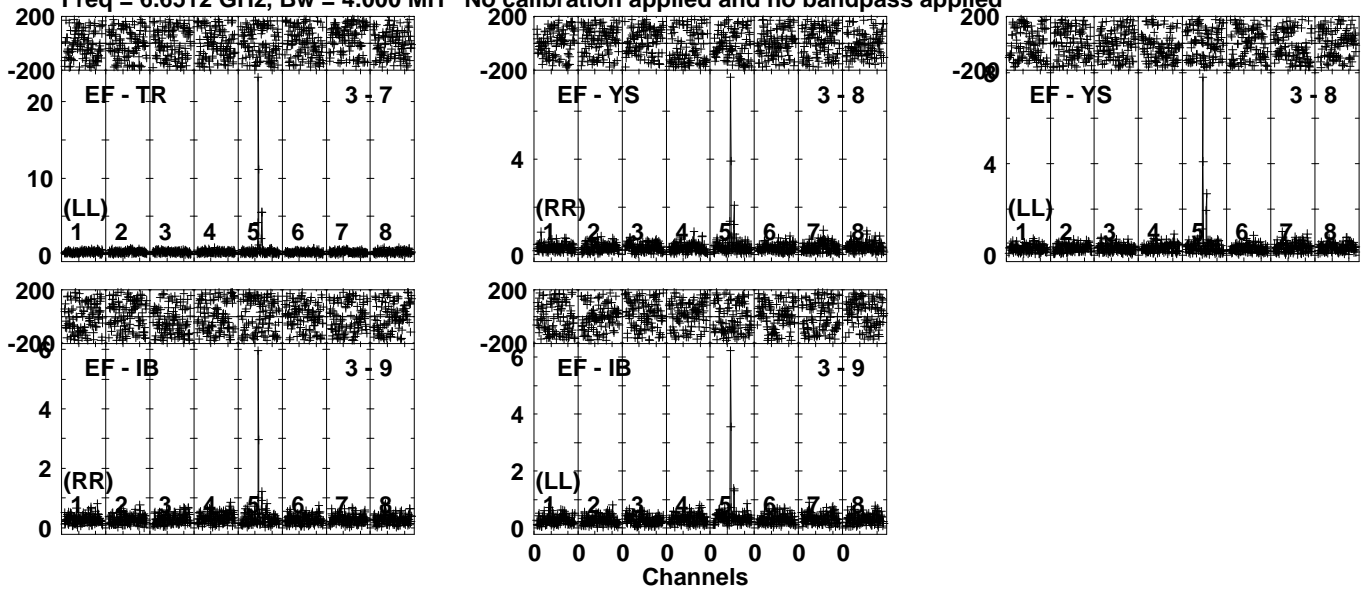


Lower frame: Milli Ampl Jy Top frame: Phas deg
Vector averaged cross-power spectrum Several baselines displayed
Timerange: 00/21:28:31 to 00/21:31:29

Plot file version 16 created 18-JUL-2023 11:19:54

G69.54 EK052D 1.UVDATA.1

Freq = 6.6512 GHz, Bw = 4.000 MH No calibration applied and no bandpass applied

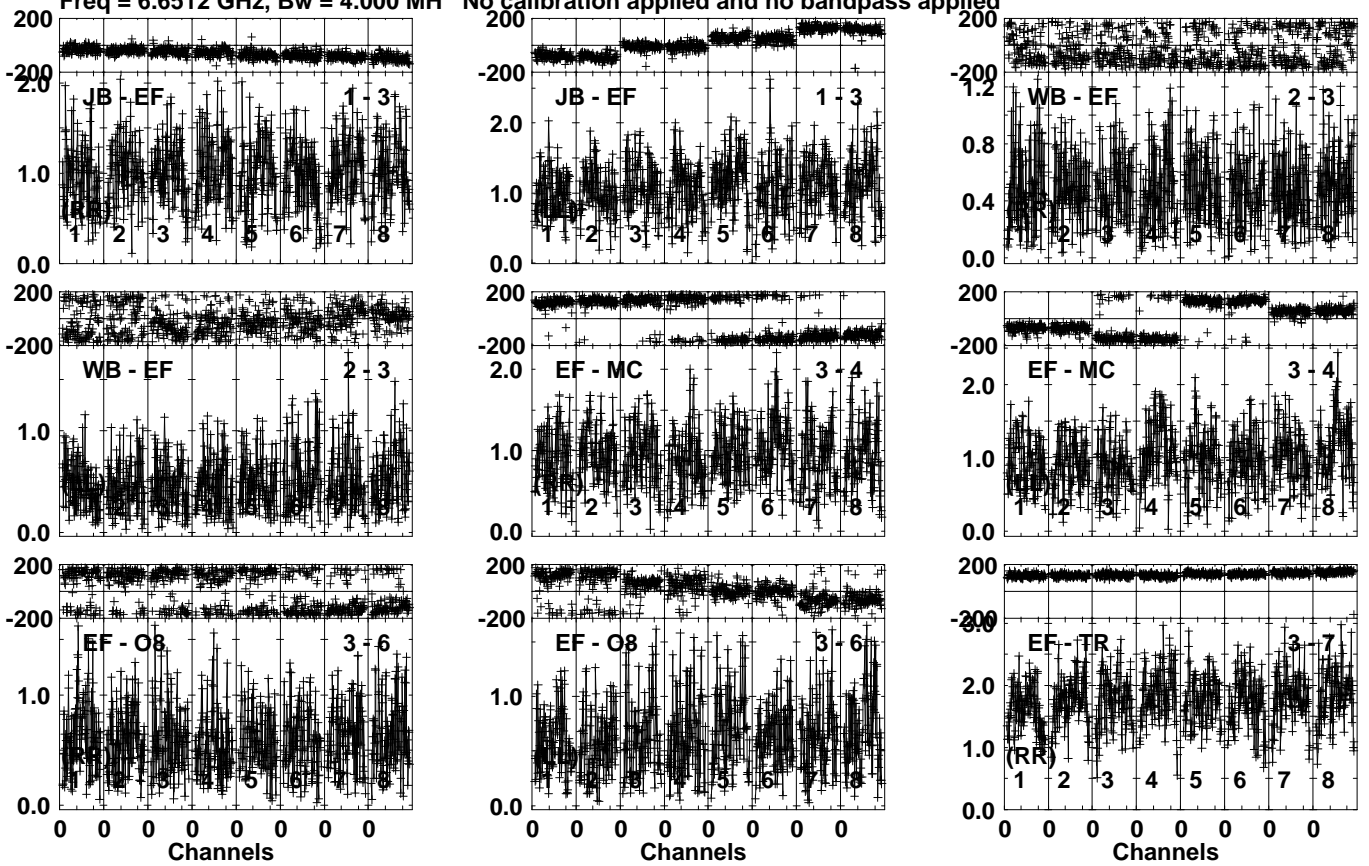


Lower frame: Milli Ampl Jy Top frame: Phas deg
Vector averaged cross-power spectrum Several baselines displayed
Timerange: 00/21:28:31 to 00/21:31:29

Plot file version 17 created 18-JUL-2023 11:19:54

J2003+3034 EK052D 1.UVDATA.1

Freq = 6.6512 GHz, Bw = 4.000 MH No calibration applied and no bandpass applied



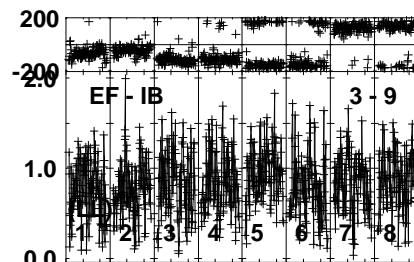
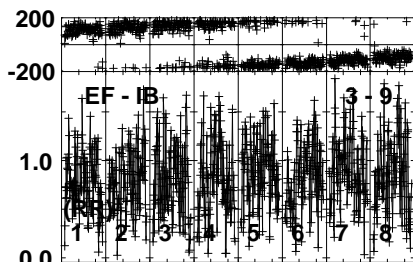
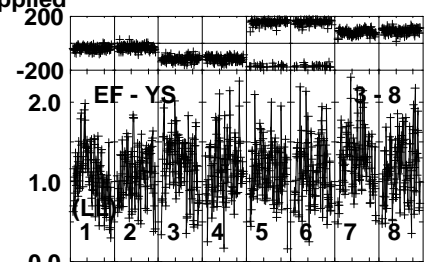
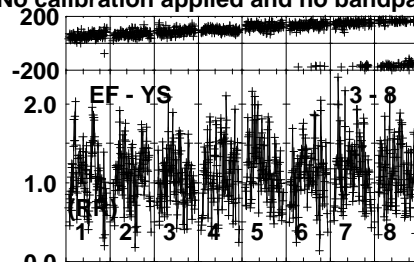
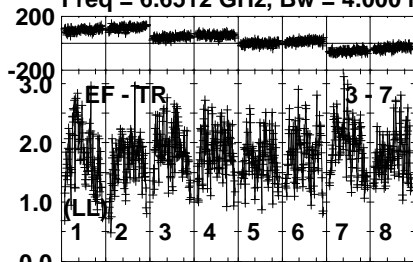
Lower frame: Milli Ampl Jy Top frame: Phas deg
Vector averaged cross-power spectrum Several baselines displayed
Timerange: 00/21:31:31 to 00/21:33:29

Plot file version 18 created 18-JUL-2023 11:19:54

J2003+3034 EK052D 1.UVDATA.1

Freq = 6.6512 GHz, Bw = 4.000 MH

No calibration applied and no bandpass applied



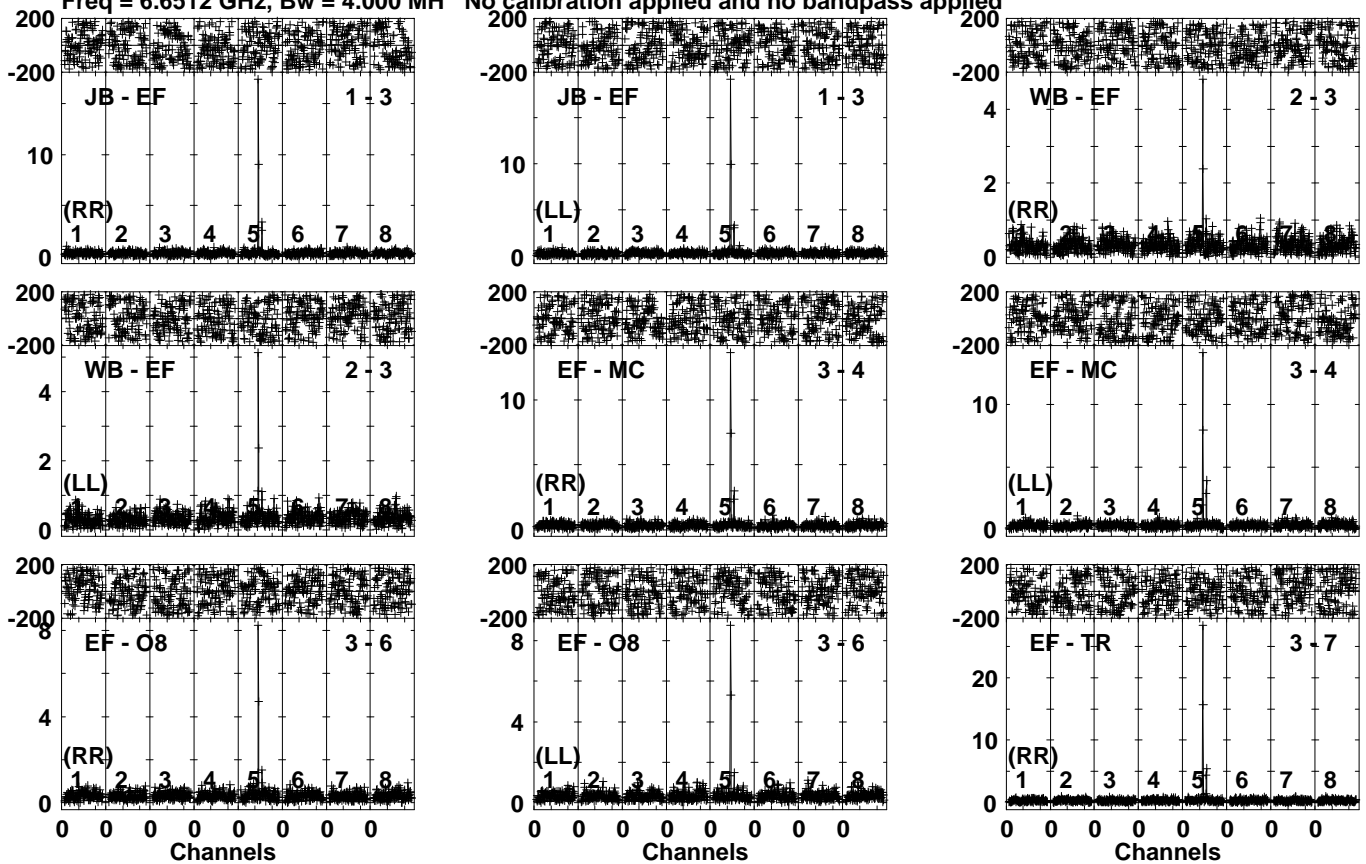
0 0 0 0 0 0 0 0
Channels

Lower frame: Milli Ampl Jy Top frame: Phas deg
Vector averaged cross-power spectrum Several baselines displayed
Timerange: 00/21:31:31 to 00/21:33:29

Plot file version 19 created 18-JUL-2023 11:19:54

G69.54 EK052D 1.UVDATA.1

Freq = 6.6512 GHz, Bw = 4.000 MH No calibration applied and no bandpass applied

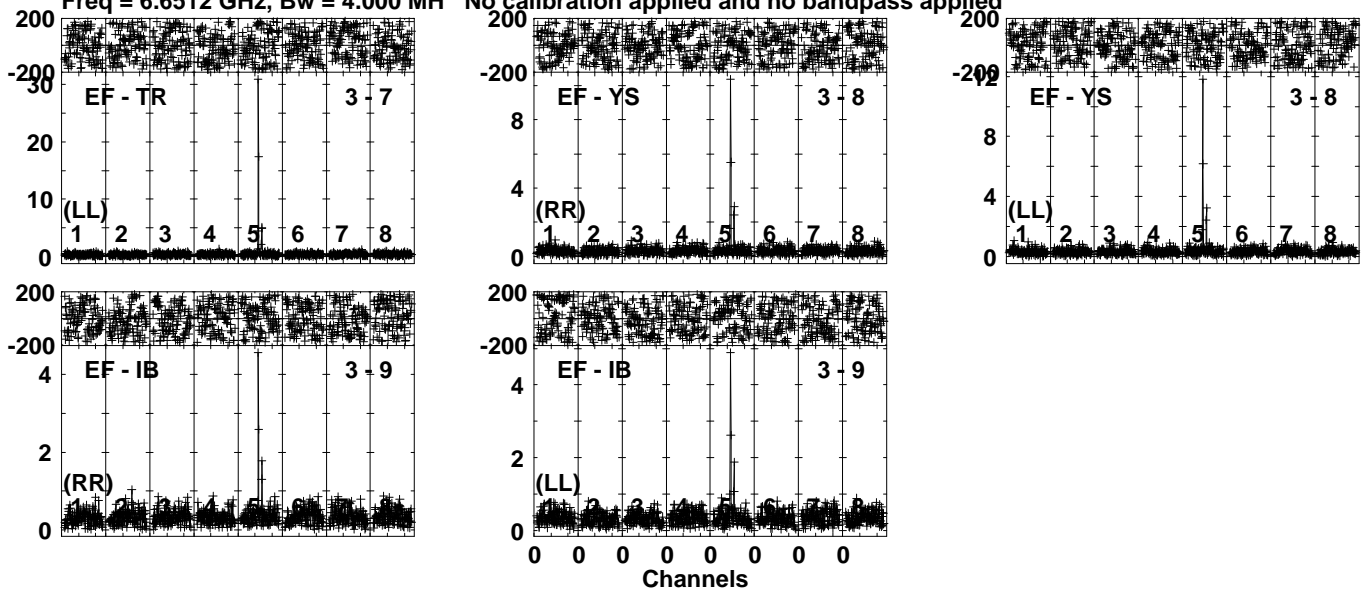


Lower frame: Milli Ampl Jy Top frame: Phas deg
Vector averaged cross-power spectrum Several baselines displayed
Timerange: 00/21:33:31 to 00/21:36:29

Plot file version 20 created 18-JUL-2023 11:19:54

G69.54 EK052D 1.UVDATA.1

Freq = 6.6512 GHz, Bw = 4.000 MH No calibration applied and no bandpass applied

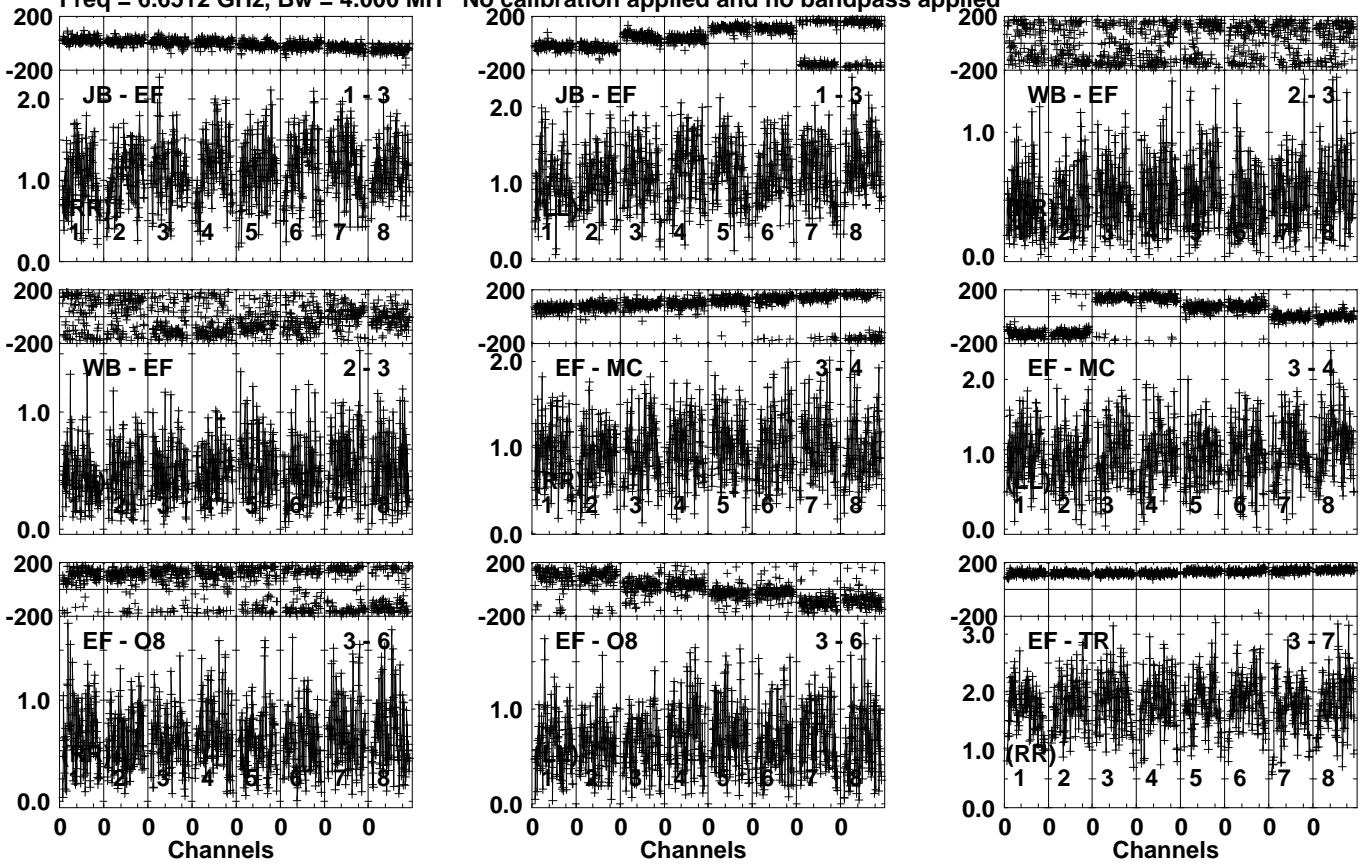


Lower frame: Milli Ampl Jy Top frame: Phas deg
Vector averaged cross-power spectrum Several baselines displayed
Timerange: 00/21:33:31 to 00/21:36:29

Plot file version 21 created 18-JUL-2023 11:19:55

J2003+3034 EK052D 1.UVDATA.1

Freq = 6.6512 GHz, Bw = 4.000 MH No calibration applied and no bandpass applied



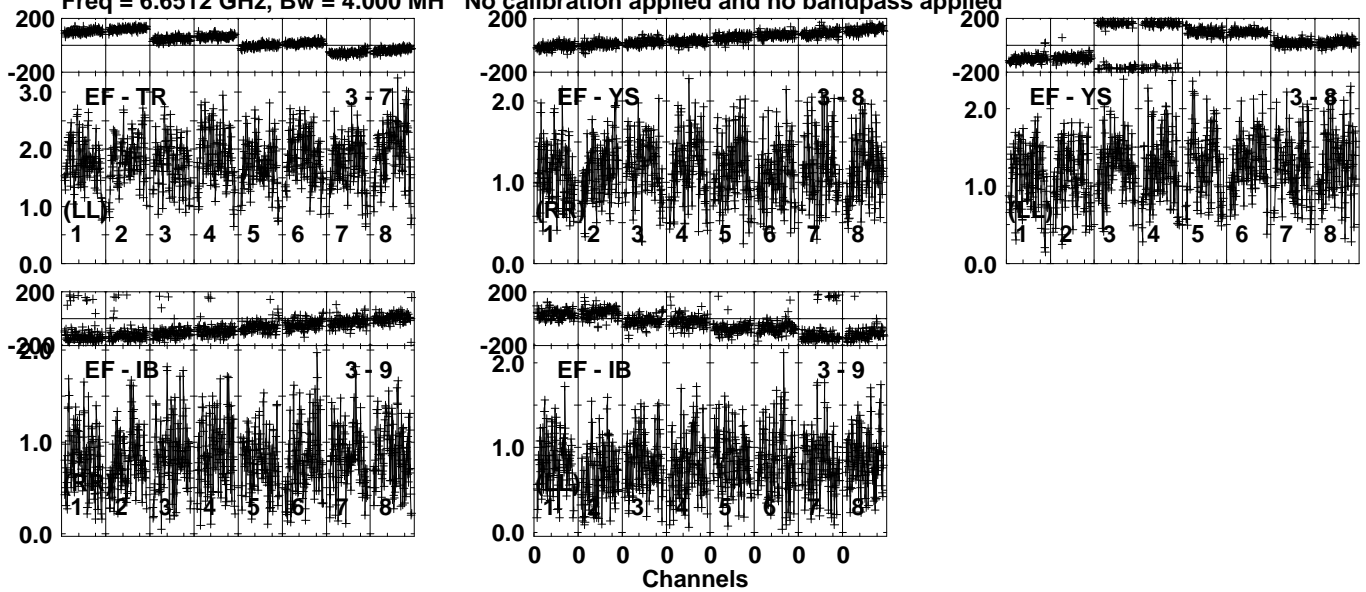
Lower frame: Milli Ampl Jy Top frame: Phas deg
Vector averaged cross-power spectrum Several baselines displayed
Timerange: 00/21:36:31 to 00/21:38:29

Plot file version 22 created 18-JUL-2023 11:19:55

J2003+3034 EK052D 1.UVDATA.1

Freq = 6.6512 GHz, Bw = 4.000 MH

No calibration applied and no bandpass applied

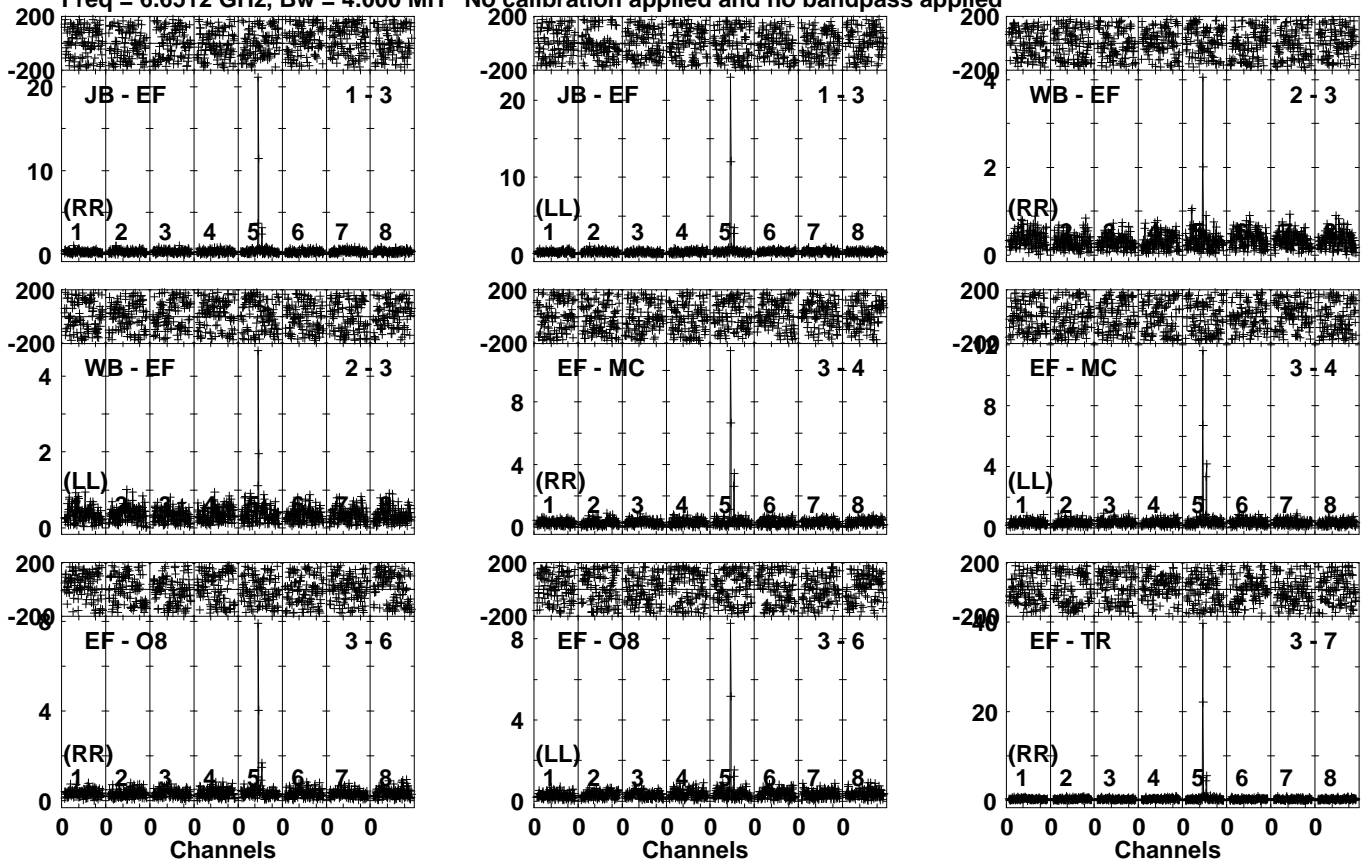


Lower frame: Milli Ampl Jy Top frame: Phas deg
Vector averaged cross-power spectrum Several baselines displayed
Timerange: 00/21:36:31 to 00/21:38:29

Plot file version 23 created 18-JUL-2023 11:19:55

G69.54 EK052D 1.UVDATA.1

Freq = 6.6512 GHz, Bw = 4.000 MH No calibration applied and no bandpass applied

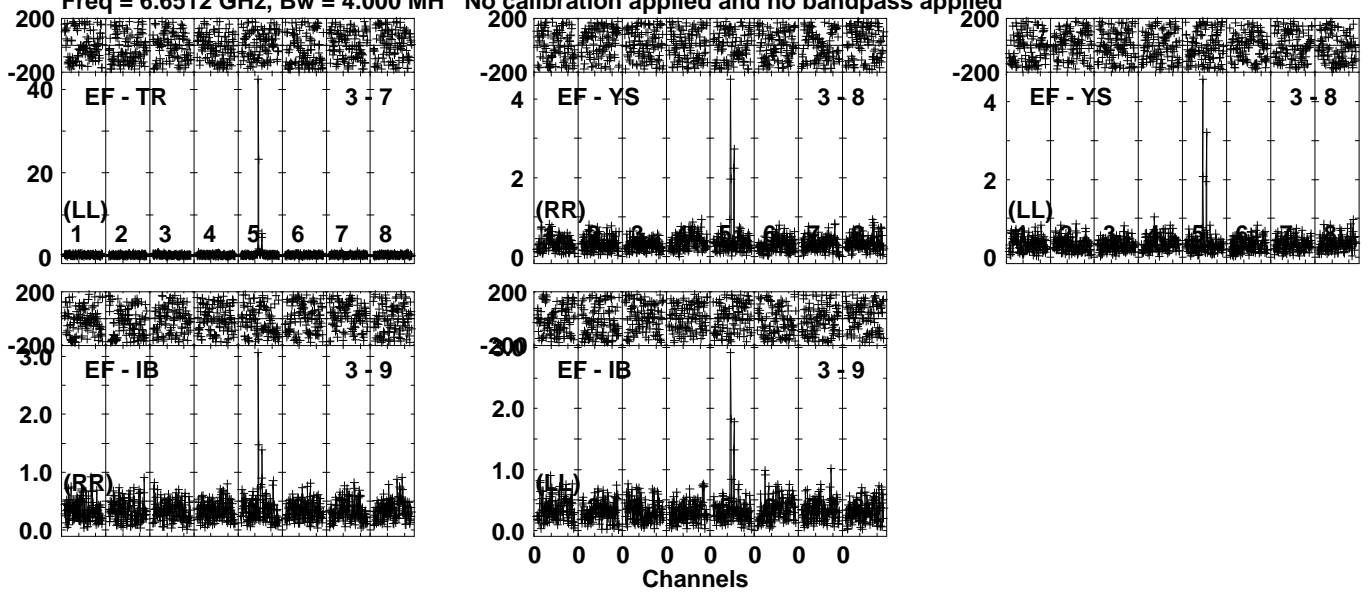


Lower frame: Milli Ampl Jy Top frame: Phas deg
Vector averaged cross-power spectrum Several baselines displayed
Timerange: 00/21:38:31 to 00/21:41:29

Plot file version 24 created 18-JUL-2023 11:19:55

G69.54 EK052D 1.UVDATA.1

Freq = 6.6512 GHz, Bw = 4.000 MH No calibration applied and no bandpass applied



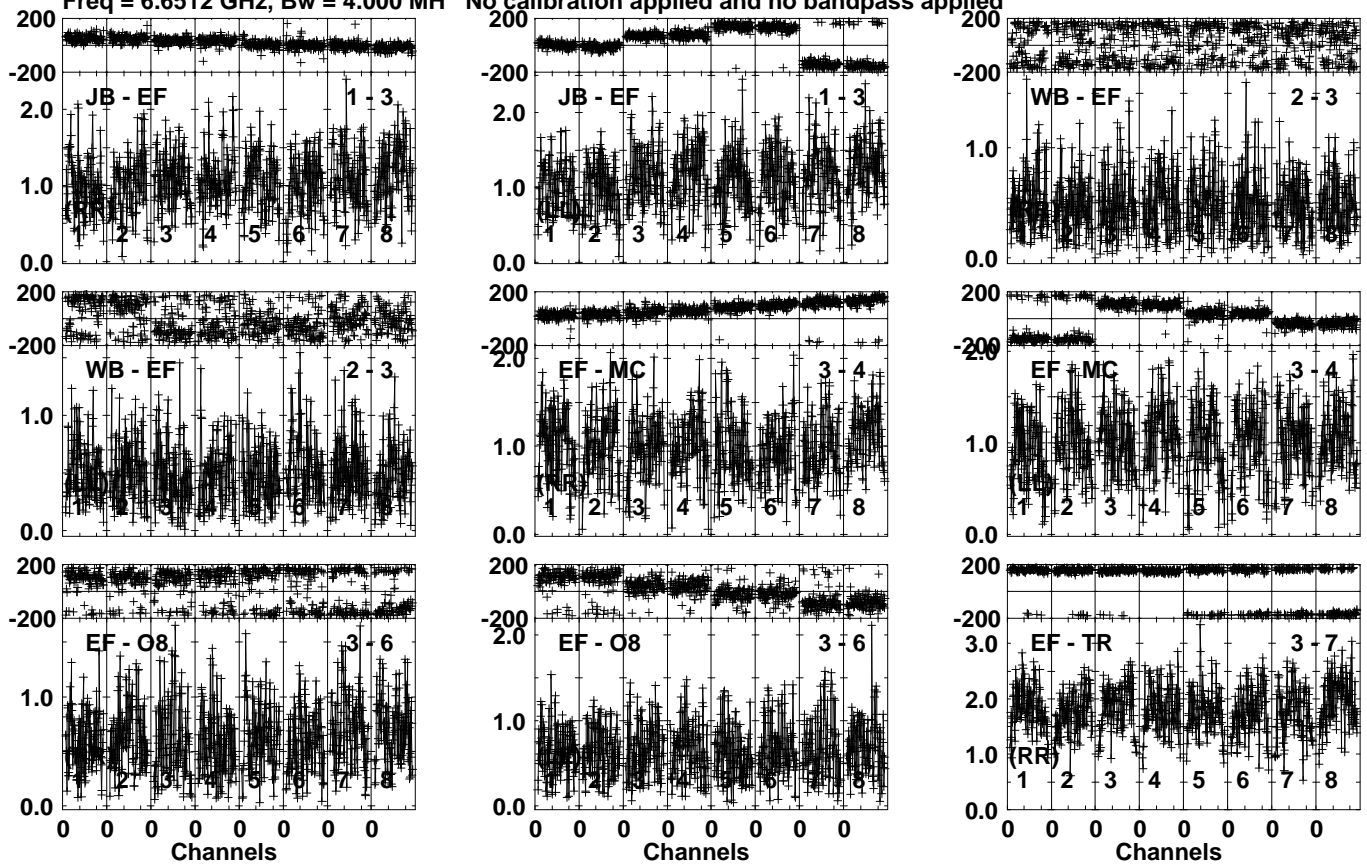
Lower frame: Milli Ampl Jy Top frame: Phas deg
Vector averaged cross-power spectrum Several baselines displayed
Timerange: 00/21:38:31 to 00/21:41:29

Plot file version 25 created 18-JUL-2023 11:19:55

J2003+3034 EK052D 1.UVDATA.1

Freq = 6.6512 GHz, Bw = 4.000 MH

No calibration applied and no bandpass applied



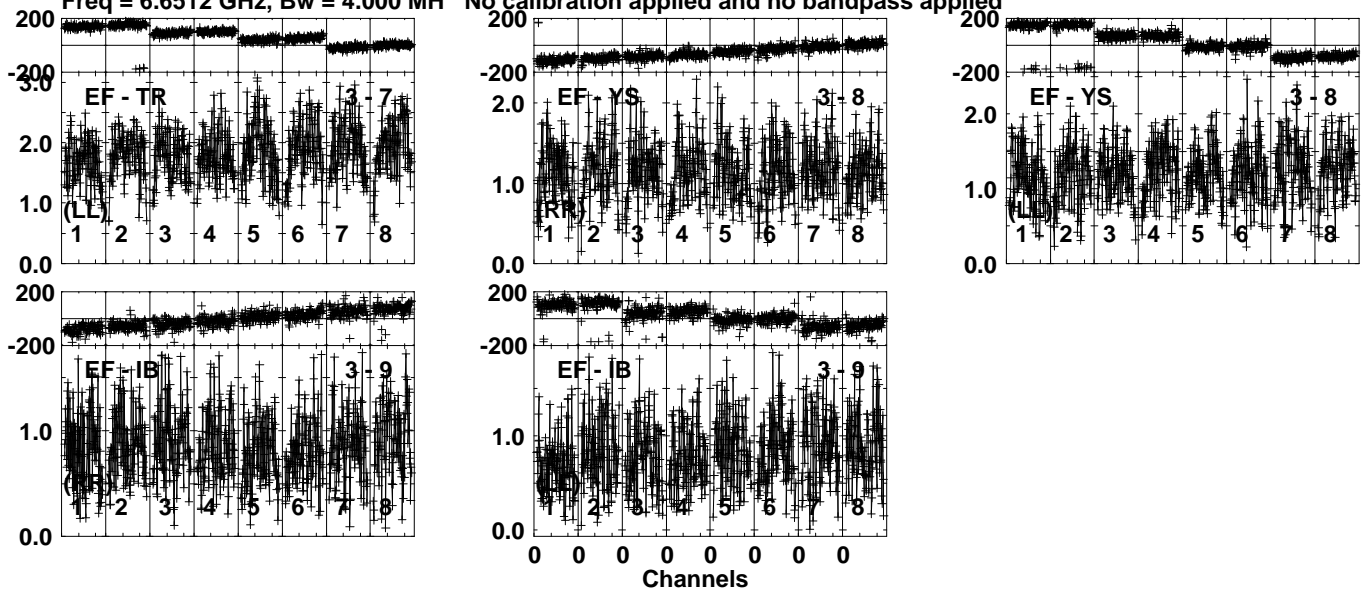
Lower frame: Milli Ampl Jy Top frame: Phas deg
Vector averaged cross-power spectrum Several baselines displayed
Timerange: 00/21:41:31 to 00/21:43:29

Plot file version 26 created 18-JUL-2023 11:19:55

J2003+3034 EK052D 1.UVDATA.1

Freq = 6.6512 GHz, Bw = 4.000 MH

No calibration applied and no bandpass applied

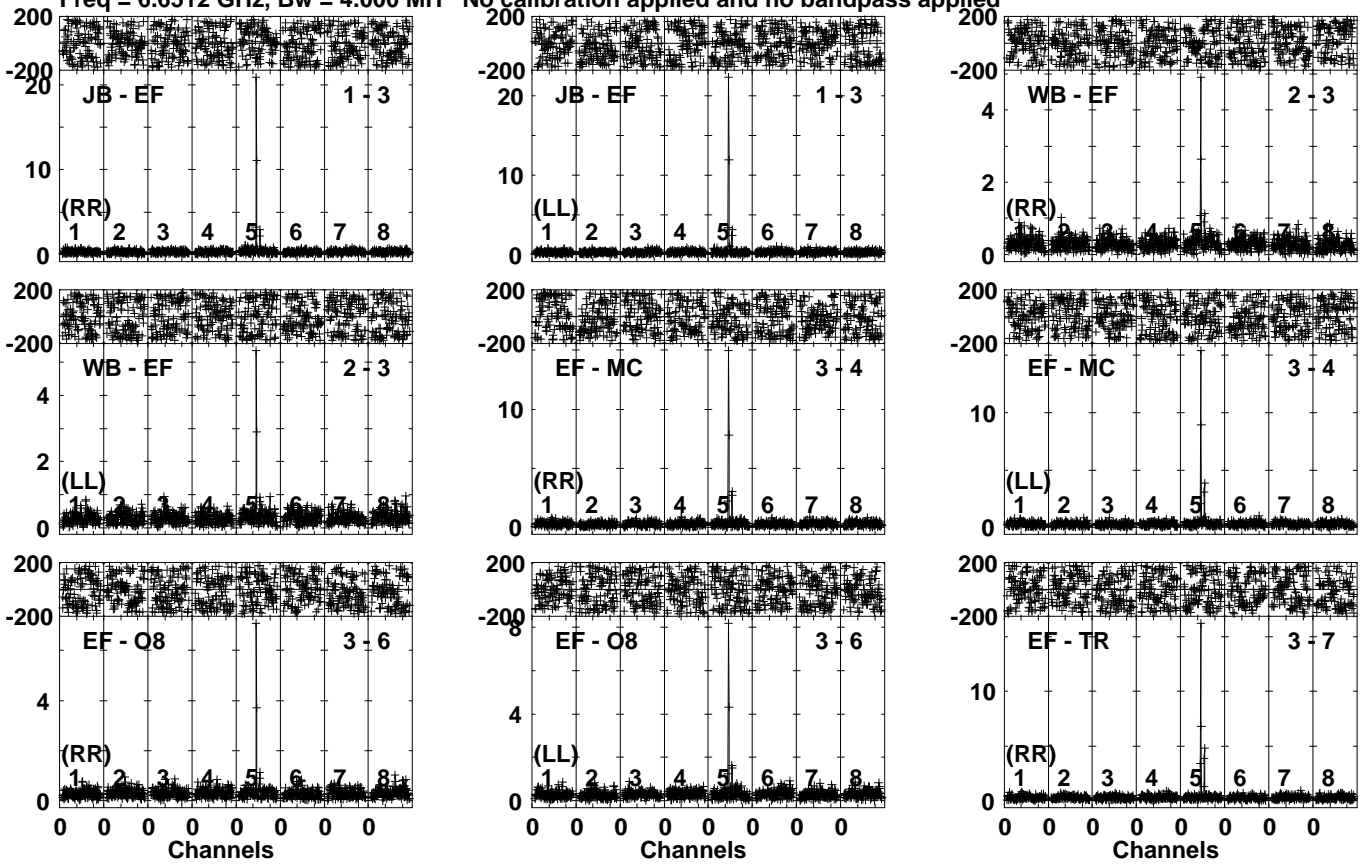


Lower frame: Milli Ampl Jy Top frame: Phas deg
Vector averaged cross-power spectrum Several baselines displayed
Timerange: 00/21:41:31 to 00/21:43:29

Plot file version 27 created 18-JUL-2023 11:19:55

G69.54 EK052D 1.UVDATA.1

Freq = 6.6512 GHz, Bw = 4.000 MH No calibration applied and no bandpass applied

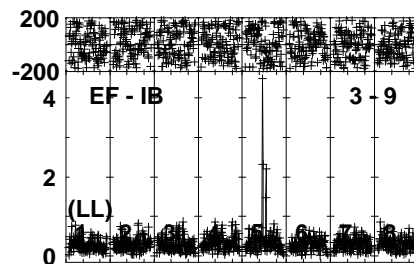
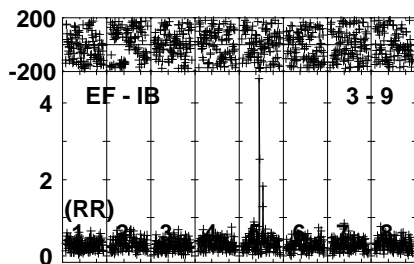
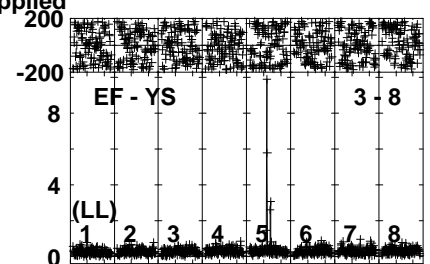
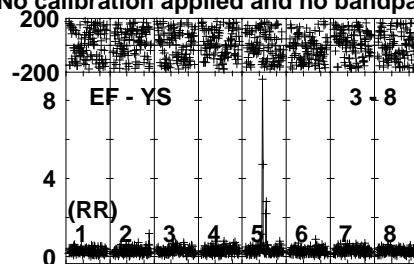
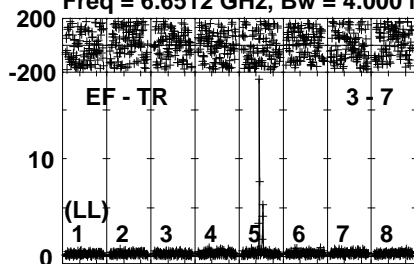


Lower frame: Milli Ampl Jy Top frame: Phas deg
Vector averaged cross-power spectrum Several baselines displayed
Timerange: 00/21:44:01 to 00/21:46:59

Plot file version 28 created 18-JUL-2023 11:19:56

G69.54 EK052D 1.UVDATA.1

Freq = 6.6512 GHz, Bw = 4.000 MH No calibration applied and no bandpass applied



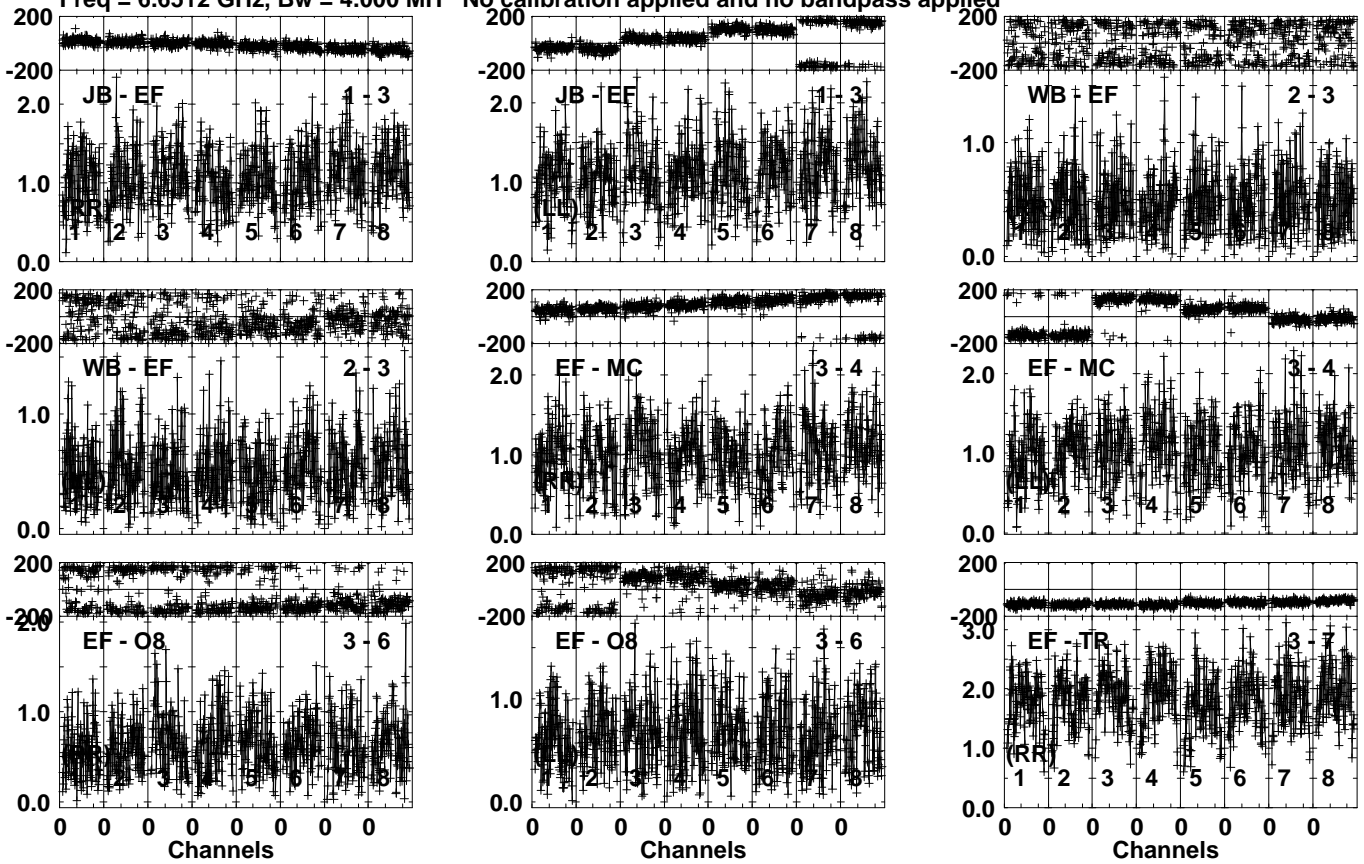
0 0 0 0 0 0 0 0
Channels

Lower frame: Milli Ampl Jy Top frame: Phas deg
Vector averaged cross-power spectrum Several baselines displayed
Timerange: 00/21:44:01 to 00/21:46:59

Plot file version 29 created 18-JUL-2023 11:19:56

J2003+3034 EK052D 1.UVDATA.1

Freq = 6.6512 GHz, Bw = 4.000 MH No calibration applied and no bandpass applied



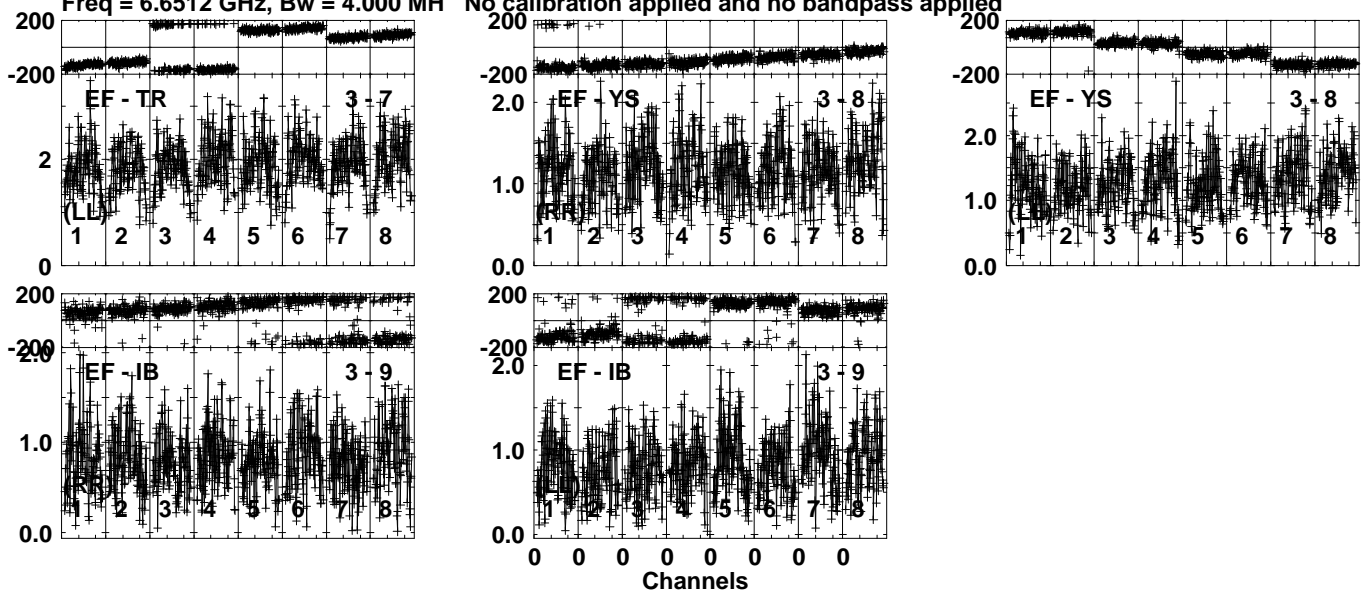
Lower frame: Milli Ampl Jy Top frame: Phas deg
Vector averaged cross-power spectrum Several baselines displayed
Timerange: 00/21:47:01 to 00/21:48:59

Plot file version 30 created 18-JUL-2023 11:19:56

J2003+3034 EK052D 1.UVDATA.1

Freq = 6.6512 GHz, Bw = 4.000 MH

No calibration applied and no bandpass applied

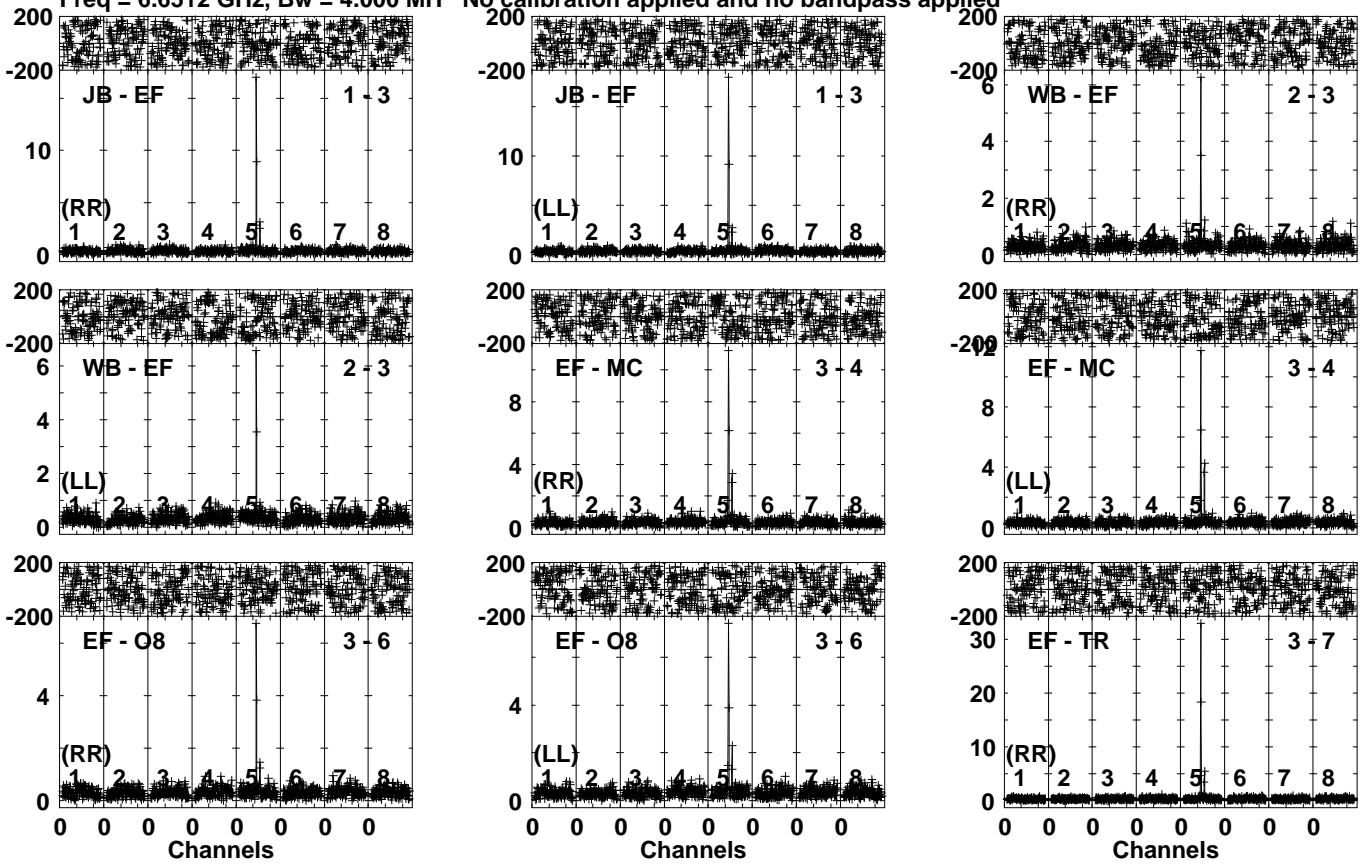


Lower frame: Milli Ampl Jy Top frame: Phas deg
Vector averaged cross-power spectrum Several baselines displayed
Timerange: 00/21:47:01 to 00/21:48:59

Plot file version 31 created 18-JUL-2023 11:19:56

G69.54 EK052D 1.UVDATA.1

Freq = 6.6512 GHz, Bw = 4.000 MH No calibration applied and no bandpass applied

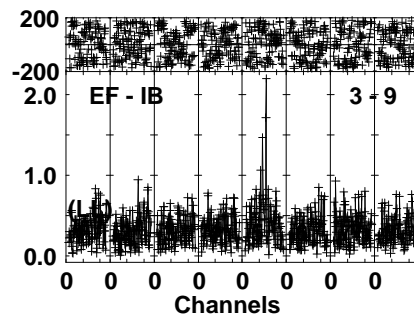
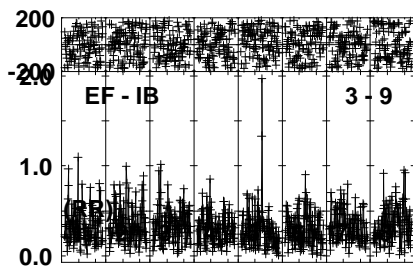
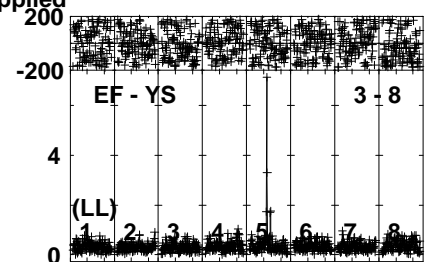




Lower frame: Milli Ampl Jy Top frame: Phas deg
Vector averaged cross-power spectrum Several baselines displayed
Timerange: 00/21:49:01 to 00/21:51:59

Plot file version 32 created 18-JUL-2023 11:19:56

G69.54 EK052D 1.UVDATA.1

Freq = 6.6512 GHz, Bw = 4.000 MH No calibration applied and no bandpass applied



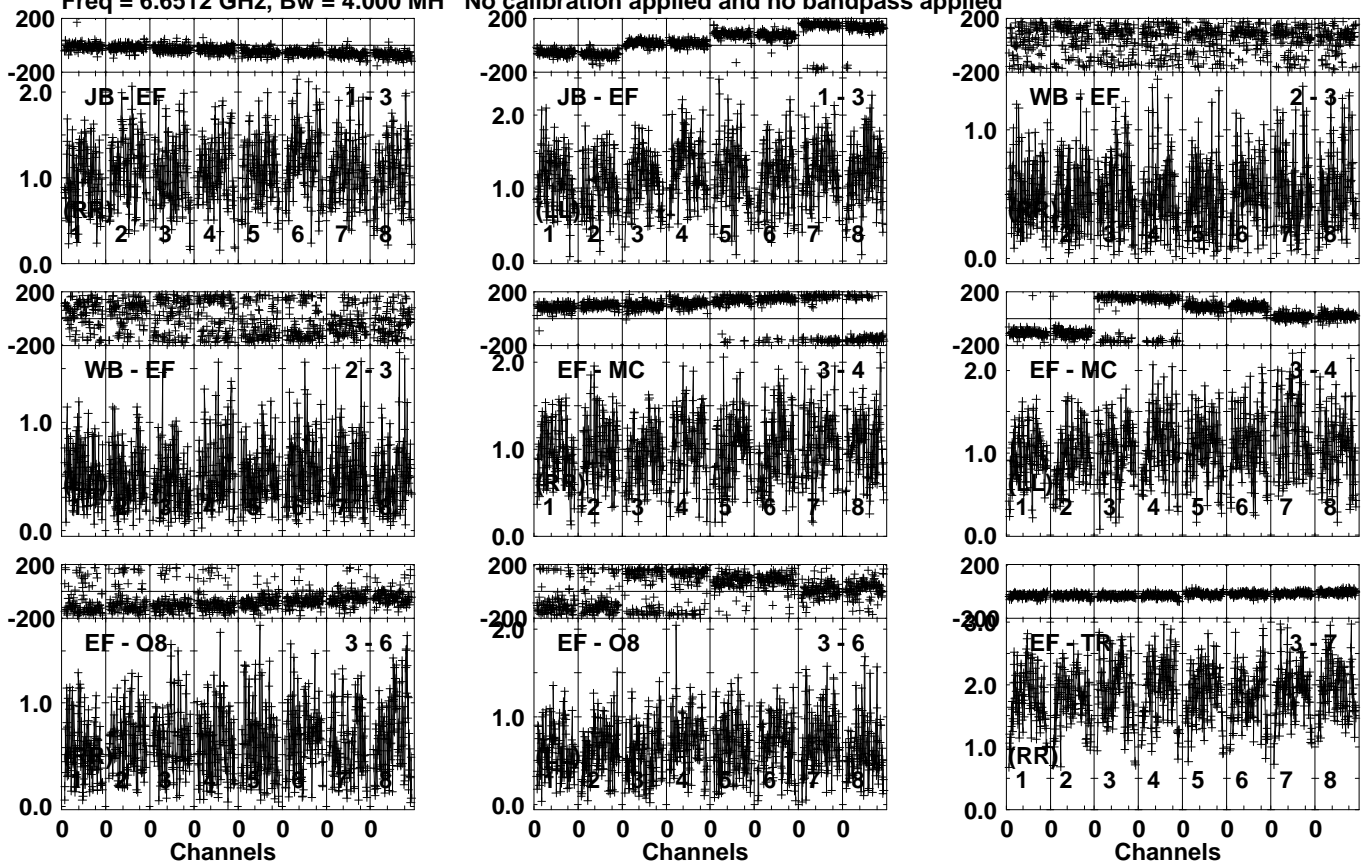
Lower frame: Milli Ampl Jy Top frame: Phas deg
Vector averaged cross-power spectrum Several baselines displayed
Timerange: 00/21:49:01 to 00/21:51:59

Plot file version 33 created 18-JUL-2023 11:19:56

J2003+3034 EK052D 1.UVDATA.1

Freq = 6.6512 GHz, Bw = 4.000 MH

No calibration applied and no bandpass applied

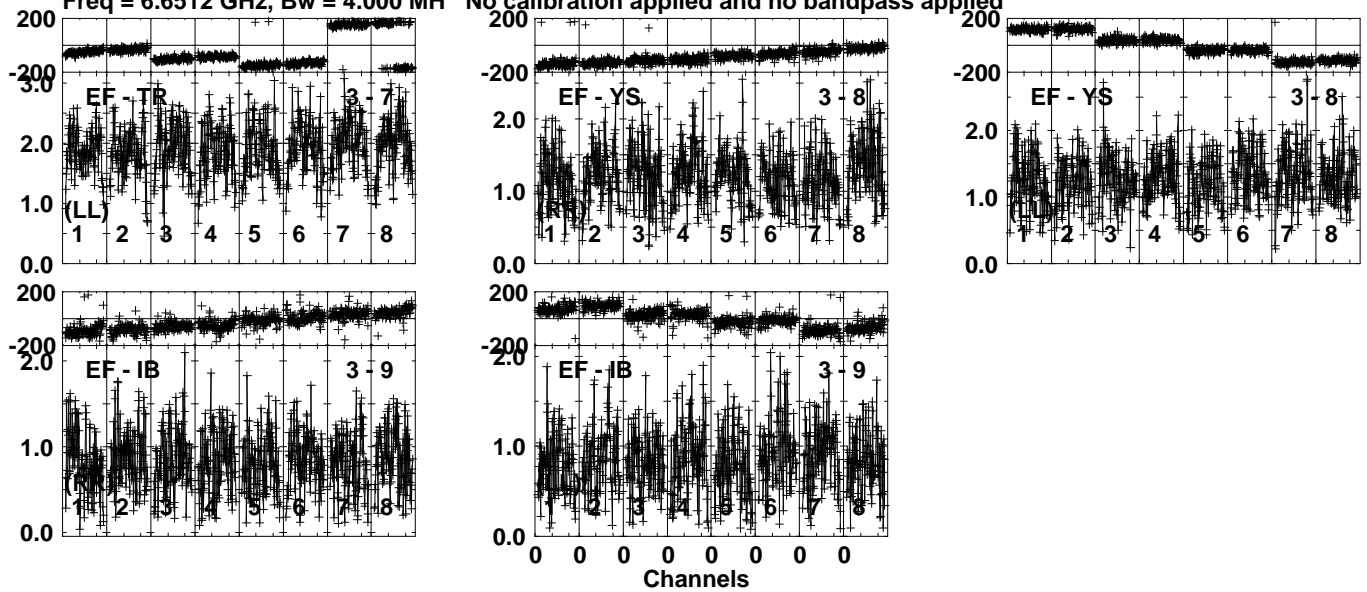


Lower frame: Milli Ampl Jy Top frame: Phas deg
Vector averaged cross-power spectrum Several baselines displayed
Timerange: 00/21:52:01 to 00/21:53:59

Plot file version 34 created 18-JUL-2023 11:19:57

J2003+3034 EK052D 1.UVDATA.1

Freq = 6.6512 GHz, Bw = 4.000 MH No calibration applied and no bandpass applied

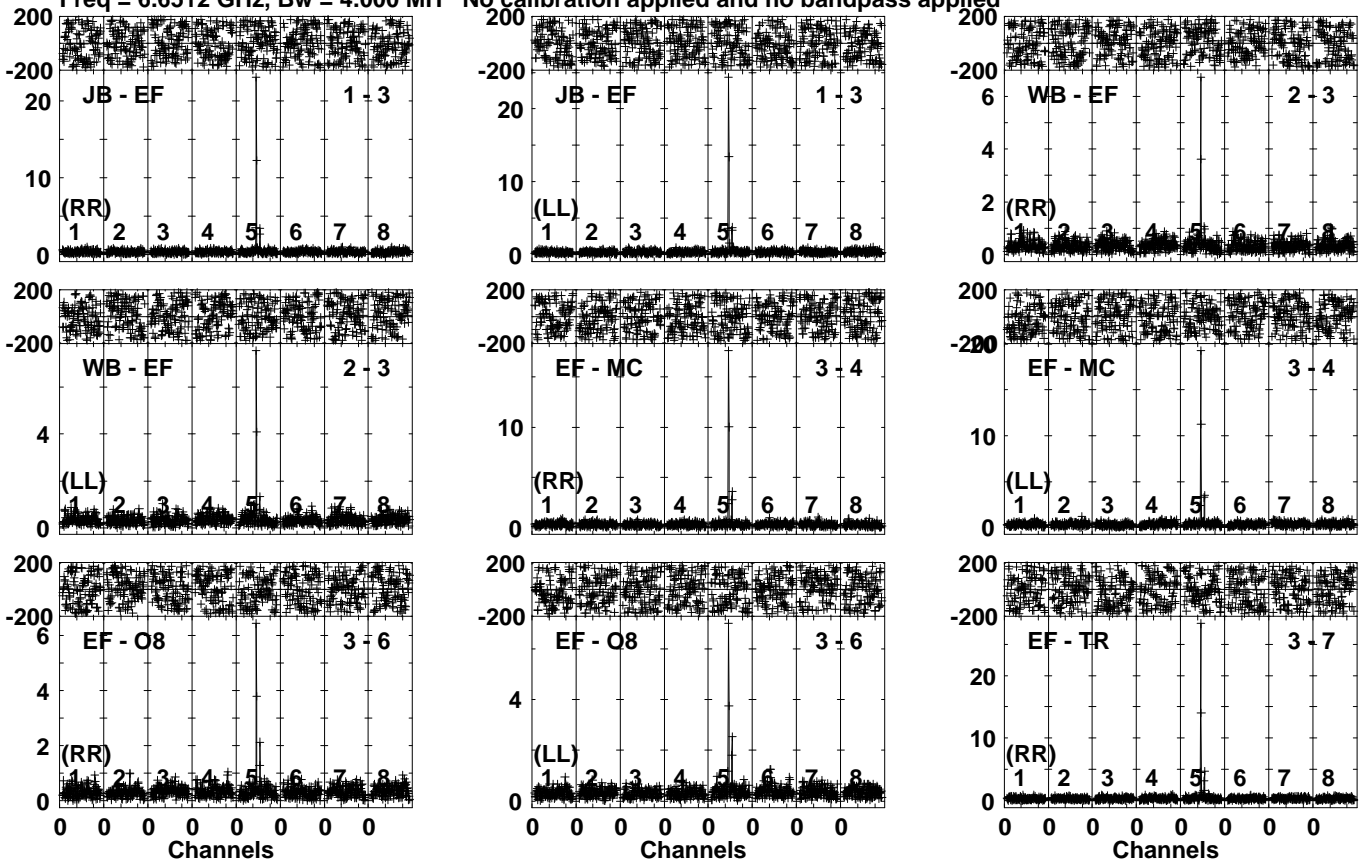


Lower frame: Milli Ampl Jy Top frame: Phas deg
Vector averaged cross-power spectrum Several baselines displayed
Timerange: 00/21:52:01 to 00/21:53:59

Plot file version 35 created 18-JUL-2023 11:19:57

G69.54 EK052D 1.UVDATA.1

Freq = 6.6512 GHz, Bw = 4.000 MH No calibration applied and no bandpass applied

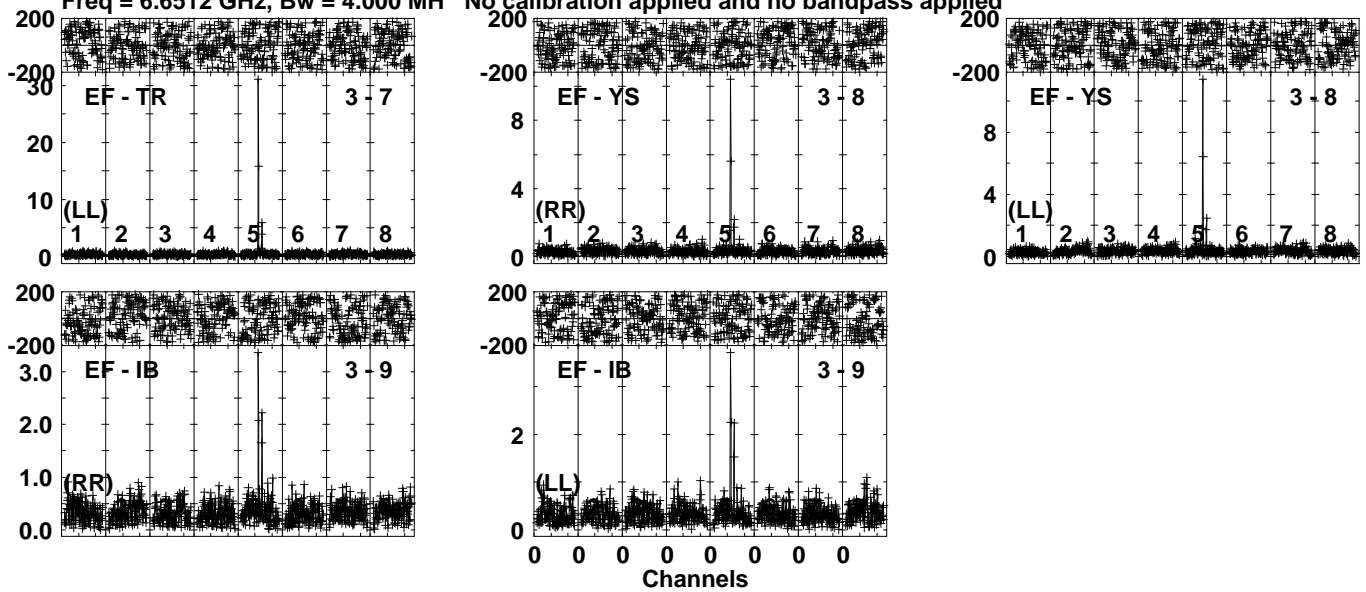


Lower frame: Milli Ampl Jy Top frame: Phas deg
Vector averaged cross-power spectrum Several baselines displayed
Timerange: 00/21:54:01 to 00/21:56:59

Plot file version 36 created 18-JUL-2023 11:19:57

G69.54 EK052D 1.UVDATA.1

Freq = 6.6512 GHz, Bw = 4.000 MH No calibration applied and no bandpass applied

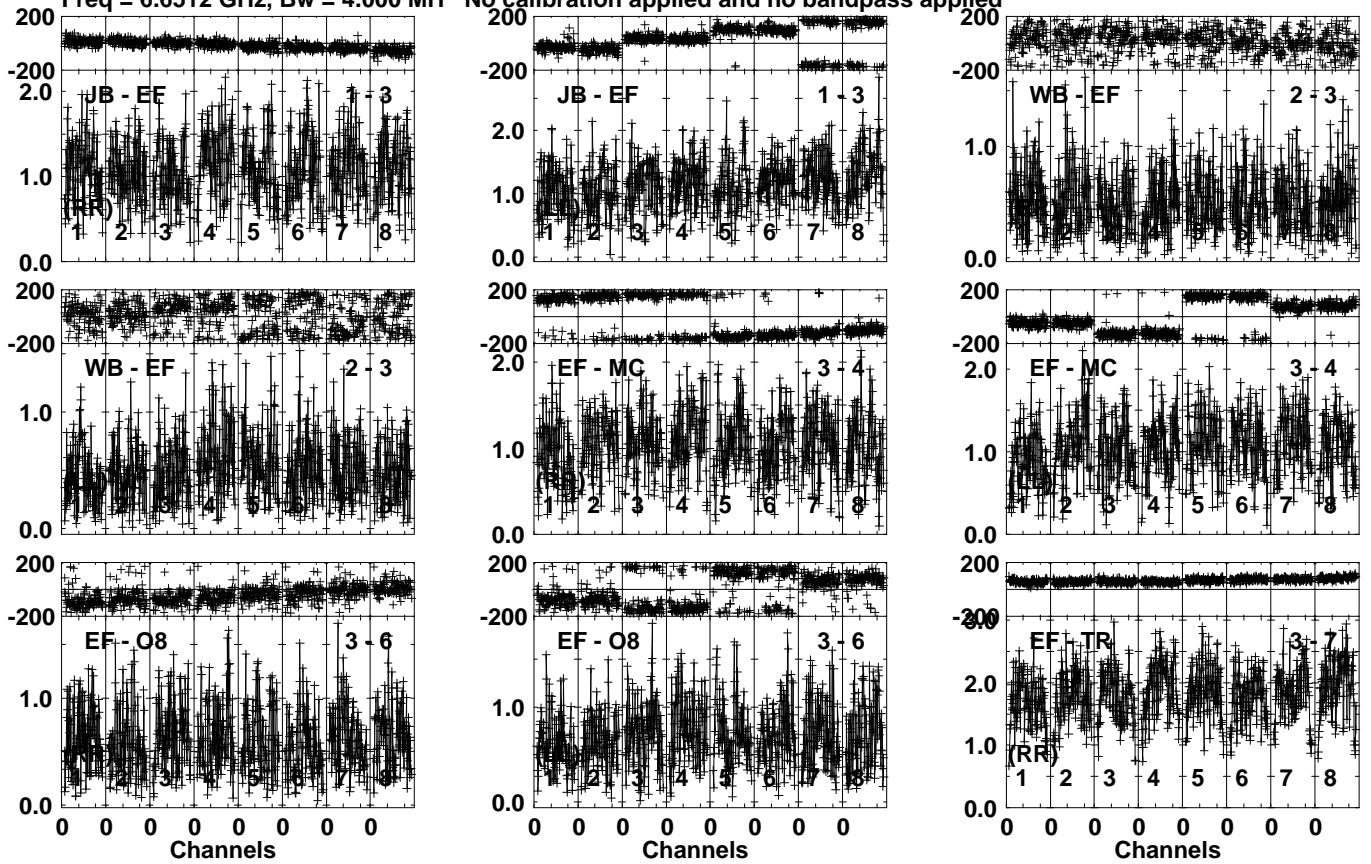


Lower frame: Milli Ampl Jy Top frame: Phas deg
Vector averaged cross-power spectrum Several baselines displayed
Timerange: 00/21:54:01 to 00/21:56:59

Plot file version 37 created 18-JUL-2023 11:19:57

J2003+3034 EK052D 1.UVDATA.1

Freq = 6.6512 GHz, Bw = 4.000 MH No calibration applied and no bandpass applied

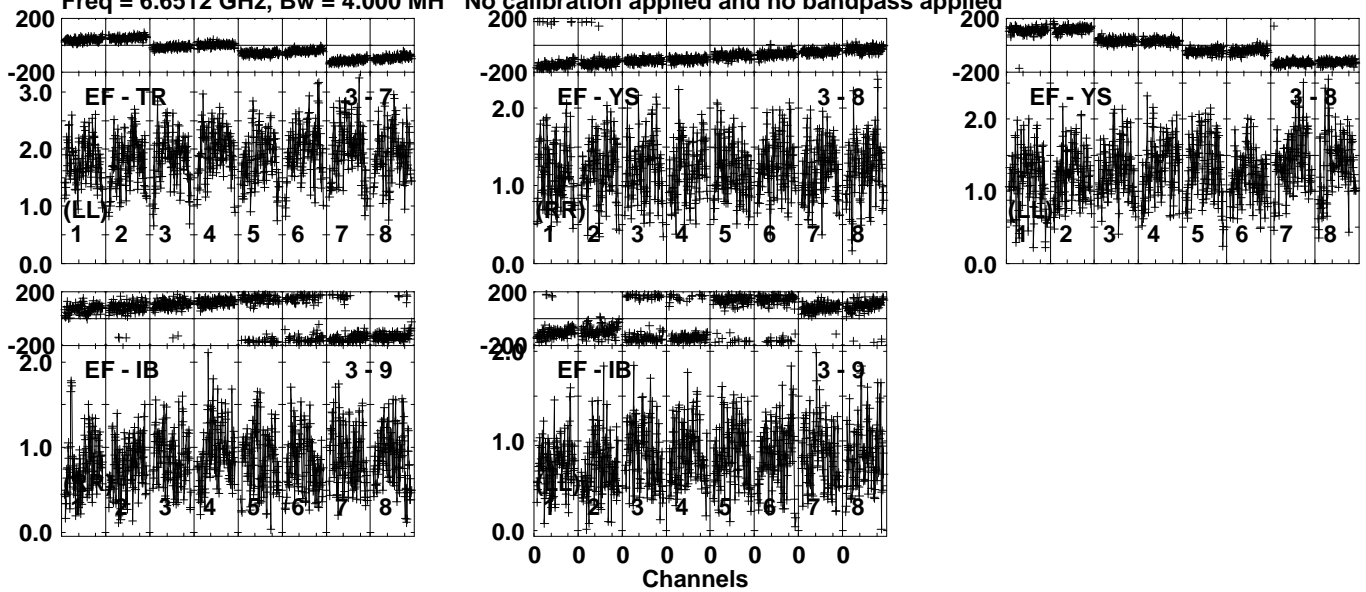


Lower frame: Milli Ampl Jy Top frame: Phas deg
Vector averaged cross-power spectrum Several baselines displayed
Timerange: 00/21:57:01 to 00/21:58:59

Plot file version 38 created 18-JUL-2023 11:19:57

J2003+3034 EK052D 1.UVDATA.1

Freq = 6.6512 GHz, Bw = 4.000 MH No calibration applied and no bandpass applied

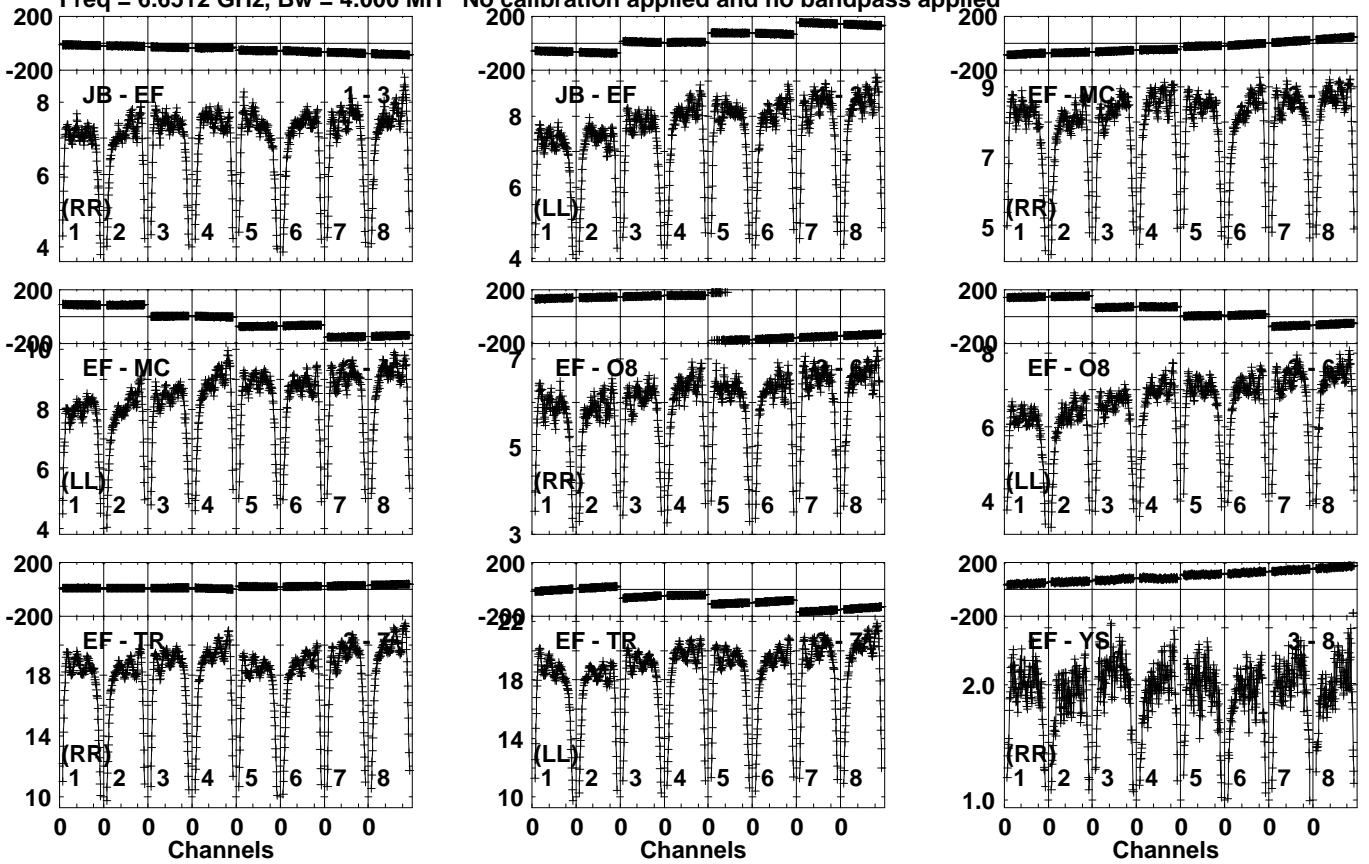


Lower frame: Milli Ampl Jy Top frame: Phas deg
Vector averaged cross-power spectrum Several baselines displayed
Timerange: 00/21:57:01 to 00/21:58:59

Plot file version 39 created 18-JUL-2023 11:19:58

J2202+4216 EK052D 1.UVDATA.1

Freq = 6.6512 GHz, Bw = 4.000 MH No calibration applied and no bandpass applied



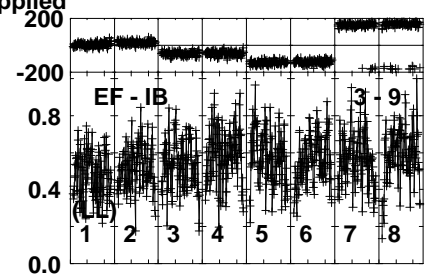
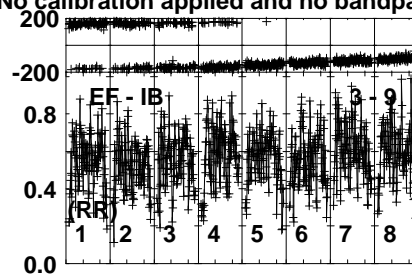
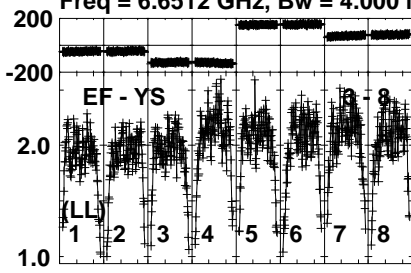
Lower frame: Milli Ampl Jy Top frame: Phas deg
Vector averaged cross-power spectrum Several baselines displayed
Timerange: 00/22:01:01 to 00/22:10:29

Plot file version 40 created 18-JUL-2023 11:19:58

J2202+4216 EK052D 1.UVDATA.1

Freq = 6.6512 GHz, Bw = 4.000 MH

No calibration applied and no bandpass applied



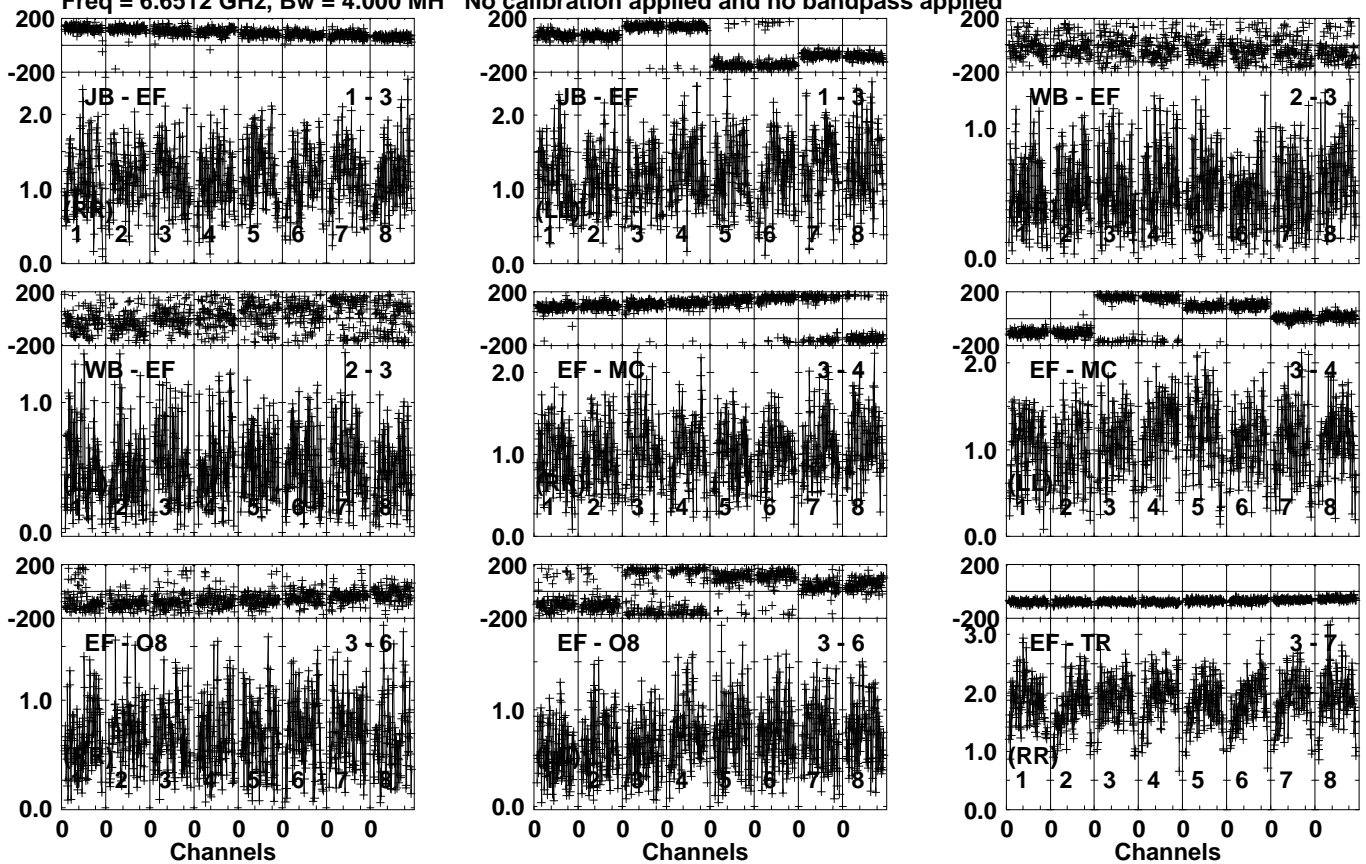
Lower frame: Milli Ampl Jy Top frame: Phas deg
Vector averaged cross-power spectrum Several baselines displayed
Timerange: 00/22:01:01 to 00/22:10:29

Plot file version 41 created 18-JUL-2023 11:19:58

J2003+3034 EK052D 1.UVDATA.1

Freq = 6.6512 GHz, Bw = 4.000 MH

No calibration applied and no bandpass applied

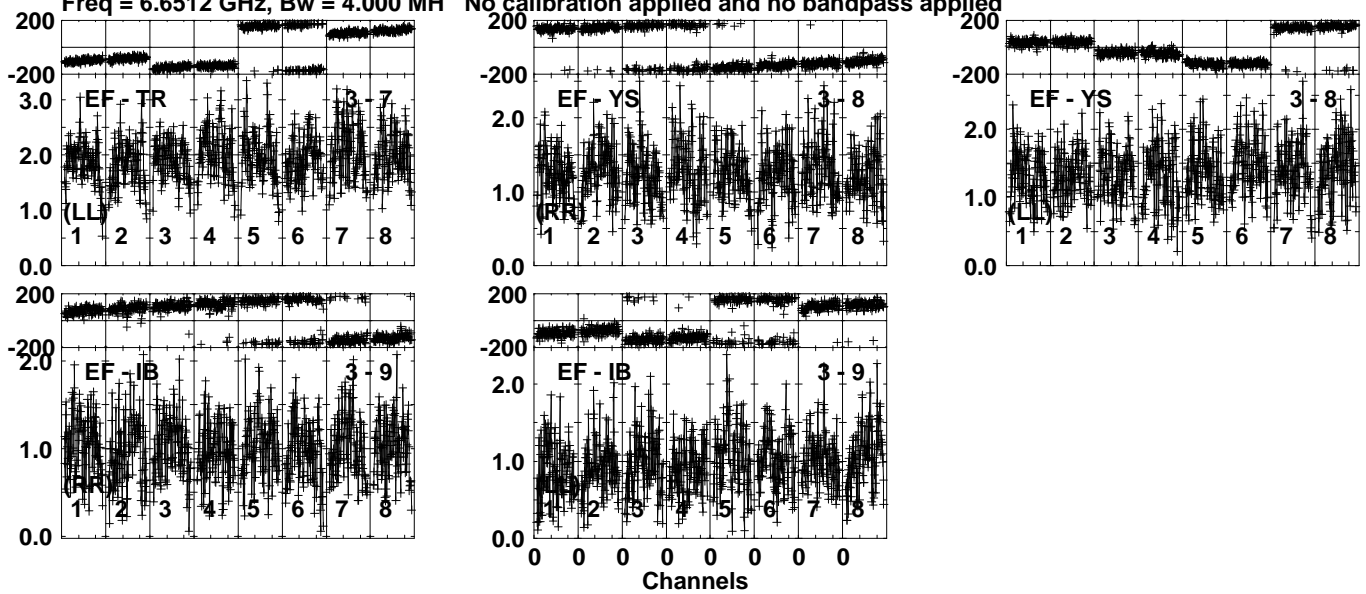


Lower frame: Milli Ampl Jy Top frame: Phas deg
Vector averaged cross-power spectrum Several baselines displayed
Timerange: 00/22:11:01 to 00/22:13:59

Plot file version 42 created 18-JUL-2023 11:19:58

J2003+3034 EK052D 1.UVDATA.1

Freq = 6.6512 GHz, Bw = 4.000 MH No calibration applied and no bandpass applied

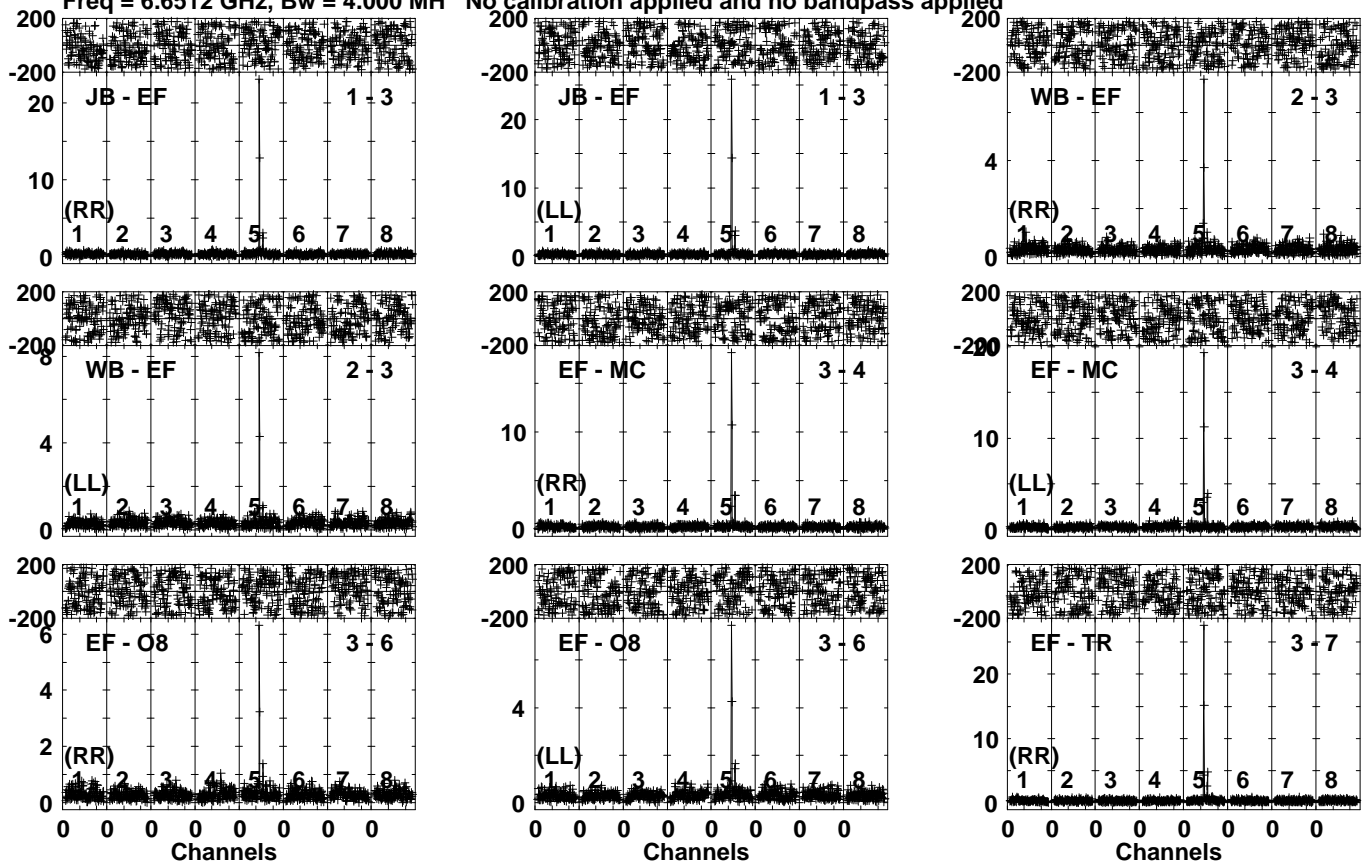


Lower frame: Milli Ampl Jy Top frame: Phas deg
Vector averaged cross-power spectrum Several baselines displayed
Timerange: 00/22:11:01 to 00/22:13:59

Plot file version 43 created 18-JUL-2023 11:19:58

G69.54 EK052D 1.UVDATA.1

Freq = 6.6512 GHz, Bw = 4.000 MH No calibration applied and no bandpass applied

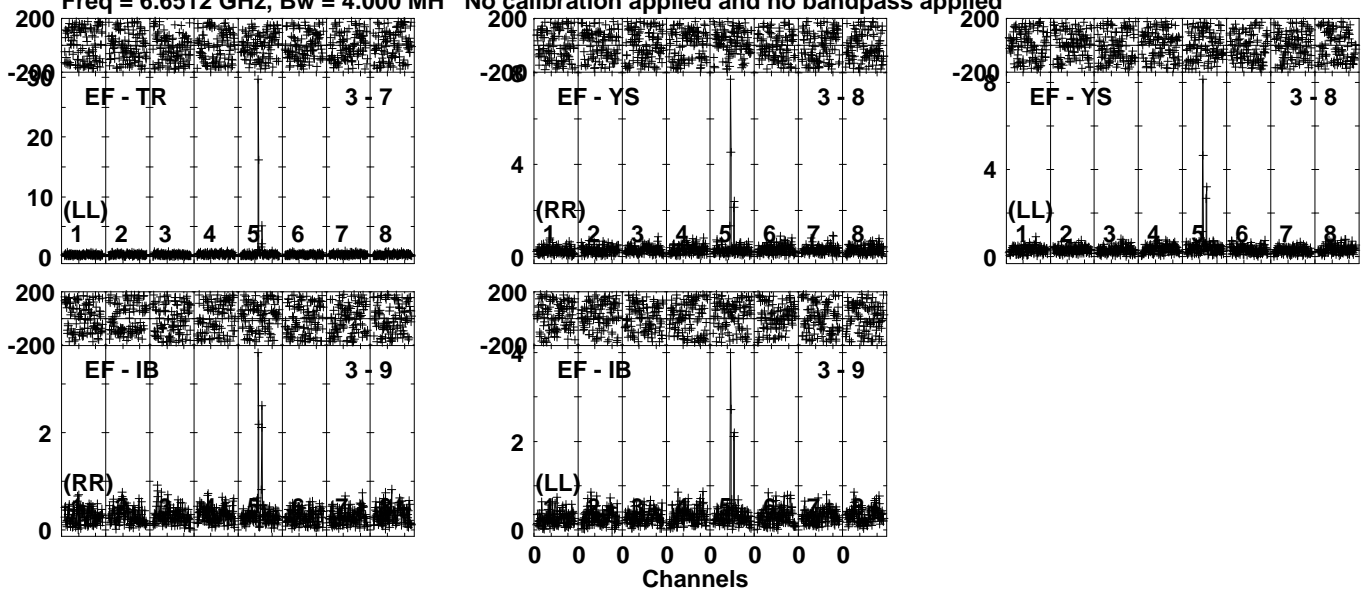


Lower frame: Milli Ampl Jy Top frame: Phas deg
Vector averaged cross-power spectrum Several baselines displayed
Timerange: 00/22:14:31 to 00/22:17:29

Plot file version 44 created 18-JUL-2023 11:19:59

G69.54 EK052D 1.UVDATA.1

Freq = 6.6512 GHz, Bw = 4.000 MH No calibration applied and no bandpass applied

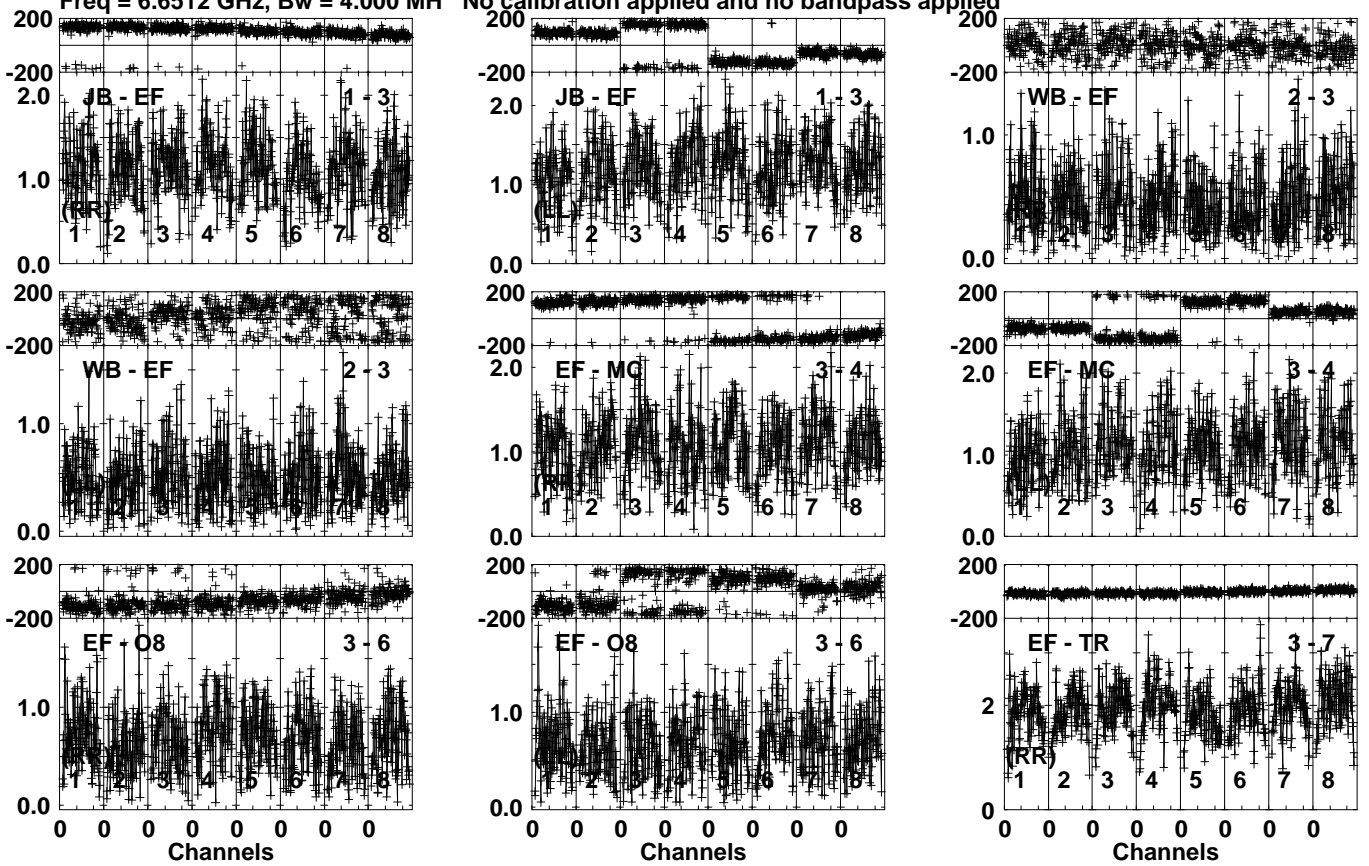


Lower frame: Milli Ampl Jy Top frame: Phas deg
Vector averaged cross-power spectrum Several baselines displayed
Timerange: 00/22:14:31 to 00/22:17:29

Plot file version 45 created 18-JUL-2023 11:19:59

J2003+3034 EK052D 1.UVDATA.1

Freq = 6.6512 GHz, Bw = 4.000 MH No calibration applied and no bandpass applied

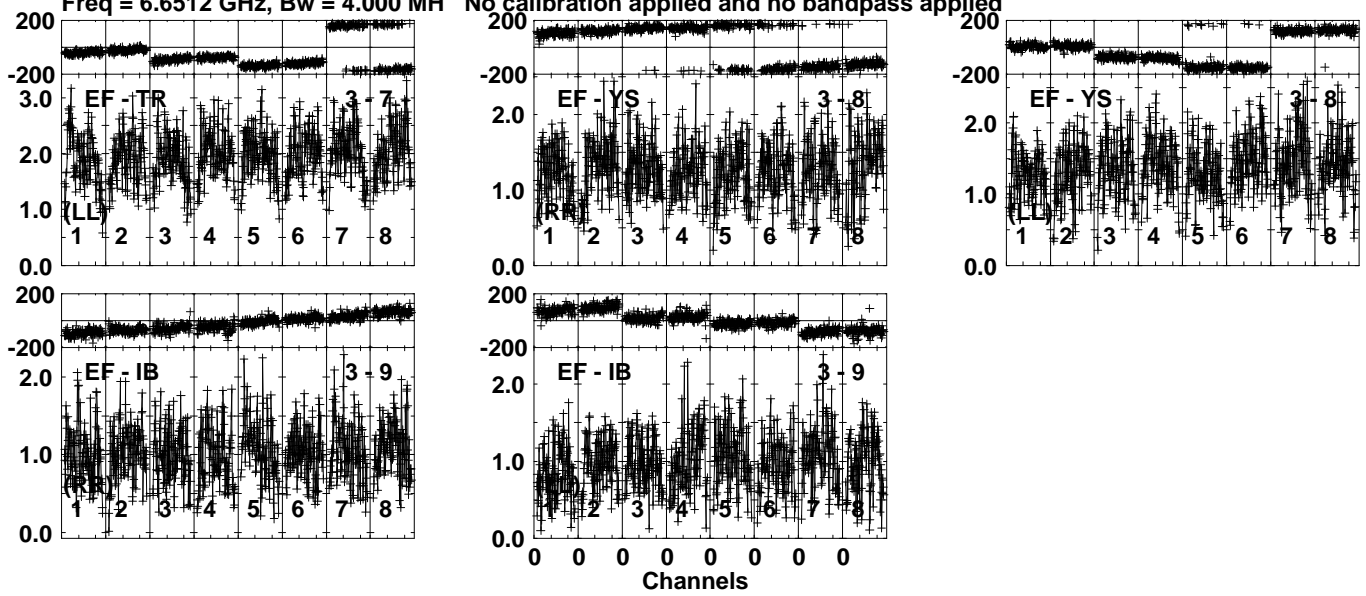


Lower frame: Milli Ampl Jy Top frame: Phas deg
Vector averaged cross-power spectrum Several baselines displayed
Timerange: 00/22:17:31 to 00/22:19:29

Plot file version 46 created 18-JUL-2023 11:19:59

J2003+3034 EK052D 1.UVDATA.1

Freq = 6.6512 GHz, Bw = 4.000 MH No calibration applied and no bandpass applied

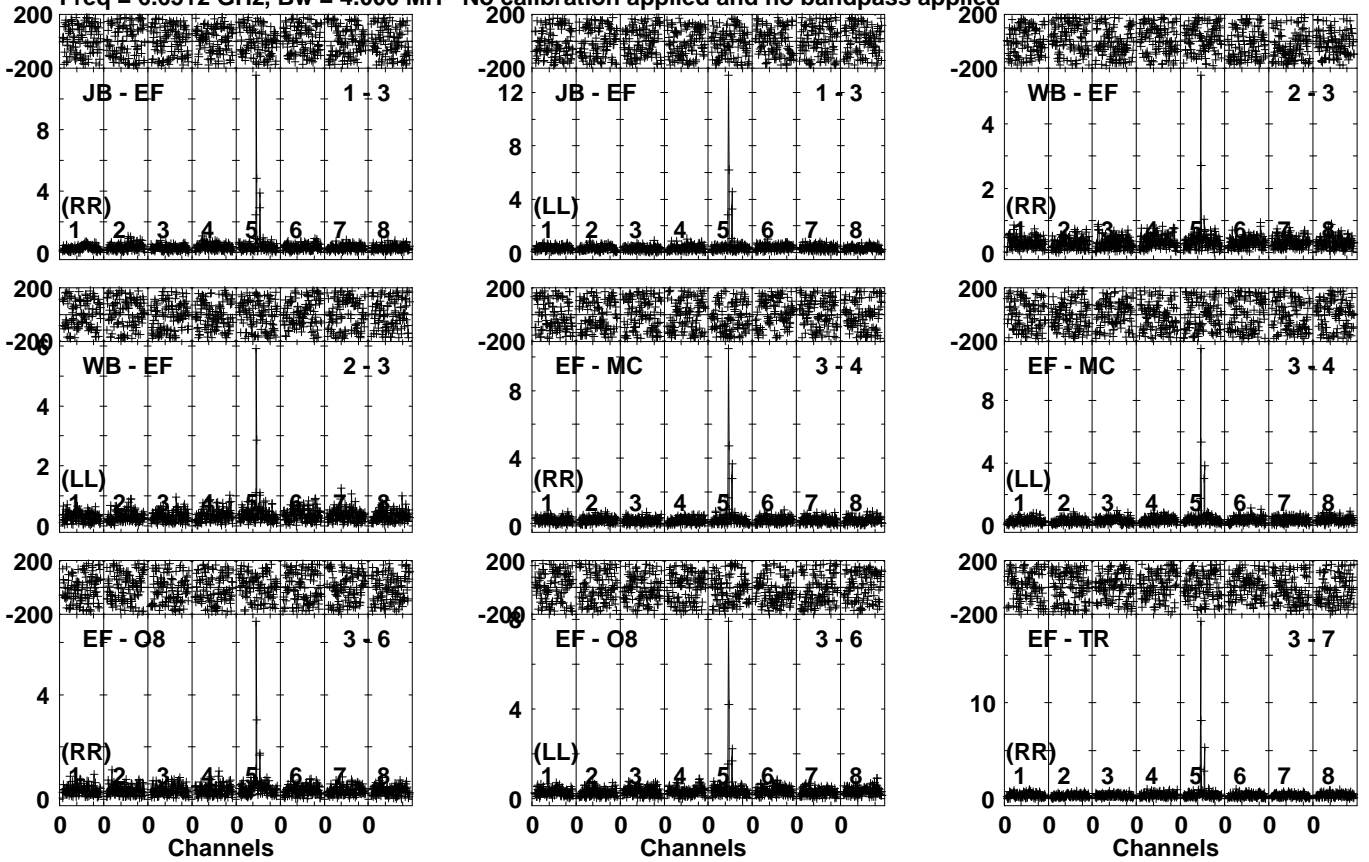


Lower frame: Milli Ampl Jy Top frame: Phas deg
Vector averaged cross-power spectrum Several baselines displayed
Timerange: 00/22:17:31 to 00/22:19:29

Plot file version 47 created 18-JUL-2023 11:19:59

G69.54 EK052D 1.UVDATA.1

Freq = 6.6512 GHz, Bw = 4.000 MH No calibration applied and no bandpass applied

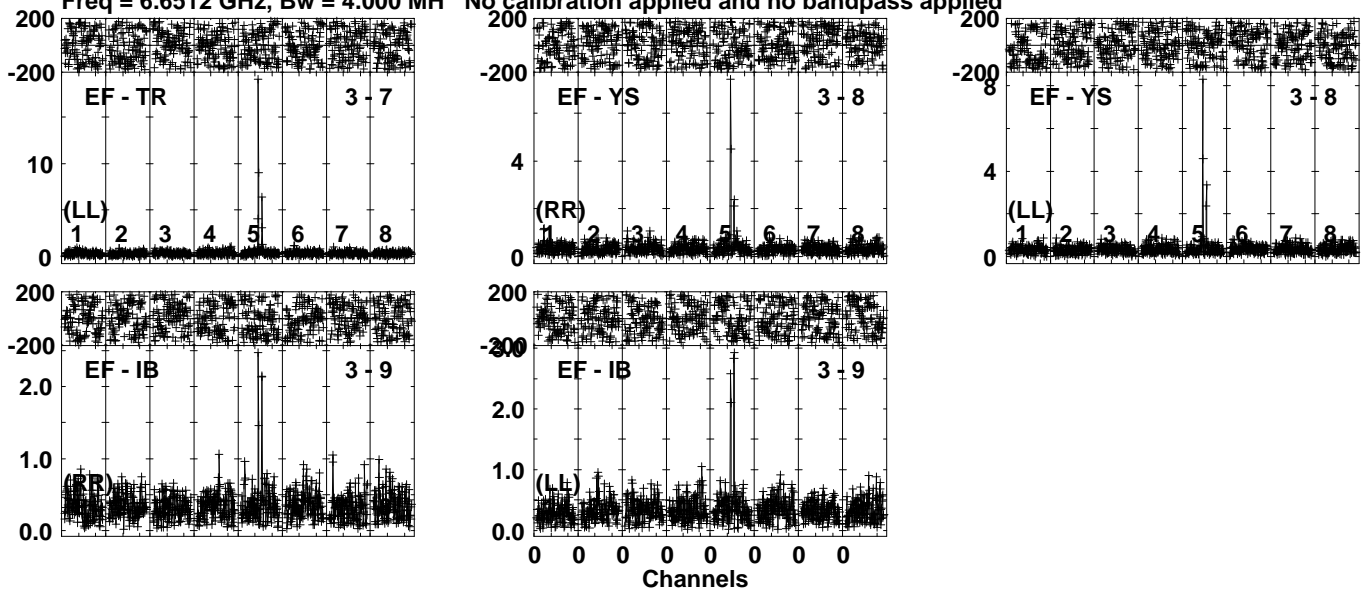


Lower frame: Milli Ampl Jy Top frame: Phas deg
Vector averaged cross-power spectrum Several baselines displayed
Timerange: 00/22:19:31 to 00/22:22:29

Plot file version 48 created 18-JUL-2023 11:19:59

G69.54 EK052D 1.UVDATA.1

Freq = 6.6512 GHz, Bw = 4.000 MH No calibration applied and no bandpass applied

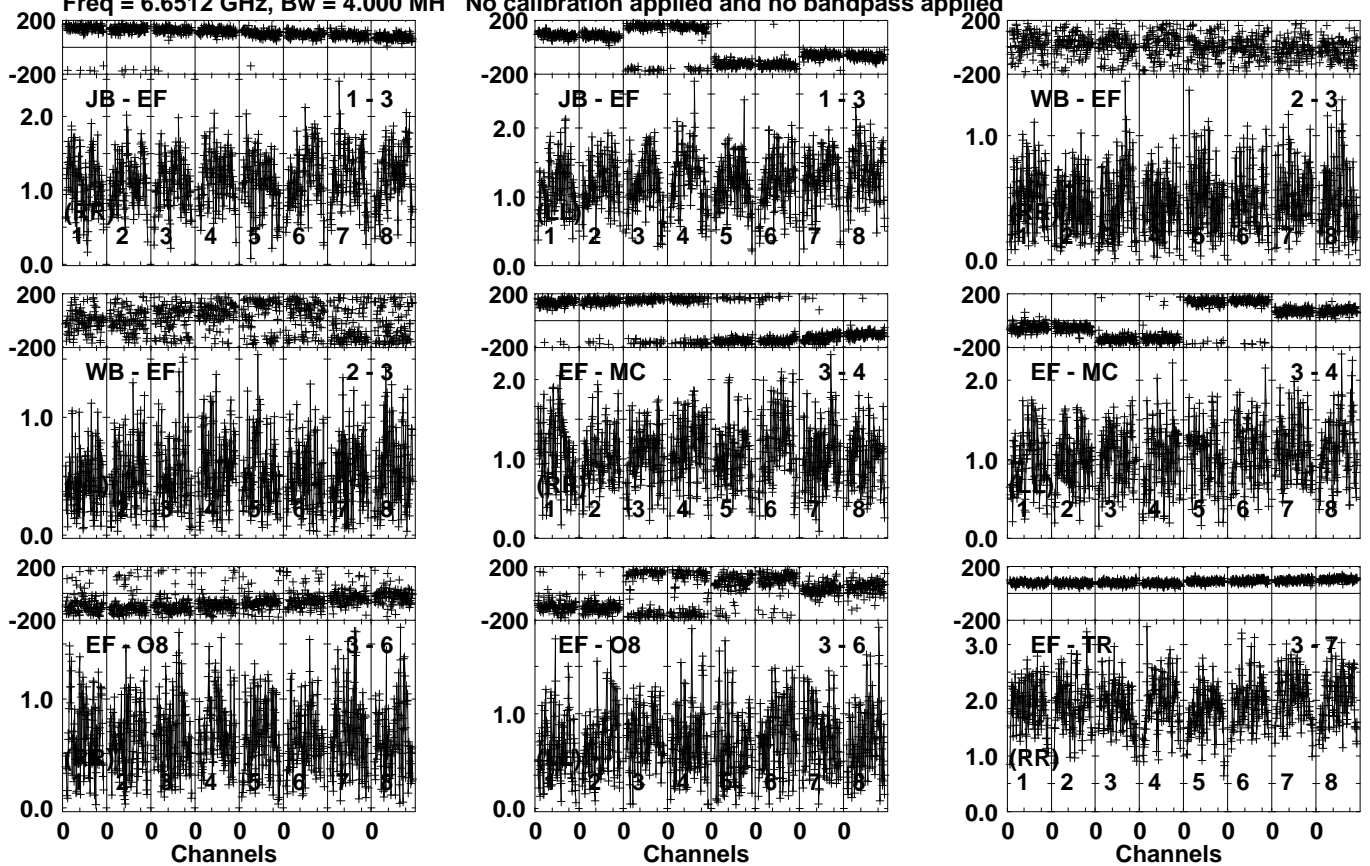


Lower frame: Milli Ampl Jy Top frame: Phas deg
Vector averaged cross-power spectrum Several baselines displayed
Timerange: 00/22:19:31 to 00/22:22:29

Plot file version 49 created 18-JUL-2023 11:19:59

J2003+3034 EK052D 1.UVDATA.1

Freq = 6.6512 GHz, Bw = 4.000 MH No calibration applied and no bandpass applied



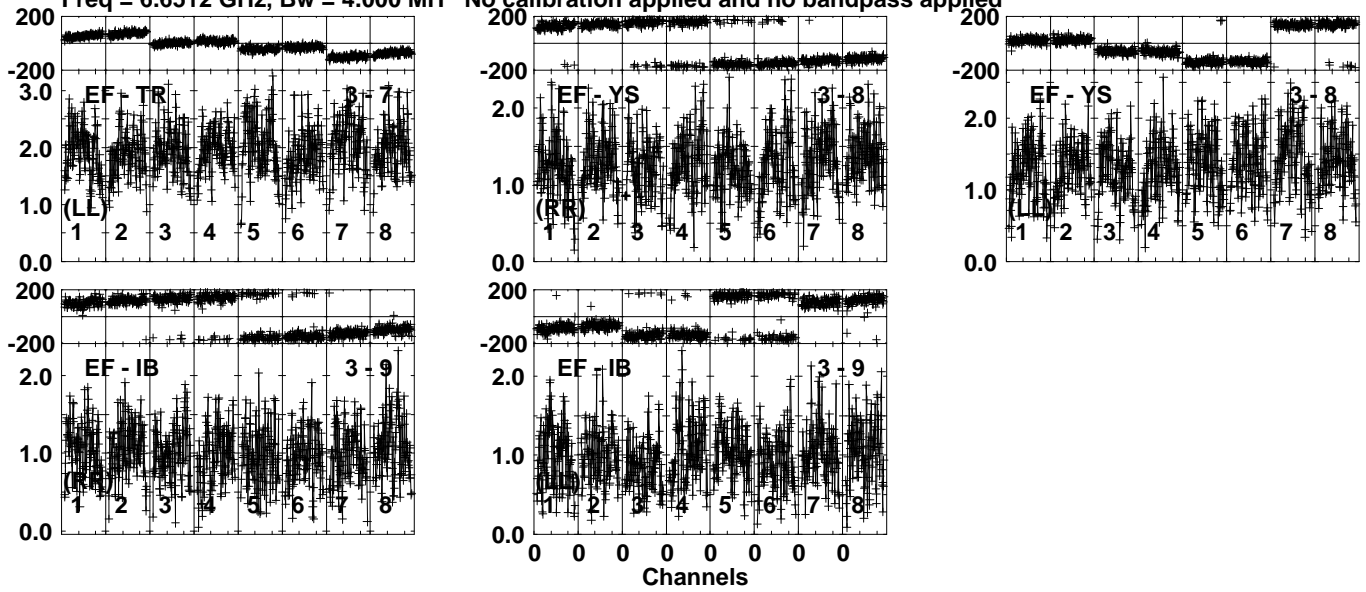
Lower frame: Milli Ampl Jy Top frame: Phas deg
Vector averaged cross-power spectrum Several baselines displayed
Timerange: 00/22:22:31 to 00/22:24:29

Plot file version 50 created 18-JUL-2023 11:20:00

J2003+3034 EK052D 1.UVDATA.1

Freq = 6.6512 GHz, Bw = 4.000 MH

No calibration applied and no bandpass applied

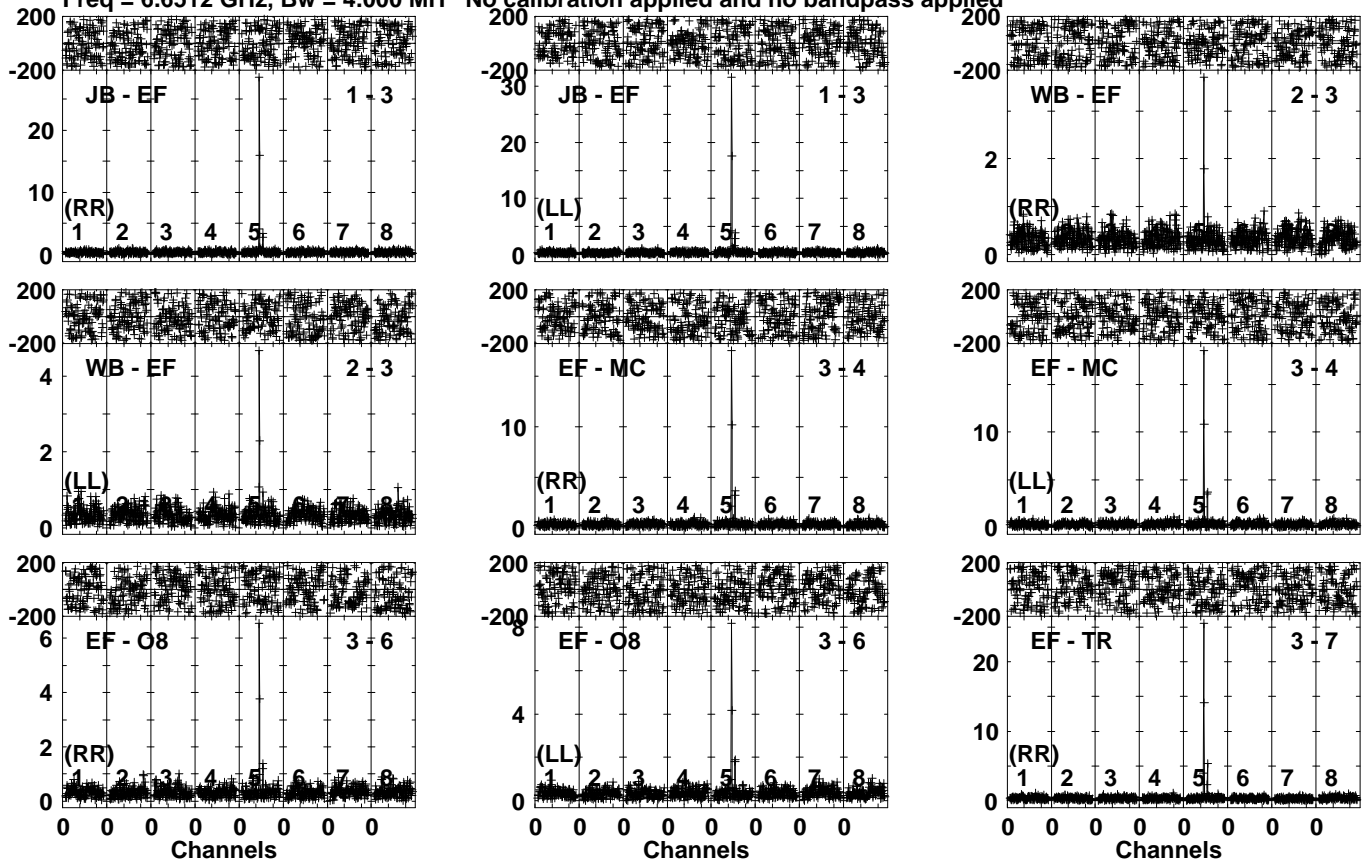


Lower frame: Milli Ampl Jy Top frame: Phas deg
Vector averaged cross-power spectrum Several baselines displayed
Timerange: 00/22:22:31 to 00/22:24:29

Plot file version 51 created 18-JUL-2023 11:20:00

G69.54 EK052D 1.UVDATA.1

Freq = 6.6512 GHz, Bw = 4.000 MH No calibration applied and no bandpass applied

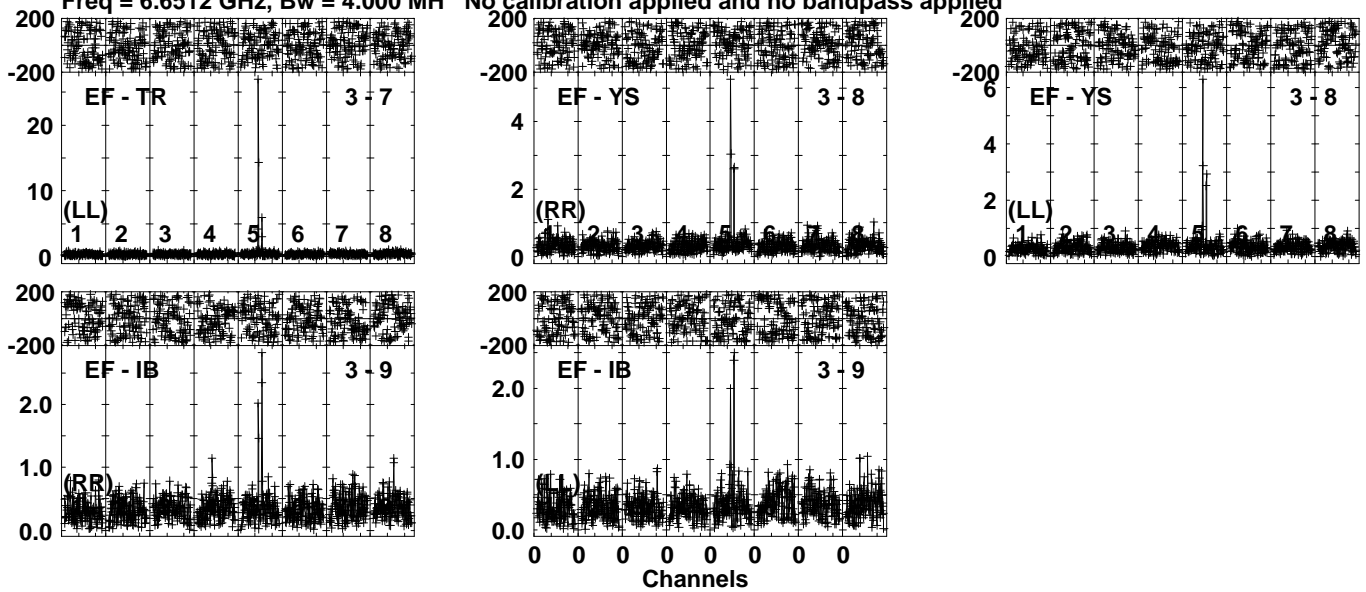


Lower frame: Milli Ampl Jy Top frame: Phas deg
Vector averaged cross-power spectrum Several baselines displayed
Timerange: 00/22:24:31 to 00/22:27:29

Plot file version 52 created 18-JUL-2023 11:20:00

G69.54 EK052D 1.UVDATA.1

Freq = 6.6512 GHz, Bw = 4.000 MH No calibration applied and no bandpass applied

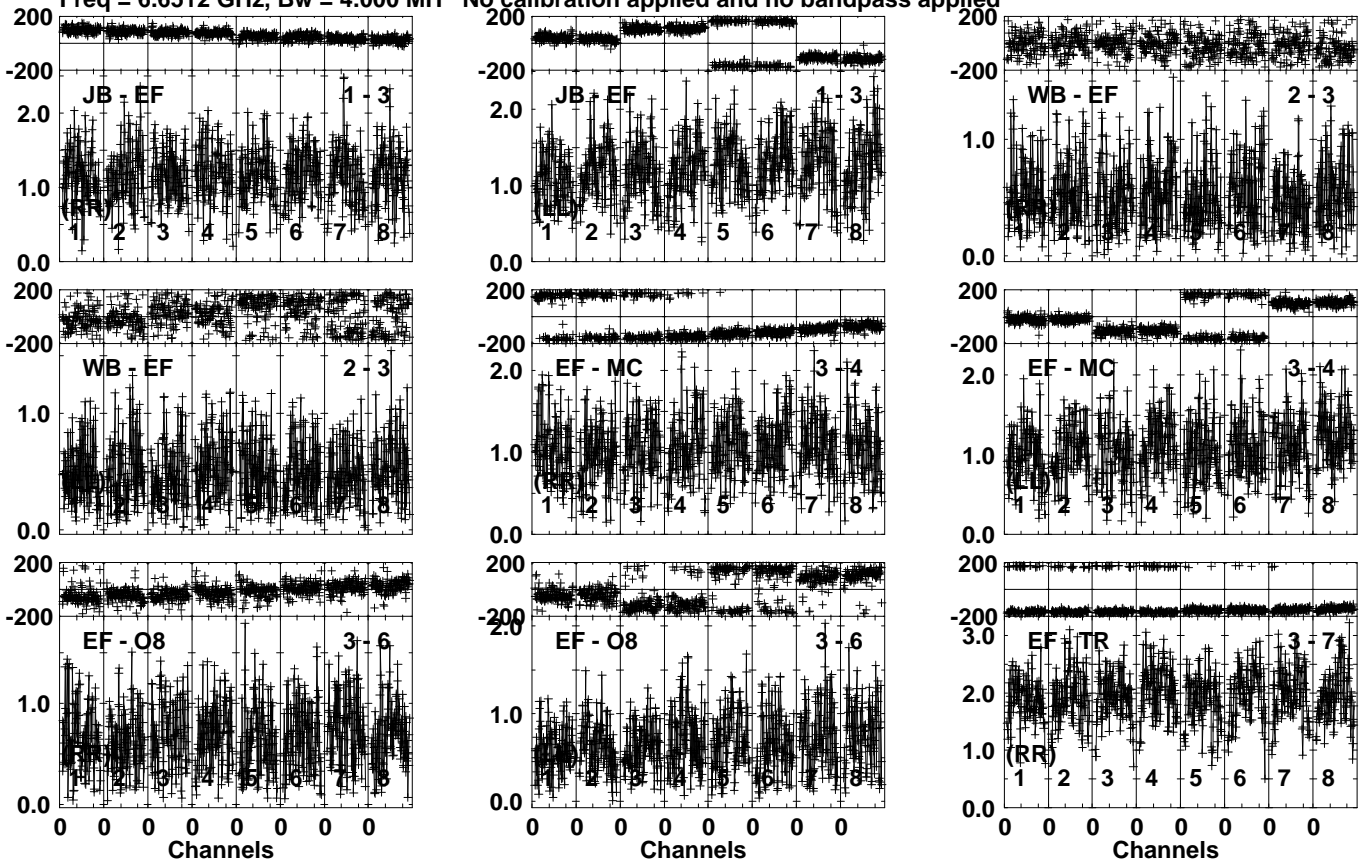


Lower frame: Milli Ampl Jy Top frame: Phas deg
Vector averaged cross-power spectrum Several baselines displayed
Timerange: 00/22:24:31 to 00/22:27:29

Plot file version 53 created 18-JUL-2023 11:20:00

J2003+3034 EK052D 1.UVDATA.1

Freq = 6.6512 GHz, Bw = 4.000 MH No calibration applied and no bandpass applied



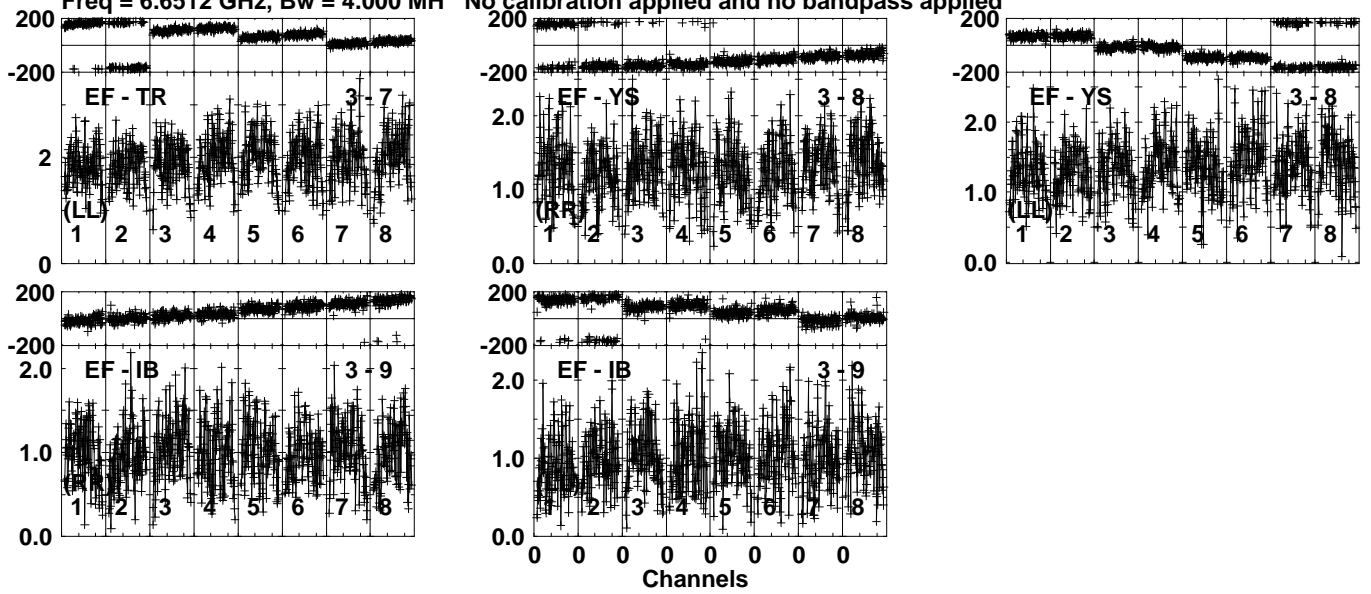
Lower frame: Milli Ampl Jy Top frame: Phas deg
Vector averaged cross-power spectrum Several baselines displayed
Timerange: 00/22:27:31 to 00/22:29:29

Plot file version 54 created 18-JUL-2023 11:20:00

J2003+3034 EK052D 1.UVDATA.1

Freq = 6.6512 GHz, Bw = 4.000 MH

No calibration applied and no bandpass applied

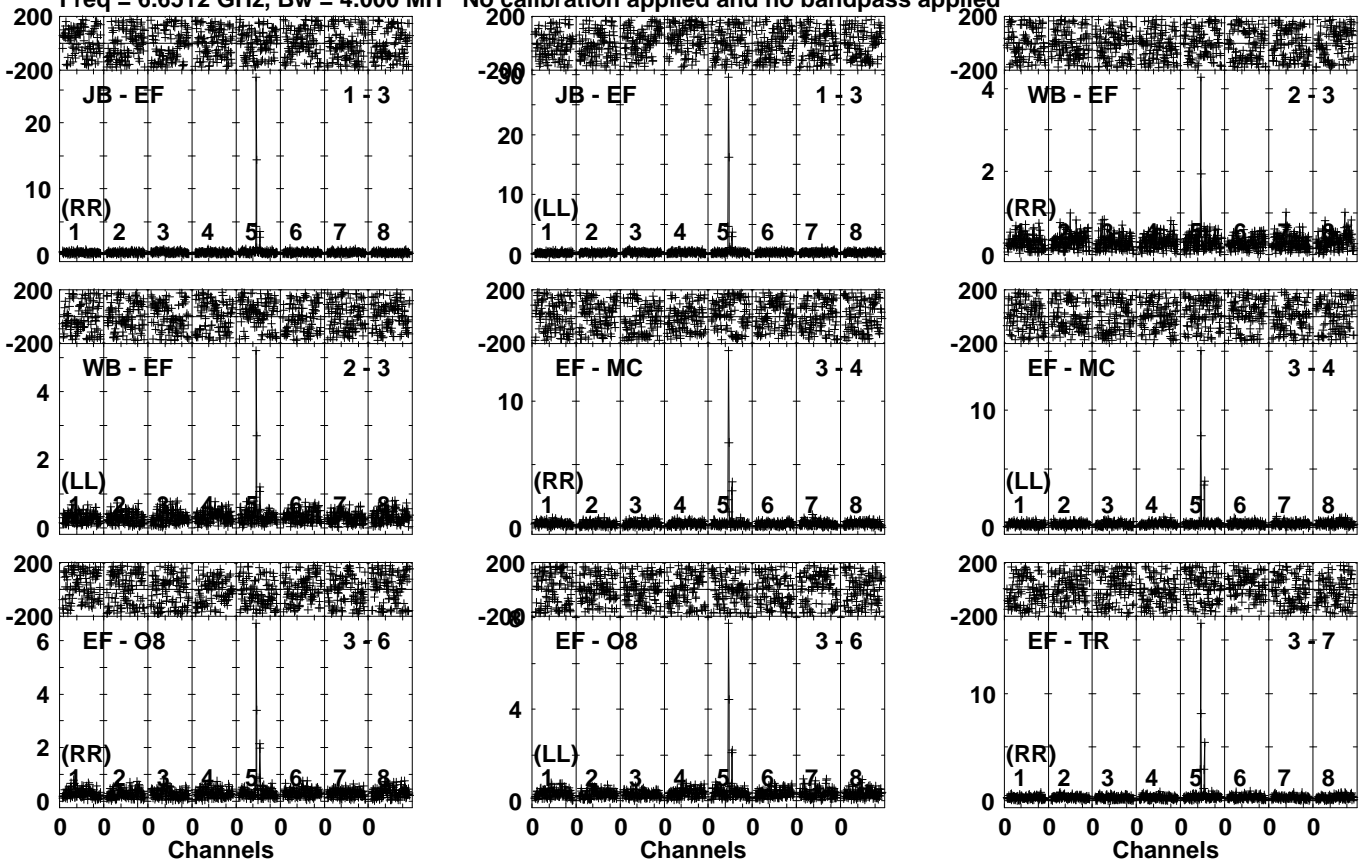


Lower frame: Milli Ampl Jy Top frame: Phas deg
Vector averaged cross-power spectrum Several baselines displayed
Timerange: 00/22:27:31 to 00/22:29:29

Plot file version 55 created 18-JUL-2023 11:20:00

G69.54 EK052D 1.UVDATA.1

Freq = 6.6512 GHz, Bw = 4.000 MH No calibration applied and no bandpass applied

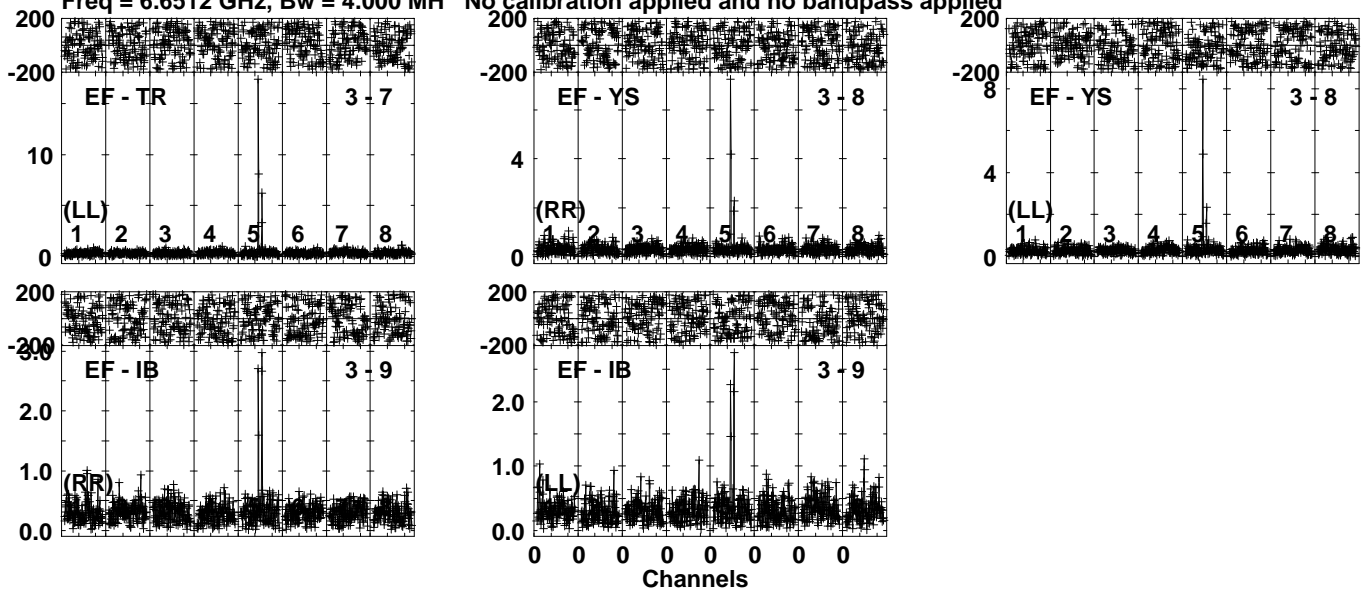


Lower frame: Milli Ampl Jy Top frame: Phas deg
Vector averaged cross-power spectrum Several baselines displayed
Timerange: 00/22:30:01 to 00/22:32:59

Plot file version 56 created 18-JUL-2023 11:20:01

G69.54 EK052D 1.UVDATA.1

Freq = 6.6512 GHz, Bw = 4.000 MH No calibration applied and no bandpass applied

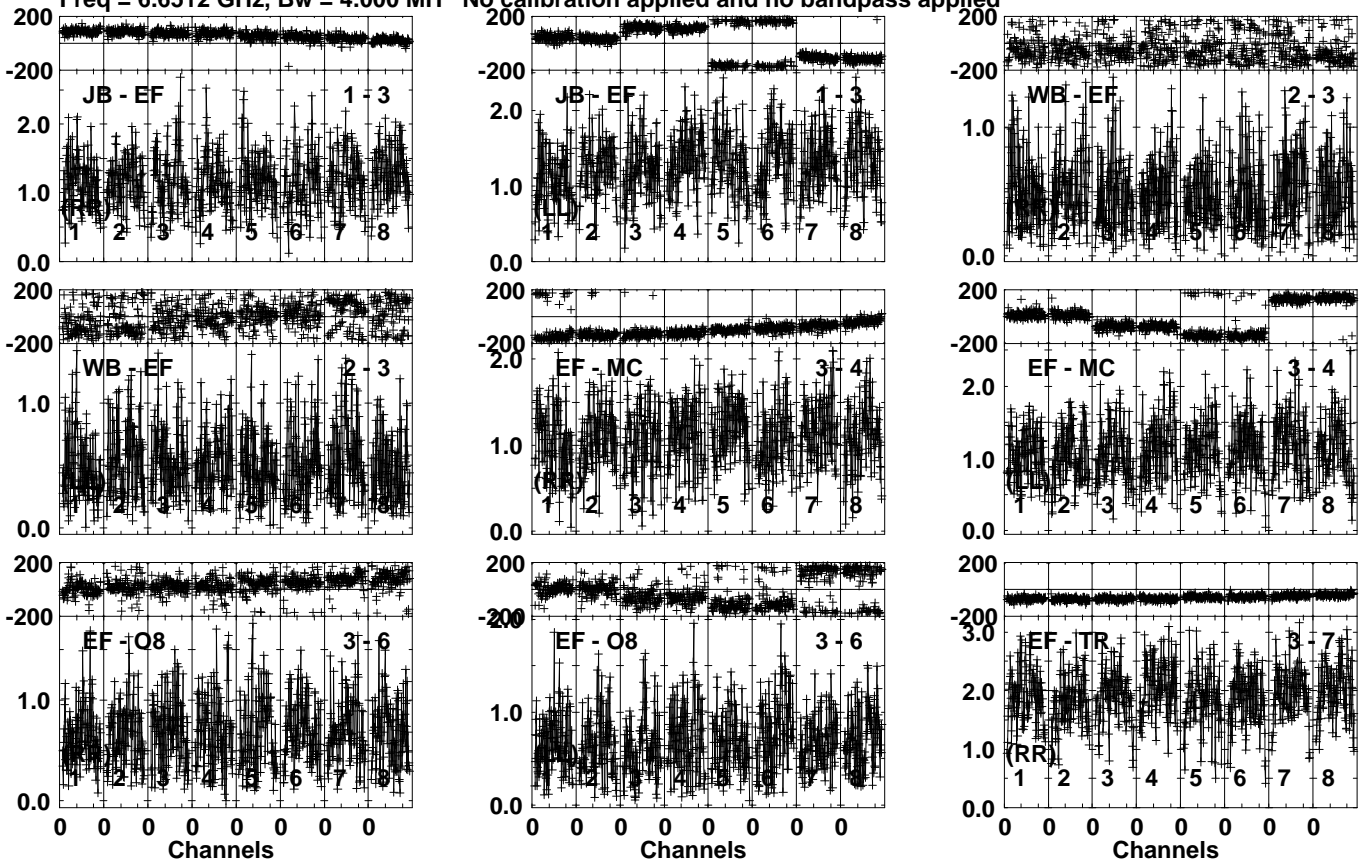


Lower frame: Milli Ampl Jy Top frame: Phas deg
Vector averaged cross-power spectrum Several baselines displayed
Timerange: 00/22:30:01 to 00/22:32:59

Plot file version 57 created 18-JUL-2023 11:20:01

J2003+3034 EK052D 1.UVDATA.1

Freq = 6.6512 GHz, Bw = 4.000 MH No calibration applied and no bandpass applied

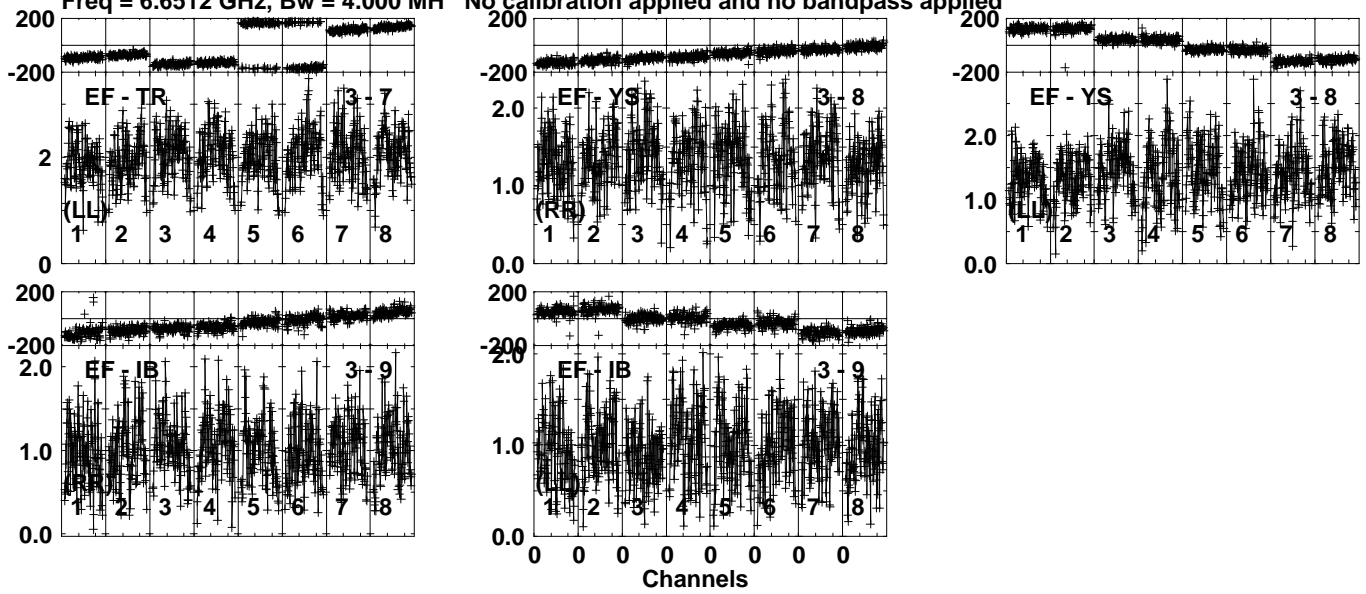


Lower frame: Milli Ampl Jy Top frame: Phas deg
Vector averaged cross-power spectrum Several baselines displayed
Timerange: 00/22:33:01 to 00/22:34:59

Plot file version 58 created 18-JUL-2023 11:20:01

J2003+3034 EK052D 1.UVDATA.1

Freq = 6.6512 GHz, Bw = 4.000 MH No calibration applied and no bandpass applied

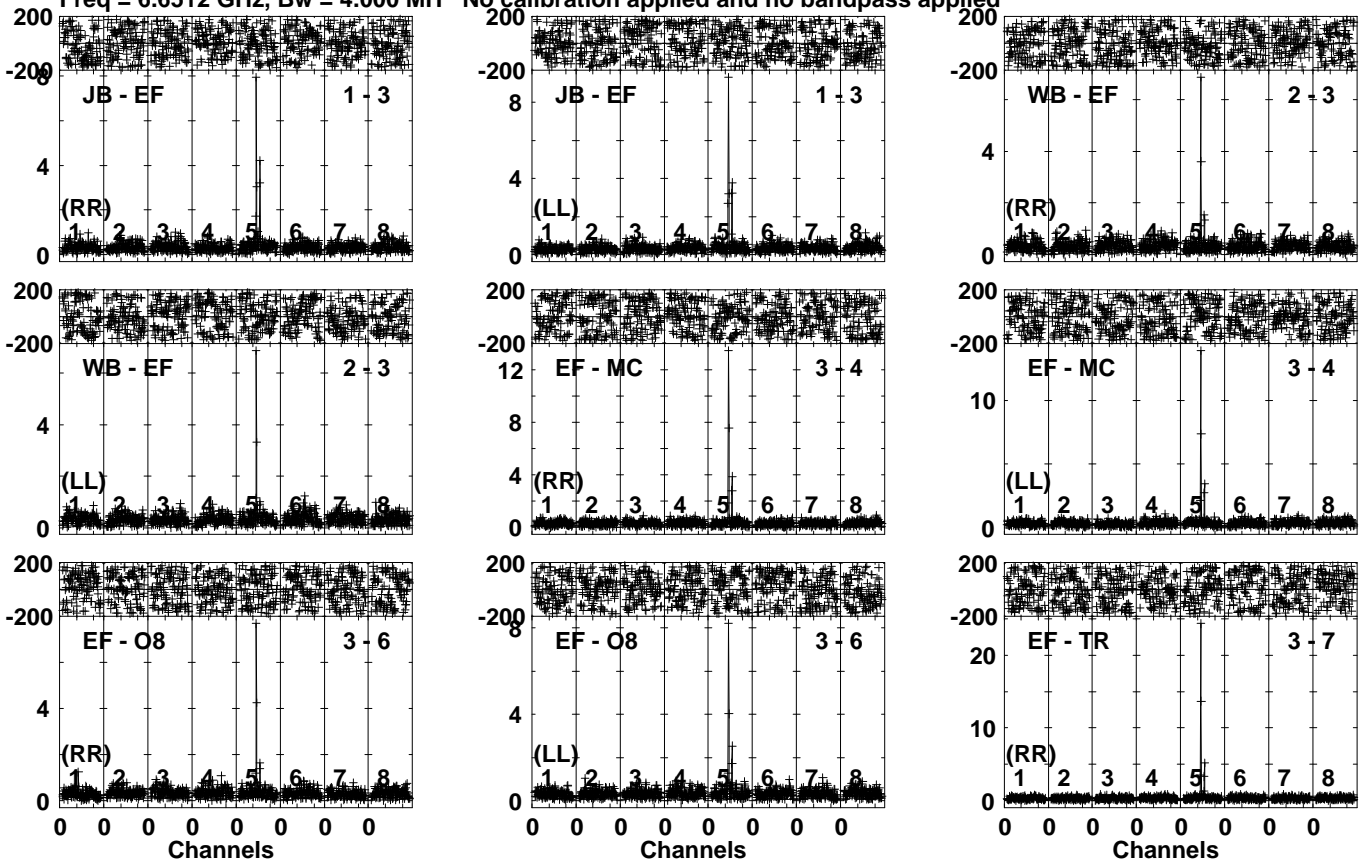


Lower frame: Milli Ampl Jy Top frame: Phas deg
Vector averaged cross-power spectrum Several baselines displayed
Timerange: 00/22:33:01 to 00/22:34:59

Plot file version 59 created 18-JUL-2023 11:20:01

G69.54 EK052D 1.UVDATA.1

Freq = 6.6512 GHz, Bw = 4.000 MH No calibration applied and no bandpass applied

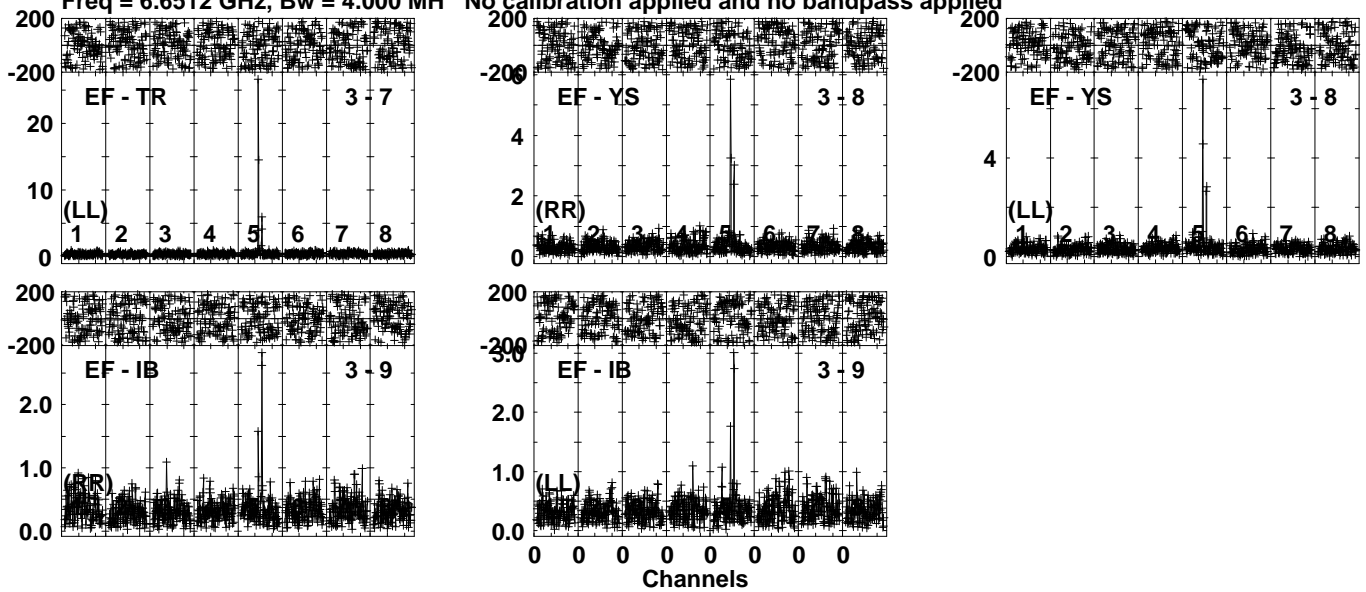


Lower frame: Milli Ampl Jy Top frame: Phas deg
Vector averaged cross-power spectrum Several baselines displayed
Timerange: 00/22:35:01 to 00/22:37:59

Plot file version 60 created 18-JUL-2023 11:20:01

G69.54 EK052D 1.UVDATA.1

Freq = 6.6512 GHz, Bw = 4.000 MH No calibration applied and no bandpass applied

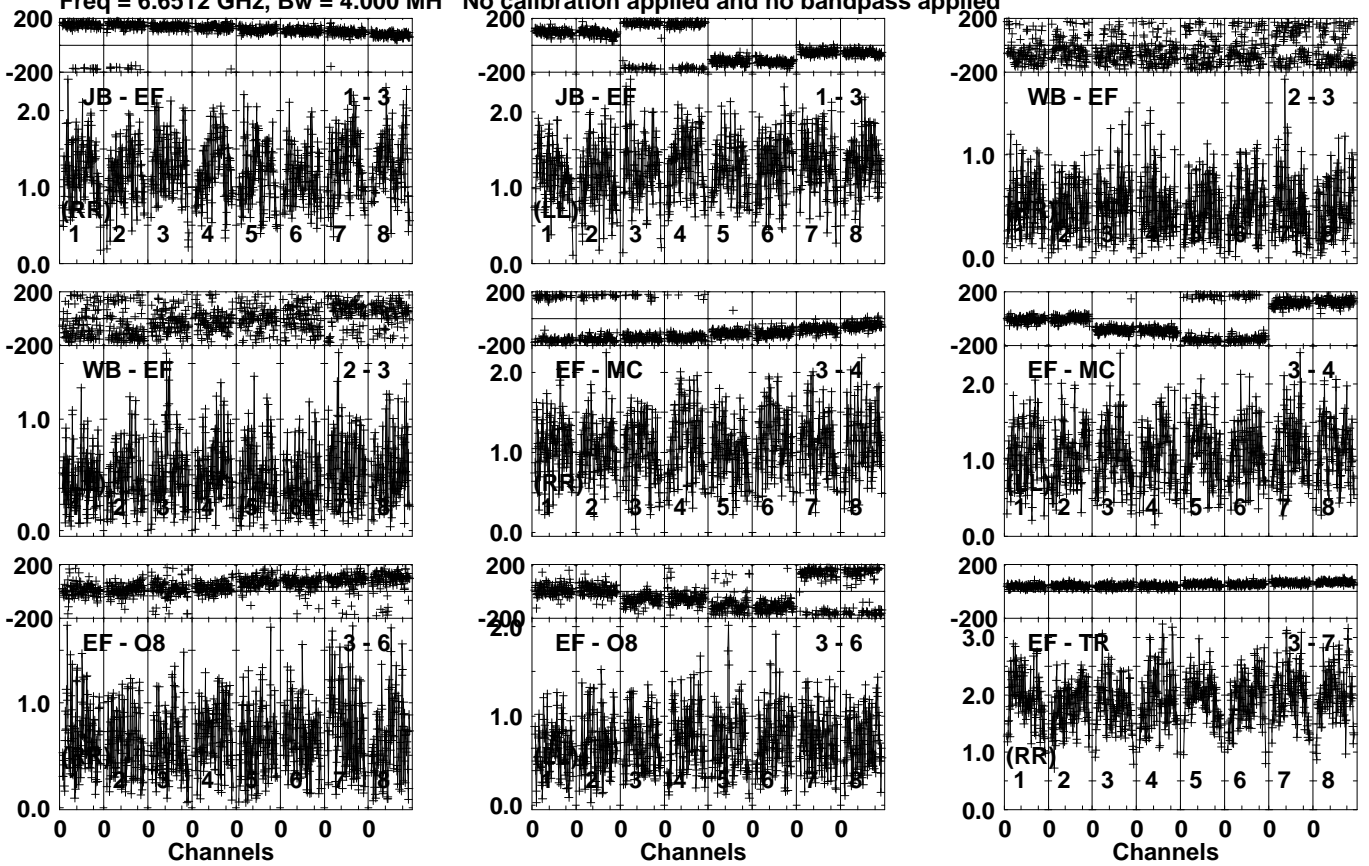


Lower frame: Milli Ampl Jy Top frame: Phas deg
Vector averaged cross-power spectrum Several baselines displayed
Timerange: 00/22:35:01 to 00/22:37:59

Plot file version 61 created 18-JUL-2023 11:20:01

J2003+3034 EK052D 1.UVDATA.1

Freq = 6.6512 GHz, Bw = 4.000 MH No calibration applied and no bandpass applied

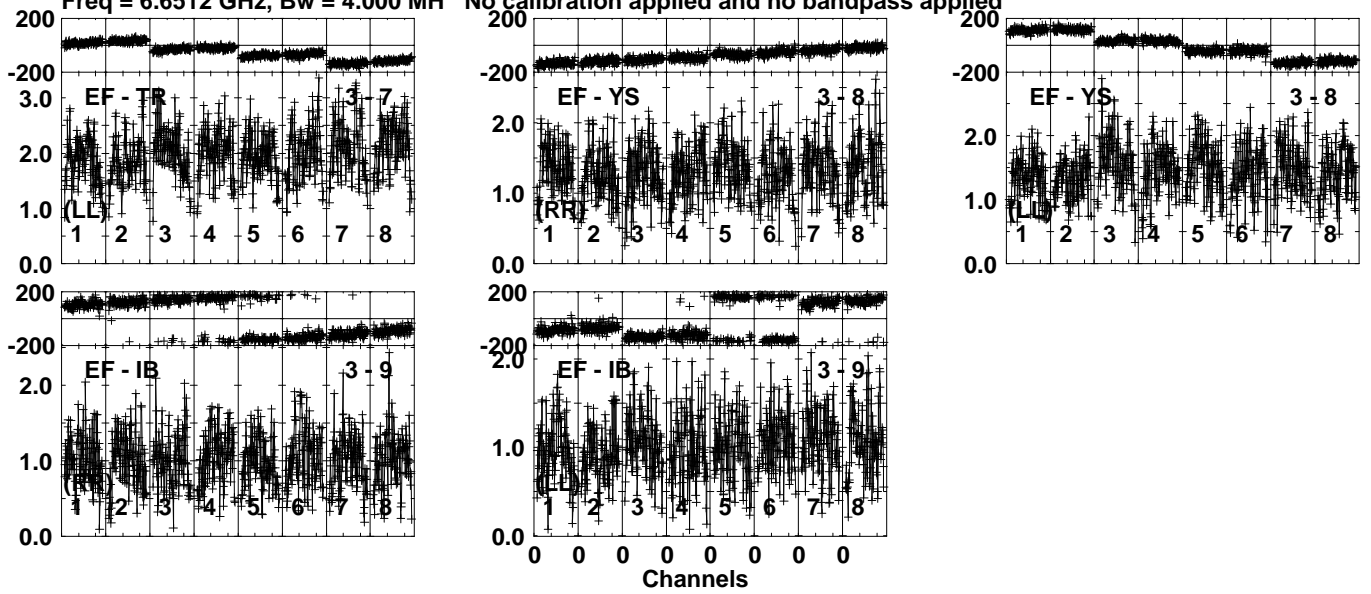


Lower frame: Milli Ampl Jy Top frame: Phas deg
Vector averaged cross-power spectrum Several baselines displayed
Timerange: 00/22:38:01 to 00/22:39:59

Plot file version 62 created 18-JUL-2023 11:20:02

J2003+3034 EK052D 1.UVDATA.1

Freq = 6.6512 GHz, Bw = 4.000 MH No calibration applied and no bandpass applied

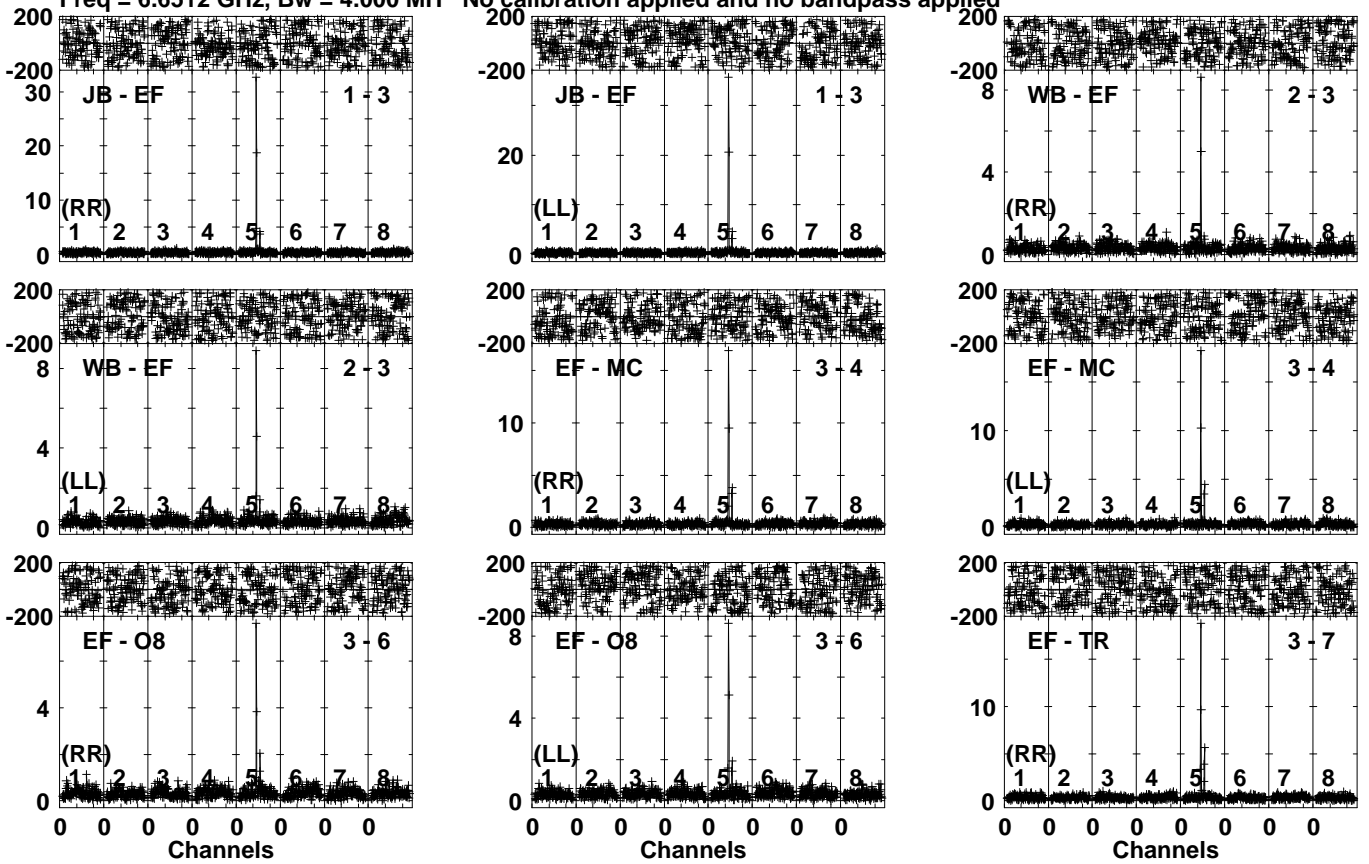


Lower frame: Milli Ampl Jy Top frame: Phas deg
Vector averaged cross-power spectrum Several baselines displayed
Timerange: 00/22:38:01 to 00/22:39:59

Plot file version 63 created 18-JUL-2023 11:20:02

G69.54 EK052D 1.UVDATA.1

Freq = 6.6512 GHz, Bw = 4.000 MH No calibration applied and no bandpass applied

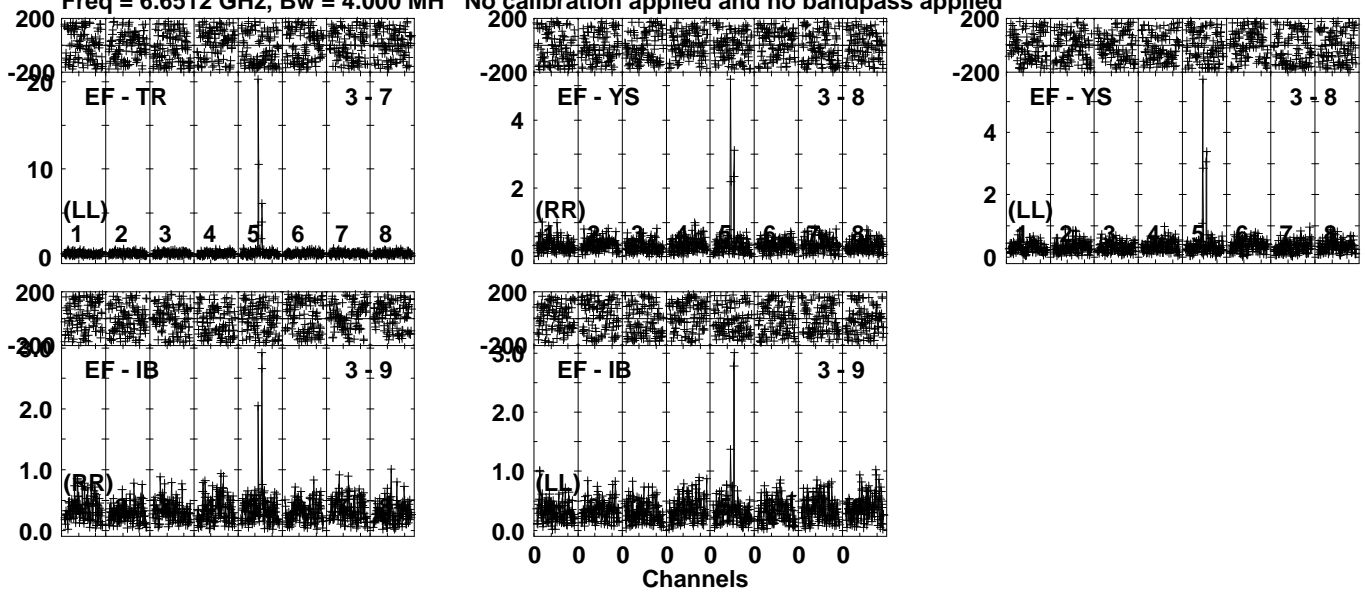


Lower frame: Milli Ampl Jy Top frame: Phas deg
Vector averaged cross-power spectrum Several baselines displayed
Timerange: 00/22:40:01 to 00/22:42:59

Plot file version 64 created 18-JUL-2023 11:20:02

G69.54 EK052D 1.UVDATA.1

Freq = 6.6512 GHz, Bw = 4.000 MH No calibration applied and no bandpass applied

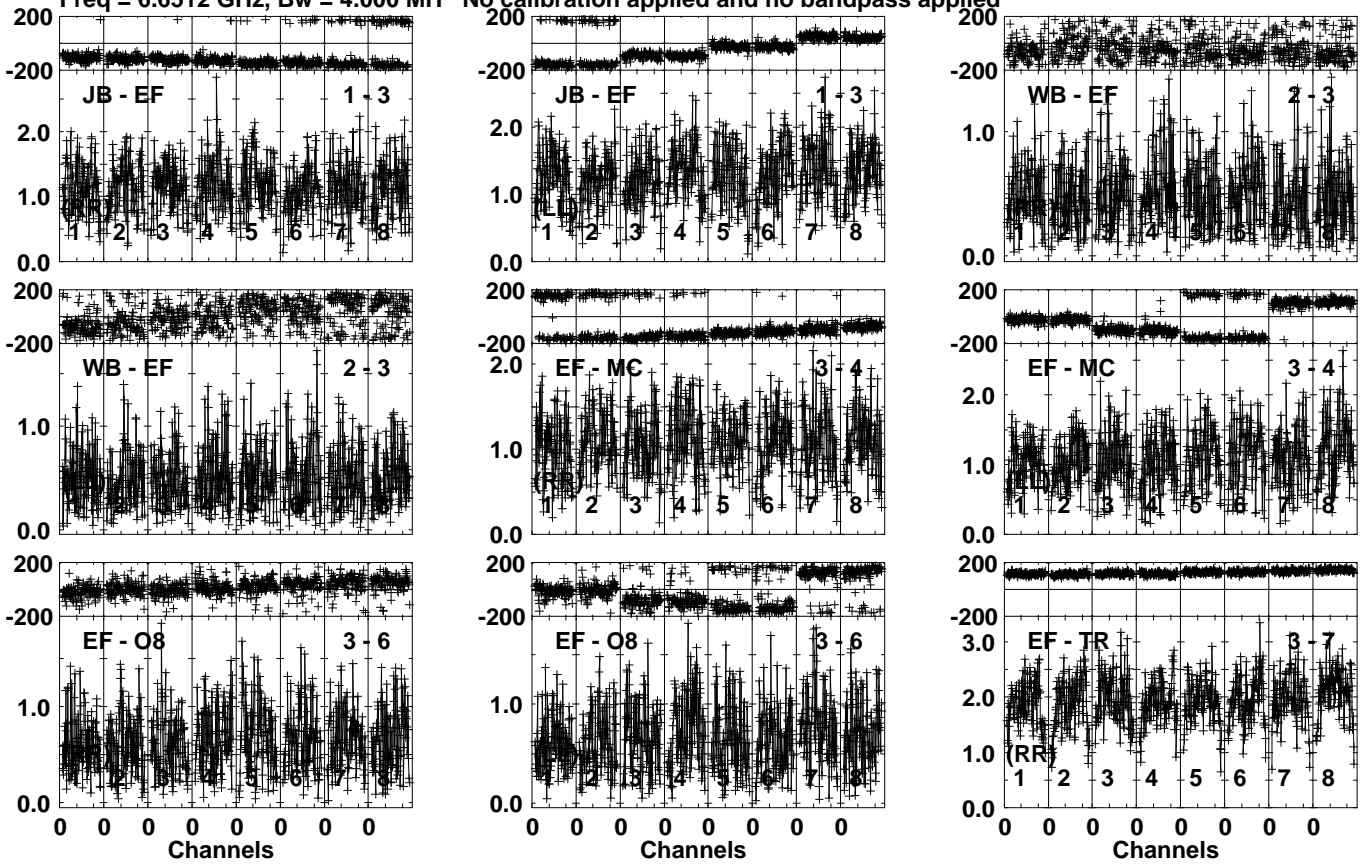


Lower frame: Milli Ampl Jy Top frame: Phas deg
Vector averaged cross-power spectrum Several baselines displayed
Timerange: 00/22:40:01 to 00/22:42:59

Plot file version 65 created 18-JUL-2023 11:20:02

J2003+3034 EK052D 1.UVDATA.1

Freq = 6.6512 GHz, Bw = 4.000 MH No calibration applied and no bandpass applied



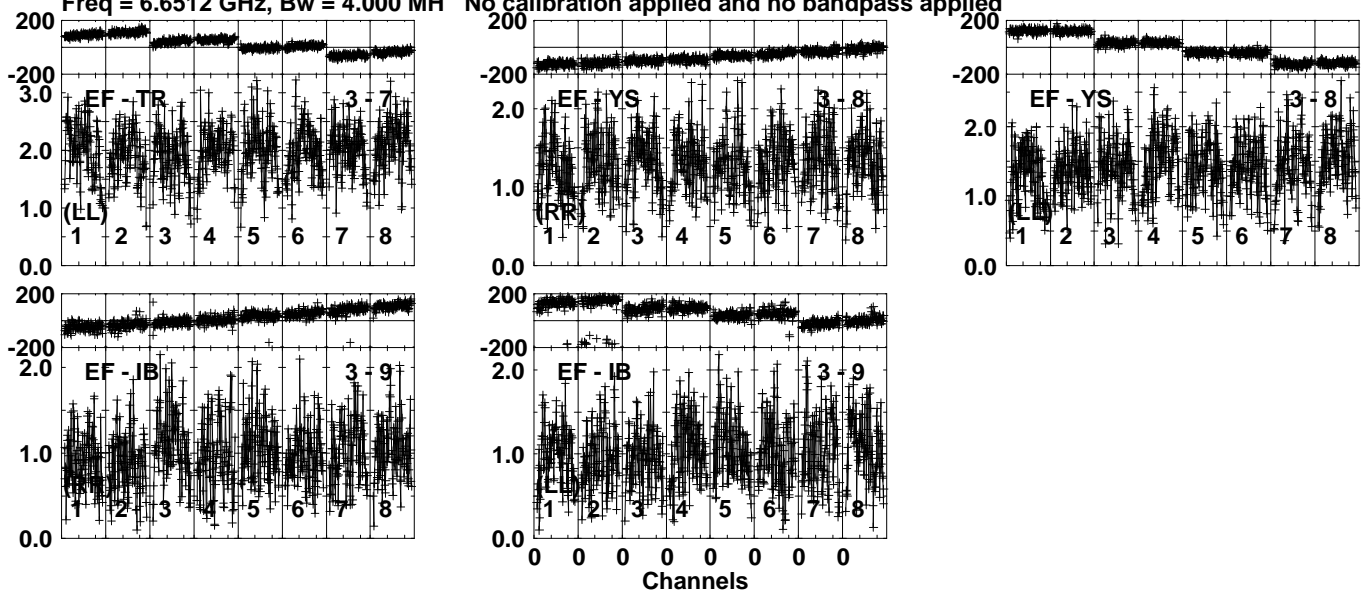
Lower frame: Milli Ampl Jy Top frame: Phas deg
Vector averaged cross-power spectrum Several baselines displayed
Timerange: 00/22:43:01 to 00/22:44:59

Plot file version 66 created 18-JUL-2023 11:20:02

J2003+3034 EK052D 1.UVDATA.1

Freq = 6.6512 GHz, Bw = 4.000 MH

No calibration applied and no bandpass applied

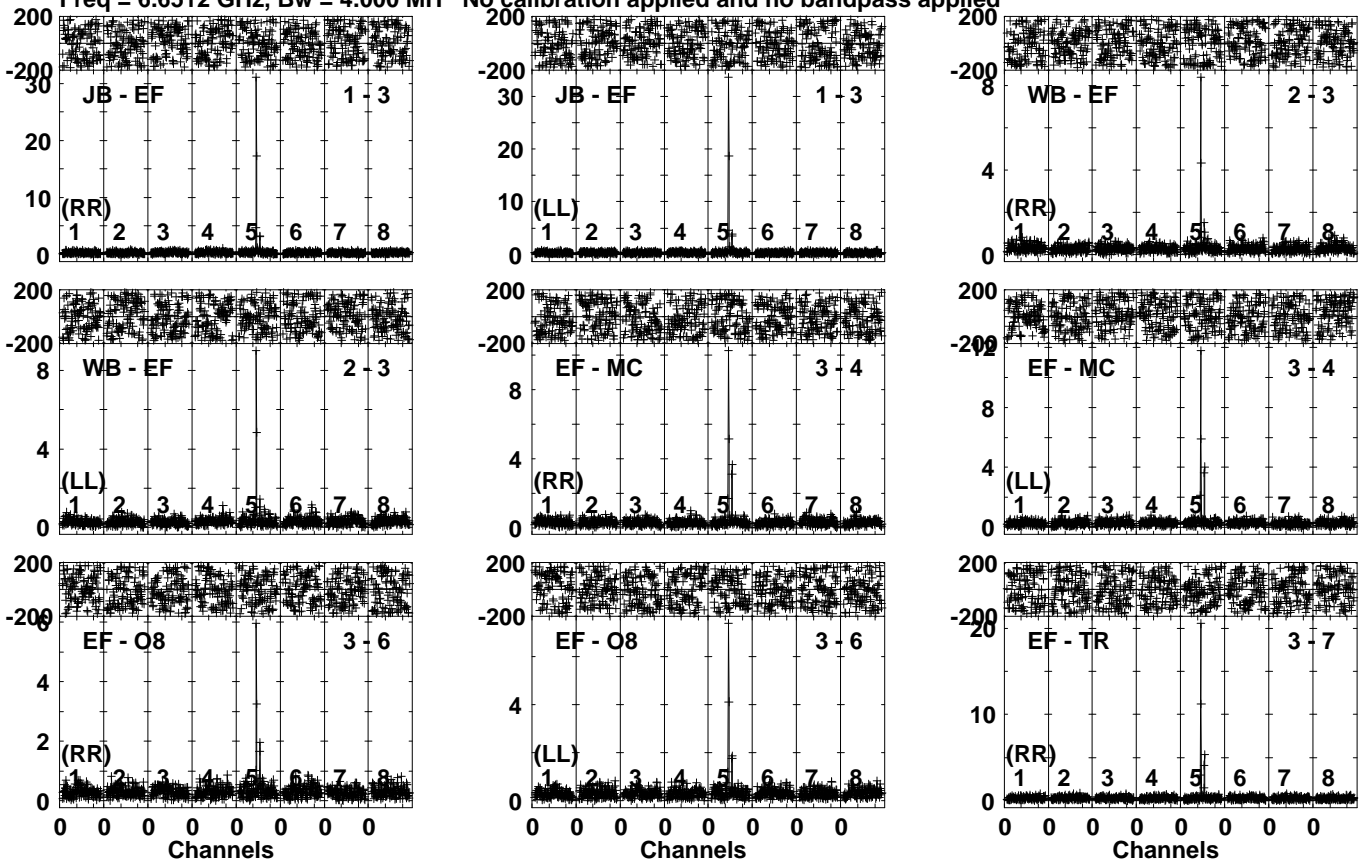


Lower frame: Milli Ampl Jy Top frame: Phas deg
Vector averaged cross-power spectrum Several baselines displayed
Timerange: 00/22:43:01 to 00/22:44:59

Plot file version 67 created 18-JUL-2023 11:20:02

G69.54 EK052D 1.UVDATA.1

Freq = 6.6512 GHz, Bw = 4.000 MH No calibration applied and no bandpass applied

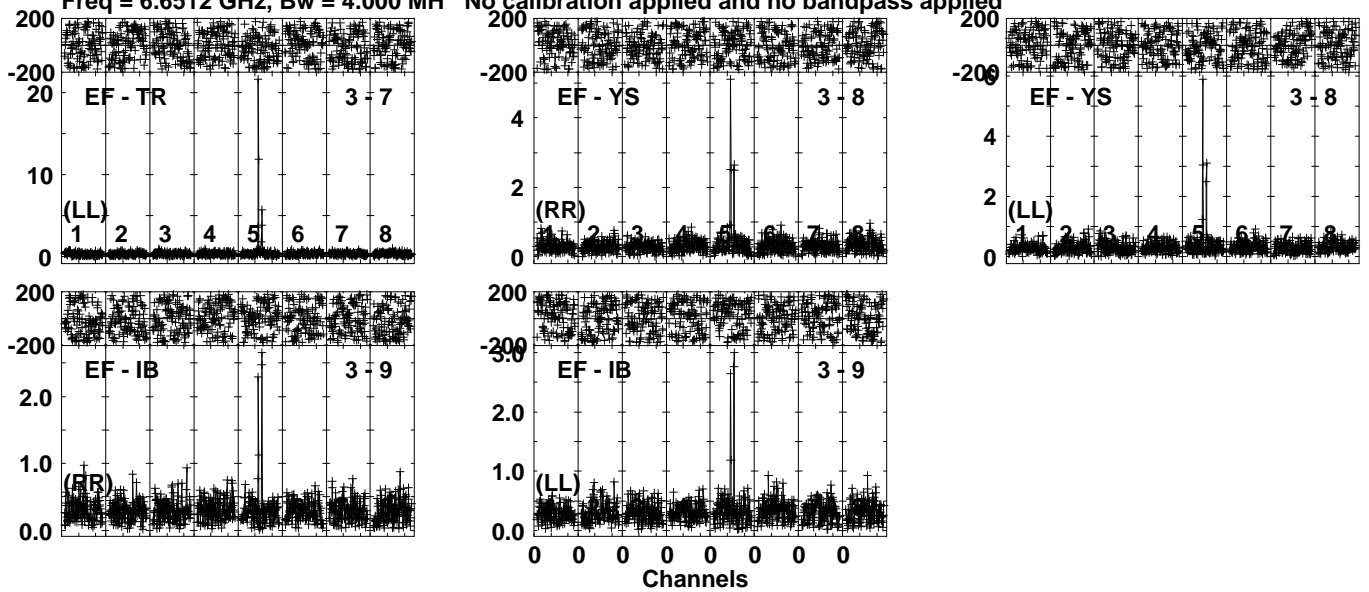


Lower frame: Milli Ampl Jy Top frame: Phas deg
Vector averaged cross-power spectrum Several baselines displayed
Timerange: 00/22:45:31 to 00/22:48:29

Plot file version 68 created 18-JUL-2023 11:20:03

G69.54 EK052D 1.UVDATA.1

Freq = 6.6512 GHz, Bw = 4.000 MH No calibration applied and no bandpass applied

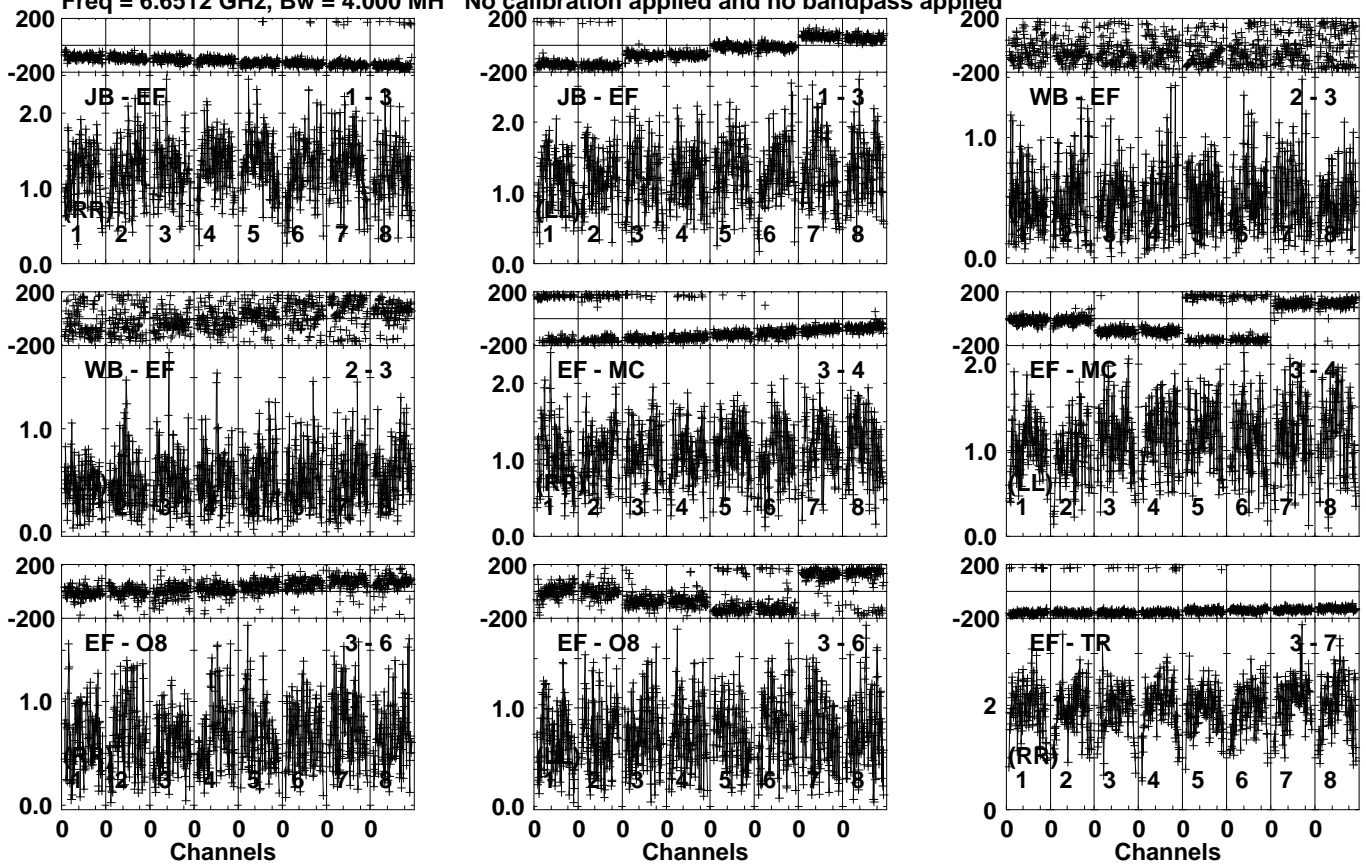


Lower frame: Milli Ampl Jy Top frame: Phas deg
Vector averaged cross-power spectrum Several baselines displayed
Timerange: 00/22:45:31 to 00/22:48:29

Plot file version 69 created 18-JUL-2023 11:20:03

J2003+3034 EK052D 1.UVDATA.1

Freq = 6.6512 GHz, Bw = 4.000 MH No calibration applied and no bandpass applied



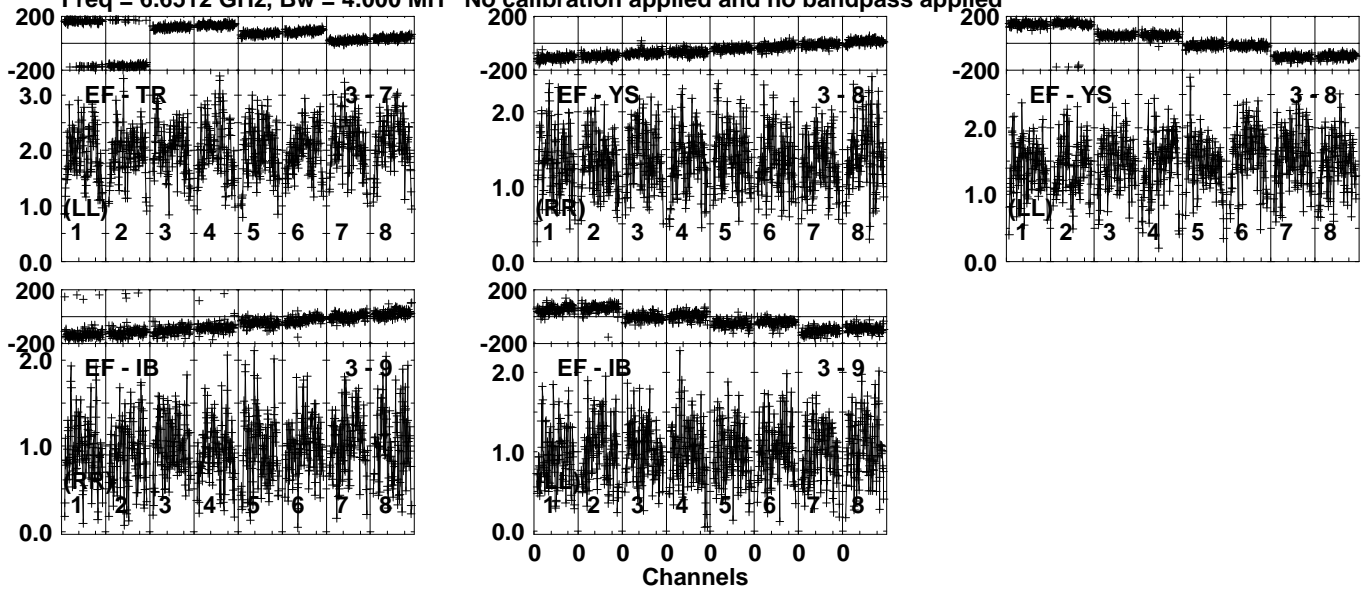
Lower frame: Milli Ampl Jy Top frame: Phas deg
Vector averaged cross-power spectrum Several baselines displayed
Timerange: 00/22:48:31 to 00/22:50:29

Plot file version 70 created 18-JUL-2023 11:20:03

J2003+3034 EK052D 1.UVDATA.1

Freq = 6.6512 GHz, Bw = 4.000 MH

No calibration applied and no bandpass applied

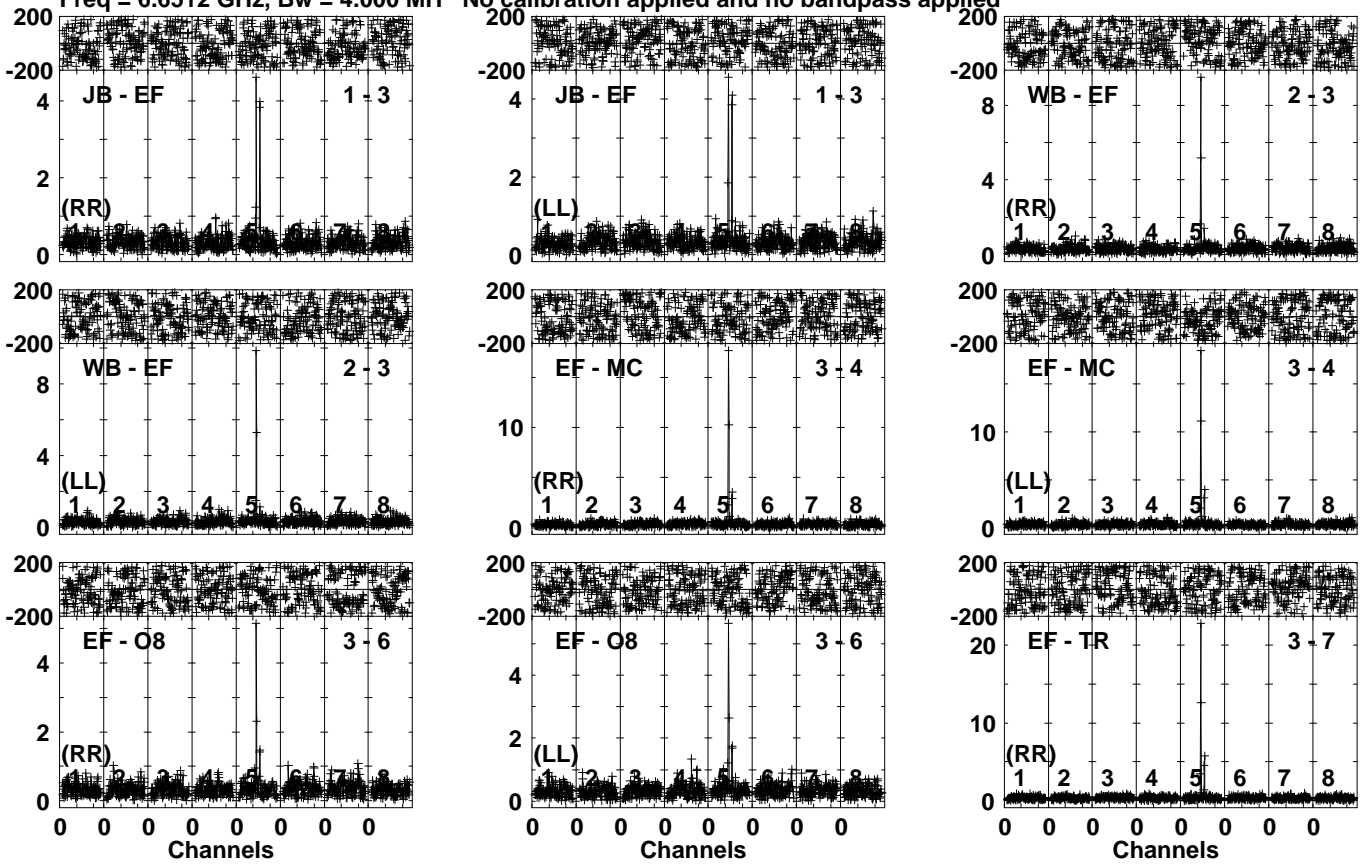


Lower frame: Milli Ampl Jy Top frame: Phas deg
Vector averaged cross-power spectrum Several baselines displayed
Timerange: 00/22:48:31 to 00/22:50:29

Plot file version 71 created 18-JUL-2023 11:20:03

G69.54 EK052D 1.UVDATA.1

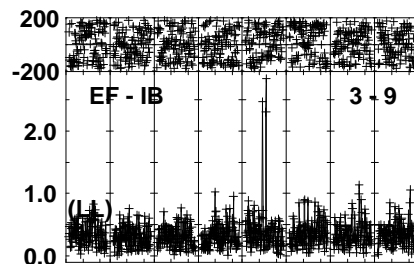
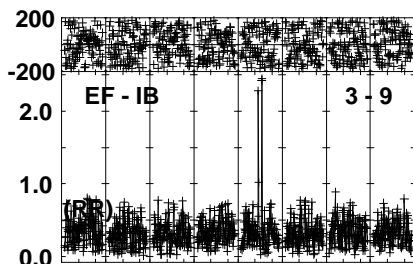
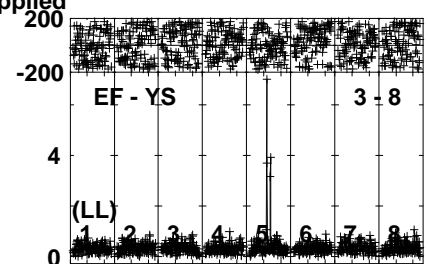
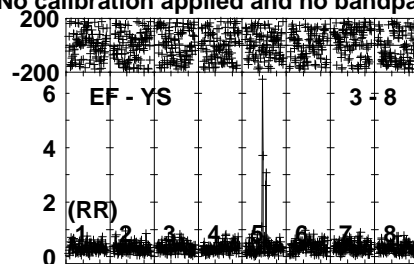
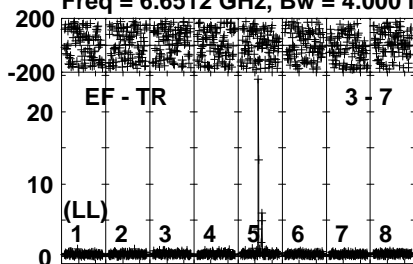
Freq = 6.6512 GHz, Bw = 4.000 MH No calibration applied and no bandpass applied



Plot file version 72 created 18-JUL-2023 11:20:03

G69.54 EK052D 1.UVDATA.1

Freq = 6.6512 GHz, Bw = 4.000 MH No calibration applied and no bandpass applied



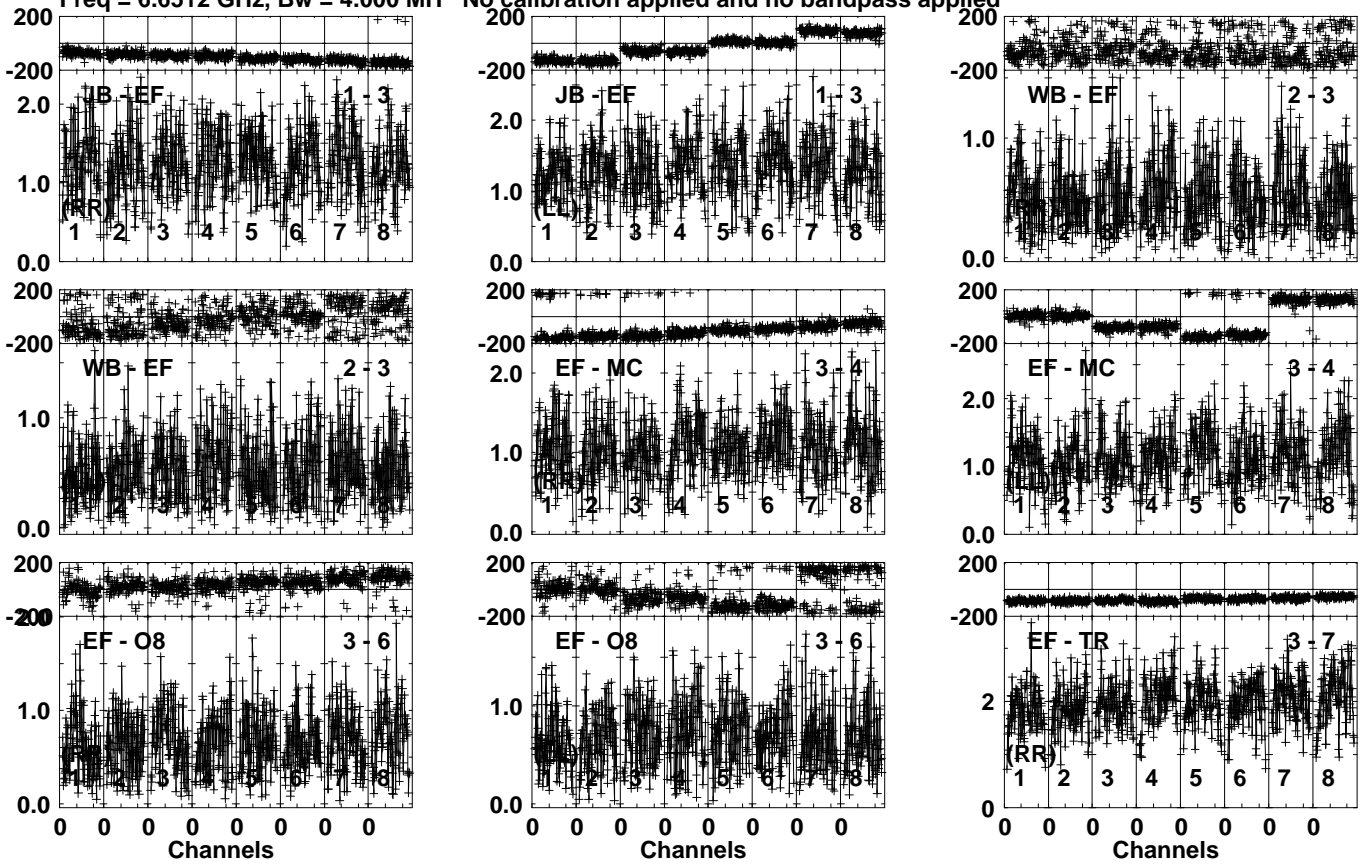
0 0 0 0 0 0 0 0
Channels

Lower frame: Milli Ampl Jy Top frame: Phas deg
Vector averaged cross-power spectrum Several baselines displayed
Timerange: 00/22:50:31 to 00/22:53:29

Plot file version 73 created 18-JUL-2023 11:20:03

J2003+3034 EK052D 1.UVDATA.1

Freq = 6.6512 GHz, Bw = 4.000 MH No calibration applied and no bandpass applied

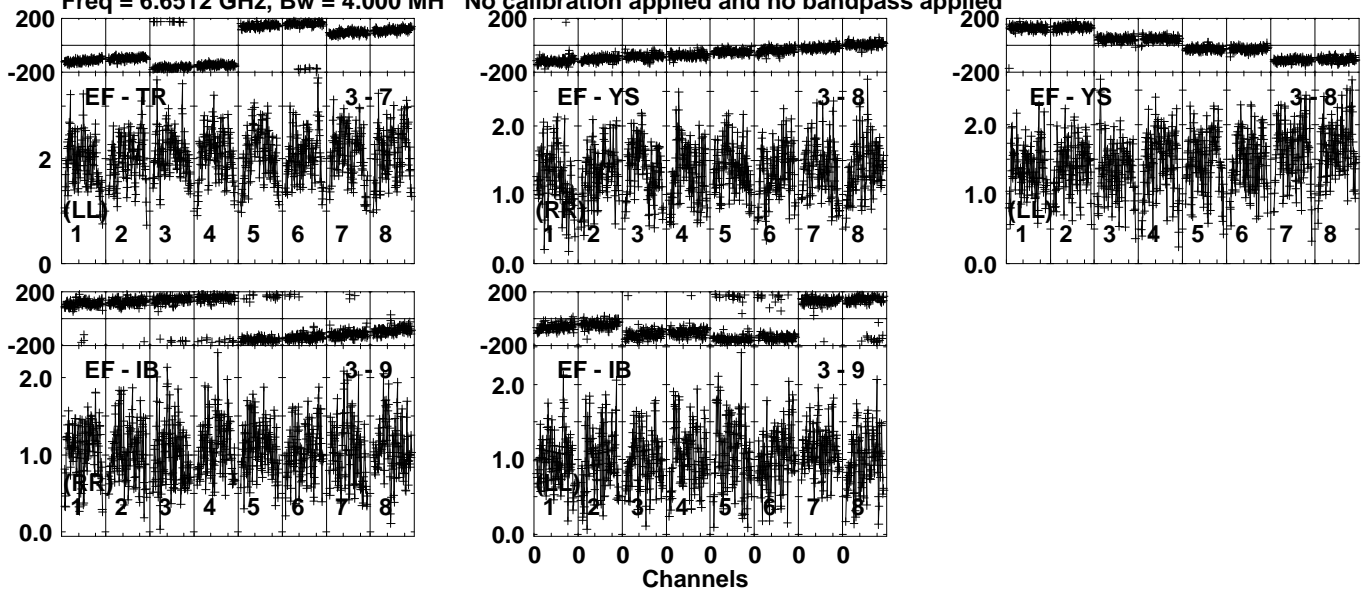


Lower frame: Milli Ampl Jy Top frame: Phas deg
Vector averaged cross-power spectrum Several baselines displayed
Timerange: 00/22:53:31 to 00/22:55:29

Plot file version 74 created 18-JUL-2023 11:20:03

J2003+3034 EK052D 1.UVDATA.1

Freq = 6.6512 GHz, Bw = 4.000 MH No calibration applied and no bandpass applied

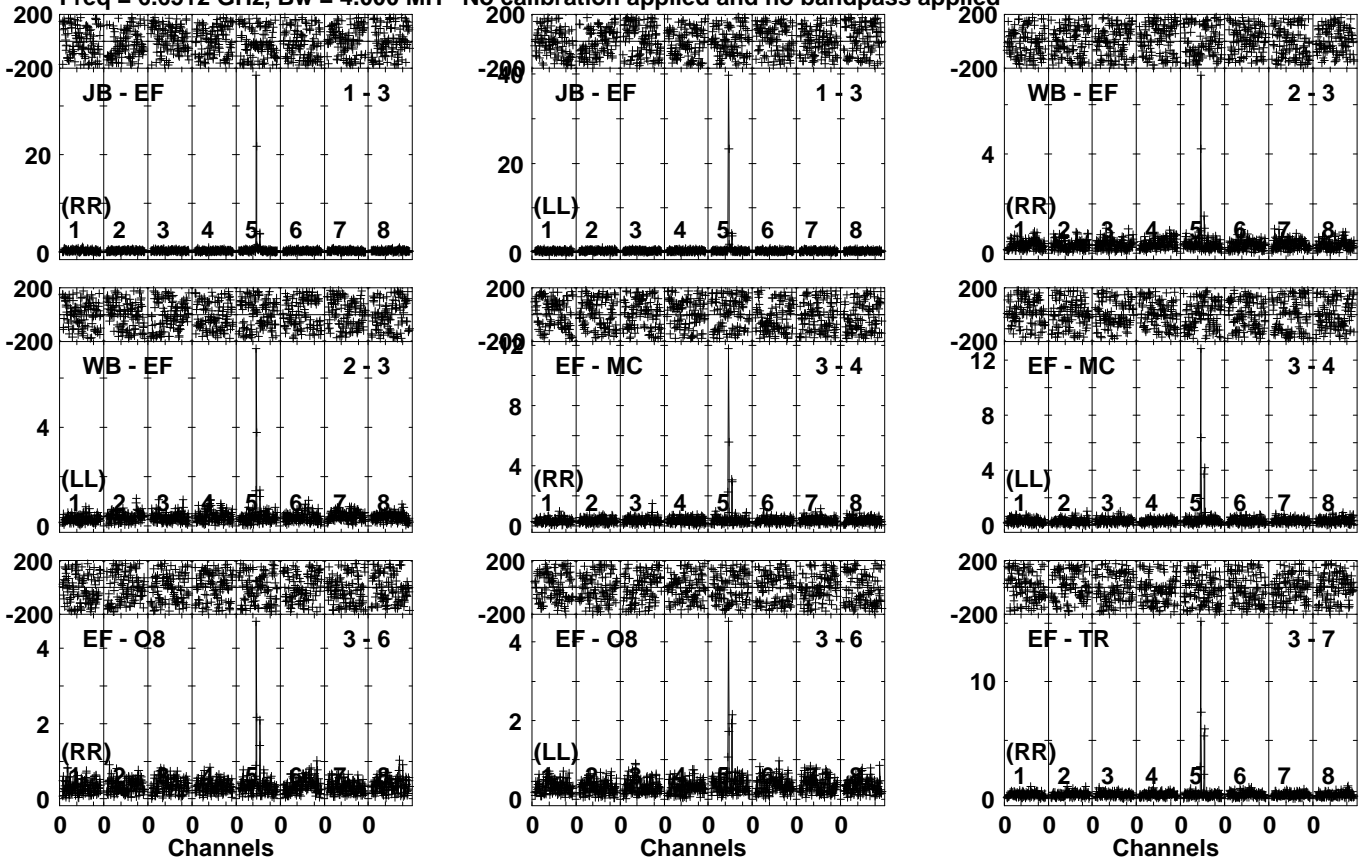


Lower frame: Milli Ampl Jy Top frame: Phas deg
Vector averaged cross-power spectrum Several baselines displayed
Timerange: 00/22:53:31 to 00/22:55:29

Plot file version 75 created 18-JUL-2023 11:20:04

G69.54 EK052D 1.UVDATA.1

Freq = 6.6512 GHz, Bw = 4.000 MH No calibration applied and no bandpass applied



Lower frame: Milli Ampl Jy Top frame: Phas deg

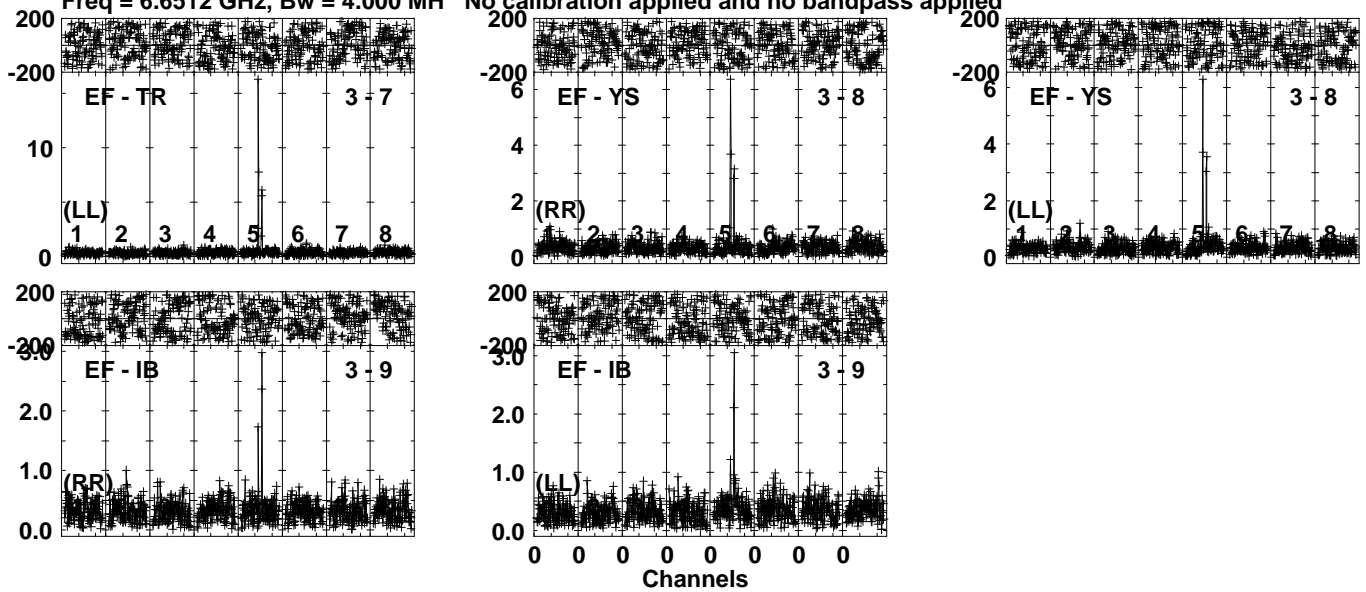
Vector averaged cross-power spectrum Several baselines displayed

Timerange: 00/22:55:31 to 00/22:58:29

Plot file version 76 created 18-JUL-2023 11:20:04

G69.54 EK052D 1.UVDATA.1

Freq = 6.6512 GHz, Bw = 4.000 MH No calibration applied and no bandpass applied

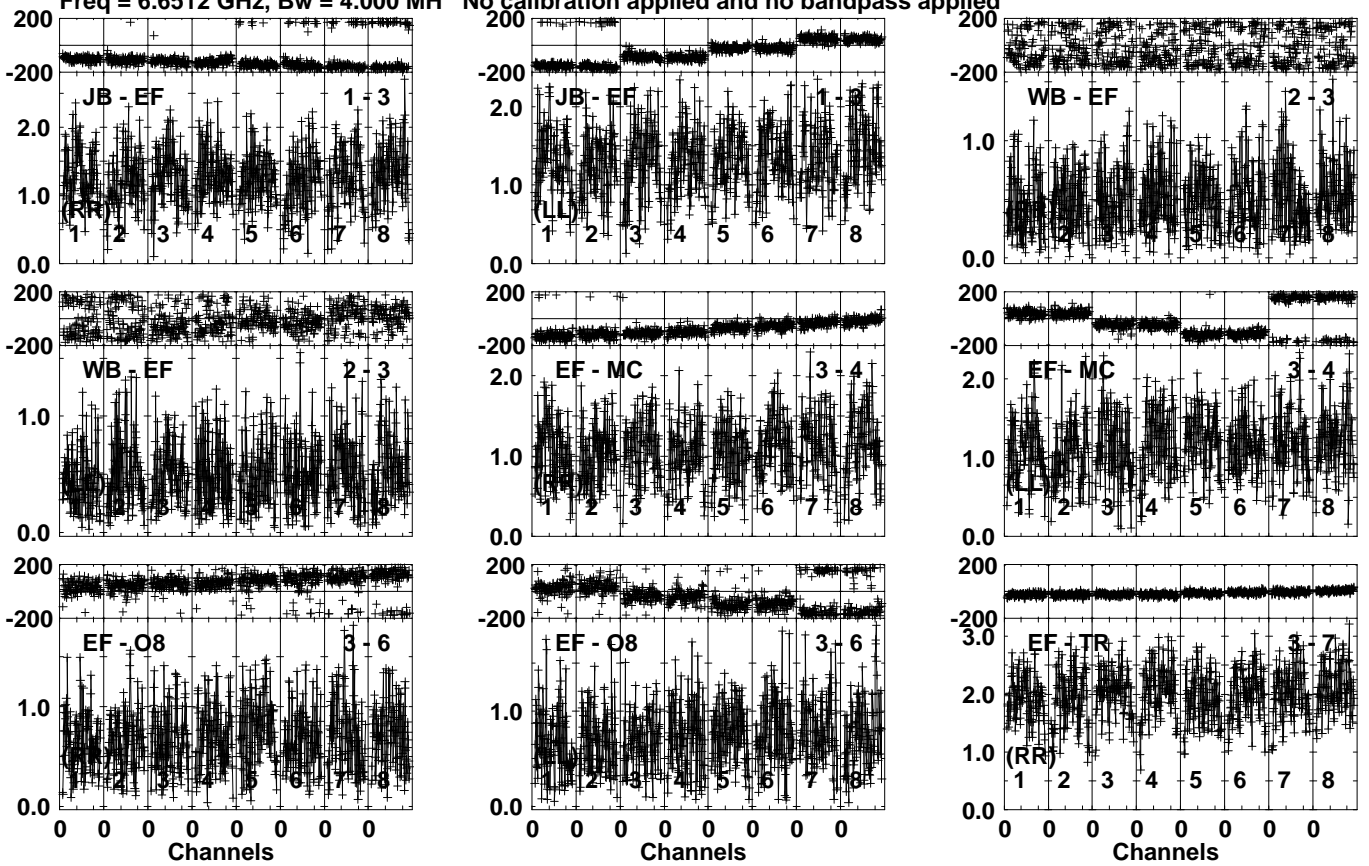


Lower frame: Milli Ampl Jy Top frame: Phas deg
Vector averaged cross-power spectrum Several baselines displayed
Timerange: 00/22:55:31 to 00/22:58:29

Plot file version 77 created 18-JUL-2023 11:20:04

J2003+3034 EK052D 1.UVDATA.1

Freq = 6.6512 GHz, Bw = 4.000 MH No calibration applied and no bandpass applied



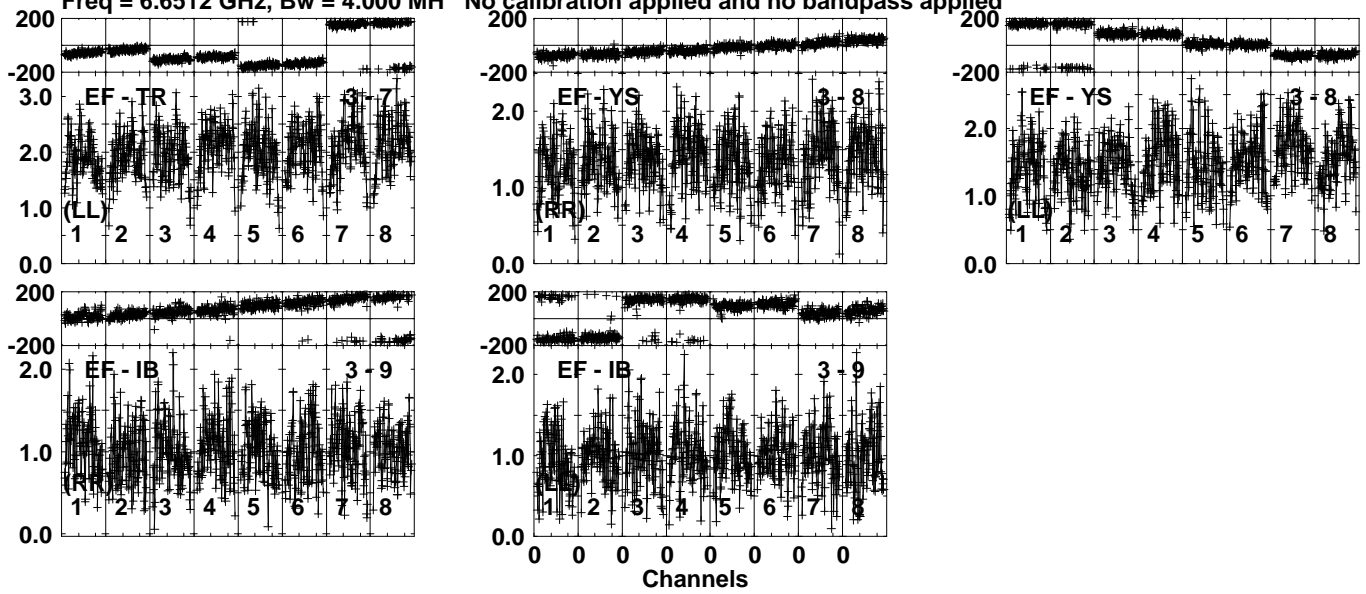
Lower frame: Milli Ampl Jy Top frame: Phas deg
Vector averaged cross-power spectrum Several baselines displayed
Timerange: 00/22:58:31 to 00/23:00:29

Plot file version 78 created 18-JUL-2023 11:20:04

J2003+3034 EK052D 1.UVDATA.1

Freq = 6.6512 GHz, Bw = 4.000 MH

No calibration applied and no bandpass applied

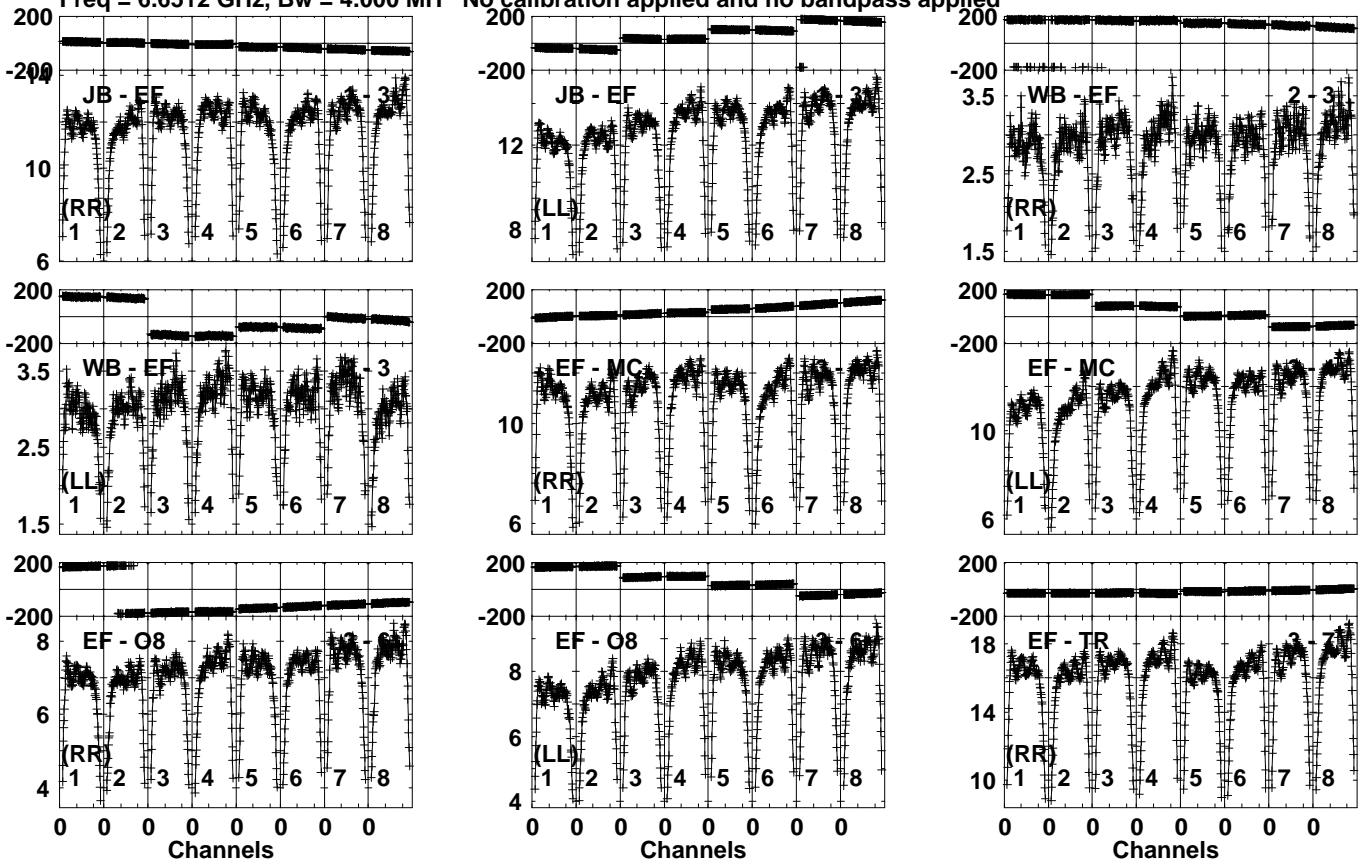


Lower frame: Milli Ampl Jy Top frame: Phas deg
Vector averaged cross-power spectrum Several baselines displayed
Timerange: 00/22:58:31 to 00/23:00:29

Plot file version 79 created 18-JUL-2023 11:20:04

J2202+4216 EK052D 1.UVDATA.1

Freq = 6.6512 GHz, Bw = 4.000 MH No calibration applied and no bandpass applied



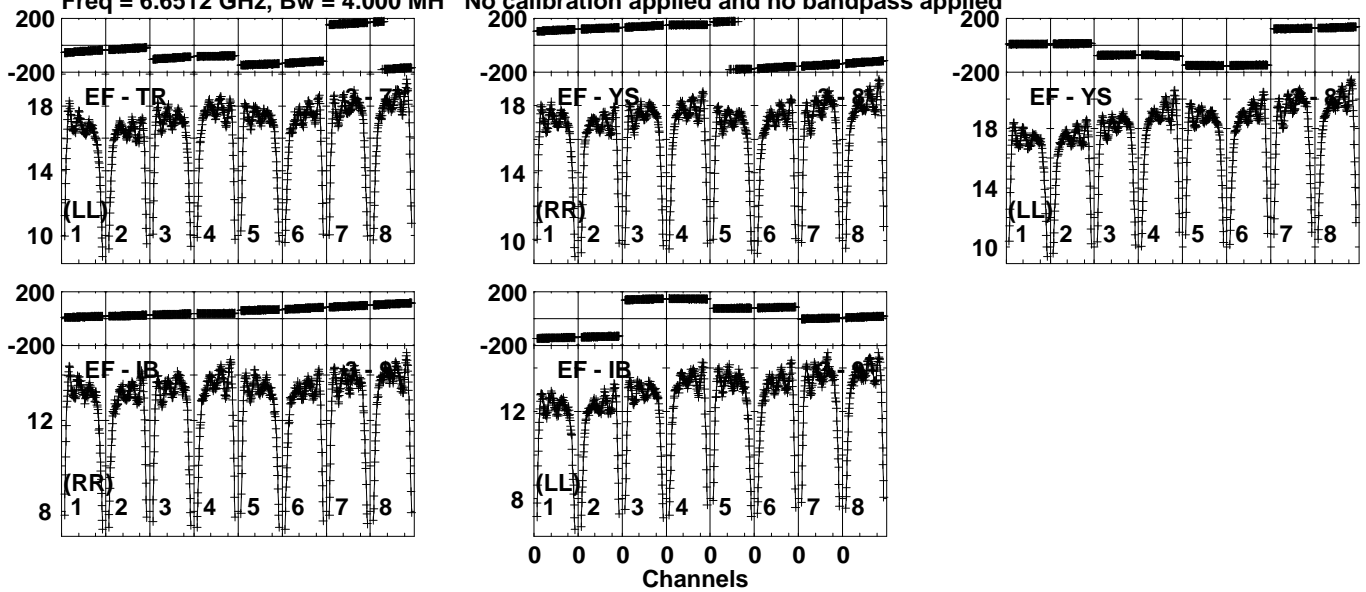
Lower frame: Milli Ampl Jy Top frame: Phas deg
Vector averaged cross-power spectrum Several baselines displayed
Timerange: 00/23:02:31 to 00/23:11:59

Plot file version 80 created 18-JUL-2023 11:20:05

J2202+4216 EK052D 1.UVDATA.1

Freq = 6.6512 GHz, Bw = 4.000 MH

No calibration applied and no bandpass applied

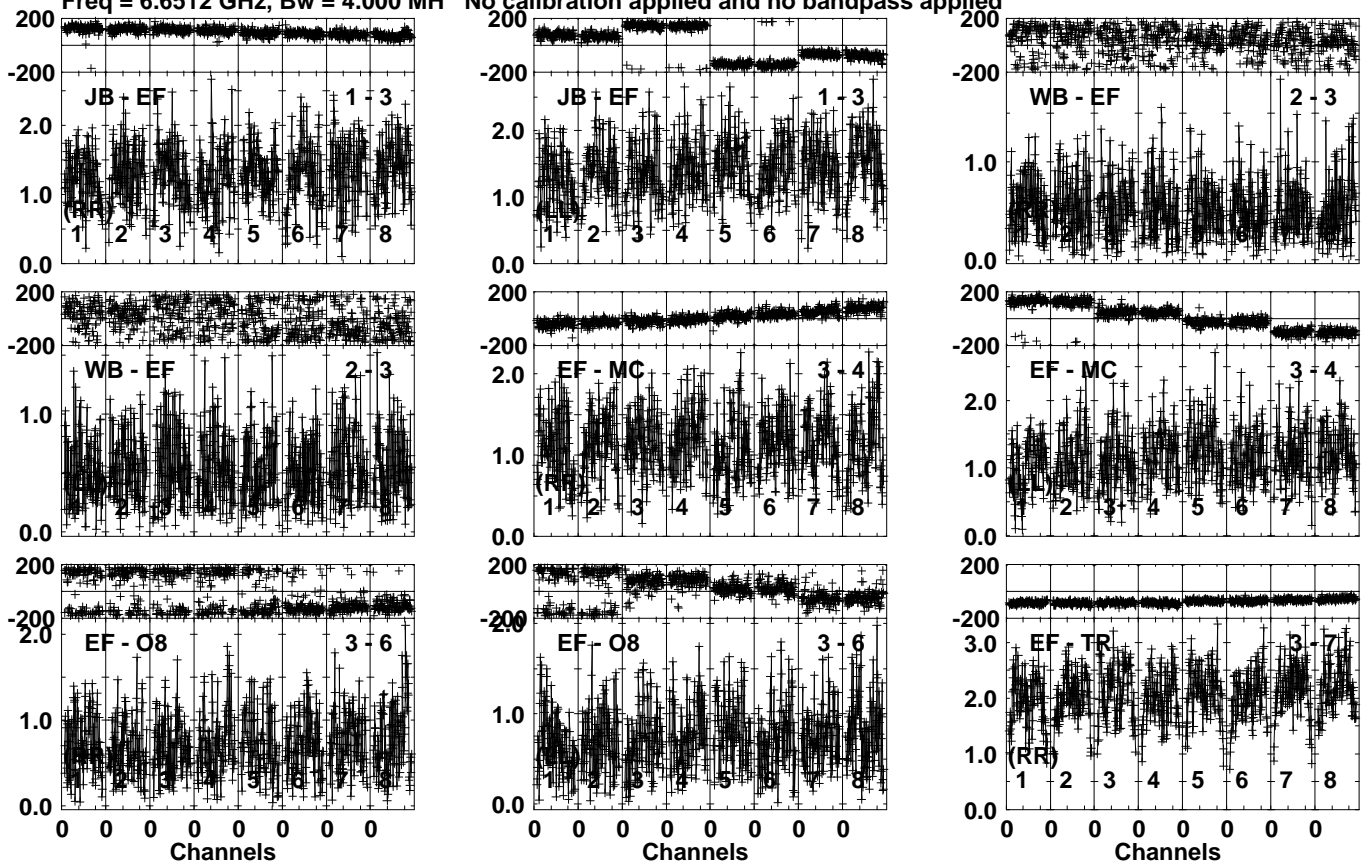


Lower frame: Milli Ampl Jy Top frame: Phas deg
Vector averaged cross-power spectrum Several baselines displayed
Timerange: 00/23:02:31 to 00/23:11:59

Plot file version 81 created 18-JUL-2023 11:20:05

J2003+3034 EK052D 1.UVDATA.1

Freq = 6.6512 GHz, Bw = 4.000 MH No calibration applied and no bandpass applied



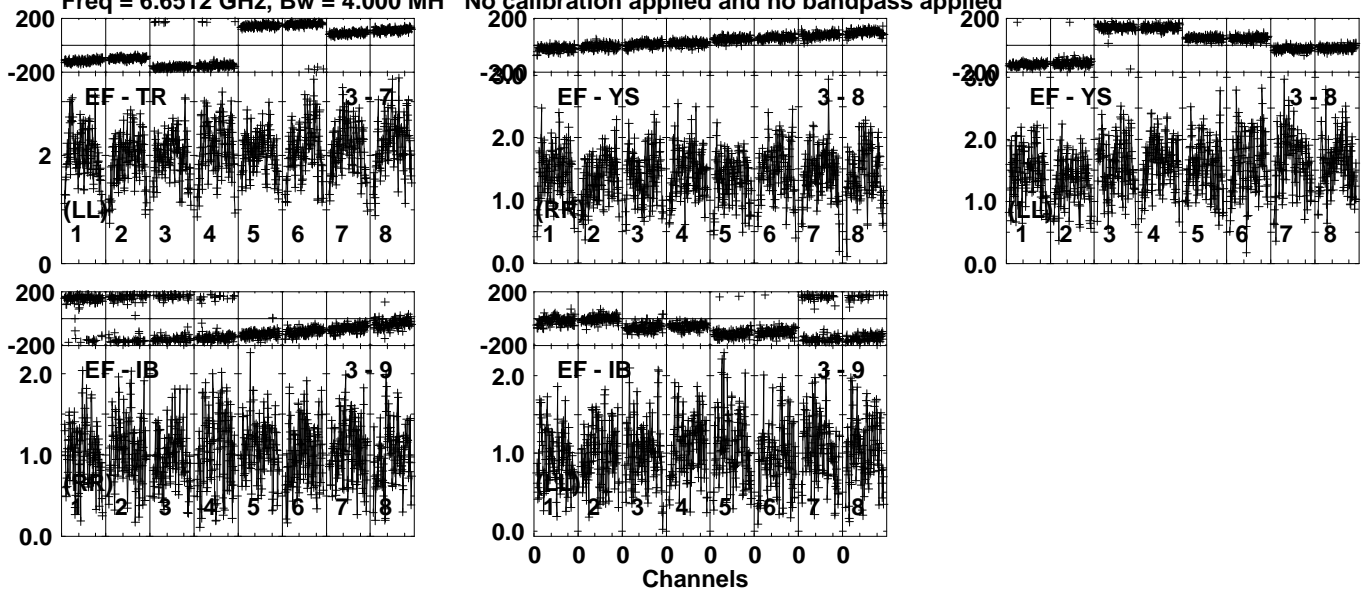
Lower frame: Milli Ampl Jy Top frame: Phas deg
Vector averaged cross-power spectrum Several baselines displayed
Timerange: 00/23:12:31 to 00/23:15:29

Plot file version 82 created 18-JUL-2023 11:20:05

J2003+3034 EK052D 1.UVDATA.1

Freq = 6.6512 GHz, Bw = 4.000 MH

No calibration applied and no bandpass applied

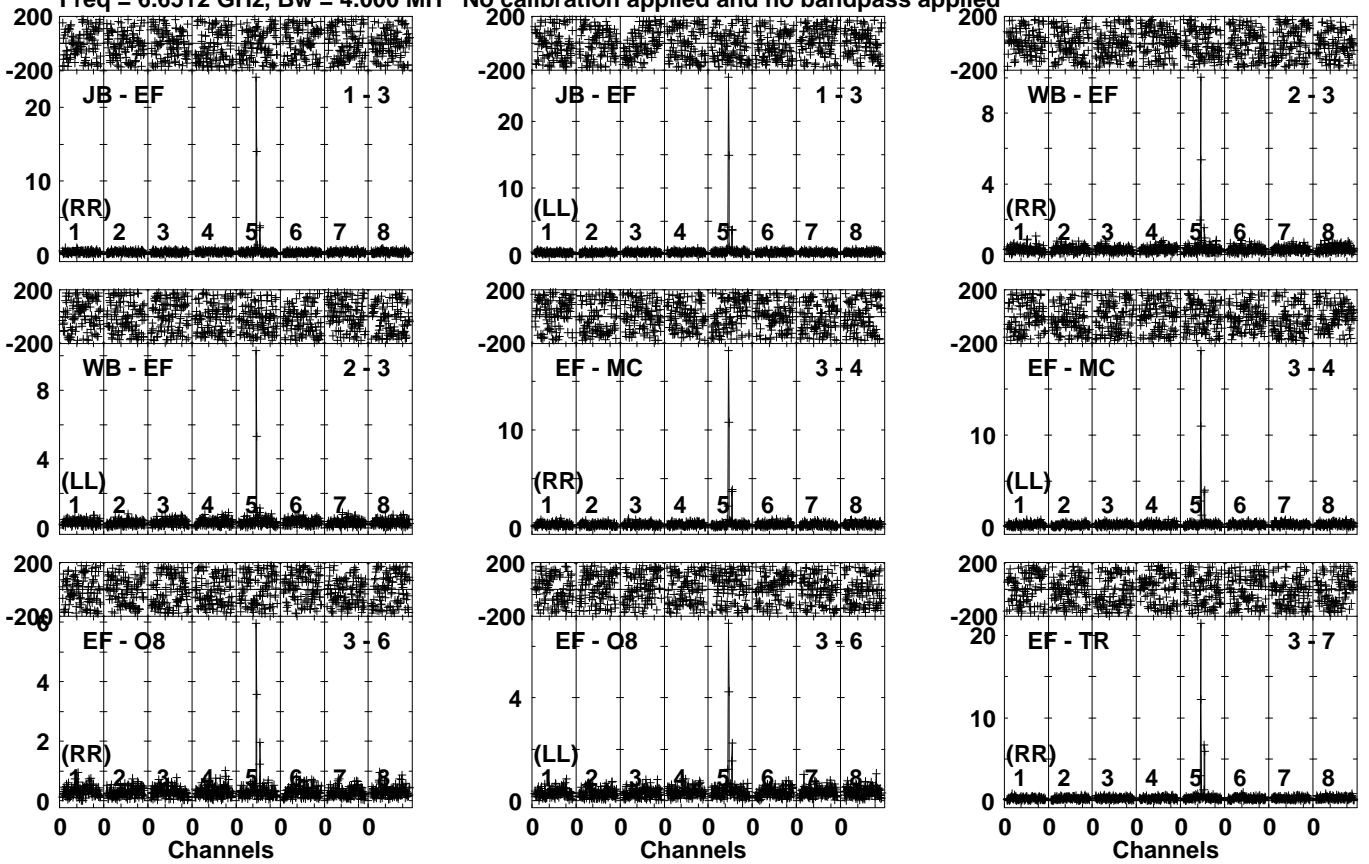


Lower frame: Milli Ampl Jy Top frame: Phas deg
Vector averaged cross-power spectrum Several baselines displayed
Timerange: 00/23:12:31 to 00/23:15:29

Plot file version 83 created 18-JUL-2023 11:20:06

G69.54 EK052D 1.UVDATA.1

Freq = 6.6512 GHz, Bw = 4.000 MH No calibration applied and no bandpass applied

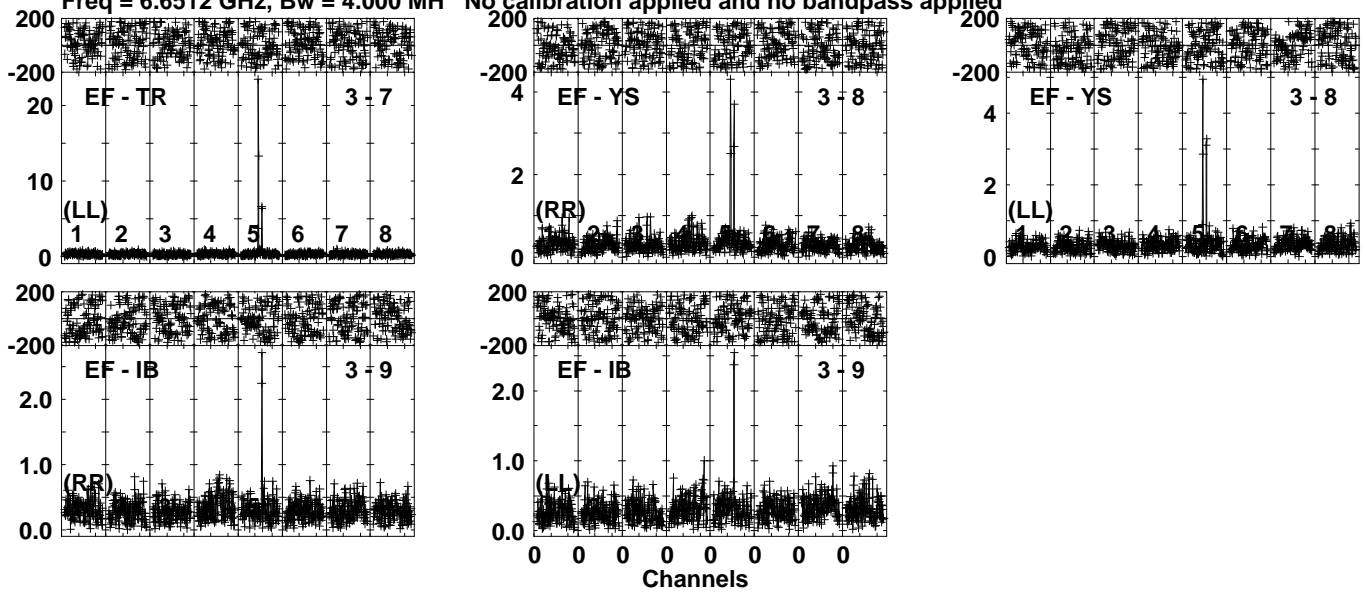


Lower frame: Milli Ampl Jy Top frame: Phas deg
Vector averaged cross-power spectrum Several baselines displayed
Timerange: 00/23:16:01 to 00/23:18:59

Plot file version 84 created 18-JUL-2023 11:20:06

G69.54 EK052D 1.UVDATA.1

Freq = 6.6512 GHz, Bw = 4.000 MH No calibration applied and no bandpass applied



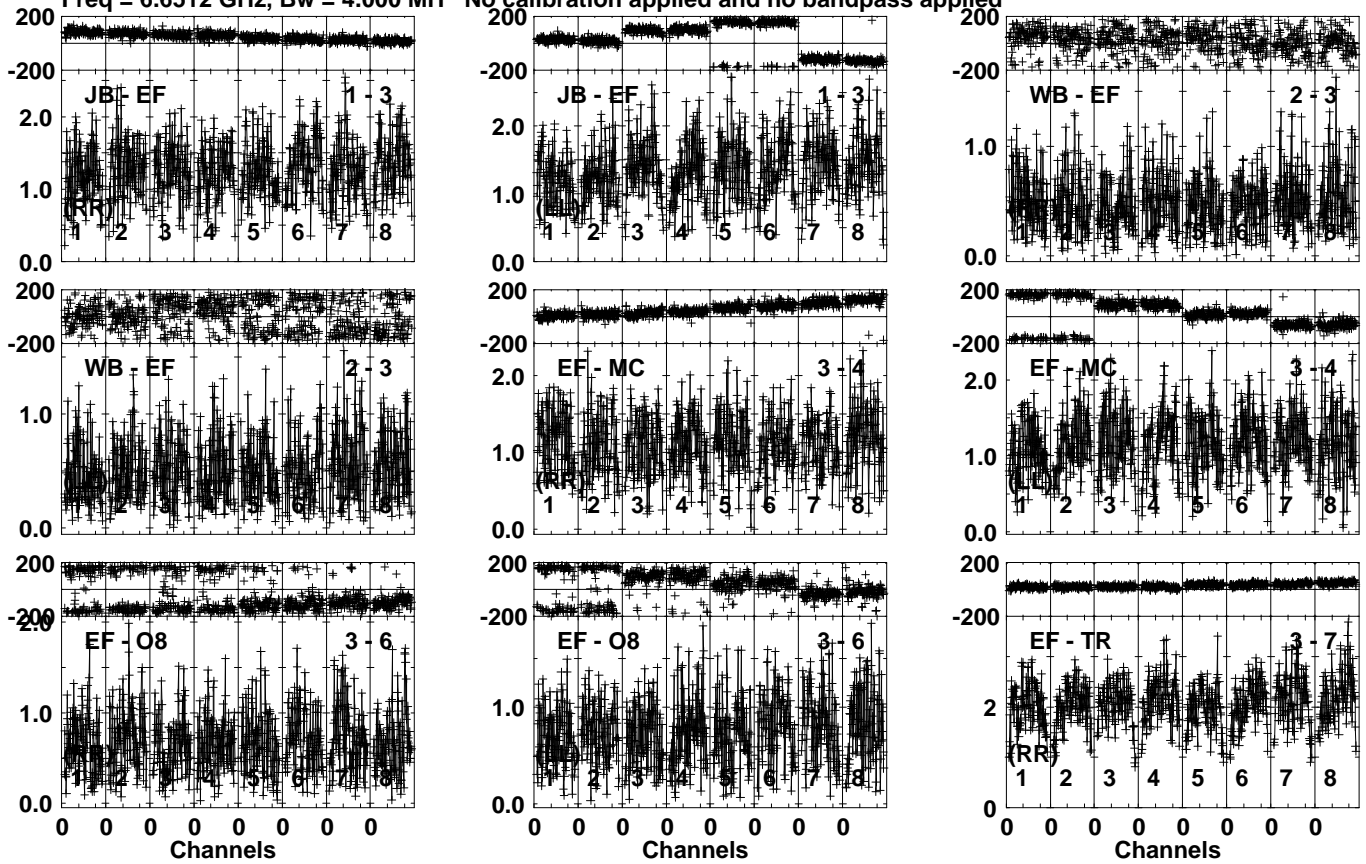
Lower frame: Milli Ampl Jy Top frame: Phas deg
Vector averaged cross-power spectrum Several baselines displayed
Timerange: 00/23:16:01 to 00/23:18:59

Plot file version 85 created 18-JUL-2023 11:20:06

J2003+3034 EK052D 1.UVDATA.1

Freq = 6.6512 GHz, Bw = 4.000 MH

No calibration applied and no bandpass applied



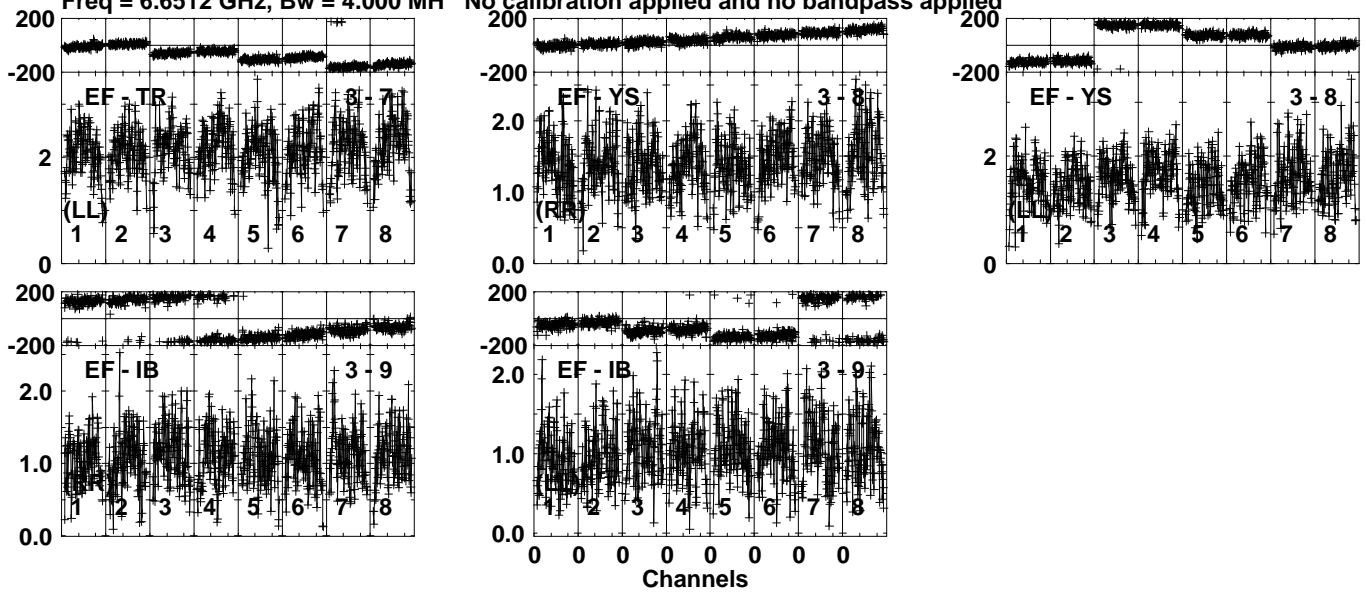
Lower frame: Milli Ampl Jy Top frame: Phas deg
Vector averaged cross-power spectrum Several baselines displayed
Timerange: 00/23:19:01 to 00/23:20:59

Plot file version 86 created 18-JUL-2023 11:20:06

J2003+3034 EK052D 1.UVDATA.1

Freq = 6.6512 GHz, Bw = 4.000 MH

No calibration applied and no bandpass applied

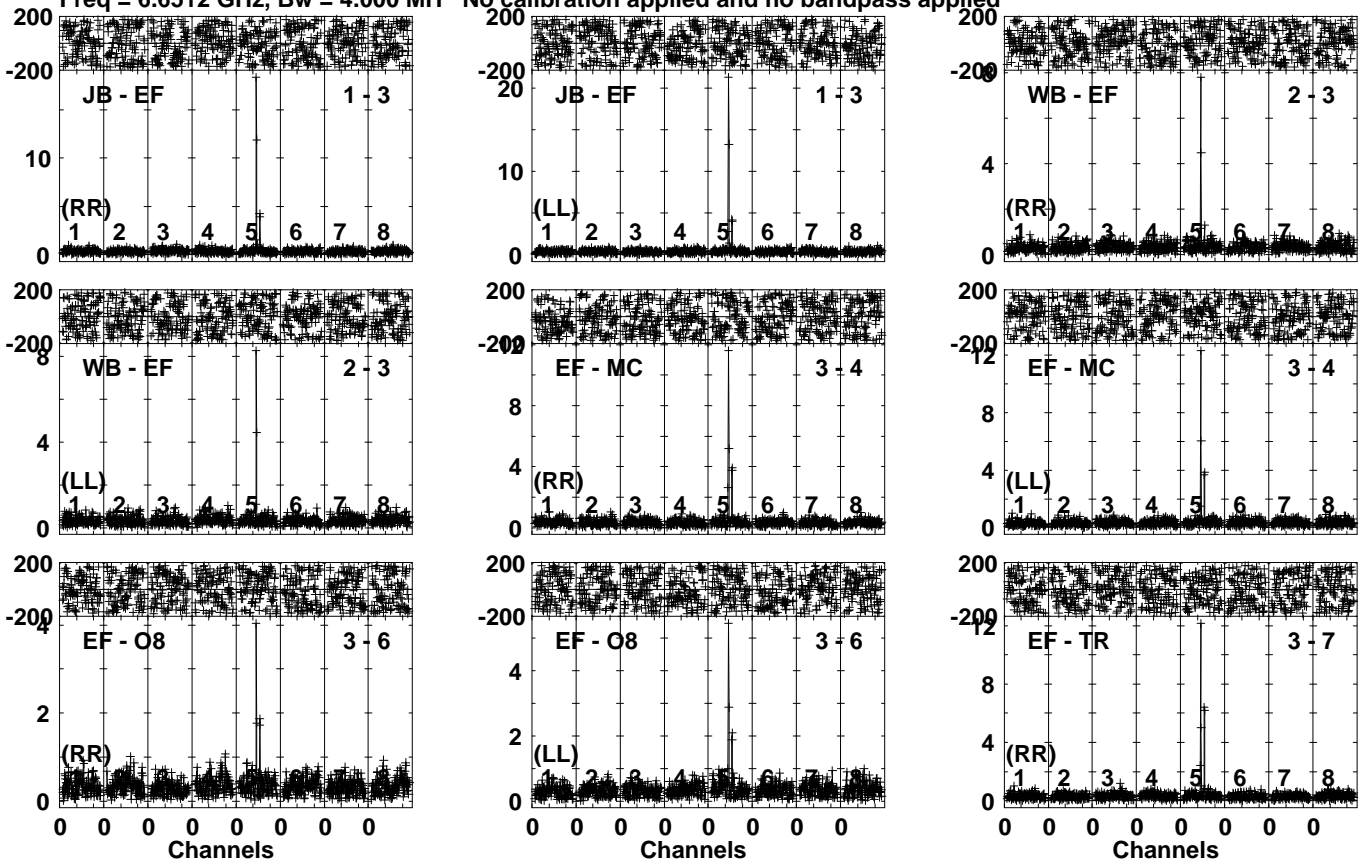


Lower frame: Milli Ampl Jy Top frame: Phas deg
Vector averaged cross-power spectrum Several baselines displayed
Timerange: 00/23:19:01 to 00/23:20:59

Plot file version 87 created 18-JUL-2023 11:20:06

G69.54 EK052D 1.UVDATA.1

Freq = 6.6512 GHz, Bw = 4.000 MH No calibration applied and no bandpass applied

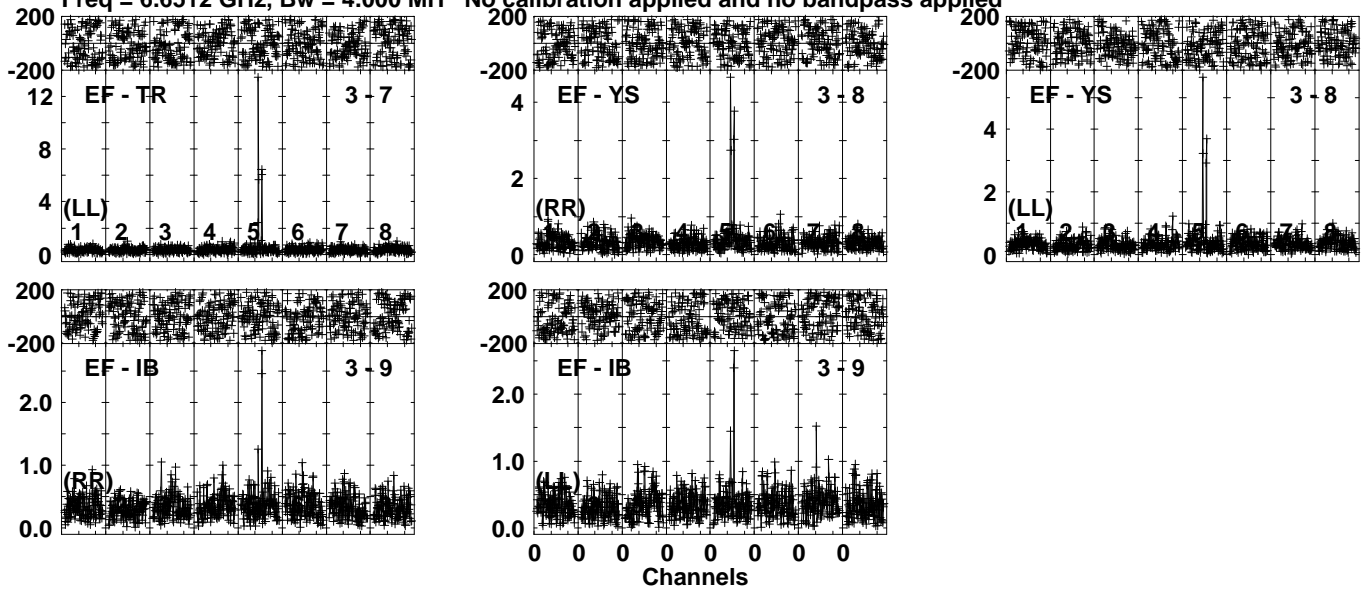


Lower frame: Milli Ampl Jy Top frame: Phas deg
Vector averaged cross-power spectrum Several baselines displayed
Timerange: 00/23:21:01 to 00/23:23:59

Plot file version 88 created 18-JUL-2023 11:20:06

G69.54 EK052D 1.UVDATA.1

Freq = 6.6512 GHz, Bw = 4.000 MH No calibration applied and no bandpass applied



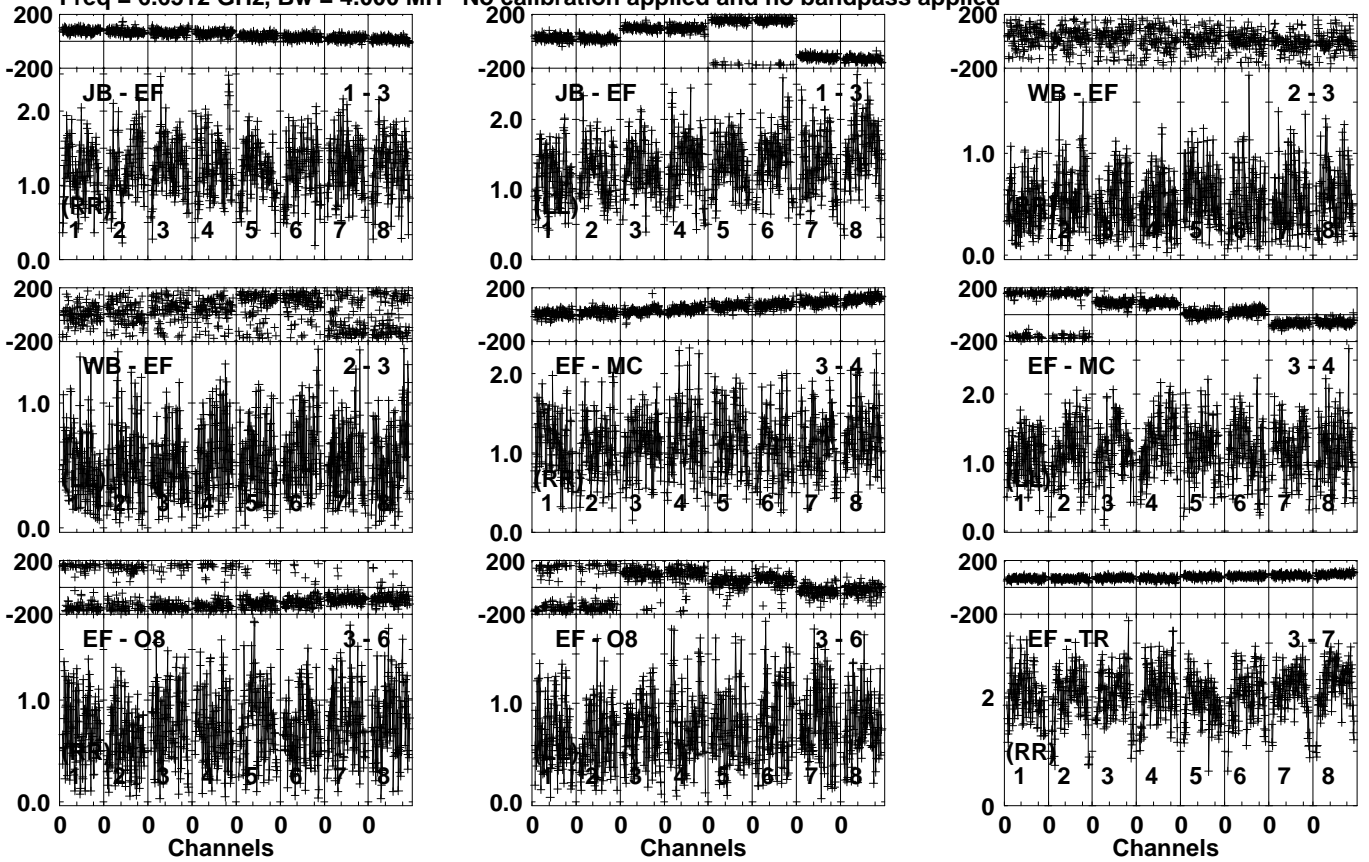
Lower frame: Milli Ampl Jy Top frame: Phas deg
Vector averaged cross-power spectrum Several baselines displayed
Timerange: 00/23:21:01 to 00/23:23:59

Plot file version 89 created 18-JUL-2023 11:20:06

J2003+3034 EK052D 1.UVDATA.1

Freq = 6.6512 GHz, Bw = 4.000 MH

No calibration applied and no bandpass applied



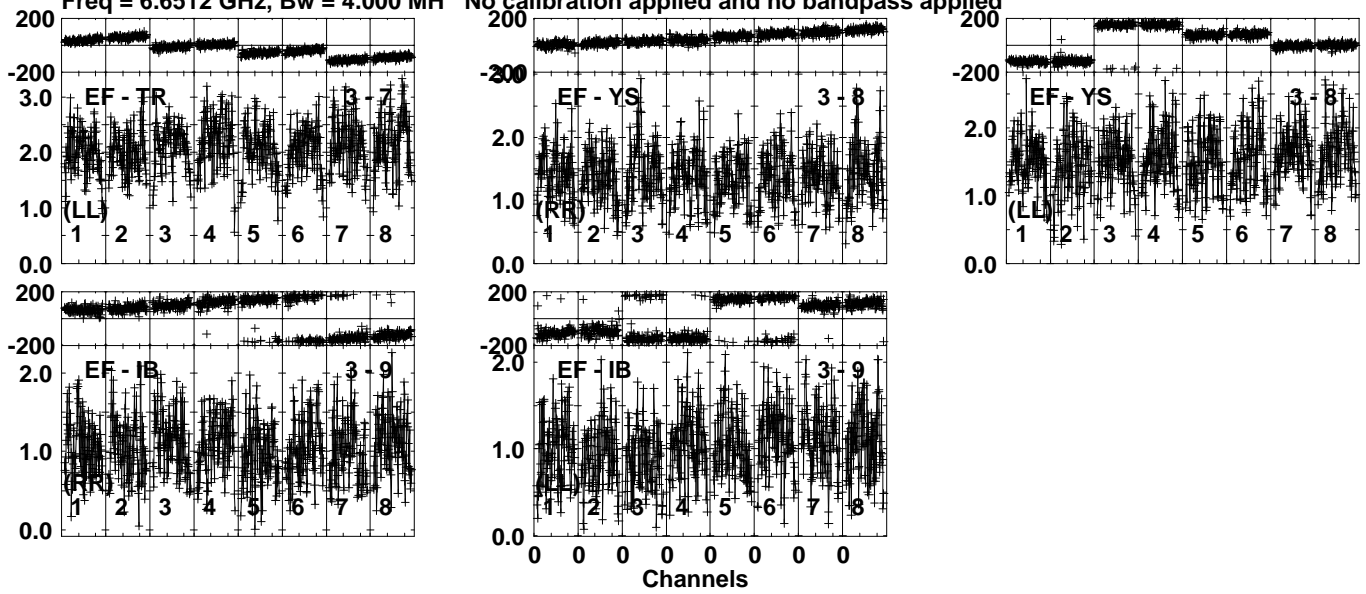
Lower frame: Milli Ampl Jy Top frame: Phas deg
Vector averaged cross-power spectrum Several baselines displayed
Timerange: 00/23:24:01 to 00/23:25:59

Plot file version 90 created 18-JUL-2023 11:20:07

J2003+3034 EK052D 1.UVDATA.1

Freq = 6.6512 GHz, Bw = 4.000 MH

No calibration applied and no bandpass applied

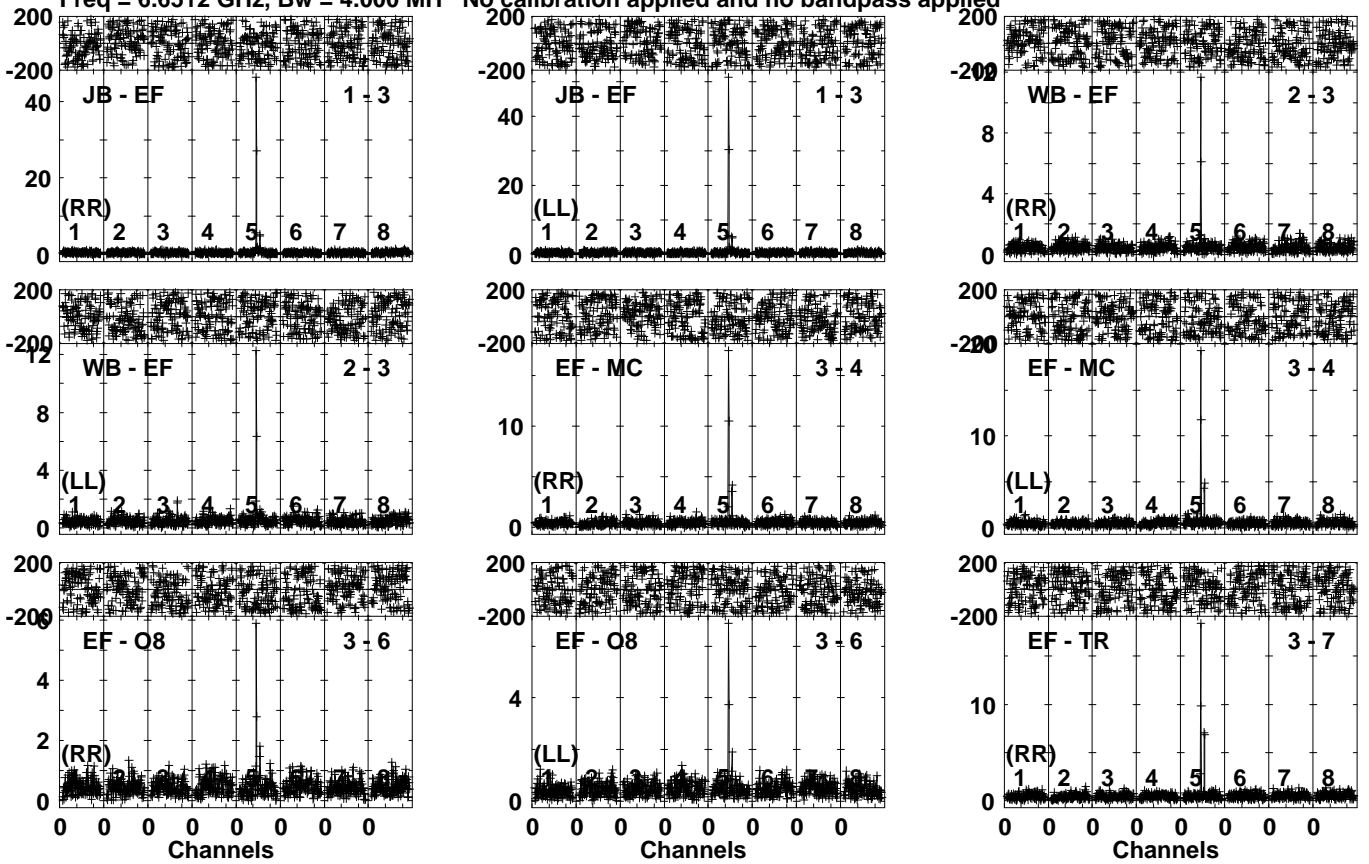


Lower frame: Milli Ampl Jy Top frame: Phas deg
Vector averaged cross-power spectrum Several baselines displayed
Timerange: 00/23:24:01 to 00/23:25:59

Plot file version 91 created 18-JUL-2023 11:20:07

G69.54 EK052D 1.UVDATA.1

Freq = 6.6512 GHz, Bw = 4.000 MH No calibration applied and no bandpass applied

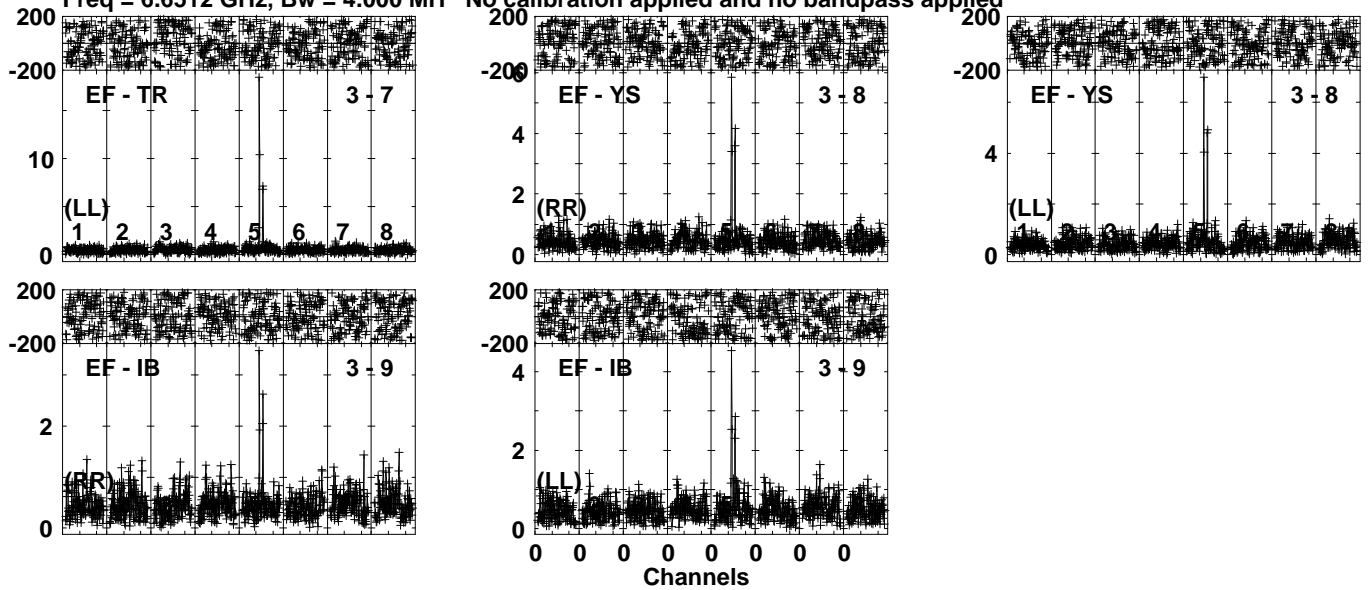


Lower frame: Milli Ampl Jy Top frame: Phas deg
Vector averaged cross-power spectrum Several baselines displayed
Timerange: 00/23:26:01 to 00/23:27:59

Plot file version 92 created 18-JUL-2023 11:20:07

G69.54 EK052D 1.UVDATA.1

Freq = 6.6512 GHz, Bw = 4.000 MH No calibration applied and no bandpass applied

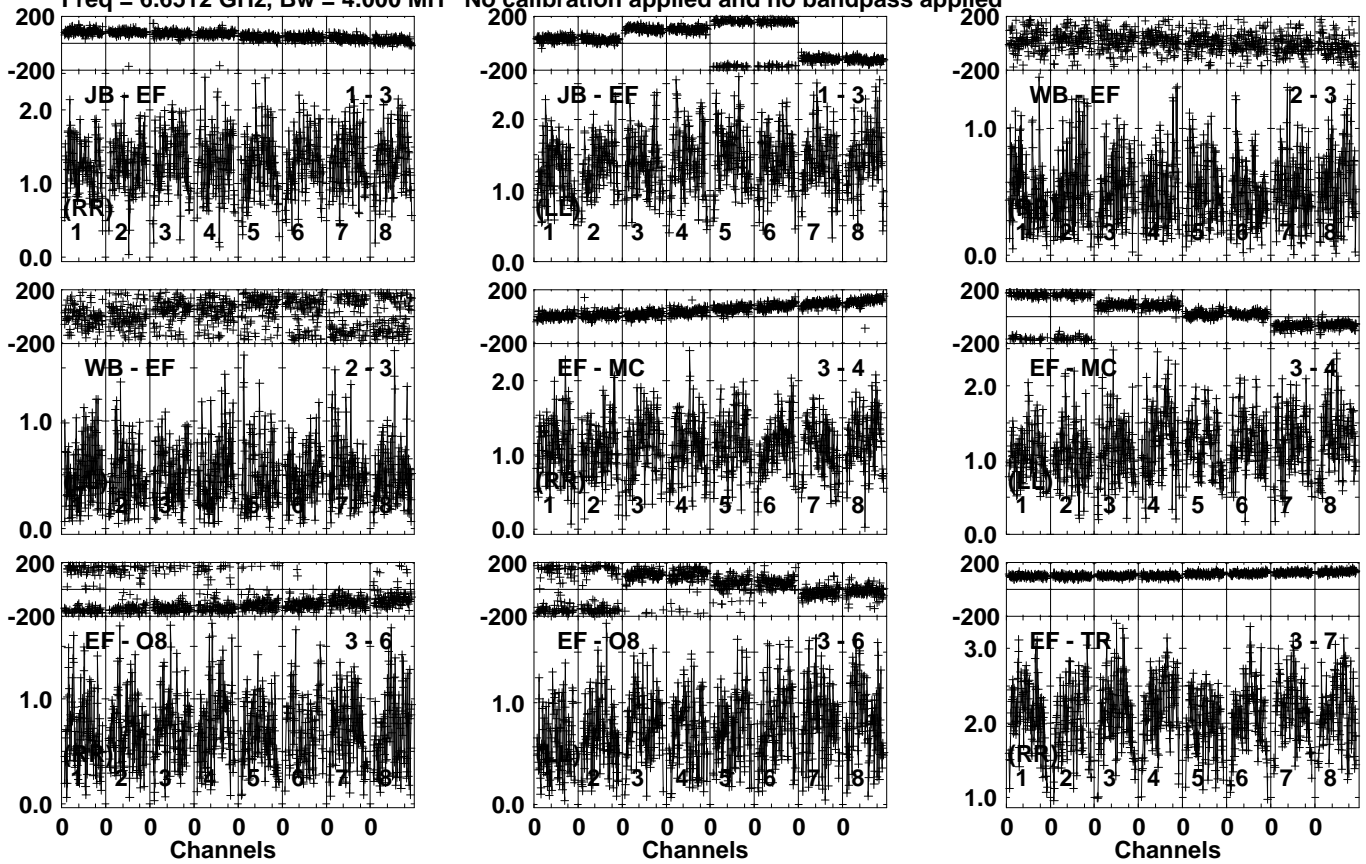


Lower frame: Milli Ampl Jy Top frame: Phas deg
Vector averaged cross-power spectrum Several baselines displayed
Timerange: 00/23:26:01 to 00/23:27:59

Plot file version 93 created 18-JUL-2023 11:20:07

J2003+3034 EK052D 1.UVDATA.1

Freq = 6.6512 GHz, Bw = 4.000 MH No calibration applied and no bandpass applied



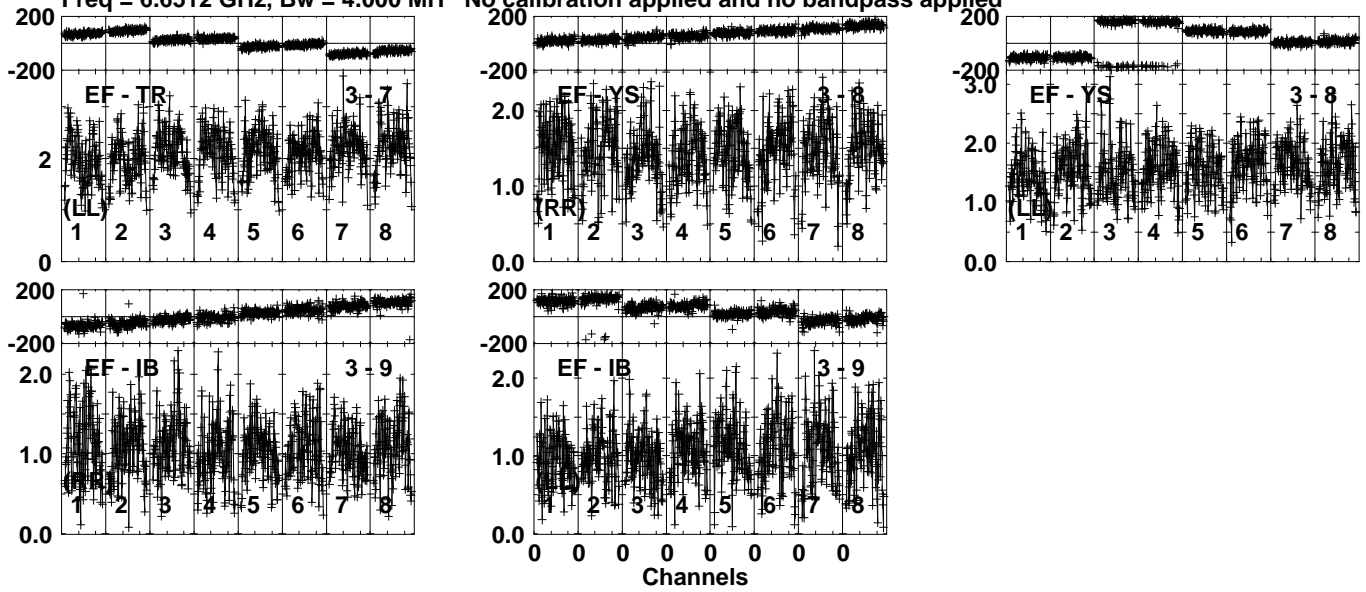
Lower frame: Milli Ampl Jy Top frame: Phas deg
Vector averaged cross-power spectrum Several baselines displayed
Timerange: 00/23:28:01 to 00/23:29:59

Plot file version 94 created 18-JUL-2023 11:20:07

J2003+3034 EK052D 1.UVDATA.1

Freq = 6.6512 GHz, Bw = 4.000 MH

No calibration applied and no bandpass applied

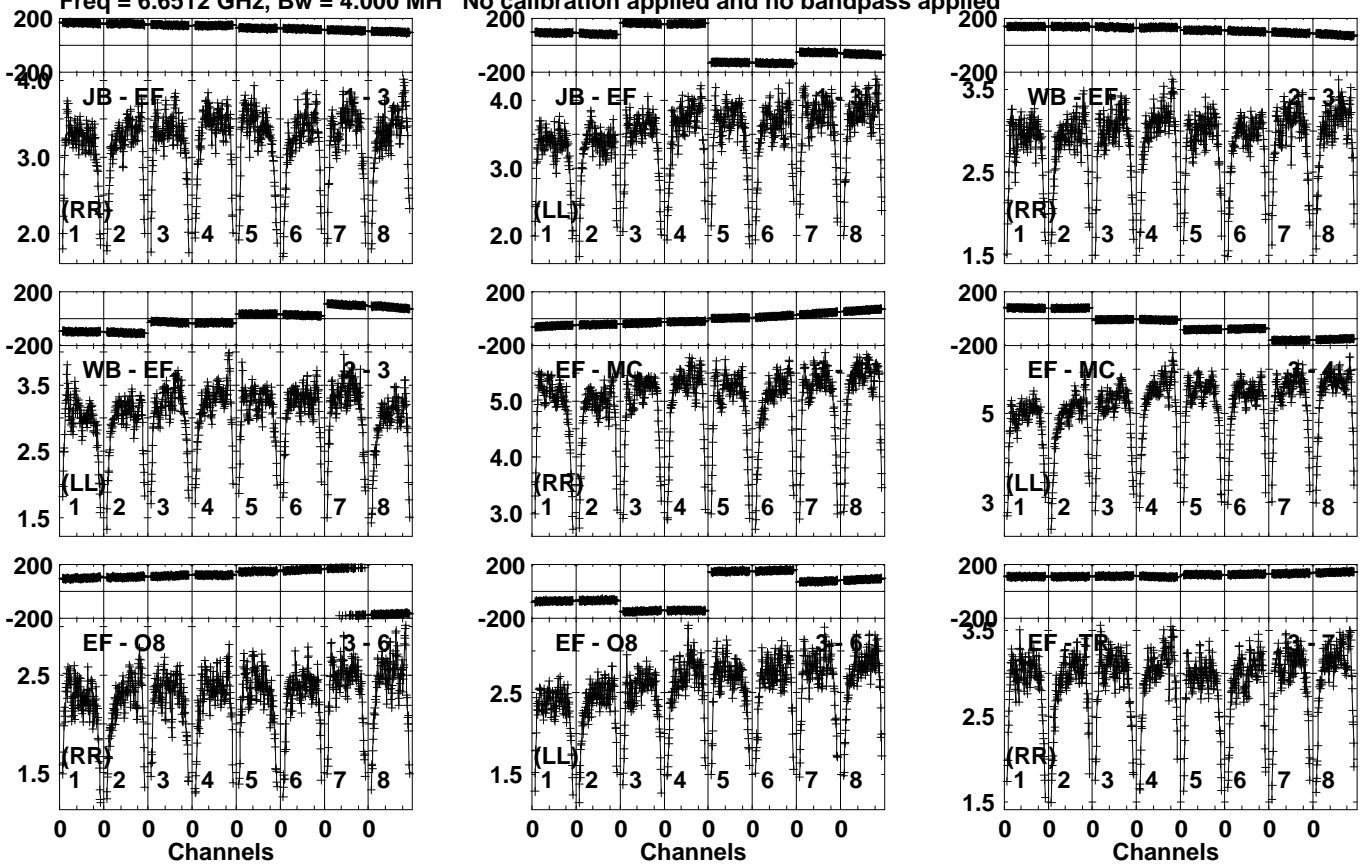


Lower frame: Milli Ampl Jy Top frame: Phas deg
Vector averaged cross-power spectrum Several baselines displayed
Timerange: 00/23:28:01 to 00/23:29:59

Plot file version 95 created 18-JUL-2023 11:20:08

3C286 EK052D 1.UVDATA.1

Freq = 6.6512 GHz, Bw = 4.000 MH No calibration applied and no bandpass applied

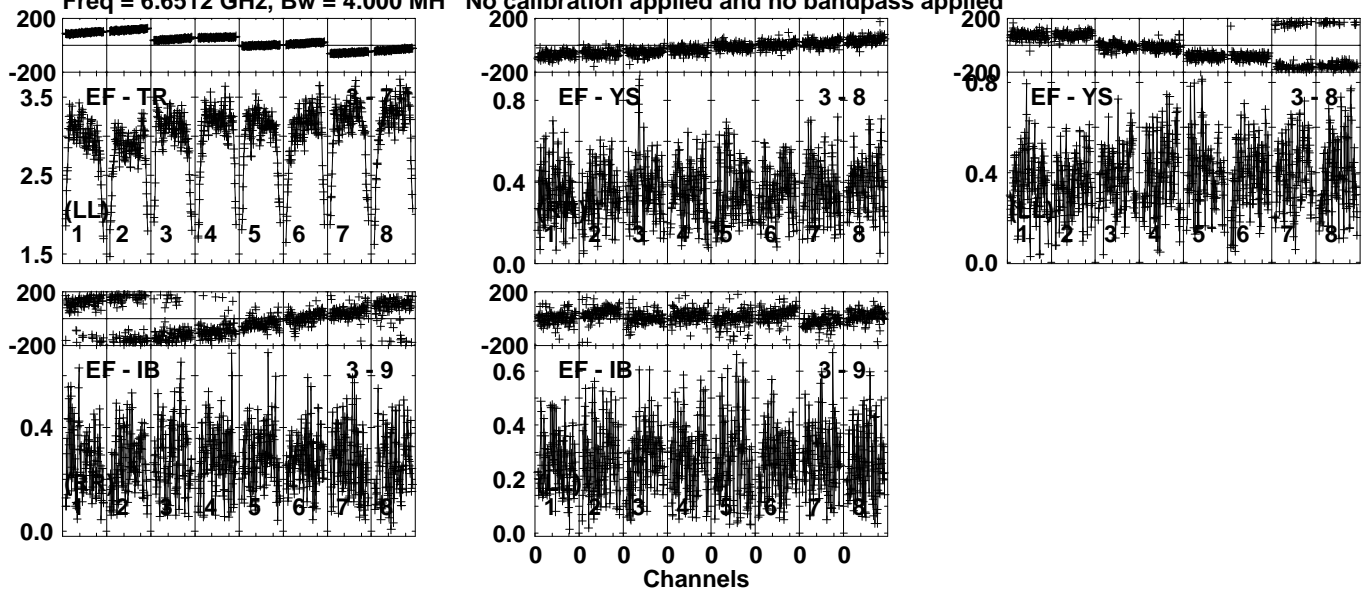


Lower frame: Milli Ampl Jy Top frame: Phas deg
Vector averaged cross-power spectrum Several baselines displayed
Timerange: 00/23:36:01 to 00/23:45:59

Plot file version 96 created 18-JUL-2023 11:20:08

3C286 EK052D 1.UVDATA.1

Freq = 6.6512 GHz, Bw = 4.000 MH No calibration applied and no bandpass applied

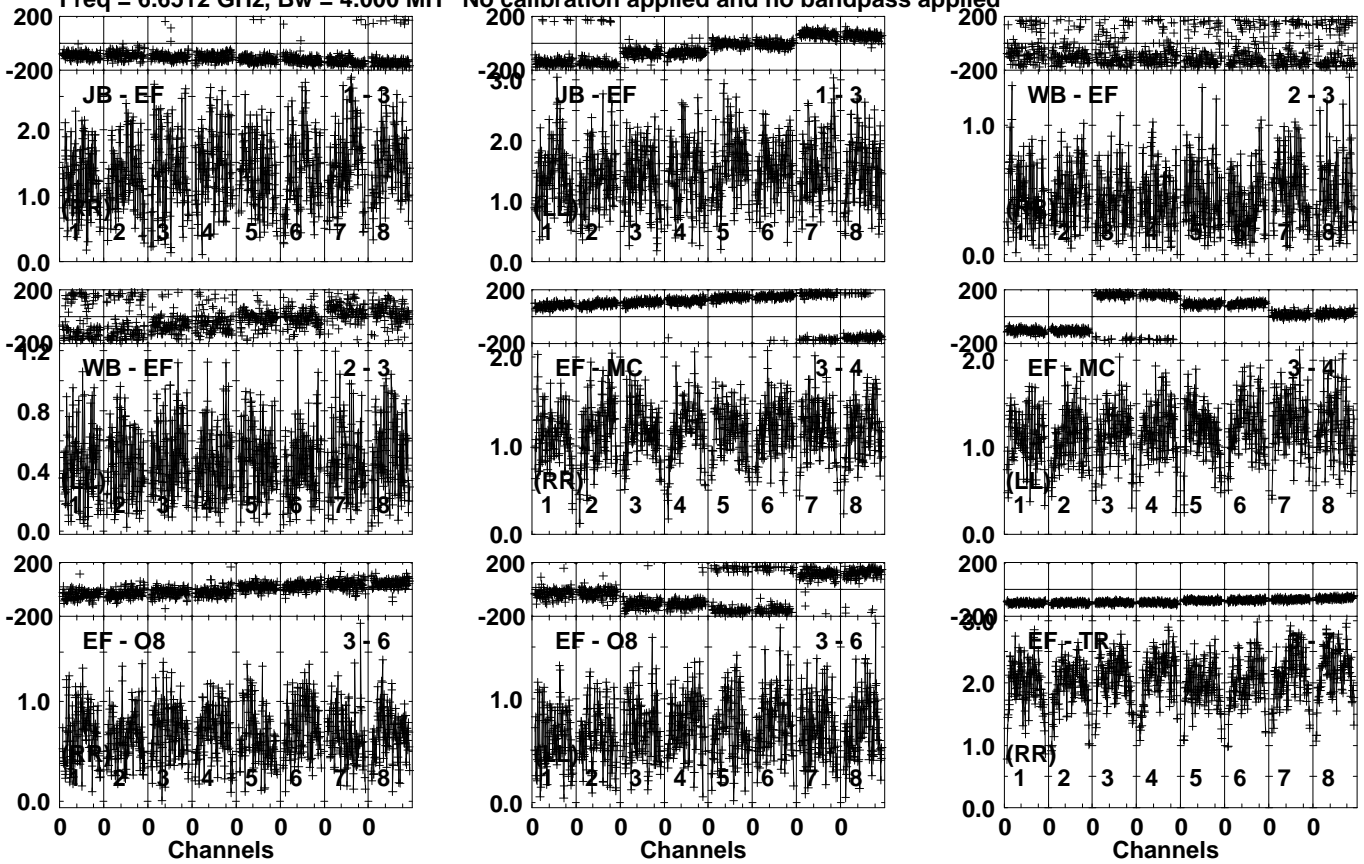


Lower frame: Milli Ampl Jy Top frame: Phas deg
Vector averaged cross-power spectrum Several baselines displayed
Timerange: 00/23:36:01 to 00/23:45:59

Plot file version 97 created 18-JUL-2023 11:20:08

J2003+3034 EK052D 1.UVDATA.1

Freq = 6.6512 GHz, Bw = 4.000 MH No calibration applied and no bandpass applied



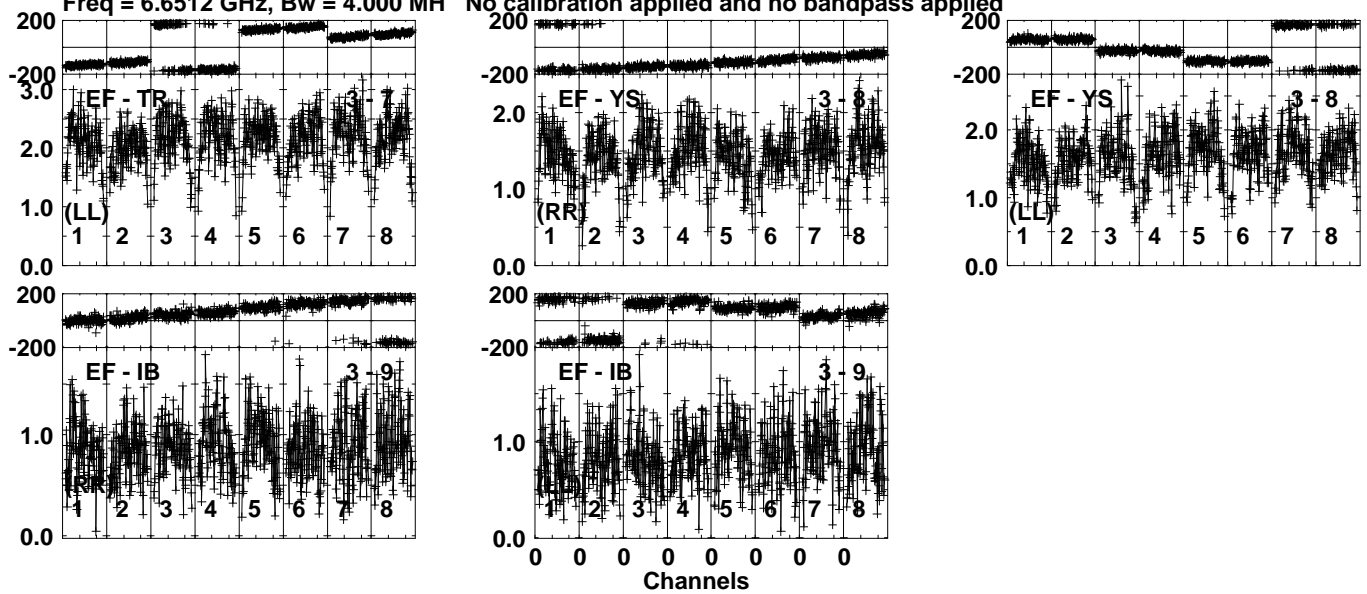
Lower frame: Milli Ampl Jy Top frame: Phas deg
Vector averaged cross-power spectrum Several baselines displayed
Timerange: 00/23:53:01 to 00/23:54:59

Plot file version 98 created 18-JUL-2023 11:20:09

J2003+3034 EK052D 1.UVDATA.1

Freq = 6.6512 GHz, Bw = 4.000 MH

No calibration applied and no bandpass applied



Lower frame: Milli Ampl Jy Top frame: Phas deg

Vector averaged cross-power spectrum Several baselines displayed

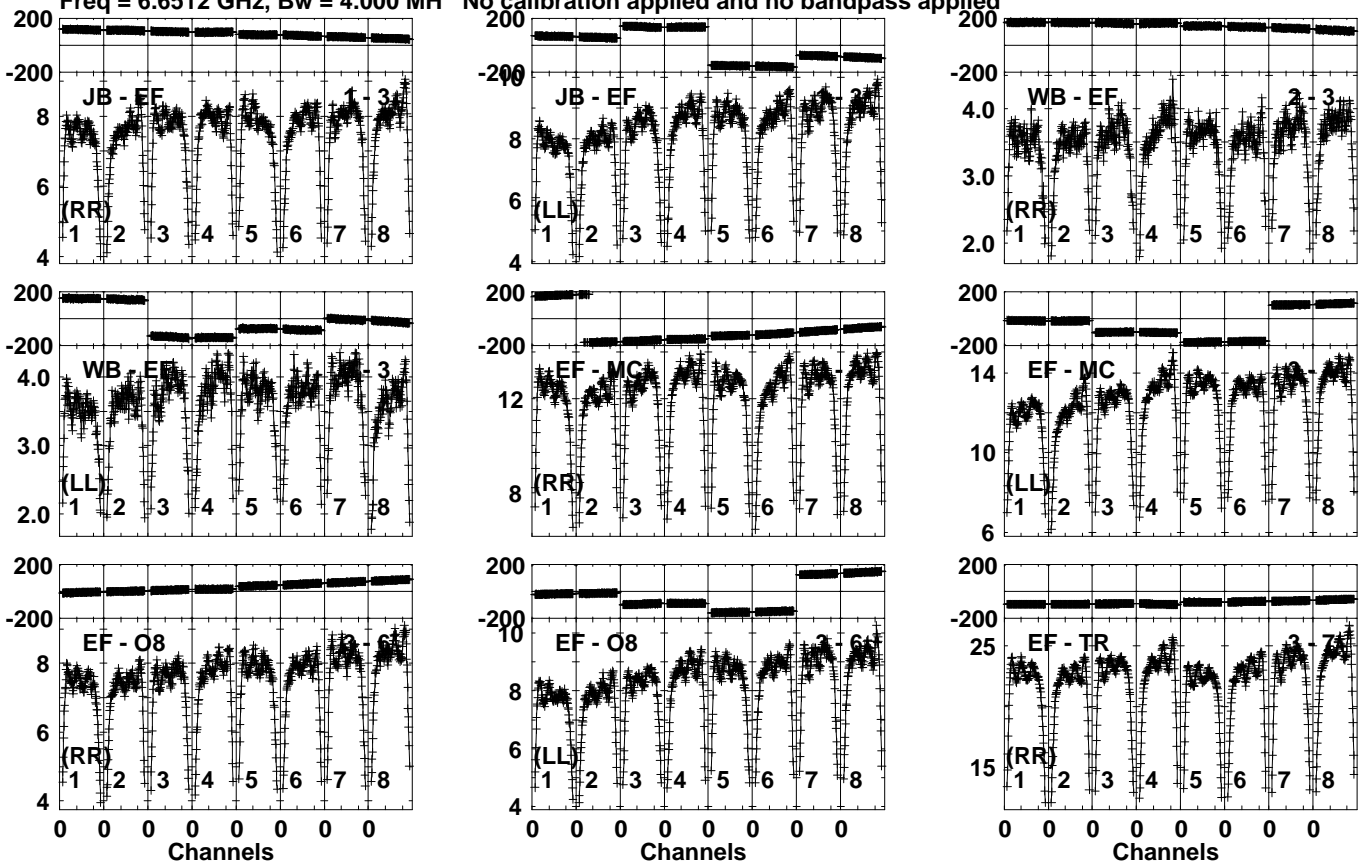
Timerange: 00/23:53:01 to 00/23:54:59

Plot file version 99 created 18-JUL-2023 11:20:09

J2202+4216 EK052D 1.UVDATA.1

Freq = 6.6512 GHz, Bw = 4.000 MH

No calibration applied and no bandpass applied



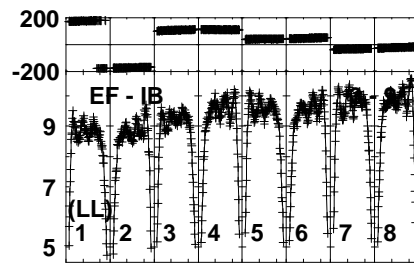
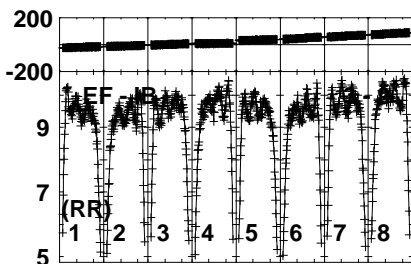
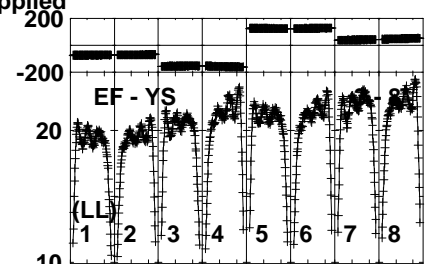
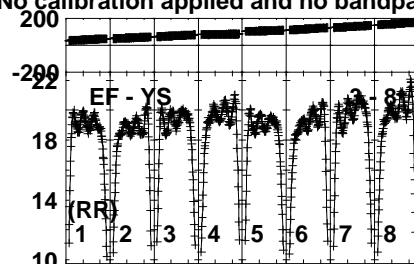
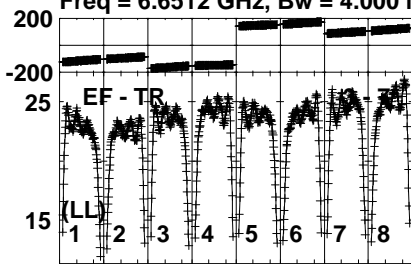
Lower frame: Milli Ampl Jy Top frame: Phas deg
Vector averaged cross-power spectrum Several baselines displayed
Timerange: 00/23:57:01 to 01/00:06:29

Plot file version 100 created 18-JUL-2023 11:20:09

J2202+4216 EK052D 1.UVDATA.1

Freq = 6.6512 GHz, Bw = 4.000 MH

No calibration applied and no bandpass applied



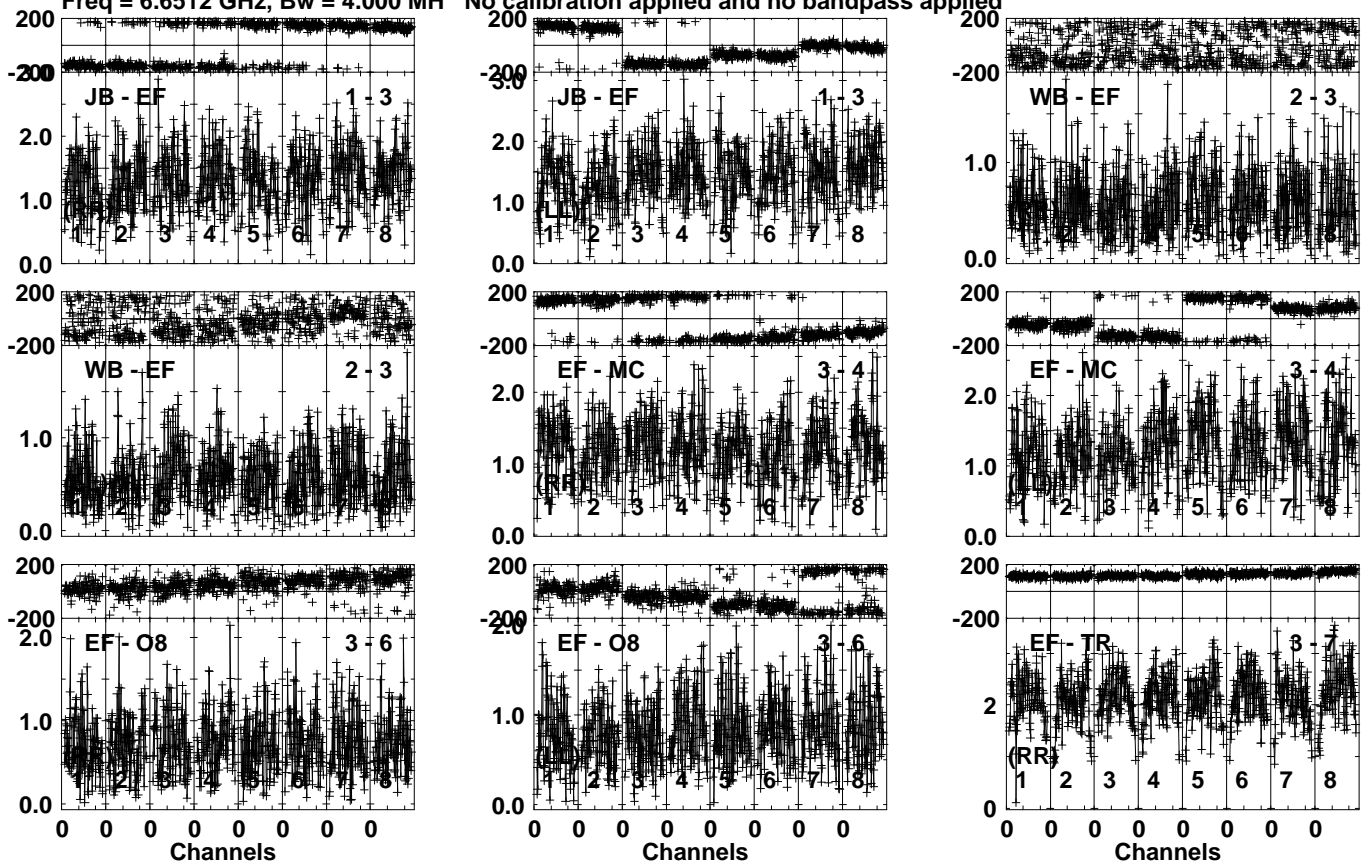
0 0 0 0 0 0 0 0
Channels

Lower frame: Milli Ampl Jy Top frame: Phas deg
Vector averaged cross-power spectrum Several baselines displayed
Timerange: 00/23:57:01 to 01/00:06:29

Plot file version 101 created 18-JUL-2023 11:20:10

J2003+3034 EK052D 1.UVDATA.1

Freq = 6.6512 GHz, Bw = 4.000 MH No calibration applied and no bandpass applied



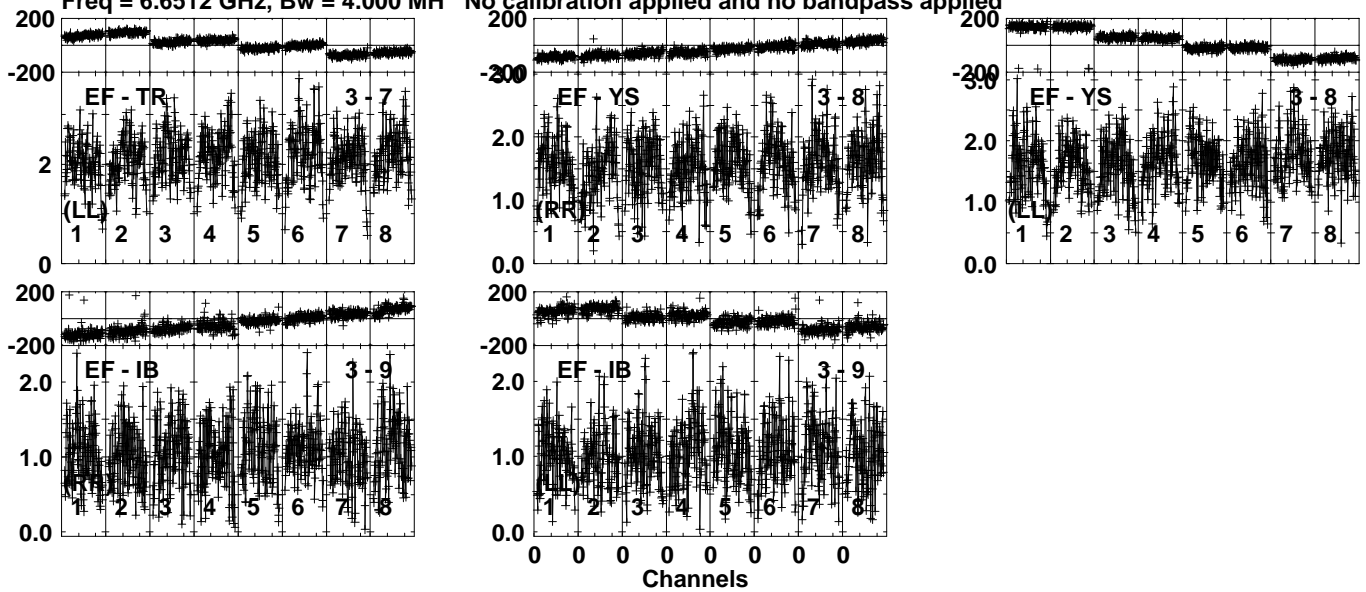
Lower frame: Milli Ampl Jy Top frame: Phas deg
Vector averaged cross-power spectrum Several baselines displayed
Timerange: 01/00:07:01 to 01/00:09:59

Plot file version 102 created 18-JUL-2023 11:20:10

J2003+3034 EK052D 1.UVDATA.1

Freq = 6.6512 GHz, Bw = 4.000 MH

No calibration applied and no bandpass applied

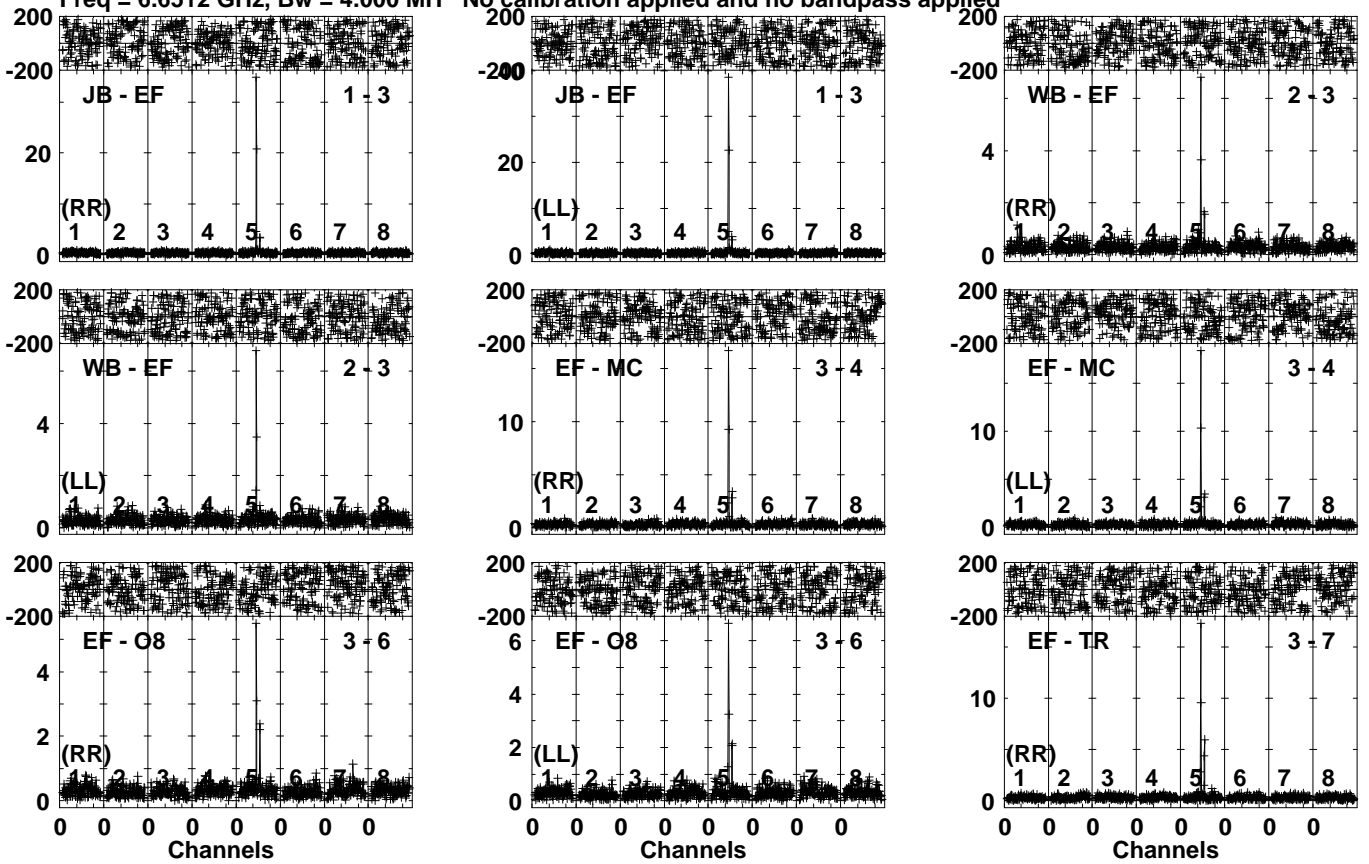


Lower frame: Milli Ampl Jy Top frame: Phas deg
Vector averaged cross-power spectrum Several baselines displayed
Timerange: 01/00:07:01 to 01/00:09:59

Plot file version 103 created 18-JUL-2023 11:20:10

G69.54 EK052D 1.UVDATA.1

Freq = 6.6512 GHz, Bw = 4.000 MH No calibration applied and no bandpass applied

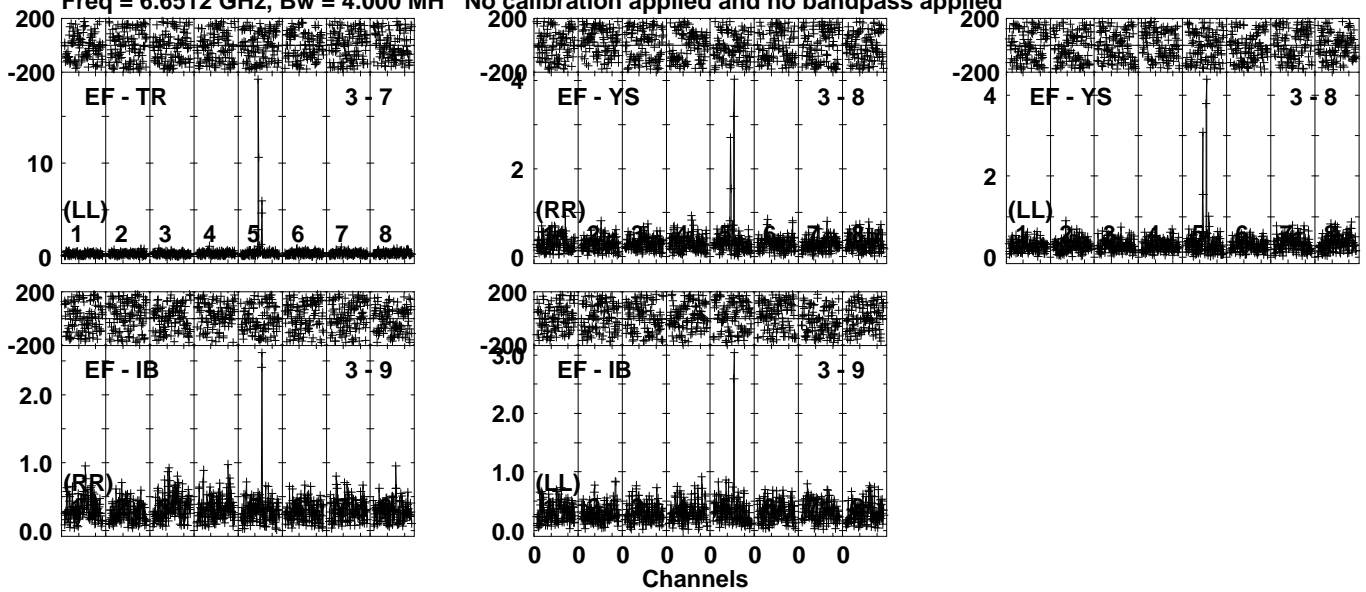


Lower frame: Milli Ampl Jy Top frame: Phas deg
Vector averaged cross-power spectrum Several baselines displayed
Timerange: 01/00:10:31 to 01/00:13:29

Plot file version 104 created 18-JUL-2023 11:20:10

G69.54 EK052D 1.UVDATA.1

Freq = 6.6512 GHz, Bw = 4.000 MH No calibration applied and no bandpass applied

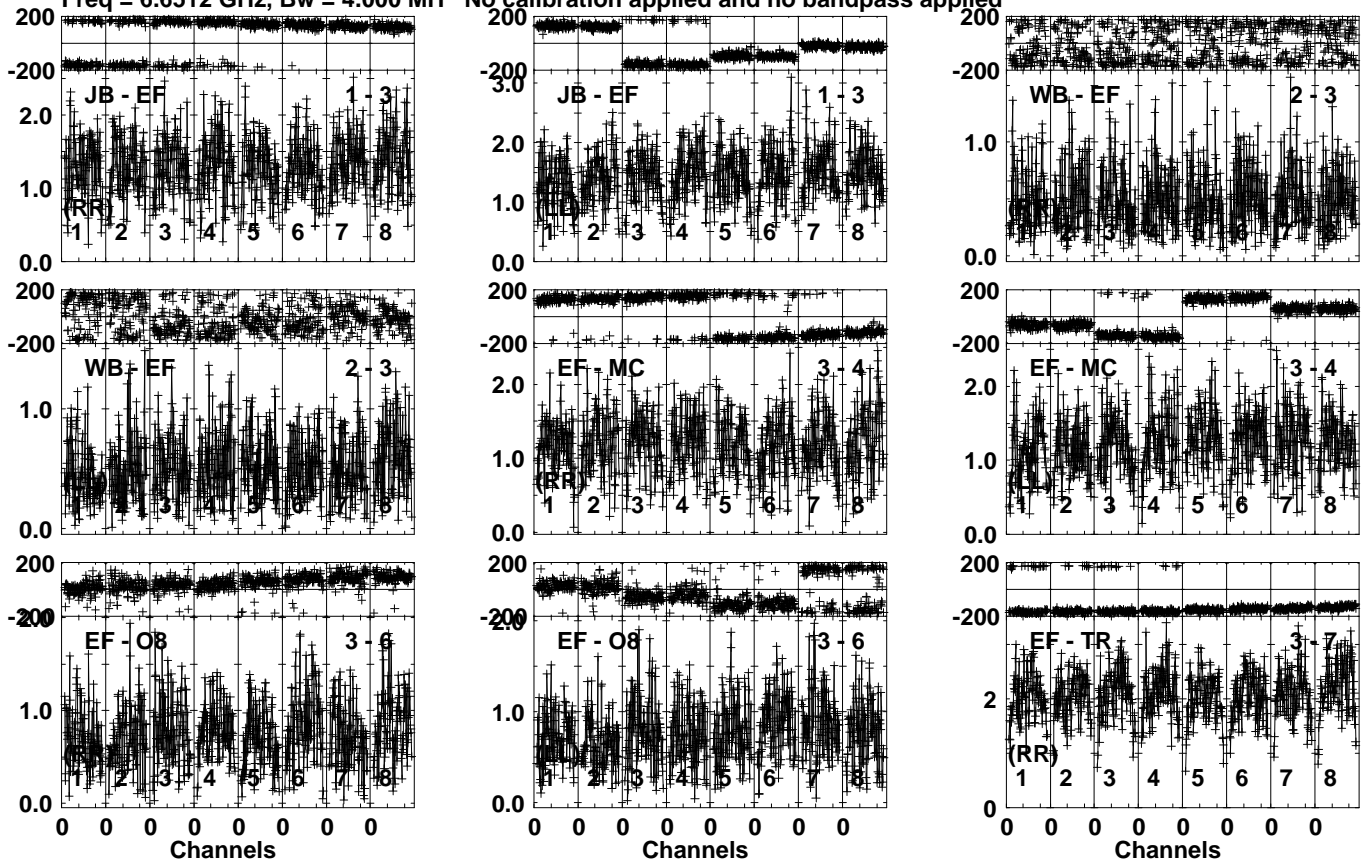


Lower frame: Milli Ampl Jy Top frame: Phas deg
Vector averaged cross-power spectrum Several baselines displayed
Timerange: 01/00:10:31 to 01/00:13:29

Plot file version 105 created 18-JUL-2023 11:20:10

J2003+3034 EK052D 1.UVDATA.1

Freq = 6.6512 GHz, Bw = 4.000 MH No calibration applied and no bandpass applied



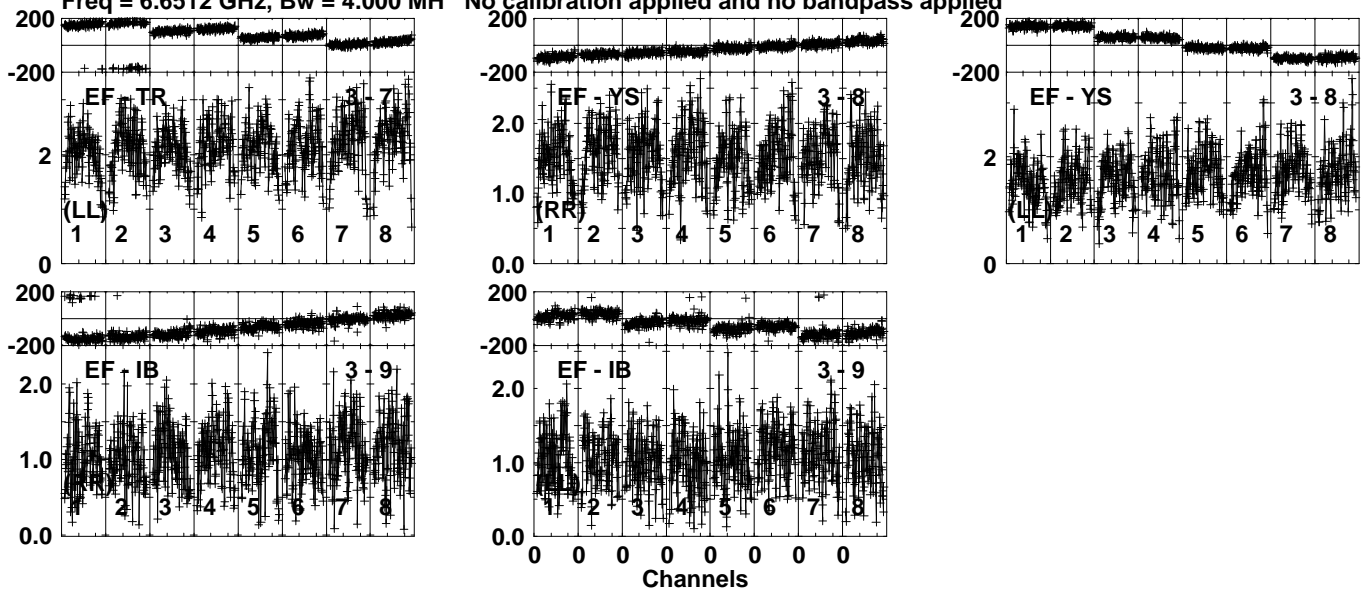
Lower frame: Milli Ampl Jy Top frame: Phas deg
Vector averaged cross-power spectrum Several baselines displayed
Timerange: 01/00:13:31 to 01/00:15:29

Plot file version 106 created 18-JUL-2023 11:20:10

J2003+3034 EK052D 1.UVDATA.1

Freq = 6.6512 GHz, Bw = 4.000 MH

No calibration applied and no bandpass applied

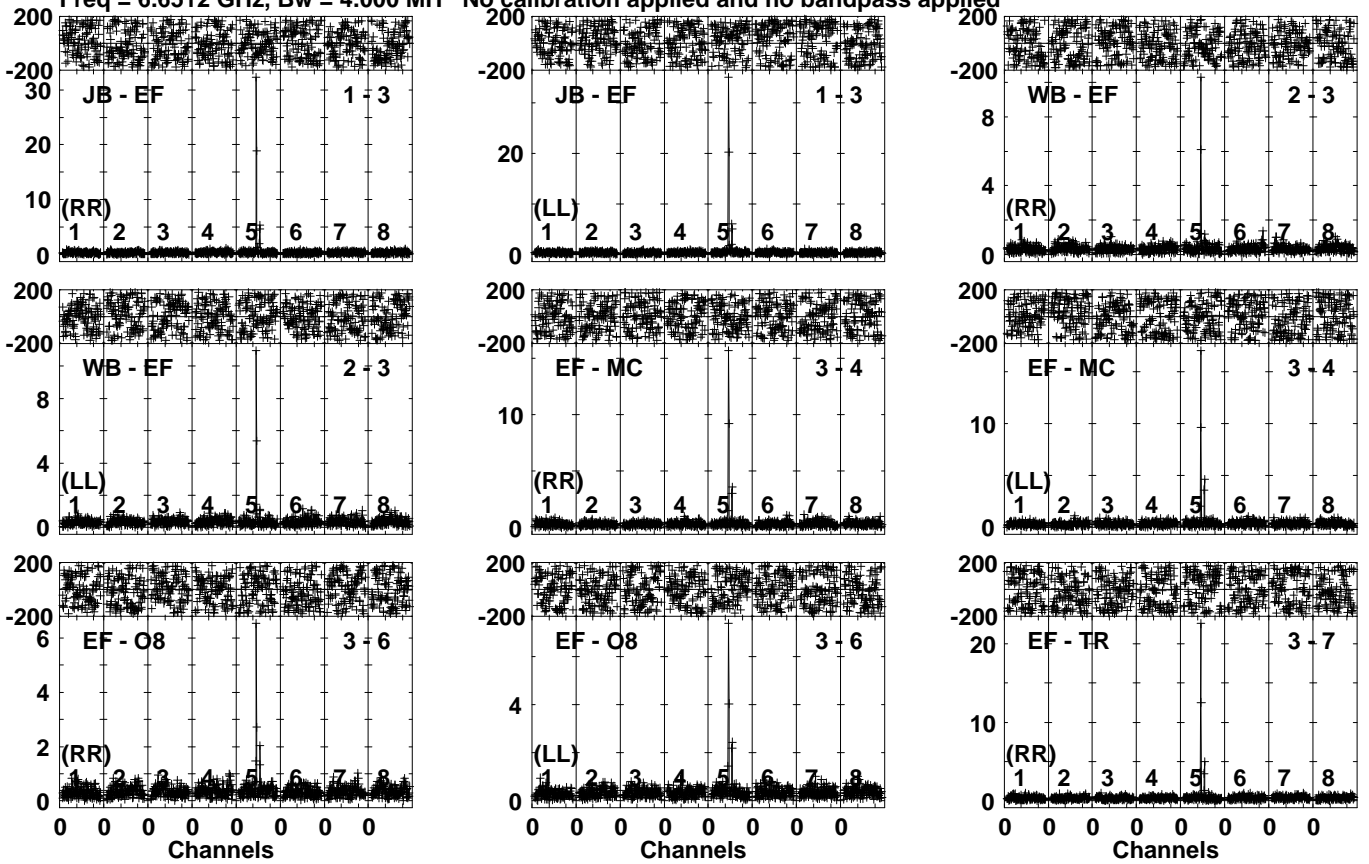


Lower frame: Milli Ampl Jy Top frame: Phas deg
Vector averaged cross-power spectrum Several baselines displayed
Timerange: 01/00:13:31 to 01/00:15:29

Plot file version 107 created 18-JUL-2023 11:20:11

G69.54 EK052D 1.UVDATA.1

Freq = 6.6512 GHz, Bw = 4.000 MH No calibration applied and no bandpass applied

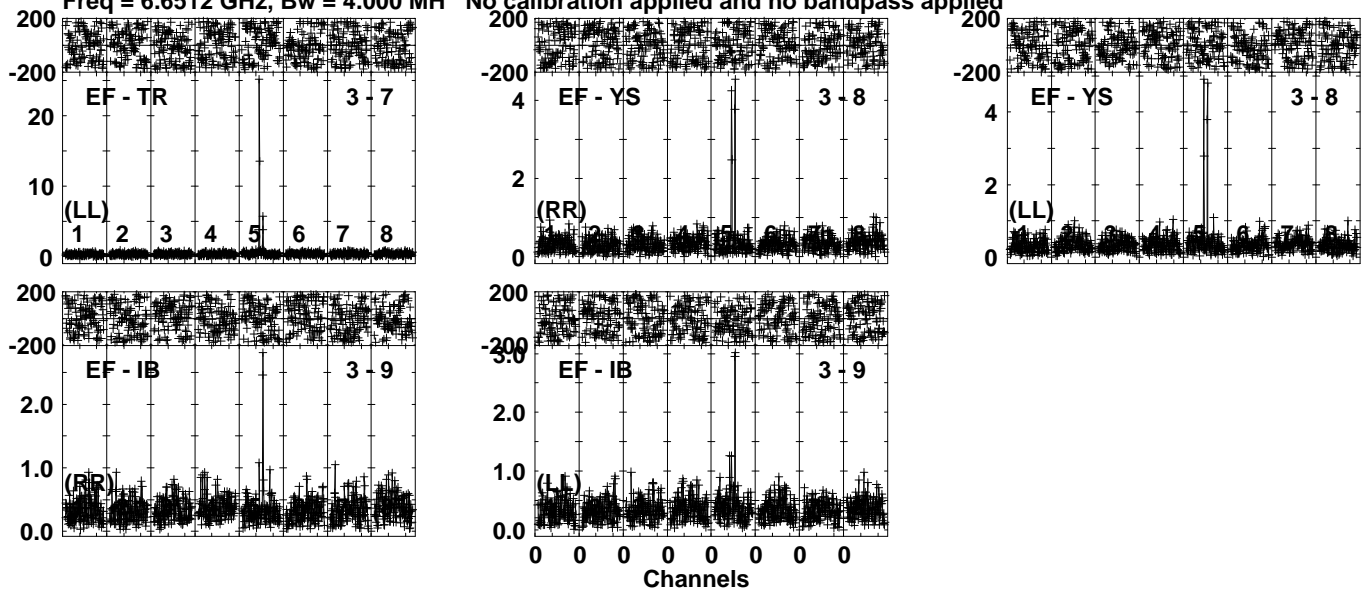


Lower frame: Milli Ampl Jy Top frame: Phas deg
Vector averaged cross-power spectrum Several baselines displayed
Timerange: 01/00:15:31 to 01/00:18:29

Plot file version 108 created 18-JUL-2023 11:20:11

G69.54 EK052D 1.UVDATA.1

Freq = 6.6512 GHz, Bw = 4.000 MH No calibration applied and no bandpass applied

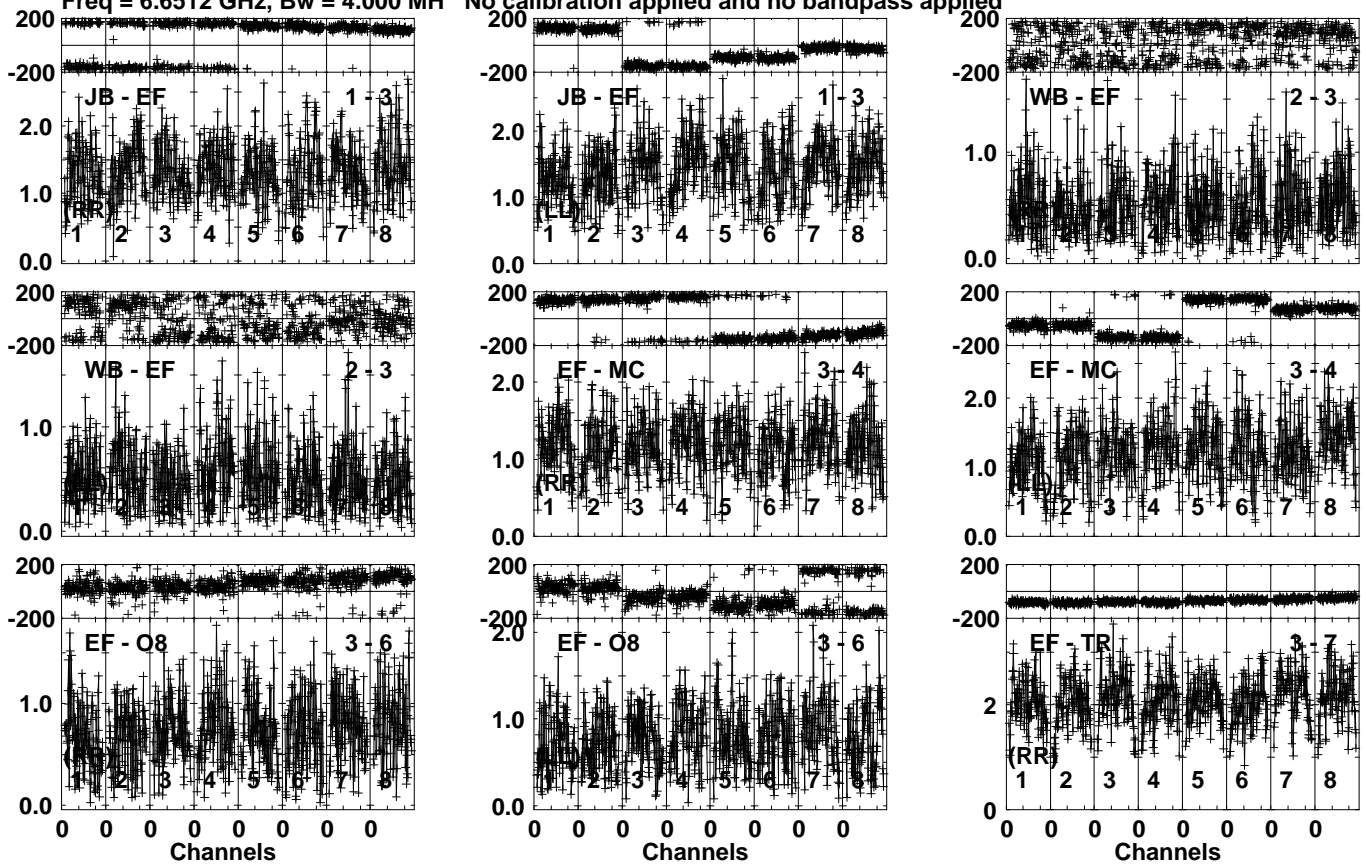


Lower frame: Milli Ampl Jy Top frame: Phas deg
Vector averaged cross-power spectrum Several baselines displayed
Timerange: 01/00:15:31 to 01/00:18:29

Plot file version 109 created 18-JUL-2023 11:20:11

J2003+3034 EK052D 1.UVDATA.1

Freq = 6.6512 GHz, Bw = 4.000 MH No calibration applied and no bandpass applied

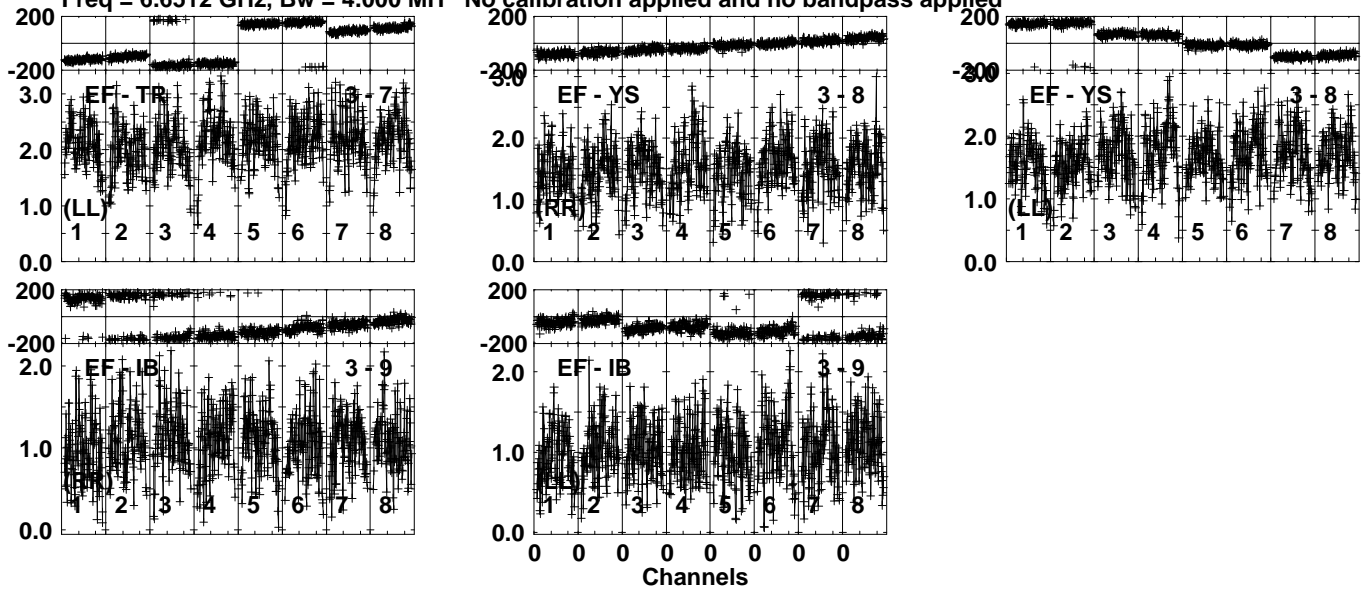


Lower frame: Milli Ampl Jy Top frame: Phas deg
Vector averaged cross-power spectrum Several baselines displayed
Timerange: 01/00:18:31 to 01/00:20:29

Plot file version 110 created 18-JUL-2023 11:20:11

J2003+3034 EK052D 1.UVDATA.1

Freq = 6.6512 GHz, Bw = 4.000 MH No calibration applied and no bandpass applied

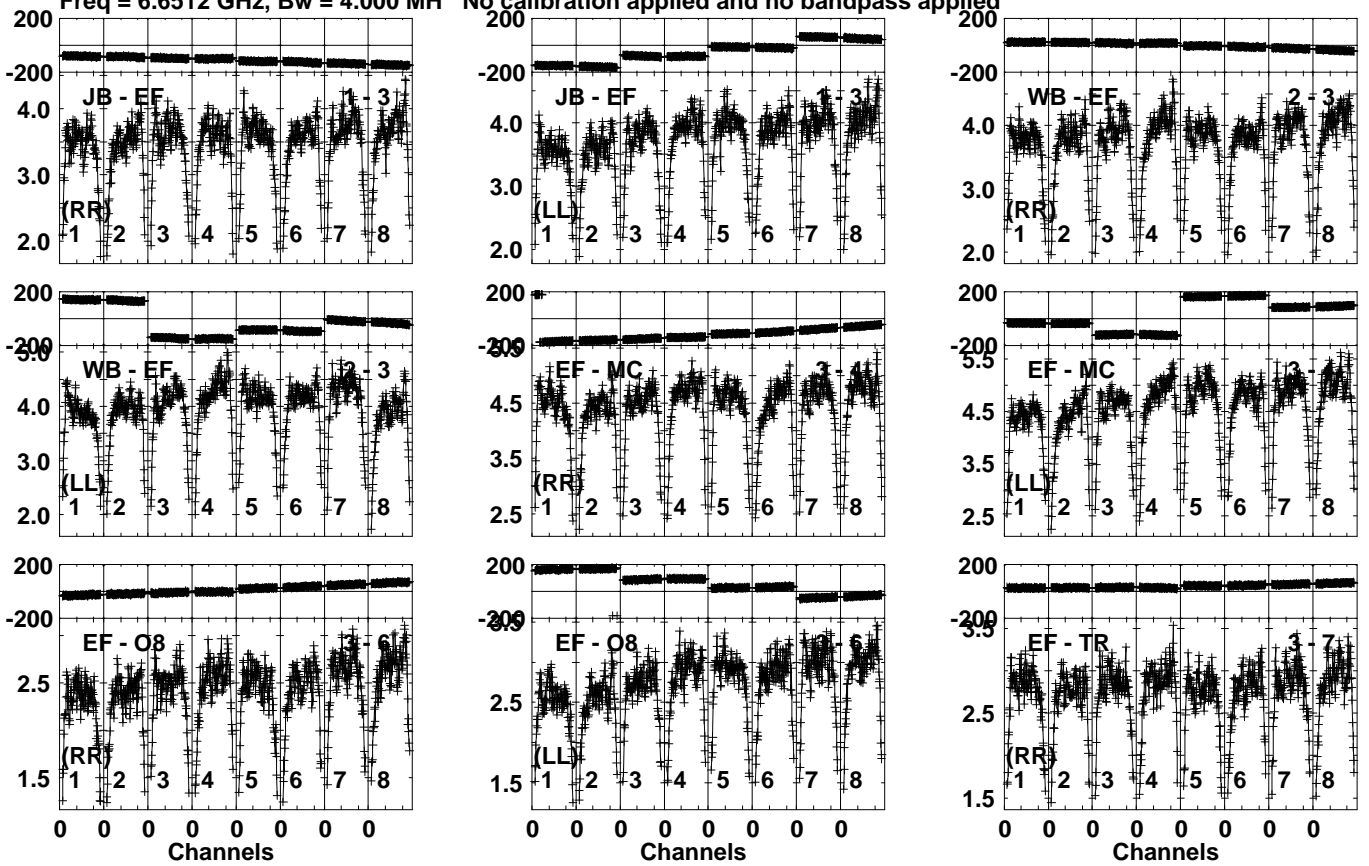


Lower frame: Milli Ampl Jy Top frame: Phas deg
Vector averaged cross-power spectrum Several baselines displayed
Timerange: 01/00:18:31 to 01/00:20:29

Plot file version 111 created 18-JUL-2023 11:20:11

3C286 EK052D 1.UVDATA.1

Freq = 6.6512 GHz, Bw = 4.000 MH No calibration applied and no bandpass applied

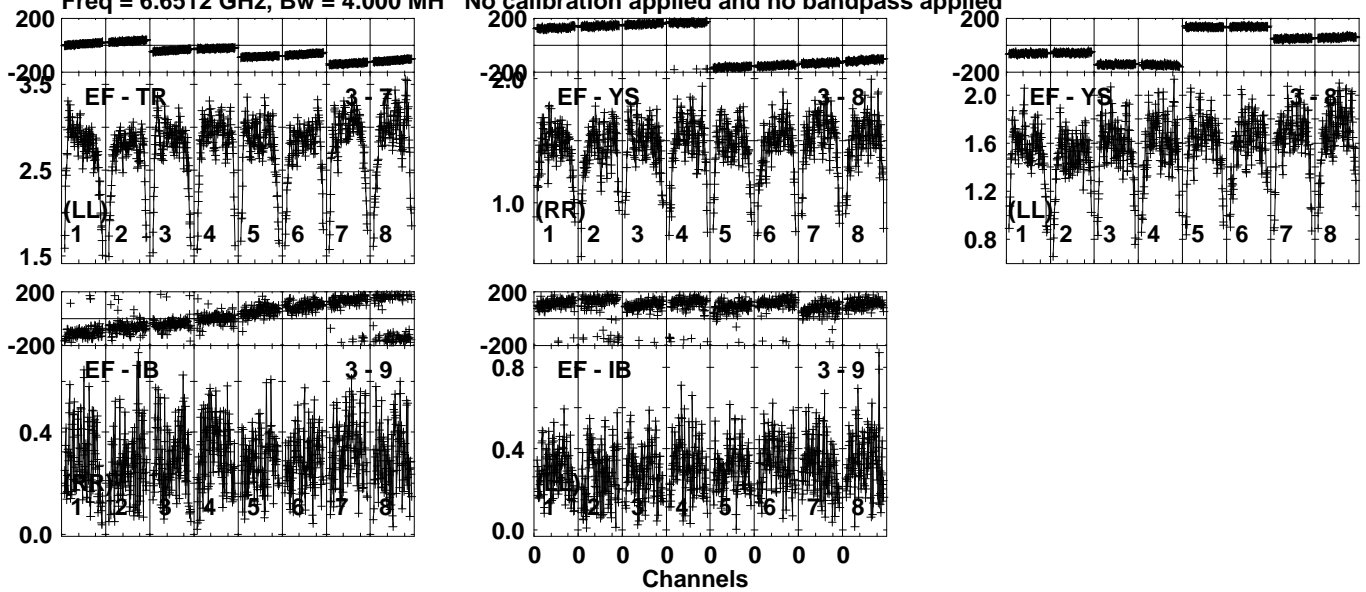


Lower frame: Milli Ampl Jy Top frame: Phas deg
Vector averaged cross-power spectrum Several baselines displayed
Timerange: 01/00:26:31 to 01/00:36:29

Plot file version 112 created 18-JUL-2023 11:20:12

3C286 EK052D 1.UVDATA.1

Freq = 6.6512 GHz, Bw = 4.000 MH No calibration applied and no bandpass applied



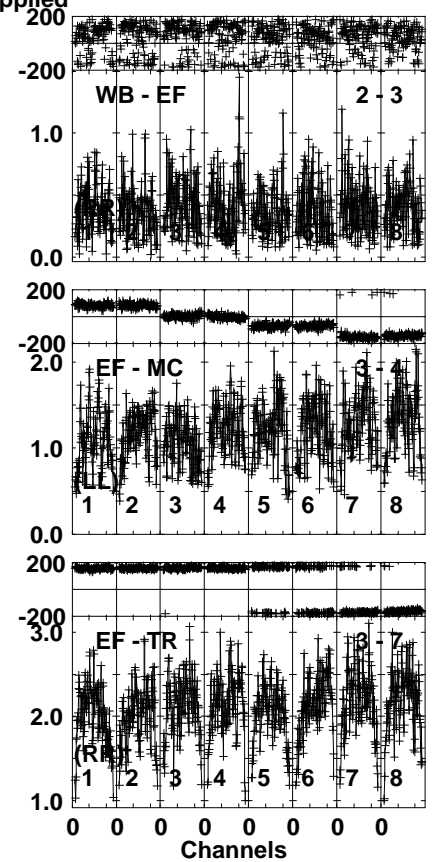
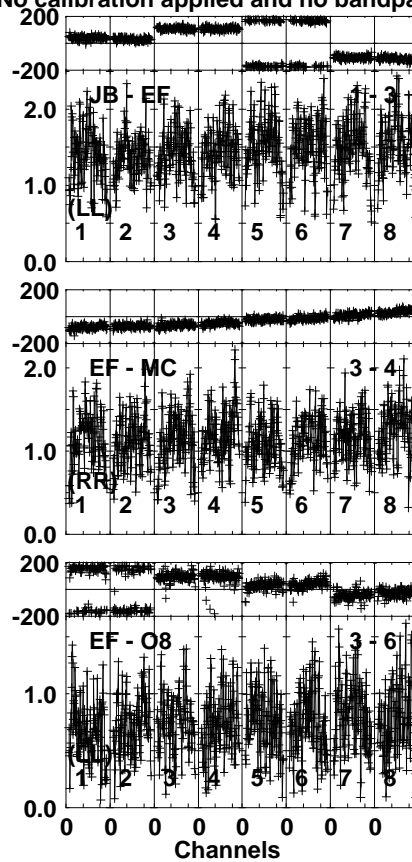
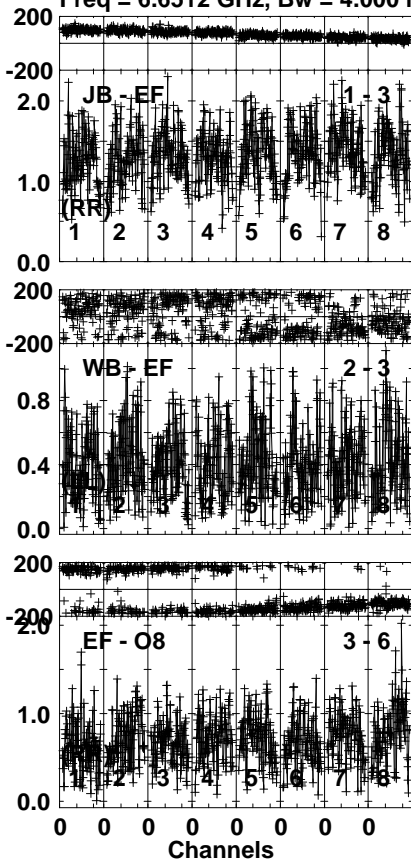
Lower frame: Milli Ampl Jy Top frame: Phas deg
Vector averaged cross-power spectrum Several baselines displayed
Timerange: 01/00:26:31 to 01/00:36:29

Plot file version 113 created 18-JUL-2023 11:20:12

J2003+3034 EK052D 1.UVDATA.1

Freq = 6.6512 GHz, Bw = 4.000 MH

No calibration applied and no bandpass applied



Lower frame: Milli Ampl Jy Top frame: Phas deg

Vector averaged cross-power spectrum Several baselines displayed

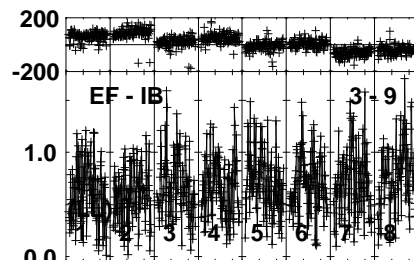
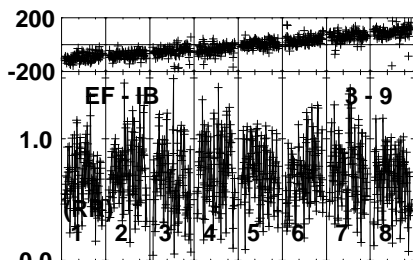
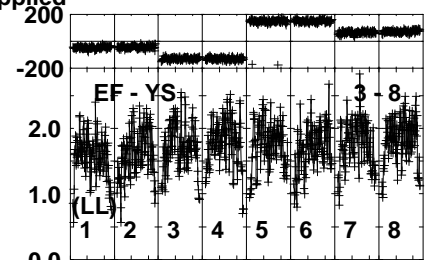
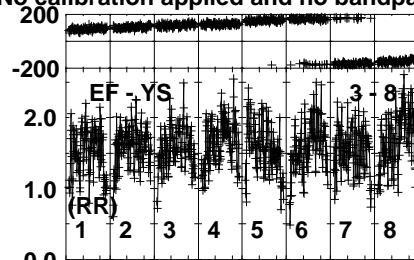
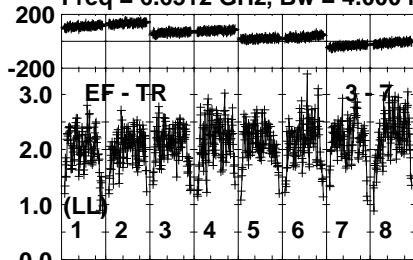
Timerange: 01/00:44:31 to 01/00:46:29

Plot file version 114 created 18-JUL-2023 11:20:13

J2003+3034 EK052D 1.UVDATA.1

Freq = 6.6512 GHz, Bw = 4.000 MH

No calibration applied and no bandpass applied



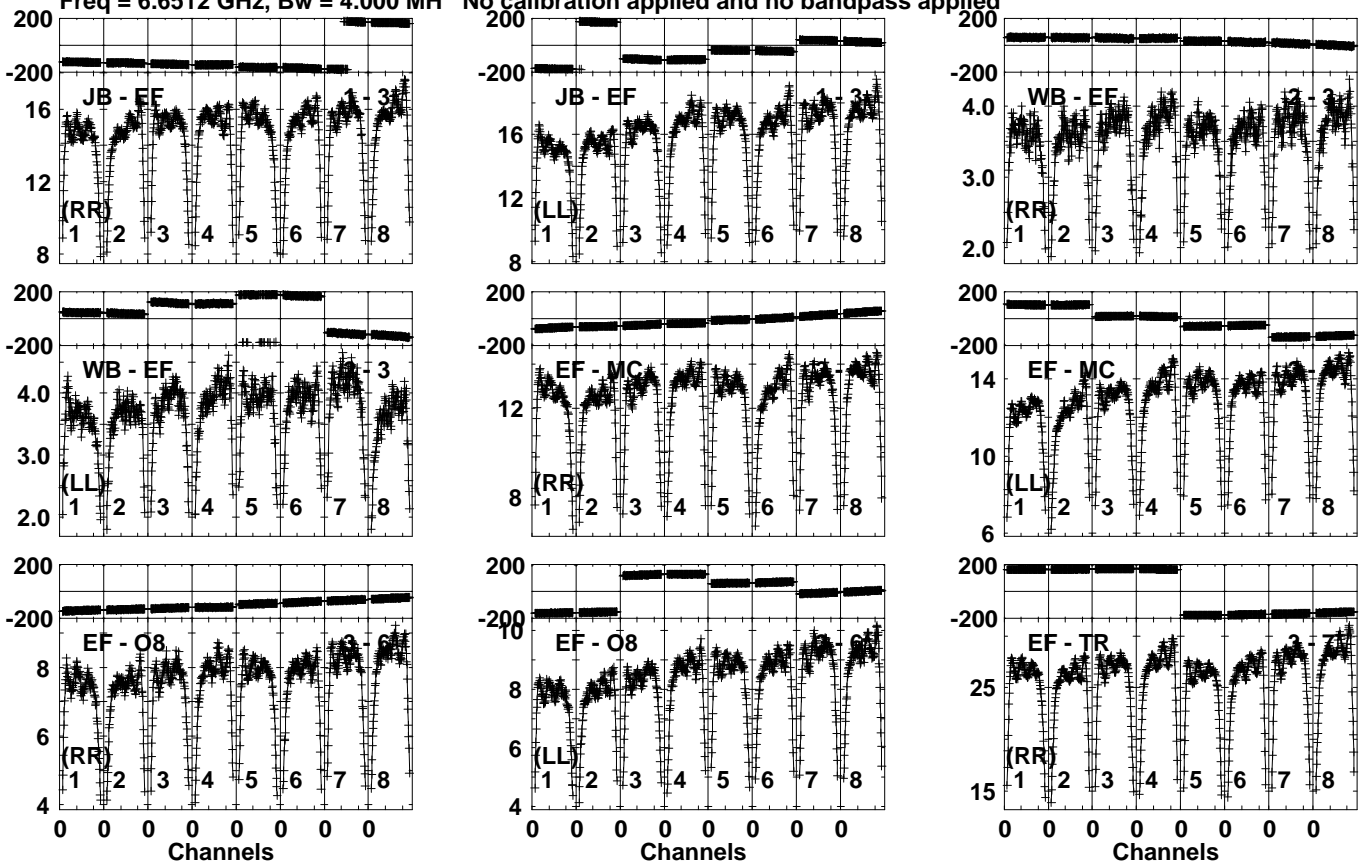
0 0 0 0 0 0 0 0
Channels

Lower frame: Milli Ampl Jy Top frame: Phas deg
Vector averaged cross-power spectrum Several baselines displayed
Timerange: 01/00:44:31 to 01/00:46:29

Plot file version 115 created 18-JUL-2023 11:20:13

J2202+4216 EK052D 1.UVDATA.1

Freq = 6.6512 GHz, Bw = 4.000 MH No calibration applied and no bandpass applied



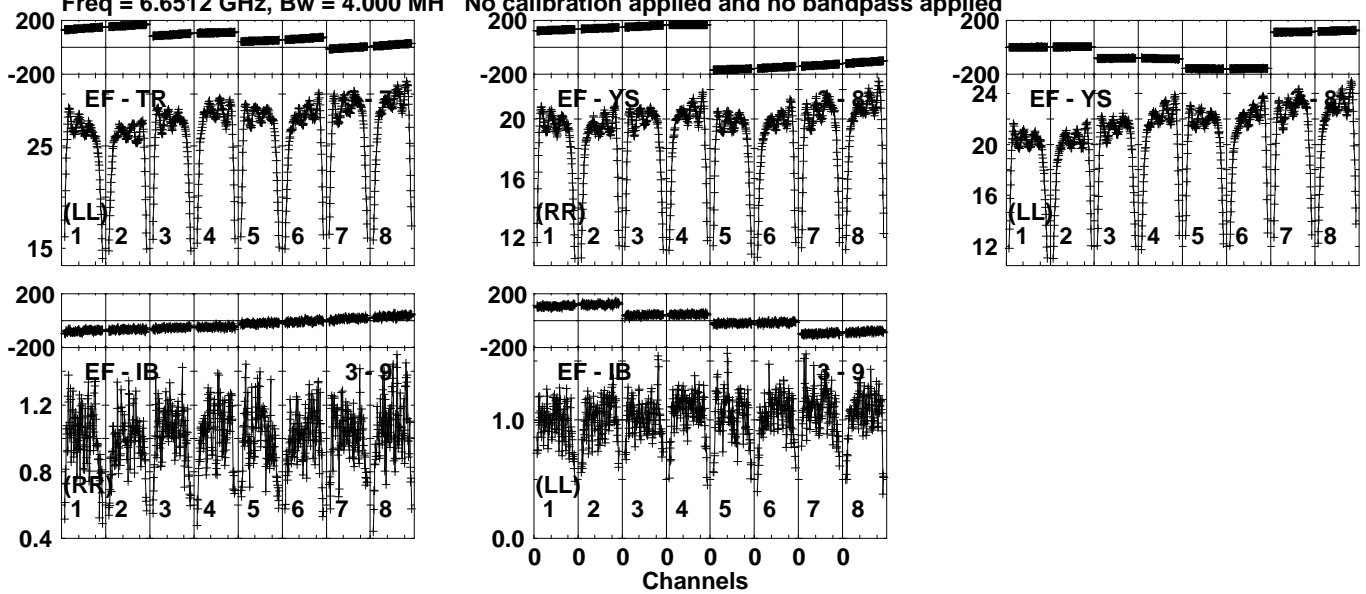
Lower frame: Milli Ampl Jy Top frame: Phas deg
Vector averaged cross-power spectrum Several baselines displayed
Timerange: 01/00:48:31 to 01/00:57:59

Plot file version 116 created 18-JUL-2023 11:20:13

J2202+4216 EK052D 1.UVDATA.1

Freq = 6.6512 GHz, Bw = 4.000 MH

No calibration applied and no bandpass applied

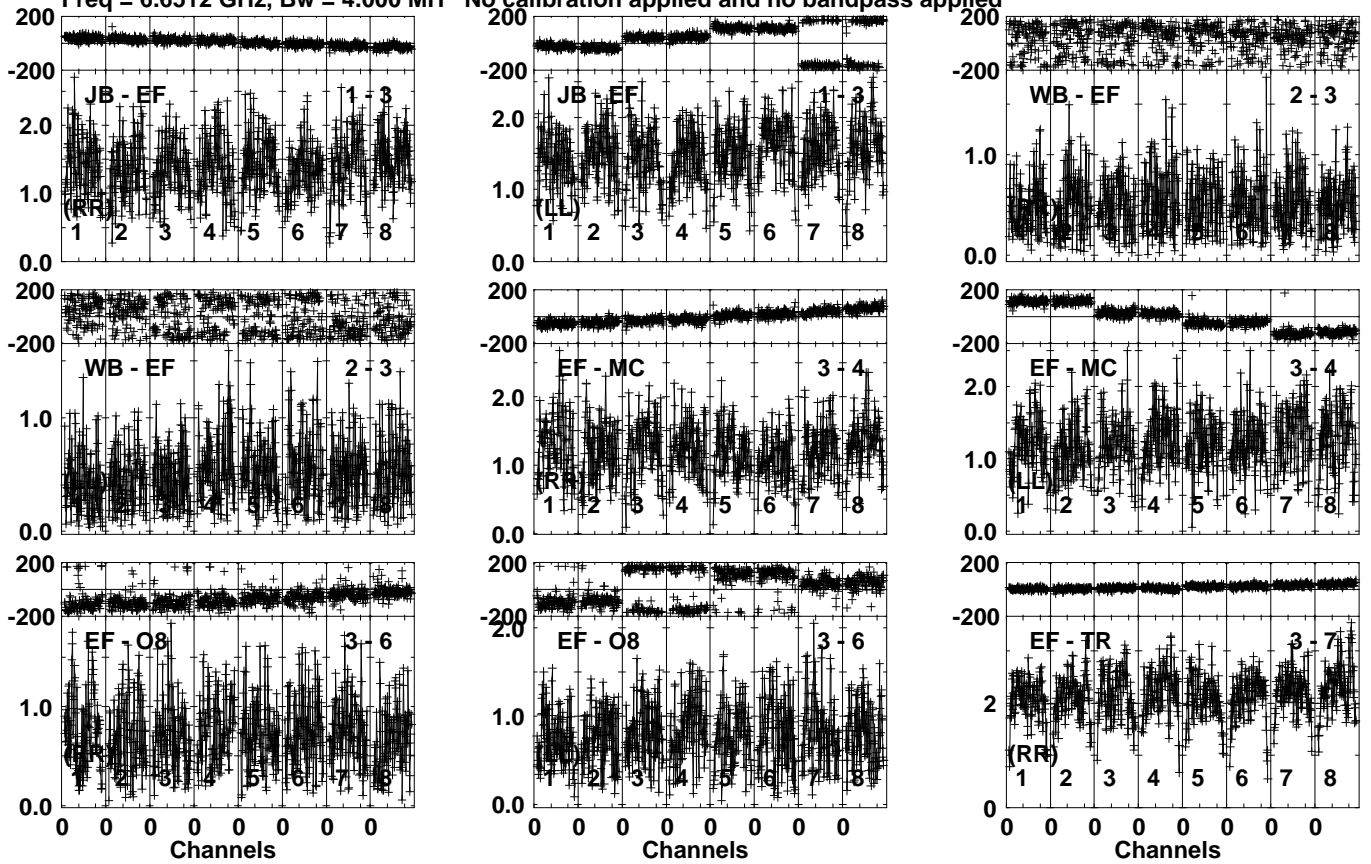


Lower frame: Milli Ampl Jy Top frame: Phas deg
Vector averaged cross-power spectrum Several baselines displayed
Timerange: 01/00:48:31 to 01/00:57:59

Plot file version 117 created 18-JUL-2023 11:20:14

J2003+3034 EK052D 1.UVDATA.1

Freq = 6.6512 GHz, Bw = 4.000 MH No calibration applied and no bandpass applied



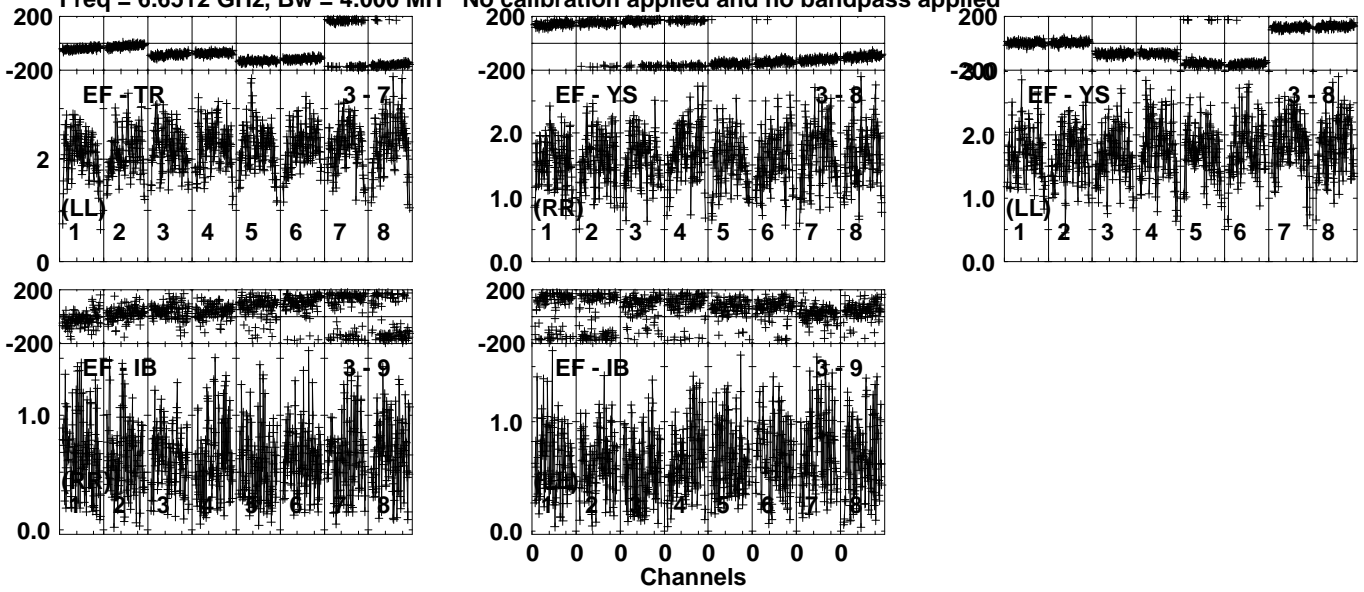
Lower frame: Milli Ampl Jy Top frame: Phas deg
Vector averaged cross-power spectrum Several baselines displayed
Timerange: 01/00:59:01 to 01/01:01:59

Plot file version 118 created 18-JUL-2023 11:20:14

J2003+3034 EK052D 1.UVDATA.1

Freq = 6.6512 GHz, Bw = 4.000 MH

No calibration applied and no bandpass applied

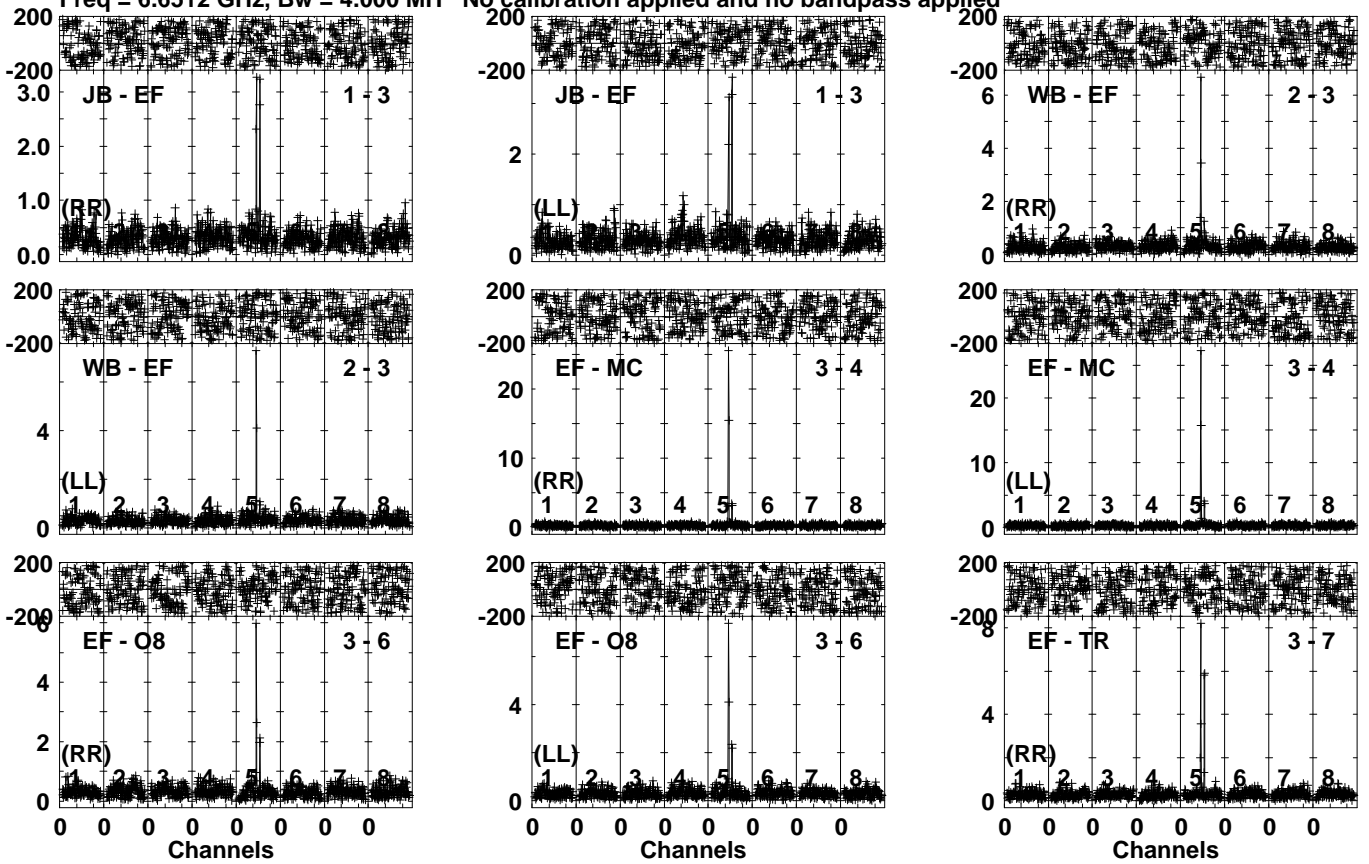


Lower frame: Milli Ampl Jy Top frame: Phas deg
Vector averaged cross-power spectrum Several baselines displayed
Timerange: 01/00:59:01 to 01/01:01:59

Plot file version 119 created 18-JUL-2023 11:20:14

G69.54 EK052D 1.UVDATA.1

Freq = 6.6512 GHz, Bw = 4.000 MH No calibration applied and no bandpass applied

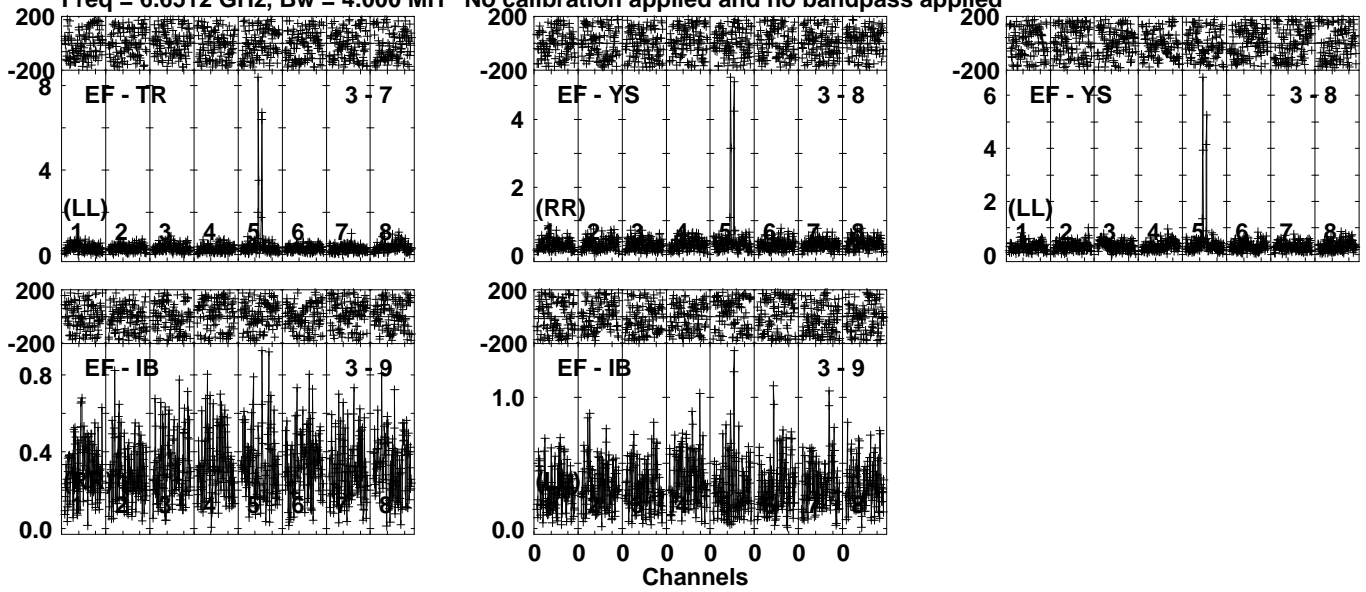


Lower frame: Milli Ampl Jy Top frame: Phas deg
Vector averaged cross-power spectrum Several baselines displayed
Timerange: 01/01:02:31 to 01/01:05:29

Plot file version 120 created 18-JUL-2023 11:20:14

G69.54 EK052D 1.UVDATA.1

Freq = 6.6512 GHz, Bw = 4.000 MH No calibration applied and no bandpass applied

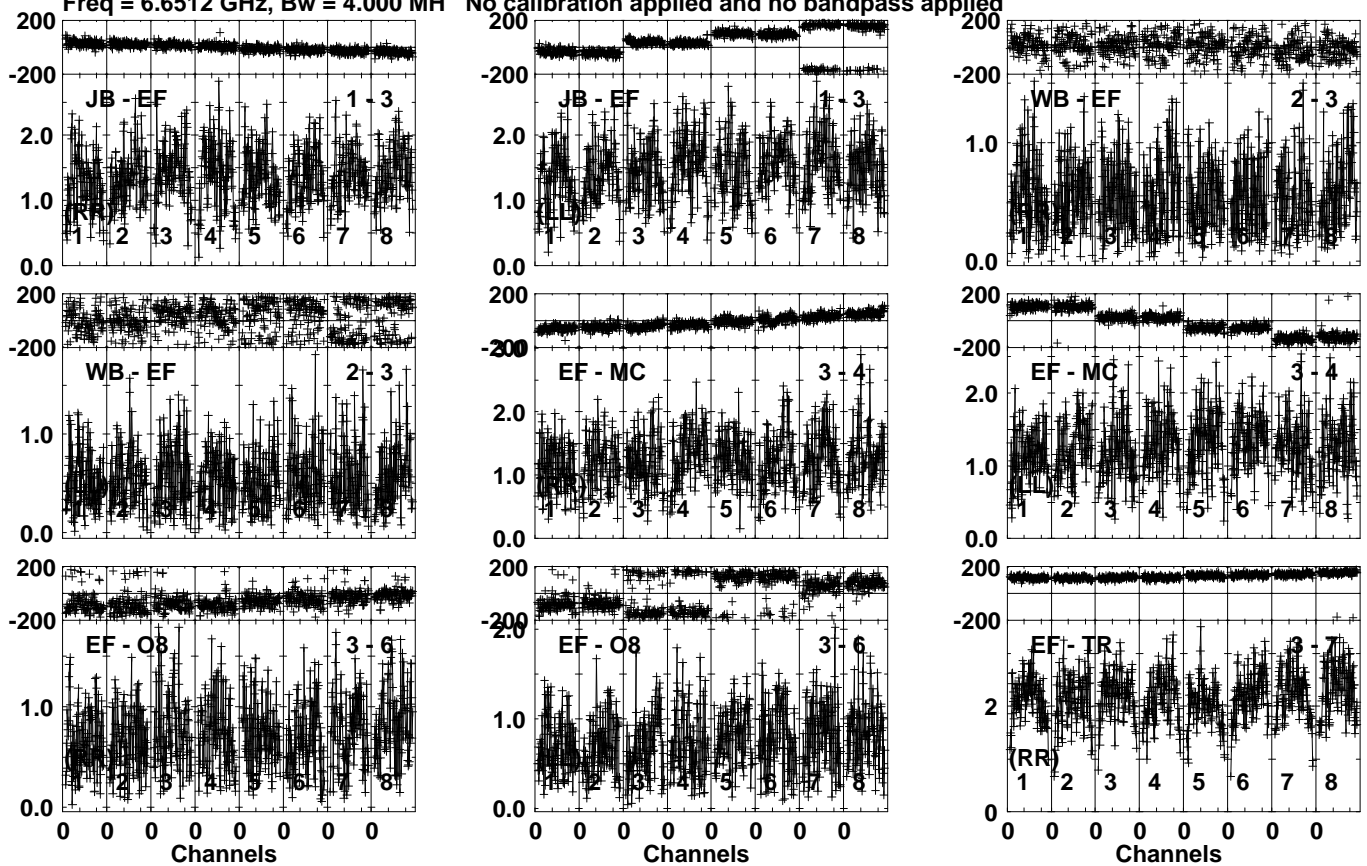


Lower frame: Milli Ampl Jy Top frame: Phas deg
Vector averaged cross-power spectrum Several baselines displayed
Timerange: 01/01:02:31 to 01/01:05:29

Plot file version 121 created 18-JUL-2023 11:20:14

J2003+3034 EK052D 1.UVDATA.1

Freq = 6.6512 GHz, Bw = 4.000 MH No calibration applied and no bandpass applied



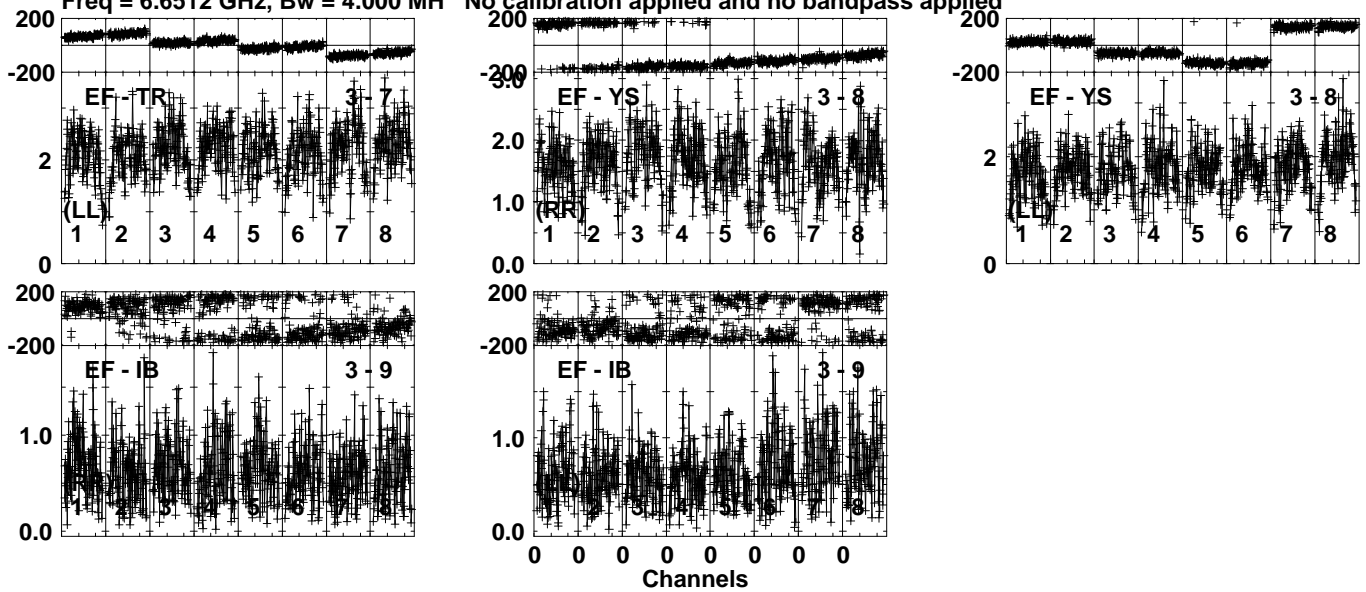
Lower frame: Milli Ampl Jy Top frame: Phas deg
Vector averaged cross-power spectrum Several baselines displayed
Timerange: 01/01:05:31 to 01/01:07:29

Plot file version 122 created 18-JUL-2023 11:20:14

J2003+3034 EK052D 1.UVDATA.1

Freq = 6.6512 GHz, Bw = 4.000 MH

No calibration applied and no bandpass applied

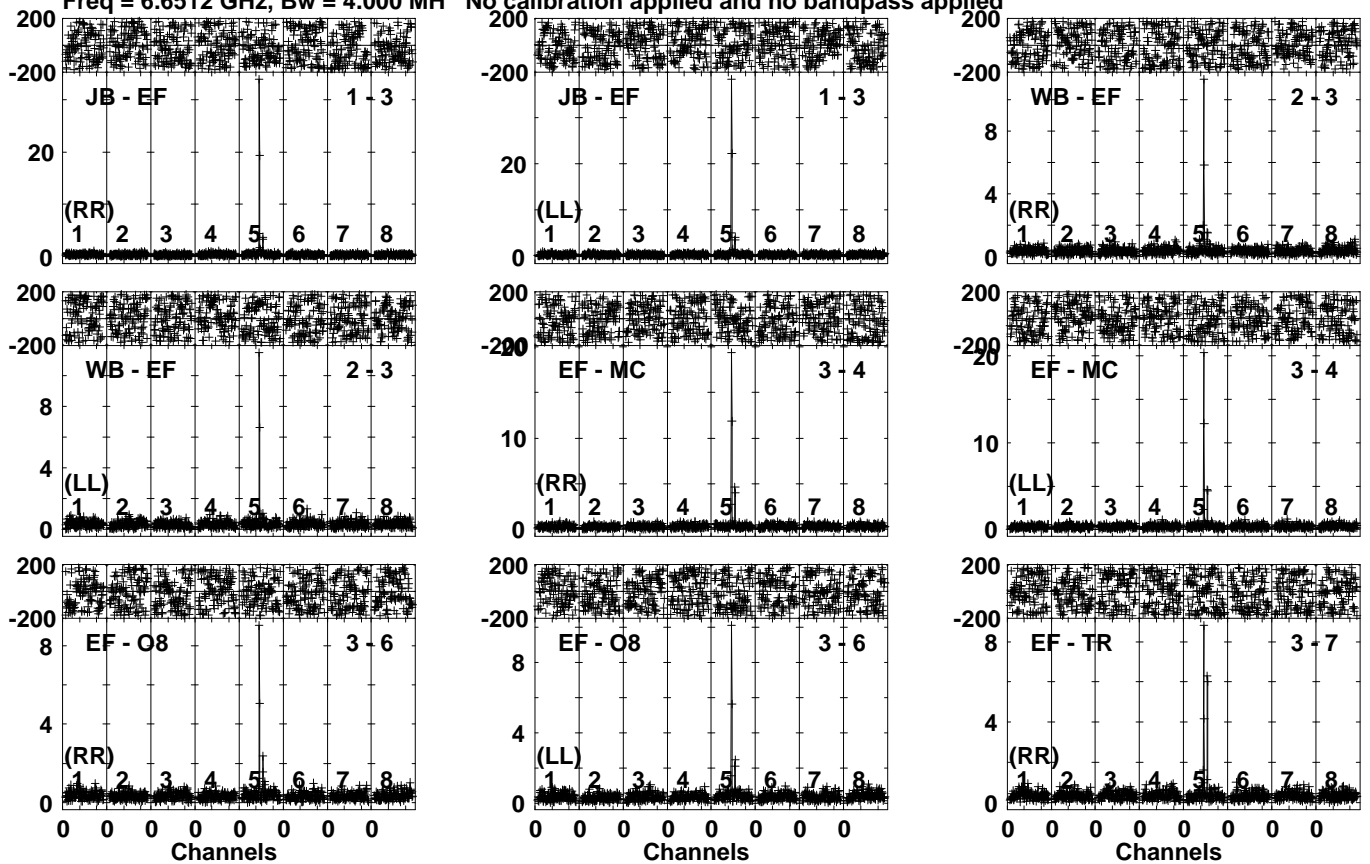


Lower frame: Milli Ampl Jy Top frame: Phas deg
Vector averaged cross-power spectrum Several baselines displayed
Timerange: 01/01:05:31 to 01/01:07:29

Plot file version 123 created 18-JUL-2023 11:20:14

G69.54 EK052D 1.UVDATA.1

Freq = 6.6512 GHz, Bw = 4.000 MH No calibration applied and no bandpass applied

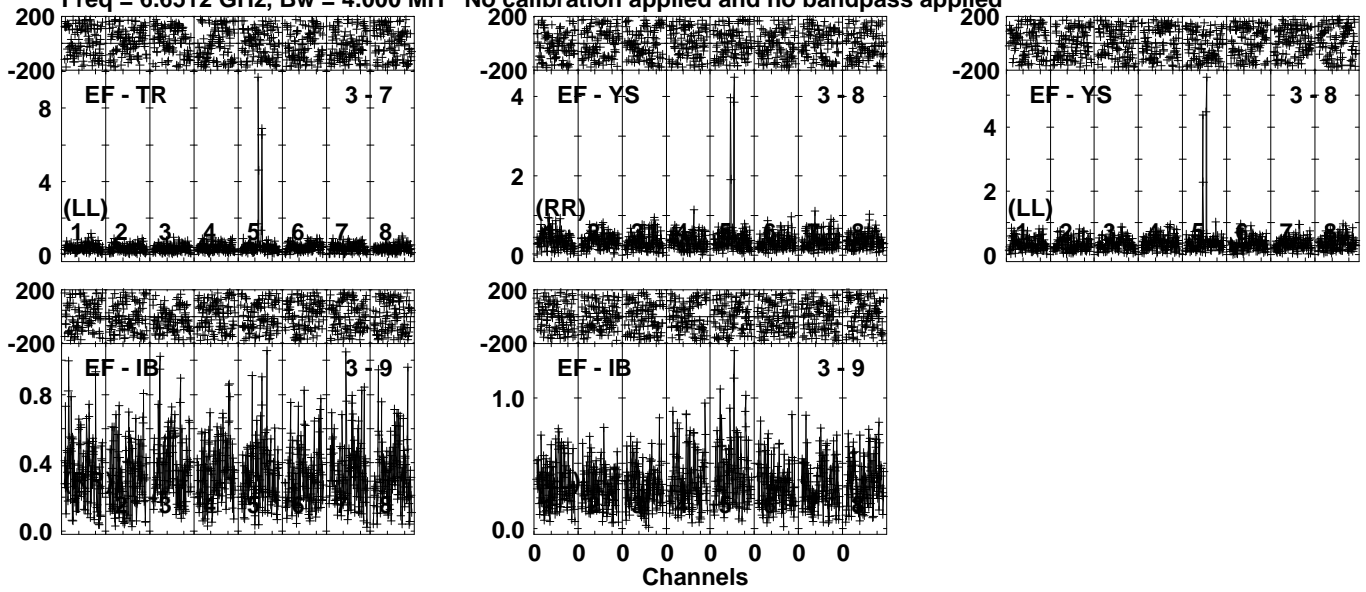


Lower frame: Milli Ampl Jy Top frame: Phas deg
Vector averaged cross-power spectrum Several baselines displayed
Timerange: 01/01:07:31 to 01/01:10:29

Plot file version 124 created 18-JUL-2023 11:20:15

G69.54 EK052D 1.UVDATA.1

Freq = 6.6512 GHz, Bw = 4.000 MH No calibration applied and no bandpass applied

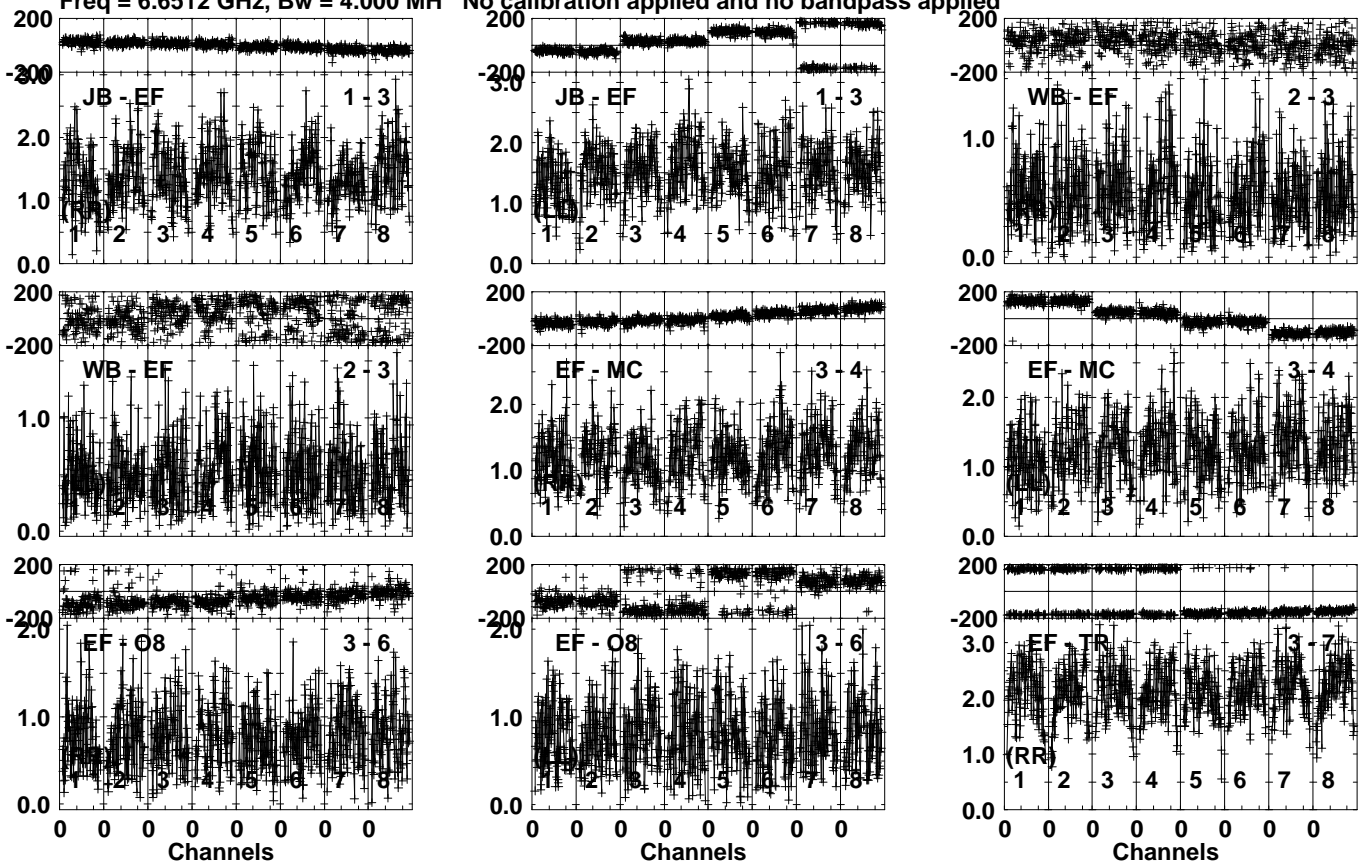


Lower frame: Milli Ampl Jy Top frame: Phas deg
Vector averaged cross-power spectrum Several baselines displayed
Timerange: 01/01:07:31 to 01/01:10:29

Plot file version 125 created 18-JUL-2023 11:20:15

J2003+3034 EK052D 1.UVDATA.1

Freq = 6.6512 GHz, Bw = 4.000 MH No calibration applied and no bandpass applied



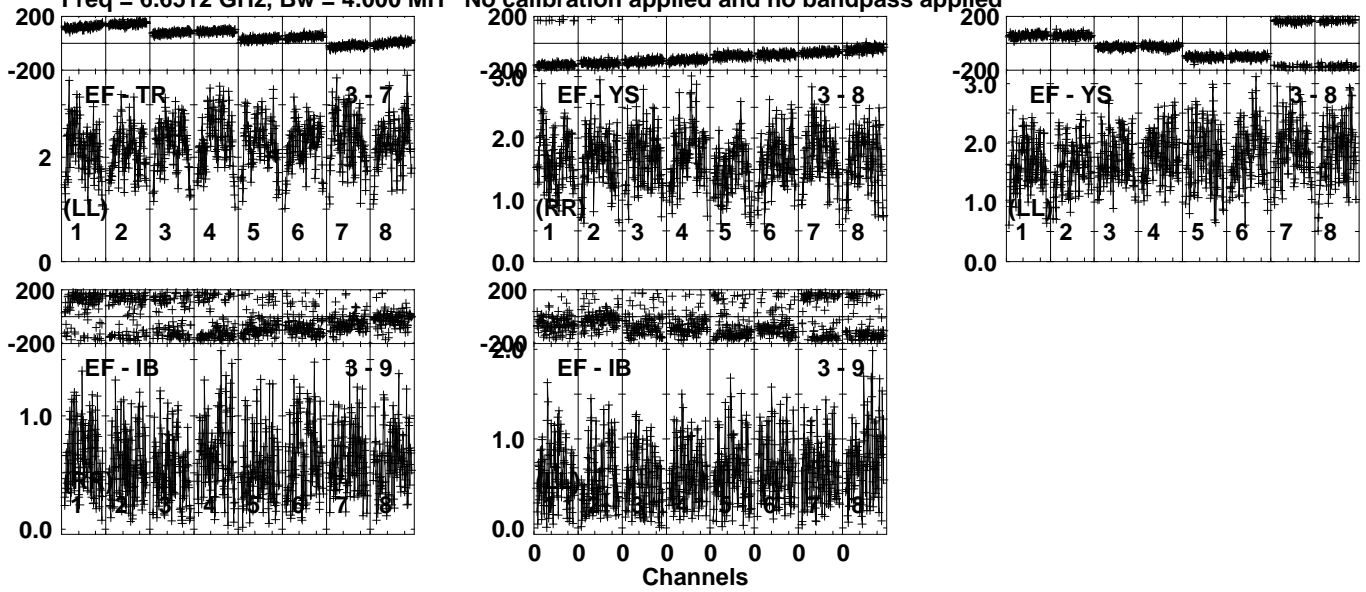
Lower frame: Milli Ampl Jy Top frame: Phas deg
Vector averaged cross-power spectrum Several baselines displayed
Timerange: 01/01:10:31 to 01/01:12:29

Plot file version 126 created 18-JUL-2023 11:20:15

J2003+3034 EK052D 1.UVDATA.1

Freq = 6.6512 GHz, Bw = 4.000 MH

No calibration applied and no bandpass applied

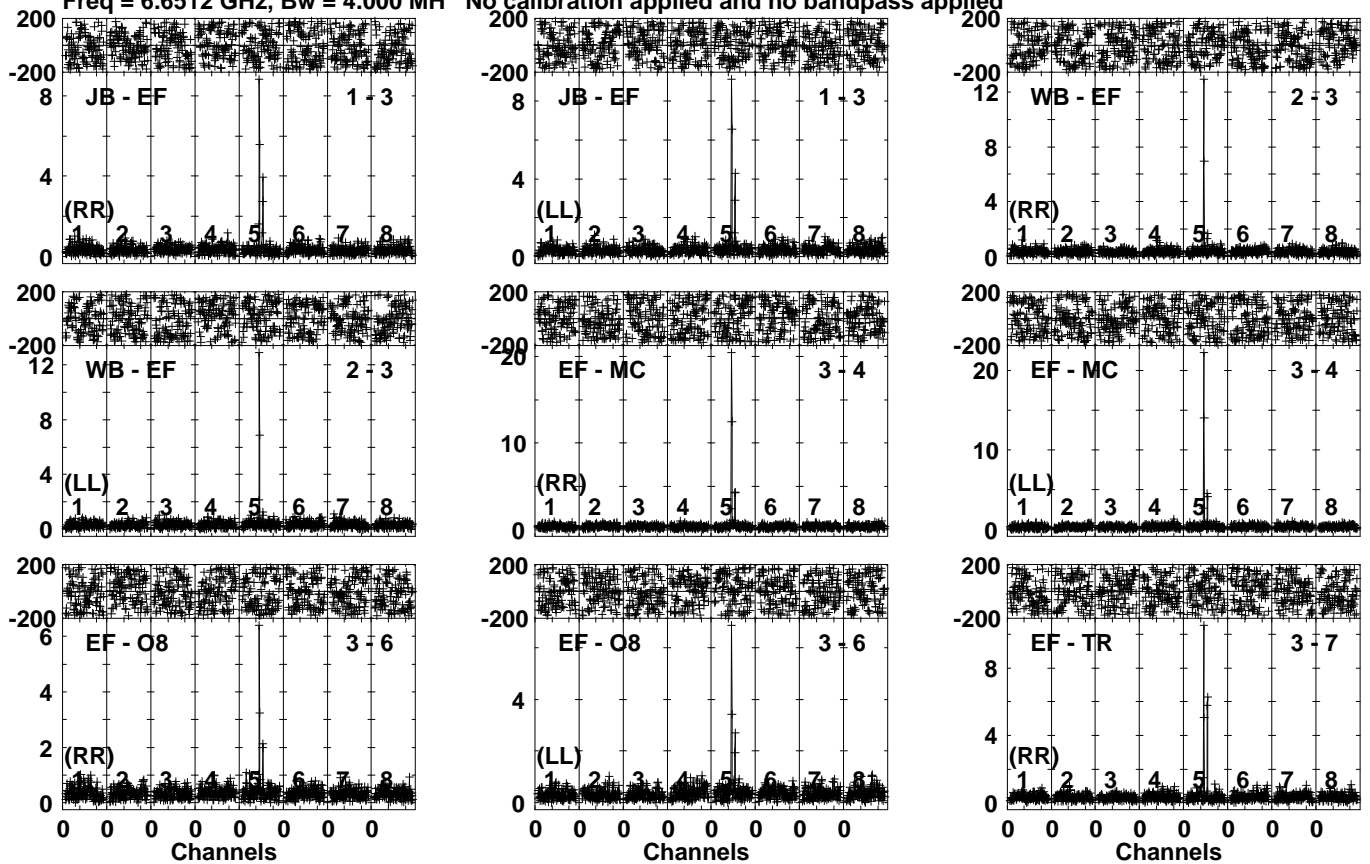


Lower frame: Milli Ampl Jy Top frame: Phas deg
Vector averaged cross-power spectrum Several baselines displayed
Timerange: 01/01:10:31 to 01/01:12:29

Plot file version 127 created 18-JUL-2023 11:20:15

G69.54 EK052D 1.UVDATA.1

Freq = 6.6512 GHz, Bw = 4.000 MH No calibration applied and no bandpass applied

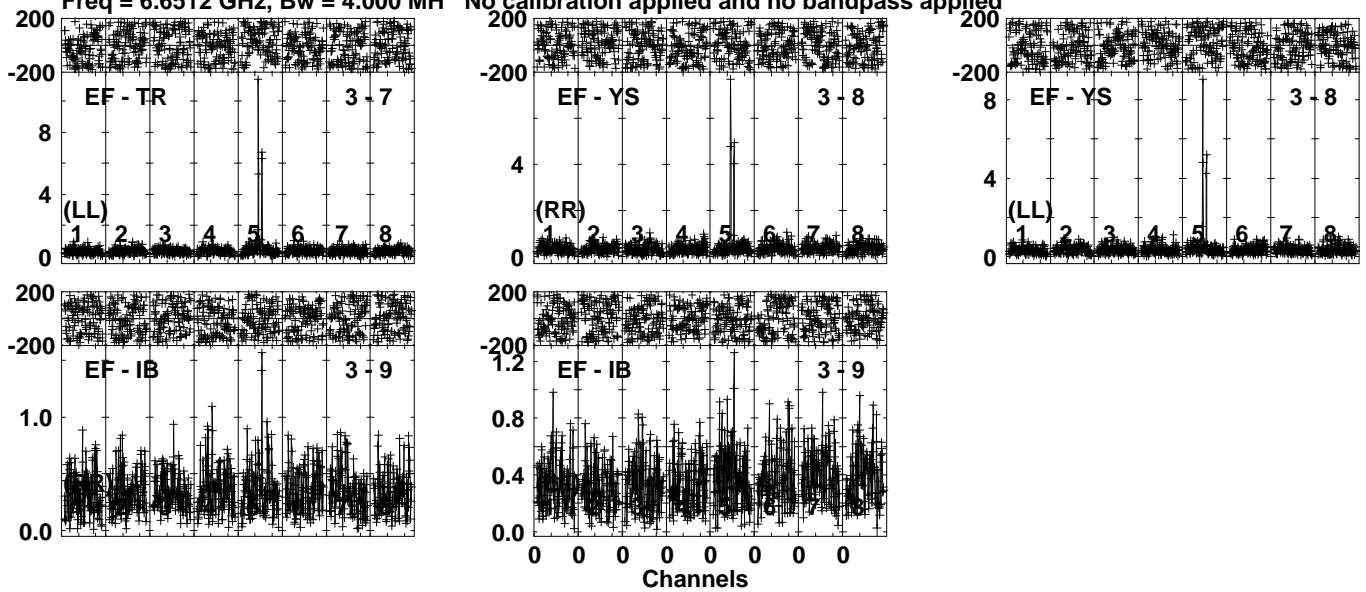


Lower frame: Milli Ampl Jy Top frame: Phas deg
Vector averaged cross-power spectrum Several baselines displayed
Timerange: 01/01:12:31 to 01/01:15:29

Plot file version 128 created 18-JUL-2023 11:20:15

G69.54 EK052D 1.UVDATA.1

Freq = 6.6512 GHz, Bw = 4.000 MH No calibration applied and no bandpass applied

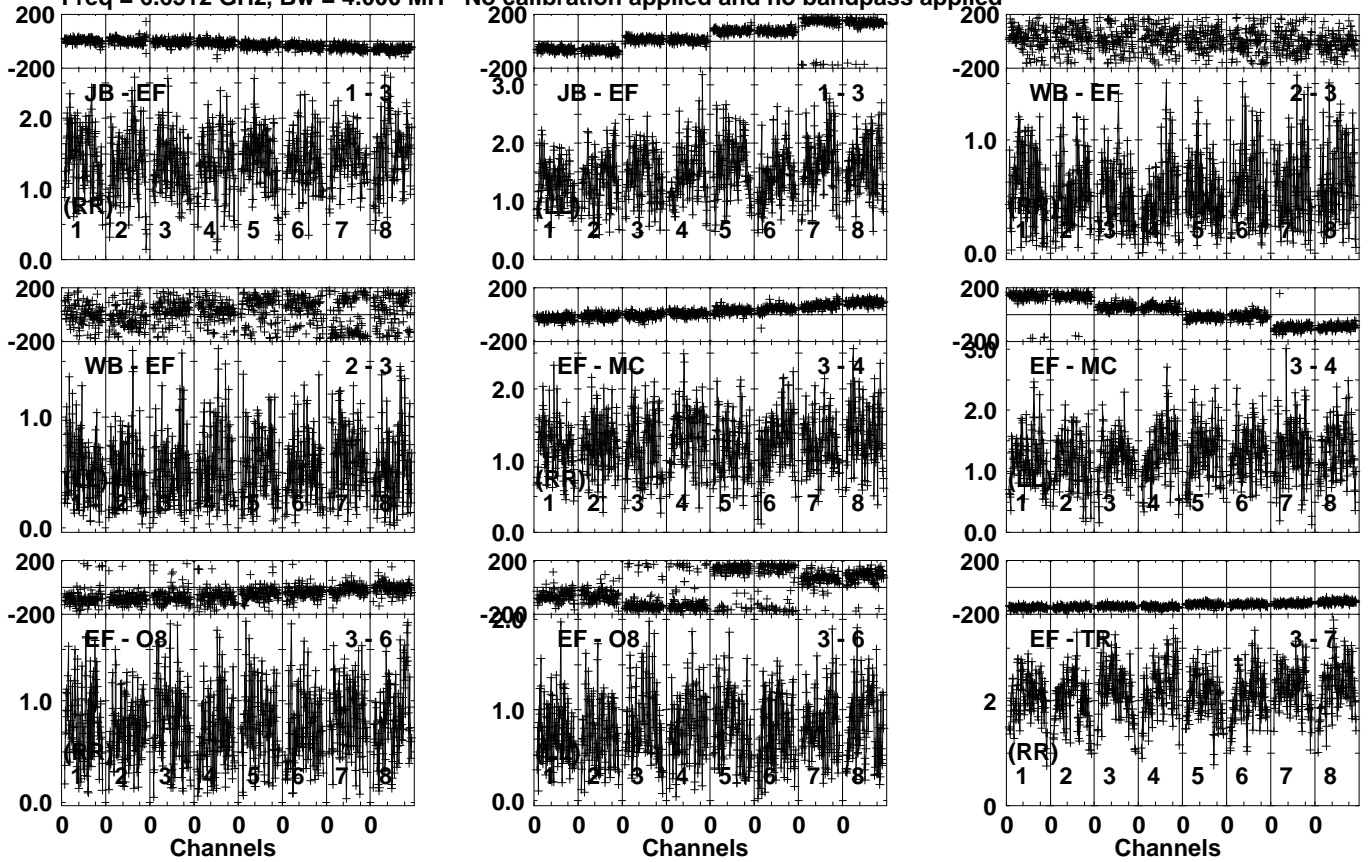


Lower frame: Milli Ampl Jy Top frame: Phas deg
Vector averaged cross-power spectrum Several baselines displayed
Timerange: 01/01:12:31 to 01/01:15:29

Plot file version 129 created 18-JUL-2023 11:20:15

J2003+3034 EK052D 1.UVDATA.1

Freq = 6.6512 GHz, Bw = 4.000 MH No calibration applied and no bandpass applied



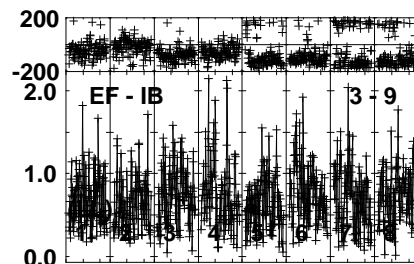
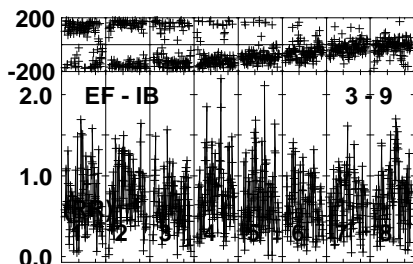
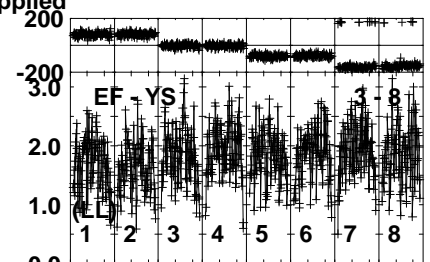
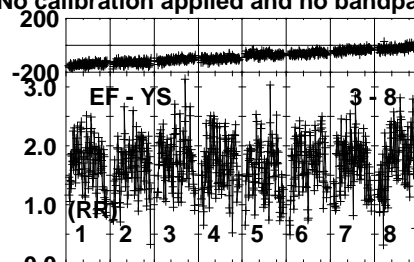
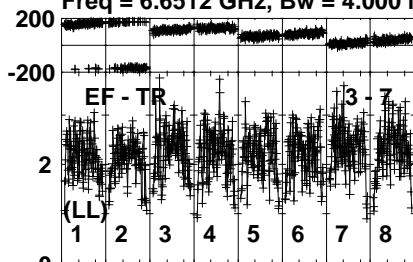
Lower frame: Milli Ampl Jy Top frame: Phas deg
Vector averaged cross-power spectrum Several baselines displayed
Timerange: 01/01:15:31 to 01/01:17:29

Plot file version 130 created 18-JUL-2023 11:20:16

J2003+3034 EK052D 1.UVDATA.1

Freq = 6.6512 GHz, Bw = 4.000 MH

No calibration applied and no bandpass applied



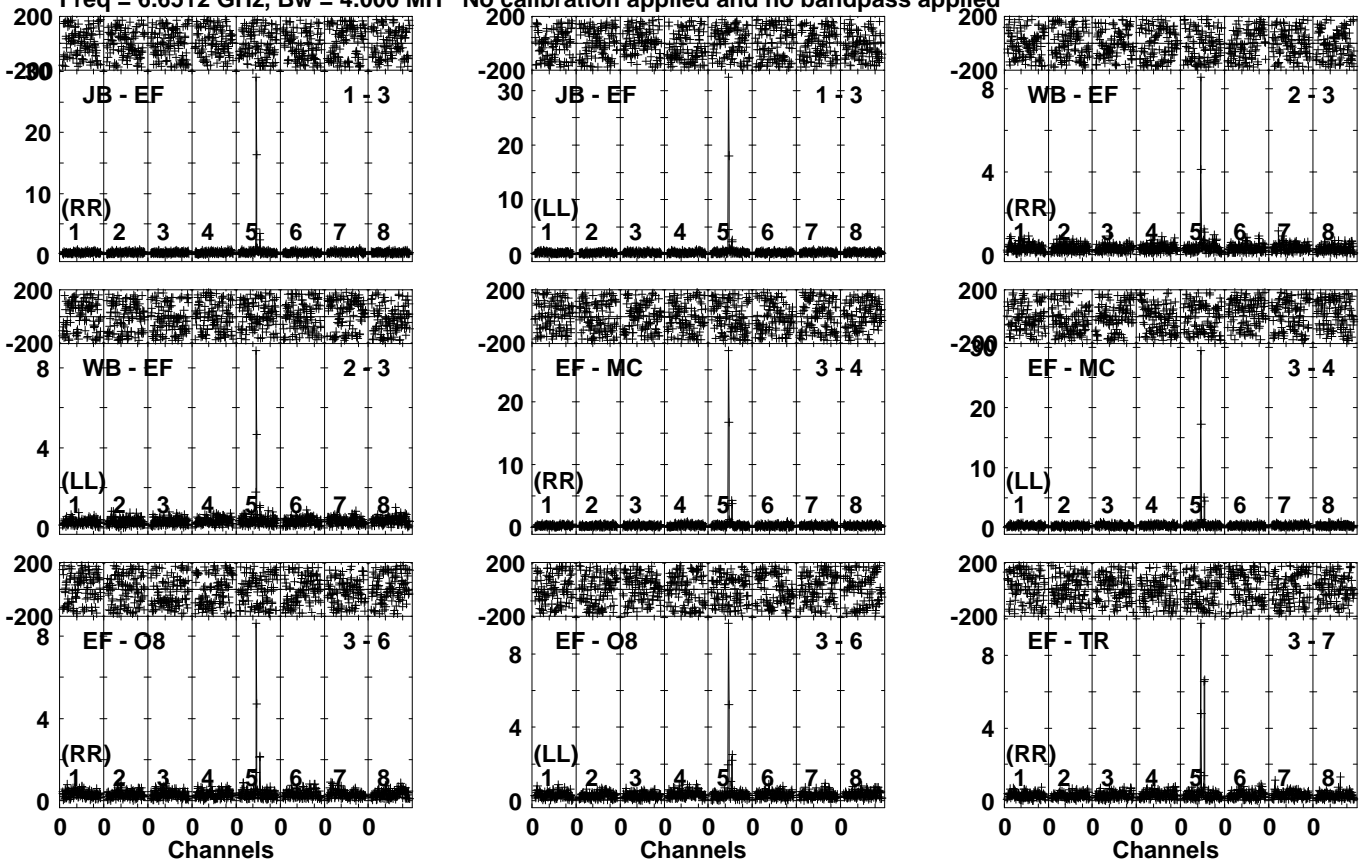
0 0 0 0 0 0 0 0
Channels

Lower frame: Milli Ampl Jy Top frame: Phas deg
Vector averaged cross-power spectrum Several baselines displayed
Timerange: 01/01:15:31 to 01/01:17:29

Plot file version 131 created 18-JUL-2023 11:20:16

G69.54 EK052D 1.UVDATA.1

Freq = 6.6512 GHz, Bw = 4.000 MH No calibration applied and no bandpass applied

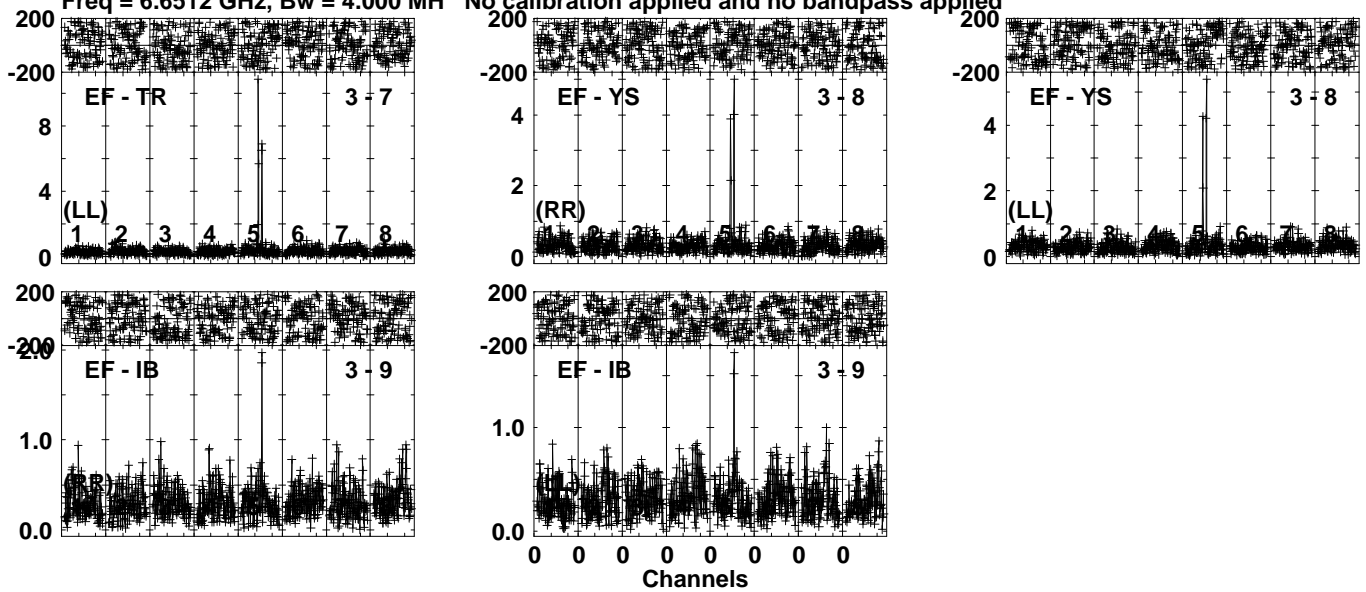


Lower frame: Milli Ampl Jy Top frame: Phas deg
Vector averaged cross-power spectrum Several baselines displayed
Timerange: 01/01:18:01 to 01/01:20:59

Plot file version 132 created 18-JUL-2023 11:20:16

G69.54 EK052D 1.UVDATA.1

Freq = 6.6512 GHz, Bw = 4.000 MH No calibration applied and no bandpass applied

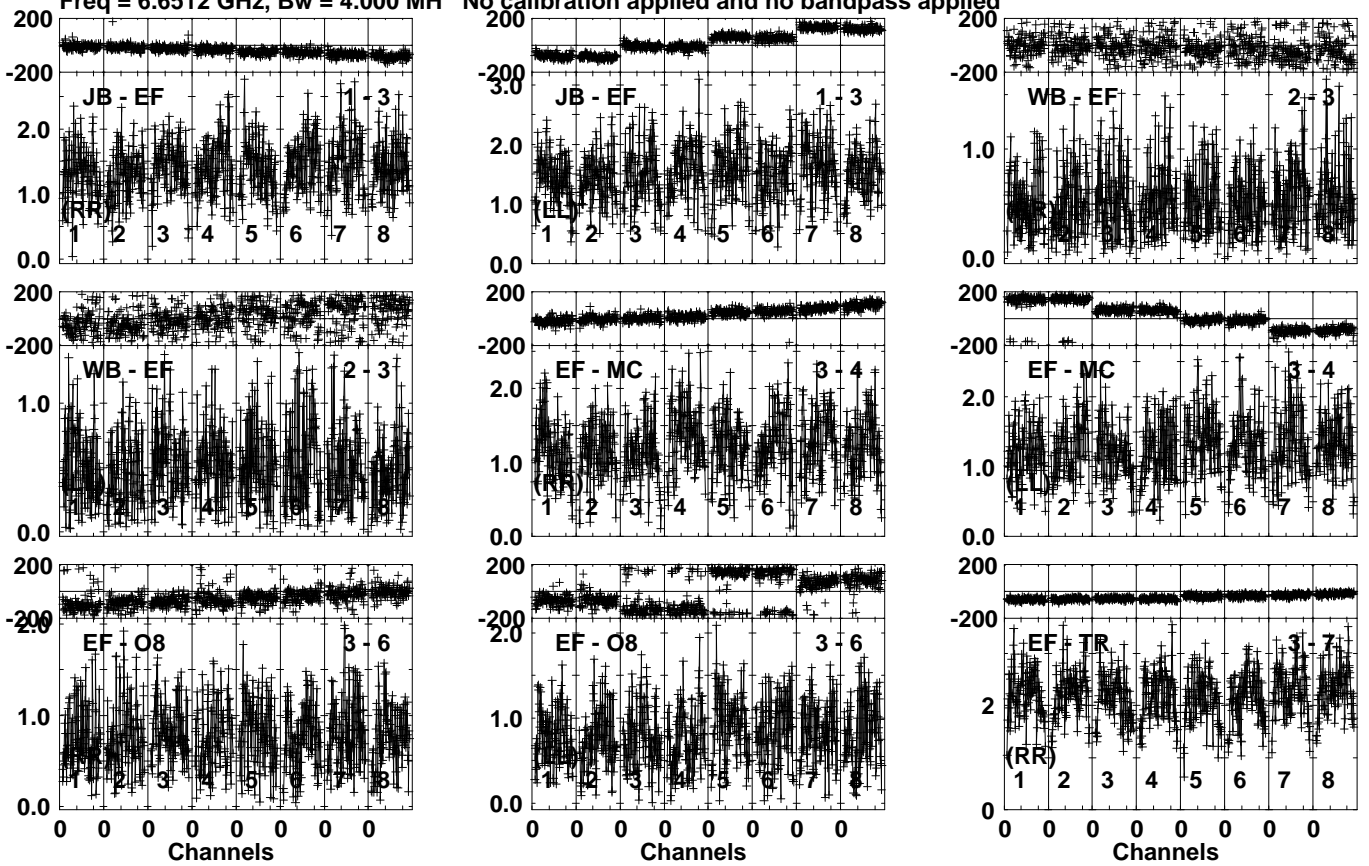


Lower frame: Milli Ampl Jy Top frame: Phas deg
Vector averaged cross-power spectrum Several baselines displayed
Timerange: 01/01:18:01 to 01/01:20:59

Plot file version 133 created 18-JUL-2023 11:20:16

J2003+3034 EK052D 1.UVDATA.1

Freq = 6.6512 GHz, Bw = 4.000 MH No calibration applied and no bandpass applied

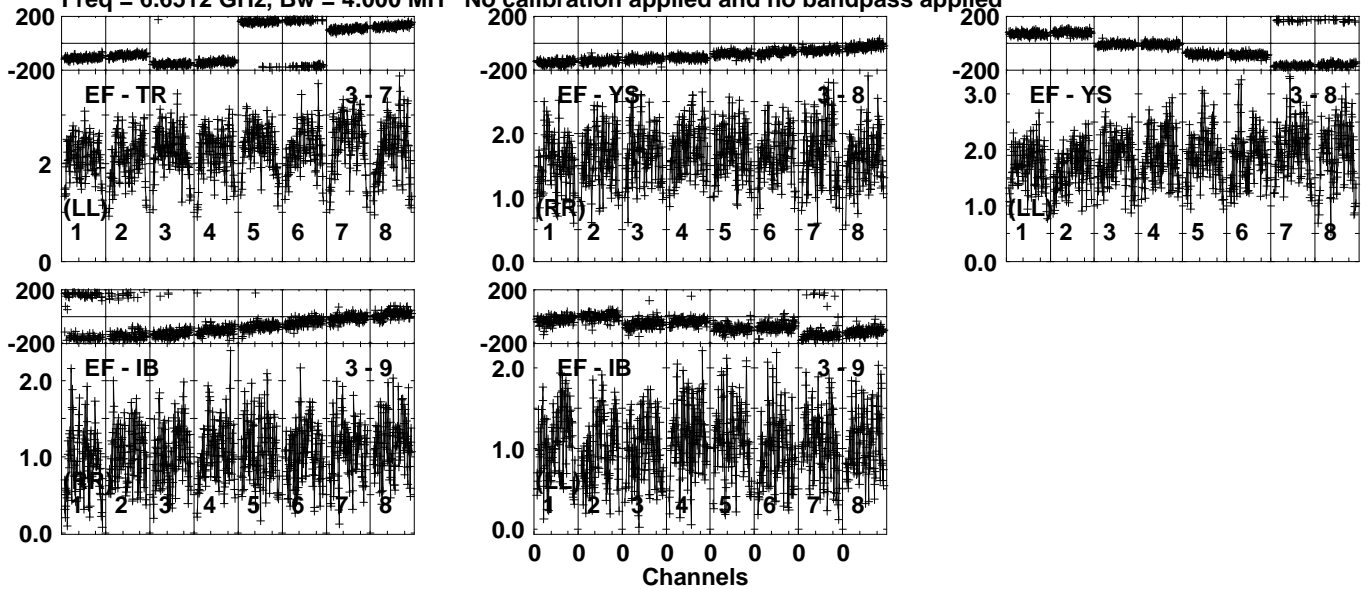


Lower frame: Milli Ampl Jy Top frame: Phas deg
Vector averaged cross-power spectrum Several baselines displayed
Timerange: 01/01:21:01 to 01/01:22:59

Plot file version 134 created 18-JUL-2023 11:20:16

J2003+3034 EK052D 1.UVDATA.1

Freq = 6.6512 GHz, Bw = 4.000 MH No calibration applied and no bandpass applied

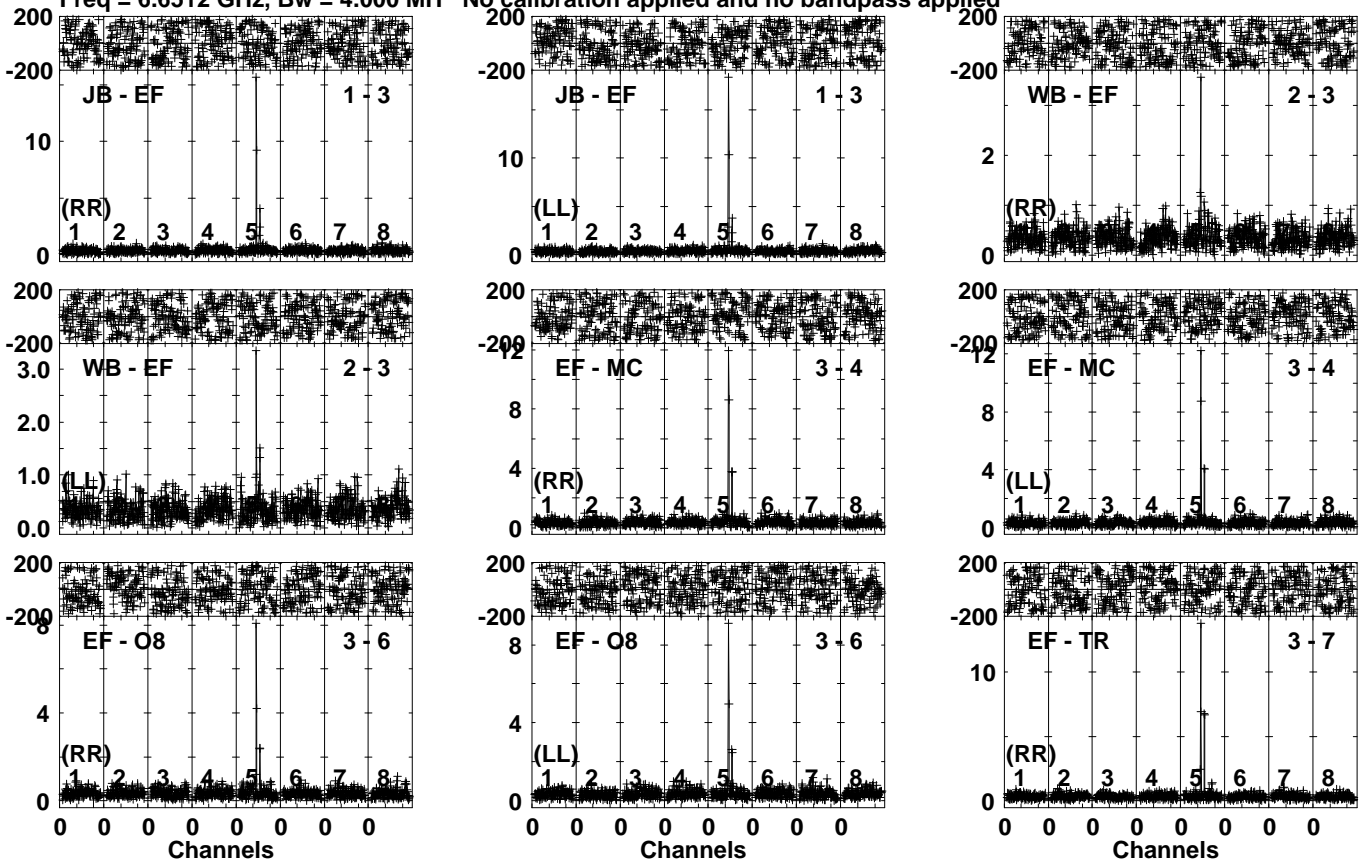


Lower frame: Milli Ampl Jy Top frame: Phas deg
Vector averaged cross-power spectrum Several baselines displayed
Timerange: 01/01:21:01 to 01/01:22:59

Plot file version 135 created 18-JUL-2023 11:20:16

G69.54 EK052D 1.UVDATA.1

Freq = 6.6512 GHz, Bw = 4.000 MH No calibration applied and no bandpass applied

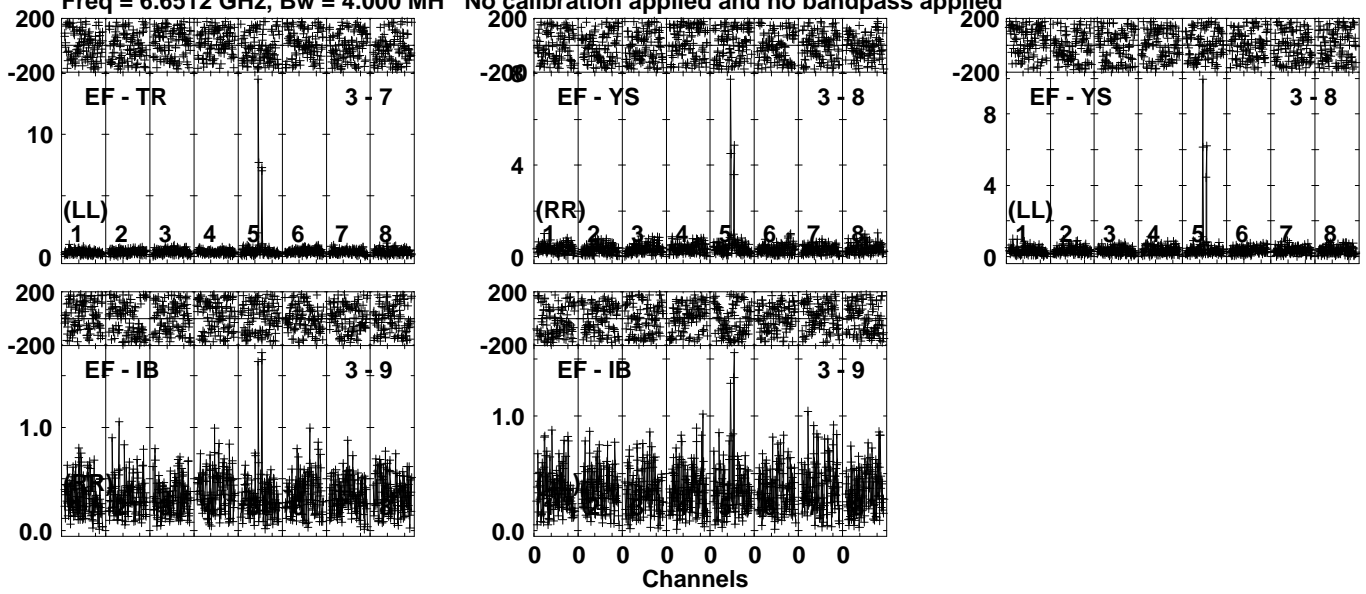


Lower frame: Milli Ampl Jy Top frame: Phas deg
Vector averaged cross-power spectrum Several baselines displayed
Timerange: 01/01:23:01 to 01/01:25:59

Plot file version 136 created 18-JUL-2023 11:20:17

G69.54 EK052D 1.UVDATA.1

Freq = 6.6512 GHz, Bw = 4.000 MH No calibration applied and no bandpass applied

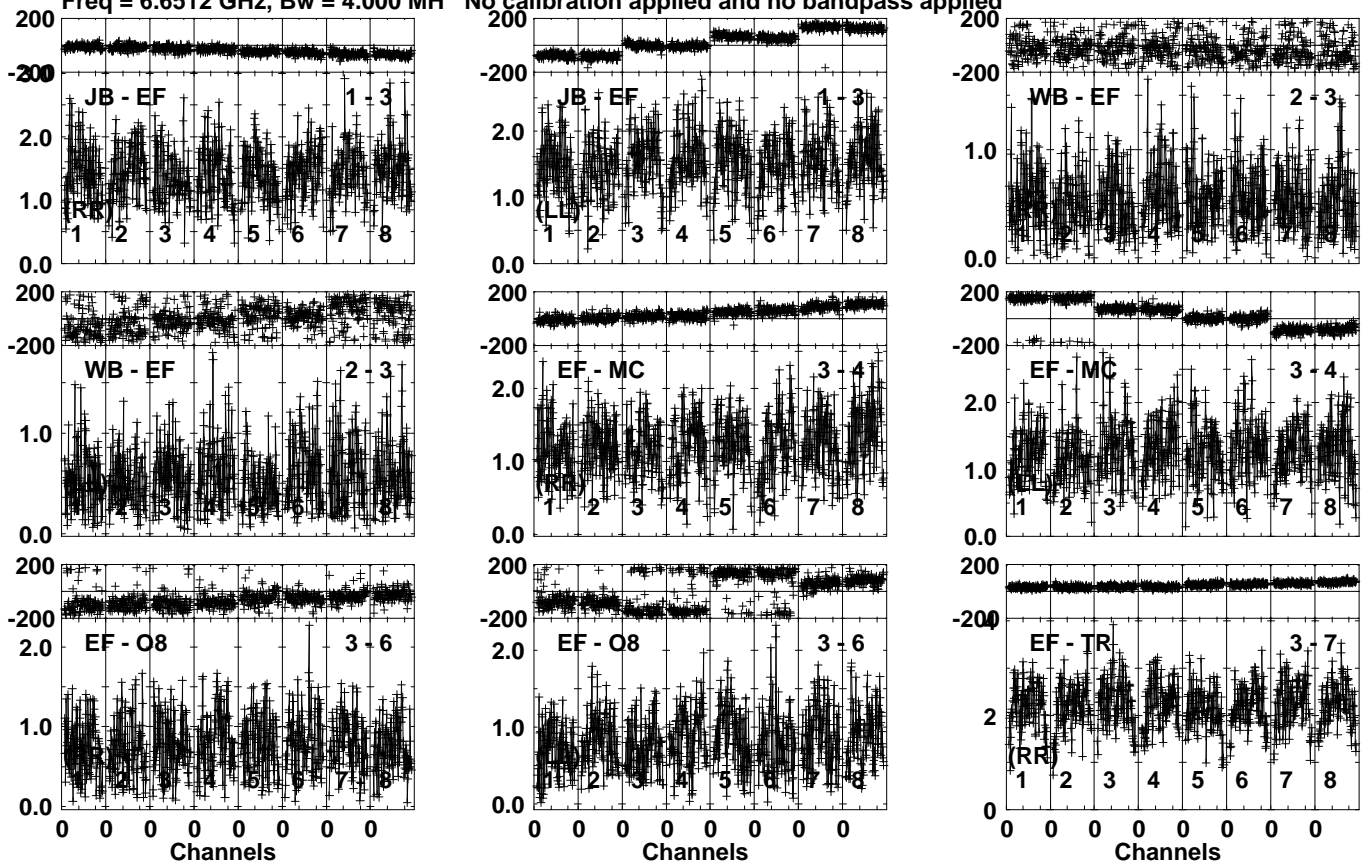


Lower frame: Milli Ampl Jy Top frame: Phas deg
Vector averaged cross-power spectrum Several baselines displayed
Timerange: 01/01:23:01 to 01/01:25:59

Plot file version 137 created 18-JUL-2023 11:20:17

J2003+3034 EK052D 1.UVDATA.1

Freq = 6.6512 GHz, Bw = 4.000 MH No calibration applied and no bandpass applied

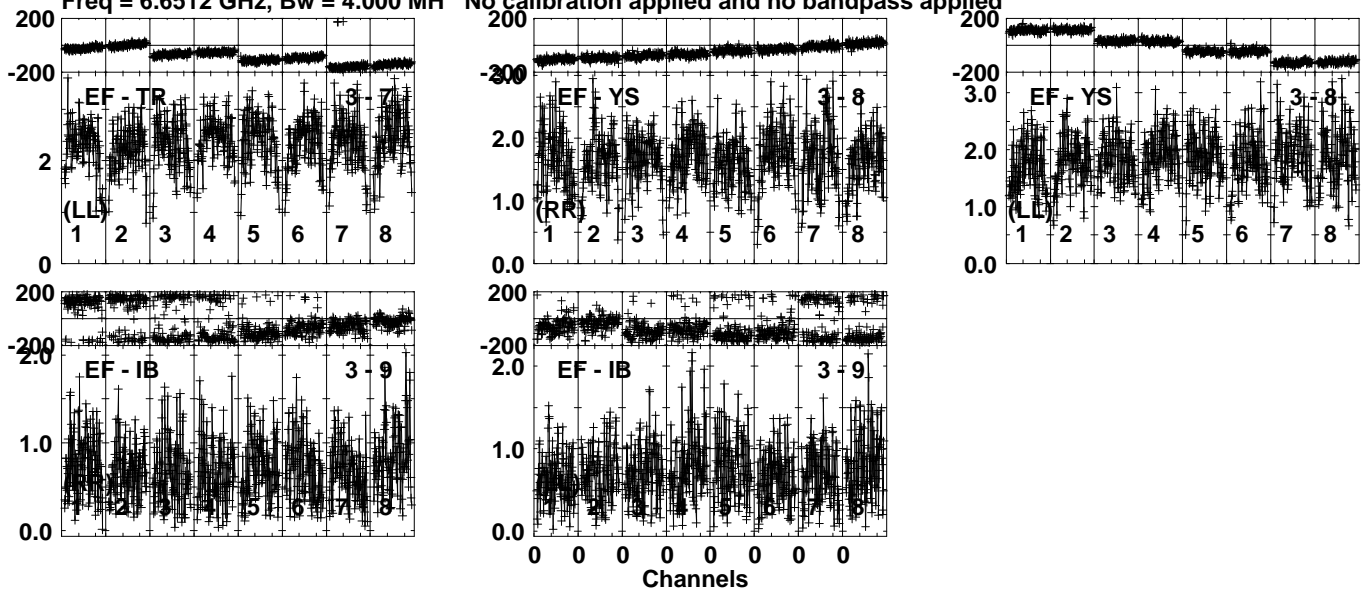


Lower frame: Milli Ampl Jy Top frame: Phas deg
Vector averaged cross-power spectrum Several baselines displayed
Timerange: 01/01:26:01 to 01/01:27:59

Plot file version 138 created 18-JUL-2023 11:20:17

J2003+3034 EK052D 1.UVDATA.1

Freq = 6.6512 GHz, Bw = 4.000 MH No calibration applied and no bandpass applied

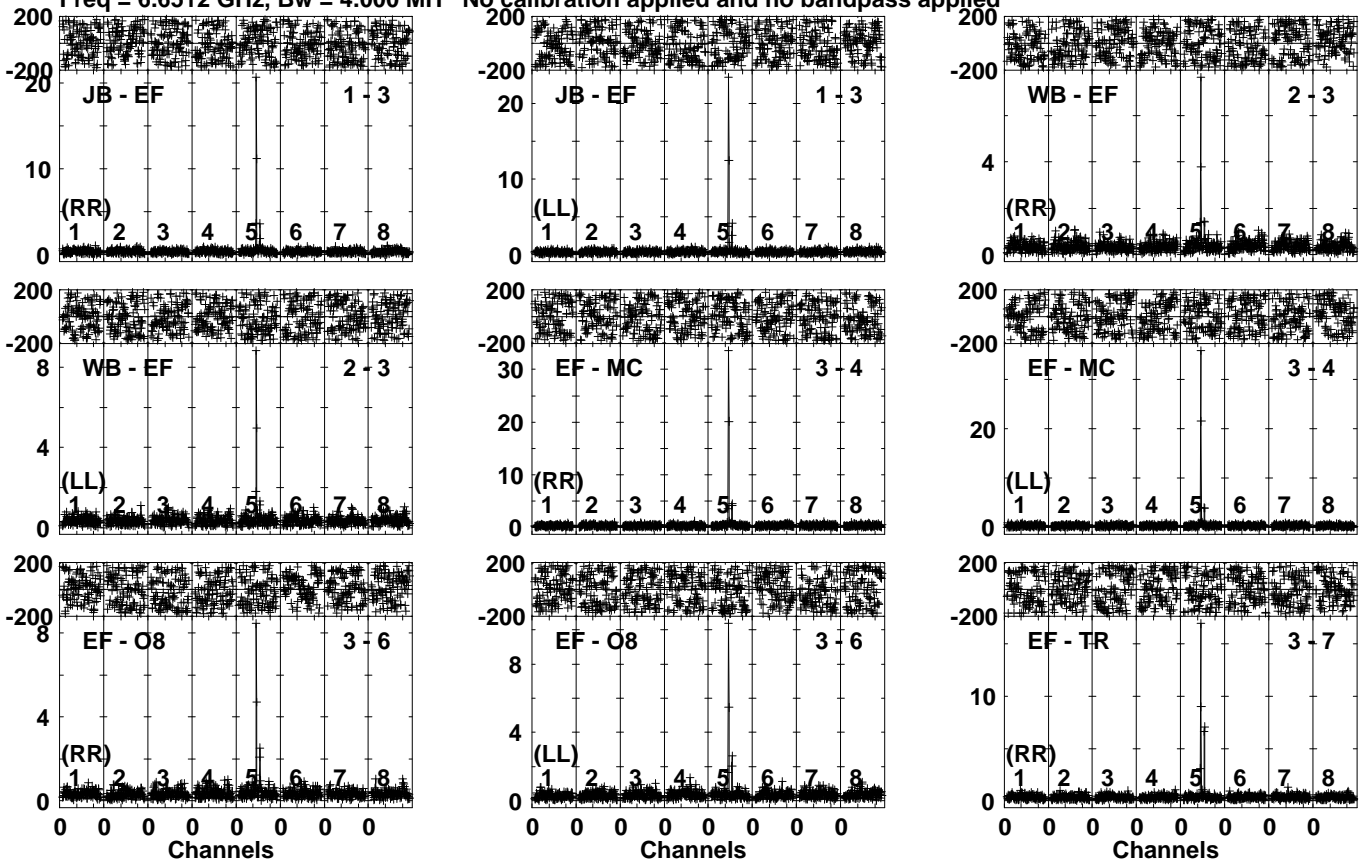


Lower frame: Milli Ampl Jy Top frame: Phas deg
Vector averaged cross-power spectrum Several baselines displayed
Timerange: 01/01:26:01 to 01/01:27:59

Plot file version 139 created 18-JUL-2023 11:20:17

G69.54 EK052D 1.UVDATA.1

Freq = 6.6512 GHz, Bw = 4.000 MH No calibration applied and no bandpass applied

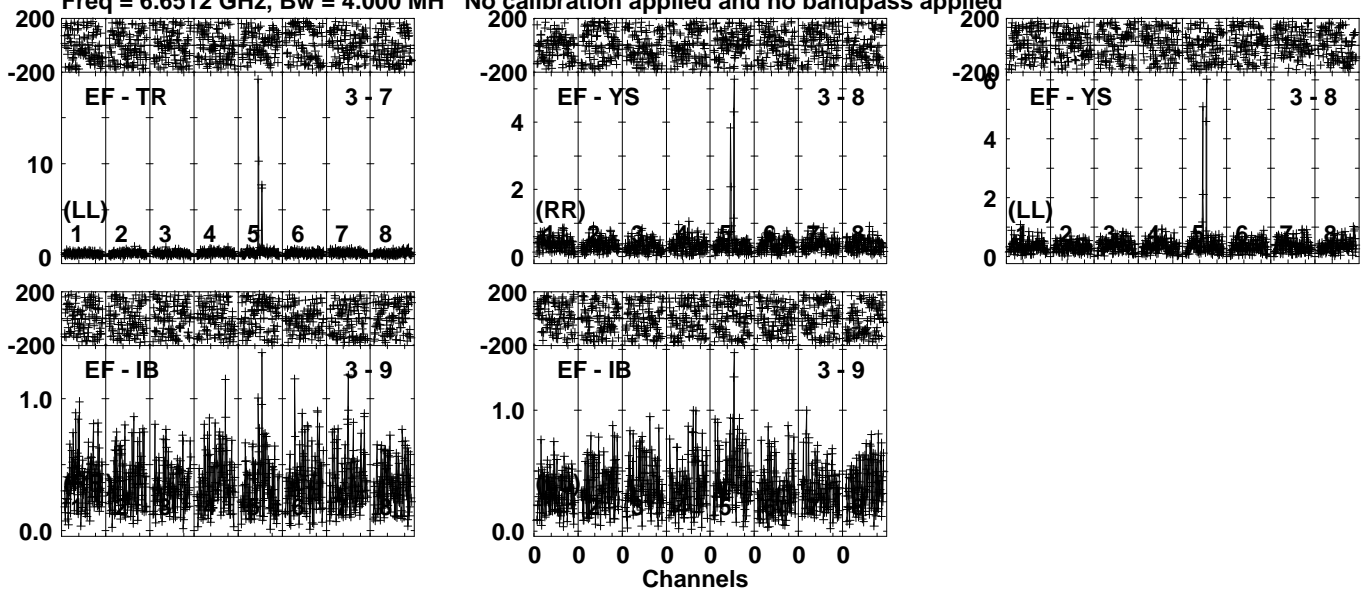


Lower frame: Milli Ampl Jy Top frame: Phas deg
Vector averaged cross-power spectrum Several baselines displayed
Timerange: 01/01:28:01 to 01/01:30:59

Plot file version 140 created 18-JUL-2023 11:20:17

G69.54 EK052D 1.UVDATA.1

Freq = 6.6512 GHz, Bw = 4.000 MH No calibration applied and no bandpass applied

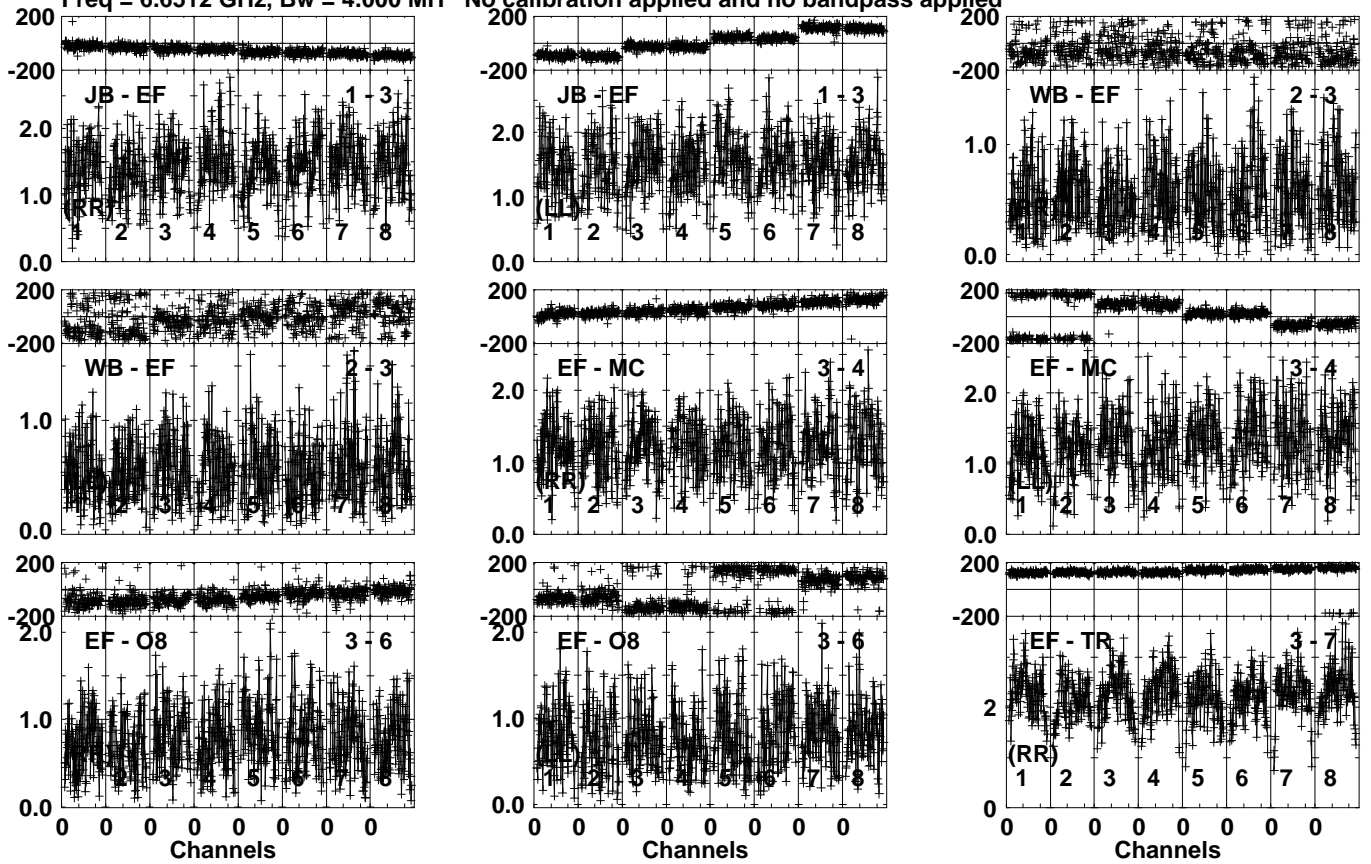


Lower frame: Milli Ampl Jy Top frame: Phas deg
Vector averaged cross-power spectrum Several baselines displayed
Timerange: 01/01:28:01 to 01/01:30:59

Plot file version 141 created 18-JUL-2023 11:20:17

J2003+3034 EK052D 1.UVDATA.1

Freq = 6.6512 GHz, Bw = 4.000 MH No calibration applied and no bandpass applied



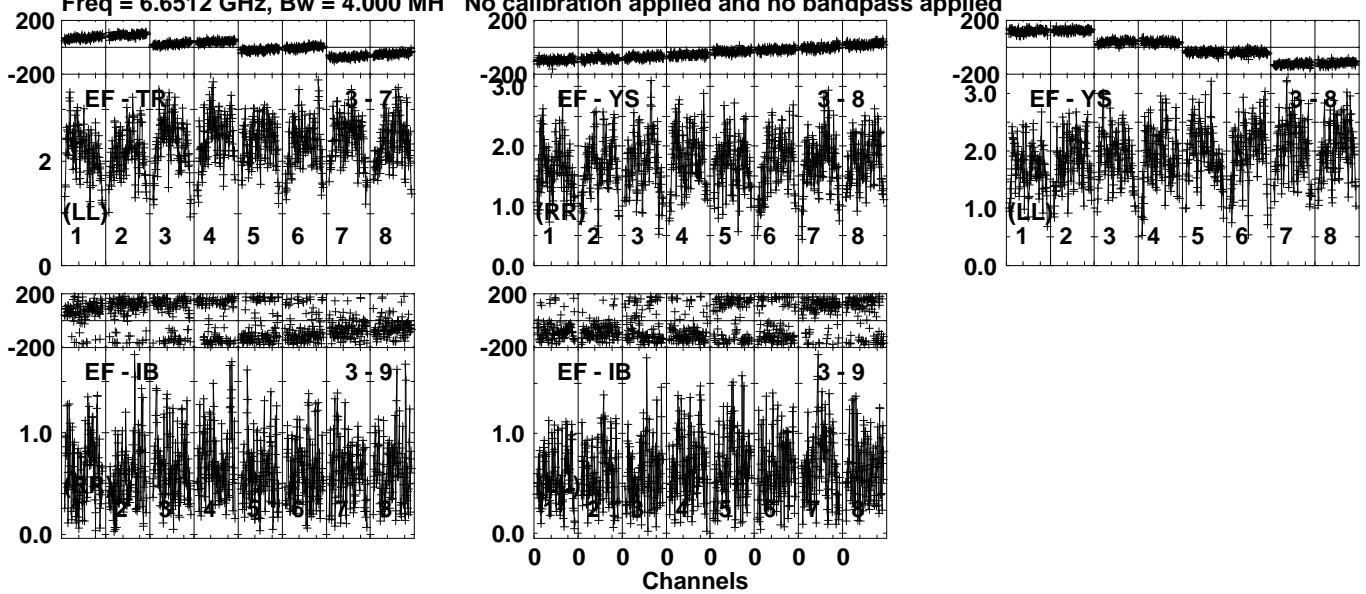
Lower frame: Milli Ampl Jy Top frame: Phas deg
Vector averaged cross-power spectrum Several baselines displayed
Timerange: 01/01:31:01 to 01/01:32:59

Plot file version 142 created 18-JUL-2023 11:20:18

J2003+3034 EK052D 1.UVDATA.1

Freq = 6.6512 GHz, Bw = 4.000 MH

No calibration applied and no bandpass applied

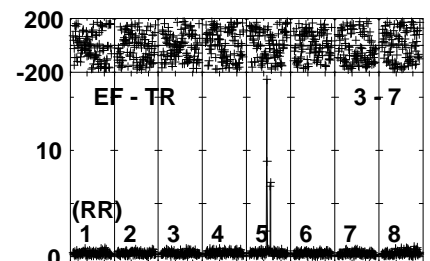
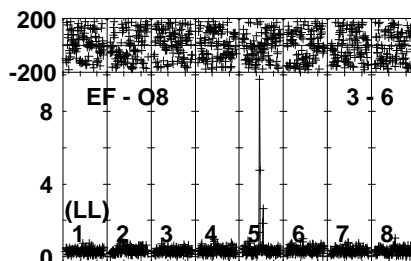
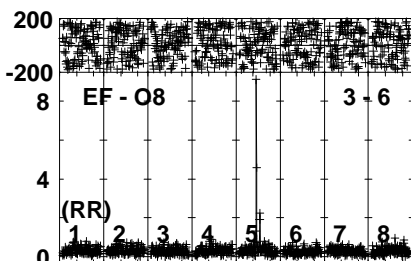
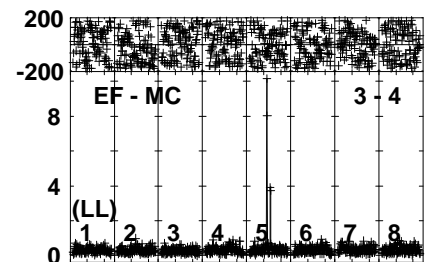
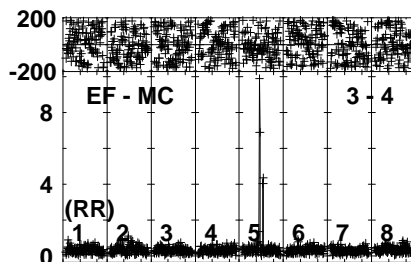
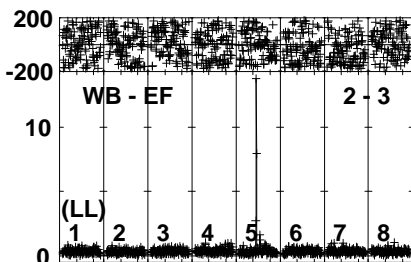
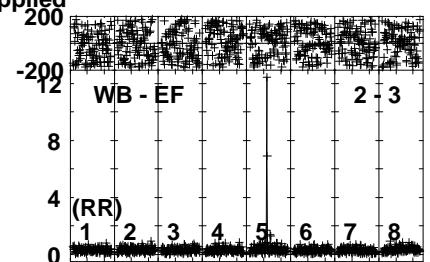
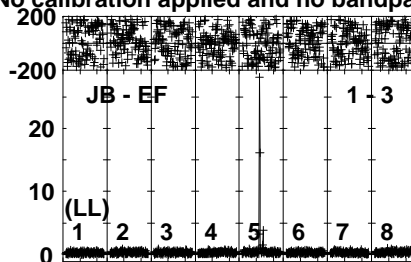
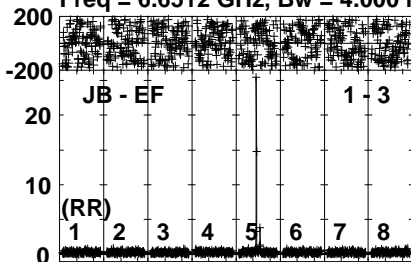


Lower frame: Milli Ampl Jy Top frame: Phas deg
Vector averaged cross-power spectrum Several baselines displayed
Timerange: 01/01:31:01 to 01/01:32:59

Plot file version 143 created 18-JUL-2023 11:20:18

G69.54 EK052D 1.UVDATA.1

Freq = 6.6512 GHz, Bw = 4.000 MH No calibration applied and no bandpass applied



Lower frame: Milli Ampl Jy Top frame: Phas deg

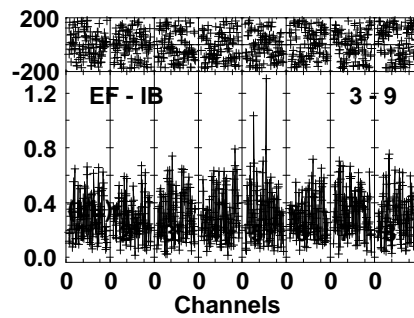
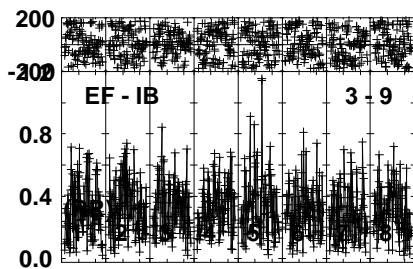
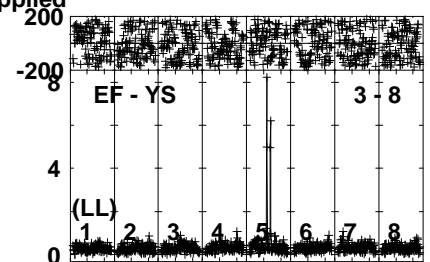
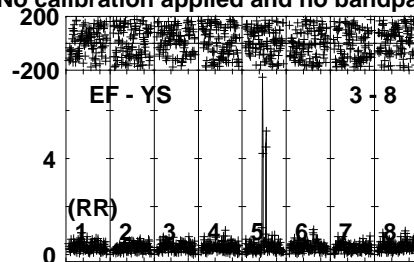
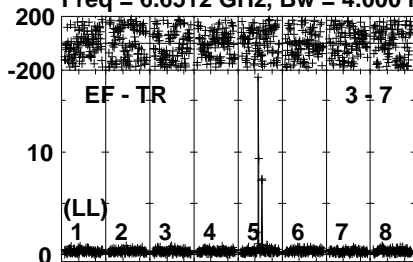
Vector averaged cross-power spectrum Several baselines displayed

Timerange: 01/01:33:31 to 01/01:36:29

Plot file version 144 created 18-JUL-2023 11:20:18

G69.54 EK052D 1.UVDATA.1

Freq = 6.6512 GHz, Bw = 4.000 MH No calibration applied and no bandpass applied

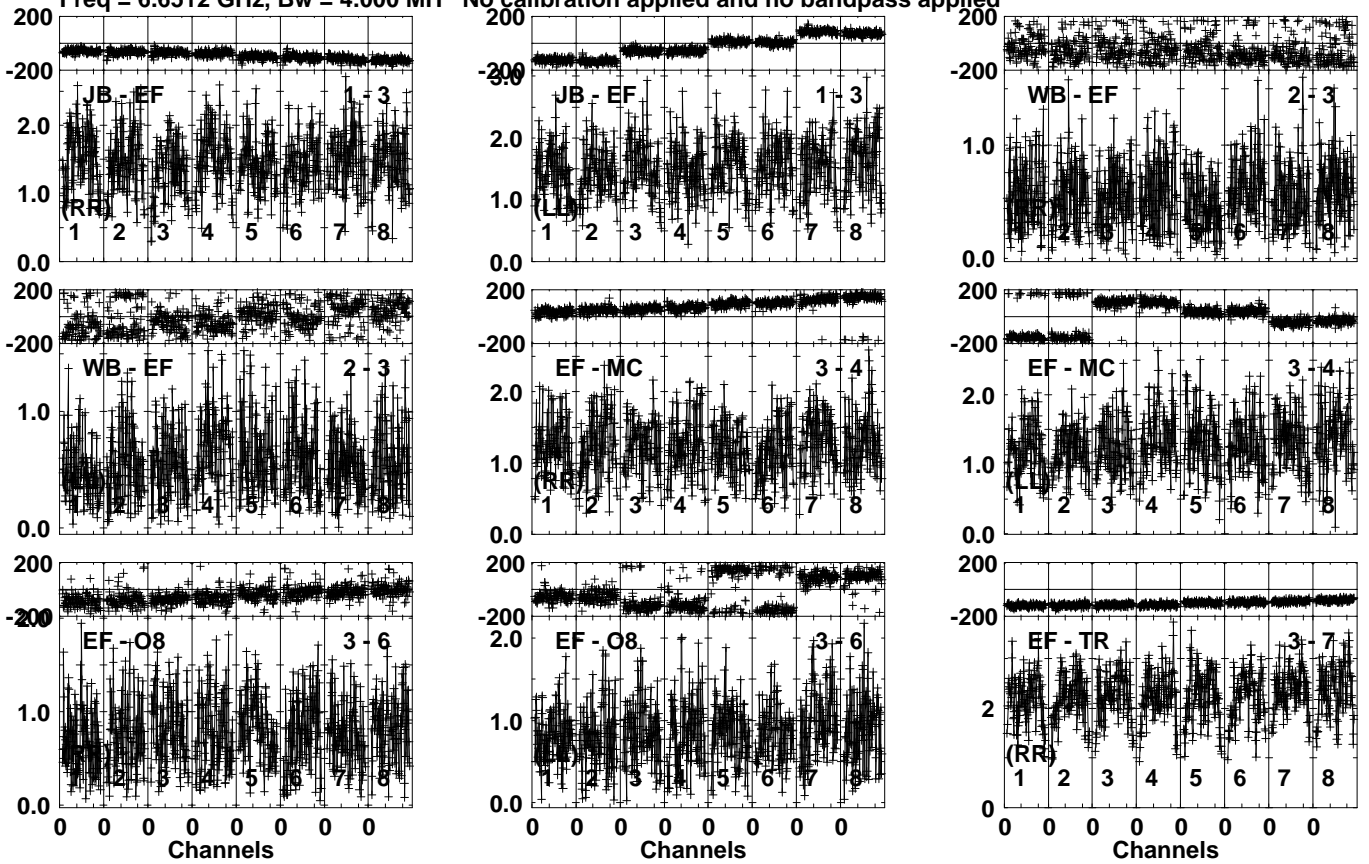


Lower frame: Milli Ampl Jy Top frame: Phas deg
Vector averaged cross-power spectrum Several baselines displayed
Timerange: 01/01:33:31 to 01/01:36:29

Plot file version 145 created 18-JUL-2023 11:20:18

J2003+3034 EK052D 1.UVDATA.1

Freq = 6.6512 GHz, Bw = 4.000 MH No calibration applied and no bandpass applied



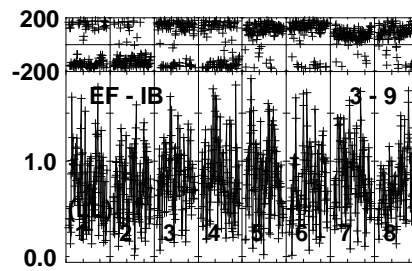
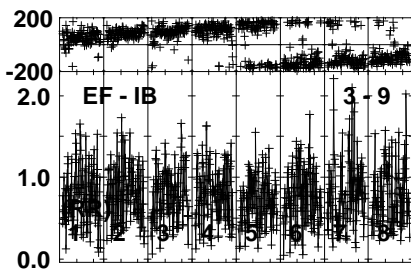
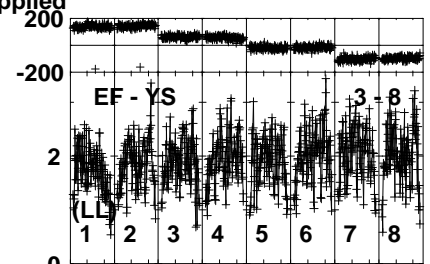
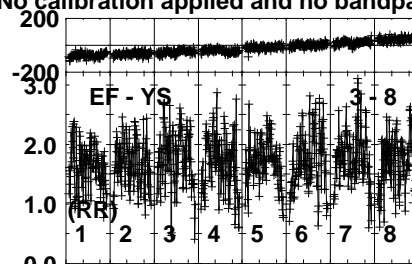
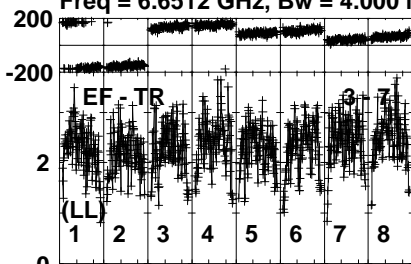
Lower frame: Milli Ampl Jy Top frame: Phas deg
Vector averaged cross-power spectrum Several baselines displayed
Timerange: 01/01:36:31 to 01/01:38:29

Plot file version 146 created 18-JUL-2023 11:20:18

J2003+3034 EK052D 1.UVDATA.1

Freq = 6.6512 GHz, Bw = 4.000 MH

No calibration applied and no bandpass applied



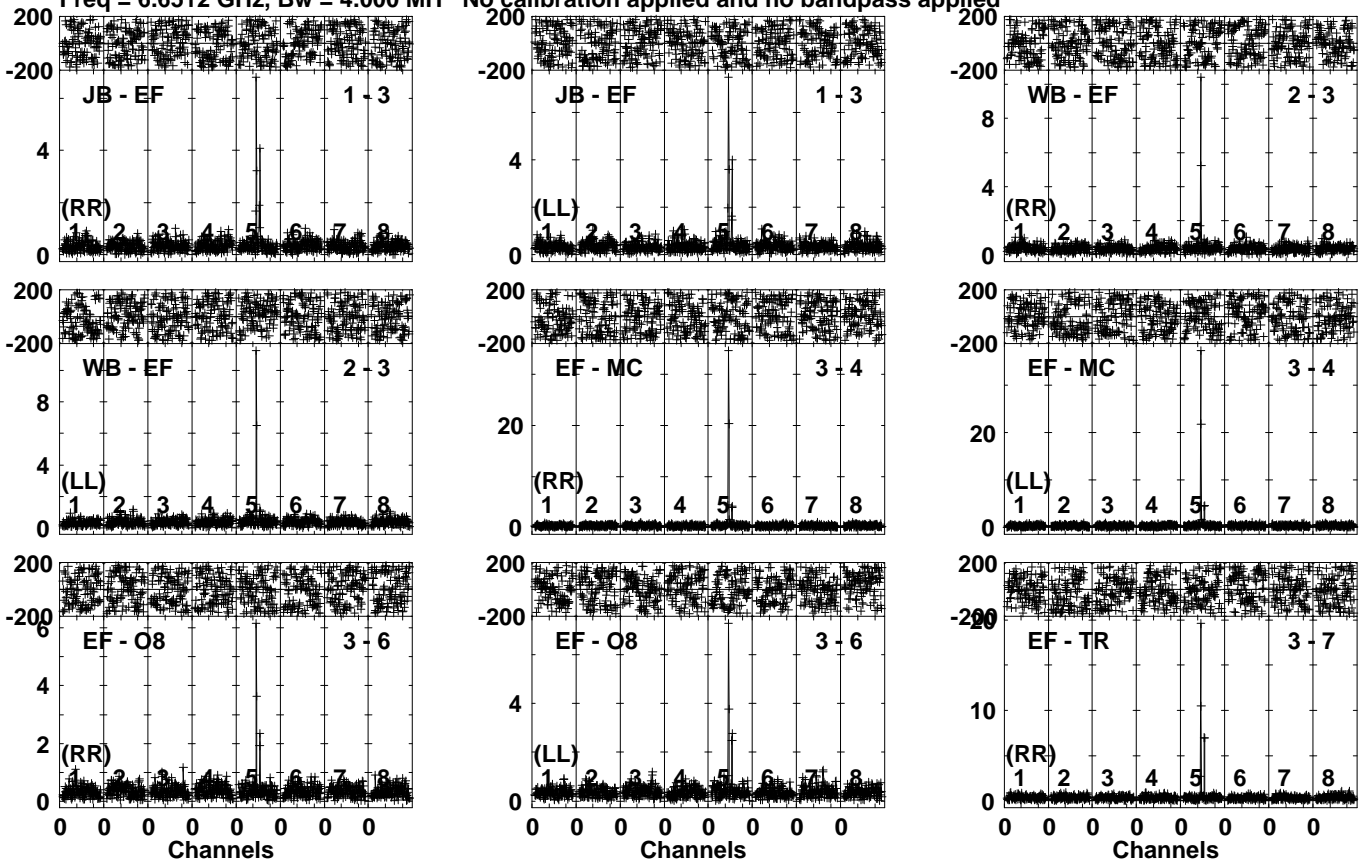
0 0 0 0 0 0 0 0
Channels

Lower frame: Milli Ampl Jy Top frame: Phas deg
Vector averaged cross-power spectrum Several baselines displayed
Timerange: 01/01:36:31 to 01/01:38:29

Plot file version 147 created 18-JUL-2023 11:20:18

G69.54 EK052D 1.UVDATA.1

Freq = 6.6512 GHz, Bw = 4.000 MH No calibration applied and no bandpass applied

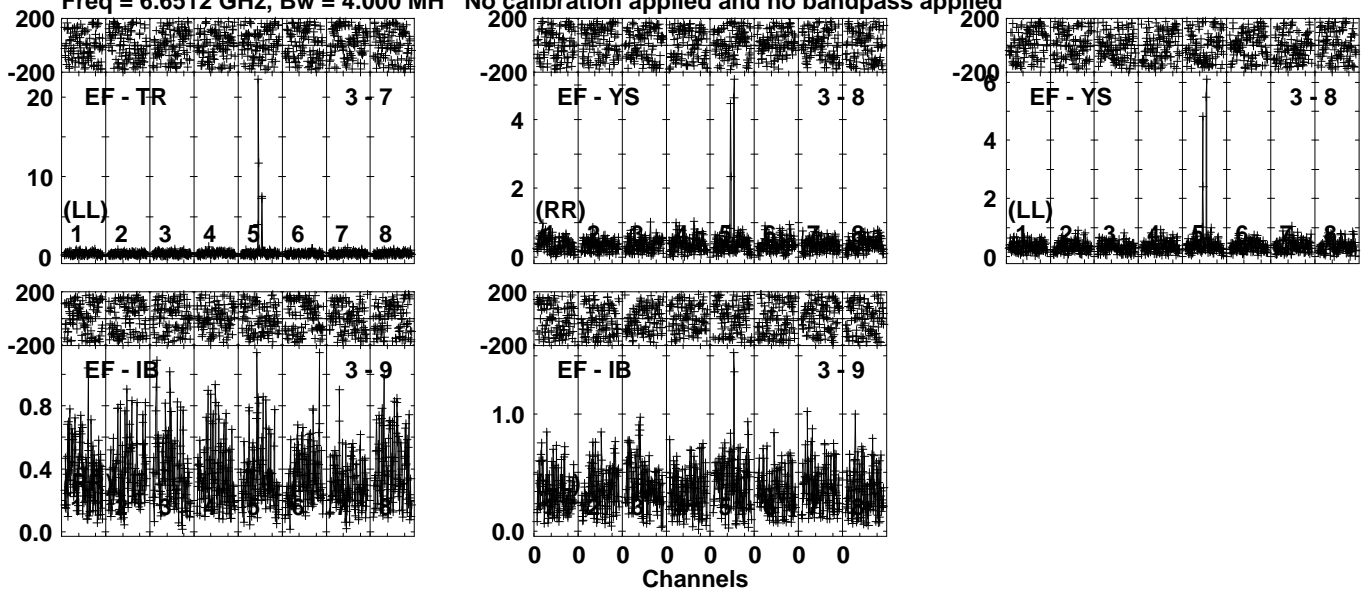


Lower frame: Milli Ampl Jy Top frame: Phas deg
Vector averaged cross-power spectrum Several baselines displayed
Timerange: 01/01:38:31 to 01/01:41:29

Plot file version 148 created 18-JUL-2023 11:20:19

G69.54 EK052D 1.UVDATA.1

Freq = 6.6512 GHz, Bw = 4.000 MH No calibration applied and no bandpass applied

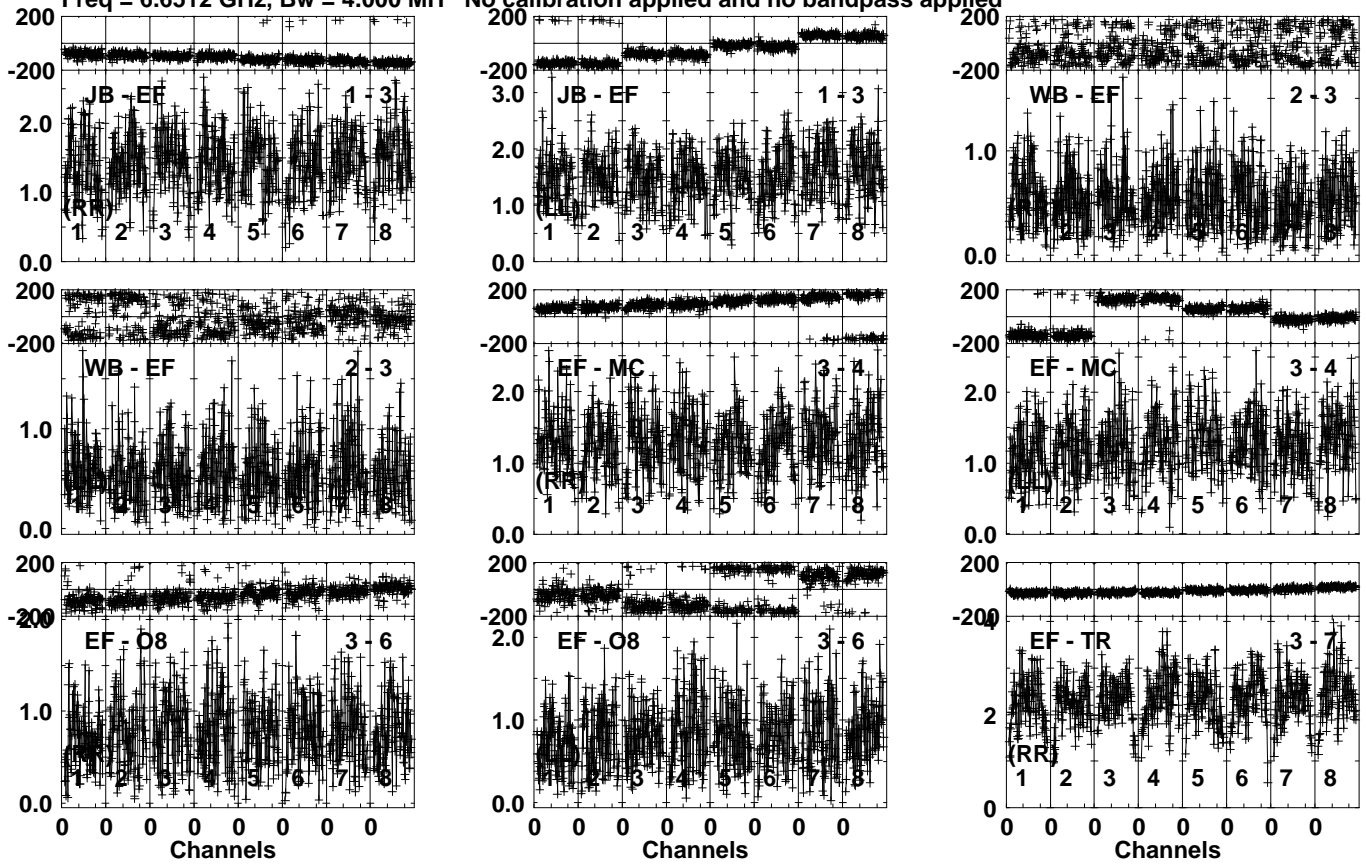


Lower frame: Milli Ampl Jy Top frame: Phas deg
Vector averaged cross-power spectrum Several baselines displayed
Timerange: 01/01:38:31 to 01/01:41:29

Plot file version 149 created 18-JUL-2023 11:20:19

J2003+3034 EK052D 1.UVDATA.1

Freq = 6.6512 GHz, Bw = 4.000 MH No calibration applied and no bandpass applied



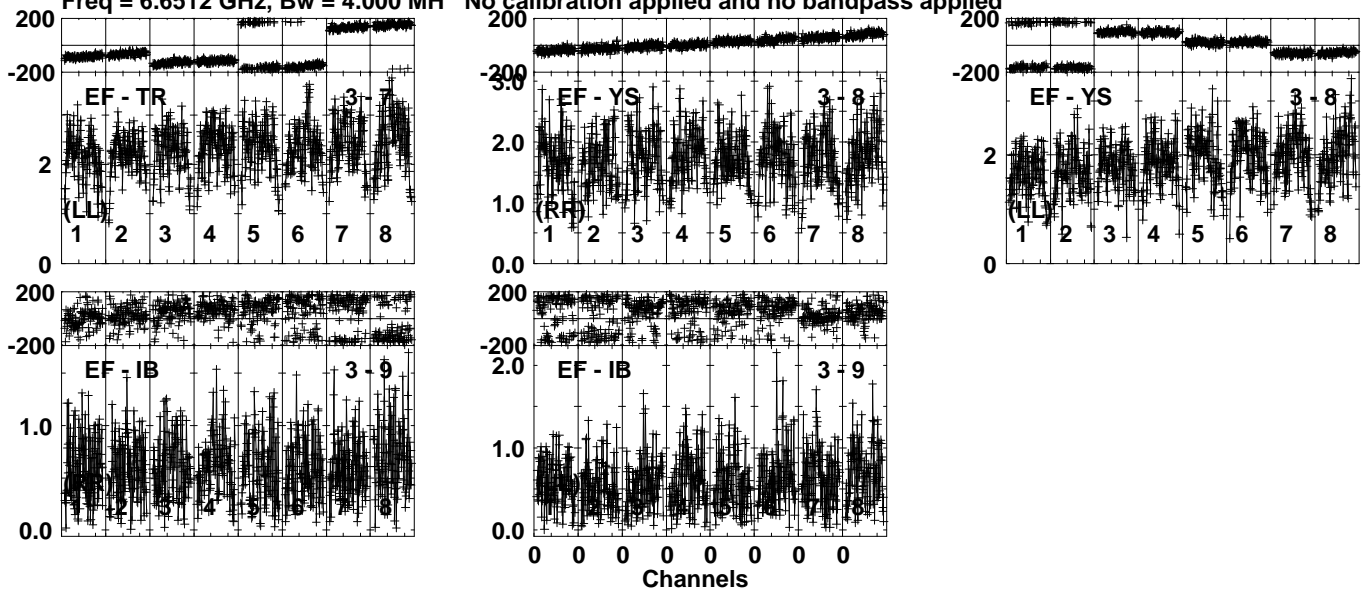
Lower frame: Milli Ampl Jy Top frame: Phas deg
Vector averaged cross-power spectrum Several baselines displayed
Timerange: 01/01:41:31 to 01/01:43:29

Plot file version 150 created 18-JUL-2023 11:20:19

J2003+3034 EK052D 1.UVDATA.1

Freq = 6.6512 GHz, Bw = 4.000 MH

No calibration applied and no bandpass applied

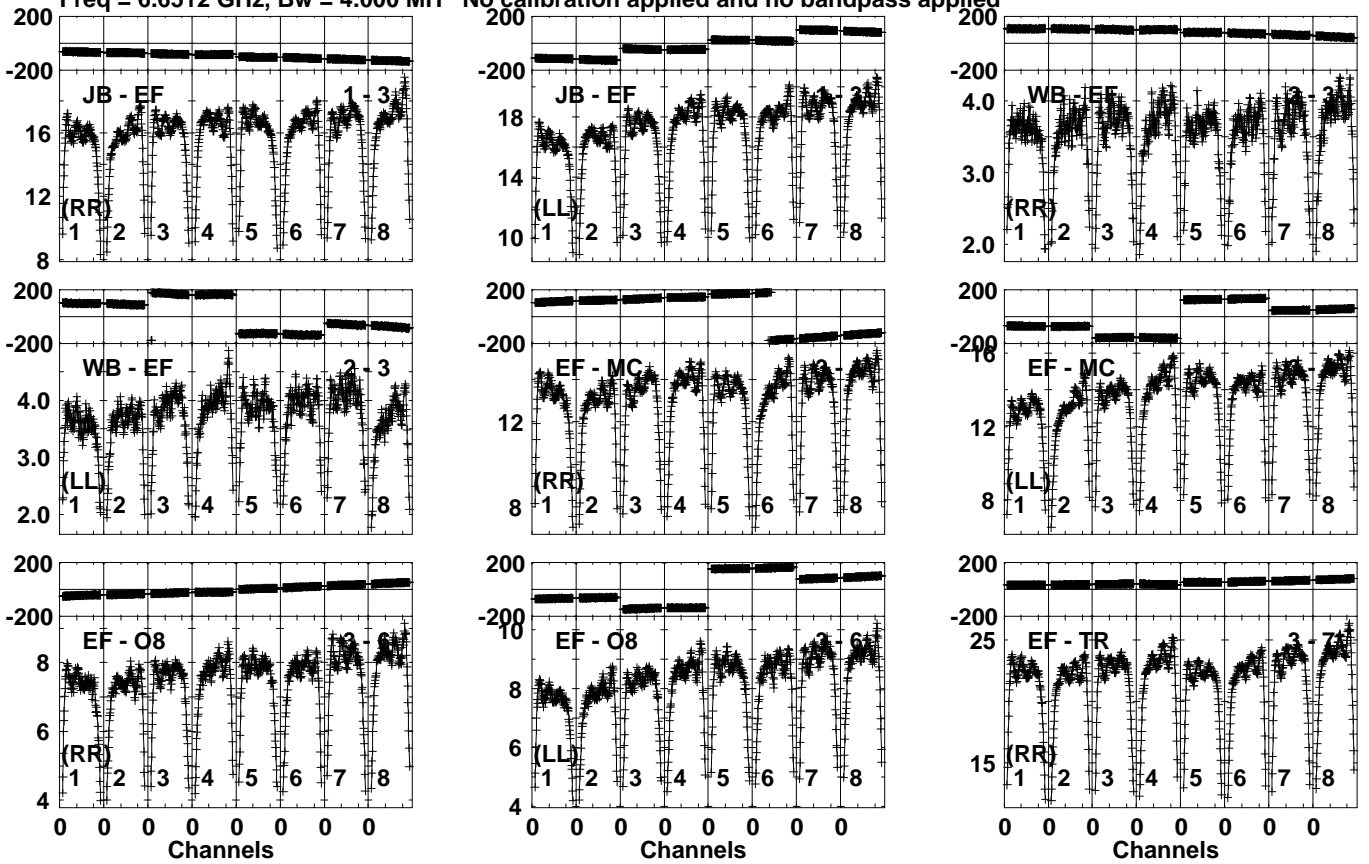


Lower frame: Milli Ampl Jy Top frame: Phas deg
Vector averaged cross-power spectrum Several baselines displayed
Timerange: 01/01:41:31 to 01/01:43:29

Plot file version 151 created 18-JUL-2023 11:20:19

J2202+4216 EK052D 1.UVDATA.1

Freq = 6.6512 GHz, Bw = 4.000 MH No calibration applied and no bandpass applied



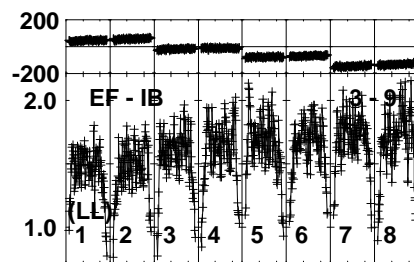
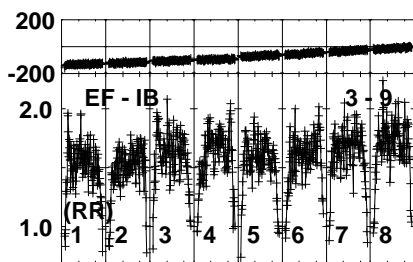
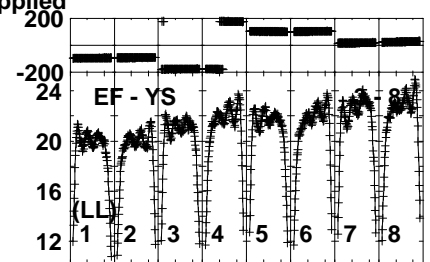
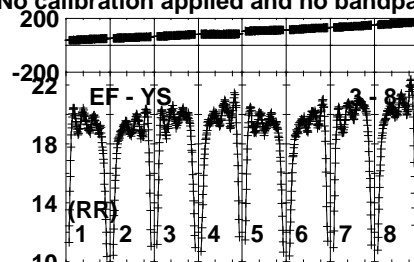
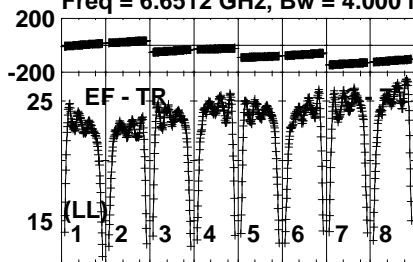
Lower frame: Milli Ampl Jy Top frame: Phas deg
Vector averaged cross-power spectrum Several baselines displayed
Timerange: 01/01:45:31 to 01/01:55:29

Plot file version 152 created 18-JUL-2023 11:20:20

J2202+4216 EK052D 1.UVDATA.1

Freq = 6.6512 GHz, Bw = 4.000 MH

No calibration applied and no bandpass applied



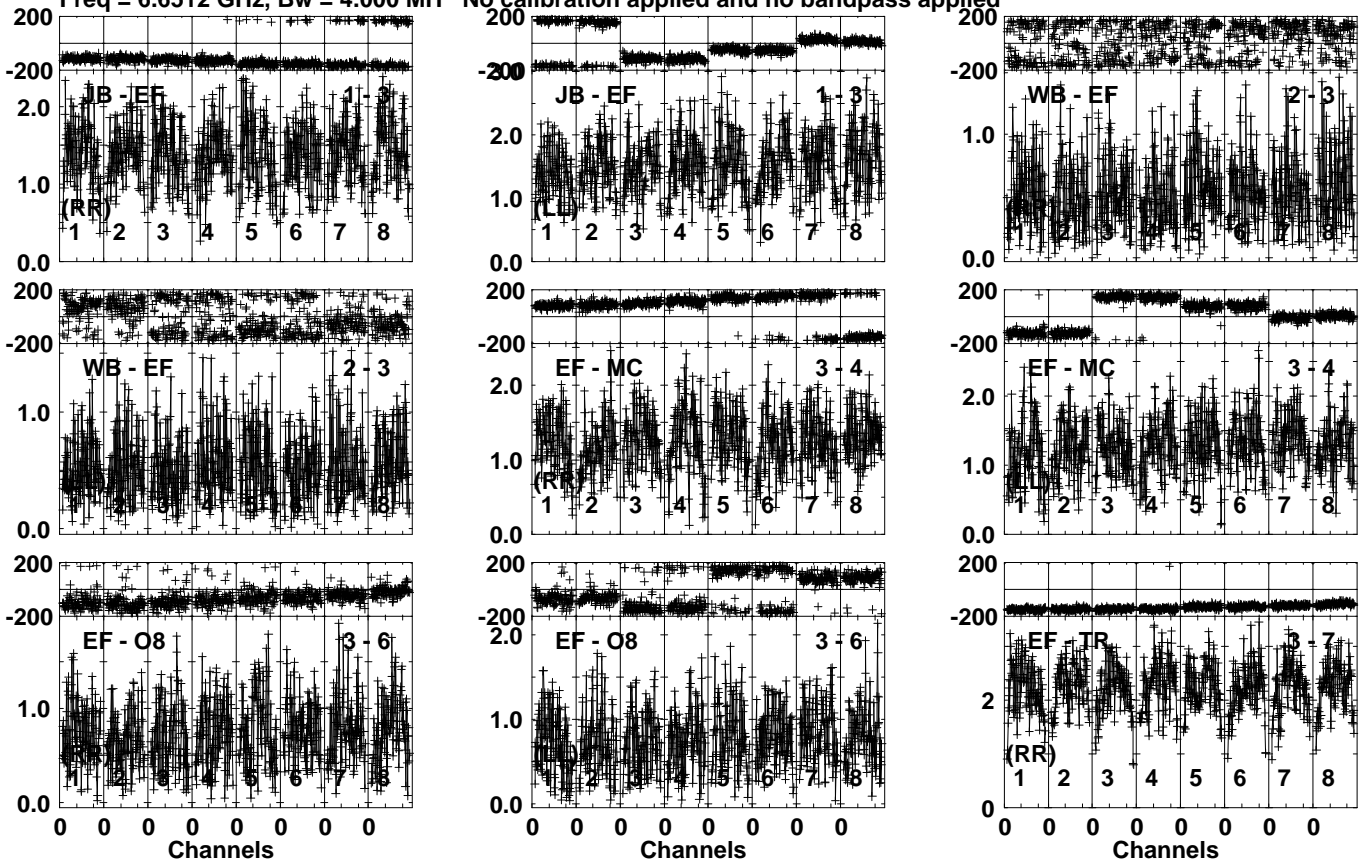
0 0 0 0 0 0 0 0
Channels

Lower frame: Milli Ampl Jy Top frame: Phas deg
Vector averaged cross-power spectrum Several baselines displayed
Timerange: 01/01:45:31 to 01/01:55:29

Plot file version 153 created 18-JUL-2023 11:20:20

J2003+3034 EK052D 1.UVDATA.1

Freq = 6.6512 GHz, Bw = 4.000 MH No calibration applied and no bandpass applied



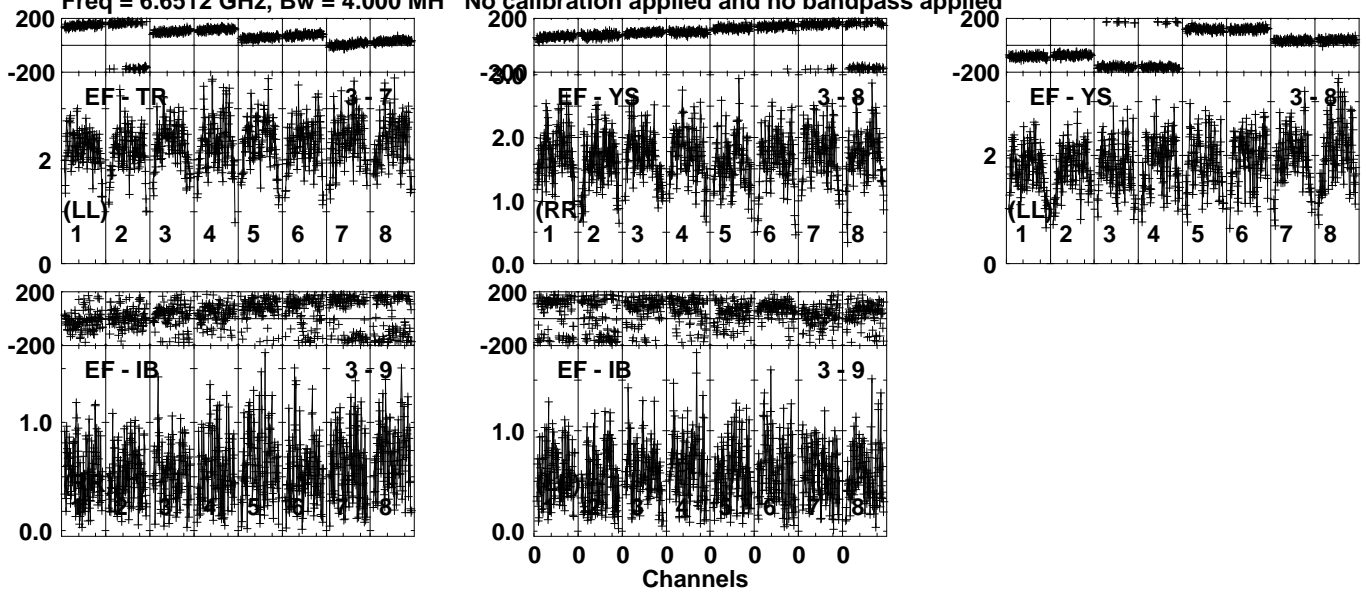
Lower frame: Milli Ampl Jy Top frame: Phas deg
Vector averaged cross-power spectrum Several baselines displayed
Timerange: 01/01:57:01 to 01/01:59:59

Plot file version 154 created 18-JUL-2023 11:20:20

J2003+3034 EK052D 1.UVDATA.1

Freq = 6.6512 GHz, Bw = 4.000 MH

No calibration applied and no bandpass applied

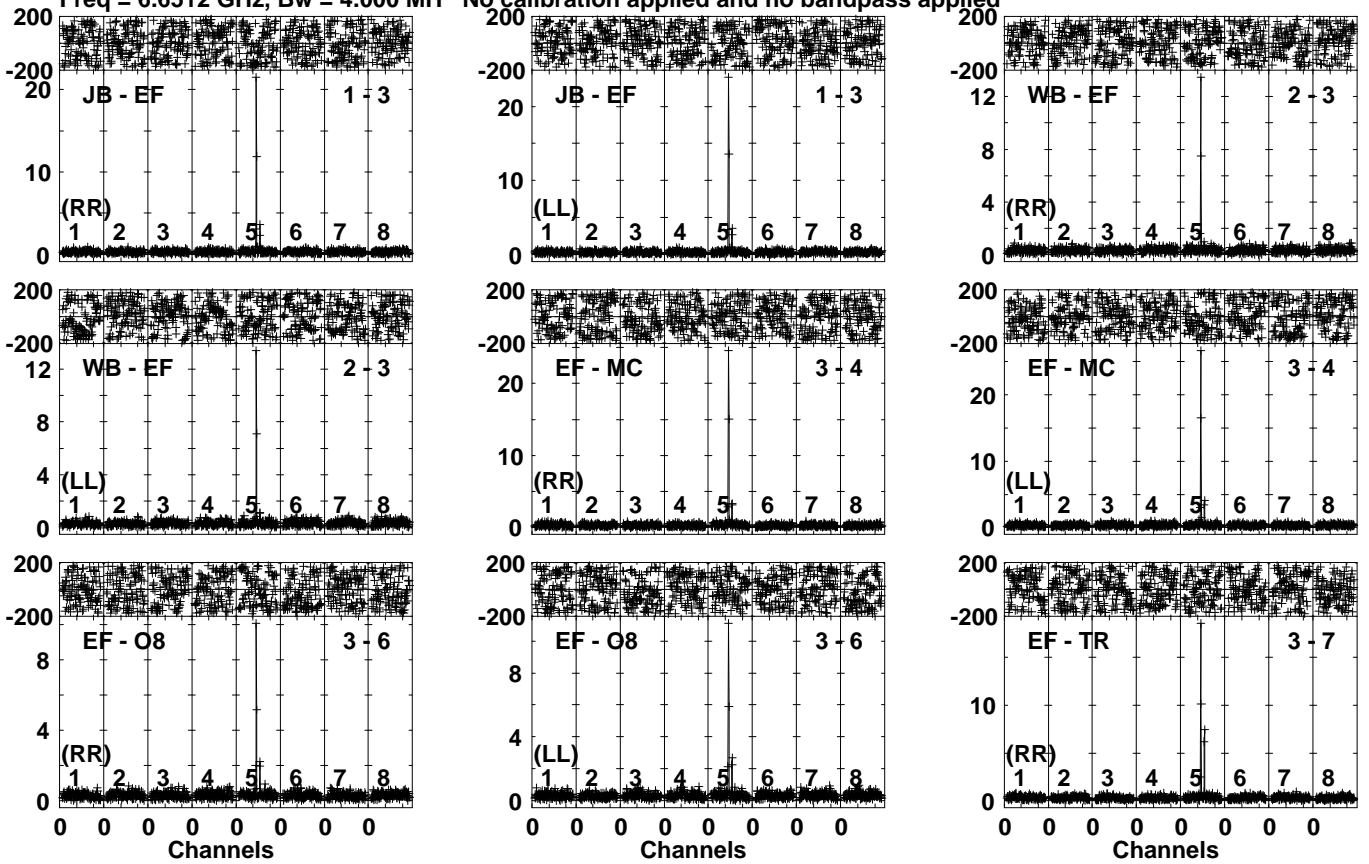


Lower frame: Milli Ampl Jy Top frame: Phas deg
Vector averaged cross-power spectrum Several baselines displayed
Timerange: 01/01:57:01 to 01/01:59:59

Plot file version 155 created 18-JUL-2023 11:20:20

G69.54 EK052D 1.UVDATA.1

Freq = 6.6512 GHz, Bw = 4.000 MH No calibration applied and no bandpass applied

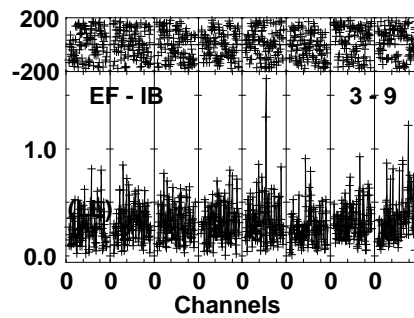
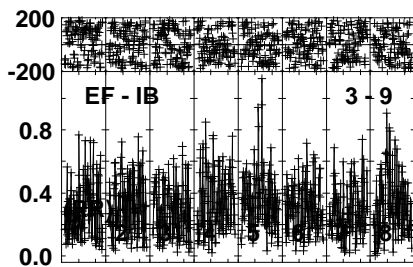
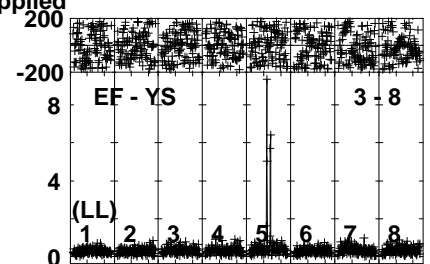
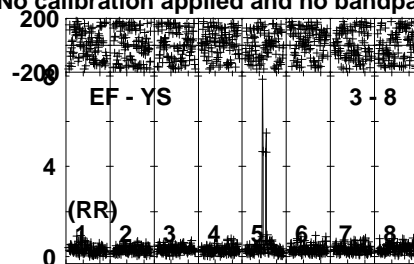
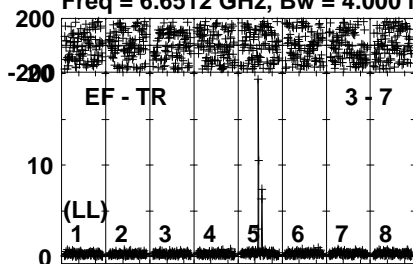


Lower frame: Milli Ampl Jy Top frame: Phas deg
Vector averaged cross-power spectrum Several baselines displayed
Timerange: 01/02:00:31 to 01/02:03:29

Plot file version 156 created 18-JUL-2023 11:20:21

G69.54 EK052D 1.UVDATA.1

Freq = 6.6512 GHz, Bw = 4.000 MH No calibration applied and no bandpass applied

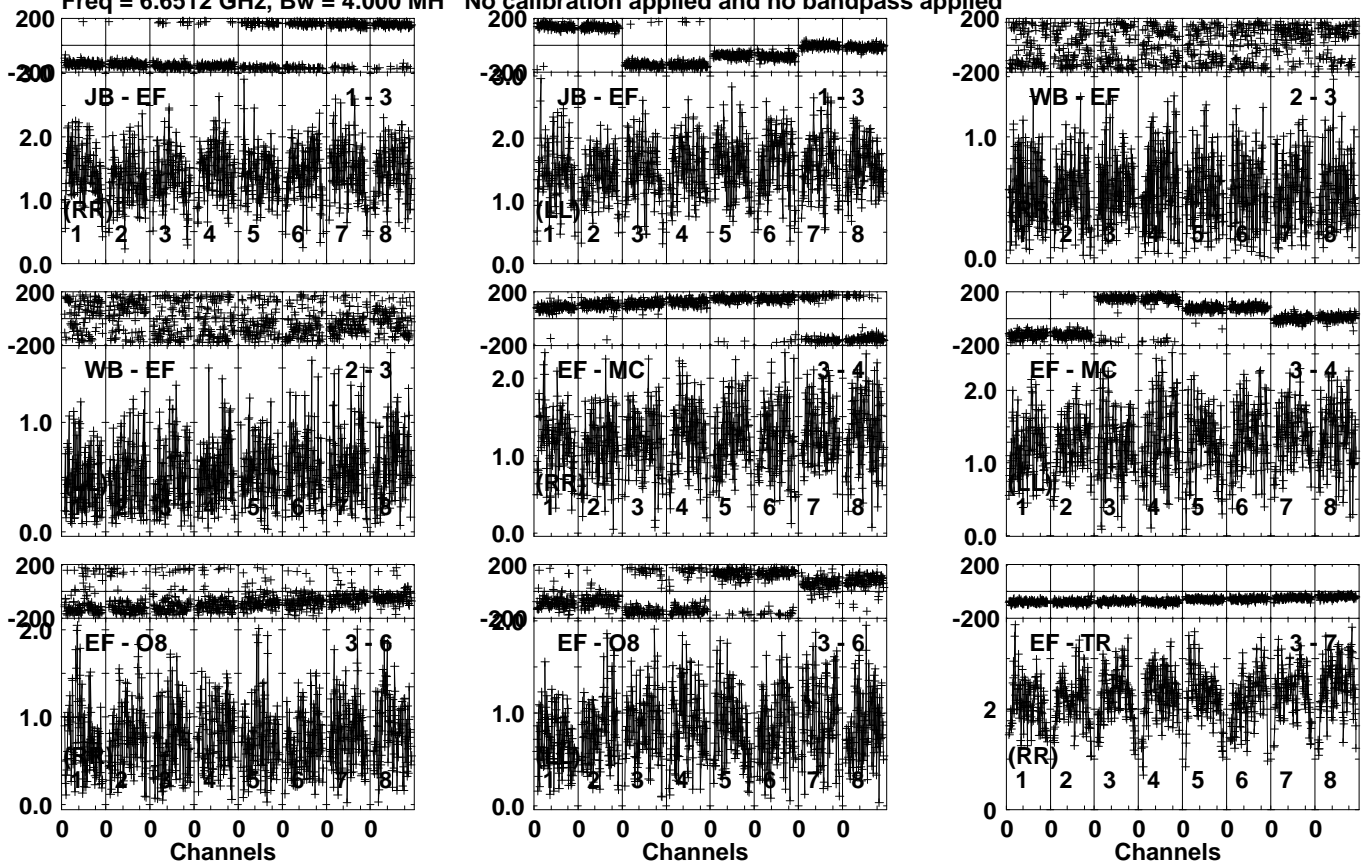


Lower frame: Milli Ampl Jy Top frame: Phas deg
Vector averaged cross-power spectrum Several baselines displayed
Timerange: 01/02:00:31 to 01/02:03:29

Plot file version 157 created 18-JUL-2023 11:20:21

J2003+3034 EK052D 1.UVDATA.1

Freq = 6.6512 GHz, Bw = 4.000 MH No calibration applied and no bandpass applied



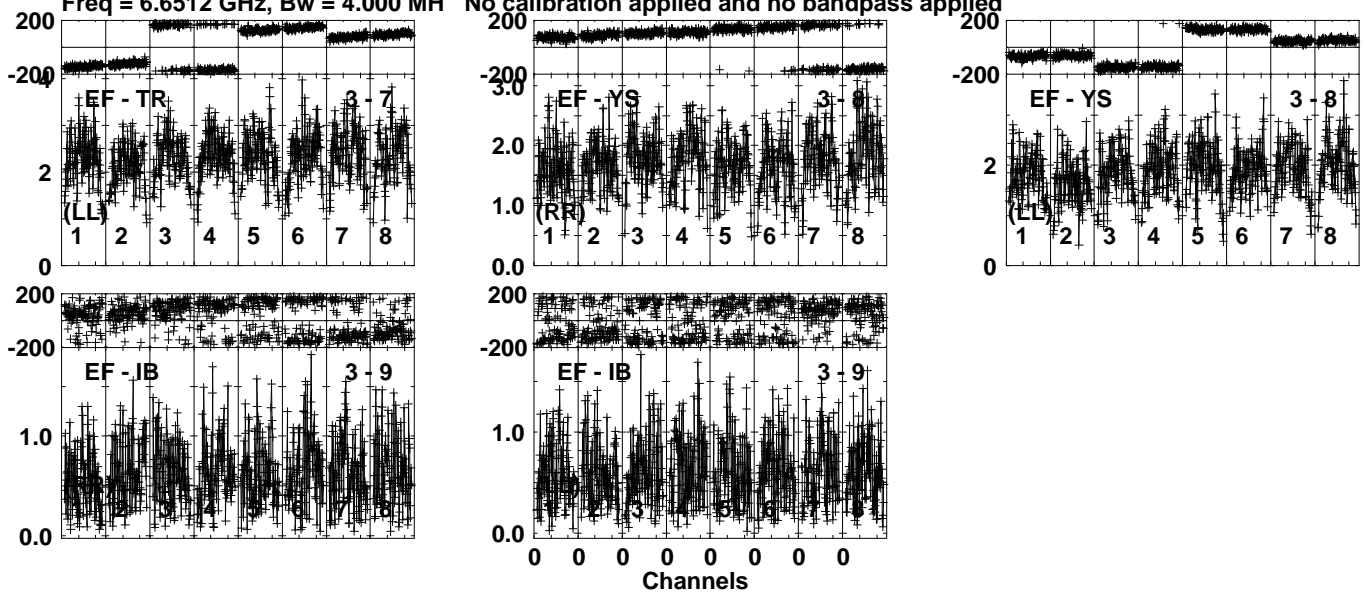
Lower frame: Milli Ampl Jy Top frame: Phas deg
Vector averaged cross-power spectrum Several baselines displayed
Timerange: 01/02:03:31 to 01/02:05:29

Plot file version 158 created 18-JUL-2023 11:20:21

J2003+3034 EK052D 1.UVDATA.1

Freq = 6.6512 GHz, Bw = 4.000 MH

No calibration applied and no bandpass applied

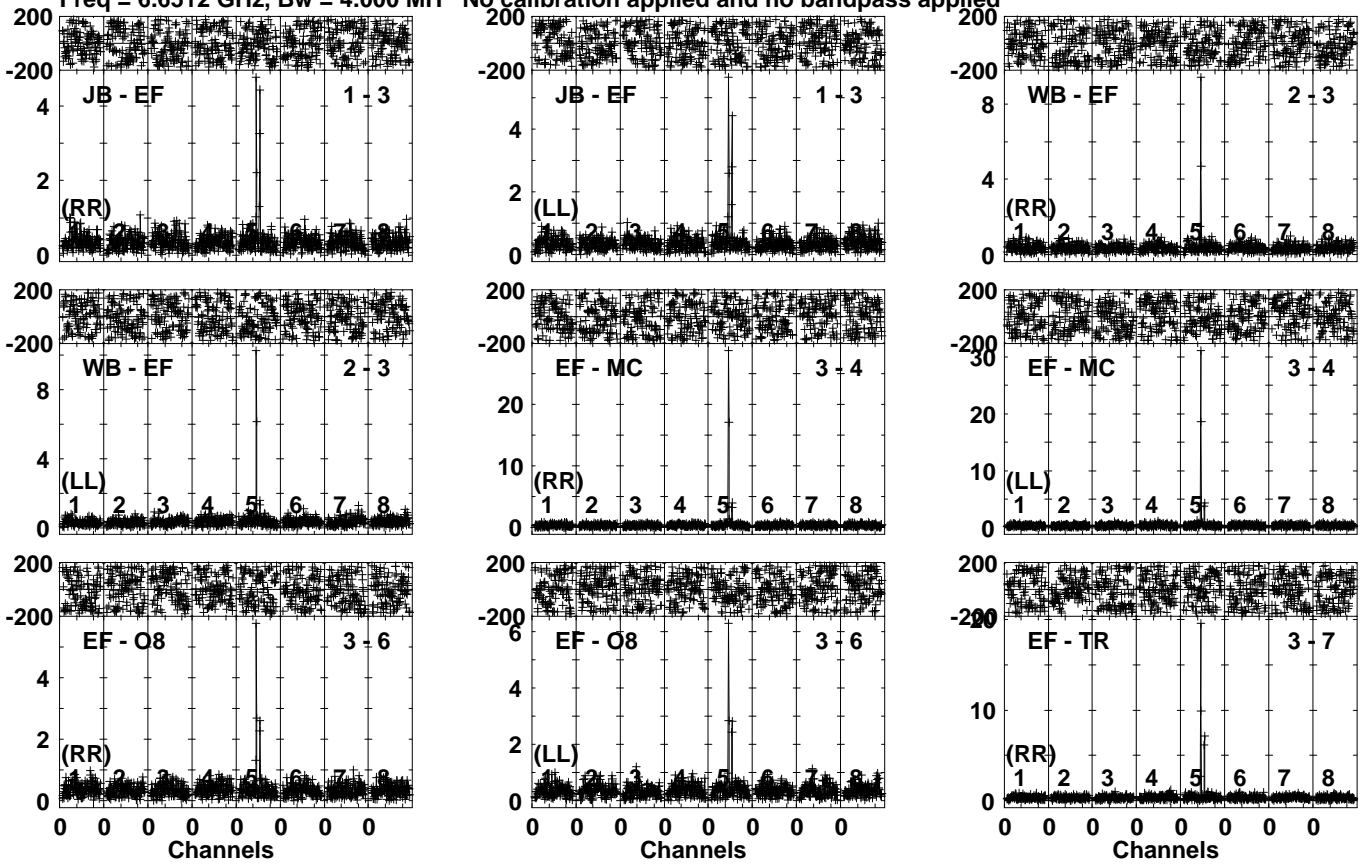


Lower frame: Milli Ampl Jy Top frame: Phas deg
Vector averaged cross-power spectrum Several baselines displayed
Timerange: 01/02:03:31 to 01/02:05:29

Plot file version 159 created 18-JUL-2023 11:20:21

G69.54 EK052D 1.UVDATA.1

Freq = 6.6512 GHz, Bw = 4.000 MH No calibration applied and no bandpass applied

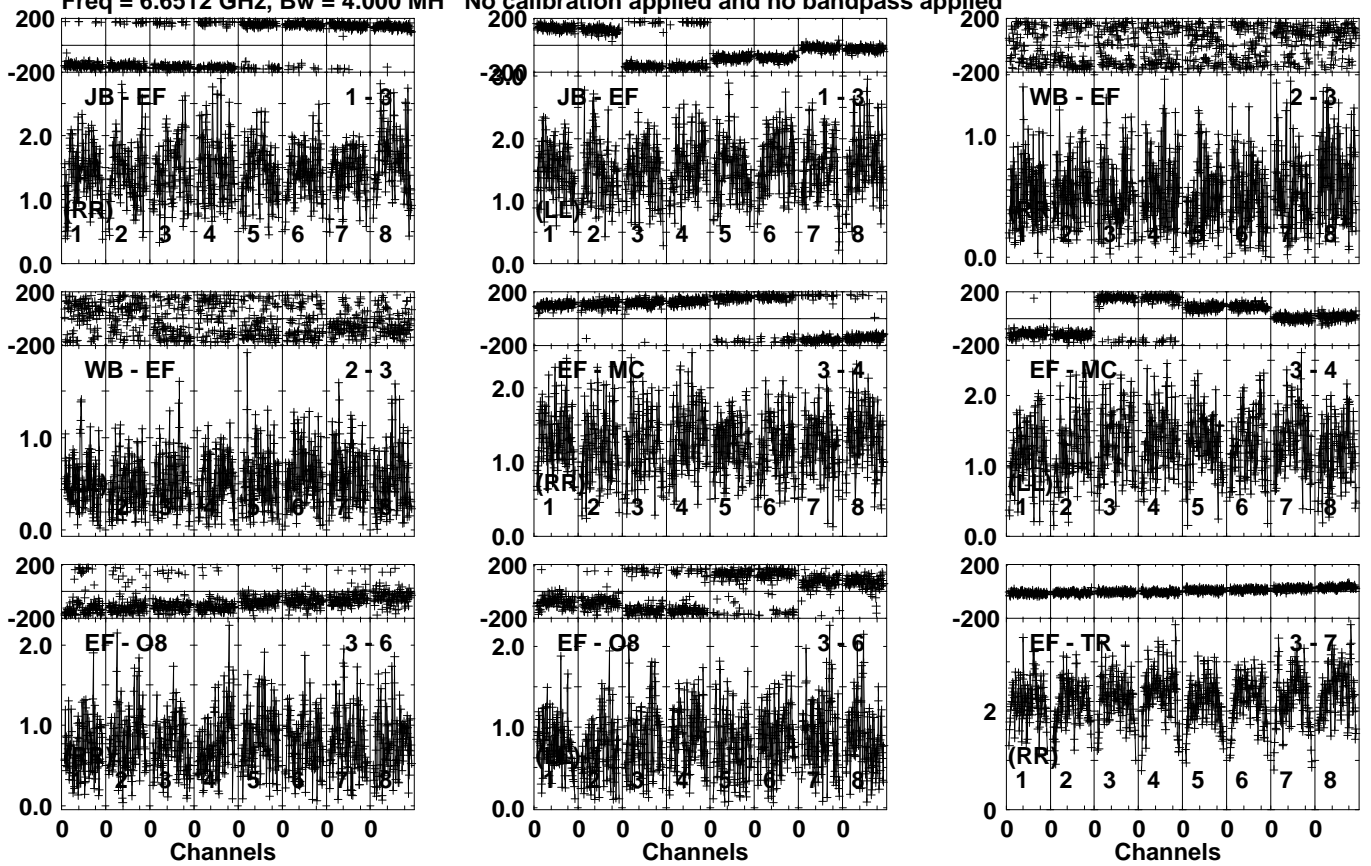


Lower frame: Milli Ampl Jy Top frame: Phas deg
Vector averaged cross-power spectrum Several baselines displayed
Timerange: 01/02:05:31 to 01/02:08:29

Plot file version 161 created 18-JUL-2023 11:20:21

J2003+3034 EK052D 1.UVDATA.1

Freq = 6.6512 GHz, Bw = 4.000 MH No calibration applied and no bandpass applied



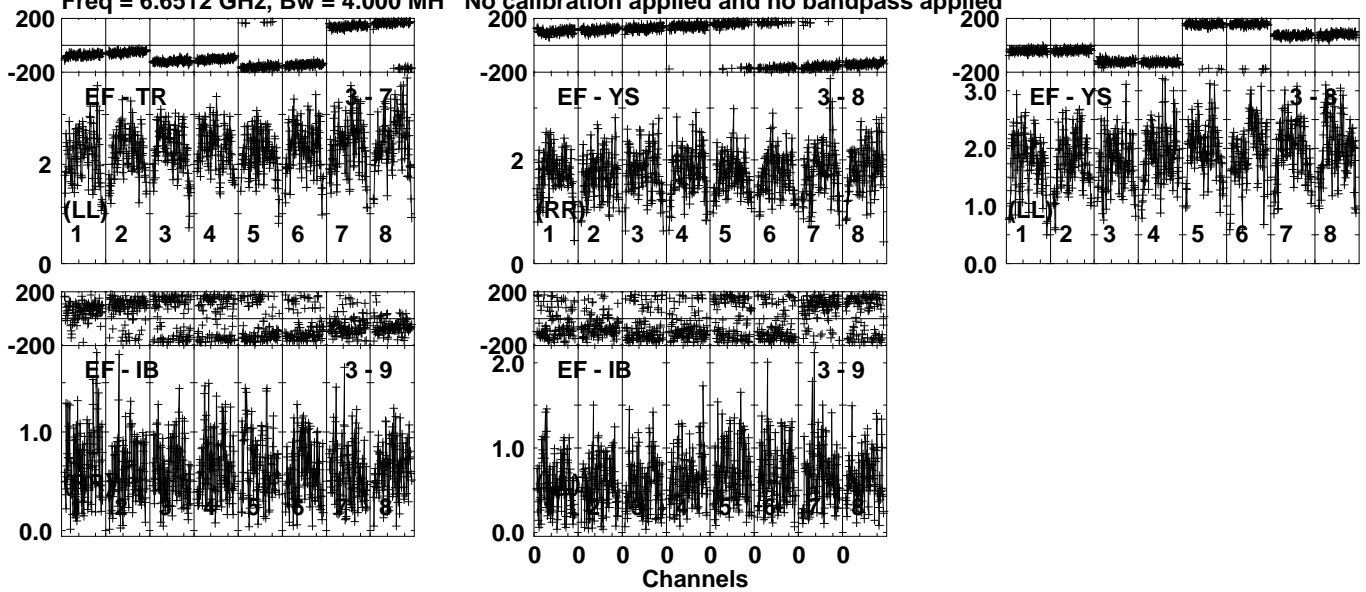
Lower frame: Milli Ampl Jy Top frame: Phas deg
Vector averaged cross-power spectrum Several baselines displayed
Timerange: 01/02:08:31 to 01/02:10:29

Plot file version 162 created 18-JUL-2023 11:20:21

J2003+3034 EK052D 1.UVDATA.1

Freq = 6.6512 GHz, Bw = 4.000 MH

No calibration applied and no bandpass applied

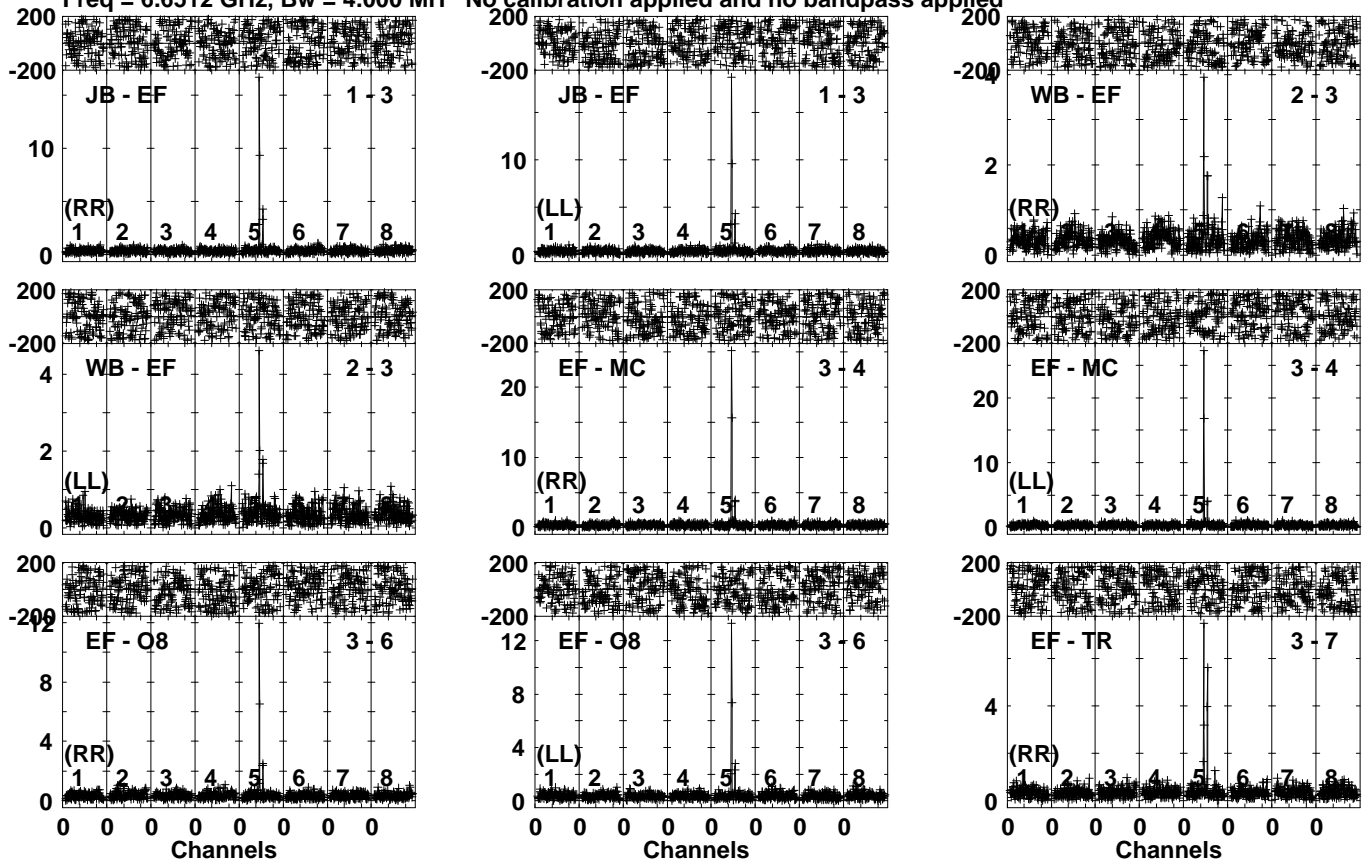


Lower frame: Milli Ampl Jy Top frame: Phas deg
Vector averaged cross-power spectrum Several baselines displayed
Timerange: 01/02:08:31 to 01/02:10:29

Plot file version 163 created 18-JUL-2023 11:20:22

G69.54 EK052D 1.UVDATA.1

Freq = 6.6512 GHz, Bw = 4.000 MH No calibration applied and no bandpass applied

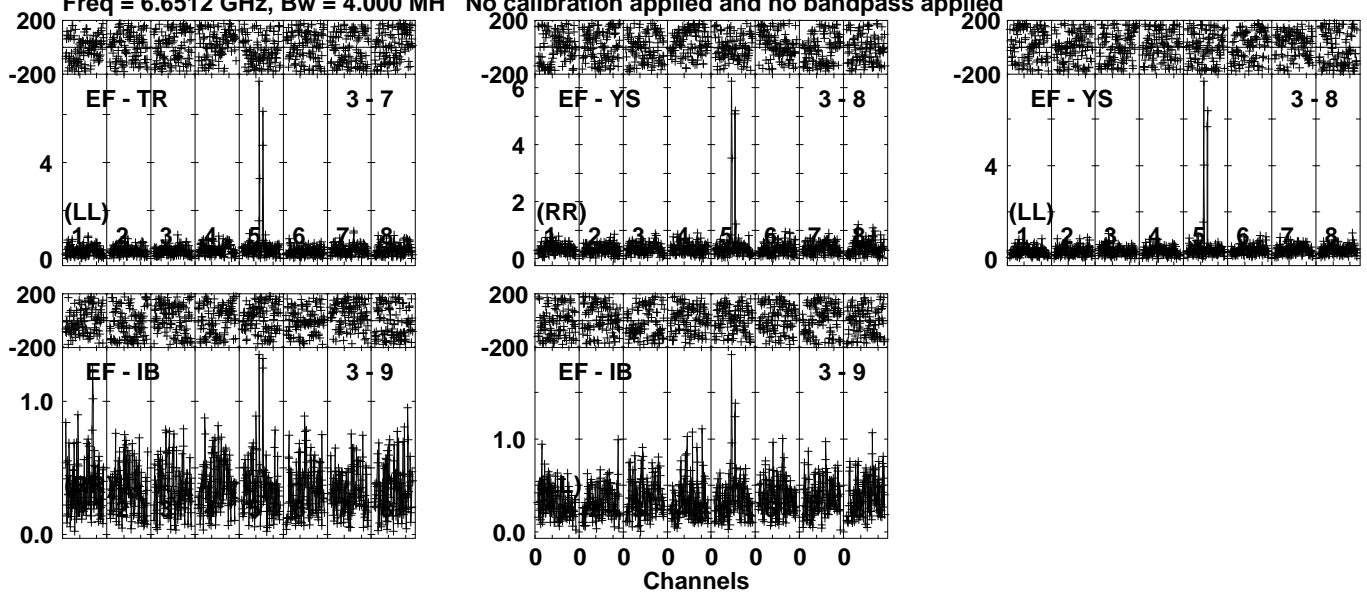


Lower frame: Milli Ampl Jy Top frame: Phas deg
Vector averaged cross-power spectrum Several baselines displayed
Timerange: 01/02:10:31 to 01/02:13:29

Plot file version 164 created 18-JUL-2023 11:20:22

G69.54 EK052D 1.UVDATA.1

Freq = 6.6512 GHz, Bw = 4.000 MH No calibration applied and no bandpass applied

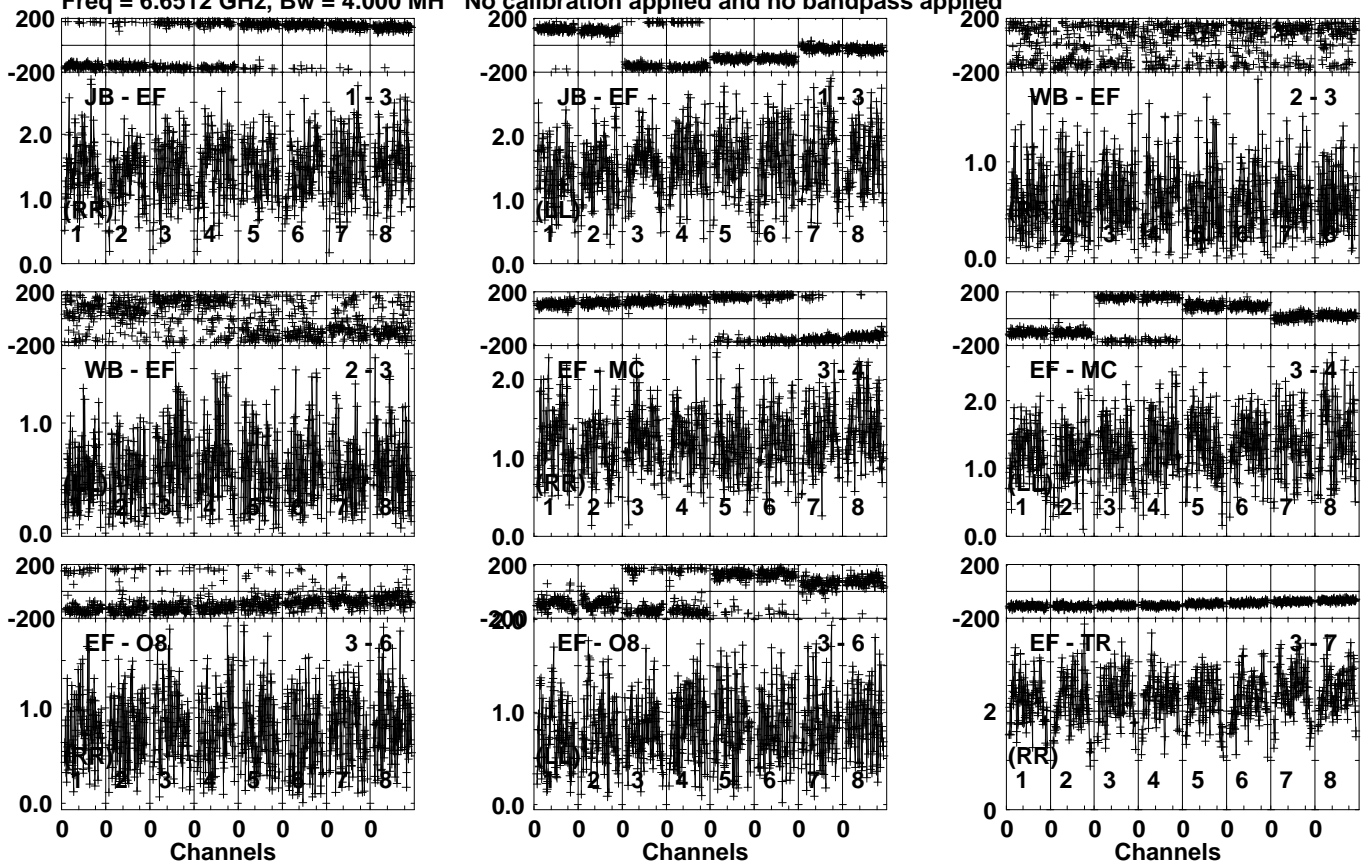


Lower frame: Milli Ampl Jy Top frame: Phas deg
Vector averaged cross-power spectrum Several baselines displayed
Timerange: 01/02:10:31 to 01/02:13:29

Plot file version 165 created 18-JUL-2023 11:20:22

J2003+3034 EK052D 1.UVDATA.1

Freq = 6.6512 GHz, Bw = 4.000 MH No calibration applied and no bandpass applied



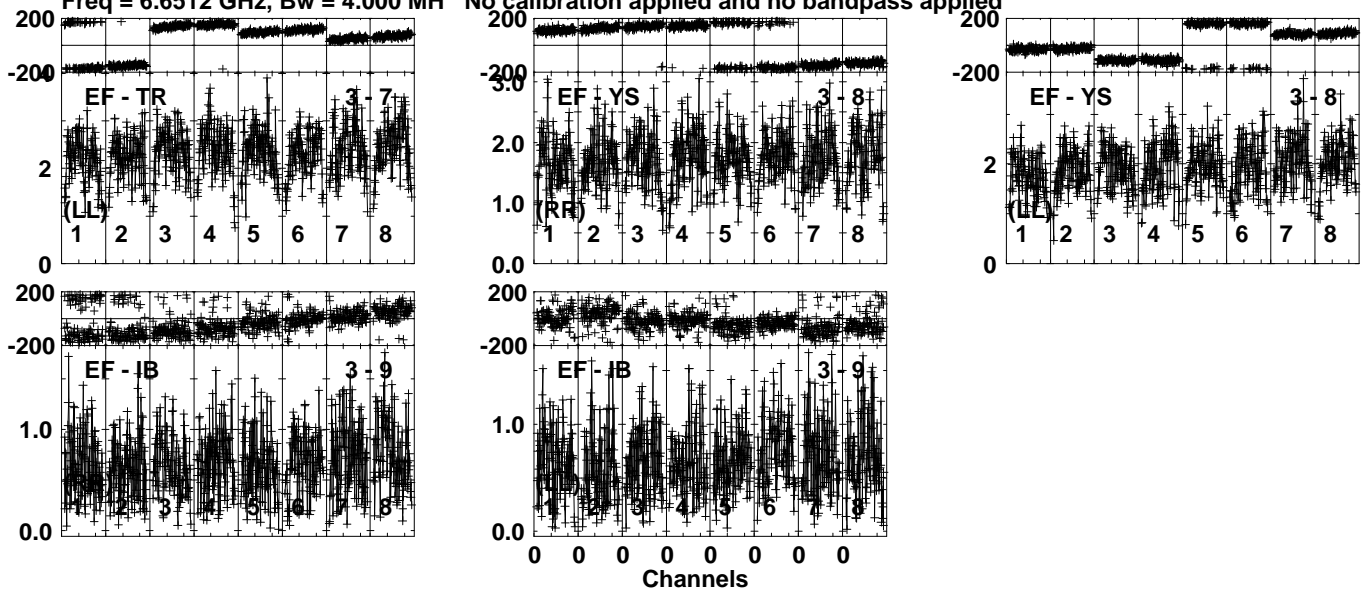
Lower frame: Milli Ampl Jy Top frame: Phas deg
Vector averaged cross-power spectrum Several baselines displayed
Timerange: 01/02:13:31 to 01/02:15:29

Plot file version 166 created 18-JUL-2023 11:20:22

J2003+3034 EK052D 1.UVDATA.1

Freq = 6.6512 GHz, Bw = 4.000 MH

No calibration applied and no bandpass applied

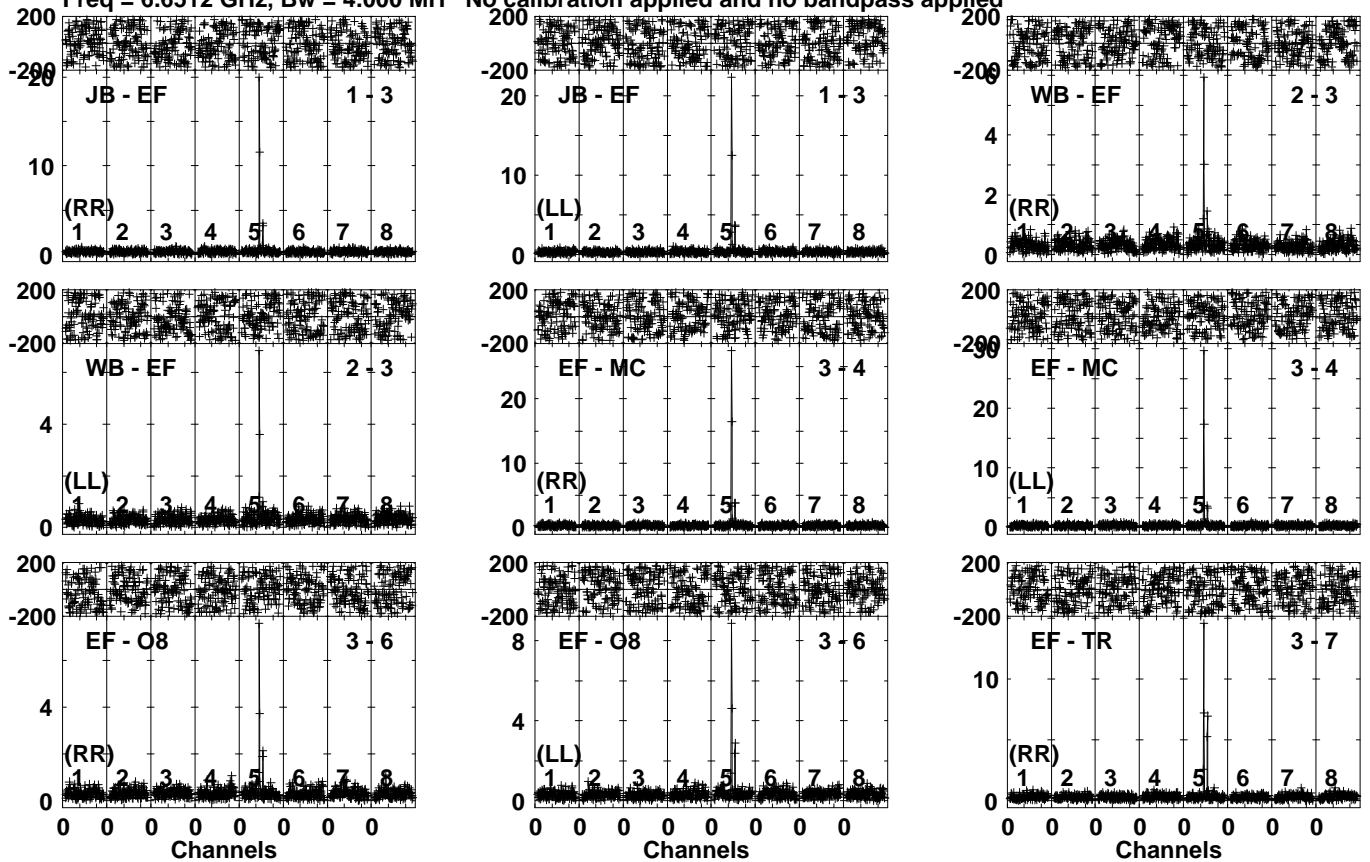


Lower frame: Milli Ampl Jy Top frame: Phas deg
Vector averaged cross-power spectrum Several baselines displayed
Timerange: 01/02:13:31 to 01/02:15:29

Plot file version 167 created 18-JUL-2023 11:20:22

G69.54 EK052D 1.UVDATA.1

Freq = 6.6512 GHz, Bw = 4.000 MH No calibration applied and no bandpass applied

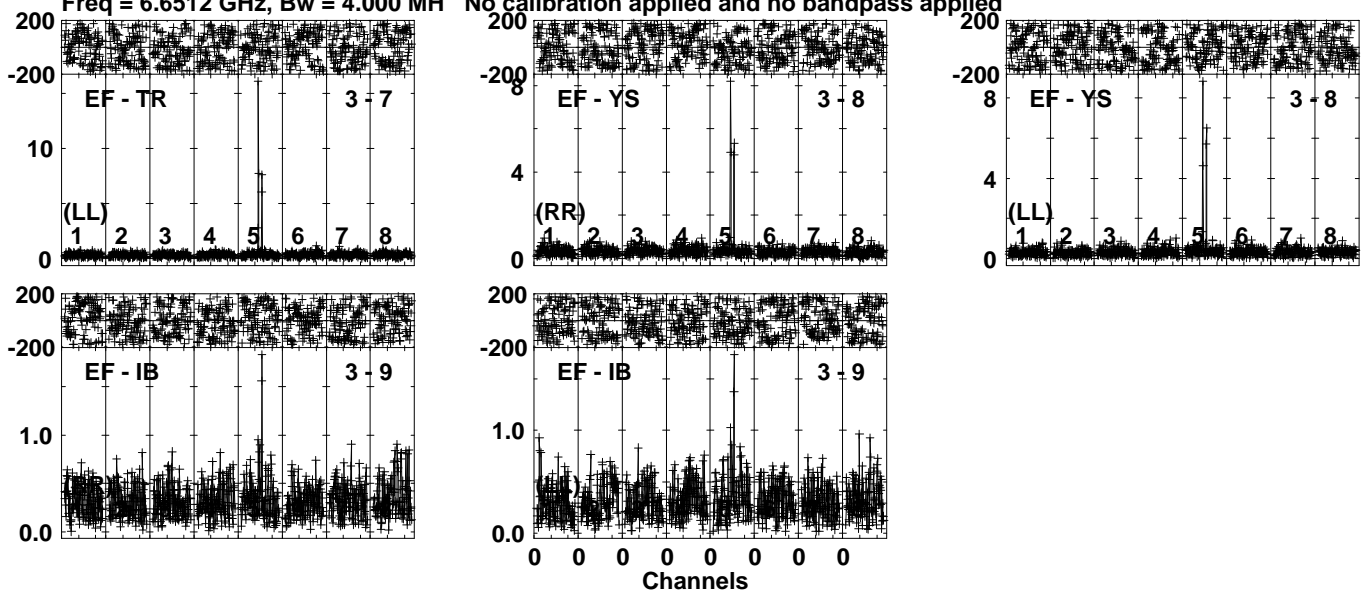


Lower frame: Milli Ampl Jy Top frame: Phas deg
Vector averaged cross-power spectrum Several baselines displayed
Timerange: 01/02:16:01 to 01/02:18:59

Plot file version 168 created 18-JUL-2023 11:20:22

G69.54 EK052D 1.UVDATA.1

Freq = 6.6512 GHz, Bw = 4.000 MH No calibration applied and no bandpass applied

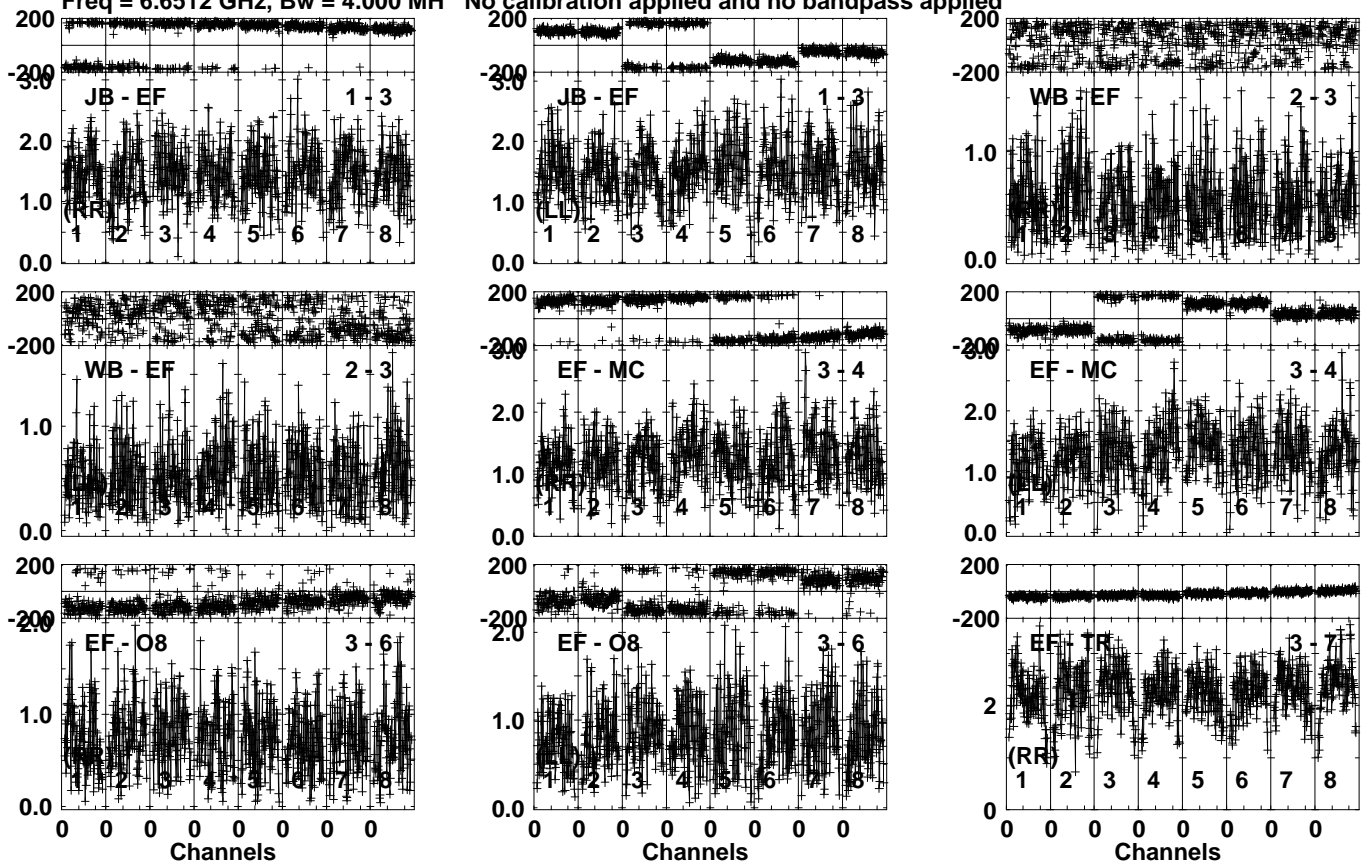


Lower frame: Milli Ampl Jy Top frame: Phas deg
Vector averaged cross-power spectrum Several baselines displayed
Timerange: 01/02:16:01 to 01/02:18:59

Plot file version 169 created 18-JUL-2023 11:20:23

J2003+3034 EK052D 1.UVDATA.1

Freq = 6.6512 GHz, Bw = 4.000 MH No calibration applied and no bandpass applied

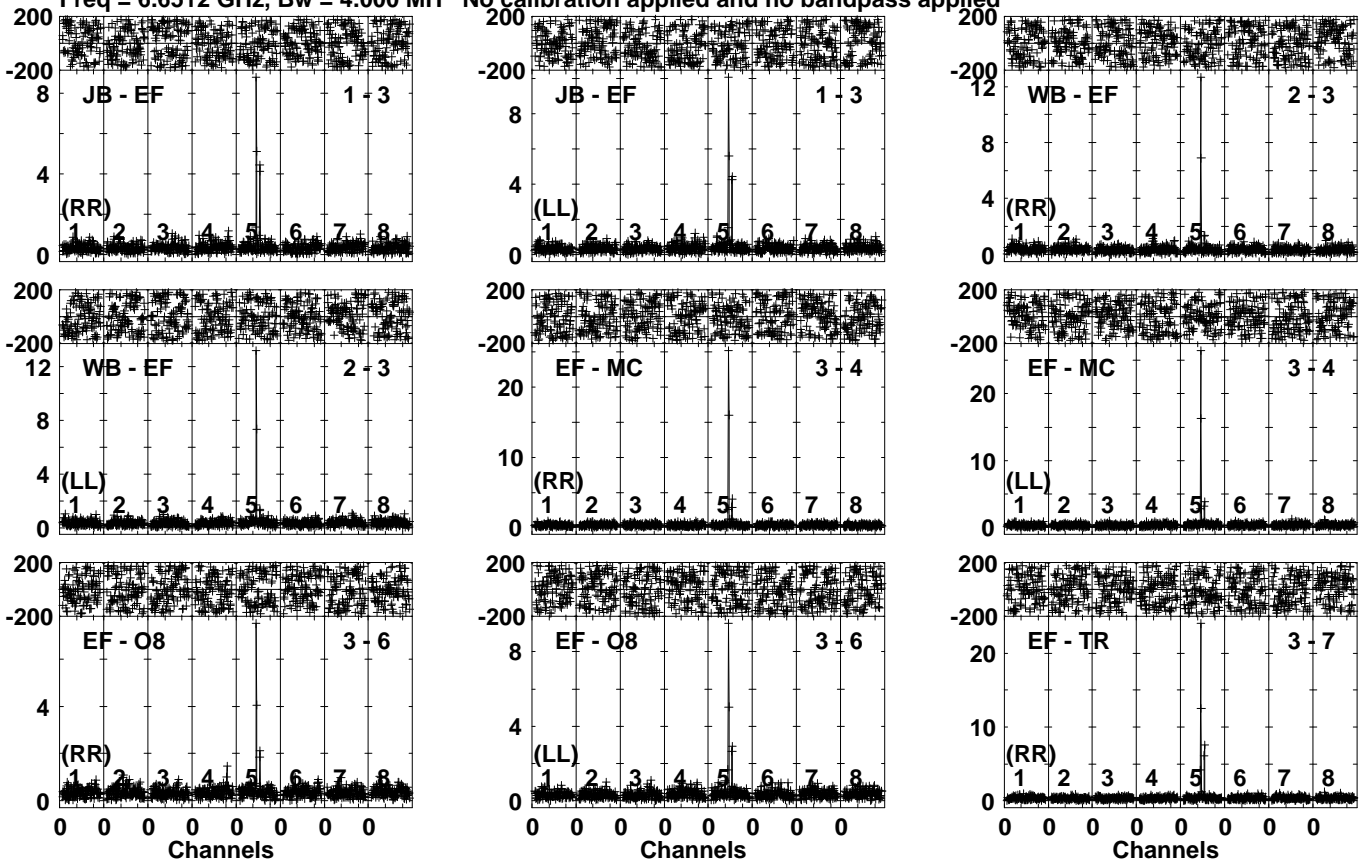


Lower frame: Milli Ampl Jy Top frame: Phas deg
Vector averaged cross-power spectrum Several baselines displayed
Timerange: 01/02:19:01 to 01/02:20:59

Plot file version 171 created 18-JUL-2023 11:20:23

G69.54 EK052D 1.UVDATA.1

Freq = 6.6512 GHz, Bw = 4.000 MH No calibration applied and no bandpass applied

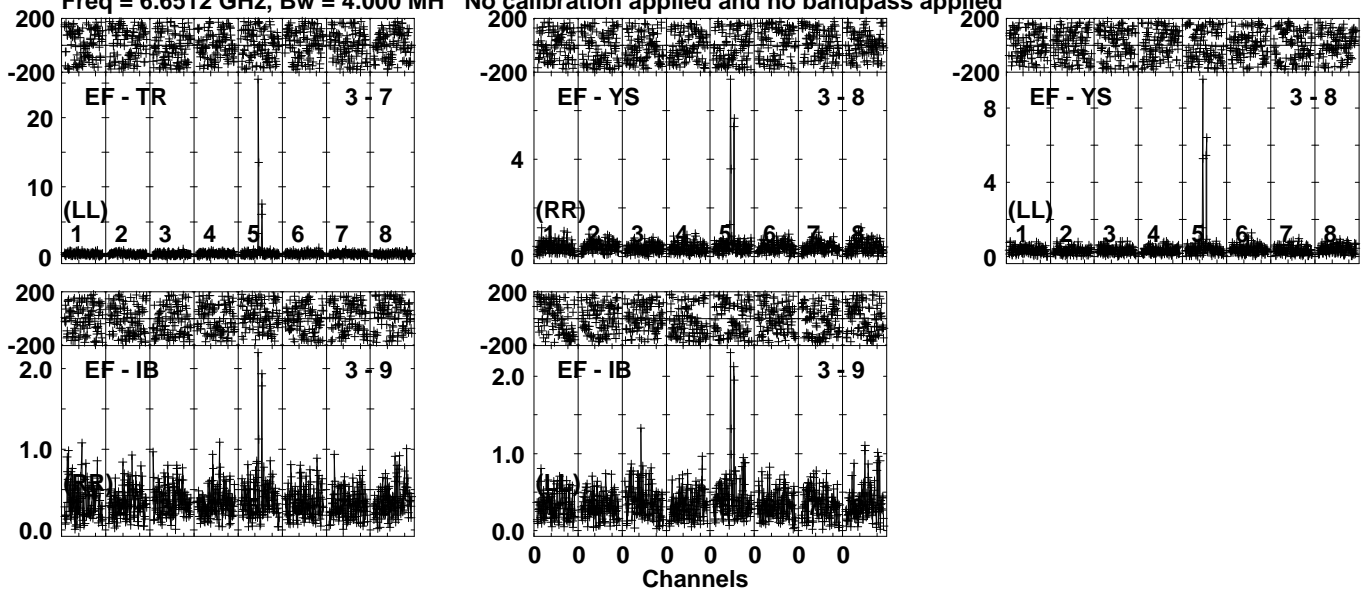


Lower frame: Milli Ampl Jy Top frame: Phas deg
Vector averaged cross-power spectrum Several baselines displayed
Timerange: 01/02:21:01 to 01/02:23:59

Plot file version 172 created 18-JUL-2023 11:20:23

G69.54 EK052D 1.UVDATA.1

Freq = 6.6512 GHz, Bw = 4.000 MH No calibration applied and no bandpass applied

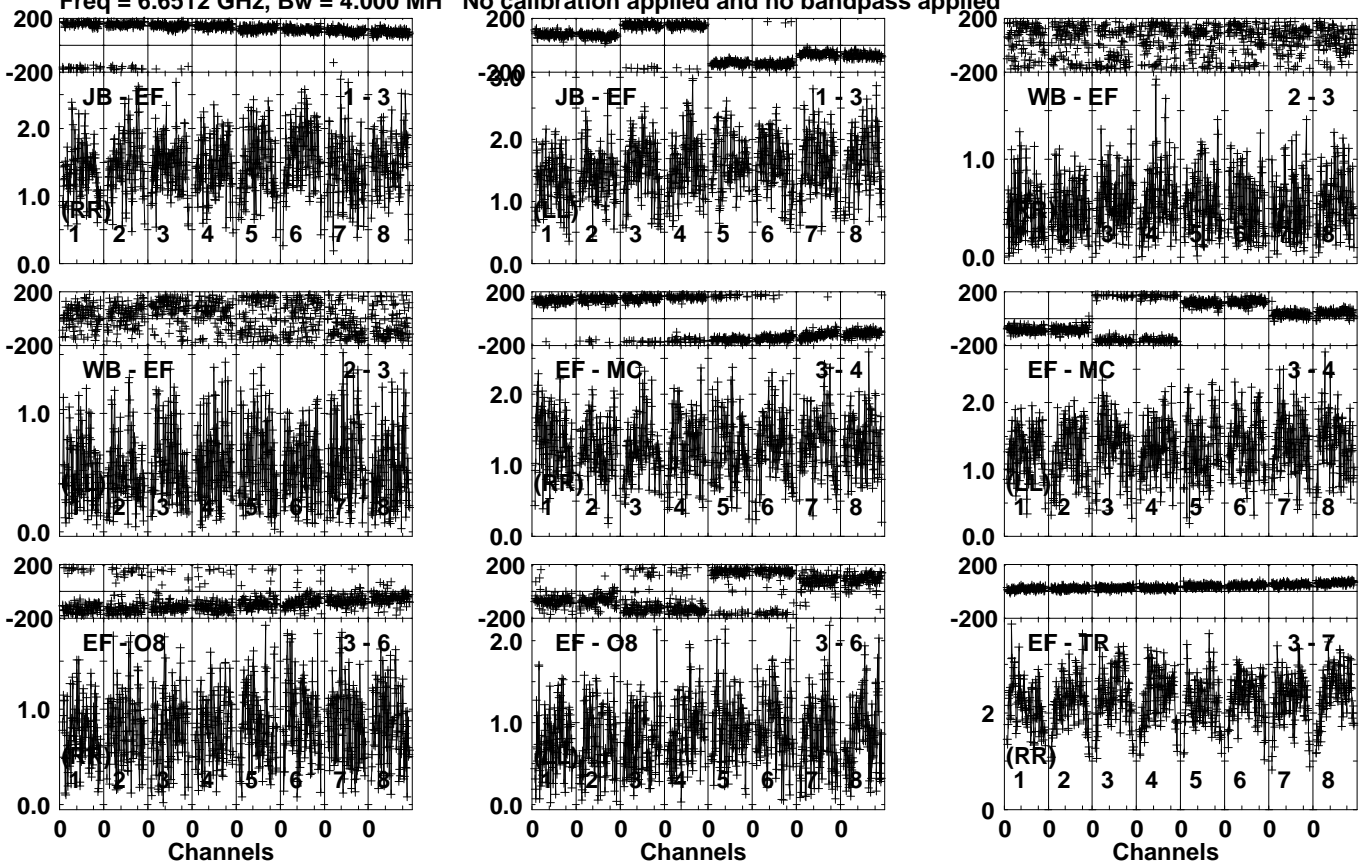


Lower frame: Milli Ampl Jy Top frame: Phas deg
Vector averaged cross-power spectrum Several baselines displayed
Timerange: 01/02:21:01 to 01/02:23:59

Plot file version 173 created 18-JUL-2023 11:20:23

J2003+3034 EK052D 1.UVDATA.1

Freq = 6.6512 GHz, Bw = 4.000 MH No calibration applied and no bandpass applied



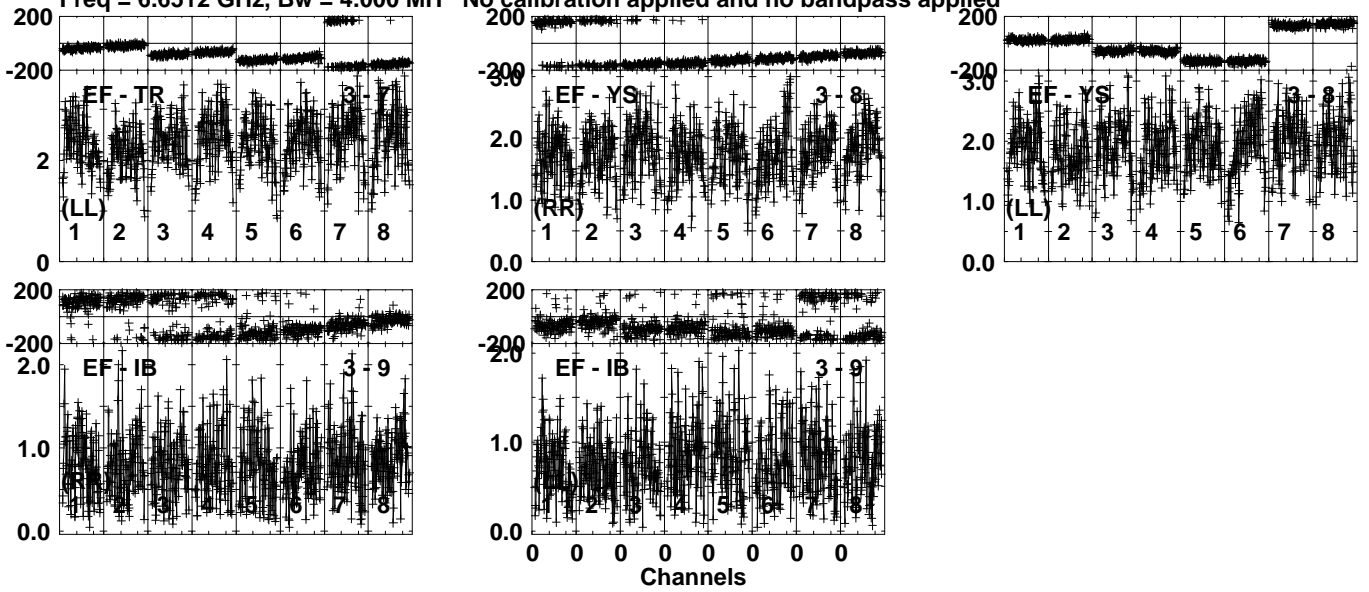
Lower frame: Milli Ampl Jy Top frame: Phas deg
Vector averaged cross-power spectrum Several baselines displayed
Timerange: 01/02:24:01 to 01/02:25:59

Plot file version 174 created 18-JUL-2023 11:20:23

J2003+3034 EK052D 1.UVDATA.1

Freq = 6.6512 GHz, Bw = 4.000 MH

No calibration applied and no bandpass applied

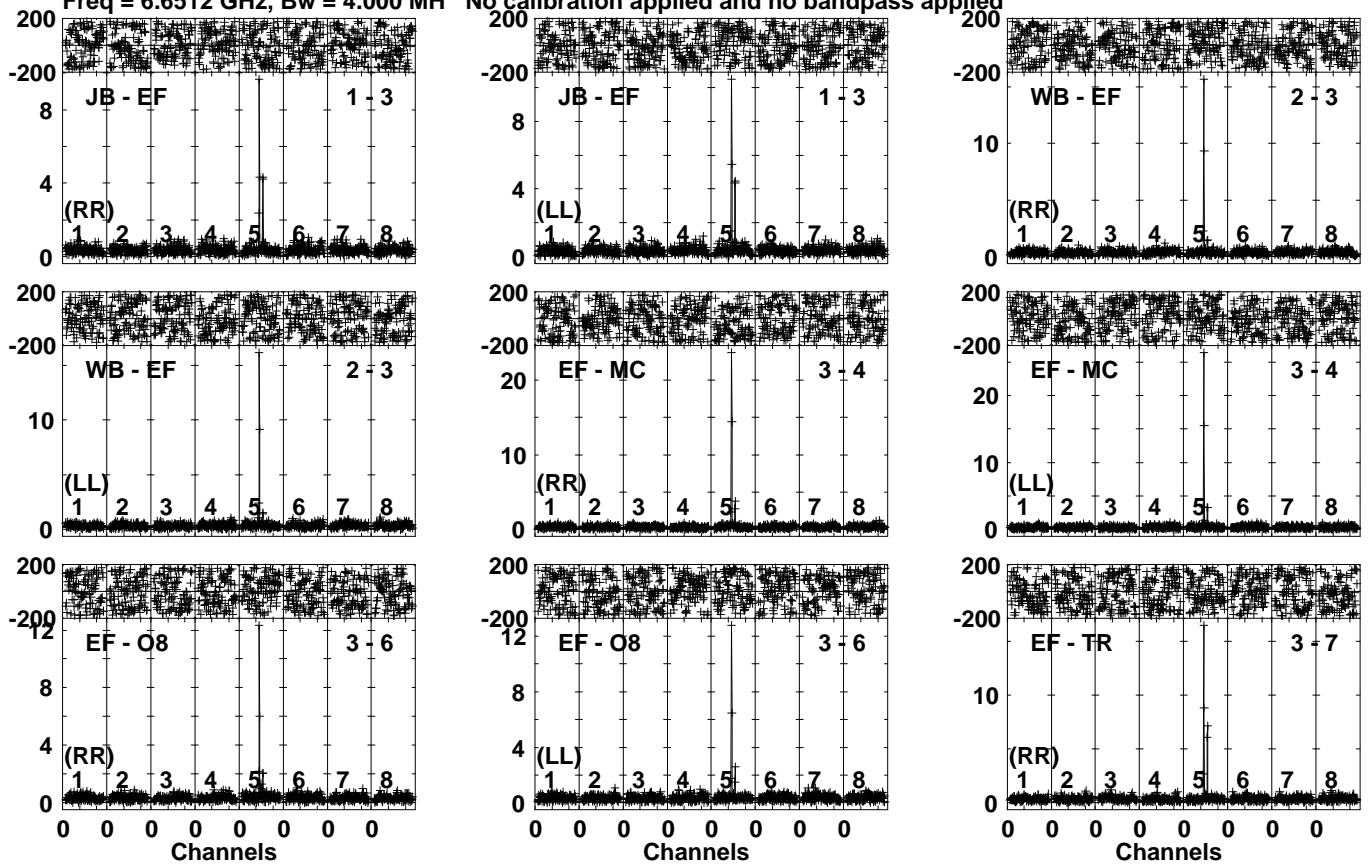


Lower frame: Milli Ampl Jy Top frame: Phas deg
Vector averaged cross-power spectrum Several baselines displayed
Timerange: 01/02:24:01 to 01/02:25:59

Plot file version 175 created 18-JUL-2023 11:20:24

G69.54 EK052D 1.UVDATA.1

Freq = 6.6512 GHz, Bw = 4.000 MH No calibration applied and no bandpass applied

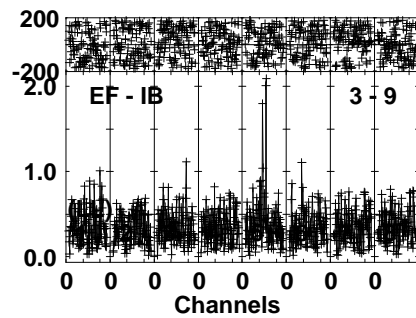
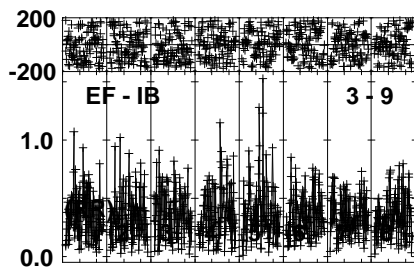
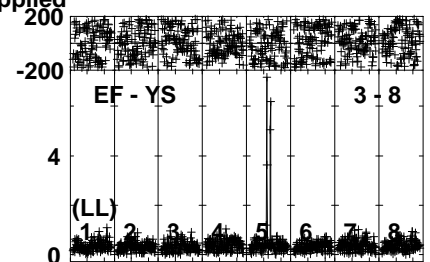
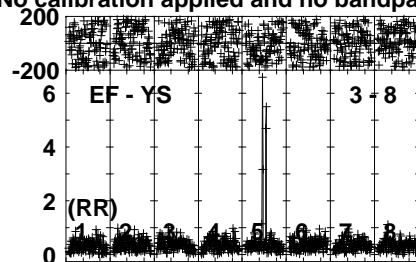
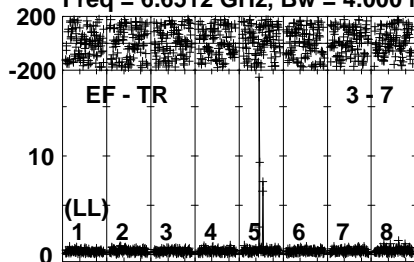


Lower frame: Milli Ampl Jy Top frame: Phas deg
Vector averaged cross-power spectrum Several baselines displayed
Timerange: 01/02:26:01 to 01/02:28:59

Plot file version 176 created 18-JUL-2023 11:20:24

G69.54 EK052D 1.UVDATA.1

Freq = 6.6512 GHz, Bw = 4.000 MH No calibration applied and no bandpass applied

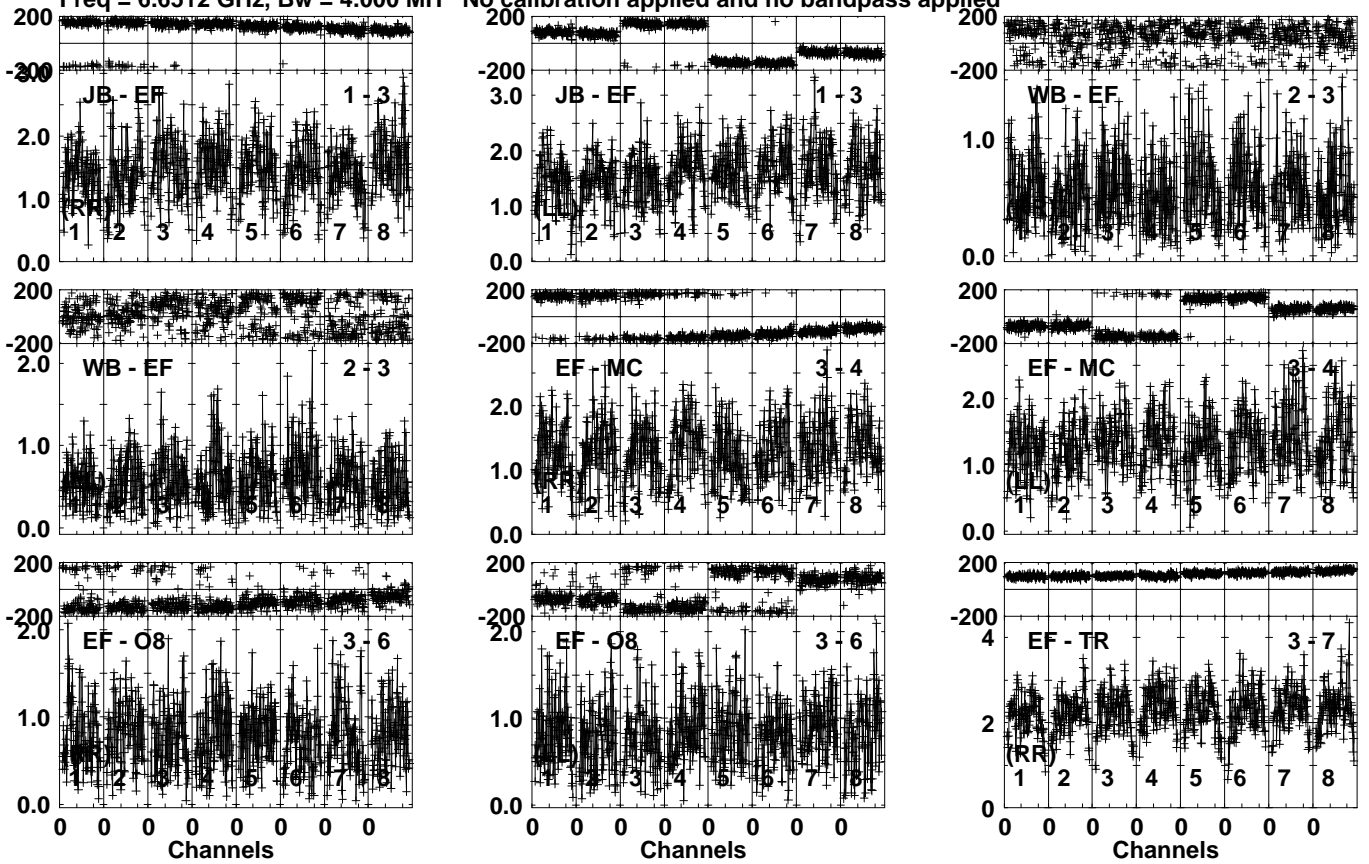


Lower frame: Milli Ampl Jy Top frame: Phas deg
Vector averaged cross-power spectrum Several baselines displayed
Timerange: 01/02:26:01 to 01/02:28:59

Plot file version 177 created 18-JUL-2023 11:20:24

J2003+3034 EK052D 1.UVDATA.1

Freq = 6.6512 GHz, Bw = 4.000 MH No calibration applied and no bandpass applied



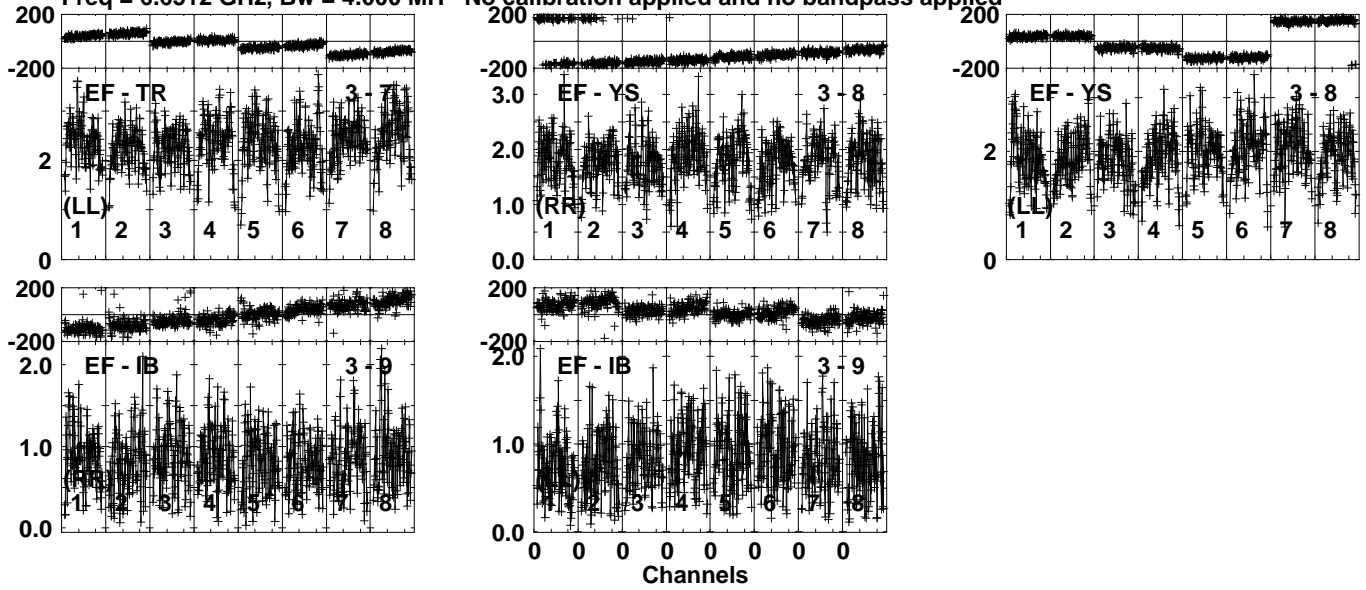
Lower frame: Milli Ampl Jy Top frame: Phas deg
Vector averaged cross-power spectrum Several baselines displayed
Timerange: 01/02:29:01 to 01/02:30:59

Plot file version 178 created 18-JUL-2023 11:20:24

J2003+3034 EK052D 1.UVDATA.1

Freq = 6.6512 GHz, Bw = 4.000 MH

No calibration applied and no bandpass applied

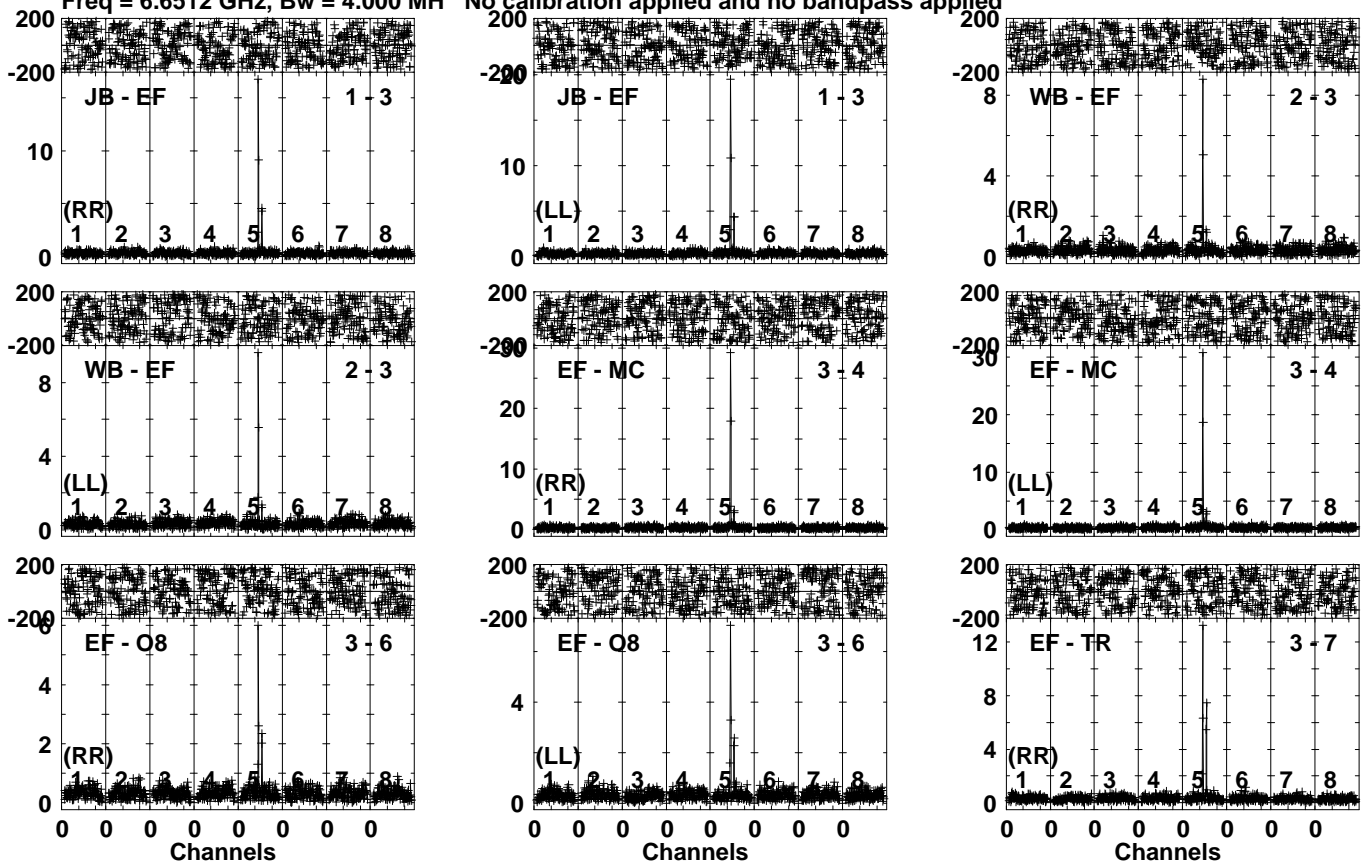


Lower frame: Milli Ampl Jy Top frame: Phas deg
Vector averaged cross-power spectrum Several baselines displayed
Timerange: 01/02:29:01 to 01/02:30:59

Plot file version 179 created 18-JUL-2023 11:20:24

G69.54 EK052D 1.UVDATA.1

Freq = 6.6512 GHz, Bw = 4.000 MH No calibration applied and no bandpass applied

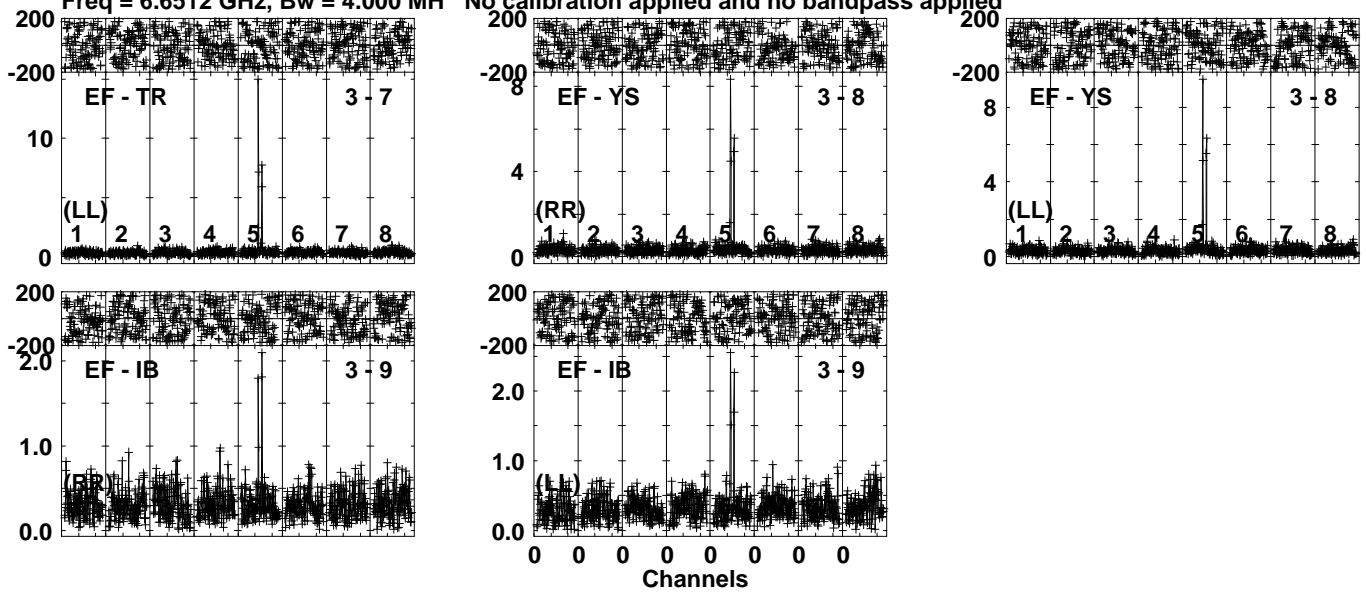


Lower frame: Milli Ampl Jy Top frame: Phas deg
Vector averaged cross-power spectrum Several baselines displayed
Timerange: 01/02:31:31 to 01/02:34:29

Plot file version 180 created 18-JUL-2023 11:20:24

G69.54 EK052D 1.UVDATA.1

Freq = 6.6512 GHz, Bw = 4.000 MH No calibration applied and no bandpass applied

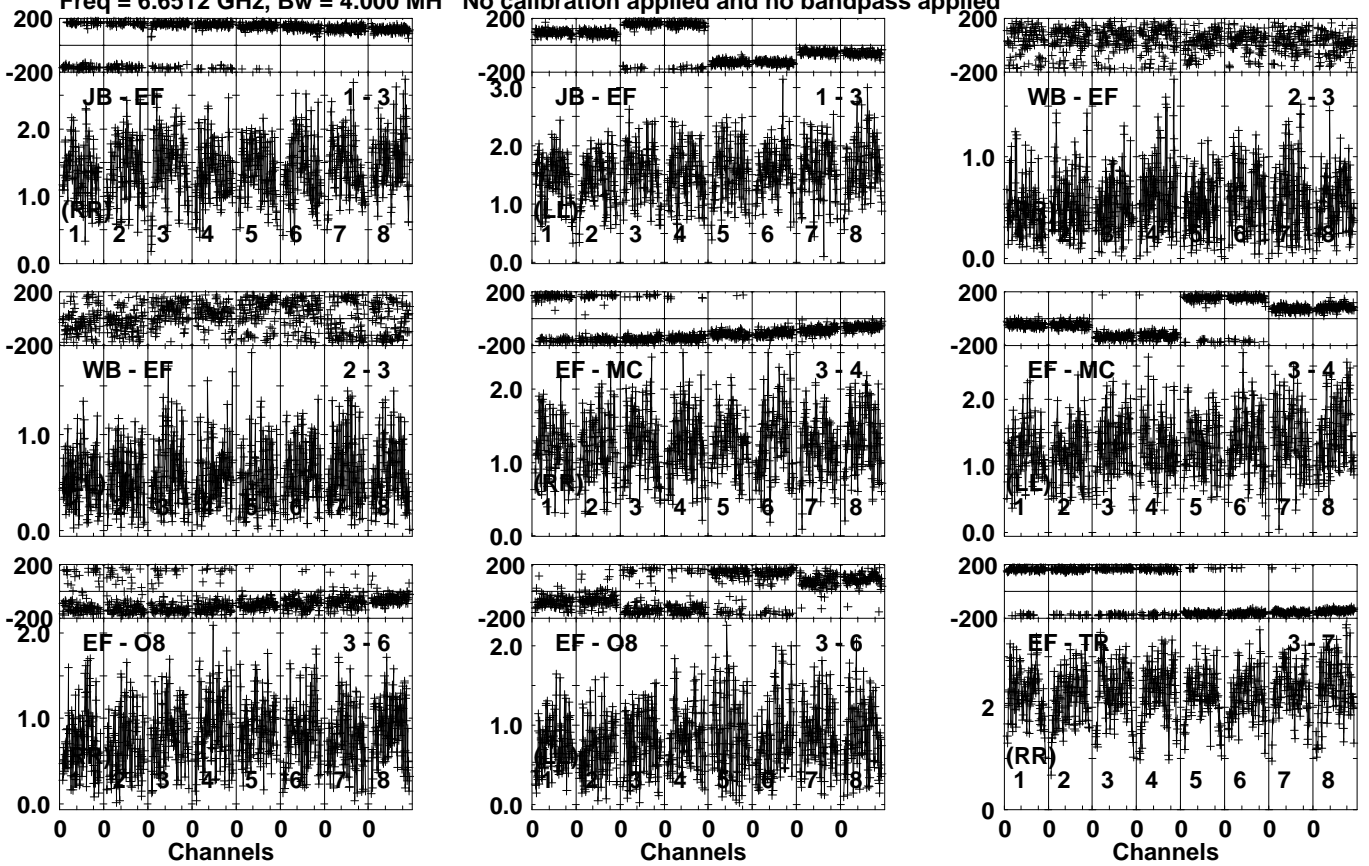


Lower frame: Milli Ampl Jy Top frame: Phas deg
Vector averaged cross-power spectrum Several baselines displayed
Timerange: 01/02:31:31 to 01/02:34:29

Plot file version 181 created 18-JUL-2023 11:20:24

J2003+3034 EK052D 1.UVDATA.1

Freq = 6.6512 GHz, Bw = 4.000 MH No calibration applied and no bandpass applied



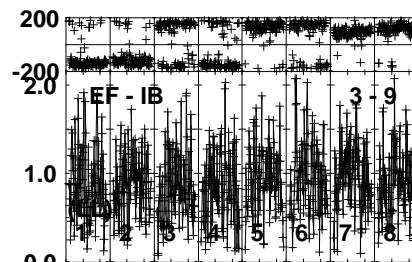
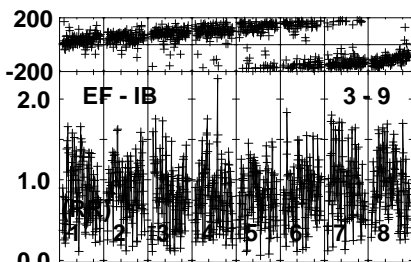
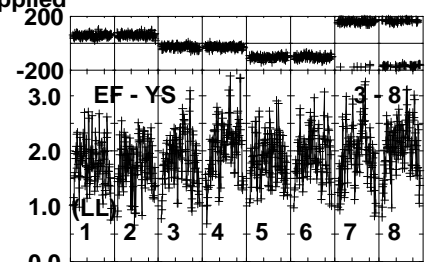
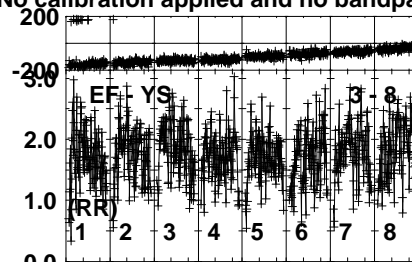
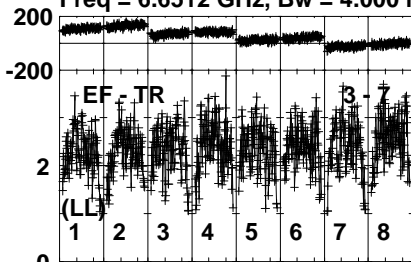
Lower frame: Milli Ampl Jy Top frame: Phas deg
Vector averaged cross-power spectrum Several baselines displayed
Timerange: 01/02:34:31 to 01/02:36:29

Plot file version 182 created 18-JUL-2023 11:20:25

J2003+3034 EK052D 1.UVDATA.1

Freq = 6.6512 GHz, Bw = 4.000 MH

No calibration applied and no bandpass applied



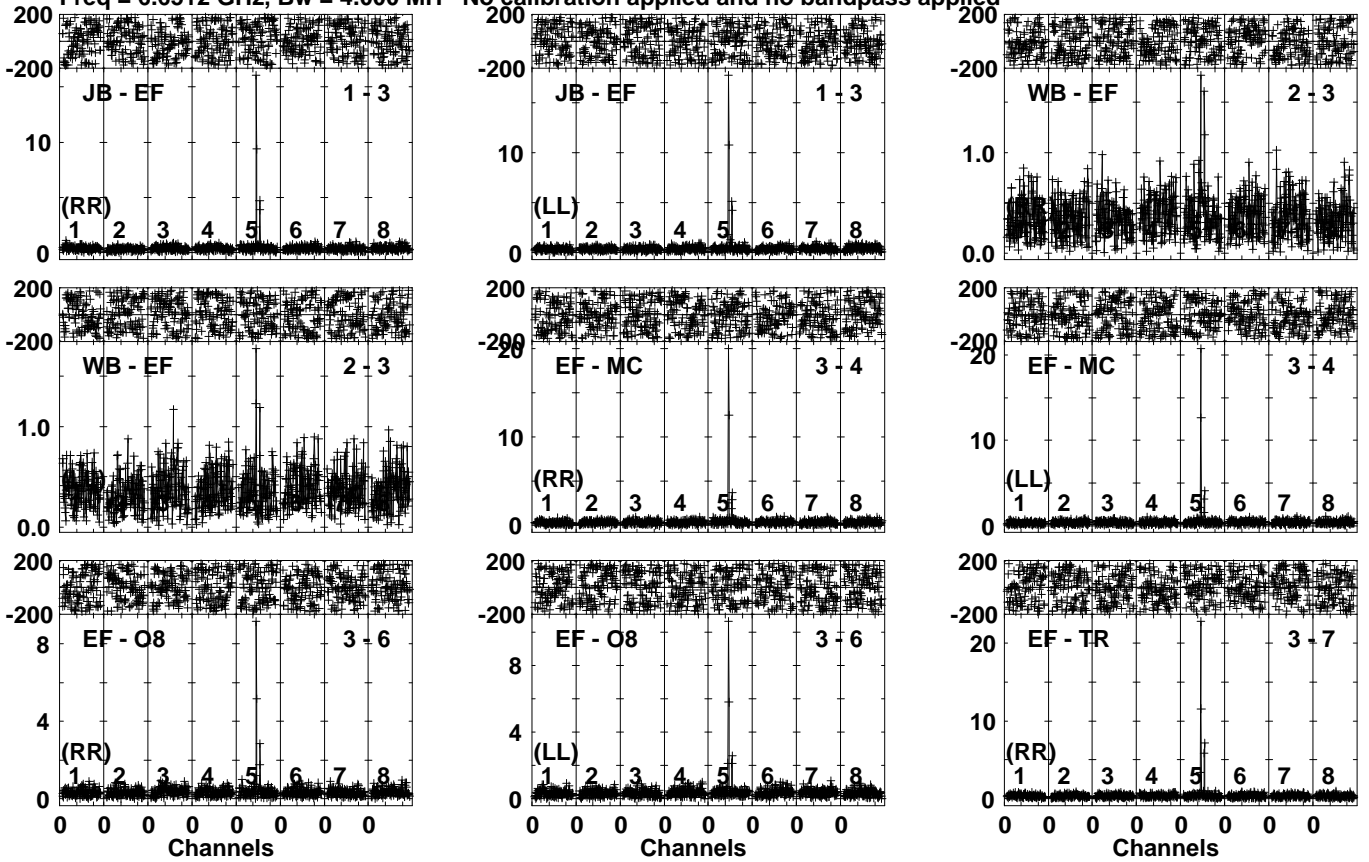
0 0 0 0 0 0 0 0
Channels

Lower frame: Milli Ampl Jy Top frame: Phas deg
Vector averaged cross-power spectrum Several baselines displayed
Timerange: 01/02:34:31 to 01/02:36:29

Plot file version 183 created 18-JUL-2023 11:20:25

G69.54 EK052D 1.UVDATA.1

Freq = 6.6512 GHz, Bw = 4.000 MH No calibration applied and no bandpass applied

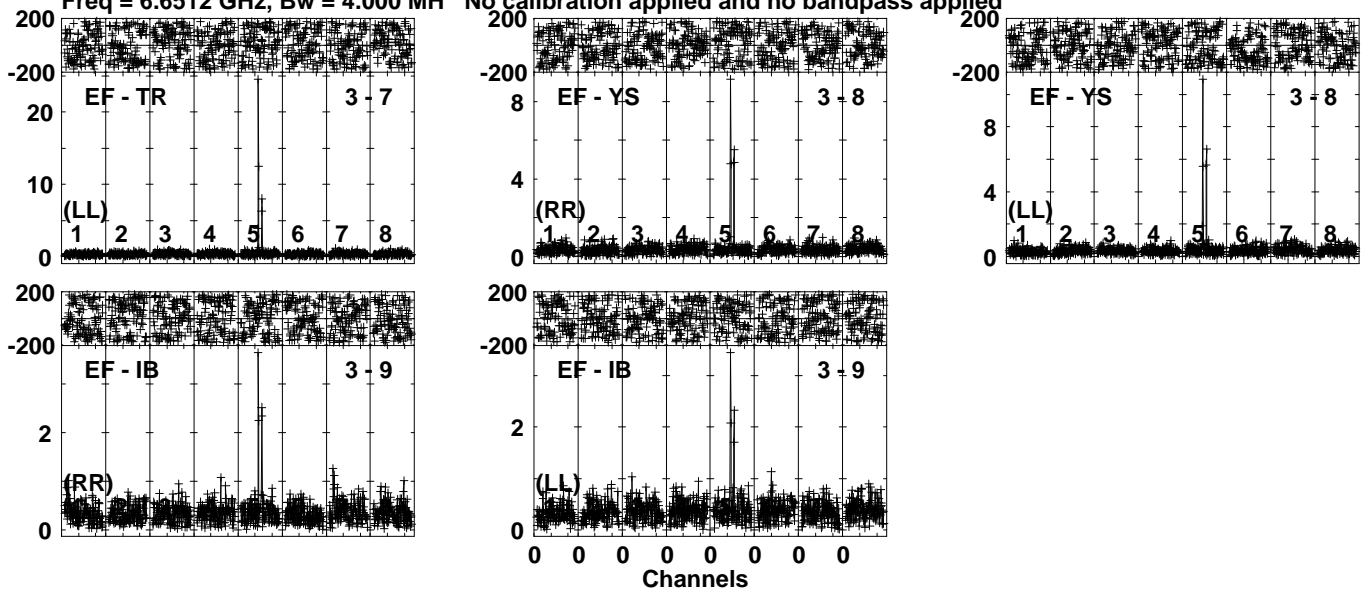


Lower frame: Milli Ampl Jy Top frame: Phas deg
Vector averaged cross-power spectrum Several baselines displayed
Timerange: 01/02:36:31 to 01/02:39:29

Plot file version 184 created 18-JUL-2023 11:20:25

G69.54 EK052D 1.UVDATA.1

Freq = 6.6512 GHz, Bw = 4.000 MH No calibration applied and no bandpass applied

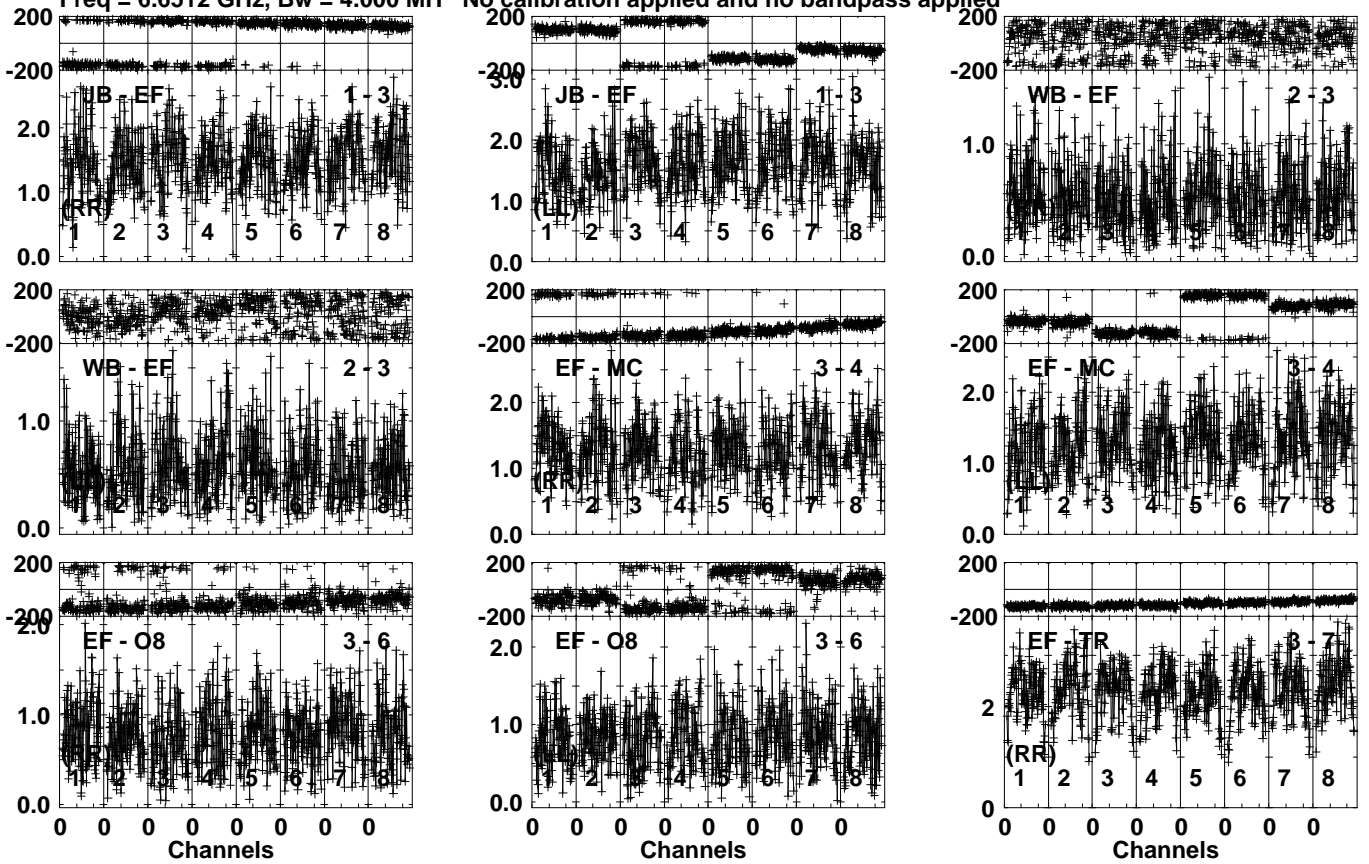


Lower frame: Milli Ampl Jy Top frame: Phas deg
Vector averaged cross-power spectrum Several baselines displayed
Timerange: 01/02:36:31 to 01/02:39:29

Plot file version 185 created 18-JUL-2023 11:20:25

J2003+3034 EK052D 1.UVDATA.1

Freq = 6.6512 GHz, Bw = 4.000 MH No calibration applied and no bandpass applied



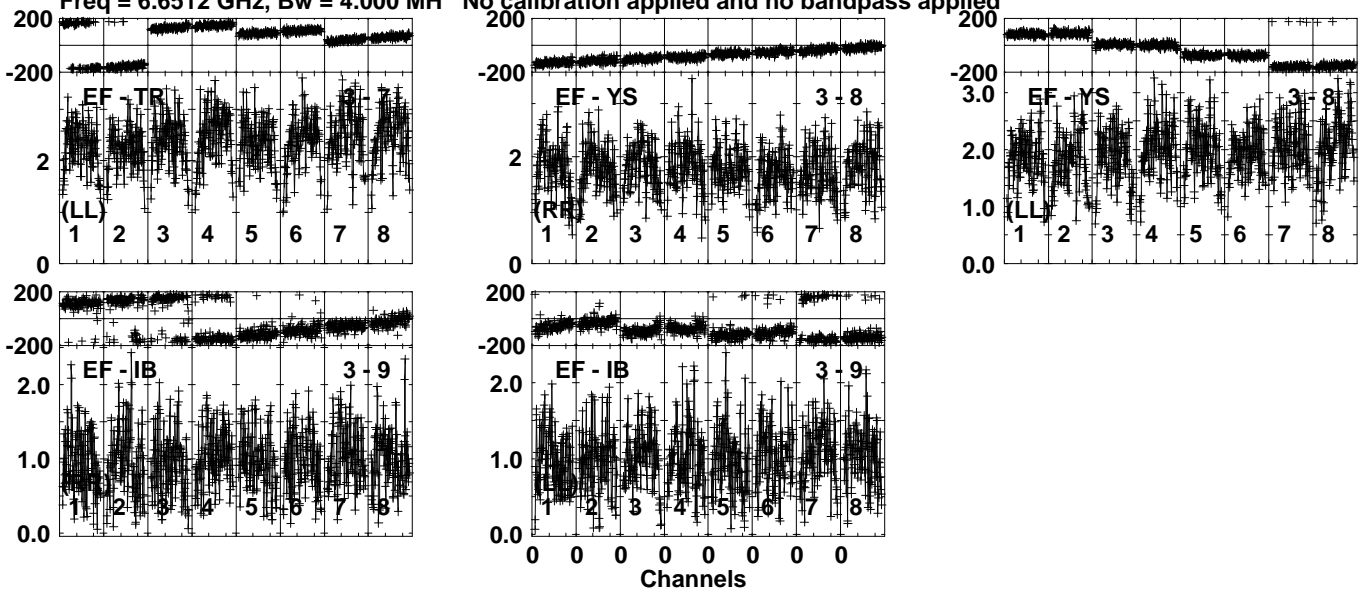
Lower frame: Milli Ampl Jy Top frame: Phas deg
Vector averaged cross-power spectrum Several baselines displayed
Timerange: 01/02:39:31 to 01/02:41:29

Plot file version 186 created 18-JUL-2023 11:20:25

J2003+3034 EK052D 1.UVDATA.1

Freq = 6.6512 GHz, Bw = 4.000 MH

No calibration applied and no bandpass applied

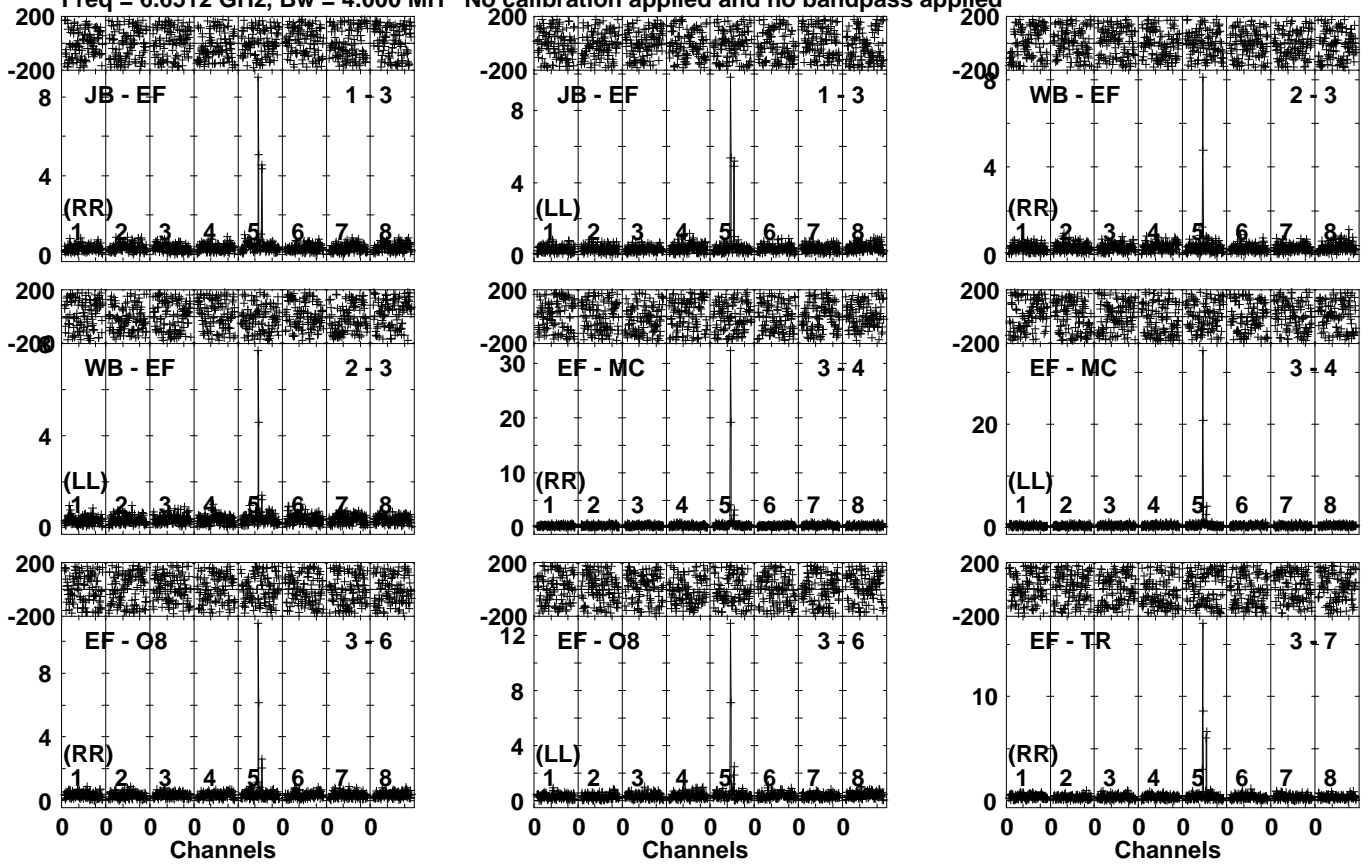


Lower frame: Milli Ampl Jy Top frame: Phas deg
Vector averaged cross-power spectrum Several baselines displayed
Timerange: 01/02:39:31 to 01/02:41:29

Plot file version 187 created 18-JUL-2023 11:20:25

G69.54 EK052D 1.UVDATA.1

Freq = 6.6512 GHz, Bw = 4.000 MH No calibration applied and no bandpass applied

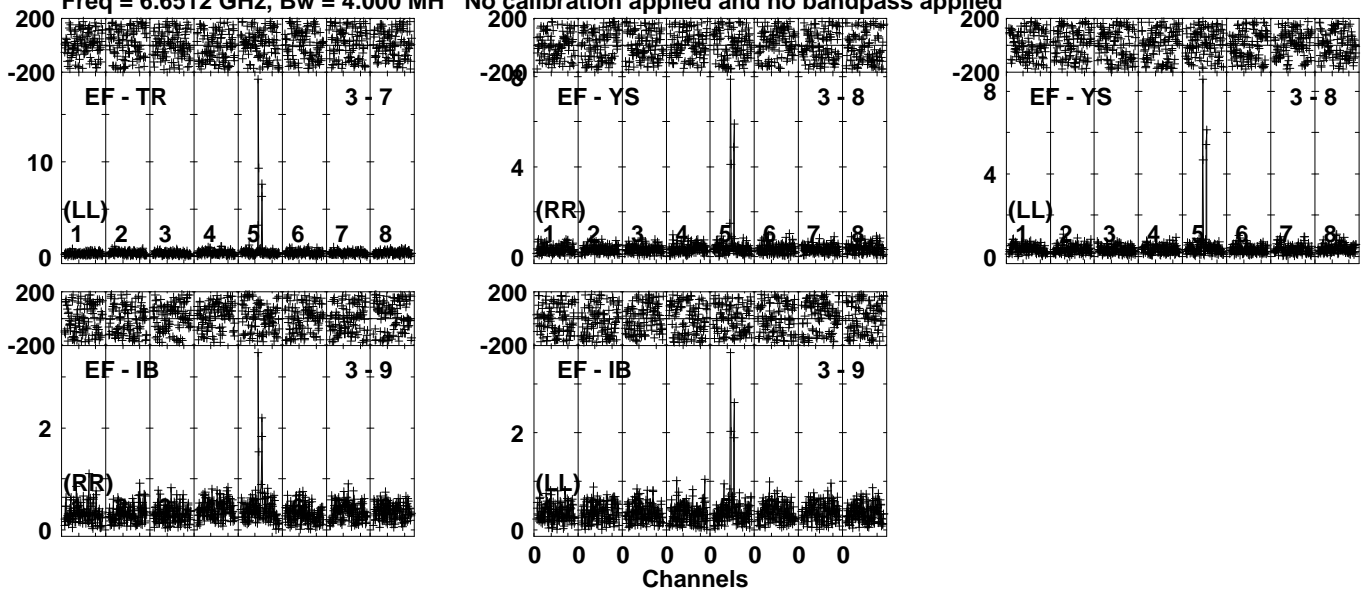


Lower frame: Milli Ampl Jy Top frame: Phas deg
Vector averaged cross-power spectrum Several baselines displayed
Timerange: 01/02:41:31 to 01/02:44:29

Plot file version 188 created 18-JUL-2023 11:20:26

G69.54 EK052D 1.UVDATA.1

Freq = 6.6512 GHz, Bw = 4.000 MH No calibration applied and no bandpass applied



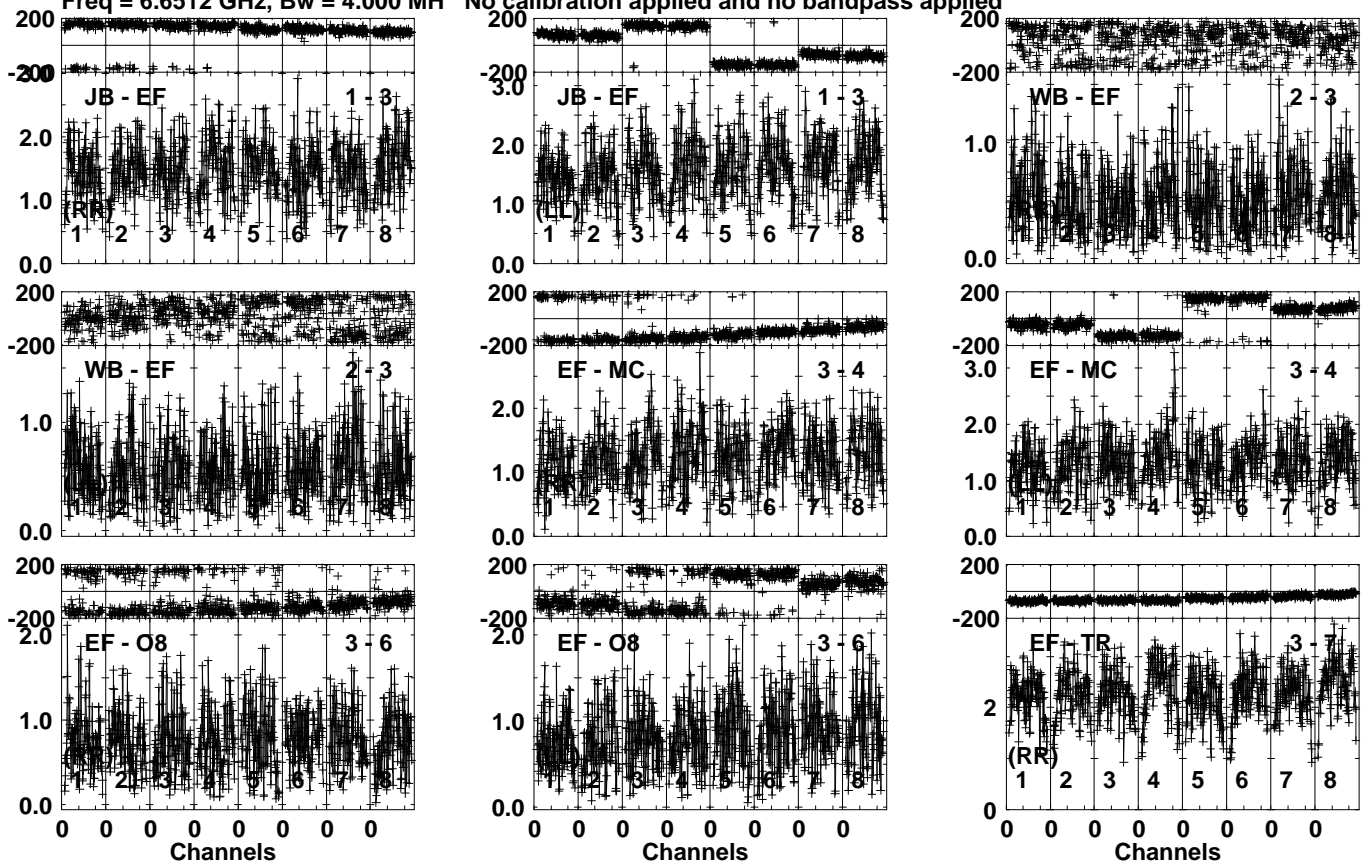
Lower frame: Milli Ampl Jy Top frame: Phas deg
Vector averaged cross-power spectrum Several baselines displayed
Timerange: 01/02:41:31 to 01/02:44:29

Plot file version 189 created 18-JUL-2023 11:20:26

J2003+3034 EK052D 1.UVDATA.1

Freq = 6.6512 GHz, Bw = 4.000 MH

No calibration applied and no bandpass applied

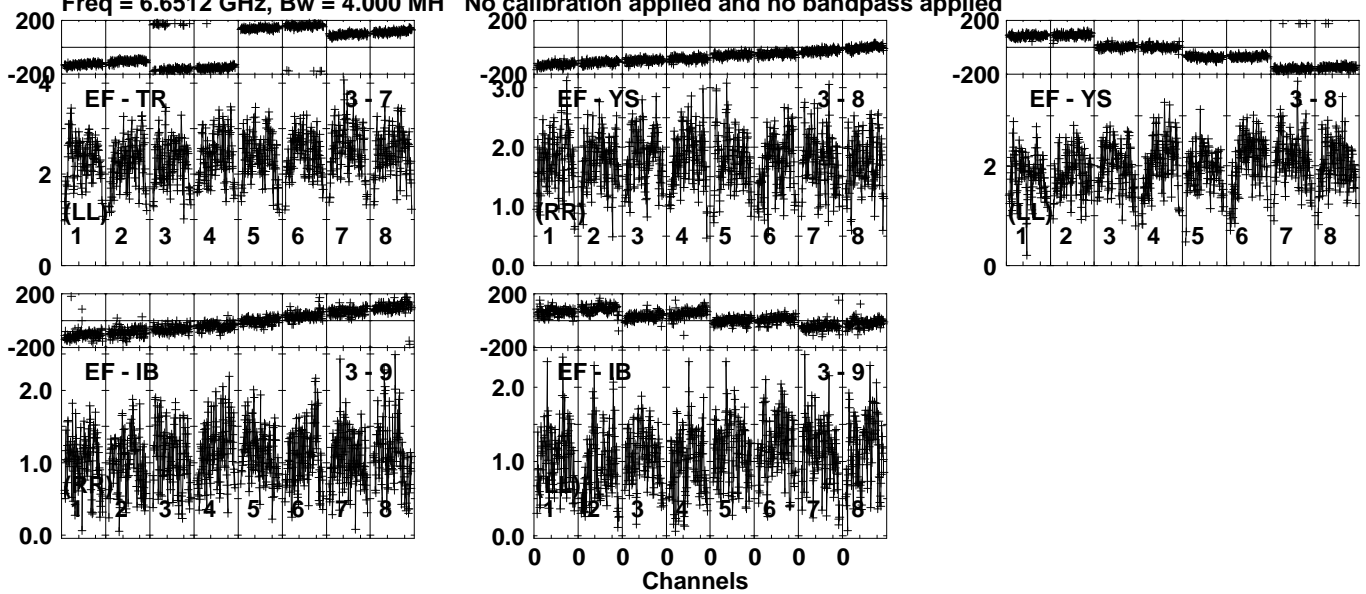


Lower frame: Milli Ampl Jy Top frame: Phas deg
Vector averaged cross-power spectrum Several baselines displayed
Timerange: 01/02:44:31 to 01/02:46:29

Plot file version 190 created 18-JUL-2023 11:20:26

J2003+3034 EK052D 1.UVDATA.1

Freq = 6.6512 GHz, Bw = 4.000 MH No calibration applied and no bandpass applied

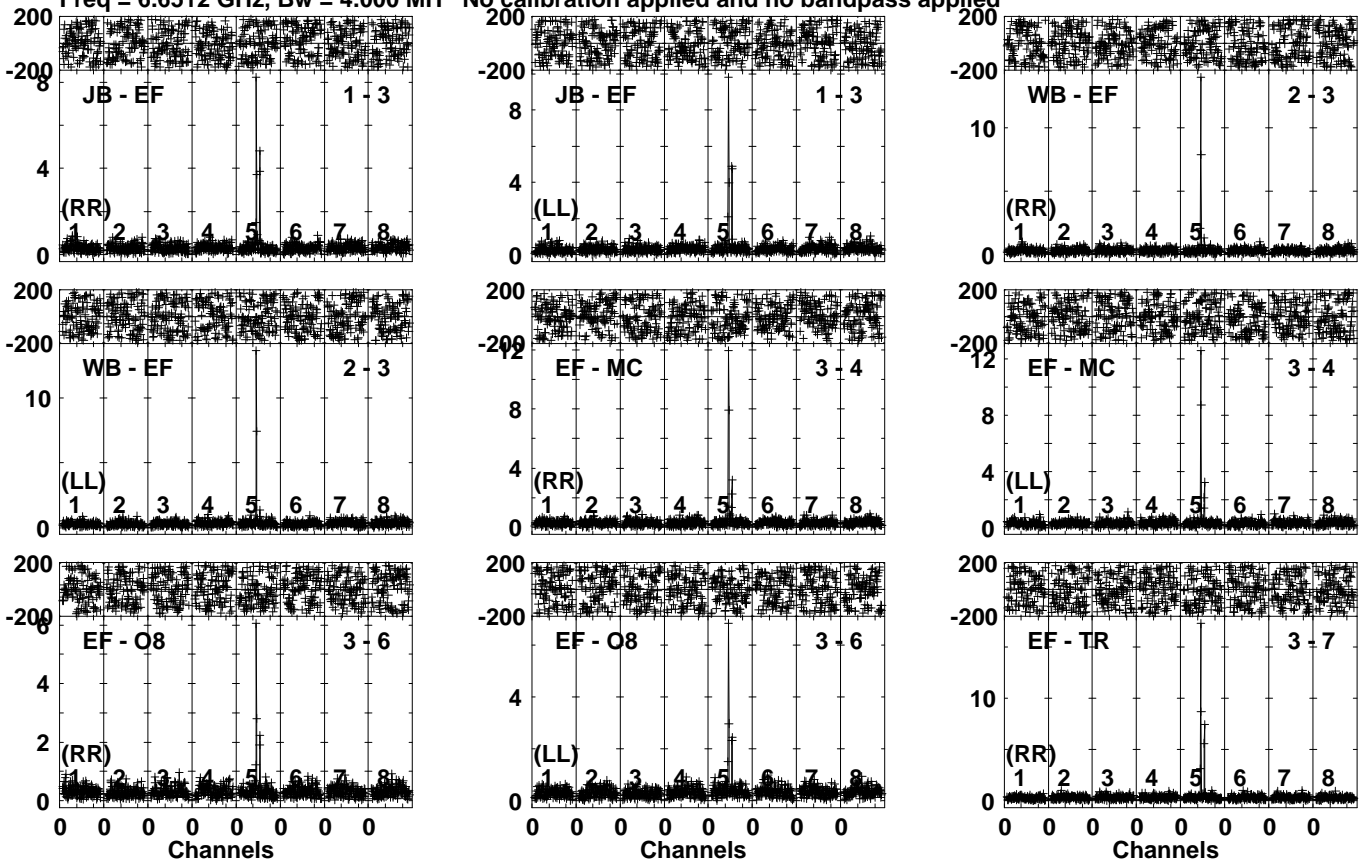


Lower frame: Milli Ampl Jy Top frame: Phas deg
Vector averaged cross-power spectrum Several baselines displayed
Timerange: 01/02:44:31 to 01/02:46:29

Plot file version 191 created 18-JUL-2023 11:20:26

G69.54 EK052D 1.UVDATA.1

Freq = 6.6512 GHz, Bw = 4.000 MH No calibration applied and no bandpass applied

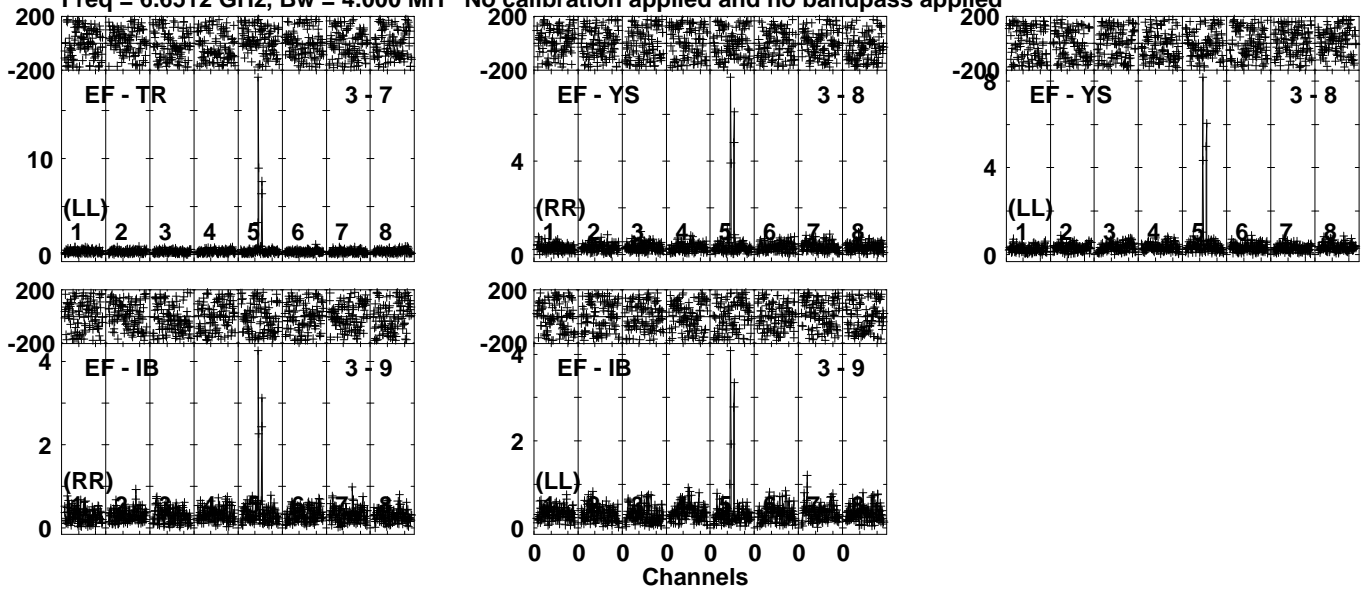


Lower frame: Milli Ampl Jy Top frame: Phas deg
Vector averaged cross-power spectrum Several baselines displayed
Timerange: 01/02:47:01 to 01/02:49:59

Plot file version 192 created 18-JUL-2023 11:20:26

G69.54 EK052D 1.UVDATA.1

Freq = 6.6512 GHz, Bw = 4.000 MH No calibration applied and no bandpass applied

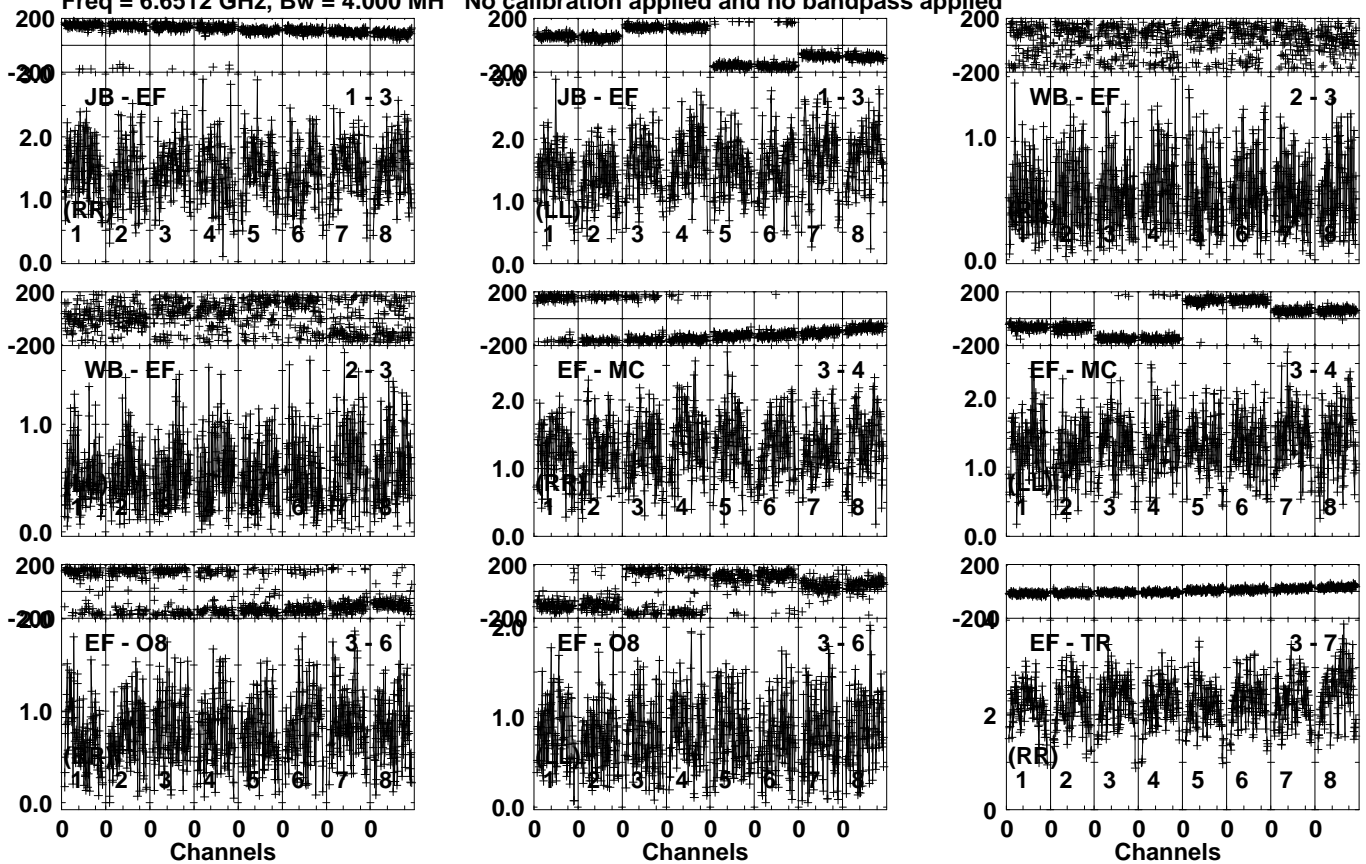


Lower frame: Milli Ampl Jy Top frame: Phas deg
Vector averaged cross-power spectrum Several baselines displayed
Timerange: 01/02:47:01 to 01/02:49:59

Plot file version 193 created 18-JUL-2023 11:20:26

J2003+3034 EK052D 1.UVDATA.1

Freq = 6.6512 GHz, Bw = 4.000 MH No calibration applied and no bandpass applied

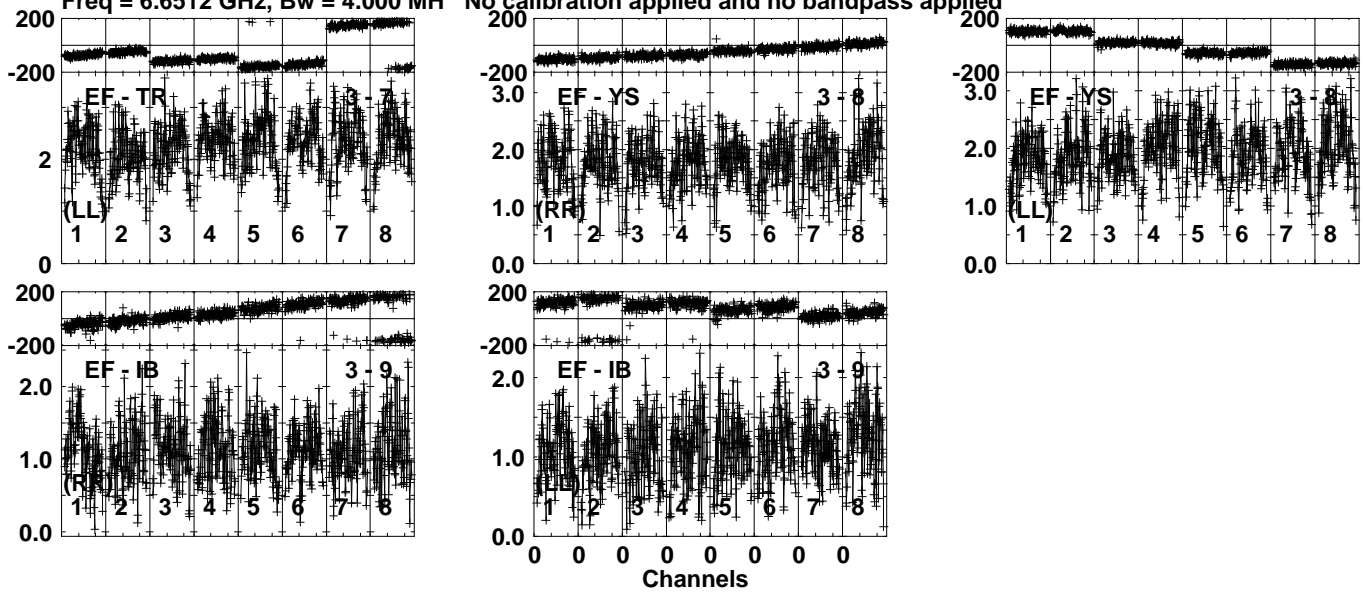


Lower frame: Milli Ampl Jy Top frame: Phas deg
Vector averaged cross-power spectrum Several baselines displayed
Timerange: 01/02:50:01 to 01/02:51:59

Plot file version 194 created 18-JUL-2023 11:20:27

J2003+3034 EK052D 1.UVDATA.1

Freq = 6.6512 GHz, Bw = 4.000 MH No calibration applied and no bandpass applied

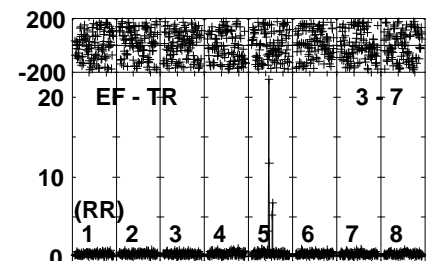
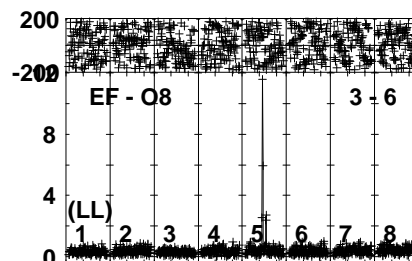
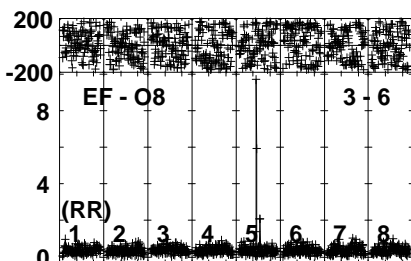
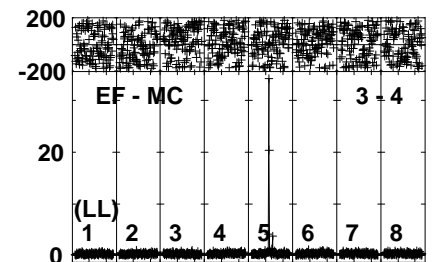
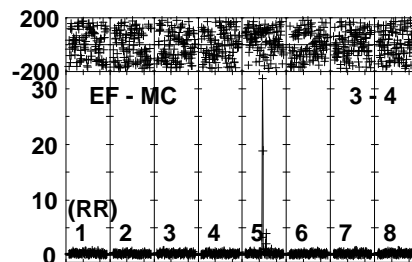
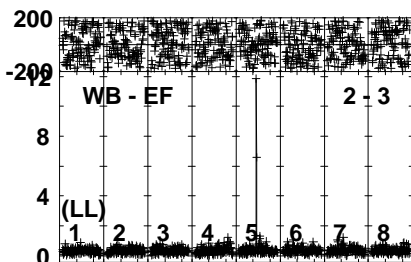
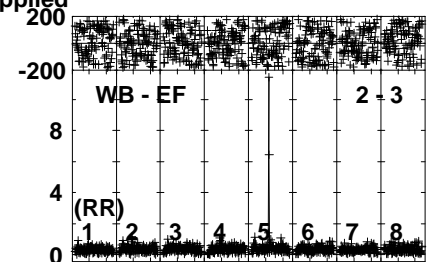
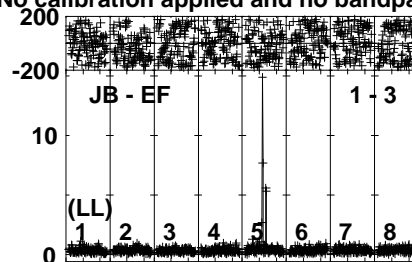
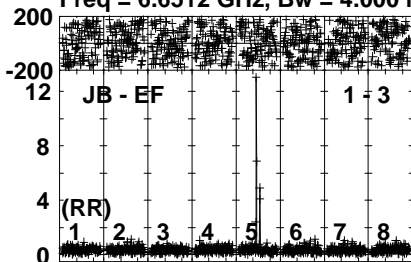


Lower frame: Milli Ampl Jy Top frame: Phas deg
Vector averaged cross-power spectrum Several baselines displayed
Timerange: 01/02:50:01 to 01/02:51:59

Plot file version 195 created 18-JUL-2023 11:20:27

G69.54 EK052D 1.UVDATA.1

Freq = 6.6512 GHz, Bw = 4.000 MH No calibration applied and no bandpass applied

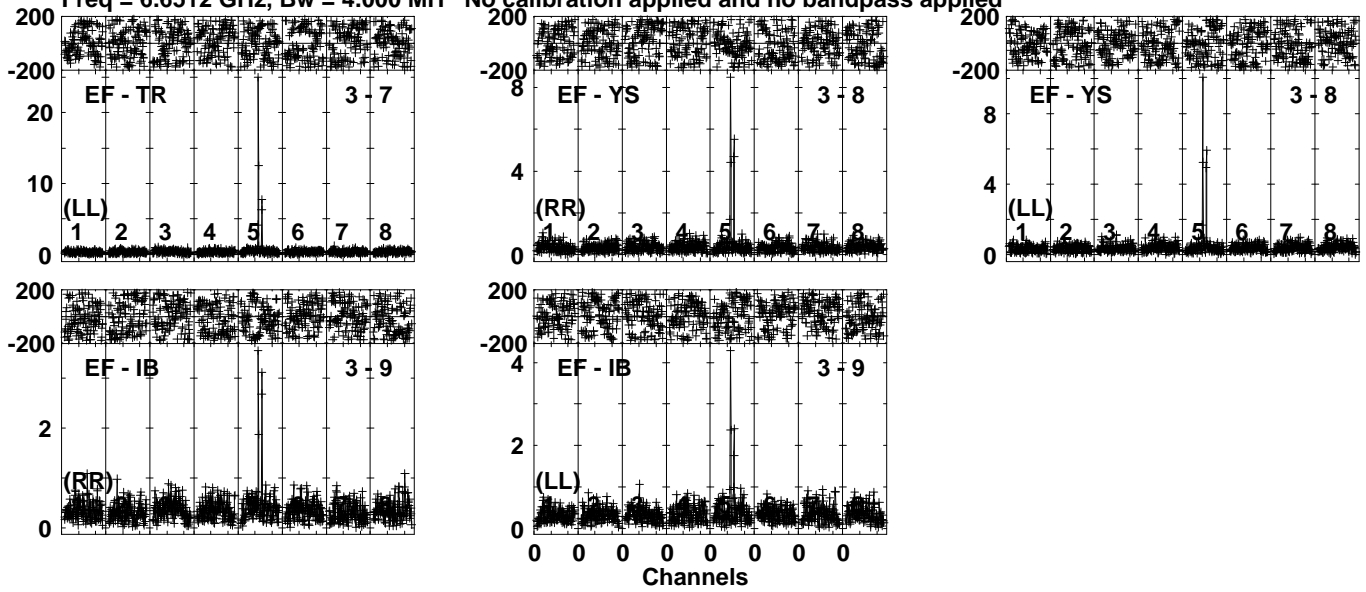


Lower frame: Milli Ampl Jy Top frame: Phas deg
Vector averaged cross-power spectrum Several baselines displayed
Timerange: 01/02:52:01 to 01/02:54:59

Plot file version 196 created 18-JUL-2023 11:20:27

G69.54 EK052D 1.UVDATA.1

Freq = 6.6512 GHz, Bw = 4.000 MH No calibration applied and no bandpass applied

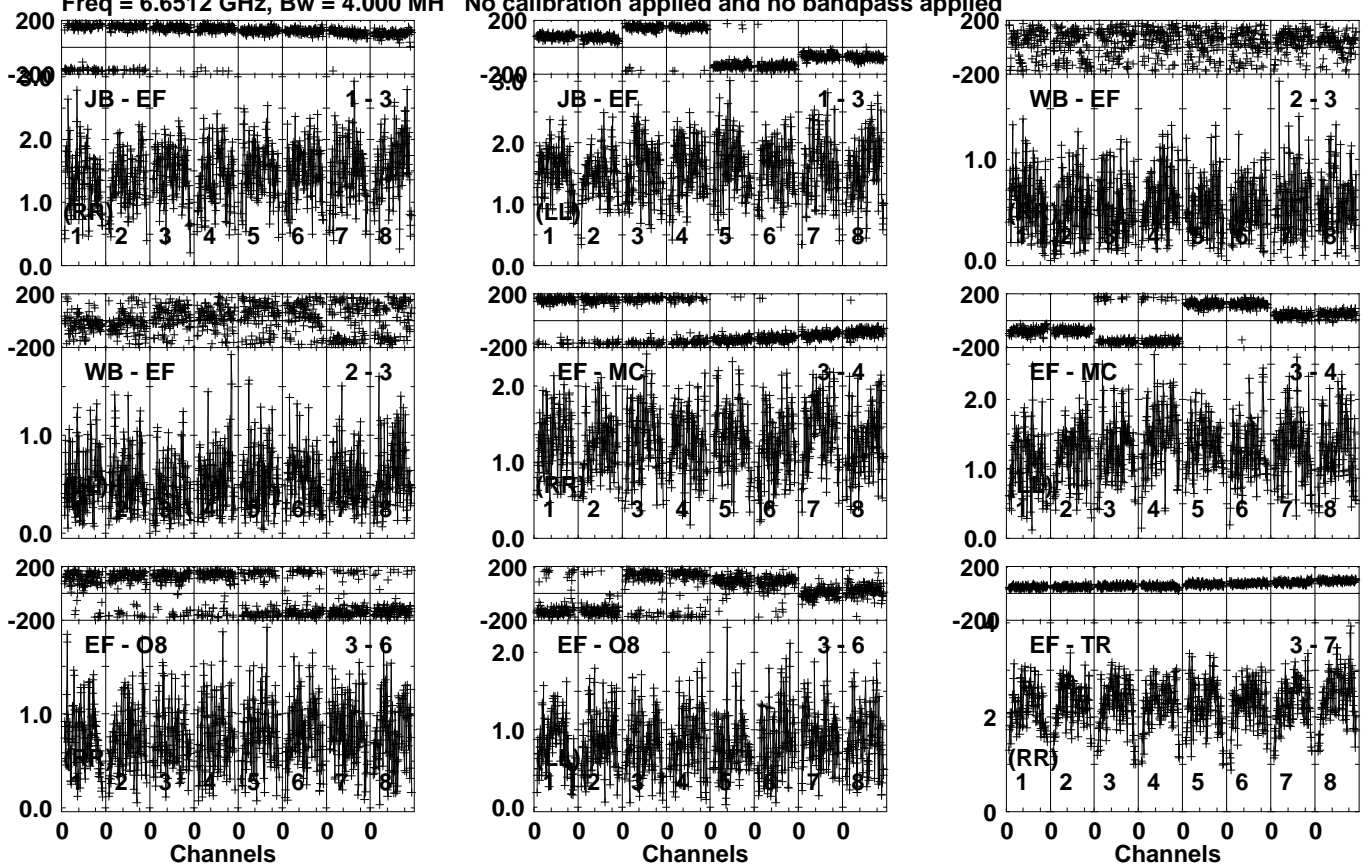


Lower frame: Milli Ampl Jy Top frame: Phas deg
Vector averaged cross-power spectrum Several baselines displayed
Timerange: 01/02:52:01 to 01/02:54:59

Plot file version 197 created 18-JUL-2023 11:20:27

J2003+3034 EK052D 1.UVDATA.1

Freq = 6.6512 GHz, Bw = 4.000 MH No calibration applied and no bandpass applied



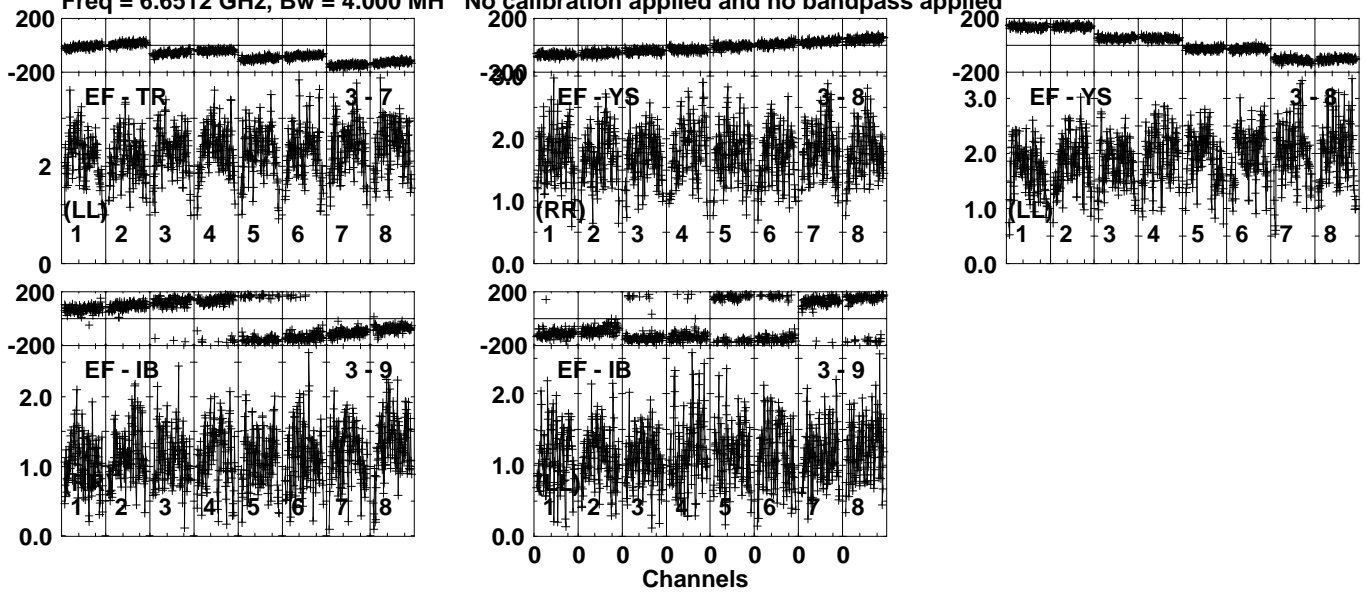
Lower frame: Milli Ampl Jy Top frame: Phas deg
Vector averaged cross-power spectrum Several baselines displayed
Timerange: 01/02:55:01 to 01/02:56:59

Plot file version 198 created 18-JUL-2023 11:20:27

J2003+3034 EK052D 1.UVDATA.1

Freq = 6.6512 GHz, Bw = 4.000 MH

No calibration applied and no bandpass applied

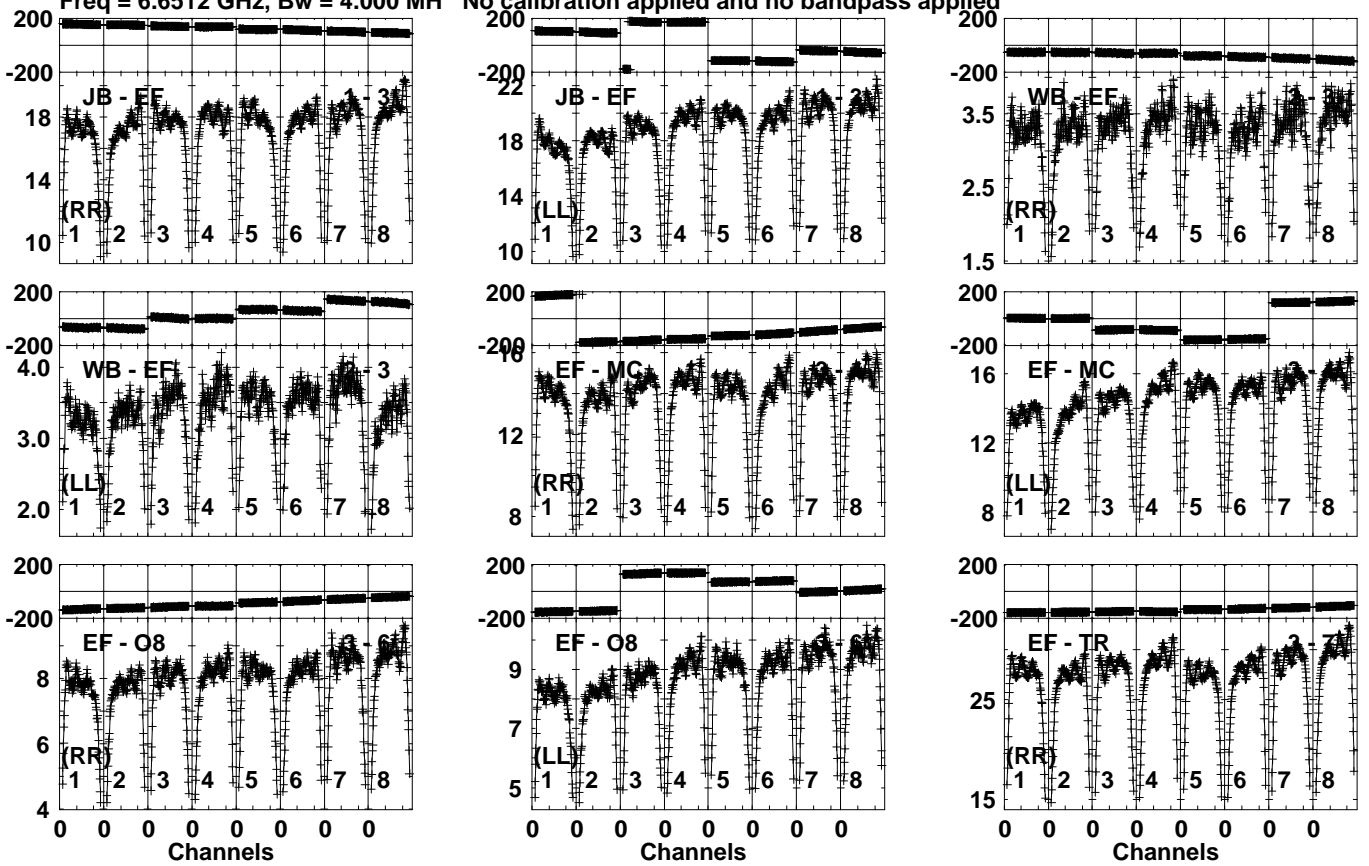


Lower frame: Milli Ampl Jy Top frame: Phas deg
Vector averaged cross-power spectrum Several baselines displayed
Timerange: 01/02:55:01 to 01/02:56:59

Plot file version 199 created 18-JUL-2023 11:20:28

J2202+4216 EK052D 1.UVDATA.1

Freq = 6.6512 GHz, Bw = 4.000 MH No calibration applied and no bandpass applied



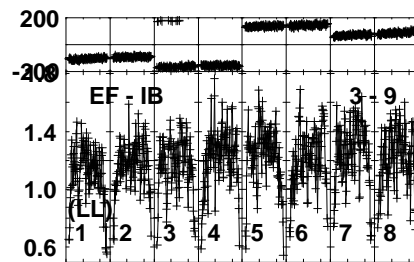
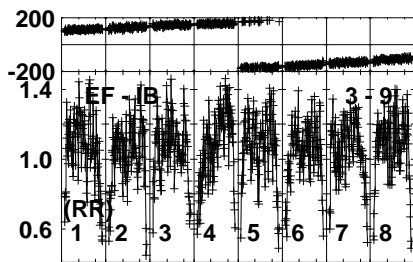
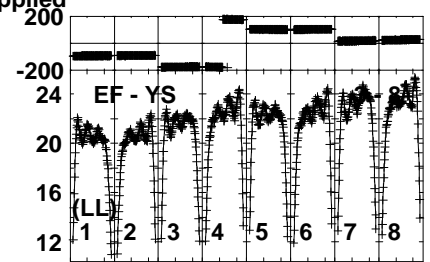
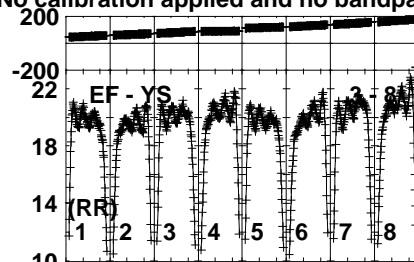
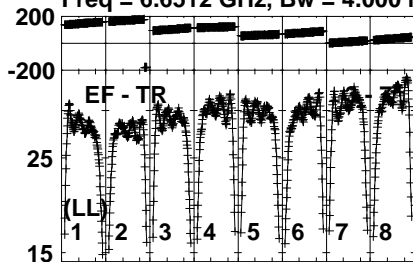
Lower frame: Milli Ampl Jy Top frame: Phas deg
Vector averaged cross-power spectrum Several baselines displayed
Timerange: 01/02:59:21 to 01/03:09:19

Plot file version 200 created 18-JUL-2023 11:20:28

J2202+4216 EK052D 1.UVDATA.1

Freq = 6.6512 GHz, Bw = 4.000 MH

No calibration applied and no bandpass applied



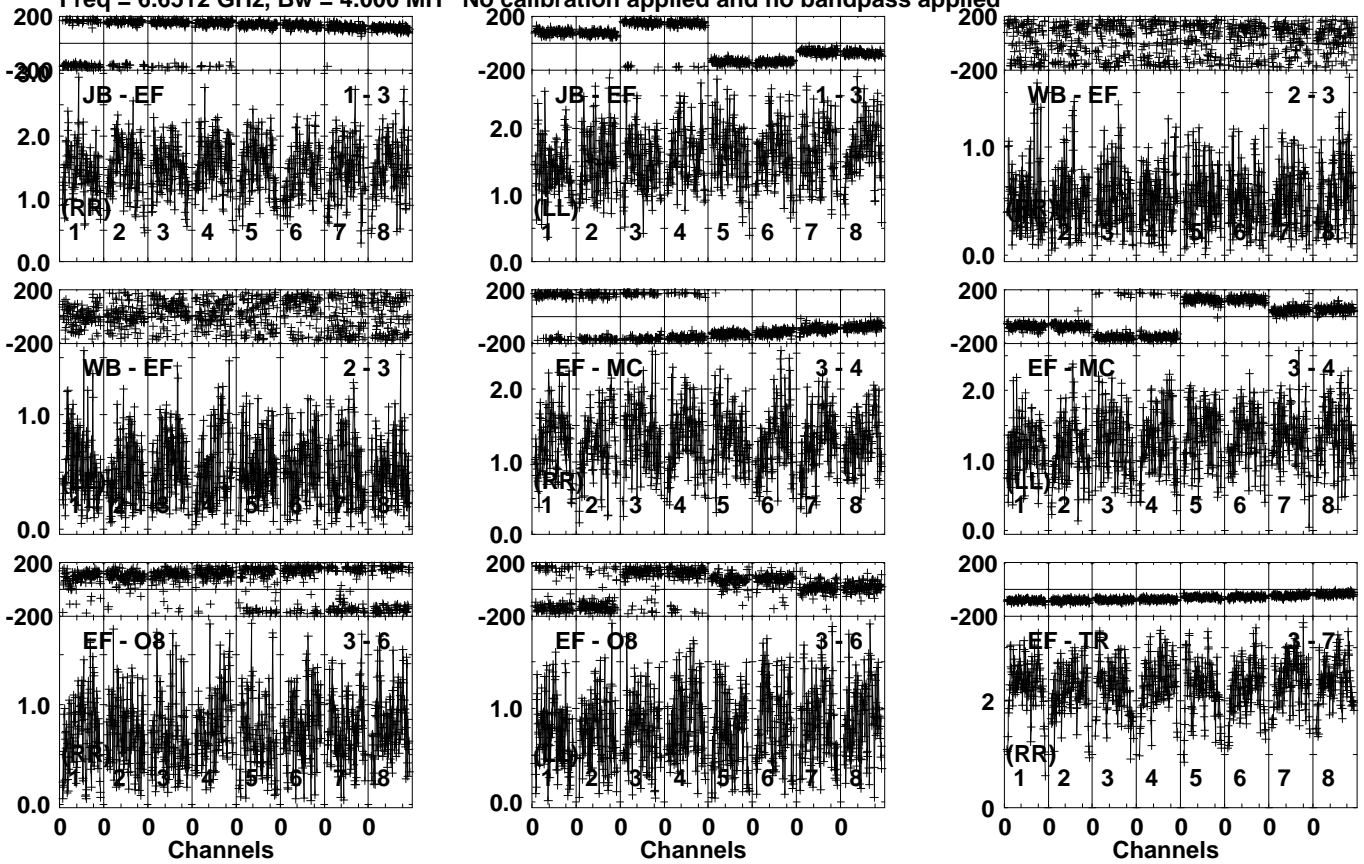
0 0 0 0 0 0 0 0
Channels

Lower frame: Milli Ampl Jy Top frame: Phas deg
Vector averaged cross-power spectrum Several baselines displayed
Timerange: 01/02:59:21 to 01/03:09:19

Plot file version 201 created 18-JUL-2023 11:20:28

J2003+3034 EK052D 1.UVDATA.1

Freq = 6.6512 GHz, Bw = 4.000 MH No calibration applied and no bandpass applied



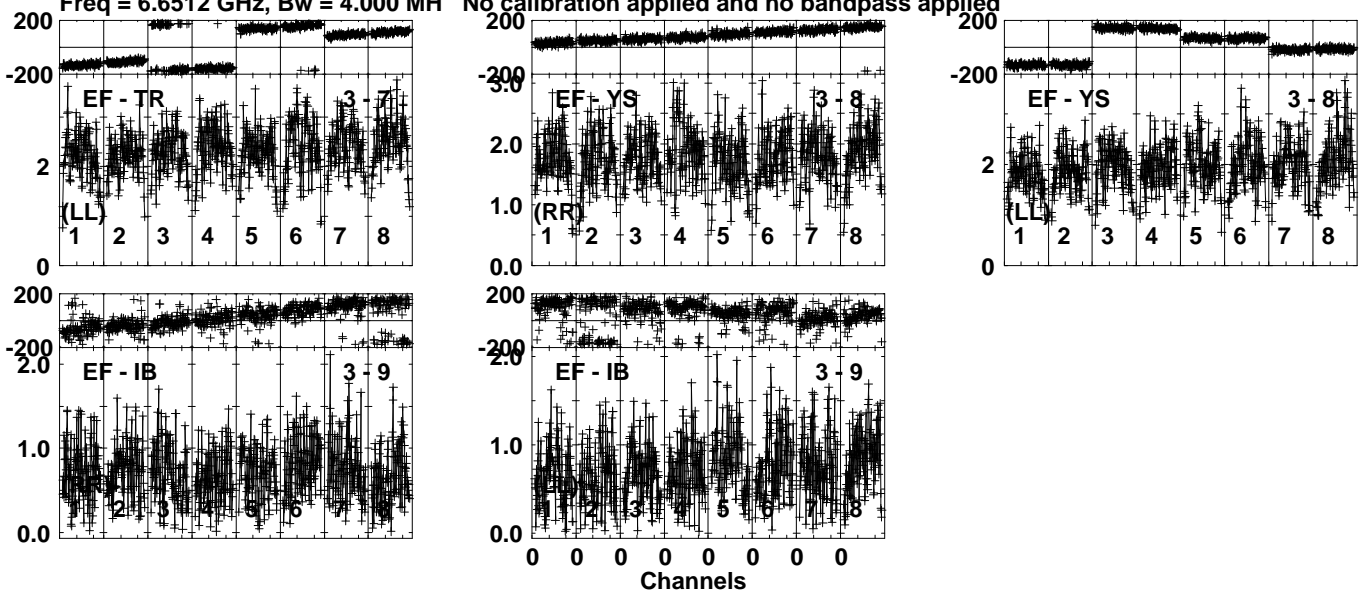
Lower frame: Milli Ampl Jy Top frame: Phas deg
Vector averaged cross-power spectrum Several baselines displayed
Timerange: 01/03:11:41 to 01/03:14:39

Plot file version 202 created 18-JUL-2023 11:20:29

J2003+3034 EK052D 1.UVDATA.1

Freq = 6.6512 GHz, Bw = 4.000 MH

No calibration applied and no bandpass applied

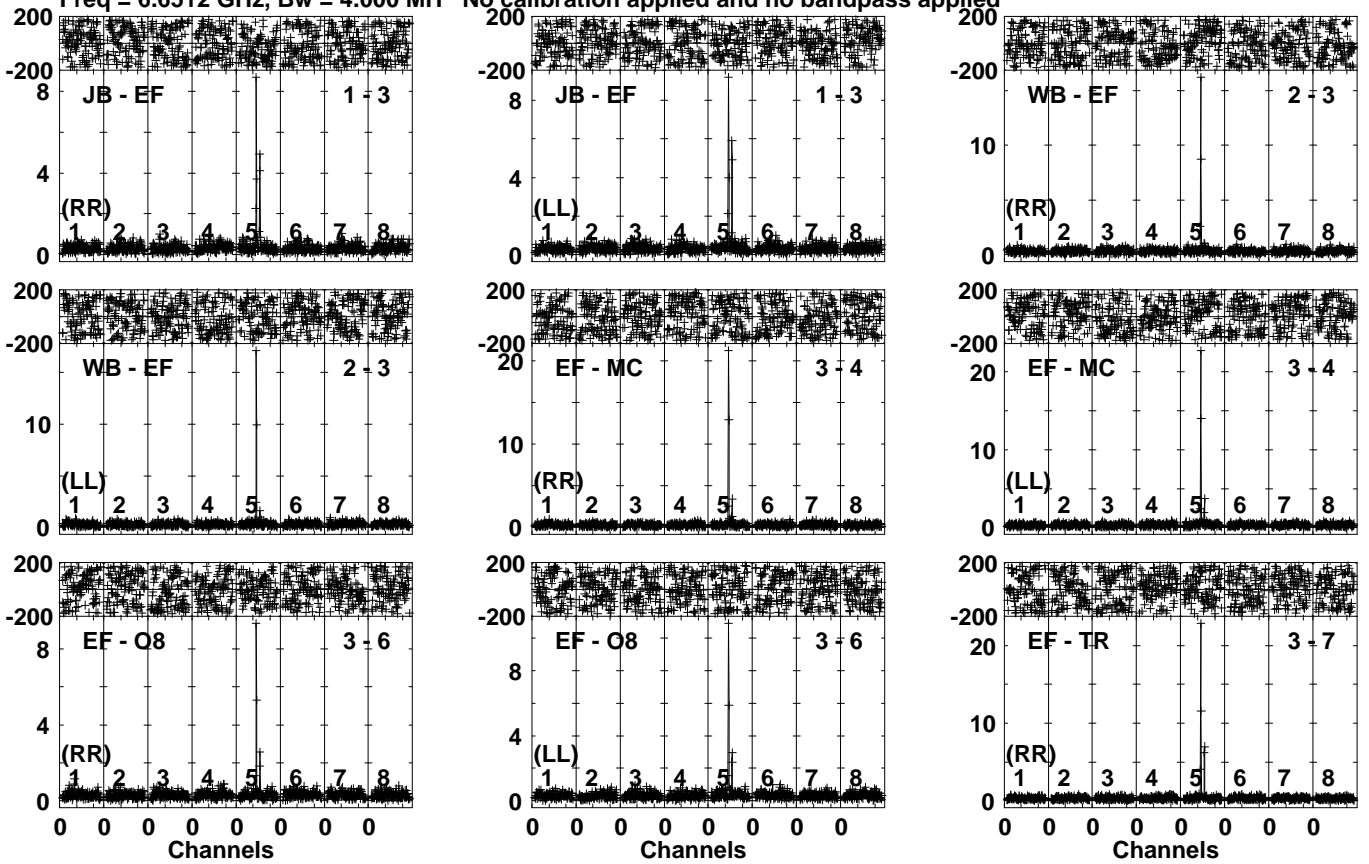


Lower frame: Milli Ampl Jy Top frame: Phas deg
Vector averaged cross-power spectrum Several baselines displayed
Timerange: 01/03:11:41 to 01/03:14:39

Plot file version 203 created 18-JUL-2023 11:20:29

G69.54 EK052D 1.UVDATA.1

Freq = 6.6512 GHz, Bw = 4.000 MH No calibration applied and no bandpass applied

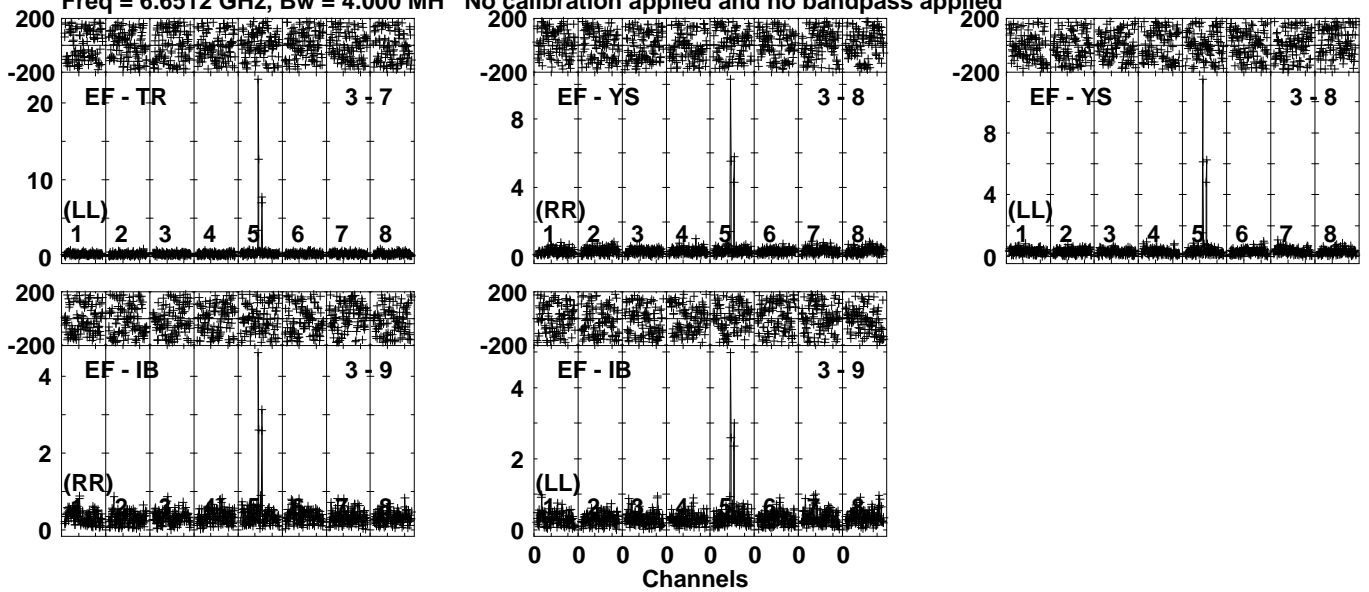


Lower frame: Milli Ampl Jy Top frame: Phas deg
Vector averaged cross-power spectrum Several baselines displayed
Timerange: 01/03:15:11 to 01/03:18:09

Plot file version 204 created 18-JUL-2023 11:20:29

G69.54 EK052D 1.UVDATA.1

Freq = 6.6512 GHz, Bw = 4.000 MH No calibration applied and no bandpass applied

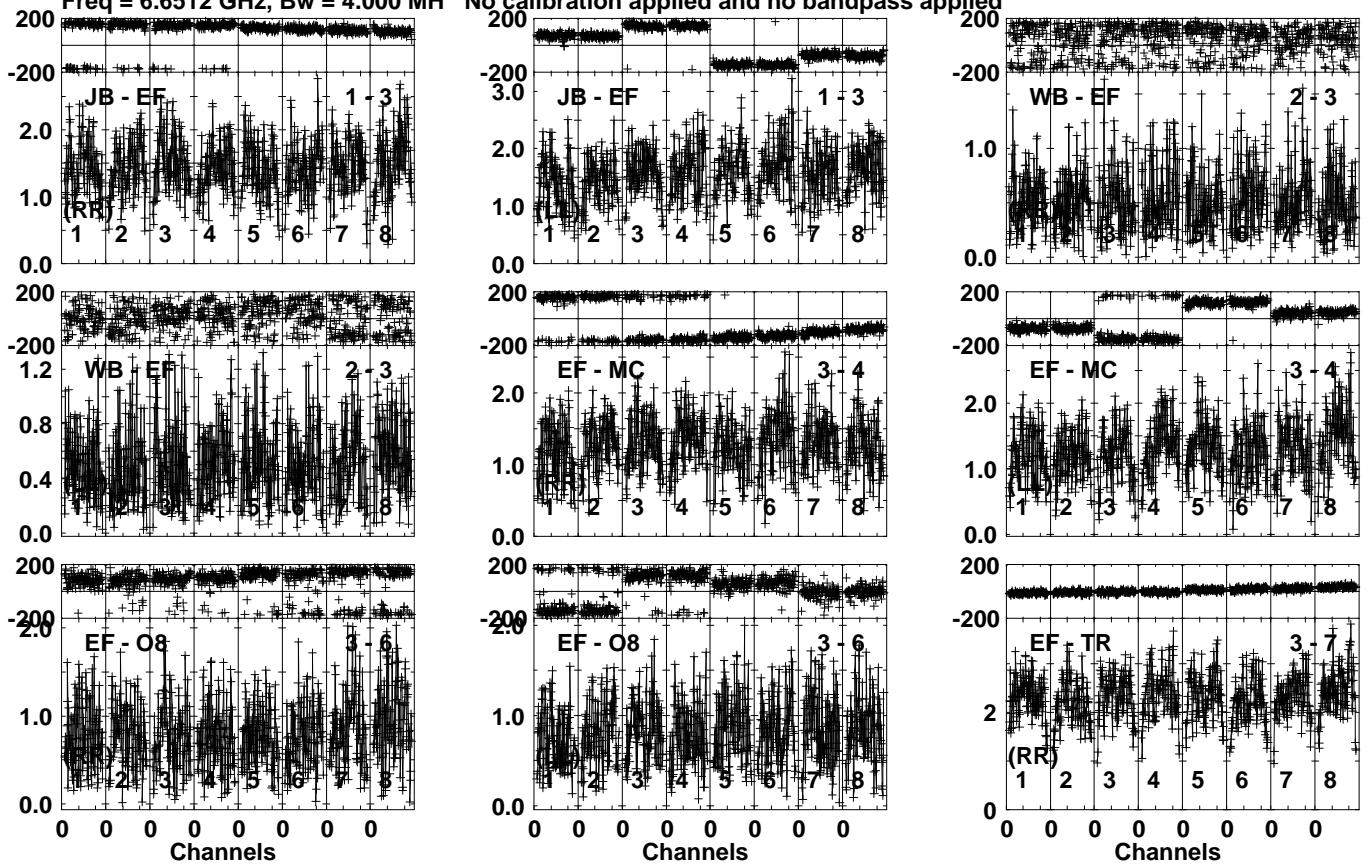


Lower frame: Milli Ampl Jy Top frame: Phas deg
Vector averaged cross-power spectrum Several baselines displayed
Timerange: 01/03:15:11 to 01/03:18:09

Plot file version 205 created 18-JUL-2023 11:20:29

J2003+3034 EK052D 1.UVDATA.1

Freq = 6.6512 GHz, Bw = 4.000 MH No calibration applied and no bandpass applied



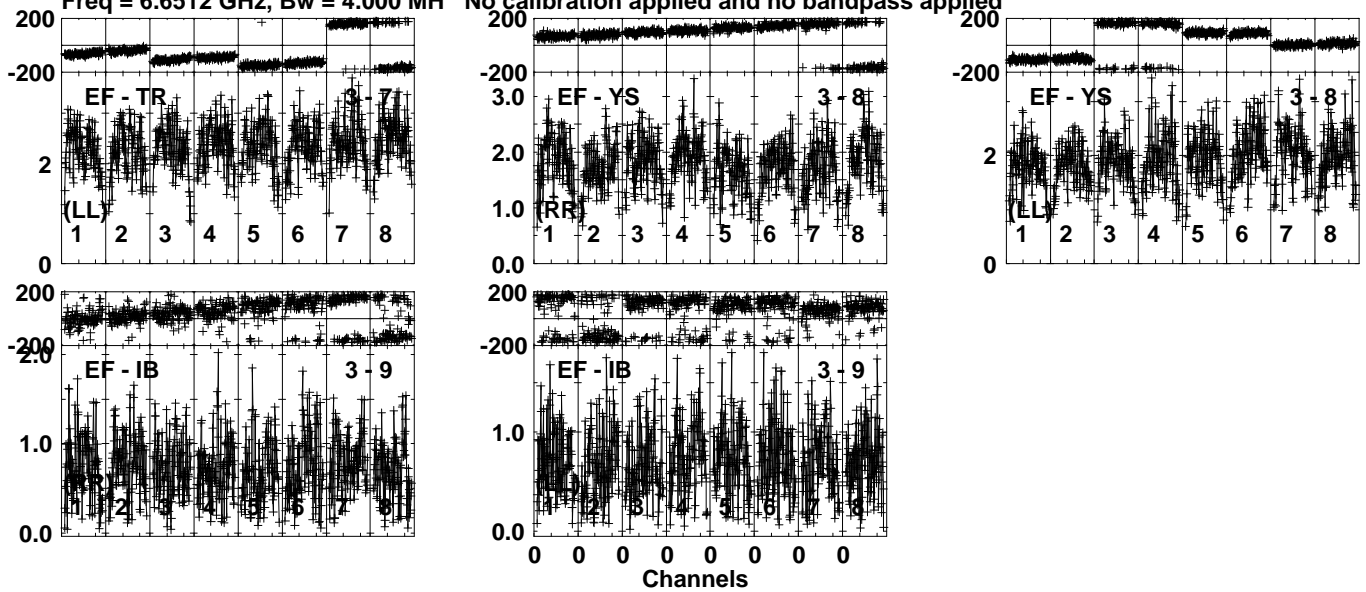
Lower frame: Milli Ampl Jy Top frame: Phas deg
Vector averaged cross-power spectrum Several baselines displayed
Timerange: 01/03:18:11 to 01/03:20:09

Plot file version 206 created 18-JUL-2023 11:20:29

J2003+3034 EK052D 1.UVDATA.1

Freq = 6.6512 GHz, Bw = 4.000 MH

No calibration applied and no bandpass applied

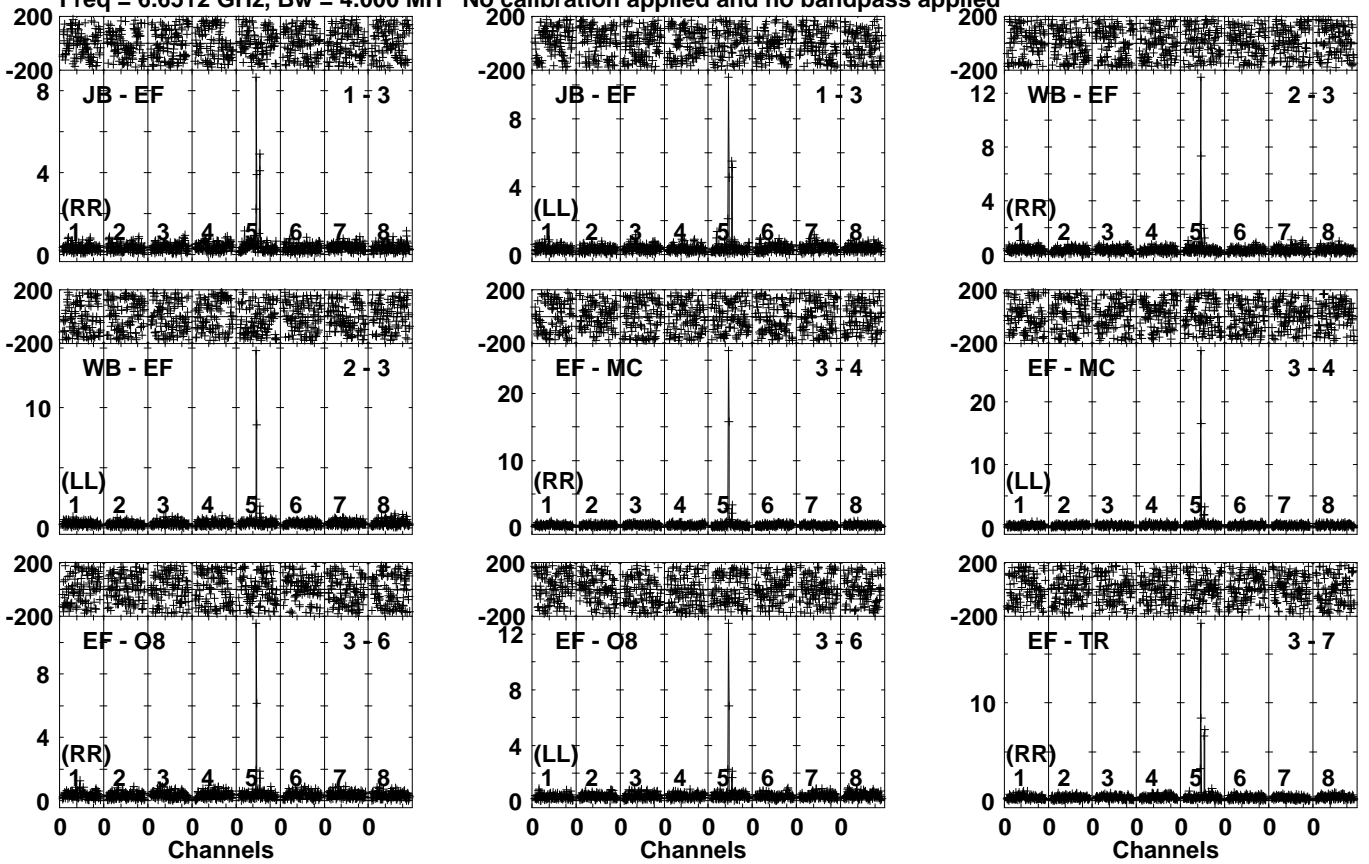


Lower frame: Milli Ampl Jy Top frame: Phas deg
Vector averaged cross-power spectrum Several baselines displayed
Timerange: 01/03:18:11 to 01/03:20:09

Plot file version 207 created 18-JUL-2023 11:20:29

G69.54 EK052D 1.UVDATA.1

Freq = 6.6512 GHz, Bw = 4.000 MH No calibration applied and no bandpass applied

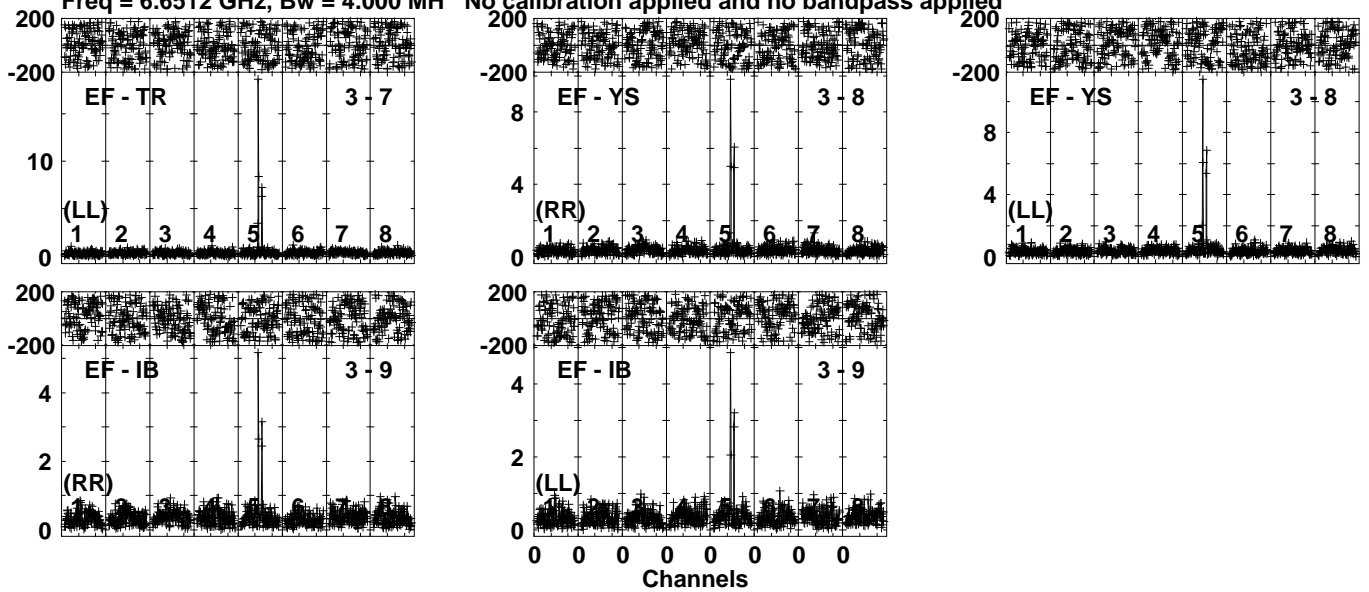


Lower frame: Milli Ampl Jy Top frame: Phas deg
Vector averaged cross-power spectrum Several baselines displayed
Timerange: 01/03:20:11 to 01/03:23:09

Plot file version 208 created 18-JUL-2023 11:20:30

G69.54 EK052D 1.UVDATA.1

Freq = 6.6512 GHz, Bw = 4.000 MH No calibration applied and no bandpass applied

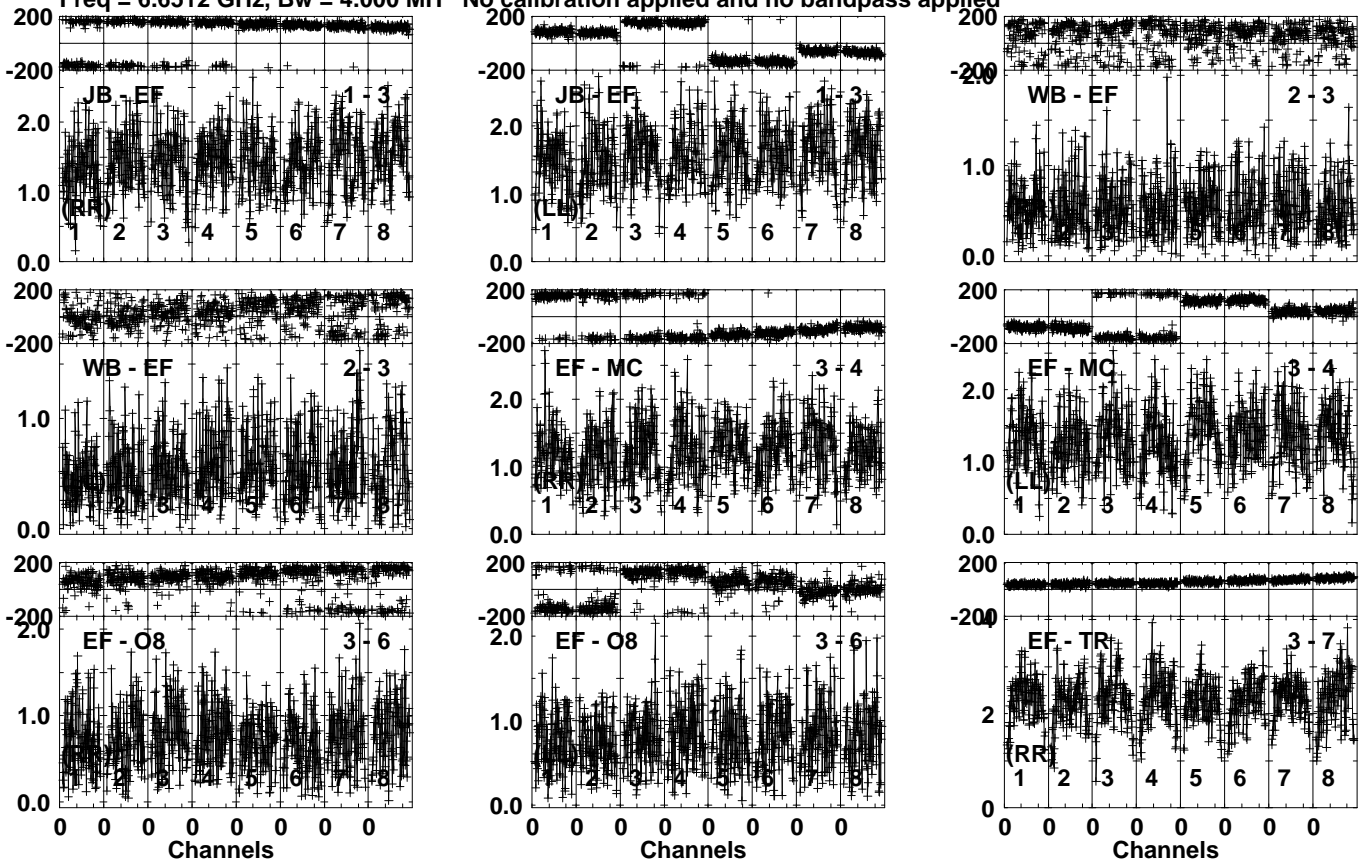


Lower frame: Milli Ampl Jy Top frame: Phas deg
Vector averaged cross-power spectrum Several baselines displayed
Timerange: 01/03:20:11 to 01/03:23:09

Plot file version 209 created 18-JUL-2023 11:20:30

J2003+3034 EK052D 1.UVDATA.1

Freq = 6.6512 GHz, Bw = 4.000 MH No calibration applied and no bandpass applied



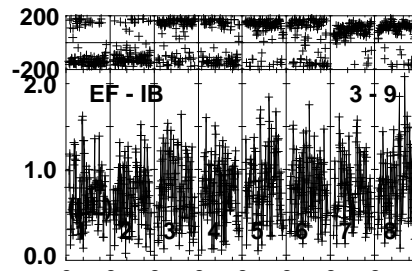
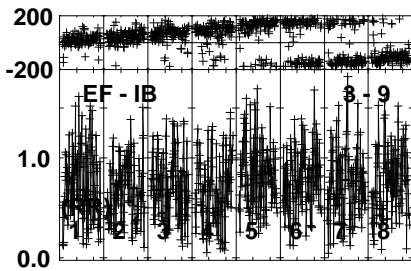
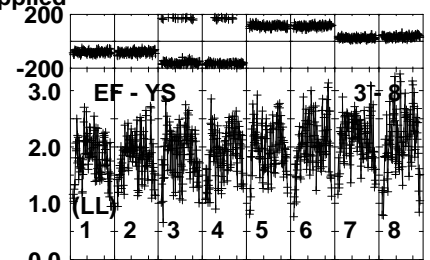
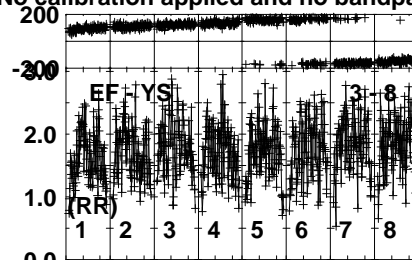
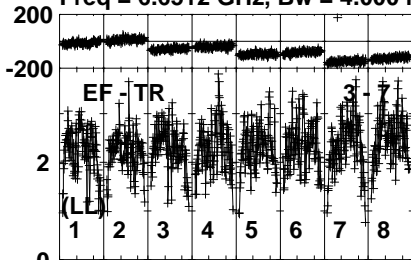
Lower frame: Milli Ampl Jy Top frame: Phas deg
Vector averaged cross-power spectrum Several baselines displayed
Timerange: 01/03:23:11 to 01/03:25:09

Plot file version 210 created 18-JUL-2023 11:20:30

J2003+3034 EK052D 1.UVDATA.1

Freq = 6.6512 GHz, Bw = 4.000 MH

No calibration applied and no bandpass applied



0 0 0 0 0 0 0 0
Channels

Lower frame: Milli Ampl Jy Top frame: Phas deg

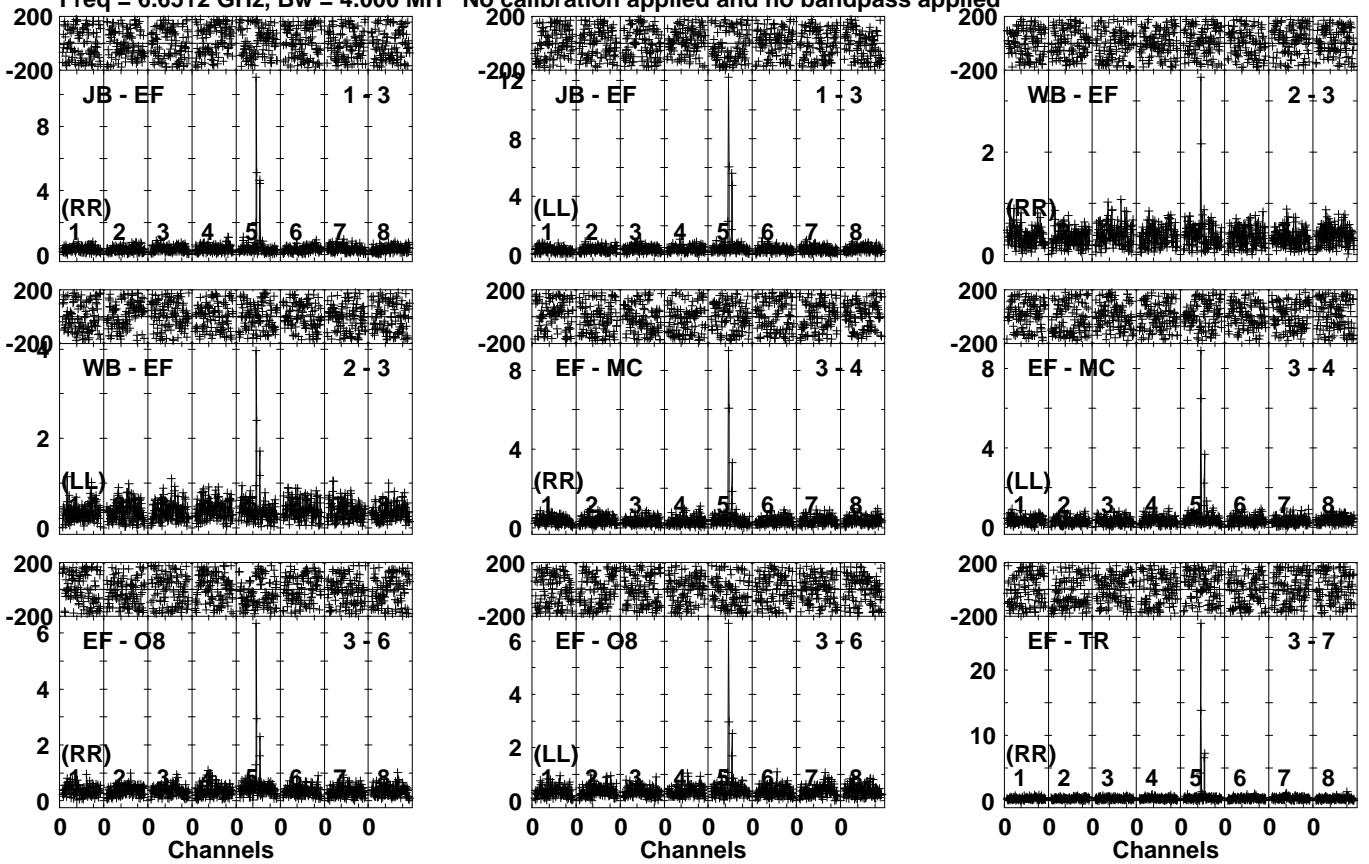
Vector averaged cross-power spectrum Several baselines displayed

Timerange: 01/03:23:11 to 01/03:25:09

Plot file version 211 created 18-JUL-2023 11:20:30

G69.54 EK052D 1.UVDATA.1

Freq = 6.6512 GHz, Bw = 4.000 MH No calibration applied and no bandpass applied

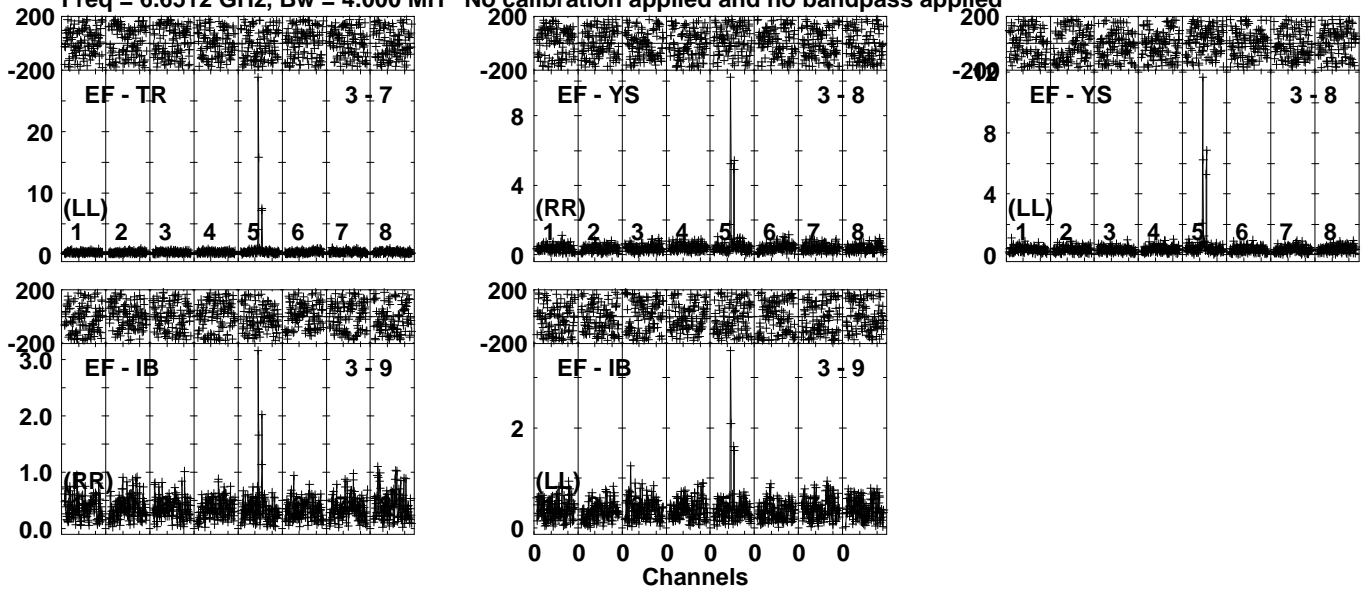


Lower frame: Milli Ampl Jy Top frame: Phas deg
Vector averaged cross-power spectrum Several baselines displayed
Timerange: 01/03:25:11 to 01/03:28:09

Plot file version 212 created 18-JUL-2023 11:20:30

G69.54 EK052D 1.UVDATA.1

Freq = 6.6512 GHz, Bw = 4.000 MH No calibration applied and no bandpass applied

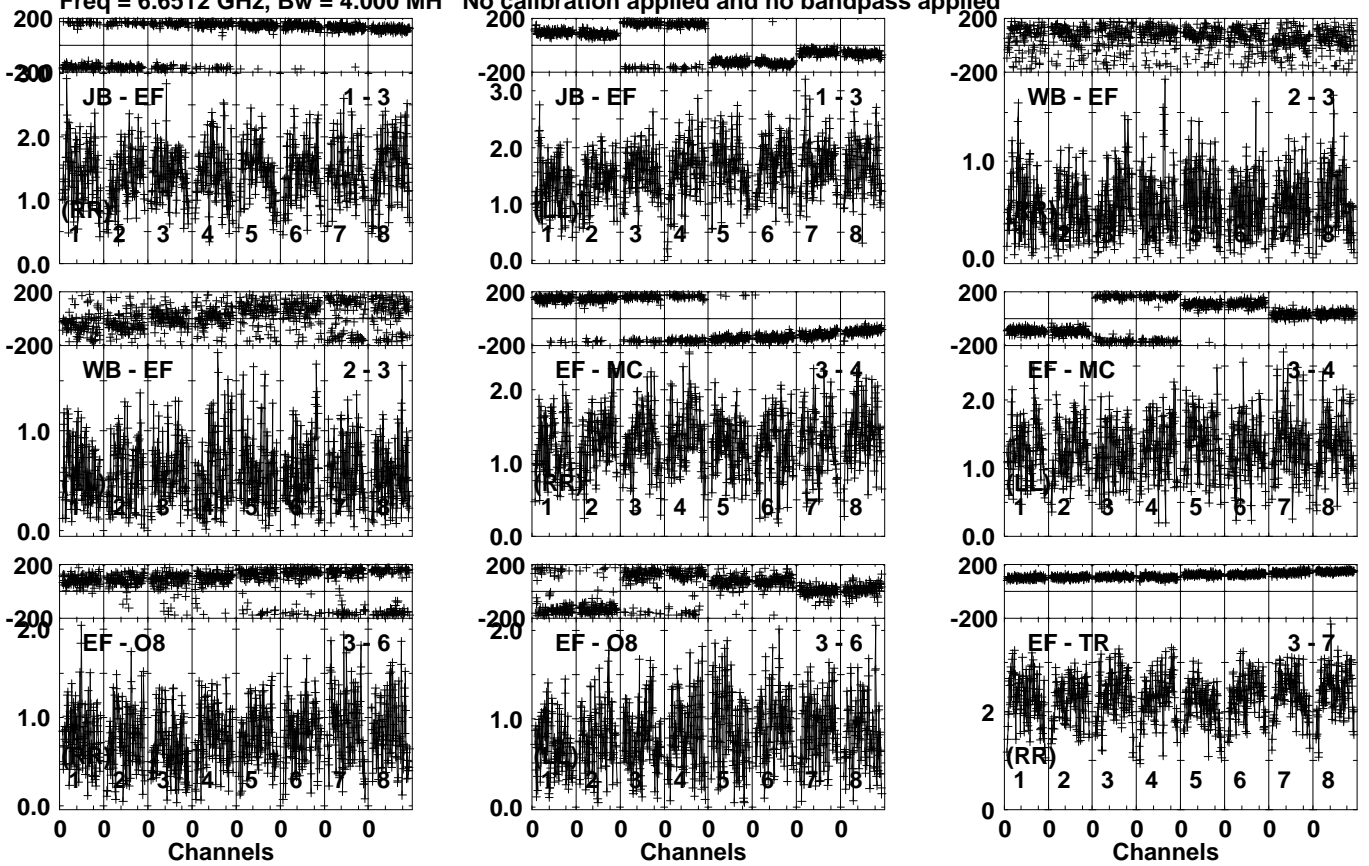


Lower frame: Milli Ampl Jy Top frame: Phas deg
Vector averaged cross-power spectrum Several baselines displayed
Timerange: 01/03:25:11 to 01/03:28:09

Plot file version 213 created 18-JUL-2023 11:20:30

J2003+3034 EK052D 1.UVDATA.1

Freq = 6.6512 GHz, Bw = 4.000 MH No calibration applied and no bandpass applied



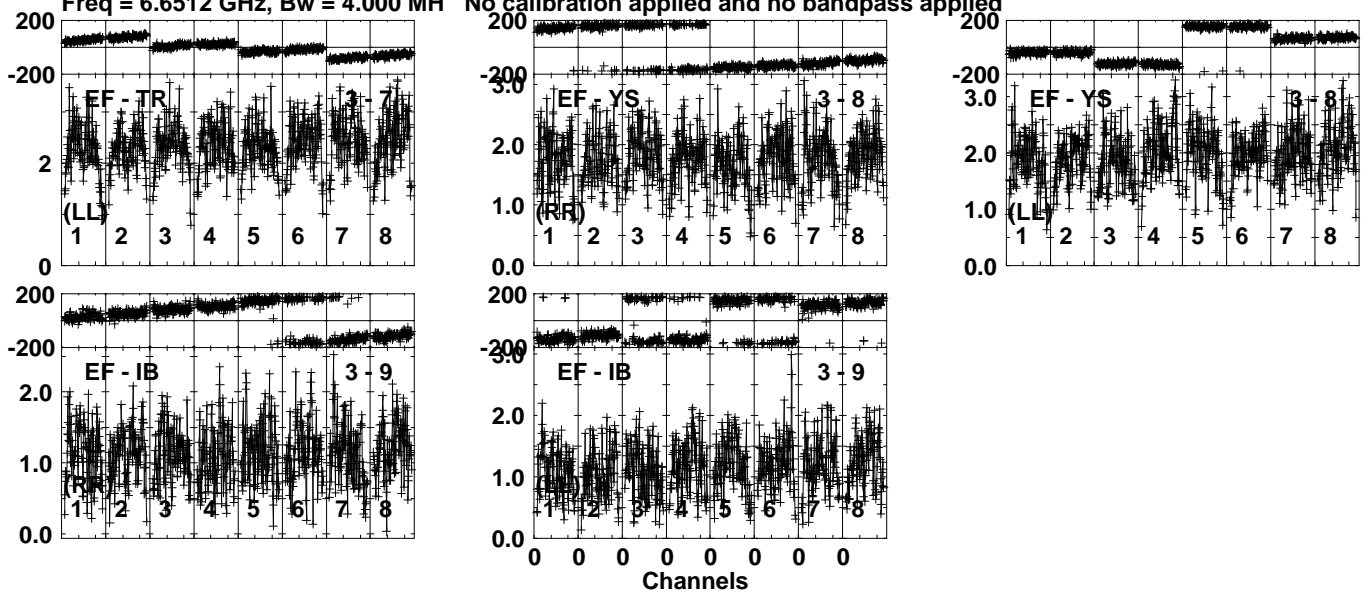
Lower frame: Milli Ampl Jy Top frame: Phas deg
Vector averaged cross-power spectrum Several baselines displayed
Timerange: 01/03:28:11 to 01/03:30:09

Plot file version 214 created 18-JUL-2023 11:20:31

J2003+3034 EK052D 1.UVDATA.1

Freq = 6.6512 GHz, Bw = 4.000 MH

No calibration applied and no bandpass applied

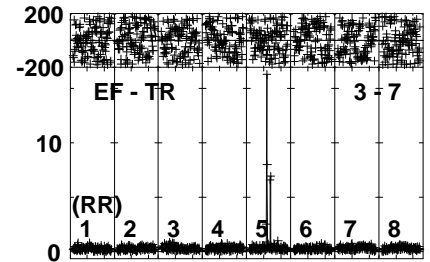
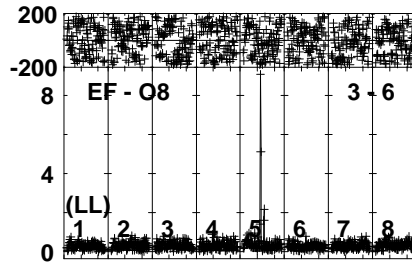
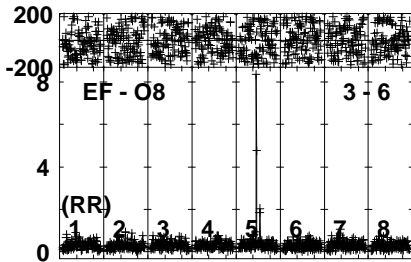
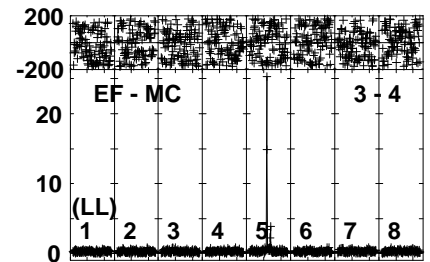
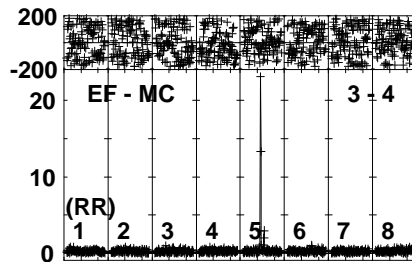
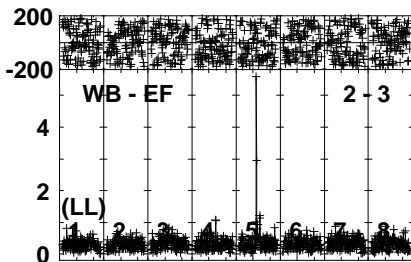
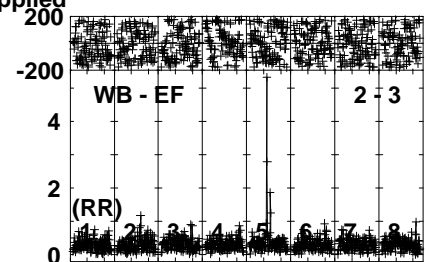

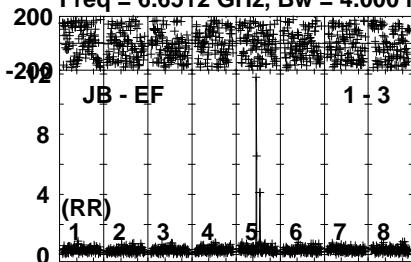


Lower frame: Milli Ampl Jy Top frame: Phas deg
Vector averaged cross-power spectrum Several baselines displayed
Timerange: 01/03:28:11 to 01/03:30:09

Plot file version 215 created 18-JUL-2023 11:20:31

G69.54 EK052D 1.UVDATA.1

Freq = 6.6512 GHz, Bw = 4.000 MH No calibration applied and no bandpass applied

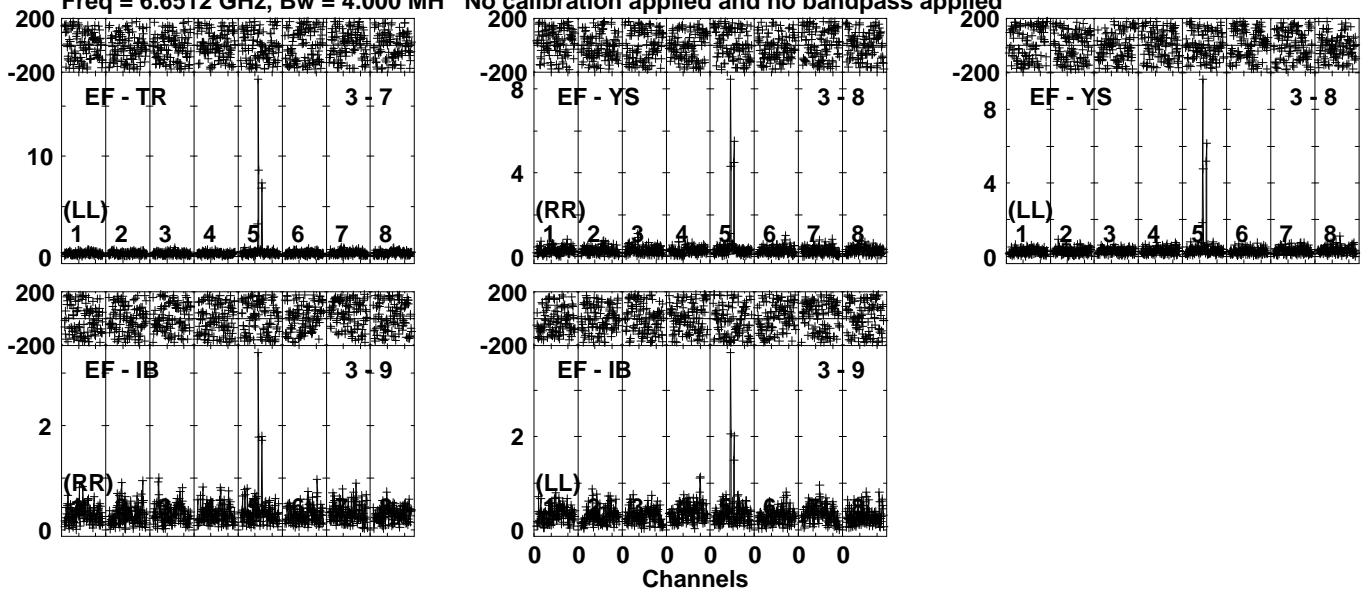


Lower frame: Milli Ampl Jy Top frame: Phas deg
Vector averaged cross-power spectrum Several baselines displayed
Timerange: 01/03:30:41 to 01/03:33:39

Plot file version 216 created 18-JUL-2023 11:20:31

G69.54 EK052D 1.UVDATA.1

Freq = 6.6512 GHz, Bw = 4.000 MH No calibration applied and no bandpass applied

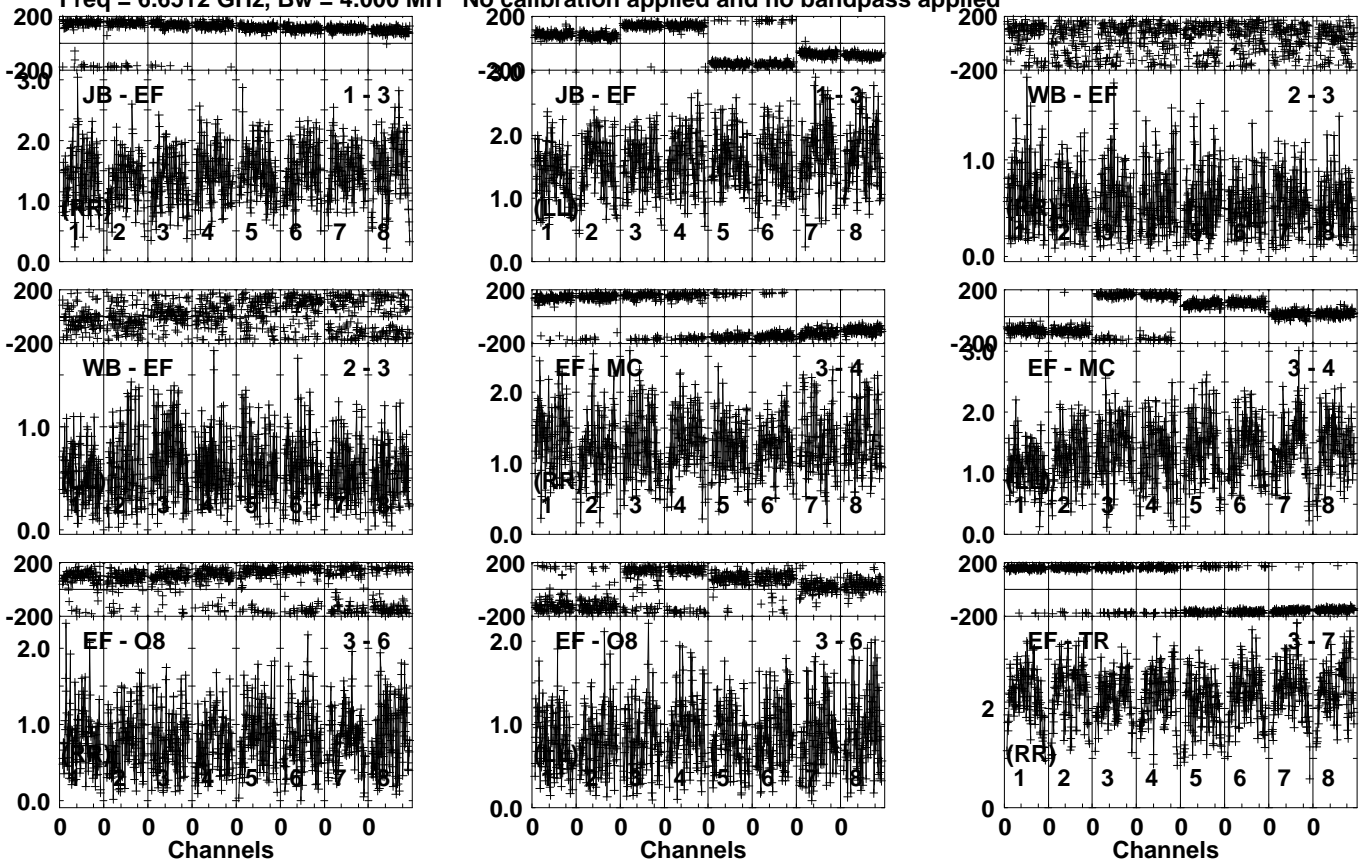


Lower frame: Milli Ampl Jy Top frame: Phas deg
Vector averaged cross-power spectrum Several baselines displayed
Timerange: 01/03:30:41 to 01/03:33:39

Plot file version 217 created 18-JUL-2023 11:20:31

J2003+3034 EK052D 1.UVDATA.1

Freq = 6.6512 GHz, Bw = 4.000 MH No calibration applied and no bandpass applied



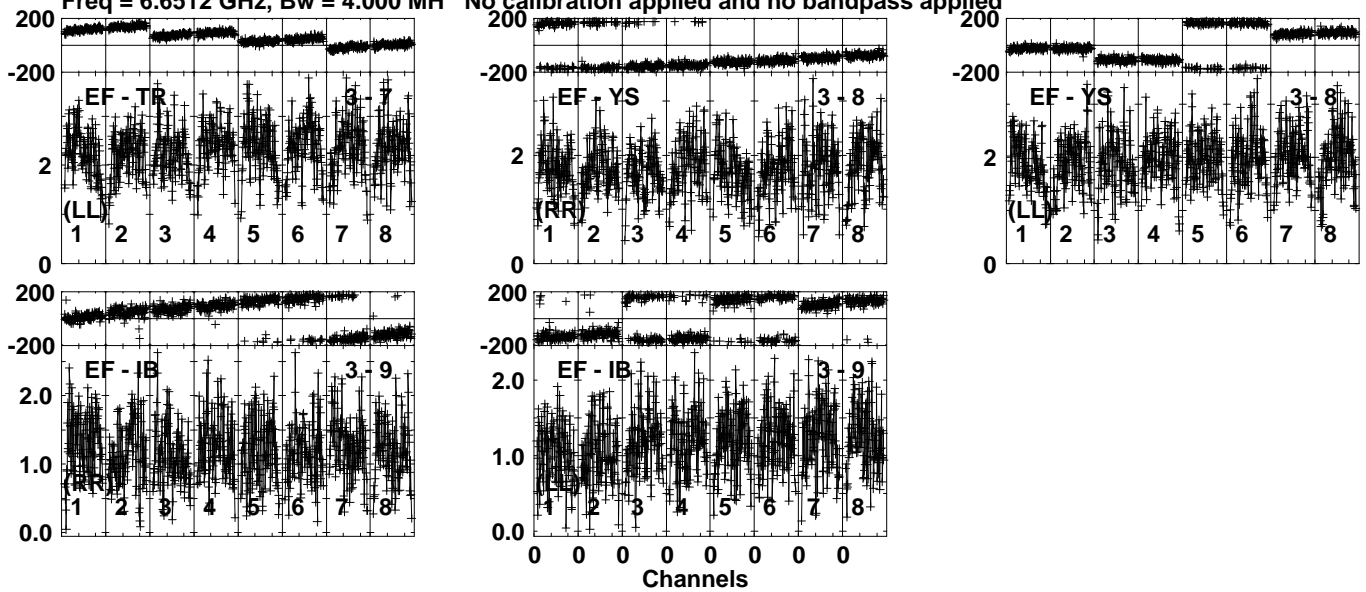
Lower frame: Milli Ampl Jy Top frame: Phas deg
Vector averaged cross-power spectrum Several baselines displayed
Timerange: 01/03:33:41 to 01/03:35:39

Plot file version 218 created 18-JUL-2023 11:20:31

J2003+3034 EK052D 1.UVDATA.1

Freq = 6.6512 GHz, Bw = 4.000 MH

No calibration applied and no bandpass applied

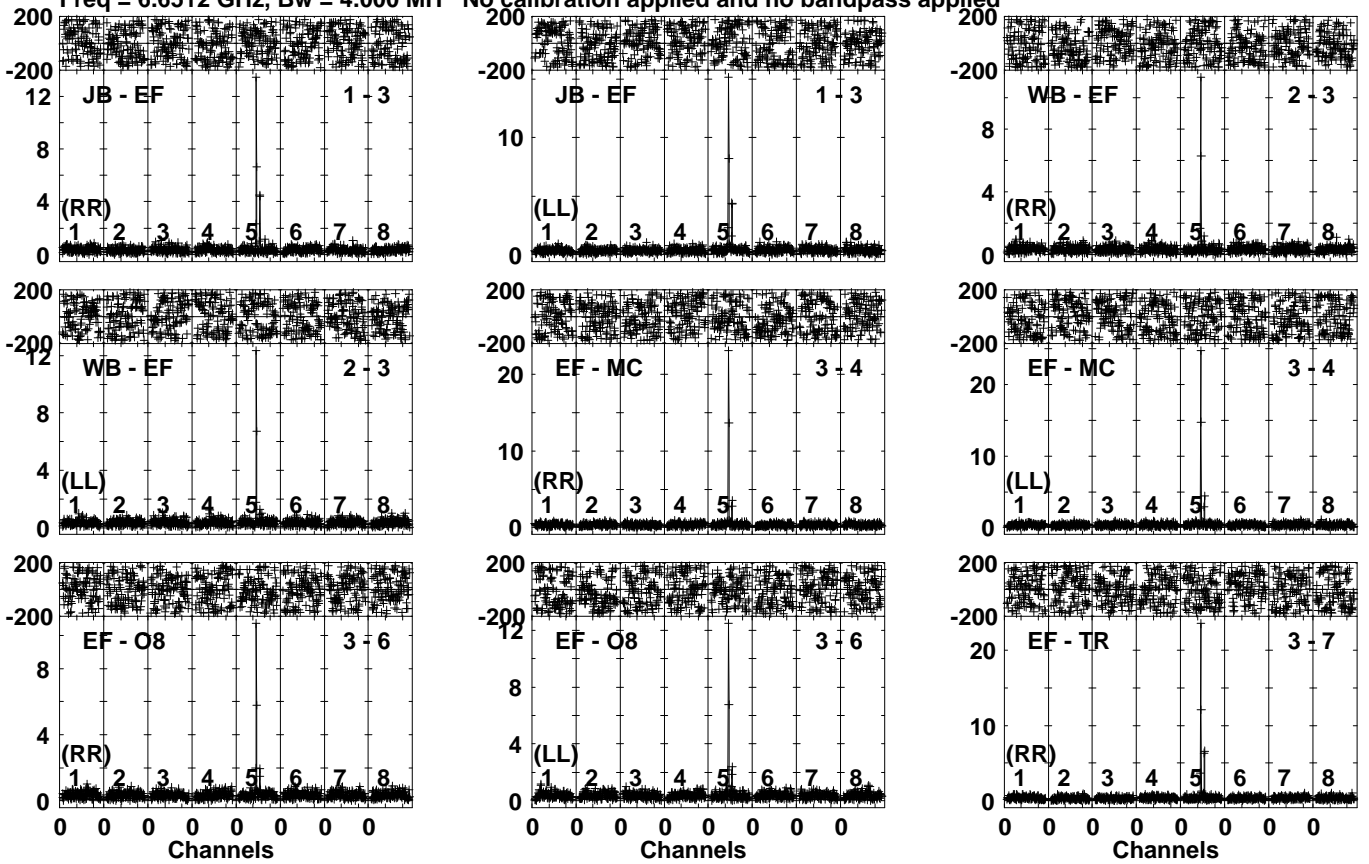


Lower frame: Milli Ampl Jy Top frame: Phas deg
Vector averaged cross-power spectrum Several baselines displayed
Timerange: 01/03:33:41 to 01/03:35:39

Plot file version 219 created 18-JUL-2023 11:20:31

G69.54 EK052D 1.UVDATA.1

Freq = 6.6512 GHz, Bw = 4.000 MH No calibration applied and no bandpass applied



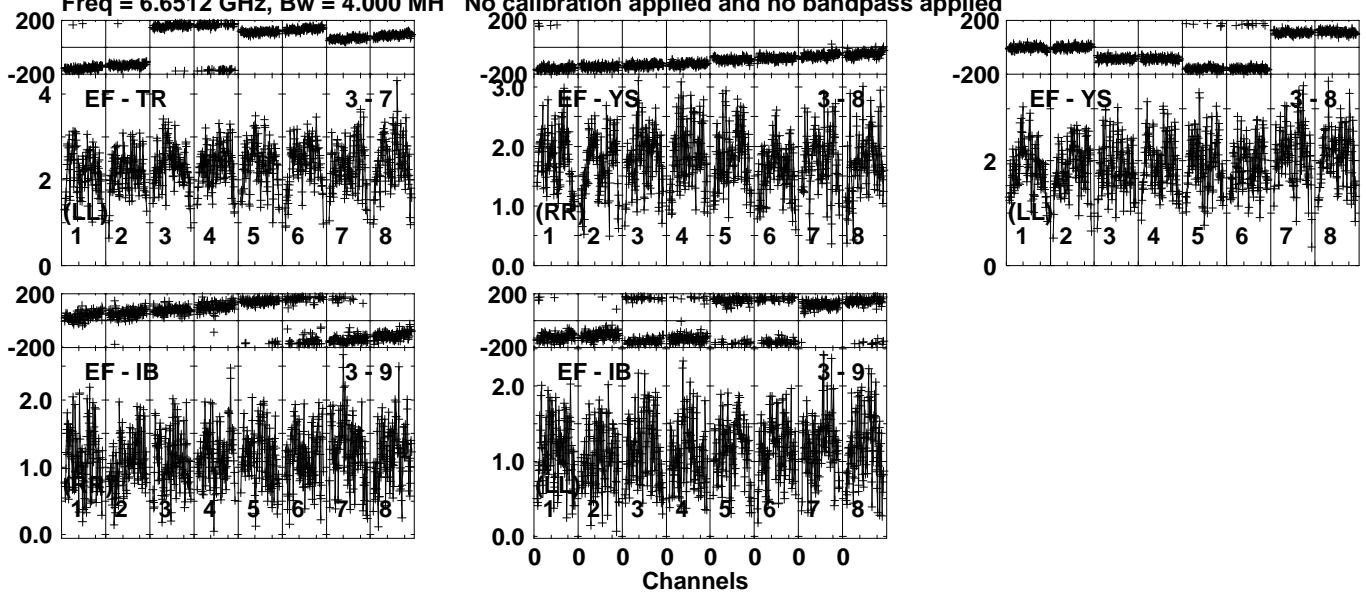
Lower frame: Milli Ampl Jy Top frame: Phas deg
Vector averaged cross-power spectrum Several baselines displayed
Timerange: 01/03:35:41 to 01/03:38:39

Plot file version 222 created 18-JUL-2023 11:20:32

J2003+3034 EK052D 1.UVDATA.1

Freq = 6.6512 GHz, Bw = 4.000 MH

No calibration applied and no bandpass applied

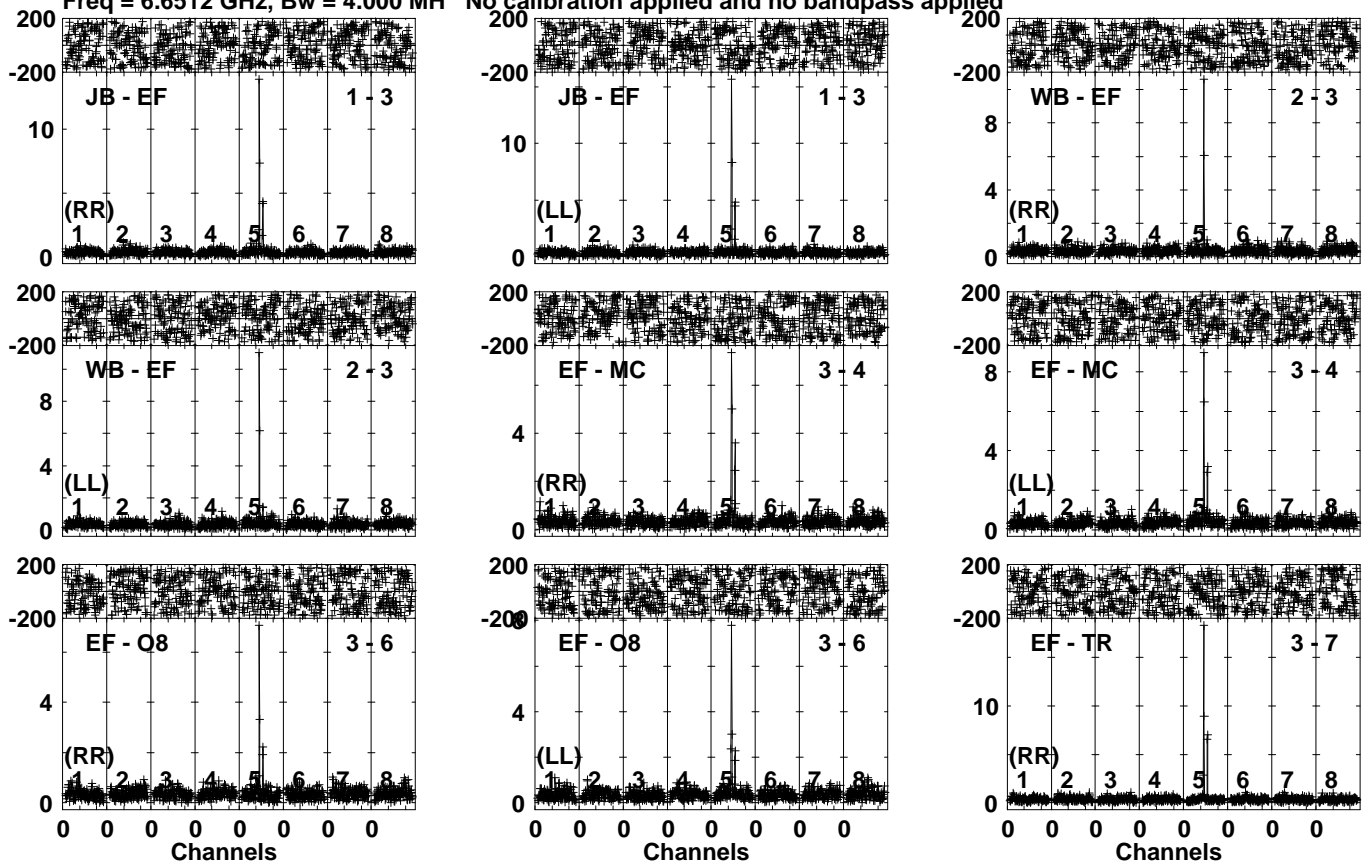


Lower frame: Milli Ampl Jy Top frame: Phas deg
Vector averaged cross-power spectrum Several baselines displayed
Timerange: 01/03:38:41 to 01/03:40:39

Plot file version 223 created 18-JUL-2023 11:20:32

G69.54 EK052D 1.UVDATA.1

Freq = 6.6512 GHz, Bw = 4.000 MH No calibration applied and no bandpass applied

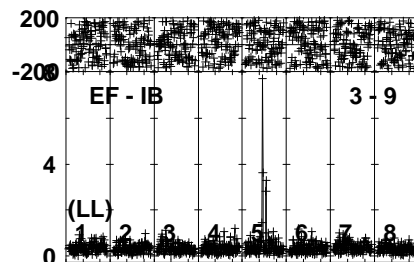
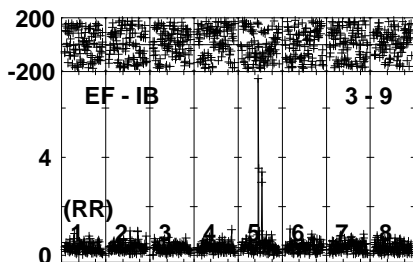
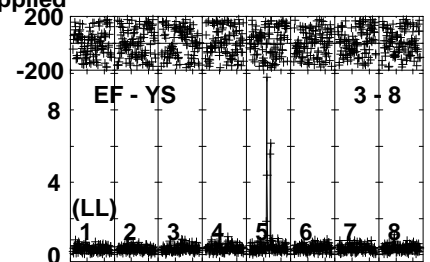
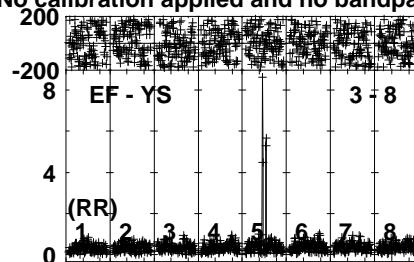
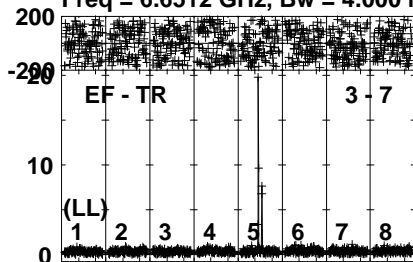


Lower frame: Milli Ampl Jy Top frame: Phas deg
Vector averaged cross-power spectrum Several baselines displayed
Timerange: 01/03:40:41 to 01/03:43:39

Plot file version 224 created 18-JUL-2023 11:20:32

G69.54 EK052D 1.UVDATA.1

Freq = 6.6512 GHz, Bw = 4.000 MH No calibration applied and no bandpass applied



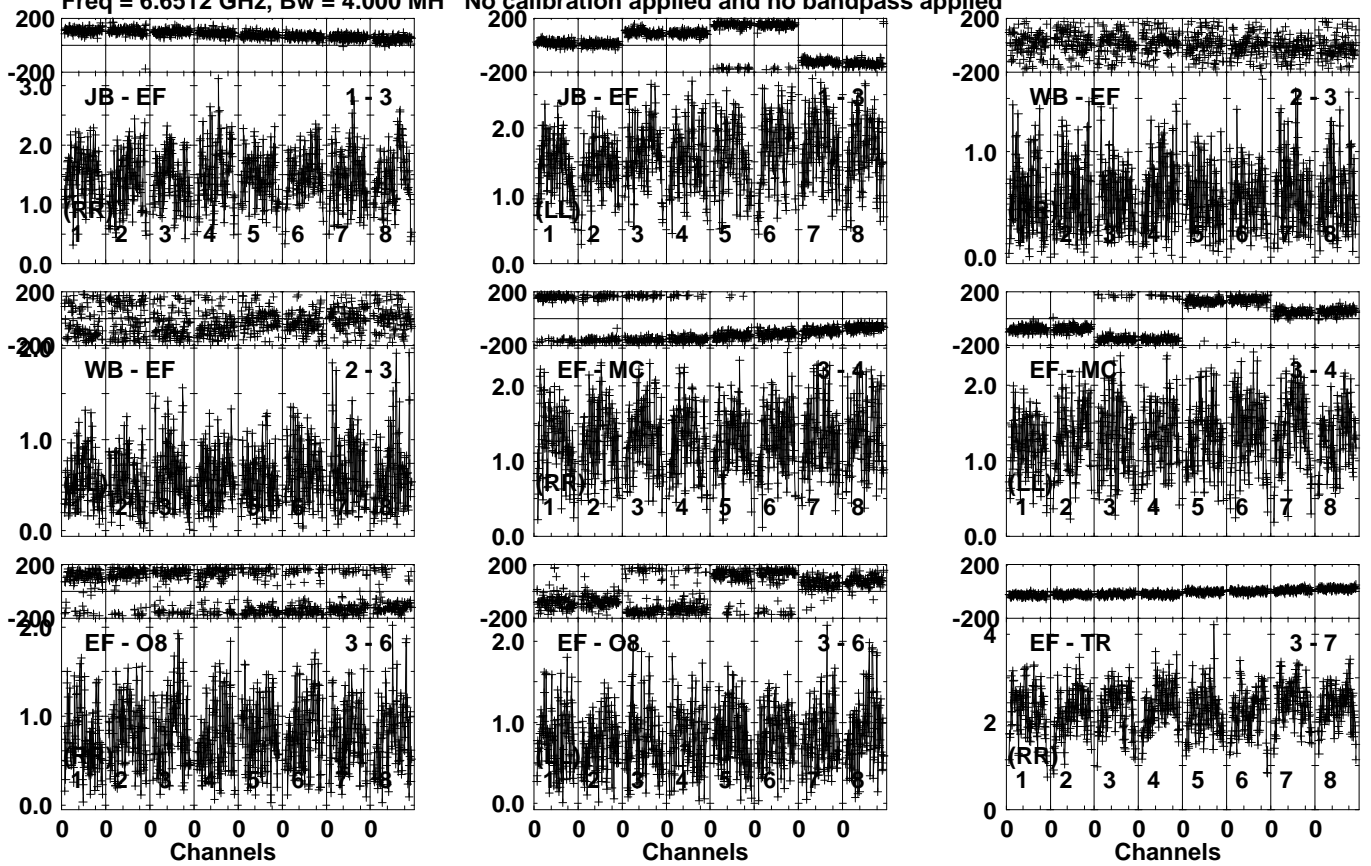
0 0 0 0 0 0 0 0
Channels

Lower frame: Milli Ampl Jy Top frame: Phas deg
Vector averaged cross-power spectrum Several baselines displayed
Timerange: 01/03:40:41 to 01/03:43:39

Plot file version 225 created 18-JUL-2023 11:20:32

J2003+3034 EK052D 1.UVDATA.1

Freq = 6.6512 GHz, Bw = 4.000 MH No calibration applied and no bandpass applied

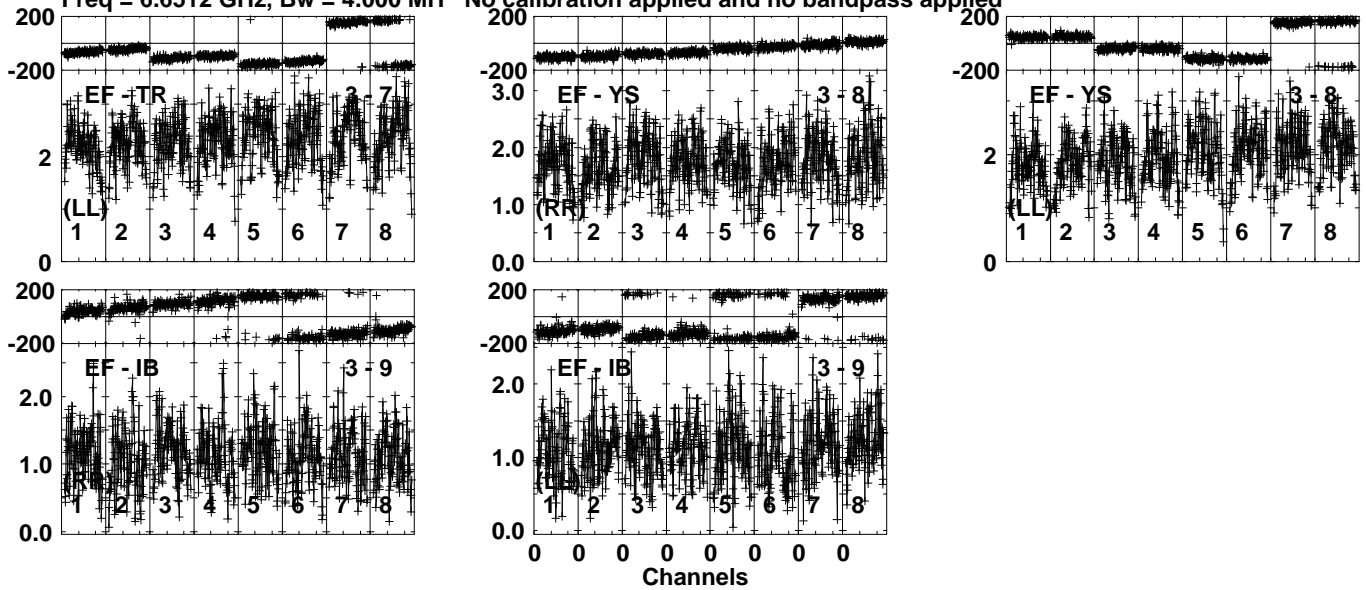


Lower frame: Milli Ampl Jy Top frame: Phas deg
Vector averaged cross-power spectrum Several baselines displayed
Timerange: 01/03:43:41 to 01/03:45:39

Plot file version 226 created 18-JUL-2023 11:20:33

J2003+3034 EK052D 1.UVDATA.1

Freq = 6.6512 GHz, Bw = 4.000 MH No calibration applied and no bandpass applied

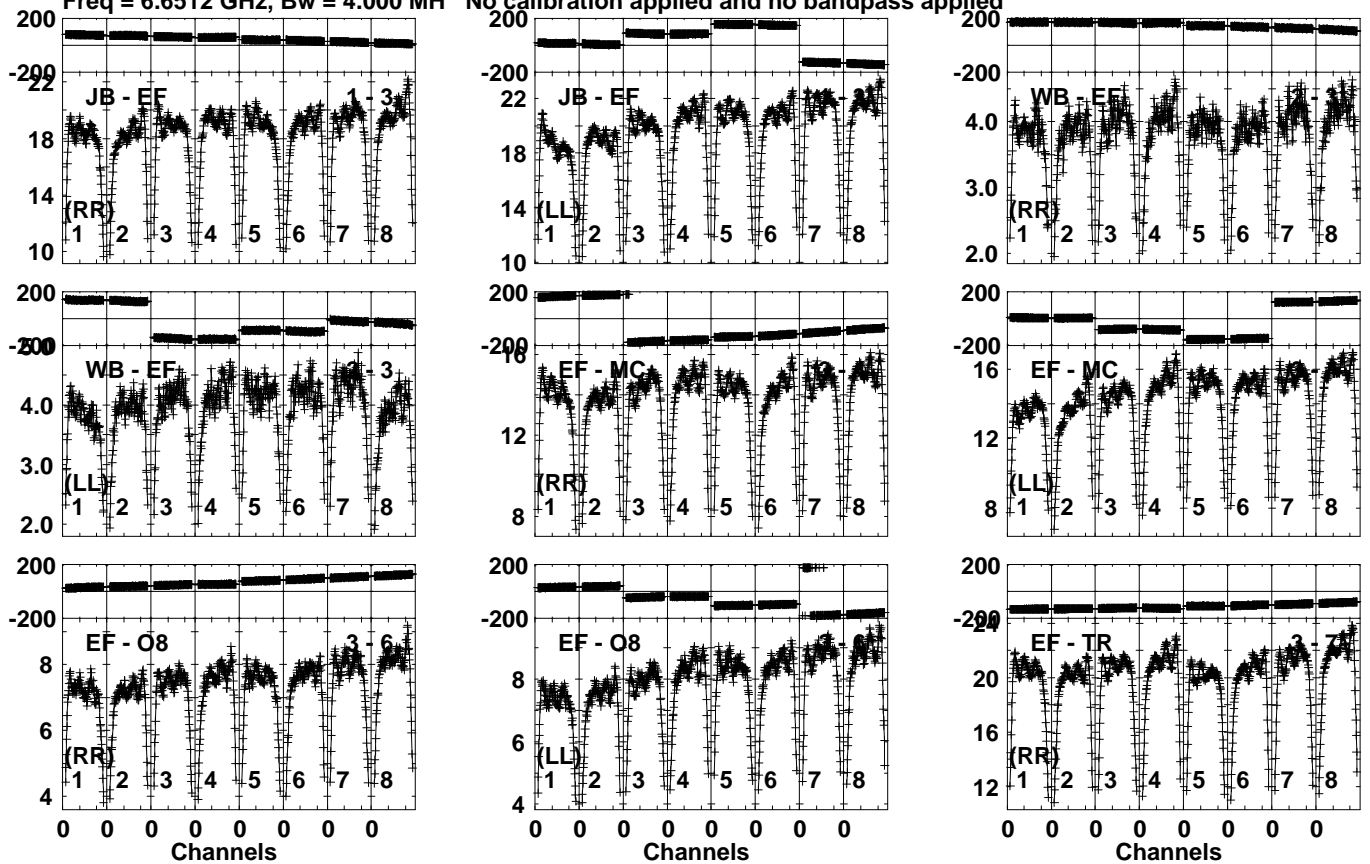


Lower frame: Milli Ampl Jy Top frame: Phas deg
Vector averaged cross-power spectrum Several baselines displayed
Timerange: 01/03:43:41 to 01/03:45:39

Plot file version 227 created 18-JUL-2023 11:20:33

J2202+4216 EK052D 1.UVDATA.1

Freq = 6.6512 GHz, Bw = 4.000 MH No calibration applied and no bandpass applied



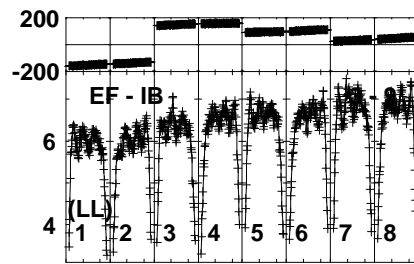
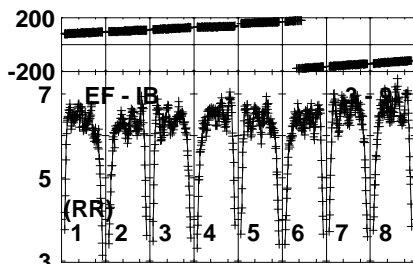
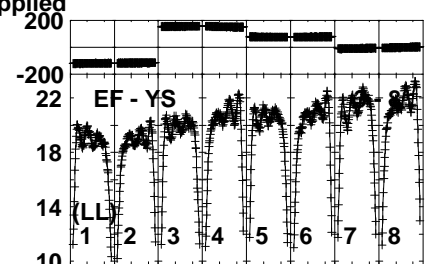
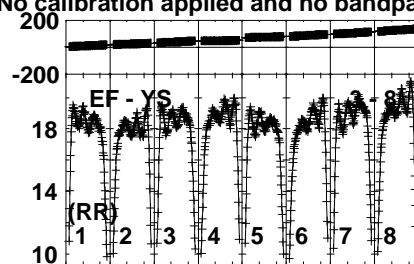
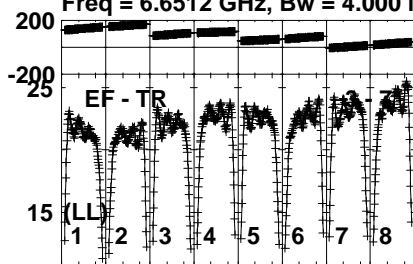
Lower frame: Milli Ampl Jy Top frame: Phas deg
Vector averaged cross-power spectrum Several baselines displayed
Timerange: 01/03:48:11 to 01/03:58:09

Plot file version 228 created 18-JUL-2023 11:20:34

J2202+4216 EK052D 1.UVDATA.1

Freq = 6.6512 GHz, Bw = 4.000 MH

No calibration applied and no bandpass applied



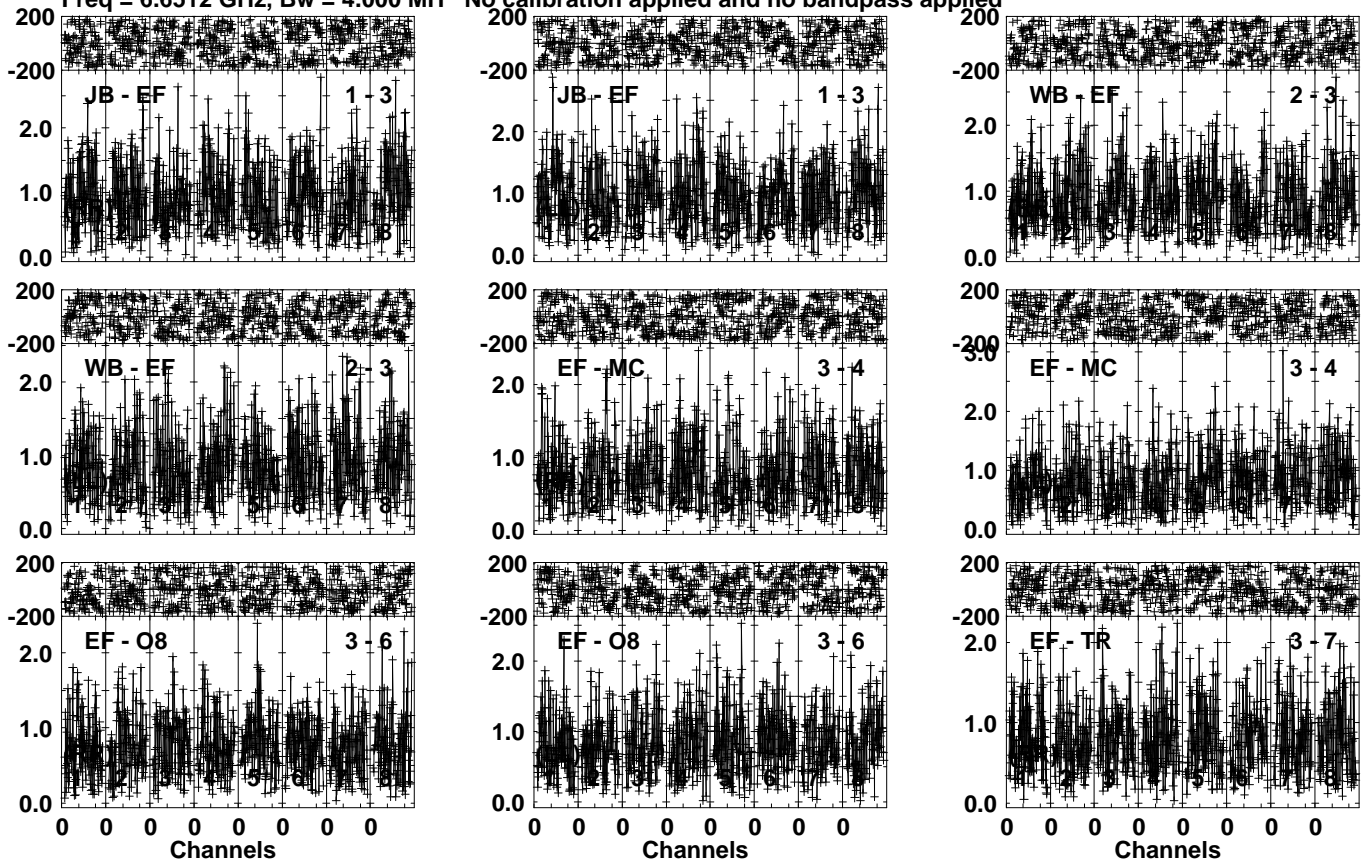
0 0 0 0 0 0 0 0
Channels

Lower frame: Milli Ampl Jy Top frame: Phas deg
Vector averaged cross-power spectrum Several baselines displayed
Timerange: 01/03:48:11 to 01/03:58:09

Plot file version 229 created 18-JUL-2023 11:20:34

J2003+3034 EK052D 1.UVDATA.1

Freq = 6.6512 GHz, Bw = 4.000 MH No calibration applied and no bandpass applied

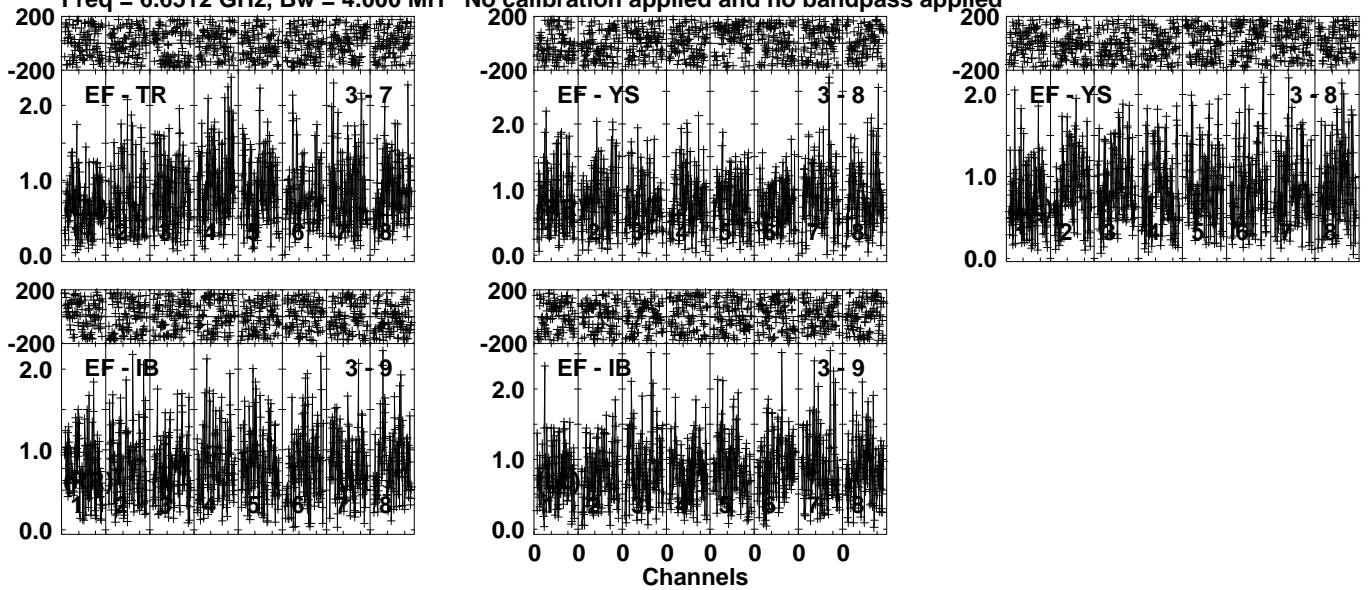


Lower frame: Milli Ampl Jy Top frame: Phas deg
Vector averaged cross-power spectrum Several baselines displayed
Timerange: 01/04:01:11 to 01/04:04:09

Plot file version 230 created 18-JUL-2023 11:20:34

J2003+3034 EK052D 1.UVDATA.1

Freq = 6.6512 GHz, Bw = 4.000 MH No calibration applied and no bandpass applied

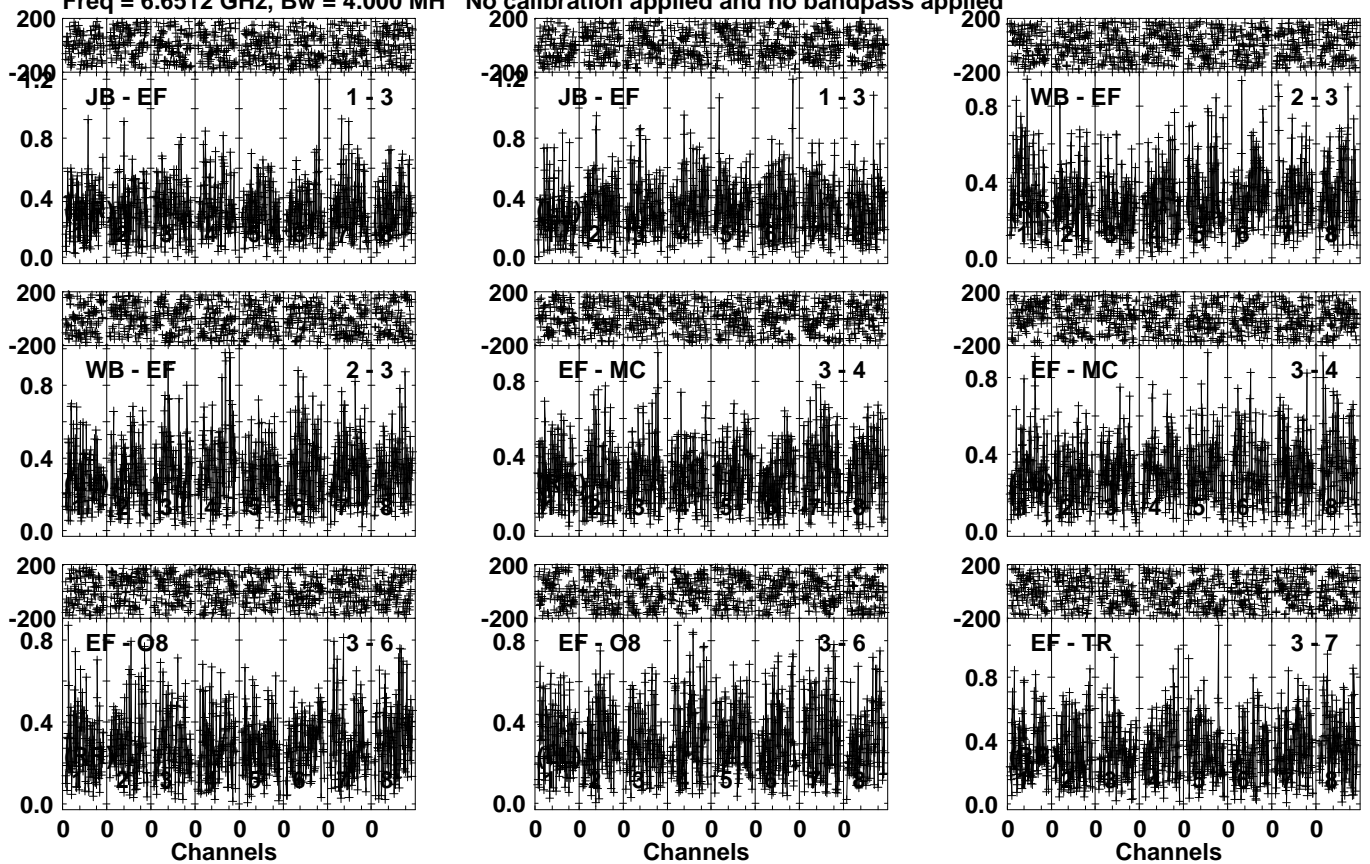


Lower frame: Milli Ampl Jy Top frame: Phas deg
Vector averaged cross-power spectrum Several baselines displayed
Timerange: 01/04:01:11 to 01/04:04:09

Plot file version 231 created 18-JUL-2023 11:20:35

G69.54 EK052D 1.UVDATA.1

Freq = 6.6512 GHz, Bw = 4.000 MH No calibration applied and no bandpass applied

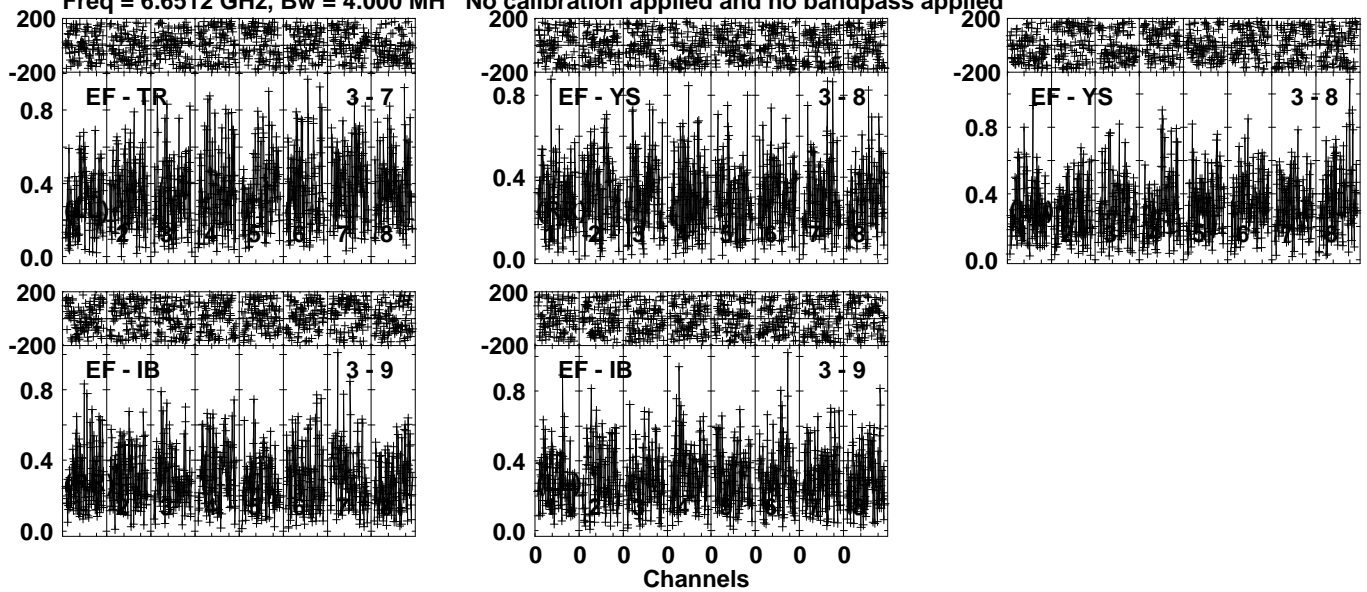


Lower frame: Milli Ampl Jy Top frame: Phas deg
Vector averaged cross-power spectrum Several baselines displayed
Timerange: 01/04:14:41 to 01/04:17:39

Plot file version 232 created 18-JUL-2023 11:20:35

G69.54 EK052D 1.UVDATA.1

Freq = 6.6512 GHz, Bw = 4.000 MH No calibration applied and no bandpass applied

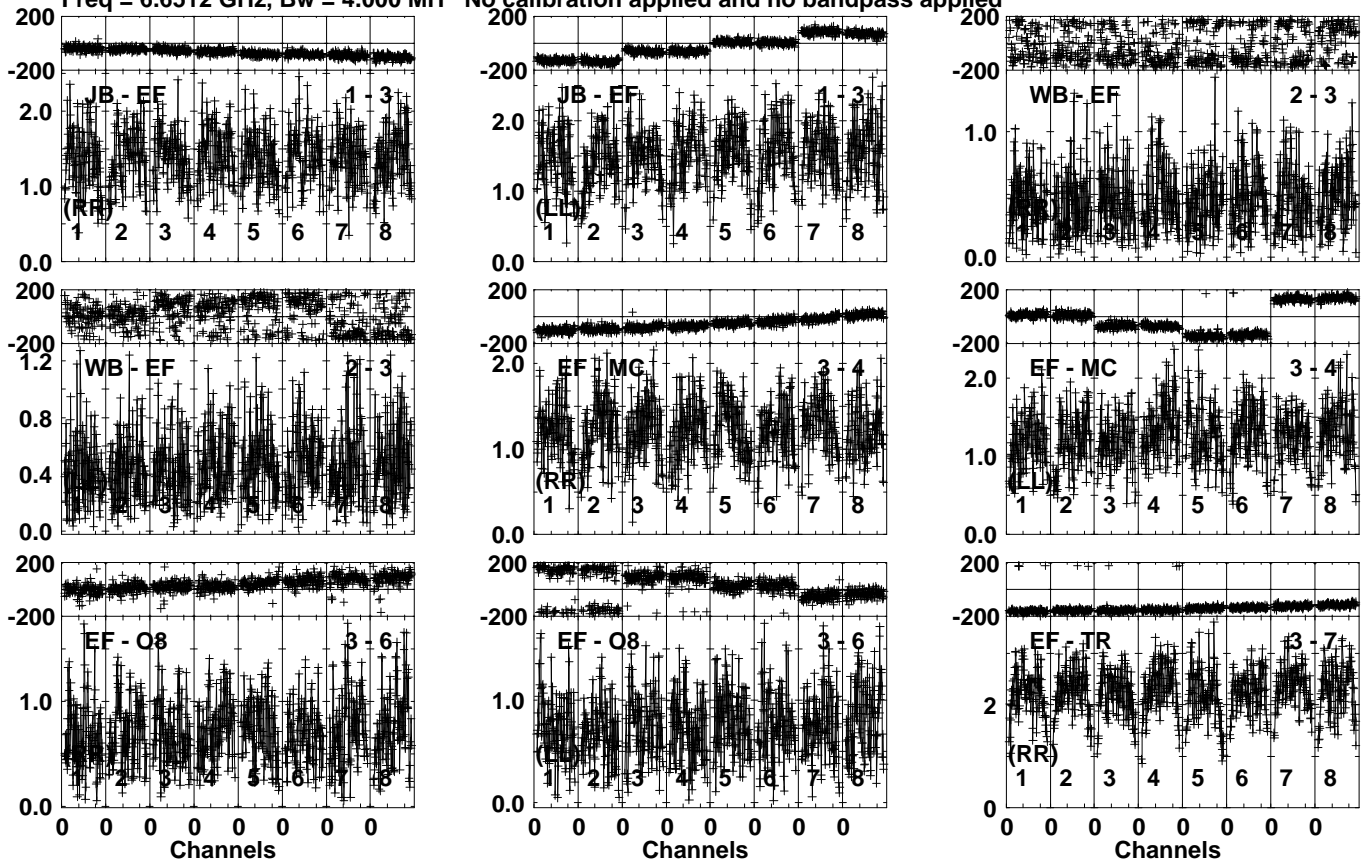


Lower frame: Milli Ampl Jy Top frame: Phas deg
Vector averaged cross-power spectrum Several baselines displayed
Timerange: 01/04:14:41 to 01/04:17:39

Plot file version 233 created 18-JUL-2023 11:20:35

J2003+3034 EK052D 1.UVDATA.1

Freq = 6.6512 GHz, Bw = 4.000 MH No calibration applied and no bandpass applied



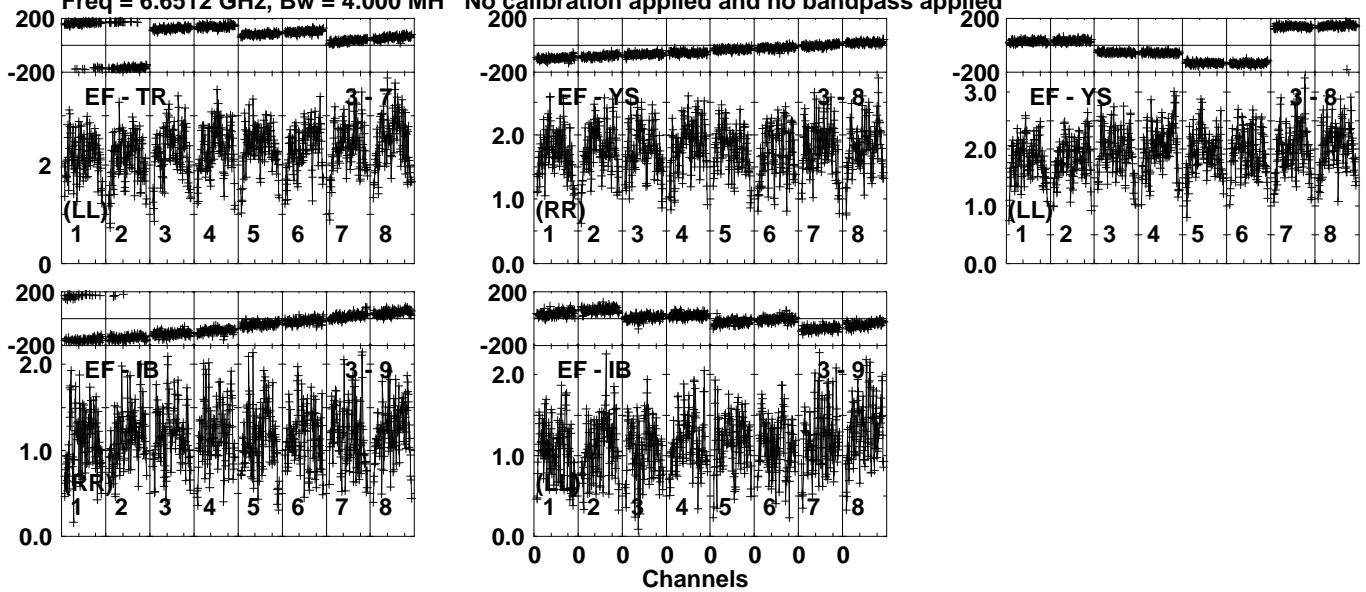
Lower frame: Milli Ampl Jy Top frame: Phas deg
Vector averaged cross-power spectrum Several baselines displayed
Timerange: 01/04:17:41 to 01/04:19:39

Plot file version 234 created 18-JUL-2023 11:20:35

J2003+3034 EK052D 1.UVDATA.1

Freq = 6.6512 GHz, Bw = 4.000 MH

No calibration applied and no bandpass applied

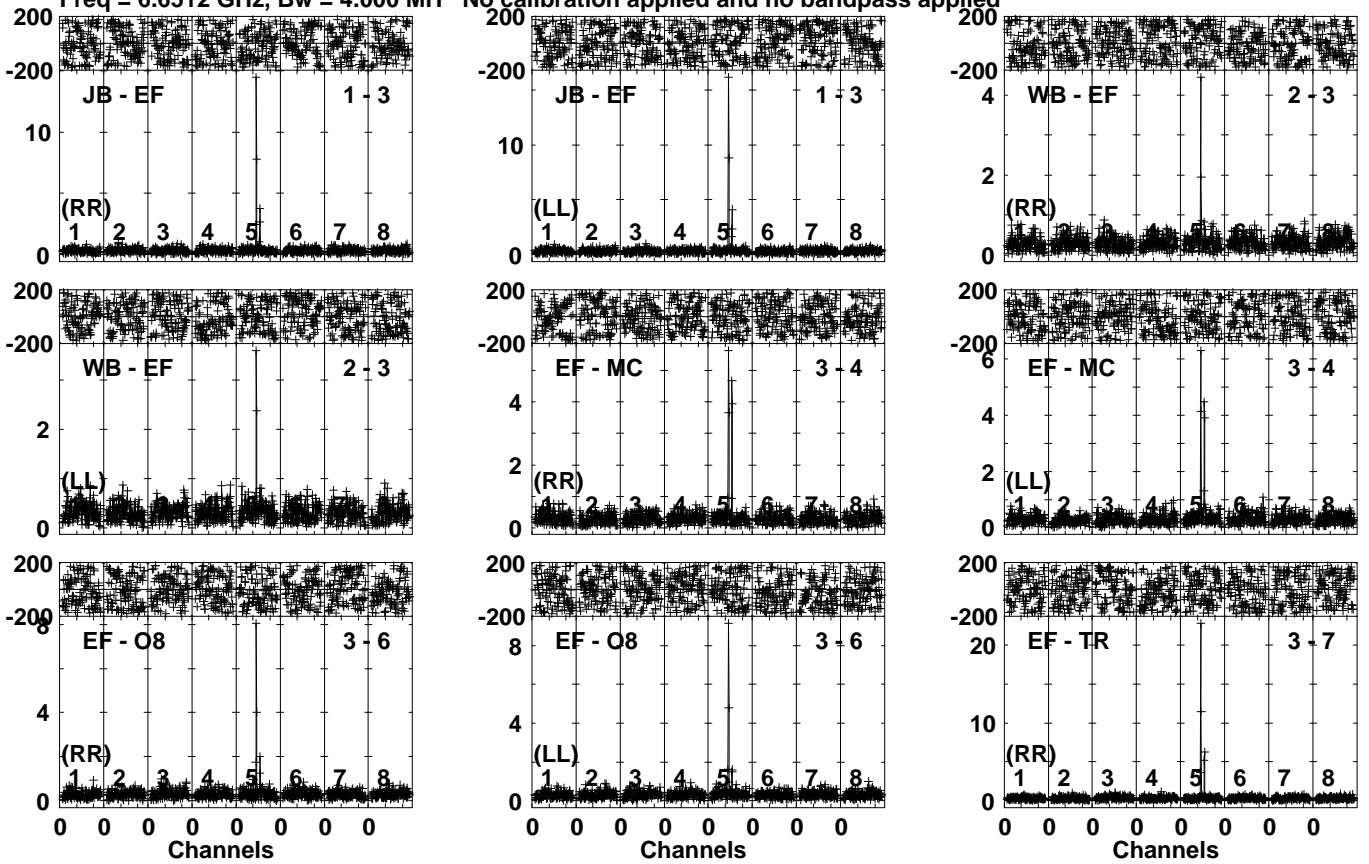


Lower frame: Milli Ampl Jy Top frame: Phas deg
Vector averaged cross-power spectrum Several baselines displayed
Timerange: 01/04:17:41 to 01/04:19:39

Plot file version 235 created 18-JUL-2023 11:20:35

G69.54 EK052D 1.UVDATA.1

Freq = 6.6512 GHz, Bw = 4.000 MH No calibration applied and no bandpass applied

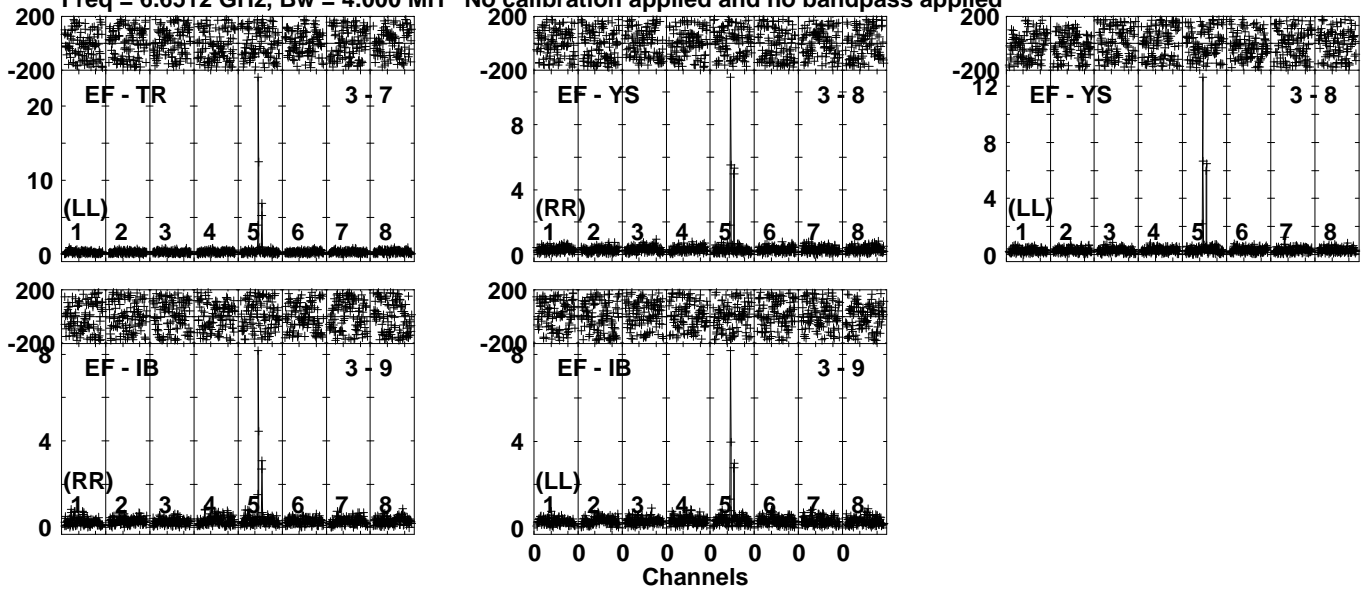


Lower frame: Milli Ampl Jy Top frame: Phas deg
Vector averaged cross-power spectrum Several baselines displayed
Timerange: 01/04:20:11 to 01/04:23:09

Plot file version 236 created 18-JUL-2023 11:20:35

G69.54 EK052D 1.UVDATA.1

Freq = 6.6512 GHz, Bw = 4.000 MH No calibration applied and no bandpass applied

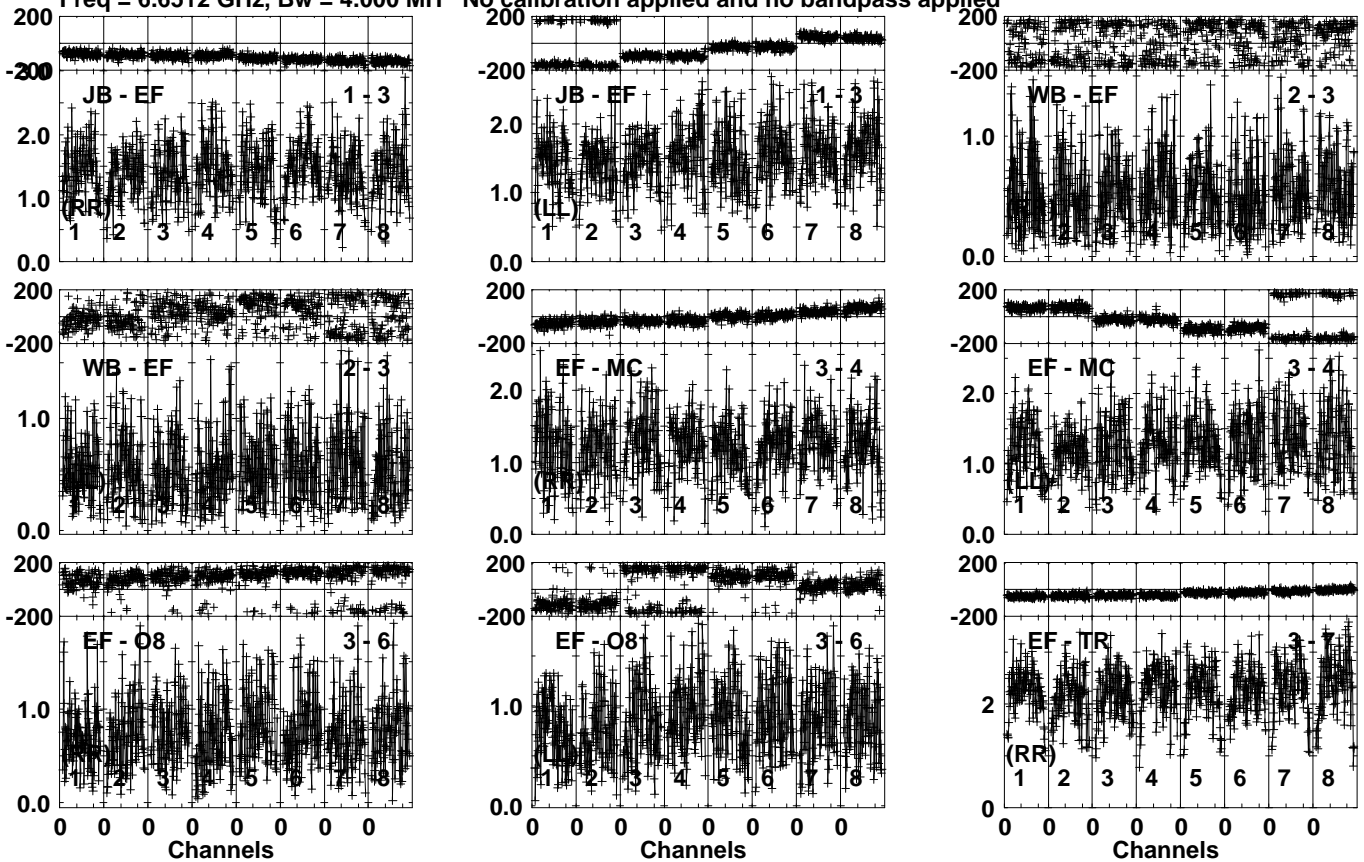


Lower frame: Milli Ampl Jy Top frame: Phas deg
Vector averaged cross-power spectrum Several baselines displayed
Timerange: 01/04:20:11 to 01/04:23:09

Plot file version 237 created 18-JUL-2023 11:20:36

J2003+3034 EK052D 1.UVDATA.1

Freq = 6.6512 GHz, Bw = 4.000 MH No calibration applied and no bandpass applied



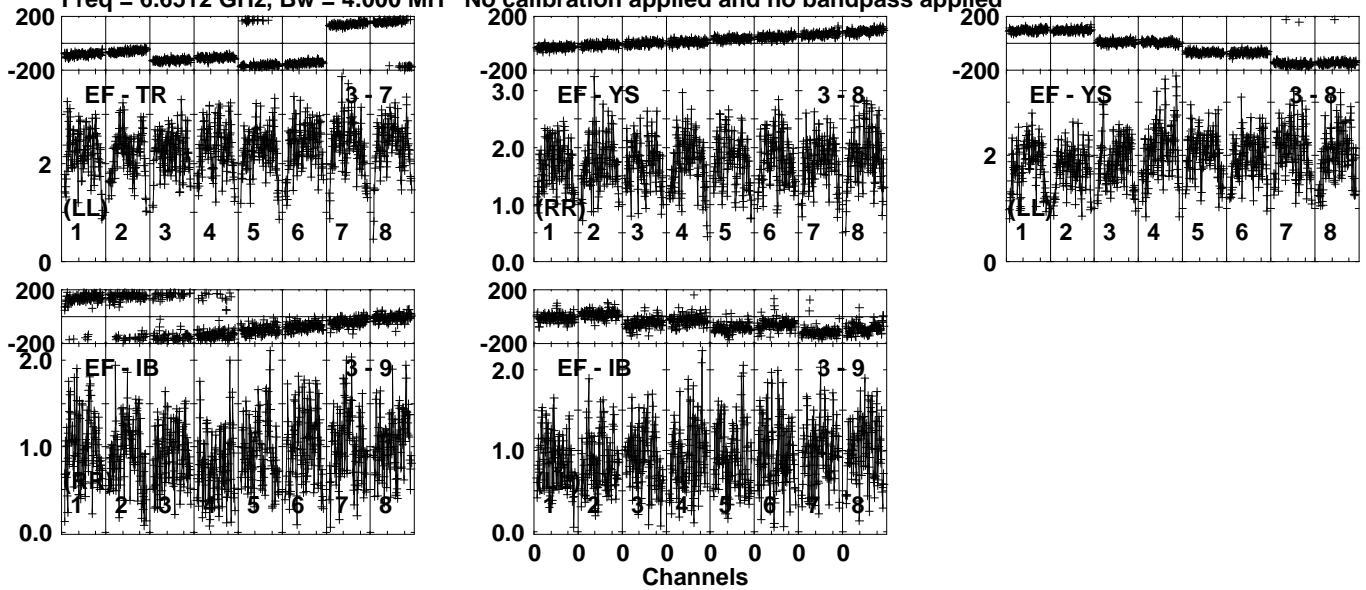
Lower frame: Milli Ampl Jy Top frame: Phas deg
Vector averaged cross-power spectrum Several baselines displayed
Timerange: 01/04:23:11 to 01/04:25:09

Plot file version 238 created 18-JUL-2023 11:20:36

J2003+3034 EK052D 1.UVDATA.1

Freq = 6.6512 GHz, Bw = 4.000 MH

No calibration applied and no bandpass applied

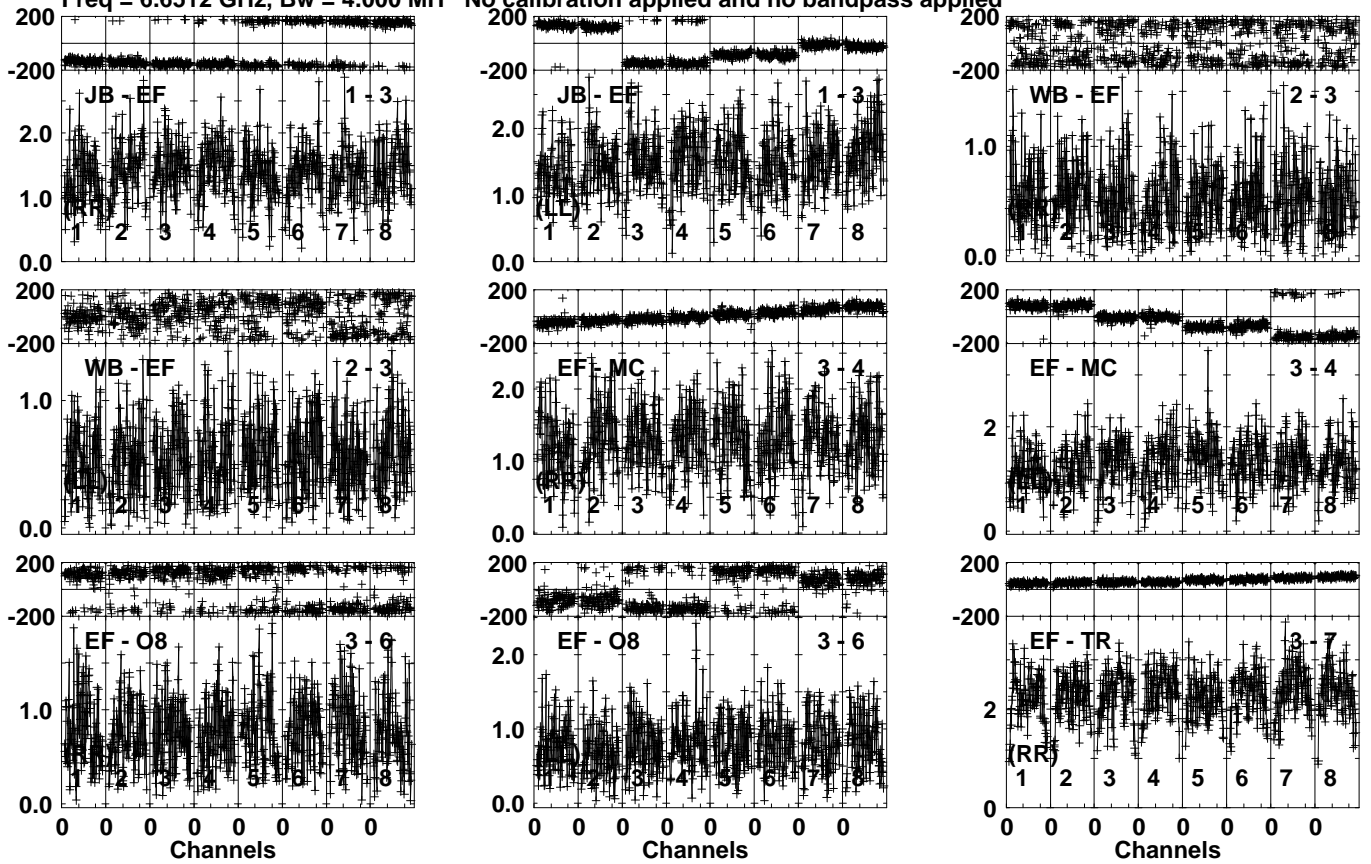


Lower frame: Milli Ampl Jy Top frame: Phas deg
Vector averaged cross-power spectrum Several baselines displayed
Timerange: 01/04:23:11 to 01/04:25:09

Plot file version 241 created 18-JUL-2023 11:20:36

J2003+3034 EK052D 1.UVDATA.1

Freq = 6.6512 GHz, Bw = 4.000 MH No calibration applied and no bandpass applied



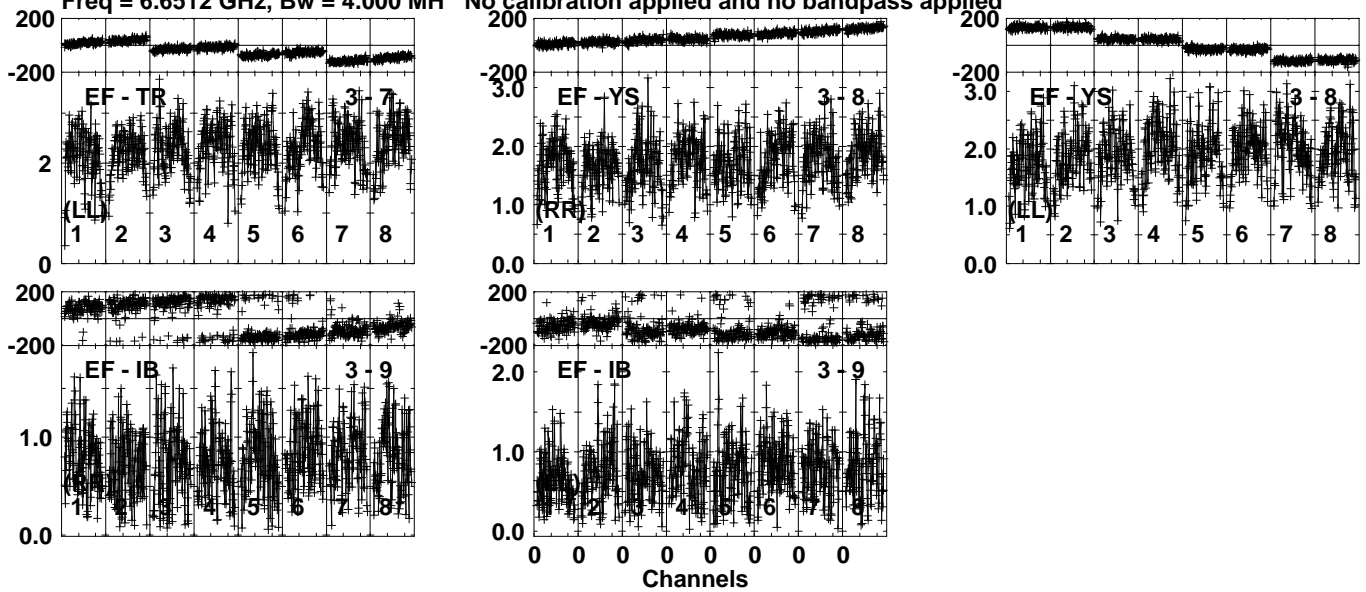
Lower frame: Milli Ampl Jy Top frame: Phas deg
Vector averaged cross-power spectrum Several baselines displayed
Timerange: 01/04:28:11 to 01/04:30:09

Plot file version 242 created 18-JUL-2023 11:20:36

J2003+3034 EK052D 1.UVDATA.1

Freq = 6.6512 GHz, Bw = 4.000 MH

No calibration applied and no bandpass applied

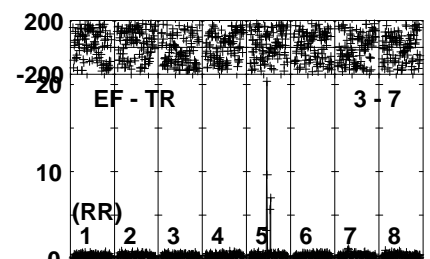
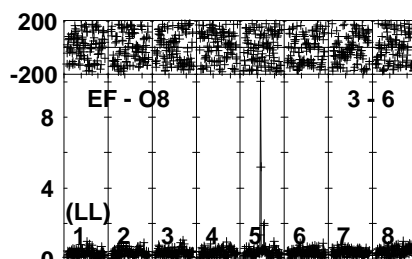
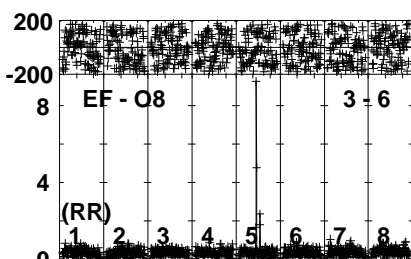
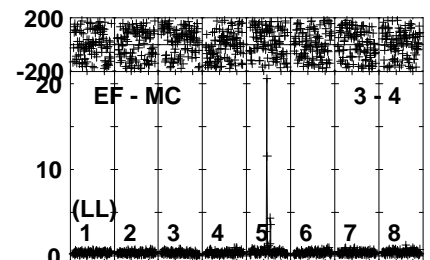
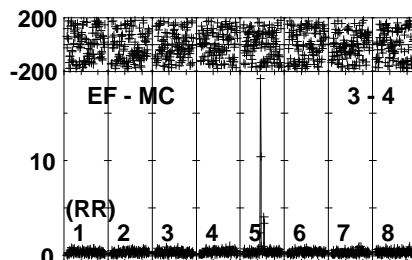
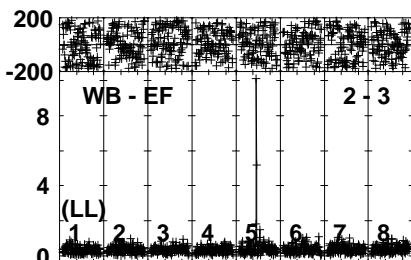
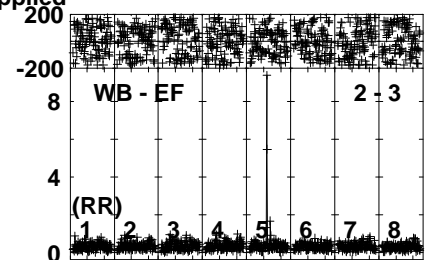
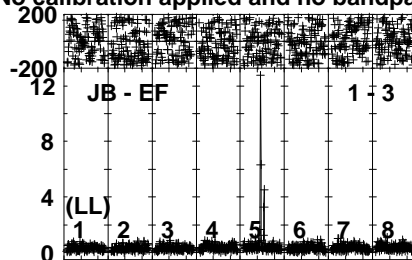
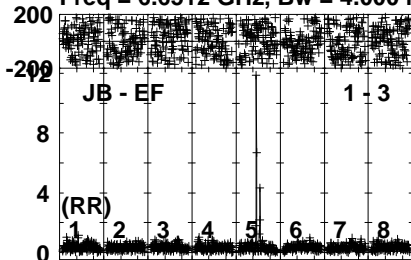


Lower frame: Milli Ampl Jy Top frame: Phas deg
Vector averaged cross-power spectrum Several baselines displayed
Timerange: 01/04:28:11 to 01/04:30:09

Plot file version 243 created 18-JUL-2023 11:20:37

G69.54 EK052D 1.UVDATA.1

Freq = 6.6512 GHz, Bw = 4.000 MH No calibration applied and no bandpass applied

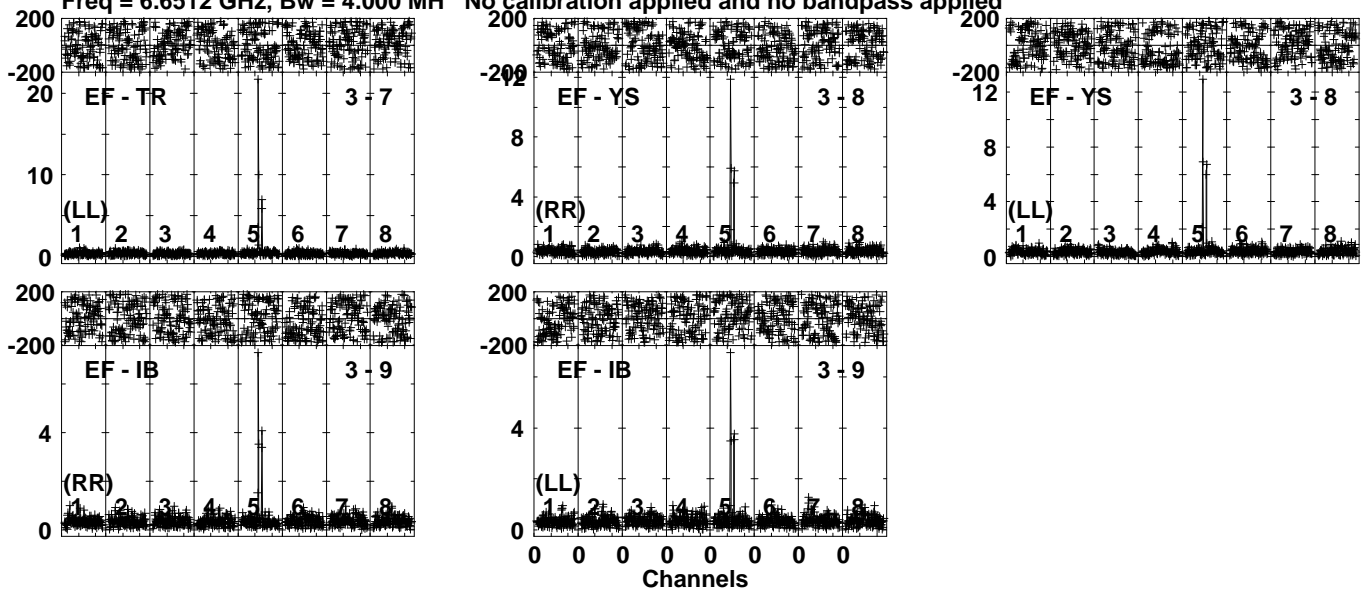


Lower frame: Milli Ampl Jy Top frame: Phas deg
Vector averaged cross-power spectrum Several baselines displayed
Timerange: 01/04:30:11 to 01/04:33:09

Plot file version 244 created 18-JUL-2023 11:20:37

G69.54 EK052D 1.UVDATA.1

Freq = 6.6512 GHz, Bw = 4.000 MH No calibration applied and no bandpass applied

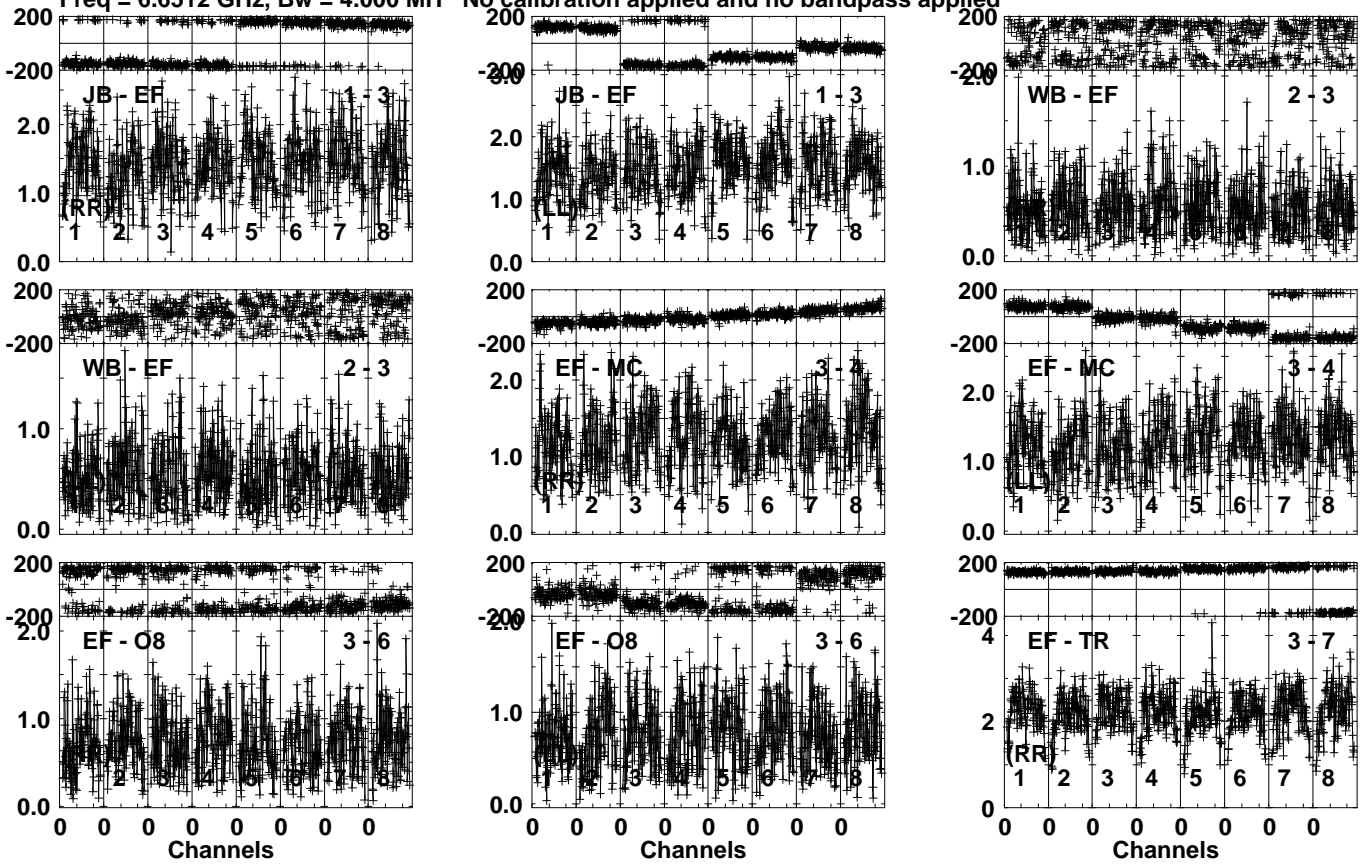


Lower frame: Milli Ampl Jy Top frame: Phas deg
Vector averaged cross-power spectrum Several baselines displayed
Timerange: 01/04:30:11 to 01/04:33:09

Plot file version 245 created 18-JUL-2023 11:20:37

J2003+3034 EK052D 1.UVDATA.1

Freq = 6.6512 GHz, Bw = 4.000 MH No calibration applied and no bandpass applied



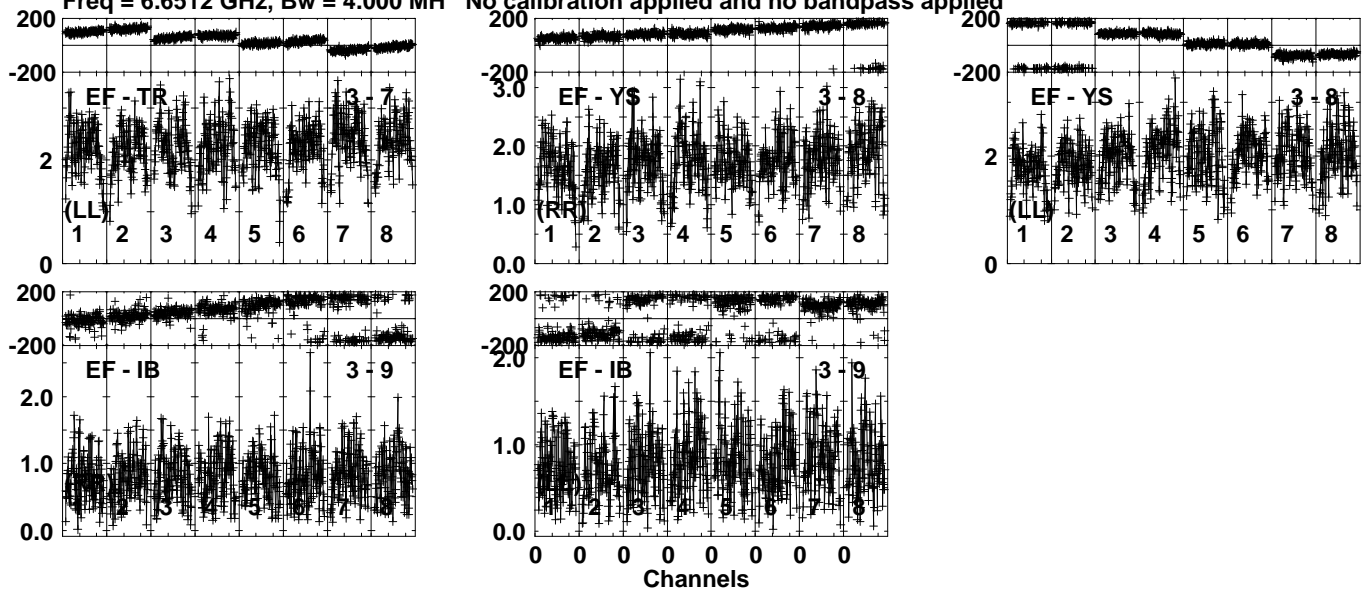
Lower frame: Milli Ampl Jy Top frame: Phas deg
Vector averaged cross-power spectrum Several baselines displayed
Timerange: 01/04:33:11 to 01/04:35:09

Plot file version 246 created 18-JUL-2023 11:20:37

J2003+3034 EK052D 1.UVDATA.1

Freq = 6.6512 GHz, Bw = 4.000 MH

No calibration applied and no bandpass applied

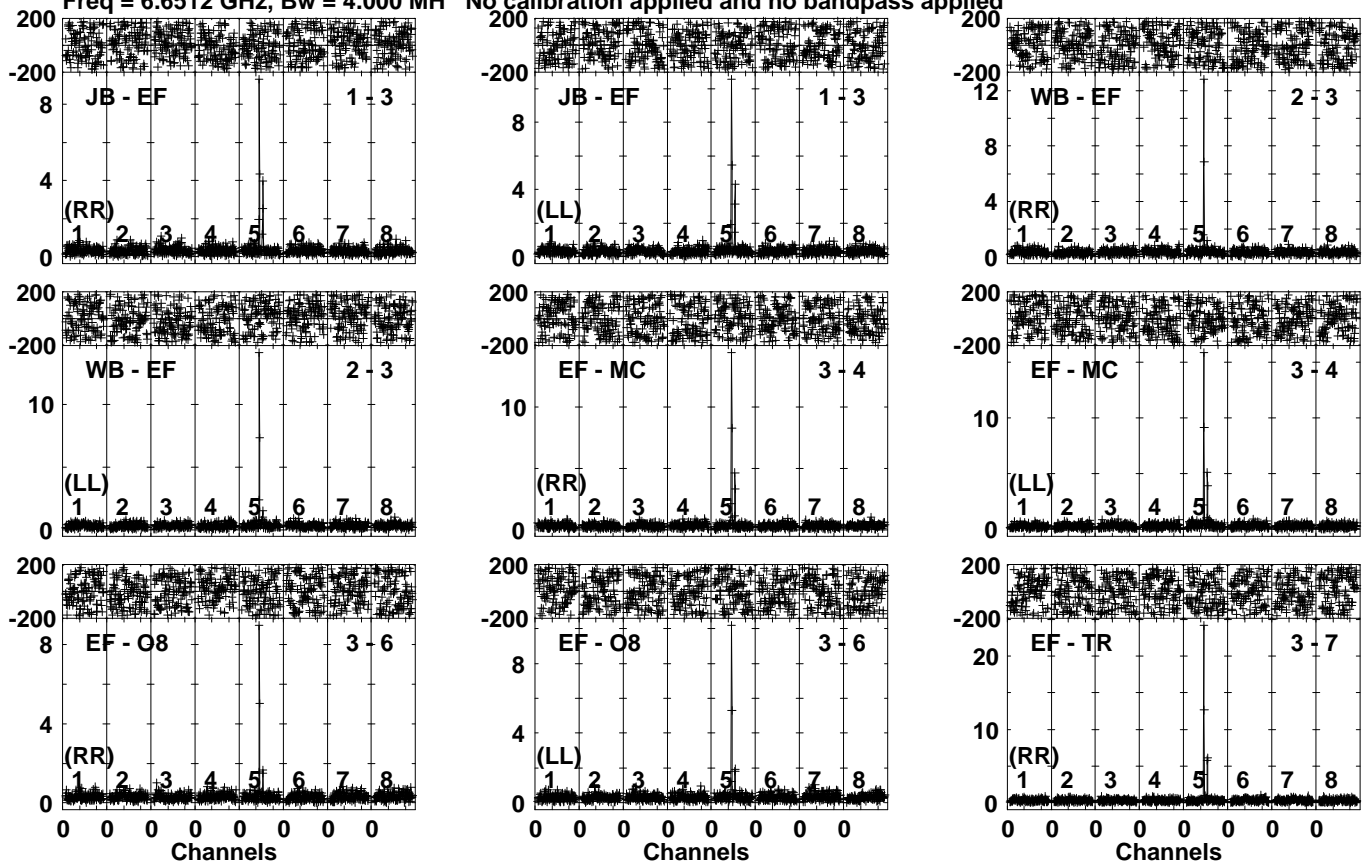


Lower frame: Milli Ampl Jy Top frame: Phas deg
Vector averaged cross-power spectrum Several baselines displayed
Timerange: 01/04:33:11 to 01/04:35:09

Plot file version 247 created 18-JUL-2023 11:20:37

G69.54 EK052D 1.UVDATA.1

Freq = 6.6512 GHz, Bw = 4.000 MH No calibration applied and no bandpass applied

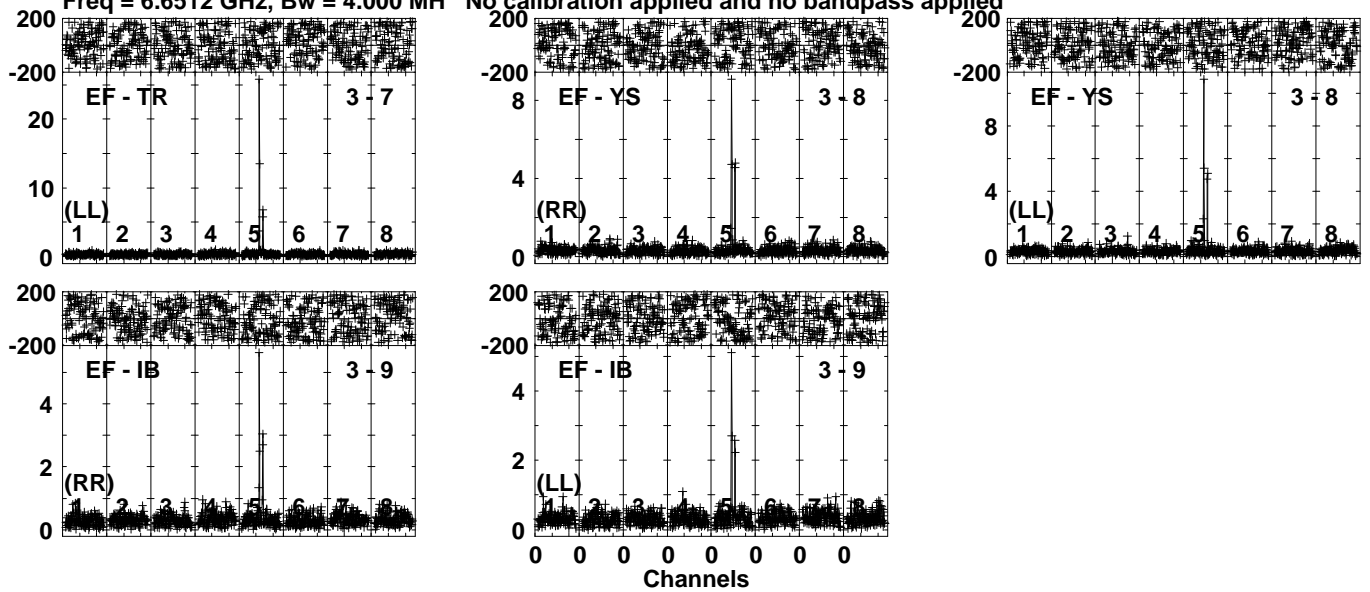


Lower frame: Milli Ampl Jy Top frame: Phas deg
Vector averaged cross-power spectrum Several baselines displayed
Timerange: 01/04:35:41 to 01/04:38:39

Plot file version 248 created 18-JUL-2023 11:20:37

G69.54 EK052D 1.UVDATA.1

Freq = 6.6512 GHz, Bw = 4.000 MH No calibration applied and no bandpass applied

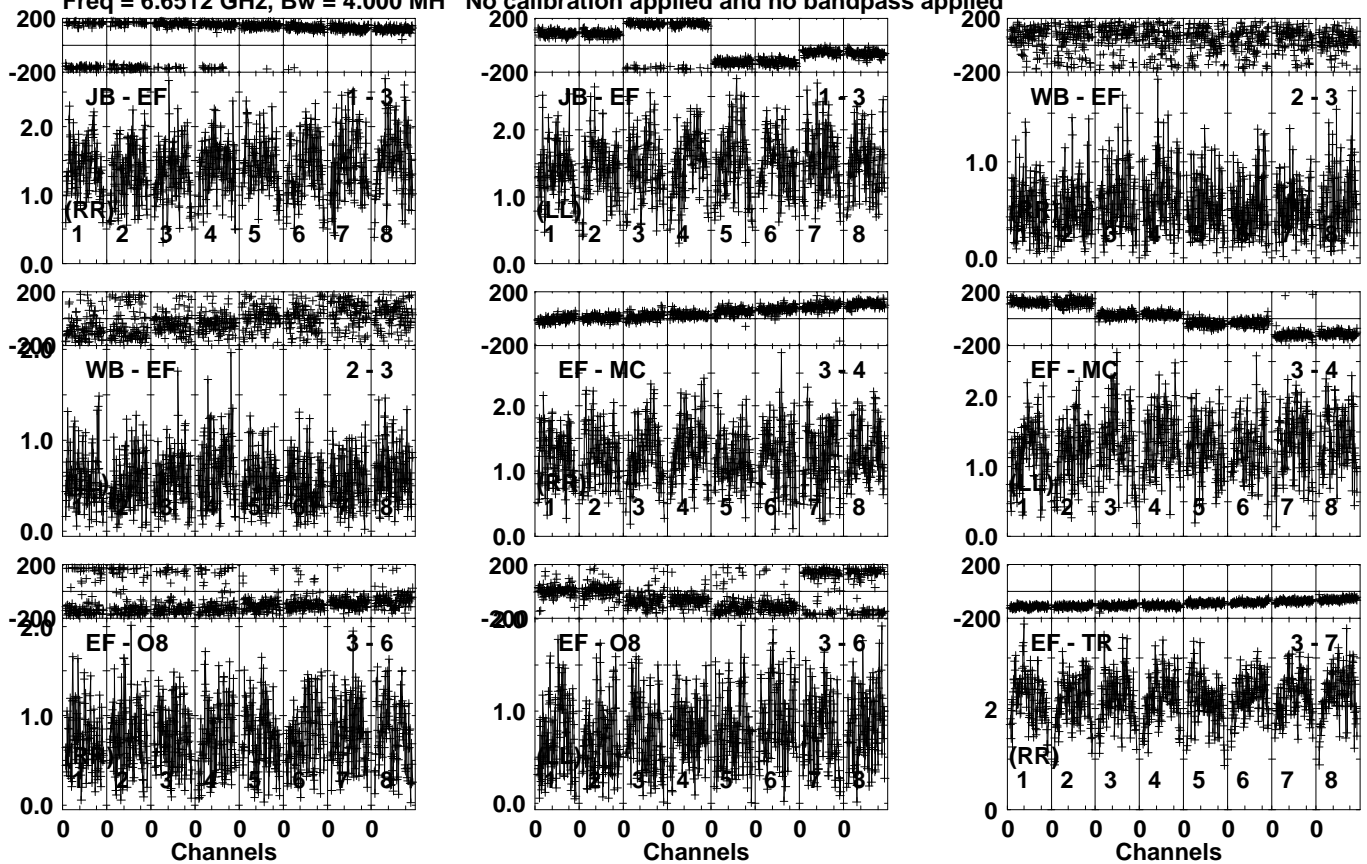


Lower frame: Milli Ampl Jy Top frame: Phas deg
Vector averaged cross-power spectrum Several baselines displayed
Timerange: 01/04:35:41 to 01/04:38:39

Plot file version 249 created 18-JUL-2023 11:20:37

J2003+3034 EK052D 1.UVDATA.1

Freq = 6.6512 GHz, Bw = 4.000 MH No calibration applied and no bandpass applied



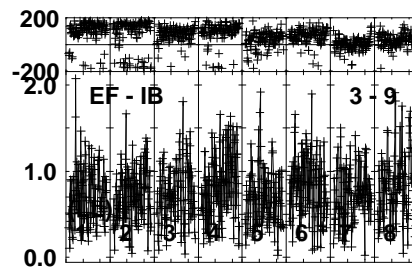
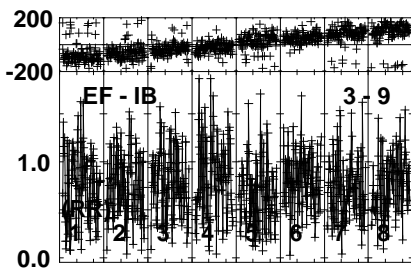
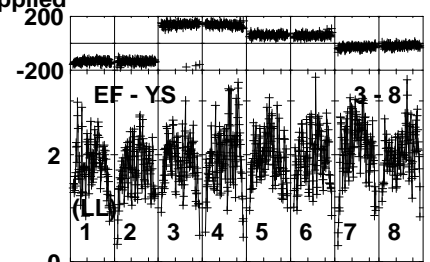
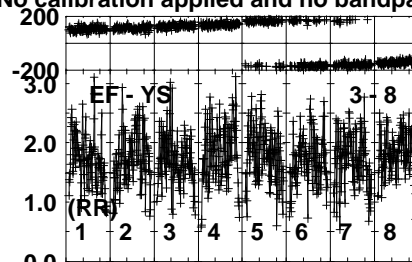
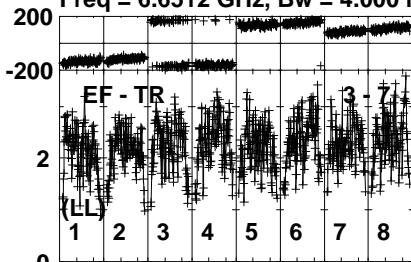
Lower frame: Milli Ampl Jy Top frame: Phas deg
Vector averaged cross-power spectrum Several baselines displayed
Timerange: 01/04:38:41 to 01/04:40:39

Plot file version 250 created 18-JUL-2023 11:20:38

J2003+3034 EK052D 1.UVDATA.1

Freq = 6.6512 GHz, Bw = 4.000 MH

No calibration applied and no bandpass applied



Channels

Lower frame: Milli Ampl Jy Top frame: Phas deg

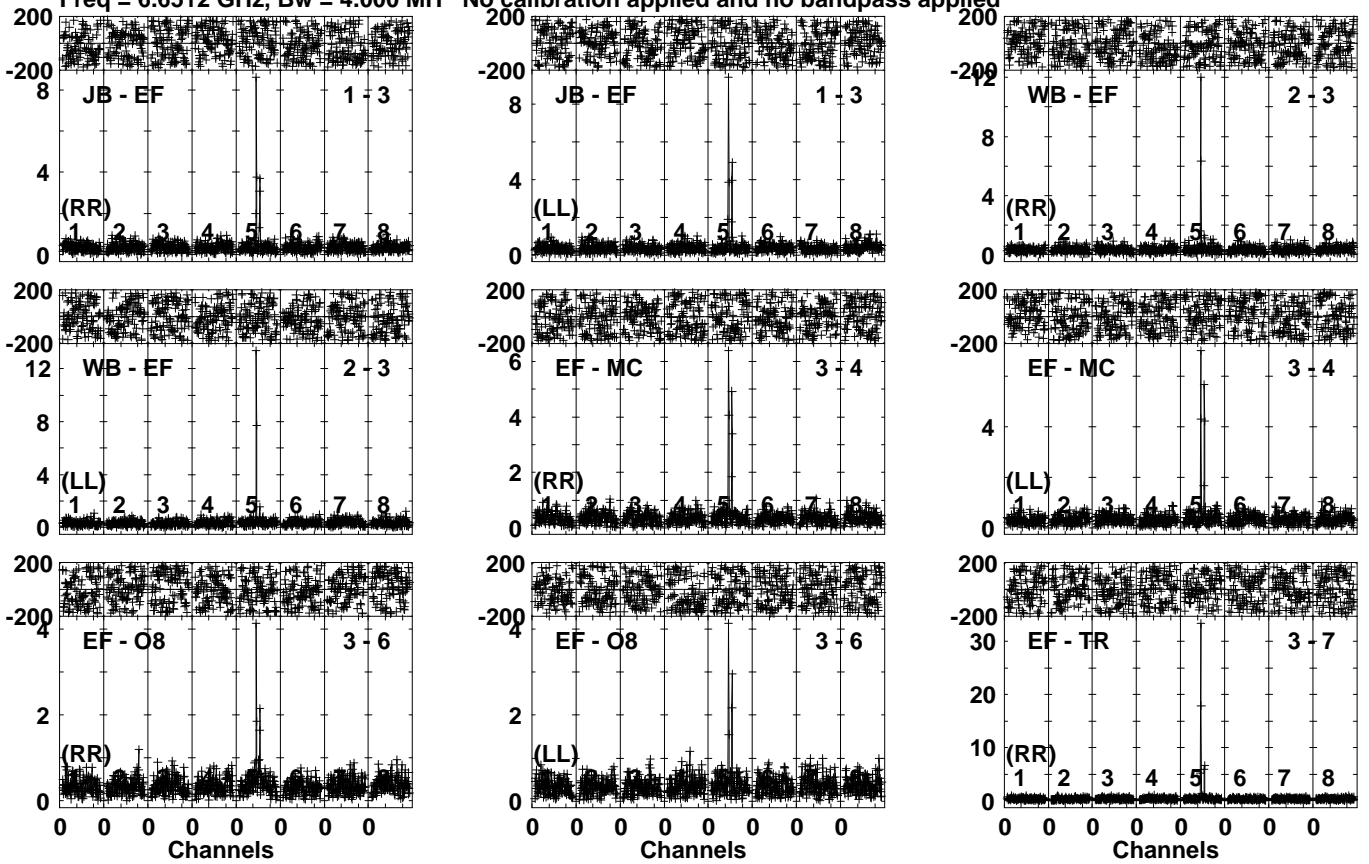
Vector averaged cross-power spectrum Several baselines displayed

Timerange: 01/04:38:41 to 01/04:40:39

Plot file version 251 created 18-JUL-2023 11:20:38

G69.54 EK052D 1.UVDATA.1

Freq = 6.6512 GHz, Bw = 4.000 MH No calibration applied and no bandpass applied

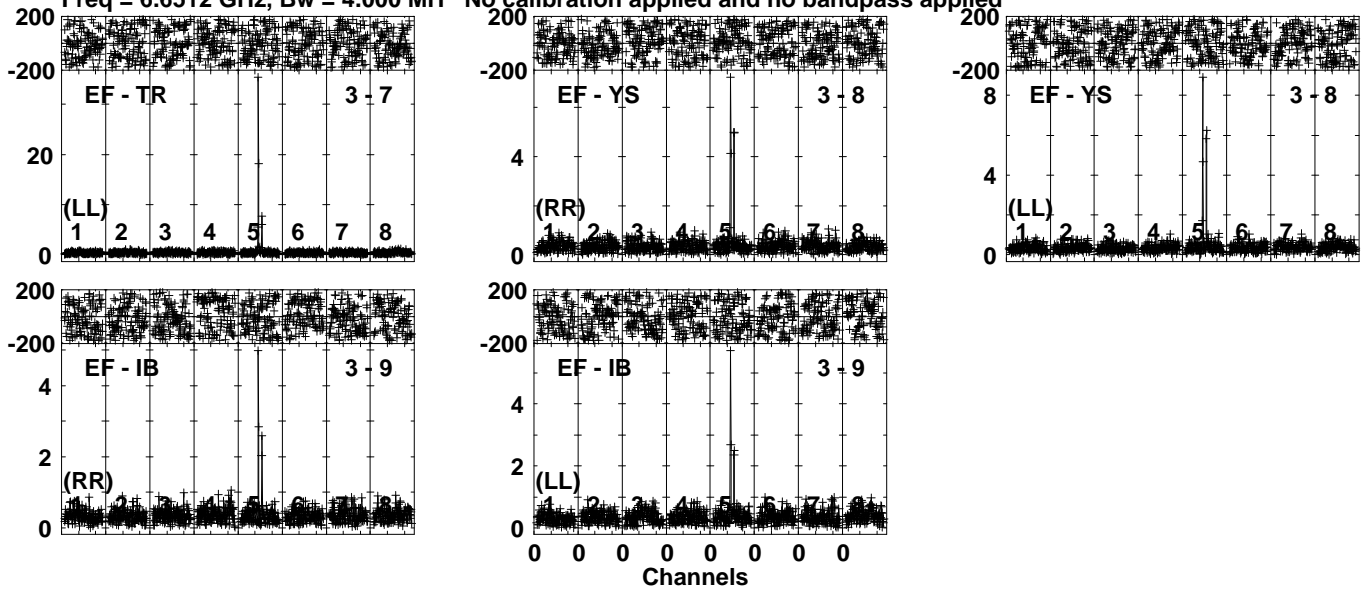


Lower frame: Milli Ampl Jy Top frame: Phas deg
Vector averaged cross-power spectrum Several baselines displayed
Timerange: 01/04:40:41 to 01/04:43:39

Plot file version 252 created 18-JUL-2023 11:20:38

G69.54 EK052D 1.UVDATA.1

Freq = 6.6512 GHz, Bw = 4.000 MH No calibration applied and no bandpass applied

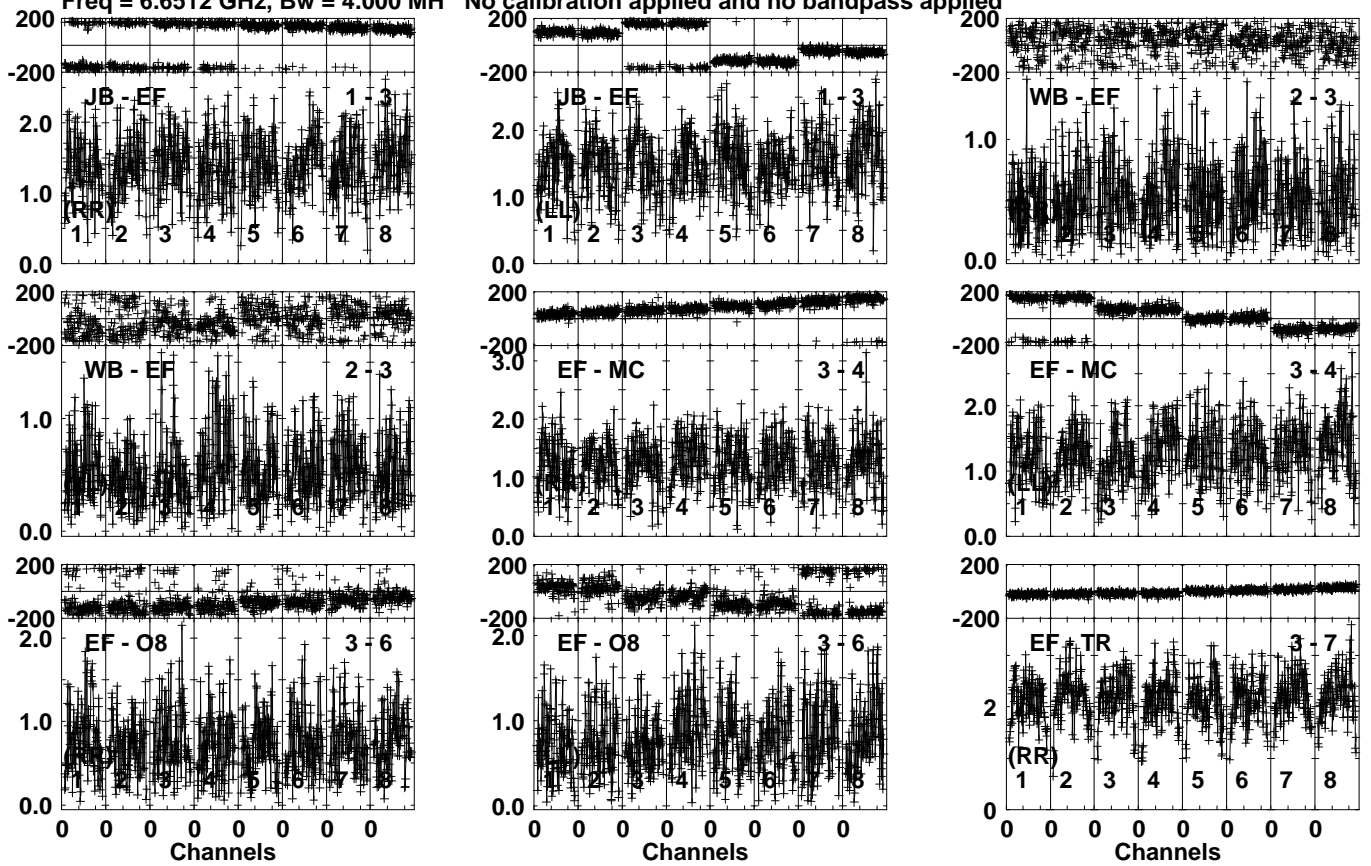


Lower frame: Milli Ampl Jy Top frame: Phas deg
Vector averaged cross-power spectrum Several baselines displayed
Timerange: 01/04:40:41 to 01/04:43:39

Plot file version 253 created 18-JUL-2023 11:20:38

J2003+3034 EK052D 1.UVDATA.1

Freq = 6.6512 GHz, Bw = 4.000 MH No calibration applied and no bandpass applied



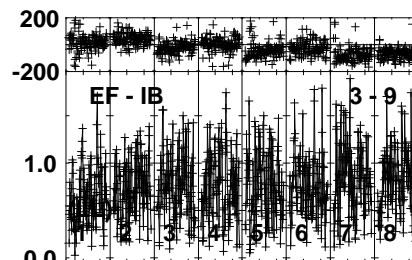
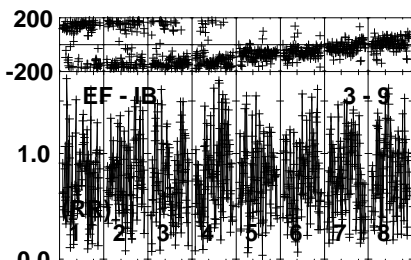
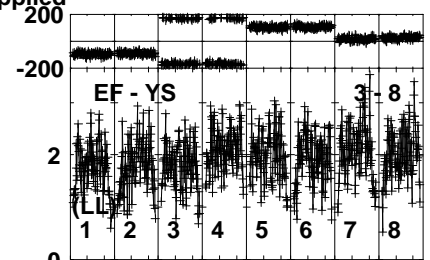
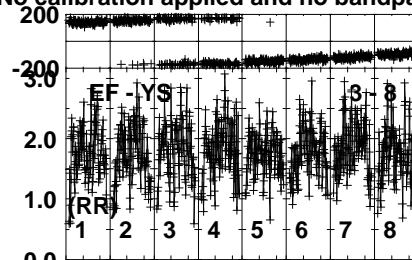
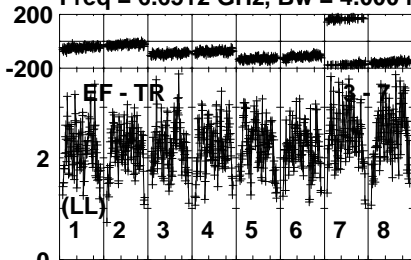
Lower frame: Milli Ampl Jy Top frame: Phas deg
Vector averaged cross-power spectrum Several baselines displayed
Timerange: 01/04:43:41 to 01/04:45:39

Plot file version 254 created 18-JUL-2023 11:20:38

J2003+3034 EK052D 1.UVDATA.1

Freq = 6.6512 GHz, Bw = 4.000 MH

No calibration applied and no bandpass applied



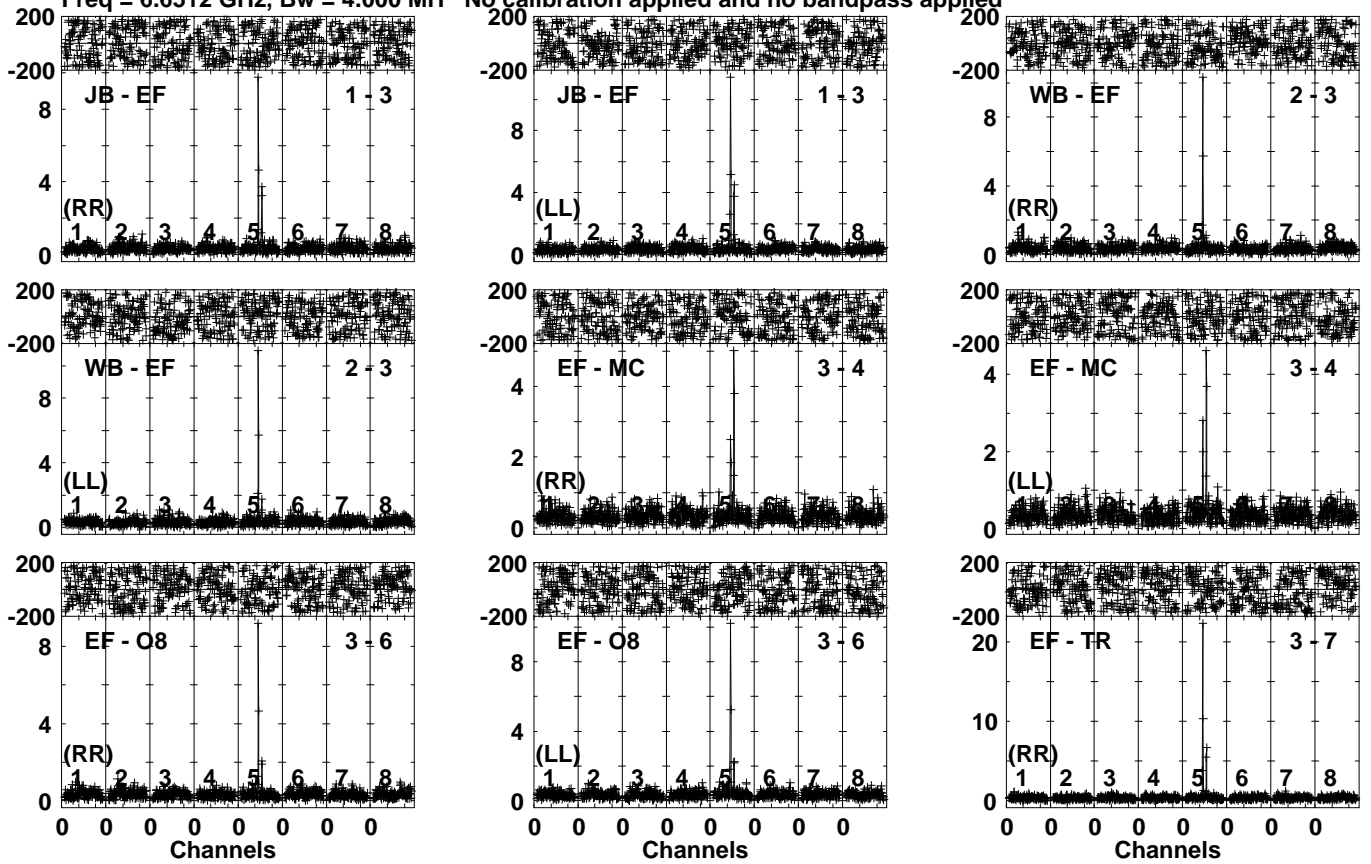
0 0 0 0 0 0 0 0
Channels

Lower frame: Milli Ampl Jy Top frame: Phas deg
Vector averaged cross-power spectrum Several baselines displayed
Timerange: 01/04:43:41 to 01/04:45:39

Plot file version 255 created 18-JUL-2023 11:20:38

G69.54 EK052D 1.UVDATA.1

Freq = 6.6512 GHz, Bw = 4.000 MH No calibration applied and no bandpass applied

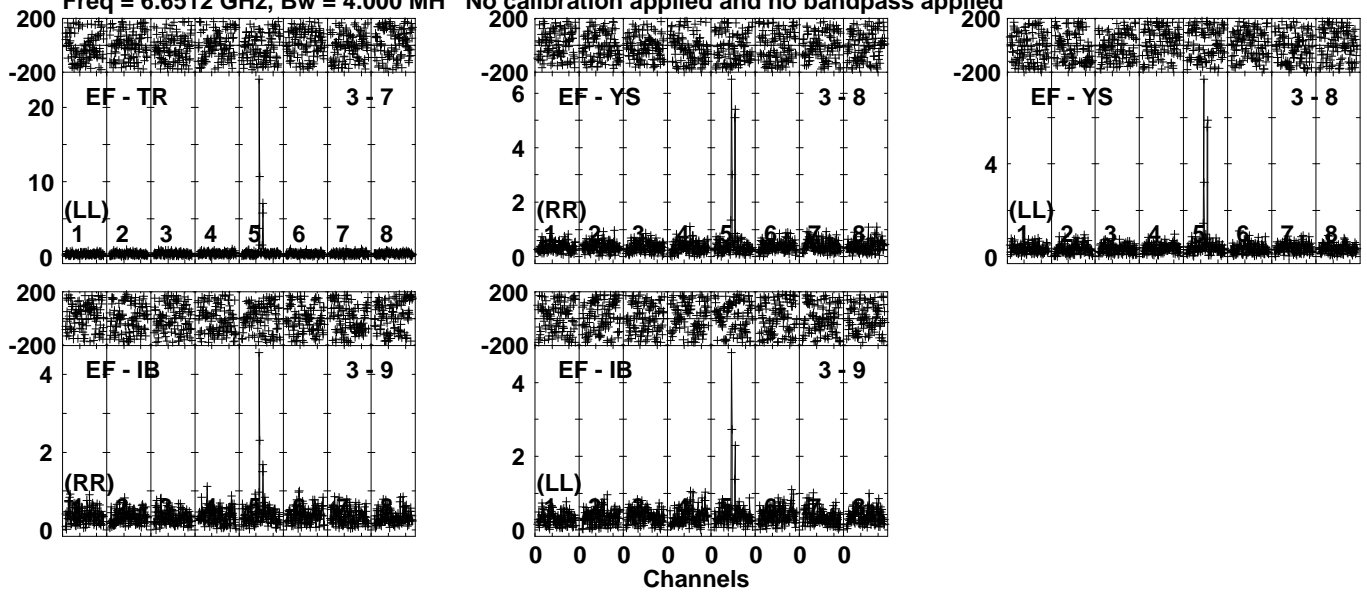


Lower frame: Milli Ampl Jy Top frame: Phas deg
Vector averaged cross-power spectrum Several baselines displayed
Timerange: 01/04:45:41 to 01/04:48:39

Plot file version 256 created 18-JUL-2023 11:20:39

G69.54 EK052D 1.UVDATA.1

Freq = 6.6512 GHz, Bw = 4.000 MH No calibration applied and no bandpass applied



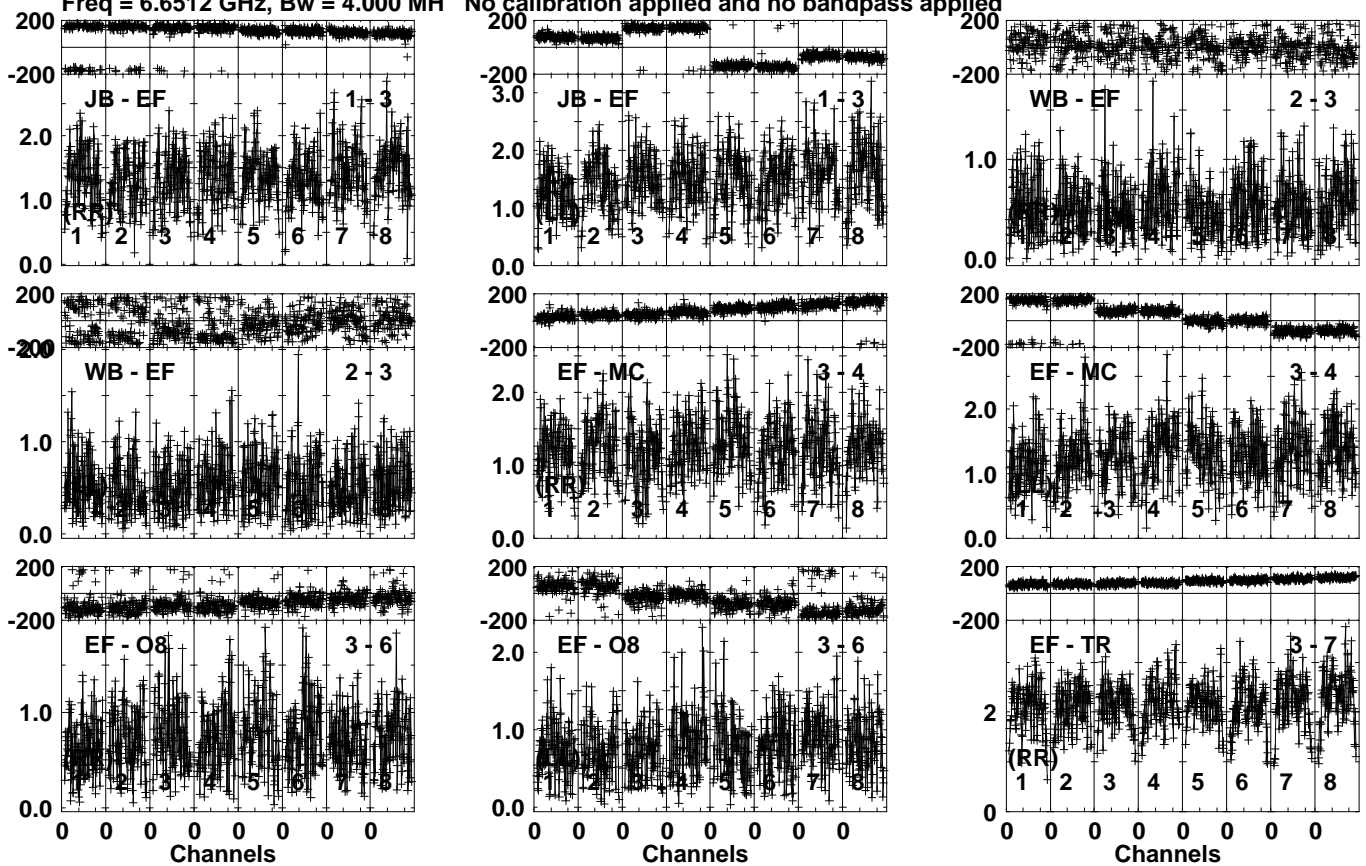
Lower frame: Milli Ampl Jy Top frame: Phas deg
Vector averaged cross-power spectrum Several baselines displayed
Timerange: 01/04:45:41 to 01/04:48:39

Plot file version 257 created 18-JUL-2023 11:20:39

J2003+3034 EK052D 1.UVDATA.1

Freq = 6.6512 GHz, Bw = 4.000 MH

No calibration applied and no bandpass applied



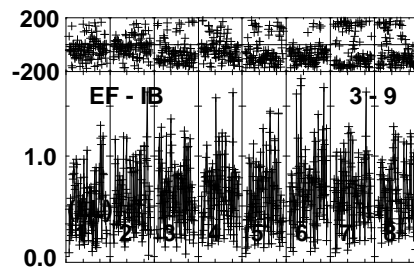
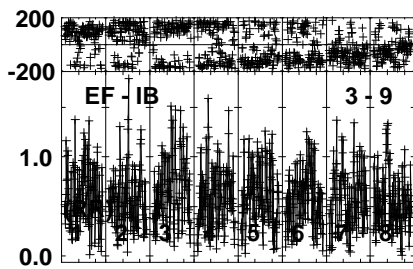
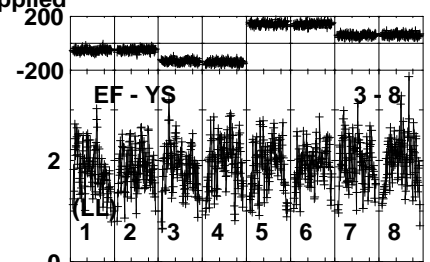
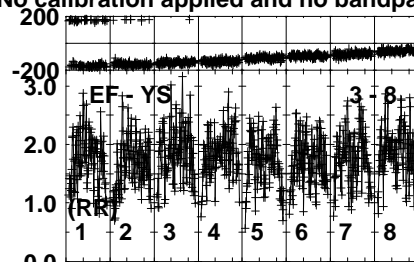
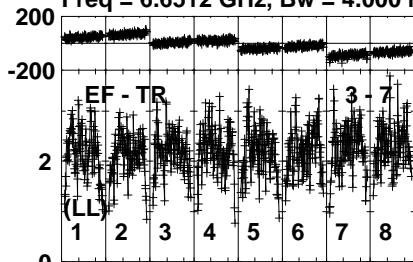
Lower frame: Milli Ampl Jy Top frame: Phas deg
Vector averaged cross-power spectrum Several baselines displayed
Timerange: 01/04:48:41 to 01/04:50:39

Plot file version 258 created 18-JUL-2023 11:20:39

J2003+3034 EK052D 1.UVDATA.1

Freq = 6.6512 GHz, Bw = 4.000 MH

No calibration applied and no bandpass applied



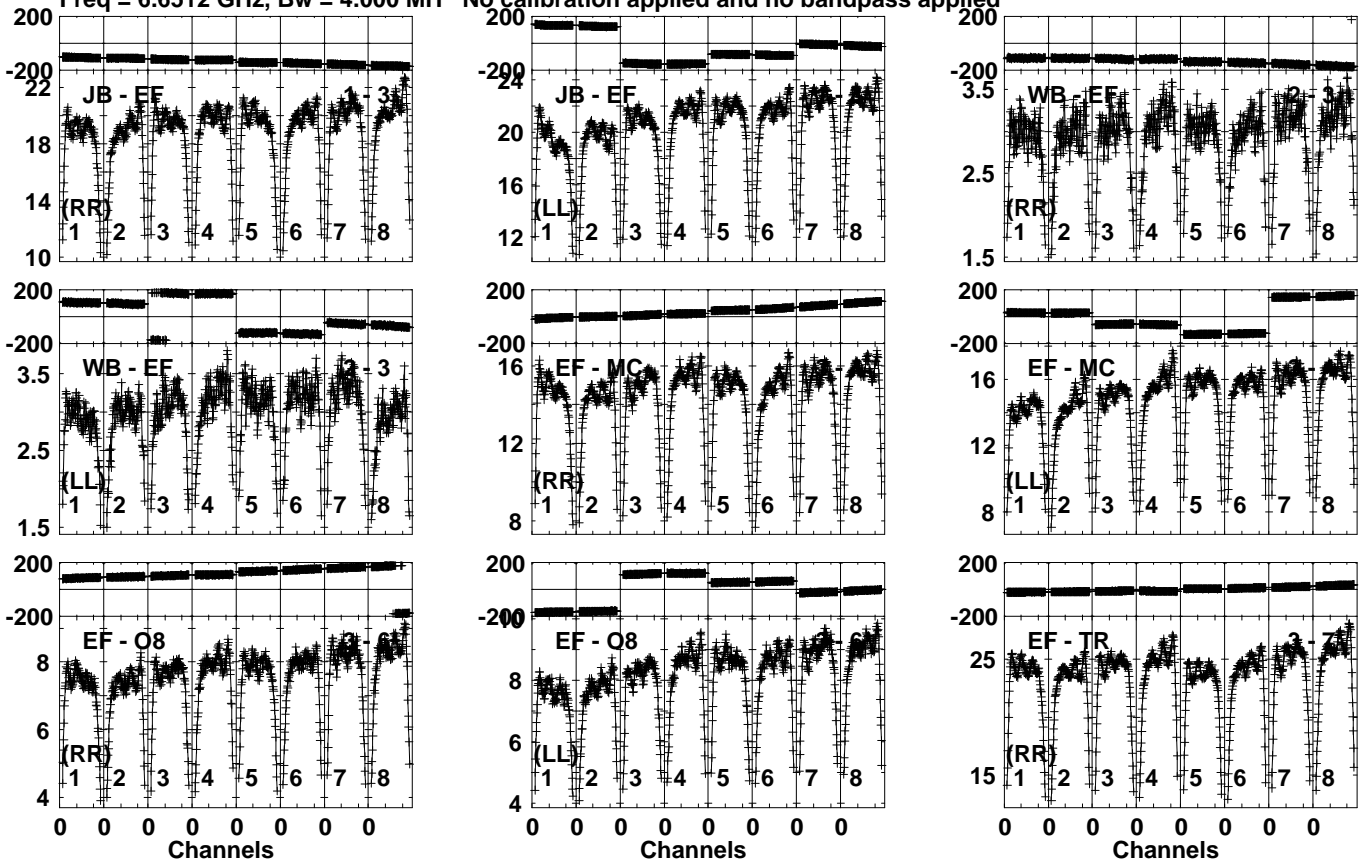
0 0 0 0 0 0 0 0
Channels

Lower frame: Milli Ampl Jy Top frame: Phas deg
Vector averaged cross-power spectrum Several baselines displayed
Timerange: 01/04:48:41 to 01/04:50:39

Plot file version 259 created 18-JUL-2023 11:20:39

J2202+4216 EK052D 1.UVDATA.1

Freq = 6.6512 GHz, Bw = 4.000 MH No calibration applied and no bandpass applied



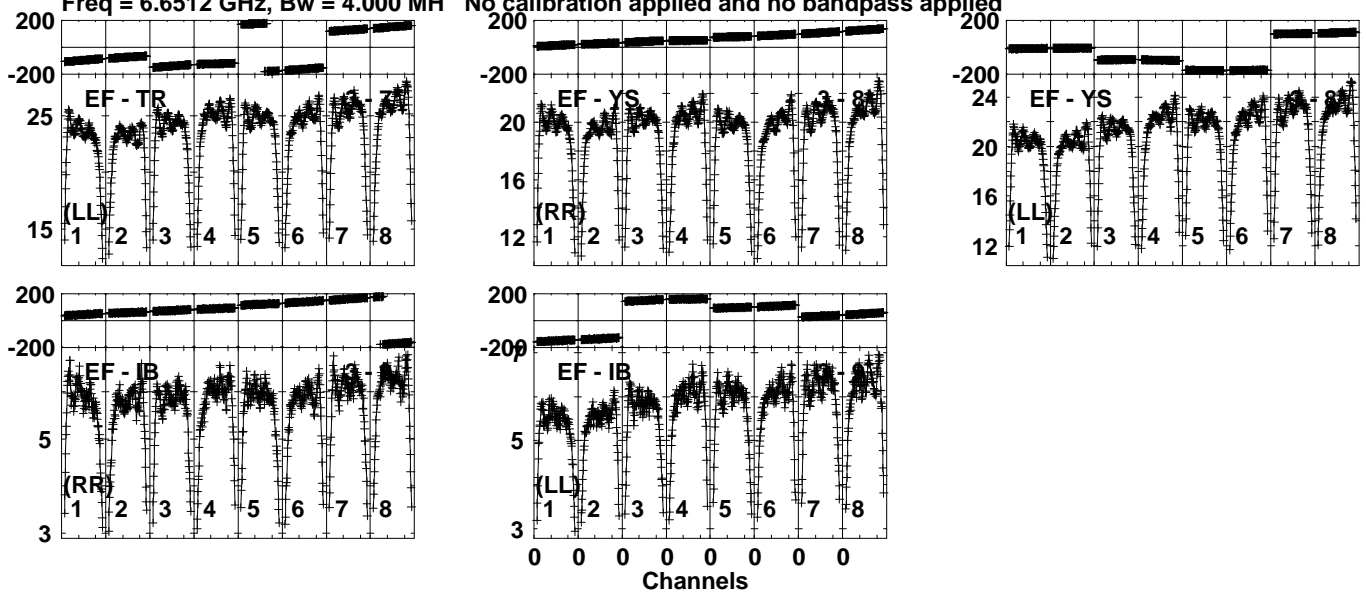
Lower frame: Milli Ampl Jy Top frame: Phas deg
Vector averaged cross-power spectrum Several baselines displayed
Timerange: 01/04:52:41 to 01/05:02:09

Plot file version 260 created 18-JUL-2023 11:20:40

J2202+4216 EK052D 1.UVDATA.1

Freq = 6.6512 GHz, Bw = 4.000 MH

No calibration applied and no bandpass applied

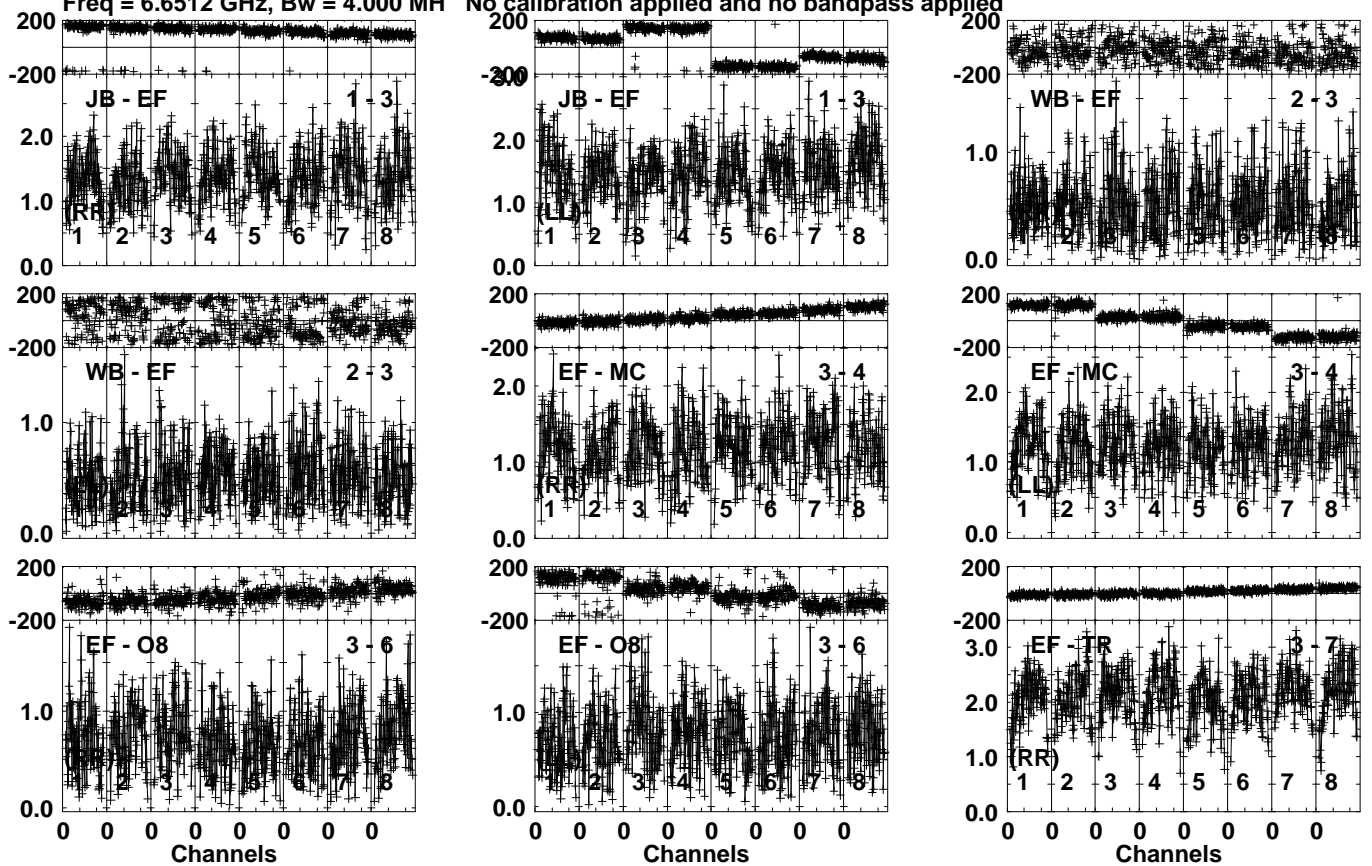


Lower frame: Milli Ampl Jy Top frame: Phas deg
Vector averaged cross-power spectrum Several baselines displayed
Timerange: 01/04:52:41 to 01/05:02:09

Plot file version 261 created 18-JUL-2023 11:20:40

J2003+3034 EK052D 1.UVDATA.1

Freq = 6.6512 GHz, Bw = 4.000 MH No calibration applied and no bandpass applied

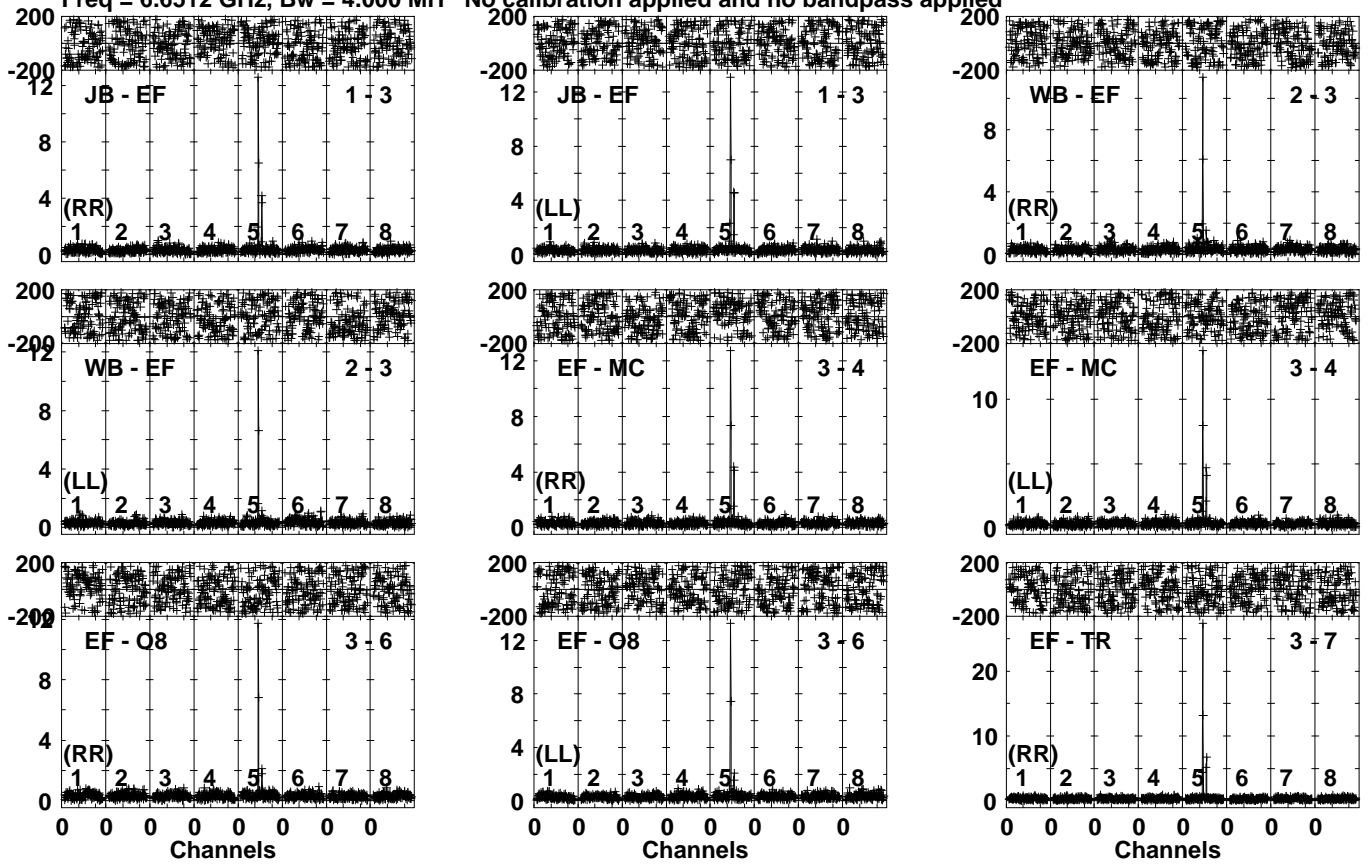


Lower frame: Milli Ampl Jy Top frame: Phas deg
Vector averaged cross-power spectrum Several baselines displayed
Timerange: 01/05:04:41 to 01/05:07:39

Plot file version 263 created 18-JUL-2023 11:20:40

G69.54 EK052D 1.UVDATA.1

Freq = 6.6512 GHz, Bw = 4.000 MH No calibration applied and no bandpass applied

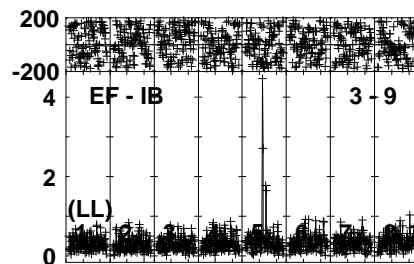
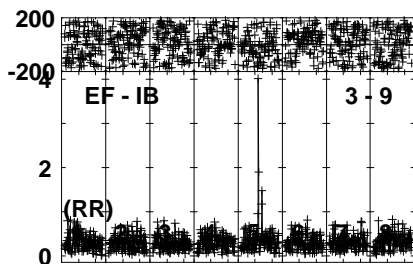
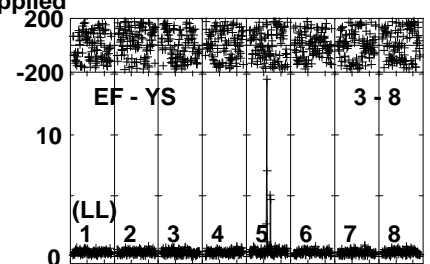
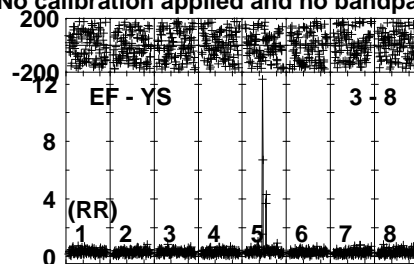
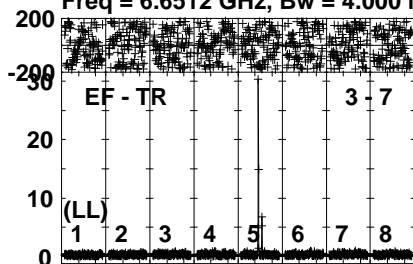


Lower frame: Milli Ampl Jy Top frame: Phas deg
Vector averaged cross-power spectrum Several baselines displayed
Timerange: 01/05:08:11 to 01/05:11:09

Plot file version 264 created 18-JUL-2023 11:20:41

G69.54 EK052D 1.UVDATA.1

Freq = 6.6512 GHz, Bw = 4.000 MH No calibration applied and no bandpass applied



0 0 0 0 0 0 0 0
Channels

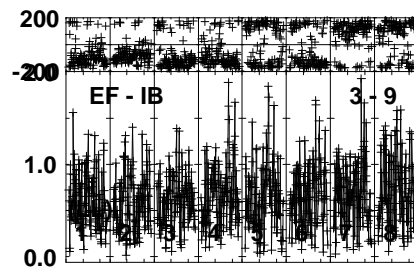
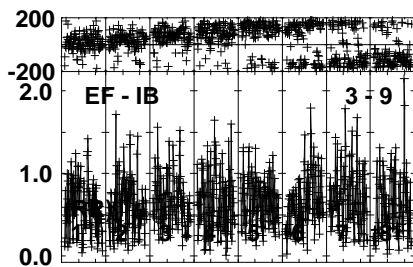
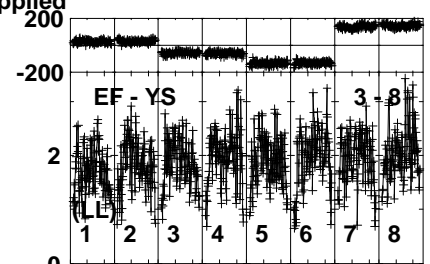
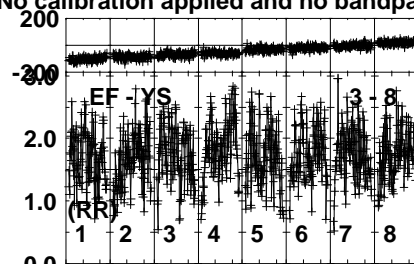
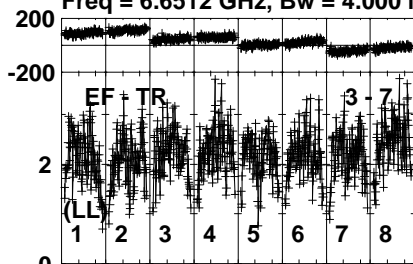
Lower frame: Milli Ampl Jy Top frame: Phas deg
Vector averaged cross-power spectrum Several baselines displayed
Timerange: 01/05:08:11 to 01/05:11:09

Plot file version 266 created 18-JUL-2023 11:20:41

J2003+3034 EK052D 1.UVDATA.1

Freq = 6.6512 GHz, Bw = 4.000 MH

No calibration applied and no bandpass applied



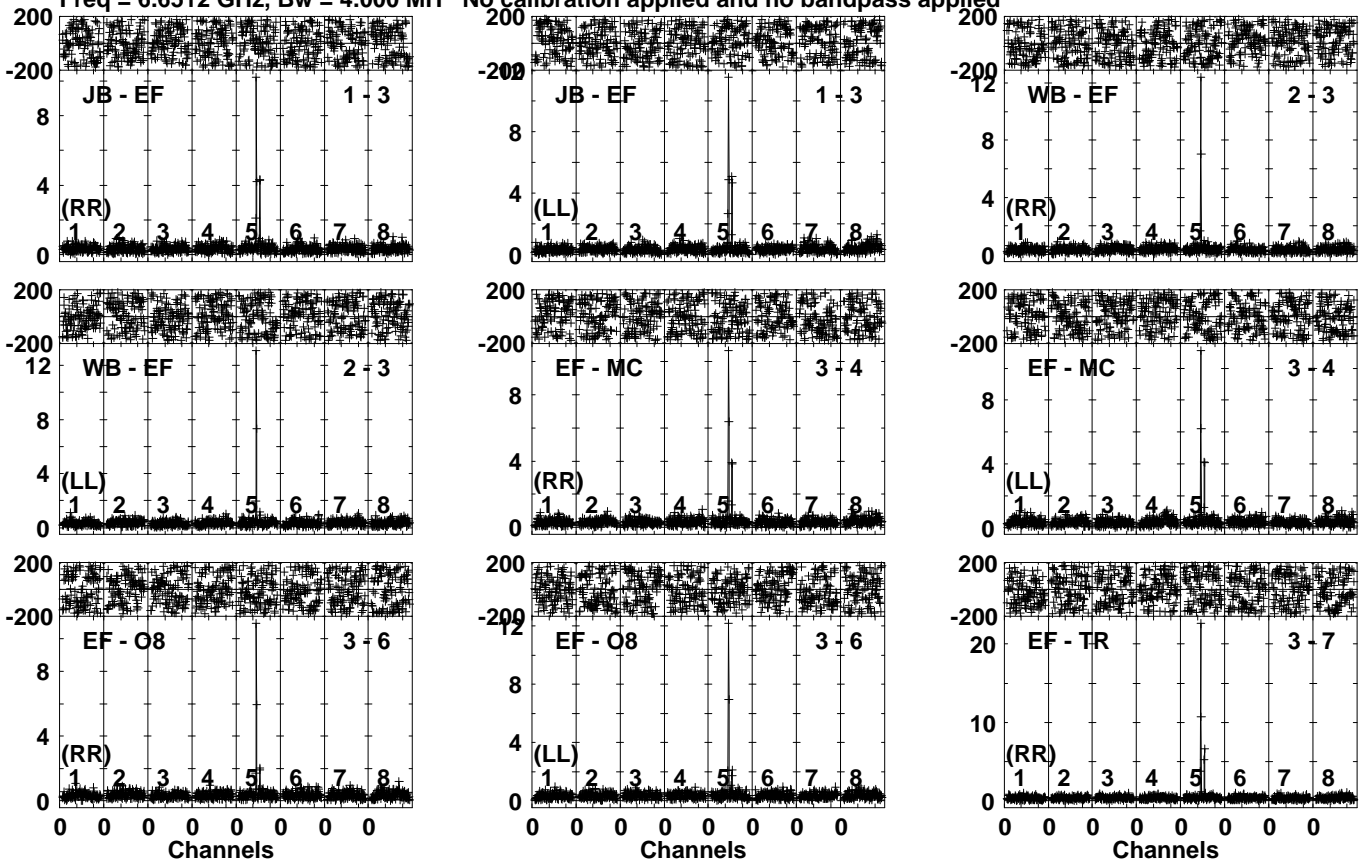
0 0 0 0 0 0 0 0
Channels

Lower frame: Milli Ampl Jy Top frame: Phas deg
Vector averaged cross-power spectrum Several baselines displayed
Timerange: 01/05:11:11 to 01/05:13:09

Plot file version 267 created 18-JUL-2023 11:20:41

G69.54 EK052D 1.UVDATA.1

Freq = 6.6512 GHz, Bw = 4.000 MH No calibration applied and no bandpass applied

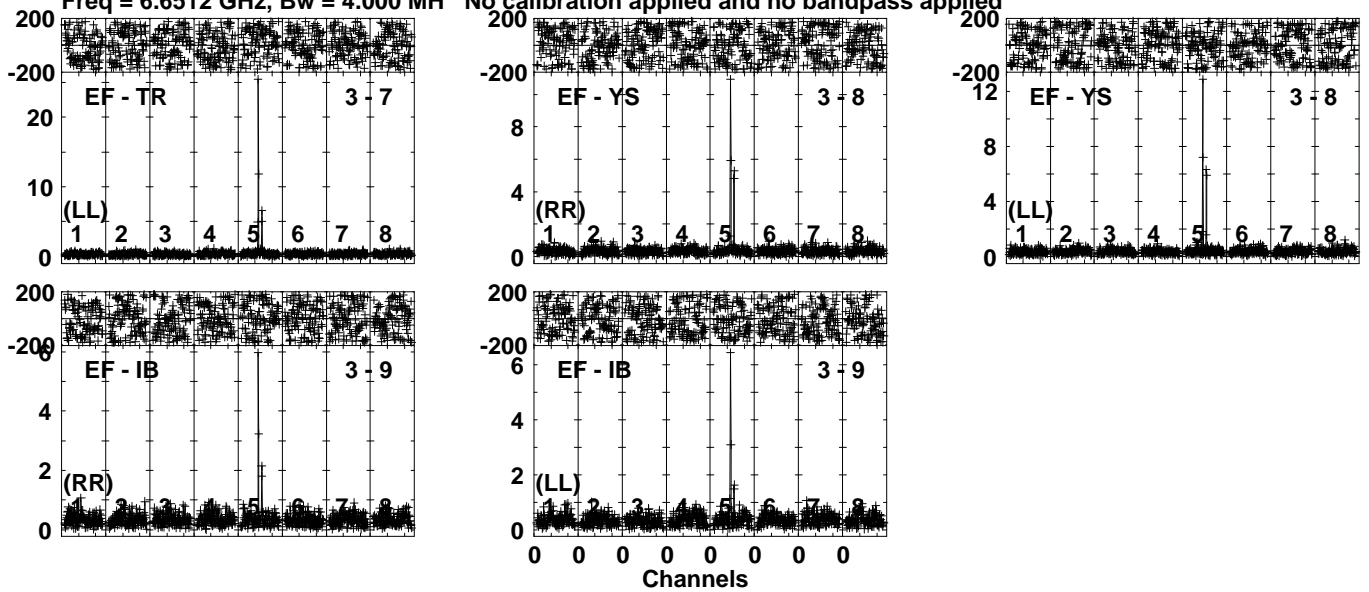


Lower frame: Milli Ampl Jy Top frame: Phas deg
Vector averaged cross-power spectrum Several baselines displayed
Timerange: 01/05:13:11 to 01/05:16:09

Plot file version 268 created 18-JUL-2023 11:20:41

G69.54 EK052D 1.UVDATA.1

Freq = 6.6512 GHz, Bw = 4.000 MH No calibration applied and no bandpass applied

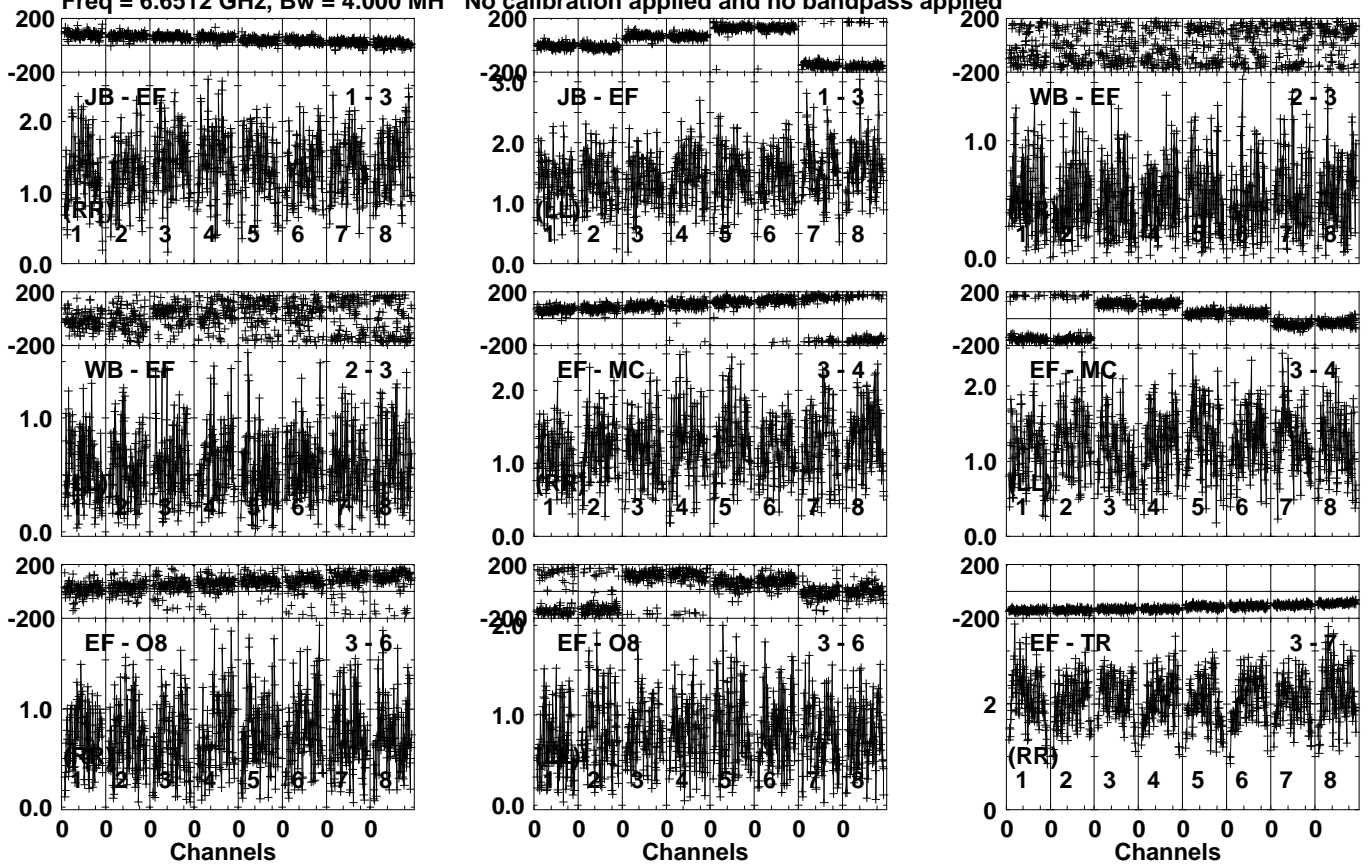


Lower frame: Milli Ampl Jy Top frame: Phas deg
Vector averaged cross-power spectrum Several baselines displayed
Timerange: 01/05:13:11 to 01/05:16:09

Plot file version 269 created 18-JUL-2023 11:20:41

J2003+3034 EK052D 1.UVDATA.1

Freq = 6.6512 GHz, Bw = 4.000 MH No calibration applied and no bandpass applied

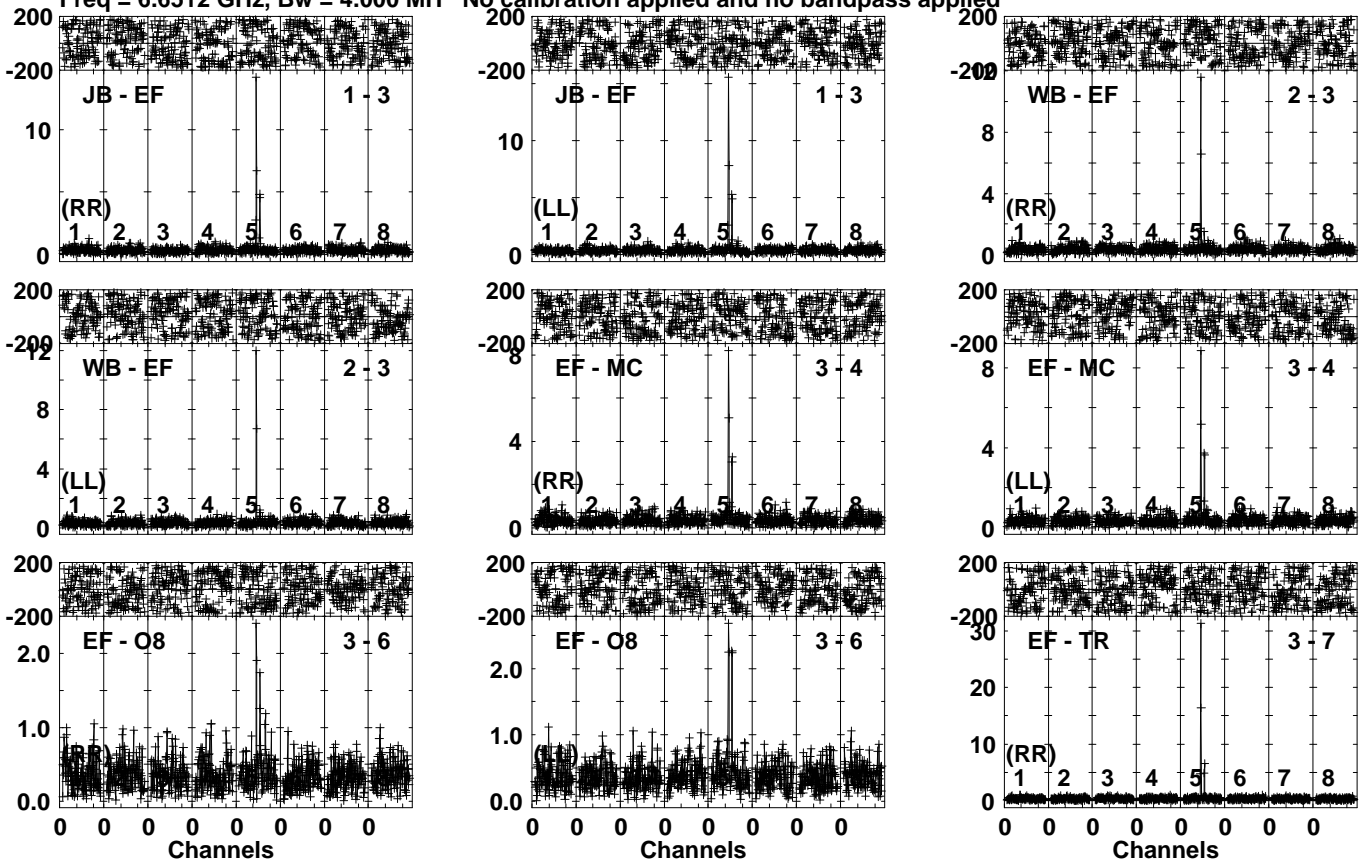


Lower frame: Milli Ampl Jy Top frame: Phas deg
Vector averaged cross-power spectrum Several baselines displayed
Timerange: 01/05:16:11 to 01/05:18:09

Plot file version 271 created 18-JUL-2023 11:20:42

G69.54 EK052D 1.UVDATA.1

Freq = 6.6512 GHz, Bw = 4.000 MH No calibration applied and no bandpass applied

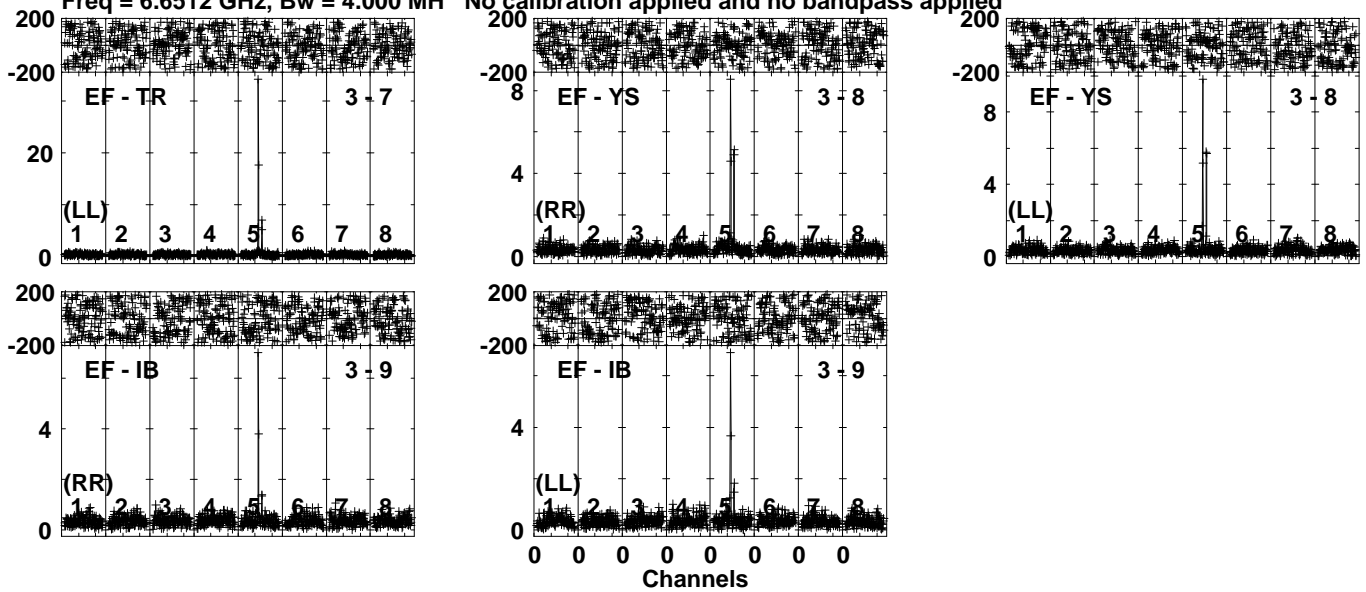


Lower frame: Milli Ampl Jy Top frame: Phas deg
Vector averaged cross-power spectrum Several baselines displayed
Timerange: 01/05:18:11 to 01/05:21:09

Plot file version 272 created 18-JUL-2023 11:20:42

G69.54 EK052D 1.UVDATA.1

Freq = 6.6512 GHz, Bw = 4.000 MH No calibration applied and no bandpass applied

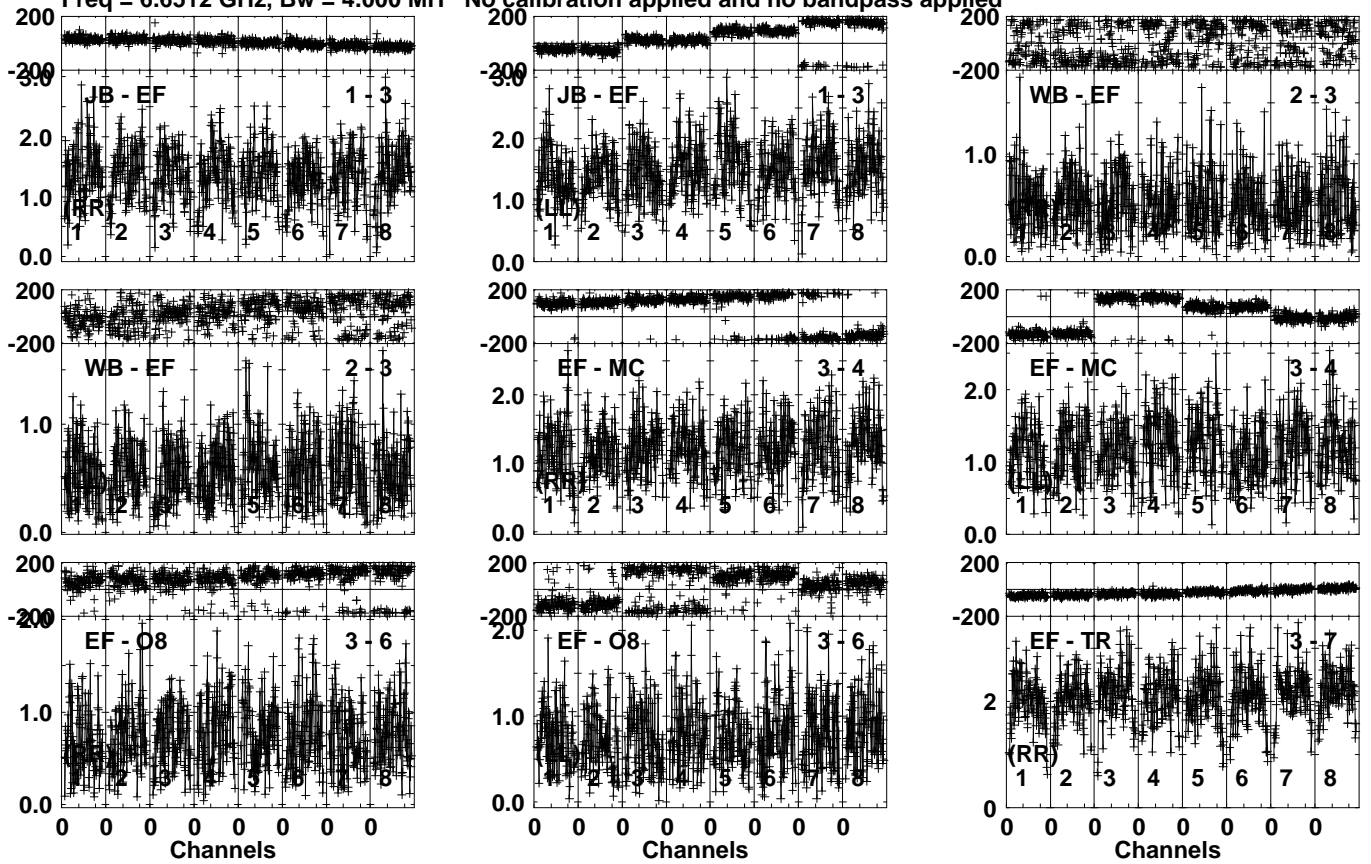


Lower frame: Milli Ampl Jy Top frame: Phas deg
Vector averaged cross-power spectrum Several baselines displayed
Timerange: 01/05:18:11 to 01/05:21:09

Plot file version 273 created 18-JUL-2023 11:20:42

J2003+3034 EK052D 1.UVDATA.1

Freq = 6.6512 GHz, Bw = 4.000 MH No calibration applied and no bandpass applied



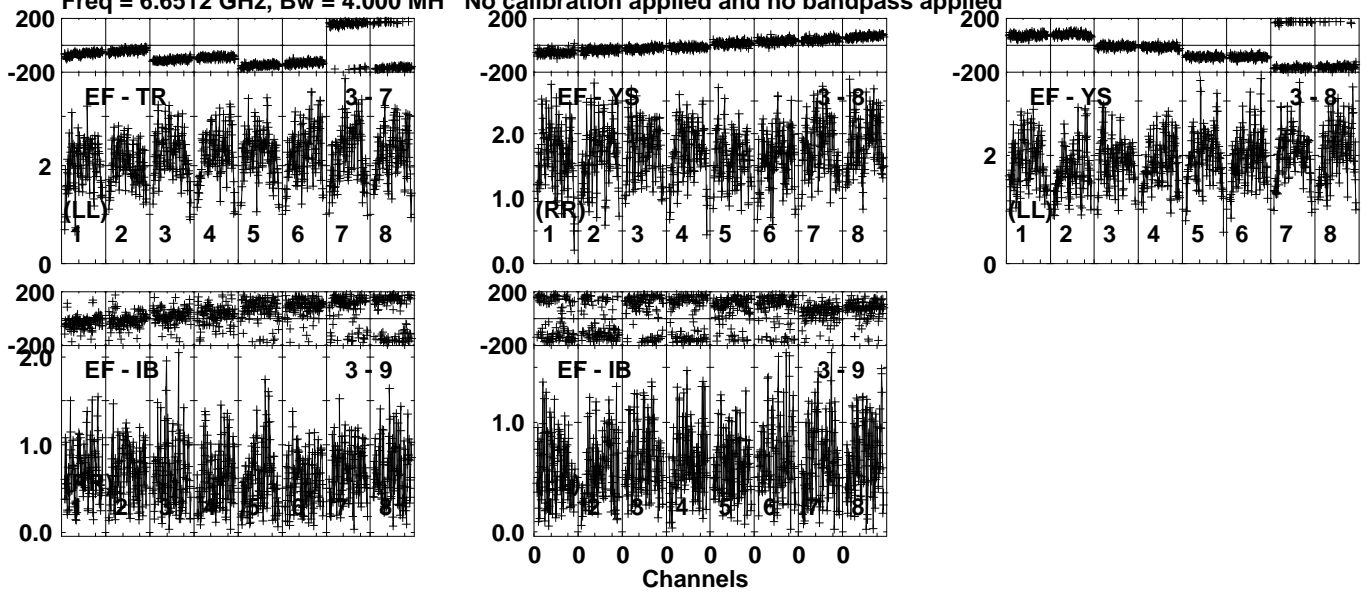
Lower frame: Milli Ampl Jy Top frame: Phas deg
Vector averaged cross-power spectrum Several baselines displayed
Timerange: 01/05:21:11 to 01/05:23:09

Plot file version 274 created 18-JUL-2023 11:20:42

J2003+3034 EK052D 1.UVDATA.1

Freq = 6.6512 GHz, Bw = 4.000 MH

No calibration applied and no bandpass applied

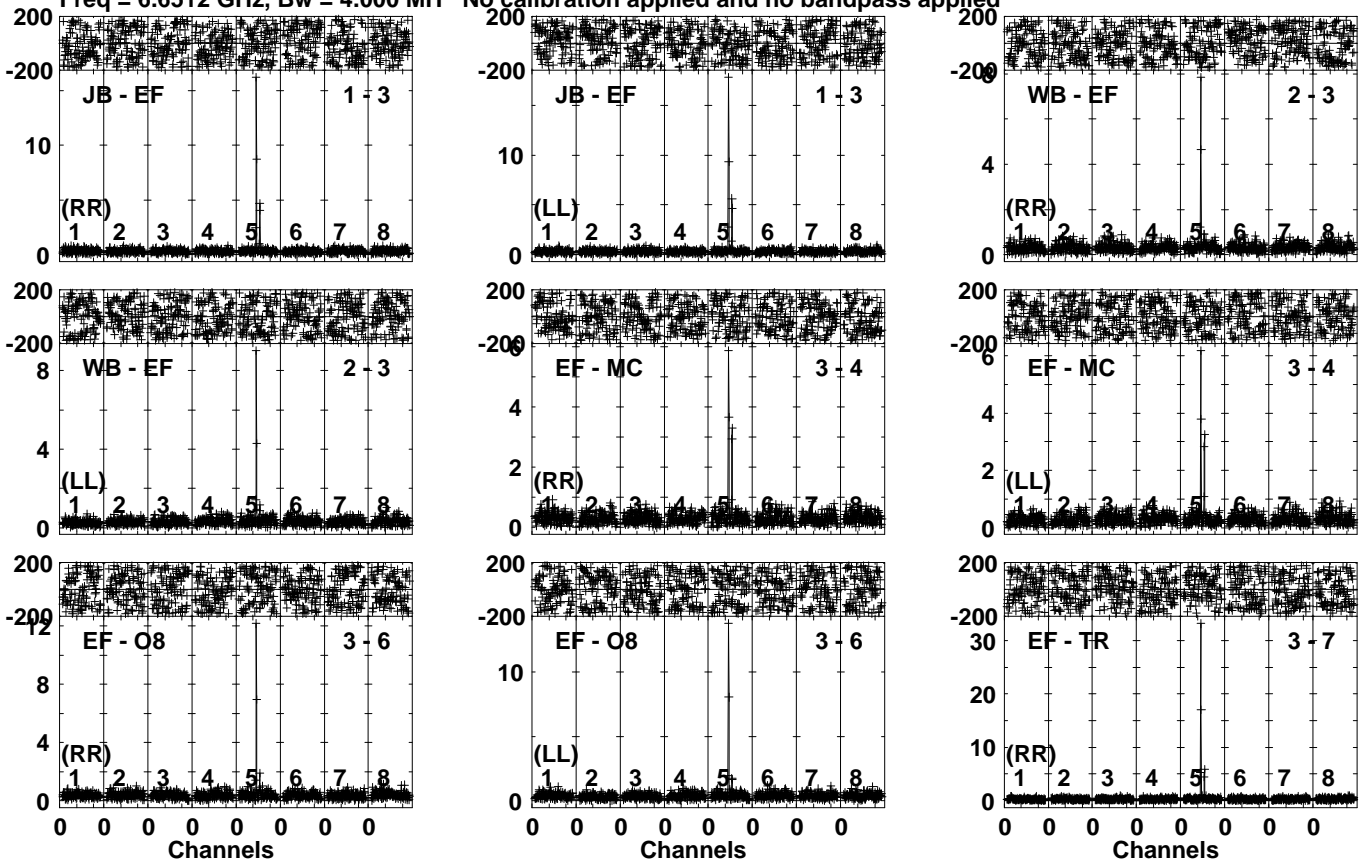


Lower frame: Milli Ampl Jy Top frame: Phas deg
Vector averaged cross-power spectrum Several baselines displayed
Timerange: 01/05:21:11 to 01/05:23:09

Plot file version 275 created 18-JUL-2023 11:20:42

G69.54 EK052D 1.UVDATA.1

Freq = 6.6512 GHz, Bw = 4.000 MH No calibration applied and no bandpass applied

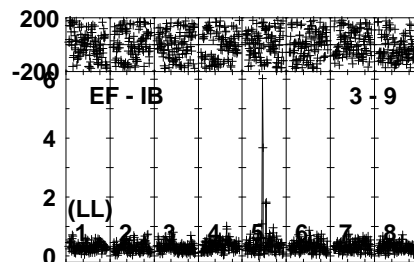
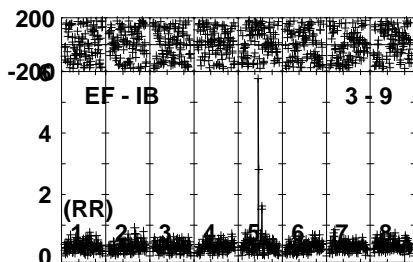
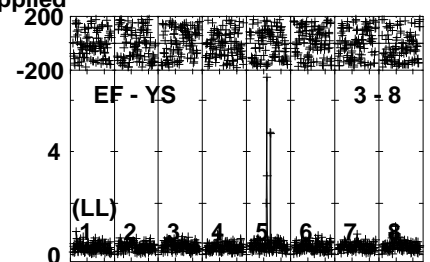

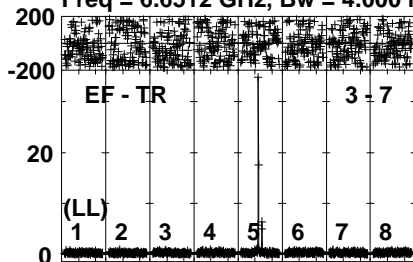


Lower frame: Milli Ampl Jy Top frame: Phas deg
Vector averaged cross-power spectrum Several baselines displayed
Timerange: 01/05:23:41 to 01/05:26:39

Plot file version 276 created 18-JUL-2023 11:20:42

G69.54 EK052D 1.UVDATA.1

Freq = 6.6512 GHz, Bw = 4.000 MH No calibration applied and no bandpass applied



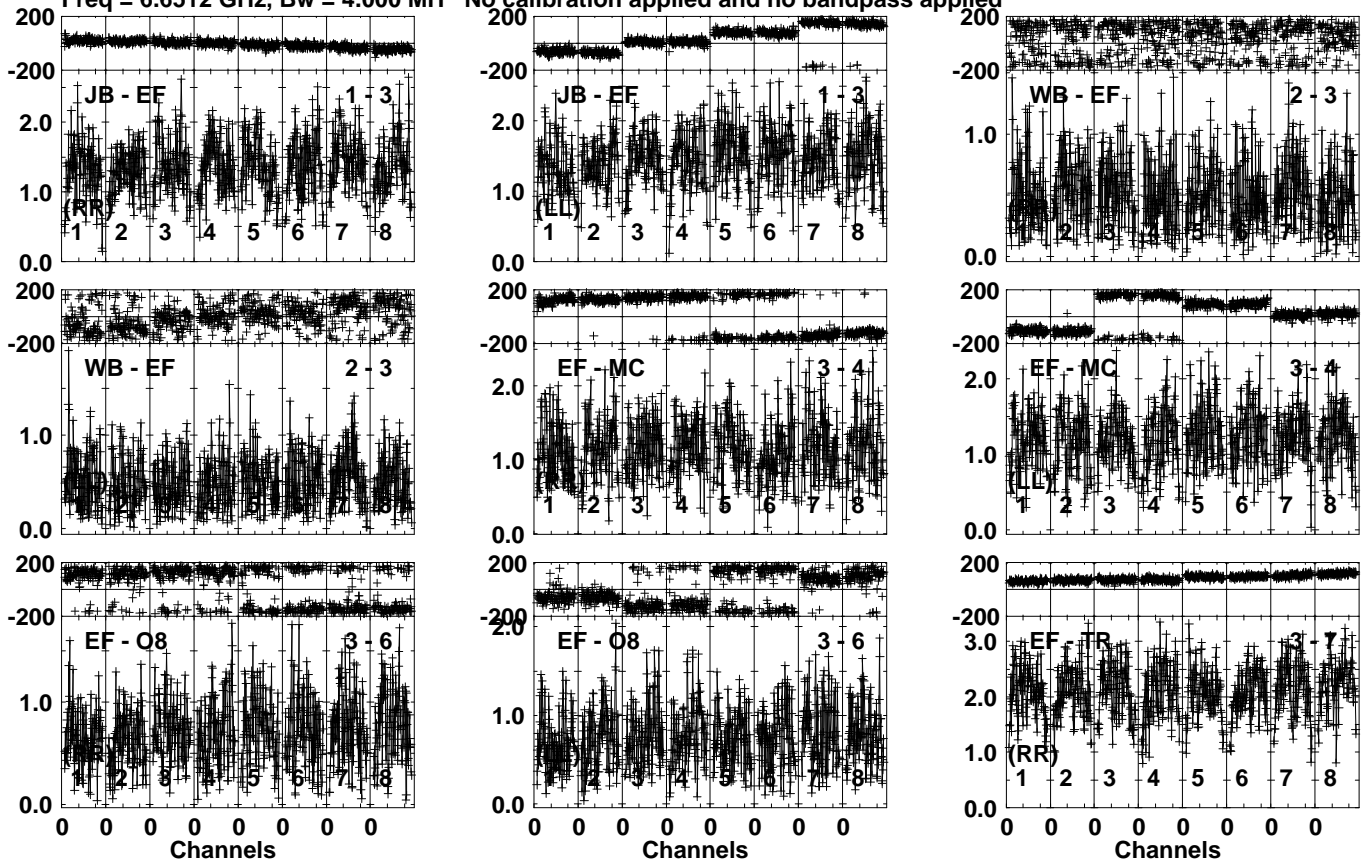
Channels

Lower frame: Milli Ampl Jy Top frame: Phas deg
Vector averaged cross-power spectrum Several baselines displayed
Timerange: 01/05:23:41 to 01/05:26:39

Plot file version 277 created 18-JUL-2023 11:20:43

J2003+3034 EK052D 1.UVDATA.1

Freq = 6.6512 GHz, Bw = 4.000 MH No calibration applied and no bandpass applied

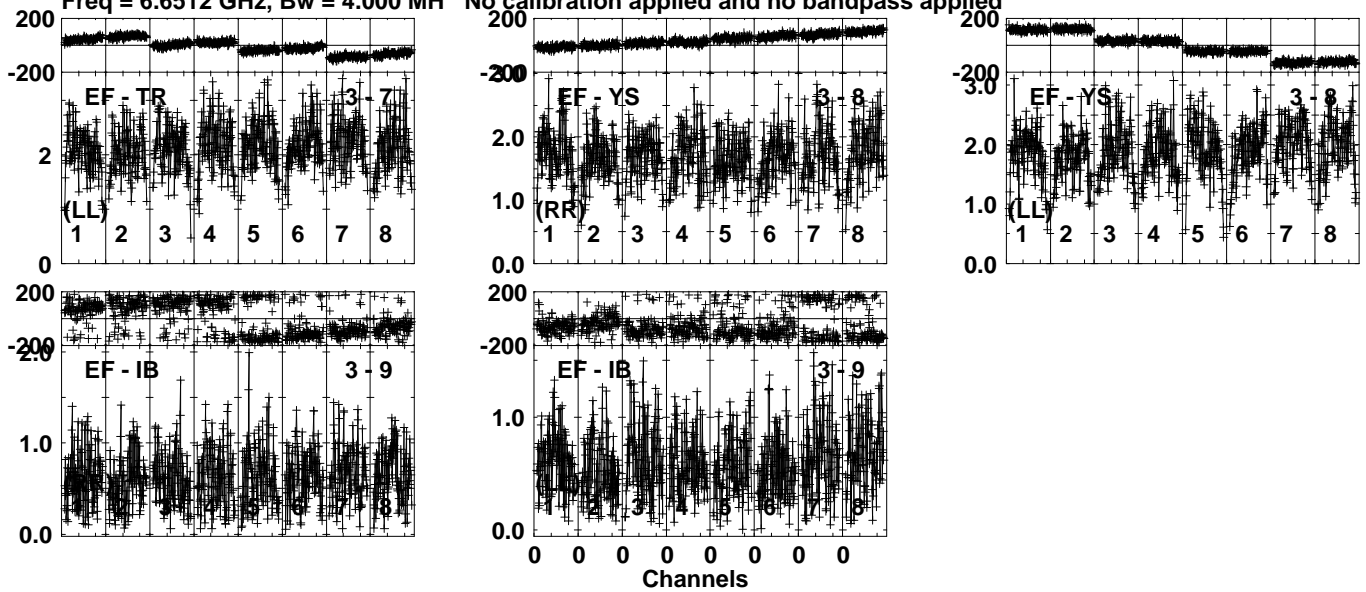


Lower frame: Milli Ampl Jy Top frame: Phas deg
Vector averaged cross-power spectrum Several baselines displayed
Timerange: 01/05:26:41 to 01/05:28:39

Plot file version 278 created 18-JUL-2023 11:20:43

J2003+3034 EK052D 1.UVDATA.1

Freq = 6.6512 GHz, Bw = 4.000 MH No calibration applied and no bandpass applied

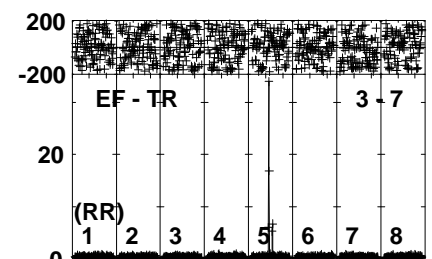
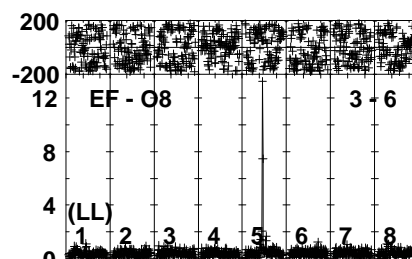
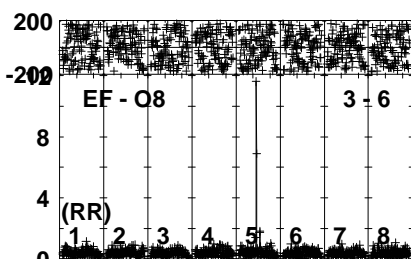
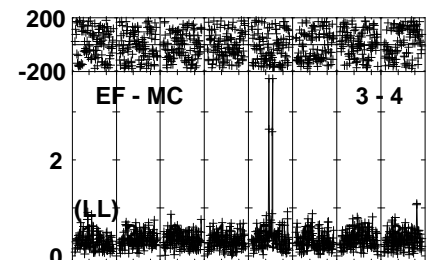
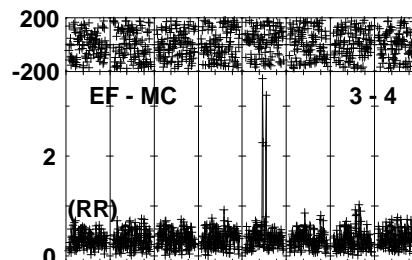
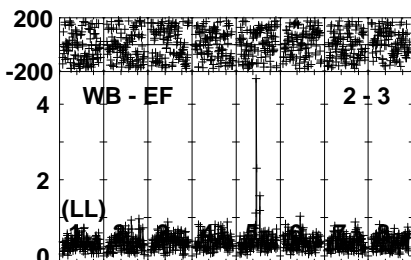
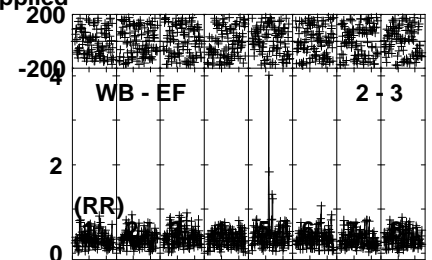
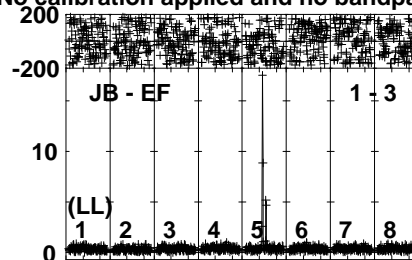
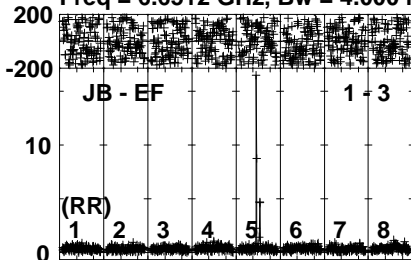


Lower frame: Milli Ampl Jy Top frame: Phas deg
Vector averaged cross-power spectrum Several baselines displayed
Timerange: 01/05:26:41 to 01/05:28:39

Plot file version 279 created 18-JUL-2023 11:20:43

G69.54 EK052D 1.UVDATA.1

Freq = 6.6512 GHz, Bw = 4.000 MH No calibration applied and no bandpass applied

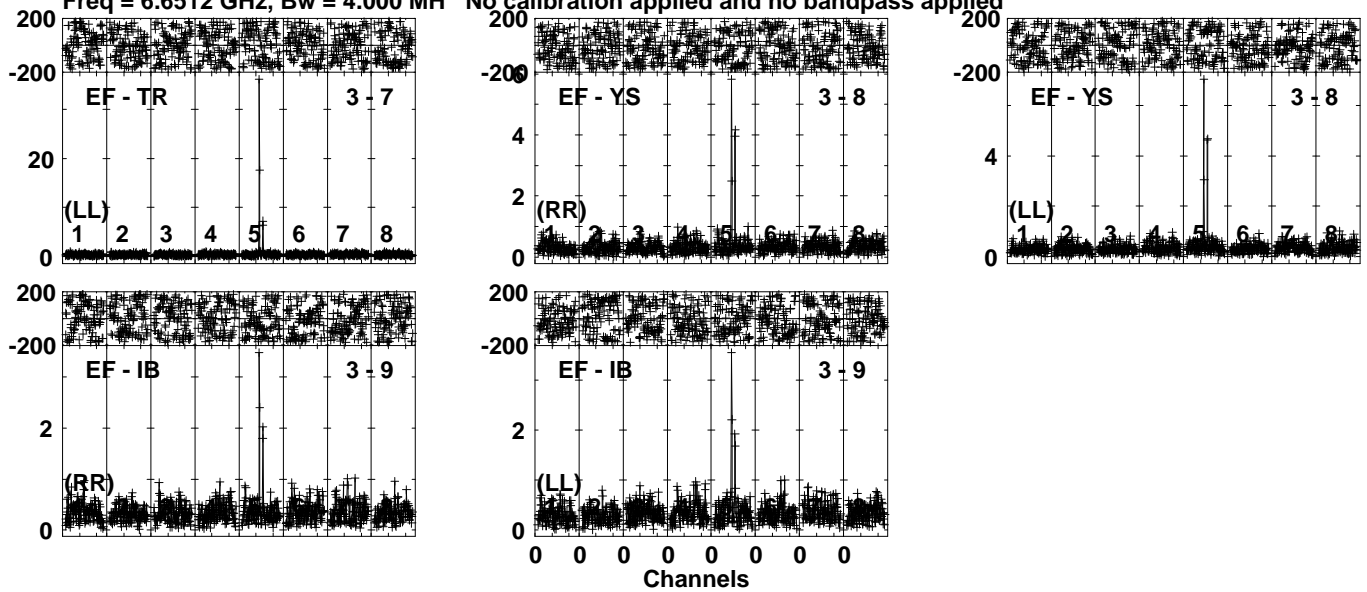


Lower frame: Milli Ampl Jy Top frame: Phas deg
Vector averaged cross-power spectrum Several baselines displayed
Timerange: 01/05:28:41 to 01/05:31:39

Plot file version 280 created 18-JUL-2023 11:20:43

G69.54 EK052D 1.UVDATA.1

Freq = 6.6512 GHz, Bw = 4.000 MH No calibration applied and no bandpass applied

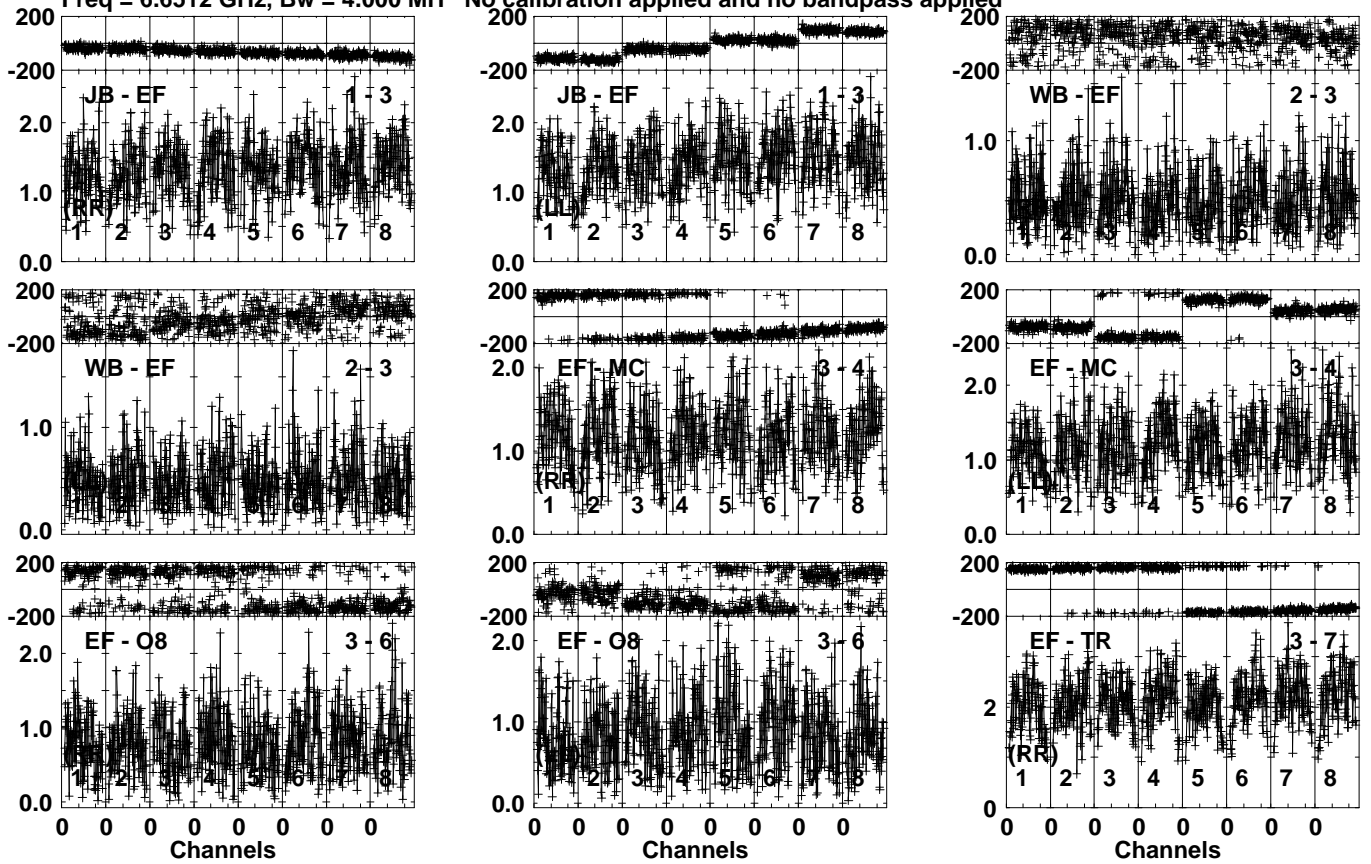


Lower frame: Milli Ampl Jy Top frame: Phas deg
Vector averaged cross-power spectrum Several baselines displayed
Timerange: 01/05:28:41 to 01/05:31:39

Plot file version 281 created 18-JUL-2023 11:20:43

J2003+3034 EK052D 1.UVDATA.1

Freq = 6.6512 GHz, Bw = 4.000 MH No calibration applied and no bandpass applied



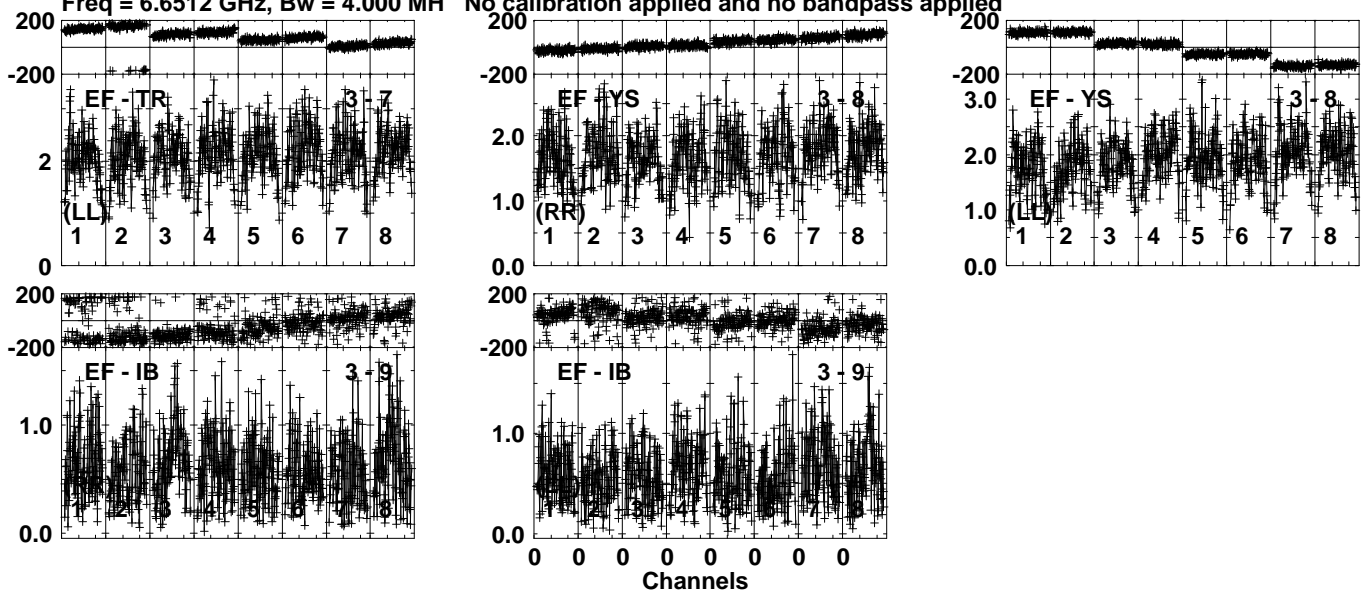
Lower frame: Milli Ampl Jy Top frame: Phas deg
Vector averaged cross-power spectrum Several baselines displayed
Timerange: 01/05:31:41 to 01/05:33:39

Plot file version 282 created 18-JUL-2023 11:20:43

J2003+3034 EK052D 1.UVDATA.1

Freq = 6.6512 GHz, Bw = 4.000 MH

No calibration applied and no bandpass applied

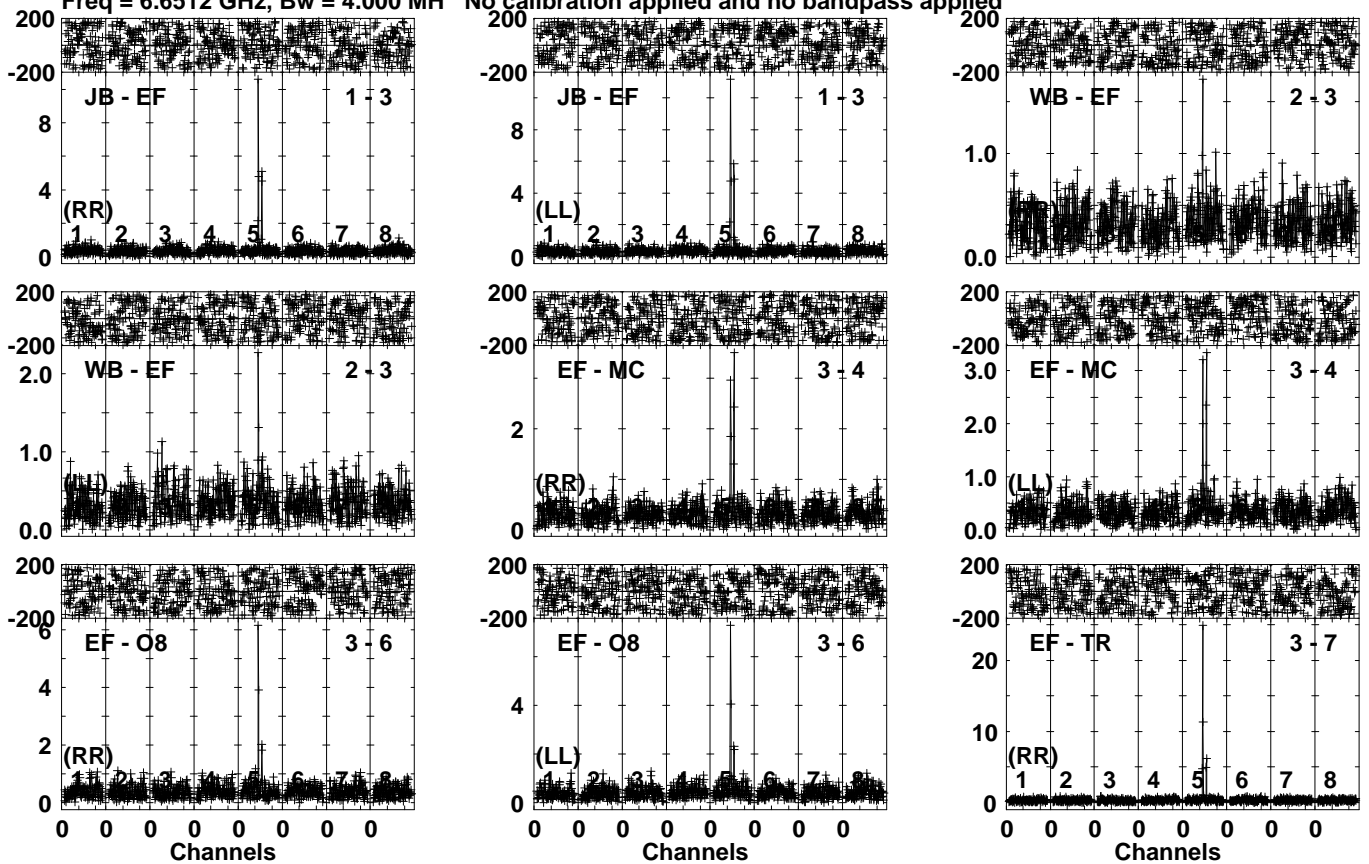


Lower frame: Milli Ampl Jy Top frame: Phas deg
Vector averaged cross-power spectrum Several baselines displayed
Timerange: 01/05:31:41 to 01/05:33:39

Plot file version 283 created 18-JUL-2023 11:20:44

G69.54 EK052D 1.UVDATA.1

Freq = 6.6512 GHz, Bw = 4.000 MH No calibration applied and no bandpass applied

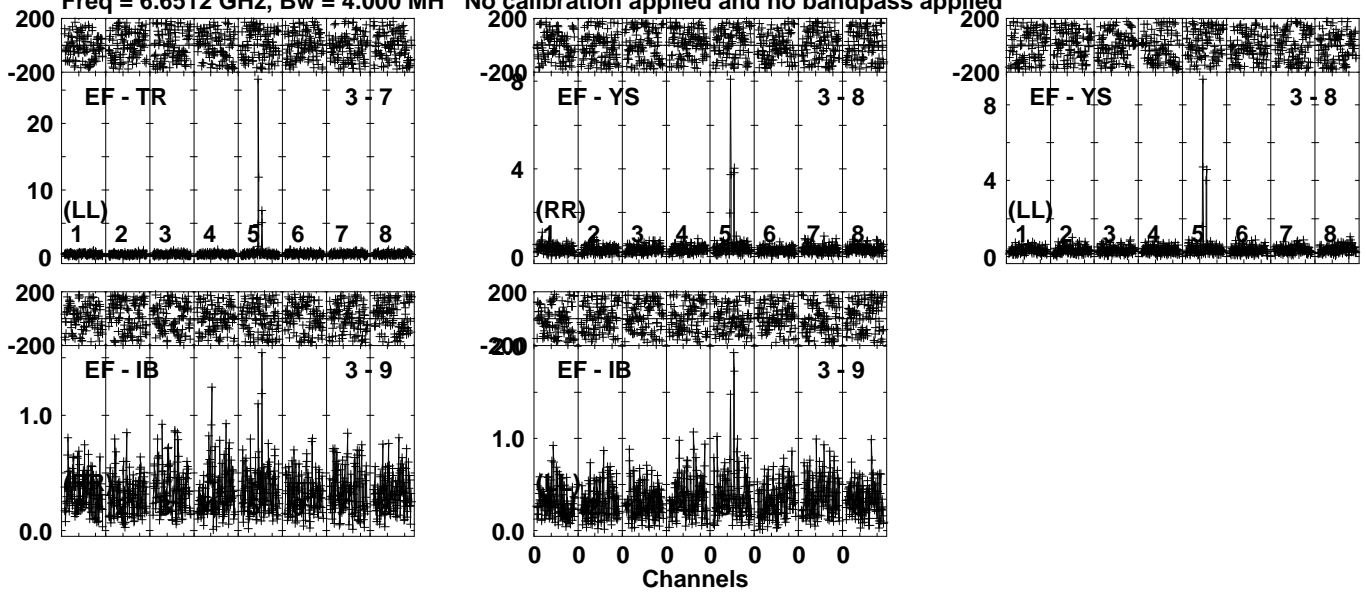


Lower frame: Milli Ampl Jy Top frame: Phas deg
Vector averaged cross-power spectrum Several baselines displayed
Timerange: 01/05:33:41 to 01/05:36:39

Plot file version 284 created 18-JUL-2023 11:20:44

G69.54 EK052D 1.UVDATA.1

Freq = 6.6512 GHz, Bw = 4.000 MH No calibration applied and no bandpass applied

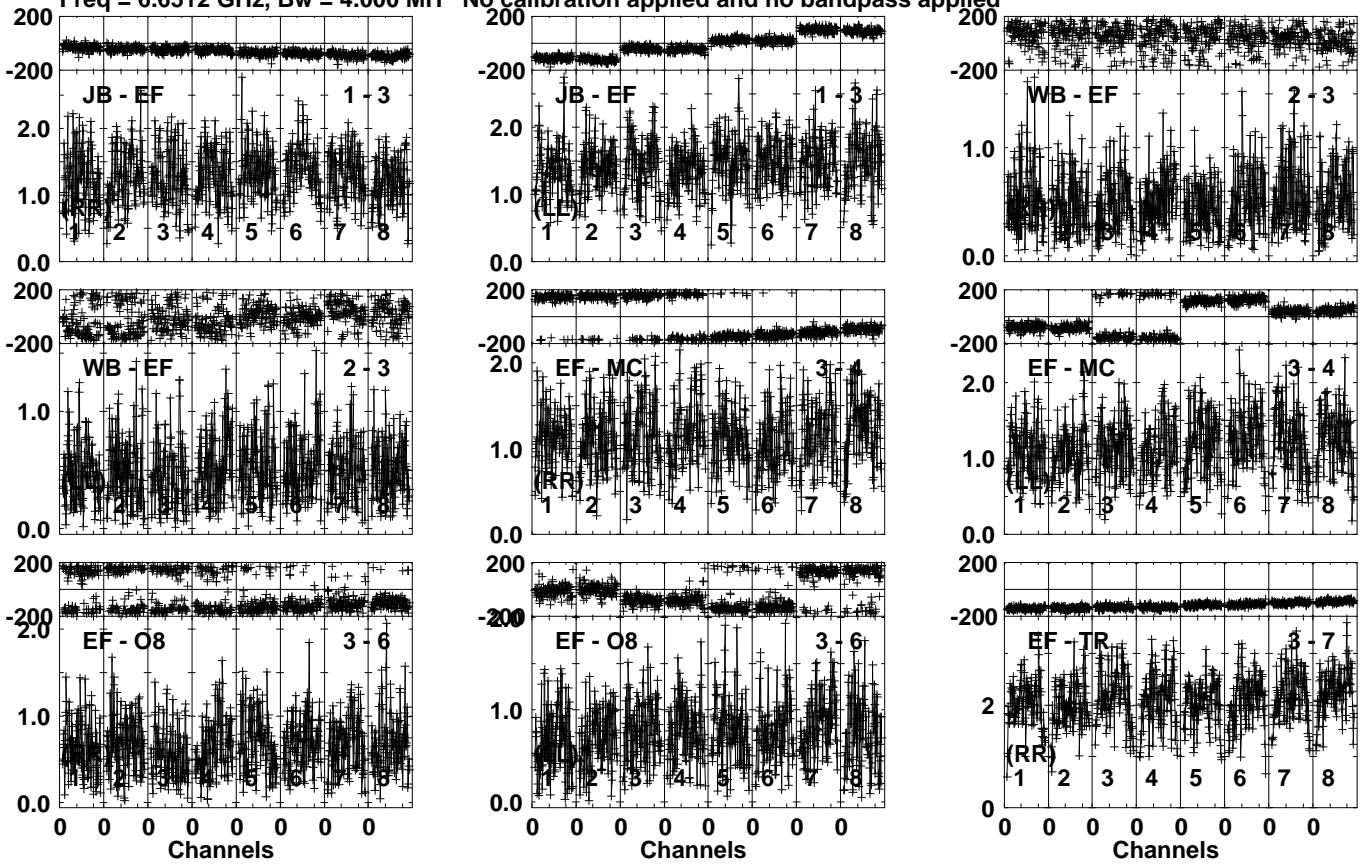


Lower frame: Milli Ampl Jy Top frame: Phas deg
Vector averaged cross-power spectrum Several baselines displayed
Timerange: 01/05:33:41 to 01/05:36:39

Plot file version 285 created 18-JUL-2023 11:20:44

J2003+3034 EK052D 1.UVDATA.1

Freq = 6.6512 GHz, Bw = 4.000 MH No calibration applied and no bandpass applied

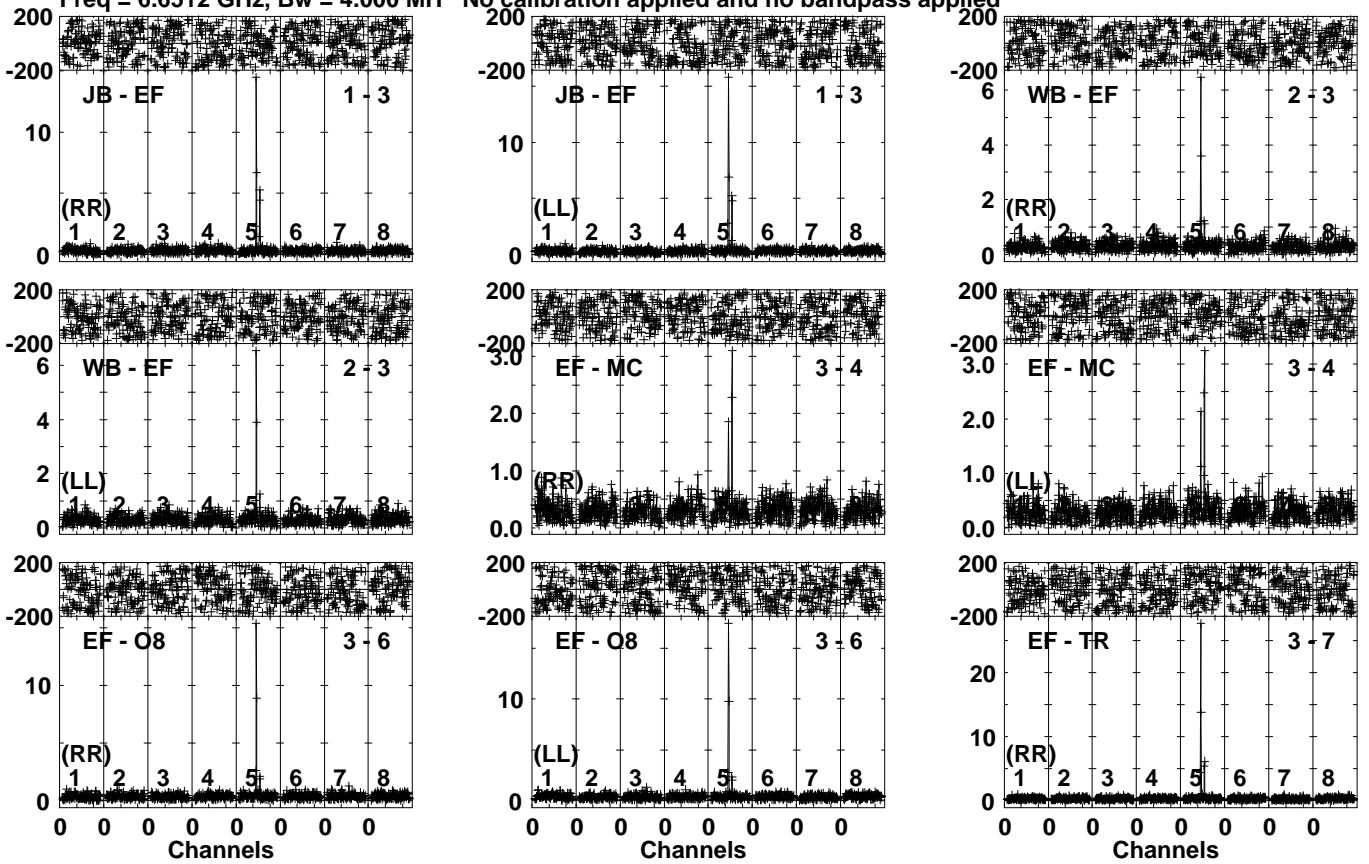


Lower frame: Milli Ampl Jy Top frame: Phas deg
Vector averaged cross-power spectrum Several baselines displayed
Timerange: 01/05:36:41 to 01/05:38:39

Plot file version 287 created 18-JUL-2023 11:20:44

G69.54 EK052D 1.UVDATA.1

Freq = 6.6512 GHz, Bw = 4.000 MH No calibration applied and no bandpass applied

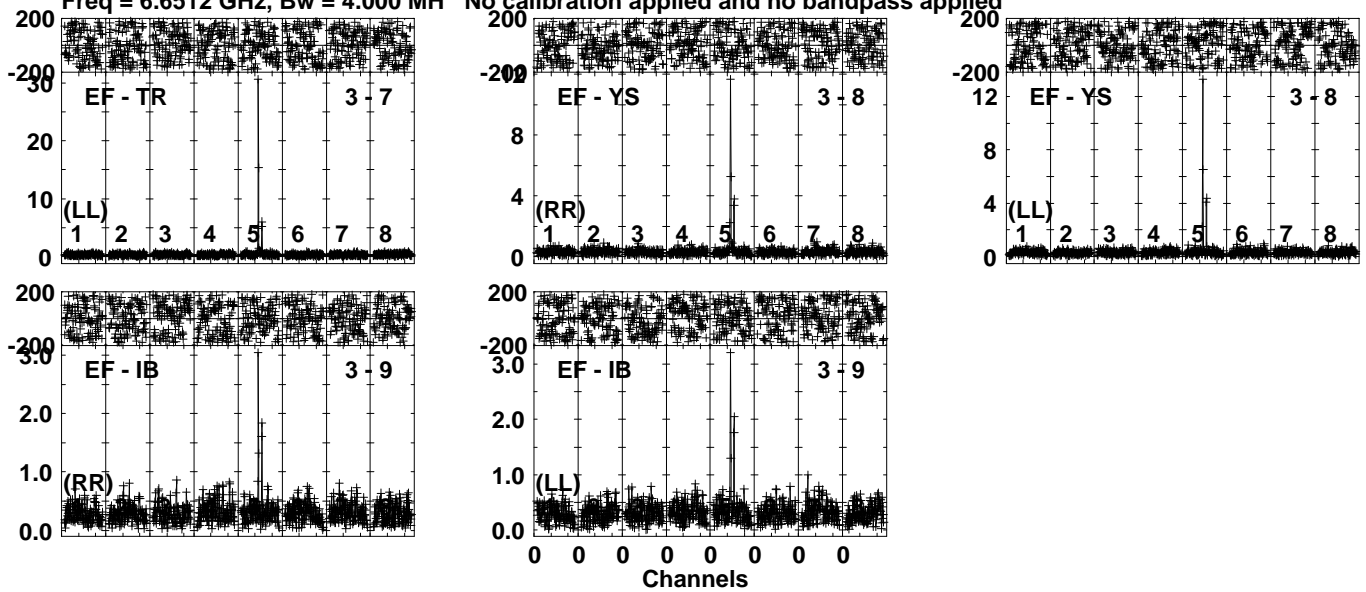


Lower frame: Milli Ampl Jy Top frame: Phas deg
Vector averaged cross-power spectrum Several baselines displayed
Timerange: 01/05:39:11 to 01/05:42:09

Plot file version 288 created 18-JUL-2023 11:20:44

G69.54 EK052D 1.UVDATA.1

Freq = 6.6512 GHz, Bw = 4.000 MH No calibration applied and no bandpass applied

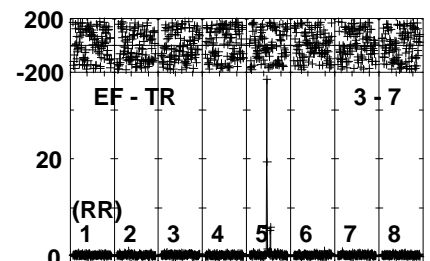
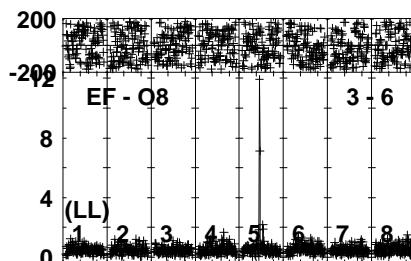
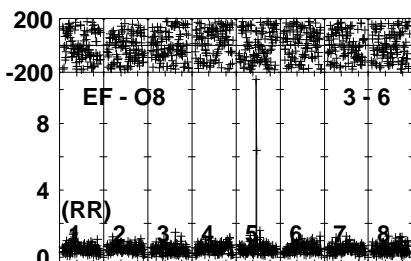
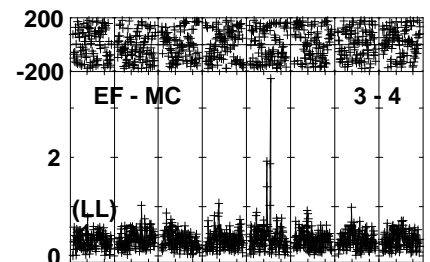
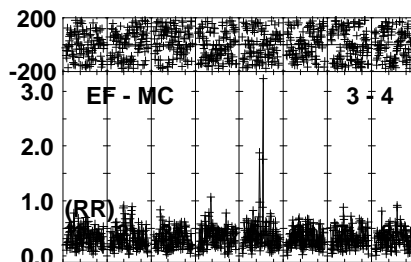
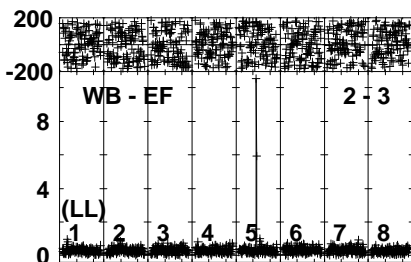
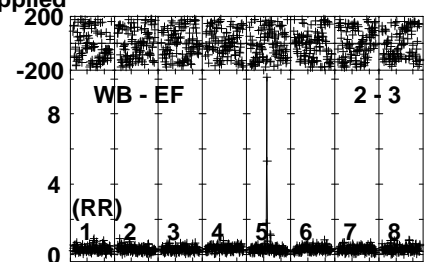
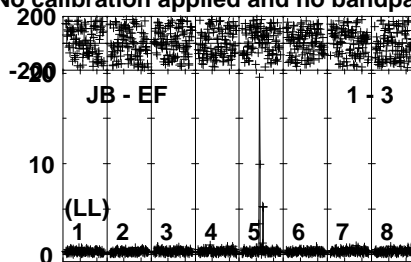
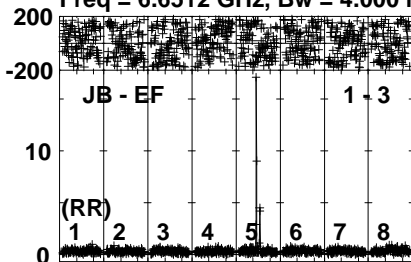


Lower frame: Milli Ampl Jy Top frame: Phas deg
Vector averaged cross-power spectrum Several baselines displayed
Timerange: 01/05:39:11 to 01/05:42:09

Plot file version 289 created 18-JUL-2023 11:20:45

G69.54 EK052D 1.UVDATA.1

Freq = 6.6512 GHz, Bw = 4.000 MH No calibration applied and no bandpass applied

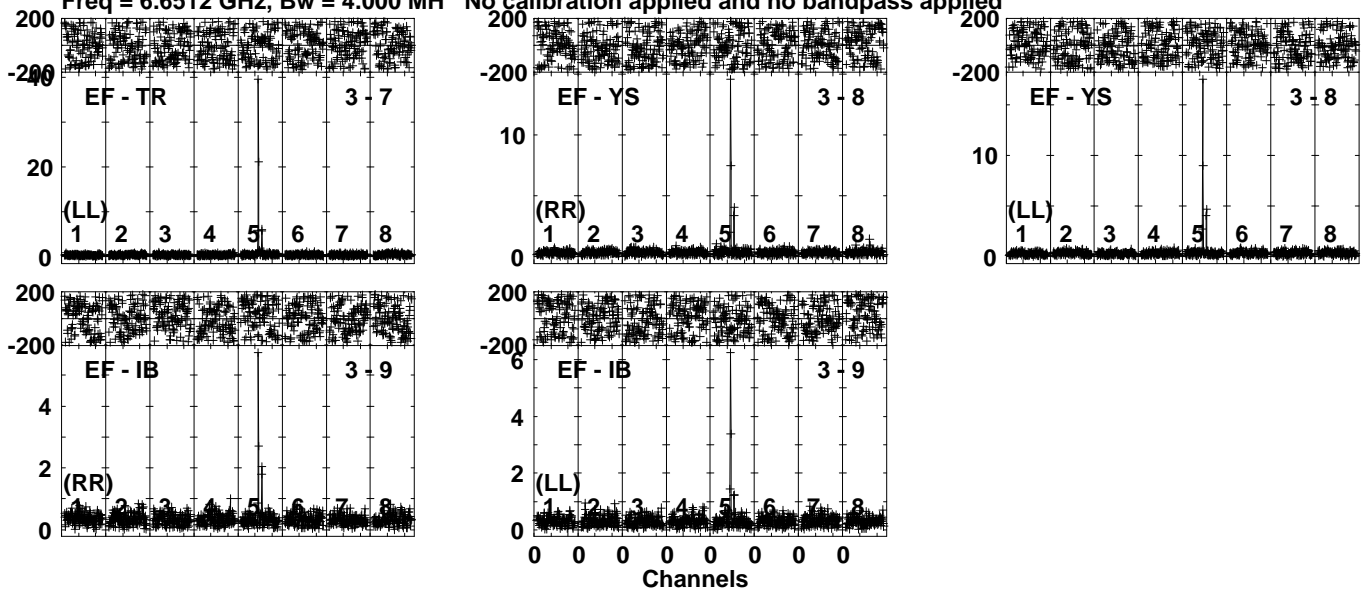


Lower frame: Milli Ampl Jy Top frame: Phas deg
Vector averaged cross-power spectrum Several baselines displayed
Timerange: 01/05:44:11 to 01/05:47:09

Plot file version 290 created 18-JUL-2023 11:20:45

G69.54 EK052D 1.UVDATA.1

Freq = 6.6512 GHz, Bw = 4.000 MH No calibration applied and no bandpass applied

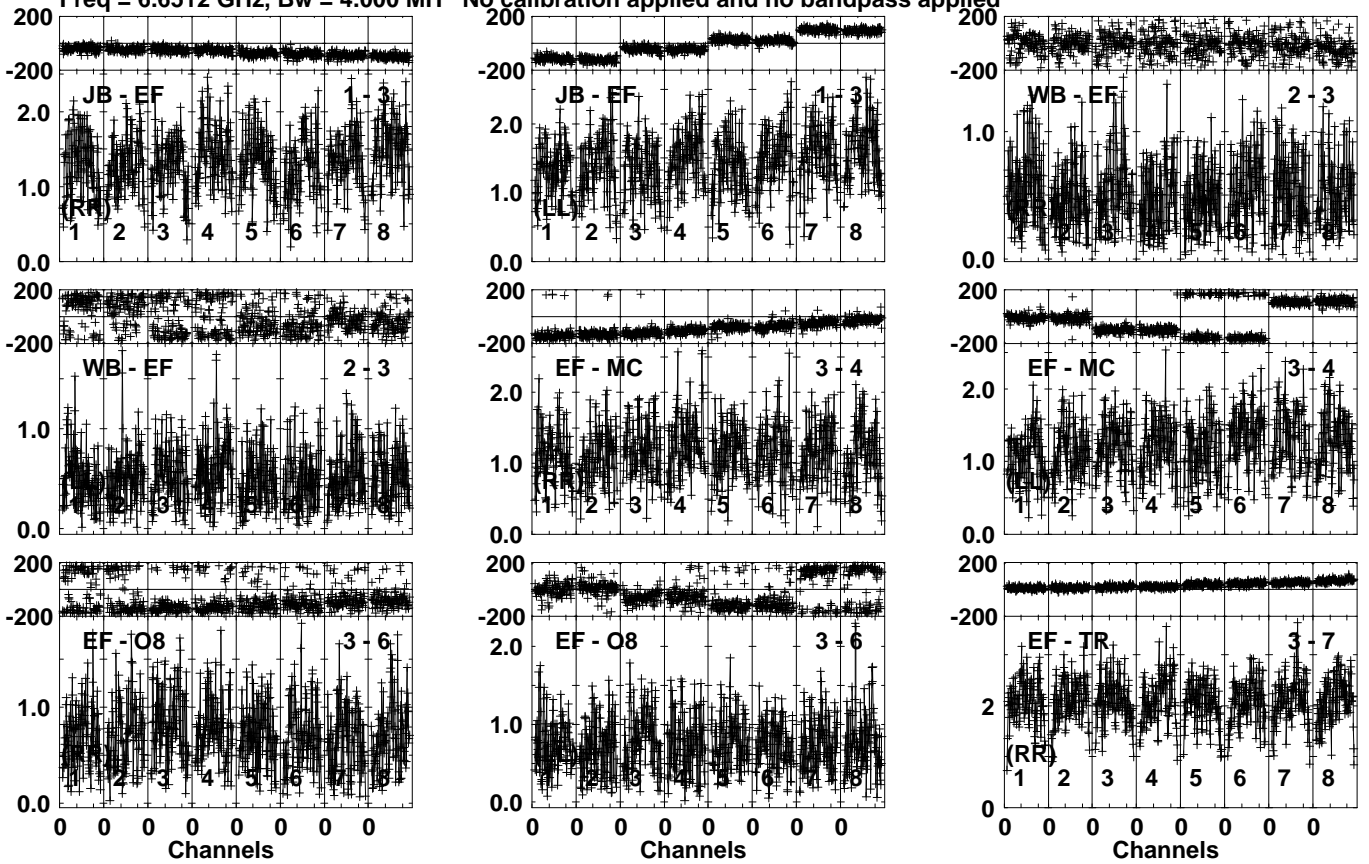


Lower frame: Milli Ampl Jy Top frame: Phas deg
Vector averaged cross-power spectrum Several baselines displayed
Timerange: 01/05:44:11 to 01/05:47:09

Plot file version 291 created 18-JUL-2023 11:20:45

J2003+3034 EK052D 1.UVDATA.1

Freq = 6.6512 GHz, Bw = 4.000 MH No calibration applied and no bandpass applied



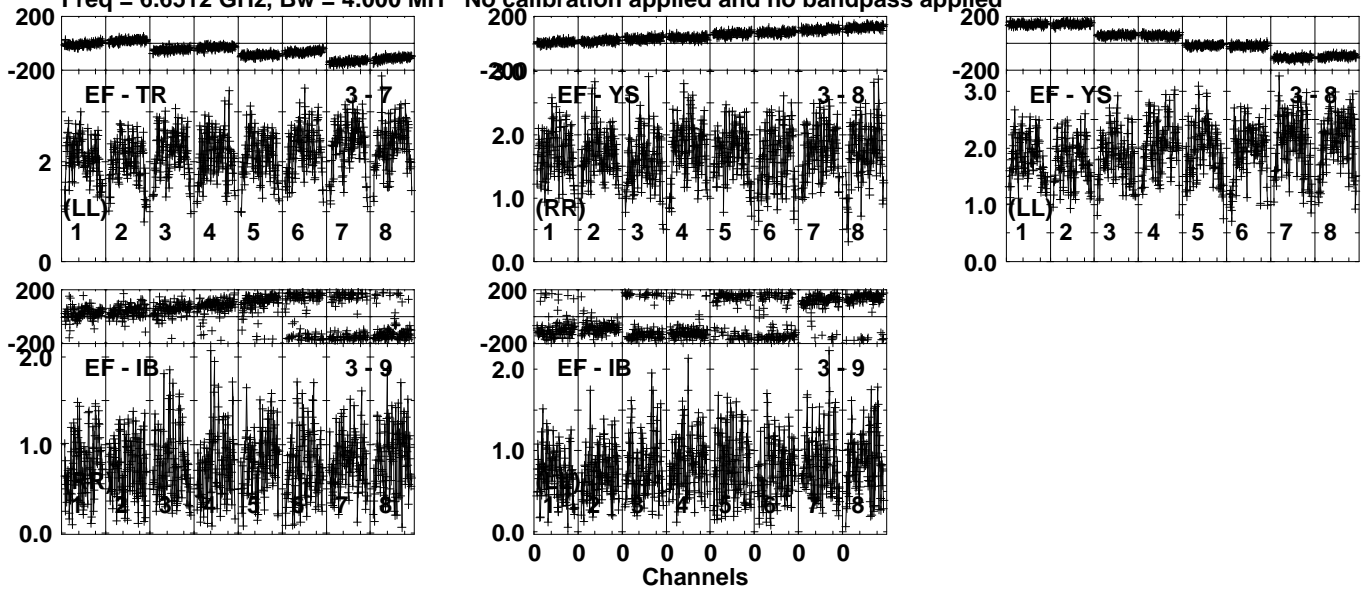
Lower frame: Milli Ampl Jy Top frame: Phas deg
Vector averaged cross-power spectrum Several baselines displayed
Timerange: 01/05:47:11 to 01/05:49:09

Plot file version 292 created 18-JUL-2023 11:20:45

J2003+3034 EK052D 1.UVDATA.1

Freq = 6.6512 GHz, Bw = 4.000 MH

No calibration applied and no bandpass applied

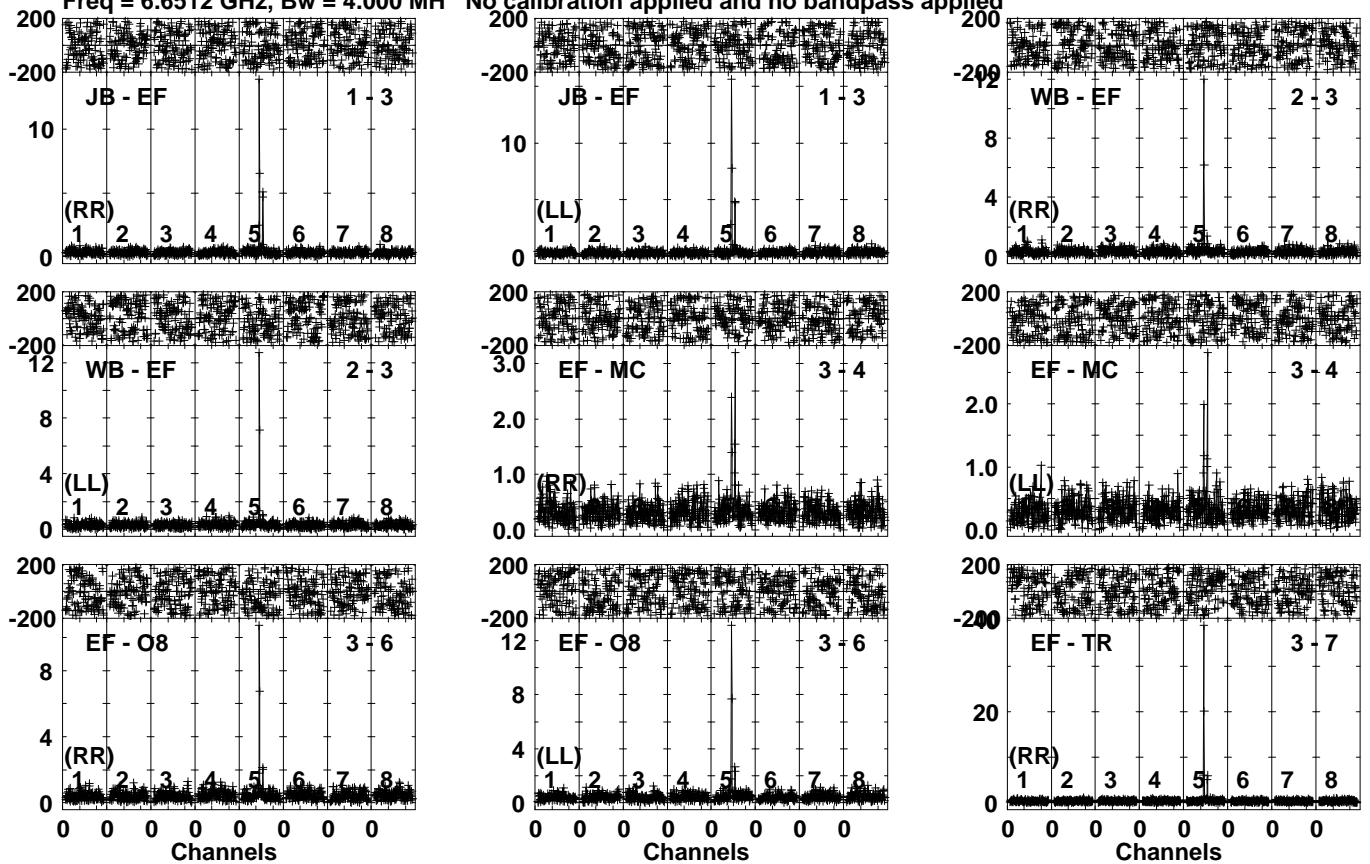


Lower frame: Milli Ampl Jy Top frame: Phas deg
Vector averaged cross-power spectrum Several baselines displayed
Timerange: 01/05:47:11 to 01/05:49:09

Plot file version 293 created 18-JUL-2023 11:20:46

G69.54 EK052D 1.UVDATA.1

Freq = 6.6512 GHz, Bw = 4.000 MH No calibration applied and no bandpass applied

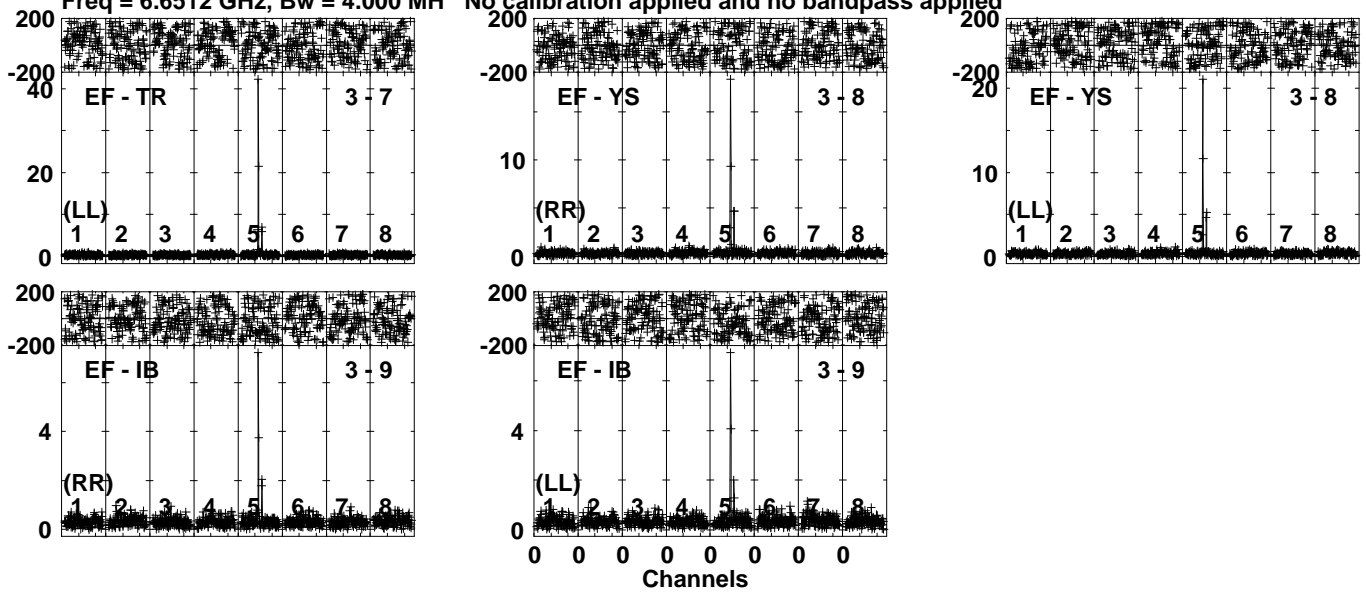


Lower frame: Milli Ampl Jy Top frame: Phas deg
Vector averaged cross-power spectrum Several baselines displayed
Timerange: 01/05:49:11 to 01/05:52:09

Plot file version 294 created 18-JUL-2023 11:20:46

G69.54 EK052D 1.UVDATA.1

Freq = 6.6512 GHz, Bw = 4.000 MH No calibration applied and no bandpass applied

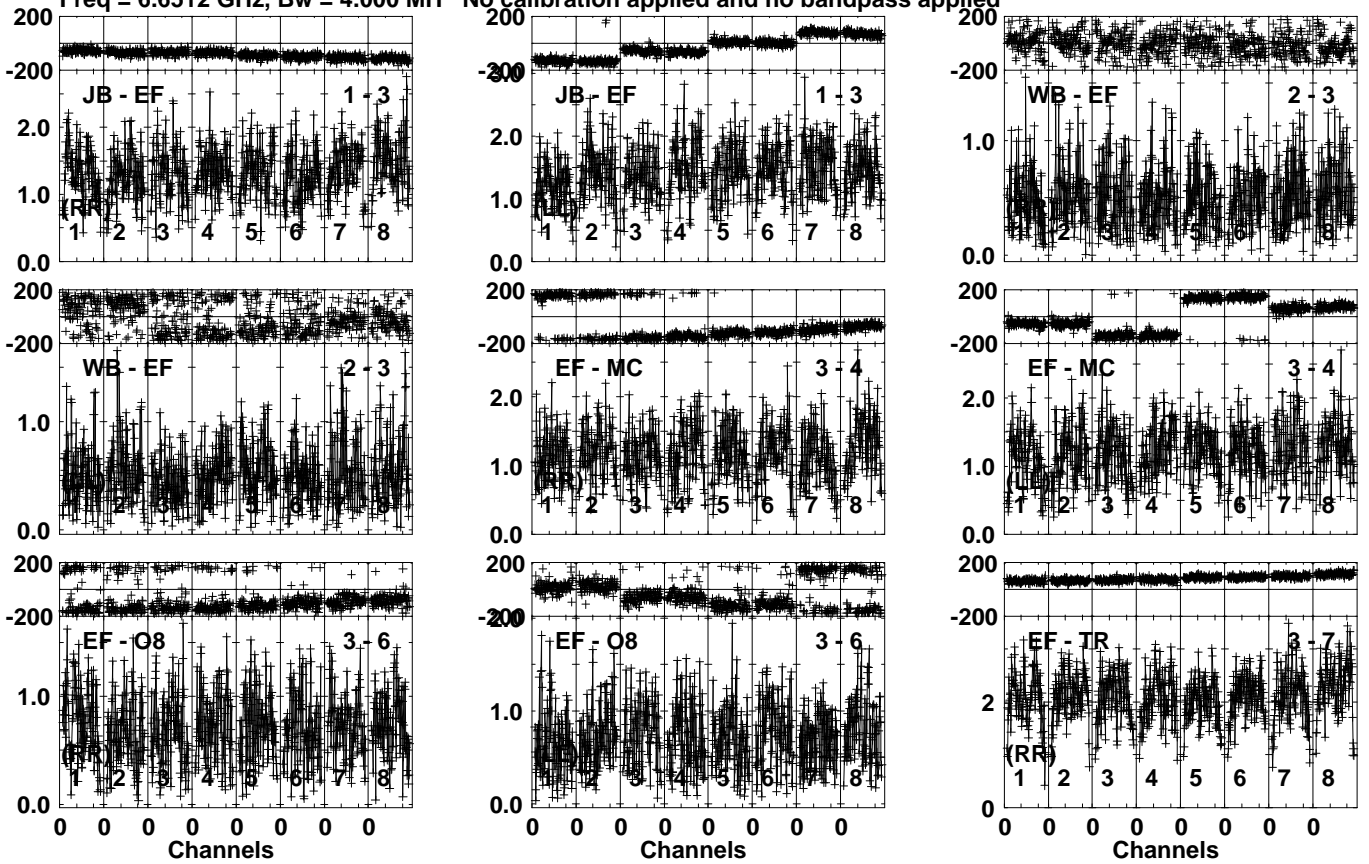


Lower frame: Milli Ampl Jy Top frame: Phas deg
Vector averaged cross-power spectrum Several baselines displayed
Timerange: 01/05:49:11 to 01/05:52:09

Plot file version 295 created 18-JUL-2023 11:20:46

J2003+3034 EK052D 1.UVDATA.1

Freq = 6.6512 GHz, Bw = 4.000 MH No calibration applied and no bandpass applied



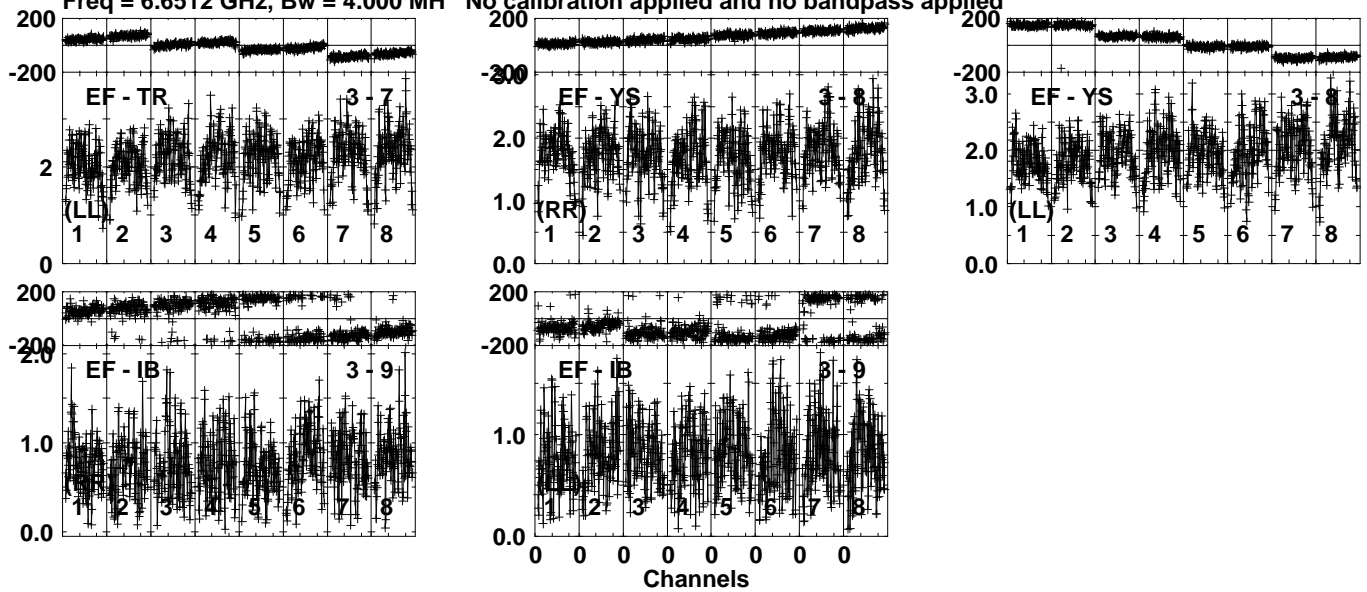
Lower frame: Milli Ampl Jy Top frame: Phas deg
Vector averaged cross-power spectrum Several baselines displayed
Timerange: 01/05:52:11 to 01/05:54:09

Plot file version 296 created 18-JUL-2023 11:20:46

J2003+3034 EK052D 1.UVDATA.1

Freq = 6.6512 GHz, Bw = 4.000 MH

No calibration applied and no bandpass applied

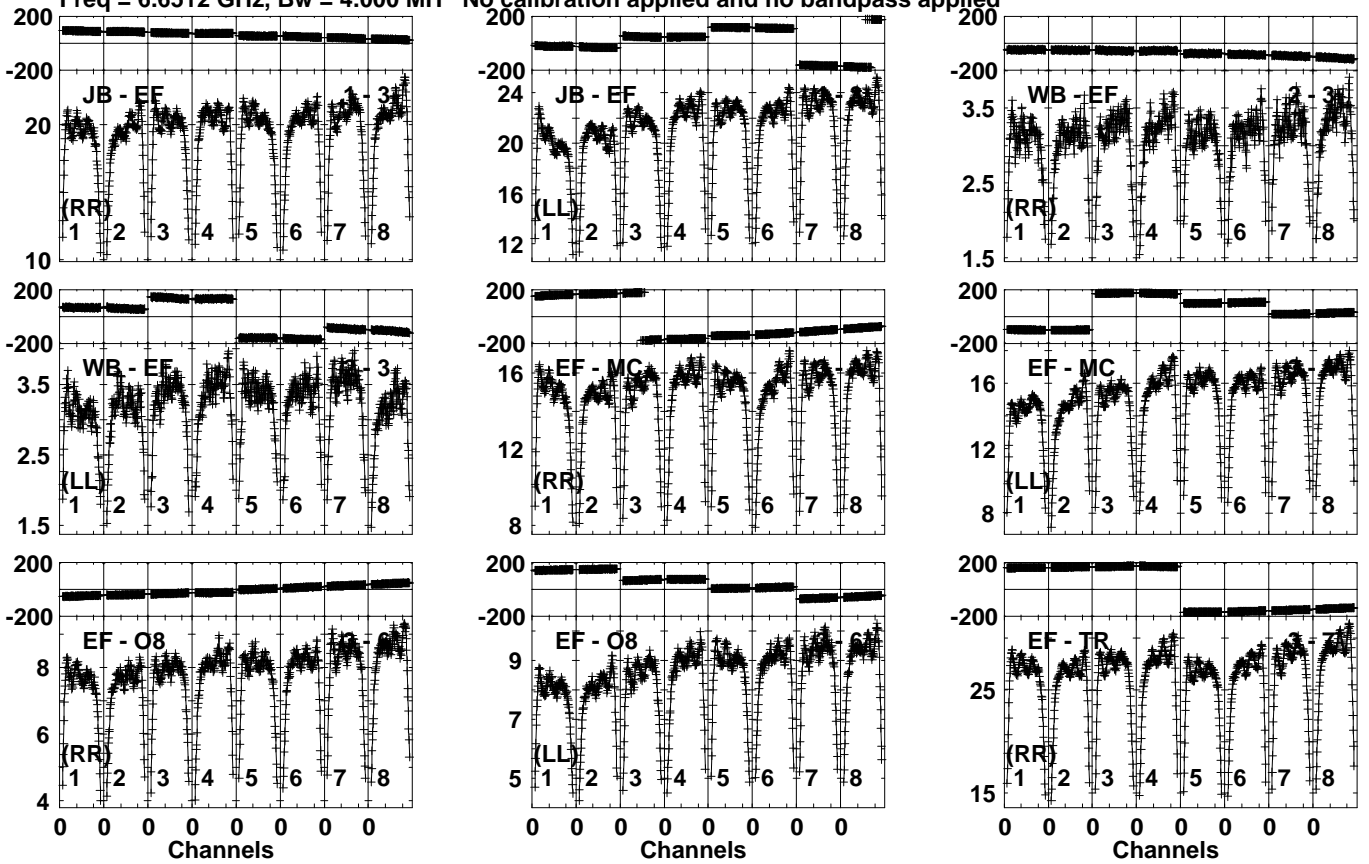


Lower frame: Milli Ampl Jy Top frame: Phas deg
Vector averaged cross-power spectrum Several baselines displayed
Timerange: 01/05:52:11 to 01/05:54:09

Plot file version 297 created 18-JUL-2023 11:20:46

J2202+4216 EK052D 1.UVDATA.1

Freq = 6.6512 GHz, Bw = 4.000 MH No calibration applied and no bandpass applied



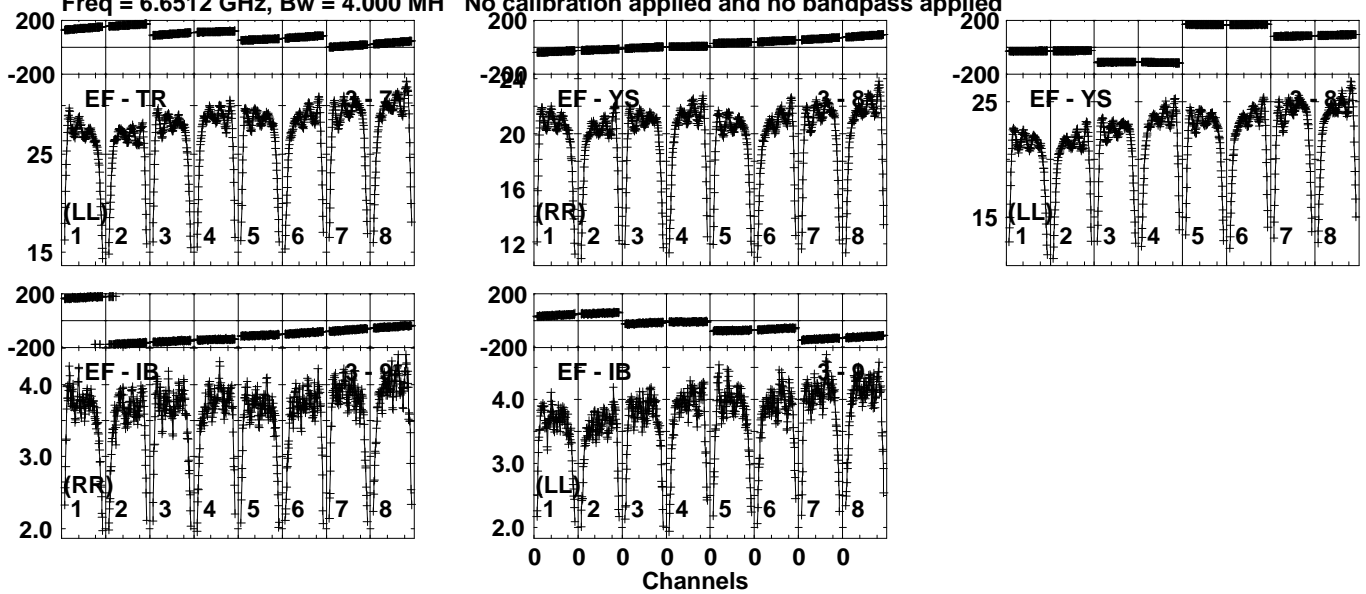
Lower frame: Milli Ampl Jy Top frame: Phas deg
Vector averaged cross-power spectrum Several baselines displayed
Timerange: 01/05:56:11 to 01/06:05:39

Plot file version 298 created 18-JUL-2023 11:20:47

J2202+4216 EK052D 1.UVDATA.1

Freq = 6.6512 GHz, Bw = 4.000 MH

No calibration applied and no bandpass applied

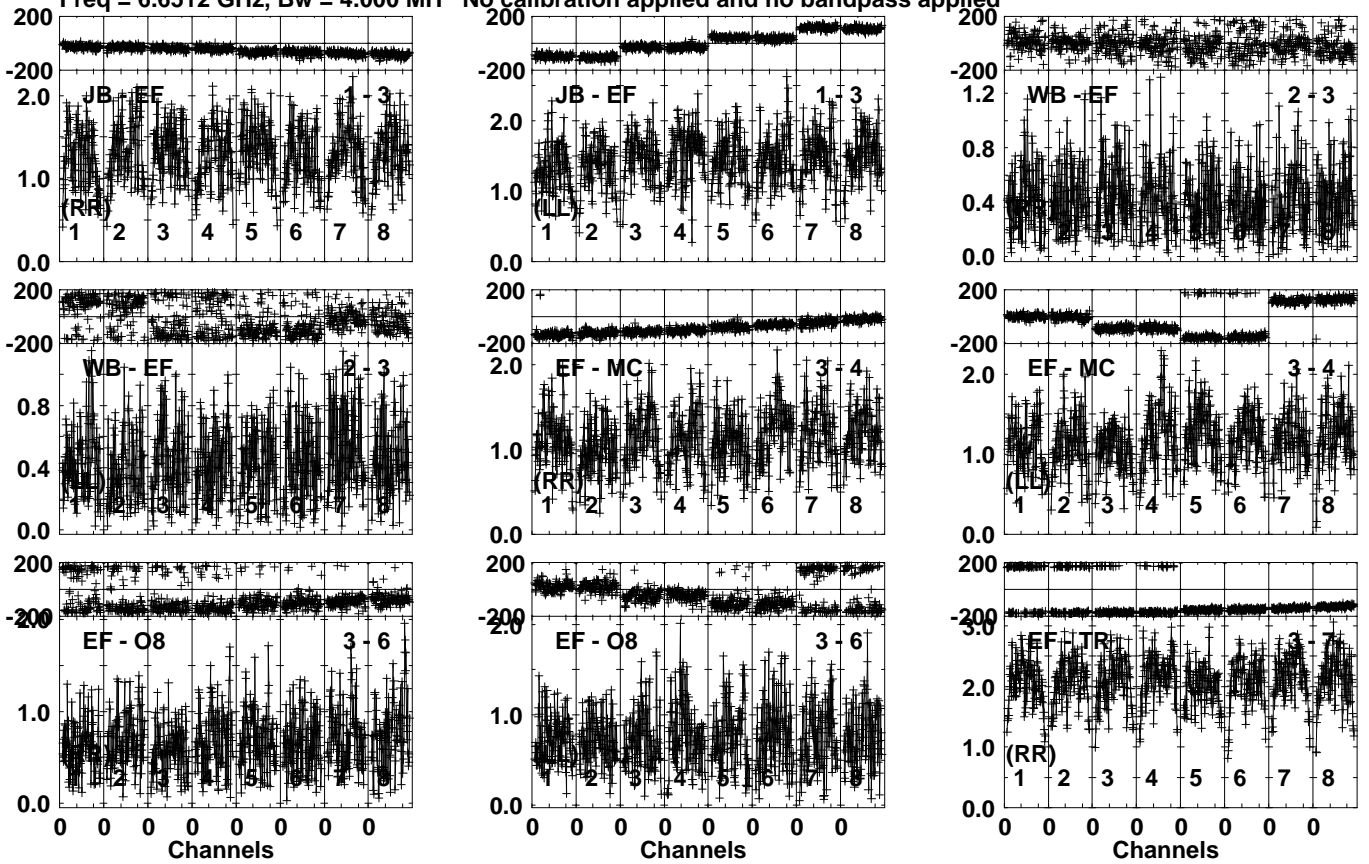


Lower frame: Milli Ampl Jy Top frame: Phas deg
Vector averaged cross-power spectrum Several baselines displayed
Timerange: 01/05:56:11 to 01/06:05:39

Plot file version 299 created 18-JUL-2023 11:20:47

J2003+3034 EK052D 1.UVDATA.1

Freq = 6.6512 GHz, Bw = 4.000 MH No calibration applied and no bandpass applied



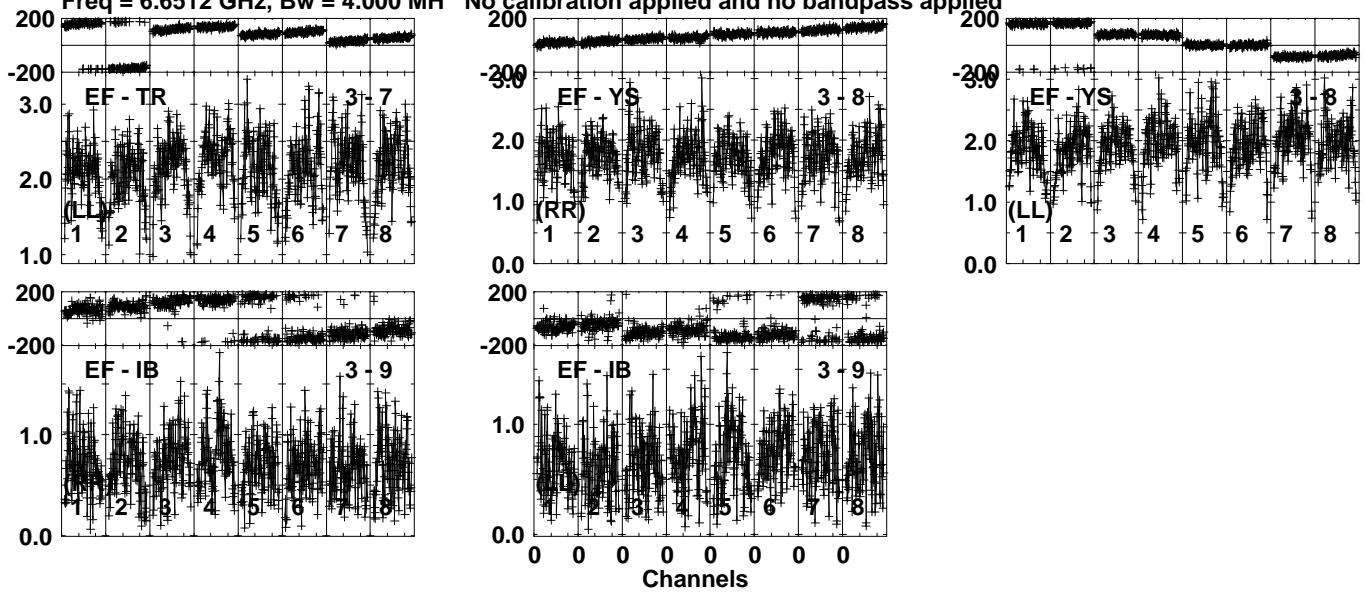
Lower frame: Milli Ampl Jy Top frame: Phas deg
Vector averaged cross-power spectrum Several baselines displayed
Timerange: 01/06:07:11 to 01/06:10:09

Plot file version 300 created 18-JUL-2023 11:20:47

J2003+3034 EK052D 1.UVDATA.1

Freq = 6.6512 GHz, Bw = 4.000 MH

No calibration applied and no bandpass applied

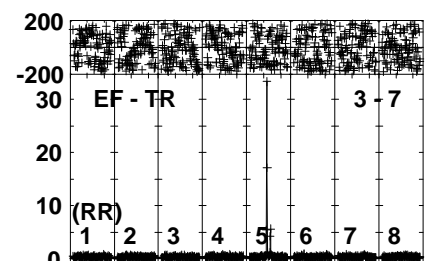
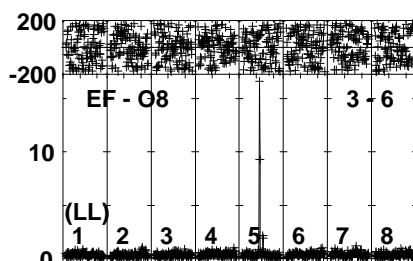
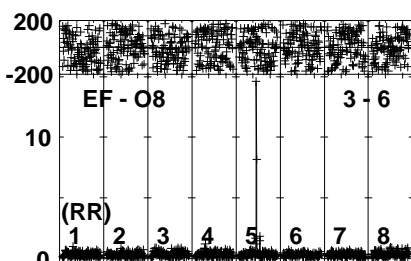

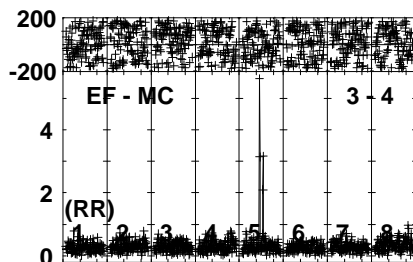
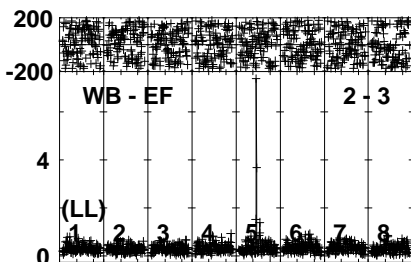
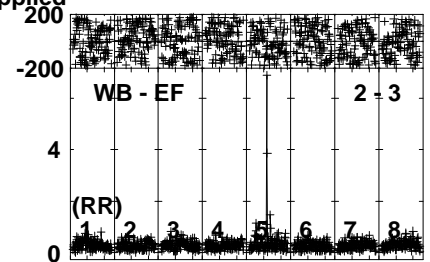
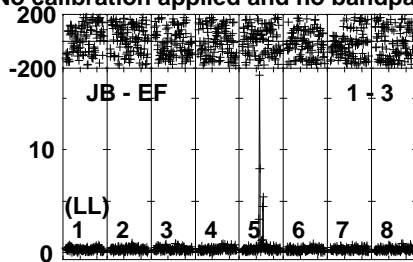
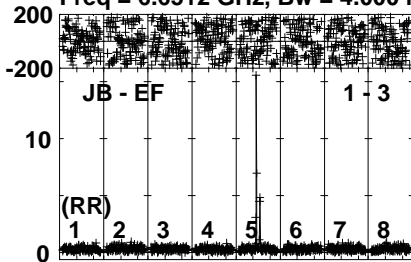


Lower frame: Milli Ampl Jy Top frame: Phas deg
Vector averaged cross-power spectrum Several baselines displayed
Timerange: 01/06:07:11 to 01/06:10:09

Plot file version 301 created 18-JUL-2023 11:20:48

G69.54 EK052D 1.UVDATA.1

Freq = 6.6512 GHz, Bw = 4.000 MH No calibration applied and no bandpass applied

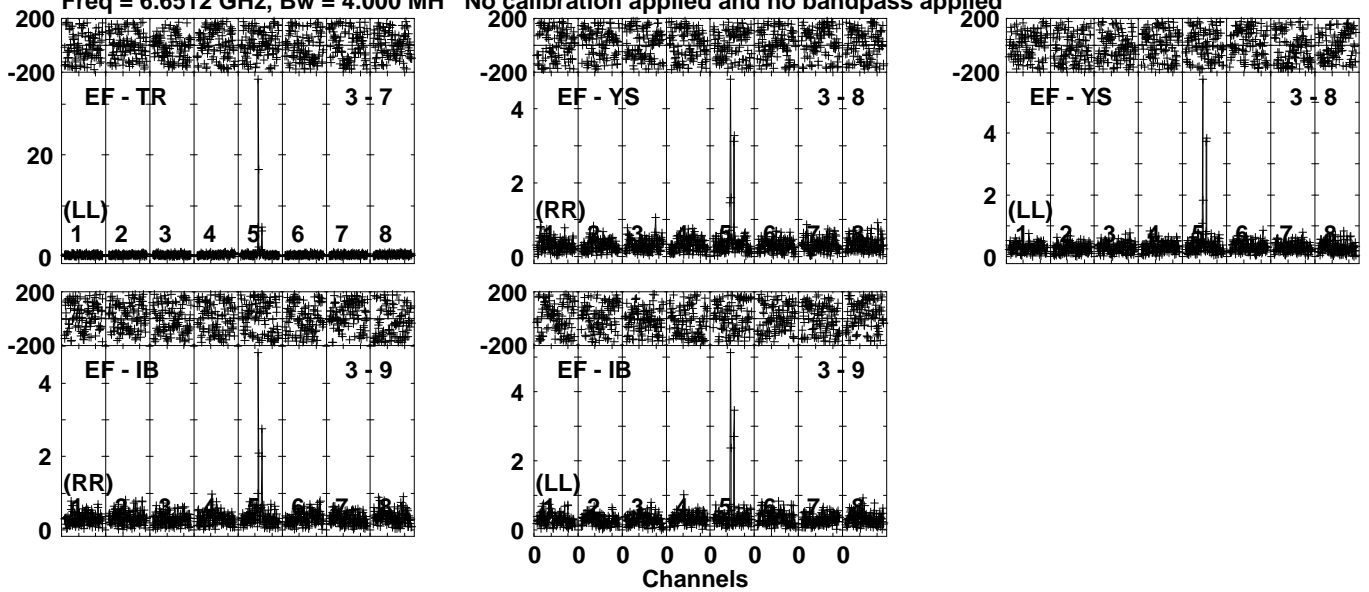


Lower frame: Milli Ampl Jy Top frame: Phas deg
Vector averaged cross-power spectrum Several baselines displayed
Timerange: 01/06:10:41 to 01/06:13:39

Plot file version 302 created 18-JUL-2023 11:20:48

G69.54 EK052D 1.UVDATA.1

Freq = 6.6512 GHz, Bw = 4.000 MH No calibration applied and no bandpass applied

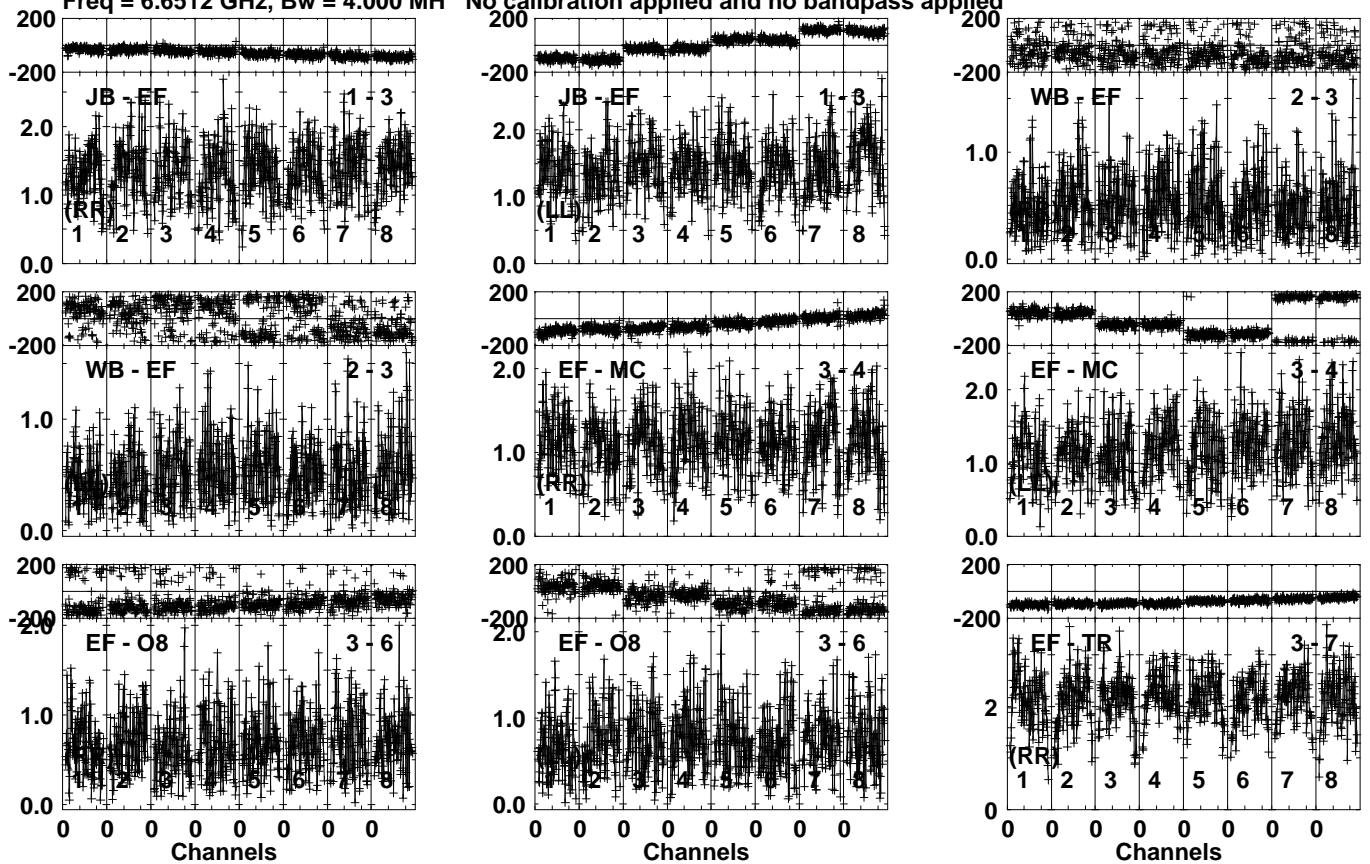


Lower frame: Milli Ampl Jy Top frame: Phas deg
Vector averaged cross-power spectrum Several baselines displayed
Timerange: 01/06:10:41 to 01/06:13:39

Plot file version 303 created 18-JUL-2023 11:20:48

J2003+3034 EK052D 1.UVDATA.1

Freq = 6.6512 GHz, Bw = 4.000 MH No calibration applied and no bandpass applied



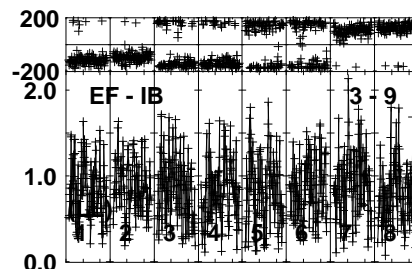
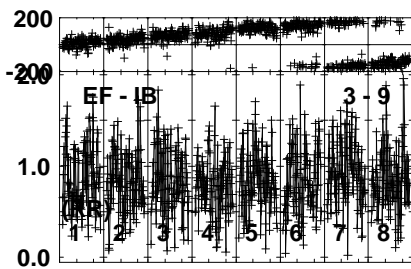
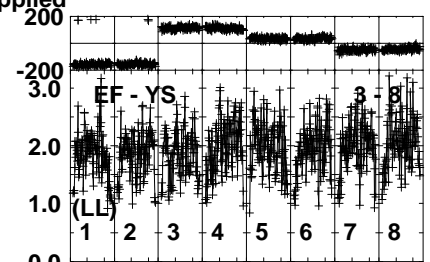
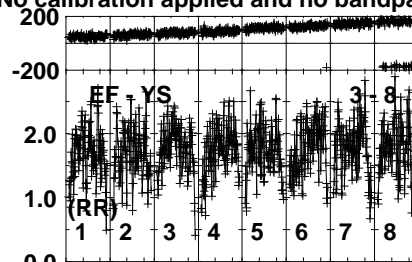
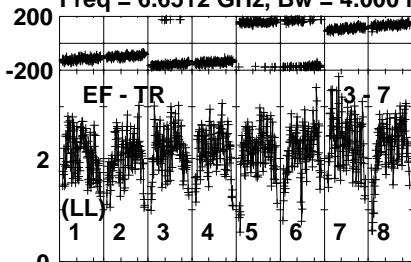
Lower frame: Milli Ampl Jy Top frame: Phas deg
Vector averaged cross-power spectrum Several baselines displayed
Timerange: 01/06:13:41 to 01/06:15:39

Plot file version 304 created 18-JUL-2023 11:20:48

J2003+3034 EK052D 1.UVDATA.1

Freq = 6.6512 GHz, Bw = 4.000 MH

No calibration applied and no bandpass applied



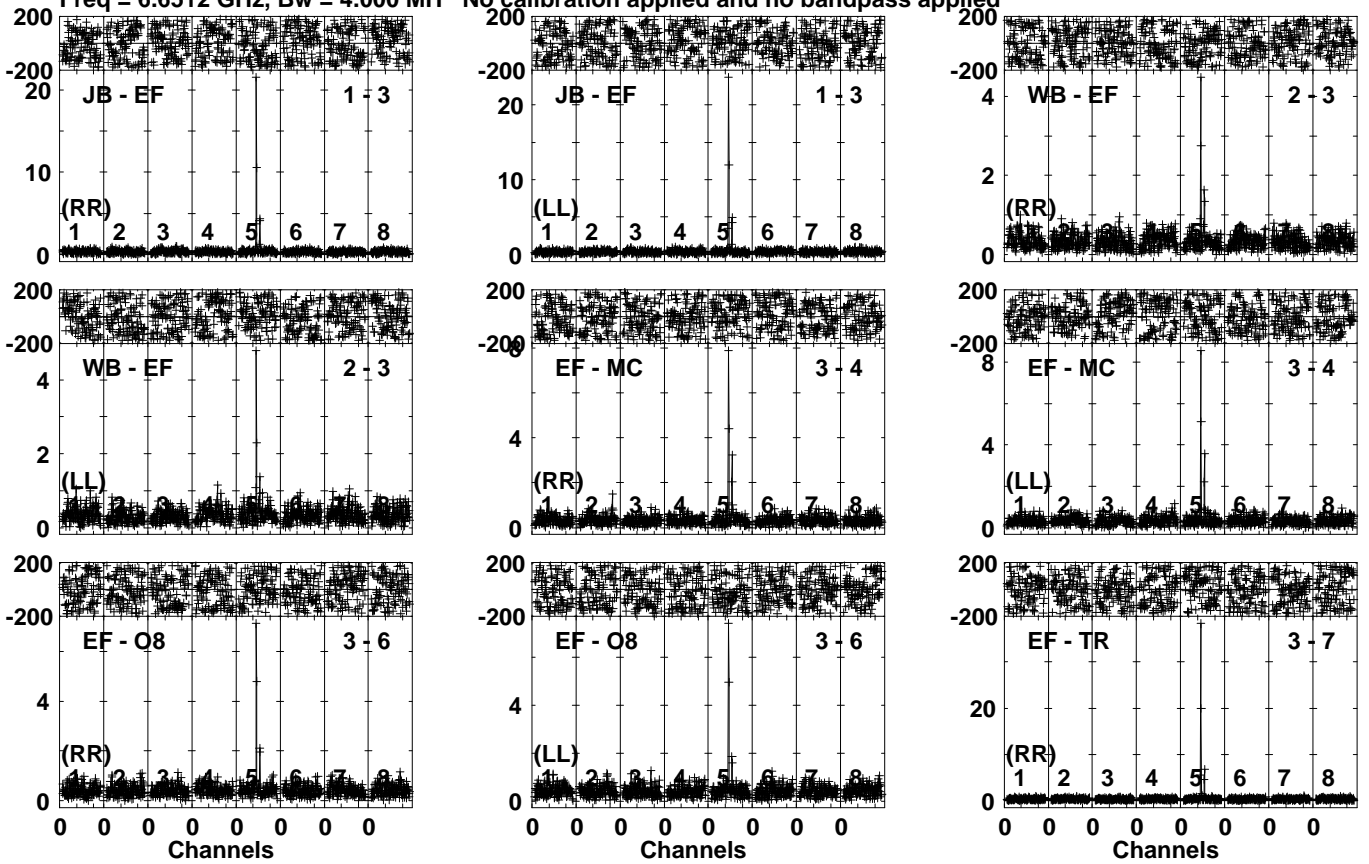
0 0 0 0 0 0 0 0
Channels

Lower frame: Milli Ampl Jy Top frame: Phas deg
Vector averaged cross-power spectrum Several baselines displayed
Timerange: 01/06:13:41 to 01/06:15:39

Plot file version 305 created 18-JUL-2023 11:20:48

G69.54 EK052D 1.UVDATA.1

Freq = 6.6512 GHz, Bw = 4.000 MH No calibration applied and no bandpass applied

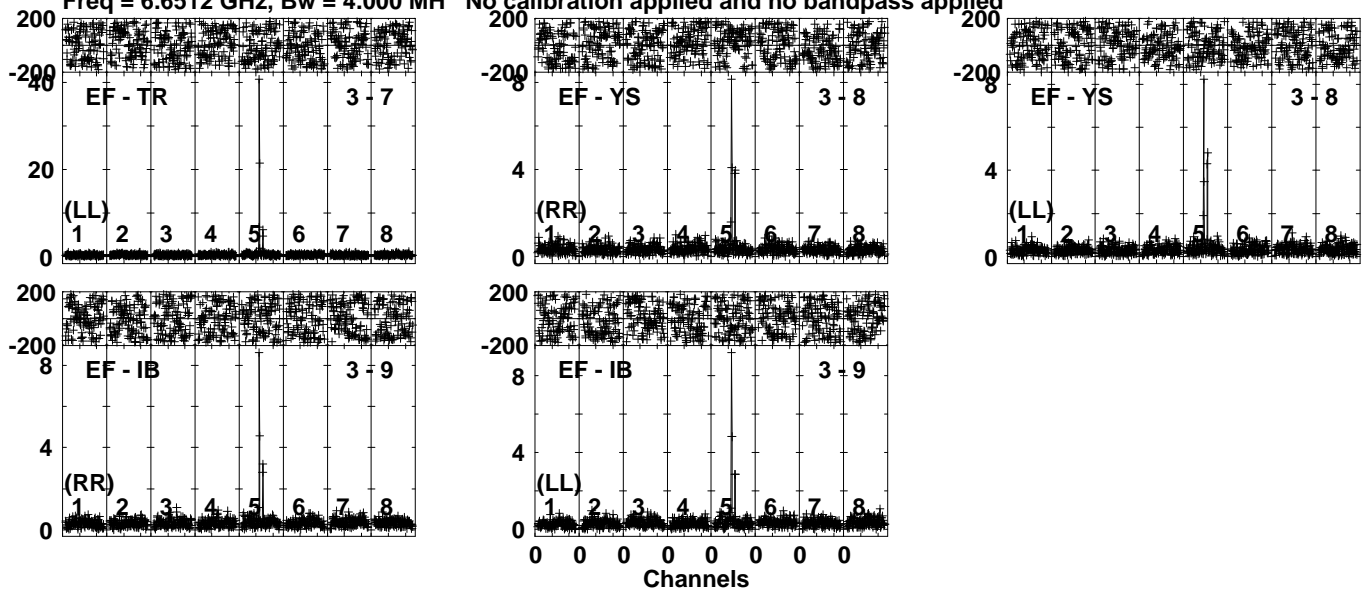


Lower frame: Milli Ampl Jy Top frame: Phas deg
Vector averaged cross-power spectrum Several baselines displayed
Timerange: 01/06:15:41 to 01/06:18:39

Plot file version 306 created 18-JUL-2023 11:20:48

G69.54 EK052D 1.UVDATA.1

Freq = 6.6512 GHz, Bw = 4.000 MH No calibration applied and no bandpass applied

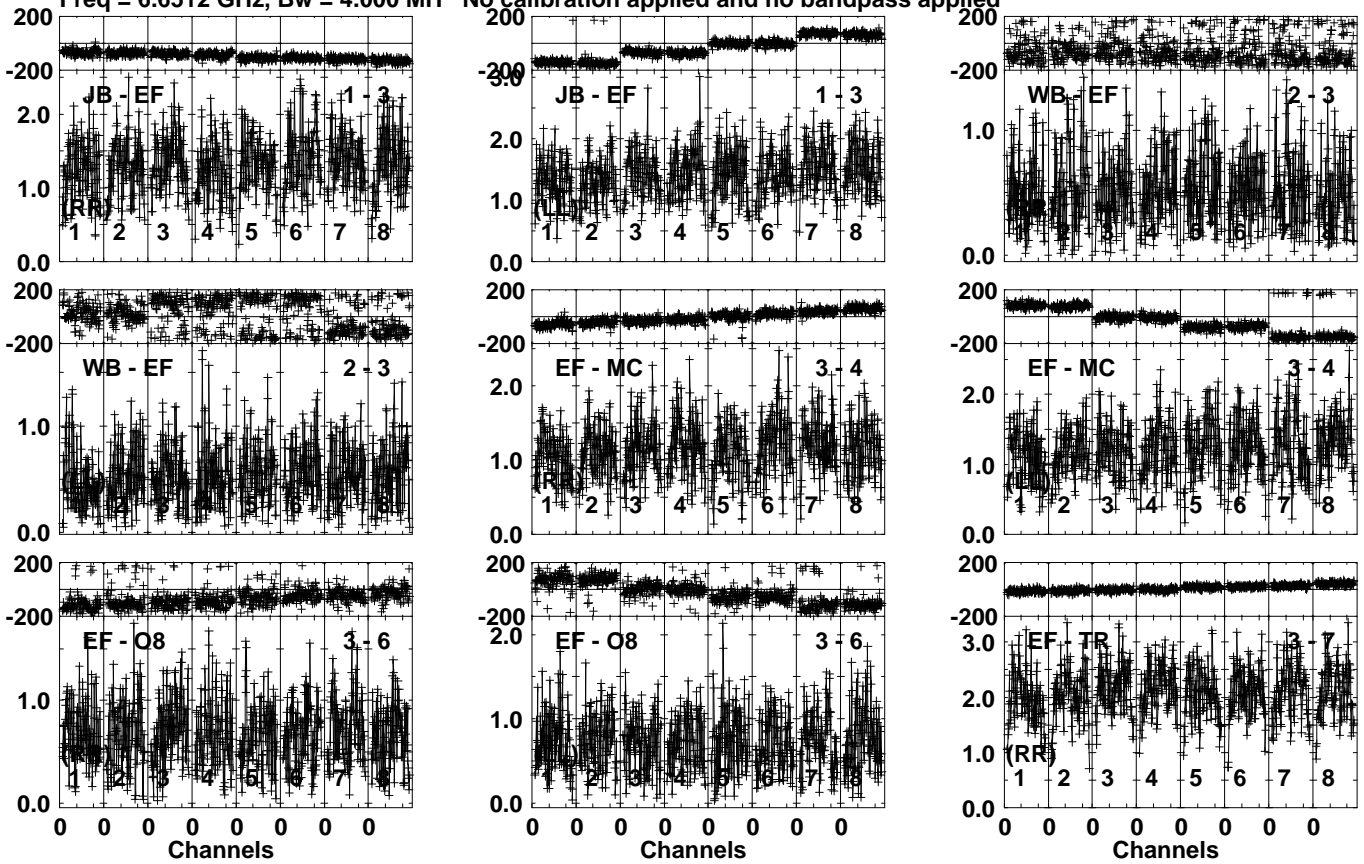


Lower frame: Milli Ampl Jy Top frame: Phas deg
Vector averaged cross-power spectrum Several baselines displayed
Timerange: 01/06:15:41 to 01/06:18:39

Plot file version 307 created 18-JUL-2023 11:20:49

J2003+3034 EK052D 1.UVDATA.1

Freq = 6.6512 GHz, Bw = 4.000 MH No calibration applied and no bandpass applied



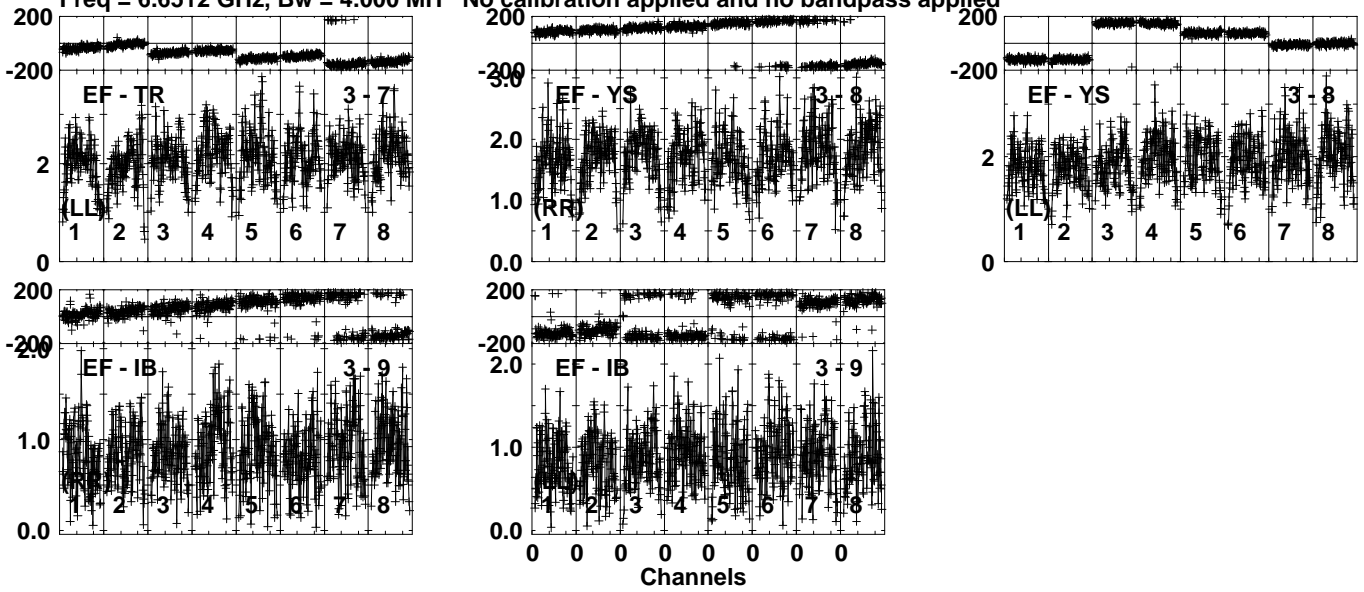
Lower frame: Milli Ampl Jy Top frame: Phas deg
Vector averaged cross-power spectrum Several baselines displayed
Timerange: 01/06:18:41 to 01/06:20:39

Plot file version 308 created 18-JUL-2023 11:20:49

J2003+3034 EK052D 1.UVDATA.1

Freq = 6.6512 GHz, Bw = 4.000 MH

No calibration applied and no bandpass applied

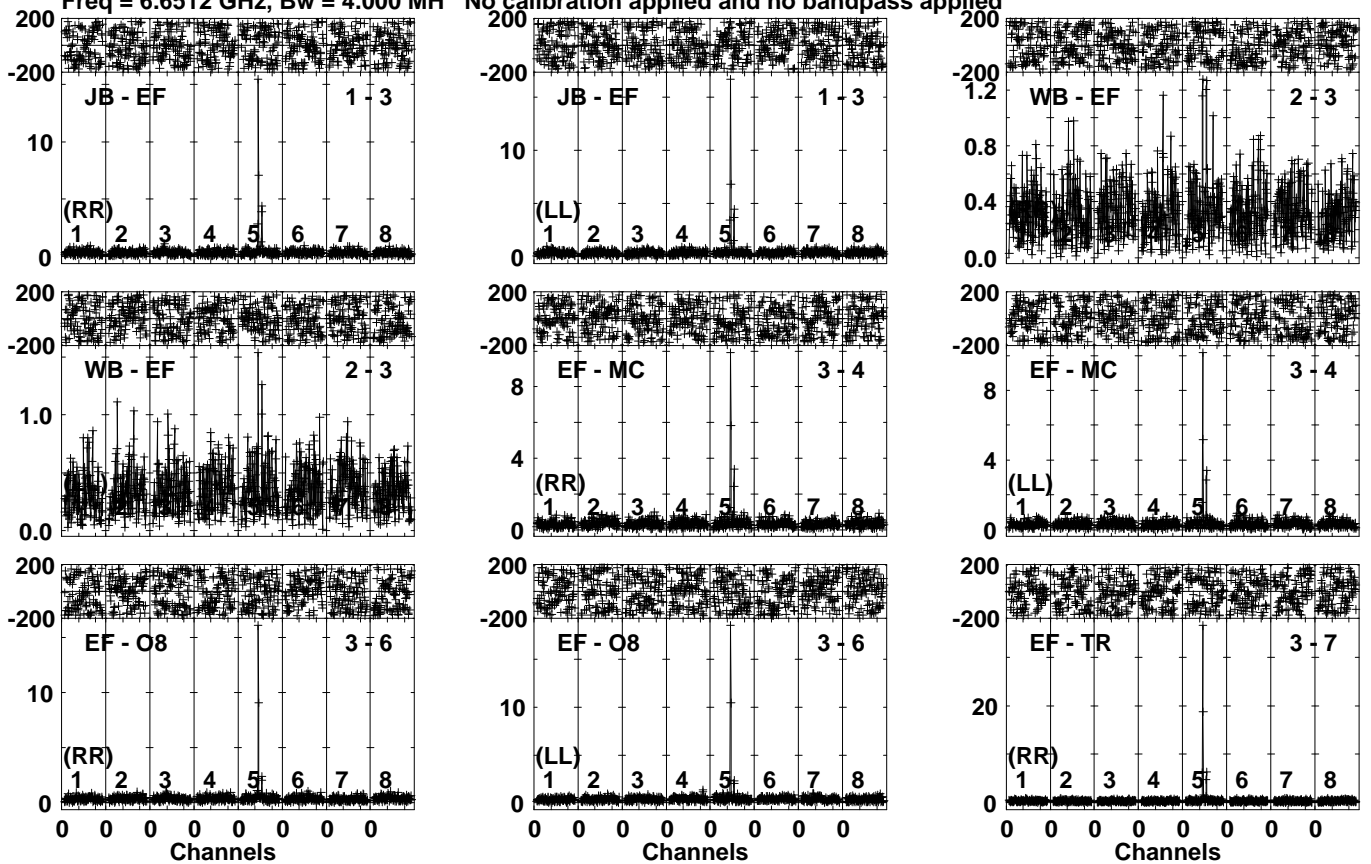


Lower frame: Milli Ampl Jy Top frame: Phas deg
Vector averaged cross-power spectrum Several baselines displayed
Timerange: 01/06:18:41 to 01/06:20:39

Plot file version 309 created 18-JUL-2023 11:20:49

G69.54 EK052D 1.UVDATA.1

Freq = 6.6512 GHz, Bw = 4.000 MH No calibration applied and no bandpass applied

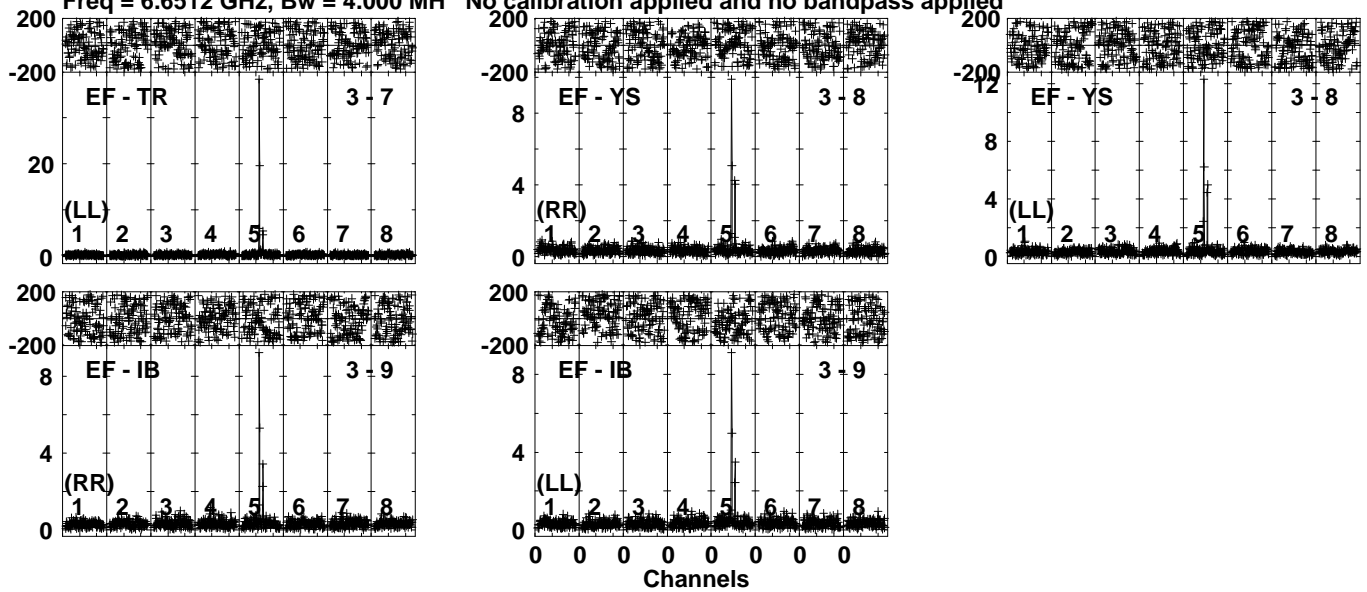


Lower frame: Milli Ampl Jy Top frame: Phas deg
Vector averaged cross-power spectrum Several baselines displayed
Timerange: 01/06:20:41 to 01/06:23:39

Plot file version 310 created 18-JUL-2023 11:20:49

G69.54 EK052D 1.UVDATA.1

Freq = 6.6512 GHz, Bw = 4.000 MH No calibration applied and no bandpass applied

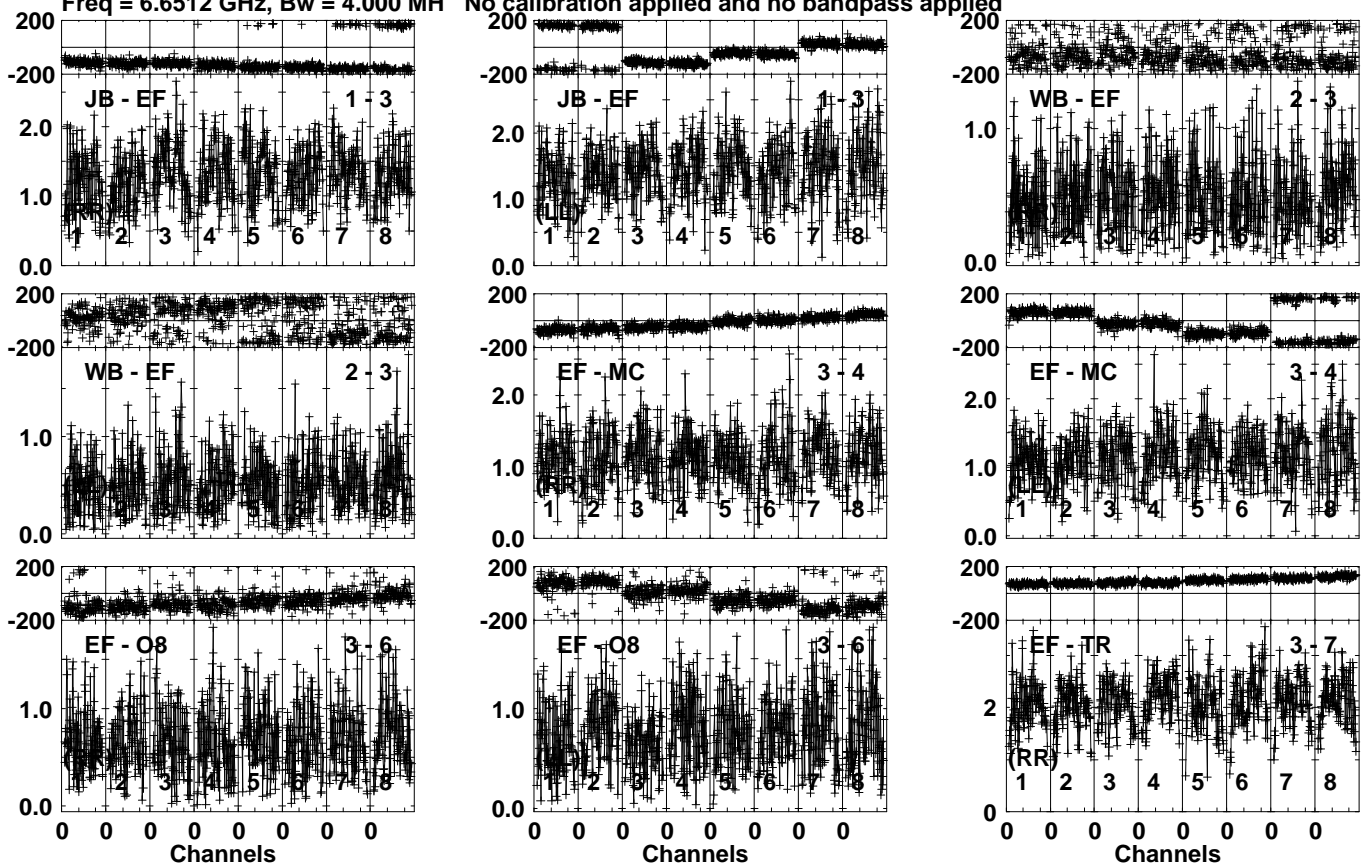


Lower frame: Milli Ampl Jy Top frame: Phas deg
Vector averaged cross-power spectrum Several baselines displayed
Timerange: 01/06:20:41 to 01/06:23:39

Plot file version 311 created 18-JUL-2023 11:20:49

J2003+3034 EK052D 1.UVDATA.1

Freq = 6.6512 GHz, Bw = 4.000 MH No calibration applied and no bandpass applied



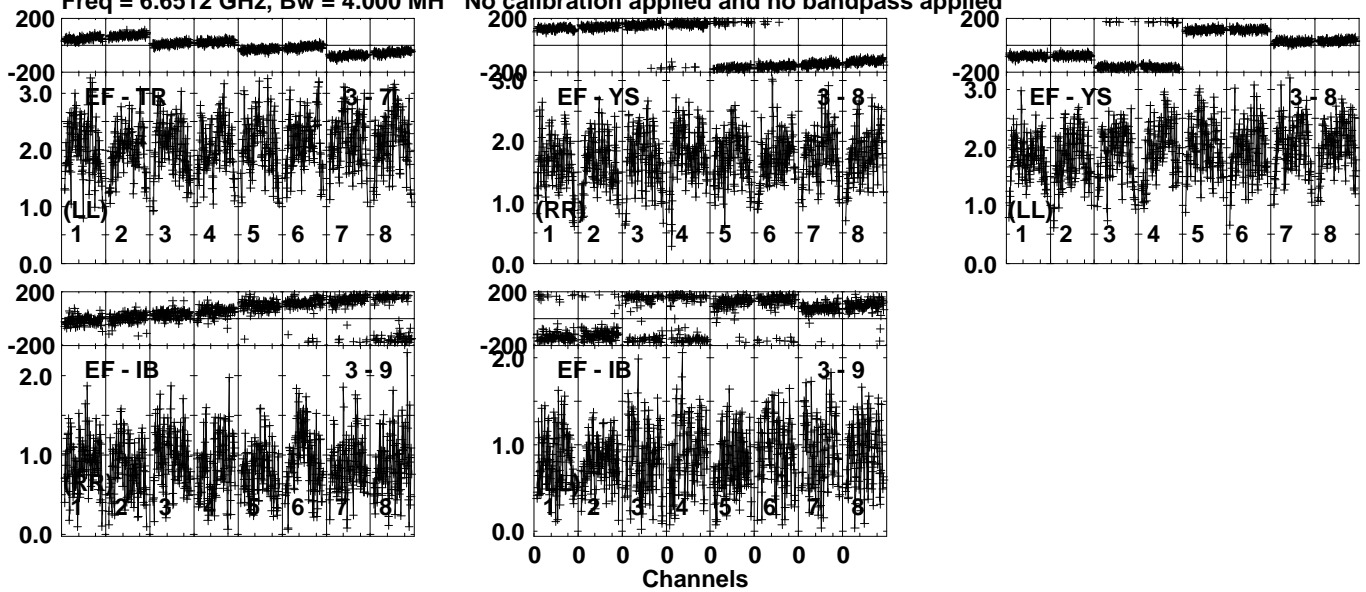
Lower frame: Milli Ampl Jy Top frame: Phas deg
Vector averaged cross-power spectrum Several baselines displayed
Timerange: 01/06:23:41 to 01/06:25:39

Plot file version 312 created 18-JUL-2023 11:20:49

J2003+3034 EK052D 1.UVDATA.1

Freq = 6.6512 GHz, Bw = 4.000 MH

No calibration applied and no bandpass applied

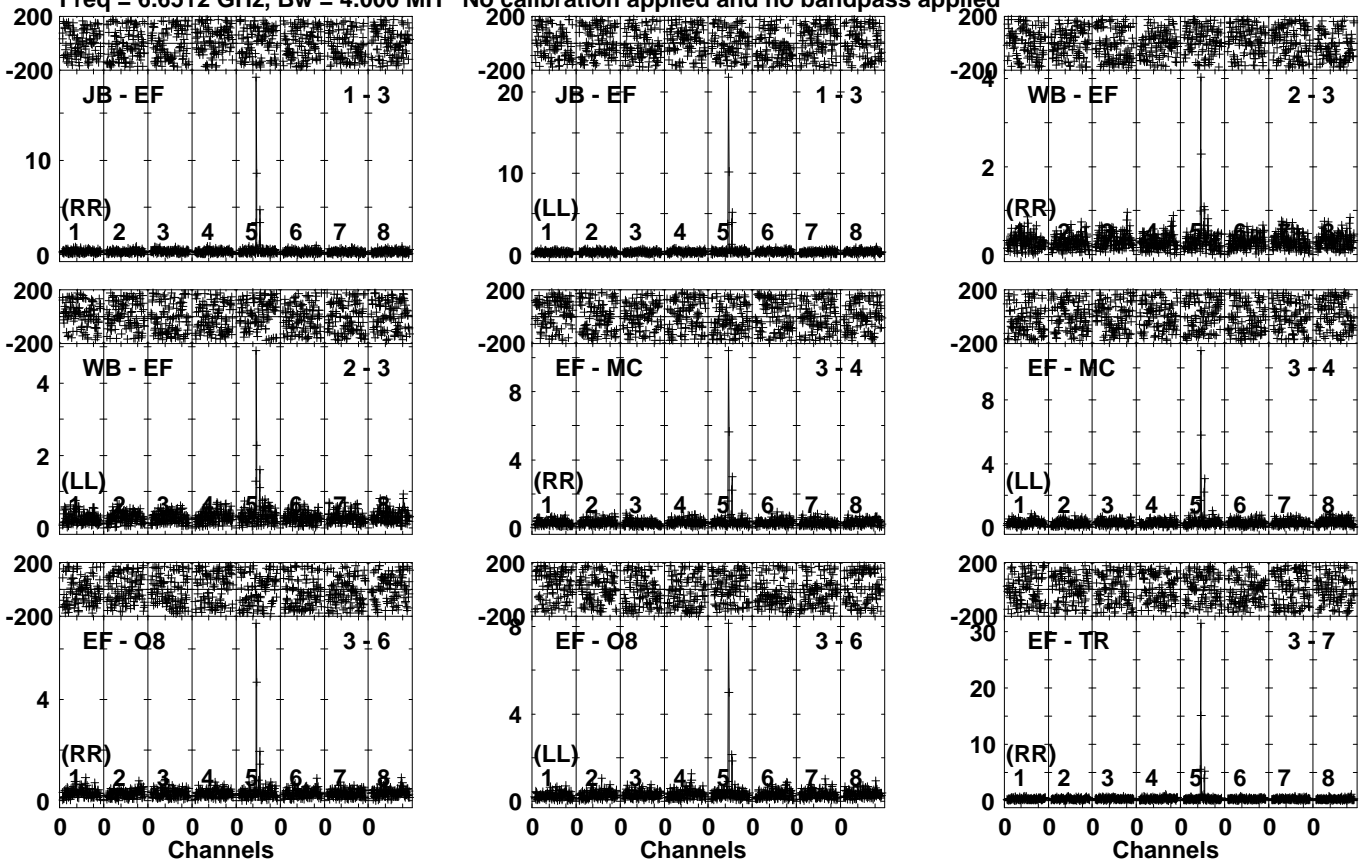


Lower frame: Milli Ampl Jy Top frame: Phas deg
Vector averaged cross-power spectrum Several baselines displayed
Timerange: 01/06:23:41 to 01/06:25:39

Plot file version 313 created 18-JUL-2023 11:20:49

G69.54 EK052D 1.UVDATA.1

Freq = 6.6512 GHz, Bw = 4.000 MH No calibration applied and no bandpass applied

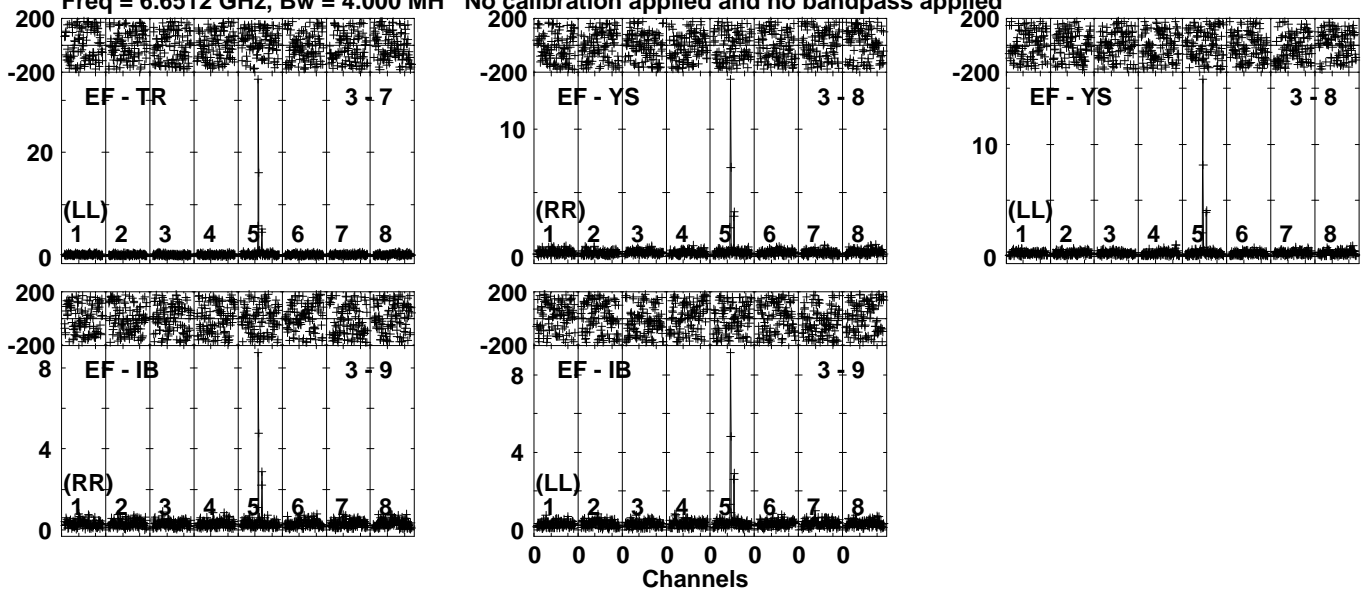


Lower frame: Milli Ampl Jy Top frame: Phas deg
Vector averaged cross-power spectrum Several baselines displayed
Timerange: 01/06:26:11 to 01/06:29:09

Plot file version 314 created 18-JUL-2023 11:20:50

G69.54 EK052D 1.UVDATA.1

Freq = 6.6512 GHz, Bw = 4.000 MH No calibration applied and no bandpass applied

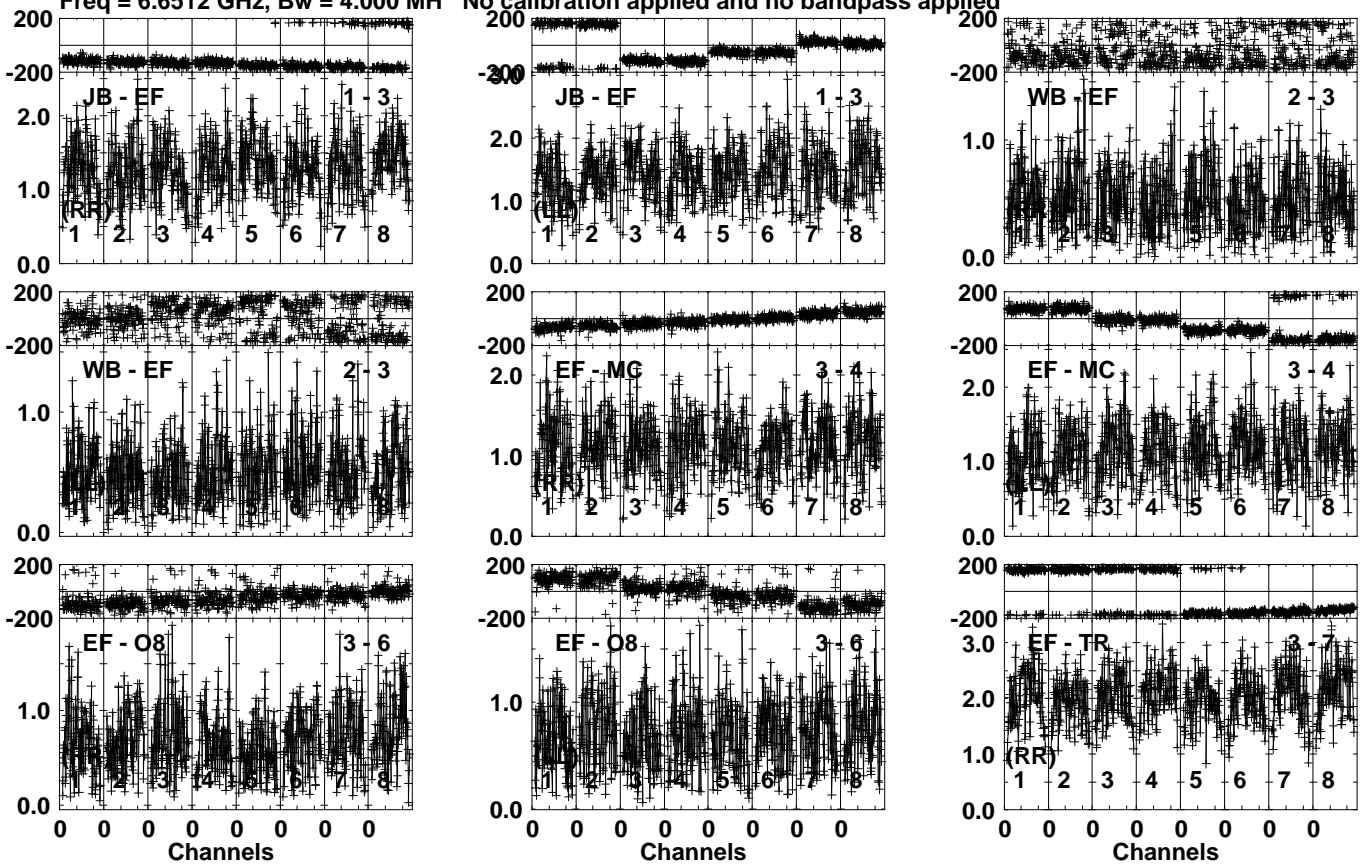


Lower frame: Milli Ampl Jy Top frame: Phas deg
Vector averaged cross-power spectrum Several baselines displayed
Timerange: 01/06:26:11 to 01/06:29:09

Plot file version 315 created 18-JUL-2023 11:20:50

J2003+3034 EK052D 1.UVDATA.1

Freq = 6.6512 GHz, Bw = 4.000 MH No calibration applied and no bandpass applied



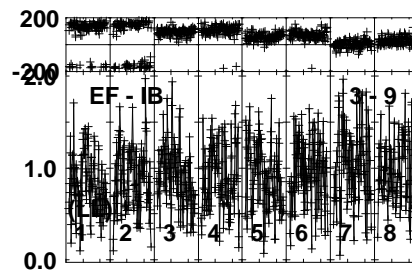
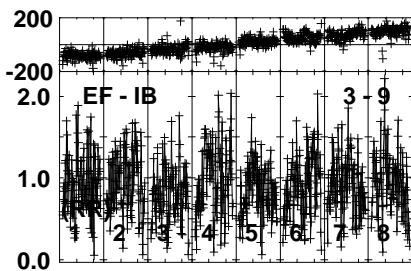
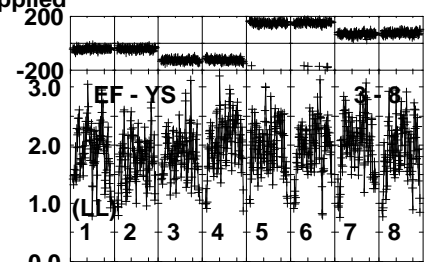
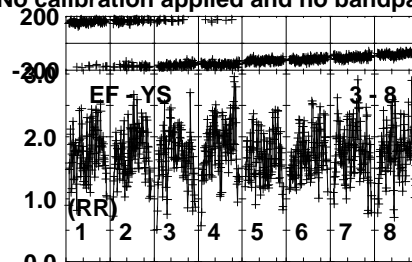
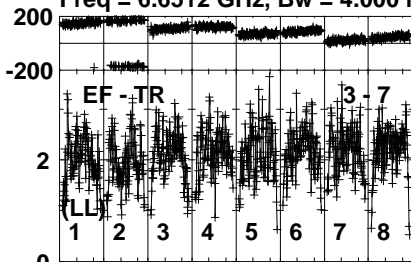
Lower frame: Milli Ampl Jy Top frame: Phas deg
Vector averaged cross-power spectrum Several baselines displayed
Timerange: 01/06:29:11 to 01/06:31:09

Plot file version 316 created 18-JUL-2023 11:20:50

J2003+3034 EK052D 1.UVDATA.1

Freq = 6.6512 GHz, Bw = 4.000 MH

No calibration applied and no bandpass applied



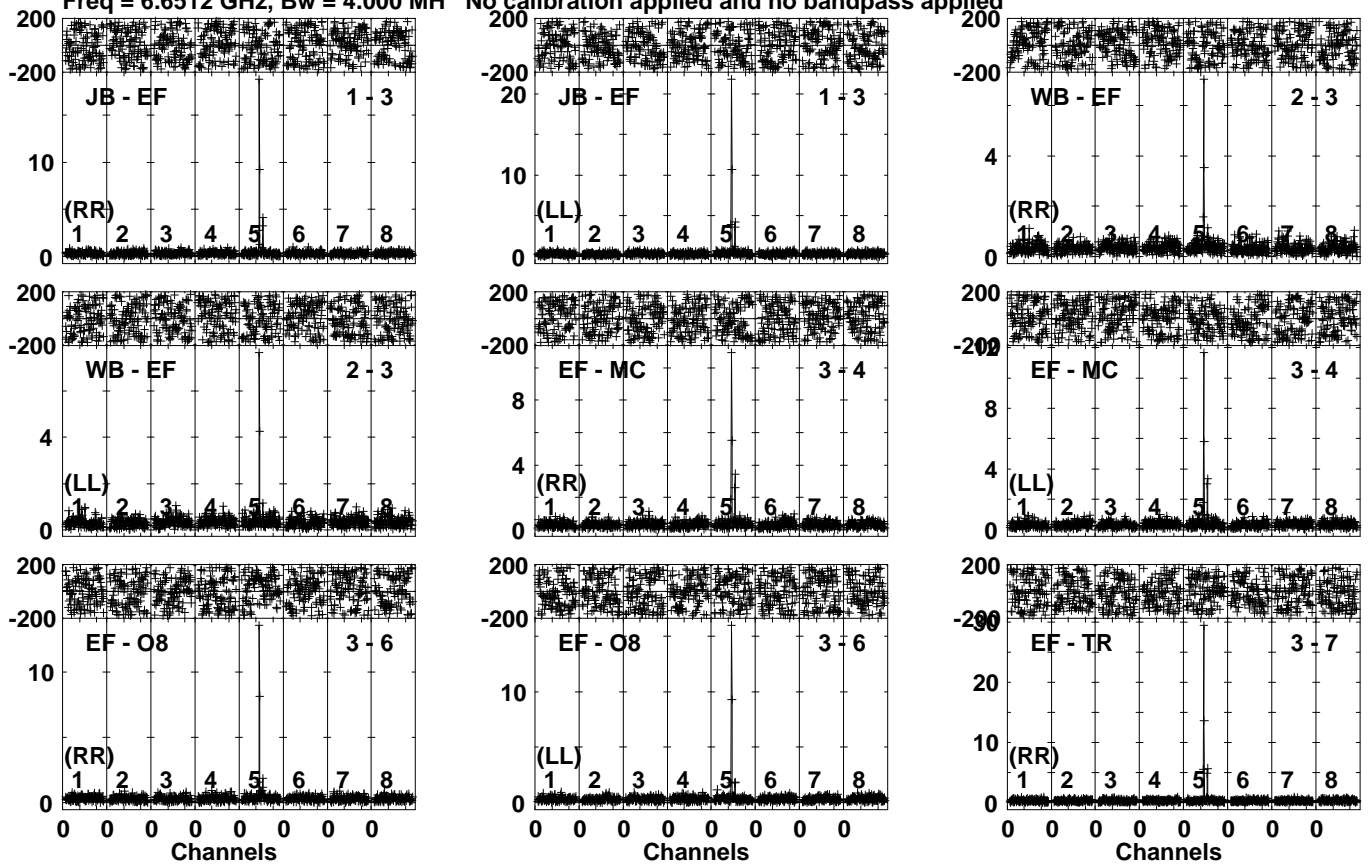
0 0 0 0 0 0 0 0
Channels

Lower frame: Milli Ampl Jy Top frame: Phas deg
Vector averaged cross-power spectrum Several baselines displayed
Timerange: 01/06:29:11 to 01/06:31:09

Plot file version 317 created 18-JUL-2023 11:20:50

G69.54 EK052D 1.UVDATA.1

Freq = 6.6512 GHz, Bw = 4.000 MH No calibration applied and no bandpass applied

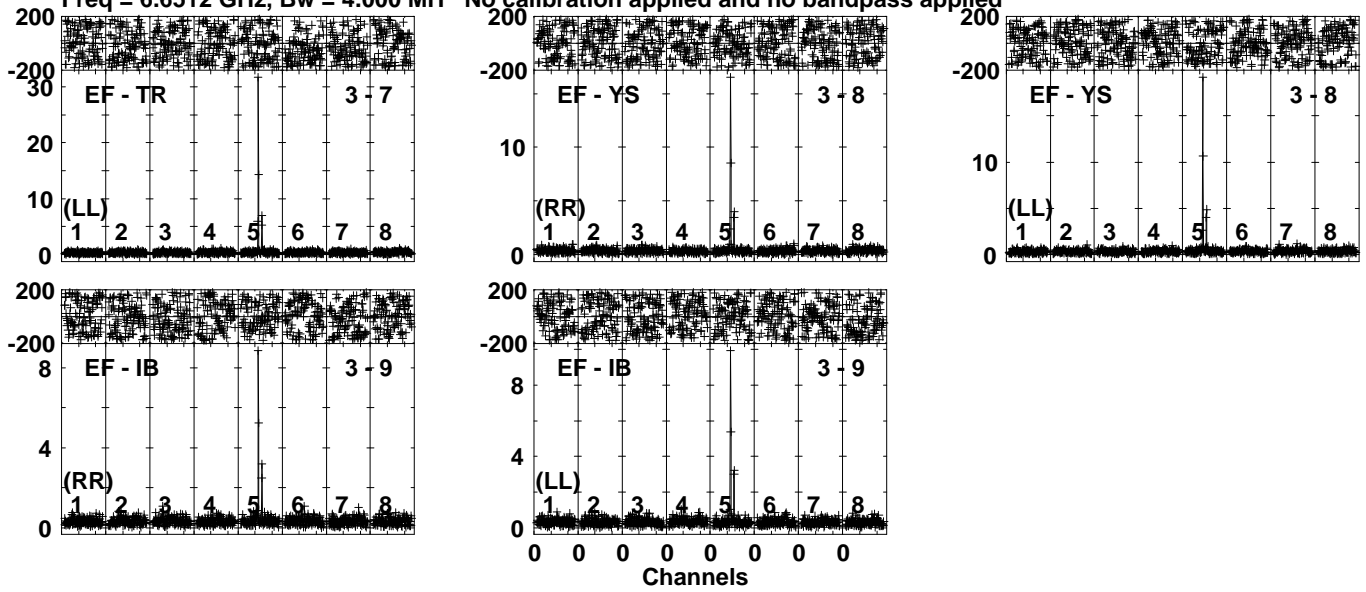


Lower frame: Milli Ampl Jy Top frame: Phas deg
Vector averaged cross-power spectrum Several baselines displayed
Timerange: 01/06:31:11 to 01/06:34:09

Plot file version 318 created 18-JUL-2023 11:20:50

G69.54 EK052D 1.UVDATA.1

Freq = 6.6512 GHz, Bw = 4.000 MH No calibration applied and no bandpass applied

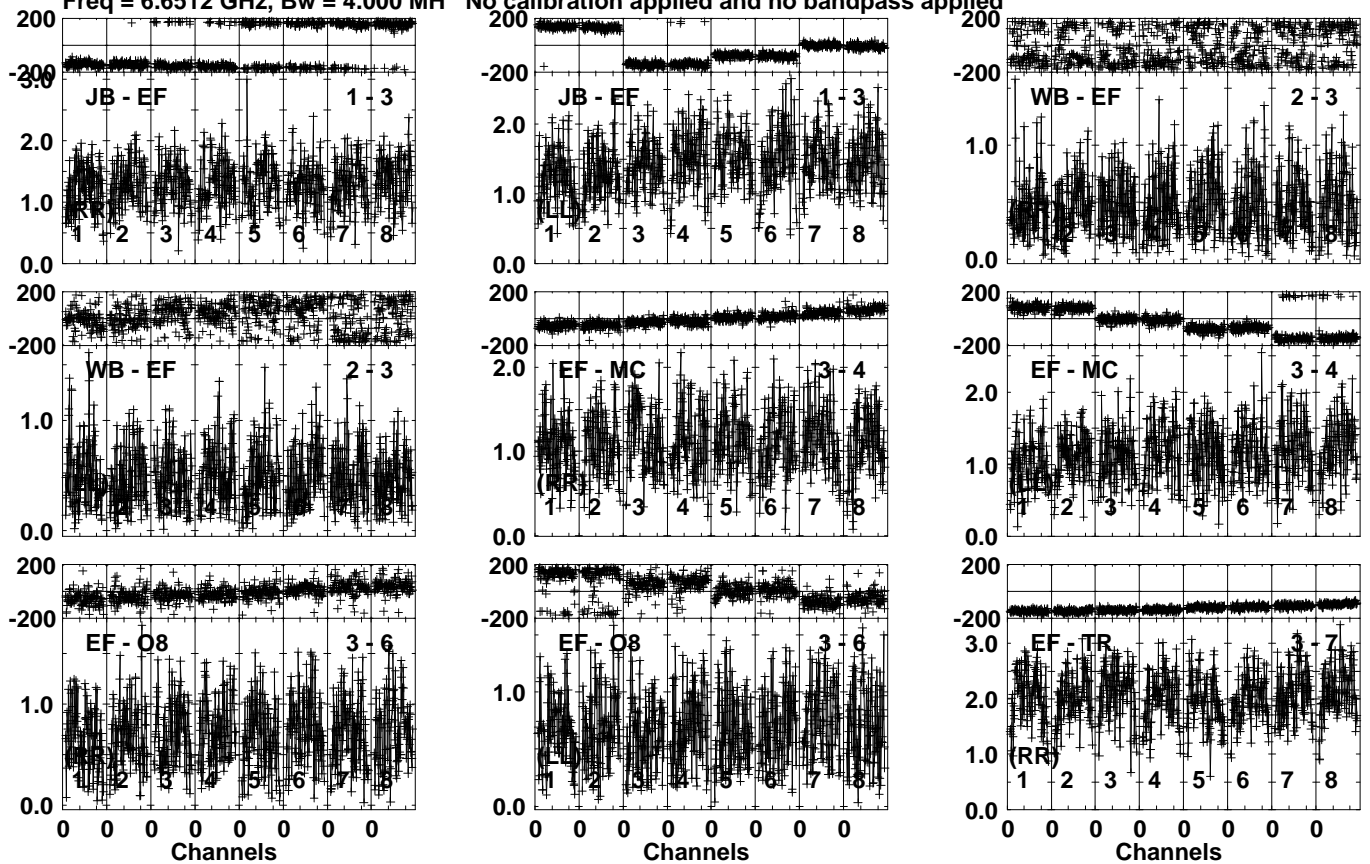


Lower frame: Milli Ampl Jy Top frame: Phas deg
Vector averaged cross-power spectrum Several baselines displayed
Timerange: 01/06:31:11 to 01/06:34:09

Plot file version 319 created 18-JUL-2023 11:20:50

J2003+3034 EK052D 1.UVDATA.1

Freq = 6.6512 GHz, Bw = 4.000 MH No calibration applied and no bandpass applied



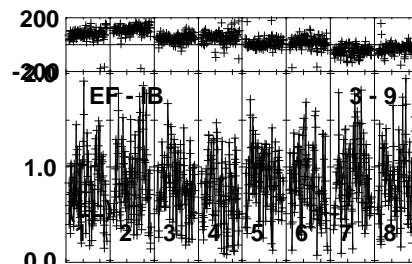
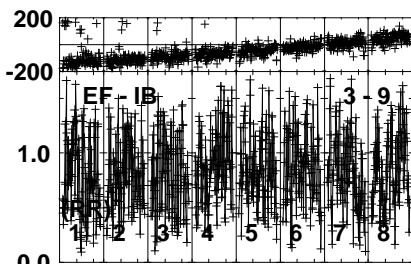
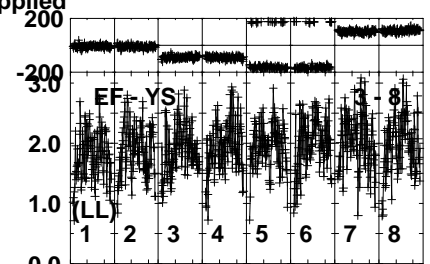
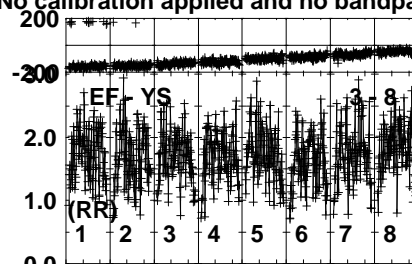
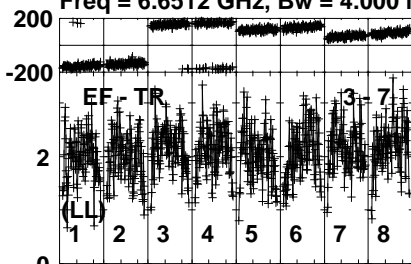
Lower frame: Milli Ampl Jy Top frame: Phas deg
Vector averaged cross-power spectrum Several baselines displayed
Timerange: 01/06:34:11 to 01/06:36:09

Plot file version 320 created 18-JUL-2023 11:20:50

J2003+3034 EK052D 1.UVDATA.1

Freq = 6.6512 GHz, Bw = 4.000 MH

No calibration applied and no bandpass applied



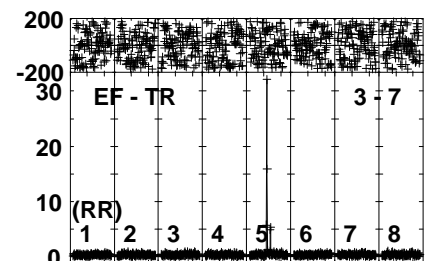
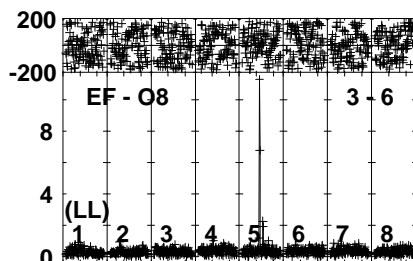
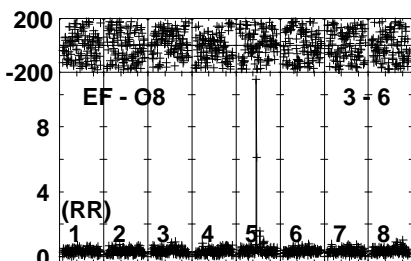
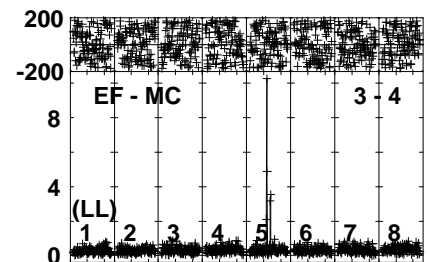
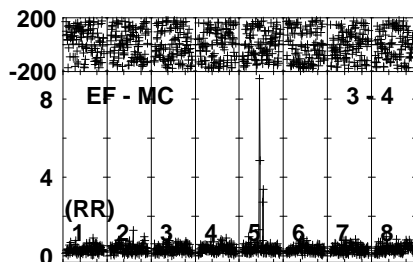
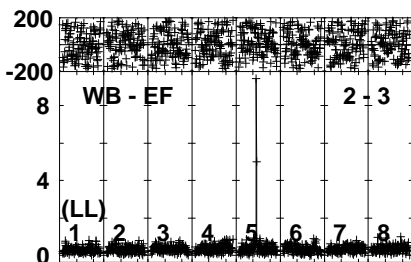
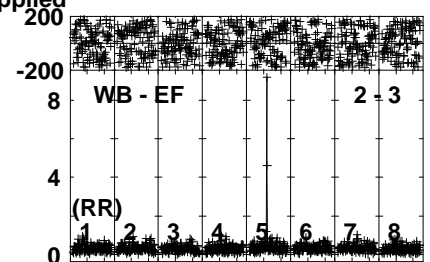
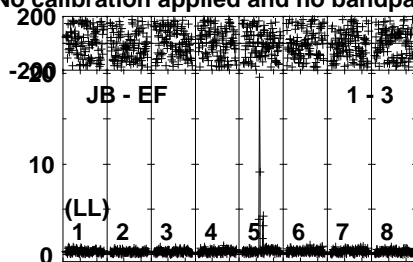
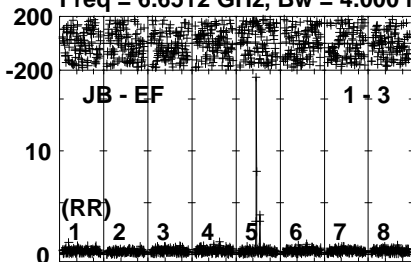
0 0 0 0 0 0 0 0
Channels

Lower frame: Milli Ampl Jy Top frame: Phas deg
Vector averaged cross-power spectrum Several baselines displayed
Timerange: 01/06:34:11 to 01/06:36:09

Plot file version 321 created 18-JUL-2023 11:20:51

G69.54 EK052D 1.UVDATA.1

Freq = 6.6512 GHz, Bw = 4.000 MH No calibration applied and no bandpass applied

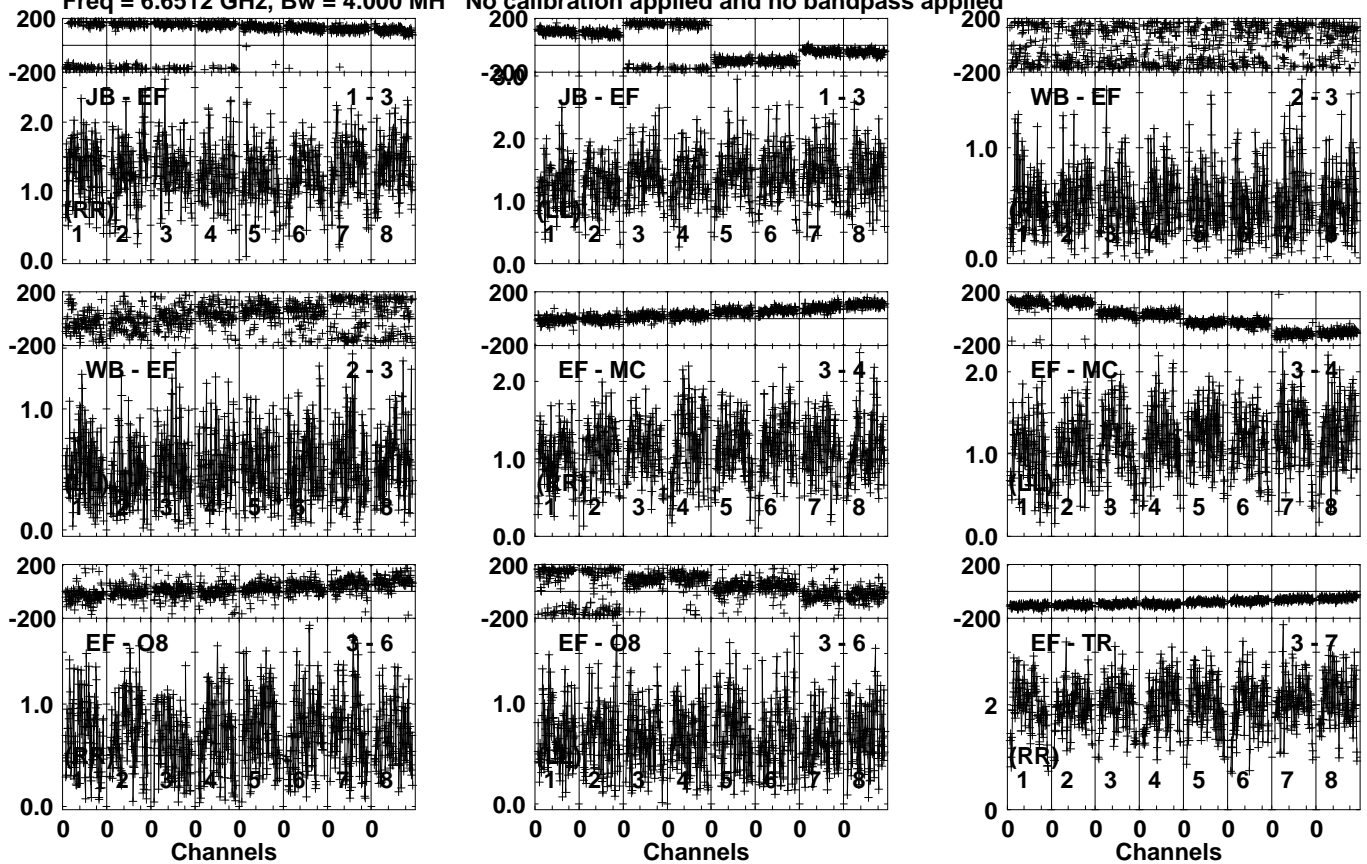


Lower frame: Milli Ampl Jy Top frame: Phas deg
Vector averaged cross-power spectrum Several baselines displayed
Timerange: 01/06:36:11 to 01/06:39:09

Plot file version 323 created 18-JUL-2023 11:20:51

J2003+3034 EK052D 1.UVDATA.1

Freq = 6.6512 GHz, Bw = 4.000 MH No calibration applied and no bandpass applied



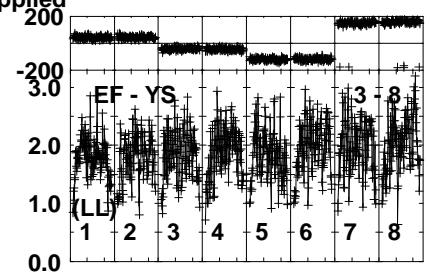
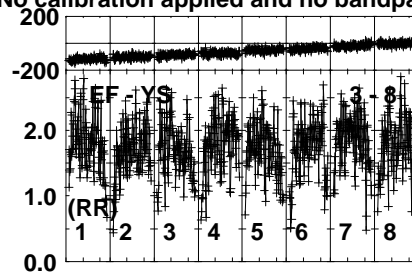
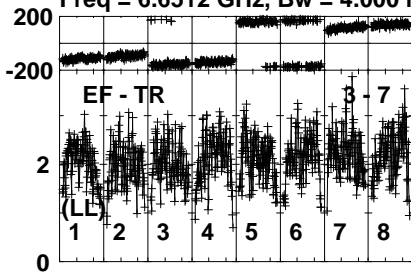
Lower frame: Milli Ampl Jy Top frame: Phas deg
Vector averaged cross-power spectrum Several baselines displayed
Timerange: 01/06:39:11 to 01/06:41:09

Plot file version 324 created 18-JUL-2023 11:20:51

J2003+3034 EK052D 1.UVDATA.1

Freq = 6.6512 GHz, Bw = 4.000 MH

No calibration applied and no bandpass applied

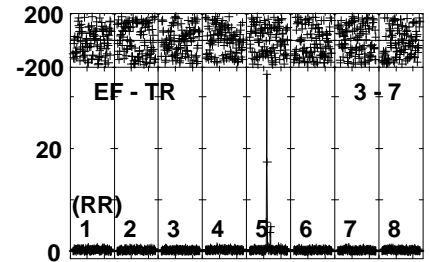
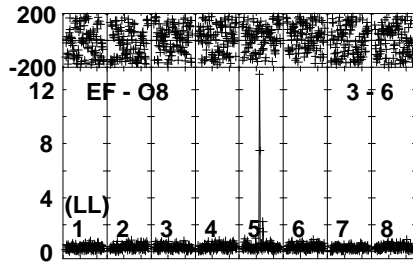
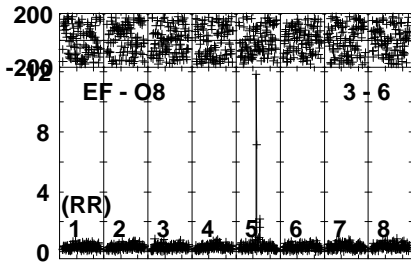
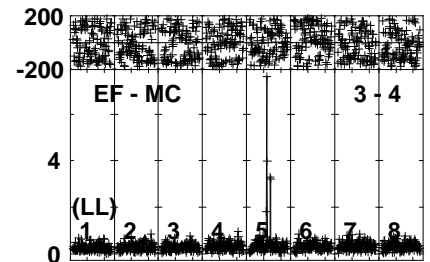
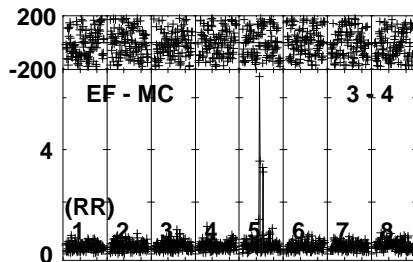
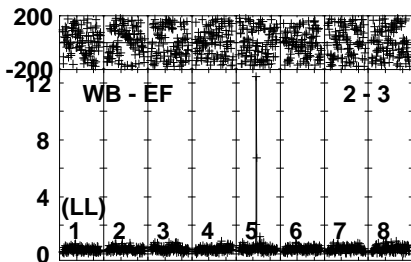
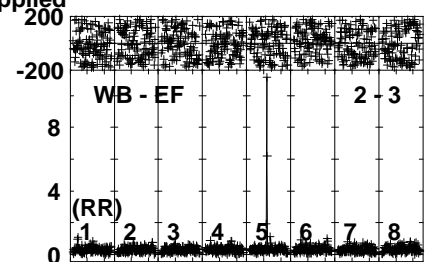
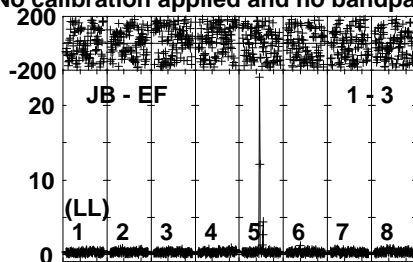
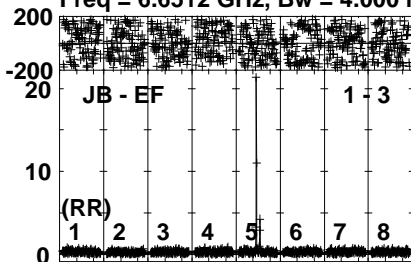


Lower frame: Milli Ampl Jy Top frame: Phas deg
Vector averaged cross-power spectrum Several baselines displayed
Timerange: 01/06:39:11 to 01/06:41:09

Plot file version 325 created 18-JUL-2023 11:20:51

G69.54 EK052D 1.UVDATA.1

Freq = 6.6512 GHz, Bw = 4.000 MH No calibration applied and no bandpass applied

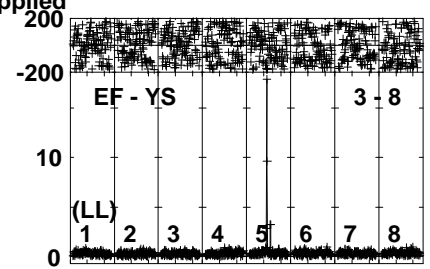
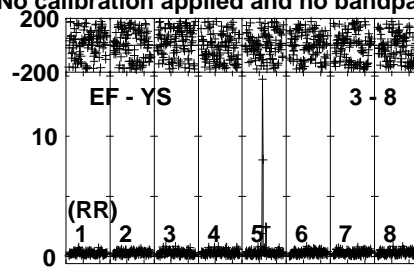
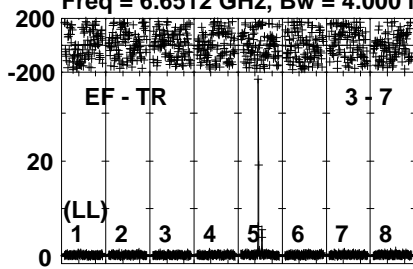


Lower frame: Milli Ampl Jy Top frame: Phas deg
Vector averaged cross-power spectrum Several baselines displayed
Timerange: 01/06:41:41 to 01/06:44:39

Plot file version 326 created 18-JUL-2023 11:20:51

G69.54 EK052D 1.UVDATA.1

Freq = 6.6512 GHz, Bw = 4.000 MH No calibration applied and no bandpass applied

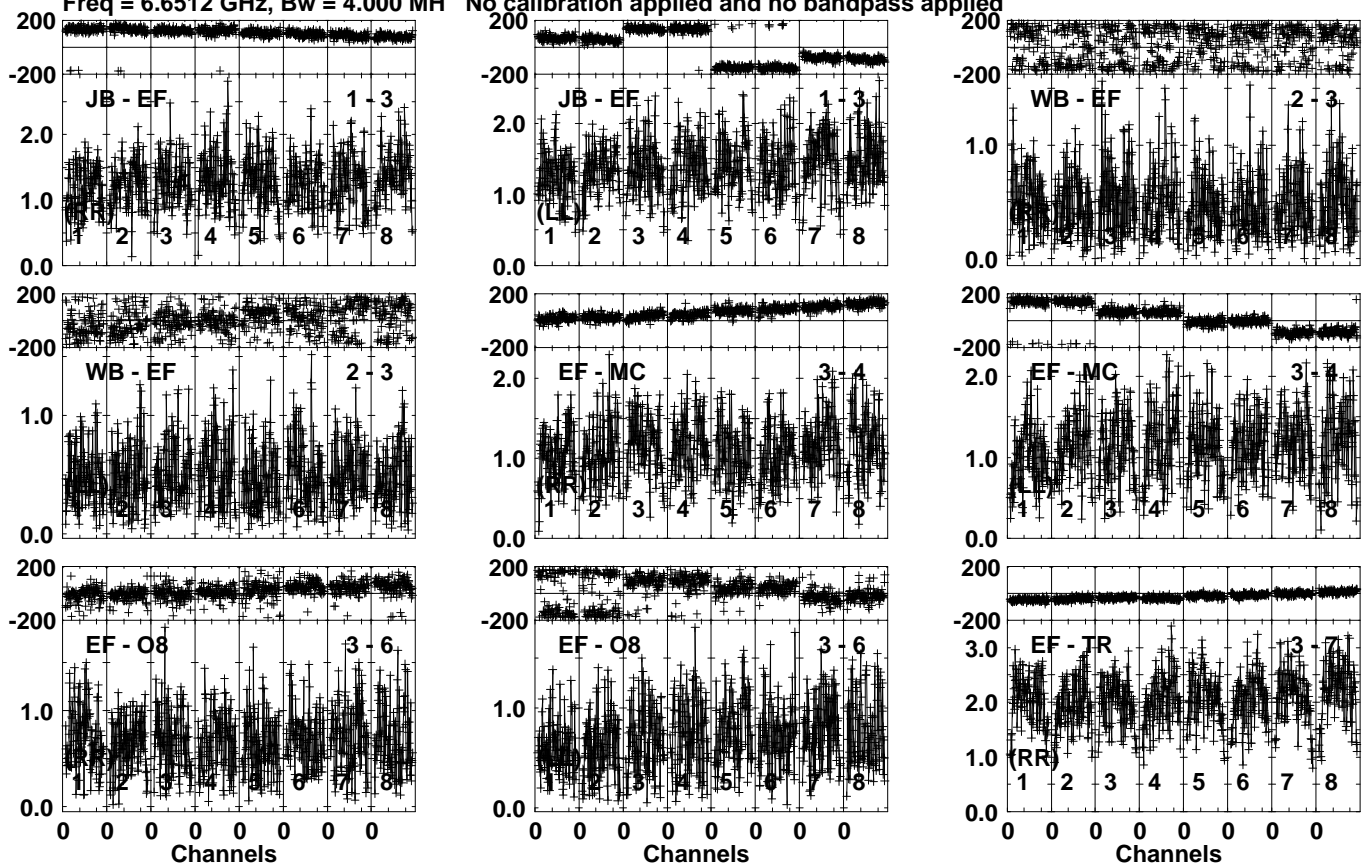


Lower frame: Milli Ampl Jy Top frame: Phas deg
Vector averaged cross-power spectrum Several baselines displayed
Timerange: 01/06:41:41 to 01/06:44:39

Plot file version 327 created 18-JUL-2023 11:20:51

J2003+3034 EK052D 1.UVDATA.1

Freq = 6.6512 GHz, Bw = 4.000 MH No calibration applied and no bandpass applied



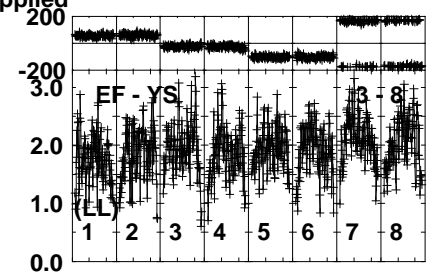
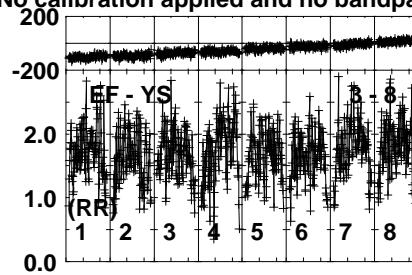
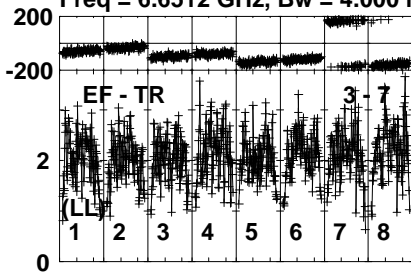
Lower frame: Milli Ampl Jy Top frame: Phas deg
Vector averaged cross-power spectrum Several baselines displayed
Timerange: 01/06:44:41 to 01/06:46:39

Plot file version 328 created 18-JUL-2023 11:20:51

J2003+3034 EK052D 1.UVDATA.1

Freq = 6.6512 GHz, Bw = 4.000 MH

No calibration applied and no bandpass applied

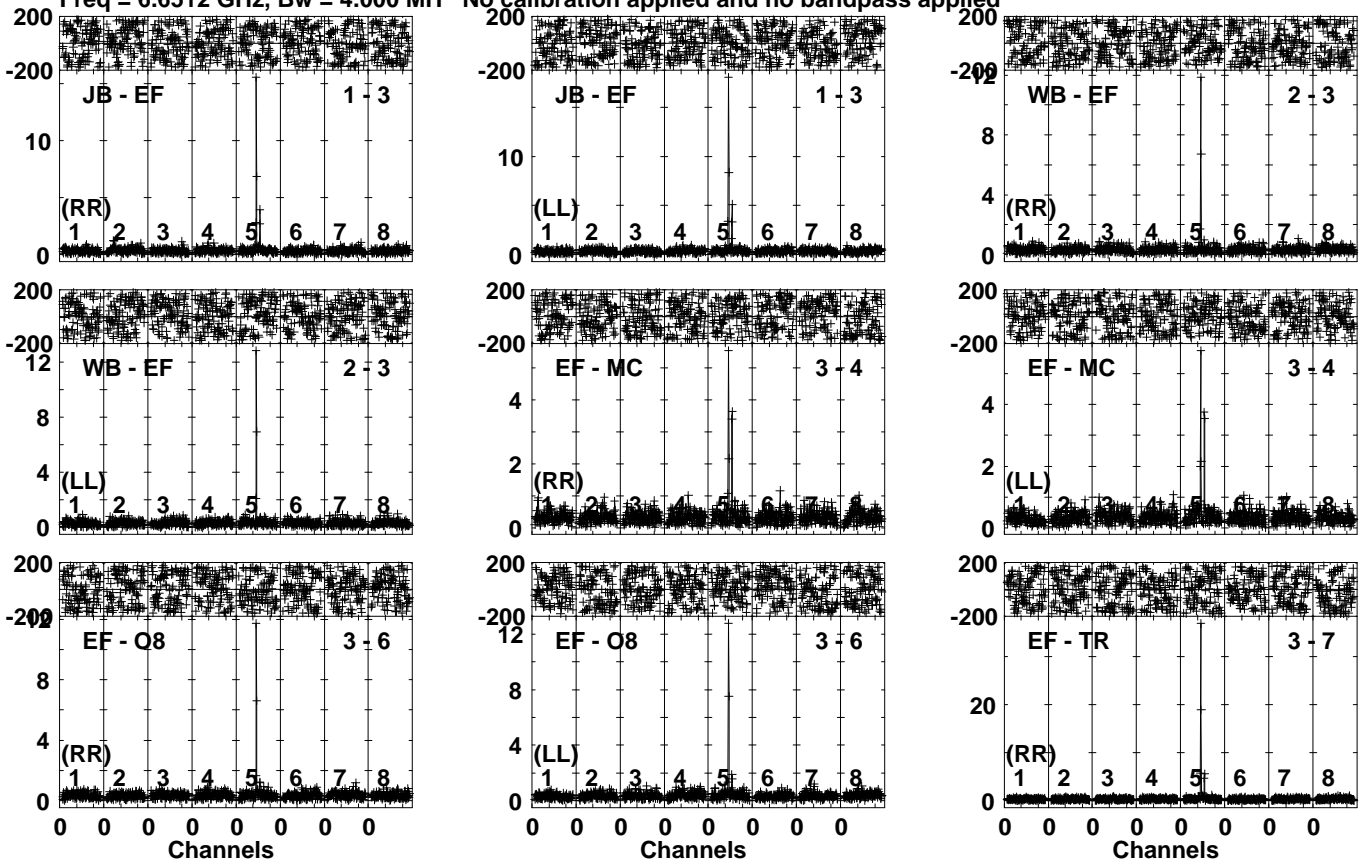


Lower frame: Milli Ampl Jy Top frame: Phas deg
Vector averaged cross-power spectrum Several baselines displayed
Timerange: 01/06:44:41 to 01/06:46:39

Plot file version 329 created 18-JUL-2023 11:20:52

G69.54 EK052D 1.UVDATA.1

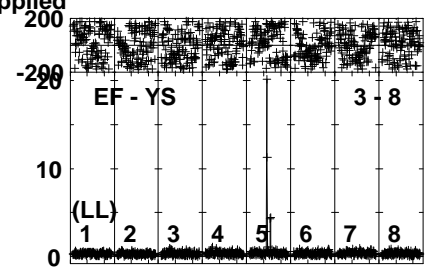
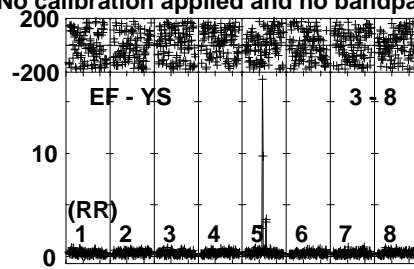
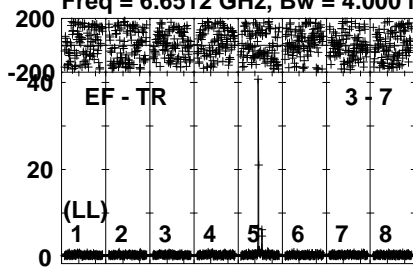
Freq = 6.6512 GHz, Bw = 4.000 MH No calibration applied and no bandpass applied



Plot file version 330 created 18-JUL-2023 11:20:52

G69.54 EK052D 1.UVDATA.1

Freq = 6.6512 GHz, Bw = 4.000 MH No calibration applied and no bandpass applied



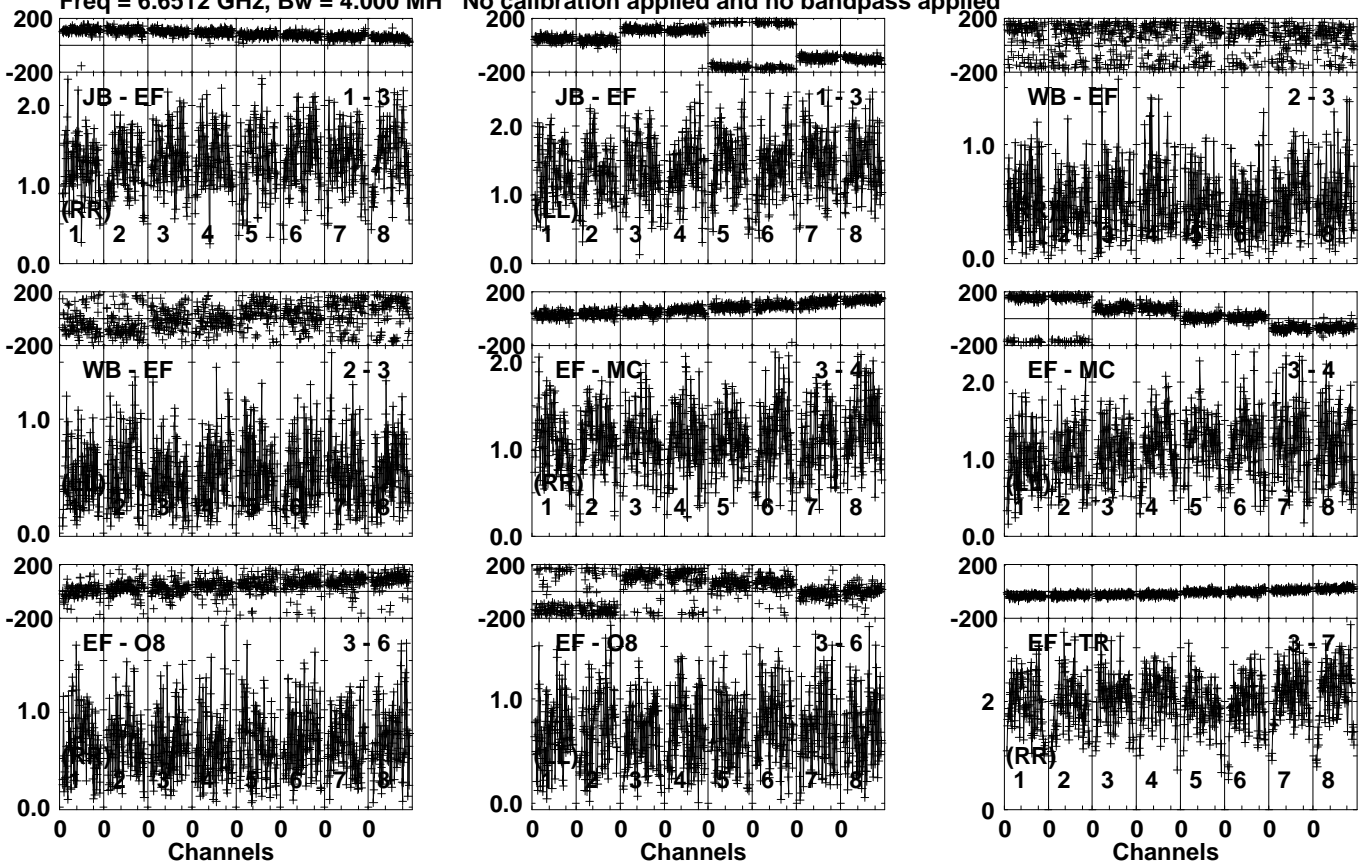
Lower frame: Milli Ampl Jy Top frame: Phas deg
Vector averaged cross-power spectrum Several baselines displayed
Timerange: 01/06:46:41 to 01/06:49:39

Plot file version 331 created 18-JUL-2023 11:20:52

J2003+3034 EK052D 1.UVDATA.1

Freq = 6.6512 GHz, Bw = 4.000 MH

No calibration applied and no bandpass applied

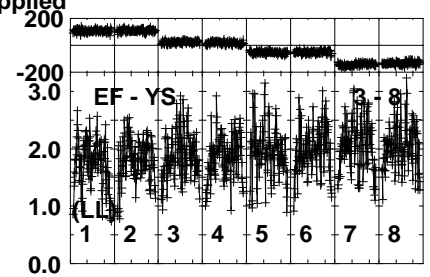
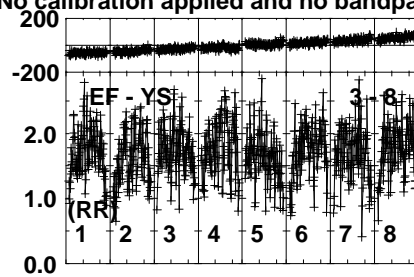
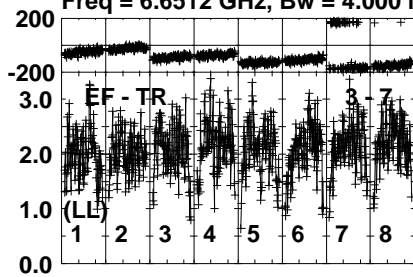


Lower frame: Milli Ampl Jy Top frame: Phas deg
Vector averaged cross-power spectrum Several baselines displayed
Timerange: 01/06:49:41 to 01/06:51:39

Plot file version 332 created 18-JUL-2023 11:20:52

J2003+3034 EK052D 1.UVDATA.1

Freq = 6.6512 GHz, Bw = 4.000 MH No calibration applied and no bandpass applied

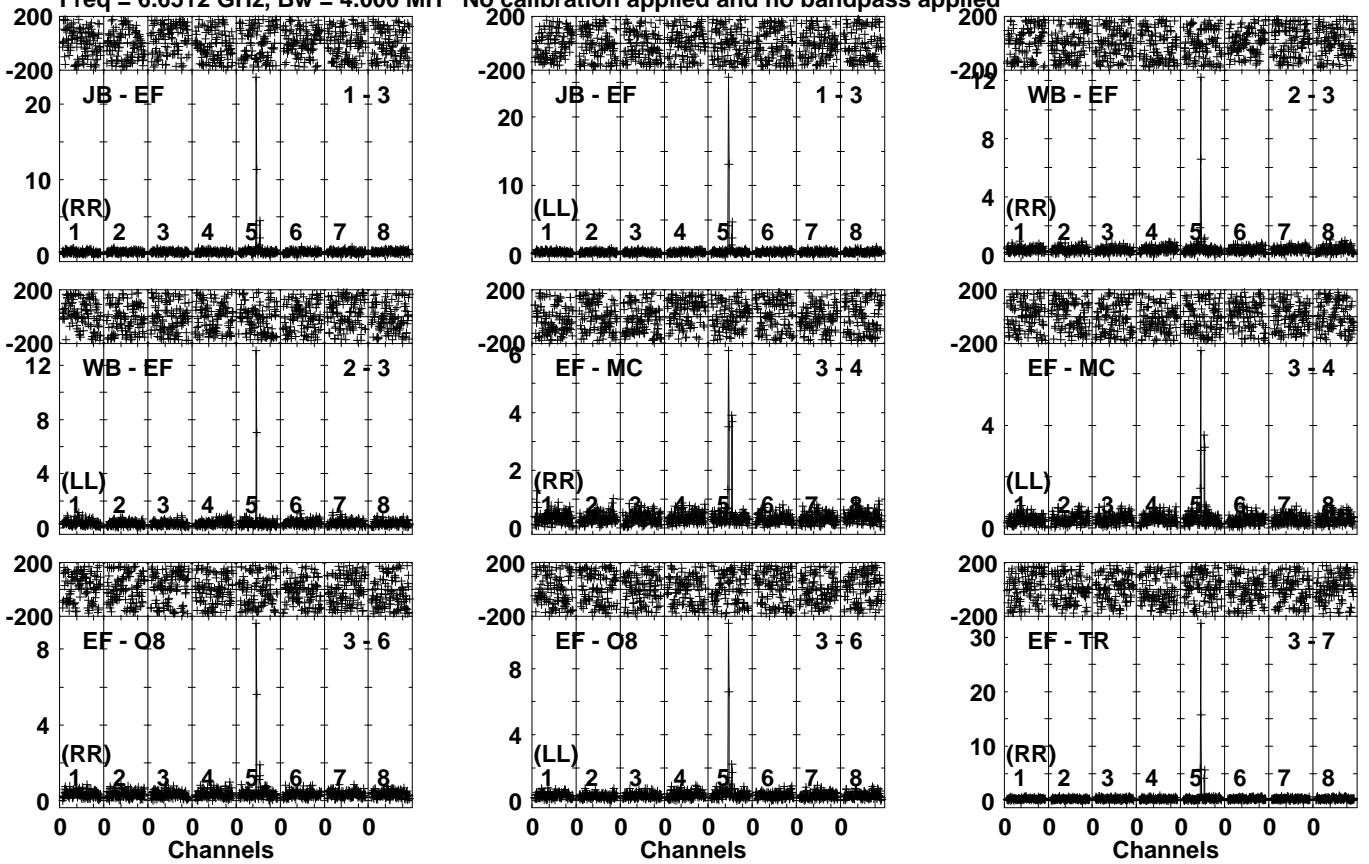


Lower frame: Milli Ampl Jy Top frame: Phas deg
Vector averaged cross-power spectrum Several baselines displayed
Timerange: 01/06:49:41 to 01/06:51:39

Plot file version 333 created 18-JUL-2023 11:20:52

G69.54 EK052D 1.UVDATA.1

Freq = 6.6512 GHz, Bw = 4.000 MH No calibration applied and no bandpass applied

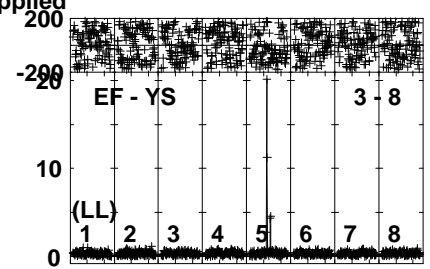
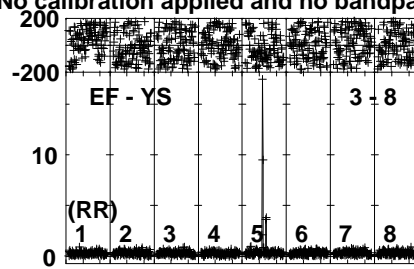
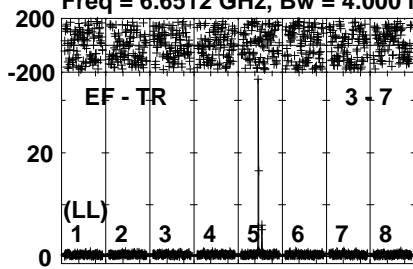


Lower frame: Milli Ampl Jy Top frame: Phas deg
Vector averaged cross-power spectrum Several baselines displayed
Timerange: 01/06:51:41 to 01/06:54:39

Plot file version 334 created 18-JUL-2023 11:20:52

G69.54 EK052D 1.UVDATA.1

Freq = 6.6512 GHz, Bw = 4.000 MH No calibration applied and no bandpass applied



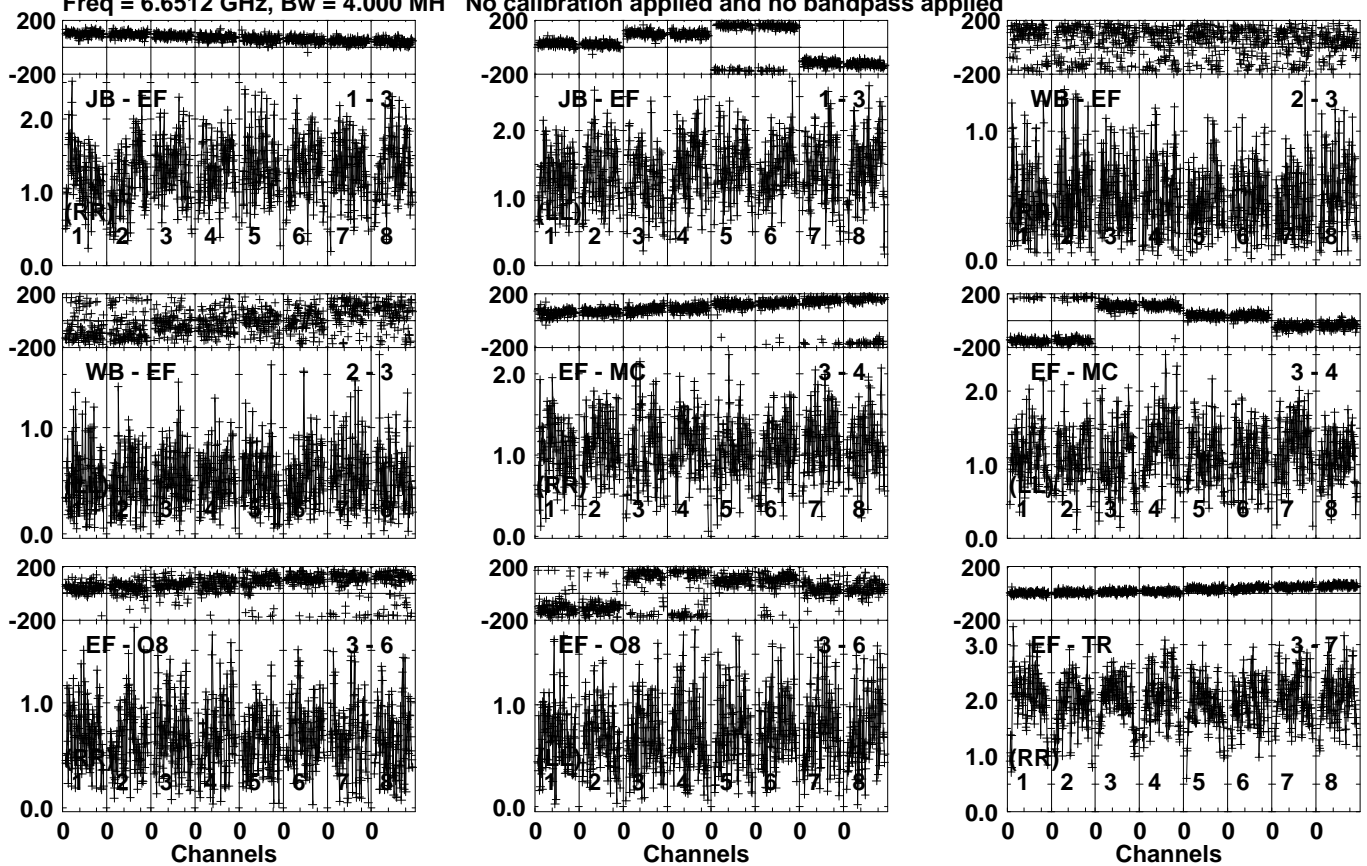
Lower frame: Milli Ampl Jy Top frame: Phas deg
Vector averaged cross-power spectrum Several baselines displayed
Timerange: 01/06:51:41 to 01/06:54:39

Plot file version 335 created 18-JUL-2023 11:20:52

J2003+3034 EK052D 1.UVDATA.1

Freq = 6.6512 GHz, Bw = 4.000 MH

No calibration applied and no bandpass applied



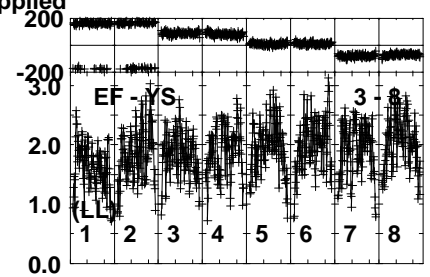
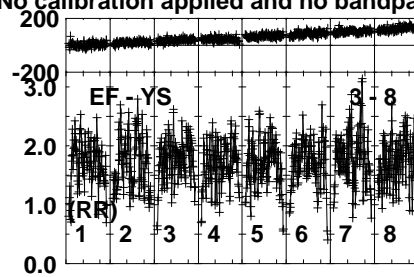
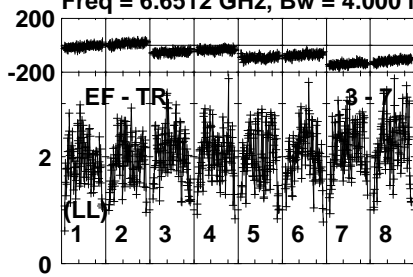
Lower frame: Milli Ampl Jy Top frame: Phas deg
Vector averaged cross-power spectrum Several baselines displayed
Timerange: 01/06:54:41 to 01/06:56:39

Plot file version 336 created 18-JUL-2023 11:20:53

J2003+3034 EK052D 1.UVDATA.1

Freq = 6.6512 GHz, Bw = 4.000 MH

No calibration applied and no bandpass applied

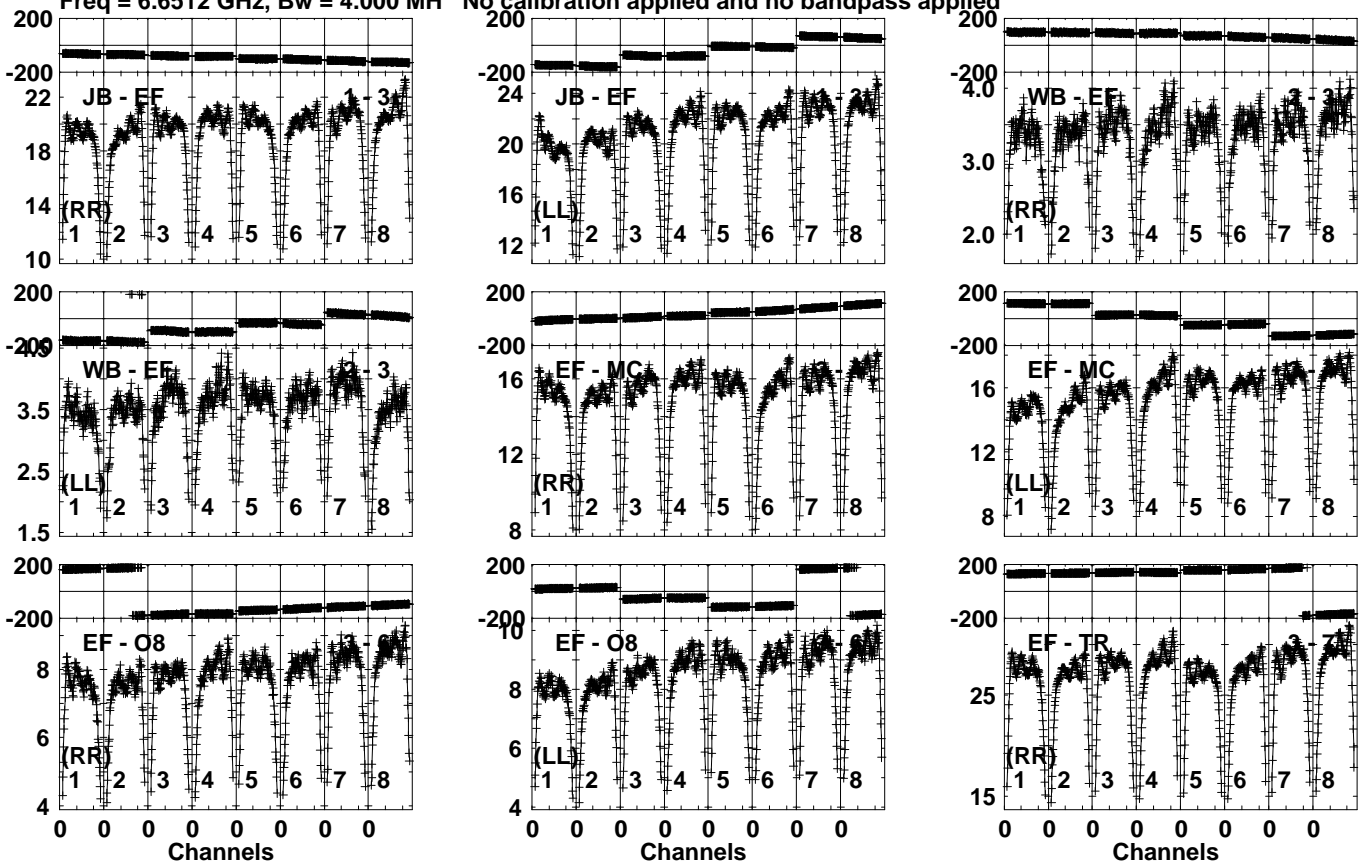


Lower frame: Milli Ampl Jy Top frame: Phas deg
Vector averaged cross-power spectrum Several baselines displayed
Timerange: 01/06:54:41 to 01/06:56:39

Plot file version 337 created 18-JUL-2023 11:20:53

J2202+4216 EK052D 1.UVDATA.1

Freq = 6.6512 GHz, Bw = 4.000 MH No calibration applied and no bandpass applied



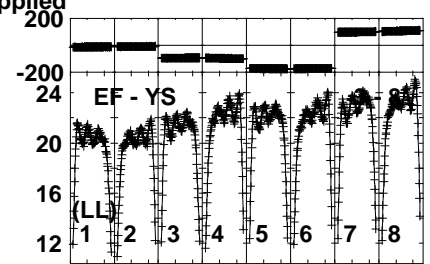
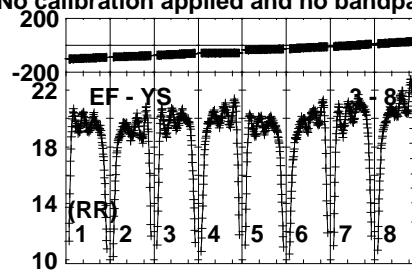
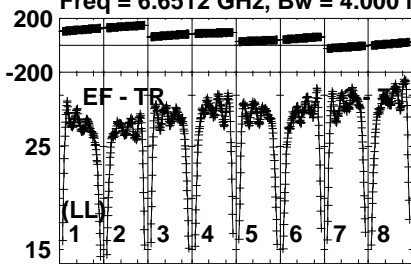
Lower frame: Milli Ampl Jy Top frame: Phas deg
Vector averaged cross-power spectrum Several baselines displayed
Timerange: 01/06:58:41 to 01/07:08:09

Plot file version 338 created 18-JUL-2023 11:20:53

J2202+4216 EK052D 1.UVDATA.1

Freq = 6.6512 GHz, Bw = 4.000 MH

No calibration applied and no bandpass applied

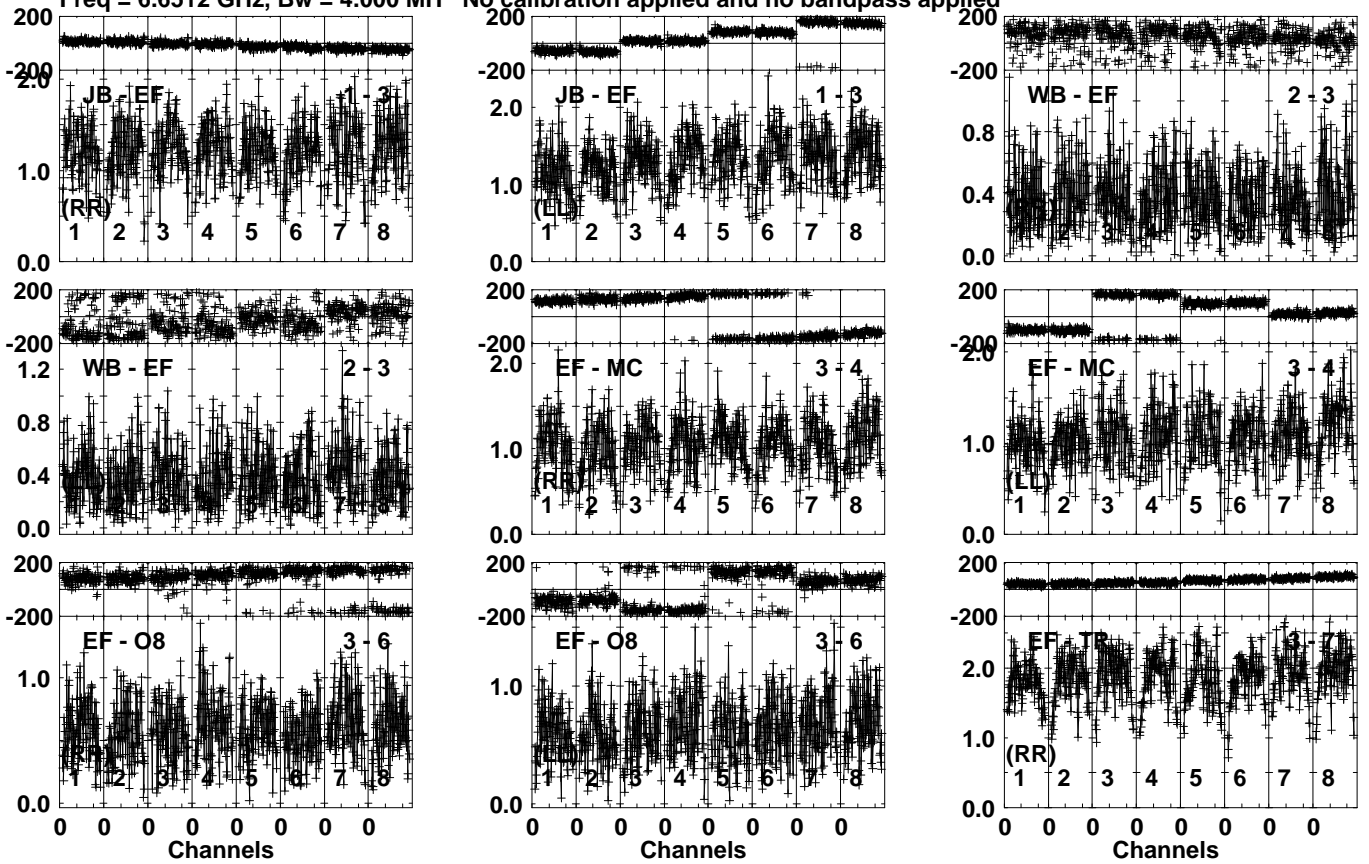


Lower frame: Milli Ampl Jy Top frame: Phas deg
Vector averaged cross-power spectrum Several baselines displayed
Timerange: 01/06:58:41 to 01/07:08:09

Plot file version 339 created 18-JUL-2023 11:20:53

J2003+3034 EK052D 1.UVDATA.1

Freq = 6.6512 GHz, Bw = 4.000 MH No calibration applied and no bandpass applied



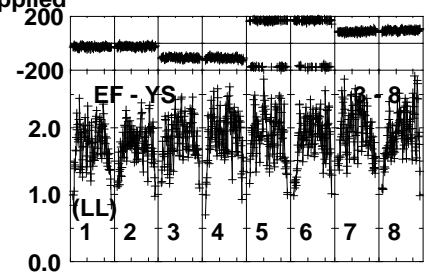
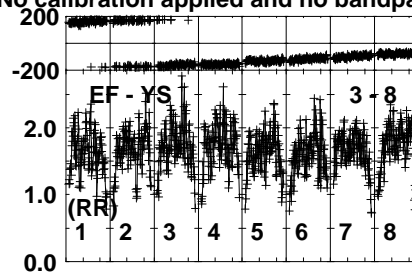
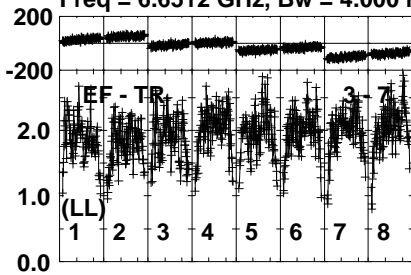
Lower frame: Milli Ampl Jy Top frame: Phas deg
Vector averaged cross-power spectrum Several baselines displayed
Timerange: 01/07:10:11 to 01/07:13:09

Plot file version 340 created 18-JUL-2023 11:20:54

J2003+3034 EK052D 1.UVDATA.1

Freq = 6.6512 GHz, Bw = 4.000 MH

No calibration applied and no bandpass applied

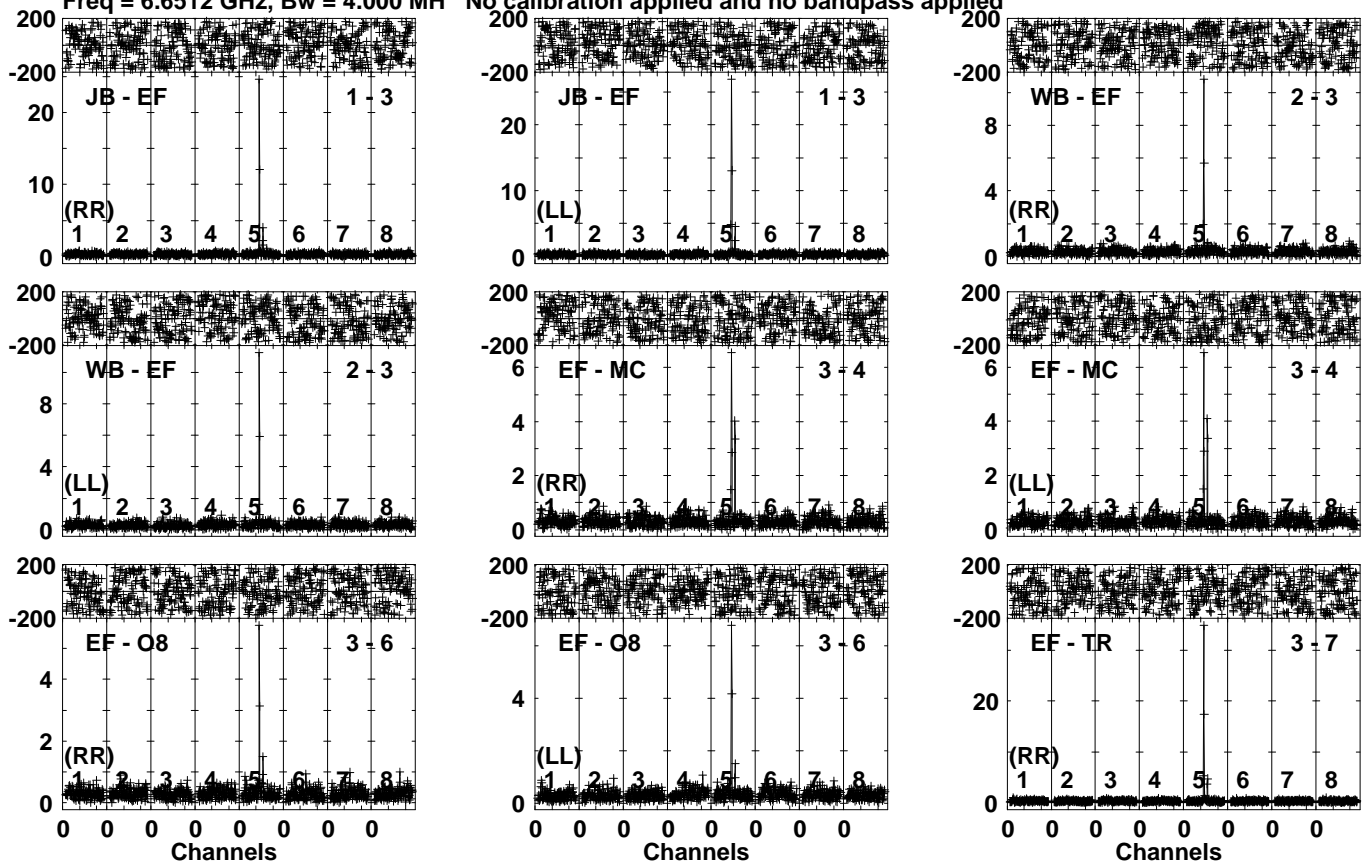


Lower frame: Milli Ampl Jy Top frame: Phas deg
Vector averaged cross-power spectrum Several baselines displayed
Timerange: 01/07:10:11 to 01/07:13:09

Plot file version 341 created 18-JUL-2023 11:20:54

G69.54 EK052D 1.UVDATA.1

Freq = 6.6512 GHz, Bw = 4.000 MH No calibration applied and no bandpass applied

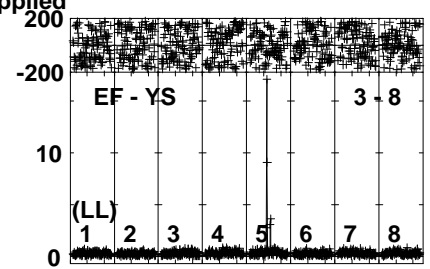
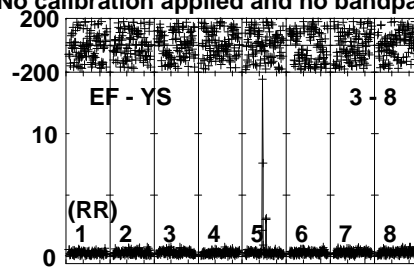
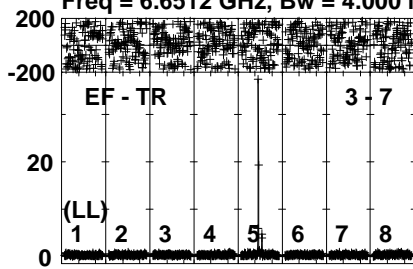


Lower frame: Milli Ampl Jy Top frame: Phas deg
Vector averaged cross-power spectrum Several baselines displayed
Timerange: 01/07:13:41 to 01/07:16:39

Plot file version 342 created 18-JUL-2023 11:20:54

G69.54 EK052D 1.UVDATA.1

Freq = 6.6512 GHz, Bw = 4.000 MH No calibration applied and no bandpass applied

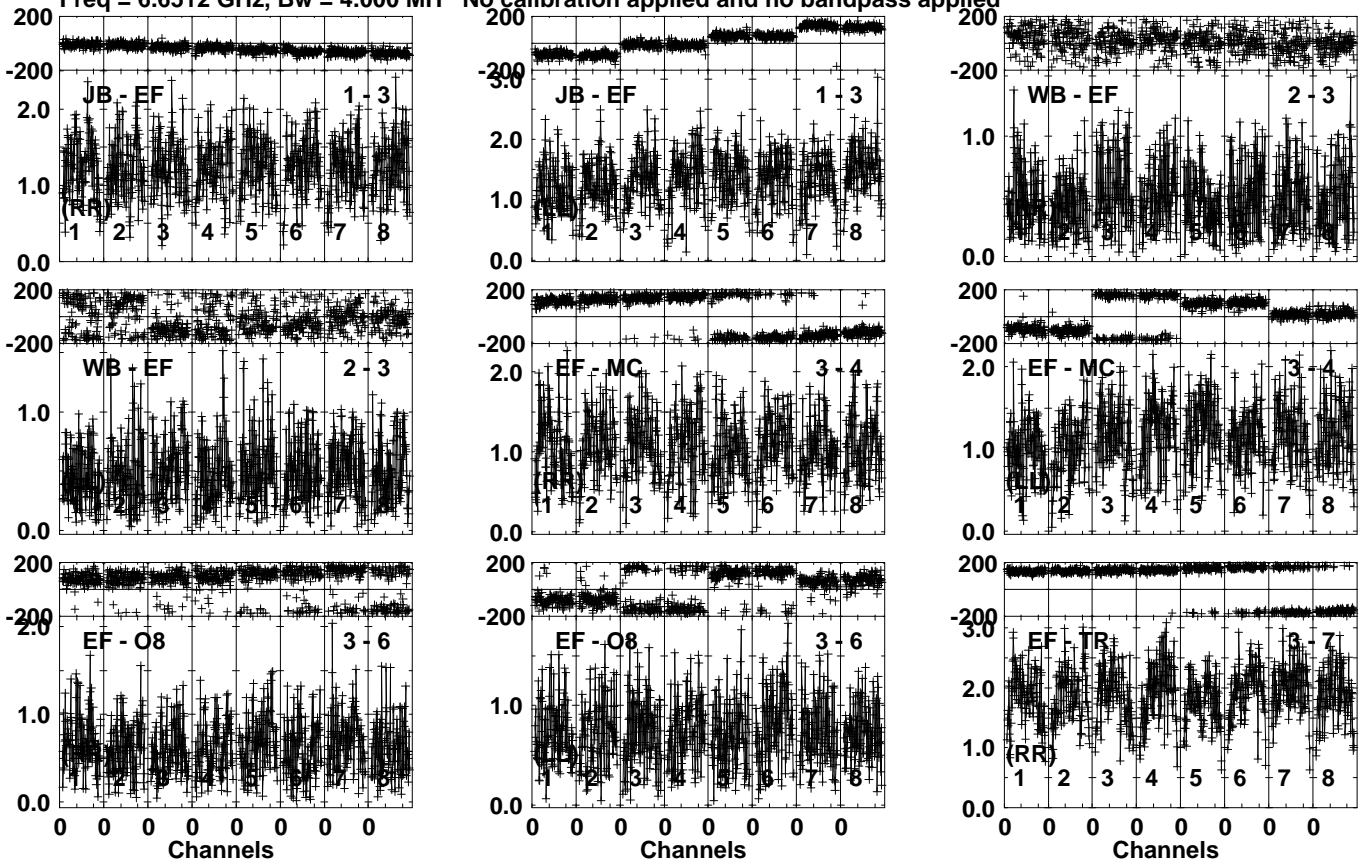


Lower frame: Milli Ampl Jy Top frame: Phas deg
Vector averaged cross-power spectrum Several baselines displayed
Timerange: 01/07:13:41 to 01/07:16:39

Plot file version 343 created 18-JUL-2023 11:20:54

J2003+3034 EK052D 1.UVDATA.1

Freq = 6.6512 GHz, Bw = 4.000 MH No calibration applied and no bandpass applied



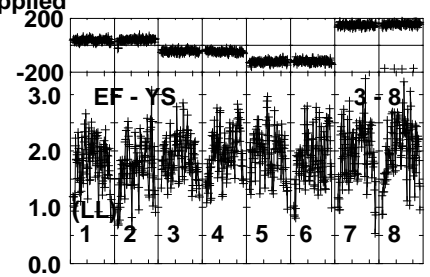
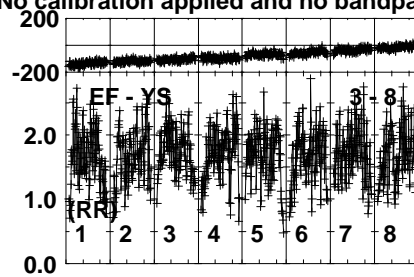
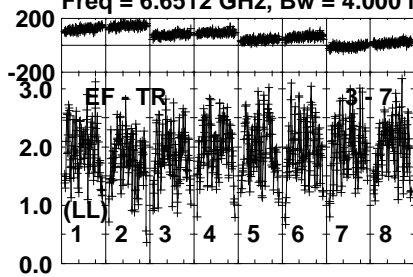
Lower frame: Milli Ampl Jy Top frame: Phas deg
Vector averaged cross-power spectrum Several baselines displayed
Timerange: 01/07:16:41 to 01/07:18:39

Plot file version 344 created 18-JUL-2023 11:20:54

J2003+3034 EK052D 1.UVDATA.1

Freq = 6.6512 GHz, Bw = 4.000 MH

No calibration applied and no bandpass applied

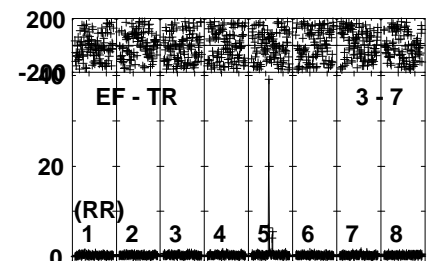
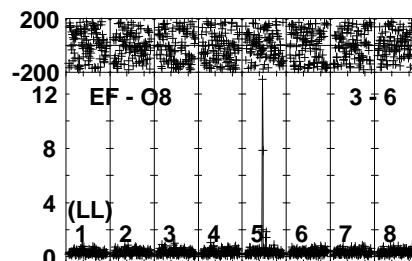
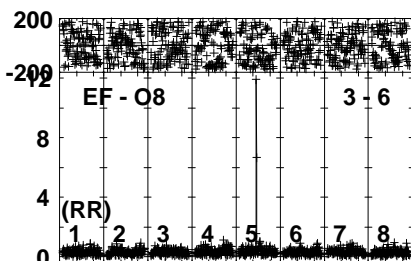
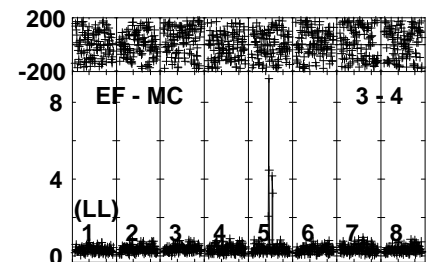
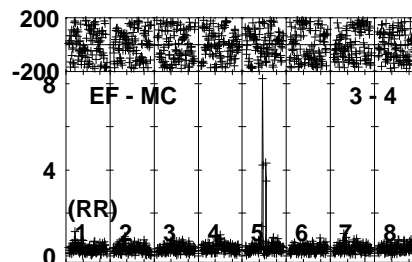
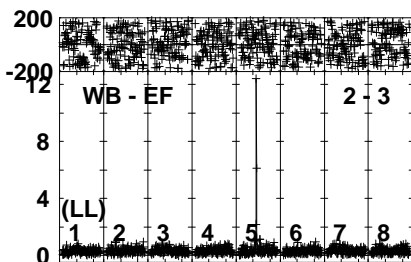
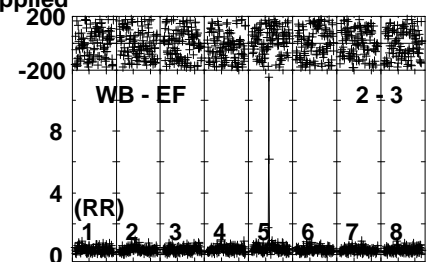
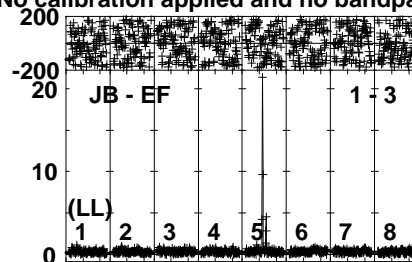
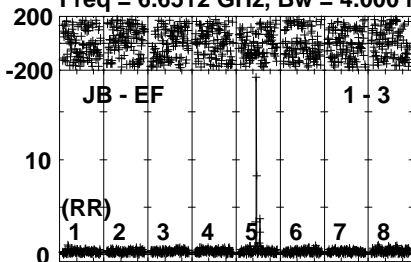


Lower frame: Milli Ampl Jy Top frame: Phas deg
Vector averaged cross-power spectrum Several baselines displayed
Timerange: 01/07:16:41 to 01/07:18:39

Plot file version 345 created 18-JUL-2023 11:20:54

G69.54 EK052D 1.UVDATA.1

Freq = 6.6512 GHz, Bw = 4.000 MH No calibration applied and no bandpass applied

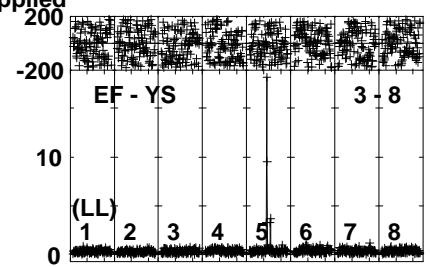
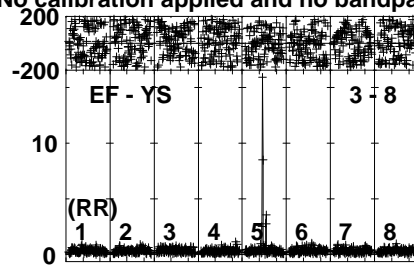
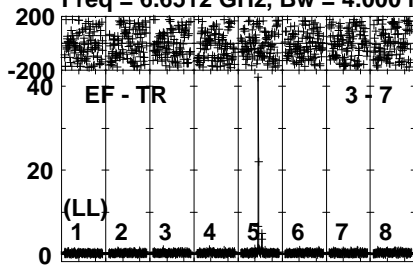


Lower frame: Milli Ampl Jy Top frame: Phas deg
Vector averaged cross-power spectrum Several baselines displayed
Timerange: 01/07:18:41 to 01/07:21:39

Plot file version 346 created 18-JUL-2023 11:20:54

G69.54 EK052D 1.UVDATA.1

Freq = 6.6512 GHz, Bw = 4.000 MH No calibration applied and no bandpass applied



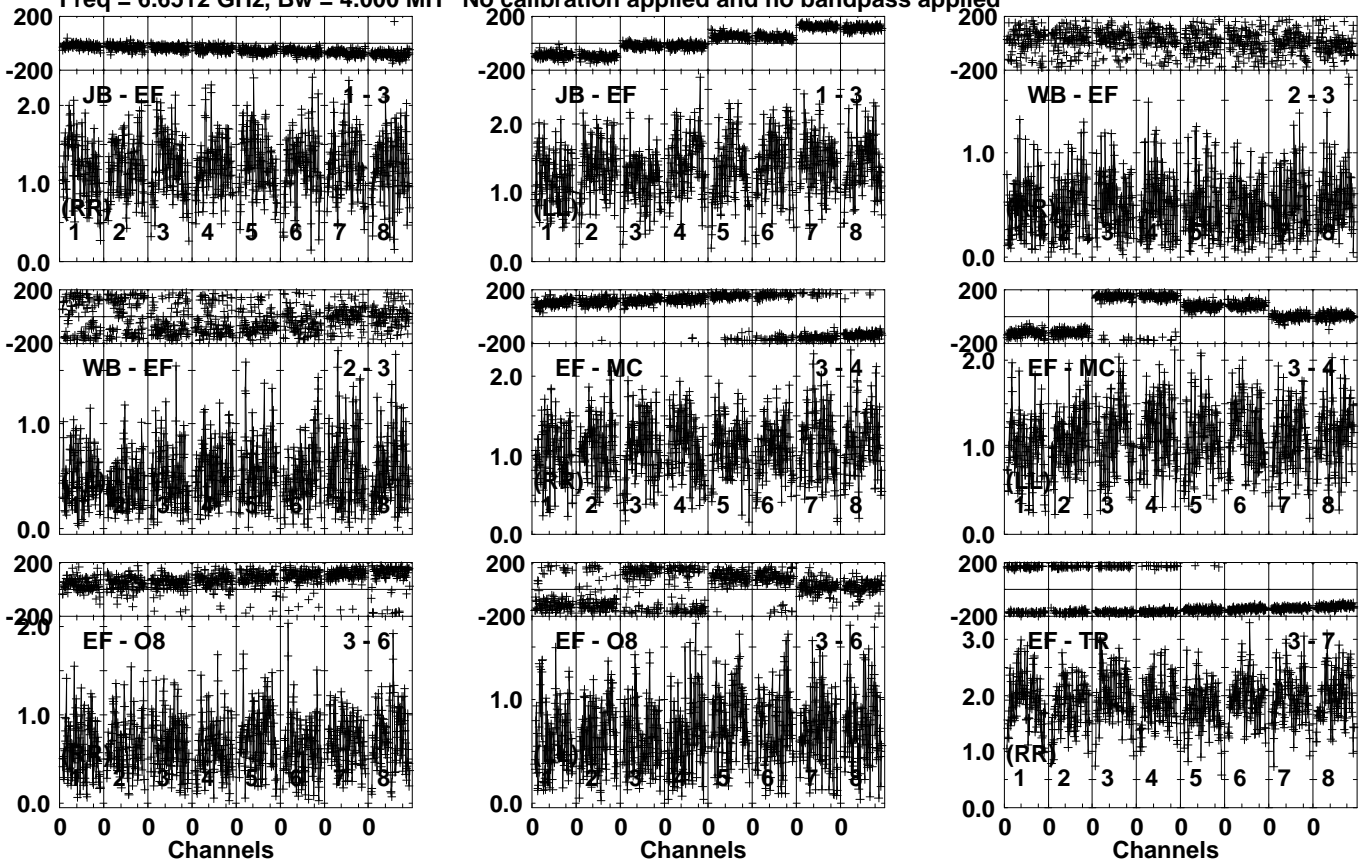
Lower frame: Milli Ampl Jy Top frame: Phas deg
Vector averaged cross-power spectrum Several baselines displayed
Timerange: 01/07:18:41 to 01/07:21:39

Plot file version 347 created 18-JUL-2023 11:20:54

J2003+3034 EK052D 1.UVDATA.1

Freq = 6.6512 GHz, Bw = 4.000 MH

No calibration applied and no bandpass applied



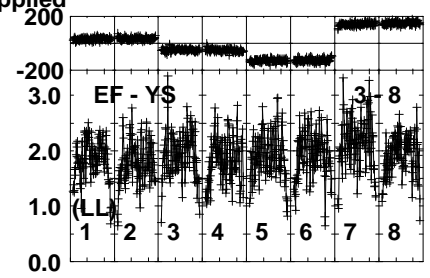
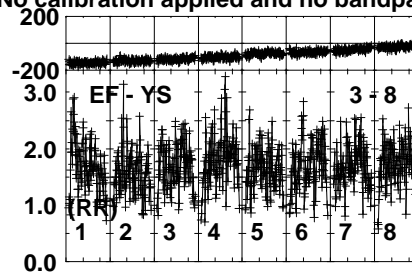
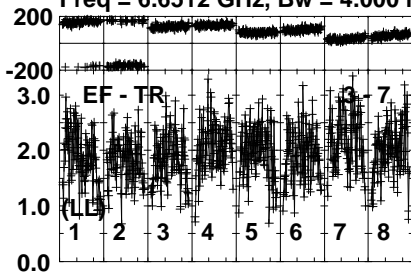
Lower frame: Milli Ampl Jy Top frame: Phas deg
Vector averaged cross-power spectrum Several baselines displayed
Timerange: 01/07:21:41 to 01/07:23:39

Plot file version 348 created 18-JUL-2023 11:20:55

J2003+3034 EK052D 1.UVDATA.1

Freq = 6.6512 GHz, Bw = 4.000 MH

No calibration applied and no bandpass applied

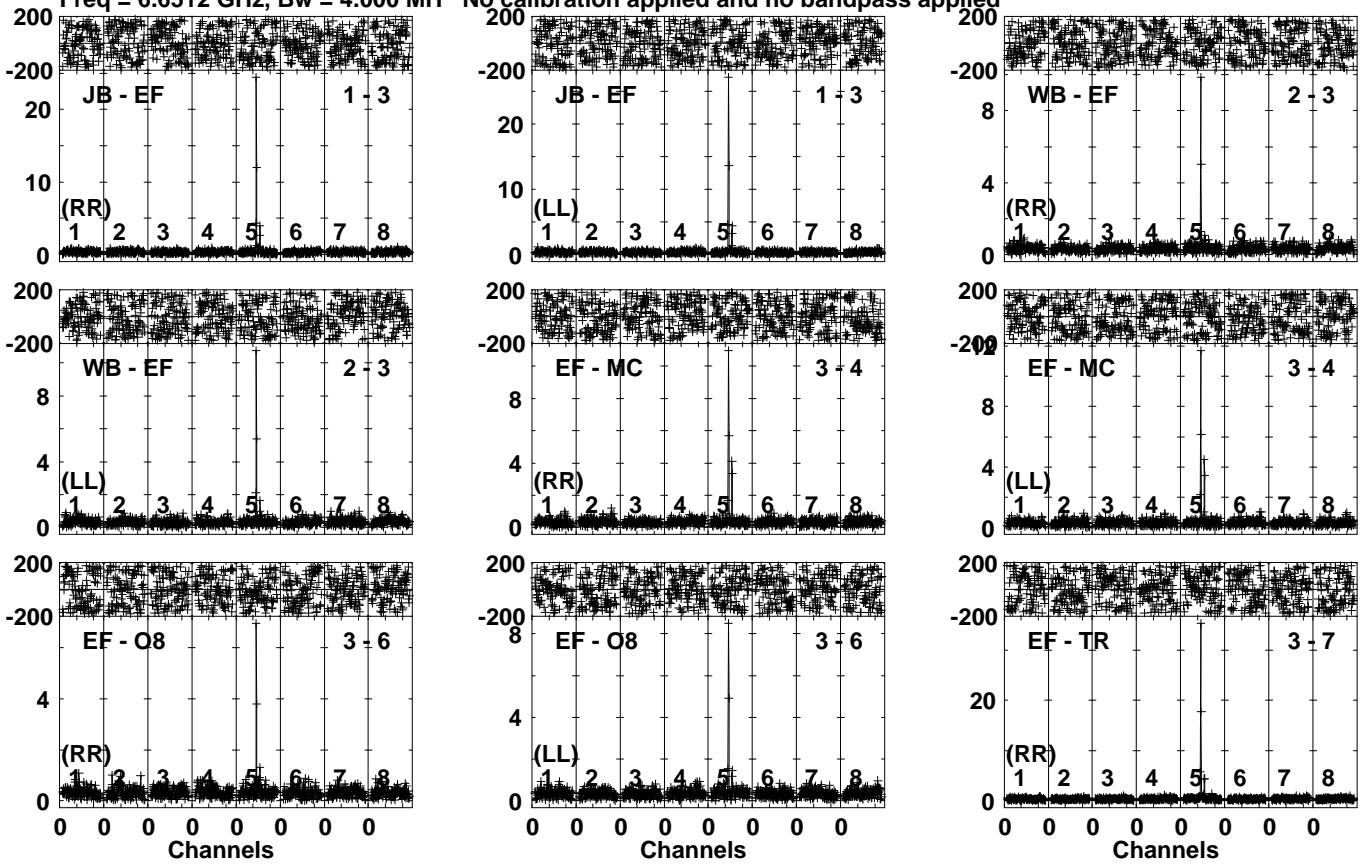


Lower frame: Milli Ampl Jy Top frame: Phas deg
Vector averaged cross-power spectrum Several baselines displayed
Timerange: 01/07:21:41 to 01/07:23:39

Plot file version 349 created 18-JUL-2023 11:20:55

G69.54 EK052D 1.UVDATA.1

Freq = 6.6512 GHz, Bw = 4.000 MH No calibration applied and no bandpass applied

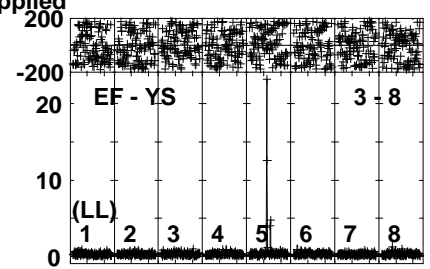
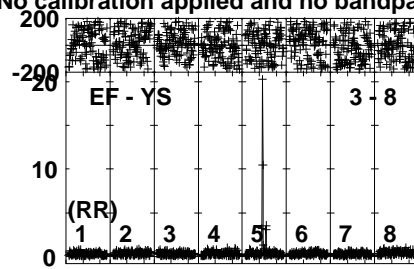
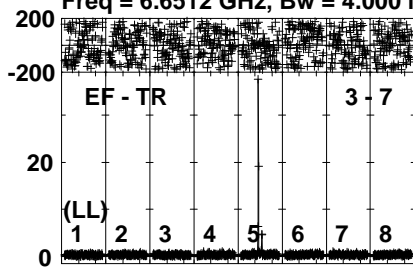


Lower frame: Milli Ampl Jy Top frame: Phas deg
Vector averaged cross-power spectrum Several baselines displayed
Timerange: 01/07:23:41 to 01/07:26:39

Plot file version 350 created 18-JUL-2023 11:20:55

G69.54 EK052D 1.UVDATA.1

Freq = 6.6512 GHz, Bw = 4.000 MH No calibration applied and no bandpass applied

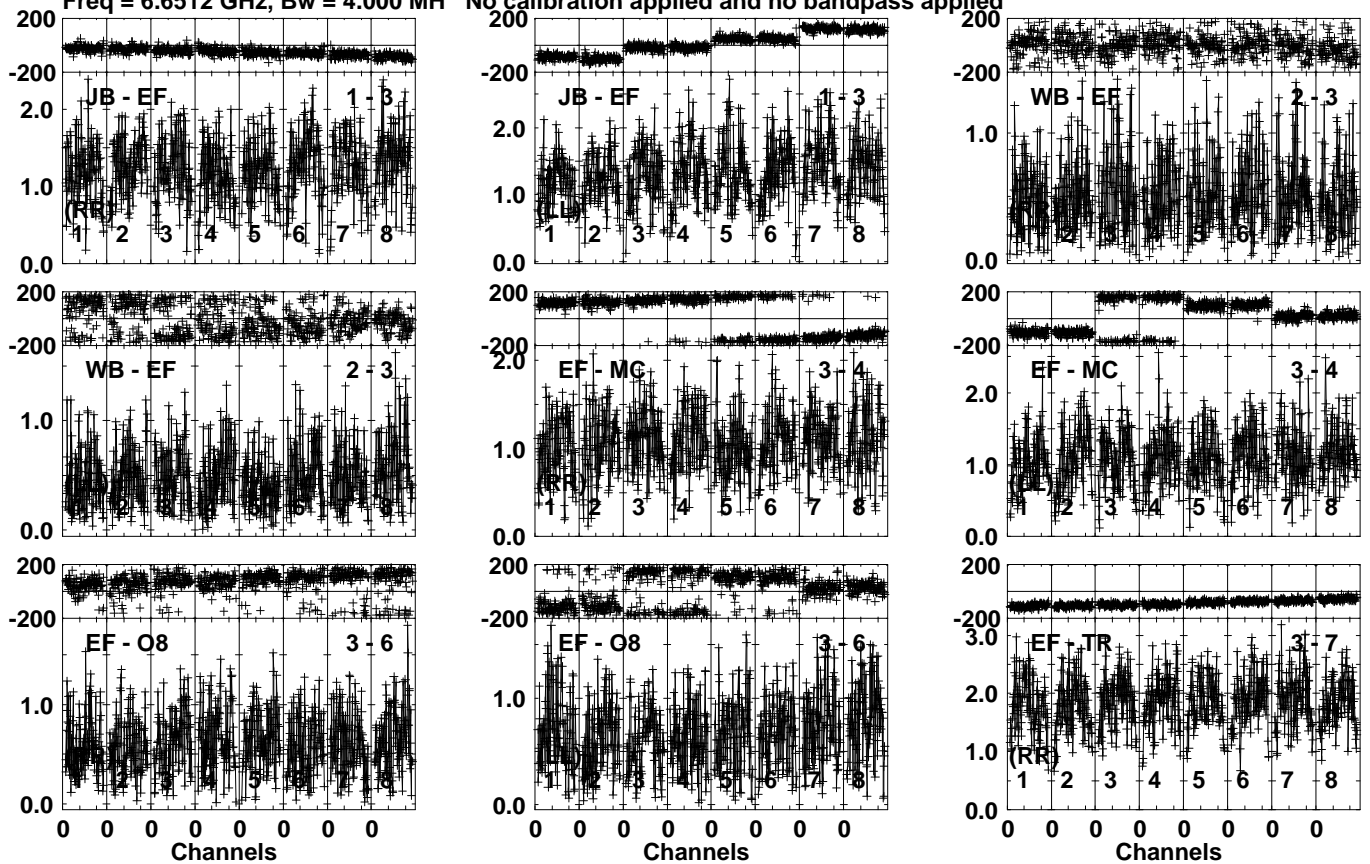


Lower frame: Milli Ampl Jy Top frame: Phas deg
Vector averaged cross-power spectrum Several baselines displayed
Timerange: 01/07:23:41 to 01/07:26:39

Plot file version 351 created 18-JUL-2023 11:20:55

J2003+3034 EK052D 1.UVDATA.1

Freq = 6.6512 GHz, Bw = 4.000 MH No calibration applied and no bandpass applied



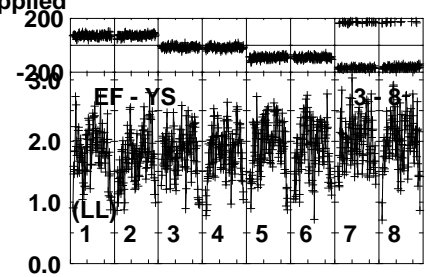
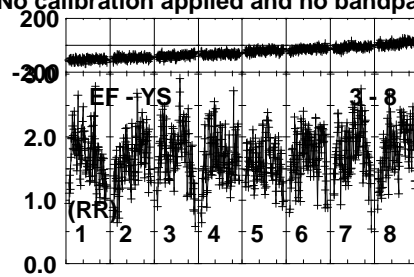
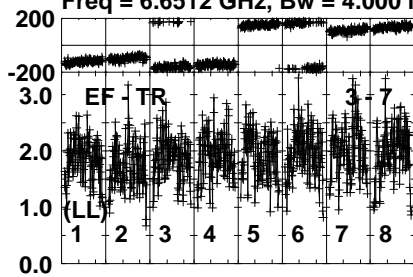
Lower frame: Milli Ampl Jy Top frame: Phas deg
Vector averaged cross-power spectrum Several baselines displayed
Timerange: 01/07:26:41 to 01/07:28:39

Plot file version 352 created 18-JUL-2023 11:20:55

J2003+3034 EK052D 1.UVDATA.1

Freq = 6.6512 GHz, Bw = 4.000 MH

No calibration applied and no bandpass applied

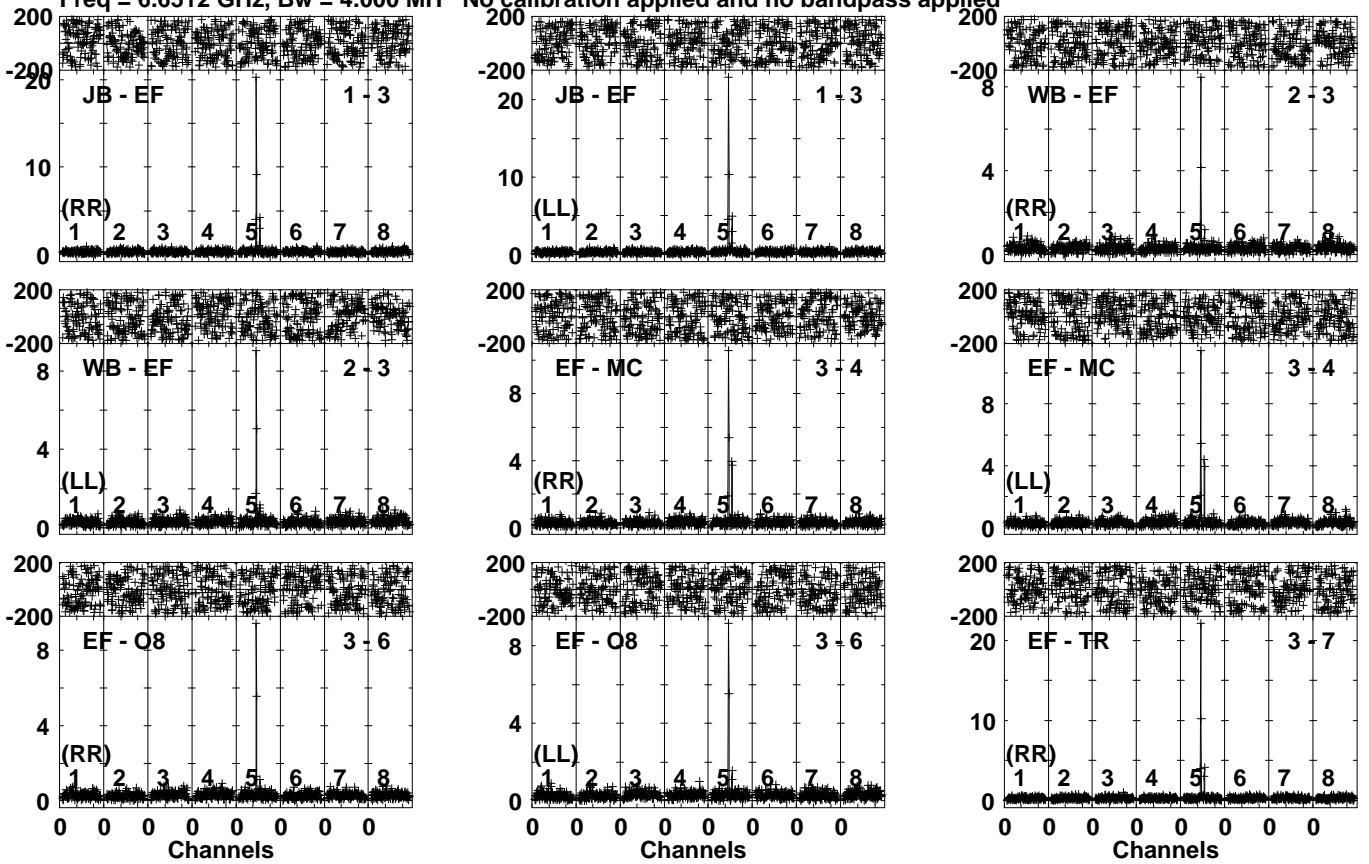


Lower frame: Milli Ampl Jy Top frame: Phas deg
Vector averaged cross-power spectrum Several baselines displayed
Timerange: 01/07:26:41 to 01/07:28:39

Plot file version 353 created 18-JUL-2023 11:20:55

G69.54 EK052D 1.UVDATA.1

Freq = 6.6512 GHz, Bw = 4.000 MH No calibration applied and no bandpass applied

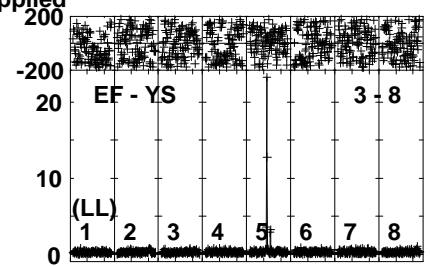
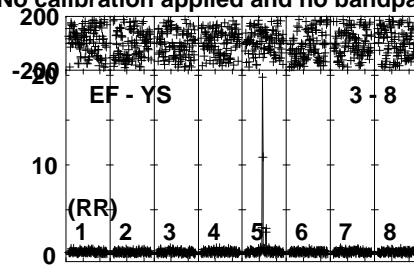
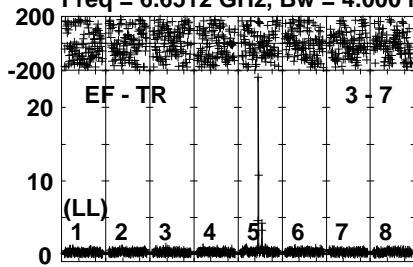


Lower frame: Milli Ampl Jy Top frame: Phas deg
Vector averaged cross-power spectrum Several baselines displayed
Timerange: 01/07:29:11 to 01/07:32:09

Plot file version 354 created 18-JUL-2023 11:20:55

G69.54 EK052D 1.UVDATA.1

Freq = 6.6512 GHz, Bw = 4.000 MH No calibration applied and no bandpass applied

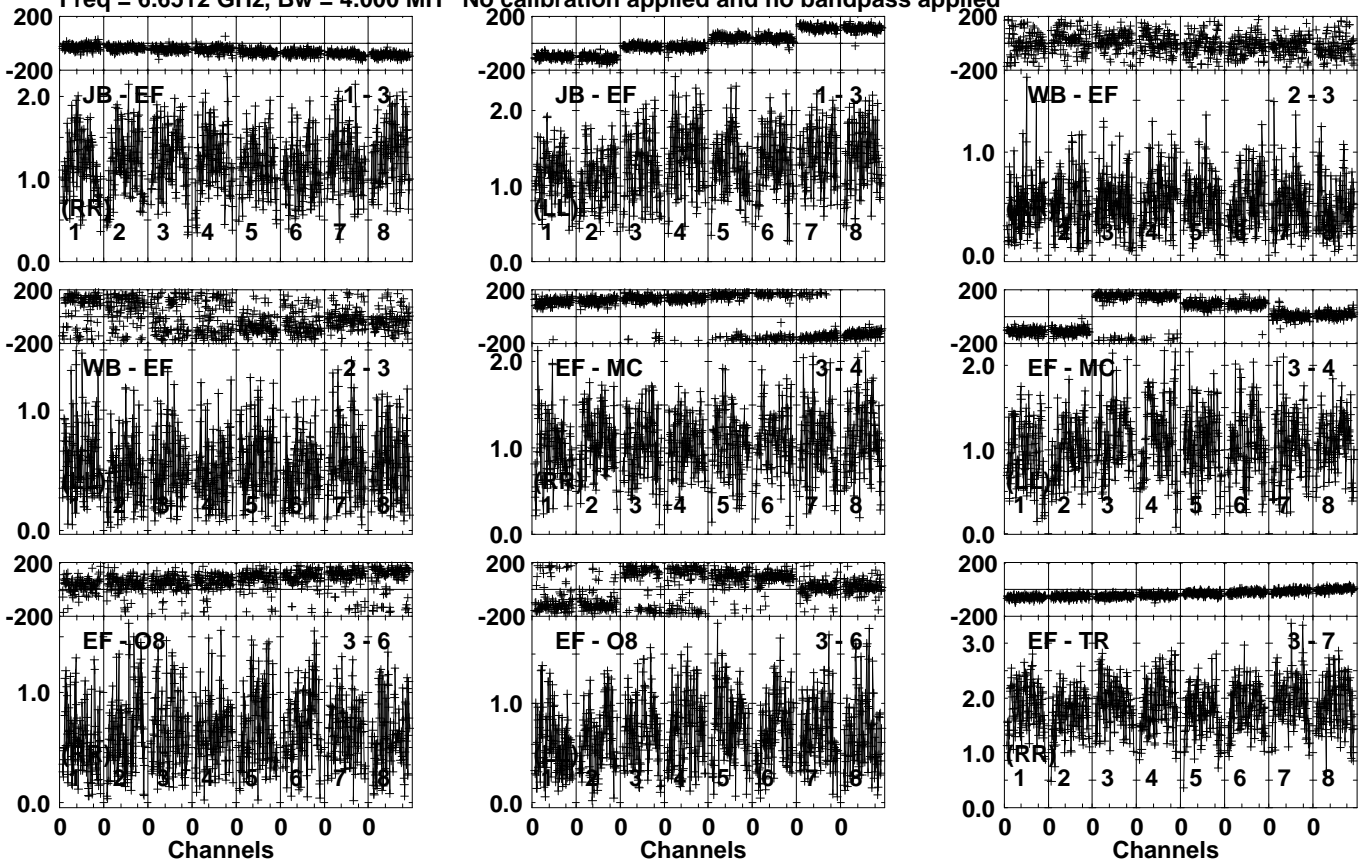


Lower frame: Milli Ampl Jy Top frame: Phas deg
Vector averaged cross-power spectrum Several baselines displayed
Timerange: 01/07:29:11 to 01/07:32:09

Plot file version 355 created 18-JUL-2023 11:20:55

J2003+3034 EK052D 1.UVDATA.1

Freq = 6.6512 GHz, Bw = 4.000 MH No calibration applied and no bandpass applied



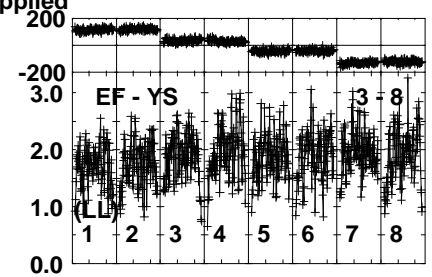
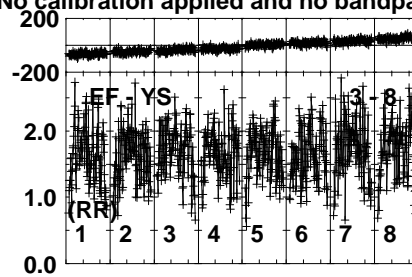
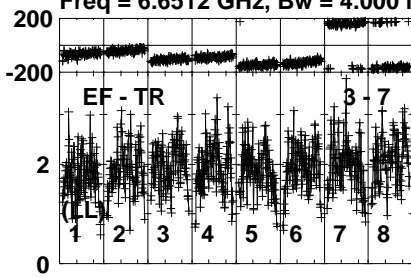
Lower frame: Milli Ampl Jy Top frame: Phas deg
Vector averaged cross-power spectrum Several baselines displayed
Timerange: 01/07:32:11 to 01/07:34:09

Plot file version 356 created 18-JUL-2023 11:20:56

J2003+3034 EK052D 1.UVDATA.1

Freq = 6.6512 GHz, Bw = 4.000 MH

No calibration applied and no bandpass applied

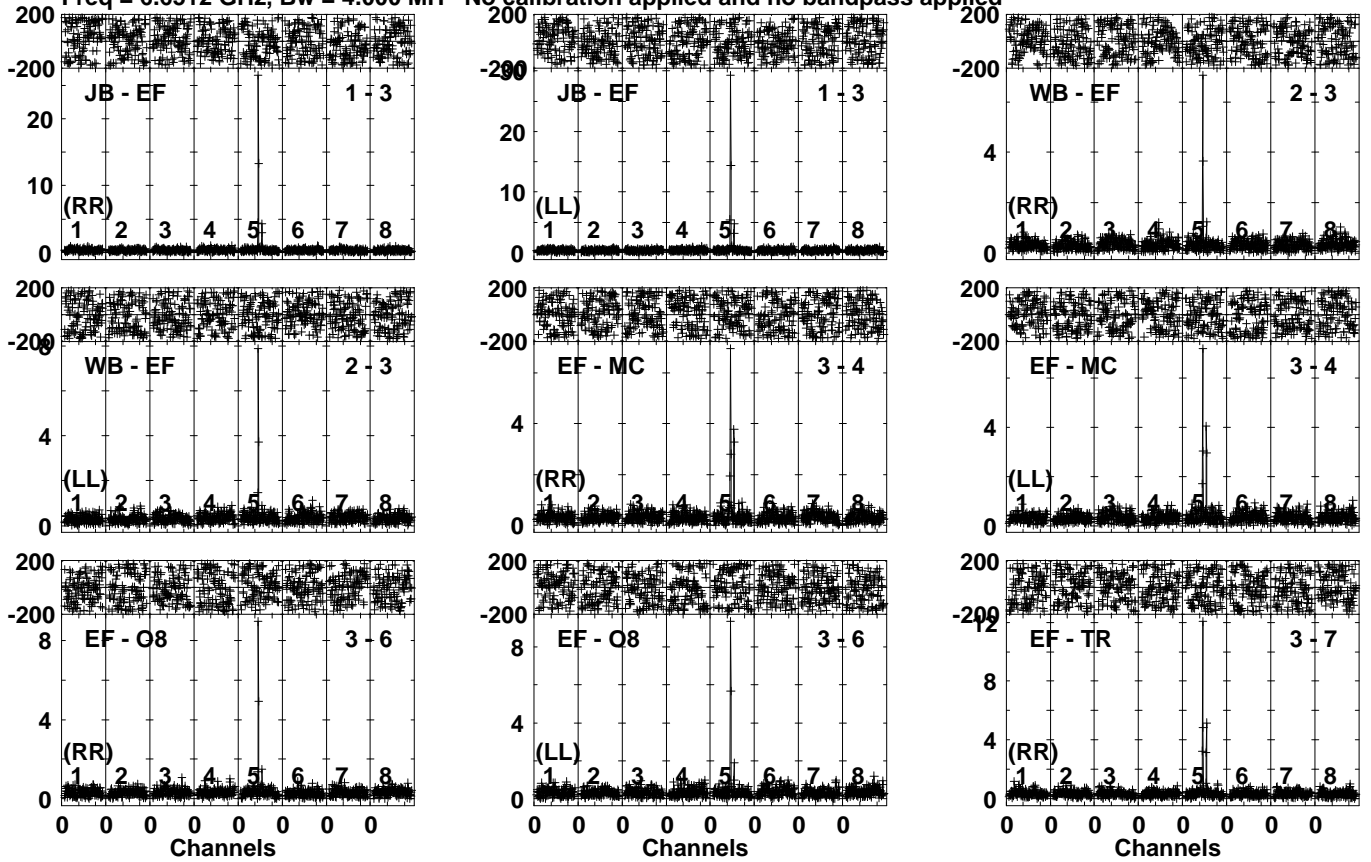


Lower frame: Milli Ampl Jy Top frame: Phas deg
Vector averaged cross-power spectrum Several baselines displayed
Timerange: 01/07:32:11 to 01/07:34:09

Plot file version 357 created 18-JUL-2023 11:20:56

G69.54 EK052D 1.UVDATA.1

Freq = 6.6512 GHz, Bw = 4.000 MH No calibration applied and no bandpass applied

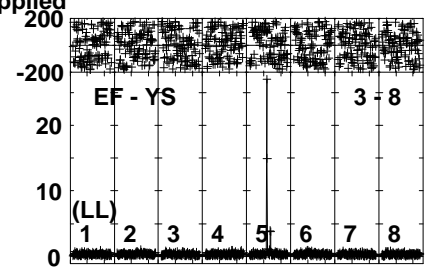
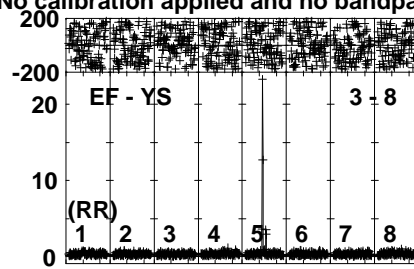
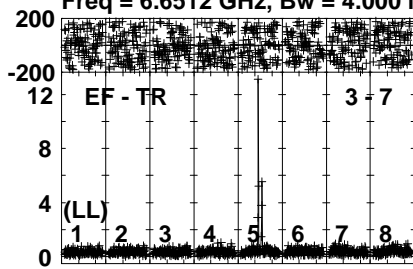


Lower frame: Milli Ampl Jy Top frame: Phas deg
Vector averaged cross-power spectrum Several baselines displayed
Timerange: 01/07:34:11 to 01/07:37:09

Plot file version 358 created 18-JUL-2023 11:20:56

G69.54 EK052D 1.UVDATA.1

Freq = 6.6512 GHz, Bw = 4.000 MH No calibration applied and no bandpass applied

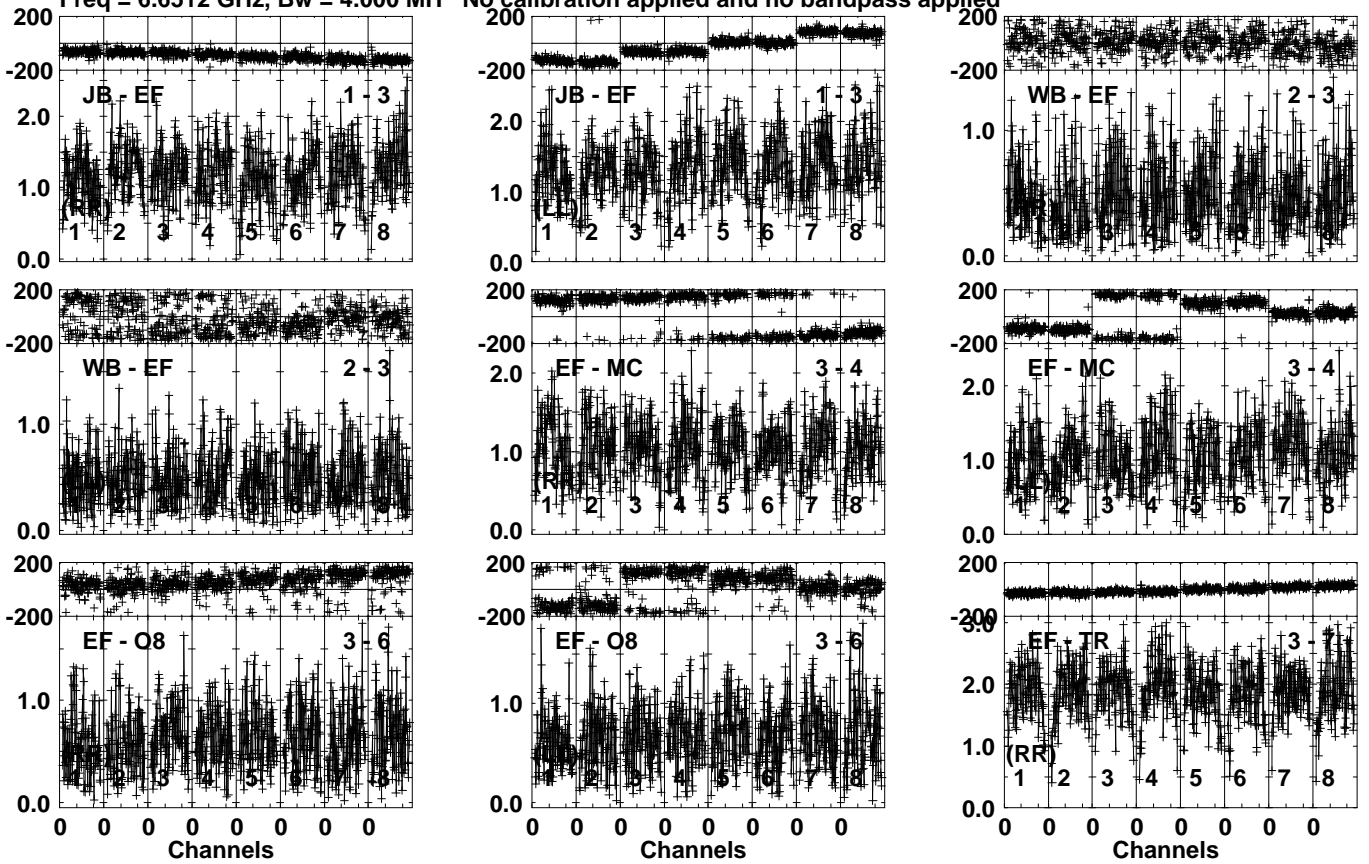


Lower frame: Milli Ampl Jy Top frame: Phas deg
Vector averaged cross-power spectrum Several baselines displayed
Timerange: 01/07:34:11 to 01/07:37:09

Plot file version 359 created 18-JUL-2023 11:20:56

J2003+3034 EK052D 1.UVDATA.1

Freq = 6.6512 GHz, Bw = 4.000 MH No calibration applied and no bandpass applied



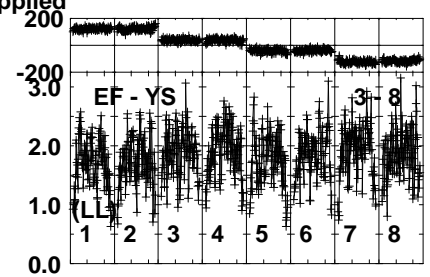
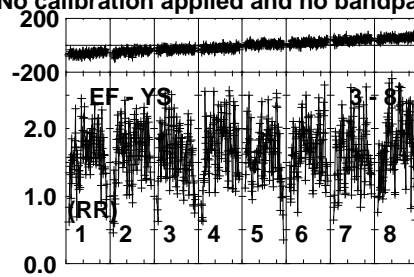
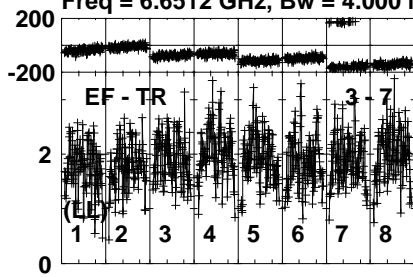
Lower frame: Milli Ampl Jy Top frame: Phas deg
Vector averaged cross-power spectrum Several baselines displayed
Timerange: 01/07:37:11 to 01/07:39:09

Plot file version 360 created 18-JUL-2023 11:20:56

J2003+3034 EK052D 1.UVDATA.1

Freq = 6.6512 GHz, Bw = 4.000 MH

No calibration applied and no bandpass applied

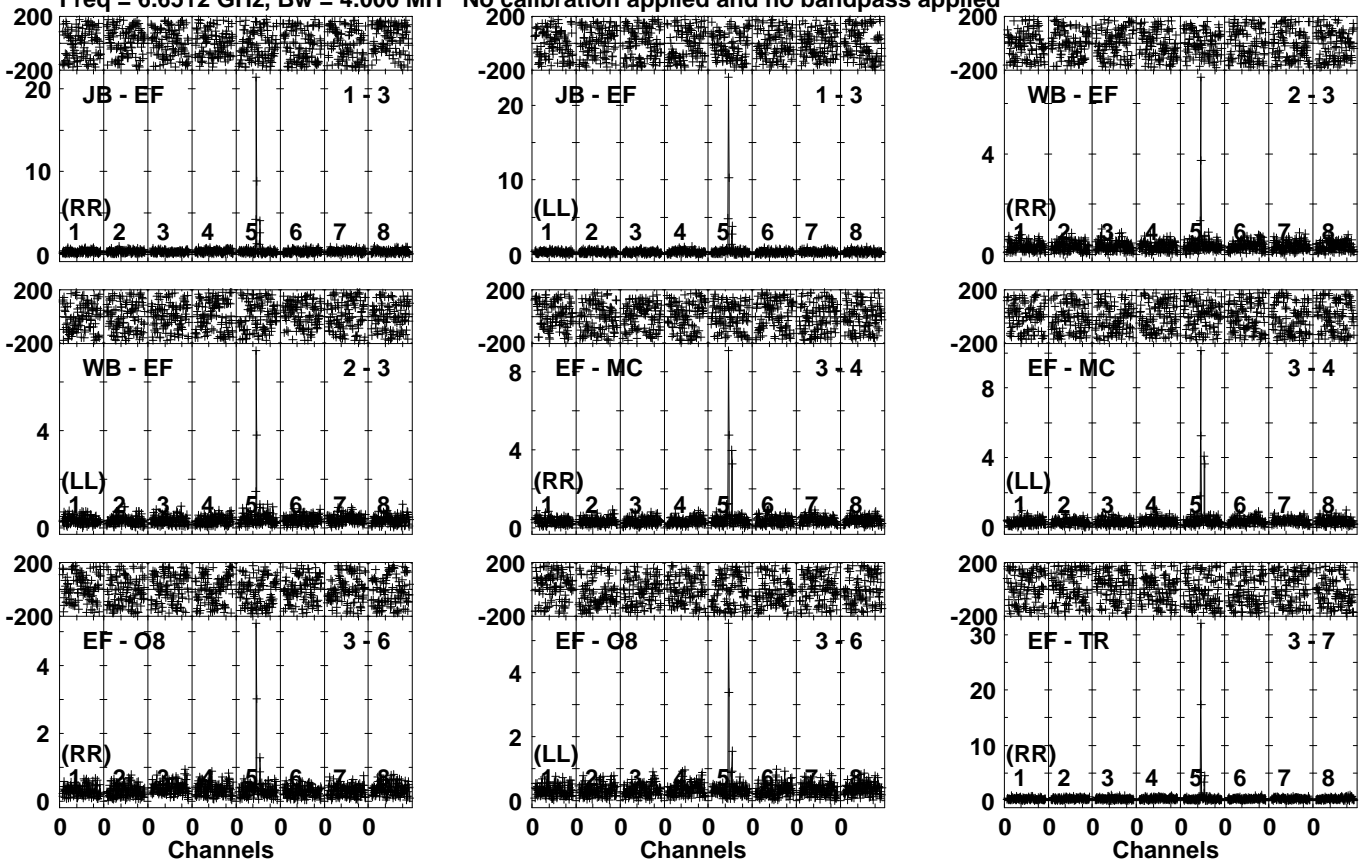


Lower frame: Milli Ampl Jy Top frame: Phas deg
Vector averaged cross-power spectrum Several baselines displayed
Timerange: 01/07:37:11 to 01/07:39:09

Plot file version 361 created 18-JUL-2023 11:20:56

G69.54 EK052D 1.UVDATA.1

Freq = 6.6512 GHz, Bw = 4.000 MH No calibration applied and no bandpass applied

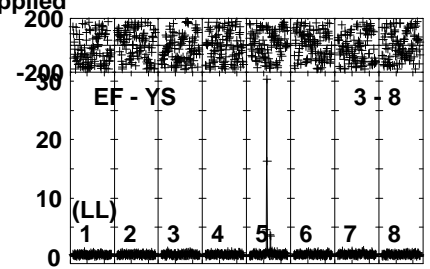
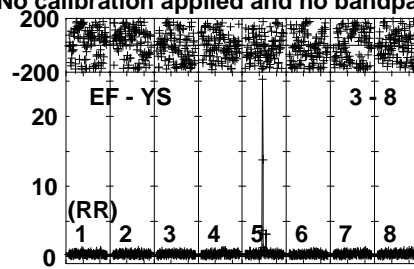
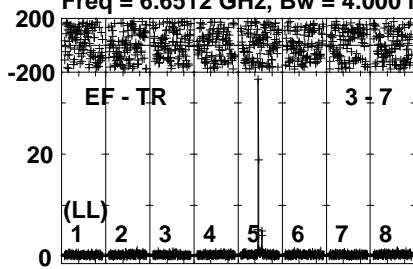


Lower frame: Milli Ampl Jy Top frame: Phas deg
Vector averaged cross-power spectrum Several baselines displayed
Timerange: 01/07:39:11 to 01/07:42:09

Plot file version 362 created 18-JUL-2023 11:20:56

G69.54 EK052D 1.UVDATA.1

Freq = 6.6512 GHz, Bw = 4.000 MH No calibration applied and no bandpass applied

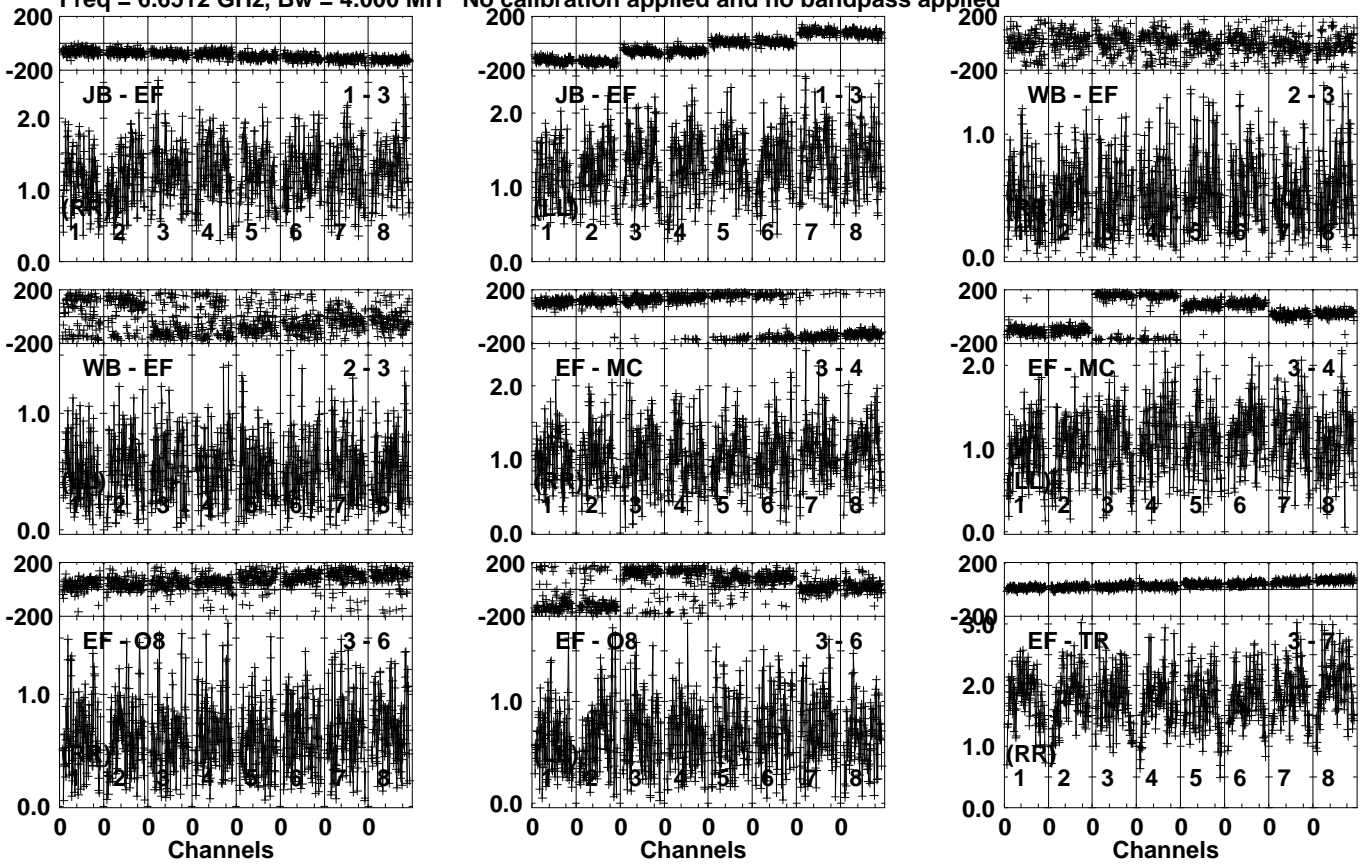


Lower frame: Milli Ampl Jy Top frame: Phas deg
Vector averaged cross-power spectrum Several baselines displayed
Timerange: 01/07:39:11 to 01/07:42:09

Plot file version 363 created 18-JUL-2023 11:20:56

J2003+3034 EK052D 1.UVDATA.1

Freq = 6.6512 GHz, Bw = 4.000 MH No calibration applied and no bandpass applied



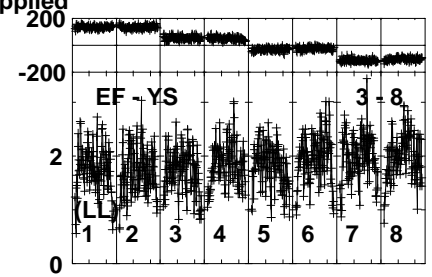
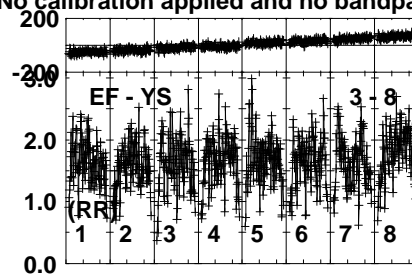
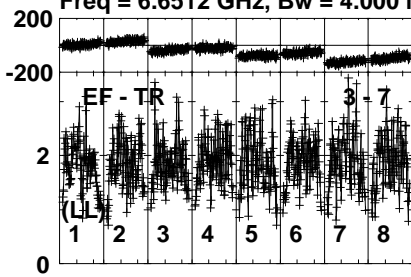
Lower frame: Milli Ampl Jy Top frame: Phas deg
Vector averaged cross-power spectrum Several baselines displayed
Timerange: 01/07:42:11 to 01/07:44:09

Plot file version 364 created 18-JUL-2023 11:20:57

J2003+3034 EK052D 1.UVDATA.1

Freq = 6.6512 GHz, Bw = 4.000 MH

No calibration applied and no bandpass applied

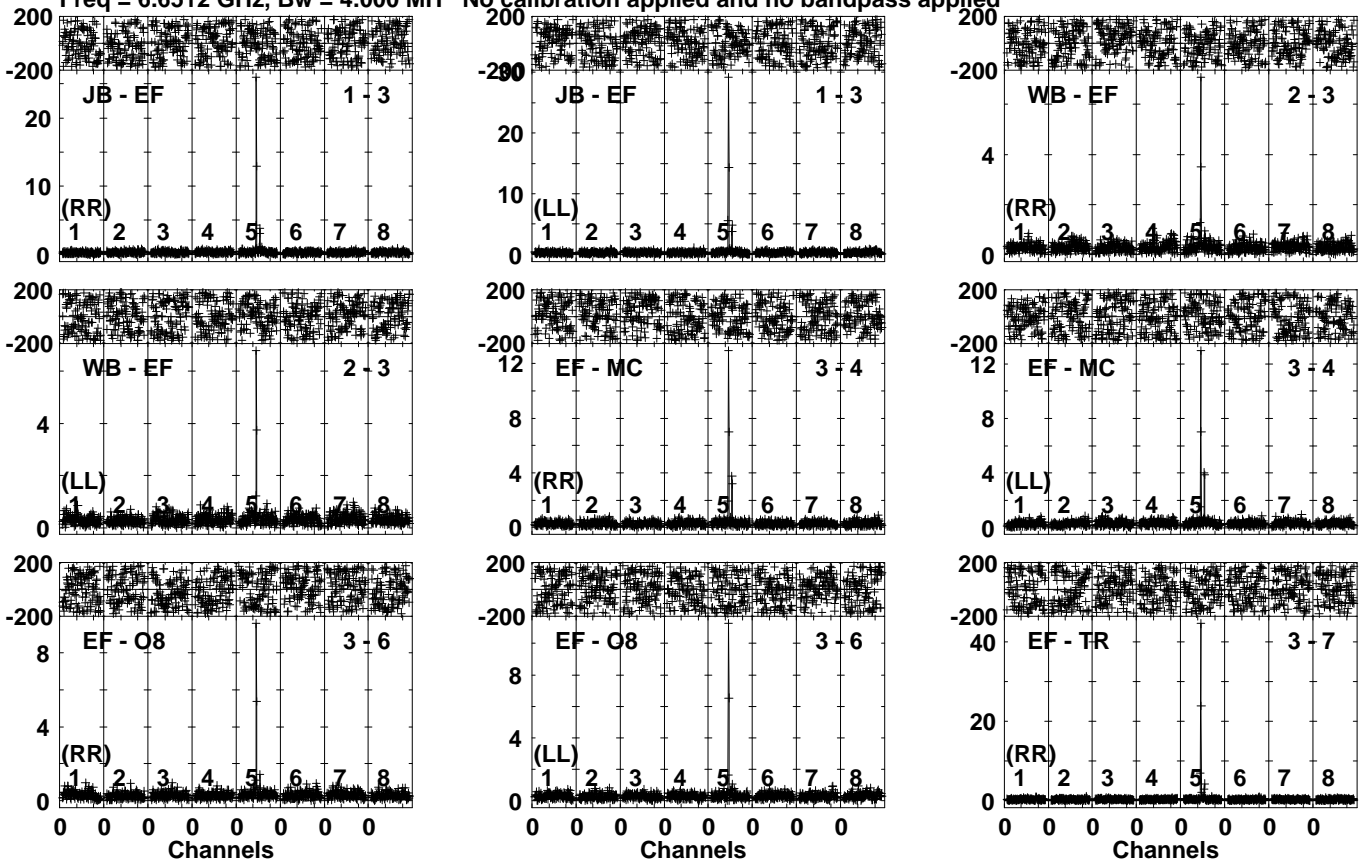


Lower frame: Milli Ampl Jy Top frame: Phas deg
Vector averaged cross-power spectrum Several baselines displayed
Timerange: 01/07:42:11 to 01/07:44:09

Plot file version 365 created 18-JUL-2023 11:20:57

G69.54 EK052D 1.UVDATA.1

Freq = 6.6512 GHz, Bw = 4.000 MH No calibration applied and no bandpass applied

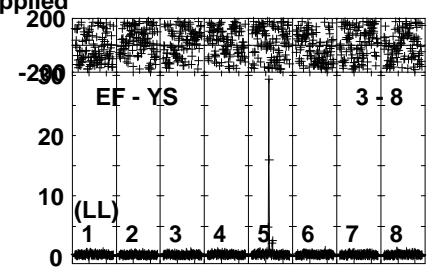
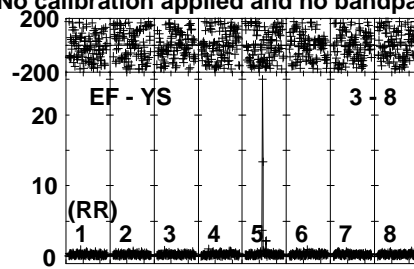
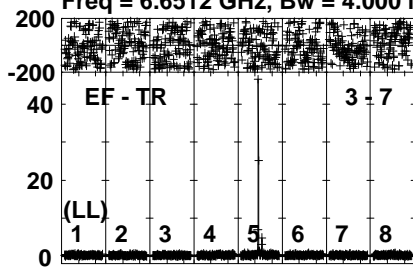


Lower frame: Milli Ampl Jy Top frame: Phas deg
Vector averaged cross-power spectrum Several baselines displayed
Timerange: 01/07:44:41 to 01/07:47:39

Plot file version 366 created 18-JUL-2023 11:20:57

G69.54 EK052D 1.UVDATA.1

Freq = 6.6512 GHz, Bw = 4.000 MH No calibration applied and no bandpass applied

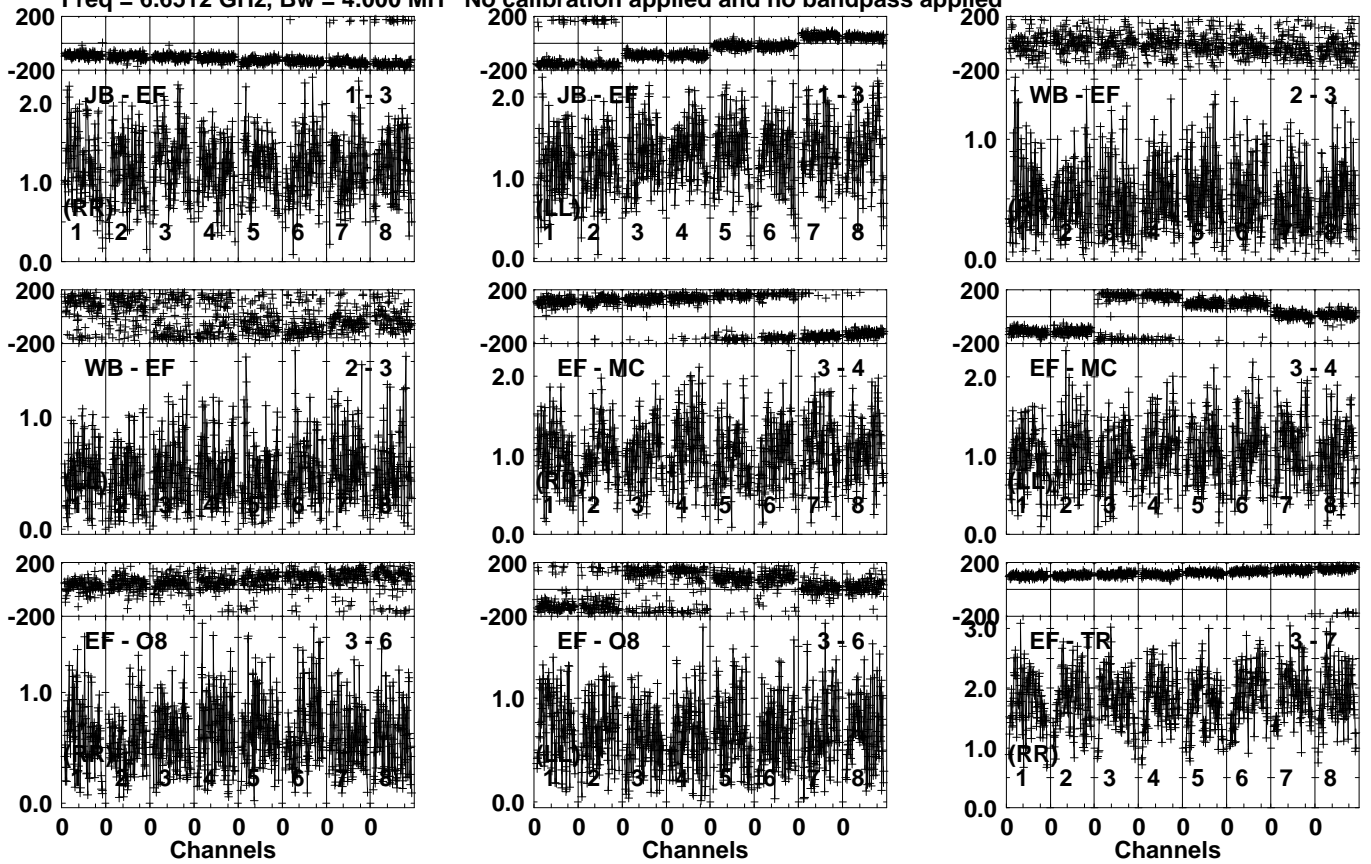


Lower frame: Milli Ampl Jy Top frame: Phas deg
Vector averaged cross-power spectrum Several baselines displayed
Timerange: 01/07:44:41 to 01/07:47:39

Plot file version 367 created 18-JUL-2023 11:20:57

J2003+3034 EK052D 1.UVDATA.1

Freq = 6.6512 GHz, Bw = 4.000 MH No calibration applied and no bandpass applied



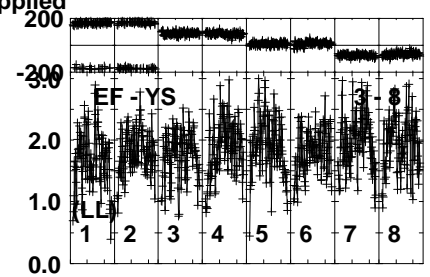
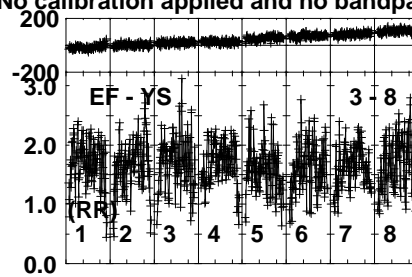
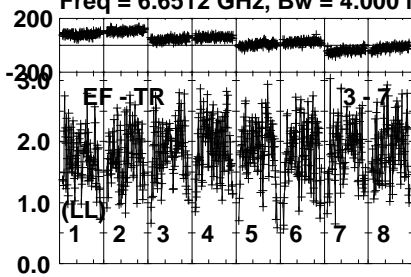
Lower frame: Milli Ampl Jy Top frame: Phas deg
Vector averaged cross-power spectrum Several baselines displayed
Timerange: 01/07:47:41 to 01/07:49:39

Plot file version 368 created 18-JUL-2023 11:20:57

J2003+3034 EK052D 1.UVDATA.1

Freq = 6.6512 GHz, Bw = 4.000 MH

No calibration applied and no bandpass applied

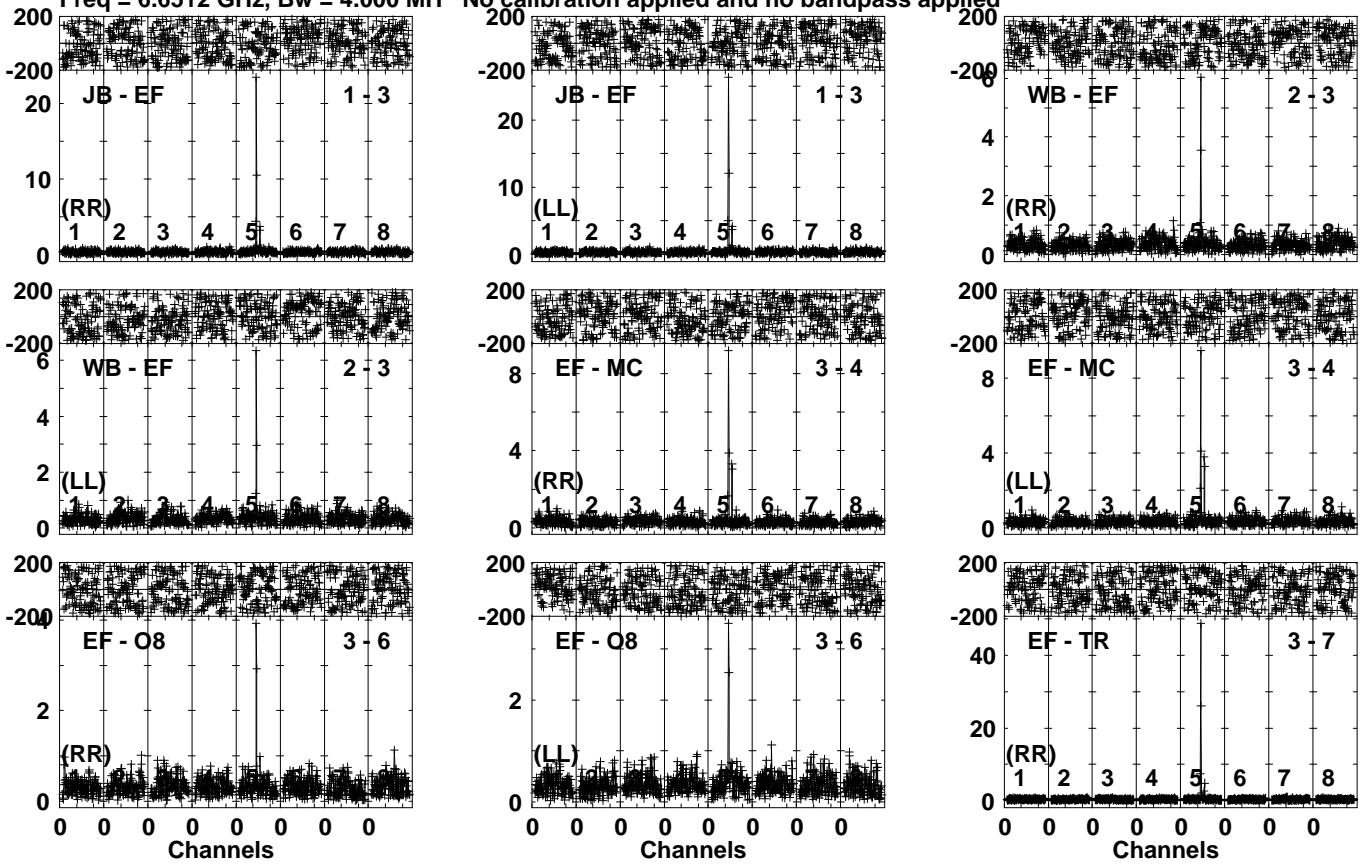


Lower frame: Milli Ampl Jy Top frame: Phas deg
Vector averaged cross-power spectrum Several baselines displayed
Timerange: 01/07:47:41 to 01/07:49:39

Plot file version 369 created 18-JUL-2023 11:20:57

G69.54 EK052D 1.UVDATA.1

Freq = 6.6512 GHz, Bw = 4.000 MH No calibration applied and no bandpass applied

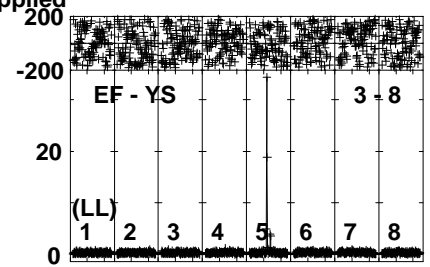
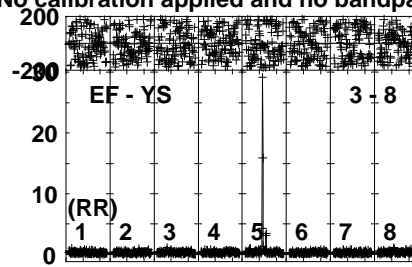
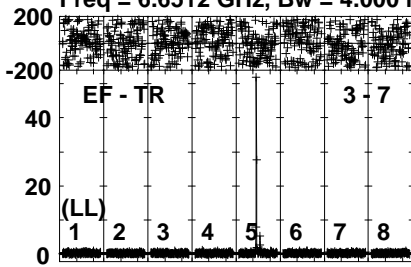


Lower frame: Milli Ampl Jy Top frame: Phas deg
Vector averaged cross-power spectrum Several baselines displayed
Timerange: 01/07:49:41 to 01/07:52:39

Plot file version 370 created 18-JUL-2023 11:20:57

G69.54 EK052D 1.UVDATA.1

Freq = 6.6512 GHz, Bw = 4.000 MH No calibration applied and no bandpass applied

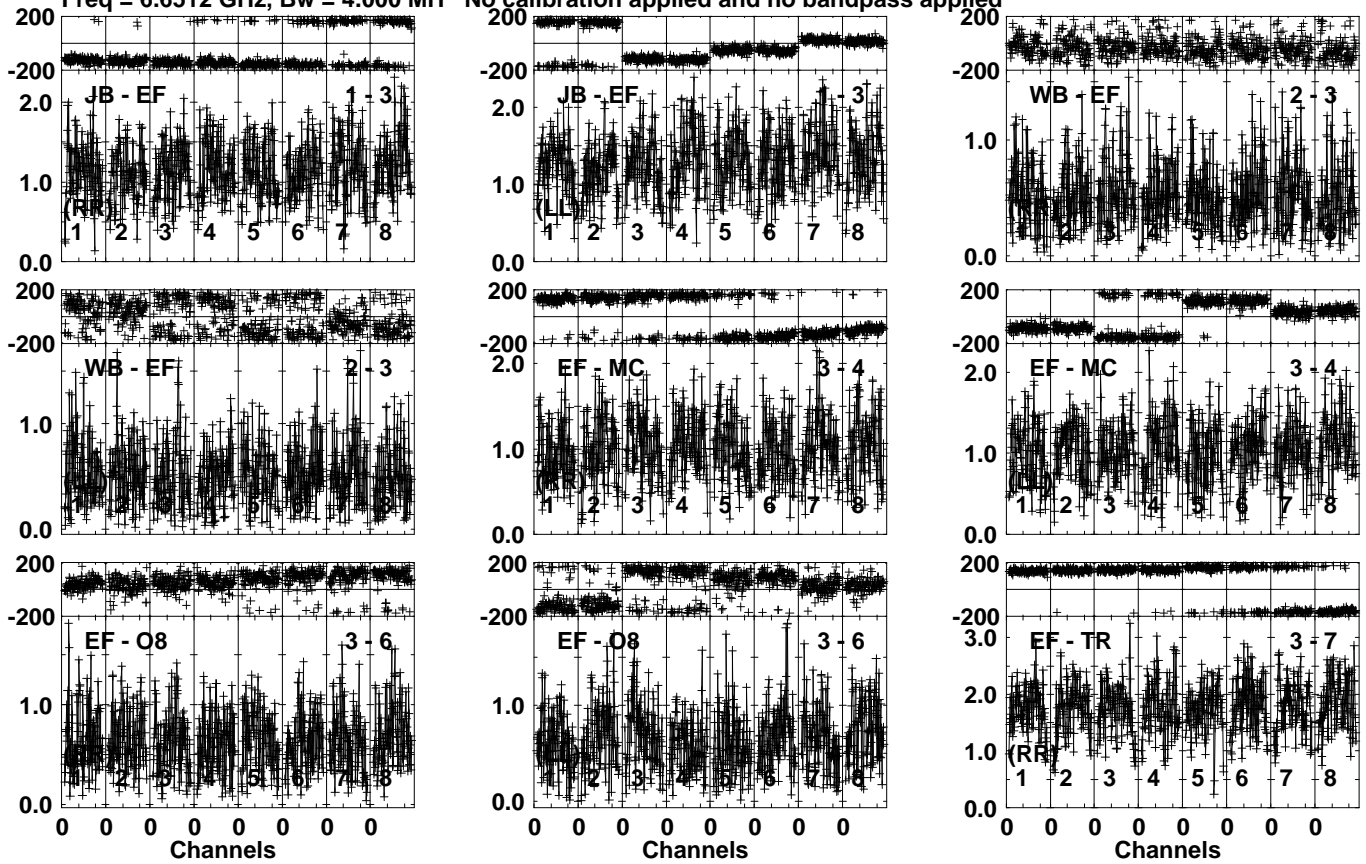


Lower frame: Milli Ampl Jy Top frame: Phas deg
Vector averaged cross-power spectrum Several baselines displayed
Timerange: 01/07:49:41 to 01/07:52:39

Plot file version 371 created 18-JUL-2023 11:20:57

J2003+3034 EK052D 1.UVDATA.1

Freq = 6.6512 GHz, Bw = 4.000 MH No calibration applied and no bandpass applied



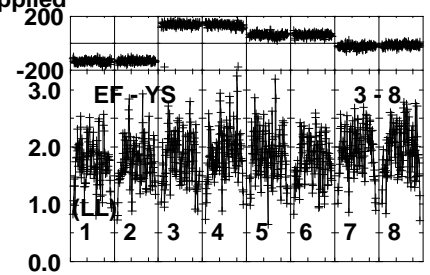
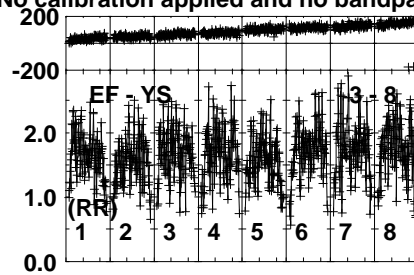
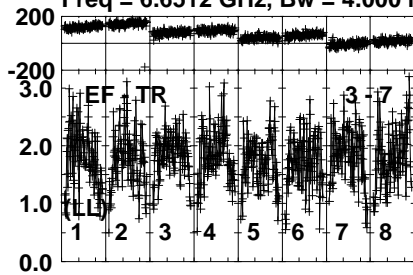
Lower frame: Milli Ampl Jy Top frame: Phas deg
Vector averaged cross-power spectrum Several baselines displayed
Timerange: 01/07:52:41 to 01/07:54:39

Plot file version 372 created 18-JUL-2023 11:20:58

J2003+3034 EK052D 1.UVDATA.1

Freq = 6.6512 GHz, Bw = 4.000 MH

No calibration applied and no bandpass applied

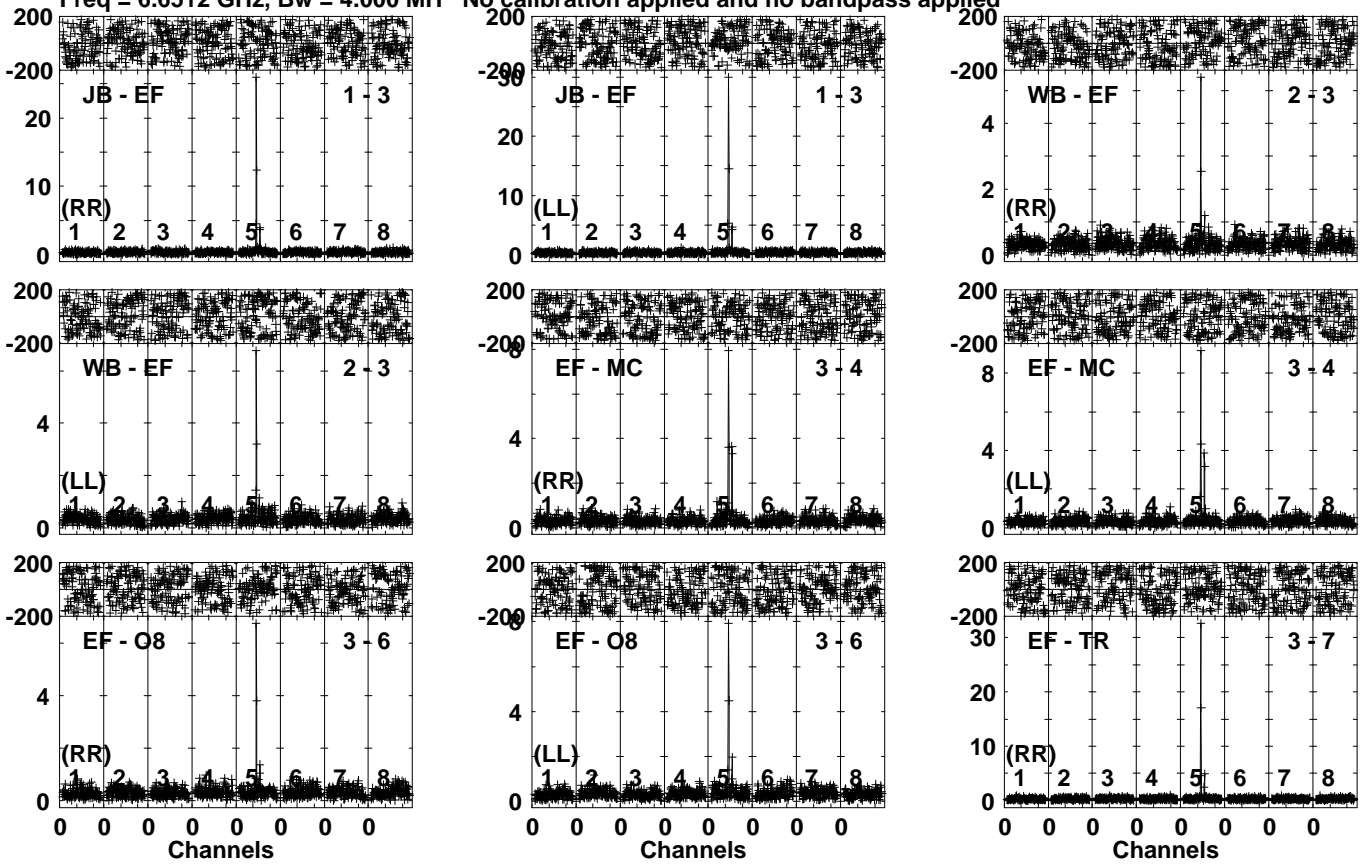


Lower frame: Milli Ampl Jy Top frame: Phas deg
Vector averaged cross-power spectrum Several baselines displayed
Timerange: 01/07:52:41 to 01/07:54:39

Plot file version 373 created 18-JUL-2023 11:20:58

G69.54 EK052D 1.UVDATA.1

Freq = 6.6512 GHz, Bw = 4.000 MH No calibration applied and no bandpass applied

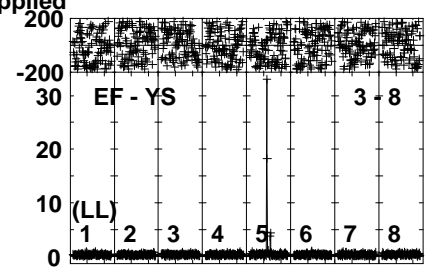
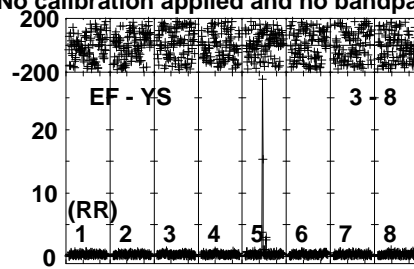
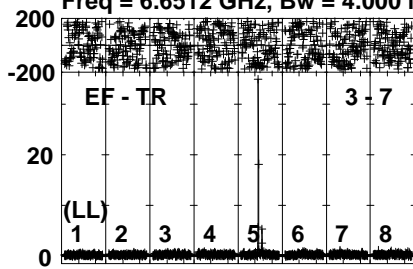


Lower frame: Milli Ampl Jy Top frame: Phas deg
Vector averaged cross-power spectrum Several baselines displayed
Timerange: 01/07:54:41 to 01/07:57:39

Plot file version 374 created 18-JUL-2023 11:20:58

G69.54 EK052D 1.UVDATA.1

Freq = 6.6512 GHz, Bw = 4.000 MH No calibration applied and no bandpass applied

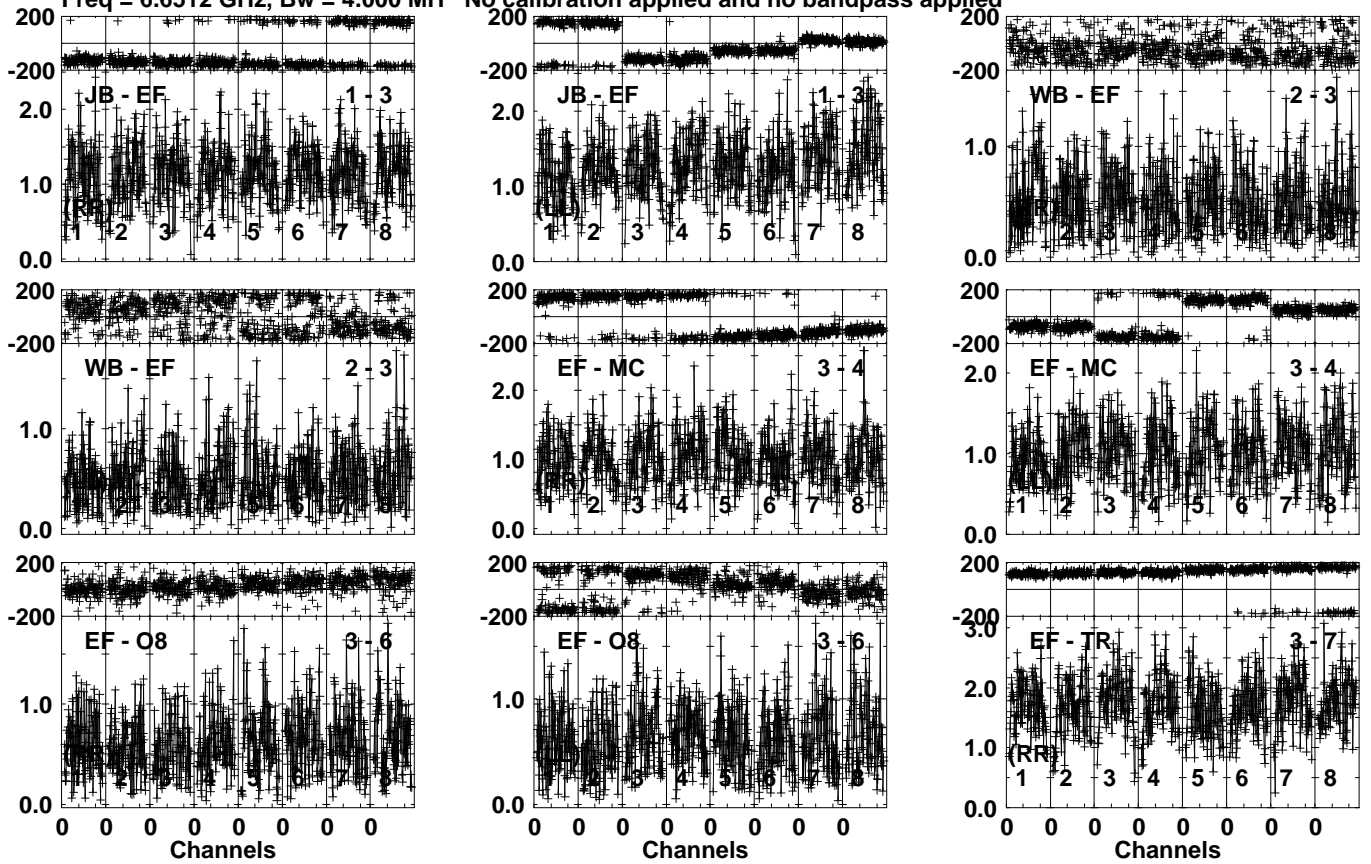


Lower frame: Milli Ampl Jy Top frame: Phas deg
Vector averaged cross-power spectrum Several baselines displayed
Timerange: 01/07:54:41 to 01/07:57:39

Plot file version 375 created 18-JUL-2023 11:20:58

J2003+3034 EK052D 1.UVDATA.1

Freq = 6.6512 GHz, Bw = 4.000 MH No calibration applied and no bandpass applied



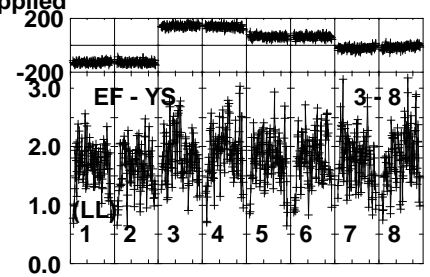
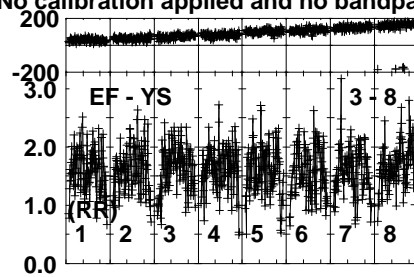
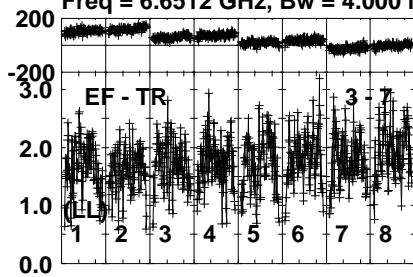
Lower frame: Milli Ampl Jy Top frame: Phas deg
Vector averaged cross-power spectrum Several baselines displayed
Timerange: 01/07:57:41 to 01/07:59:39

Plot file version 376 created 18-JUL-2023 11:20:58

J2003+3034 EK052D 1.UVDATA.1

Freq = 6.6512 GHz, Bw = 4.000 MH

No calibration applied and no bandpass applied

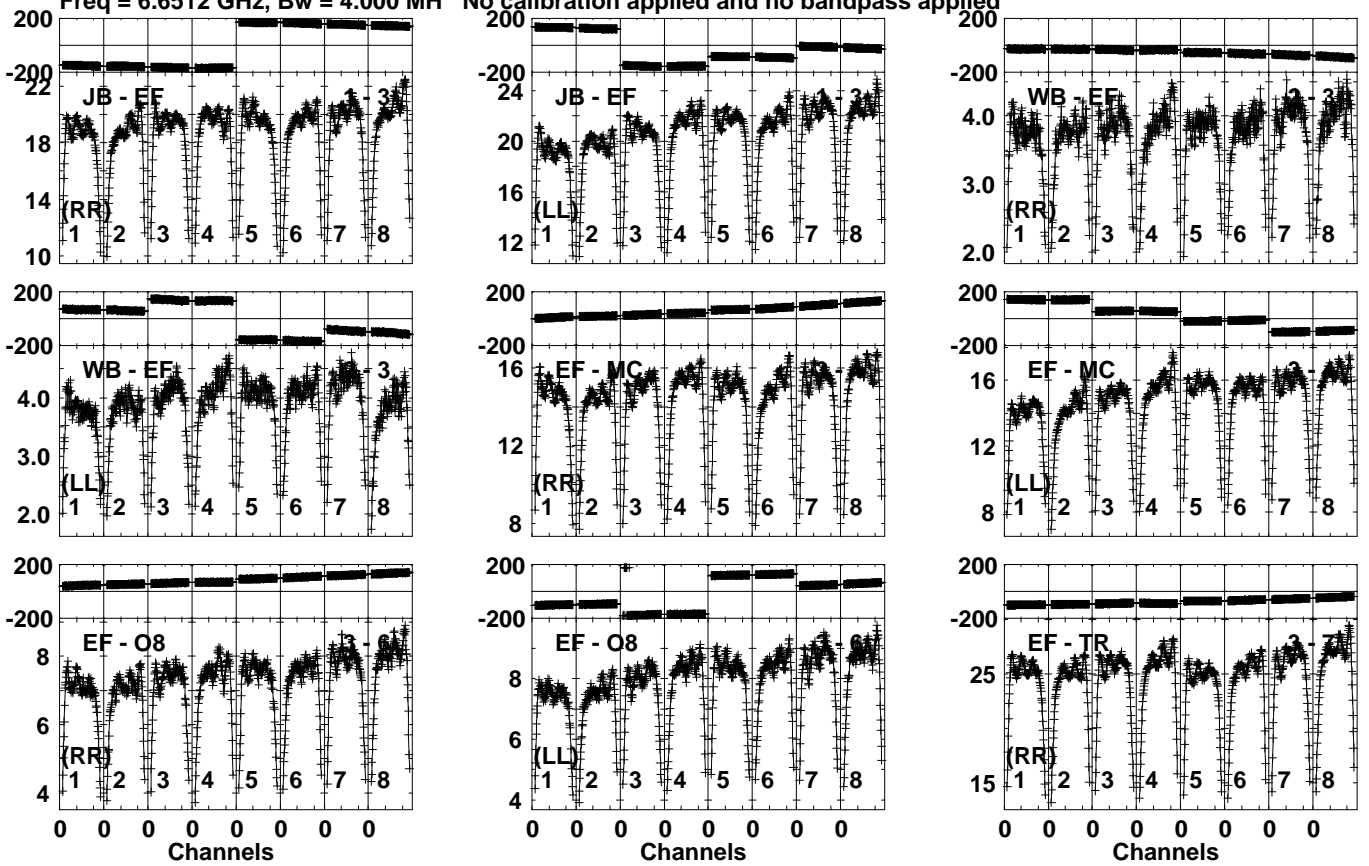


Lower frame: Milli Ampl Jy Top frame: Phas deg
Vector averaged cross-power spectrum Several baselines displayed
Timerange: 01/07:57:41 to 01/07:59:39

Plot file version 377 created 18-JUL-2023 11:20:58

J2202+4216 EK052D 1.UVDATA.1

Freq = 6.6512 GHz, Bw = 4.000 MH No calibration applied and no bandpass applied



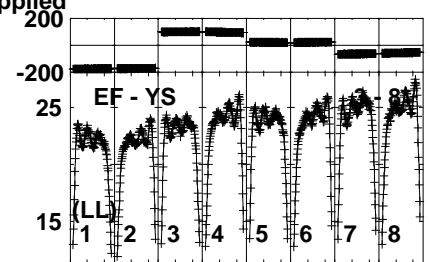
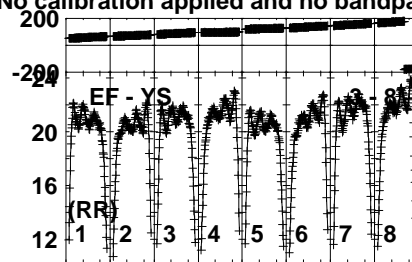
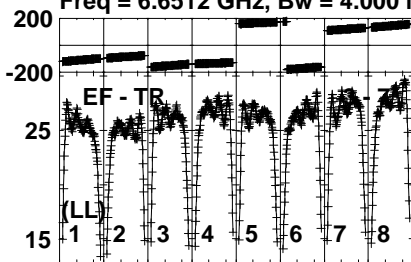
Lower frame: Milli Ampl Jy Top frame: Phas deg
Vector averaged cross-power spectrum Several baselines displayed
Timerange: 01/08:01:41 to 01/08:11:09

Plot file version 378 created 18-JUL-2023 11:20:59

J2202+4216 EK052D 1.UVDATA.1

Freq = 6.6512 GHz, Bw = 4.000 MH

No calibration applied and no bandpass applied

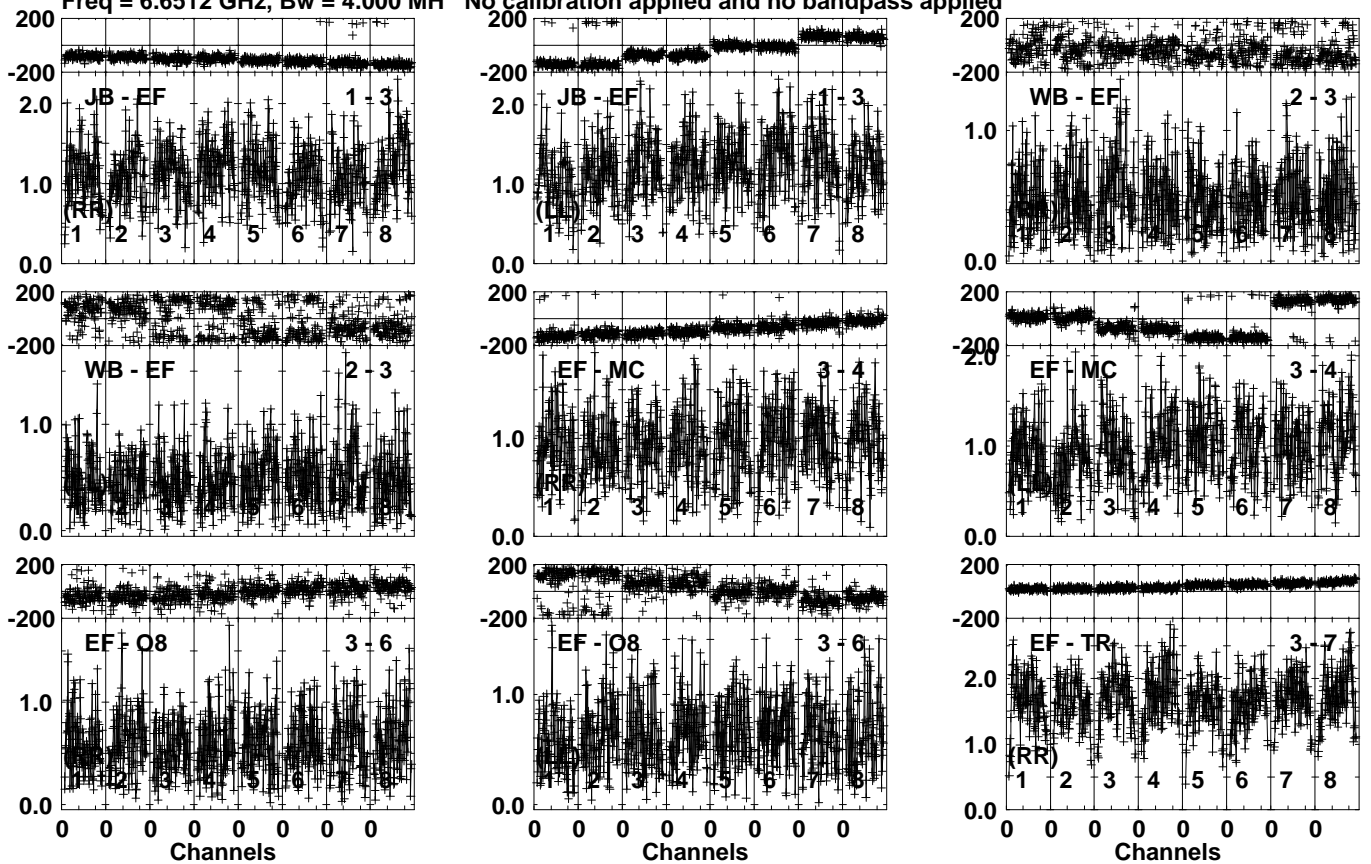


Lower frame: Milli Ampl Jy Top frame: Phas deg
Vector averaged cross-power spectrum Several baselines displayed
Timerange: 01/08:01:41 to 01/08:11:09

Plot file version 379 created 18-JUL-2023 11:20:59

J2003+3034 EK052D 1.UVDATA.1

Freq = 6.6512 GHz, Bw = 4.000 MH No calibration applied and no bandpass applied



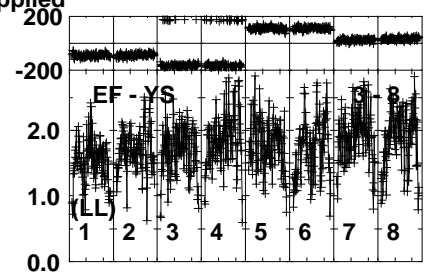
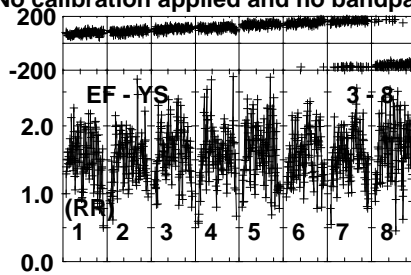
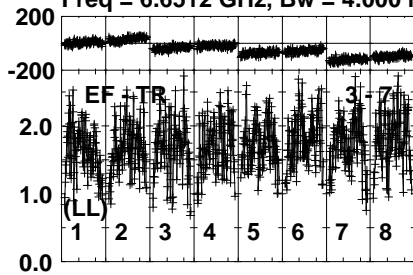
Lower frame: Milli Ampl Jy Top frame: Phas deg
Vector averaged cross-power spectrum Several baselines displayed
Timerange: 01/08:12:11 to 01/08:15:09

Plot file version 380 created 18-JUL-2023 11:20:59

J2003+3034 EK052D 1.UVDATA.1

Freq = 6.6512 GHz, Bw = 4.000 MH

No calibration applied and no bandpass applied

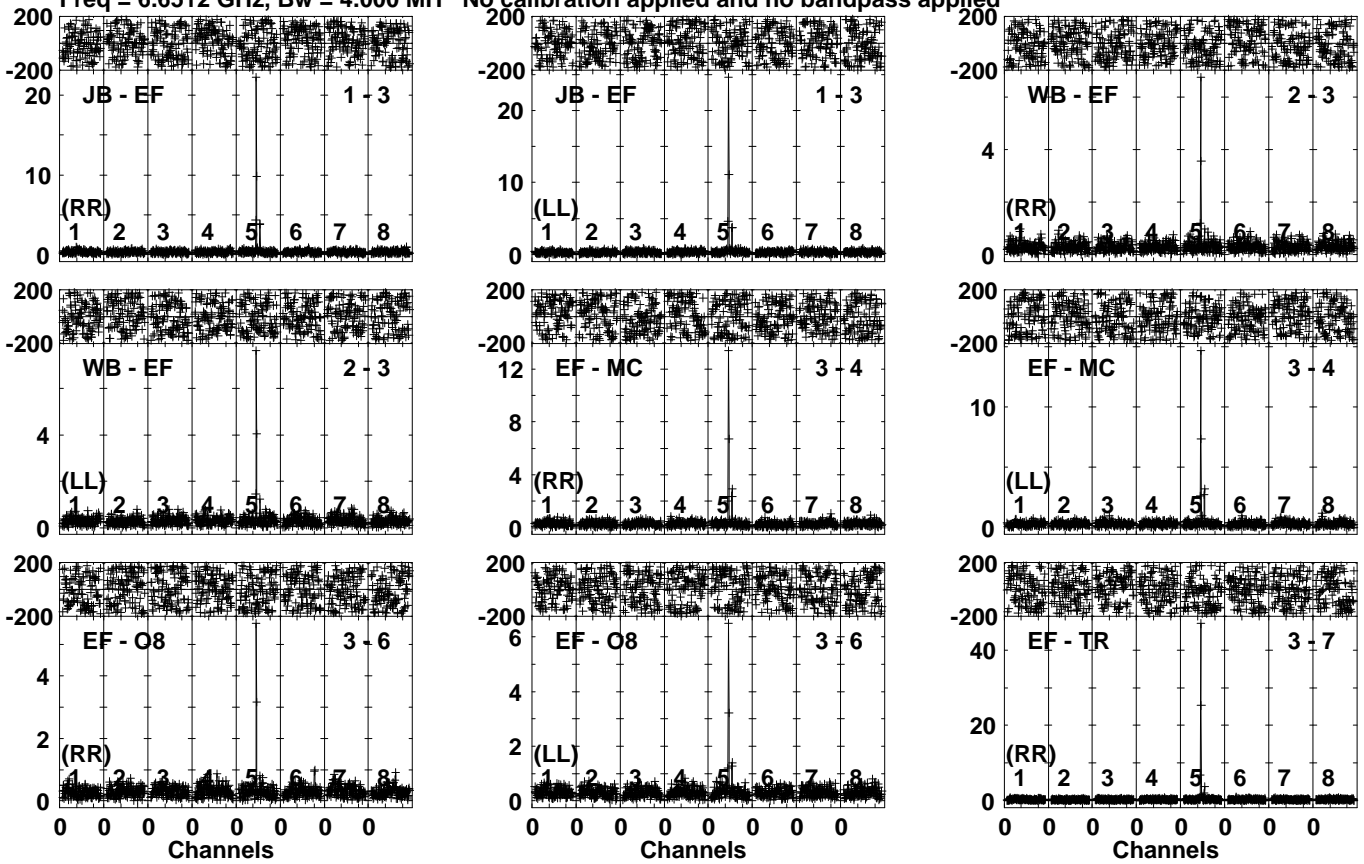


Lower frame: Milli Ampl Jy Top frame: Phas deg
Vector averaged cross-power spectrum Several baselines displayed
Timerange: 01/08:12:11 to 01/08:15:09

Plot file version 381 created 18-JUL-2023 11:20:59

G69.54 EK052D 1.UVDATA.1

Freq = 6.6512 GHz, Bw = 4.000 MH No calibration applied and no bandpass applied

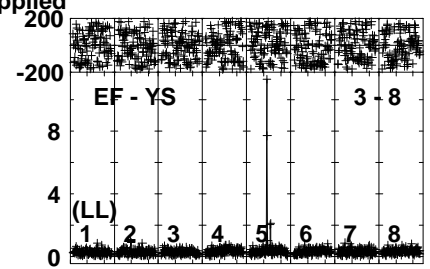
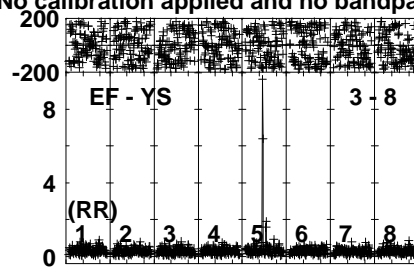



Lower frame: Milli Ampl Jy Top frame: Phas deg
Vector averaged cross-power spectrum Several baselines displayed
Timerange: 01/08:15:41 to 01/08:18:39

Plot file version 382 created 18-JUL-2023 11:21:00

G69.54 EK052D 1.UVDATA.1

Freq = 6.6512 GHz, Bw = 4.000 MH No calibration applied and no bandpass applied

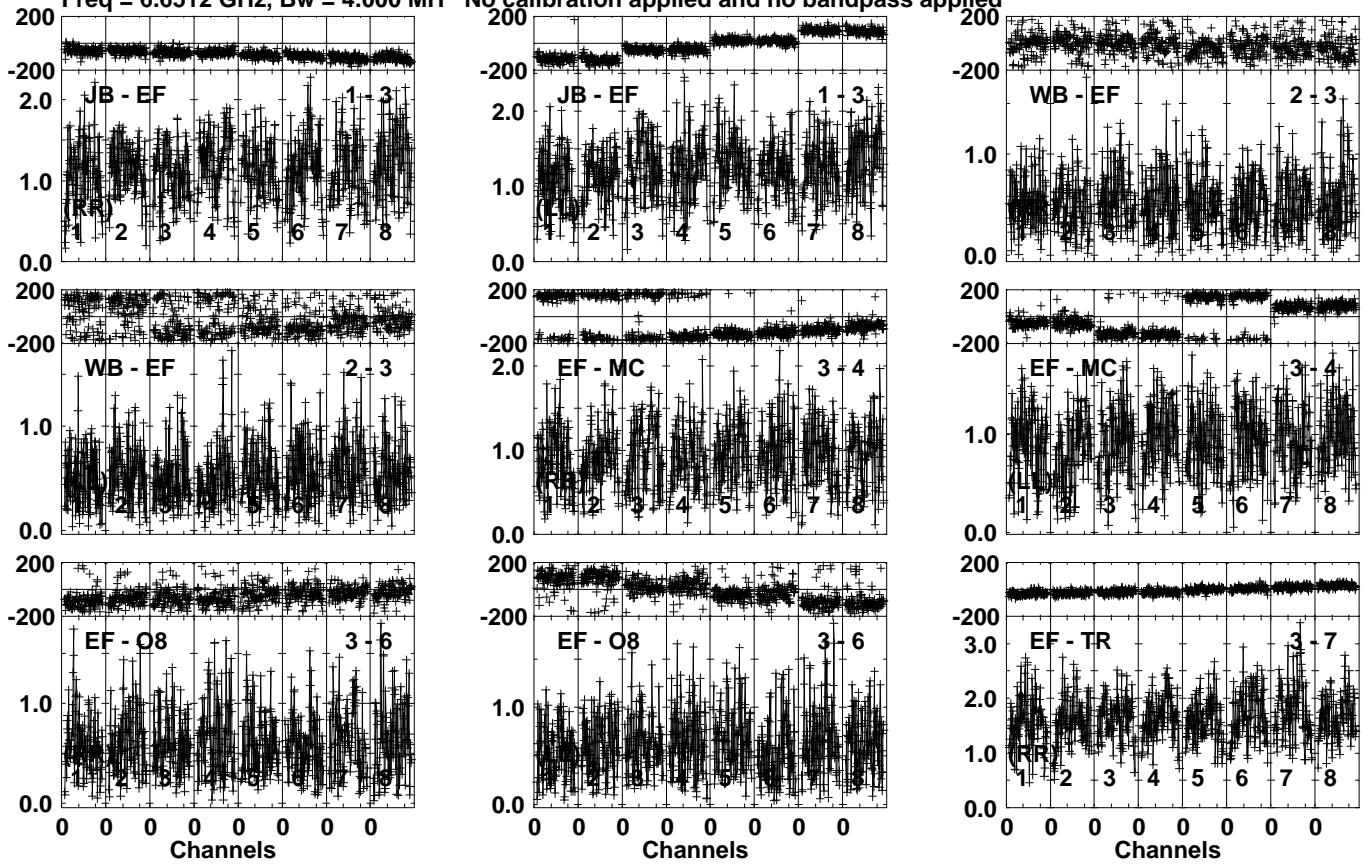


Lower frame: Milli Ampl Jy Top frame: Phas deg
Vector averaged cross-power spectrum Several baselines displayed
Timerange: 01/08:15:41 to 01/08:18:39

Plot file version 383 created 18-JUL-2023 11:21:00

J2003+3034 EK052D 1.UVDATA.1

Freq = 6.6512 GHz, Bw = 4.000 MH No calibration applied and no bandpass applied



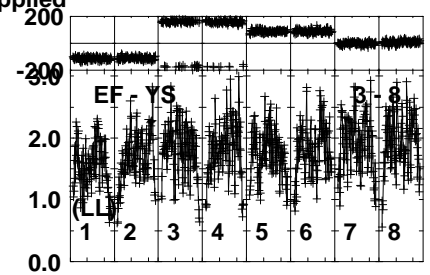
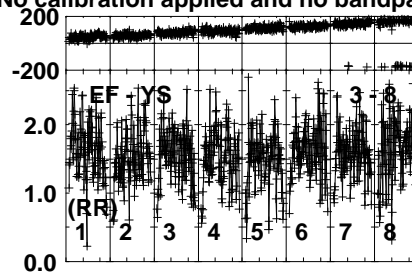
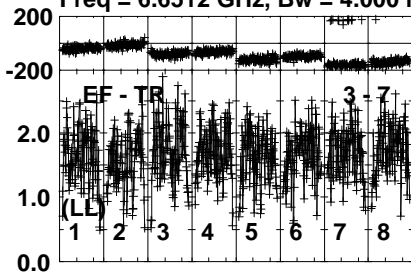
Lower frame: Milli Ampl Jy Top frame: Phas deg
Vector averaged cross-power spectrum Several baselines displayed
Timerange: 01/08:18:41 to 01/08:20:39

Plot file version 384 created 18-JUL-2023 11:21:00

J2003+3034 EK052D 1.UVDATA.1

Freq = 6.6512 GHz, Bw = 4.000 MH

No calibration applied and no bandpass applied

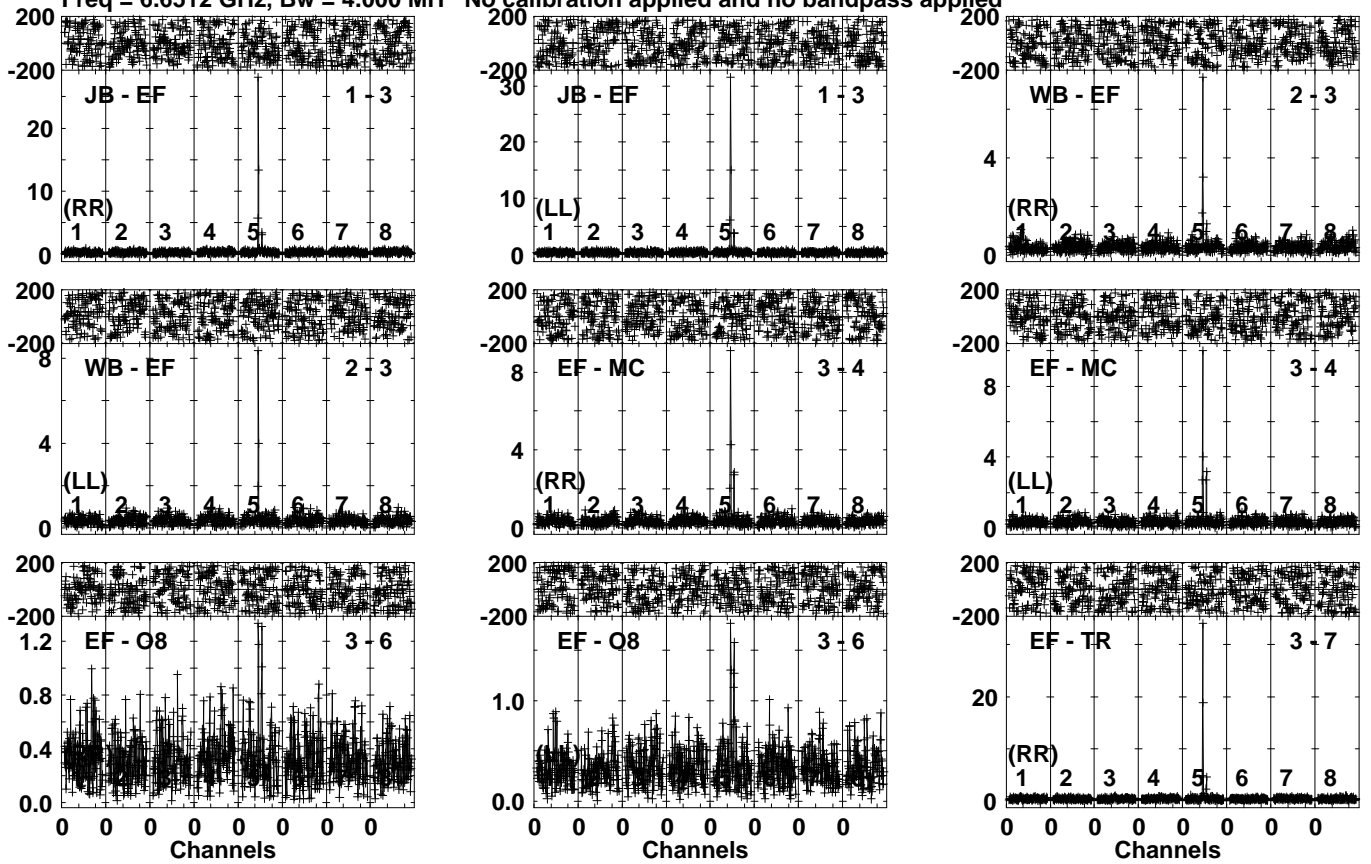


Lower frame: Milli Ampl Jy Top frame: Phas deg
Vector averaged cross-power spectrum Several baselines displayed
Timerange: 01/08:18:41 to 01/08:20:39

Plot file version 385 created 18-JUL-2023 11:21:00

G69.54 EK052D 1.UVDATA.1

Freq = 6.6512 GHz, Bw = 4.000 MH No calibration applied and no bandpass applied

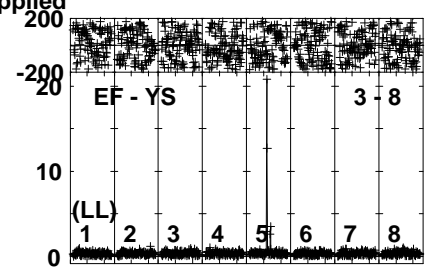
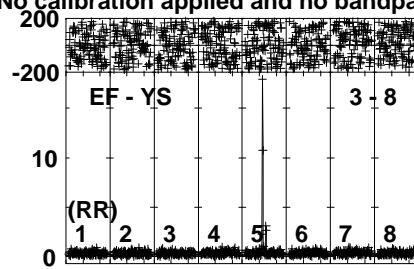
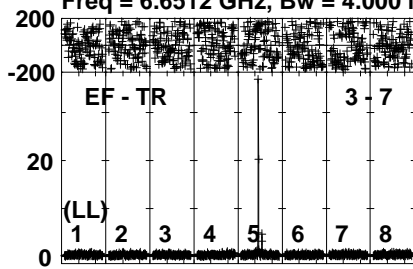


Lower frame: Milli Ampl Jy Top frame: Phas deg
Vector averaged cross-power spectrum Several baselines displayed
Timerange: 01/08:20:41 to 01/08:23:39

Plot file version 386 created 18-JUL-2023 11:21:00

G69.54 EK052D 1.UVDATA.1

Freq = 6.6512 GHz, Bw = 4.000 MH No calibration applied and no bandpass applied

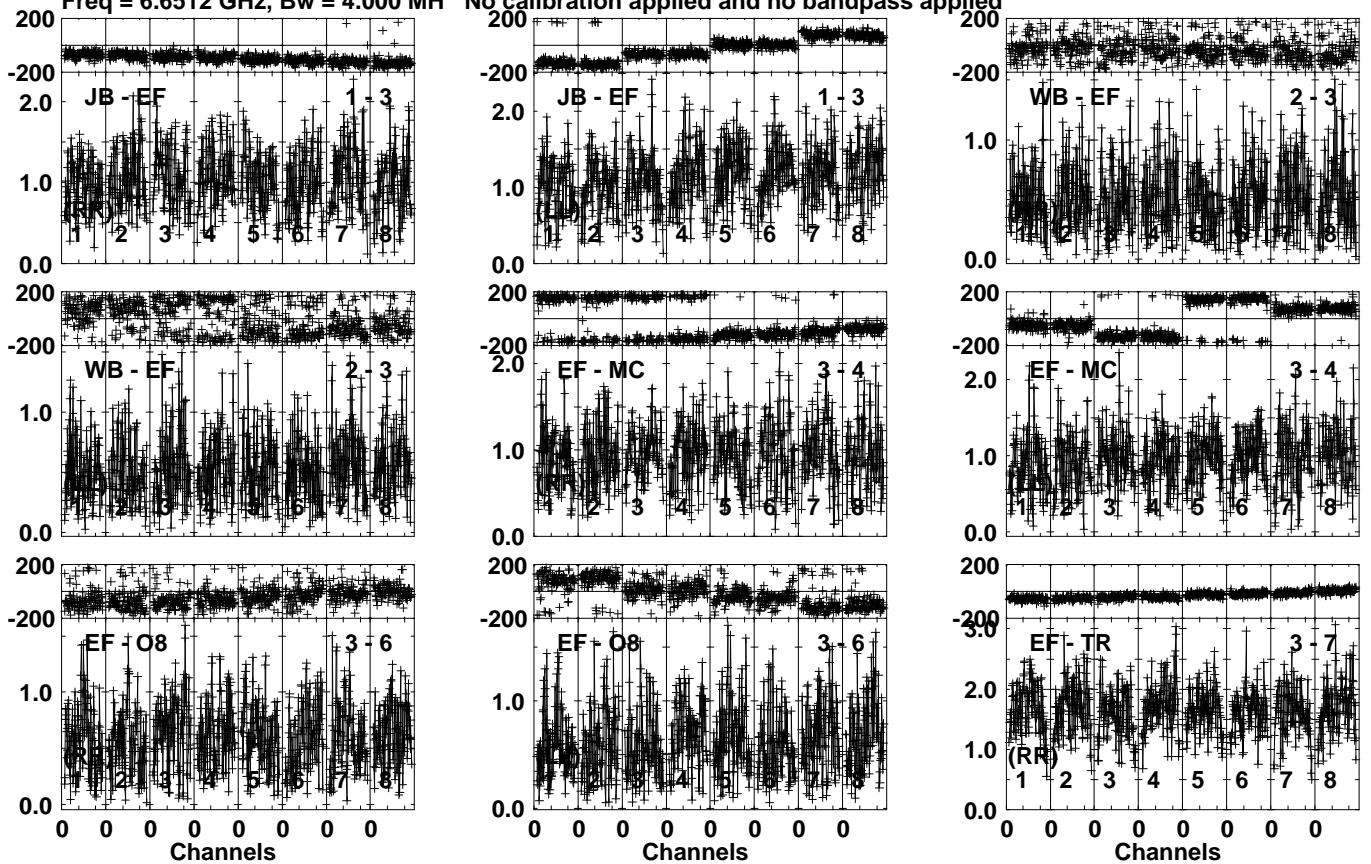


Lower frame: Milli Ampl Jy Top frame: Phas deg
Vector averaged cross-power spectrum Several baselines displayed
Timerange: 01/08:20:41 to 01/08:23:39

Plot file version 387 created 18-JUL-2023 11:21:00

J2003+3034 EK052D 1.UVDATA.1

Freq = 6.6512 GHz, Bw = 4.000 MH No calibration applied and no bandpass applied



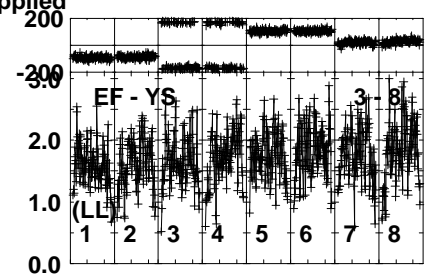
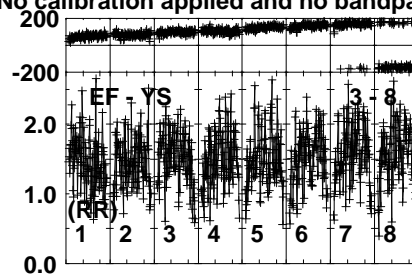
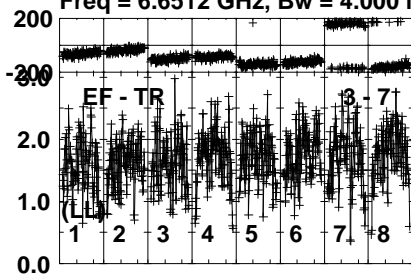
Lower frame: Milli Ampl Jy Top frame: Phas deg
Vector averaged cross-power spectrum Several baselines displayed
Timerange: 01/08:23:41 to 01/08:25:39

Plot file version 388 created 18-JUL-2023 11:21:00

J2003+3034 EK052D 1.UVDATA.1

Freq = 6.6512 GHz, Bw = 4.000 MH

No calibration applied and no bandpass applied

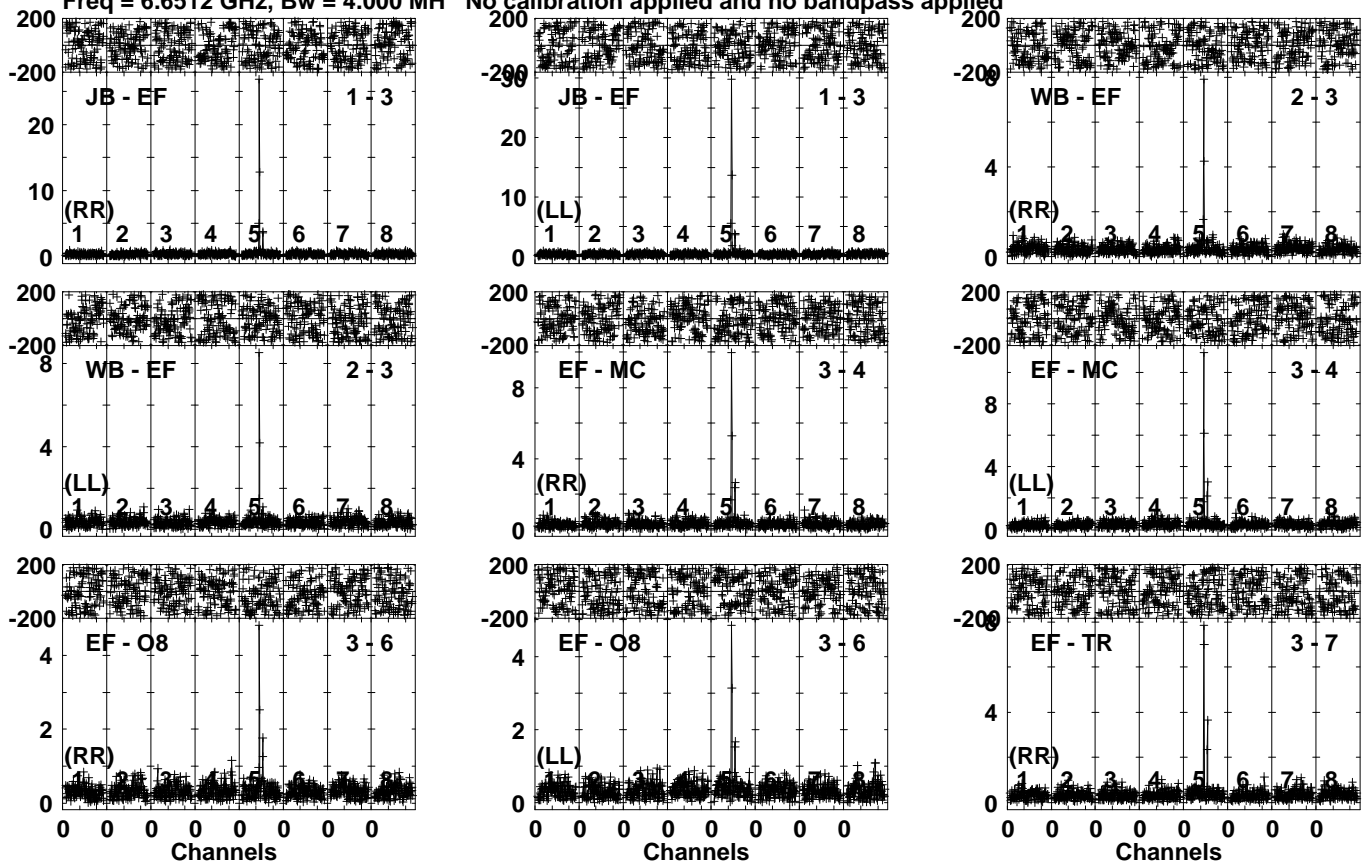


Lower frame: Milli Ampl Jy Top frame: Phas deg
Vector averaged cross-power spectrum Several baselines displayed
Timerange: 01/08:23:41 to 01/08:25:39

Plot file version 389 created 18-JUL-2023 11:21:00

G69.54 EK052D 1.UVDATA.1

Freq = 6.6512 GHz, Bw = 4.000 MH No calibration applied and no bandpass applied

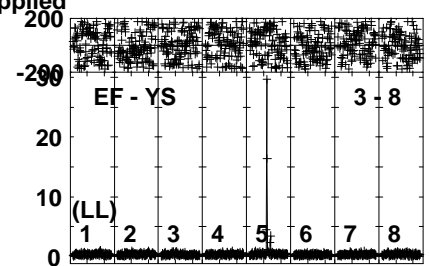
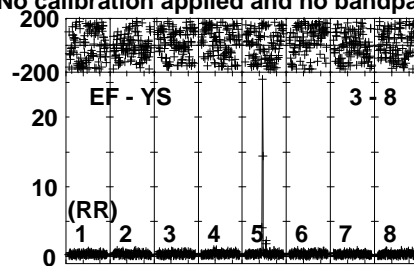
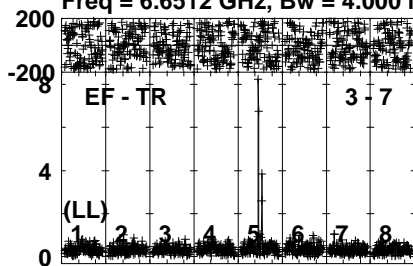


Lower frame: Milli Ampl Jy Top frame: Phas deg
Vector averaged cross-power spectrum Several baselines displayed
Timerange: 01/08:25:41 to 01/08:28:39

Plot file version 390 created 18-JUL-2023 11:21:01

G69.54 EK052D 1.UVDATA.1

Freq = 6.6512 GHz, Bw = 4.000 MH No calibration applied and no bandpass applied



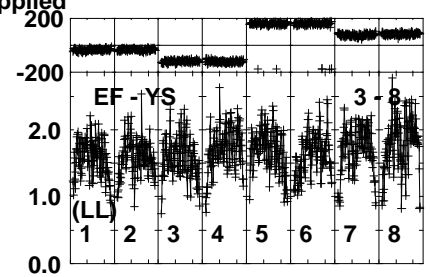
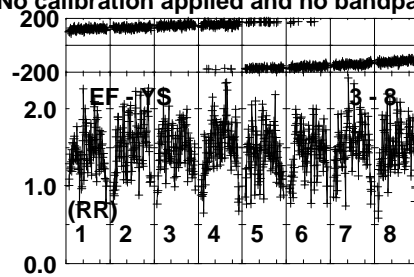
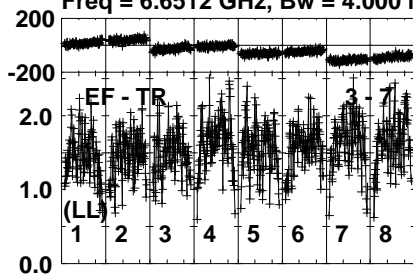
Lower frame: Milli Ampl Jy Top frame: Phas deg
Vector averaged cross-power spectrum Several baselines displayed
Timerange: 01/08:25:41 to 01/08:28:39

Plot file version 392 created 18-JUL-2023 11:21:01

J2003+3034 EK052D 1.UVDATA.1

Freq = 6.6512 GHz, Bw = 4.000 MH

No calibration applied and no bandpass applied

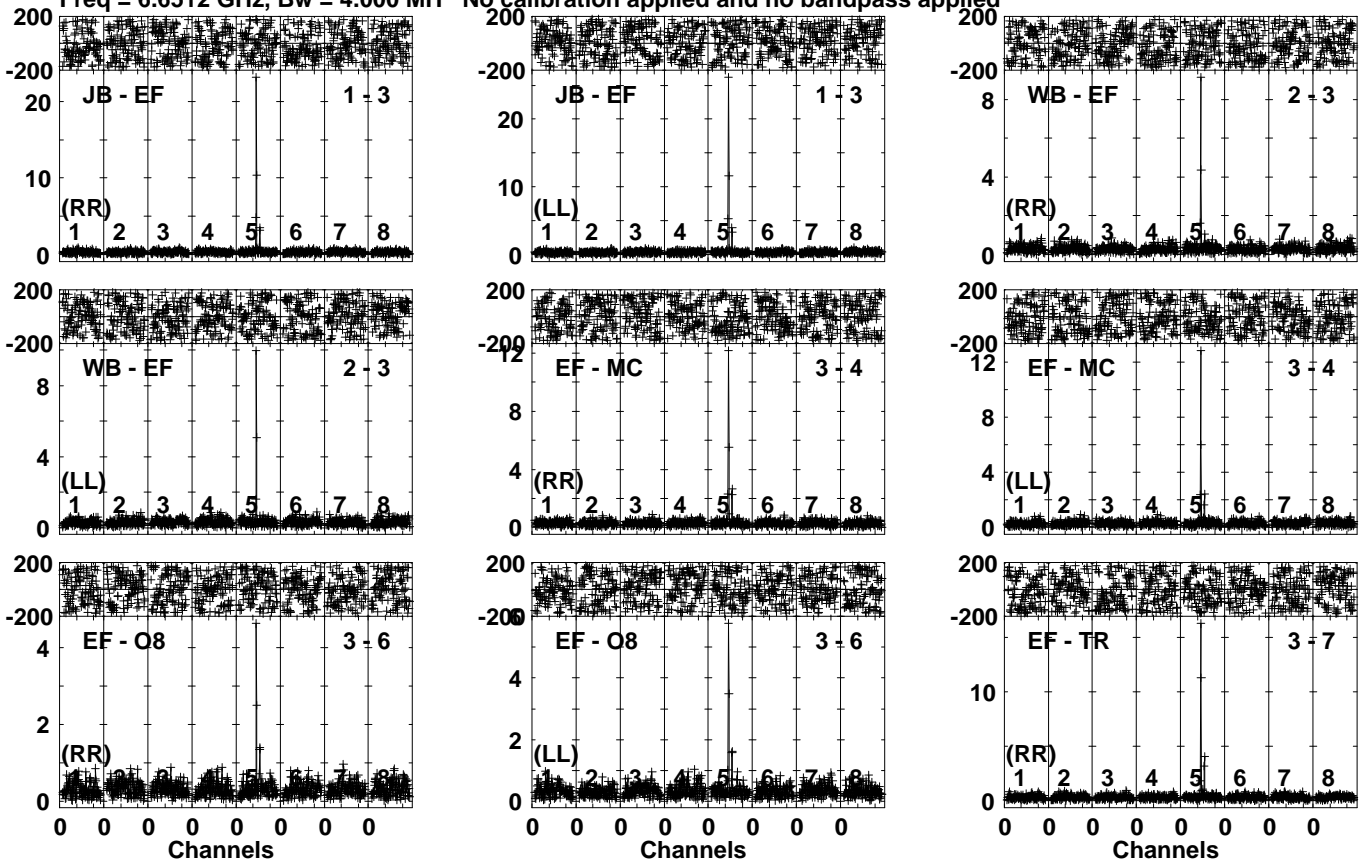


Lower frame: Milli Ampl Jy Top frame: Phas deg
Vector averaged cross-power spectrum Several baselines displayed
Timerange: 01/08:29:11 to 01/08:31:49

Plot file version 393 created 18-JUL-2023 11:21:01

G69.54 EK052D 1.UVDATA.1

Freq = 6.6512 GHz, Bw = 4.000 MH No calibration applied and no bandpass applied

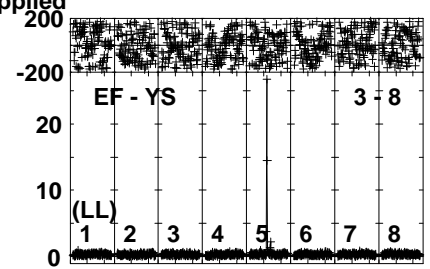
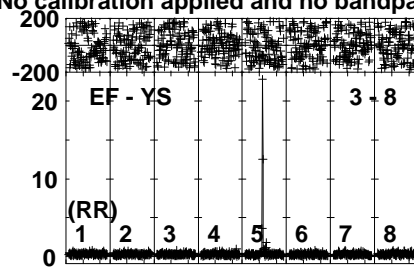
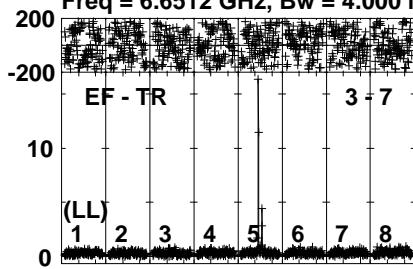


Lower frame: Milli Ampl Jy Top frame: Phas deg
Vector averaged cross-power spectrum Several baselines displayed
Timerange: 01/08:32:21 to 01/08:35:19

Plot file version 394 created 18-JUL-2023 11:21:01

G69.54 EK052D 1.UVDATA.1

Freq = 6.6512 GHz, Bw = 4.000 MH No calibration applied and no bandpass applied

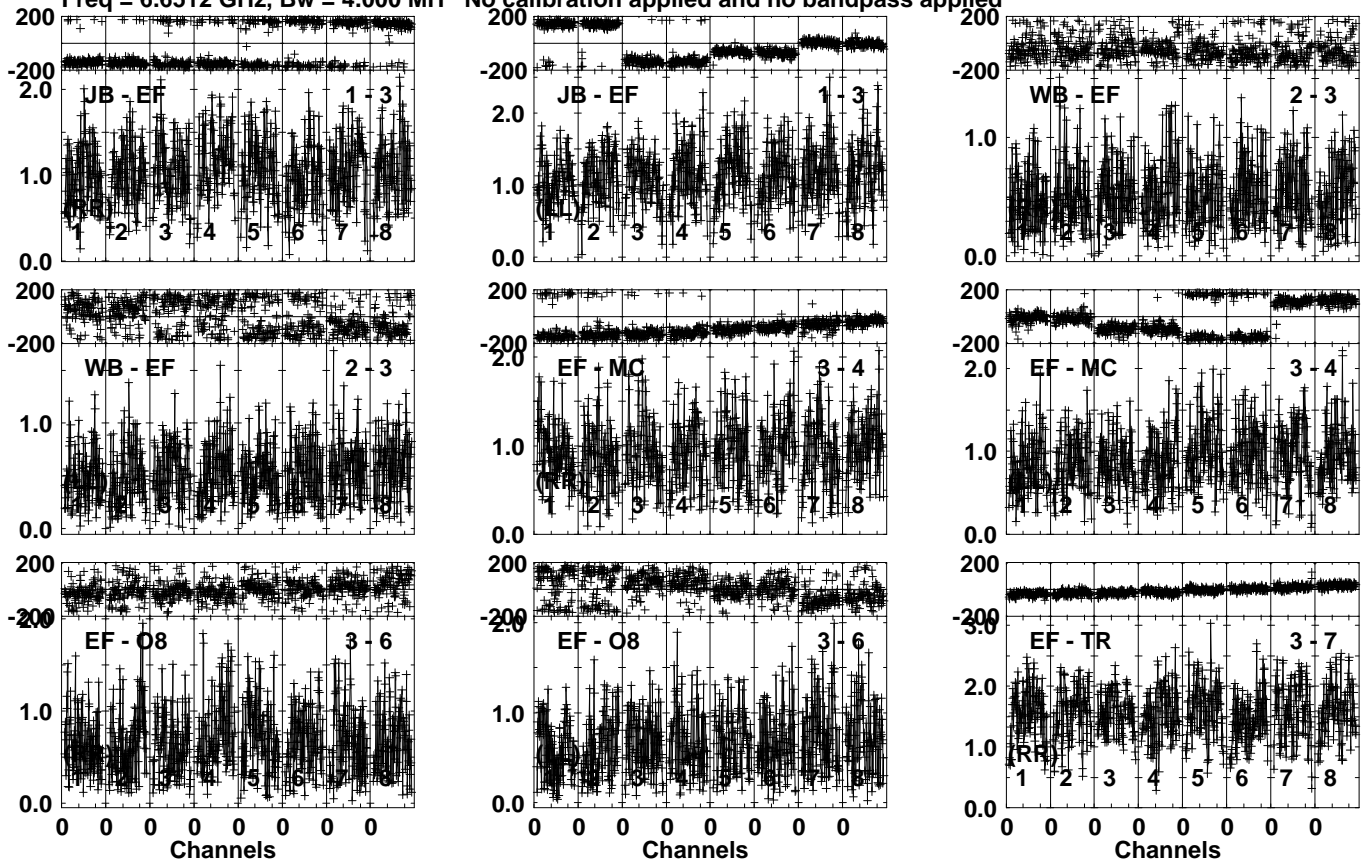


Lower frame: Milli Ampl Jy Top frame: Phas deg
Vector averaged cross-power spectrum Several baselines displayed
Timerange: 01/08:32:21 to 01/08:35:19

Plot file version 395 created 18-JUL-2023 11:21:01

J2003+3034 EK052D 1.UVDATA.1

Freq = 6.6512 GHz, Bw = 4.000 MH No calibration applied and no bandpass applied



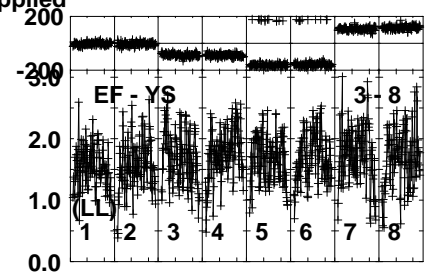
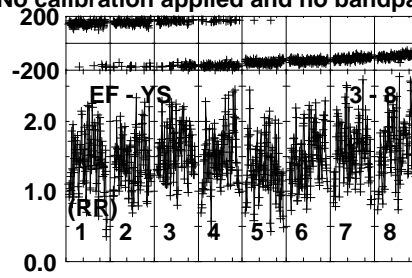
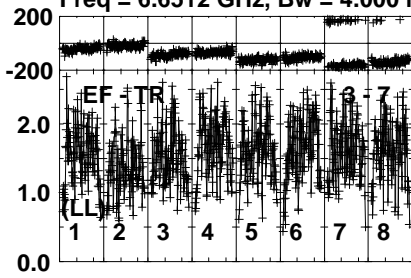
Lower frame: Milli Ampl Jy Top frame: Phas deg
Vector averaged cross-power spectrum Several baselines displayed
Timerange: 01/08:35:21 to 01/08:37:19

Plot file version 396 created 18-JUL-2023 11:21:01

J2003+3034 EK052D 1.UVDATA.1

Freq = 6.6512 GHz, Bw = 4.000 MH

No calibration applied and no bandpass applied

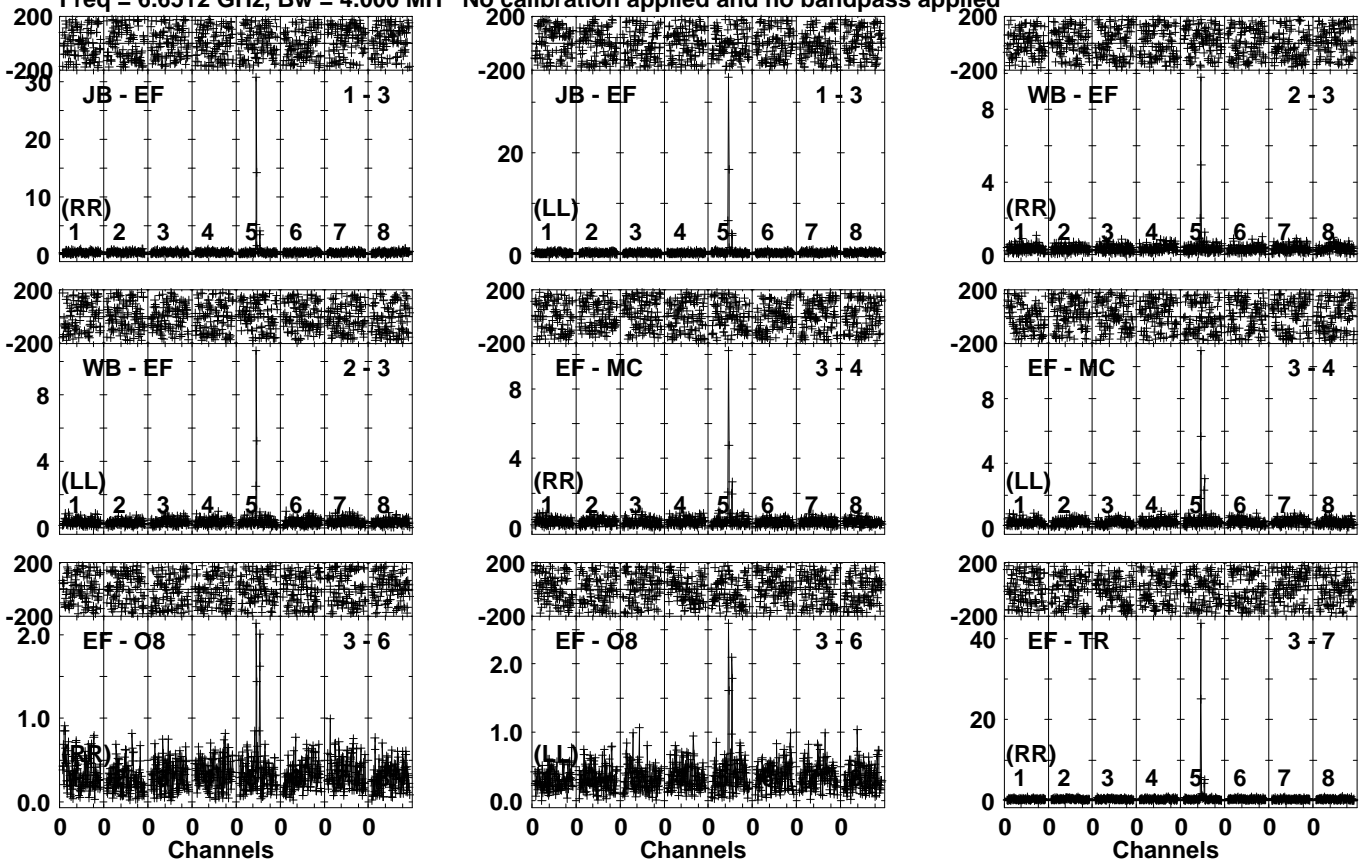


Lower frame: Milli Ampl Jy Top frame: Phas deg
Vector averaged cross-power spectrum Several baselines displayed
Timerange: 01/08:35:21 to 01/08:37:19

Plot file version 397 created 18-JUL-2023 11:21:02

G69.54 EK052D 1.UVDATA.1

Freq = 6.6512 GHz, Bw = 4.000 MH No calibration applied and no bandpass applied

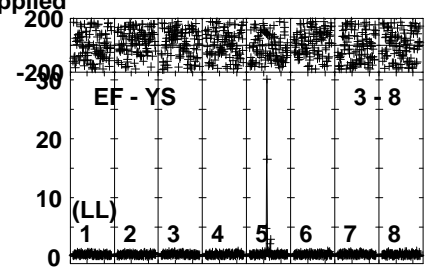
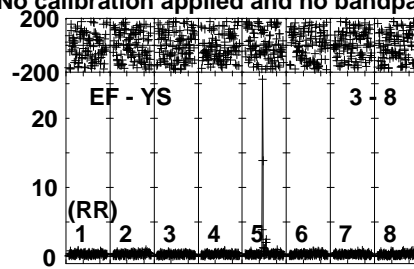
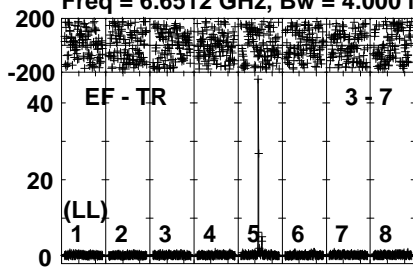


Lower frame: Milli Ampl Jy Top frame: Phas deg
Vector averaged cross-power spectrum Several baselines displayed
Timerange: 01/08:37:21 to 01/08:40:19

Plot file version 398 created 18-JUL-2023 11:21:02

G69.54 EK052D 1.UVDATA.1

Freq = 6.6512 GHz, Bw = 4.000 MH No calibration applied and no bandpass applied

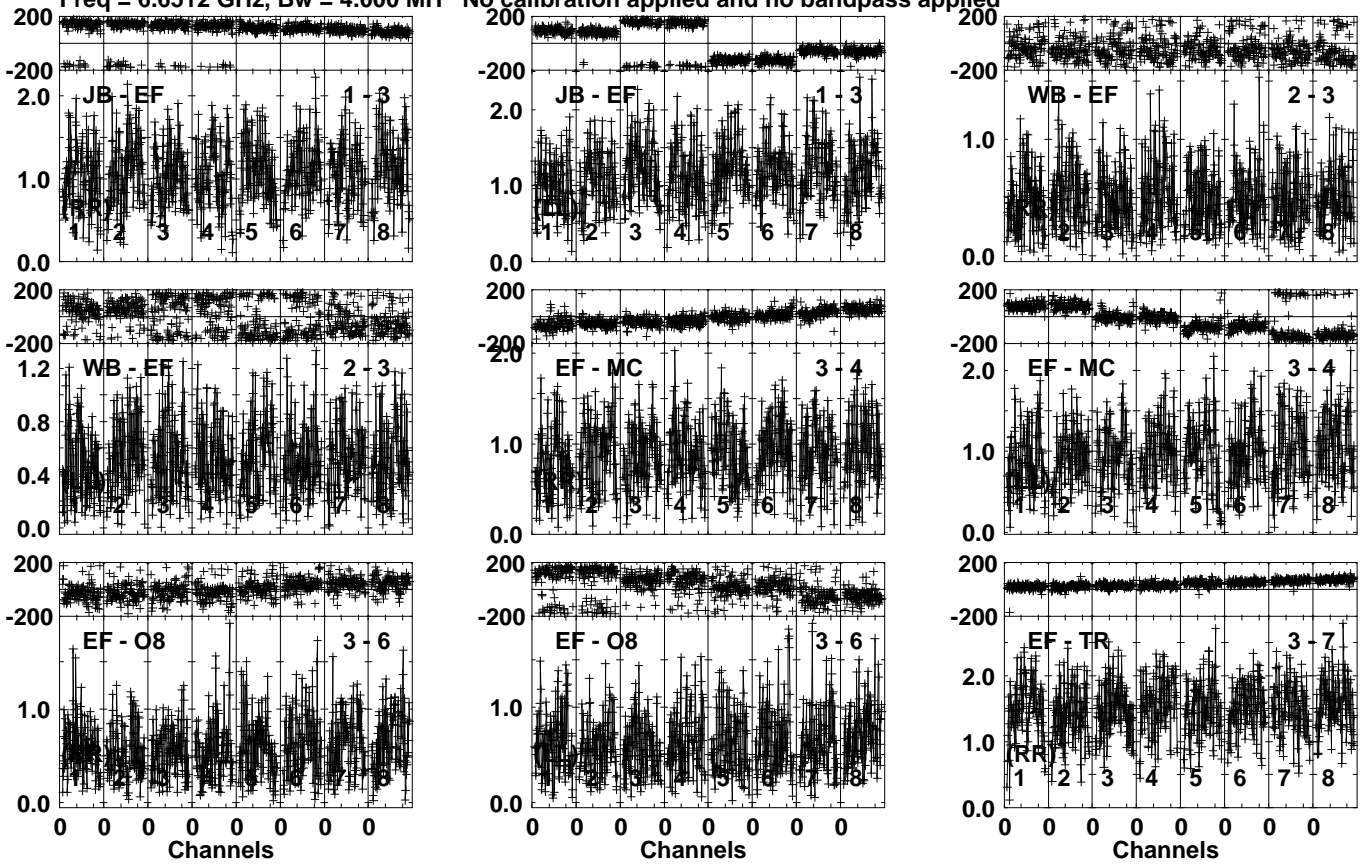


Lower frame: Milli Ampl Jy Top frame: Phas deg
Vector averaged cross-power spectrum Several baselines displayed
Timerange: 01/08:37:21 to 01/08:40:19

Plot file version 399 created 18-JUL-2023 11:21:02

J2003+3034 EK052D 1.UVDATA.1

Freq = 6.6512 GHz, Bw = 4.000 MH No calibration applied and no bandpass applied



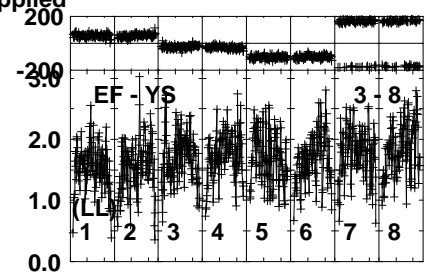
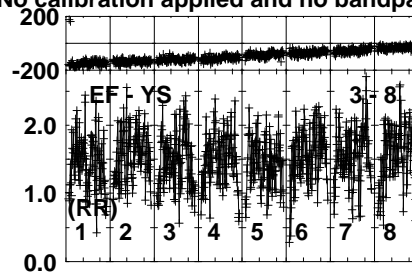
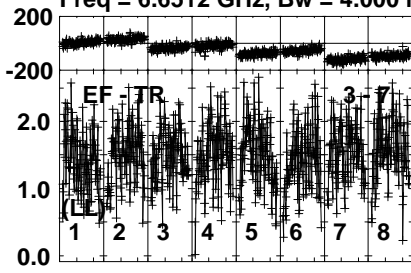
Lower frame: Milli Ampl Jy Top frame: Phas deg
Vector averaged cross-power spectrum Several baselines displayed
Timerange: 01/08:40:21 to 01/08:42:19

Plot file version 400 created 18-JUL-2023 11:21:02

J2003+3034 EK052D 1.UVDATA.1

Freq = 6.6512 GHz, Bw = 4.000 MH

No calibration applied and no bandpass applied

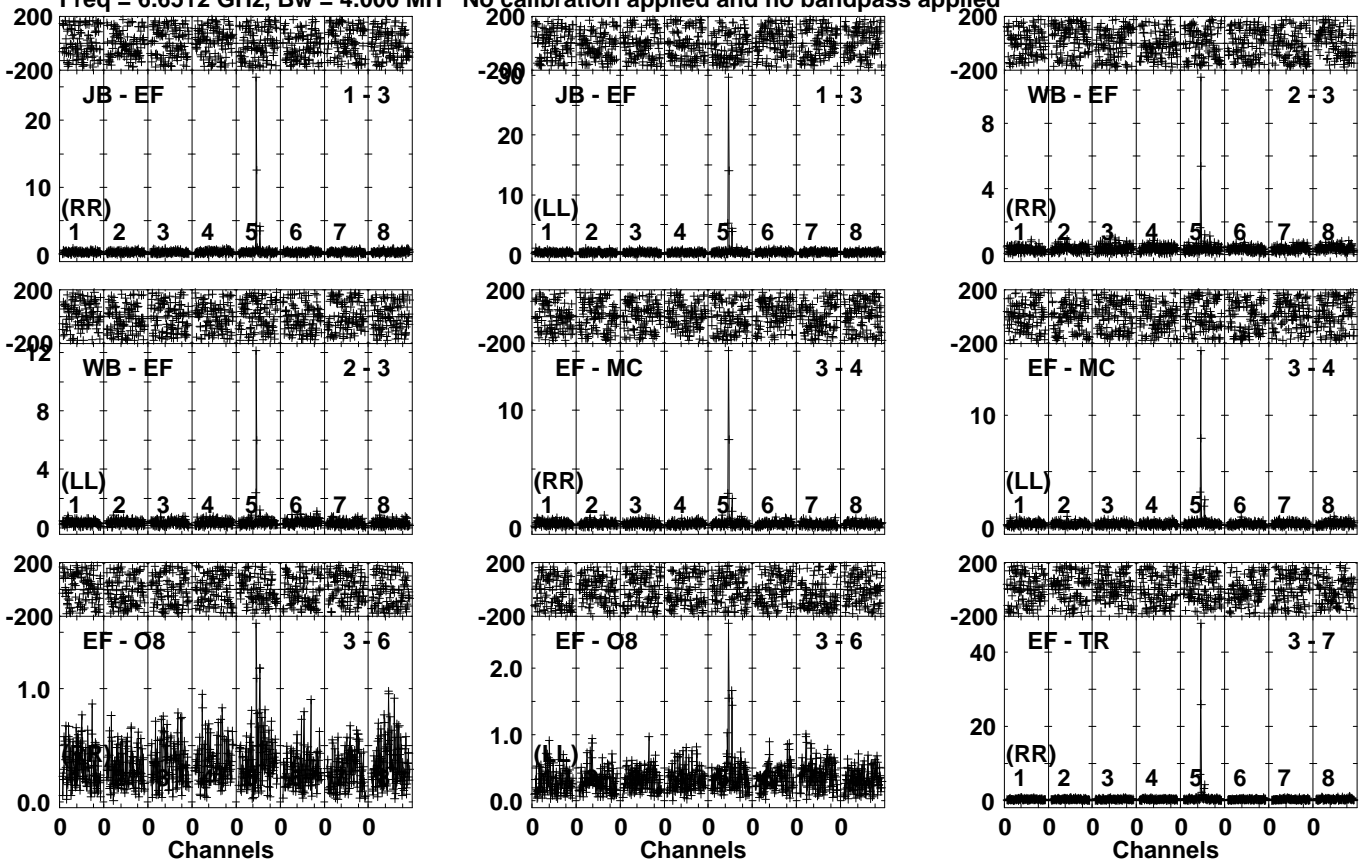


Lower frame: Milli Ampl Jy Top frame: Phas deg
Vector averaged cross-power spectrum Several baselines displayed
Timerange: 01/08:40:21 to 01/08:42:19

Plot file version 401 created 18-JUL-2023 11:21:02

G69.54 EK052D 1.UVDATA.1

Freq = 6.6512 GHz, Bw = 4.000 MH No calibration applied and no bandpass applied

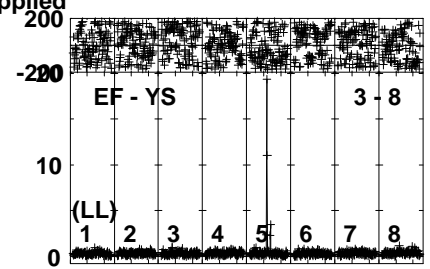
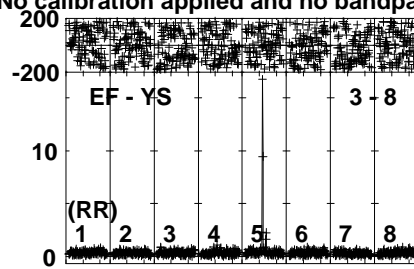
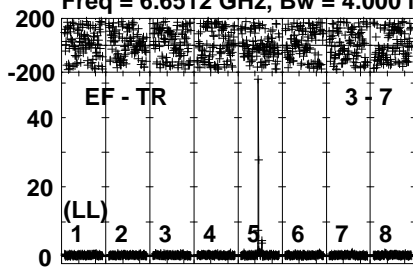


Lower frame: Milli Ampl Jy Top frame: Phas deg
Vector averaged cross-power spectrum Several baselines displayed
Timerange: 01/08:42:21 to 01/08:45:19

Plot file version 402 created 18-JUL-2023 11:21:02

G69.54 EK052D 1.UVDATA.1

Freq = 6.6512 GHz, Bw = 4.000 MH No calibration applied and no bandpass applied



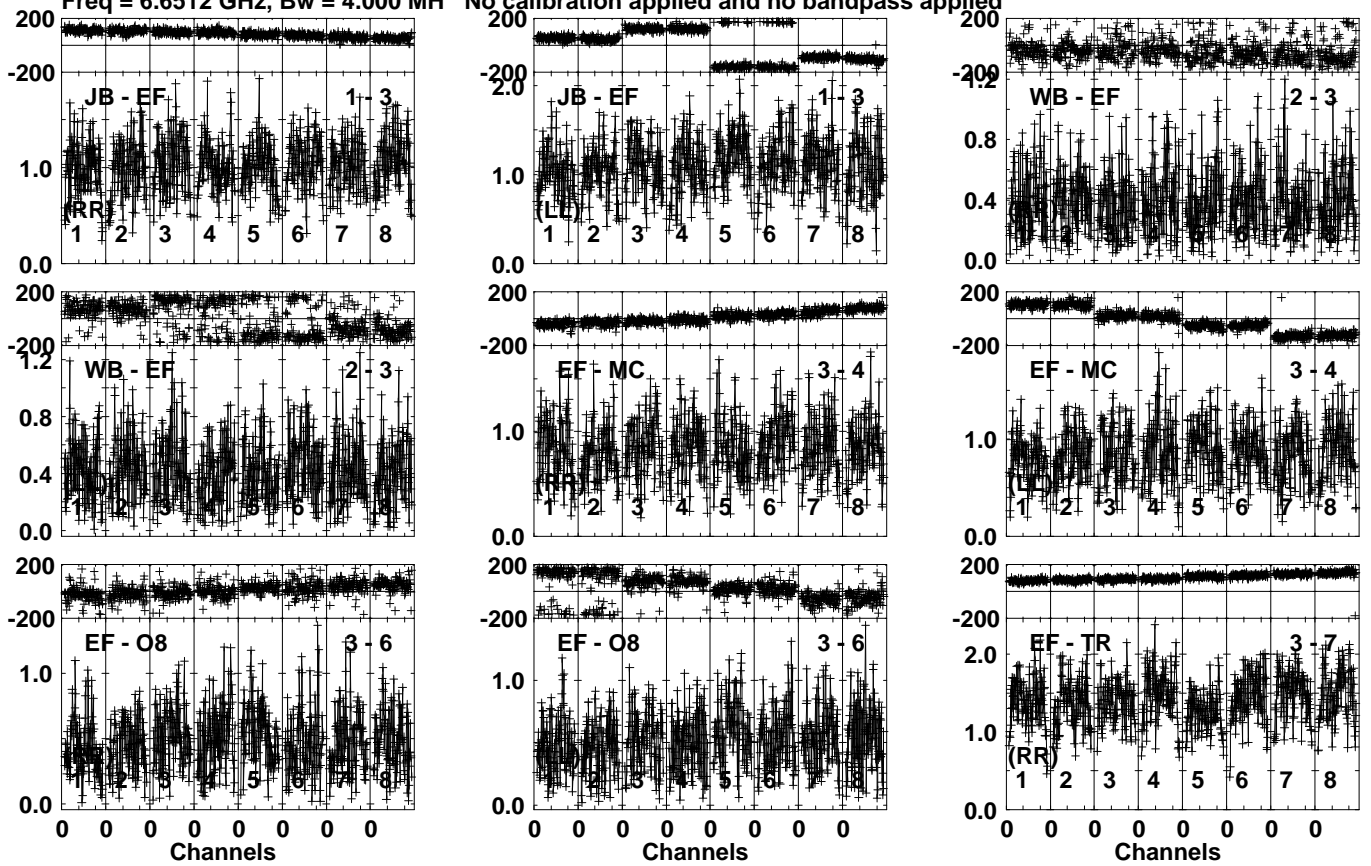
Lower frame: Milli Ampl Jy Top frame: Phas deg
Vector averaged cross-power spectrum Several baselines displayed
Timerange: 01/08:42:21 to 01/08:45:19

Plot file version 403 created 18-JUL-2023 11:21:02

J2003+3034 EK052D 1.UVDATA.1

Freq = 6.6512 GHz, Bw = 4.000 MH

No calibration applied and no bandpass applied



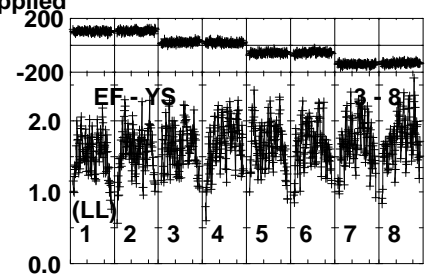
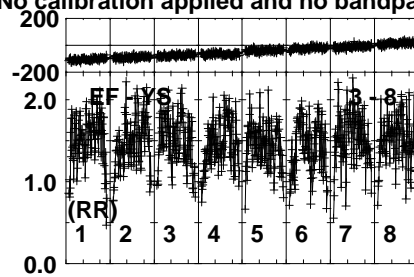
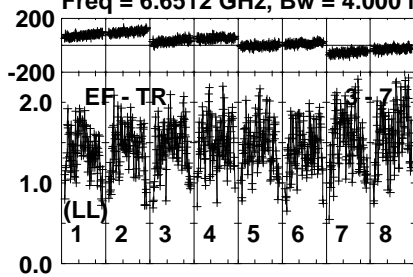
Lower frame: Milli Ampl Jy Top frame: Phas deg
Vector averaged cross-power spectrum Several baselines displayed
Timerange: 01/08:45:51 to 01/08:48:29

Plot file version 404 created 18-JUL-2023 11:21:03

J2003+3034 EK052D 1.UVDATA.1

Freq = 6.6512 GHz, Bw = 4.000 MH

No calibration applied and no bandpass applied

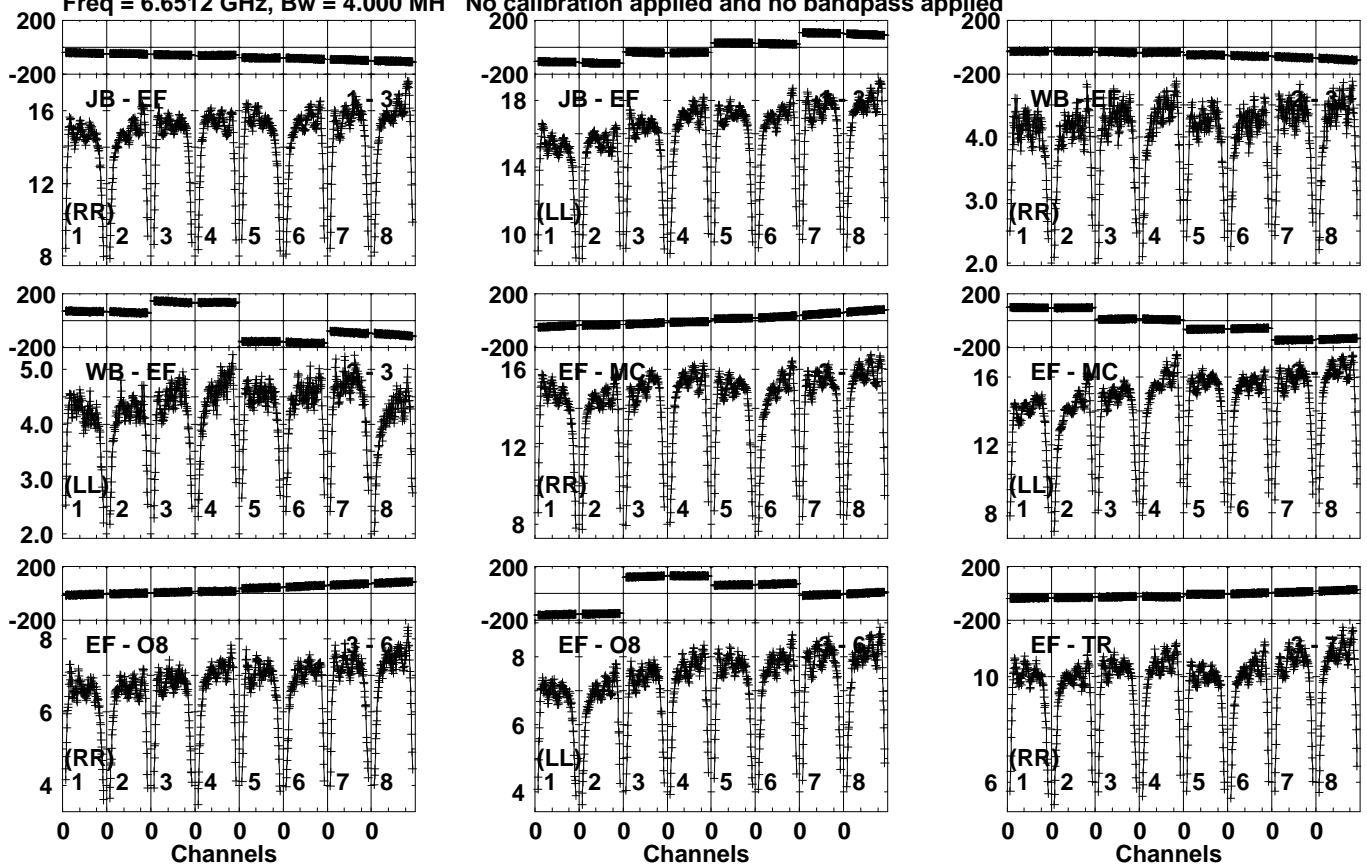


Lower frame: Milli Ampl Jy Top frame: Phas deg
Vector averaged cross-power spectrum Several baselines displayed
Timerange: 01/08:45:51 to 01/08:48:29

Plot file version 405 created 18-JUL-2023 11:21:03

J2202+4216 EK052D 1.UVDATA.1

Freq = 6.6512 GHz, Bw = 4.000 MH No calibration applied and no bandpass applied



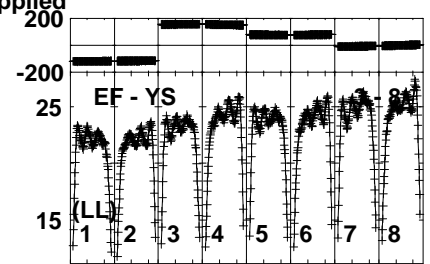
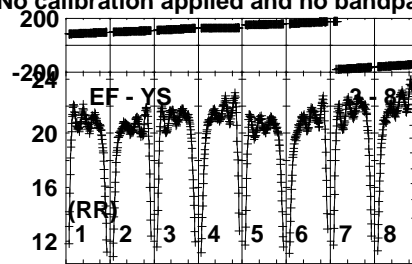
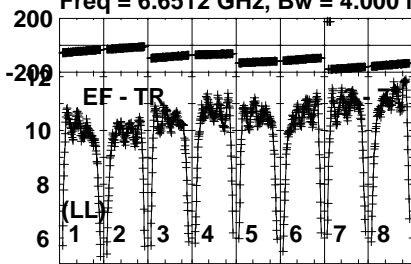
Lower frame: Milli Ampl Jy Top frame: Phas deg
Vector averaged cross-power spectrum Several baselines displayed
Timerange: 01/08:50:31 to 01/08:59:59

Plot file version 406 created 18-JUL-2023 11:21:03

J2202+4216 EK052D 1.UVDATA.1

Freq = 6.6512 GHz, Bw = 4.000 MH

No calibration applied and no bandpass applied



Lower frame: Milli Ampl Jy Top frame: Phas deg
Vector averaged cross-power spectrum Several baselines displayed
Timerange: 01/08:50:31 to 01/08:59:59