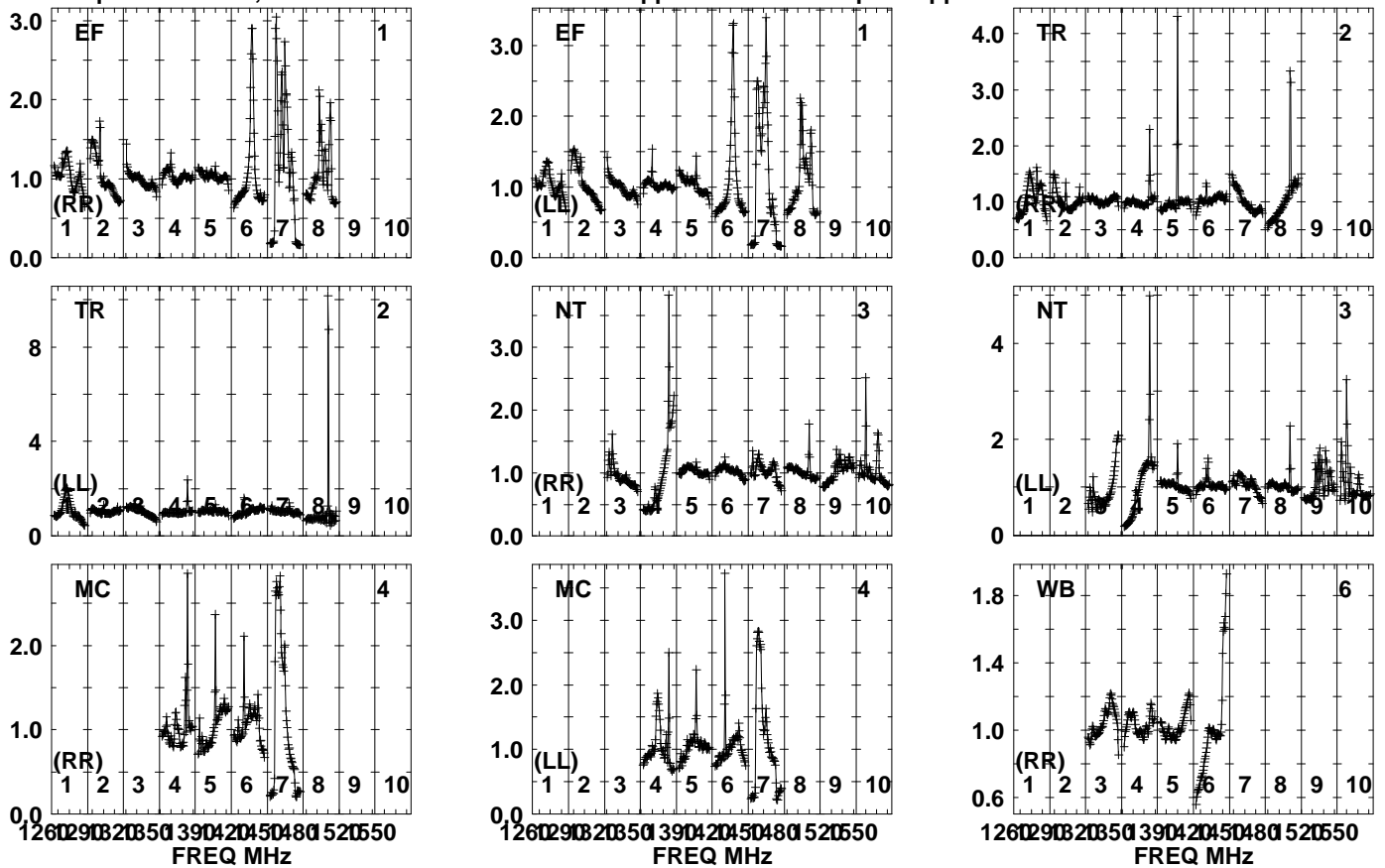


Plot file version 1 created 17-MAR-2023 15:22:43

J1048+7143 EK053B.UVDATA.1

Freq = 1.2545 GHz, Bw = 32.000 MH No calibration applied and no bandpass applied



Lower frame: Real Jy

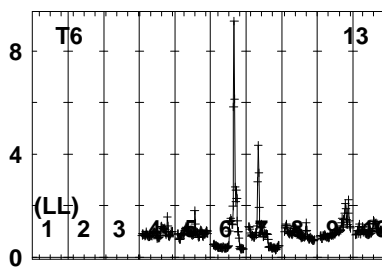
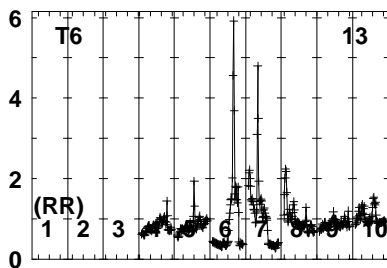
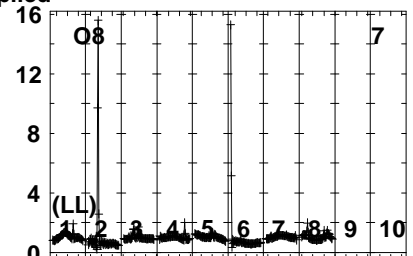
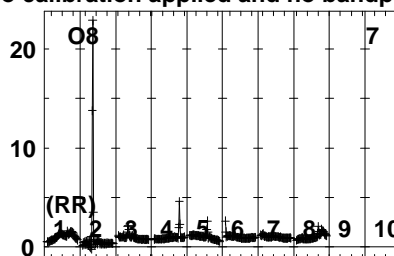
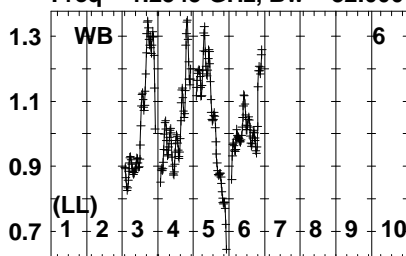
Auto-corr total-power spectrum Antenna: \*

Timerange: 00/22:04:31 to 00/22:08:29

Plot file version 2 created 17-MAR-2023 15:22:43

J1048+7143 EK053B.UVDATA.1

Freq = 1.2545 GHz, Bw = 32.000 MH No calibration applied and no bandpass applied

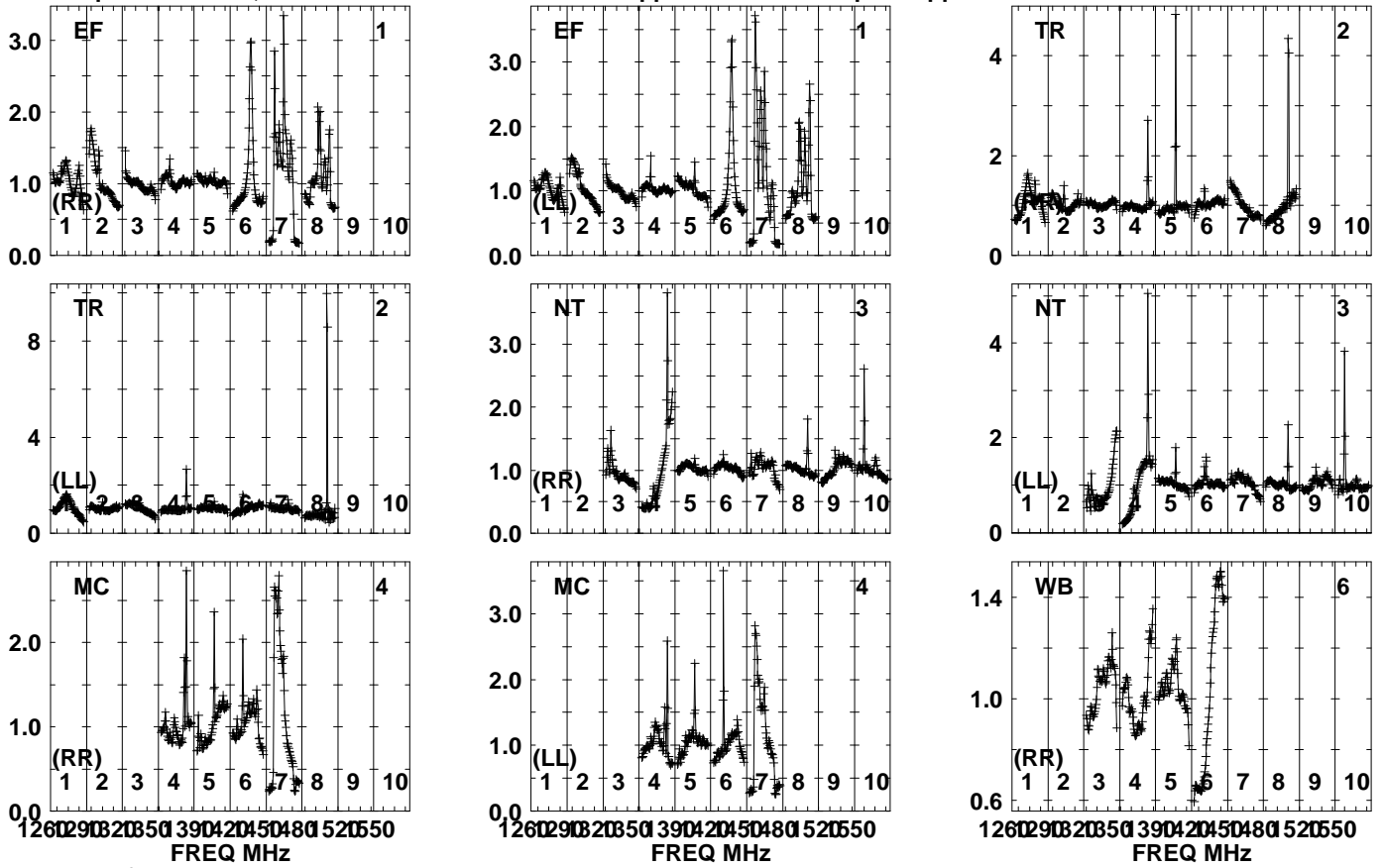


Lower frame: Real Jy  
Auto-corr total-power spectrum Antenna: \*  
Timerange: 00/22:04:31 to 00/22:08:29

Plot file version 3 created 17-MAR-2023 15:22:43

J1031+7441 EK053B.UVDATA.1

Freq = 1.2545 GHz, Bw = 32.000 MH No calibration applied and no bandpass applied

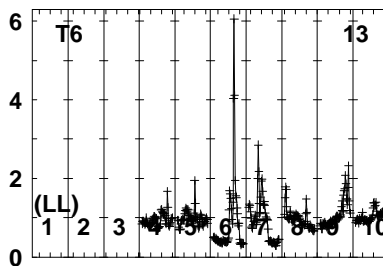
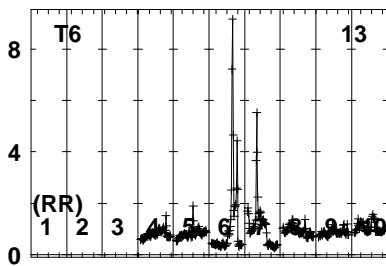
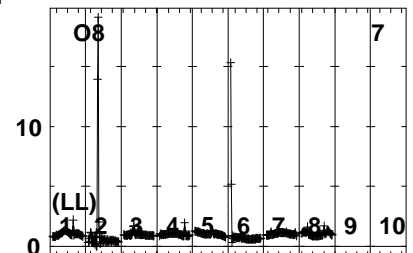

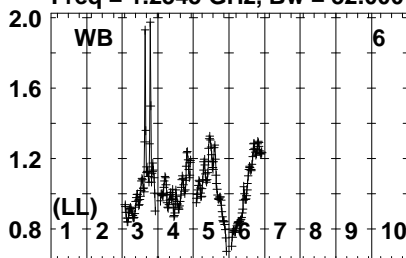


Lower frame: Real Jy  
Auto-corr total-power spectrum Antenna: \*  
Timerange: 00/22:09:35 to 00/22:10:33

Plot file version 4 created 17-MAR-2023 15:22:44

J1031+7441 EK053B.UVDATA.1

Freq = 1.2545 GHz, Bw = 32.000 MH No calibration applied and no bandpass applied

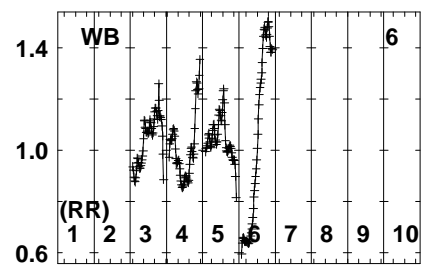
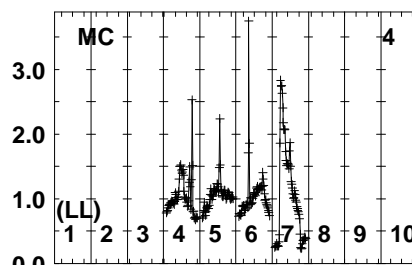
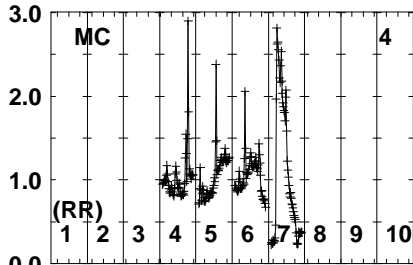
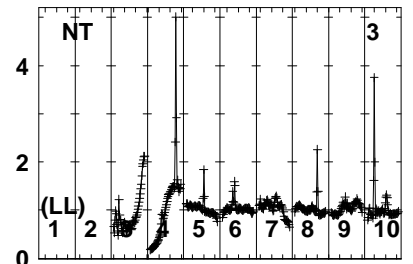
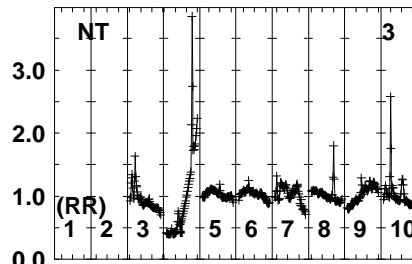
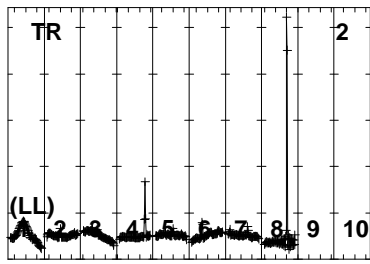
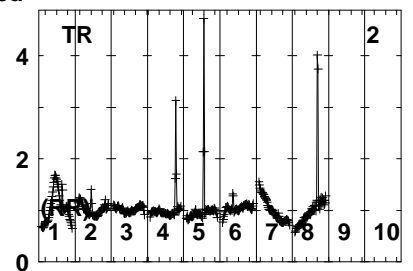
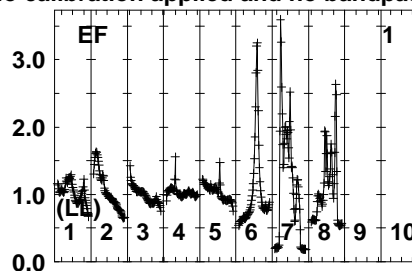
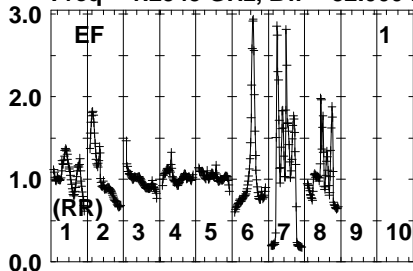


Lower frame: Real Jy  
Auto-corr total-power spectrum Antenna: \*  
Timerange: 00/22:09:35 to 00/22:10:33

Plot file version 5 created 17-MAR-2023 15:22:44

R4 D EK053B.UVDATA.1

Freq = 1.2545 GHz, Bw = 32.000 MH No calibration applied and no bandpass applied



1260290320350390420450480520550  
FREQ MHz

1260290320350390420450480520550  
FREQ MHz

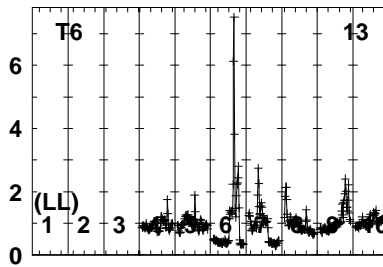
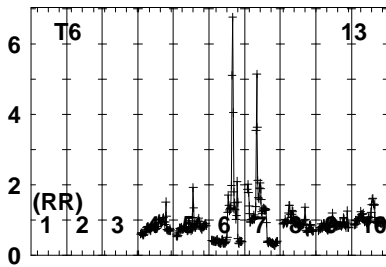
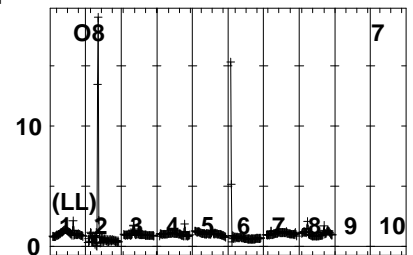
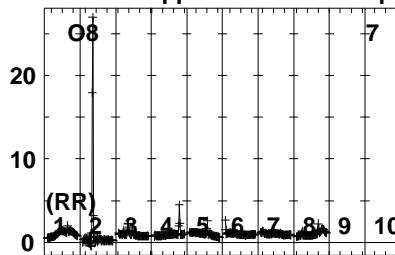
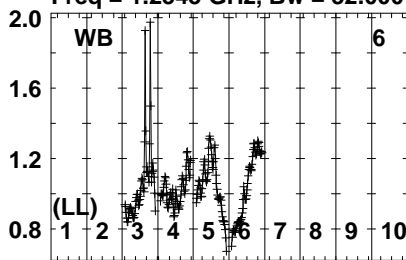
1260290320350390420450480520550  
FREQ MHz

Lower frame: Real Jy  
Auto-corr total-power spectrum Antenna: \*  
Timerange: 00/22:10:35 to 00/22:16:33

Plot file version 6 created 17-MAR-2023 15:22:44

R4 D EK053B.UVDATA.1

Freq = 1.2545 GHz, Bw = 32.000 MH No calibration applied and no bandpass applied

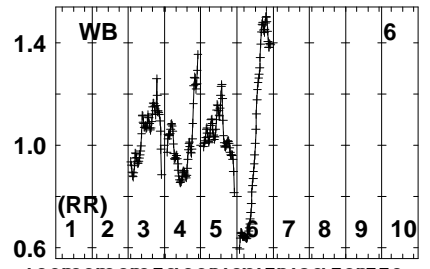
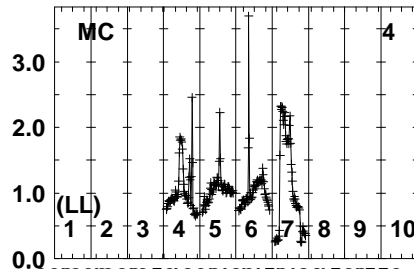
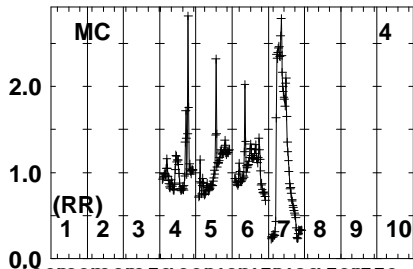
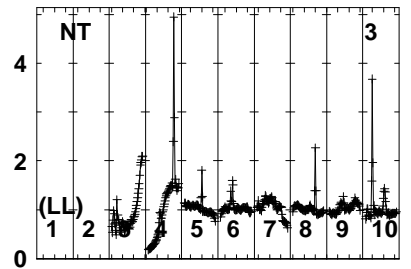
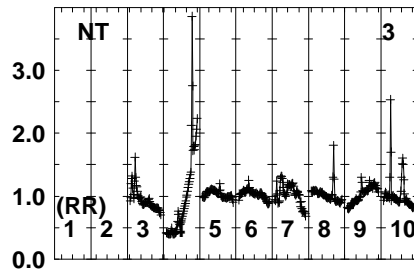
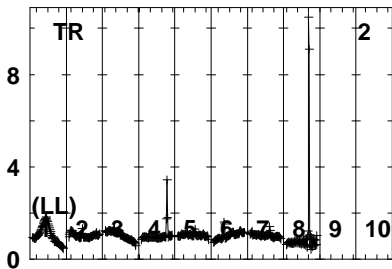
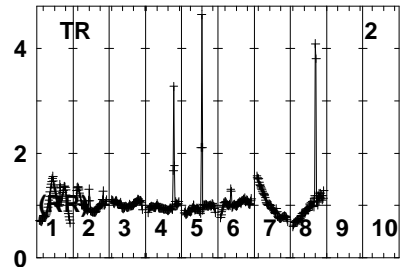
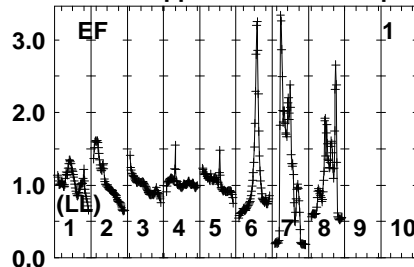
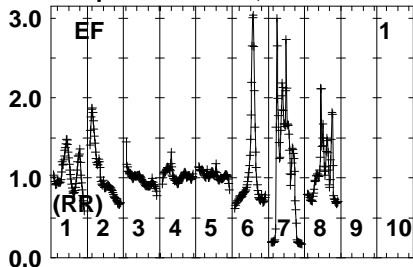


Lower frame: Real Jy  
Auto-corr total-power spectrum Antenna: \*  
Timerange: 00/22:10:35 to 00/22:16:33

Plot file version 7 created 17-MAR-2023 15:22:44

J1031+7441 EK053B.UVDATA.1

Freq = 1.2545 GHz, Bw = 32.000 MH No calibration applied and no bandpass applied



1260290320350390420450480520550  
FREQ MHz

1260290320350390420450480520550  
FREQ MHz

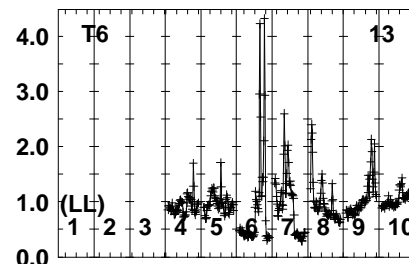
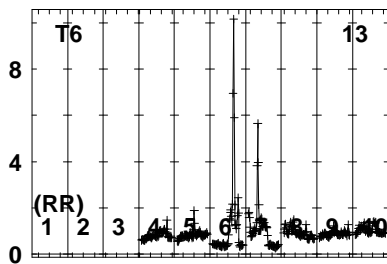
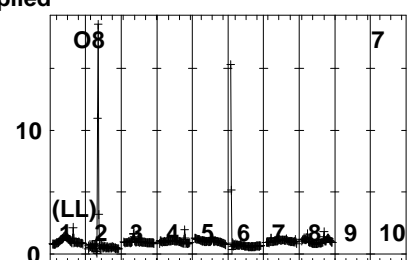
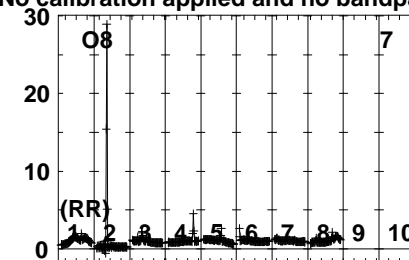
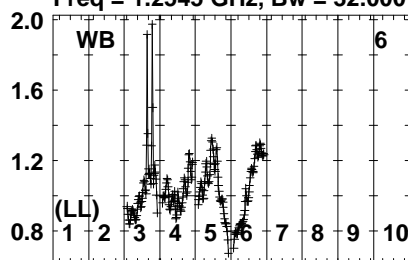
1260290320350390420450480520550  
FREQ MHz

Lower frame: Real Jy  
Auto-corr total-power spectrum Antenna: \*  
Timerange: 00/22:16:35 to 00/22:18:07

Plot file version 8 created 17-MAR-2023 15:22:44

J1031+7441 EK053B.UVDATA.1

Freq = 1.2545 GHz, Bw = 32.000 MH No calibration applied and no bandpass applied



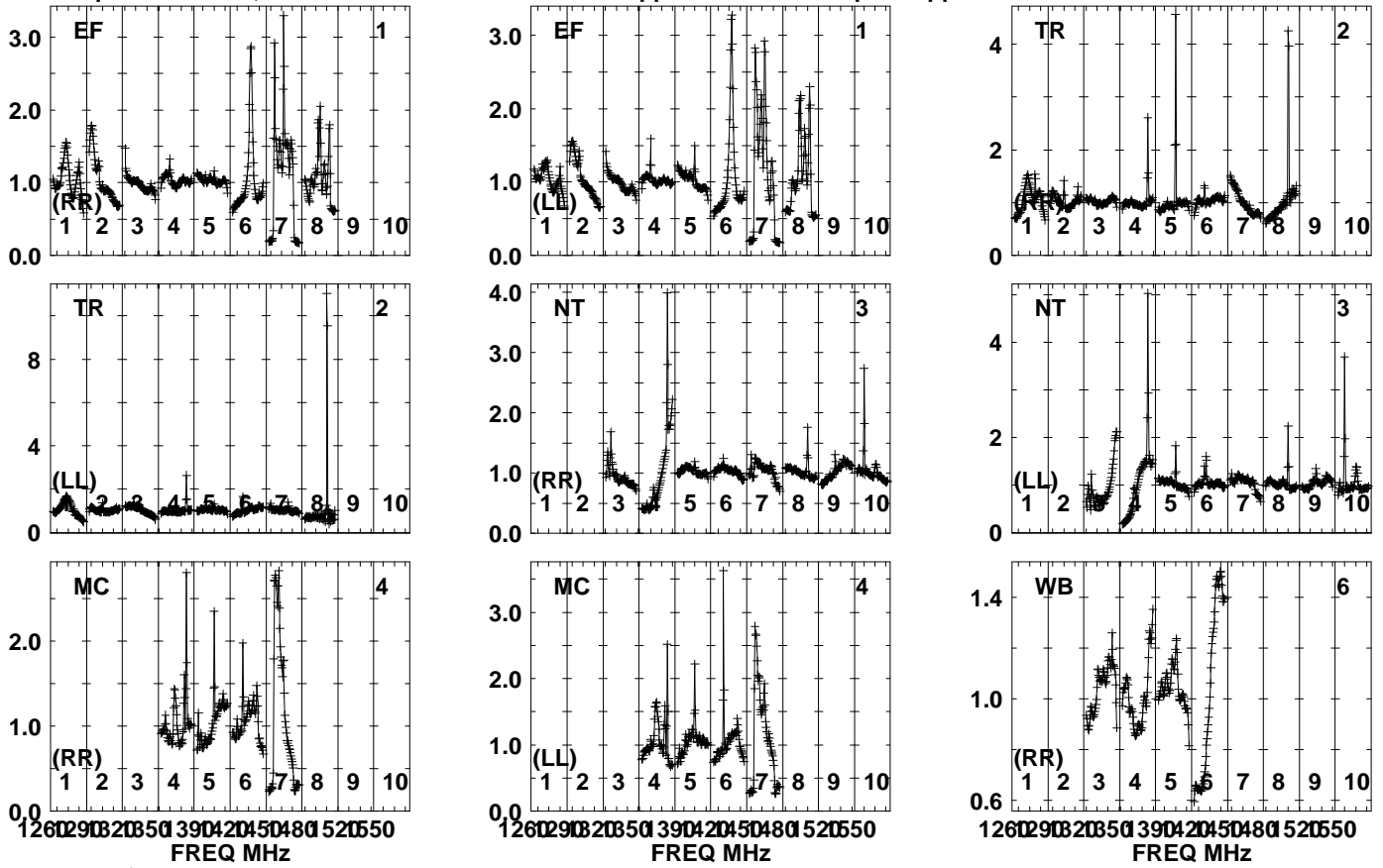
Lower frame: Real Jy  
Auto-corr total-power spectrum Antenna: \*  
Timerange: 00/22:16:35 to 00/22:18:07



Plot file version 9 created 17-MAR-2023 15:22:44

R4 D EK053B.UVDATA.1

Freq = 1.2545 GHz, Bw = 32.000 MH No calibration applied and no bandpass applied

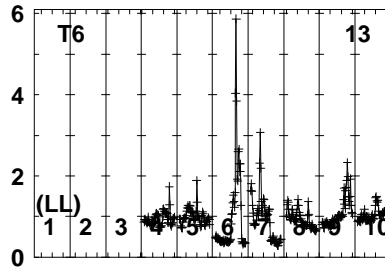
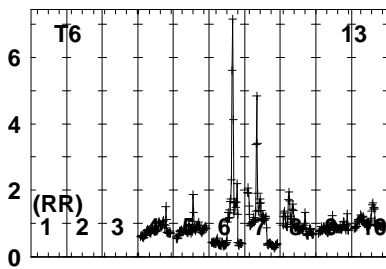
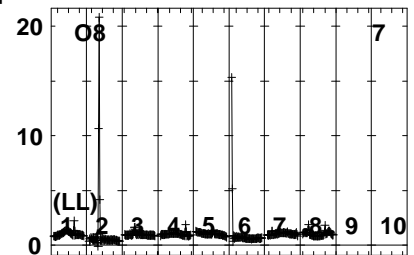
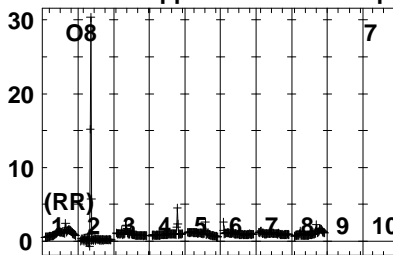
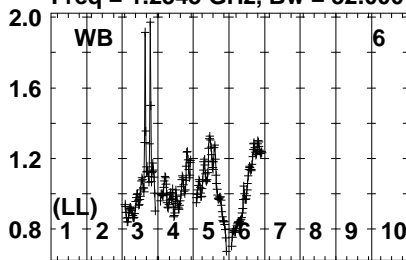


Lower frame: Real Jy  
Auto-corr total-power spectrum Antenna: \*  
Timerange: 00/22:18:10 to 00/22:24:08

Plot file version 10 created 17-MAR-2023 15:22:45

R4 D EK053B.UVDATA.1

Freq = 1.2545 GHz, Bw = 32.000 MH No calibration applied and no bandpass applied

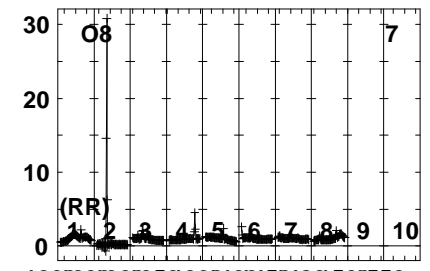
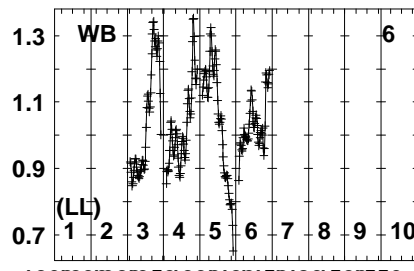
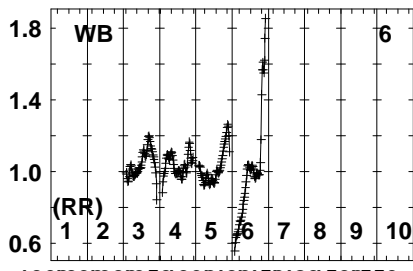
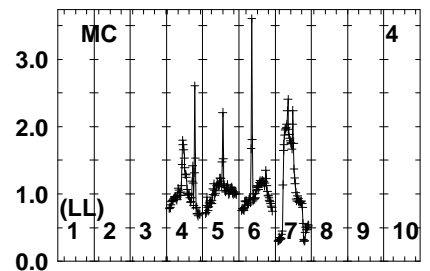
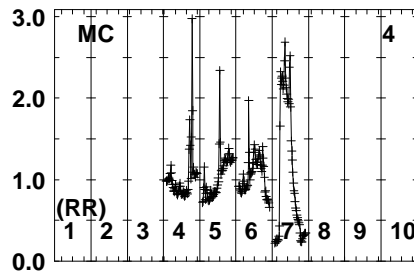
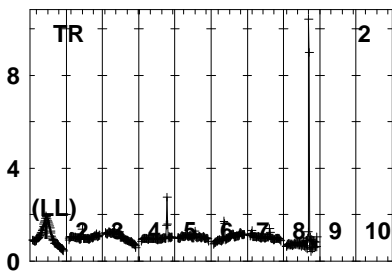
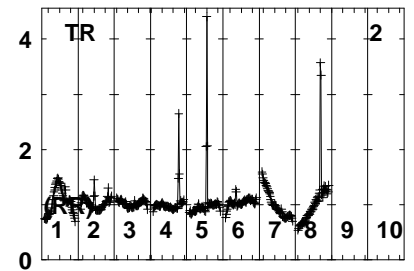
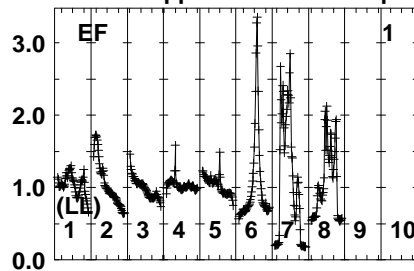
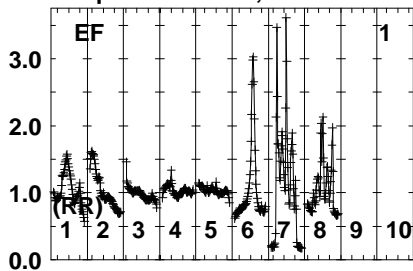


Lower frame: Real Jy  
Auto-corr total-power spectrum Antenna: \*  
Timerange: 00/22:18:10 to 00/22:24:08

Plot file version 11 created 17-MAR-2023 15:22:45

J1031+7441 EK053B.UVDATA.1

Freq = 1.2545 GHz, Bw = 32.000 MH No calibration applied and no bandpass applied



1260290320350390420450480520550  
FREQ MHz

1260290320350390420450480520550  
FREQ MHz

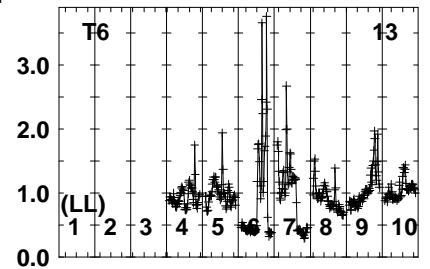
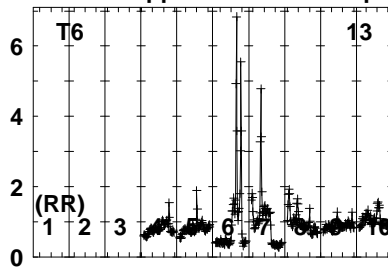
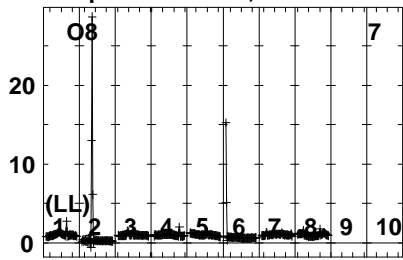
1260290320350390420450480520550  
FREQ MHz

Lower frame: Real Jy  
Auto-corr total-power spectrum Antenna: \*  
Timerange: 00/22:24:53 to 00/22:25:51

Plot file version 12 created 17-MAR-2023 15:22:45

J1031+7441 EK053B.UVDATA.1

Freq = 1.2545 GHz, Bw = 32.000 MH No calibration applied and no bandpass applied

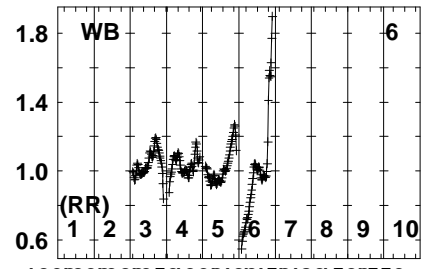
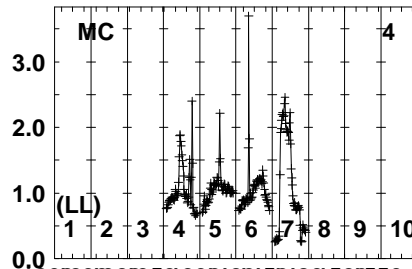
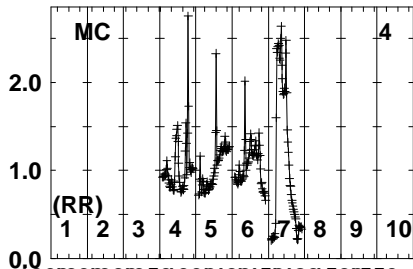
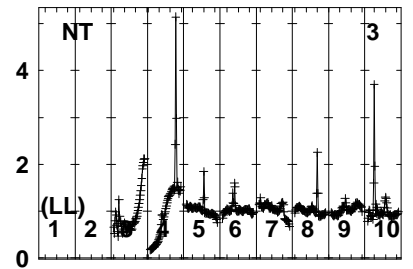
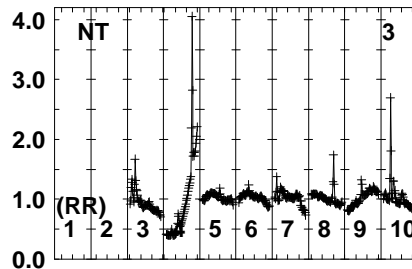
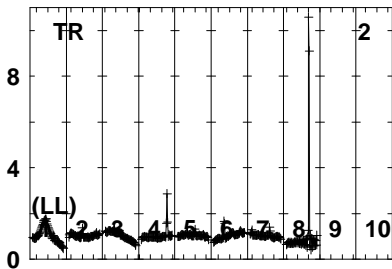
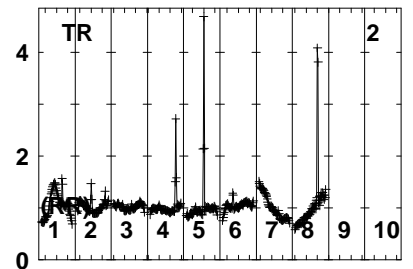
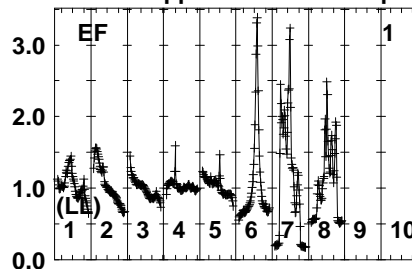
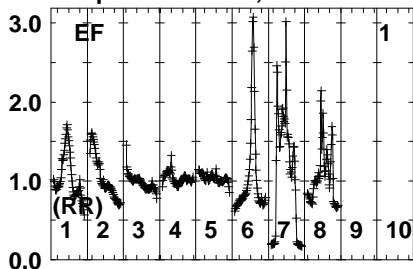


Lower frame: Real Jy  
Auto-corr total-power spectrum Antenna: \*  
Timerange: 00/22:24:53 to 00/22:25:51

Plot file version 13 created 17-MAR-2023 15:22:45

R4 D EK053B.UVDATA.1

Freq = 1.2545 GHz, Bw = 32.000 MH No calibration applied and no bandpass applied



1260290320350390420450480520550  
FREQ MHz

1260290320350390420450480520550  
FREQ MHz

1260290320350390420450480520550  
FREQ MHz

Lower frame: Real Jy

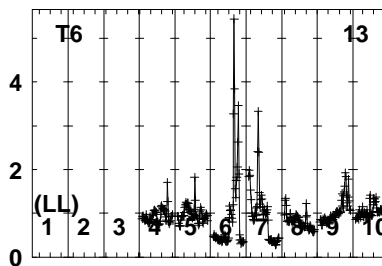
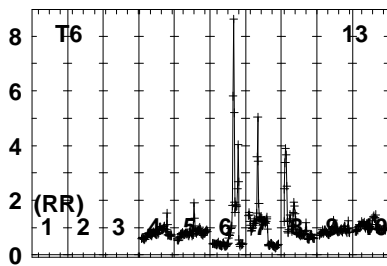
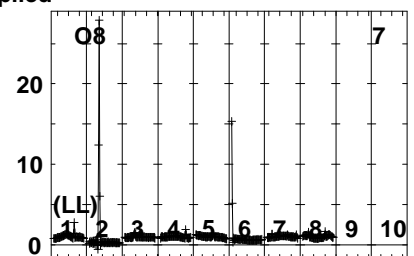

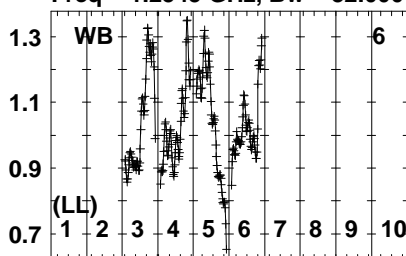
Auto-corr total-power spectrum Antenna: \*

Timerange: 00/22:25:53 to 00/22:31:51

Plot file version 14 created 17-MAR-2023 15:22:45

R4 D EK053B.UVDATA.1

Freq = 1.2545 GHz, Bw = 32.000 MH No calibration applied and no bandpass applied

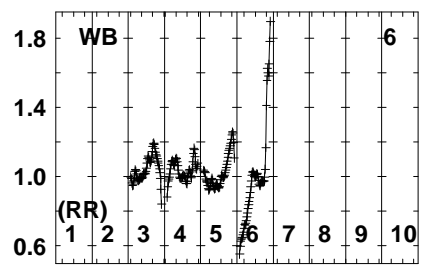
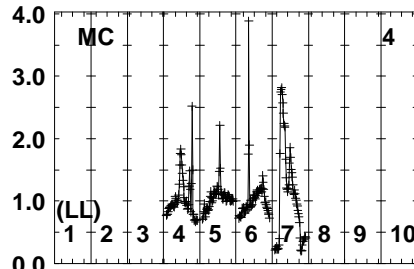
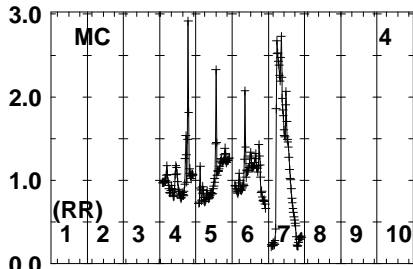
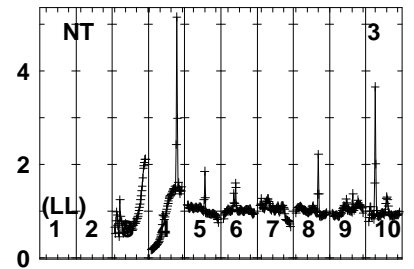
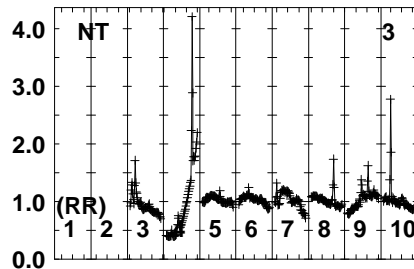
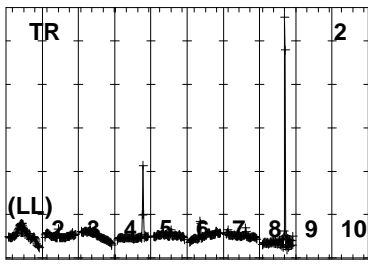
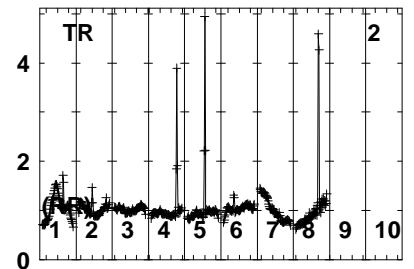
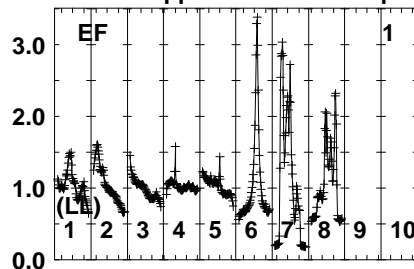
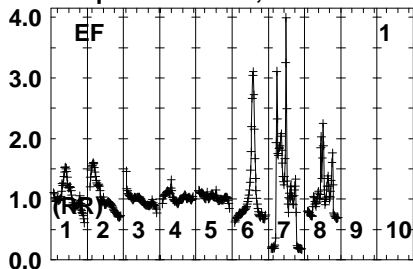


Lower frame: Real Jy  
Auto-corr total-power spectrum Antenna: \*  
Timerange: 00/22:25:53 to 00/22:31:51

Plot file version 15 created 17-MAR-2023 15:22:45

J1031+7441 EK053B.UVDATA.1

Freq = 1.2545 GHz, Bw = 32.000 MH No calibration applied and no bandpass applied



126029032035013904204504801520550  
FREQ MHz

126029032035013904204504801520550  
FREQ MHz

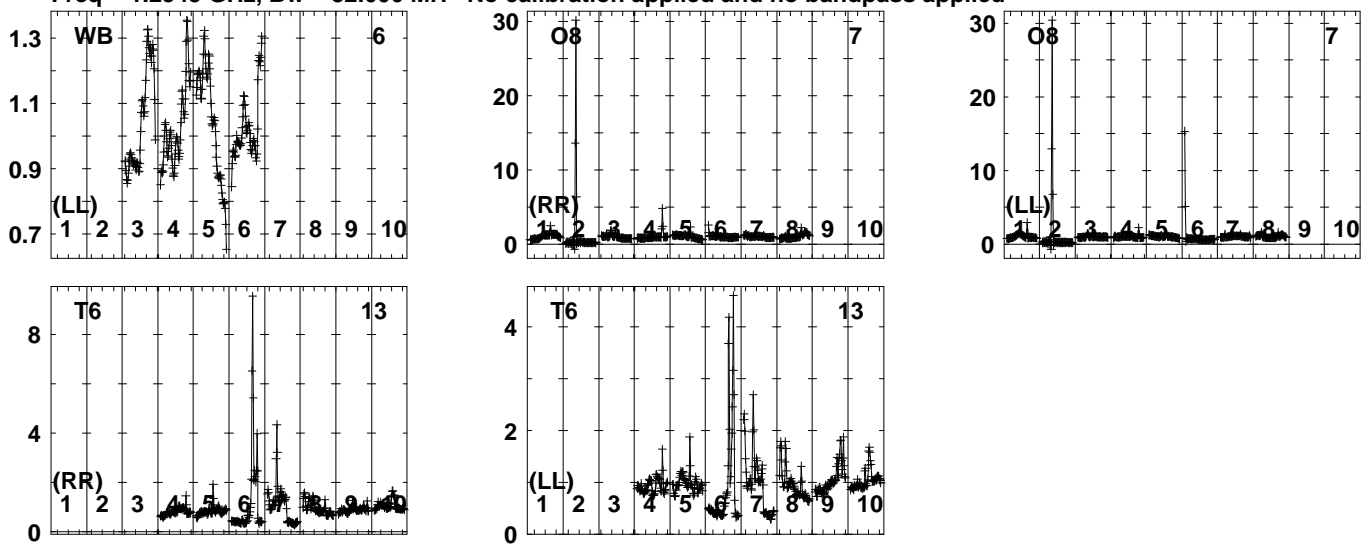
126029032035013904204504801520550  
FREQ MHz

Lower frame: Real Jy  
Auto-corr total-power spectrum Antenna: \*  
Timerange: 00/22:31:53 to 00/22:33:25

Plot file version 16 created 17-MAR-2023 15:22:46

J1031+7441 EK053B.UVDATA.1

Freq = 1.2545 GHz, Bw = 32.000 MH No calibration applied and no bandpass applied



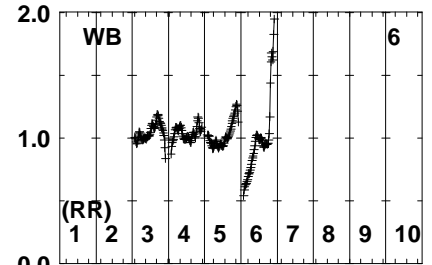
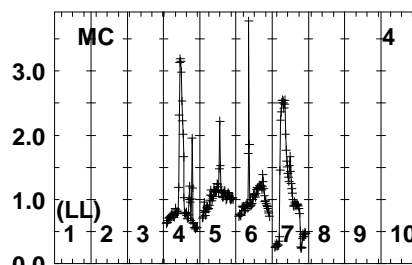
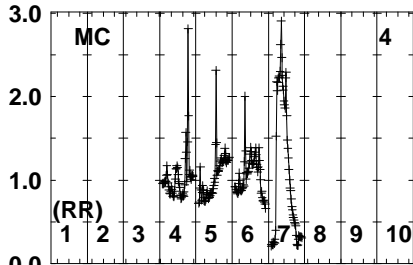
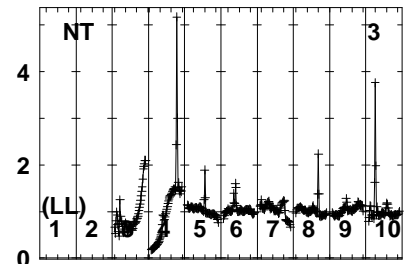
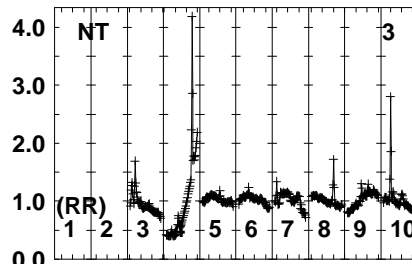
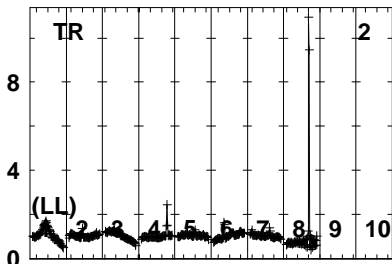
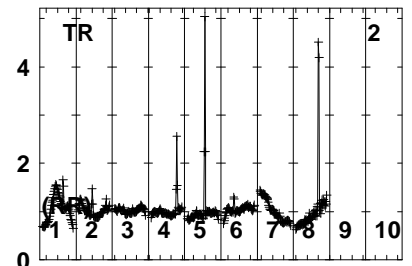
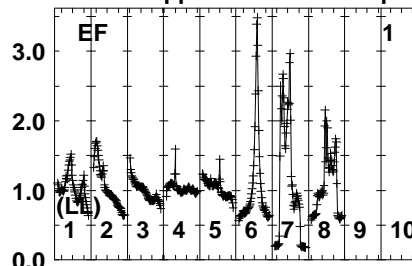
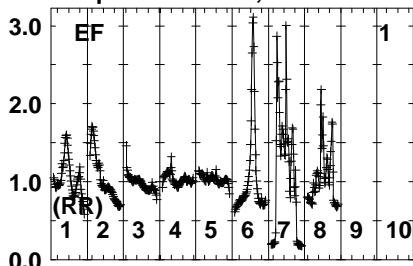
Lower frame: Real Jy  
Auto-corr total-power spectrum Antenna: \*  
Timerange: 00/22:31:53 to 00/22:33:25



Plot file version 17 created 17-MAR-2023 15:22:46

R4 D EK053B.UVDATA.1

Freq = 1.2545 GHz, Bw = 32.000 MH No calibration applied and no bandpass applied



1260290320350390420450480520550  
FREQ MHz

1260290320350390420450480520550  
FREQ MHz

1260290320350390420450480520550  
FREQ MHz

Lower frame: Real Jy

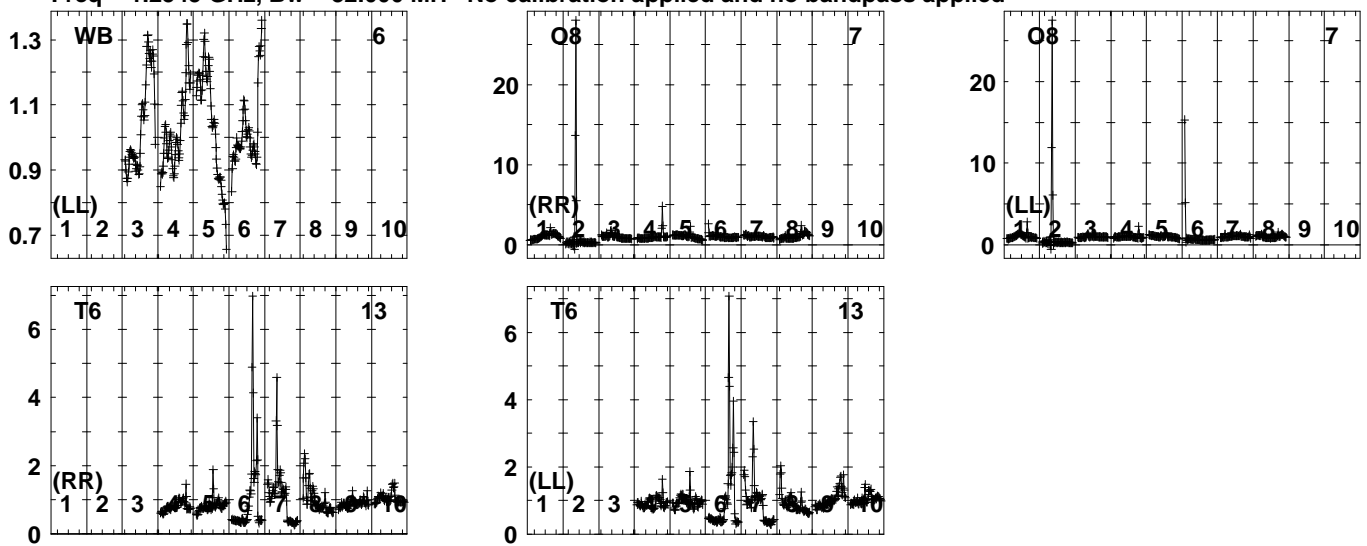
Auto-corr total-power spectrum Antenna: \*

Timerange: 00/22:33:27 to 00/22:39:25

Plot file version 18 created 17-MAR-2023 15:22:46

R4 D EK053B.UVDATA.1

Freq = 1.2545 GHz, Bw = 32.000 MH No calibration applied and no bandpass applied

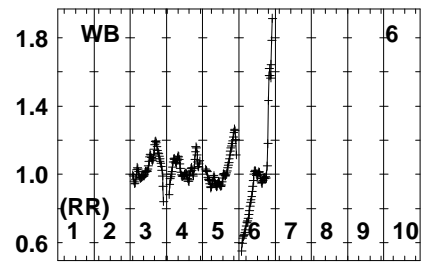
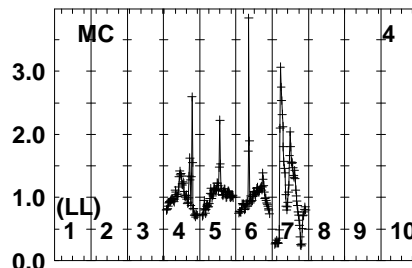
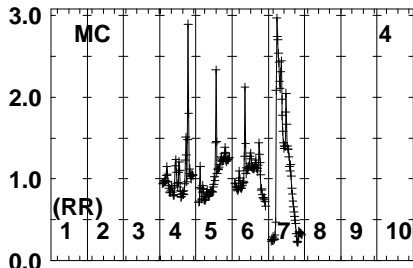
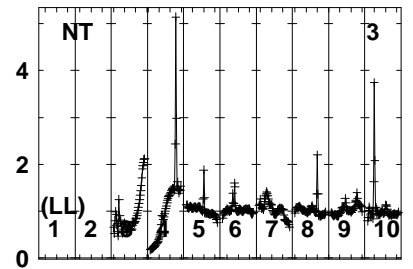
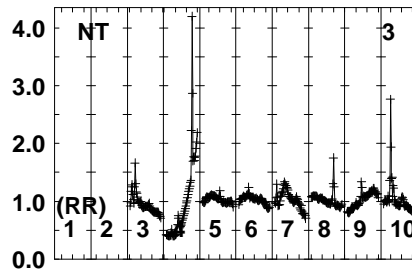
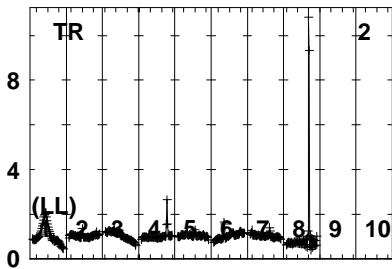
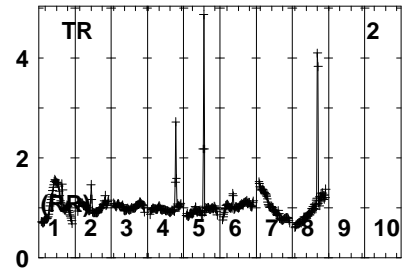
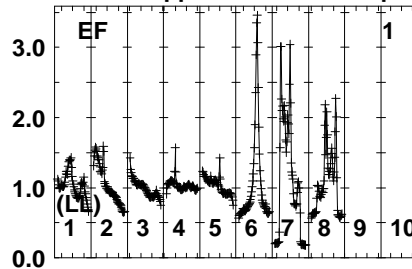
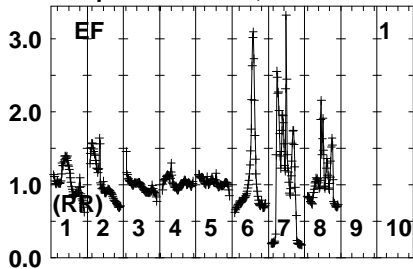


Lower frame: Real Jy  
Auto-corr total-power spectrum Antenna: \*  
Timerange: 00/22:33:27 to 00/22:39:25

Plot file version 19 created 17-MAR-2023 15:22:46

J1031+7441 EK053B.UVDATA.1

Freq = 1.2545 GHz, Bw = 32.000 MH No calibration applied and no bandpass applied



1260290320350390420450480520550  
FREQ MHz

1260290320350390420450480520550  
FREQ MHz

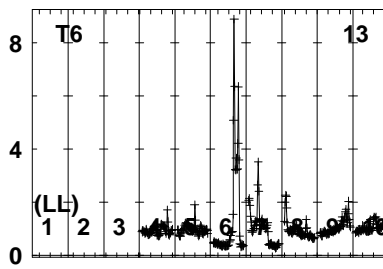
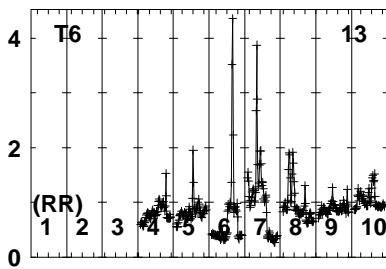


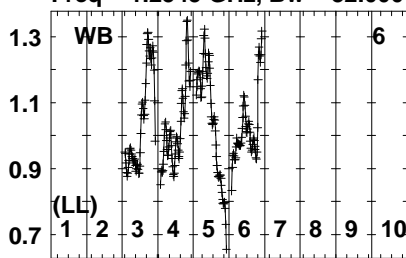
1260290320350390420450480520550  
FREQ MHz

Lower frame: Real Jy  
Auto-corr total-power spectrum Antenna: \*  
Timerange: 00/22:40:09 to 00/22:41:07

Plot file version 20 created 17-MAR-2023 15:22:46

J1031+7441 EK053B.UVDATA.1

Freq = 1.2545 GHz, Bw = 32.000 MH No calibration applied and no bandpass applied

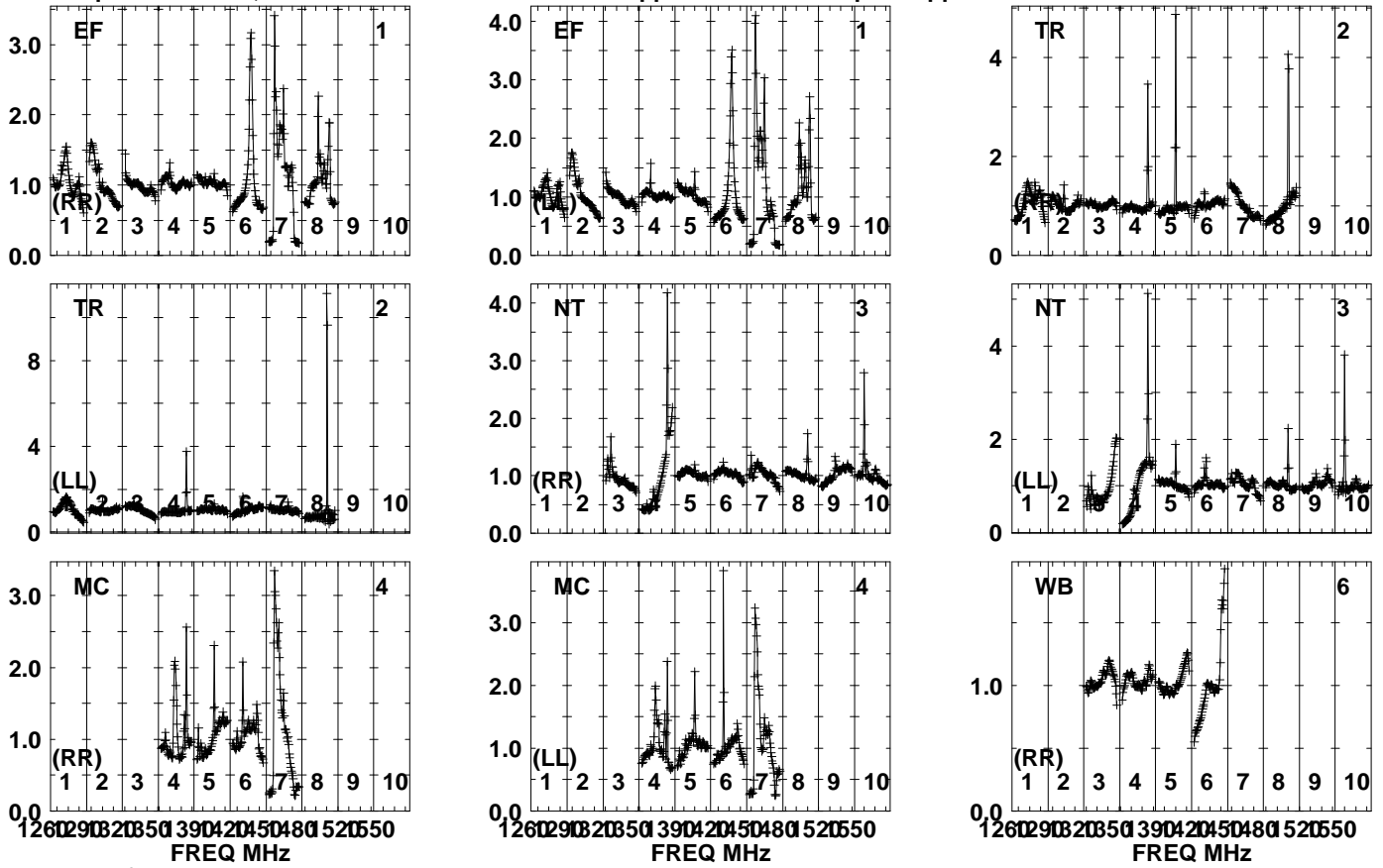


Lower frame: Real Jy  
Auto-corr total-power spectrum Antenna: \*  
Timerange: 00/22:40:09 to 00/22:41:07

Plot file version 21 created 17-MAR-2023 15:22:46

J1027+7428 EK053B.UVDATA.1

Freq = 1.2545 GHz, Bw = 32.000 MH No calibration applied and no bandpass applied

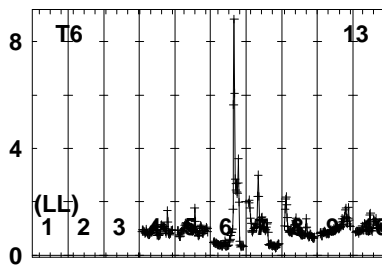
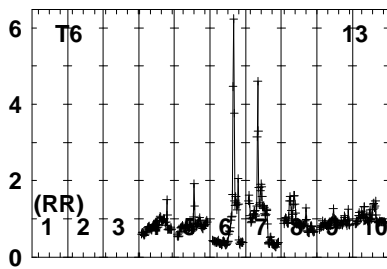

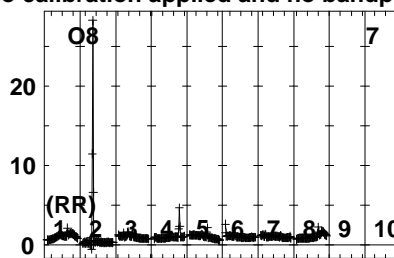
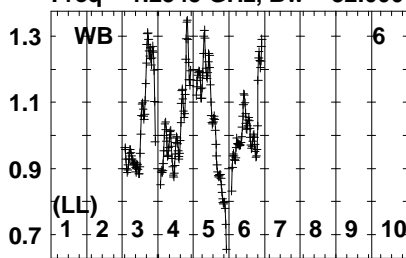


Lower frame: Real Jy  
Auto-corr total-power spectrum Antenna: \*  
Timerange: 00/22:41:09 to 00/22:44:33

Plot file version 22 created 17-MAR-2023 15:22:46

J1027+7428 EK053B.UVDATA.1

Freq = 1.2545 GHz, Bw = 32.000 MH No calibration applied and no bandpass applied

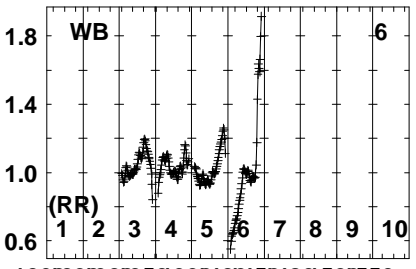
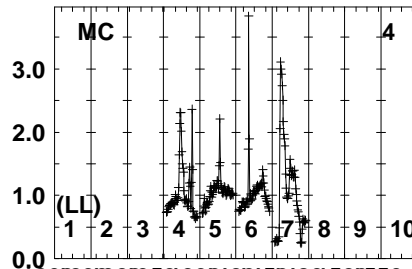
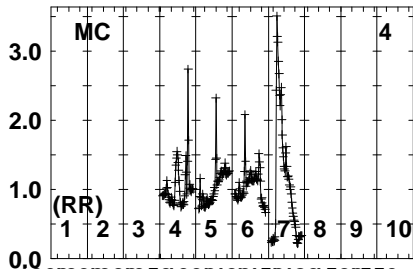
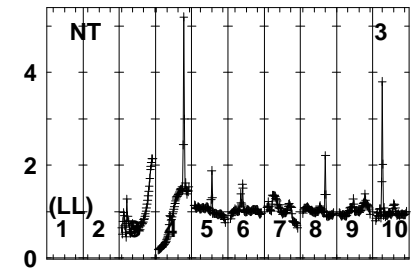
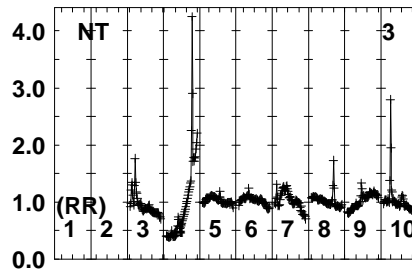
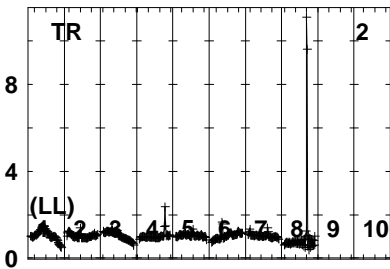
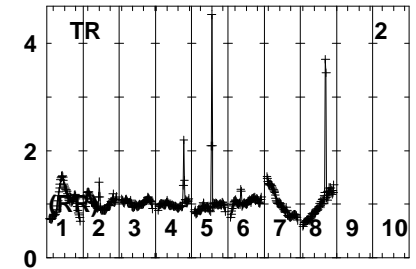
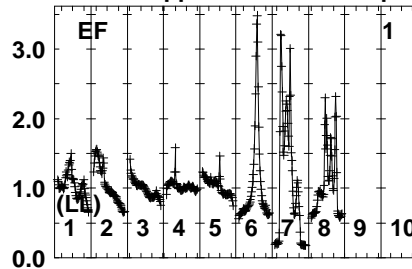
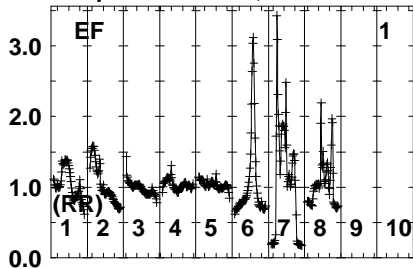


Lower frame: Real Jy  
Auto-corr total-power spectrum Antenna: \*  
Timerange: 00/22:41:09 to 00/22:44:33

Plot file version 23 created 17-MAR-2023 15:22:47

J1031+7441 EK053B.UVDATA.1

Freq = 1.2545 GHz, Bw = 32.000 MH No calibration applied and no bandpass applied



1260 290 320 350 390 420 450 480 520 550  
FREQ MHz

1260 290 320 350 390 420 450 480 520 550  
FREQ MHz

1260 290 320 350 390 420 450 480 520 550  
FREQ MHz

Lower frame: Real Jy

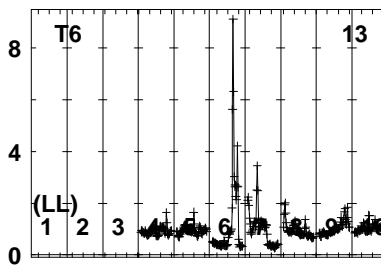
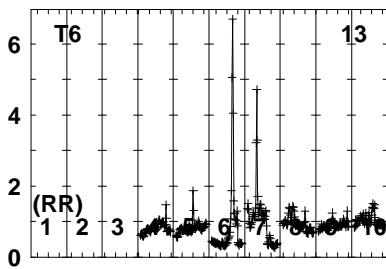


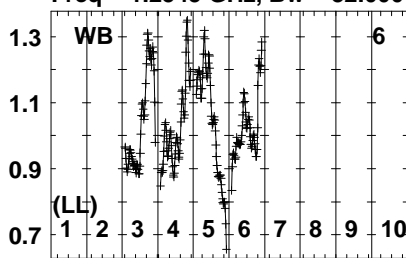
Auto-corr total-power spectrum Antenna: \*

Timerange: 00/22:44:35 to 00/22:45:59

Plot file version 24 created 17-MAR-2023 15:22:47

J1031+7441 EK053B.UVDATA.1

Freq = 1.2545 GHz, Bw = 32.000 MH No calibration applied and no bandpass applied



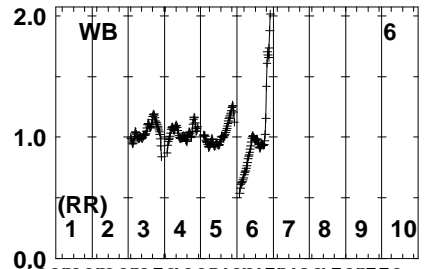
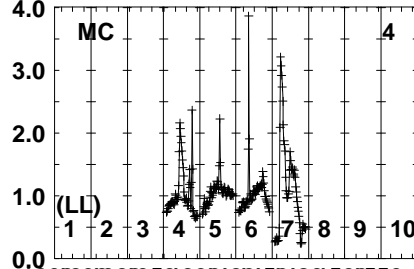
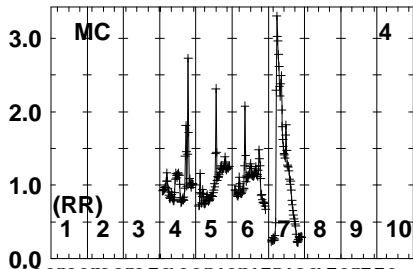
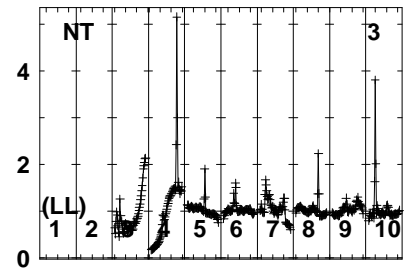
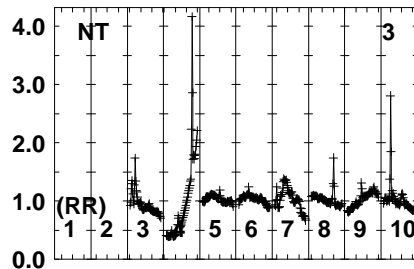
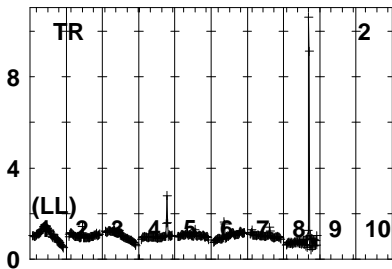
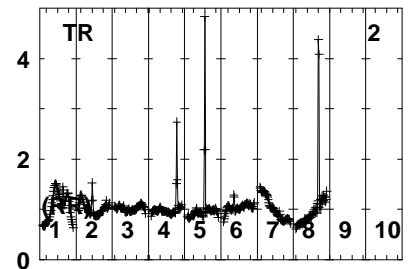
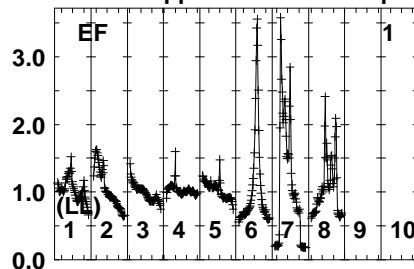
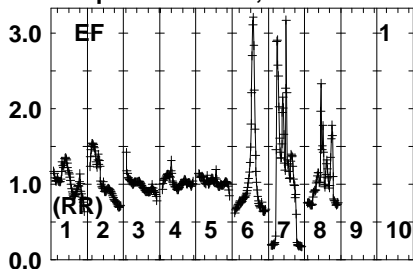
Lower frame: Real Jy  
Auto-corr total-power spectrum Antenna: \*  
Timerange: 00/22:44:35 to 00/22:45:59



Plot file version 25 created 17-MAR-2023 15:22:47

R4 D EK053B.UVDATA.1

Freq = 1.2545 GHz, Bw = 32.000 MH No calibration applied and no bandpass applied



1260290320350390420450480520550  
FREQ MHz

1260290320350390420450480520550  
FREQ MHz

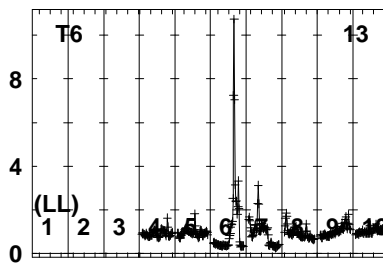
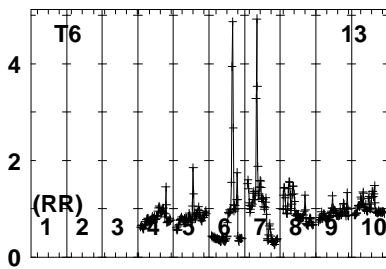
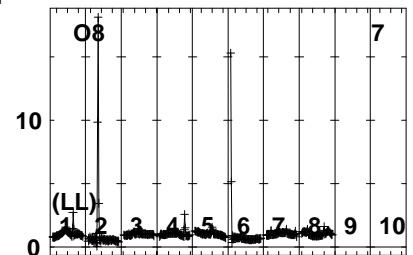
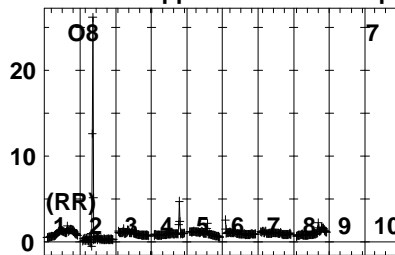
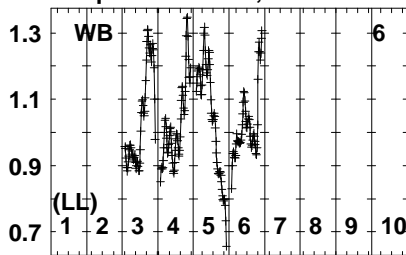
1260290320350390420450480520550  
FREQ MHz

Lower frame: Real Jy  
Auto-corr total-power spectrum Antenna: \*  
Timerange: 00/22:46:01 to 00/22:51:59

Plot file version 26 created 17-MAR-2023 15:22:47

R4 D EK053B.UVDATA.1

Freq = 1.2545 GHz, Bw = 32.000 MH No calibration applied and no bandpass applied

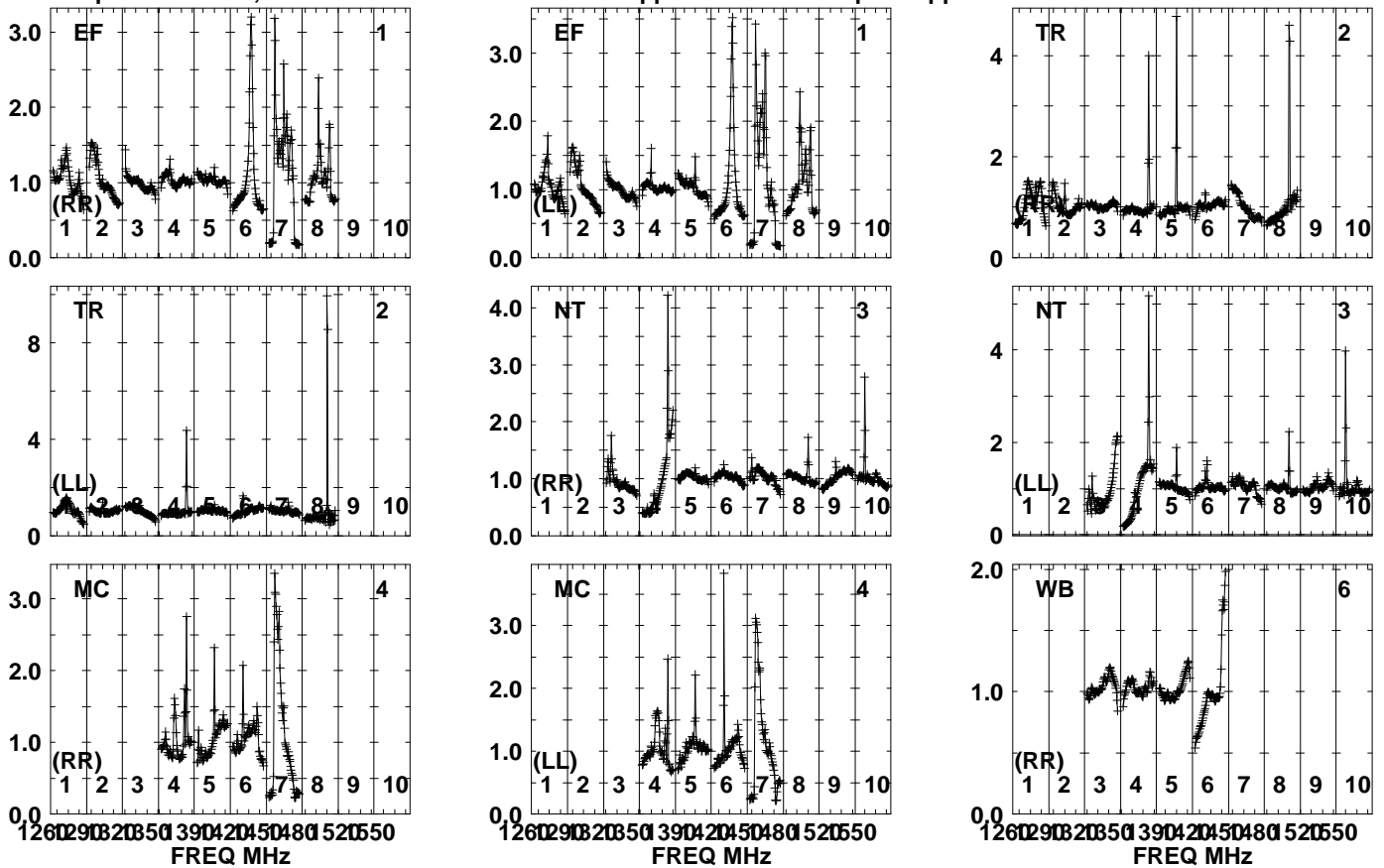


Lower frame: Real Jy  
Auto-corr total-power spectrum Antenna: \*  
Timerange: 00/22:46:01 to 00/22:51:59

Plot file version 27 created 17-MAR-2023 15:22:47

J1031+7441 EK053B.UVDATA.1

Freq = 1.2545 GHz, Bw = 32.000 MH No calibration applied and no bandpass applied



Lower frame: Real Jy

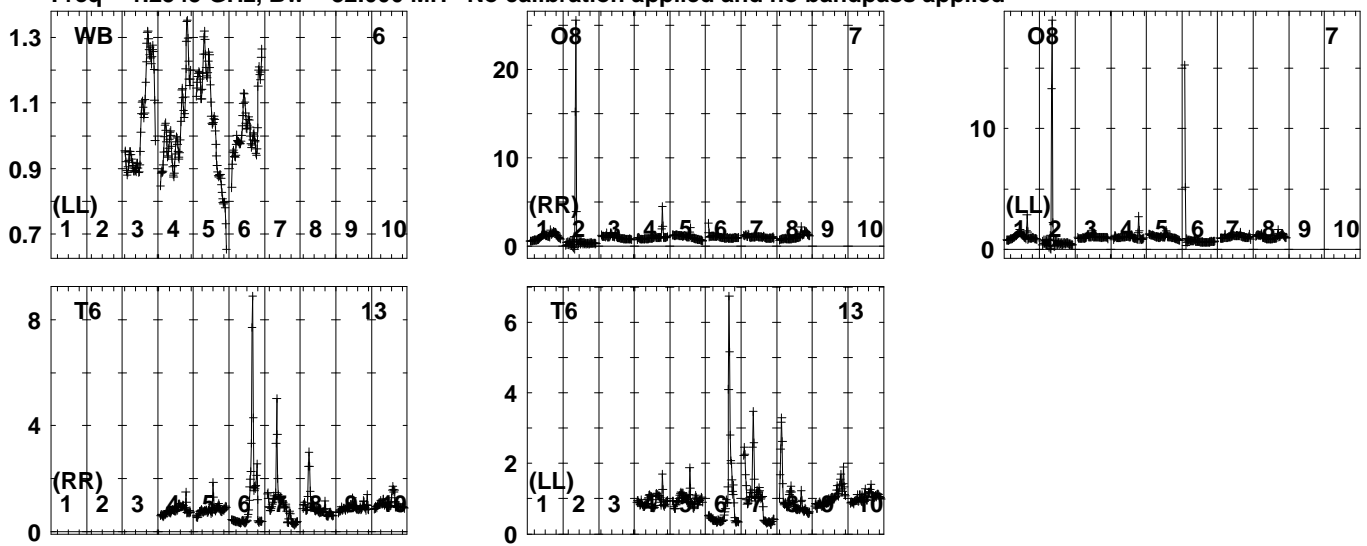
Auto-corr total-power spectrum Antenna: \*

Timerange: 00/22:52:42 to 00/22:53:40

Plot file version 28 created 17-MAR-2023 15:22:47

J1031+7441 EK053B.UVDATA.1

Freq = 1.2545 GHz, Bw = 32.000 MH No calibration applied and no bandpass applied

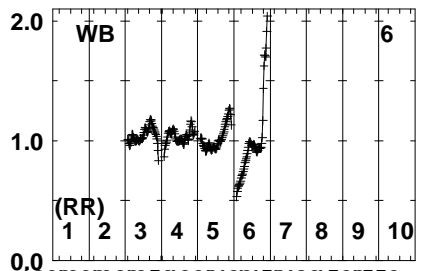
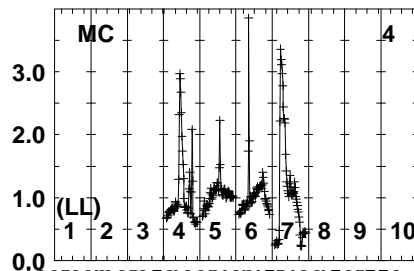
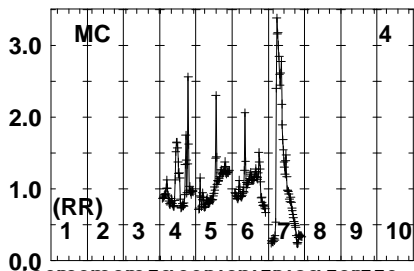
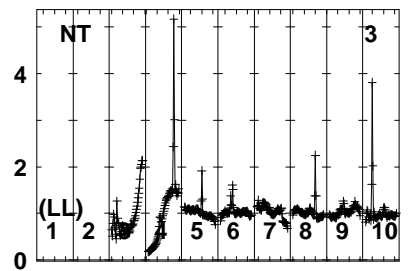
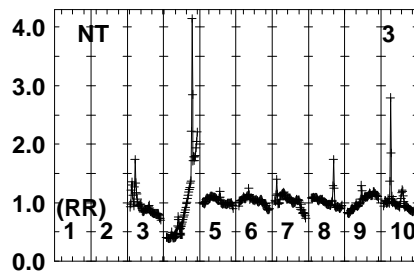
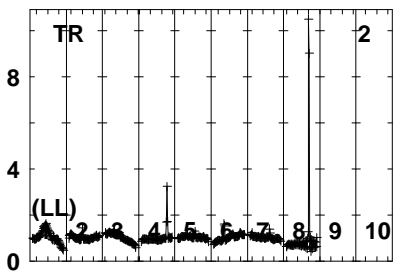
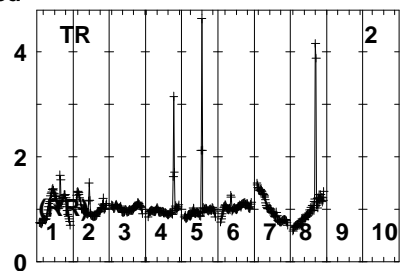
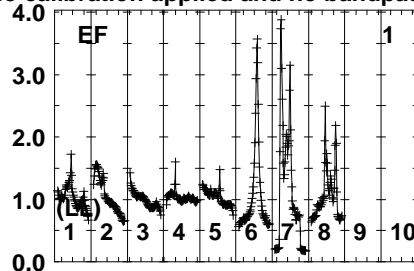
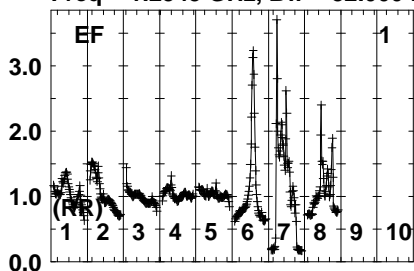


Lower frame: Real Jy  
Auto-corr total-power spectrum Antenna: \*  
Timerange: 00/22:52:42 to 00/22:53:40

Plot file version 29 created 17-MAR-2023 15:22:48

R4 D EK053B.UVDATA.1

Freq = 1.2545 GHz, Bw = 32.000 MH No calibration applied and no bandpass applied



1260290320350390420450480520550  
FREQ MHz

1260290320350390420450480520550  
FREQ MHz

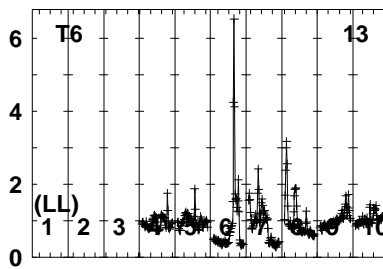
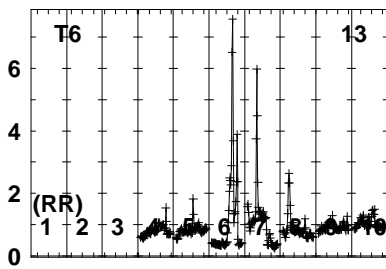
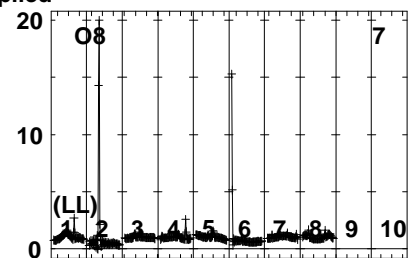
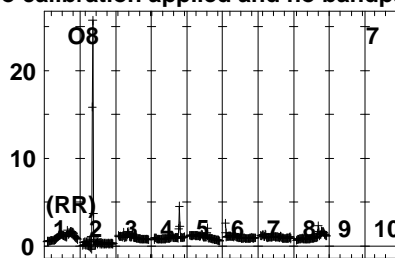
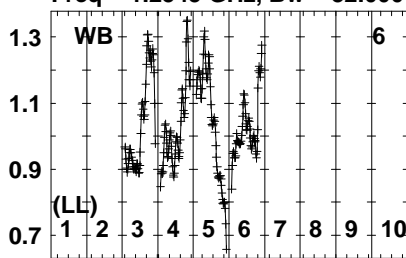
1260290320350390420450480520550  
FREQ MHz

Lower frame: Real Jy  
Auto-corr total-power spectrum Antenna: \*  
Timerange: 00/22:53:42 to 00/22:59:40

Plot file version 30 created 17-MAR-2023 15:22:48

R4 D EK053B.UVDATA.1

Freq = 1.2545 GHz, Bw = 32.000 MH No calibration applied and no bandpass applied

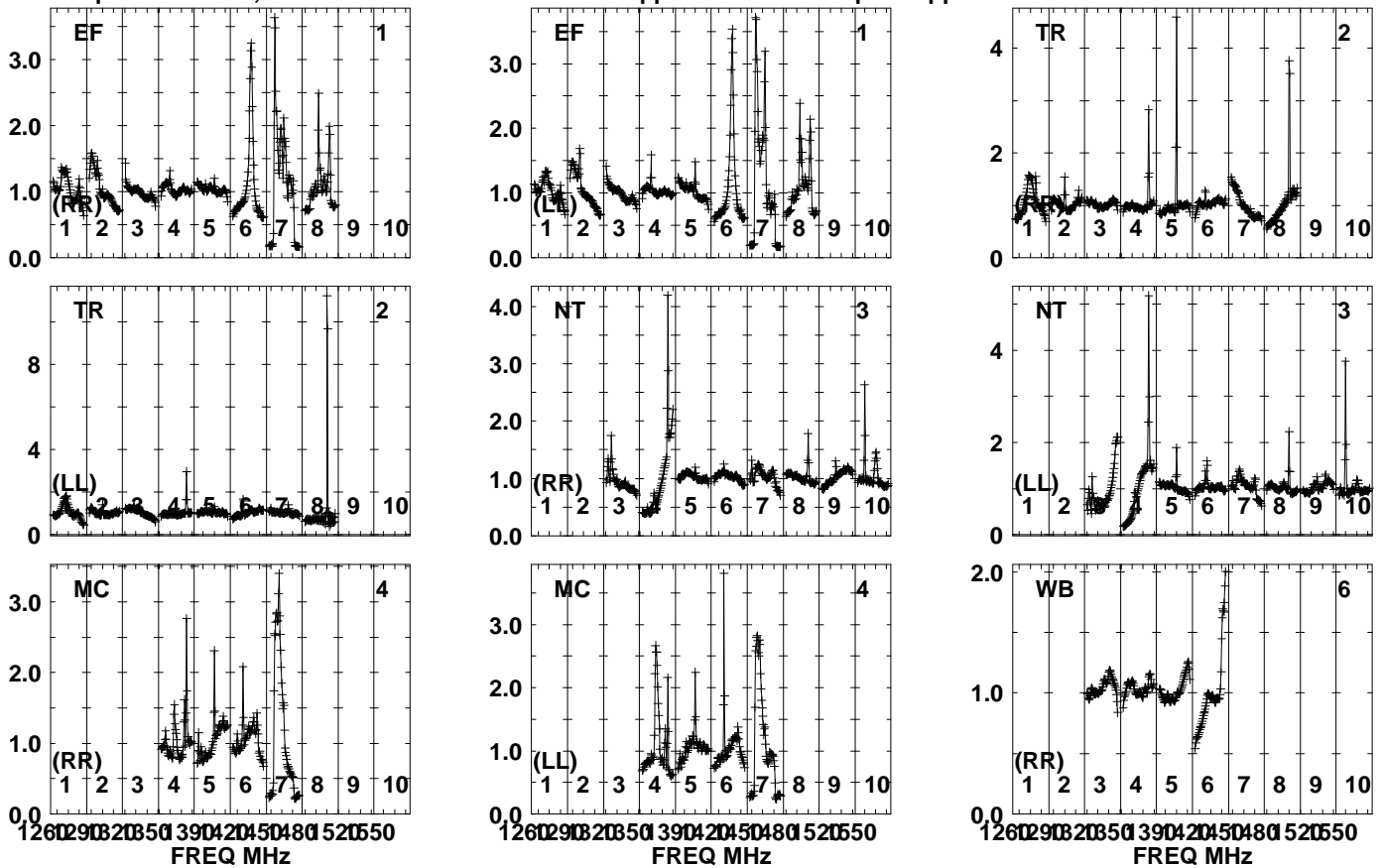


Lower frame: Real Jy  
Auto-corr total-power spectrum Antenna: \*  
Timerange: 00/22:53:42 to 00/22:59:40

Plot file version 31 created 17-MAR-2023 15:22:48

J1031+7441 EK053B.UVDATA.1

Freq = 1.2545 GHz, Bw = 32.000 MH No calibration applied and no bandpass applied

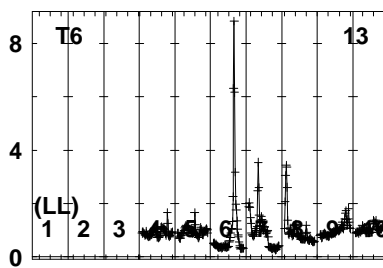
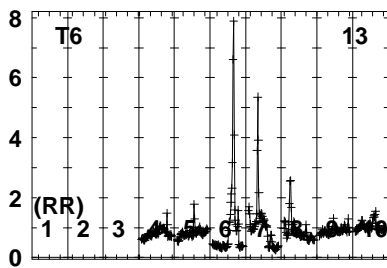


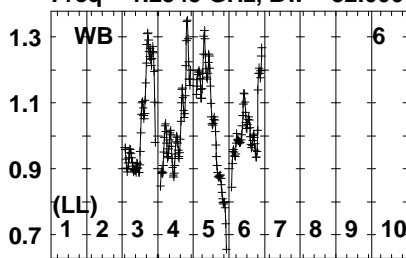


Lower frame: Real Jy  
Auto-corr total-power spectrum Antenna: \*  
Timerange: 00/22:59:42 to 00/23:01:10

Plot file version 32 created 17-MAR-2023 15:22:48

J1031+7441 EK053B.UVDATA.1

Freq = 1.2545 GHz, Bw = 32.000 MH No calibration applied and no bandpass applied



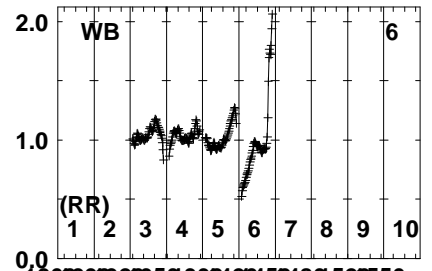
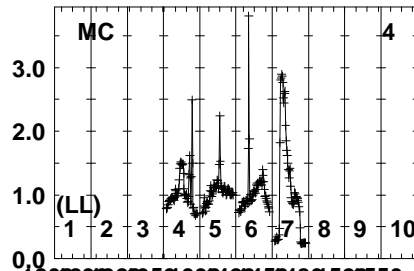
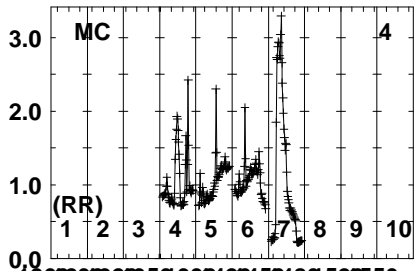
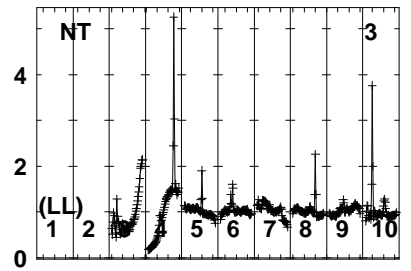
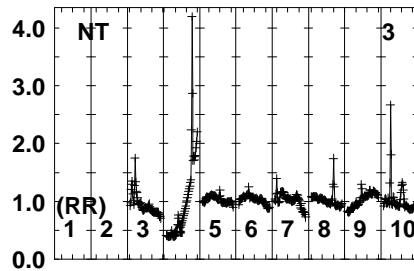
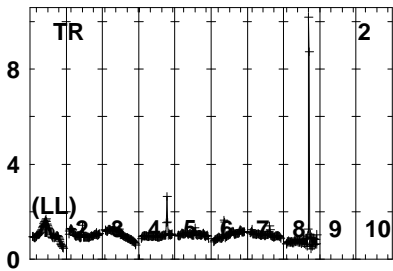
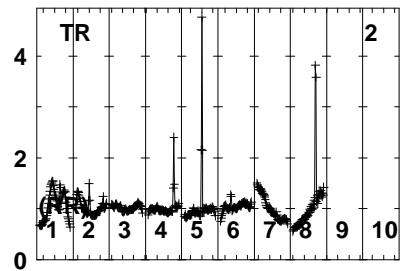
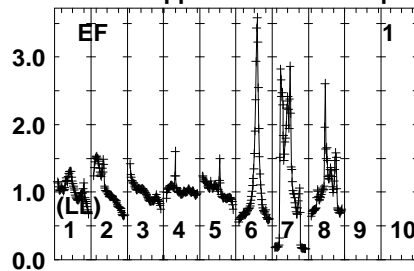
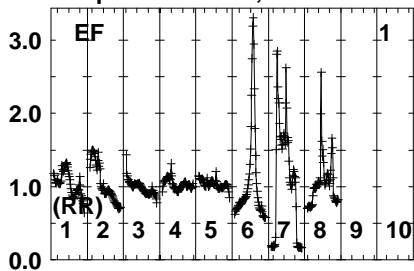
Lower frame: Real Jy  
Auto-corr total-power spectrum Antenna: \*  
Timerange: 00/22:59:42 to 00/23:01:10



Plot file version 33 created 17-MAR-2023 15:22:48

R4 D EK053B.UVDATA.1

Freq = 1.2545 GHz, Bw = 32.000 MH No calibration applied and no bandpass applied



1260290320350390420450480520550  
FREQ MHz

1260290320350390420450480520550  
FREQ MHz

1260290320350390420450480520550  
FREQ MHz

Lower frame: Real Jy

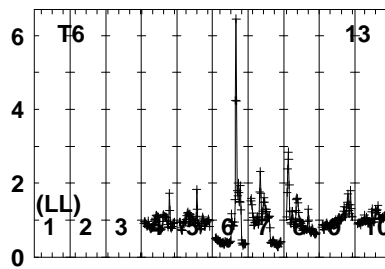
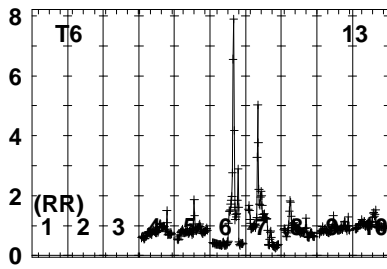
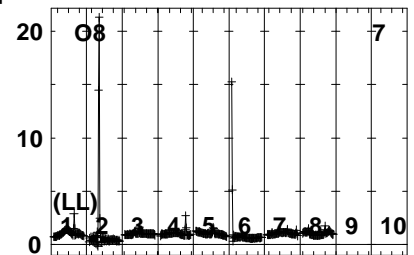
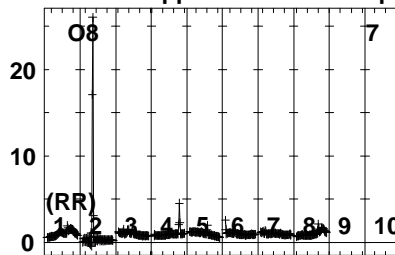
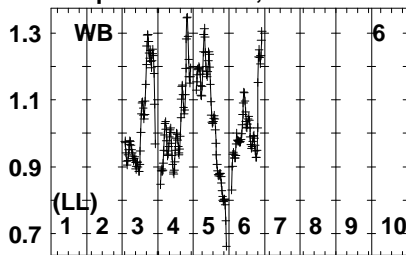
Auto-corr total-power spectrum Antenna: \*

Timerange: 00/23:01:13 to 00/23:07:11

Plot file version 34 created 17-MAR-2023 15:22:49

R4 D EK053B.UVDATA.1

Freq = 1.2545 GHz, Bw = 32.000 MH No calibration applied and no bandpass applied

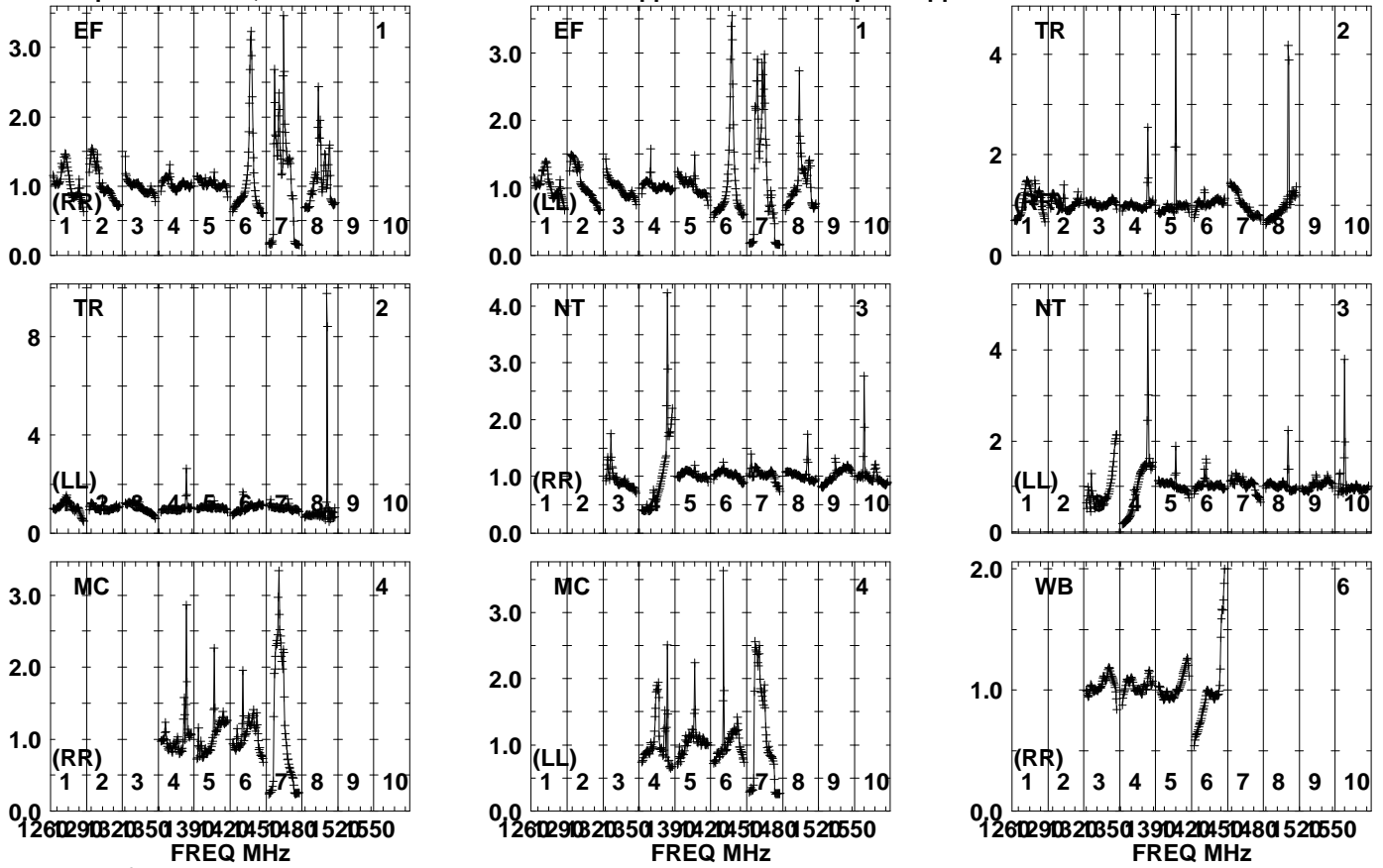


Lower frame: Real Jy  
Auto-corr total-power spectrum Antenna: \*  
Timerange: 00/23:01:13 to 00/23:07:11

Plot file version 35 created 17-MAR-2023 15:22:49

J1031+7441 EK053B.UVDATA.1

Freq = 1.2545 GHz, Bw = 32.000 MH No calibration applied and no bandpass applied

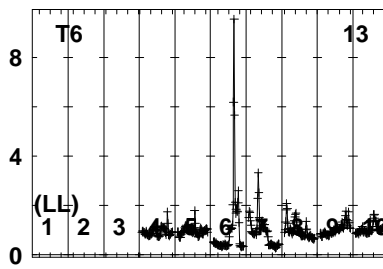
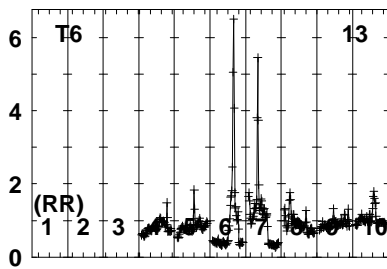
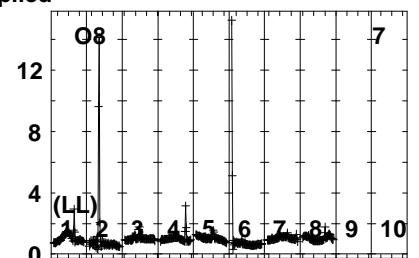

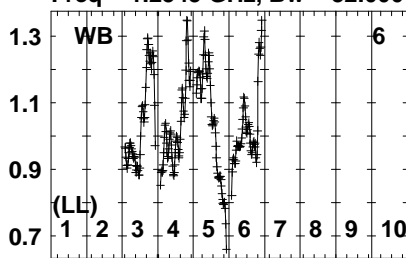


Lower frame: Real Jy  
Auto-corr total-power spectrum Antenna: \*  
Timerange: 00/23:07:53 to 00/23:08:51

Plot file version 36 created 17-MAR-2023 15:22:49

J1031+7441 EK053B.UVDATA.1

Freq = 1.2545 GHz, Bw = 32.000 MH No calibration applied and no bandpass applied

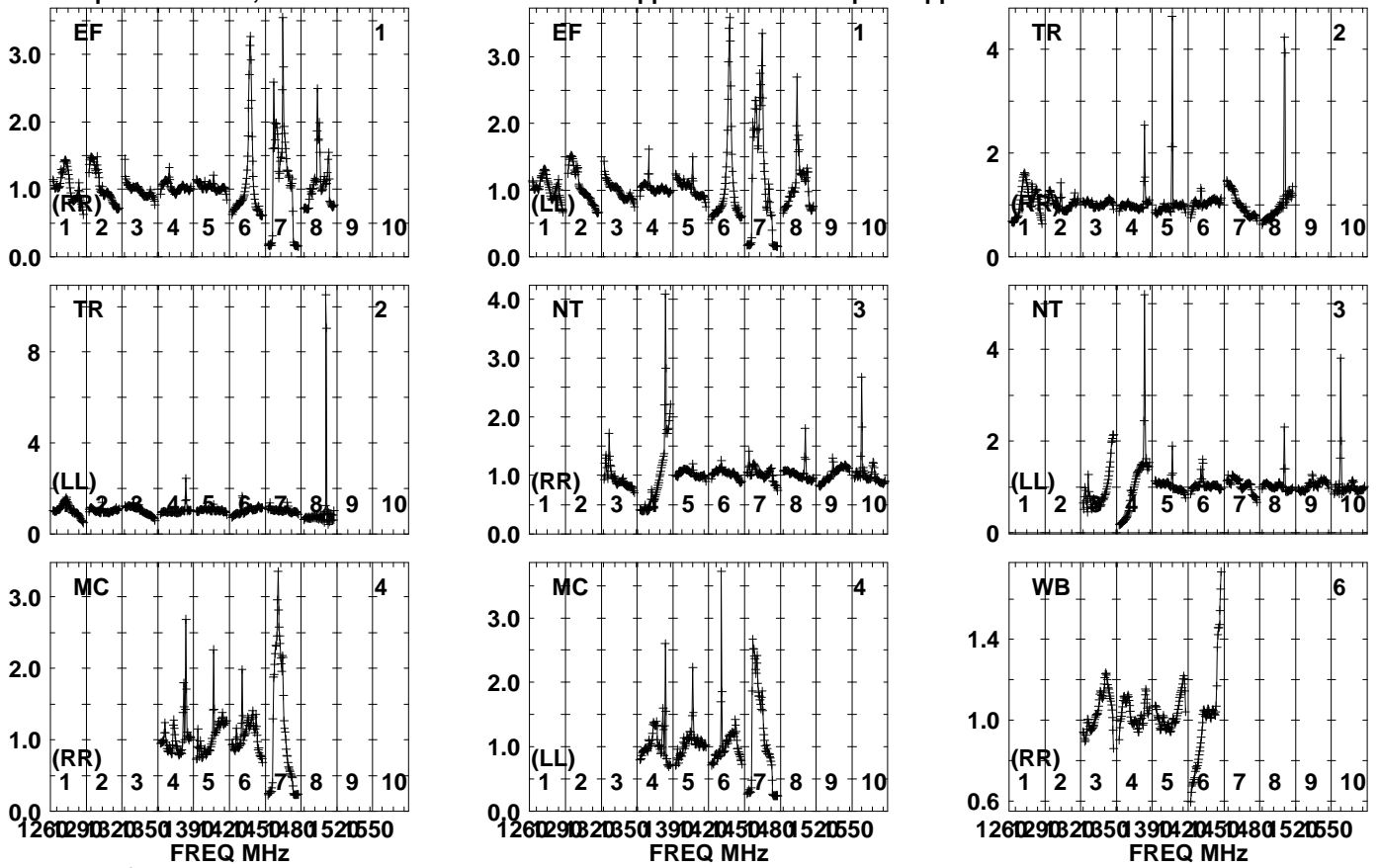


Lower frame: Real Jy  
Auto-corr total-power spectrum Antenna: \*  
Timerange: 00/23:07:53 to 00/23:08:51

Plot file version 37 created 17-MAR-2023 15:22:49

R4 D EK053B.UVDATA.1

Freq = 1.2545 GHz, Bw = 32.000 MH No calibration applied and no bandpass applied



Lower frame: Real Jy

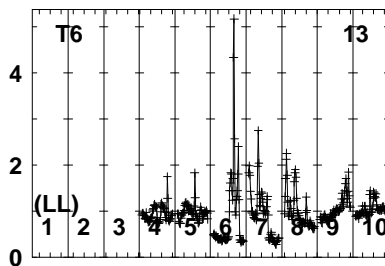
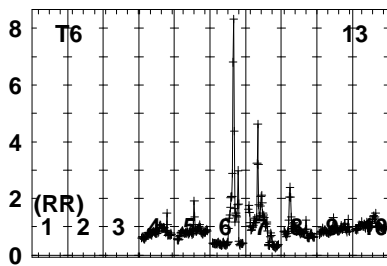
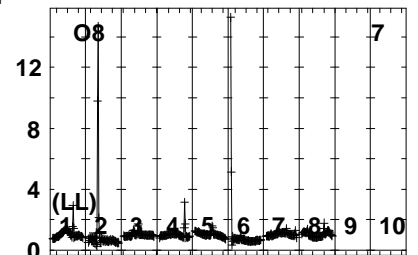
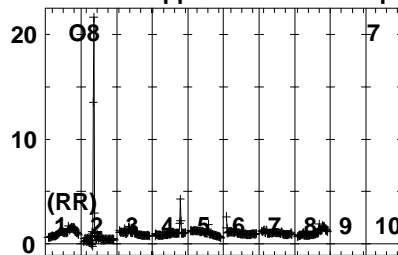
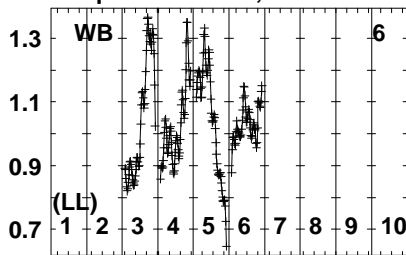
Auto-corr total-power spectrum Antenna: \*

Timerange: 00/23:08:53 to 00/23:14:51

Plot file version 38 created 17-MAR-2023 15:22:49

R4 D EK053B.UVDATA.1

Freq = 1.2545 GHz, Bw = 32.000 MH No calibration applied and no bandpass applied

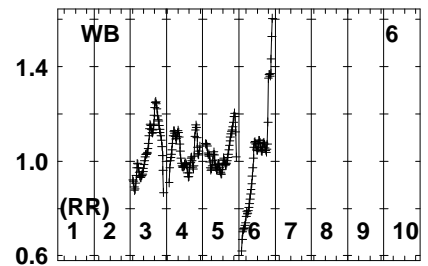
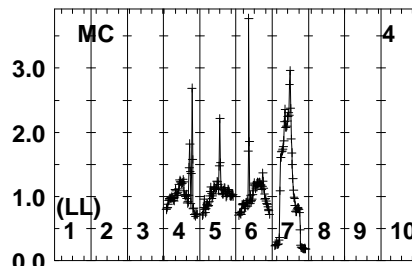
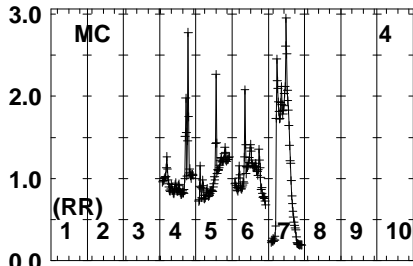
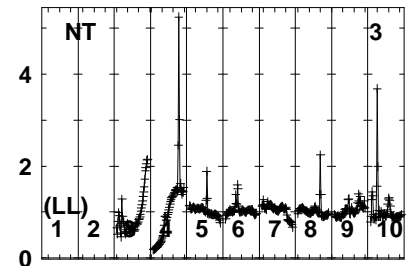
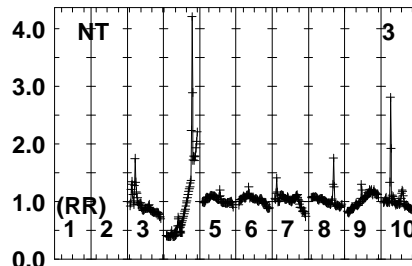
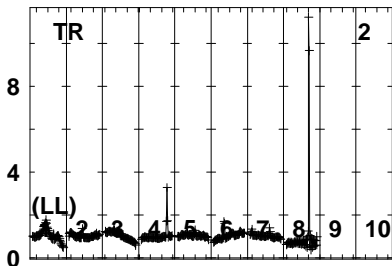
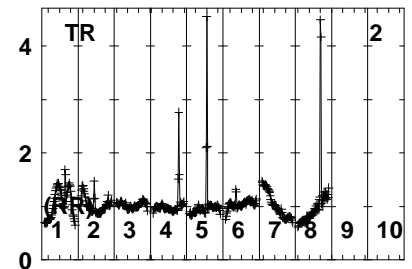
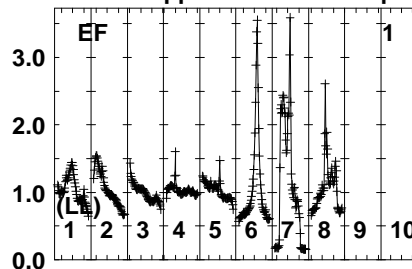
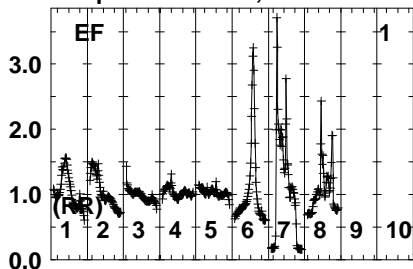


Lower frame: Real Jy  
Auto-corr total-power spectrum Antenna: \*  
Timerange: 00/23:08:53 to 00/23:14:51

Plot file version 39 created 17-MAR-2023 15:22:50

J1031+7441 EK053B.UVDATA.1

Freq = 1.2545 GHz, Bw = 32.000 MH No calibration applied and no bandpass applied



1260290320350390420450480520550  
FREQ MHz

1260290320350390420450480520550  
FREQ MHz

1260290320350390420450480520550  
FREQ MHz

Lower frame: Real Jy

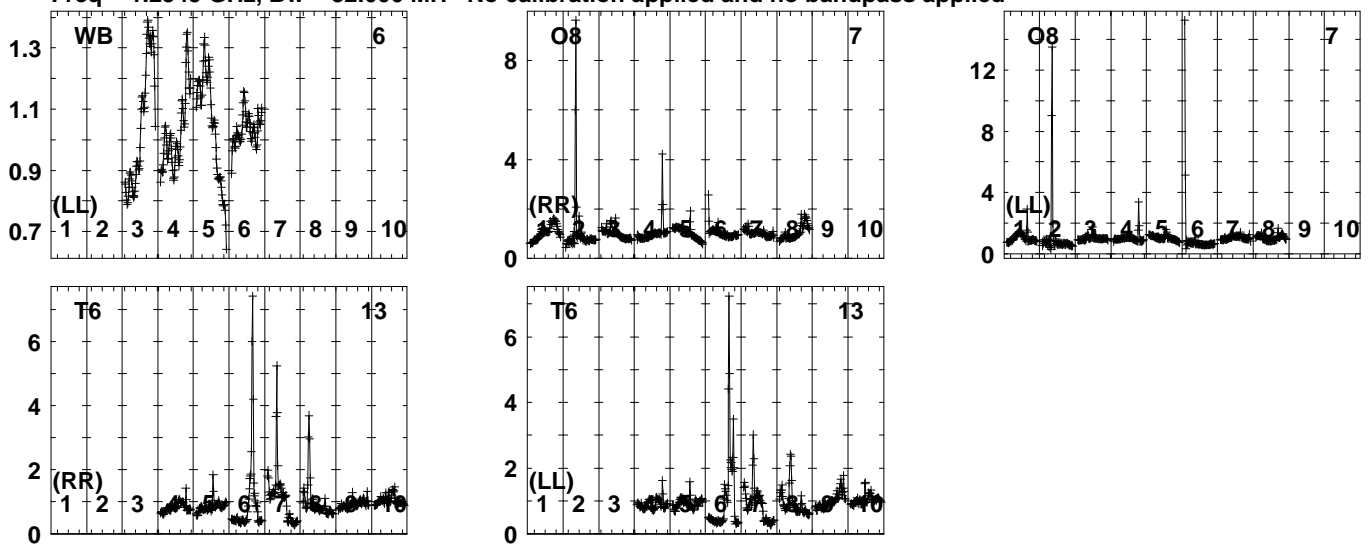
Auto-corr total-power spectrum Antenna: \*

Timerange: 00/23:14:53 to 00/23:16:21

Plot file version 40 created 17-MAR-2023 15:22:50

J1031+7441 EK053B.UVDATA.1

Freq = 1.2545 GHz, Bw = 32.000 MH No calibration applied and no bandpass applied



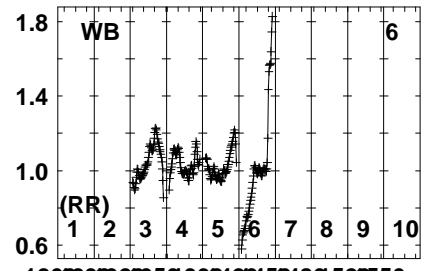
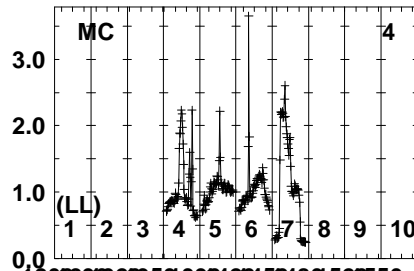
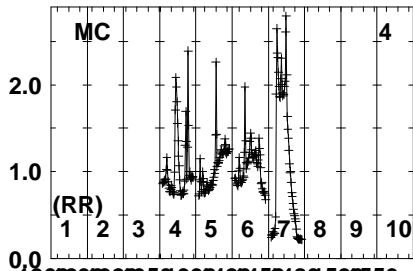
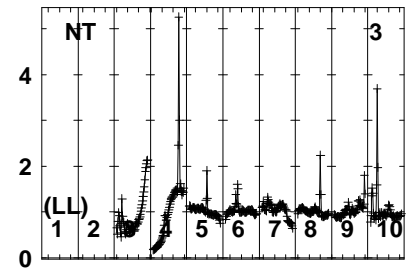
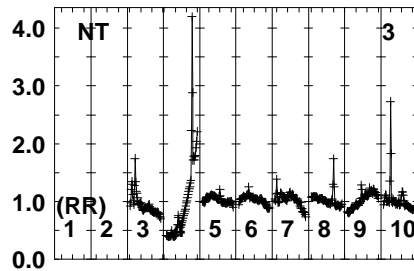
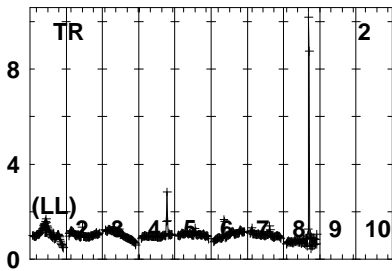
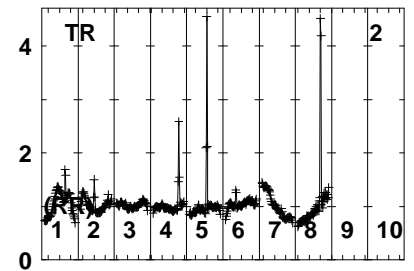
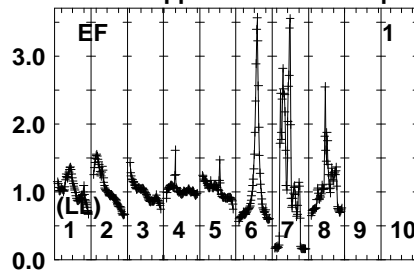
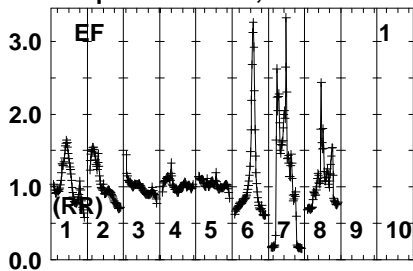
Lower frame: Real Jy  
Auto-corr total-power spectrum Antenna: \*  
Timerange: 00/23:14:53 to 00/23:16:21



Plot file version 41 created 17-MAR-2023 15:22:50

J1027+7428 EK053B.UVDATA.1

Freq = 1.2545 GHz, Bw = 32.000 MH No calibration applied and no bandpass applied



1260290320350390420450480520550  
FREQ MHz

1260290320350390420450480520550  
FREQ MHz

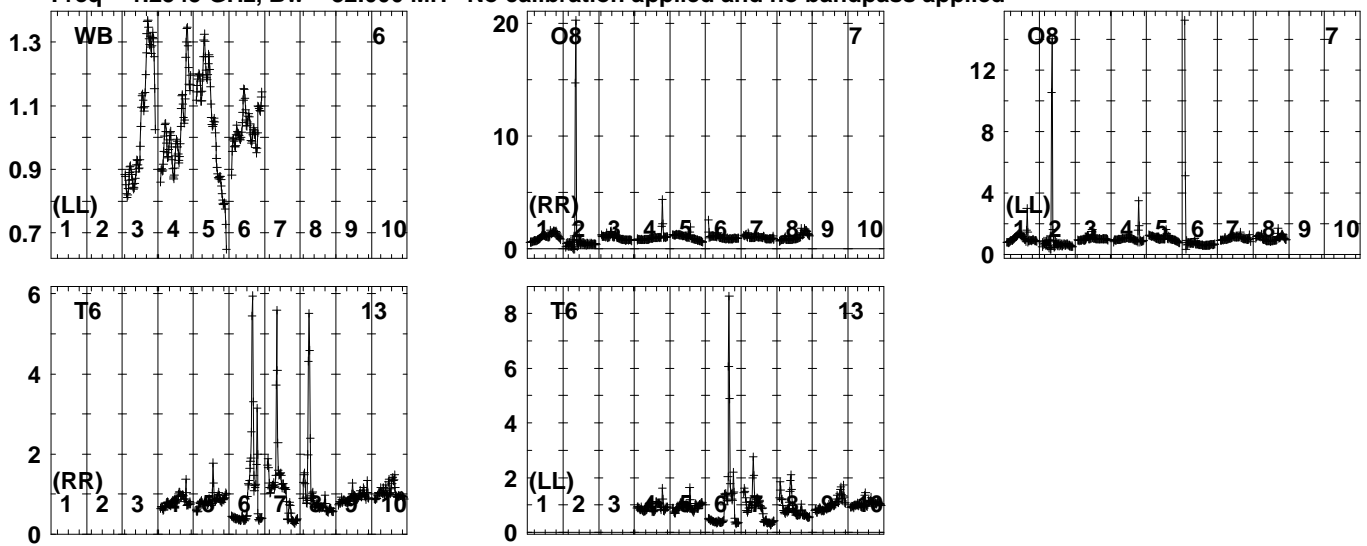
1260290320350390420450480520550  
FREQ MHz

Lower frame: Real Jy  
Auto-corr total-power spectrum Antenna: \*  
Timerange: 00/23:16:23 to 00/23:19:49

Plot file version 42 created 17-MAR-2023 15:22:50

J1027+7428 EK053B.UVDATA.1

Freq = 1.2545 GHz, Bw = 32.000 MH No calibration applied and no bandpass applied

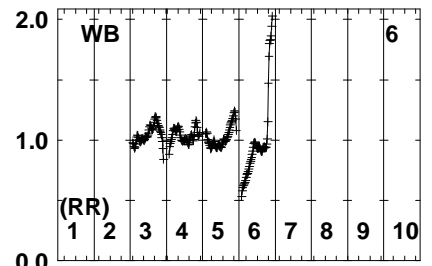
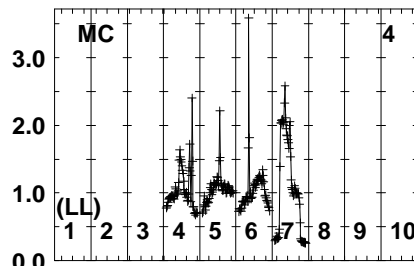
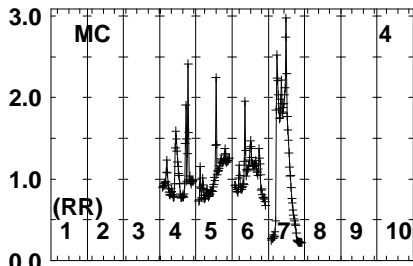
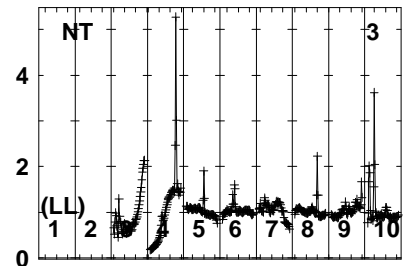
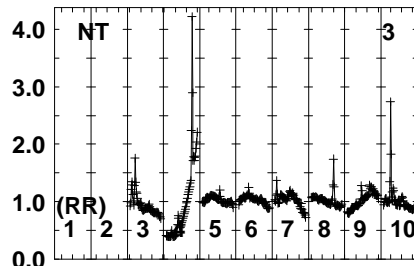
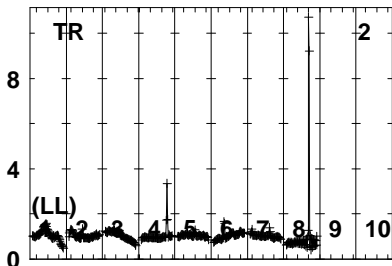
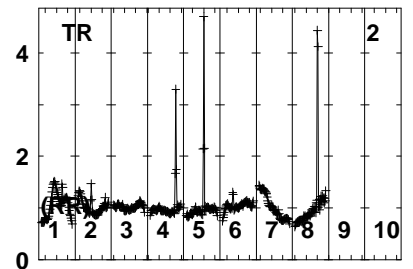
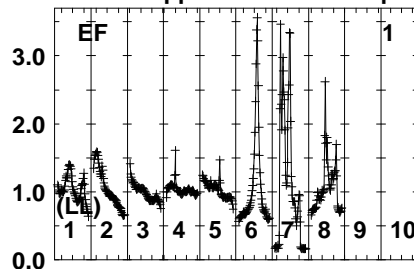
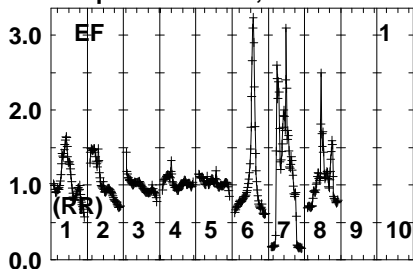


Lower frame: Real Jy  
Auto-corr total-power spectrum Antenna: \*  
Timerange: 00/23:16:23 to 00/23:19:49

Plot file version 43 created 17-MAR-2023 15:22:50

J1031+7441 EK053B.UVDATA.1

Freq = 1.2545 GHz, Bw = 32.000 MH No calibration applied and no bandpass applied



1260290320350 390420450480 520550  
FREQ MHz

1260290320350 390420450480 520550  
FREQ MHz

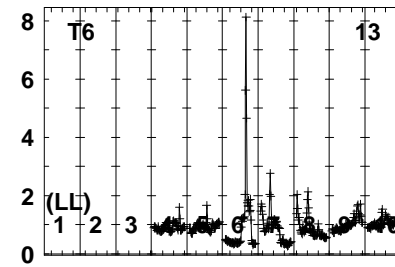
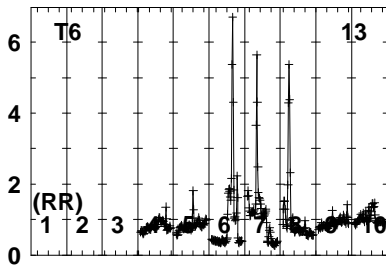
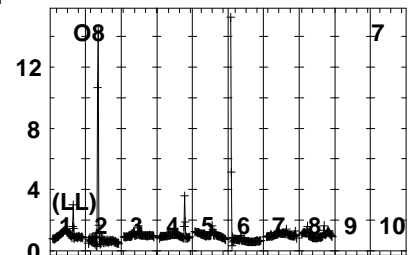
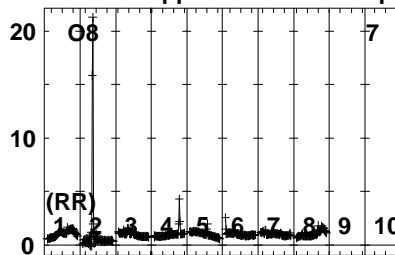
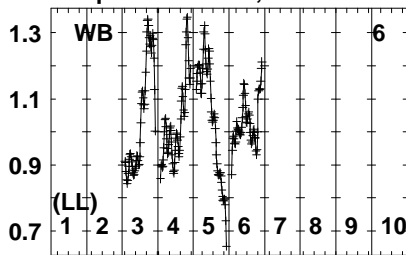
1260290320350 390420450480 520550  
FREQ MHz

Lower frame: Real Jy  
Auto-corr total-power spectrum Antenna: \*  
Timerange: 00/23:20:27 to 00/23:21:25

Plot file version 44 created 17-MAR-2023 15:22:50

J1031+7441 EK053B.UVDATA.1

Freq = 1.2545 GHz, Bw = 32.000 MH No calibration applied and no bandpass applied

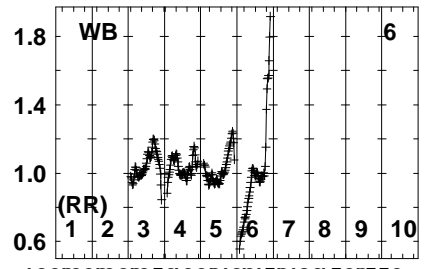
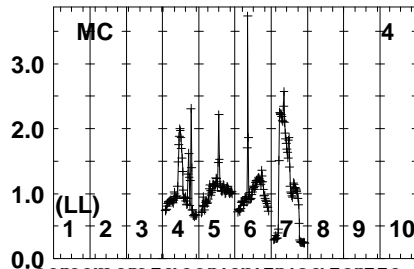
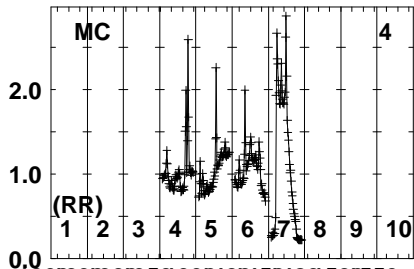
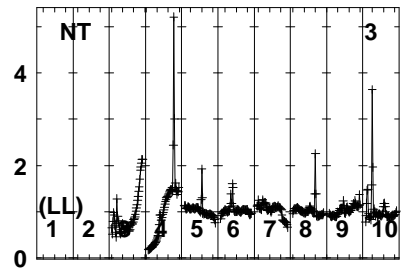
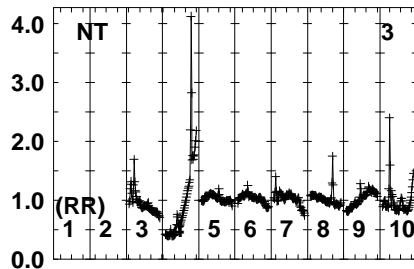
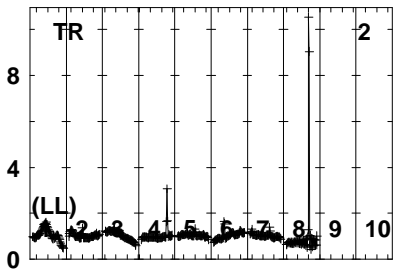
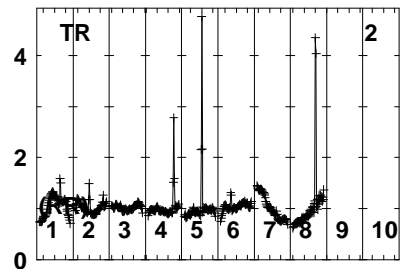
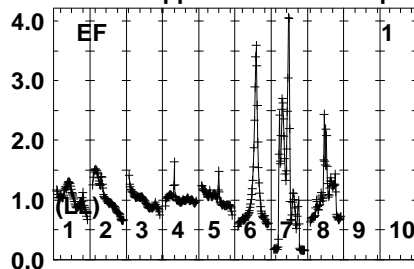
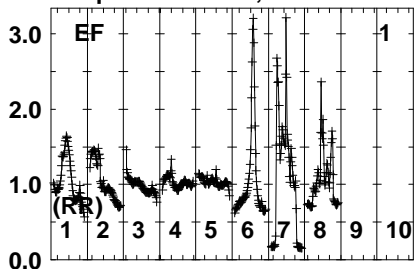


Lower frame: Real Jy  
Auto-corr total-power spectrum Antenna: \*  
Timerange: 00/23:20:27 to 00/23:21:25

Plot file version 45 created 17-MAR-2023 15:22:50

R4 D EK053B.UVDATA.1

Freq = 1.2545 GHz, Bw = 32.000 MH No calibration applied and no bandpass applied



1260290320350390420450480520550  
FREQ MHz

1260290320350390420450480520550  
FREQ MHz

1260290320350390420450480520550  
FREQ MHz

Lower frame: Real Jy

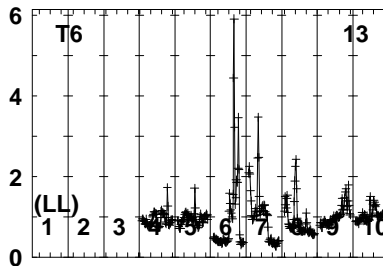
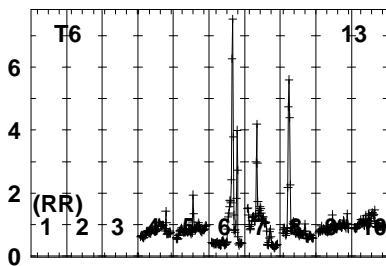
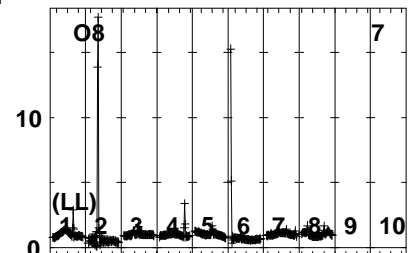

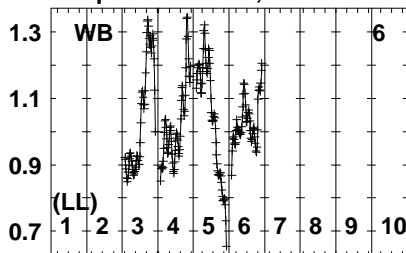
Auto-corr total-power spectrum Antenna: \*

Timerange: 00/23:21:27 to 00/23:27:25

Plot file version 46 created 17-MAR-2023 15:22:51

R4 D EK053B.UVDATA.1

Freq = 1.2545 GHz, Bw = 32.000 MH No calibration applied and no bandpass applied

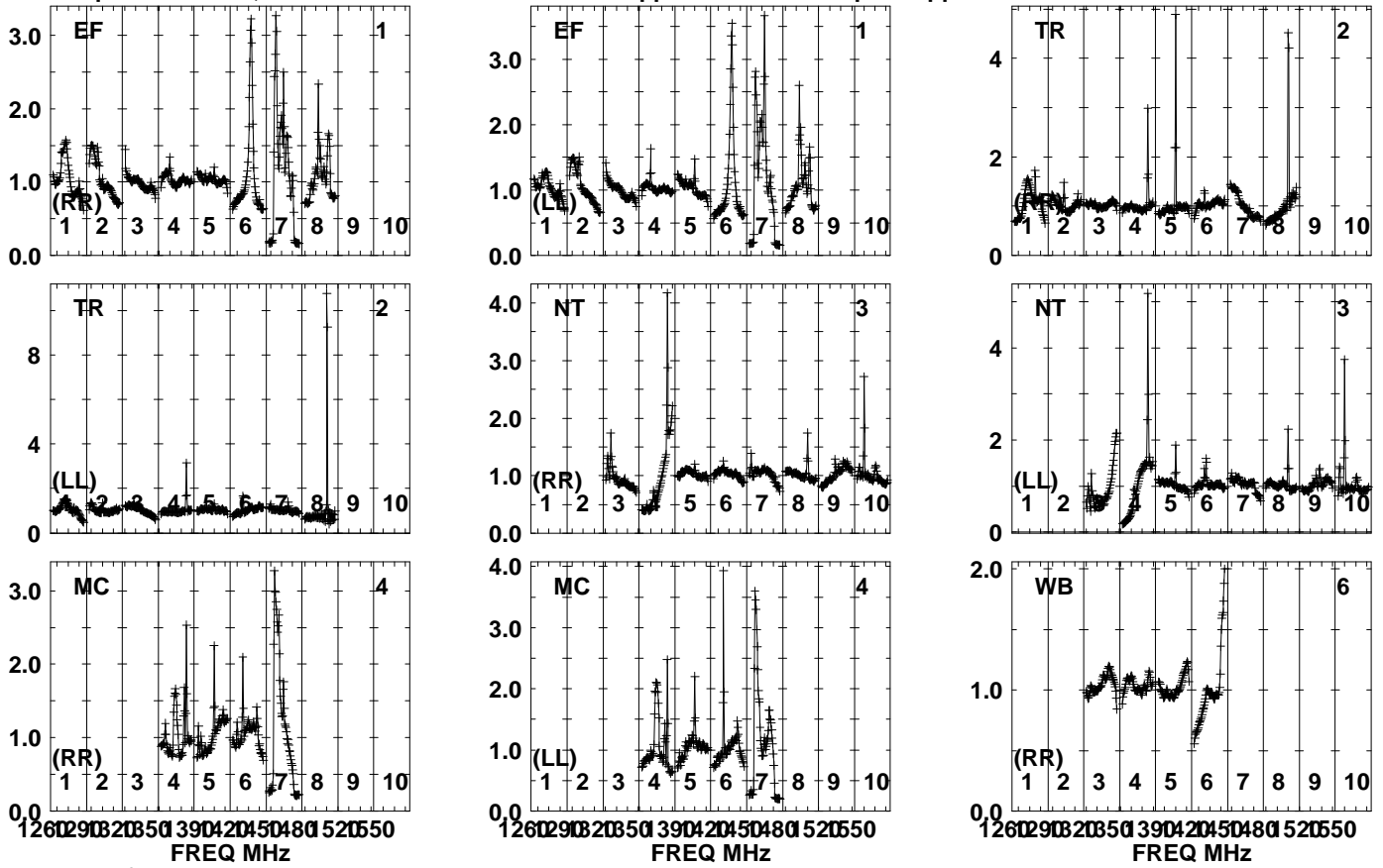


Lower frame: Real Jy  
Auto-corr total-power spectrum Antenna: \*  
Timerange: 00/23:21:27 to 00/23:27:25

Plot file version 47 created 17-MAR-2023 15:22:51

J1031+7441 EK053B.UVDATA.1

Freq = 1.2545 GHz, Bw = 32.000 MH No calibration applied and no bandpass applied

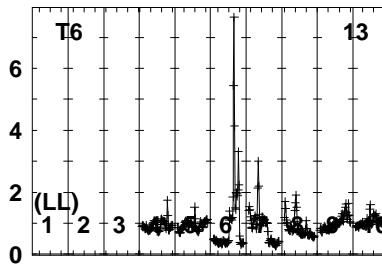
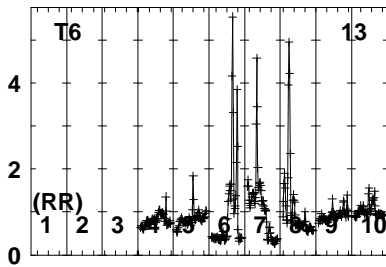
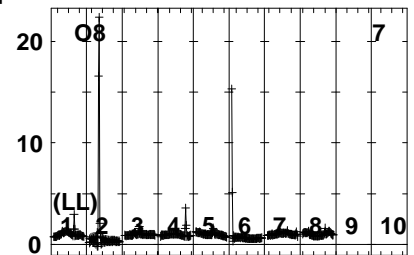
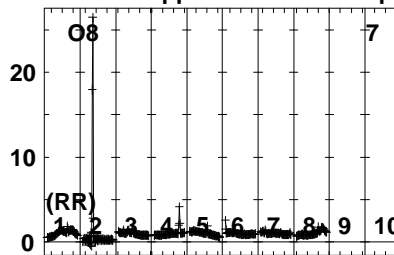
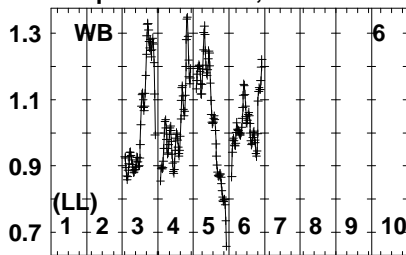


Lower frame: Real Jy  
Auto-corr total-power spectrum Antenna: \*  
Timerange: 00/23:27:27 to 00/23:28:55

Plot file version 48 created 17-MAR-2023 15:22:51

J1031+7441 EK053B.UVDATA.1

Freq = 1.2545 GHz, Bw = 32.000 MH No calibration applied and no bandpass applied



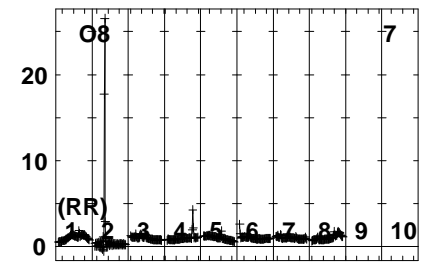
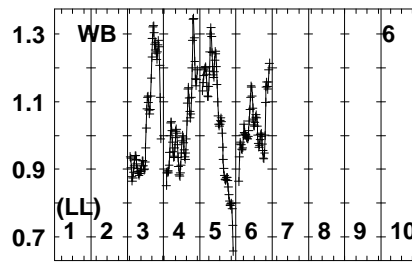
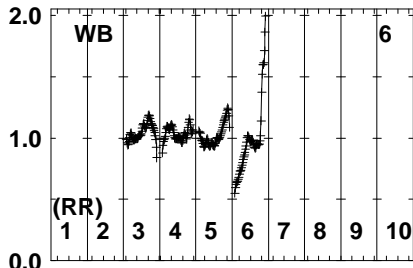
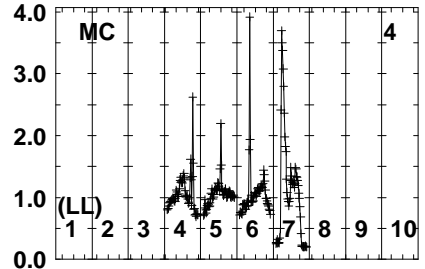
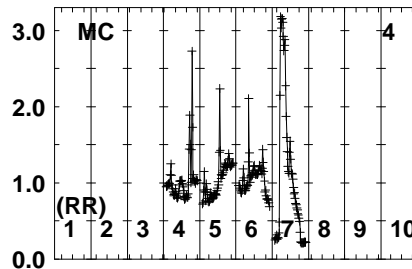
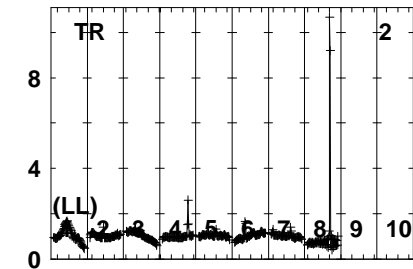
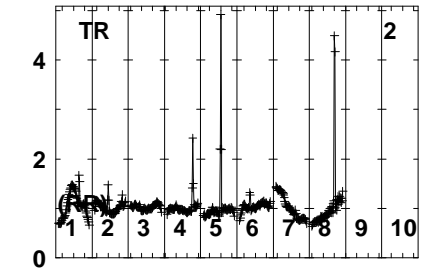
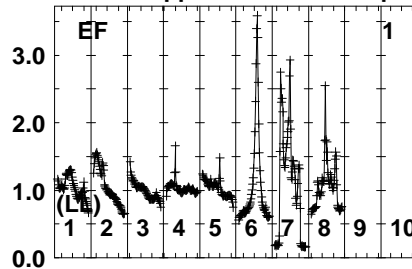
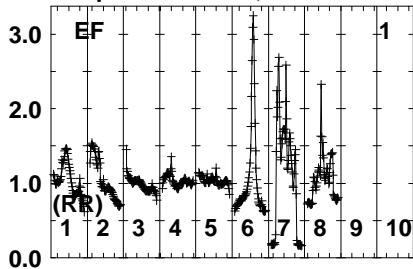
Lower frame: Real Jy  
Auto-corr total-power spectrum Antenna: \*  
Timerange: 00/23:27:27 to 00/23:28:55



Plot file version 49 created 17-MAR-2023 15:22:51

R4 D EK053B.UVDATA.1

Freq = 1.2545 GHz, Bw = 32.000 MH No calibration applied and no bandpass applied



1260290320350390420450480520550  
FREQ MHz

1260290320350390420450480520550  
FREQ MHz

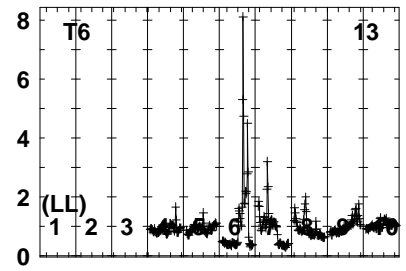
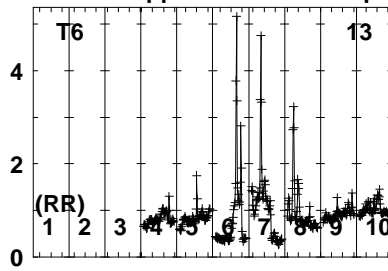
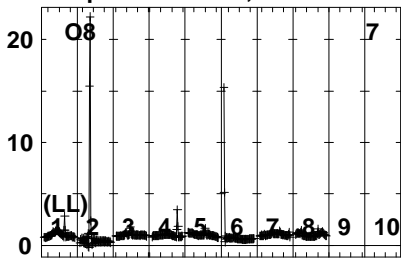
1260290320350390420450480520550  
FREQ MHz

Lower frame: Real Jy  
Auto-corr total-power spectrum Antenna: \*  
Timerange: 00/23:28:57 to 00/23:34:55

Plot file version 50 created 17-MAR-2023 15:22:51

R4 D EK053B.UVDATA.1

Freq = 1.2545 GHz, Bw = 32.000 MH No calibration applied and no bandpass applied

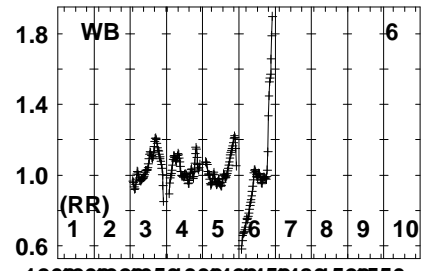
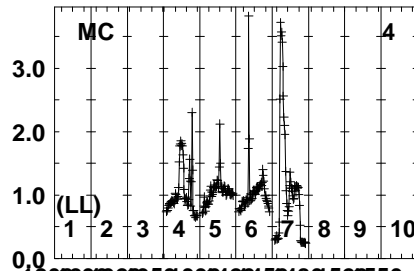
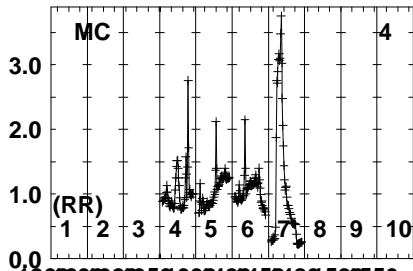
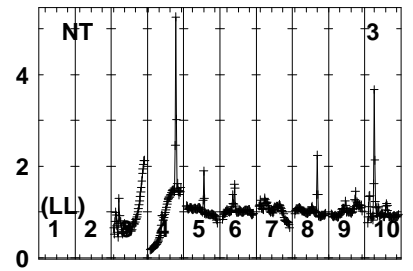
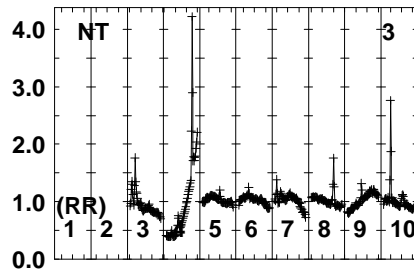
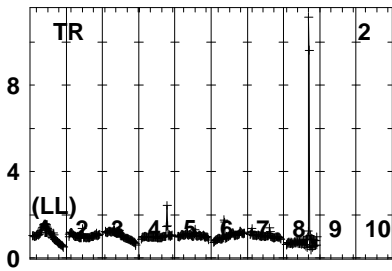
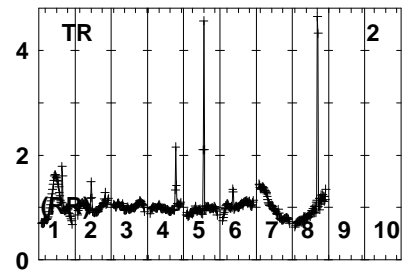
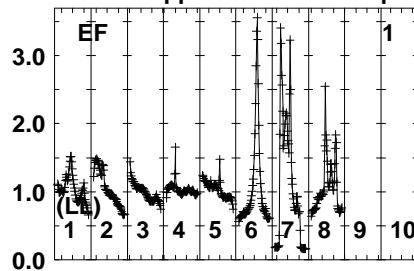
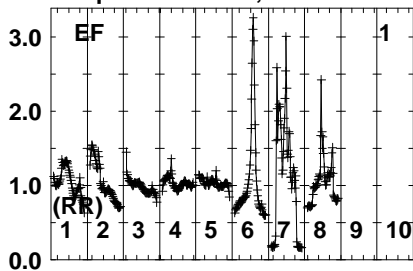


Lower frame: Real Jy  
Auto-corr total-power spectrum Antenna: \*  
Timerange: 00/23:28:57 to 00/23:34:55

Plot file version 51 created 17-MAR-2023 15:22:51

J1031+7441 EK053B.UVDATA.1

Freq = 1.2545 GHz, Bw = 32.000 MH No calibration applied and no bandpass applied



1260290320350 390420450480 520550  
FREQ MHz

1260290320350 390420450480 520550  
FREQ MHz

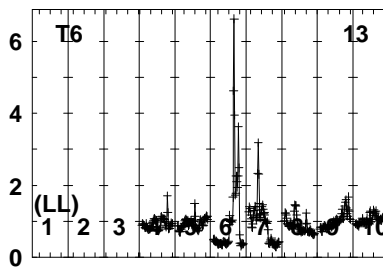
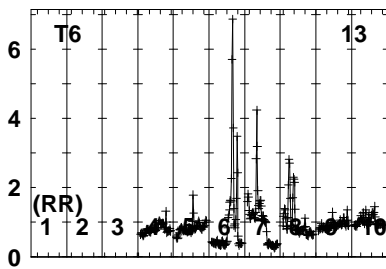
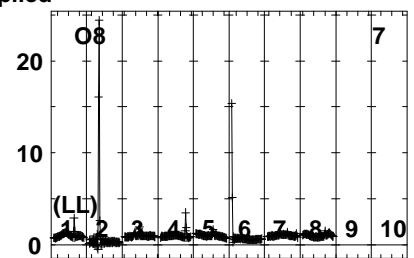

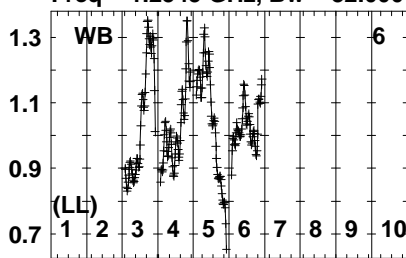
1260290320350 390420450480 520550  
FREQ MHz

Lower frame: Real Jy  
Auto-corr total-power spectrum Antenna: \*  
Timerange: 00/23:35:37 to 00/23:36:35

Plot file version 52 created 17-MAR-2023 15:22:52

J1031+7441 EK053B.UVDATA.1

Freq = 1.2545 GHz, Bw = 32.000 MH No calibration applied and no bandpass applied

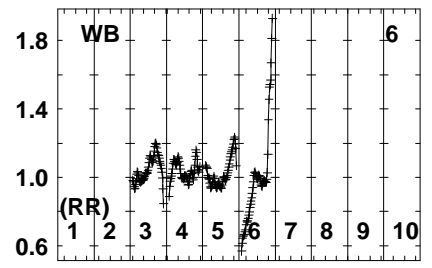
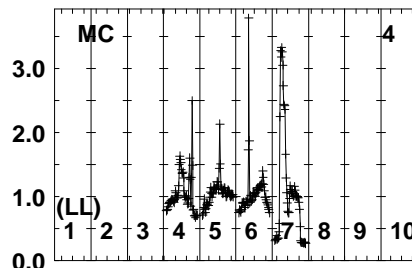
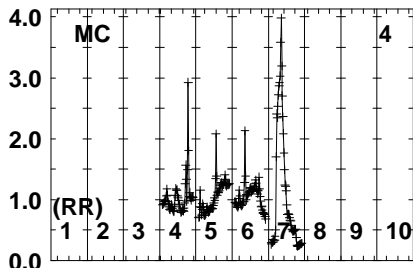
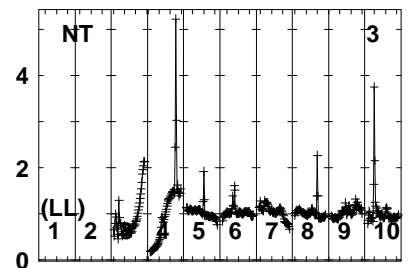
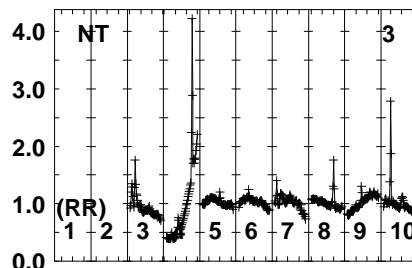
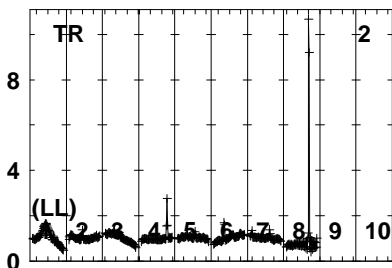
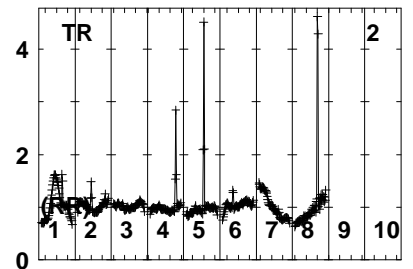
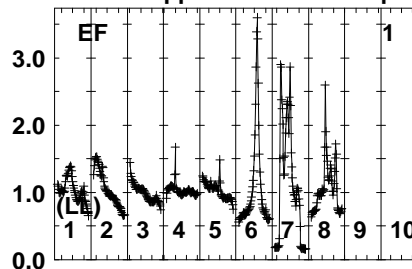
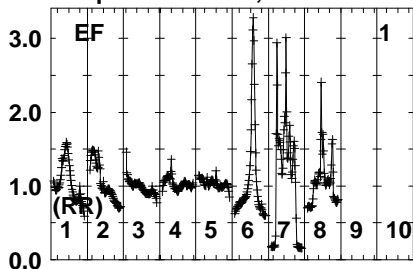


Lower frame: Real Jy  
Auto-corr total-power spectrum Antenna: \*  
Timerange: 00/23:35:37 to 00/23:36:35

Plot file version 53 created 17-MAR-2023 15:22:52

R4 D EK053B.UVDATA.1

Freq = 1.2545 GHz, Bw = 32.000 MH No calibration applied and no bandpass applied



12602903203501390420450480520550  
FREQ MHz

12602903203501390420450480520550  
FREQ MHz

12602903203501390420450480520550  
FREQ MHz

Lower frame: Real Jy

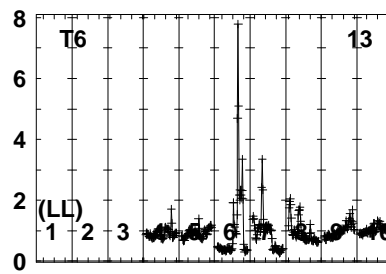
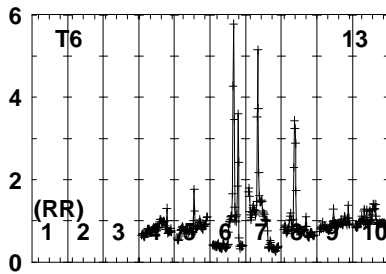
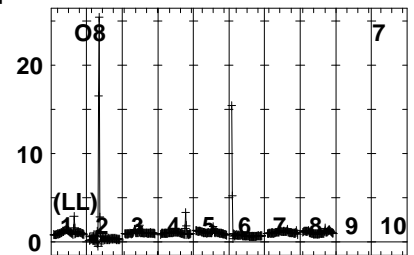
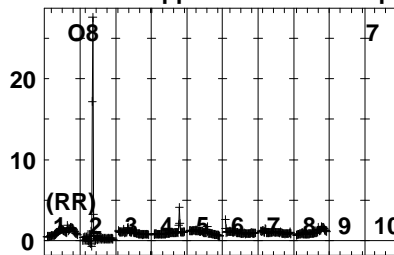
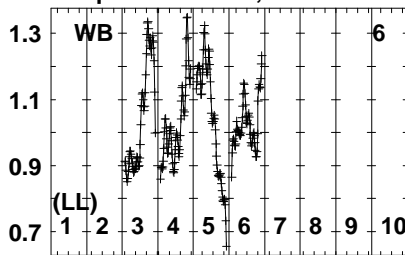
Auto-corr total-power spectrum Antenna: \*

Timerange: 00/23:36:37 to 00/23:42:35

Plot file version 54 created 17-MAR-2023 15:22:52

R4 D EK053B.UVDATA.1

Freq = 1.2545 GHz, Bw = 32.000 MH No calibration applied and no bandpass applied

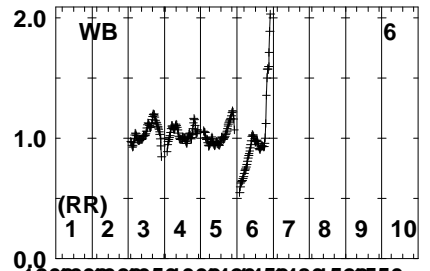
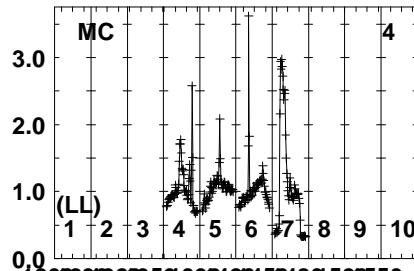
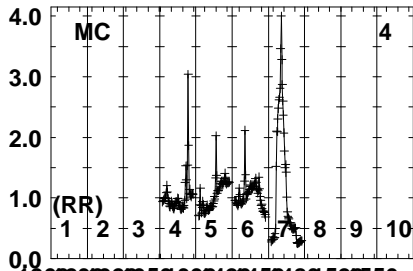
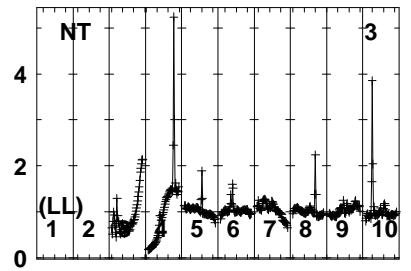
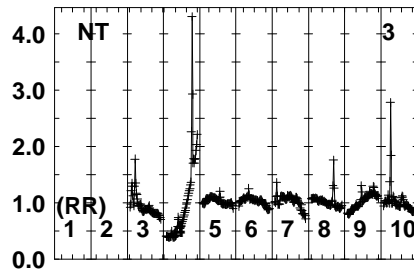
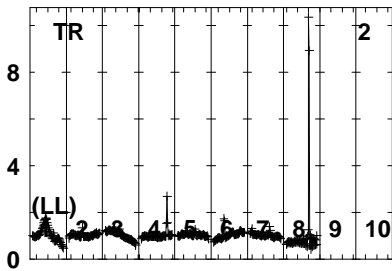
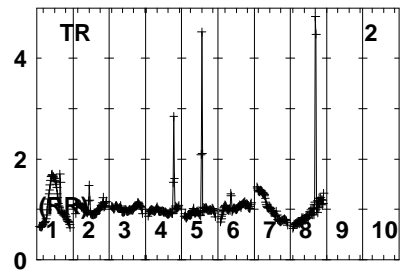
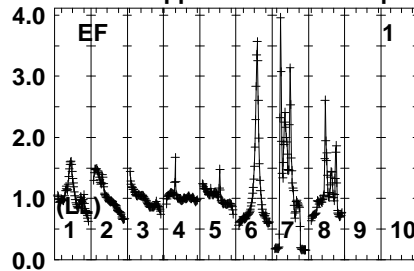
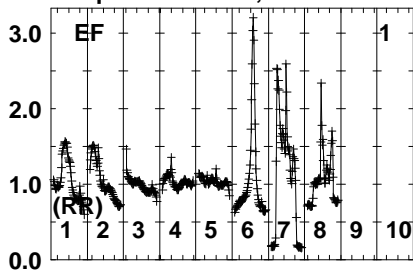


Lower frame: Real Jy  
Auto-corr total-power spectrum Antenna: \*  
Timerange: 00/23:36:37 to 00/23:42:35

Plot file version 55 created 17-MAR-2023 15:22:52

J1031+7441 EK053B.UVDATA.1

Freq = 1.2545 GHz, Bw = 32.000 MH No calibration applied and no bandpass applied



1260290320350390420450480520550  
FREQ MHz

1260290320350390420450480520550  
FREQ MHz

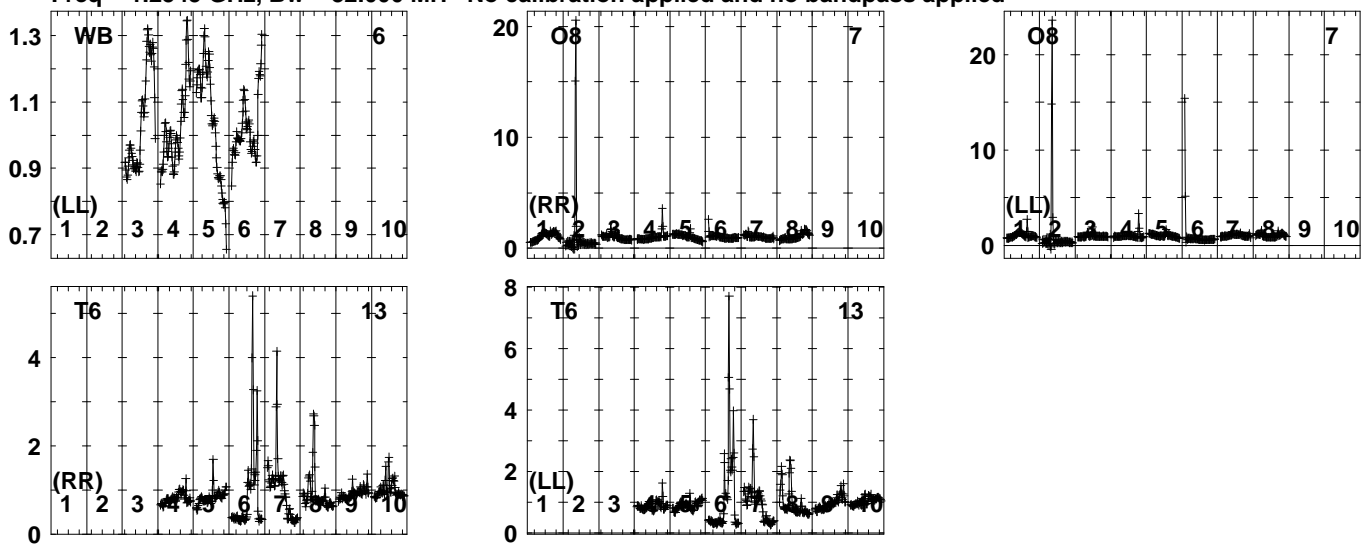
1260290320350390420450480520550  
FREQ MHz

Lower frame: Real Jy  
Auto-corr total-power spectrum Antenna: \*  
Timerange: 00/23:42:37 to 00/23:44:05

Plot file version 56 created 17-MAR-2023 15:22:52

J1031+7441 EK053B.UVDATA.1

Freq = 1.2545 GHz, Bw = 32.000 MH No calibration applied and no bandpass applied



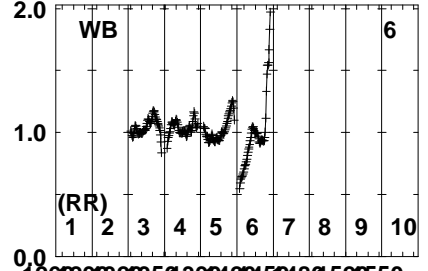
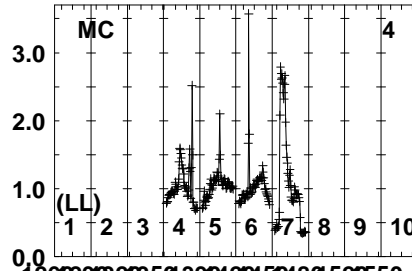
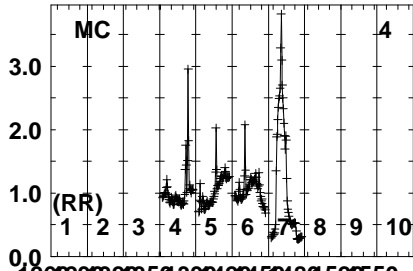
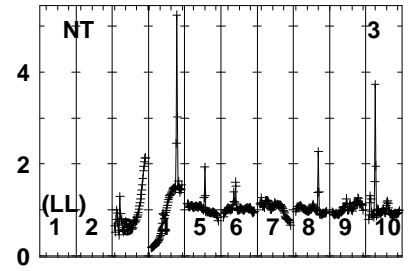
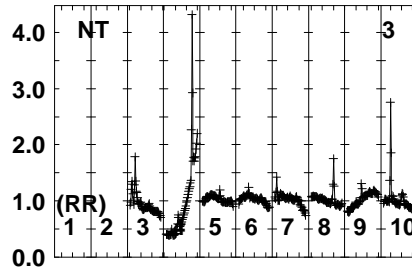
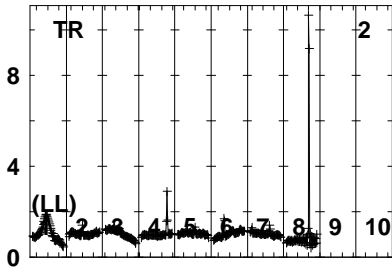
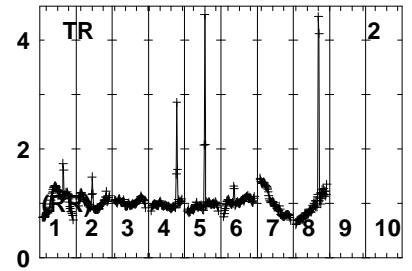
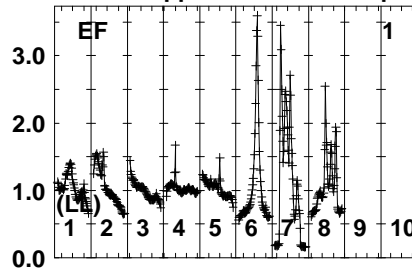
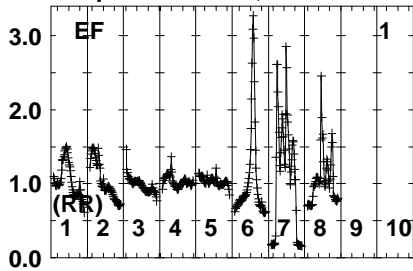
Lower frame: Real Jy  
Auto-corr total-power spectrum Antenna: \*  
Timerange: 00/23:42:37 to 00/23:44:05



Plot file version 57 created 17-MAR-2023 15:22:52

R4 D EK053B.UVDATA.1

Freq = 1.2545 GHz, Bw = 32.000 MH No calibration applied and no bandpass applied



1260290320350390420450480520550  
FREQ MHz

1260290320350390420450480520550  
FREQ MHz

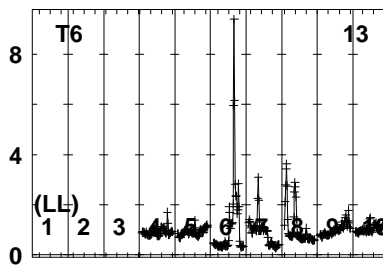
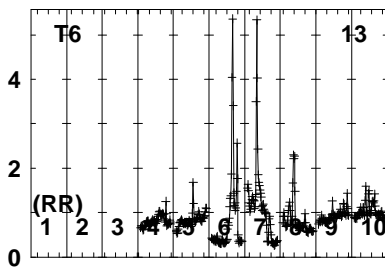
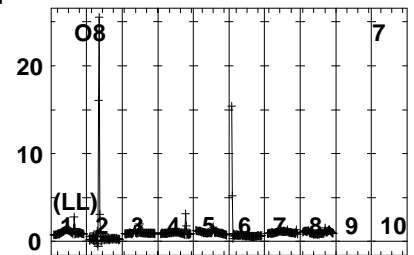
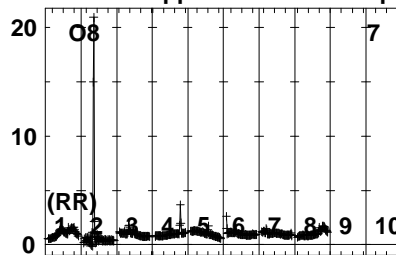
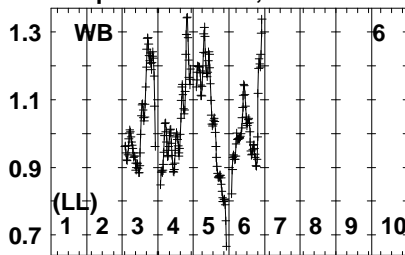
1260290320350390420450480520550  
FREQ MHz

Lower frame: Real Jy  
Auto-corr total-power spectrum Antenna: \*  
Timerange: 00/23:44:08 to 00/23:50:06

Plot file version 58 created 17-MAR-2023 15:22:53

R4 D EK053B.UVDATA.1

Freq = 1.2545 GHz, Bw = 32.000 MH No calibration applied and no bandpass applied

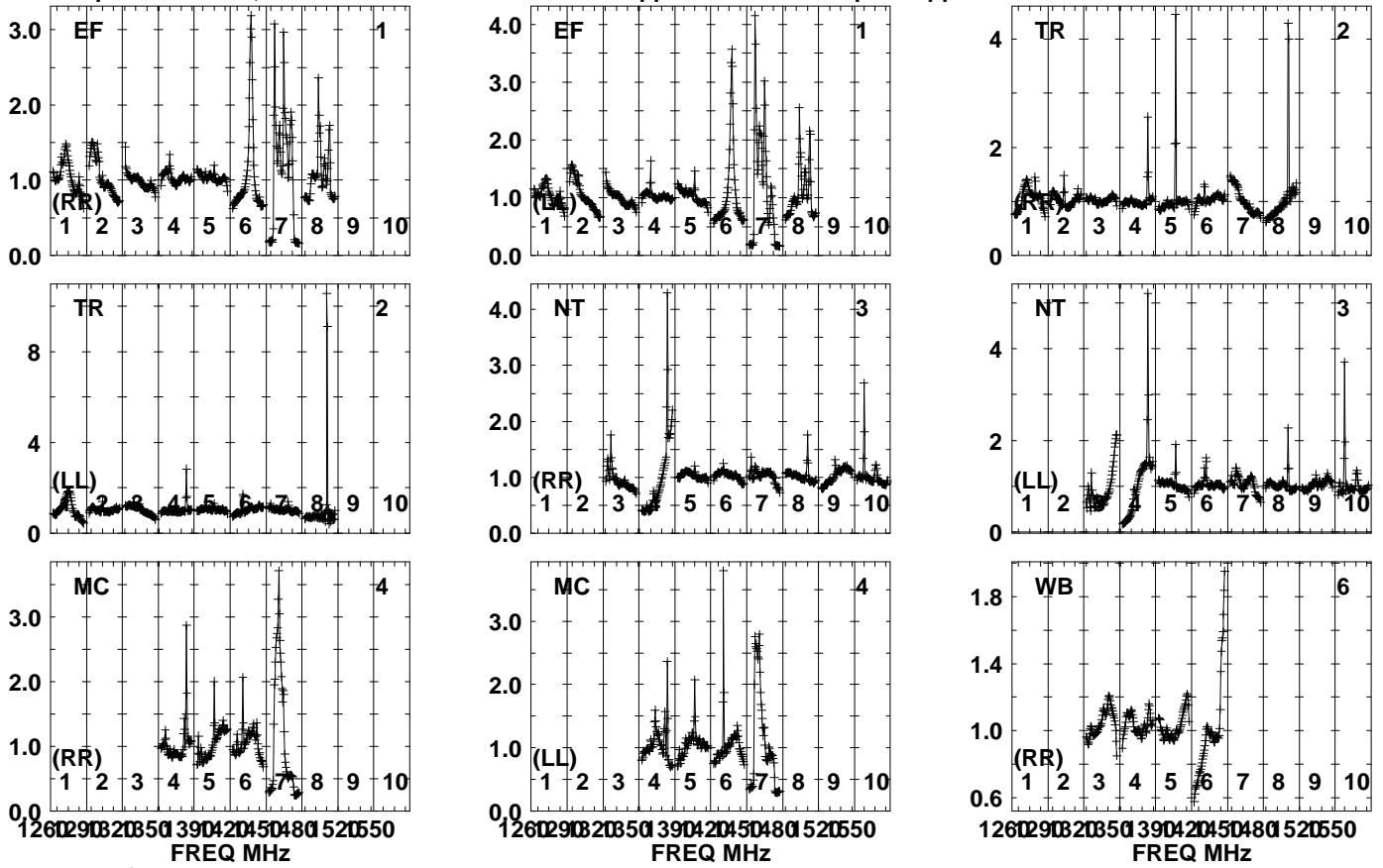


Lower frame: Real Jy  
Auto-corr total-power spectrum Antenna: \*  
Timerange: 00/23:44:08 to 00/23:50:06

Plot file version 59 created 17-MAR-2023 15:22:53

J1031+7441 EK053B.UVDATA.1

Freq = 1.2545 GHz, Bw = 32.000 MH No calibration applied and no bandpass applied

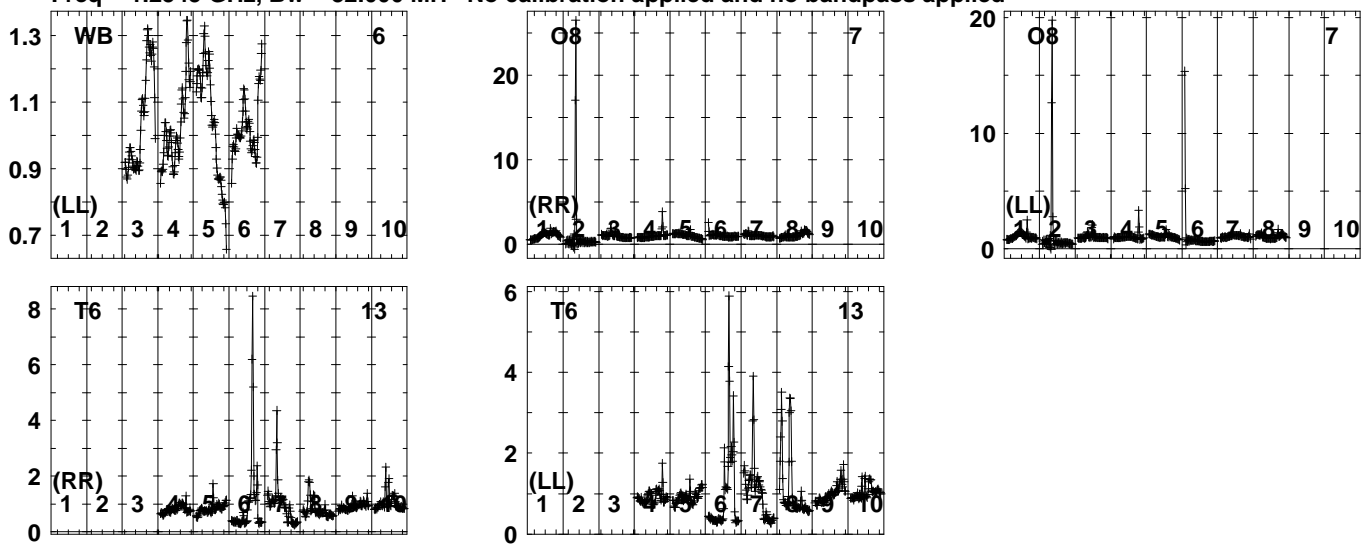


Lower frame: Real Jy  
Auto-corr total-power spectrum Antenna: \*  
Timerange: 00/23:50:48 to 00/23:51:46

Plot file version 60 created 17-MAR-2023 15:22:53

J1031+7441 EK053B.UVDATA.1

Freq = 1.2545 GHz, Bw = 32.000 MH No calibration applied and no bandpass applied

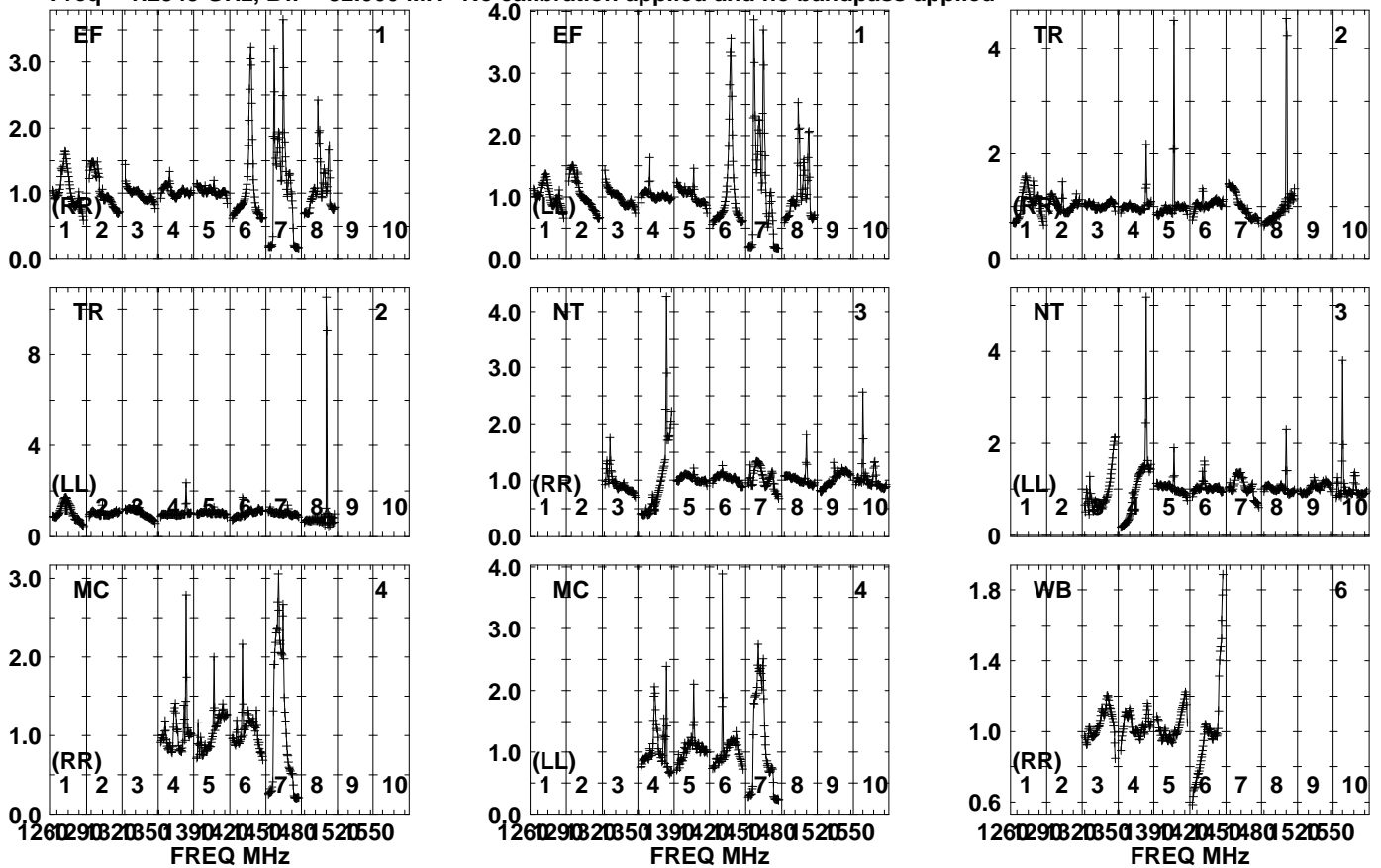


Lower frame: Real Jy  
Auto-corr total-power spectrum Antenna: \*  
Timerange: 00/23:50:48 to 00/23:51:46

Plot file version 61 created 17-MAR-2023 15:22:53

J1027+7428 EK053B.UVDATA.1

Freq = 1.2545 GHz, Bw = 32.000 MH No calibration applied and no bandpass applied

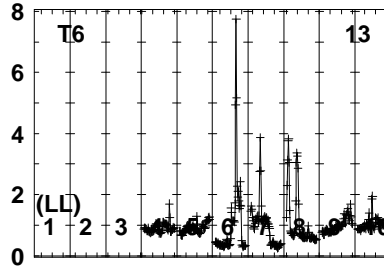
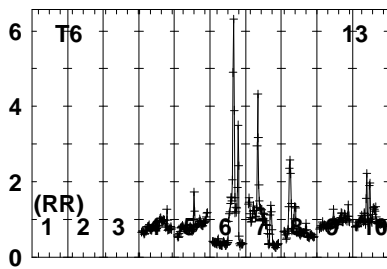
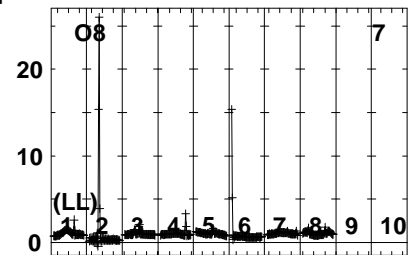
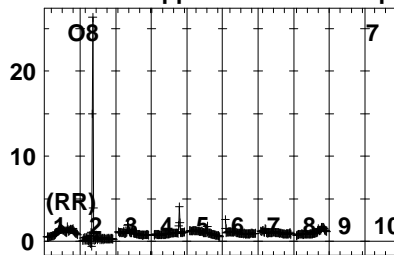
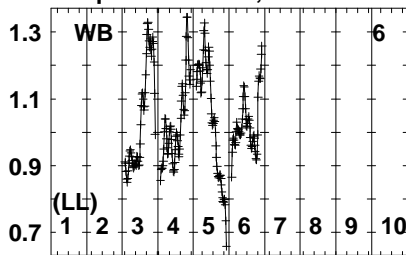


Lower frame: Real Jy  
Auto-corr total-power spectrum Antenna: \*  
Timerange: 00/23:51:48 to 00/23:55:14

Plot file version 62 created 17-MAR-2023 15:22:53

J1027+7428 EK053B.UVDATA.1

Freq = 1.2545 GHz, Bw = 32.000 MH No calibration applied and no bandpass applied

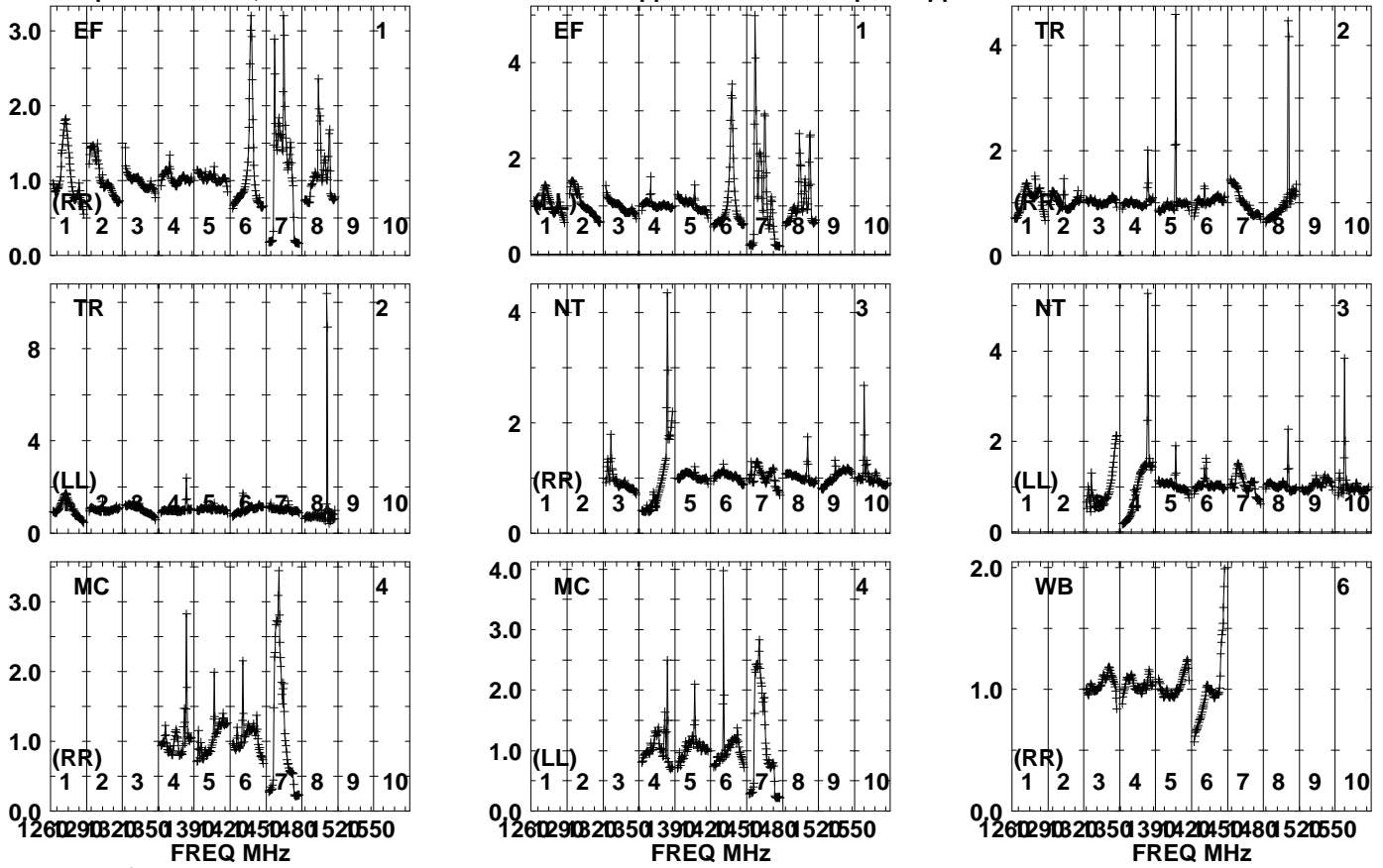


Lower frame: Real Jy  
Auto-corr total-power spectrum Antenna: \*  
Timerange: 00/23:51:48 to 00/23:55:14

Plot file version 63 created 17-MAR-2023 15:22:53

J1031+7441 EK053B.UVDATA.1

Freq = 1.2545 GHz, Bw = 32.000 MH No calibration applied and no bandpass applied

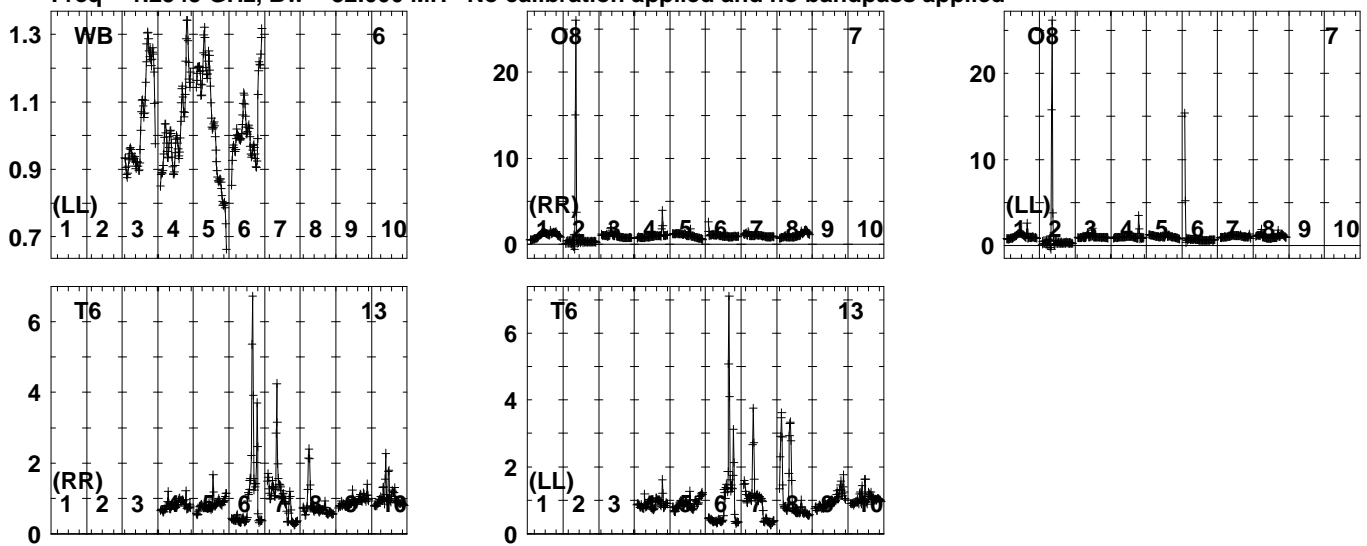


Lower frame: Real Jy  
Auto-corr total-power spectrum Antenna: \*  
Timerange: 00/23:55:17 to 00/23:56:43

Plot file version 64 created 17-MAR-2023 15:22:53

J1031+7441 EK053B.UVDATA.1

Freq = 1.2545 GHz, Bw = 32.000 MH No calibration applied and no bandpass applied



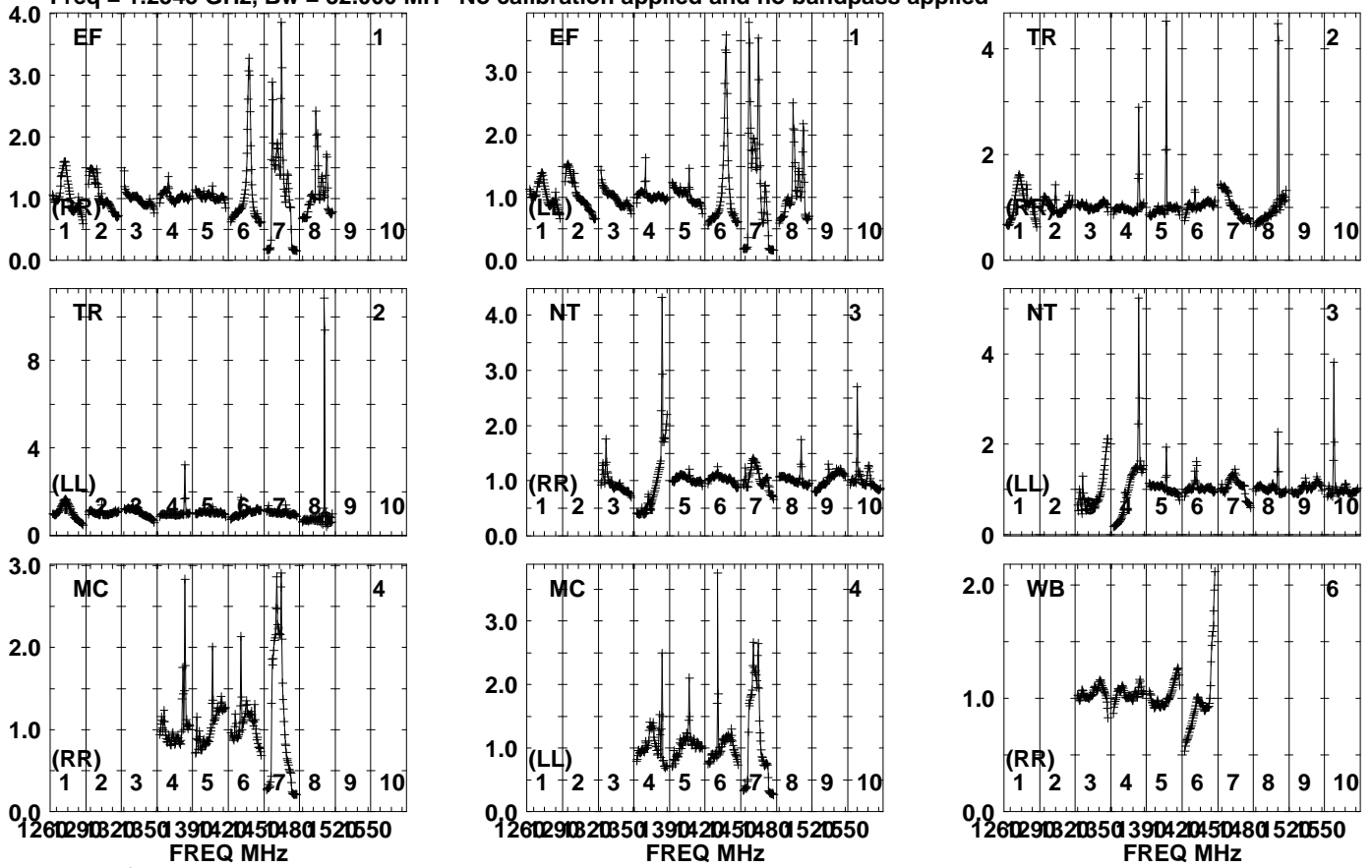
Lower frame: Real Jy  
Auto-corr total-power spectrum Antenna: \*  
Timerange: 00/23:55:17 to 00/23:56:43



Plot file version 65 created 17-MAR-2023 15:22:54

R4 D EK053B.UVDATA.1

Freq = 1.2545 GHz, Bw = 32.000 MH No calibration applied and no bandpass applied

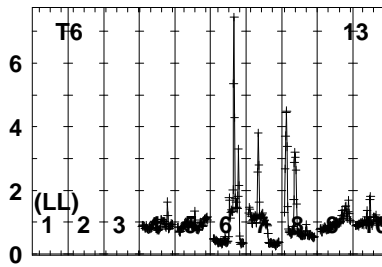
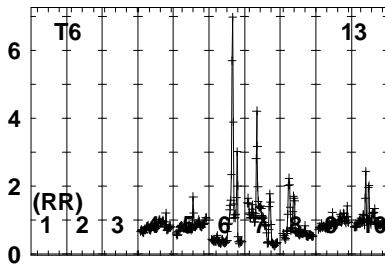
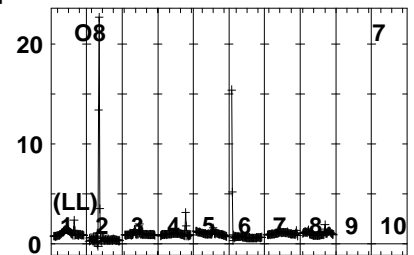
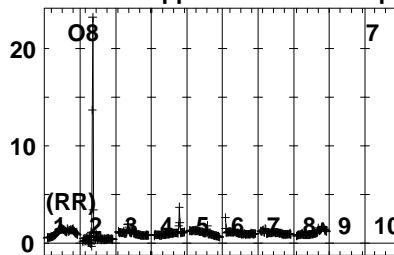
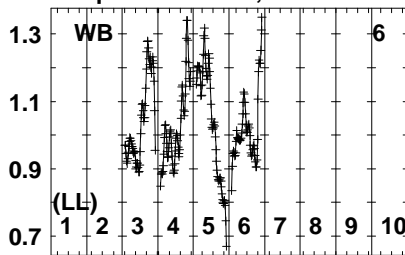


Lower frame: Real Jy  
Auto-corr total-power spectrum Antenna: \*  
Timerange: 00/23:56:45 to 01/00:02:43

Plot file version 66 created 17-MAR-2023 15:22:54

R4 D EK053B.UVDATA.1

Freq = 1.2545 GHz, Bw = 32.000 MH No calibration applied and no bandpass applied

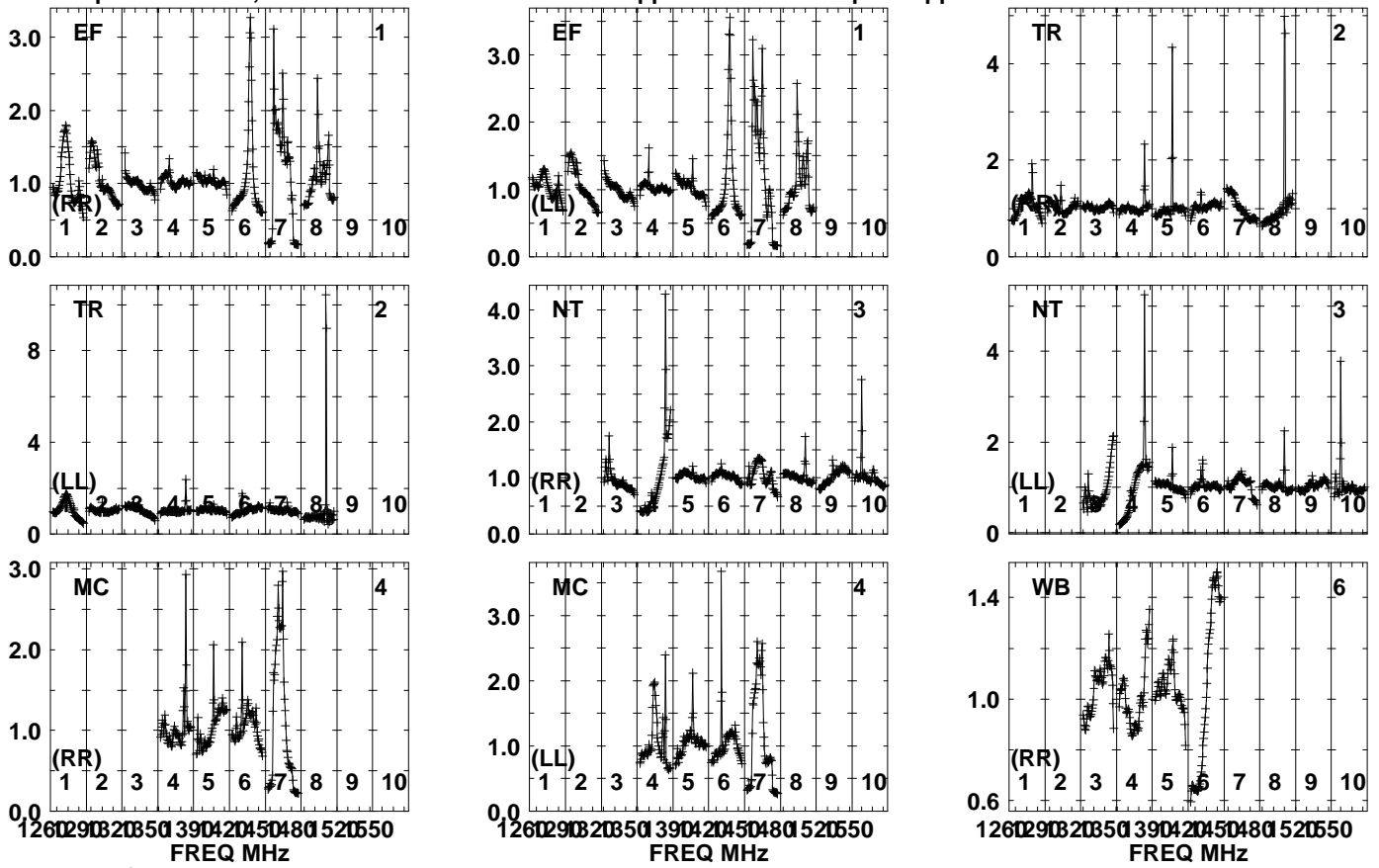


Lower frame: Real Jy  
Auto-corr total-power spectrum Antenna: \*  
Timerange: 00/23:56:45 to 01/00:02:43

Plot file version 67 created 17-MAR-2023 15:22:54

J1031+7441 EK053B.UVDATA.1

Freq = 1.2545 GHz, Bw = 32.000 MH No calibration applied and no bandpass applied



Lower frame: Real Jy

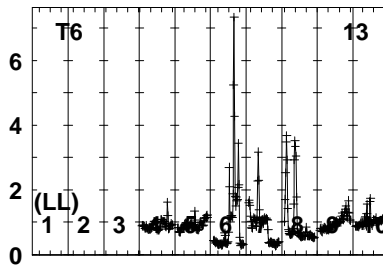
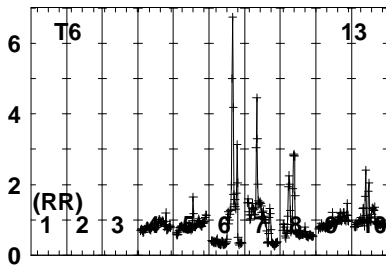
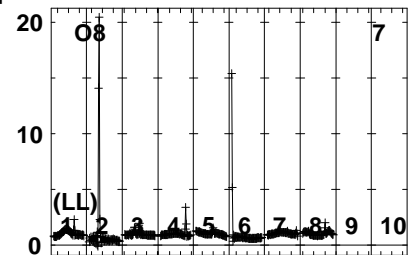
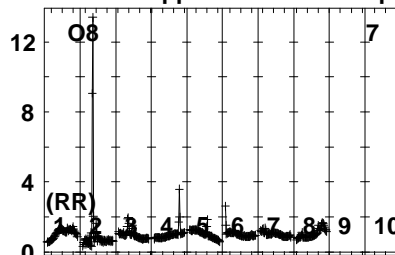
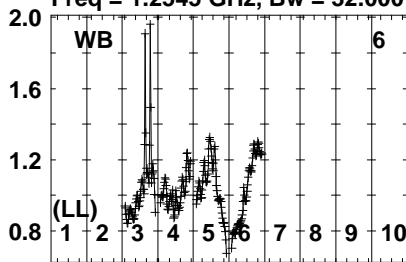
Auto-corr total-power spectrum Antenna: \*

Timerange: 01/00:03:25 to 01/00:04:23

Plot file version 68 created 17-MAR-2023 15:22:54

J1031+7441 EK053B.UVDATA.1

Freq = 1.2545 GHz, Bw = 32.000 MH No calibration applied and no bandpass applied

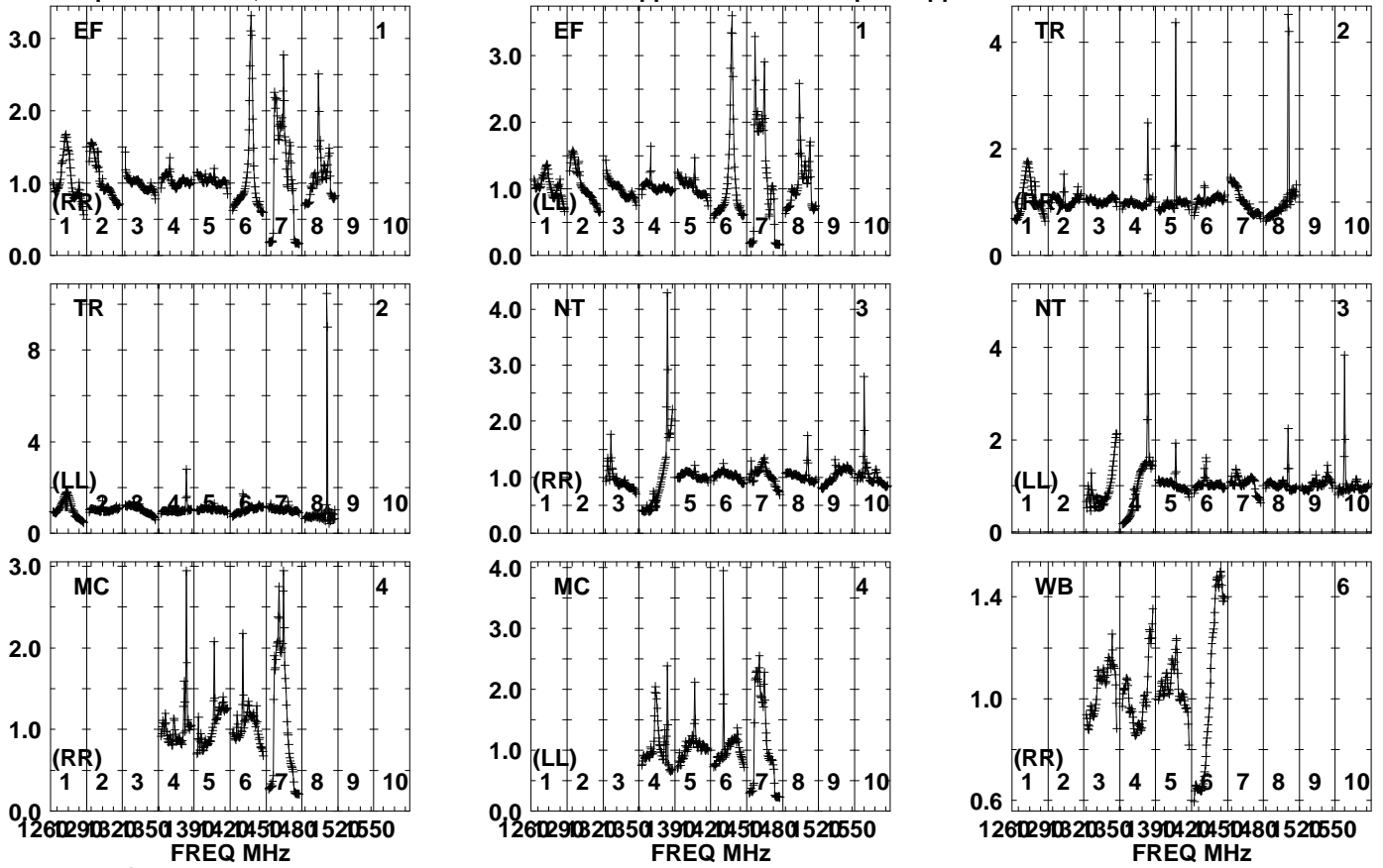


Lower frame: Real Jy  
Auto-corr total-power spectrum Antenna: \*  
Timerange: 01/00:03:25 to 01/00:04:23

Plot file version 69 created 17-MAR-2023 15:22:54

R4 D EK053B.UVDATA.1

Freq = 1.2545 GHz, Bw = 32.000 MH No calibration applied and no bandpass applied

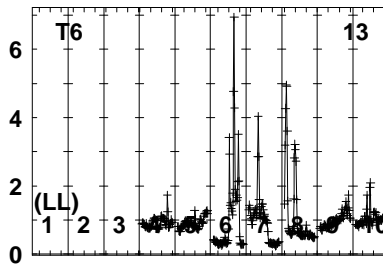
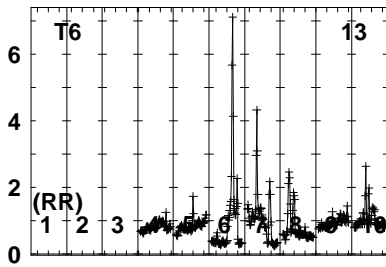
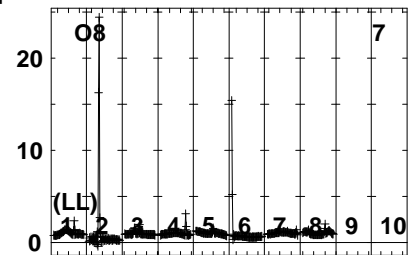
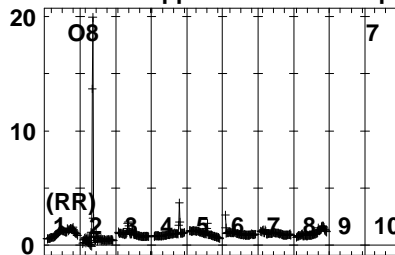
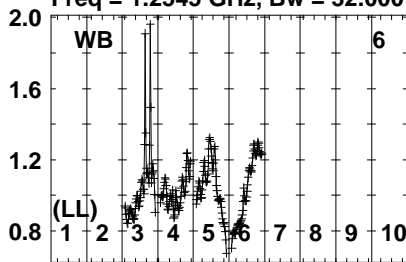


Lower frame: Real Jy  
Auto-corr total-power spectrum Antenna: \*  
Timerange: 01/00:04:25 to 01/00:10:23

Plot file version 70 created 17-MAR-2023 15:22:55

R4 D EK053B.UVDATA.1

Freq = 1.2545 GHz, Bw = 32.000 MH No calibration applied and no bandpass applied

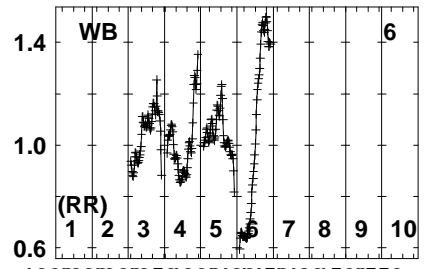
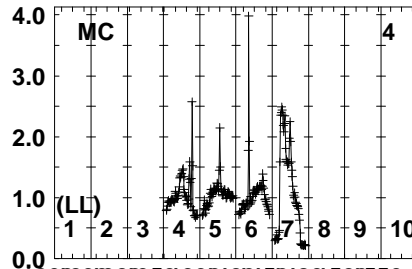
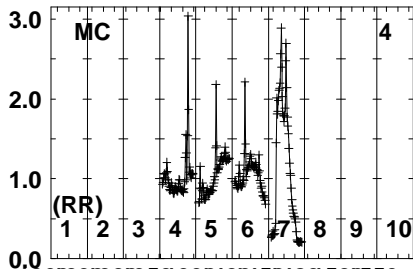
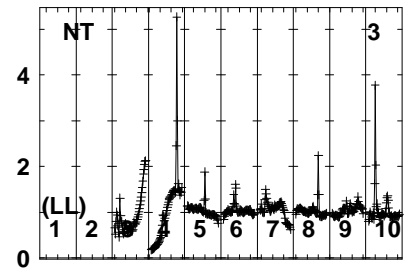
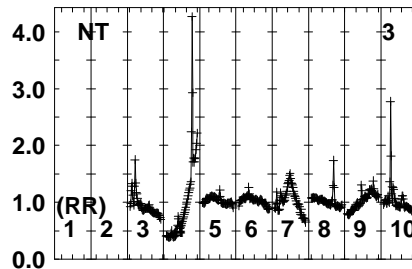
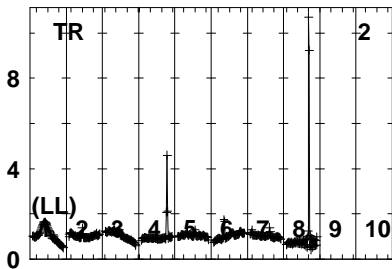
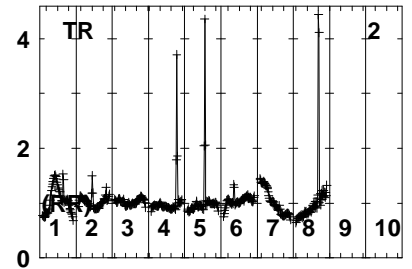
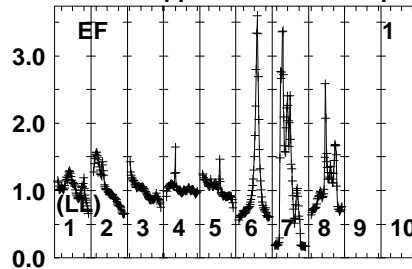
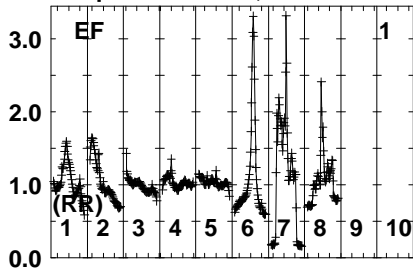


Lower frame: Real Jy  
Auto-corr total-power spectrum Antenna: \*  
Timerange: 01/00:04:25 to 01/00:10:23

Plot file version 71 created 17-MAR-2023 15:22:55

J1031+7441 EK053B.UVDATA.1

Freq = 1.2545 GHz, Bw = 32.000 MH No calibration applied and no bandpass applied



1260290320350390420450480520550  
FREQ MHz

1260290320350390420450480520550  
FREQ MHz

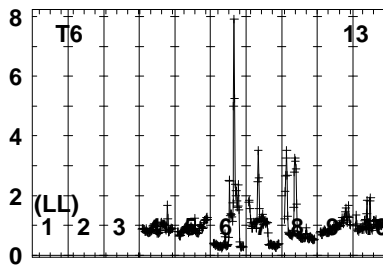
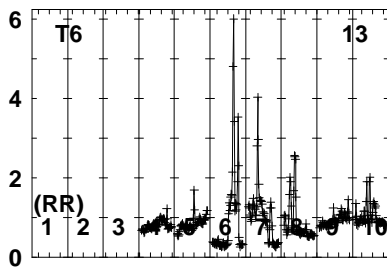
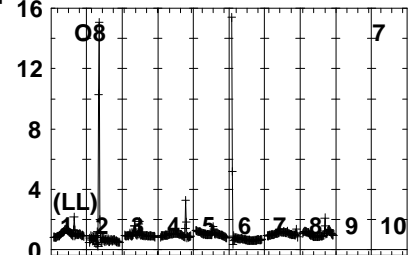
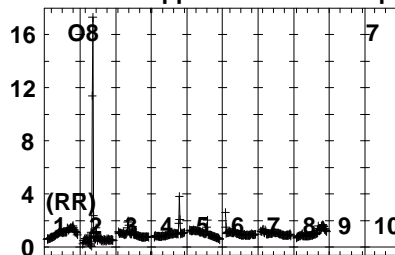
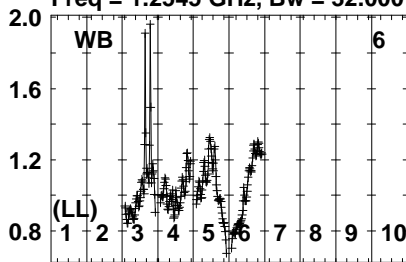
1260290320350390420450480520550  
FREQ MHz

Lower frame: Real Jy  
Auto-corr total-power spectrum Antenna: \*  
Timerange: 01/00:10:25 to 01/00:11:53

Plot file version 72 created 17-MAR-2023 15:22:55

J1031+7441 EK053B.UVDATA.1

Freq = 1.2545 GHz, Bw = 32.000 MH No calibration applied and no bandpass applied



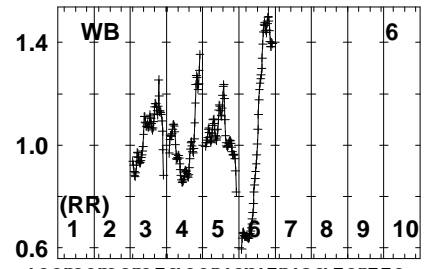
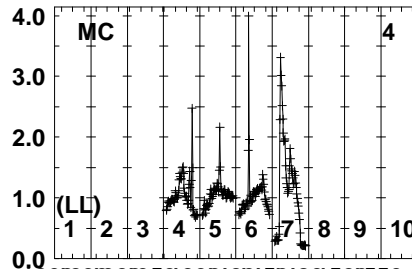
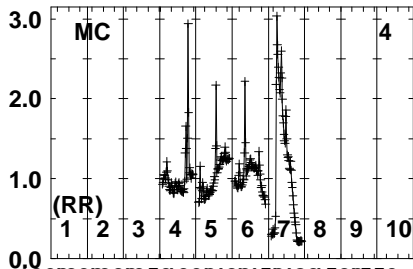
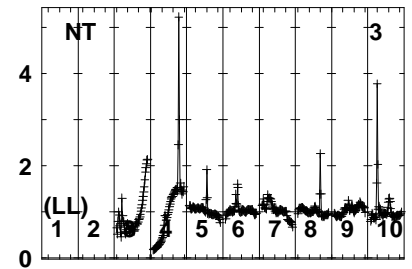
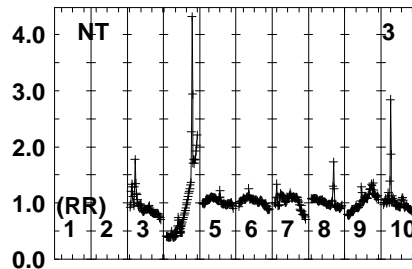
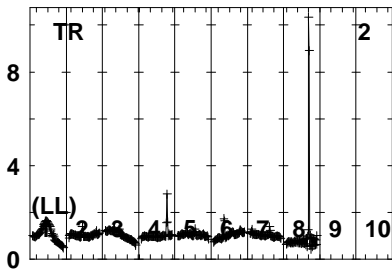
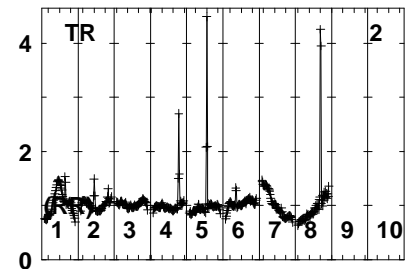
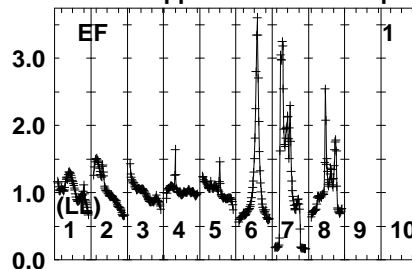
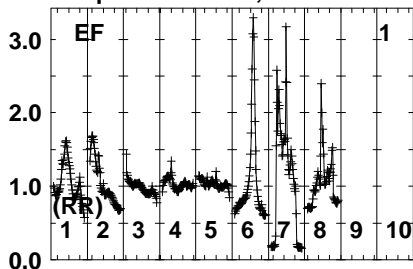
Lower frame: Real Jy  
Auto-corr total-power spectrum Antenna: \*  
Timerange: 01/00:10:25 to 01/00:11:53



Plot file version 73 created 17-MAR-2023 15:22:55

R4 D EK053B.UVDATA.1

Freq = 1.2545 GHz, Bw = 32.000 MH No calibration applied and no bandpass applied



1260290320350390420450480520550  
FREQ MHz

1260290320350390420450480520550  
FREQ MHz

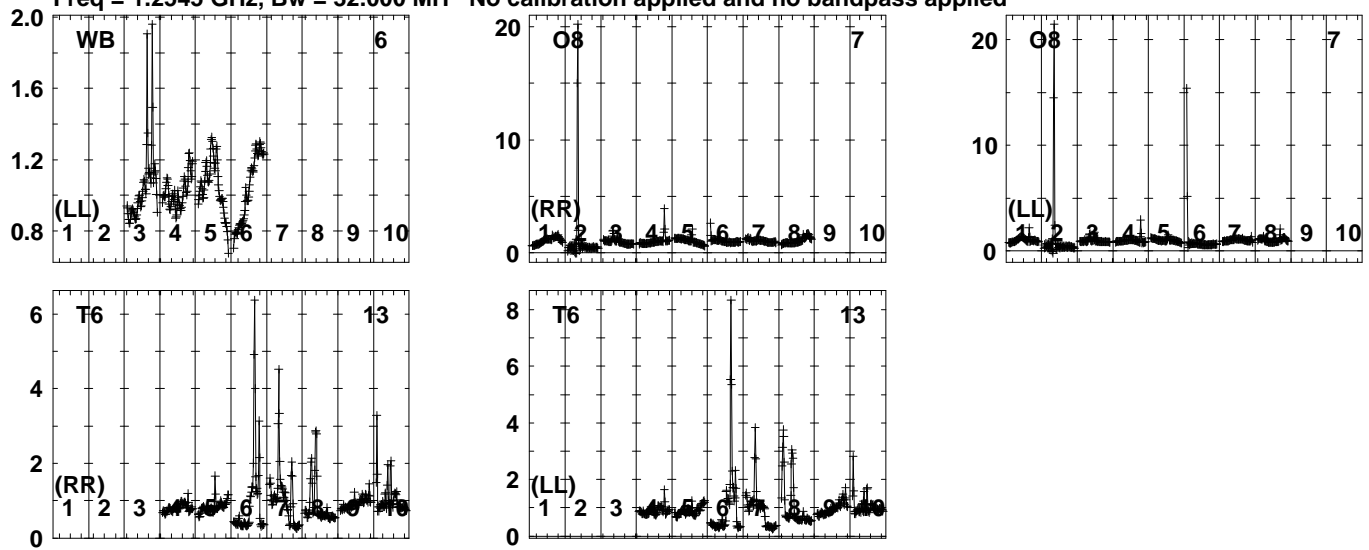
1260290320350390420450480520550  
FREQ MHz

Lower frame: Real Jy  
Auto-corr total-power spectrum Antenna: \*  
Timerange: 01/00:11:56 to 01/00:17:54

Plot file version 74 created 17-MAR-2023 15:22:55

R4 D EK053B.UVDATA.1

Freq = 1.2545 GHz, Bw = 32.000 MH No calibration applied and no bandpass applied

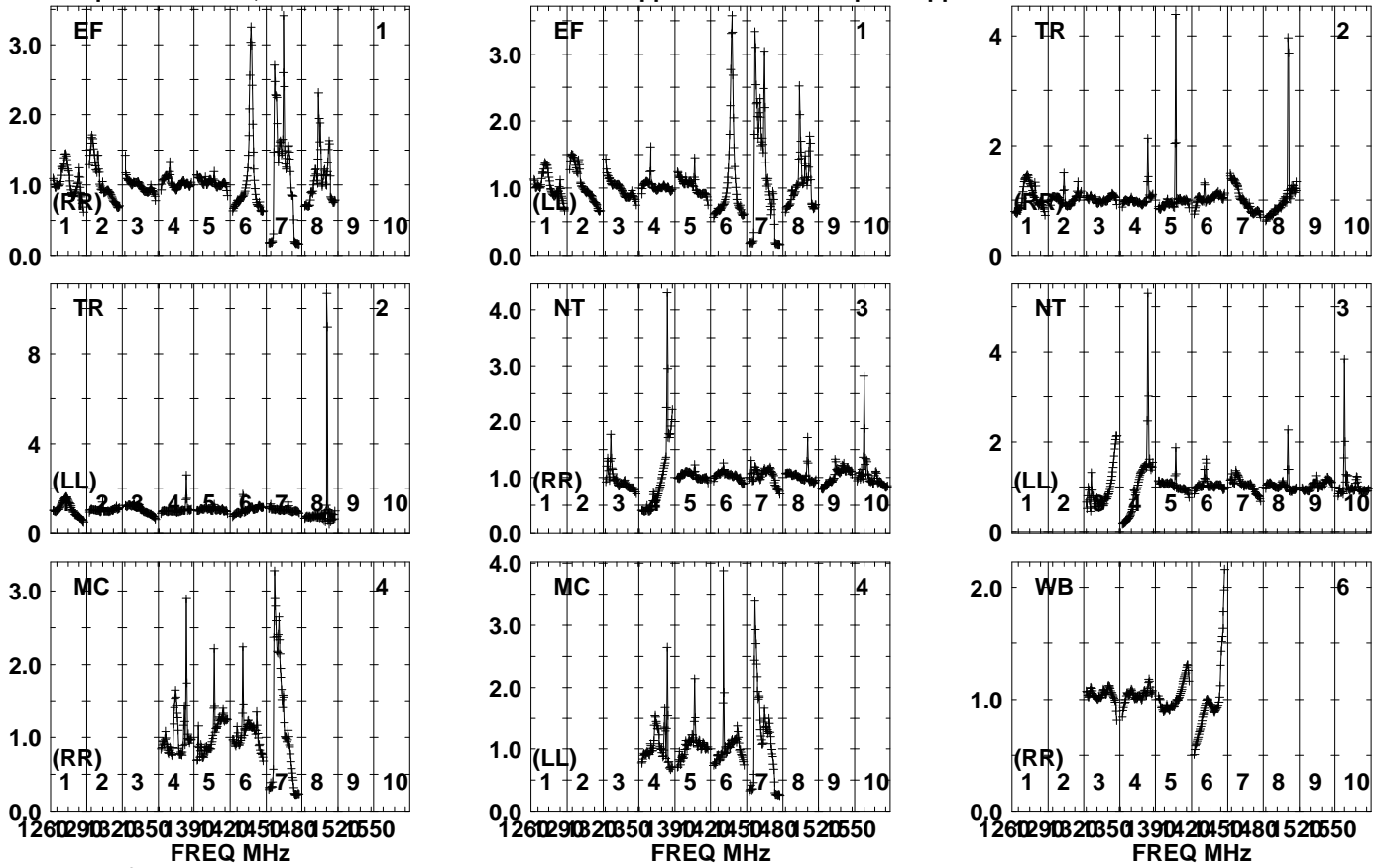


Lower frame: Real Jy  
Auto-corr total-power spectrum Antenna: \*  
Timerange: 01/00:11:56 to 01/00:17:54

Plot file version 75 created 17-MAR-2023 15:22:55

J1031+7441 EK053B.UVDATA.1

Freq = 1.2545 GHz, Bw = 32.000 MH No calibration applied and no bandpass applied

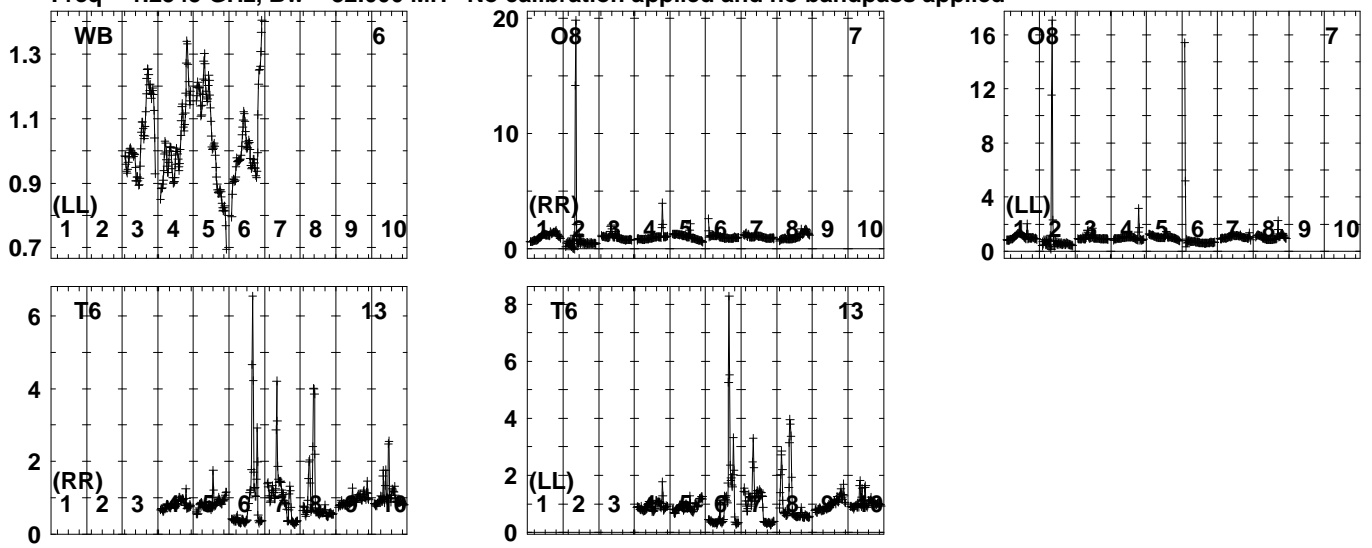


Lower frame: Real Jy  
Auto-corr total-power spectrum Antenna: \*  
Timerange: 01/00:18:36 to 01/00:19:34

Plot file version 76 created 17-MAR-2023 15:22:56

J1031+7441 EK053B.UVDATA.1

Freq = 1.2545 GHz, Bw = 32.000 MH No calibration applied and no bandpass applied

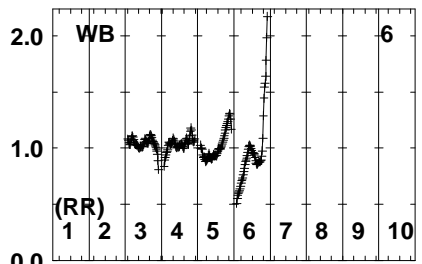
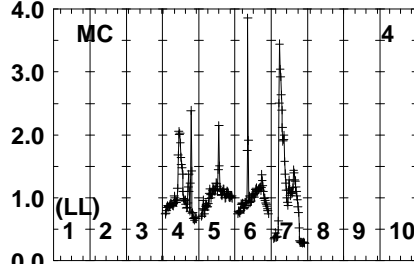
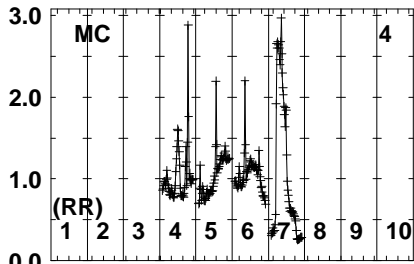
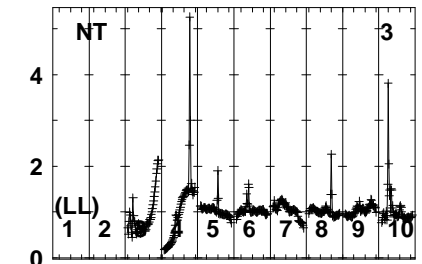
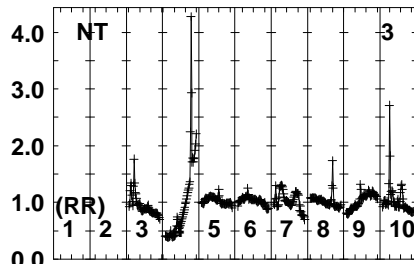
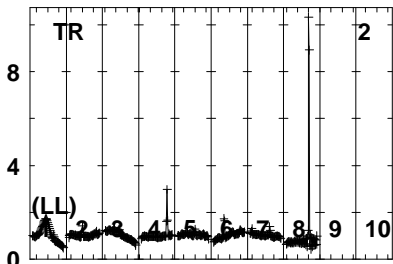
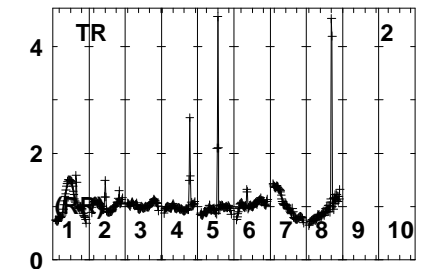
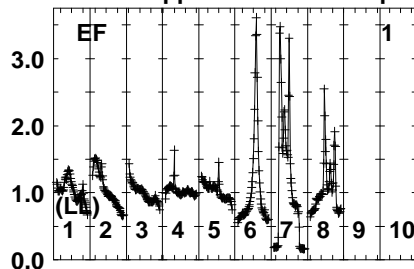
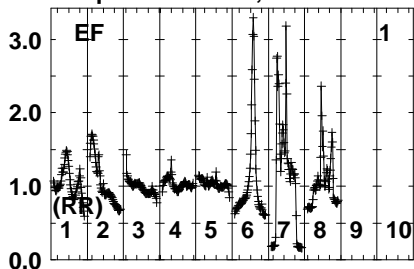


Lower frame: Real Jy  
Auto-corr total-power spectrum Antenna: \*  
Timerange: 01/00:18:36 to 01/00:19:34

Plot file version 77 created 17-MAR-2023 15:22:56

R4 D EK053B.UVDATA.1

Freq = 1.2545 GHz, Bw = 32.000 MH No calibration applied and no bandpass applied



1260290320350390420450480520550  
FREQ MHz

1260290320350390420450480520550  
FREQ MHz

1260290320350390420450480520550  
FREQ MHz

Lower frame: Real Jy

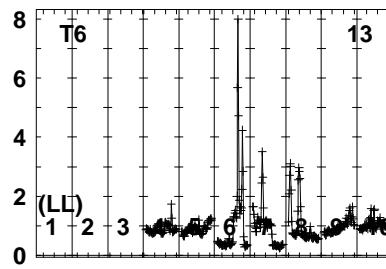
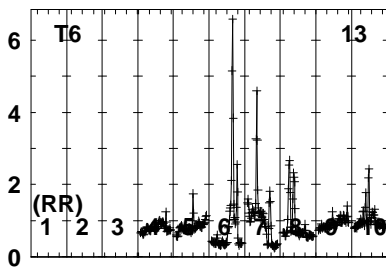
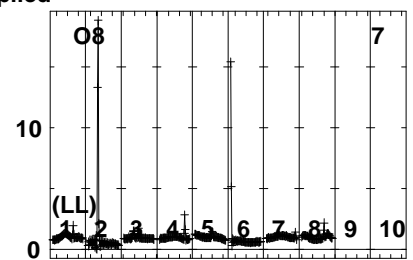

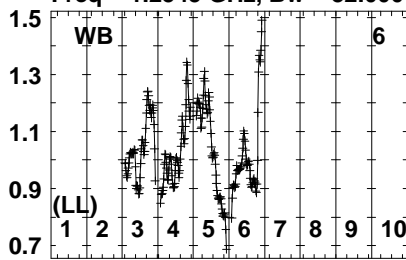
Auto-corr total-power spectrum Antenna: \*

Timerange: 01/00:19:36 to 01/00:25:34

Plot file version 78 created 17-MAR-2023 15:22:56

R4 D EK053B.UVDATA.1

Freq = 1.2545 GHz, Bw = 32.000 MH No calibration applied and no bandpass applied

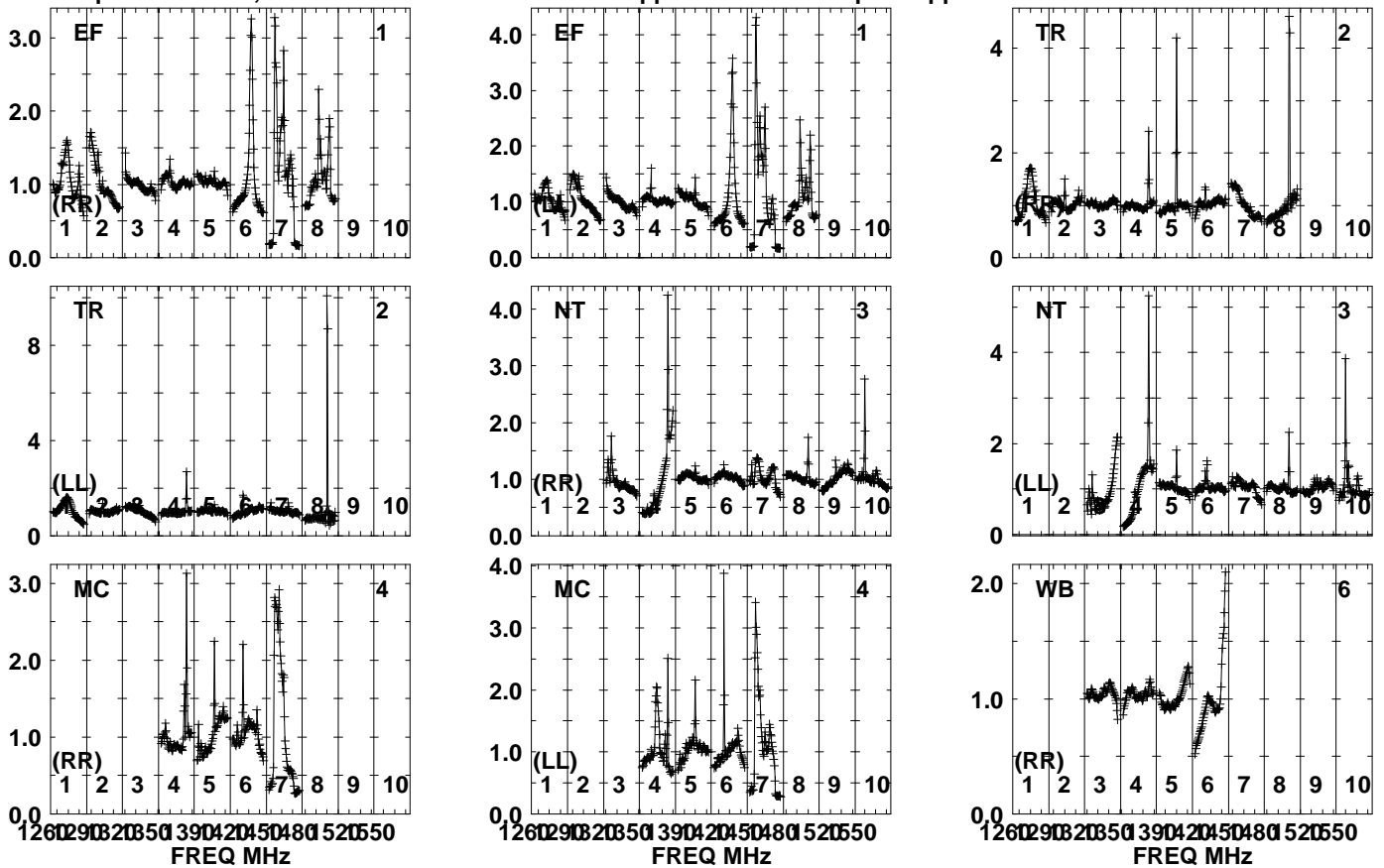


Lower frame: Real Jy  
Auto-corr total-power spectrum Antenna: \*  
Timerange: 01/00:19:36 to 01/00:25:34

Plot file version 79 created 17-MAR-2023 15:22:56

J1031+7441 EK053B.UVDATA.1

Freq = 1.2545 GHz, Bw = 32.000 MH No calibration applied and no bandpass applied

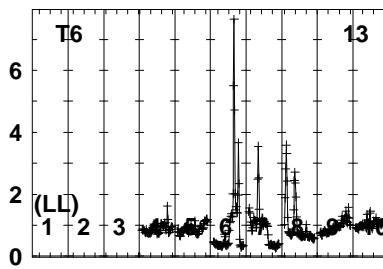
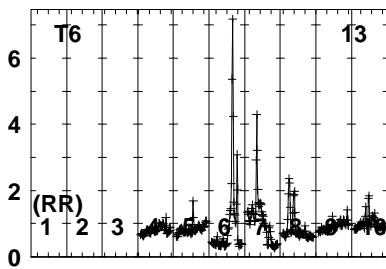
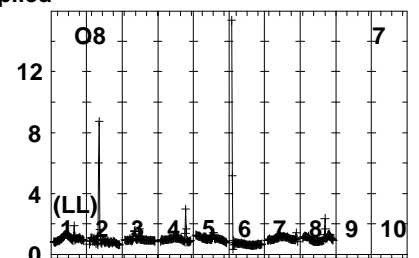
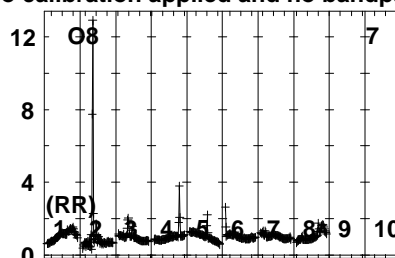
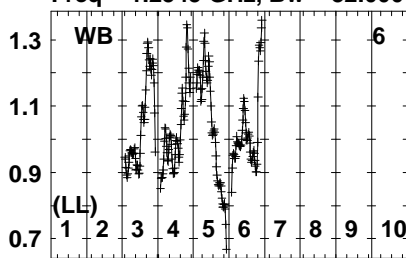


Lower frame: Real Jy  
Auto-corr total-power spectrum Antenna: \*  
Timerange: 01/00:25:36 to 01/00:27:04

Plot file version 80 created 17-MAR-2023 15:22:56

J1031+7441 EK053B.UVDATA.1

Freq = 1.2545 GHz, Bw = 32.000 MH No calibration applied and no bandpass applied



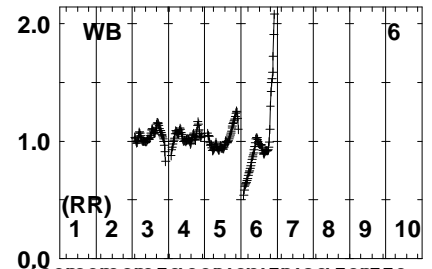
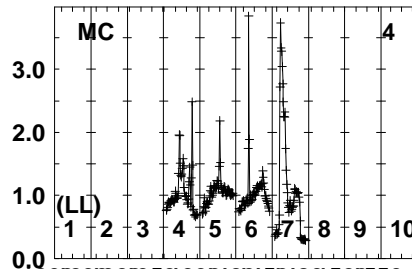
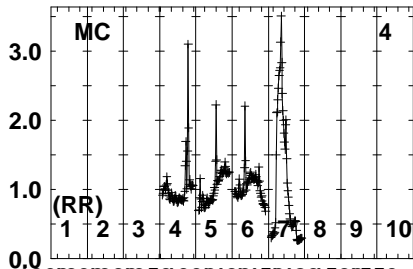
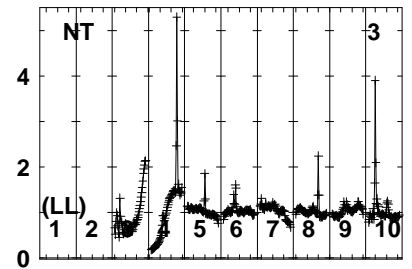
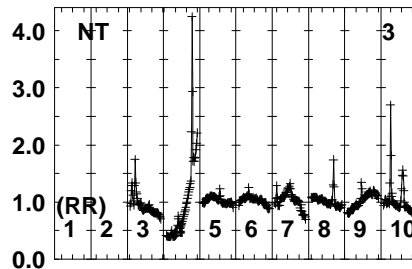
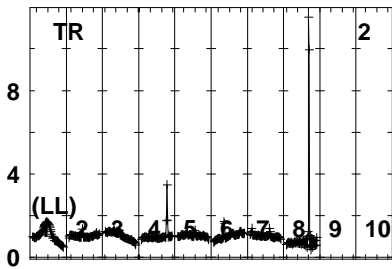
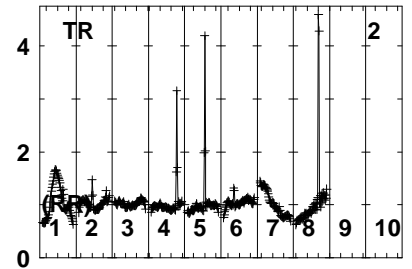
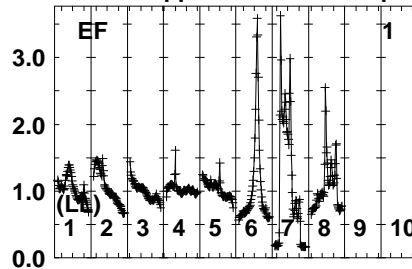
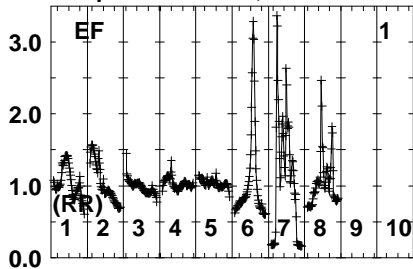
Lower frame: Real Jy  
Auto-corr total-power spectrum Antenna: \*  
Timerange: 01/00:25:36 to 01/00:27:04



Plot file version 81 created 17-MAR-2023 15:22:56

J1027+7428 EK053B.UVDATA.1

Freq = 1.2545 GHz, Bw = 32.000 MH No calibration applied and no bandpass applied



1260290320350390420450480520550  
FREQ MHz

1260290320350390420450480520550  
FREQ MHz

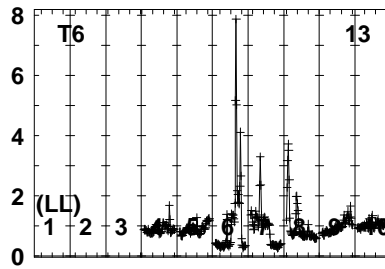
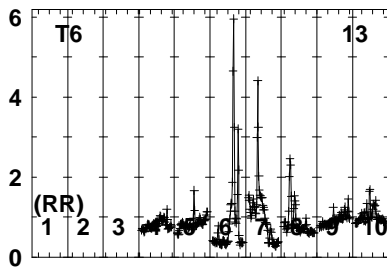
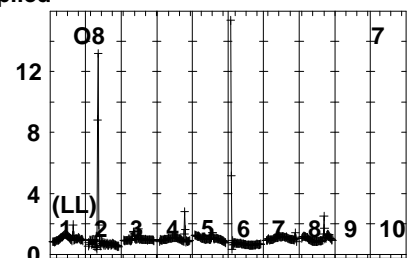

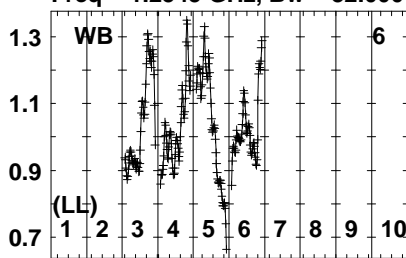
1260290320350390420450480520550  
FREQ MHz

Lower frame: Real Jy  
Auto-corr total-power spectrum Antenna: \*  
Timerange: 01/00:27:07 to 01/00:30:35

Plot file version 82 created 17-MAR-2023 15:22:56

J1027+7428 EK053B.UVDATA.1

Freq = 1.2545 GHz, Bw = 32.000 MH No calibration applied and no bandpass applied

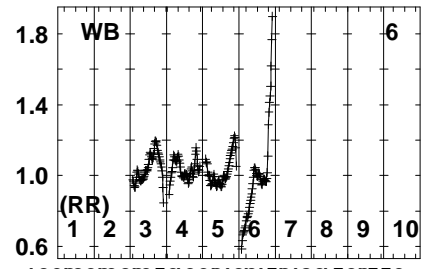
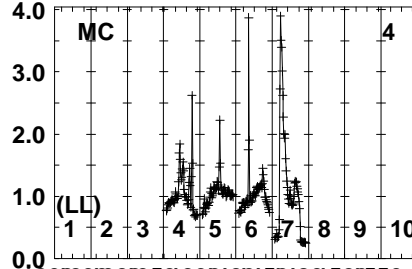
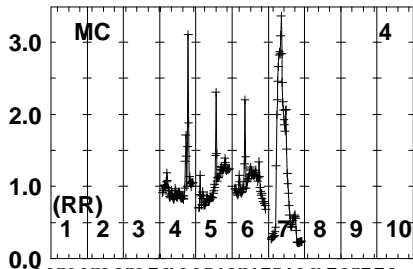
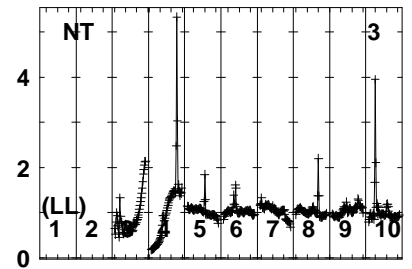
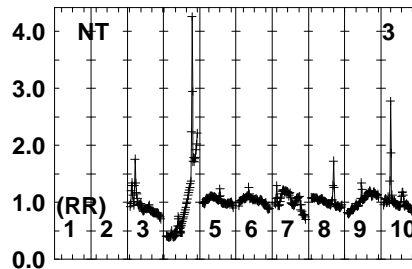
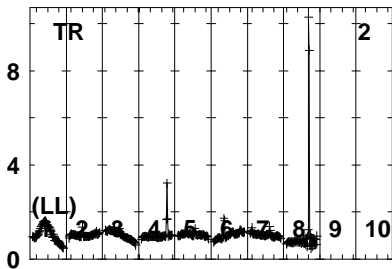
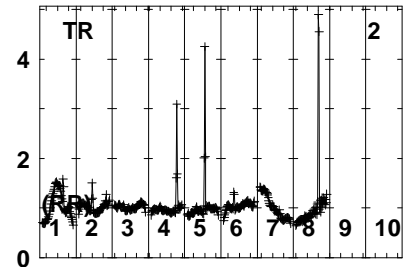
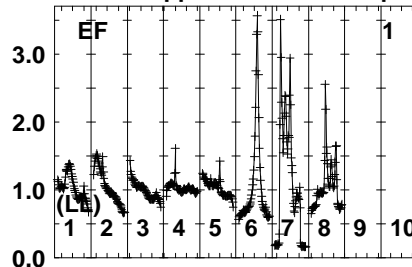
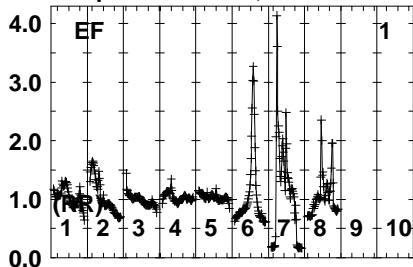


Lower frame: Real Jy  
Auto-corr total-power spectrum Antenna: \*  
Timerange: 01/00:27:07 to 01/00:30:35

Plot file version 83 created 17-MAR-2023 15:22:57

J1031+7441 EK053B.UVDATA.1

Freq = 1.2545 GHz, Bw = 32.000 MH No calibration applied and no bandpass applied



1260290320350390420450480520550  
FREQ MHz

1260290320350390420450480520550  
FREQ MHz

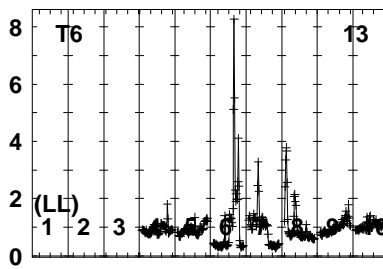
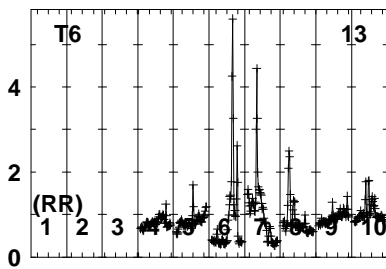
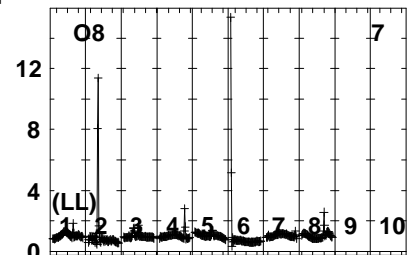
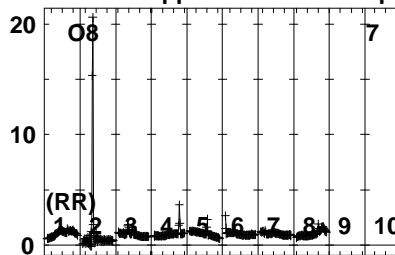
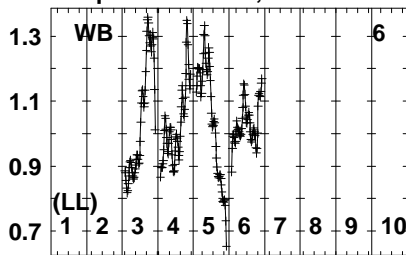
1260290320350390420450480520550  
FREQ MHz

Lower frame: Real Jy  
Auto-corr total-power spectrum Antenna: \*  
Timerange: 01/00:31:15 to 01/00:32:13

Plot file version 84 created 17-MAR-2023 15:22:57

J1031+7441 EK053B.UVDATA.1

Freq = 1.2545 GHz, Bw = 32.000 MH No calibration applied and no bandpass applied

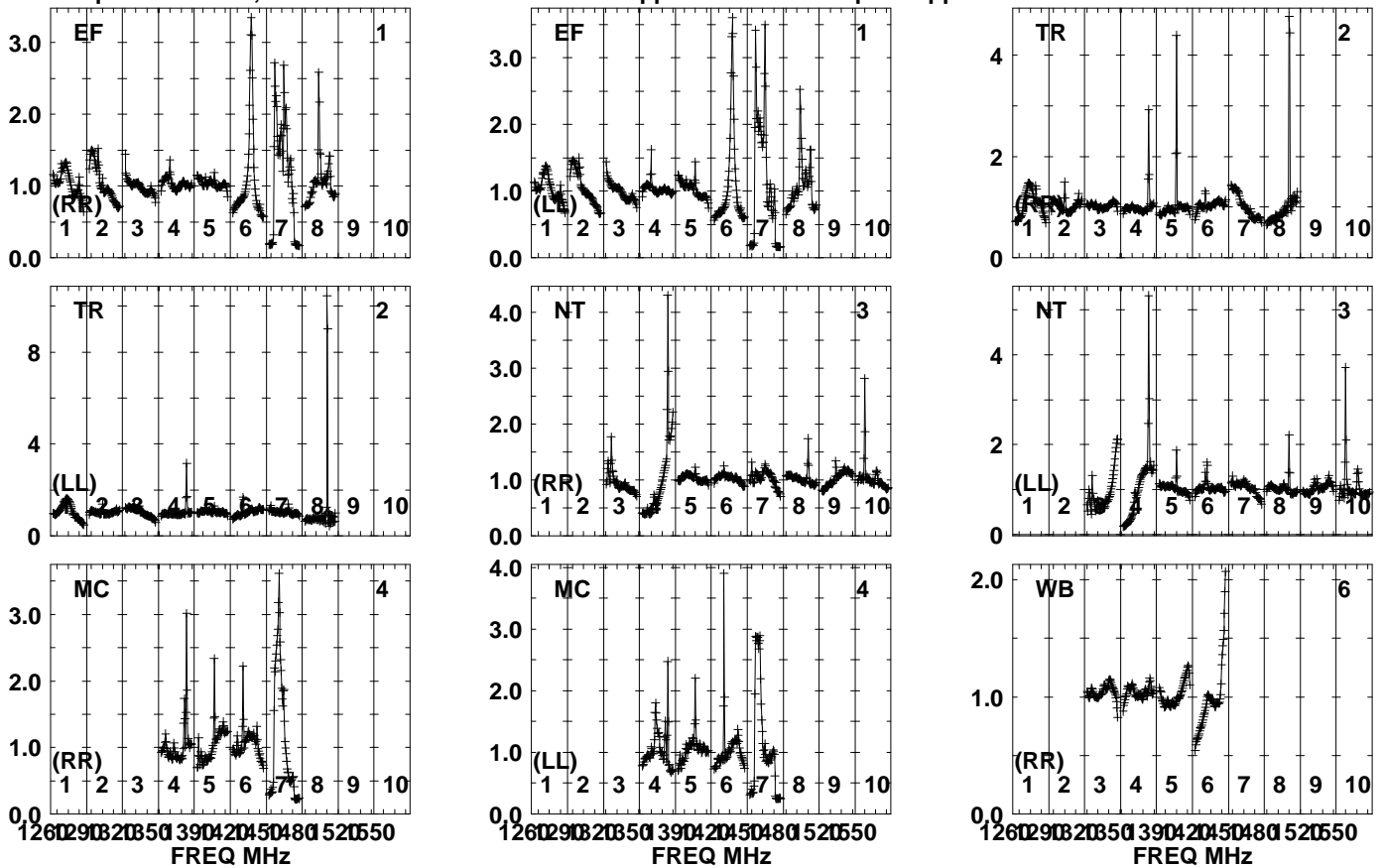


Lower frame: Real Jy  
Auto-corr total-power spectrum Antenna: \*  
Timerange: 01/00:31:15 to 01/00:32:13

Plot file version 85 created 17-MAR-2023 15:22:57

R4 D EK053B.UVDATA.1

Freq = 1.2545 GHz, Bw = 32.000 MH No calibration applied and no bandpass applied



Lower frame: Real Jy

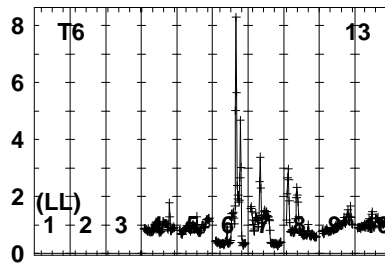
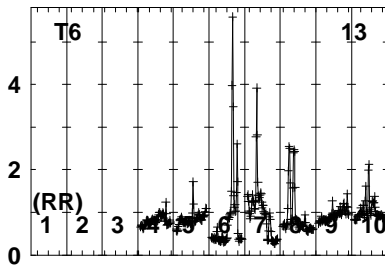
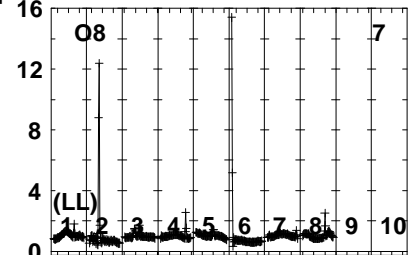
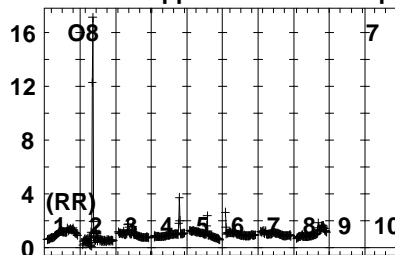
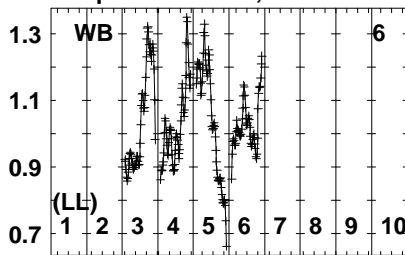
Auto-corr total-power spectrum Antenna: \*

Timerange: 01/00:32:15 to 01/00:38:13

Plot file version 86 created 17-MAR-2023 15:22:57

R4 D EK053B.UVDATA.1

Freq = 1.2545 GHz, Bw = 32.000 MH No calibration applied and no bandpass applied

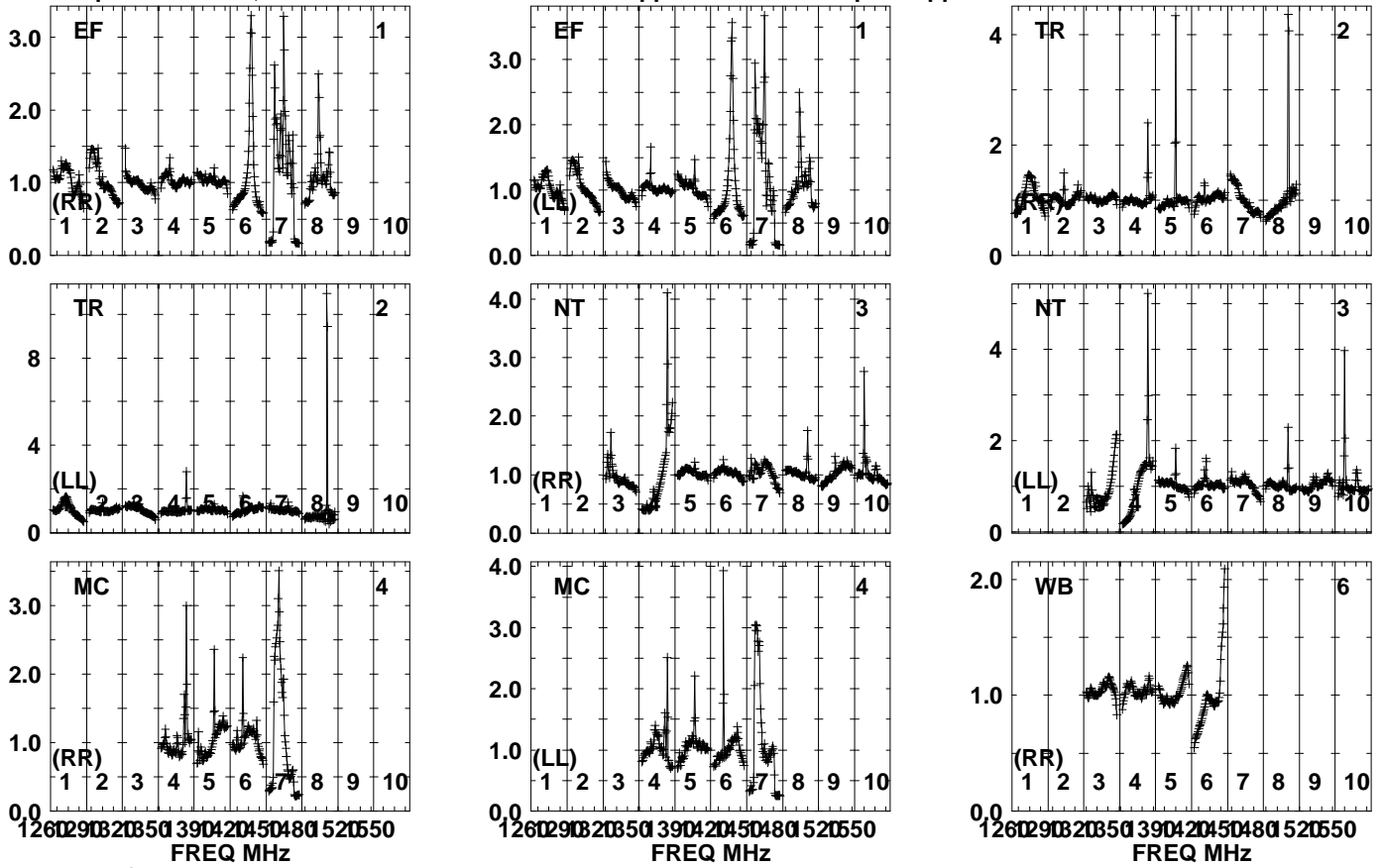


Lower frame: Real Jy  
Auto-corr total-power spectrum Antenna: \*  
Timerange: 01/00:32:15 to 01/00:38:13

Plot file version 87 created 17-MAR-2023 15:22:57

J1031+7441 EK053B.UVDATA.1

Freq = 1.2545 GHz, Bw = 32.000 MH No calibration applied and no bandpass applied

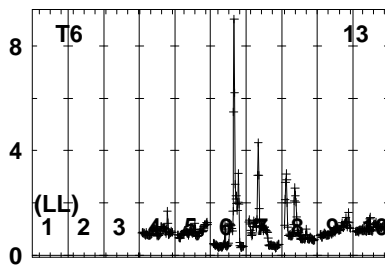
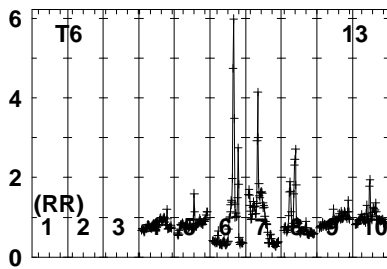
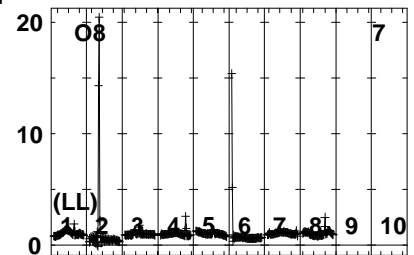
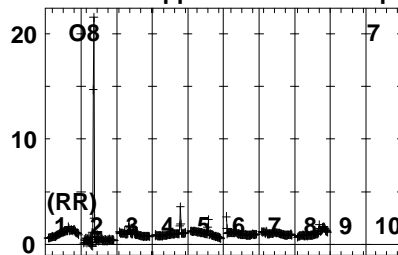
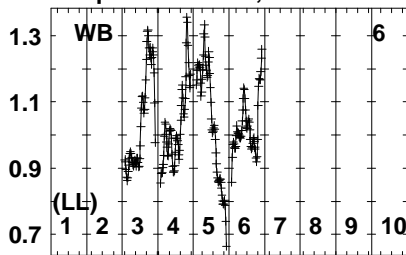


Lower frame: Real Jy  
Auto-corr total-power spectrum Antenna: \*  
Timerange: 01/00:38:15 to 01/00:39:43

Plot file version 88 created 17-MAR-2023 15:22:57

J1031+7441 EK053B.UVDATA.1

Freq = 1.2545 GHz, Bw = 32.000 MH No calibration applied and no bandpass applied



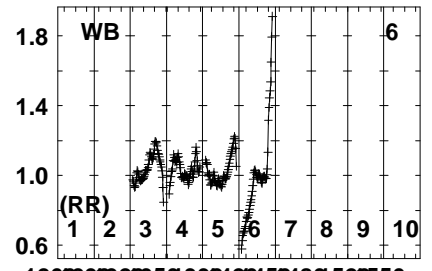
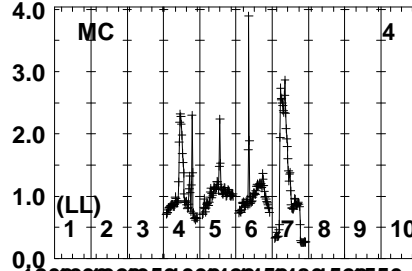
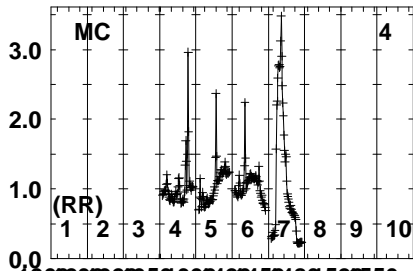
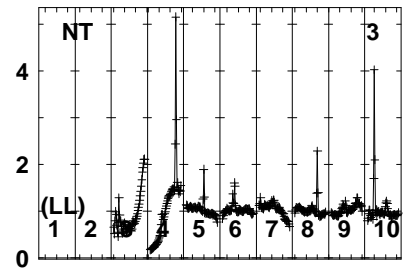
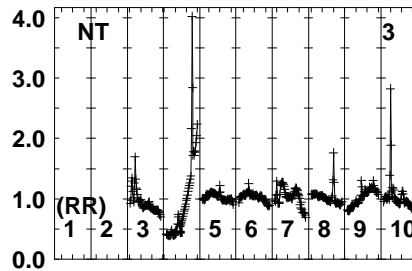
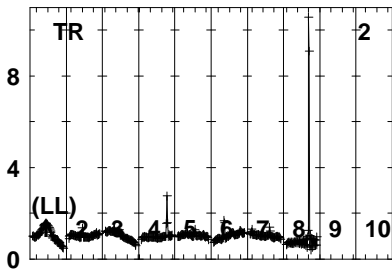
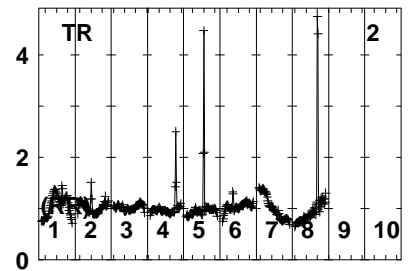
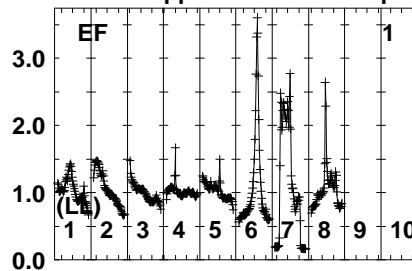
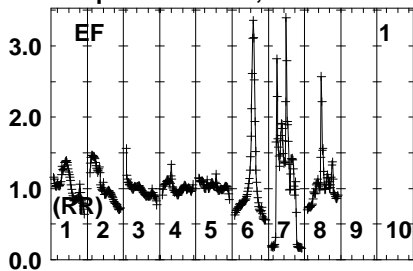
Lower frame: Real Jy  
Auto-corr total-power spectrum Antenna: \*  
Timerange: 01/00:38:15 to 01/00:39:43



Plot file version 89 created 17-MAR-2023 15:22:58

R4 D EK053B.UVDATA.1

Freq = 1.2545 GHz, Bw = 32.000 MH No calibration applied and no bandpass applied



1260290320350390420450480520550  
FREQ MHz

1260290320350390420450480520550  
FREQ MHz

1260290320350390420450480520550  
FREQ MHz

Lower frame: Real Jy

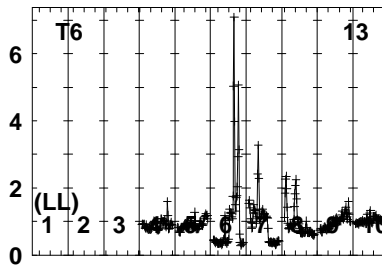
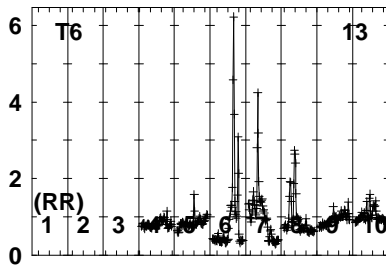
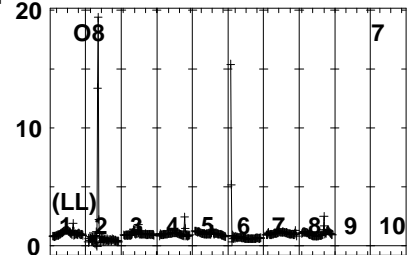

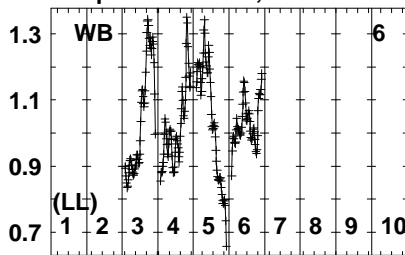
Auto-corr total-power spectrum Antenna: \*

Timerange: 01/00:39:46 to 01/00:45:44

Plot file version 90 created 17-MAR-2023 15:22:58

R4 D EK053B.UVDATA.1

Freq = 1.2545 GHz, Bw = 32.000 MH No calibration applied and no bandpass applied

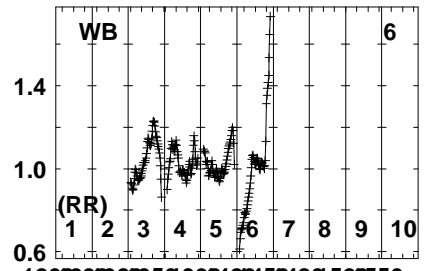
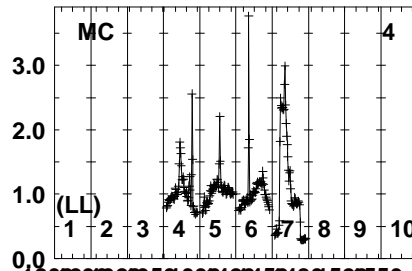
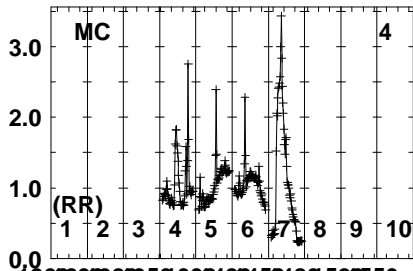
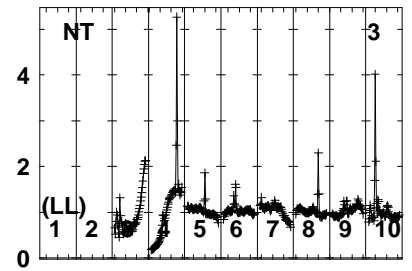
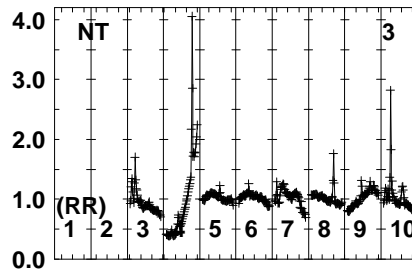
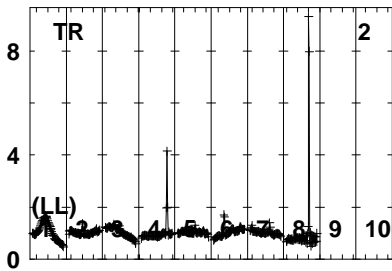
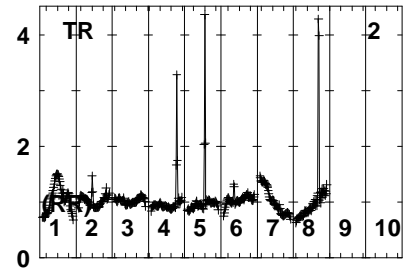
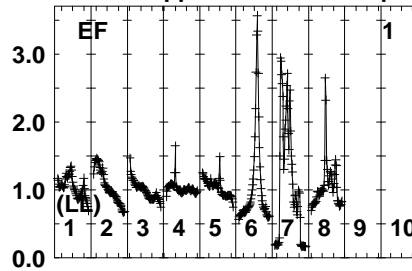
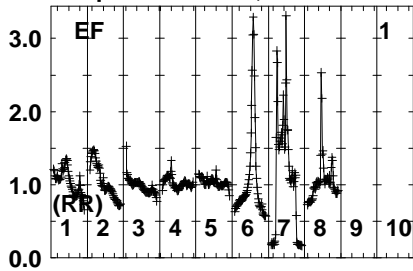


Lower frame: Real Jy  
Auto-corr total-power spectrum Antenna: \*  
Timerange: 01/00:39:46 to 01/00:45:44

Plot file version 91 created 17-MAR-2023 15:22:58

J1031+7441 EK053B.UVDATA.1

Freq = 1.2545 GHz, Bw = 32.000 MH No calibration applied and no bandpass applied



1260290320350390420450480520550  
FREQ MHz

1260290320350390420450480520550  
FREQ MHz

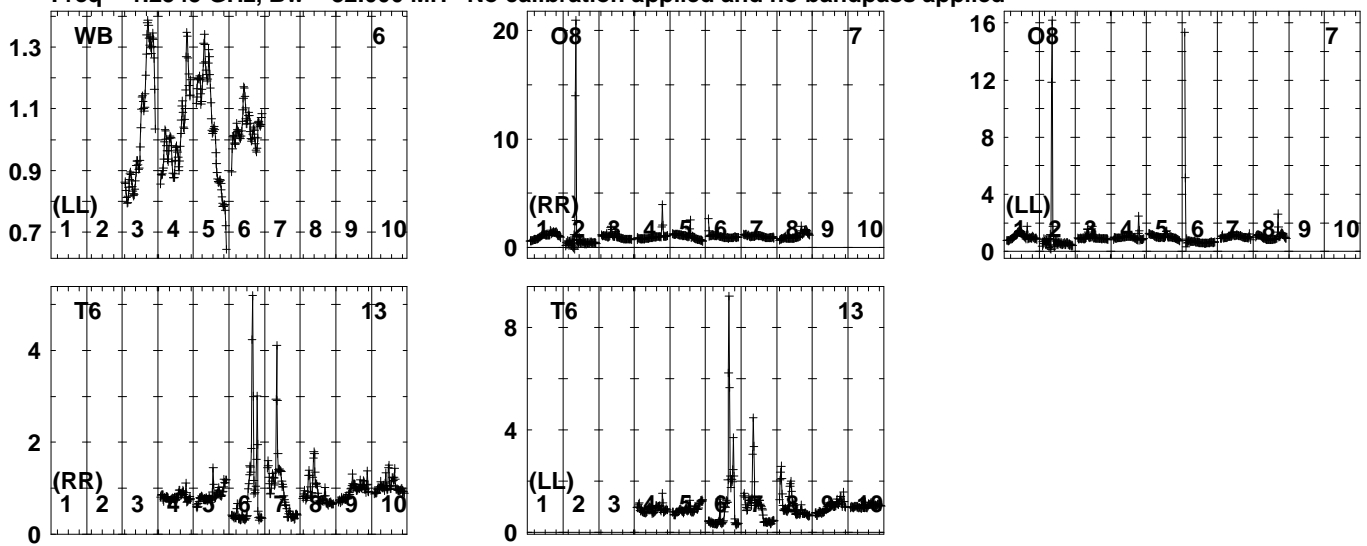
1260290320350390420450480520550  
FREQ MHz

Lower frame: Real Jy  
Auto-corr total-power spectrum Antenna: \*  
Timerange: 01/00:46:25 to 01/00:47:23

Plot file version 92 created 17-MAR-2023 15:22:58

J1031+7441 EK053B.UVDATA.1

Freq = 1.2545 GHz, Bw = 32.000 MH No calibration applied and no bandpass applied

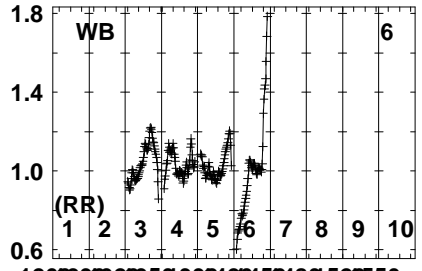
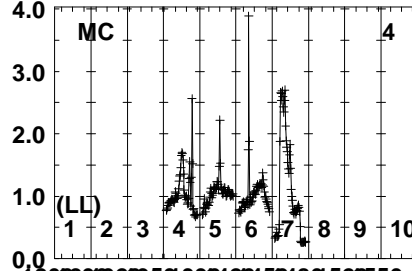
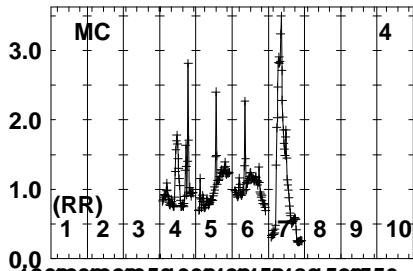
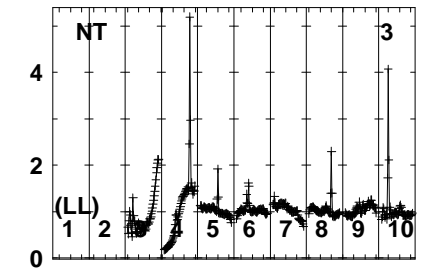
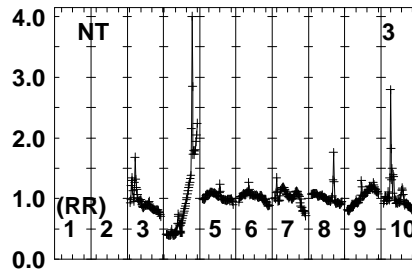
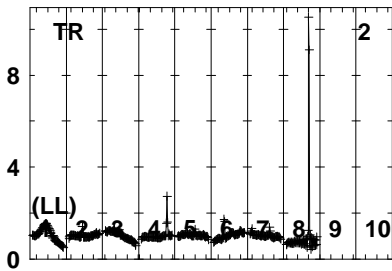
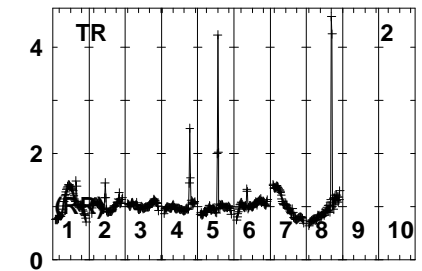
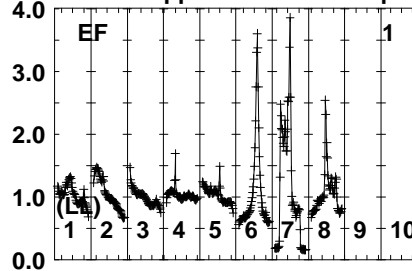
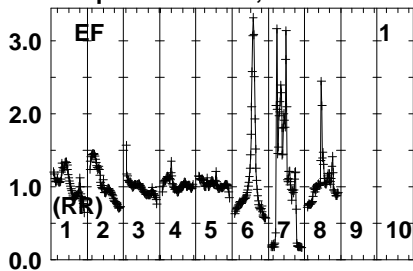


Lower frame: Real Jy  
Auto-corr total-power spectrum Antenna: \*  
Timerange: 01/00:46:25 to 01/00:47:23

Plot file version 93 created 17-MAR-2023 15:22:58

R4 D EK053B.UVDATA.1

Freq = 1.2545 GHz, Bw = 32.000 MH No calibration applied and no bandpass applied



1260290320350390420450480520550  
FREQ MHz

1260290320350390420450480520550  
FREQ MHz

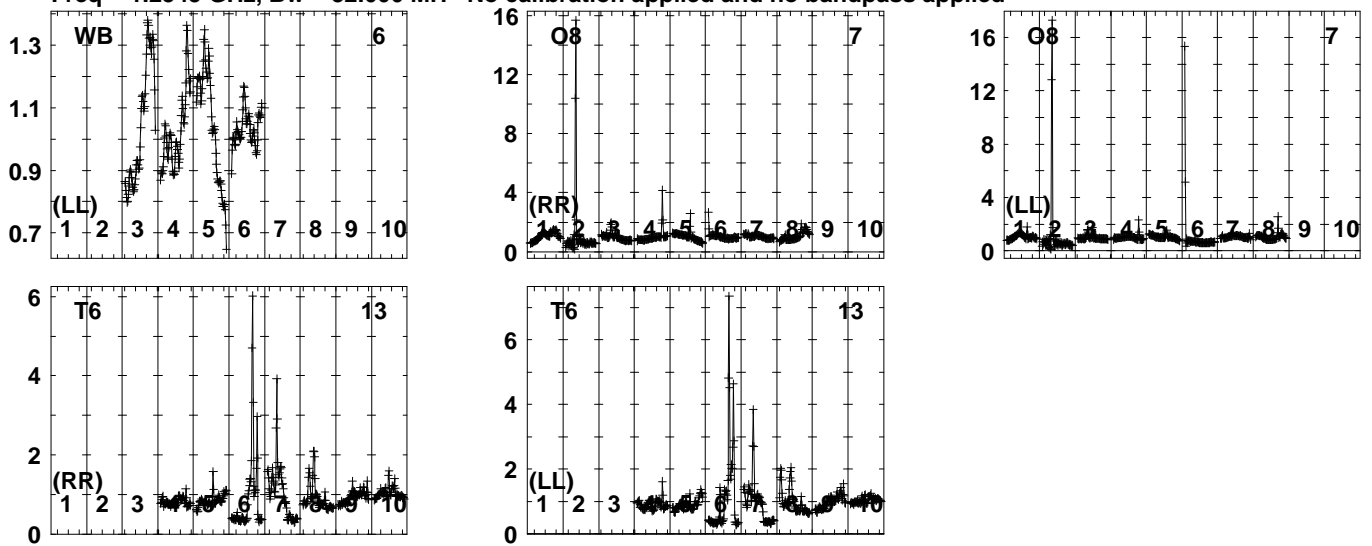
1260290320350390420450480520550  
FREQ MHz

Lower frame: Real Jy  
Auto-corr total-power spectrum Antenna: \*  
Timerange: 01/00:47:25 to 01/00:53:23

Plot file version 94 created 17-MAR-2023 15:22:58

R4 D EK053B.UVDATA.1

Freq = 1.2545 GHz, Bw = 32.000 MH No calibration applied and no bandpass applied

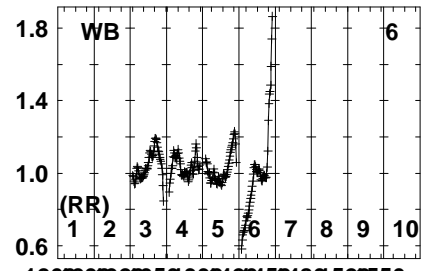
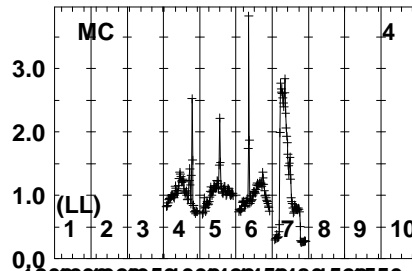
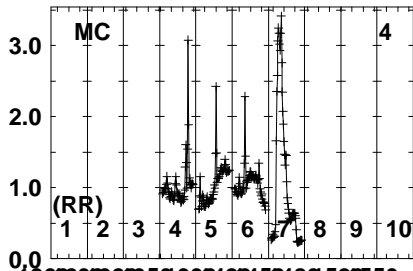
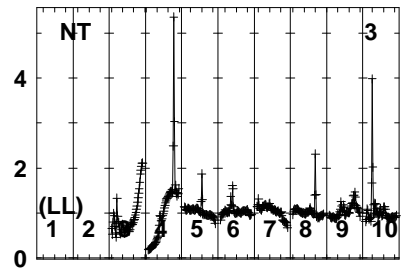
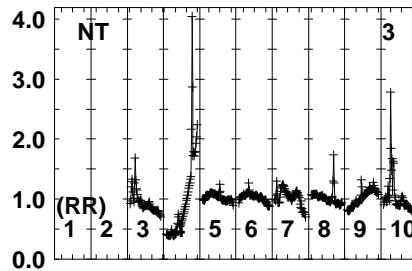
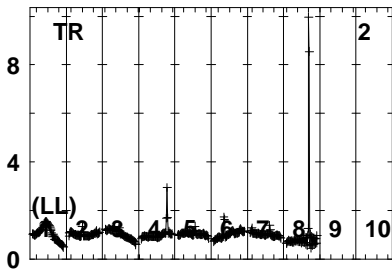
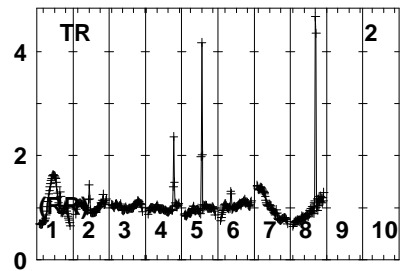
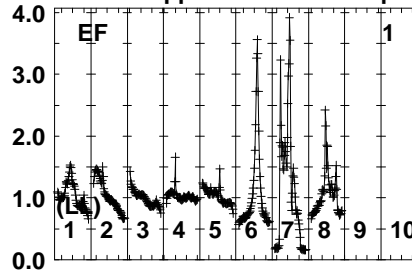
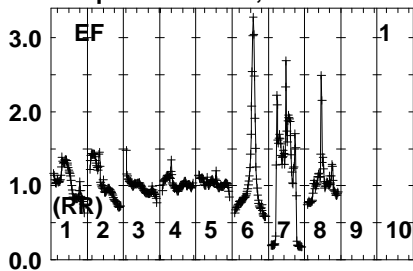


Lower frame: Real Jy  
Auto-corr total-power spectrum Antenna: \*  
Timerange: 01/00:47:25 to 01/00:53:23

Plot file version 95 created 17-MAR-2023 15:22:59

J1031+7441 EK053B.UVDATA.1

Freq = 1.2545 GHz, Bw = 32.000 MH No calibration applied and no bandpass applied



1260290320350390420450480520550  
FREQ MHz

1260290320350390420450480520550  
FREQ MHz

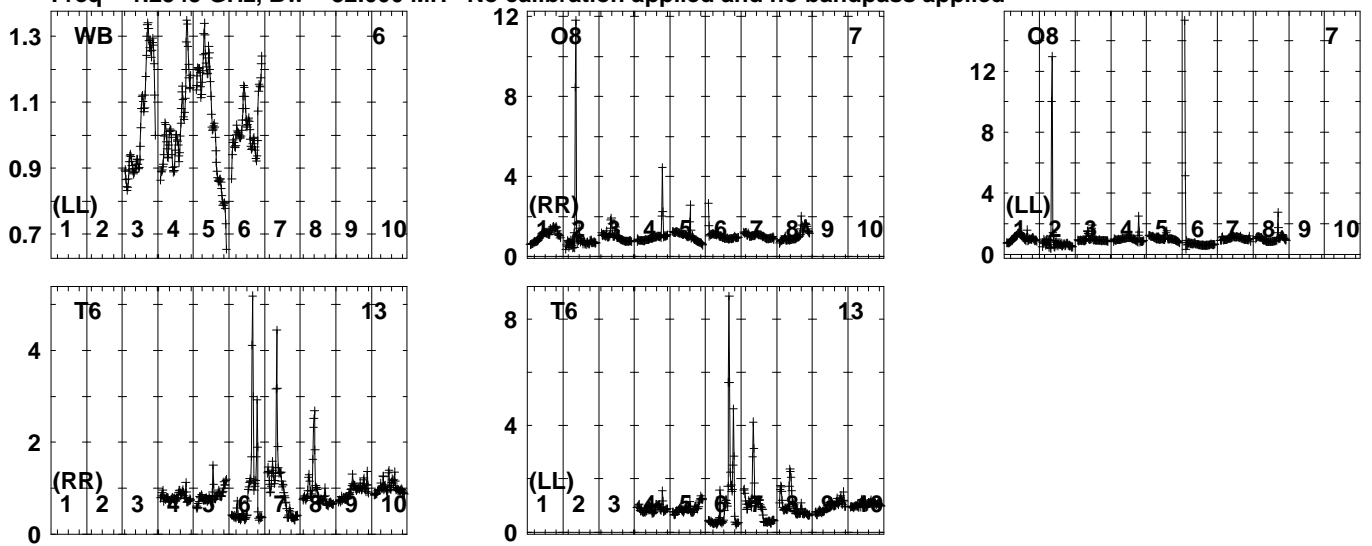
1260290320350390420450480520550  
FREQ MHz

Lower frame: Real Jy  
Auto-corr total-power spectrum Antenna: \*  
Timerange: 01/00:53:25 to 01/00:54:53

Plot file version 96 created 17-MAR-2023 15:22:59

J1031+7441 EK053B.UVDATA.1

Freq = 1.2545 GHz, Bw = 32.000 MH No calibration applied and no bandpass applied



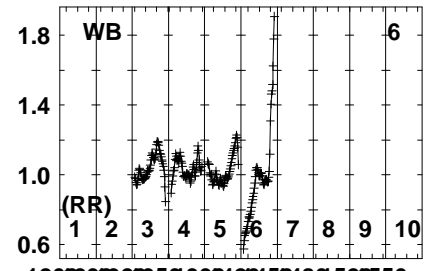
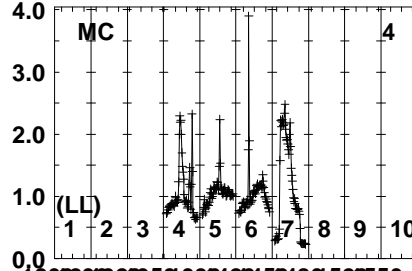
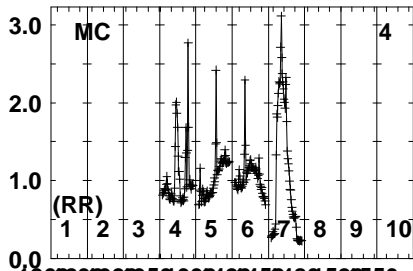
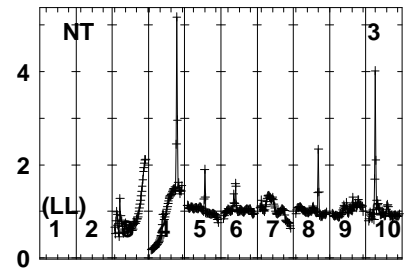
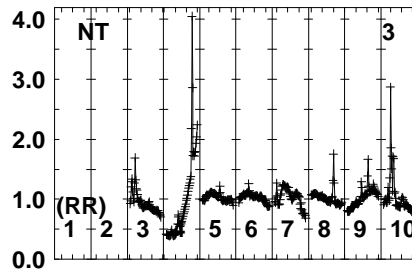
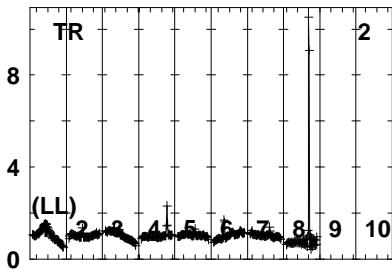
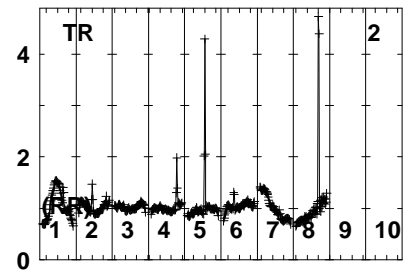
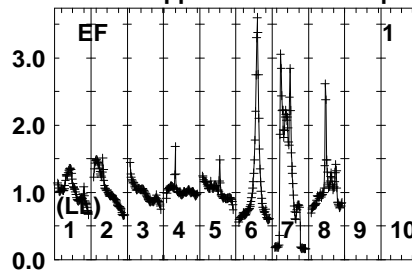
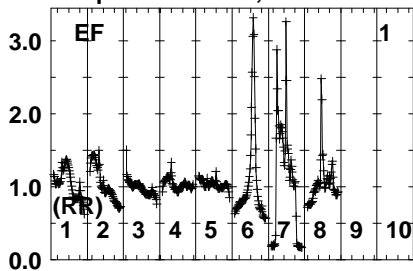
Lower frame: Real Jy  
Auto-corr total-power spectrum Antenna: \*  
Timerange: 01/00:53:25 to 01/00:54:53



Plot file version 97 created 17-MAR-2023 15:22:59

R4 D EK053B.UVDATA.1

Freq = 1.2545 GHz, Bw = 32.000 MH No calibration applied and no bandpass applied



1260290320350390420450480520550  
FREQ MHz

1260290320350390420450480520550  
FREQ MHz

1260290320350390420450480520550  
FREQ MHz

Lower frame: Real Jy

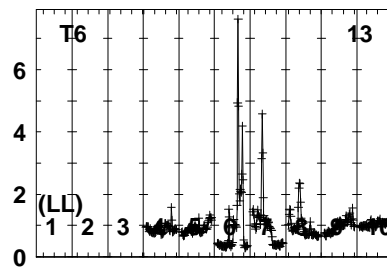
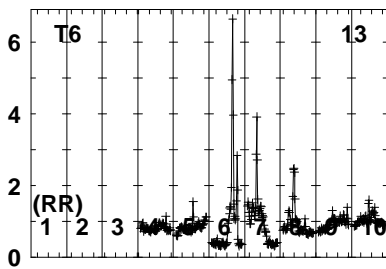
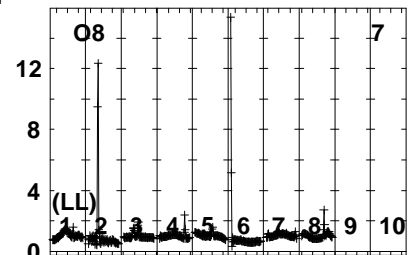
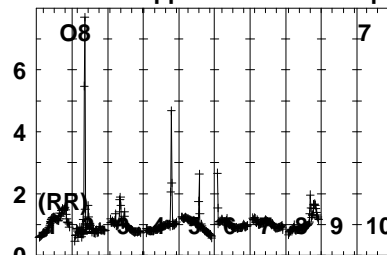
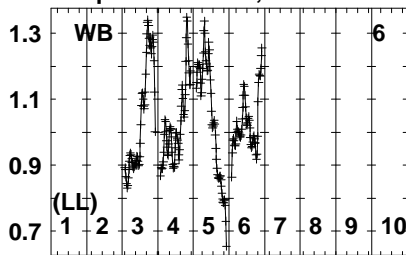
Auto-corr total-power spectrum Antenna: \*

Timerange: 01/00:54:55 to 01/01:00:53

Plot file version 98 created 17-MAR-2023 15:22:59

R4 D EK053B.UVDATA.1

Freq = 1.2545 GHz, Bw = 32.000 MH No calibration applied and no bandpass applied

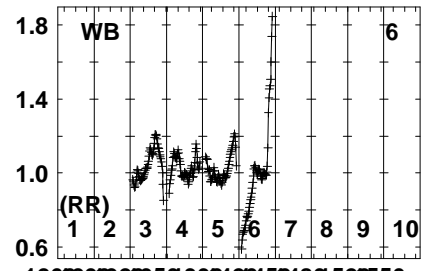
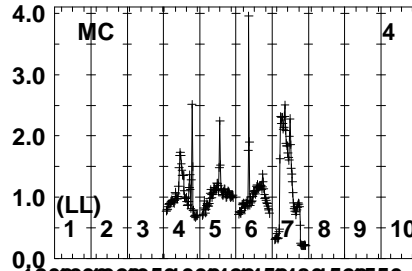
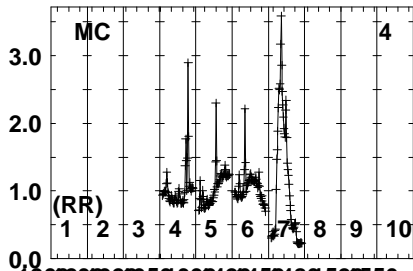
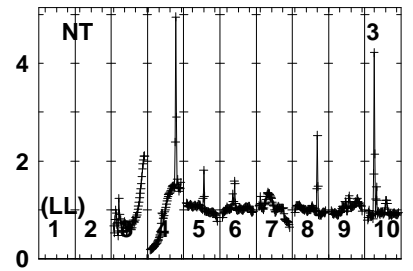
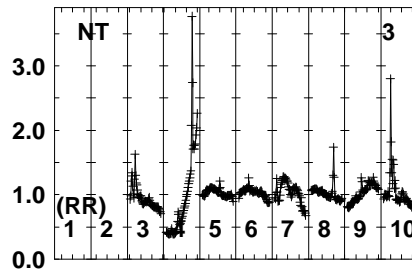
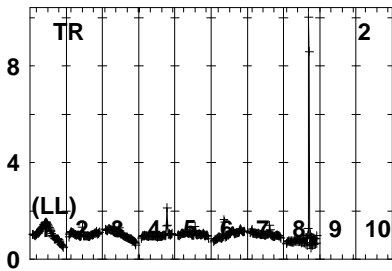
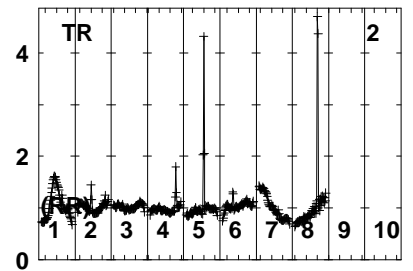
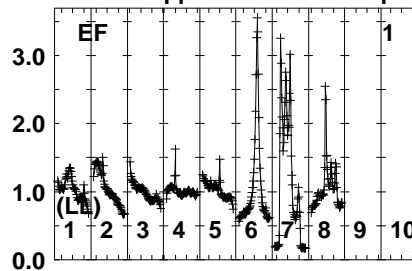
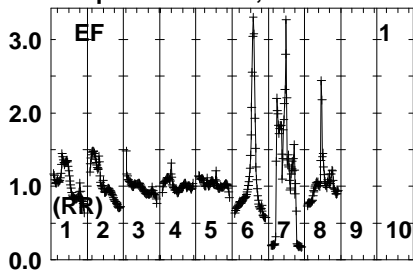


Lower frame: Real Jy  
Auto-corr total-power spectrum Antenna: \*  
Timerange: 01/00:54:55 to 01/01:00:53

Plot file version 99 created 17-MAR-2023 15:22:59

J1031+7441 EK053B.UVDATA.1

Freq = 1.2545 GHz, Bw = 32.000 MH No calibration applied and no bandpass applied



1260290320350390420450480520550  
FREQ MHz

1260290320350390420450480520550  
FREQ MHz

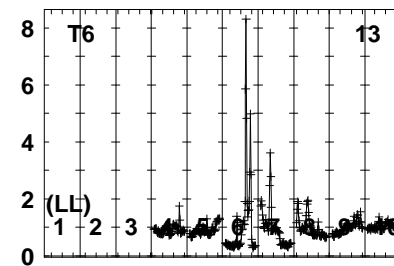
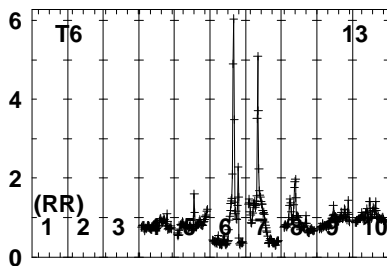

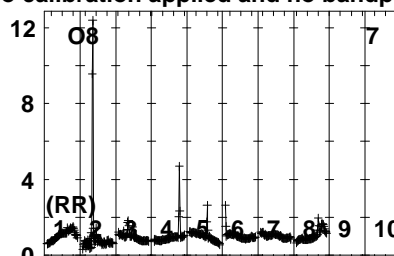
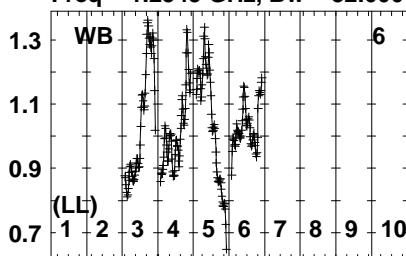
1260290320350390420450480520550  
FREQ MHz

Lower frame: Real Jy  
Auto-corr total-power spectrum Antenna: \*  
Timerange: 01/01:01:34 to 01/01:02:32

Plot file version 100 created 17-MAR-2023 15:22:59

J1031+7441 EK053B.UVDATA.1

Freq = 1.2545 GHz, Bw = 32.000 MH No calibration applied and no bandpass applied

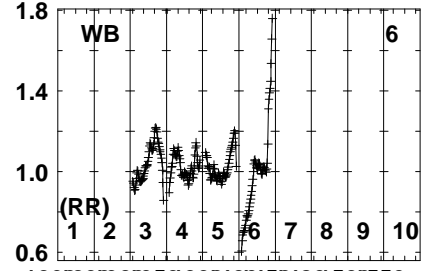
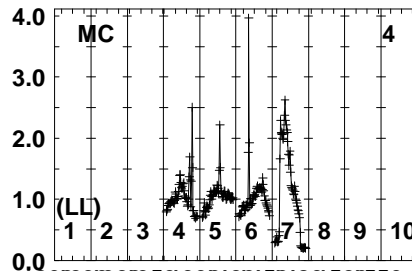
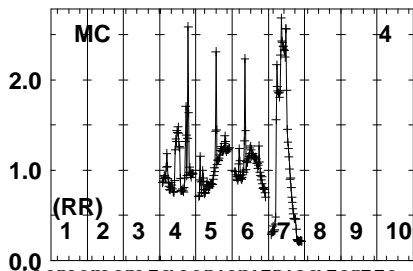
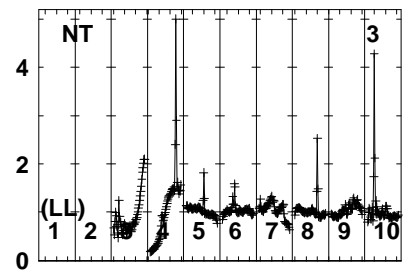
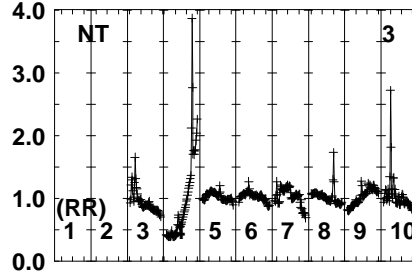
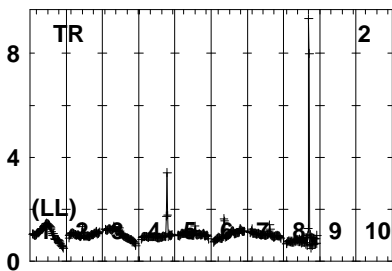
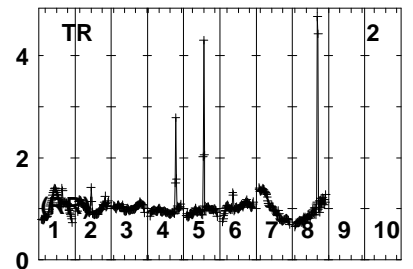
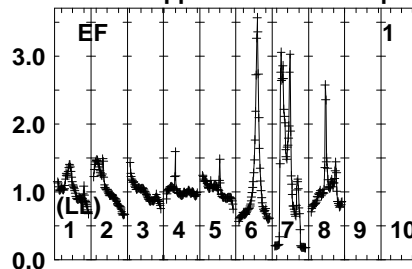
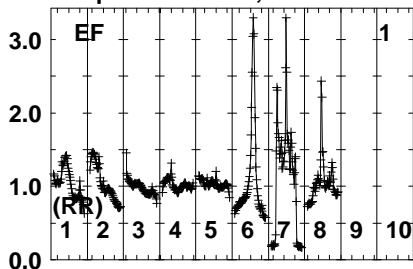


Lower frame: Real Jy  
Auto-corr total-power spectrum Antenna: \*  
Timerange: 01/01:01:34 to 01/01:02:32

Plot file version 101 created 17-MAR-2023 15:22:59

J1027+7428 EK053B.UVDATA.1

Freq = 1.2545 GHz, Bw = 32.000 MH No calibration applied and no bandpass applied



1260290320350390420450480520550  
FREQ MHz

1260290320350390420450480520550  
FREQ MHz

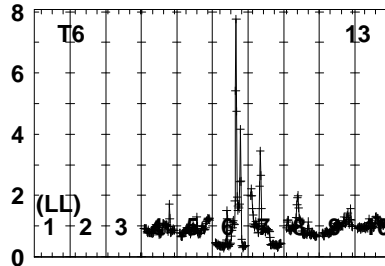
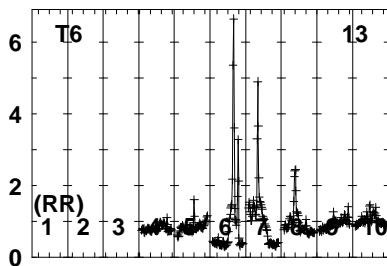
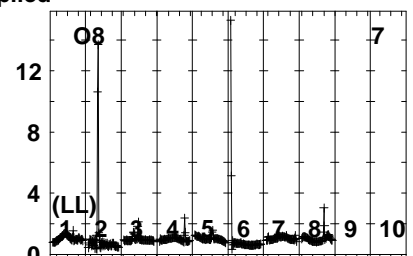
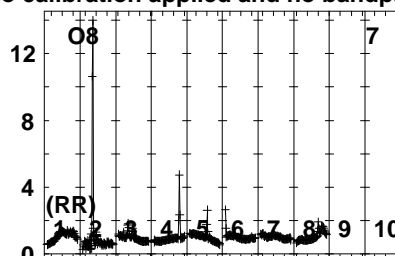
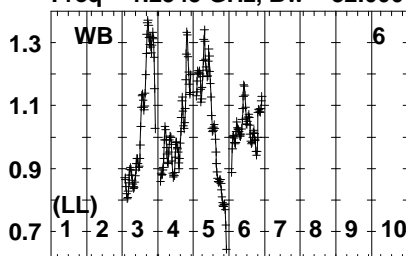
1260290320350390420450480520550  
FREQ MHz

Lower frame: Real Jy  
Auto-corr total-power spectrum Antenna: \*  
Timerange: 01/01:02:34 to 01/01:06:02

Plot file version 102 created 17-MAR-2023 15:23:00

J1027+7428 EK053B.UVDATA.1

Freq = 1.2545 GHz, Bw = 32.000 MH No calibration applied and no bandpass applied

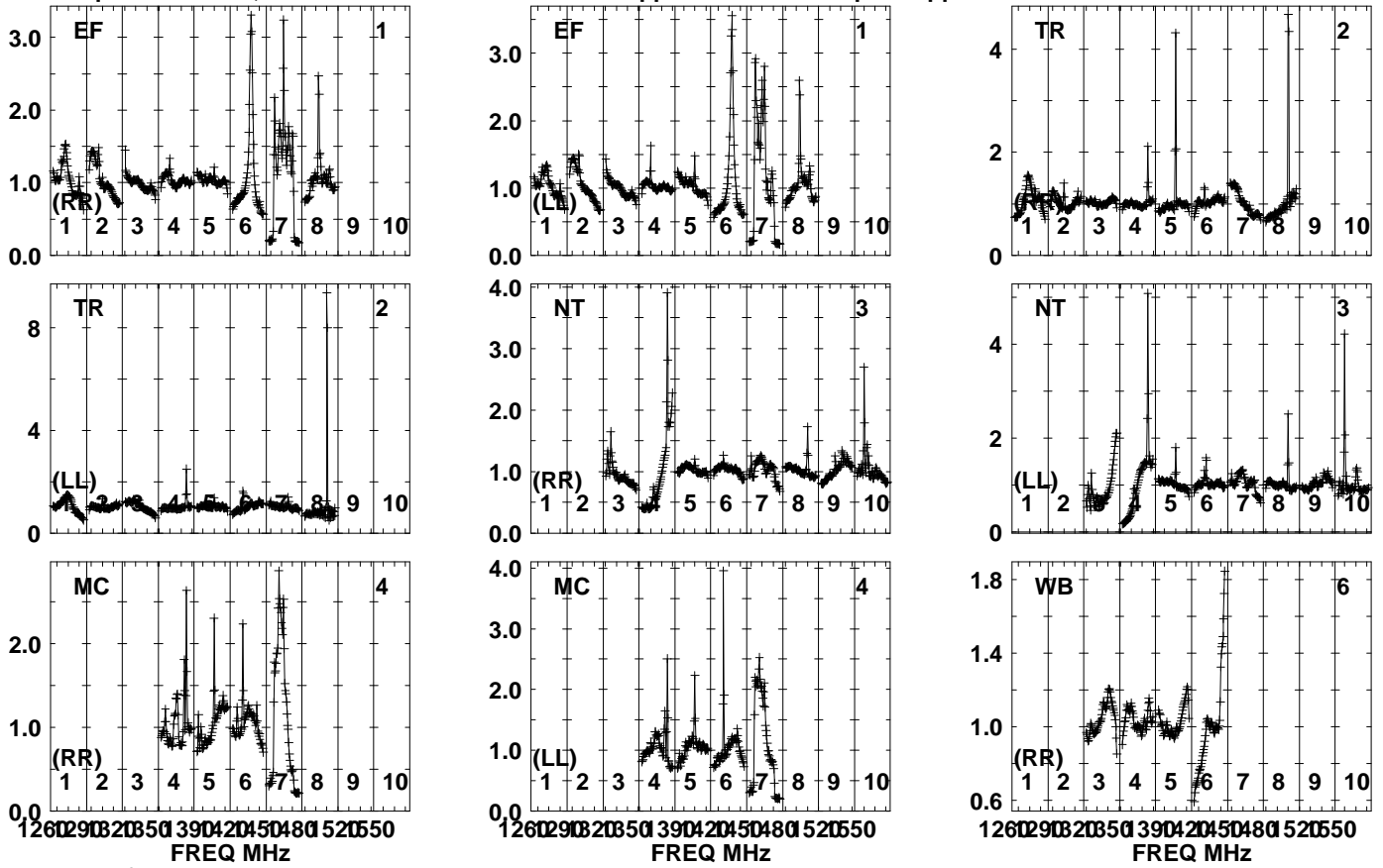


Lower frame: Real Jy  
Auto-corr total-power spectrum Antenna: \*  
Timerange: 01/01:02:34 to 01/01:06:02

Plot file version 103 created 17-MAR-2023 15:23:00

J1031+7441 EK053B.UVDATA.1

Freq = 1.2545 GHz, Bw = 32.000 MH No calibration applied and no bandpass applied

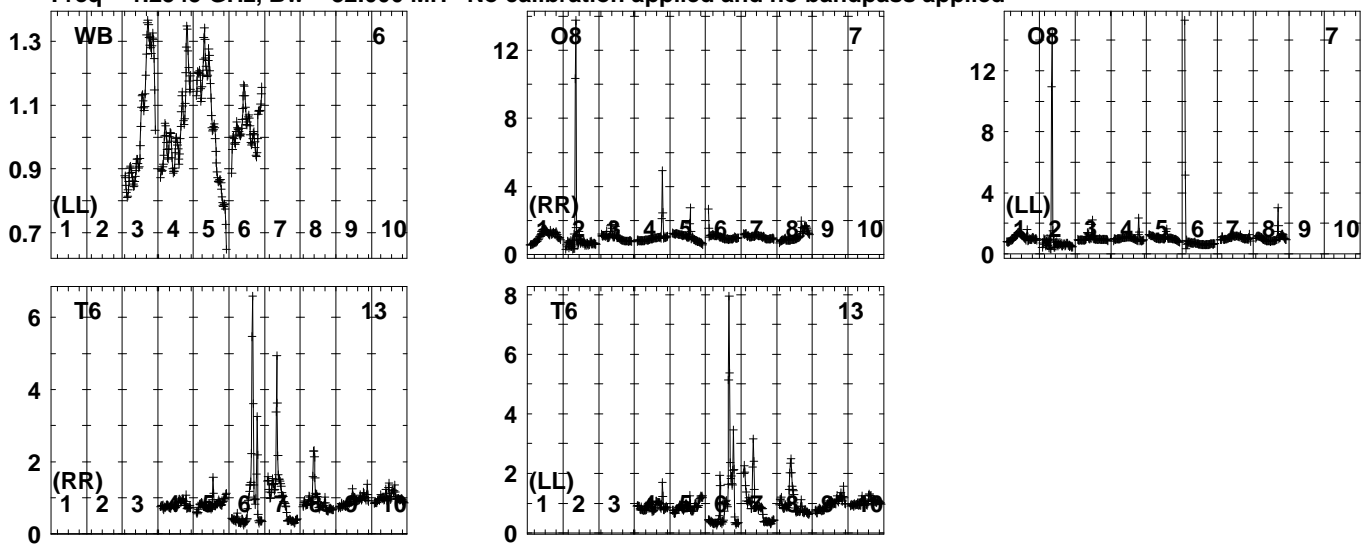


Lower frame: Real Jy  
Auto-corr total-power spectrum Antenna: \*  
Timerange: 01/01:06:04 to 01/01:07:30

Plot file version 104 created 17-MAR-2023 15:23:00

J1031+7441 EK053B.UVDATA.1

Freq = 1.2545 GHz, Bw = 32.000 MH No calibration applied and no bandpass applied



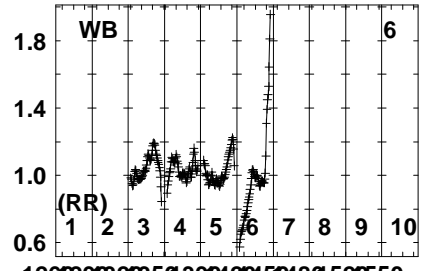
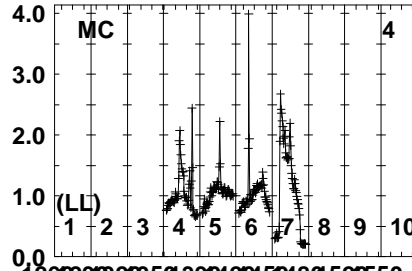
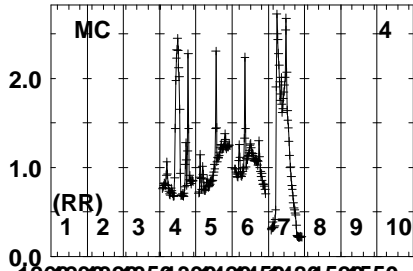
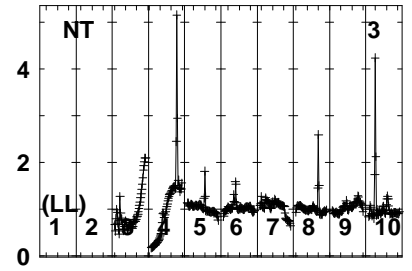
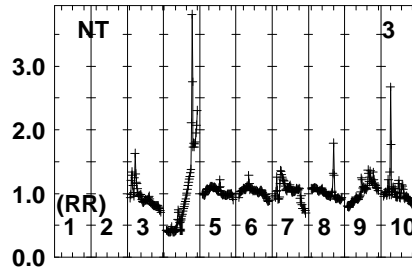
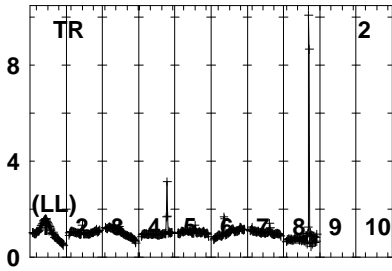
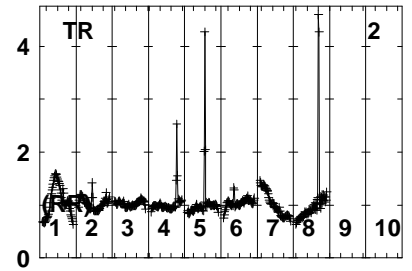
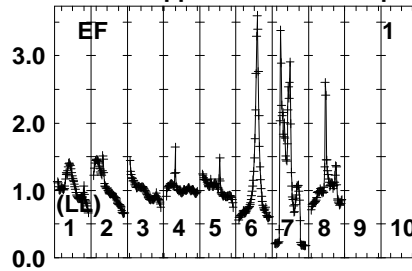
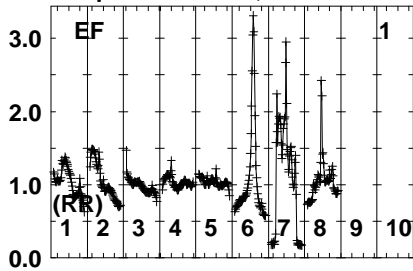
Lower frame: Real Jy  
Auto-corr total-power spectrum Antenna: \*  
Timerange: 01/01:06:04 to 01/01:07:30



Plot file version 105 created 17-MAR-2023 15:23:00

R4 D EK053B.UVDATA.1

Freq = 1.2545 GHz, Bw = 32.000 MH No calibration applied and no bandpass applied



1260290320350390420450480520550  
FREQ MHz

1260290320350390420450480520550  
FREQ MHz

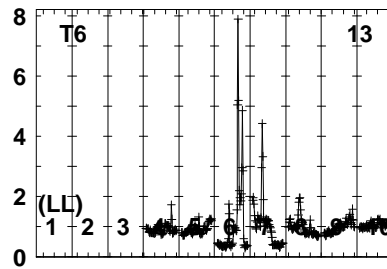
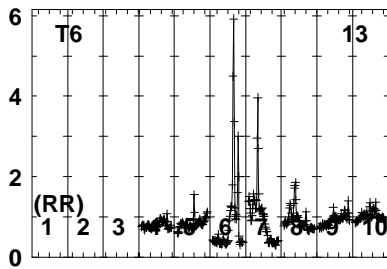
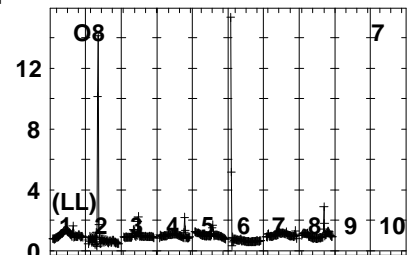
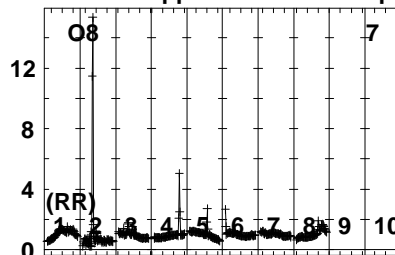
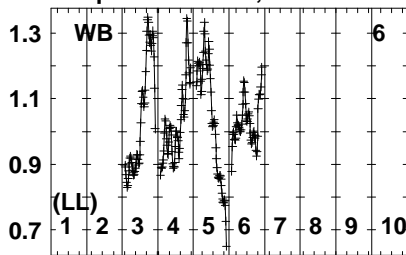
1260290320350390420450480520550  
FREQ MHz

Lower frame: Real Jy  
Auto-corr total-power spectrum Antenna: \*  
Timerange: 01/01:07:33 to 01/01:13:31

Plot file version 106 created 17-MAR-2023 15:23:00

R4 D EK053B.UVDATA.1

Freq = 1.2545 GHz, Bw = 32.000 MH No calibration applied and no bandpass applied

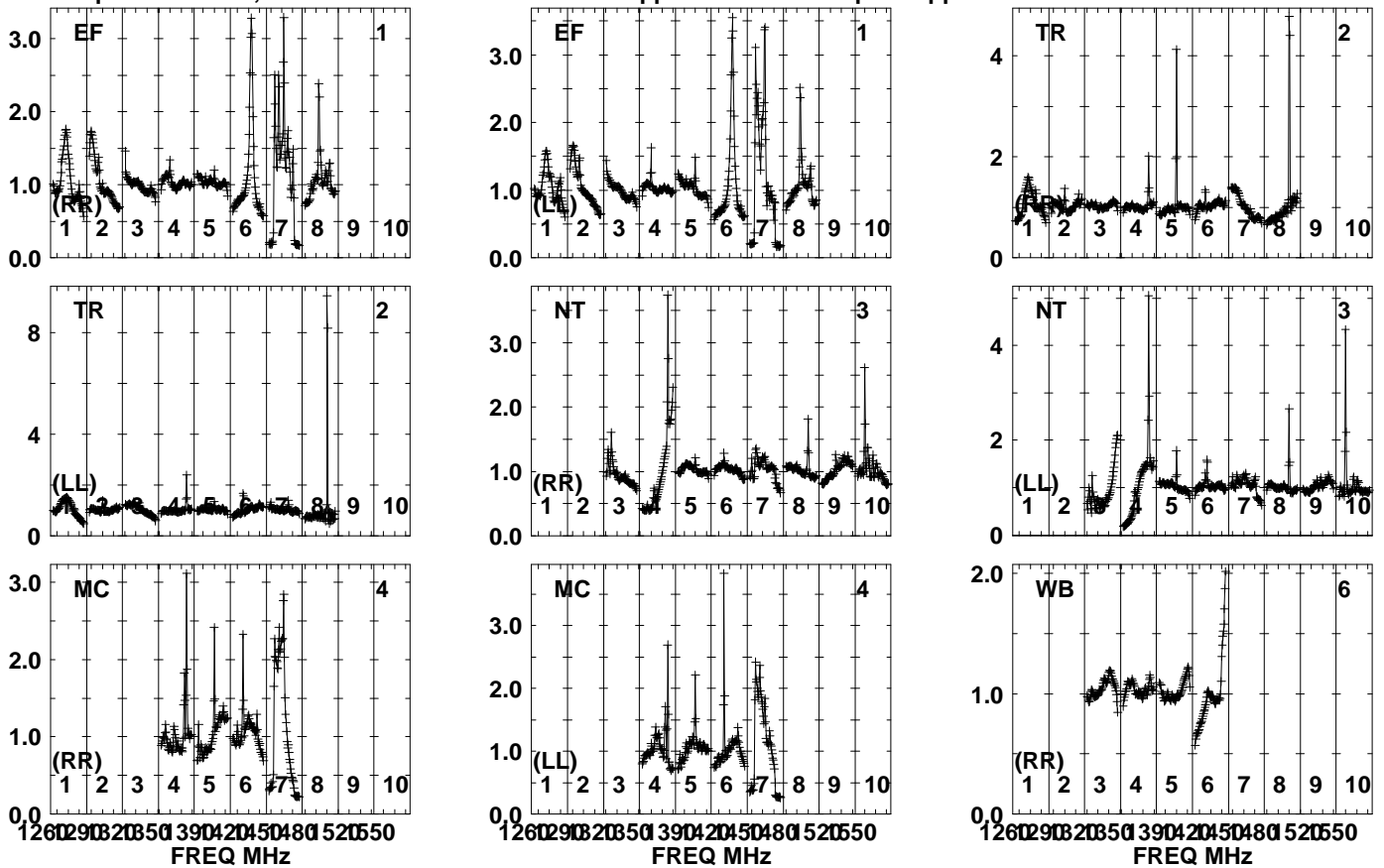


Lower frame: Real Jy  
Auto-corr total-power spectrum Antenna: \*  
Timerange: 01/01:07:33 to 01/01:13:31

Plot file version 107 created 17-MAR-2023 15:23:00

J1031+7441 EK053B.UVDATA.1

Freq = 1.2545 GHz, Bw = 32.000 MH No calibration applied and no bandpass applied



Lower frame: Real Jy

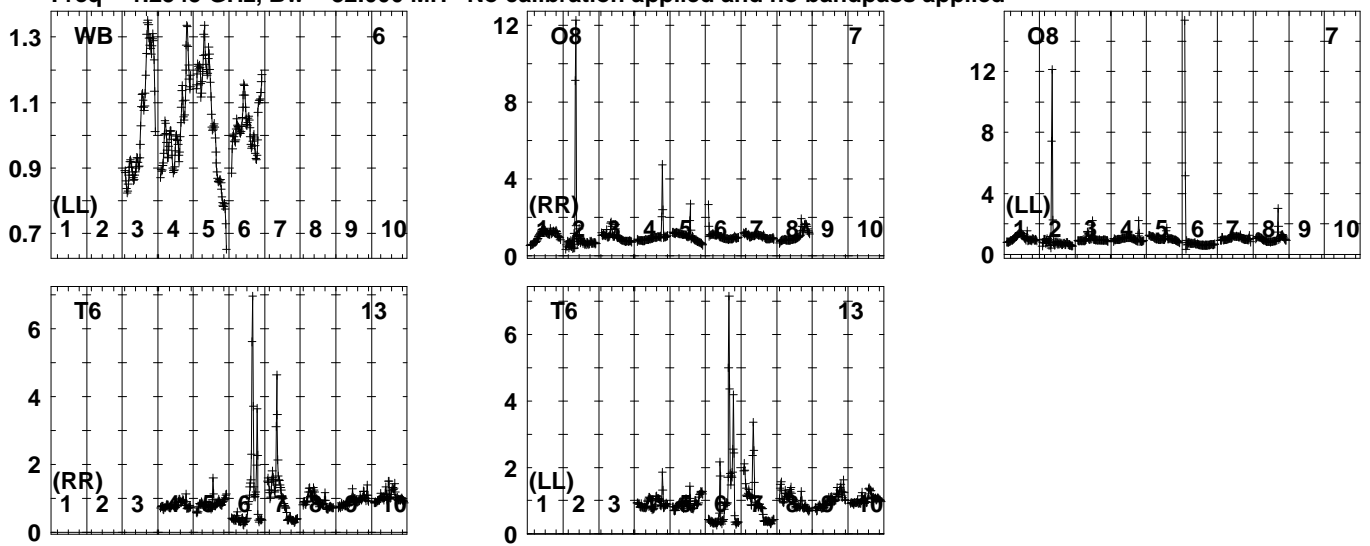
Auto-corr total-power spectrum Antenna: \*

Timerange: 01/01:14:13 to 01/01:15:11

Plot file version 108 created 17-MAR-2023 15:23:00

J1031+7441 EK053B.UVDATA.1

Freq = 1.2545 GHz, Bw = 32.000 MH No calibration applied and no bandpass applied

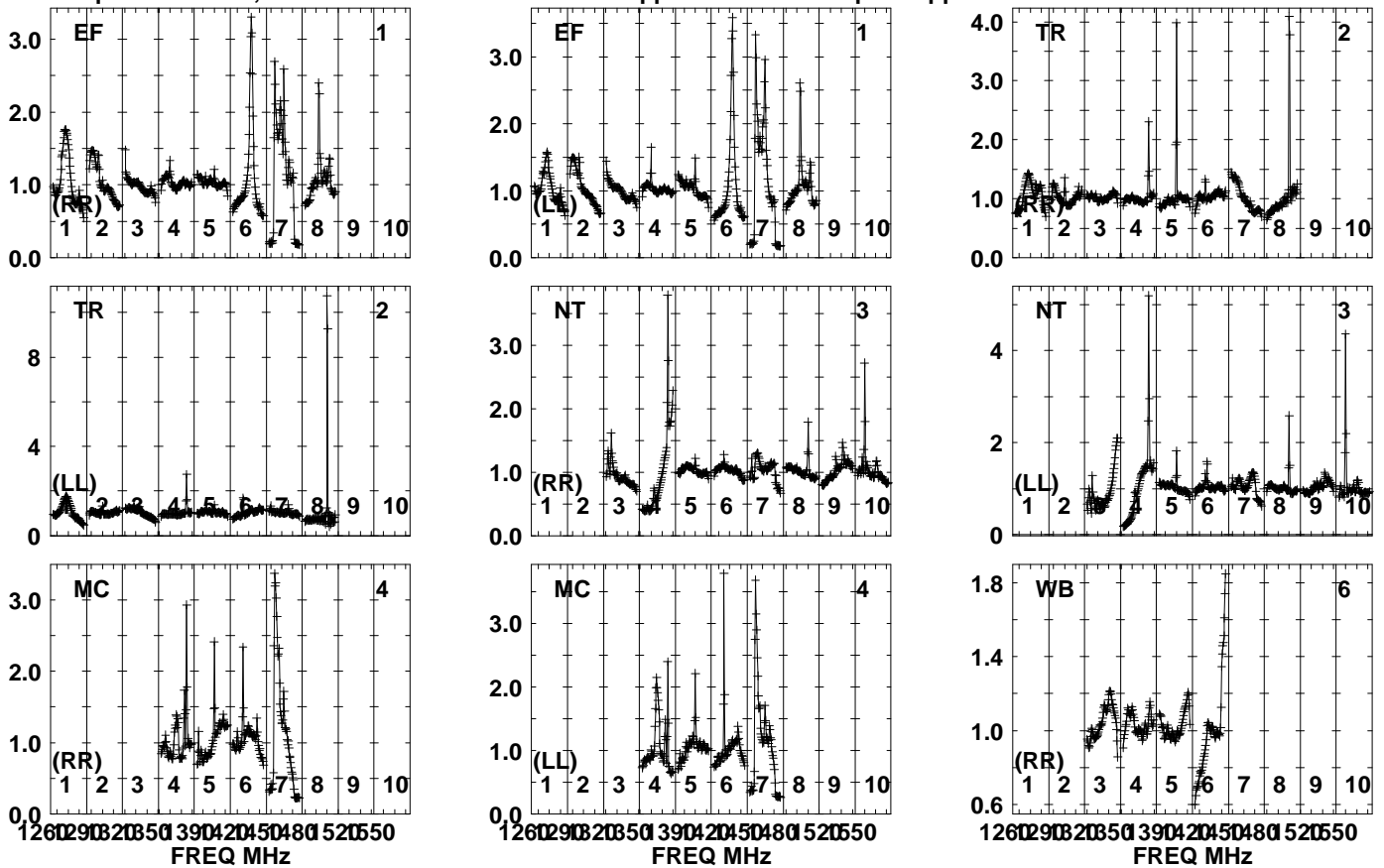


Lower frame: Real Jy  
Auto-corr total-power spectrum Antenna: \*  
Timerange: 01/01:14:13 to 01/01:15:11

Plot file version 109 created 17-MAR-2023 15:23:01

R4 D EK053B.UVDATA.1

Freq = 1.2545 GHz, Bw = 32.000 MH No calibration applied and no bandpass applied



Lower frame: Real Jy

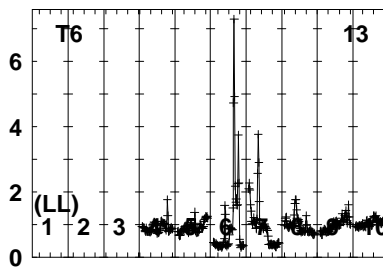
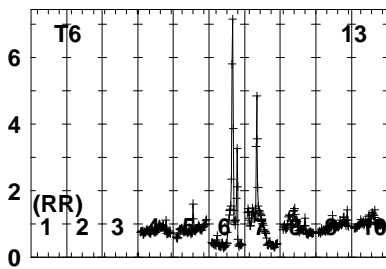
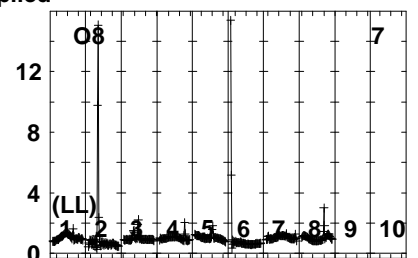
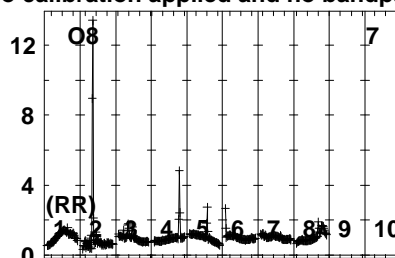
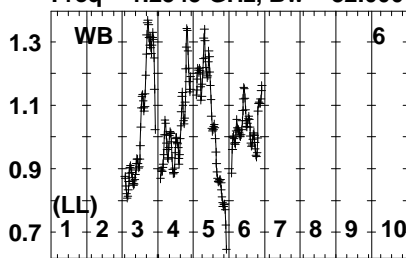
Auto-corr total-power spectrum Antenna: \*

Timerange: 01/01:15:13 to 01/01:21:11

Plot file version 110 created 17-MAR-2023 15:23:01

R4 D EK053B.UVDATA.1

Freq = 1.2545 GHz, Bw = 32.000 MH No calibration applied and no bandpass applied

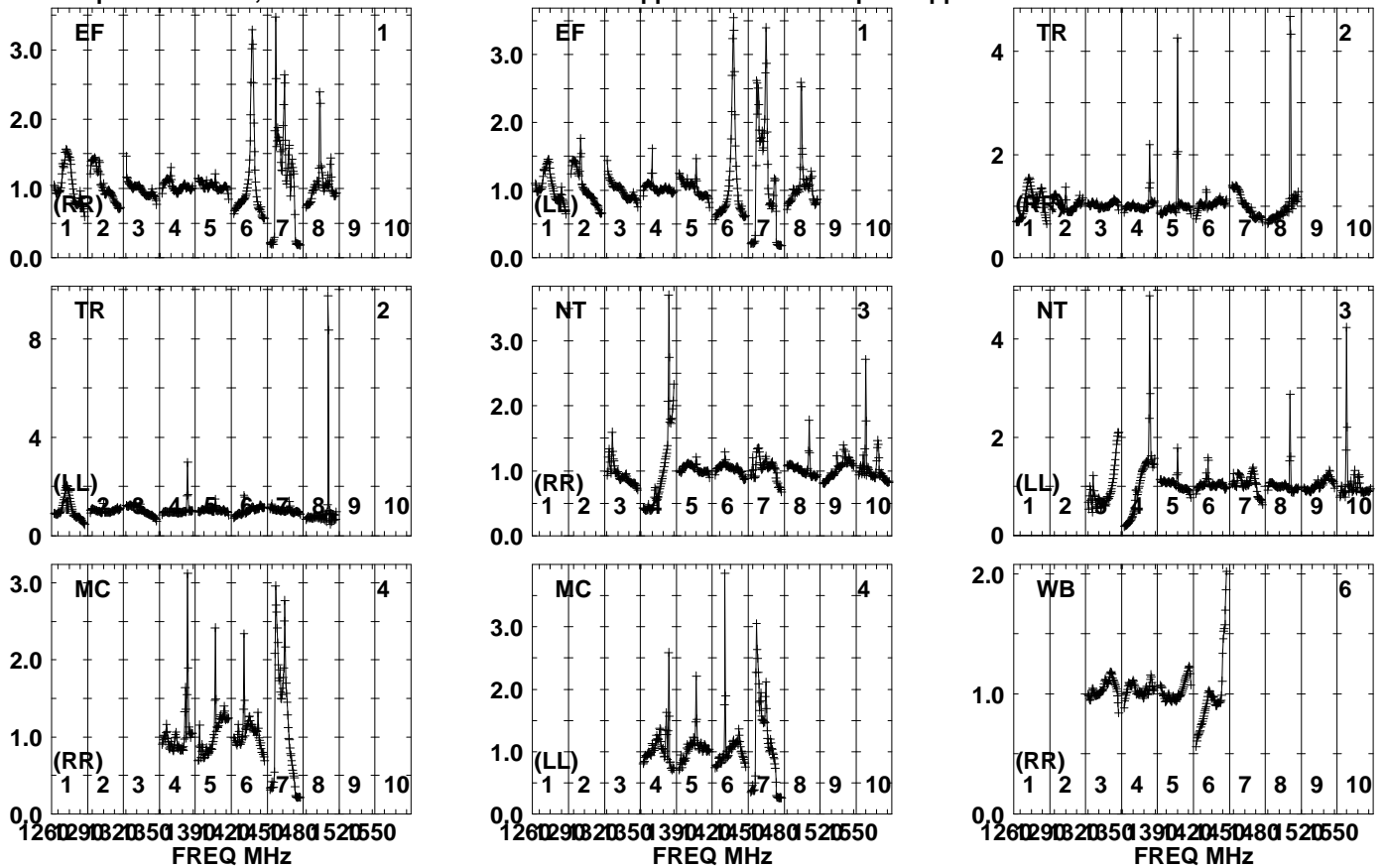


Lower frame: Real Jy  
Auto-corr total-power spectrum Antenna: \*  
Timerange: 01/01:15:13 to 01/01:21:11

Plot file version 111 created 17-MAR-2023 15:23:01

J1031+7441 EK053B.UVDATA.1

Freq = 1.2545 GHz, Bw = 32.000 MH No calibration applied and no bandpass applied



Lower frame: Real Jy

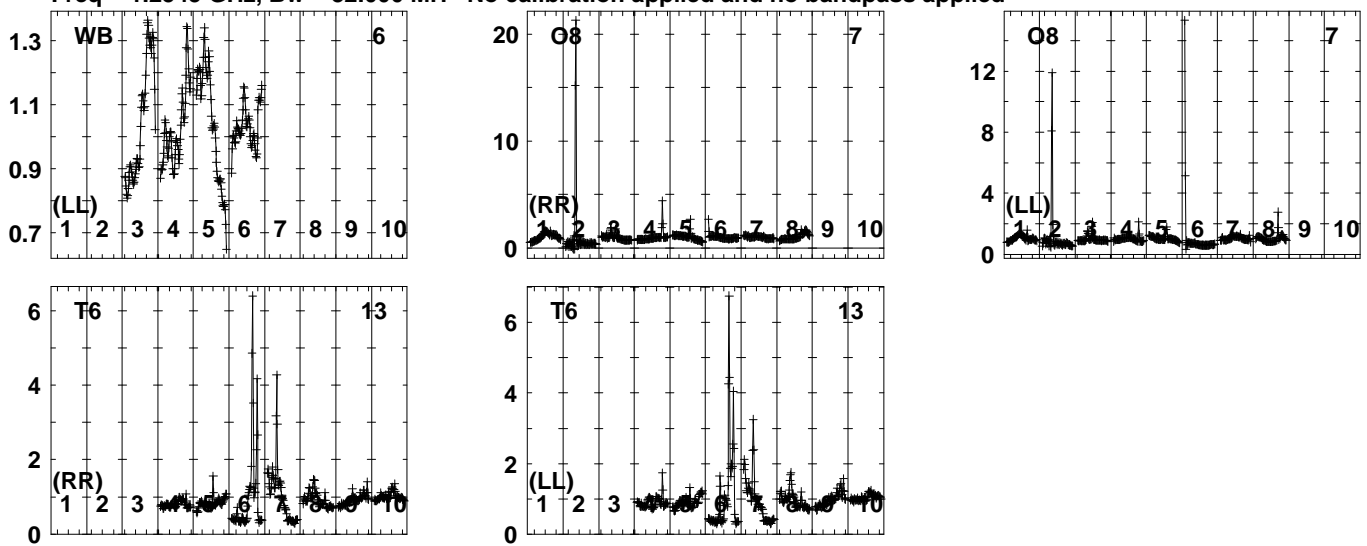
Auto-corr total-power spectrum Antenna: \*

Timerange: 01/01:21:13 to 01/01:22:41

Plot file version 112 created 17-MAR-2023 15:23:01

J1031+7441 EK053B.UVDATA.1

Freq = 1.2545 GHz, Bw = 32.000 MH No calibration applied and no bandpass applied



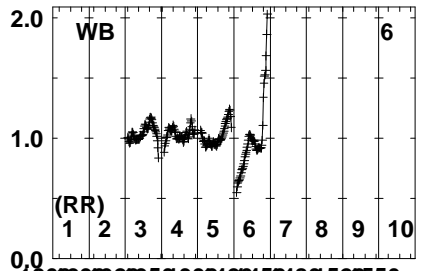
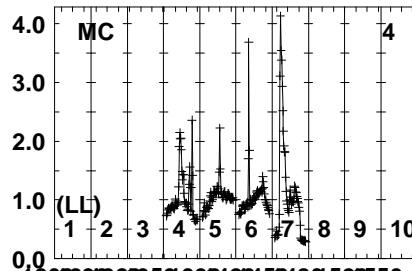
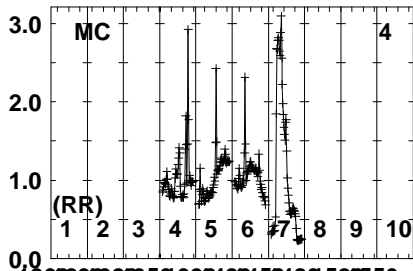
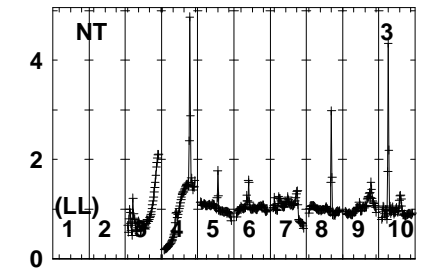
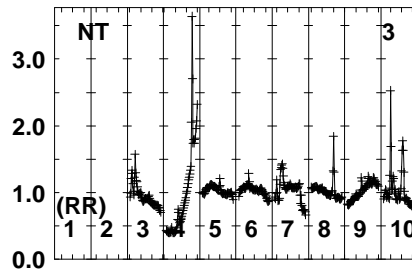
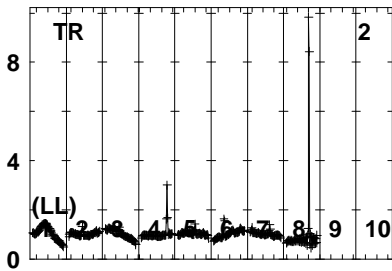
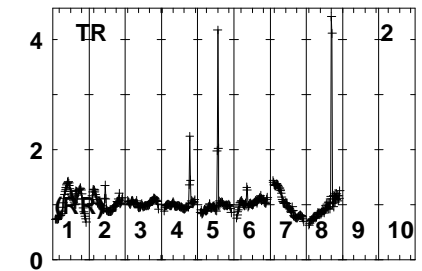
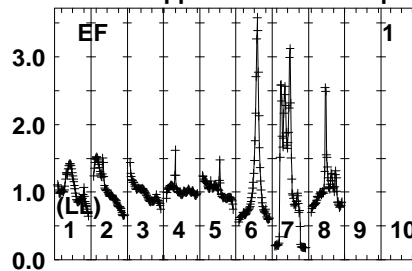
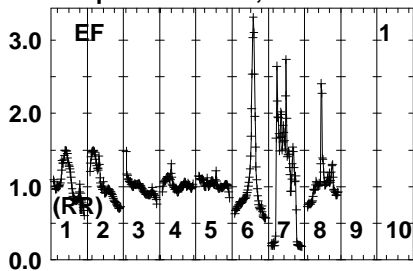
Lower frame: Real Jy  
Auto-corr total-power spectrum Antenna: \*  
Timerange: 01/01:21:13 to 01/01:22:41



Plot file version 113 created 17-MAR-2023 15:23:01

R4 D EK053B.UVDATA.1

Freq = 1.2545 GHz, Bw = 32.000 MH No calibration applied and no bandpass applied



1260290320350390420450480520550  
FREQ MHz

1260290320350390420450480520550  
FREQ MHz

1260290320350390420450480520550  
FREQ MHz

Lower frame: Real Jy

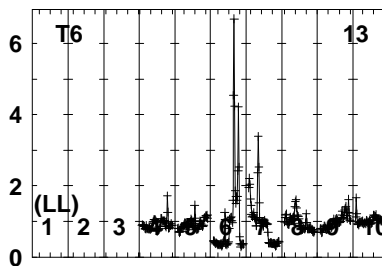
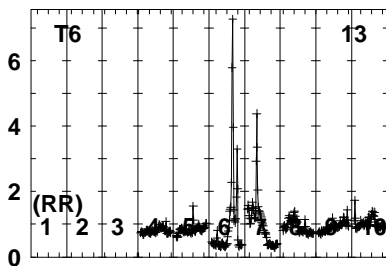


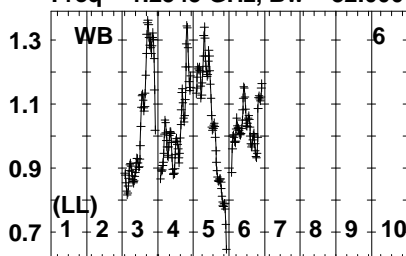
Auto-corr total-power spectrum Antenna: \*

Timerange: 01/01:22:44 to 01/01:28:42

Plot file version 114 created 17-MAR-2023 15:23:02

R4 D EK053B.UVDATA.1

Freq = 1.2545 GHz, Bw = 32.000 MH No calibration applied and no bandpass applied

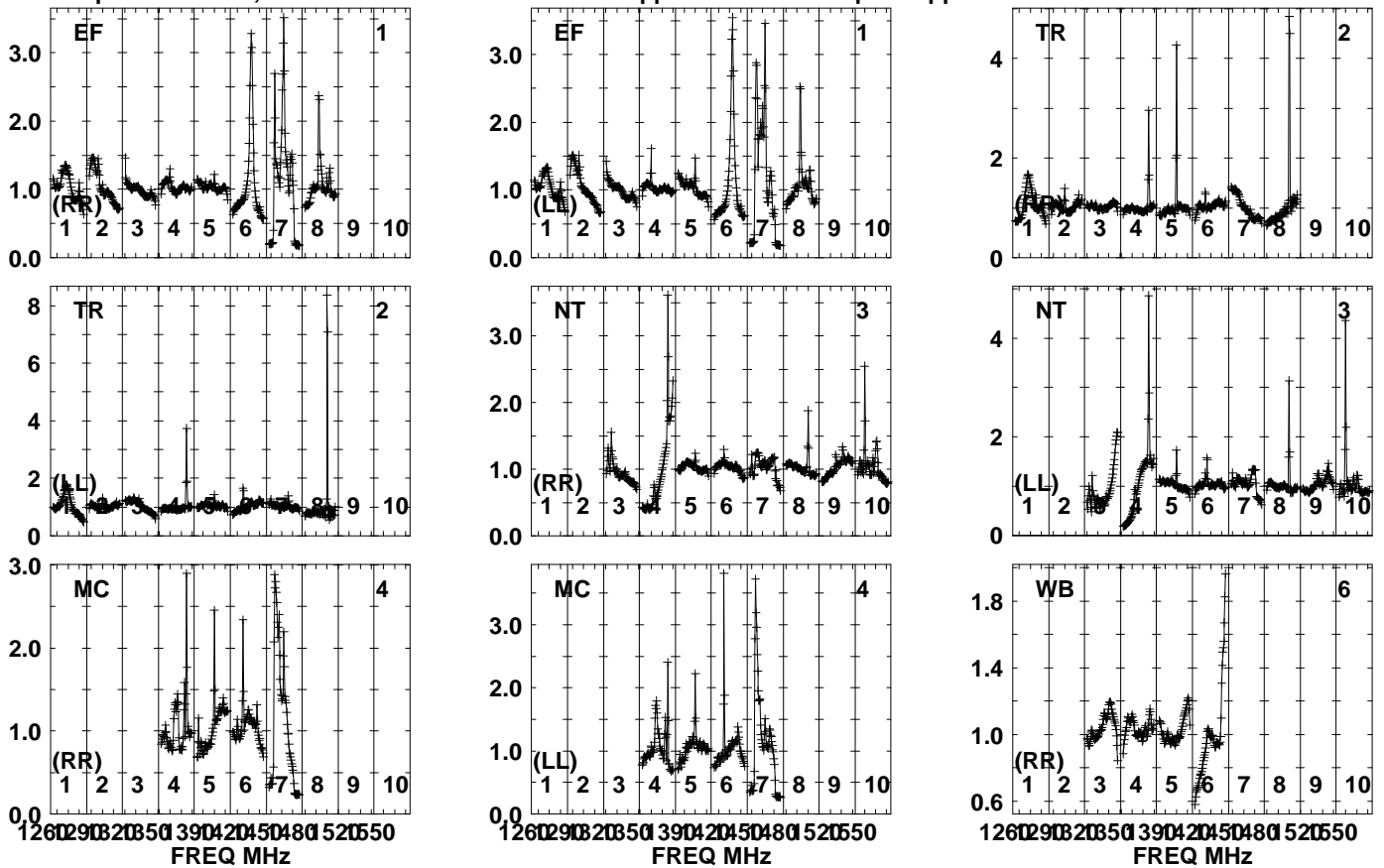


Lower frame: Real Jy  
Auto-corr total-power spectrum Antenna: \*  
Timerange: 01/01:22:44 to 01/01:28:42

Plot file version 115 created 17-MAR-2023 15:23:02

J1031+7441 EK053B.UVDATA.1

Freq = 1.2545 GHz, Bw = 32.000 MH No calibration applied and no bandpass applied

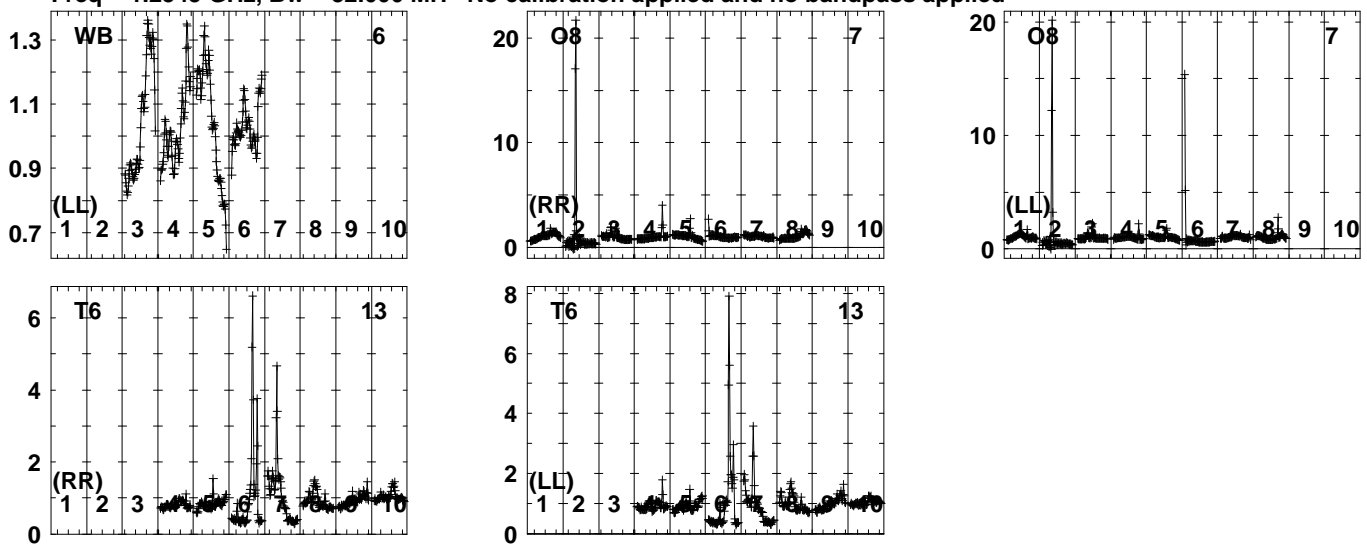


Lower frame: Real Jy  
Auto-corr total-power spectrum Antenna: \*  
Timerange: 01/01:29:25 to 01/01:30:23

Plot file version 116 created 17-MAR-2023 15:23:02

J1031+7441 EK053B.UVDATA.1

Freq = 1.2545 GHz, Bw = 32.000 MH No calibration applied and no bandpass applied

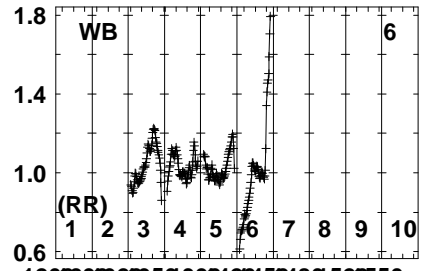
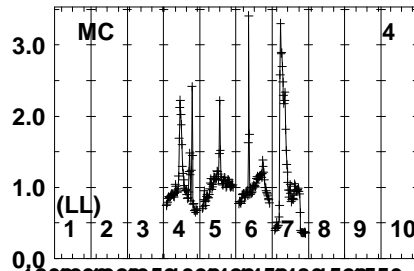
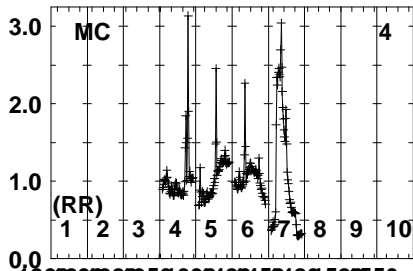
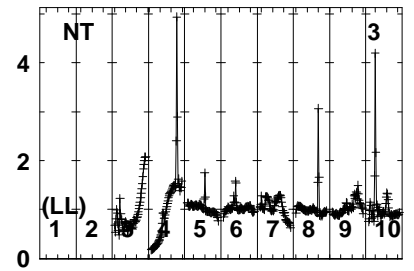
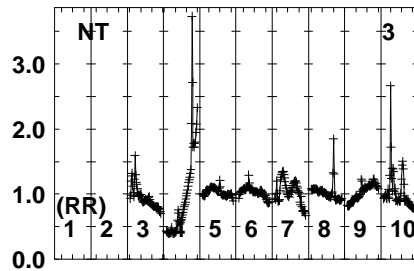
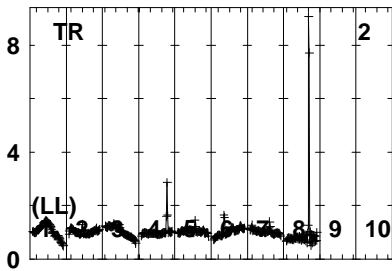
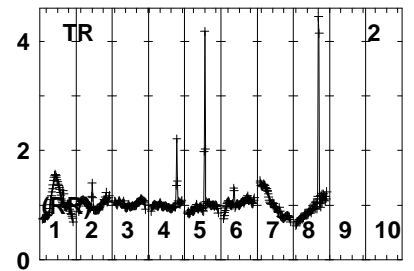
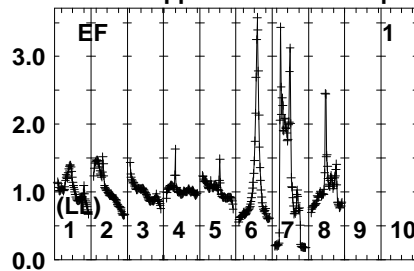
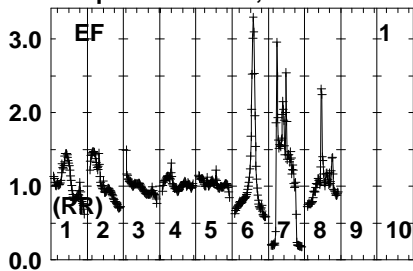


Lower frame: Real Jy  
Auto-corr total-power spectrum Antenna: \*  
Timerange: 01/01:29:25 to 01/01:30:23

Plot file version 117 created 17-MAR-2023 15:23:02

R4 D EK053B.UVDATA.1

Freq = 1.2545 GHz, Bw = 32.000 MH No calibration applied and no bandpass applied



1260290320350390420450480520550  
FREQ MHz

1260290320350390420450480520550  
FREQ MHz

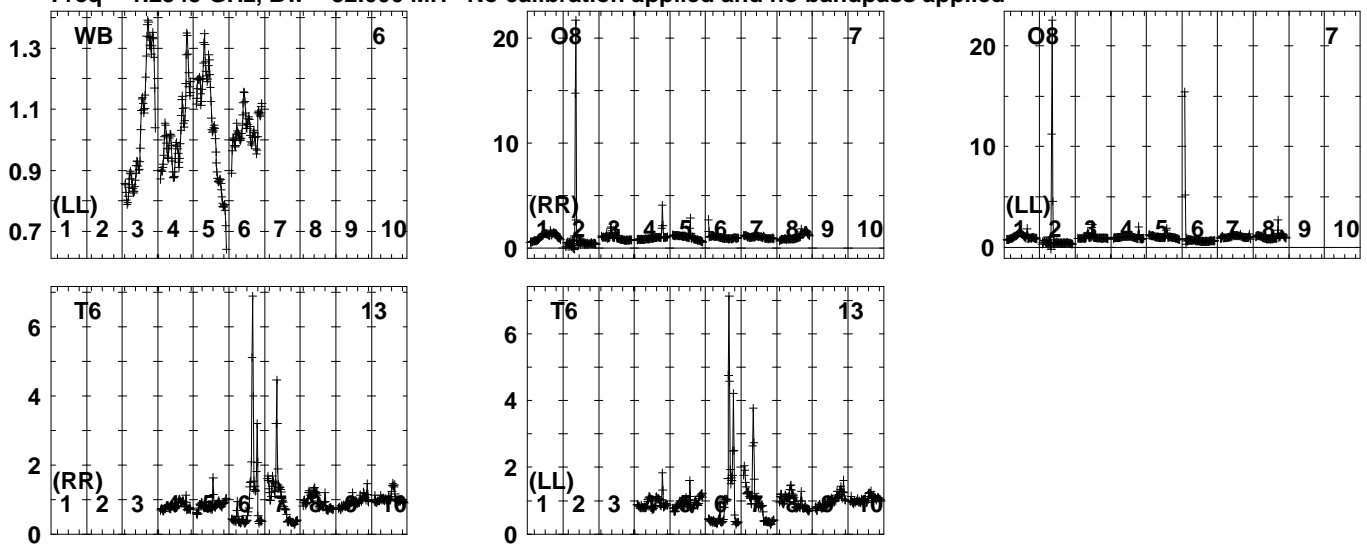
1260290320350390420450480520550  
FREQ MHz

Lower frame: Real Jy  
Auto-corr total-power spectrum Antenna: \*  
Timerange: 01/01:30:25 to 01/01:36:23

Plot file version 118 created 17-MAR-2023 15:23:02

R4 D EK053B.UVDATA.1

Freq = 1.2545 GHz, Bw = 32.000 MH No calibration applied and no bandpass applied

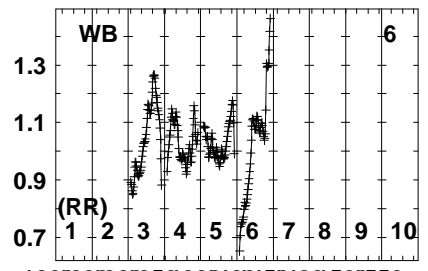
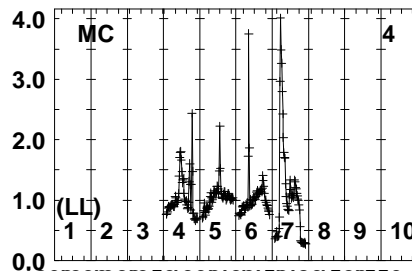
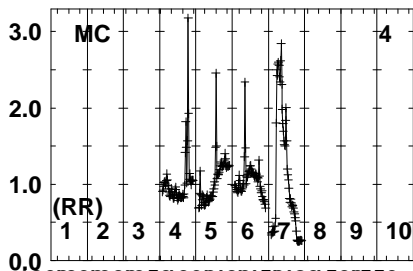
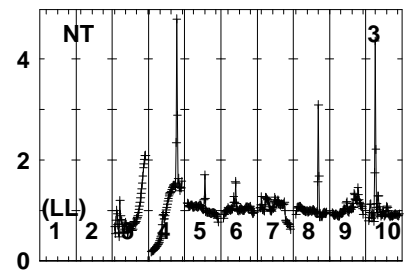
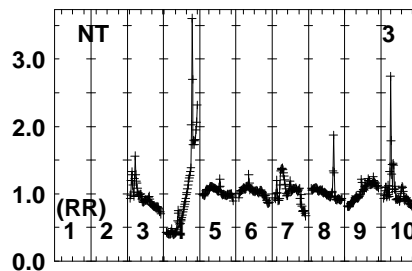
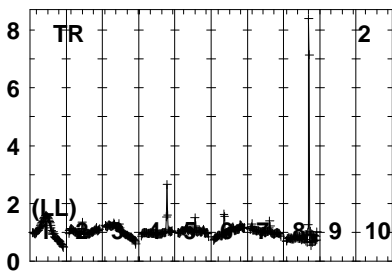
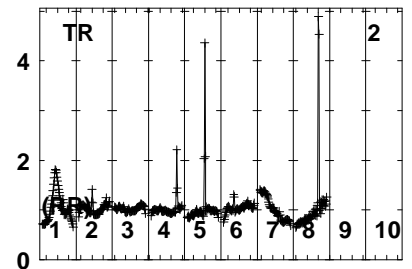
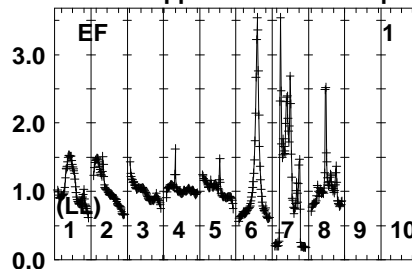
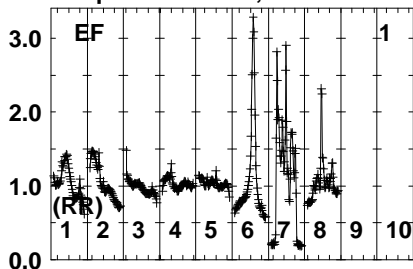


Lower frame: Real Jy  
Auto-corr total-power spectrum Antenna: \*  
Timerange: 01/01:30:25 to 01/01:36:23

Plot file version 119 created 17-MAR-2023 15:23:02

J1031+7441 EK053B.UVDATA.1

Freq = 1.2545 GHz, Bw = 32.000 MH No calibration applied and no bandpass applied



1260290320350390420450480520550  
FREQ MHz

1260290320350390420450480520550  
FREQ MHz

1260290320350390420450480520550  
FREQ MHz

Lower frame: Real Jy

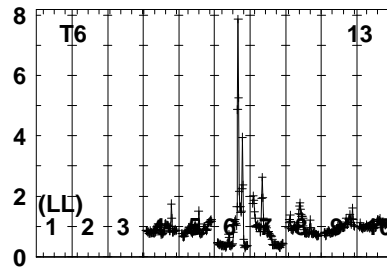
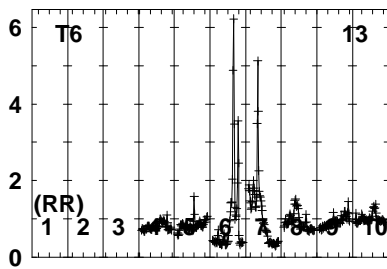
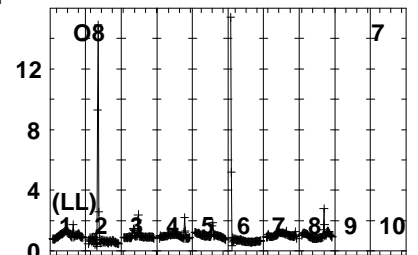
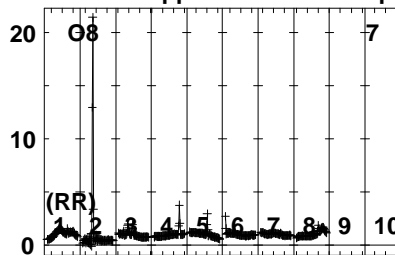
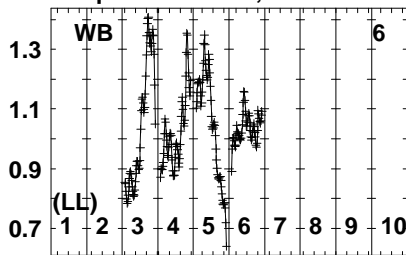
Auto-corr total-power spectrum Antenna: \*

Timerange: 01/01:36:25 to 01/01:37:55

Plot file version 120 created 17-MAR-2023 15:23:02

J1031+7441 EK053B.UVDATA.1

Freq = 1.2545 GHz, Bw = 32.000 MH No calibration applied and no bandpass applied



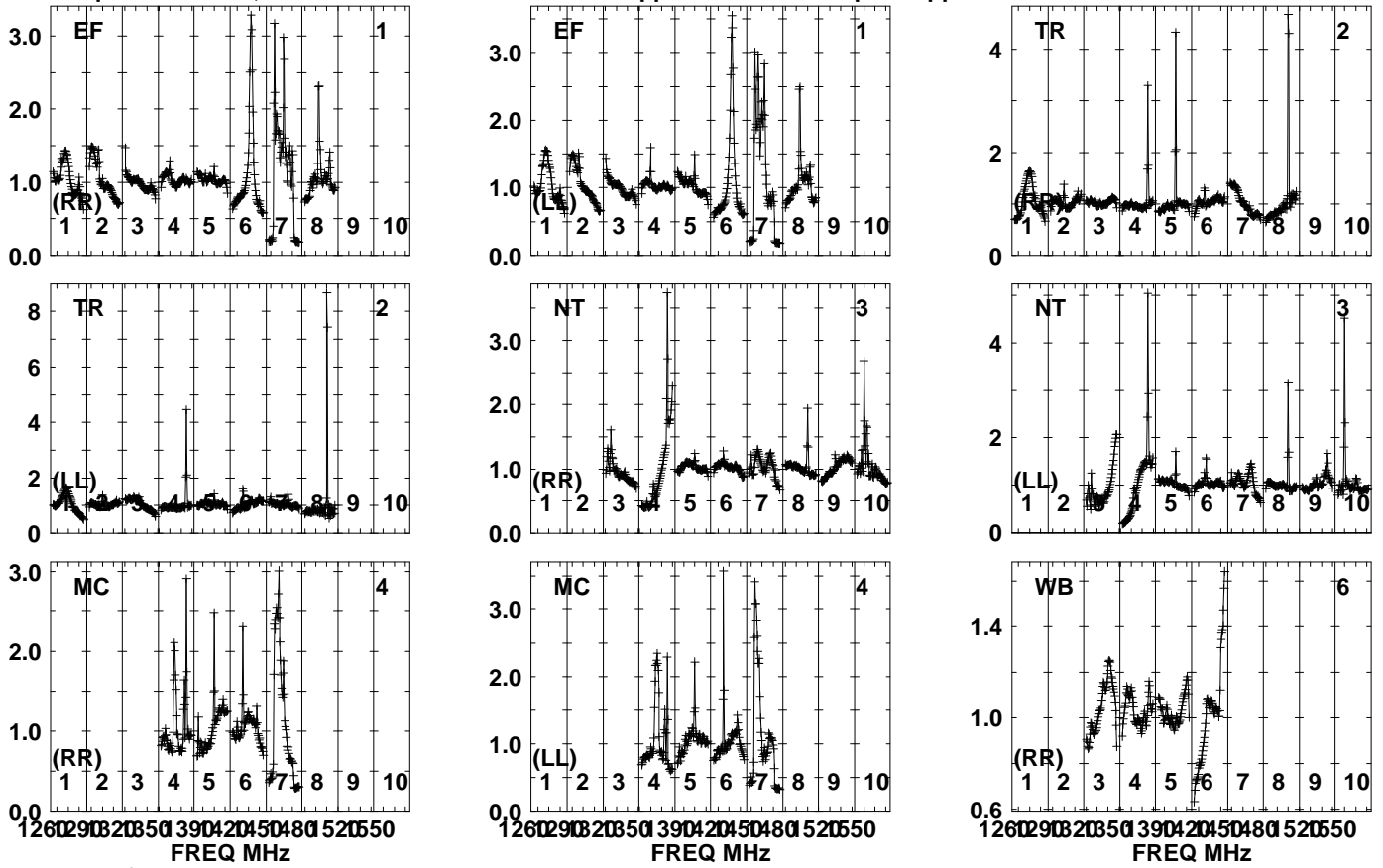
Lower frame: Real Jy  
Auto-corr total-power spectrum Antenna: \*  
Timerange: 01/01:36:25 to 01/01:37:55



Plot file version 121 created 17-MAR-2023 15:23:03

J1027+7428 EK053B.UVDATA.1

Freq = 1.2545 GHz, Bw = 32.000 MH No calibration applied and no bandpass applied

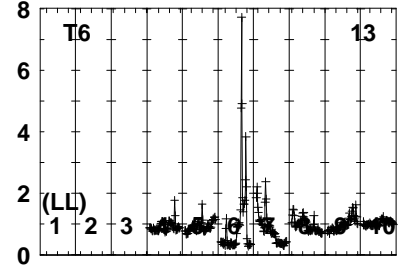
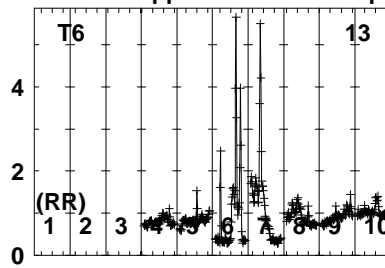
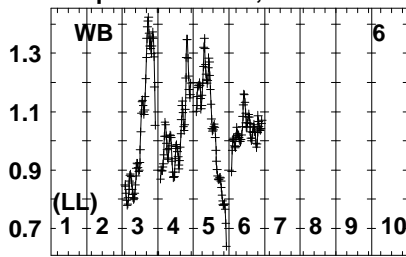


Lower frame: Real Jy  
Auto-corr total-power spectrum Antenna: \*  
Timerange: 01/01:37:57 to 01/01:41:23

Plot file version 122 created 17-MAR-2023 15:23:03

J1027+7428 EK053B.UVDATA.1

Freq = 1.2545 GHz, Bw = 32.000 MH No calibration applied and no bandpass applied

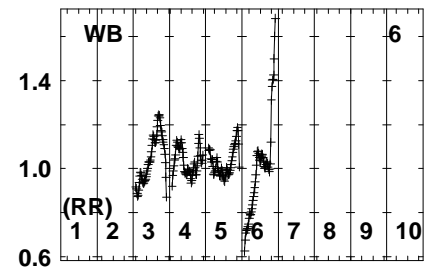
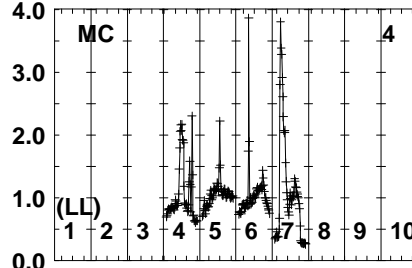
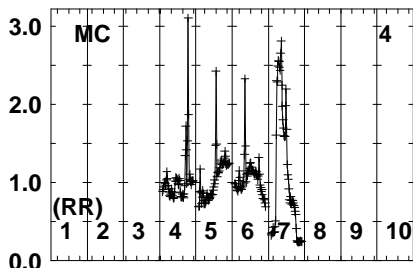
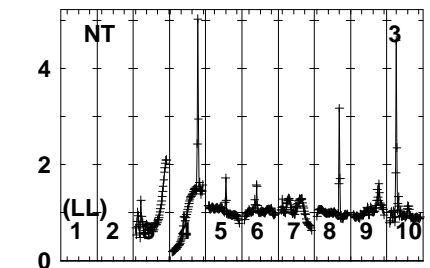
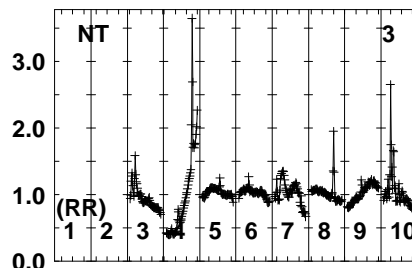
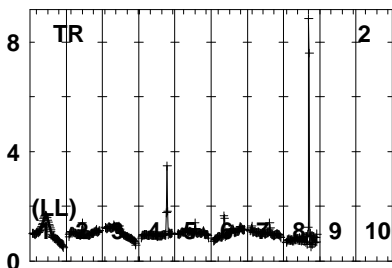
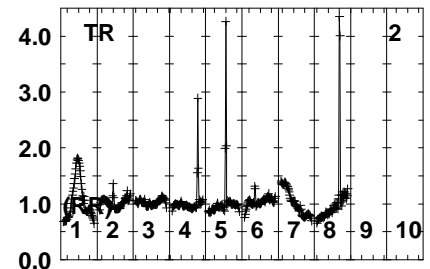
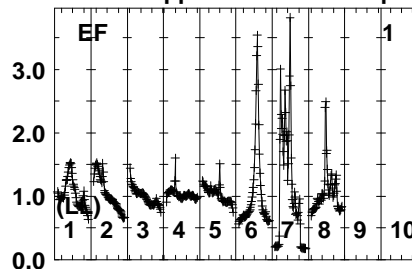
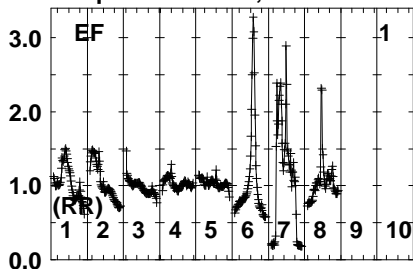


Lower frame: Real Jy  
Auto-corr total-power spectrum Antenna: \*  
Timerange: 01/01:37:57 to 01/01:41:23

Plot file version 123 created 17-MAR-2023 15:23:03

J1031+7441 EK053B.UVDATA.1

Freq = 1.2545 GHz, Bw = 32.000 MH No calibration applied and no bandpass applied



1260 290 320 350 390 420 450 480 520 550  
FREQ MHz

1260 290 320 350 390 420 450 480 520 550  
FREQ MHz

1260 290 320 350 390 420 450 480 520 550  
FREQ MHz

Lower frame: Real Jy

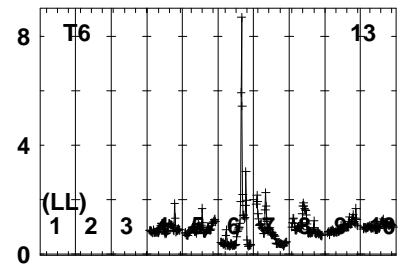
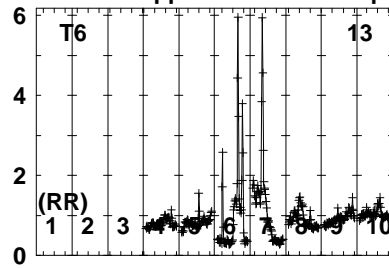
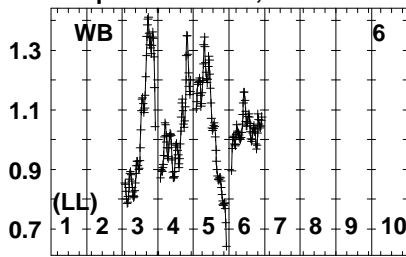
Auto-corr total-power spectrum Antenna: \*

Timerange: 01/01:42:04 to 01/01:43:02

Plot file version 124 created 17-MAR-2023 15:23:03

J1031+7441 EK053B.UVDATA.1

Freq = 1.2545 GHz, Bw = 32.000 MH No calibration applied and no bandpass applied

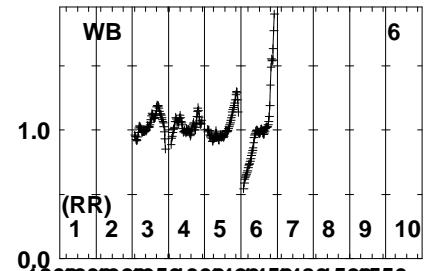
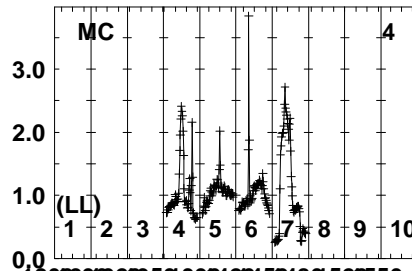
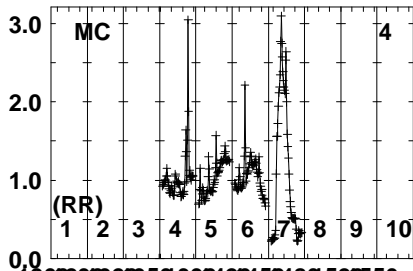
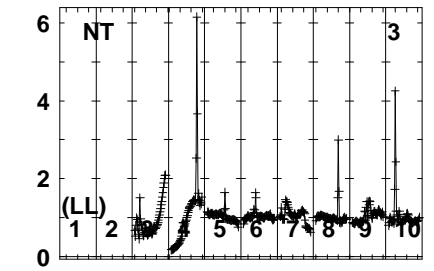
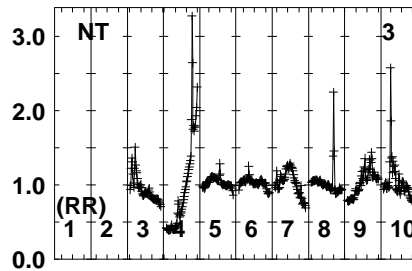
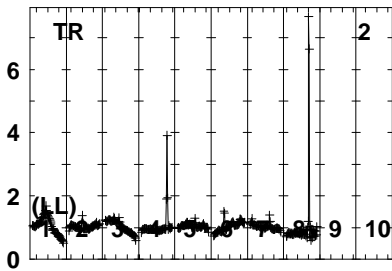
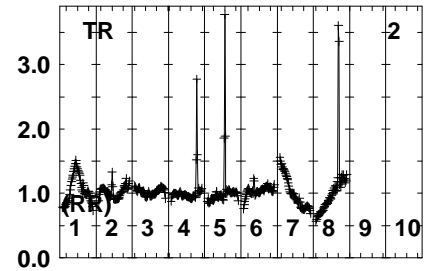
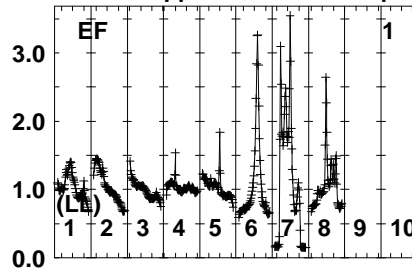
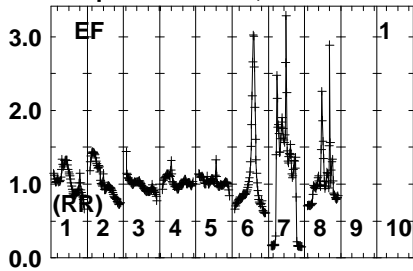


Lower frame: Real Jy  
Auto-corr total-power spectrum Antenna: \*  
Timerange: 01/01:42:04 to 01/01:43:02

Plot file version 125 created 17-MAR-2023 15:23:03

J1800+7828 EK053B.UVDATA.1

Freq = 1.2545 GHz, Bw = 32.000 MH No calibration applied and no bandpass applied



1260290320350390420450480520550  
FREQ MHz

1260290320350390420450480520550  
FREQ MHz

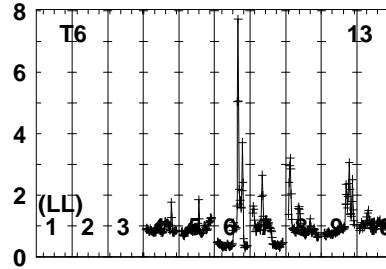
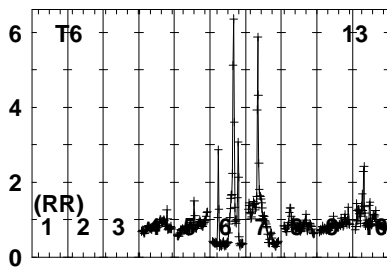
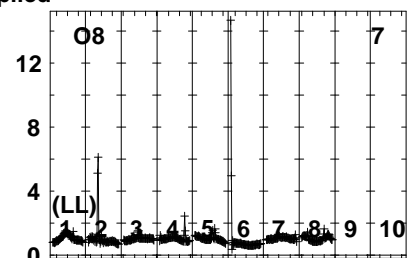

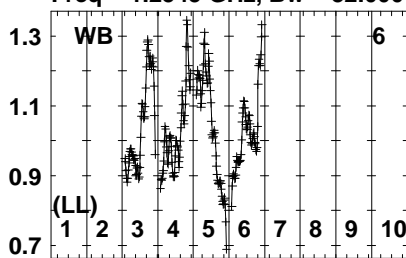
1260290320350390420450480520550  
FREQ MHz

Lower frame: Real Jy  
Auto-corr total-power spectrum Antenna: \*  
Timerange: 01/07:52:02 to 01/07:56:00

Plot file version 126 created 17-MAR-2023 15:23:03

J1800+7828 EK053B.UVDATA.1

Freq = 1.2545 GHz, Bw = 32.000 MH No calibration applied and no bandpass applied



Lower frame: Real Jy  
Auto-corr total-power spectrum Antenna: \*  
Timerange: 01/07:52:02 to 01/07:56:00