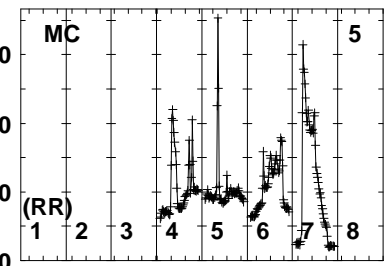
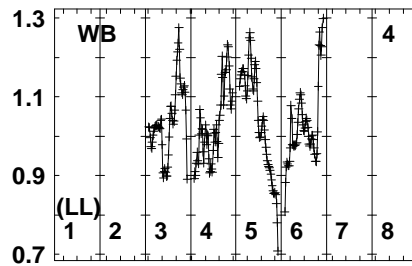
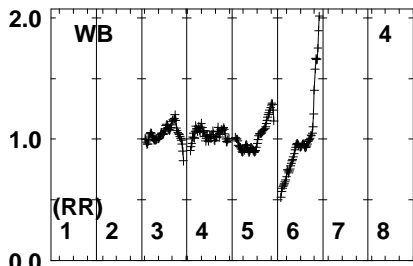
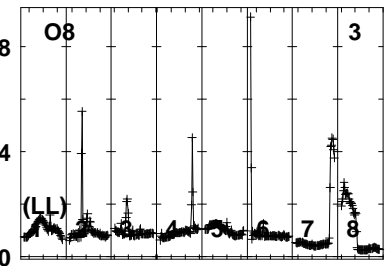
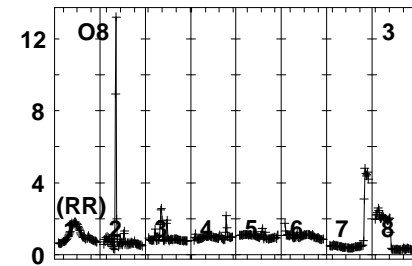
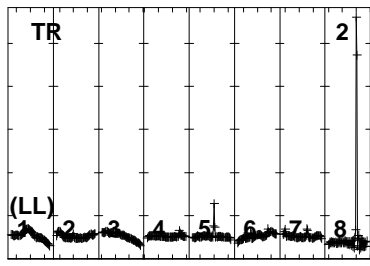
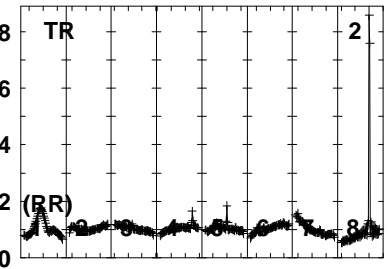
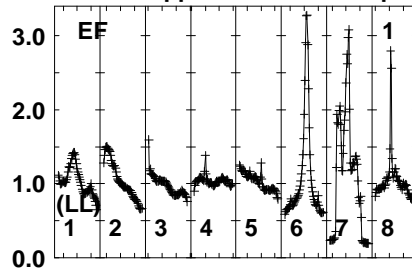
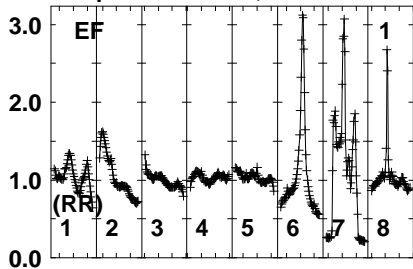


Plot file version 1 created 24-OCT-2023 11:46:51

J0019+7327 EK053D.UVDATA.1

Freq = 1.2545 GHz, Bw = 32.000 MH No calibration applied and no bandpass applied



1260 290 320 350 1390 420 450 480  
FREQ MHz

1260 290 320 350 1390 420 450 480  
FREQ MHz

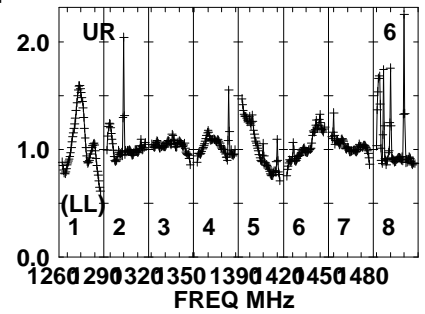
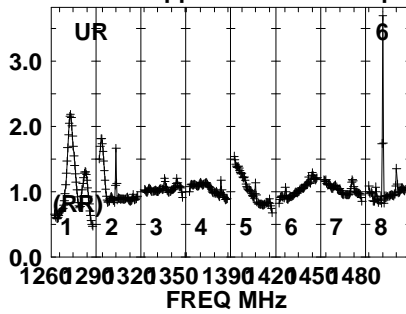
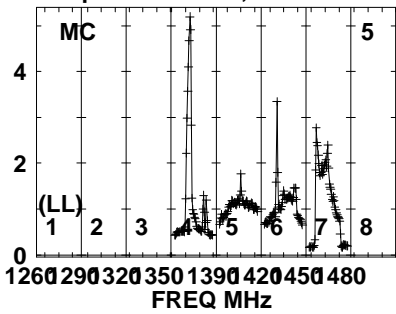
1260 290 320 350 1390 420 450 480  
FREQ MHz

Lower frame: Real Jy  
Auto-corr total-power spectrum Antenna: \*  
Timerange: 00/22:00:01 to 00/22:04:29

Plot file version 2 created 24-OCT-2023 11:46:52

J0019+7327 EK053D.UVDATA.1

Freq = 1.2545 GHz, Bw = 32.000 MH No calibration applied and no bandpass applied

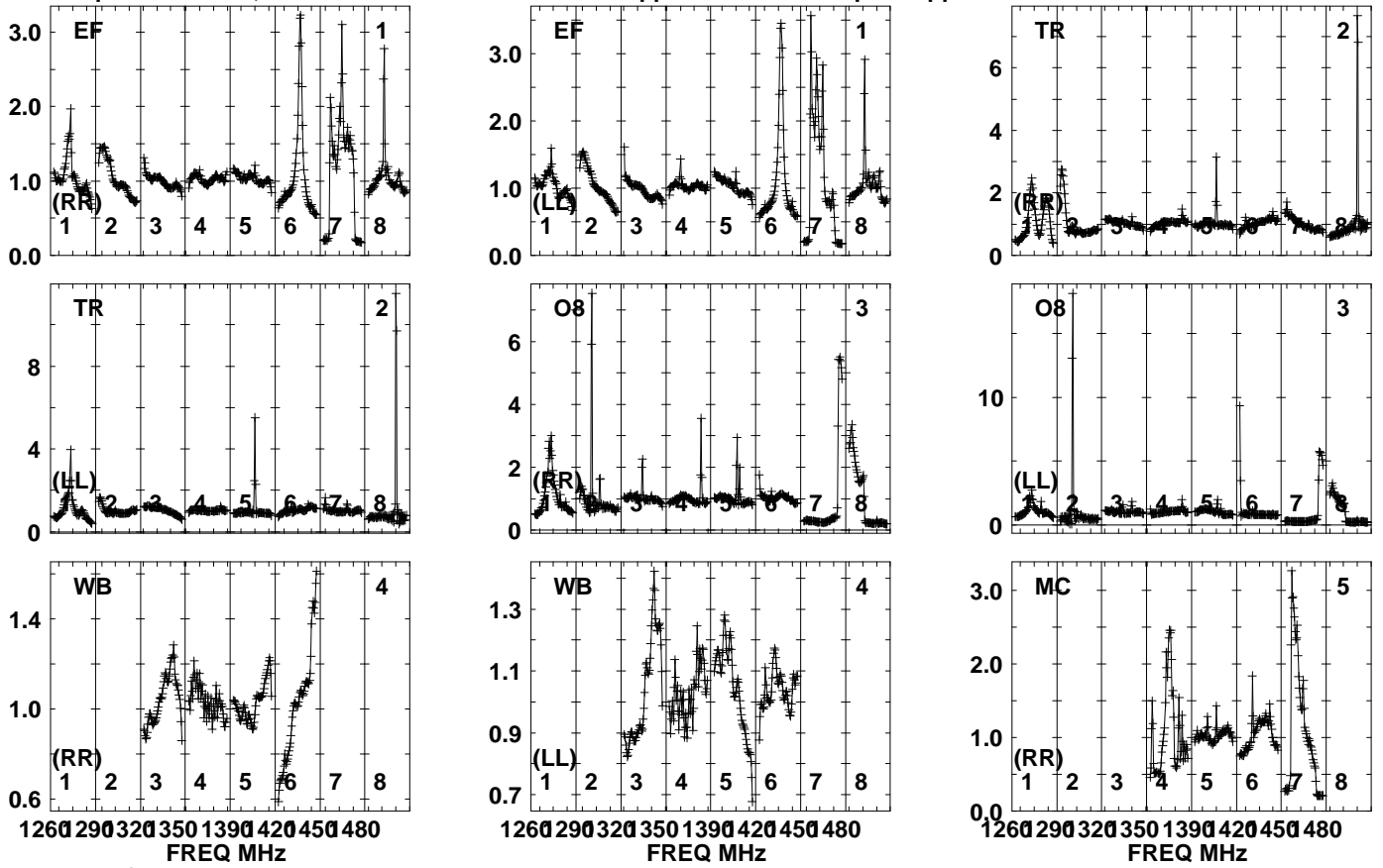


Lower frame: Real Jy  
Auto-corr total-power spectrum Antenna: \*  
Timerange: 00/22:00:01 to 00/22:04:29

Plot file version 3 created 24-OCT-2023 11:46:52

J2311+4543 EK053D.UVDATA.1

Freq = 1.2545 GHz, Bw = 32.000 MH No calibration applied and no bandpass applied

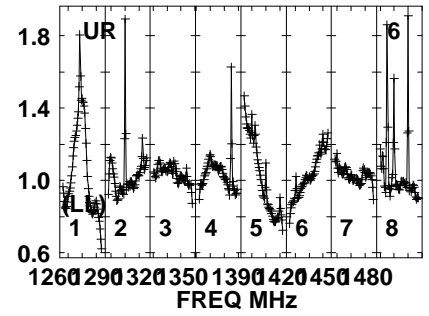
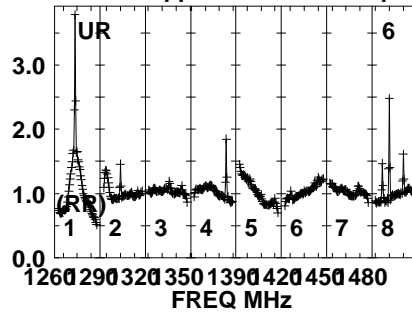
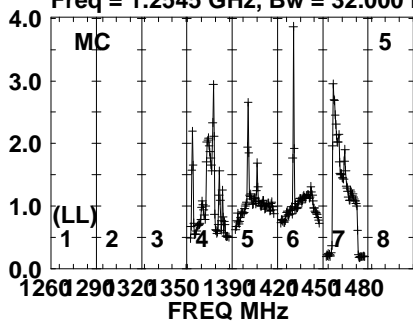


Lower frame: Real Jy  
Auto-corr total-power spectrum Antenna: \*  
Timerange: 01/00:50:40 to 01/00:51:38

Plot file version 4 created 24-OCT-2023 11:46:52

J2311+4543 EK053D.UVDATA.1

Freq = 1.2545 GHz, Bw = 32.000 MH No calibration applied and no bandpass applied



Lower frame: Real Jy

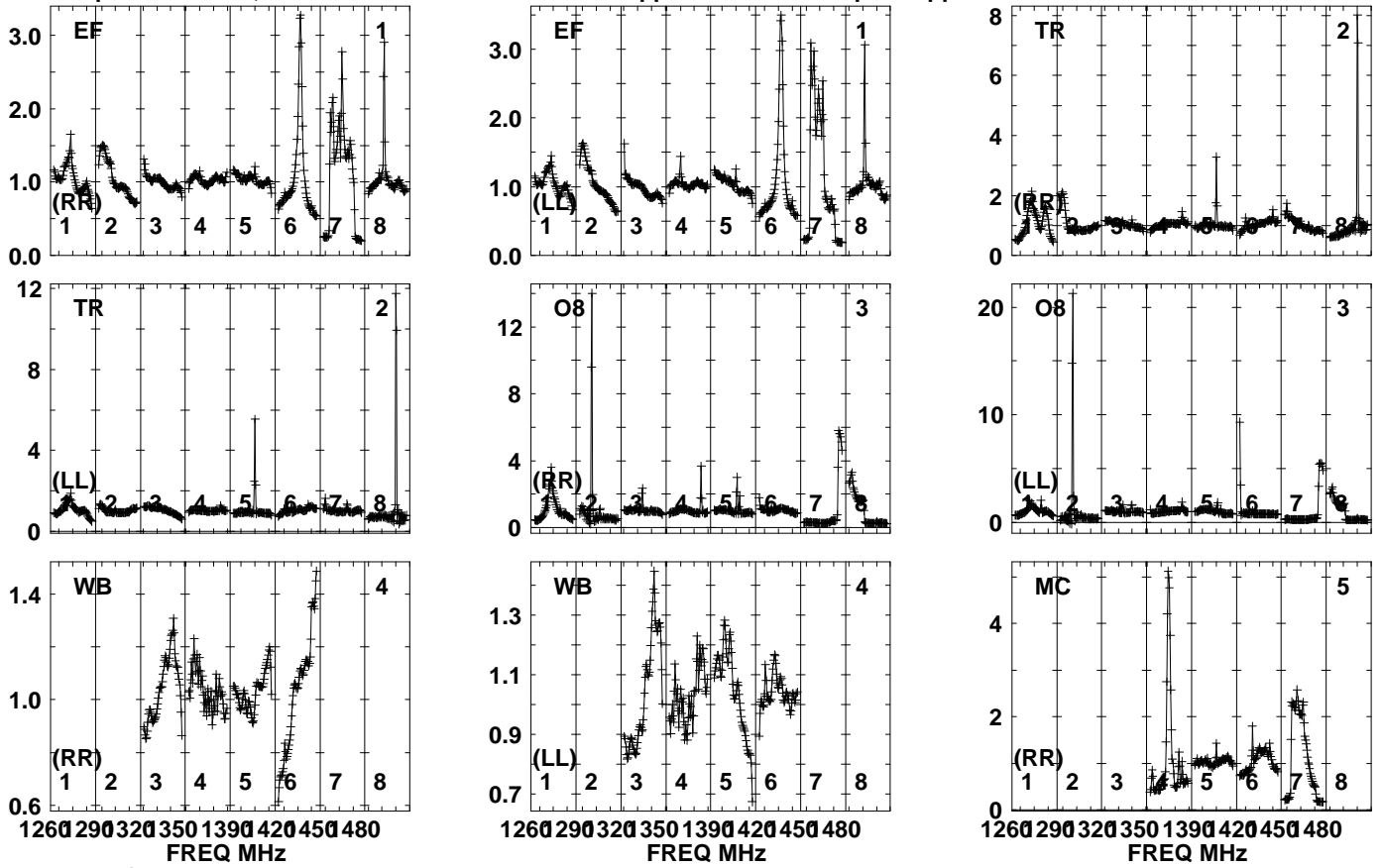
Auto-corr total-power spectrum Antenna: \*

Timerange: 01/00:50:40 to 01/00:51:38

Plot file version 5 created 24-OCT-2023 11:46:52

R220912 D EK053D.UVDATA.1

Freq = 1.2545 GHz, Bw = 32.000 MH No calibration applied and no bandpass applied



Lower frame: Real Jy

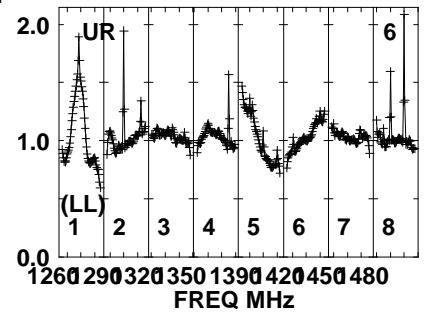
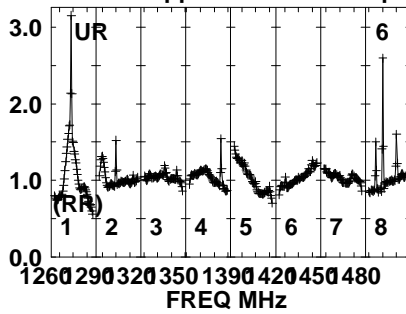
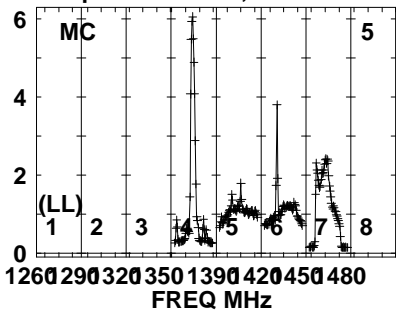
Auto-corr total-power spectrum Antenna: \*

Timerange: 01/00:51:40 to 01/00:56:38

Plot file version 6 created 24-OCT-2023 11:46:52

R220912 D EK053D.UVDATA.1

Freq = 1.2545 GHz, Bw = 32.000 MH No calibration applied and no bandpass applied

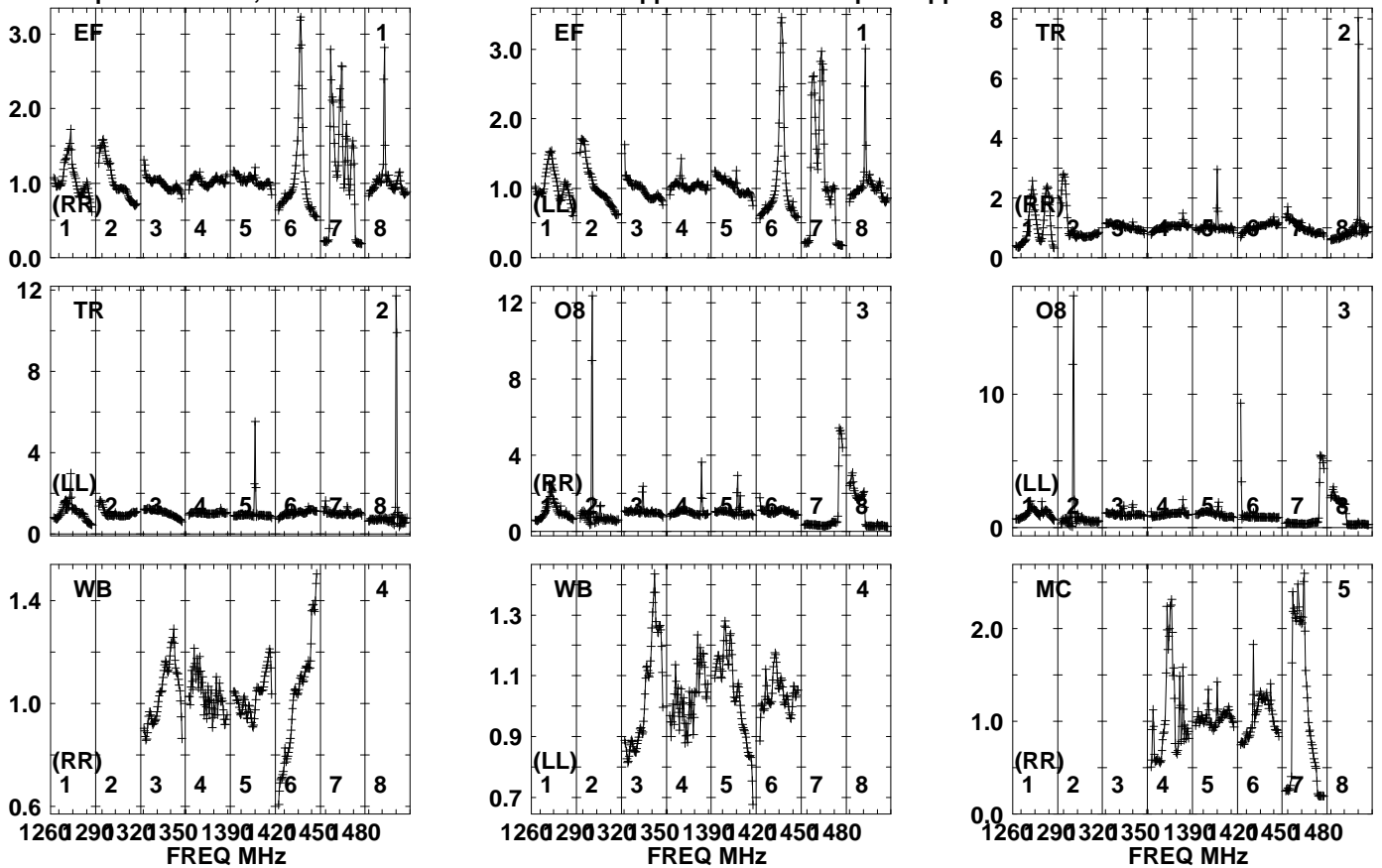


Lower frame: Real Jy  
Auto-corr total-power spectrum Antenna: \*  
Timerange: 01/00:51:40 to 01/00:56:38

Plot file version 7 created 24-OCT-2023 11:46:52

J2311+4543 EK053D.UVDATA.1

Freq = 1.2545 GHz, Bw = 32.000 MH No calibration applied and no bandpass applied



Lower frame: Real Jy

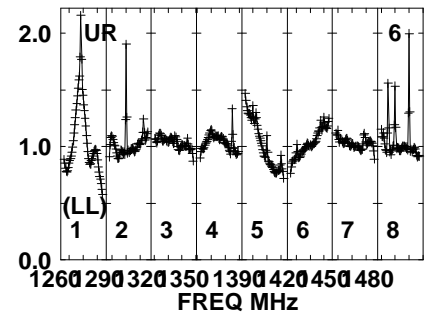
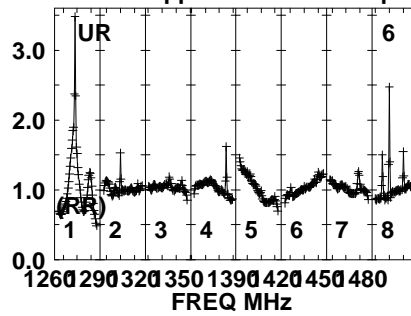
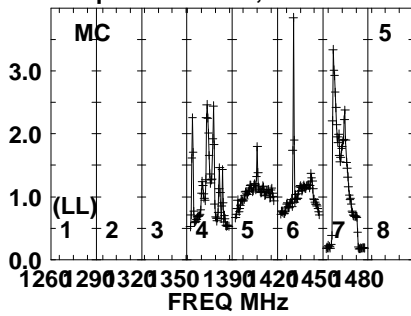
Auto-corr total-power spectrum Antenna: \*

Timerange: 01/00:56:40 to 01/00:58:28

Plot file version 8 created 24-OCT-2023 11:46:52

J2311+4543 EK053D.UVDATA.1

Freq = 1.2545 GHz, Bw = 32.000 MH No calibration applied and no bandpass applied



Lower frame: Real Jy

Auto-corr total-power spectrum Antenna: \*

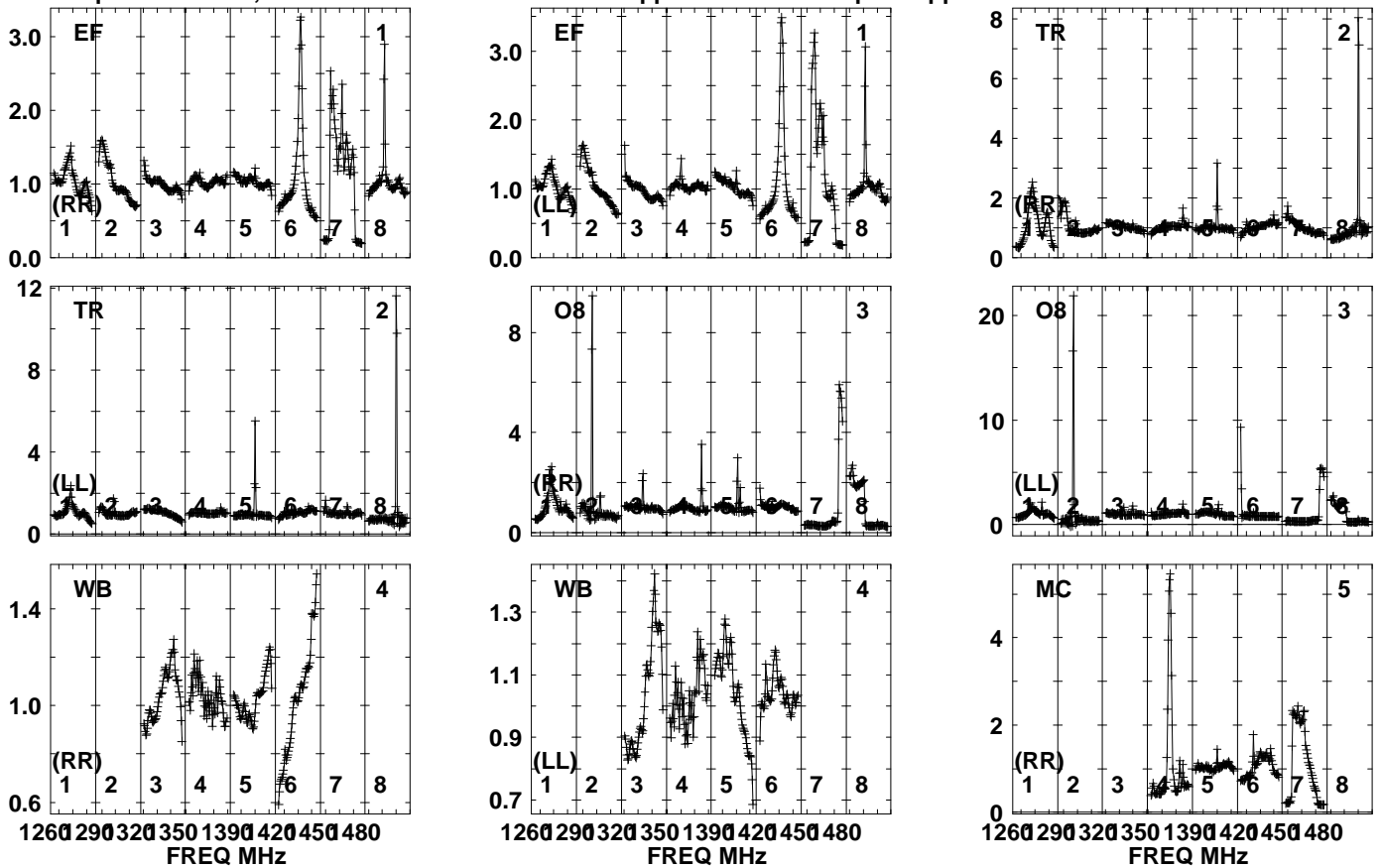
Timerange: 01/00:56:40 to 01/00:58:28



Plot file version 9 created 24-OCT-2023 11:46:52

R220912 D EK053D.UVDATA.1

Freq = 1.2545 GHz, Bw = 32.000 MH No calibration applied and no bandpass applied



Lower frame: Real Jy

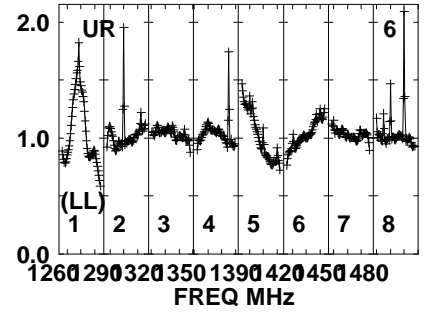
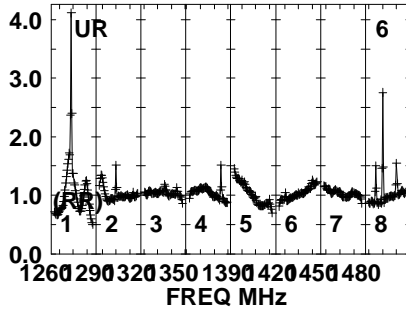
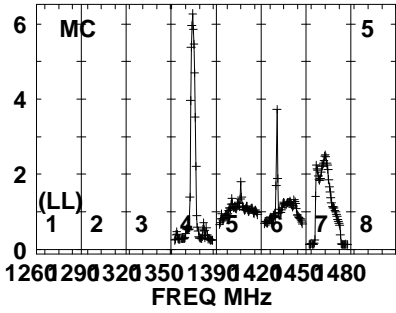
Auto-corr total-power spectrum Antenna: \*

Timerange: 01/00:58:31 to 01/01:03:29

Plot file version 10 created 24-OCT-2023 11:46:52

R220912 D EK053D.UVDATA.1

Freq = 1.2545 GHz, Bw = 32.000 MH No calibration applied and no bandpass applied

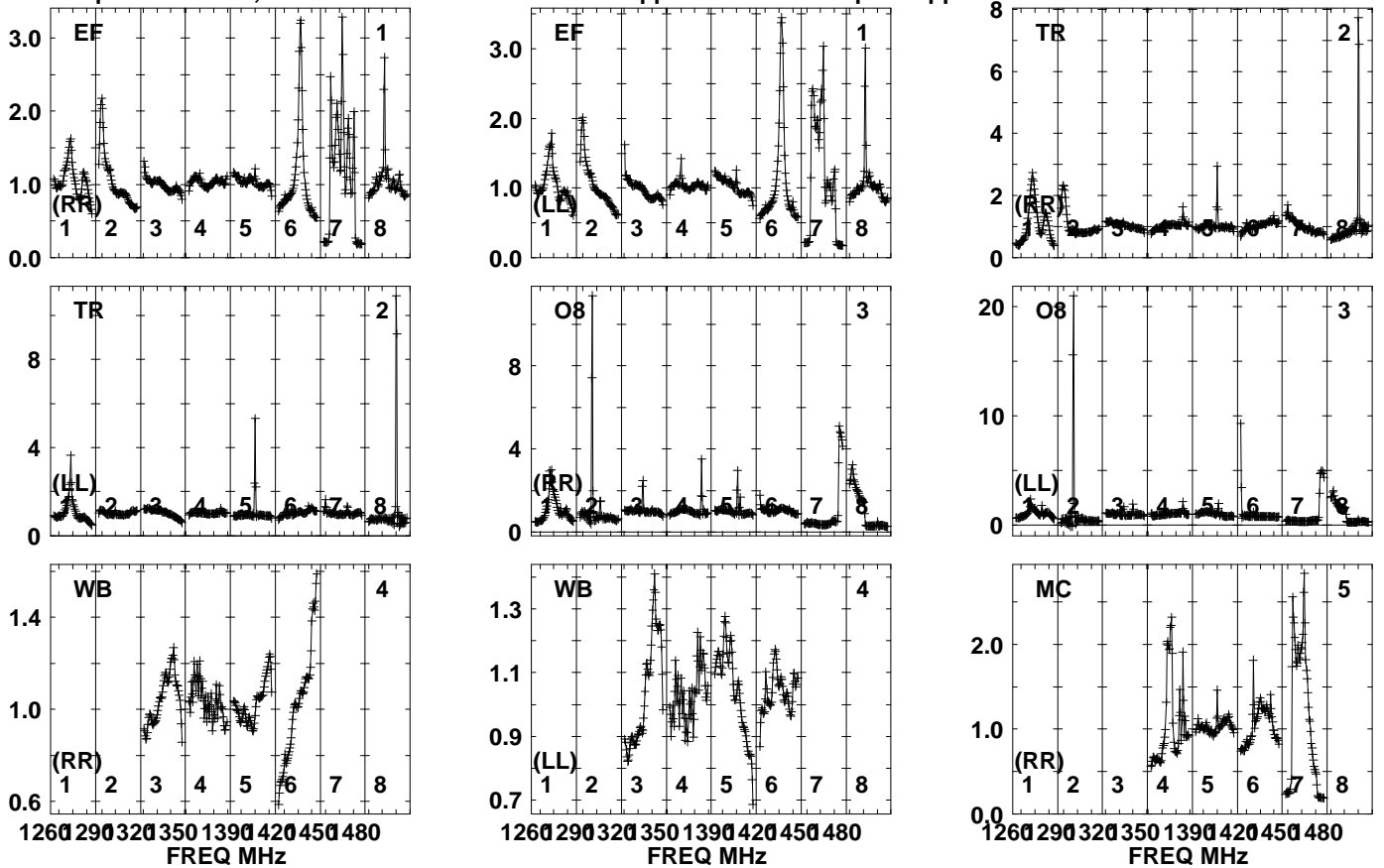


Lower frame: Real Jy  
Auto-corr total-power spectrum Antenna: \*  
Timerange: 01/00:58:31 to 01/01:03:29

Plot file version 11 created 24-OCT-2023 11:46:52

J2311+4543 EK053D.UVDATA.1

Freq = 1.2545 GHz, Bw = 32.000 MH No calibration applied and no bandpass applied



Lower frame: Real Jy

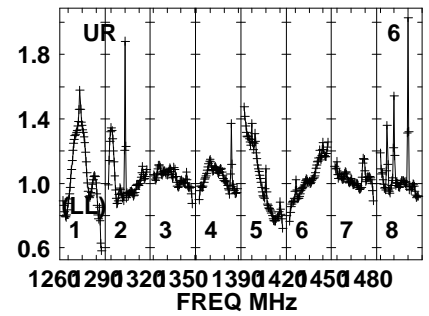
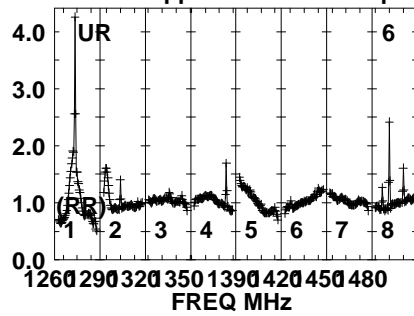
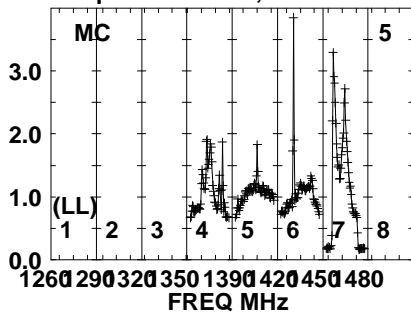
Auto-corr total-power spectrum Antenna: \*

Timerange: 01/01:04:45 to 01/01:05:27

Plot file version 12 created 24-OCT-2023 11:46:52

J2311+4543 EK053D.UVDATA.1

Freq = 1.2545 GHz, Bw = 32.000 MH No calibration applied and no bandpass applied



Lower frame: Real Jy

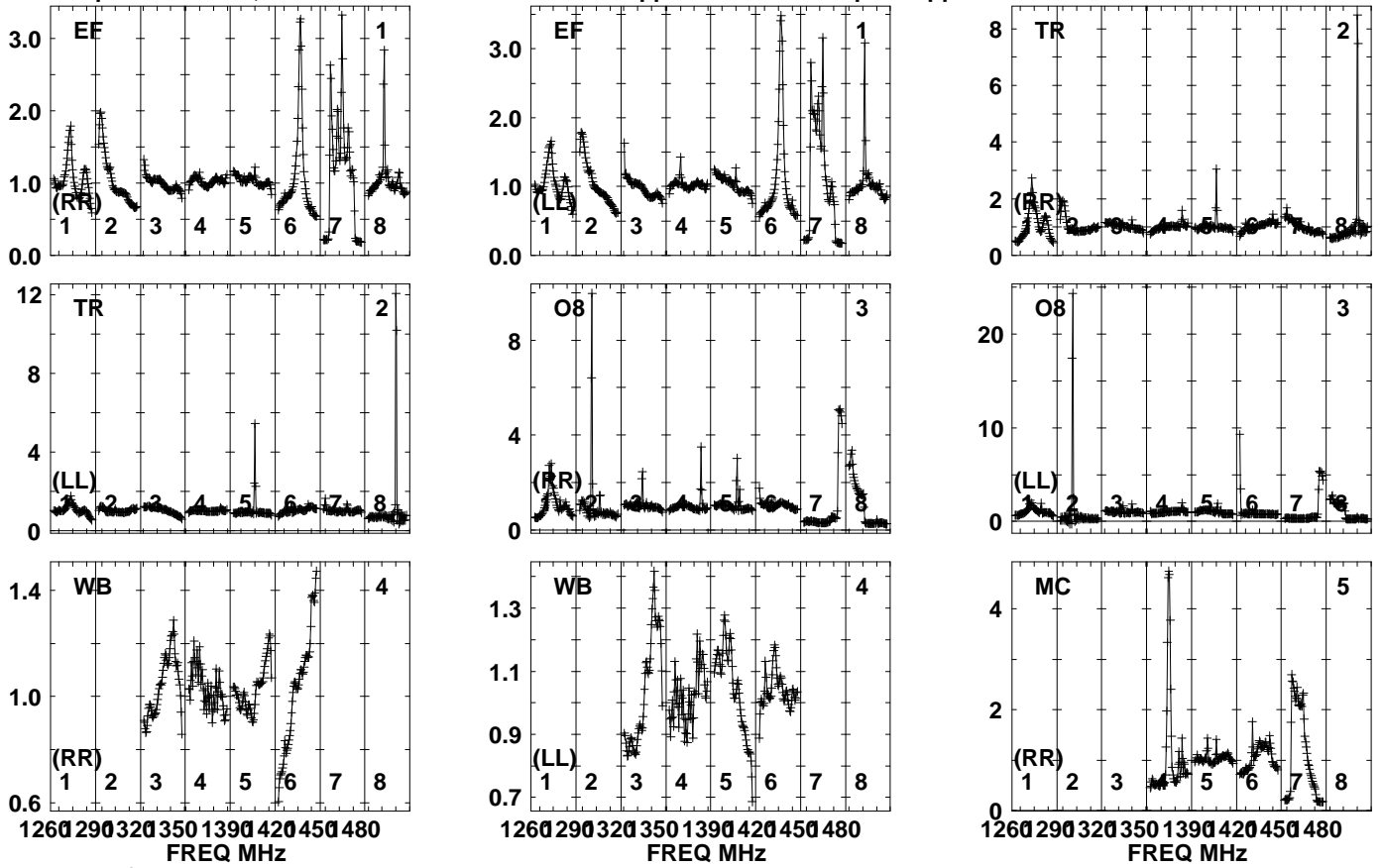
Auto-corr total-power spectrum Antenna: \*

Timerange: 01/01:04:45 to 01/01:05:27

Plot file version 13 created 24-OCT-2023 11:46:52

R220912 D EK053D.UVDATA.1

Freq = 1.2545 GHz, Bw = 32.000 MH No calibration applied and no bandpass applied



Lower frame: Real Jy

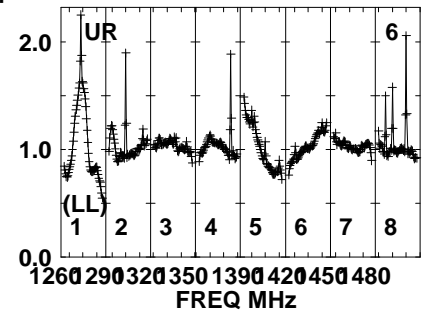
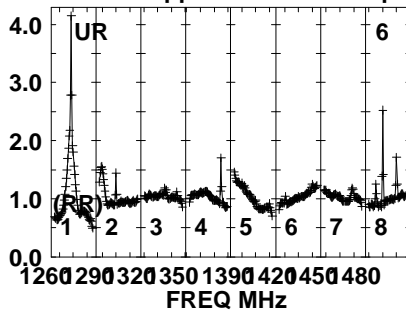
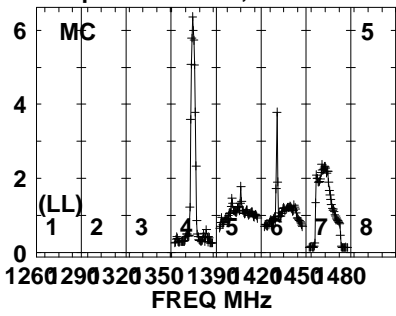
Auto-corr total-power spectrum Antenna: \*

Timerange: 01/01:05:30 to 01/01:10:28

Plot file version 14 created 24-OCT-2023 11:46:52

R220912 D EK053D.UVDATA.1

Freq = 1.2545 GHz, Bw = 32.000 MH No calibration applied and no bandpass applied

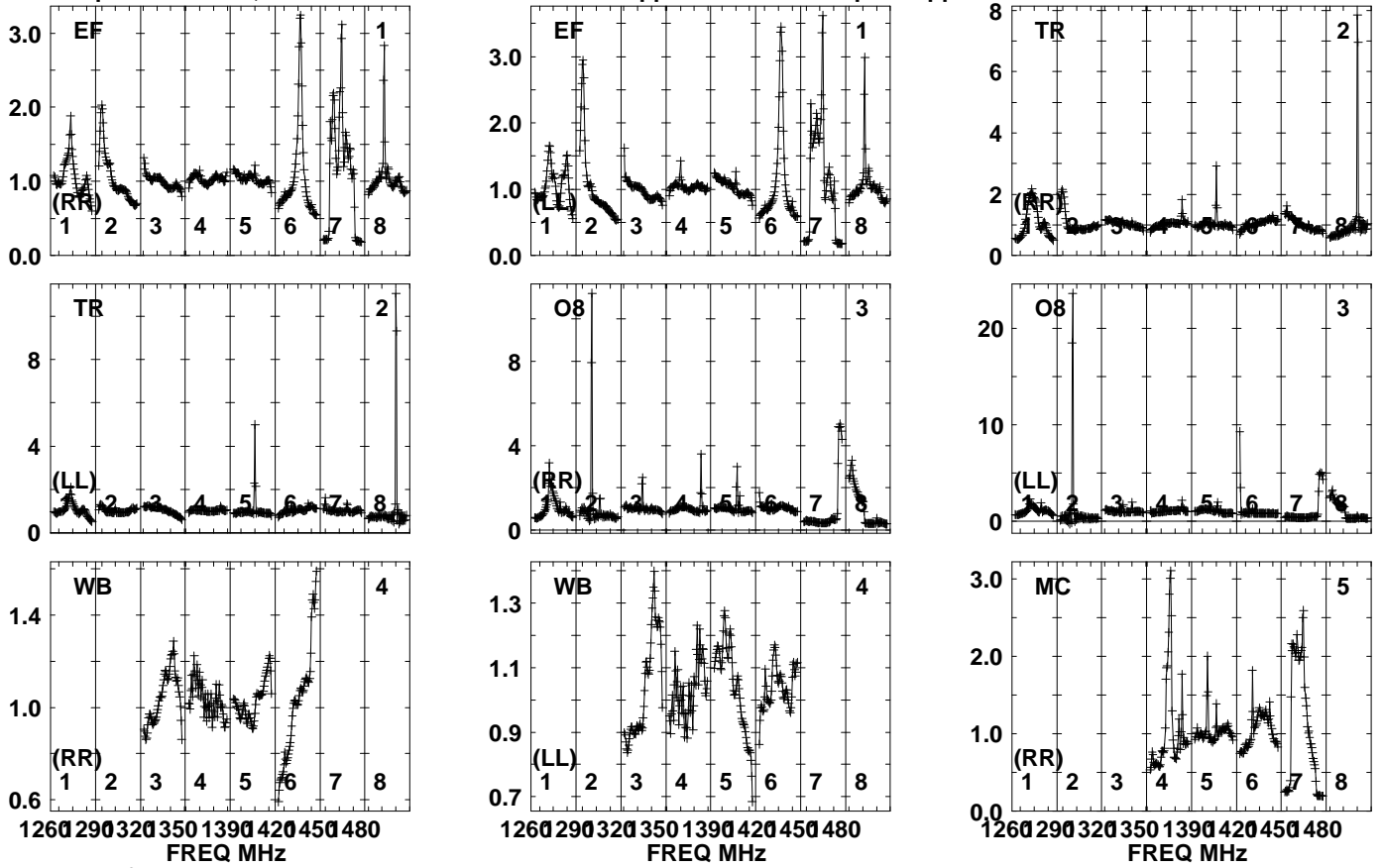


Lower frame: Real Jy  
Auto-corr total-power spectrum Antenna: \*  
Timerange: 01/01:05:30 to 01/01:10:28

Plot file version 15 created 24-OCT-2023 11:46:52

J2311+4543 EK053D.UVDATA.1

Freq = 1.2545 GHz, Bw = 32.000 MH No calibration applied and no bandpass applied



Lower frame: Real Jy

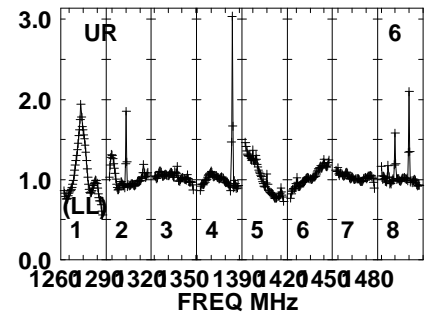
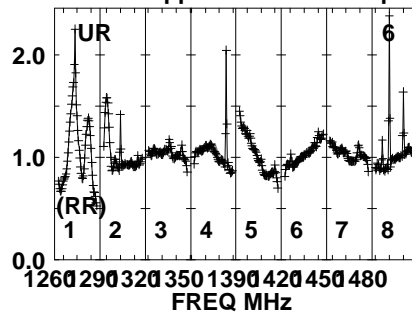
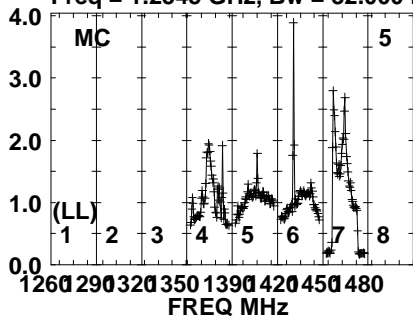
Auto-corr total-power spectrum Antenna: \*

Timerange: 01/01:10:30 to 01/01:12:16

Plot file version 16 created 24-OCT-2023 11:46:52

J2311+4543 EK053D.UVDATA.1

Freq = 1.2545 GHz, Bw = 32.000 MH No calibration applied and no bandpass applied



Lower frame: Real Jy

Auto-corr total-power spectrum Antenna: \*

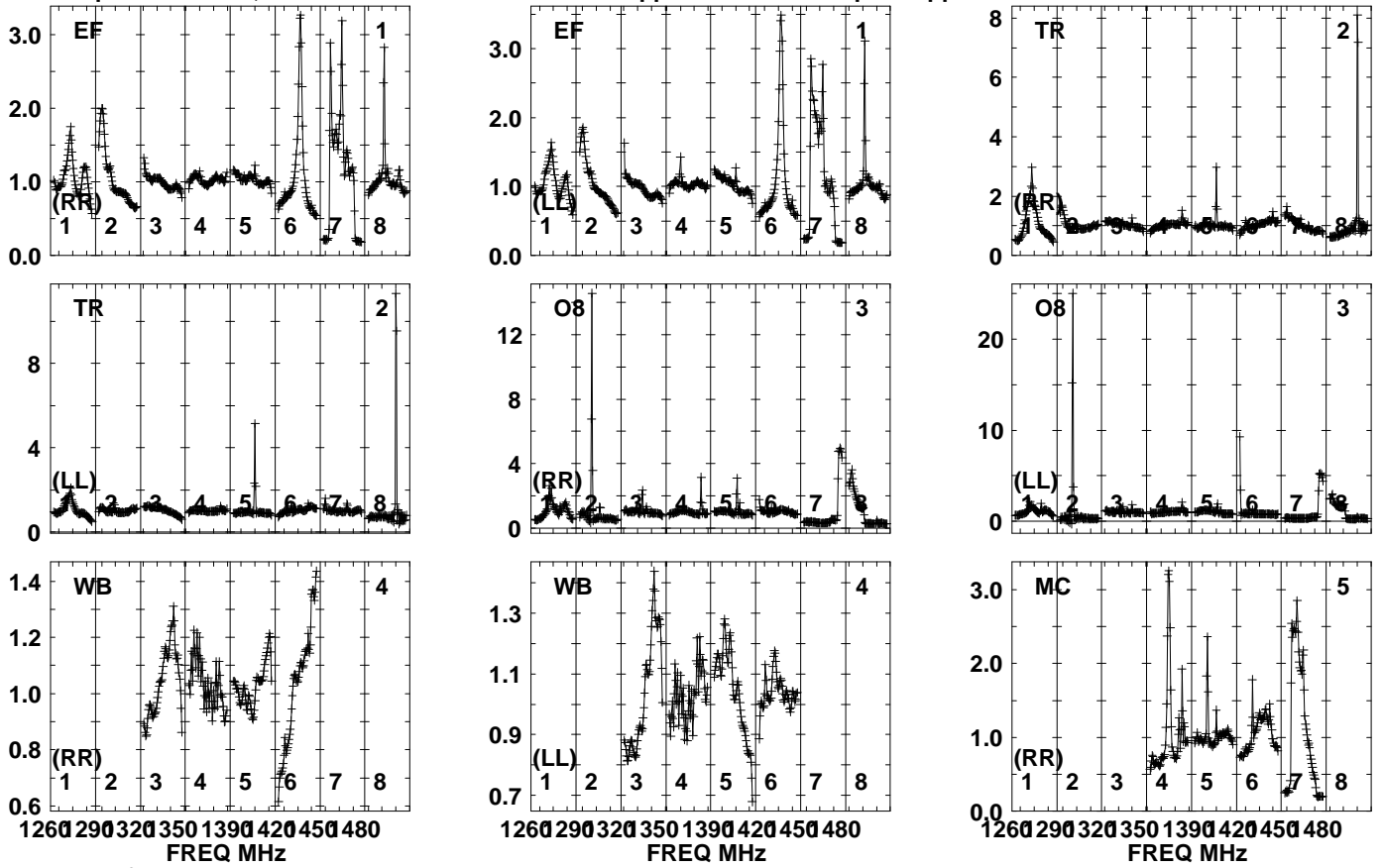
Timerange: 01/01:10:30 to 01/01:12:16



Plot file version 17 created 24-OCT-2023 11:46:52

R220912 D EK053D.UVDATA.1

Freq = 1.2545 GHz, Bw = 32.000 MH No calibration applied and no bandpass applied



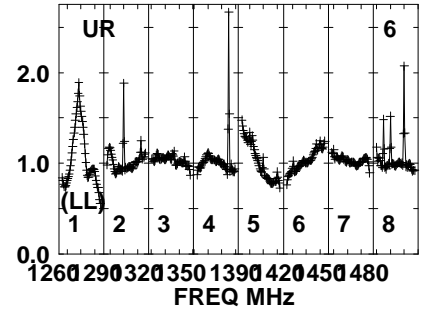
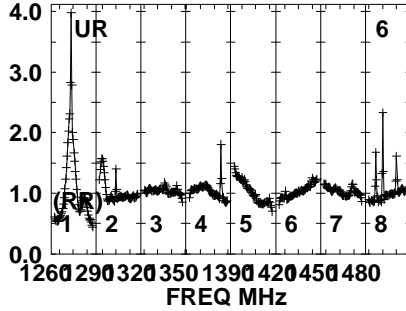
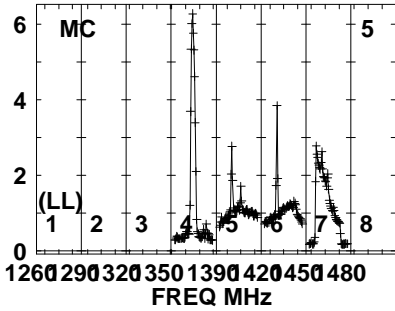
Lower frame: Real Jy  
Auto-corr total-power spectrum Antenna: \*  
Timerange: 01/01:12:18 to 01/01:17:16

Plot file version 18 created 24-OCT-2023 11:46:52

R220912 D EK053D.UVDATA.1

Freq = 1.2545 GHz, Bw = 32.000 MH

No calibration applied and no bandpass applied



Lower frame: Real Jy

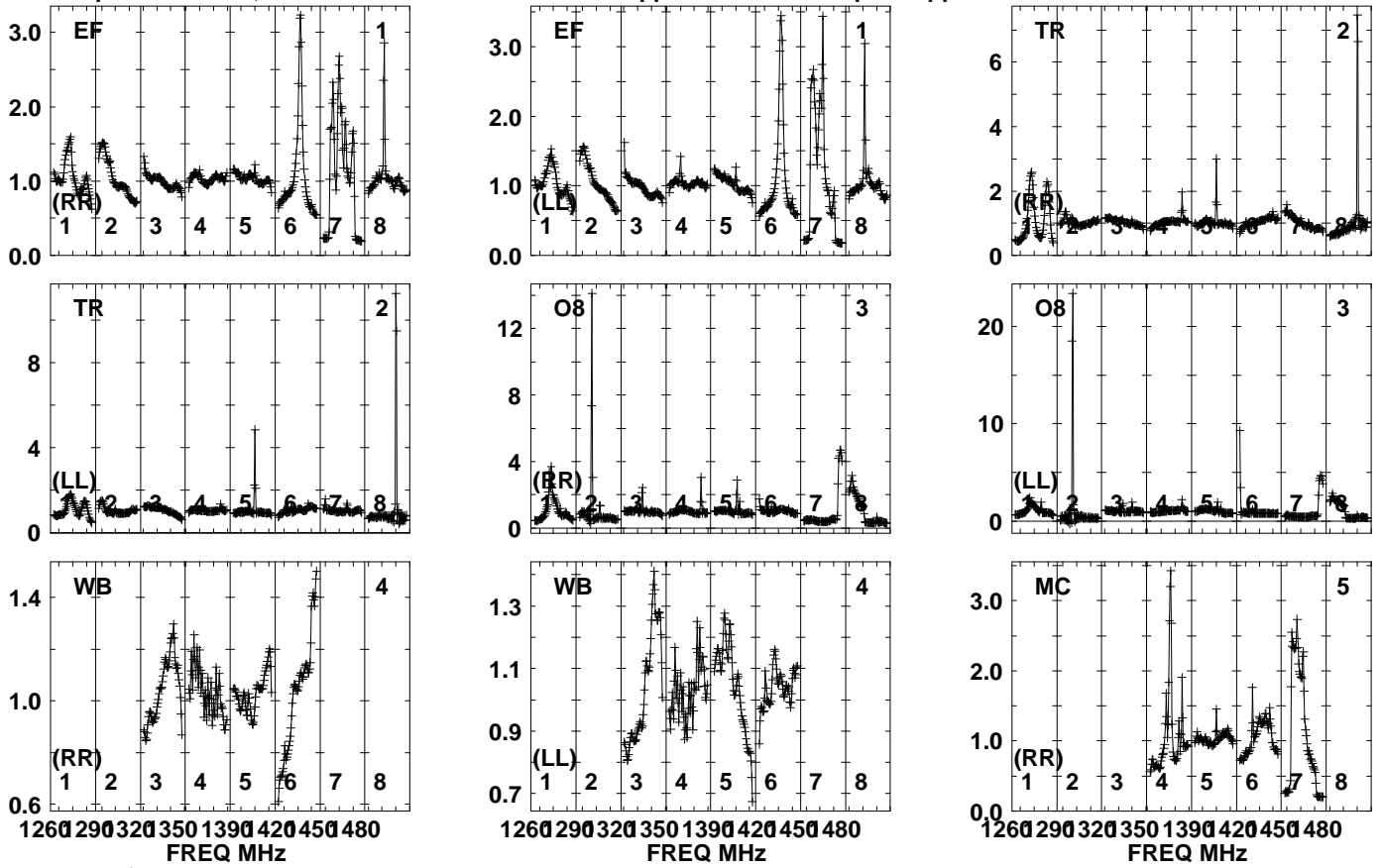
Auto-corr total-power spectrum Antenna: \*

Timerange: 01/01:12:18 to 01/01:17:16

Plot file version 19 created 24-OCT-2023 11:46:53

J2311+4543 EK053D.UVDATA.1

Freq = 1.2545 GHz, Bw = 32.000 MH No calibration applied and no bandpass applied

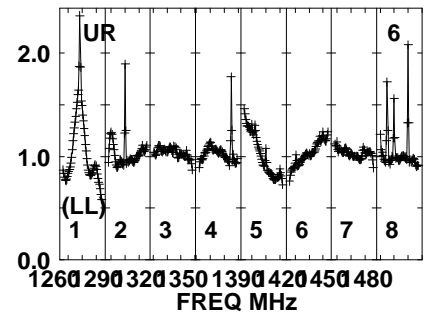
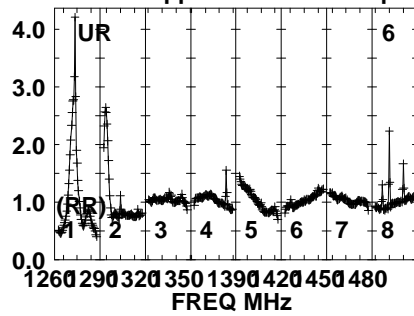
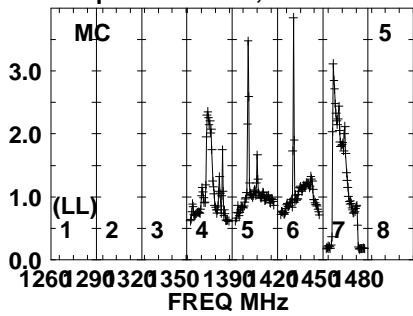


Lower frame: Real Jy  
Auto-corr total-power spectrum Antenna: \*  
Timerange: 01/01:18:29 to 01/01:19:11

Plot file version 20 created 24-OCT-2023 11:46:53

J2311+4543 EK053D.UVDATA.1

Freq = 1.2545 GHz, Bw = 32.000 MH No calibration applied and no bandpass applied



Lower frame: Real Jy

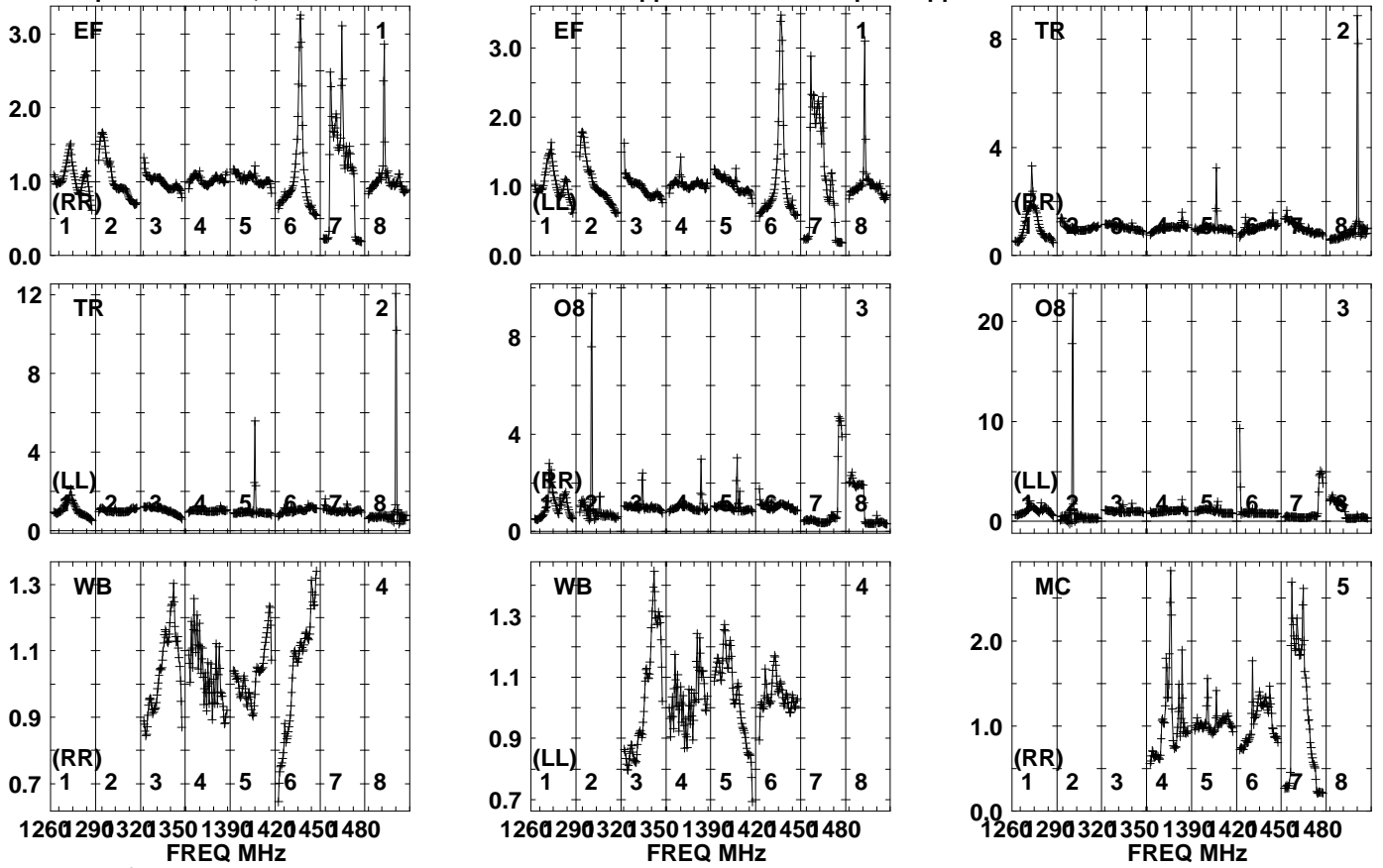
Auto-corr total-power spectrum Antenna: \*

Timerange: 01/01:18:29 to 01/01:19:11

Plot file version 21 created 24-OCT-2023 11:46:53

J2327+4754 EK053D.UVDATA.1

Freq = 1.2545 GHz, Bw = 32.000 MH No calibration applied and no bandpass applied



Lower frame: Real Jy

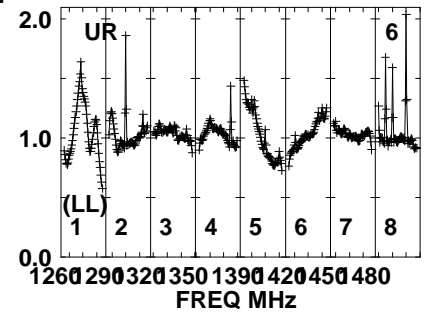
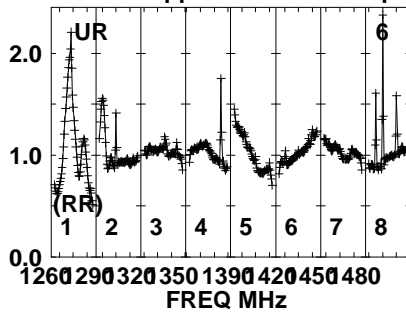
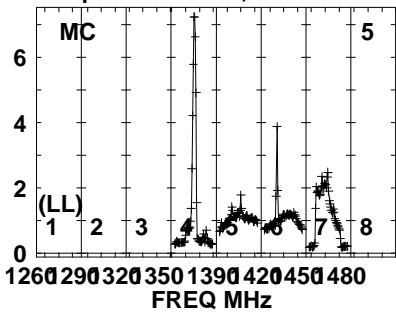
Auto-corr total-power spectrum Antenna: \*

Timerange: 01/01:19:14 to 01/01:22:56

Plot file version 22 created 24-OCT-2023 11:46:53

J2327+4754 EK053D.UVDATA.1

Freq = 1.2545 GHz, Bw = 32.000 MH No calibration applied and no bandpass applied

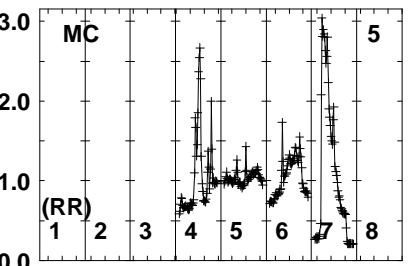
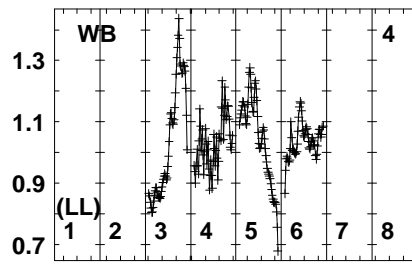
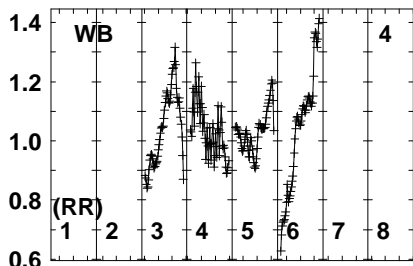
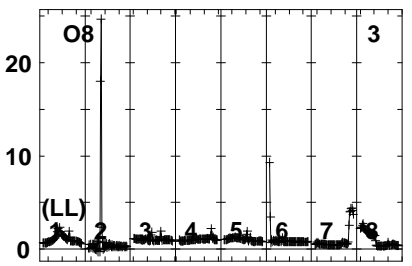
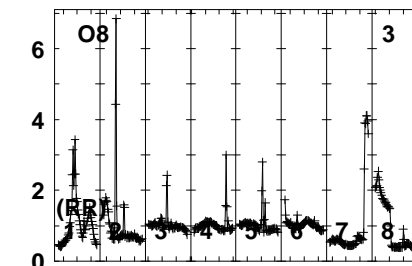
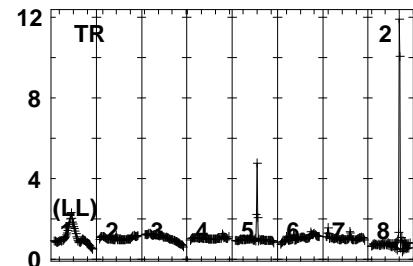
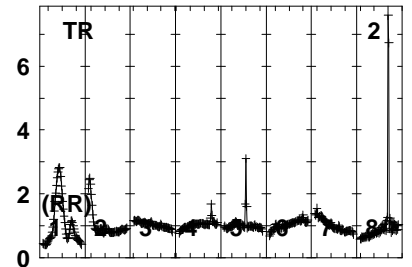
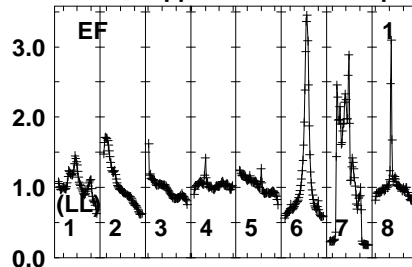
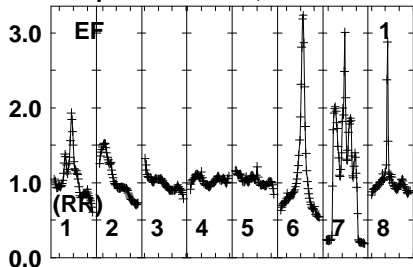


Lower frame: Real Jy  
Auto-corr total-power spectrum Antenna: \*  
Timerange: 01/01:19:14 to 01/01:22:56

Plot file version 23 created 24-OCT-2023 11:46:53

J2311+4543 EK053D.UVDATA.1

Freq = 1.2545 GHz, Bw = 32.000 MH No calibration applied and no bandpass applied



1260 290 320 350 1390 420 450 480  
FREQ MHz

1260 290 320 350 1390 420 450 480  
FREQ MHz

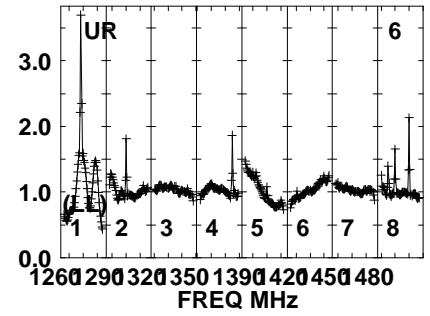
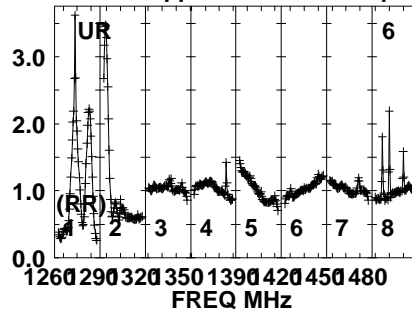
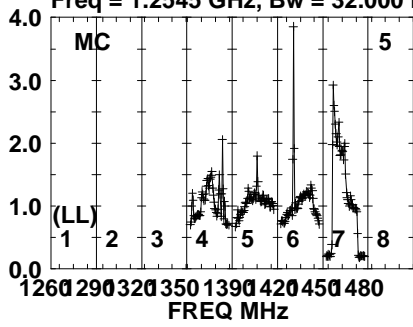
1260 290 320 350 1390 420 450 480  
FREQ MHz

Lower frame: Real Jy  
Auto-corr total-power spectrum Antenna: \*  
Timerange: 01/01:22:59 to 01/01:24:25

Plot file version 24 created 24-OCT-2023 11:46:53

J2311+4543 EK053D.UVDATA.1

Freq = 1.2545 GHz, Bw = 32.000 MH No calibration applied and no bandpass applied



Lower frame: Real Jy

Auto-corr total-power spectrum Antenna: \*

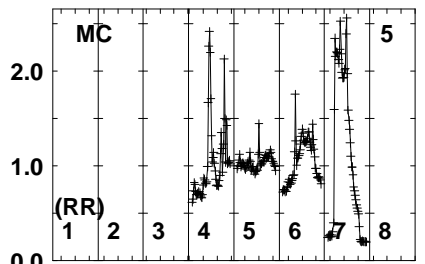
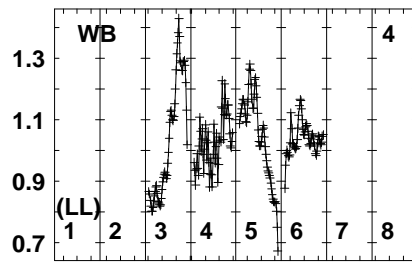
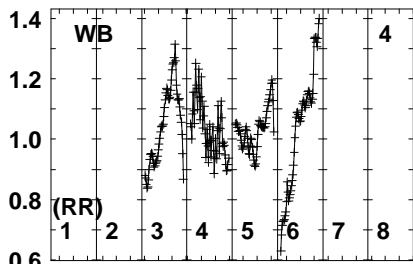
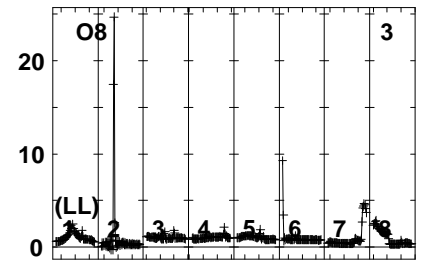
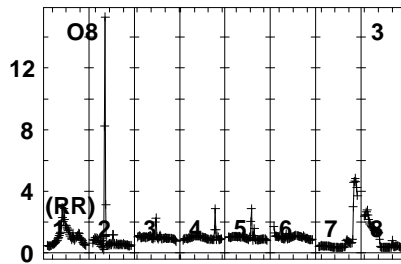
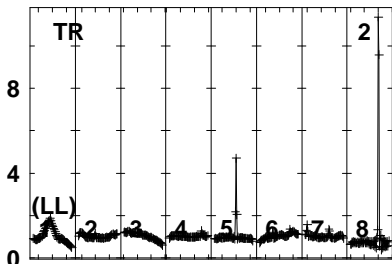
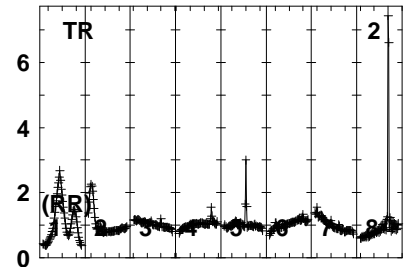
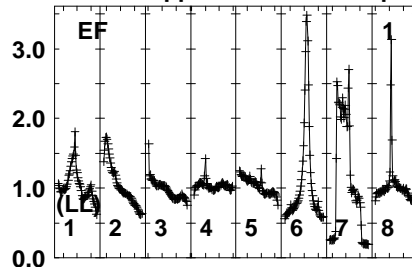
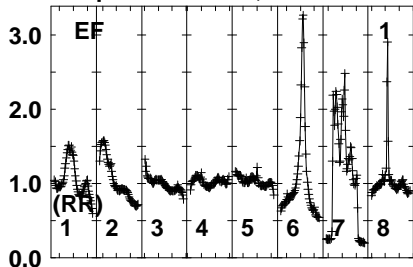
Timerange: 01/01:22:59 to 01/01:24:25



Plot file version 25 created 24-OCT-2023 11:46:53

R220912 D EK053D.UVDATA.1

Freq = 1.2545 GHz, Bw = 32.000 MH No calibration applied and no bandpass applied



1260 290 320 350 1390 420 450 480  
FREQ MHz

1260 290 320 350 1390 420 450 480  
FREQ MHz

1260 290 320 350 1390 420 450 480  
FREQ MHz

Lower frame: Real Jy

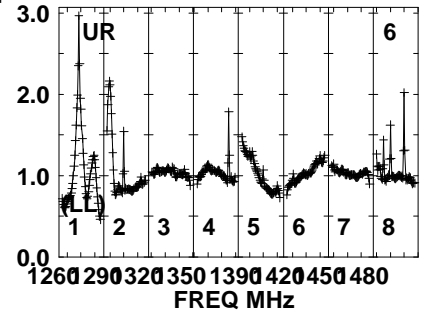
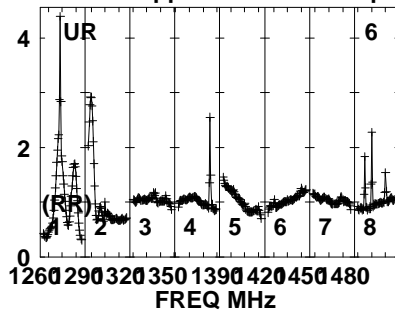
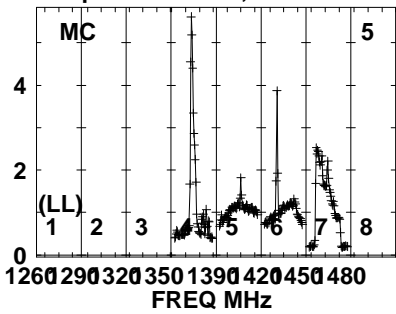
Auto-corr total-power spectrum Antenna: \*

Timerange: 01/01:24:28 to 01/01:29:26

Plot file version 26 created 24-OCT-2023 11:46:53

R220912 D EK053D.UVDATA.1

Freq = 1.2545 GHz, Bw = 32.000 MH No calibration applied and no bandpass applied

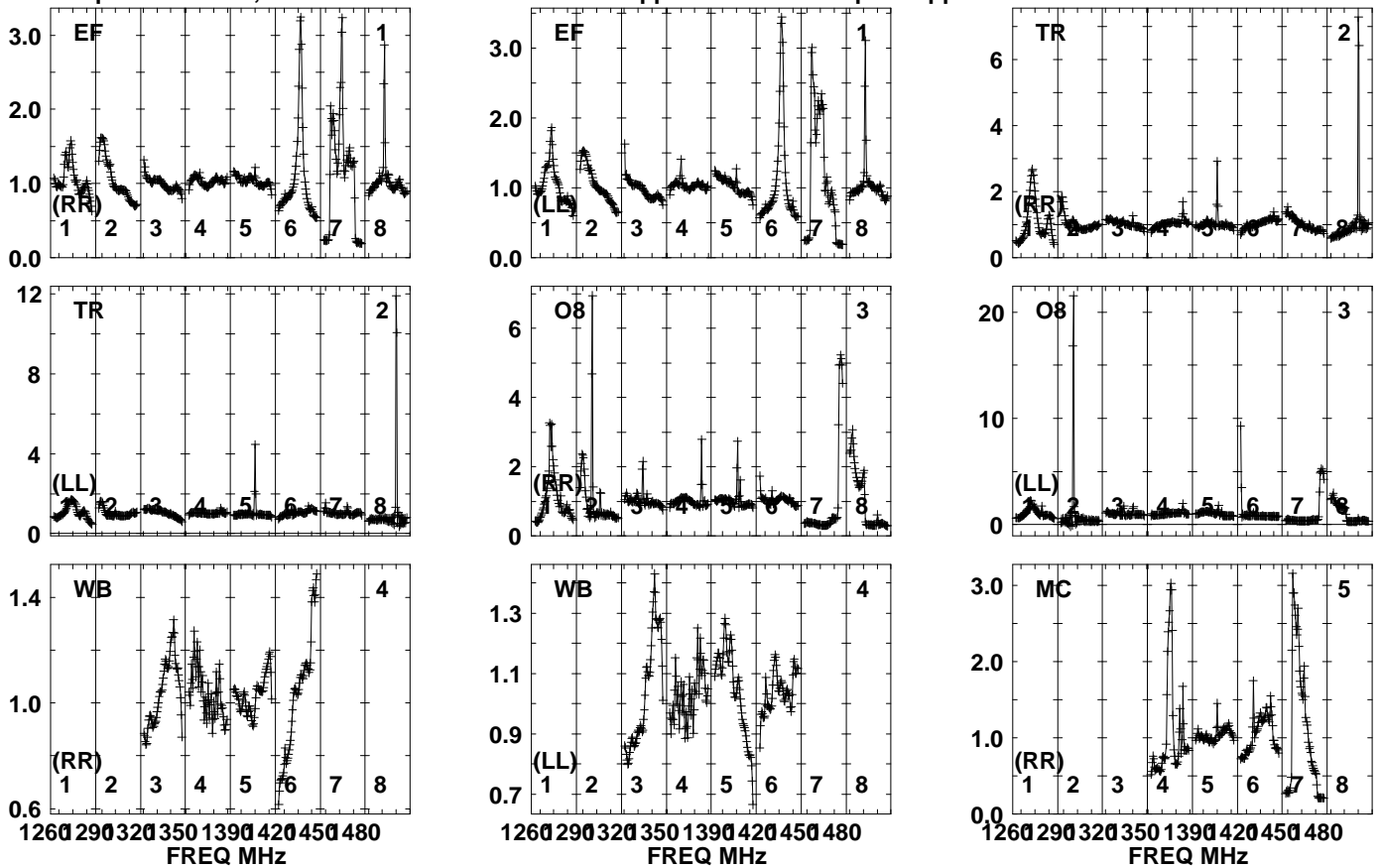


Lower frame: Real Jy  
Auto-corr total-power spectrum Antenna: \*  
Timerange: 01/01:24:28 to 01/01:29:26

Plot file version 27 created 24-OCT-2023 11:46:53

J2311+4543 EK053D.UVDATA.1

Freq = 1.2545 GHz, Bw = 32.000 MH No calibration applied and no bandpass applied



Lower frame: Real Jy

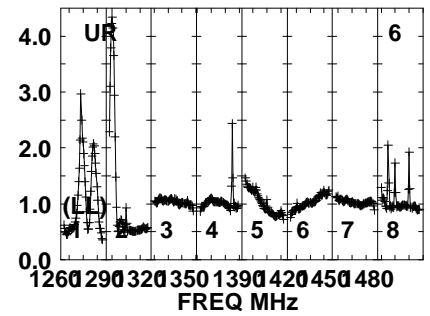
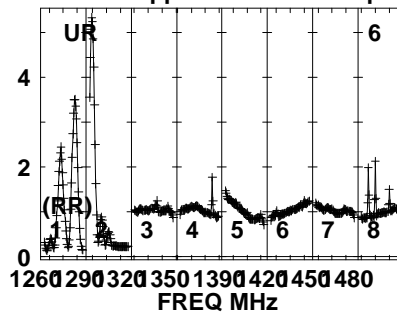
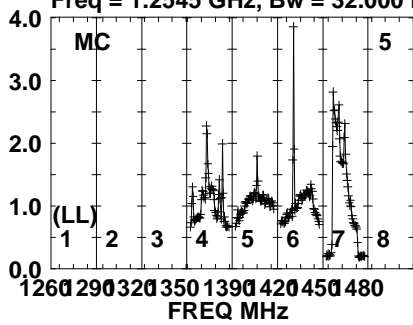
Auto-corr total-power spectrum Antenna: \*

Timerange: 01/01:30:36 to 01/01:31:18

Plot file version 28 created 24-OCT-2023 11:46:53

J2311+4543 EK053D.UVDATA.1

Freq = 1.2545 GHz, Bw = 32.000 MH No calibration applied and no bandpass applied



Lower frame: Real Jy

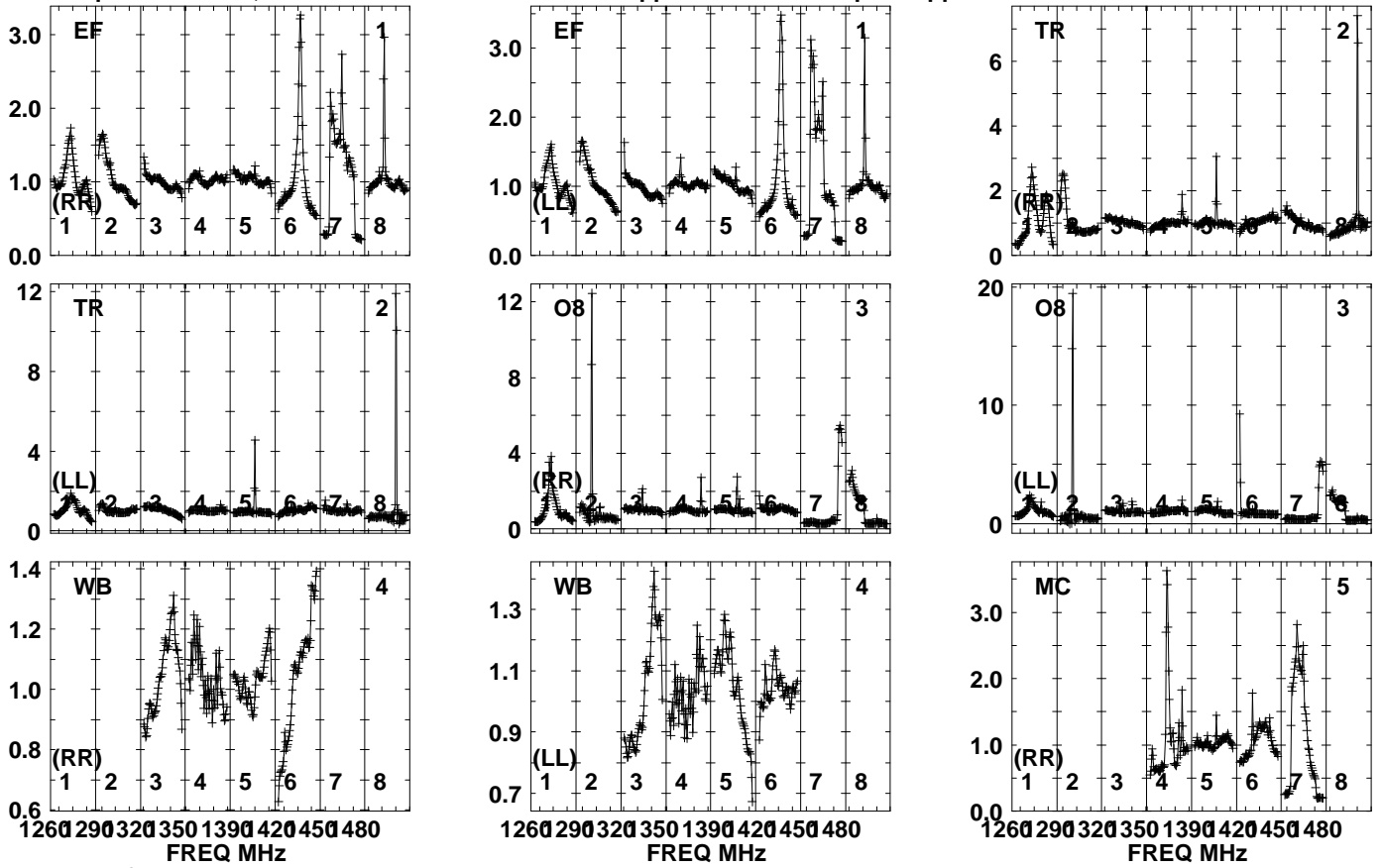
Auto-corr total-power spectrum Antenna: \*

Timerange: 01/01:30:36 to 01/01:31:18

Plot file version 29 created 24-OCT-2023 11:46:53

R220912 D EK053D.UVDATA.1

Freq = 1.2545 GHz, Bw = 32.000 MH No calibration applied and no bandpass applied



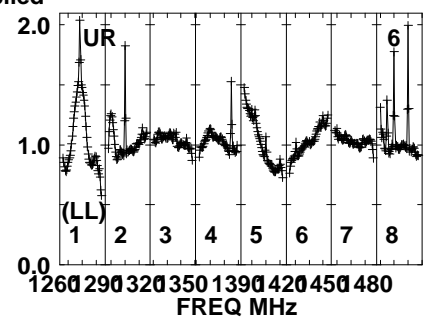
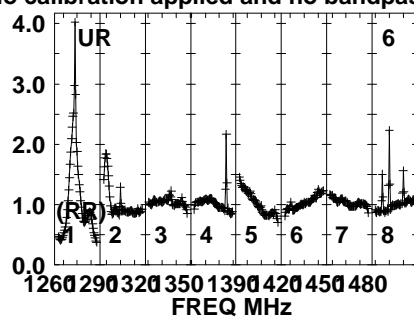
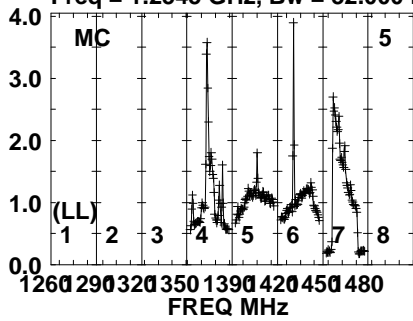
Lower frame: Real Jy  
Auto-corr total-power spectrum Antenna: \*  
Timerange: 01/01:31:21 to 01/01:36:19

Plot file version 30 created 24-OCT-2023 11:46:53

R220912 D EK053D.UVDATA.1

Freq = 1.2545 GHz, Bw = 32.000 MH

No calibration applied and no bandpass applied



Lower frame: Real Jy

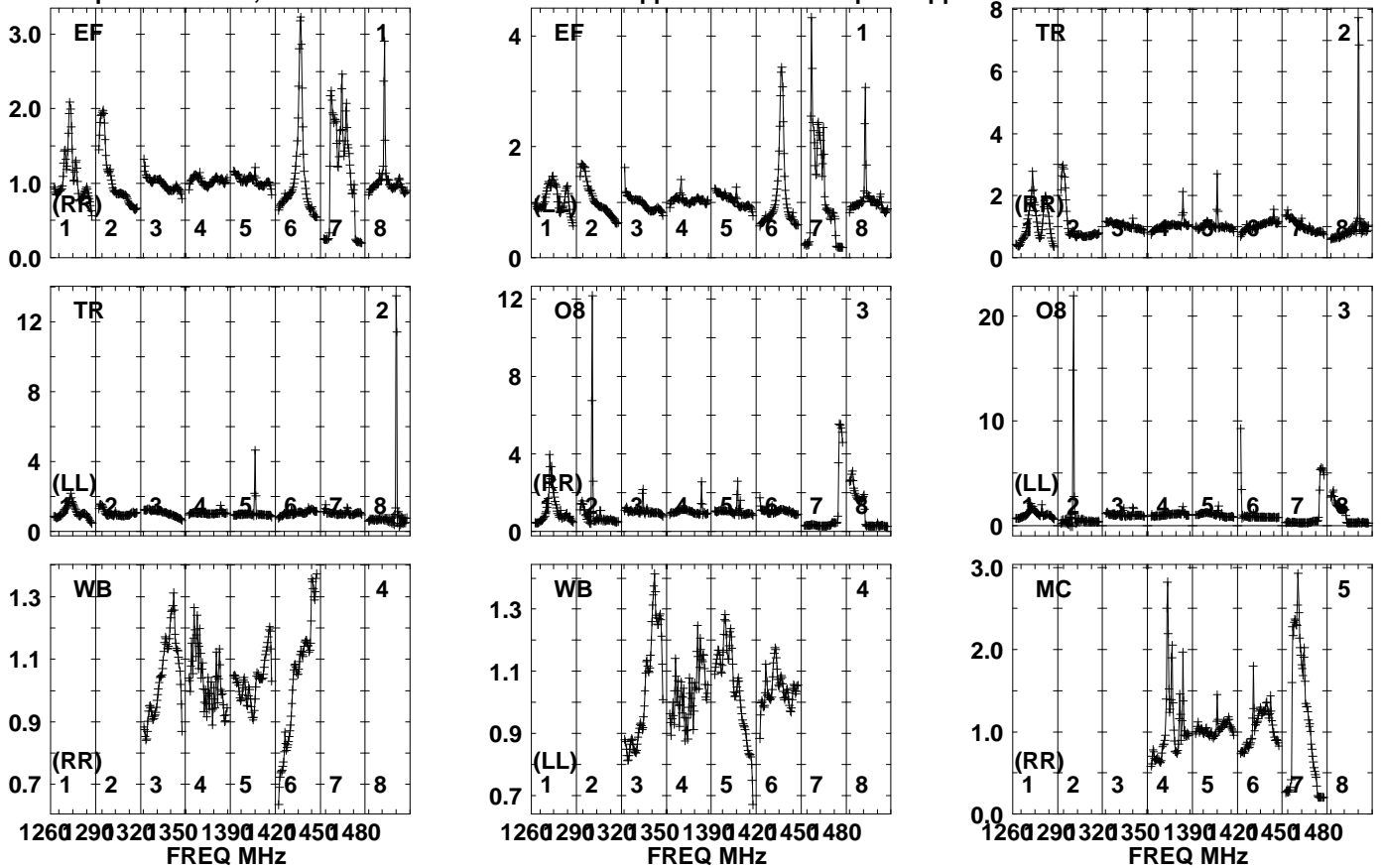
Auto-corr total-power spectrum Antenna: \*

Timerange: 01/01:31:21 to 01/01:36:19

Plot file version 31 created 24-OCT-2023 11:46:53

J2311+4543 EK053D.UVDATA.1

Freq = 1.2545 GHz, Bw = 32.000 MH No calibration applied and no bandpass applied



Lower frame: Real Jy

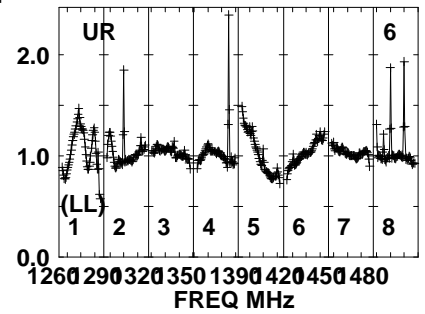
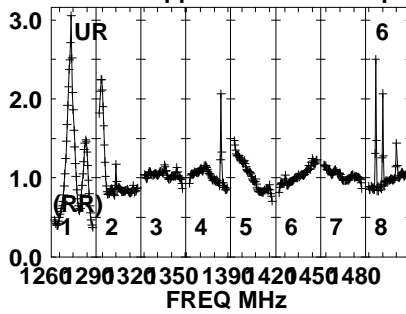
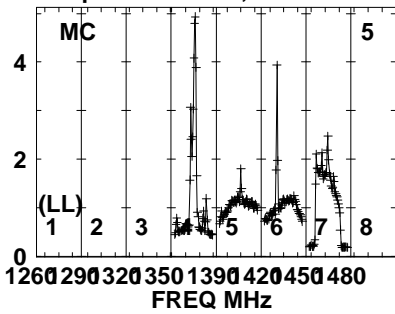
Auto-corr total-power spectrum Antenna: \*

Timerange: 01/01:36:21 to 01/01:38:01

Plot file version 32 created 24-OCT-2023 11:46:53

J2311+4543 EK053D.UVDATA.1

Freq = 1.2545 GHz, Bw = 32.000 MH No calibration applied and no bandpass applied



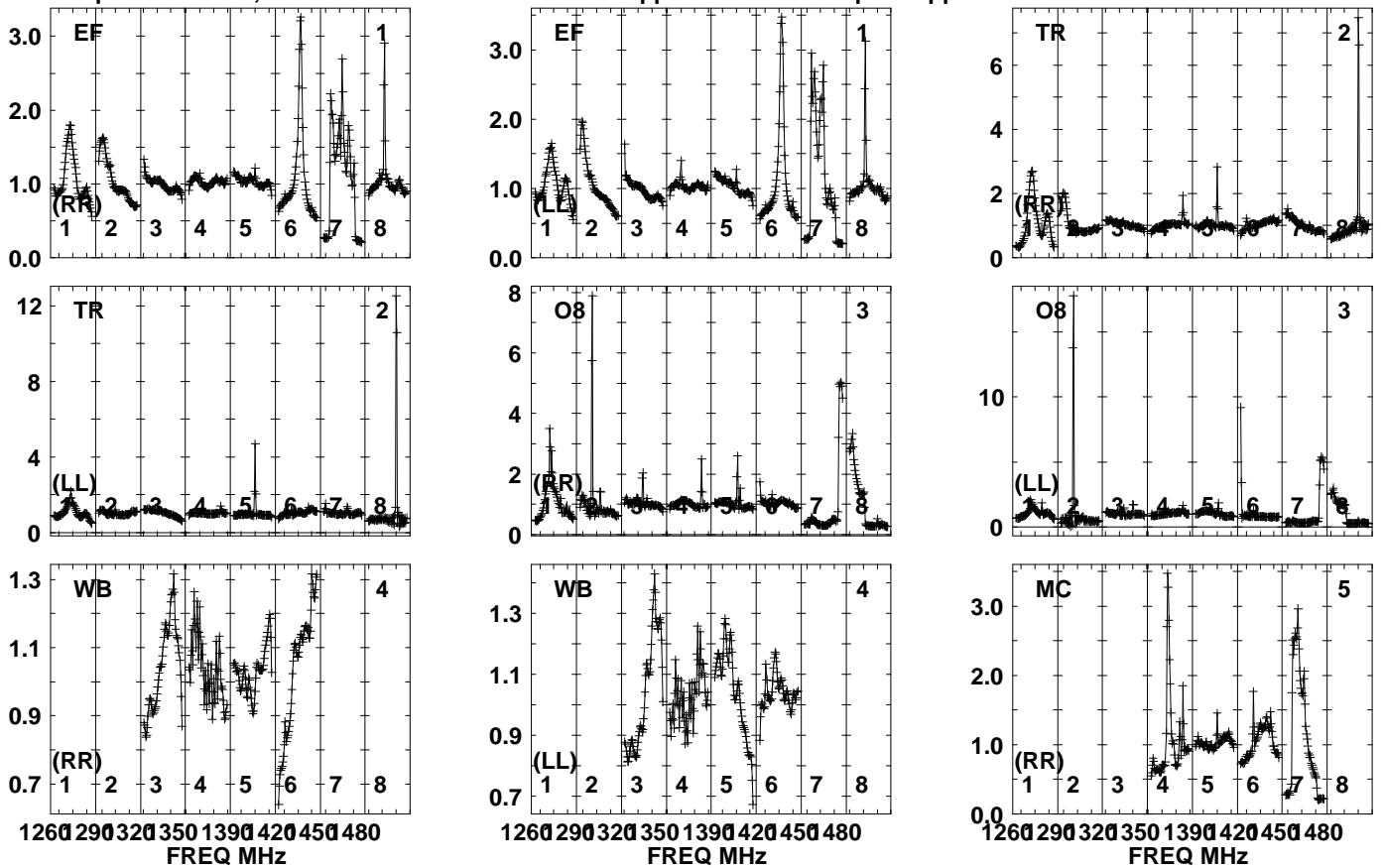
Lower frame: Real Jy  
Auto-corr total-power spectrum Antenna: \*  
Timerange: 01/01:36:21 to 01/01:38:01



Plot file version 33 created 24-OCT-2023 11:46:53

R220912 D EK053D.UVDATA.1

Freq = 1.2545 GHz, Bw = 32.000 MH No calibration applied and no bandpass applied

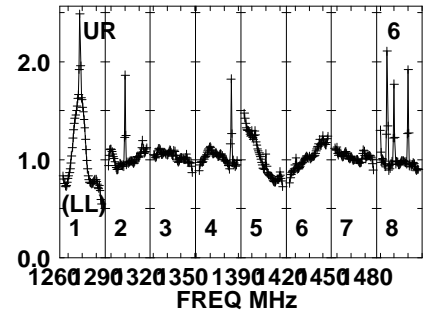
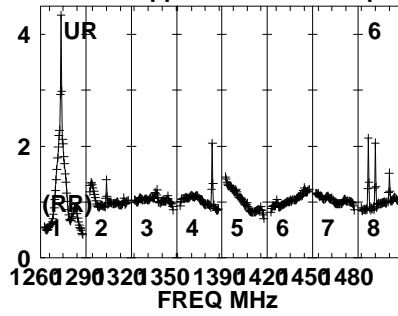
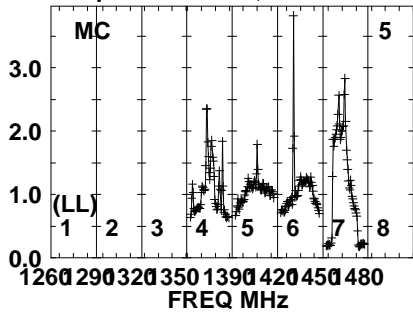


Lower frame: Real Jy  
Auto-corr total-power spectrum Antenna: \*  
Timerange: 01/01:38:04 to 01/01:43:02

Plot file version 34 created 24-OCT-2023 11:46:54

R220912 D EK053D.UVDATA.1

Freq = 1.2545 GHz, Bw = 32.000 MH No calibration applied and no bandpass applied



Lower frame: Real Jy

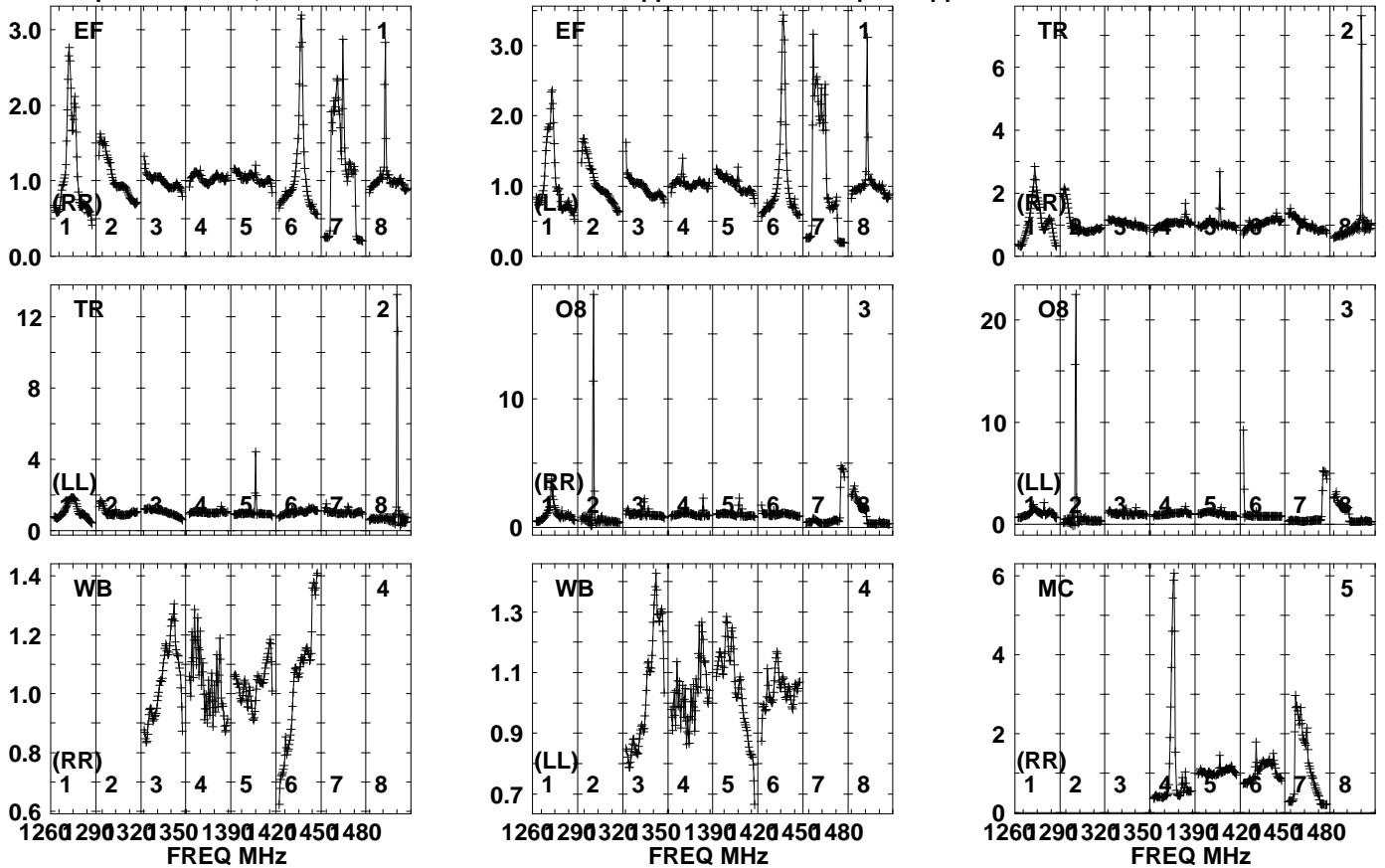
Auto-corr total-power spectrum Antenna: \*

Timerange: 01/01:38:04 to 01/01:43:02

Plot file version 35 created 24-OCT-2023 11:46:54

J2311+4543 EK053D.UVDATA.1

Freq = 1.2545 GHz, Bw = 32.000 MH No calibration applied and no bandpass applied

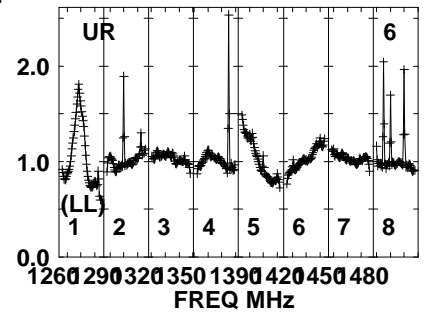
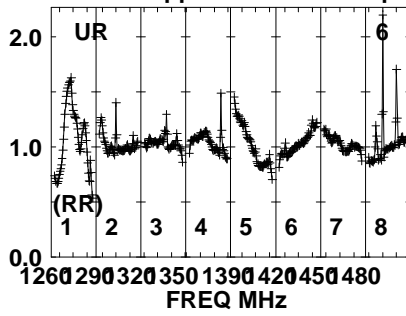
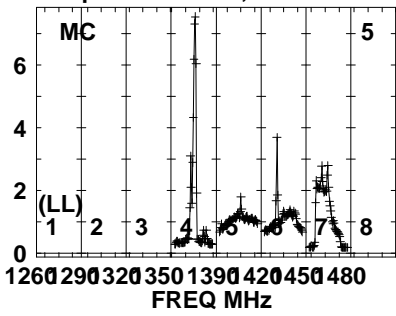


Lower frame: Real Jy  
Auto-corr total-power spectrum Antenna: \*  
Timerange: 01/01:44:10 to 01/01:44:52

Plot file version 36 created 24-OCT-2023 11:46:54

J2311+4543 EK053D.UVDATA.1

Freq = 1.2545 GHz, Bw = 32.000 MH No calibration applied and no bandpass applied

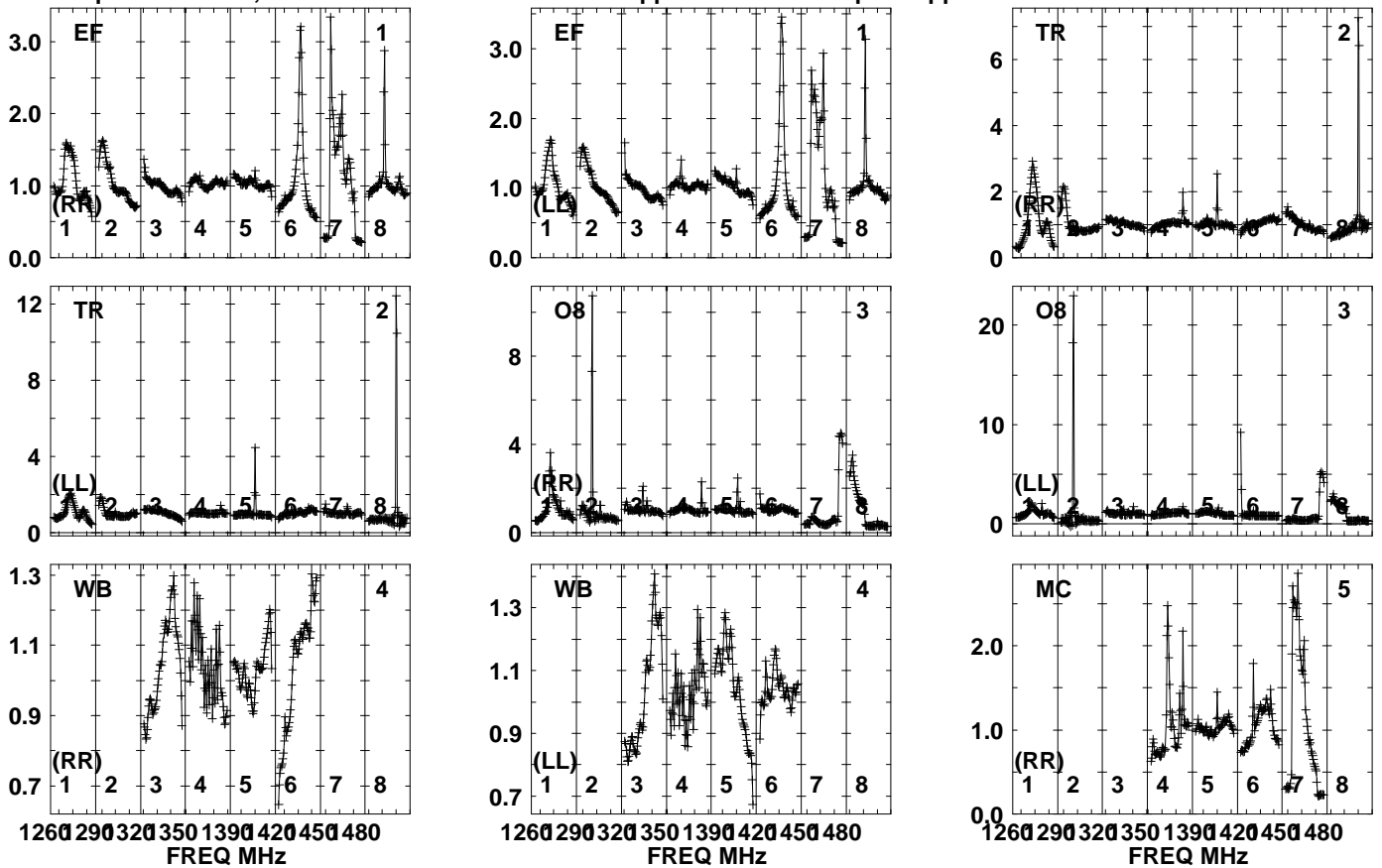


Lower frame: Real Jy  
Auto-corr total-power spectrum Antenna: \*  
Timerange: 01/01:44:10 to 01/01:44:52

Plot file version 37 created 24-OCT-2023 11:46:54

R220912 D EK053D.UVDATA.1

Freq = 1.2545 GHz, Bw = 32.000 MH No calibration applied and no bandpass applied



Lower frame: Real Jy

Auto-corr total-power spectrum Antenna: \*

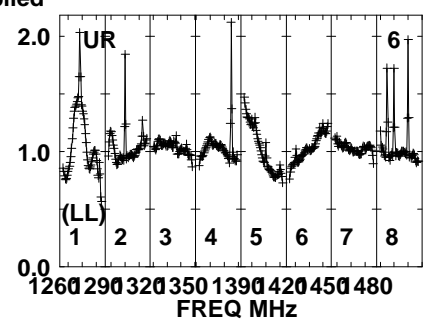
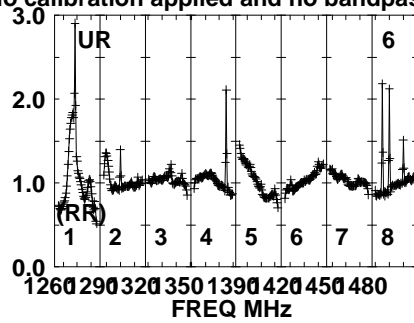
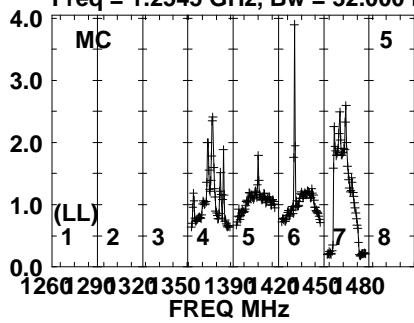
Timerange: 01/01:44:55 to 01/01:49:53

Plot file version 38 created 24-OCT-2023 11:46:54

R220912 D EK053D.UVDATA.1

Freq = 1.2545 GHz, Bw = 32.000 MH

No calibration applied and no bandpass applied



Lower frame: Real Jy

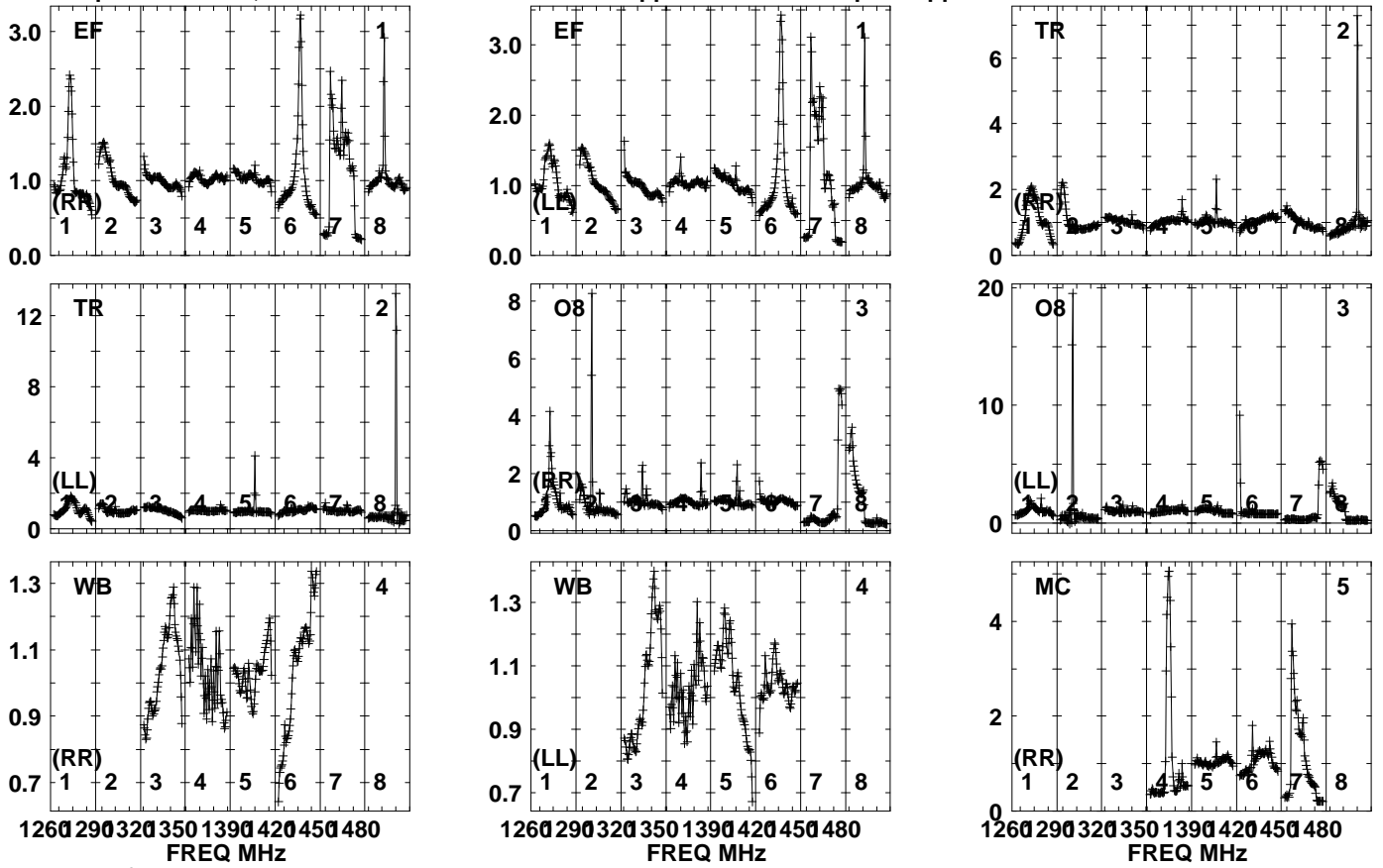
Auto-corr total-power spectrum Antenna: \*

Timerange: 01/01:44:55 to 01/01:49:53

Plot file version 39 created 24-OCT-2023 11:46:54

J2311+4543 EK053D.UVDATA.1

Freq = 1.2545 GHz, Bw = 32.000 MH No calibration applied and no bandpass applied

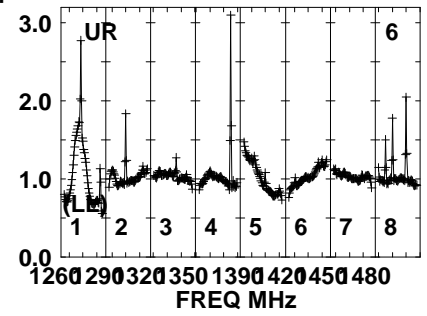
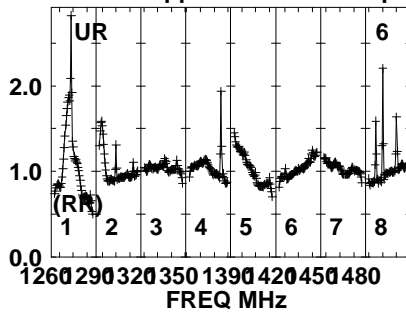
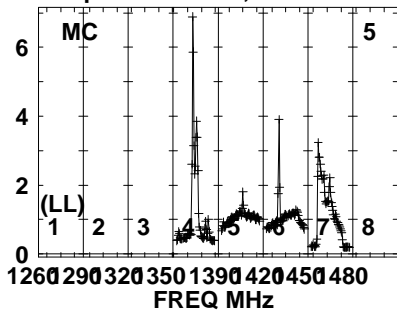


Lower frame: Real Jy  
Auto-corr total-power spectrum Antenna: \*  
Timerange: 01/01:49:55 to 01/01:51:33

Plot file version 40 created 24-OCT-2023 11:46:54

J2311+4543 EK053D.UVDATA.1

Freq = 1.2545 GHz, Bw = 32.000 MH No calibration applied and no bandpass applied



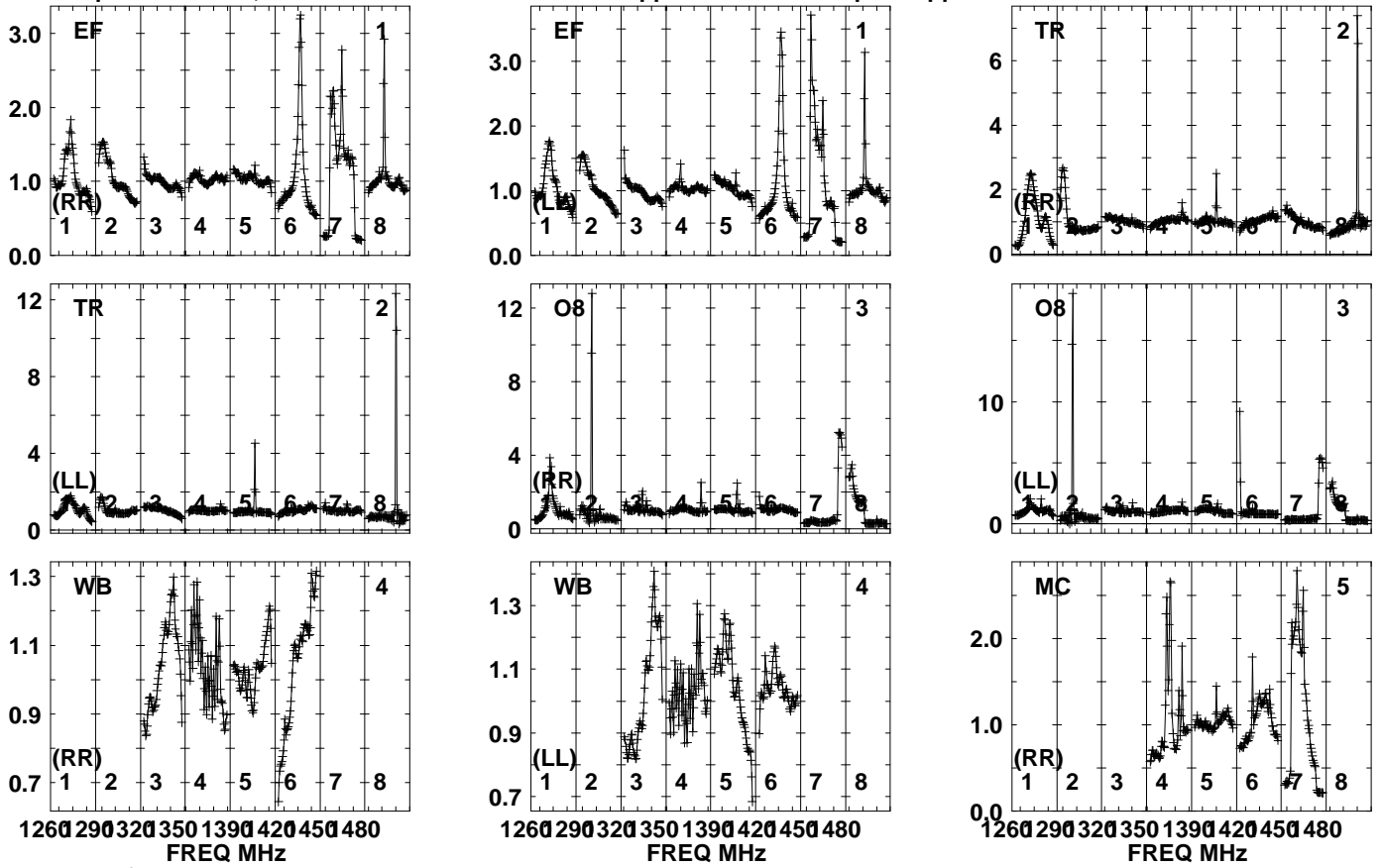
Lower frame: Real Jy  
Auto-corr total-power spectrum Antenna: \*  
Timerange: 01/01:49:55 to 01/01:51:33



Plot file version 41 created 24-OCT-2023 11:46:54

J2327+4754 EK053D.UVDATA.1

Freq = 1.2545 GHz, Bw = 32.000 MH No calibration applied and no bandpass applied

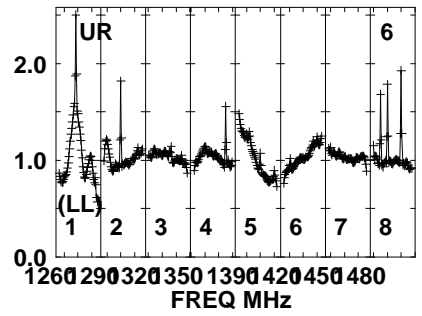
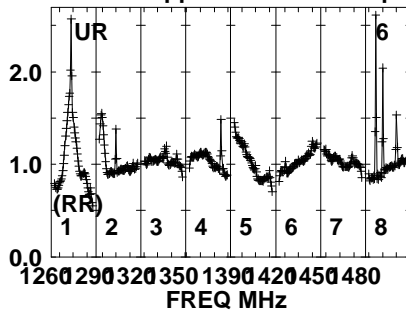
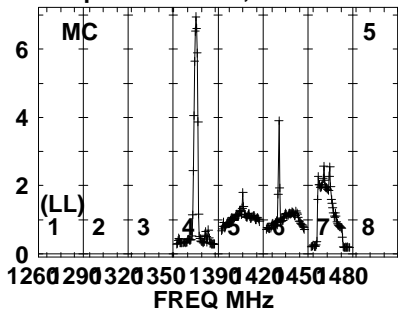


Lower frame: Real Jy  
Auto-corr total-power spectrum Antenna: \*  
Timerange: 01/01:51:36 to 01/01:55:16

Plot file version 42 created 24-OCT-2023 11:46:54

J2327+4754 EK053D.UVDATA.1

Freq = 1.2545 GHz, Bw = 32.000 MH No calibration applied and no bandpass applied

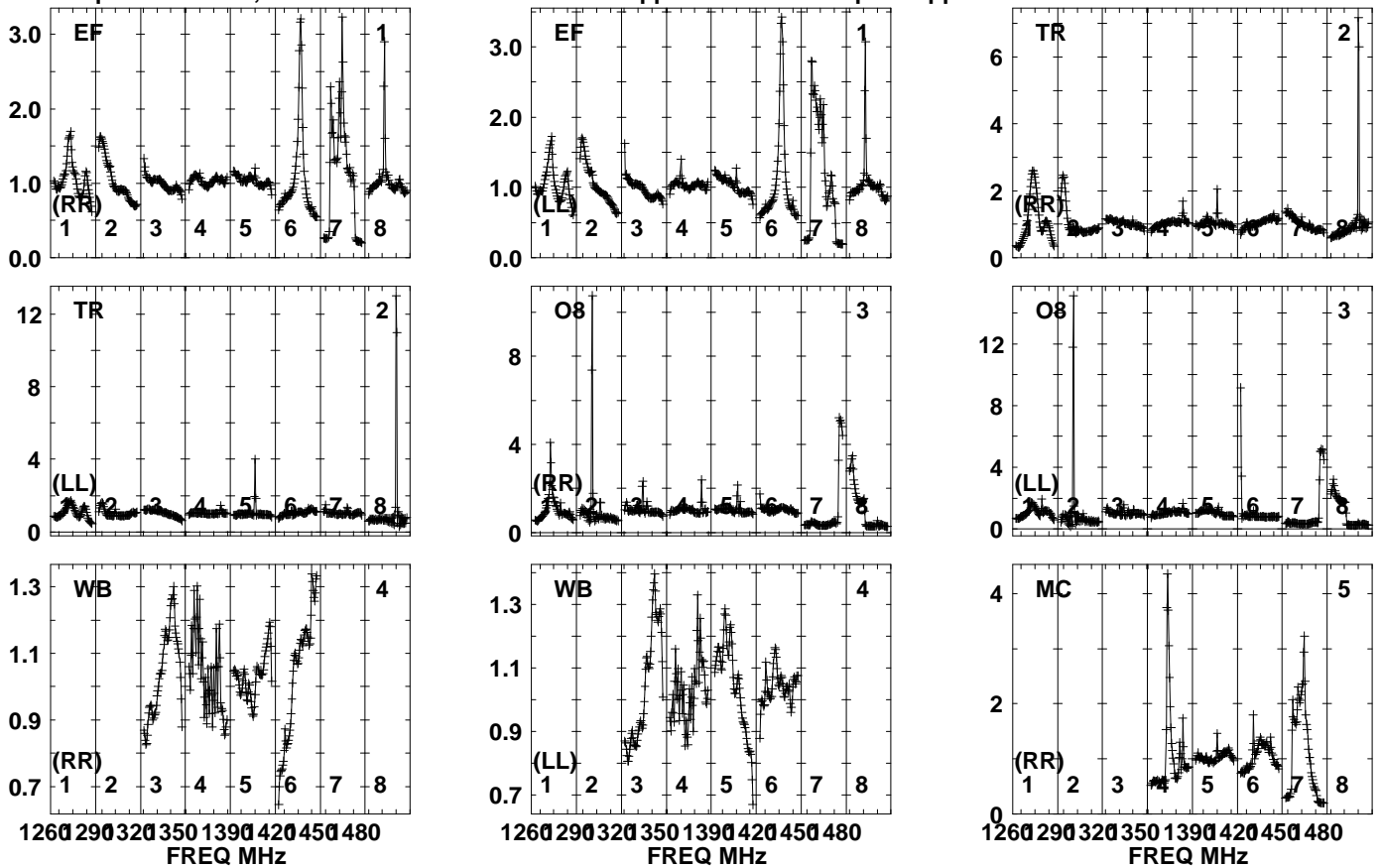


Lower frame: Real Jy  
Auto-corr total-power spectrum Antenna: \*  
Timerange: 01/01:51:36 to 01/01:55:16

Plot file version 43 created 24-OCT-2023 11:46:54

J2311+4543 EK053D.UVDATA.1

Freq = 1.2545 GHz, Bw = 32.000 MH No calibration applied and no bandpass applied



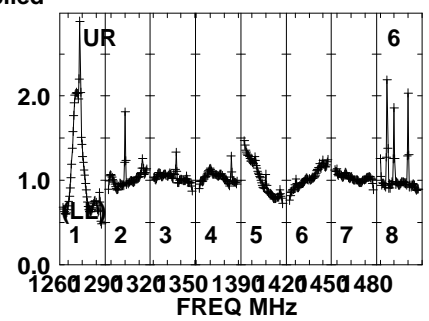
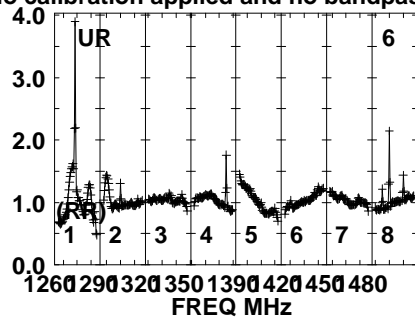
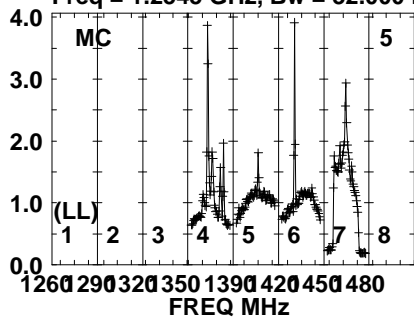
Lower frame: Real Jy  
Auto-corr total-power spectrum Antenna: \*  
Timerange: 01/01:56:11 to 01/01:56:53

Plot file version 44 created 24-OCT-2023 11:46:54

J2311+4543 EK053D.UVDATA.1

Freq = 1.2545 GHz, Bw = 32.000 MH

No calibration applied and no bandpass applied



Lower frame: Real Jy

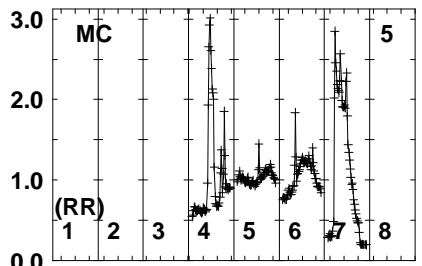
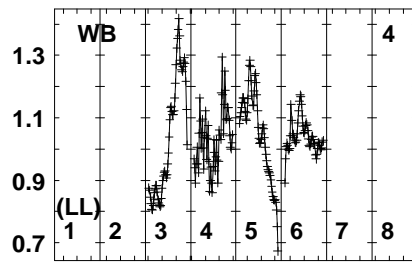
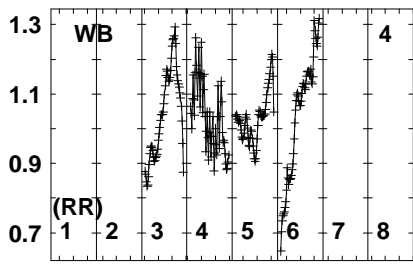

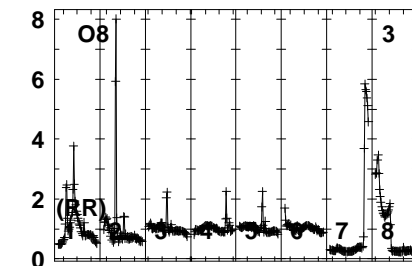
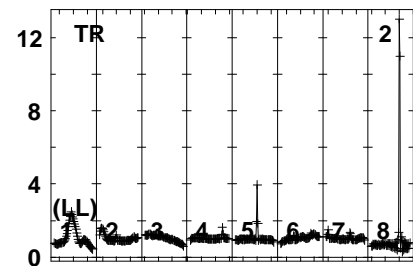
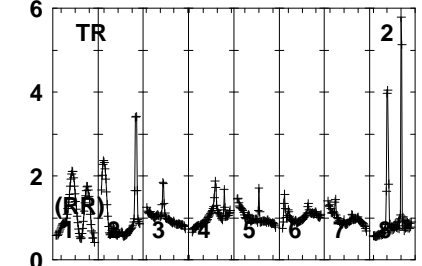
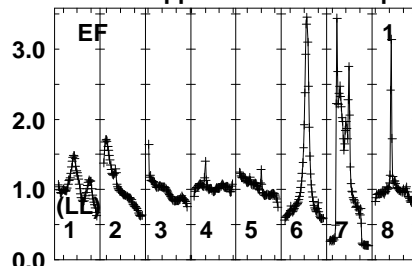
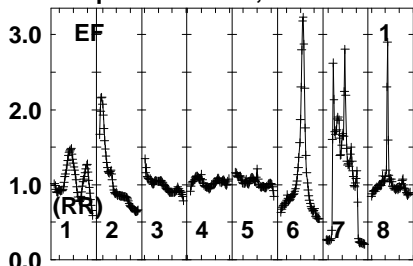
Auto-corr total-power spectrum Antenna: \*

Timerange: 01/01:56:11 to 01/01:56:53

Plot file version 45 created 24-OCT-2023 11:46:54

R220912 D EK053D.UVDATA.1

Freq = 1.2545 GHz, Bw = 32.000 MH No calibration applied and no bandpass applied



1260 290 320 350 1390 420 450 480  
FREQ MHz

1260 290 320 350 1390 420 450 480  
FREQ MHz

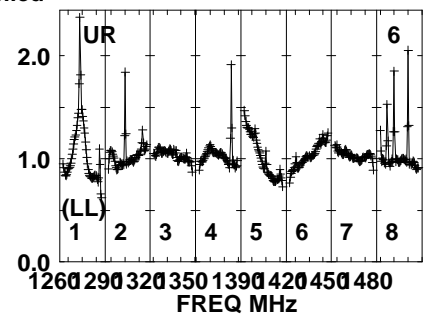
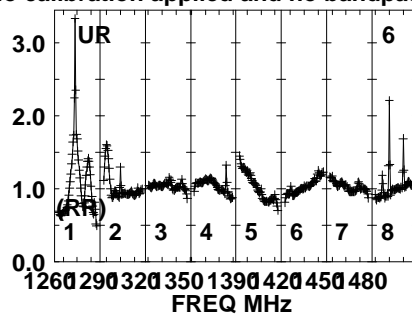
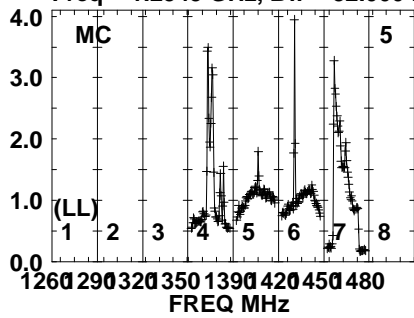
1260 290 320 350 1390 420 450 480  
FREQ MHz

Lower frame: Real Jy  
Auto-corr total-power spectrum Antenna: \*  
Timerange: 01/01:56:56 to 01/02:01:54

Plot file version 46 created 24-OCT-2023 11:46:54

R220912 D EK053D.UVDATA.1

Freq = 1.2545 GHz, Bw = 32.000 MH No calibration applied and no bandpass applied



Lower frame: Real Jy

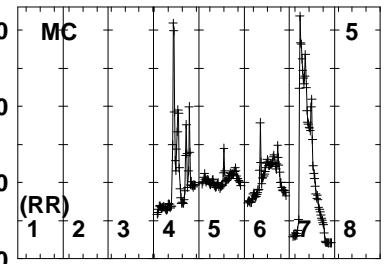
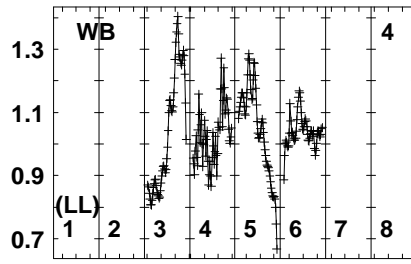
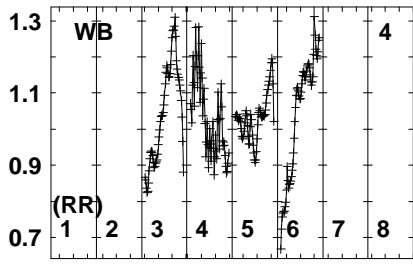

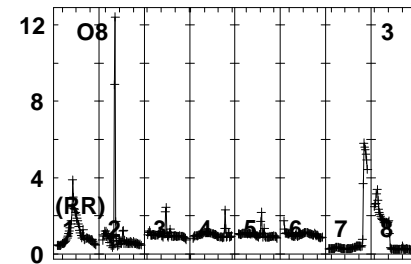
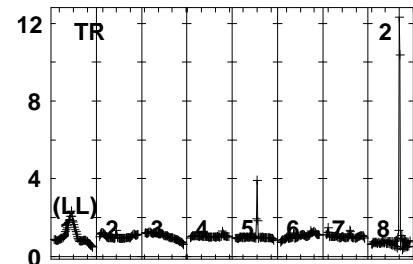
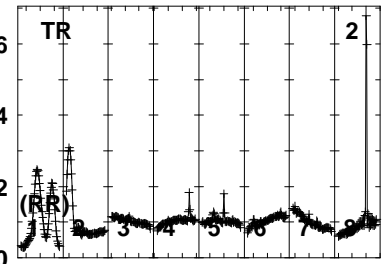
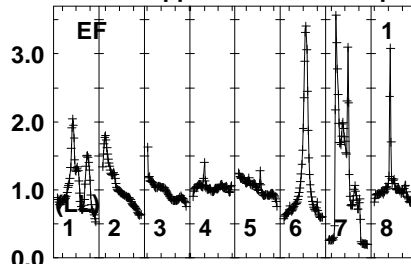
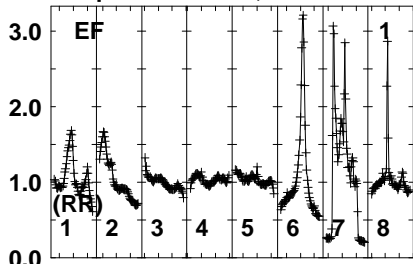
Auto-corr total-power spectrum Antenna: \*

Timerange: 01/01:56:56 to 01/02:01:54

Plot file version 47 created 24-OCT-2023 11:46:54

J2311+4543 EK053D.UVDATA.1

Freq = 1.2545 GHz, Bw = 32.000 MH No calibration applied and no bandpass applied



1260 290 320 350 1390 420 450 480  
FREQ MHz

1260 290 320 350 1390 420 450 480  
FREQ MHz

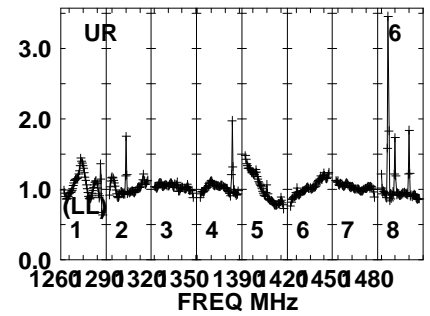
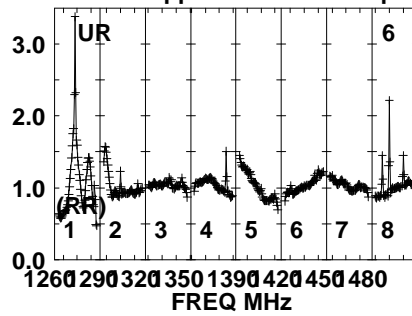
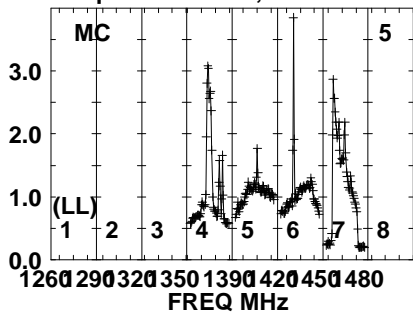
1260 290 320 350 1390 420 450 480  
FREQ MHz

Lower frame: Real Jy  
Auto-corr total-power spectrum Antenna: \*  
Timerange: 01/02:01:56 to 01/02:03:34

Plot file version 48 created 24-OCT-2023 11:46:54

J2311+4543 EK053D.UVDATA.1

Freq = 1.2545 GHz, Bw = 32.000 MH No calibration applied and no bandpass applied



Lower frame: Real Jy

Auto-corr total-power spectrum Antenna: \*

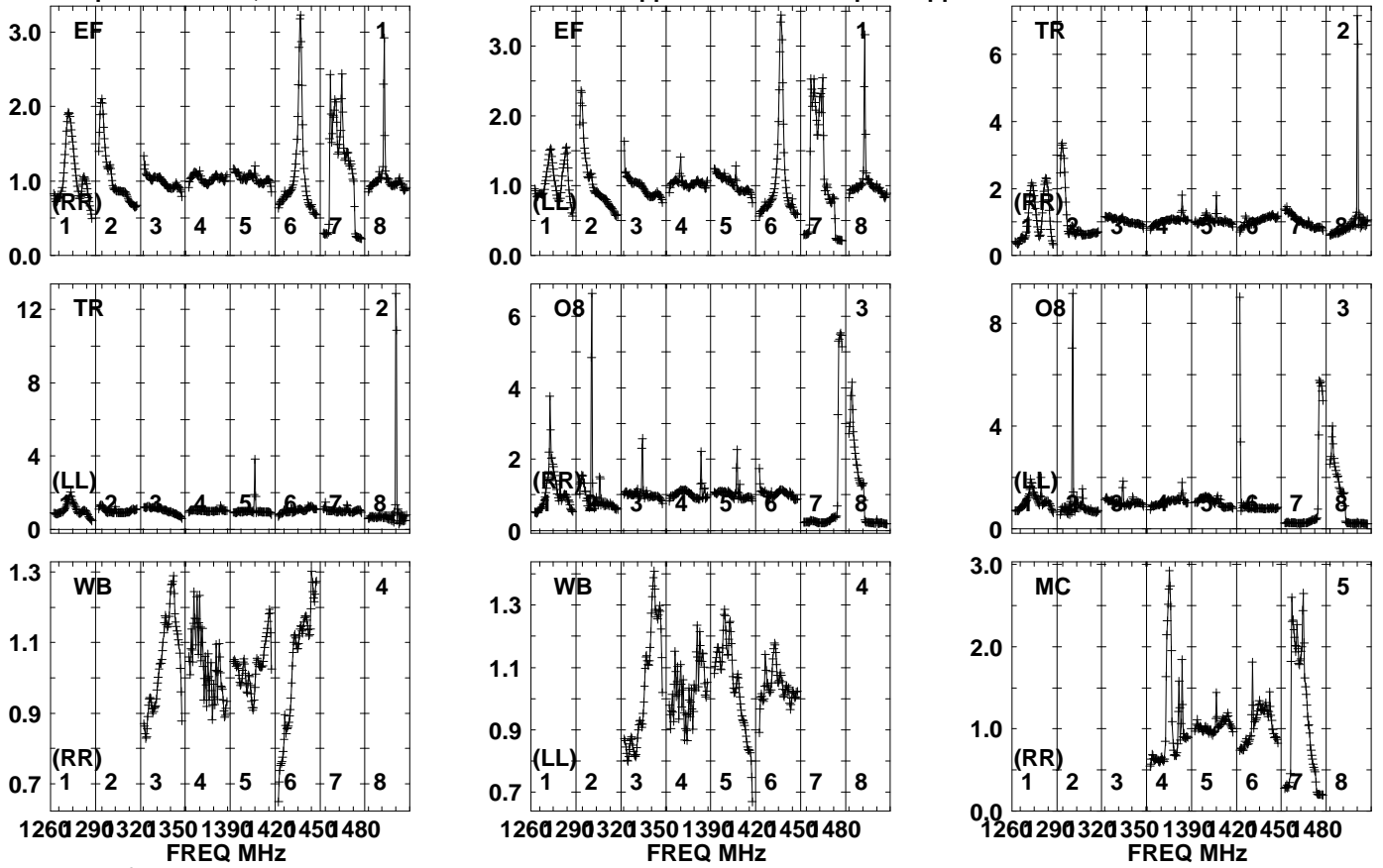
Timerange: 01/02:01:56 to 01/02:03:34



Plot file version 49 created 24-OCT-2023 11:46:54

R220912 D EK053D.UVDATA.1

Freq = 1.2545 GHz, Bw = 32.000 MH No calibration applied and no bandpass applied

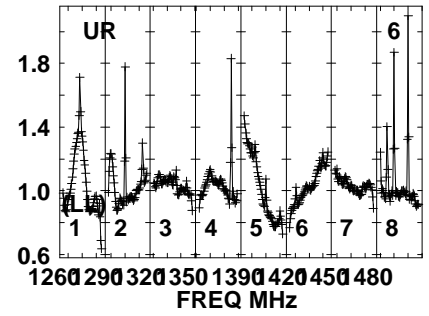
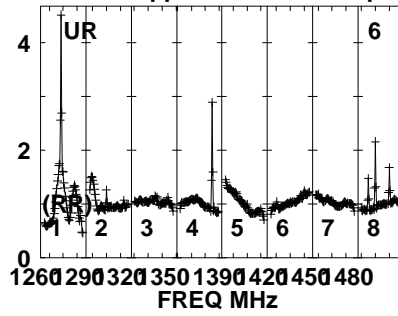
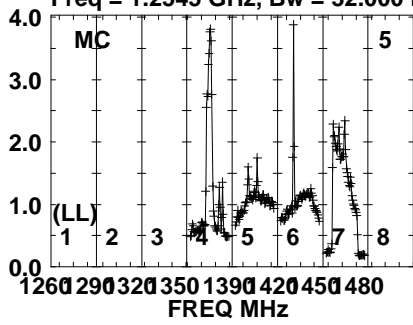


Lower frame: Real Jy  
Auto-corr total-power spectrum Antenna: \*  
Timerange: 01/02:03:36 to 01/02:08:34

Plot file version 50 created 24-OCT-2023 11:46:55

R220912 D EK053D.UVDATA.1

Freq = 1.2545 GHz, Bw = 32.000 MH No calibration applied and no bandpass applied



Lower frame: Real Jy

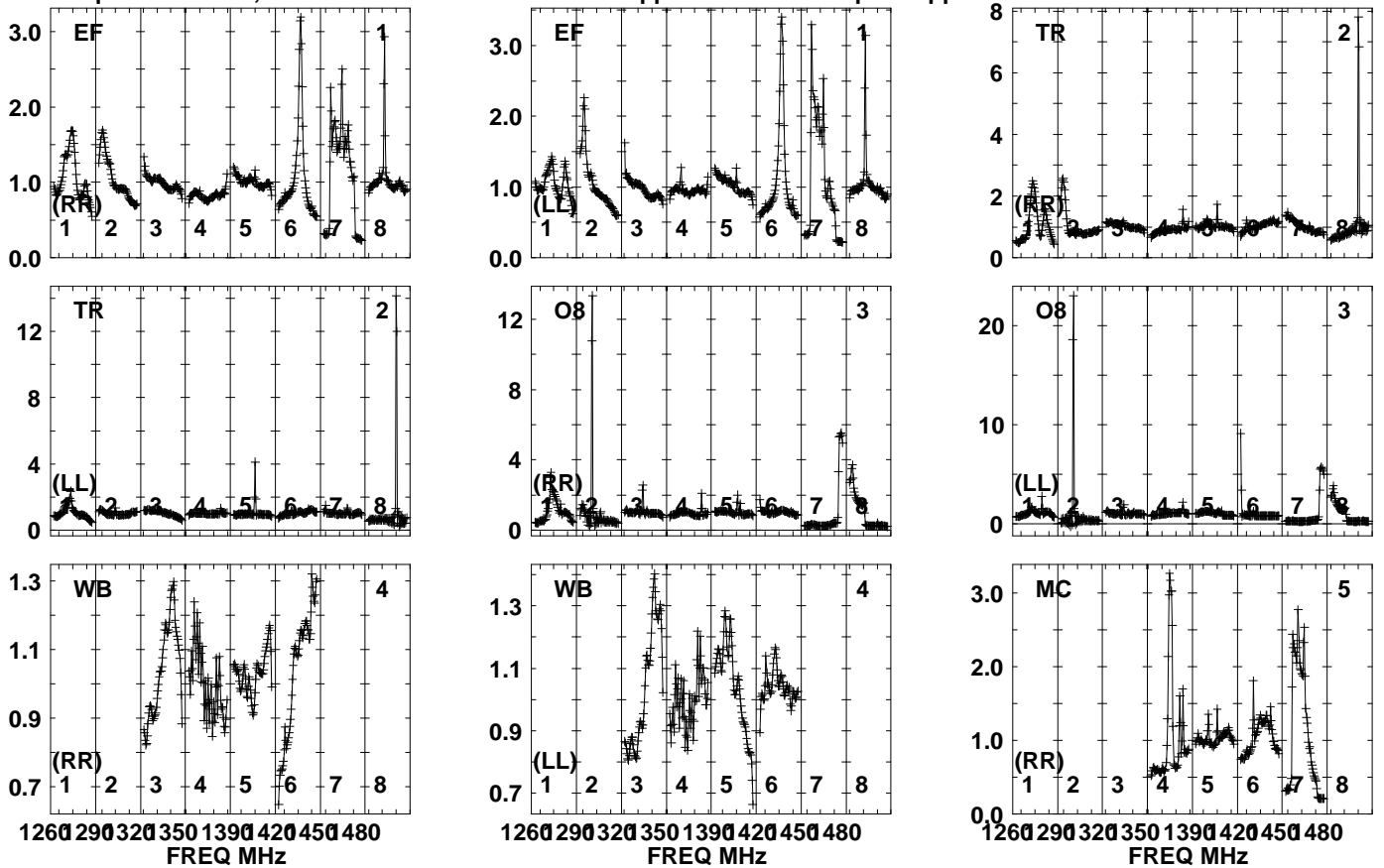
Auto-corr total-power spectrum Antenna: \*

Timerange: 01/02:03:36 to 01/02:08:34

Plot file version 51 created 24-OCT-2023 11:46:55

J2311+4543 EK053D.UVDATA.1

Freq = 1.2545 GHz, Bw = 32.000 MH No calibration applied and no bandpass applied



Lower frame: Real Jy

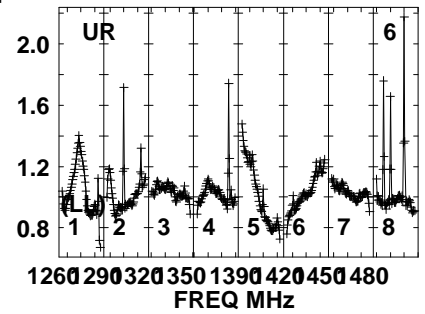
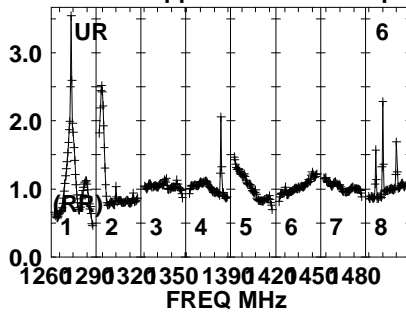
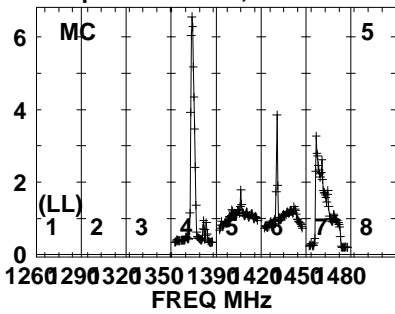
Auto-corr total-power spectrum Antenna: \*

Timerange: 01/02:09:39 to 01/02:10:21

Plot file version 52 created 24-OCT-2023 11:46:55

J2311+4543 EK053D.UVDATA.1

Freq = 1.2545 GHz, Bw = 32.000 MH No calibration applied and no bandpass applied

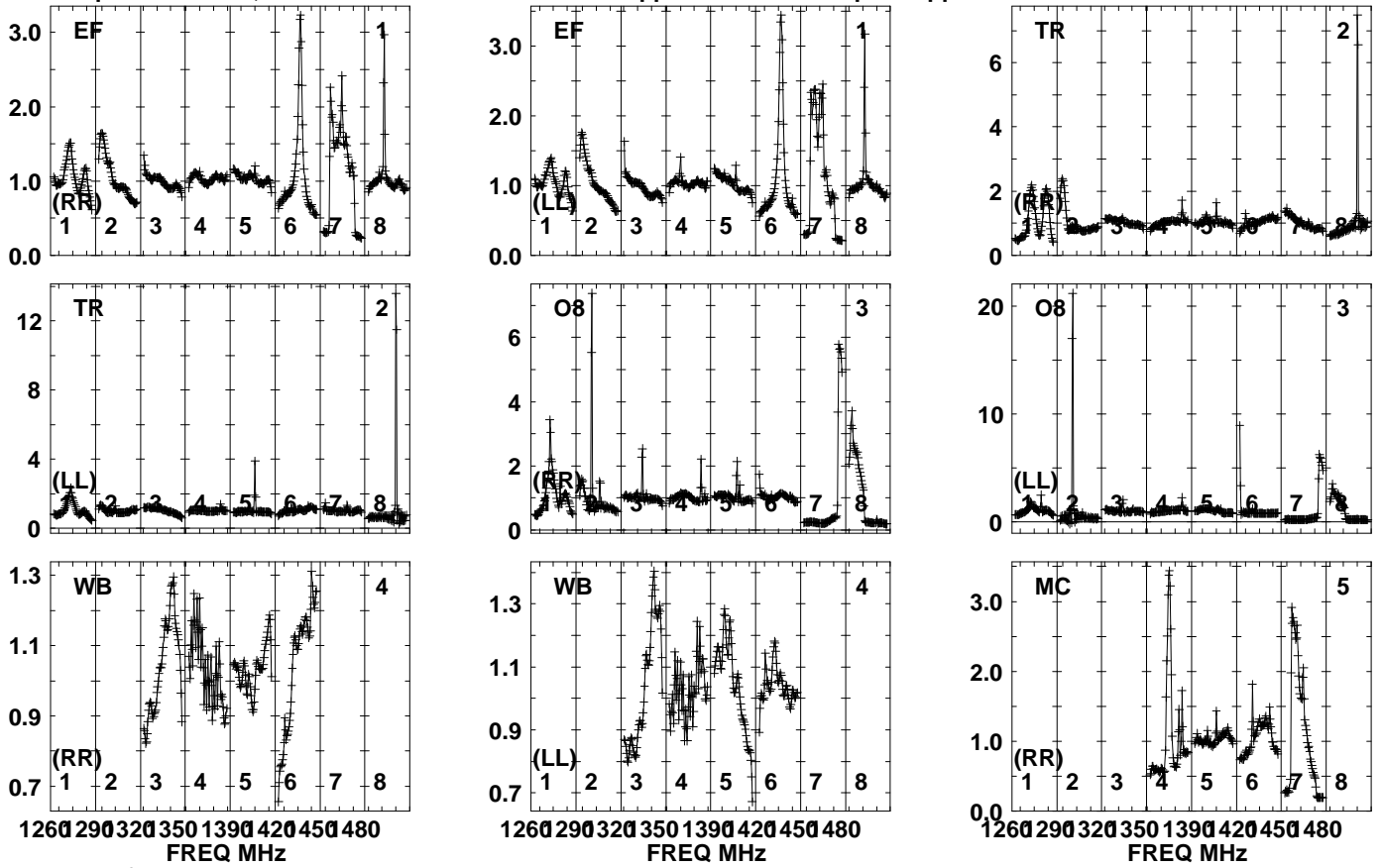


Lower frame: Real Jy  
Auto-corr total-power spectrum Antenna: \*  
Timerange: 01/02:09:39 to 01/02:10:21

Plot file version 53 created 24-OCT-2023 11:46:55

R220912 D EK053D.UVDATA.1

Freq = 1.2545 GHz, Bw = 32.000 MH No calibration applied and no bandpass applied

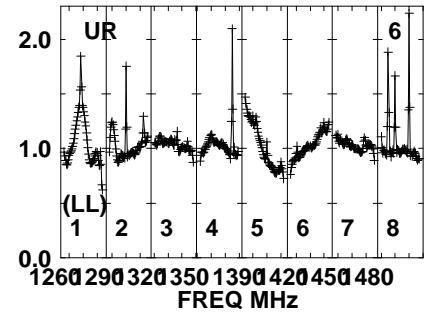
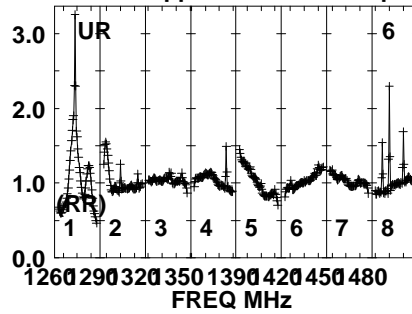
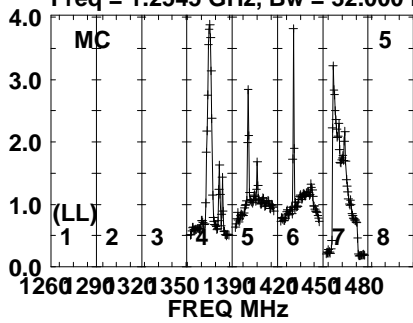


Lower frame: Real Jy  
Auto-corr total-power spectrum Antenna: \*  
Timerange: 01/02:10:24 to 01/02:15:22

Plot file version 54 created 24-OCT-2023 11:46:55

R220912 D EK053D.UVDATA.1

Freq = 1.2545 GHz, Bw = 32.000 MH No calibration applied and no bandpass applied



Lower frame: Real Jy

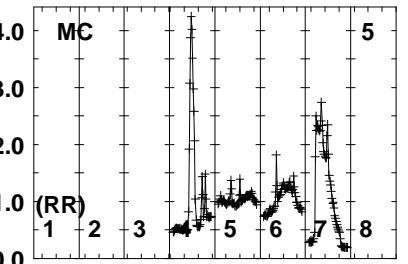
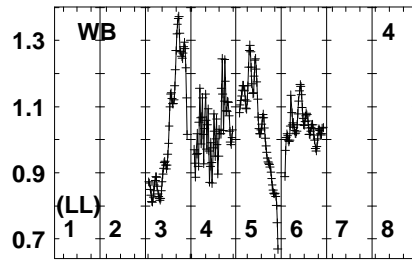
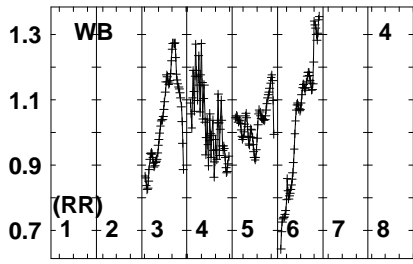

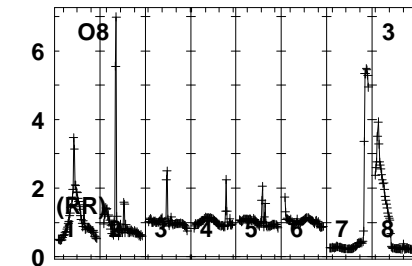
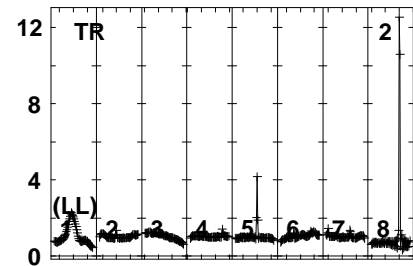
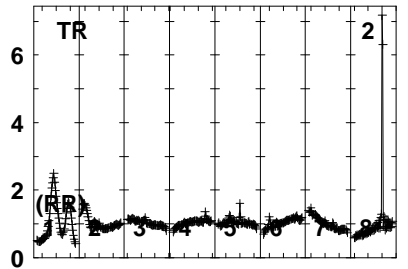
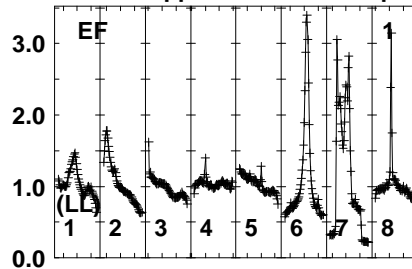
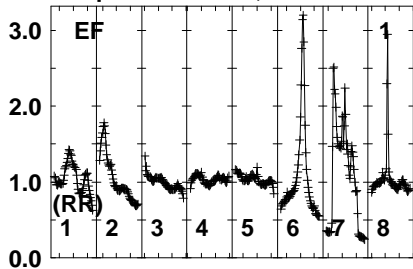
Auto-corr total-power spectrum Antenna: \*

Timerange: 01/02:10:24 to 01/02:15:22

Plot file version 55 created 24-OCT-2023 11:46:55

J2311+4543 EK053D.UVDATA.1

Freq = 1.2545 GHz, Bw = 32.000 MH No calibration applied and no bandpass applied



1260 290 320 350 1390 420 450 480  
FREQ MHz

1260 290 320 350 1390 420 450 480  
FREQ MHz

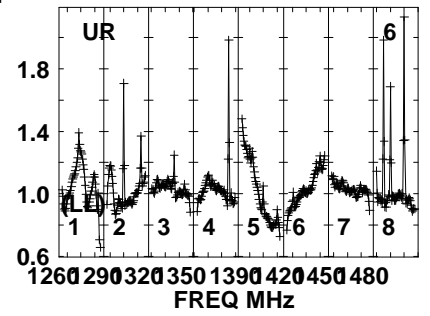
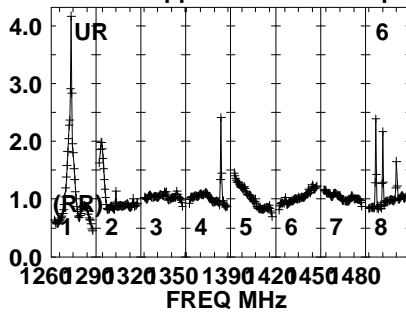
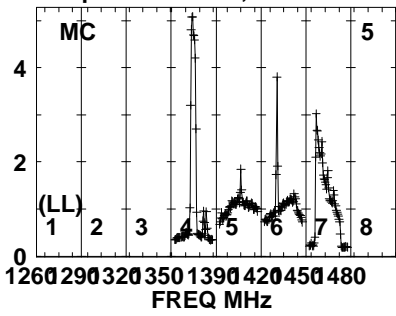
1260 290 320 350 1390 420 450 480  
FREQ MHz

Lower frame: Real Jy  
Auto-corr total-power spectrum Antenna: \*  
Timerange: 01/02:15:24 to 01/02:17:00

Plot file version 56 created 24-OCT-2023 11:46:57

J2311+4543 EK053D.UVDATA.1

Freq = 1.2545 GHz, Bw = 32.000 MH No calibration applied and no bandpass applied



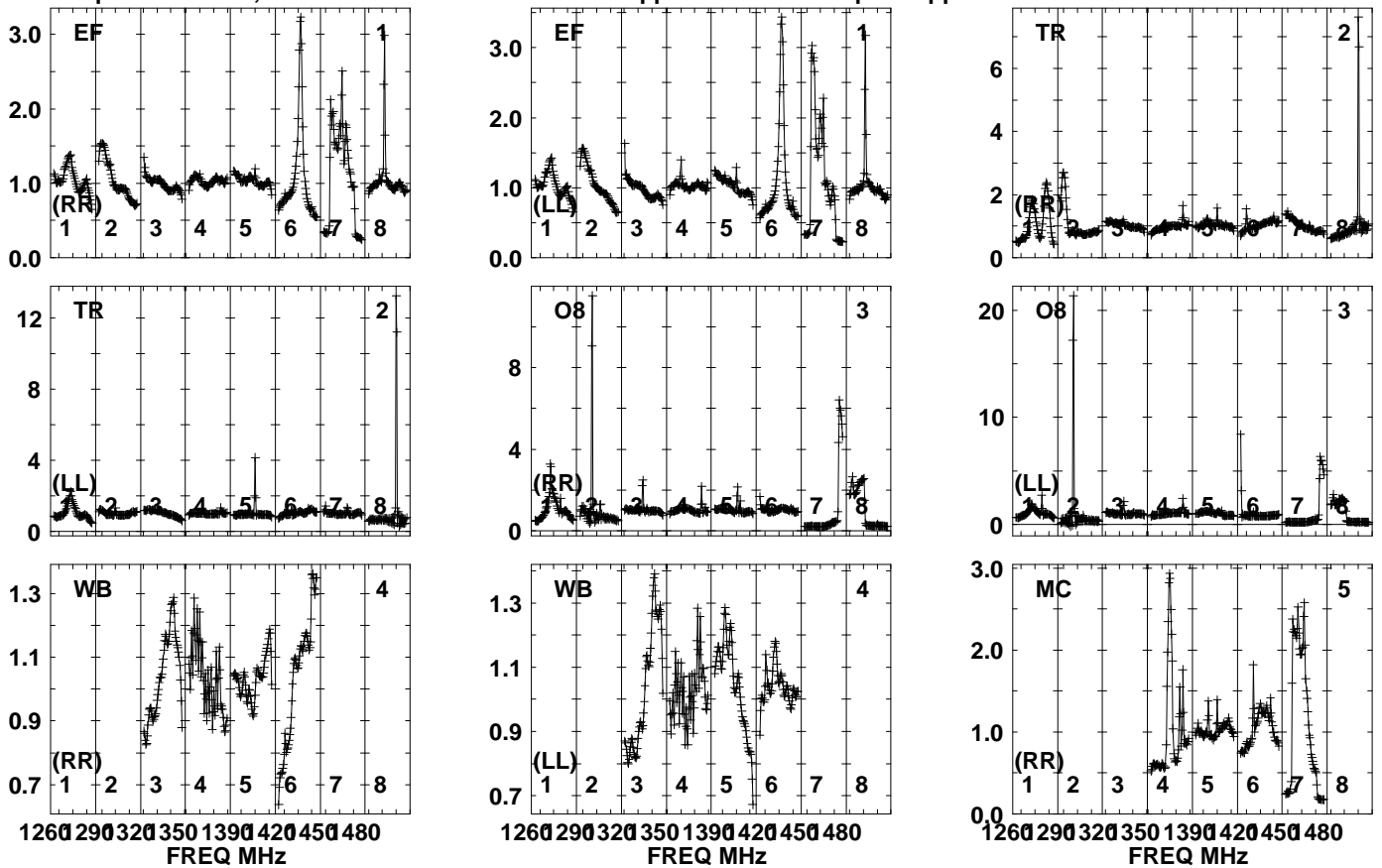
Lower frame: Real Jy  
Auto-corr total-power spectrum Antenna: \*  
Timerange: 01/02:15:24 to 01/02:17:00



Plot file version 57 created 24-OCT-2023 11:46:57

R220912 D EK053D.UVDATA.1

Freq = 1.2545 GHz, Bw = 32.000 MH No calibration applied and no bandpass applied

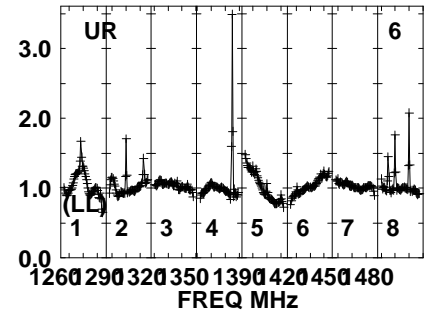
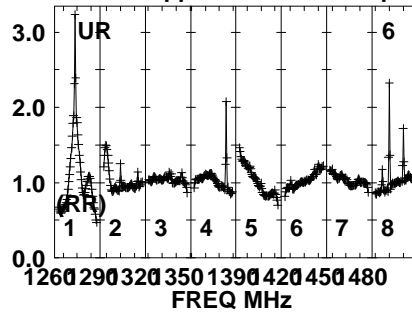
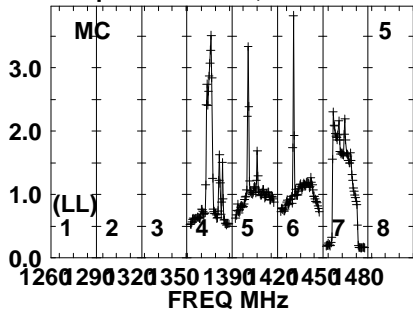


Lower frame: Real Jy  
Auto-corr total-power spectrum Antenna: \*  
Timerange: 01/02:17:02 to 01/02:22:00

Plot file version 58 created 24-OCT-2023 11:46:57

R220912 D EK053D.UVDATA.1

Freq = 1.2545 GHz, Bw = 32.000 MH No calibration applied and no bandpass applied



Lower frame: Real Jy

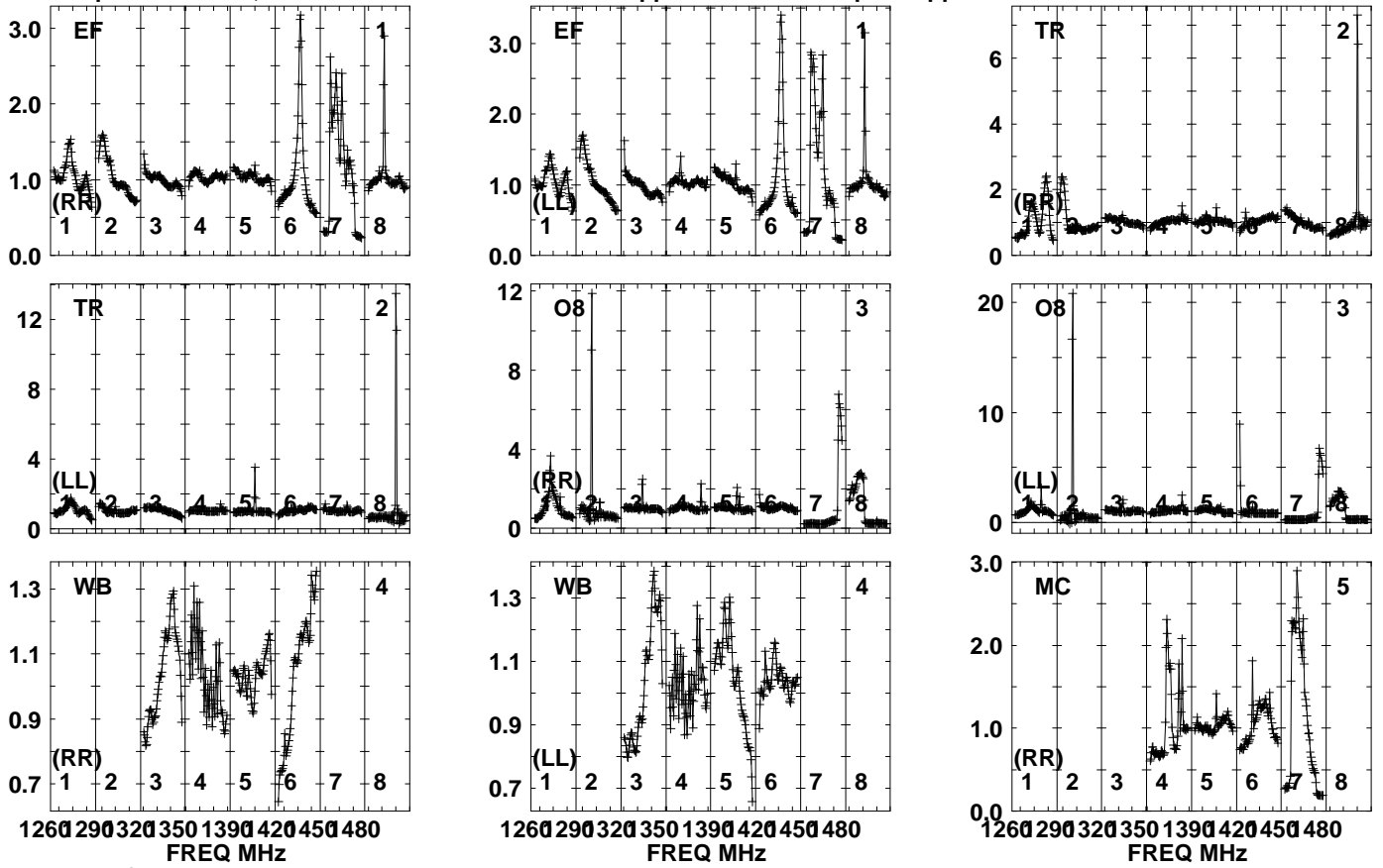
Auto-corr total-power spectrum Antenna: \*

Timerange: 01/02:17:02 to 01/02:22:00

Plot file version 59 created 24-OCT-2023 11:46:57

J2311+4543 EK053D.UVDATA.1

Freq = 1.2545 GHz, Bw = 32.000 MH No calibration applied and no bandpass applied



1260 290 320 350 1390 420 450 480  
FREQ MHz

1260 290 320 350 1390 420 450 480  
FREQ MHz

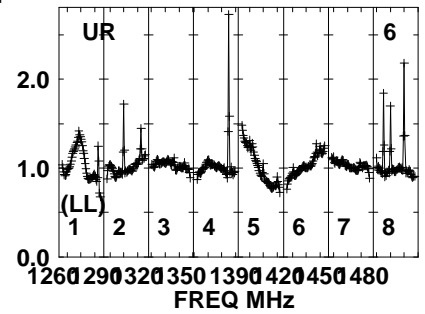
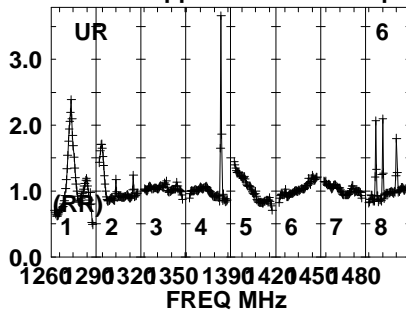
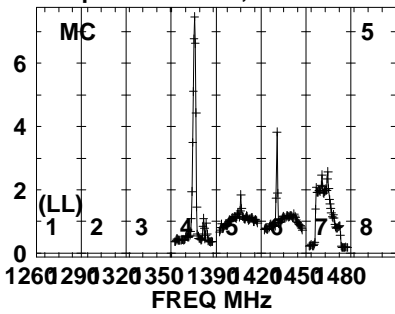
1260 290 320 350 1390 420 450 480  
FREQ MHz

Lower frame: Real Jy  
Auto-corr total-power spectrum Antenna: \*  
Timerange: 01/02:23:04 to 01/02:23:46

Plot file version 60 created 24-OCT-2023 11:46:57

J2311+4543 EK053D.UVDATA.1

Freq = 1.2545 GHz, Bw = 32.000 MH No calibration applied and no bandpass applied

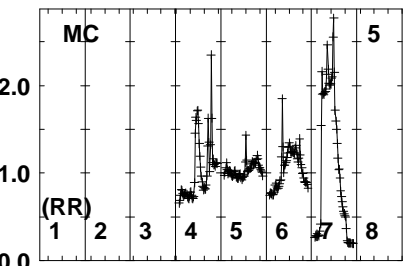
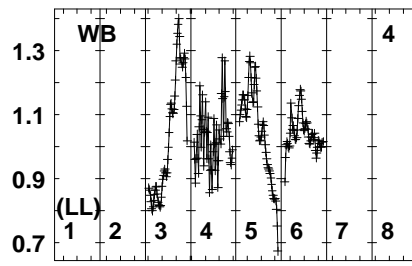
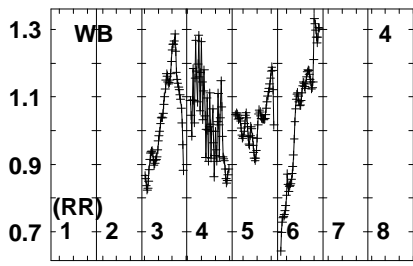
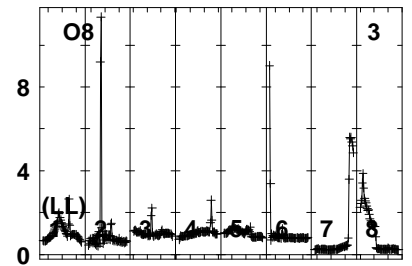
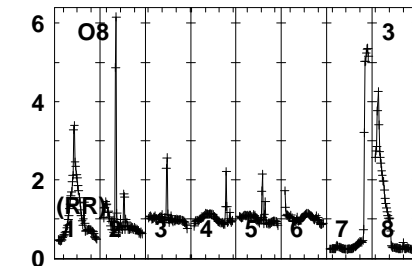
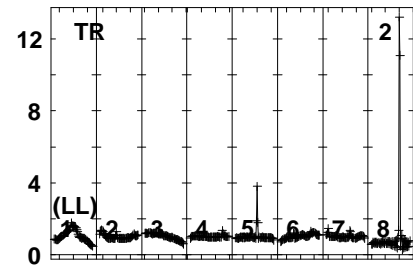
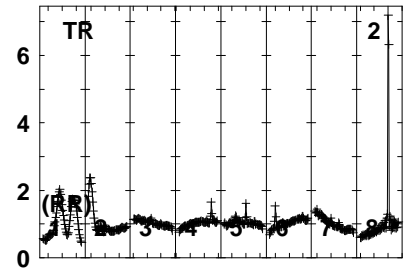
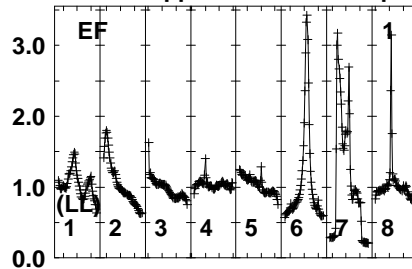
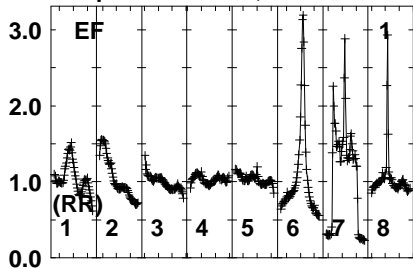


Lower frame: Real Jy  
Auto-corr total-power spectrum Antenna: \*  
Timerange: 01/02:23:04 to 01/02:23:46

Plot file version 61 created 24-OCT-2023 11:46:57

J2327+4754 EK053D.UVDATA.1

Freq = 1.2545 GHz, Bw = 32.000 MH No calibration applied and no bandpass applied



1260 290 320 350 1390 420 450 480  
FREQ MHz

1260 290 320 350 1390 420 450 480  
FREQ MHz

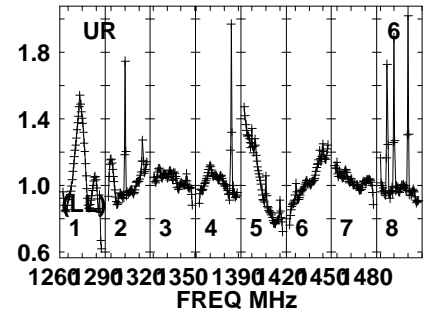
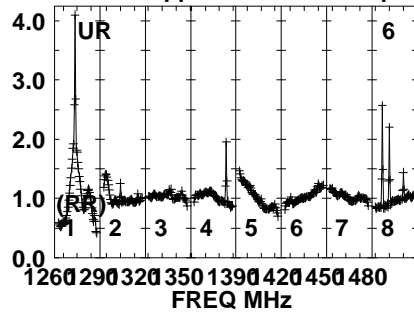
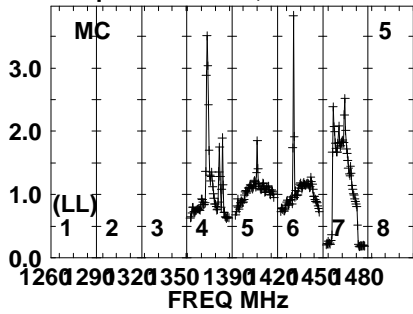
1260 290 320 350 1390 420 450 480  
FREQ MHz

Lower frame: Real Jy  
Auto-corr total-power spectrum Antenna: \*  
Timerange: 01/02:23:49 to 01/02:27:29

Plot file version 62 created 24-OCT-2023 11:46:57

J2327+4754 EK053D.UVDATA.1

Freq = 1.2545 GHz, Bw = 32.000 MH No calibration applied and no bandpass applied



Lower frame: Real Jy

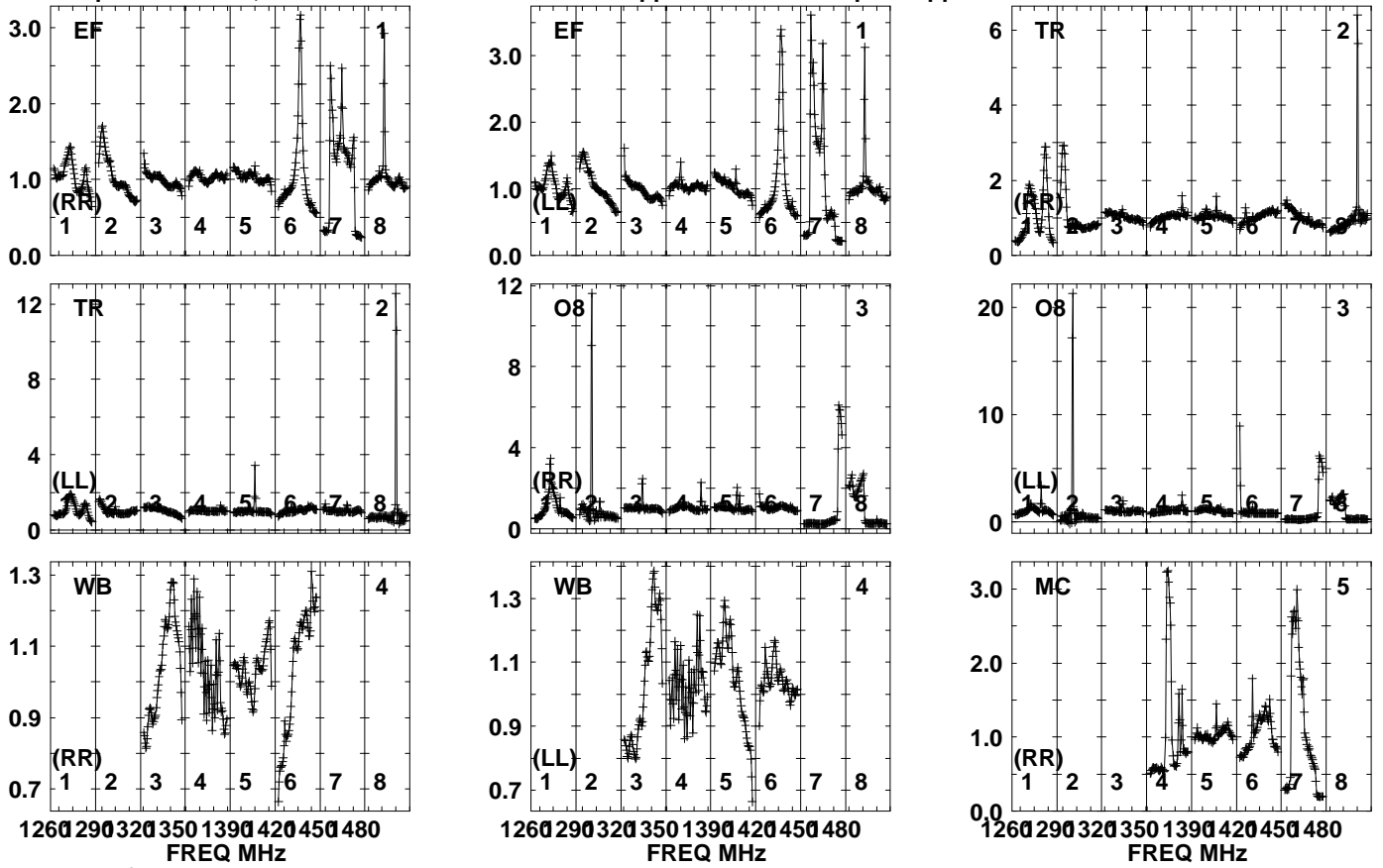
Auto-corr total-power spectrum Antenna: \*

Timerange: 01/02:23:49 to 01/02:27:29

Plot file version 63 created 24-OCT-2023 11:46:57

J2311+4543 EK053D.UVDATA.1

Freq = 1.2545 GHz, Bw = 32.000 MH No calibration applied and no bandpass applied



Lower frame: Real Jy

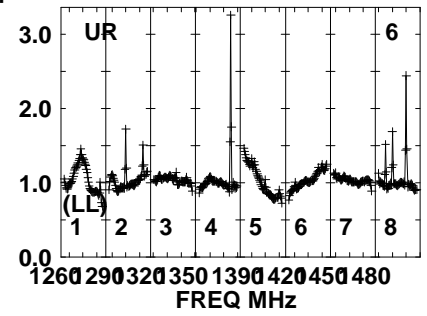
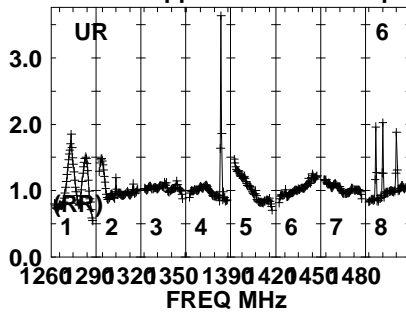
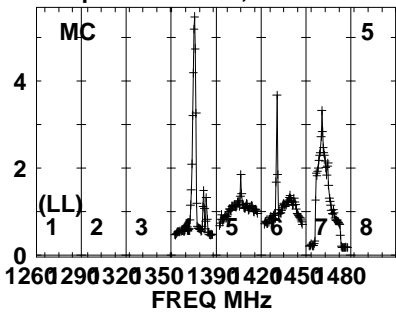
Auto-corr total-power spectrum Antenna: \*

Timerange: 01/02:27:32 to 01/02:28:58

Plot file version 64 created 24-OCT-2023 11:46:57

J2311+4543 EK053D.UVDATA.1

Freq = 1.2545 GHz, Bw = 32.000 MH No calibration applied and no bandpass applied



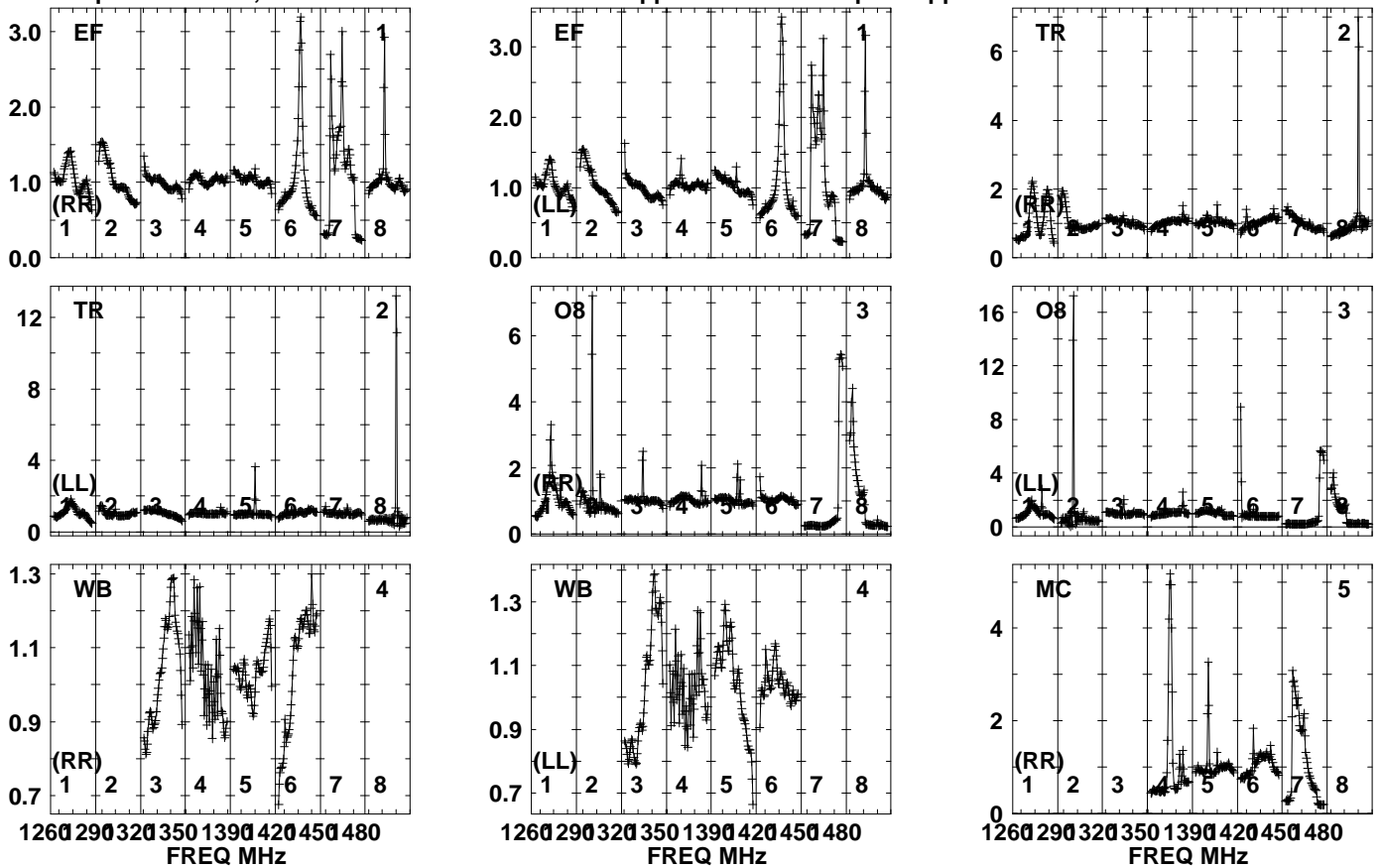
Lower frame: Real Jy  
Auto-corr total-power spectrum Antenna: \*  
Timerange: 01/02:27:32 to 01/02:28:58



Plot file version 65 created 24-OCT-2023 11:46:57

R220912 D EK053D.UVDATA.1

Freq = 1.2545 GHz, Bw = 32.000 MH No calibration applied and no bandpass applied



Lower frame: Real Jy

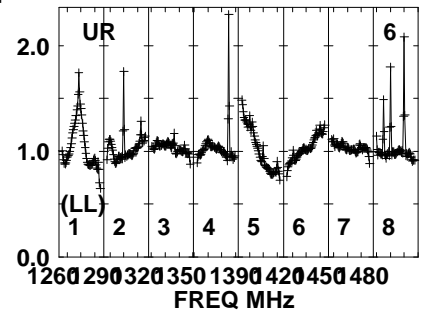
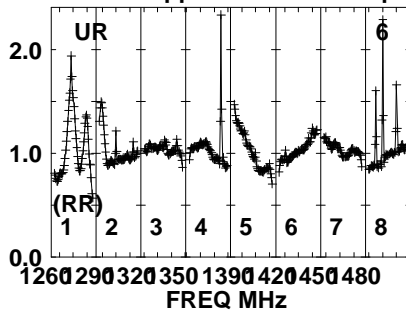
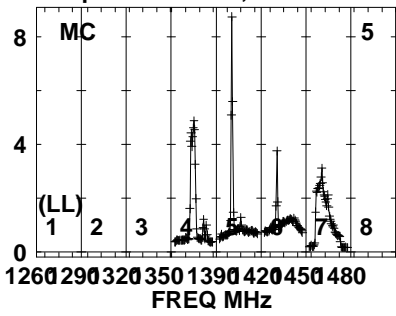
Auto-corr total-power spectrum Antenna: \*

Timerange: 01/02:29:00 to 01/02:33:58

Plot file version 66 created 24-OCT-2023 11:46:58

R220912 D EK053D.UVDATA.1

Freq = 1.2545 GHz, Bw = 32.000 MH No calibration applied and no bandpass applied

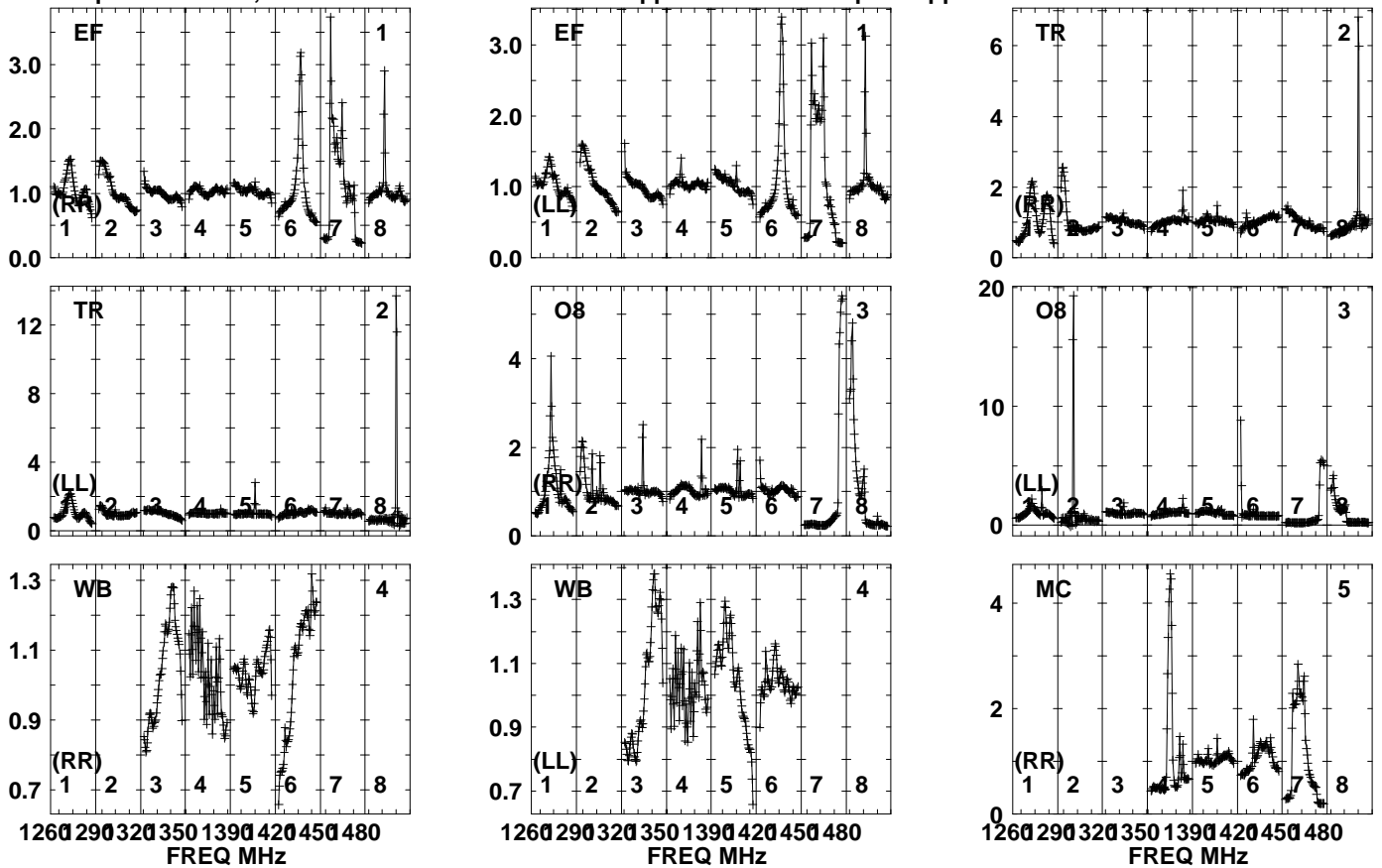


Lower frame: Real Jy  
Auto-corr total-power spectrum Antenna: \*  
Timerange: 01/02:29:00 to 01/02:33:58

Plot file version 67 created 24-OCT-2023 11:46:58

J2311+4543 EK053D.UVDATA.1

Freq = 1.2545 GHz, Bw = 32.000 MH No calibration applied and no bandpass applied

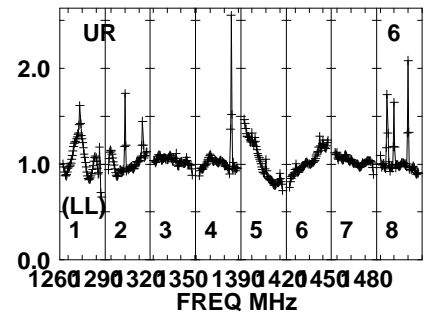
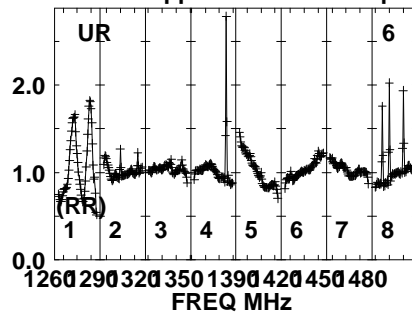
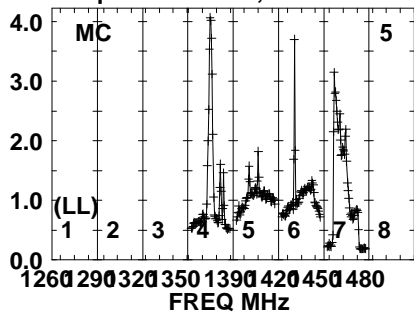


Lower frame: Real Jy  
Auto-corr total-power spectrum Antenna: \*  
Timerange: 01/02:35:01 to 01/02:35:43

Plot file version 68 created 24-OCT-2023 11:46:58

J2311+4543 EK053D.UVDATA.1

Freq = 1.2545 GHz, Bw = 32.000 MH No calibration applied and no bandpass applied



Lower frame: Real Jy

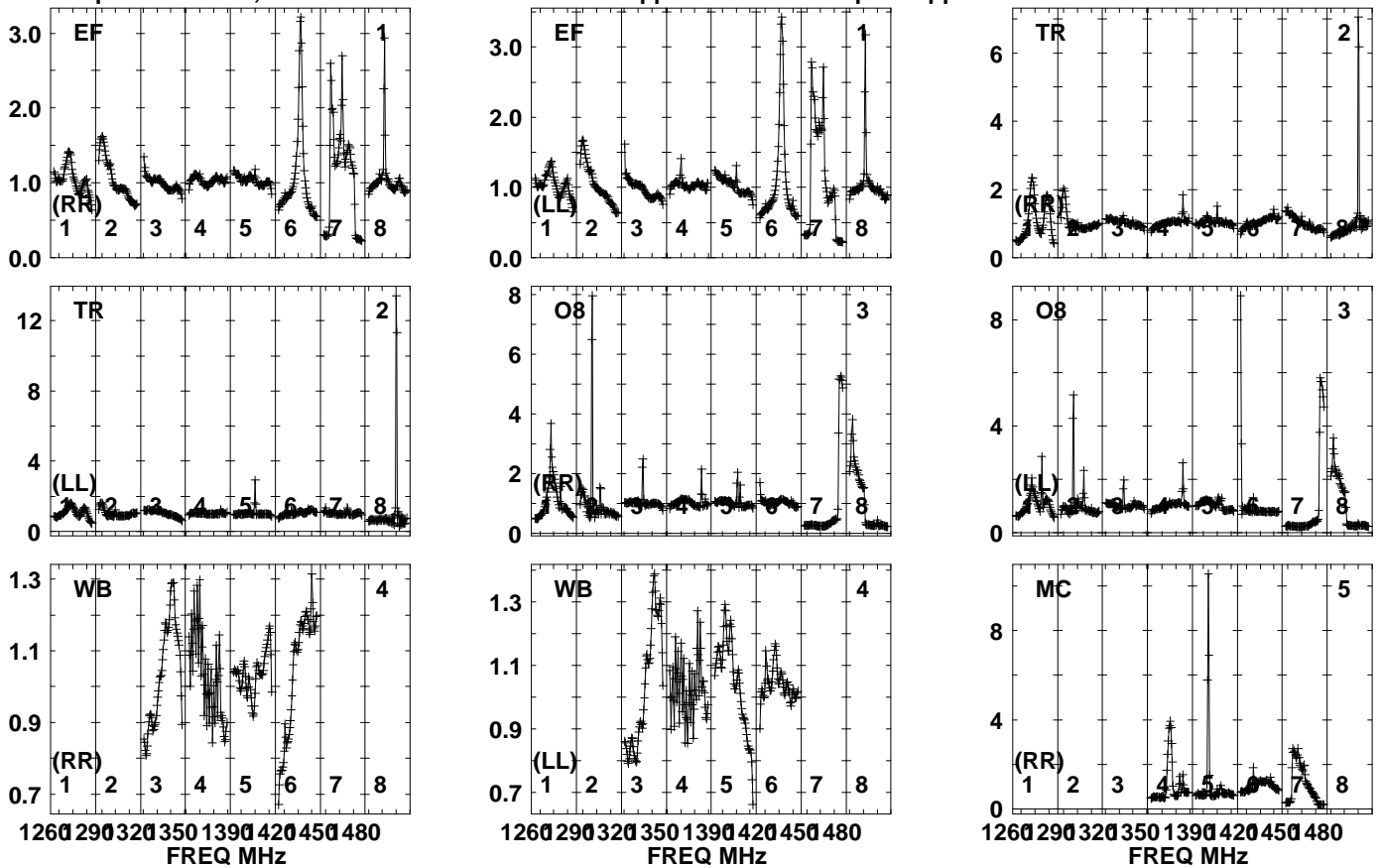
Auto-corr total-power spectrum Antenna: \*

Timerange: 01/02:35:01 to 01/02:35:43

Plot file version 69 created 24-OCT-2023 11:46:58

R220912 D EK053D.UVDATA.1

Freq = 1.2545 GHz, Bw = 32.000 MH No calibration applied and no bandpass applied

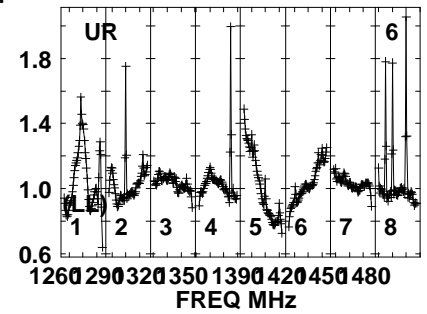
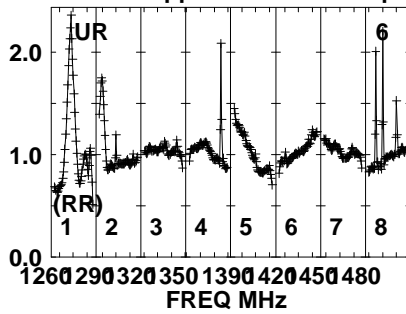
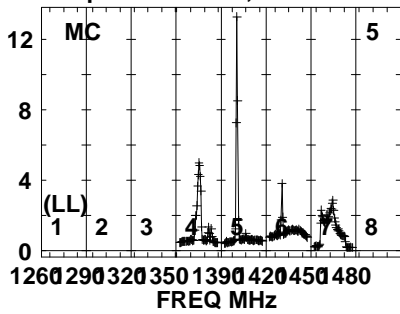


Lower frame: Real Jy  
Auto-corr total-power spectrum Antenna: \*  
Timerange: 01/02:35:46 to 01/02:40:44

Plot file version 70 created 24-OCT-2023 11:46:58

R220912 D EK053D.UVDATA.1

Freq = 1.2545 GHz, Bw = 32.000 MH No calibration applied and no bandpass applied

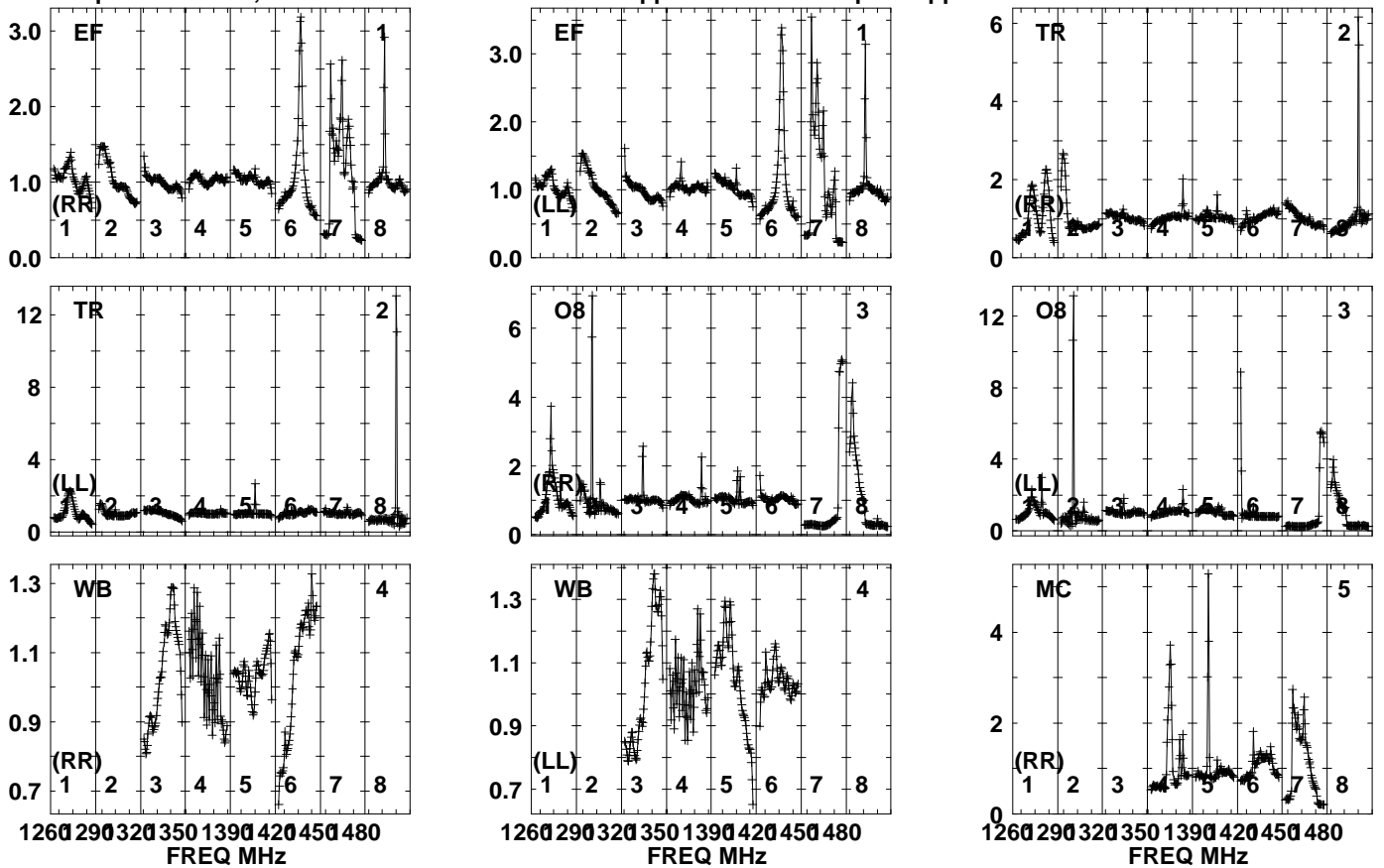


Lower frame: Real Jy  
Auto-corr total-power spectrum Antenna: \*  
Timerange: 01/02:35:46 to 01/02:40:44

Plot file version 71 created 24-OCT-2023 11:46:58

J2311+4543 EK053D.UVDATA.1

Freq = 1.2545 GHz, Bw = 32.000 MH No calibration applied and no bandpass applied



Lower frame: Real Jy

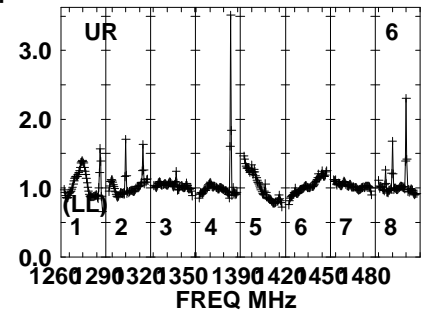
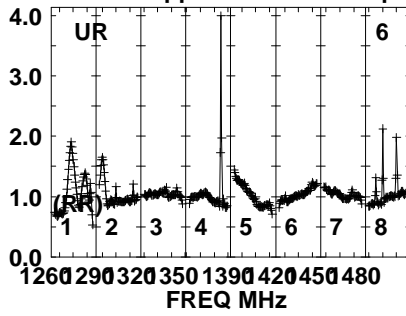
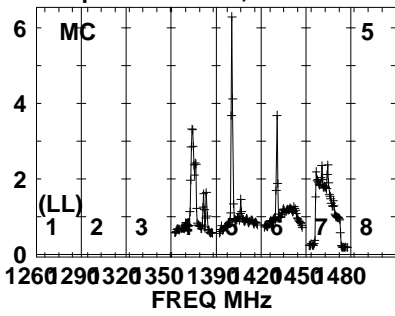
Auto-corr total-power spectrum Antenna: \*

Timerange: 01/02:40:46 to 01/02:42:20

Plot file version 72 created 24-OCT-2023 11:46:58

J2311+4543 EK053D.UVDATA.1

Freq = 1.2545 GHz, Bw = 32.000 MH No calibration applied and no bandpass applied



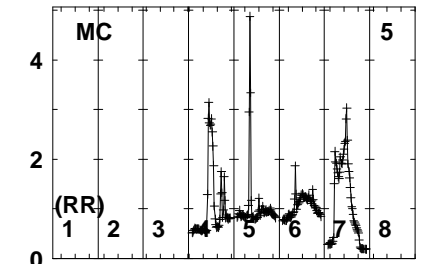
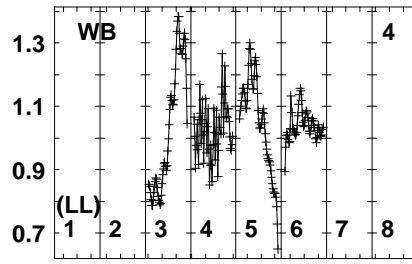
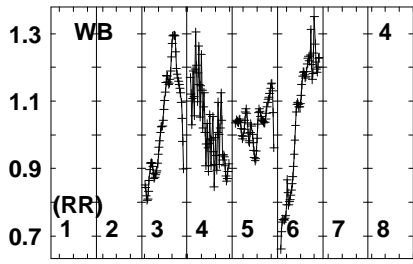
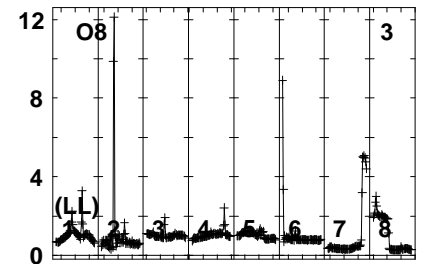
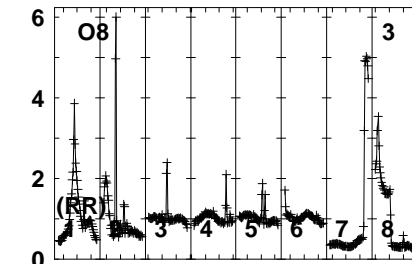
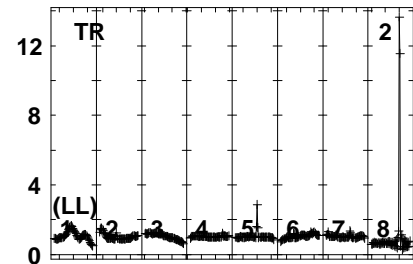
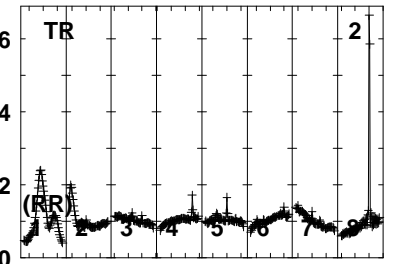
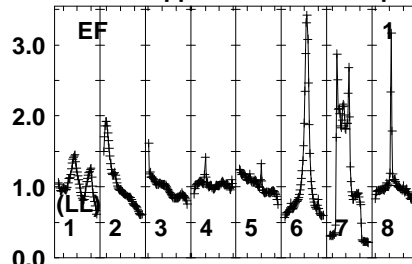
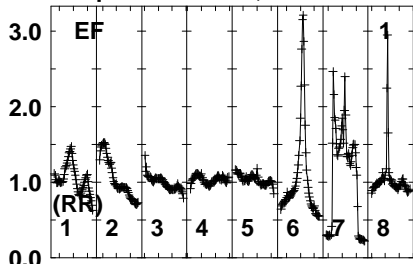
Lower frame: Real Jy  
Auto-corr total-power spectrum Antenna: \*  
Timerange: 01/02:40:46 to 01/02:42:20



Plot file version 73 created 24-OCT-2023 11:46:58

R220912 D EK053D.UVDATA.1

Freq = 1.2545 GHz, Bw = 32.000 MH No calibration applied and no bandpass applied



1260 290 320 350 1390 420 450 480  
FREQ MHz

1260 290 320 350 1390 420 450 480  
FREQ MHz

1260 290 320 350 1390 420 450 480  
FREQ MHz

Lower frame: Real Jy

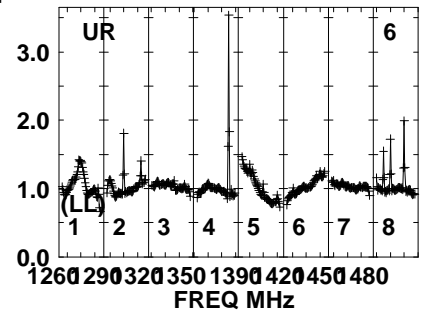
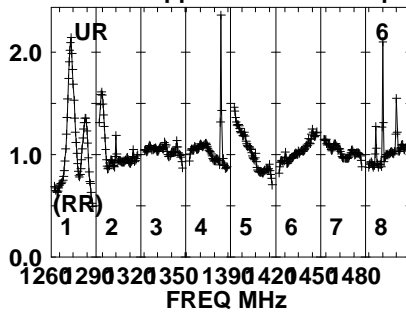
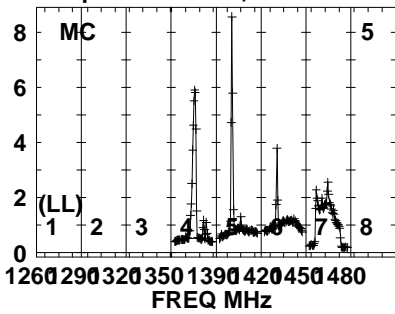
Auto-corr total-power spectrum Antenna: \*

Timerange: 01/02:42:22 to 01/02:47:20

Plot file version 74 created 24-OCT-2023 11:46:58

R220912 D EK053D.UVDATA.1

Freq = 1.2545 GHz, Bw = 32.000 MH No calibration applied and no bandpass applied

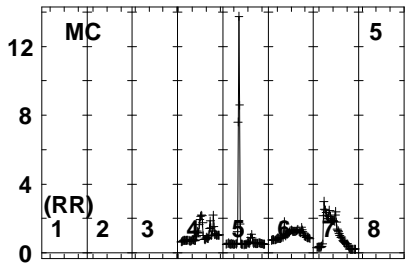
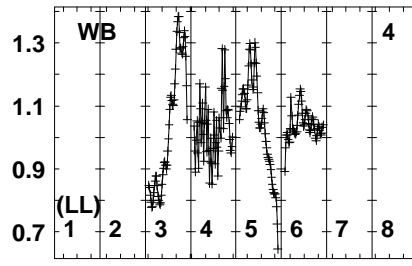
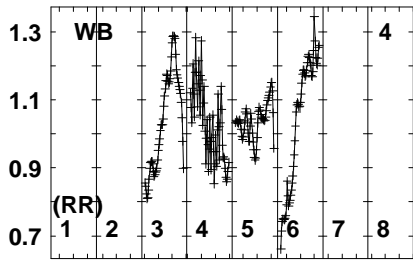
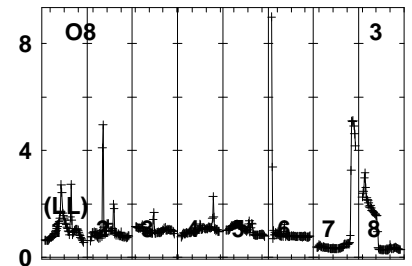
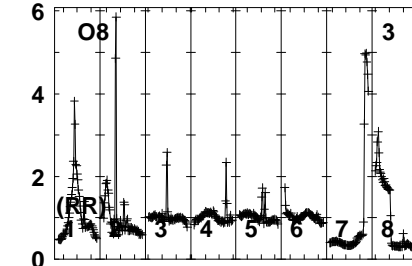
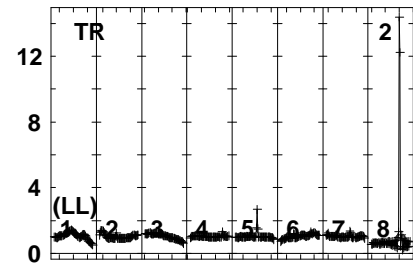
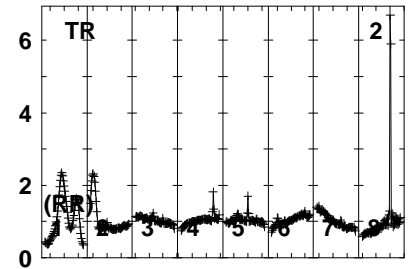
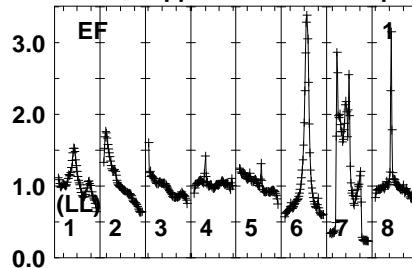
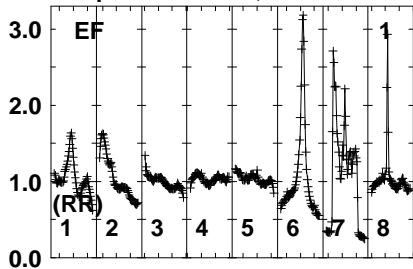


Lower frame: Real Jy  
Auto-corr total-power spectrum Antenna: \*  
Timerange: 01/02:42:22 to 01/02:47:20

Plot file version 75 created 24-OCT-2023 11:46:58

J2311+4543 EK053D.UVDATA.1

Freq = 1.2545 GHz, Bw = 32.000 MH No calibration applied and no bandpass applied



1260 290 320 350 1390 420 450 480  
FREQ MHz

1260 290 320 350 1390 420 450 480  
FREQ MHz

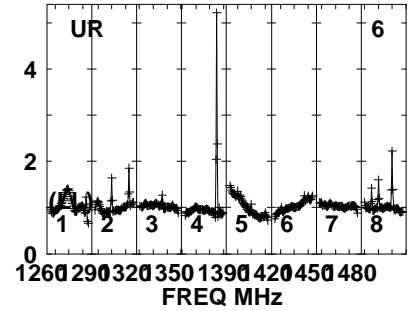
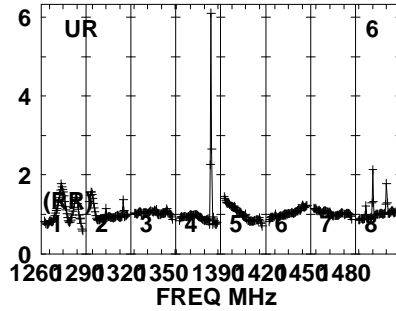
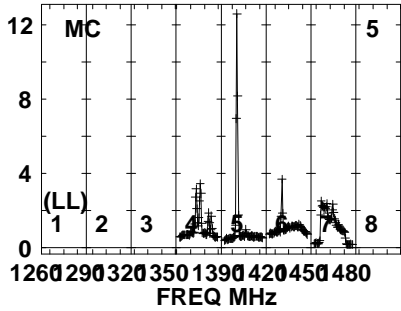
1260 290 320 350 1390 420 450 480  
FREQ MHz

Lower frame: Real Jy  
Auto-corr total-power spectrum Antenna: \*  
Timerange: 01/02:48:21 to 01/02:49:03

Plot file version 76 created 24-OCT-2023 11:46:58

J2311+4543 EK053D.UVDATA.1

Freq = 1.2545 GHz, Bw = 32.000 MH No calibration applied and no bandpass applied

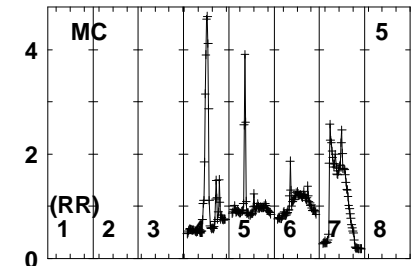
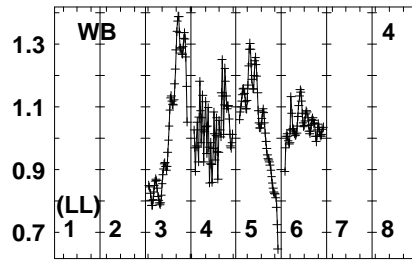
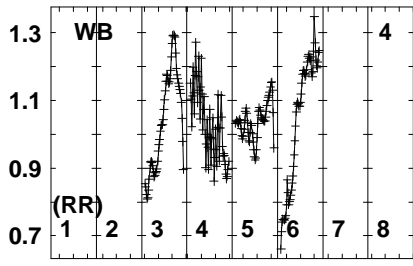
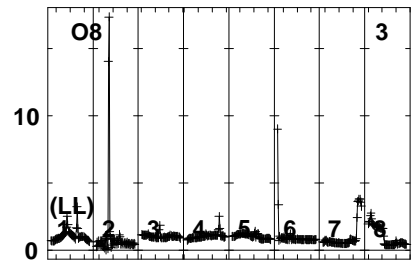
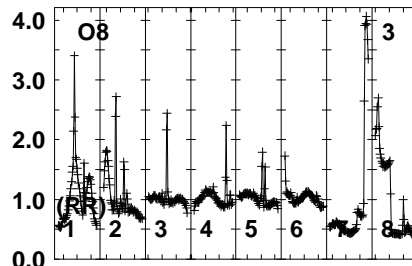
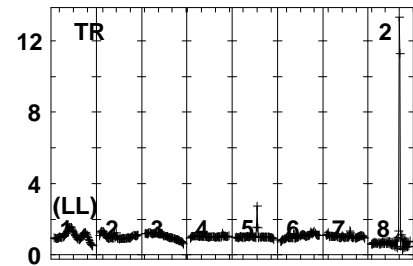
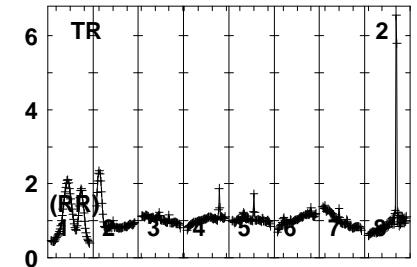
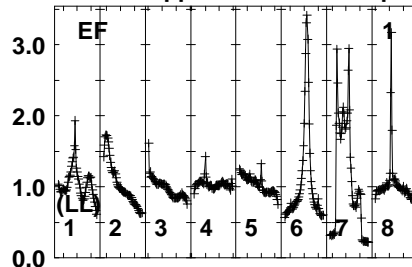
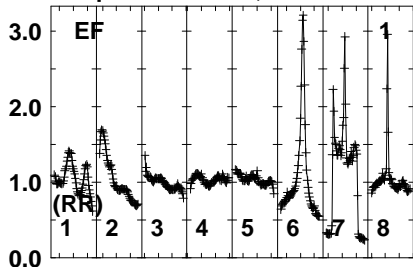


Lower frame: Real Jy  
Auto-corr total-power spectrum Antenna: \*  
Timerange: 01/02:48:21 to 01/02:49:03

Plot file version 77 created 24-OCT-2023 11:46:58

R220912 D EK053D.UVDATA.1

Freq = 1.2545 GHz, Bw = 32.000 MH No calibration applied and no bandpass applied



1260 290 320 350 1390 420 450 480  
FREQ MHz

1260 290 320 350 1390 420 450 480  
FREQ MHz

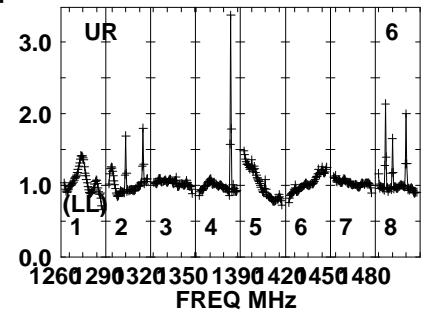
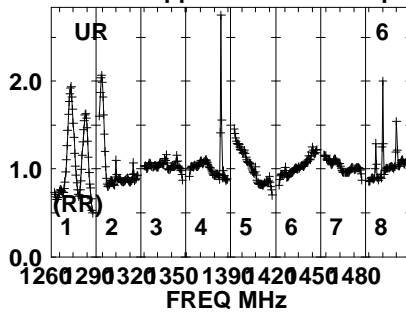
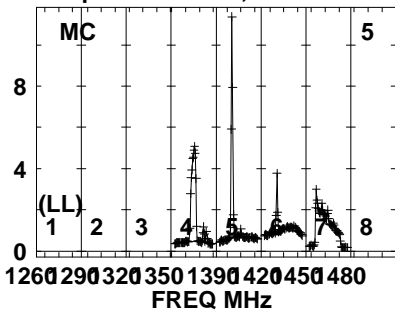
1260 290 320 350 1390 420 450 480  
FREQ MHz

Lower frame: Real Jy  
Auto-corr total-power spectrum Antenna: \*  
Timerange: 01/02:49:06 to 01/02:54:04

Plot file version 78 created 24-OCT-2023 11:46:58

R220912 D EK053D.UVDATA.1

Freq = 1.2545 GHz, Bw = 32.000 MH No calibration applied and no bandpass applied

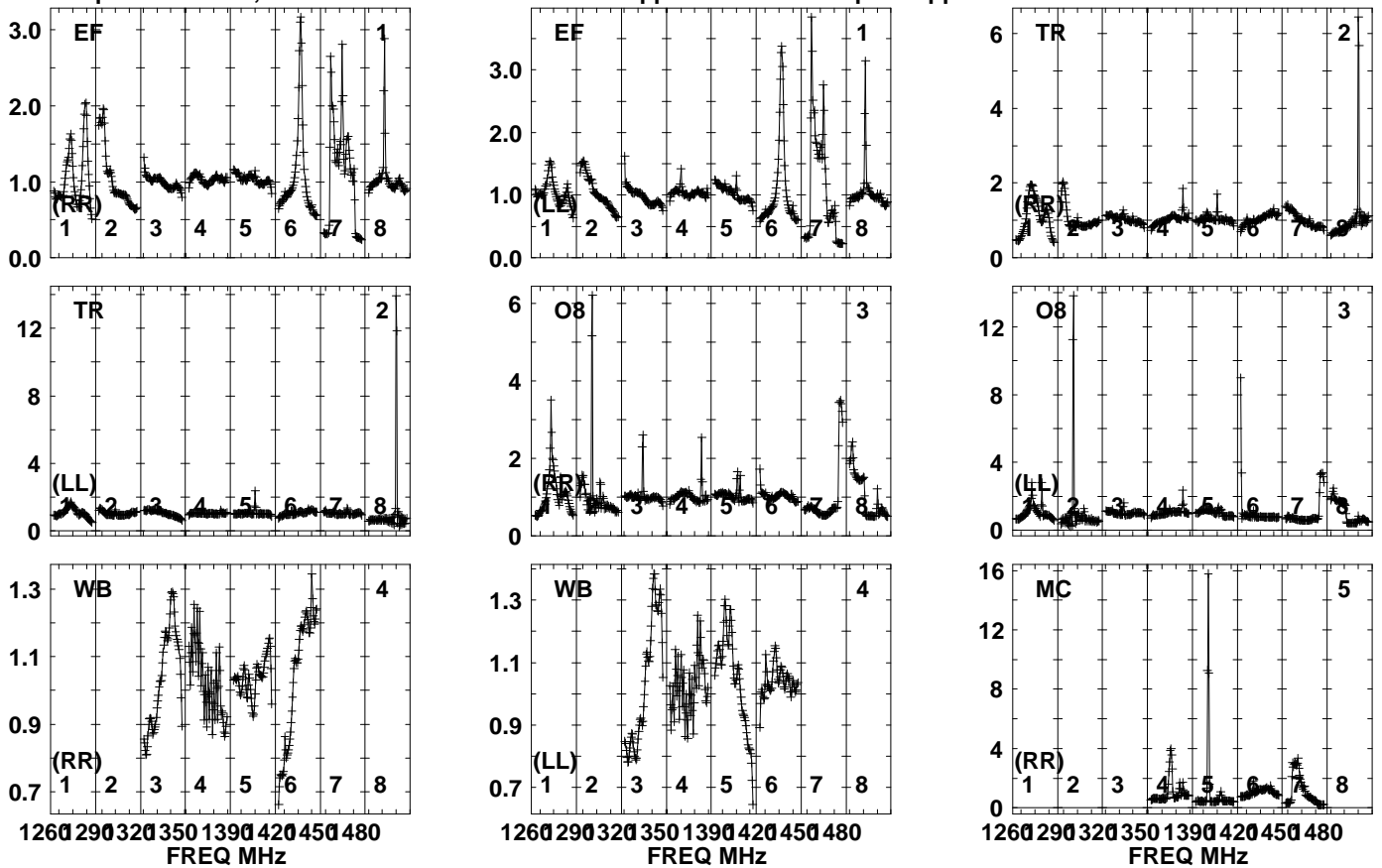


Lower frame: Real Jy  
Auto-corr total-power spectrum Antenna: \*  
Timerange: 01/02:49:06 to 01/02:54:04

Plot file version 79 created 24-OCT-2023 11:46:58

J2311+4543 EK053D.UVDATA.1

Freq = 1.2545 GHz, Bw = 32.000 MH No calibration applied and no bandpass applied

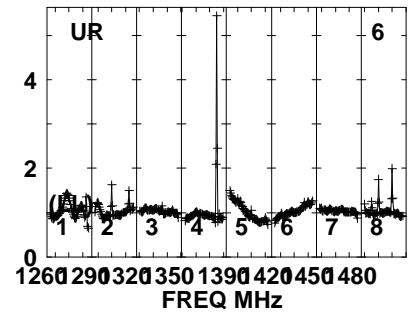
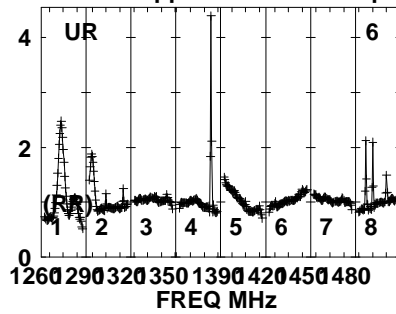
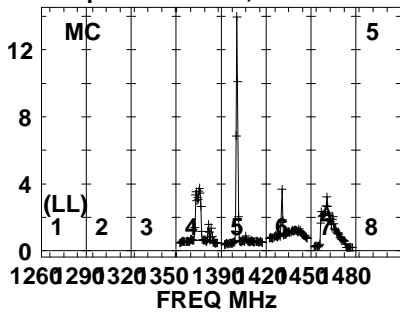


Lower frame: Real Jy  
Auto-corr total-power spectrum Antenna: \*  
Timerange: 01/02:54:06 to 01/02:55:38

Plot file version 80 created 24-OCT-2023 11:46:58

J2311+4543 EK053D.UVDATA.1

Freq = 1.2545 GHz, Bw = 32.000 MH No calibration applied and no bandpass applied



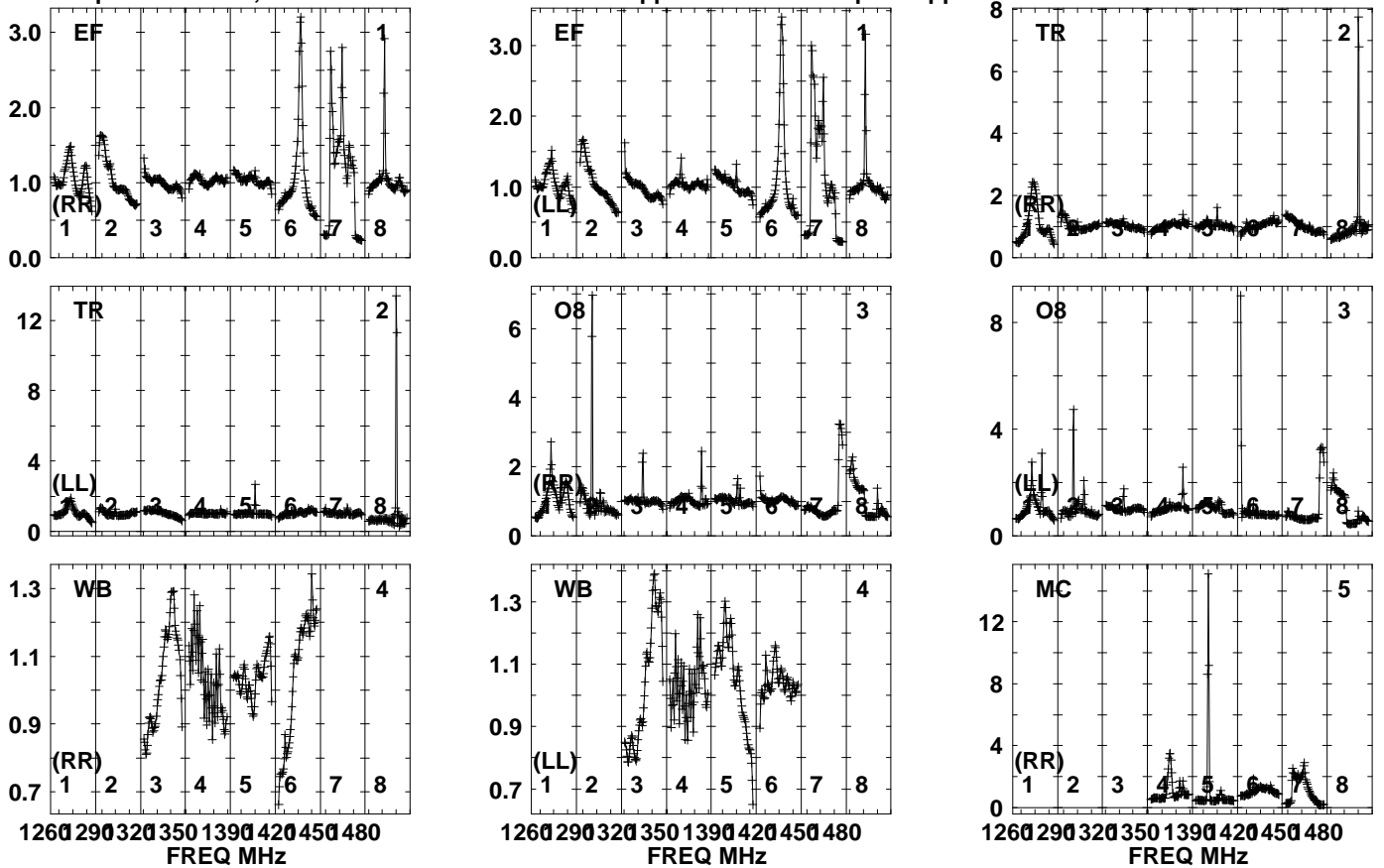
Lower frame: Real Jy  
Auto-corr total-power spectrum Antenna: \*  
Timerange: 01/02:54:06 to 01/02:55:38



Plot file version 81 created 24-OCT-2023 11:46:58

J2327+4754 EK053D.UVDATA.1

Freq = 1.2545 GHz, Bw = 32.000 MH No calibration applied and no bandpass applied

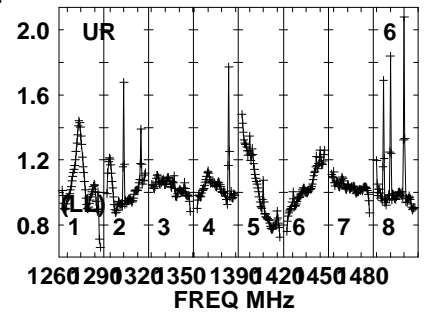
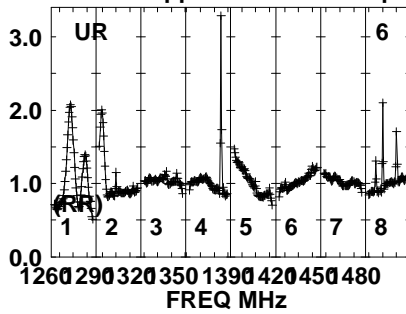
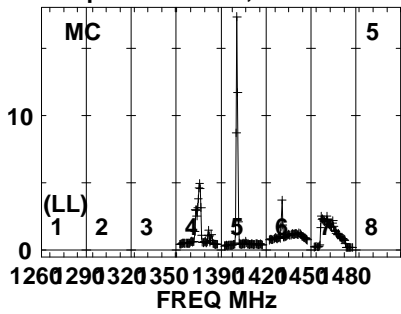


Lower frame: Real Jy  
Auto-corr total-power spectrum Antenna: \*  
Timerange: 01/02:55:41 to 01/02:59:21

Plot file version 82 created 24-OCT-2023 11:46:58

J2327+4754 EK053D.UVDATA.1

Freq = 1.2545 GHz, Bw = 32.000 MH No calibration applied and no bandpass applied

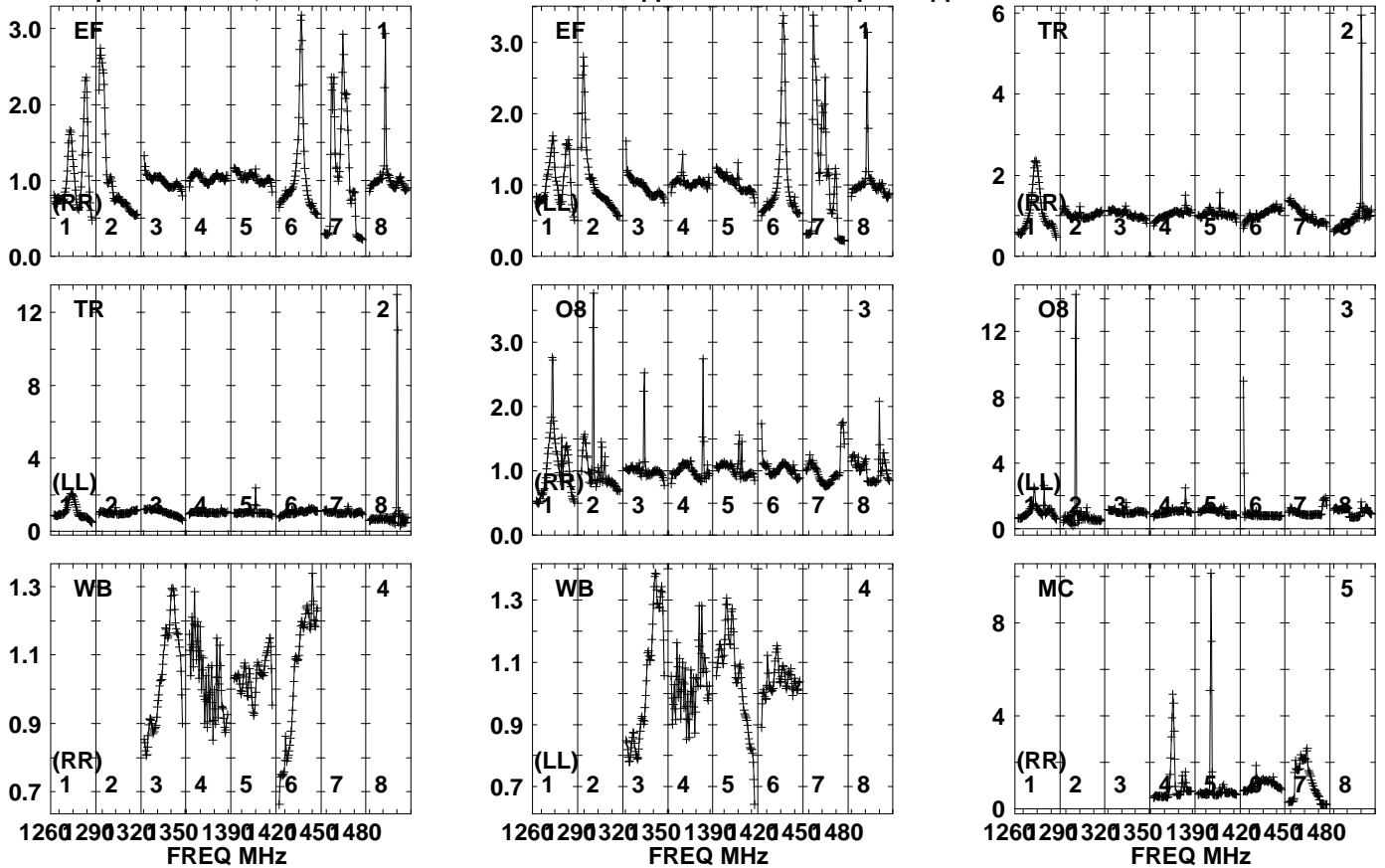


Lower frame: Real Jy  
Auto-corr total-power spectrum Antenna: \*  
Timerange: 01/02:55:41 to 01/02:59:21

Plot file version 83 created 24-OCT-2023 11:46:58

J2311+4543 EK053D.UVDATA.1

Freq = 1.2545 GHz, Bw = 32.000 MH No calibration applied and no bandpass applied

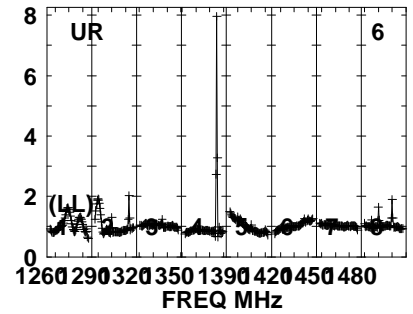
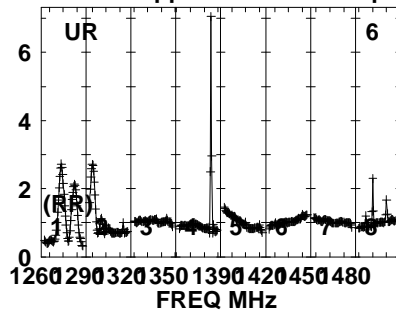
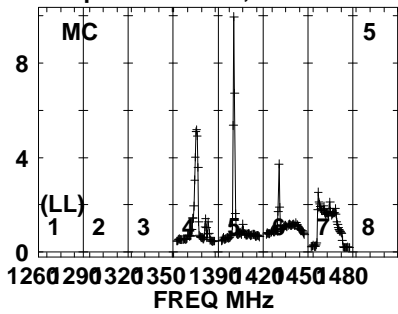


Lower frame: Real Jy  
Auto-corr total-power spectrum Antenna: \*  
Timerange: 01/03:00:17 to 01/03:00:59

Plot file version 84 created 24-OCT-2023 11:46:58

J2311+4543 EK053D.UVDATA.1

Freq = 1.2545 GHz, Bw = 32.000 MH No calibration applied and no bandpass applied

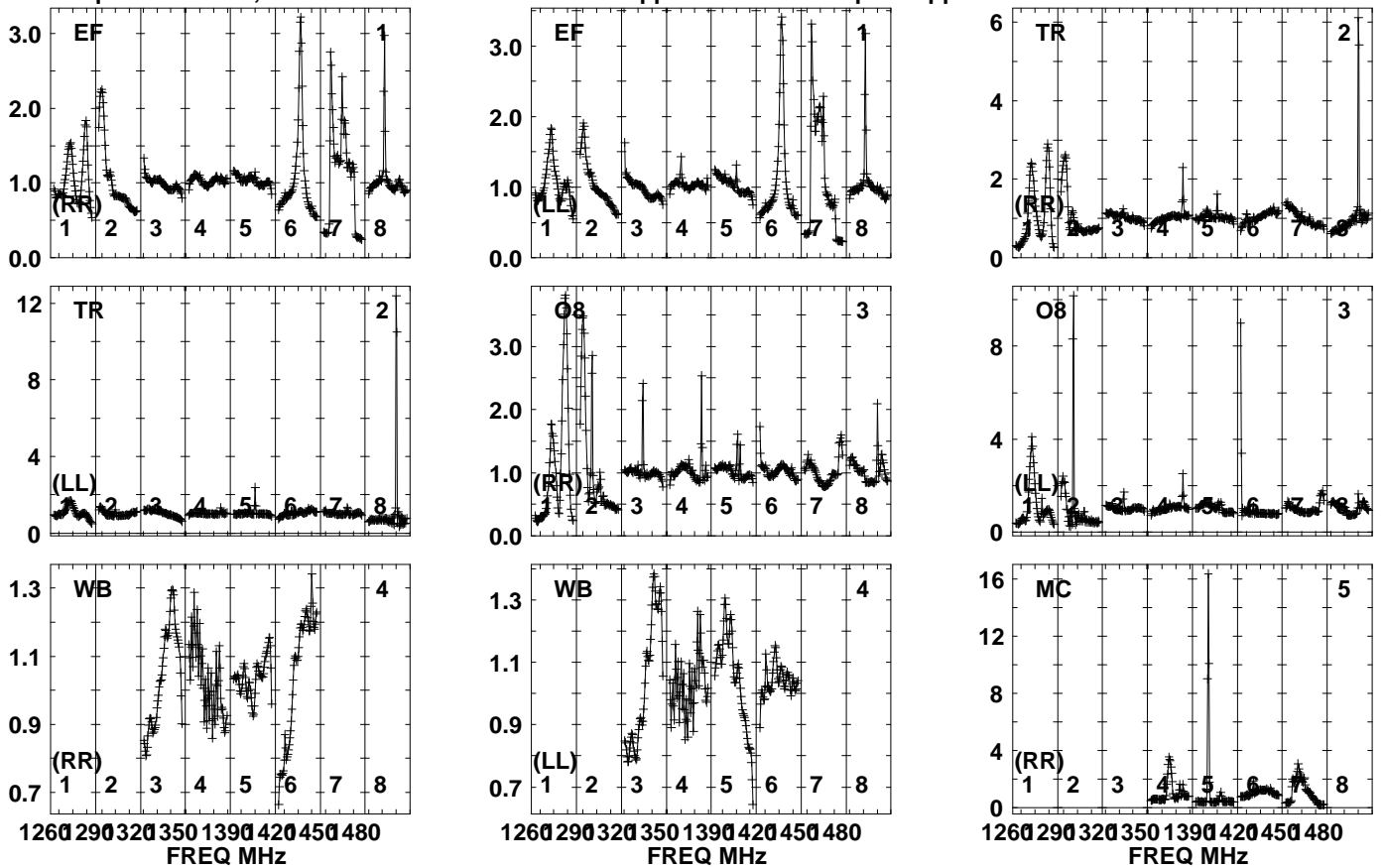


Lower frame: Real Jy  
Auto-corr total-power spectrum Antenna: \*  
Timerange: 01/03:00:17 to 01/03:00:59

Plot file version 85 created 24-OCT-2023 11:46:59

R220912 D EK053D.UVDATA.1

Freq = 1.2545 GHz, Bw = 32.000 MH No calibration applied and no bandpass applied



Lower frame: Real Jy

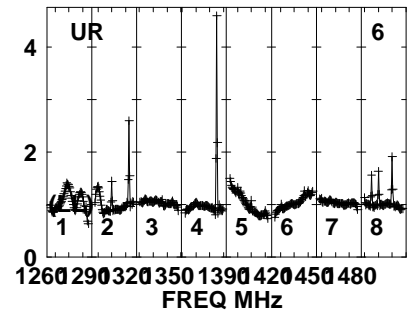
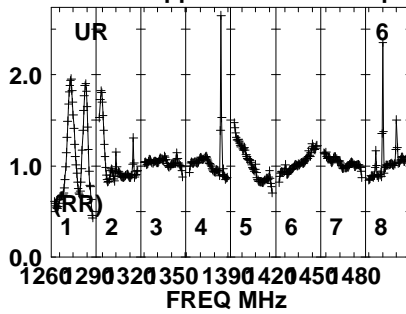
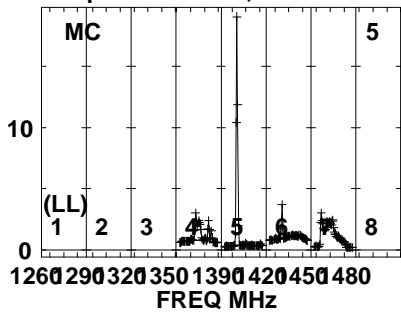
Auto-corr total-power spectrum Antenna: \*

Timerange: 01/03:01:02 to 01/03:06:00

Plot file version 86 created 24-OCT-2023 11:46:59

R220912 D EK053D.UVDATA.1

Freq = 1.2545 GHz, Bw = 32.000 MH No calibration applied and no bandpass applied

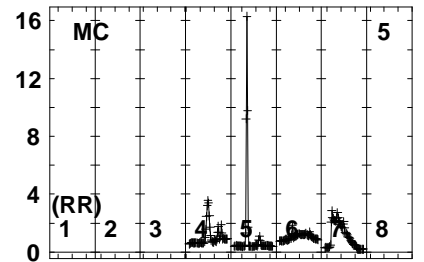
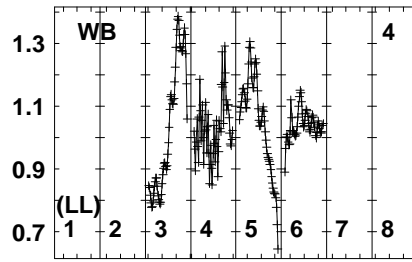
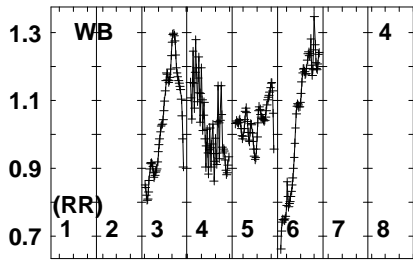
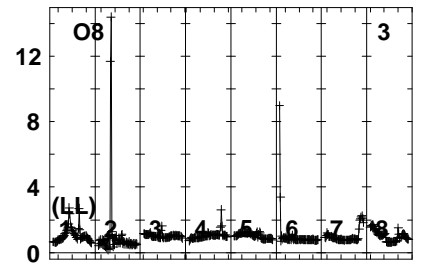
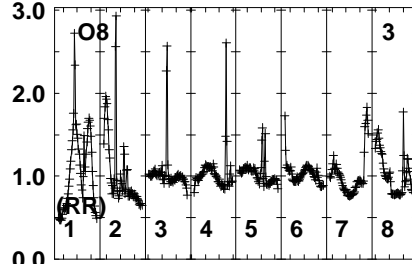
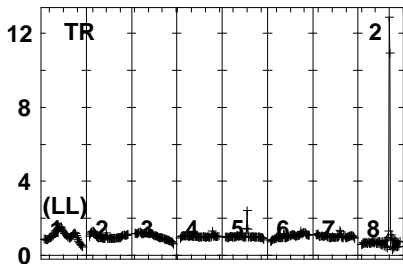
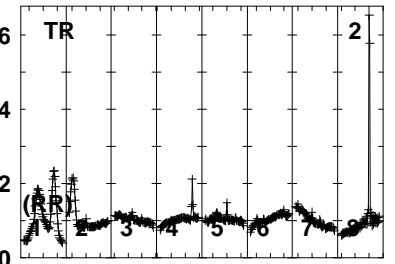
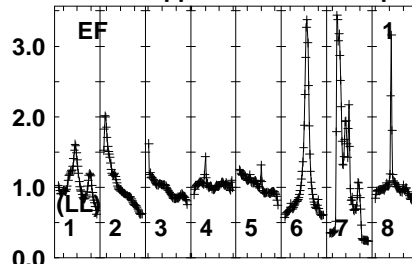
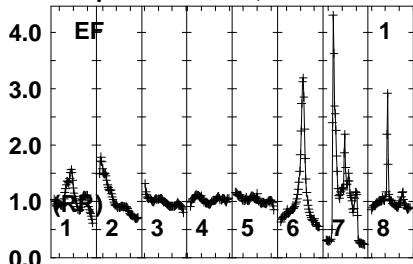


Lower frame: Real Jy  
Auto-corr total-power spectrum Antenna: \*  
Timerange: 01/03:01:02 to 01/03:06:00

Plot file version 87 created 24-OCT-2023 11:46:59

J2311+4543 EK053D.UVDATA.1

Freq = 1.2545 GHz, Bw = 32.000 MH No calibration applied and no bandpass applied



1260 290 320 350 1390 420 450 480  
FREQ MHz

1260 290 320 350 1390 420 450 480  
FREQ MHz

1260 290 320 350 1390 420 450 480  
FREQ MHz

Lower frame: Real Jy

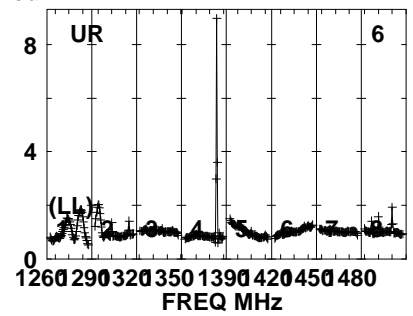
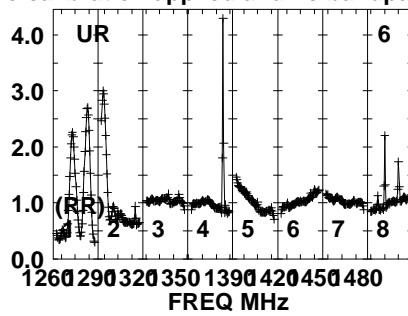
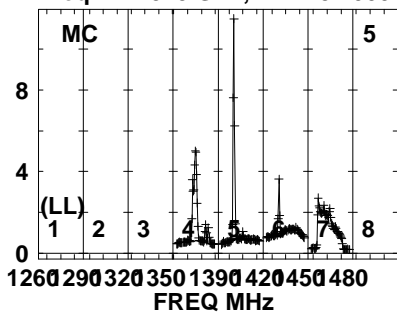
Auto-corr total-power spectrum Antenna: \*

Timerange: 01/03:06:02 to 01/03:07:34

Plot file version 88 created 24-OCT-2023 11:46:59

J2311+4543 EK053D.UVDATA.1

Freq = 1.2545 GHz, Bw = 32.000 MH No calibration applied and no bandpass applied



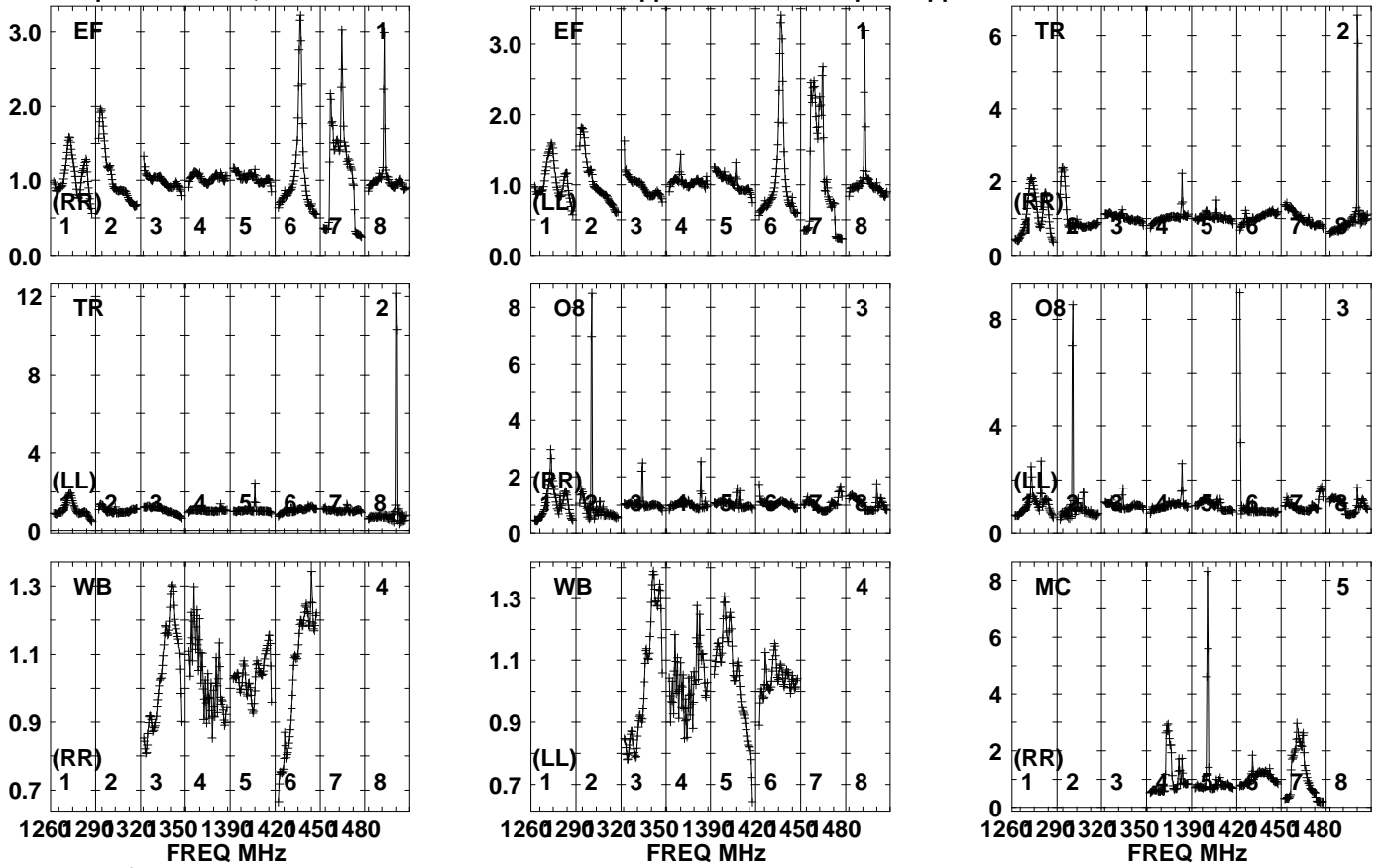
Lower frame: Real Jy  
Auto-corr total-power spectrum Antenna: \*  
Timerange: 01/03:06:02 to 01/03:07:34



Plot file version 89 created 24-OCT-2023 11:46:59

R220912 D EK053D.UVDATA.1

Freq = 1.2545 GHz, Bw = 32.000 MH No calibration applied and no bandpass applied

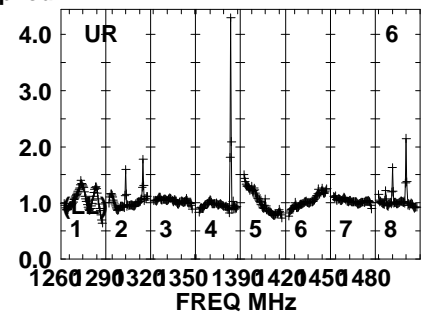
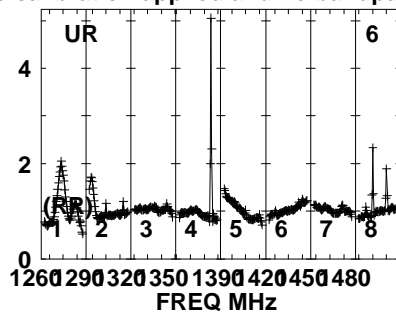
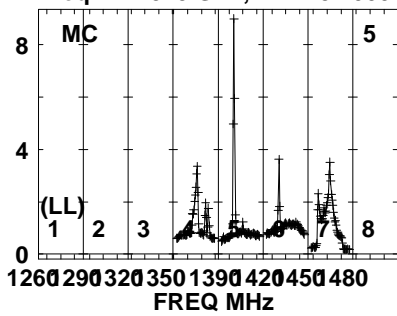


Lower frame: Real Jy  
Auto-corr total-power spectrum Antenna: \*  
Timerange: 01/03:07:36 to 01/03:12:34

Plot file version 90 created 24-OCT-2023 11:46:59

R220912 D EK053D.UVDATA.1

Freq = 1.2545 GHz, Bw = 32.000 MH No calibration applied and no bandpass applied



Lower frame: Real Jy

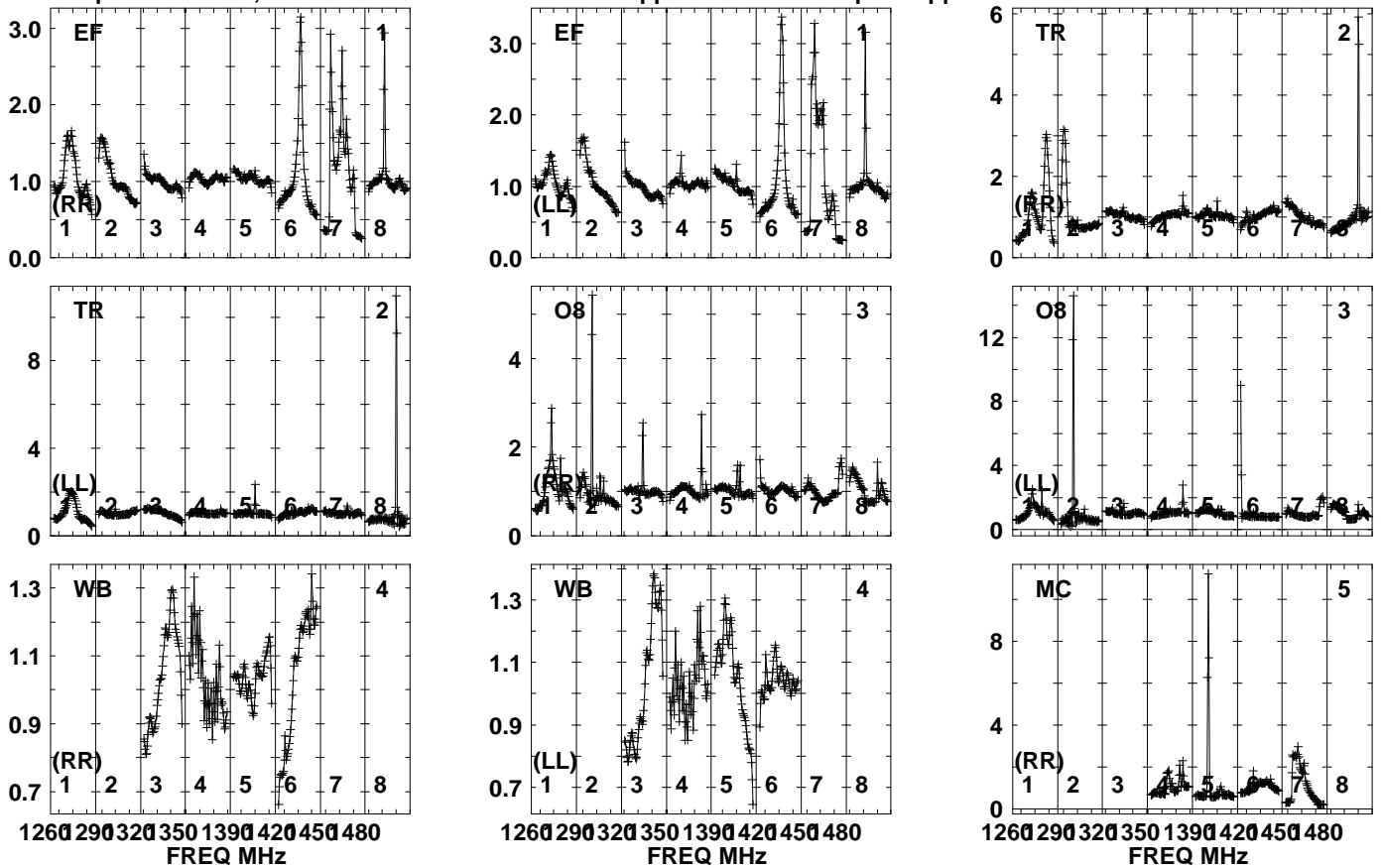
Auto-corr total-power spectrum Antenna: \*

Timerange: 01/03:07:36 to 01/03:12:34

Plot file version 91 created 24-OCT-2023 11:46:59

J2311+4543 EK053D.UVDATA.1

Freq = 1.2545 GHz, Bw = 32.000 MH No calibration applied and no bandpass applied



Lower frame: Real Jy

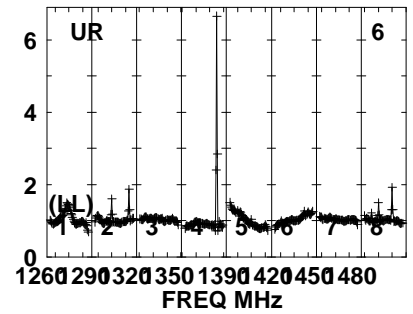
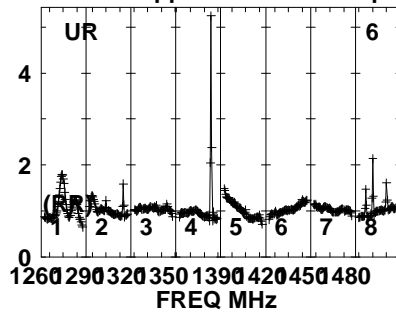
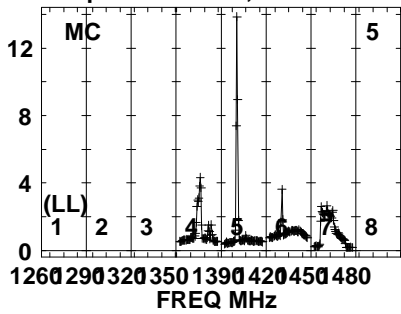
Auto-corr total-power spectrum Antenna: \*

Timerange: 01/03:13:34 to 01/03:14:16

Plot file version 92 created 24-OCT-2023 11:46:59

J2311+4543 EK053D.UVDATA.1

Freq = 1.2545 GHz, Bw = 32.000 MH No calibration applied and no bandpass applied

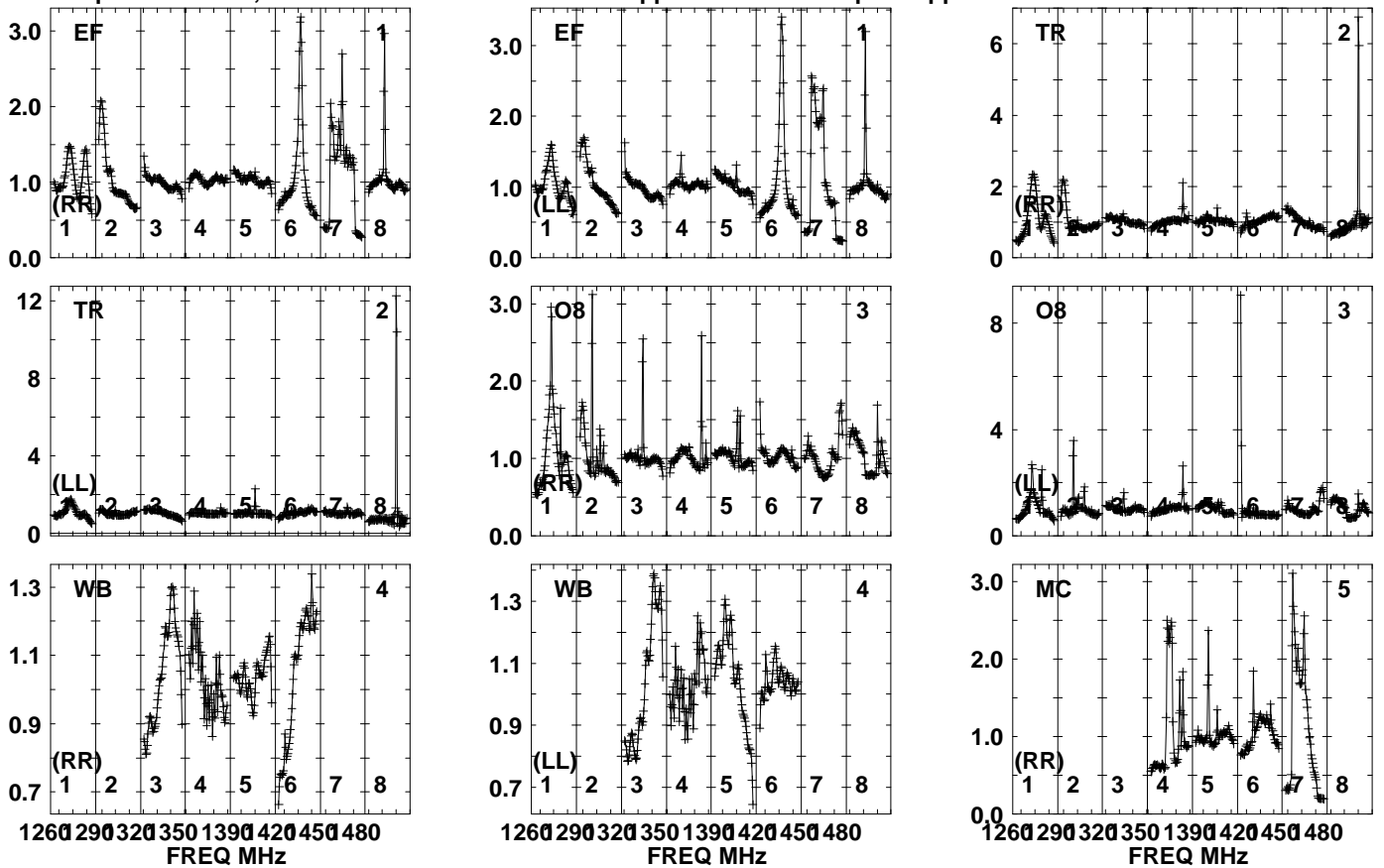


Lower frame: Real Jy  
Auto-corr total-power spectrum Antenna: \*  
Timerange: 01/03:13:34 to 01/03:14:16

Plot file version 93 created 24-OCT-2023 11:46:59

R220912 D EK053D.UVDATA.1

Freq = 1.2545 GHz, Bw = 32.000 MH No calibration applied and no bandpass applied

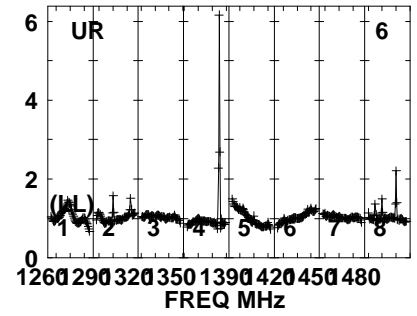
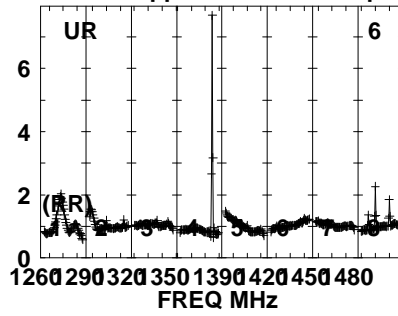
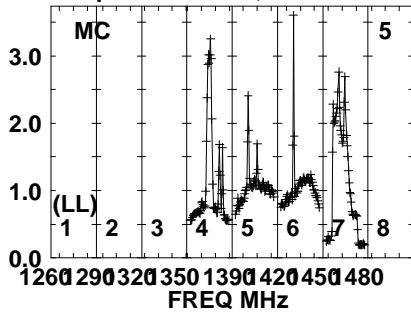


Lower frame: Real Jy  
Auto-corr total-power spectrum Antenna: \*  
Timerange: 01/03:14:19 to 01/03:19:17

Plot file version 94 created 24-OCT-2023 11:46:59

R220912 D EK053D.UVDATA.1

Freq = 1.2545 GHz, Bw = 32.000 MH No calibration applied and no bandpass applied



Lower frame: Real Jy

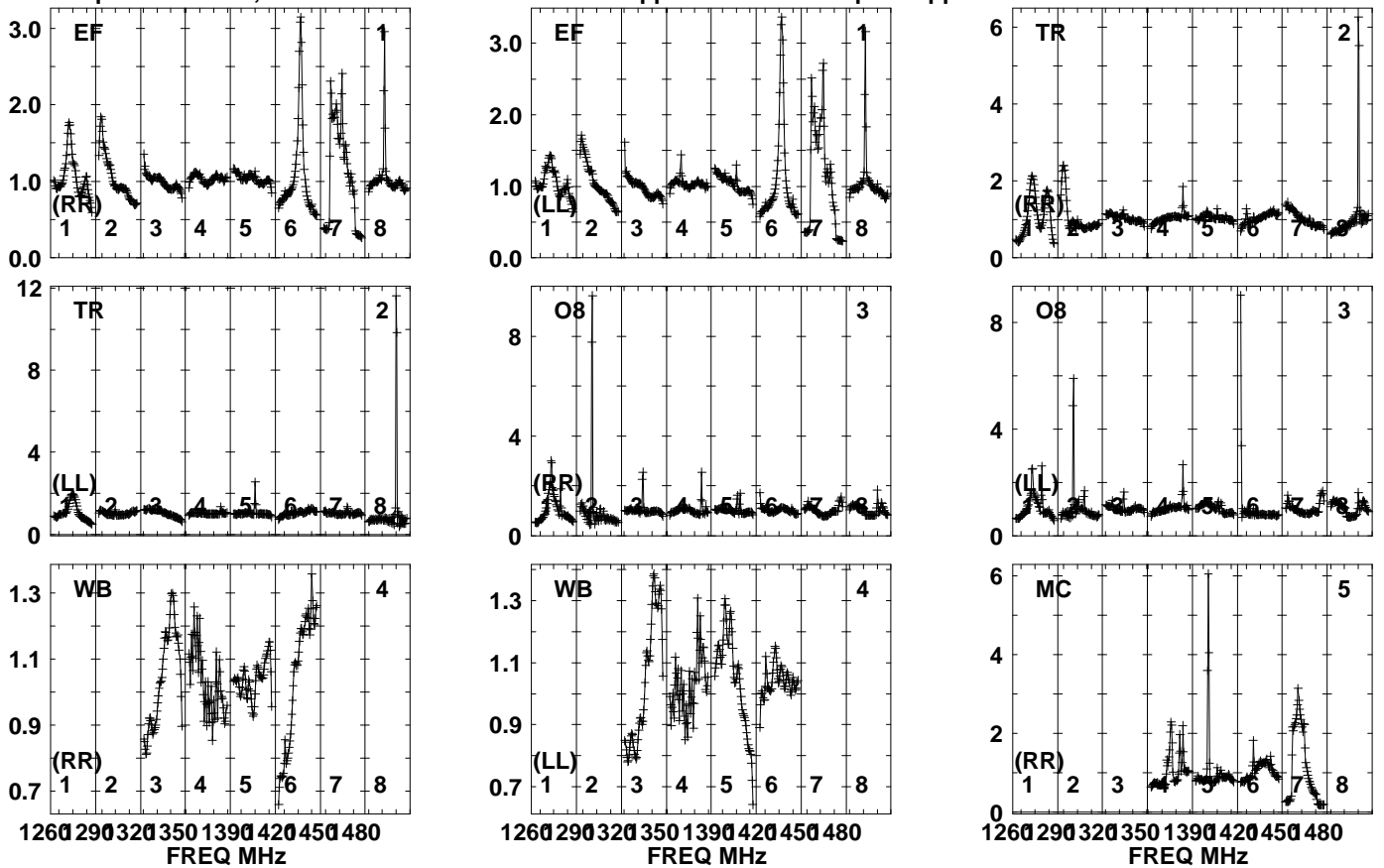
Auto-corr total-power spectrum Antenna: \*

Timerange: 01/03:14:19 to 01/03:19:17

Plot file version 95 created 24-OCT-2023 11:46:59

J2311+4543 EK053D.UVDATA.1

Freq = 1.2545 GHz, Bw = 32.000 MH No calibration applied and no bandpass applied



Lower frame: Real Jy

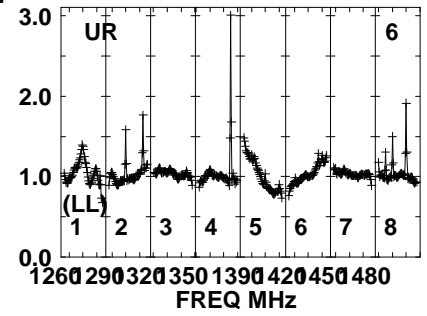
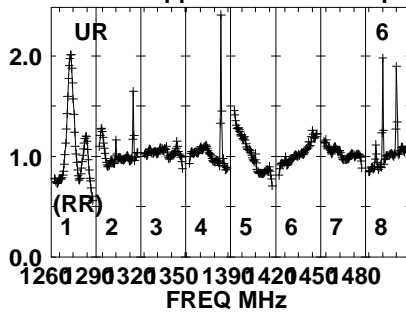
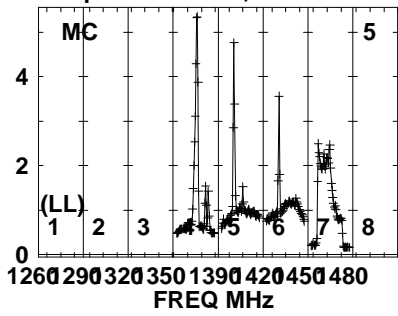
Auto-corr total-power spectrum Antenna: \*

Timerange: 01/03:19:19 to 01/03:20:49

Plot file version 96 created 24-OCT-2023 11:46:59

J2311+4543 EK053D.UVDATA.1

Freq = 1.2545 GHz, Bw = 32.000 MH No calibration applied and no bandpass applied



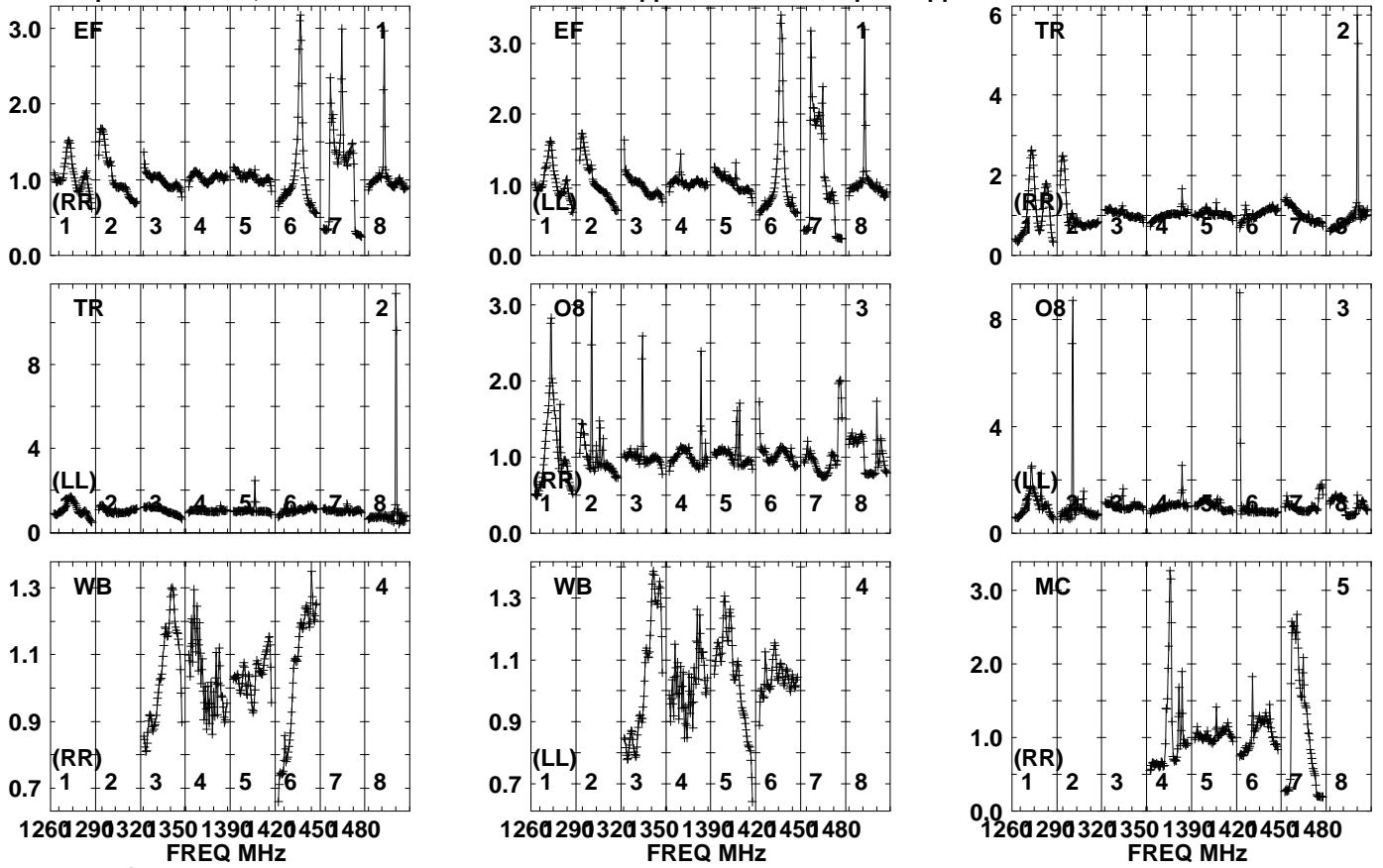
Lower frame: Real Jy  
Auto-corr total-power spectrum Antenna: \*  
Timerange: 01/03:19:19 to 01/03:20:49



Plot file version 97 created 24-OCT-2023 11:46:59

R220912 D EK053D.UVDATA.1

Freq = 1.2545 GHz, Bw = 32.000 MH No calibration applied and no bandpass applied

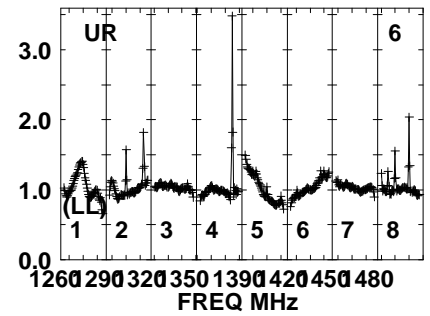
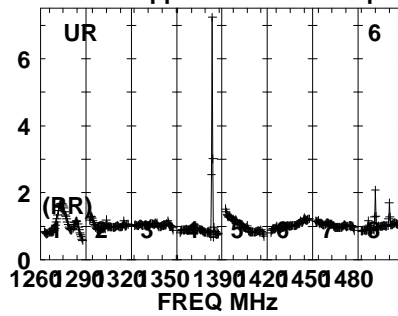
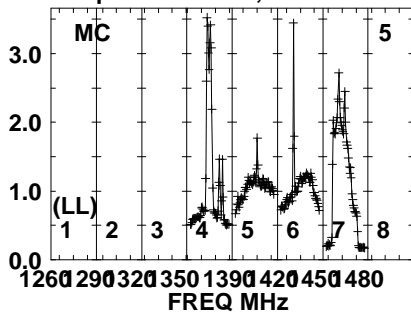


Lower frame: Real Jy  
Auto-corr total-power spectrum Antenna: \*  
Timerange: 01/03:20:52 to 01/03:25:50

Plot file version 98 created 24-OCT-2023 11:46:59

R220912 D EK053D.UVDATA.1

Freq = 1.2545 GHz, Bw = 32.000 MH No calibration applied and no bandpass applied



Lower frame: Real Jy

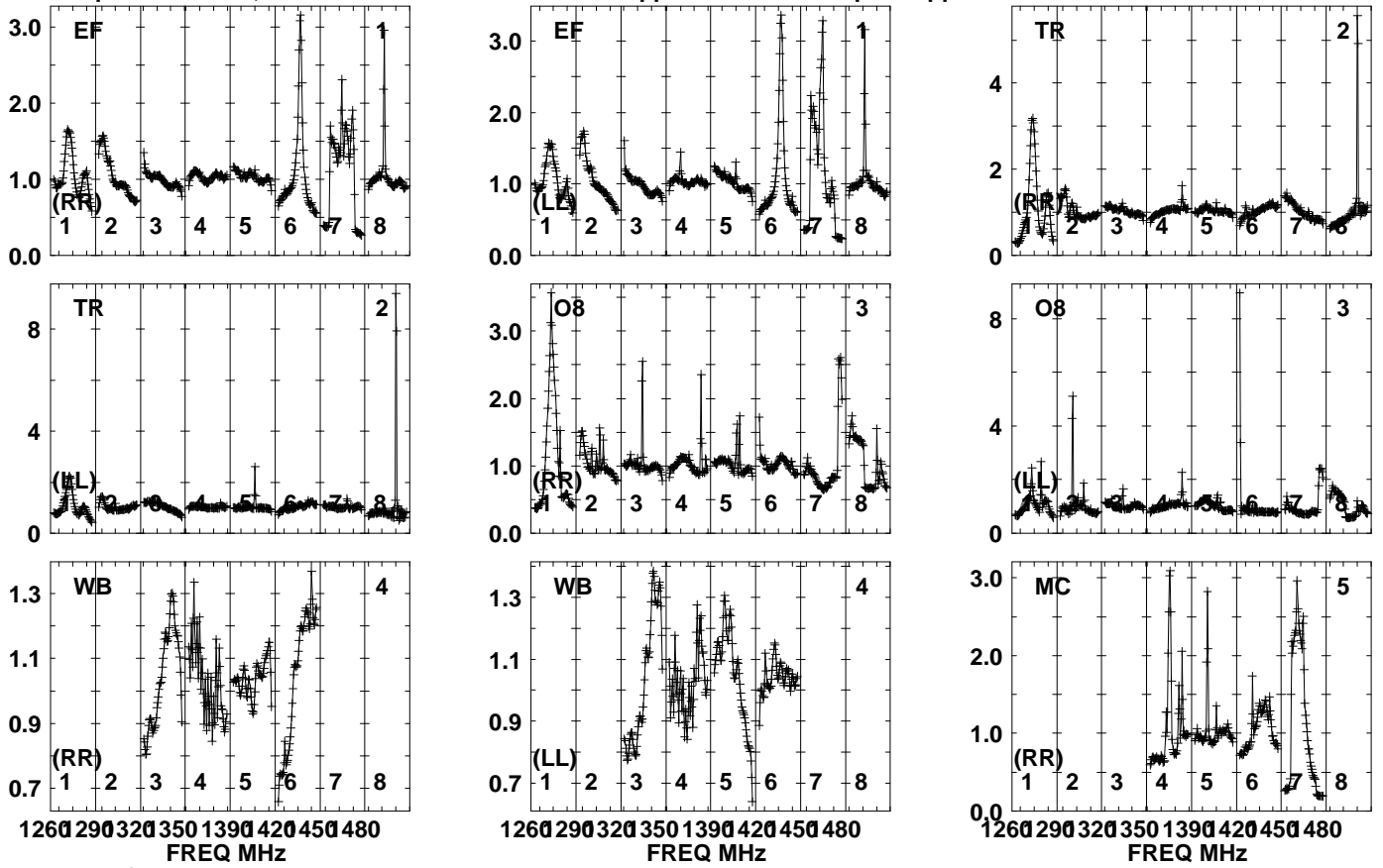
Auto-corr total-power spectrum Antenna: \*

Timerange: 01/03:20:52 to 01/03:25:50

Plot file version 99 created 24-OCT-2023 11:46:59

J2311+4543 EK053D.UVDATA.1

Freq = 1.2545 GHz, Bw = 32.000 MH No calibration applied and no bandpass applied



Lower frame: Real Jy

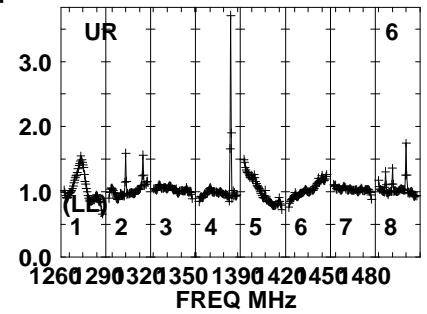
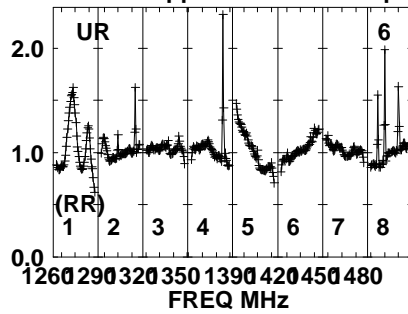
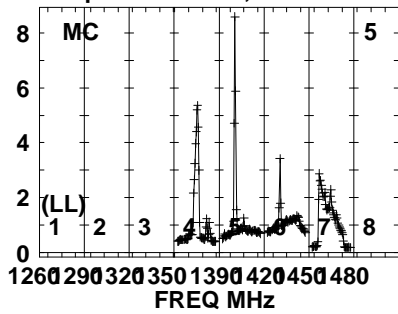
Auto-corr total-power spectrum Antenna: \*

Timerange: 01/03:26:49 to 01/03:27:31

Plot file version 100 created 24-OCT-2023 11:46:59

J2311+4543 EK053D.UVDATA.1

Freq = 1.2545 GHz, Bw = 32.000 MH No calibration applied and no bandpass applied

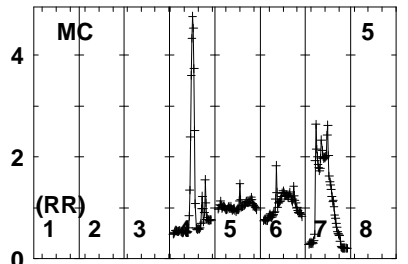
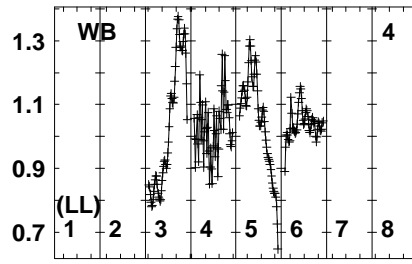
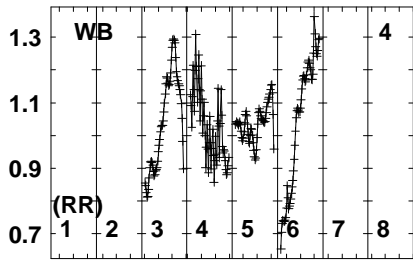
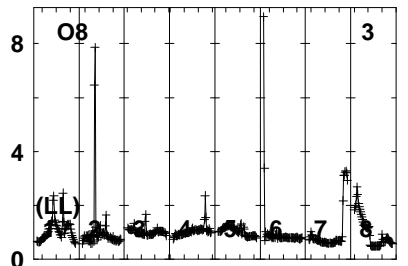
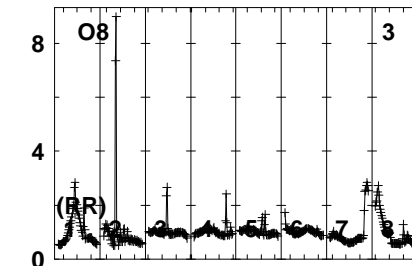
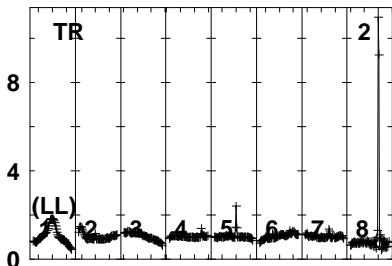
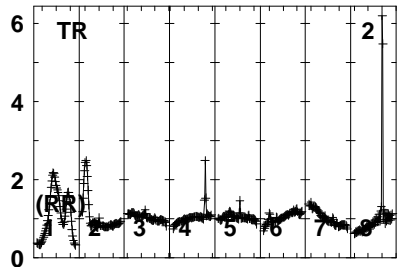
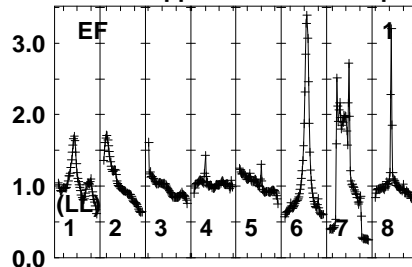
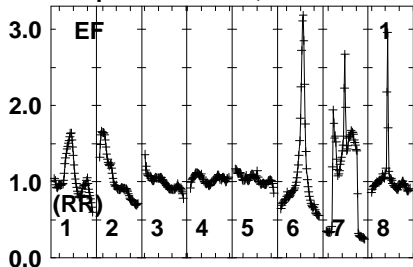


Lower frame: Real Jy  
Auto-corr total-power spectrum Antenna: \*  
Timerange: 01/03:26:49 to 01/03:27:31

Plot file version 101 created 24-OCT-2023 11:46:59

J2327+4754 EK053D.UVDATA.1

Freq = 1.2545 GHz, Bw = 32.000 MH No calibration applied and no bandpass applied



1260 290 320 350 1390 420 450 480  
FREQ MHz

1260 290 320 350 1390 420 450 480  
FREQ MHz

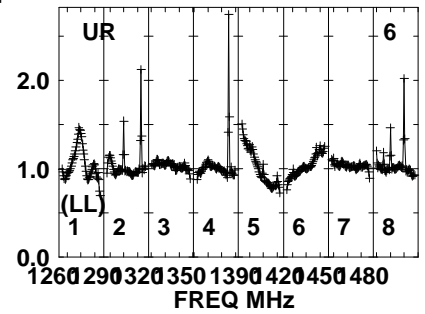
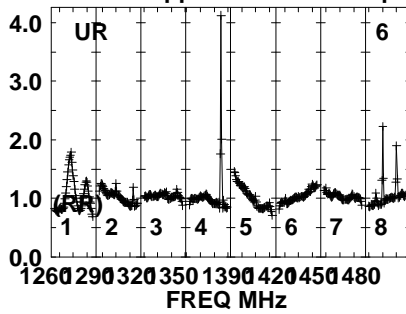
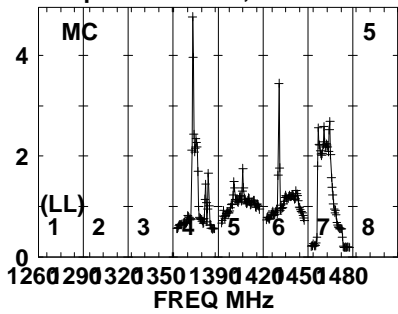
1260 290 320 350 1390 420 450 480  
FREQ MHz

Lower frame: Real Jy  
Auto-corr total-power spectrum Antenna: \*  
Timerange: 01/03:27:34 to 01/03:31:14

Plot file version 102 created 24-OCT-2023 11:46:59

J2327+4754 EK053D.UVDATA.1

Freq = 1.2545 GHz, Bw = 32.000 MH No calibration applied and no bandpass applied

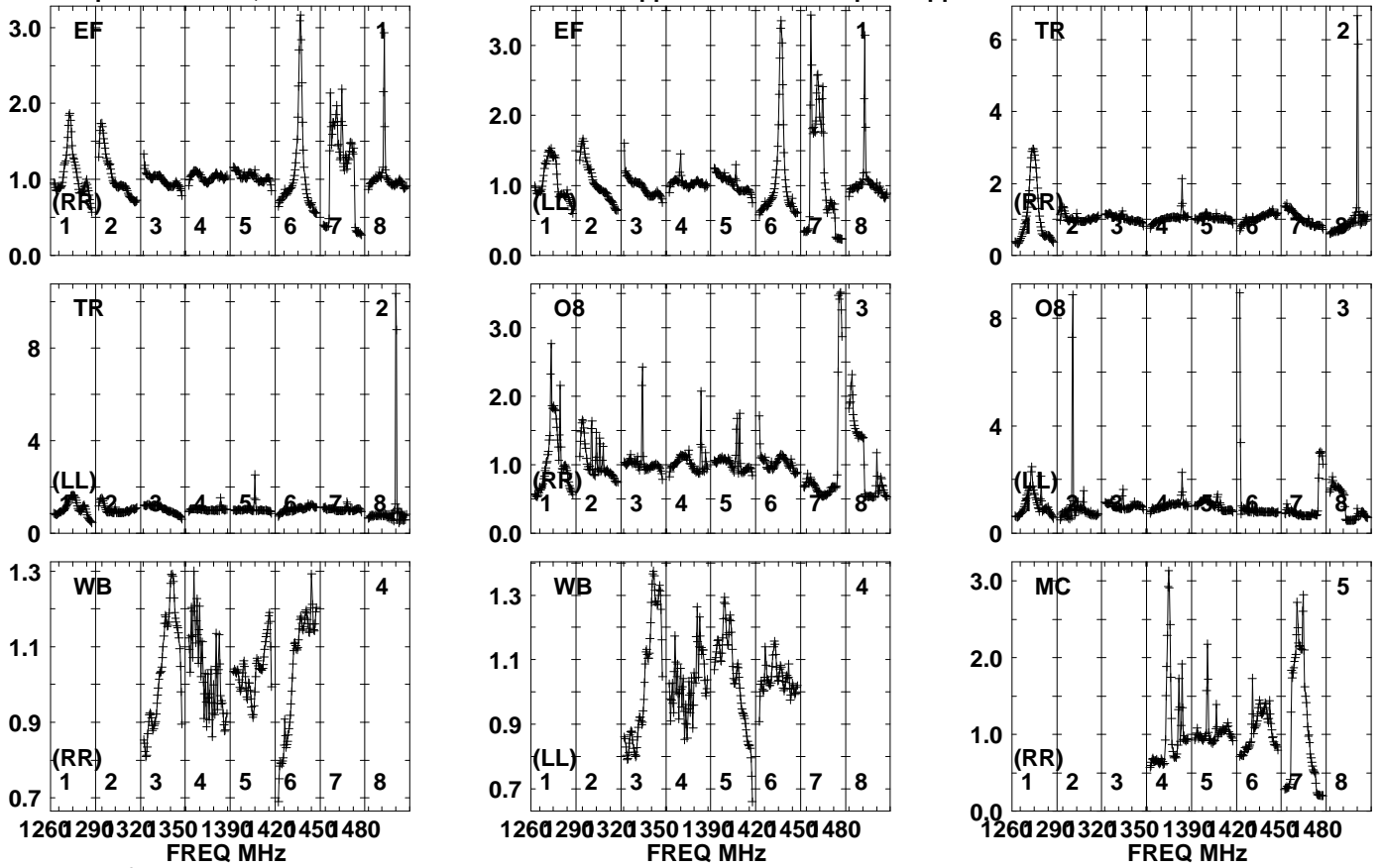


Lower frame: Real Jy  
Auto-corr total-power spectrum Antenna: \*  
Timerange: 01/03:27:34 to 01/03:31:14

Plot file version 103 created 24-OCT-2023 11:47:00

J2311+4543 EK053D.UVDATA.1

Freq = 1.2545 GHz, Bw = 32.000 MH No calibration applied and no bandpass applied

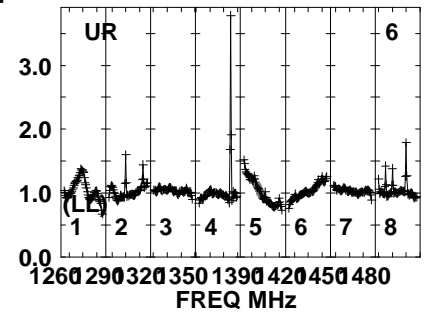
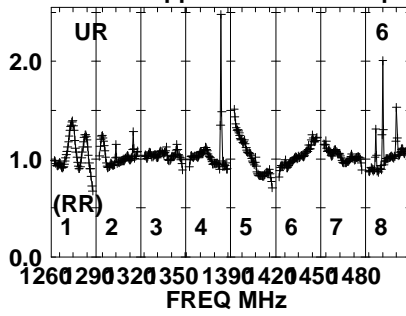
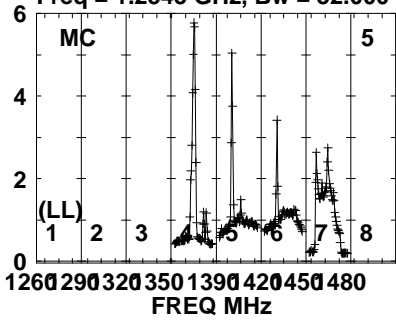


Lower frame: Real Jy  
Auto-corr total-power spectrum Antenna: \*  
Timerange: 01/03:31:17 to 01/03:32:43

Plot file version 104 created 24-OCT-2023 11:47:00

J2311+4543 EK053D.UVDATA.1

Freq = 1.2545 GHz, Bw = 32.000 MH No calibration applied and no bandpass applied



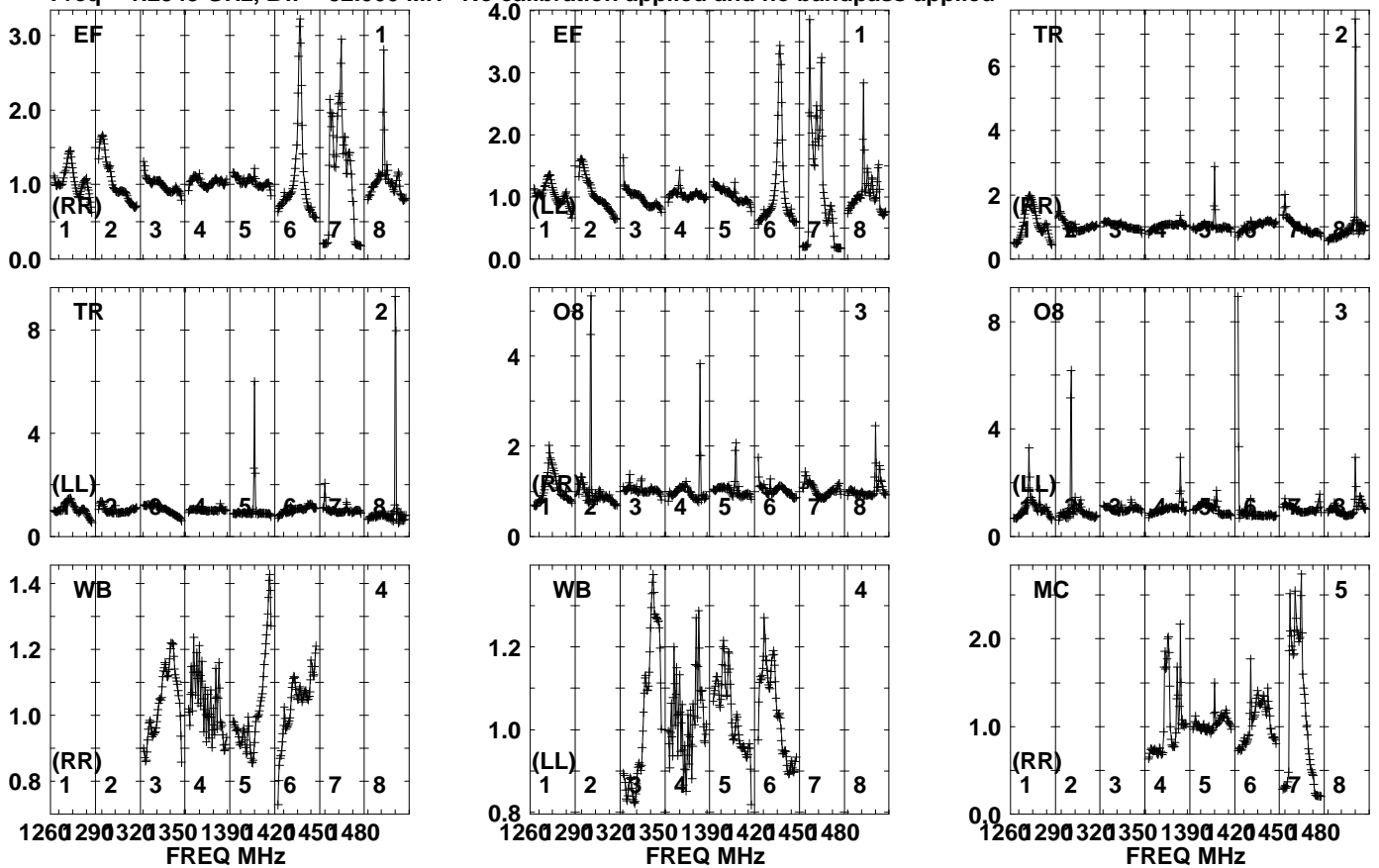
Lower frame: Real Jy  
Auto-corr total-power spectrum Antenna: \*  
Timerange: 01/03:31:17 to 01/03:32:43



Plot file version 105 created 24-OCT-2023 11:47:00

J0449+6332 EK053D.UVDATA.1

Freq = 1.2545 GHz, Bw = 32.000 MH No calibration applied and no bandpass applied

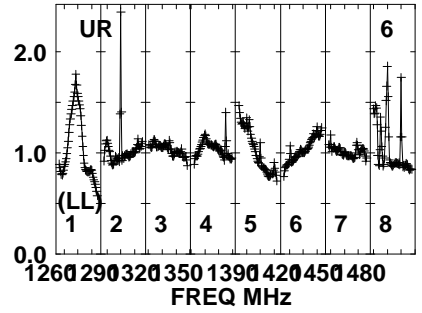
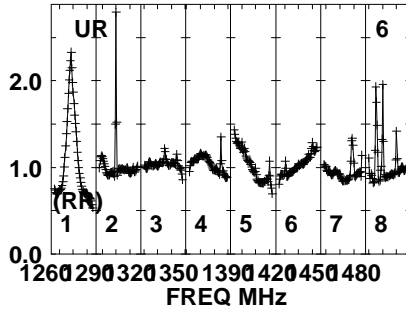
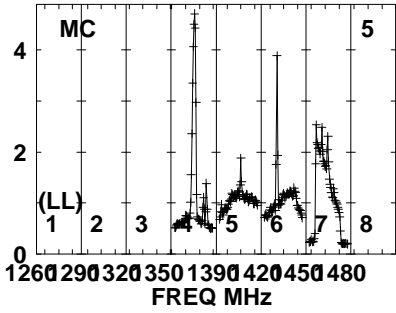


Lower frame: Real Jy  
Auto-corr total-power spectrum Antenna: \*  
Timerange: 01/04:49:11 to 01/04:54:09

Plot file version 106 created 24-OCT-2023 11:47:00

J0449+6332 EK053D.UVDATA.1

Freq = 1.2545 GHz, Bw = 32.000 MH No calibration applied and no bandpass applied



Lower frame: Real Jy  
Auto-corr total-power spectrum Antenna: \*  
Timerange: 01/04:49:11 to 01/04:54:09