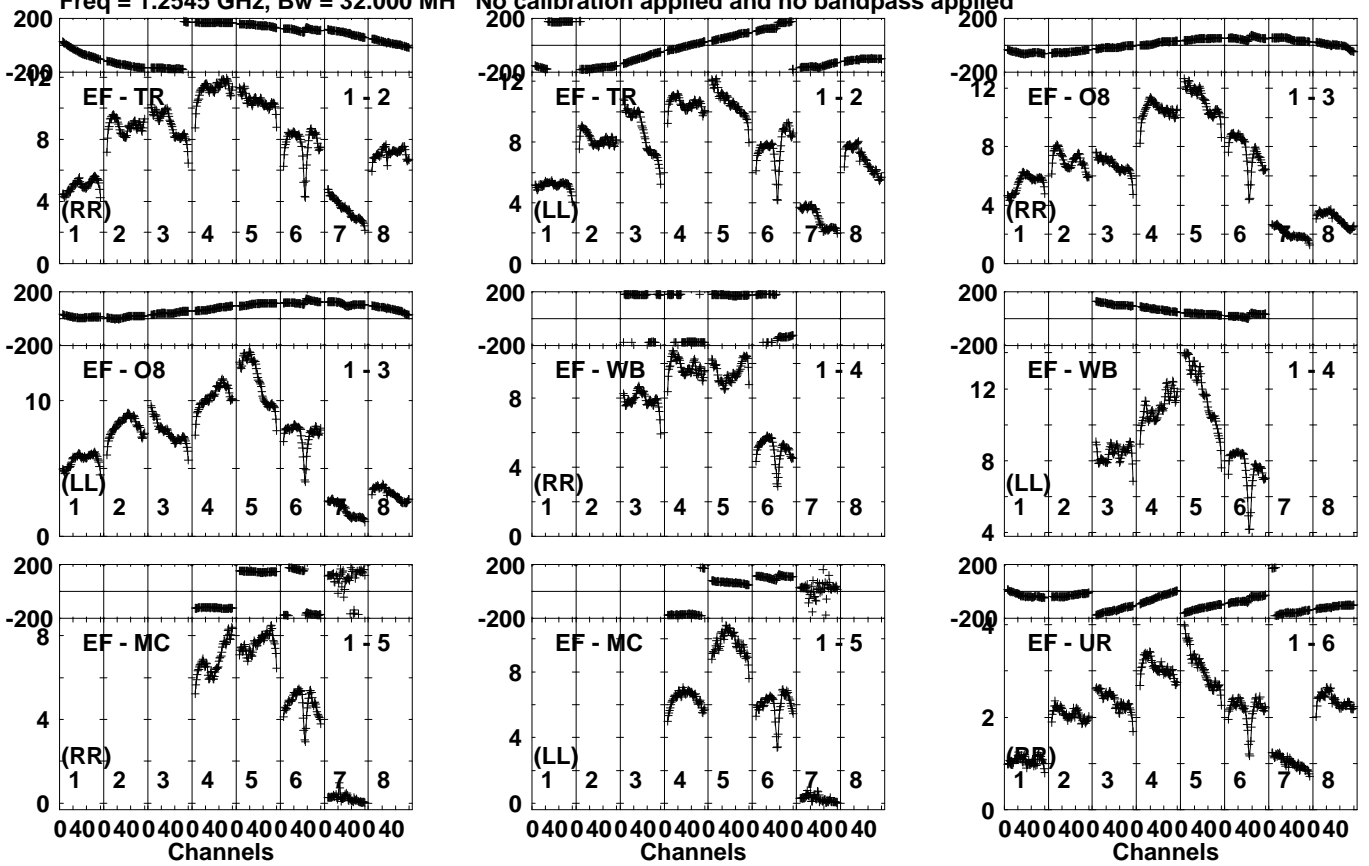


Plot file version 1 created 24-OCT-2023 11:47:29

J0019+7327 EK053D.UVDATA.1

Freq = 1.2545 GHz, Bw = 32.000 MH

No calibration applied and no bandpass applied

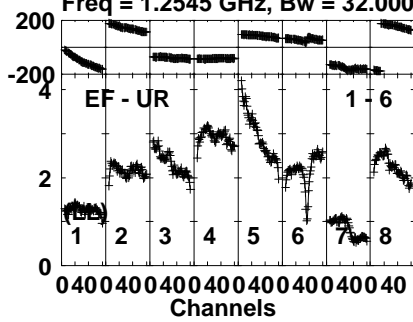


Lower frame: Milli Ampl Jy Top frame: Phas deg
Vector averaged cross-power spectrum Several baselines displayed
Timerange: 00/22:00:01 to 00/22:04:29

Plot file version 2 created 24-OCT-2023 11:47:29

J0019+7327 EK053D.UVDATA.1

Freq = 1.2545 GHz, Bw = 32.000 MH No calibration applied and no bandpass applied



Lower frame: Milli Ampl Jy Top frame: Phas deg

Vector averaged cross-power spectrum Several baselines displayed

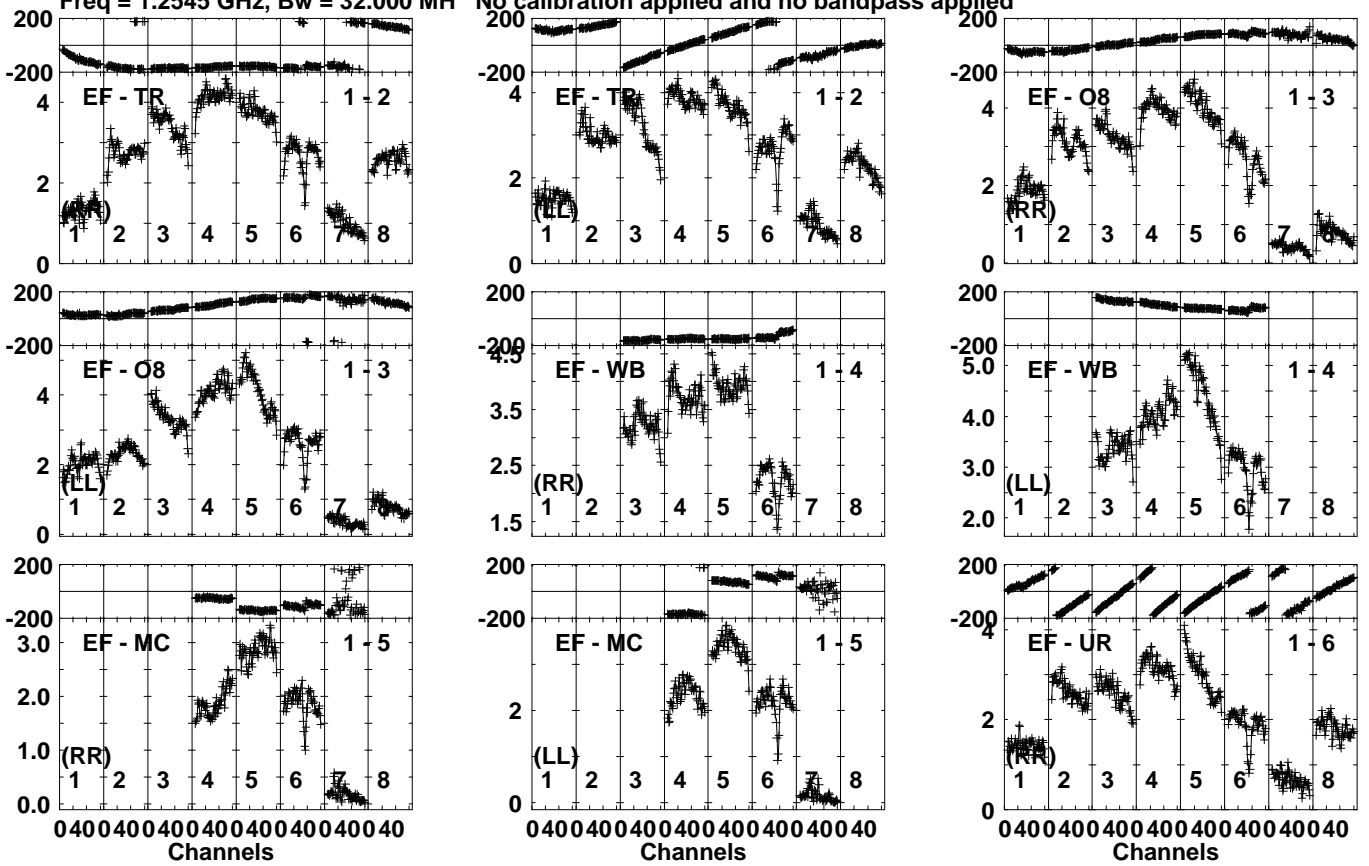
Timerange: 00/22:00:01 to 00/22:04:29

Plot file version 3 created 24-OCT-2023 11:47:29

J2311+4543 EK053D.UVDATA.1

Freq = 1.2545 GHz, Bw = 32.000 MH

No calibration applied and no bandpass applied

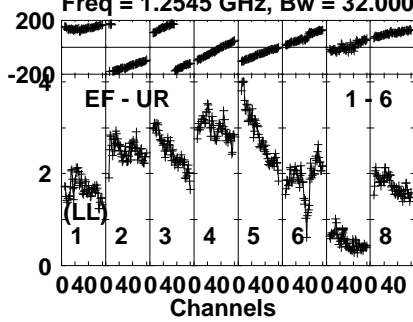


Lower frame: Milli Ampl Jy Top frame: Phas deg
Vector averaged cross-power spectrum Several baselines displayed
Timerange: 01/00:50:40 to 01/00:51:38

Plot file version 4 created 24-OCT-2023 11:47:29

J2311+4543 EK053D.UVDATA.1

Freq = 1.2545 GHz, Bw = 32.000 MH No calibration applied and no bandpass applied



Lower frame: Milli Ampl Jy Top frame: Phas deg

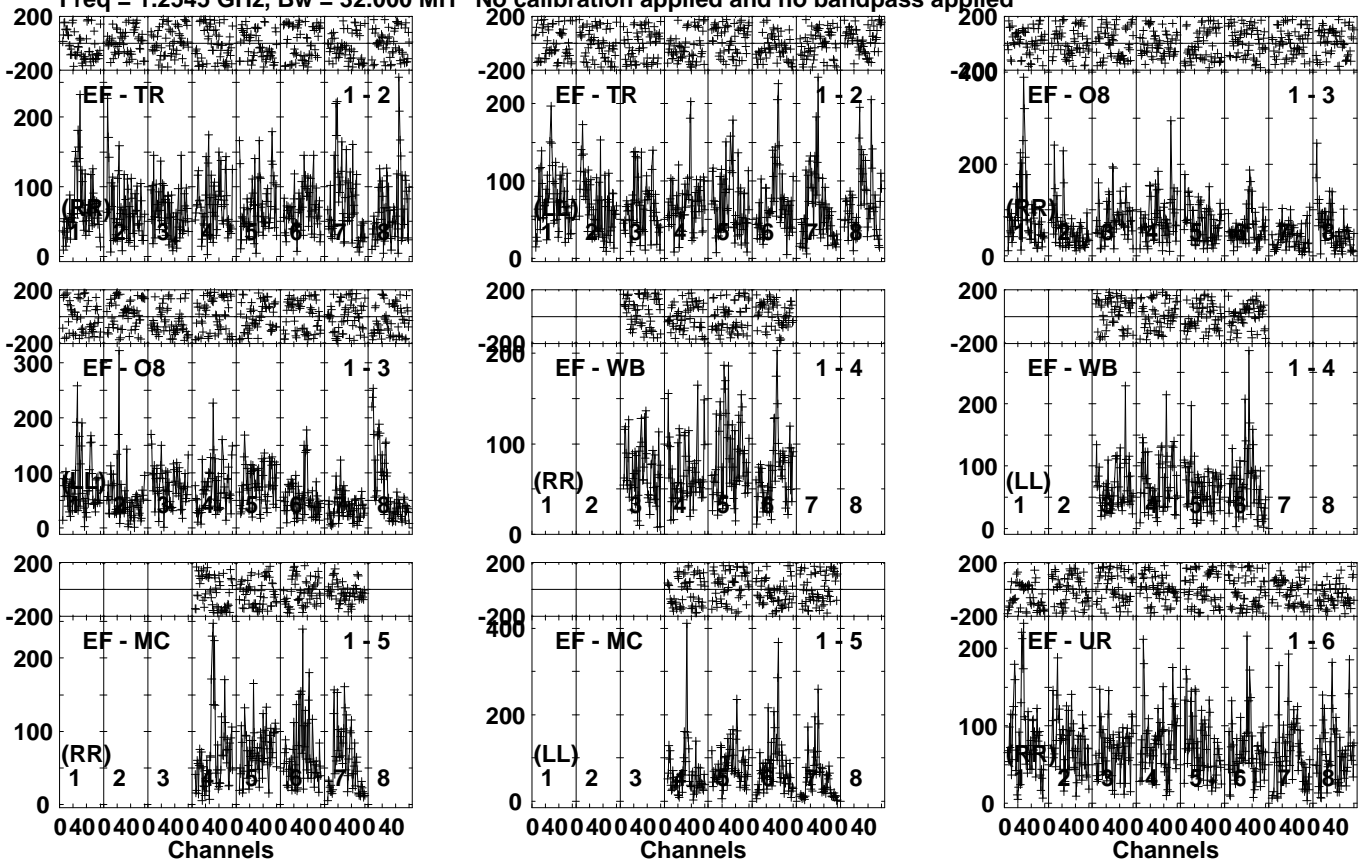
Vector averaged cross-power spectrum Several baselines displayed

Timerange: 01/00:50:40 to 01/00:51:38

Plot file version 5 created 24-OCT-2023 11:47:29

R220912 D EK053D.UVDATA.1

Freq = 1.2545 GHz, Bw = 32.000 MH No calibration applied and no bandpass applied

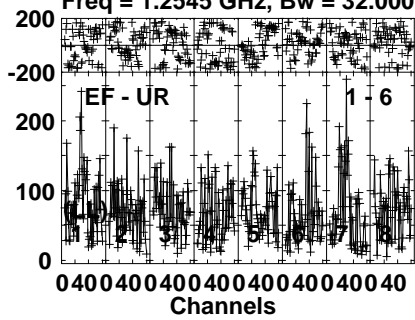


Lower frame: Micro Ampl Jy Top frame: Phas deg
Vector averaged cross-power spectrum Several baselines displayed
Timerange: 01/00:51:40 to 01/00:56:38

Plot file version 6 created 24-OCT-2023 11:47:29

R220912 D EK053D.UVDATA.1

Freq = 1.2545 GHz, Bw = 32.000 MH No calibration applied and no bandpass applied



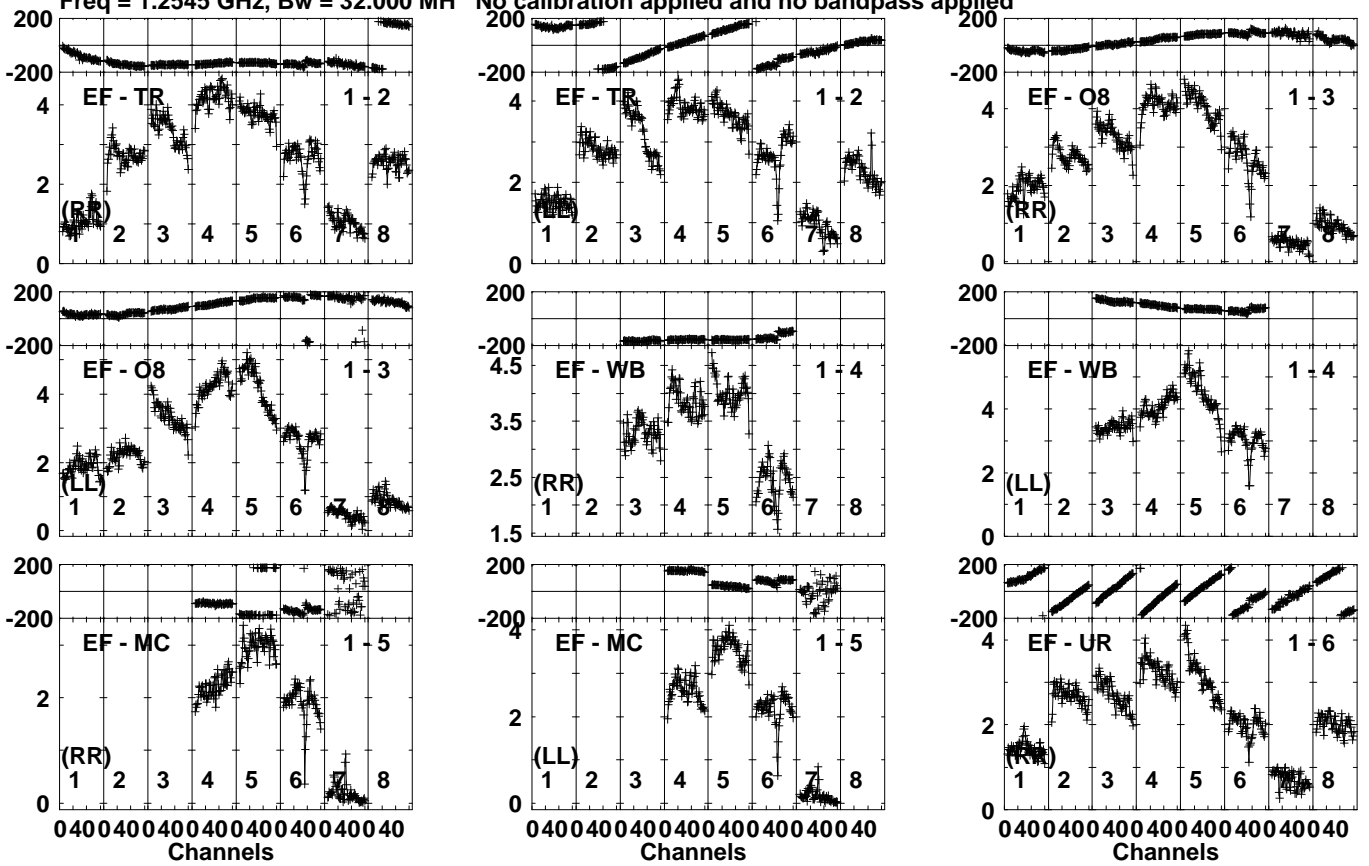
Lower frame: Micro Ampl Jy Top frame: Phas deg
Vector averaged cross-power spectrum Several baselines displayed
Timerange: 01/00:51:40 to 01/00:56:38

Plot file version 7 created 24-OCT-2023 11:47:29

J2311+4543 EK053D.UVDATA.1

Freq = 1.2545 GHz, Bw = 32.000 MH

No calibration applied and no bandpass applied

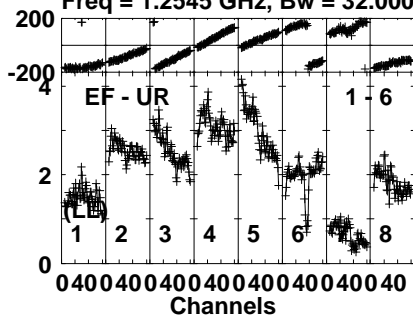


Lower frame: Milli Ampl Jy Top frame: Phas deg
Vector averaged cross-power spectrum Several baselines displayed
Timerange: 01/00:56:40 to 01/00:58:28

Plot file version 8 created 24-OCT-2023 11:47:29

J2311+4543 EK053D.UVDATA.1

Freq = 1.2545 GHz, Bw = 32.000 MH No calibration applied and no bandpass applied



Lower frame: Milli Ampl Jy Top frame: Phas deg

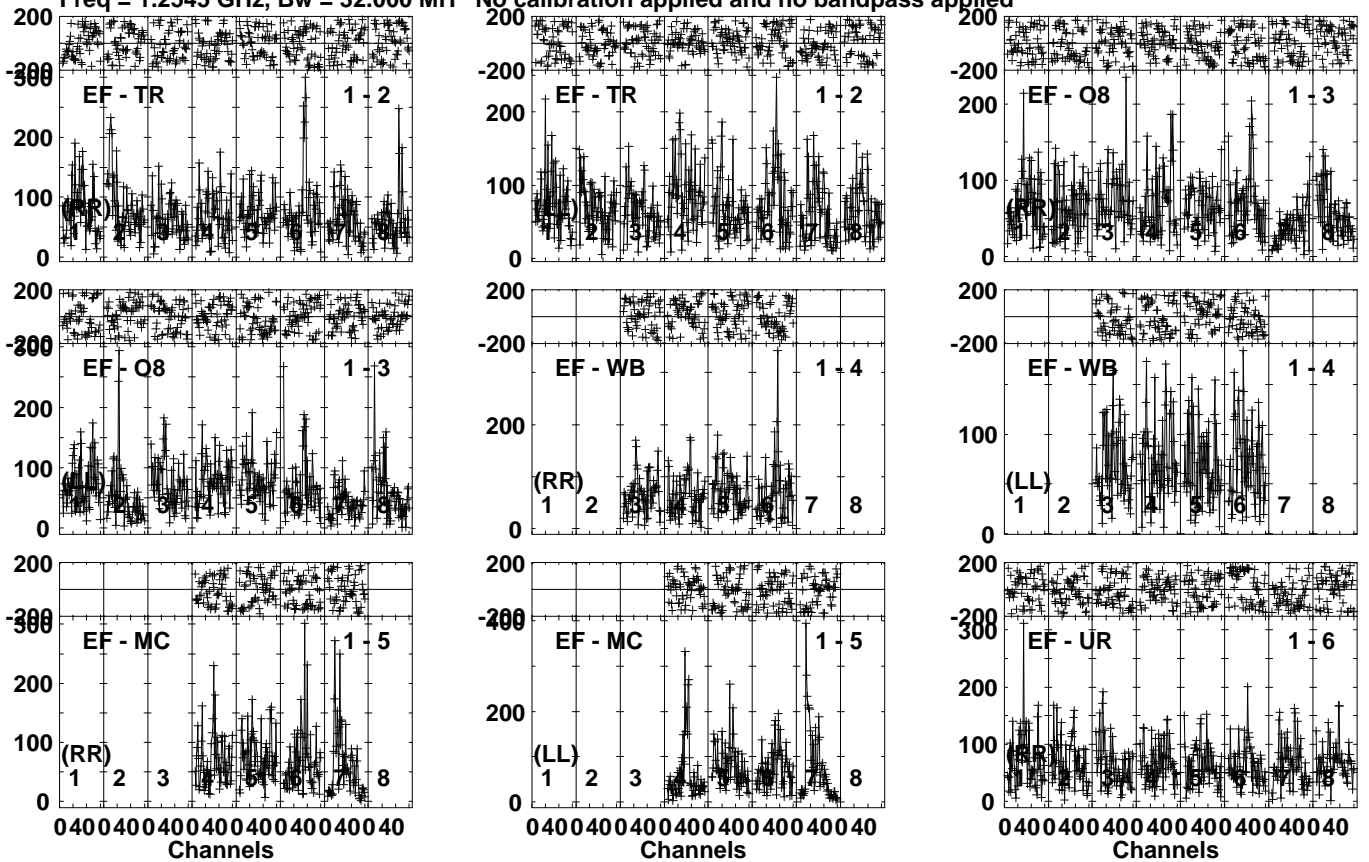
Vector averaged cross-power spectrum Several baselines displayed

Timerange: 01/00:56:40 to 01/00:58:28

Plot file version 9 created 24-OCT-2023 11:47:29

R220912 D EK053D.UVDATA.1

Freq = 1.2545 GHz, Bw = 32.000 MH No calibration applied and no bandpass applied

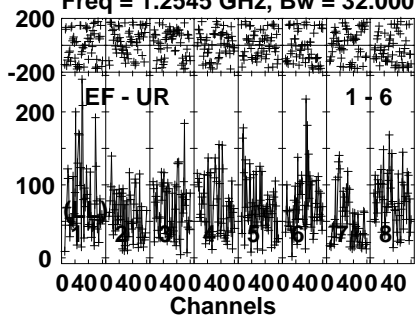


Lower frame: Micro Ampl Jy Top frame: Phas deg
Vector averaged cross-power spectrum Several baselines displayed
Timerange: 01/00:58:31 to 01/01:03:29

Plot file version 10 created 24-OCT-2023 11:47:29

R220912 D EK053D.UVDATA.1

Freq = 1.2545 GHz, Bw = 32.000 MH No calibration applied and no bandpass applied



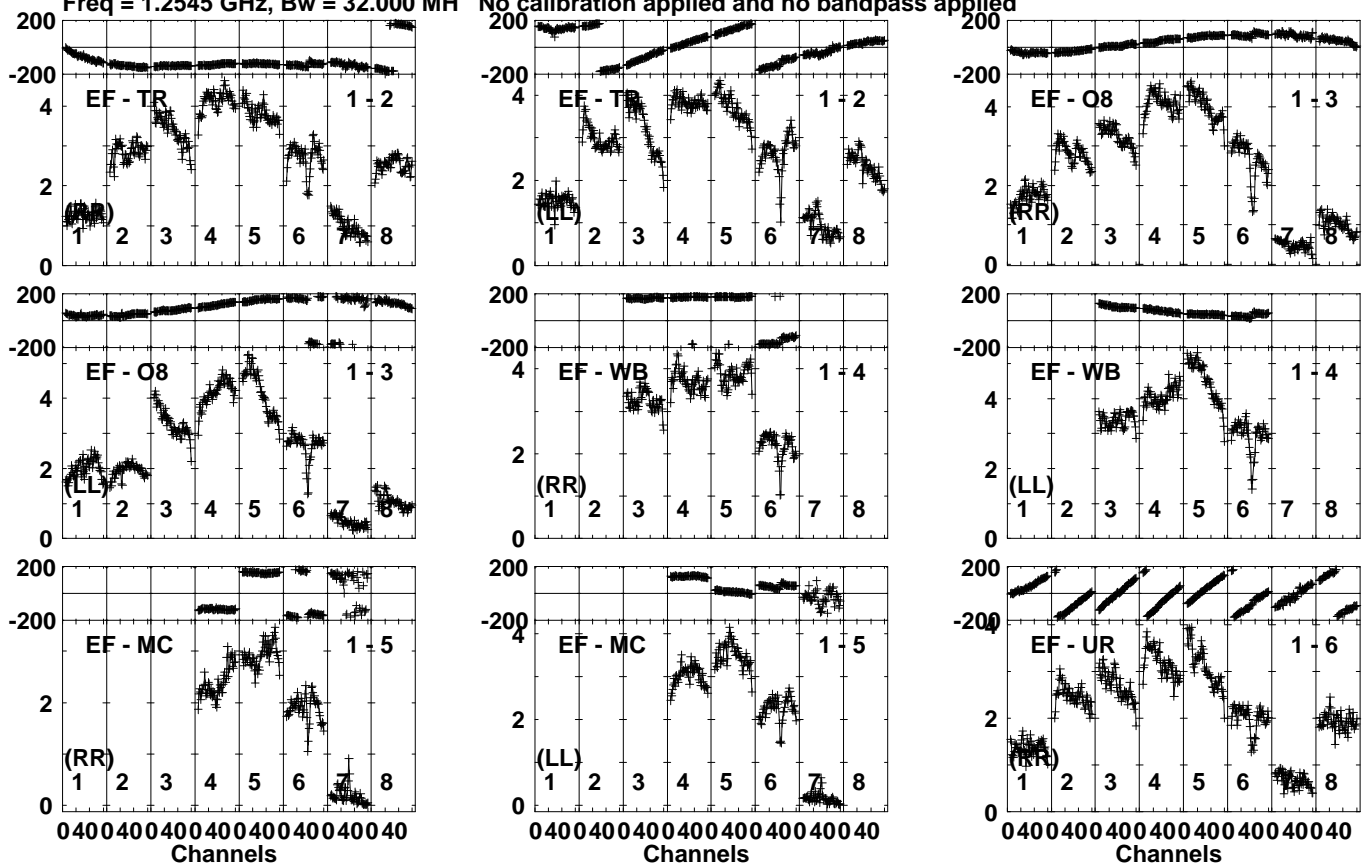
Lower frame: Micro Ampl Jy Top frame: Phas deg
Vector averaged cross-power spectrum Several baselines displayed
Timerange: 01/00:58:31 to 01/01:03:29

Plot file version 11 created 24-OCT-2023 11:47:29

J2311+4543 EK053D.UVDATA.1

Freq = 1.2545 GHz, Bw = 32.000 MH

No calibration applied and no bandpass applied

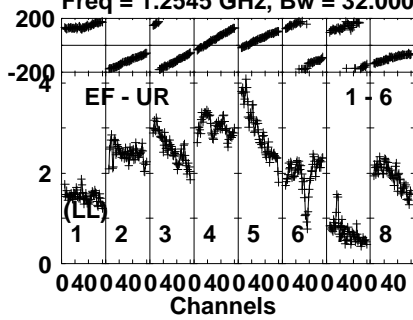


Lower frame: Milli Ampl Jy Top frame: Phas deg
Vector averaged cross-power spectrum Several baselines displayed
Timerange: 01/01:04:45 to 01/01:05:27

Plot file version 12 created 24-OCT-2023 11:47:29

J2311+4543 EK053D.UVDATA.1

Freq = 1.2545 GHz, Bw = 32.000 MH No calibration applied and no bandpass applied



Lower frame: Milli Ampl Jy Top frame: Phas deg

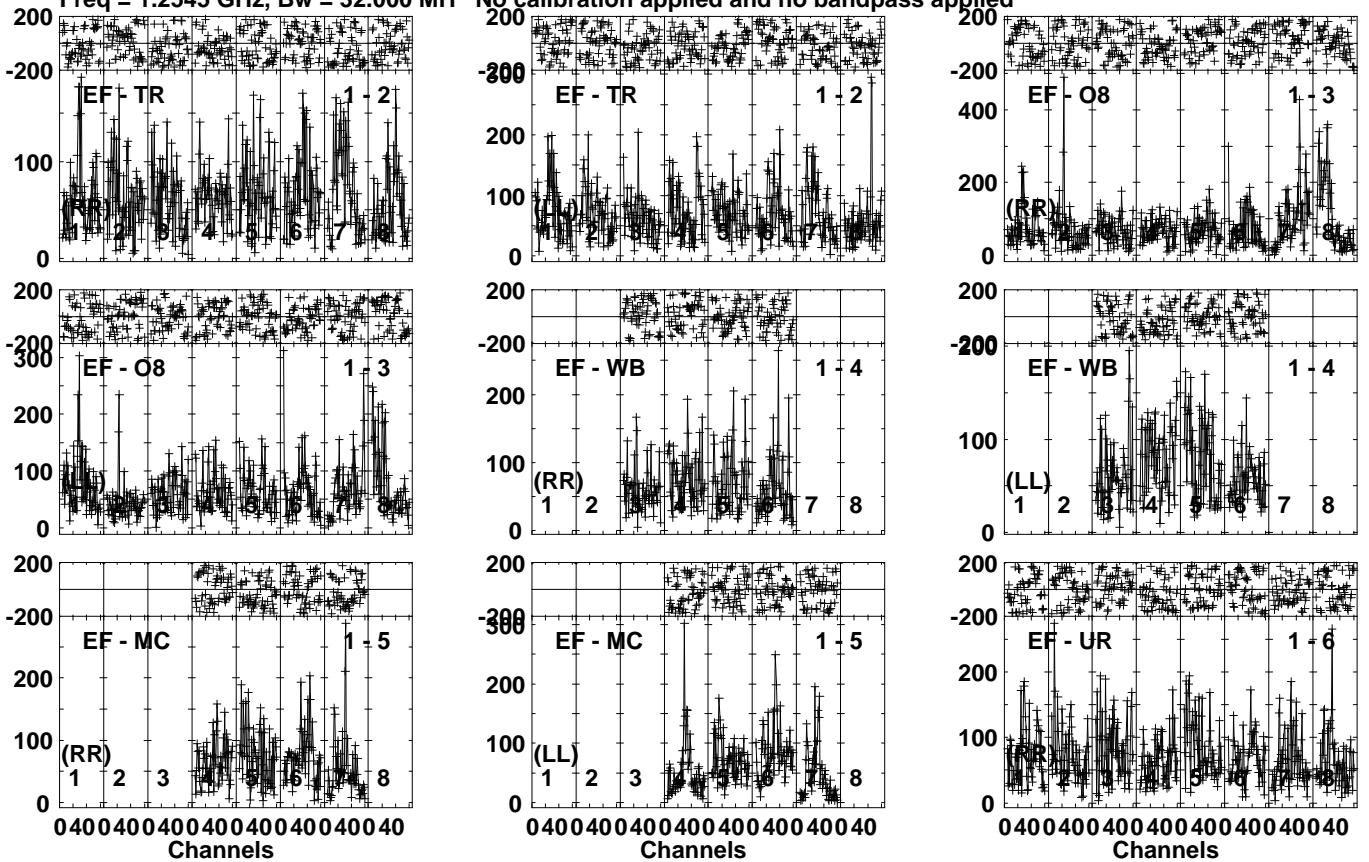
Vector averaged cross-power spectrum Several baselines displayed

Timerange: 01/01:04:45 to 01/01:05:27

Plot file version 13 created 24-OCT-2023 11:47:29

R220912 D EK053D.UVDATA.1

Freq = 1.2545 GHz, Bw = 32.000 MH No calibration applied and no bandpass applied

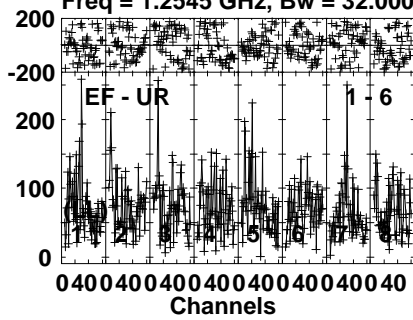


Lower frame: Micro Ampl Jy Top frame: Phas deg
Vector averaged cross-power spectrum Several baselines displayed
Timerange: 01/01:05:30 to 01/01:10:28

Plot file version 14 created 24-OCT-2023 11:47:29

R220912 D EK053D.UVDATA.1

Freq = 1.2545 GHz, Bw = 32.000 MH No calibration applied and no bandpass applied



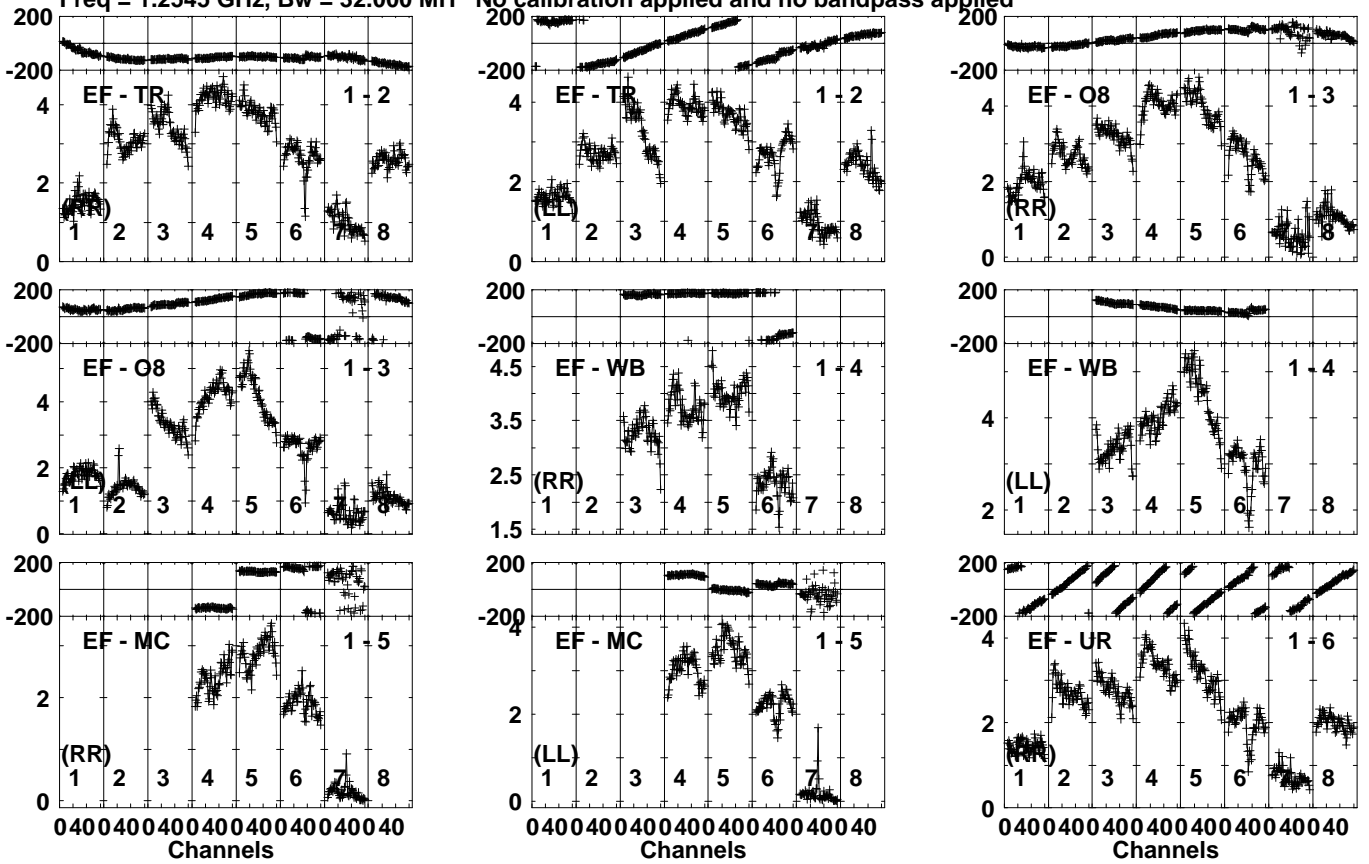
Lower frame: Micro Ampl Jy Top frame: Phas deg
Vector averaged cross-power spectrum Several baselines displayed
Timerange: 01/01:05:30 to 01/01:10:28

Plot file version 15 created 24-OCT-2023 11:47:29

J2311+4543 EK053D.UVDATA.1

Freq = 1.2545 GHz, Bw = 32.000 MH

No calibration applied and no bandpass applied

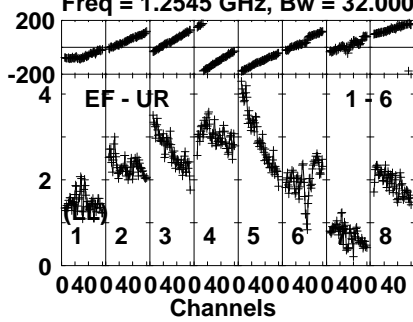


Lower frame: Milli Ampl Jy Top frame: Phas deg
Vector averaged cross-power spectrum Several baselines displayed
Timerange: 01/01:10:30 to 01/01:12:16

Plot file version 16 created 24-OCT-2023 11:47:29

J2311+4543 EK053D.UVDATA.1

Freq = 1.2545 GHz, Bw = 32.000 MH No calibration applied and no bandpass applied



Lower frame: Milli Ampl Jy Top frame: Phas deg

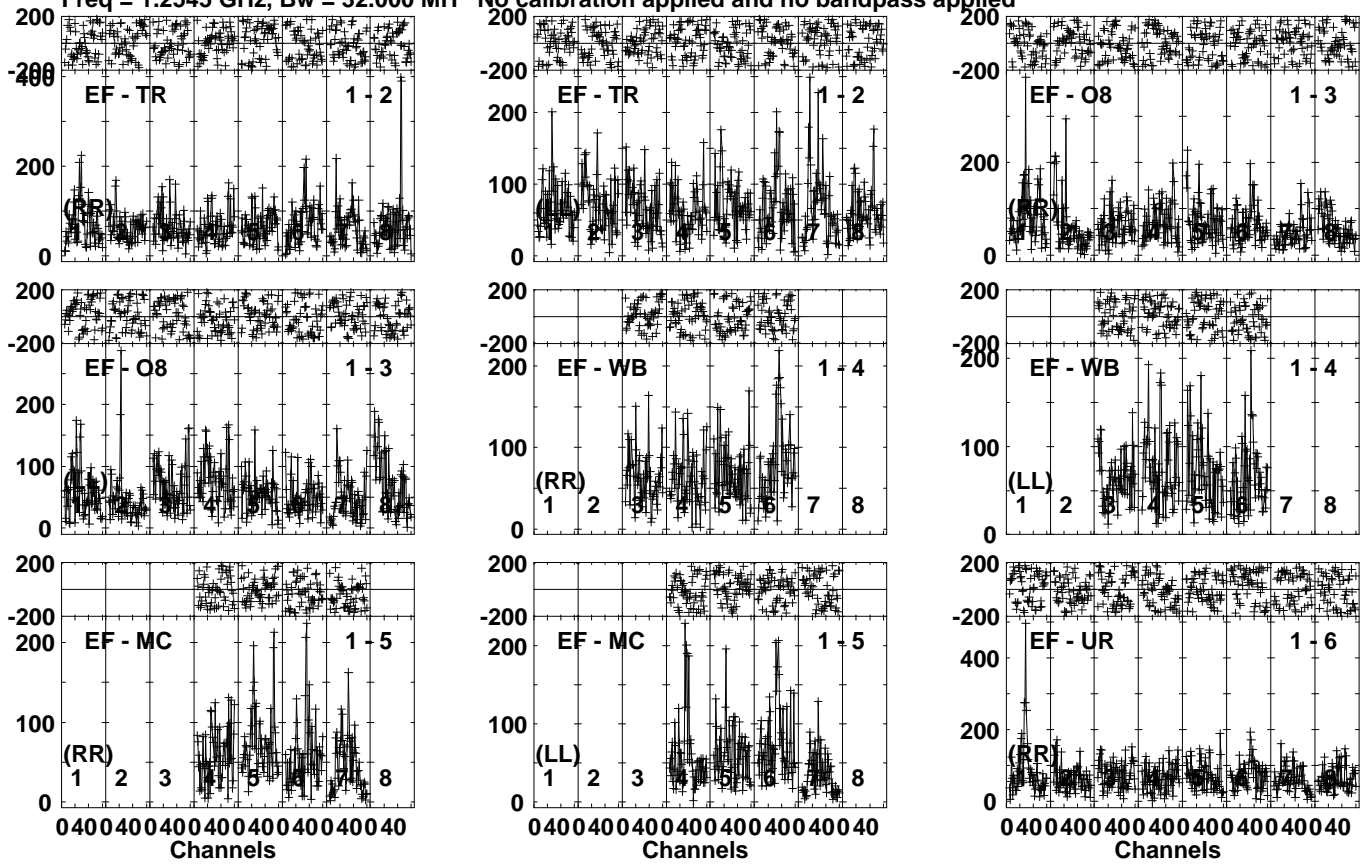
Vector averaged cross-power spectrum Several baselines displayed

Timerange: 01/01:10:30 to 01/01:12:16

Plot file version 17 created 24-OCT-2023 11:47:29

R220912 D EK053D.UVDATA.1

Freq = 1.2545 GHz, Bw = 32.000 MH No calibration applied and no bandpass applied

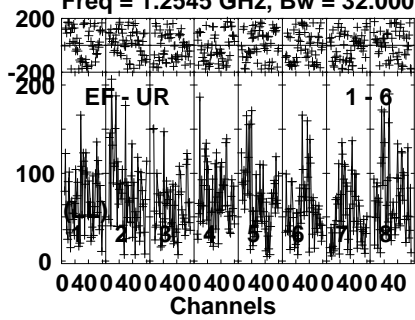


Lower frame: Micro Ampl Jy Top frame: Phas deg
Vector averaged cross-power spectrum Several baselines displayed
Timerange: 01/01:12:18 to 01/01:17:16

Plot file version 18 created 24-OCT-2023 11:47:30

R220912 D EK053D.UVDATA.1

Freq = 1.2545 GHz, Bw = 32.000 MH No calibration applied and no bandpass applied



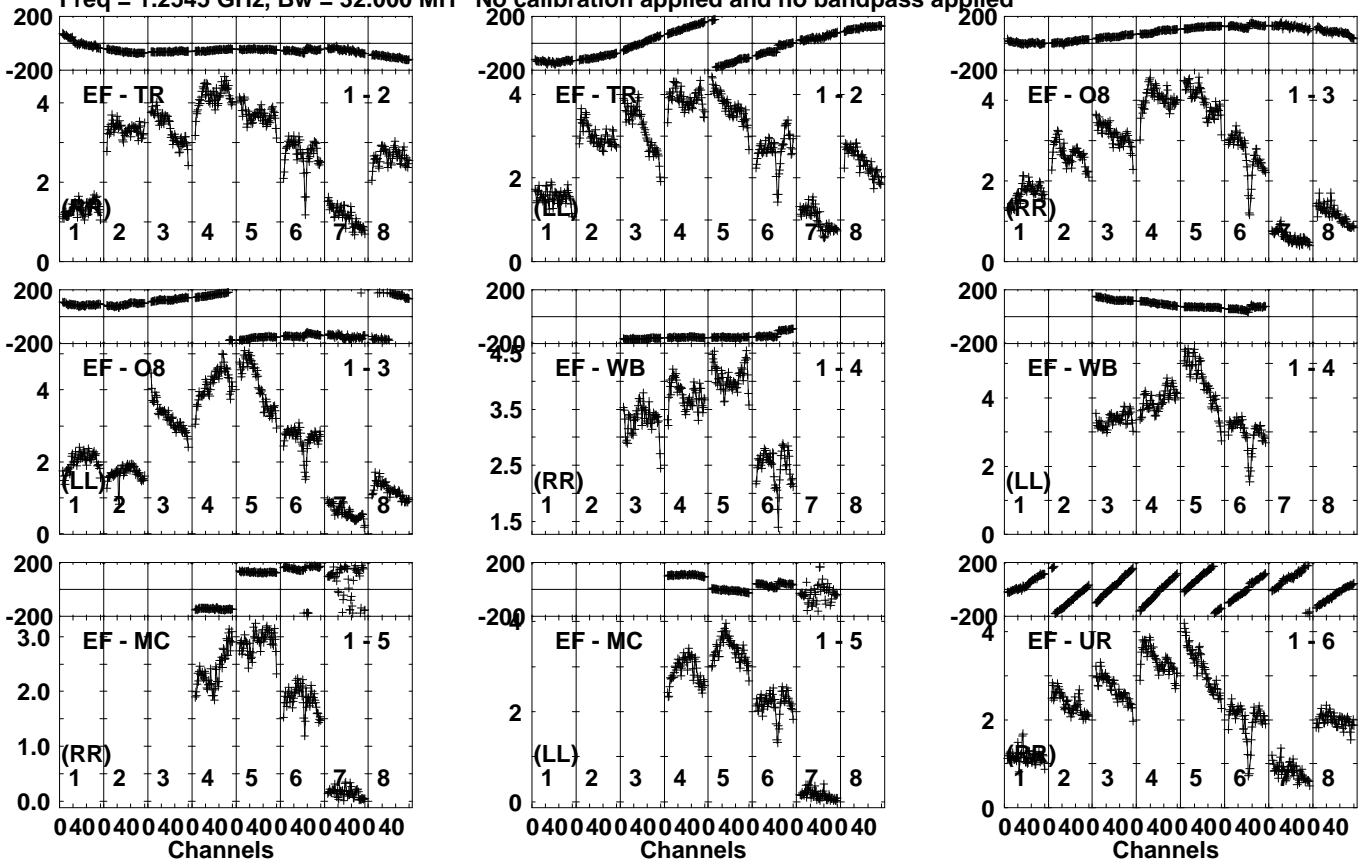
Lower frame: Micro Ampl Jy Top frame: Phas deg
Vector averaged cross-power spectrum Several baselines displayed
Timerange: 01/01:12:18 to 01/01:17:16

Plot file version 19 created 24-OCT-2023 11:47:30

J2311+4543 EK053D.UVDATA.1

Freq = 1.2545 GHz, Bw = 32.000 MH

No calibration applied and no bandpass applied

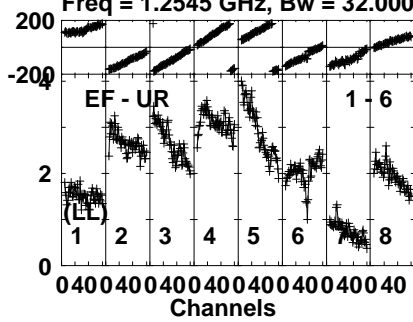


Lower frame: Milli Ampl Jy Top frame: Phas deg
Vector averaged cross-power spectrum Several baselines displayed
Timerange: 01/01:18:29 to 01/01:19:11

Plot file version 20 created 24-OCT-2023 11:47:30

J2311+4543 EK053D.UVDATA.1

Freq = 1.2545 GHz, Bw = 32.000 MH No calibration applied and no bandpass applied



Lower frame: Milli Ampl Jy Top frame: Phas deg

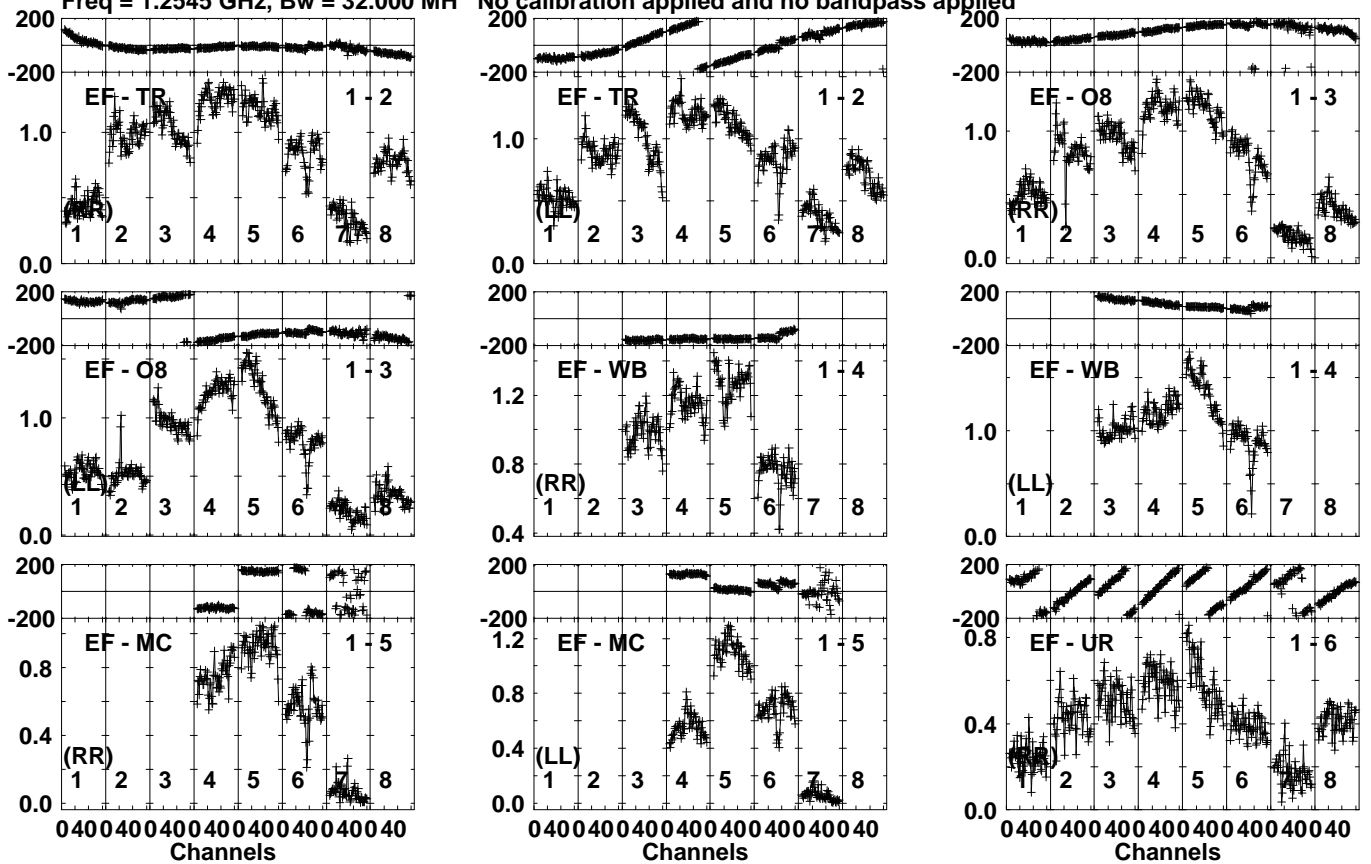
Vector averaged cross-power spectrum Several baselines displayed

Timerange: 01/01:18:29 to 01/01:19:11

Plot file version 21 created 24-OCT-2023 11:47:30

J2327+4754 EK053D.UVDATA.1

Freq = 1.2545 GHz, Bw = 32.000 MH No calibration applied and no bandpass applied

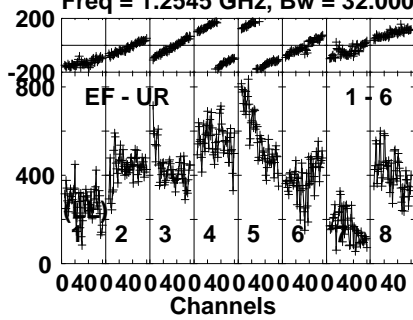


Lower frame: Milli Ampl Jy Top frame: Phas deg
Vector averaged cross-power spectrum Several baselines displayed
Timerange: 01/01:19:14 to 01/01:22:56

Plot file version 22 created 24-OCT-2023 11:47:30

J2327+4754 EK053D.UVDATA.1

Freq = 1.2545 GHz, Bw = 32.000 MH No calibration applied and no bandpass applied



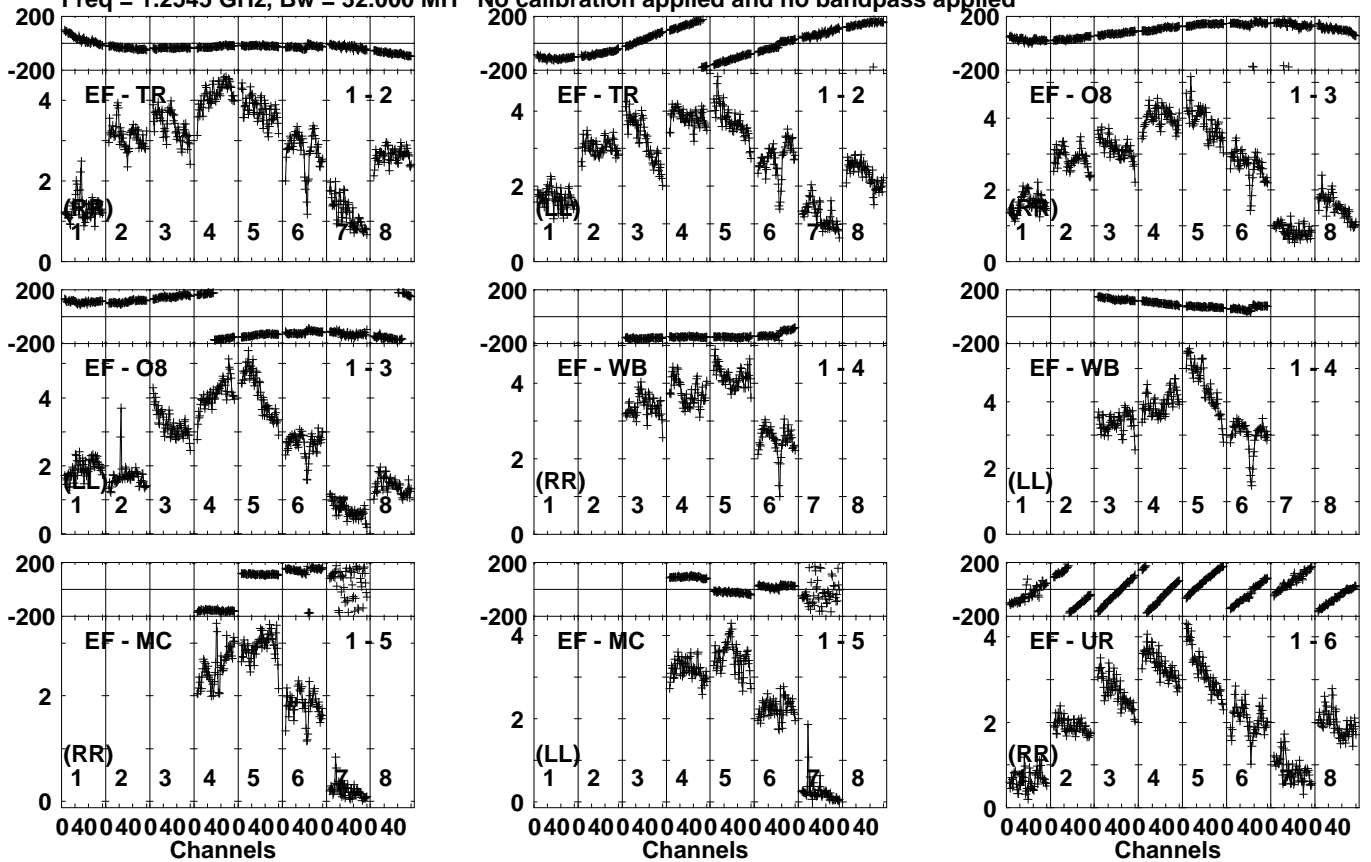
Lower frame: Micro Ampl Jy Top frame: Phas deg
Vector averaged cross-power spectrum Several baselines displayed
Timerange: 01/01:19:14 to 01/01:22:56

Plot file version 23 created 24-OCT-2023 11:47:30

J2311+4543 EK053D.UVDATA.1

Freq = 1.2545 GHz, Bw = 32.000 MH

No calibration applied and no bandpass applied

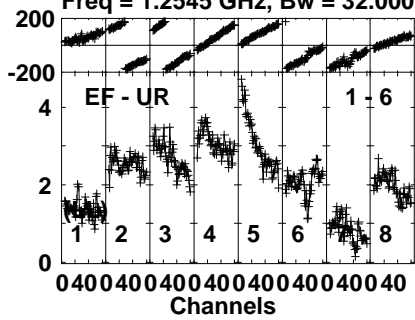


Lower frame: Milli Ampl Jy Top frame: Phas deg
Vector averaged cross-power spectrum Several baselines displayed
Timerange: 01/01:22:59 to 01/01:24:25

Plot file version 24 created 24-OCT-2023 11:47:30

J2311+4543 EK053D.UVDATA.1

Freq = 1.2545 GHz, Bw = 32.000 MH No calibration applied and no bandpass applied



Lower frame: Milli Ampl Jy Top frame: Phas deg

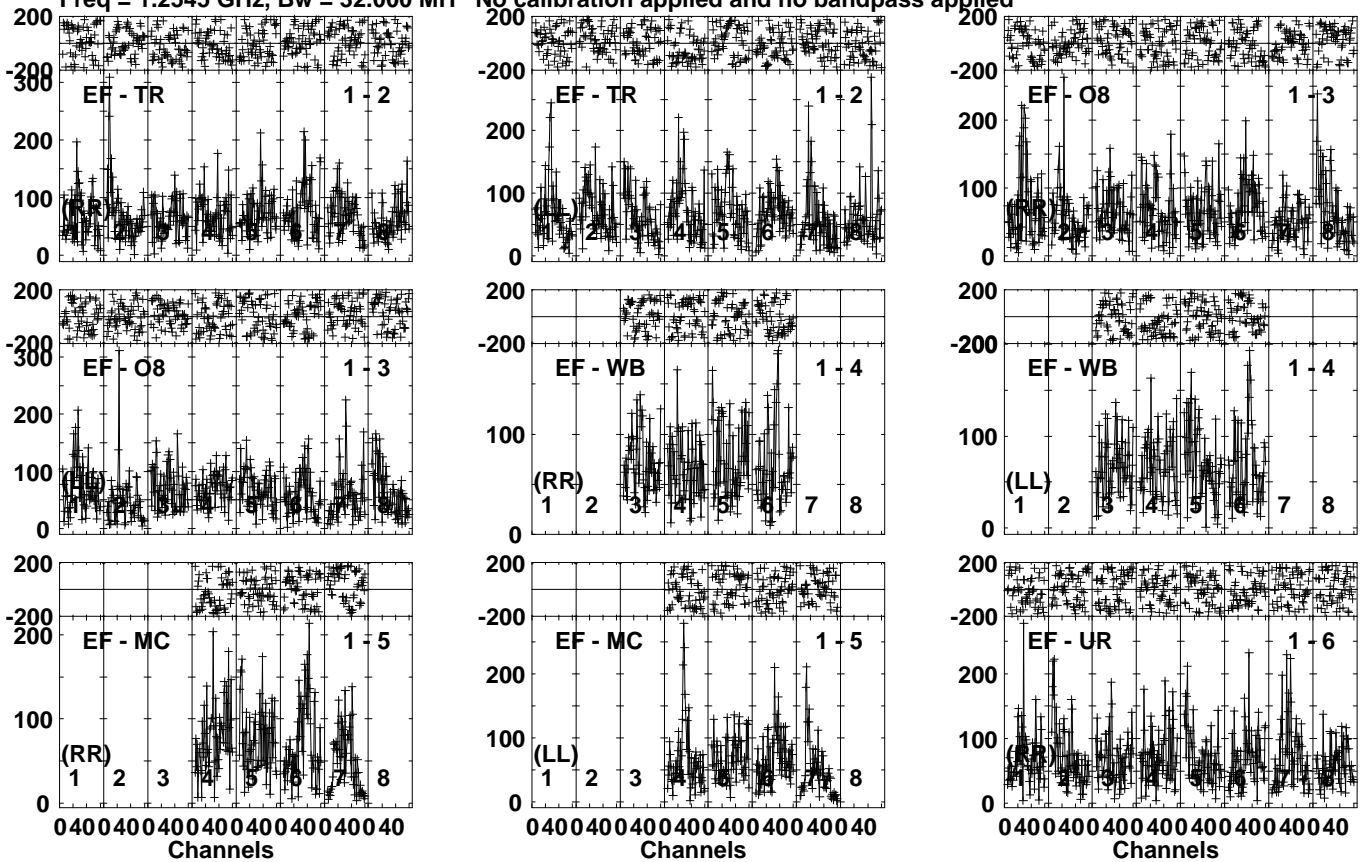
Vector averaged cross-power spectrum Several baselines displayed

Timerange: 01/01:22:59 to 01/01:24:25

Plot file version 25 created 24-OCT-2023 11:47:30

R220912 D EK053D.UVDATA.1

Freq = 1.2545 GHz, Bw = 32.000 MH No calibration applied and no bandpass applied

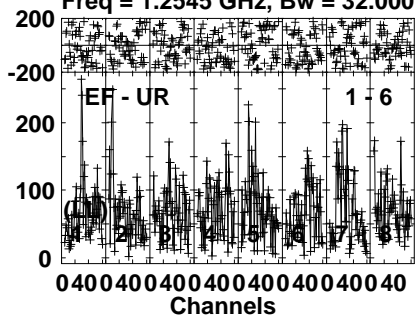


Lower frame: Micro Ampl Jy Top frame: Phas deg
Vector averaged cross-power spectrum Several baselines displayed
Timerange: 01/01:24:28 to 01/01:29:26

Plot file version 26 created 24-OCT-2023 11:47:30

R220912 D EK053D.UVDATA.1

Freq = 1.2545 GHz, Bw = 32.000 MH No calibration applied and no bandpass applied



Lower frame: Micro Ampl Jy Top frame: Phas deg

Vector averaged cross-power spectrum Several baselines displayed

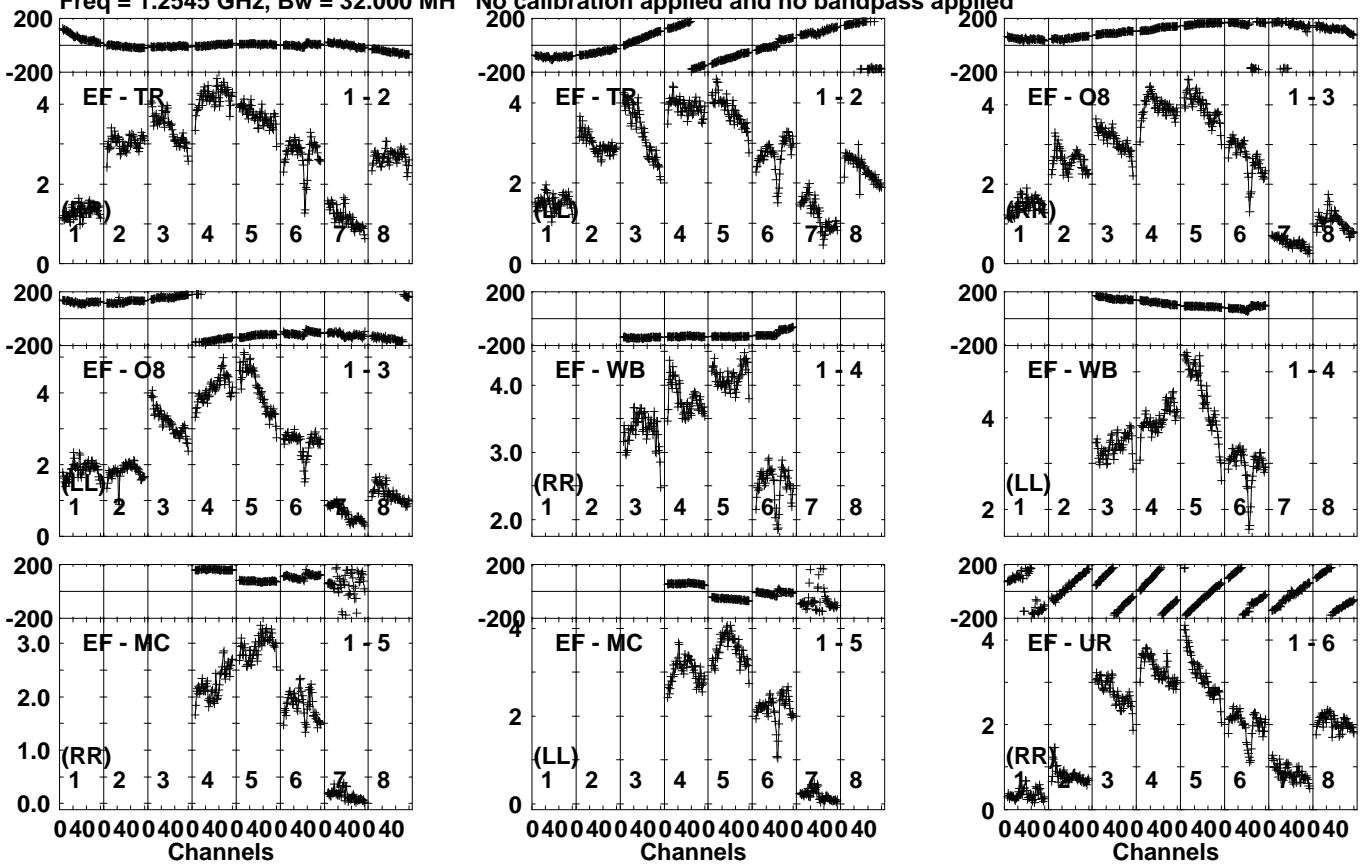
Timerange: 01/01:24:28 to 01/01:29:26

Plot file version 27 created 24-OCT-2023 11:47:30

J2311+4543 EK053D.UVDATA.1

Freq = 1.2545 GHz, Bw = 32.000 MH

No calibration applied and no bandpass applied

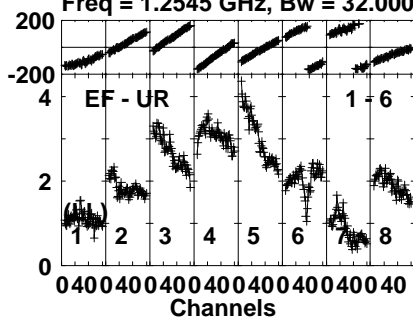


Lower frame: Milli Ampl Jy Top frame: Phas deg
Vector averaged cross-power spectrum Several baselines displayed
Timerange: 01/01:30:36 to 01/01:31:18

Plot file version 28 created 24-OCT-2023 11:47:30

J2311+4543 EK053D.UVDATA.1

Freq = 1.2545 GHz, Bw = 32.000 MH No calibration applied and no bandpass applied



Lower frame: Milli Ampl Jy Top frame: Phas deg

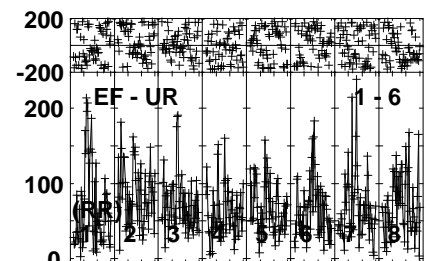
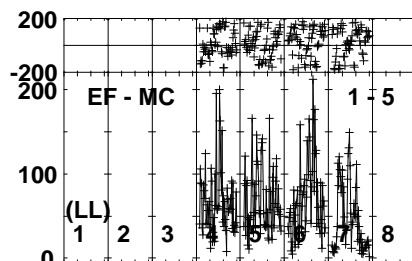
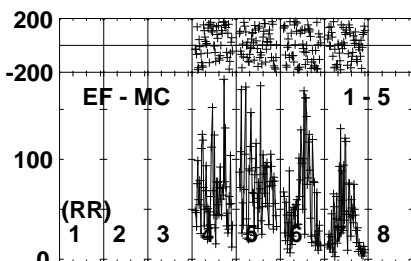
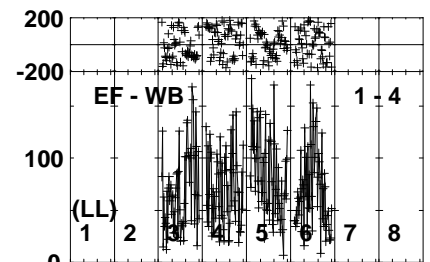
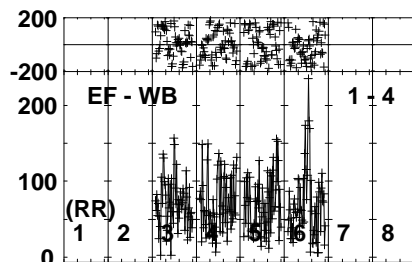
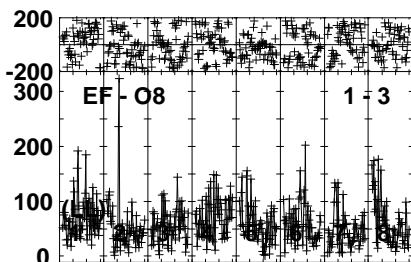
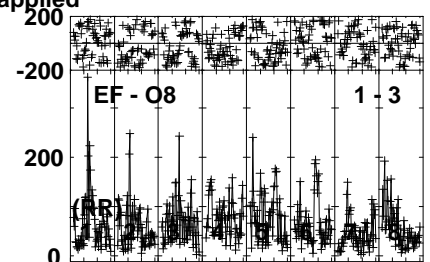
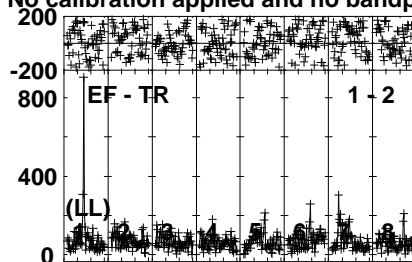
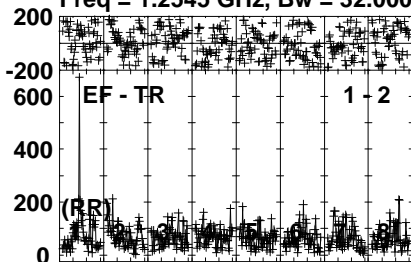
Vector averaged cross-power spectrum Several baselines displayed

Timerange: 01/01:30:36 to 01/01:31:18

Plot file version 29 created 24-OCT-2023 11:47:30

R220912 D EK053D.UVDATA.1

Freq = 1.2545 GHz, Bw = 32.000 MH No calibration applied and no bandpass applied

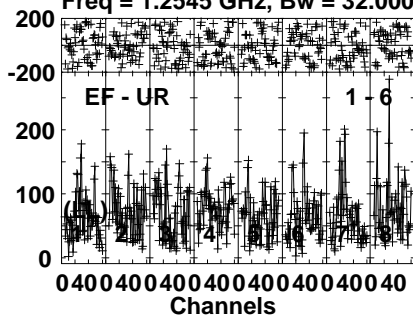


Lower frame: Micro Ampl Jy Top frame: Phas deg
Vector averaged cross-power spectrum Several baselines displayed
Timerange: 01/01:31:21 to 01/01:36:19

Plot file version 30 created 24-OCT-2023 11:47:30

R220912 D EK053D.UVDATA.1

Freq = 1.2545 GHz, Bw = 32.000 MH No calibration applied and no bandpass applied



Lower frame: Micro Ampl Jy Top frame: Phas deg

Vector averaged cross-power spectrum Several baselines displayed

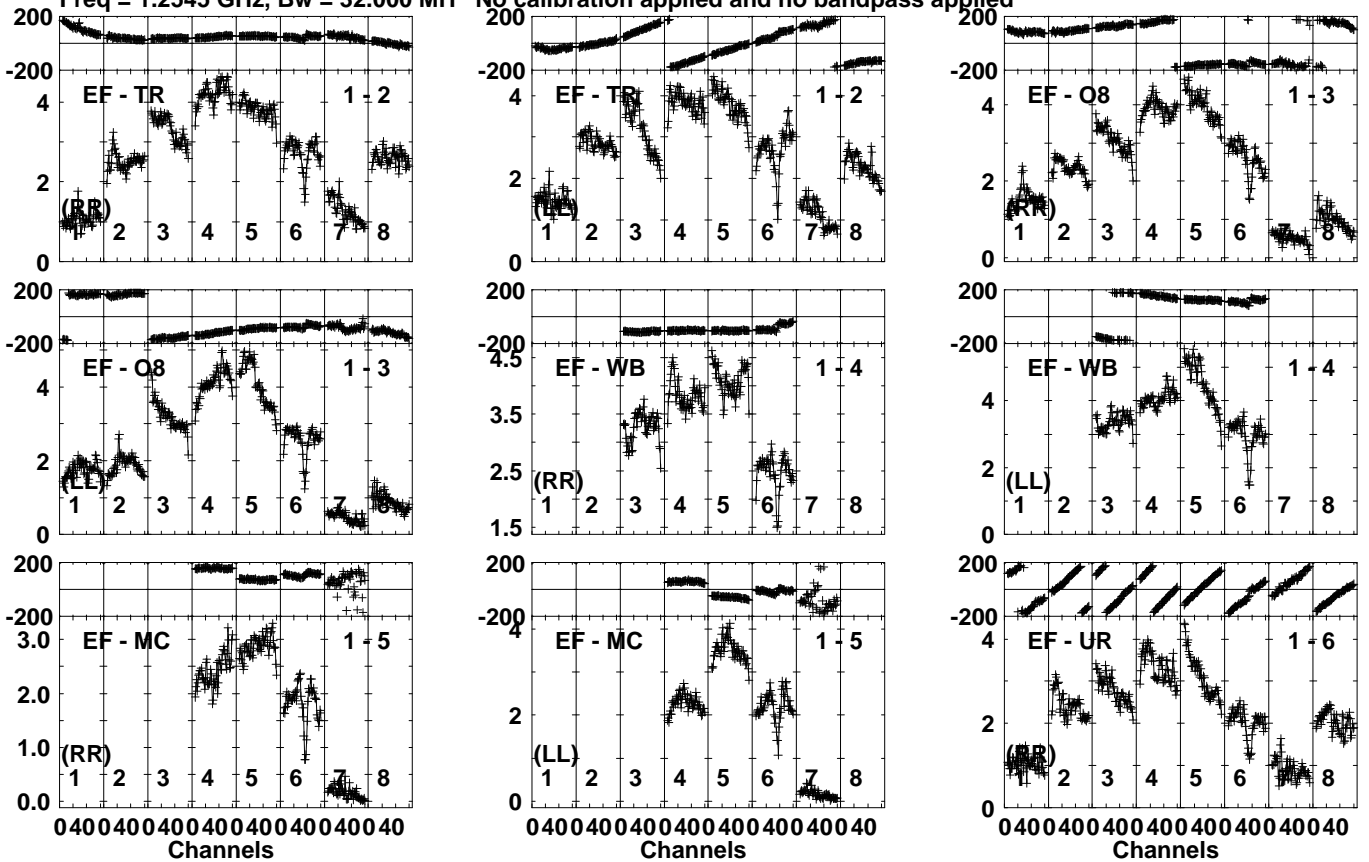
Timerange: 01/01:31:21 to 01/01:36:19

Plot file version 31 created 24-OCT-2023 11:47:30

J2311+4543 EK053D.UVDATA.1

Freq = 1.2545 GHz, Bw = 32.000 MH

No calibration applied and no bandpass applied

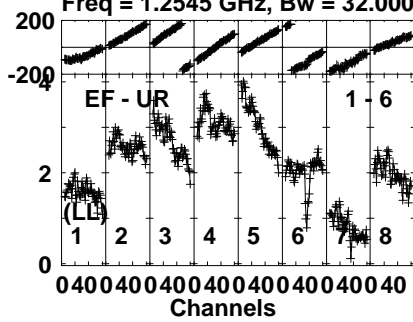


Lower frame: Milli Ampl Jy Top frame: Phas deg
Vector averaged cross-power spectrum Several baselines displayed
Timerange: 01/01:36:21 to 01/01:38:01

Plot file version 32 created 24-OCT-2023 11:47:30

J2311+4543 EK053D.UVDATA.1

Freq = 1.2545 GHz, Bw = 32.000 MH No calibration applied and no bandpass applied



Lower frame: Milli Ampl Jy Top frame: Phas deg

Vector averaged cross-power spectrum Several baselines displayed

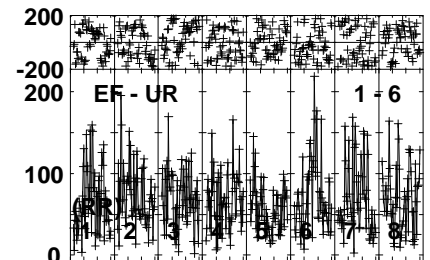
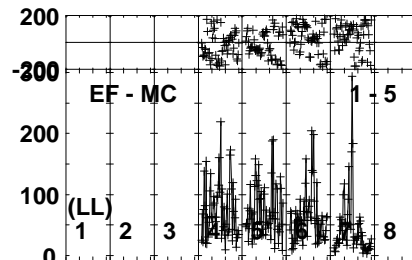
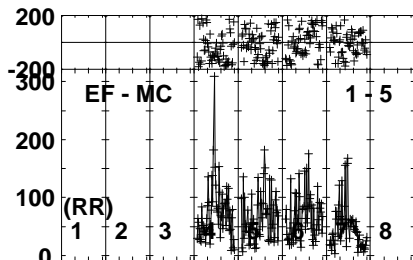
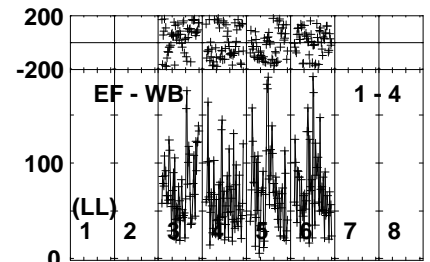
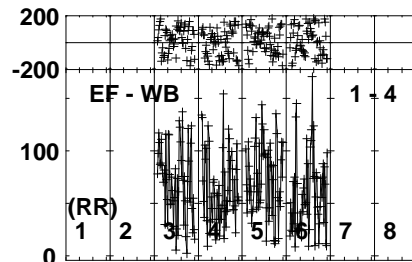
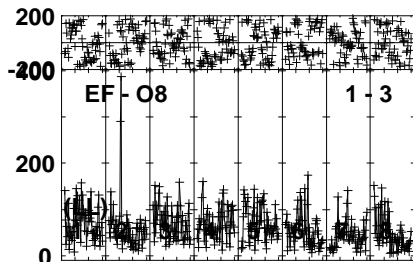
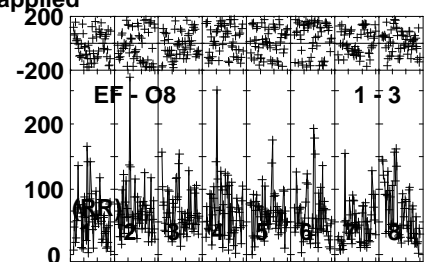
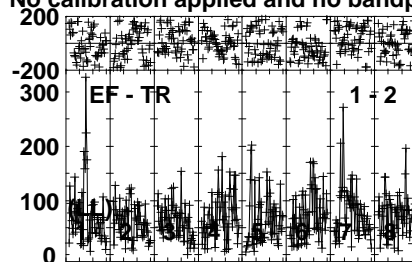
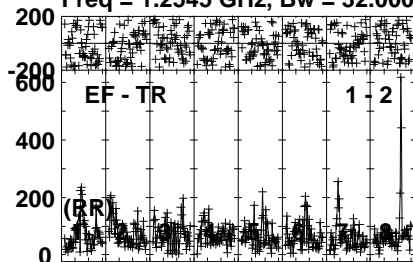
Timerange: 01/01:36:21 to 01/01:38:01

Plot file version 33 created 24-OCT-2023 11:47:30

R220912 D EK053D.UVDATA.1

Freq = 1.2545 GHz, Bw = 32.000 MH

No calibration applied and no bandpass applied

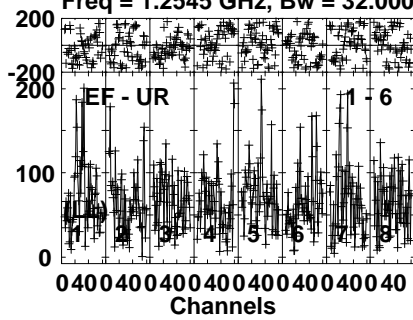


Lower frame: Micro Ampl Jy Top frame: Phas deg
Vector averaged cross-power spectrum Several baselines displayed
Timerange: 01/01:38:04 to 01/01:43:02

Plot file version 34 created 24-OCT-2023 11:47:30

R220912 D EK053D.UVDATA.1

Freq = 1.2545 GHz, Bw = 32.000 MH No calibration applied and no bandpass applied



Lower frame: Micro Ampl Jy Top frame: Phas deg

Vector averaged cross-power spectrum Several baselines displayed

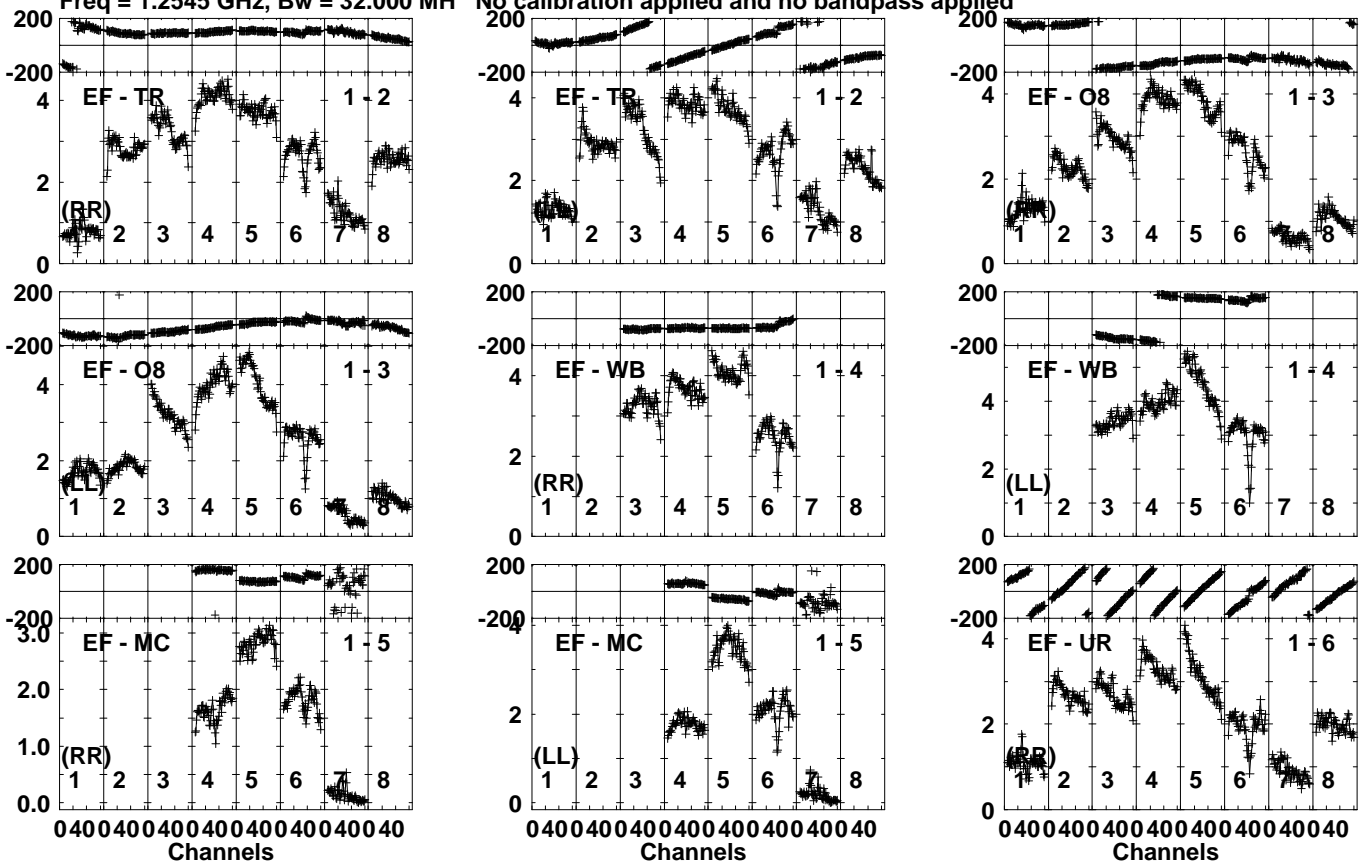
Timerange: 01/01:38:04 to 01/01:43:02

Plot file version 35 created 24-OCT-2023 11:47:30

J2311+4543 EK053D.UVDATA.1

Freq = 1.2545 GHz, Bw = 32.000 MH

No calibration applied and no bandpass applied

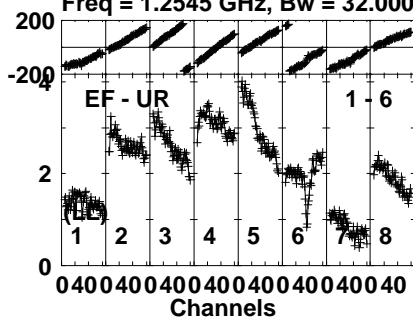


Lower frame: Milli Ampl Jy Top frame: Phas deg
Vector averaged cross-power spectrum Several baselines displayed
Timerange: 01/01:44:10 to 01/01:44:52

Plot file version 36 created 24-OCT-2023 11:47:30

J2311+4543 EK053D.UVDATA.1

Freq = 1.2545 GHz, Bw = 32.000 MH No calibration applied and no bandpass applied



Lower frame: Milli Ampl Jy Top frame: Phas deg

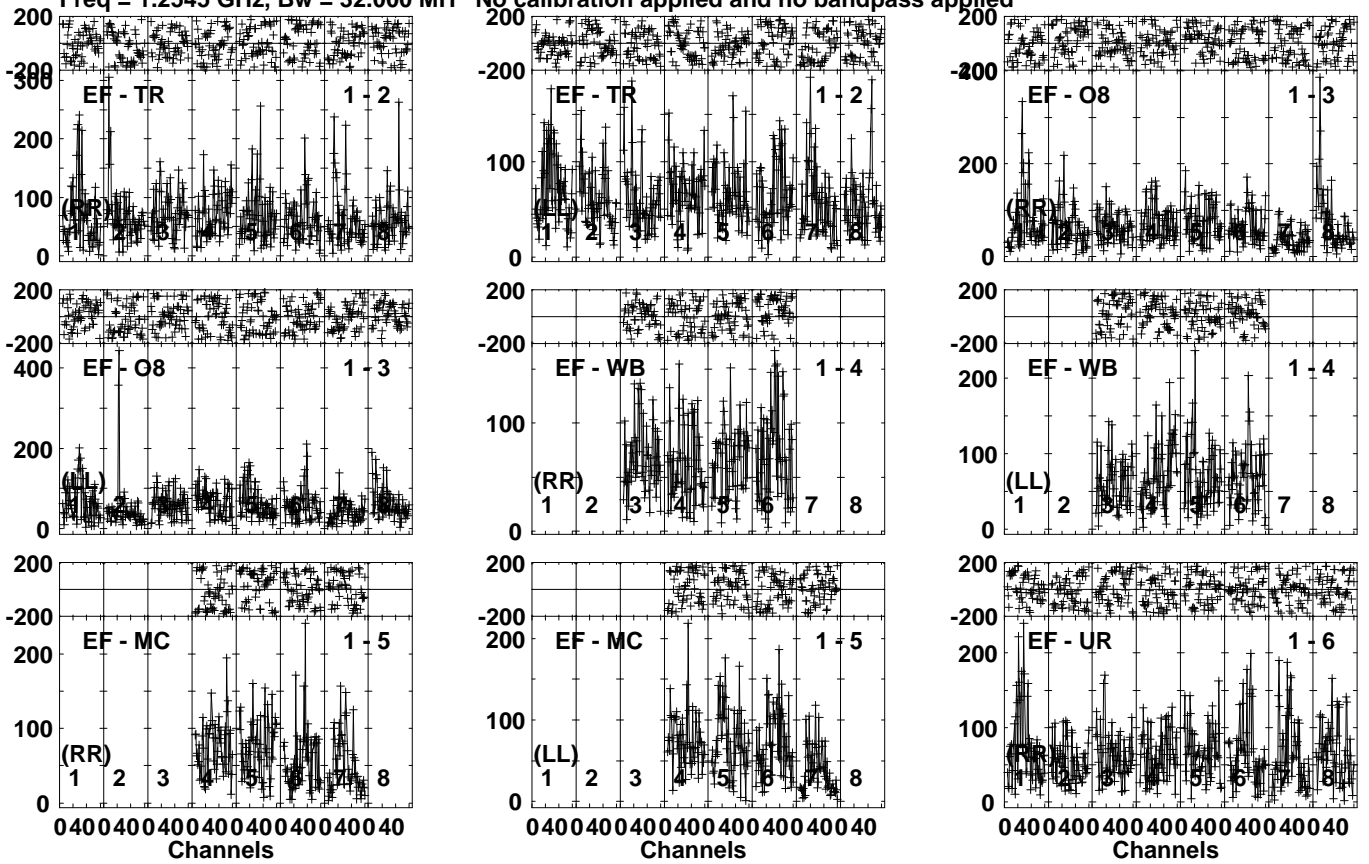
Vector averaged cross-power spectrum Several baselines displayed

Timerange: 01/01:44:10 to 01/01:44:52

Plot file version 37 created 24-OCT-2023 11:47:30

R220912 D EK053D.UVDATA.1

Freq = 1.2545 GHz, Bw = 32.000 MH No calibration applied and no bandpass applied

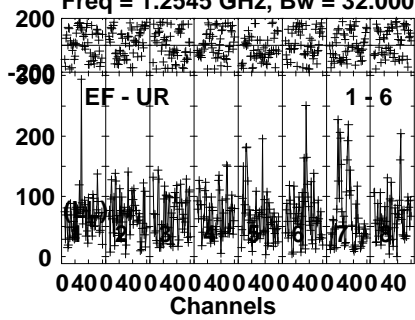


Lower frame: Micro Ampl Jy Top frame: Phas deg
Vector averaged cross-power spectrum Several baselines displayed
Timerange: 01/01:44:55 to 01/01:49:53

Plot file version 38 created 24-OCT-2023 11:47:31

R220912 D EK053D.UVDATA.1

Freq = 1.2545 GHz, Bw = 32.000 MH No calibration applied and no bandpass applied



Lower frame: Micro Ampl Jy Top frame: Phas deg

Vector averaged cross-power spectrum Several baselines displayed

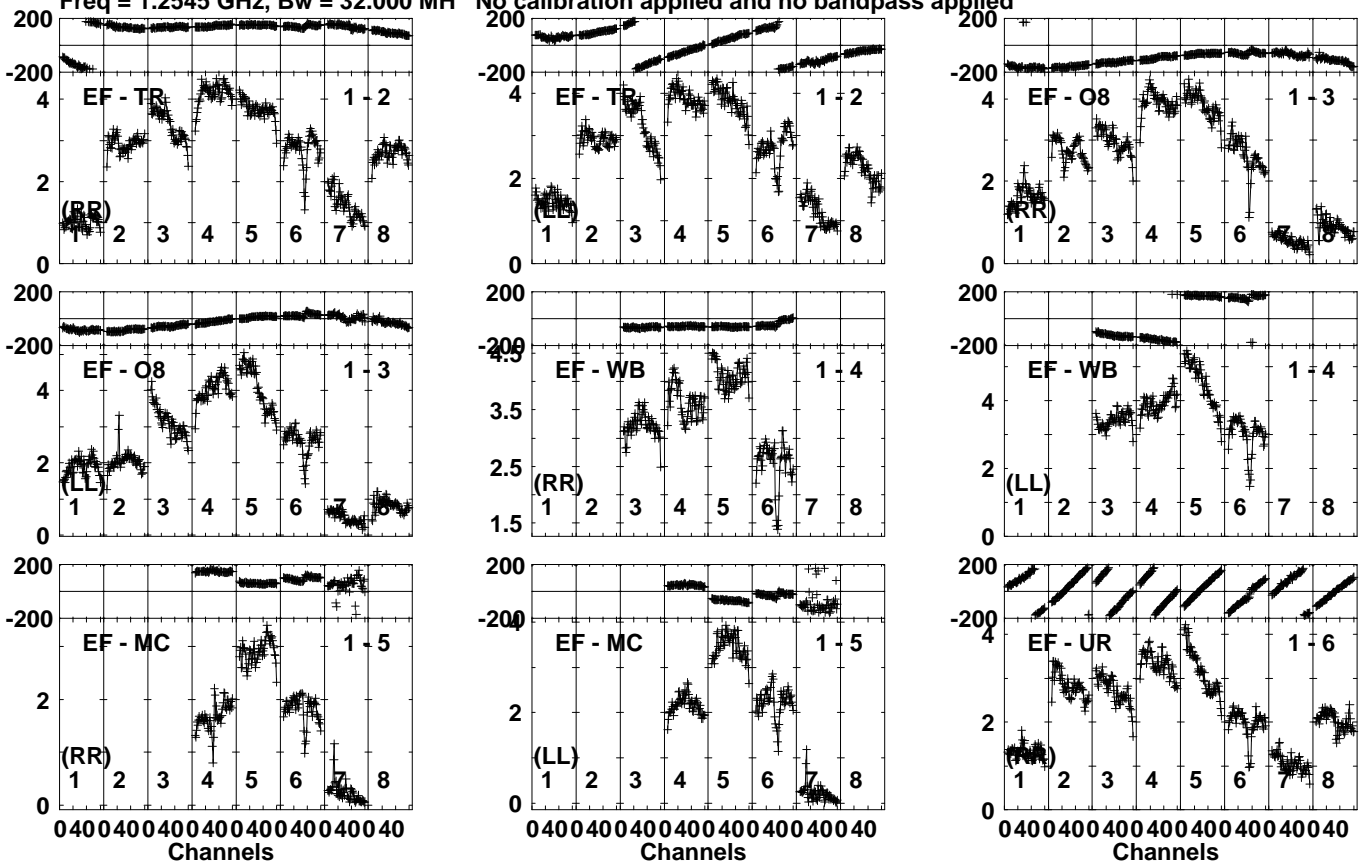
Timerange: 01/01:44:55 to 01/01:49:53

Plot file version 39 created 24-OCT-2023 11:47:31

J2311+4543 EK053D.UVDATA.1

Freq = 1.2545 GHz, Bw = 32.000 MH

No calibration applied and no bandpass applied

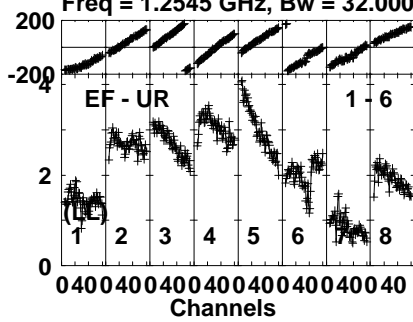


Lower frame: Milli Ampl Jy Top frame: Phas deg
Vector averaged cross-power spectrum Several baselines displayed
Timerange: 01/01:49:55 to 01/01:51:33

Plot file version 40 created 24-OCT-2023 11:47:31

J2311+4543 EK053D.UVDATA.1

Freq = 1.2545 GHz, Bw = 32.000 MH No calibration applied and no bandpass applied



Lower frame: Milli Ampl Jy Top frame: Phas deg

Vector averaged cross-power spectrum Several baselines displayed

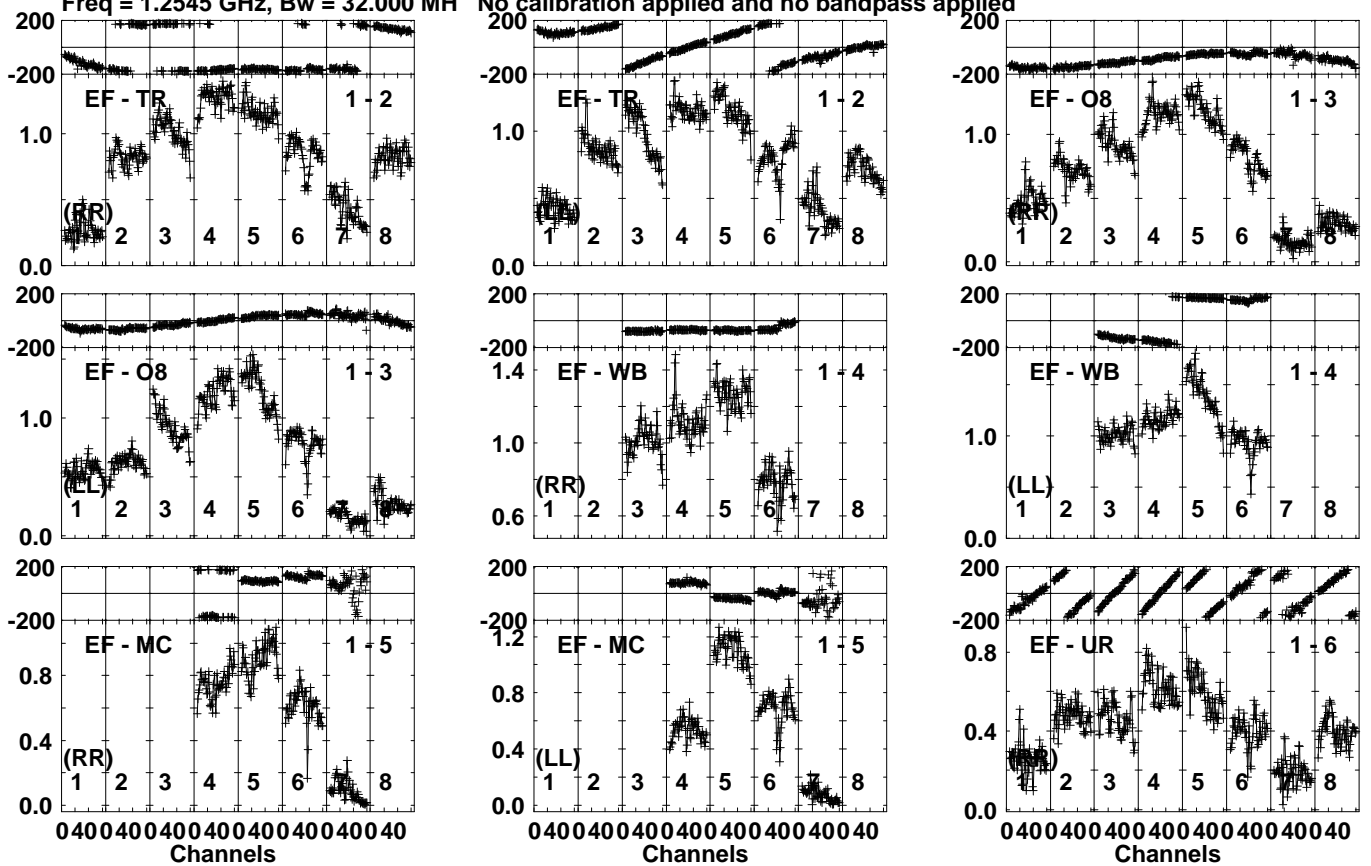
Timerange: 01/01:49:55 to 01/01:51:33

Plot file version 41 created 24-OCT-2023 11:47:31

J2327+4754 EK053D.UVDATA.1

Freq = 1.2545 GHz, Bw = 32.000 MH

No calibration applied and no bandpass applied

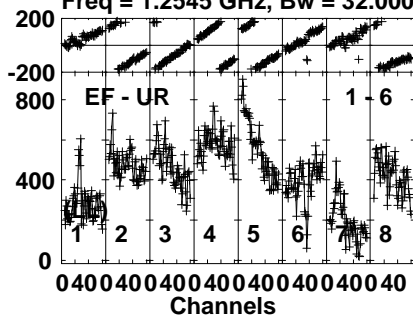


Lower frame: Milli Ampl Jy Top frame: Phas deg
Vector averaged cross-power spectrum Several baselines displayed
Timerange: 01/01:51:36 to 01/01:55:16

Plot file version 42 created 24-OCT-2023 11:47:31

J2327+4754 EK053D.UVDATA.1

Freq = 1.2545 GHz, Bw = 32.000 MH No calibration applied and no bandpass applied



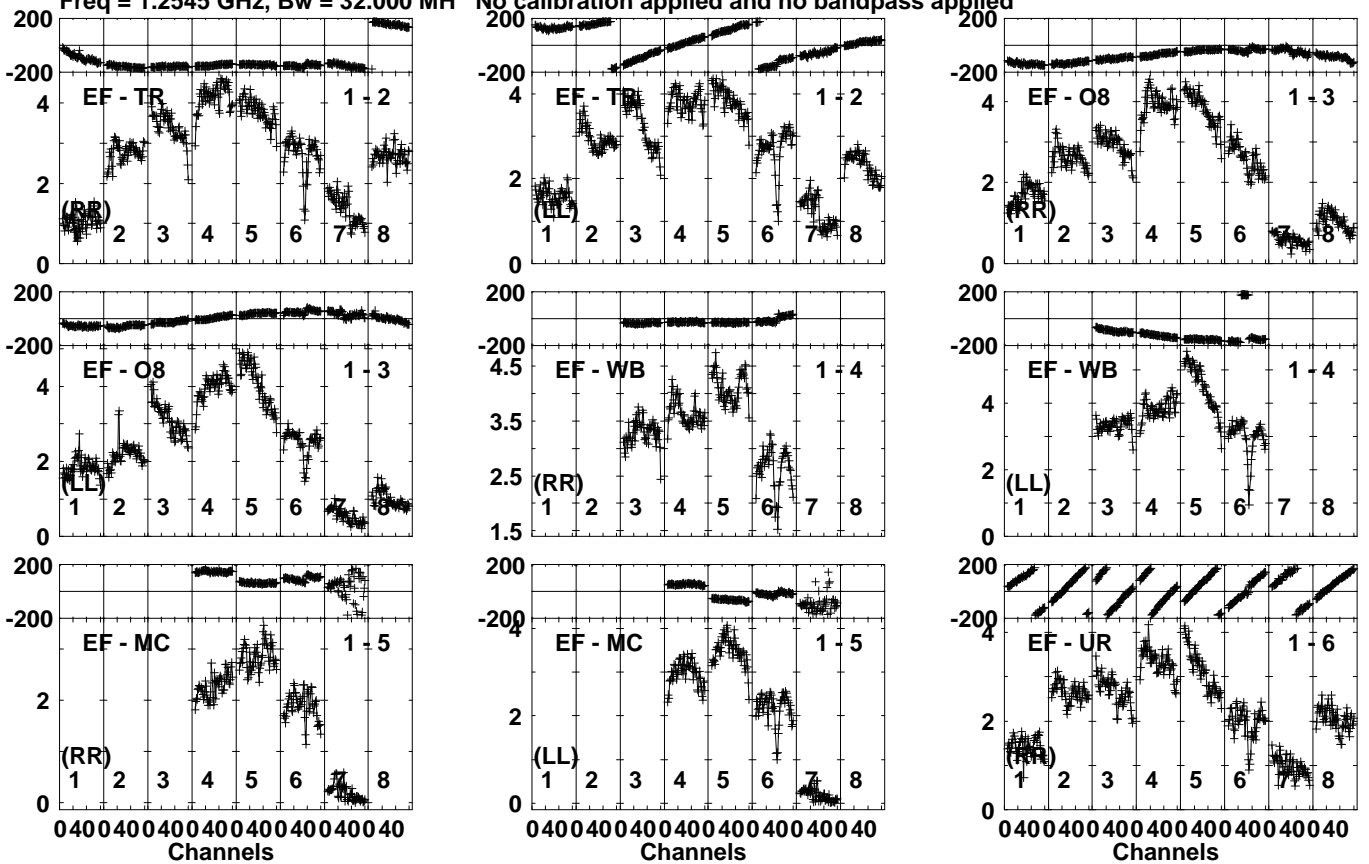
Lower frame: Micro Ampl Jy Top frame: Phas deg
Vector averaged cross-power spectrum Several baselines displayed
Timerange: 01/01:51:36 to 01/01:55:16

Plot file version 43 created 24-OCT-2023 11:47:31

J2311+4543 EK053D.UVDATA.1

Freq = 1.2545 GHz, Bw = 32.000 MH

No calibration applied and no bandpass applied

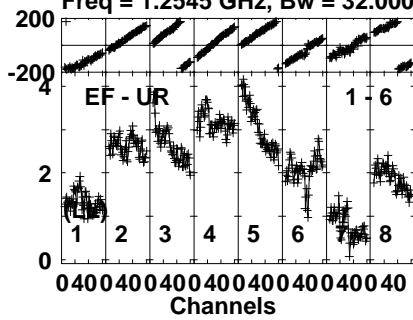


Lower frame: Milli Ampl Jy Top frame: Phas deg
Vector averaged cross-power spectrum Several baselines displayed
Timerange: 01/01:56:11 to 01/01:56:53

Plot file version 44 created 24-OCT-2023 11:47:31

J2311+4543 EK053D.UVDATA.1

Freq = 1.2545 GHz, Bw = 32.000 MH No calibration applied and no bandpass applied



Lower frame: Milli Ampl Jy Top frame: Phas deg

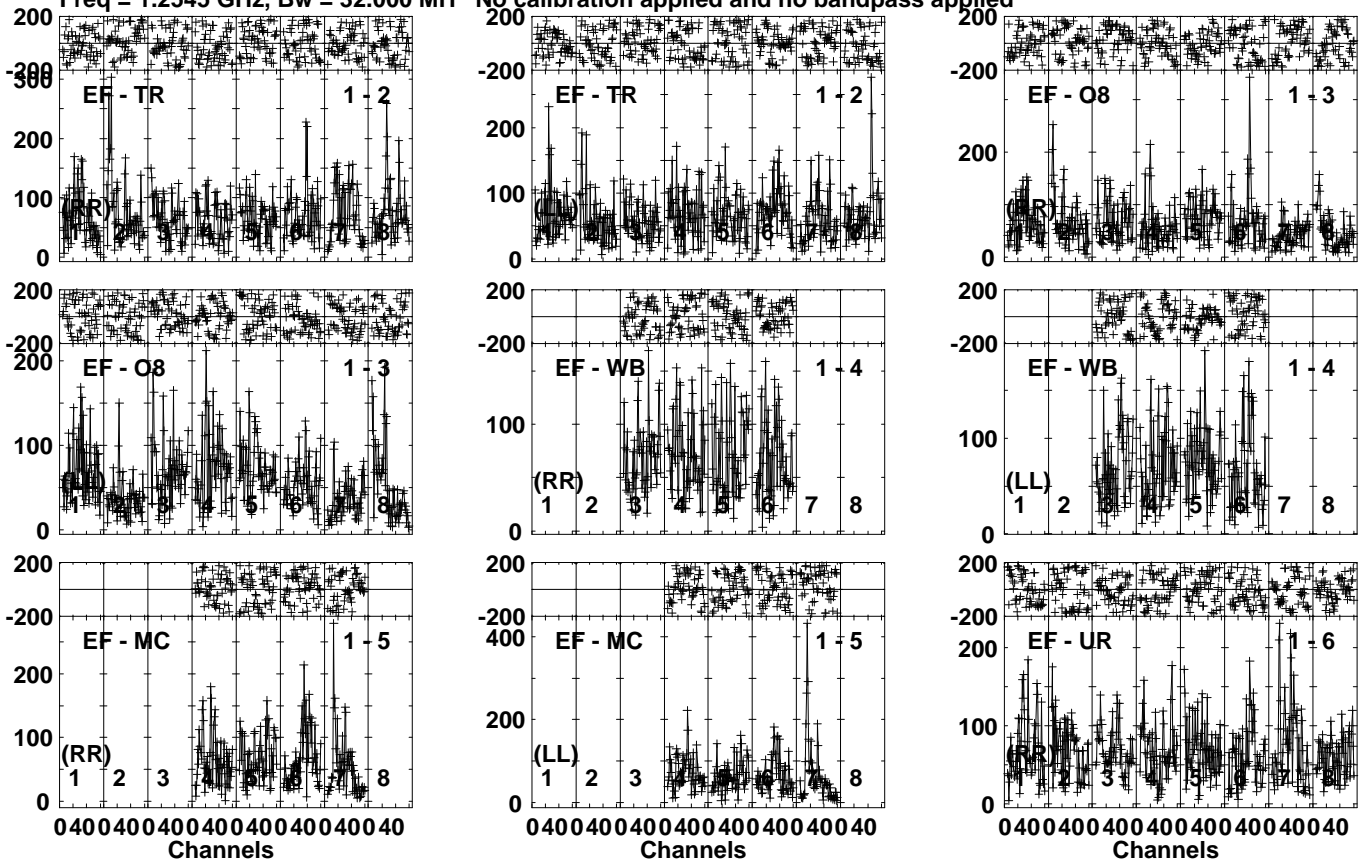
Vector averaged cross-power spectrum Several baselines displayed

Timerange: 01/01:56:11 to 01/01:56:53

Plot file version 45 created 24-OCT-2023 11:47:31

R220912 D EK053D.UVDATA.1

Freq = 1.2545 GHz, Bw = 32.000 MH No calibration applied and no bandpass applied

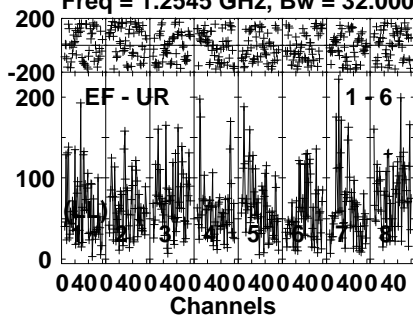


Lower frame: Micro Ampl Jy Top frame: Phas deg
Vector averaged cross-power spectrum Several baselines displayed
Timerange: 01/01:56:56 to 01/02:01:54

Plot file version 46 created 24-OCT-2023 11:47:31

R220912 D EK053D.UVDATA.1

Freq = 1.2545 GHz, Bw = 32.000 MH No calibration applied and no bandpass applied

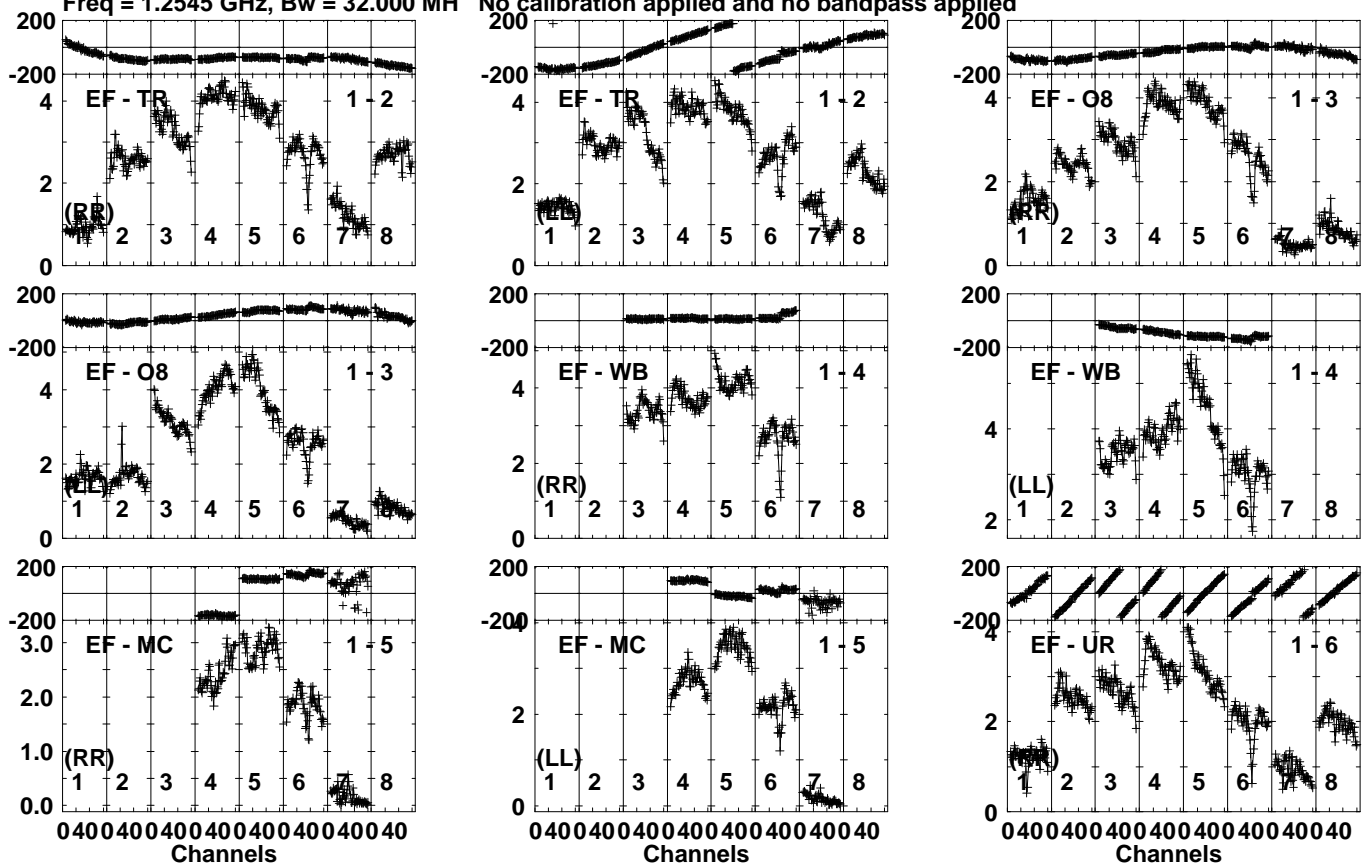


Lower frame: Micro Ampl Jy Top frame: Phas deg
Vector averaged cross-power spectrum Several baselines displayed
Timerange: 01/01:56:56 to 01/02:01:54

Plot file version 47 created 24-OCT-2023 11:47:31

J2311+4543 EK053D.UVDATA.1

Freq = 1.2545 GHz, Bw = 32.000 MH No calibration applied and no bandpass applied

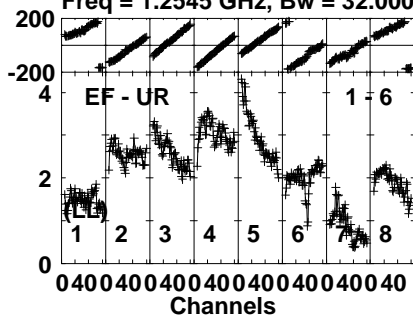


Lower frame: Milli Ampl Jy Top frame: Phas deg
Vector averaged cross-power spectrum Several baselines displayed
Timerange: 01/02:01:56 to 01/02:03:34

Plot file version 48 created 24-OCT-2023 11:47:31

J2311+4543 EK053D.UVDATA.1

Freq = 1.2545 GHz, Bw = 32.000 MH No calibration applied and no bandpass applied



Lower frame: Milli Ampl Jy Top frame: Phas deg

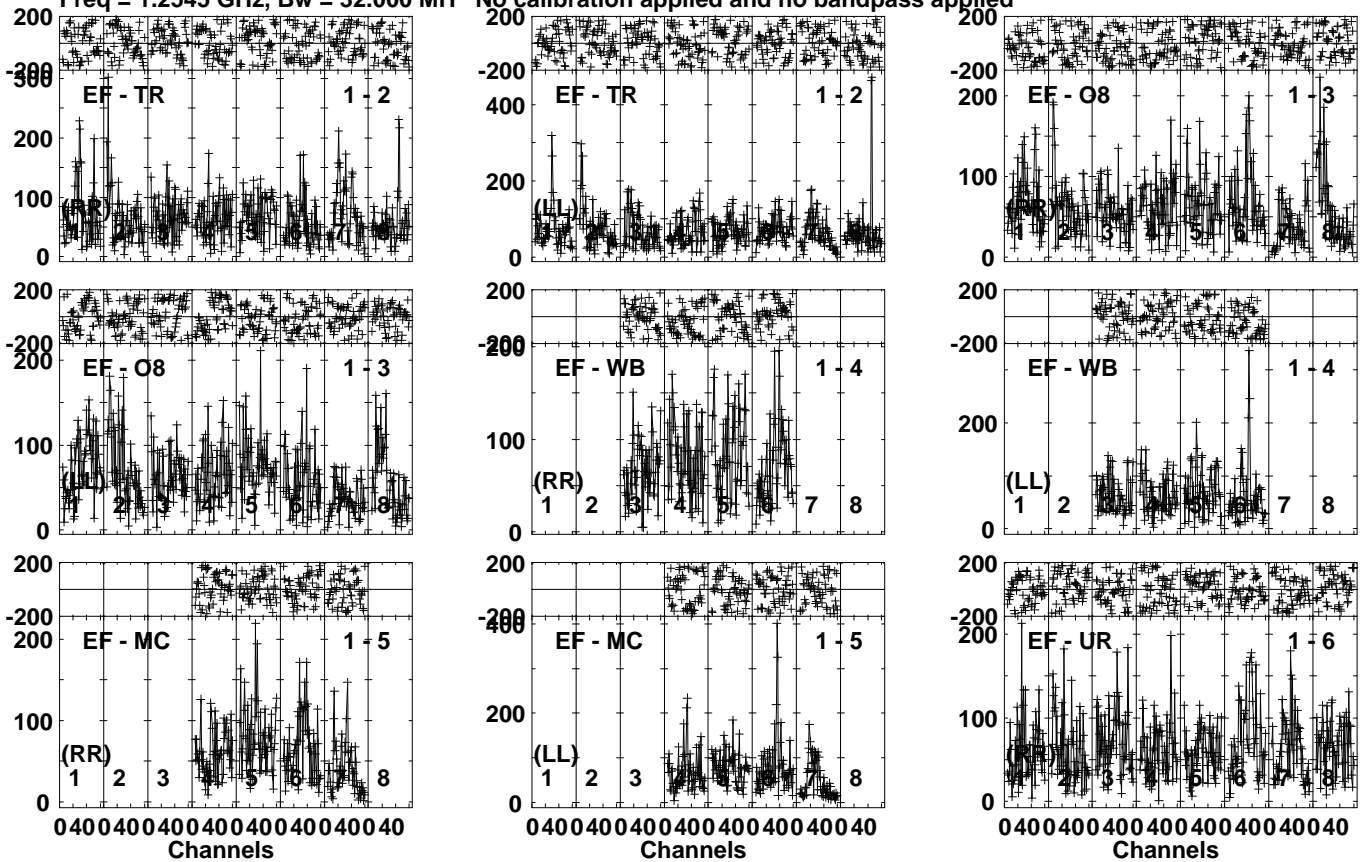
Vector averaged cross-power spectrum Several baselines displayed

Timerange: 01/02:01:56 to 01/02:03:34

Plot file version 49 created 24-OCT-2023 11:47:31

R220912 D EK053D.UVDATA.1

Freq = 1.2545 GHz, Bw = 32.000 MH No calibration applied and no bandpass applied

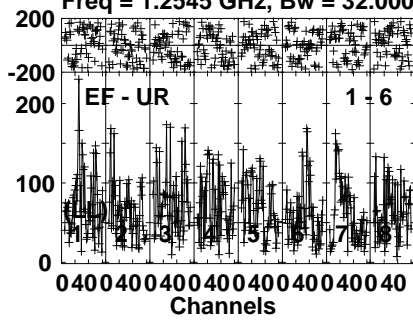


Lower frame: Micro Ampl Jy Top frame: Phas deg
Vector averaged cross-power spectrum Several baselines displayed
Timerange: 01/02:03:36 to 01/02:08:34

Plot file version 50 created 24-OCT-2023 11:47:31

R220912 D EK053D.UVDATA.1

Freq = 1.2545 GHz, Bw = 32.000 MH No calibration applied and no bandpass applied



Lower frame: Micro Ampl Jy Top frame: Phas deg

Vector averaged cross-power spectrum Several baselines displayed

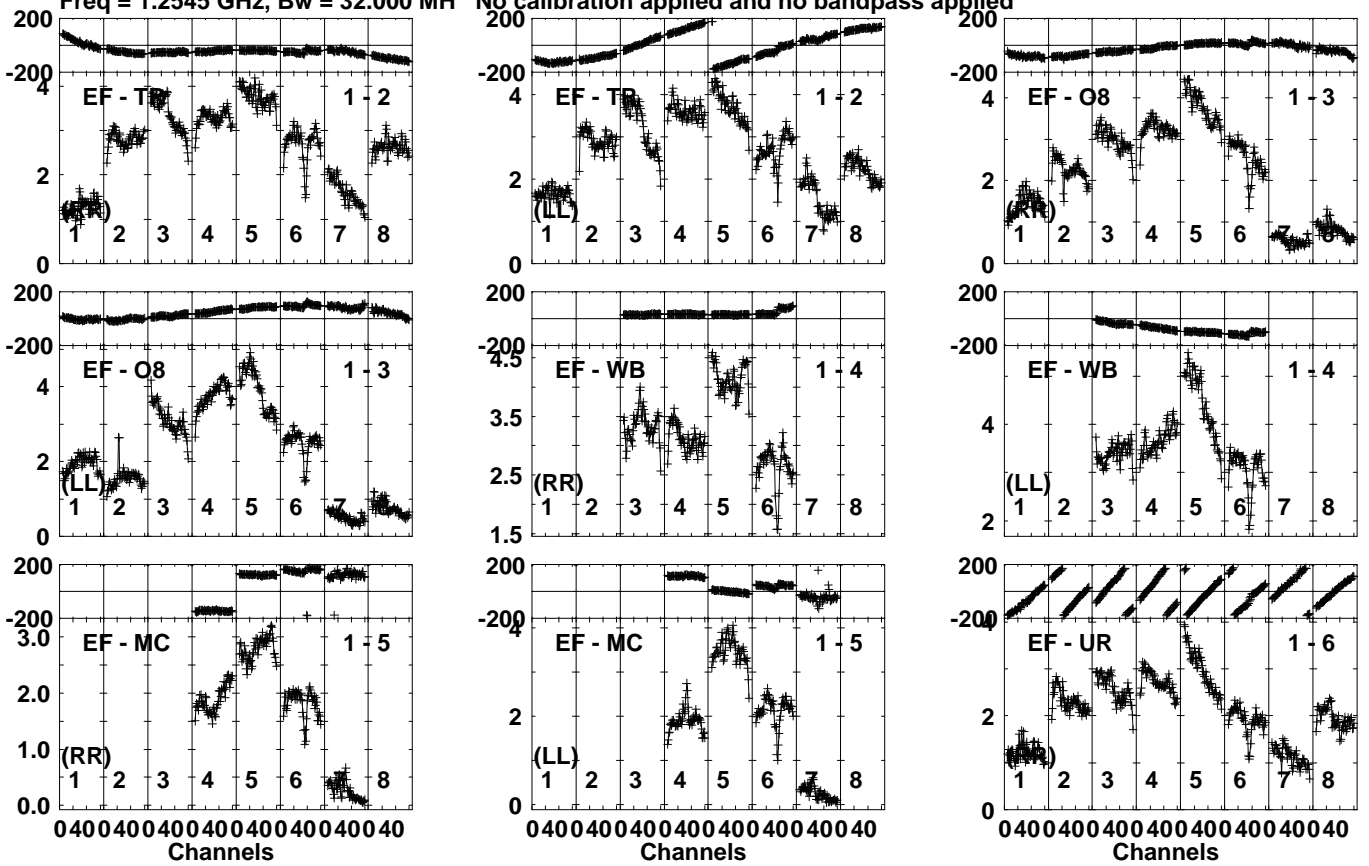
Timerange: 01/02:03:36 to 01/02:08:34

Plot file version 51 created 24-OCT-2023 11:47:31

J2311+4543 EK053D.UVDATA.1

Freq = 1.2545 GHz, Bw = 32.000 MH

No calibration applied and no bandpass applied

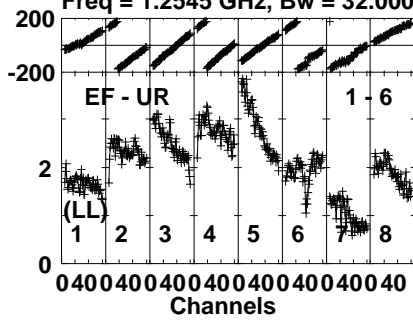


Lower frame: Milli Ampl Jy Top frame: Phas deg
Vector averaged cross-power spectrum Several baselines displayed
Timerange: 01/02:09:39 to 01/02:10:21

Plot file version 52 created 24-OCT-2023 11:47:31

J2311+4543 EK053D.UVDATA.1

Freq = 1.2545 GHz, Bw = 32.000 MH No calibration applied and no bandpass applied



Lower frame: Milli Ampl Jy Top frame: Phas deg

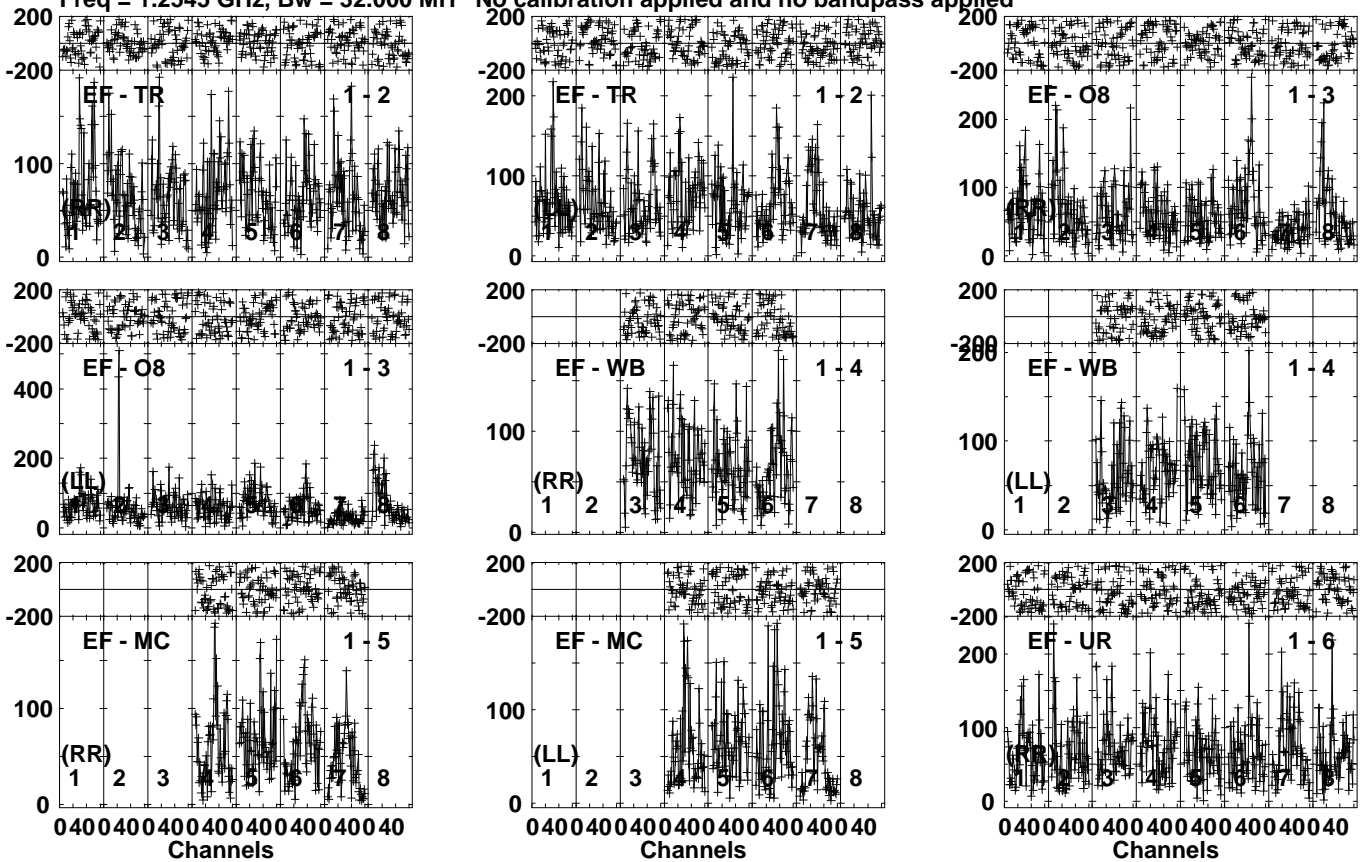
Vector averaged cross-power spectrum Several baselines displayed

Timerange: 01/02:09:39 to 01/02:10:21

Plot file version 53 created 24-OCT-2023 11:47:31

R220912 D EK053D.UVDATA.1

Freq = 1.2545 GHz, Bw = 32.000 MH No calibration applied and no bandpass applied

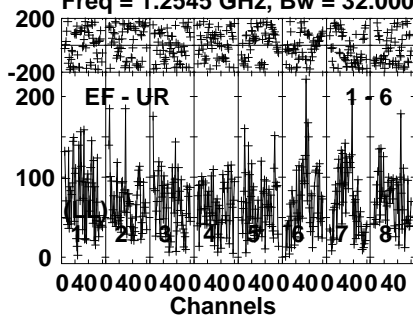


Lower frame: Micro Ampl Jy Top frame: Phas deg
Vector averaged cross-power spectrum Several baselines displayed
Timerange: 01/02:10:24 to 01/02:15:22

Plot file version 54 created 24-OCT-2023 11:47:31

R220912 D EK053D.UVDATA.1

Freq = 1.2545 GHz, Bw = 32.000 MH No calibration applied and no bandpass applied



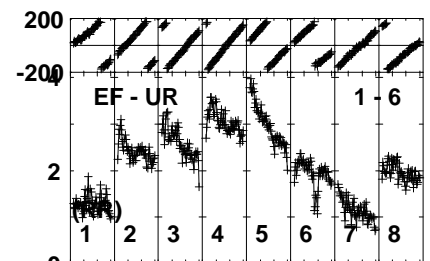
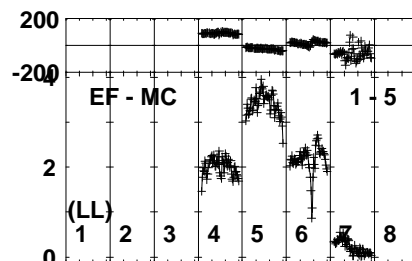
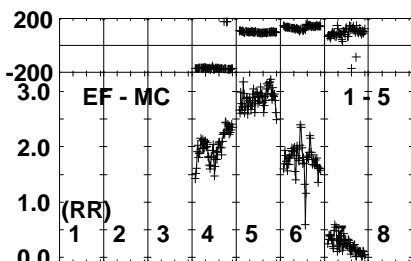
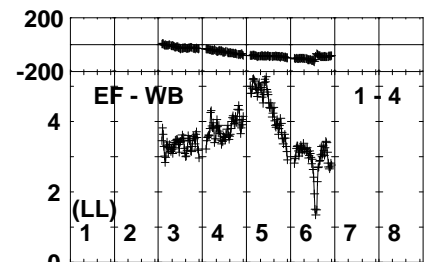
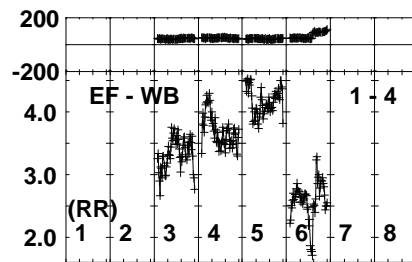
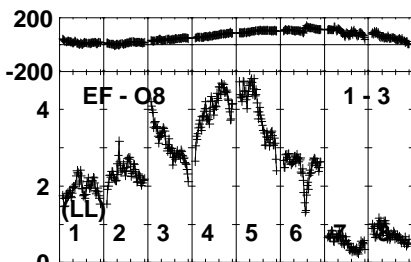
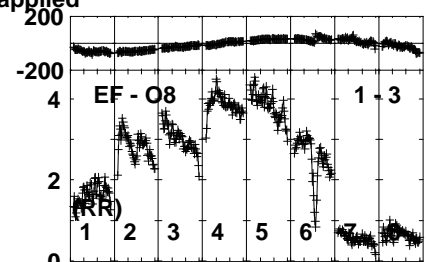
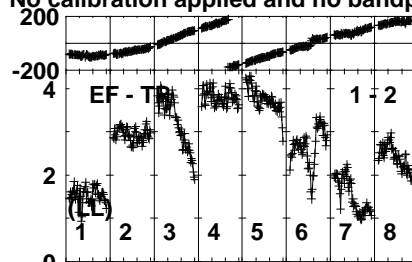
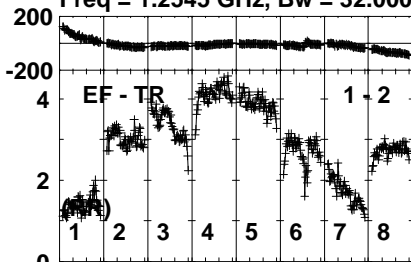
Lower frame: Micro Ampl Jy Top frame: Phas deg
Vector averaged cross-power spectrum Several baselines displayed
Timerange: 01/02:10:24 to 01/02:15:22

Plot file version 55 created 24-OCT-2023 11:47:31

J2311+4543 EK053D.UVDATA.1

Freq = 1.2545 GHz, Bw = 32.000 MH

No calibration applied and no bandpass applied

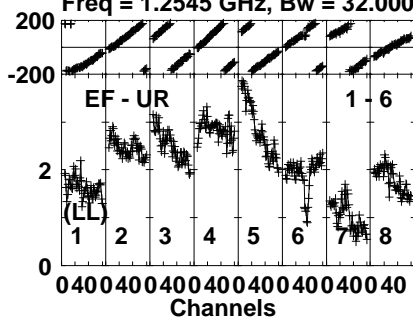


Lower frame: Milli Ampl Jy Top frame: Phas deg
Vector averaged cross-power spectrum Several baselines displayed
Timerange: 01/02:15:24 to 01/02:17:00

Plot file version 56 created 24-OCT-2023 11:47:31

J2311+4543 EK053D.UVDATA.1

Freq = 1.2545 GHz, Bw = 32.000 MH No calibration applied and no bandpass applied



Lower frame: Milli Ampl Jy Top frame: Phas deg

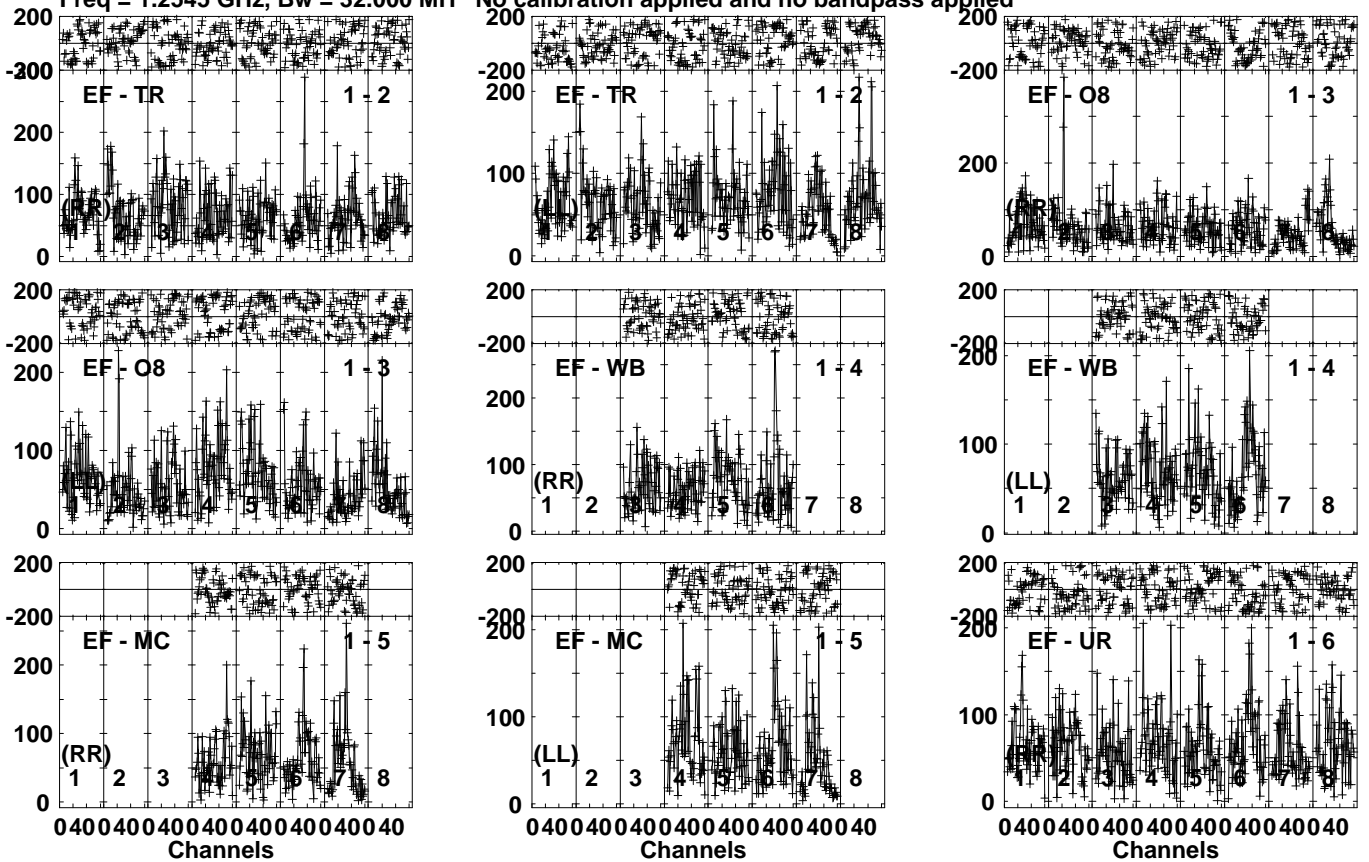
Vector averaged cross-power spectrum Several baselines displayed

Timerange: 01/02:15:24 to 01/02:17:00

Plot file version 57 created 24-OCT-2023 11:47:31

R220912 D EK053D.UVDATA.1

Freq = 1.2545 GHz, Bw = 32.000 MH No calibration applied and no bandpass applied

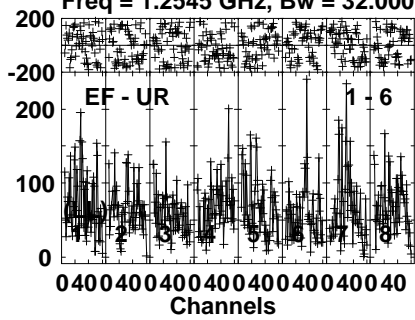


Lower frame: Micro Ampl Jy Top frame: Phas deg
Vector averaged cross-power spectrum Several baselines displayed
Timerange: 01/02:17:02 to 01/02:22:00

Plot file version 58 created 24-OCT-2023 11:47:32

R220912 D EK053D.UVDATA.1

Freq = 1.2545 GHz, Bw = 32.000 MH No calibration applied and no bandpass applied

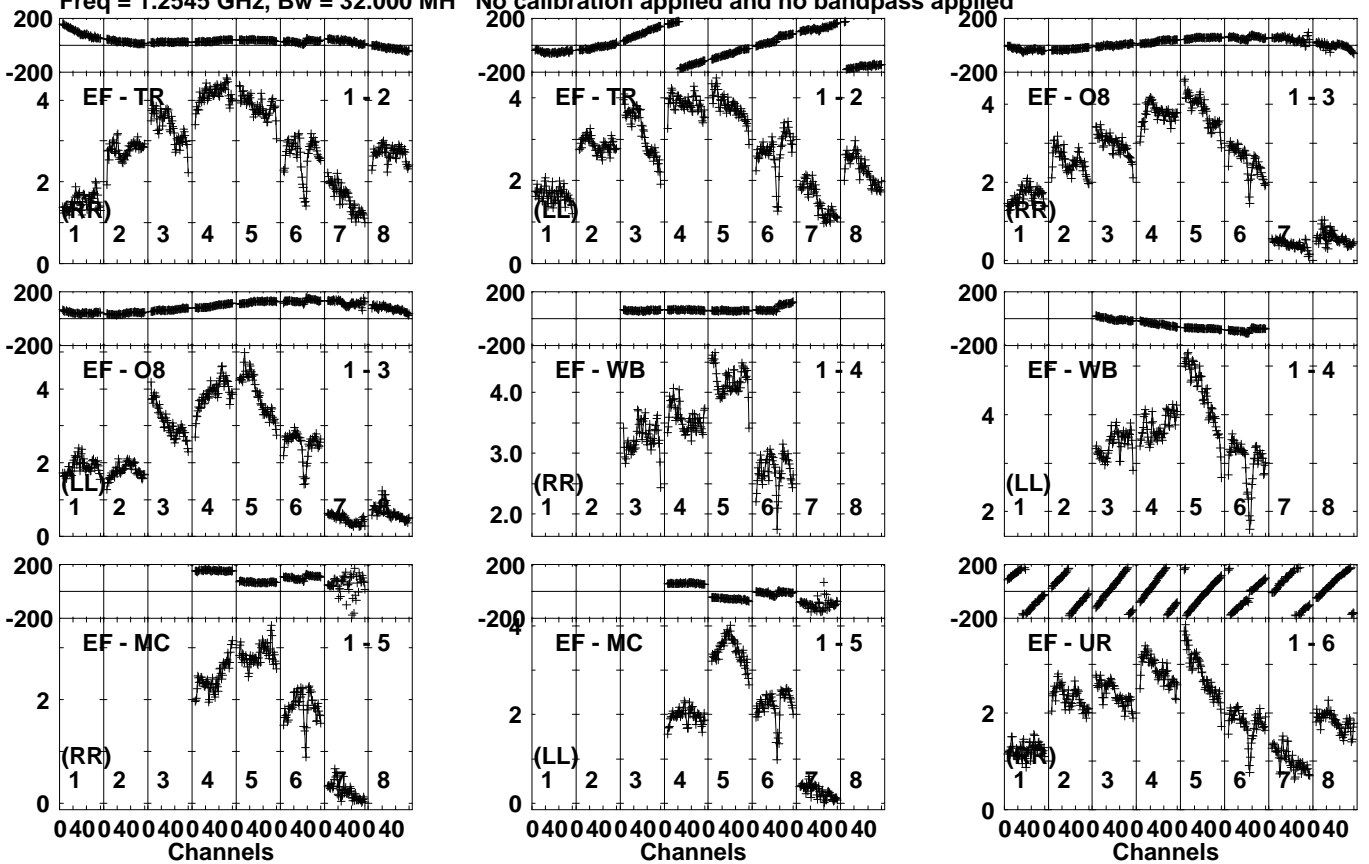


Lower frame: Micro Ampl Jy Top frame: Phas deg
Vector averaged cross-power spectrum Several baselines displayed
Timerange: 01/02:17:02 to 01/02:22:00

Plot file version 59 created 24-OCT-2023 11:47:32

J2311+4543 EK053D.UVDATA.1

Freq = 1.2545 GHz, Bw = 32.000 MH No calibration applied and no bandpass applied

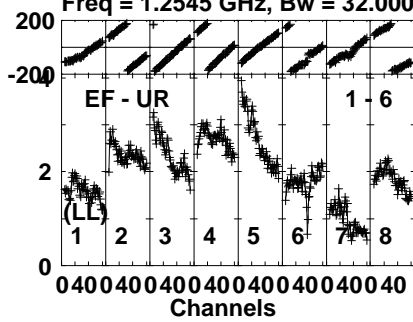


Lower frame: Milli Ampl Jy Top frame: Phas deg
Vector averaged cross-power spectrum Several baselines displayed
Timerange: 01/02:23:04 to 01/02:23:46

Plot file version 60 created 24-OCT-2023 11:47:32

J2311+4543 EK053D.UVDATA.1

Freq = 1.2545 GHz, Bw = 32.000 MH No calibration applied and no bandpass applied



Lower frame: Milli Ampl Jy Top frame: Phas deg

Vector averaged cross-power spectrum Several baselines displayed

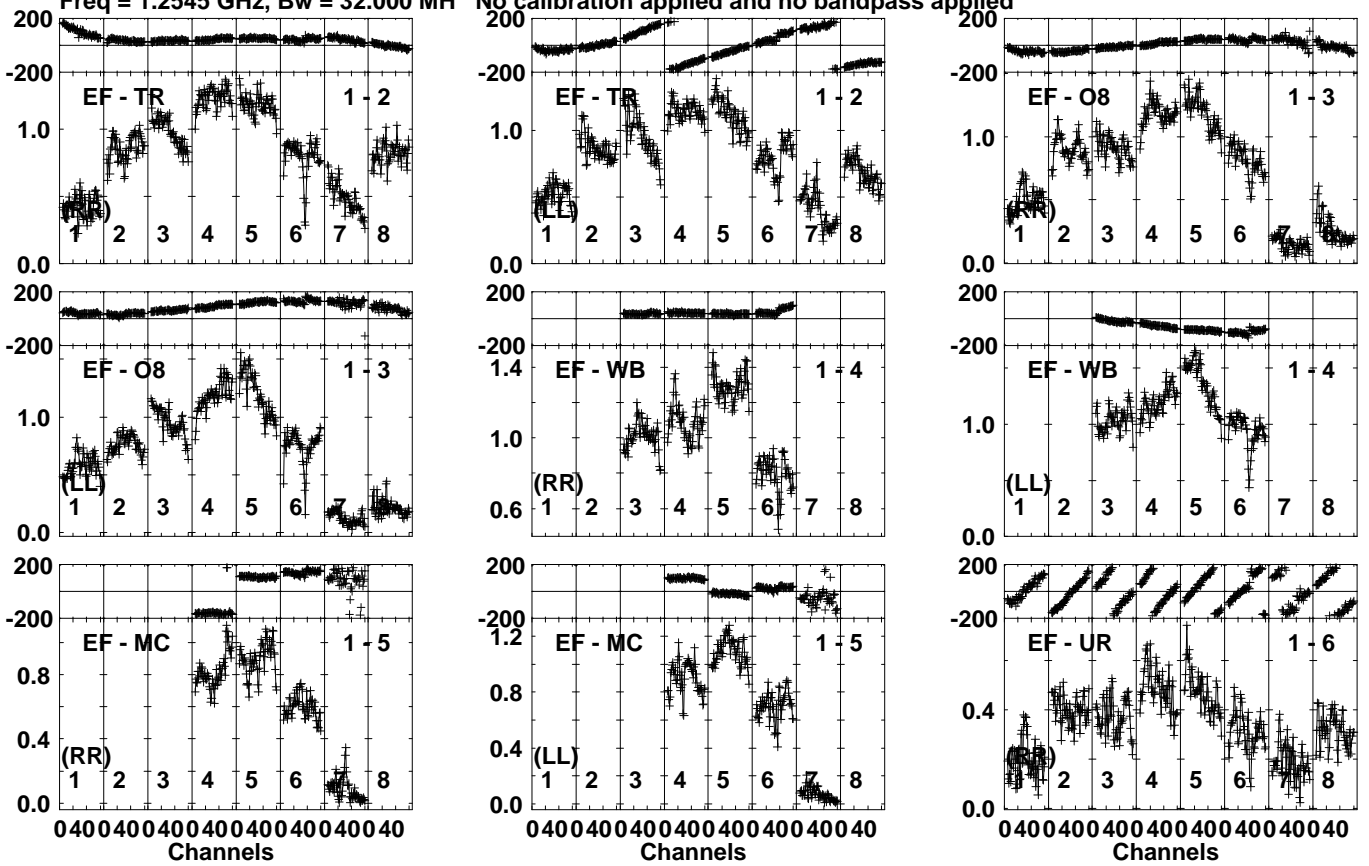
Timerange: 01/02:23:04 to 01/02:23:46

Plot file version 61 created 24-OCT-2023 11:47:32

J2327+4754 EK053D.UVDATA.1

Freq = 1.2545 GHz, Bw = 32.000 MH

No calibration applied and no bandpass applied

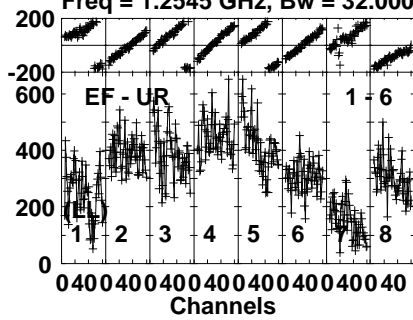


Lower frame: Milli Ampl Jy Top frame: Phas deg
Vector averaged cross-power spectrum Several baselines displayed
Timerange: 01/02:23:49 to 01/02:27:29

Plot file version 62 created 24-OCT-2023 11:47:32

J2327+4754 EK053D.UVDATA.1

Freq = 1.2545 GHz, Bw = 32.000 MH No calibration applied and no bandpass applied

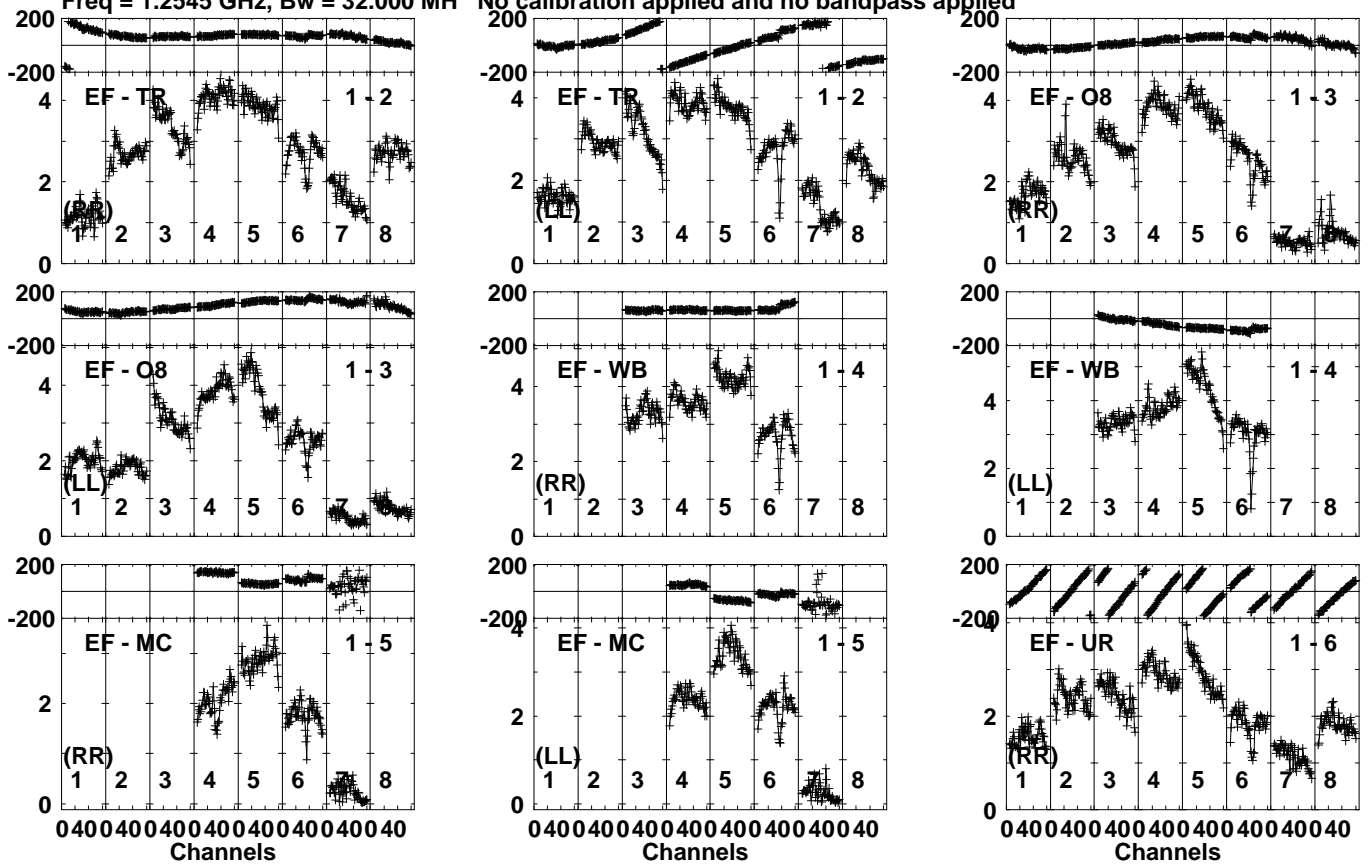


Lower frame: Micro Ampl Jy Top frame: Phas deg
Vector averaged cross-power spectrum Several baselines displayed
Timerange: 01/02:23:49 to 01/02:27:29

Plot file version 63 created 24-OCT-2023 11:47:32

J2311+4543 EK053D.UVDATA.1

Freq = 1.2545 GHz, Bw = 32.000 MH No calibration applied and no bandpass applied

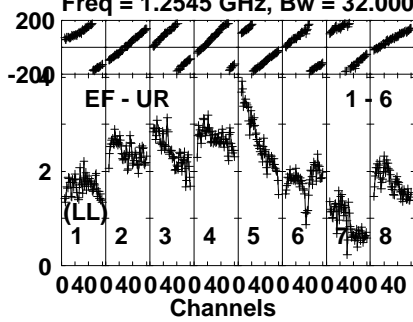


Lower frame: Milli Ampl Jy Top frame: Phas deg
Vector averaged cross-power spectrum Several baselines displayed
Timerange: 01/02:27:32 to 01/02:28:58

Plot file version 64 created 24-OCT-2023 11:47:32

J2311+4543 EK053D.UVDATA.1

Freq = 1.2545 GHz, Bw = 32.000 MH No calibration applied and no bandpass applied

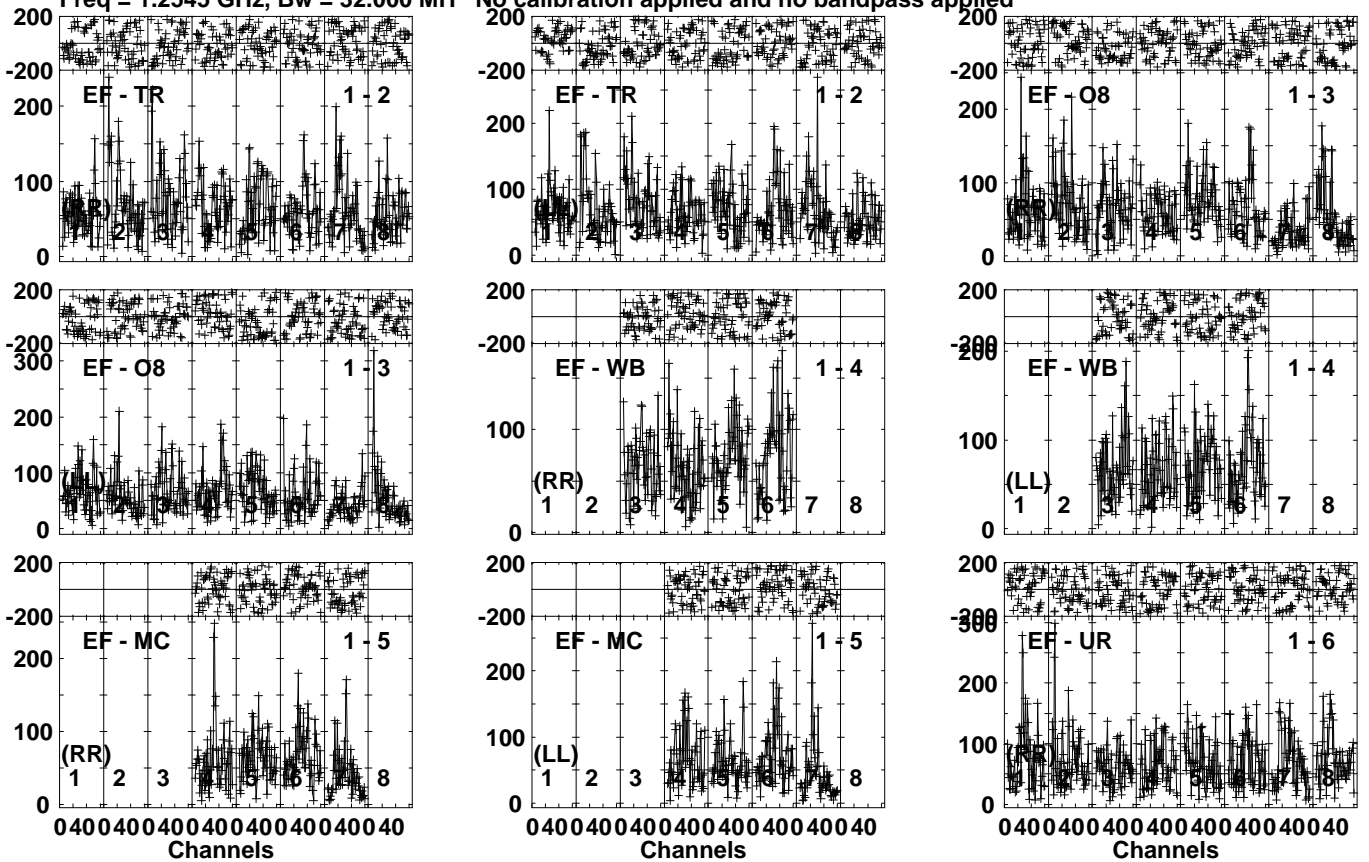


Lower frame: Milli Ampl Jy Top frame: Phas deg
Vector averaged cross-power spectrum Several baselines displayed
Timerange: 01/02:27:32 to 01/02:28:58

Plot file version 65 created 24-OCT-2023 11:47:32

R220912 D EK053D.UVDATA.1

Freq = 1.2545 GHz, Bw = 32.000 MH No calibration applied and no bandpass applied

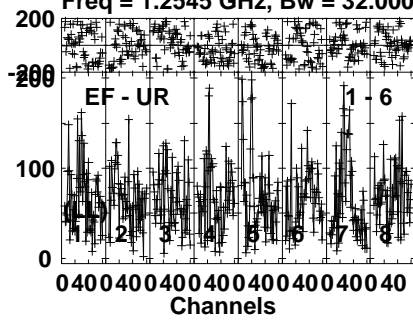


Lower frame: Micro Ampl Jy Top frame: Phas deg
Vector averaged cross-power spectrum Several baselines displayed
Timerange: 01/02:29:00 to 01/02:33:58

Plot file version 66 created 24-OCT-2023 11:47:32

R220912 D EK053D.UVDATA.1

Freq = 1.2545 GHz, Bw = 32.000 MH No calibration applied and no bandpass applied



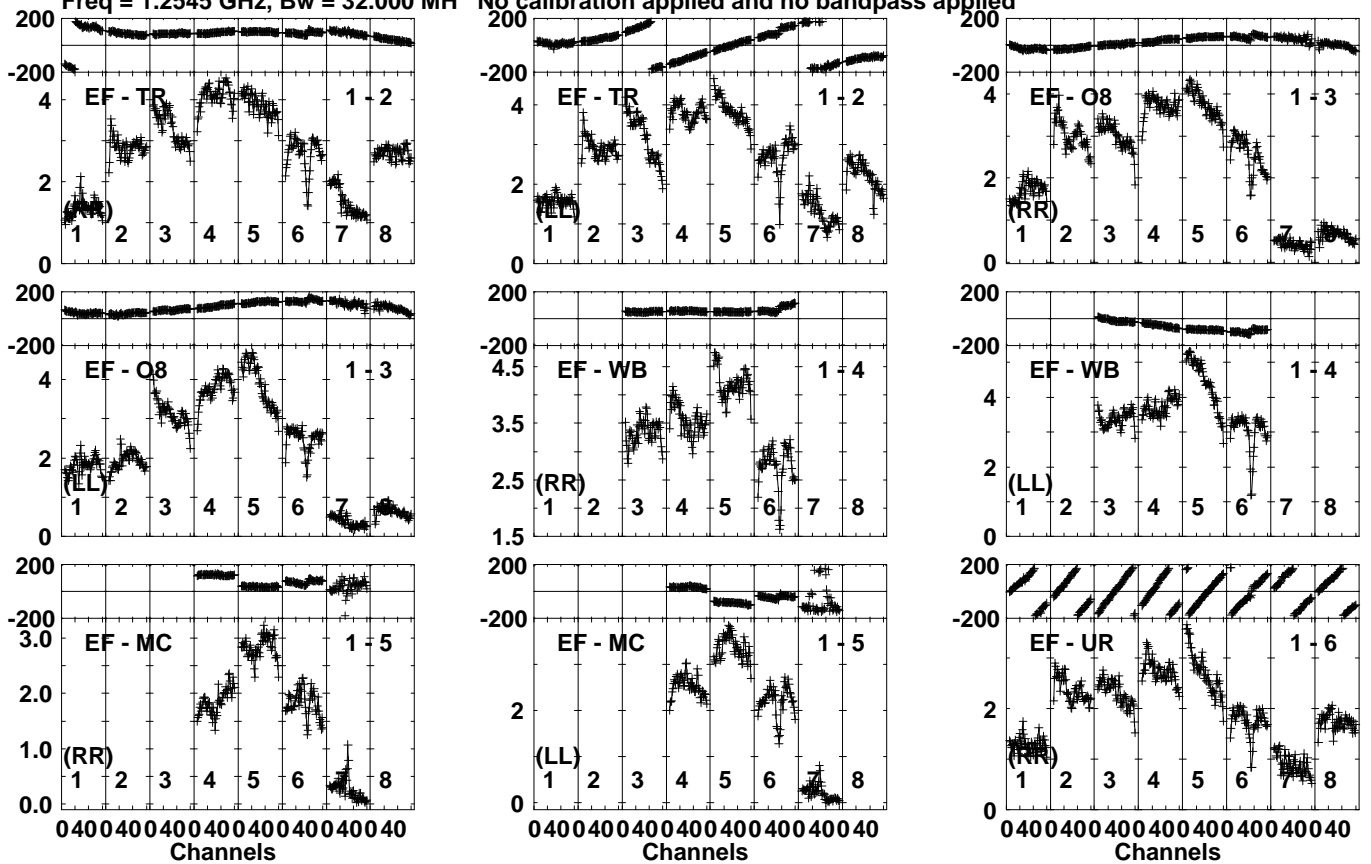
Lower frame: Micro Ampl Jy Top frame: Phas deg
Vector averaged cross-power spectrum Several baselines displayed
Timerange: 01/02:29:00 to 01/02:33:58

Plot file version 67 created 24-OCT-2023 11:47:32

J2311+4543 EK053D.UVDATA.1

Freq = 1.2545 GHz, Bw = 32.000 MH

No calibration applied and no bandpass applied

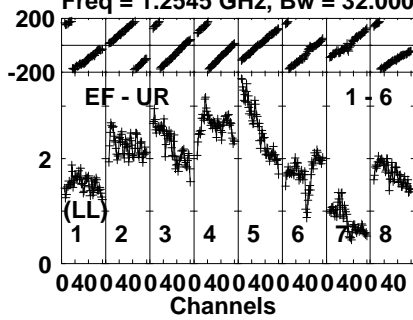


Lower frame: Milli Ampl Jy Top frame: Phas deg
Vector averaged cross-power spectrum Several baselines displayed
Timerange: 01/02:35:01 to 01/02:35:43

Plot file version 68 created 24-OCT-2023 11:47:32

J2311+4543 EK053D.UVDATA.1

Freq = 1.2545 GHz, Bw = 32.000 MH No calibration applied and no bandpass applied



Lower frame: Milli Ampl Jy Top frame: Phas deg

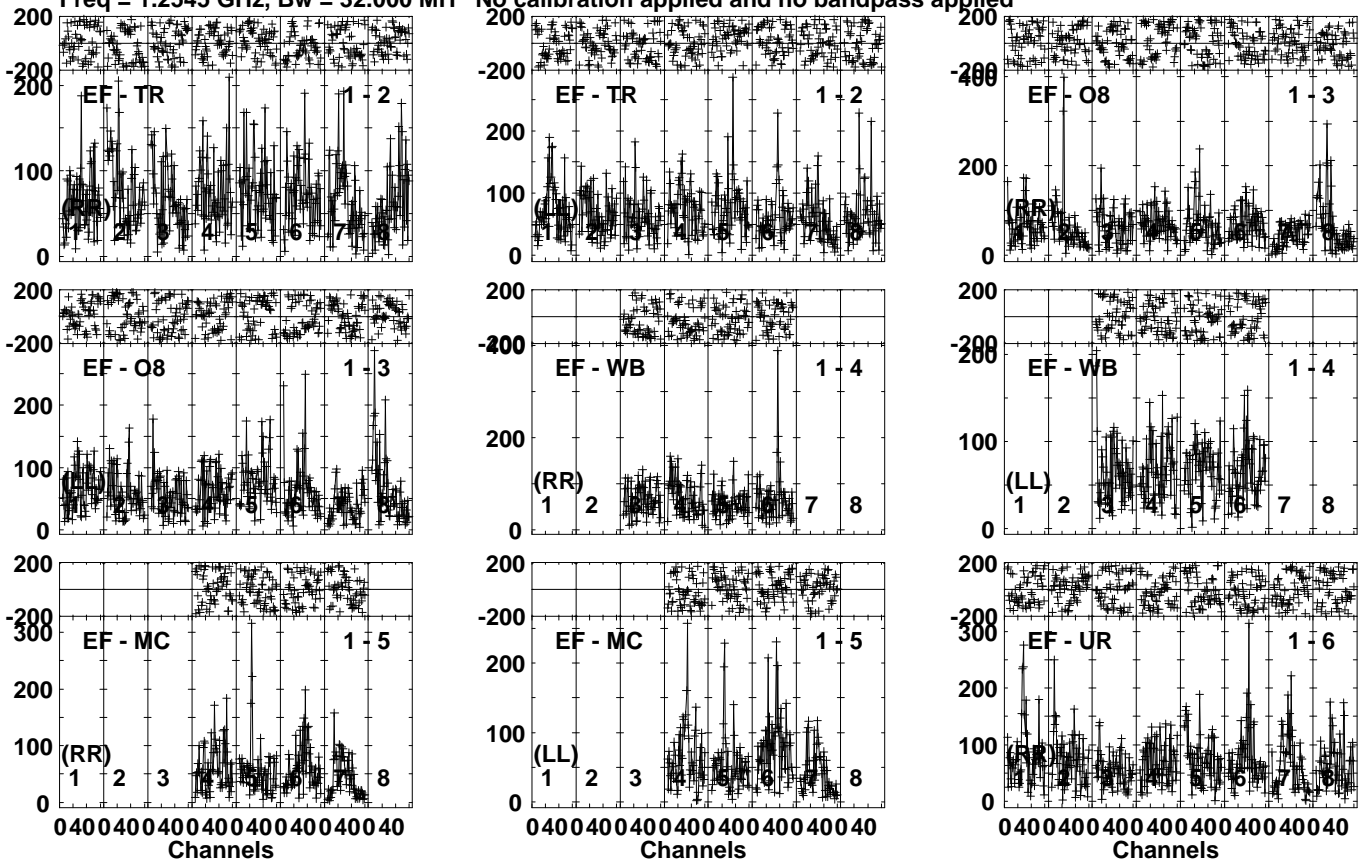
Vector averaged cross-power spectrum Several baselines displayed

Timerange: 01/02:35:01 to 01/02:35:43

Plot file version 69 created 24-OCT-2023 11:47:32

R220912 D EK053D.UVDATA.1

Freq = 1.2545 GHz, Bw = 32.000 MH No calibration applied and no bandpass applied

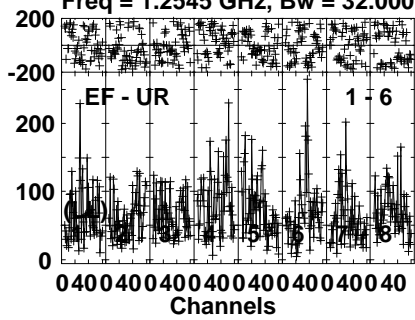


Lower frame: Micro Ampl Jy Top frame: Phas deg
Vector averaged cross-power spectrum Several baselines displayed
Timerange: 01/02:35:46 to 01/02:40:44

Plot file version 70 created 24-OCT-2023 11:47:32

R220912 D EK053D.UVDATA.1

Freq = 1.2545 GHz, Bw = 32.000 MH No calibration applied and no bandpass applied

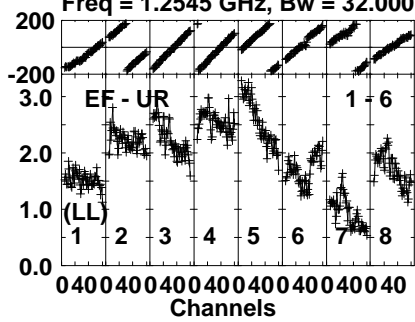


Lower frame: Micro Ampl Jy Top frame: Phas deg
Vector averaged cross-power spectrum Several baselines displayed
Timerange: 01/02:35:46 to 01/02:40:44

Plot file version 72 created 24-OCT-2023 11:47:32

J2311+4543 EK053D.UVDATA.1

Freq = 1.2545 GHz, Bw = 32.000 MH No calibration applied and no bandpass applied



Lower frame: Milli Ampl Jy Top frame: Phas deg

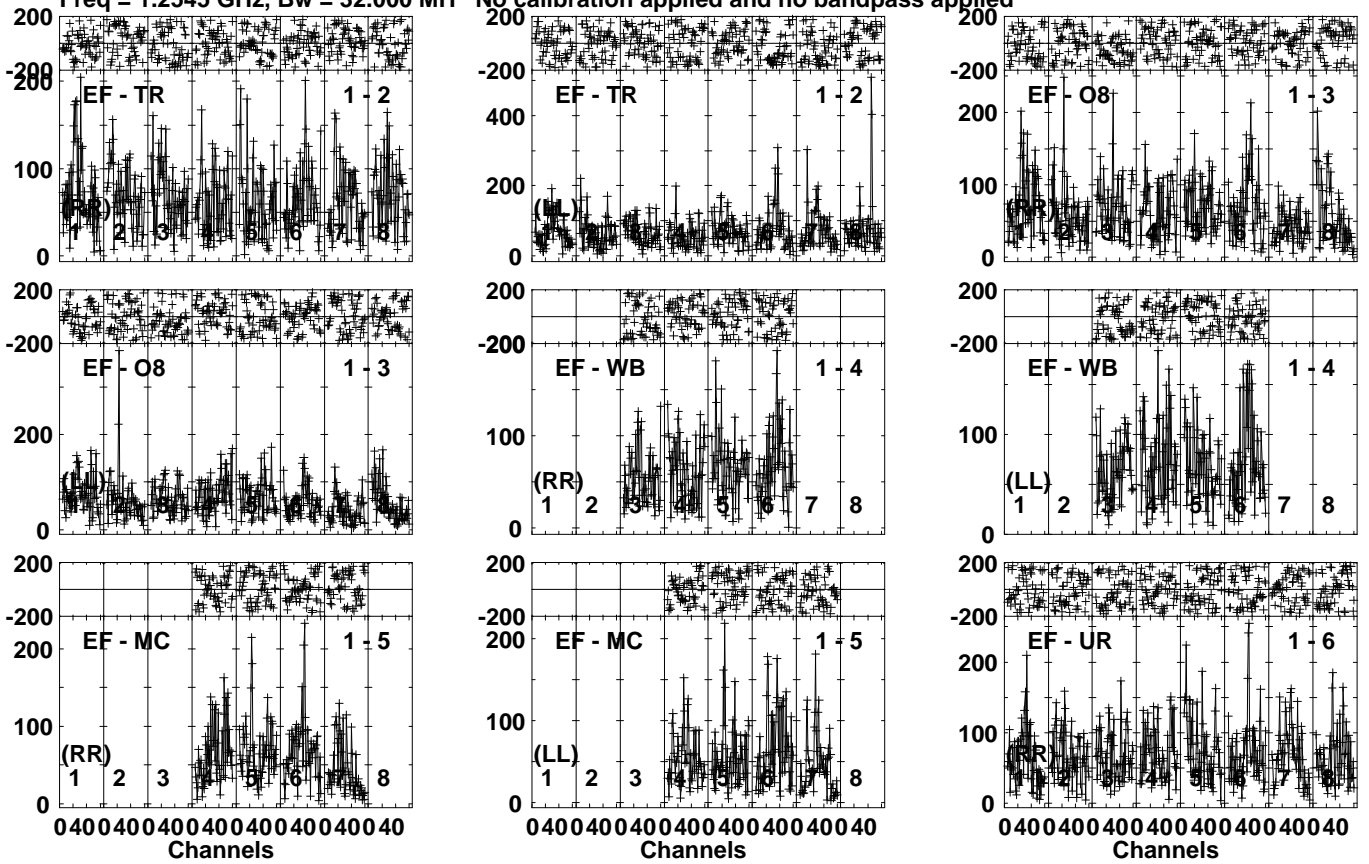
Vector averaged cross-power spectrum Several baselines displayed

Timerange: 01/02:40:46 to 01/02:42:20

Plot file version 73 created 24-OCT-2023 11:47:32

R220912 D EK053D.UVDATA.1

Freq = 1.2545 GHz, Bw = 32.000 MH No calibration applied and no bandpass applied

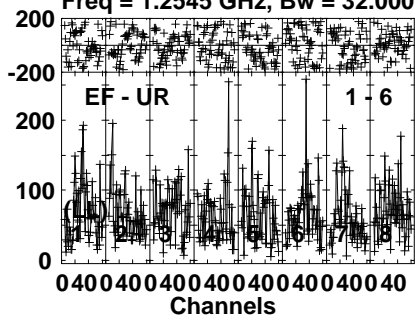


Lower frame: Micro Ampl Jy Top frame: Phas deg
Vector averaged cross-power spectrum Several baselines displayed
Timerange: 01/02:42:22 to 01/02:47:20

Plot file version 74 created 24-OCT-2023 11:47:32

R220912 D EK053D.UVDATA.1

Freq = 1.2545 GHz, Bw = 32.000 MH No calibration applied and no bandpass applied



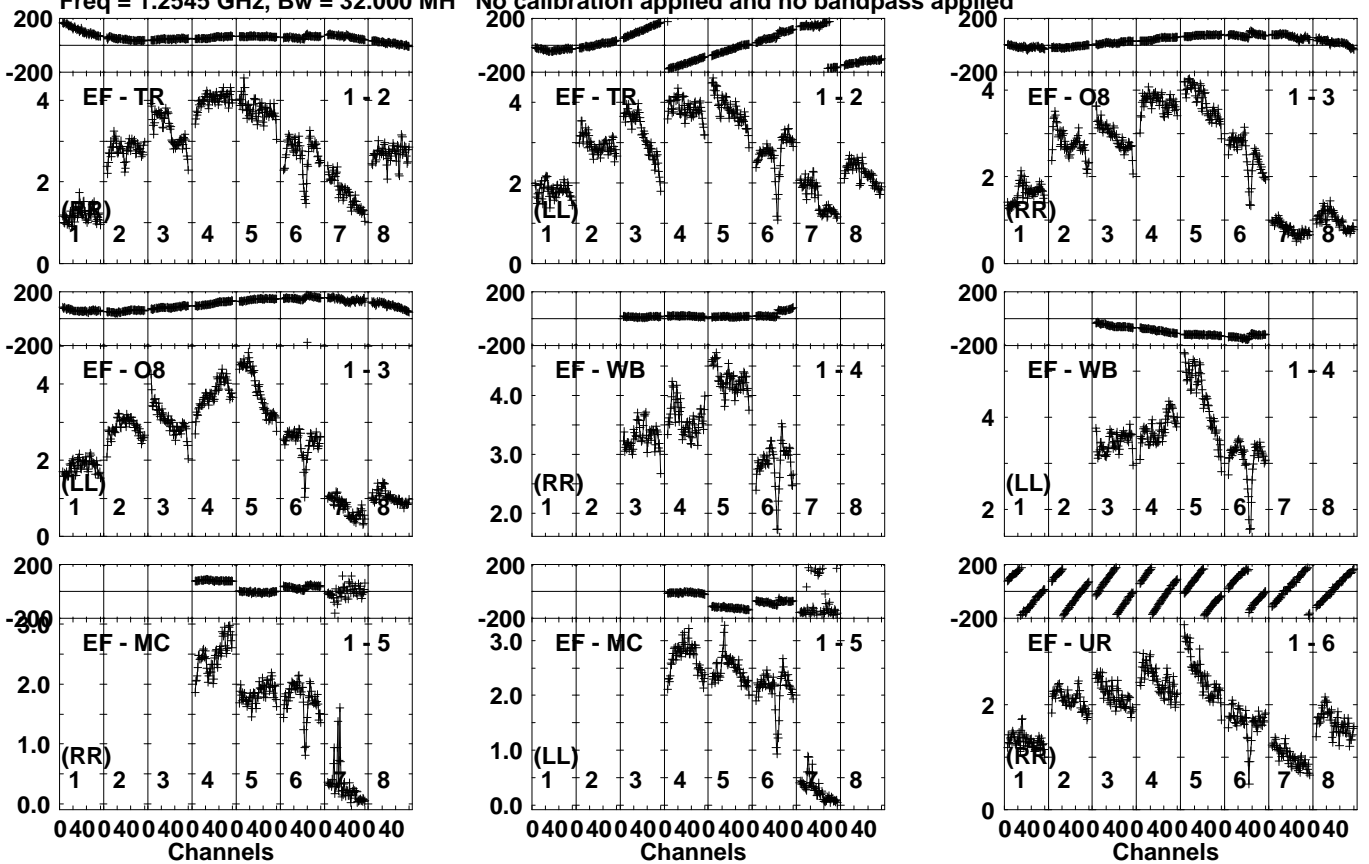
Lower frame: Micro Ampl Jy Top frame: Phas deg
Vector averaged cross-power spectrum Several baselines displayed
Timerange: 01/02:42:22 to 01/02:47:20

Plot file version 75 created 24-OCT-2023 11:47:32

J2311+4543 EK053D.UVDATA.1

Freq = 1.2545 GHz, Bw = 32.000 MH

No calibration applied and no bandpass applied

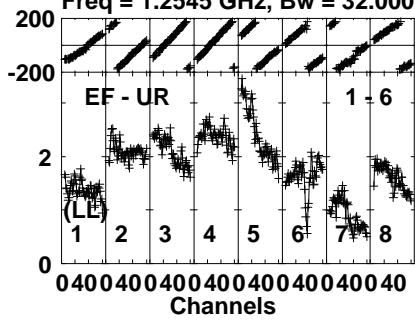


Lower frame: Milli Ampl Jy Top frame: Phas deg
Vector averaged cross-power spectrum Several baselines displayed
Timerange: 01/02:48:21 to 01/02:49:03

Plot file version 76 created 24-OCT-2023 11:47:32

J2311+4543 EK053D.UVDATA.1

Freq = 1.2545 GHz, Bw = 32.000 MH No calibration applied and no bandpass applied



Lower frame: Milli Ampl Jy Top frame: Phas deg

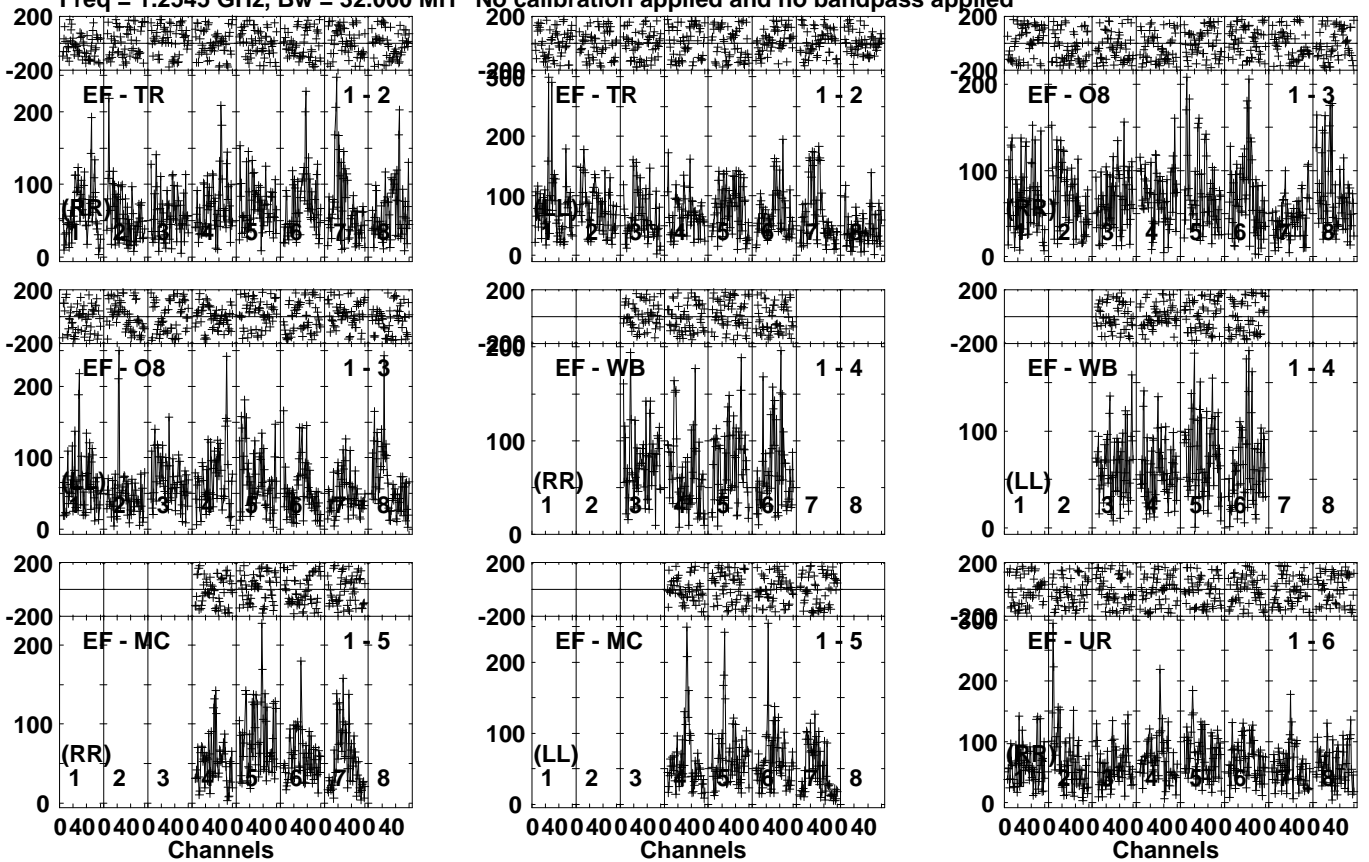
Vector averaged cross-power spectrum Several baselines displayed

Timerange: 01/02:48:21 to 01/02:49:03

Plot file version 77 created 24-OCT-2023 11:47:32

R220912 D EK053D.UVDATA.1

Freq = 1.2545 GHz, Bw = 32.000 MH No calibration applied and no bandpass applied

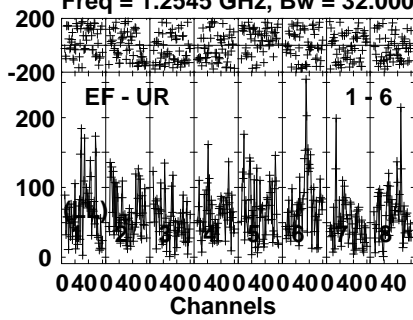


Lower frame: Micro Ampl Jy Top frame: Phas deg
Vector averaged cross-power spectrum Several baselines displayed
Timerange: 01/02:49:06 to 01/02:54:04

Plot file version 78 created 24-OCT-2023 11:47:33

R220912 D EK053D.UVDATA.1

Freq = 1.2545 GHz, Bw = 32.000 MH No calibration applied and no bandpass applied



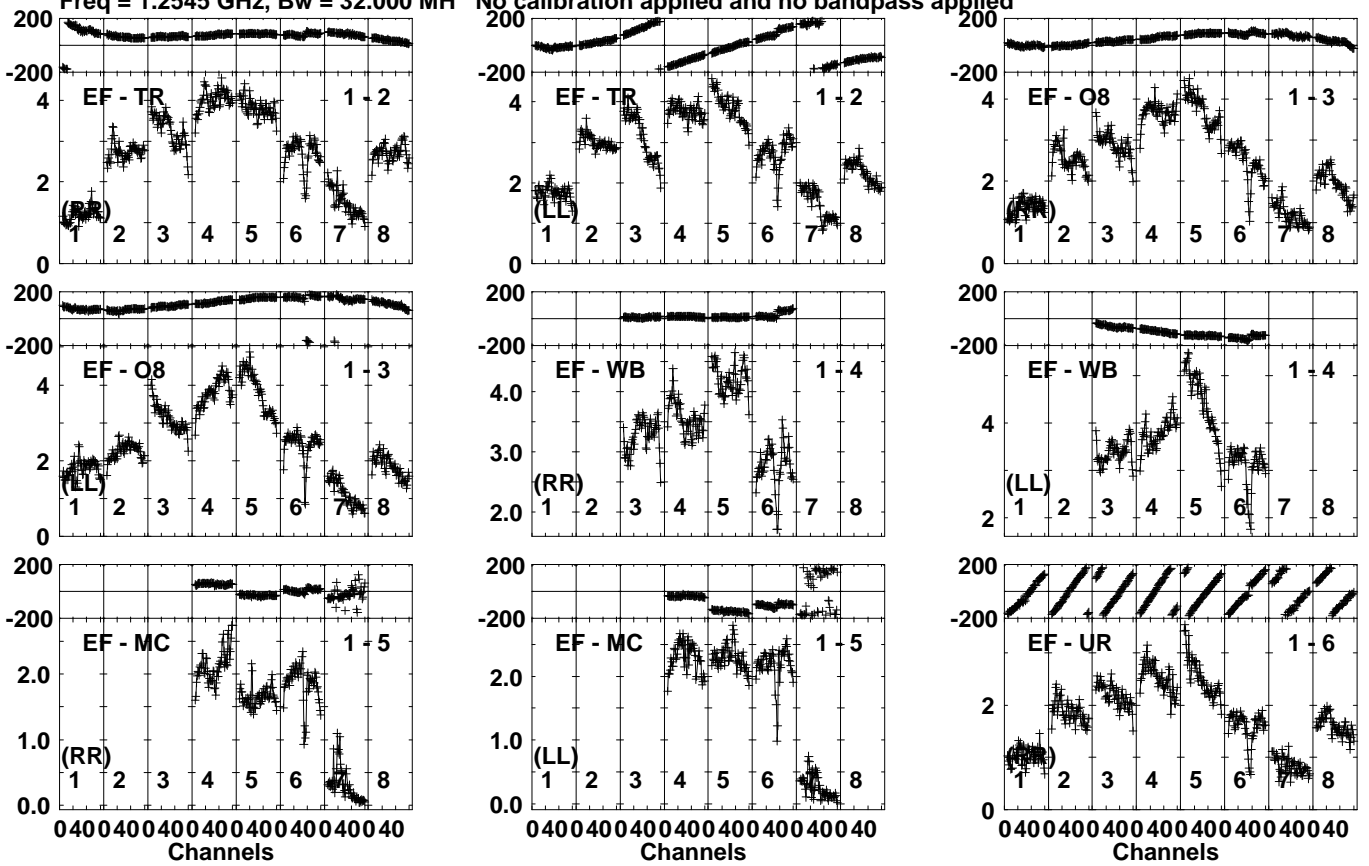
Lower frame: Micro Ampl Jy Top frame: Phas deg
Vector averaged cross-power spectrum Several baselines displayed
Timerange: 01/02:49:06 to 01/02:54:04

Plot file version 79 created 24-OCT-2023 11:47:33

J2311+4543 EK053D.UVDATA.1

Freq = 1.2545 GHz, Bw = 32.000 MH

No calibration applied and no bandpass applied

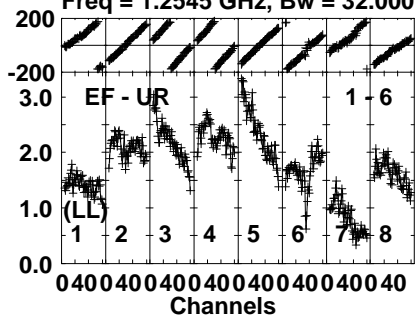


Lower frame: Milli Ampl Jy Top frame: Phas deg
Vector averaged cross-power spectrum Several baselines displayed
Timerange: 01/02:54:06 to 01/02:55:38

Plot file version 80 created 24-OCT-2023 11:47:33

J2311+4543 EK053D.UVDATA.1

Freq = 1.2545 GHz, Bw = 32.000 MH No calibration applied and no bandpass applied



Lower frame: Milli Ampl Jy Top frame: Phas deg

Vector averaged cross-power spectrum Several baselines displayed

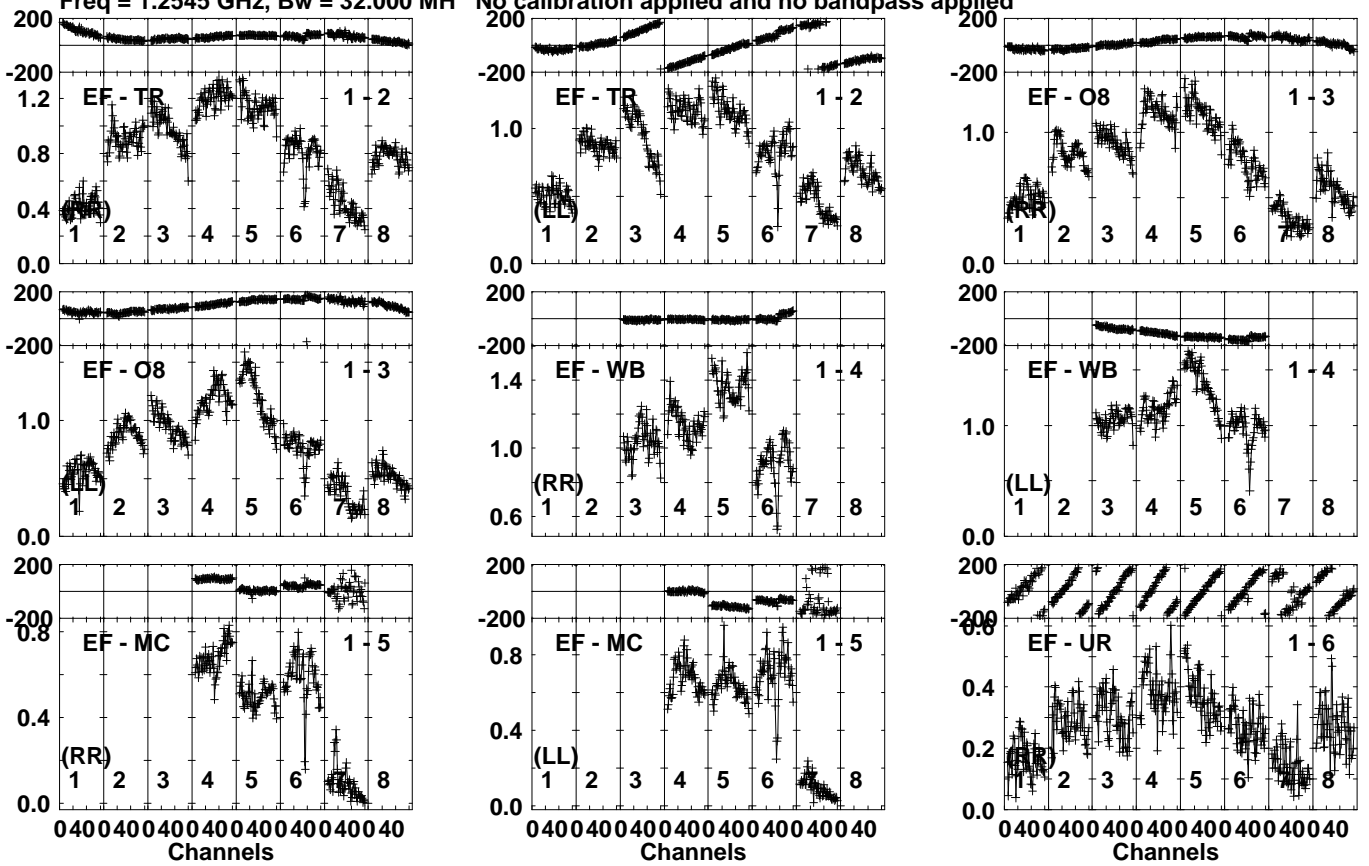
Timerange: 01/02:54:06 to 01/02:55:38

Plot file version 81 created 24-OCT-2023 11:47:33

J2327+4754 EK053D.UVDATA.1

Freq = 1.2545 GHz, Bw = 32.000 MH

No calibration applied and no bandpass applied

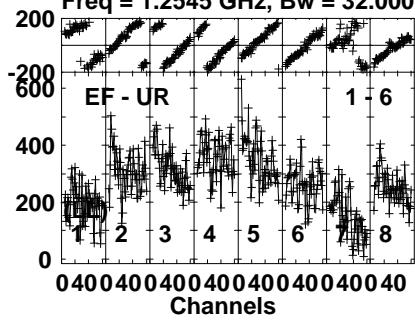


Lower frame: Milli Ampl Jy Top frame: Phas deg
Vector averaged cross-power spectrum Several baselines displayed
Timerange: 01/02:55:41 to 01/02:59:21

Plot file version 82 created 24-OCT-2023 11:47:33

J2327+4754 EK053D.UVDATA.1

Freq = 1.2545 GHz, Bw = 32.000 MH No calibration applied and no bandpass applied

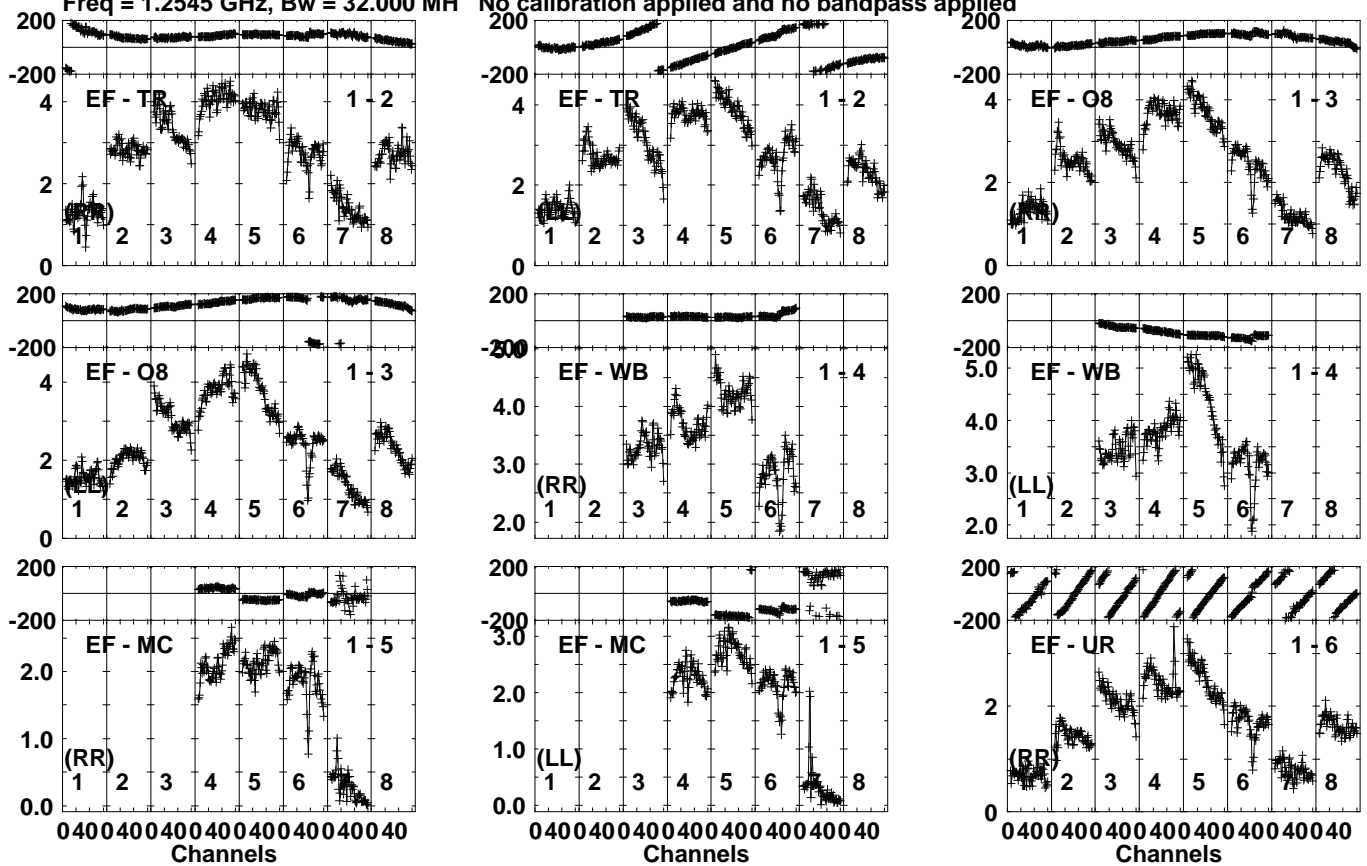


Lower frame: Micro Ampl Jy Top frame: Phas deg
Vector averaged cross-power spectrum Several baselines displayed
Timerange: 01/02:55:41 to 01/02:59:21

Plot file version 83 created 24-OCT-2023 11:47:33

J2311+4543 EK053D.UVDATA.1

Freq = 1.2545 GHz, Bw = 32.000 MH No calibration applied and no bandpass applied

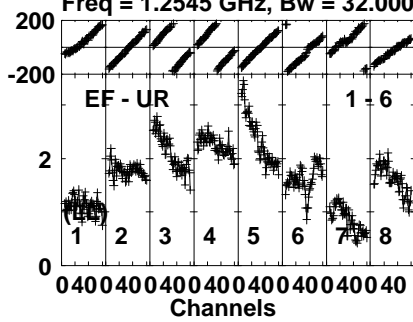


Lower frame: Milli Ampl Jy Top frame: Phas deg
Vector averaged cross-power spectrum Several baselines displayed
Timerange: 01/03:00:17 to 01/03:00:59

Plot file version 84 created 24-OCT-2023 11:47:33

J2311+4543 EK053D.UVDATA.1

Freq = 1.2545 GHz, Bw = 32.000 MH No calibration applied and no bandpass applied



Lower frame: Milli Ampl Jy Top frame: Phas deg

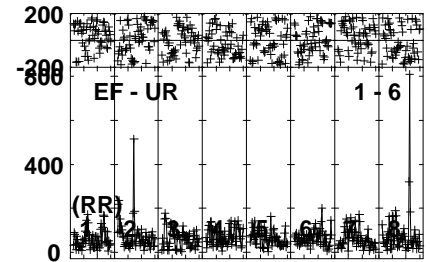
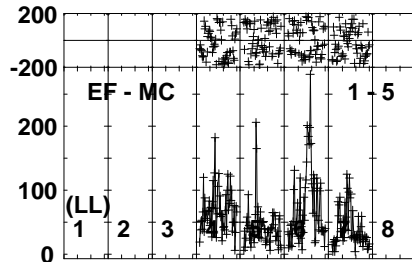
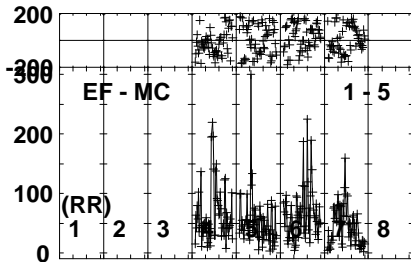
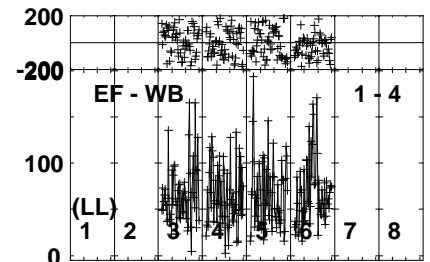
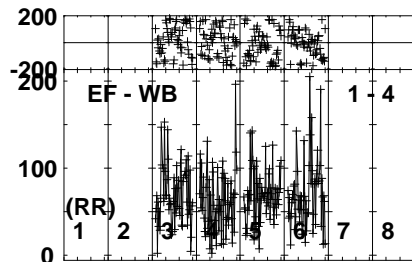
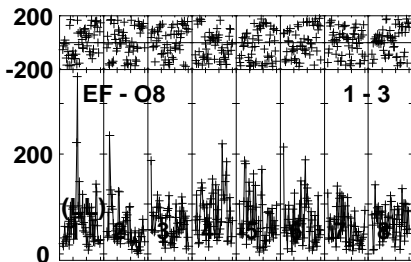
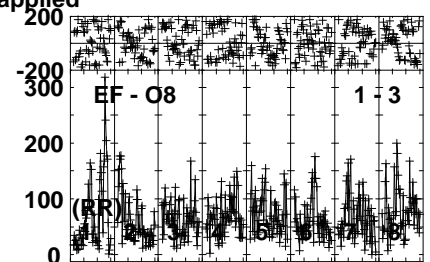
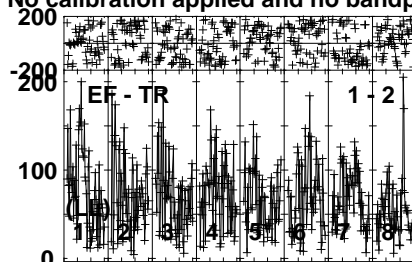
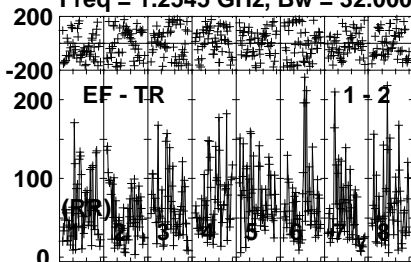
Vector averaged cross-power spectrum Several baselines displayed

Timerange: 01/03:00:17 to 01/03:00:59

Plot file version 85 created 24-OCT-2023 11:47:33

R220912 D EK053D.UVDATA.1

Freq = 1.2545 GHz, Bw = 32.000 MH No calibration applied and no bandpass applied

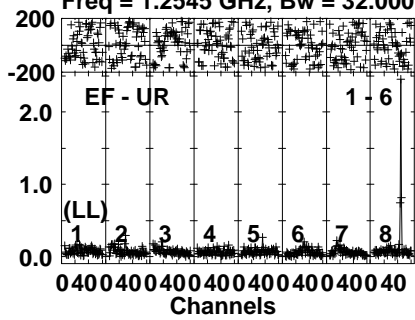


Lower frame: Micro Ampl Jy Top frame: Phas deg
Vector averaged cross-power spectrum Several baselines displayed
Timerange: 01/03:01:02 to 01/03:06:00

Plot file version 86 created 24-OCT-2023 11:47:33

R220912 D EK053D.UVDATA.1

Freq = 1.2545 GHz, Bw = 32.000 MH No calibration applied and no bandpass applied



Lower frame: Milli Ampl Jy Top frame: Phas deg

Vector averaged cross-power spectrum Several baselines displayed

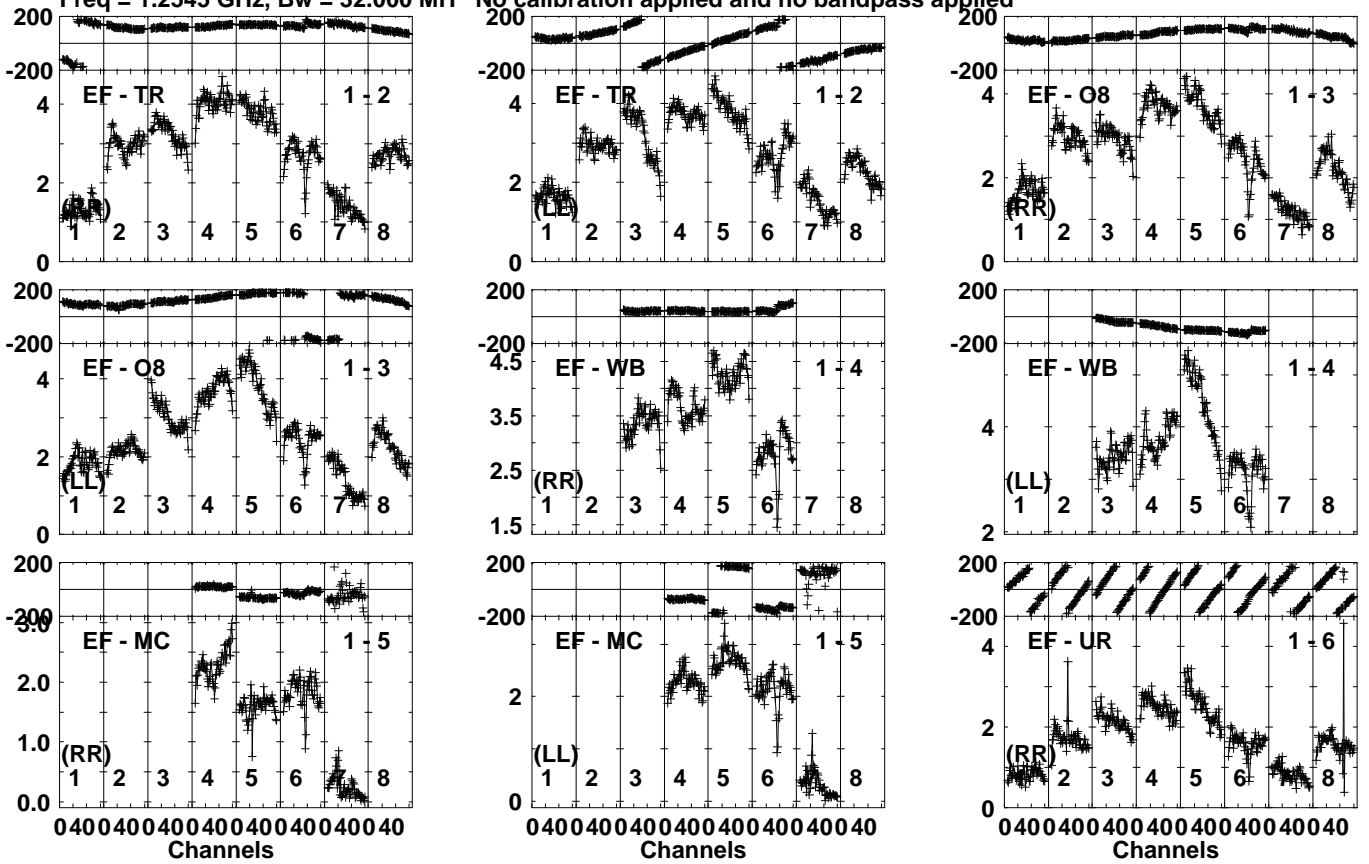
Timerange: 01/03:01:02 to 01/03:06:00

Plot file version 87 created 24-OCT-2023 11:47:33

J2311+4543 EK053D.UVDATA.1

Freq = 1.2545 GHz, Bw = 32.000 MH

No calibration applied and no bandpass applied

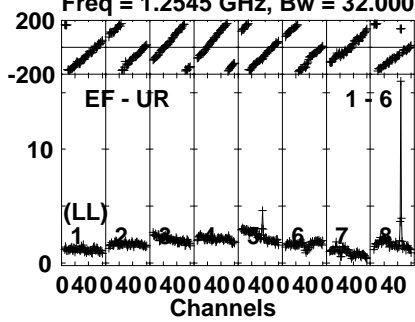


Lower frame: Milli Ampl Jy Top frame: Phas deg
Vector averaged cross-power spectrum Several baselines displayed
Timerange: 01/03:06:02 to 01/03:07:34

Plot file version 88 created 24-OCT-2023 11:47:33

J2311+4543 EK053D.UVDATA.1

Freq = 1.2545 GHz, Bw = 32.000 MH No calibration applied and no bandpass applied



Lower frame: Milli Ampl Jy Top frame: Phas deg

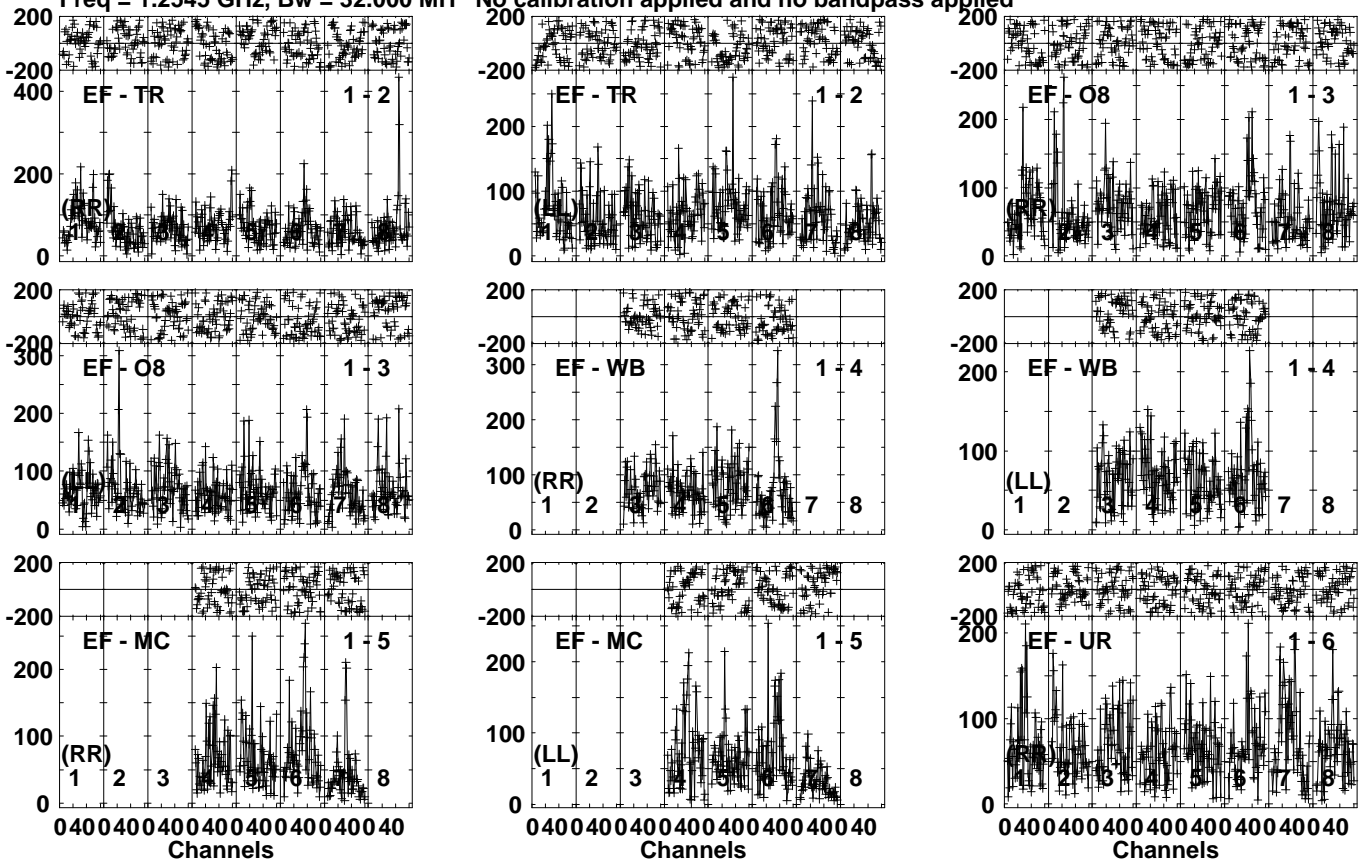
Vector averaged cross-power spectrum Several baselines displayed

Timerange: 01/03:06:02 to 01/03:07:34

Plot file version 89 created 24-OCT-2023 11:47:33

R220912 D EK053D.UVDATA.1

Freq = 1.2545 GHz, Bw = 32.000 MH No calibration applied and no bandpass applied

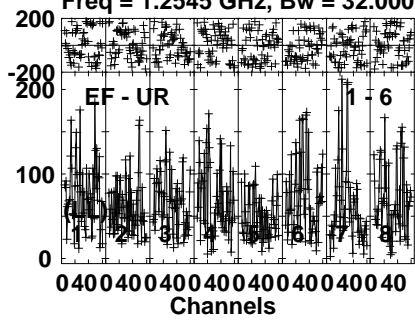


Lower frame: Micro Ampl Jy Top frame: Phas deg
Vector averaged cross-power spectrum Several baselines displayed
Timerange: 01/03:07:36 to 01/03:12:34

Plot file version 90 created 24-OCT-2023 11:47:33

R220912 D EK053D.UVDATA.1

Freq = 1.2545 GHz, Bw = 32.000 MH No calibration applied and no bandpass applied



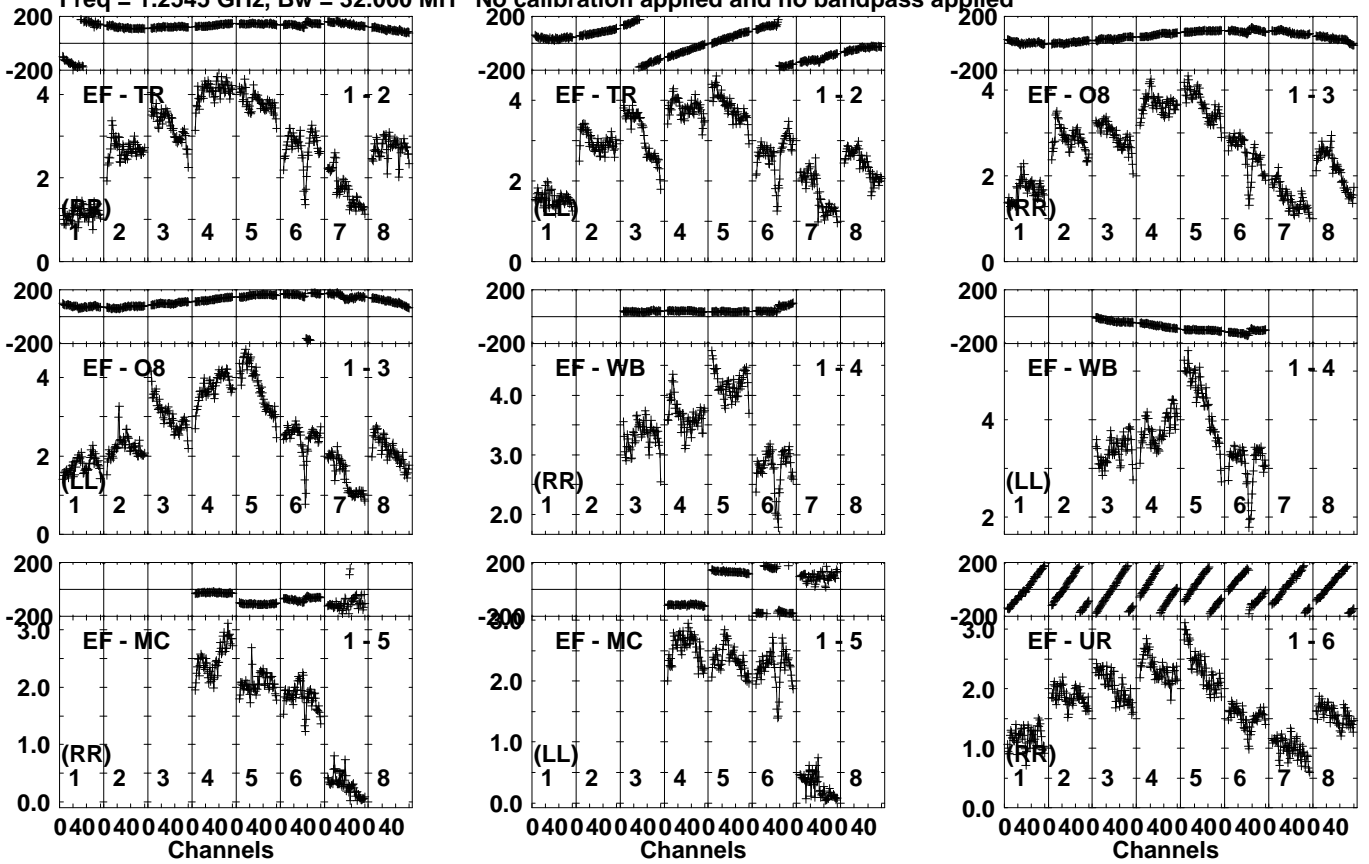
Lower frame: Micro Ampl Jy Top frame: Phas deg
Vector averaged cross-power spectrum Several baselines displayed
Timerange: 01/03:07:36 to 01/03:12:34

Plot file version 91 created 24-OCT-2023 11:47:33

J2311+4543 EK053D.UVDATA.1

Freq = 1.2545 GHz, Bw = 32.000 MH

No calibration applied and no bandpass applied

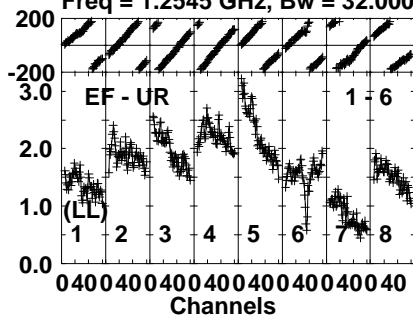


Lower frame: Milli Ampl Jy Top frame: Phas deg
Vector averaged cross-power spectrum Several baselines displayed
Timerange: 01/03:13:34 to 01/03:14:16

Plot file version 92 created 24-OCT-2023 11:47:33

J2311+4543 EK053D.UVDATA.1

Freq = 1.2545 GHz, Bw = 32.000 MH No calibration applied and no bandpass applied



Lower frame: Milli Ampl Jy Top frame: Phas deg

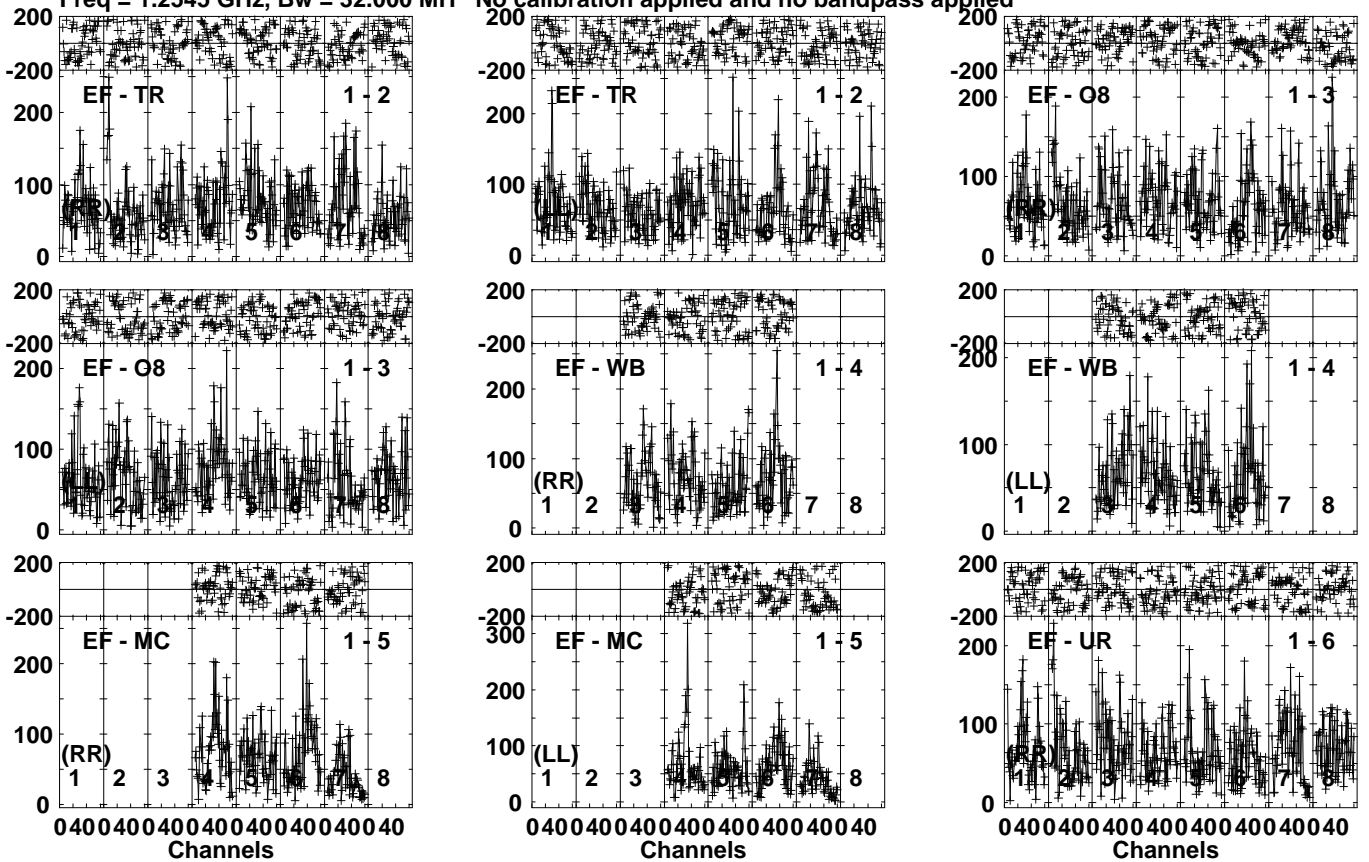
Vector averaged cross-power spectrum Several baselines displayed

Timerange: 01/03:13:34 to 01/03:14:16

Plot file version 93 created 24-OCT-2023 11:47:33

R220912 D EK053D.UVDATA.1

Freq = 1.2545 GHz, Bw = 32.000 MH No calibration applied and no bandpass applied

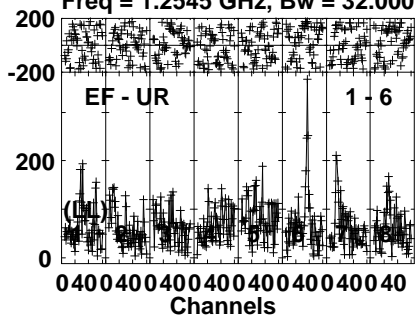


Lower frame: Micro Ampl Jy Top frame: Phas deg
Vector averaged cross-power spectrum Several baselines displayed
Timerange: 01/03:14:19 to 01/03:19:17

Plot file version 94 created 24-OCT-2023 11:47:33

R220912 D EK053D.UVDATA.1

Freq = 1.2545 GHz, Bw = 32.000 MH No calibration applied and no bandpass applied



Lower frame: Micro Ampl Jy Top frame: Phas deg

Vector averaged cross-power spectrum Several baselines displayed

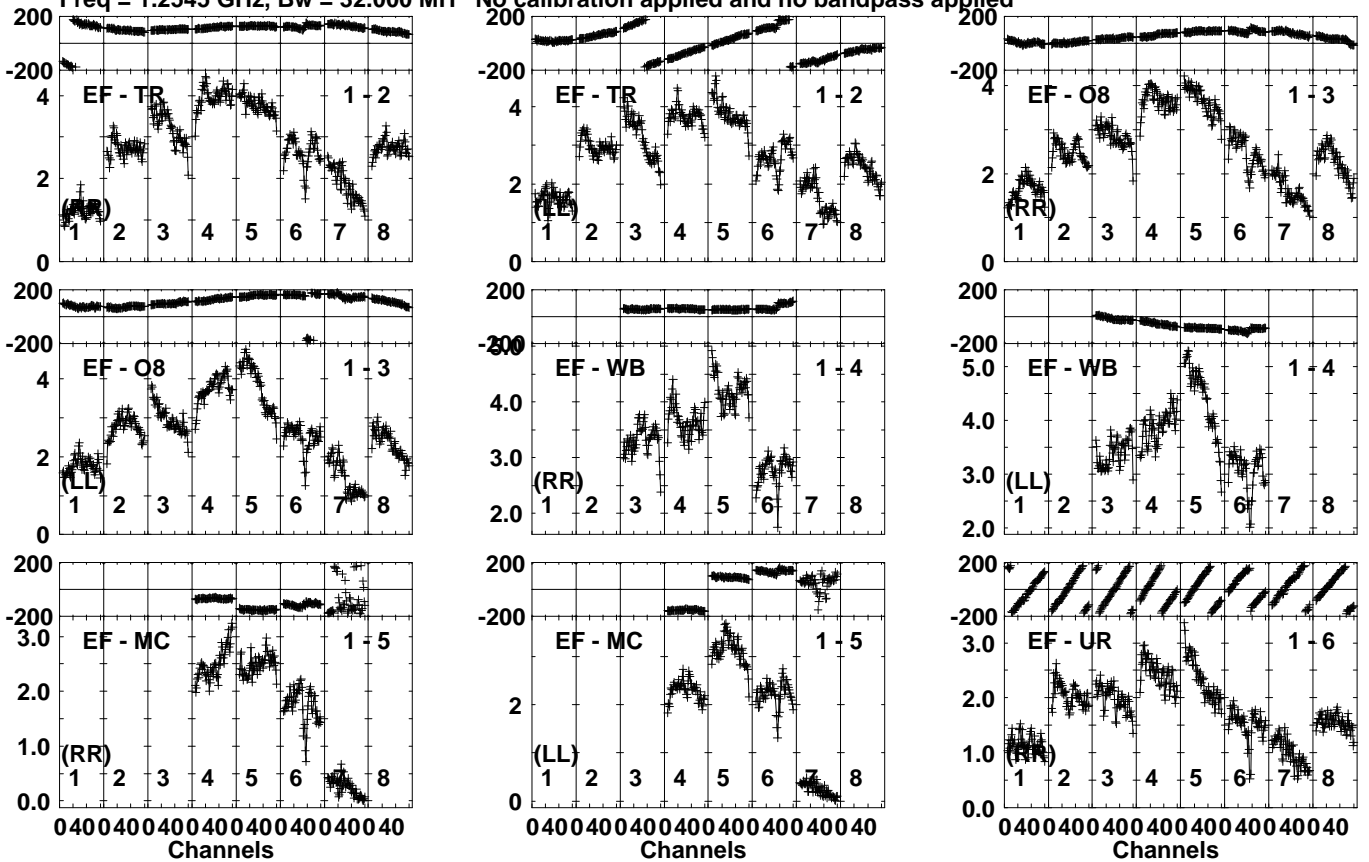
Timerange: 01/03:14:19 to 01/03:19:17

Plot file version 95 created 24-OCT-2023 11:47:33

J2311+4543 EK053D.UVDATA.1

Freq = 1.2545 GHz, Bw = 32.000 MH

No calibration applied and no bandpass applied

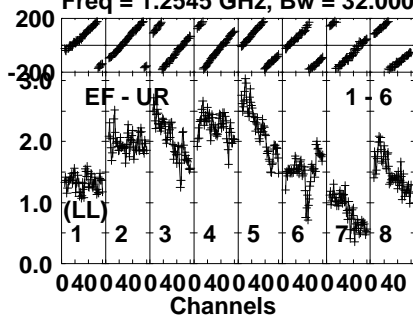


Lower frame: Milli Ampl Jy Top frame: Phas deg
Vector averaged cross-power spectrum Several baselines displayed
Timerange: 01/03:19:19 to 01/03:20:49

Plot file version 96 created 24-OCT-2023 11:47:33

J2311+4543 EK053D.UVDATA.1

Freq = 1.2545 GHz, Bw = 32.000 MH No calibration applied and no bandpass applied



Lower frame: Milli Ampl Jy Top frame: Phas deg

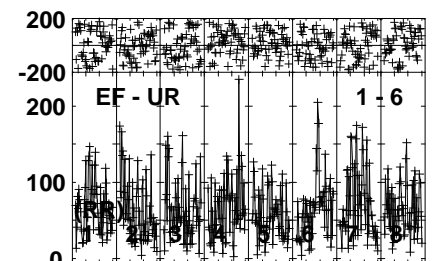
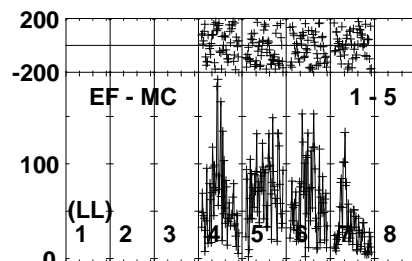
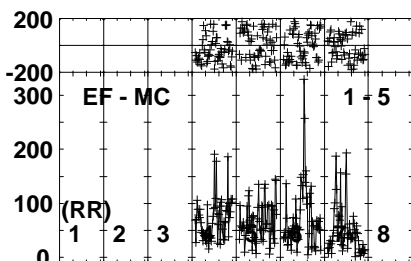
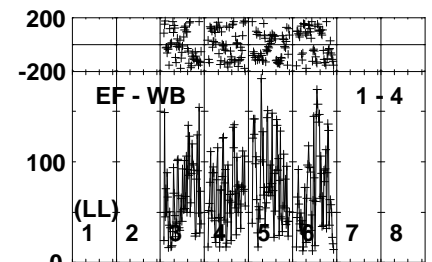
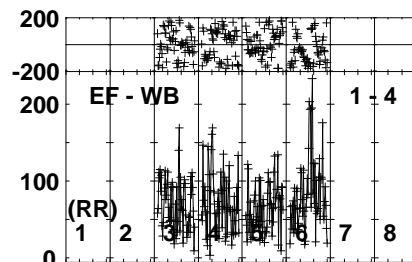
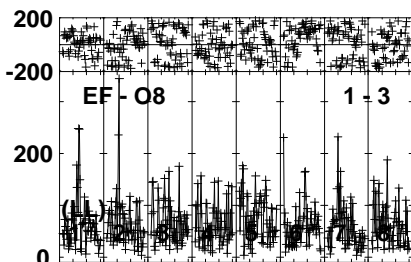
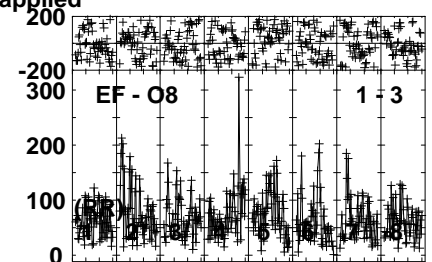
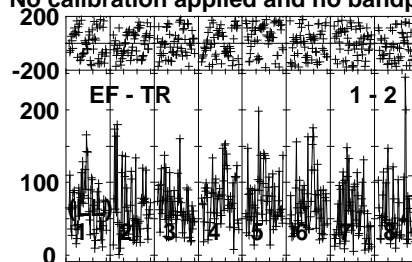
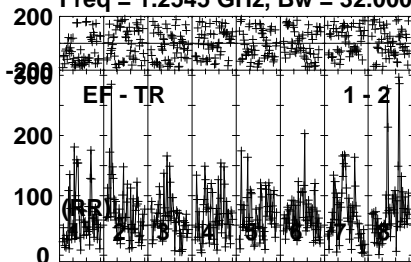
Vector averaged cross-power spectrum Several baselines displayed

Timerange: 01/03:19:19 to 01/03:20:49

Plot file version 97 created 24-OCT-2023 11:47:33

R220912 D EK053D.UVDATA.1

Freq = 1.2545 GHz, Bw = 32.000 MH No calibration applied and no bandpass applied

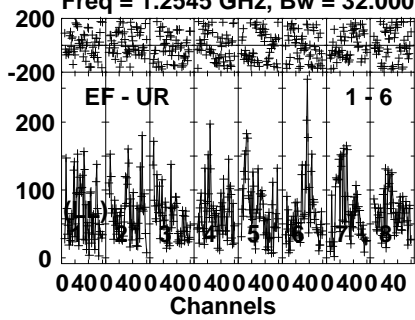


Lower frame: Micro Ampl Jy Top frame: Phas deg
Vector averaged cross-power spectrum Several baselines displayed
Timerange: 01/03:20:52 to 01/03:25:50

Plot file version 98 created 24-OCT-2023 11:47:34

R220912 D EK053D.UVDATA.1

Freq = 1.2545 GHz, Bw = 32.000 MH No calibration applied and no bandpass applied



Lower frame: Micro Ampl Jy Top frame: Phas deg

Vector averaged cross-power spectrum Several baselines displayed

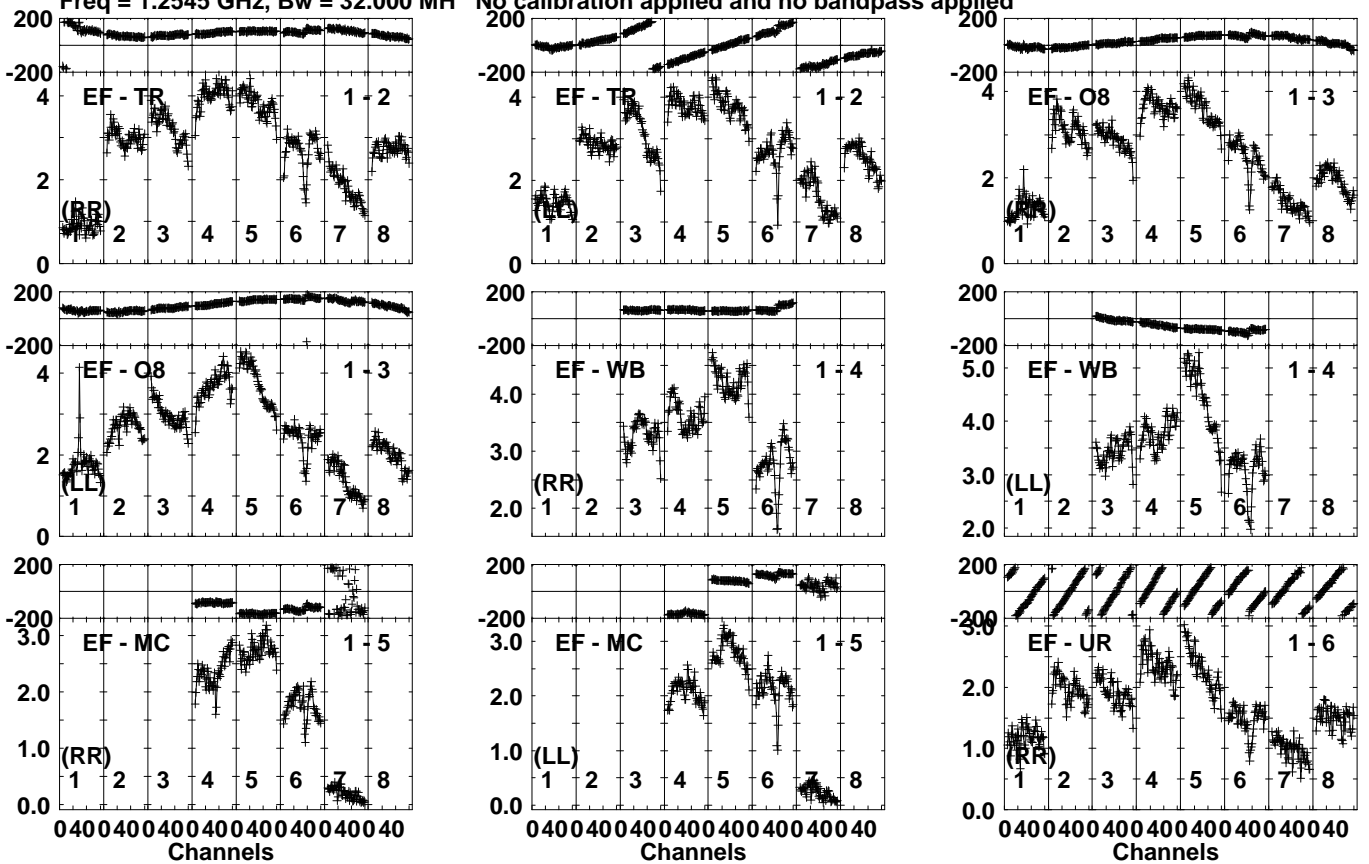
Timerange: 01/03:20:52 to 01/03:25:50

Plot file version 99 created 24-OCT-2023 11:47:34

J2311+4543 EK053D.UVDATA.1

Freq = 1.2545 GHz, Bw = 32.000 MH

No calibration applied and no bandpass applied

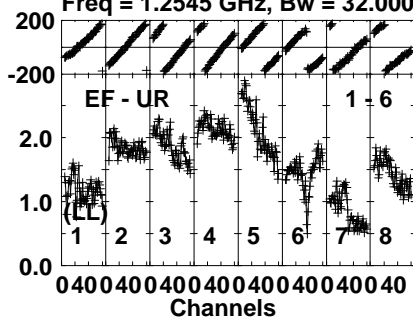


Lower frame: Milli Ampl Jy Top frame: Phas deg
Vector averaged cross-power spectrum Several baselines displayed
Timerange: 01/03:26:49 to 01/03:27:31

Plot file version 100 created 24-OCT-2023 11:47:34

J2311+4543 EK053D.UVDATA.1

Freq = 1.2545 GHz, Bw = 32.000 MH No calibration applied and no bandpass applied



Lower frame: Milli Ampl Jy Top frame: Phas deg

Vector averaged cross-power spectrum Several baselines displayed

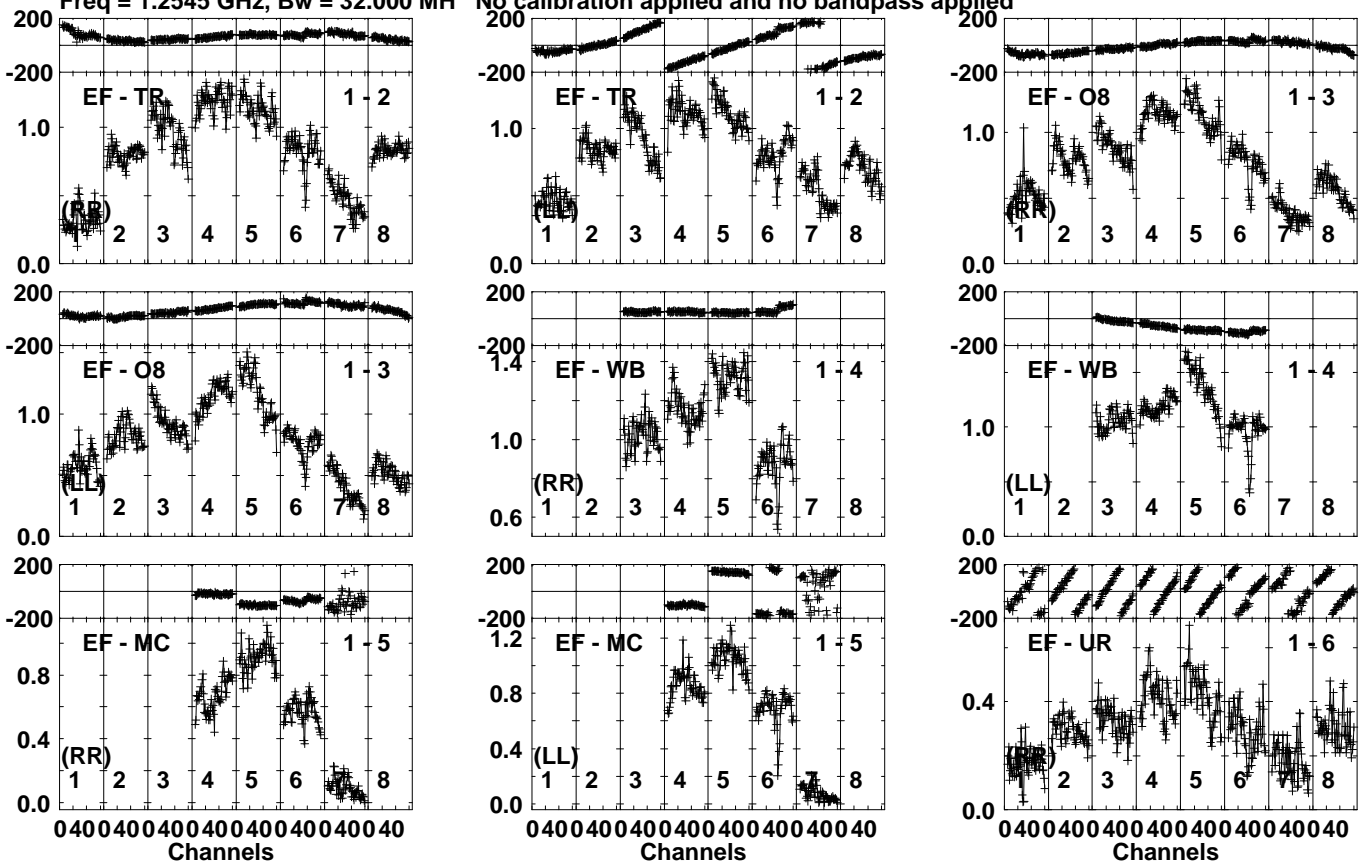
Timerange: 01/03:26:49 to 01/03:27:31

Plot file version 101 created 24-OCT-2023 11:47:34

J2327+4754 EK053D.UVDATA.1

Freq = 1.2545 GHz, Bw = 32.000 MH

No calibration applied and no bandpass applied

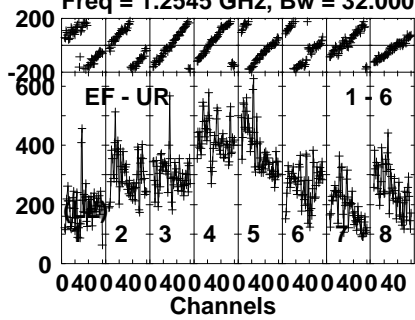


Lower frame: Milli Ampl Jy Top frame: Phas deg
Vector averaged cross-power spectrum Several baselines displayed
Timerange: 01/03:27:34 to 01/03:31:14

Plot file version 102 created 24-OCT-2023 11:47:34

J2327+4754 EK053D.UVDATA.1

Freq = 1.2545 GHz, Bw = 32.000 MH No calibration applied and no bandpass applied



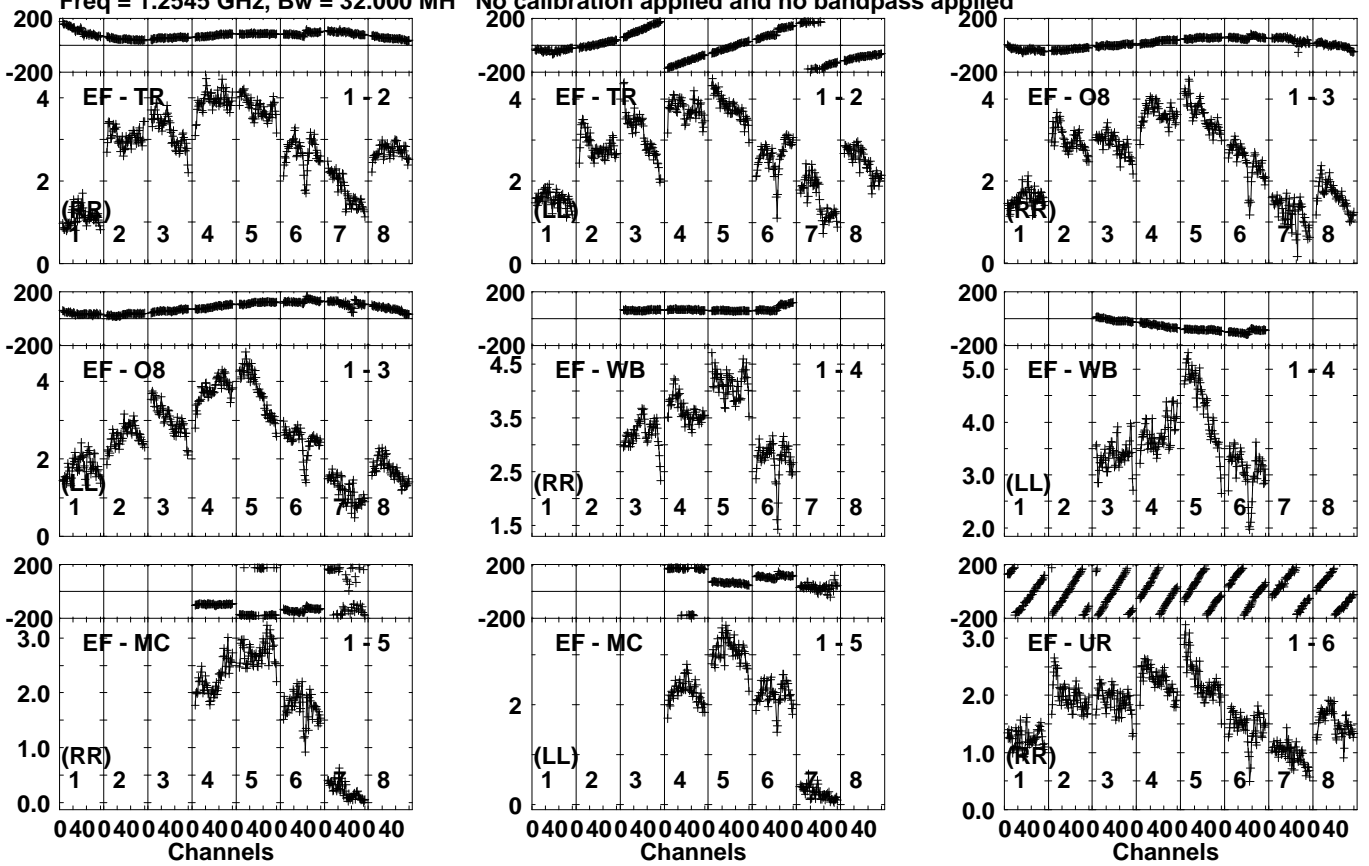
Lower frame: Micro Ampl Jy Top frame: Phas deg
Vector averaged cross-power spectrum Several baselines displayed
Timerange: 01/03:27:34 to 01/03:31:14

Plot file version 103 created 24-OCT-2023 11:47:34

J2311+4543 EK053D.UVDATA.1

Freq = 1.2545 GHz, Bw = 32.000 MH

No calibration applied and no bandpass applied

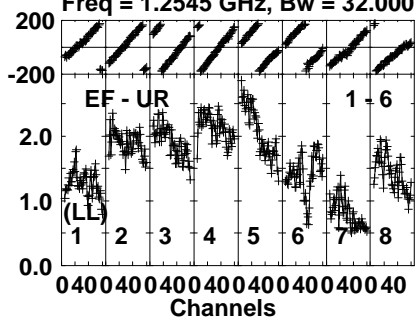


Lower frame: Milli Ampl Jy Top frame: Phas deg
Vector averaged cross-power spectrum Several baselines displayed
Timerange: 01/03:31:17 to 01/03:32:43

Plot file version 104 created 24-OCT-2023 11:47:34

J2311+4543 EK053D.UVDATA.1

Freq = 1.2545 GHz, Bw = 32.000 MH No calibration applied and no bandpass applied



Lower frame: Milli Ampl Jy Top frame: Phas deg

Vector averaged cross-power spectrum Several baselines displayed

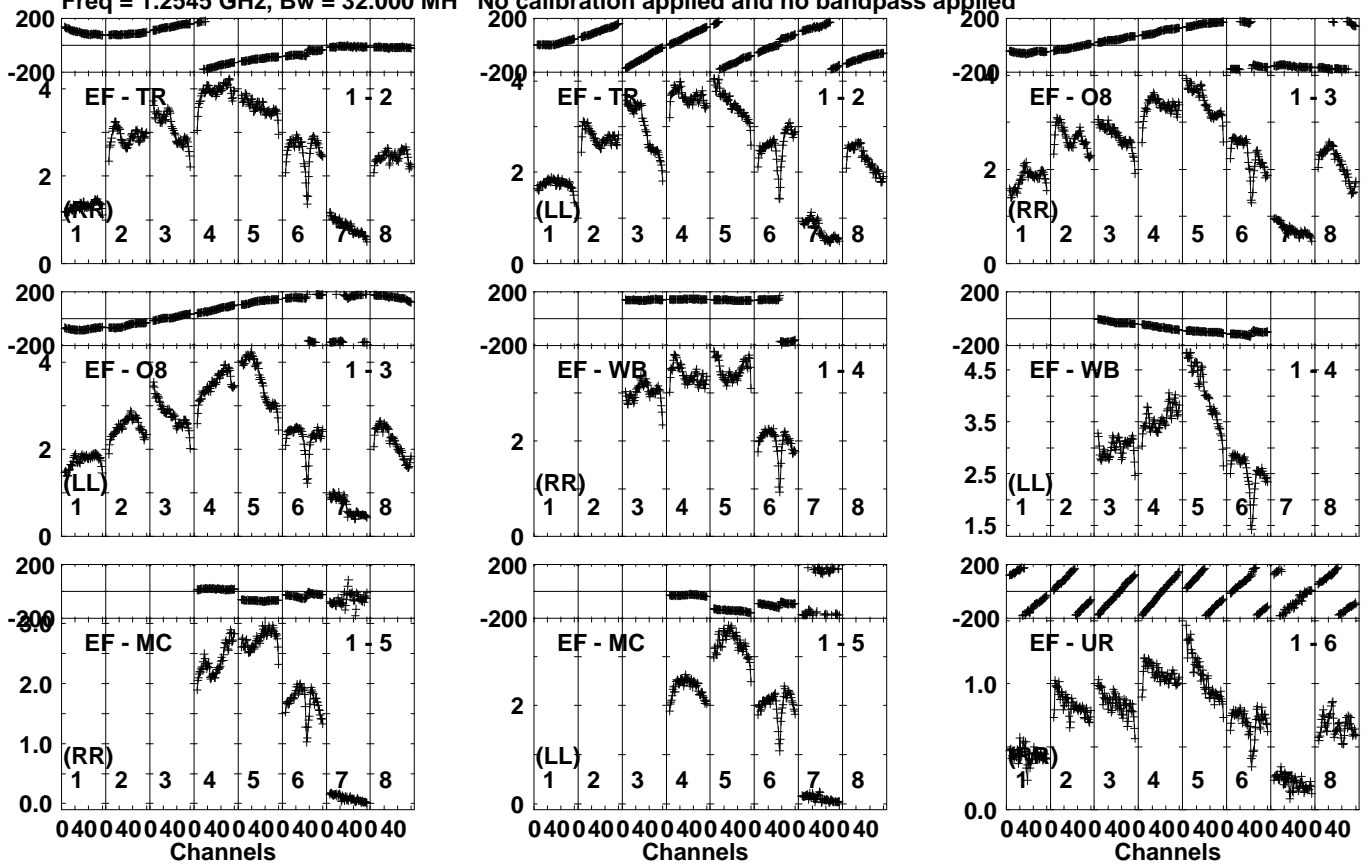
Timerange: 01/03:31:17 to 01/03:32:43

Plot file version 105 created 24-OCT-2023 11:47:34

J0449+6332 EK053D.UVDATA.1

Freq = 1.2545 GHz, Bw = 32.000 MH

No calibration applied and no bandpass applied

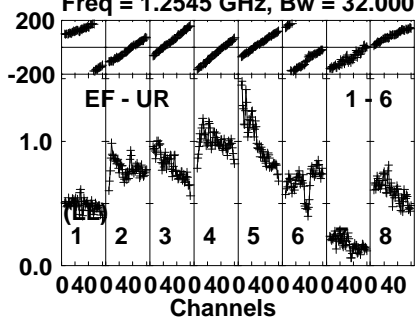


Lower frame: Milli Ampl Jy Top frame: Phas deg
Vector averaged cross-power spectrum Several baselines displayed
Timerange: 01/04:49:11 to 01/04:54:09

Plot file version 106 created 24-OCT-2023 11:47:34

J0449+6332 EK053D.UVDATA.1

Freq = 1.2545 GHz, Bw = 32.000 MH No calibration applied and no bandpass applied



Lower frame: Milli Ampl Jy Top frame: Phas deg

Vector averaged cross-power spectrum Several baselines displayed

Timerange: 01/04:49:11 to 01/04:54:09