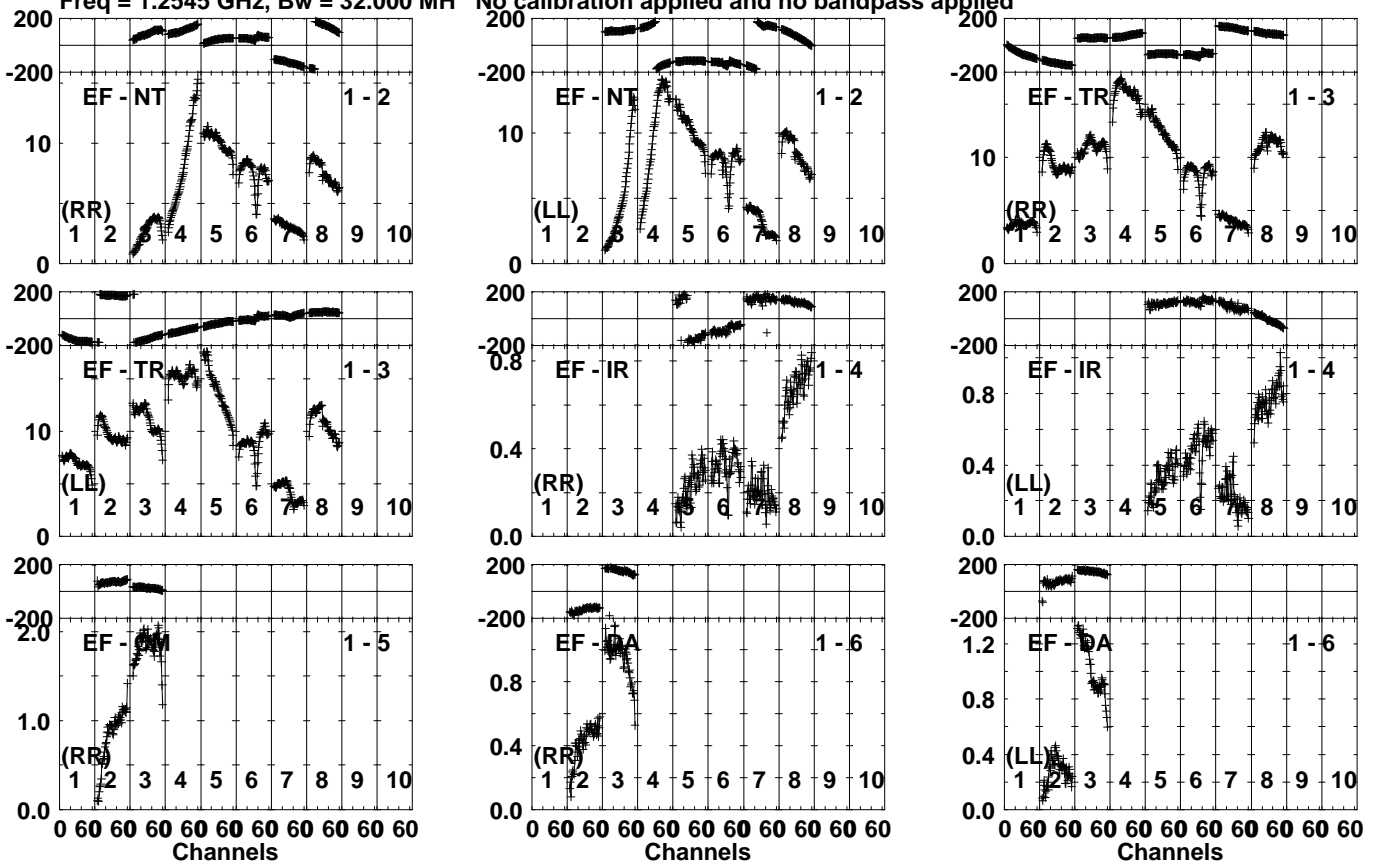


Plot file version 1 created 16-APR-2024 16:20:15

J1829+4844 EK056A.UVDATA.1

Freq = 1.2545 GHz, Bw = 32.000 MH

No calibration applied and no bandpass applied



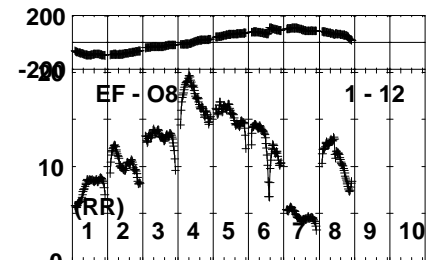
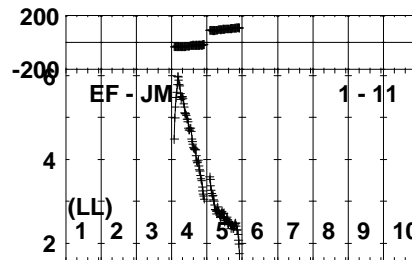
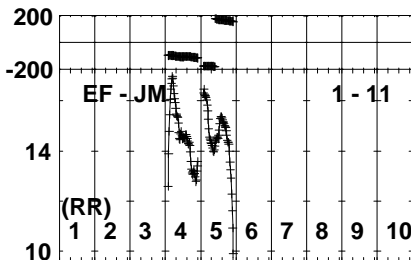
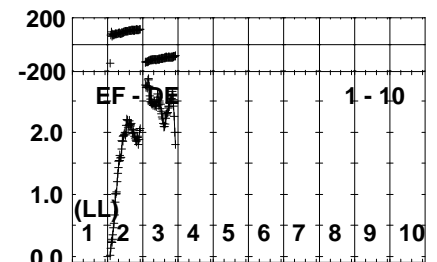
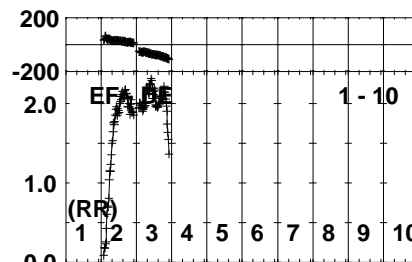
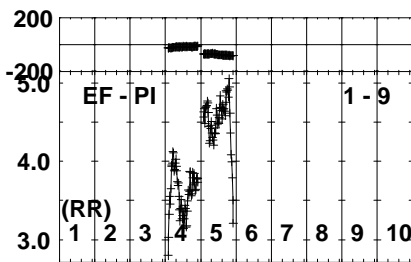
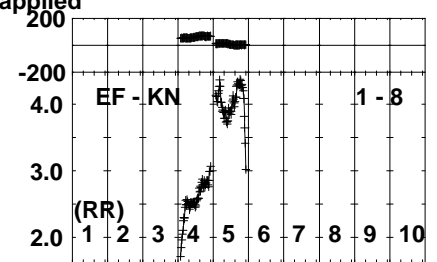
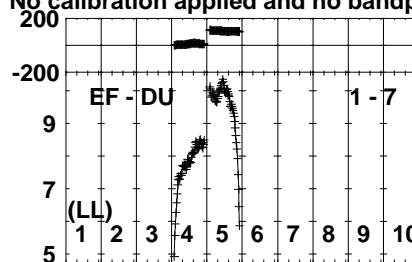
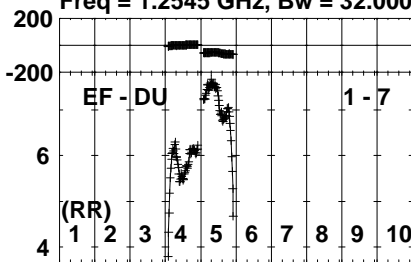
Lower frame: Milli Ampl Jy Top frame: Phas deg
Vector averaged cross-power spectrum Several baselines displayed
Timerange: 00/04:29:24 to 00/04:33:22

Plot file version 2 created 16-APR-2024 16:20:16

J1829+4844 EK056A.UVDATA.1

Freq = 1.2545 GHz, Bw = 32.000 MH

No calibration applied and no bandpass applied



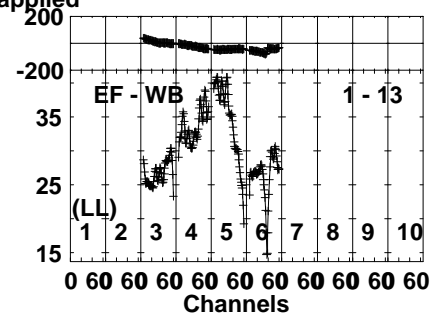
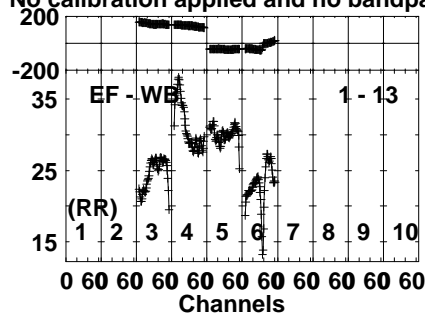
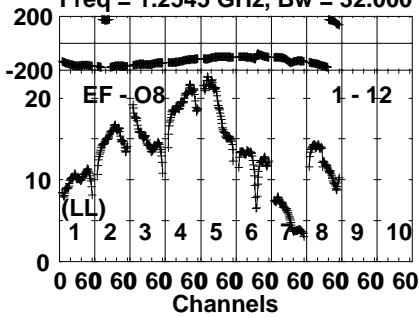
Lower frame: Milli Ampl Jy Top frame: Phas deg
Vector averaged cross-power spectrum Several baselines displayed
Timerange: 00/04:29:24 to 00/04:33:22

Plot file version 3 created 16-APR-2024 16:20:16

J1829+4844 EK056A.UVDATA.1

Freq = 1.2545 GHz, Bw = 32.000 MH

No calibration applied and no bandpass applied

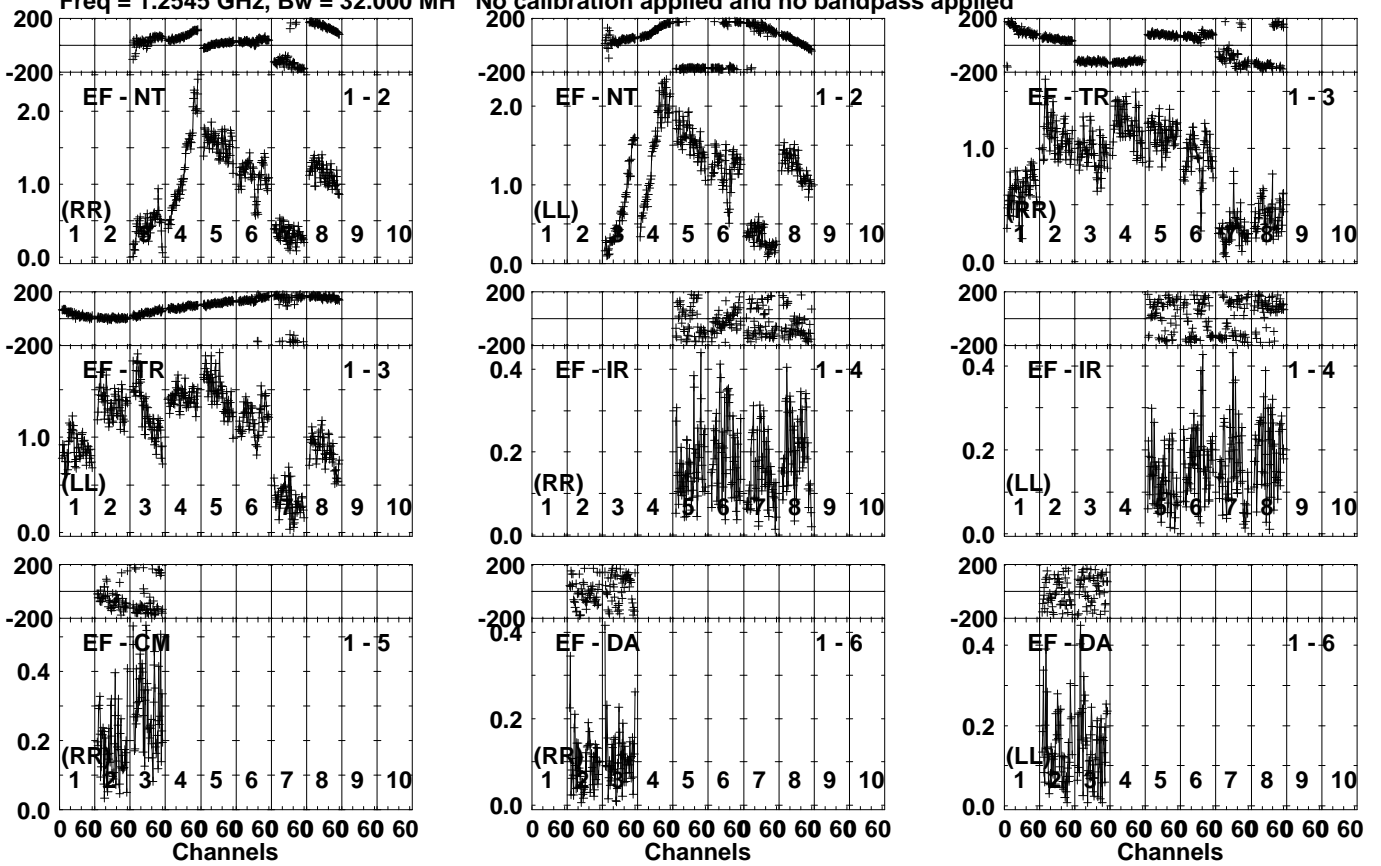


Lower frame: Milli Ampl Jy Top frame: Phas deg
Vector averaged cross-power spectrum Several baselines displayed
Timerange: 00/04:29:24 to 00/04:33:22

Plot file version 4 created 16-APR-2024 16:20:16

J2125+0441 EK056A.UVDATA.1

Freq = 1.2545 GHz, Bw = 32.000 MH No calibration applied and no bandpass applied



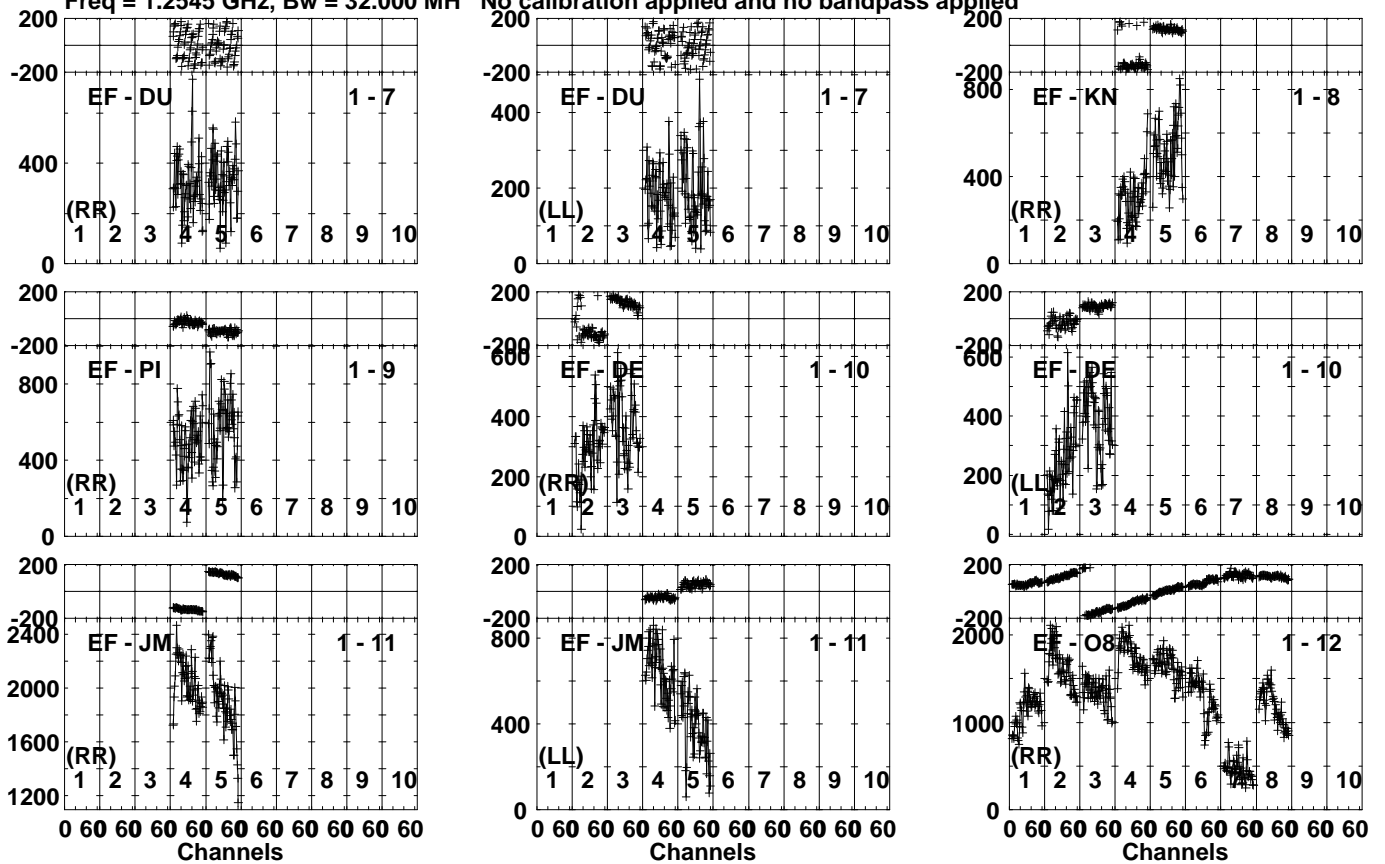
Lower frame: Milli Ampl Jy Top frame: Phas deg
Vector averaged cross-power spectrum Several baselines displayed
Timerange: 00/06:41:36 to 00/06:42:24

Plot file version 5 created 16-APR-2024 16:20:16

J2125+0441 EK056A.UVDATA.1

Freq = 1.2545 GHz, Bw = 32.000 MH

No calibration applied and no bandpass applied



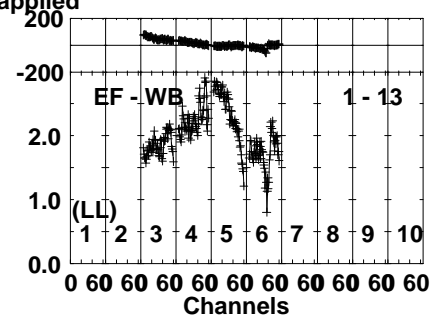
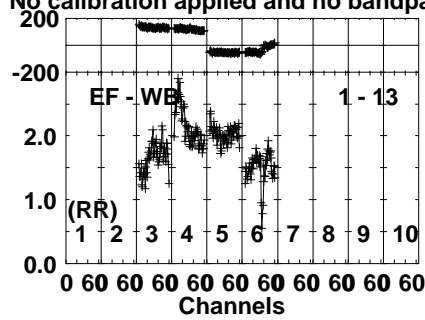
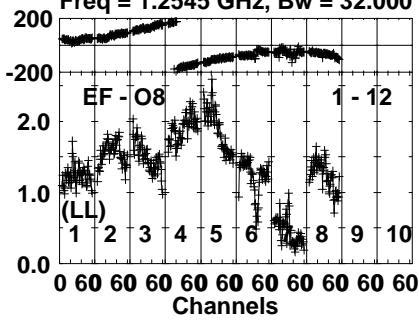
Lower frame: Micro Ampl Jy Top frame: Phas deg
Vector averaged cross-power spectrum Several baselines displayed
Timerange: 00/06:41:36 to 00/06:42:24

Plot file version 6 created 16-APR-2024 16:20:16

J2125+0441 EK056A.UVDATA.1

Freq = 1.2545 GHz, Bw = 32.000 MH

No calibration applied and no bandpass applied

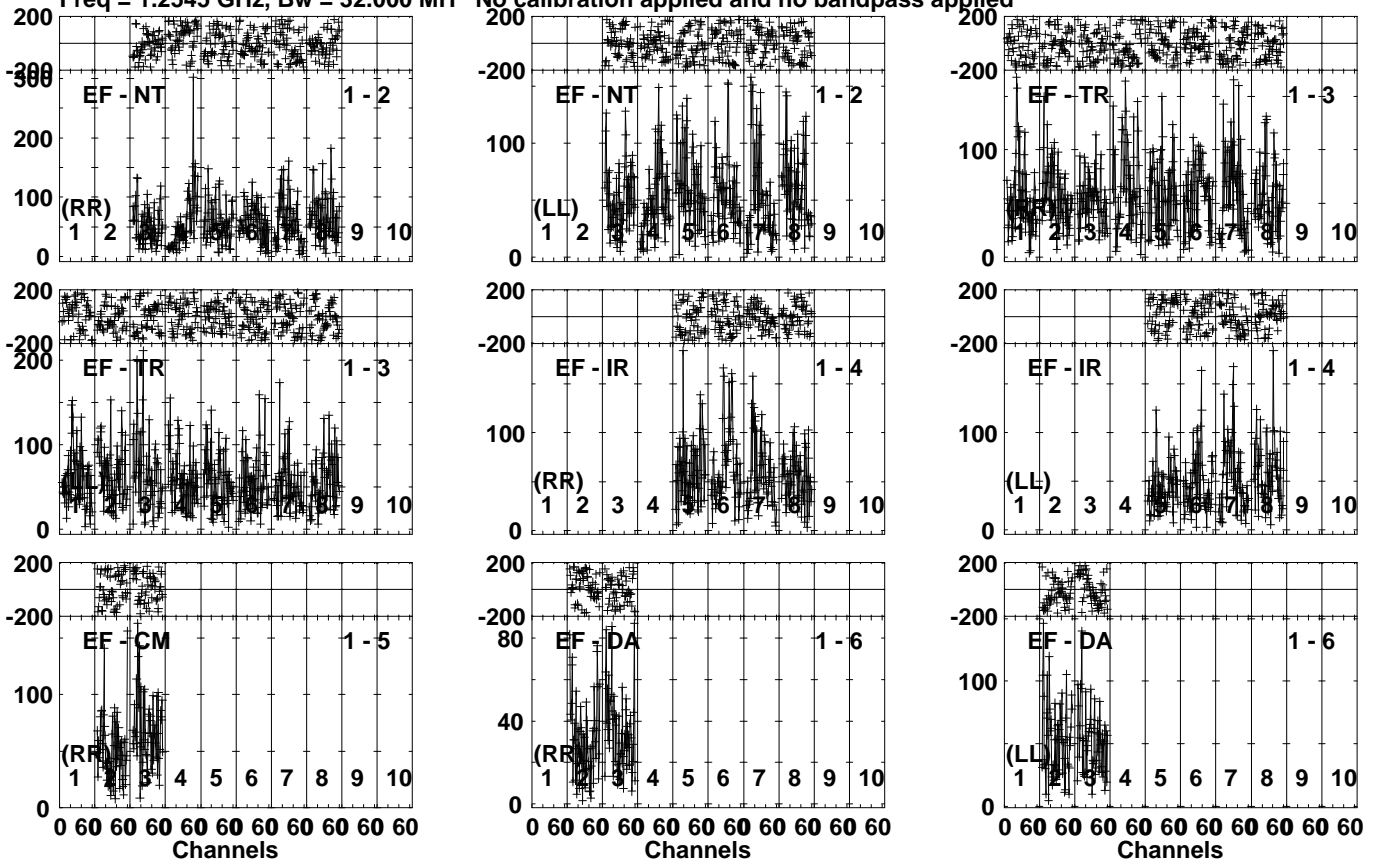


Lower frame: Milli Ampl Jy Top frame: Phas deg
Vector averaged cross-power spectrum Several baselines displayed
Timerange: 00/06:41:36 to 00/06:42:24

Plot file version 7 created 16-APR-2024 16:20:16

R240114 D EK056A.UVDATA.1

Freq = 1.2545 GHz, Bw = 32.000 MH No calibration applied and no bandpass applied

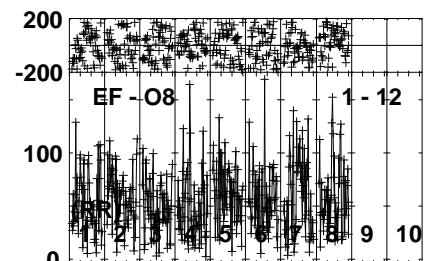
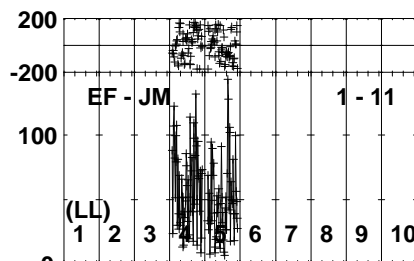
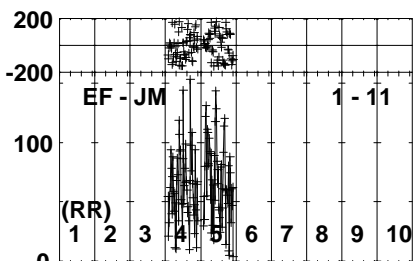
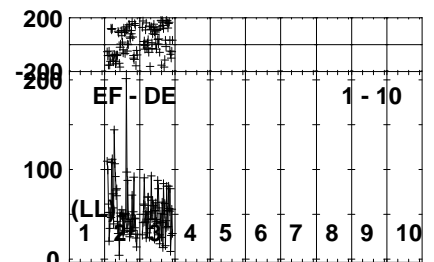
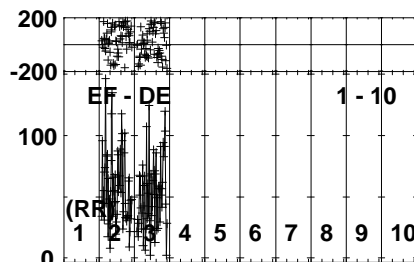
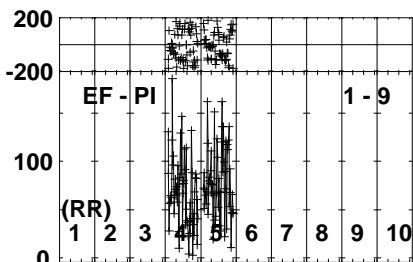
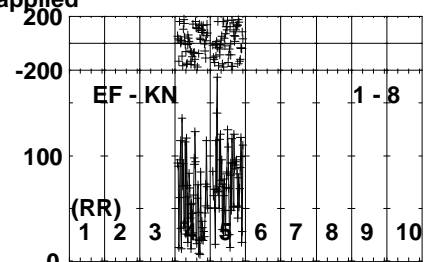
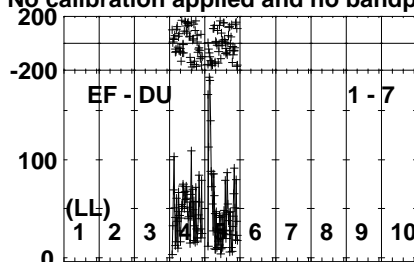
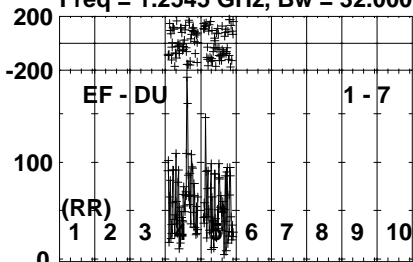


Lower frame: Micro Ampl Jy Top frame: Phas deg
Vector averaged cross-power spectrum Several baselines displayed
Timerange: 00/06:42:26 to 00/06:48:24

Plot file version 8 created 16-APR-2024 16:20:17

R240114 D EK056A.UVDATA.1

Freq = 1.2545 GHz, Bw = 32.000 MH No calibration applied and no bandpass applied



0 60 60 60 60 60 60 60 60 60
Channels

0 60 60 60 60 60 60 60 60 60
Channels

0 60 60 60 60 60 60 60 60 60
Channels

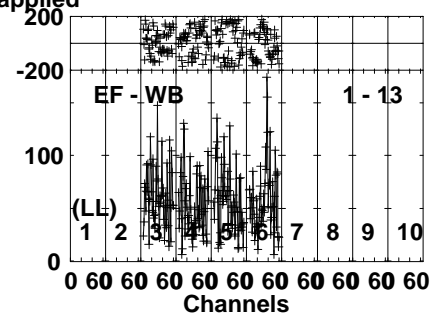
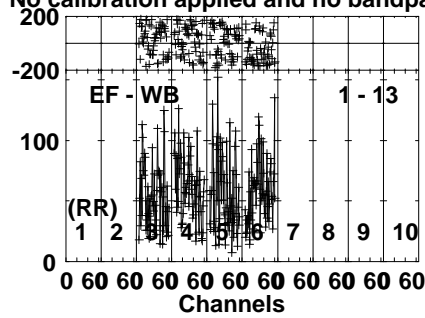
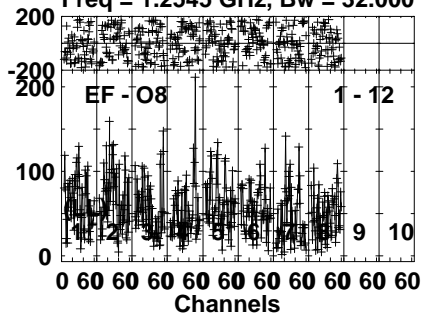
Lower frame: Micro Ampl Jy Top frame: Phas deg
Vector averaged cross-power spectrum Several baselines displayed
Timerange: 00/06:42:26 to 00/06:48:24

Plot file version 9 created 16-APR-2024 16:20:17

R240114 D EK056A.UVDATA.1

Freq = 1.2545 GHz, Bw = 32.000 MH

No calibration applied and no bandpass applied



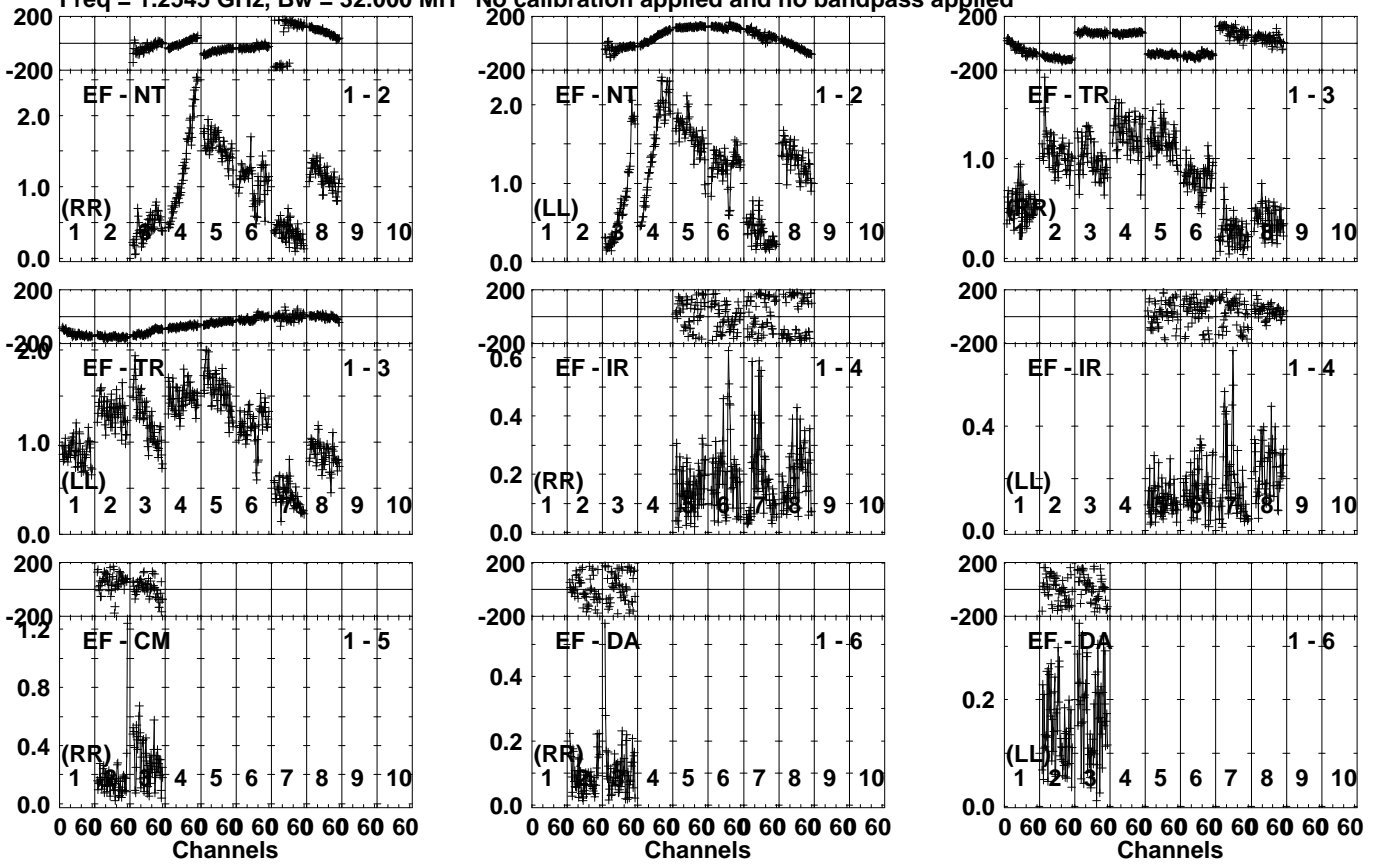
Lower frame: Micro Ampl Jy Top frame: Phas deg
Vector averaged cross-power spectrum Several baselines displayed
Timerange: 00/06:42:26 to 00/06:48:24

Plot file version 10 created 16-APR-2024 16:20:17

J2125+0441 EK056A.UVDATA.1

Freq = 1.2545 GHz, Bw = 32.000 MH

No calibration applied and no bandpass applied

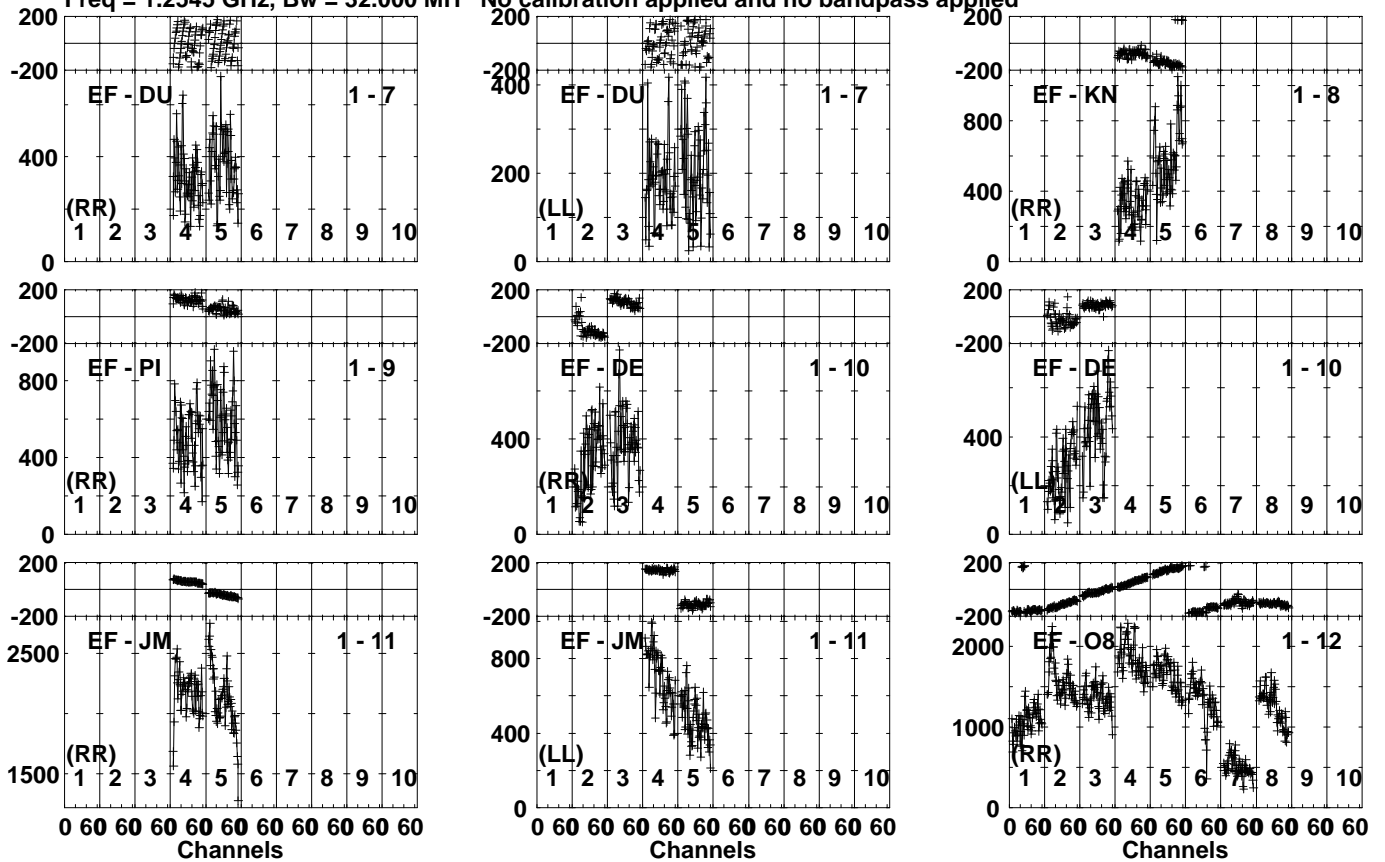


Lower frame: Milli Ampl Jy Top frame: Phas deg
Vector averaged cross-power spectrum Several baselines displayed
Timerange: 00/06:48:28 to 00/06:49:42

Plot file version 11 created 16-APR-2024 16:20:17

J2125+0441 EK056A.UVDATA.1

Freq = 1.2545 GHz, Bw = 32.000 MH No calibration applied and no bandpass applied



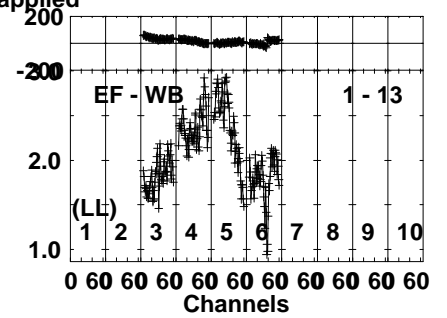
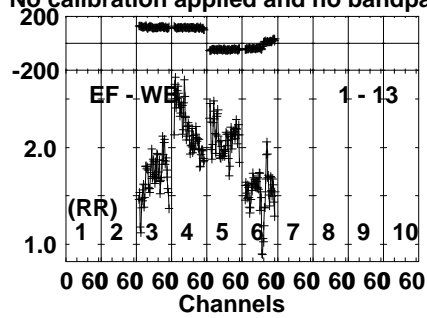
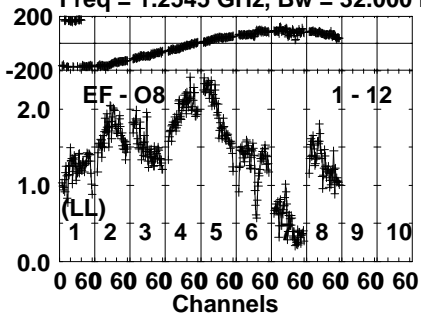
Lower frame: Micro Ampl Jy Top frame: Phas deg
Vector averaged cross-power spectrum Several baselines displayed
Timerange: 00/06:48:28 to 00/06:49:42

Plot file version 12 created 16-APR-2024 16:20:18

J2125+0441 EK056A.UVDATA.1

Freq = 1.2545 GHz, Bw = 32.000 MH

No calibration applied and no bandpass applied

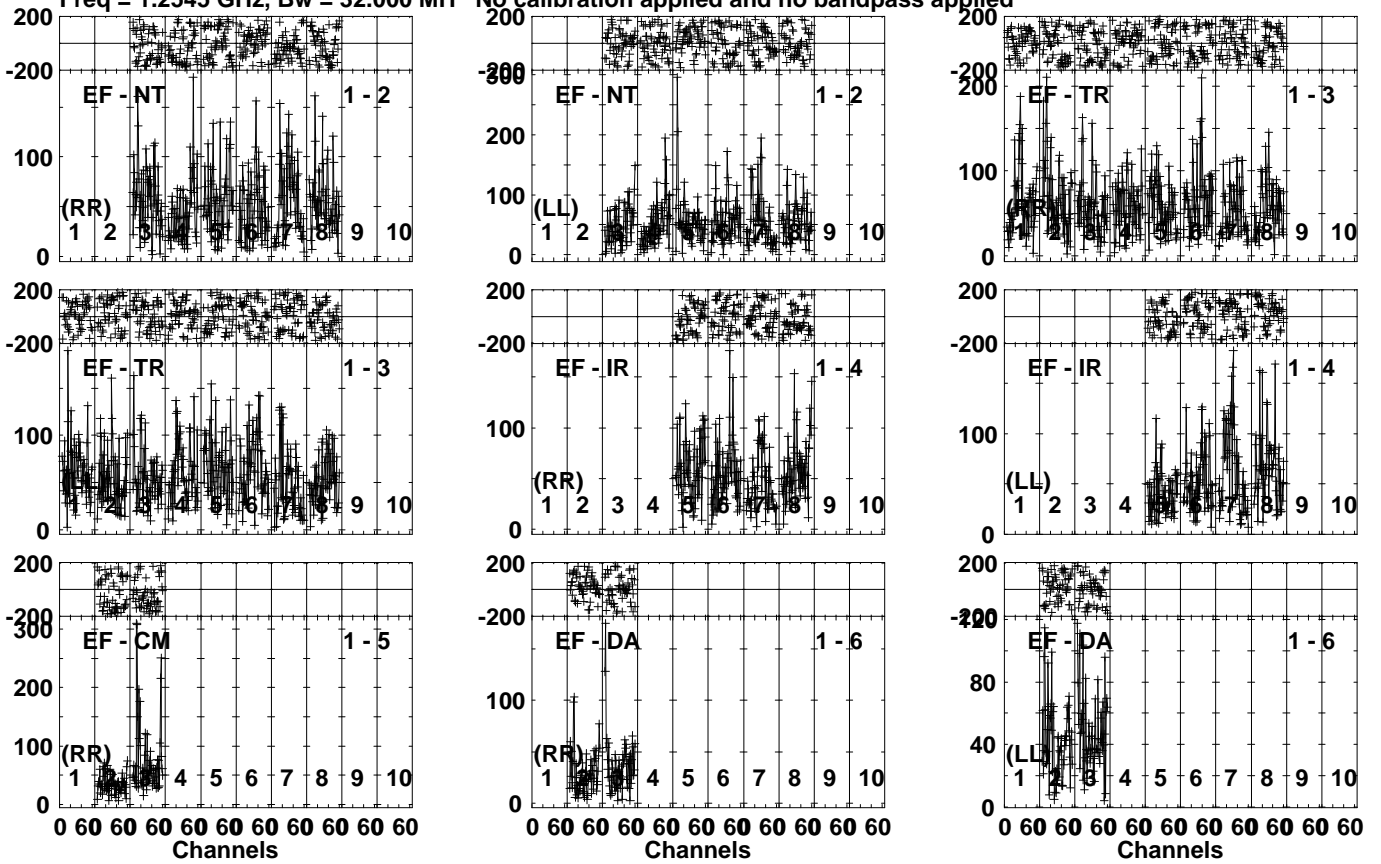


Lower frame: Milli Ampl Jy Top frame: Phas deg
Vector averaged cross-power spectrum Several baselines displayed
Timerange: 00/06:48:28 to 00/06:49:42

Plot file version 13 created 16-APR-2024 16:20:18

R240114 D EK056A.UVDATA.1

Freq = 1.2545 GHz, Bw = 32.000 MH No calibration applied and no bandpass applied

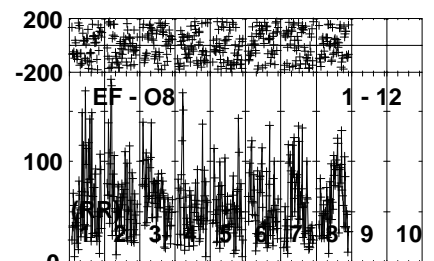
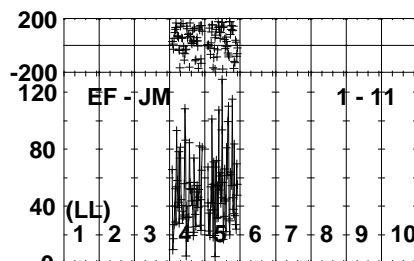
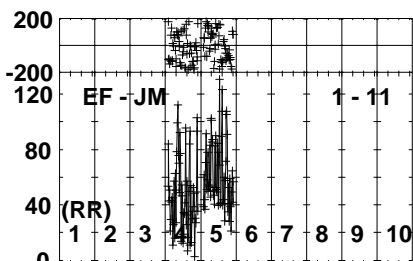
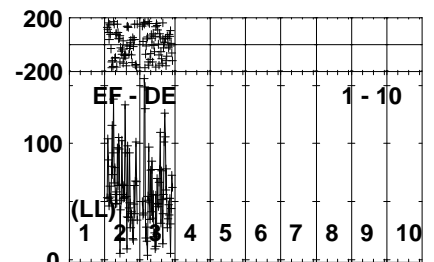
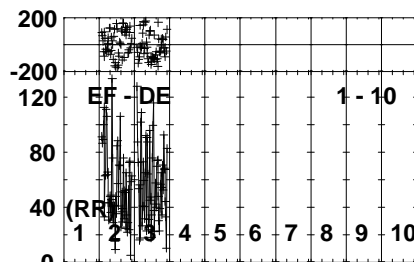
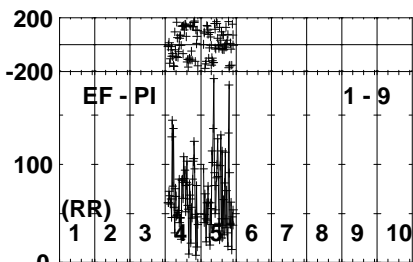
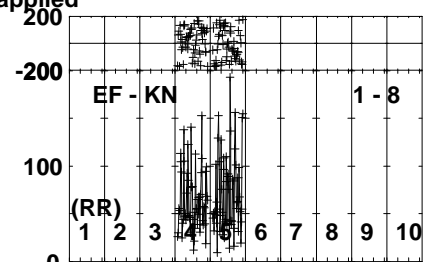
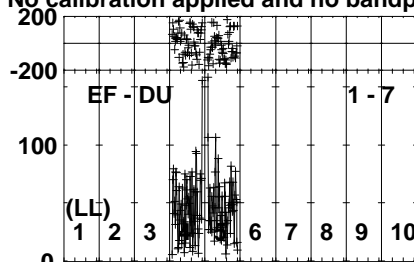
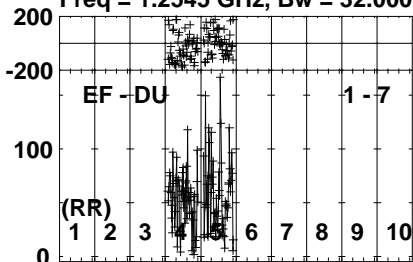


Lower frame: Micro Ampl Jy Top frame: Phas deg
Vector averaged cross-power spectrum Several baselines displayed
Timerange: 00/06:49:44 to 00/06:55:42

Plot file version 14 created 16-APR-2024 16:20:18

R240114 D EK056A.UVDATA.1

Freq = 1.2545 GHz, Bw = 32.000 MH No calibration applied and no bandpass applied

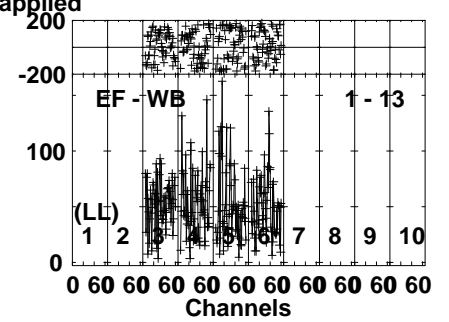
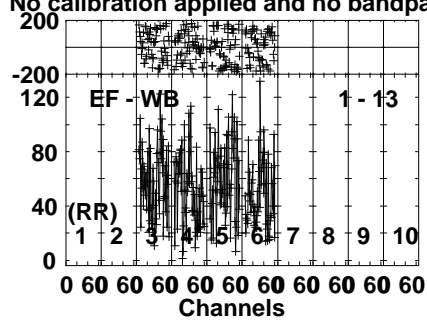
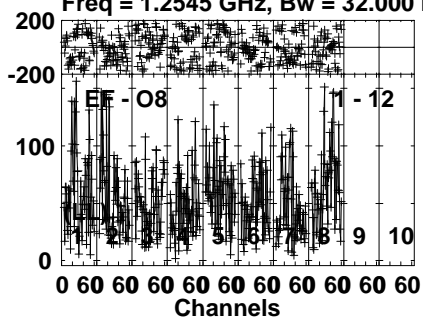


Lower frame: Micro Ampl Jy Top frame: Phas deg
Vector averaged cross-power spectrum Several baselines displayed
Timerange: 00/06:49:44 to 00/06:55:42

Plot file version 15 created 16-APR-2024 16:20:18

R240114 D EK056A.UVDATA.1

Freq = 1.2545 GHz, Bw = 32.000 MH No calibration applied and no bandpass applied

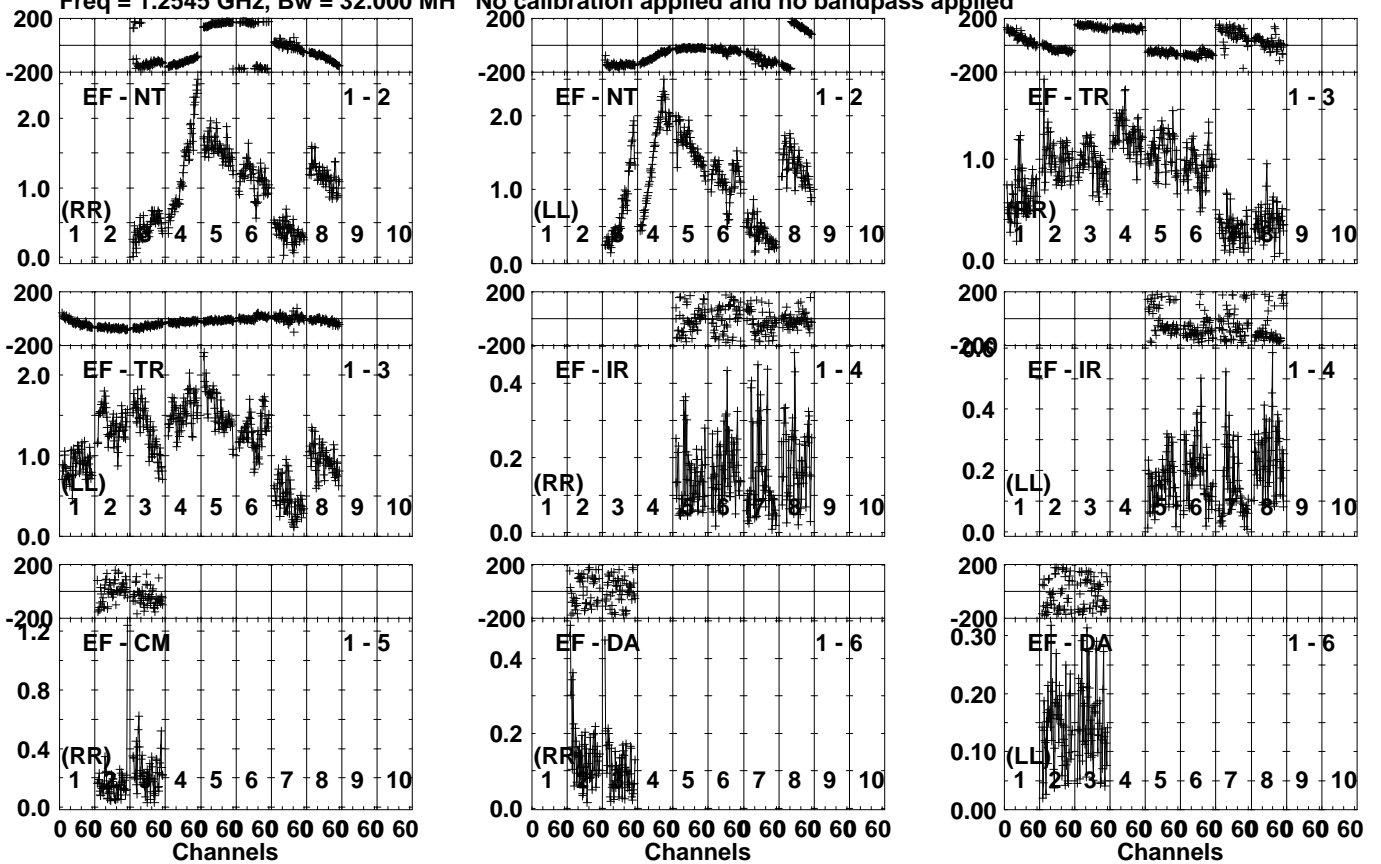


Lower frame: Micro Ampl Jy Top frame: Phas deg
Vector averaged cross-power spectrum Several baselines displayed
Timerange: 00/06:49:44 to 00/06:55:42

Plot file version 16 created 16-APR-2024 16:20:18

J2125+0441 EK056A.UVDATA.1

Freq = 1.2545 GHz, Bw = 32.000 MH No calibration applied and no bandpass applied

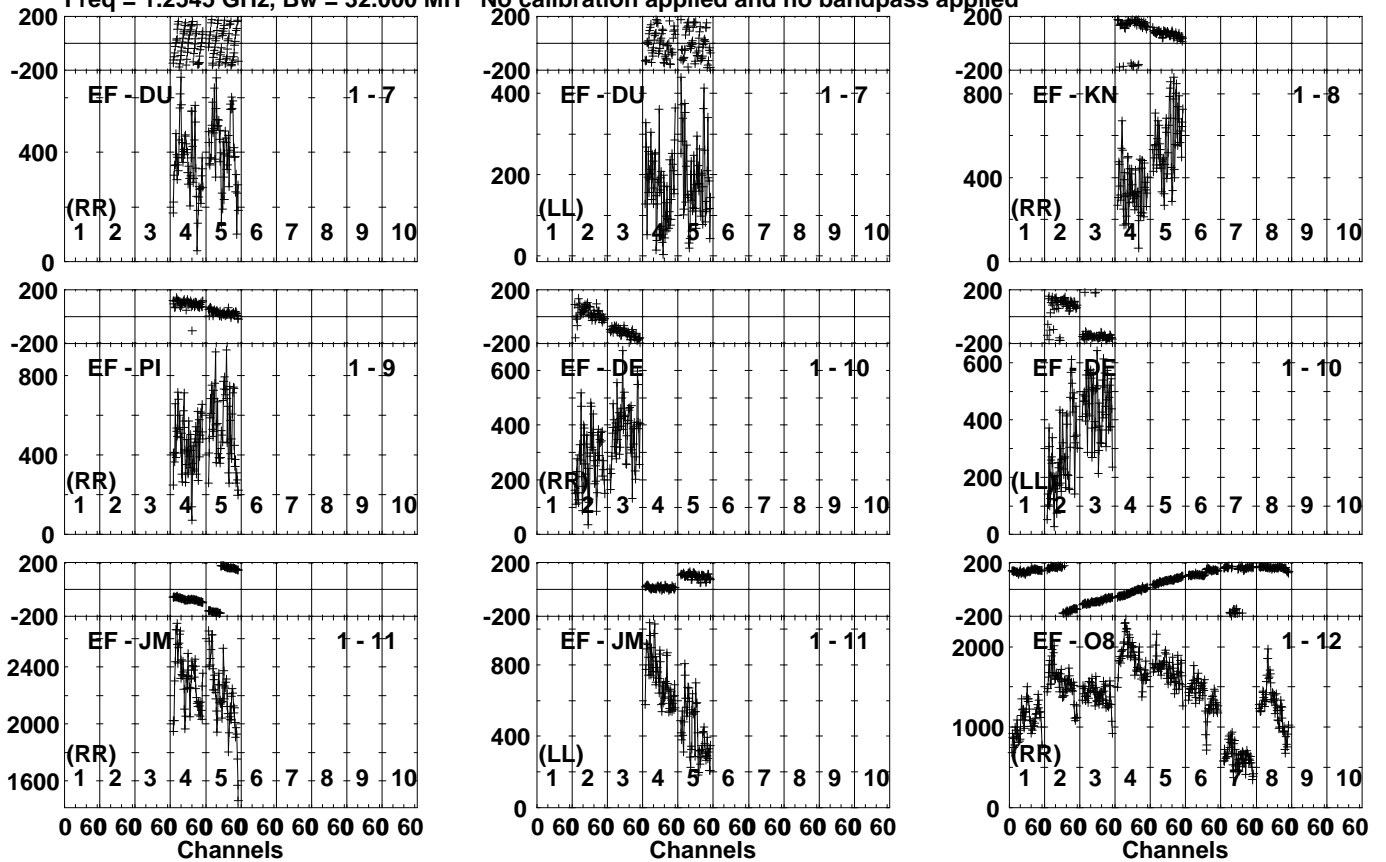


Lower frame: Milli Ampl Jy Top frame: Phas deg
Vector averaged cross-power spectrum Several baselines displayed
Timerange: 00/06:56:21 to 00/06:57:09

Plot file version 17 created 16-APR-2024 16:20:18

J2125+0441 EK056A.UVDATA.1

Freq = 1.2545 GHz, Bw = 32.000 MH No calibration applied and no bandpass applied



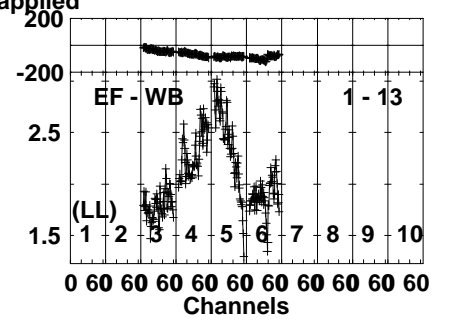
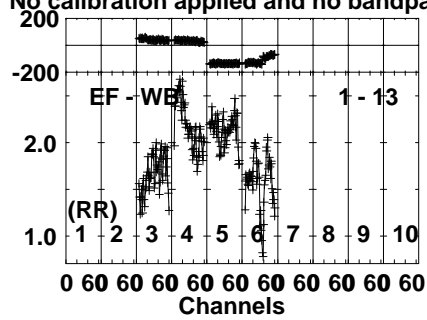
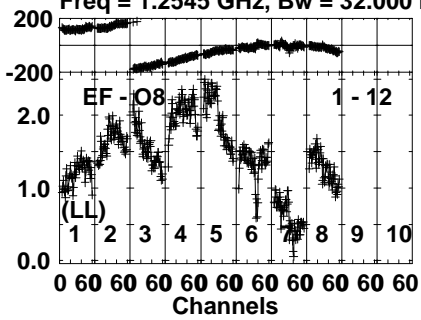
Lower frame: Micro Ampl Jy Top frame: Phas deg
Vector averaged cross-power spectrum Several baselines displayed
Timerange: 00/06:56:21 to 00/06:57:09

Plot file version 18 created 16-APR-2024 16:20:19

J2125+0441 EK056A.UVDATA.1

Freq = 1.2545 GHz, Bw = 32.000 MH

No calibration applied and no bandpass applied

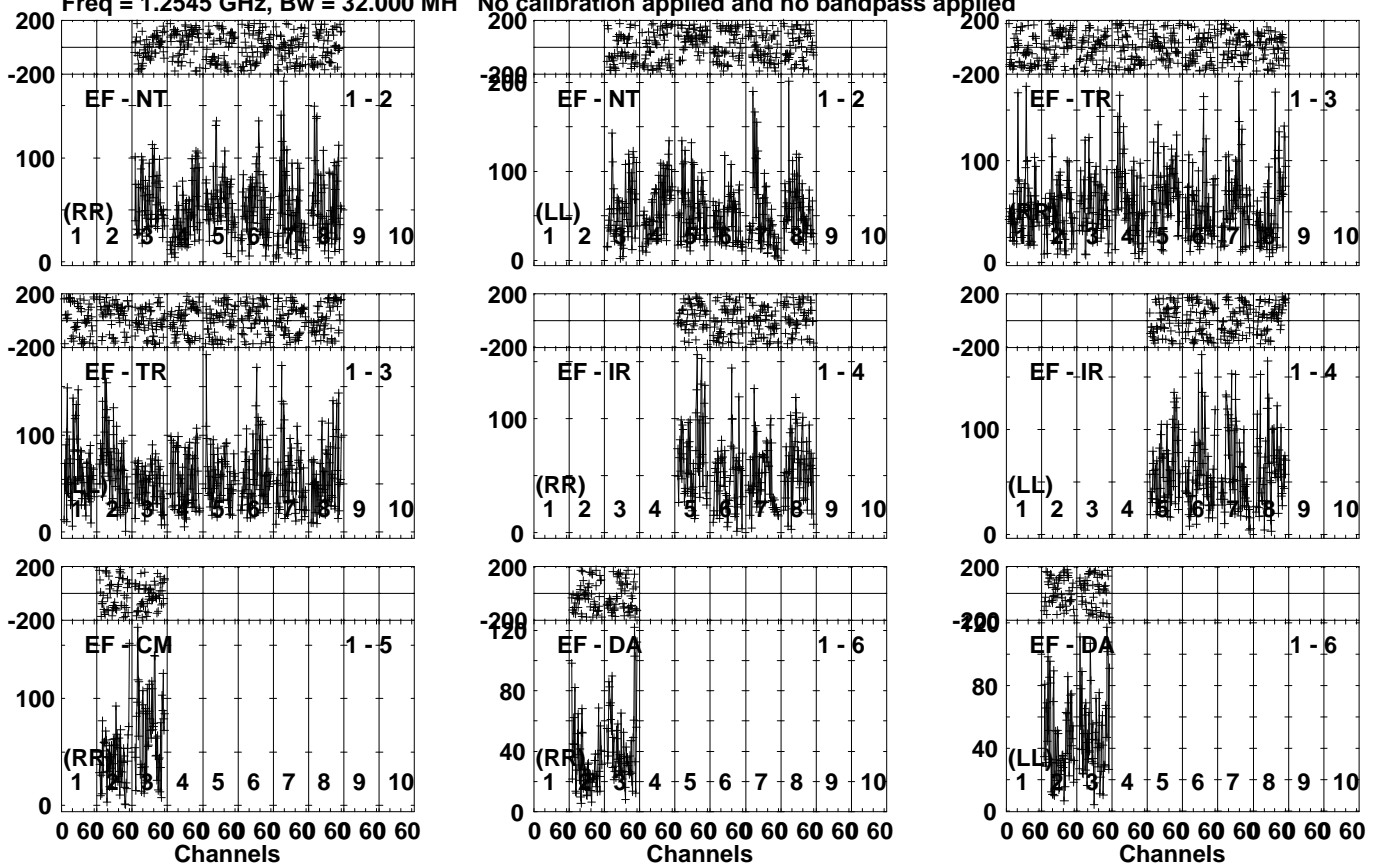


Lower frame: Milli Ampl Jy Top frame: Phas deg
Vector averaged cross-power spectrum Several baselines displayed
Timerange: 00/06:56:21 to 00/06:57:09

Plot file version 19 created 16-APR-2024 16:20:19

R240114 D EK056A.UVDATA.1

Freq = 1.2545 GHz, Bw = 32.000 MH No calibration applied and no bandpass applied

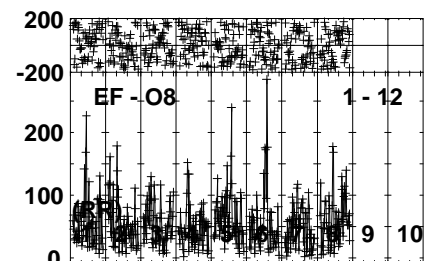
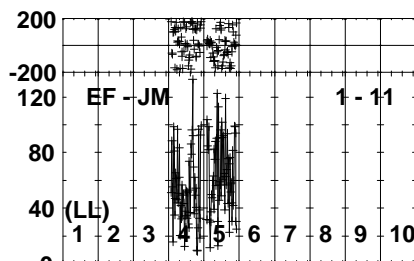
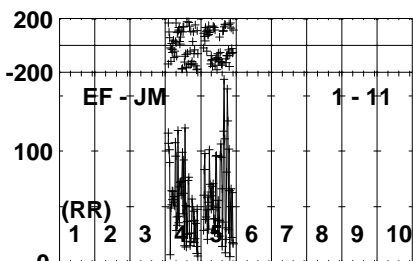
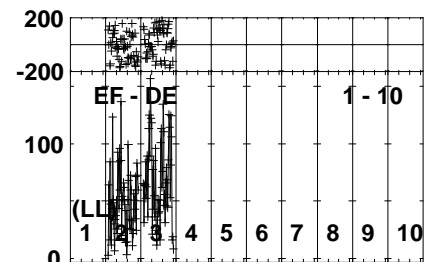
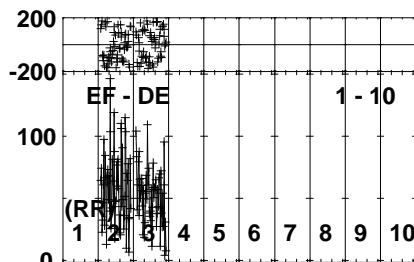
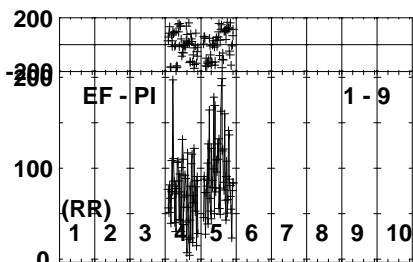
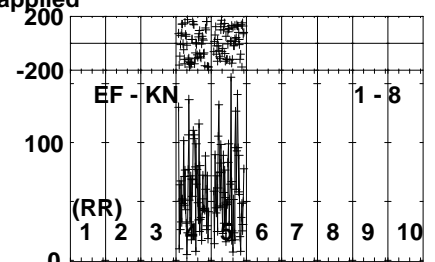
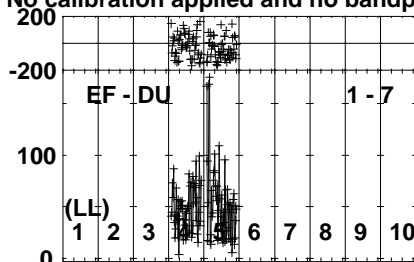
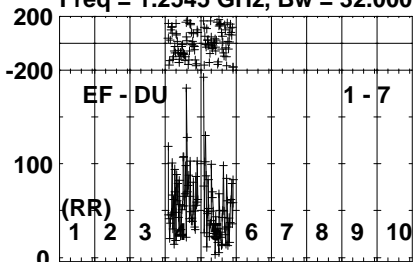


Lower frame: Micro Ampl Jy Top frame: Phas deg
Vector averaged cross-power spectrum Several baselines displayed
Timerange: 00/06:57:11 to 00/07:03:09

Plot file version 20 created 16-APR-2024 16:20:19

R240114 D EK056A.UVDATA.1

Freq = 1.2545 GHz, Bw = 32.000 MH No calibration applied and no bandpass applied

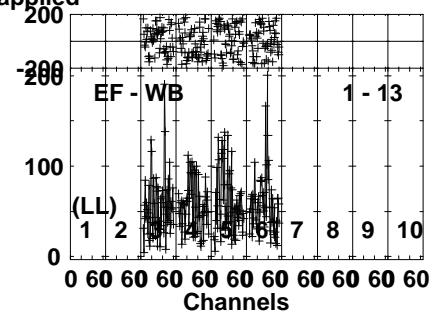
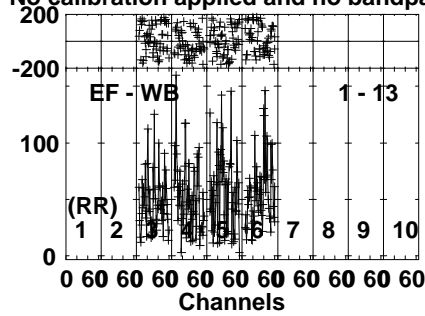
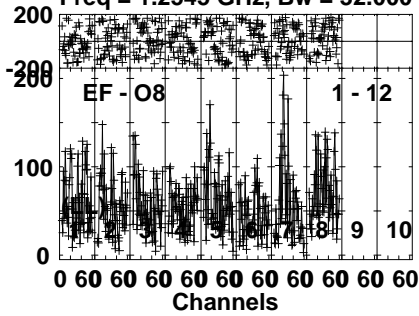


Lower frame: Micro Ampl Jy Top frame: Phas deg
Vector averaged cross-power spectrum Several baselines displayed
Timerange: 00/06:57:11 to 00/07:03:09

Plot file version 21 created 16-APR-2024 16:20:19

R240114 D EK056A.UVDATA.1

Freq = 1.2545 GHz, Bw = 32.000 MH No calibration applied and no bandpass applied

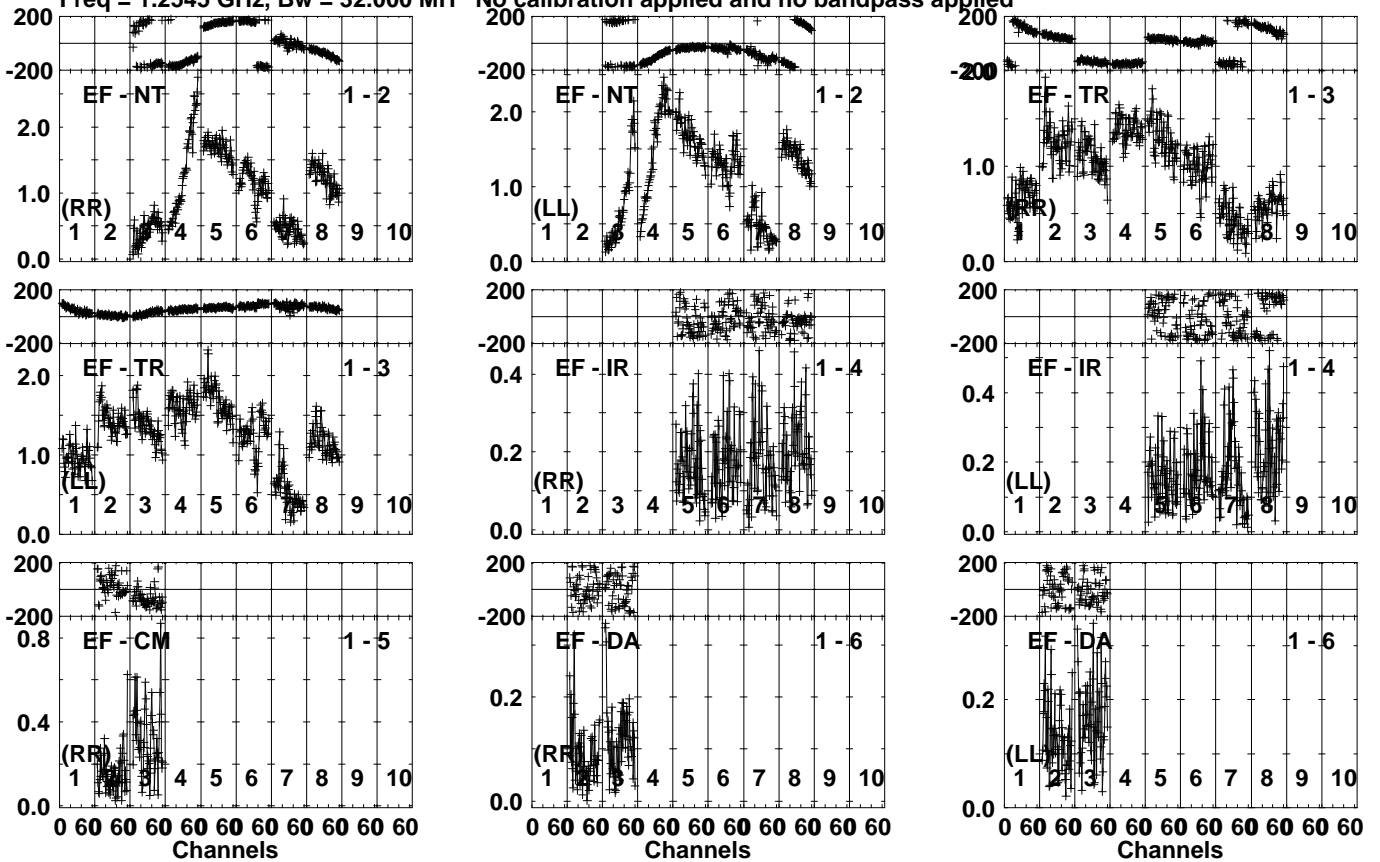


Lower frame: Micro Ampl Jy Top frame: Phas deg
Vector averaged cross-power spectrum Several baselines displayed
Timerange: 00/06:57:11 to 00/07:03:09

Plot file version 22 created 16-APR-2024 16:20:19

J2125+0441 EK056A.UVDATA.1

Freq = 1.2545 GHz, Bw = 32.000 MH No calibration applied and no bandpass applied



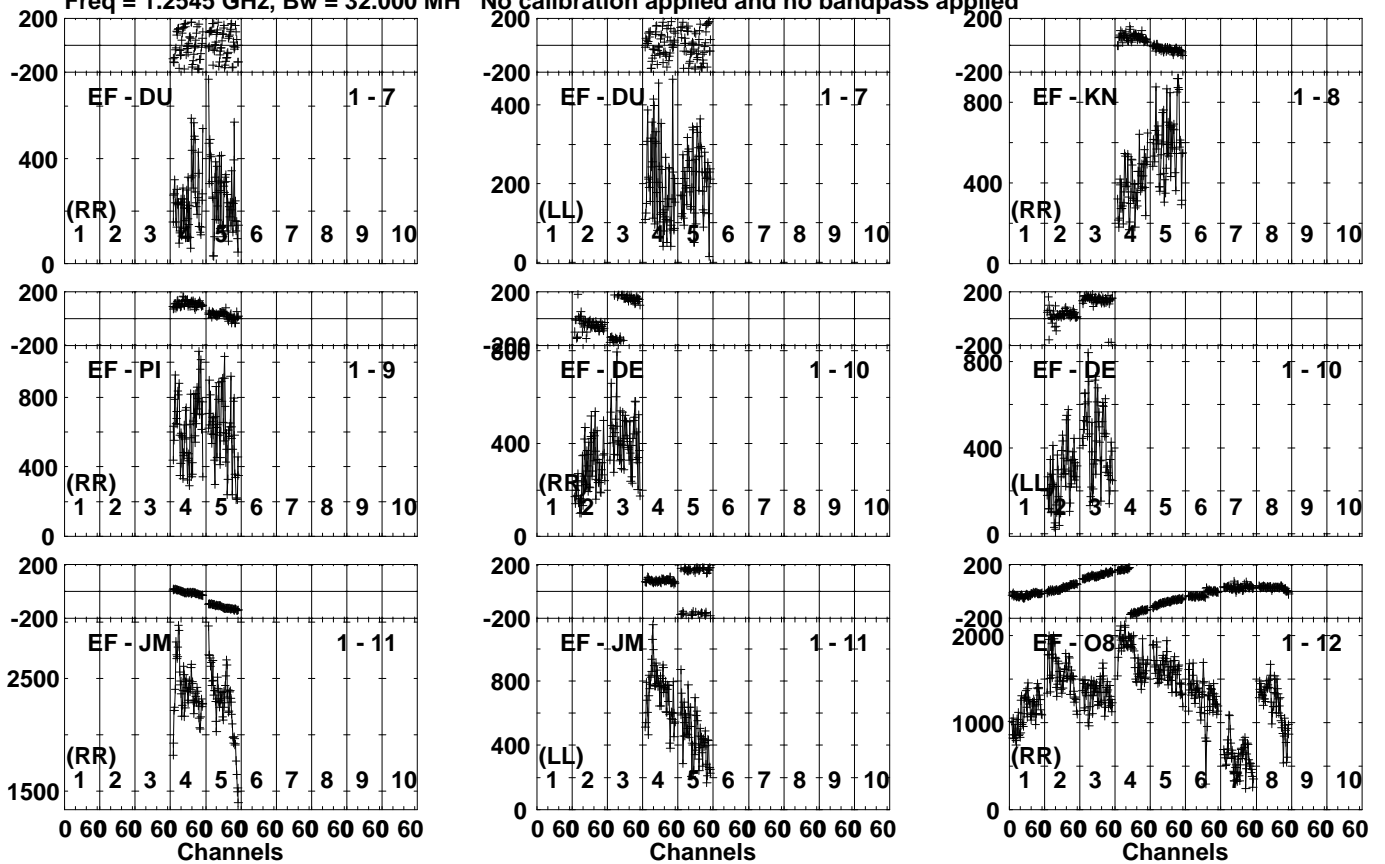
Lower frame: Milli Ampl Jy Top frame: Phas deg
Vector averaged cross-power spectrum Several baselines displayed
Timerange: 00/07:03:13 to 00/07:04:27

Plot file version 23 created 16-APR-2024 16:20:20

J2125+0441 EK056A.UVDATA.1

Freq = 1.2545 GHz, Bw = 32.000 MH

No calibration applied and no bandpass applied



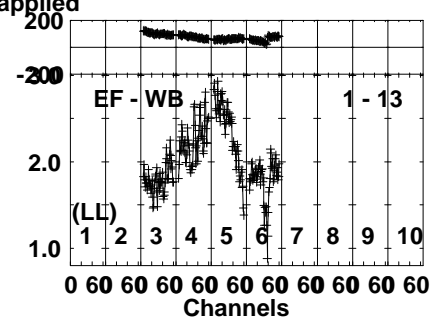
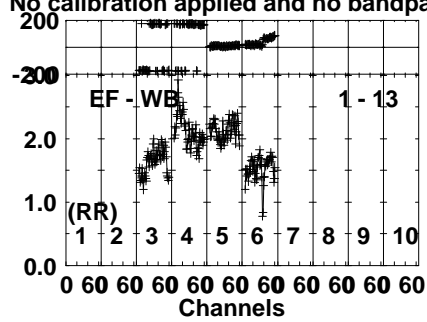
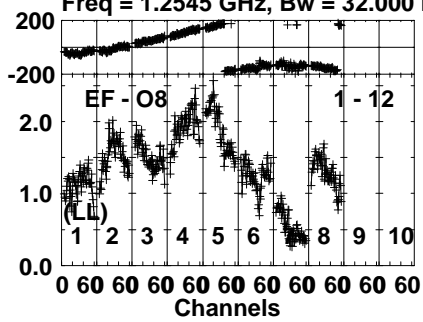
Lower frame: Micro Ampl Jy Top frame: Phas deg
Vector averaged cross-power spectrum Several baselines displayed
Timerange: 00/07:03:13 to 00/07:04:27

Plot file version 24 created 16-APR-2024 16:20:20

J2125+0441 EK056A.UVDATA.1

Freq = 1.2545 GHz, Bw = 32.000 MH

No calibration applied and no bandpass applied

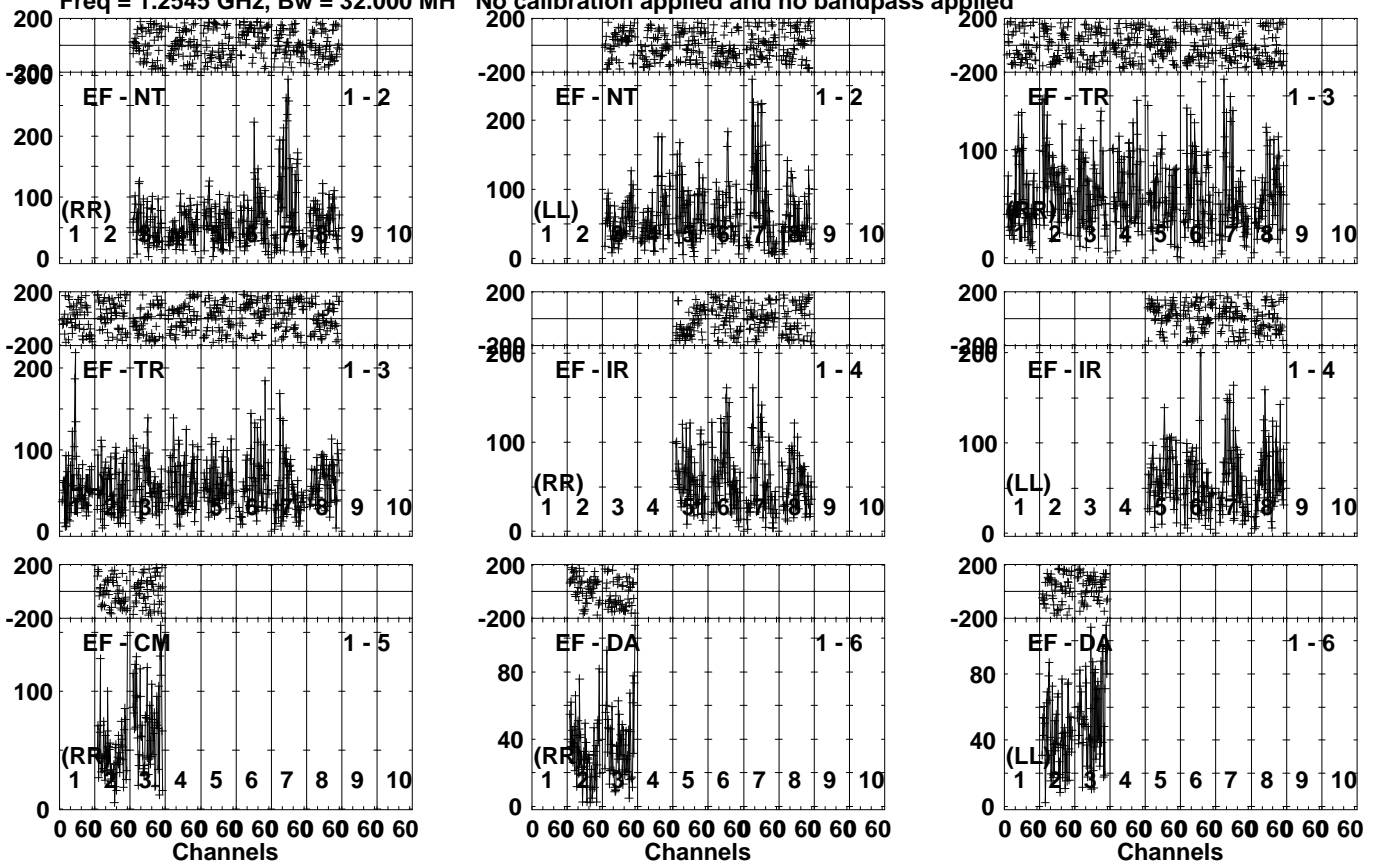


Lower frame: Milli Ampl Jy Top frame: Phas deg
Vector averaged cross-power spectrum Several baselines displayed
Timerange: 00/07:03:13 to 00/07:04:27

Plot file version 25 created 16-APR-2024 16:20:20

R240114 D EK056A.UVDATA.1

Freq = 1.2545 GHz, Bw = 32.000 MH No calibration applied and no bandpass applied



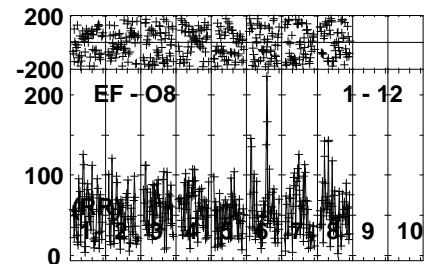
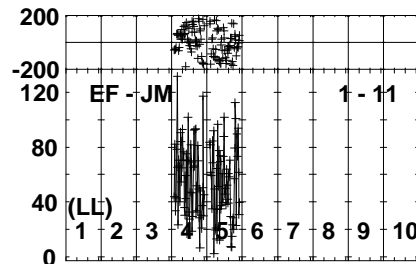
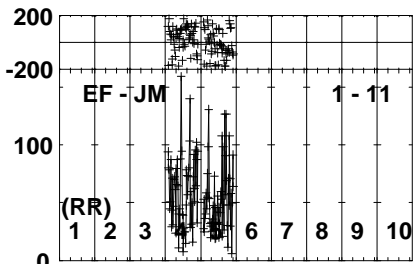
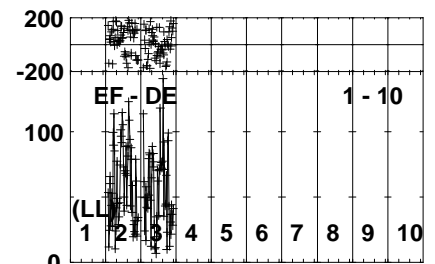
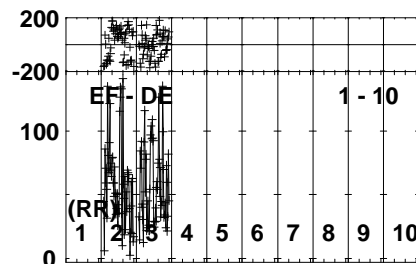
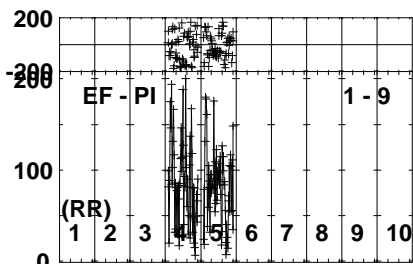
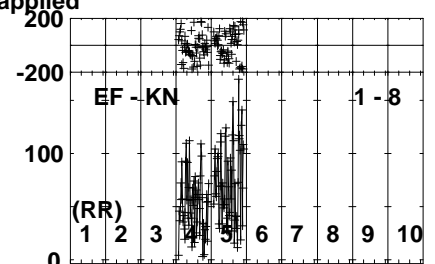
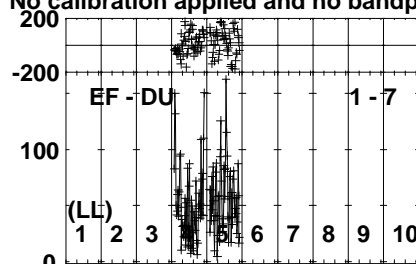
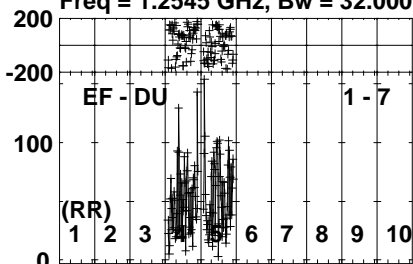
Lower frame: Micro Ampl Jy Top frame: Phas deg
Vector averaged cross-power spectrum Several baselines displayed
Timerange: 00/07:04:29 to 00/07:10:27

Plot file version 26 created 16-APR-2024 16:20:20

R240114 D EK056A.UVDATA.1

Freq = 1.2545 GHz, Bw = 32.000 MH

No calibration applied and no bandpass applied



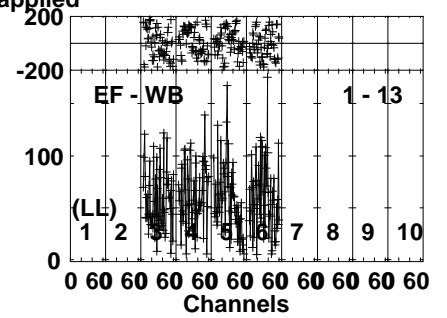
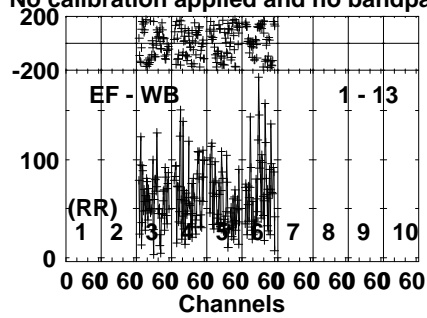
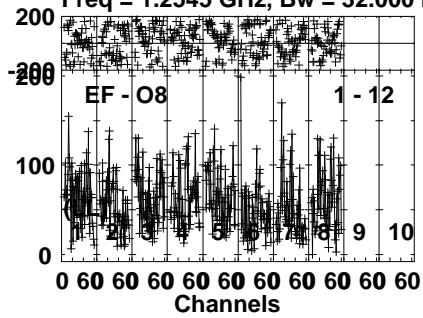
Lower frame: Micro Ampl Jy Top frame: Phas deg
Vector averaged cross-power spectrum Several baselines displayed
Timerange: 00/07:04:29 to 00/07:10:27

Plot file version 27 created 16-APR-2024 16:20:21

R240114 D EK056A.UVDATA.1

Freq = 1.2545 GHz, Bw = 32.000 MH

No calibration applied and no bandpass applied

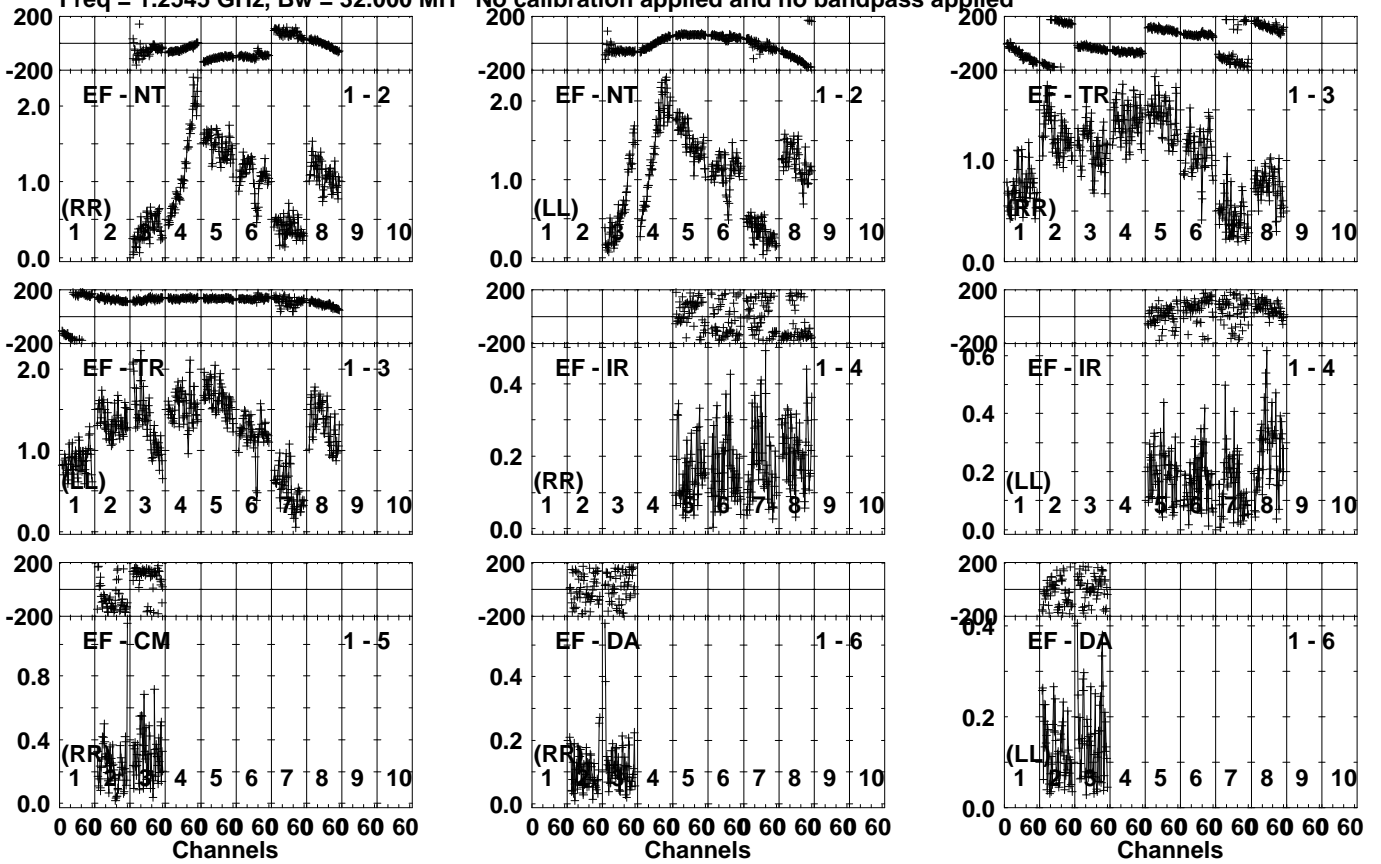


Lower frame: Micro Ampl Jy Top frame: Phas deg
Vector averaged cross-power spectrum Several baselines displayed
Timerange: 00/07:04:29 to 00/07:10:27

Plot file version 28 created 16-APR-2024 16:20:21

J2125+0441 EK056A.UVDATA.1

Freq = 1.2545 GHz, Bw = 32.000 MH No calibration applied and no bandpass applied



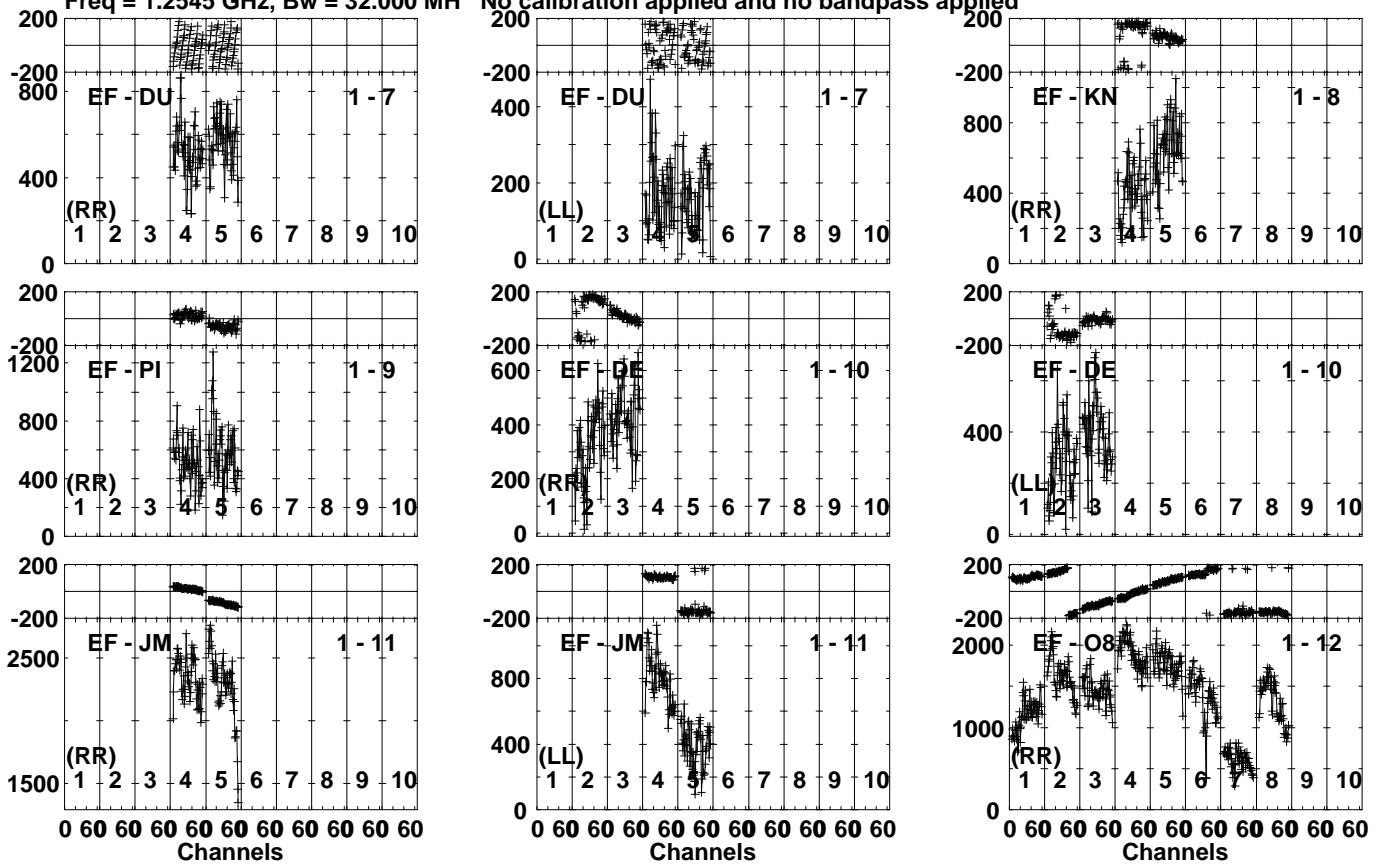
Lower frame: Milli Ampl Jy Top frame: Phas deg
Vector averaged cross-power spectrum Several baselines displayed
Timerange: 00/07:11:06 to 00/07:11:54

Plot file version 29 created 16-APR-2024 16:20:21

J2125+0441 EK056A.UVDATA.1

Freq = 1.2545 GHz, Bw = 32.000 MH

No calibration applied and no bandpass applied



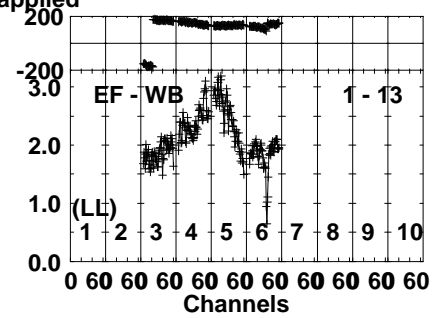
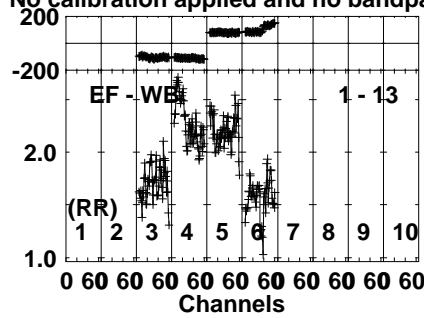
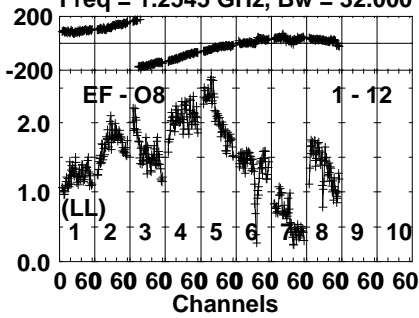
Lower frame: Micro Ampl Jy Top frame: Phas deg
Vector averaged cross-power spectrum Several baselines displayed
Timerange: 00/07:11:06 to 00/07:11:54

Plot file version 30 created 16-APR-2024 16:20:21

J2125+0441 EK056A.UVDATA.1

Freq = 1.2545 GHz, Bw = 32.000 MH

No calibration applied and no bandpass applied

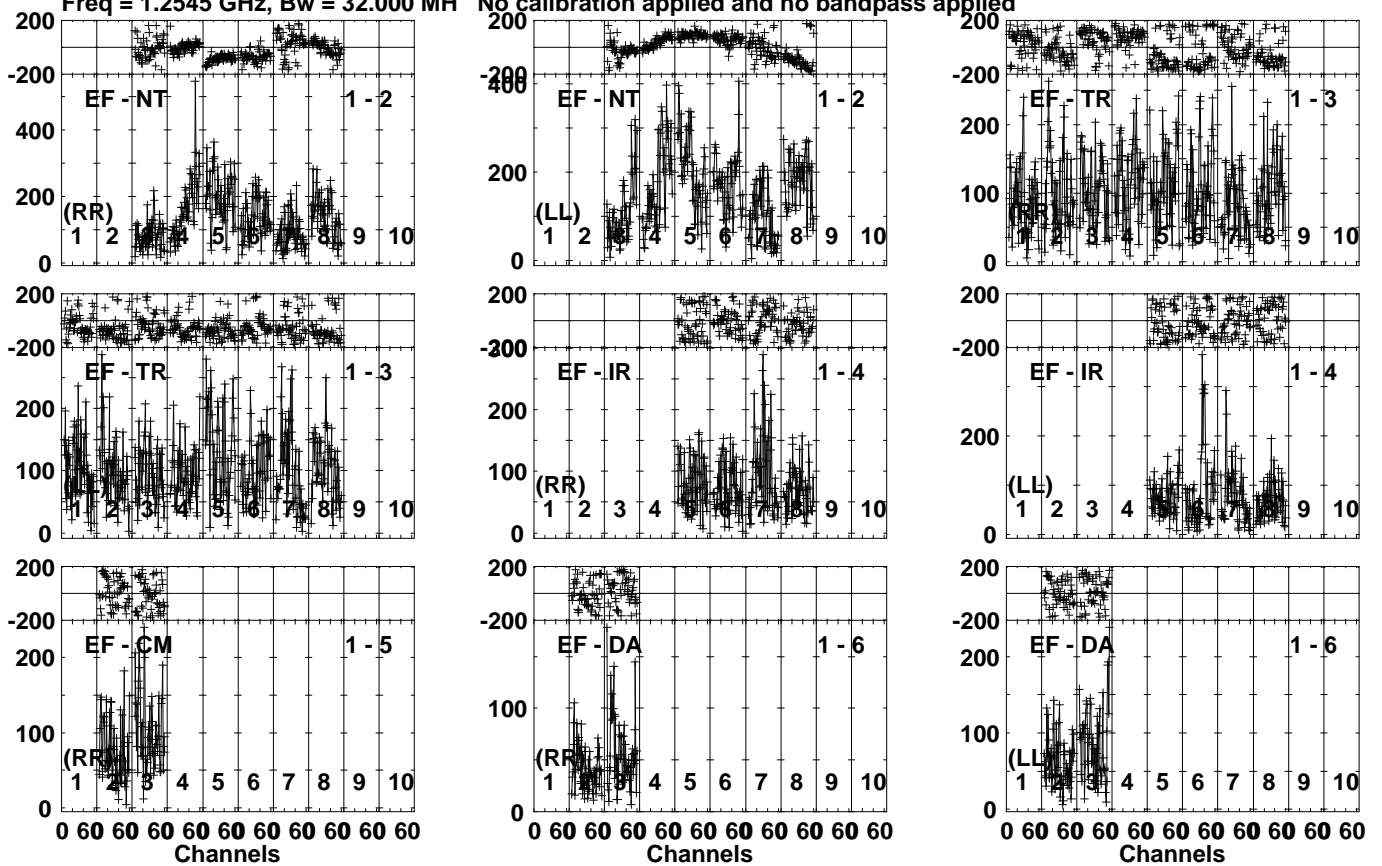


Lower frame: Milli Ampl Jy Top frame: Phas deg
Vector averaged cross-power spectrum Several baselines displayed
Timerange: 00/07:11:06 to 00/07:11:54

Plot file version 31 created 16-APR-2024 16:20:21

J2120+0246 EK056A.UVDATA.1

Freq = 1.2545 GHz, Bw = 32.000 MH No calibration applied and no bandpass applied

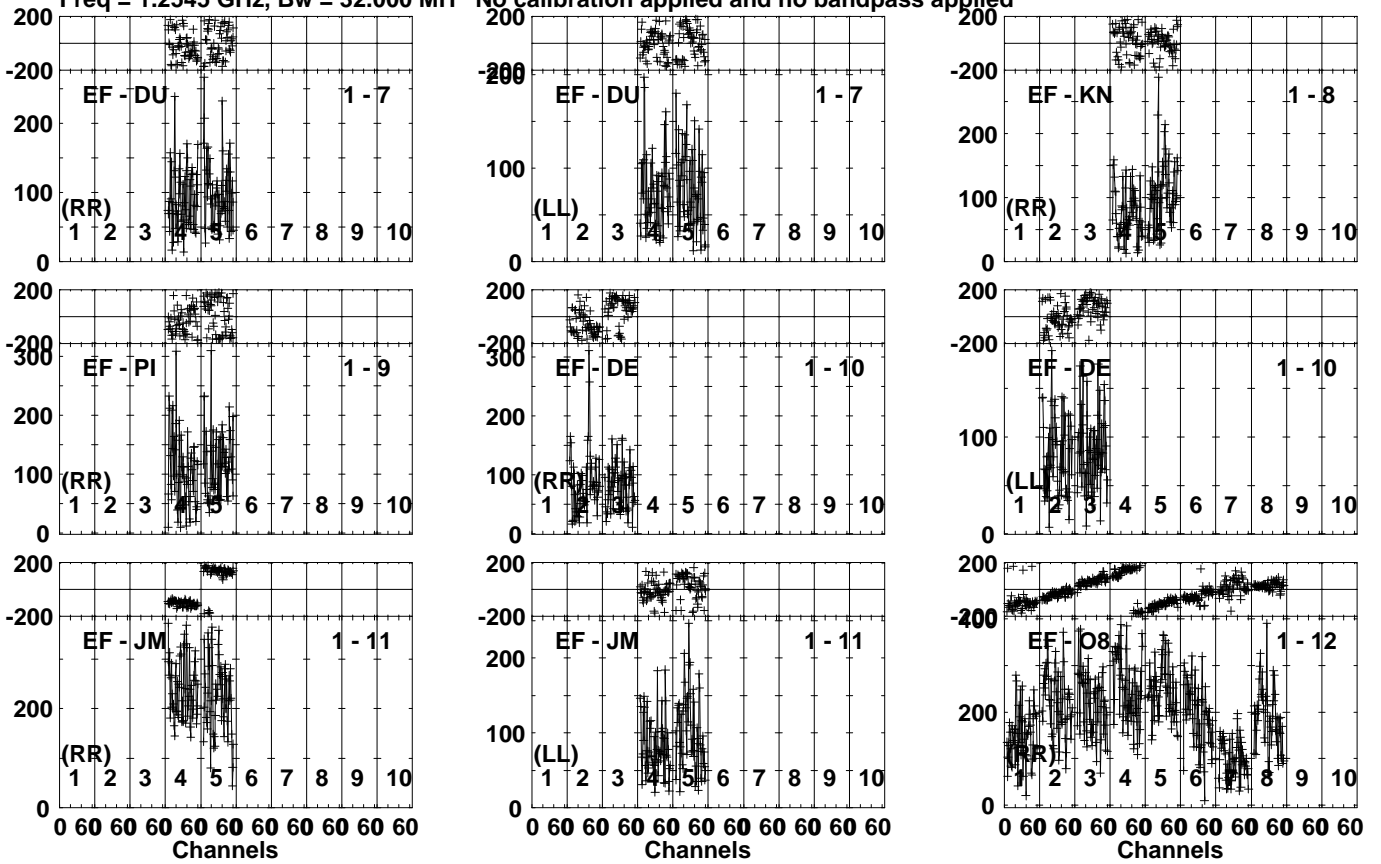


Lower frame: Micro Ampl Jy Top frame: Phas deg
Vector averaged cross-power spectrum Several baselines displayed
Timerange: 00/07:11:56 to 00/07:15:32

Plot file version 32 created 16-APR-2024 16:20:21

J2120+0246 EK056A.UVDATA.1

Freq = 1.2545 GHz, Bw = 32.000 MH No calibration applied and no bandpass applied



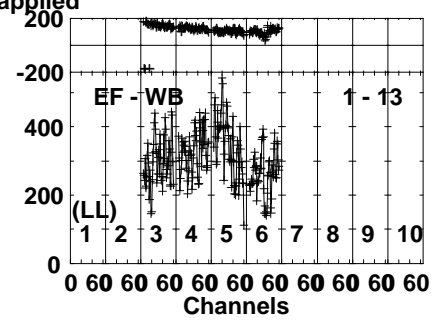
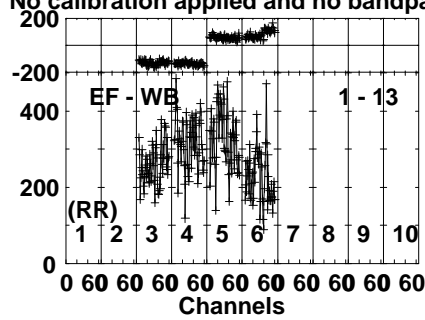
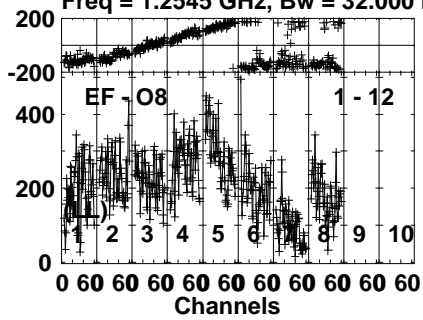
Lower frame: Micro Ampl Jy Top frame: Phas deg
Vector averaged cross-power spectrum Several baselines displayed
Timerange: 00/07:11:56 to 00/07:15:32

Plot file version 33 created 16-APR-2024 16:20:21

J2120+0246 EK056A.UVDATA.1

Freq = 1.2545 GHz, Bw = 32.000 MH

No calibration applied and no bandpass applied

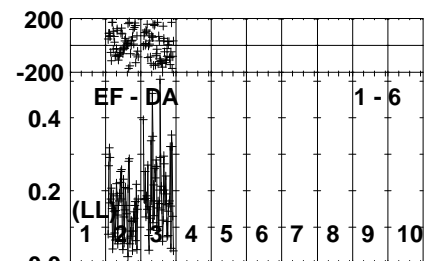
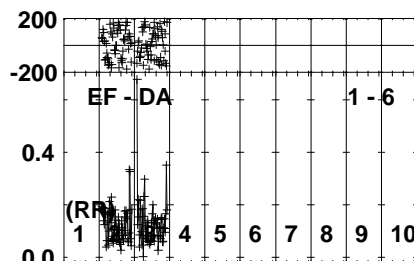
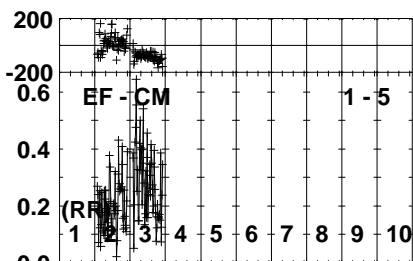
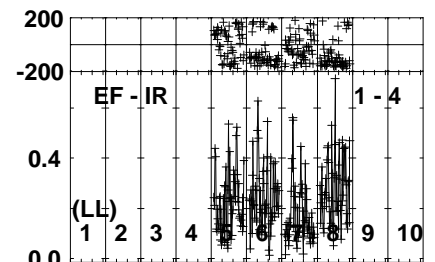
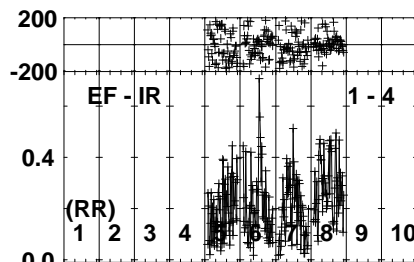
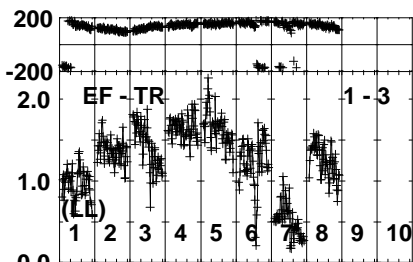
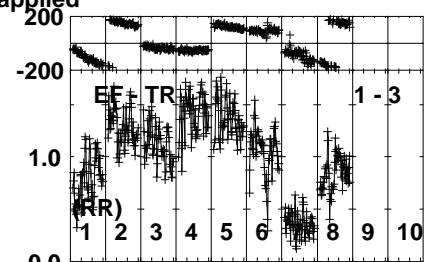
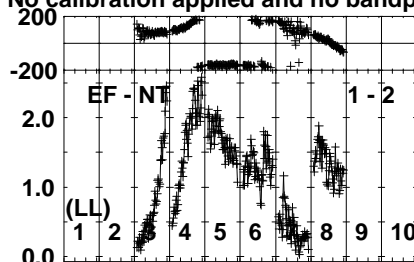
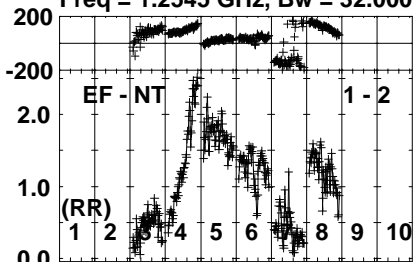


Lower frame: Micro Ampl Jy Top frame: Phas deg
Vector averaged cross-power spectrum Several baselines displayed
Timerange: 00/07:11:56 to 00/07:15:32

Plot file version 34 created 16-APR-2024 16:20:22

J2125+0441 EK056A.UVDATA.1

Freq = 1.2545 GHz, Bw = 32.000 MH No calibration applied and no bandpass applied

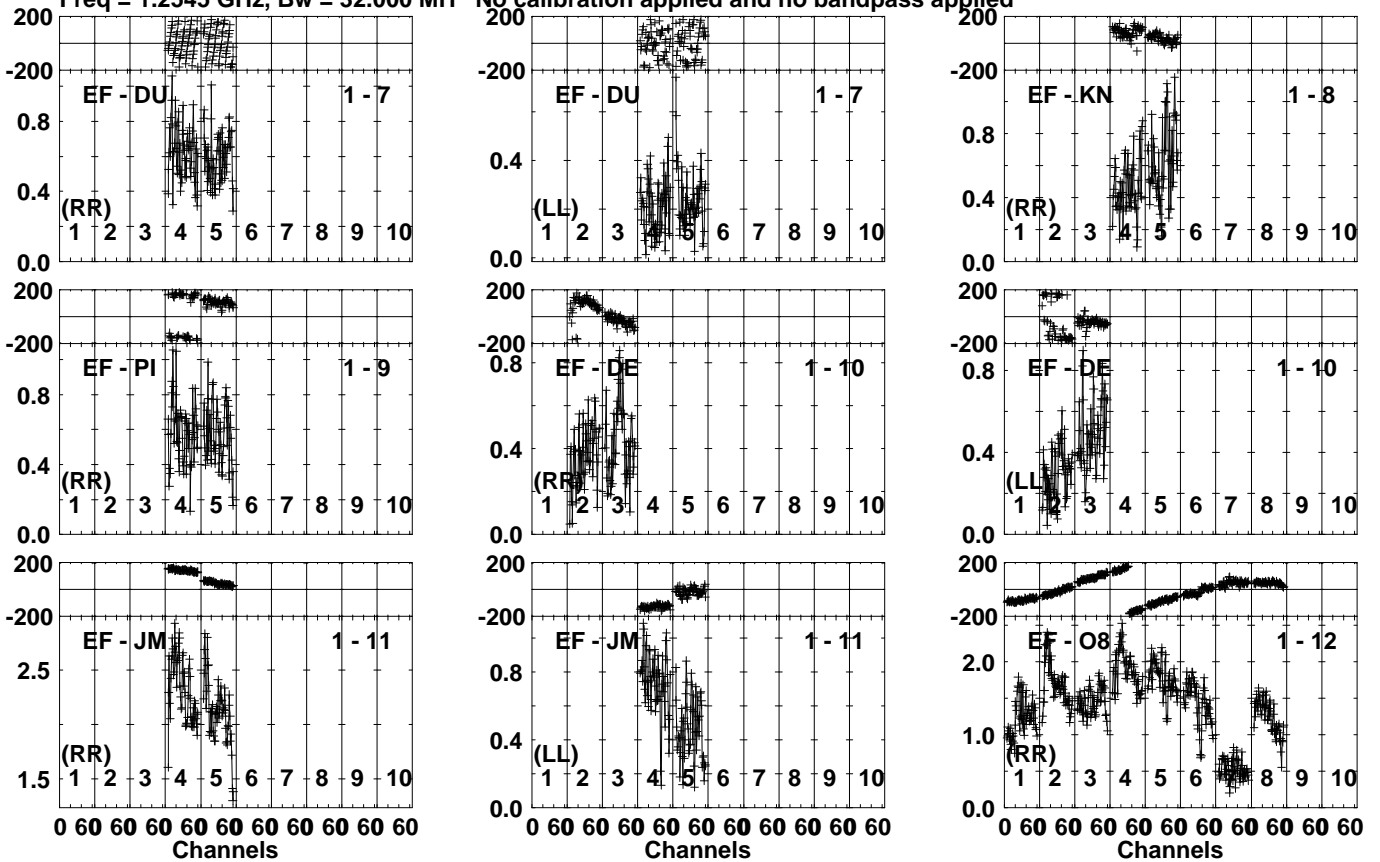


Lower frame: Milli Ampl Jy Top frame: Phas deg
Vector averaged cross-power spectrum Several baselines displayed
Timerange: 00/07:15:35 to 00/07:17:01

Plot file version 35 created 16-APR-2024 16:20:22

J2125+0441 EK056A.UVDATA.1

Freq = 1.2545 GHz, Bw = 32.000 MH No calibration applied and no bandpass applied



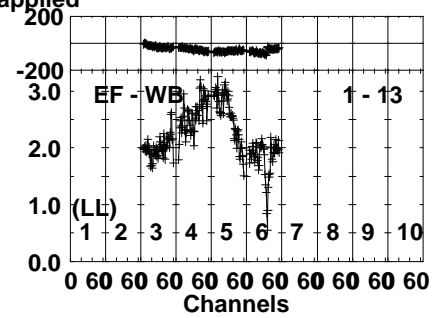
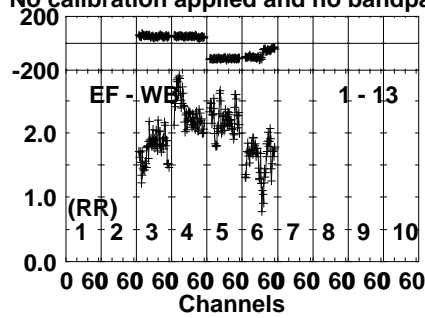
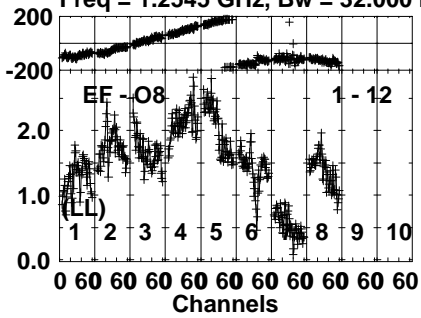
Lower frame: Milli Ampl Jy Top frame: Phas deg
Vector averaged cross-power spectrum Several baselines displayed
Timerange: 00/07:15:35 to 00/07:17:01

Plot file version 36 created 16-APR-2024 16:20:22

J2125+0441 EK056A.UVDATA.1

Freq = 1.2545 GHz, Bw = 32.000 MH

No calibration applied and no bandpass applied

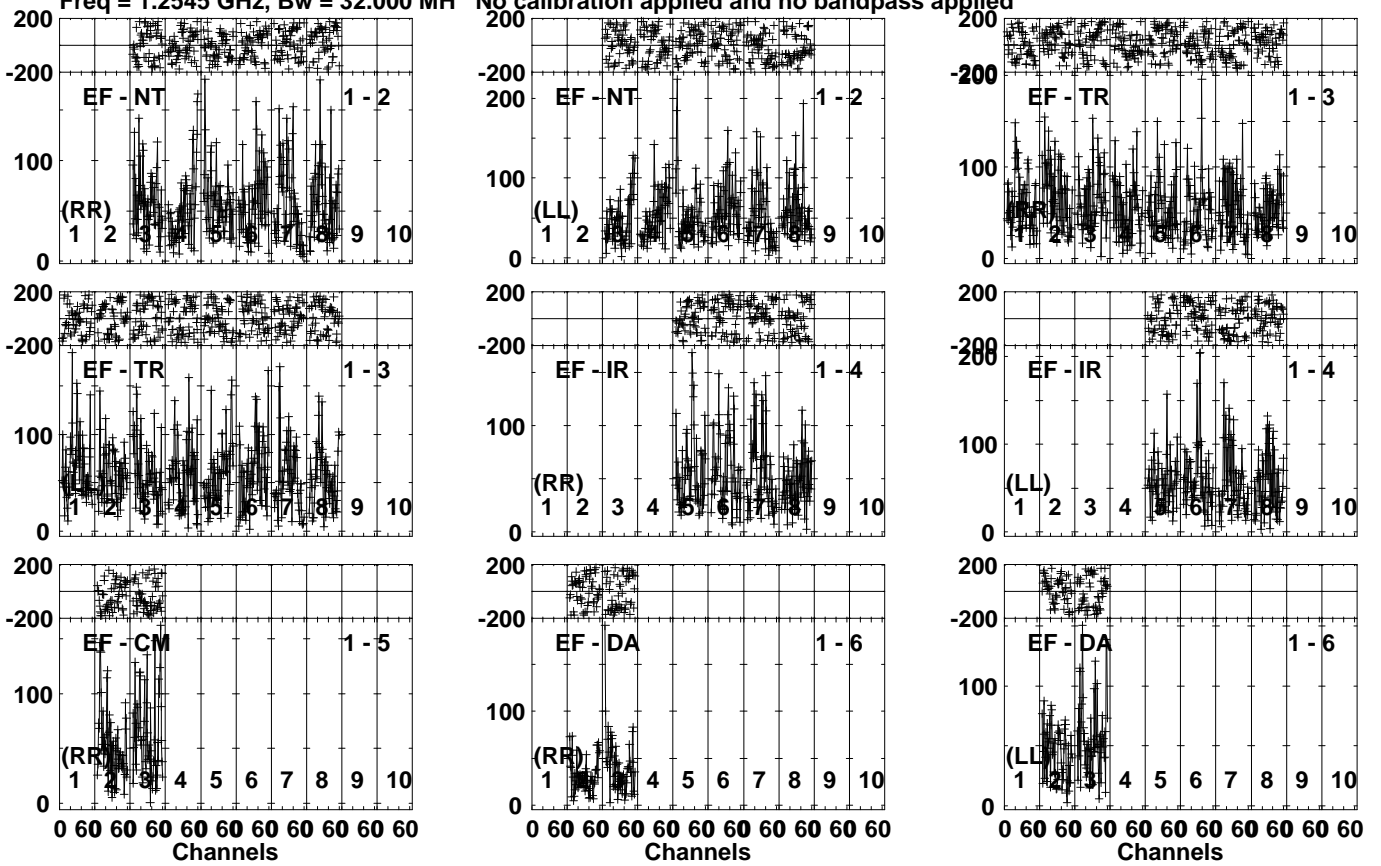


Lower frame: Milli Ampl Jy Top frame: Phas deg
Vector averaged cross-power spectrum Several baselines displayed
Timerange: 00/07:15:35 to 00/07:17:01

Plot file version 37 created 16-APR-2024 16:20:22

R240114 D EK056A.UVDATA.1

Freq = 1.2545 GHz, Bw = 32.000 MH No calibration applied and no bandpass applied

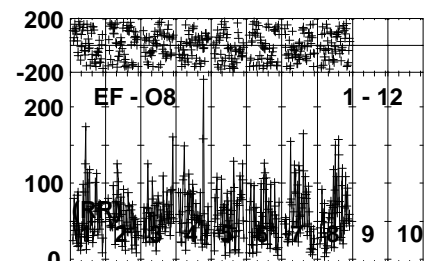
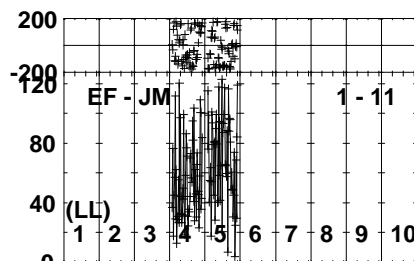
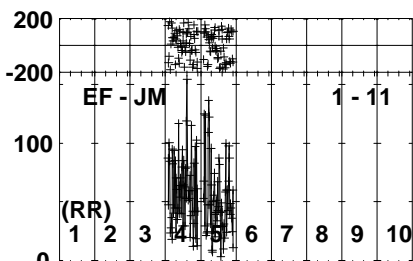
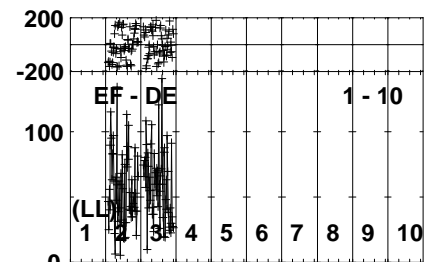
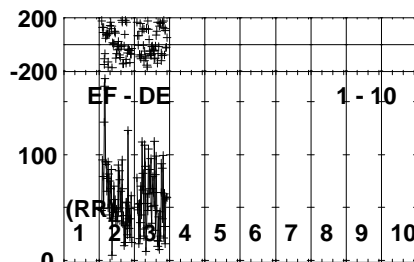
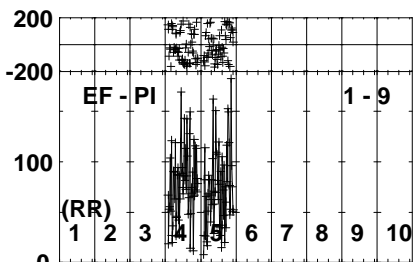
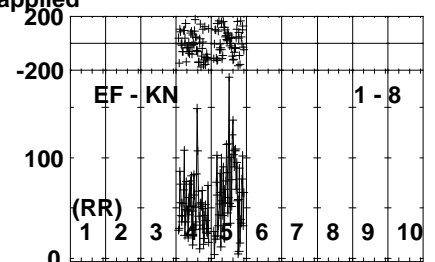
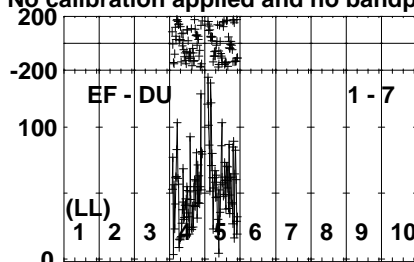
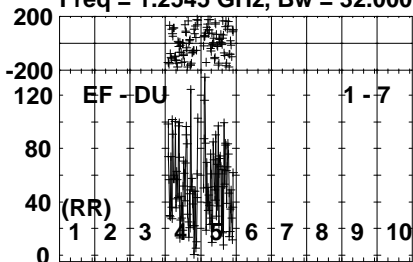


Lower frame: Micro Ampl Jy Top frame: Phas deg
Vector averaged cross-power spectrum Several baselines displayed
Timerange: 00/07:17:03 to 00/07:23:01

Plot file version 38 created 16-APR-2024 16:20:22

R240114 D EK056A.UVDATA.1

Freq = 1.2545 GHz, Bw = 32.000 MH No calibration applied and no bandpass applied



0 60 60 60 60 60 60 60 60 60
Channels

0 60 60 60 60 60 60 60 60 60
Channels

0 60 60 60 60 60 60 60 60 60
Channels

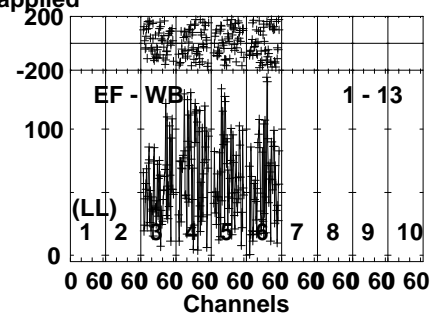
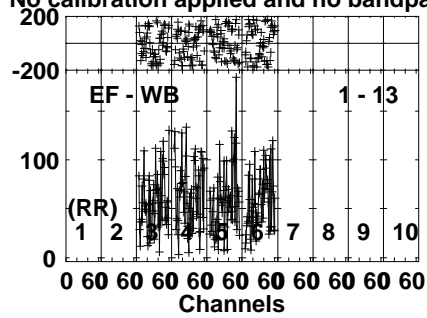
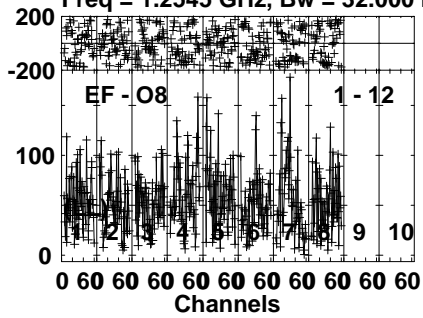
Lower frame: Micro Ampl Jy Top frame: Phas deg
Vector averaged cross-power spectrum Several baselines displayed
Timerange: 00/07:17:03 to 00/07:23:01

Plot file version 39 created 16-APR-2024 16:20:23

R240114 D EK056A.UVDATA.1

Freq = 1.2545 GHz, Bw = 32.000 MH

No calibration applied and no bandpass applied

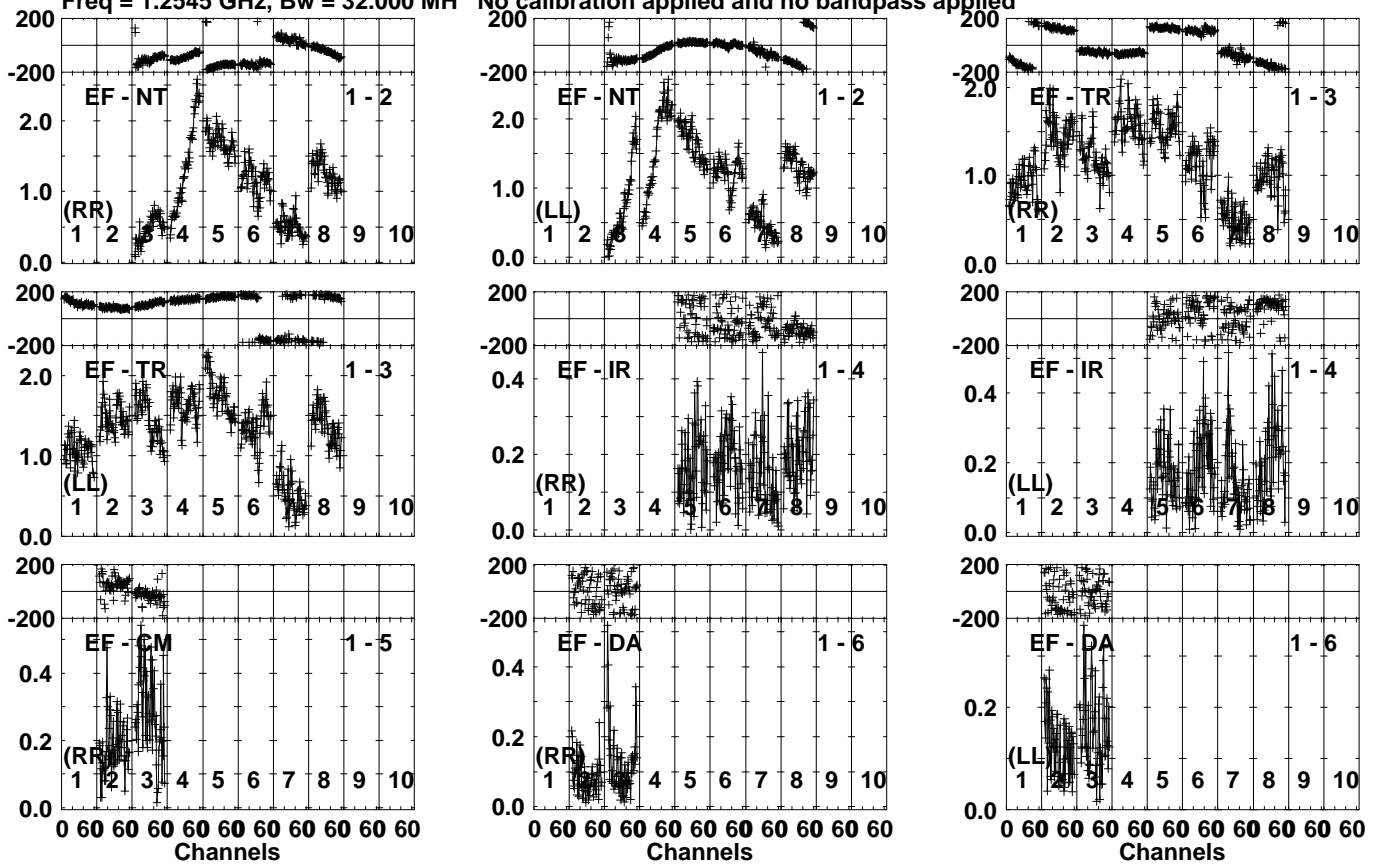


Lower frame: Micro Ampl Jy Top frame: Phas deg
Vector averaged cross-power spectrum Several baselines displayed
Timerange: 00/07:17:03 to 00/07:23:01

Plot file version 40 created 16-APR-2024 16:20:23

J2125+0441 EK056A.UVDATA.1

Freq = 1.2545 GHz, Bw = 32.000 MH No calibration applied and no bandpass applied

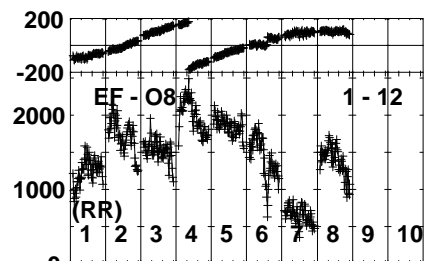
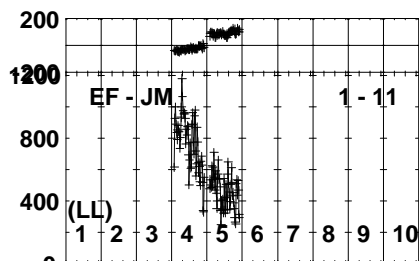
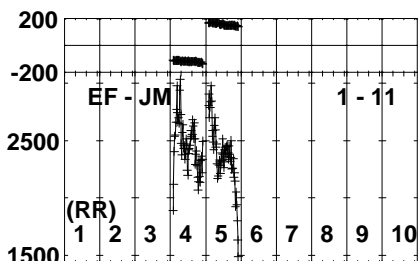
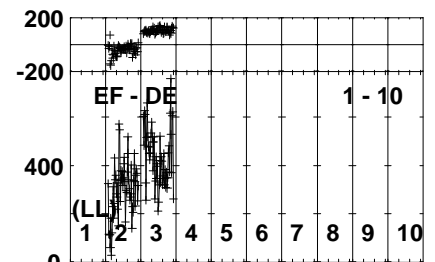
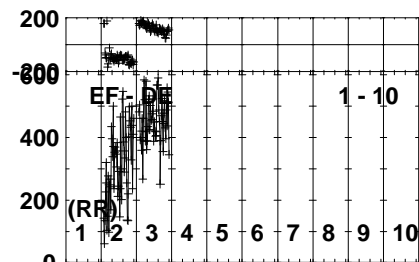
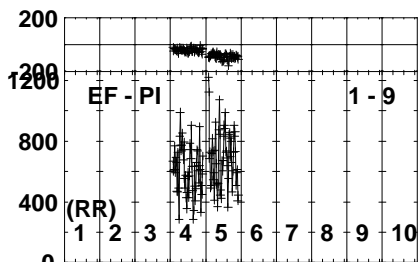
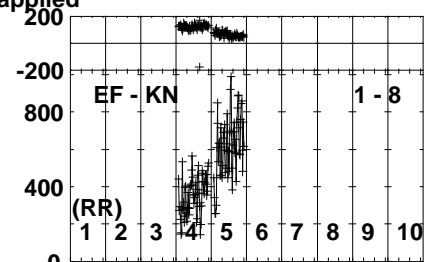
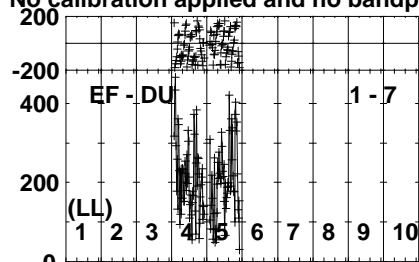
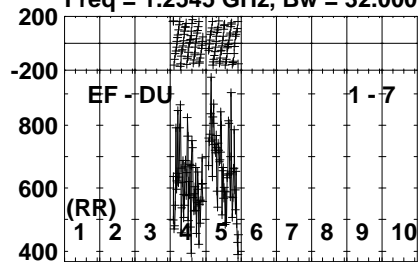


Lower frame: Milli Ampl Jy Top frame: Phas deg
Vector averaged cross-power spectrum Several baselines displayed
Timerange: 00/07:23:40 to 00/07:24:28

Plot file version 41 created 16-APR-2024 16:20:23

J2125+0441 EK056A.UVDATA.1

Freq = 1.2545 GHz, Bw = 32.000 MH No calibration applied and no bandpass applied



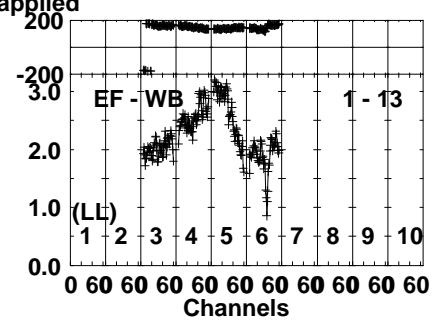
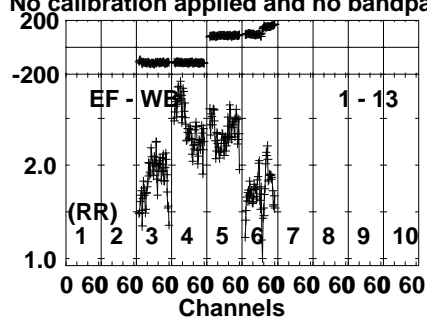
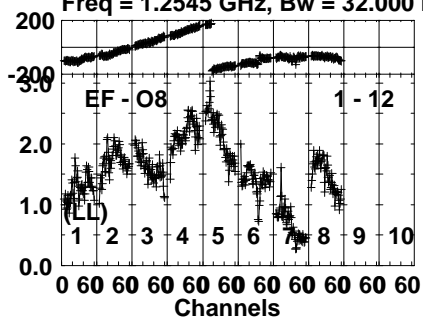
Lower frame: Micro Ampl Jy Top frame: Phas deg
Vector averaged cross-power spectrum Several baselines displayed
Timerange: 00/07:23:40 to 00/07:24:28

Plot file version 42 created 16-APR-2024 16:20:23

J2125+0441 EK056A.UVDATA.1

Freq = 1.2545 GHz, Bw = 32.000 MH

No calibration applied and no bandpass applied

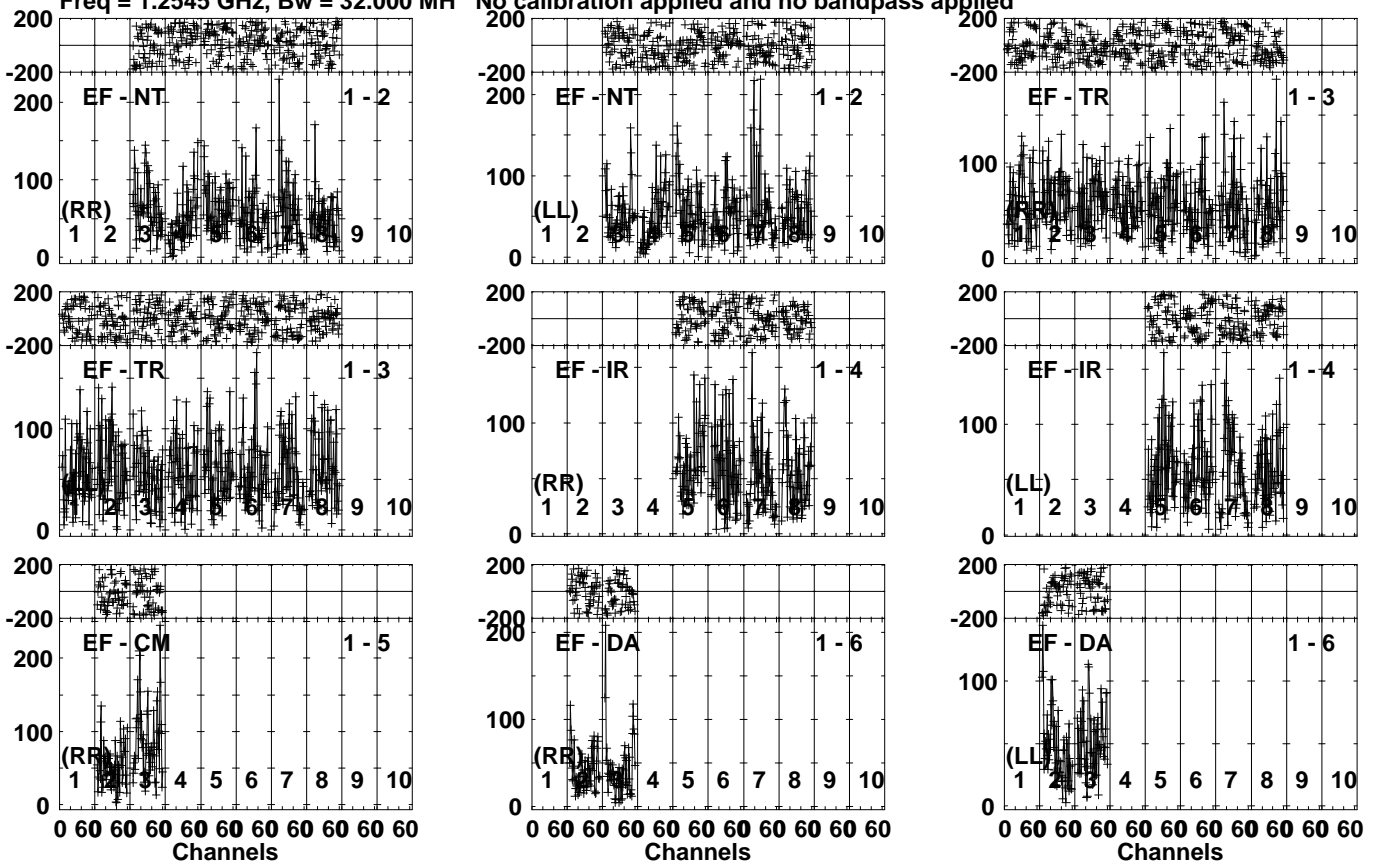


Lower frame: Milli Ampl Jy Top frame: Phas deg
Vector averaged cross-power spectrum Several baselines displayed
Timerange: 00/07:23:40 to 00/07:24:28

Plot file version 43 created 16-APR-2024 16:20:23

R240114 D EK056A.UVDATA.1

Freq = 1.2545 GHz, Bw = 32.000 MH No calibration applied and no bandpass applied



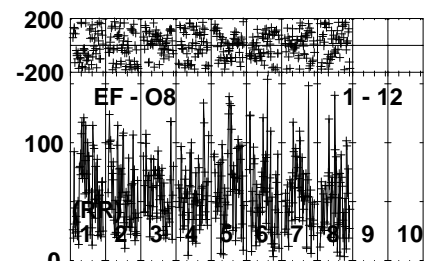
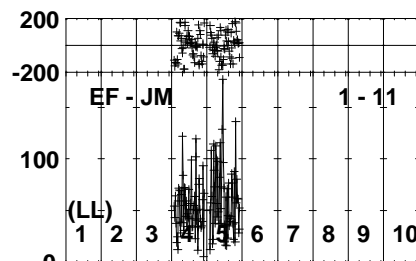
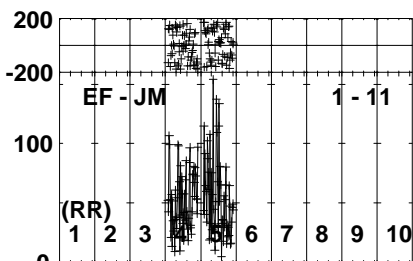
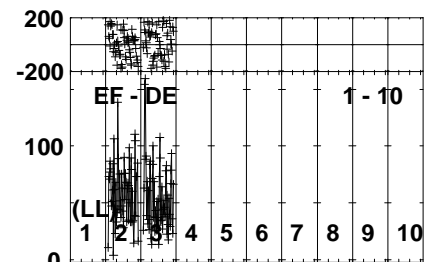
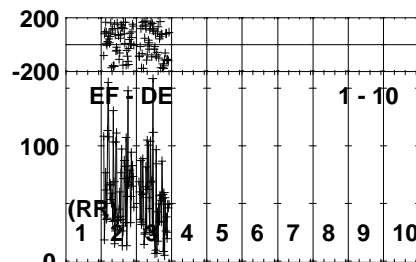
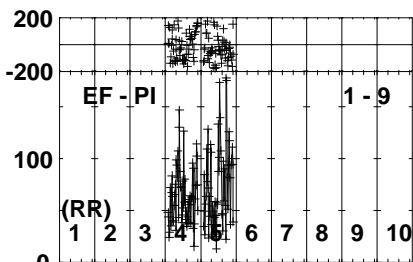
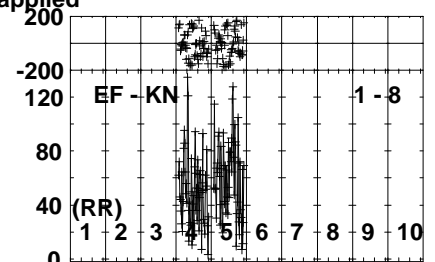
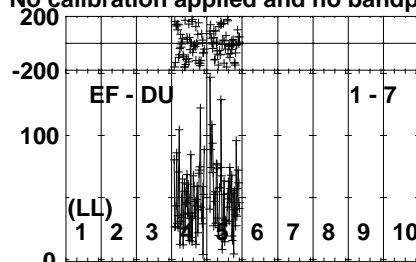
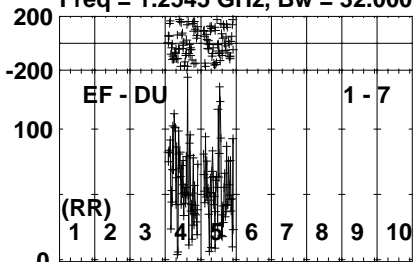
Lower frame: Micro Ampl Jy Top frame: Phas deg
Vector averaged cross-power spectrum Several baselines displayed
Timerange: 00/07:24:30 to 00/07:30:28

Plot file version 44 created 16-APR-2024 16:20:24

R240114 D EK056A.UVDATA.1

Freq = 1.2545 GHz, Bw = 32.000 MH

No calibration applied and no bandpass applied



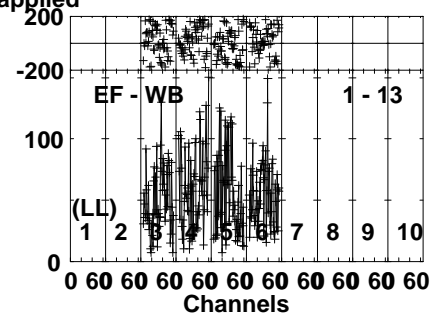
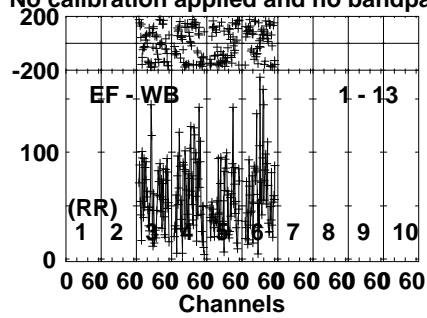
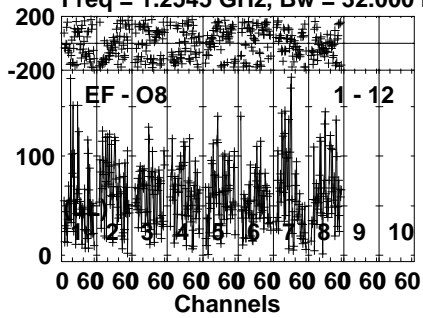
Lower frame: Micro Ampl Jy Top frame: Phas deg
Vector averaged cross-power spectrum Several baselines displayed
Timerange: 00/07:24:30 to 00/07:30:28

Plot file version 45 created 16-APR-2024 16:20:24

R240114 D EK056A.UVDATA.1

Freq = 1.2545 GHz, Bw = 32.000 MH

No calibration applied and no bandpass applied

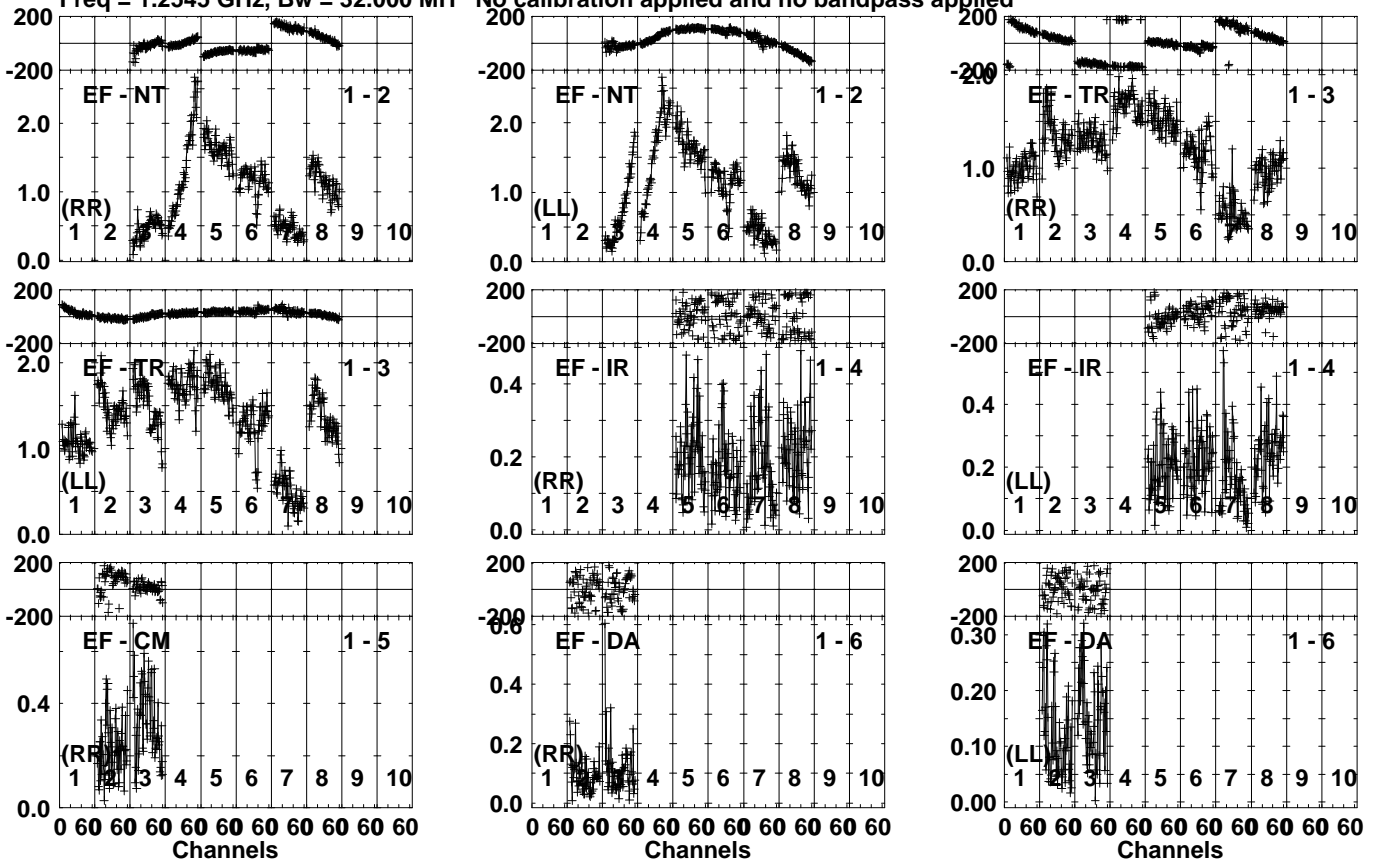


Lower frame: Micro Ampl Jy Top frame: Phas deg
Vector averaged cross-power spectrum Several baselines displayed
Timerange: 00/07:24:30 to 00/07:30:28

Plot file version 46 created 16-APR-2024 16:20:24

J2125+0441 EK056A.UVDATA.1

Freq = 1.2545 GHz, Bw = 32.000 MH No calibration applied and no bandpass applied

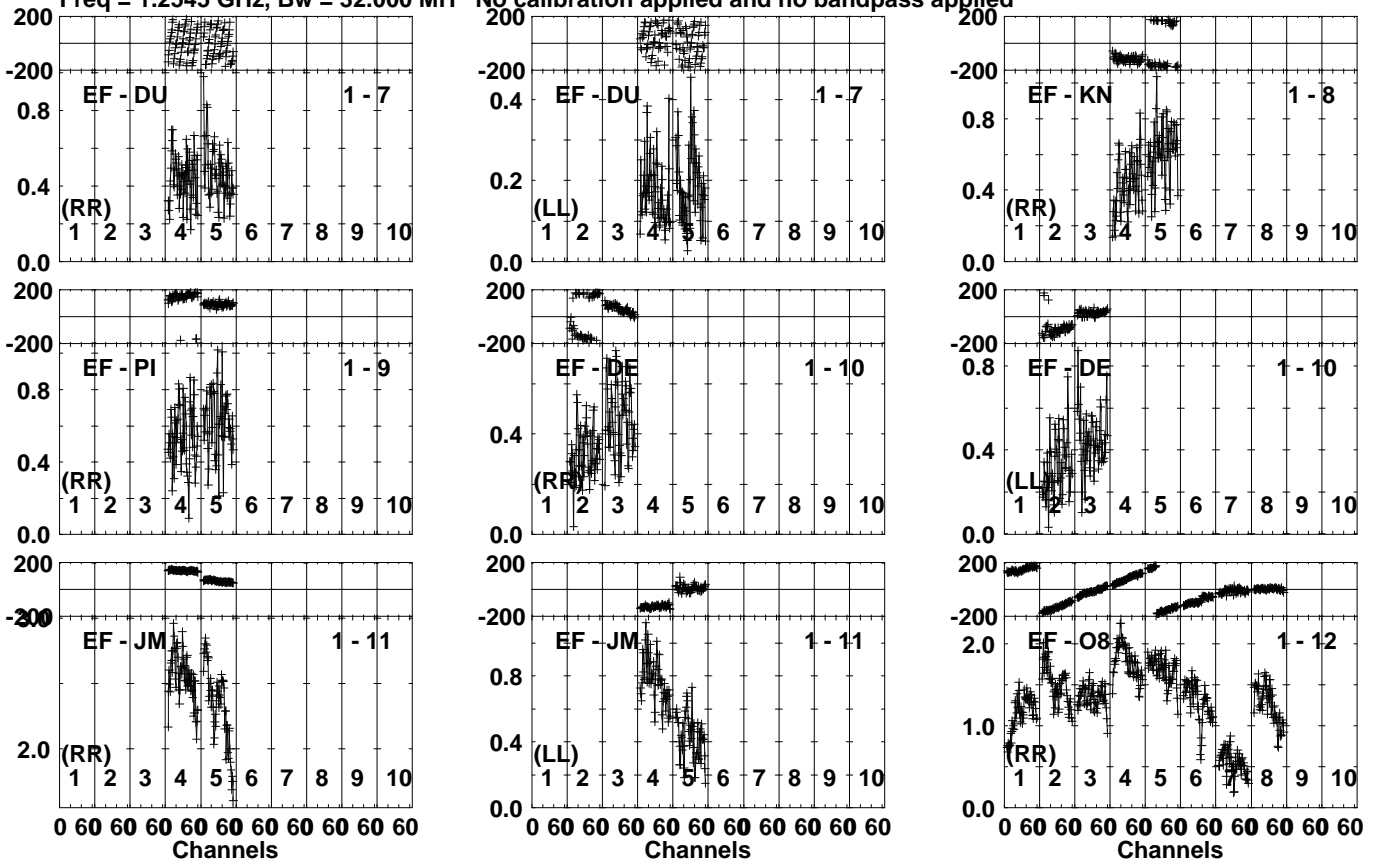


Lower frame: Milli Ampl Jy Top frame: Phas deg
Vector averaged cross-power spectrum Several baselines displayed
Timerange: 00/07:30:32 to 00/07:31:46

Plot file version 47 created 16-APR-2024 16:20:24

J2125+0441 EK056A.UVDATA.1

Freq = 1.2545 GHz, Bw = 32.000 MH No calibration applied and no bandpass applied



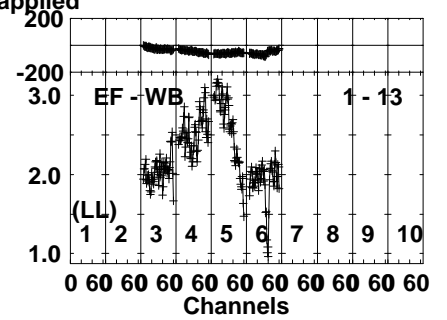
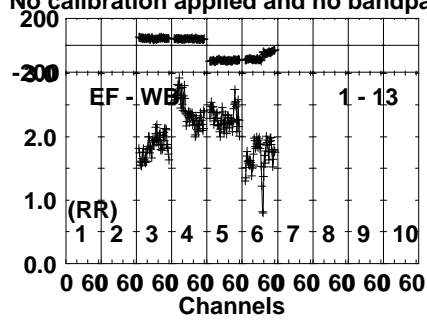
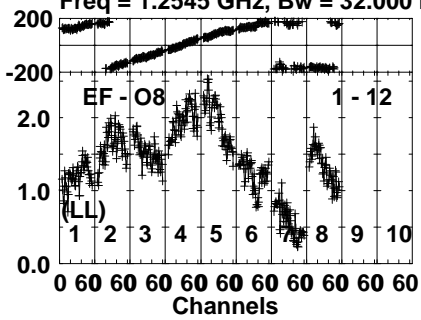
Lower frame: Milli Ampl Jy Top frame: Phas deg
Vector averaged cross-power spectrum Several baselines displayed
Timerange: 00/07:30:32 to 00/07:31:46

Plot file version 48 created 16-APR-2024 16:20:24

J2125+0441 EK056A.UVDATA.1

Freq = 1.2545 GHz, Bw = 32.000 MH

No calibration applied and no bandpass applied

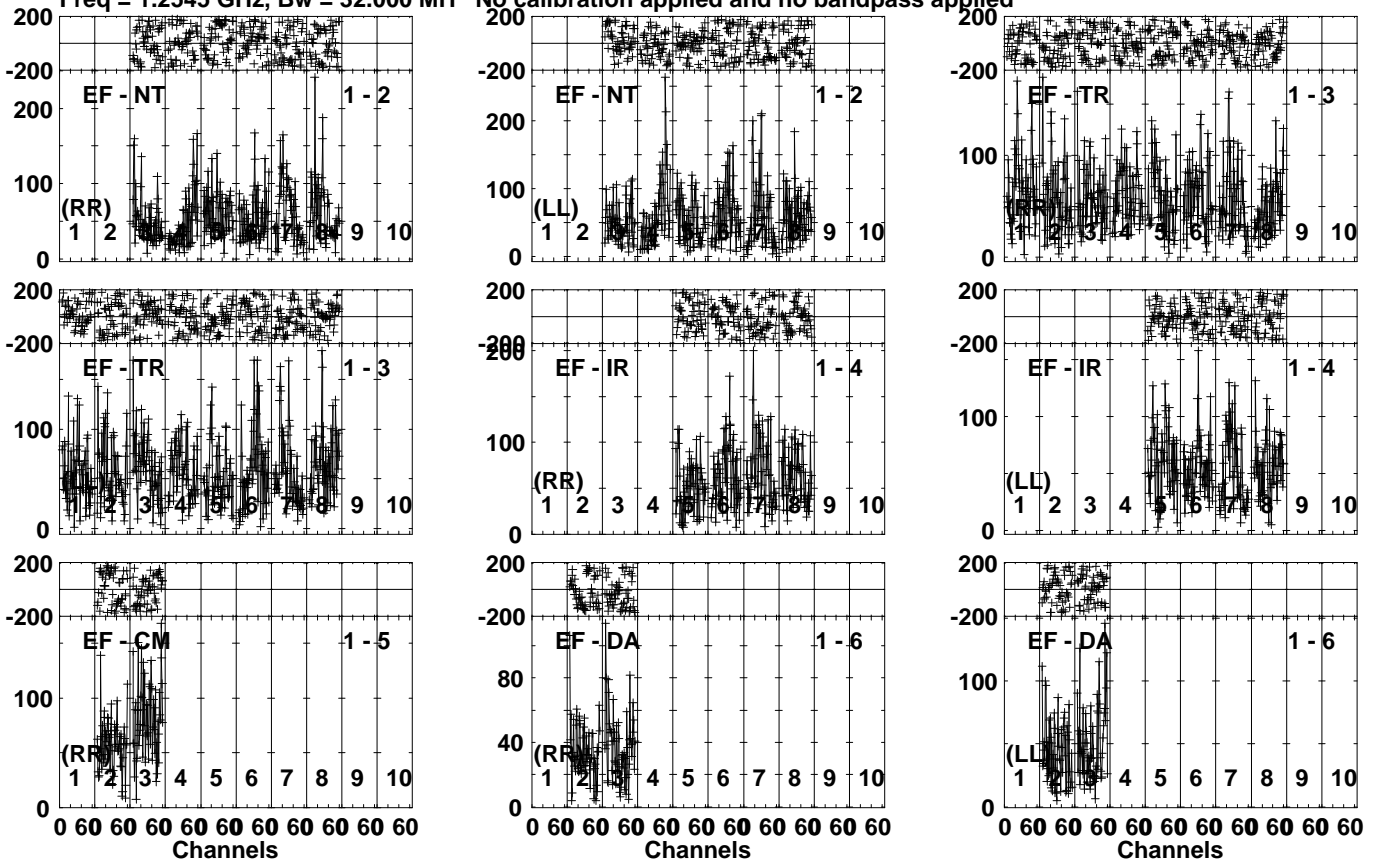


Lower frame: Milli Ampl Jy Top frame: Phas deg
Vector averaged cross-power spectrum Several baselines displayed
Timerange: 00/07:30:32 to 00/07:31:46

Plot file version 49 created 16-APR-2024 16:20:24

R240114 D EK056A.UVDATA.1

Freq = 1.2545 GHz, Bw = 32.000 MH No calibration applied and no bandpass applied

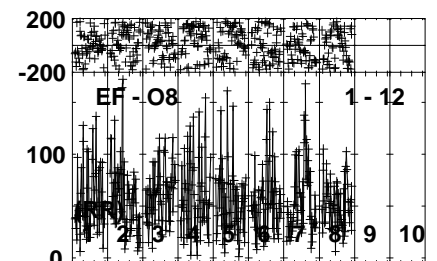
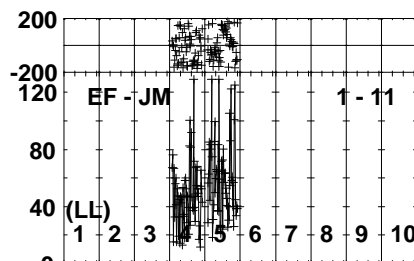
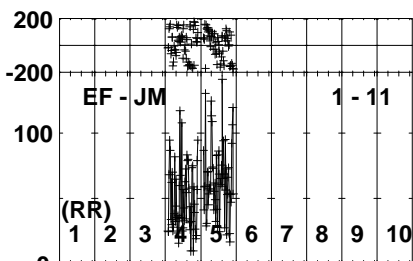
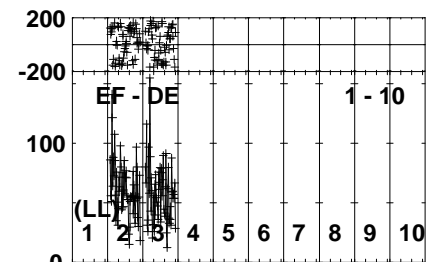
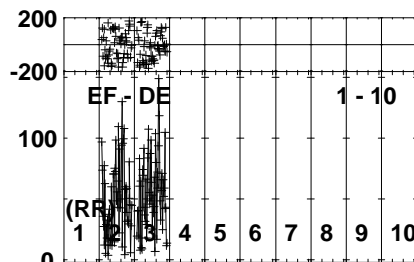
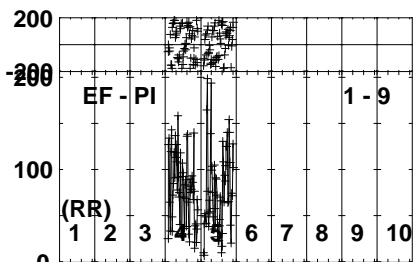
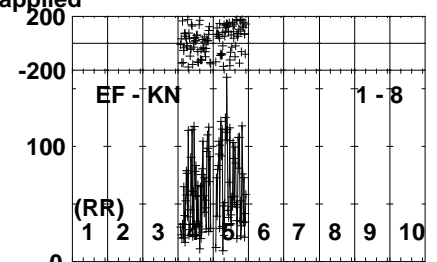
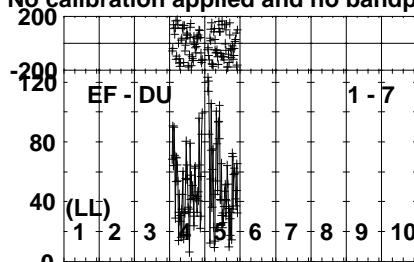
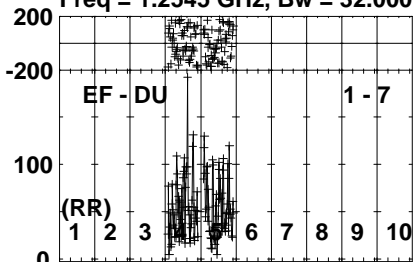


Lower frame: Micro Ampl Jy Top frame: Phas deg
Vector averaged cross-power spectrum Several baselines displayed
Timerange: 00/07:31:48 to 00/07:37:46

Plot file version 50 created 16-APR-2024 16:20:25

R240114 D EK056A.UVDATA.1

Freq = 1.2545 GHz, Bw = 32.000 MH No calibration applied and no bandpass applied



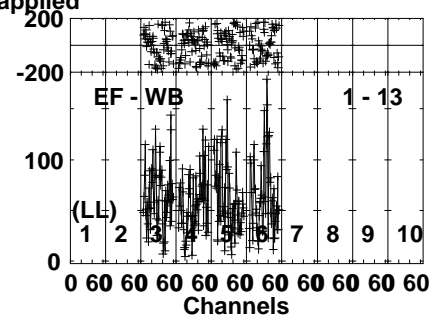
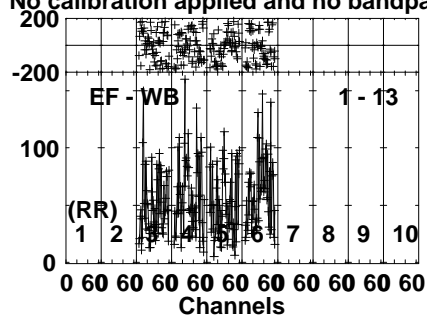
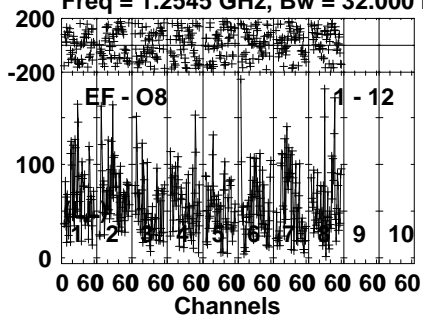
Lower frame: Micro Ampl Jy Top frame: Phas deg
Vector averaged cross-power spectrum Several baselines displayed
Timerange: 00/07:31:48 to 00/07:37:46

Plot file version 51 created 16-APR-2024 16:20:25

R240114 D EK056A.UVDATA.1

Freq = 1.2545 GHz, Bw = 32.000 MH

No calibration applied and no bandpass applied



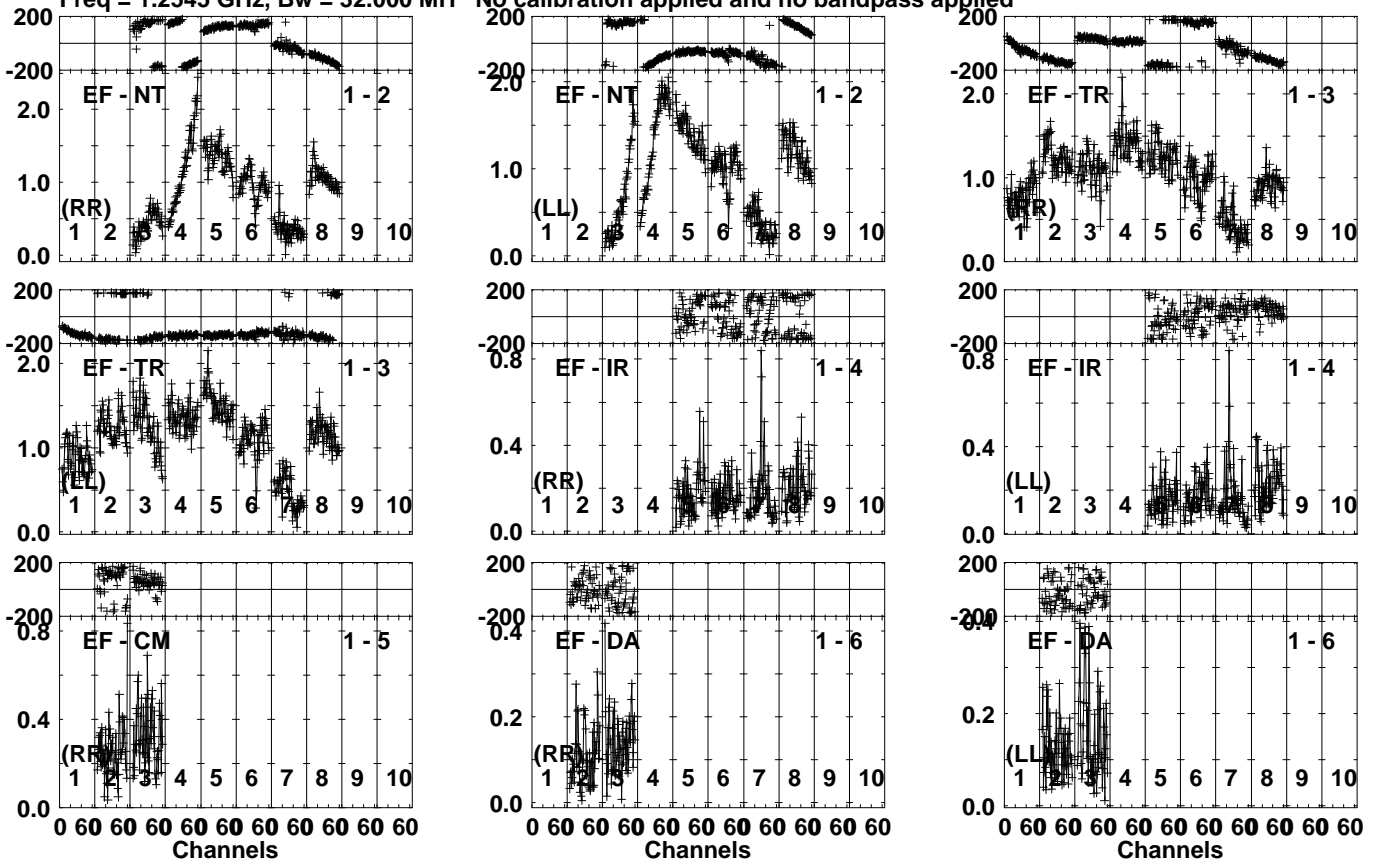
Lower frame: Micro Ampl Jy Top frame: Phas deg
Vector averaged cross-power spectrum Several baselines displayed
Timerange: 00/07:31:48 to 00/07:37:46

Plot file version 52 created 16-APR-2024 16:20:25

J2125+0441 EK056A.UVDATA.1

Freq = 1.2545 GHz, Bw = 32.000 MH

No calibration applied and no bandpass applied



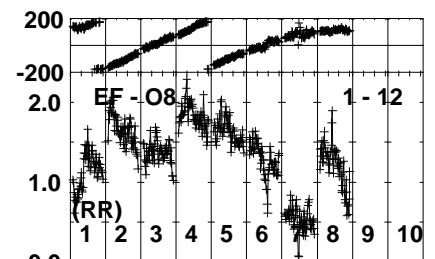
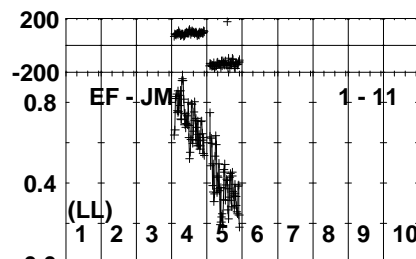
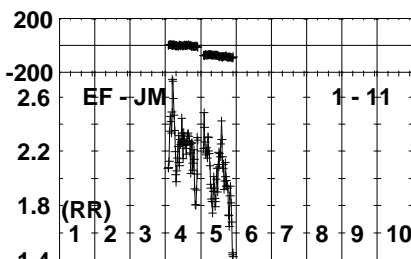
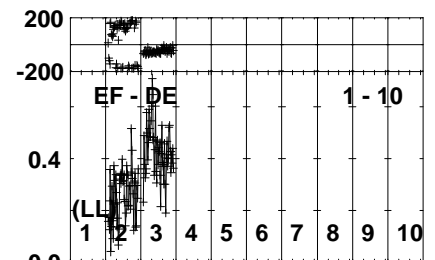
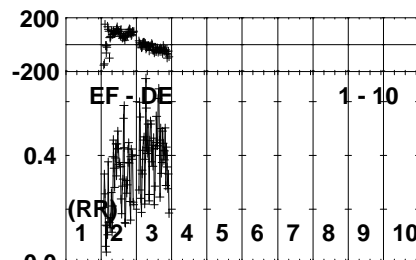
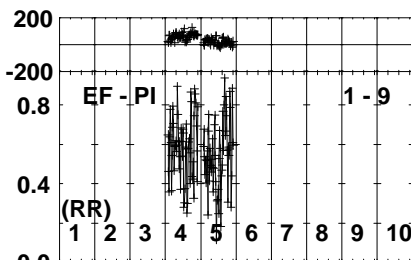
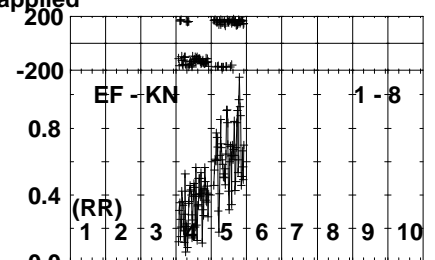
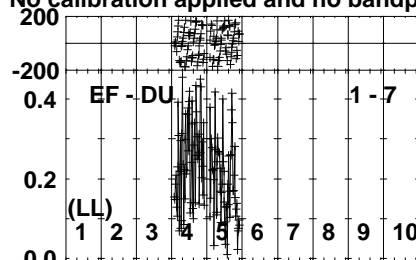
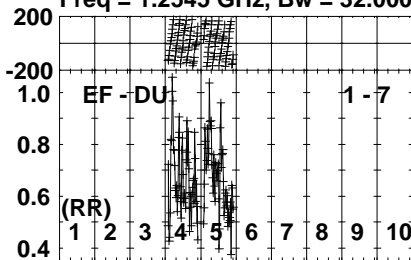
Lower frame: Milli Ampl Jy Top frame: Phas deg
Vector averaged cross-power spectrum Several baselines displayed
Timerange: 00/07:38:25 to 00/07:39:13

Plot file version 53 created 16-APR-2024 16:20:25

J2125+0441 EK056A.UVDATA.1

Freq = 1.2545 GHz, Bw = 32.000 MH

No calibration applied and no bandpass applied



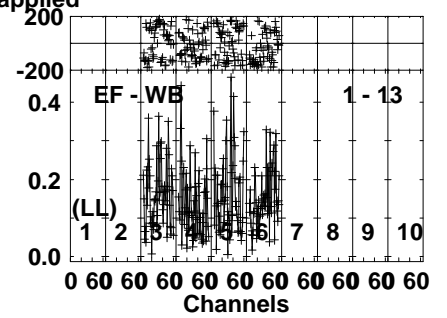
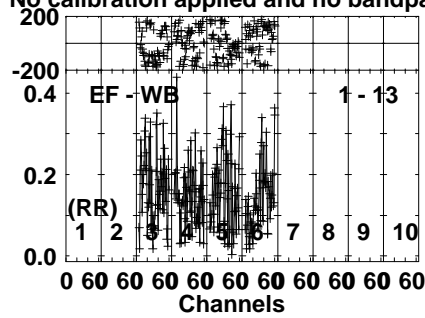
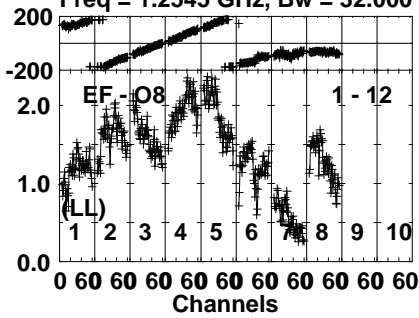
Lower frame: Milli Ampl Jy Top frame: Phas deg
Vector averaged cross-power spectrum Several baselines displayed
Timerange: 00/07:38:25 to 00/07:39:13

Plot file version 54 created 16-APR-2024 16:20:26

J2125+0441 EK056A.UVDATA.1

Freq = 1.2545 GHz, Bw = 32.000 MH

No calibration applied and no bandpass applied



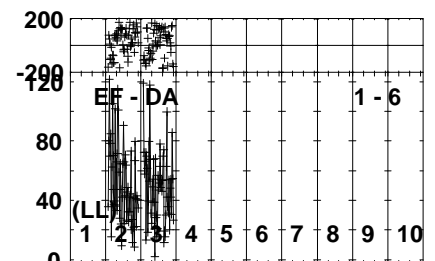
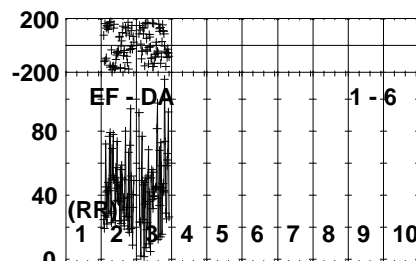
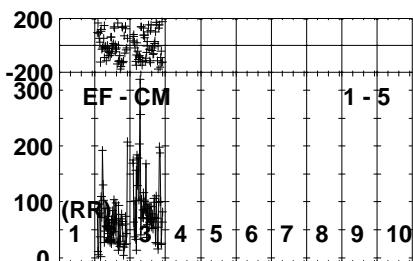
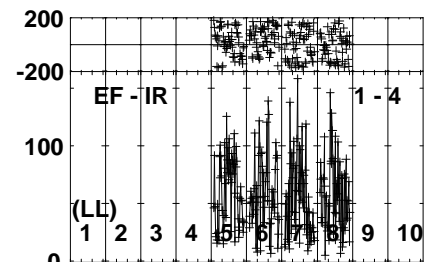
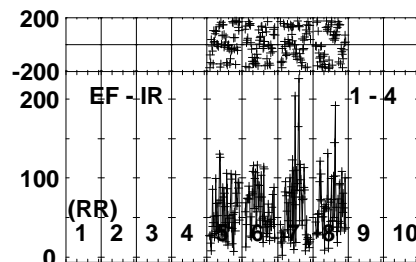
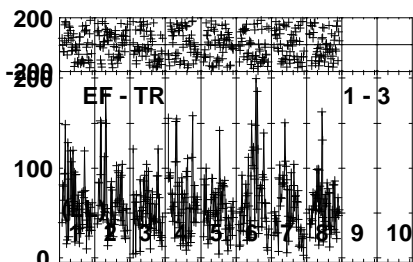
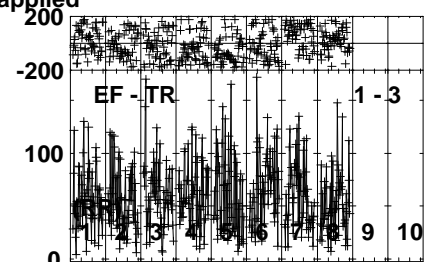
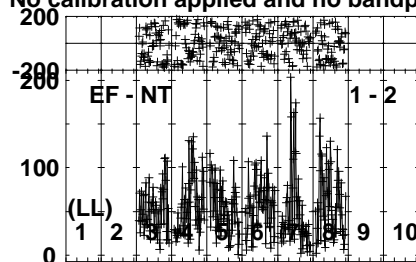
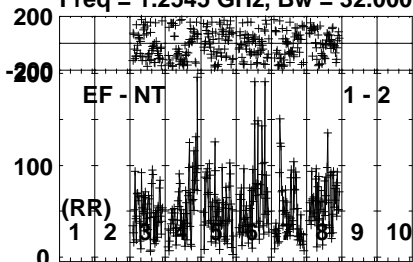
Lower frame: Milli Ampl Jy Top frame: Phas deg
Vector averaged cross-power spectrum Several baselines displayed
Timerange: 00/07:38:25 to 00/07:39:13

Plot file version 55 created 16-APR-2024 16:20:26

R240114 D EK056A.UVDATA.1

Freq = 1.2545 GHz, Bw = 32.000 MH

No calibration applied and no bandpass applied



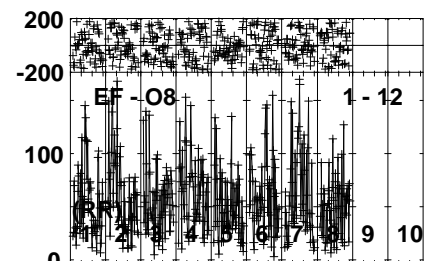
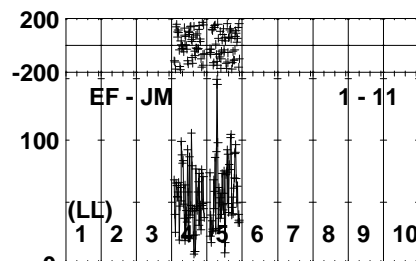
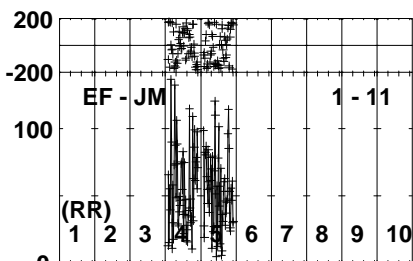
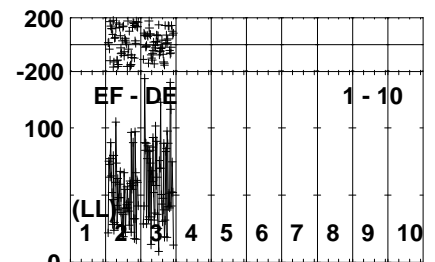
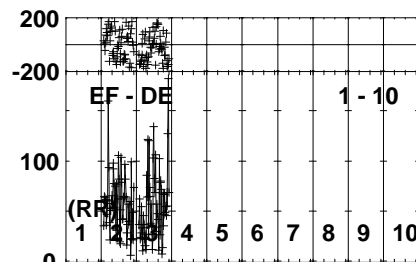
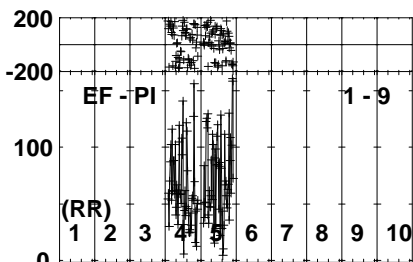
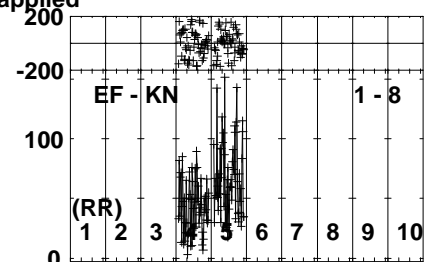
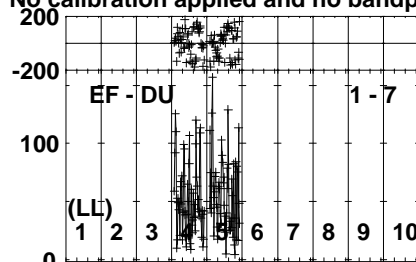
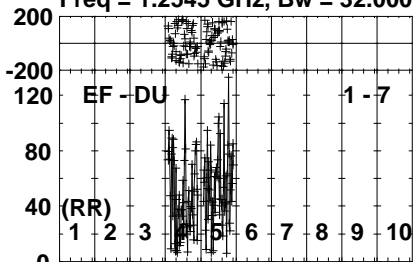
Lower frame: Micro Ampl Jy Top frame: Phas deg
Vector averaged cross-power spectrum Several baselines displayed
Timerange: 00/07:39:15 to 00/07:45:13

Plot file version 56 created 16-APR-2024 16:20:26

R240114 D EK056A.UVDATA.1

Freq = 1.2545 GHz, Bw = 32.000 MH

No calibration applied and no bandpass applied

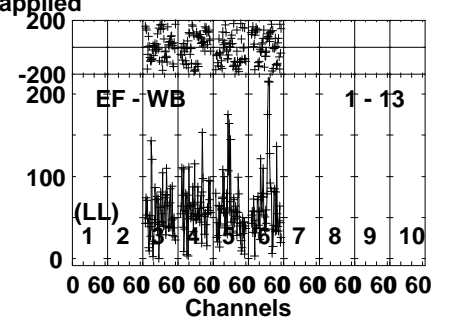
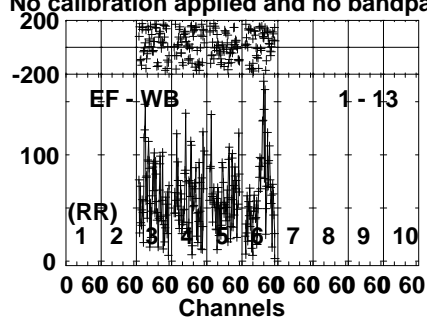
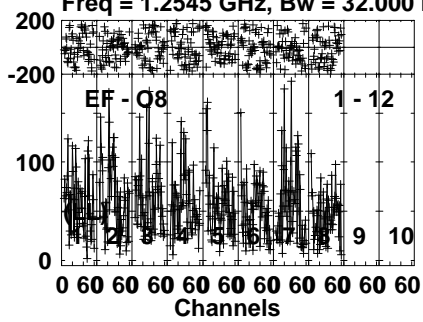


Lower frame: Micro Ampl Jy Top frame: Phas deg
Vector averaged cross-power spectrum Several baselines displayed
Timerange: 00/07:39:15 to 00/07:45:13

Plot file version 57 created 16-APR-2024 16:20:26

R240114 D EK056A.UVDATA.1

Freq = 1.2545 GHz, Bw = 32.000 MH No calibration applied and no bandpass applied



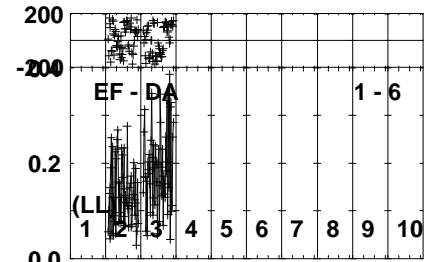
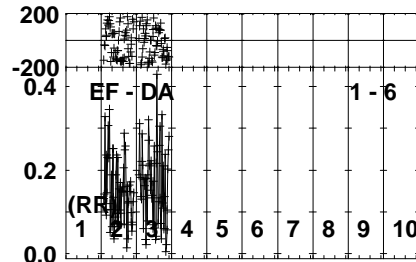
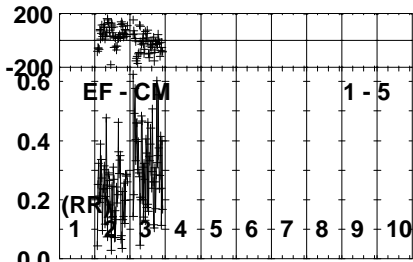
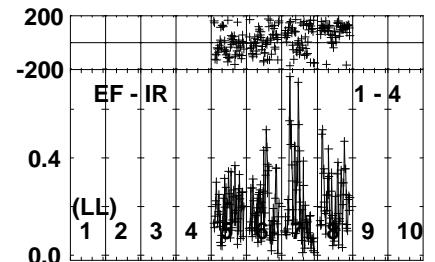
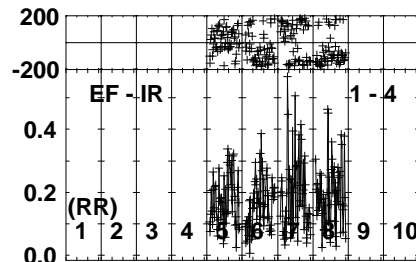
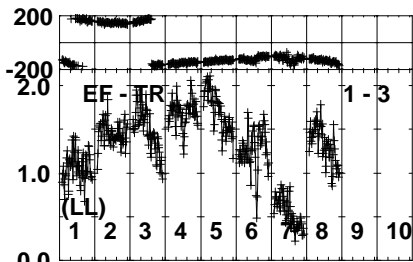
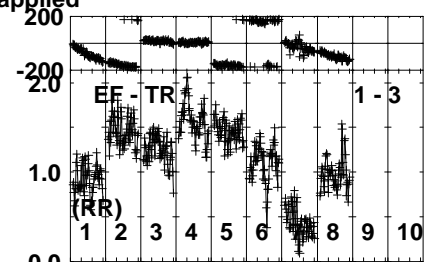
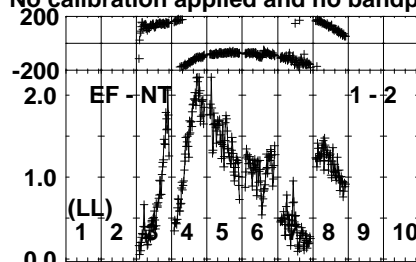
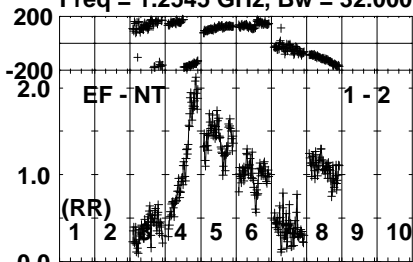
Lower frame: Micro Ampl Jy Top frame: Phas deg
Vector averaged cross-power spectrum Several baselines displayed
Timerange: 00/07:39:15 to 00/07:45:13

Plot file version 58 created 16-APR-2024 16:20:26

J2125+0441 EK056A.UVDATA.1

Freq = 1.2545 GHz, Bw = 32.000 MH

No calibration applied and no bandpass applied

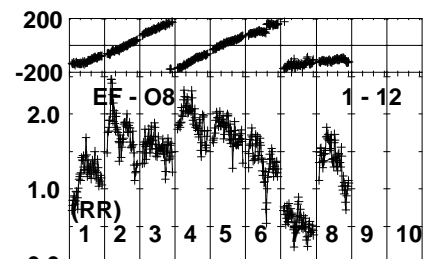
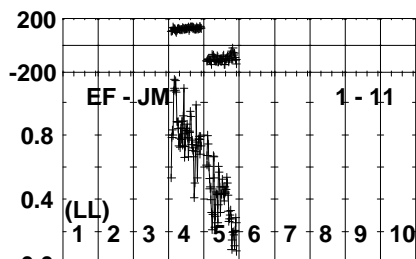
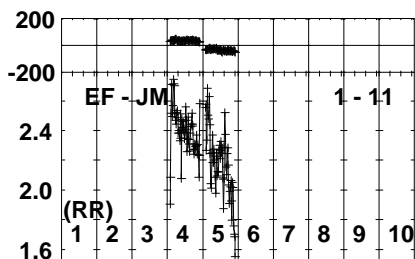
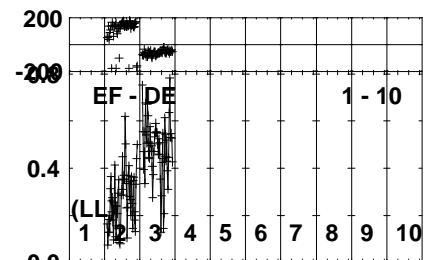
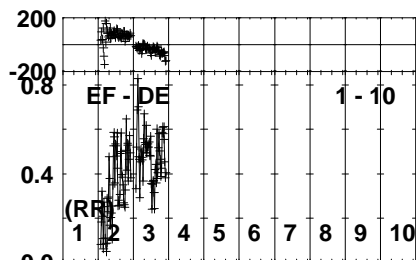
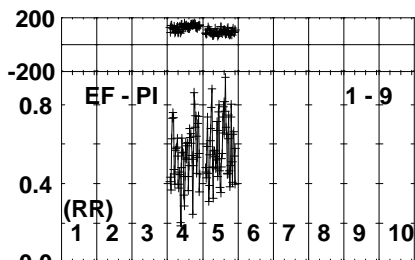
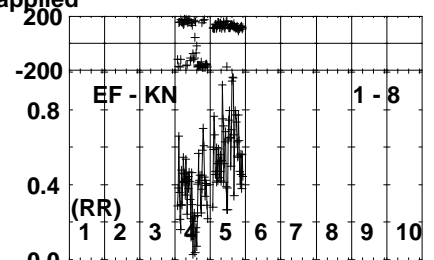
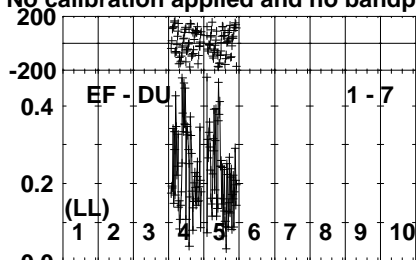
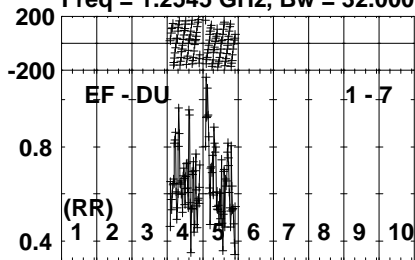


Lower frame: Milli Ampl Jy Top frame: Phas deg
Vector averaged cross-power spectrum Several baselines displayed
Timerange: 00/07:45:17 to 00/07:46:31

Plot file version 59 created 16-APR-2024 16:20:27

J2125+0441 EK056A.UVDATA.1

Freq = 1.2545 GHz, Bw = 32.000 MH No calibration applied and no bandpass applied



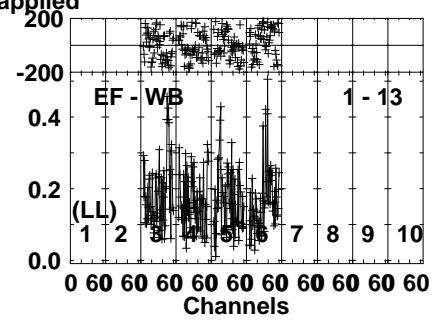
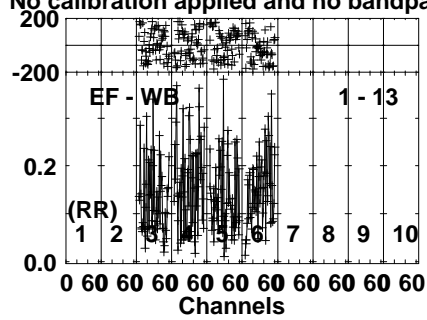
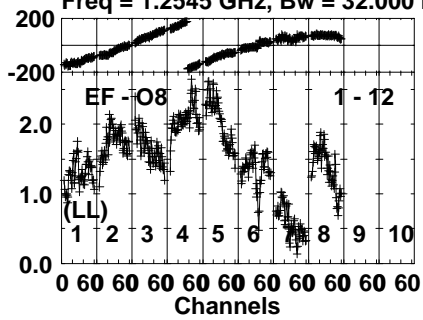
Lower frame: Milli Ampl Jy Top frame: Phas deg
Vector averaged cross-power spectrum Several baselines displayed
Timerange: 00/07:45:17 to 00/07:46:31

Plot file version 60 created 16-APR-2024 16:20:27

J2125+0441 EK056A.UVDATA.1

Freq = 1.2545 GHz, Bw = 32.000 MH

No calibration applied and no bandpass applied



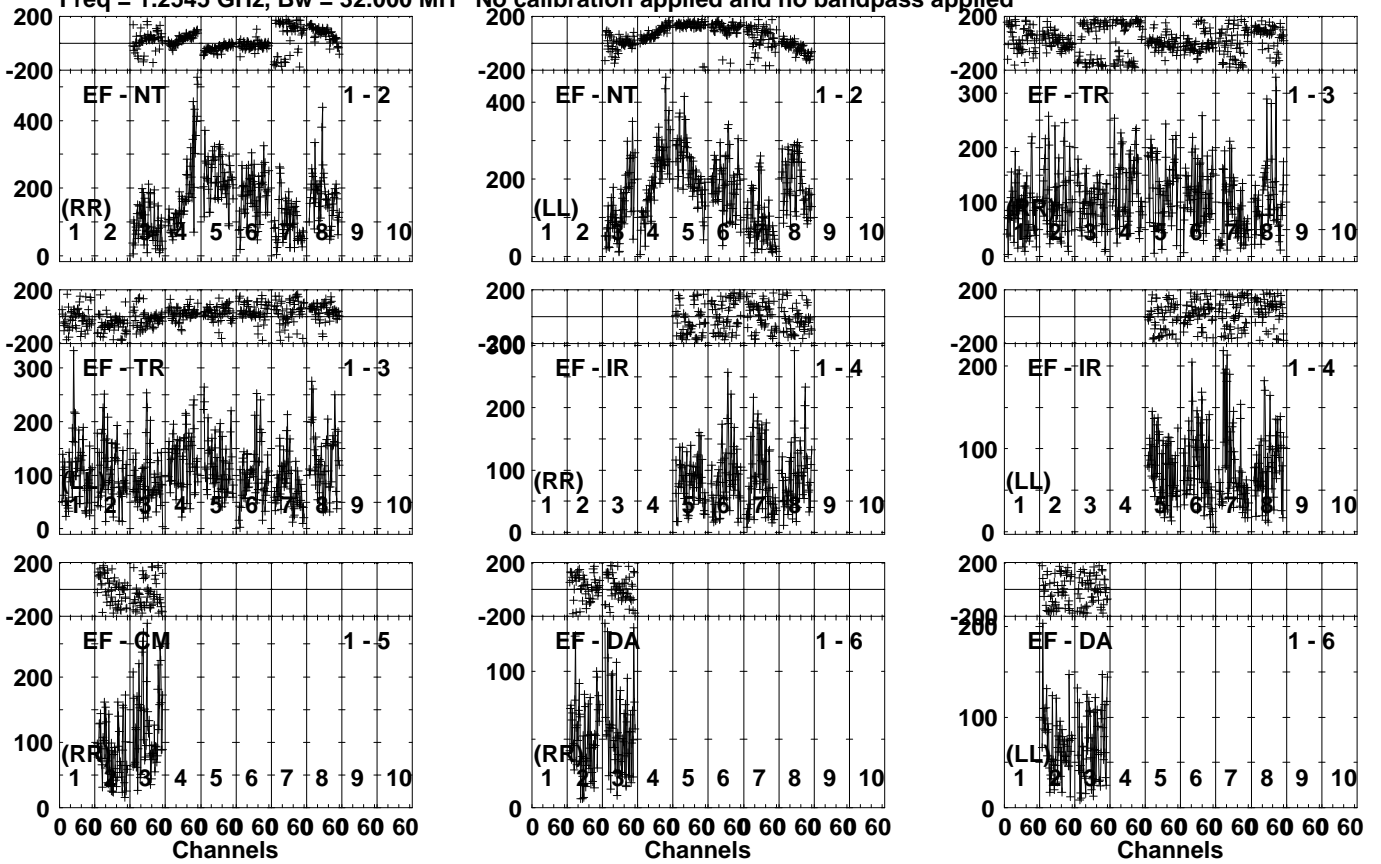
Lower frame: Milli Ampl Jy Top frame: Phas deg
Vector averaged cross-power spectrum Several baselines displayed
Timerange: 00/07:45:17 to 00/07:46:31

Plot file version 61 created 16-APR-2024 16:20:27

J2120+0246 EK056A.UVDATA.1

Freq = 1.2545 GHz, Bw = 32.000 MH

No calibration applied and no bandpass applied

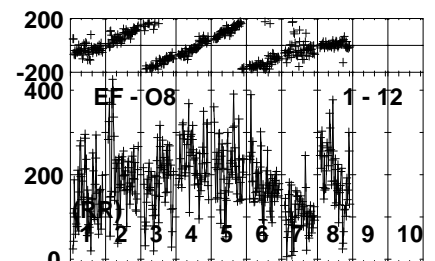
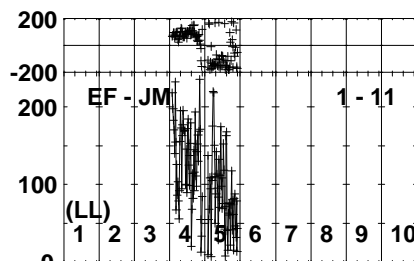
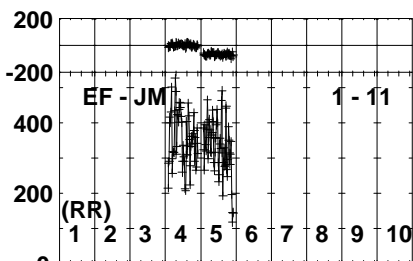
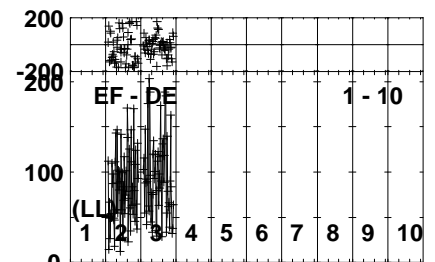
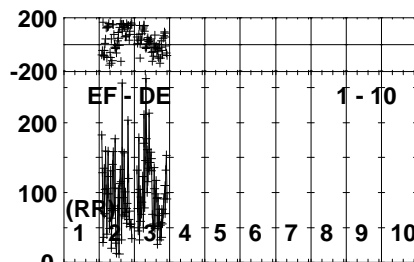
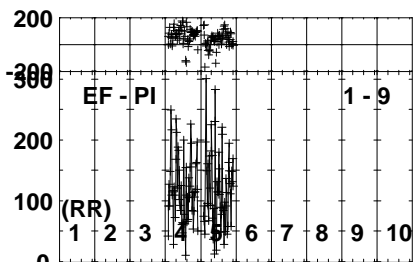
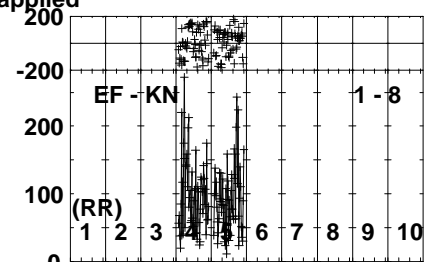
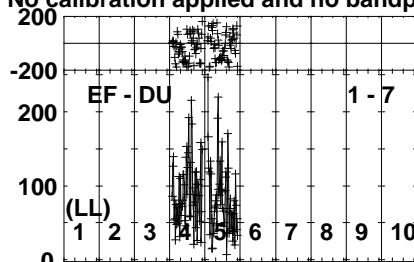
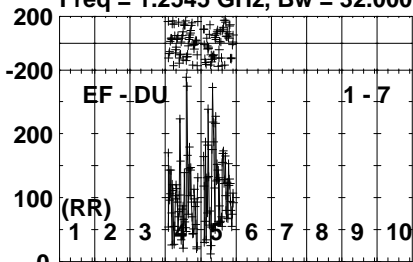


Lower frame: Micro Ampl Jy Top frame: Phas deg
Vector averaged cross-power spectrum Several baselines displayed
Timerange: 00/07:46:33 to 00/07:50:09

Plot file version 62 created 16-APR-2024 16:20:27

J2120+0246 EK056A.UVDATA.1

Freq = 1.2545 GHz, Bw = 32.000 MH No calibration applied and no bandpass applied



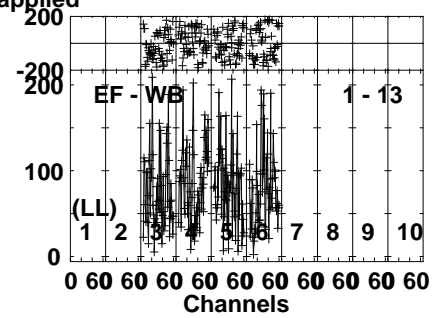
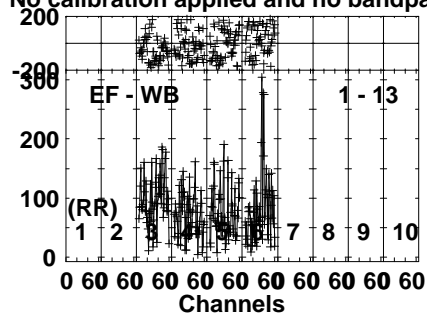
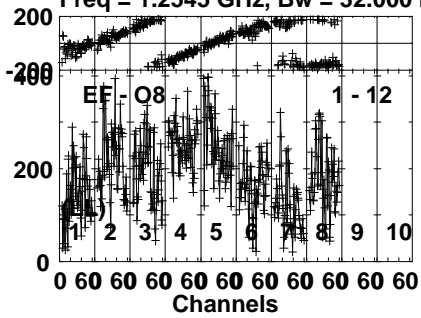
Lower frame: Micro Ampl Jy Top frame: Phas deg
Vector averaged cross-power spectrum Several baselines displayed
Timerange: 00/07:46:33 to 00/07:50:09

Plot file version 63 created 16-APR-2024 16:20:27

J2120+0246 EK056A.UVDATA.1

Freq = 1.2545 GHz, Bw = 32.000 MH

No calibration applied and no bandpass applied

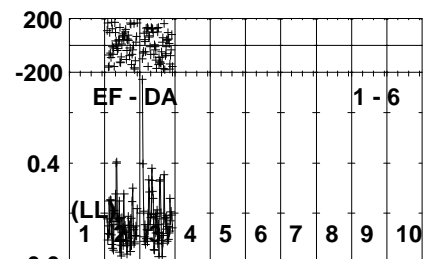
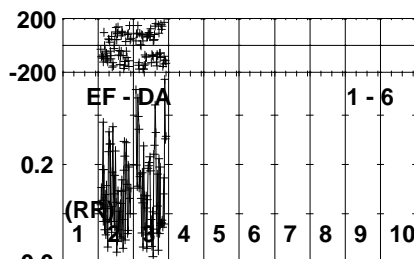
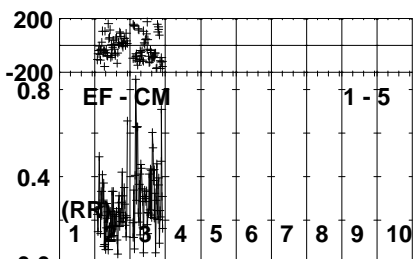
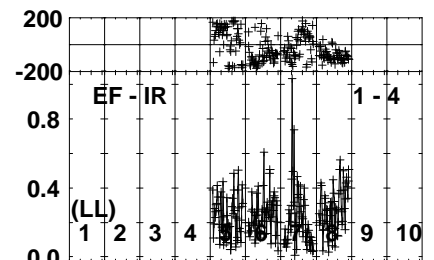
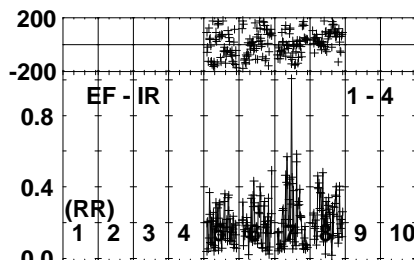
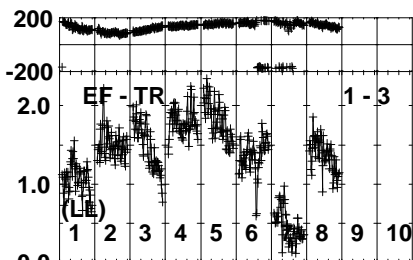
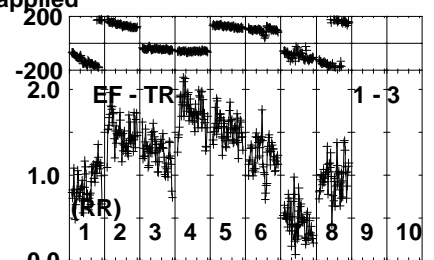
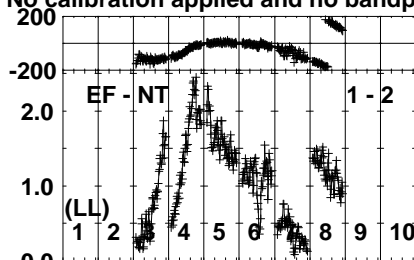
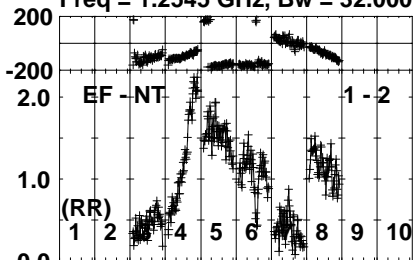


Lower frame: Micro Ampl Jy Top frame: Phas deg
Vector averaged cross-power spectrum Several baselines displayed
Timerange: 00/07:46:33 to 00/07:50:09

Plot file version 64 created 16-APR-2024 16:20:27

J2125+0441 EK056A.UVDATA.1

Freq = 1.2545 GHz, Bw = 32.000 MH No calibration applied and no bandpass applied



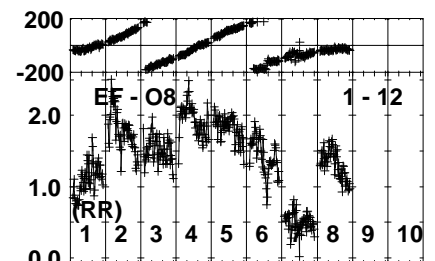
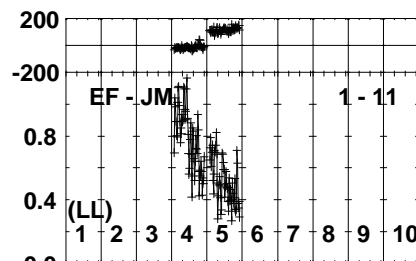
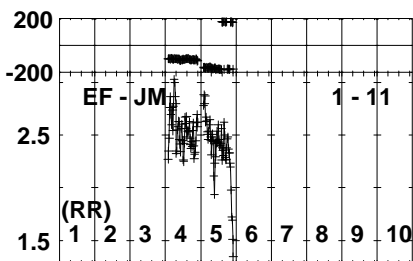
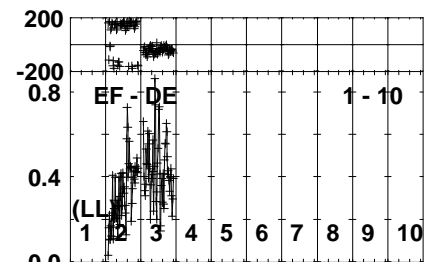
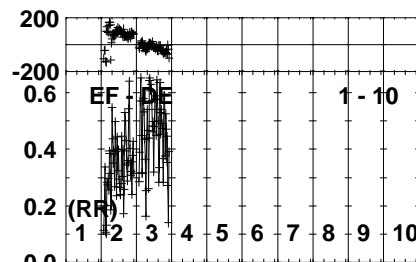
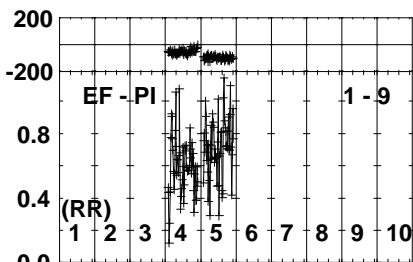
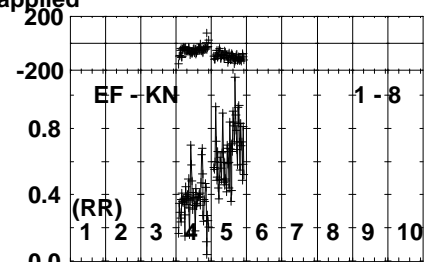
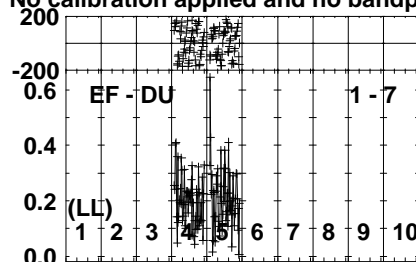
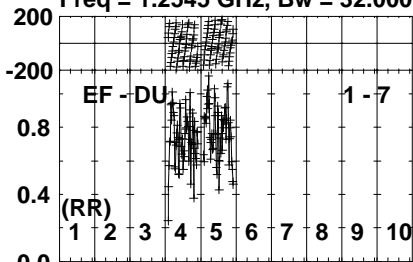
Lower frame: Milli Ampl Jy Top frame: Phas deg
Vector averaged cross-power spectrum Several baselines displayed
Timerange: 00/07:50:59 to 00/07:51:47

Plot file version 65 created 16-APR-2024 16:20:27

J2125+0441 EK056A.UVDATA.1

Freq = 1.2545 GHz, Bw = 32.000 MH

No calibration applied and no bandpass applied



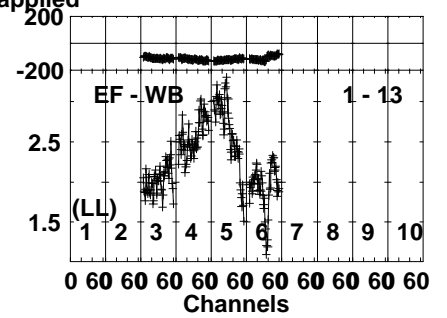
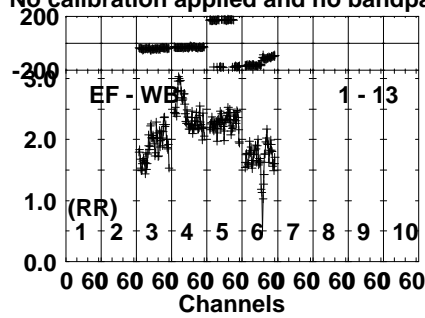
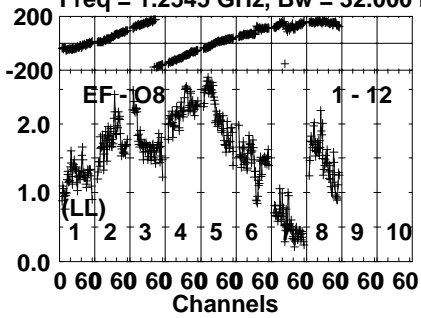
Lower frame: Milli Ampl Jy Top frame: Phas deg
Vector averaged cross-power spectrum Several baselines displayed
Timerange: 00/07:50:59 to 00/07:51:47

Plot file version 66 created 16-APR-2024 16:20:28

J2125+0441 EK056A.UVDATA.1

Freq = 1.2545 GHz, Bw = 32.000 MH

No calibration applied and no bandpass applied



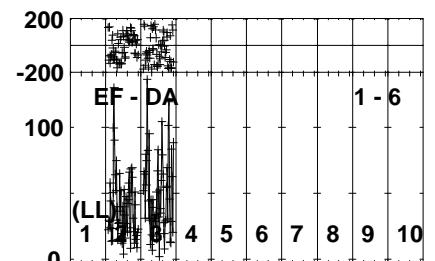
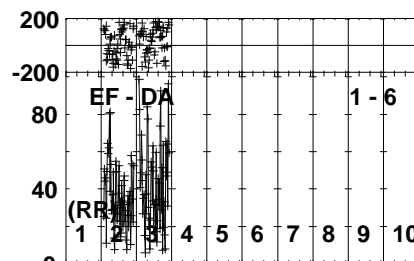
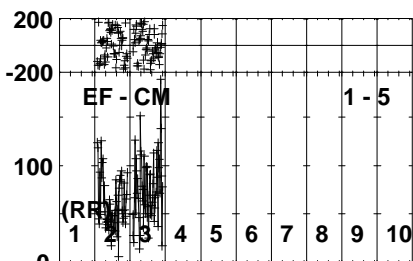
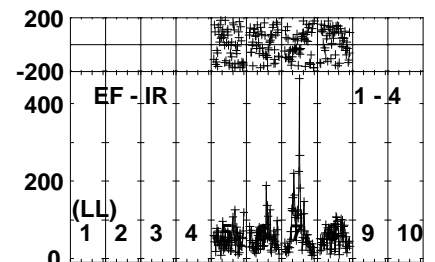
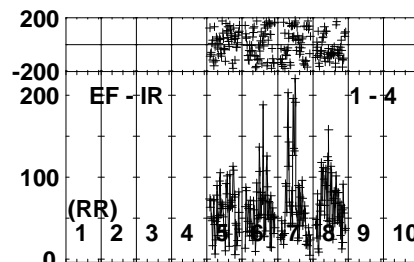
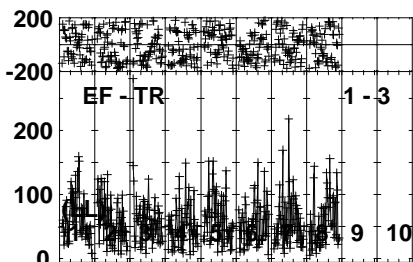
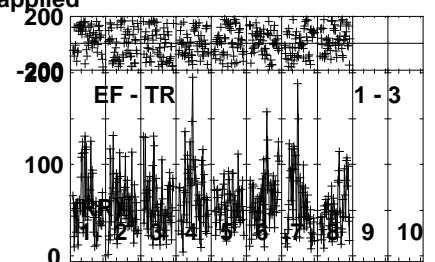
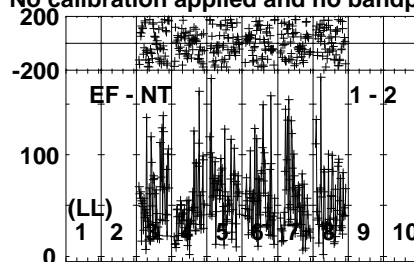
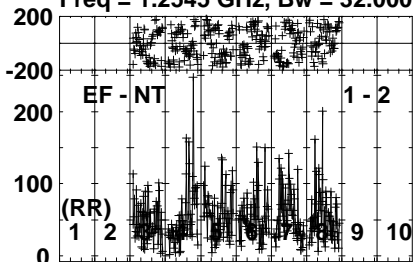
Lower frame: Milli Ampl Jy Top frame: Phas deg
Vector averaged cross-power spectrum Several baselines displayed
Timerange: 00/07:50:59 to 00/07:51:47

Plot file version 67 created 16-APR-2024 16:20:28

R240114 D EK056A.UVDATA.1

Freq = 1.2545 GHz, Bw = 32.000 MH

No calibration applied and no bandpass applied



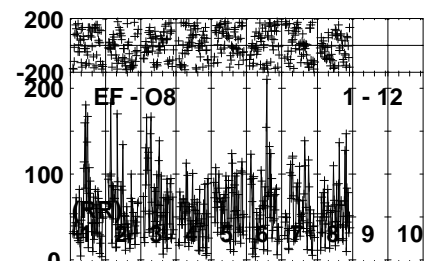
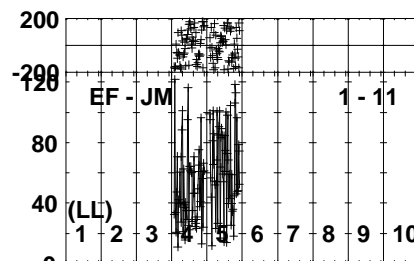
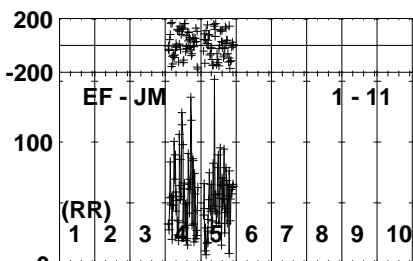
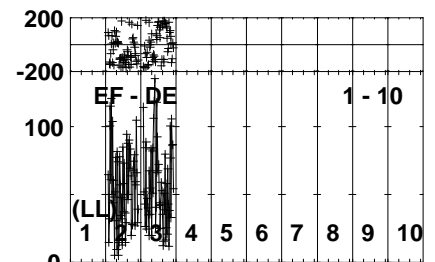
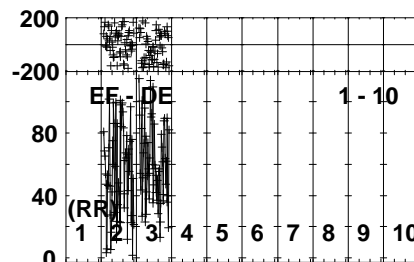
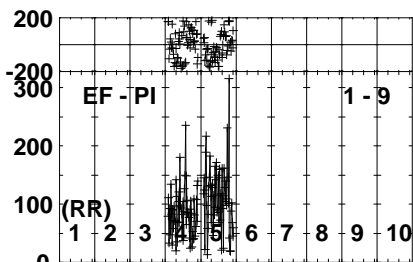
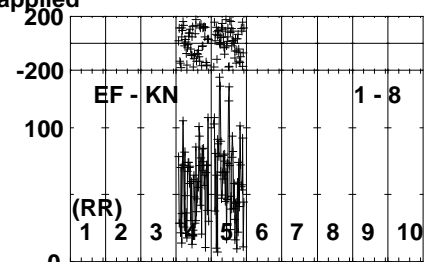
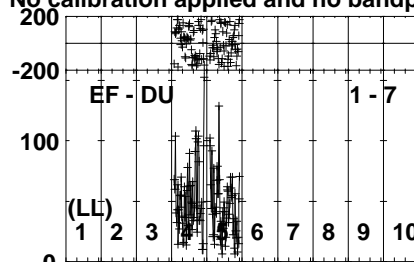
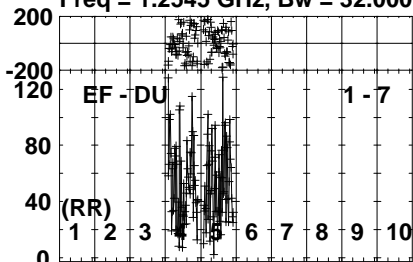
Lower frame: Micro Ampl Jy Top frame: Phas deg
Vector averaged cross-power spectrum Several baselines displayed
Timerange: 00/07:51:49 to 00/07:57:47

Plot file version 68 created 16-APR-2024 16:20:28

R240114 D EK056A.UVDATA.1

Freq = 1.2545 GHz, Bw = 32.000 MH

No calibration applied and no bandpass applied

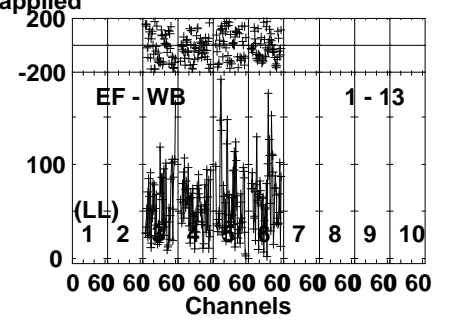
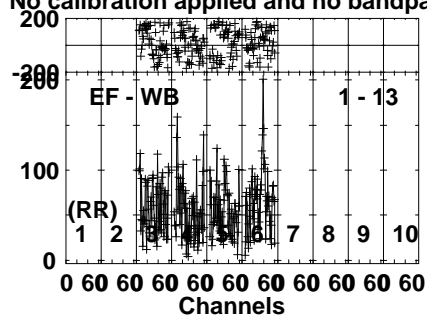
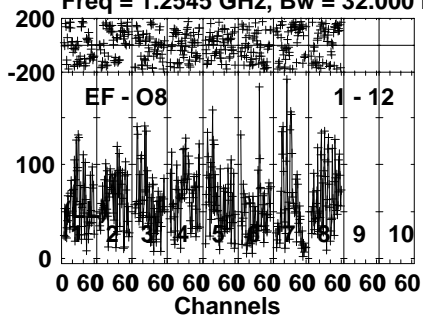


Lower frame: Micro Ampl Jy Top frame: Phas deg
Vector averaged cross-power spectrum Several baselines displayed
Timerange: 00/07:51:49 to 00/07:57:47

Plot file version 69 created 16-APR-2024 16:20:28

R240114 D EK056A.UVDATA.1

Freq = 1.2545 GHz, Bw = 32.000 MH No calibration applied and no bandpass applied

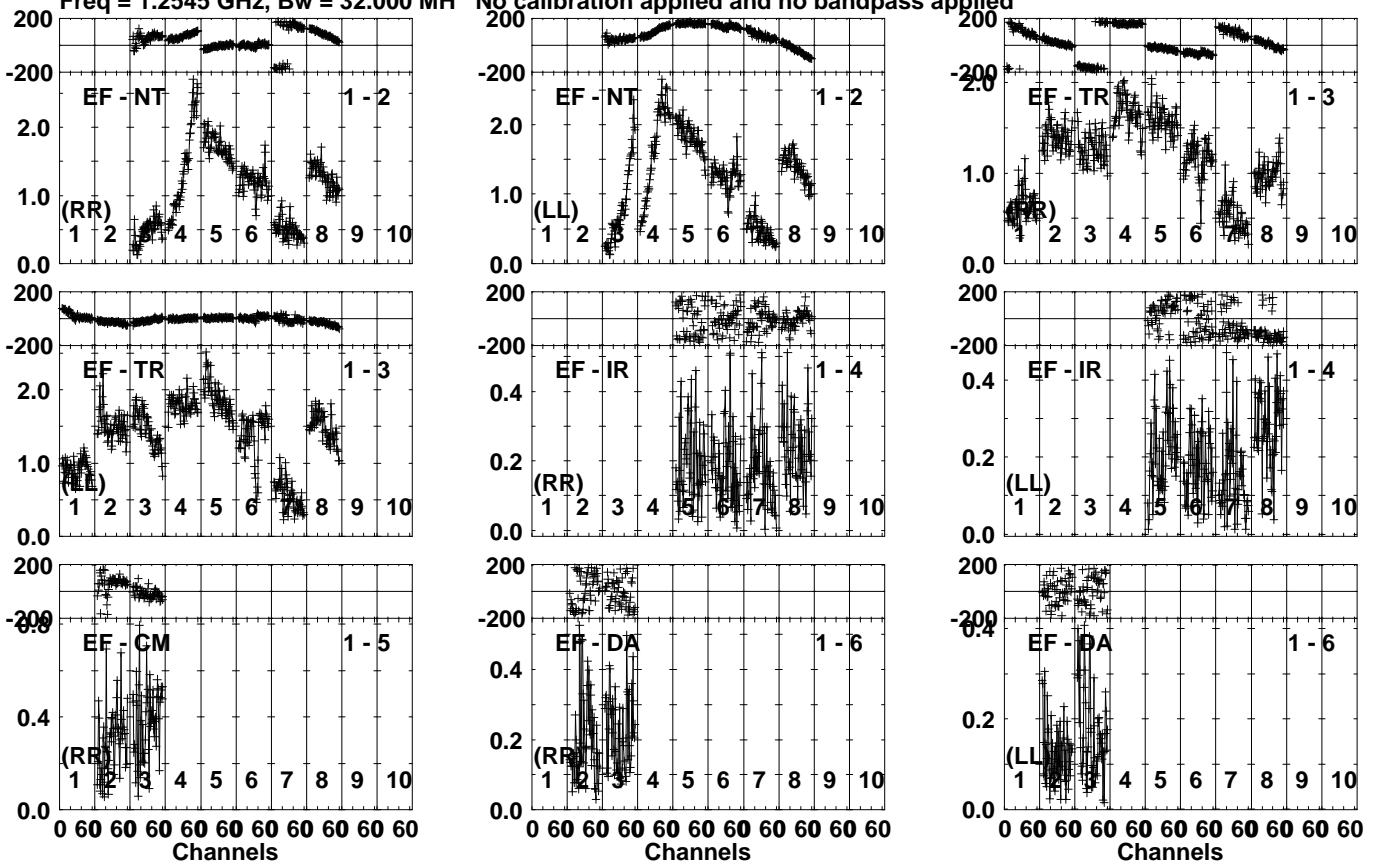


Lower frame: Micro Ampl Jy Top frame: Phas deg
Vector averaged cross-power spectrum Several baselines displayed
Timerange: 00/07:51:49 to 00/07:57:47

Plot file version 70 created 16-APR-2024 16:20:28

J2125+0441 EK056A.UVDATA.1

Freq = 1.2545 GHz, Bw = 32.000 MH No calibration applied and no bandpass applied



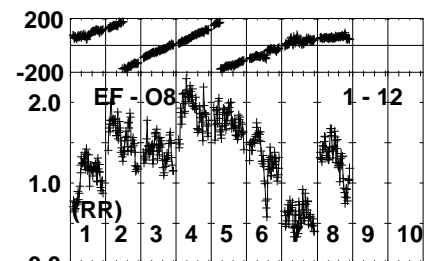
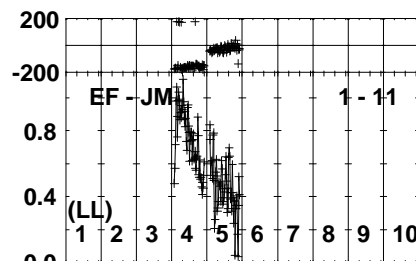
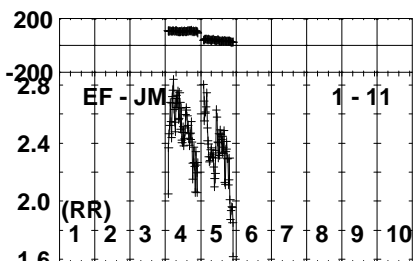
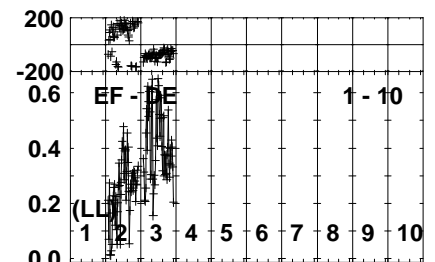
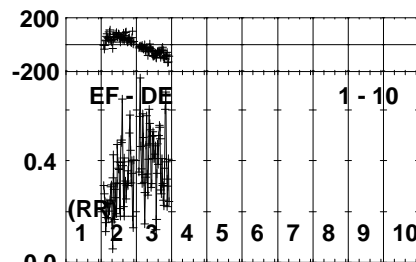
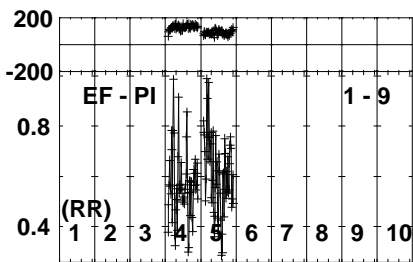
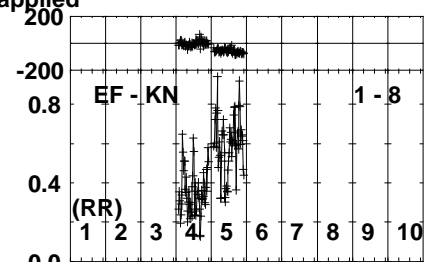
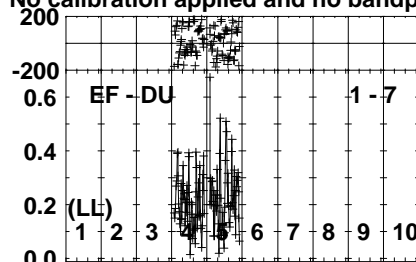
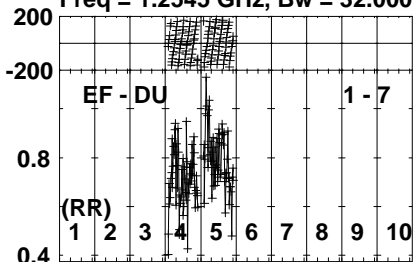
Lower frame: Milli Ampl Jy Top frame: Phas deg
Vector averaged cross-power spectrum Several baselines displayed
Timerange: 00/07:57:51 to 00/07:59:05

Plot file version 71 created 16-APR-2024 16:20:29

J2125+0441 EK056A.UVDATA.1

Freq = 1.2545 GHz, Bw = 32.000 MH

No calibration applied and no bandpass applied



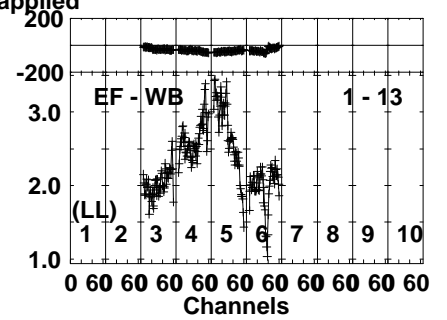
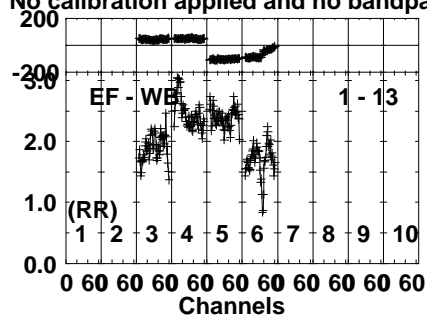
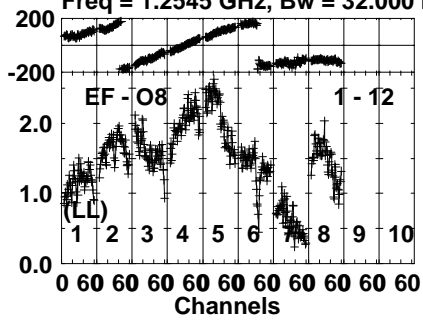
Lower frame: Milli Ampl Jy Top frame: Phas deg
Vector averaged cross-power spectrum Several baselines displayed
Timerange: 00/07:57:51 to 00/07:59:05

Plot file version 72 created 16-APR-2024 16:20:29

J2125+0441 EK056A.UVDATA.1

Freq = 1.2545 GHz, Bw = 32.000 MH

No calibration applied and no bandpass applied

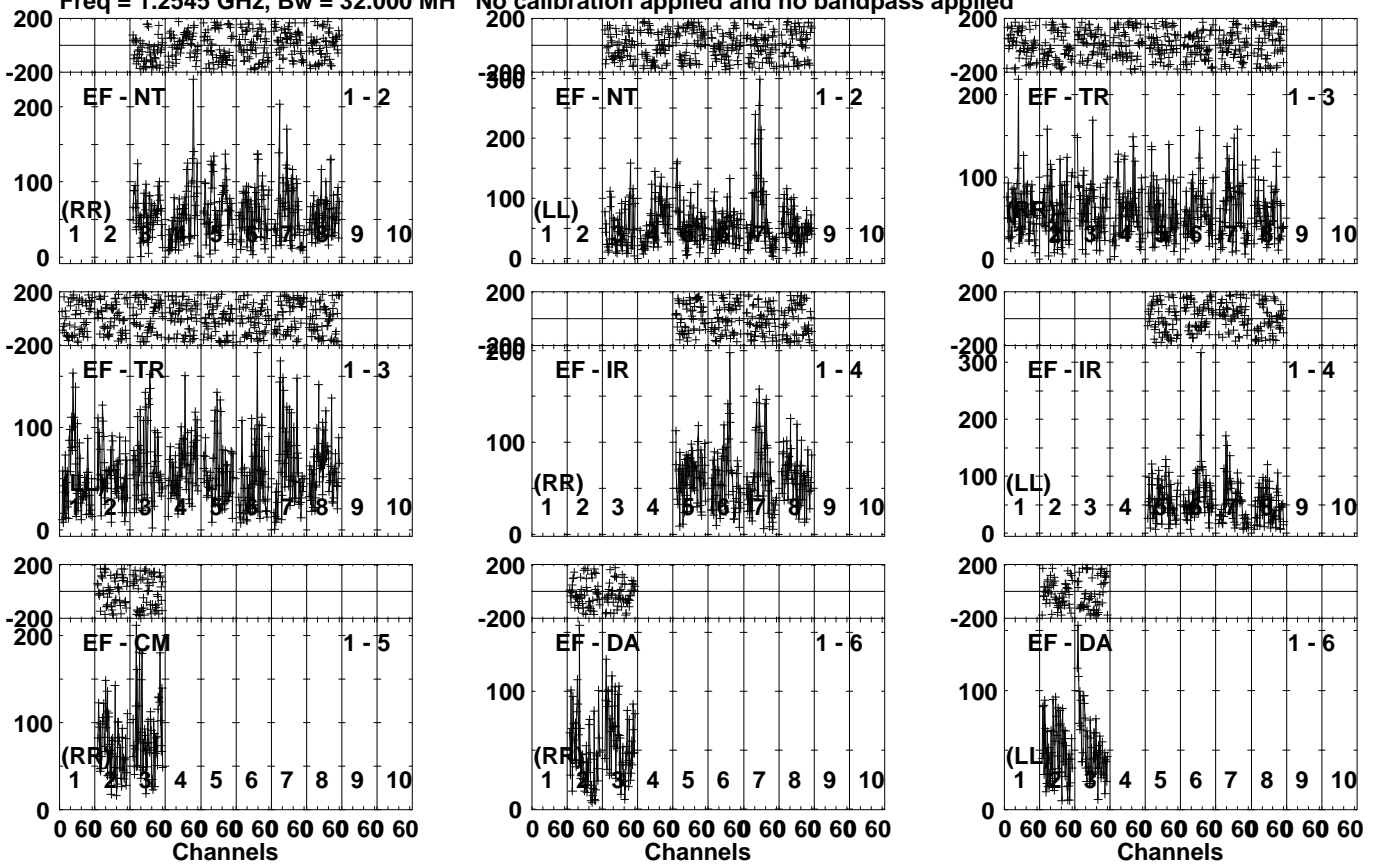


Lower frame: Milli Ampl Jy Top frame: Phas deg
Vector averaged cross-power spectrum Several baselines displayed
Timerange: 00/07:57:51 to 00/07:59:05

Plot file version 73 created 16-APR-2024 16:20:29

R240114 D EK056A.UVDATA.1

Freq = 1.2545 GHz, Bw = 32.000 MH No calibration applied and no bandpass applied



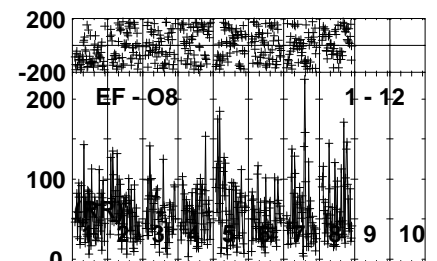
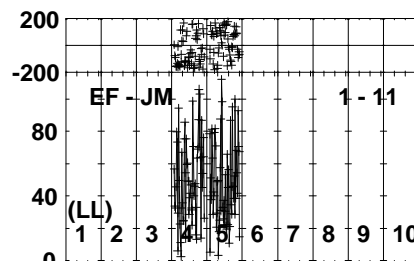
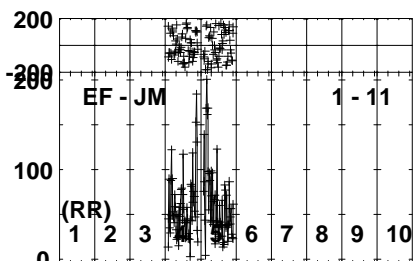
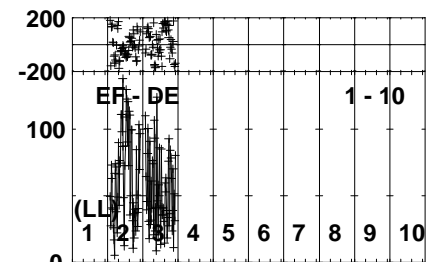
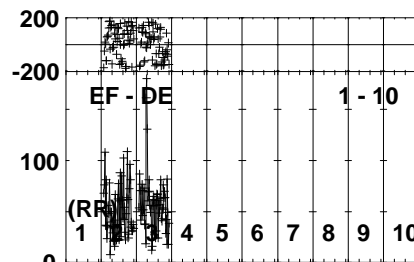
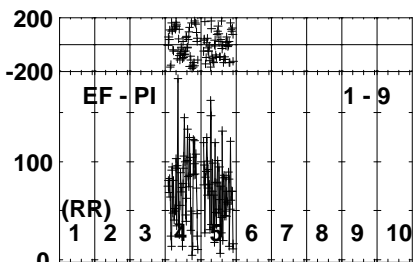
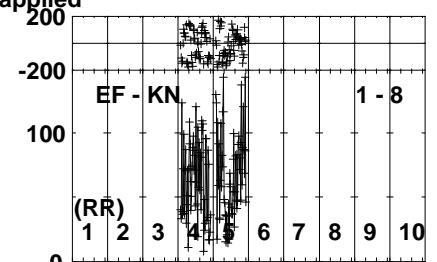
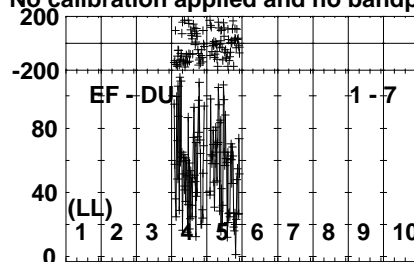
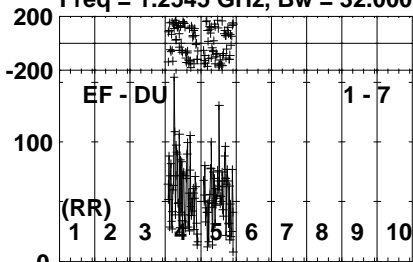
Lower frame: Micro Ampl Jy Top frame: Phas deg
Vector averaged cross-power spectrum Several baselines displayed
Timerange: 00/07:59:07 to 00/08:05:05

Plot file version 74 created 16-APR-2024 16:20:29

R240114 D EK056A.UVDATA.1

Freq = 1.2545 GHz, Bw = 32.000 MH

No calibration applied and no bandpass applied

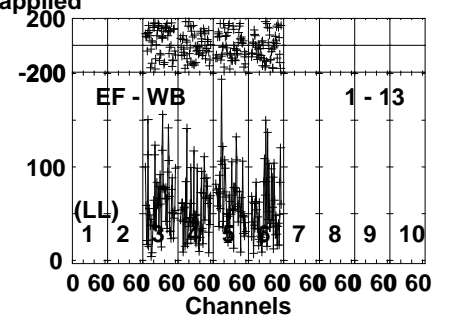
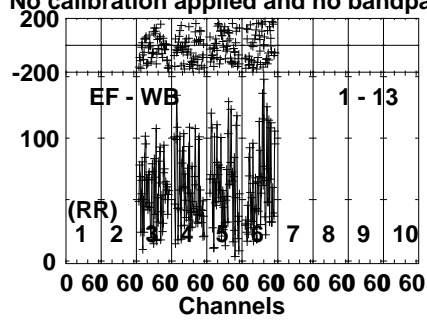
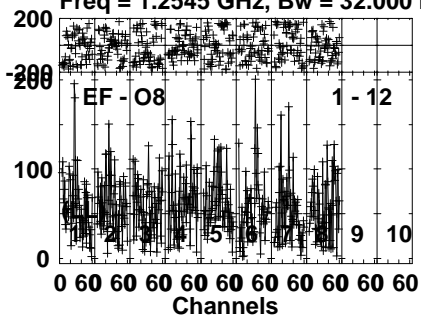


Lower frame: Micro Ampl Jy Top frame: Phas deg
Vector averaged cross-power spectrum Several baselines displayed
Timerange: 00/07:59:07 to 00/08:05:05

Plot file version 75 created 16-APR-2024 16:20:29

R240114 D EK056A.UVDATA.1

Freq = 1.2545 GHz, Bw = 32.000 MH No calibration applied and no bandpass applied

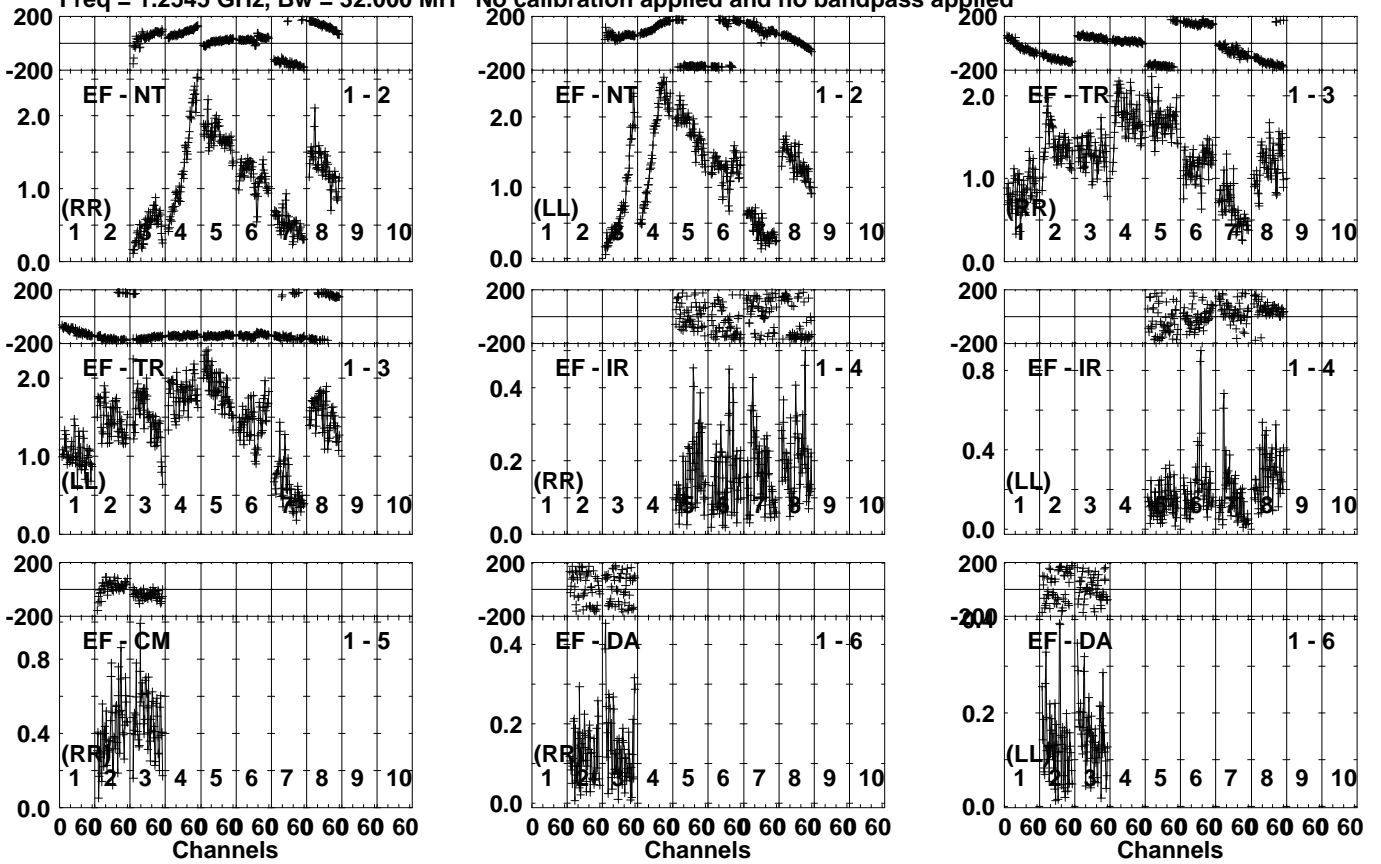


Lower frame: Micro Ampl Jy Top frame: Phas deg
Vector averaged cross-power spectrum Several baselines displayed
Timerange: 00/07:59:07 to 00/08:05:05

Plot file version 76 created 16-APR-2024 16:20:29

J2125+0441 EK056A.UVDATA.1

Freq = 1.2545 GHz, Bw = 32.000 MH No calibration applied and no bandpass applied

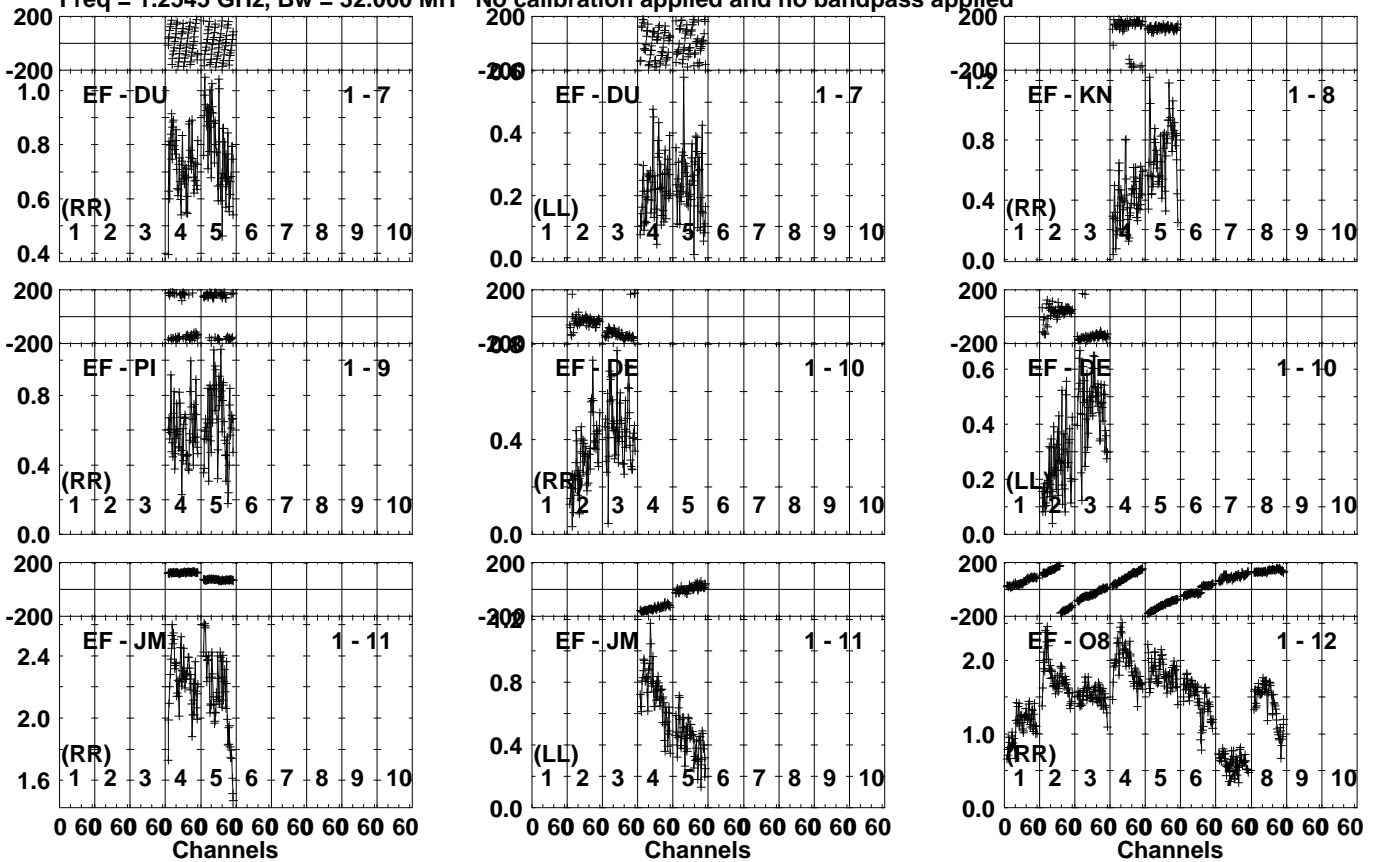


Lower frame: Milli Ampl Jy Top frame: Phas deg
Vector averaged cross-power spectrum Several baselines displayed
Timerange: 00/08:05:44 to 00/08:06:32

Plot file version 77 created 16-APR-2024 16:20:30

J2125+0441 EK056A.UVDATA.1

Freq = 1.2545 GHz, Bw = 32.000 MH No calibration applied and no bandpass applied



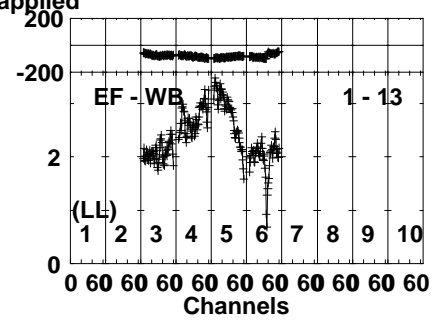
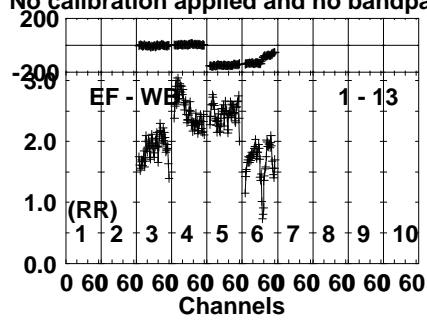
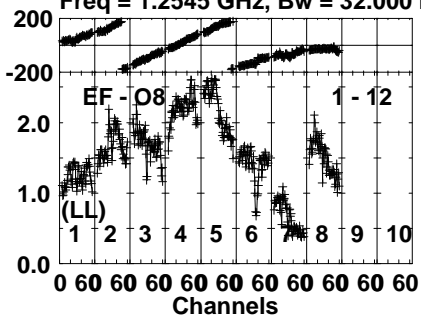
Lower frame: Milli Ampl Jy Top frame: Phas deg
Vector averaged cross-power spectrum Several baselines displayed
Timerange: 00/08:05:44 to 00/08:06:32

Plot file version 78 created 16-APR-2024 16:20:30

J2125+0441 EK056A.UVDATA.1

Freq = 1.2545 GHz, Bw = 32.000 MH

No calibration applied and no bandpass applied

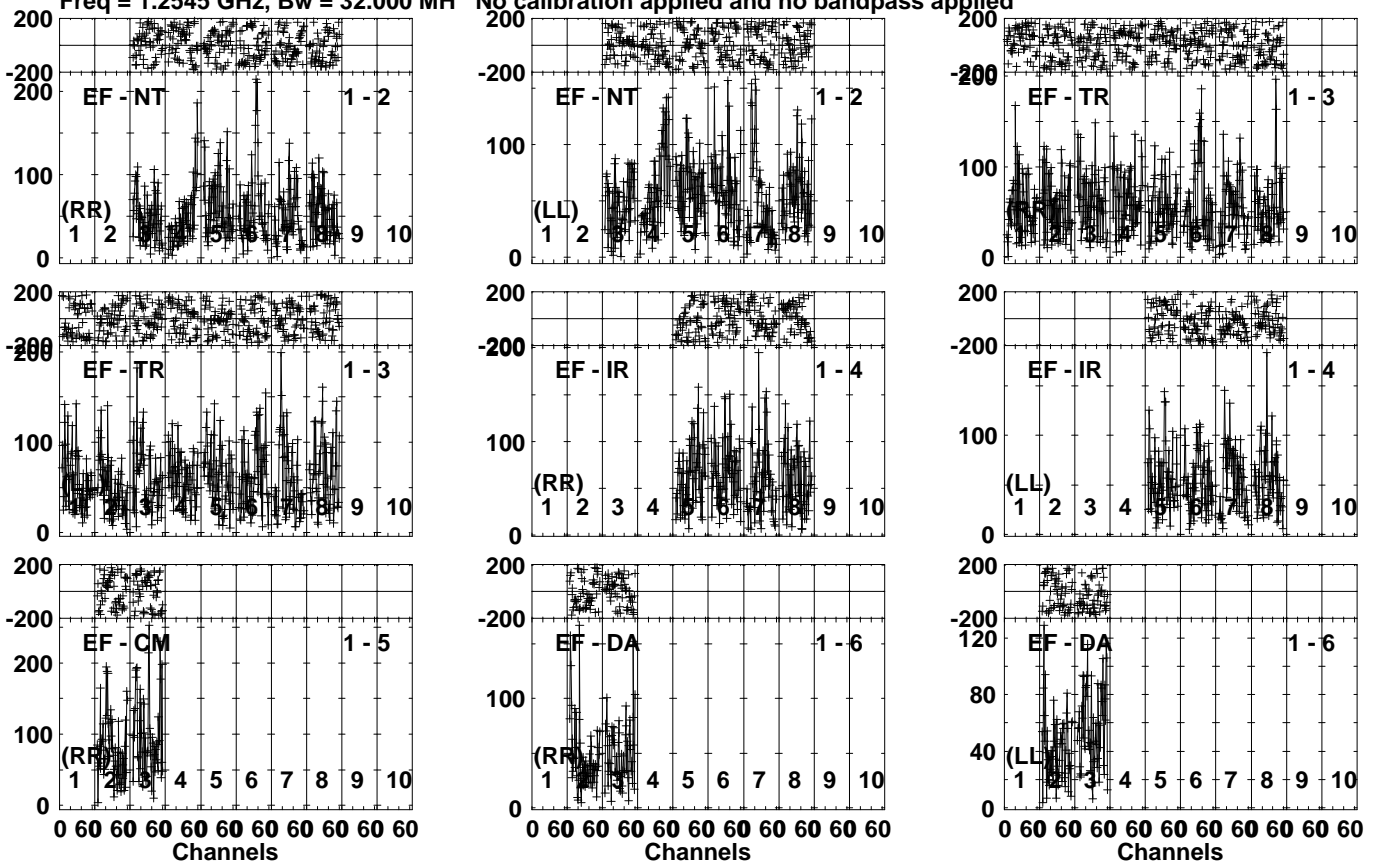


Lower frame: Milli Ampl Jy Top frame: Phas deg
Vector averaged cross-power spectrum Several baselines displayed
Timerange: 00/08:05:44 to 00/08:06:32

Plot file version 79 created 16-APR-2024 16:20:30

R240114 D EK056A.UVDATA.1

Freq = 1.2545 GHz, Bw = 32.000 MH No calibration applied and no bandpass applied



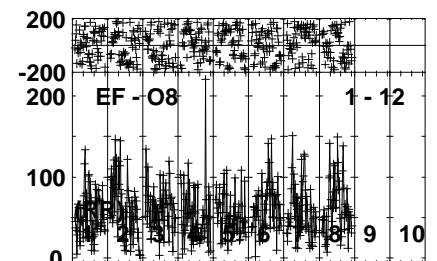
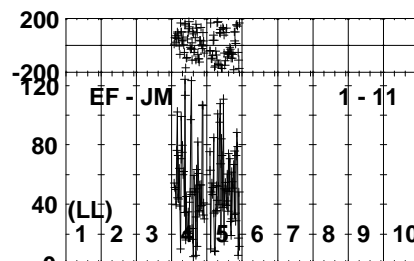
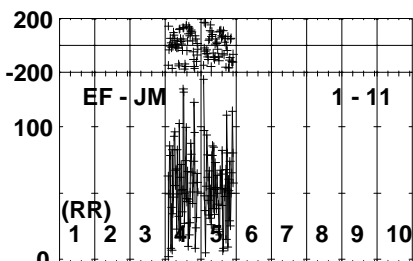
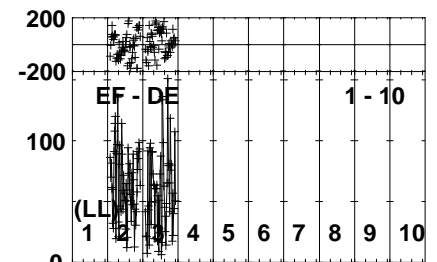
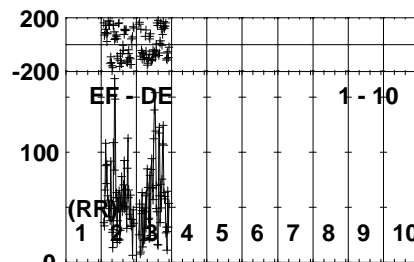
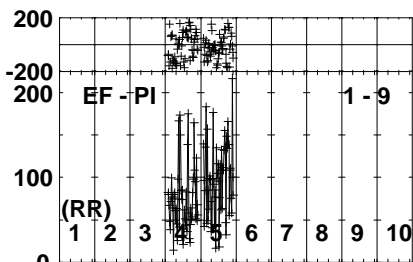
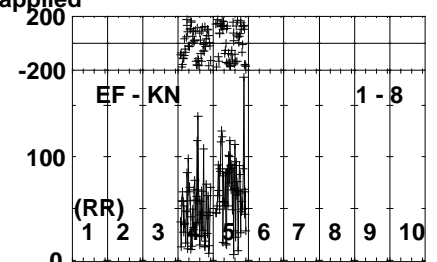
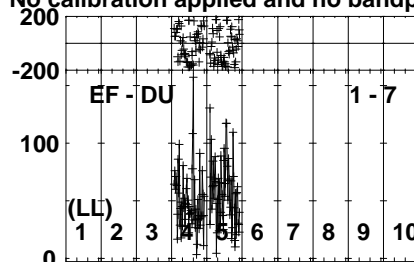
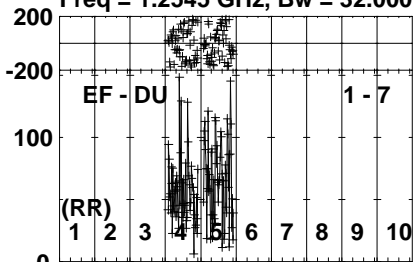
Lower frame: Micro Ampl Jy Top frame: Phas deg
Vector averaged cross-power spectrum Several baselines displayed
Timerange: 00/08:06:34 to 00/08:12:32

Plot file version 80 created 16-APR-2024 16:20:30

R240114 D EK056A.UVDATA.1

Freq = 1.2545 GHz, Bw = 32.000 MH

No calibration applied and no bandpass applied



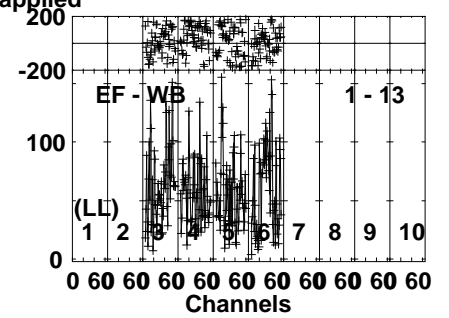
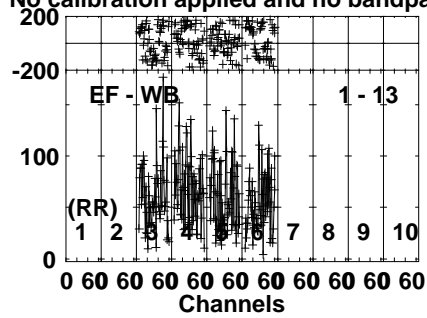
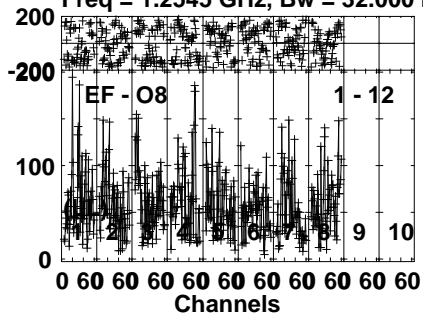
Lower frame: Micro Ampl Jy Top frame: Phas deg
Vector averaged cross-power spectrum Several baselines displayed
Timerange: 00/08:06:34 to 00/08:12:32

Plot file version 81 created 16-APR-2024 16:20:31

R240114 D EK056A.UVDATA.1

Freq = 1.2545 GHz, Bw = 32.000 MH

No calibration applied and no bandpass applied



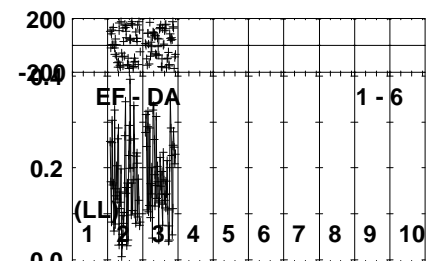
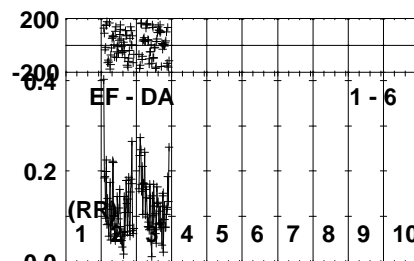
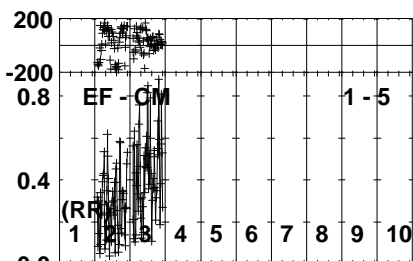
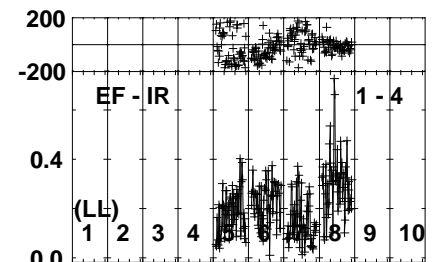
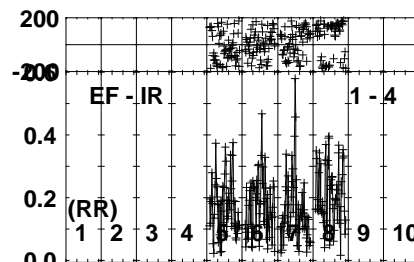
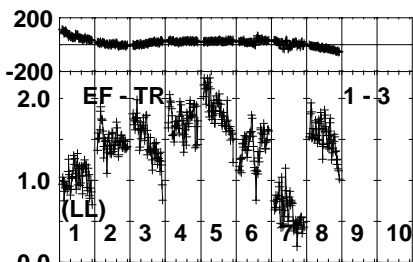
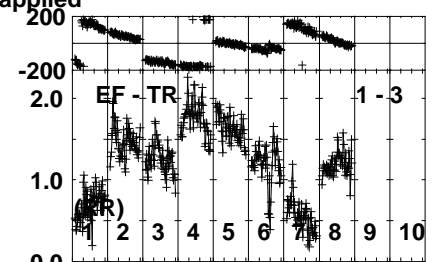
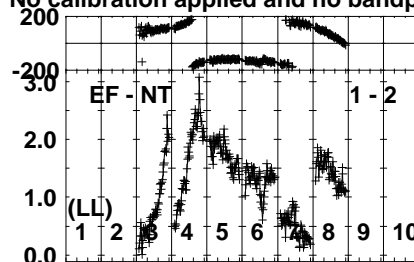
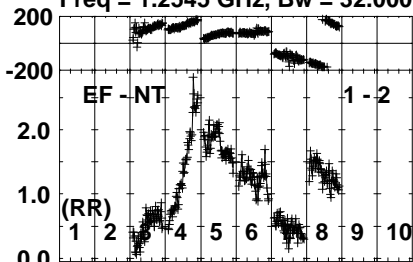
Lower frame: Micro Ampl Jy Top frame: Phas deg
Vector averaged cross-power spectrum Several baselines displayed
Timerange: 00/08:06:34 to 00/08:12:32

Plot file version 82 created 16-APR-2024 16:20:31

J2125+0441 EK056A.UVDATA.1

Freq = 1.2545 GHz, Bw = 32.000 MH

No calibration applied and no bandpass applied

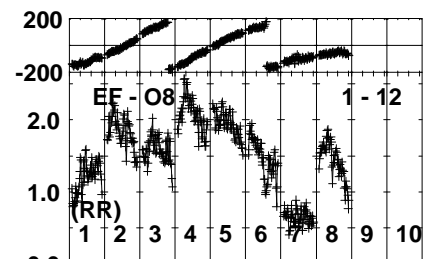
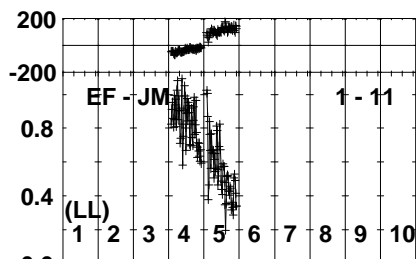
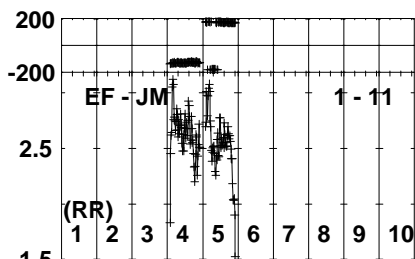
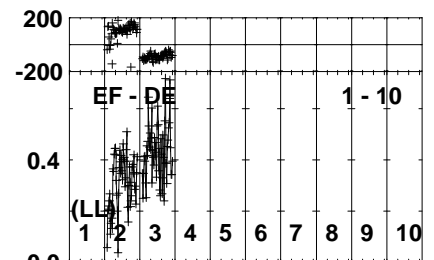
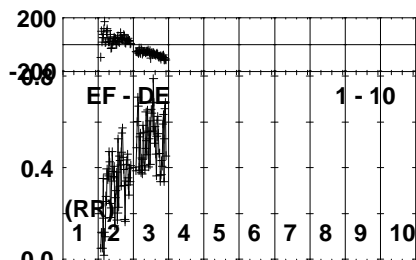
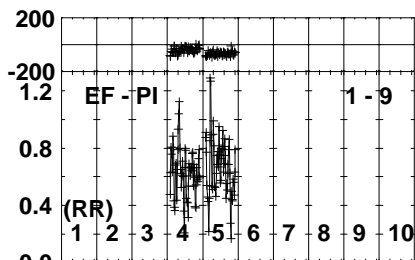
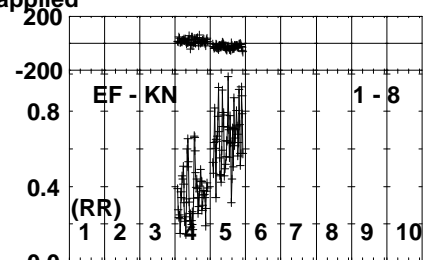
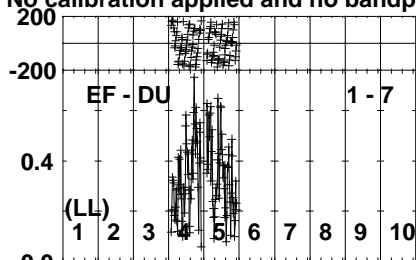
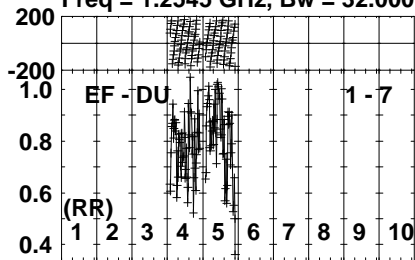


Lower frame: Milli Ampl Jy Top frame: Phas deg
Vector averaged cross-power spectrum Several baselines displayed
Timerange: 00/08:12:36 to 00/08:13:48

Plot file version 83 created 16-APR-2024 16:20:31

J2125+0441 EK056A.UVDATA.1

Freq = 1.2545 GHz, Bw = 32.000 MH No calibration applied and no bandpass applied



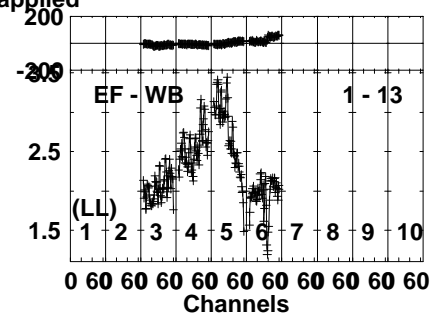
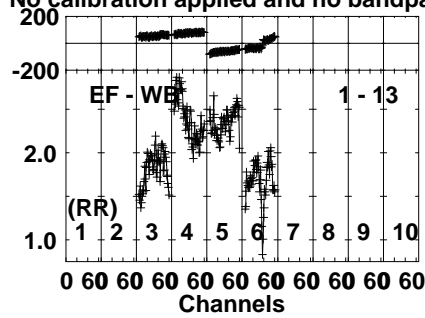
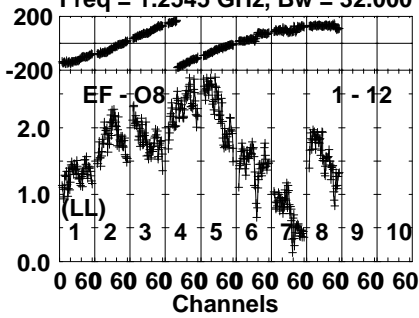
Lower frame: Milli Ampl Jy Top frame: Phas deg
Vector averaged cross-power spectrum Several baselines displayed
Timerange: 00/08:12:36 to 00/08:13:48

Plot file version 84 created 16-APR-2024 16:20:31

J2125+0441 EK056A.UVDATA.1

Freq = 1.2545 GHz, Bw = 32.000 MH

No calibration applied and no bandpass applied



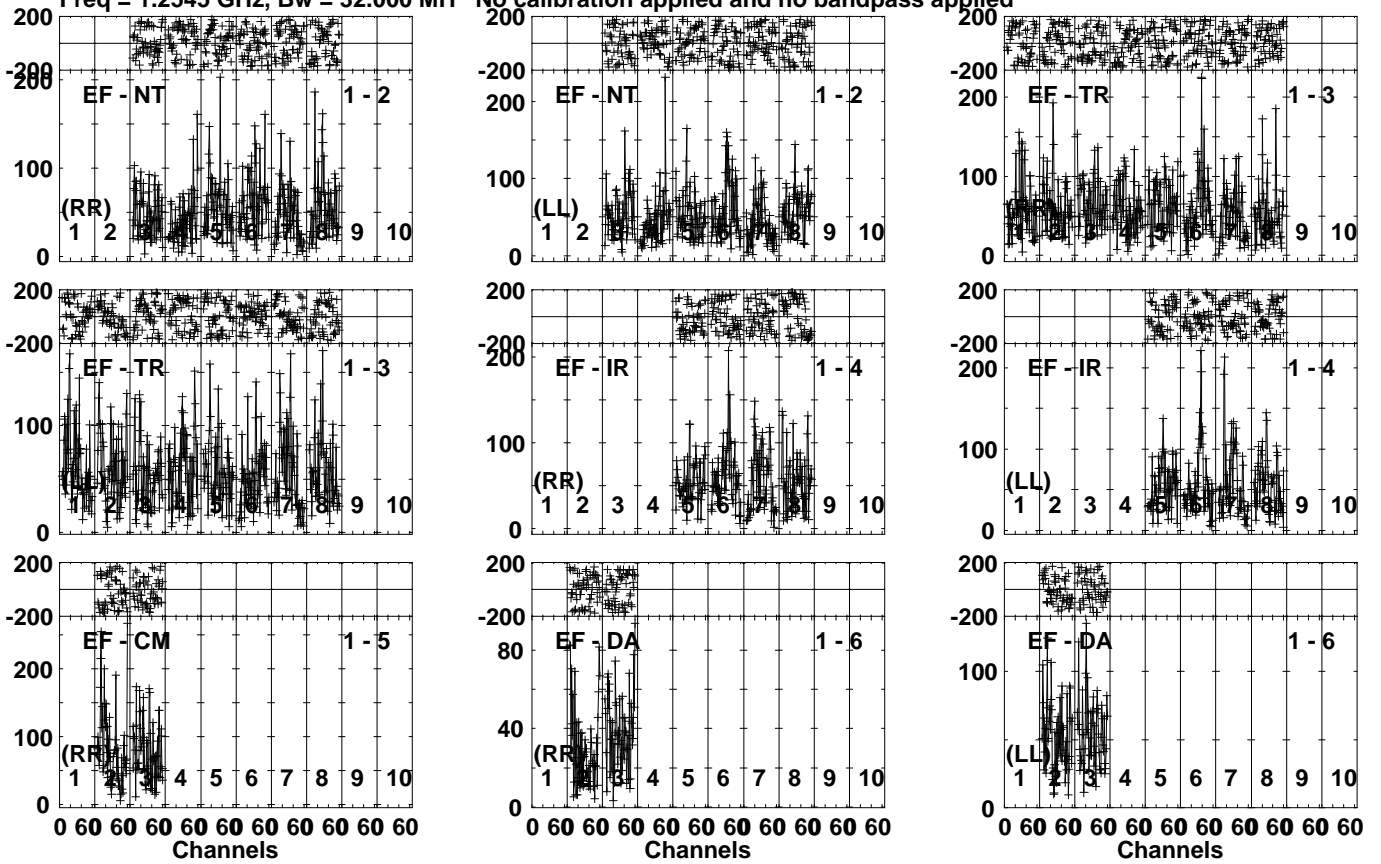
Lower frame: Milli Ampl Jy Top frame: Phas deg
Vector averaged cross-power spectrum Several baselines displayed
Timerange: 00/08:12:36 to 00/08:13:48

Plot file version 85 created 16-APR-2024 16:20:31

R240114 D EK056A.UVDATA.1

Freq = 1.2545 GHz, Bw = 32.000 MH

No calibration applied and no bandpass applied



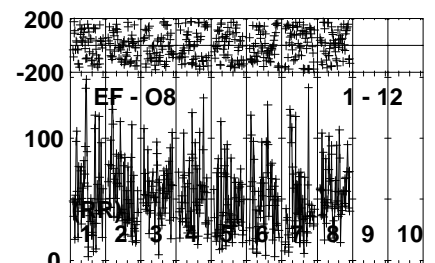
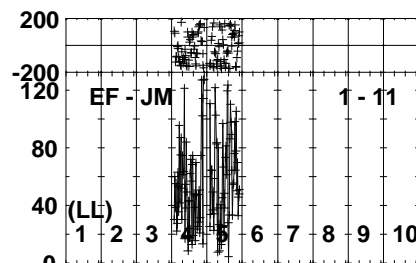
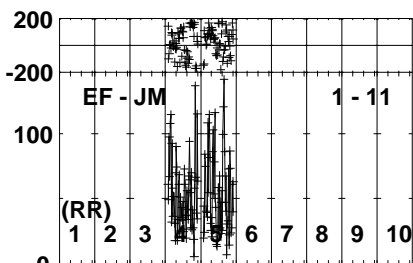
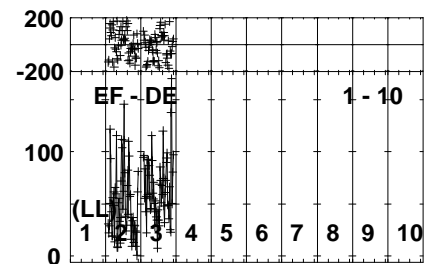
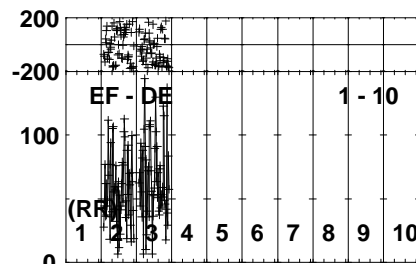
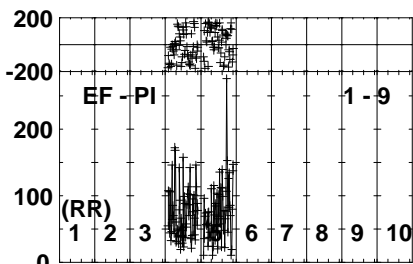
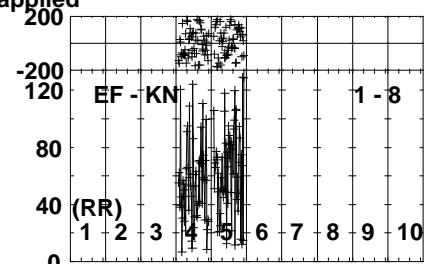
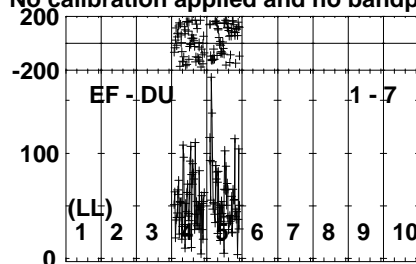
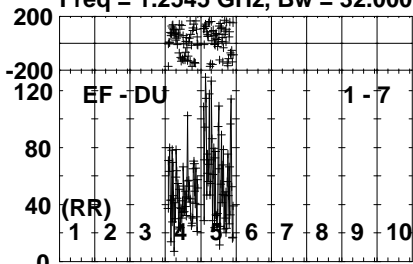
Lower frame: Micro Ampl Jy Top frame: Phas deg
Vector averaged cross-power spectrum Several baselines displayed
Timerange: 00/08:13:51 to 00/08:19:49

Plot file version 86 created 16-APR-2024 16:20:32

R240114 D EK056A.UVDATA.1

Freq = 1.2545 GHz, Bw = 32.000 MH

No calibration applied and no bandpass applied



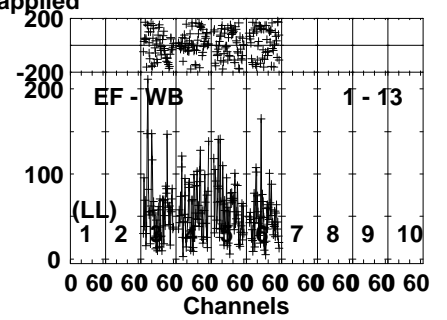
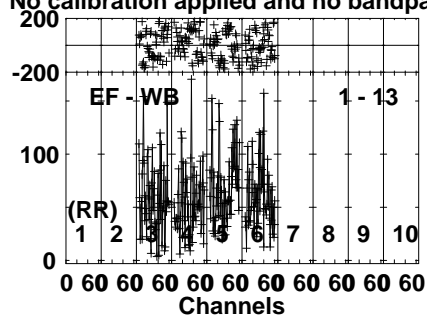
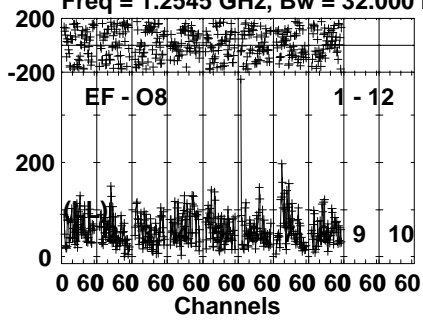
Lower frame: Micro Ampl Jy Top frame: Phas deg
Vector averaged cross-power spectrum Several baselines displayed
Timerange: 00/08:13:51 to 00/08:19:49

Plot file version 87 created 16-APR-2024 16:20:32

R240114 D EK056A.UVDATA.1

Freq = 1.2545 GHz, Bw = 32.000 MH

No calibration applied and no bandpass applied



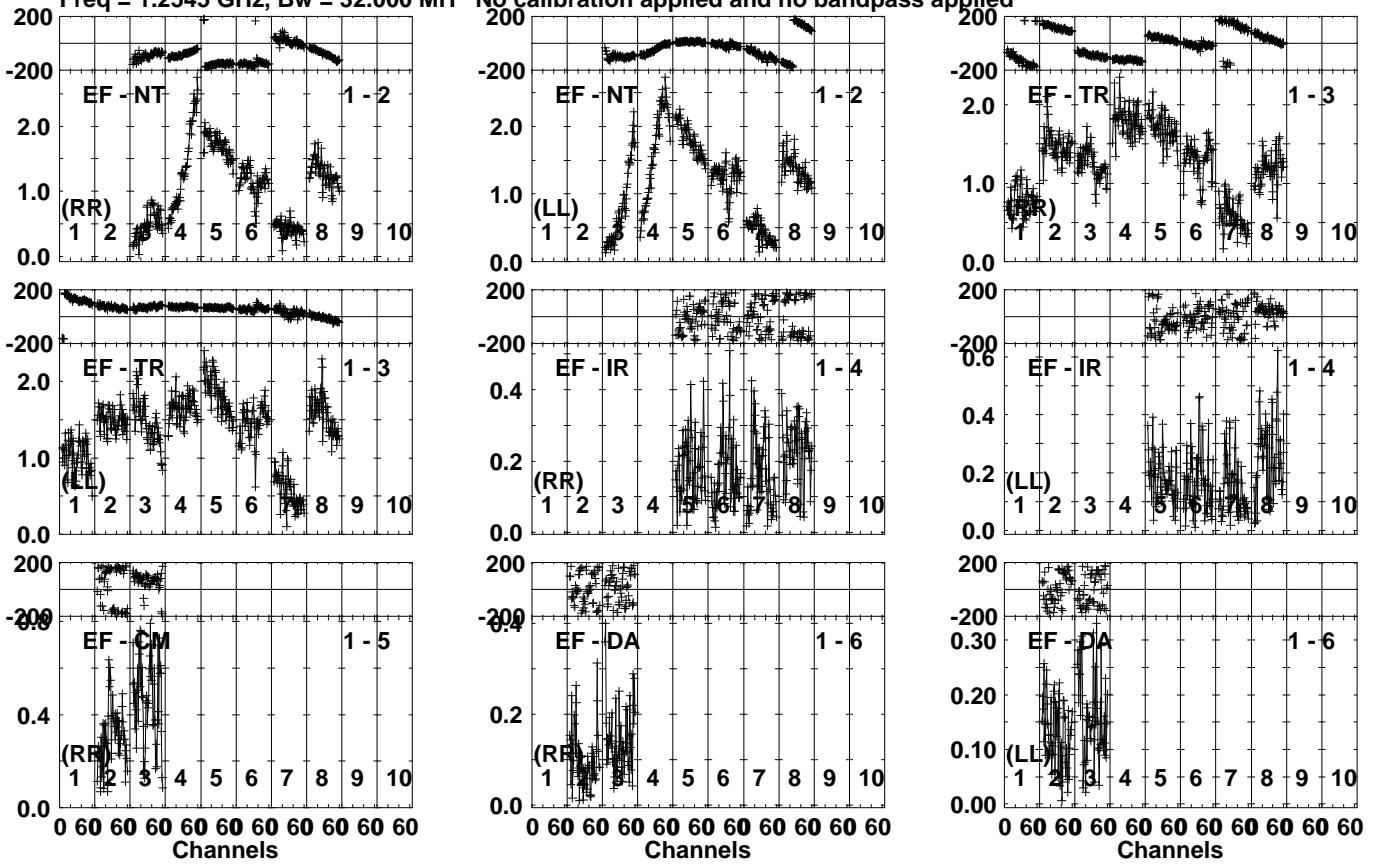
Lower frame: Micro Ampl Jy Top frame: Phas deg
Vector averaged cross-power spectrum Several baselines displayed
Timerange: 00/08:13:51 to 00/08:19:49

Plot file version 88 created 16-APR-2024 16:20:32

J2125+0441 EK056A.UVDATA.1

Freq = 1.2545 GHz, Bw = 32.000 MH

No calibration applied and no bandpass applied

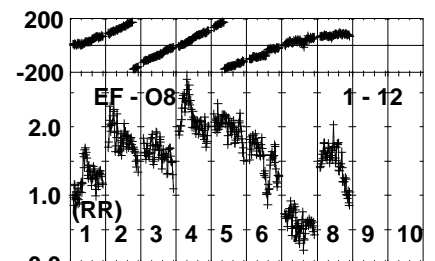
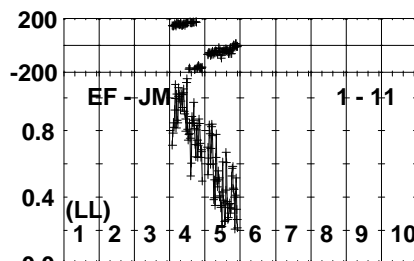
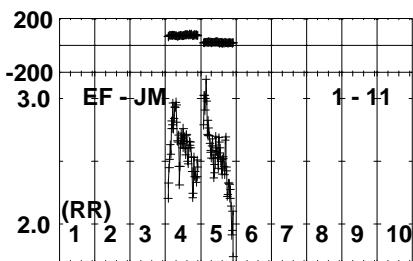
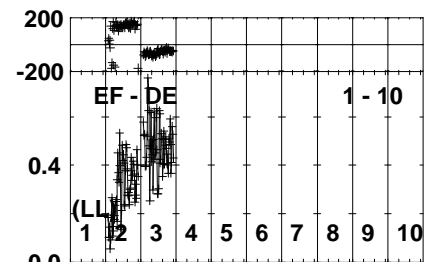
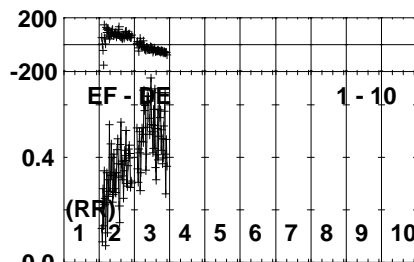
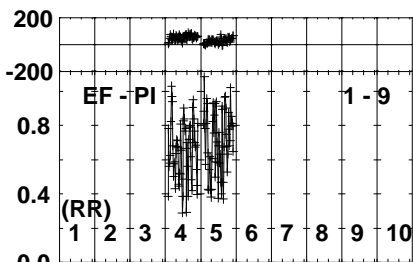
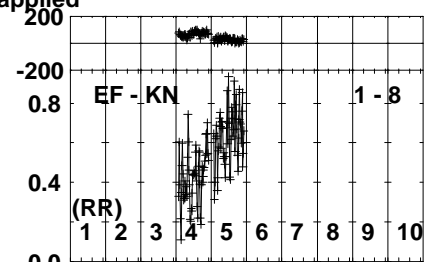
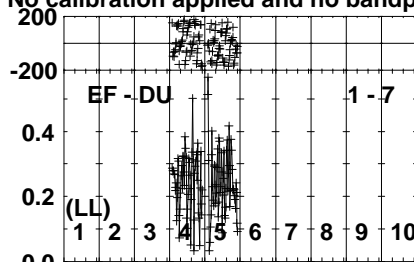
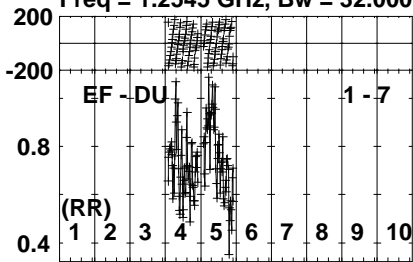


Lower frame: Milli Ampl Jy Top frame: Phas deg
Vector averaged cross-power spectrum Several baselines displayed
Timerange: 00/08:20:28 to 00/08:21:16

Plot file version 89 created 16-APR-2024 16:20:32

J2125+0441 EK056A.UVDATA.1

Freq = 1.2545 GHz, Bw = 32.000 MH No calibration applied and no bandpass applied



0 60 60 60 60 60 60 60 60 60 60
Channels

0 60 60 60 60 60 60 60 60 60 60
Channels

0 60 60 60 60 60 60 60 60 60 60
Channels

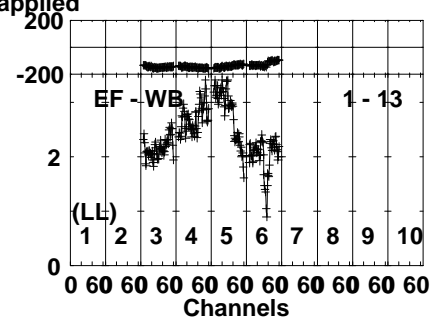
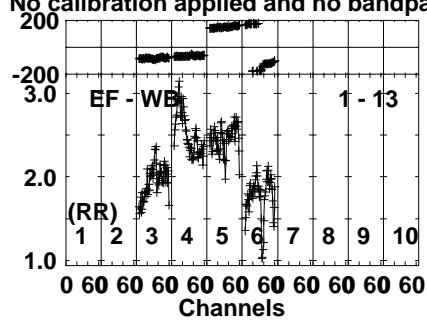
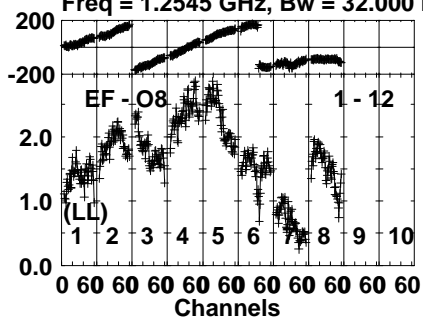
Lower frame: Milli Ampl Jy Top frame: Phas deg
Vector averaged cross-power spectrum Several baselines displayed
Timerange: 00/08:20:28 to 00/08:21:16

Plot file version 90 created 16-APR-2024 16:20:32

J2125+0441 EK056A.UVDATA.1

Freq = 1.2545 GHz, Bw = 32.000 MH

No calibration applied and no bandpass applied

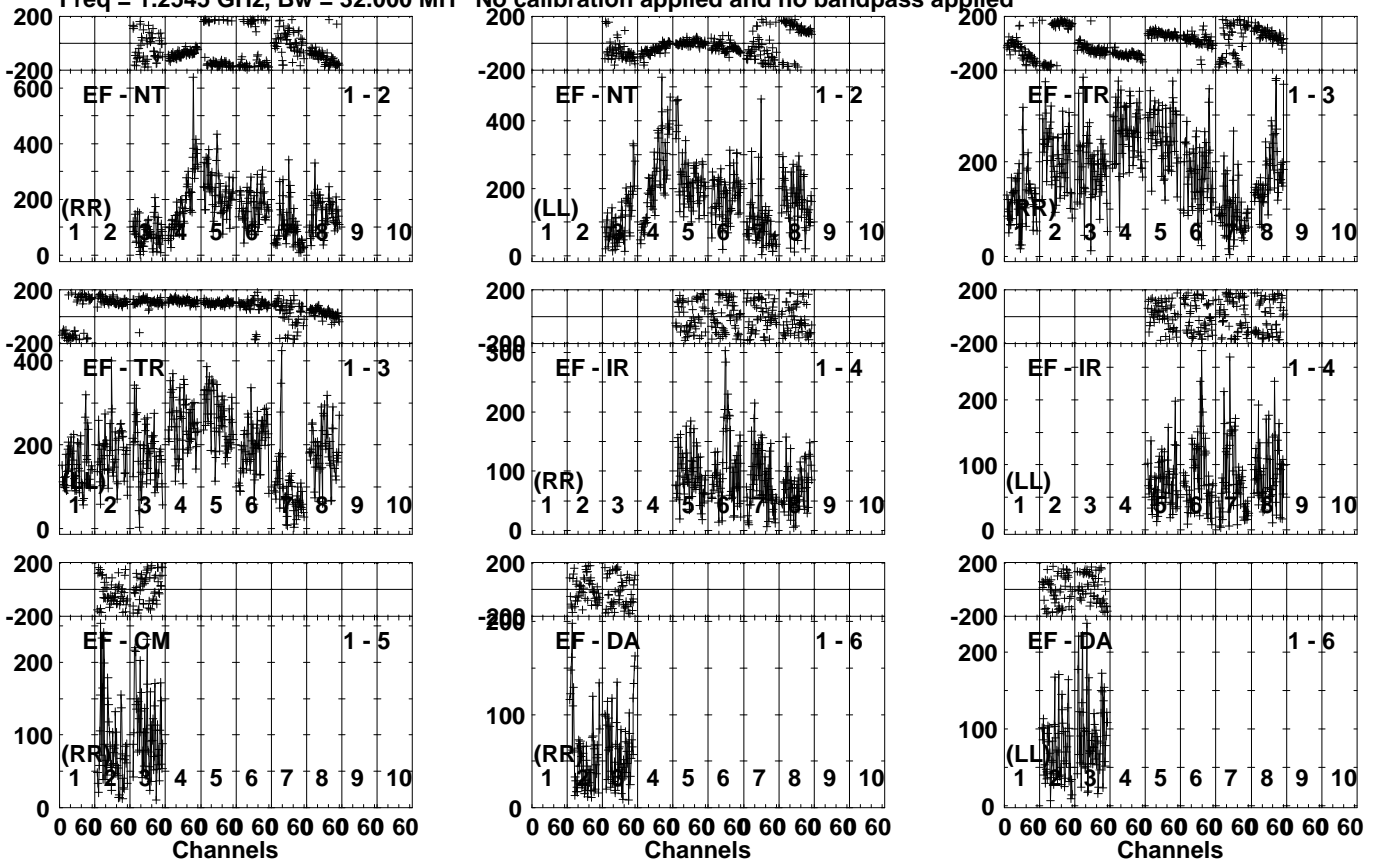


Lower frame: Milli Ampl Jy Top frame: Phas deg
Vector averaged cross-power spectrum Several baselines displayed
Timerange: 00/08:20:28 to 00/08:21:16

Plot file version 91 created 16-APR-2024 16:20:32

J2120+0246 EK056A.UVDATA.1

Freq = 1.2545 GHz, Bw = 32.000 MH No calibration applied and no bandpass applied

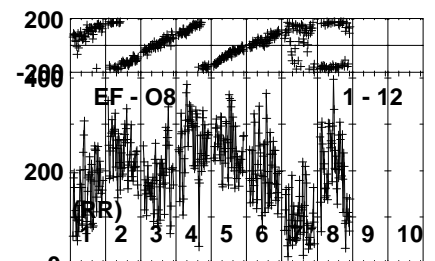
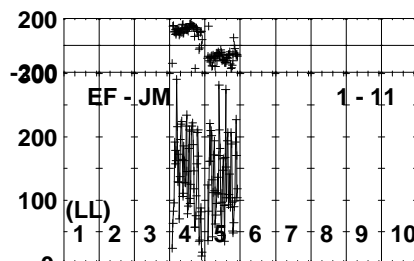
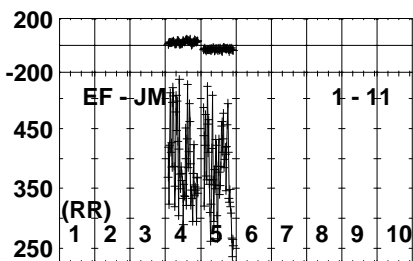
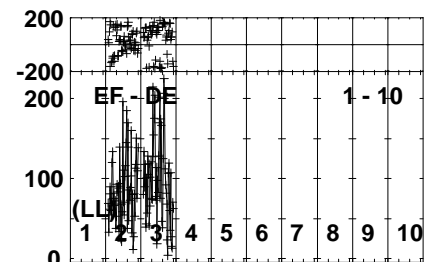
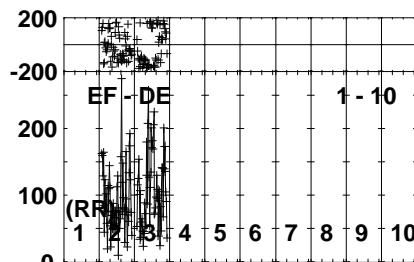
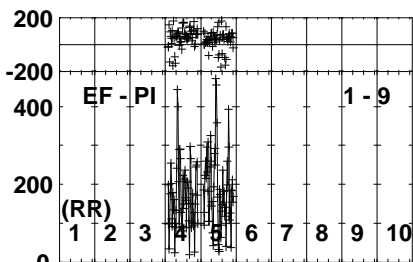
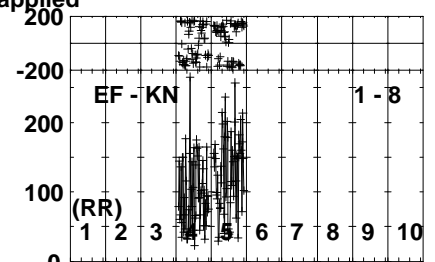
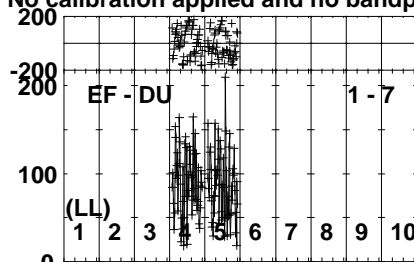
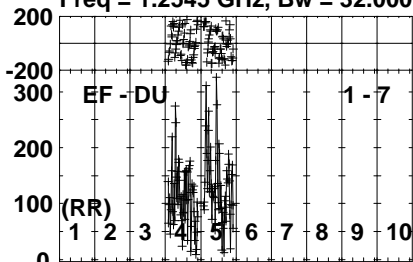


Lower frame: Micro Ampl Jy Top frame: Phas deg
Vector averaged cross-power spectrum Several baselines displayed
Timerange: 00/08:21:18 to 00/08:24:54

Plot file version 92 created 16-APR-2024 16:20:32

J2120+0246 EK056A.UVDATA.1

Freq = 1.2545 GHz, Bw = 32.000 MH No calibration applied and no bandpass applied



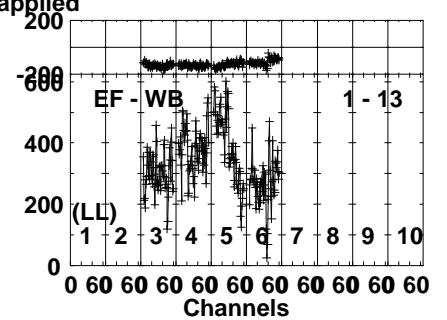
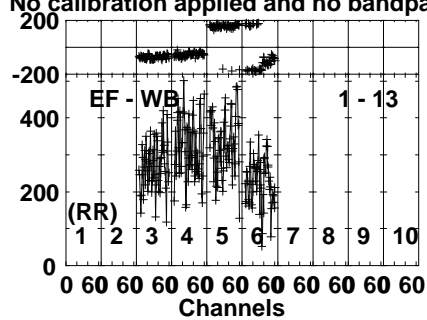
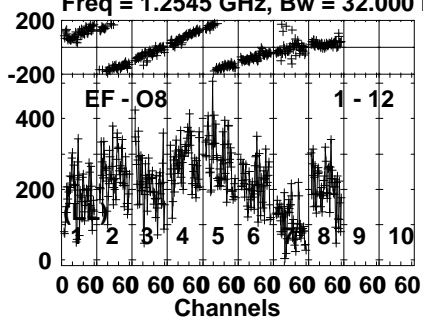
Lower frame: Micro Ampl Jy Top frame: Phas deg
Vector averaged cross-power spectrum Several baselines displayed
Timerange: 00/08:21:18 to 00/08:24:54

Plot file version 93 created 16-APR-2024 16:20:33

J2120+0246 EK056A.UVDATA.1

Freq = 1.2545 GHz, Bw = 32.000 MH

No calibration applied and no bandpass applied

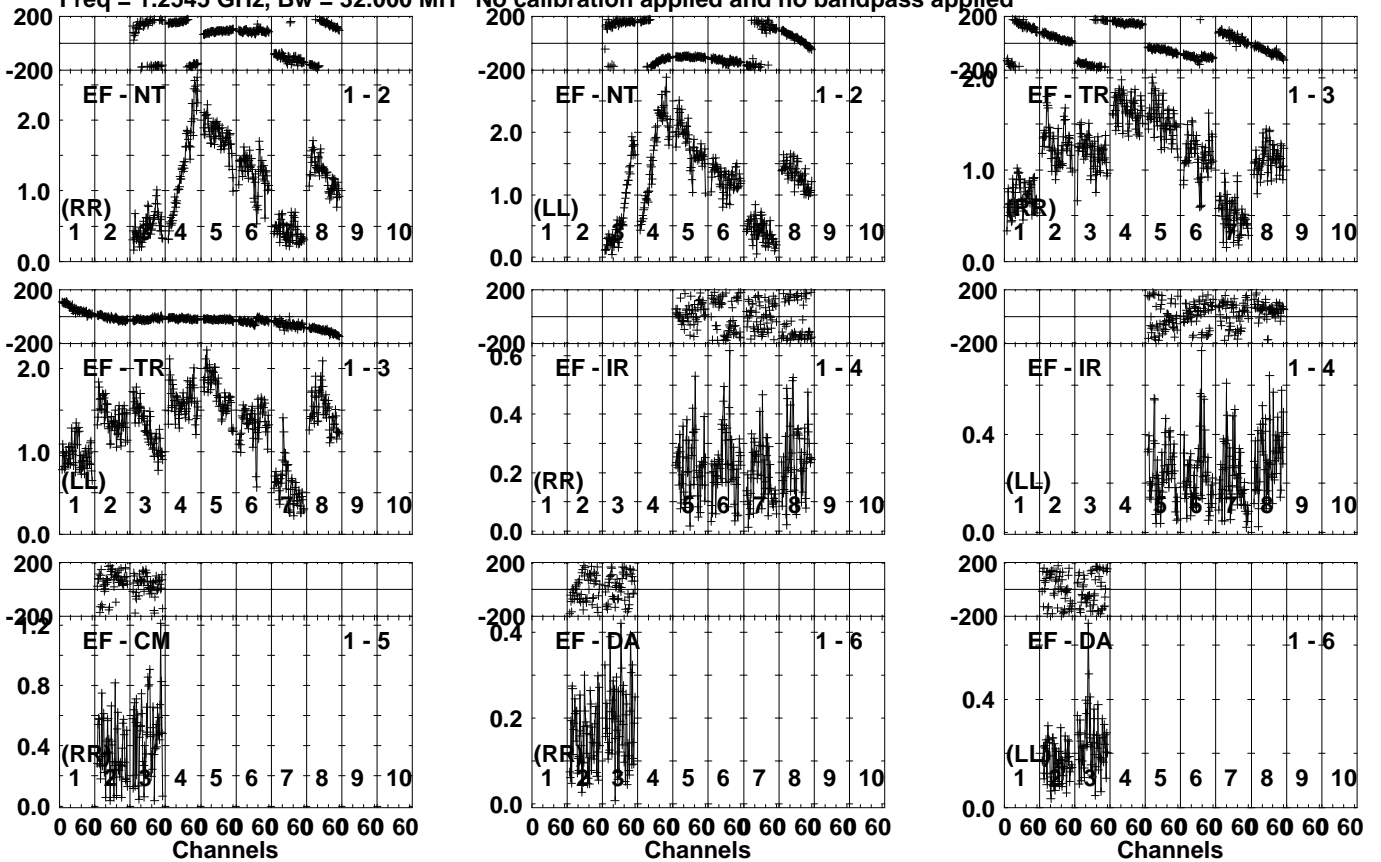


Lower frame: Micro Ampl Jy Top frame: Phas deg
Vector averaged cross-power spectrum Several baselines displayed
Timerange: 00/08:21:18 to 00/08:24:54

Plot file version 94 created 16-APR-2024 16:20:33

J2125+0441 EK056A.UVDATA.1

Freq = 1.2545 GHz, Bw = 32.000 MH No calibration applied and no bandpass applied

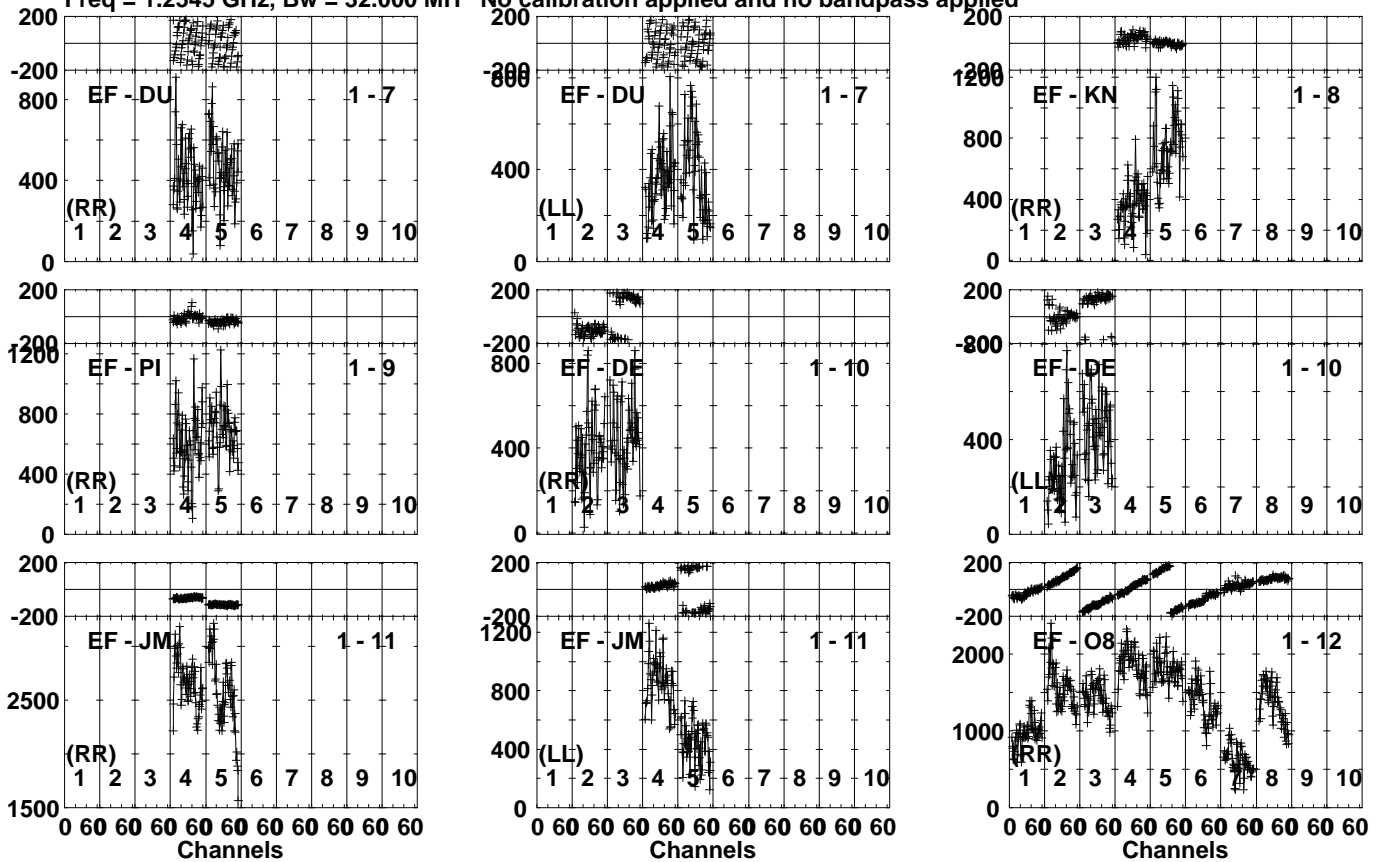


Lower frame: Milli Ampl Jy Top frame: Phas deg
Vector averaged cross-power spectrum Several baselines displayed
Timerange: 00/08:24:57 to 00/08:26:23

Plot file version 95 created 16-APR-2024 16:20:33

J2125+0441 EK056A.UVDATA.1

Freq = 1.2545 GHz, Bw = 32.000 MH No calibration applied and no bandpass applied



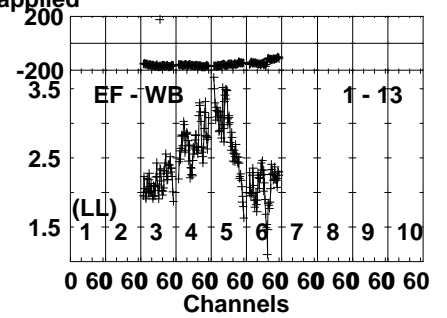
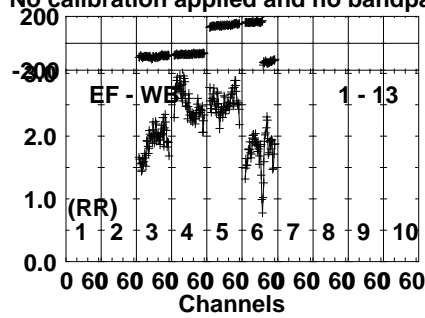
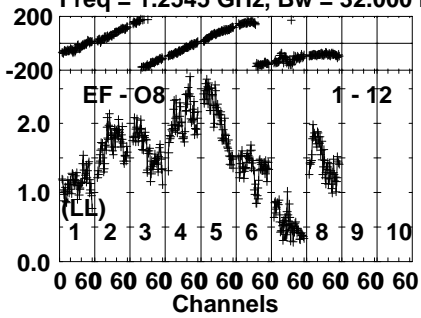
Lower frame: Micro Ampl Jy Top frame: Phas deg
Vector averaged cross-power spectrum Several baselines displayed
Timerange: 00/08:24:57 to 00/08:26:23

Plot file version 96 created 16-APR-2024 16:20:33

J2125+0441 EK056A.UVDATA.1

Freq = 1.2545 GHz, Bw = 32.000 MH

No calibration applied and no bandpass applied



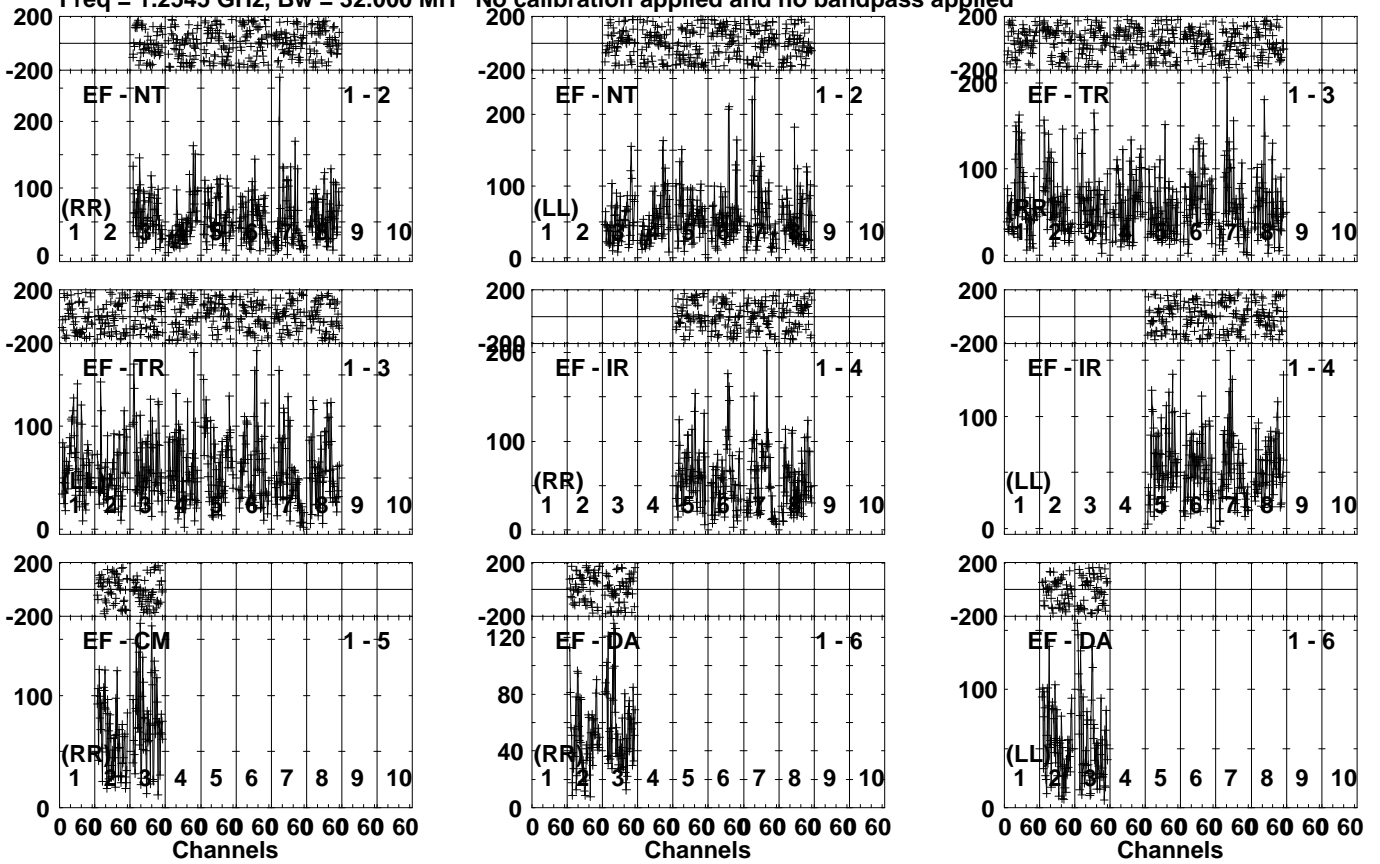
Lower frame: Milli Ampl Jy Top frame: Phas deg
Vector averaged cross-power spectrum Several baselines displayed
Timerange: 00/08:24:57 to 00/08:26:23

Plot file version 97 created 16-APR-2024 16:20:33

R240114 D EK056A.UVDATA.1

Freq = 1.2545 GHz, Bw = 32.000 MH

No calibration applied and no bandpass applied

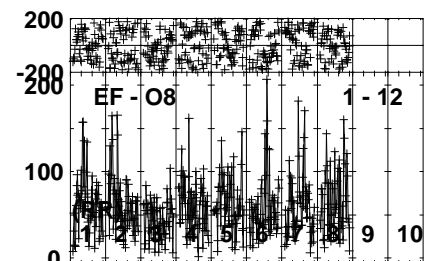
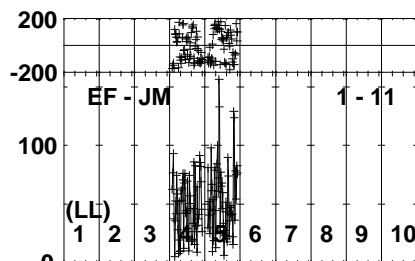
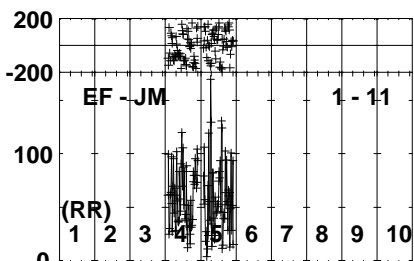
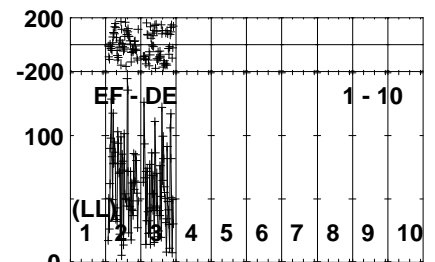
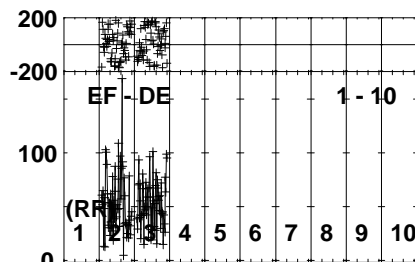
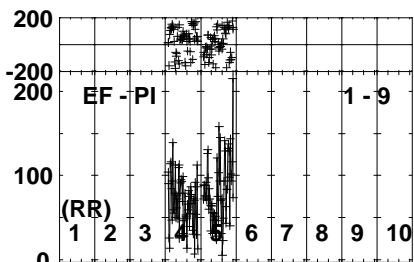
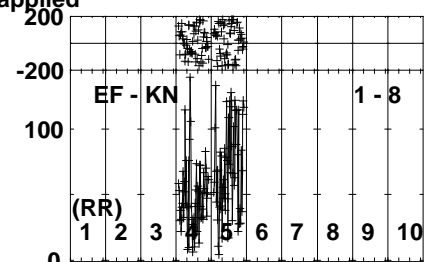
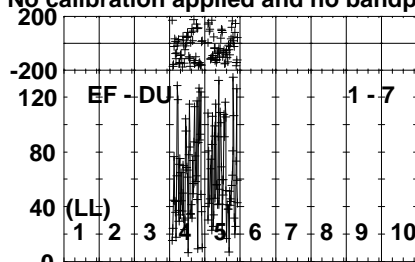
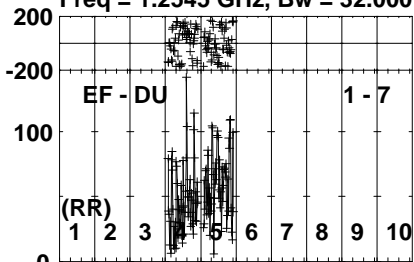


Lower frame: Micro Ampl Jy Top frame: Phas deg
Vector averaged cross-power spectrum Several baselines displayed
Timerange: 00/08:26:26 to 00/08:32:24

Plot file version 98 created 16-APR-2024 16:20:34

R240114 D EK056A.UVDATA.1

Freq = 1.2545 GHz, Bw = 32.000 MH No calibration applied and no bandpass applied



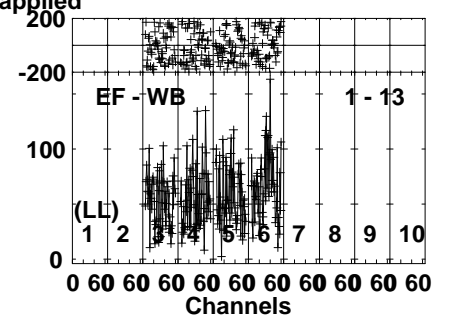
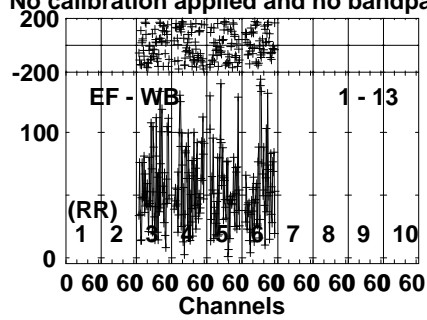
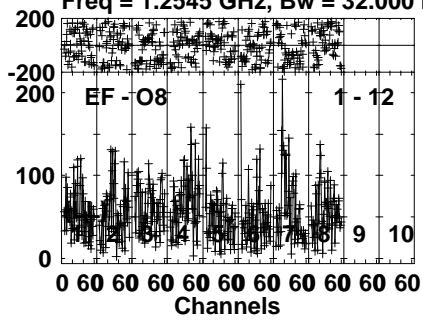
Lower frame: Micro Ampl Jy Top frame: Phas deg
Vector averaged cross-power spectrum Several baselines displayed
Timerange: 00/08:26:26 to 00/08:32:24

Plot file version 99 created 16-APR-2024 16:20:34

R240114 D EK056A.UVDATA.1

Freq = 1.2545 GHz, Bw = 32.000 MH

No calibration applied and no bandpass applied

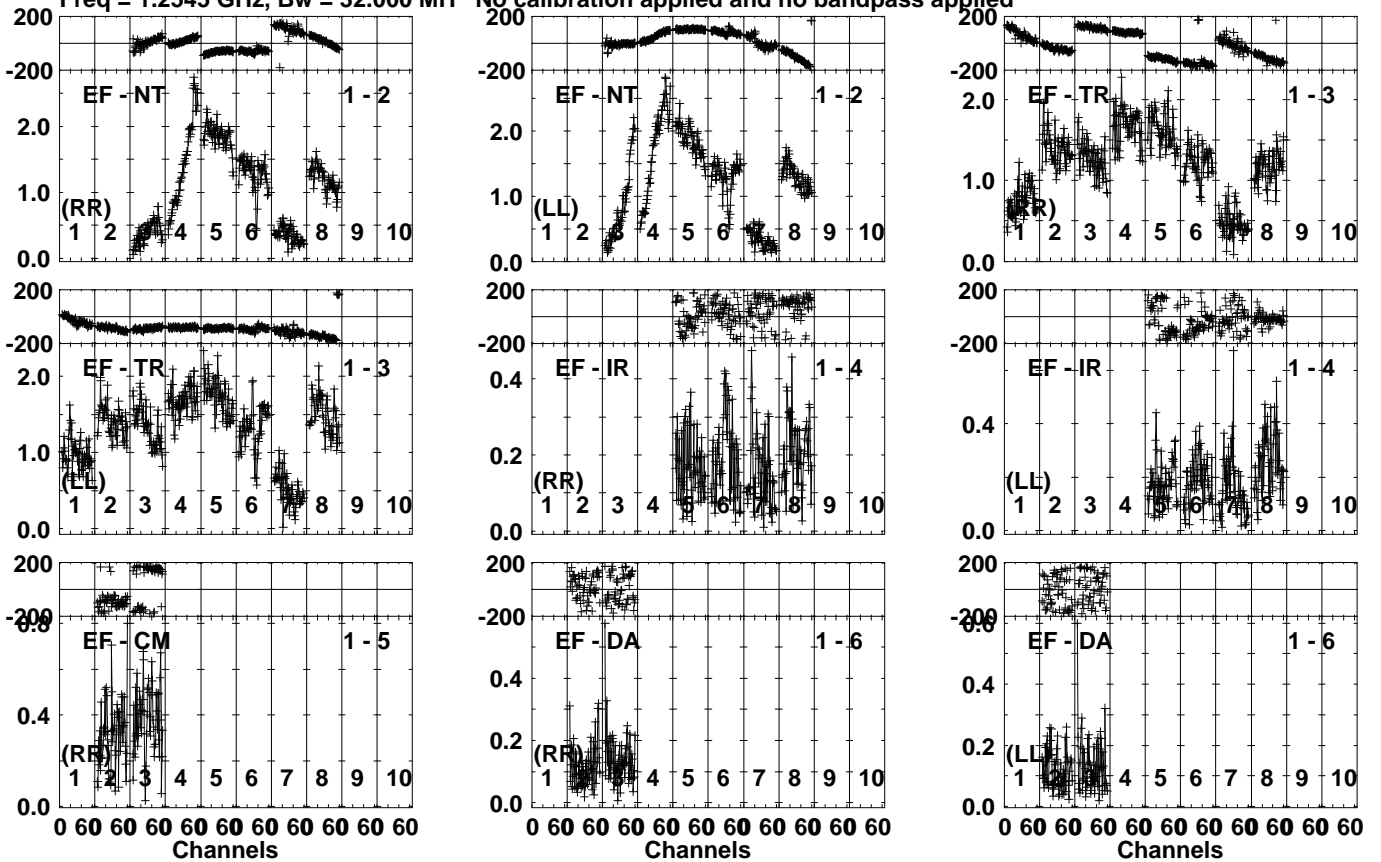


Lower frame: Micro Ampl Jy Top frame: Phas deg
Vector averaged cross-power spectrum Several baselines displayed
Timerange: 00/08:26:26 to 00/08:32:24

Plot file version 100 created 16-APR-2024 16:20:34

J2125+0441 EK056A.UVDATA.1

Freq = 1.2545 GHz, Bw = 32.000 MH No calibration applied and no bandpass applied

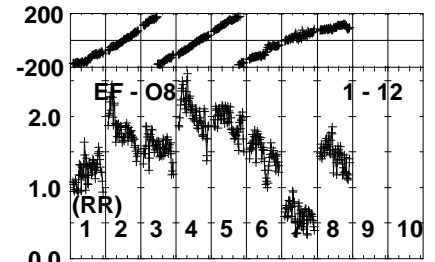
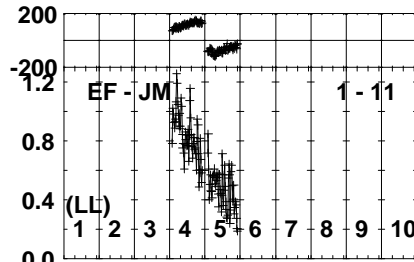
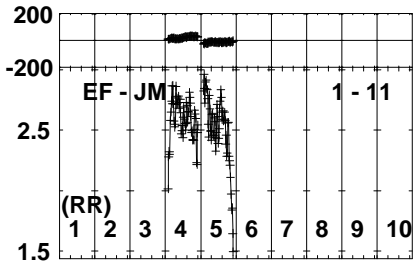
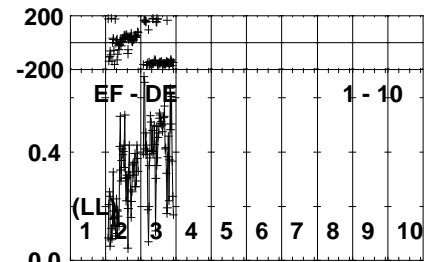
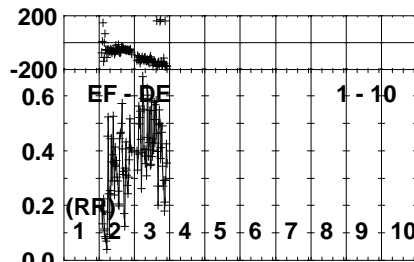
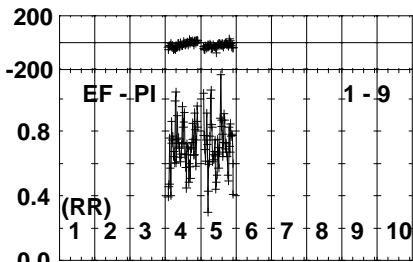
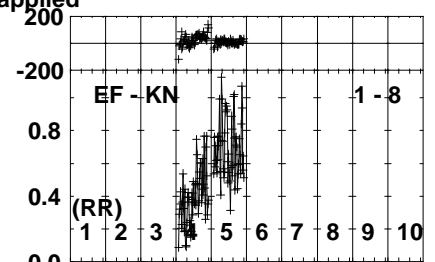
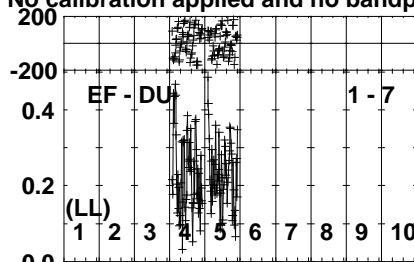
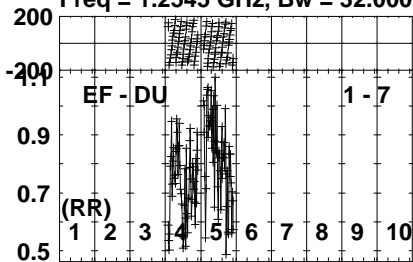


Lower frame: Milli Ampl Jy Top frame: Phas deg
Vector averaged cross-power spectrum Several baselines displayed
Timerange: 00/08:33:02 to 00/08:33:50

Plot file version 101 created 16-APR-2024 16:20:34

J2125+0441 EK056A.UVDATA.1

Freq = 1.2545 GHz, Bw = 32.000 MH No calibration applied and no bandpass applied

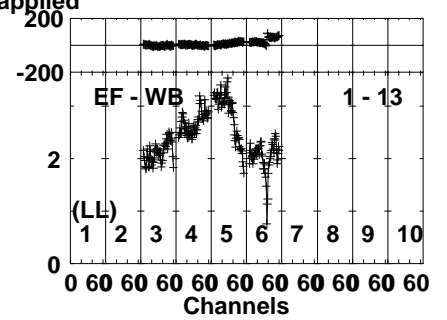
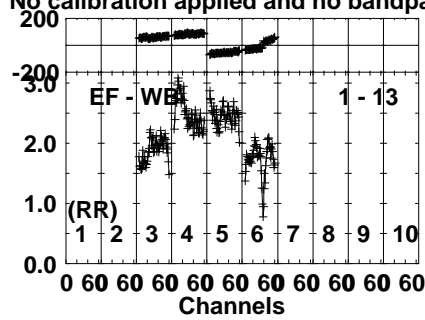
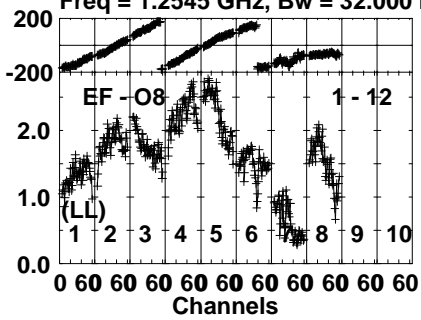


Lower frame: Milli Ampl Jy Top frame: Phas deg
Vector averaged cross-power spectrum Several baselines displayed
Timerange: 00/08:33:02 to 00/08:33:50

Plot file version 102 created 16-APR-2024 16:20:34

J2125+0441 EK056A.UVDATA.1

Freq = 1.2545 GHz, Bw = 32.000 MH No calibration applied and no bandpass applied

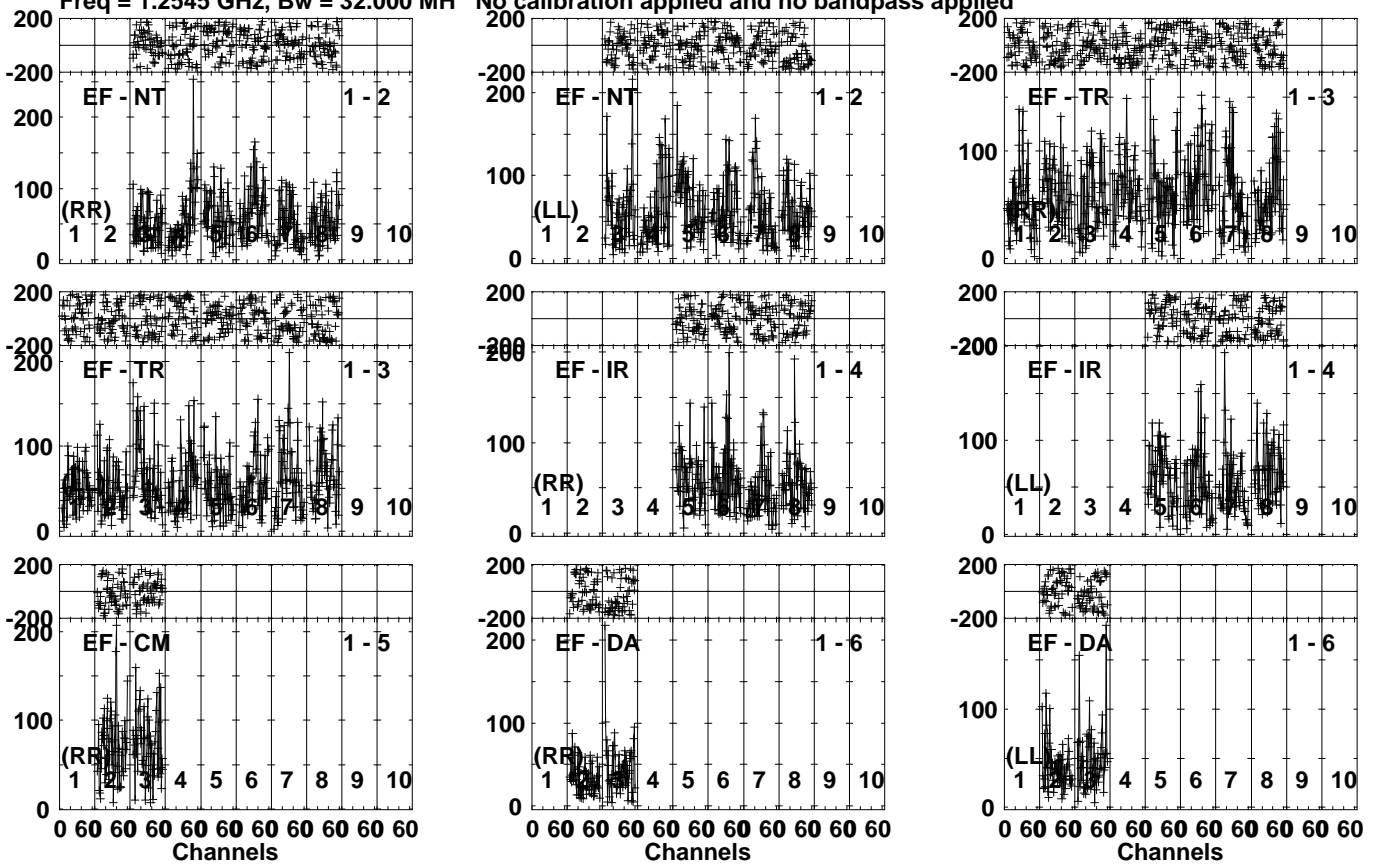


Lower frame: Milli Ampl Jy Top frame: Phas deg
Vector averaged cross-power spectrum Several baselines displayed
Timerange: 00/08:33:02 to 00/08:33:50

Plot file version 103 created 16-APR-2024 16:20:35

R240114 D EK056A.UVDATA.1

Freq = 1.2545 GHz, Bw = 32.000 MH No calibration applied and no bandpass applied

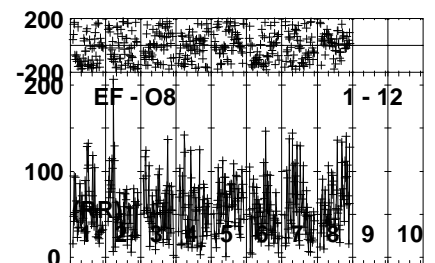
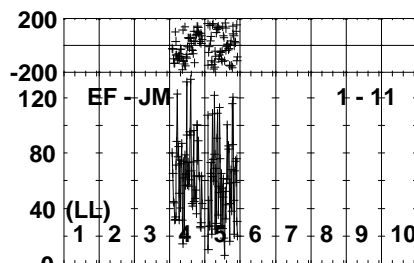
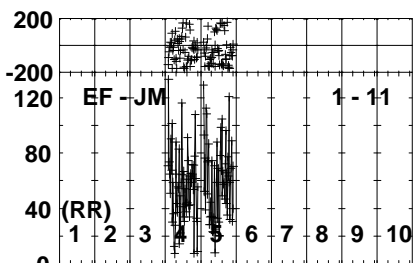
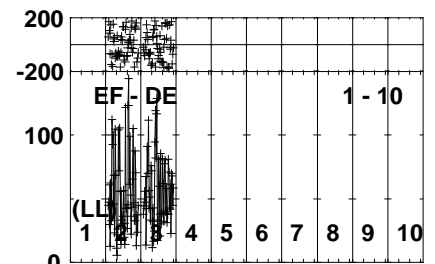
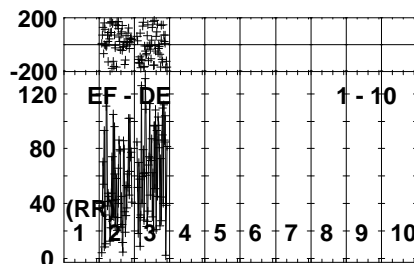
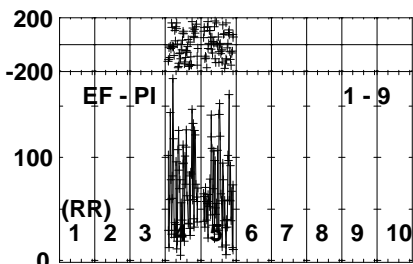
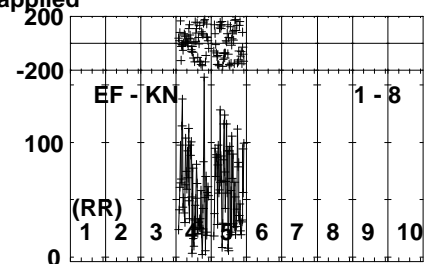
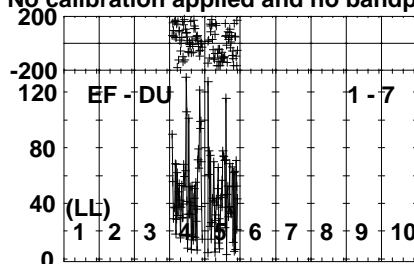
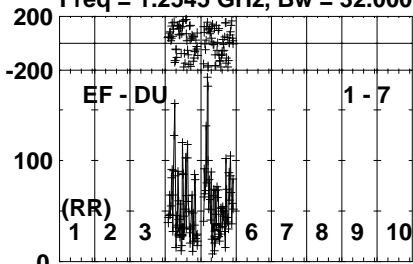


Lower frame: Micro Ampl Jy Top frame: Phas deg
Vector averaged cross-power spectrum Several baselines displayed
Timerange: 00/08:33:52 to 00/08:39:50

Plot file version 104 created 16-APR-2024 16:20:35

R240114 D EK056A.UVDATA.1

Freq = 1.2545 GHz, Bw = 32.000 MH No calibration applied and no bandpass applied

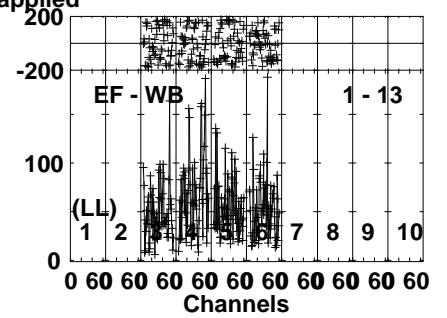
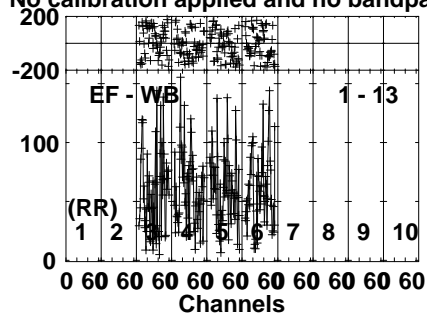
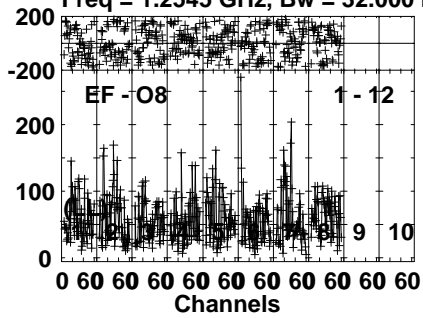


Lower frame: Micro Ampl Jy Top frame: Phas deg
Vector averaged cross-power spectrum Several baselines displayed
Timerange: 00/08:33:52 to 00/08:39:50

Plot file version 105 created 16-APR-2024 16:20:35

R240114 D EK056A.UVDATA.1

Freq = 1.2545 GHz, Bw = 32.000 MH No calibration applied and no bandpass applied

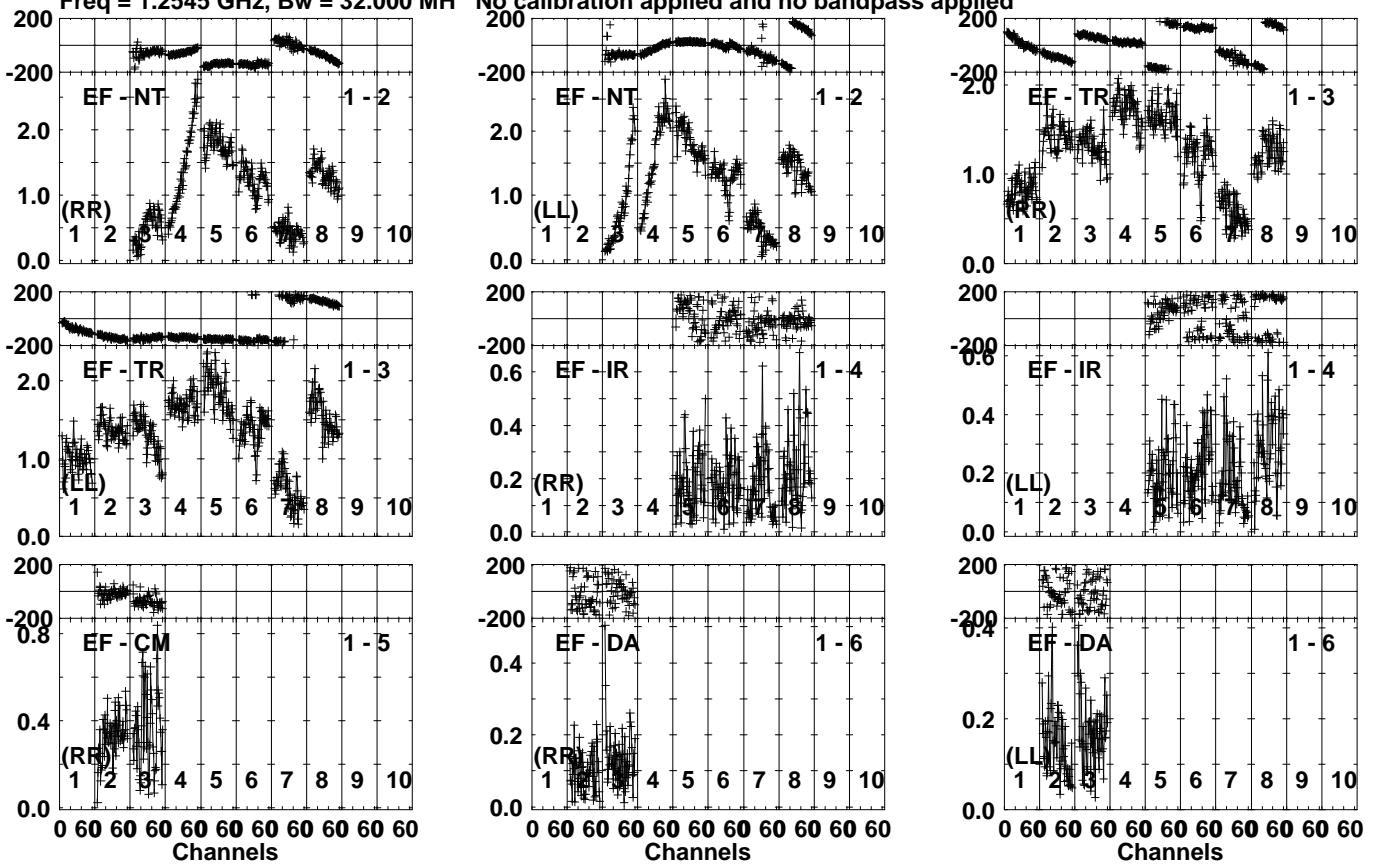


Lower frame: Micro Ampl Jy Top frame: Phas deg
Vector averaged cross-power spectrum Several baselines displayed
Timerange: 00/08:33:52 to 00/08:39:50

Plot file version 106 created 16-APR-2024 16:20:35

J2125+0441 EK056A.UVDATA.1

Freq = 1.2545 GHz, Bw = 32.000 MH No calibration applied and no bandpass applied

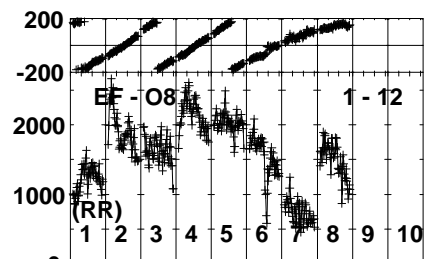
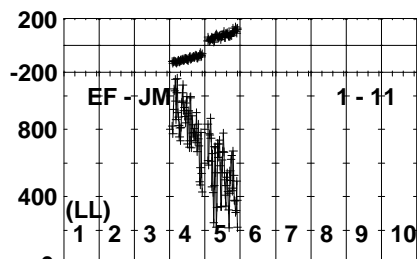
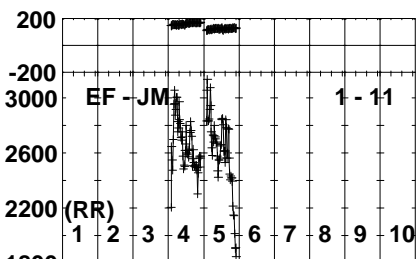
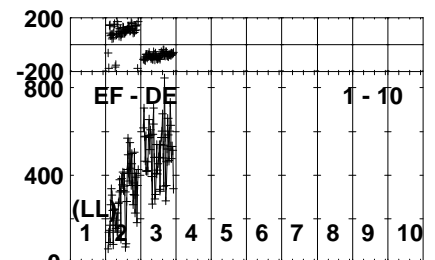
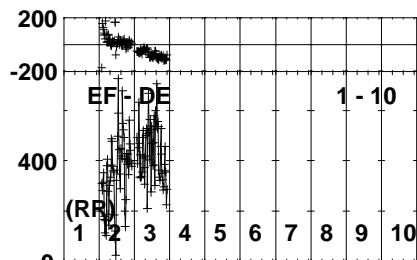
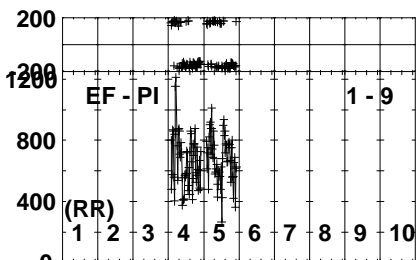
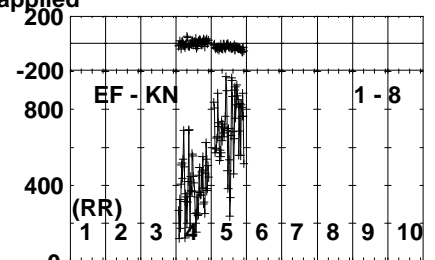
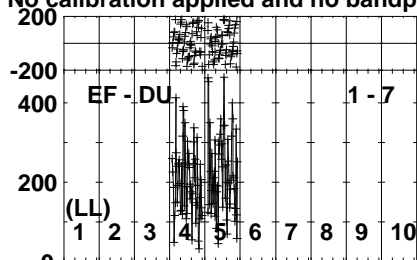
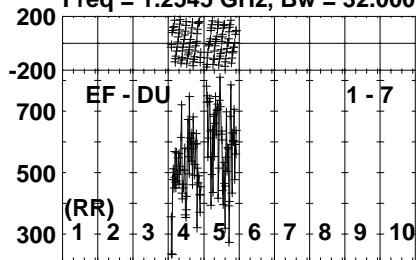


Lower frame: Milli Ampl Jy Top frame: Phas deg
Vector averaged cross-power spectrum Several baselines displayed
Timerange: 00/08:39:54 to 00/08:41:06

Plot file version 107 created 16-APR-2024 16:20:35

J2125+0441 EK056A.UVDATA.1

Freq = 1.2545 GHz, Bw = 32.000 MH No calibration applied and no bandpass applied



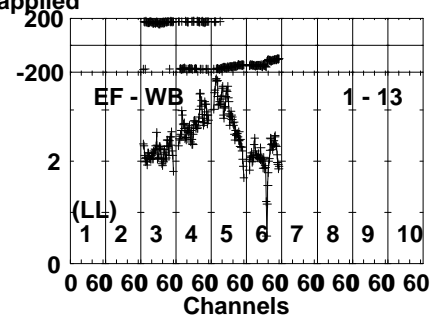
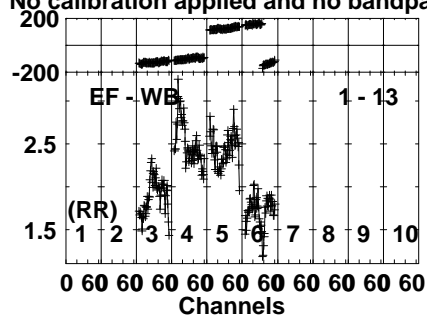
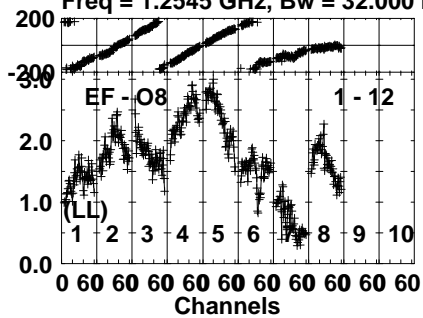
Lower frame: Micro Ampl Jy Top frame: Phas deg
Vector averaged cross-power spectrum Several baselines displayed
Timerange: 00/08:39:54 to 00/08:41:06

Plot file version 108 created 16-APR-2024 16:20:36

J2125+0441 EK056A.UVDATA.1

Freq = 1.2545 GHz, Bw = 32.000 MH

No calibration applied and no bandpass applied

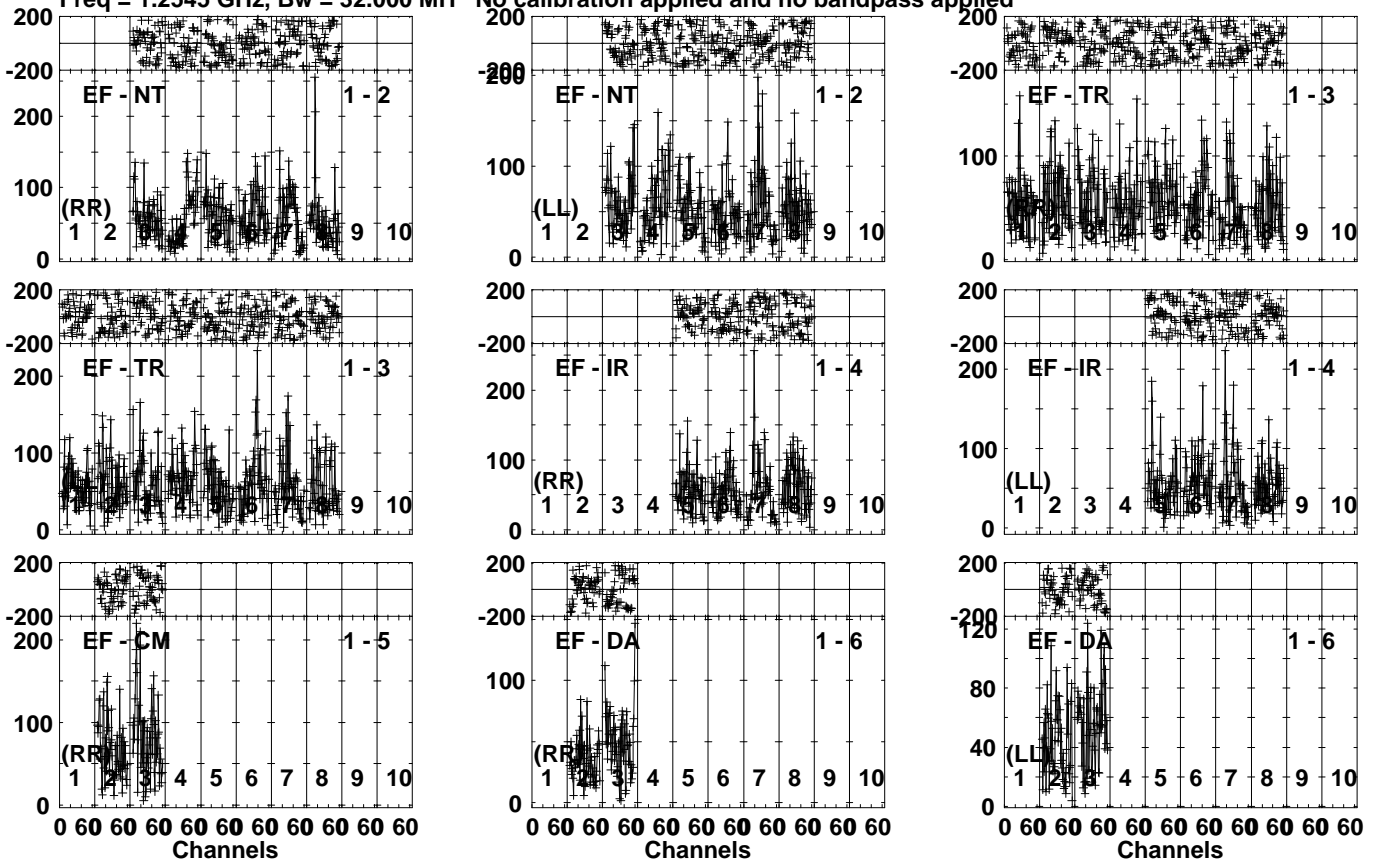


Lower frame: Milli Ampl Jy Top frame: Phas deg
Vector averaged cross-power spectrum Several baselines displayed
Timerange: 00/08:39:54 to 00/08:41:06

Plot file version 109 created 16-APR-2024 16:20:36

R240114 D EK056A.UVDATA.1

Freq = 1.2545 GHz, Bw = 32.000 MH No calibration applied and no bandpass applied



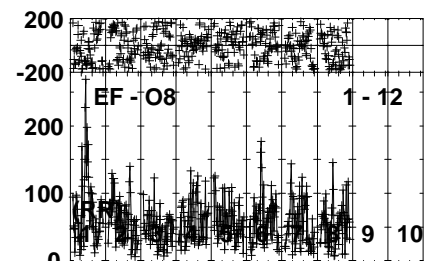
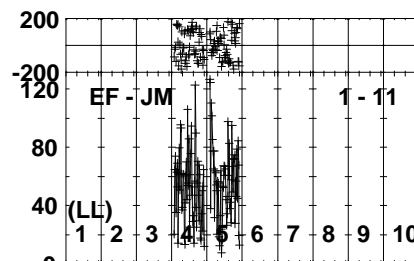
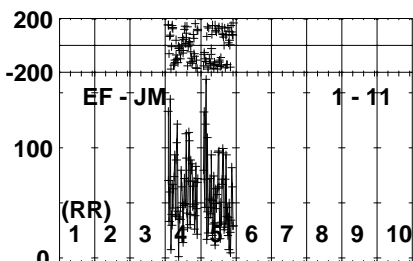
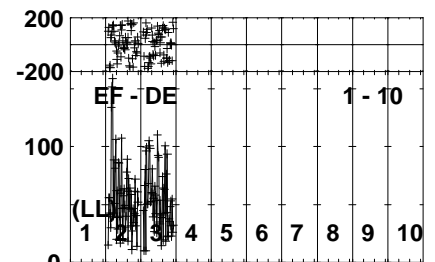
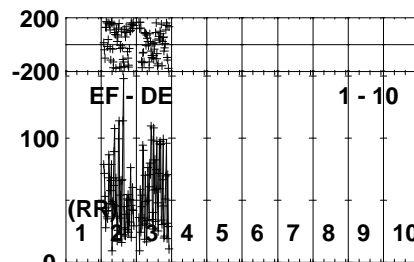
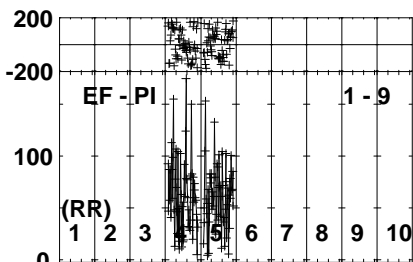
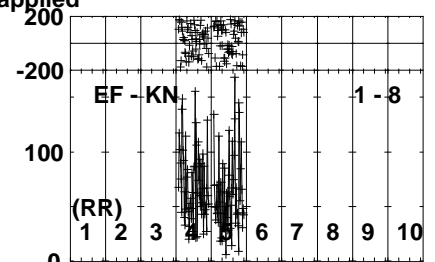
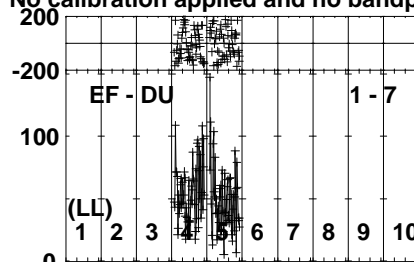
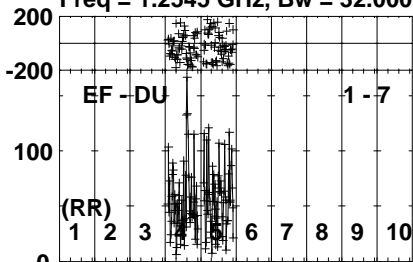
Lower frame: Micro Ampl Jy Top frame: Phas deg
Vector averaged cross-power spectrum Several baselines displayed
Timerange: 00/08:41:09 to 00/08:47:07

Plot file version 110 created 16-APR-2024 16:20:36

R240114 D EK056A.UVDATA.1

Freq = 1.2545 GHz, Bw = 32.000 MH

No calibration applied and no bandpass applied

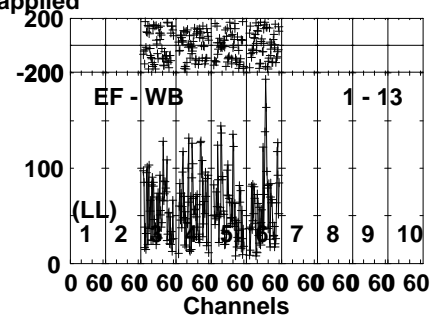
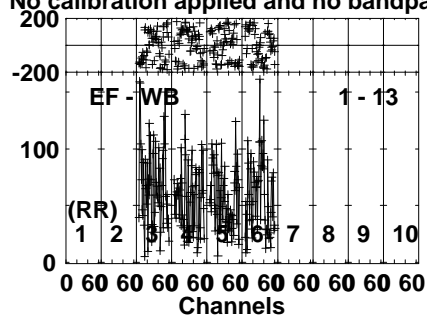
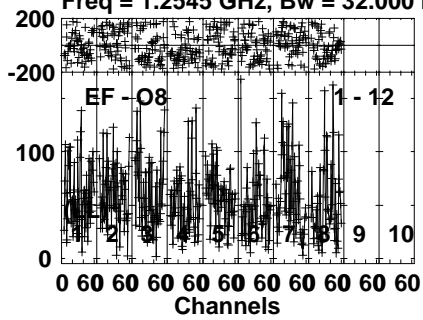


Lower frame: Micro Ampl Jy Top frame: Phas deg
Vector averaged cross-power spectrum Several baselines displayed
Timerange: 00/08:41:09 to 00/08:47:07

Plot file version 111 created 16-APR-2024 16:20:36

R240114 D EK056A.UVDATA.1

Freq = 1.2545 GHz, Bw = 32.000 MH No calibration applied and no bandpass applied

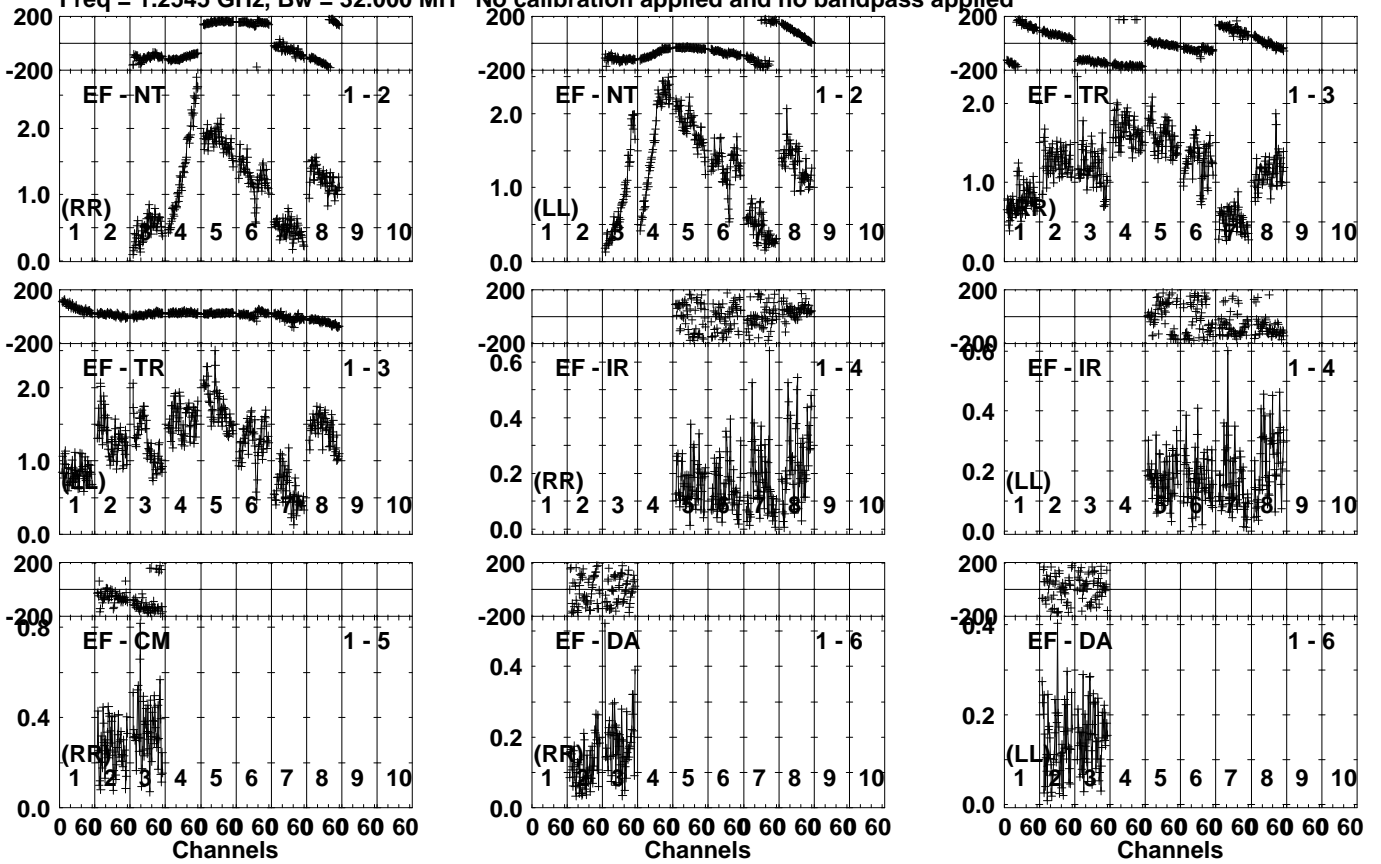


Lower frame: Micro Ampl Jy Top frame: Phas deg
Vector averaged cross-power spectrum Several baselines displayed
Timerange: 00/08:41:09 to 00/08:47:07

Plot file version 112 created 16-APR-2024 16:20:36

J2125+0441 EK056A.UVDATA.1

Freq = 1.2545 GHz, Bw = 32.000 MH No calibration applied and no bandpass applied

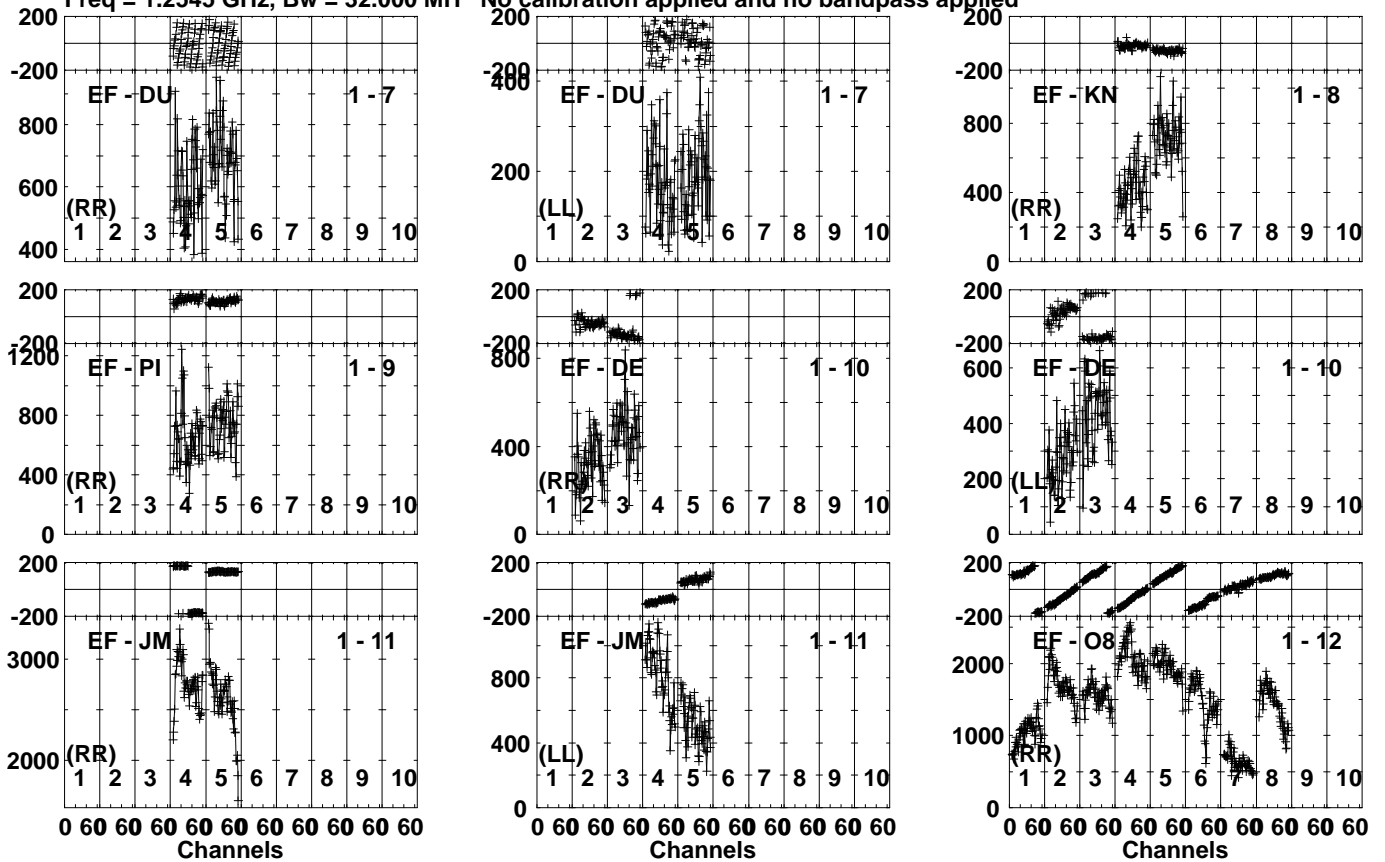


Lower frame: Milli Ampl Jy Top frame: Phas deg
Vector averaged cross-power spectrum Several baselines displayed
Timerange: 00/08:47:45 to 00/08:48:33

Plot file version 113 created 16-APR-2024 16:20:37

J2125+0441 EK056A.UVDATA.1

Freq = 1.2545 GHz, Bw = 32.000 MH No calibration applied and no bandpass applied



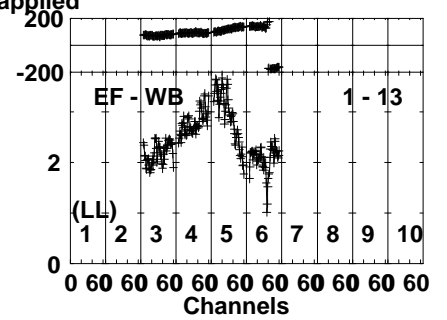
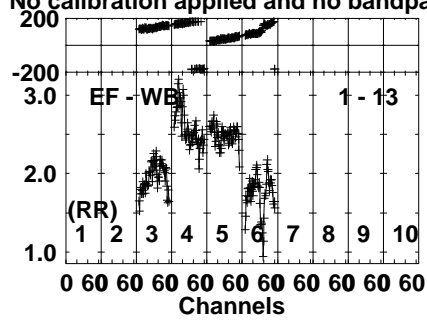
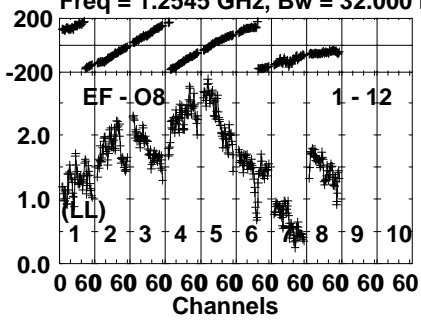
Lower frame: Micro Ampl Jy Top frame: Phas deg
Vector averaged cross-power spectrum Several baselines displayed
Timerange: 00/08:47:45 to 00/08:48:33

Plot file version 114 created 16-APR-2024 16:20:37

J2125+0441 EK056A.UVDATA.1

Freq = 1.2545 GHz, Bw = 32.000 MH

No calibration applied and no bandpass applied

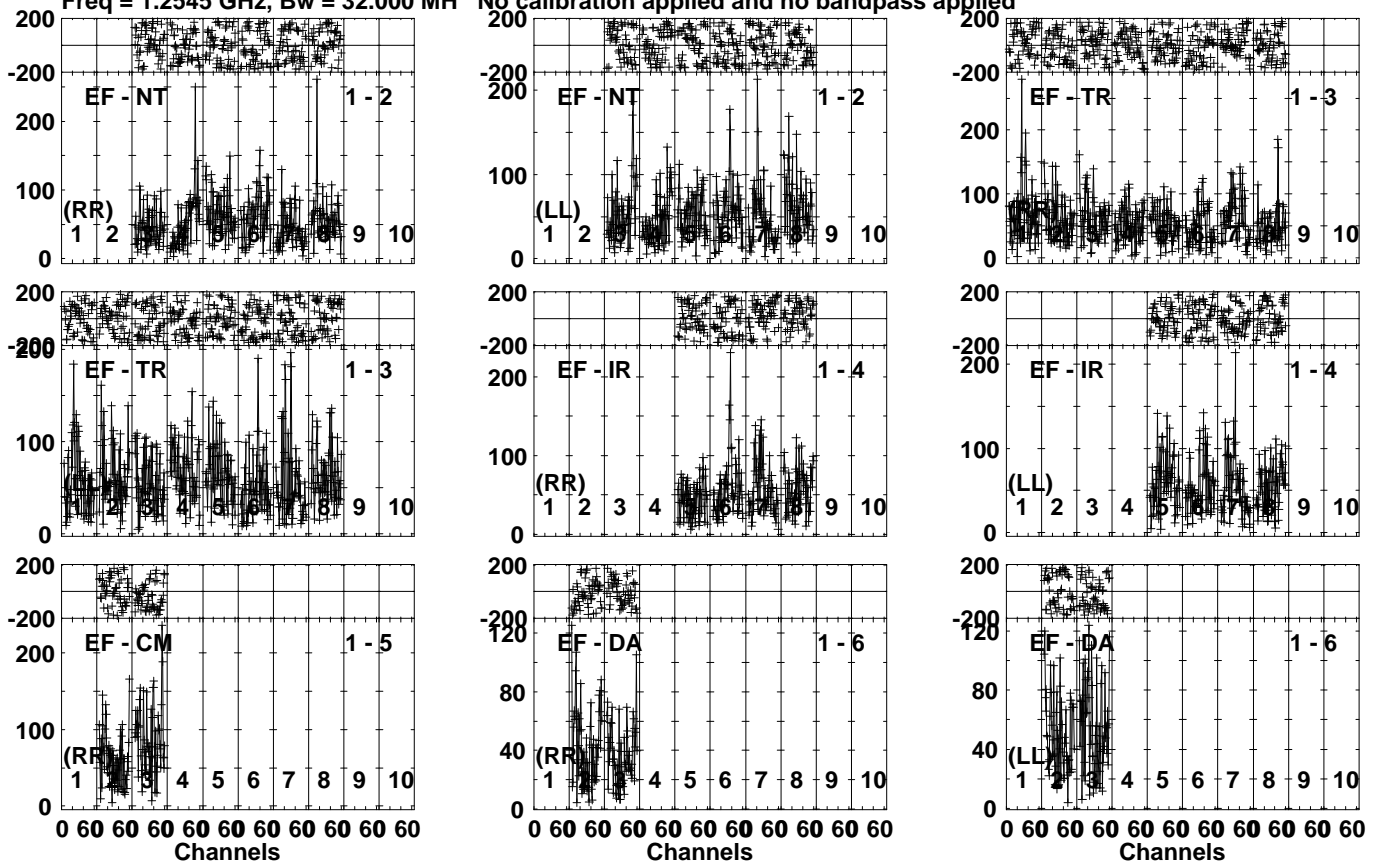


Lower frame: Milli Ampl Jy Top frame: Phas deg
Vector averaged cross-power spectrum Several baselines displayed
Timerange: 00/08:47:45 to 00/08:48:33

Plot file version 115 created 16-APR-2024 16:20:37

R240114 D EK056A.UVDATA.1

Freq = 1.2545 GHz, Bw = 32.000 MH No calibration applied and no bandpass applied

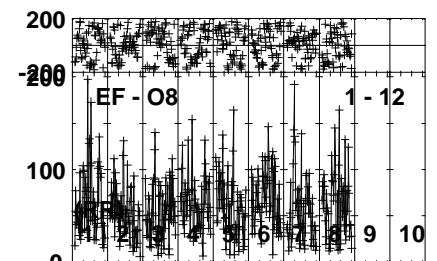
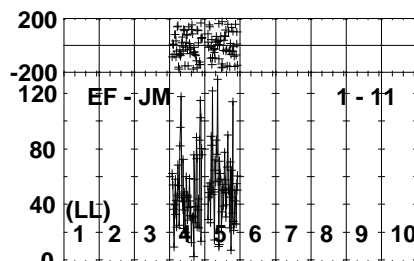
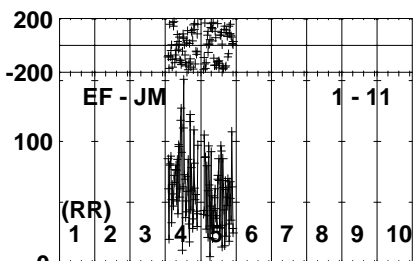
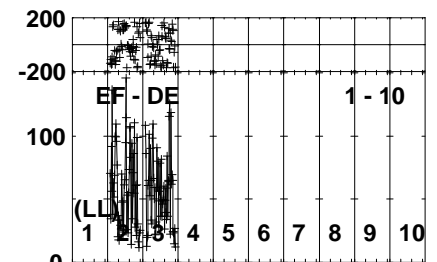
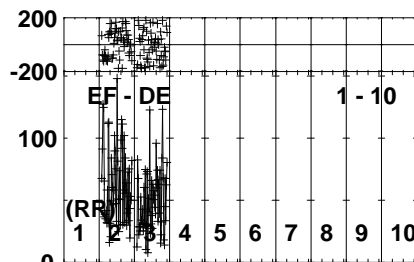
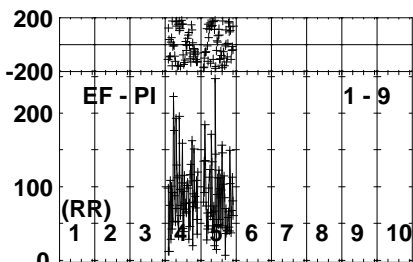
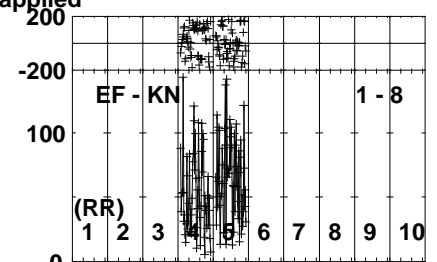
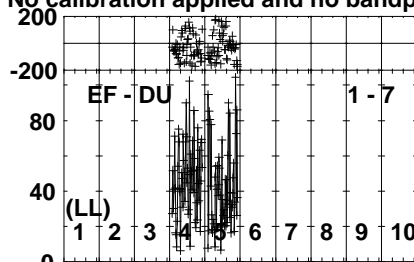
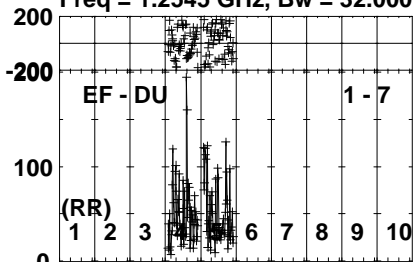


Lower frame: Micro Ampl Jy Top frame: Phas deg
Vector averaged cross-power spectrum Several baselines displayed
Timerange: 00/08:48:35 to 00/08:54:33

Plot file version 116 created 16-APR-2024 16:20:37

R240114 D EK056A.UVDATA.1

Freq = 1.2545 GHz, Bw = 32.000 MH No calibration applied and no bandpass applied

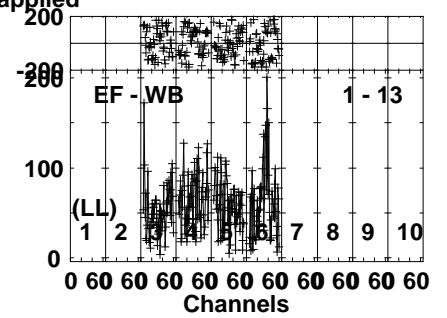
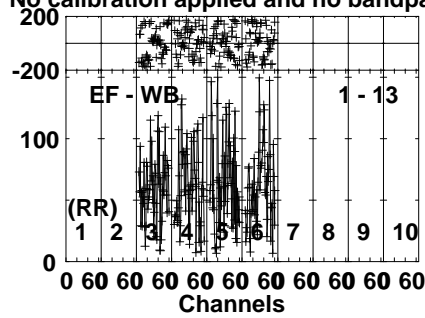
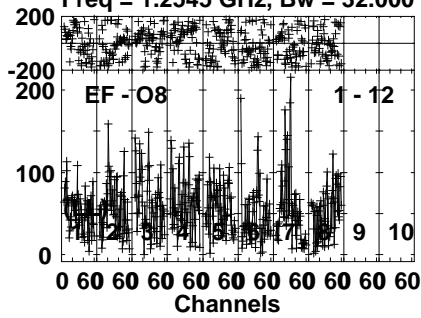


Lower frame: Micro Ampl Jy Top frame: Phas deg
Vector averaged cross-power spectrum Several baselines displayed
Timerange: 00/08:48:35 to 00/08:54:33

Plot file version 117 created 16-APR-2024 16:20:38

R240114 D EK056A.UVDATA.1

Freq = 1.2545 GHz, Bw = 32.000 MH No calibration applied and no bandpass applied

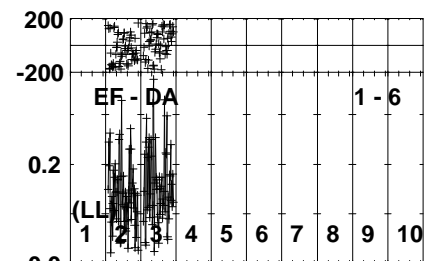
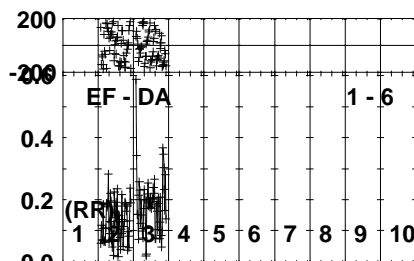
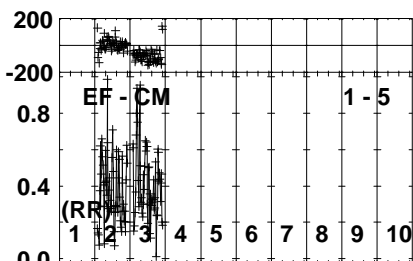
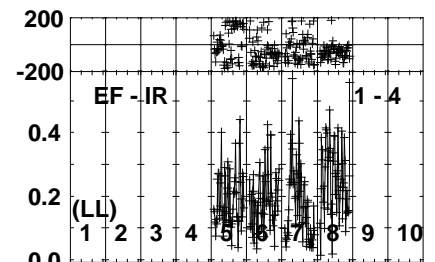
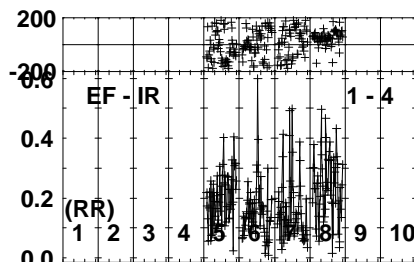
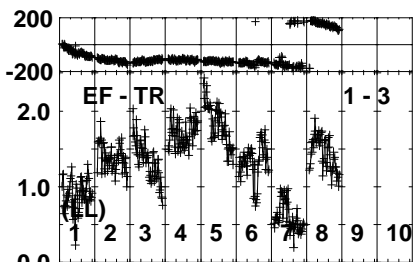
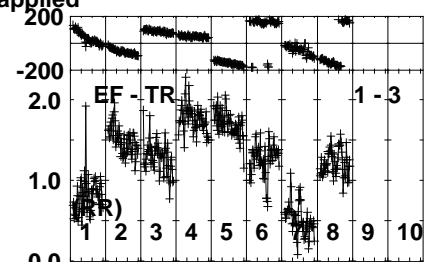
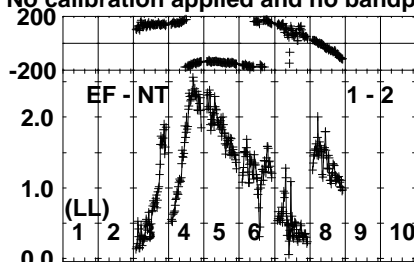
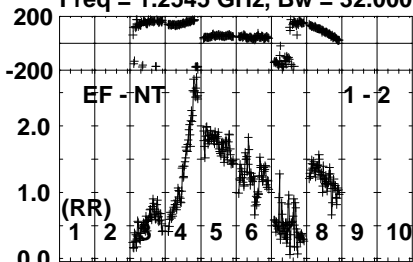


Lower frame: Micro Ampl Jy Top frame: Phas deg
Vector averaged cross-power spectrum Several baselines displayed
Timerange: 00/08:48:35 to 00/08:54:33

Plot file version 118 created 16-APR-2024 16:20:38

J2125+0441 EK056A.UVDATA.1

Freq = 1.2545 GHz, Bw = 32.000 MH No calibration applied and no bandpass applied

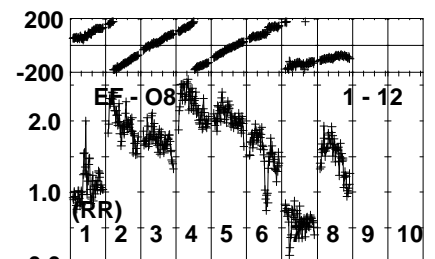
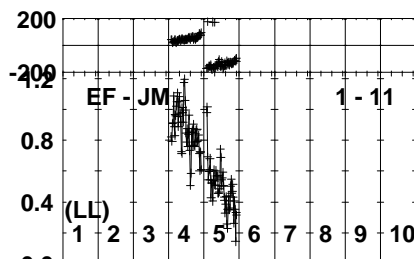
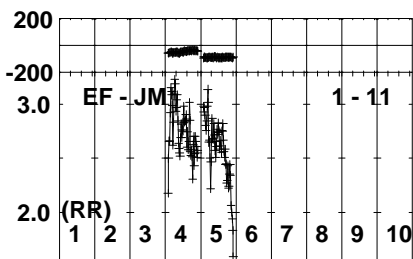
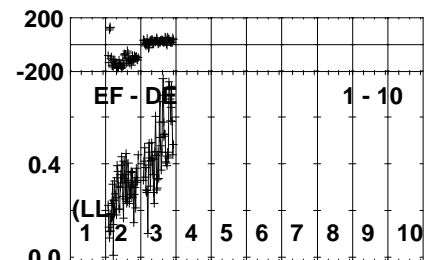
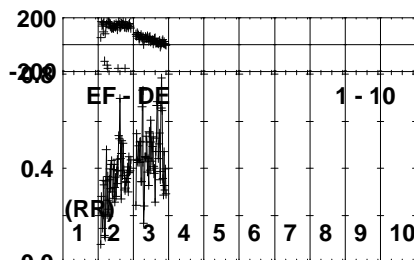
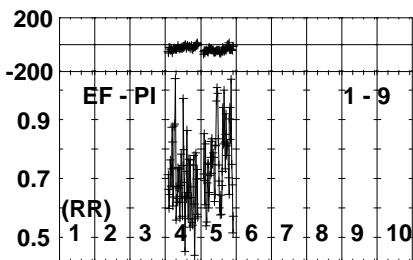
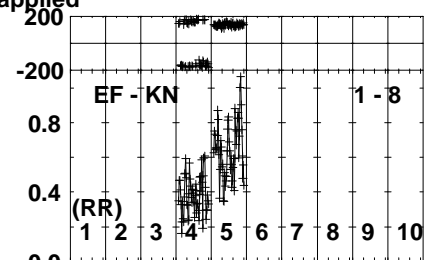
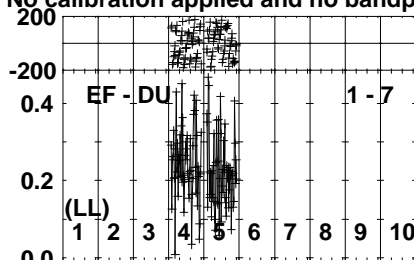
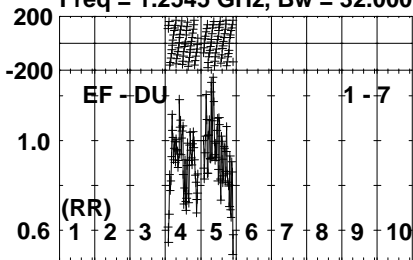


Lower frame: Milli Ampl Jy Top frame: Phas deg
Vector averaged cross-power spectrum Several baselines displayed
Timerange: 00/08:54:37 to 00/08:55:49

Plot file version 119 created 16-APR-2024 16:20:38

J2125+0441 EK056A.UVDATA.1

Freq = 1.2545 GHz, Bw = 32.000 MH No calibration applied and no bandpass applied



0 60 60 60 60 60 60 60 60 60
Channels

0 60 60 60 60 60 60 60 60 60
Channels

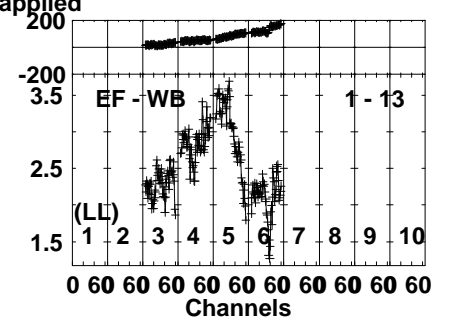
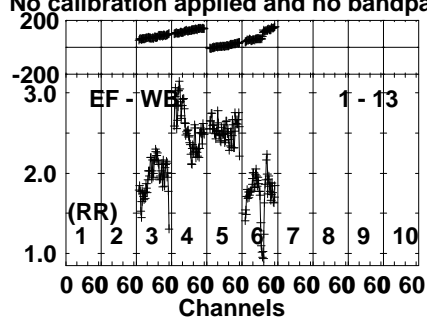
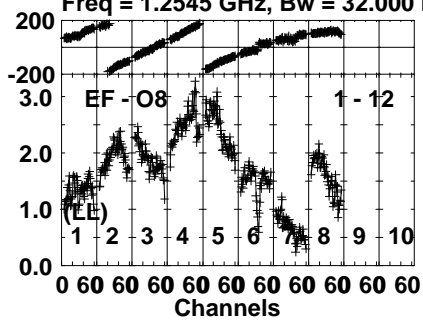
0 60 60 60 60 60 60 60 60 60
Channels

Lower frame: Milli Ampl Jy Top frame: Phas deg
Vector averaged cross-power spectrum Several baselines displayed
Timerange: 00/08:54:37 to 00/08:55:49

Plot file version 120 created 16-APR-2024 16:20:38

J2125+0441 EK056A.UVDATA.1

Freq = 1.2545 GHz, Bw = 32.000 MH No calibration applied and no bandpass applied

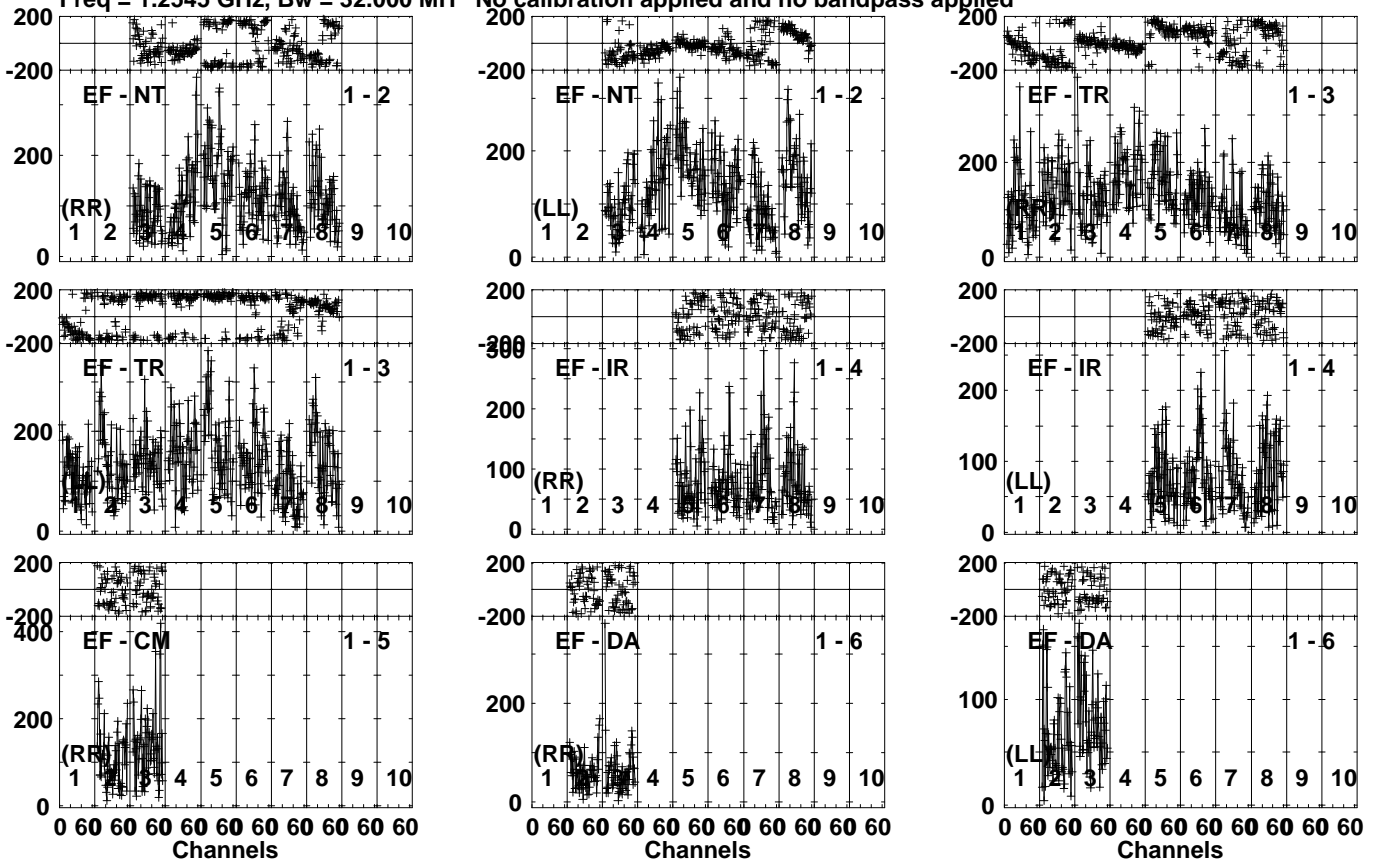


Lower frame: Milli Ampl Jy Top frame: Phas deg
Vector averaged cross-power spectrum Several baselines displayed
Timerange: 00/08:54:37 to 00/08:55:49

Plot file version 121 created 16-APR-2024 16:20:38

J2120+0246 EK056A.UVDATA.1

Freq = 1.2545 GHz, Bw = 32.000 MH No calibration applied and no bandpass applied

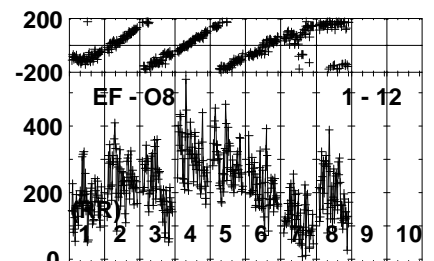
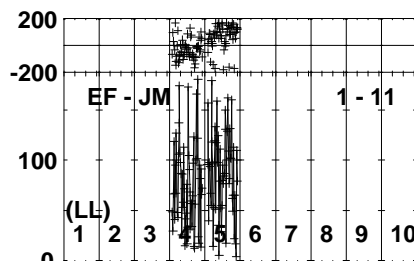
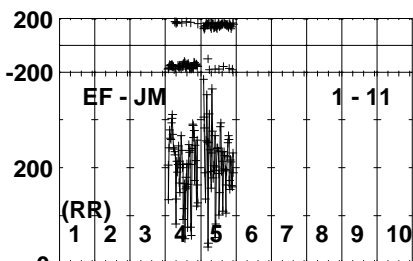
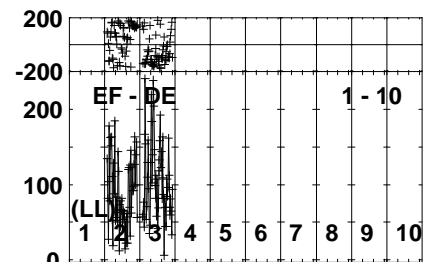
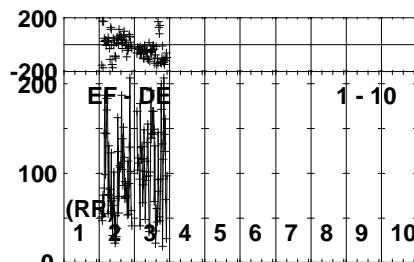
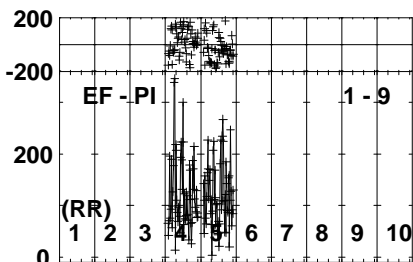
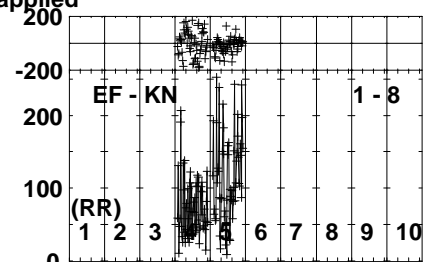
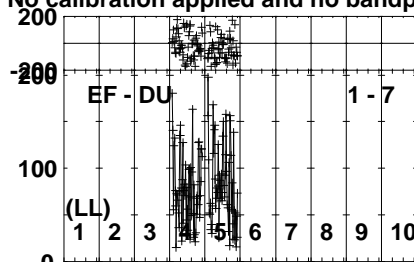
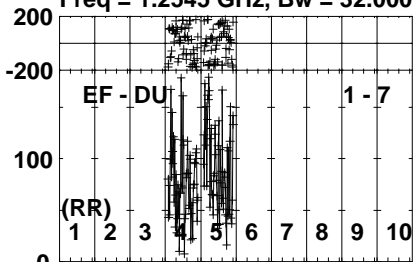


Lower frame: Micro Ampl Jy Top frame: Phas deg
Vector averaged cross-power spectrum Several baselines displayed
Timerange: 00/08:55:52 to 00/08:59:30

Plot file version 122 created 16-APR-2024 16:20:38

J2120+0246 EK056A.UVDATA.1

Freq = 1.2545 GHz, Bw = 32.000 MH No calibration applied and no bandpass applied



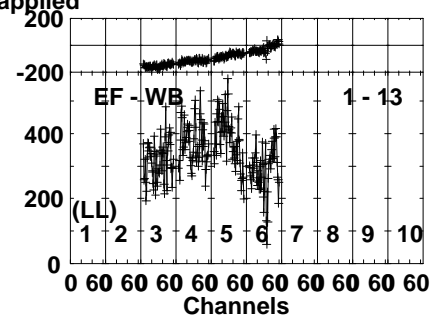
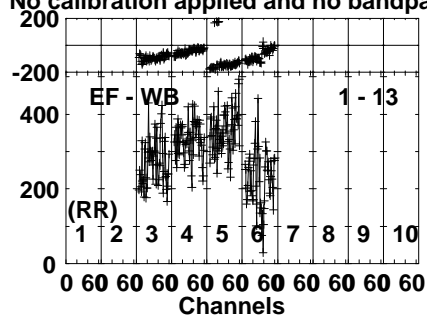
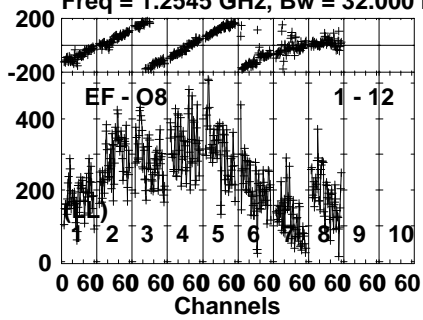
Lower frame: Micro Ampl Jy Top frame: Phas deg
Vector averaged cross-power spectrum Several baselines displayed
Timerange: 00/08:55:52 to 00/08:59:30

Plot file version 123 created 16-APR-2024 16:20:38

J2120+0246 EK056A.UVDATA.1

Freq = 1.2545 GHz, Bw = 32.000 MH

No calibration applied and no bandpass applied

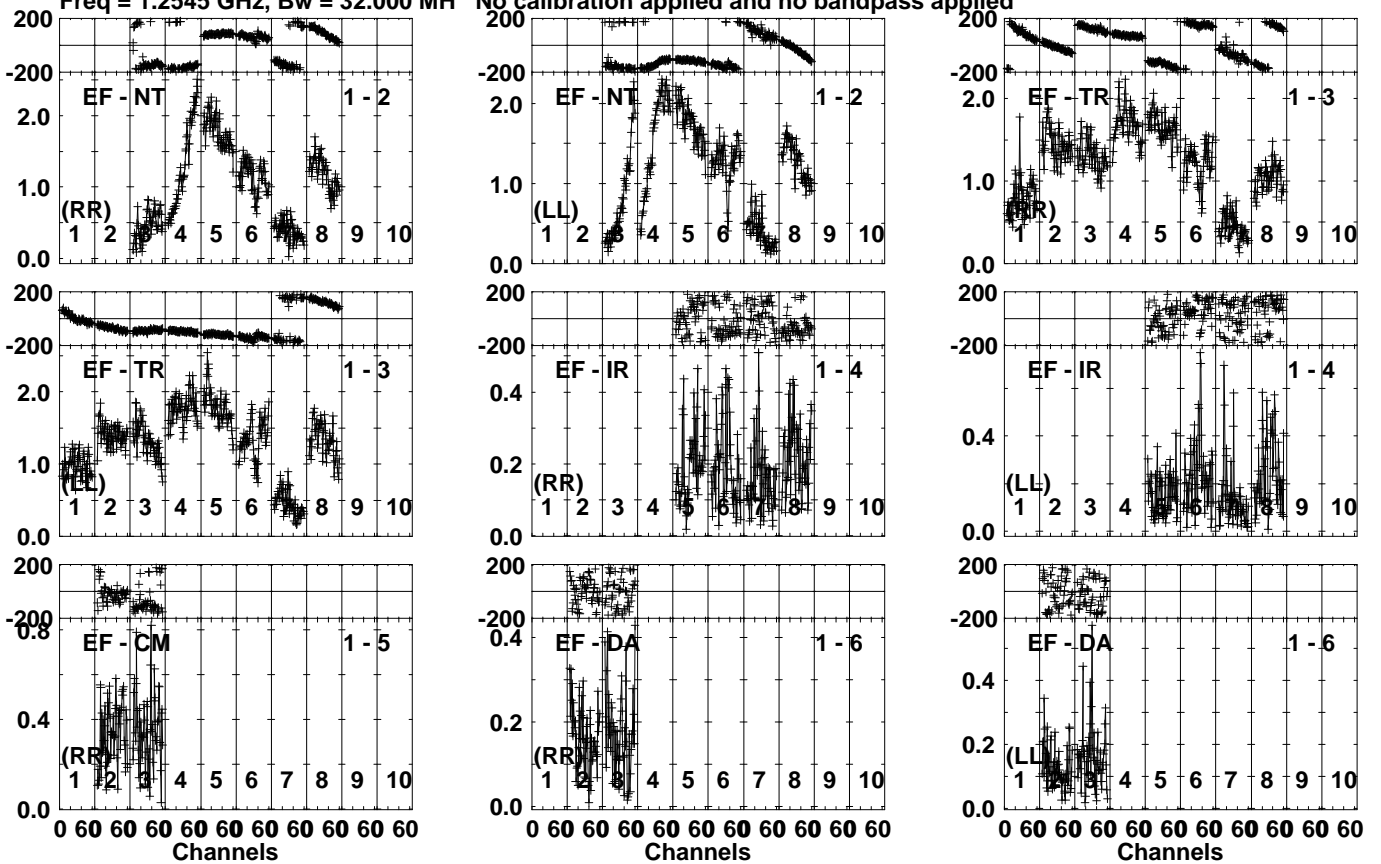


Lower frame: Micro Ampl Jy Top frame: Phas deg
Vector averaged cross-power spectrum Several baselines displayed
Timerange: 00/08:55:52 to 00/08:59:30

Plot file version 124 created 16-APR-2024 16:20:38

J2125+0441 EK056A.UVDATA.1

Freq = 1.2545 GHz, Bw = 32.000 MH No calibration applied and no bandpass applied

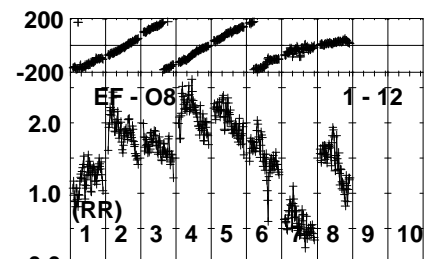
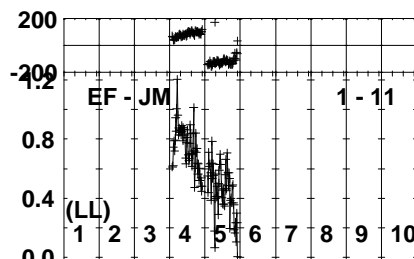
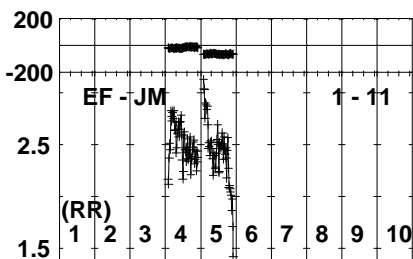
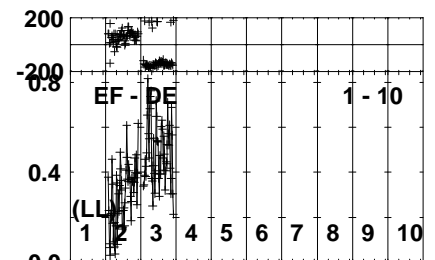
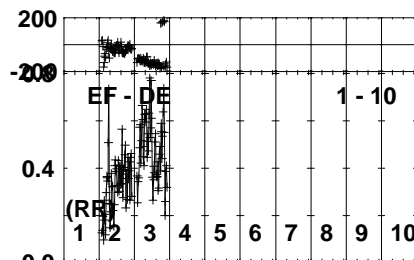
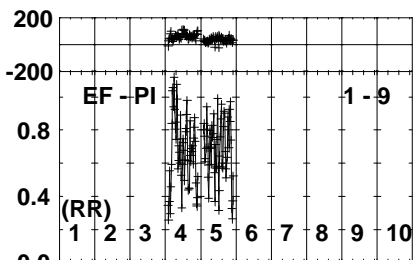
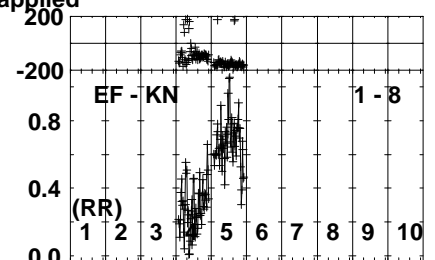
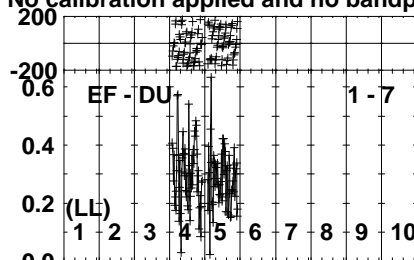
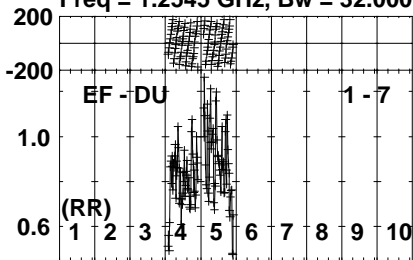


Lower frame: Milli Ampl Jy Top frame: Phas deg
Vector averaged cross-power spectrum Several baselines displayed
Timerange: 00/09:00:20 to 00/09:01:08

Plot file version 125 created 16-APR-2024 16:20:39

J2125+0441 EK056A.UVDATA.1

Freq = 1.2545 GHz, Bw = 32.000 MH No calibration applied and no bandpass applied



0 60 60 60 60 60 60 60 60 60 60
Channels

0 60 60 60 60 60 60 60 60 60 60
Channels

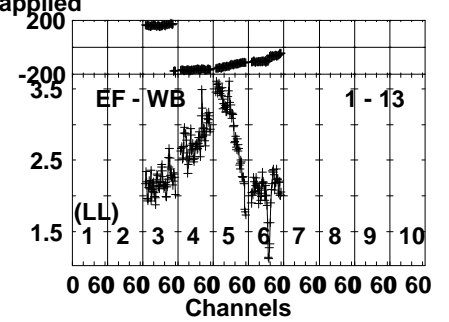
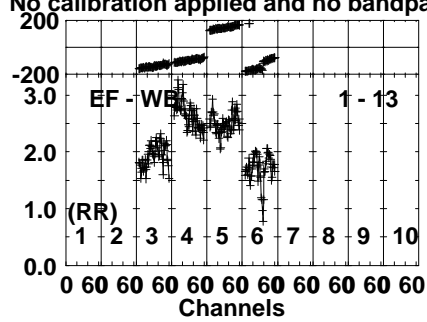
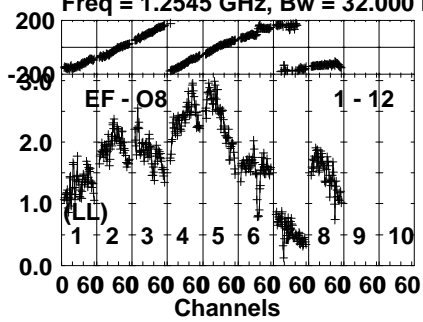
0 60 60 60 60 60 60 60 60 60 60
Channels

Lower frame: Milli Ampl Jy Top frame: Phas deg
Vector averaged cross-power spectrum Several baselines displayed
Timerange: 00/09:00:20 to 00/09:01:08

Plot file version 126 created 16-APR-2024 16:20:39

J2125+0441 EK056A.UVDATA.1

Freq = 1.2545 GHz, Bw = 32.000 MH No calibration applied and no bandpass applied

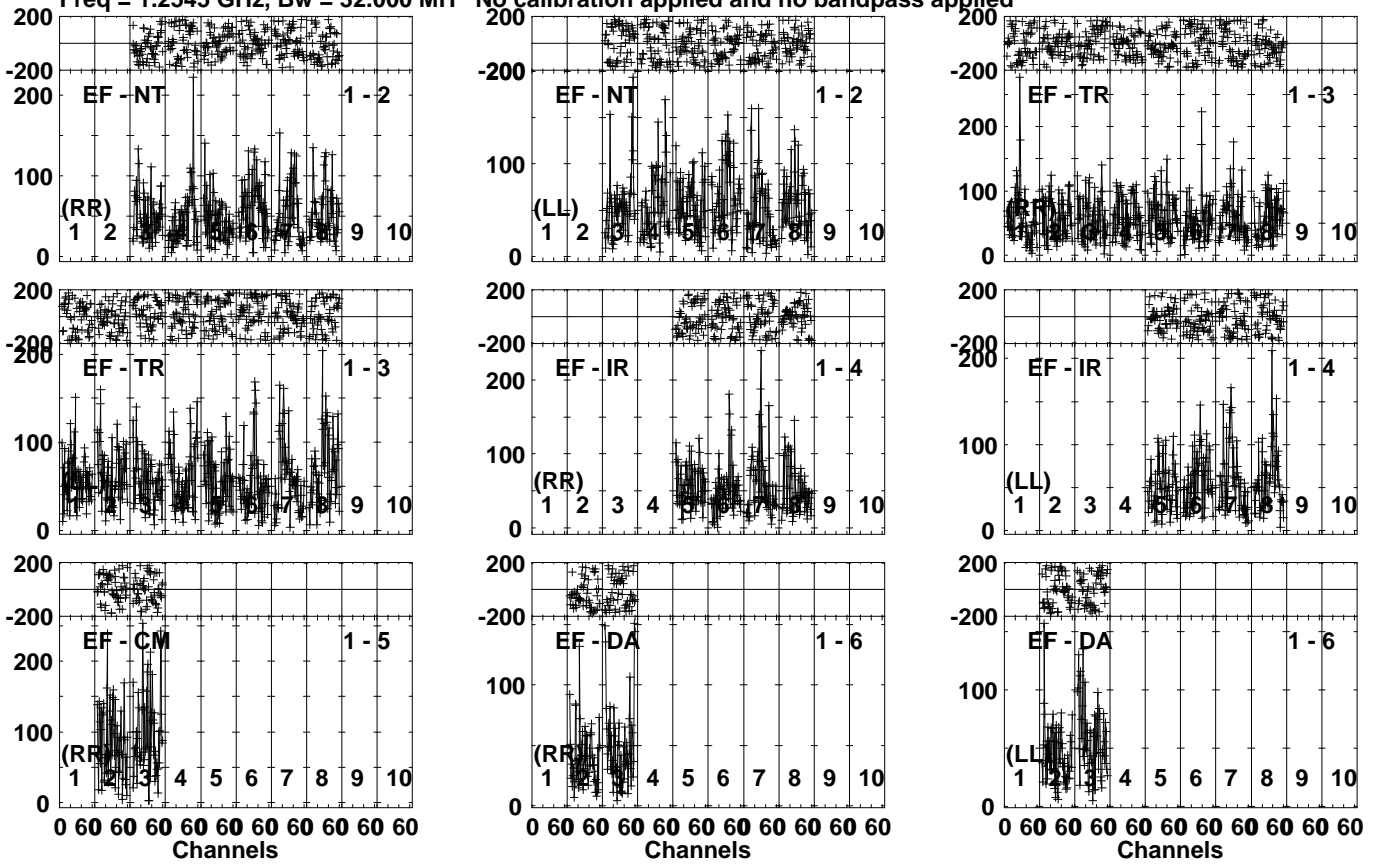


Lower frame: Milli Ampl Jy Top frame: Phas deg
Vector averaged cross-power spectrum Several baselines displayed
Timerange: 00/09:00:20 to 00/09:01:08

Plot file version 127 created 16-APR-2024 16:20:39

R240114 D EK056A.UVDATA.1

Freq = 1.2545 GHz, Bw = 32.000 MH No calibration applied and no bandpass applied

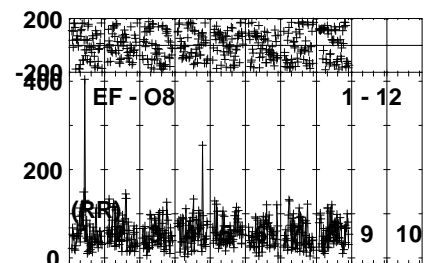
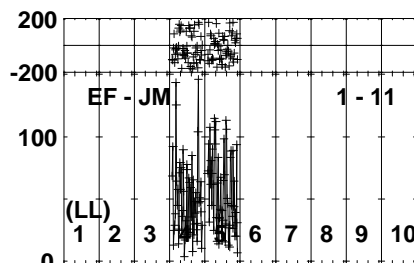
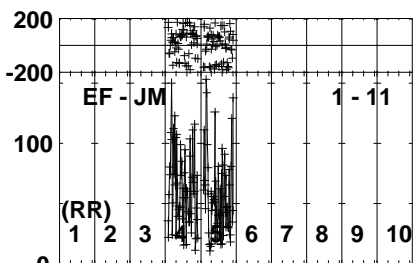
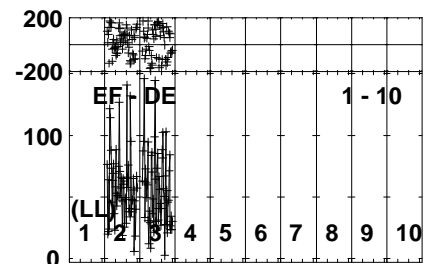
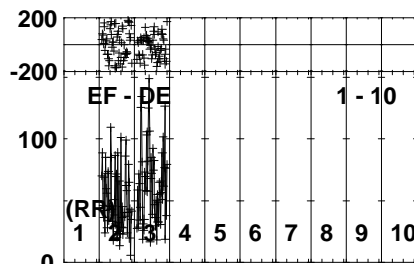
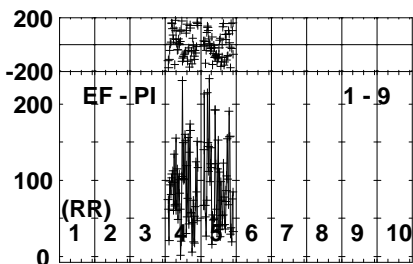
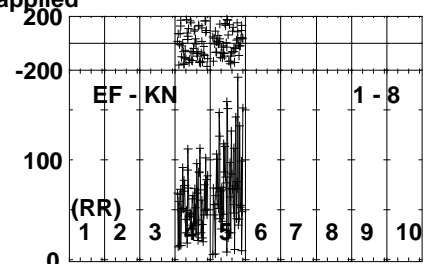
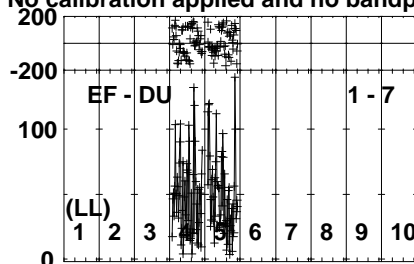
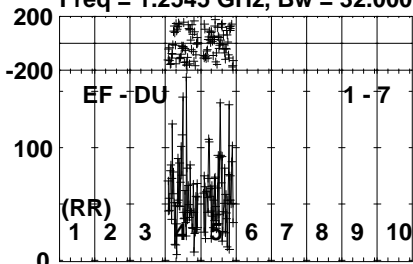


Lower frame: Micro Ampl Jy Top frame: Phas deg
Vector averaged cross-power spectrum Several baselines displayed
Timerange: 00/09:01:10 to 00/09:07:08

Plot file version 128 created 16-APR-2024 16:20:39

R240114 D EK056A.UVDATA.1

Freq = 1.2545 GHz, Bw = 32.000 MH No calibration applied and no bandpass applied



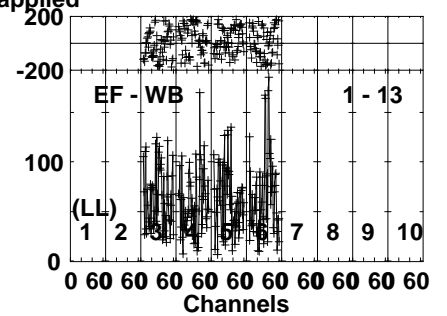
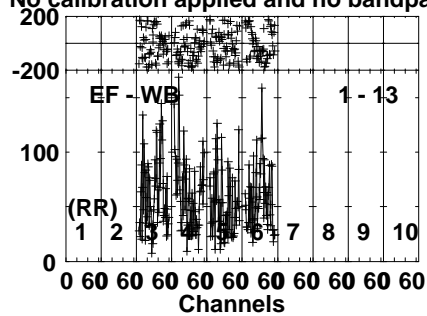
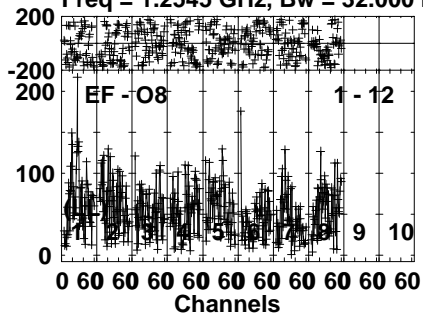
Lower frame: Micro Ampl Jy Top frame: Phas deg
Vector averaged cross-power spectrum Several baselines displayed
Timerange: 00/09:01:10 to 00/09:07:08

Plot file version 129 created 16-APR-2024 16:20:39

R240114 D EK056A.UVDATA.1

Freq = 1.2545 GHz, Bw = 32.000 MH

No calibration applied and no bandpass applied

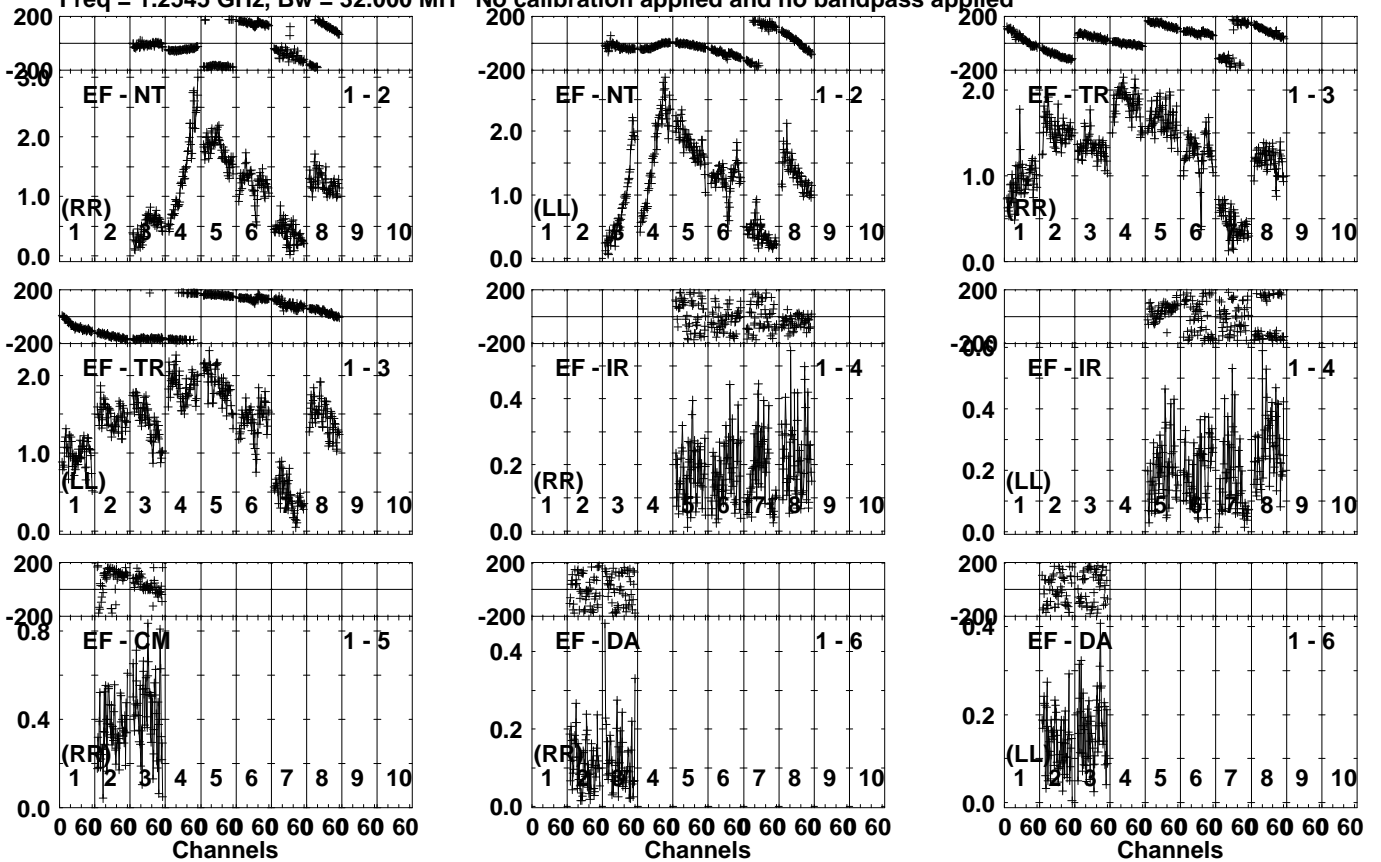


Lower frame: Micro Ampl Jy Top frame: Phas deg
Vector averaged cross-power spectrum Several baselines displayed
Timerange: 00/09:01:10 to 00/09:07:08

Plot file version 130 created 16-APR-2024 16:20:40

J2125+0441 EK056A.UVDATA.1

Freq = 1.2545 GHz, Bw = 32.000 MH No calibration applied and no bandpass applied

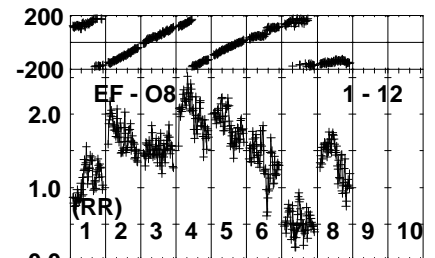
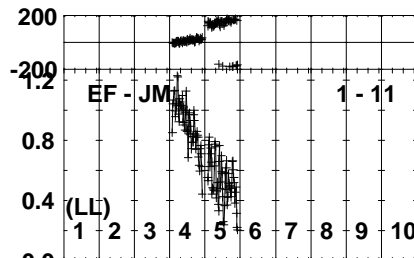
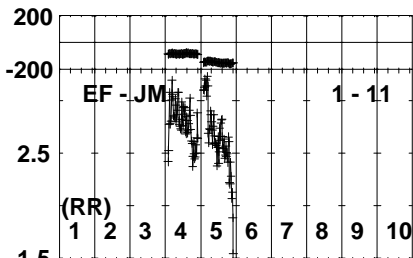
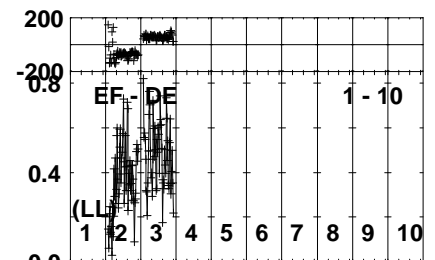
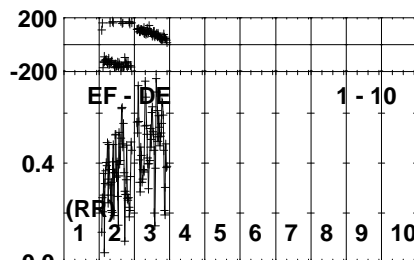
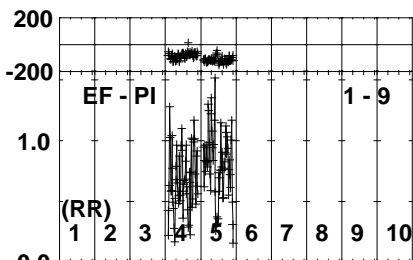
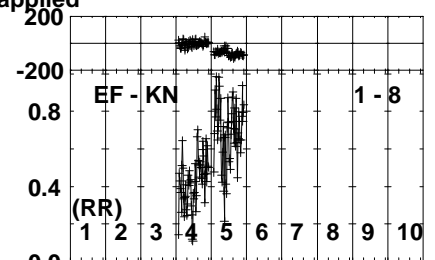
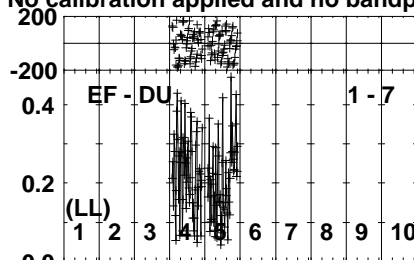
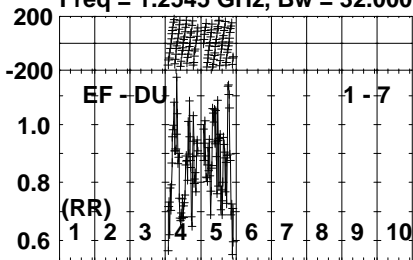


Lower frame: Milli Ampl Jy Top frame: Phas deg
Vector averaged cross-power spectrum Several baselines displayed
Timerange: 00/09:07:12 to 00/09:08:24

Plot file version 131 created 16-APR-2024 16:20:40

J2125+0441 EK056A.UVDATA.1

Freq = 1.2545 GHz, Bw = 32.000 MH No calibration applied and no bandpass applied

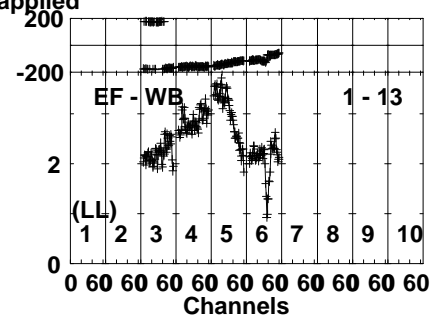
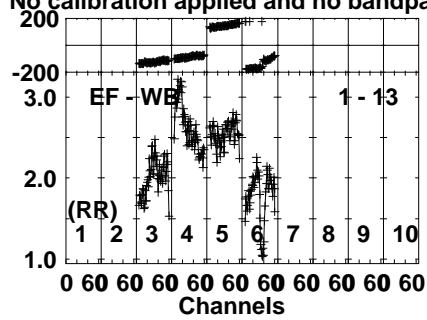
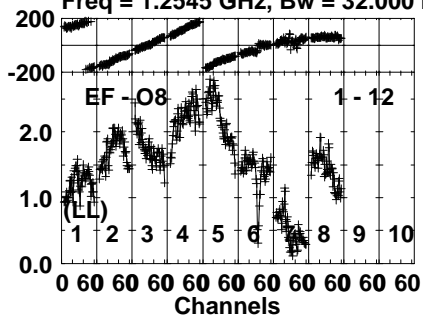


Lower frame: Milli Ampl Jy Top frame: Phas deg
Vector averaged cross-power spectrum Several baselines displayed
Timerange: 00/09:07:12 to 00/09:08:24

Plot file version 132 created 16-APR-2024 16:20:40

J2125+0441 EK056A.UVDATA.1

Freq = 1.2545 GHz, Bw = 32.000 MH No calibration applied and no bandpass applied

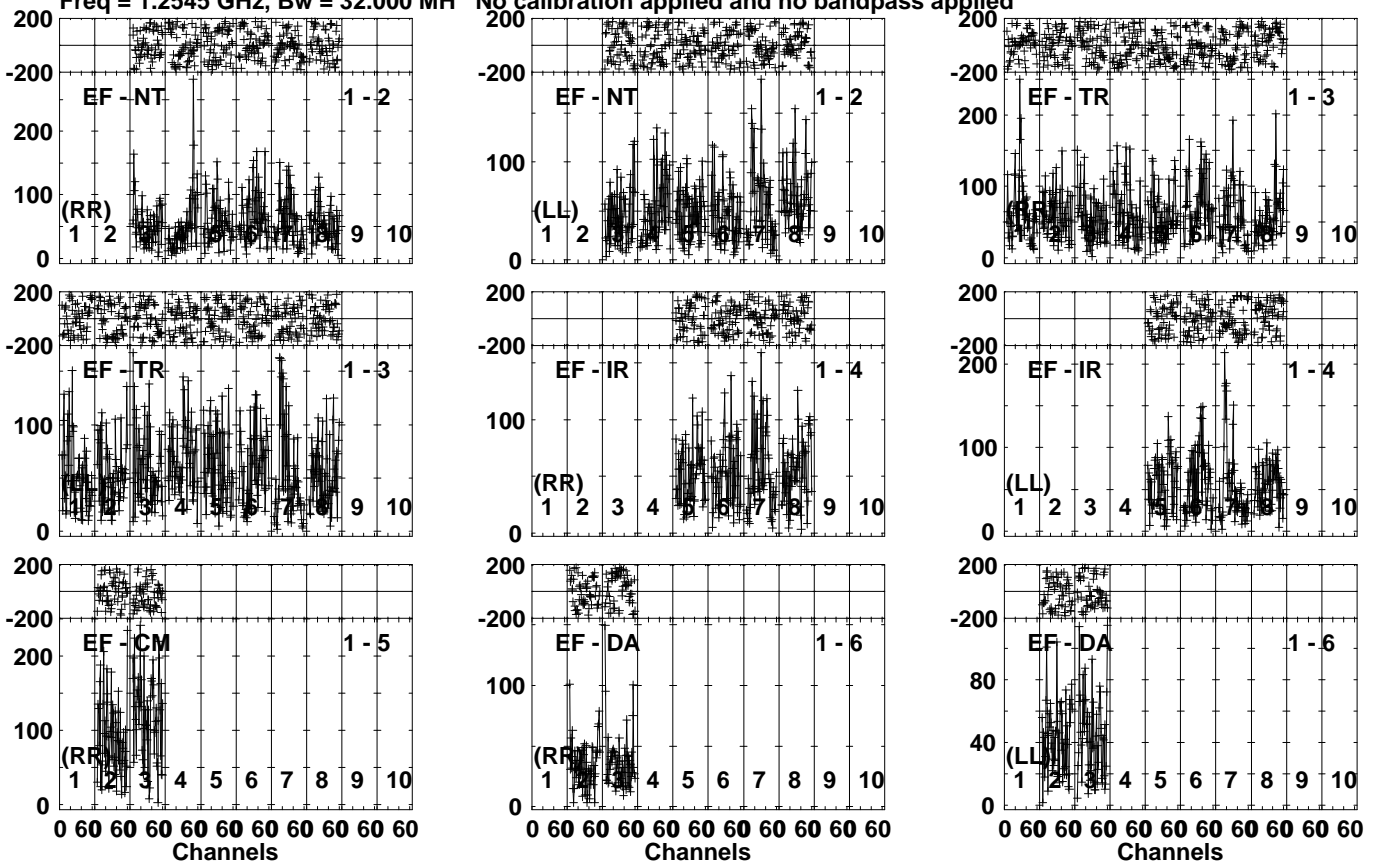


Lower frame: Milli Ampl Jy Top frame: Phas deg
Vector averaged cross-power spectrum Several baselines displayed
Timerange: 00/09:07:12 to 00/09:08:24

Plot file version 133 created 16-APR-2024 16:20:40

R240114 D EK056A.UVDATA.1

Freq = 1.2545 GHz, Bw = 32.000 MH No calibration applied and no bandpass applied

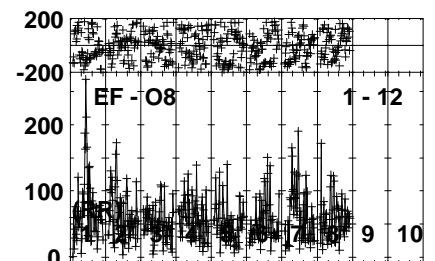
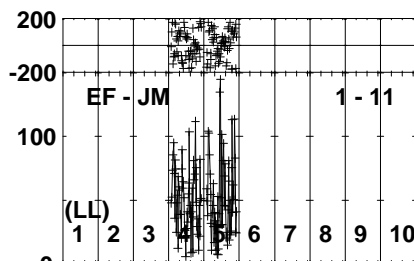
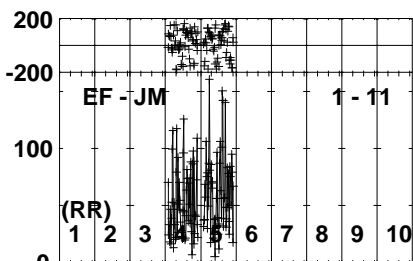
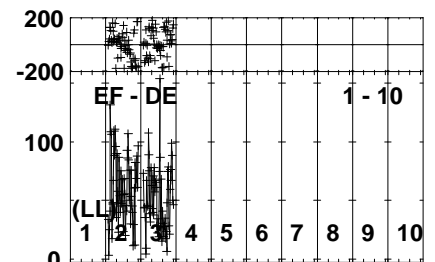
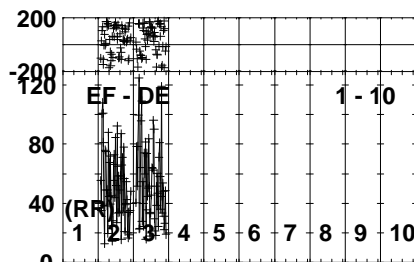
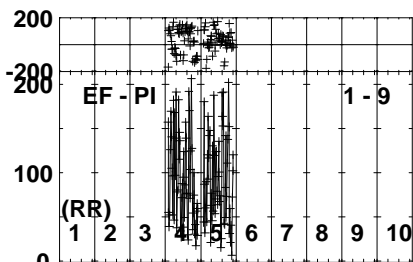
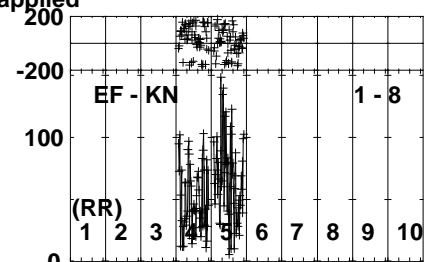
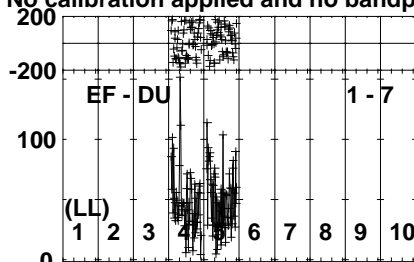
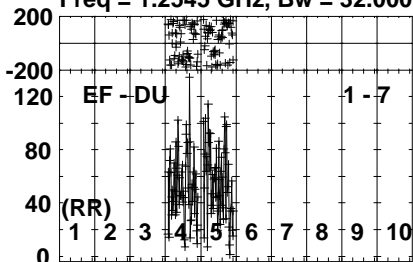


Lower frame: Micro Ampl Jy Top frame: Phas deg
Vector averaged cross-power spectrum Several baselines displayed
Timerange: 00/09:08:27 to 00/09:14:25

Plot file version 134 created 16-APR-2024 16:20:40

R240114 D EK056A.UVDATA.1

Freq = 1.2545 GHz, Bw = 32.000 MH No calibration applied and no bandpass applied

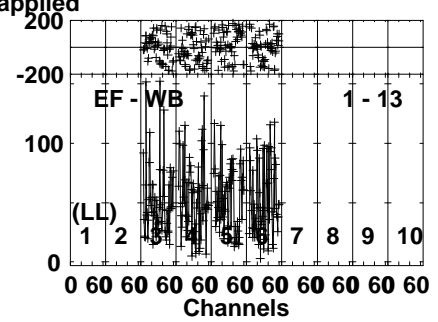
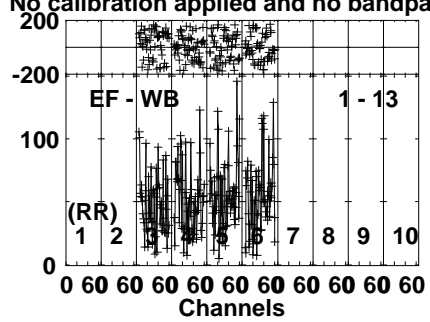
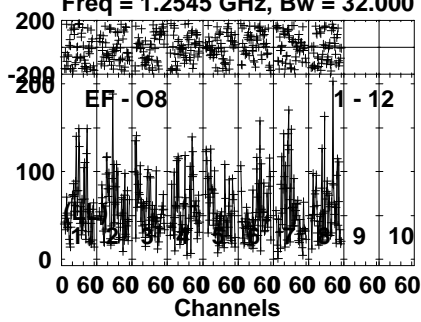


Lower frame: Micro Ampl Jy Top frame: Phas deg
Vector averaged cross-power spectrum Several baselines displayed
Timerange: 00/09:08:27 to 00/09:14:25

Plot file version 135 created 16-APR-2024 16:20:41

R240114 D EK056A.UVDATA.1

Freq = 1.2545 GHz, Bw = 32.000 MH No calibration applied and no bandpass applied

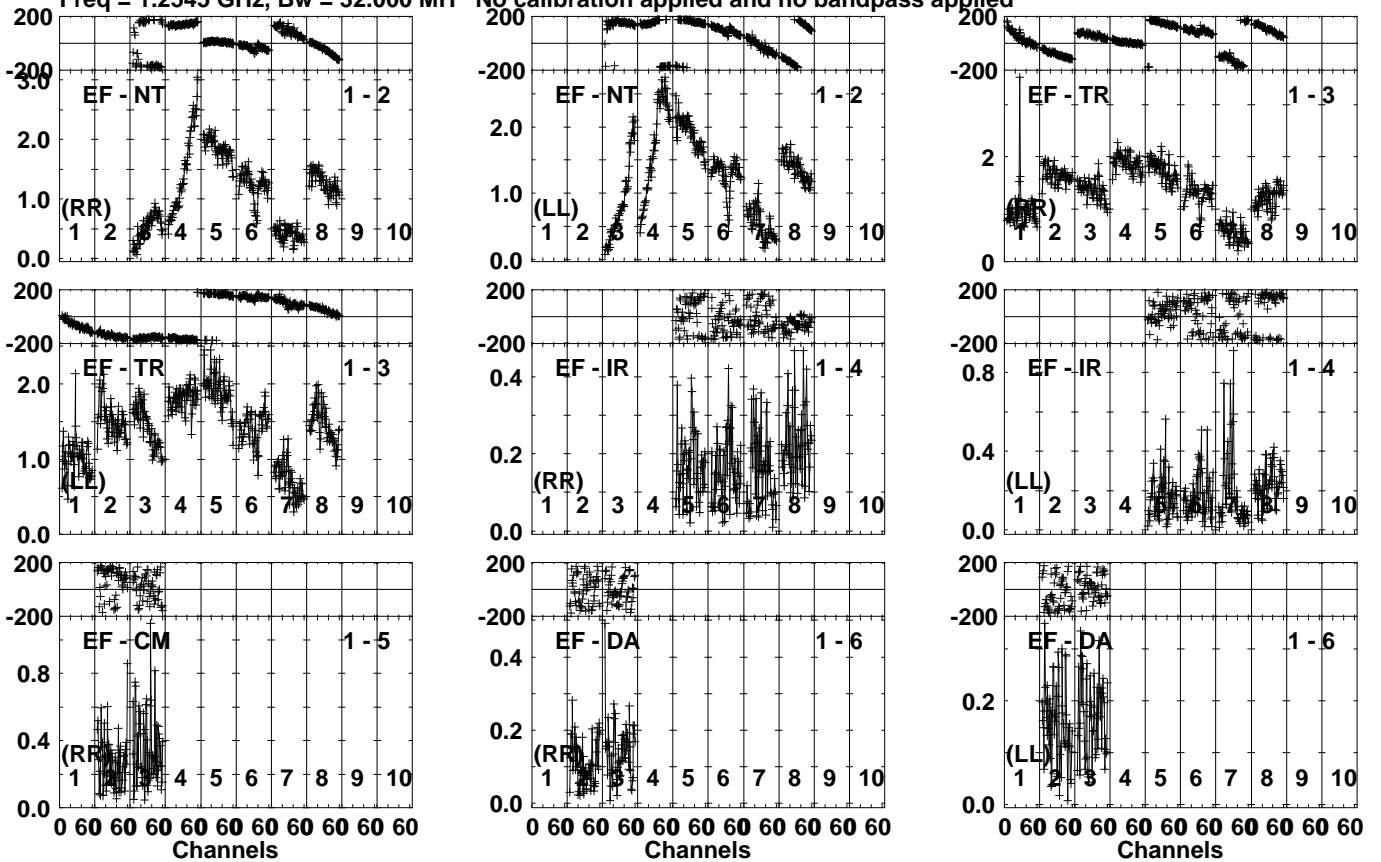


Lower frame: Micro Ampl Jy Top frame: Phas deg
Vector averaged cross-power spectrum Several baselines displayed
Timerange: 00/09:08:27 to 00/09:14:25

Plot file version 136 created 16-APR-2024 16:20:41

J2125+0441 EK056A.UVDATA.1

Freq = 1.2545 GHz, Bw = 32.000 MH No calibration applied and no bandpass applied

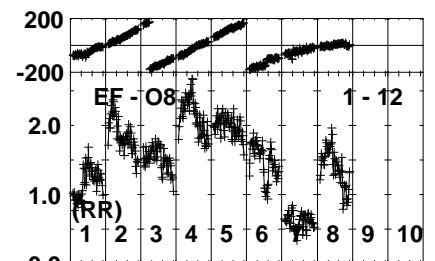
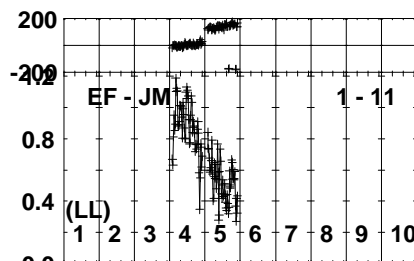
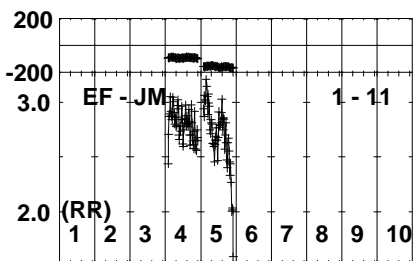
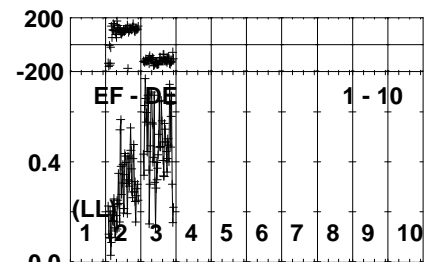
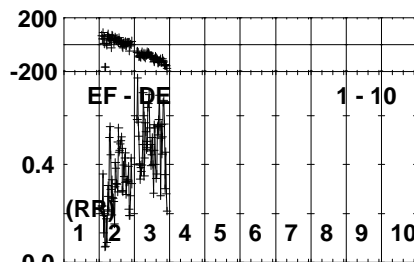
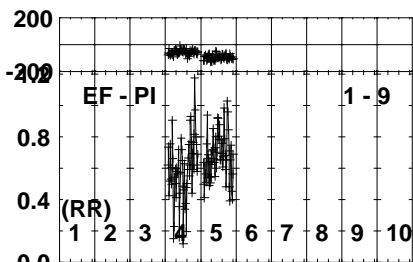
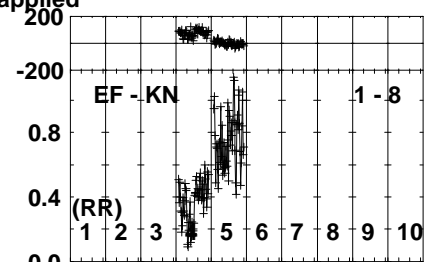
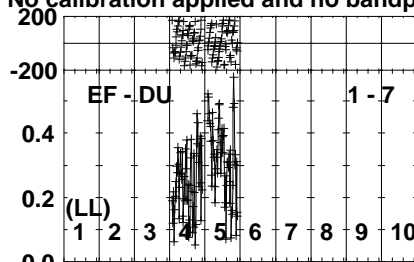
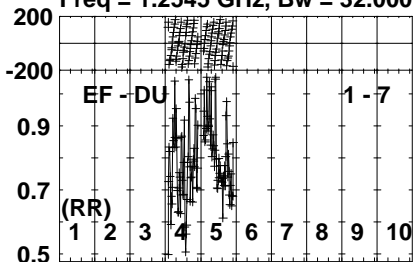


Lower frame: Milli Ampl Jy Top frame: Phas deg
Vector averaged cross-power spectrum Several baselines displayed
Timerange: 00/09:15:03 to 00/09:15:51

Plot file version 137 created 16-APR-2024 16:20:41

J2125+0441 EK056A.UVDATA.1

Freq = 1.2545 GHz, Bw = 32.000 MH No calibration applied and no bandpass applied



0 60 60 60 60 60 60 60 60 60 60
Channels

0 60 60 60 60 60 60 60 60 60 60
Channels

0 60 60 60 60 60 60 60 60 60 60
Channels

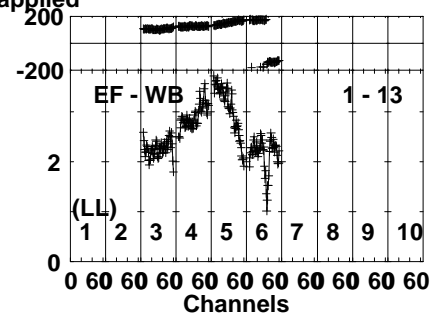
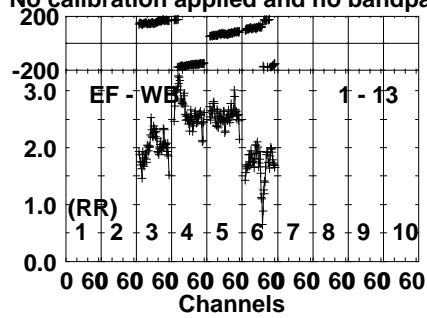
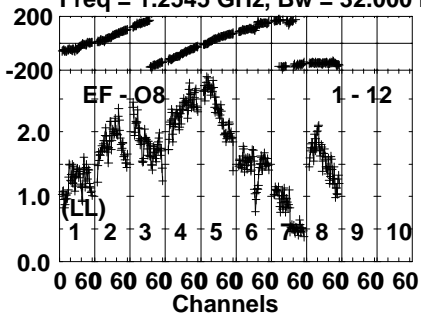
Lower frame: Milli Ampl Jy Top frame: Phas deg
Vector averaged cross-power spectrum Several baselines displayed
Timerange: 00/09:15:03 to 00/09:15:51

Plot file version 138 created 16-APR-2024 16:20:41

J2125+0441 EK056A.UVDATA.1

Freq = 1.2545 GHz, Bw = 32.000 MH

No calibration applied and no bandpass applied

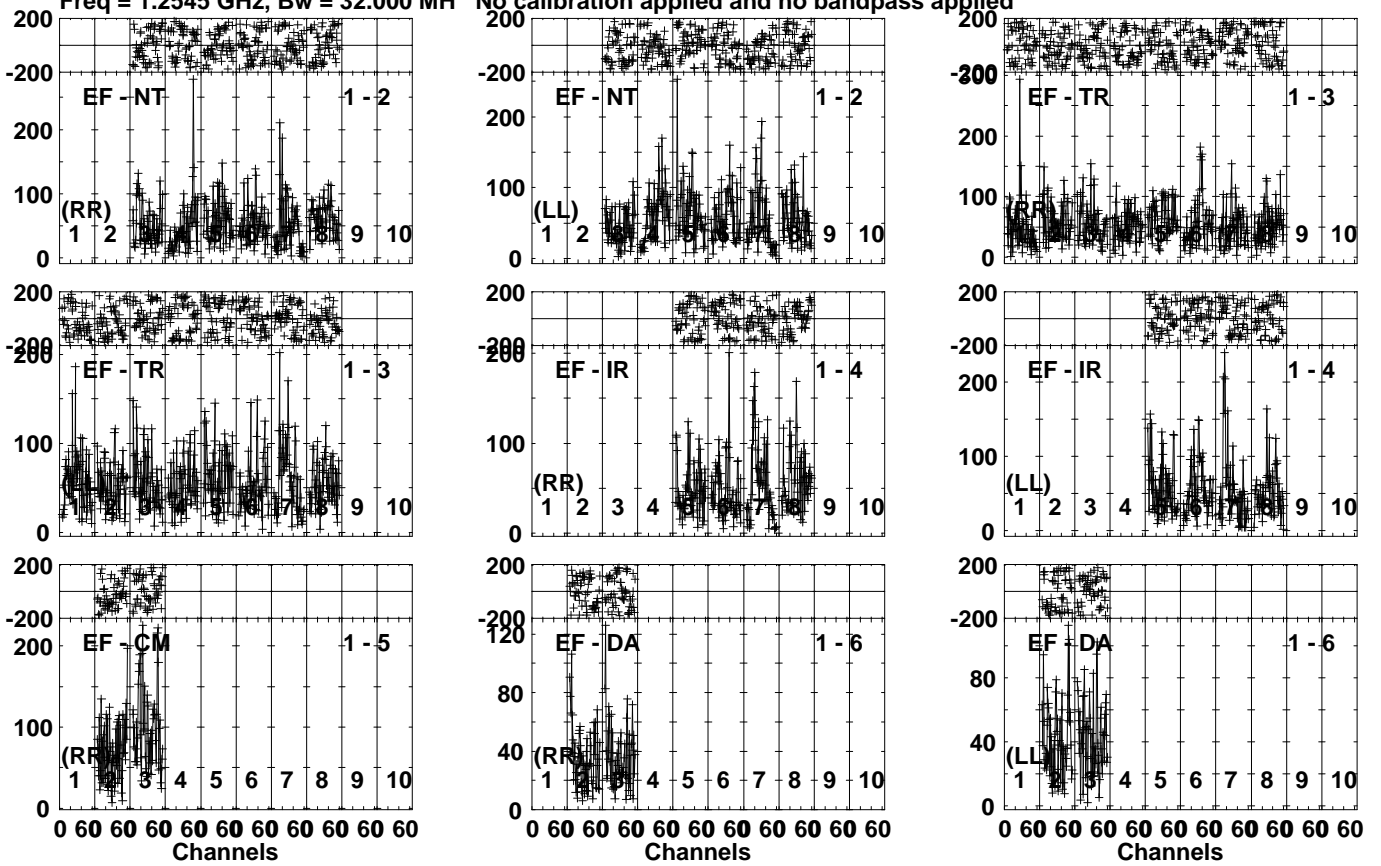


Lower frame: Milli Ampl Jy Top frame: Phas deg
Vector averaged cross-power spectrum Several baselines displayed
Timerange: 00/09:15:03 to 00/09:15:51

Plot file version 139 created 16-APR-2024 16:20:41

R240114 D EK056A.UVDATA.1

Freq = 1.2545 GHz, Bw = 32.000 MH No calibration applied and no bandpass applied

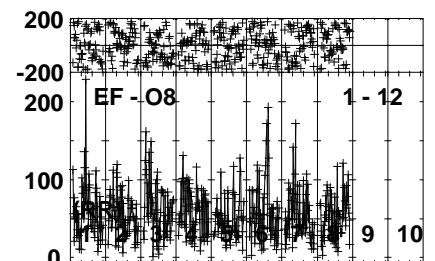
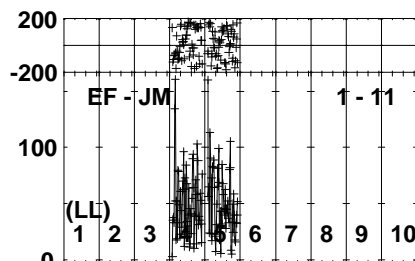
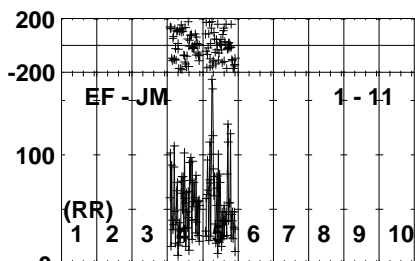
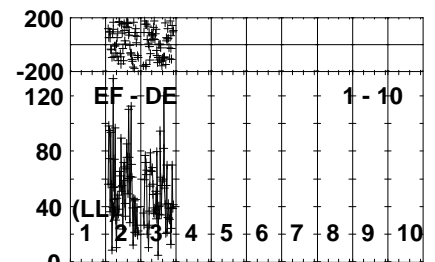
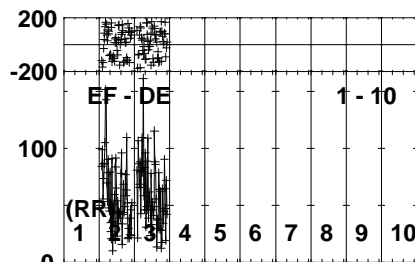
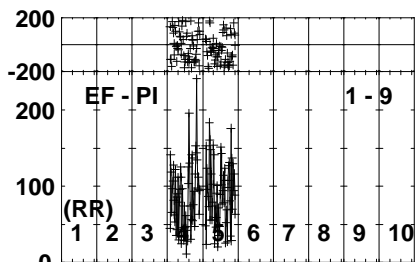
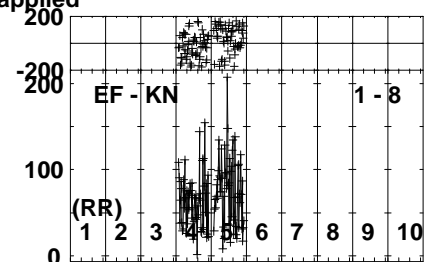
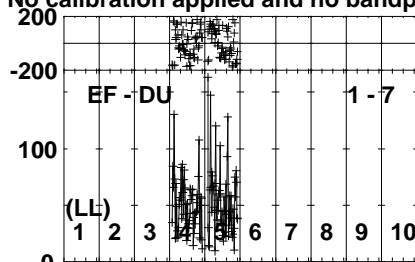
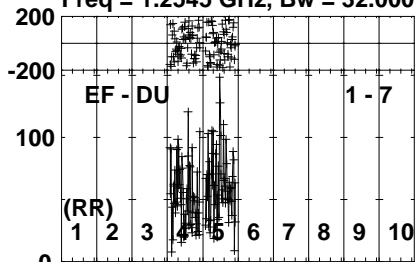


Lower frame: Micro Ampl Jy Top frame: Phas deg
Vector averaged cross-power spectrum Several baselines displayed
Timerange: 00/09:15:53 to 00/09:21:51

Plot file version 140 created 16-APR-2024 16:20:42

R240114 D EK056A.UVDATA.1

Freq = 1.2545 GHz, Bw = 32.000 MH No calibration applied and no bandpass applied

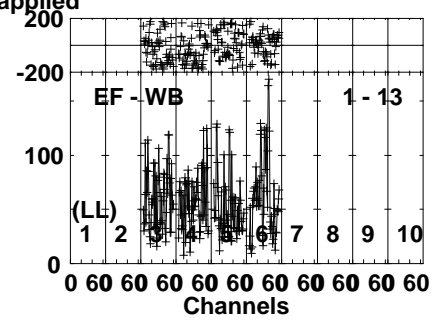
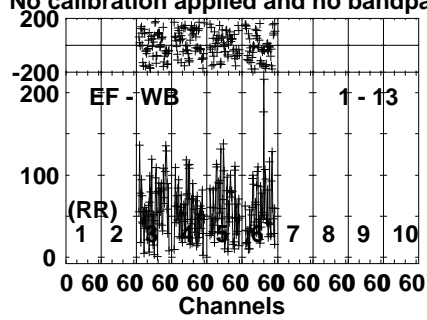
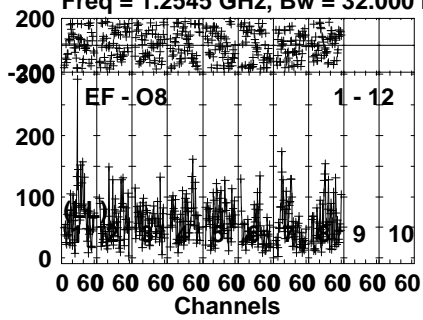


Lower frame: Micro Ampl Jy Top frame: Phas deg
Vector averaged cross-power spectrum Several baselines displayed
Timerange: 00/09:15:53 to 00/09:21:51

Plot file version 141 created 16-APR-2024 16:20:42

R240114 D EK056A.UVDATA.1

Freq = 1.2545 GHz, Bw = 32.000 MH No calibration applied and no bandpass applied

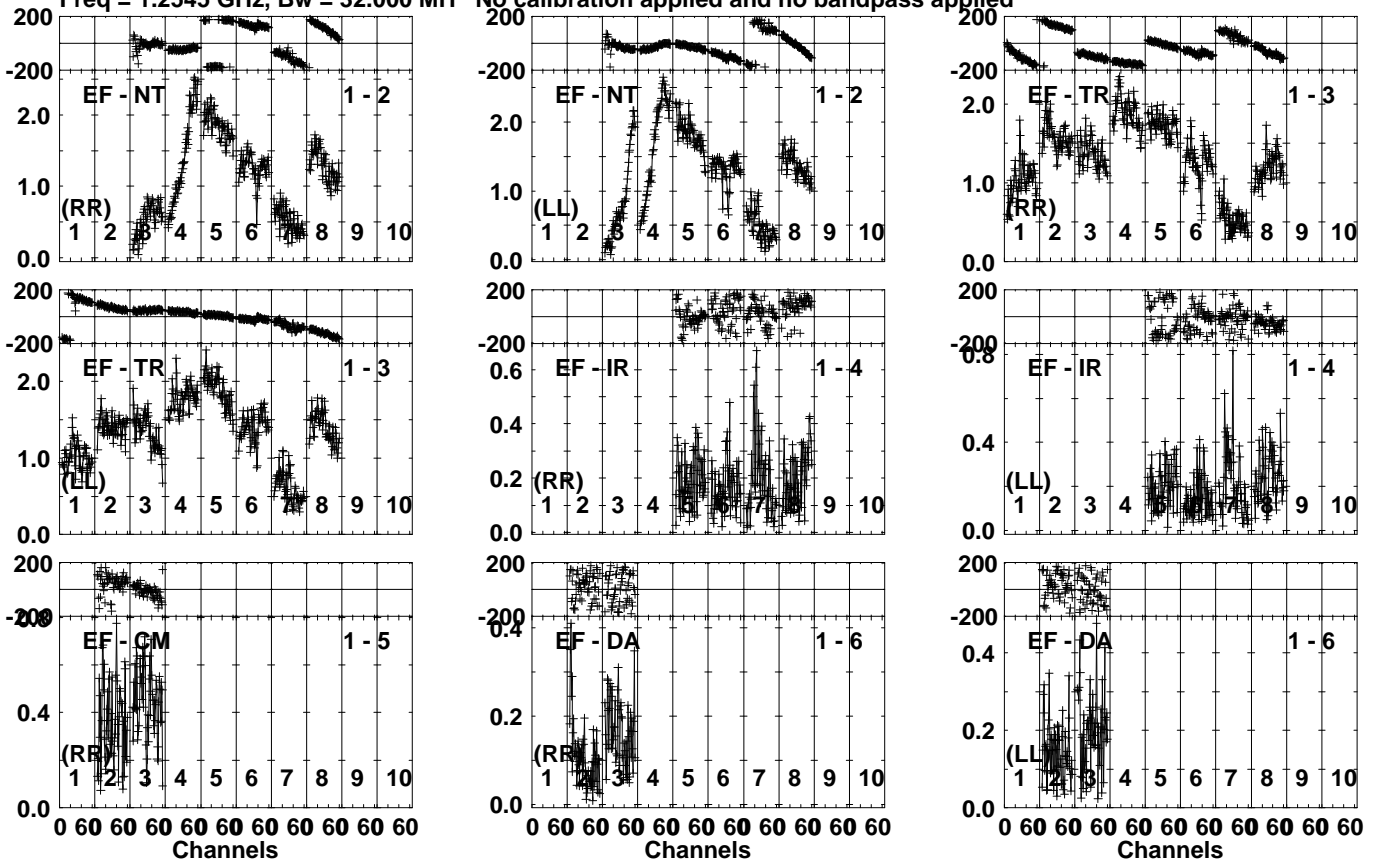


Lower frame: Micro Ampl Jy Top frame: Phas deg
Vector averaged cross-power spectrum Several baselines displayed
Timerange: 00/09:15:53 to 00/09:21:51

Plot file version 142 created 16-APR-2024 16:20:42

J2125+0441 EK056A.UVDATA.1

Freq = 1.2545 GHz, Bw = 32.000 MH No calibration applied and no bandpass applied

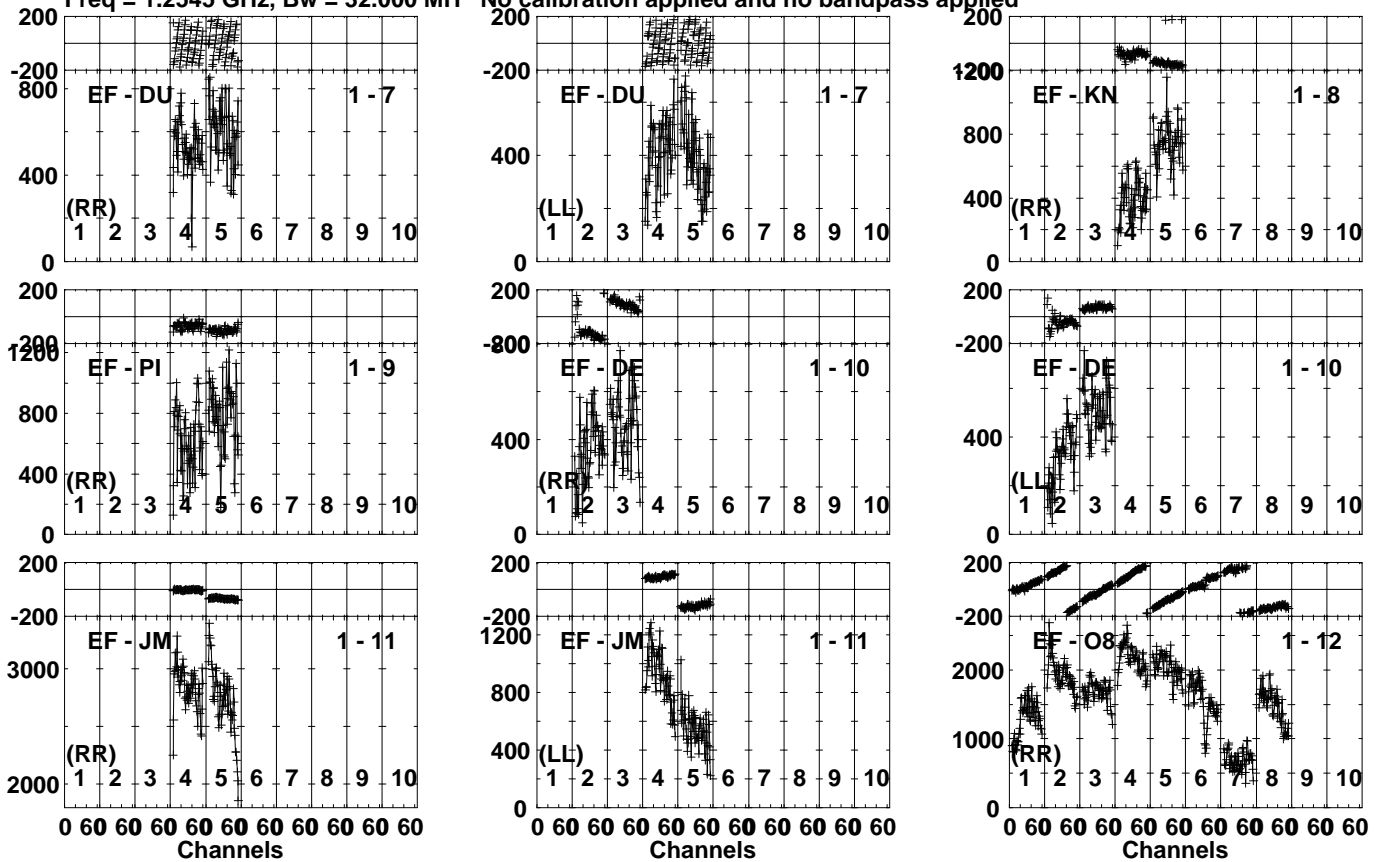


Lower frame: Milli Ampl Jy Top frame: Phas deg
Vector averaged cross-power spectrum Several baselines displayed
Timerange: 00/09:21:55 to 00/09:23:07

Plot file version 143 created 16-APR-2024 16:20:42

J2125+0441 EK056A.UVDATA.1

Freq = 1.2545 GHz, Bw = 32.000 MH No calibration applied and no bandpass applied

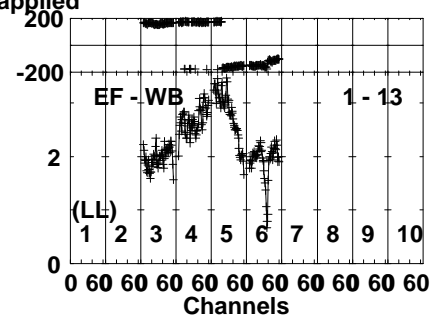
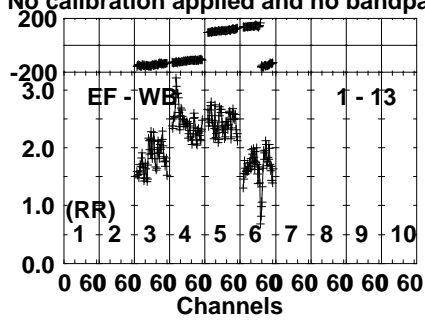
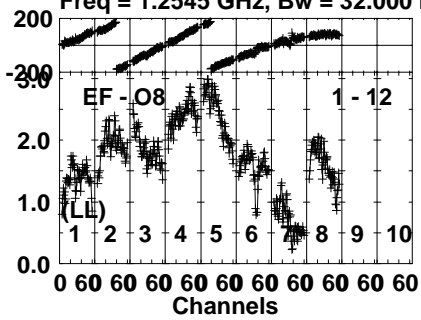


Lower frame: Micro Ampl Jy Top frame: Phas deg
Vector averaged cross-power spectrum Several baselines displayed
Timerange: 00/09:21:55 to 00/09:23:07

Plot file version 144 created 16-APR-2024 16:20:42

J2125+0441 EK056A.UVDATA.1

Freq = 1.2545 GHz, Bw = 32.000 MH No calibration applied and no bandpass applied

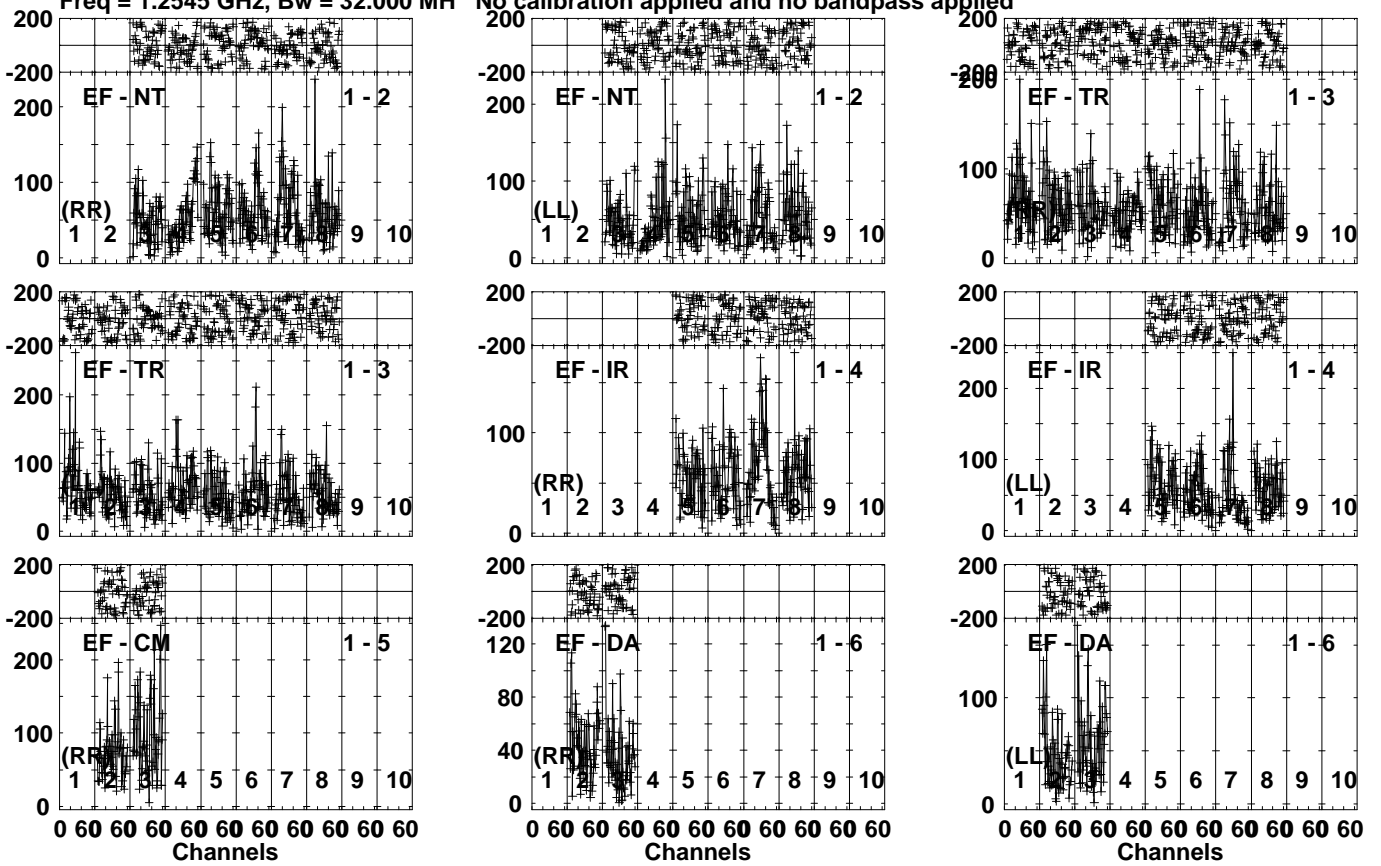


Lower frame: Milli Ampl Jy Top frame: Phas deg
Vector averaged cross-power spectrum Several baselines displayed
Timerange: 00/09:21:55 to 00/09:23:07

Plot file version 145 created 16-APR-2024 16:20:42

R240114 D EK056A.UVDATA.1

Freq = 1.2545 GHz, Bw = 32.000 MH No calibration applied and no bandpass applied



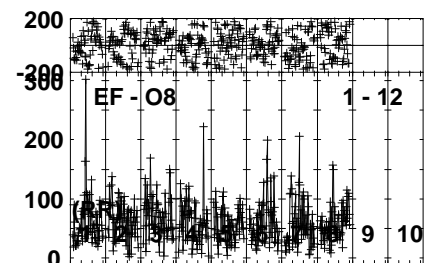
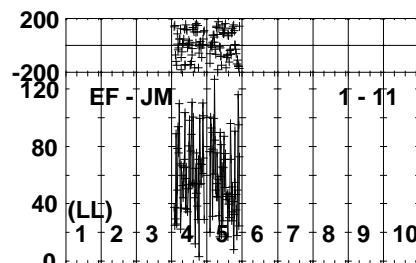
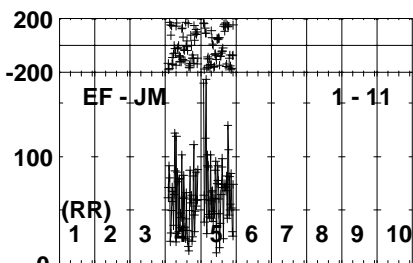
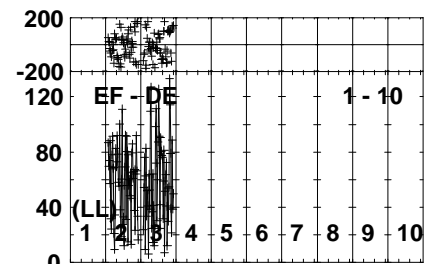
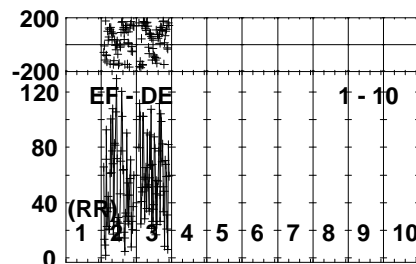
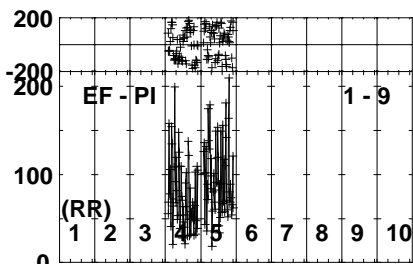
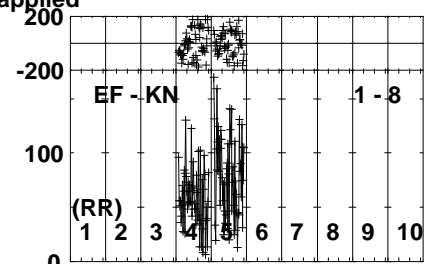
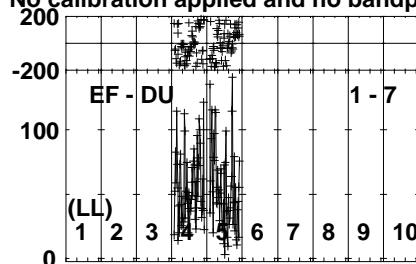
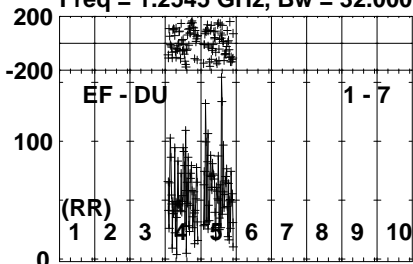
Lower frame: Micro Ampl Jy Top frame: Phas deg
Vector averaged cross-power spectrum Several baselines displayed
Timerange: 00/09:23:10 to 00/09:29:08

Plot file version 146 created 16-APR-2024 16:20:43

R240114 D EK056A.UVDATA.1

Freq = 1.2545 GHz, Bw = 32.000 MH

No calibration applied and no bandpass applied

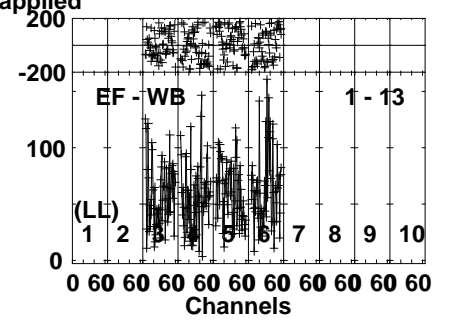
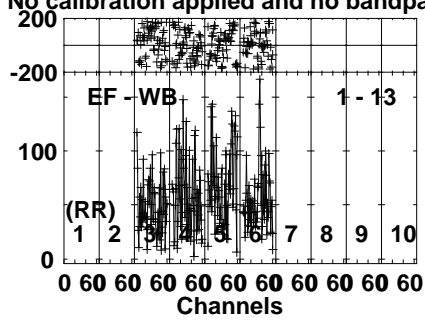
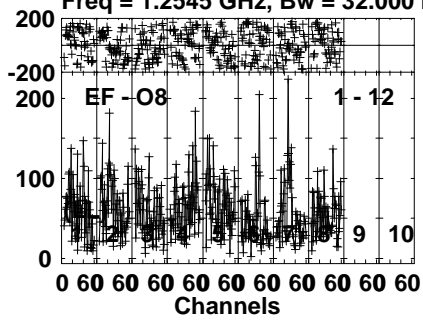


Lower frame: Micro Ampl Jy Top frame: Phas deg
Vector averaged cross-power spectrum Several baselines displayed
Timerange: 00/09:23:10 to 00/09:29:08

Plot file version 147 created 16-APR-2024 16:20:43

R240114 D EK056A.UVDATA.1

Freq = 1.2545 GHz, Bw = 32.000 MH No calibration applied and no bandpass applied

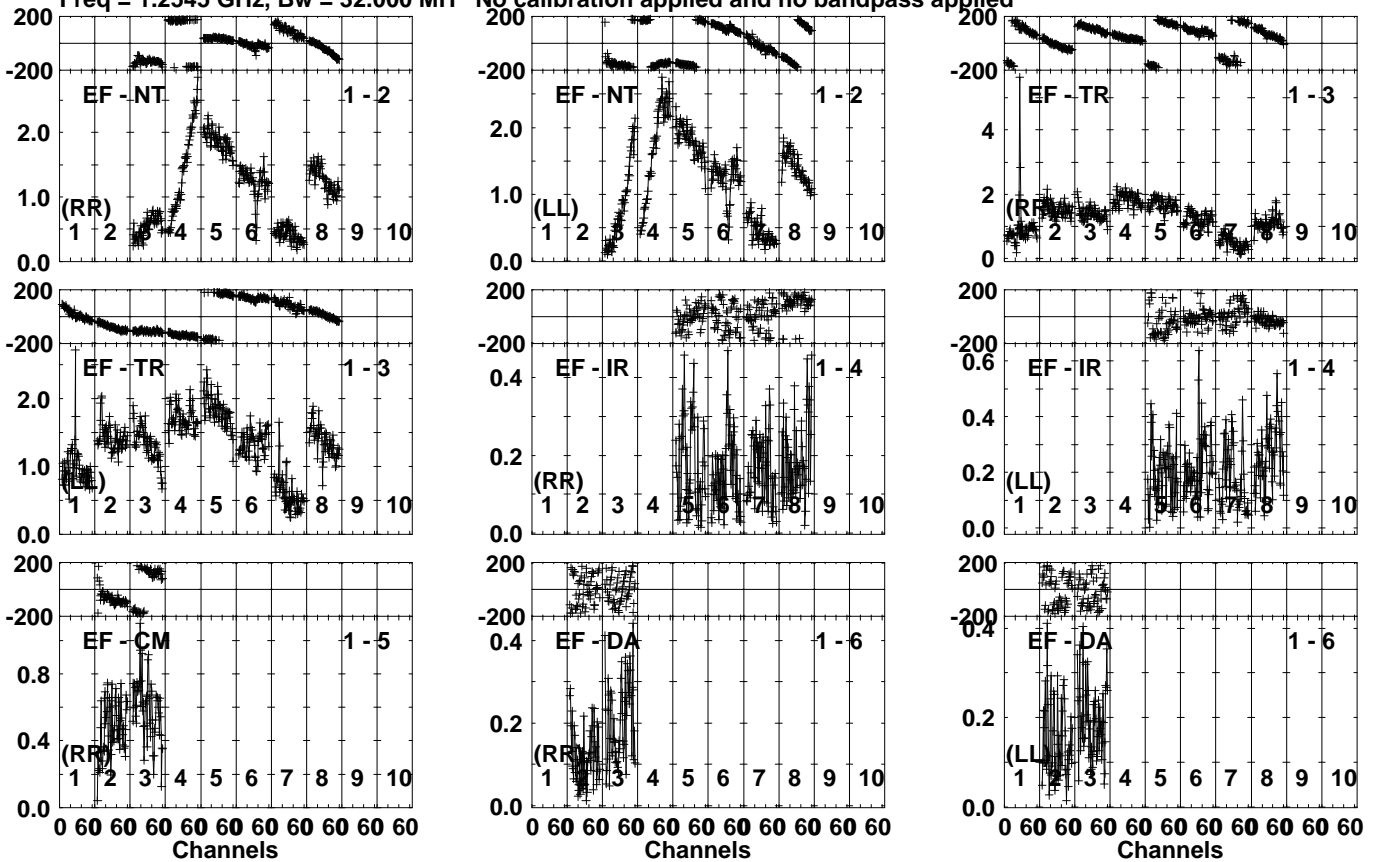


Lower frame: Micro Ampl Jy Top frame: Phas deg
Vector averaged cross-power spectrum Several baselines displayed
Timerange: 00/09:23:10 to 00/09:29:08

Plot file version 148 created 16-APR-2024 16:20:43

J2125+0441 EK056A.UVDATA.1

Freq = 1.2545 GHz, Bw = 32.000 MH No calibration applied and no bandpass applied

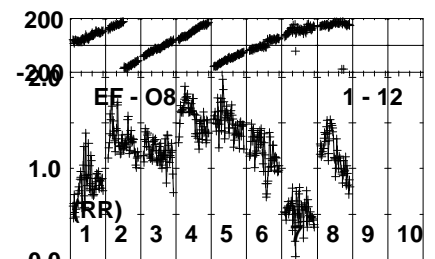
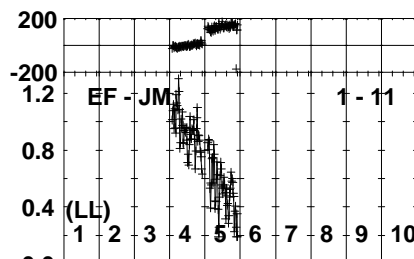
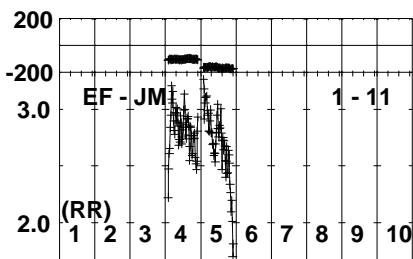
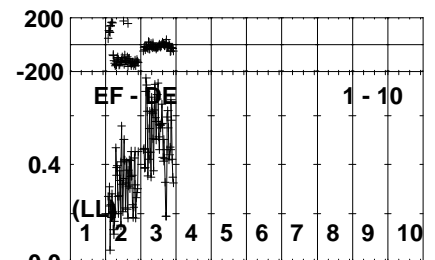
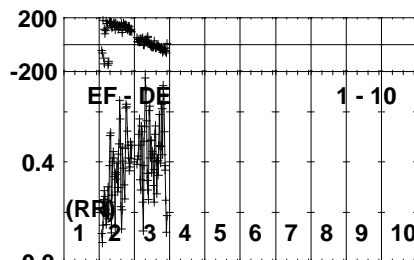
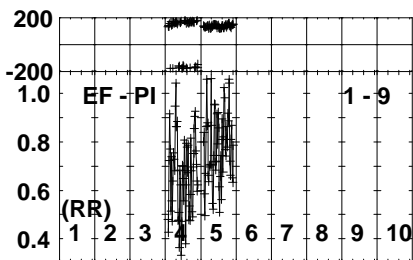
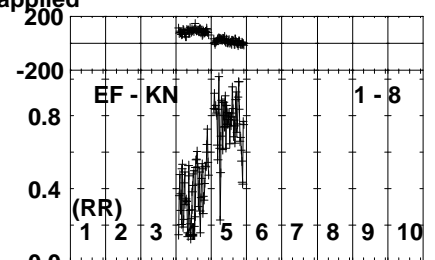
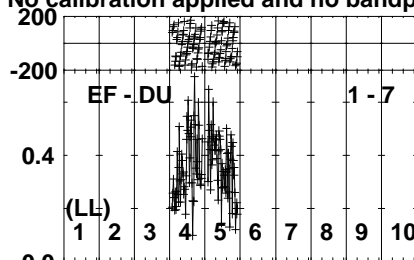
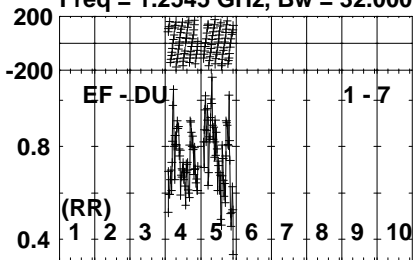


Lower frame: Milli Ampl Jy Top frame: Phas deg
Vector averaged cross-power spectrum Several baselines displayed
Timerange: 00/09:29:46 to 00/09:30:34

Plot file version 149 created 16-APR-2024 16:20:43

J2125+0441 EK056A.UVDATA.1

Freq = 1.2545 GHz, Bw = 32.000 MH No calibration applied and no bandpass applied

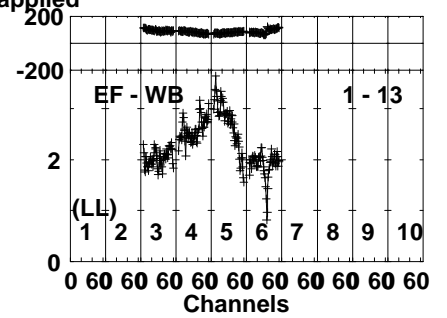
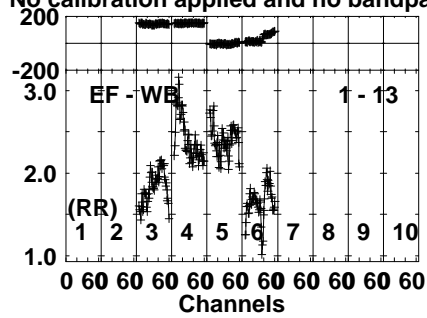
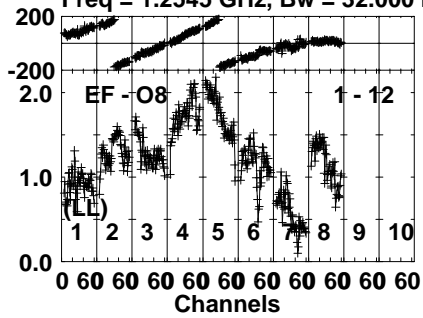


Lower frame: Milli Ampl Jy Top frame: Phas deg
Vector averaged cross-power spectrum Several baselines displayed
Timerange: 00/09:29:46 to 00/09:30:34

Plot file version 150 created 16-APR-2024 16:20:43

J2125+0441 EK056A.UVDATA.1

Freq = 1.2545 GHz, Bw = 32.000 MH No calibration applied and no bandpass applied

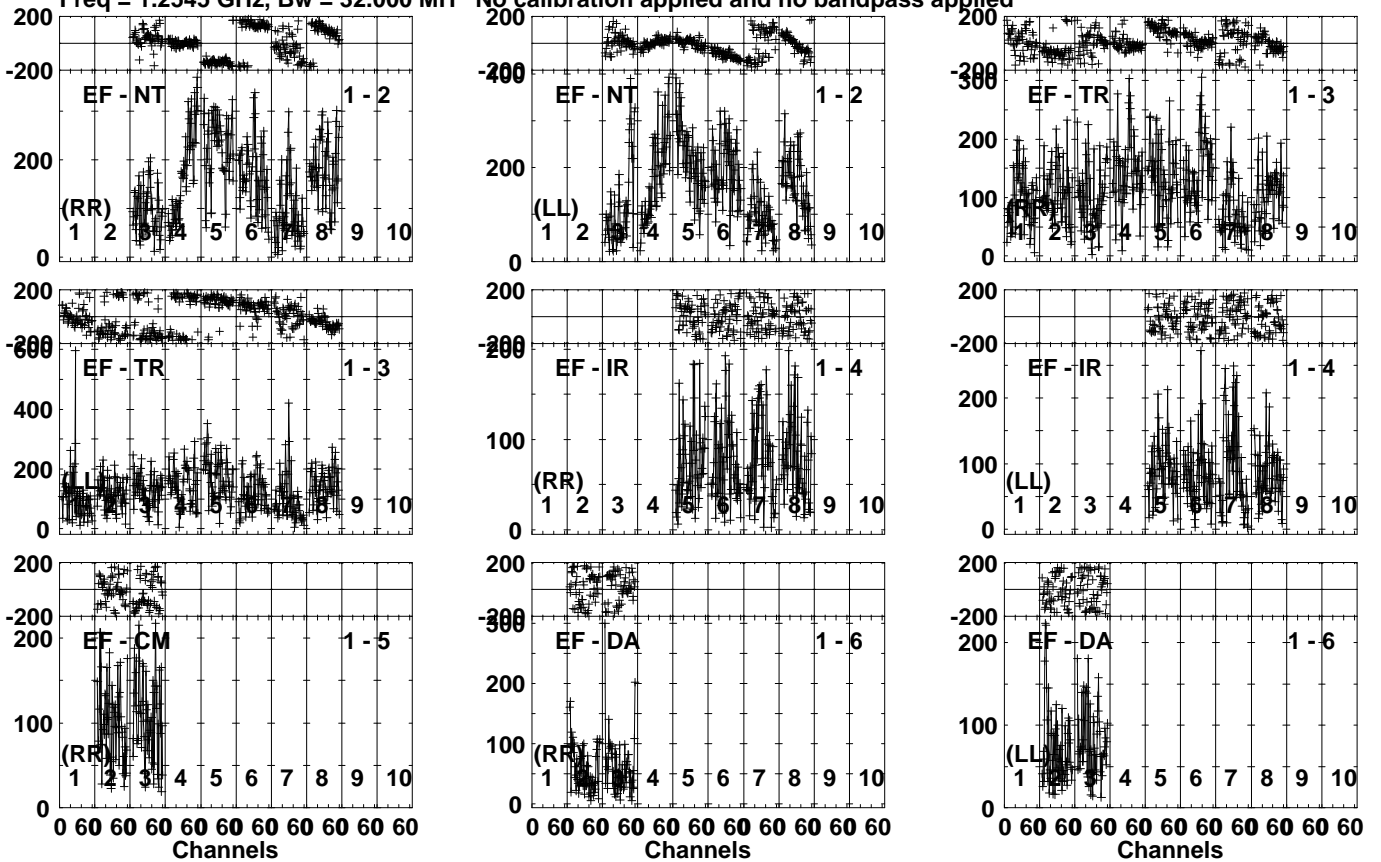


Lower frame: Milli Ampl Jy Top frame: Phas deg
Vector averaged cross-power spectrum Several baselines displayed
Timerange: 00/09:29:46 to 00/09:30:34

Plot file version 151 created 16-APR-2024 16:20:44

J2120+0246 EK056A.UVDATA.1

Freq = 1.2545 GHz, Bw = 32.000 MH No calibration applied and no bandpass applied

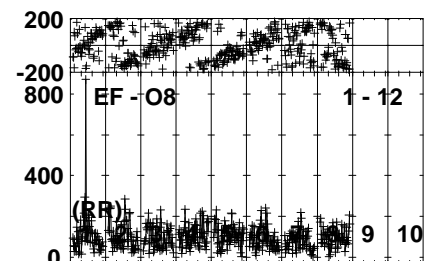
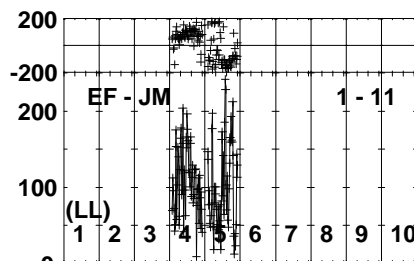
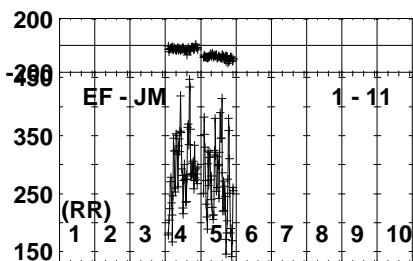
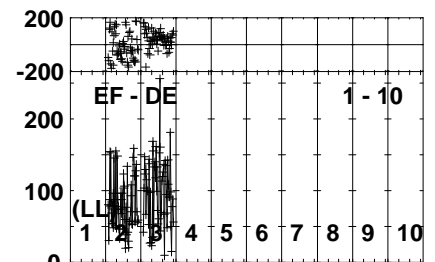
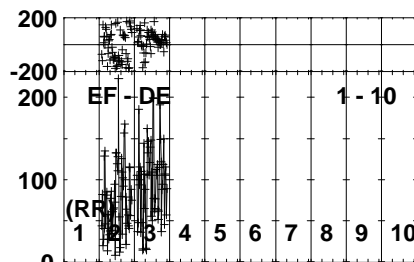
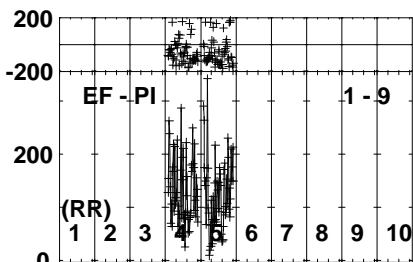
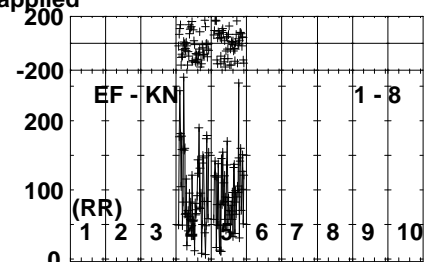
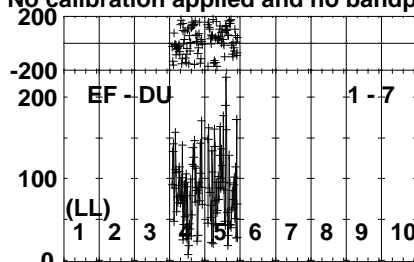
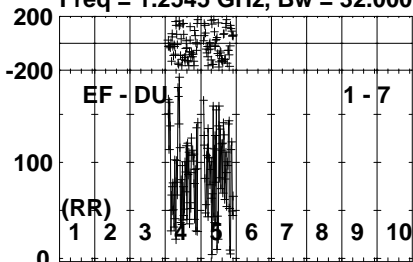


Lower frame: Micro Ampl Jy Top frame: Phas deg
Vector averaged cross-power spectrum Several baselines displayed
Timerange: 00/09:30:36 to 00/09:34:12

Plot file version 152 created 16-APR-2024 16:20:44

J2120+0246 EK056A.UVDATA.1

Freq = 1.2545 GHz, Bw = 32.000 MH No calibration applied and no bandpass applied

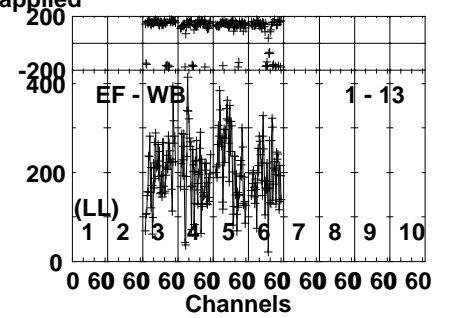
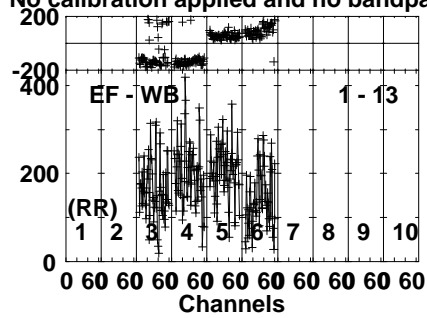
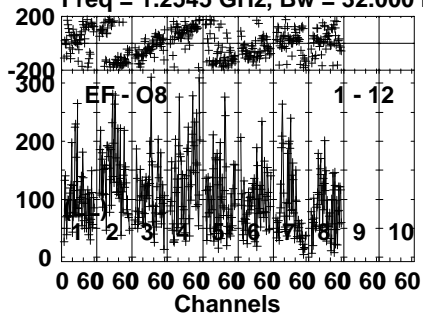


Lower frame: Micro Ampl Jy Top frame: Phas deg
Vector averaged cross-power spectrum Several baselines displayed
Timerange: 00/09:30:36 to 00/09:34:12

Plot file version 153 created 16-APR-2024 16:20:44

J2120+0246 EK056A.UVDATA.1

Freq = 1.2545 GHz, Bw = 32.000 MH No calibration applied and no bandpass applied

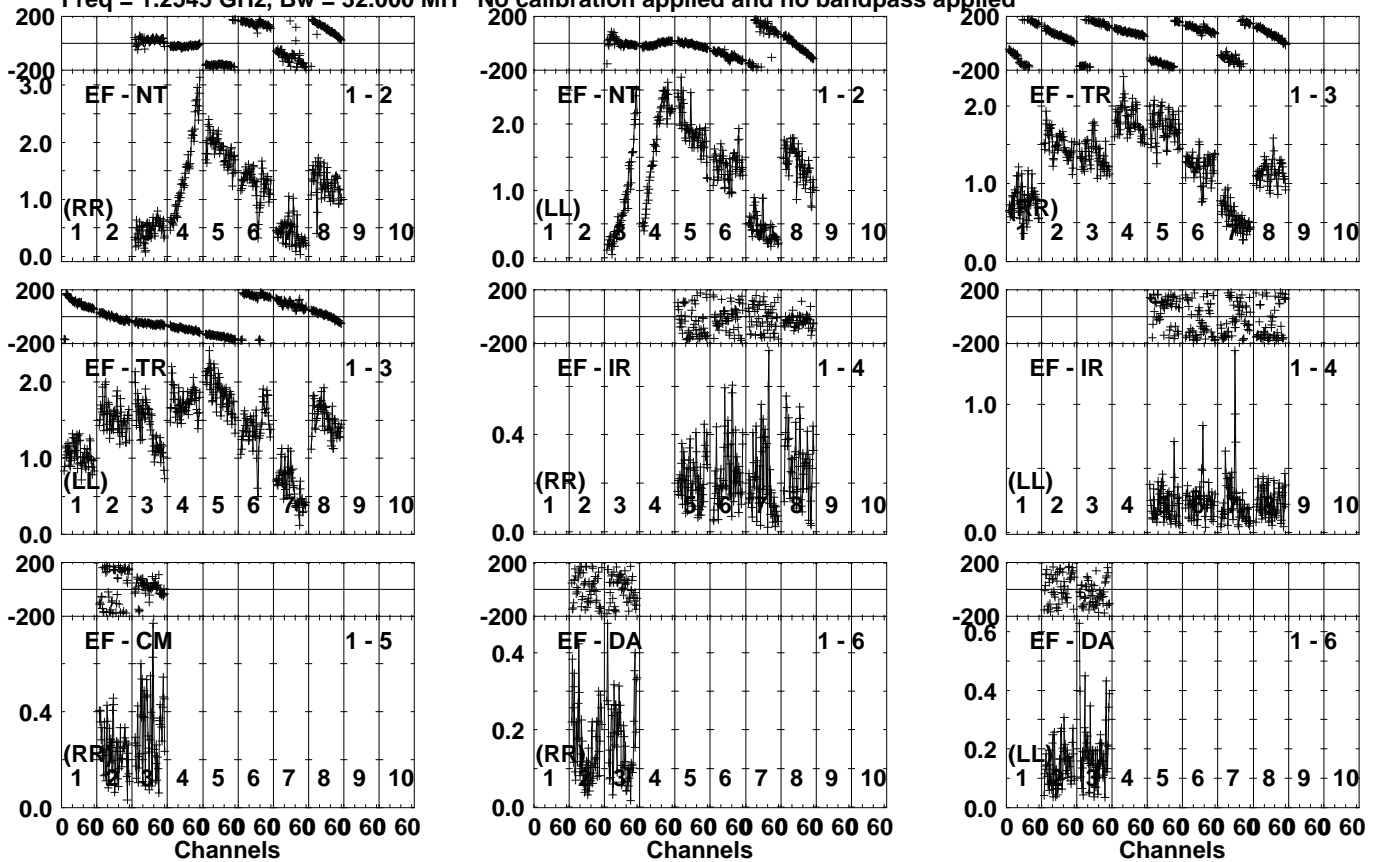


Lower frame: Micro Ampl Jy Top frame: Phas deg
Vector averaged cross-power spectrum Several baselines displayed
Timerange: 00/09:30:36 to 00/09:34:12

Plot file version 154 created 16-APR-2024 16:20:44

J2125+0441 EK056A.UVDATA.1

Freq = 1.2545 GHz, Bw = 32.000 MH No calibration applied and no bandpass applied

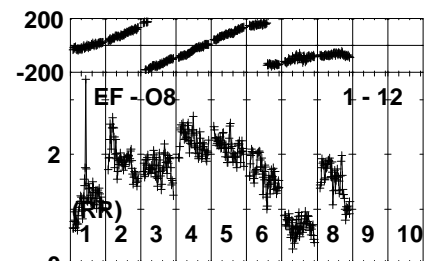
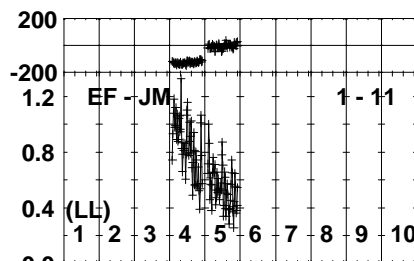
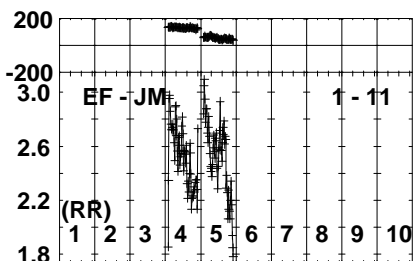
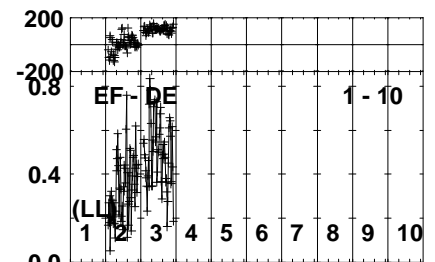
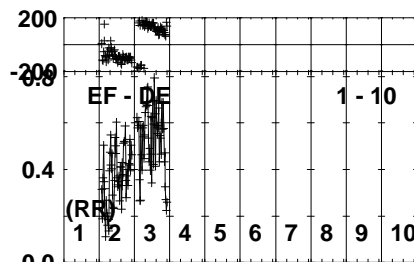
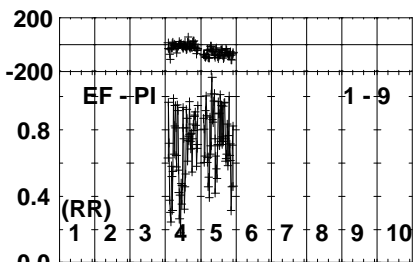
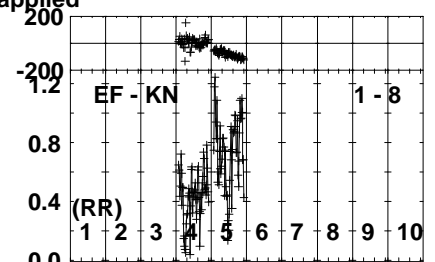
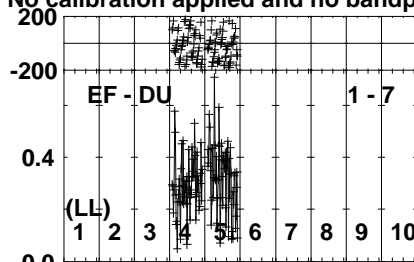
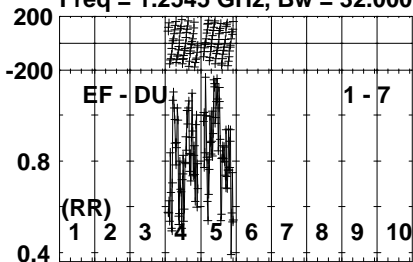


Lower frame: Milli Ampl Jy Top frame: Phas deg
Vector averaged cross-power spectrum Several baselines displayed
Timerange: 00/09:34:15 to 00/09:35:41

Plot file version 155 created 16-APR-2024 16:20:44

J2125+0441 EK056A.UVDATA.1

Freq = 1.2545 GHz, Bw = 32.000 MH No calibration applied and no bandpass applied

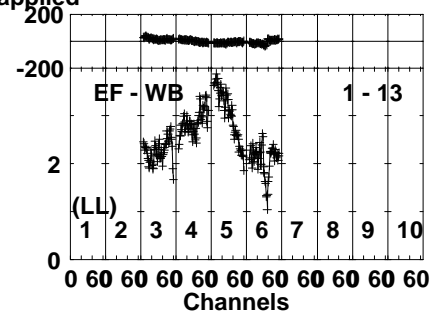
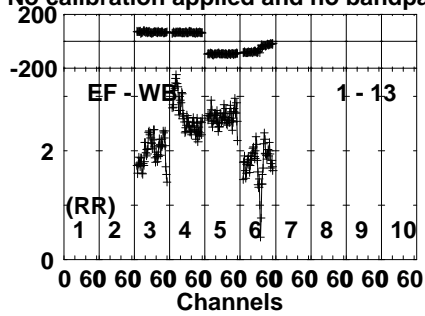
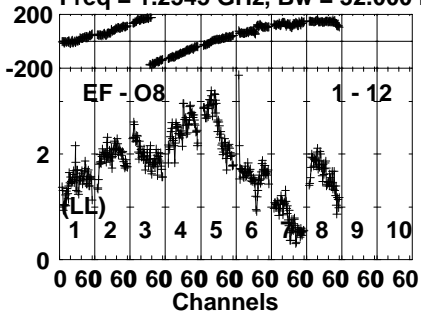


Lower frame: Milli Ampl Jy Top frame: Phas deg
Vector averaged cross-power spectrum Several baselines displayed
Timerange: 00/09:34:15 to 00/09:35:41

Plot file version 156 created 16-APR-2024 16:20:44

J2125+0441 EK056A.UVDATA.1

Freq = 1.2545 GHz, Bw = 32.000 MH No calibration applied and no bandpass applied

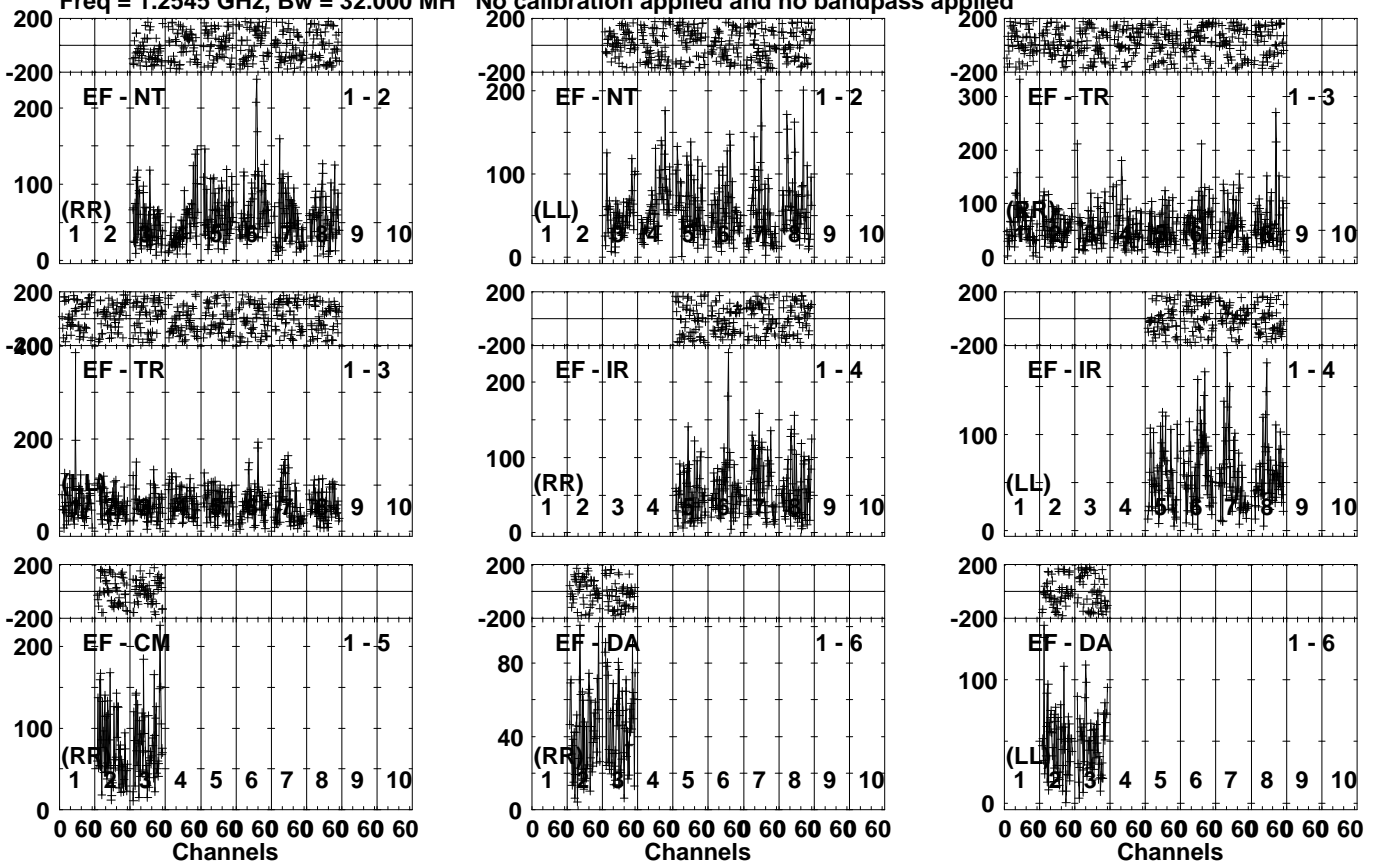


Lower frame: Milli Ampl Jy Top frame: Phas deg
Vector averaged cross-power spectrum Several baselines displayed
Timerange: 00/09:34:15 to 00/09:35:41

Plot file version 157 created 16-APR-2024 16:20:45

R240114 D EK056A.UVDATA.1

Freq = 1.2545 GHz, Bw = 32.000 MH No calibration applied and no bandpass applied

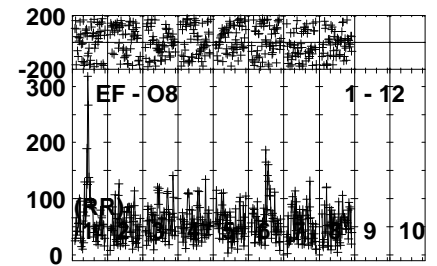
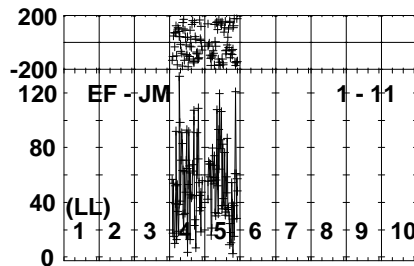
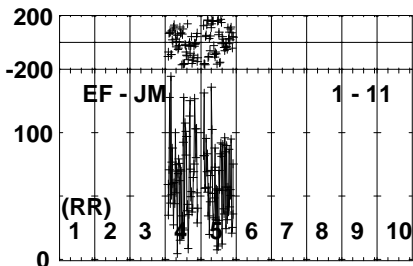
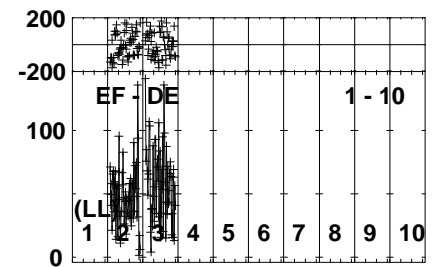
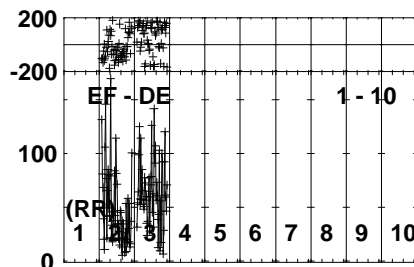
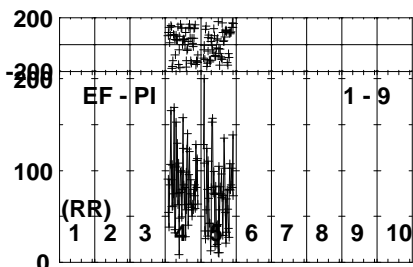
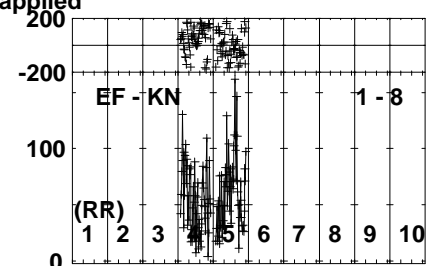
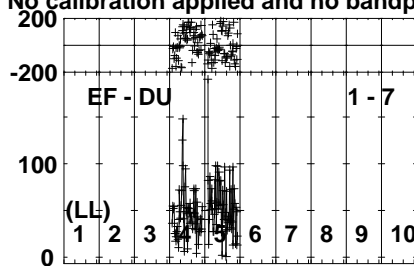
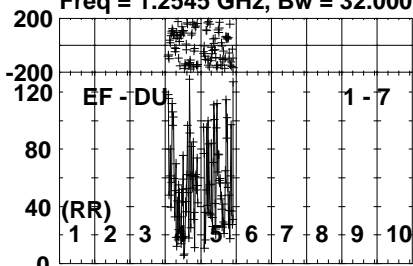


Lower frame: Micro Ampl Jy Top frame: Phas deg
Vector averaged cross-power spectrum Several baselines displayed
Timerange: 00/09:35:43 to 00/09:41:41

Plot file version 158 created 16-APR-2024 16:20:45

R240114 D EK056A.UVDATA.1

Freq = 1.2545 GHz, Bw = 32.000 MH No calibration applied and no bandpass applied



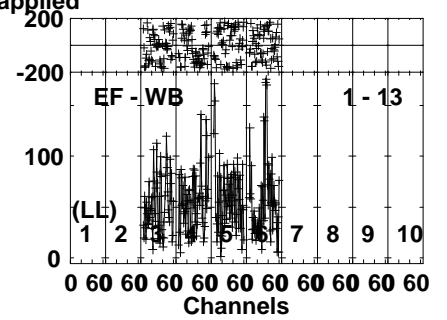
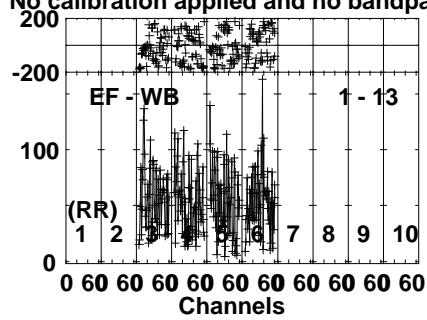
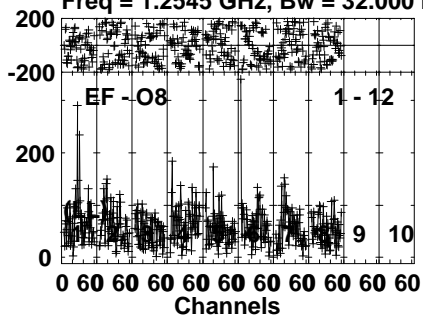
Lower frame: Micro Ampl Jy Top frame: Phas deg
Vector averaged cross-power spectrum Several baselines displayed
Timerange: 00/09:35:43 to 00/09:41:41

Plot file version 159 created 16-APR-2024 16:20:45

R240114 D EK056A.UVDATA.1

Freq = 1.2545 GHz, Bw = 32.000 MH

No calibration applied and no bandpass applied

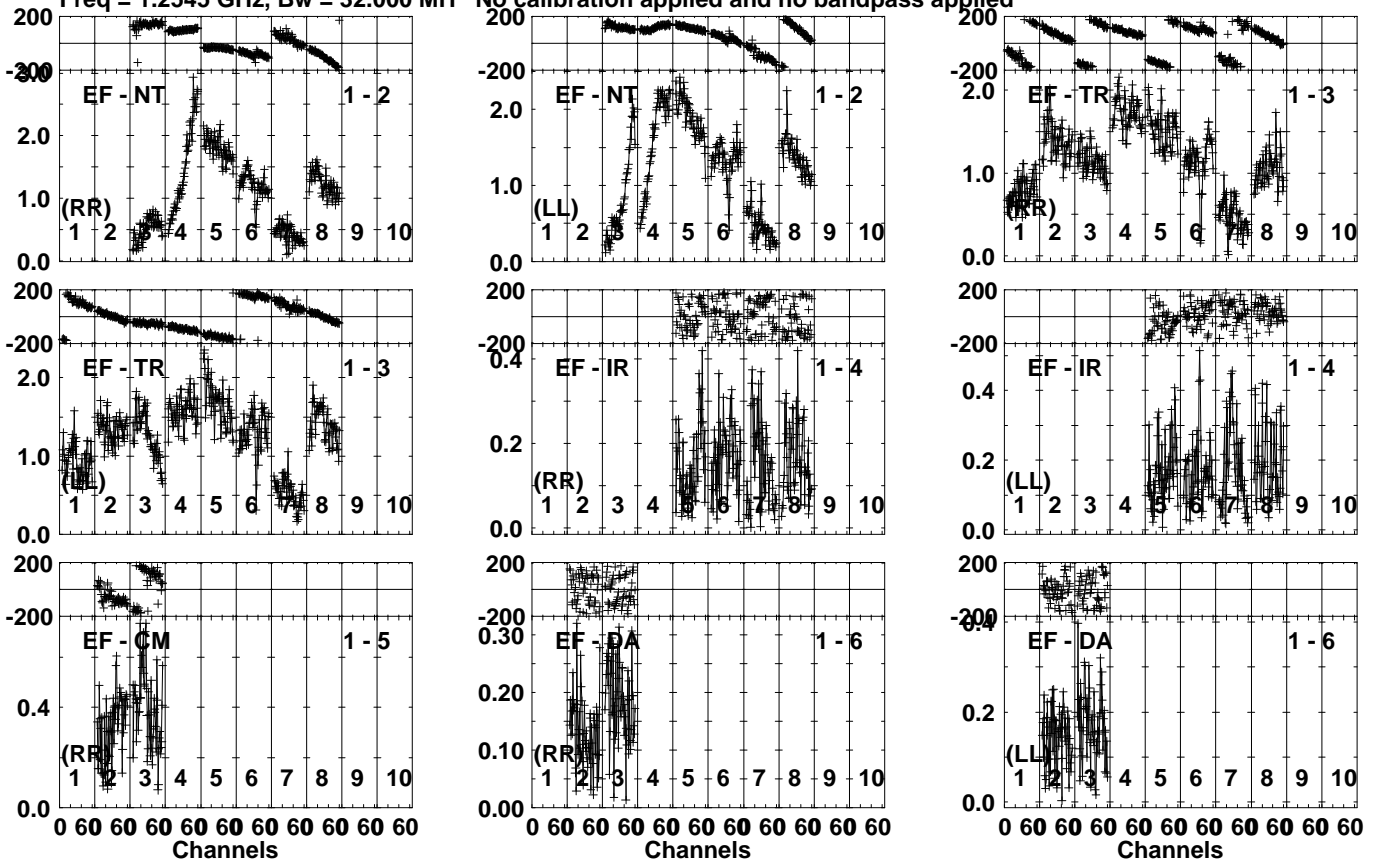


Lower frame: Micro Ampl Jy Top frame: Phas deg
Vector averaged cross-power spectrum Several baselines displayed
Timerange: 00/09:35:43 to 00/09:41:41

Plot file version 160 created 16-APR-2024 16:20:45

J2125+0441 EK056A.UVDATA.1

Freq = 1.2545 GHz, Bw = 32.000 MH No calibration applied and no bandpass applied

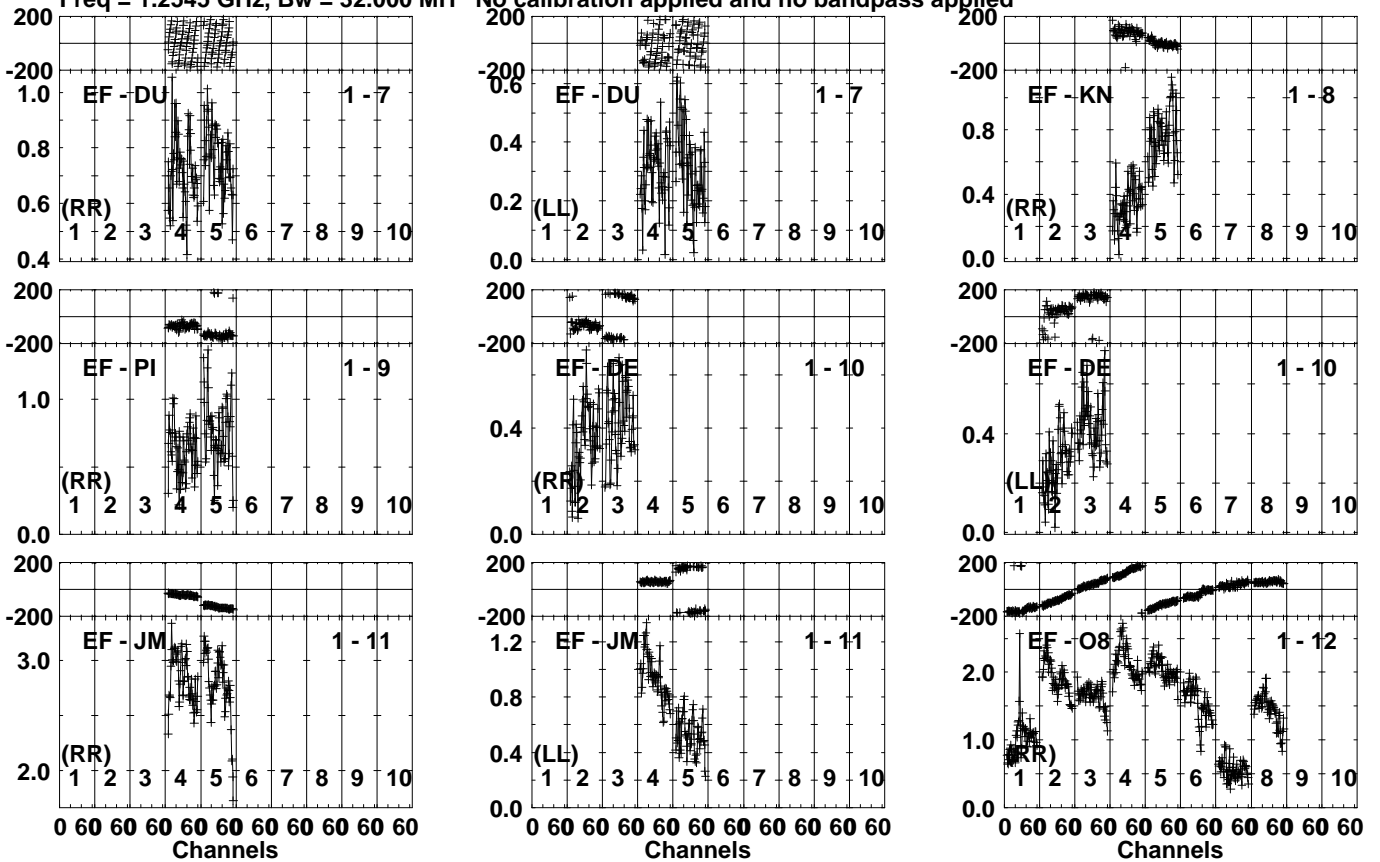


Lower frame: Milli Ampl Jy Top frame: Phas deg
Vector averaged cross-power spectrum Several baselines displayed
Timerange: 00/09:42:19 to 00/09:43:07

Plot file version 161 created 16-APR-2024 16:20:45

J2125+0441 EK056A.UVDATA.1

Freq = 1.2545 GHz, Bw = 32.000 MH No calibration applied and no bandpass applied

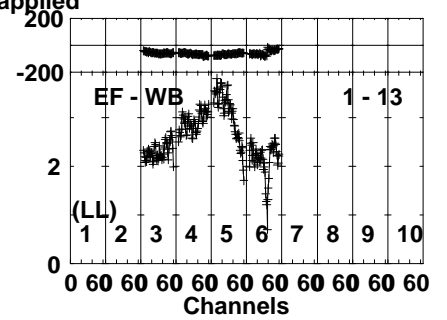
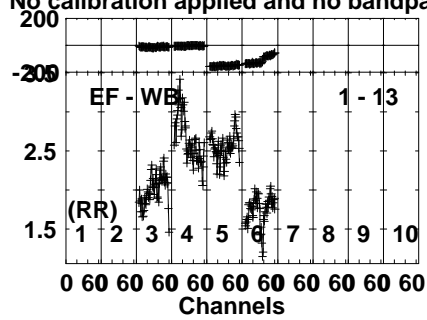
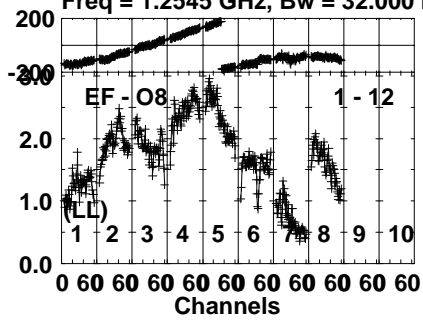


Lower frame: Milli Ampl Jy Top frame: Phas deg
Vector averaged cross-power spectrum Several baselines displayed
Timerange: 00/09:42:19 to 00/09:43:07

Plot file version 162 created 16-APR-2024 16:20:46

J2125+0441 EK056A.UVDATA.1

Freq = 1.2545 GHz, Bw = 32.000 MH No calibration applied and no bandpass applied



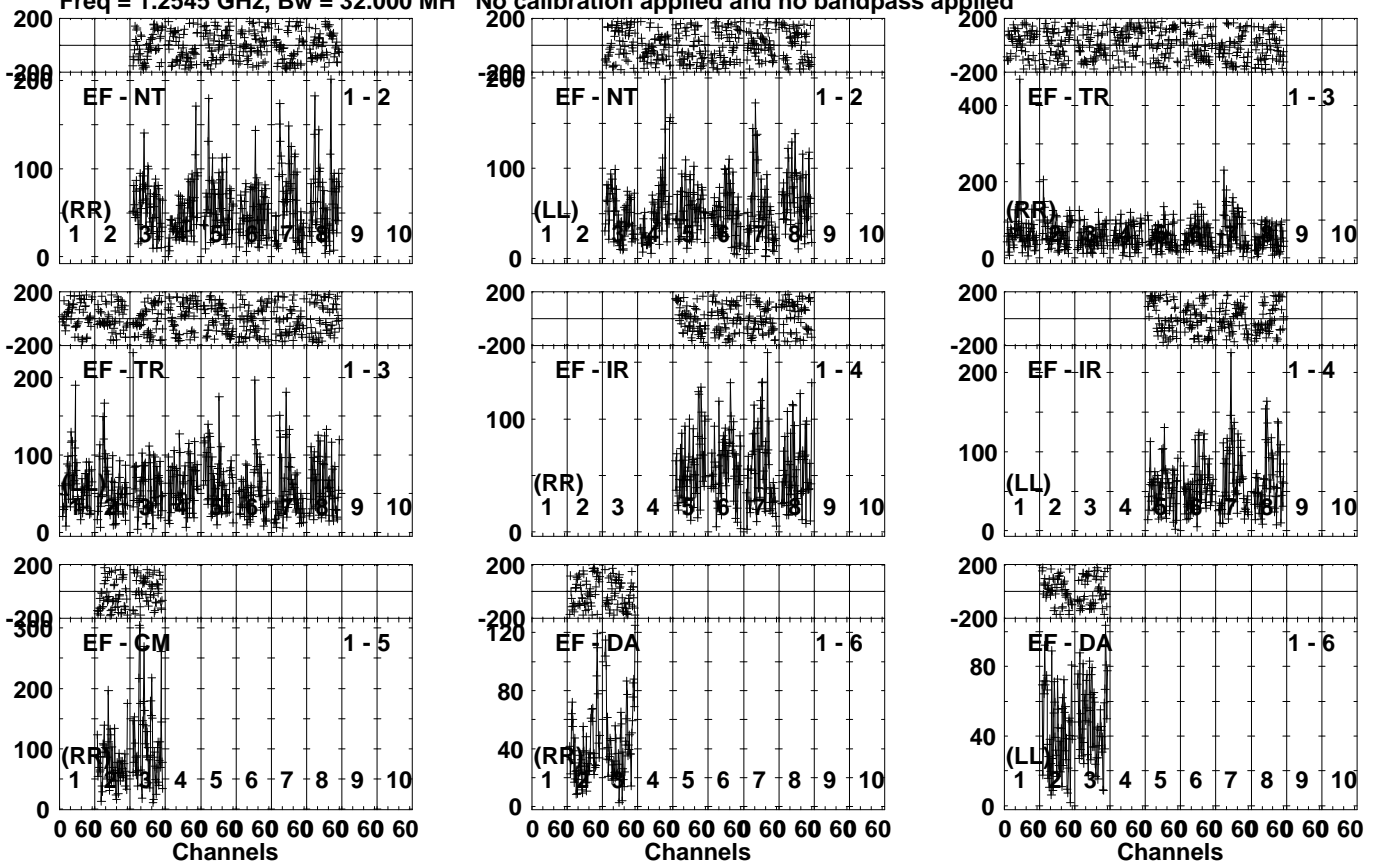
Lower frame: Milli Ampl Jy Top frame: Phas deg
Vector averaged cross-power spectrum Several baselines displayed
Timerange: 00/09:42:19 to 00/09:43:07

Plot file version 163 created 16-APR-2024 16:20:46

R240114 D EK056A.UVDATA.1

Freq = 1.2545 GHz, Bw = 32.000 MH

No calibration applied and no bandpass applied



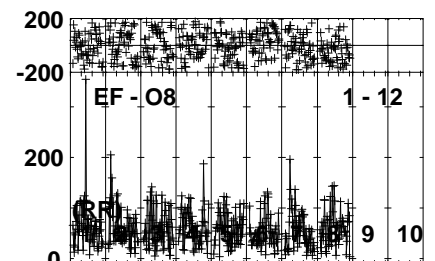
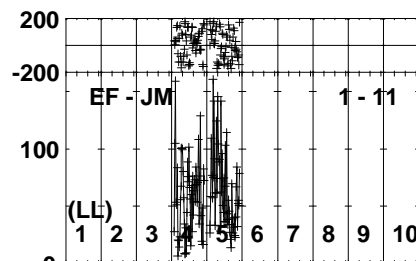
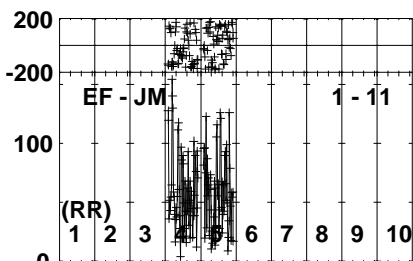
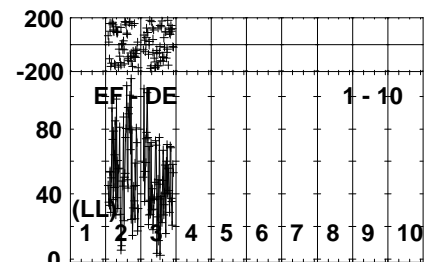
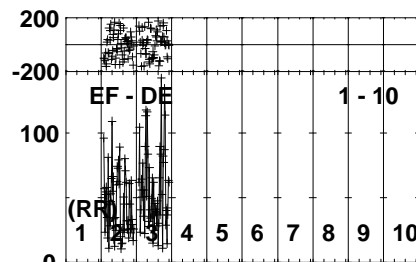
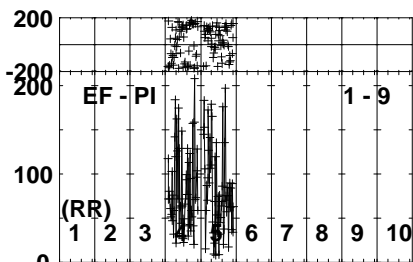
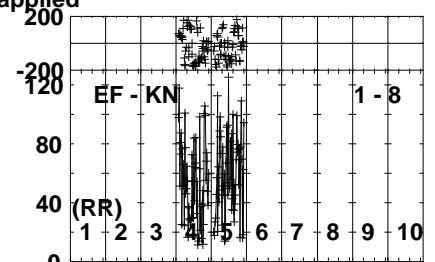
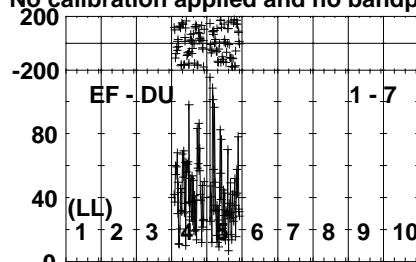
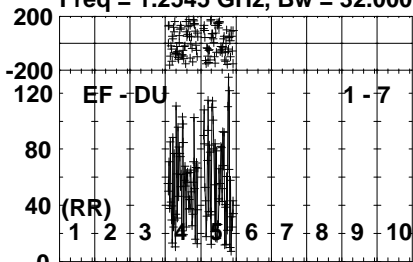
Lower frame: Micro Ampl Jy Top frame: Phas deg
Vector averaged cross-power spectrum Several baselines displayed
Timerange: 00/09:43:09 to 00/09:49:07

Plot file version 164 created 16-APR-2024 16:20:46

R240114 D EK056A.UVDATA.1

Freq = 1.2545 GHz, Bw = 32.000 MH

No calibration applied and no bandpass applied

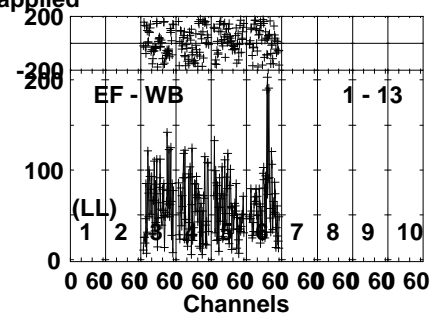
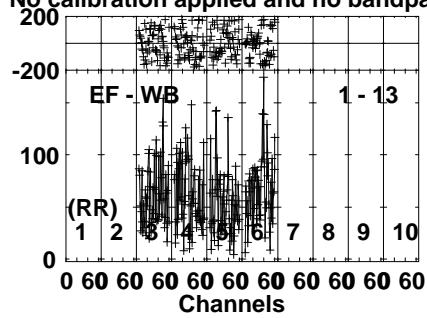
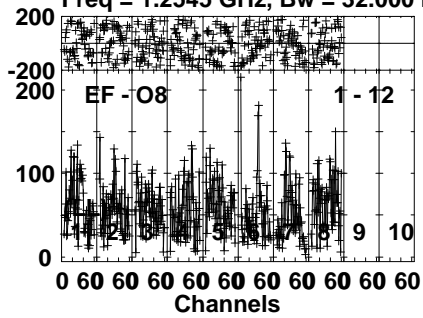


Lower frame: Micro Ampl Jy Top frame: Phas deg
Vector averaged cross-power spectrum Several baselines displayed
Timerange: 00/09:43:09 to 00/09:49:07

Plot file version 165 created 16-APR-2024 16:20:46

R240114 D EK056A.UVDATA.1

Freq = 1.2545 GHz, Bw = 32.000 MH No calibration applied and no bandpass applied

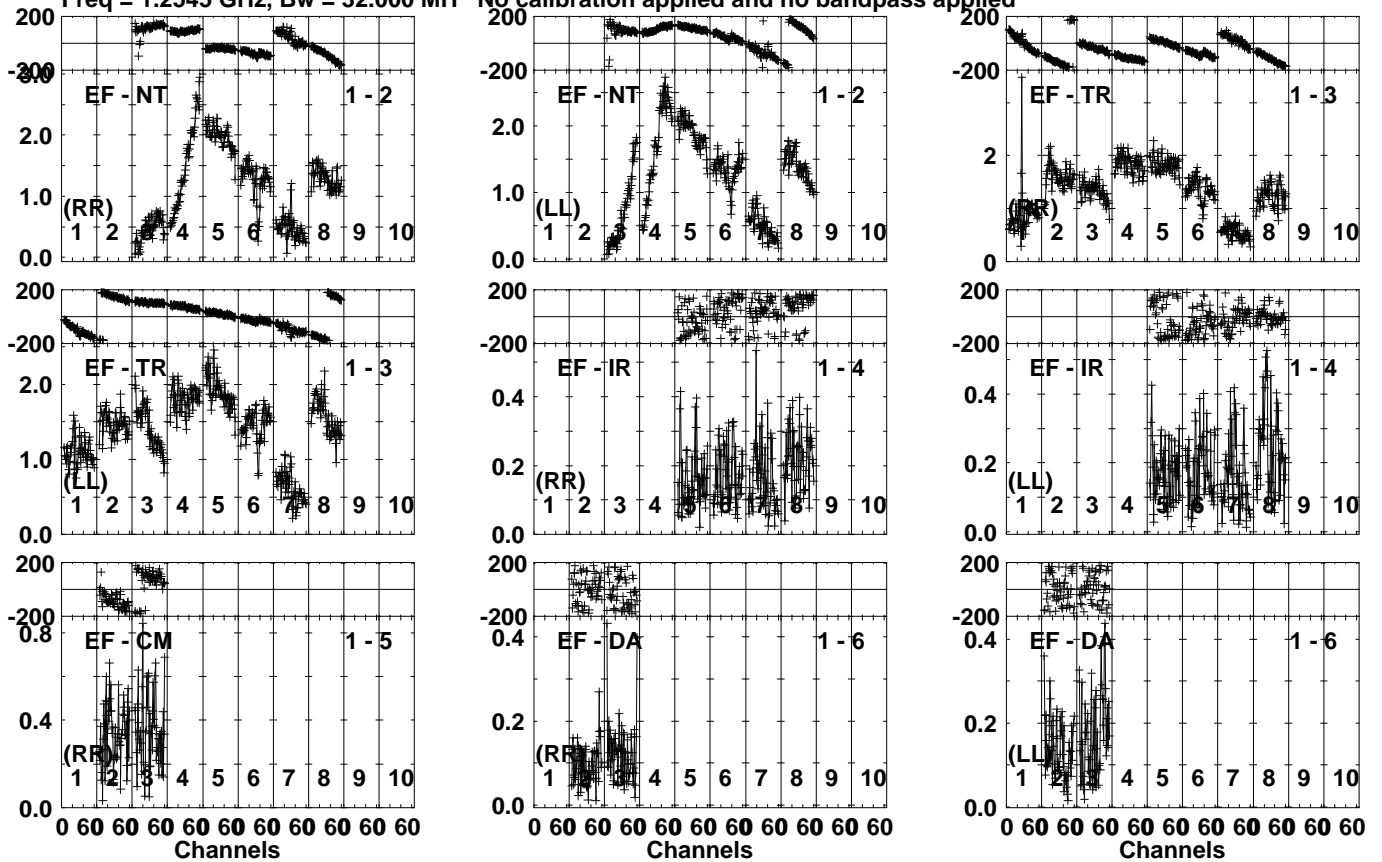


Lower frame: Micro Ampl Jy Top frame: Phas deg
Vector averaged cross-power spectrum Several baselines displayed
Timerange: 00/09:43:09 to 00/09:49:07

Plot file version 166 created 16-APR-2024 16:20:46

J2125+0441 EK056A.UVDATA.1

Freq = 1.2545 GHz, Bw = 32.000 MH No calibration applied and no bandpass applied

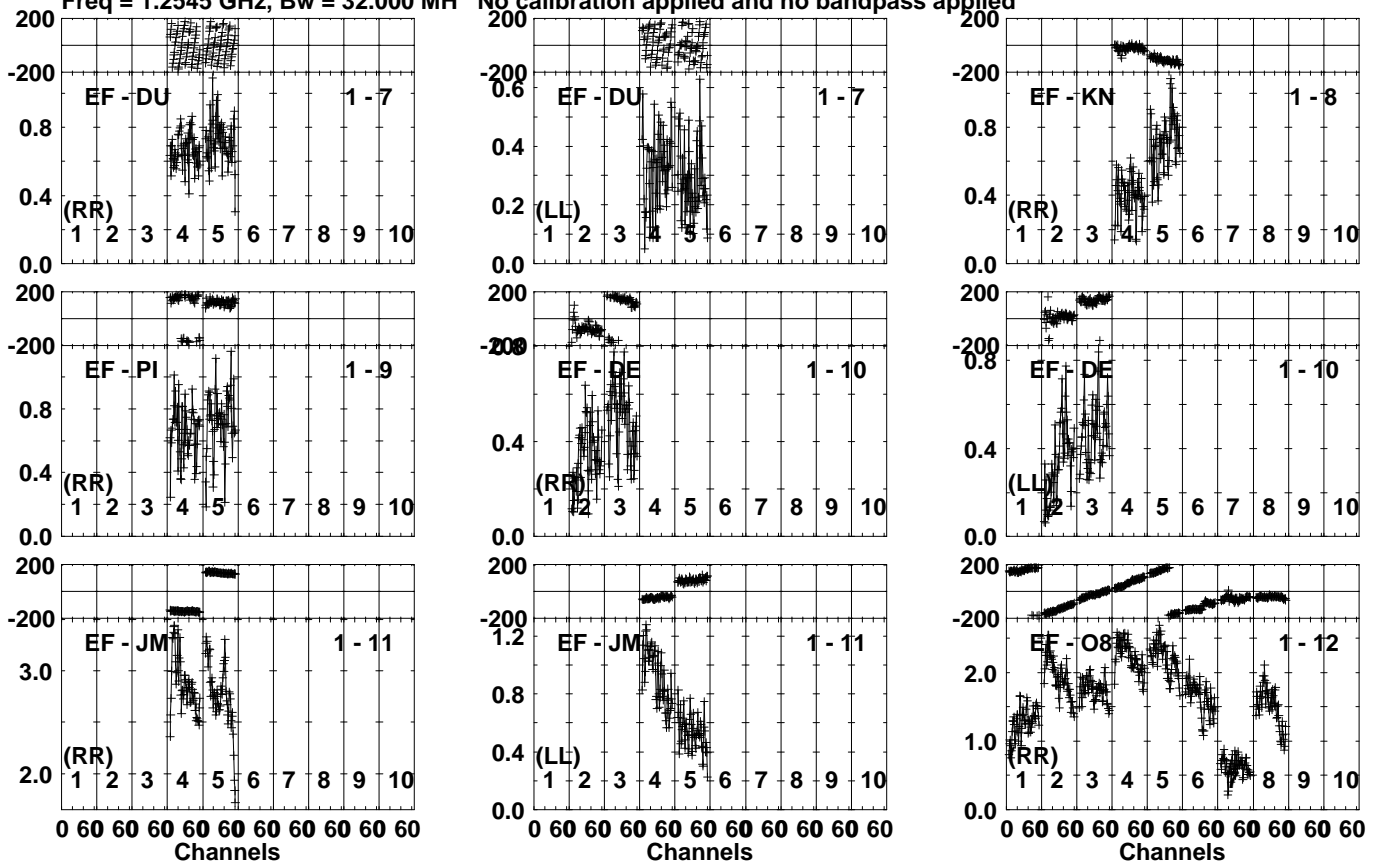


Lower frame: Milli Ampl Jy Top frame: Phas deg
Vector averaged cross-power spectrum Several baselines displayed
Timerange: 00/09:49:11 to 00/09:50:23

Plot file version 167 created 16-APR-2024 16:20:47

J2125+0441 EK056A.UVDATA.1

Freq = 1.2545 GHz, Bw = 32.000 MH No calibration applied and no bandpass applied

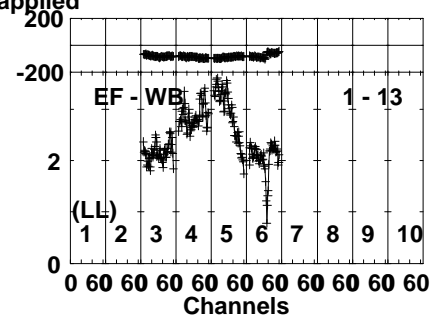
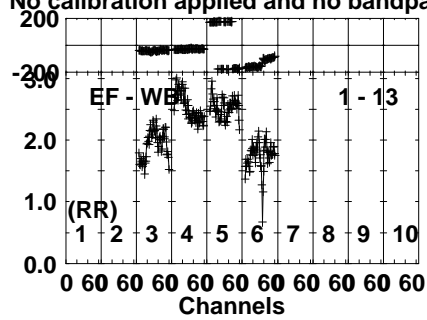
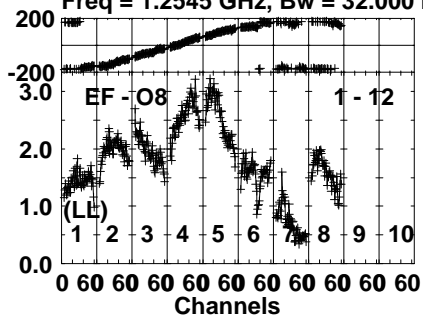


Lower frame: Milli Ampl Jy Top frame: Phas deg
Vector averaged cross-power spectrum Several baselines displayed
Timerange: 00/09:49:11 to 00/09:50:23

Plot file version 168 created 16-APR-2024 16:20:47

J2125+0441 EK056A.UVDATA.1

Freq = 1.2545 GHz, Bw = 32.000 MH No calibration applied and no bandpass applied

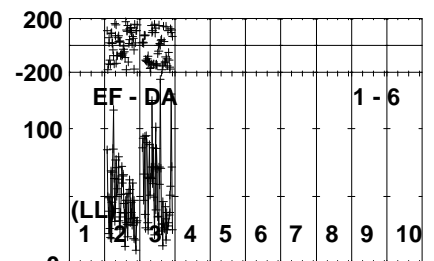
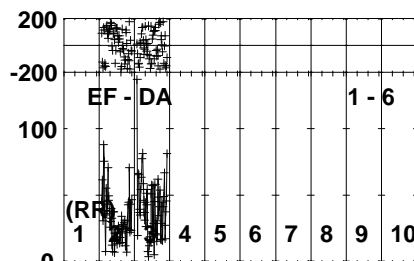
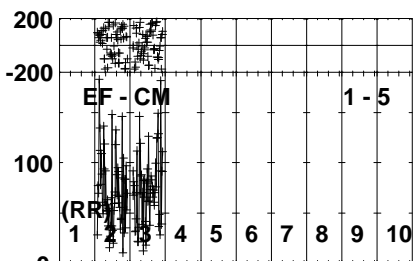
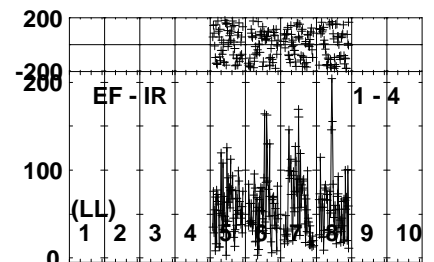
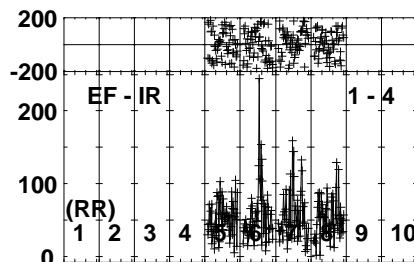
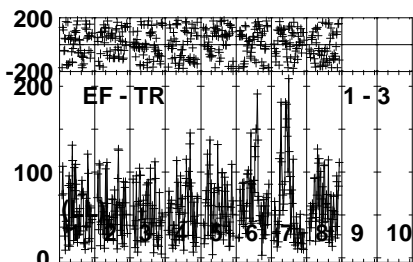
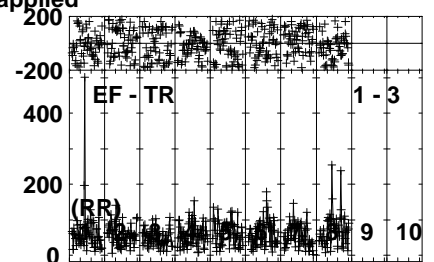
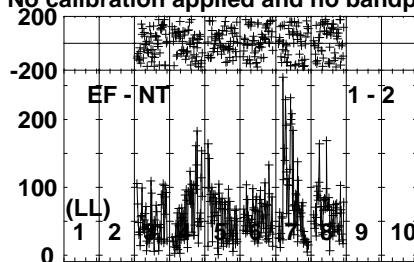
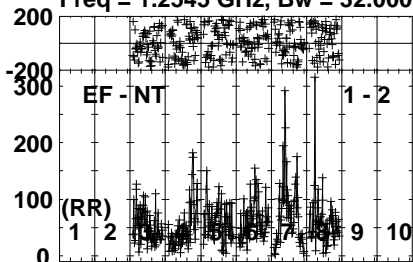


Lower frame: Milli Ampl Jy Top frame: Phas deg
Vector averaged cross-power spectrum Several baselines displayed
Timerange: 00/09:49:11 to 00/09:50:23

Plot file version 169 created 16-APR-2024 16:20:47

R240114 D EK056A.UVDATA.1

Freq = 1.2545 GHz, Bw = 32.000 MH No calibration applied and no bandpass applied

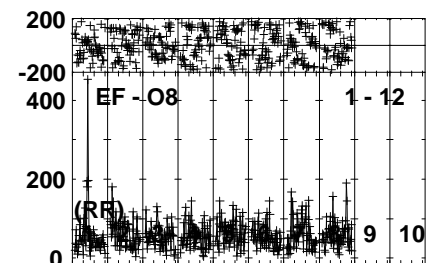
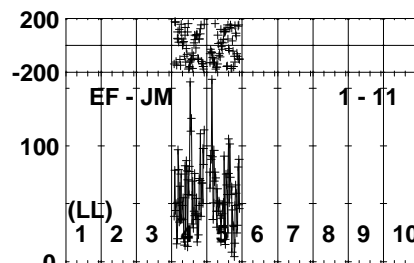
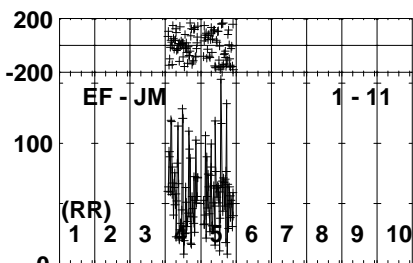
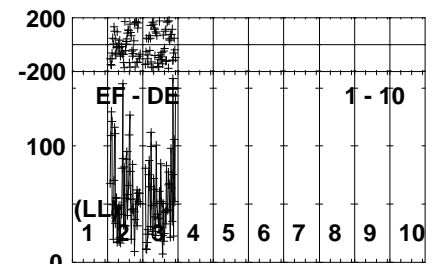
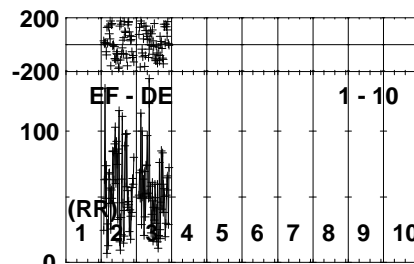
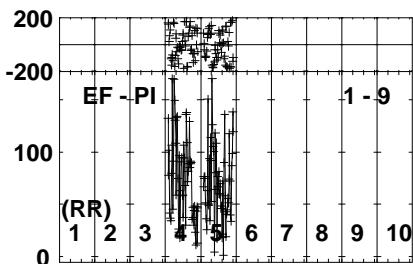
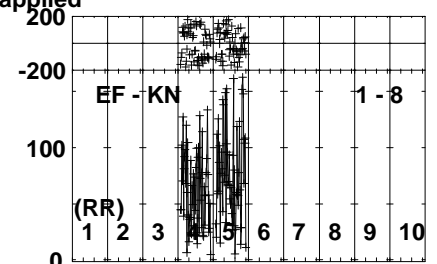
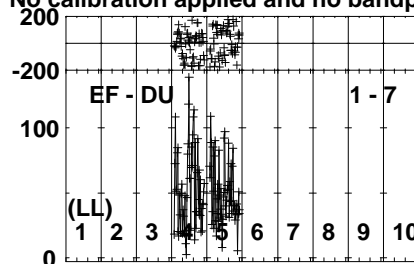
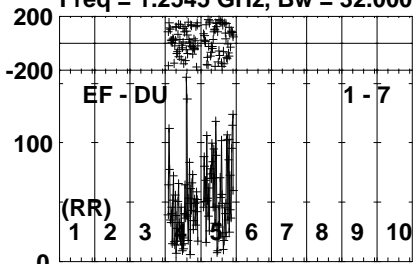


Lower frame: Micro Ampl Jy Top frame: Phas deg
Vector averaged cross-power spectrum Several baselines displayed
Timerange: 00/09:50:26 to 00/09:56:24

Plot file version 170 created 16-APR-2024 16:20:47

R240114 D EK056A.UVDATA.1

Freq = 1.2545 GHz, Bw = 32.000 MH No calibration applied and no bandpass applied

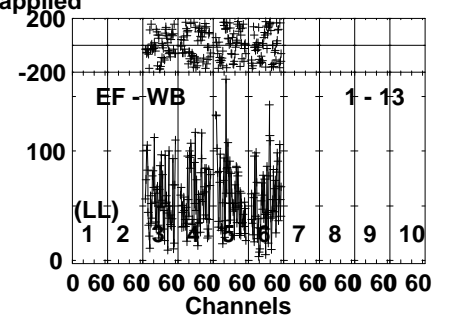
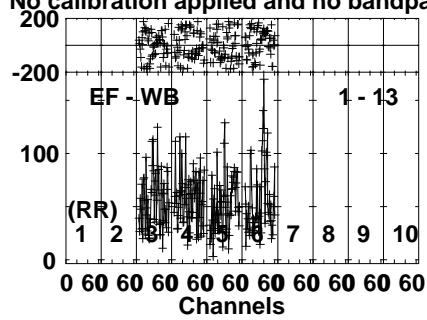
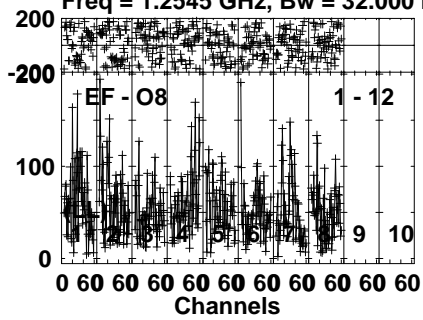


Lower frame: Micro Ampl Jy Top frame: Phas deg
Vector averaged cross-power spectrum Several baselines displayed
Timerange: 00/09:50:26 to 00/09:56:24

Plot file version 171 created 16-APR-2024 16:20:48

R240114 D EK056A.UVDATA.1

Freq = 1.2545 GHz, Bw = 32.000 MH No calibration applied and no bandpass applied

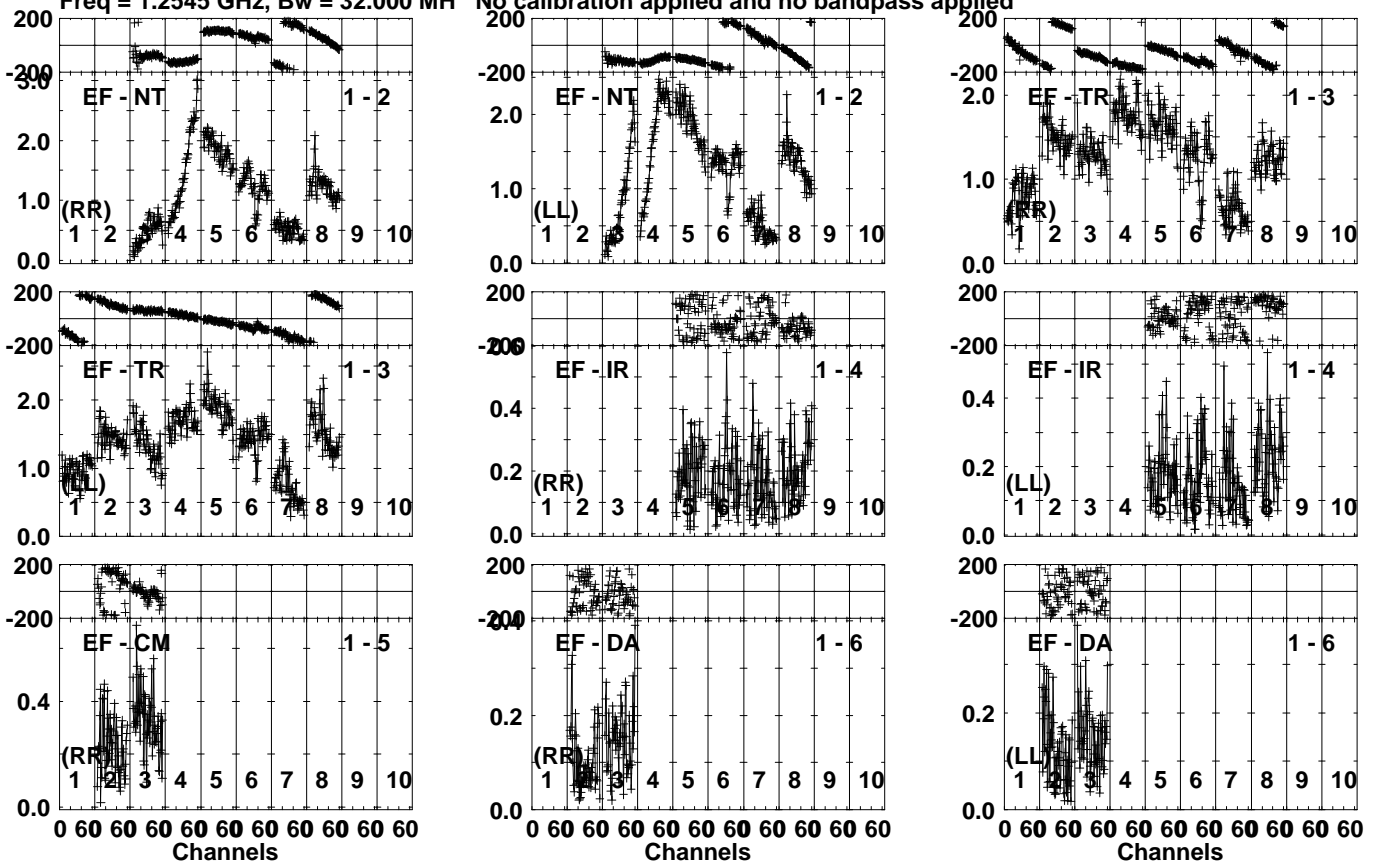


Lower frame: Micro Ampl Jy Top frame: Phas deg
Vector averaged cross-power spectrum Several baselines displayed
Timerange: 00/09:50:26 to 00/09:56:24

Plot file version 172 created 16-APR-2024 16:20:48

J2125+0441 EK056A.UVDATA.1

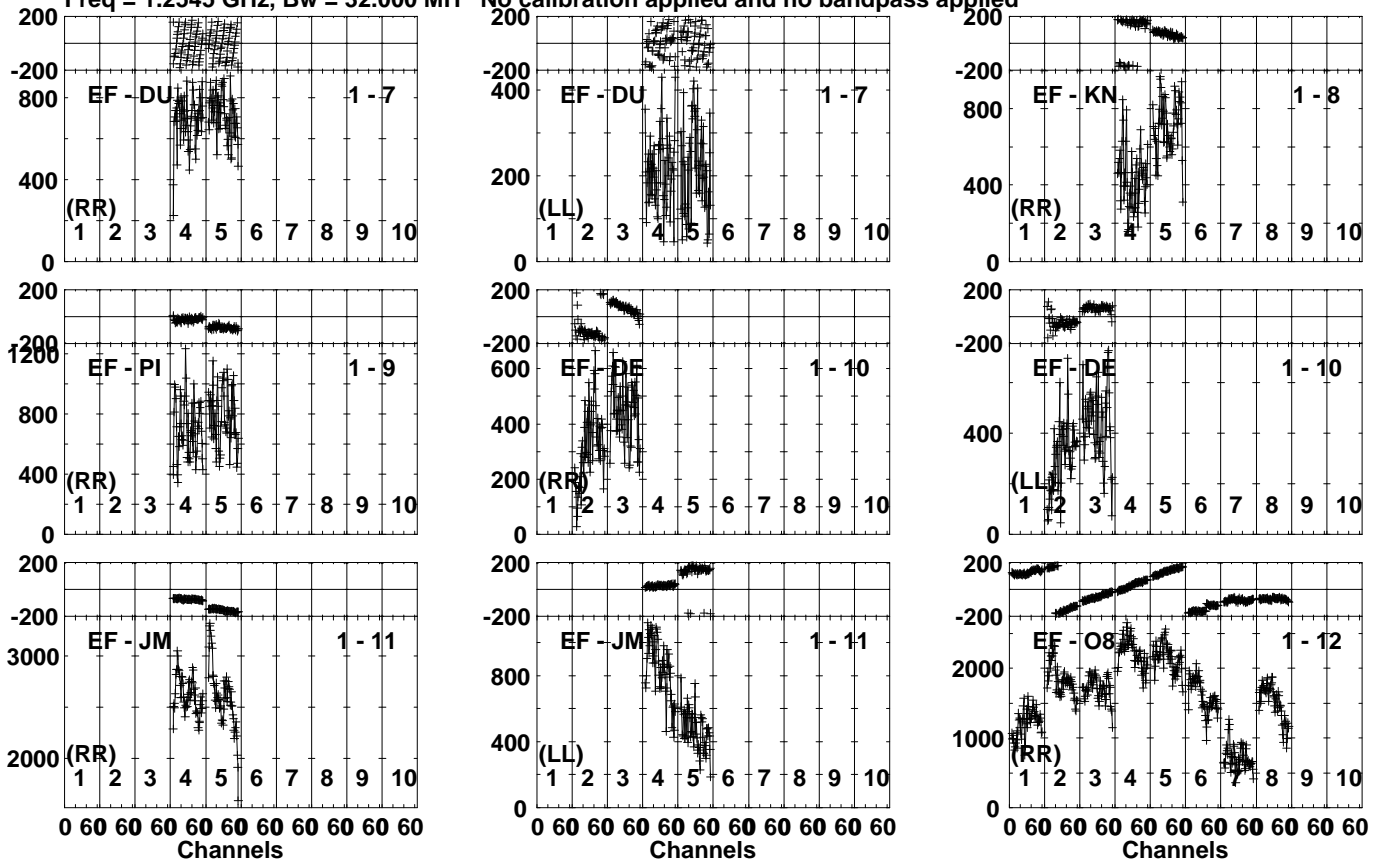
Freq = 1.2545 GHz, Bw = 32.000 MH No calibration applied and no bandpass applied



Plot file version 173 created 16-APR-2024 16:20:48

J2125+0441 EK056A.UVDATA.1

Freq = 1.2545 GHz, Bw = 32.000 MH No calibration applied and no bandpass applied



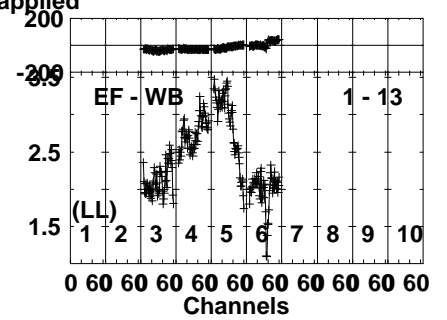
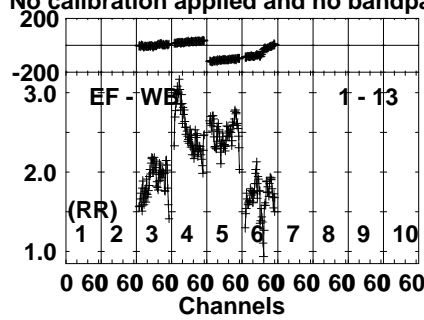
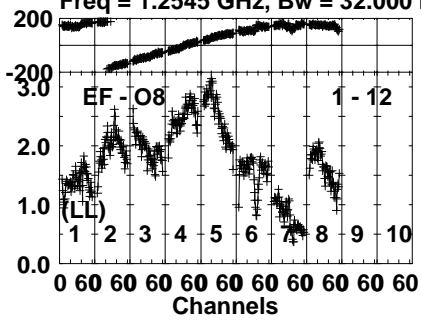
Lower frame: Micro Ampl Jy Top frame: Phas deg
Vector averaged cross-power spectrum Several baselines displayed
Timerange: 00/09:57:03 to 00/09:57:51

Plot file version 174 created 16-APR-2024 16:20:48

J2125+0441 EK056A.UVDATA.1

Freq = 1.2545 GHz, Bw = 32.000 MH

No calibration applied and no bandpass applied

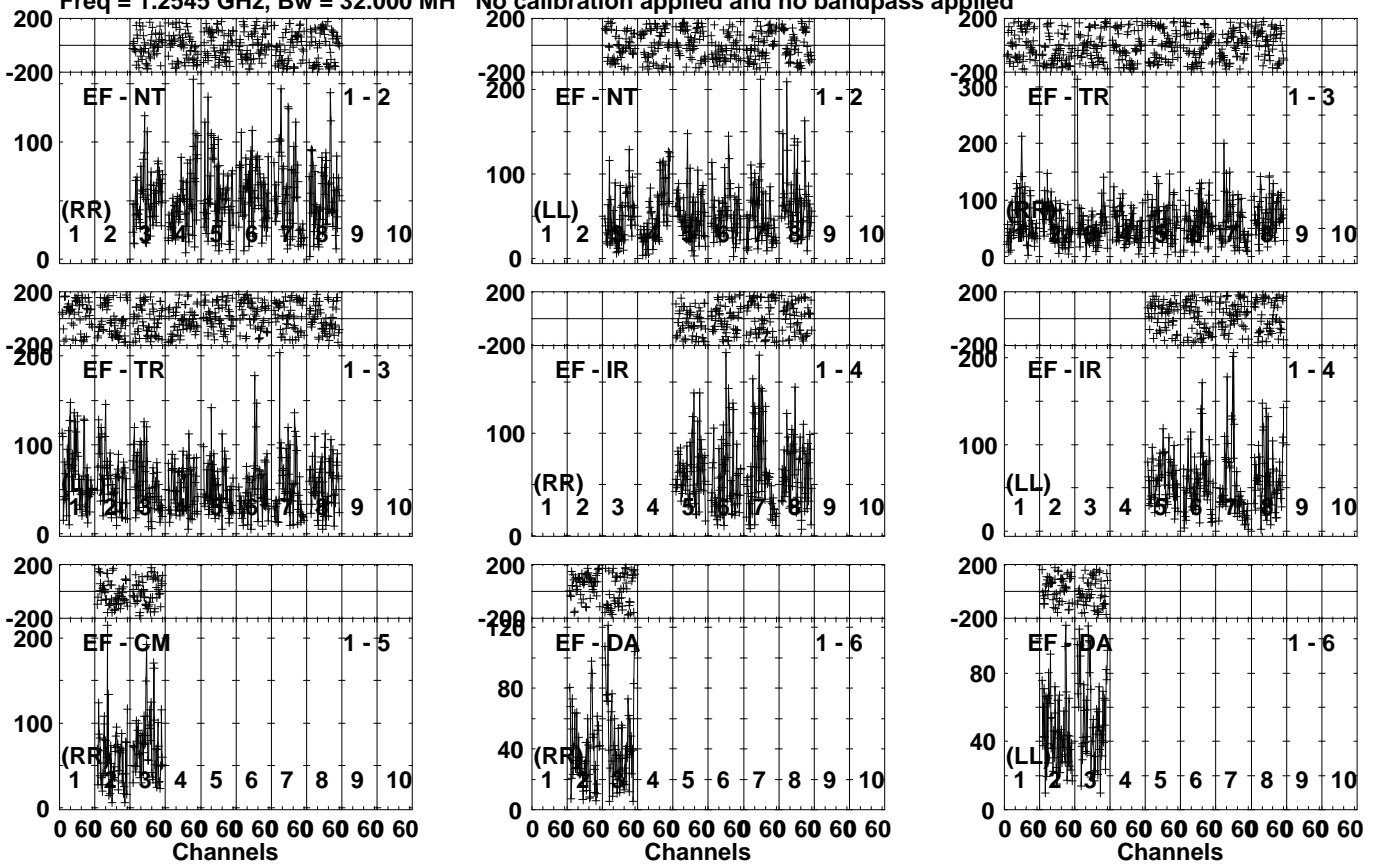


Lower frame: Milli Ampl Jy Top frame: Phas deg
Vector averaged cross-power spectrum Several baselines displayed
Timerange: 00/09:57:03 to 00/09:57:51

Plot file version 175 created 16-APR-2024 16:20:48

R240114 D EK056A.UVDATA.1

Freq = 1.2545 GHz, Bw = 32.000 MH No calibration applied and no bandpass applied

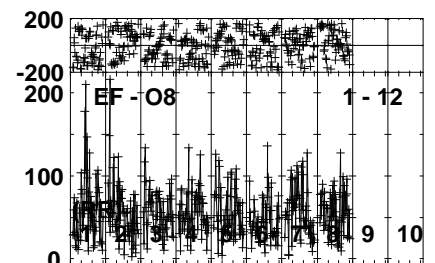
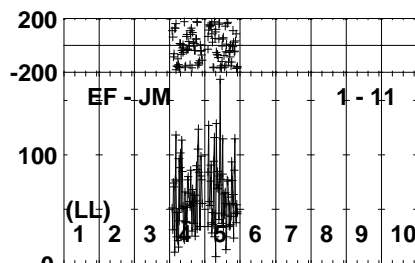
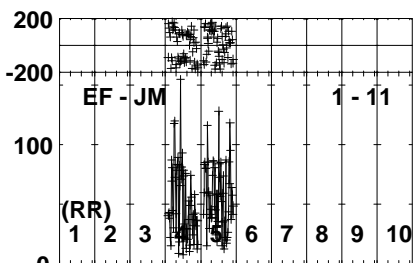
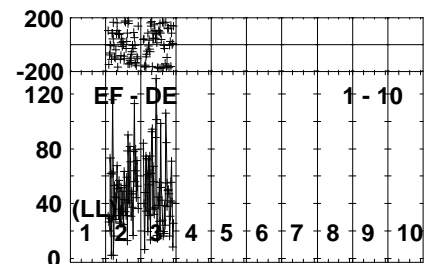
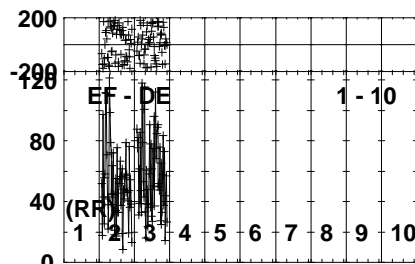
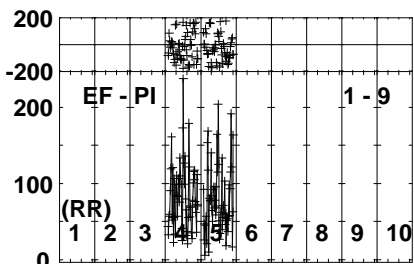
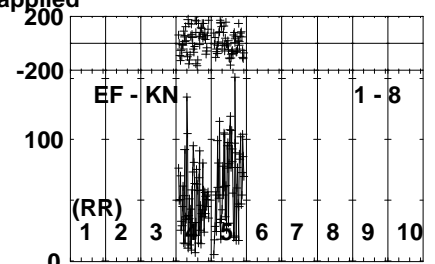
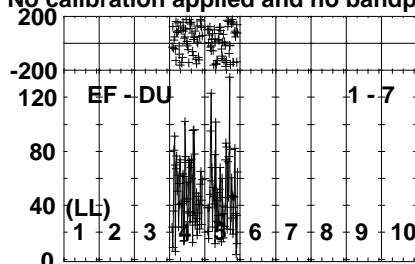
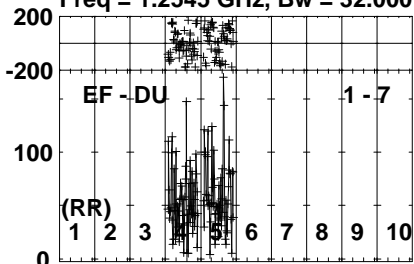


Lower frame: Micro Ampl Jy Top frame: Phas deg
Vector averaged cross-power spectrum Several baselines displayed
Timerange: 00/09:57:53 to 00/10:03:51

Plot file version 176 created 16-APR-2024 16:20:48

R240114 D EK056A.UVDATA.1

Freq = 1.2545 GHz, Bw = 32.000 MH No calibration applied and no bandpass applied



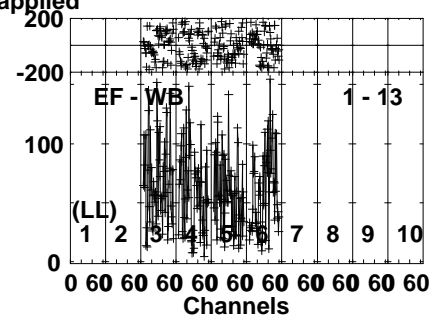
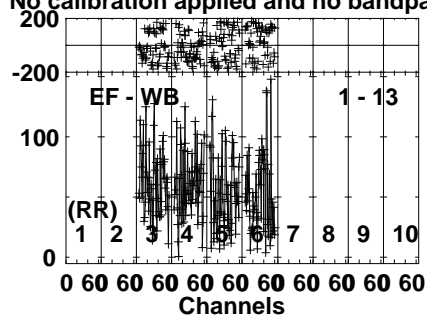
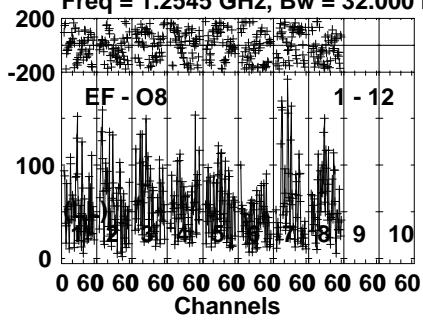
Lower frame: Micro Ampl Jy Top frame: Phas deg
Vector averaged cross-power spectrum Several baselines displayed
Timerange: 00/09:57:53 to 00/10:03:51

Plot file version 177 created 16-APR-2024 16:20:49

R240114 D EK056A.UVDATA.1

Freq = 1.2545 GHz, Bw = 32.000 MH

No calibration applied and no bandpass applied

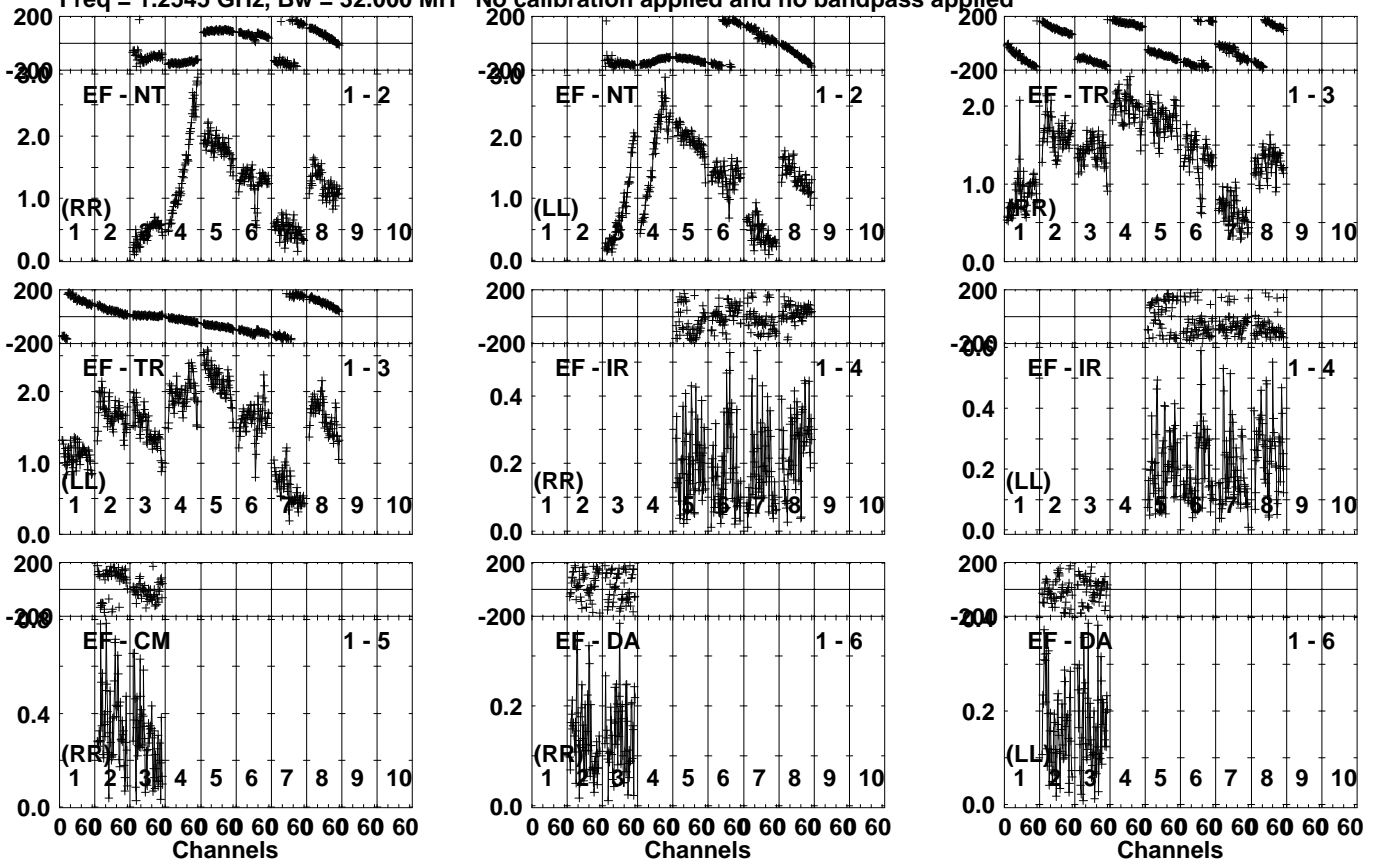


Lower frame: Micro Ampl Jy Top frame: Phas deg
Vector averaged cross-power spectrum Several baselines displayed
Timerange: 00/09:57:53 to 00/10:03:51

Plot file version 178 created 16-APR-2024 16:20:49

J2125+0441 EK056A.UVDATA.1

Freq = 1.2545 GHz, Bw = 32.000 MH No calibration applied and no bandpass applied

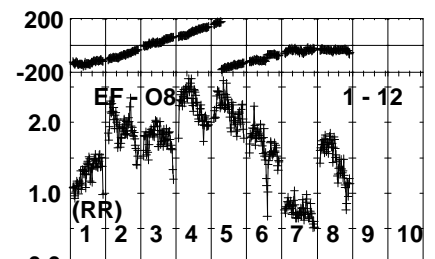
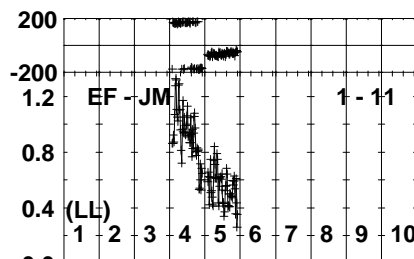
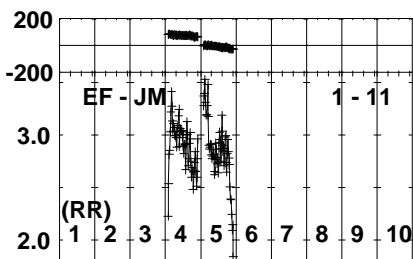
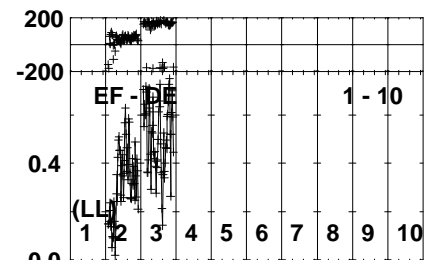
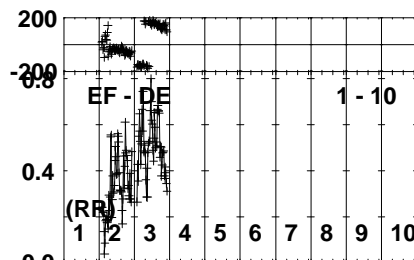
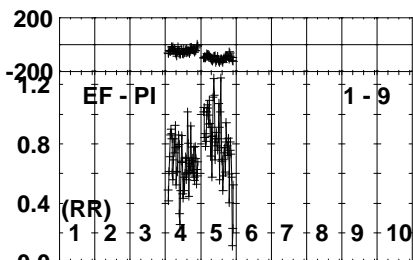
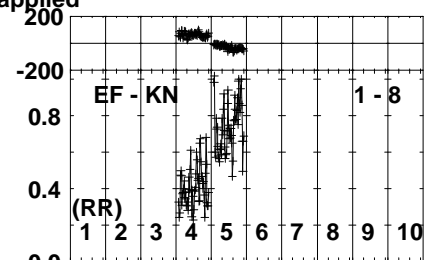
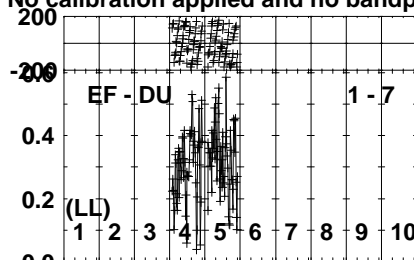



Lower frame: Milli Ampl Jy Top frame: Phas deg
Vector averaged cross-power spectrum Several baselines displayed
Timerange: 00/10:03:55 to 00/10:05:09

Plot file version 179 created 16-APR-2024 16:20:49

J2125+0441 EK056A.UVDATA.1

Freq = 1.2545 GHz, Bw = 32.000 MH No calibration applied and no bandpass applied

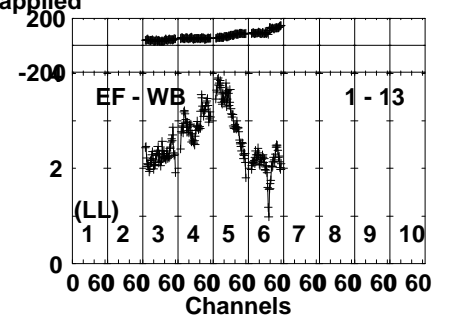
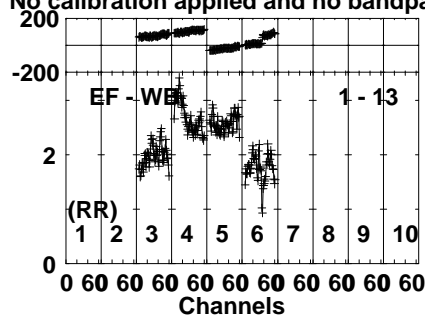
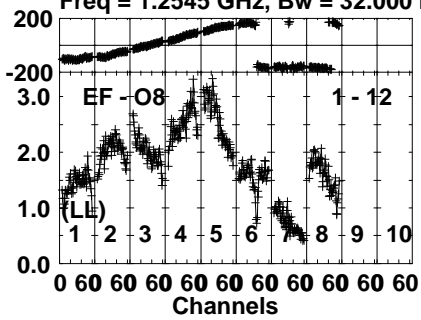


Lower frame: Milli Ampl Jy Top frame: Phas deg
Vector averaged cross-power spectrum Several baselines displayed
Timerange: 00/10:03:55 to 00/10:05:09

Plot file version 180 created 16-APR-2024 16:20:49

J2125+0441 EK056A.UVDATA.1

Freq = 1.2545 GHz, Bw = 32.000 MH No calibration applied and no bandpass applied

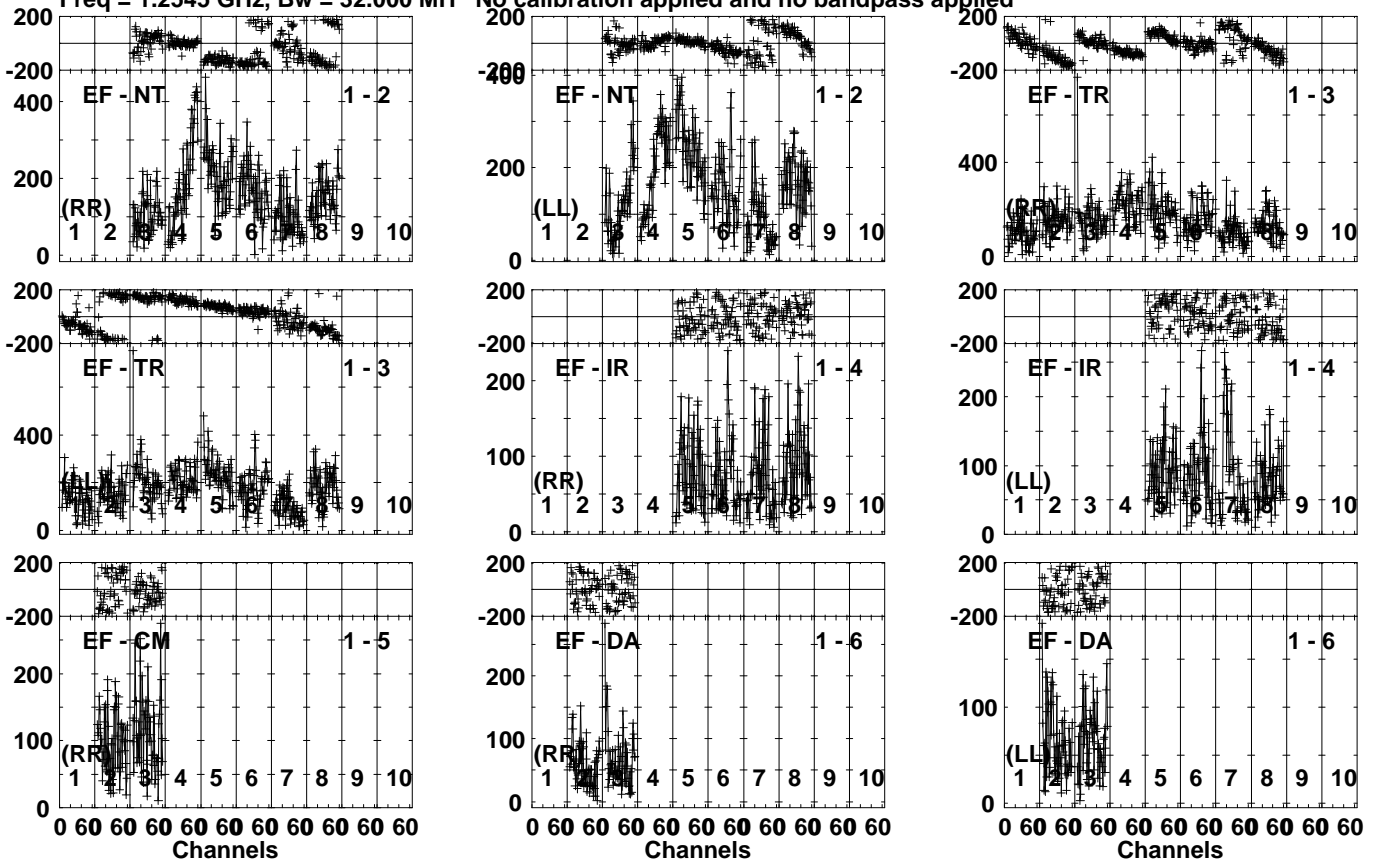


Lower frame: Milli Ampl Jy Top frame: Phas deg
Vector averaged cross-power spectrum Several baselines displayed
Timerange: 00/10:03:55 to 00/10:05:09

Plot file version 181 created 16-APR-2024 16:20:49

J2120+0246 EK056A.UVDATA.1

Freq = 1.2545 GHz, Bw = 32.000 MH No calibration applied and no bandpass applied



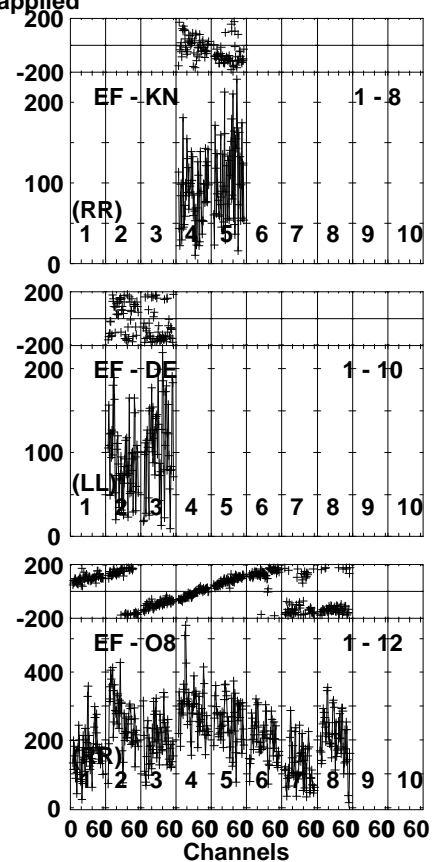
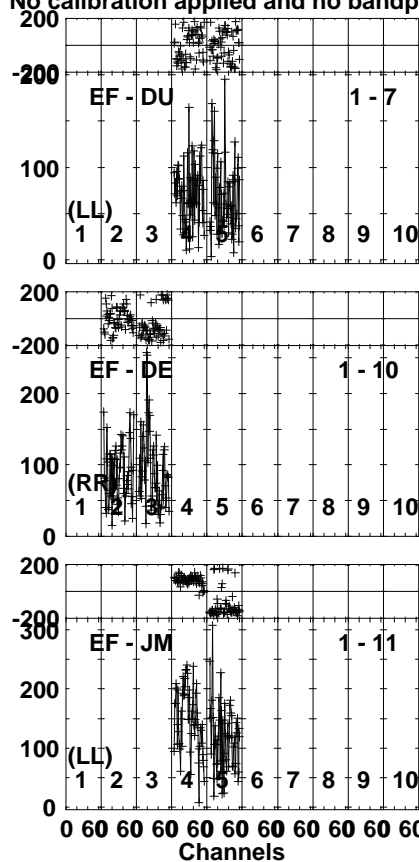
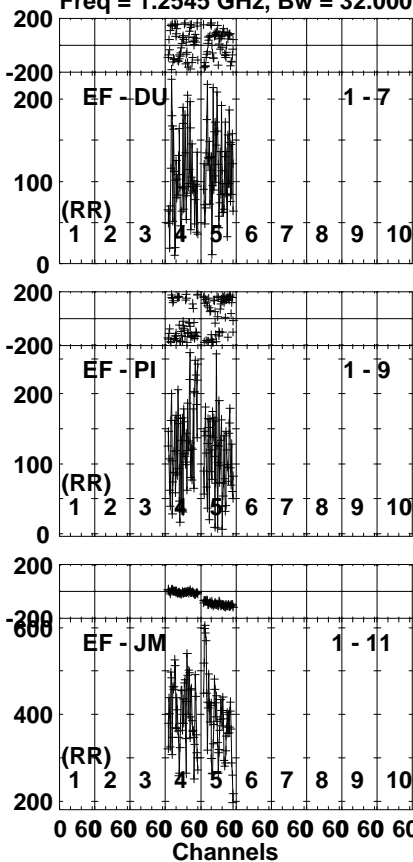
Lower frame: Micro Ampl Jy Top frame: Phas deg
Vector averaged cross-power spectrum Several baselines displayed
Timerange: 00/10:05:11 to 00/10:08:47

Plot file version 182 created 16-APR-2024 16:20:49

J2120+0246 EK056A.UVDATA.1

Freq = 1.2545 GHz, Bw = 32.000 MH

No calibration applied and no bandpass applied

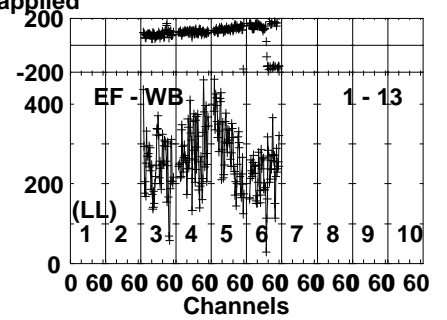
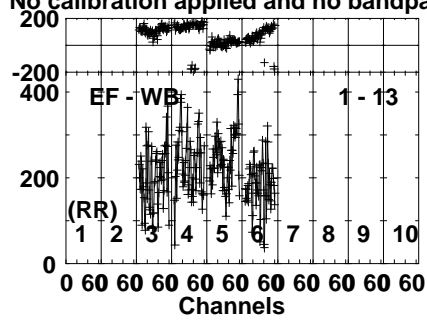
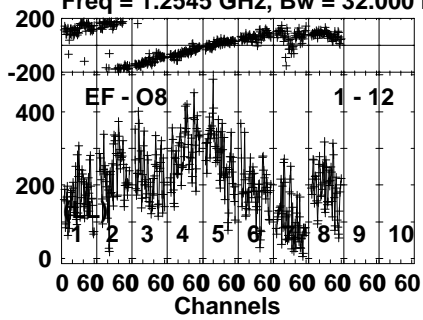


Lower frame: Micro Ampl Jy Top frame: Phas deg
Vector averaged cross-power spectrum Several baselines displayed
Timerange: 00/10:05:11 to 00/10:08:47

Plot file version 183 created 16-APR-2024 16:20:50

J2120+0246 EK056A.UVDATA.1

Freq = 1.2545 GHz, Bw = 32.000 MH No calibration applied and no bandpass applied

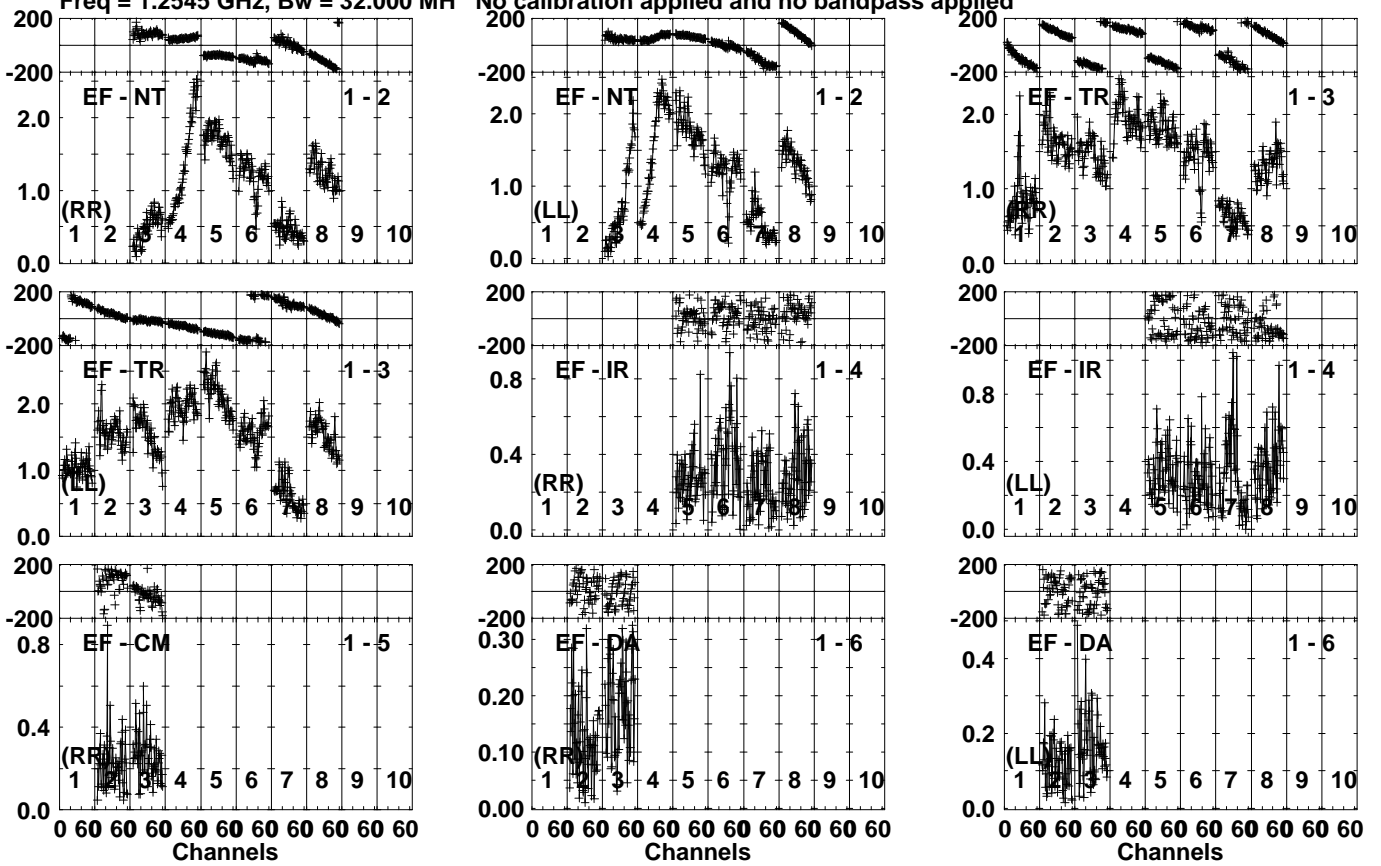


Lower frame: Micro Ampl Jy Top frame: Phas deg
Vector averaged cross-power spectrum Several baselines displayed
Timerange: 00/10:05:11 to 00/10:08:47

Plot file version 184 created 16-APR-2024 16:20:50

J2125+0441 EK056A.UVDATA.1

Freq = 1.2545 GHz, Bw = 32.000 MH No calibration applied and no bandpass applied

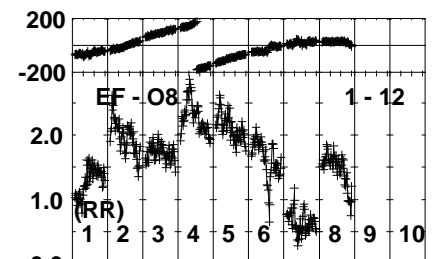
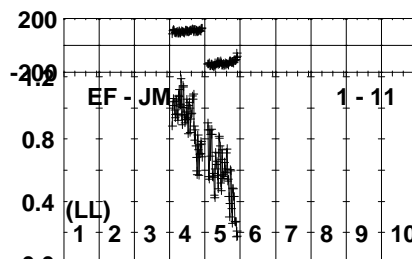
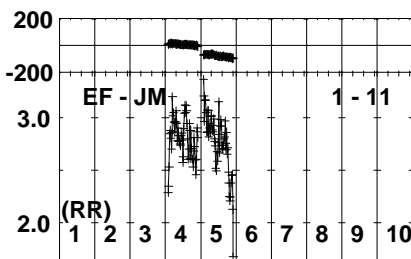
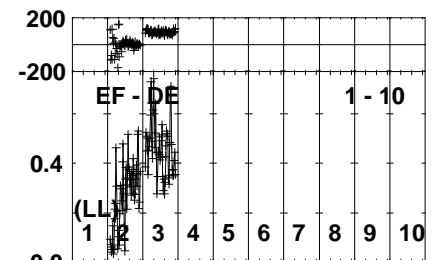
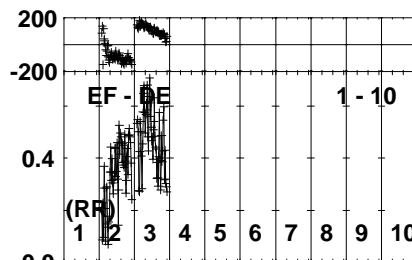
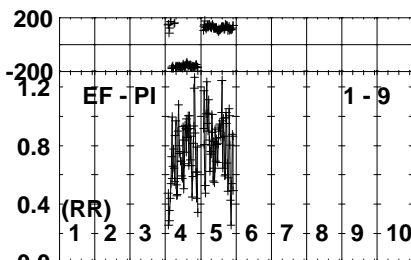
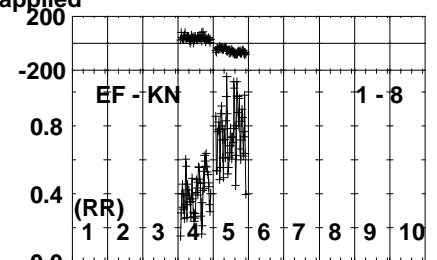
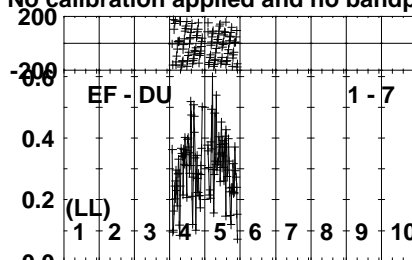
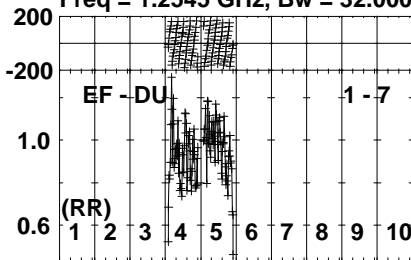


Lower frame: Milli Ampl Jy Top frame: Phas deg
Vector averaged cross-power spectrum Several baselines displayed
Timerange: 00/10:09:37 to 00/10:10:25

Plot file version 185 created 16-APR-2024 16:20:50

J2125+0441 EK056A.UVDATA.1

Freq = 1.2545 GHz, Bw = 32.000 MH No calibration applied and no bandpass applied



0 60 60 60 60 60 60 60 60 60 60
Channels

0 60 60 60 60 60 60 60 60 60 60
Channels

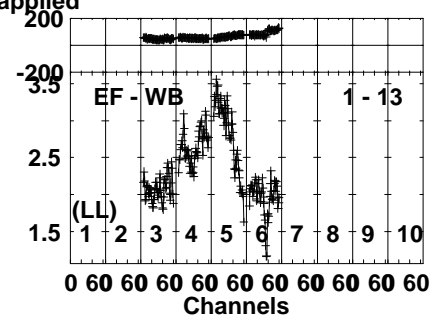
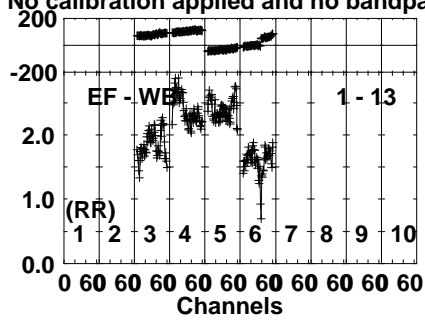
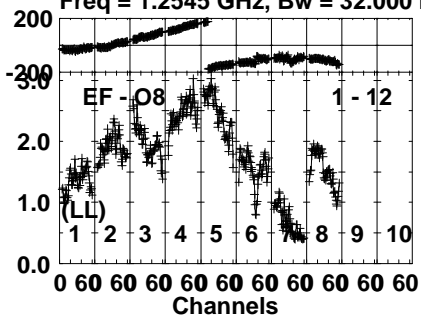
0 60 60 60 60 60 60 60 60 60 60
Channels

Lower frame: Milli Ampl Jy Top frame: Phas deg
Vector averaged cross-power spectrum Several baselines displayed
Timerange: 00/10:09:37 to 00/10:10:25

Plot file version 186 created 16-APR-2024 16:20:50

J2125+0441 EK056A.UVDATA.1

Freq = 1.2545 GHz, Bw = 32.000 MH No calibration applied and no bandpass applied

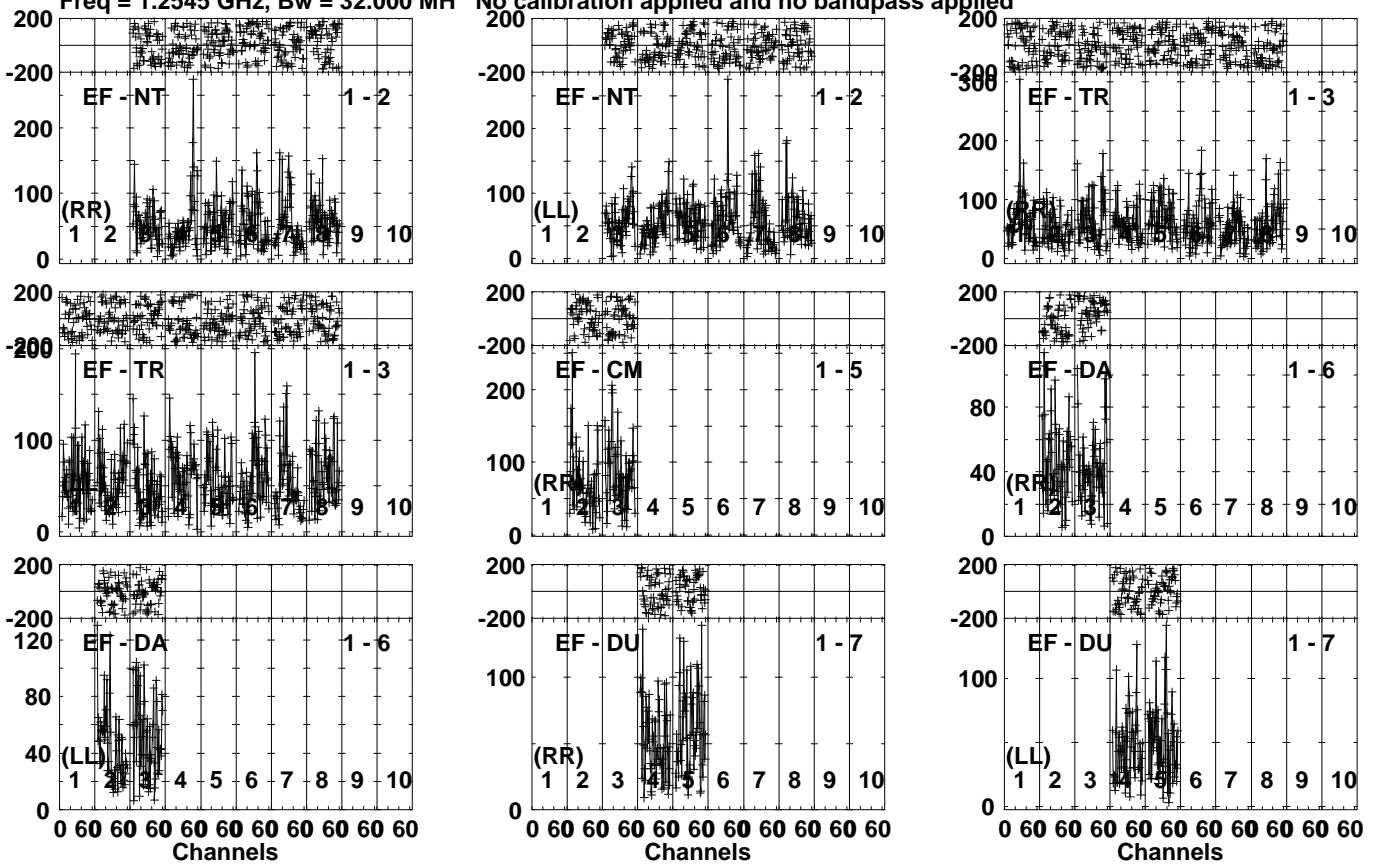


Lower frame: Milli Ampl Jy Top frame: Phas deg
Vector averaged cross-power spectrum Several baselines displayed
Timerange: 00/10:09:37 to 00/10:10:25

Plot file version 187 created 16-APR-2024 16:20:50

R240114 D EK056A.UVDATA.1

Freq = 1.2545 GHz, Bw = 32.000 MH No calibration applied and no bandpass applied

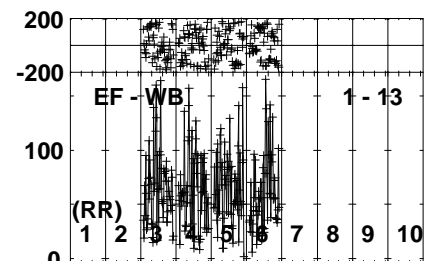
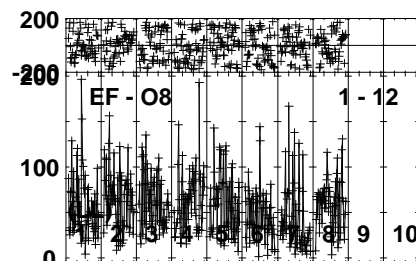
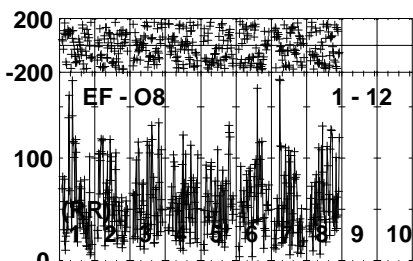

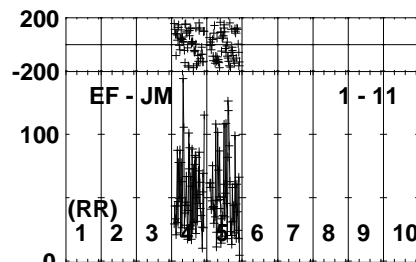
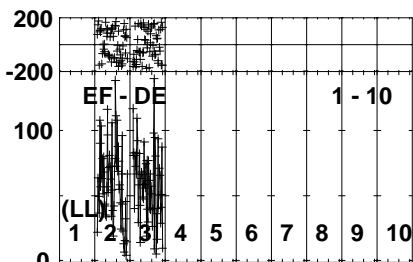
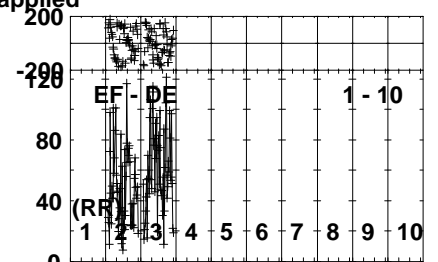
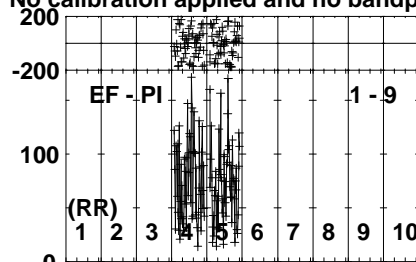
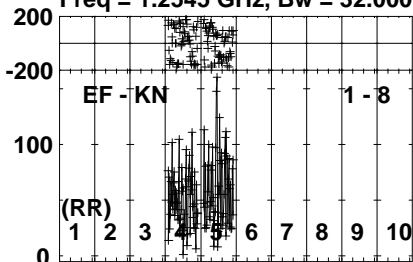


Plot file version 188 created 16-APR-2024 16:20:50

R240114 D EK056A.UVDATA.1

Freq = 1.2545 GHz, Bw = 32.000 MH

No calibration applied and no bandpass applied

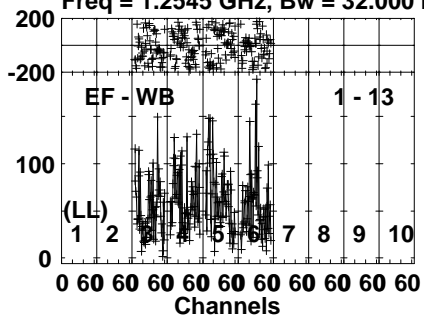


Lower frame: Micro Ampl Jy Top frame: Phas deg
Vector averaged cross-power spectrum Several baselines displayed
Timerange: 00/10:10:27 to 00/10:16:25

Plot file version 189 created 16-APR-2024 16:20:51

R240114 D EK056A.UVDATA.1

Freq = 1.2545 GHz, Bw = 32.000 MH No calibration applied and no bandpass applied

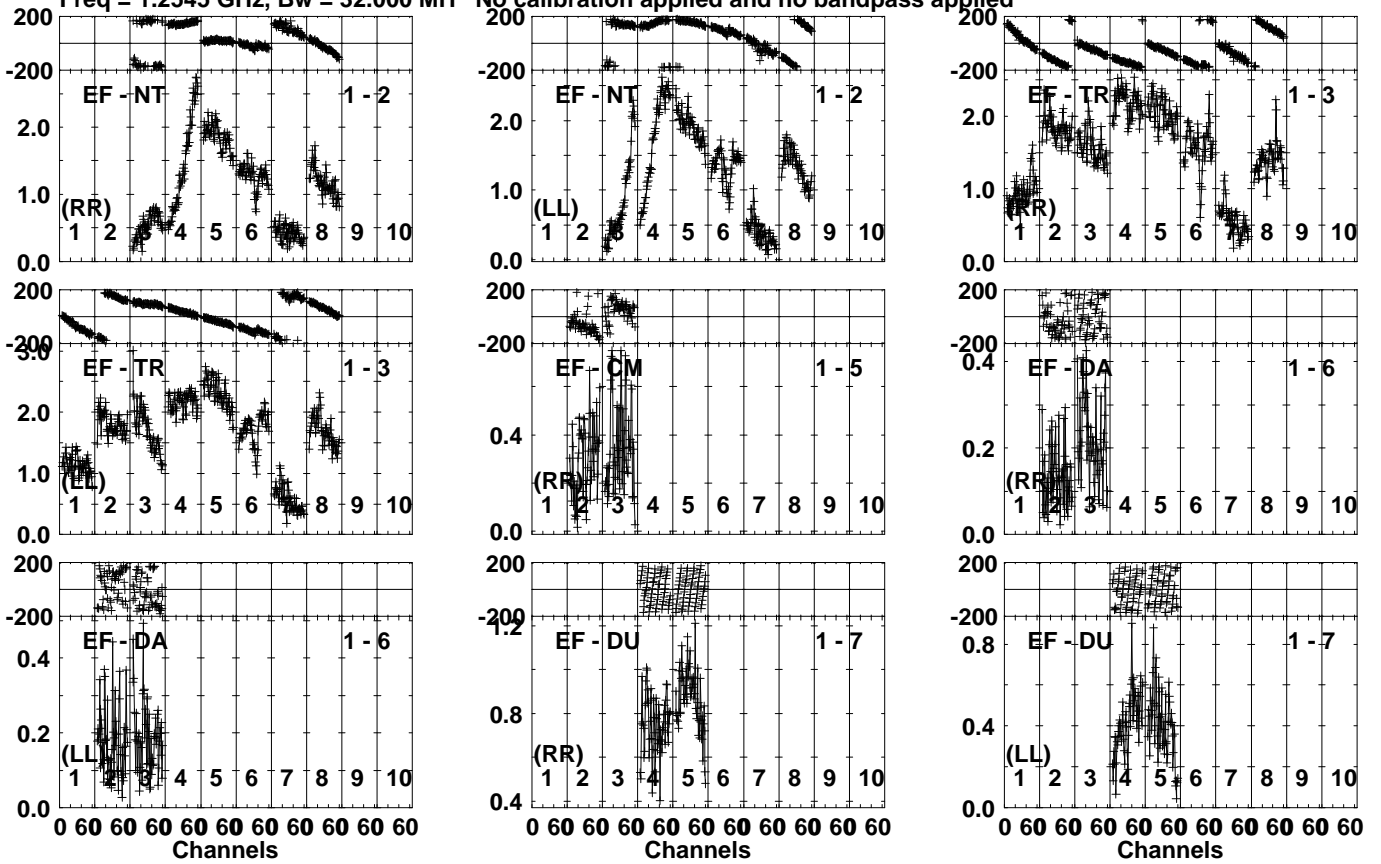


Lower frame: Micro Ampl Jy Top frame: Phas deg
Vector averaged cross-power spectrum Several baselines displayed
Timerange: 00/10:10:27 to 00/10:16:25

Plot file version 190 created 16-APR-2024 16:20:51

J2125+0441 EK056A.UVDATA.1

Freq = 1.2545 GHz, Bw = 32.000 MH No calibration applied and no bandpass applied

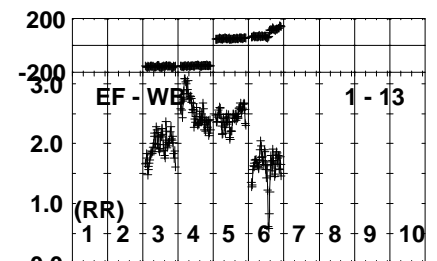
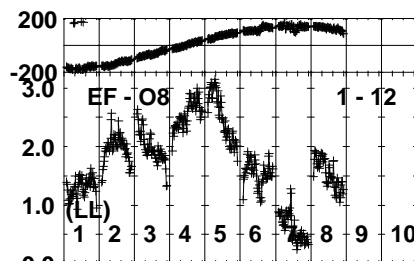
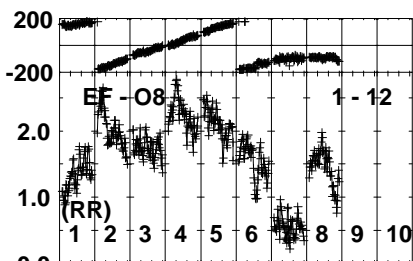
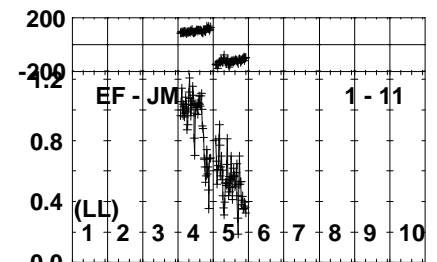
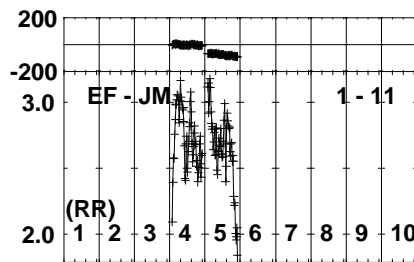
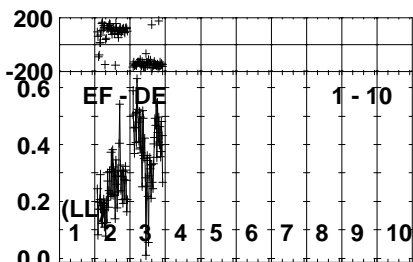
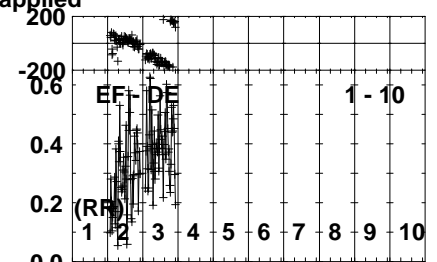
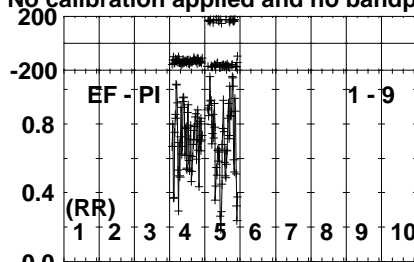
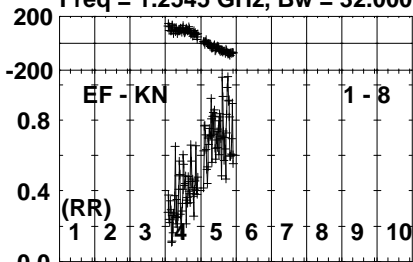


Lower frame: Milli Ampl Jy Top frame: Phas deg
Vector averaged cross-power spectrum Several baselines displayed
Timerange: 00/10:16:27 to 00/10:17:43

Plot file version 191 created 16-APR-2024 16:20:51

J2125+0441 EK056A.UVDATA.1

Freq = 1.2545 GHz, Bw = 32.000 MH No calibration applied and no bandpass applied

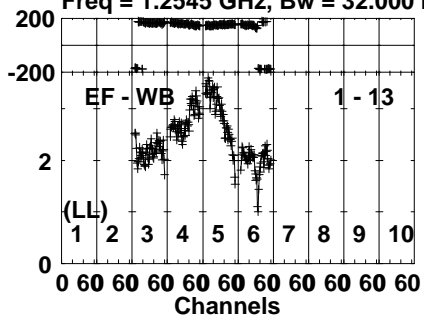


Lower frame: Milli Ampl Jy Top frame: Phas deg
Vector averaged cross-power spectrum Several baselines displayed
Timerange: 00/10:16:27 to 00/10:17:43

Plot file version 192 created 16-APR-2024 16:20:51

J2125+0441 EK056A.UVDATA.1

Freq = 1.2545 GHz, Bw = 32.000 MH No calibration applied and no bandpass applied



Lower frame: Milli Ampl Jy Top frame: Phas deg

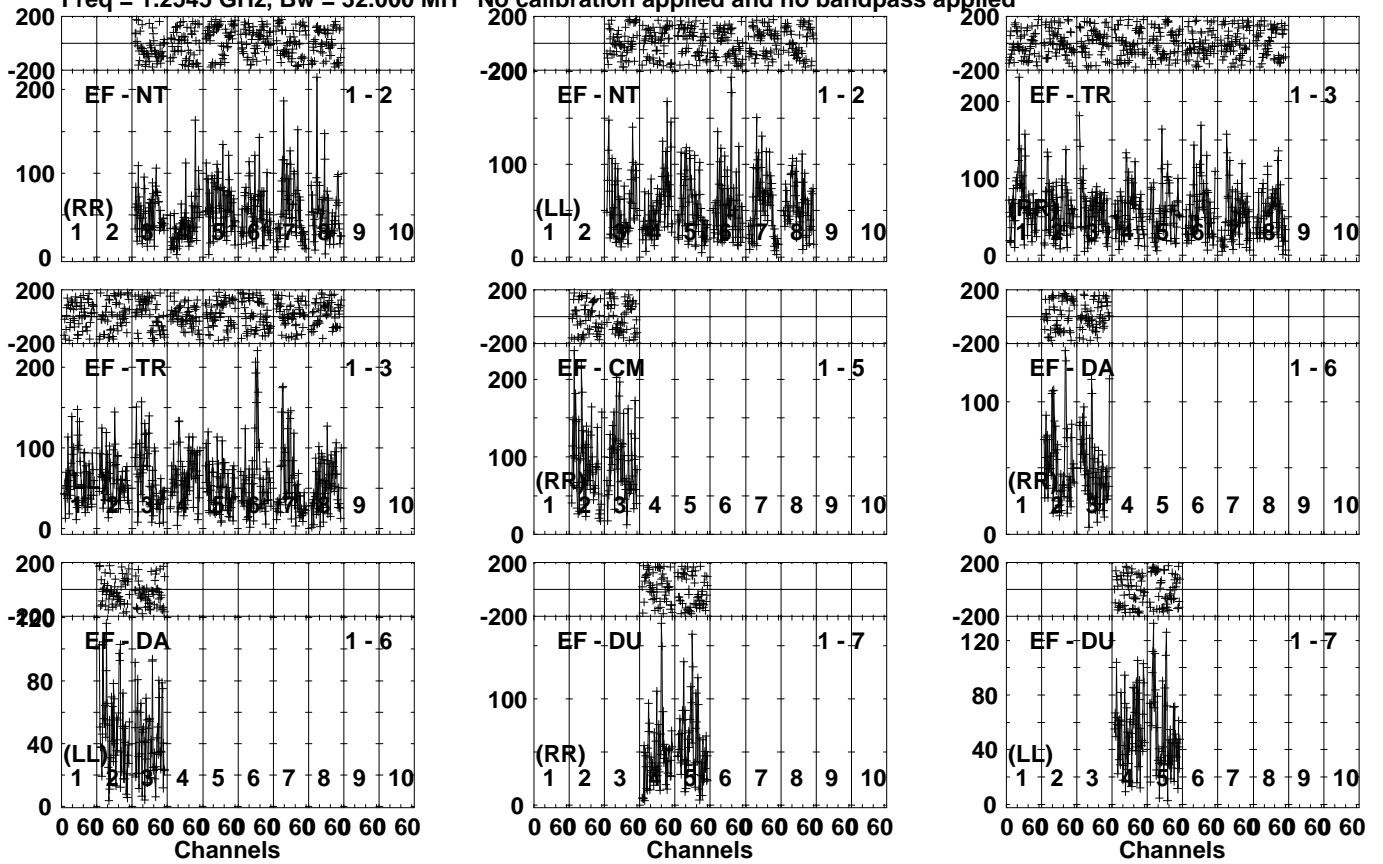
Vector averaged cross-power spectrum Several baselines displayed

Timerange: 00/10:16:27 to 00/10:17:43

Plot file version 193 created 16-APR-2024 16:20:51

R240114 D EK056A.UVDATA.1

Freq = 1.2545 GHz, Bw = 32.000 MH No calibration applied and no bandpass applied



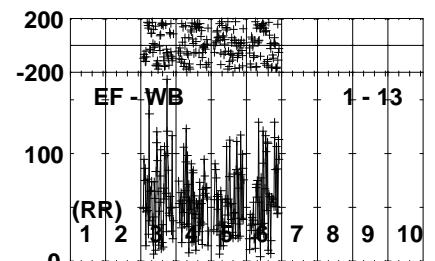
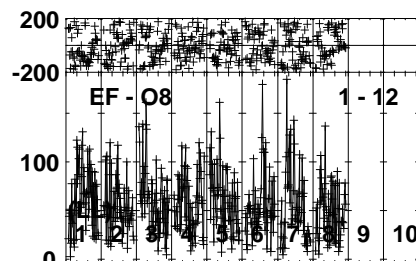
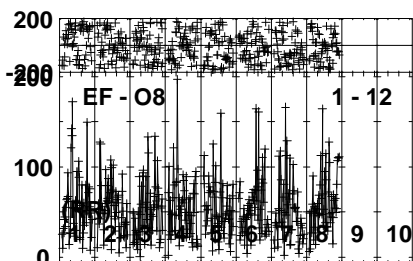
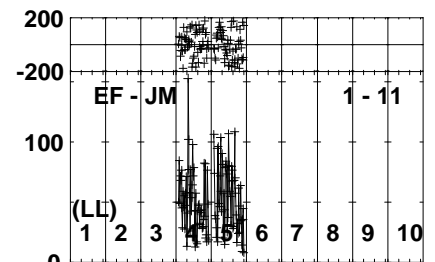
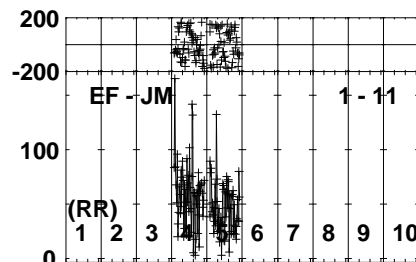
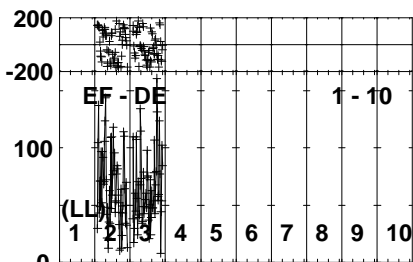
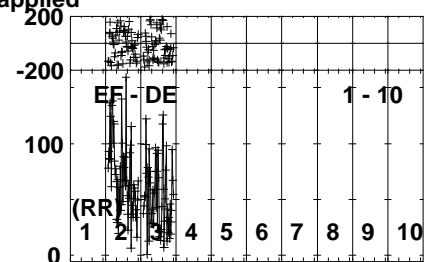
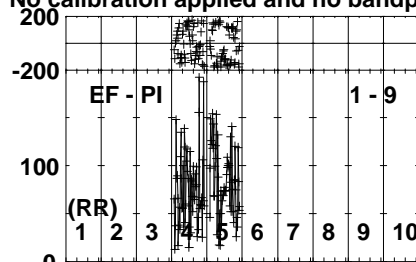
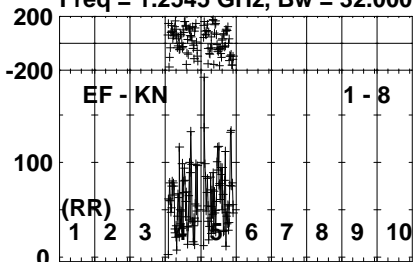
Lower frame: Micro Ampl Jy Top frame: Phas deg
Vector averaged cross-power spectrum Several baselines displayed
Timerange: 00/10:17:45 to 00/10:23:43

Plot file version 194 created 16-APR-2024 16:20:51

R240114 D EK056A.UVDATA.1

Freq = 1.2545 GHz, Bw = 32.000 MH

No calibration applied and no bandpass applied

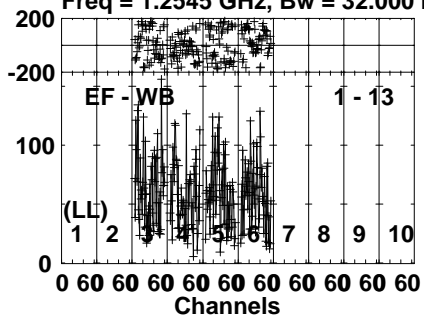


Lower frame: Micro Ampl Jy Top frame: Phas deg
Vector averaged cross-power spectrum Several baselines displayed
Timerange: 00/10:17:45 to 00/10:23:43

Plot file version 195 created 16-APR-2024 16:20:52

R240114 D EK056A.UVDATA.1

Freq = 1.2545 GHz, Bw = 32.000 MH No calibration applied and no bandpass applied

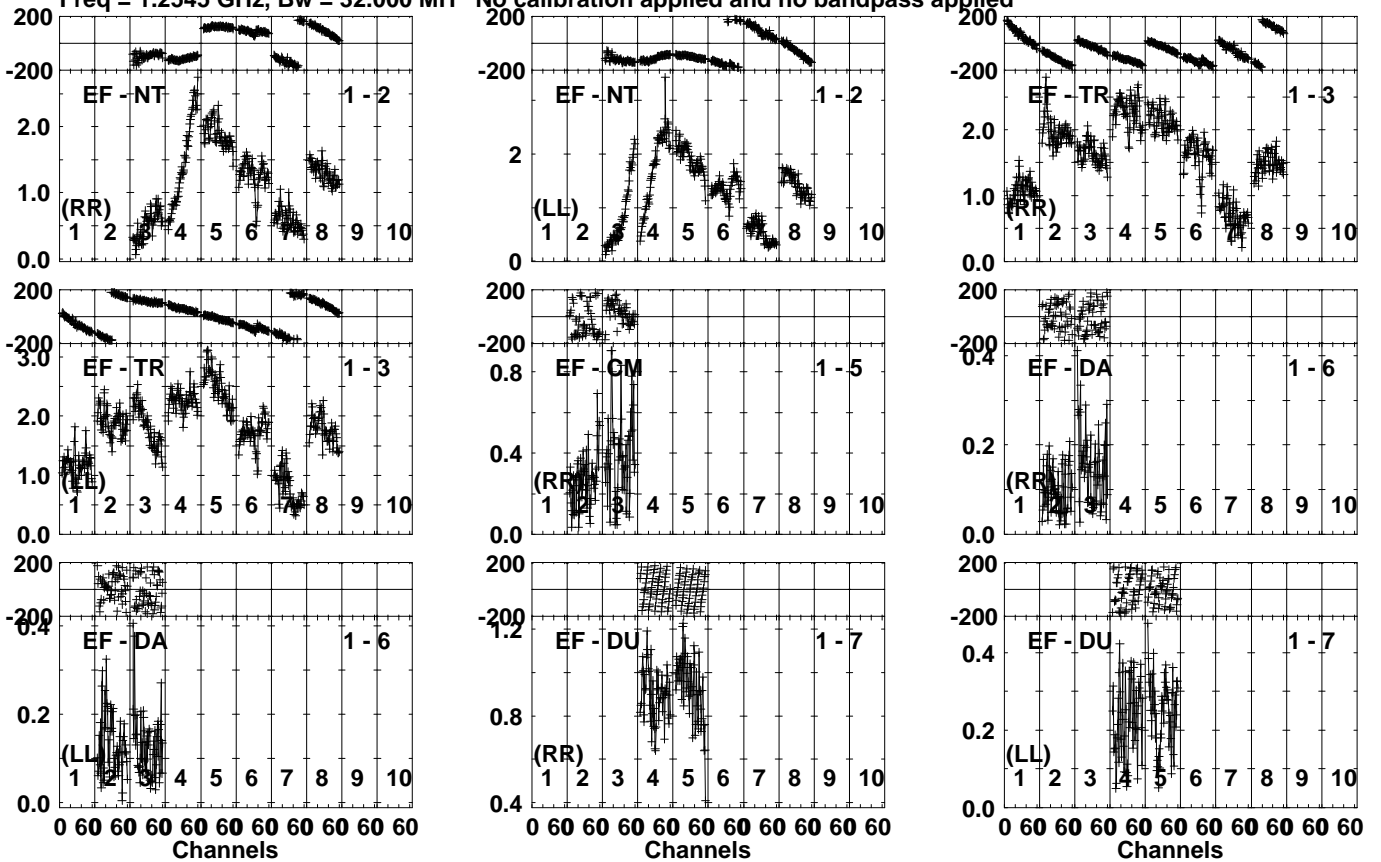


Lower frame: Micro Ampl Jy Top frame: Phas deg
Vector averaged cross-power spectrum Several baselines displayed
Timerange: 00/10:17:45 to 00/10:23:43

Plot file version 196 created 16-APR-2024 16:20:52

J2125+0441 EK056A.UVDATA.1

Freq = 1.2545 GHz, Bw = 32.000 MH No calibration applied and no bandpass applied



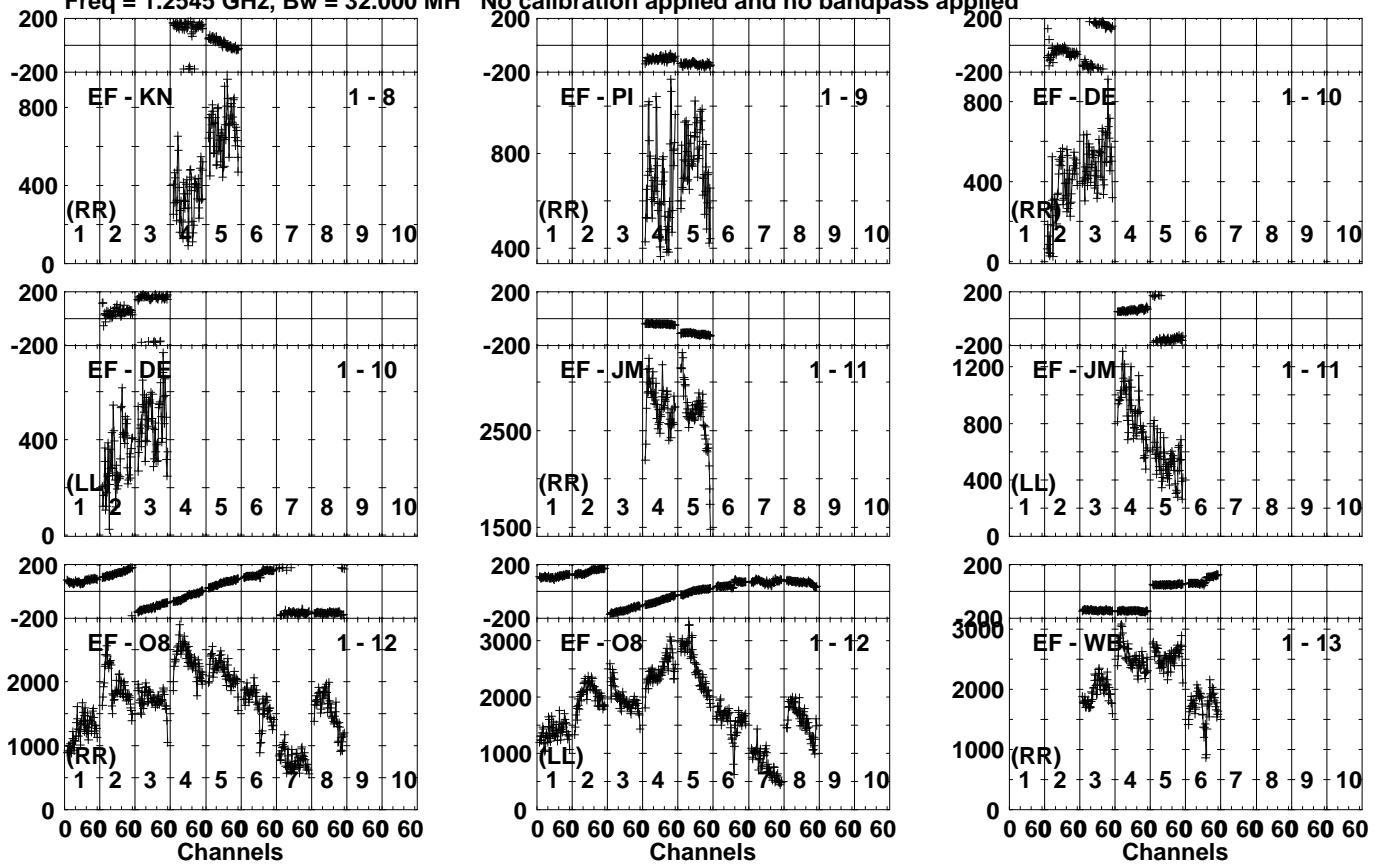
Lower frame: Milli Ampl Jy Top frame: Phas deg
Vector averaged cross-power spectrum Several baselines displayed
Timerange: 00/10:24:22 to 00/10:25:10

Plot file version 197 created 16-APR-2024 16:20:52

J2125+0441 EK056A.UVDATA.1

Freq = 1.2545 GHz, Bw = 32.000 MH

No calibration applied and no bandpass applied

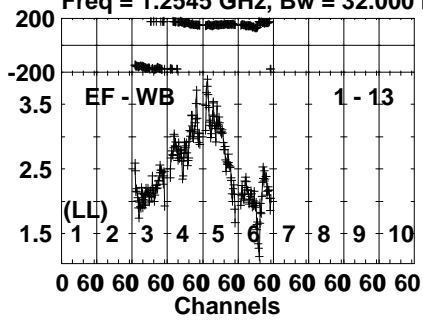


Lower frame: Micro Ampl Jy Top frame: Phas deg
Vector averaged cross-power spectrum Several baselines displayed
Timerange: 00/10:24:22 to 00/10:25:10

Plot file version 198 created 16-APR-2024 16:20:52

J2125+0441 EK056A.UVDATA.1

Freq = 1.2545 GHz, Bw = 32.000 MH No calibration applied and no bandpass applied



Lower frame: Milli Ampl Jy Top frame: Phas deg

Vector averaged cross-power spectrum Several baselines displayed

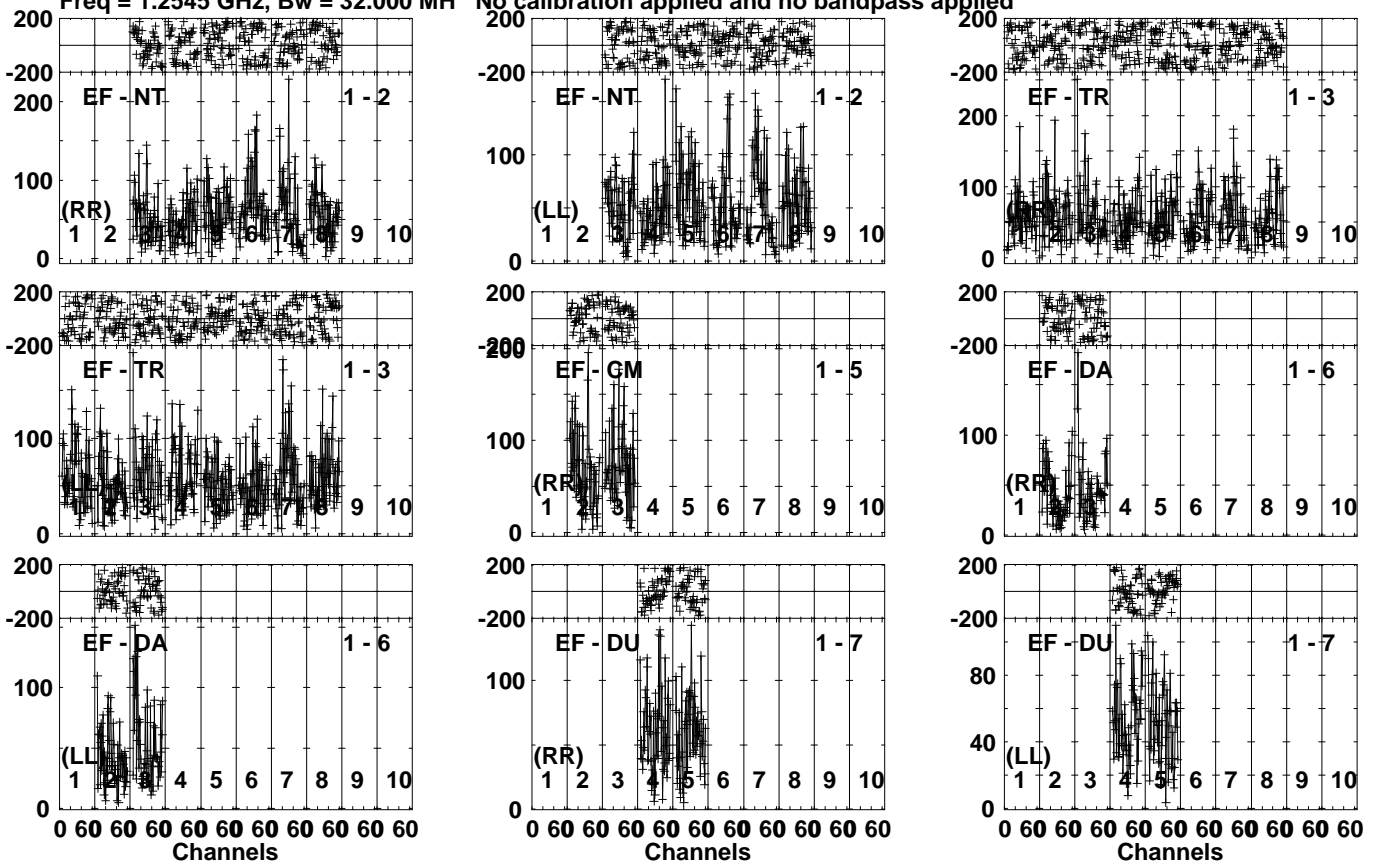
Timerange: 00/10:24:22 to 00/10:25:10

Plot file version 199 created 16-APR-2024 16:20:52

R240114 D EK056A.UVDATA.1

Freq = 1.2545 GHz, Bw = 32.000 MH

No calibration applied and no bandpass applied

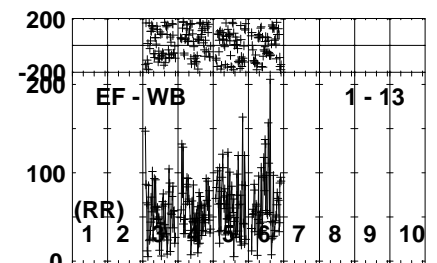
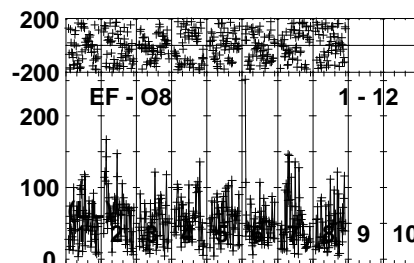
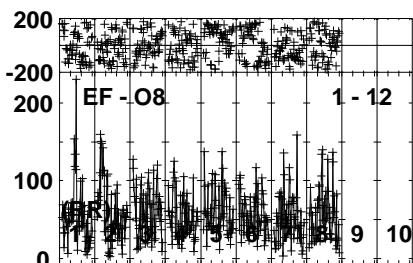
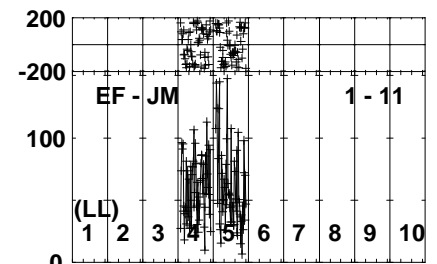
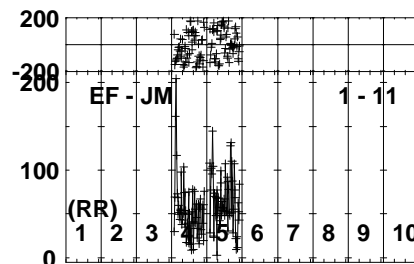
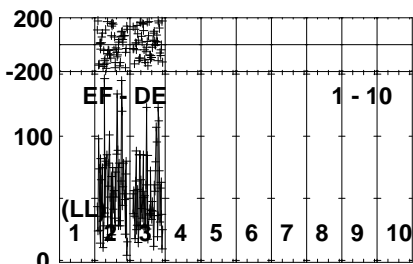
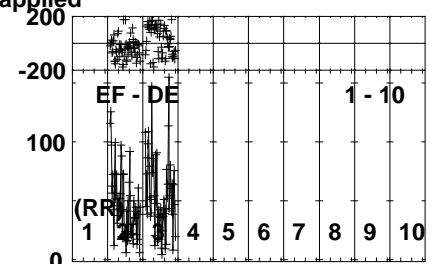
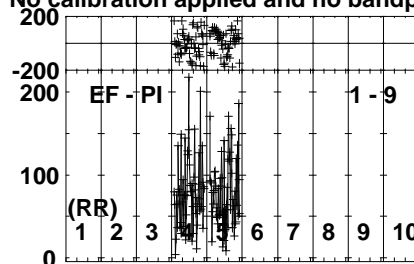
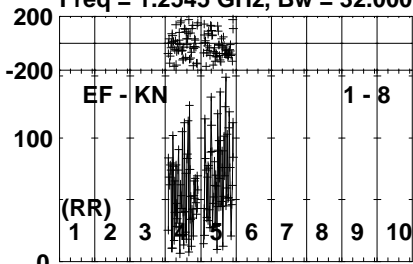


Lower frame: Micro Ampl Jy Top frame: Phas deg
Vector averaged cross-power spectrum Several baselines displayed
Timerange: 00/10:25:12 to 00/10:31:10

Plot file version 200 created 16-APR-2024 16:20:52

R240114 D EK056A.UVDATA.1

Freq = 1.2545 GHz, Bw = 32.000 MH No calibration applied and no bandpass applied

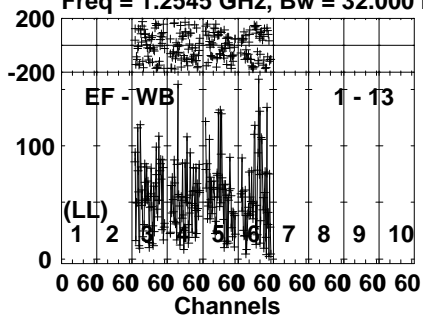


Lower frame: Micro Ampl Jy Top frame: Phas deg
Vector averaged cross-power spectrum Several baselines displayed
Timerange: 00/10:25:12 to 00/10:31:10

Plot file version 201 created 16-APR-2024 16:20:53

R240114 D EK056A.UVDATA.1

Freq = 1.2545 GHz, Bw = 32.000 MH No calibration applied and no bandpass applied

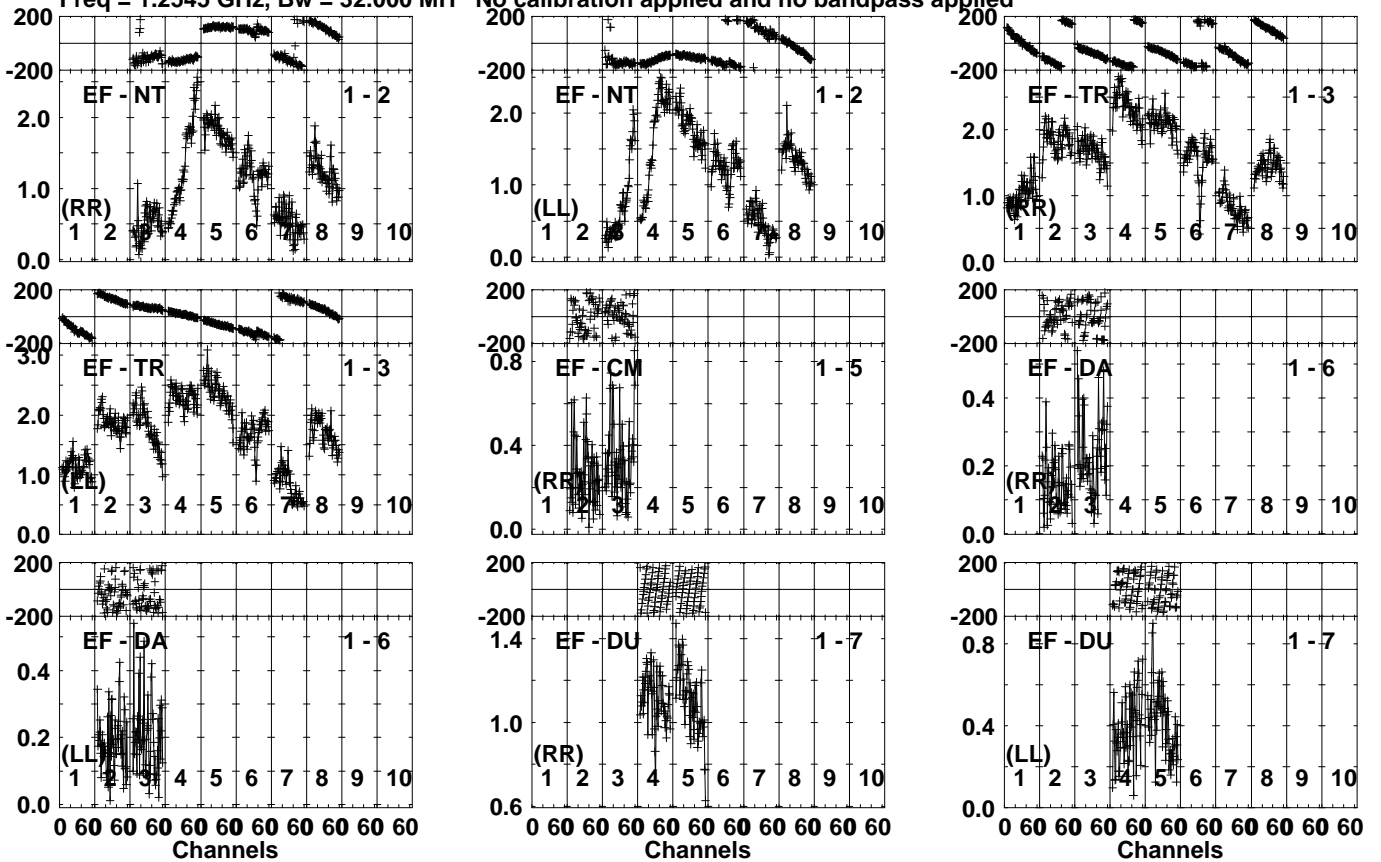


Lower frame: Micro Ampl Jy Top frame: Phas deg
Vector averaged cross-power spectrum Several baselines displayed
Timerange: 00/10:25:12 to 00/10:31:10

Plot file version 202 created 16-APR-2024 16:20:53

J2125+0441 EK056A.UVDATA.1

Freq = 1.2545 GHz, Bw = 32.000 MH No calibration applied and no bandpass applied

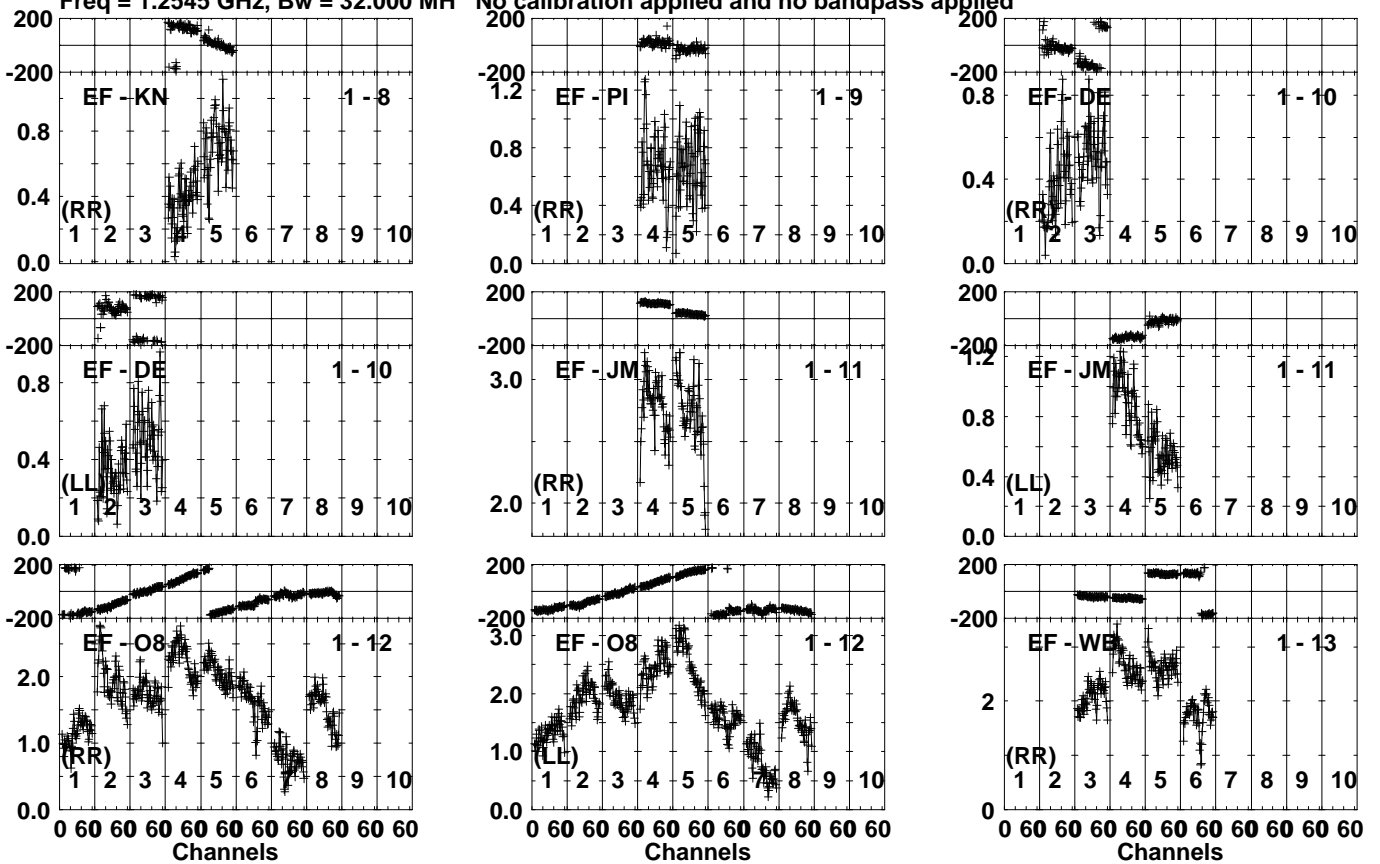


Lower frame: Milli Ampl Jy Top frame: Phas deg
Vector averaged cross-power spectrum Several baselines displayed
Timerange: 00/10:31:14 to 00/10:32:28

Plot file version 203 created 16-APR-2024 16:20:53

J2125+0441 EK056A.UVDATA.1

Freq = 1.2545 GHz, Bw = 32.000 MH No calibration applied and no bandpass applied

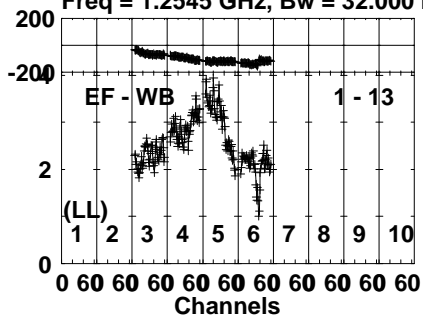


Lower frame: Milli Ampl Jy Top frame: Phas deg
Vector averaged cross-power spectrum Several baselines displayed
Timerange: 00/10:31:14 to 00/10:32:28

Plot file version 204 created 16-APR-2024 16:20:53

J2125+0441 EK056A.UVDATA.1

Freq = 1.2545 GHz, Bw = 32.000 MH No calibration applied and no bandpass applied



Lower frame: Milli Ampl Jy Top frame: Phas deg

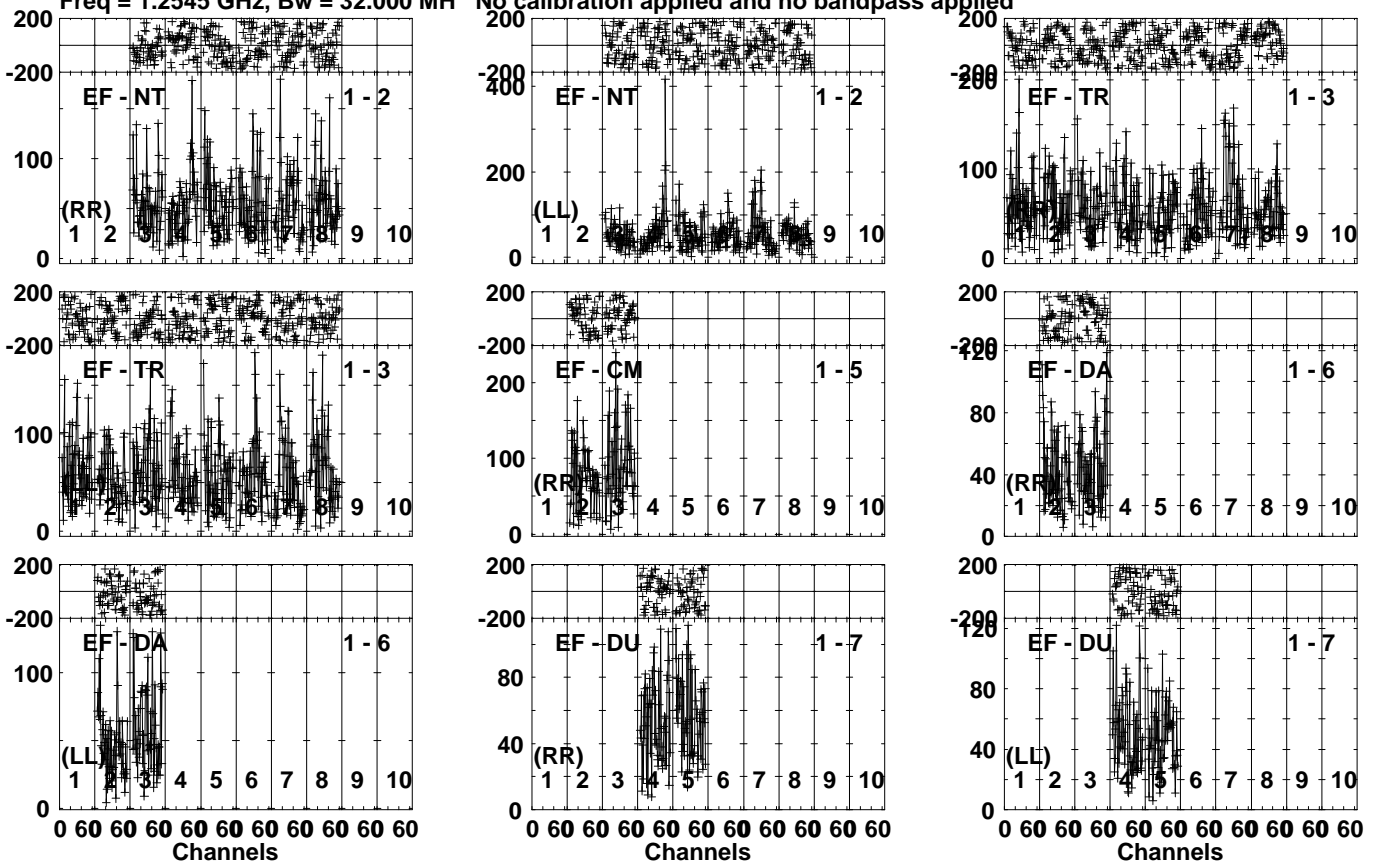
Vector averaged cross-power spectrum Several baselines displayed

Timerange: 00/10:31:14 to 00/10:32:28

Plot file version 205 created 16-APR-2024 16:20:53

R240114 D EK056A.UVDATA.1

Freq = 1.2545 GHz, Bw = 32.000 MH No calibration applied and no bandpass applied



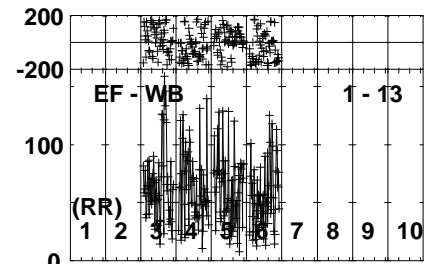
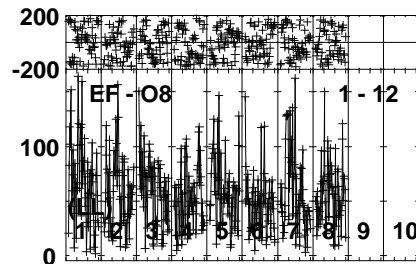
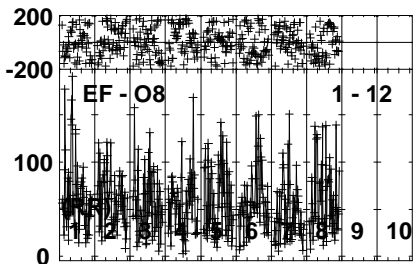
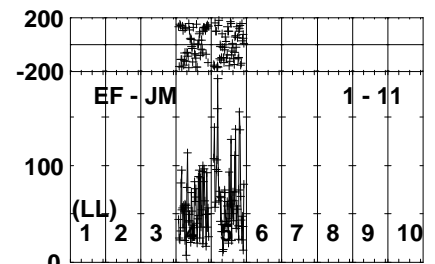
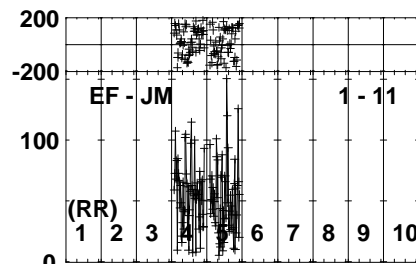
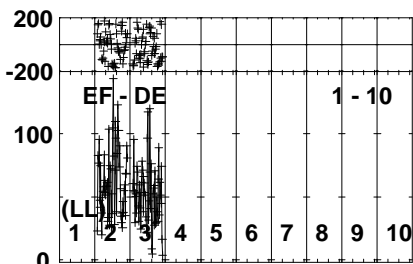
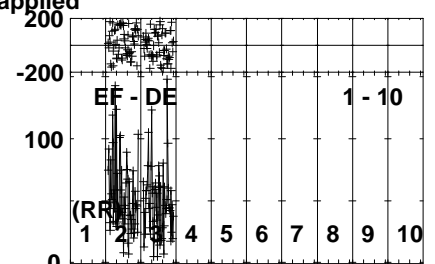
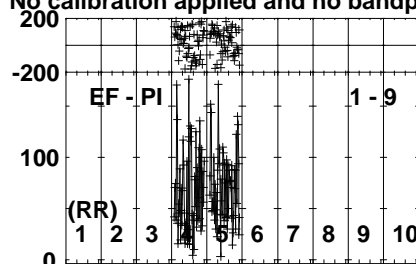
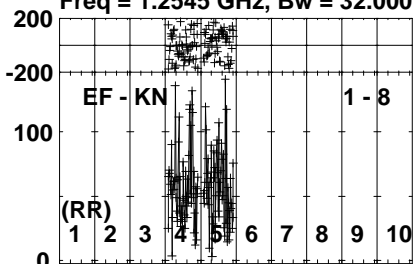
Lower frame: Micro Ampl Jy Top frame: Phas deg
Vector averaged cross-power spectrum Several baselines displayed
Timerange: 00/10:32:31 to 00/10:38:29

Plot file version 206 created 16-APR-2024 16:20:54

R240114 D EK056A.UVDATA.1

Freq = 1.2545 GHz, Bw = 32.000 MH

No calibration applied and no bandpass applied

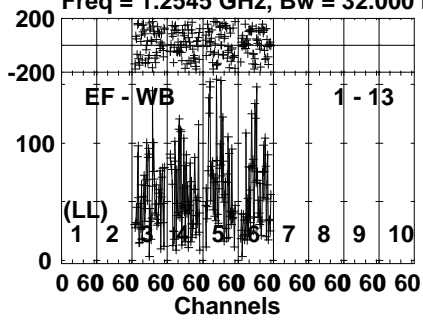


Lower frame: Micro Ampl Jy Top frame: Phas deg
Vector averaged cross-power spectrum Several baselines displayed
Timerange: 00/10:32:31 to 00/10:38:29

Plot file version 207 created 16-APR-2024 16:20:54

R240114 D EK056A.UVDATA.1

Freq = 1.2545 GHz, Bw = 32.000 MH No calibration applied and no bandpass applied

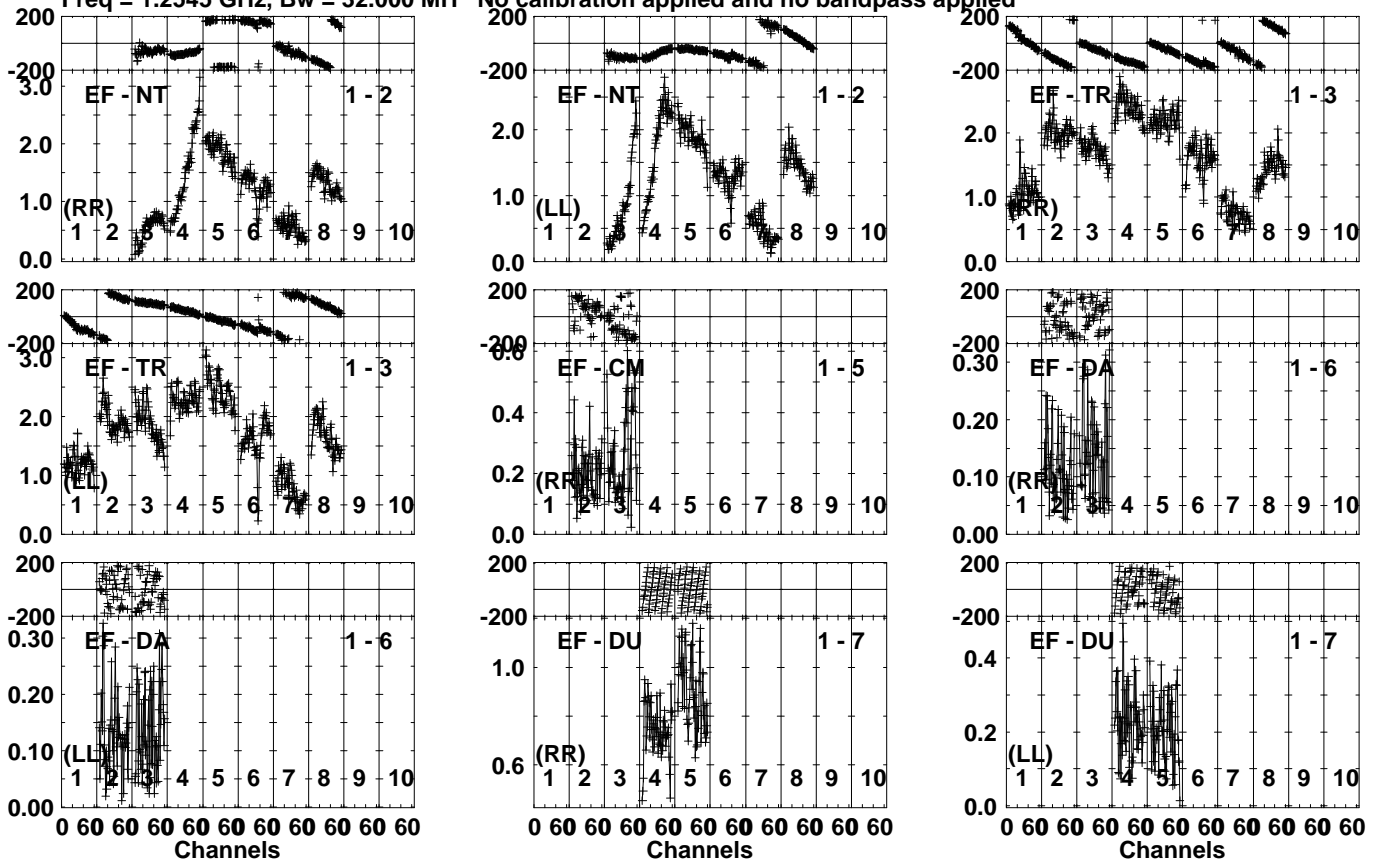


Lower frame: Micro Ampl Jy Top frame: Phas deg
Vector averaged cross-power spectrum Several baselines displayed
Timerange: 00/10:32:31 to 00/10:38:29

Plot file version 208 created 16-APR-2024 16:20:54

J2125+0441 EK056A.UVDATA.1

Freq = 1.2545 GHz, Bw = 32.000 MH No calibration applied and no bandpass applied



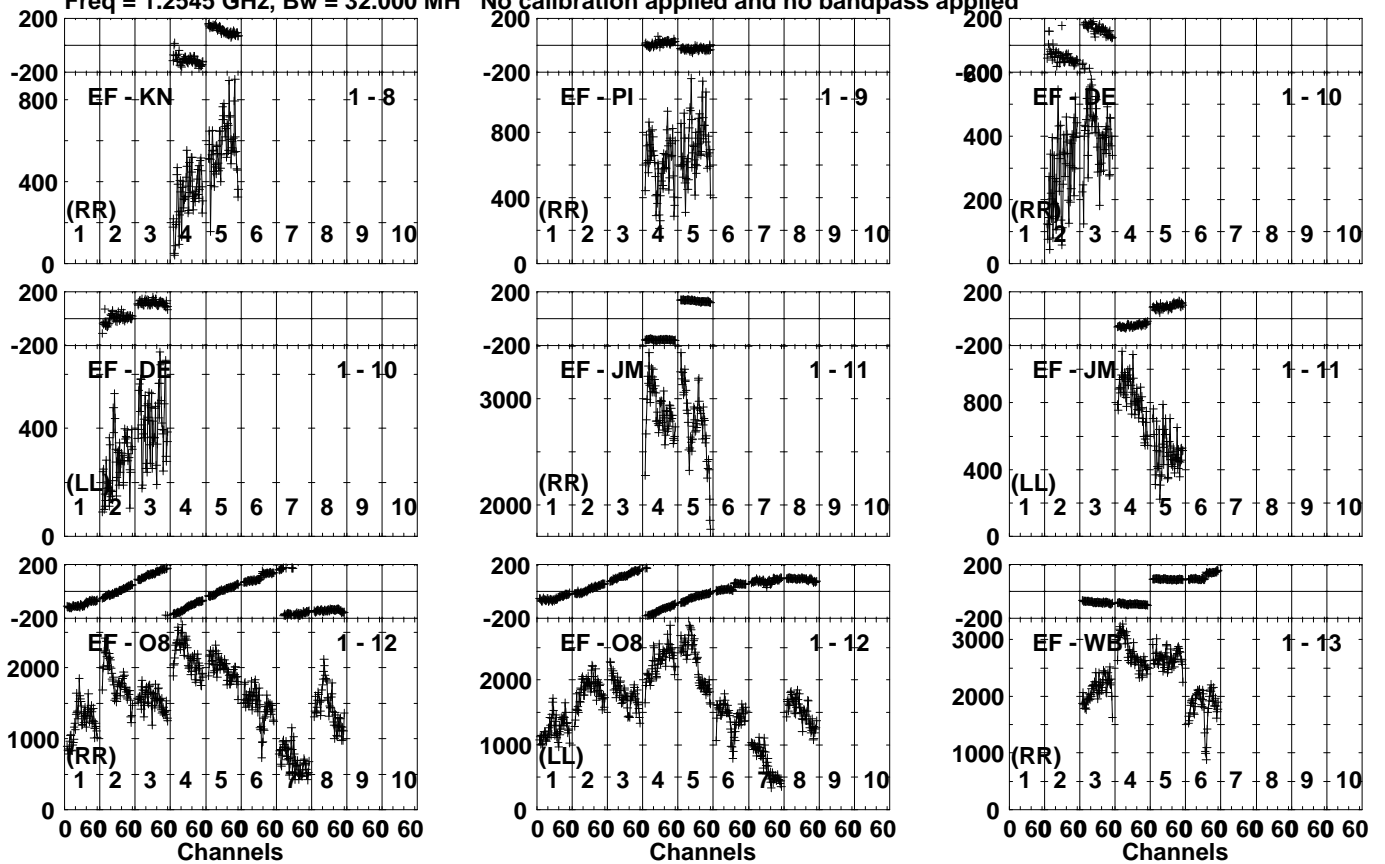
Lower frame: Milli Ampl Jy Top frame: Phas deg
Vector averaged cross-power spectrum Several baselines displayed
Timerange: 00/10:39:09 to 00/10:39:57

Plot file version 209 created 16-APR-2024 16:20:54

J2125+0441 EK056A.UVDATA.1

Freq = 1.2545 GHz, Bw = 32.000 MH

No calibration applied and no bandpass applied

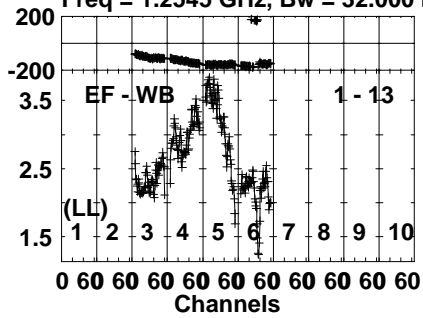


Lower frame: Micro Ampl Jy Top frame: Phas deg
Vector averaged cross-power spectrum Several baselines displayed
Timerange: 00/10:39:09 to 00/10:39:57

Plot file version 210 created 16-APR-2024 16:20:54

J2125+0441 EK056A.UVDATA.1

Freq = 1.2545 GHz, Bw = 32.000 MH No calibration applied and no bandpass applied



Lower frame: Milli Ampl Jy Top frame: Phas deg

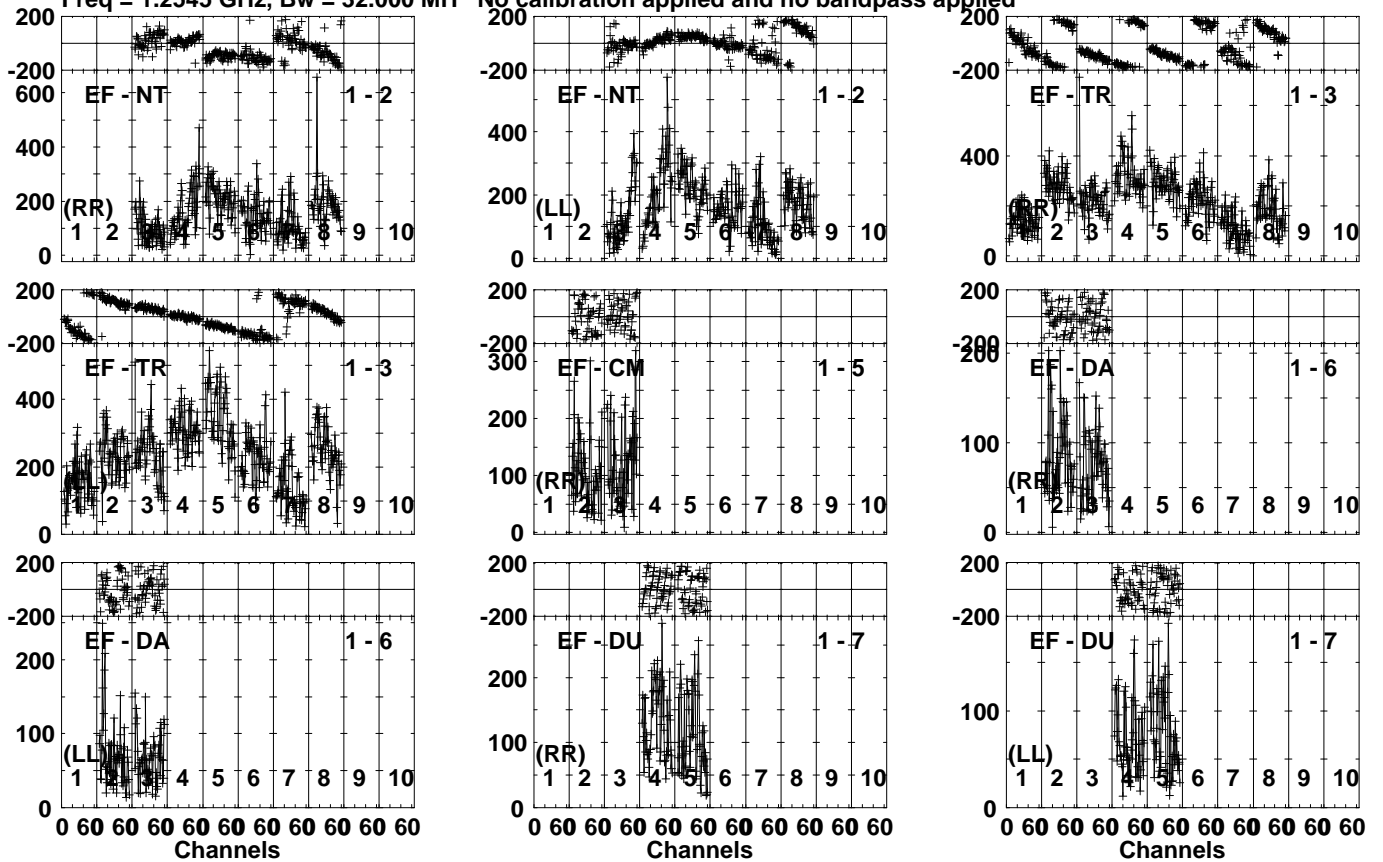
Vector averaged cross-power spectrum Several baselines displayed

Timerange: 00/10:39:09 to 00/10:39:57

Plot file version 211 created 16-APR-2024 16:20:54

J2120+0246 EK056A.UVDATA.1

Freq = 1.2545 GHz, Bw = 32.000 MH No calibration applied and no bandpass applied

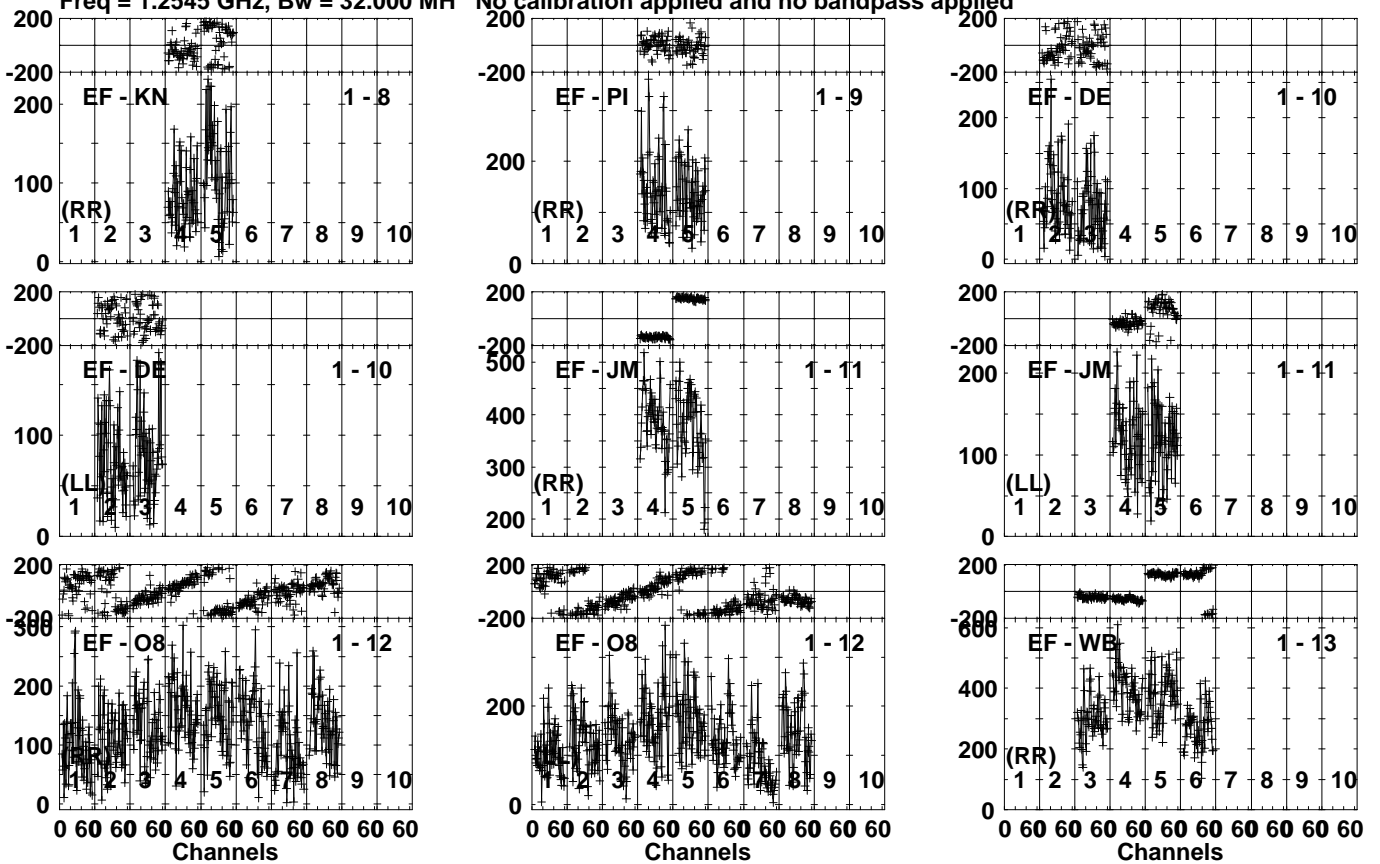


Lower frame: Micro Ampl Jy Top frame: Phas deg
Vector averaged cross-power spectrum Several baselines displayed
Timerange: 00/10:39:59 to 00/10:43:35

Plot file version 212 created 16-APR-2024 16:20:54

J2120+0246 EK056A.UVDATA.1

Freq = 1.2545 GHz, Bw = 32.000 MH No calibration applied and no bandpass applied

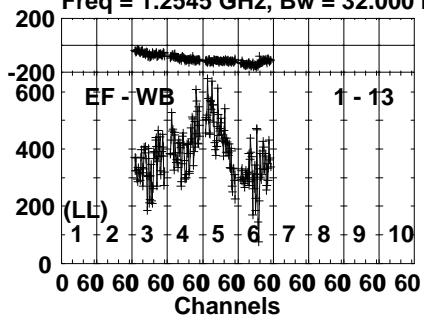


Lower frame: Micro Ampl Jy Top frame: Phas deg
Vector averaged cross-power spectrum Several baselines displayed
Timerange: 00/10:39:59 to 00/10:43:35

Plot file version 213 created 16-APR-2024 16:20:54

J2120+0246 EK056A.UVDATA.1

Freq = 1.2545 GHz, Bw = 32.000 MH No calibration applied and no bandpass applied

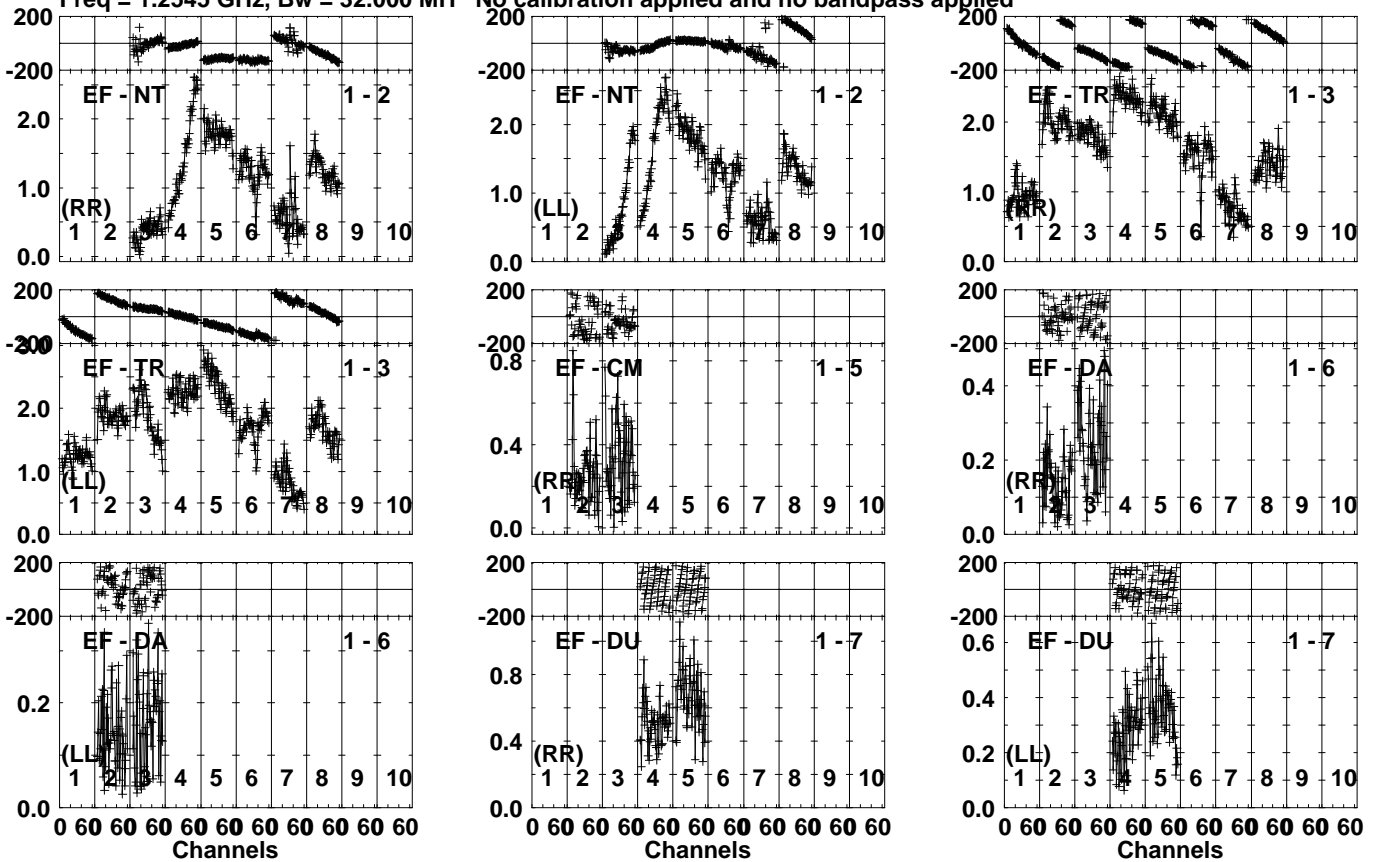


Lower frame: Micro Ampl Jy Top frame: Phas deg
Vector averaged cross-power spectrum Several baselines displayed
Timerange: 00/10:39:59 to 00/10:43:35

Plot file version 214 created 16-APR-2024 16:20:55

J2125+0441 EK056A.UVDATA.1

Freq = 1.2545 GHz, Bw = 32.000 MH No calibration applied and no bandpass applied



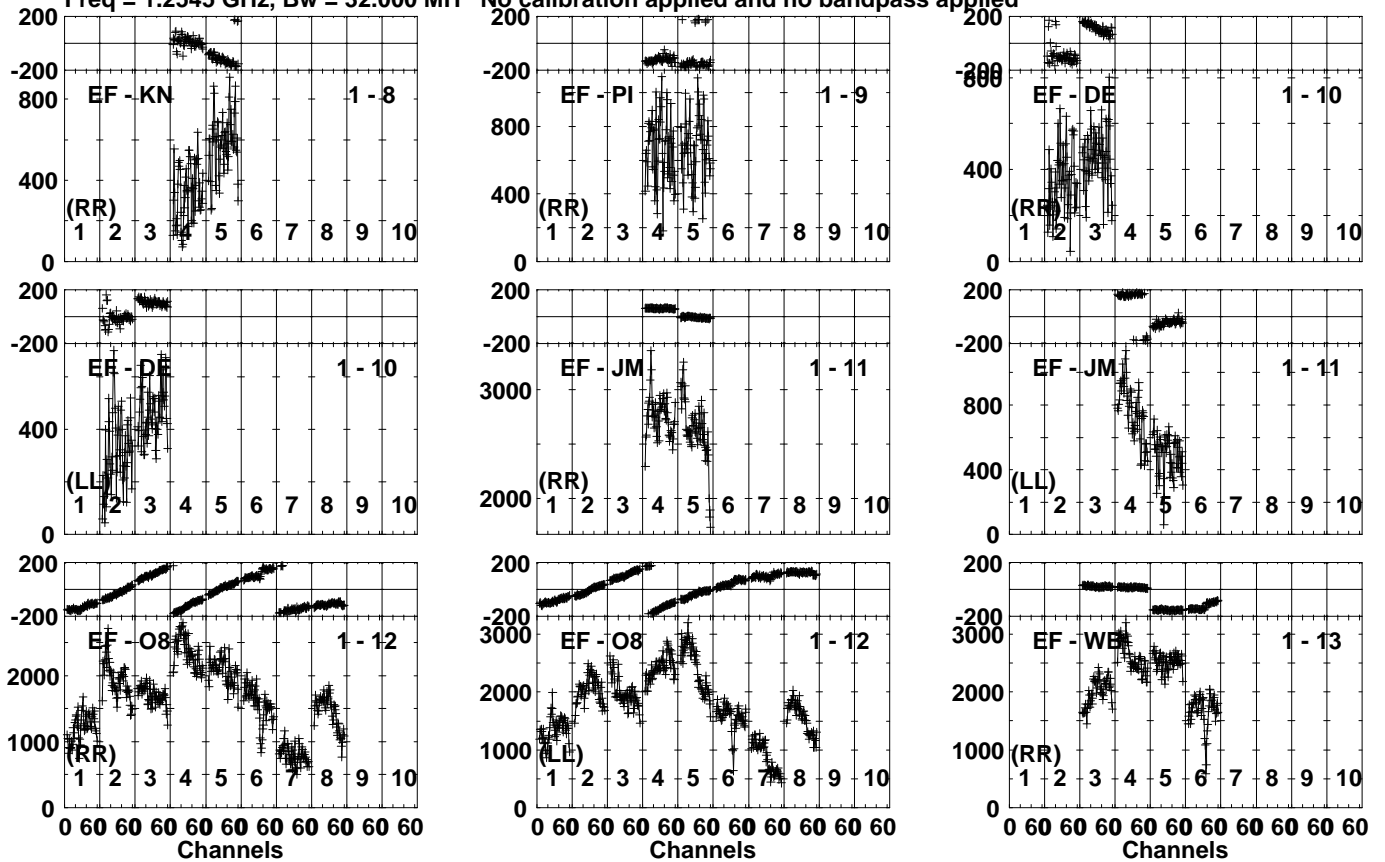
Lower frame: Milli Ampl Jy Top frame: Phas deg
Vector averaged cross-power spectrum Several baselines displayed
Timerange: 00/10:43:37 to 00/10:45:01

Plot file version 215 created 16-APR-2024 16:20:55

J2125+0441 EK056A.UVDATA.1

Freq = 1.2545 GHz, Bw = 32.000 MH

No calibration applied and no bandpass applied

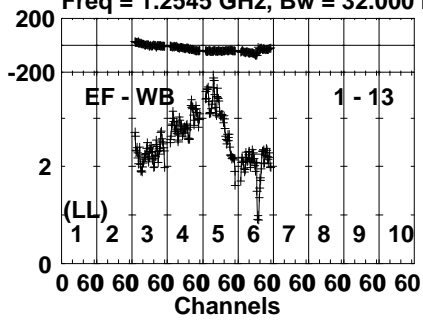


Lower frame: Micro Ampl Jy Top frame: Phas deg
Vector averaged cross-power spectrum Several baselines displayed
Timerange: 00/10:43:37 to 00/10:45:01

Plot file version 216 created 16-APR-2024 16:20:55

J2125+0441 EK056A.UVDATA.1

Freq = 1.2545 GHz, Bw = 32.000 MH No calibration applied and no bandpass applied



Lower frame: Milli Ampl Jy Top frame: Phas deg

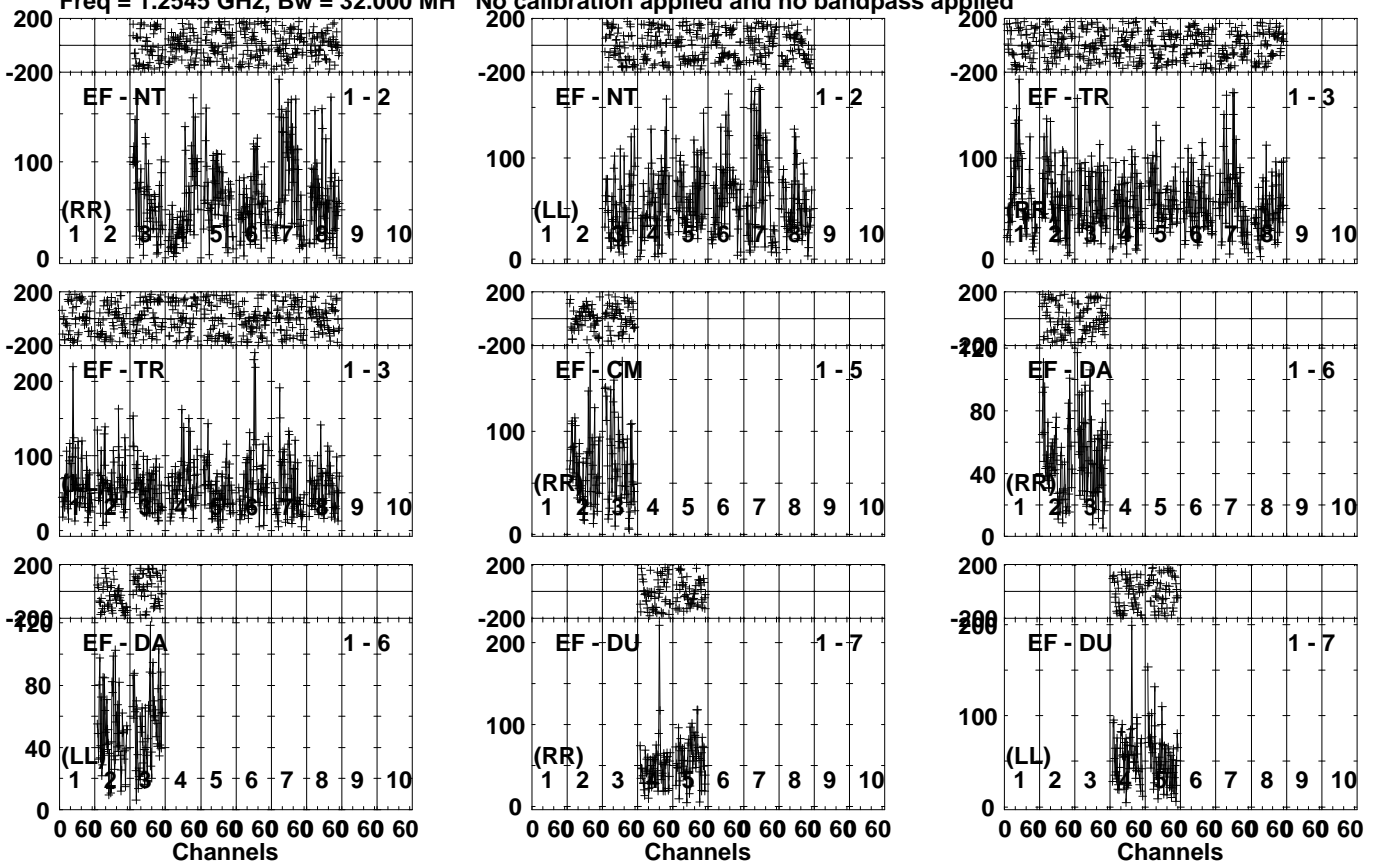
Vector averaged cross-power spectrum Several baselines displayed

Timerange: 00/10:43:37 to 00/10:45:01

Plot file version 217 created 16-APR-2024 16:20:55

R240114 D EK056A.UVDATA.1

Freq = 1.2545 GHz, Bw = 32.000 MH No calibration applied and no bandpass applied



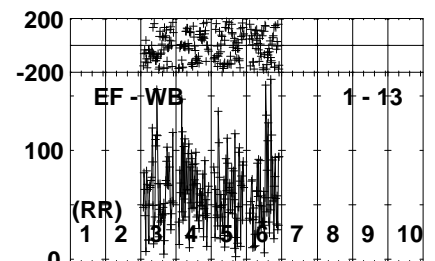
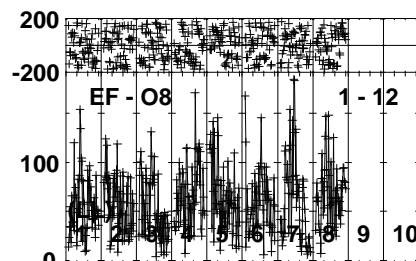
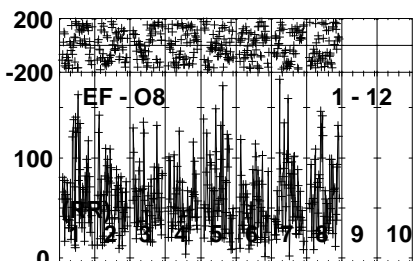
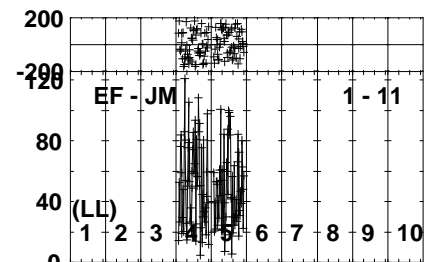
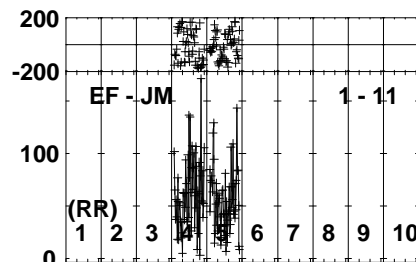
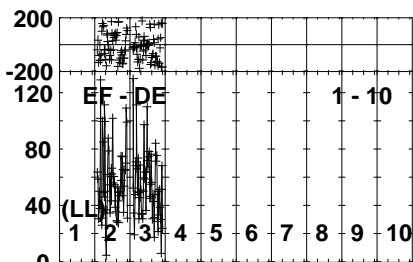
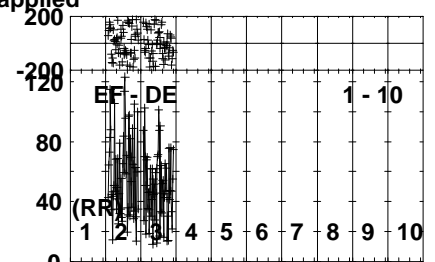
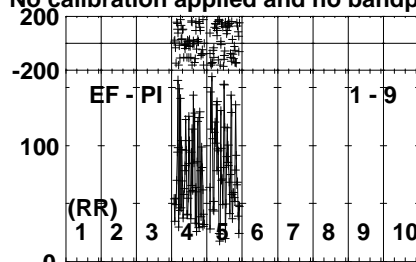
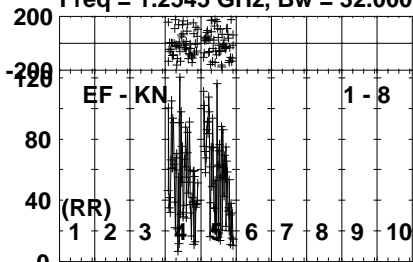
Lower frame: Micro Ampl Jy Top frame: Phas deg
Vector averaged cross-power spectrum Several baselines displayed
Timerange: 00/10:45:04 to 00/10:51:02

Plot file version 218 created 16-APR-2024 16:20:55

R240114 D EK056A.UVDATA.1

Freq = 1.2545 GHz, Bw = 32.000 MH

No calibration applied and no bandpass applied



0 60 60 60 60 60 60 60 60 60
Channels

0 60 60 60 60 60 60 60 60 60
Channels

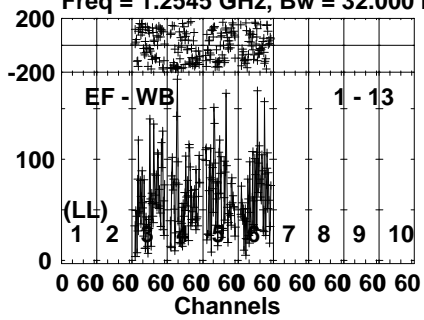
0 60 60 60 60 60 60 60 60 60
Channels

Lower frame: Micro Ampl Jy Top frame: Phas deg
Vector averaged cross-power spectrum Several baselines displayed
Timerange: 00/10:45:04 to 00/10:51:02

Plot file version 219 created 16-APR-2024 16:20:56

R240114 D EK056A.UVDATA.1

Freq = 1.2545 GHz, Bw = 32.000 MH No calibration applied and no bandpass applied

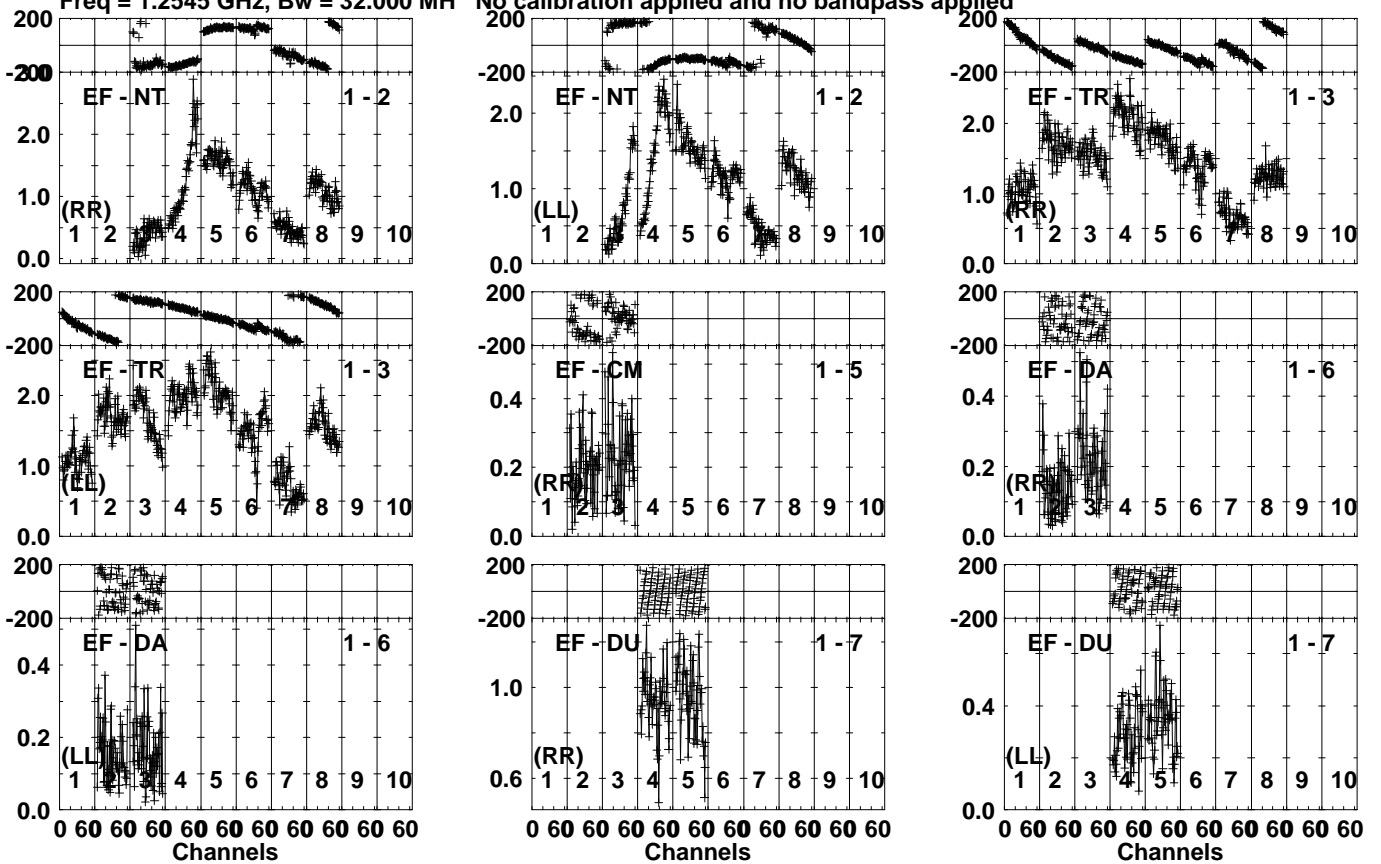


Lower frame: Micro Ampl Jy Top frame: Phas deg
Vector averaged cross-power spectrum Several baselines displayed
Timerange: 00/10:45:04 to 00/10:51:02

Plot file version 220 created 16-APR-2024 16:20:56

J2125+0441 EK056A.UVDATA.1

Freq = 1.2545 GHz, Bw = 32.000 MH No calibration applied and no bandpass applied



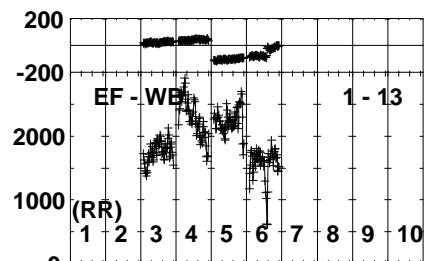
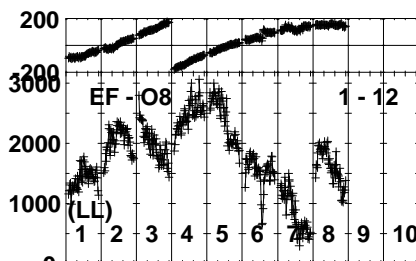
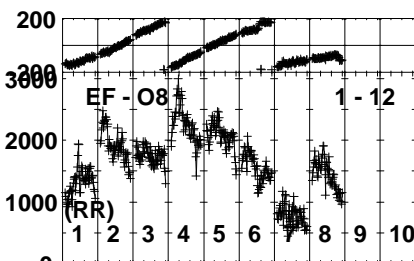
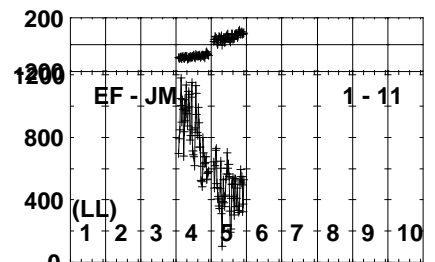
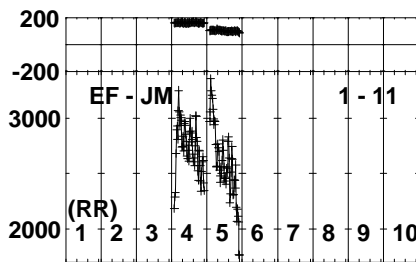
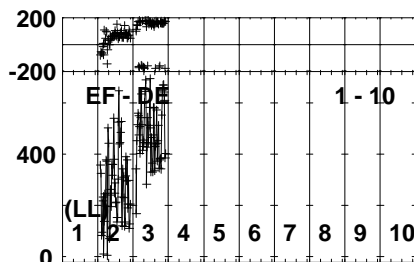
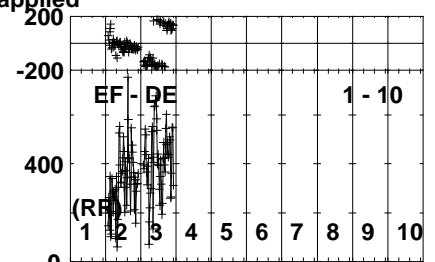
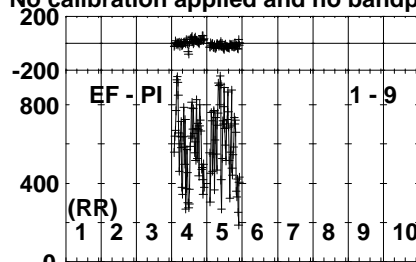
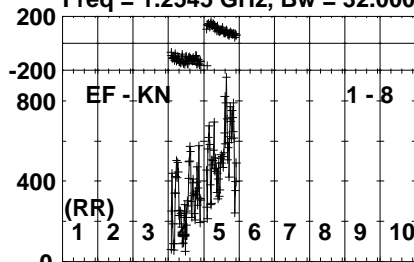
Lower frame: Milli Ampl Jy Top frame: Phas deg
Vector averaged cross-power spectrum Several baselines displayed
Timerange: 00/10:51:42 to 00/10:52:30

Plot file version 221 created 16-APR-2024 16:20:56

J2125+0441 EK056A.UVDATA.1

Freq = 1.2545 GHz, Bw = 32.000 MH

No calibration applied and no bandpass applied

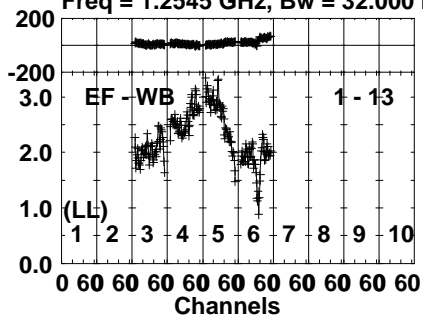


Lower frame: Micro Ampl Jy Top frame: Phas deg
Vector averaged cross-power spectrum Several baselines displayed
Timerange: 00/10:51:42 to 00/10:52:30

Plot file version 222 created 16-APR-2024 16:20:56

J2125+0441 EK056A.UVDATA.1

Freq = 1.2545 GHz, Bw = 32.000 MH No calibration applied and no bandpass applied



Lower frame: Milli Ampl Jy Top frame: Phas deg

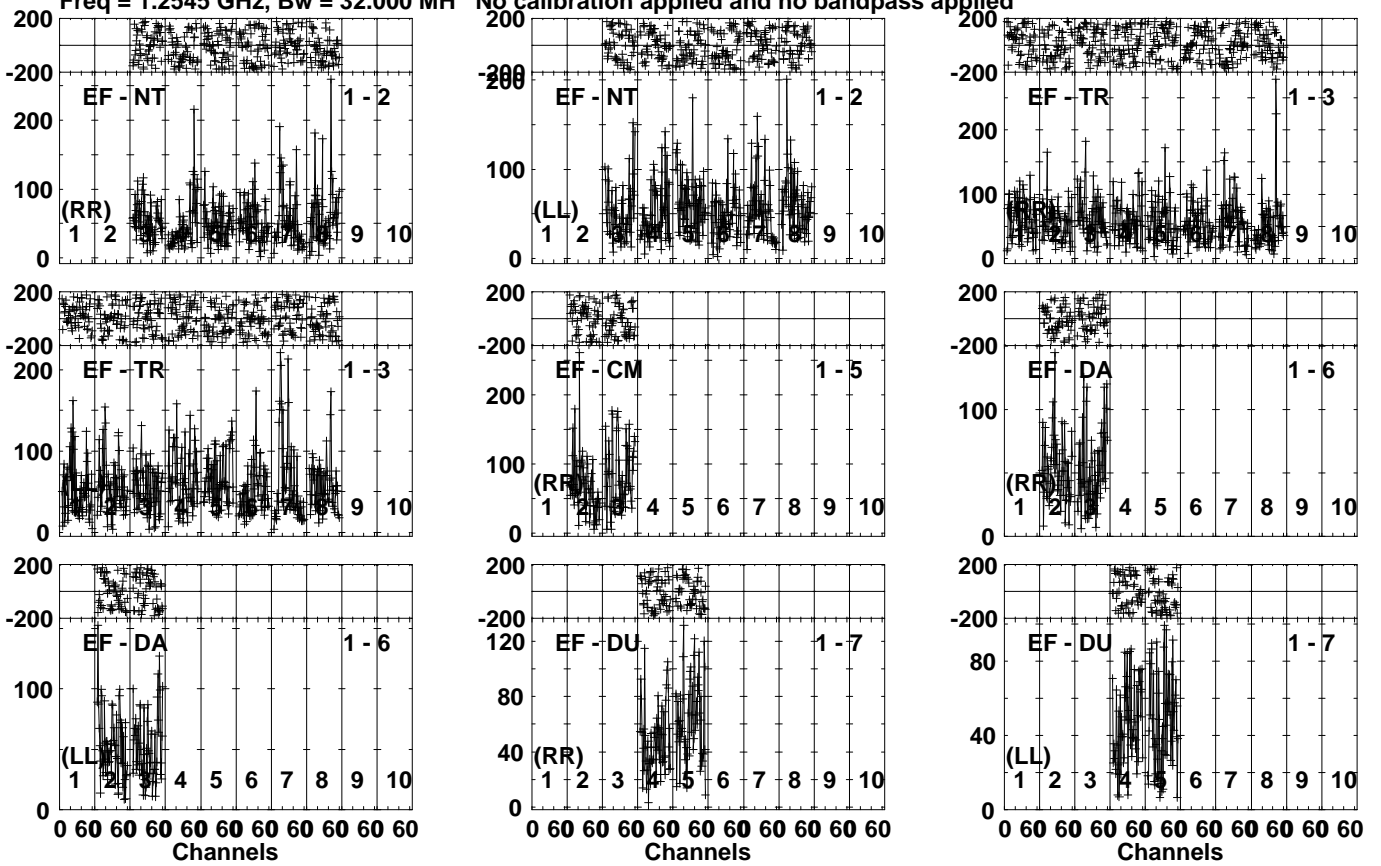
Vector averaged cross-power spectrum Several baselines displayed

Timerange: 00/10:51:42 to 00/10:52:30

Plot file version 223 created 16-APR-2024 16:20:56

R240114 D EK056A.UVDATA.1

Freq = 1.2545 GHz, Bw = 32.000 MH No calibration applied and no bandpass applied

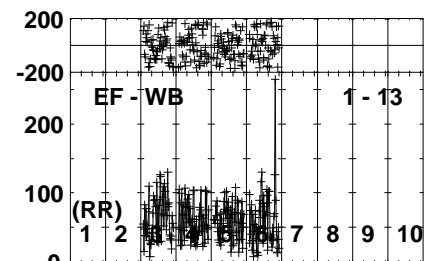
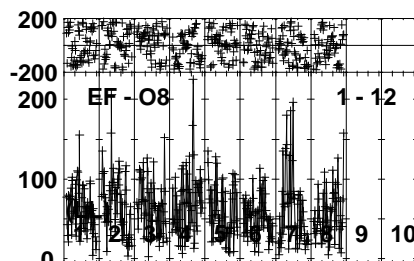
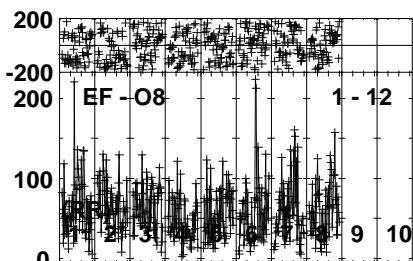
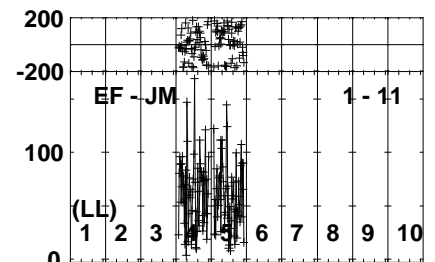
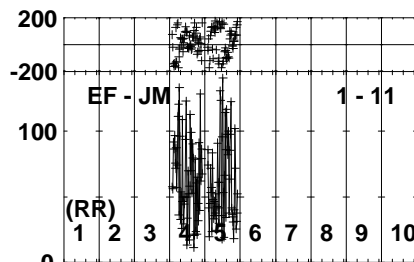
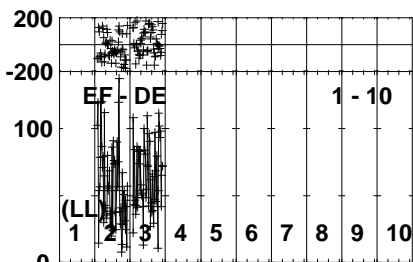
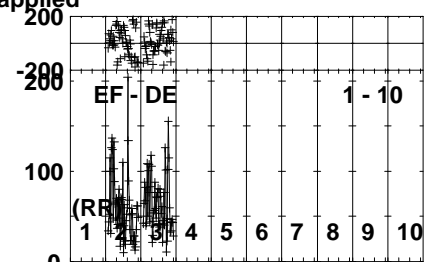
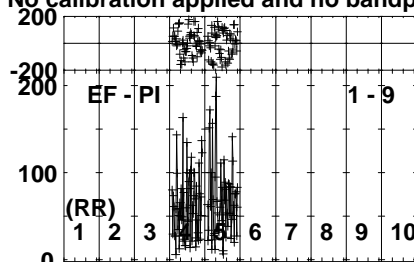
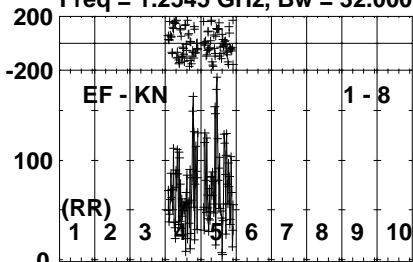


Lower frame: Micro Ampl Jy Top frame: Phas deg
Vector averaged cross-power spectrum Several baselines displayed
Timerange: 00/10:52:32 to 00/10:58:30

Plot file version 224 created 16-APR-2024 16:20:56

R240114 D EK056A.UVDATA.1

Freq = 1.2545 GHz, Bw = 32.000 MH No calibration applied and no bandpass applied



0 60 60 60 60 60 60 60 60 60
Channels

0 60 60 60 60 60 60 60 60 60
Channels

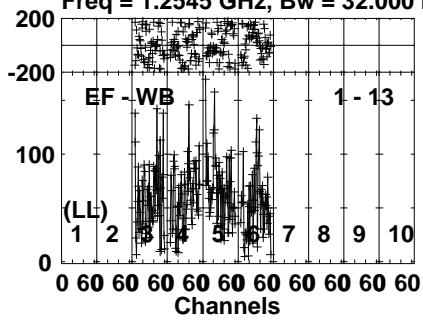
0 60 60 60 60 60 60 60 60 60
Channels

Lower frame: Micro Ampl Jy Top frame: Phas deg
Vector averaged cross-power spectrum Several baselines displayed
Timerange: 00/10:52:32 to 00/10:58:30

Plot file version 225 created 16-APR-2024 16:20:57

R240114 D EK056A.UVDATA.1

Freq = 1.2545 GHz, Bw = 32.000 MH No calibration applied and no bandpass applied

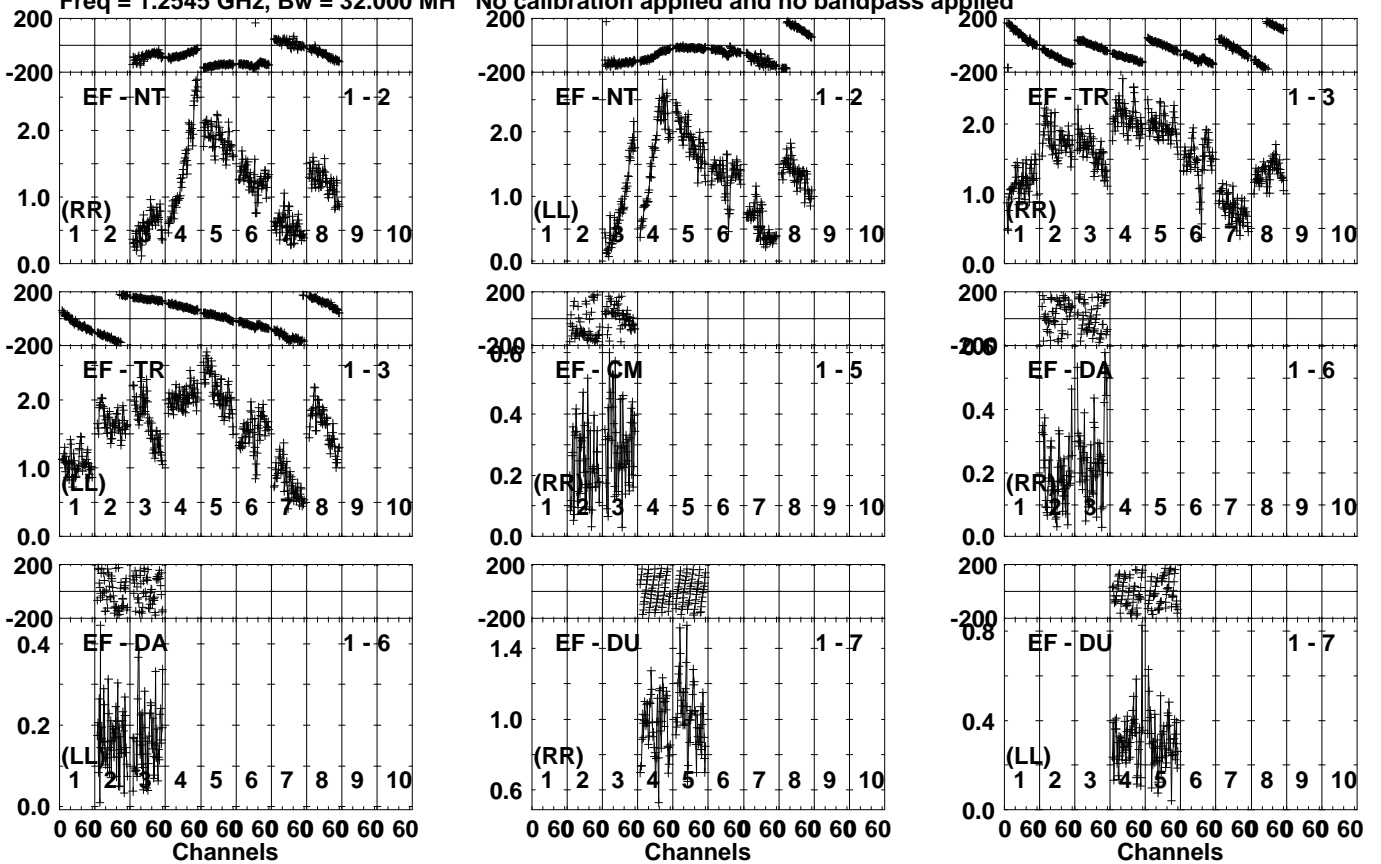


Lower frame: Micro Ampl Jy Top frame: Phas deg
Vector averaged cross-power spectrum Several baselines displayed
Timerange: 00/10:52:32 to 00/10:58:30

Plot file version 226 created 16-APR-2024 16:20:57

J2125+0441 EK056A.UVDATA.1

Freq = 1.2545 GHz, Bw = 32.000 MH No calibration applied and no bandpass applied



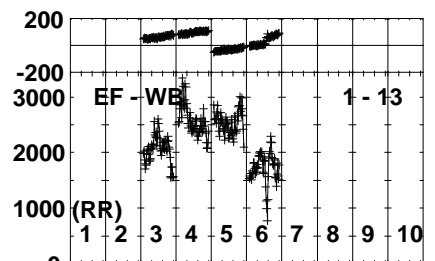
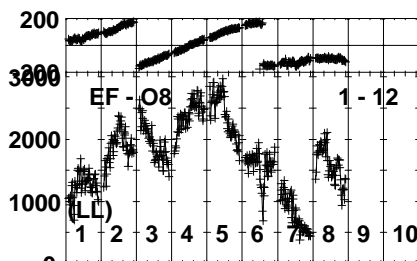
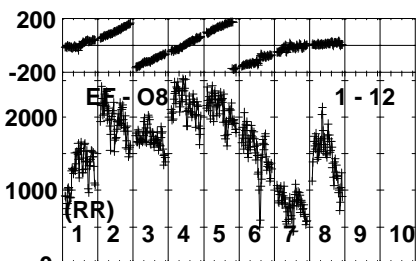
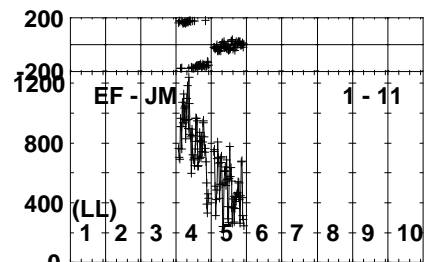
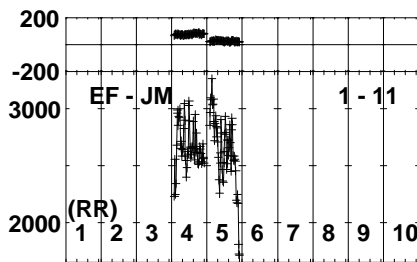
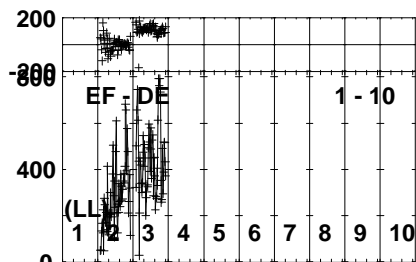
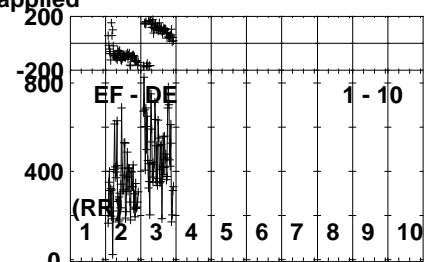
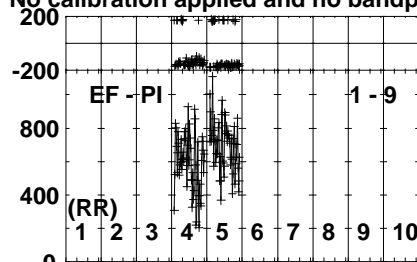
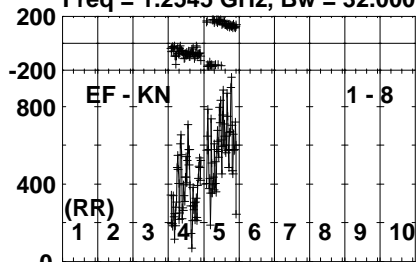
Lower frame: Milli Ampl Jy Top frame: Phas deg
Vector averaged cross-power spectrum Several baselines displayed
Timerange: 00/10:58:34 to 00/10:59:48

Plot file version 227 created 16-APR-2024 16:20:57

J2125+0441 EK056A.UVDATA.1

Freq = 1.2545 GHz, Bw = 32.000 MH

No calibration applied and no bandpass applied

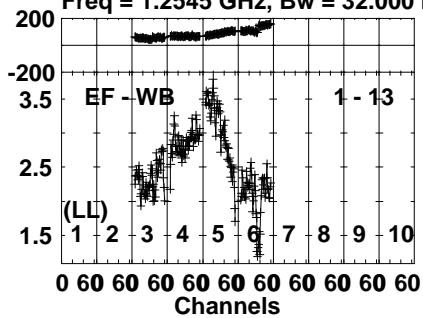


Lower frame: Micro Ampl Jy Top frame: Phas deg
Vector averaged cross-power spectrum Several baselines displayed
Timerange: 00/10:58:34 to 00/10:59:48

Plot file version 228 created 16-APR-2024 16:20:57

J2125+0441 EK056A.UVDATA.1

Freq = 1.2545 GHz, Bw = 32.000 MH No calibration applied and no bandpass applied



Lower frame: Milli Ampl Jy Top frame: Phas deg

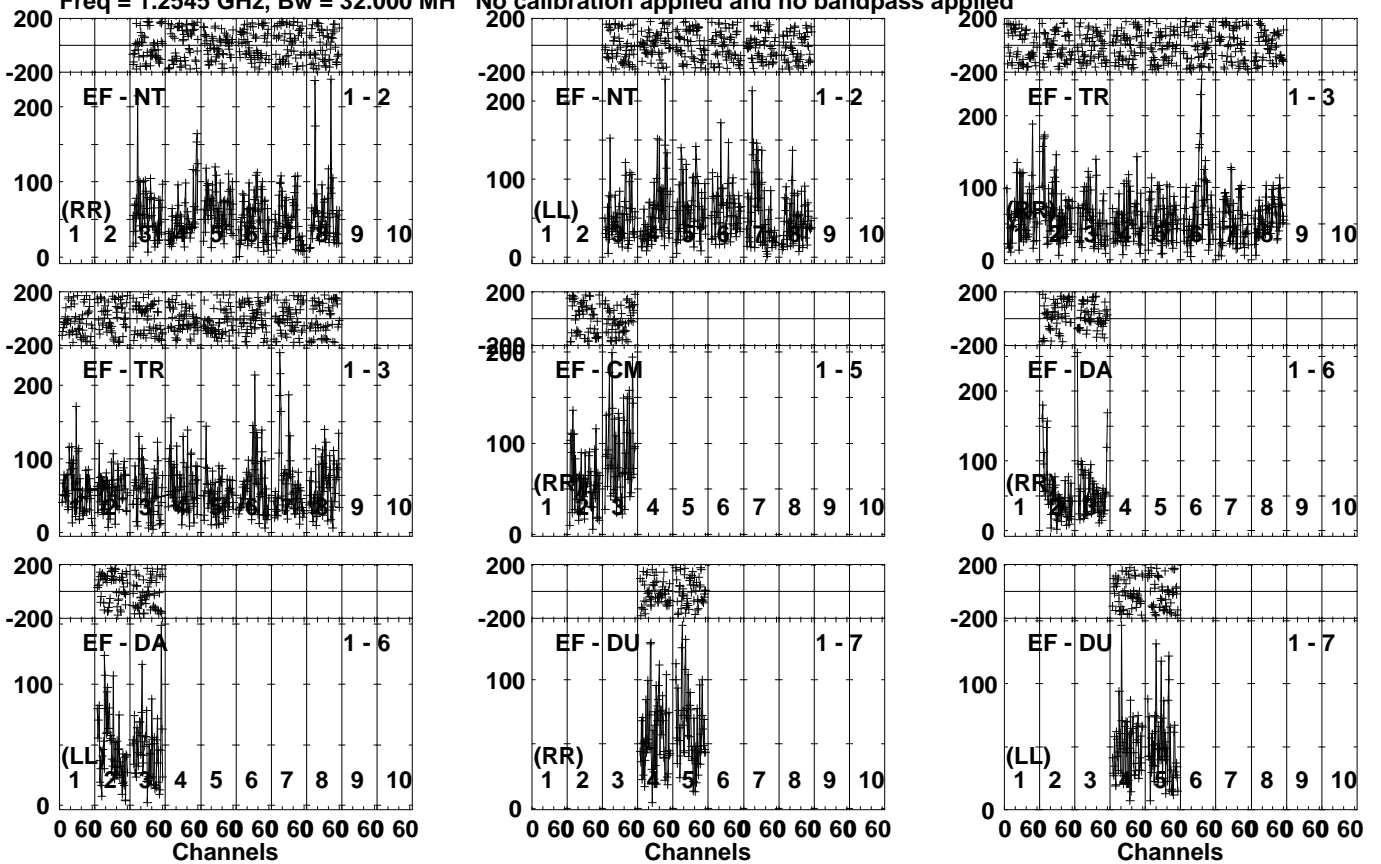
Vector averaged cross-power spectrum Several baselines displayed

Timerange: 00/10:58:34 to 00/10:59:48

Plot file version 229 created 16-APR-2024 16:20:57

R240114 D EK056A.UVDATA.1

Freq = 1.2545 GHz, Bw = 32.000 MH No calibration applied and no bandpass applied

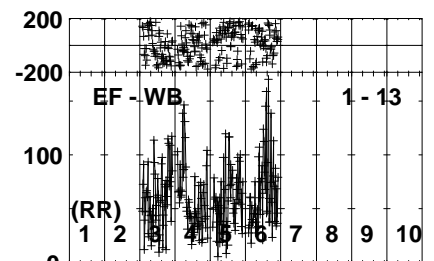
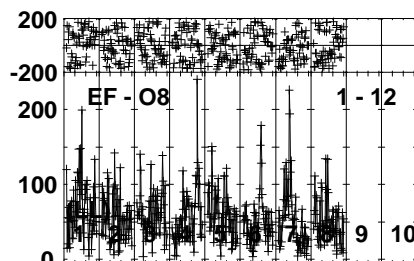
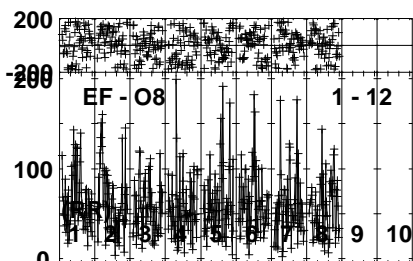

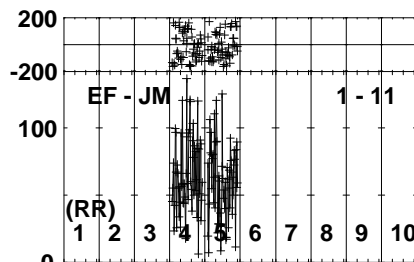
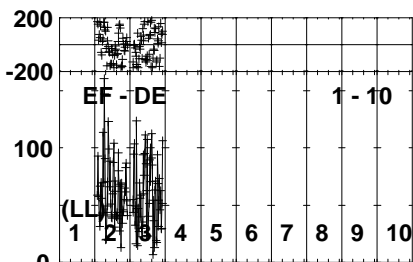
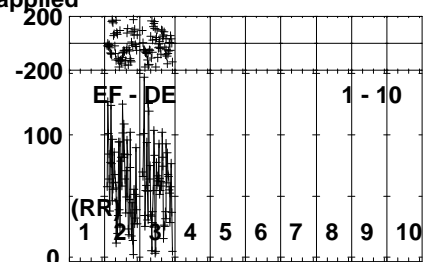
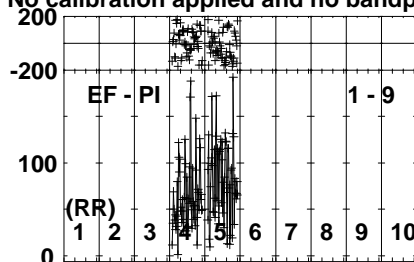
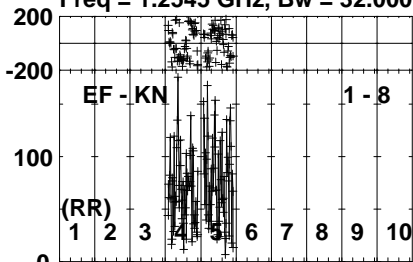


Lower frame: Micro Ampl Jy Top frame: Phas deg
Vector averaged cross-power spectrum Several baselines displayed
Timerange: 00/10:59:51 to 00/11:05:49

Plot file version 230 created 16-APR-2024 16:20:58

R240114 D EK056A.UVDATA.1

Freq = 1.2545 GHz, Bw = 32.000 MH No calibration applied and no bandpass applied

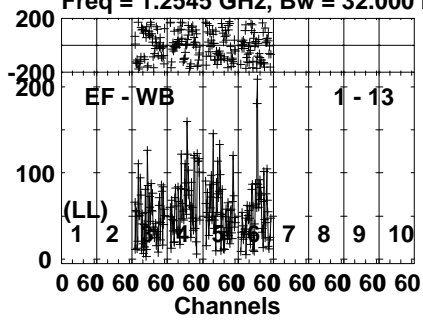


Lower frame: Micro Ampl Jy Top frame: Phas deg
Vector averaged cross-power spectrum Several baselines displayed
Timerange: 00/10:59:51 to 00/11:05:49

Plot file version 231 created 16-APR-2024 16:20:58

R240114 D EK056A.UVDATA.1

Freq = 1.2545 GHz, Bw = 32.000 MH No calibration applied and no bandpass applied

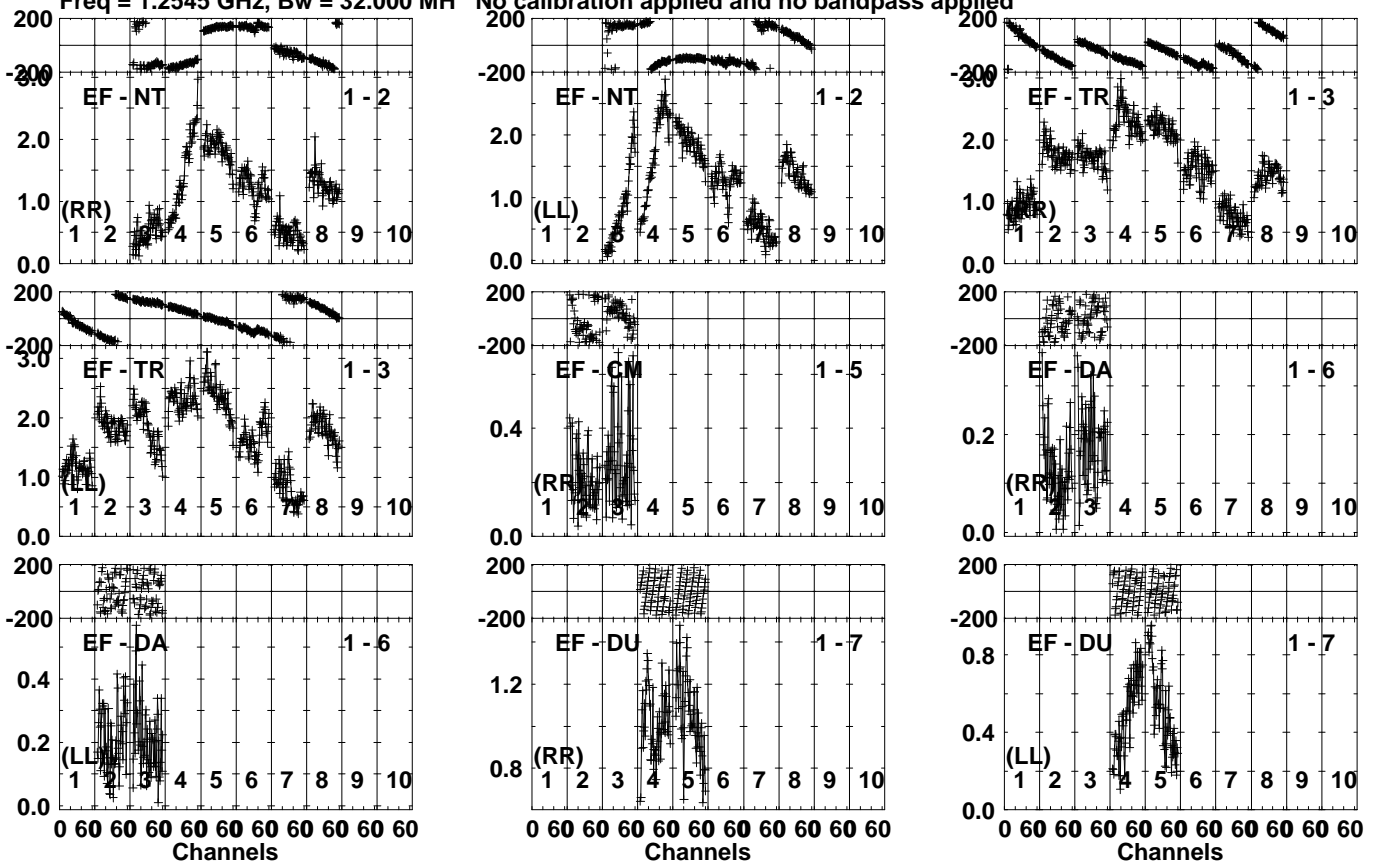


Lower frame: Micro Ampl Jy Top frame: Phas deg
Vector averaged cross-power spectrum Several baselines displayed
Timerange: 00/10:59:51 to 00/11:05:49

Plot file version 232 created 16-APR-2024 16:20:58

J2125+0441 EK056A.UVDATA.1

Freq = 1.2545 GHz, Bw = 32.000 MH No calibration applied and no bandpass applied



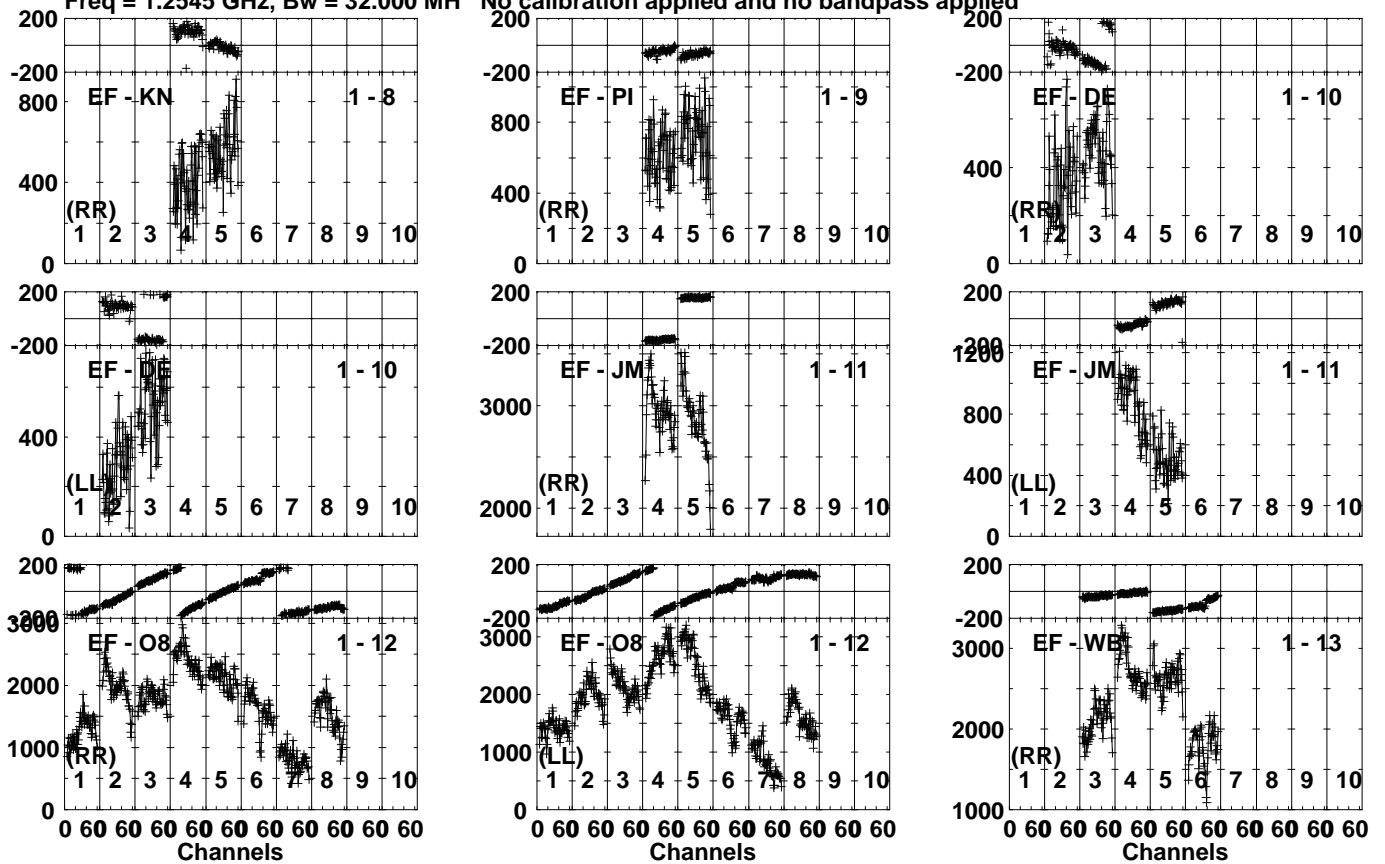
Lower frame: Milli Ampl Jy Top frame: Phas deg
Vector averaged cross-power spectrum Several baselines displayed
Timerange: 00/11:06:29 to 00/11:07:17

Plot file version 233 created 16-APR-2024 16:20:58

J2125+0441 EK056A.UVDATA.1

Freq = 1.2545 GHz, Bw = 32.000 MH

No calibration applied and no bandpass applied

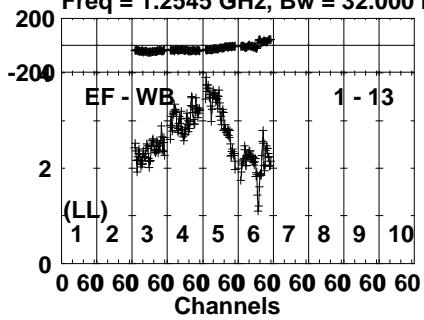


Lower frame: Micro Ampl Jy Top frame: Phas deg
Vector averaged cross-power spectrum Several baselines displayed
Timerange: 00/11:06:29 to 00/11:07:17

Plot file version 234 created 16-APR-2024 16:20:58

J2125+0441 EK056A.UVDATA.1

Freq = 1.2545 GHz, Bw = 32.000 MH No calibration applied and no bandpass applied



Lower frame: Milli Ampl Jy Top frame: Phas deg

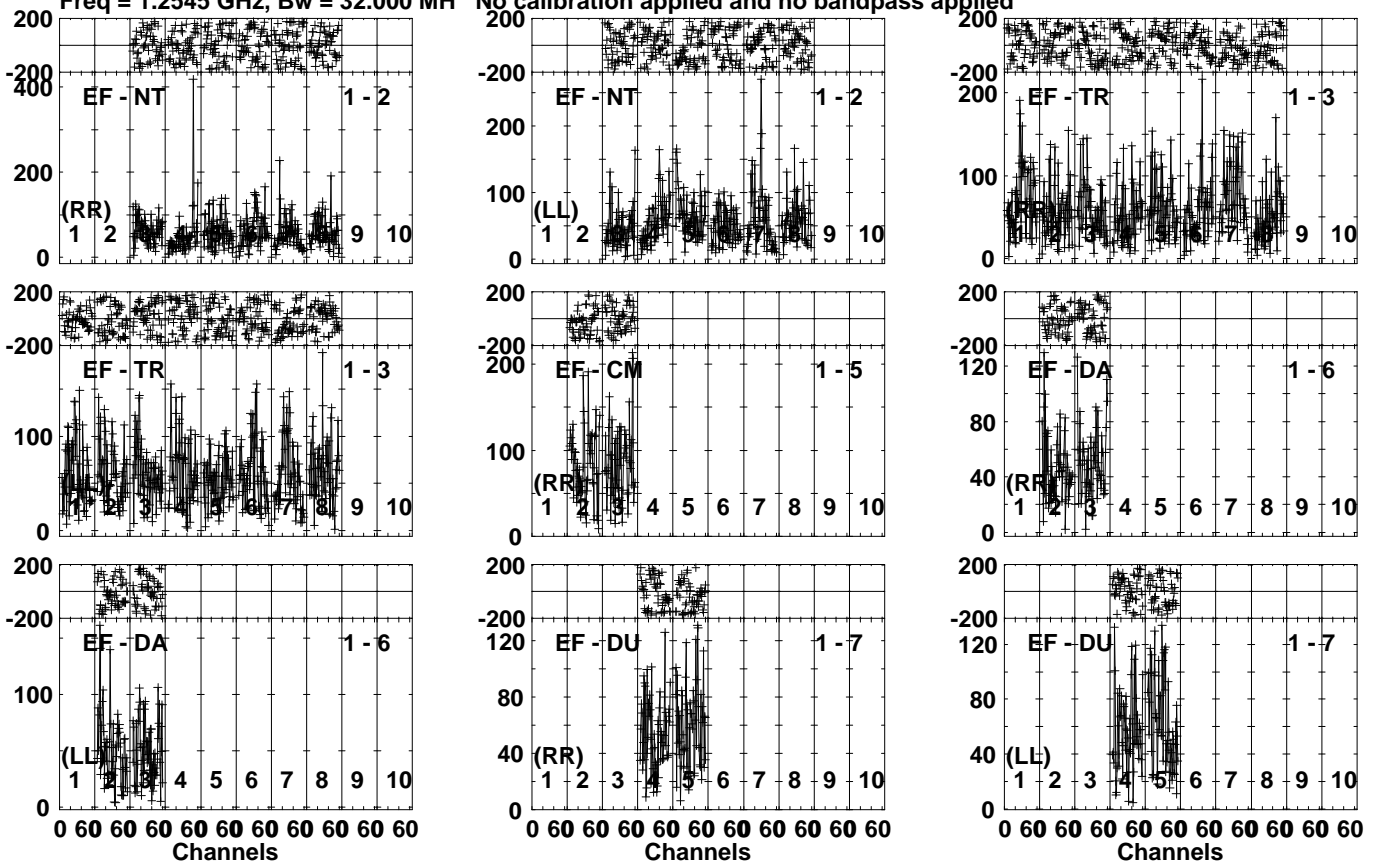
Vector averaged cross-power spectrum Several baselines displayed

Timerange: 00/11:06:29 to 00/11:07:17

Plot file version 235 created 16-APR-2024 16:20:58

R240114 D EK056A.UVDATA.1

Freq = 1.2545 GHz, Bw = 32.000 MH No calibration applied and no bandpass applied

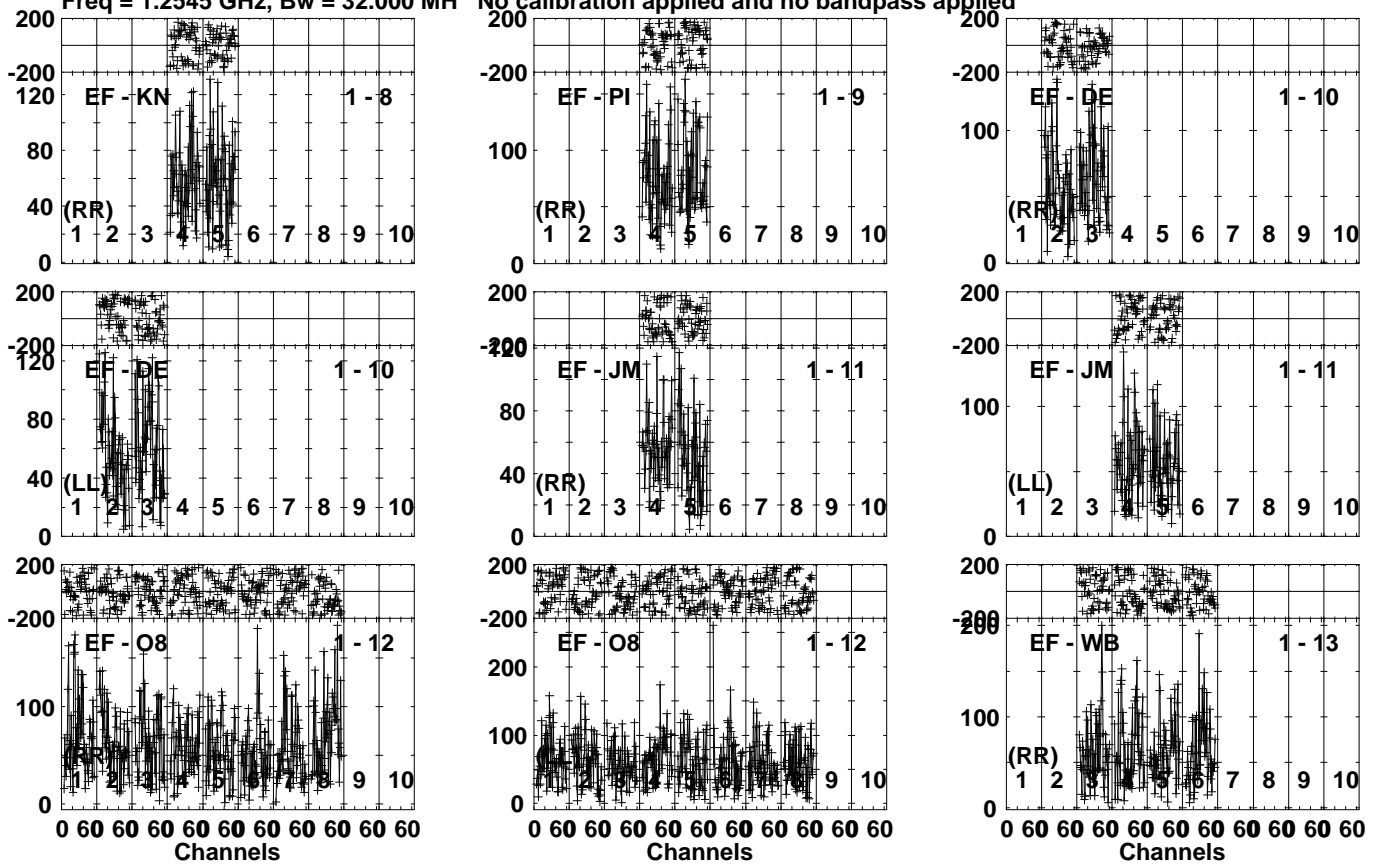


Lower frame: Micro Ampl Jy Top frame: Phas deg
Vector averaged cross-power spectrum Several baselines displayed
Timerange: 00/11:07:19 to 00/11:13:17

Plot file version 236 created 16-APR-2024 16:20:59

R240114 D EK056A.UVDATA.1

Freq = 1.2545 GHz, Bw = 32.000 MH No calibration applied and no bandpass applied

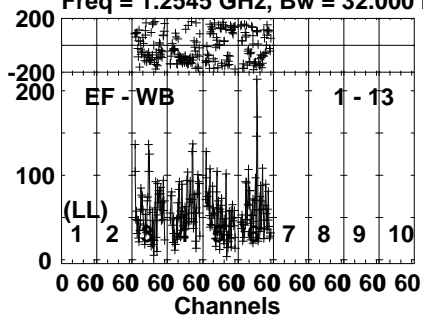


Lower frame: Micro Ampl Jy Top frame: Phas deg
Vector averaged cross-power spectrum Several baselines displayed
Timerange: 00/11:07:19 to 00/11:13:17

Plot file version 237 created 16-APR-2024 16:20:59

R240114 D EK056A.UVDATA.1

Freq = 1.2545 GHz, Bw = 32.000 MH No calibration applied and no bandpass applied

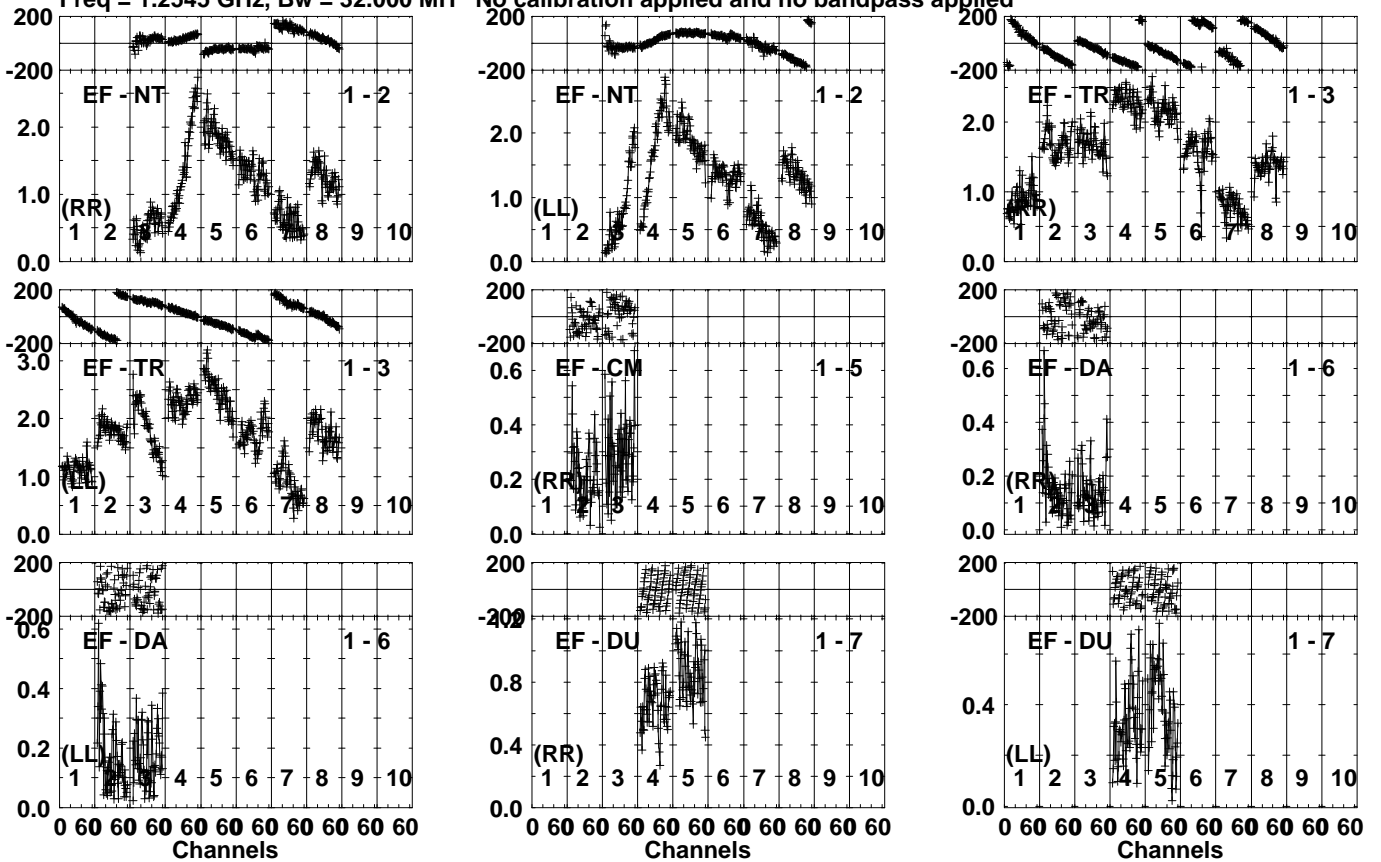


Lower frame: Micro Ampl Jy Top frame: Phas deg
Vector averaged cross-power spectrum Several baselines displayed
Timerange: 00/11:07:19 to 00/11:13:17

Plot file version 238 created 16-APR-2024 16:20:59

J2125+0441 EK056A.UVDATA.1

Freq = 1.2545 GHz, Bw = 32.000 MH No calibration applied and no bandpass applied



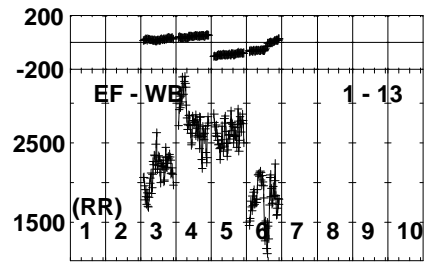
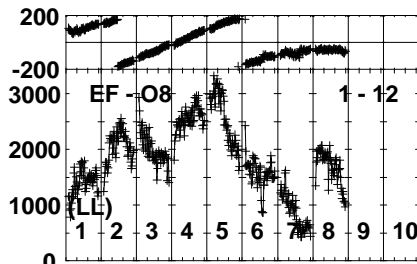
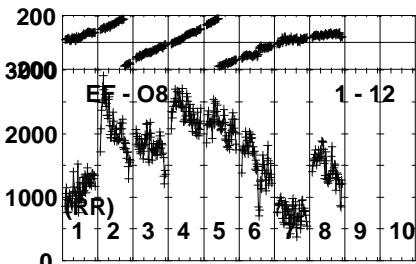
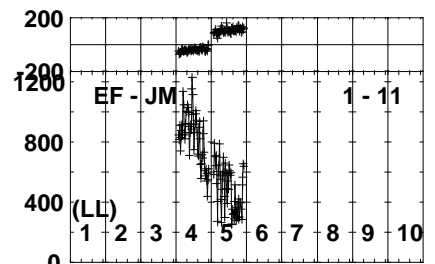
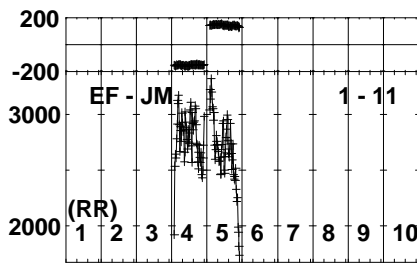
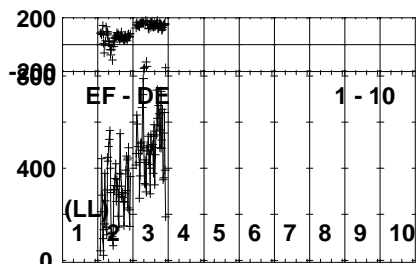
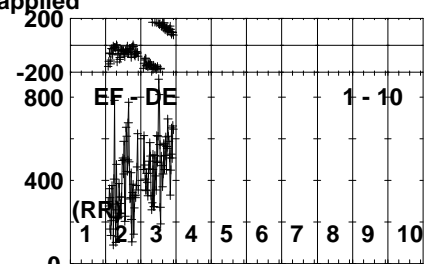
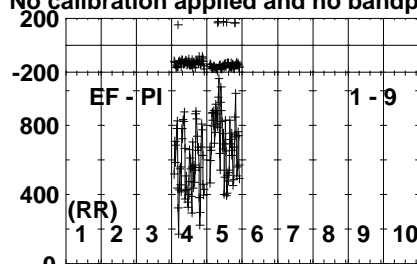
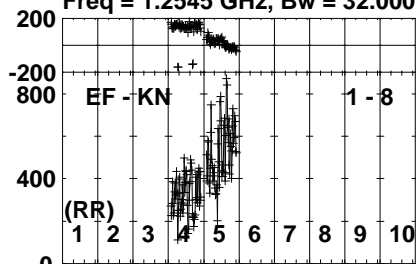
Lower frame: Milli Ampl Jy Top frame: Phas deg
Vector averaged cross-power spectrum Several baselines displayed
Timerange: 00/11:13:21 to 00/11:14:35

Plot file version 239 created 16-APR-2024 16:20:59

J2125+0441 EK056A.UVDATA.1

Freq = 1.2545 GHz, Bw = 32.000 MH

No calibration applied and no bandpass applied

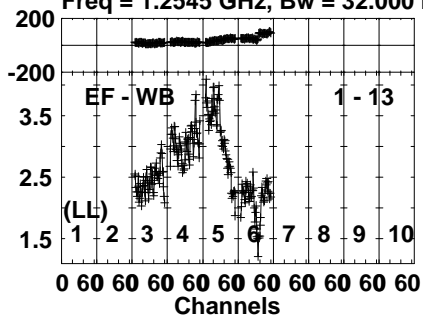


Lower frame: Micro Ampl Jy Top frame: Phas deg
Vector averaged cross-power spectrum Several baselines displayed
Timerange: 00/11:13:21 to 00/11:14:35

Plot file version 240 created 16-APR-2024 16:20:59

J2125+0441 EK056A.UVDATA.1

Freq = 1.2545 GHz, Bw = 32.000 MH No calibration applied and no bandpass applied



Lower frame: Milli Ampl Jy Top frame: Phas deg

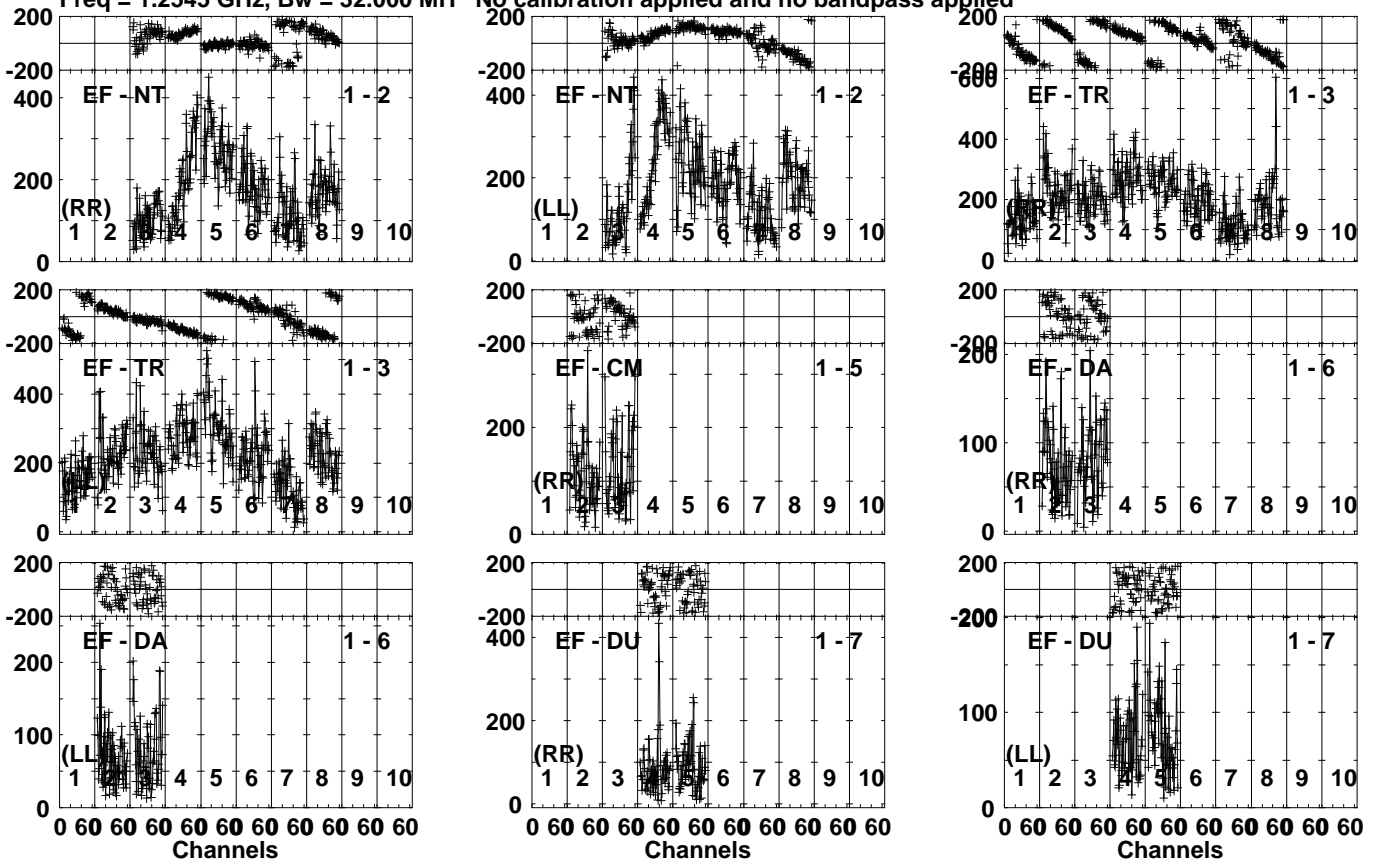
Vector averaged cross-power spectrum Several baselines displayed

Timerange: 00/11:13:21 to 00/11:14:35

Plot file version 241 created 16-APR-2024 16:20:59

J2120+0246 EK056A.UVDATA.1

Freq = 1.2545 GHz, Bw = 32.000 MH No calibration applied and no bandpass applied

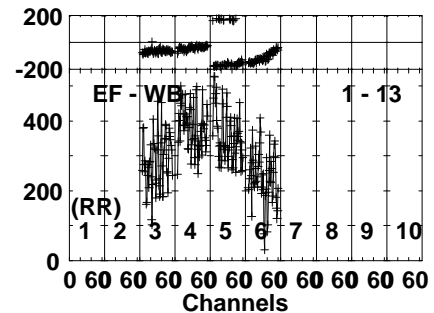
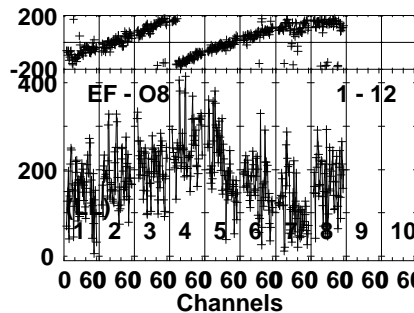
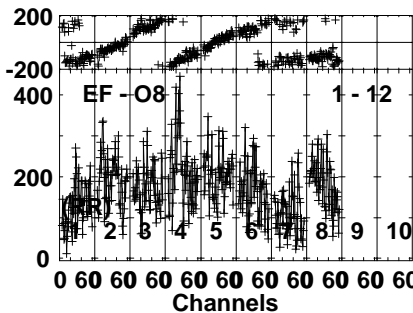
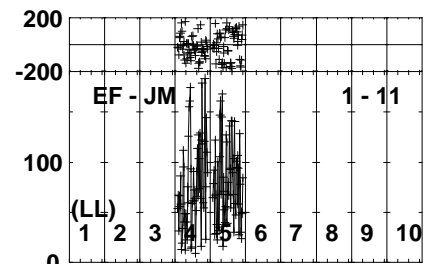
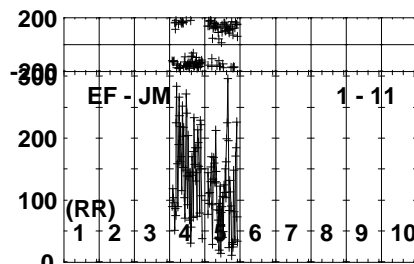
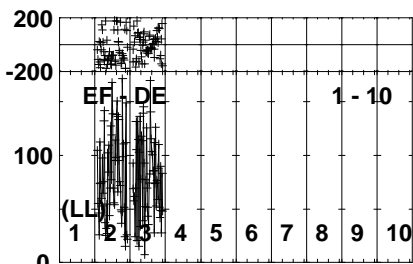
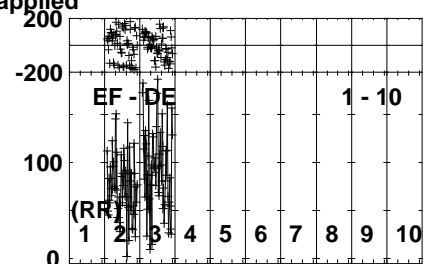
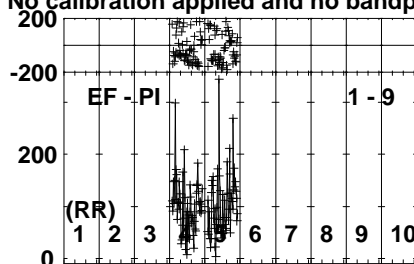
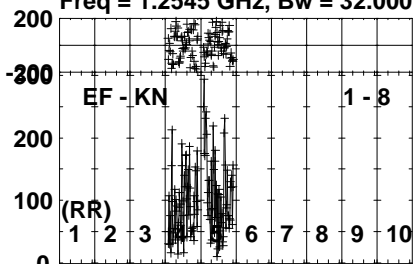


Lower frame: Micro Ampl Jy Top frame: Phas deg
Vector averaged cross-power spectrum Several baselines displayed
Timerange: 00/11:14:38 to 00/11:18:12

Plot file version 242 created 16-APR-2024 16:20:59

J2120+0246 EK056A.UVDATA.1

Freq = 1.2545 GHz, Bw = 32.000 MH No calibration applied and no bandpass applied

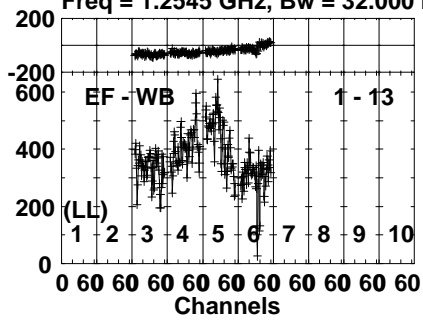


Lower frame: Micro Ampl Jy Top frame: Phas deg
Vector averaged cross-power spectrum Several baselines displayed
Timerange: 00/11:14:38 to 00/11:18:12

Plot file version 243 created 16-APR-2024 16:21:00

J2120+0246 EK056A.UVDATA.1

Freq = 1.2545 GHz, Bw = 32.000 MH No calibration applied and no bandpass applied

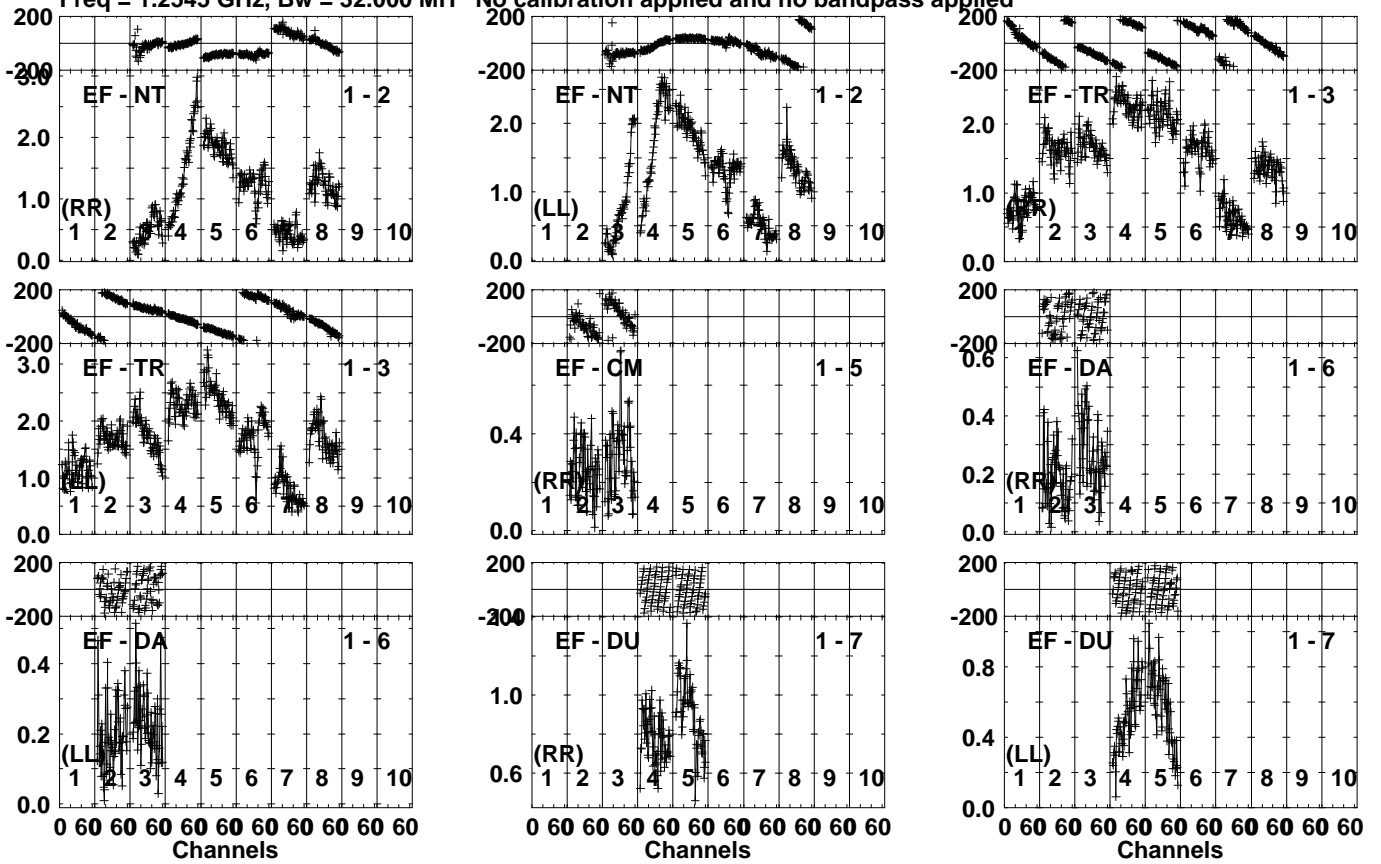


Lower frame: Micro Ampl Jy Top frame: Phas deg
Vector averaged cross-power spectrum Several baselines displayed
Timerange: 00/11:14:38 to 00/11:18:12

Plot file version 244 created 16-APR-2024 16:21:00

J2125+0441 EK056A.UVDATA.1

Freq = 1.2545 GHz, Bw = 32.000 MH No calibration applied and no bandpass applied



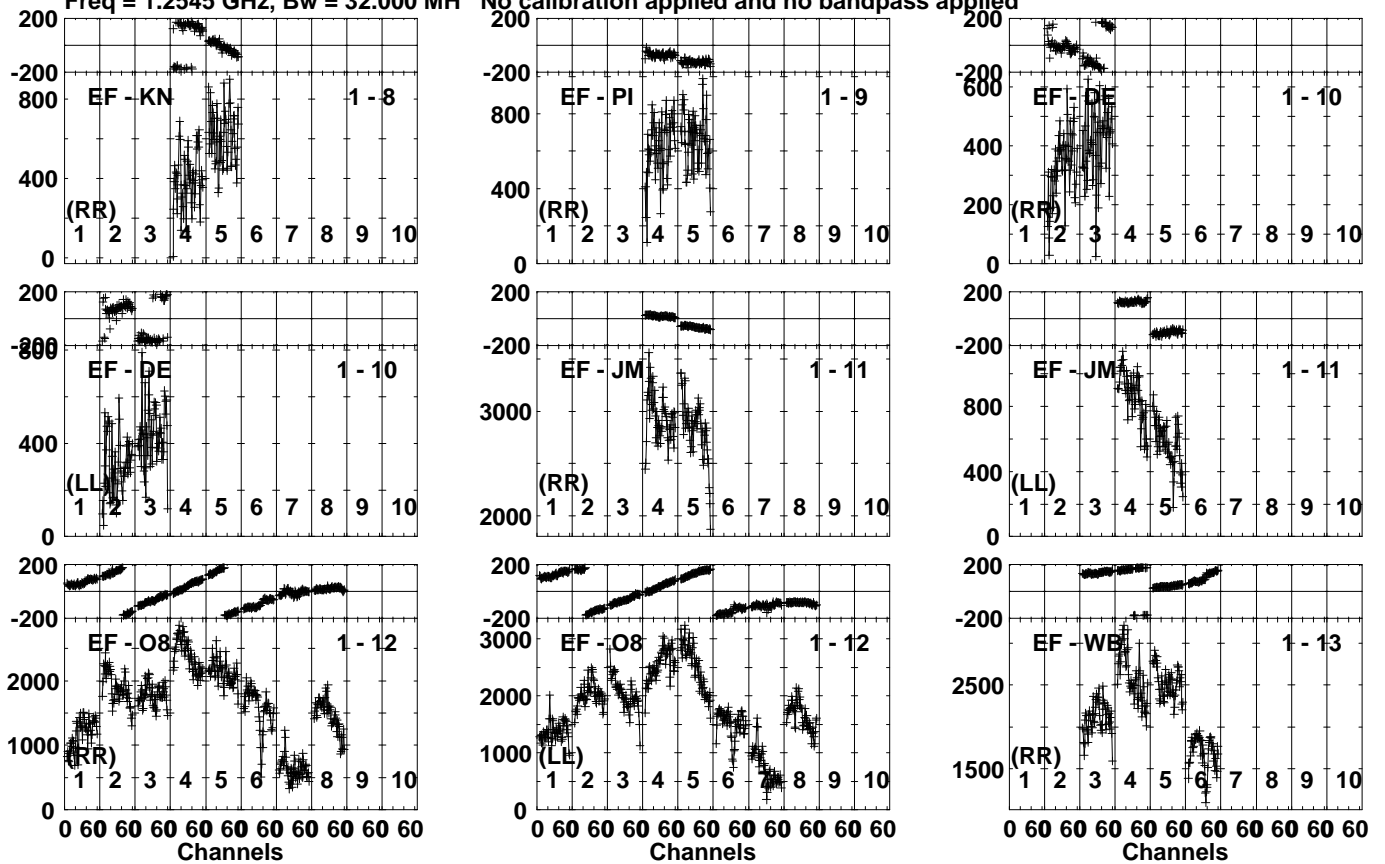
Lower frame: Milli Ampl Jy Top frame: Phas deg
Vector averaged cross-power spectrum Several baselines displayed
Timerange: 00/11:19:01 to 00/11:19:49

Plot file version 245 created 16-APR-2024 16:21:00

J2125+0441 EK056A.UVDATA.1

Freq = 1.2545 GHz, Bw = 32.000 MH

No calibration applied and no bandpass applied

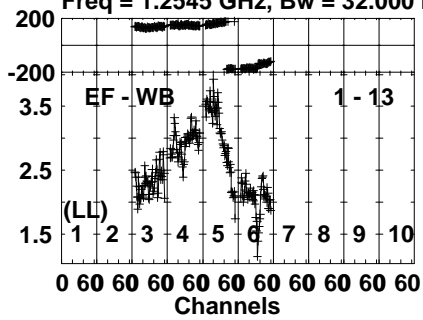


Lower frame: Micro Ampl Jy Top frame: Phas deg
Vector averaged cross-power spectrum Several baselines displayed
Timerange: 00/11:19:01 to 00/11:19:49

Plot file version 246 created 16-APR-2024 16:21:00

J2125+0441 EK056A.UVDATA.1

Freq = 1.2545 GHz, Bw = 32.000 MH No calibration applied and no bandpass applied



Lower frame: Milli Ampl Jy Top frame: Phas deg

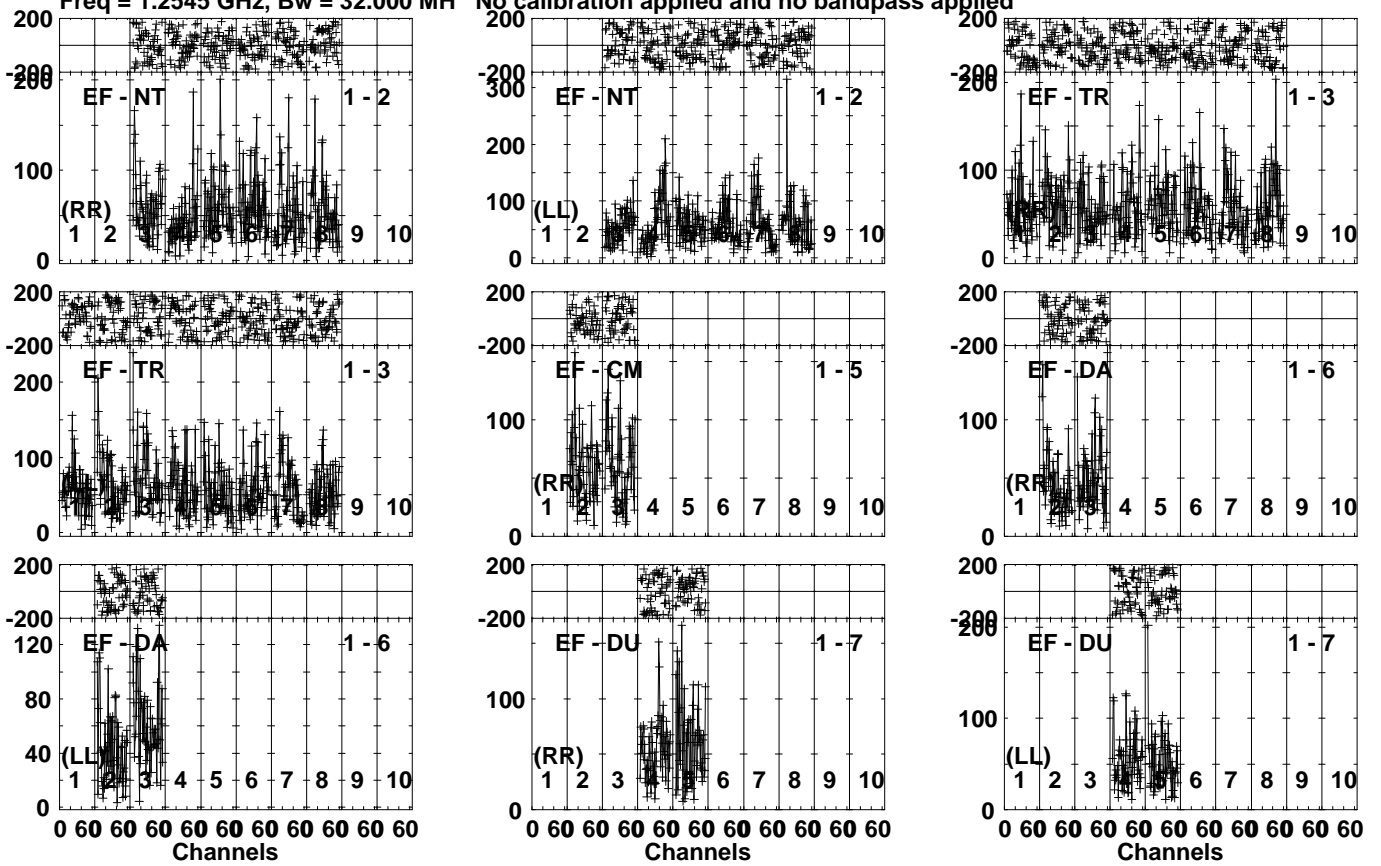
Vector averaged cross-power spectrum Several baselines displayed

Timerange: 00/11:19:01 to 00/11:19:49

Plot file version 247 created 16-APR-2024 16:21:00

R240114 D EK056A.UVDATA.1

Freq = 1.2545 GHz, Bw = 32.000 MH No calibration applied and no bandpass applied

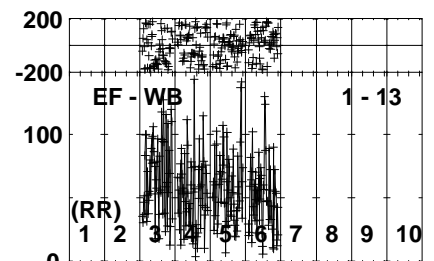
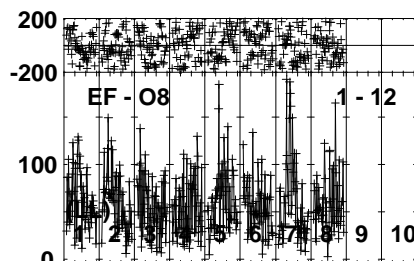
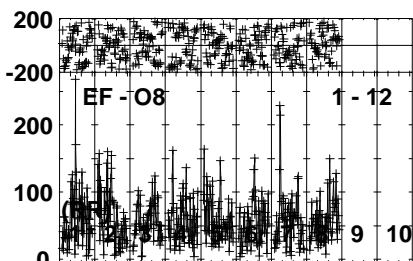
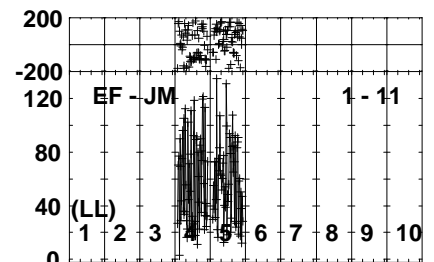
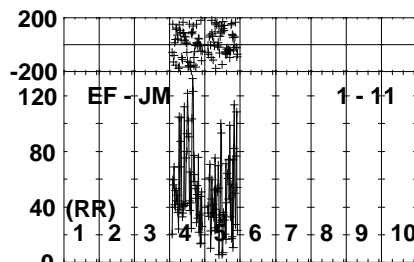
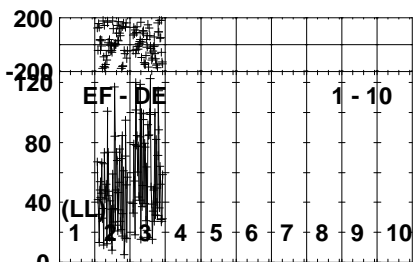
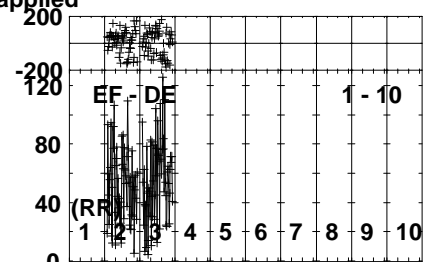
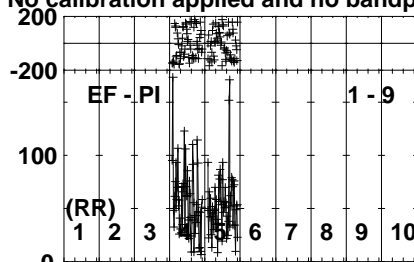
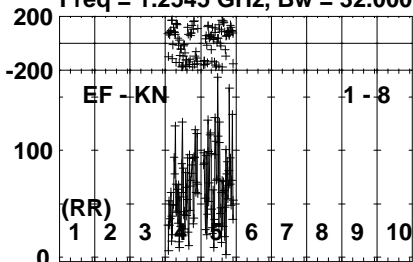


Lower frame: Micro Ampl Jy Top frame: Phas deg
Vector averaged cross-power spectrum Several baselines displayed
Timerange: 00/11:19:51 to 00/11:25:49

Plot file version 248 created 16-APR-2024 16:21:00

R240114 D EK056A.UVDATA.1

Freq = 1.2545 GHz, Bw = 32.000 MH No calibration applied and no bandpass applied

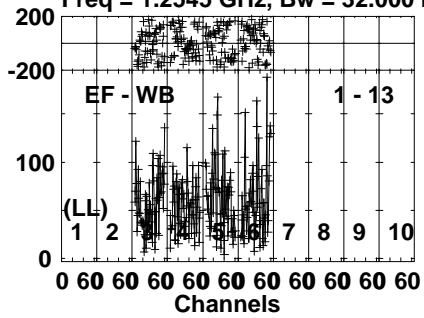


Lower frame: Micro Ampl Jy Top frame: Phas deg
Vector averaged cross-power spectrum Several baselines displayed
Timerange: 00/11:19:51 to 00/11:25:49

Plot file version 249 created 16-APR-2024 16:21:01

R240114 D EK056A.UVDATA.1

Freq = 1.2545 GHz, Bw = 32.000 MH No calibration applied and no bandpass applied

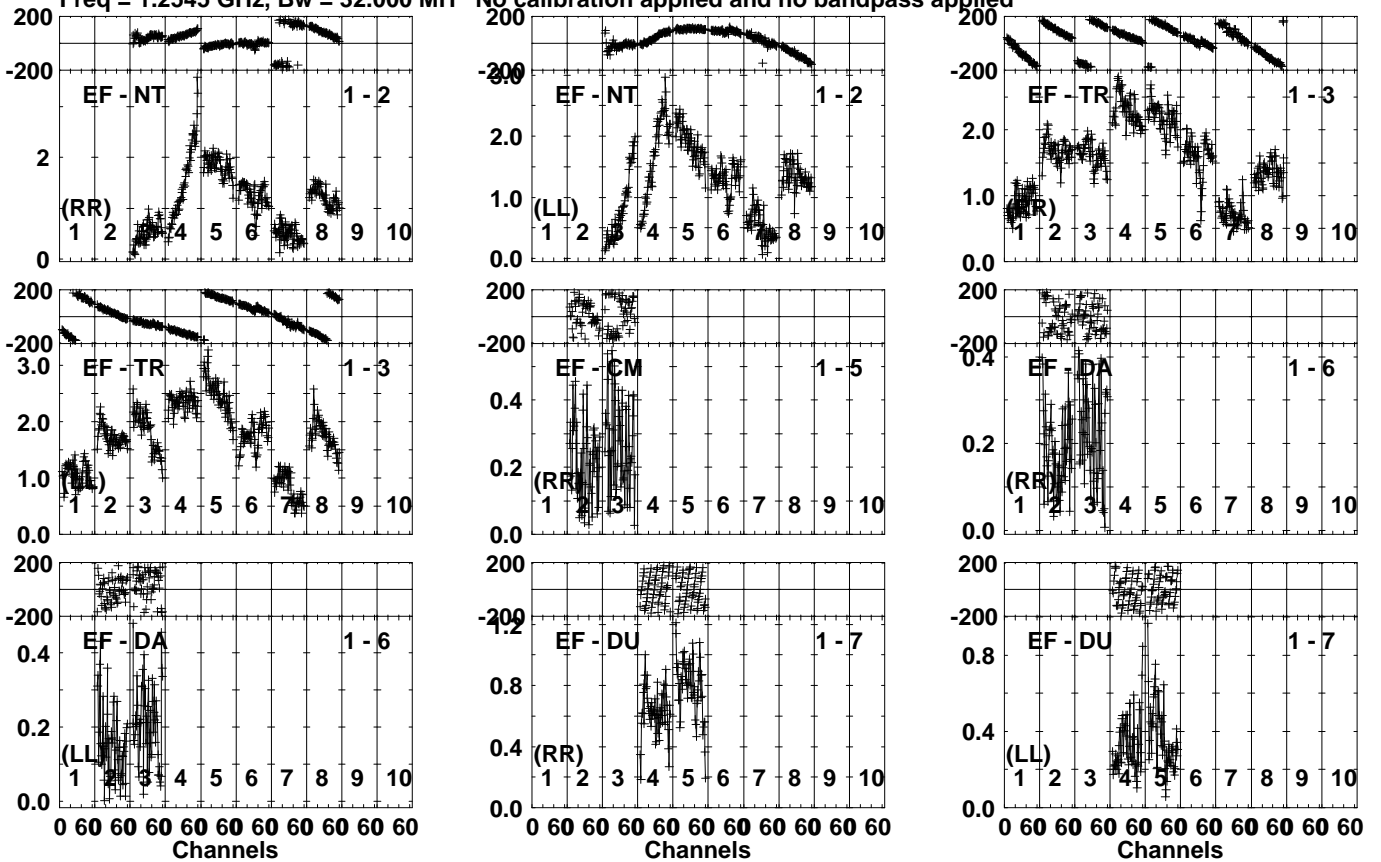


Lower frame: Micro Ampl Jy Top frame: Phas deg
Vector averaged cross-power spectrum Several baselines displayed
Timerange: 00/11:19:51 to 00/11:25:49

Plot file version 250 created 16-APR-2024 16:21:01

J2125+0441 EK056A.UVDATA.1

Freq = 1.2545 GHz, Bw = 32.000 MH No calibration applied and no bandpass applied



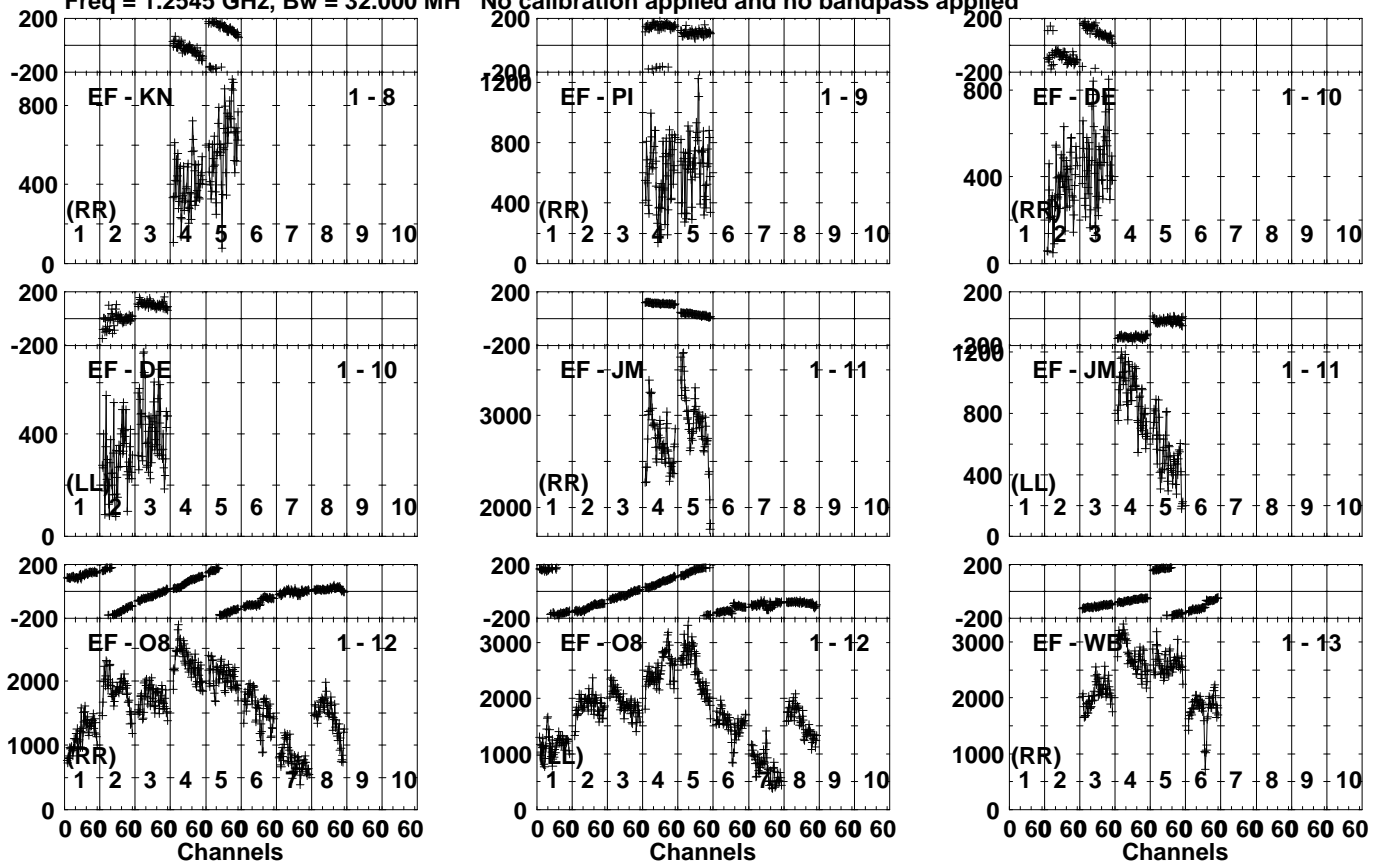
Lower frame: Milli Ampl Jy Top frame: Phas deg
Vector averaged cross-power spectrum Several baselines displayed
Timerange: 00/11:25:51 to 00/11:27:09

Plot file version 251 created 16-APR-2024 16:21:01

J2125+0441 EK056A.UVDATA.1

Freq = 1.2545 GHz, Bw = 32.000 MH

No calibration applied and no bandpass applied

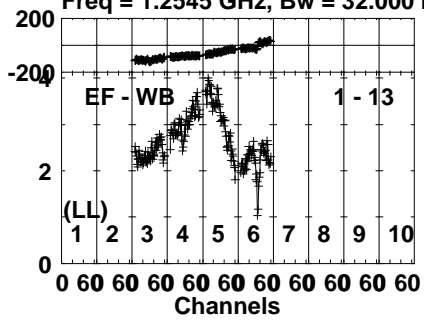


Lower frame: Micro Ampl Jy Top frame: Phas deg
Vector averaged cross-power spectrum Several baselines displayed
Timerange: 00/11:25:51 to 00/11:27:09

Plot file version 252 created 16-APR-2024 16:21:01

J2125+0441 EK056A.UVDATA.1

Freq = 1.2545 GHz, Bw = 32.000 MH No calibration applied and no bandpass applied



Lower frame: Milli Ampl Jy Top frame: Phas deg

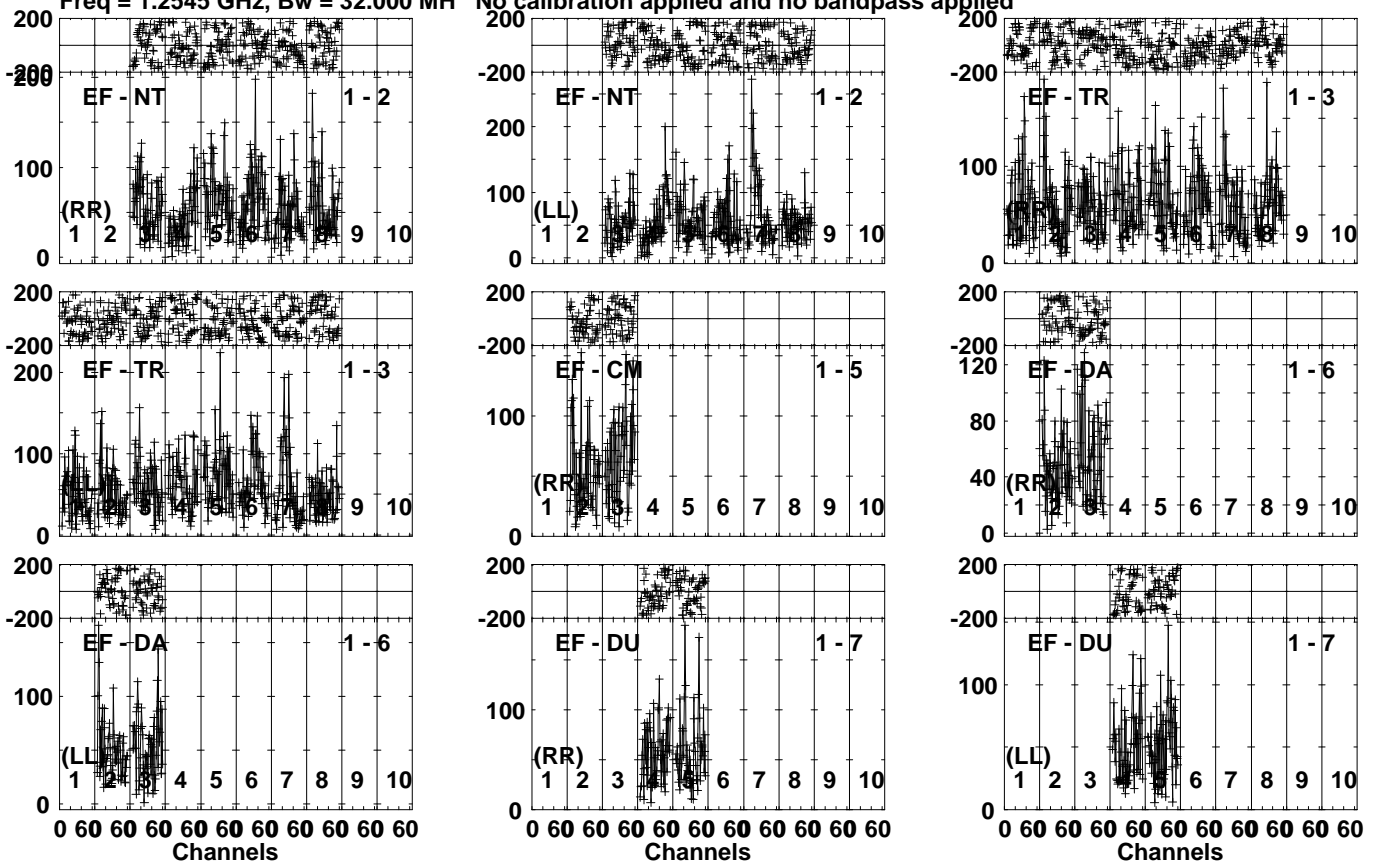
Vector averaged cross-power spectrum Several baselines displayed

Timerange: 00/11:25:51 to 00/11:27:09

Plot file version 253 created 16-APR-2024 16:21:01

R240114 D EK056A.UVDATA.1

Freq = 1.2545 GHz, Bw = 32.000 MH No calibration applied and no bandpass applied



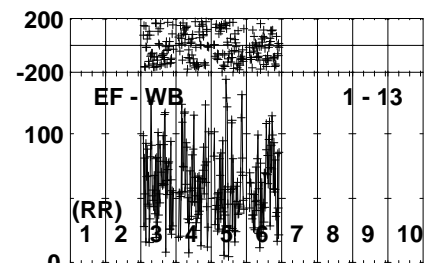
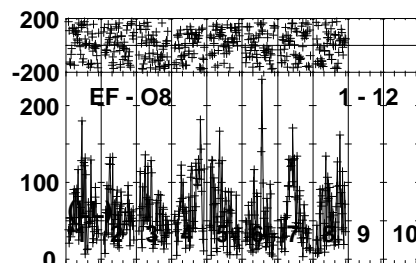
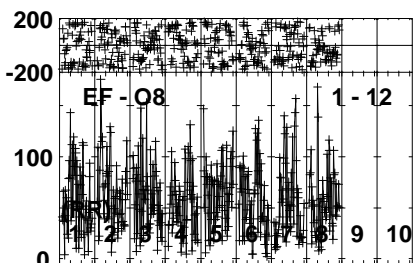
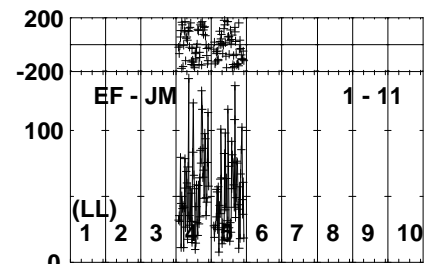
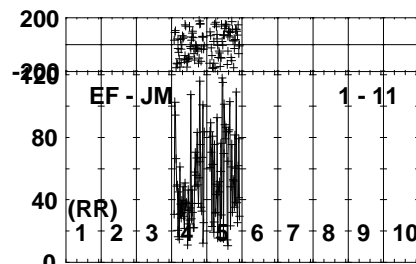
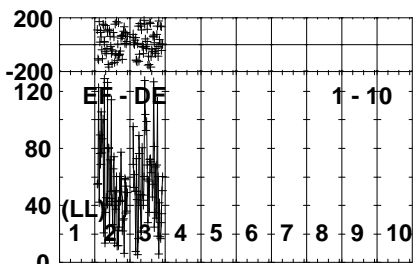
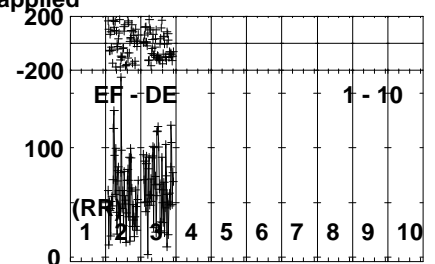
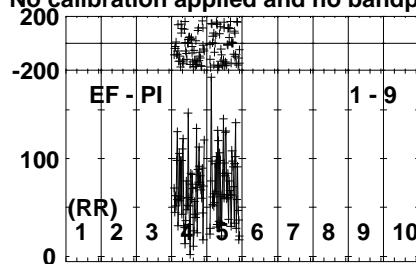
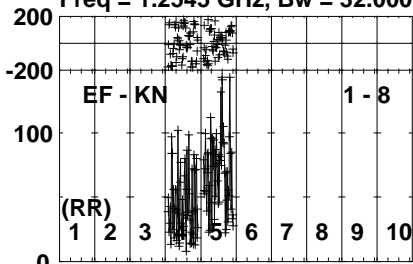
Lower frame: Micro Ampl Jy Top frame: Phas deg
Vector averaged cross-power spectrum Several baselines displayed
Timerange: 00/11:27:11 to 00/11:33:09

Plot file version 254 created 16-APR-2024 16:21:02

R240114 D EK056A.UVDATA.1

Freq = 1.2545 GHz, Bw = 32.000 MH

No calibration applied and no bandpass applied

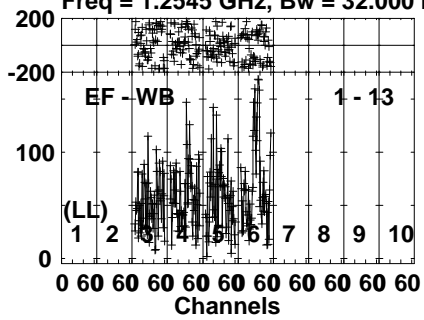


Lower frame: Micro Ampl Jy Top frame: Phas deg
Vector averaged cross-power spectrum Several baselines displayed
Timerange: 00/11:27:11 to 00/11:33:09

Plot file version 255 created 16-APR-2024 16:21:02

R240114 D EK056A.UVDATA.1

Freq = 1.2545 GHz, Bw = 32.000 MH No calibration applied and no bandpass applied

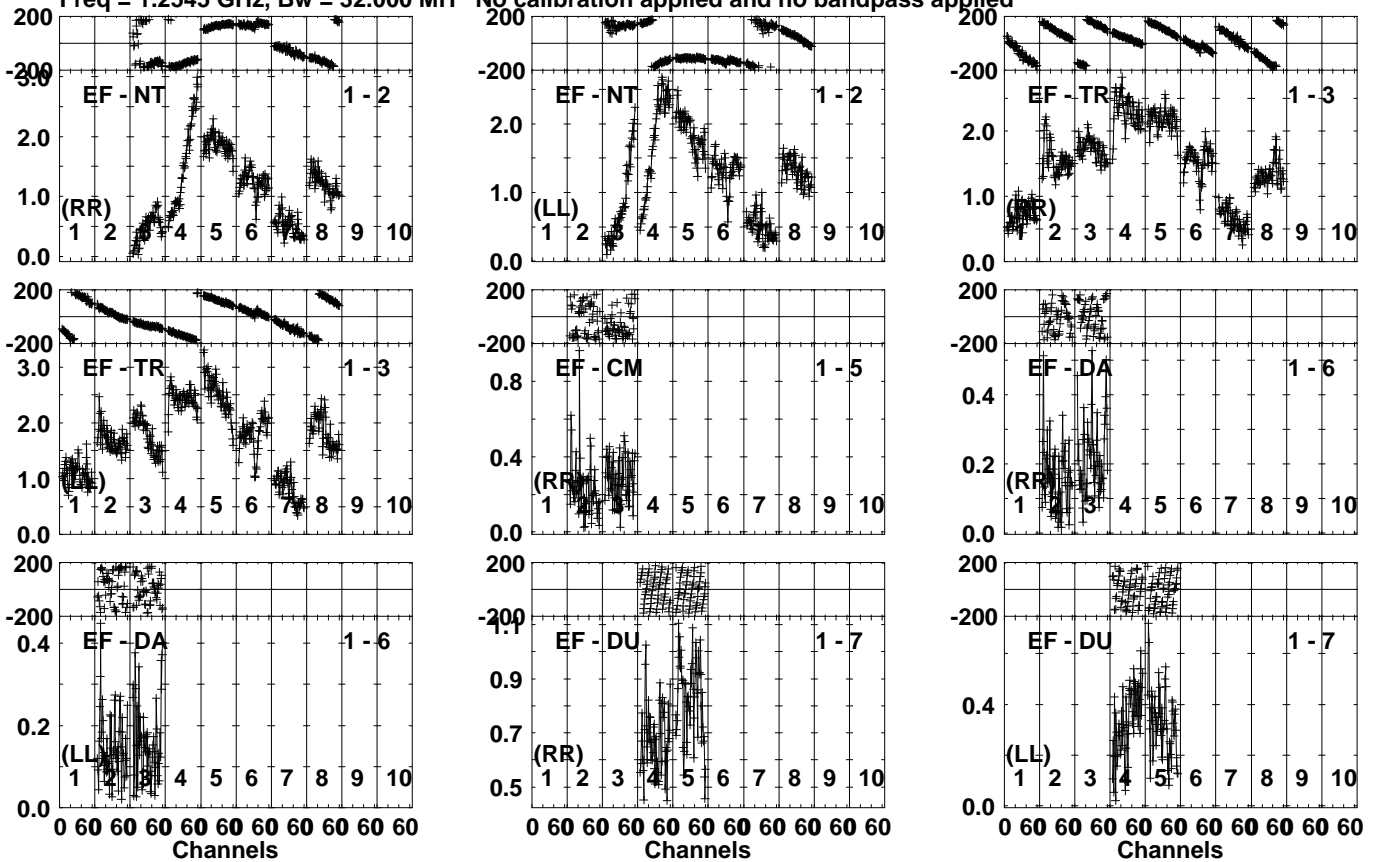


Lower frame: Micro Ampl Jy Top frame: Phas deg
Vector averaged cross-power spectrum Several baselines displayed
Timerange: 00/11:27:11 to 00/11:33:09

Plot file version 256 created 16-APR-2024 16:21:02

J2125+0441 EK056A.UVDATA.1

Freq = 1.2545 GHz, Bw = 32.000 MH No calibration applied and no bandpass applied

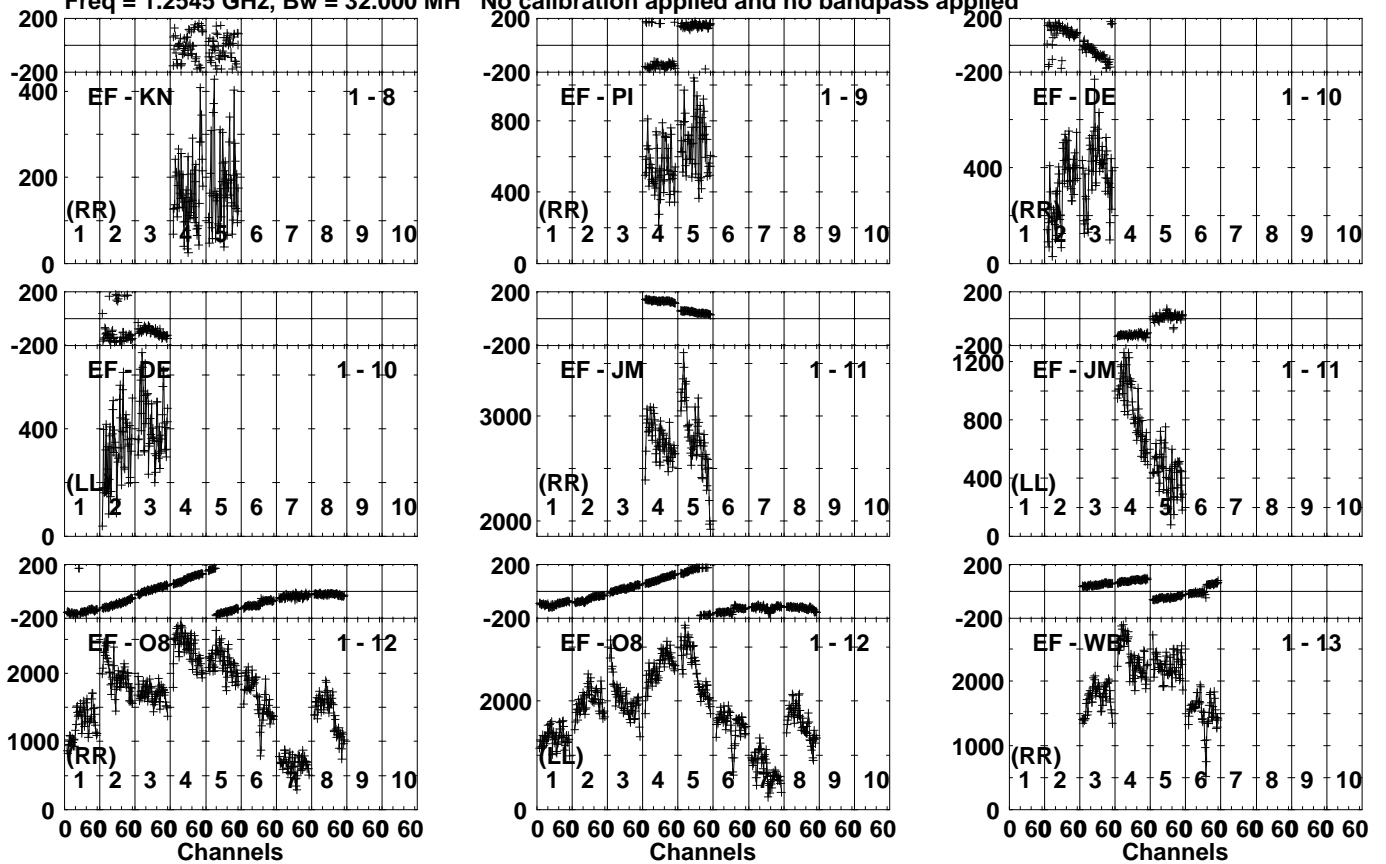


Lower frame: Milli Ampl Jy Top frame: Phas deg
Vector averaged cross-power spectrum Several baselines displayed
Timerange: 00/11:33:50 to 00/11:34:38

Plot file version 257 created 16-APR-2024 16:21:02

J2125+0441 EK056A.UVDATA.1

Freq = 1.2545 GHz, Bw = 32.000 MH No calibration applied and no bandpass applied

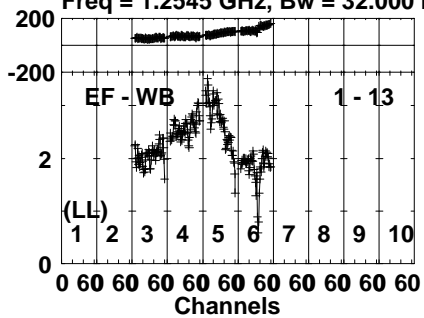


Lower frame: Micro Ampl Jy Top frame: Phas deg
Vector averaged cross-power spectrum Several baselines displayed
Timerange: 00/11:33:50 to 00/11:34:38

Plot file version 258 created 16-APR-2024 16:21:02

J2125+0441 EK056A.UVDATA.1

Freq = 1.2545 GHz, Bw = 32.000 MH No calibration applied and no bandpass applied



Lower frame: Milli Ampl Jy Top frame: Phas deg

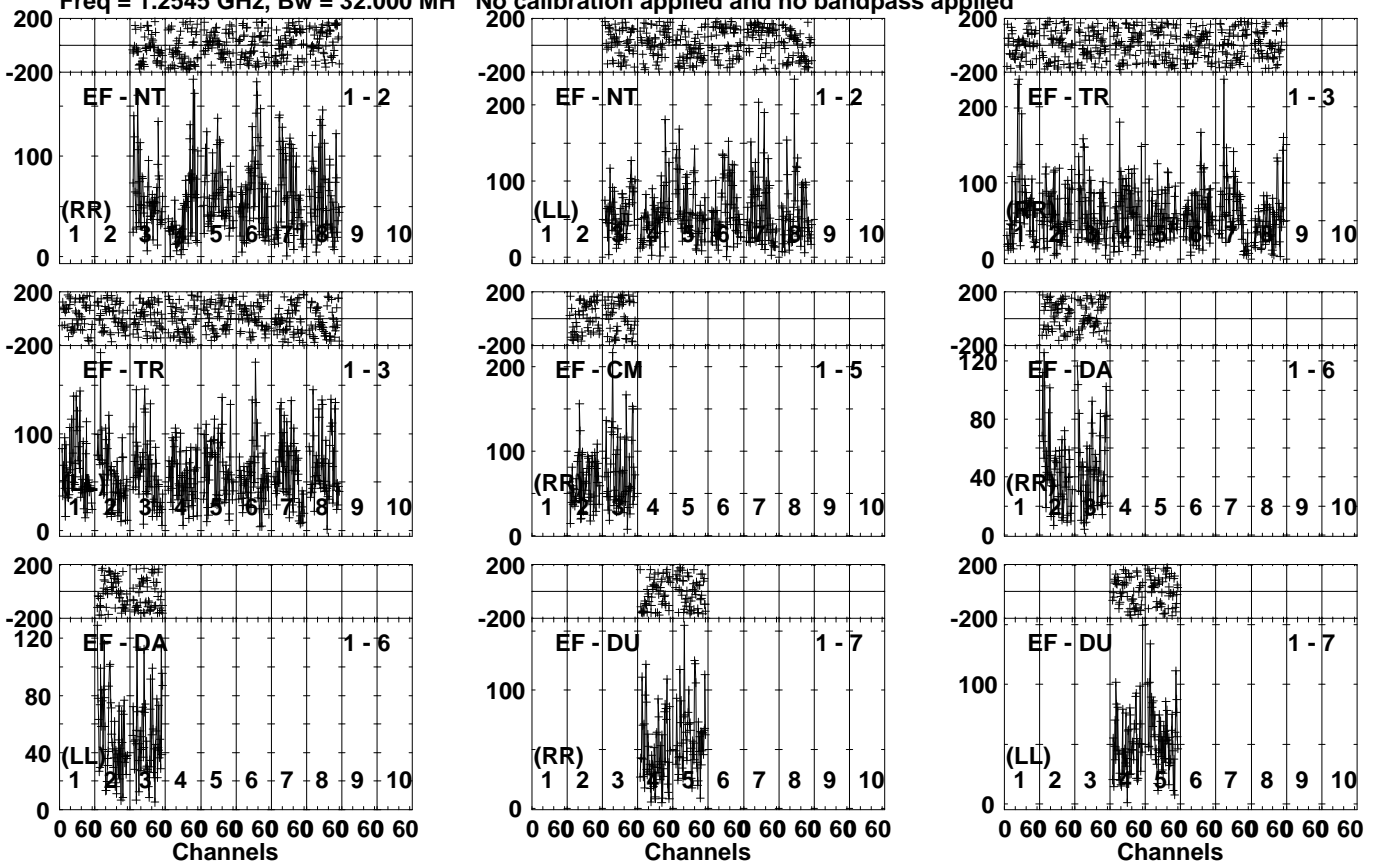
Vector averaged cross-power spectrum Several baselines displayed

Timerange: 00/11:33:50 to 00/11:34:38

Plot file version 259 created 16-APR-2024 16:21:02

R240114 D EK056A.UVDATA.1

Freq = 1.2545 GHz, Bw = 32.000 MH No calibration applied and no bandpass applied

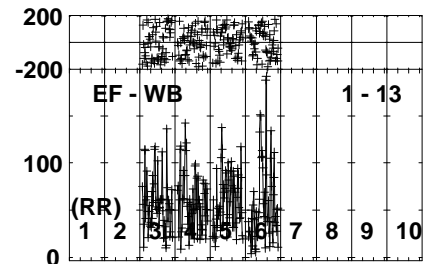
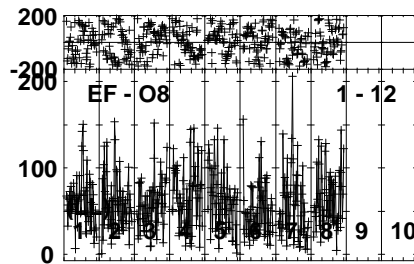
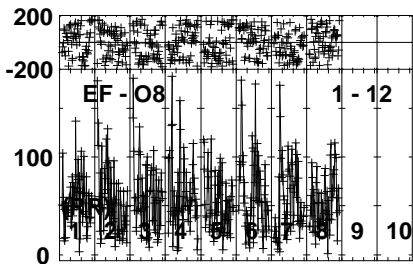
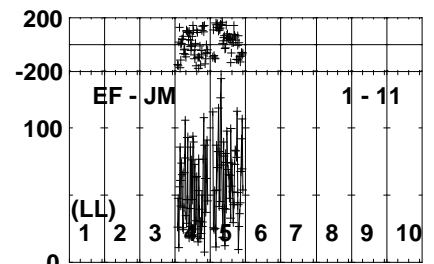
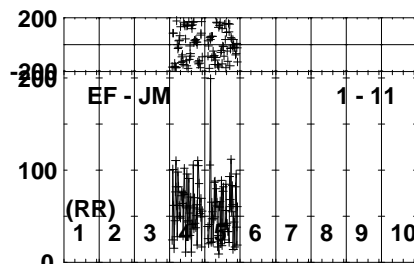
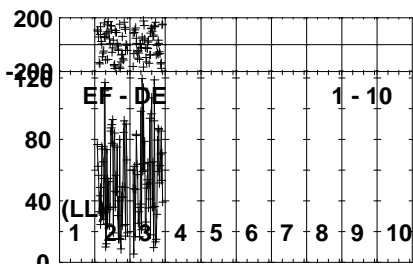
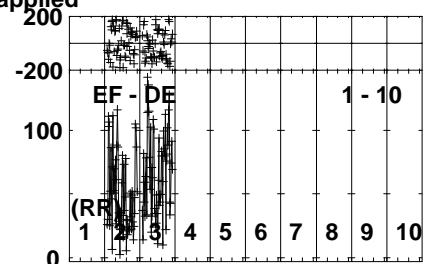
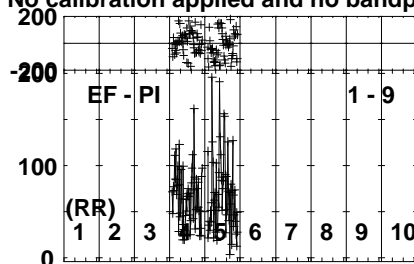
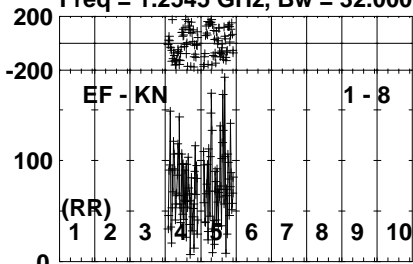


Lower frame: Micro Ampl Jy Top frame: Phas deg
Vector averaged cross-power spectrum Several baselines displayed
Timerange: 00/11:34:40 to 00/11:40:38

Plot file version 260 created 16-APR-2024 16:21:03

R240114 D EK056A.UVDATA.1

Freq = 1.2545 GHz, Bw = 32.000 MH No calibration applied and no bandpass applied

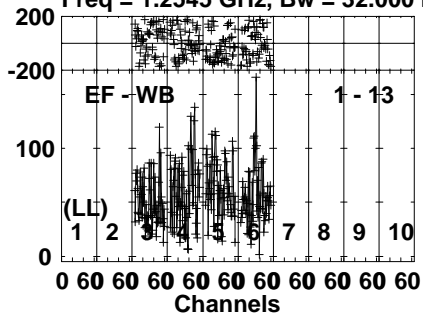


Lower frame: Micro Ampl Jy Top frame: Phas deg
Vector averaged cross-power spectrum Several baselines displayed
Timerange: 00/11:34:40 to 00/11:40:38

Plot file version 261 created 16-APR-2024 16:21:03

R240114 D EK056A.UVDATA.1

Freq = 1.2545 GHz, Bw = 32.000 MH No calibration applied and no bandpass applied

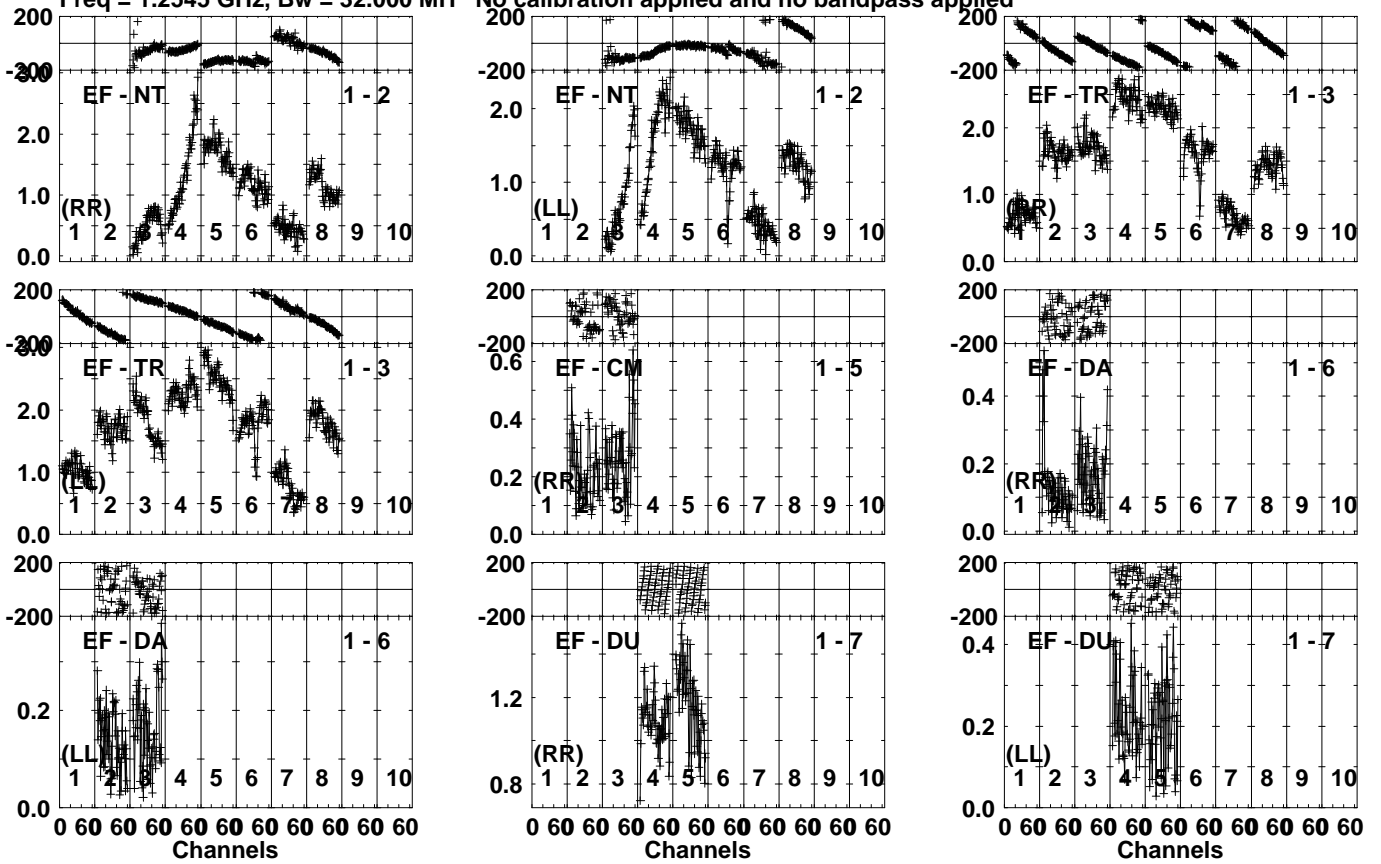


Lower frame: Micro Ampl Jy Top frame: Phas deg
Vector averaged cross-power spectrum Several baselines displayed
Timerange: 00/11:34:40 to 00/11:40:38

Plot file version 262 created 16-APR-2024 16:21:03

J2125+0441 EK056A.UVDATA.1

Freq = 1.2545 GHz, Bw = 32.000 MH No calibration applied and no bandpass applied

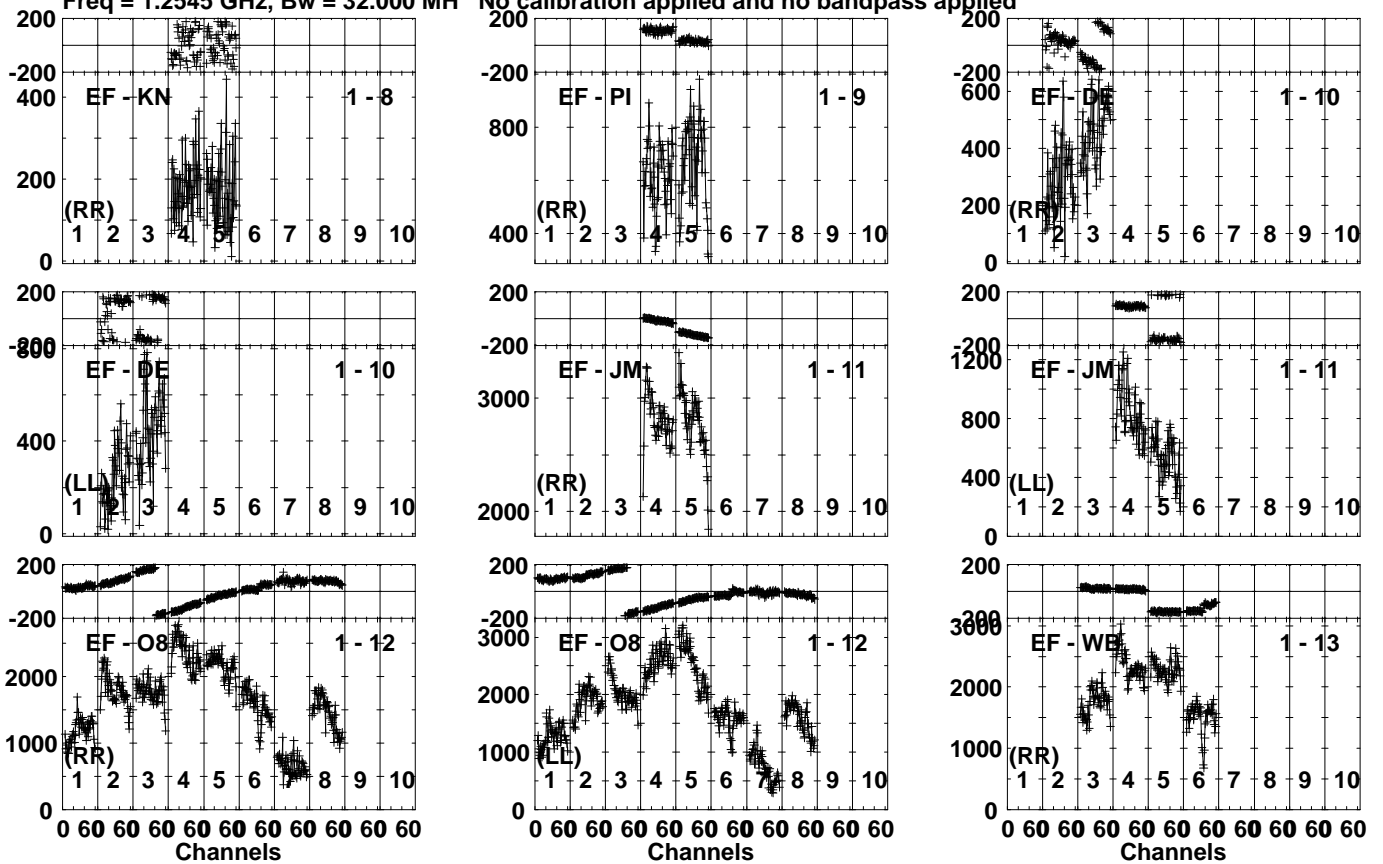


Plot file version 263 created 16-APR-2024 16:21:03

J2125+0441 EK056A.UVDATA.1

Freq = 1.2545 GHz, Bw = 32.000 MH

No calibration applied and no bandpass applied

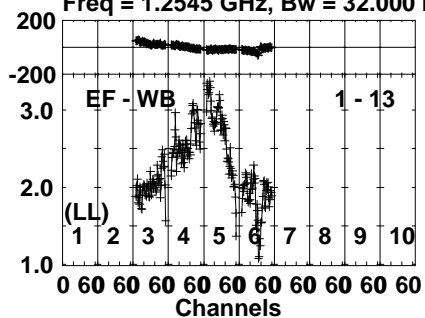


Lower frame: Micro Ampl Jy Top frame: Phas deg
Vector averaged cross-power spectrum Several baselines displayed
Timerange: 00/11:40:42 to 00/11:41:58

Plot file version 264 created 16-APR-2024 16:21:03

J2125+0441 EK056A.UVDATA.1

Freq = 1.2545 GHz, Bw = 32.000 MH No calibration applied and no bandpass applied

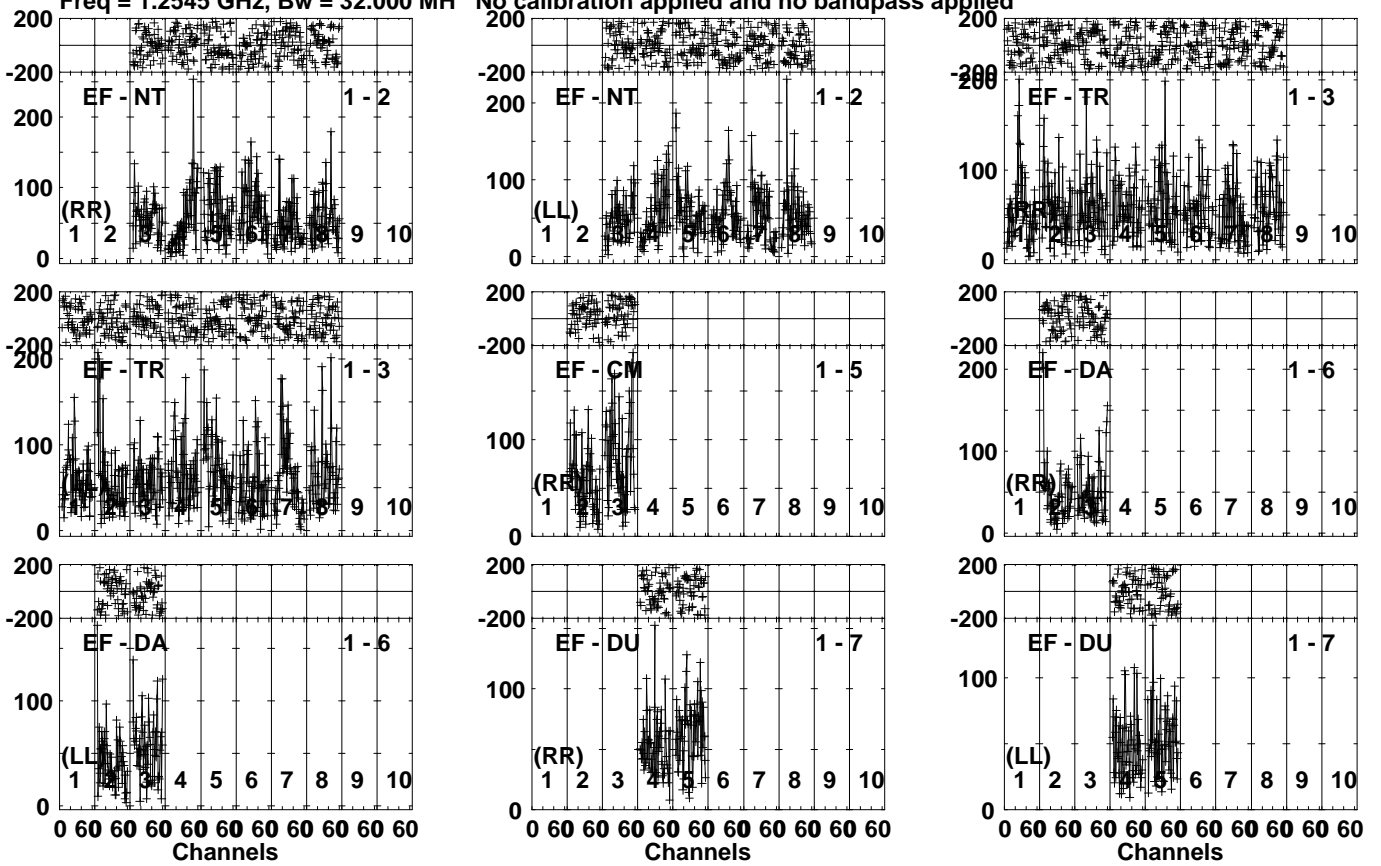


Lower frame: Milli Ampl Jy Top frame: Phas deg
Vector averaged cross-power spectrum Several baselines displayed
Timerange: 00/11:40:42 to 00/11:41:58

Plot file version 265 created 16-APR-2024 16:21:04

R240114 D EK056A.UVDATA.1

Freq = 1.2545 GHz, Bw = 32.000 MH No calibration applied and no bandpass applied

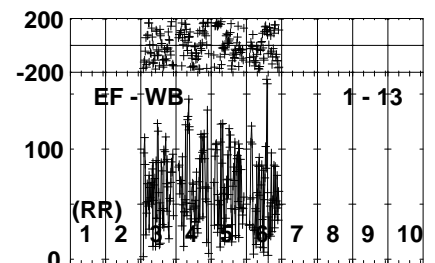
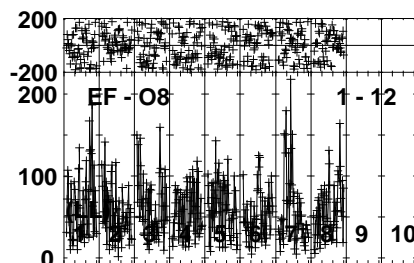
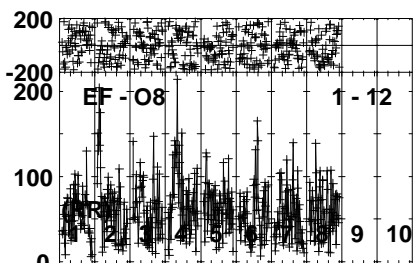
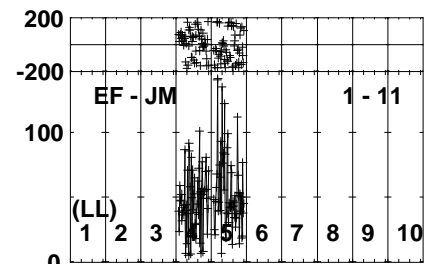
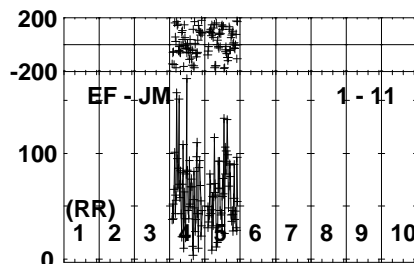
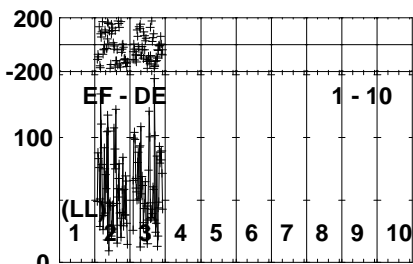
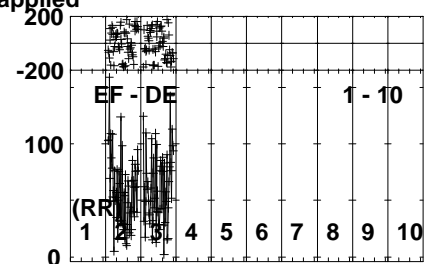
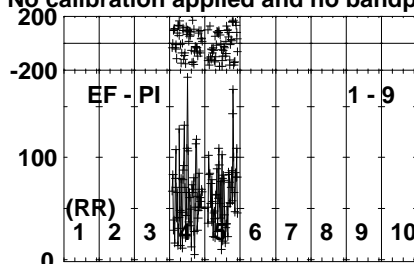
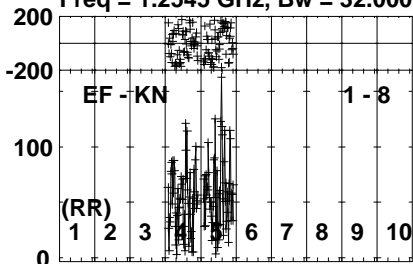


Lower frame: Micro Ampl Jy Top frame: Phas deg
Vector averaged cross-power spectrum Several baselines displayed
Timerange: 00/11:42:00 to 00/11:47:58

Plot file version 266 created 16-APR-2024 16:21:04

R240114 D EK056A.UVDATA.1

Freq = 1.2545 GHz, Bw = 32.000 MH No calibration applied and no bandpass applied

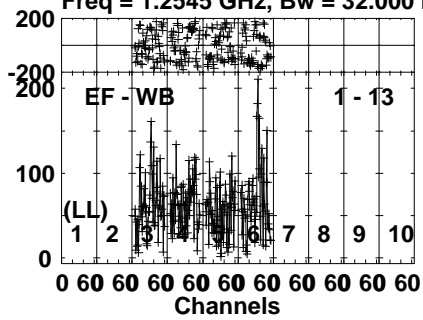


Lower frame: Micro Ampl Jy Top frame: Phas deg
Vector averaged cross-power spectrum Several baselines displayed
Timerange: 00/11:42:00 to 00/11:47:58

Plot file version 267 created 16-APR-2024 16:21:04

R240114 D EK056A.UVDATA.1

Freq = 1.2545 GHz, Bw = 32.000 MH No calibration applied and no bandpass applied

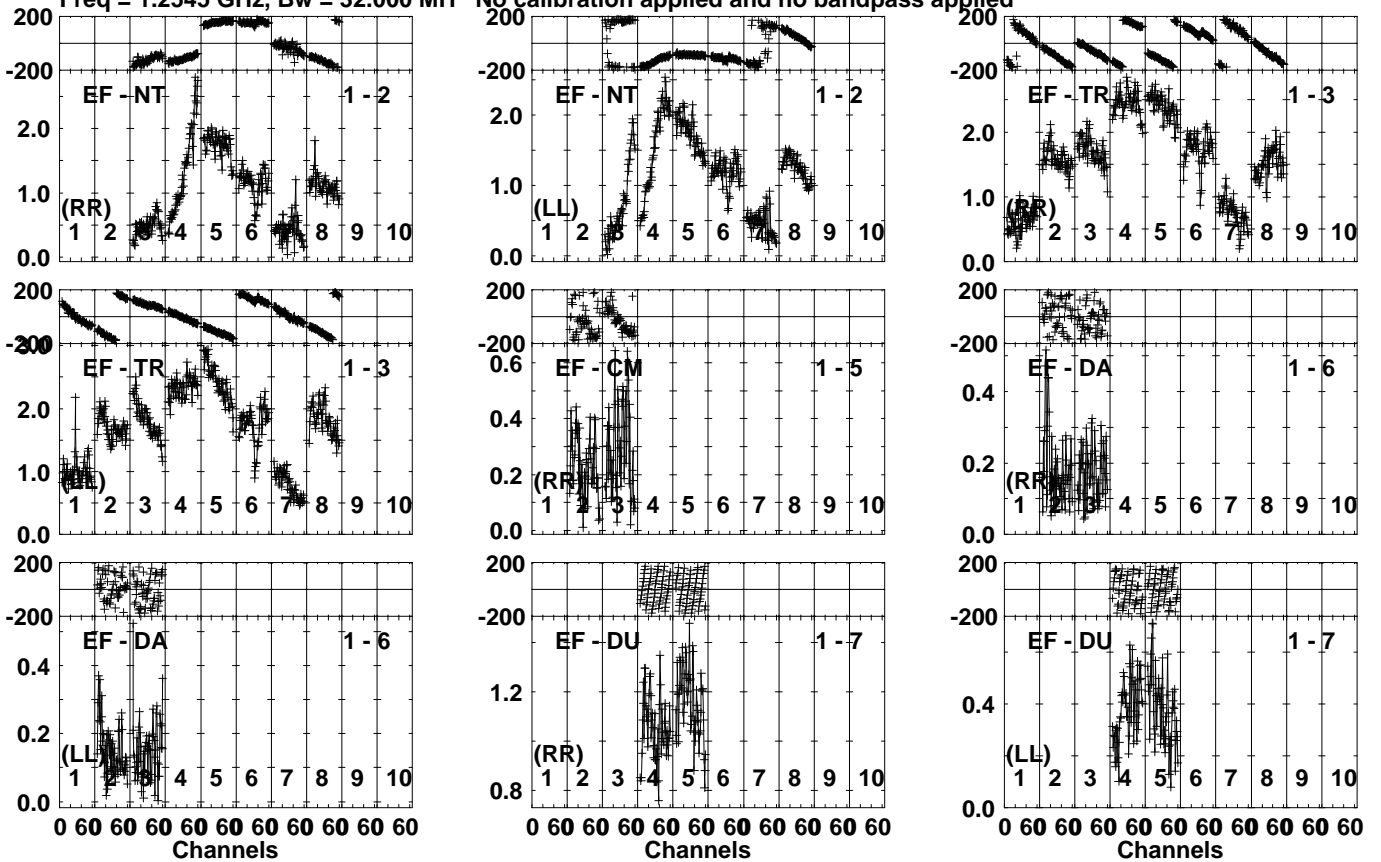


Lower frame: Micro Ampl Jy Top frame: Phas deg
Vector averaged cross-power spectrum Several baselines displayed
Timerange: 00/11:42:00 to 00/11:47:58

Plot file version 268 created 16-APR-2024 16:21:04

J2125+0441 EK056A.UVDATA.1

Freq = 1.2545 GHz, Bw = 32.000 MH No calibration applied and no bandpass applied



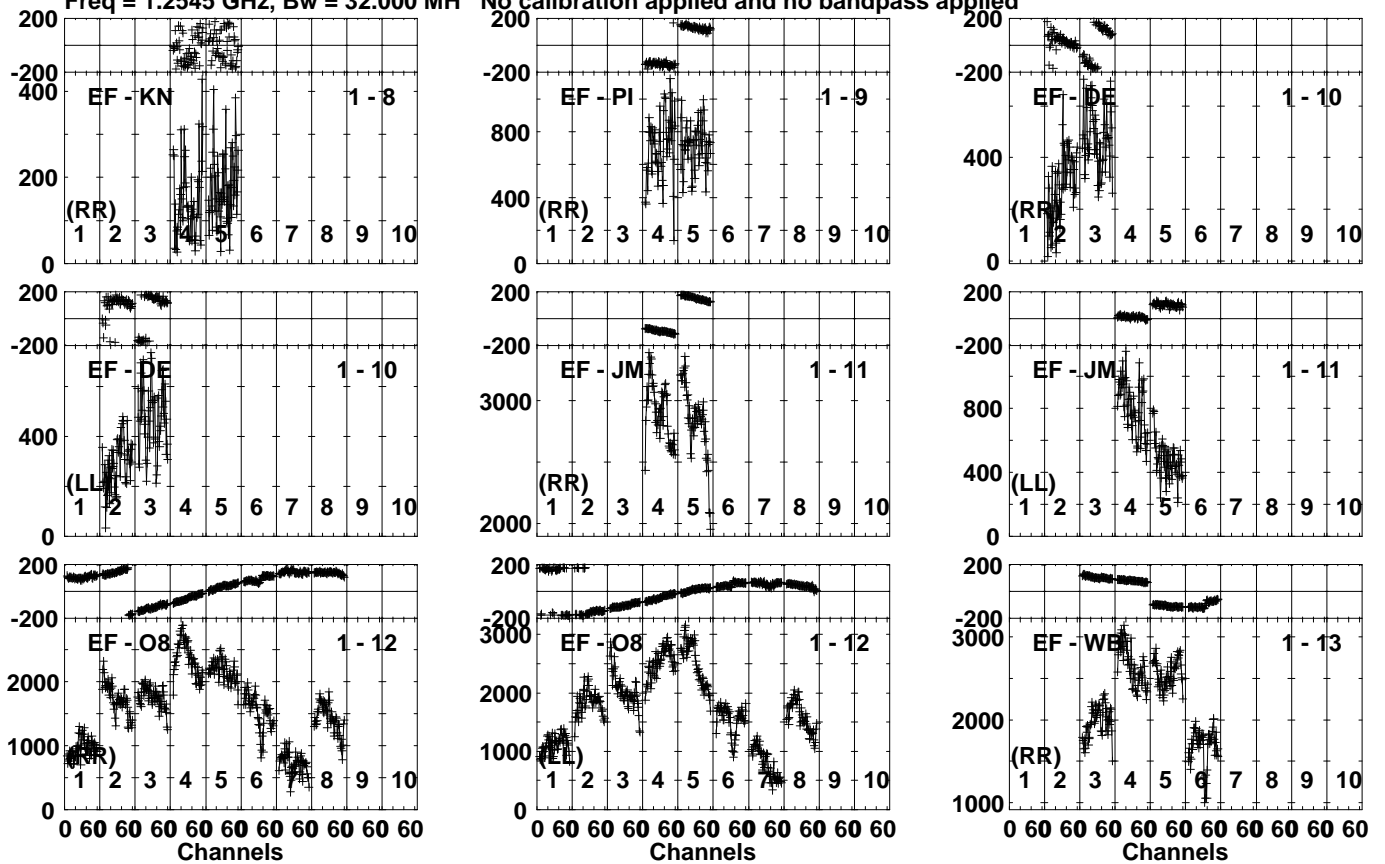
Lower frame: Milli Ampl Jy Top frame: Phas deg
Vector averaged cross-power spectrum Several baselines displayed
Timerange: 00/11:48:39 to 00/11:49:27

Plot file version 269 created 16-APR-2024 16:21:04

J2125+0441 EK056A.UVDATA.1

Freq = 1.2545 GHz, Bw = 32.000 MH

No calibration applied and no bandpass applied

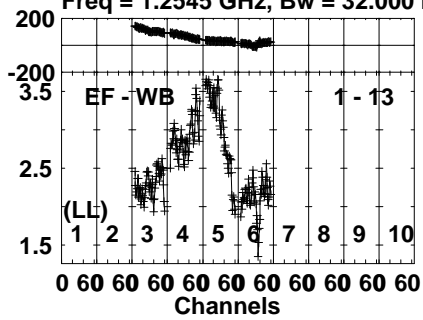


Lower frame: Micro Ampl Jy Top frame: Phas deg
Vector averaged cross-power spectrum Several baselines displayed
Timerange: 00/11:48:39 to 00/11:49:27

Plot file version 270 created 16-APR-2024 16:21:04

J2125+0441 EK056A.UVDATA.1

Freq = 1.2545 GHz, Bw = 32.000 MH No calibration applied and no bandpass applied



Lower frame: Milli Ampl Jy Top frame: Phas deg

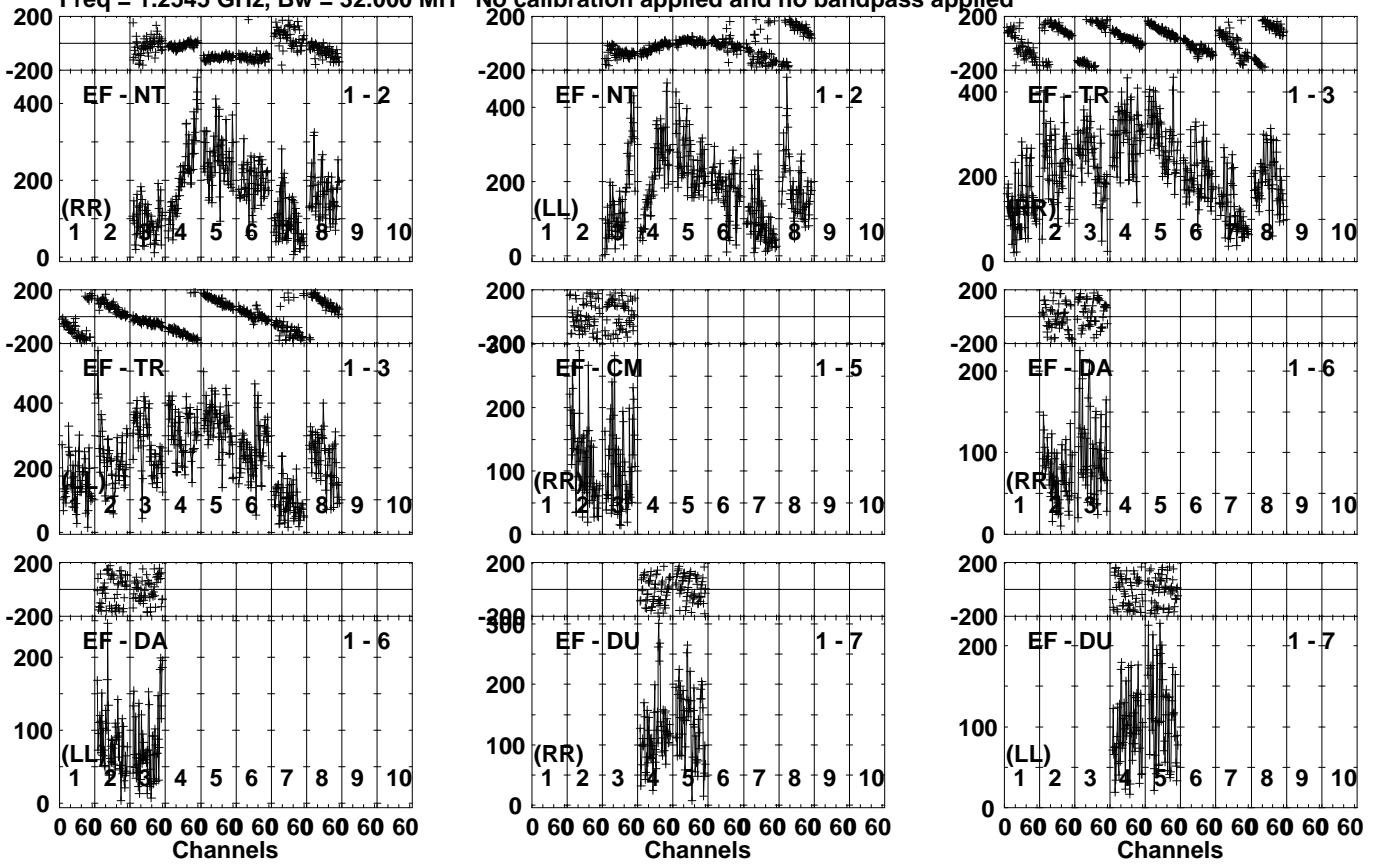
Vector averaged cross-power spectrum Several baselines displayed

Timerange: 00/11:48:39 to 00/11:49:27

Plot file version 271 created 16-APR-2024 16:21:04

J2120+0246 EK056A.UVDATA.1

Freq = 1.2545 GHz, Bw = 32.000 MH No calibration applied and no bandpass applied



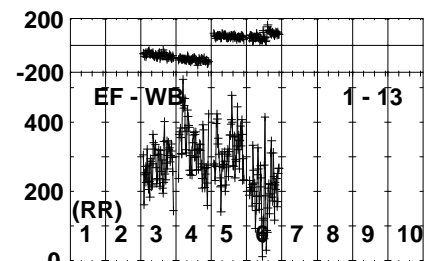
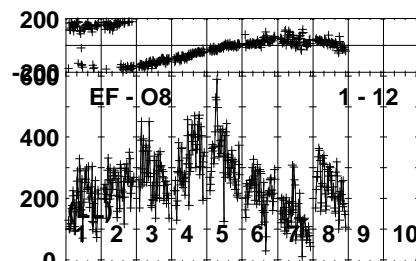
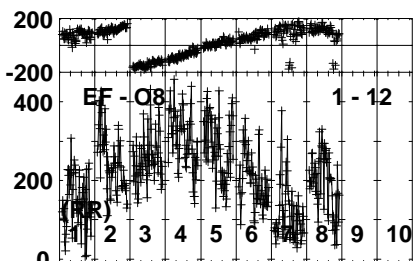
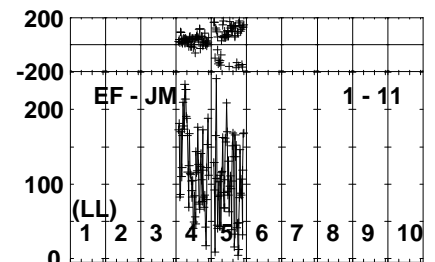
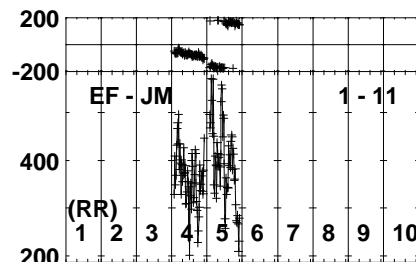
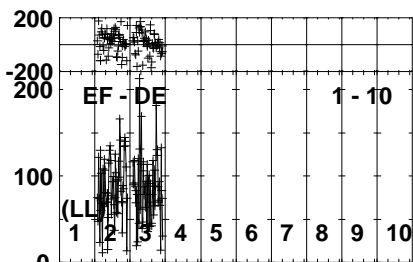
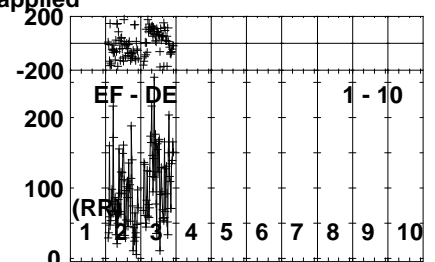
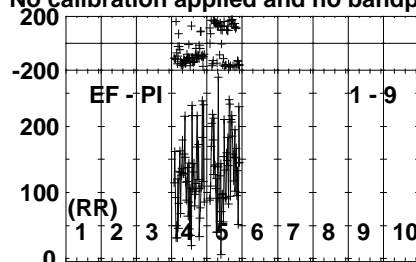
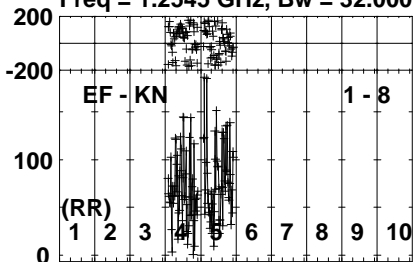
Lower frame: Micro Ampl Jy Top frame: Phas deg
Vector averaged cross-power spectrum Several baselines displayed
Timerange: 00/11:49:29 to 00/11:53:03

Plot file version 272 created 16-APR-2024 16:21:05

J2120+0246 EK056A.UVDATA.1

Freq = 1.2545 GHz, Bw = 32.000 MH

No calibration applied and no bandpass applied

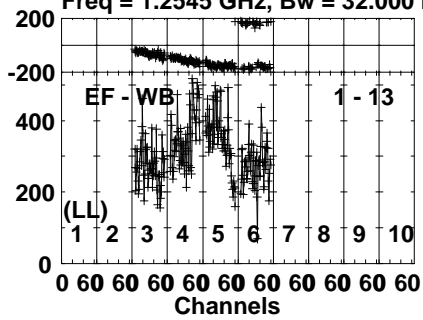


Lower frame: Micro Ampl Jy Top frame: Phas deg
Vector averaged cross-power spectrum Several baselines displayed
Timerange: 00/11:49:29 to 00/11:53:03

Plot file version 273 created 16-APR-2024 16:21:05

J2120+0246 EK056A.UVDATA.1

Freq = 1.2545 GHz, Bw = 32.000 MH No calibration applied and no bandpass applied

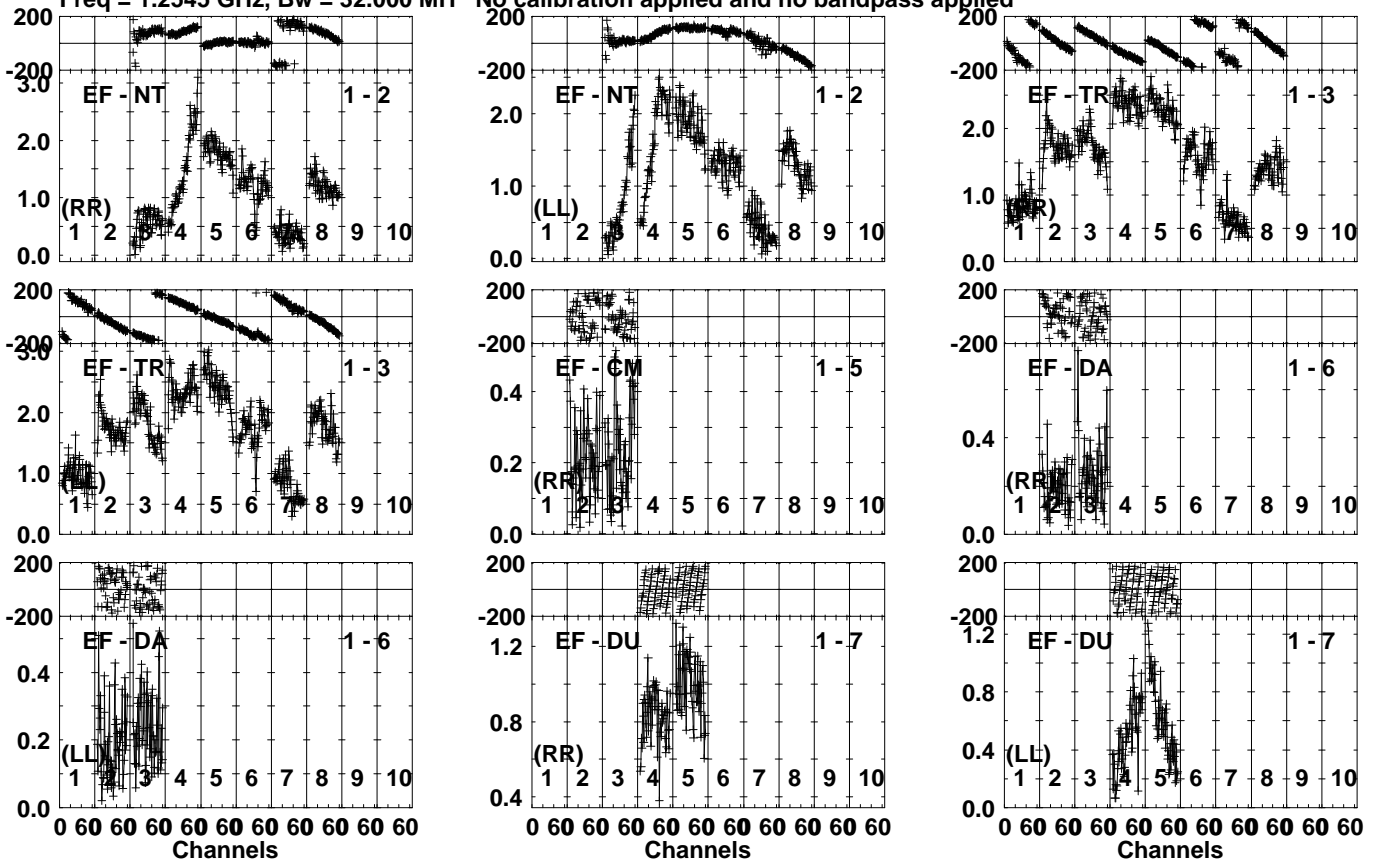


Lower frame: Micro Ampl Jy Top frame: Phas deg
Vector averaged cross-power spectrum Several baselines displayed
Timerange: 00/11:49:29 to 00/11:53:03

Plot file version 274 created 16-APR-2024 16:21:05

J2125+0441 EK056A.UVDATA.1

Freq = 1.2545 GHz, Bw = 32.000 MH No calibration applied and no bandpass applied

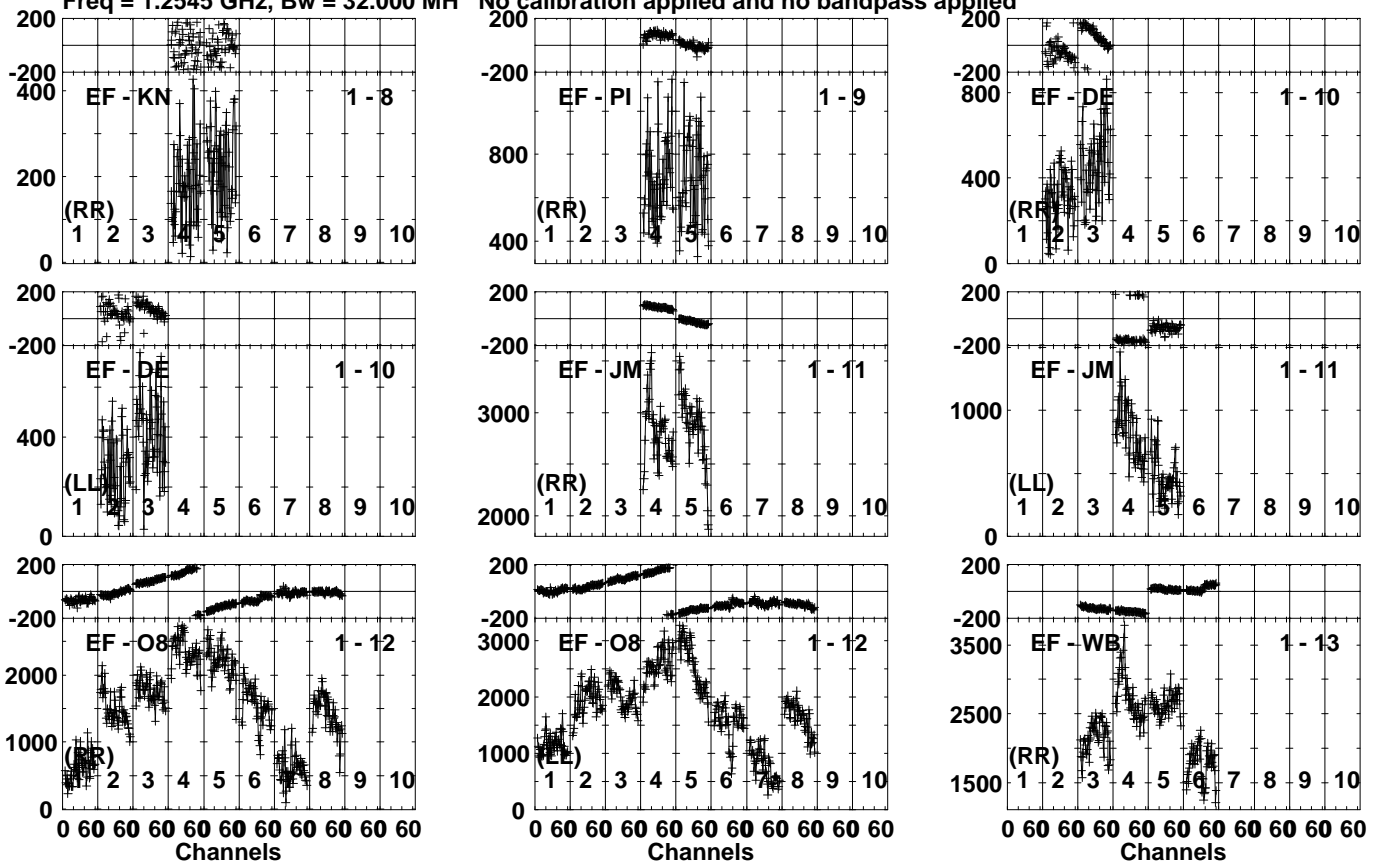


Lower frame: Milli Ampl Jy Top frame: Phas deg
Vector averaged cross-power spectrum Several baselines displayed
Timerange: 00/11:53:08 to 00/11:54:30

Plot file version 275 created 16-APR-2024 16:21:05

J2125+0441 EK056A.UVDATA.1

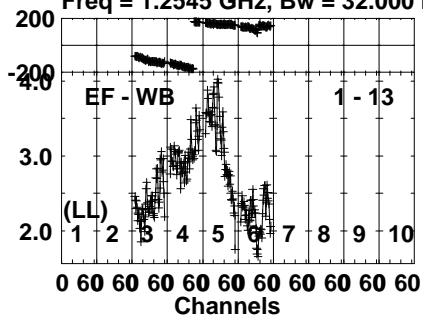
Freq = 1.2545 GHz, Bw = 32.000 MH No calibration applied and no bandpass applied



Plot file version 276 created 16-APR-2024 16:21:05

J2125+0441 EK056A.UVDATA.1

Freq = 1.2545 GHz, Bw = 32.000 MH No calibration applied and no bandpass applied

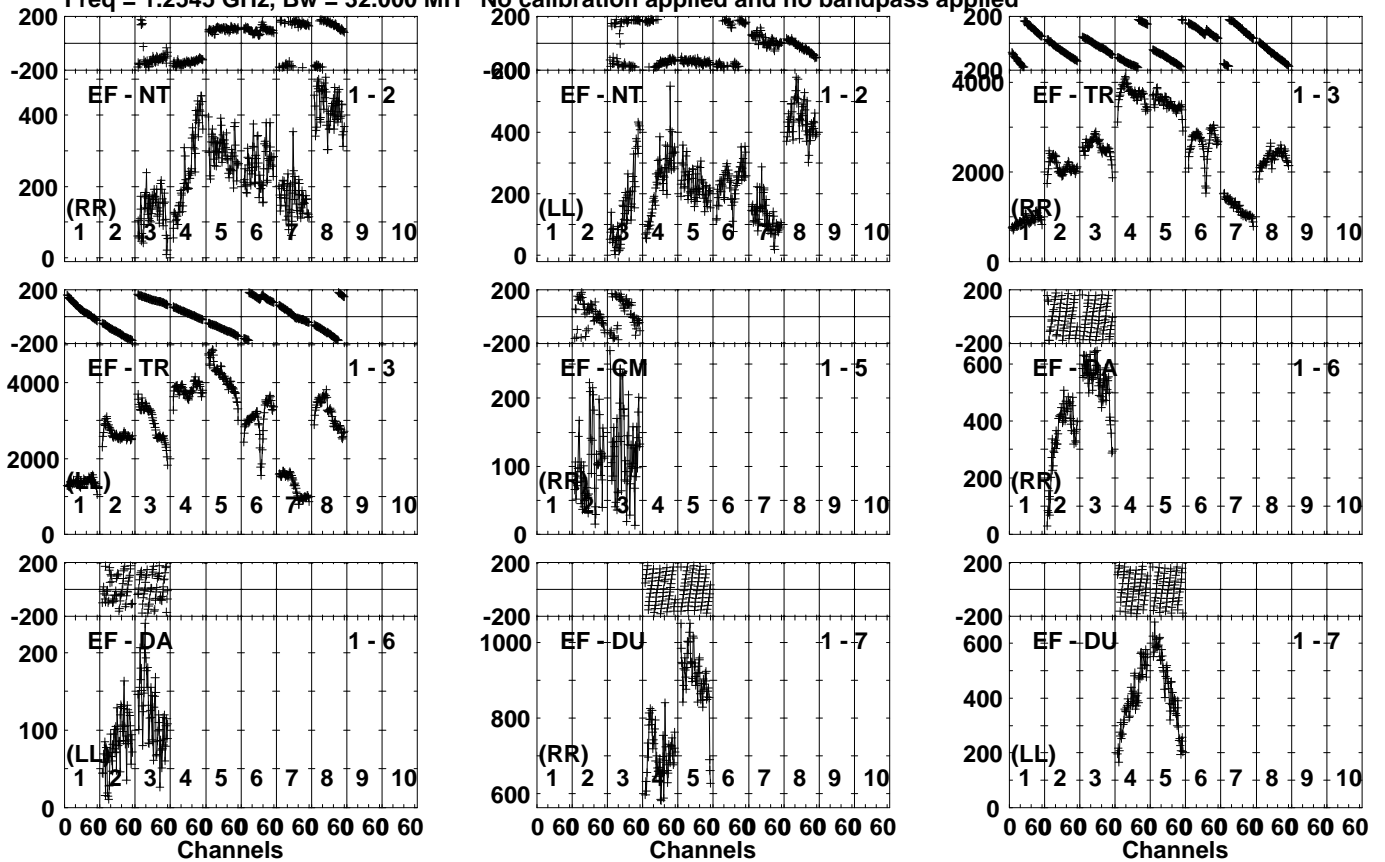


Lower frame: Milli Ampl Jy Top frame: Phas deg
Vector averaged cross-power spectrum Several baselines displayed
Timerange: 00/11:53:08 to 00/11:54:30

Plot file version 277 created 16-APR-2024 16:21:05

J2123+0535 EK056A.UVDATA.1

Freq = 1.2545 GHz, Bw = 32.000 MH No calibration applied and no bandpass applied



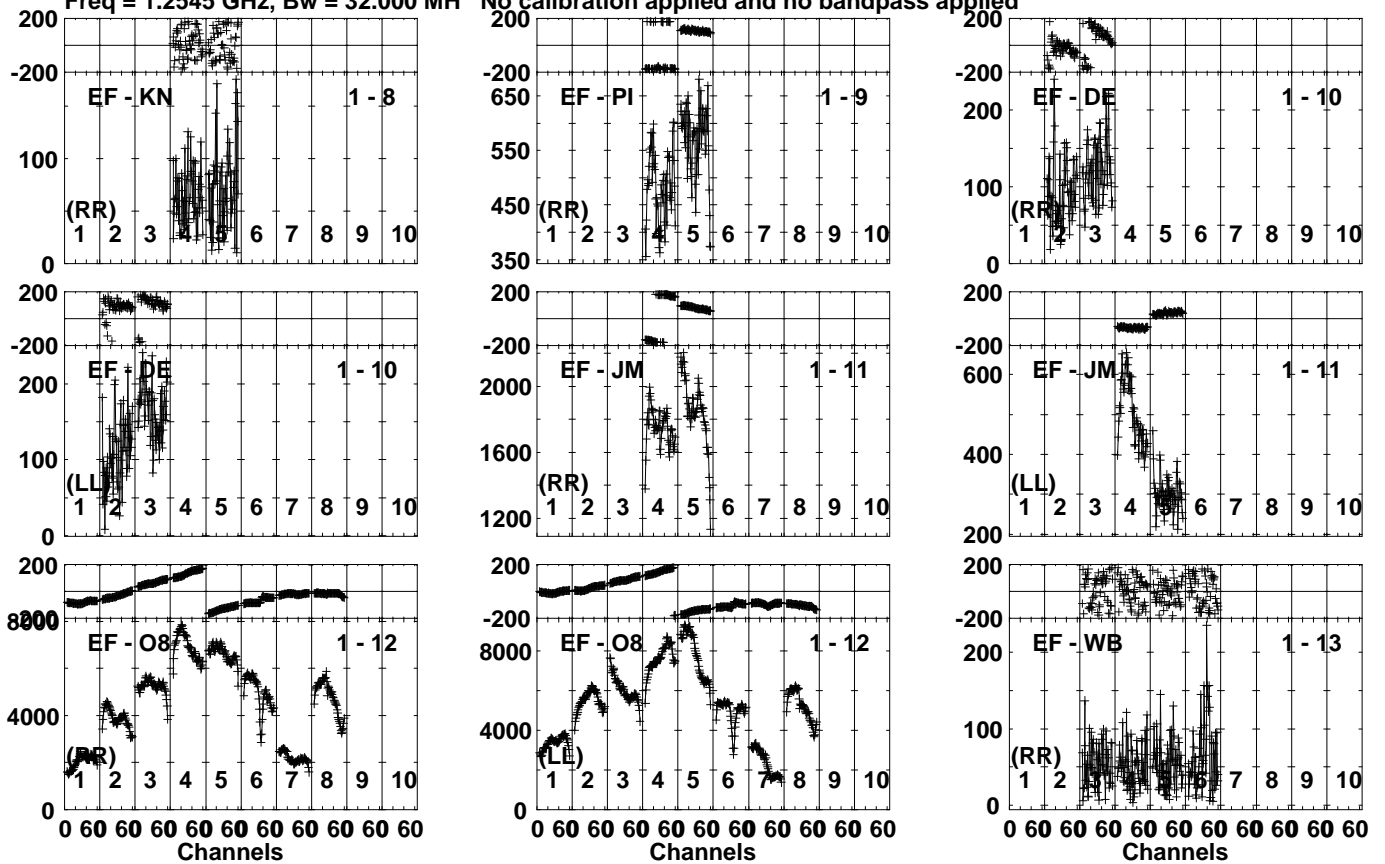
Lower frame: Micro Ampl Jy Top frame: Phas deg
Vector averaged cross-power spectrum Several baselines displayed
Timerange: 00/11:55:12 to 00/11:59:58

Plot file version 278 created 16-APR-2024 16:21:05

J2123+0535 EK056A.UVDATA.1

Freq = 1.2545 GHz, Bw = 32.000 MH

No calibration applied and no bandpass applied

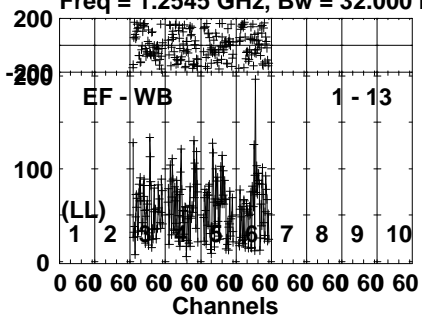


Lower frame: Micro Ampl Jy Top frame: Phas deg
Vector averaged cross-power spectrum Several baselines displayed
Timerange: 00/11:55:12 to 00/11:59:58

Plot file version 279 created 16-APR-2024 16:21:06

J2123+0535 EK056A.UVDATA.1

Freq = 1.2545 GHz, Bw = 32.000 MH No calibration applied and no bandpass applied



Lower frame: Micro Ampl Jy Top frame: Phas deg
Vector averaged cross-power spectrum Several baselines displayed
Timerange: 00/11:55:12 to 00/11:59:58