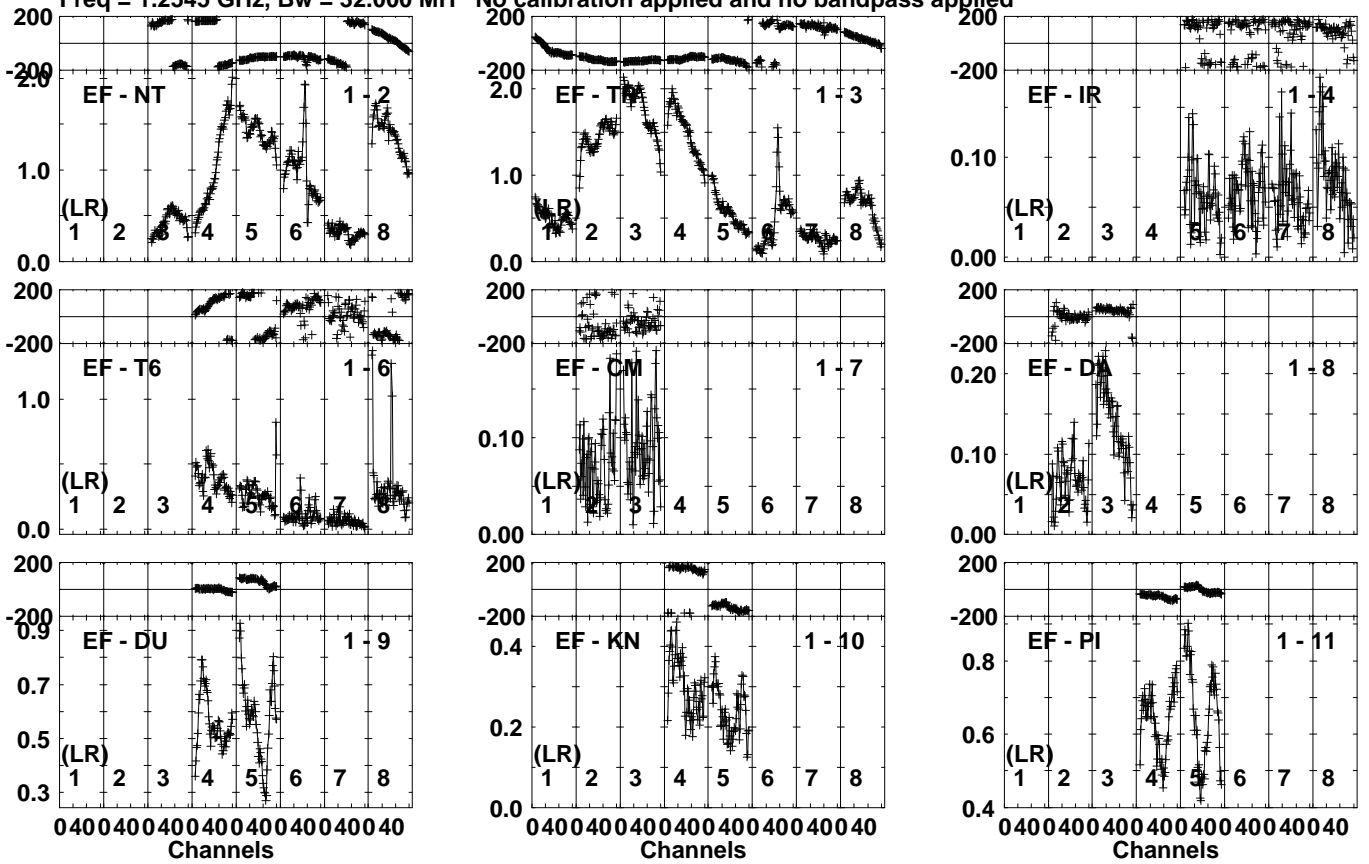


Plot file version 1 created 18-MAR-2024 14:23:01

J1829+4844 EK056B.UVDATA.1

Freq = 1.2545 GHz, Bw = 32.000 MH No calibration applied and no bandpass applied



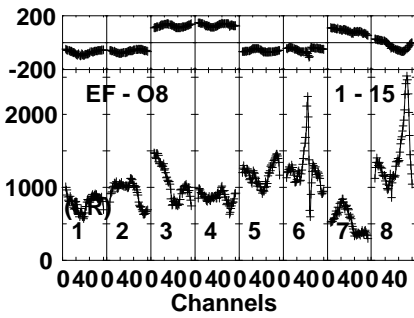
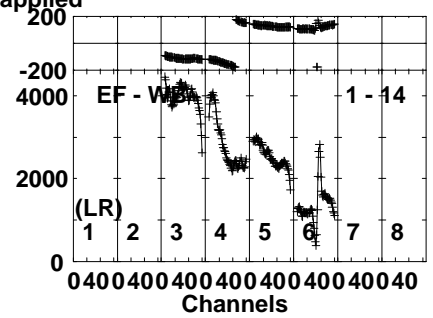
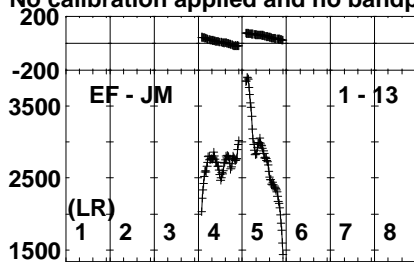
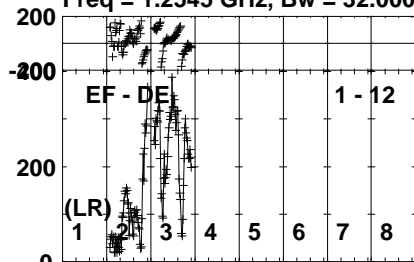
Lower frame: Milli Ampl Jy Top frame: Phas deg  
Vector averaged cross-power spectrum Several baselines displayed  
Timerange: 00/02:05:44 to 00/02:15:42

Plot file version 2 created 18-MAR-2024 14:23:01

J1829+4844 EK056B.UVDATA.1

Freq = 1.2545 GHz, Bw = 32.000 MH

No calibration applied and no bandpass applied

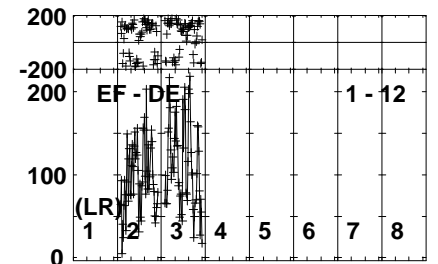
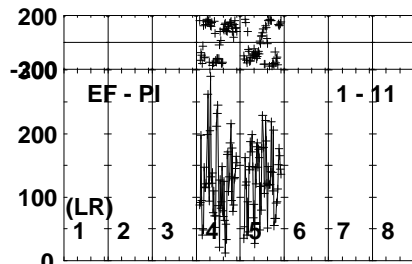
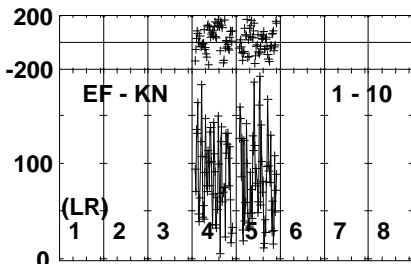
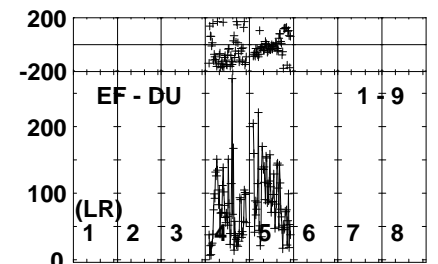
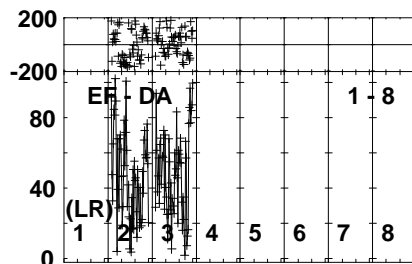
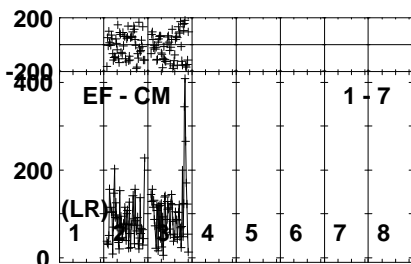
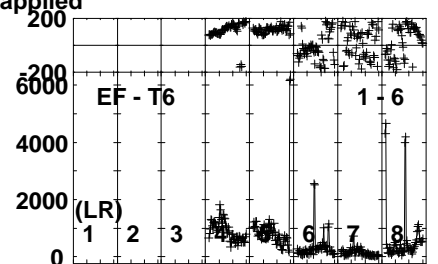
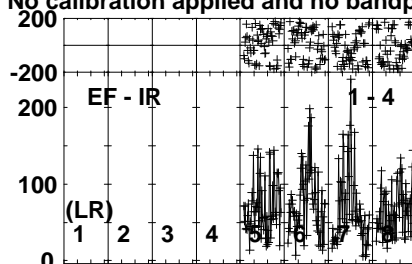
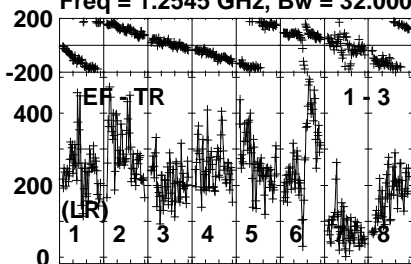


Lower frame: Micro Ampl Jy Top frame: Phas deg  
Vector averaged cross-power spectrum Several baselines displayed  
Timerange: 00/02:05:44 to 00/02:15:42

Plot file version 3 created 18-MAR-2024 14:23:02

J2123+0535 EK056B.UVDATA.1

Freq = 1.2545 GHz, Bw = 32.000 MH No calibration applied and no bandpass applied

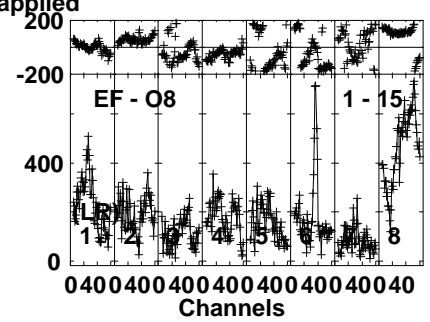
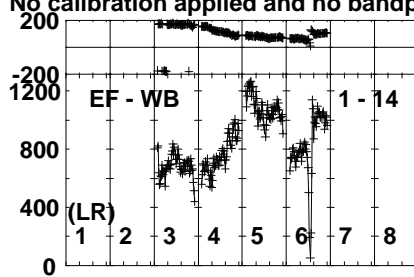
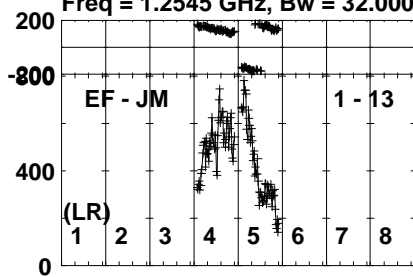


Lower frame: Micro Ampl Jy Top frame: Phas deg  
Vector averaged cross-power spectrum Several baselines displayed  
Timerange: 00/06:16:36 to 00/06:20:34

Plot file version 4 created 18-MAR-2024 14:23:02

J2123+0535 EK056B.UVDATA.1

Freq = 1.2545 GHz, Bw = 32.000 MH No calibration applied and no bandpass applied

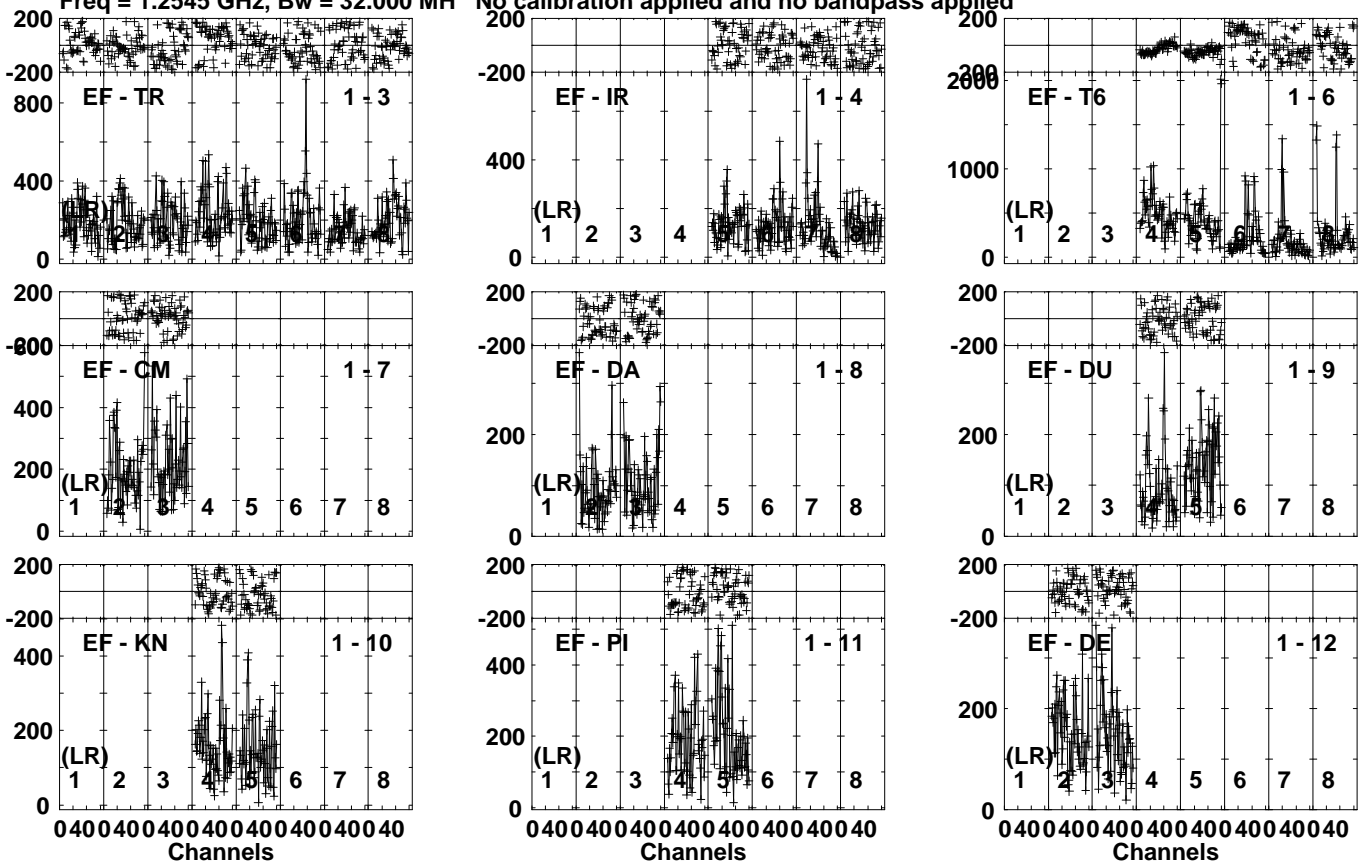


Lower frame: Micro Ampl Jy Top frame: Phas deg  
Vector averaged cross-power spectrum Several baselines displayed  
Timerange: 00/06:16:36 to 00/06:20:34

Plot file version 5 created 18-MAR-2024 14:23:02

J2125+0441 EK056B.UVDATA.1

Freq = 1.2545 GHz, Bw = 32.000 MH No calibration applied and no bandpass applied



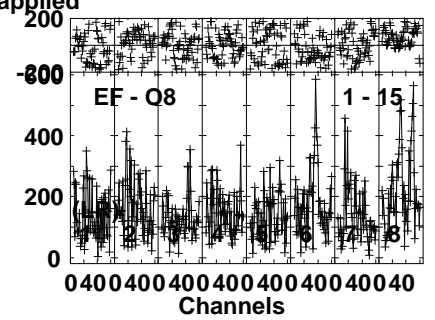
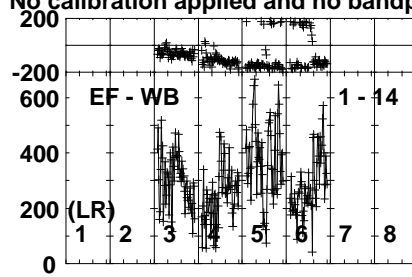
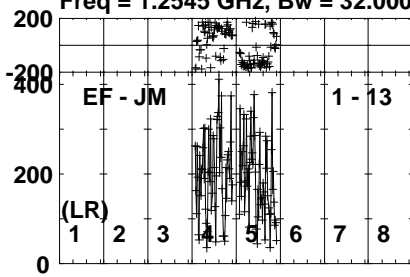
Lower frame: Micro Ampl Jy Top frame: Phas deg  
Vector averaged cross-power spectrum Several baselines displayed  
Timerange: 00/06:21:15 to 00/06:22:13

Plot file version 6 created 18-MAR-2024 14:23:03

J2125+0441 EK056B.UVDATA.1

Freq = 1.2545 GHz, Bw = 32.000 MH

No calibration applied and no bandpass applied

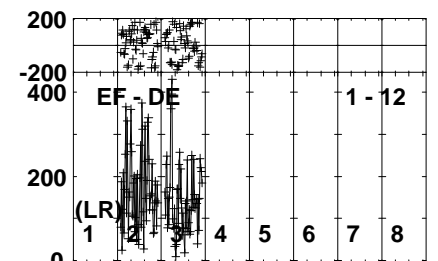
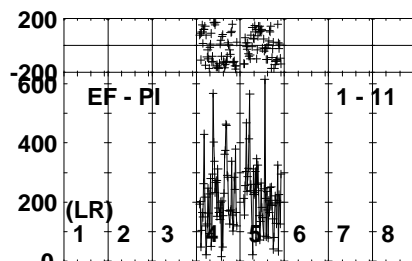
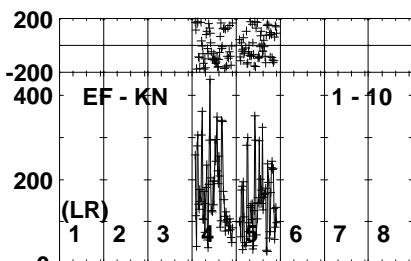
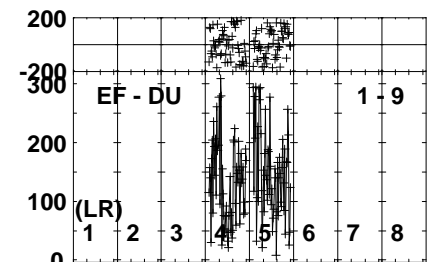
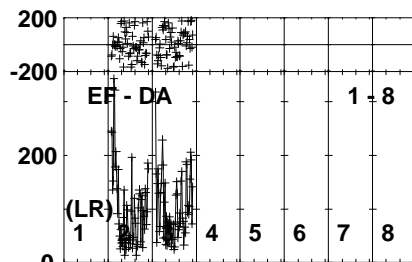
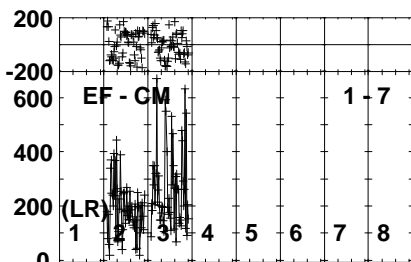
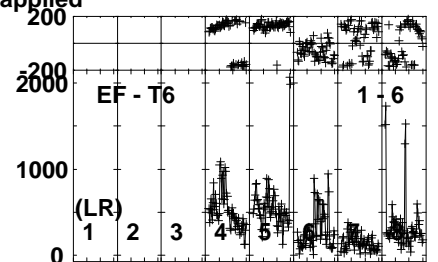
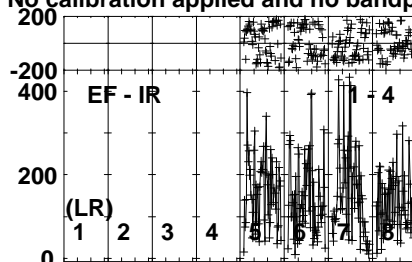
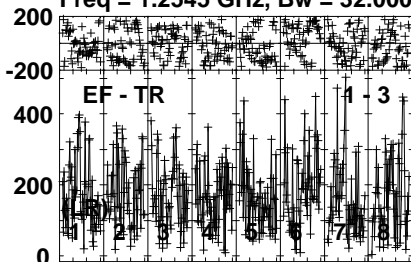


Lower frame: Micro Ampl Jy Top frame: Phas deg  
Vector averaged cross-power spectrum Several baselines displayed  
Timerange: 00/06:21:15 to 00/06:22:13

Plot file version 7 created 18-MAR-2024 14:23:03

J2125+0441 EK056B.UVDATA.1

Freq = 1.2545 GHz, Bw = 32.000 MH No calibration applied and no bandpass applied



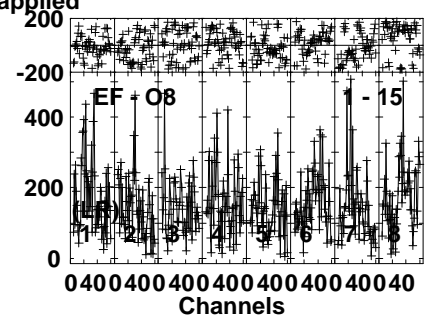
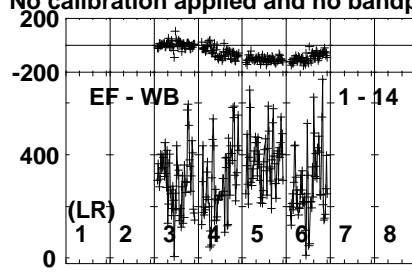
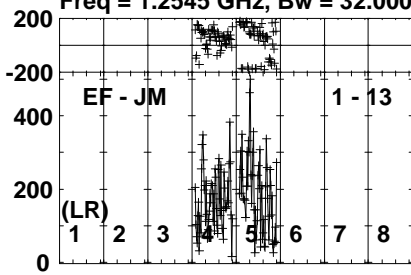
Lower frame: Micro Ampl Jy Top frame: Phas deg  
Vector averaged cross-power spectrum Several baselines displayed  
Timerange: 00/06:28:05 to 00/06:29:31

Plot file version 8 created 18-MAR-2024 14:23:03

J2125+0441 EK056B.UVDATA.1

Freq = 1.2545 GHz, Bw = 32.000 MH

No calibration applied and no bandpass applied



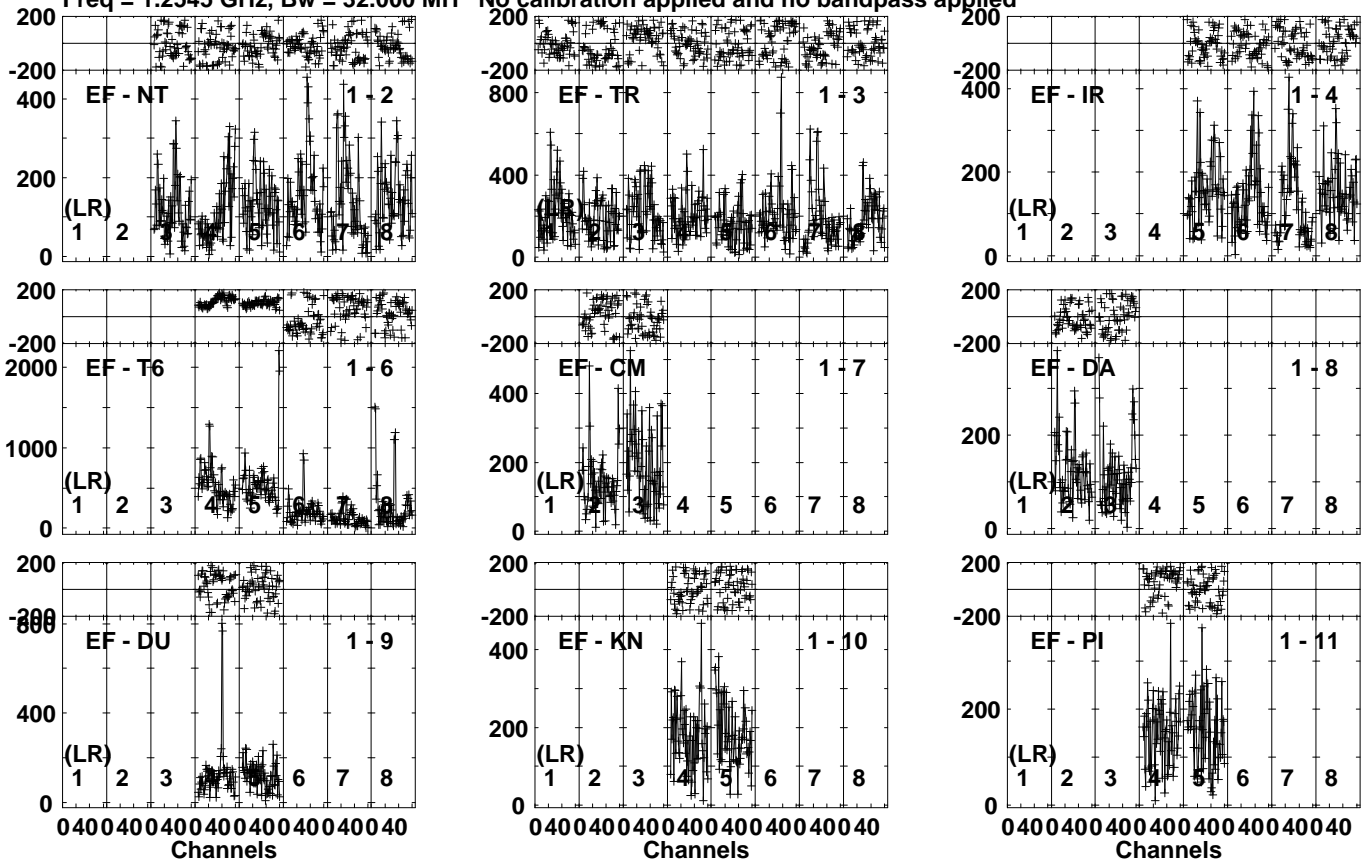
Lower frame: Micro Ampl Jy Top frame: Phas deg  
Vector averaged cross-power spectrum Several baselines displayed  
Timerange: 00/06:28:05 to 00/06:29:31



Plot file version 9 created 18-MAR-2024 14:23:03

J2125+0441 EK056B.UVDATA.1

Freq = 1.2545 GHz, Bw = 32.000 MH No calibration applied and no bandpass applied



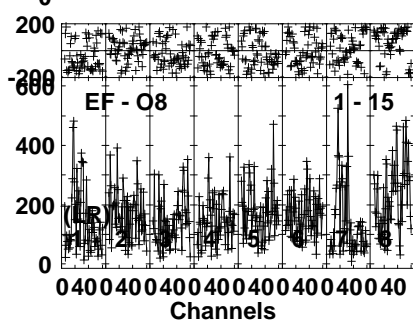
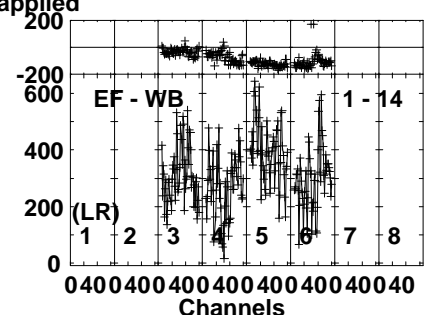
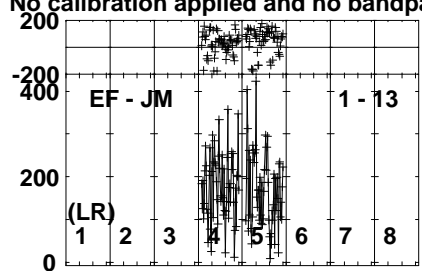
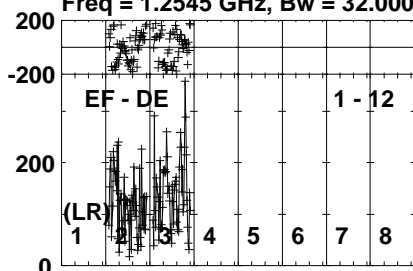
Lower frame: Micro Ampl Jy Top frame: Phas deg  
Vector averaged cross-power spectrum Several baselines displayed  
Timerange: 00/06:36:00 to 00/06:36:58

Plot file version 10 created 18-MAR-2024 14:23:03

J2125+0441 EK056B.UVDATA.1

Freq = 1.2545 GHz, Bw = 32.000 MH

No calibration applied and no bandpass applied

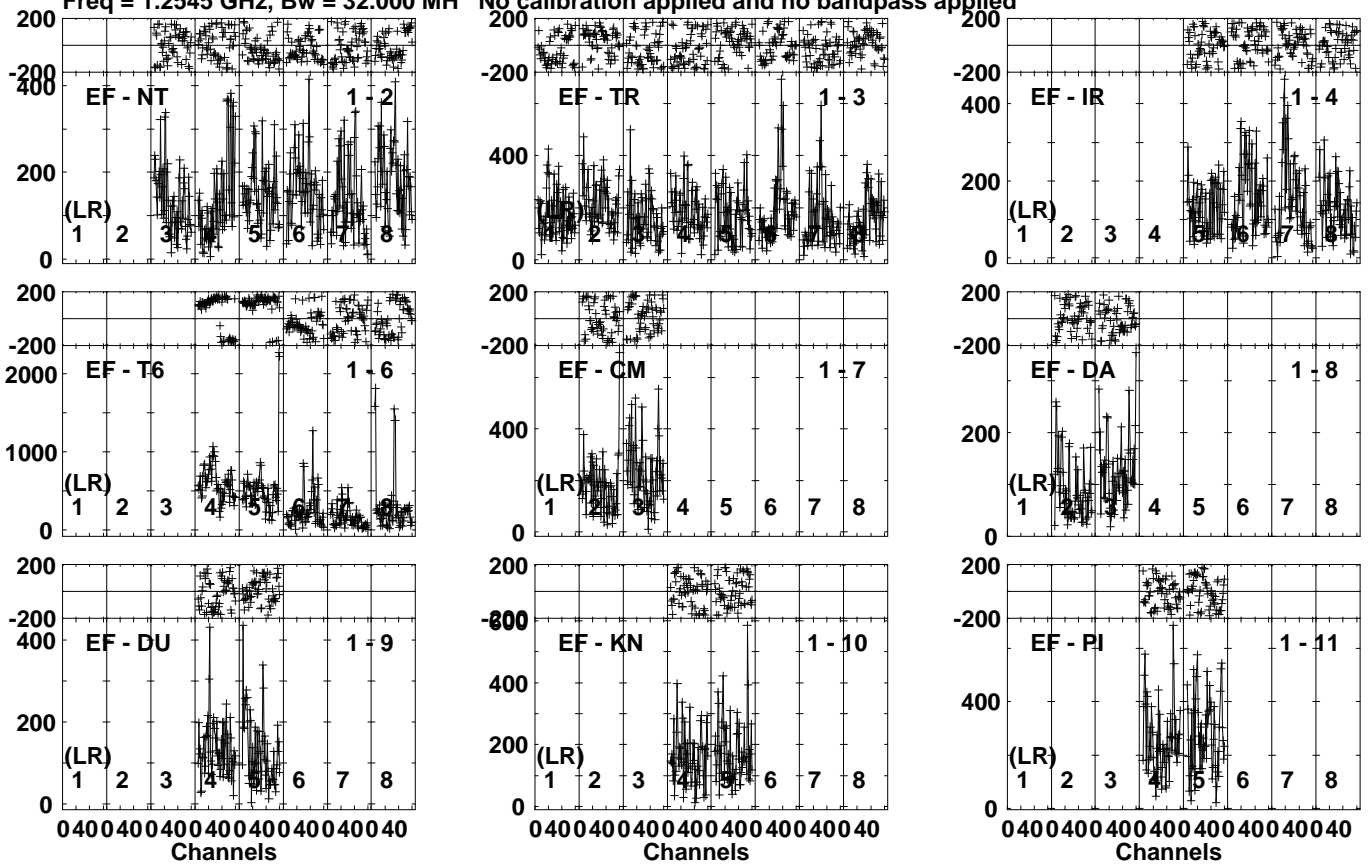


Lower frame: Micro Ampl Jy Top frame: Phas deg  
Vector averaged cross-power spectrum Several baselines displayed  
Timerange: 00/06:36:00 to 00/06:36:58

Plot file version 11 created 18-MAR-2024 14:23:03

J2125+0441 EK056B.UVDATA.1

Freq = 1.2545 GHz, Bw = 32.000 MH No calibration applied and no bandpass applied



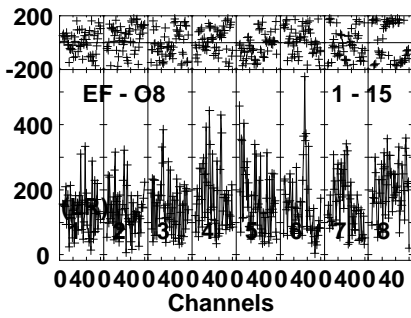
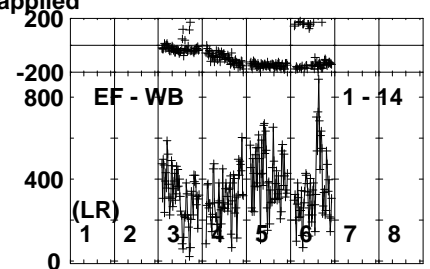
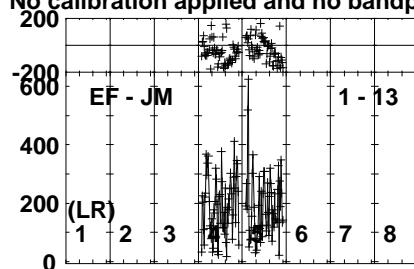
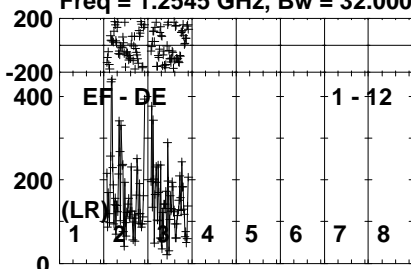
Lower frame: Micro Ampl Jy Top frame: Phas deg  
Vector averaged cross-power spectrum Several baselines displayed  
Timerange: 00/06:42:52 to 00/06:44:16

Plot file version 12 created 18-MAR-2024 14:23:03

J2125+0441 EK056B.UVDATA.1

Freq = 1.2545 GHz, Bw = 32.000 MH

No calibration applied and no bandpass applied

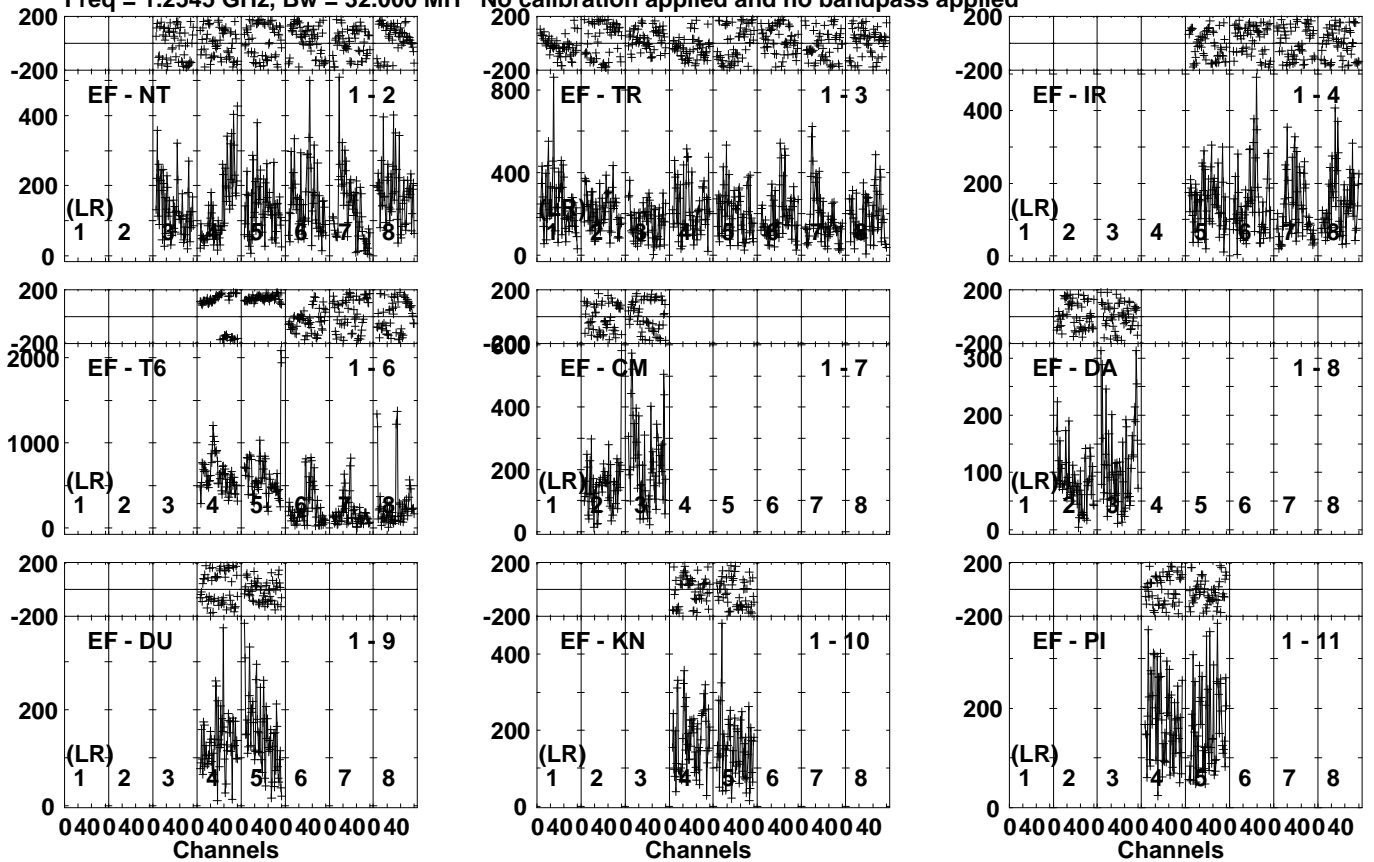


Lower frame: Micro Ampl Jy Top frame: Phas deg  
Vector averaged cross-power spectrum Several baselines displayed  
Timerange: 00/06:42:52 to 00/06:44:16

Plot file version 13 created 18-MAR-2024 14:23:03

J2125+0441 EK056B.UVDATA.1

Freq = 1.2545 GHz, Bw = 32.000 MH No calibration applied and no bandpass applied

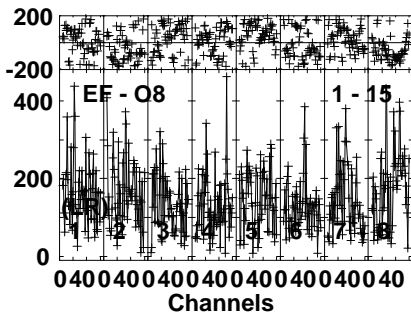
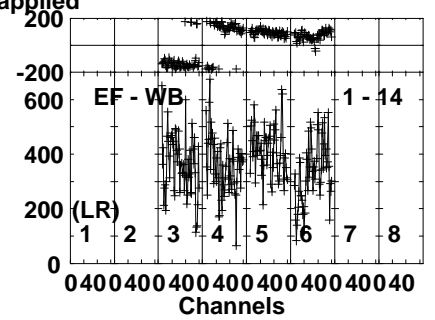
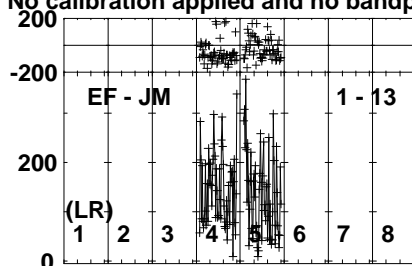
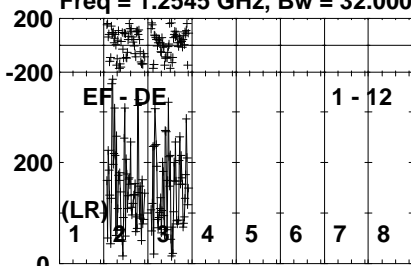


Lower frame: Micro Ampl Jy Top frame: Phas deg  
Vector averaged cross-power spectrum Several baselines displayed  
Timerange: 00/06:50:45 to 00/06:51:43

Plot file version 14 created 18-MAR-2024 14:23:04

J2125+0441 EK056B.UVDATA.1

Freq = 1.2545 GHz, Bw = 32.000 MH No calibration applied and no bandpass applied

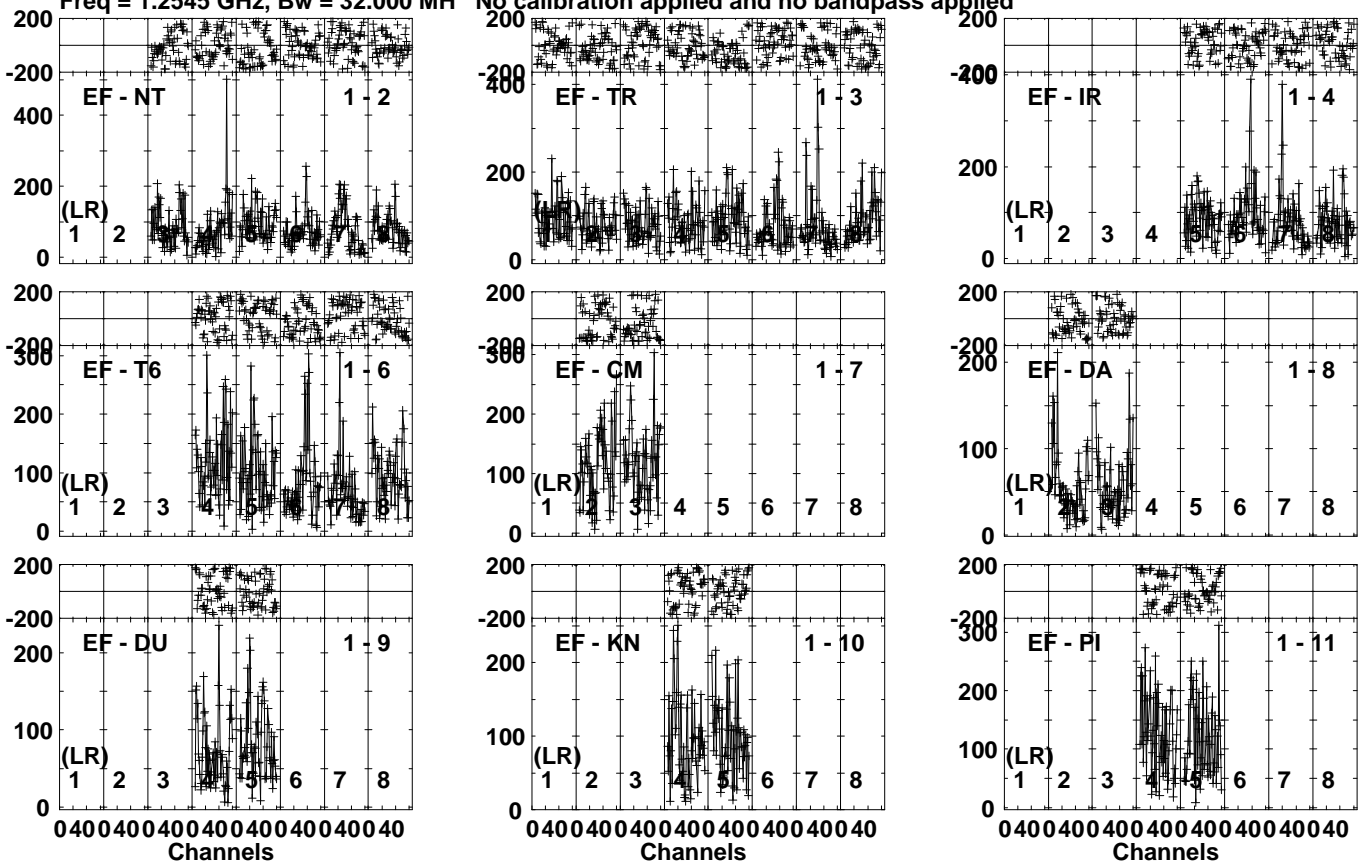


Lower frame: Micro Ampl Jy Top frame: Phas deg  
Vector averaged cross-power spectrum Several baselines displayed  
Timerange: 00/06:50:45 to 00/06:51:43

Plot file version 15 created 18-MAR-2024 14:23:04

J2120+0246 EK056B.UVDATA.1

Freq = 1.2545 GHz, Bw = 32.000 MH No calibration applied and no bandpass applied



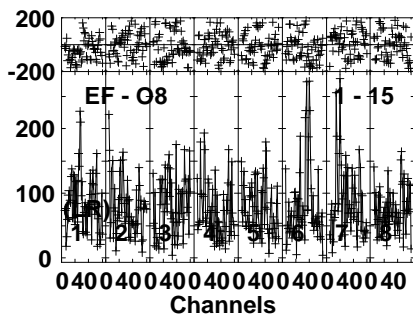
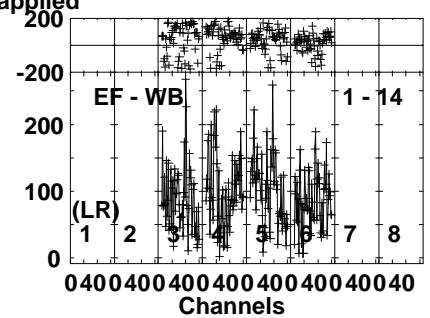
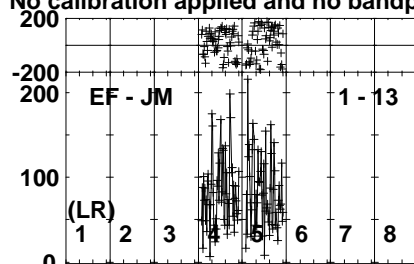
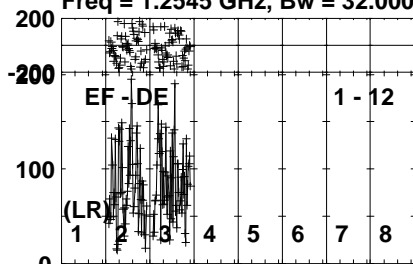
Lower frame: Micro Ampl Jy Top frame: Phas deg  
Vector averaged cross-power spectrum Several baselines displayed  
Timerange: 00/06:51:45 to 00/06:55:21

Plot file version 16 created 18-MAR-2024 14:23:04

J2120+0246 EK056B.UVDATA.1

Freq = 1.2545 GHz, Bw = 32.000 MH

No calibration applied and no bandpass applied



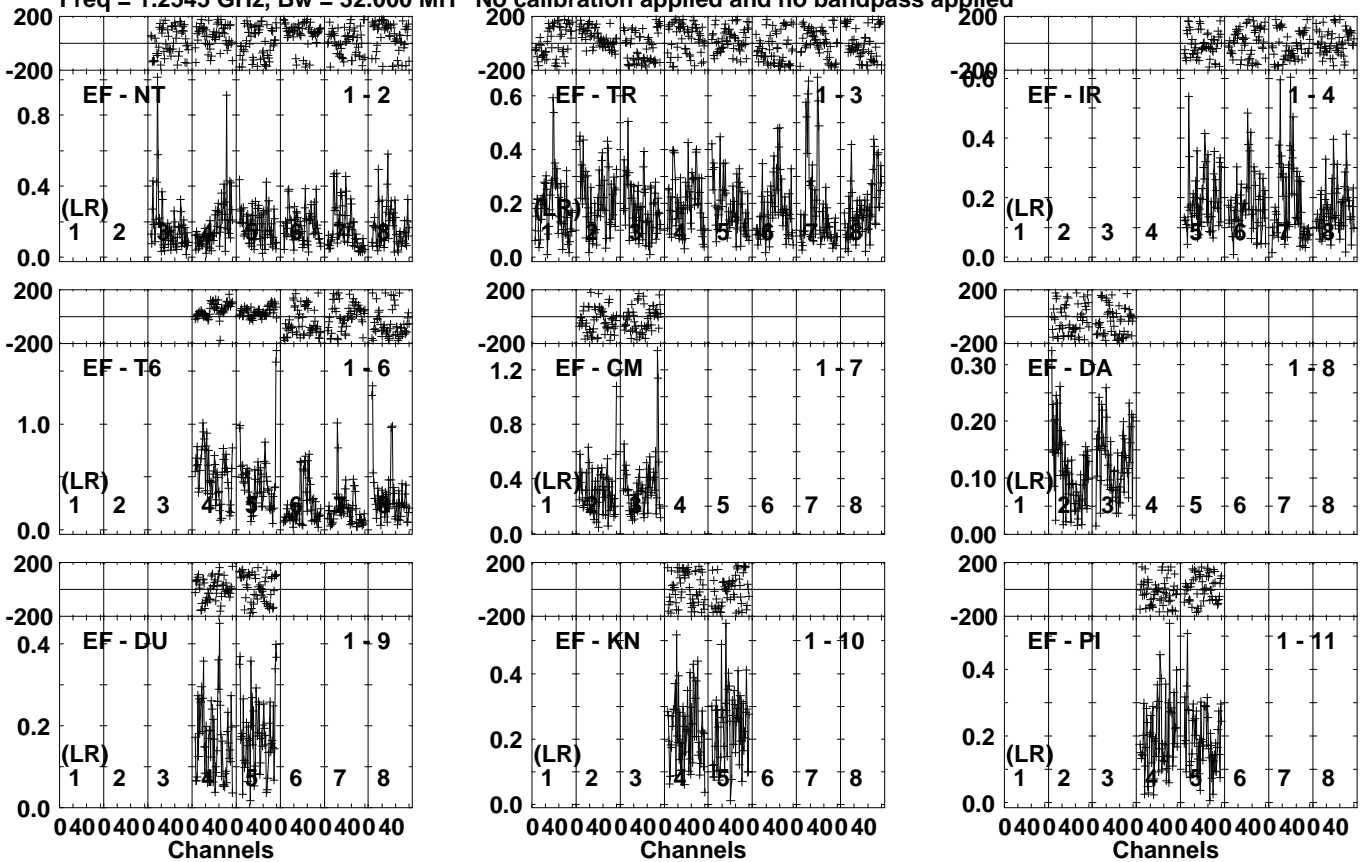
Lower frame: Micro Ampl Jy Top frame: Phas deg  
Vector averaged cross-power spectrum Several baselines displayed  
Timerange: 00/06:51:45 to 00/06:55:21



Plot file version 17 created 18-MAR-2024 14:23:04

J2125+0441 EK056B.UVDATA.1

Freq = 1.2545 GHz, Bw = 32.000 MH No calibration applied and no bandpass applied



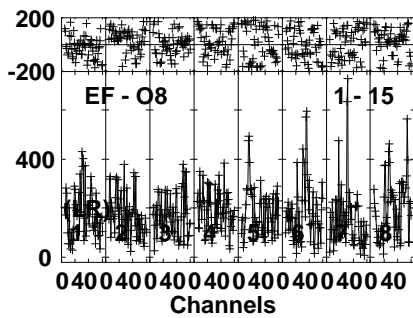
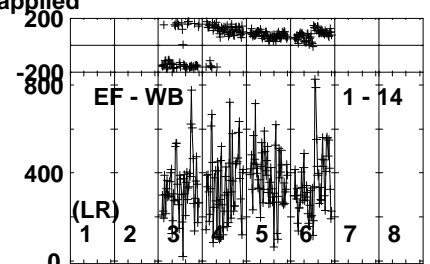
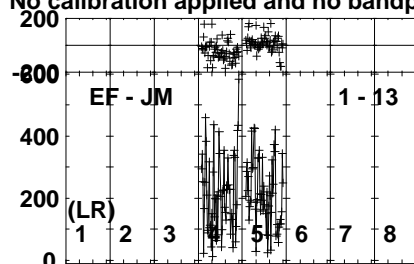
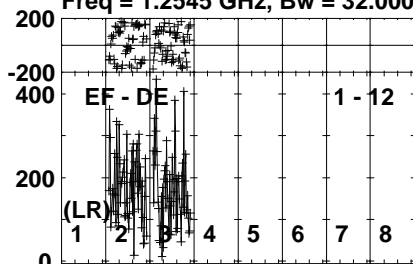
Lower frame: Milli Ampl Jy Top frame: Phas deg  
Vector averaged cross-power spectrum Several baselines displayed  
Timerange: 00/06:55:24 to 00/06:57:00

Plot file version 18 created 18-MAR-2024 14:23:04

J2125+0441 EK056B.UVDATA.1

Freq = 1.2545 GHz, Bw = 32.000 MH

No calibration applied and no bandpass applied



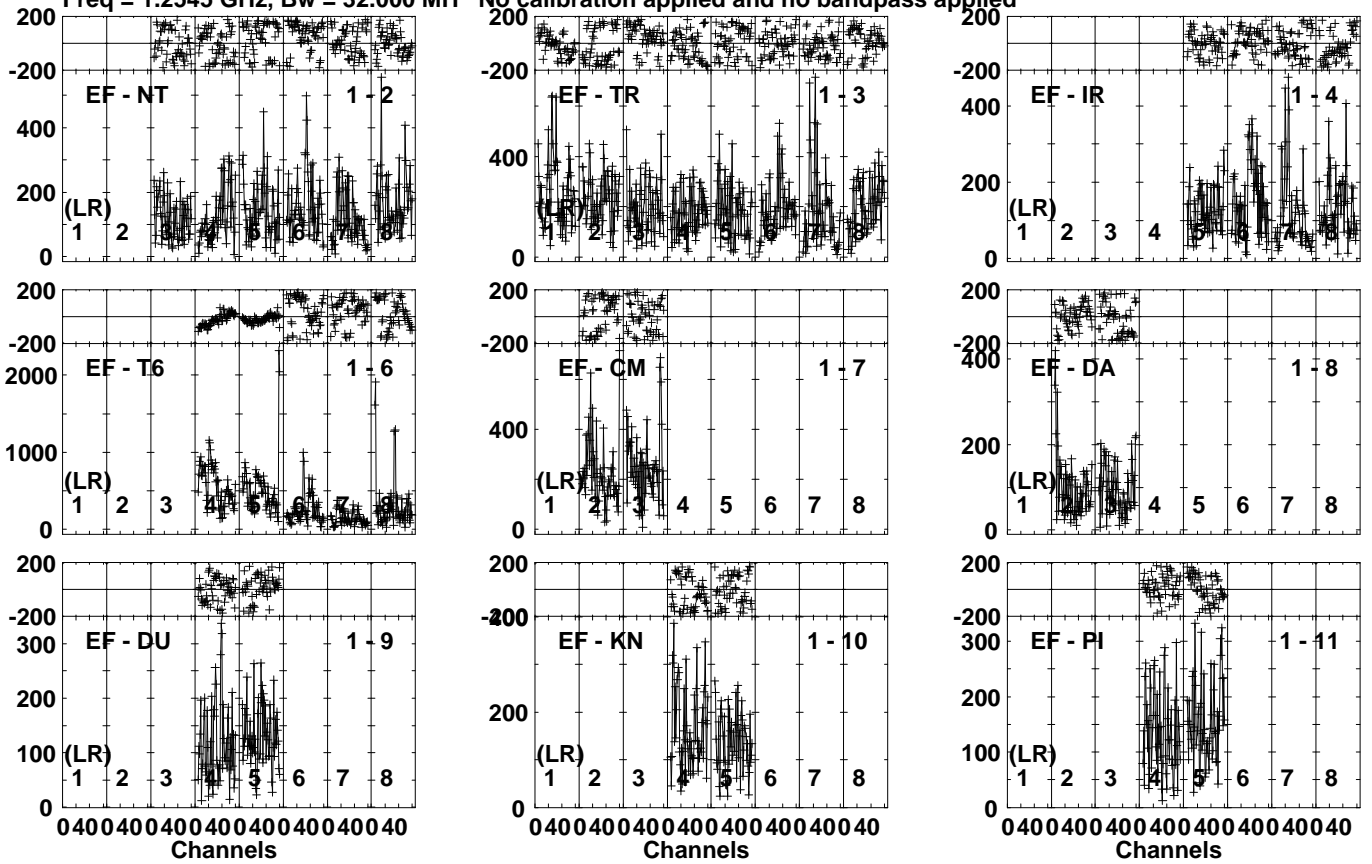
Lower frame: Micro Ampl Jy Top frame: Phas deg  
Vector averaged cross-power spectrum Several baselines displayed  
Timerange: 00/06:55:24 to 00/06:57:00

Plot file version 19 created 18-MAR-2024 14:23:04

J2125+0441 EK056B.UVDATA.1

Freq = 1.2545 GHz, Bw = 32.000 MH

No calibration applied and no bandpass applied



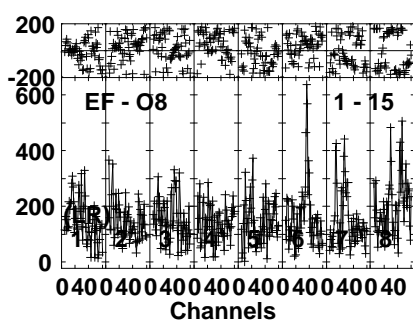
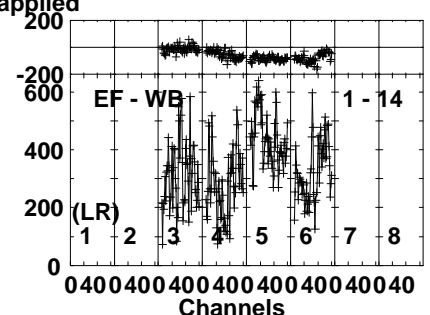
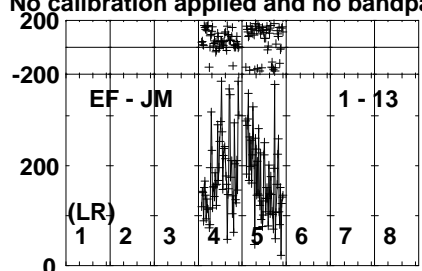
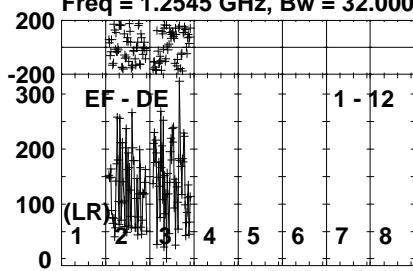
Lower frame: Micro Ampl Jy Top frame: Phas deg  
Vector averaged cross-power spectrum Several baselines displayed  
Timerange: 00/07:03:29 to 00/07:04:27

Plot file version 20 created 18-MAR-2024 14:23:05

J2125+0441 EK056B.UVDATA.1

Freq = 1.2545 GHz, Bw = 32.000 MH

No calibration applied and no bandpass applied



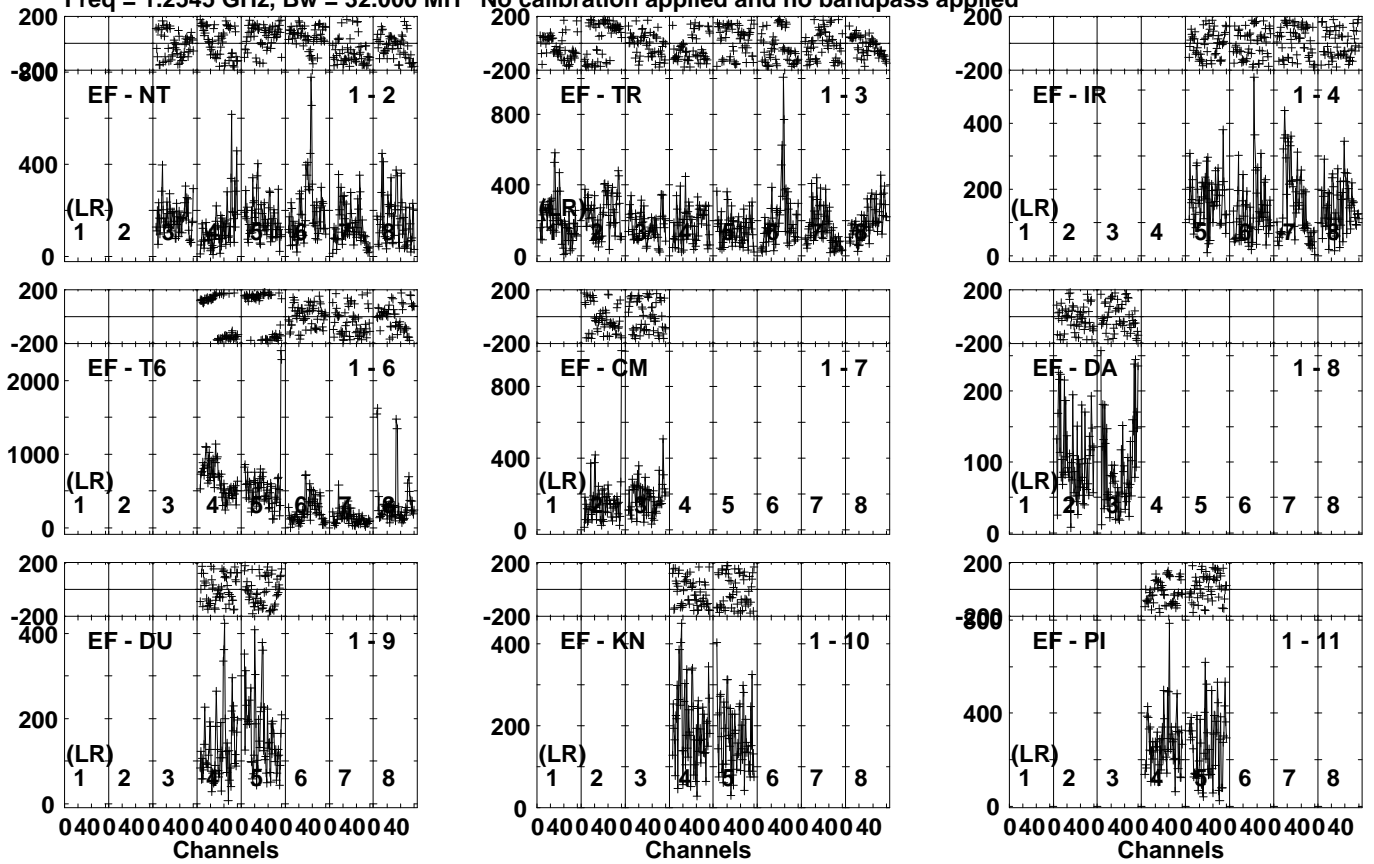
Lower frame: Micro Ampl Jy Top frame: Phas deg  
Vector averaged cross-power spectrum Several baselines displayed  
Timerange: 00/07:03:29 to 00/07:04:27

Plot file version 21 created 18-MAR-2024 14:23:05

J2125+0441 EK056B.UVDATA.1

Freq = 1.2545 GHz, Bw = 32.000 MH

No calibration applied and no bandpass applied



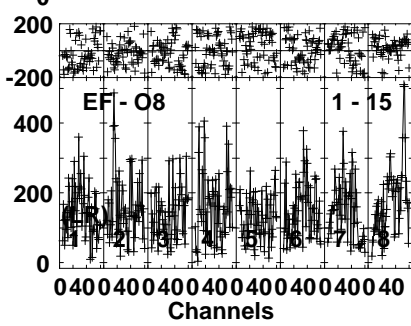
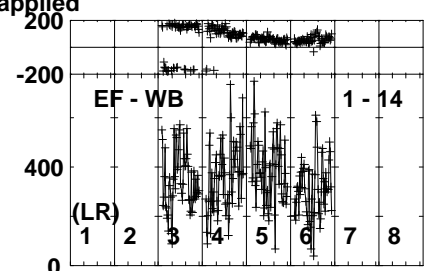
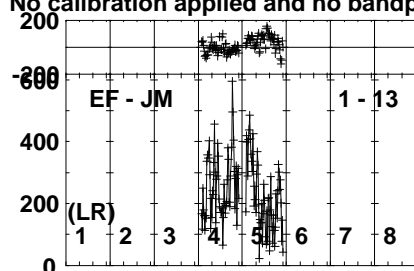
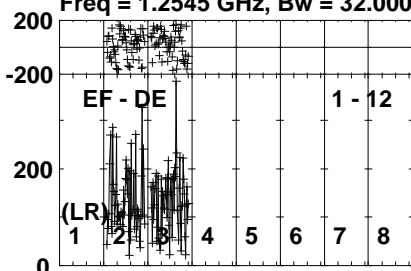
Lower frame: Micro Ampl Jy Top frame: Phas deg  
Vector averaged cross-power spectrum Several baselines displayed  
Timerange: 00/07:10:19 to 00/07:11:45

Plot file version 22 created 18-MAR-2024 14:23:05

J2125+0441 EK056B.UVDATA.1

Freq = 1.2545 GHz, Bw = 32.000 MH

No calibration applied and no bandpass applied



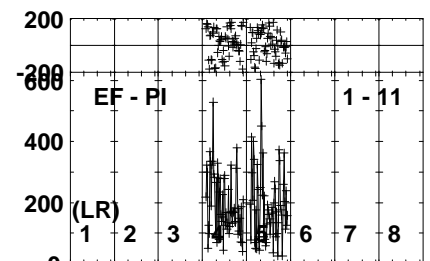
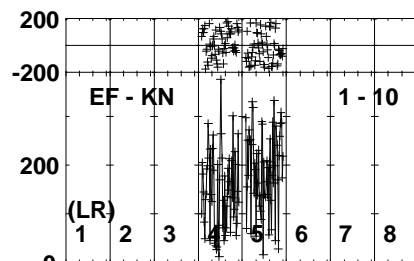
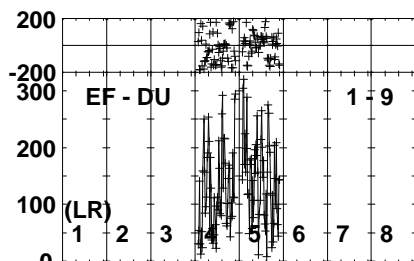
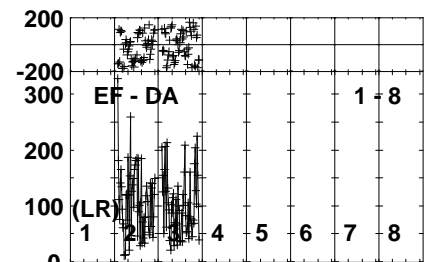
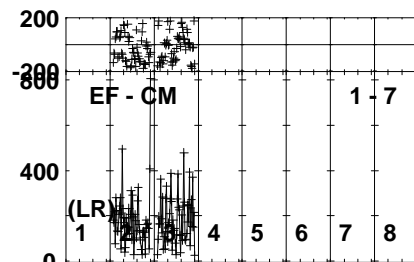
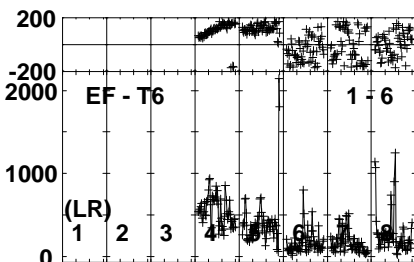
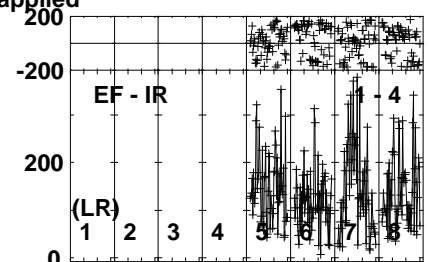
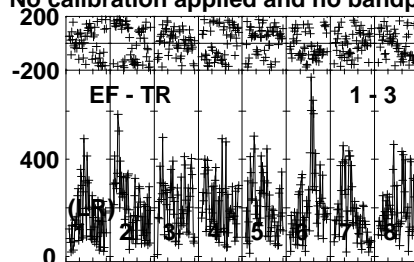
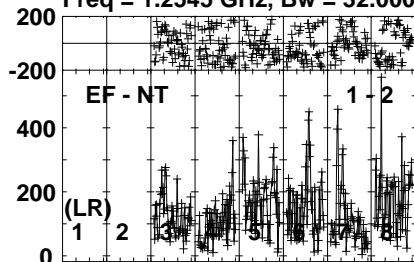
Lower frame: Micro Ampl Jy Top frame: Phas deg  
Vector averaged cross-power spectrum Several baselines displayed  
Timerange: 00/07:10:19 to 00/07:11:45

Plot file version 23 created 18-MAR-2024 14:23:05

J2125+0441 EK056B.UVDATA.1

Freq = 1.2545 GHz, Bw = 32.000 MH

No calibration applied and no bandpass applied



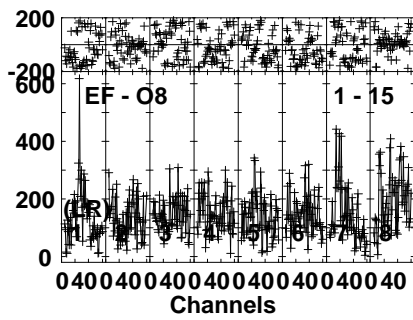
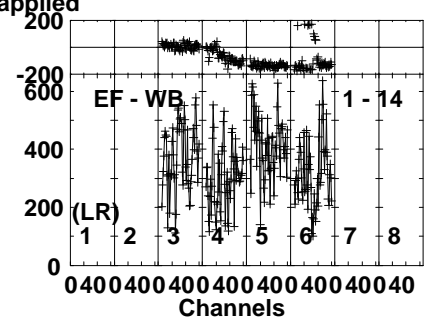
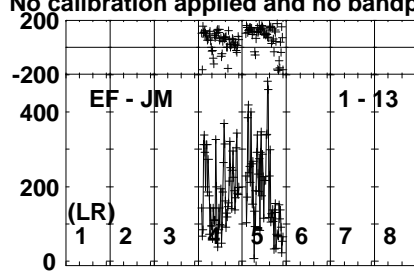
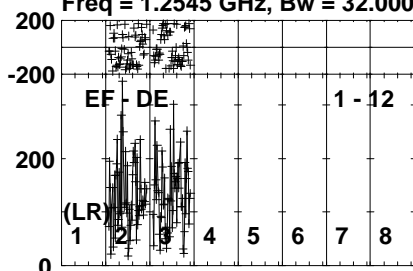
Lower frame: Micro Ampl Jy Top frame: Phas deg  
Vector averaged cross-power spectrum Several baselines displayed  
Timerange: 00/07:18:14 to 00/07:19:12

Plot file version 24 created 18-MAR-2024 14:23:05

J2125+0441 EK056B.UVDATA.1

Freq = 1.2545 GHz, Bw = 32.000 MH

No calibration applied and no bandpass applied



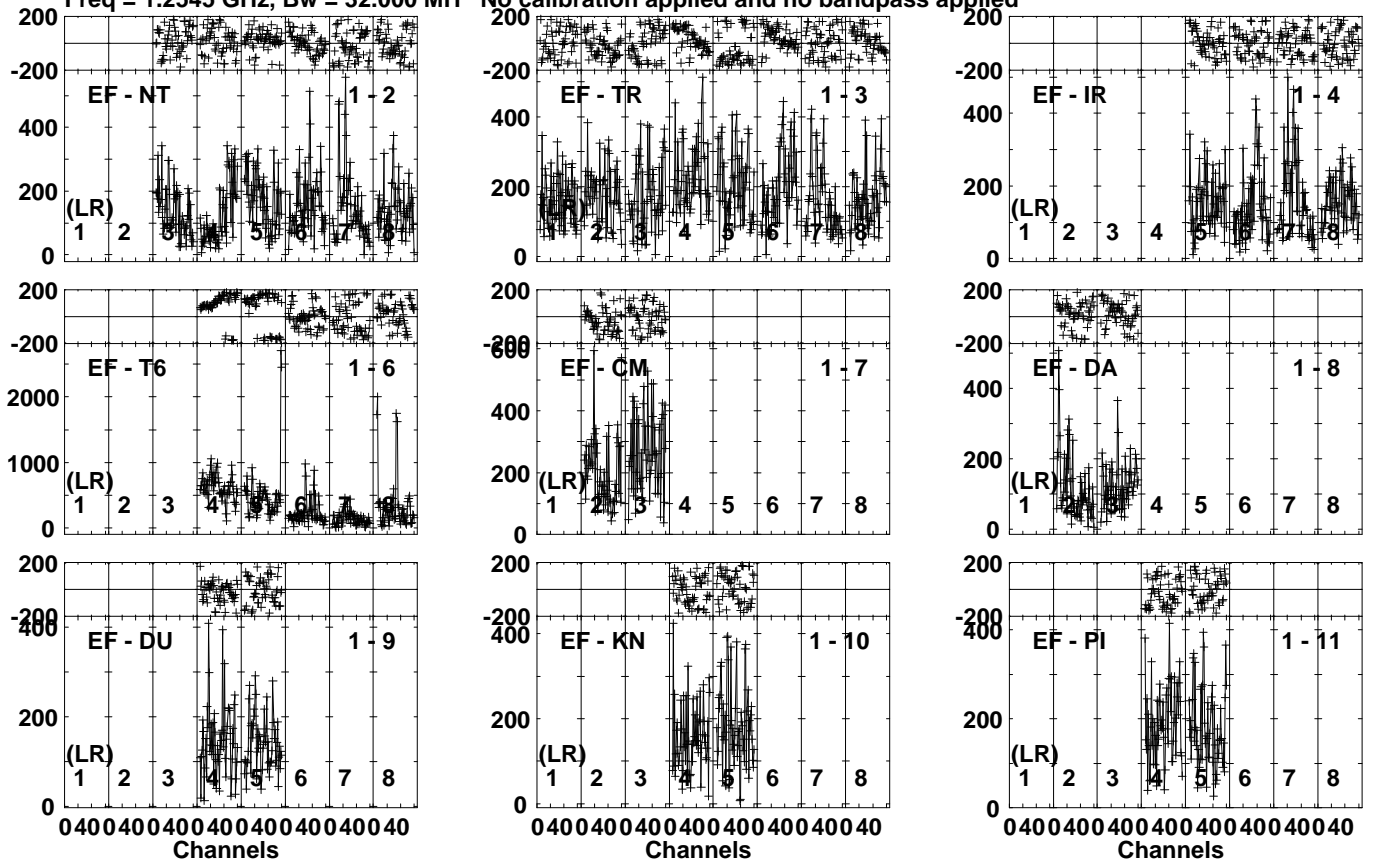
Lower frame: Micro Ampl Jy Top frame: Phas deg  
Vector averaged cross-power spectrum Several baselines displayed  
Timerange: 00/07:18:14 to 00/07:19:12



Plot file version 25 created 18-MAR-2024 14:23:05

J2125+0441 EK056B.UVDATA.1

Freq = 1.2545 GHz, Bw = 32.000 MH No calibration applied and no bandpass applied



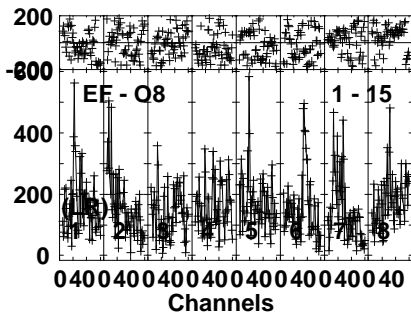
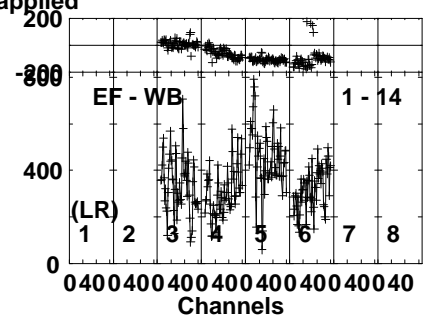
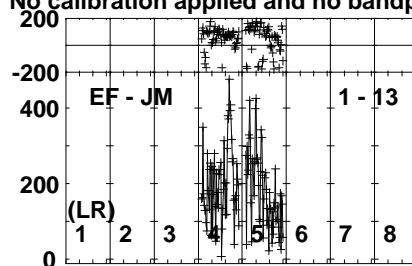
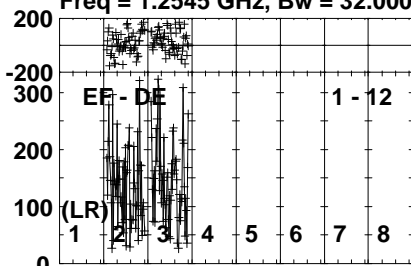
Lower frame: Micro Ampl Jy Top frame: Phas deg  
Vector averaged cross-power spectrum Several baselines displayed  
Timerange: 00/07:25:06 to 00/07:26:30

Plot file version 26 created 18-MAR-2024 14:23:05

J2125+0441 EK056B.UVDATA.1

Freq = 1.2545 GHz, Bw = 32.000 MH

No calibration applied and no bandpass applied

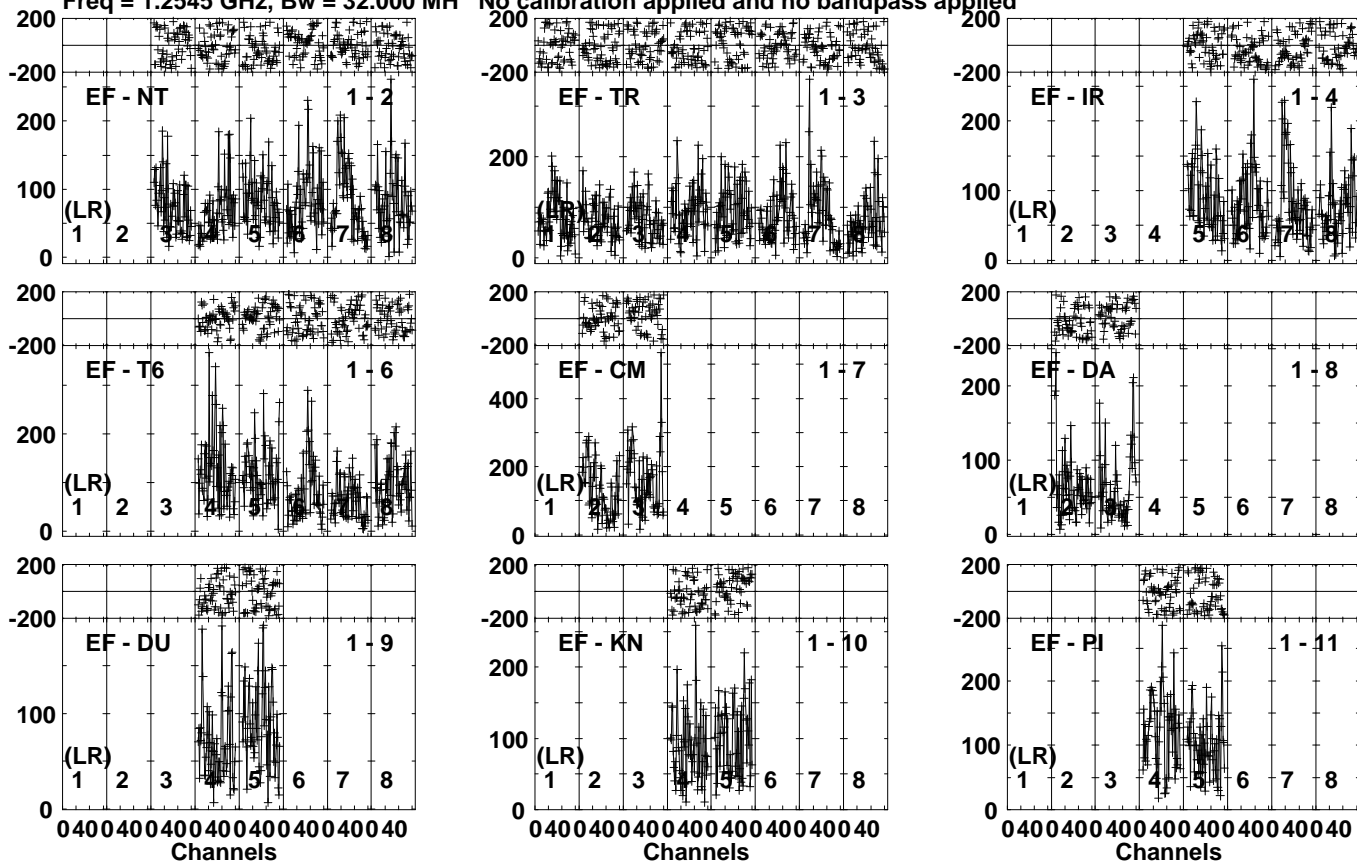


Lower frame: Micro Ampl Jy Top frame: Phas deg  
Vector averaged cross-power spectrum Several baselines displayed  
Timerange: 00/07:25:06 to 00/07:26:30

Plot file version 27 created 18-MAR-2024 14:23:05

J2120+0246 EK056B.UVDATA.1

Freq = 1.2545 GHz, Bw = 32.000 MH No calibration applied and no bandpass applied



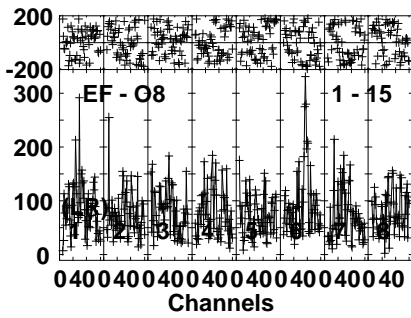
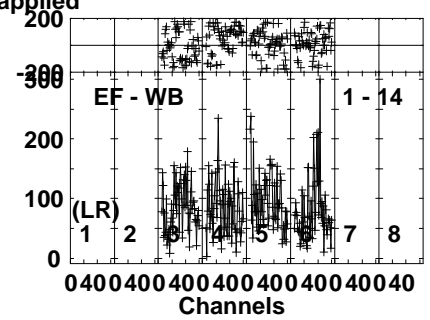
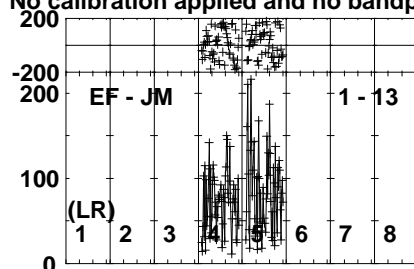
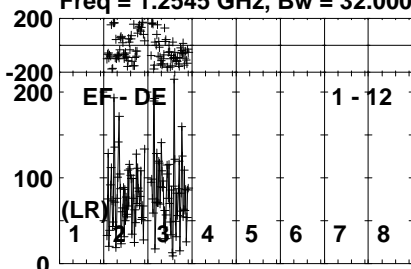
Lower frame: Micro Ampl Jy Top frame: Phas deg  
Vector averaged cross-power spectrum Several baselines displayed  
Timerange: 00/07:26:32 to 00/07:30:08

Plot file version 28 created 18-MAR-2024 14:23:06

J2120+0246 EK056B.UVDATA.1

Freq = 1.2545 GHz, Bw = 32.000 MH

No calibration applied and no bandpass applied

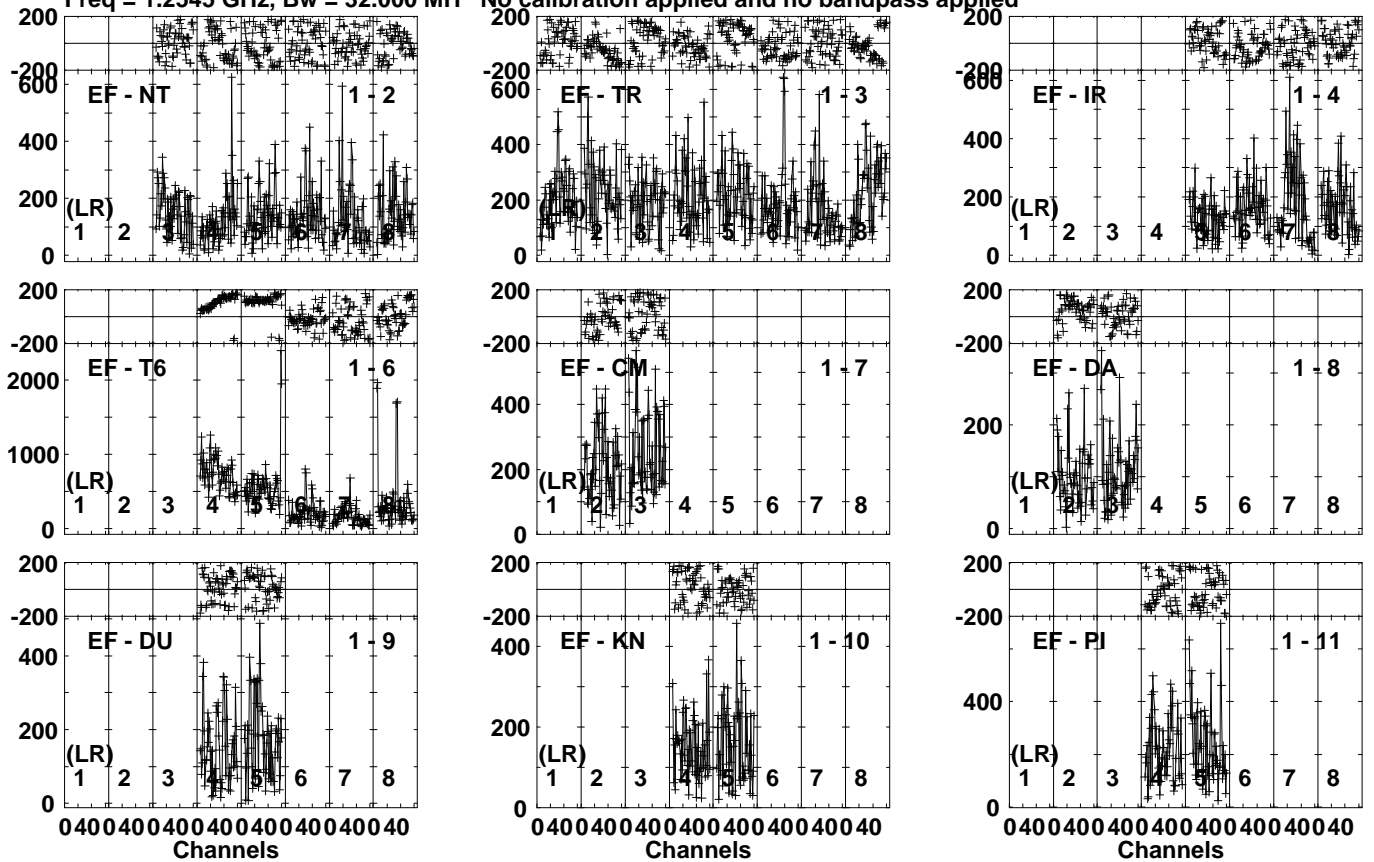


Lower frame: Micro Ampl Jy Top frame: Phas deg  
Vector averaged cross-power spectrum Several baselines displayed  
Timerange: 00/07:26:32 to 00/07:30:08

Plot file version 29 created 18-MAR-2024 14:23:06

J2125+0441 EK056B.UVDATA.1

Freq = 1.2545 GHz, Bw = 32.000 MH No calibration applied and no bandpass applied



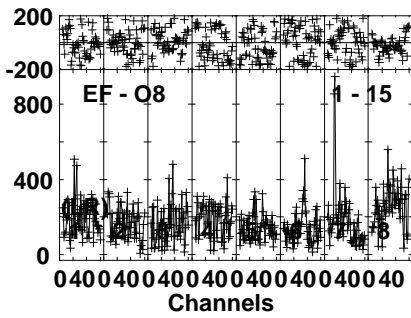
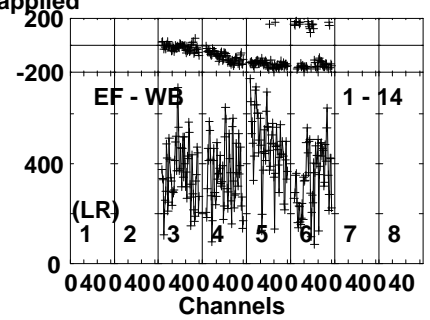
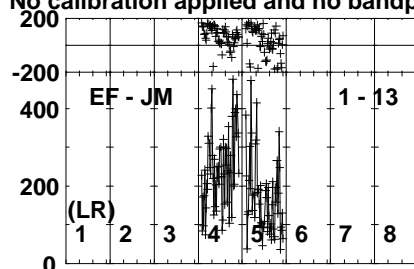
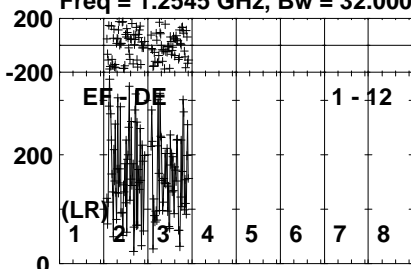
Lower frame: Micro Ampl Jy Top frame: Phas deg  
Vector averaged cross-power spectrum Several baselines displayed  
Timerange: 00/07:30:58 to 00/07:31:56

Plot file version 30 created 18-MAR-2024 14:23:06

J2125+0441 EK056B.UVDATA.1

Freq = 1.2545 GHz, Bw = 32.000 MH

No calibration applied and no bandpass applied

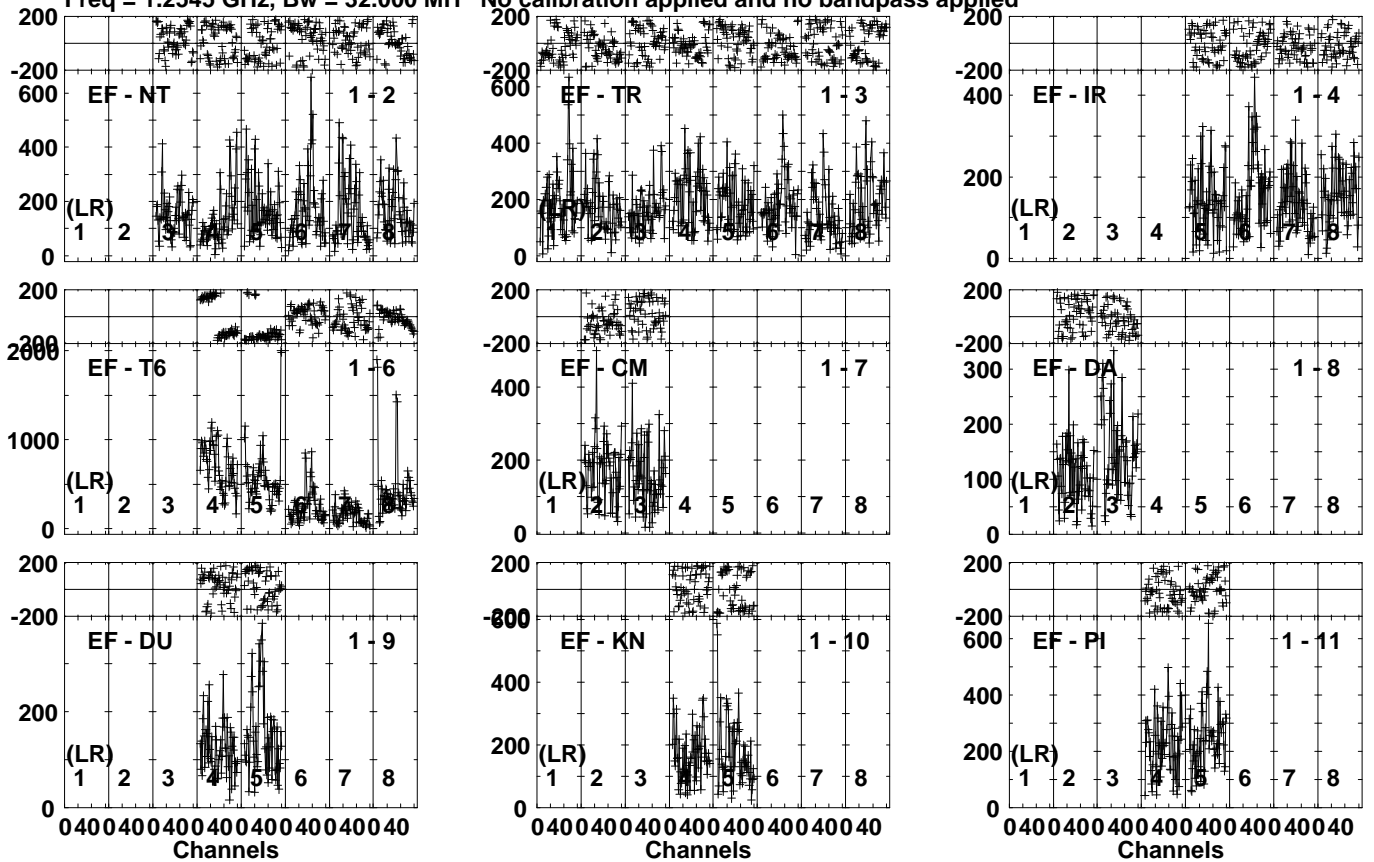


Lower frame: Micro Ampl Jy Top frame: Phas deg  
Vector averaged cross-power spectrum Several baselines displayed  
Timerange: 00/07:30:58 to 00/07:31:56

Plot file version 31 created 18-MAR-2024 14:23:06

J2125+0441 EK056B.UVDATA.1

Freq = 1.2545 GHz, Bw = 32.000 MH No calibration applied and no bandpass applied



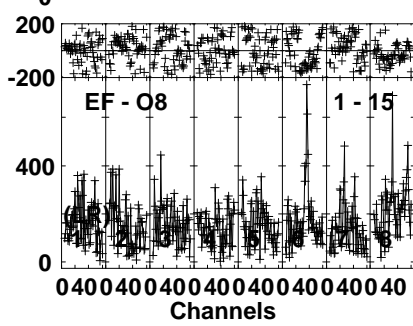
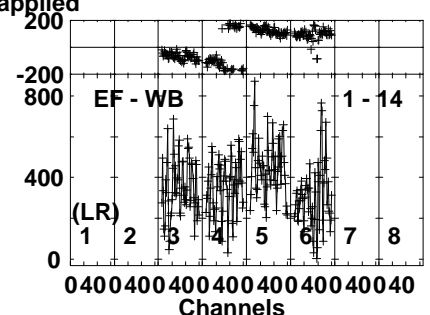
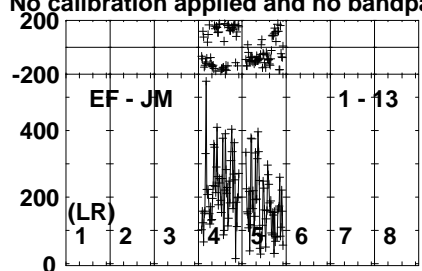
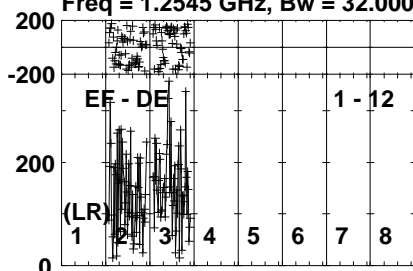
Lower frame: Micro Ampl Jy Top frame: Phas deg  
Vector averaged cross-power spectrum Several baselines displayed  
Timerange: 00/07:37:50 to 00/07:39:14

Plot file version 32 created 18-MAR-2024 14:23:06

J2125+0441 EK056B.UVDATA.1

Freq = 1.2545 GHz, Bw = 32.000 MH

No calibration applied and no bandpass applied



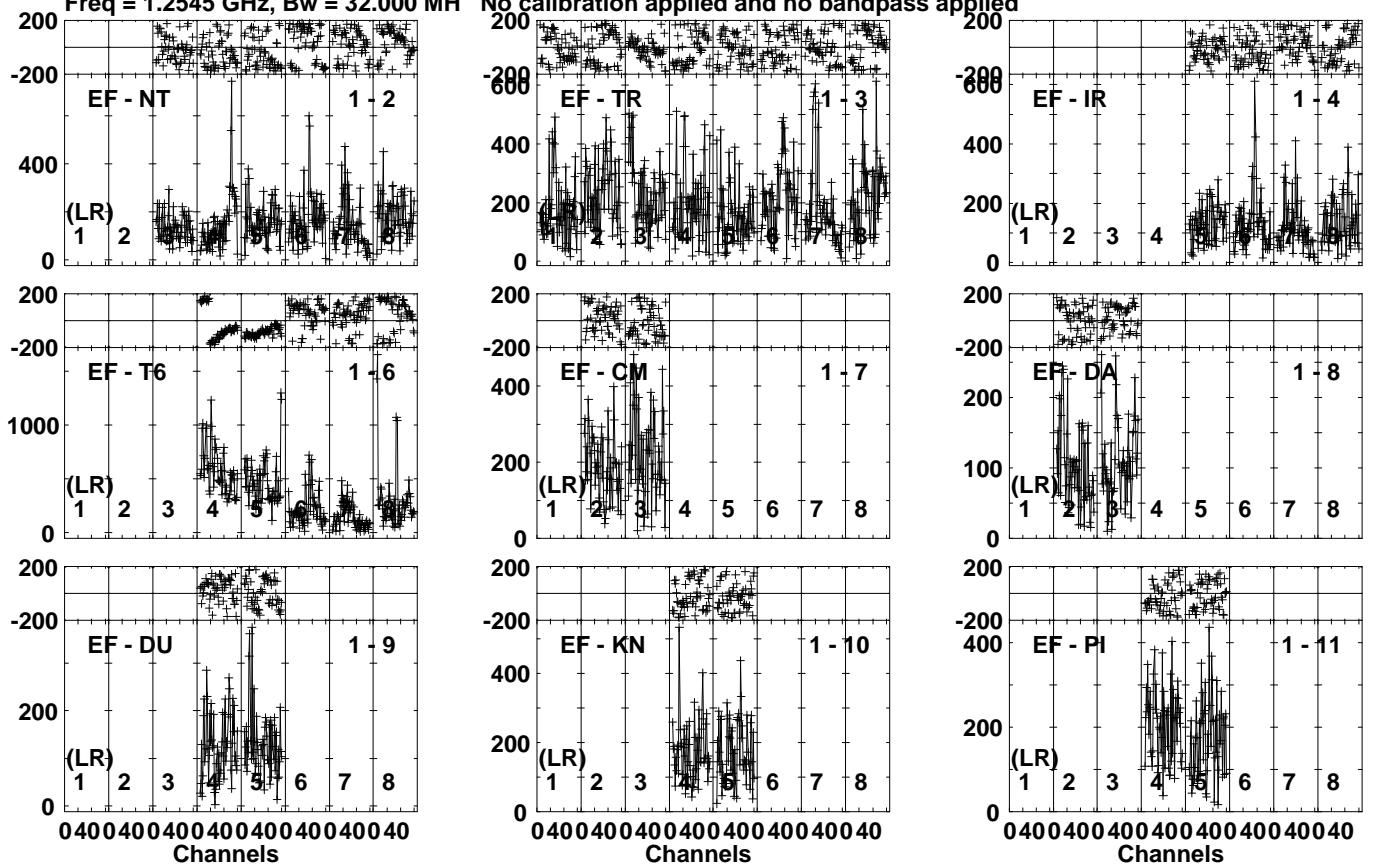
Lower frame: Micro Ampl Jy Top frame: Phas deg  
Vector averaged cross-power spectrum Several baselines displayed  
Timerange: 00/07:37:50 to 00/07:39:14



Plot file version 33 created 18-MAR-2024 14:23:06

J2125+0441 EK056B.UVDATA.1

Freq = 1.2545 GHz, Bw = 32.000 MH No calibration applied and no bandpass applied



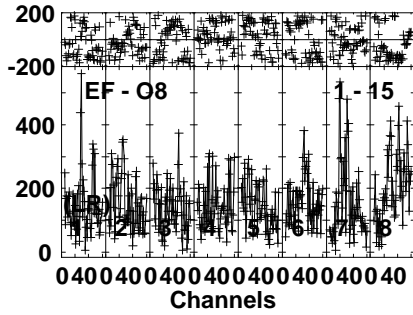
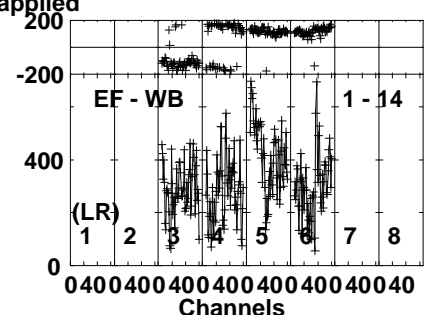
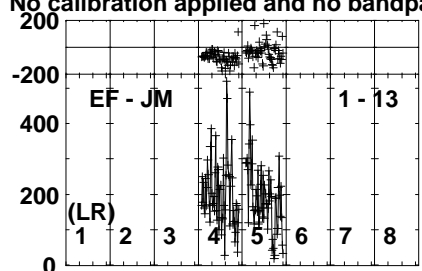
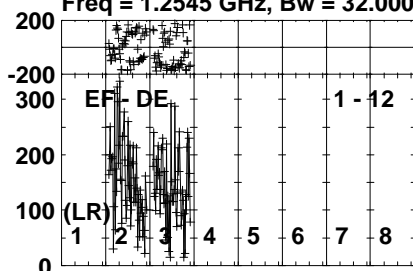
Lower frame: Micro Ampl Jy Top frame: Phas deg  
Vector averaged cross-power spectrum Several baselines displayed  
Timerange: 00/07:45:43 to 00/07:46:41

Plot file version 34 created 18-MAR-2024 14:23:06

J2125+0441 EK056B.UVDATA.1

Freq = 1.2545 GHz, Bw = 32.000 MH

No calibration applied and no bandpass applied

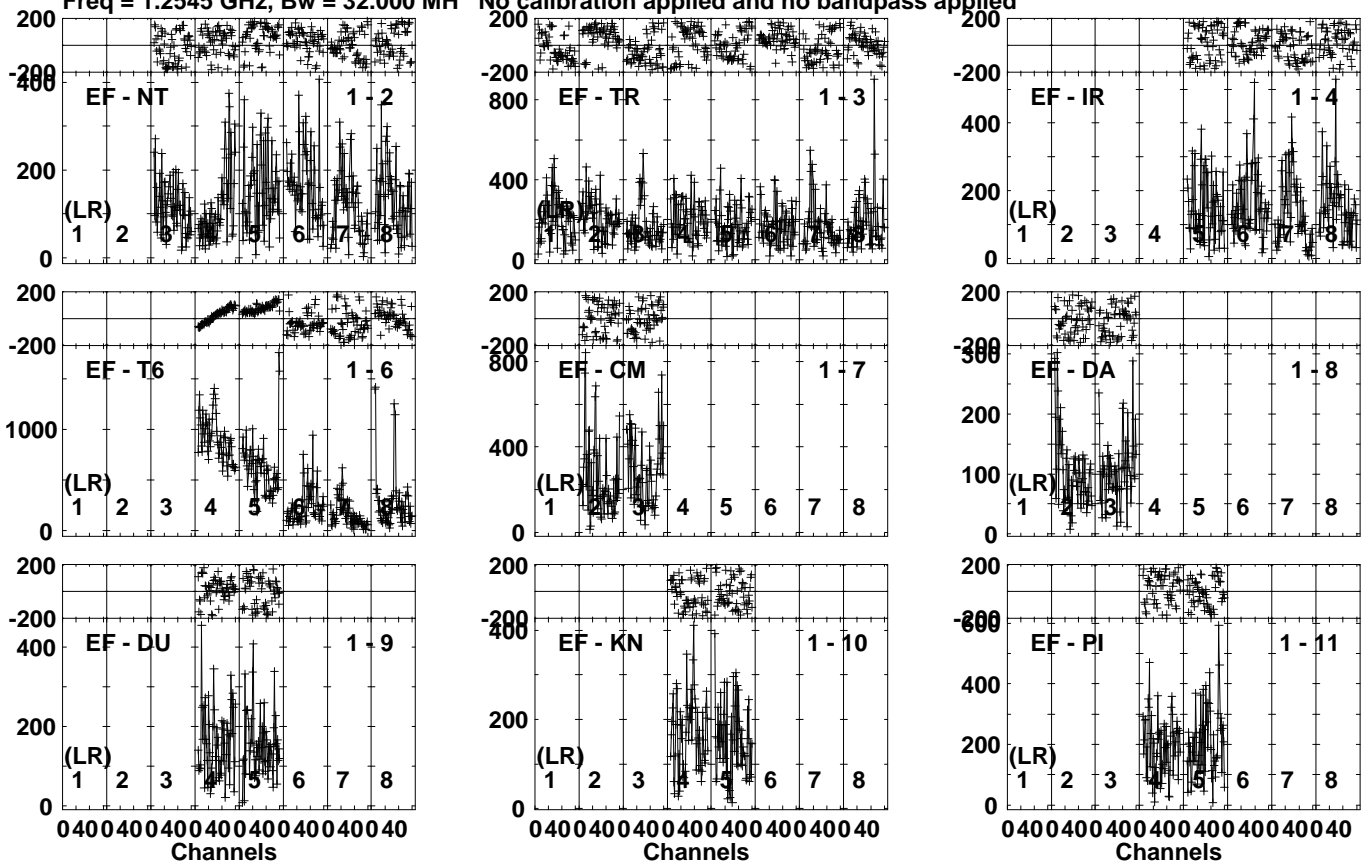


Lower frame: Micro Ampl Jy Top frame: Phas deg  
Vector averaged cross-power spectrum Several baselines displayed  
Timerange: 00/07:45:43 to 00/07:46:41

Plot file version 35 created 18-MAR-2024 14:23:07

J2125+0441 EK056B.UVDATA.1

Freq = 1.2545 GHz, Bw = 32.000 MH No calibration applied and no bandpass applied



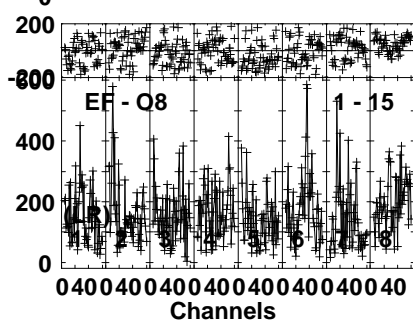
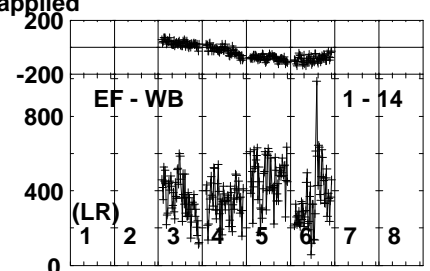
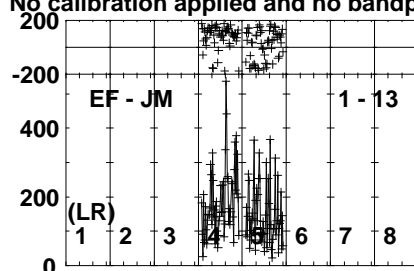
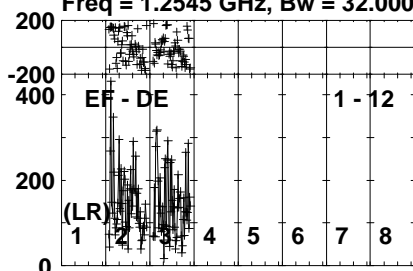
Lower frame: Micro Ampl Jy Top frame: Phas deg  
Vector averaged cross-power spectrum Several baselines displayed  
Timerange: 00/07:52:35 to 00/07:53:59

Plot file version 36 created 18-MAR-2024 14:23:07

J2125+0441 EK056B.UVDATA.1

Freq = 1.2545 GHz, Bw = 32.000 MH

No calibration applied and no bandpass applied



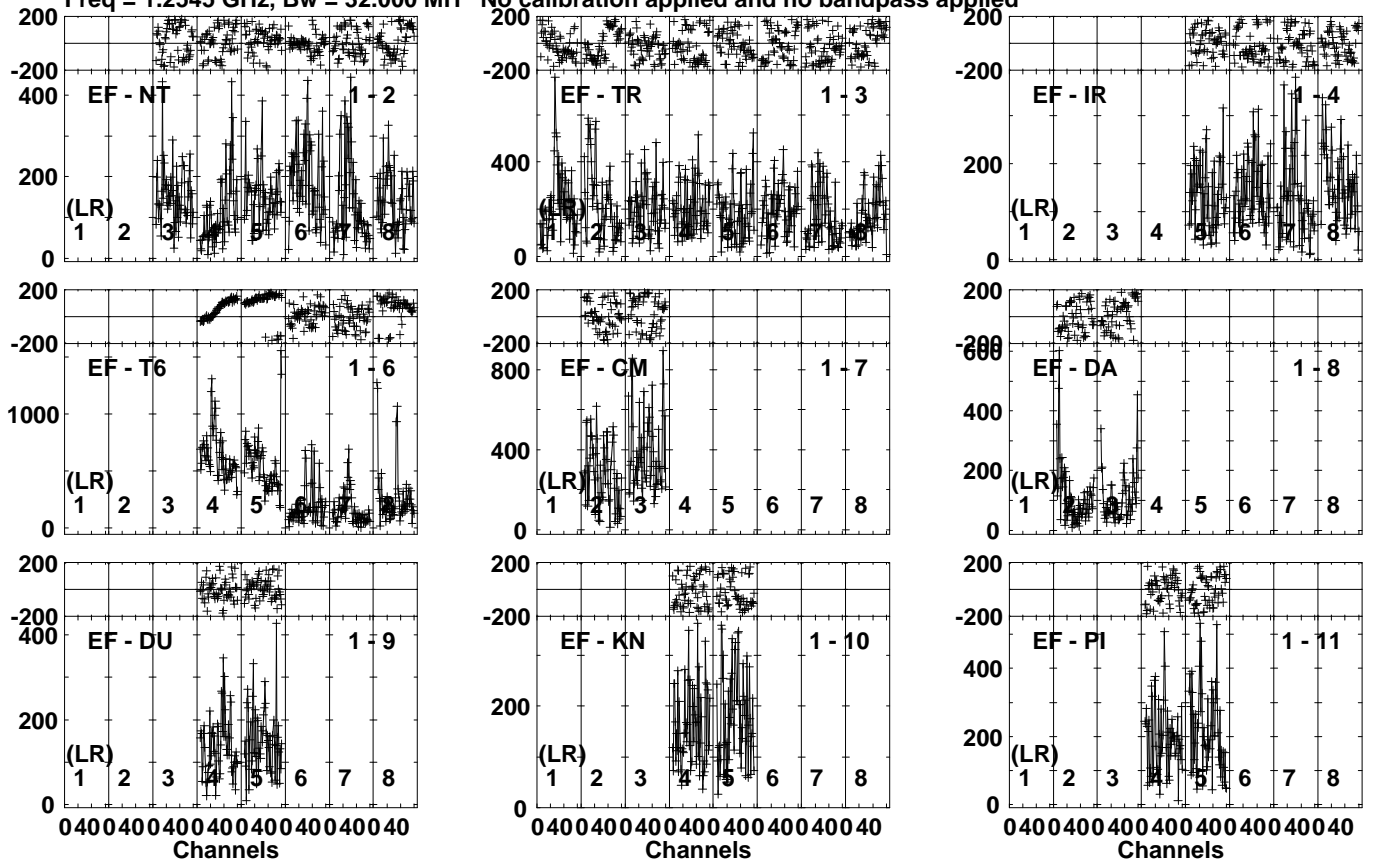
Lower frame: Micro Ampl Jy Top frame: Phas deg  
Vector averaged cross-power spectrum Several baselines displayed  
Timerange: 00/07:52:35 to 00/07:53:59

Plot file version 37 created 18-MAR-2024 14:23:07

J2125+0441 EK056B.UVDATA.1

Freq = 1.2545 GHz, Bw = 32.000 MH

No calibration applied and no bandpass applied



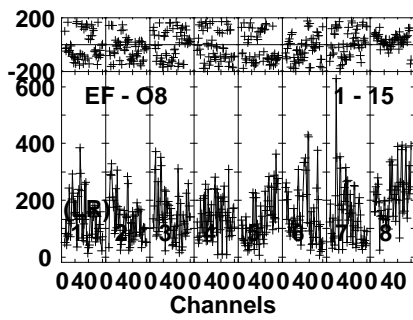
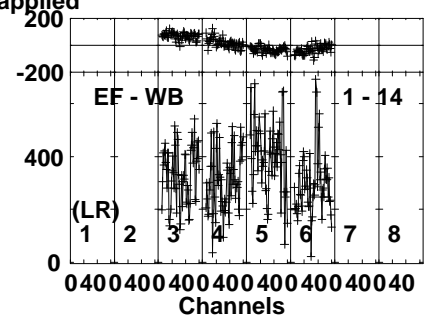
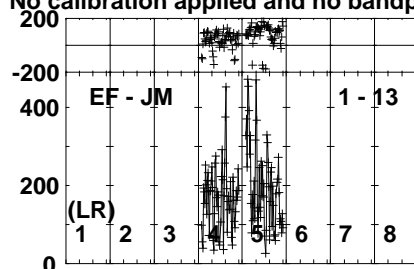
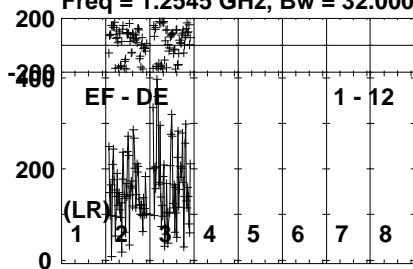
Lower frame: Micro Ampl Jy Top frame: Phas deg  
Vector averaged cross-power spectrum Several baselines displayed  
Timerange: 00/08:00:28 to 00/08:01:26

Plot file version 38 created 18-MAR-2024 14:23:07

J2125+0441 EK056B.UVDATA.1

Freq = 1.2545 GHz, Bw = 32.000 MH

No calibration applied and no bandpass applied



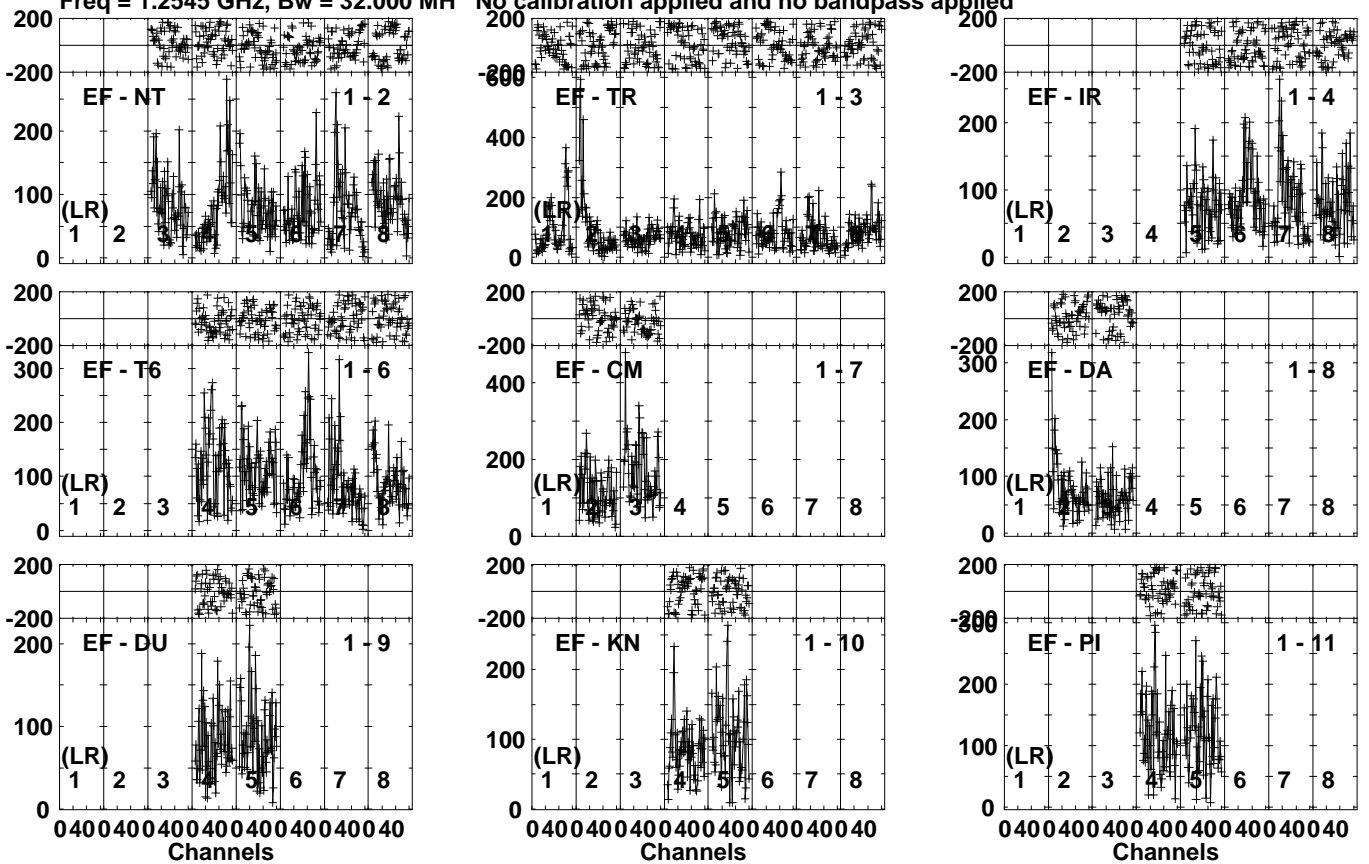
Lower frame: Micro Ampl Jy Top frame: Phas deg  
Vector averaged cross-power spectrum Several baselines displayed  
Timerange: 00/08:00:28 to 00/08:01:26

Plot file version 39 created 18-MAR-2024 14:23:07

J2120+0246 EK056B.UVDATA.1

Freq = 1.2545 GHz, Bw = 32.000 MH

No calibration applied and no bandpass applied



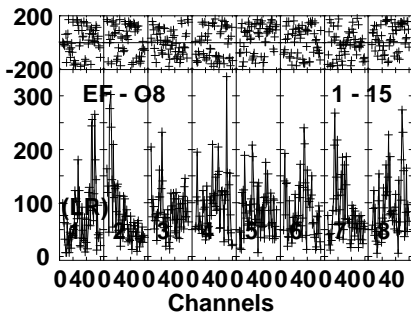
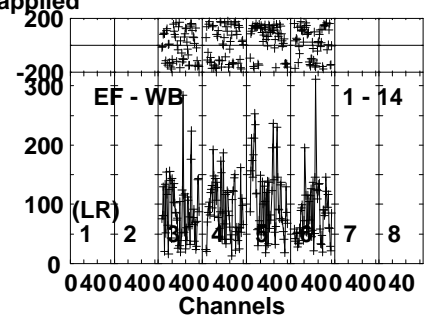
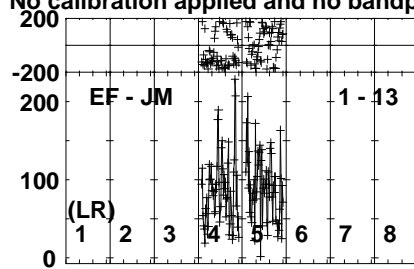
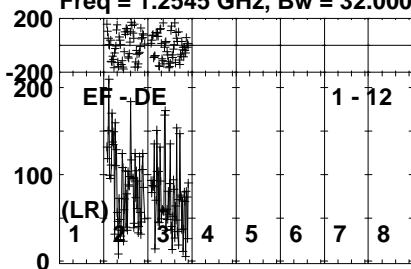
Lower frame: Micro Ampl Jy Top frame: Phas deg  
Vector averaged cross-power spectrum Several baselines displayed  
Timerange: 00/08:01:28 to 00/08:05:04

Plot file version 40 created 18-MAR-2024 14:23:07

J2120+0246 EK056B.UVDATA.1

Freq = 1.2545 GHz, Bw = 32.000 MH

No calibration applied and no bandpass applied



Lower frame: Micro Ampl Jy Top frame: Phas deg  
Vector averaged cross-power spectrum Several baselines displayed  
Timerange: 00/08:01:28 to 00/08:05:04

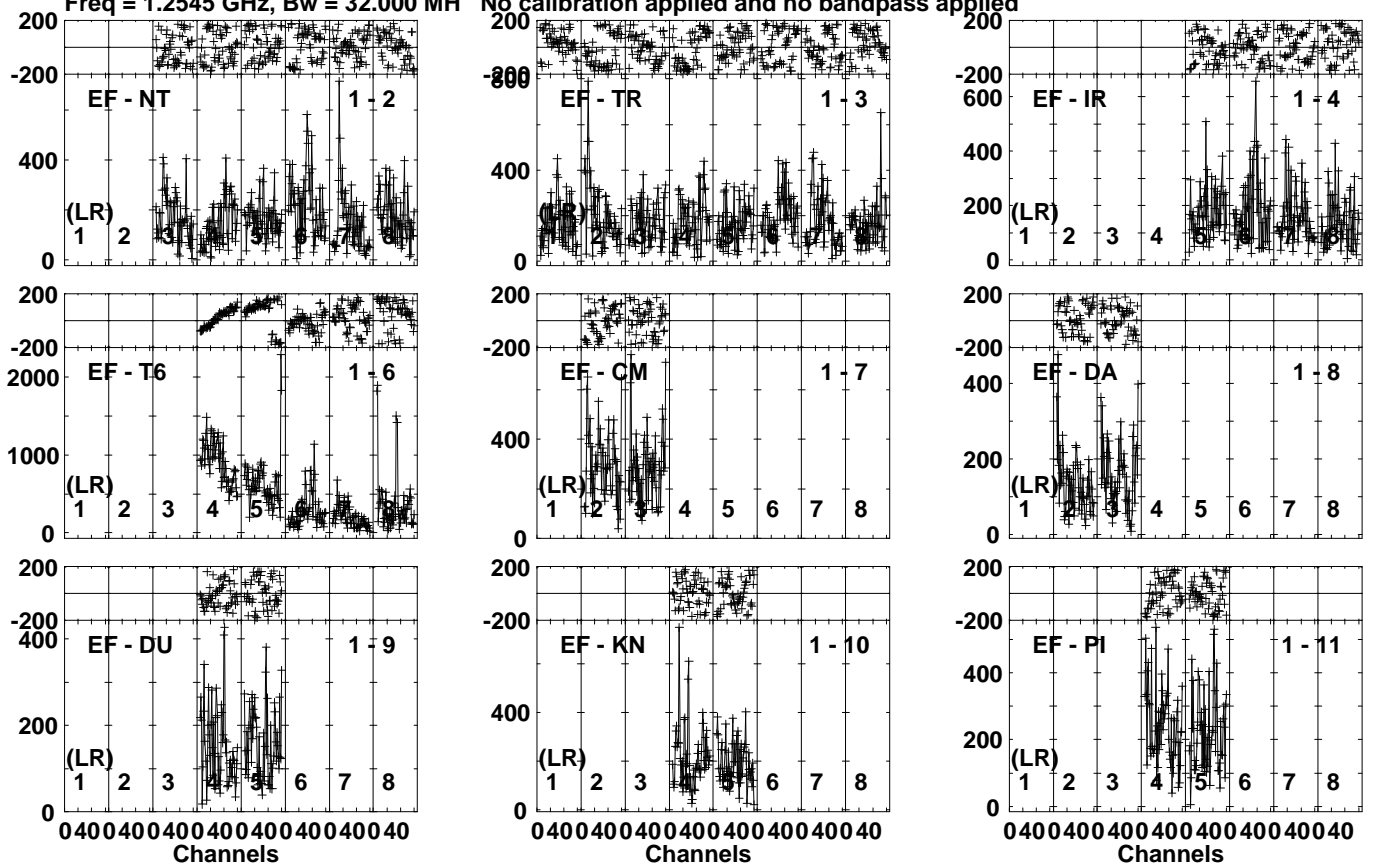


Plot file version 41 created 18-MAR-2024 14:23:08

J2125+0441 EK056B.UVDATA.1

Freq = 1.2545 GHz, Bw = 32.000 MH

No calibration applied and no bandpass applied



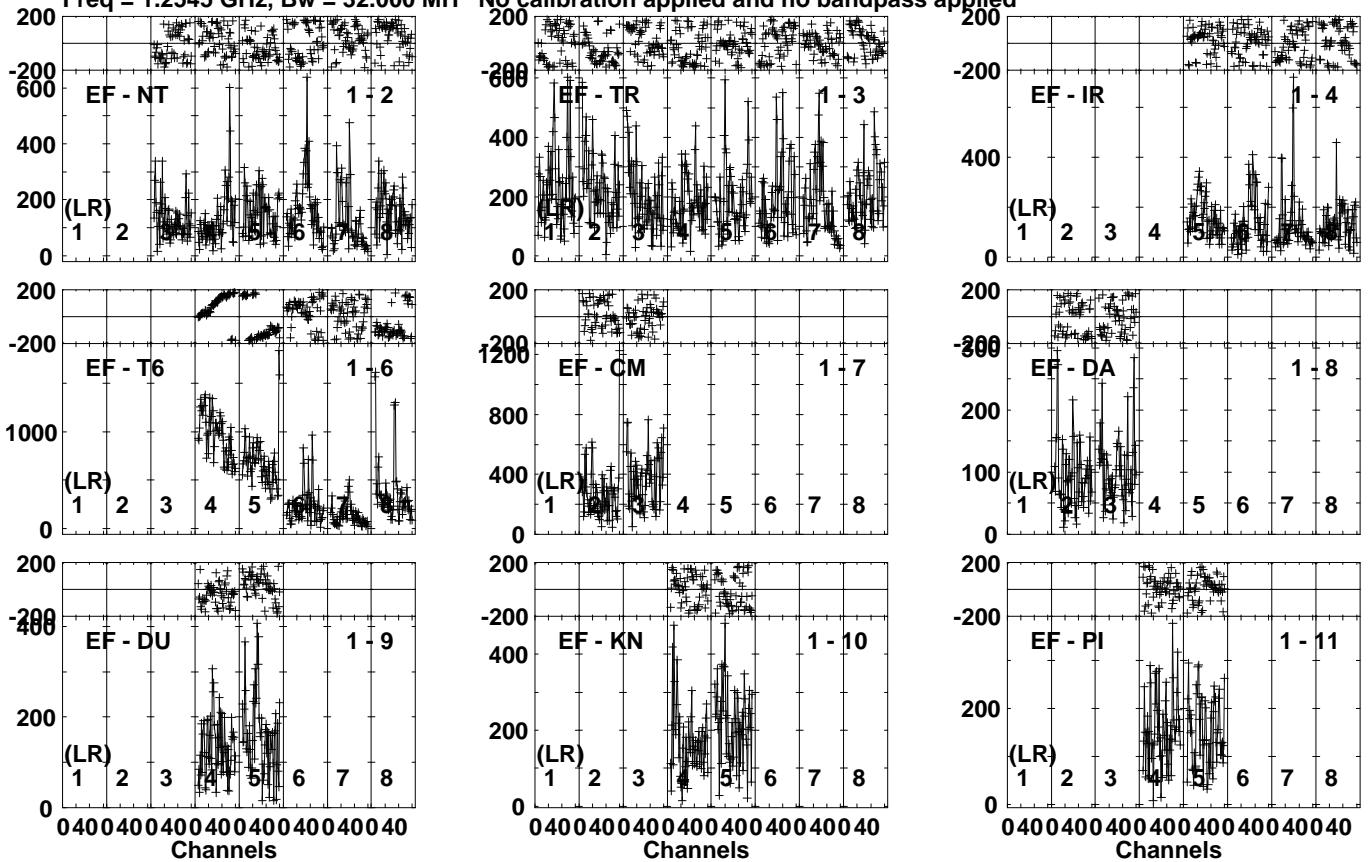
Lower frame: Micro Ampl Jy Top frame: Phas deg  
Vector averaged cross-power spectrum Several baselines displayed  
Timerange: 00/08:05:07 to 00/08:06:43



Plot file version 43 created 18-MAR-2024 14:23:08

J2125+0441 EK056B.UVDATA.1

Freq = 1.2545 GHz, Bw = 32.000 MH No calibration applied and no bandpass applied

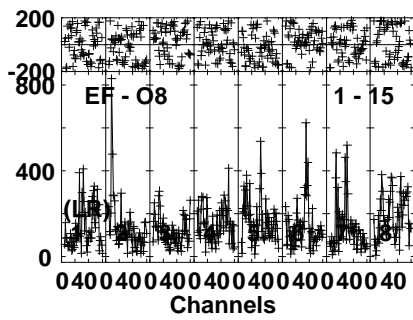
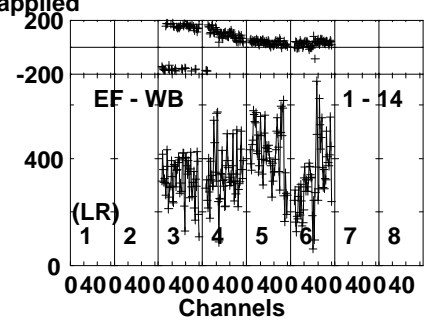
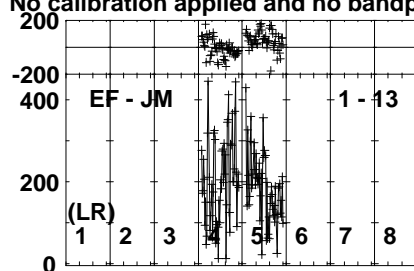
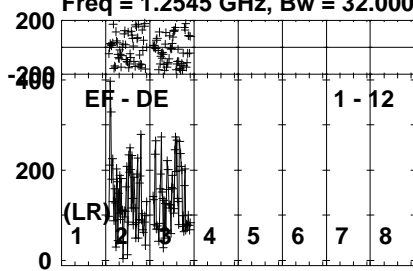


Lower frame: Micro Ampl Jy Top frame: Phas deg  
Vector averaged cross-power spectrum Several baselines displayed  
Timerange: 00/08:12:43 to 00/08:13:41

Plot file version 44 created 18-MAR-2024 14:23:08

J2125+0441 EK056B.UVDATA.1

Freq = 1.2545 GHz, Bw = 32.000 MH No calibration applied and no bandpass applied



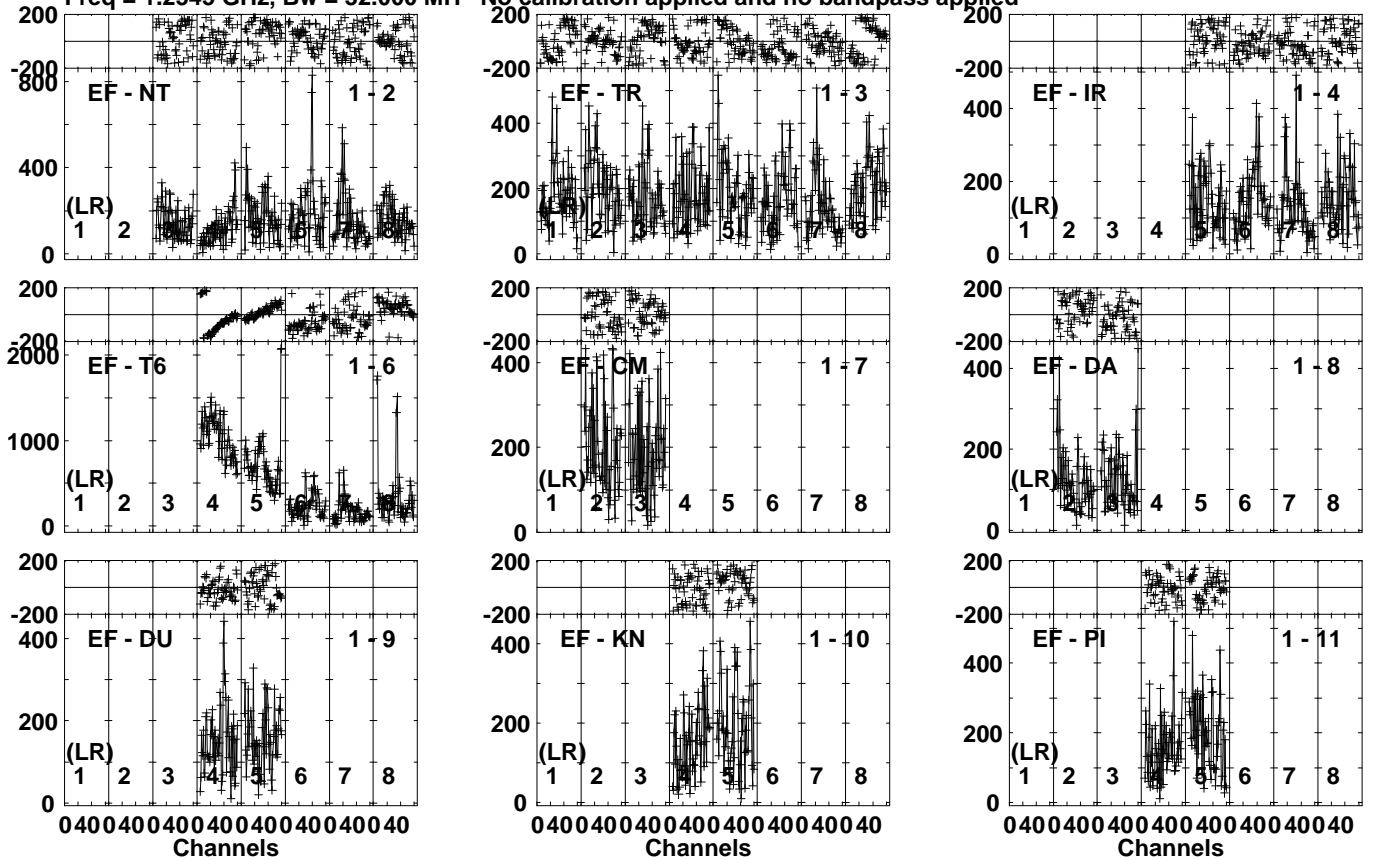
Lower frame: Micro Ampl Jy Top frame: Phas deg  
Vector averaged cross-power spectrum Several baselines displayed  
Timerange: 00/08:12:43 to 00/08:13:41

Plot file version 45 created 18-MAR-2024 14:23:08

J2125+0441 EK056B.UVDATA.1

Freq = 1.2545 GHz, Bw = 32.000 MH

No calibration applied and no bandpass applied



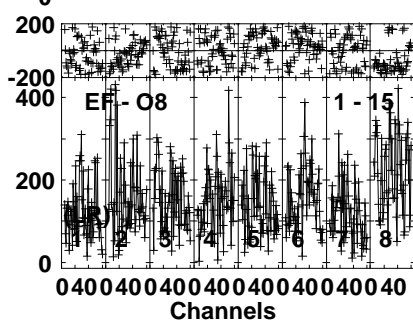
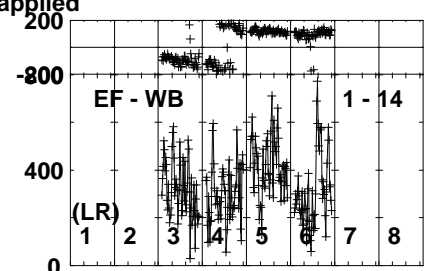
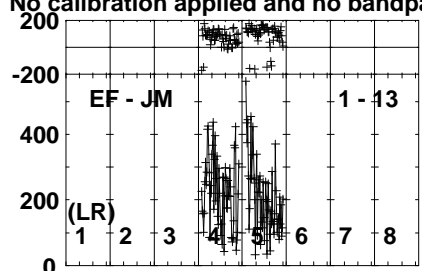
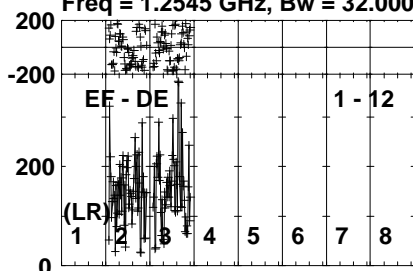
Lower frame: Micro Ampl Jy Top frame: Phas deg  
Vector averaged cross-power spectrum Several baselines displayed  
Timerange: 00/08:19:03 to 00/08:20:29

Plot file version 46 created 18-MAR-2024 14:23:08

J2125+0441 EK056B.UVDATA.1

Freq = 1.2545 GHz, Bw = 32.000 MH

No calibration applied and no bandpass applied

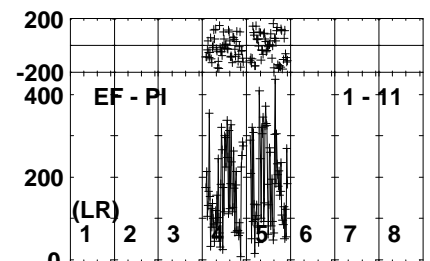
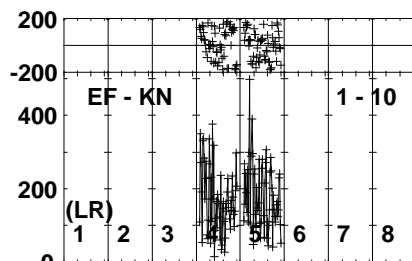
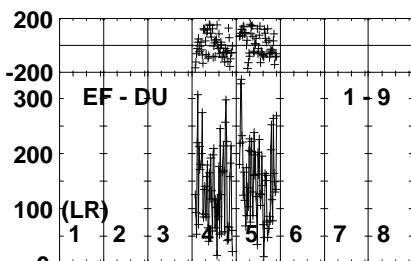
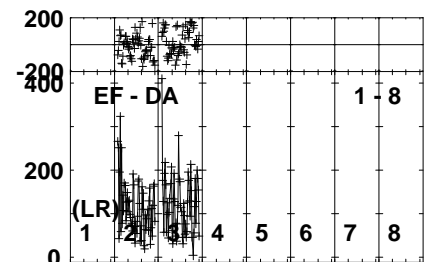
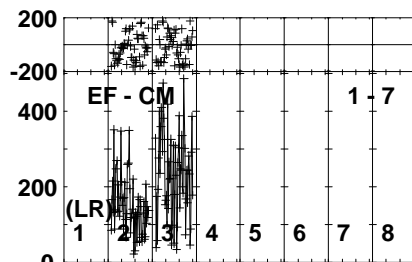
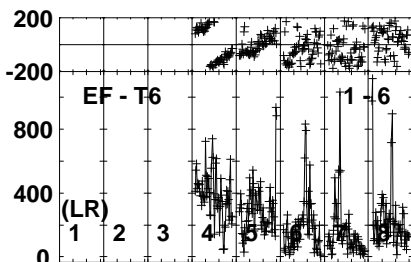
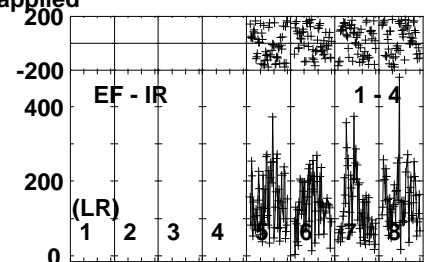
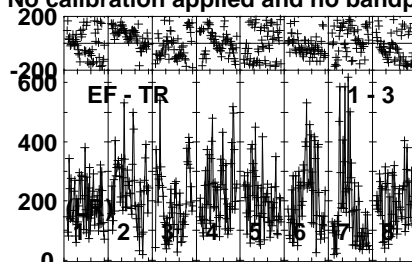
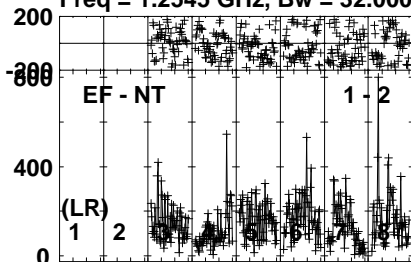


Lower frame: Micro Ampl Jy Top frame: Phas deg  
Vector averaged cross-power spectrum Several baselines displayed  
Timerange: 00/08:19:03 to 00/08:20:29

Plot file version 47 created 18-MAR-2024 14:23:08

J2125+0441 EK056B.UVDATA.1

Freq = 1.2545 GHz, Bw = 32.000 MH No calibration applied and no bandpass applied



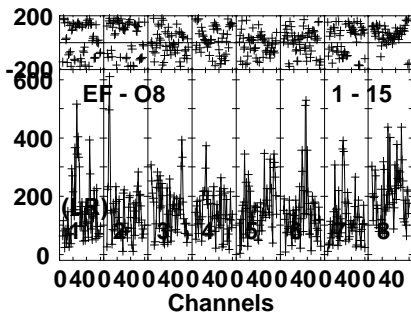
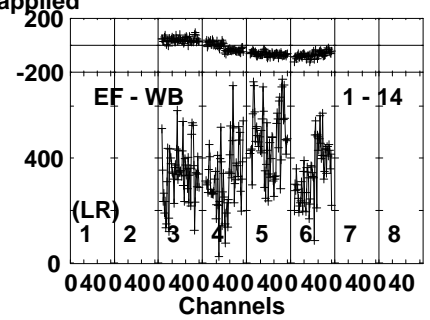
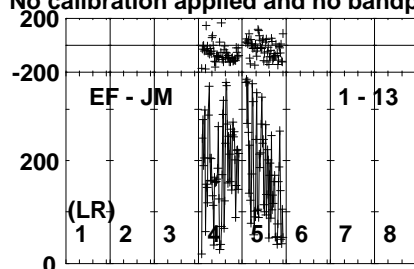
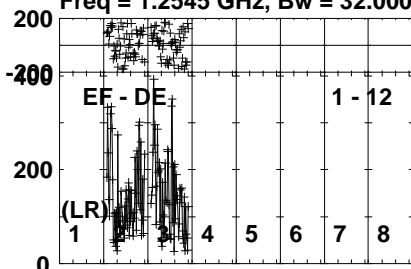
Lower frame: Micro Ampl Jy Top frame: Phas deg  
Vector averaged cross-power spectrum Several baselines displayed  
Timerange: 00/08:26:28 to 00/08:27:26

Plot file version 48 created 18-MAR-2024 14:23:08

J2125+0441 EK056B.UVDATA.1

Freq = 1.2545 GHz, Bw = 32.000 MH

No calibration applied and no bandpass applied



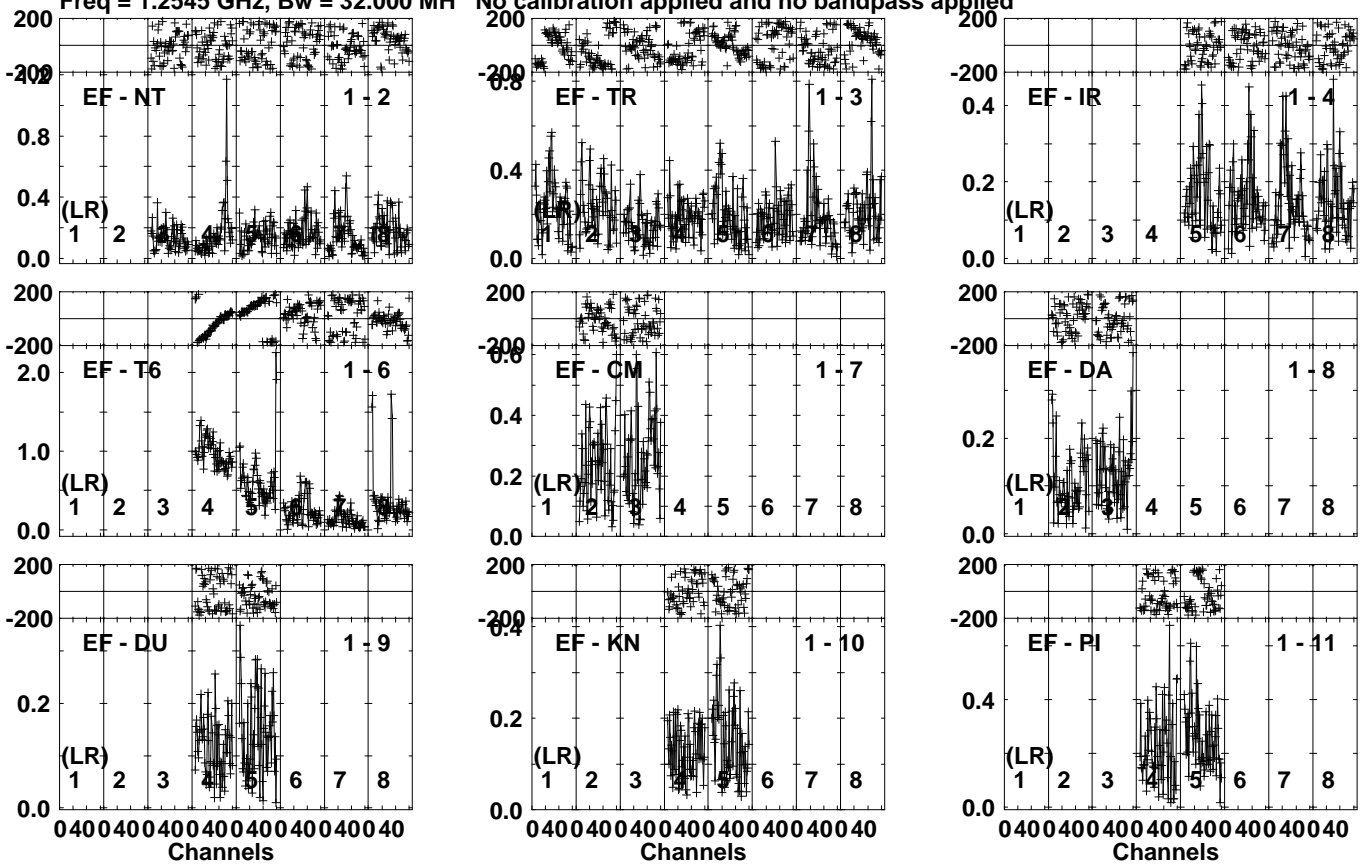
Lower frame: Micro Ampl Jy Top frame: Phas deg  
Vector averaged cross-power spectrum Several baselines displayed  
Timerange: 00/08:26:28 to 00/08:27:26



Plot file version 49 created 18-MAR-2024 14:23:09

J2125+0441 EK056B.UVDATA.1

Freq = 1.2545 GHz, Bw = 32.000 MH No calibration applied and no bandpass applied



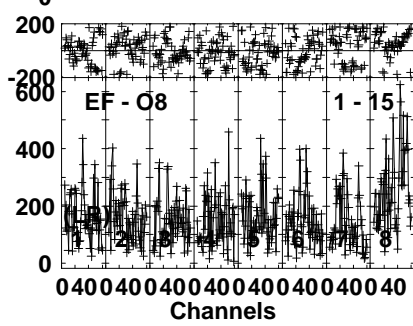
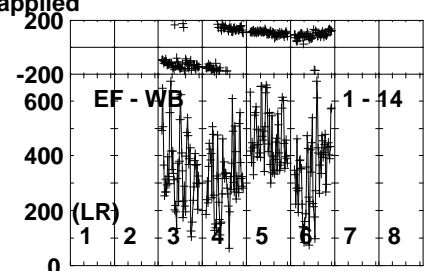
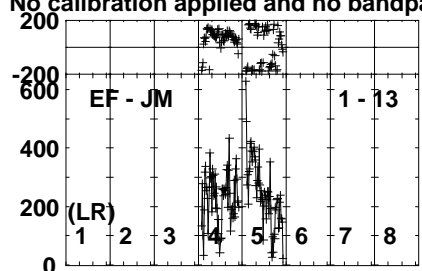
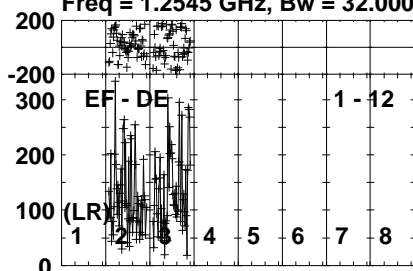
Lower frame: Milli Ampl Jy Top frame: Phas deg  
Vector averaged cross-power spectrum Several baselines displayed  
Timerange: 00/08:32:48 to 00/08:34:12

Plot file version 50 created 18-MAR-2024 14:23:09

J2125+0441 EK056B.UVDATA.1

Freq = 1.2545 GHz, Bw = 32.000 MH

No calibration applied and no bandpass applied



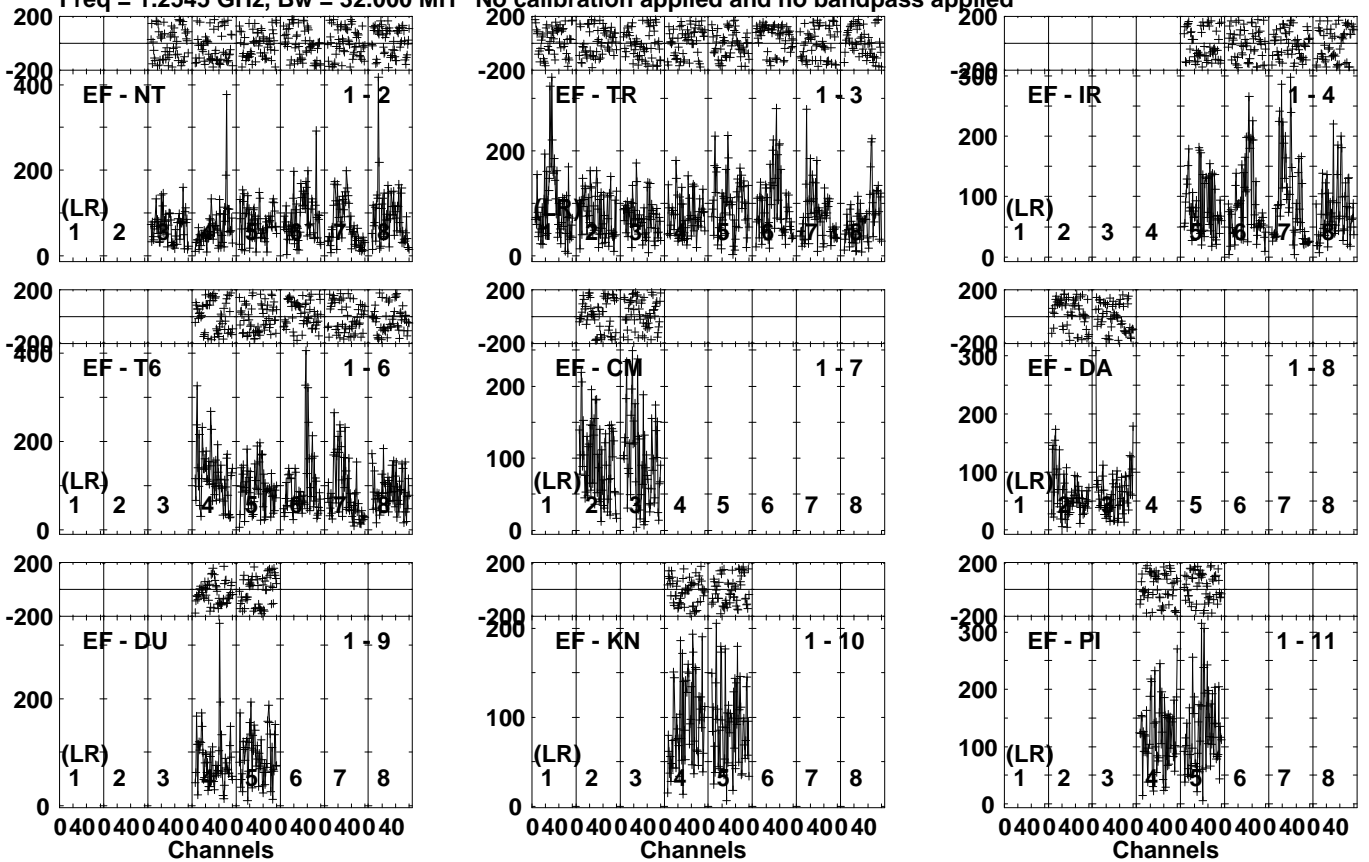
Lower frame: Micro Ampl Jy Top frame: Phas deg  
Vector averaged cross-power spectrum Several baselines displayed  
Timerange: 00/08:32:48 to 00/08:34:12

Plot file version 51 created 18-MAR-2024 14:23:09

J2120+0246 EK056B.UVDATA.1

Freq = 1.2545 GHz, Bw = 32.000 MH

No calibration applied and no bandpass applied



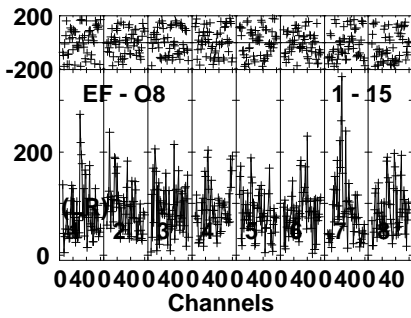
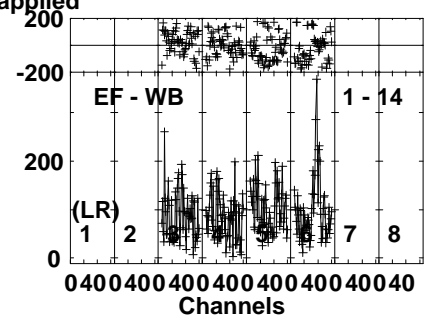
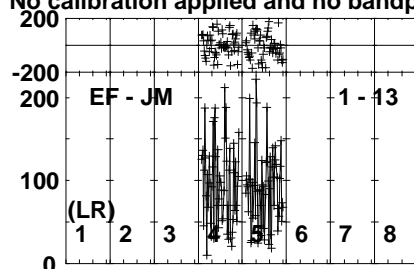
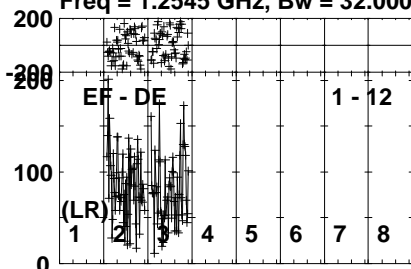
Lower frame: Micro Ampl Jy Top frame: Phas deg  
Vector averaged cross-power spectrum Several baselines displayed  
Timerange: 00/08:34:15 to 00/08:37:53

Plot file version 52 created 18-MAR-2024 14:23:09

J2120+0246 EK056B.UVDATA.1

Freq = 1.2545 GHz, Bw = 32.000 MH

No calibration applied and no bandpass applied



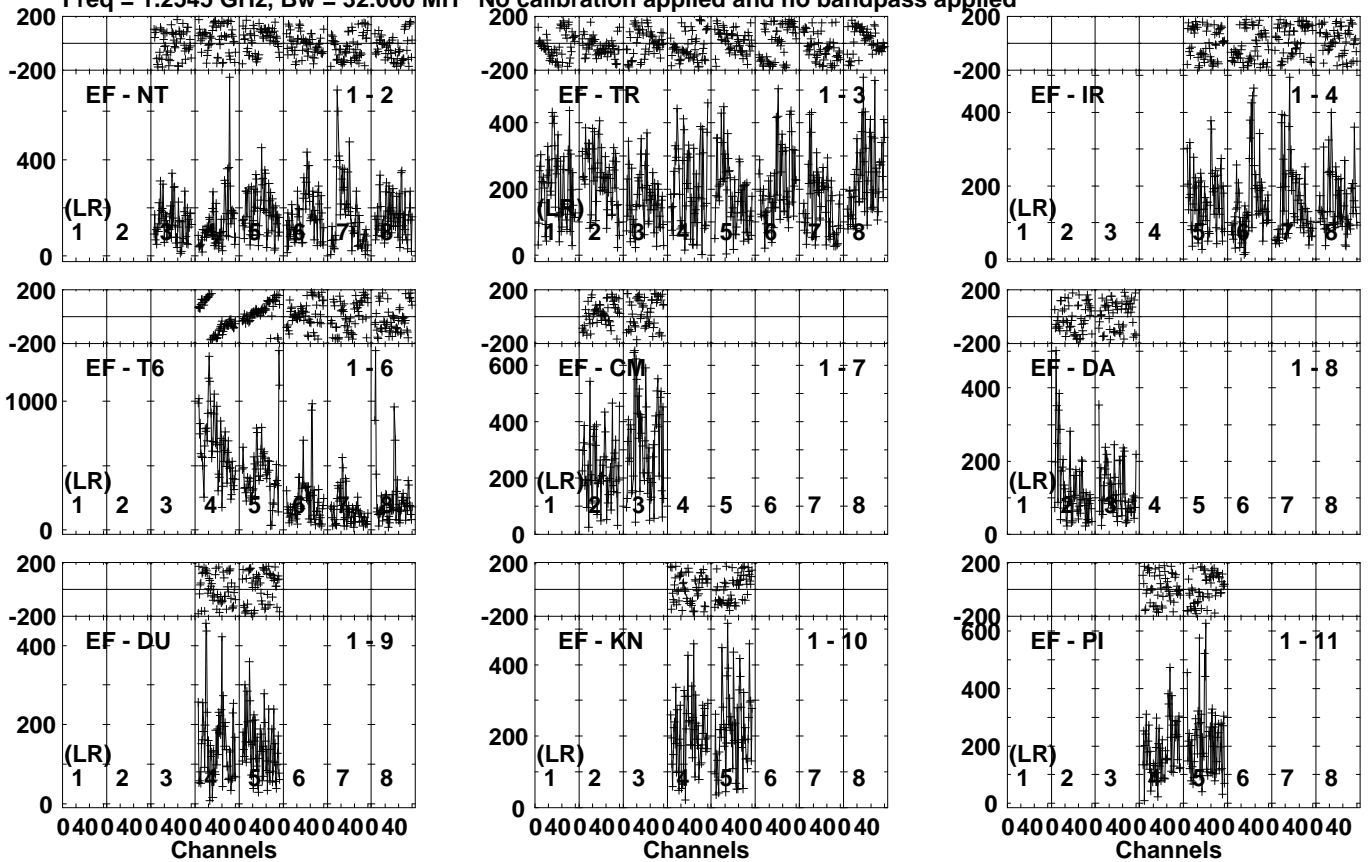
Lower frame: Micro Ampl Jy Top frame: Phas deg  
Vector averaged cross-power spectrum Several baselines displayed  
Timerange: 00/08:34:15 to 00/08:37:53

Plot file version 53 created 18-MAR-2024 14:23:09

J2125+0441 EK056B.UVDATA.1

Freq = 1.2545 GHz, Bw = 32.000 MH

No calibration applied and no bandpass applied



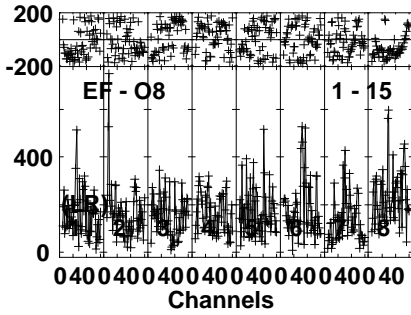
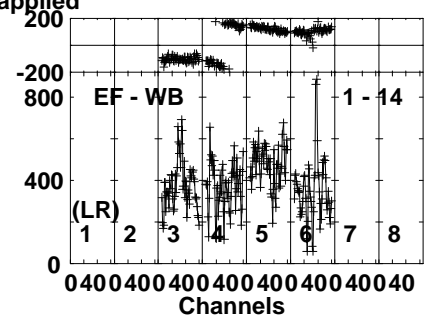
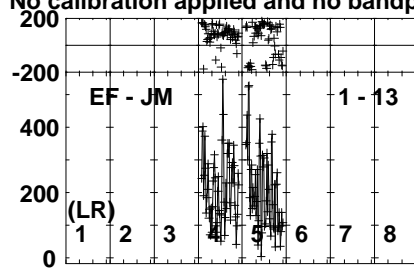
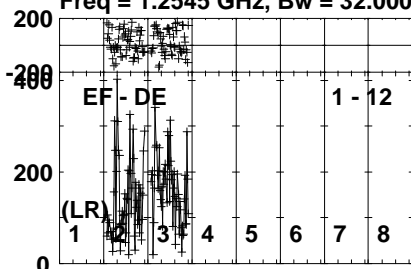
Lower frame: Micro Ampl Jy Top frame: Phas deg  
Vector averaged cross-power spectrum Several baselines displayed  
Timerange: 00/08:38:43 to 00/08:39:41

Plot file version 54 created 18-MAR-2024 14:23:10

J2125+0441 EK056B.UVDATA.1

Freq = 1.2545 GHz, Bw = 32.000 MH

No calibration applied and no bandpass applied

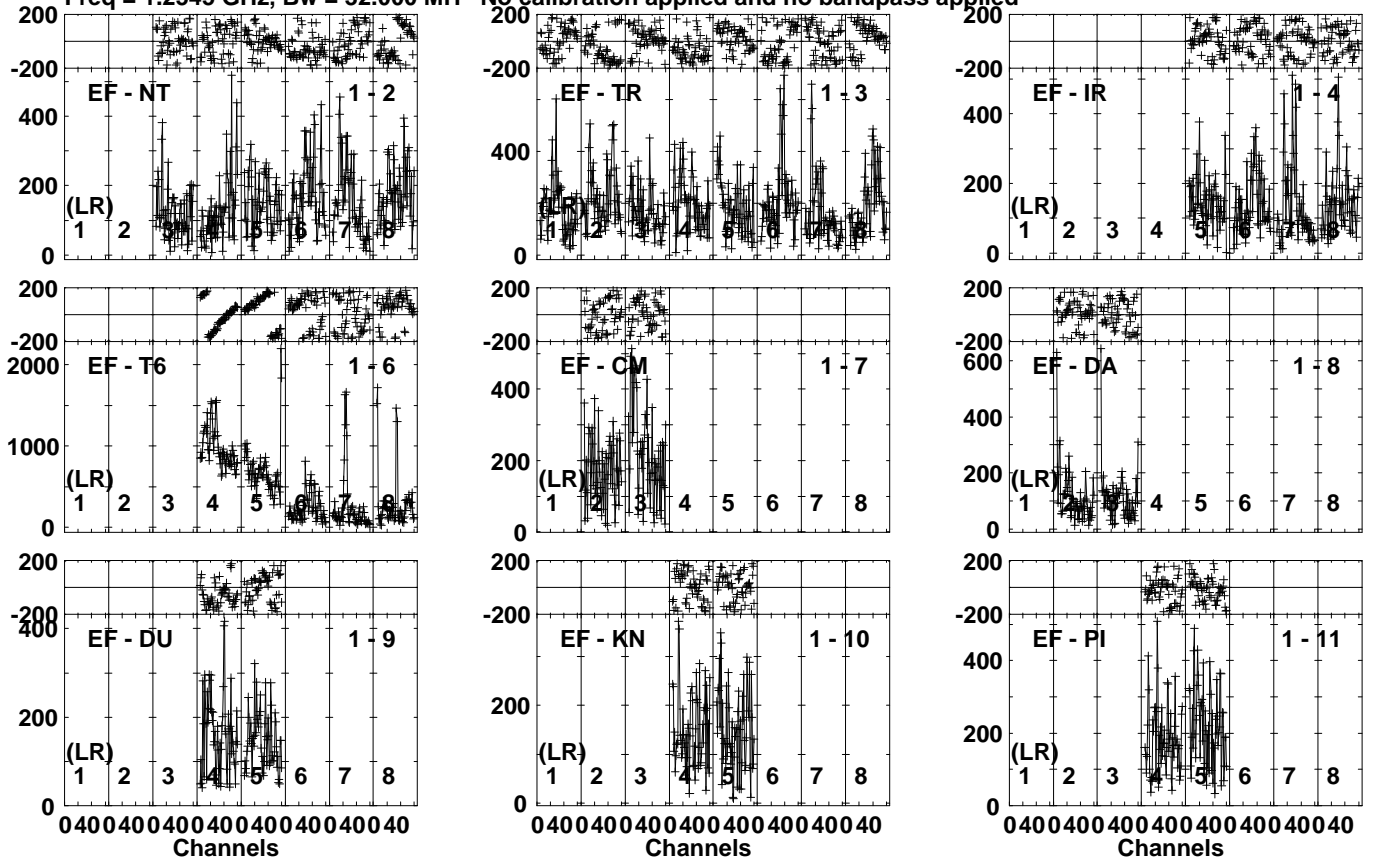


Lower frame: Micro Ampl Jy Top frame: Phas deg  
Vector averaged cross-power spectrum Several baselines displayed  
Timerange: 00/08:38:43 to 00/08:39:41

Plot file version 55 created 18-MAR-2024 14:23:10

J2125+0441 EK056B.UVDATA.1

Freq = 1.2545 GHz, Bw = 32.000 MH No calibration applied and no bandpass applied



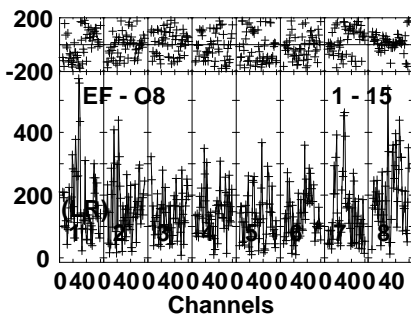
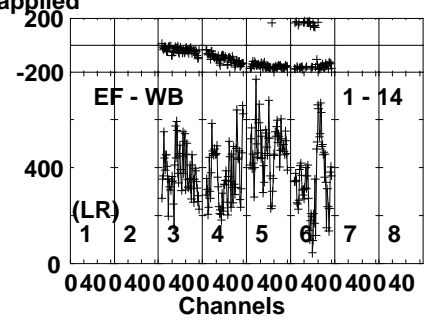
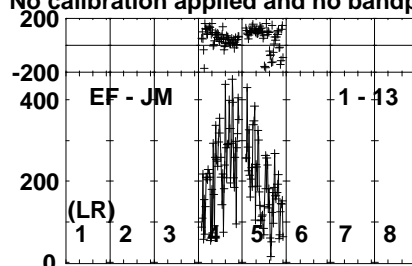
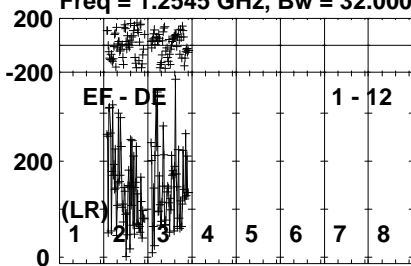
Lower frame: Micro Ampl Jy Top frame: Phas deg  
Vector averaged cross-power spectrum Several baselines displayed  
Timerange: 00/08:45:03 to 00/08:46:27

Plot file version 56 created 18-MAR-2024 14:23:10

J2125+0441 EK056B.UVDATA.1

Freq = 1.2545 GHz, Bw = 32.000 MH

No calibration applied and no bandpass applied



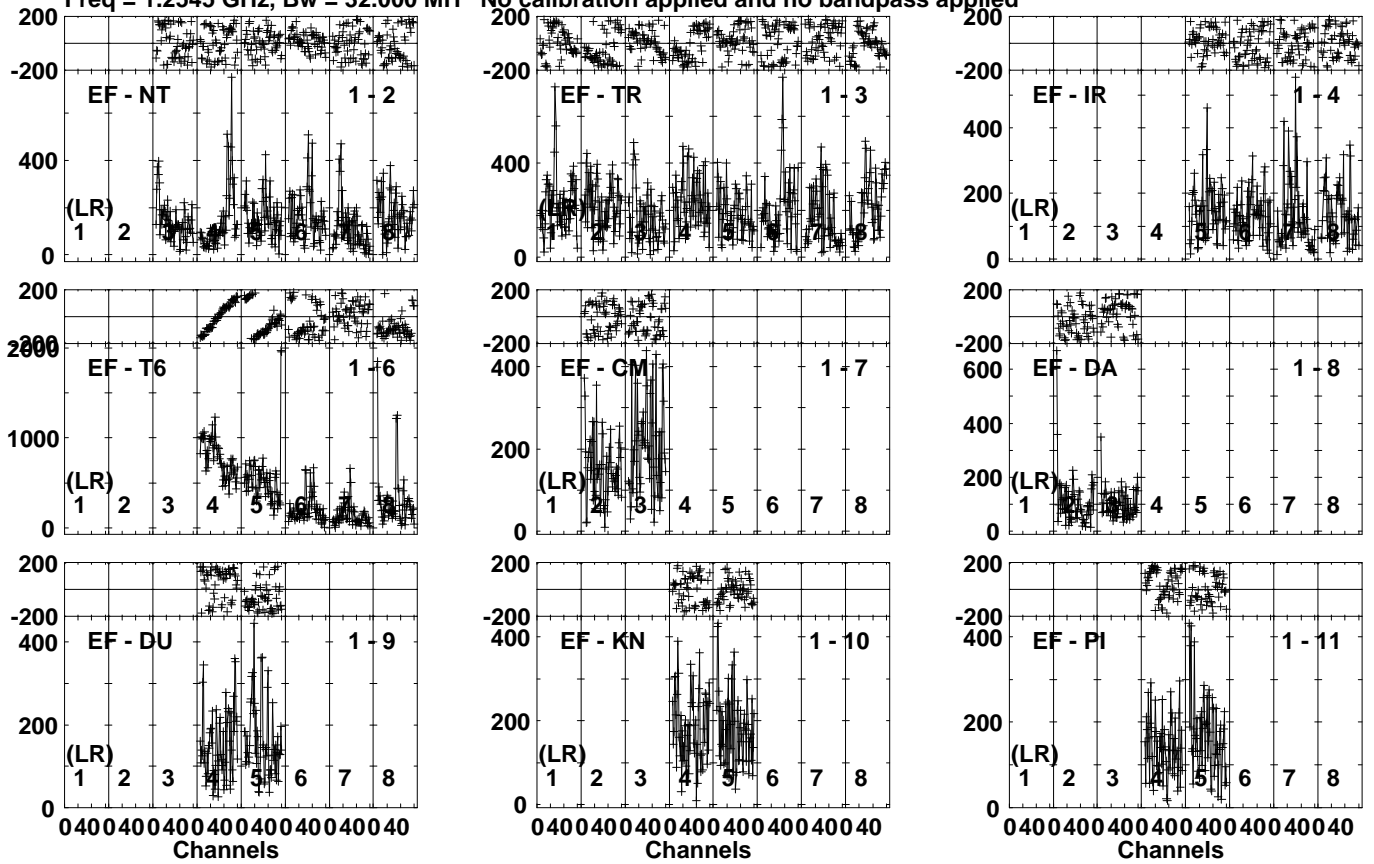
Lower frame: Micro Ampl Jy Top frame: Phas deg  
Vector averaged cross-power spectrum Several baselines displayed  
Timerange: 00/08:45:03 to 00/08:46:27



Plot file version 57 created 18-MAR-2024 14:23:10

J2125+0441 EK056B.UVDATA.1

Freq = 1.2545 GHz, Bw = 32.000 MH No calibration applied and no bandpass applied



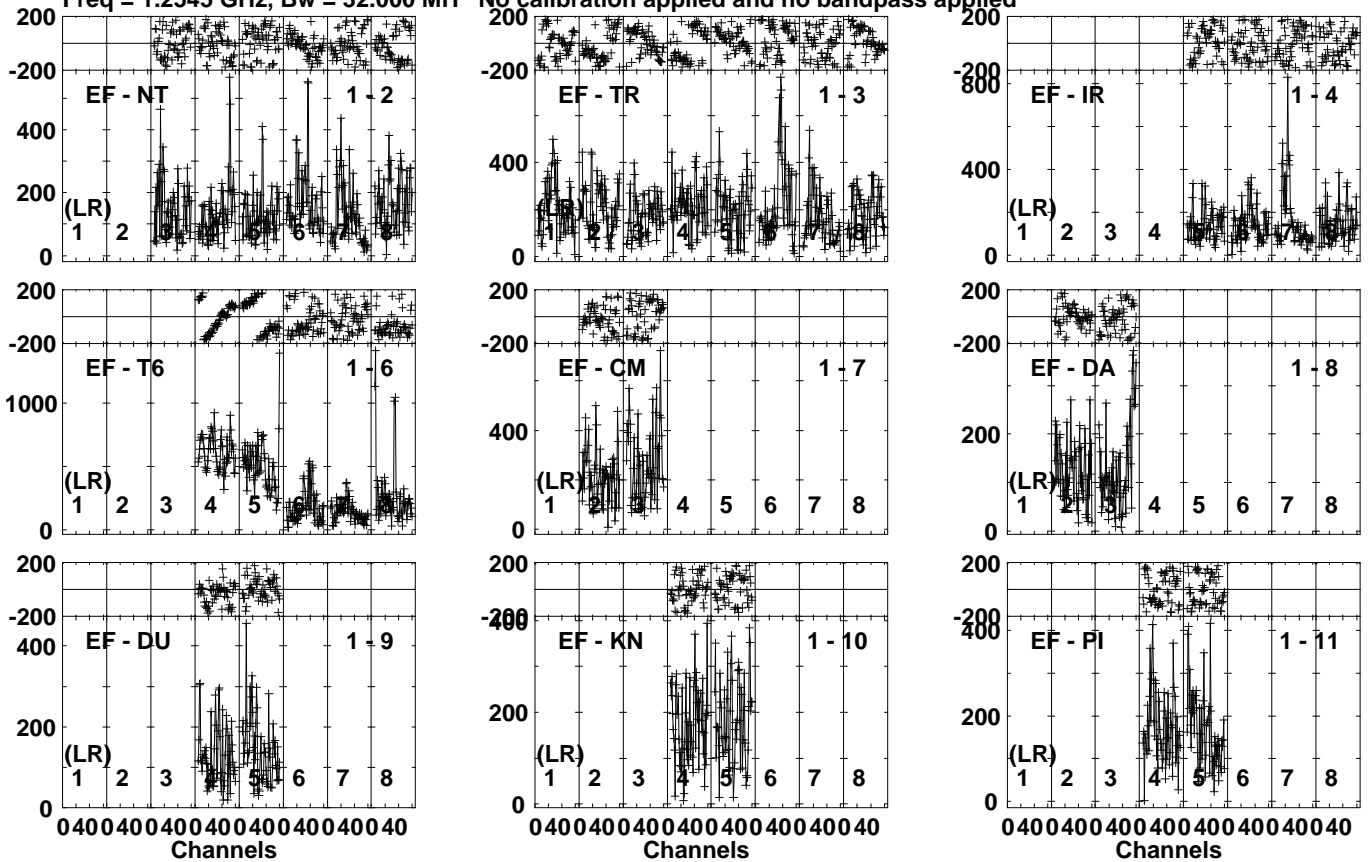
Lower frame: Micro Ampl Jy Top frame: Phas deg  
Vector averaged cross-power spectrum Several baselines displayed  
Timerange: 00/08:52:26 to 00/08:53:24



Plot file version 59 created 18-MAR-2024 14:23:10

J2125+0441 EK056B.UVDATA.1

Freq = 1.2545 GHz, Bw = 32.000 MH No calibration applied and no bandpass applied



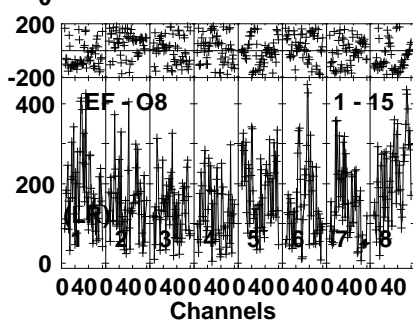
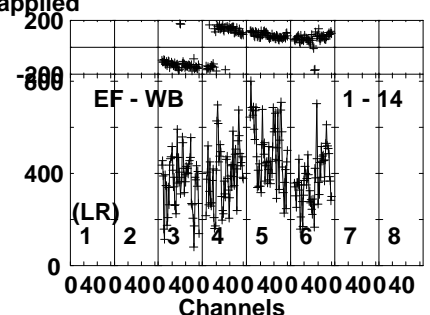
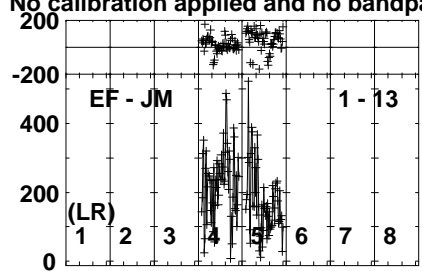
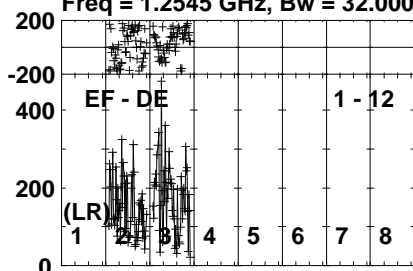
Lower frame: Micro Ampl Jy Top frame: Phas deg  
Vector averaged cross-power spectrum Several baselines displayed  
Timerange: 00/08:58:46 to 00/09:00:10

Plot file version 60 created 18-MAR-2024 14:23:10

J2125+0441 EK056B.UVDATA.1

Freq = 1.2545 GHz, Bw = 32.000 MH

No calibration applied and no bandpass applied



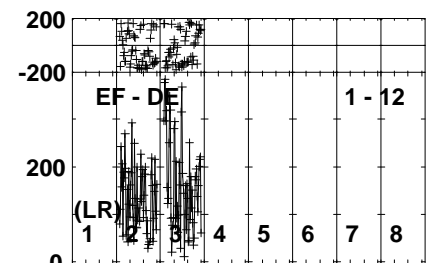
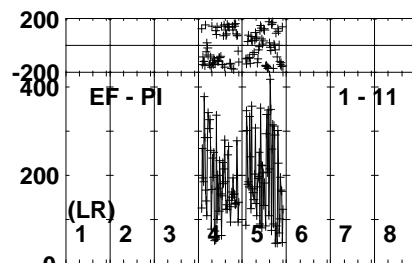
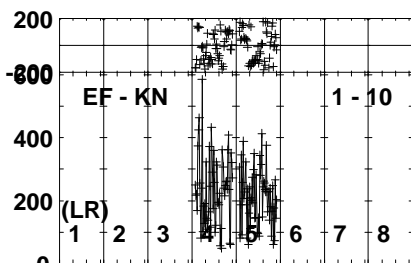
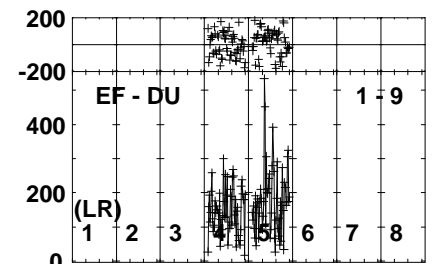
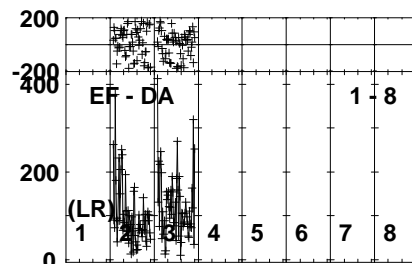
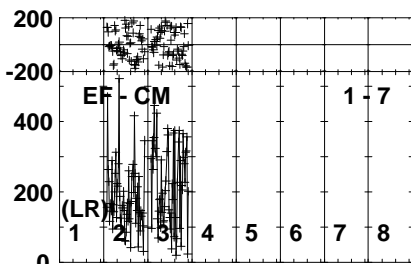
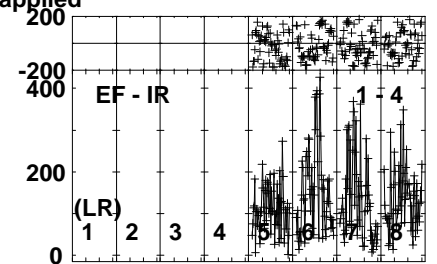
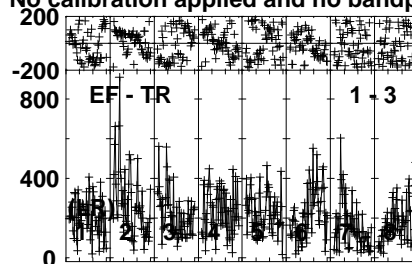
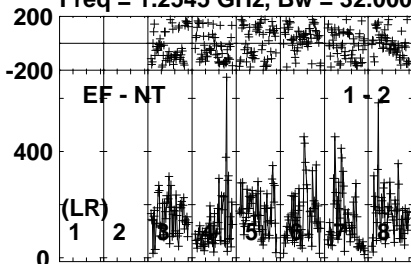
Lower frame: Micro Ampl Jy Top frame: Phas deg  
Vector averaged cross-power spectrum Several baselines displayed  
Timerange: 00/08:58:46 to 00/09:00:10

Plot file version 61 created 18-MAR-2024 14:23:10

J2125+0441 EK056B.UVDATA.1

Freq = 1.2545 GHz, Bw = 32.000 MH

No calibration applied and no bandpass applied



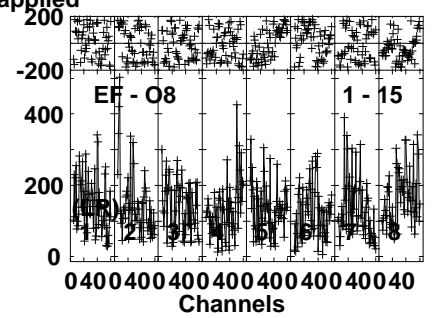
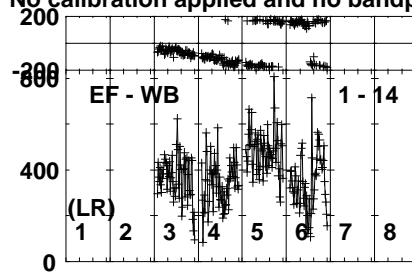
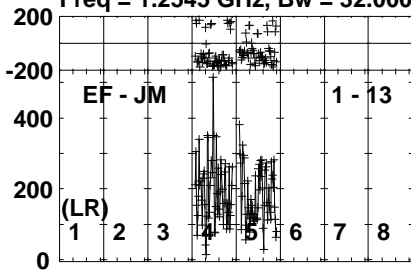
Lower frame: Micro Ampl Jy Top frame: Phas deg  
Vector averaged cross-power spectrum Several baselines displayed  
Timerange: 00/09:06:39 to 00/09:07:37

Plot file version 62 created 18-MAR-2024 14:23:10

J2125+0441 EK056B.UVDATA.1

Freq = 1.2545 GHz, Bw = 32.000 MH

No calibration applied and no bandpass applied

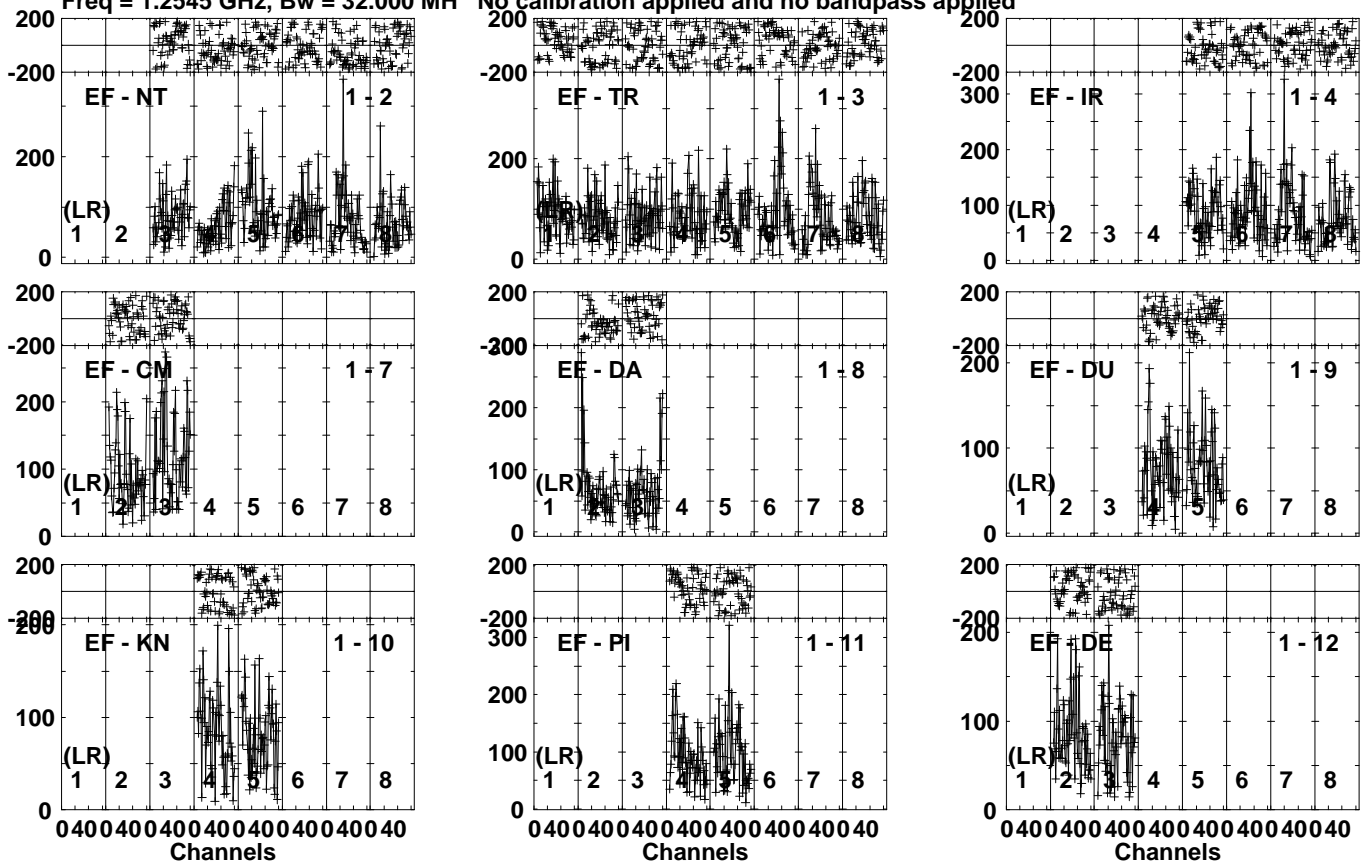


Lower frame: Micro Ampl Jy Top frame: Phas deg  
Vector averaged cross-power spectrum Several baselines displayed  
Timerange: 00/09:06:39 to 00/09:07:37

Plot file version 63 created 18-MAR-2024 14:23:10

J2120+0246 EK056B.UVDATA.1

Freq = 1.2545 GHz, Bw = 32.000 MH No calibration applied and no bandpass applied



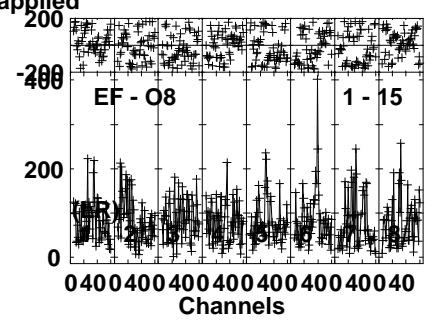
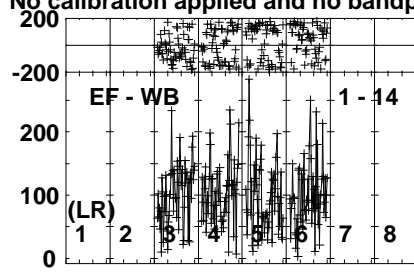
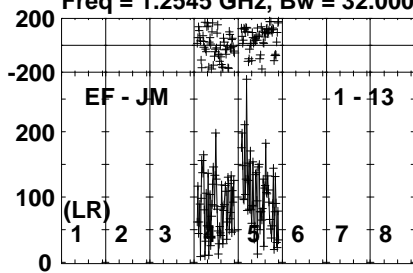
Lower frame: Micro Ampl Jy Top frame: Phas deg  
Vector averaged cross-power spectrum Several baselines displayed  
Timerange: 00/09:07:39 to 00/09:11:15

Plot file version 64 created 18-MAR-2024 14:23:11

J2120+0246 EK056B.UVDATA.1

Freq = 1.2545 GHz, Bw = 32.000 MH

No calibration applied and no bandpass applied



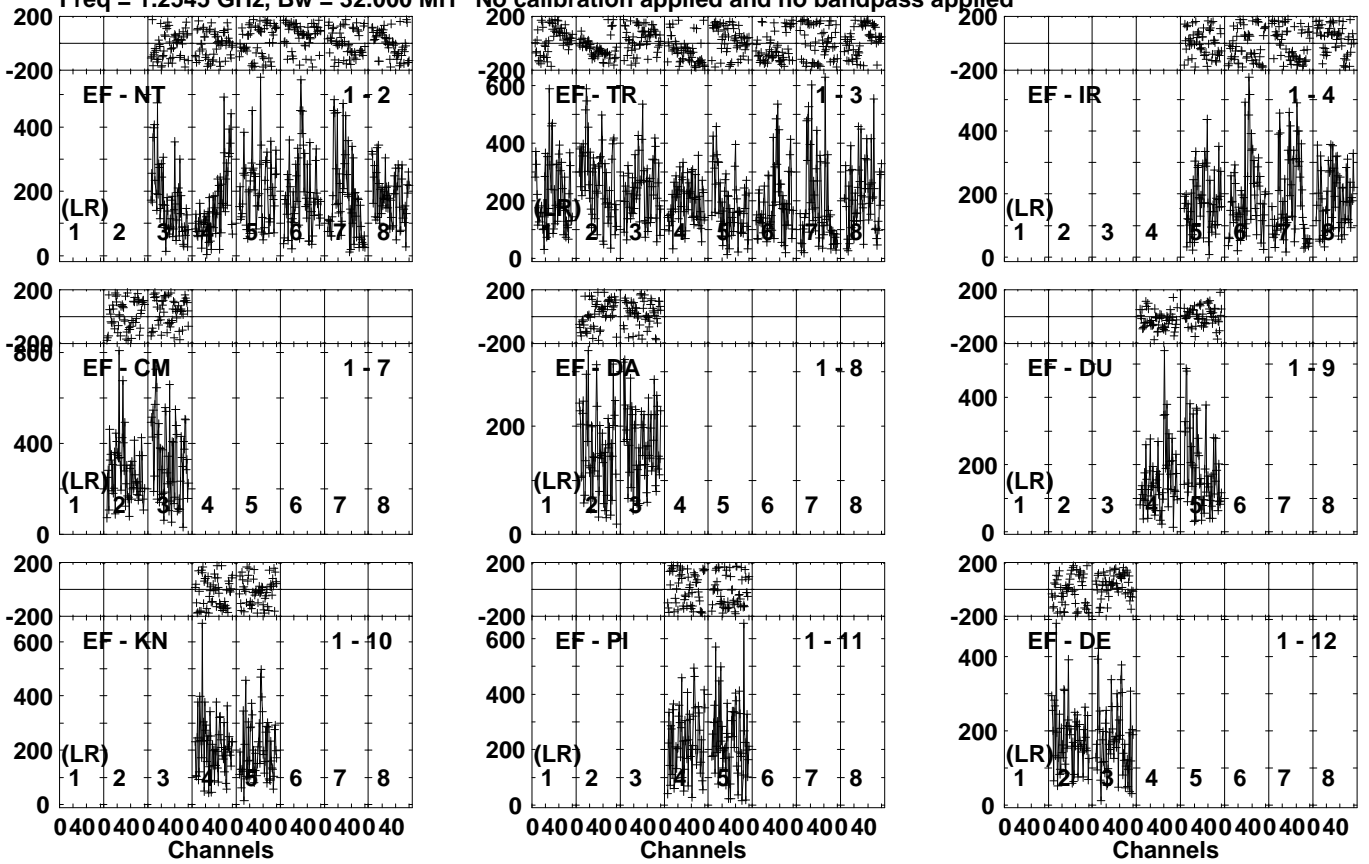
Lower frame: Micro Ampl Jy Top frame: Phas deg  
Vector averaged cross-power spectrum Several baselines displayed  
Timerange: 00/09:07:39 to 00/09:11:15



Plot file version 65 created 18-MAR-2024 14:23:11

J2125+0441 EK056B.UVDATA.1

Freq = 1.2545 GHz, Bw = 32.000 MH No calibration applied and no bandpass applied



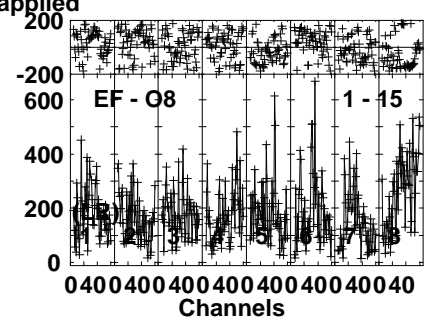
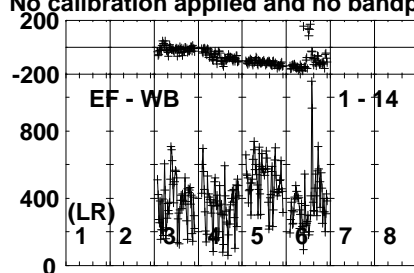
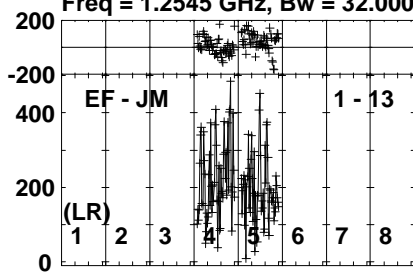
Lower frame: Micro Ampl Jy Top frame: Phas deg  
Vector averaged cross-power spectrum Several baselines displayed  
Timerange: 00/09:11:18 to 00/09:12:54

Plot file version 66 created 18-MAR-2024 14:23:11

J2125+0441 EK056B.UVDATA.1

Freq = 1.2545 GHz, Bw = 32.000 MH

No calibration applied and no bandpass applied



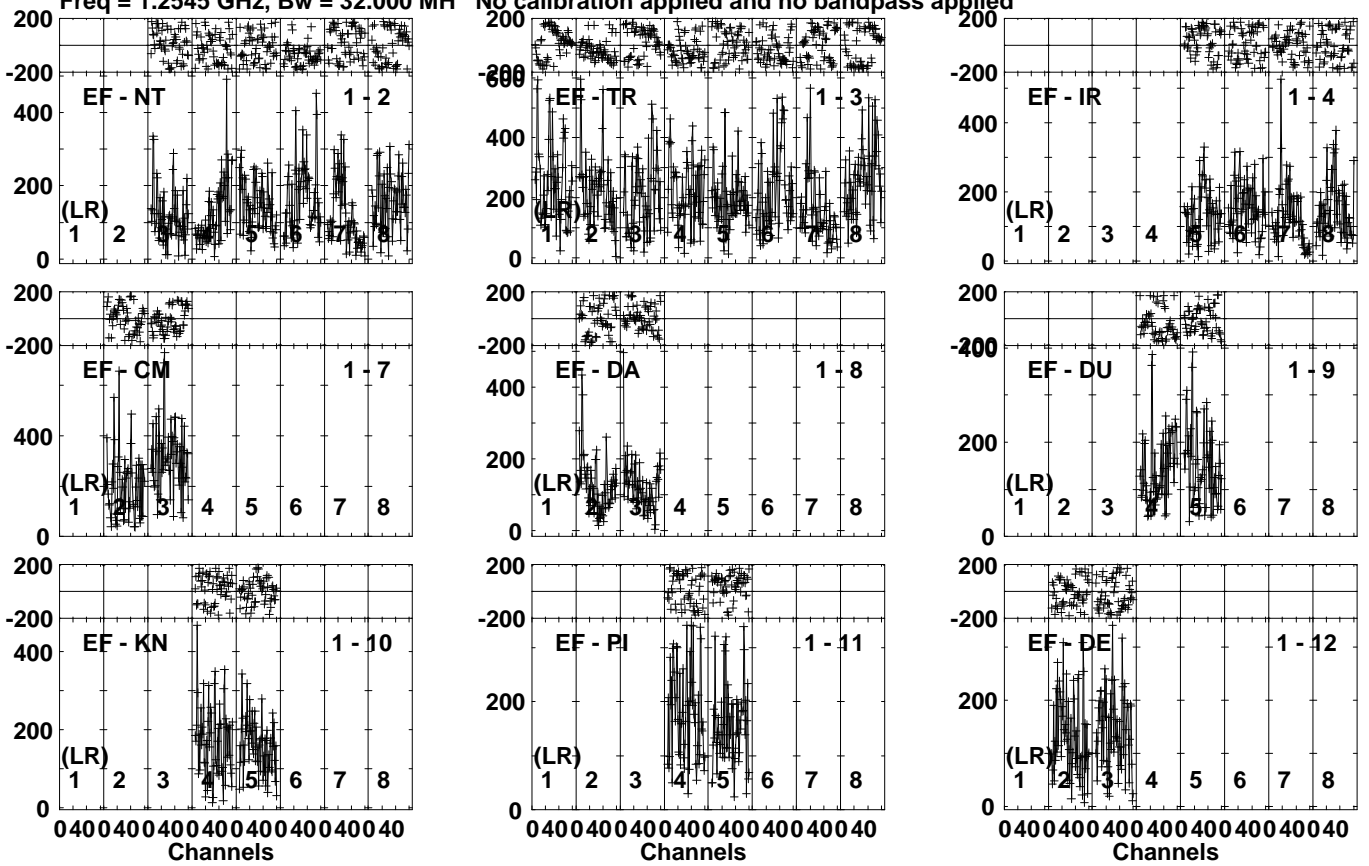
Lower frame: Micro Ampl Jy Top frame: Phas deg  
Vector averaged cross-power spectrum Several baselines displayed  
Timerange: 00/09:11:18 to 00/09:12:54

Plot file version 67 created 18-MAR-2024 14:23:11

J2125+0441 EK056B.UVDATA.1

Freq = 1.2545 GHz, Bw = 32.000 MH

No calibration applied and no bandpass applied



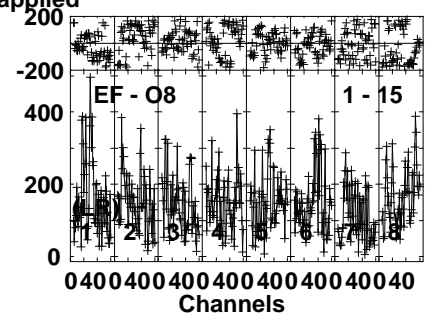
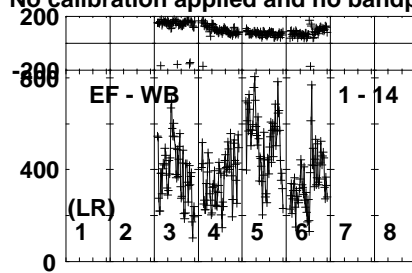
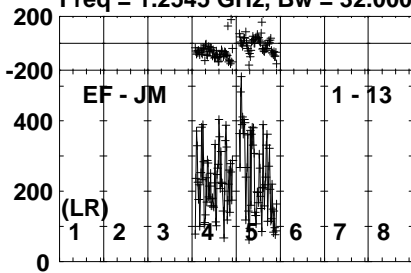
Lower frame: Micro Ampl Jy Top frame: Phas deg  
Vector averaged cross-power spectrum Several baselines displayed  
Timerange: 00/09:19:22 to 00/09:20:20

Plot file version 68 created 18-MAR-2024 14:23:11

J2125+0441 EK056B.UVDATA.1

Freq = 1.2545 GHz, Bw = 32.000 MH

No calibration applied and no bandpass applied

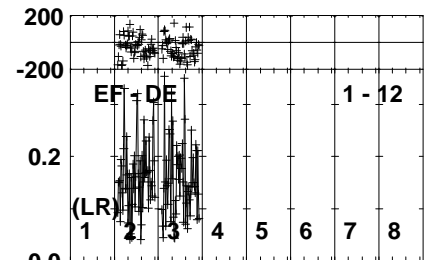
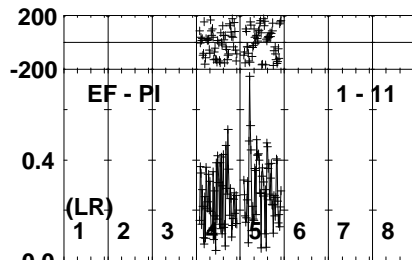
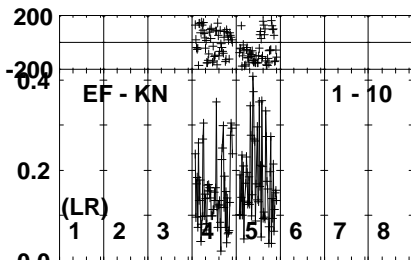
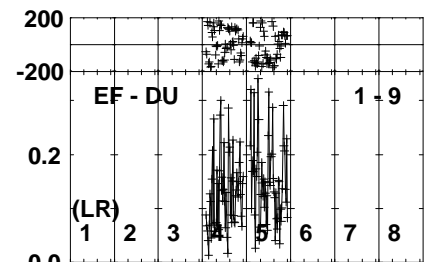
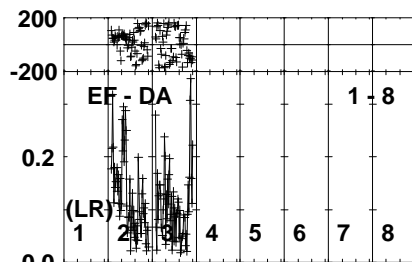
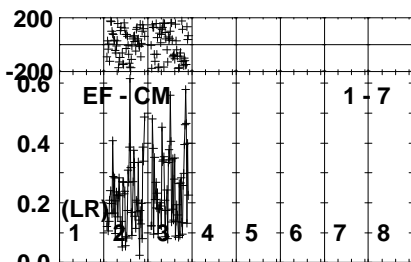
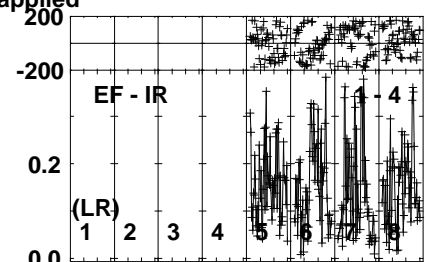
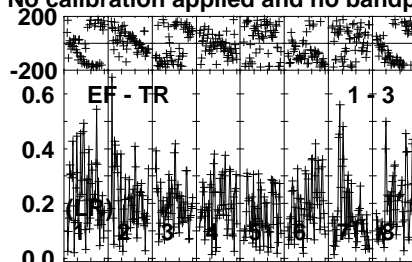
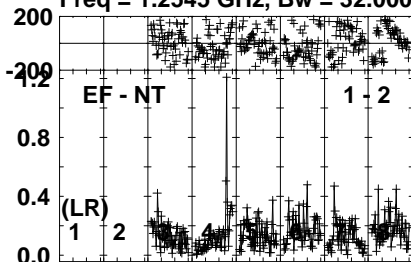


Lower frame: Micro Ampl Jy Top frame: Phas deg  
Vector averaged cross-power spectrum Several baselines displayed  
Timerange: 00/09:19:22 to 00/09:20:20

Plot file version 69 created 18-MAR-2024 14:23:11

J2125+0441 EK056B.UVDATA.1

Freq = 1.2545 GHz, Bw = 32.000 MH No calibration applied and no bandpass applied



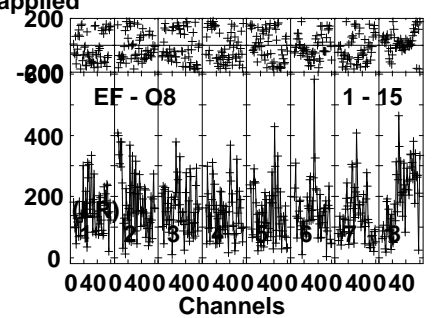
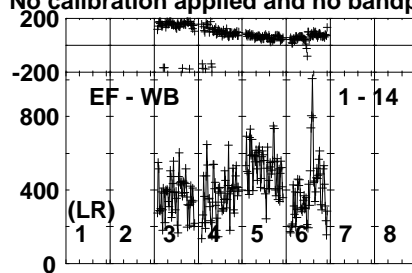
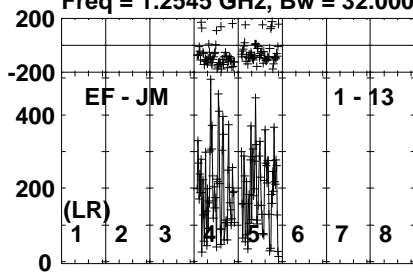
Lower frame: Milli Ampl Jy Top frame: Phas deg  
Vector averaged cross-power spectrum Several baselines displayed  
Timerange: 00/09:26:14 to 00/09:27:36

Plot file version 70 created 18-MAR-2024 14:23:11

J2125+0441 EK056B.UVDATA.1

Freq = 1.2545 GHz, Bw = 32.000 MH

No calibration applied and no bandpass applied

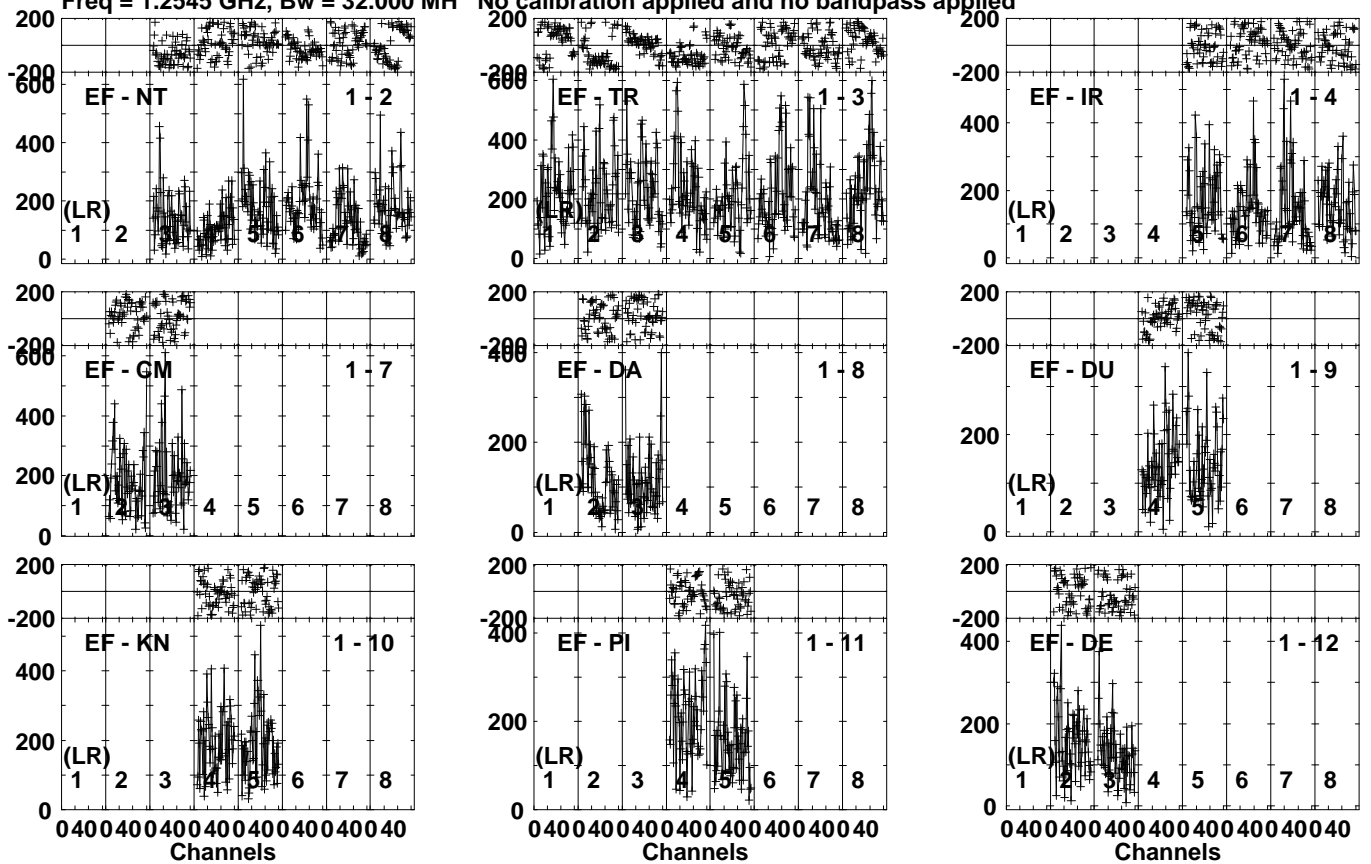


Lower frame: Micro Ampl Jy Top frame: Phas deg  
Vector averaged cross-power spectrum Several baselines displayed  
Timerange: 00/09:26:14 to 00/09:27:36

Plot file version 71 created 18-MAR-2024 14:23:11

J2125+0441 EK056B.UVDATA.1

Freq = 1.2545 GHz, Bw = 32.000 MH No calibration applied and no bandpass applied

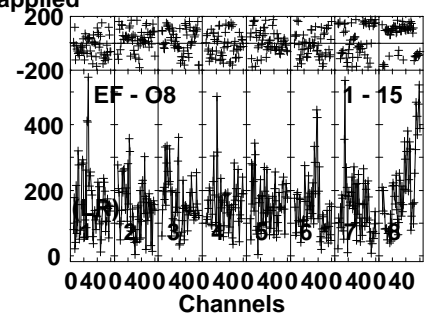
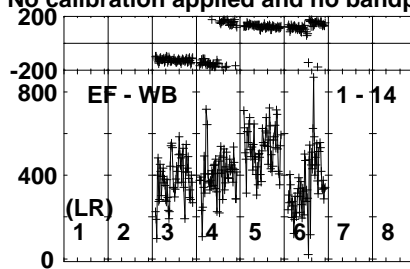
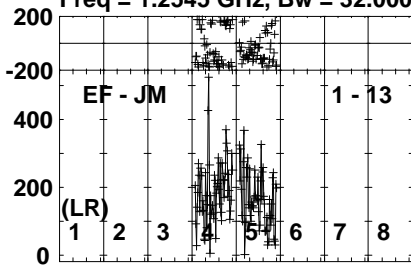


Lower frame: Micro Ampl Jy Top frame: Phas deg  
Vector averaged cross-power spectrum Several baselines displayed  
Timerange: 00/09:34:06 to 00/09:35:04

Plot file version 72 created 18-MAR-2024 14:23:12

J2125+0441 EK056B.UVDATA.1

Freq = 1.2545 GHz, Bw = 32.000 MH No calibration applied and no bandpass applied



Lower frame: Micro Ampl Jy Top frame: Phas deg  
Vector averaged cross-power spectrum Several baselines displayed  
Timerange: 00/09:34:06 to 00/09:35:04

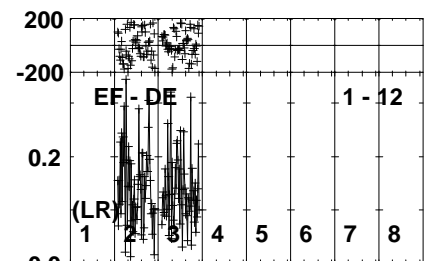
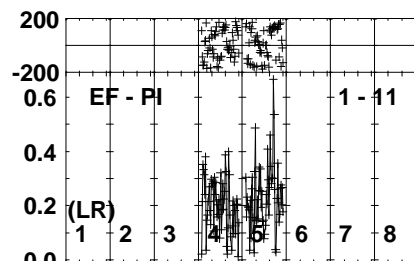
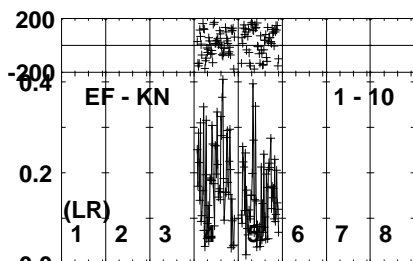
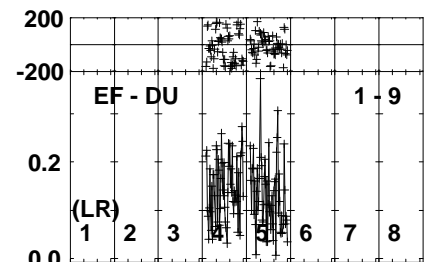
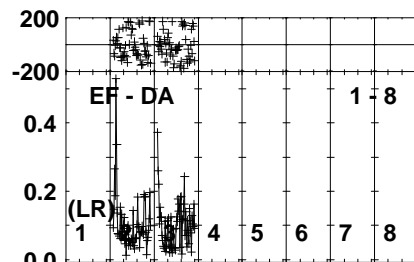
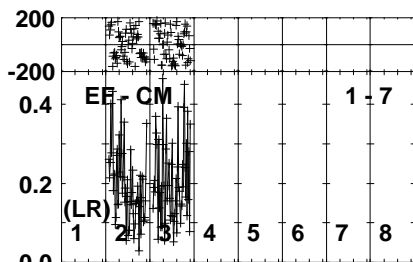
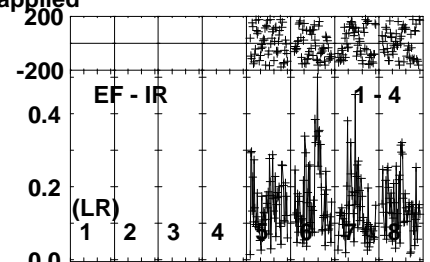
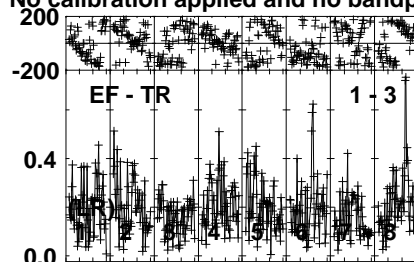
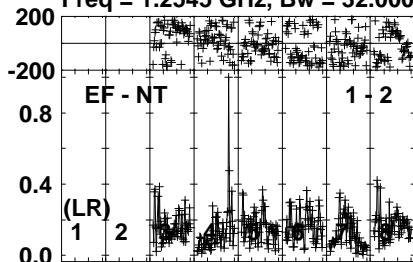


Plot file version 73 created 18-MAR-2024 14:23:12

J2125+0441 EK056B.UVDATA.1

Freq = 1.2545 GHz, Bw = 32.000 MH

No calibration applied and no bandpass applied



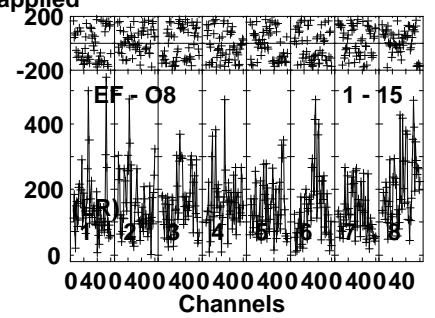
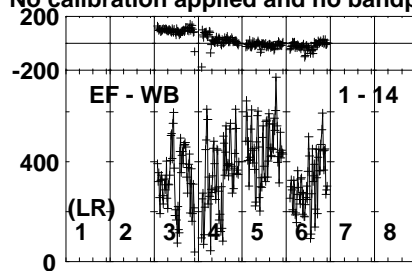
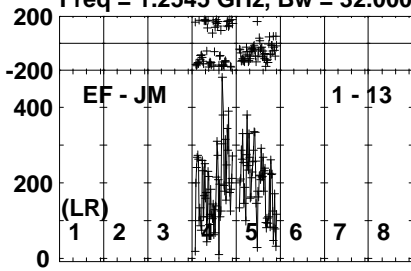
Lower frame: Milli Ampl Jy Top frame: Phas deg  
Vector averaged cross-power spectrum Several baselines displayed  
Timerange: 00/09:40:56 to 00/09:42:22

Plot file version 74 created 18-MAR-2024 14:23:12

J2125+0441 EK056B.UVDATA.1

Freq = 1.2545 GHz, Bw = 32.000 MH

No calibration applied and no bandpass applied



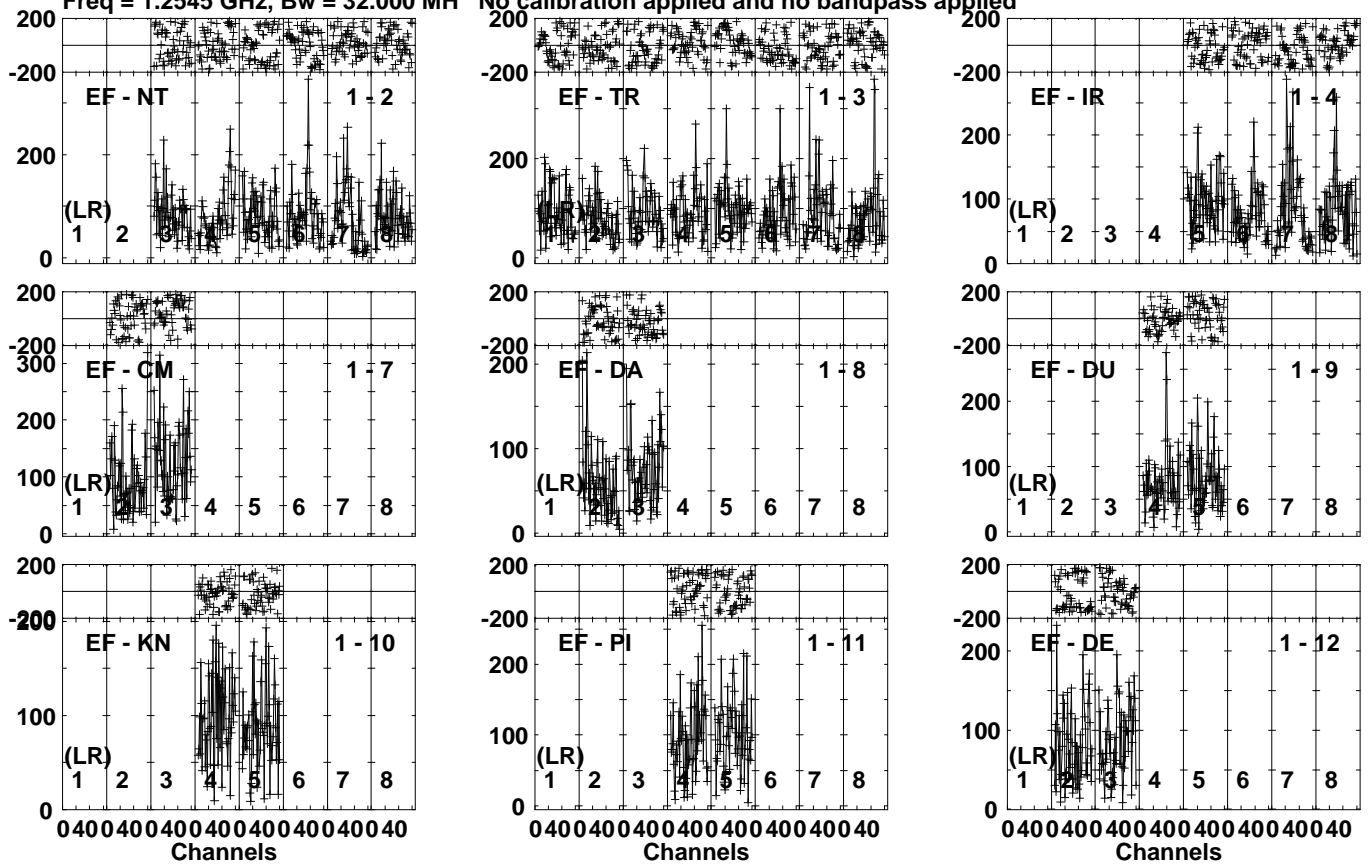
Lower frame: Micro Ampl Jy Top frame: Phas deg  
Vector averaged cross-power spectrum Several baselines displayed  
Timerange: 00/09:40:56 to 00/09:42:22

Plot file version 75 created 18-MAR-2024 14:23:12

J2120+0246 EK056B.UVDATA.1

Freq = 1.2545 GHz, Bw = 32.000 MH

No calibration applied and no bandpass applied



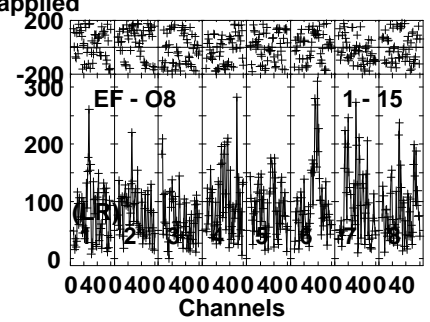
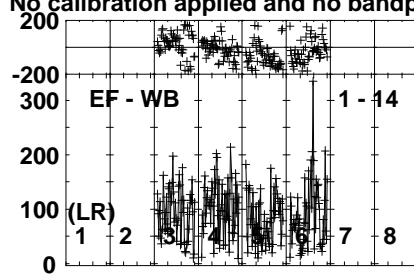
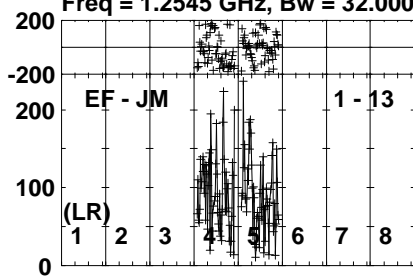
Lower frame: Micro Ampl Jy Top frame: Phas deg  
Vector averaged cross-power spectrum Several baselines displayed  
Timerange: 00/09:42:24 to 00/09:46:00

Plot file version 76 created 18-MAR-2024 14:23:12

J2120+0246 EK056B.UVDATA.1

Freq = 1.2545 GHz, Bw = 32.000 MH

No calibration applied and no bandpass applied



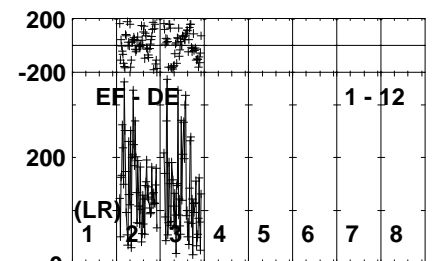
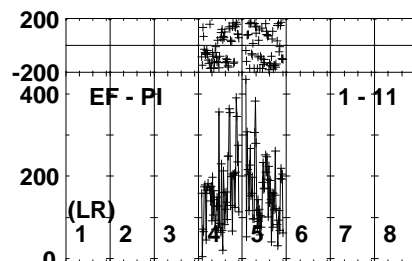
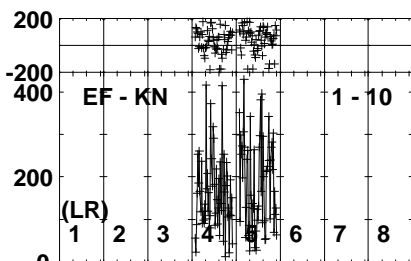
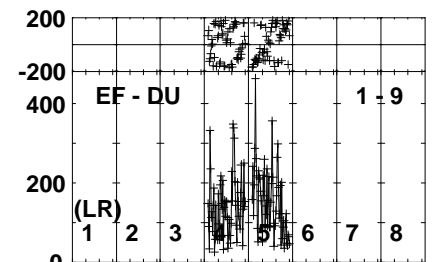
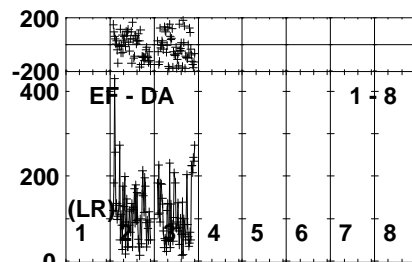
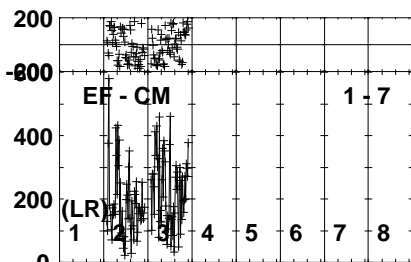
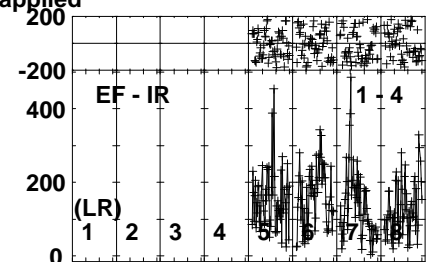
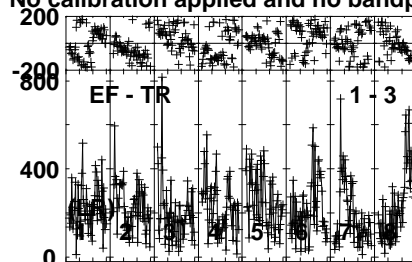
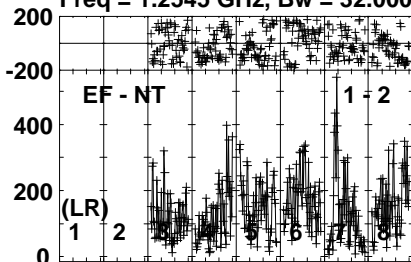
Lower frame: Micro Ampl Jy Top frame: Phas deg  
Vector averaged cross-power spectrum Several baselines displayed  
Timerange: 00/09:42:24 to 00/09:46:00

Plot file version 77 created 18-MAR-2024 14:23:12

J2125+0441 EK056B.UVDATA.1

Freq = 1.2545 GHz, Bw = 32.000 MH

No calibration applied and no bandpass applied

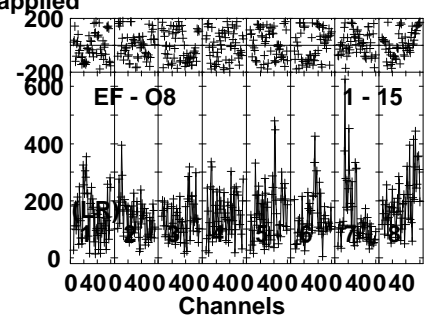
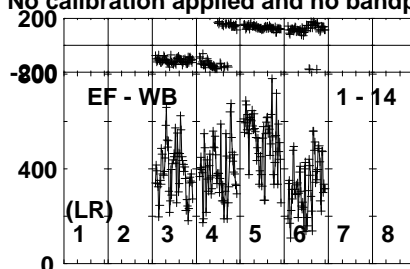
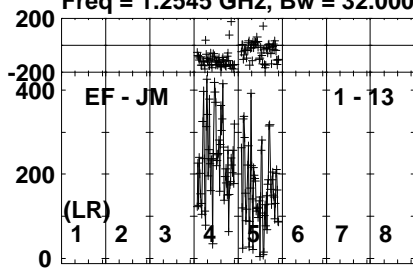


Lower frame: Micro Ampl Jy Top frame: Phas deg  
Vector averaged cross-power spectrum Several baselines displayed  
Timerange: 00/09:46:50 to 00/09:47:48

Plot file version 78 created 18-MAR-2024 14:23:13

J2125+0441 EK056B.UVDATA.1

Freq = 1.2545 GHz, Bw = 32.000 MH No calibration applied and no bandpass applied



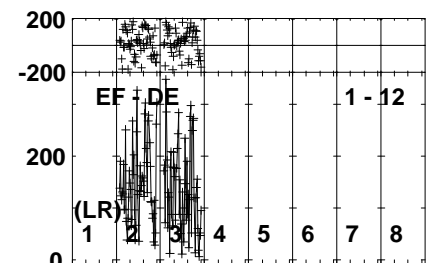
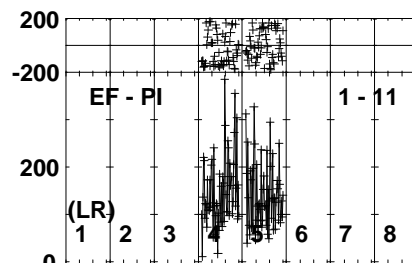
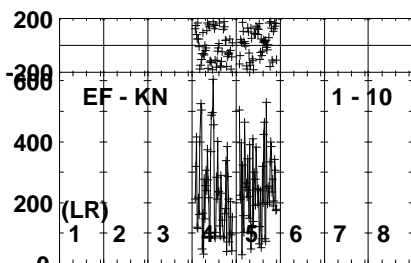
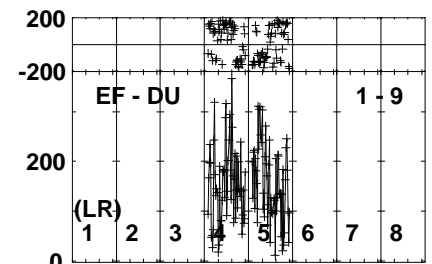
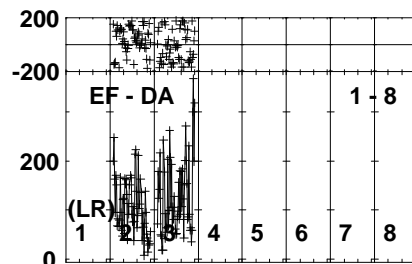
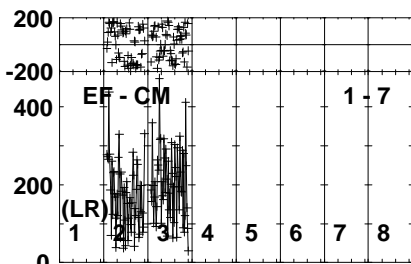
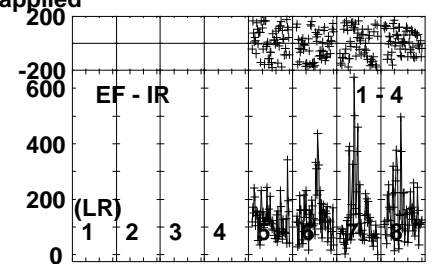
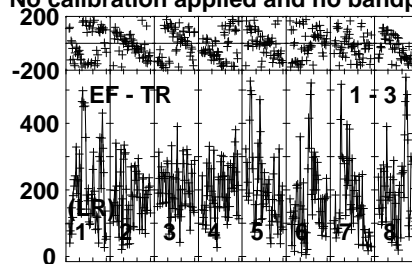
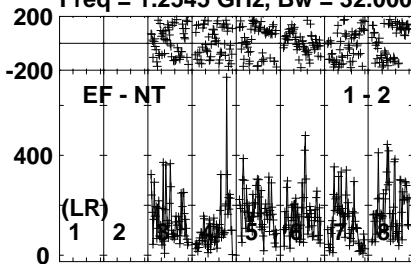
Lower frame: Micro Ampl Jy Top frame: Phas deg  
Vector averaged cross-power spectrum Several baselines displayed  
Timerange: 00/09:46:50 to 00/09:47:48

Plot file version 79 created 18-MAR-2024 14:23:13

J2125+0441 EK056B.UVDATA.1

Freq = 1.2545 GHz, Bw = 32.000 MH

No calibration applied and no bandpass applied



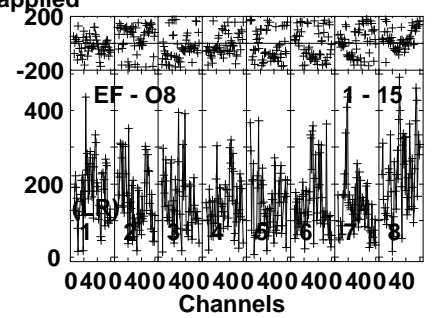
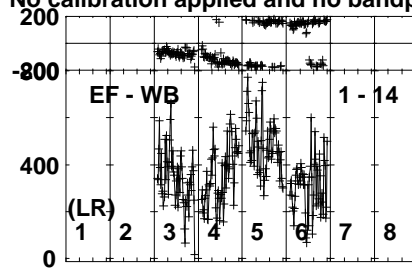
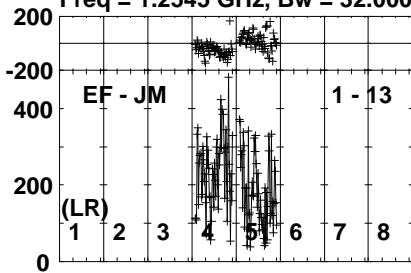
Lower frame: Micro Ampl Jy Top frame: Phas deg  
Vector averaged cross-power spectrum Several baselines displayed  
Timerange: 00/09:53:42 to 00/09:55:06

Plot file version 80 created 18-MAR-2024 14:23:13

J2125+0441 EK056B.UVDATA.1

Freq = 1.2545 GHz, Bw = 32.000 MH

No calibration applied and no bandpass applied



Lower frame: Micro Ampl Jy Top frame: Phas deg  
Vector averaged cross-power spectrum Several baselines displayed  
Timerange: 00/09:53:42 to 00/09:55:06

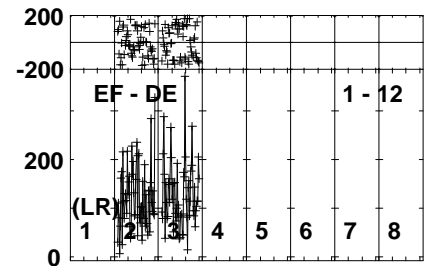
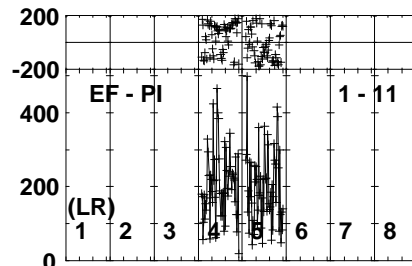
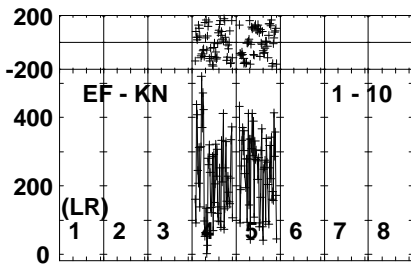
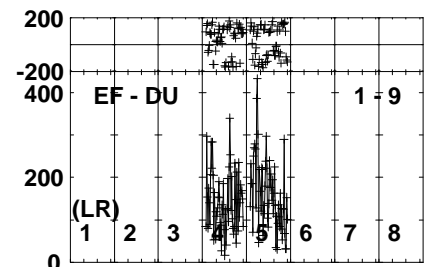
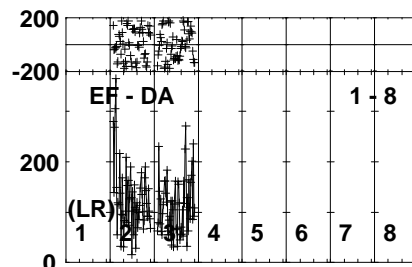
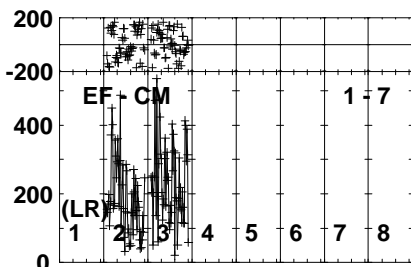
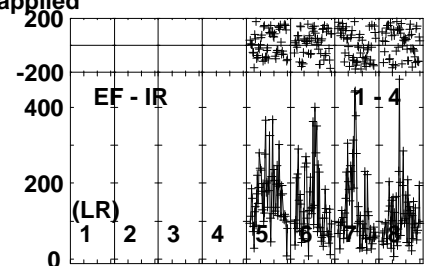
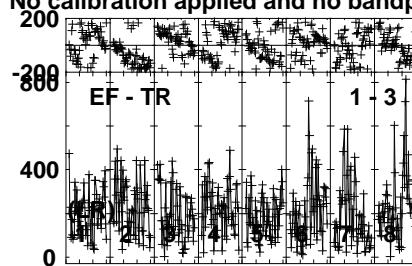
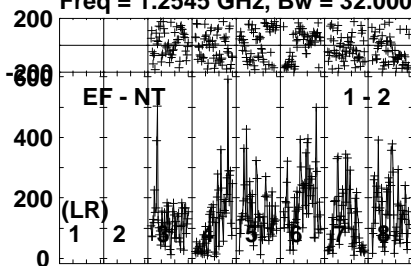


Plot file version 81 created 18-MAR-2024 14:23:13

J2125+0441 EK056B.UVDATA.1

Freq = 1.2545 GHz, Bw = 32.000 MH

No calibration applied and no bandpass applied

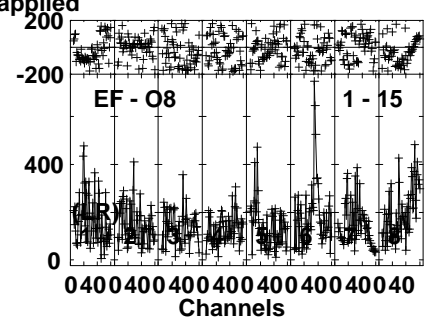
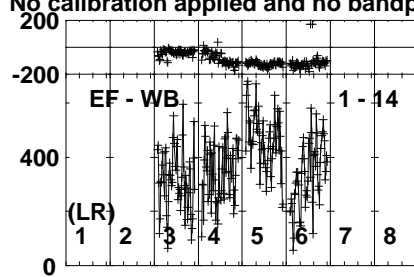
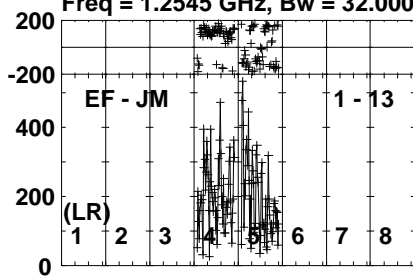


Lower frame: Micro Ampl Jy Top frame: Phas deg  
Vector averaged cross-power spectrum Several baselines displayed  
Timerange: 00/10:01:35 to 00/10:02:33

Plot file version 82 created 18-MAR-2024 14:23:13

J2125+0441 EK056B.UVDATA.1

Freq = 1.2545 GHz, Bw = 32.000 MH No calibration applied and no bandpass applied



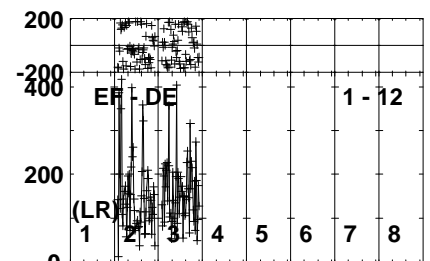
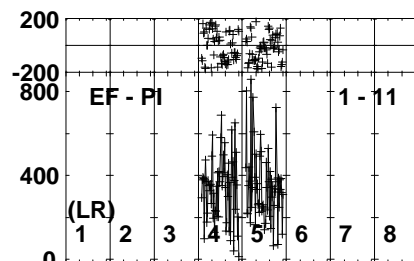
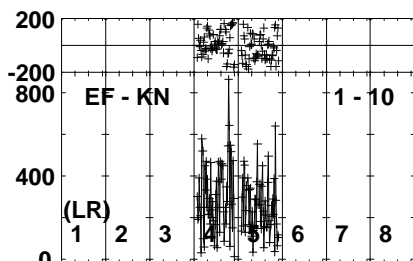
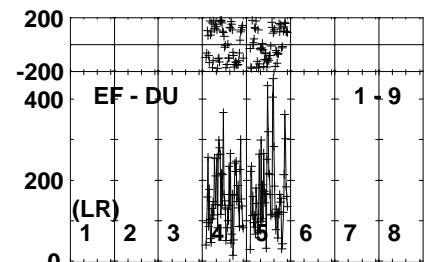
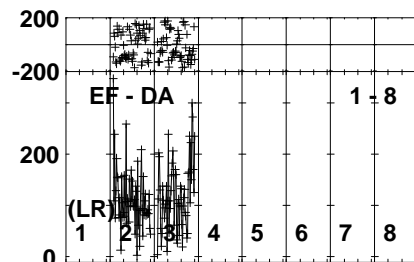
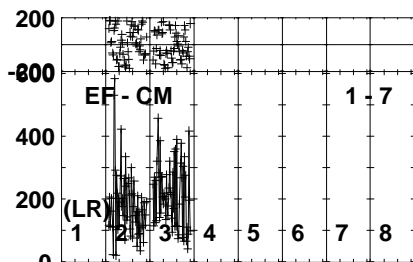
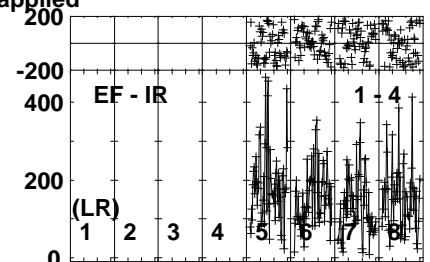
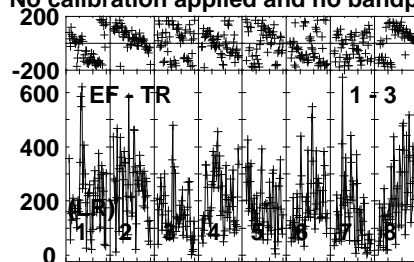
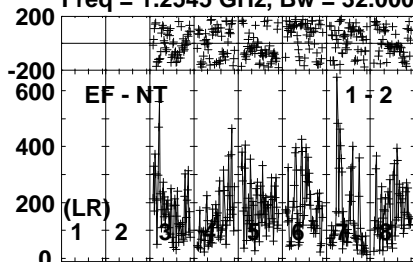
Lower frame: Micro Ampl Jy Top frame: Phas deg  
Vector averaged cross-power spectrum Several baselines displayed  
Timerange: 00/10:01:35 to 00/10:02:33

Plot file version 83 created 18-MAR-2024 14:23:13

J2125+0441 EK056B.UVDATA.1

Freq = 1.2545 GHz, Bw = 32.000 MH

No calibration applied and no bandpass applied

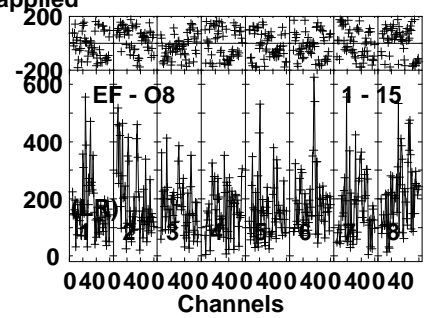
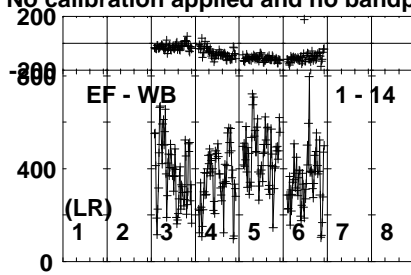
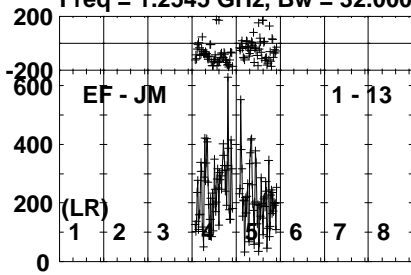


Lower frame: Micro Ampl Jy Top frame: Phas deg  
Vector averaged cross-power spectrum Several baselines displayed  
Timerange: 00/10:08:27 to 00/10:09:51

Plot file version 84 created 18-MAR-2024 14:23:13

J2125+0441 EK056B.UVDATA.1

Freq = 1.2545 GHz, Bw = 32.000 MH No calibration applied and no bandpass applied

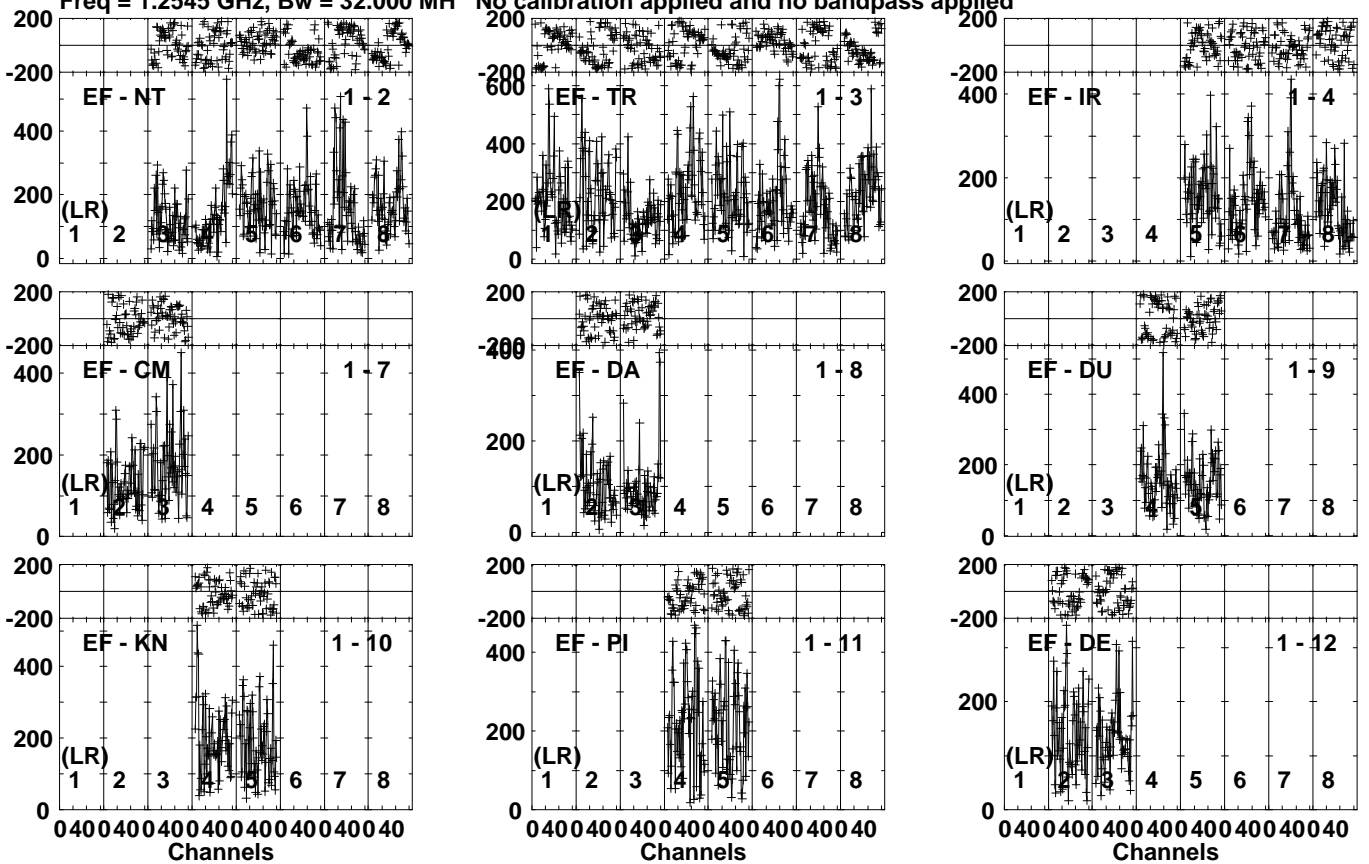


Lower frame: Micro Ampl Jy Top frame: Phas deg  
Vector averaged cross-power spectrum Several baselines displayed  
Timerange: 00/10:08:27 to 00/10:09:51

Plot file version 85 created 18-MAR-2024 14:23:13

J2125+0441 EK056B.UVDATA.1

Freq = 1.2545 GHz, Bw = 32.000 MH No calibration applied and no bandpass applied

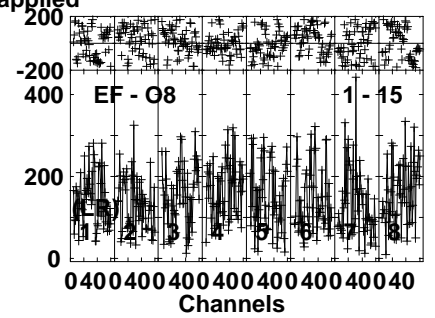
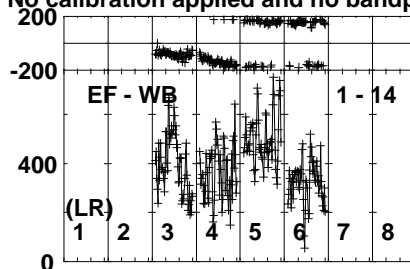
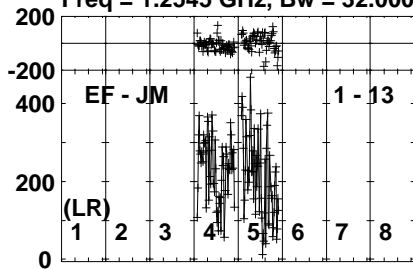


Lower frame: Micro Ampl Jy Top frame: Phas deg  
Vector averaged cross-power spectrum Several baselines displayed  
Timerange: 00/10:16:22 to 00/10:17:20

Plot file version 86 created 18-MAR-2024 14:23:13

J2125+0441 EK056B.UVDATA.1

Freq = 1.2545 GHz, Bw = 32.000 MH No calibration applied and no bandpass applied

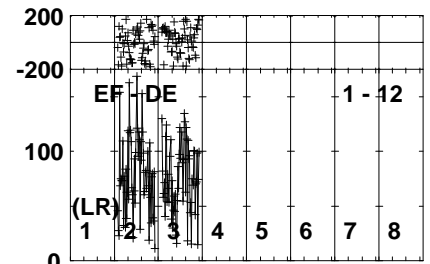
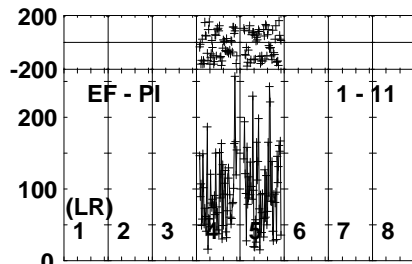
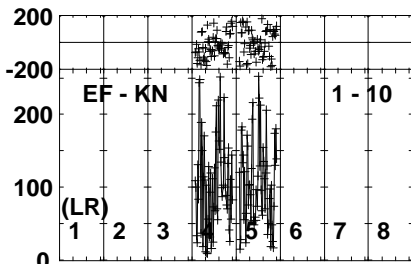
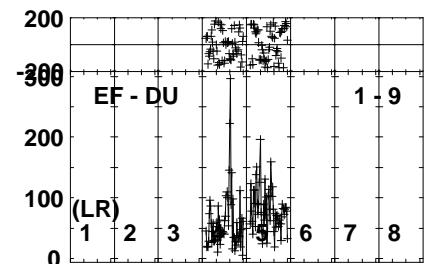
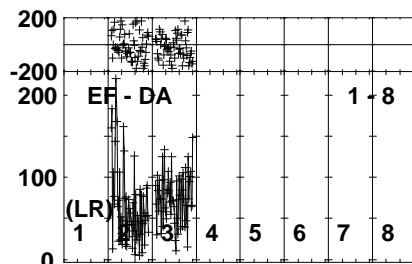
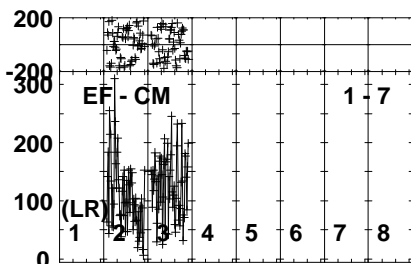
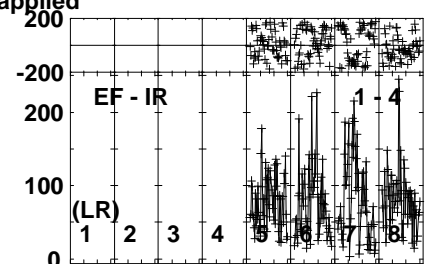
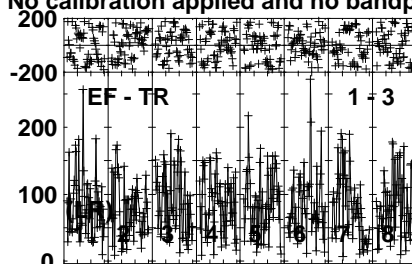
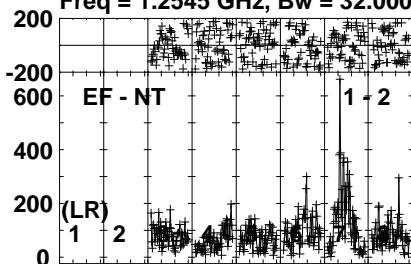


Lower frame: Micro Ampl Jy Top frame: Phas deg  
Vector averaged cross-power spectrum Several baselines displayed  
Timerange: 00/10:16:22 to 00/10:17:20

Plot file version 87 created 18-MAR-2024 14:23:13

J2120+0246 EK056B.UVDATA.1

Freq = 1.2545 GHz, Bw = 32.000 MH No calibration applied and no bandpass applied



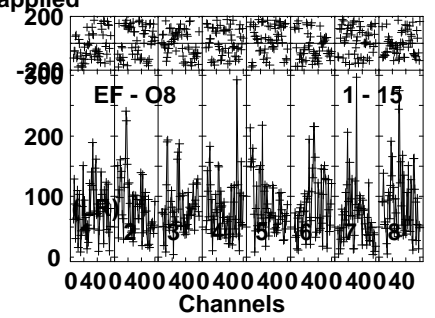
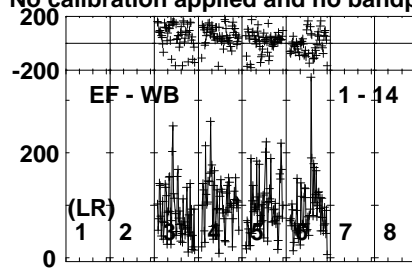
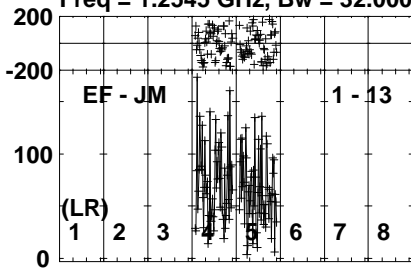
Lower frame: Micro Ampl Jy Top frame: Phas deg  
Vector averaged cross-power spectrum Several baselines displayed  
Timerange: 00/10:17:22 to 00/10:20:58

Plot file version 88 created 18-MAR-2024 14:23:14

J2120+0246 EK056B.UVDATA.1

Freq = 1.2545 GHz, Bw = 32.000 MH

No calibration applied and no bandpass applied



Lower frame: Micro Ampl Jy Top frame: Phas deg  
Vector averaged cross-power spectrum Several baselines displayed  
Timerange: 00/10:17:22 to 00/10:20:58

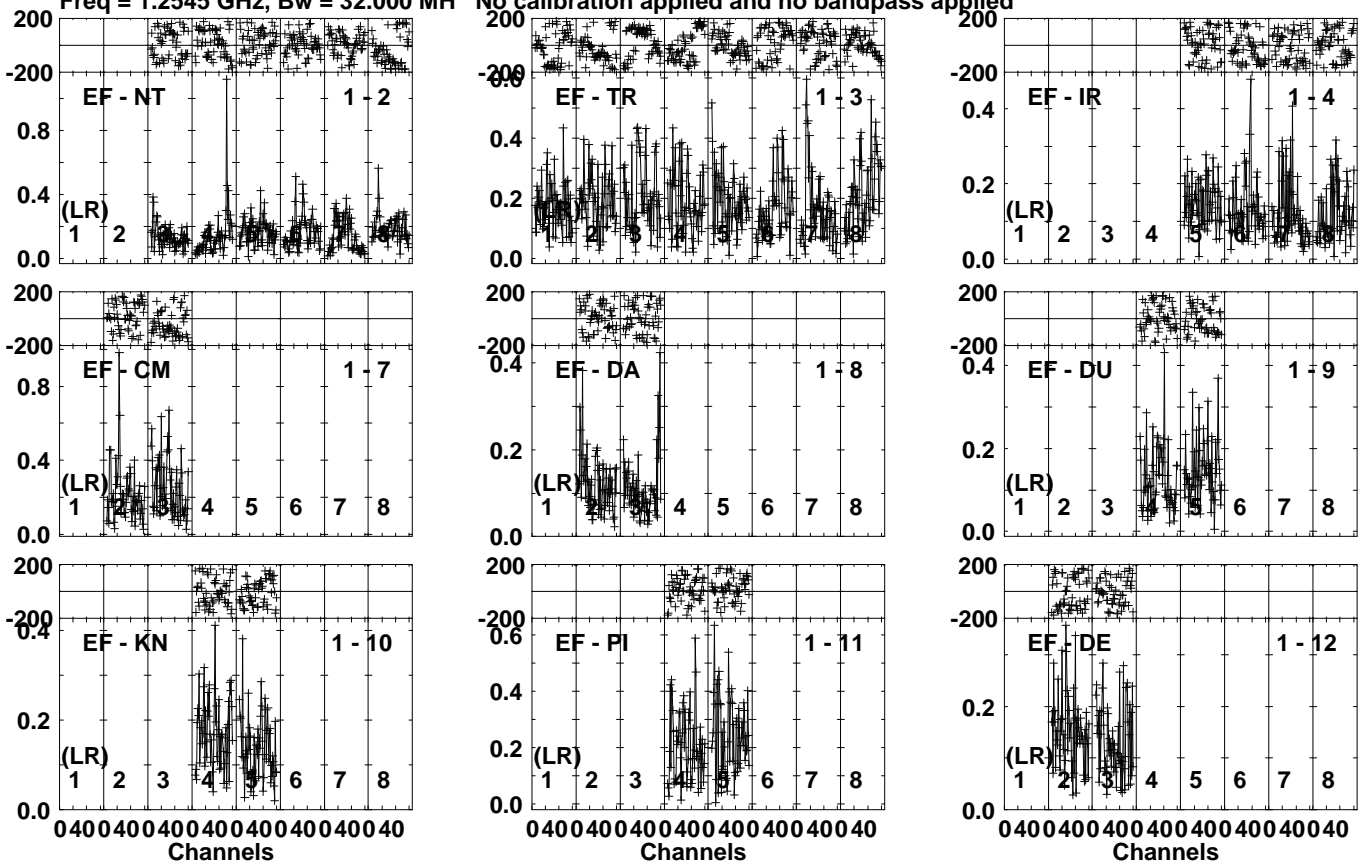


Plot file version 89 created 18-MAR-2024 14:23:14

J2125+0441 EK056B.UVDATA.1

Freq = 1.2545 GHz, Bw = 32.000 MH

No calibration applied and no bandpass applied



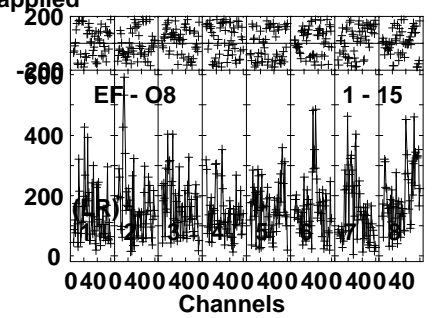
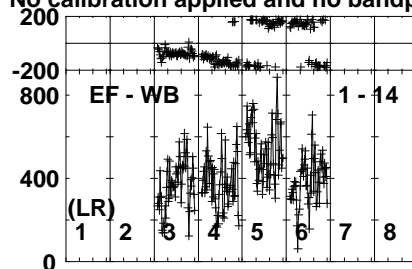
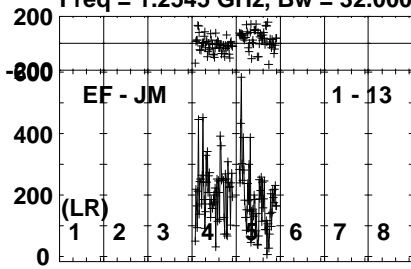
Lower frame: Milli Ampl Jy Top frame: Phas deg  
Vector averaged cross-power spectrum Several baselines displayed  
Timerange: 00/10:21:00 to 00/10:22:34

Plot file version 90 created 18-MAR-2024 14:23:14

J2125+0441 EK056B.UVDATA.1

Freq = 1.2545 GHz, Bw = 32.000 MH

No calibration applied and no bandpass applied



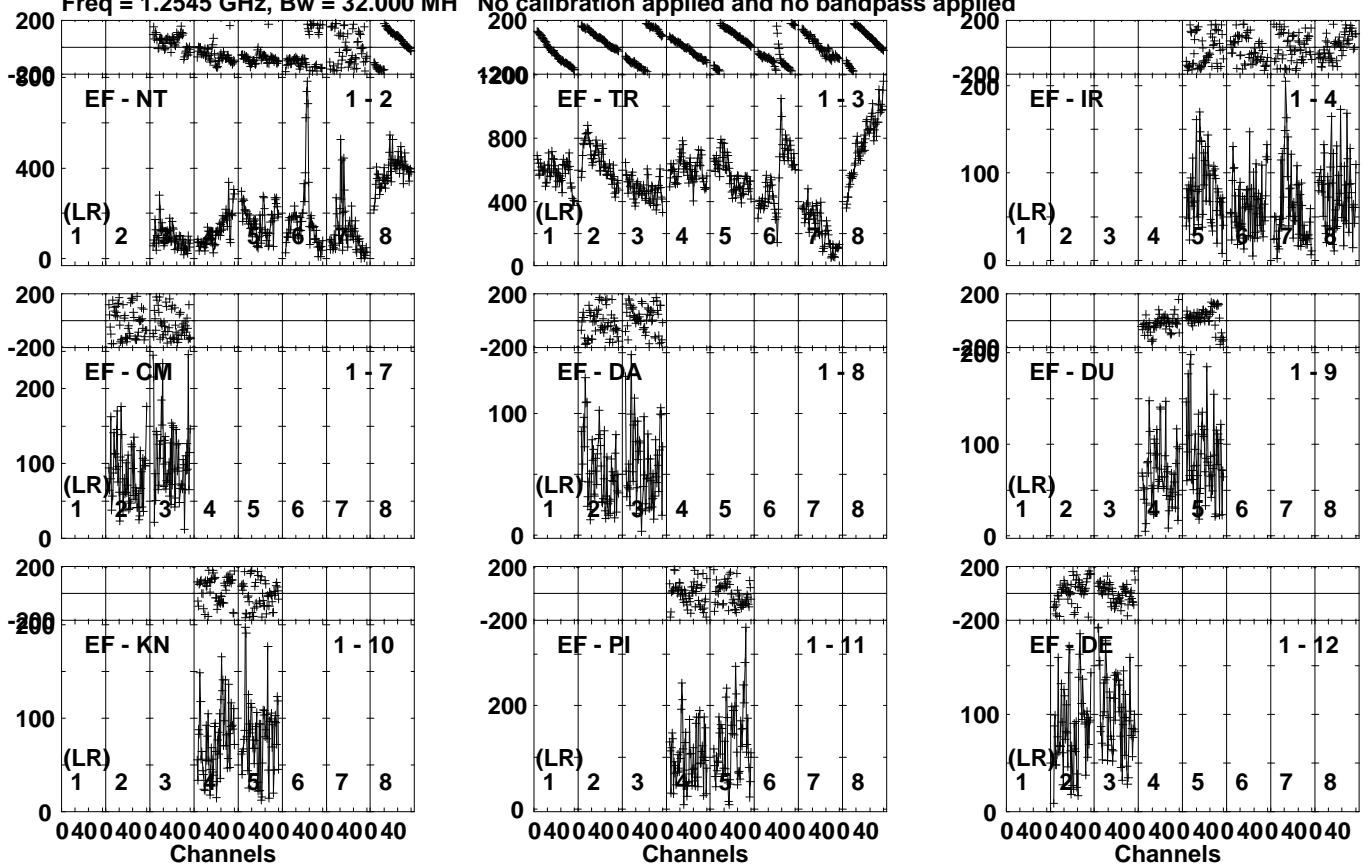
Lower frame: Micro Ampl Jy Top frame: Phas deg  
Vector averaged cross-power spectrum Several baselines displayed  
Timerange: 00/10:21:00 to 00/10:22:34

Plot file version 91 created 18-MAR-2024 14:23:14

J2123+0535 EK056B.UVDATA.1

Freq = 1.2545 GHz, Bw = 32.000 MH

No calibration applied and no bandpass applied



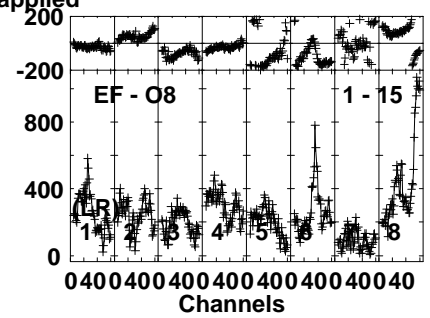
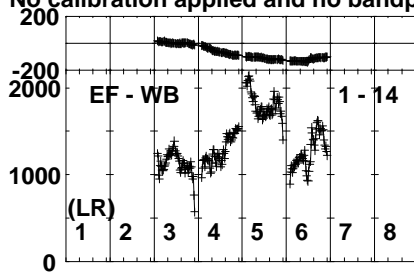
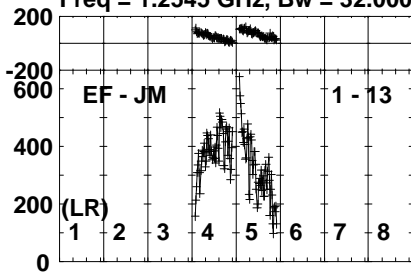
Lower frame: Micro Ampl Jy Top frame: Phas deg  
Vector averaged cross-power spectrum Several baselines displayed  
Timerange: 00/10:23:16 to 00/10:27:14

Plot file version 92 created 18-MAR-2024 14:23:15

J2123+0535 EK056B.UVDATA.1

Freq = 1.2545 GHz, Bw = 32.000 MH

No calibration applied and no bandpass applied



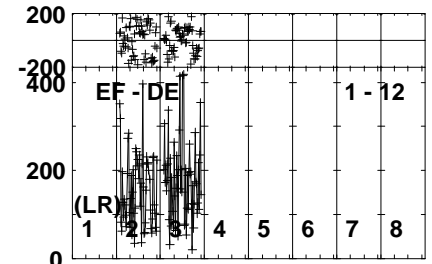
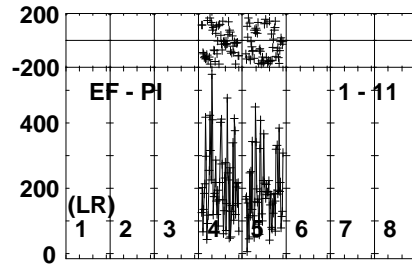
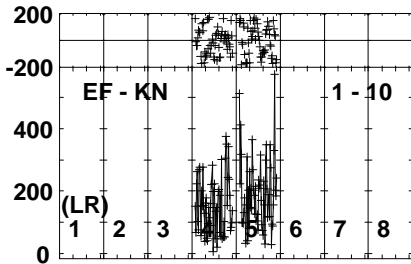
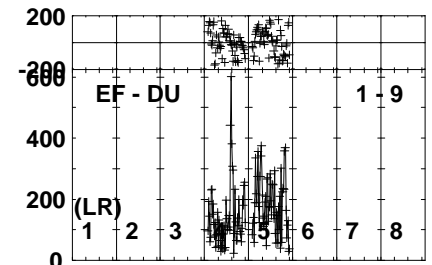
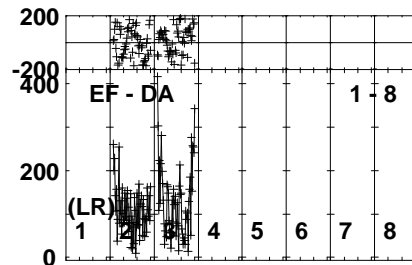
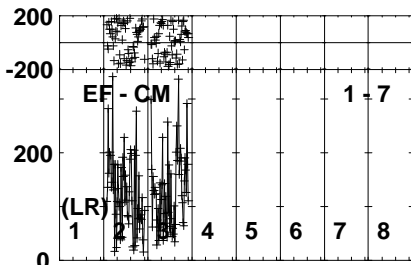
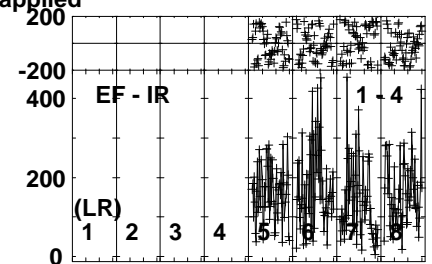
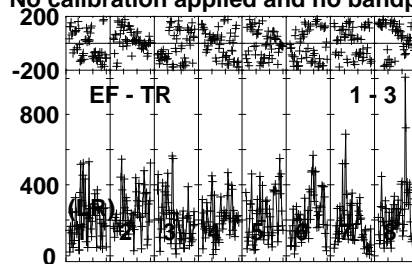
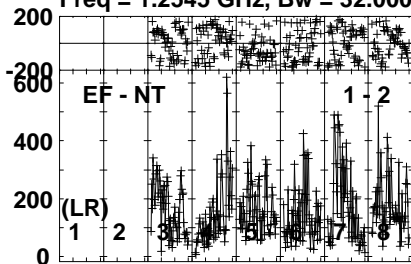
Lower frame: Micro Ampl Jy Top frame: Phas deg  
Vector averaged cross-power spectrum Several baselines displayed  
Timerange: 00/10:23:16 to 00/10:27:14

Plot file version 93 created 18-MAR-2024 14:23:15

J2125+0441 EK056B.UVDATA.1

Freq = 1.2545 GHz, Bw = 32.000 MH

No calibration applied and no bandpass applied



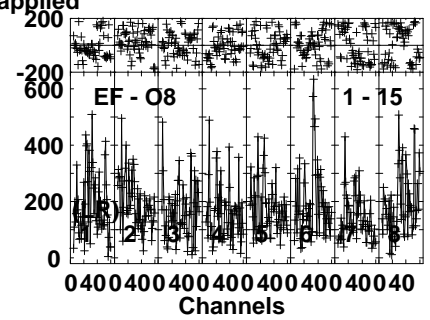
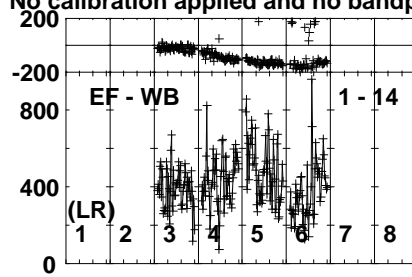
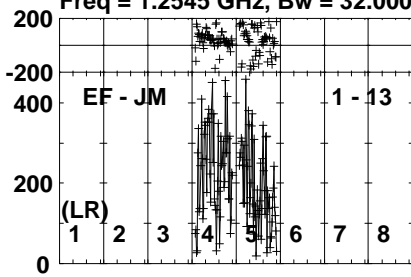
Lower frame: Micro Ampl Jy Top frame: Phas deg  
Vector averaged cross-power spectrum Several baselines displayed  
Timerange: 00/10:27:55 to 00/10:28:53

Plot file version 94 created 18-MAR-2024 14:23:15

J2125+0441 EK056B.UVDATA.1

Freq = 1.2545 GHz, Bw = 32.000 MH

No calibration applied and no bandpass applied

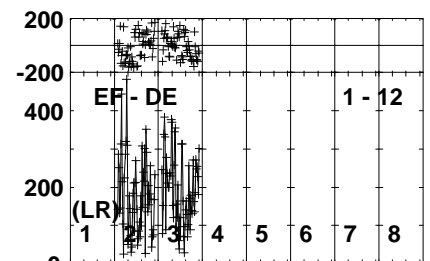
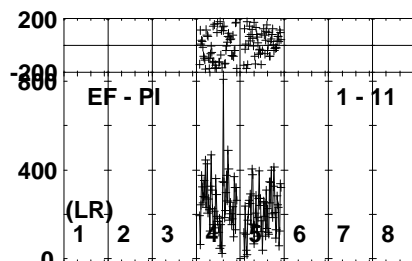
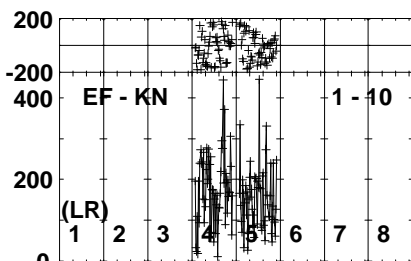
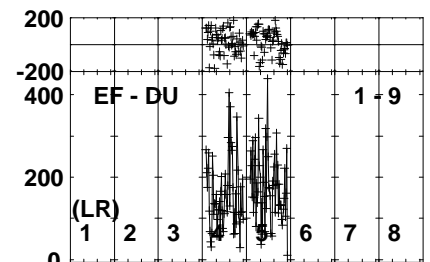
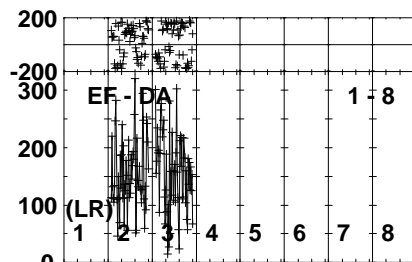
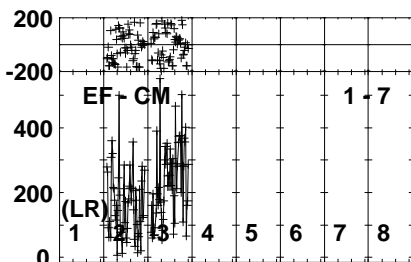
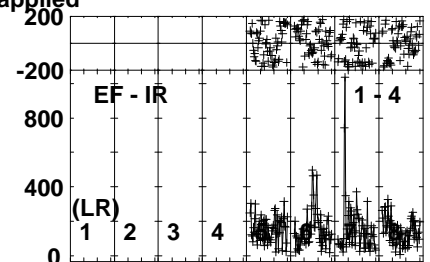
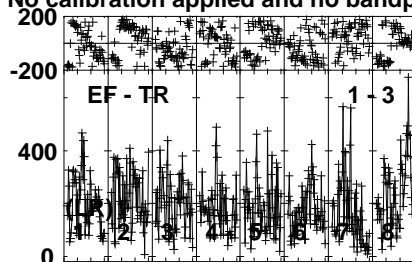
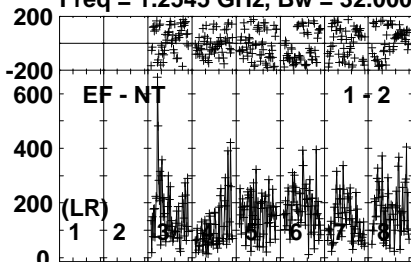


Lower frame: Micro Ampl Jy Top frame: Phas deg  
Vector averaged cross-power spectrum Several baselines displayed  
Timerange: 00/10:27:55 to 00/10:28:53

Plot file version 95 created 18-MAR-2024 14:23:15

J2125+0441 EK056B.UVDATA.1

Freq = 1.2545 GHz, Bw = 32.000 MH No calibration applied and no bandpass applied



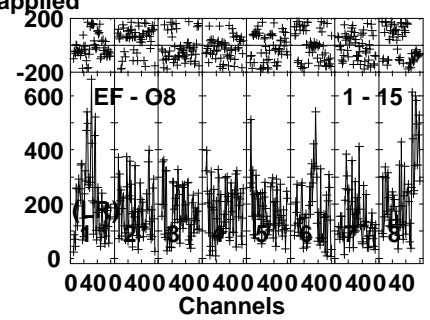
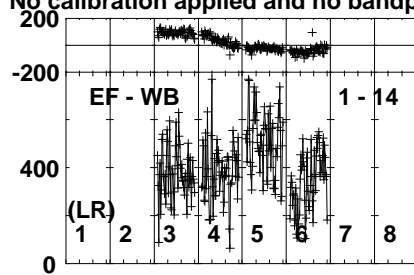
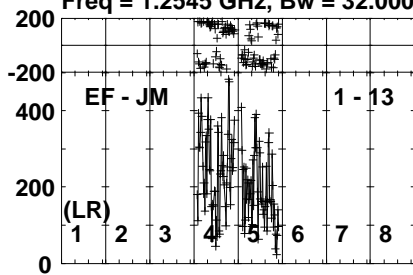
Lower frame: Micro Ampl Jy Top frame: Phas deg  
Vector averaged cross-power spectrum Several baselines displayed  
Timerange: 00/10:34:15 to 00/10:35:41

Plot file version 96 created 18-MAR-2024 14:23:15

J2125+0441 EK056B.UVDATA.1

Freq = 1.2545 GHz, Bw = 32.000 MH

No calibration applied and no bandpass applied



Lower frame: Micro Ampl Jy Top frame: Phas deg  
Vector averaged cross-power spectrum Several baselines displayed  
Timerange: 00/10:34:15 to 00/10:35:41

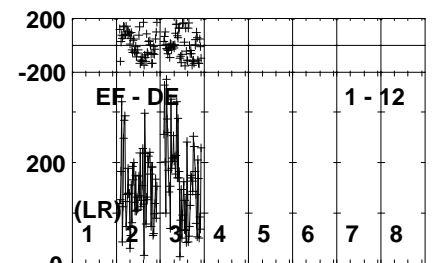
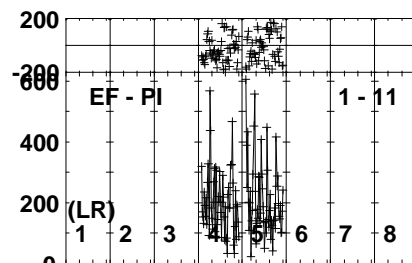
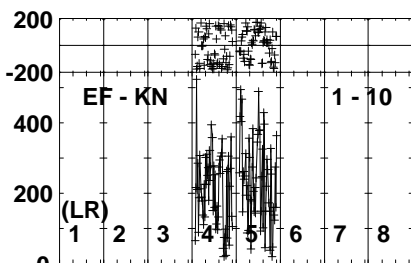
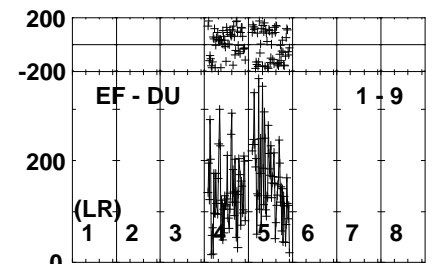
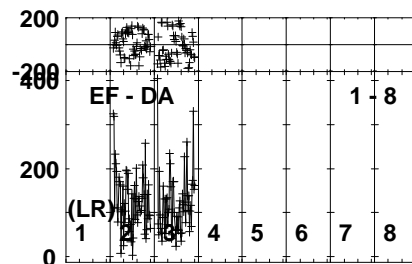
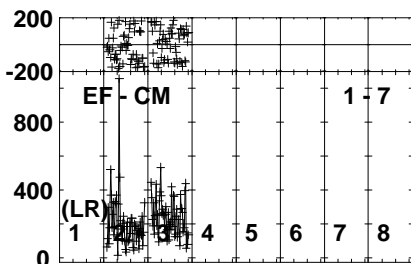
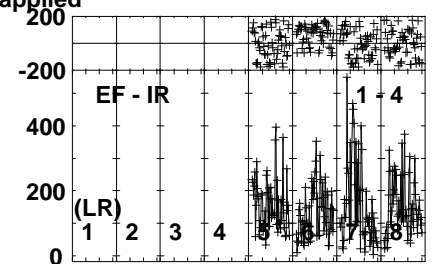
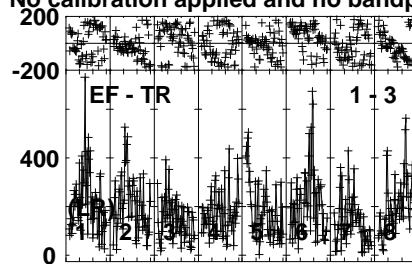
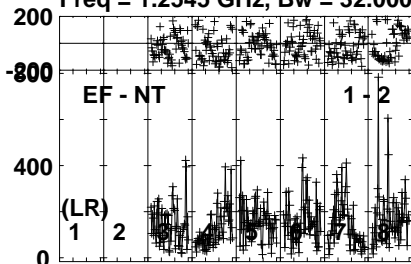


Plot file version 97 created 18-MAR-2024 14:23:15

J2125+0441 EK056B.UVDATA.1

Freq = 1.2545 GHz, Bw = 32.000 MH

No calibration applied and no bandpass applied



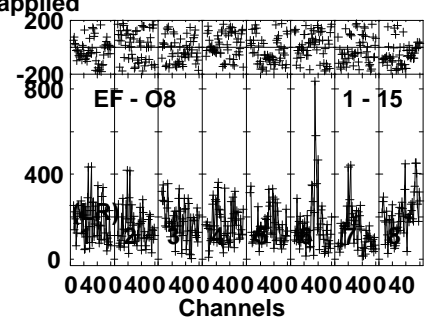
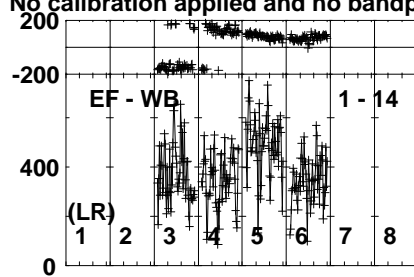
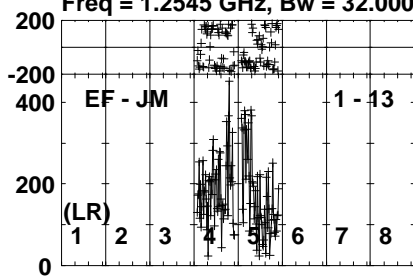
Lower frame: Micro Ampl Jy Top frame: Phas deg  
Vector averaged cross-power spectrum Several baselines displayed  
Timerange: 00/10:41:42 to 00/10:42:40

Plot file version 98 created 18-MAR-2024 14:23:15

J2125+0441 EK056B.UVDATA.1

Freq = 1.2545 GHz, Bw = 32.000 MH

No calibration applied and no bandpass applied



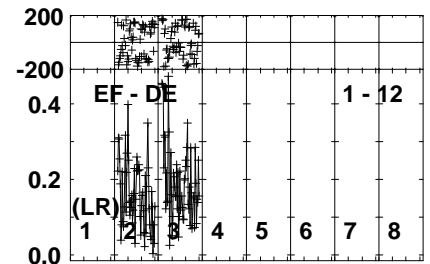
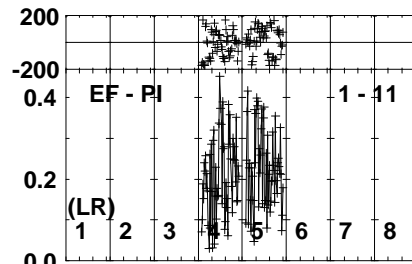
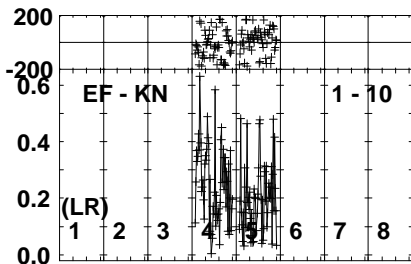
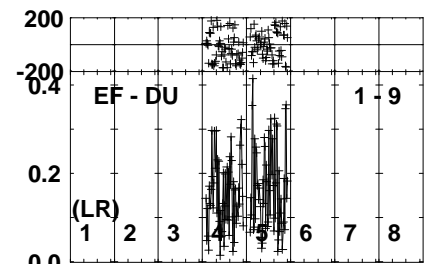
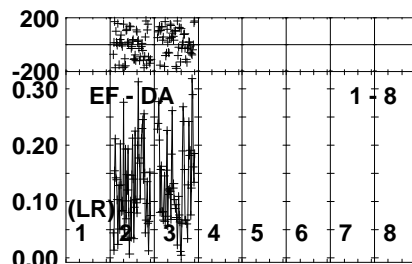
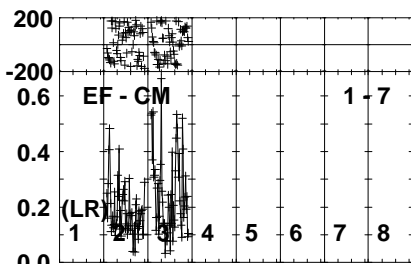
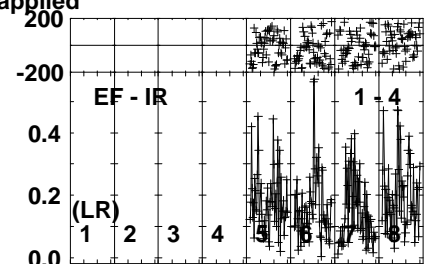
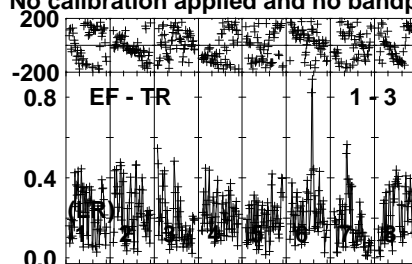
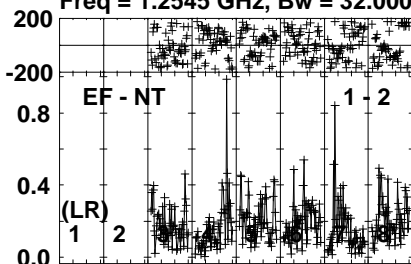
Lower frame: Micro Ampl Jy Top frame: Phas deg  
Vector averaged cross-power spectrum Several baselines displayed  
Timerange: 00/10:41:42 to 00/10:42:40

Plot file version 99 created 18-MAR-2024 14:23:15

J2125+0441 EK056B.UVDATA.1

Freq = 1.2545 GHz, Bw = 32.000 MH

No calibration applied and no bandpass applied



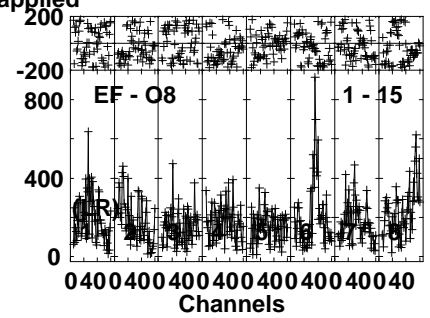
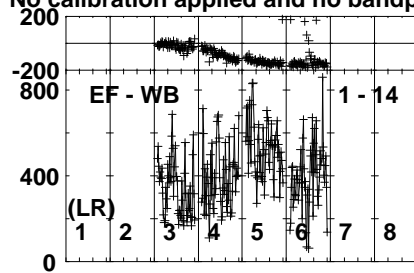
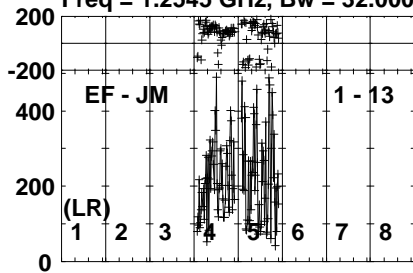
Lower frame: Milli Ampl Jy Top frame: Phas deg  
Vector averaged cross-power spectrum Several baselines displayed  
Timerange: 00/10:48:02 to 00/10:49:28

Plot file version 100 created 18-MAR-2024 14:23:15

J2125+0441 EK056B.UVDATA.1

Freq = 1.2545 GHz, Bw = 32.000 MH

No calibration applied and no bandpass applied

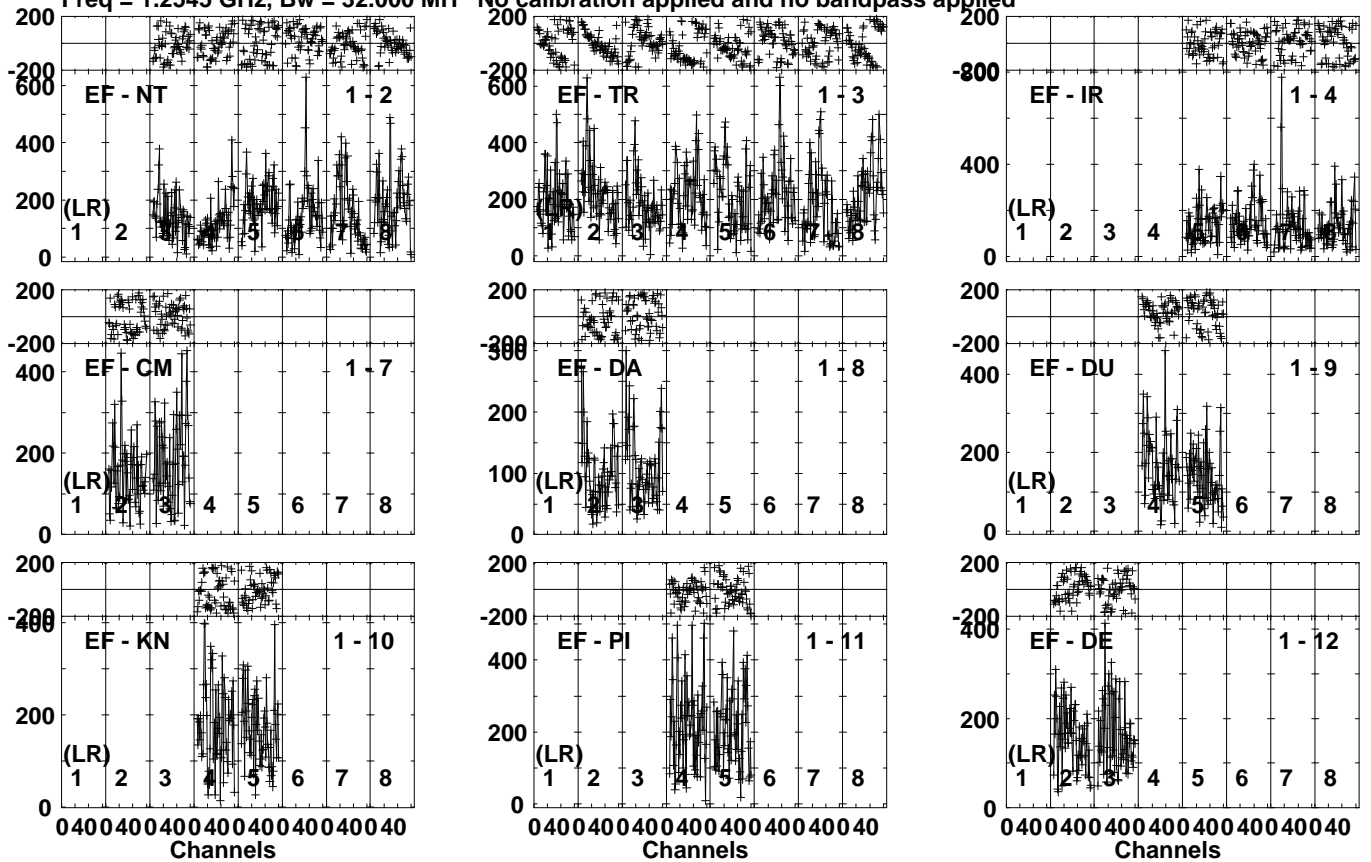


Lower frame: Micro Ampl Jy Top frame: Phas deg  
Vector averaged cross-power spectrum Several baselines displayed  
Timerange: 00/10:48:02 to 00/10:49:28

Plot file version 101 created 18-MAR-2024 14:23:15

J2125+0441 EK056B.UVDATA.1

Freq = 1.2545 GHz, Bw = 32.000 MH No calibration applied and no bandpass applied



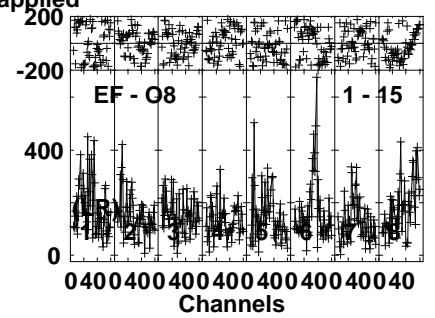
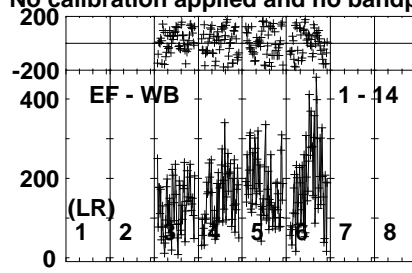
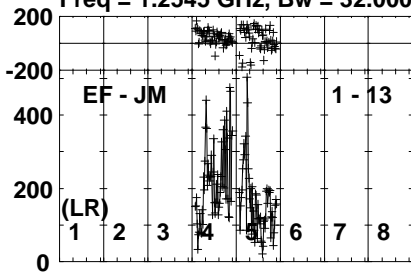
Lower frame: Micro Ampl Jy Top frame: Phas deg  
Vector averaged cross-power spectrum Several baselines displayed  
Timerange: 00/10:55:30 to 00/10:56:28

Plot file version 102 created 18-MAR-2024 14:23:16

J2125+0441 EK056B.UVDATA.1

Freq = 1.2545 GHz, Bw = 32.000 MH

No calibration applied and no bandpass applied

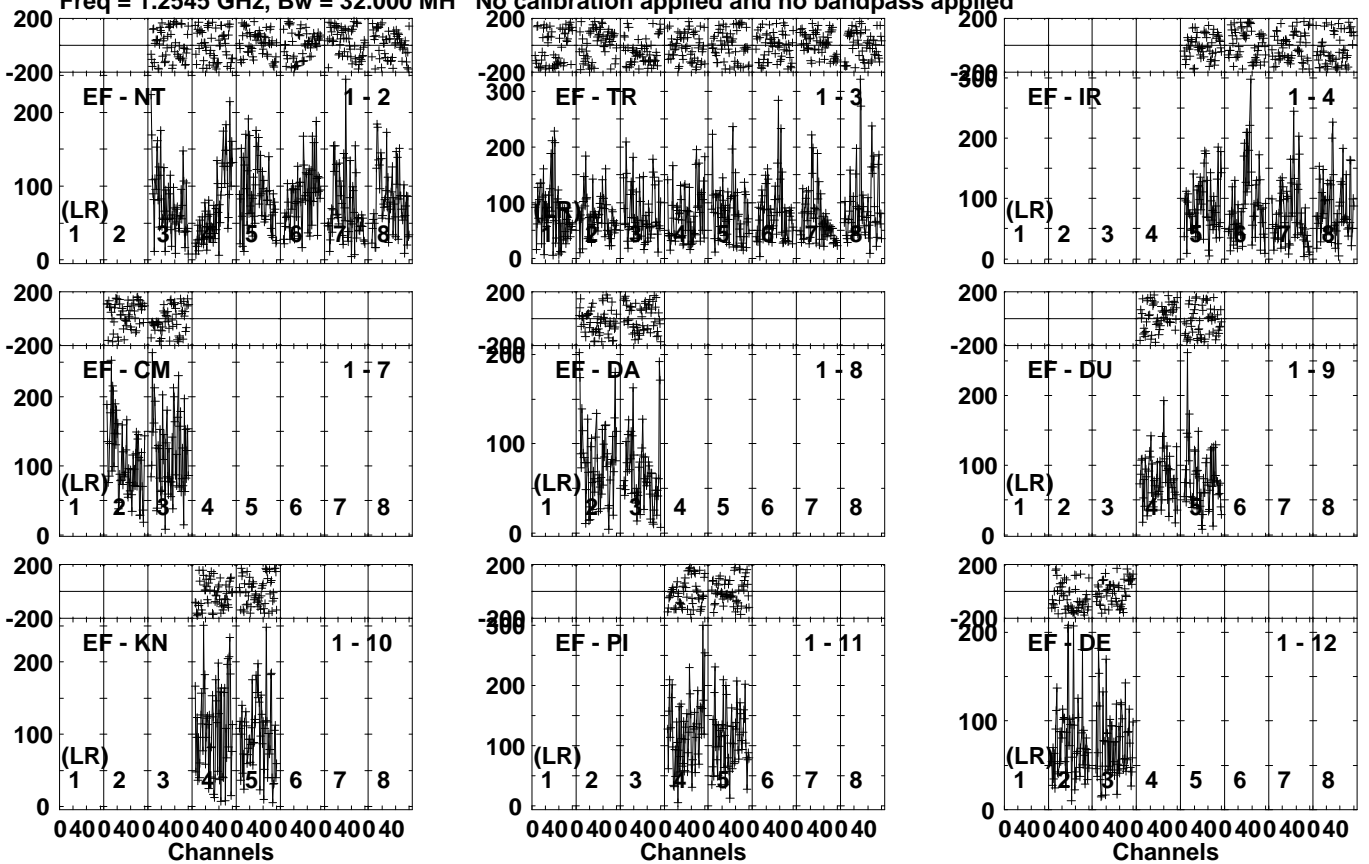


Lower frame: Micro Ampl Jy Top frame: Phas deg  
Vector averaged cross-power spectrum Several baselines displayed  
Timerange: 00/10:55:30 to 00/10:56:28

Plot file version 103 created 18-MAR-2024 14:23:16

J2120+0246 EK056B.UVDATA.1

Freq = 1.2545 GHz, Bw = 32.000 MH No calibration applied and no bandpass applied



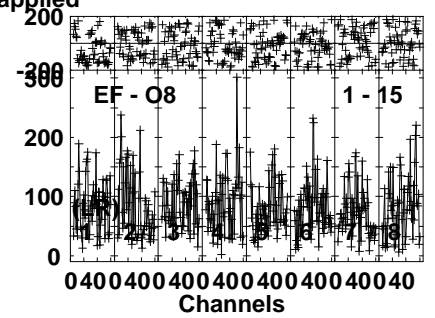
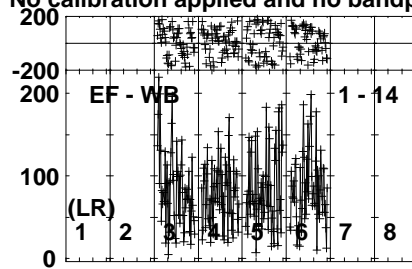
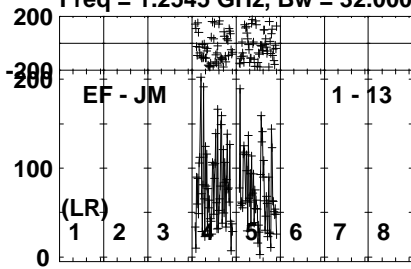
Lower frame: Micro Ampl Jy Top frame: Phas deg  
Vector averaged cross-power spectrum Several baselines displayed  
Timerange: 00/10:56:30 to 00/11:00:04

Plot file version 104 created 18-MAR-2024 14:23:16

J2120+0246 EK056B.UVDATA.1

Freq = 1.2545 GHz, Bw = 32.000 MH

No calibration applied and no bandpass applied



Lower frame: Micro Ampl Jy Top frame: Phas deg  
Vector averaged cross-power spectrum Several baselines displayed  
Timerange: 00/10:56:30 to 00/11:00:04

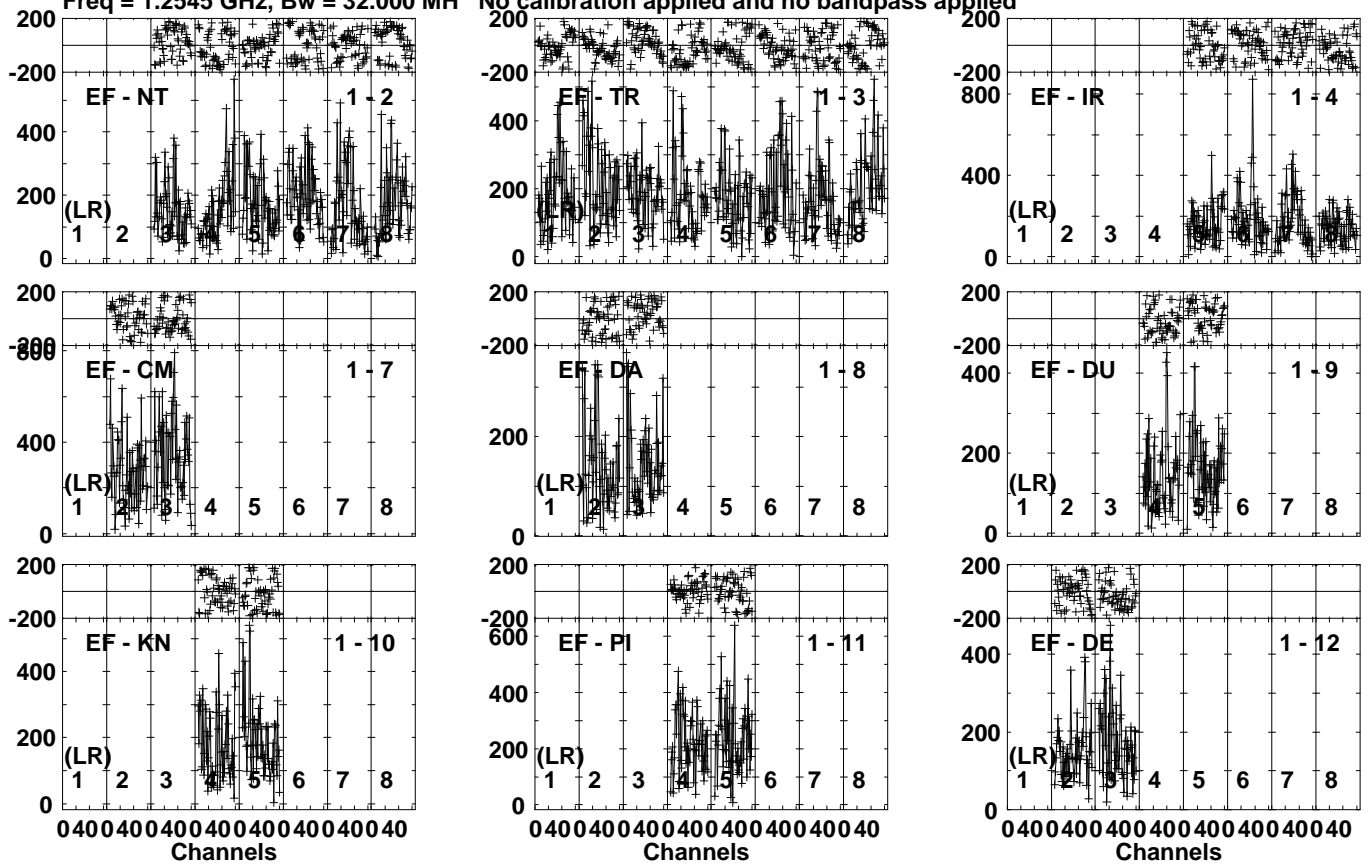


Plot file version 105 created 18-MAR-2024 14:23:16

J2125+0441 EK056B.UVDATA.1

Freq = 1.2545 GHz, Bw = 32.000 MH

No calibration applied and no bandpass applied



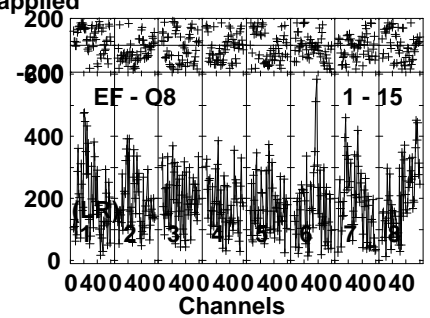
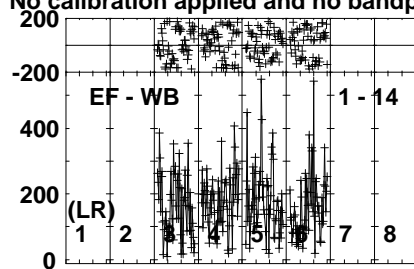
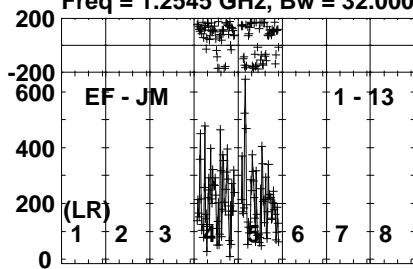
Lower frame: Micro Ampl Jy Top frame: Phas deg  
Vector averaged cross-power spectrum Several baselines displayed  
Timerange: 00/11:00:07 to 00/11:01:41

Plot file version 106 created 18-MAR-2024 14:23:16

J2125+0441 EK056B.UVDATA.1

Freq = 1.2545 GHz, Bw = 32.000 MH

No calibration applied and no bandpass applied



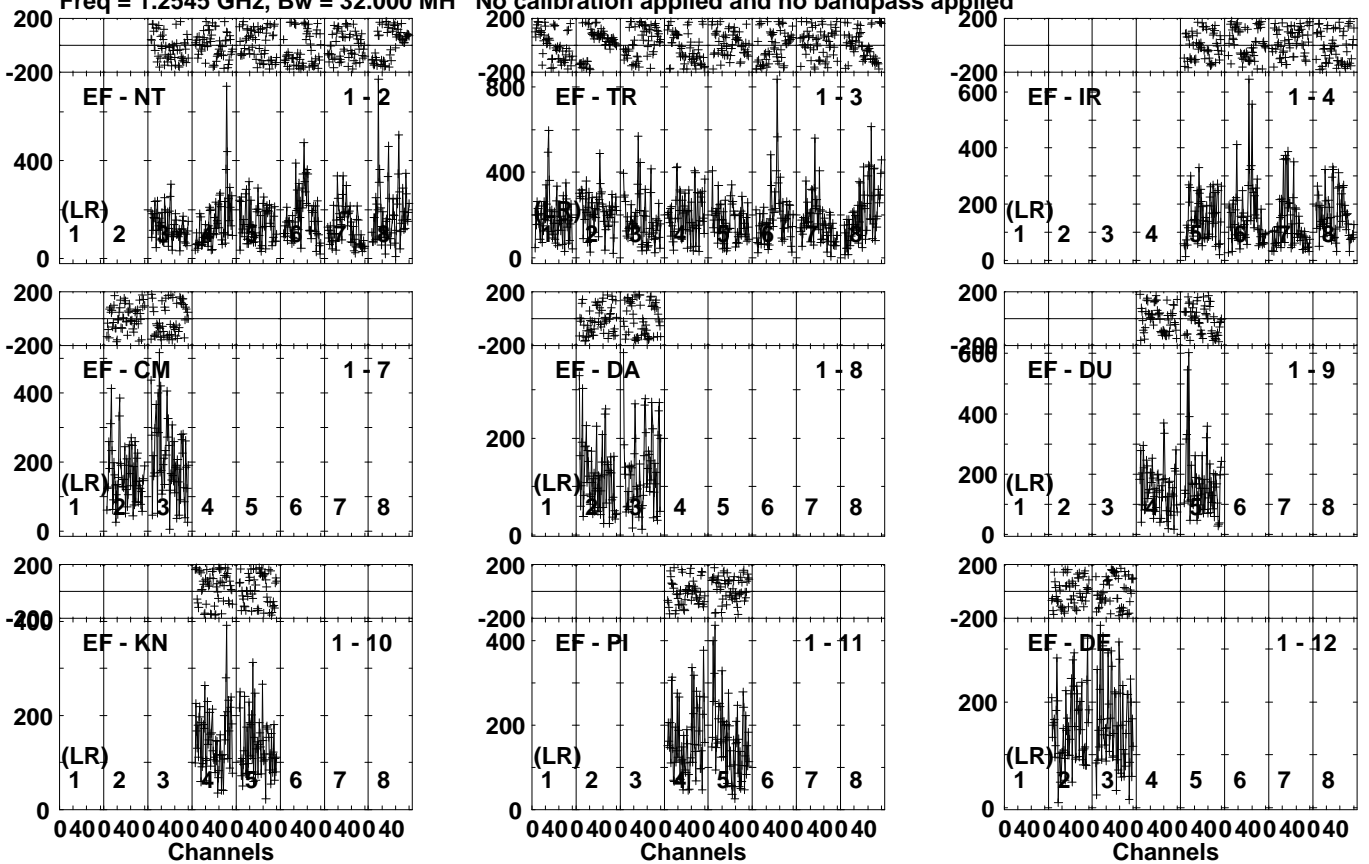
Lower frame: Micro Ampl Jy Top frame: Phas deg  
Vector averaged cross-power spectrum Several baselines displayed  
Timerange: 00/11:00:07 to 00/11:01:41

Plot file version 107 created 18-MAR-2024 14:23:16

J2125+0441 EK056B.UVDATA.1

Freq = 1.2545 GHz, Bw = 32.000 MH

No calibration applied and no bandpass applied



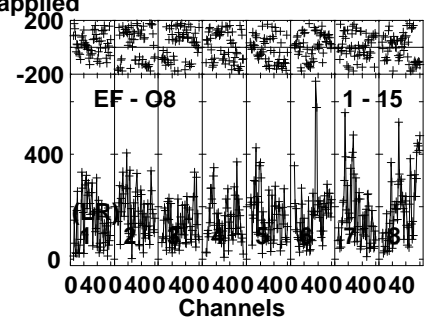
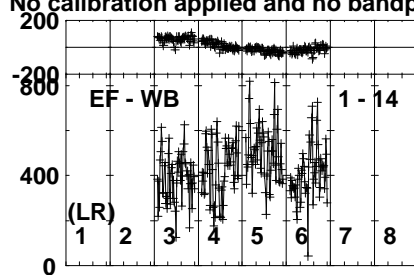
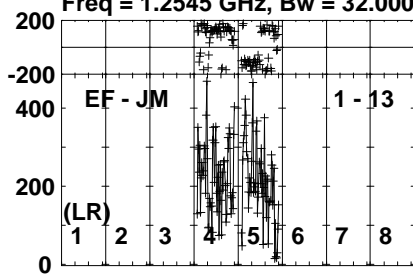
Lower frame: Micro Ampl Jy Top frame: Phas deg  
Vector averaged cross-power spectrum Several baselines displayed  
Timerange: 00/11:07:43 to 00/11:08:41

Plot file version 108 created 18-MAR-2024 14:23:16

J2125+0441 EK056B.UVDATA.1

Freq = 1.2545 GHz, Bw = 32.000 MH

No calibration applied and no bandpass applied



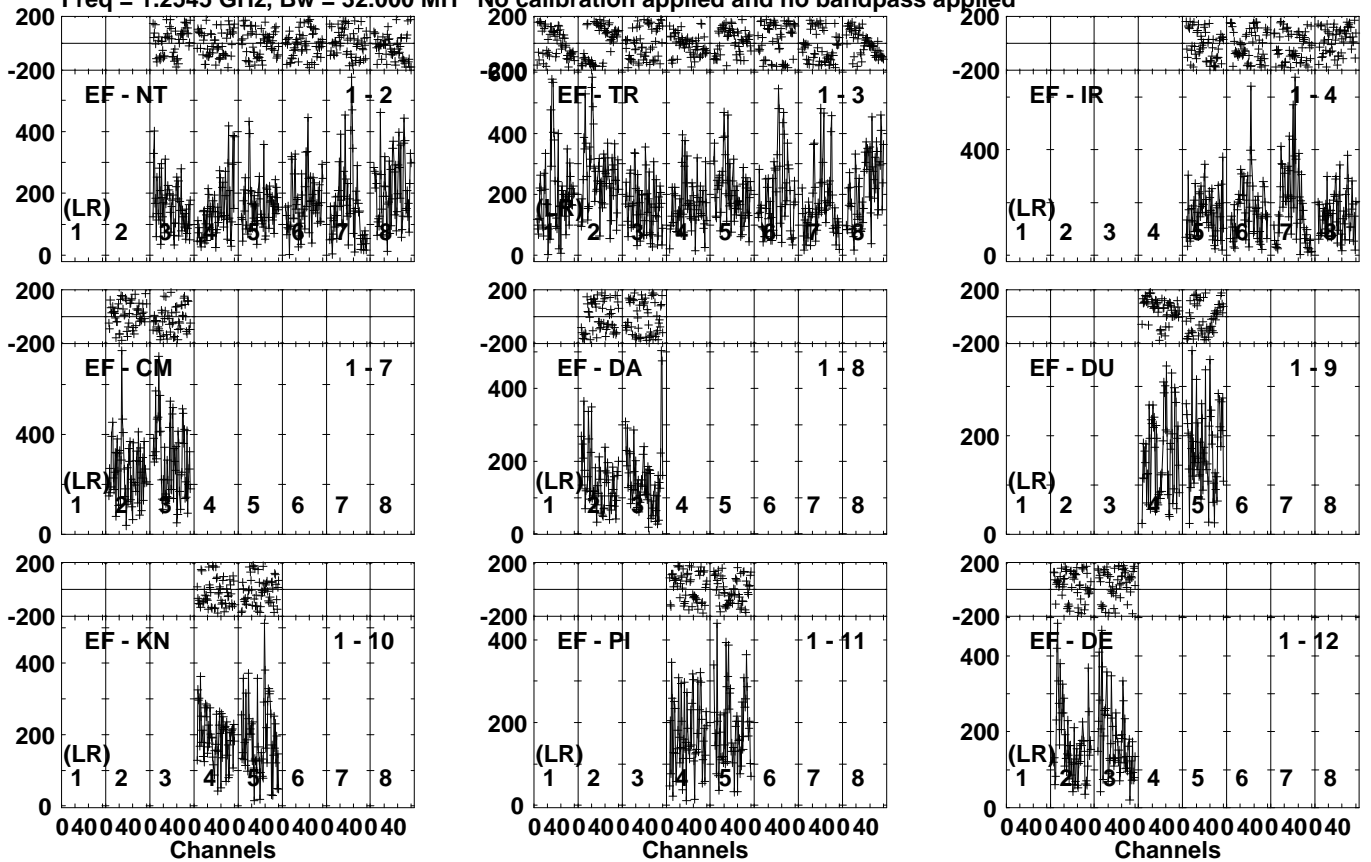
Lower frame: Micro Ampl Jy Top frame: Phas deg  
Vector averaged cross-power spectrum Several baselines displayed  
Timerange: 00/11:07:43 to 00/11:08:41

Plot file version 109 created 18-MAR-2024 14:23:17

J2125+0441 EK056B.UVDATA.1

Freq = 1.2545 GHz, Bw = 32.000 MH

No calibration applied and no bandpass applied



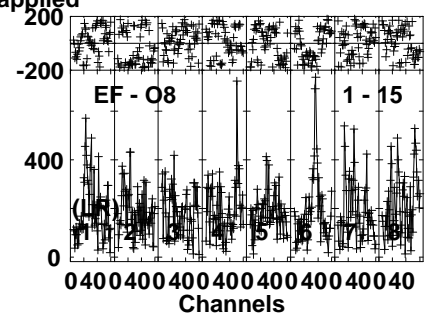
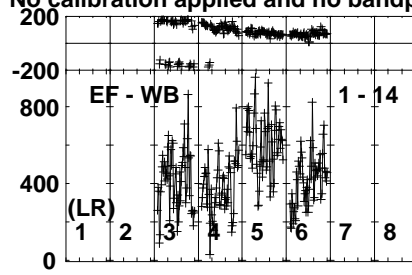
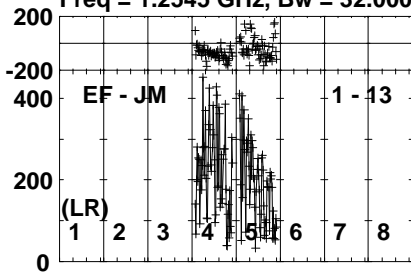
Lower frame: Micro Ampl Jy Top frame: Phas deg  
Vector averaged cross-power spectrum Several baselines displayed  
Timerange: 00/11:14:03 to 00/11:15:31

Plot file version 110 created 18-MAR-2024 14:23:17

J2125+0441 EK056B.UVDATA.1

Freq = 1.2545 GHz, Bw = 32.000 MH

No calibration applied and no bandpass applied



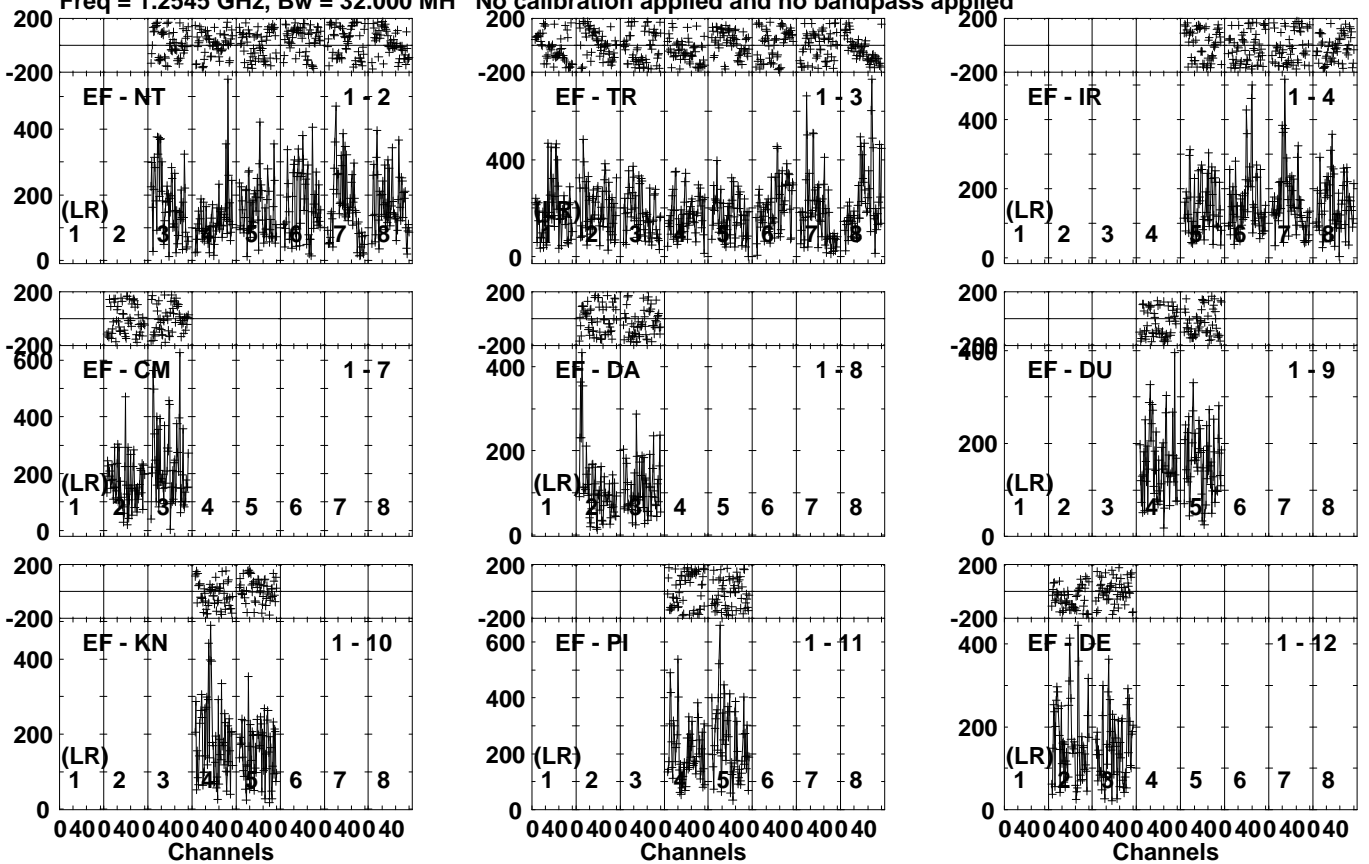
Lower frame: Micro Ampl Jy Top frame: Phas deg  
Vector averaged cross-power spectrum Several baselines displayed  
Timerange: 00/11:14:03 to 00/11:15:31

Plot file version 111 created 18-MAR-2024 14:23:17

J2125+0441 EK056B.UVDATA.1

Freq = 1.2545 GHz, Bw = 32.000 MH

No calibration applied and no bandpass applied

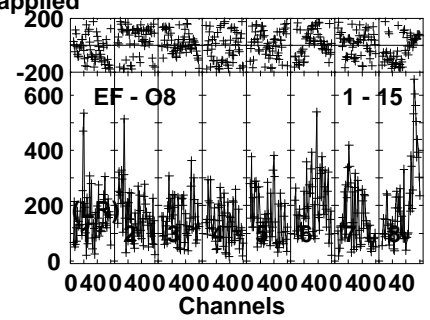
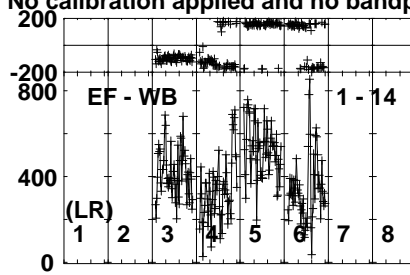
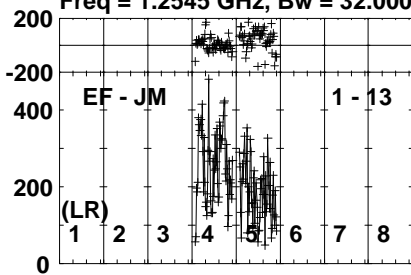


Lower frame: Micro Ampl Jy Top frame: Phas deg  
Vector averaged cross-power spectrum Several baselines displayed  
Timerange: 00/11:21:32 to 00/11:22:30

Plot file version 112 created 18-MAR-2024 14:23:17

J2125+0441 EK056B.UVDATA.1

Freq = 1.2545 GHz, Bw = 32.000 MH No calibration applied and no bandpass applied



Lower frame: Micro Ampl Jy Top frame: Phas deg  
Vector averaged cross-power spectrum Several baselines displayed  
Timerange: 00/11:21:32 to 00/11:22:30

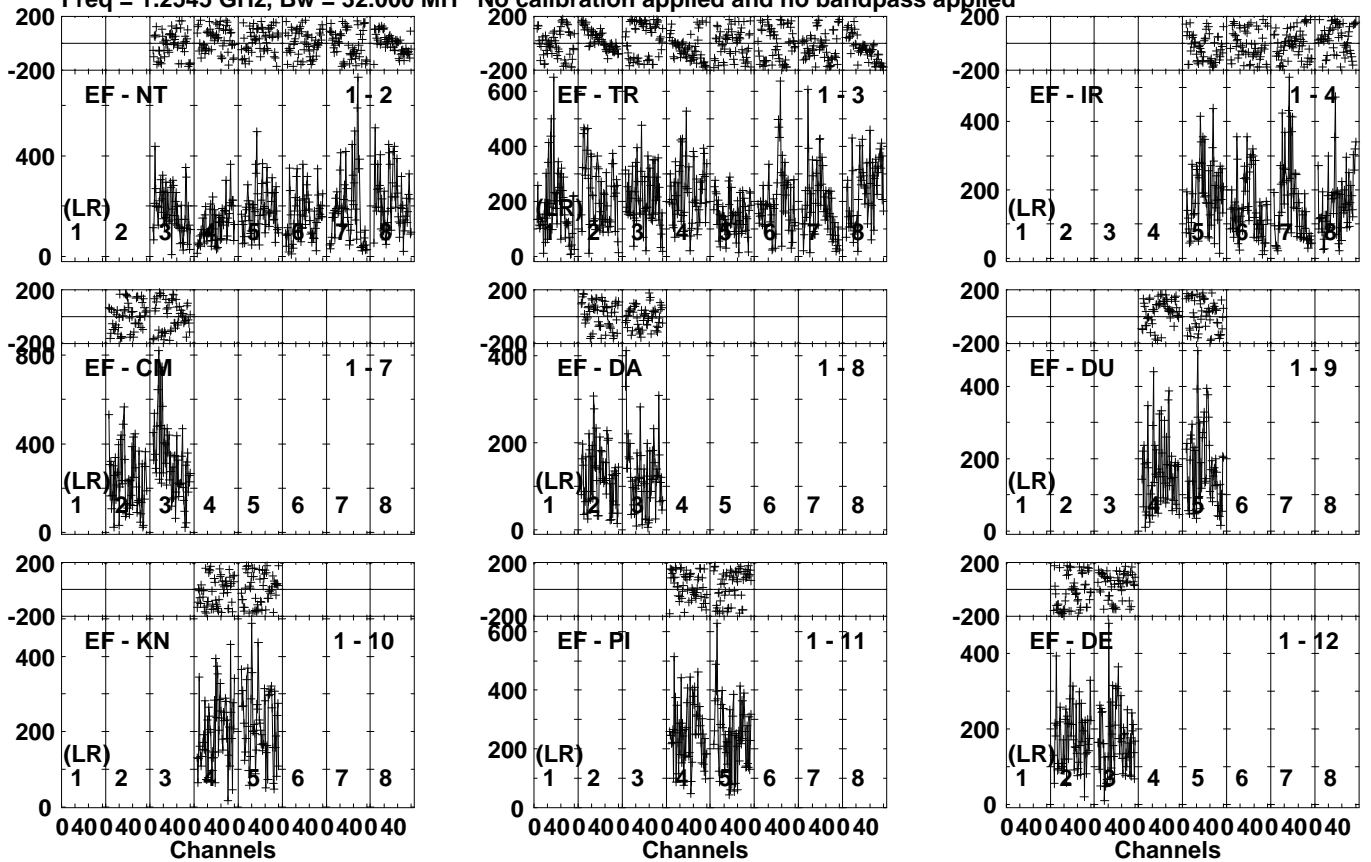


Plot file version 113 created 18-MAR-2024 14:23:17

J2125+0441 EK056B.UVDATA.1

Freq = 1.2545 GHz, Bw = 32.000 MH

No calibration applied and no bandpass applied



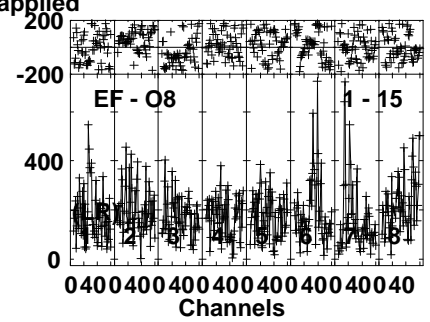
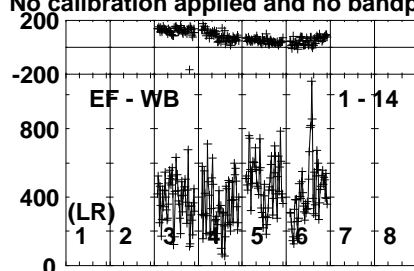
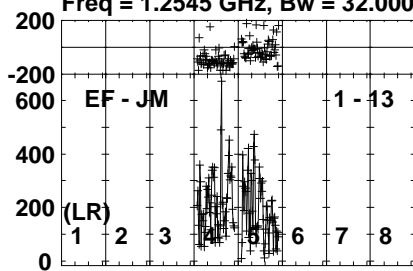
Lower frame: Micro Ampl Jy Top frame: Phas deg  
Vector averaged cross-power spectrum Several baselines displayed  
Timerange: 00/11:27:52 to 00/11:29:20

Plot file version 114 created 18-MAR-2024 14:23:17

J2125+0441 EK056B.UVDATA.1

Freq = 1.2545 GHz, Bw = 32.000 MH

No calibration applied and no bandpass applied

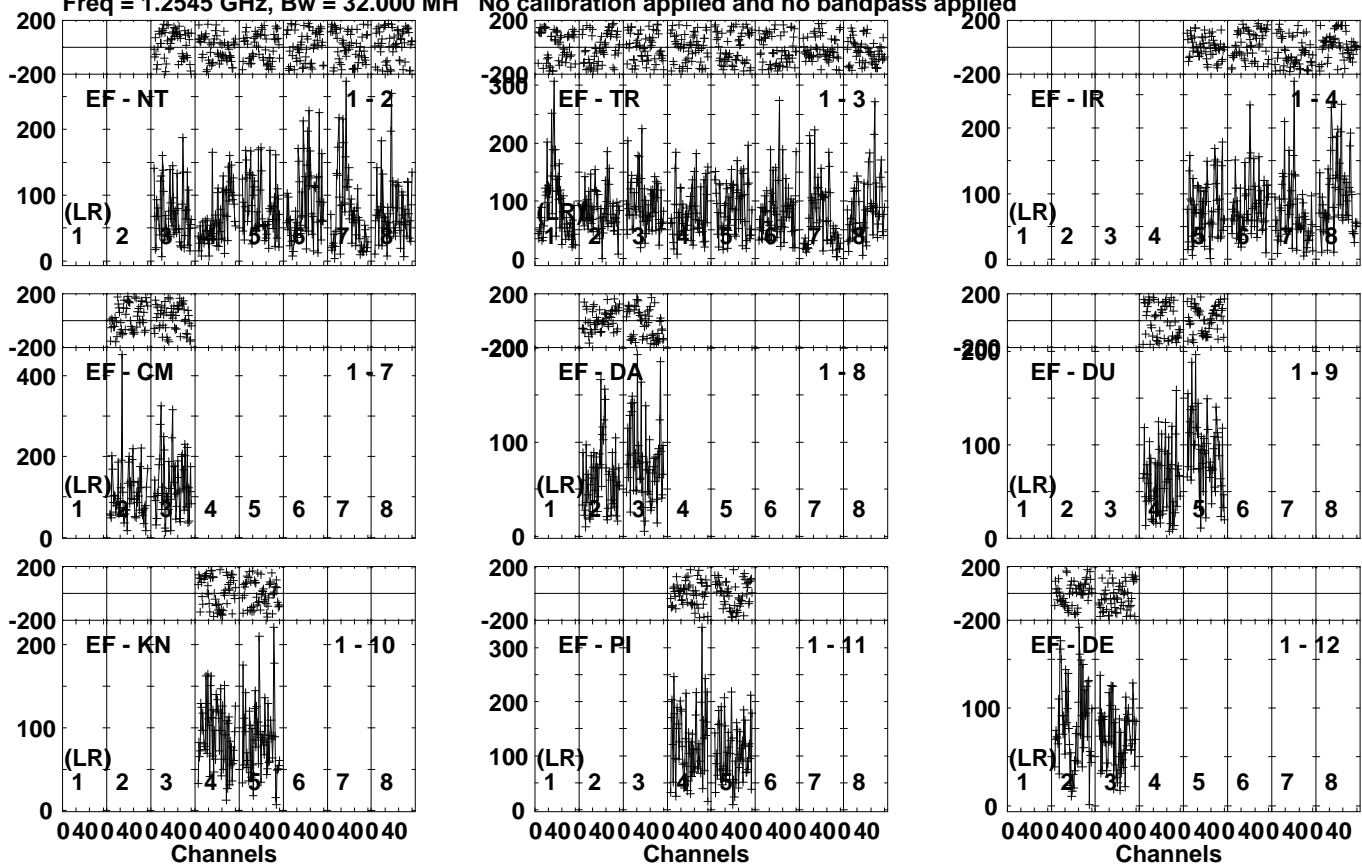


Lower frame: Micro Ampl Jy Top frame: Phas deg  
Vector averaged cross-power spectrum Several baselines displayed  
Timerange: 00/11:27:52 to 00/11:29:20

Plot file version 115 created 18-MAR-2024 14:23:17

J2120+0246 EK056B.UVDATA.1

Freq = 1.2545 GHz, Bw = 32.000 MH No calibration applied and no bandpass applied



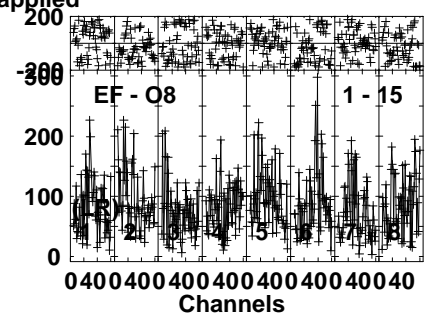
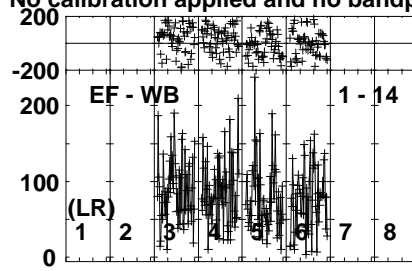
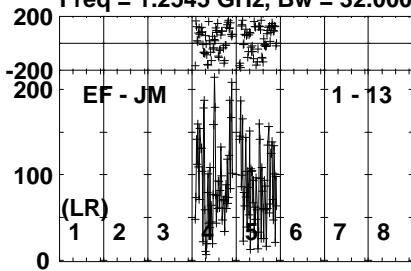
Lower frame: Micro Ampl Jy Top frame: Phas deg  
Vector averaged cross-power spectrum Several baselines displayed  
Timerange: 00/11:29:22 to 00/11:32:56

Plot file version 116 created 18-MAR-2024 14:23:18

J2120+0246 EK056B.UVDATA.1

Freq = 1.2545 GHz, Bw = 32.000 MH

No calibration applied and no bandpass applied



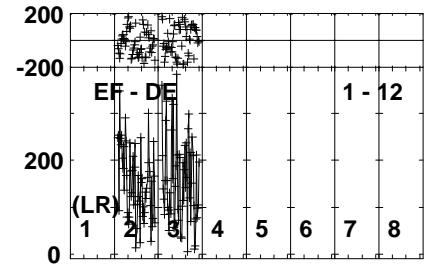
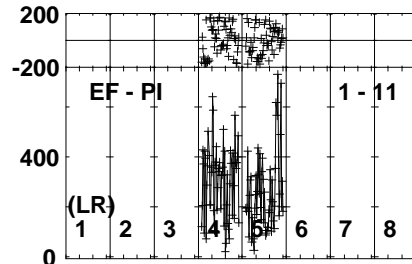
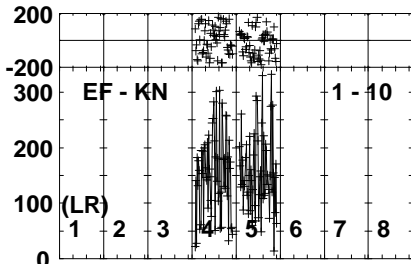
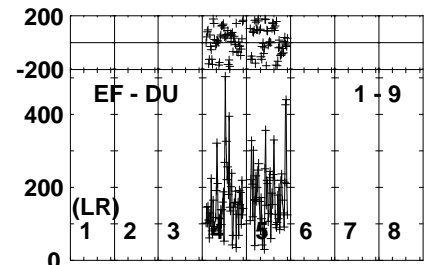
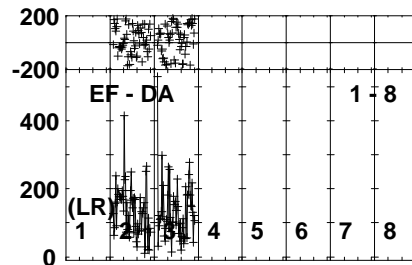
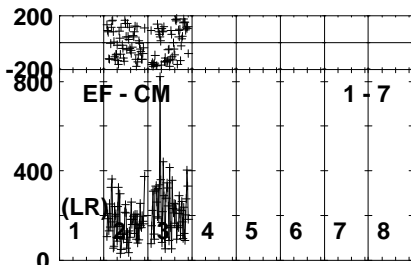
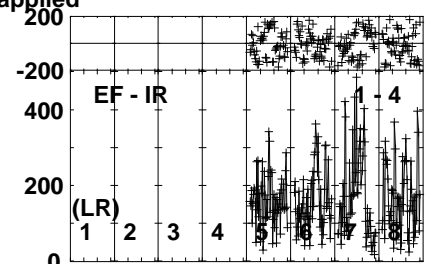
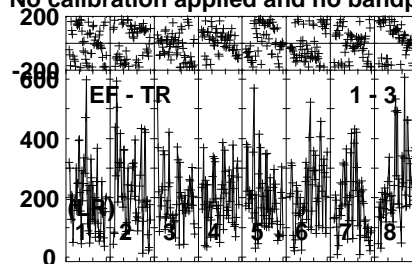
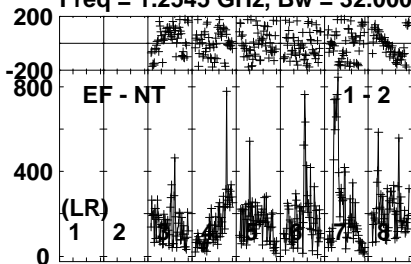
Lower frame: Micro Ampl Jy Top frame: Phas deg  
Vector averaged cross-power spectrum Several baselines displayed  
Timerange: 00/11:29:22 to 00/11:32:56

Plot file version 117 created 18-MAR-2024 14:23:18

J2125+0441 EK056B.UVDATA.1

Freq = 1.2545 GHz, Bw = 32.000 MH

No calibration applied and no bandpass applied



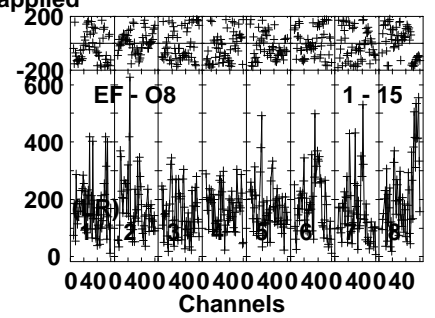
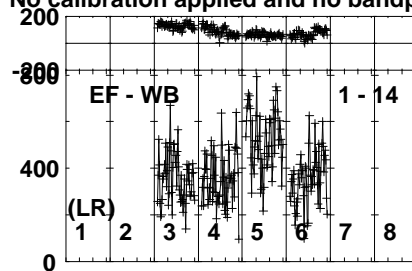
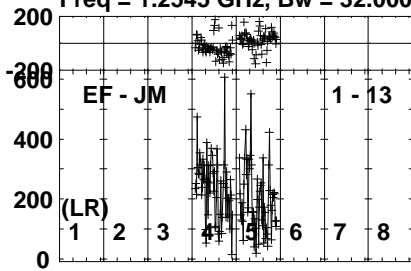
Lower frame: Micro Ampl Jy Top frame: Phas deg  
Vector averaged cross-power spectrum Several baselines displayed  
Timerange: 00/11:33:45 to 00/11:34:43

Plot file version 118 created 18-MAR-2024 14:23:18

J2125+0441 EK056B.UVDATA.1

Freq = 1.2545 GHz, Bw = 32.000 MH

No calibration applied and no bandpass applied

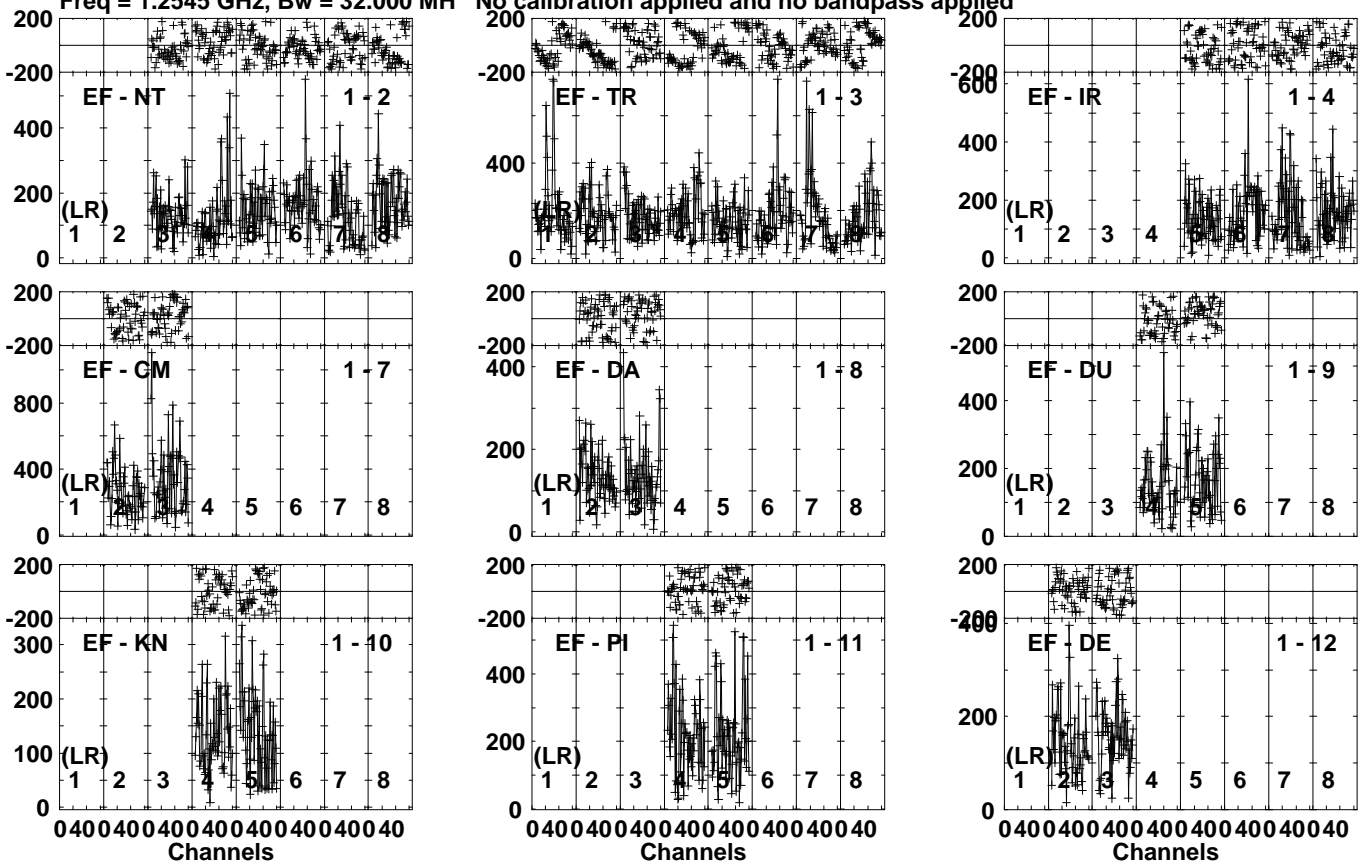


Lower frame: Micro Ampl Jy Top frame: Phas deg  
Vector averaged cross-power spectrum Several baselines displayed  
Timerange: 00/11:33:45 to 00/11:34:43

Plot file version 119 created 18-MAR-2024 14:23:18

J2125+0441 EK056B.UVDATA.1

Freq = 1.2545 GHz, Bw = 32.000 MH No calibration applied and no bandpass applied



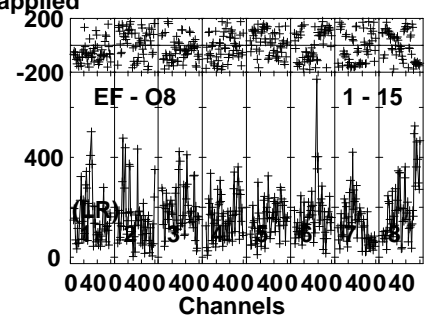
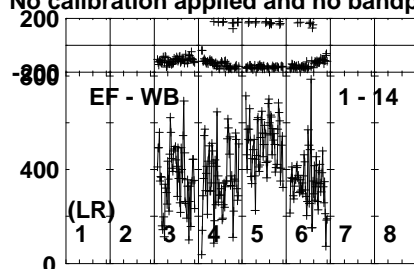
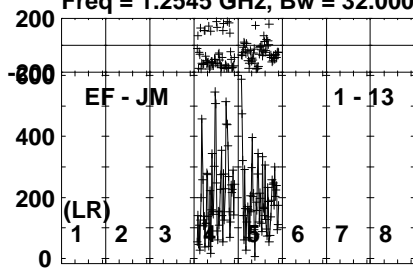
Lower frame: Micro Ampl Jy Top frame: Phas deg  
Vector averaged cross-power spectrum Several baselines displayed  
Timerange: 00/11:40:27 to 00/11:41:53

Plot file version 120 created 18-MAR-2024 14:23:18

J2125+0441 EK056B.UVDATA.1

Freq = 1.2545 GHz, Bw = 32.000 MH

No calibration applied and no bandpass applied



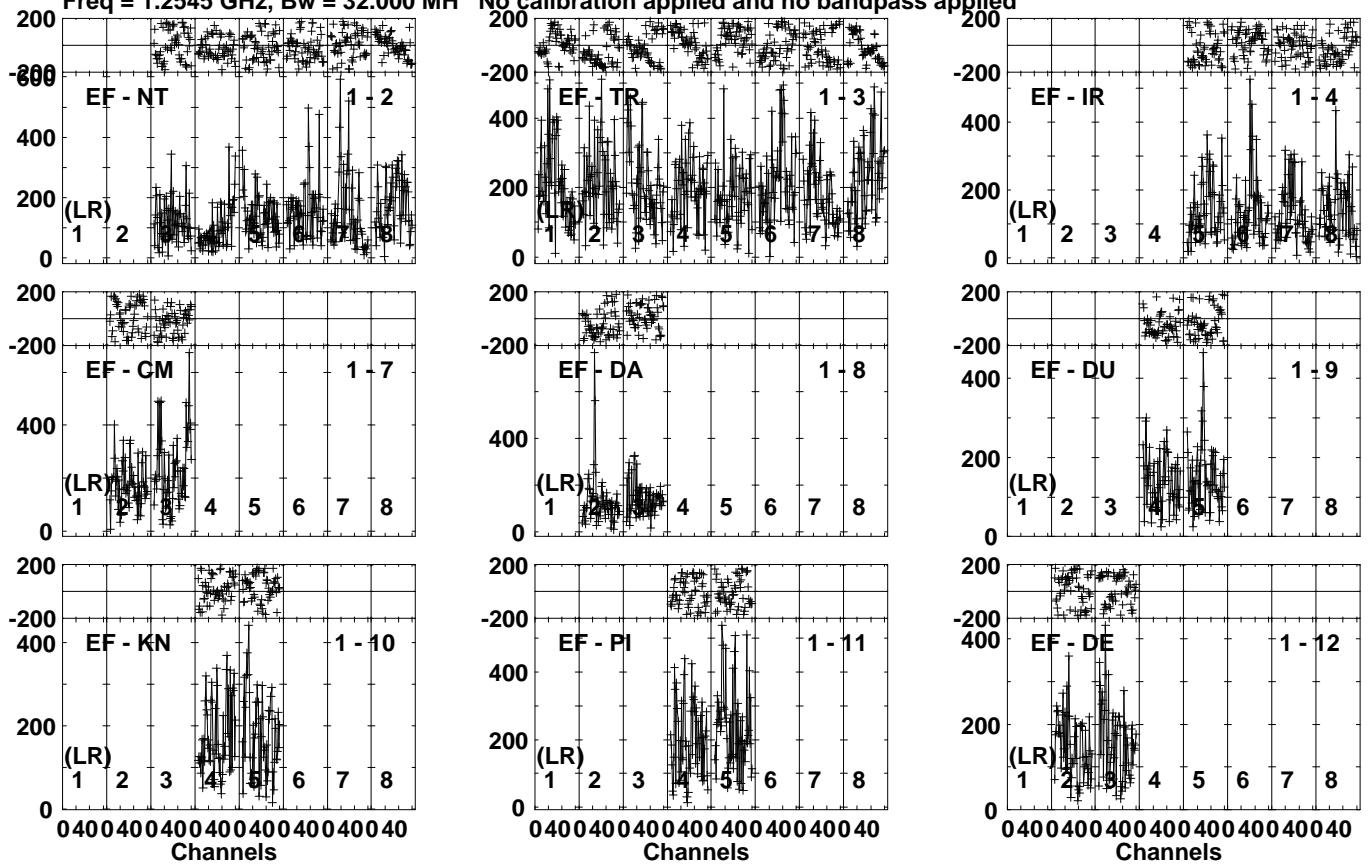
Lower frame: Micro Ampl Jy Top frame: Phas deg  
Vector averaged cross-power spectrum Several baselines displayed  
Timerange: 00/11:40:27 to 00/11:41:53



Plot file version 121 created 18-MAR-2024 14:23:18

J2125+0441 EK056B.UVDATA.1

Freq = 1.2545 GHz, Bw = 32.000 MH No calibration applied and no bandpass applied



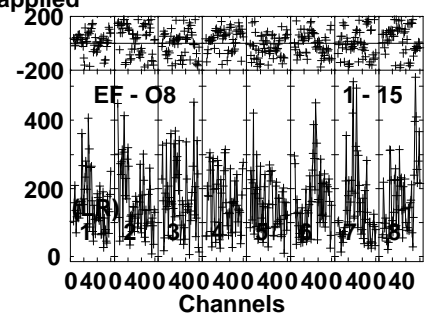
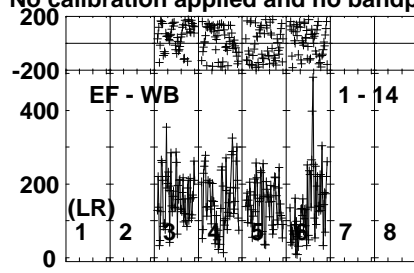
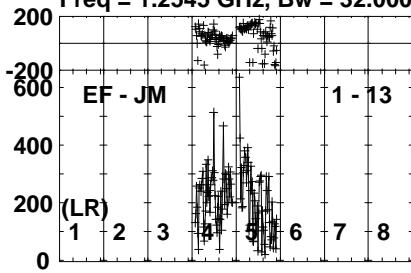
Lower frame: Micro Ampl Jy Top frame: Phas deg  
Vector averaged cross-power spectrum Several baselines displayed  
Timerange: 00/11:48:14 to 00/11:49:12

Plot file version 122 created 18-MAR-2024 14:23:18

J2125+0441 EK056B.UVDATA.1

Freq = 1.2545 GHz, Bw = 32.000 MH

No calibration applied and no bandpass applied



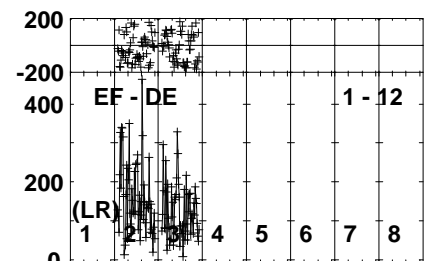
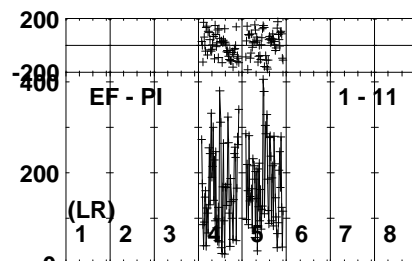
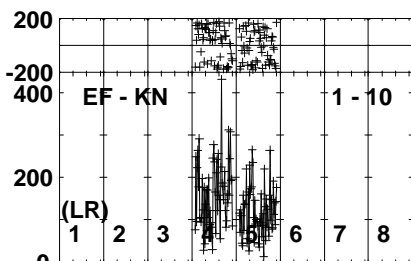
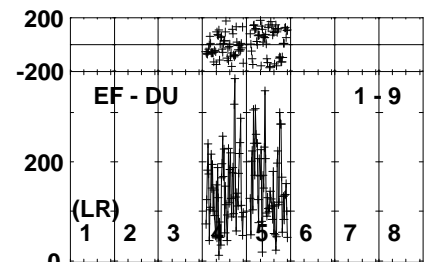
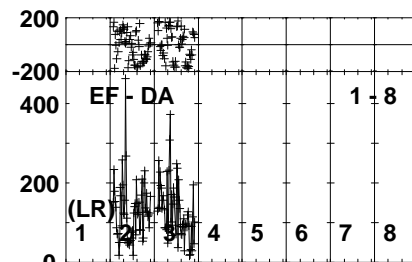
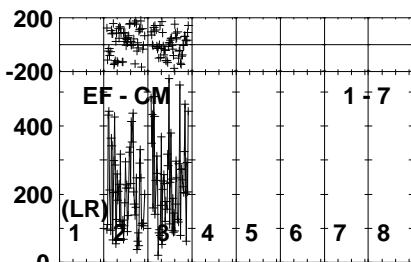
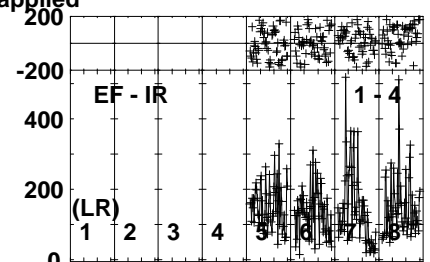
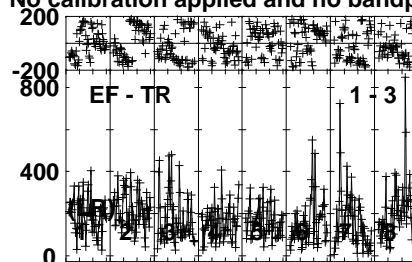
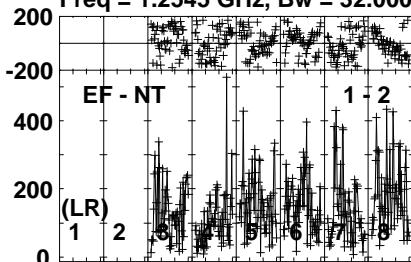
Lower frame: Micro Ampl Jy Top frame: Phas deg  
Vector averaged cross-power spectrum Several baselines displayed  
Timerange: 00/11:48:14 to 00/11:49:12

Plot file version 123 created 18-MAR-2024 14:23:18

J2125+0441 EK056B.UVDATA.1

Freq = 1.2545 GHz, Bw = 32.000 MH

No calibration applied and no bandpass applied



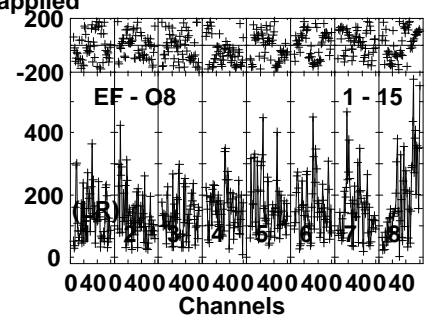
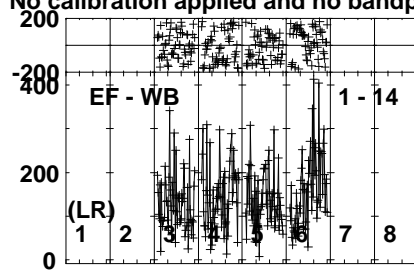
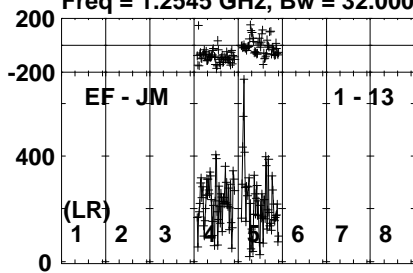
Lower frame: Micro Ampl Jy Top frame: Phas deg  
Vector averaged cross-power spectrum Several baselines displayed  
Timerange: 00/11:54:56 to 00/11:56:22

Plot file version 124 created 18-MAR-2024 14:23:18

J2125+0441 EK056B.UVDATA.1

Freq = 1.2545 GHz, Bw = 32.000 MH

No calibration applied and no bandpass applied

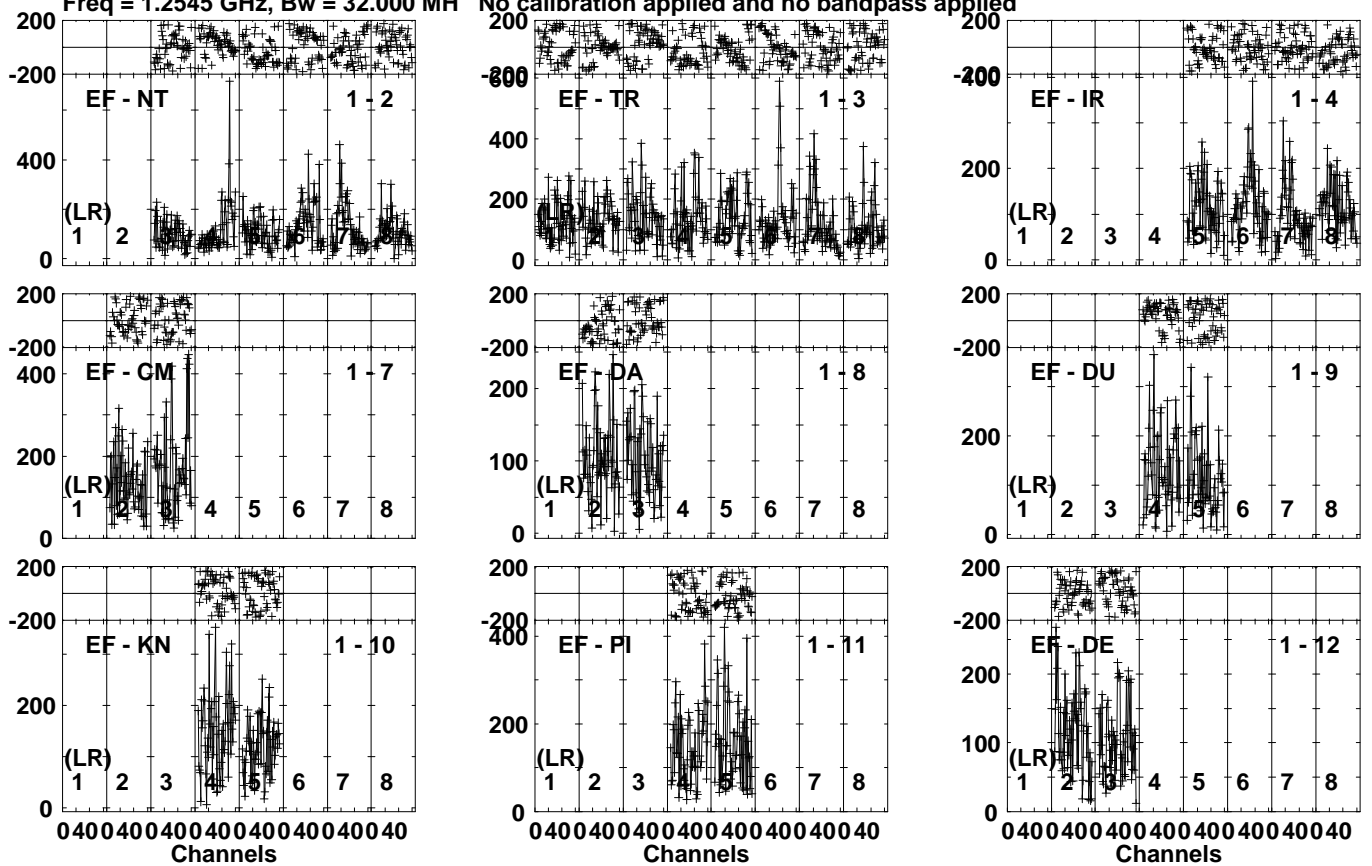


Lower frame: Micro Ampl Jy Top frame: Phas deg  
Vector averaged cross-power spectrum Several baselines displayed  
Timerange: 00/11:54:56 to 00/11:56:22

Plot file version 125 created 18-MAR-2024 14:23:18

B1933+16 D EK056B.UVDATA.1

Freq = 1.2545 GHz, Bw = 32.000 MH No calibration applied and no bandpass applied

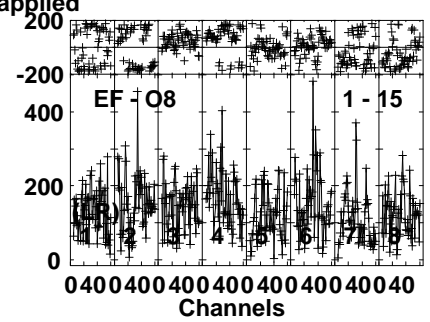
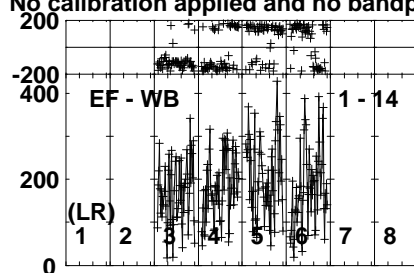
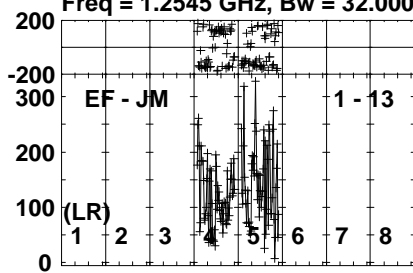


Lower frame: Micro Ampl Jy Top frame: Phas deg  
Vector averaged cross-power spectrum Several baselines displayed  
Timerange: 00/11:58:41 to 00/12:00:27

Plot file version 126 created 18-MAR-2024 14:23:19

B1933+16 D EK056B.UVDATA.1

Freq = 1.2545 GHz, Bw = 32.000 MH No calibration applied and no bandpass applied



Lower frame: Micro Ampl Jy Top frame: Phas deg  
Vector averaged cross-power spectrum Several baselines displayed  
Timerange: 00/11:58:41 to 00/12:00:27