
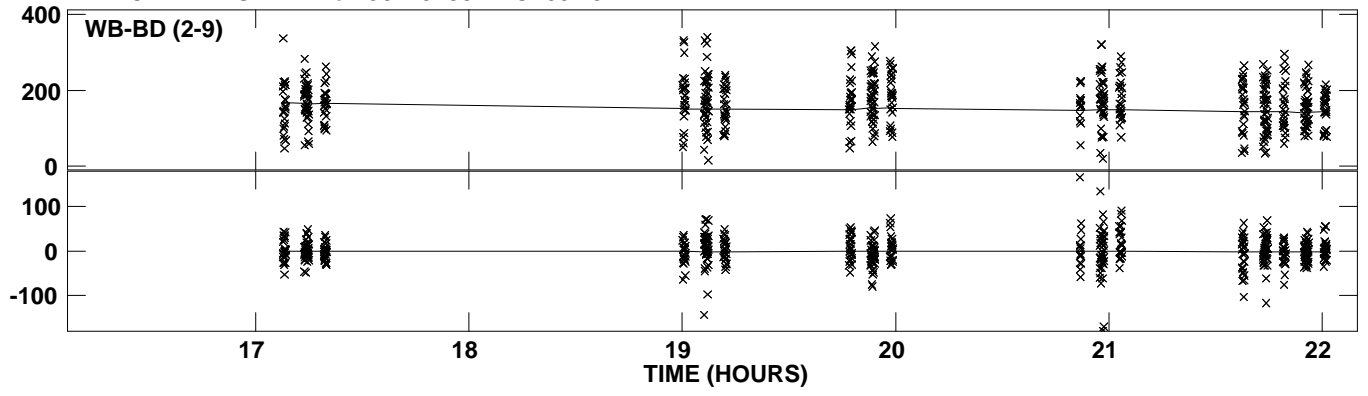



Plot file version 1 created 24-FEB-2011 20:46:58  
Amplitude and Phase vs Time for J0123+3044.MULTI.1 CL # 3  
IF 1 CHAN 1 STK LL of J0123+3044.ICL001.3



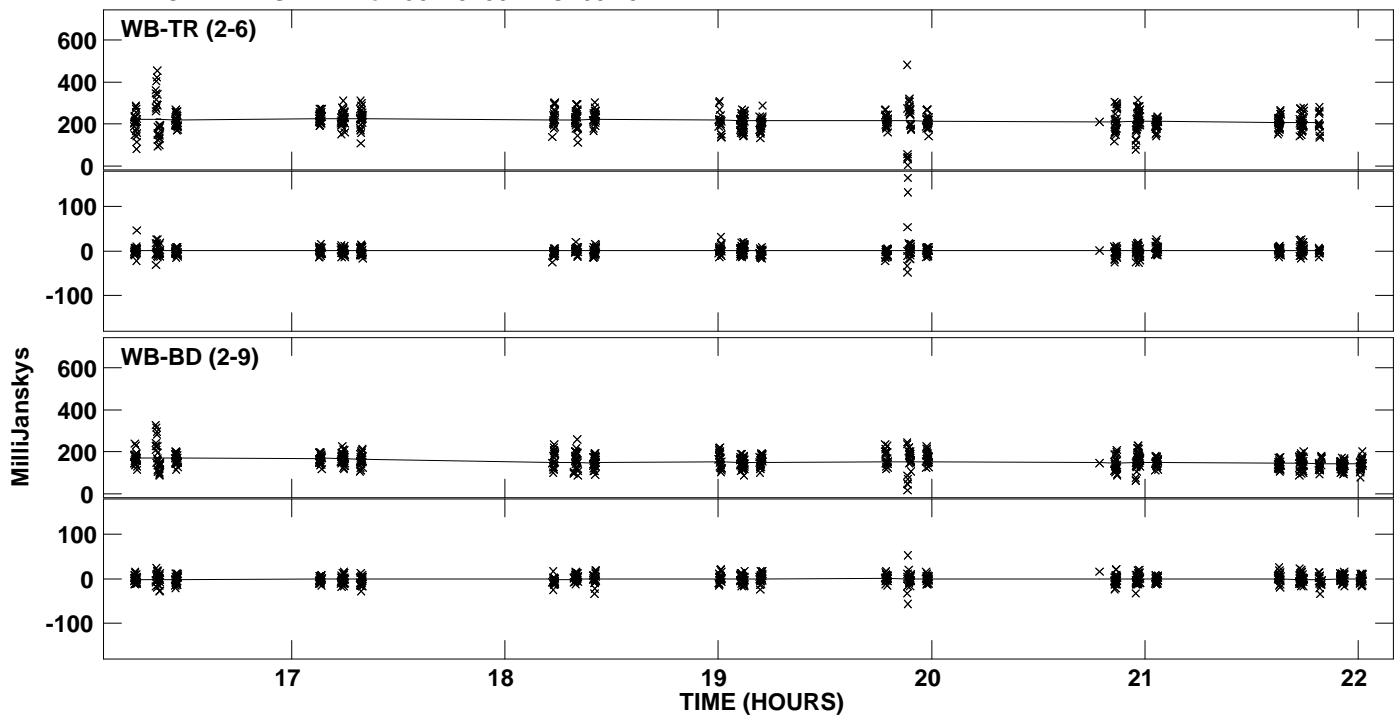
Plot file version 2 created 24-FEB-2011 20:46:58  
Amplitude and Phase vs Time for J0123+3044.MULTI.1 CL # 3  
IF 1 CHAN 1 STK LL of J0123+3044.ICL001.3




Plot file version 3 created 24-FEB-2011 20:46:58  
Amplitude andPhase vs Time for J0123+3044.MULTI.1 CL # 3  
IF 2 CHAN 1 STK LL of J0123+3044.ICL001.3



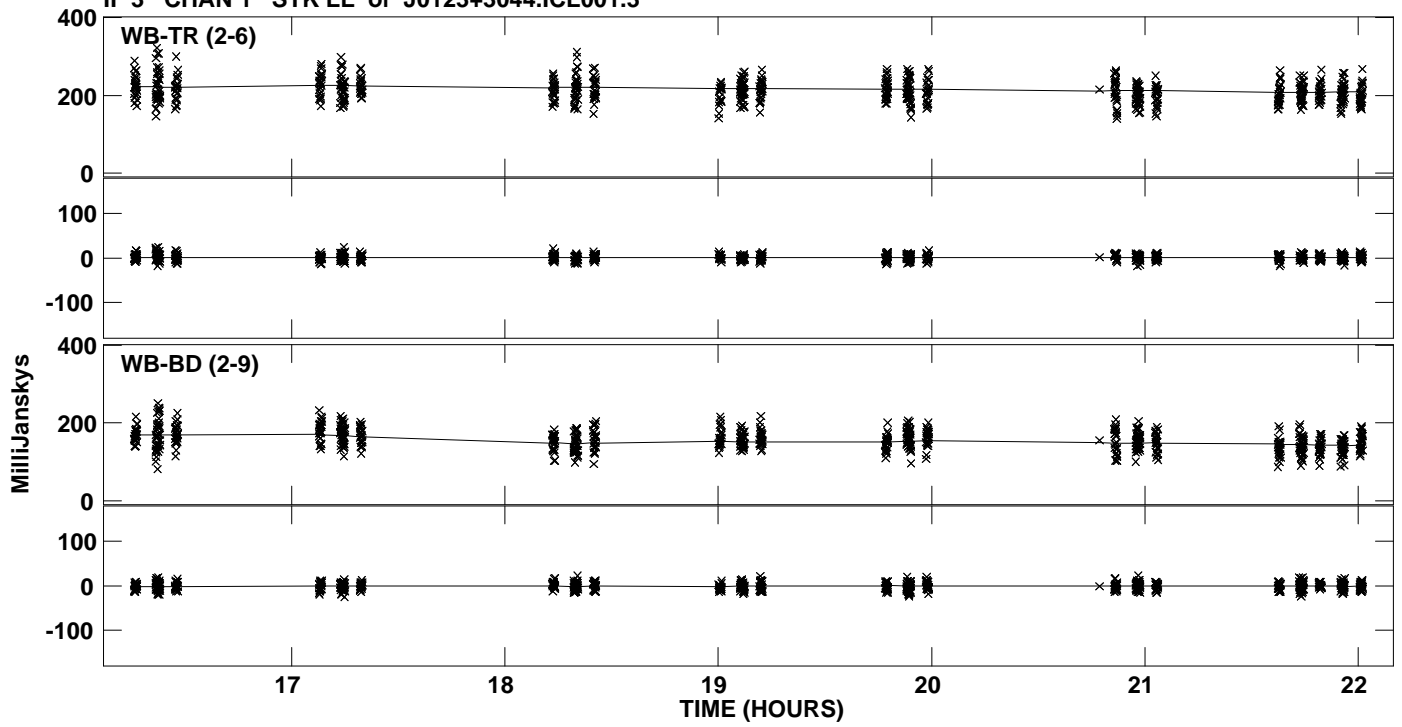
Plot file version 4 created 24-FEB-2011 20:46:58  
Amplitude and Phase vs Time for J0123+3044.MULTI.1 CL # 3  
IF 2 CHAN 1 STK LL of J0123+3044.ICL001.3




Plot file version 5 created 24-FEB-2011 20:46:58  
Amplitude and Phase vs Time for J0123+3044.MULTI.1 CL # 3  
IF 3 CHAN 1 STK LL of J0123+3044.ICL001.3



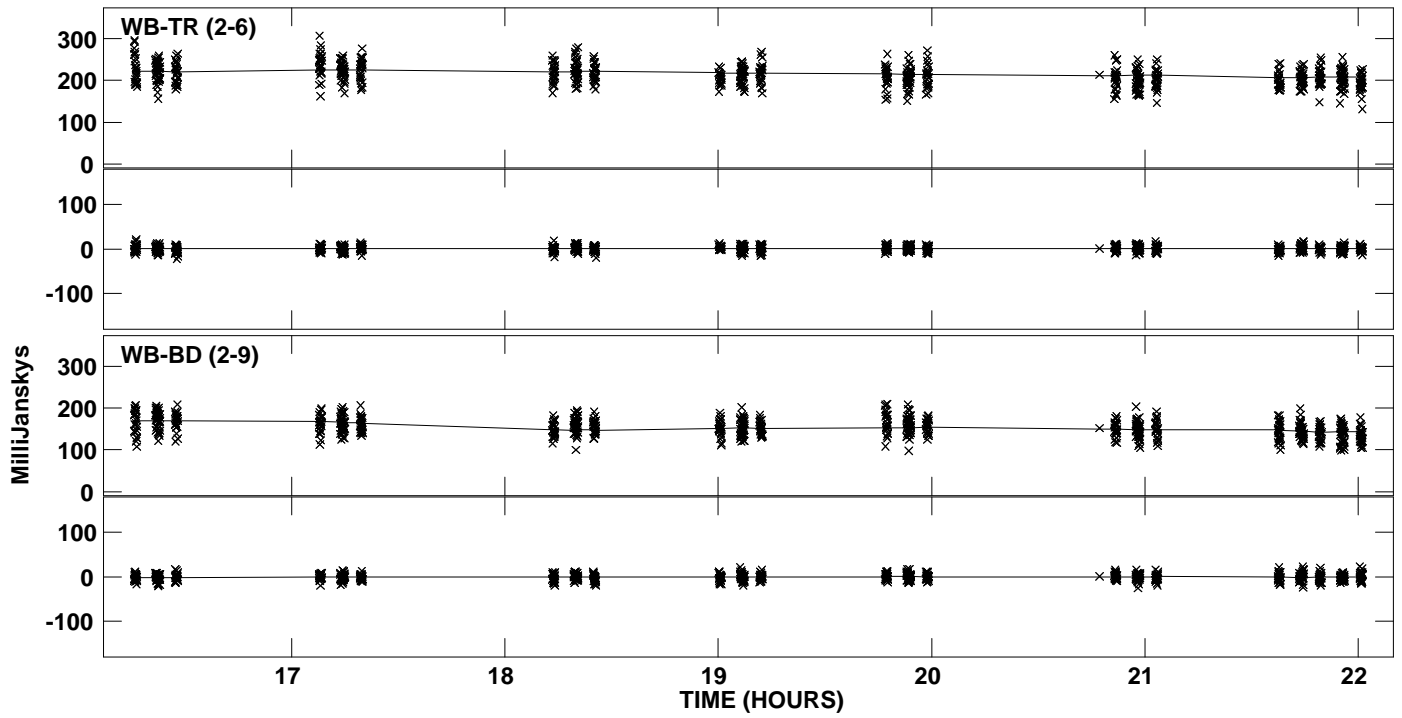
Plot file version 6 created 24-FEB-2011 20:46:58  
Amplitude and Phase vs Time for J0123+3044.MULTI.1 CL # 3  
IF 3 CHAN 1 STK LL of J0123+3044.ICL001.3



Plot file version 7 created 24-FEB-2011 20:46:59  
Amplitude and Phase vs Time for J0123+3044.MULTI.1 CL # 3  
IF 4 CHAN 1 STK LL of J0123+3044.ICL001.3




Plot file version 8 created 24-FEB-2011 20:46:59  
Amplitude andPhase vs Time for J0123+3044.MULTI.1 CL # 3  
IF 4 CHAN 1 STK LL of J0123+3044.ICL001.3

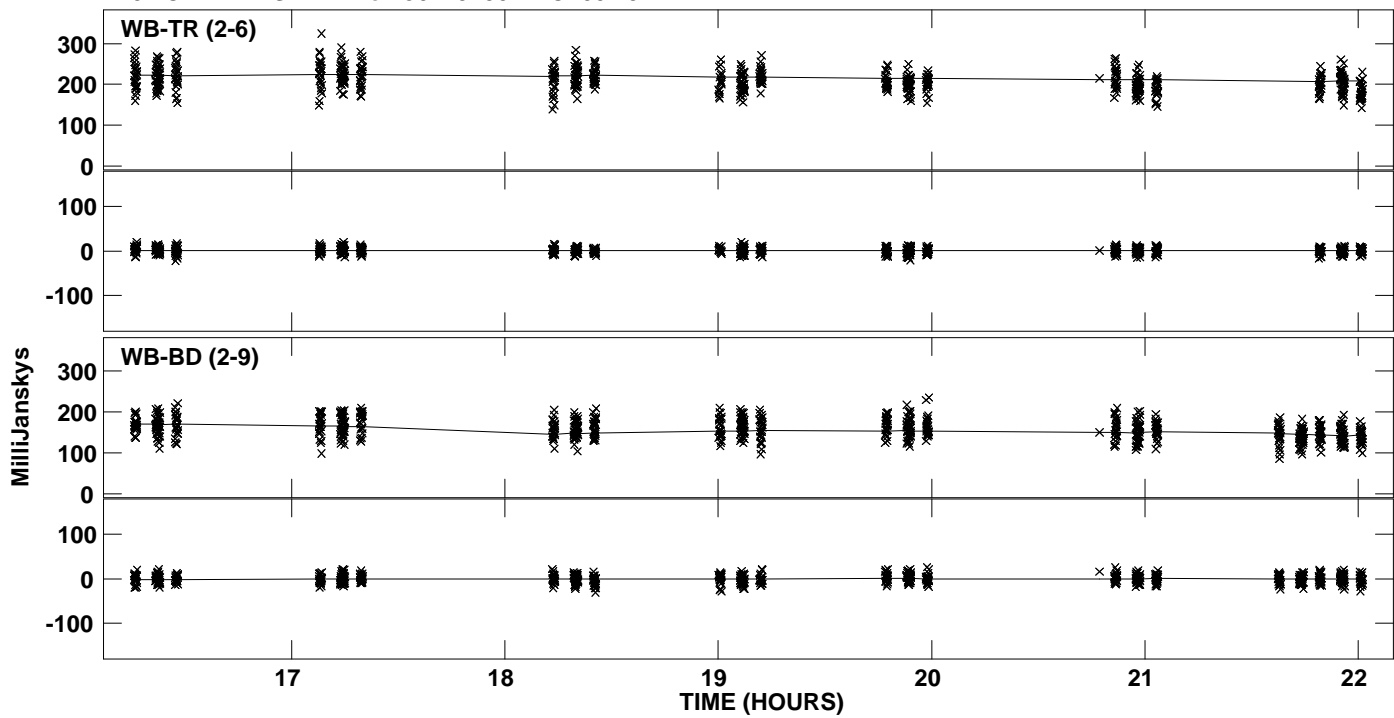





Plot file version 9 created 24-FEB-2011 20:46:59  
Amplitude andPhase vs Time for J0123+3044.MULTI.1 CL # 3  
IF 5 CHAN 1 STK LL of J0123+3044.ICL001.3



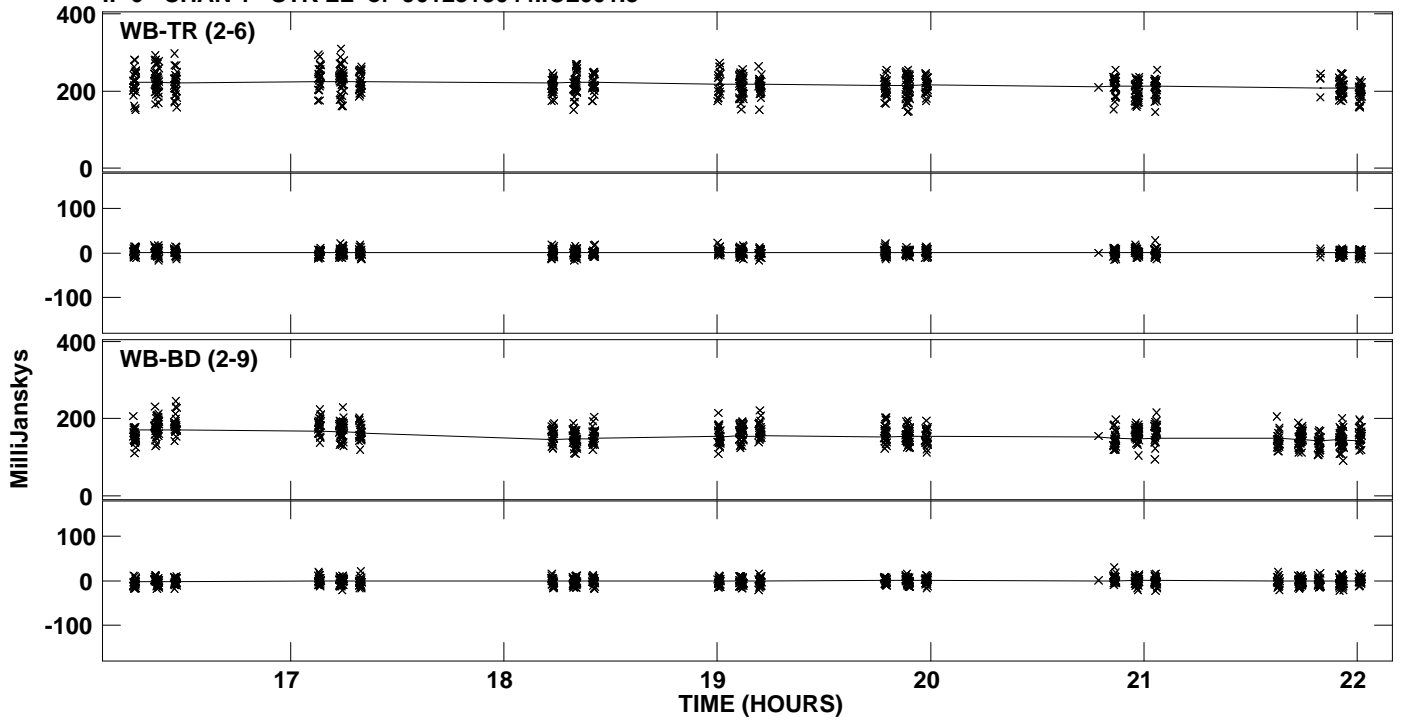
Plot file version 10 created 24-FEB-2011 20:46:59  
Amplitude and Phase vs Time for J0123+3044.MULTI.1 CL # 3  
IF 5 CHAN 1 STK LL of J0123+3044.ICL001.3



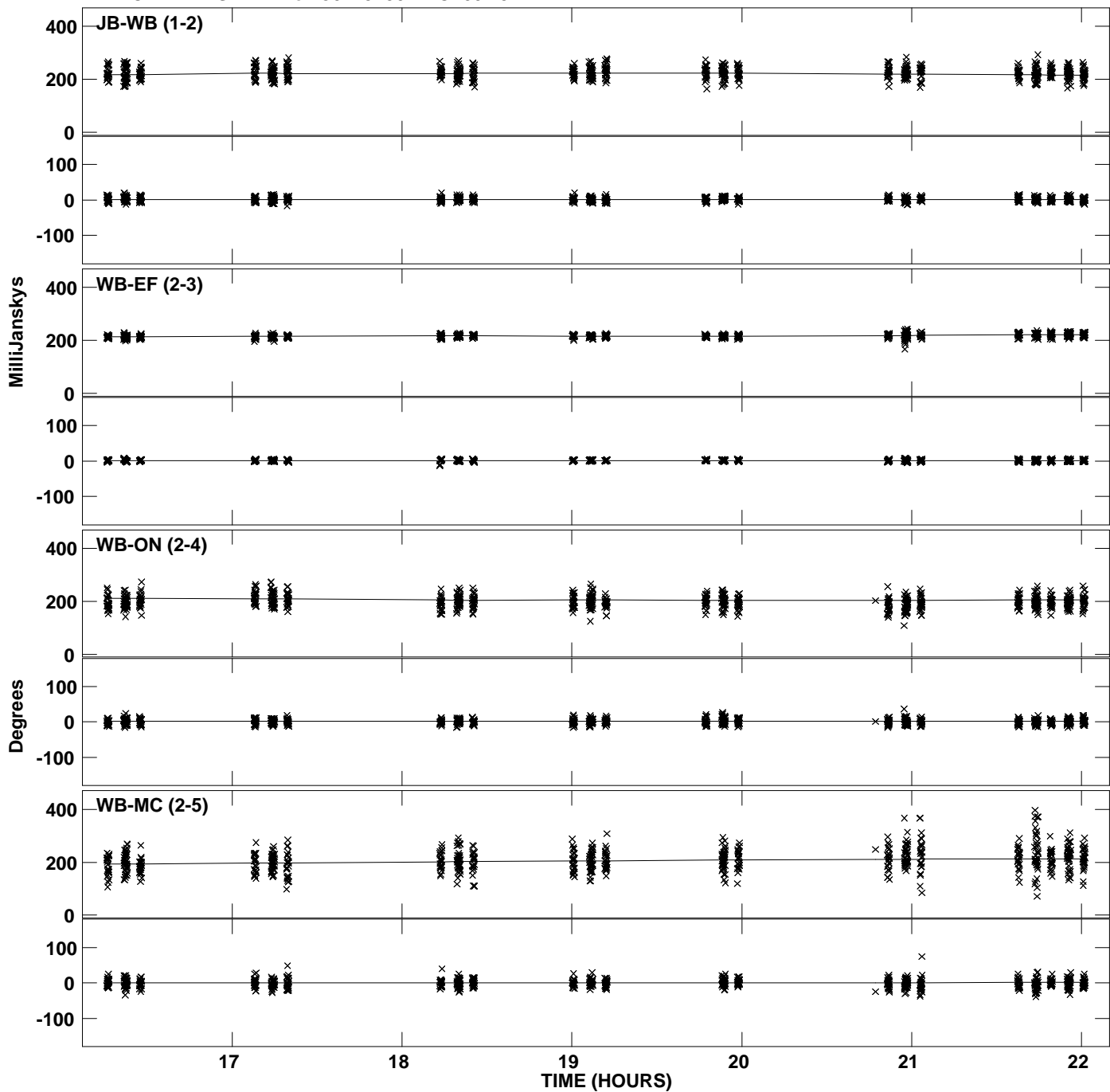
Plot file version 11 created 24-FEB-2011 20:46:59  
Amplitude and Phase vs Time for J0123+3044.MULTI.1 CL # 3  
IF 6 CHAN 1 STK LL of J0123+3044.ICL001.3



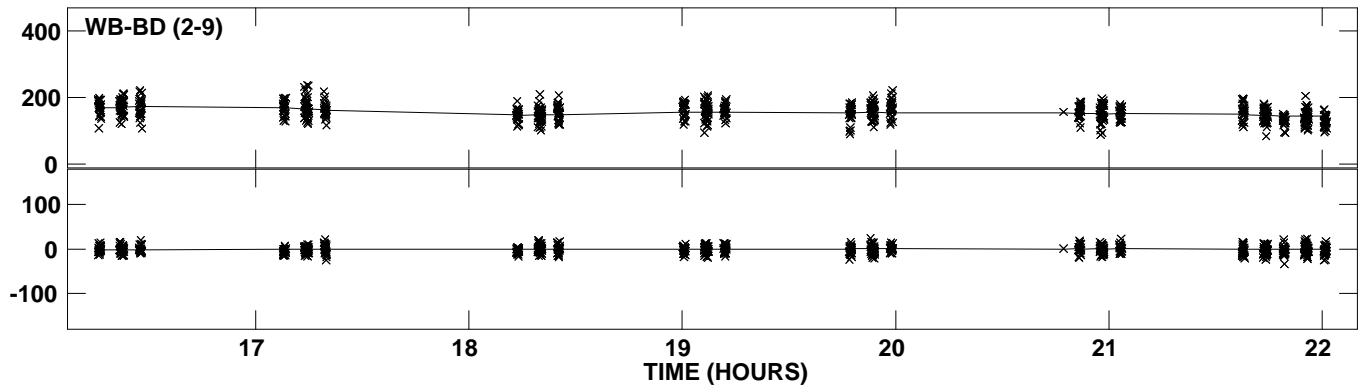
Plot file version 12 created 24-FEB-2011 20:46:59  
Amplitude andPhase vs Time for J0123+3044.MULTI.1 CL # 3  
IF 6 CHAN 1 STK LL of J0123+3044.ICL001.3




Plot file version 13 created 24-FEB-2011 20:46:59  
Amplitude and Phase vs Time for J0123+3044.MULTI.1 CL # 3  
IF 7 CHAN 1 STK LL of J0123+3044.ICL001.3



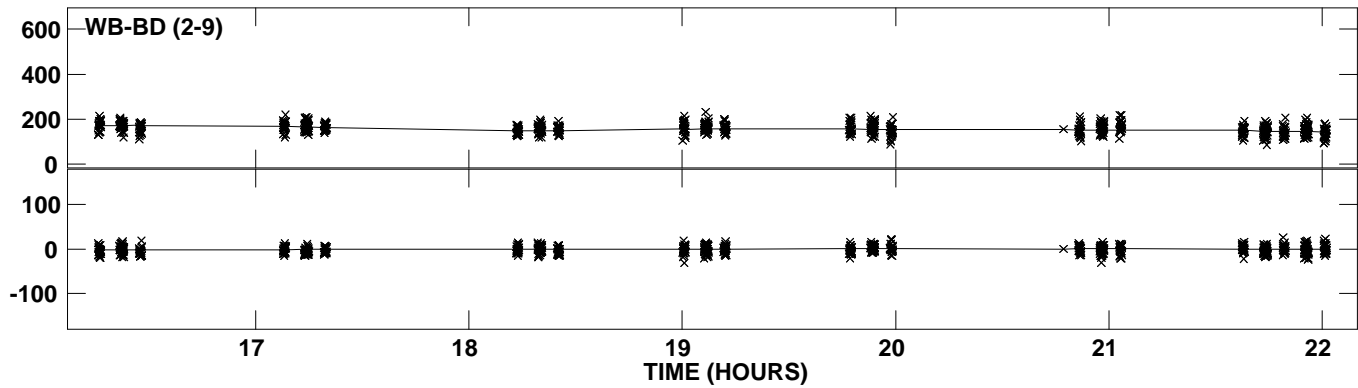
Plot file version 14 created 24-FEB-2011 20:46:59  
Amplitude and Phase vs Time for J0123+3044.MULTI.1 CL # 3  
IF 7 CHAN 1 STK LL of J0123+3044.ICL001.3



Plot file version 15 created 24-FEB-2011 20:47:00  
Amplitude andPhase vs Time for J0123+3044.MULTI.1 CL # 3  
IF 8 CHAN 1 STK LL of J0123+3044.ICL001.3




Plot file version 16 created 24-FEB-2011 20:47:00  
Amplitude and Phase vs Time for J0123+3044.MULTI.1 CL # 3  
IF 8 CHAN 1 STK LL of J0123+3044.ICL001.3

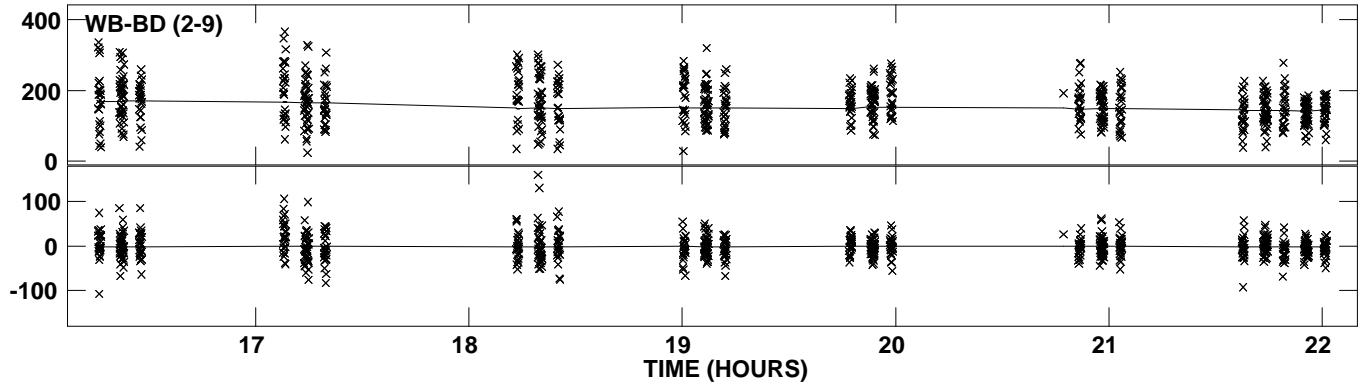





Plot file version 17 created 24-FEB-2011 20:47:00  
Amplitude and Phase vs Time for J0123+3044.MULTI.1 CL # 3  
IF 1 CHAN 1 STK RR of J0123+3044.ICL001.3



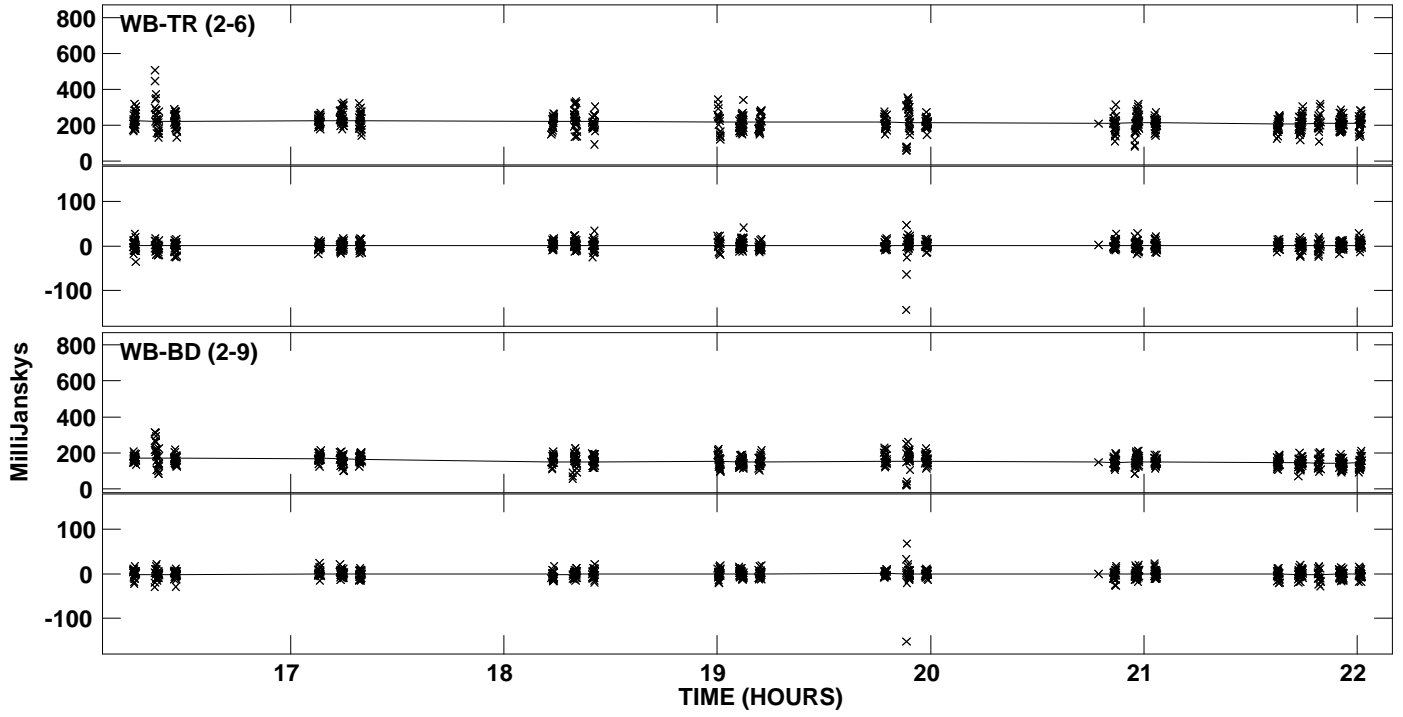
Plot file version 18 created 24-FEB-2011 20:47:00  
Amplitude and Phase vs Time for J0123+3044.MULTI.1 CL # 3  
IF 1 CHAN 1 STK RR of J0123+3044.ICL001.3




Plot file version 19 created 24-FEB-2011 20:47:00  
Amplitude andPhase vs Time for J0123+3044.MULTI.1 CL # 3  
IF 2 CHAN 1 STK RR of J0123+3044.ICL001.3



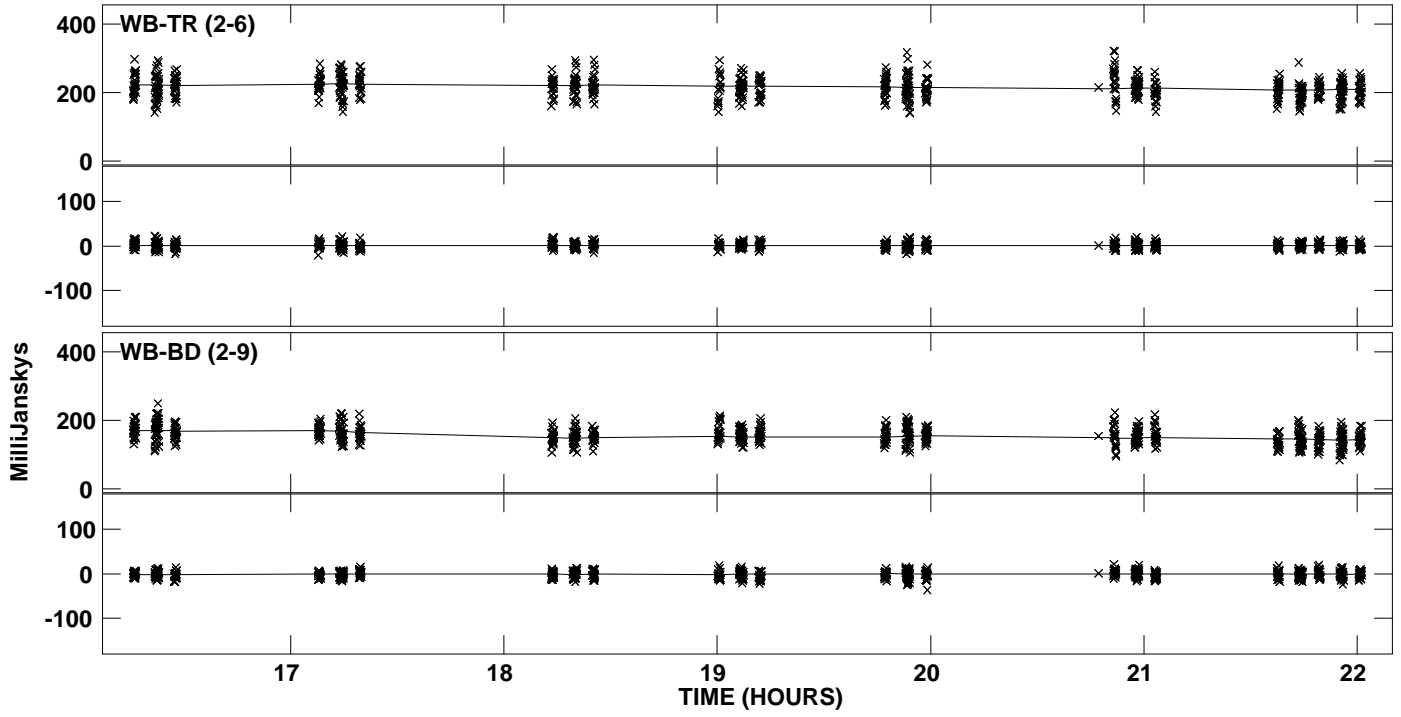
Plot file version 20 created 24-FEB-2011 20:47:00  
Amplitude andPhase vs Time for J0123+3044.MULTI.1 CL # 3  
IF 2 CHAN 1 STK RR of J0123+3044.ICL001.3




Plot file version 21 created 24-FEB-2011 20:47:00  
Amplitude and Phase vs Time for J0123+3044.MULTI.1 CL # 3  
IF 3 CHAN 1 STK RR of J0123+3044.ICL001.3



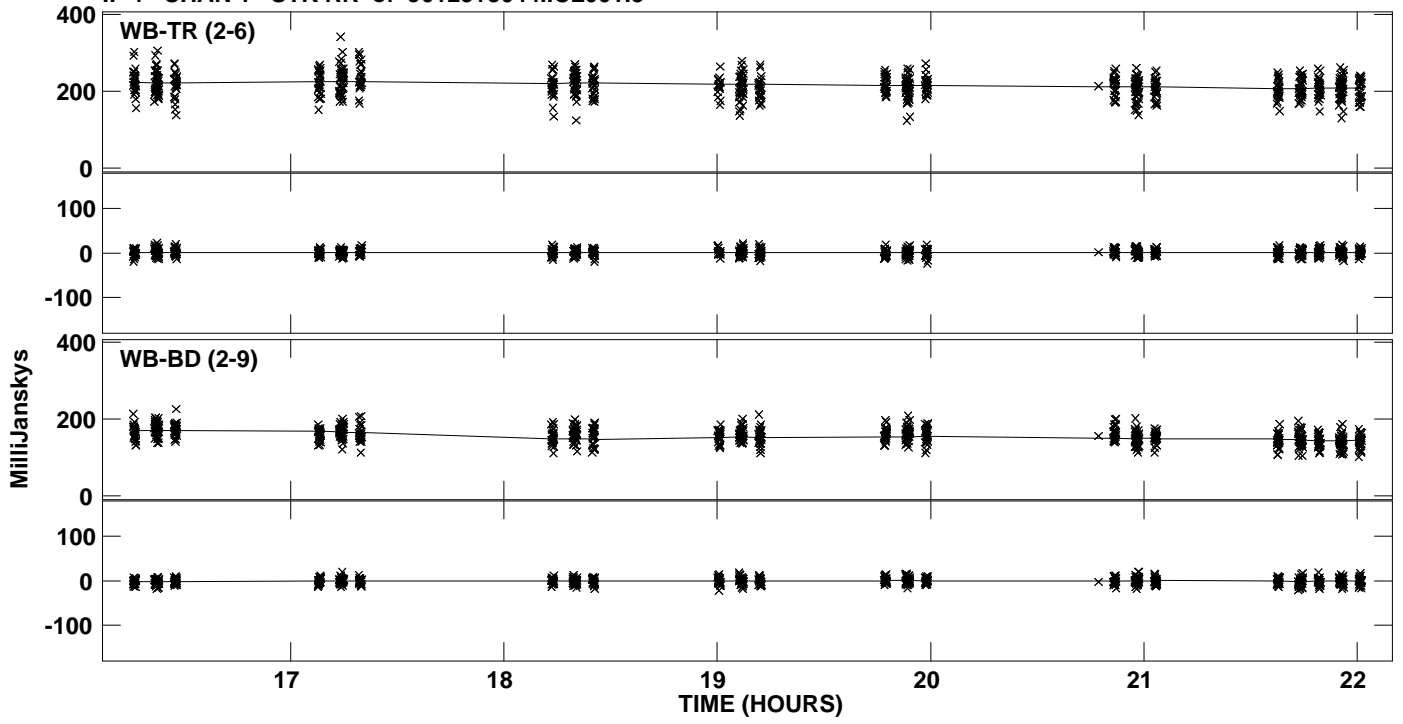
Plot file version 22 created 24-FEB-2011 20:47:00  
Amplitude and Phase vs Time for J0123+3044.MULTI.1 CL # 3  
IF 3 CHAN 1 STK RR of J0123+3044.ICL001.3



Plot file version 23 created 24-FEB-2011 20:47:01  
Amplitude and Phase vs Time for J0123+3044.MULTI.1 CL # 3  
IF 4 CHAN 1 STK RR of J0123+3044.ICL001.3

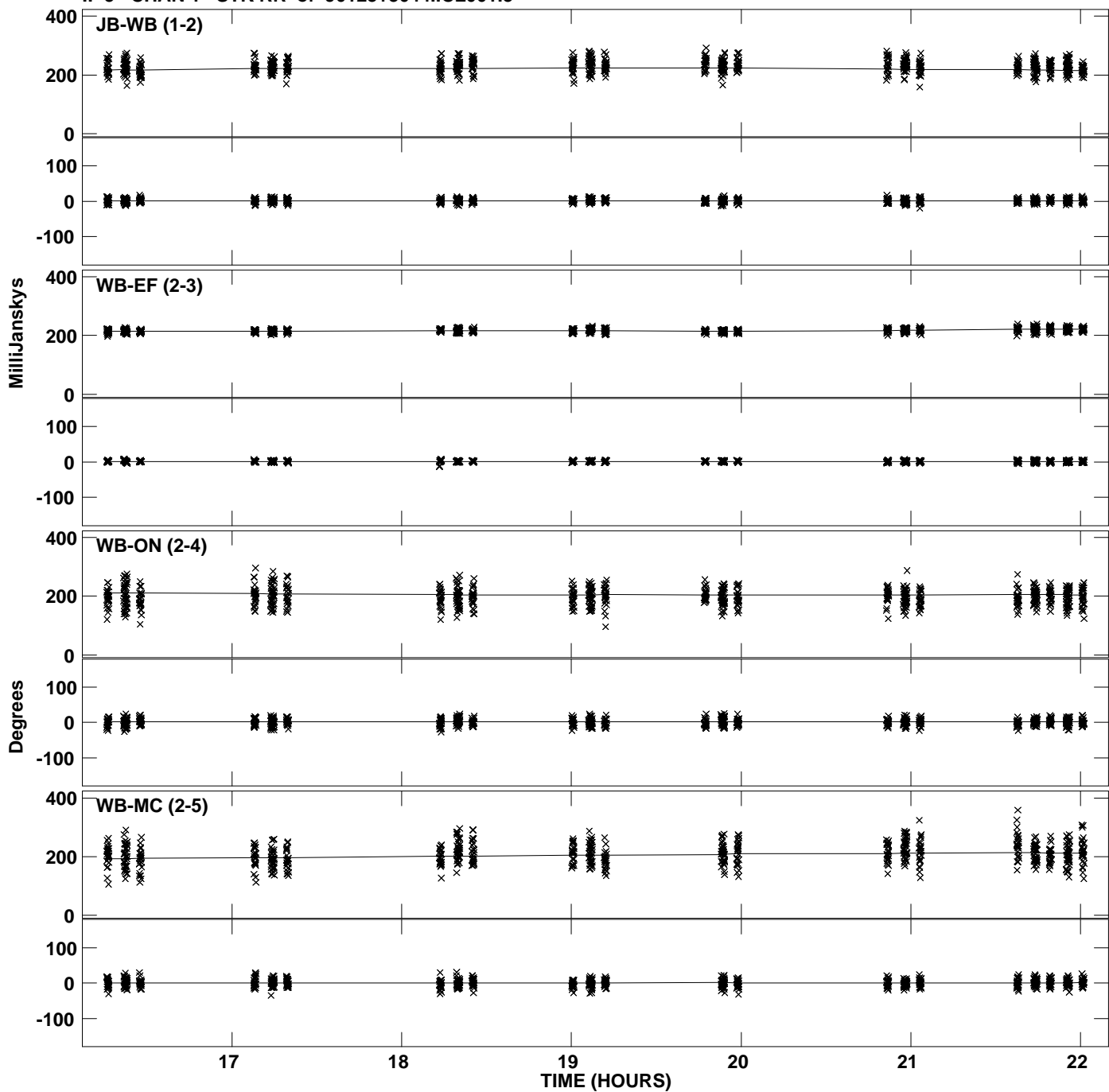


Plot file version 24 created 24-FEB-2011 20:47:01  
Amplitude and Phase vs Time for J0123+3044.MULTI.1 CL # 3  
IF 4 CHAN 1 STK RR of J0123+3044.ICL001.3

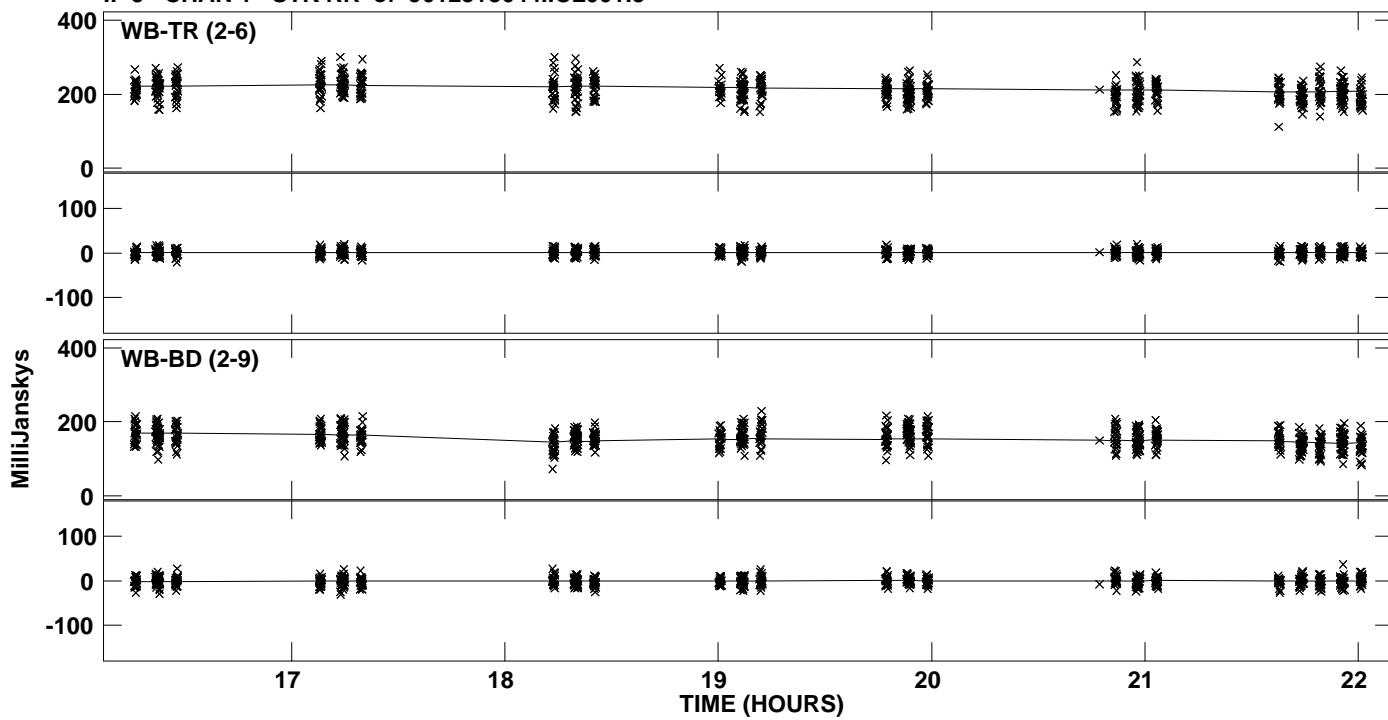





Plot file version 25 created 24-FEB-2011 20:47:01  
Amplitude and Phase vs Time for J0123+3044.MULTI.1 CL # 3  
IF 5 CHAN 1 STK RR of J0123+3044.ICL001.3



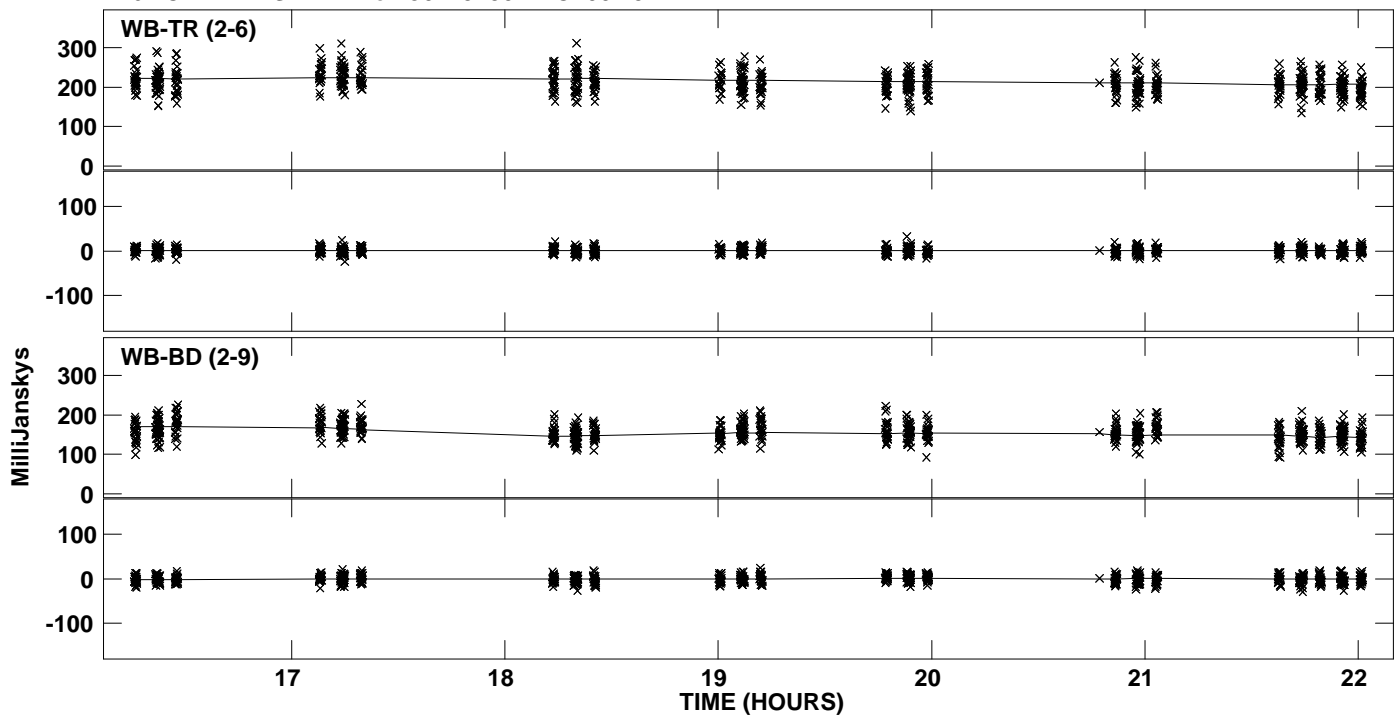
Plot file version 26 created 24-FEB-2011 20:47:01  
Amplitude andPhase vs Time for J0123+3044.MULTI.1 CL # 3  
IF 5 CHAN 1 STK RR of J0123+3044.ICL001.3



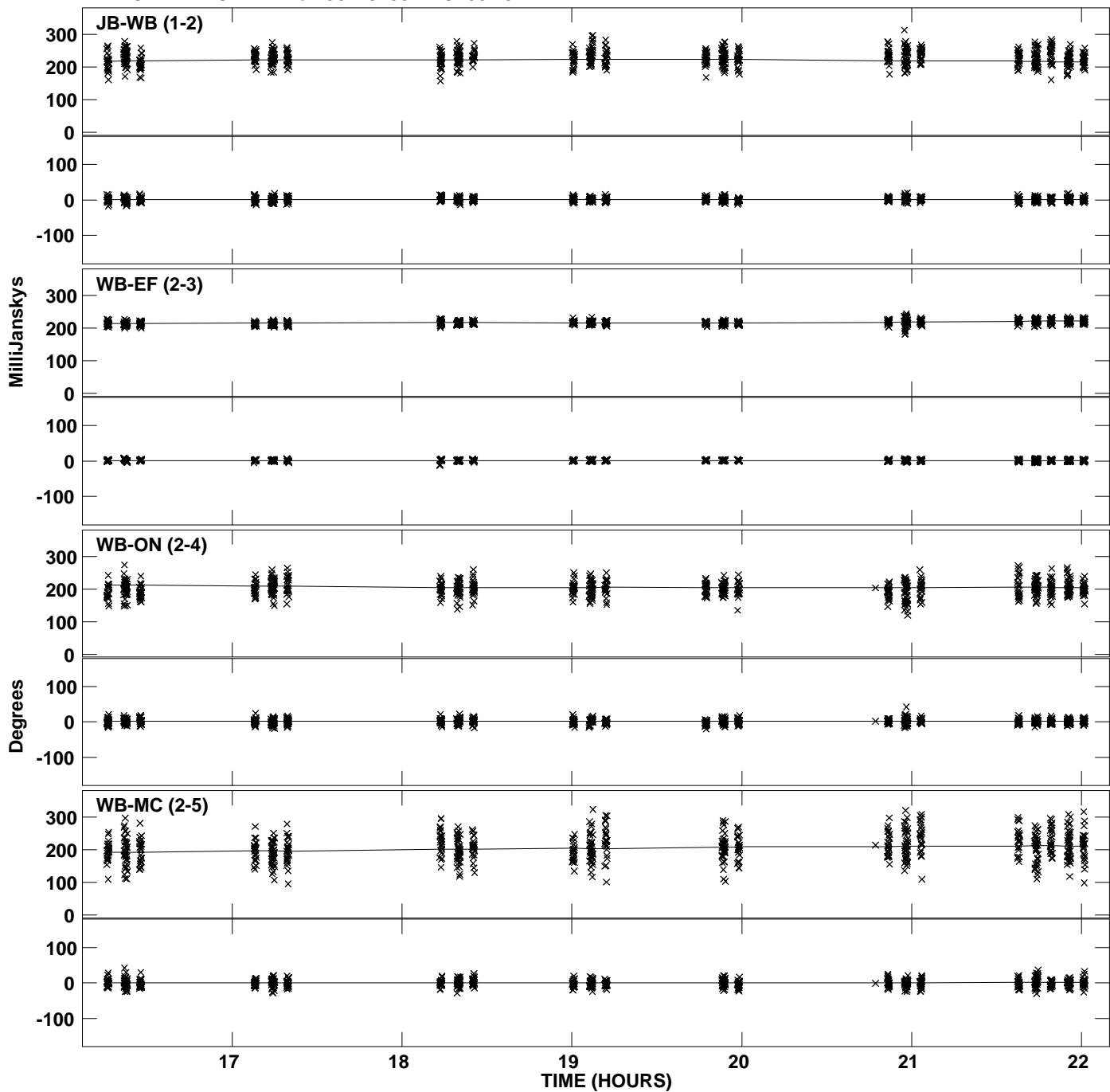
Plot file version 27 created 24-FEB-2011 20:47:01  
Amplitude and Phase vs Time for J0123+3044.MULTI.1 CL # 3  
IF 6 CHAN 1 STK RR of J0123+3044.ICL001.3



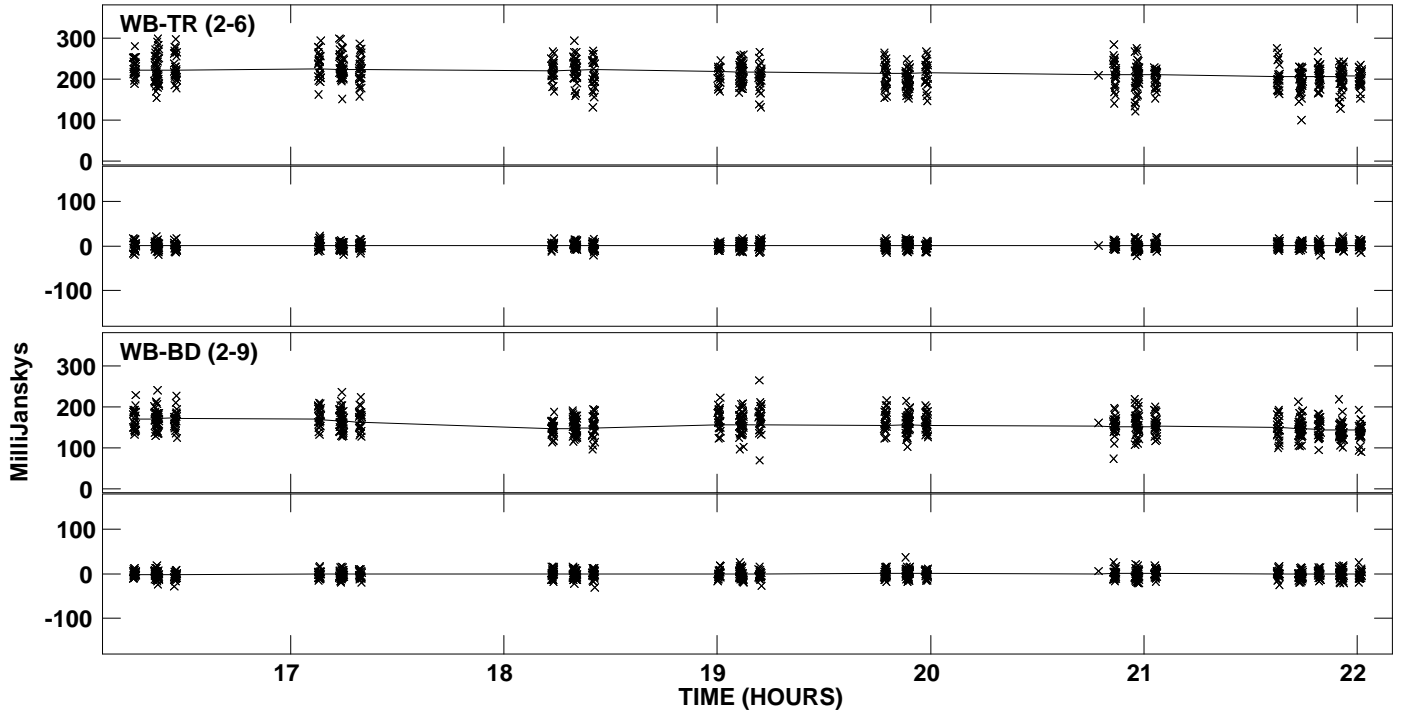
Plot file version 28 created 24-FEB-2011 20:47:01  
Amplitude andPhase vs Time for J0123+3044.MULTI.1 CL # 3  
IF 6 CHAN 1 STK RR of J0123+3044.ICL001.3




Plot file version 29 created 24-FEB-2011 20:47:02  
Amplitude andPhase vs Time for J0123+3044.MULTI.1 CL # 3  
IF 7 CHAN 1 STK RR of J0123+3044.ICL001.3



Plot file version 30 created 24-FEB-2011 20:47:02  
Amplitude and Phase vs Time for J0123+3044.MULTI.1 CL # 3  
IF 7 CHAN 1 STK RR of J0123+3044.ICL001.3



Plot file version 31 created 24-FEB-2011 20:47:02  
Amplitude andPhase vs Time for J0123+3044.MULTI.1 CL # 3  
IF 8 CHAN 1 STK RR of J0123+3044.ICL001.3



Plot file version 32 created 24-FEB-2011 20:47:02  
Amplitude and Phase vs Time for J0123+3044.MULTI.1 CL # 3  
IF 8 CHAN 1 STK RR of J0123+3044.ICL001.3

