
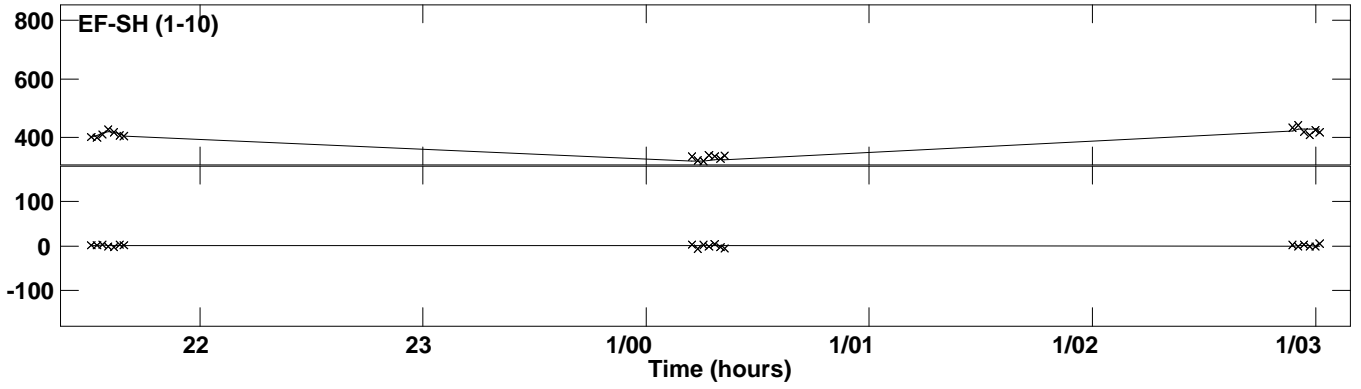



Plot file version 1 created 10-SEP-2014 17:43:48
Amplitude andPhase vs Time for J2005+7752.MULTI.1 Vect aver. CL # 3
IF 1 CHAN 1 STK LL of J2005+7752.ICL001.3



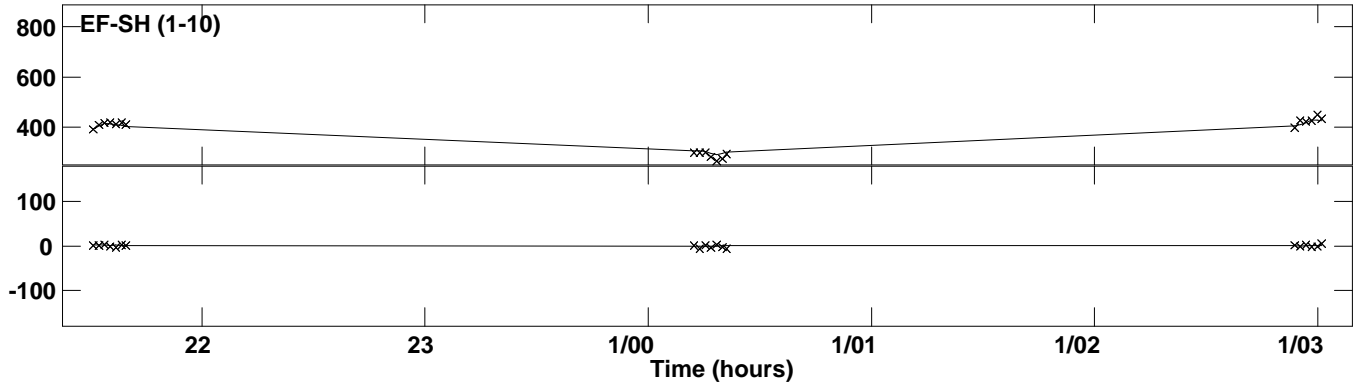
Plot file version 2 created 10-SEP-2014 17:43:48
Amplitude and Phase vs Time for J2005+7752.MULTI.1 Vect aver. CL # 3
IF 1 CHAN 1 STK LL of J2005+7752.ICL001.3




Plot file version 3 created 10-SEP-2014 17:43:48
Amplitude andPhase vs Time for J2005+7752.MULTI.1 Vect aver. CL # 3
IF 2 CHAN 1 STK LL of J2005+7752.ICL001.3



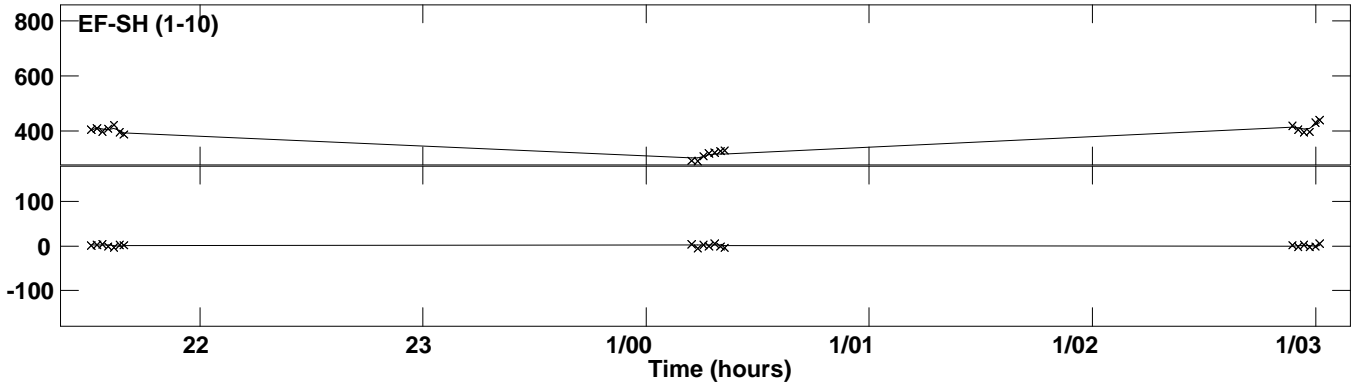
PLot file version 4 created 10-SEP-2014 17:43:48
Amplitude and Phase vs Time for J2005+7752.MULTI.1 Vect aver. CL # 3
IF 2 CHAN 1 STK LL of J2005+7752.ICL001.3




Plot file version 5 created 10-SEP-2014 17:43:48
Amplitude andPhase vs Time for J2005+7752.MULTI.1 Vect aver. CL # 3
IF 3 CHAN 1 STK LL of J2005+7752.ICL001.3



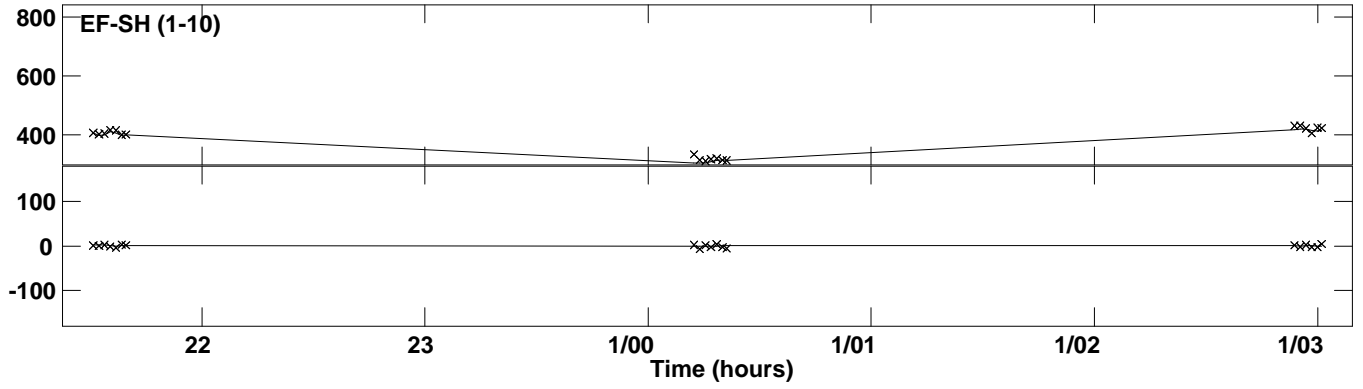
PLot file version 6 created 10-SEP-2014 17:43:48
Amplitude and Phase vs Time for J2005+7752.MULTI.1 Vect aver. CL # 3
IF 3 CHAN 1 STK LL of J2005+7752.ICL001.3




Plot file version 7 created 10-SEP-2014 17:43:49
Amplitude andPhase vs Time for J2005+7752.MULTI.1 Vect aver. CL # 3
IF 4 CHAN 1 STK LL of J2005+7752.ICL001.3



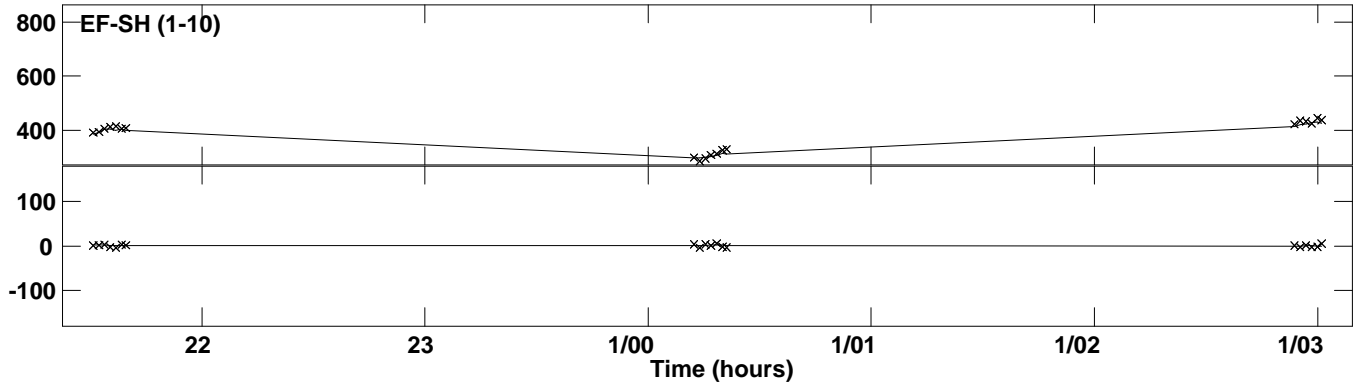
PLot file version 8 created 10-SEP-2014 17:43:49
Amplitude and Phase vs Time for J2005+7752.MULTI.1 Vect aver. CL # 3
IF 4 CHAN 1 STK LL of J2005+7752.ICL001.3




Plot file version 9 created 10-SEP-2014 17:43:49
Amplitude andPhase vs Time for J2005+7752.MULTI.1 Vect aver. CL # 3
IF 5 CHAN 1 STK LL of J2005+7752.ICL001.3



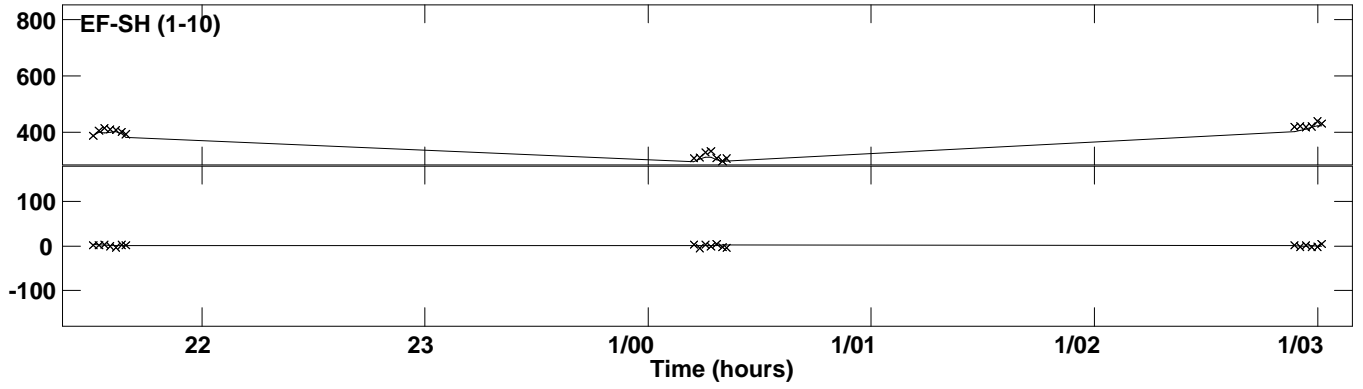
Plot file version 10 created 10-SEP-2014 17:43:49
Amplitude and Phase vs Time for J2005+7752.MULTI.1 Vect aver. CL # 3
IF 5 CHAN 1 STK LL of J2005+7752.ICL001.3




Plot file version 11 created 10-SEP-2014 17:43:49
Amplitude andPhase vs Time for J2005+7752.MULTI.1 Vect aver. CL # 3
IF 6 CHAN 1 STK LL of J2005+7752.ICL001.3



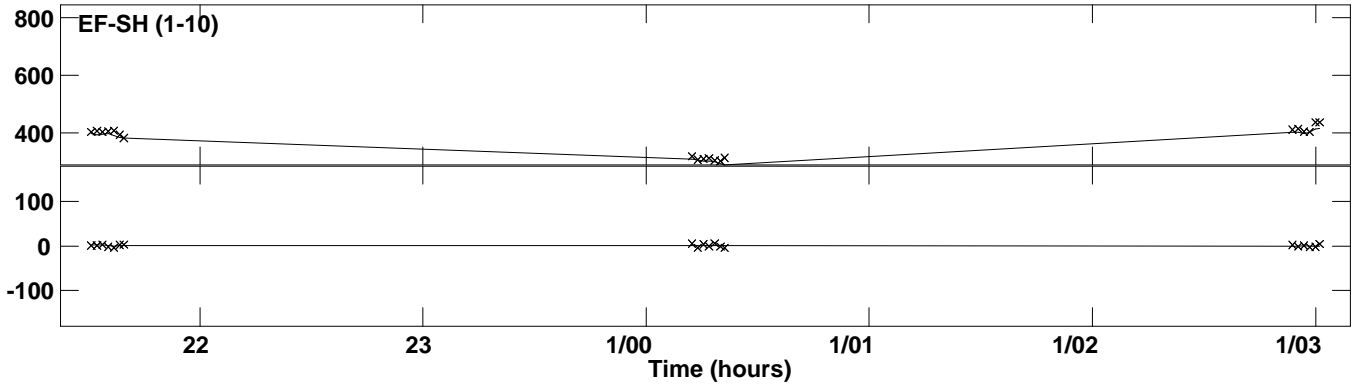
PLot file version 12 created 10-SEP-2014 17:43:49
Amplitude andPhase vs Time for J2005+7752.MULTI.1 Vect aver. CL # 3
IF 6 CHAN 1 STK LL of J2005+7752.ICL001.3




PLot file version 13 created 10-SEP-2014 17:43:50
Amplitude andPhase vs Time for J2005+7752.MULTI.1 Vect aver. CL # 3
IF 7 CHAN 1 STK LL of J2005+7752.ICL001.3



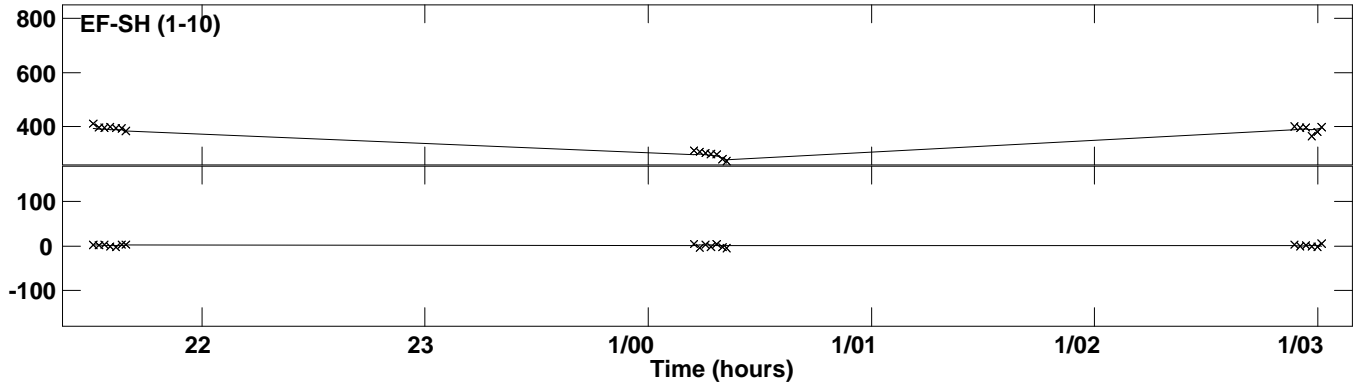
PLot file version 14 created 10-SEP-2014 17:43:50
Amplitude and Phase vs Time for J2005+7752.MULTI.1 Vect aver. CL # 3
IF 7 CHAN 1 STK LL of J2005+7752.ICL001.3




PLot file version 15 created 10-SEP-2014 17:43:50
Amplitude andPhase vs Time for J2005+7752.MULTI.1 Vect aver. CL # 3
IF 8 CHAN 1 STK LL of J2005+7752.ICL001.3



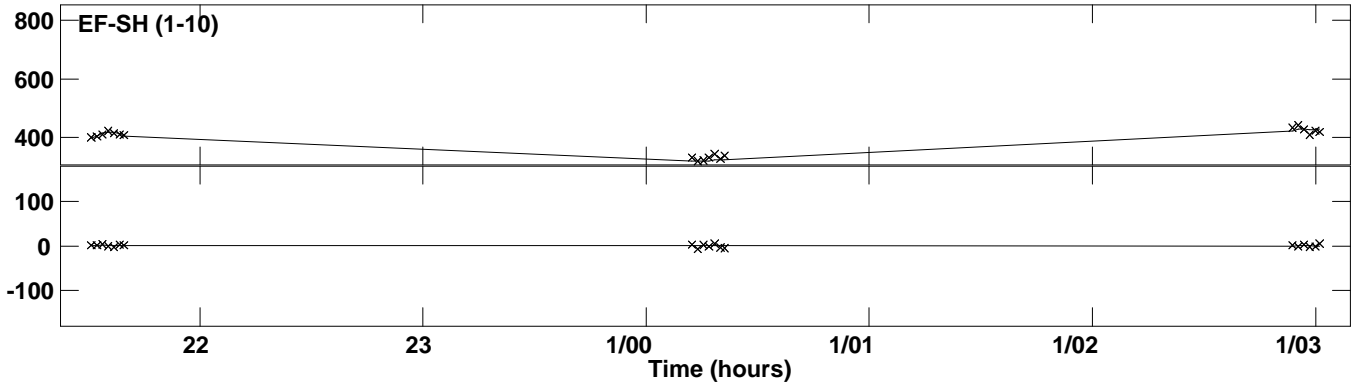
PLot file version 16 created 10-SEP-2014 17:43:50
Amplitude andPhase vs Time for J2005+7752.MULTI.1 Vect aver. CL # 3
IF 8 CHAN 1 STK LL of J2005+7752.ICL001.3



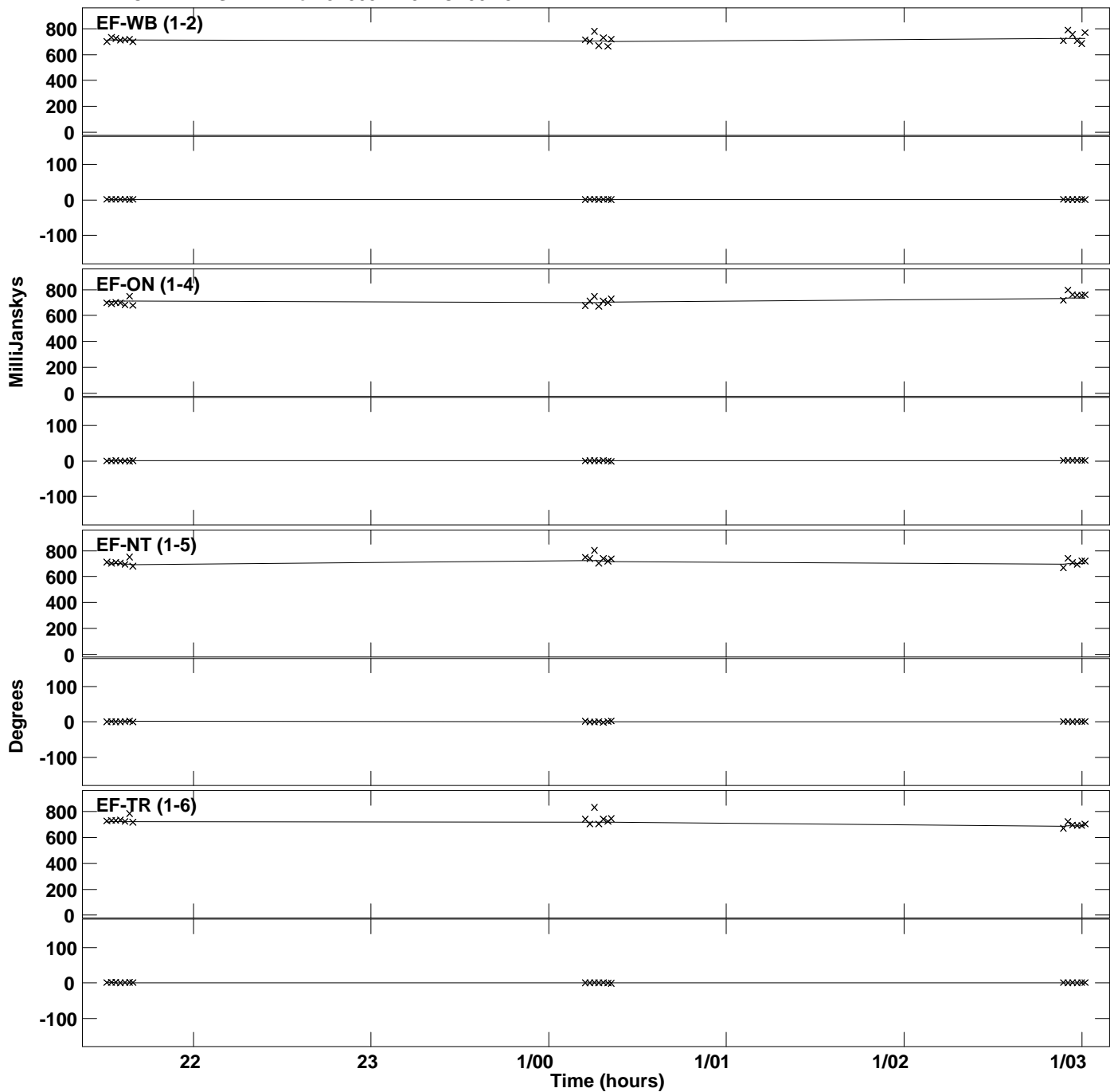
PLot file version 17 created 10-SEP-2014 17:43:50
Amplitude andPhase vs Time for J2005+7752.MULTI.1 Vect aver. CL # 3
IF 1 CHAN 1 STK RR of J2005+7752.ICL001.3



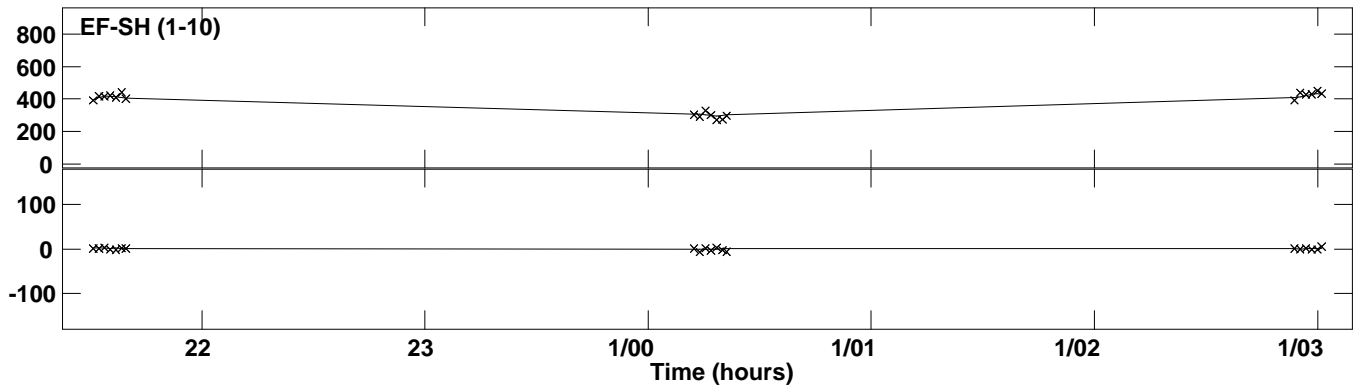
PLot file version 18 created 10-SEP-2014 17:43:50
Amplitude andPhase vs Time for J2005+7752.MULTI.1 Vect aver. CL # 3
IF 1 CHAN 1 STK RR of J2005+7752.ICL001.3




PLot file version 19 created 10-SEP-2014 17:43:50
Amplitude andPhase vs Time for J2005+7752.MULTI.1 Vect aver. CL # 3
IF 2 CHAN 1 STK RR of J2005+7752.ICL001.3



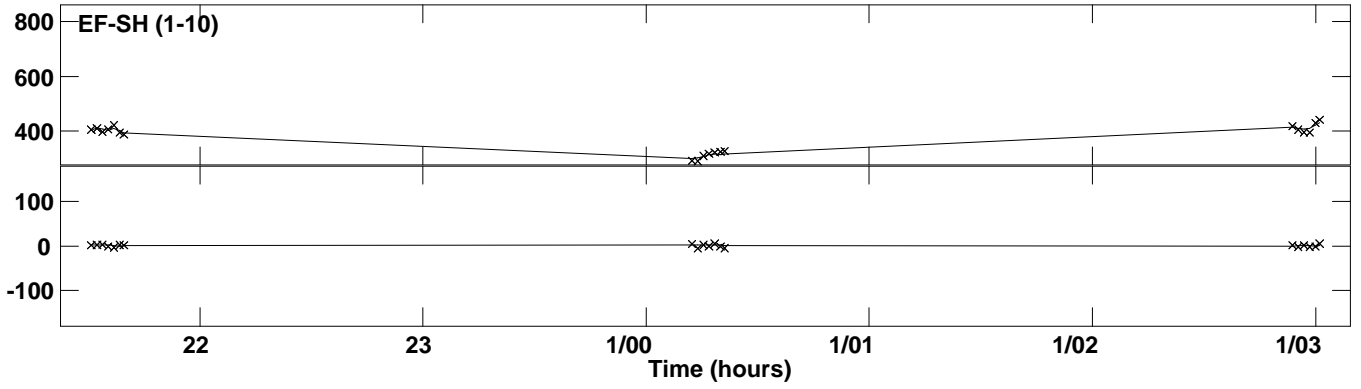
PLot file version 20 created 10-SEP-2014 17:43:50
Amplitude and Phase vs Time for J2005+7752.MULTI.1 Vect aver. CL # 3
IF 2 CHAN 1 STK RR of J2005+7752.ICL001.3




PLot file version 21 created 10-SEP-2014 17:43:51
Amplitude andPhase vs Time for J2005+7752.MULTI.1 Vect aver. CL # 3
IF 3 CHAN 1 STK RR of J2005+7752.ICL001.3



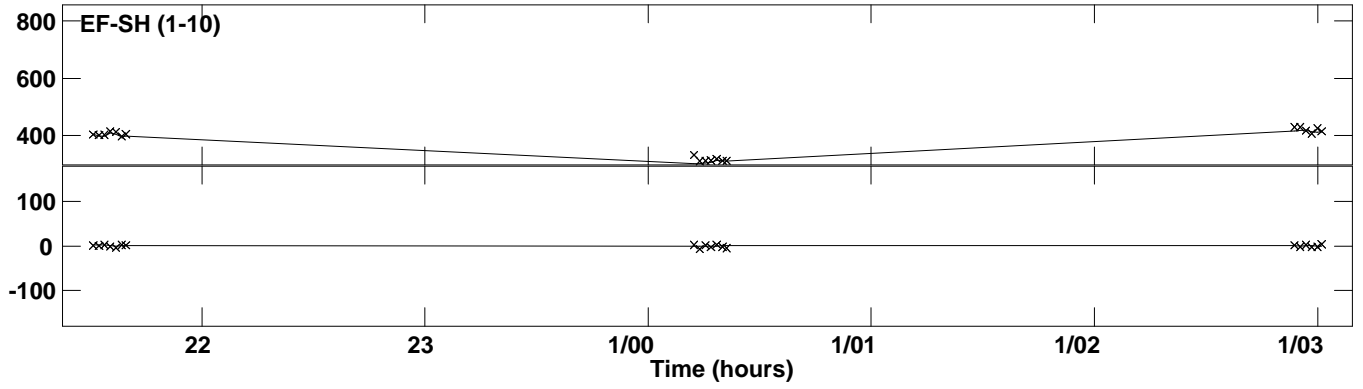
PLot file version 22 created 10-SEP-2014 17:43:51
Amplitude and Phase vs Time for J2005+7752.MULTI.1 Vect aver. CL # 3
IF 3 CHAN 1 STK RR of J2005+7752.ICL001.3




PLot file version 23 created 10-SEP-2014 17:43:51
Amplitude andPhase vs Time for J2005+7752.MULTI.1 Vect aver. CL # 3
IF 4 CHAN 1 STK RR of J2005+7752.ICL001.3



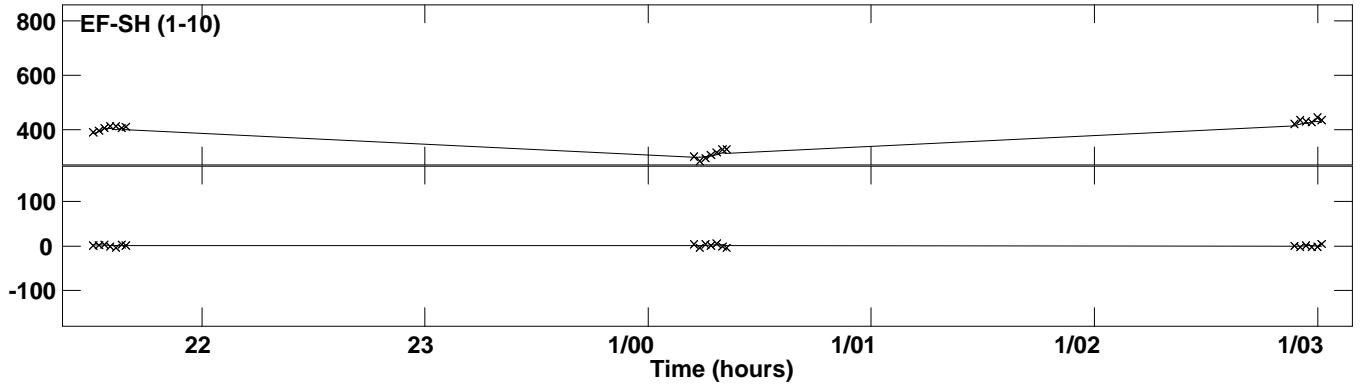
PLot file version 24 created 10-SEP-2014 17:43:51
Amplitude andPhase vs Time for J2005+7752.MULTI.1 Vect aver. CL # 3
IF 4 CHAN 1 STK RR of J2005+7752.ICL001.3




PLot file version 25 created 10-SEP-2014 17:43:51
Amplitude andPhase vs Time for J2005+7752.MULTI.1 Vect aver. CL # 3
IF 5 CHAN 1 STK RR of J2005+7752.ICL001.3



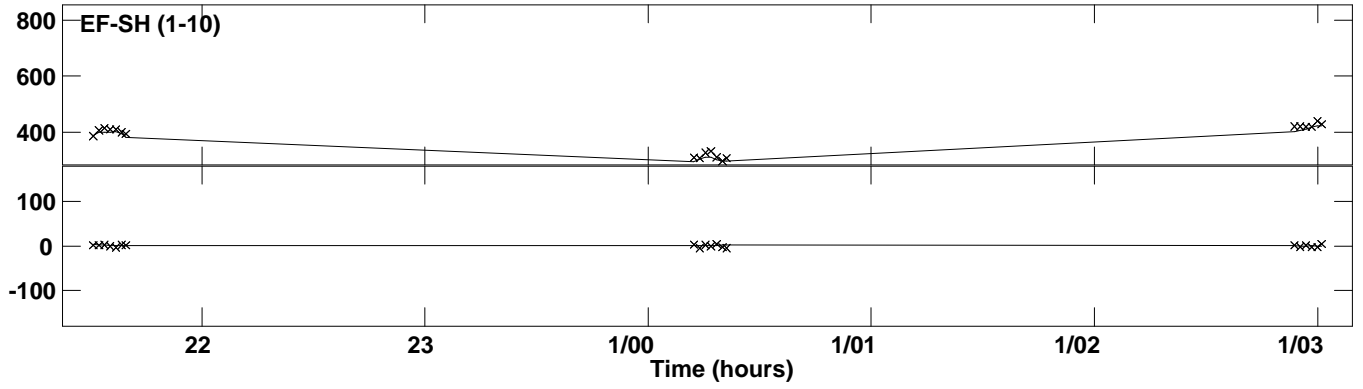
PLot file version 26 created 10-SEP-2014 17:43:51
Amplitude andPhase vs Time for J2005+7752.MULTI.1 Vect aver. CL # 3
IF 5 CHAN 1 STK RR of J2005+7752.ICL001.3




PLot file version 27 created 10-SEP-2014 17:43:51
Amplitude andPhase vs Time for J2005+7752.MULTI.1 Vect aver. CL # 3
IF 6 CHAN 1 STK RR of J2005+7752.ICL001.3



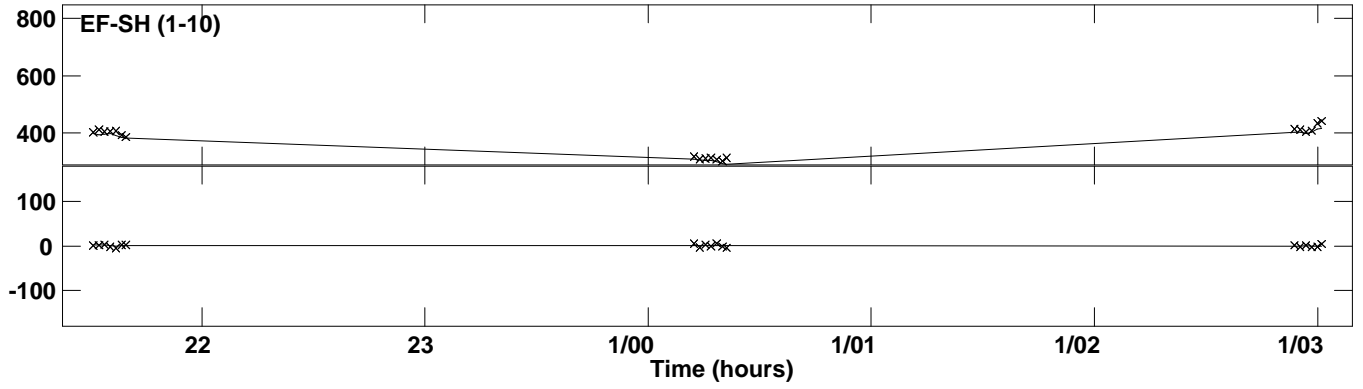
PLot file version 28 created 10-SEP-2014 17:43:52
Amplitude andPhase vs Time for J2005+7752.MULTI.1 Vect aver. CL # 3
IF 6 CHAN 1 STK RR of J2005+7752.ICL001.3




PLot file version 29 created 10-SEP-2014 17:43:52
Amplitude andPhase vs Time for J2005+7752.MULTI.1 Vect aver. CL # 3
IF 7 CHAN 1 STK RR of J2005+7752.ICL001.3



PLot file version 30 created 10-SEP-2014 17:43:52
Amplitude and Phase vs Time for J2005+7752.MULTI.1 Vect aver. CL # 3
IF 7 CHAN 1 STK RR of J2005+7752.ICL001.3



PLot file version 31 created 10-SEP-2014 17:43:52
Amplitude andPhase vs Time for J2005+7752.MULTI.1 Vect aver. CL # 3
IF 8 CHAN 1 STK RR of J2005+7752.ICL001.3



PLot file version 32 created 10-SEP-2014 17:43:52
Amplitude andPhase vs Time for J2005+7752.MULTI.1 Vect aver. CL # 3
IF 8 CHAN 1 STK RR of J2005+7752.ICL001.3

