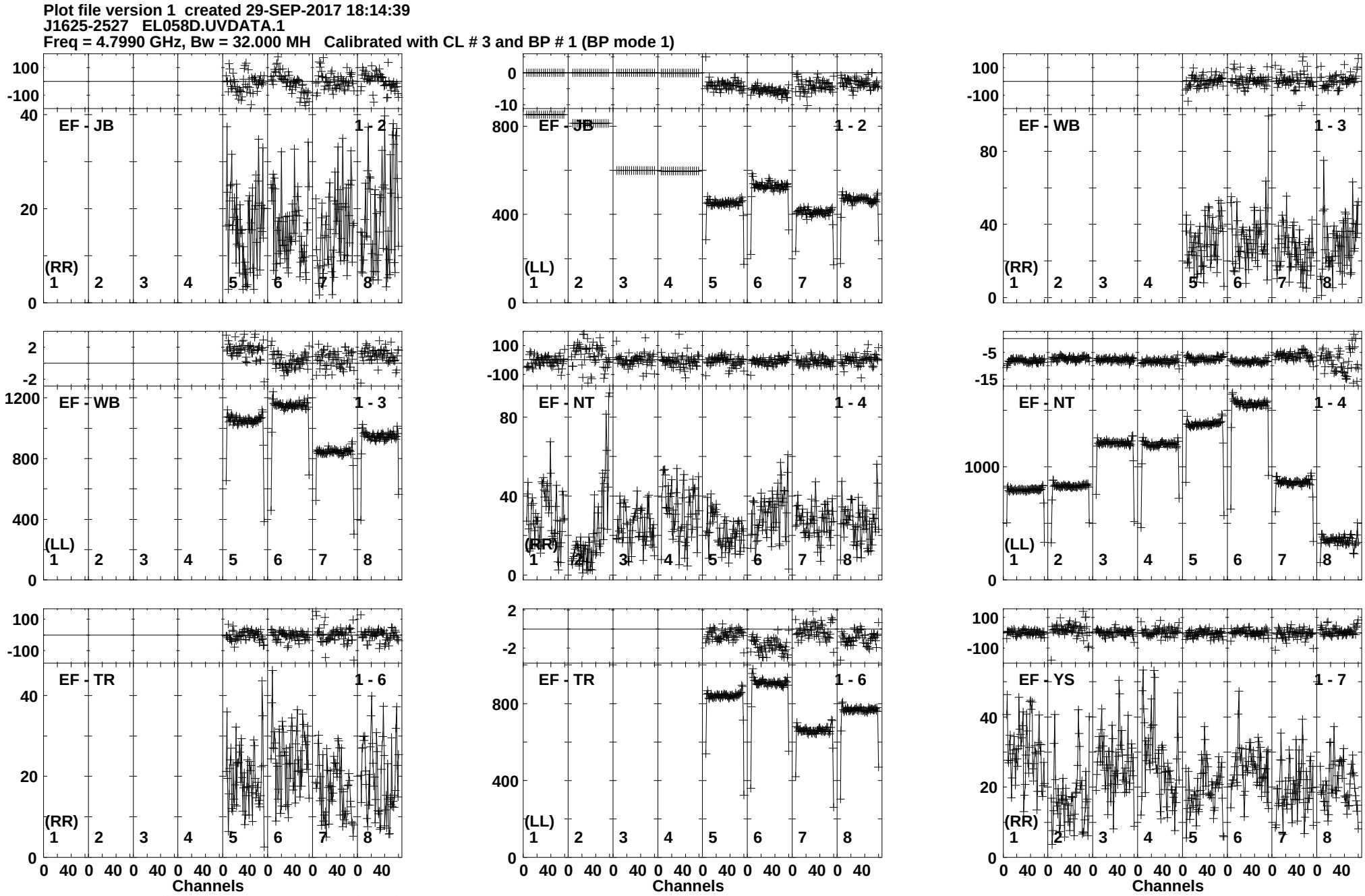
Plot file version 1 created 29-SEP-2017 18:14:39
J1625-2527 EL058D.UVDATA.1
Freq = 4.7990 GHz, Bw = 32.000 MH Calibrated with CL # 3 and BP # 1 (BP mode 1)
EF - JB 1 - 2
EF - JB 1 - 2
EF - WB 1 - 3
EF - WB 1 - 3
EF - NT 1 - 4
EF - NT 1 - 4
EF - TR 1 - 6
EF - TR 1 - 6
EF - YS 1 - 7
(RR)
(LL)
1 2 3 4 5 6 7 8
0 40 0 40 0 40 0 40 0 40 0 40 0 40 0 40
Channels
Lower frame: Milli Ampl Jy Top frame: Phas deg
Vector averaged cross-power spectrum Baseline: EF (01) - JB (02)
Timerange: 00/14:02:42 to 00/14:05:09

Plot file version 2 created 29-SEP-2017 18:14:39
J1625-2527 EL058D.UVDATA.1
Freq = 4.7990 GHz, Bw = 32.000 MH Calibrated with CL # 3 and BP # 1 (BP mode 1)

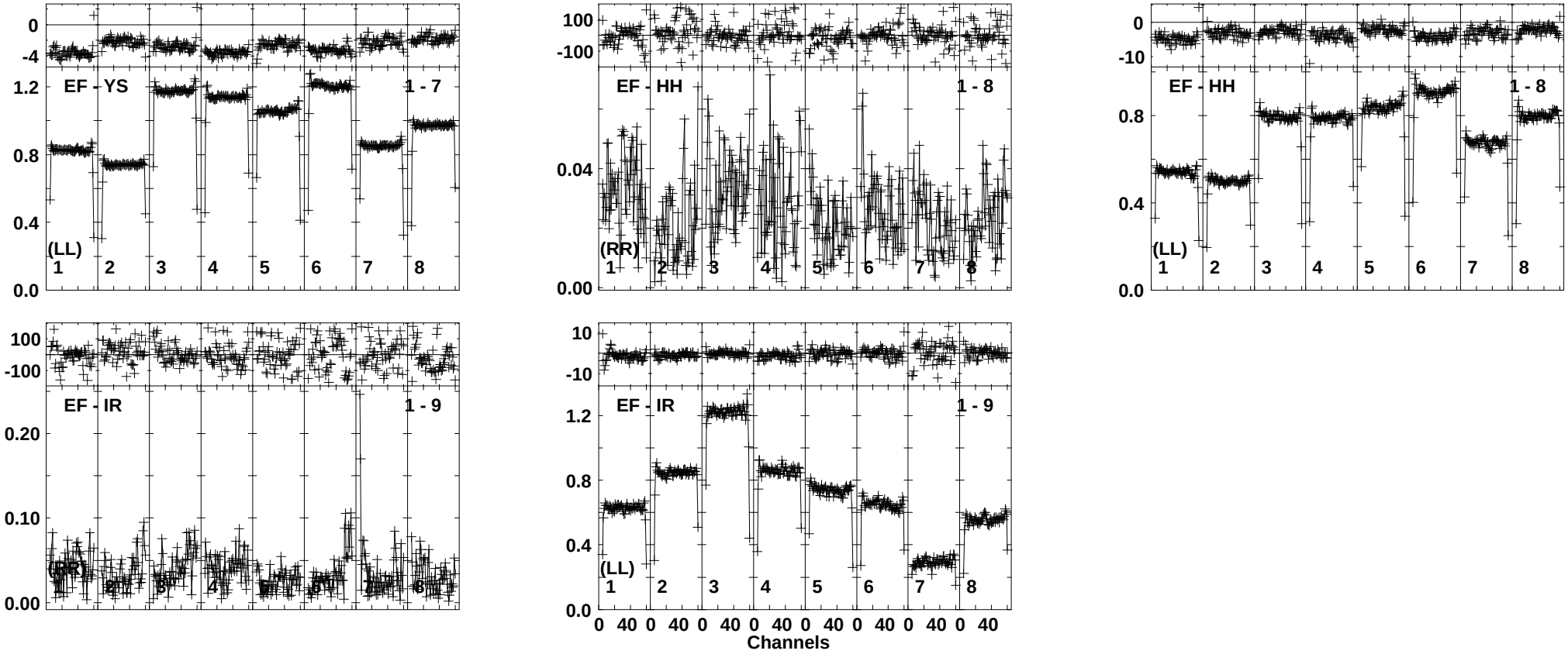

Lower frame: Ampl Jy Top frame: Phas deg
Vector averaged cross-power spectrum Baseline: EF (01) - YS (07)
Timerange: 00/14:02:42 to 00/14:05:09

Plot file version 3 created 29-SEP-2017 18:14:39
ARSCO EL058D.UVDATA.1
Freq = 4.7990 GHz, Bw = 32.000 MH Calibrated with CL # 3 and BP # 1 (BP mode 1)

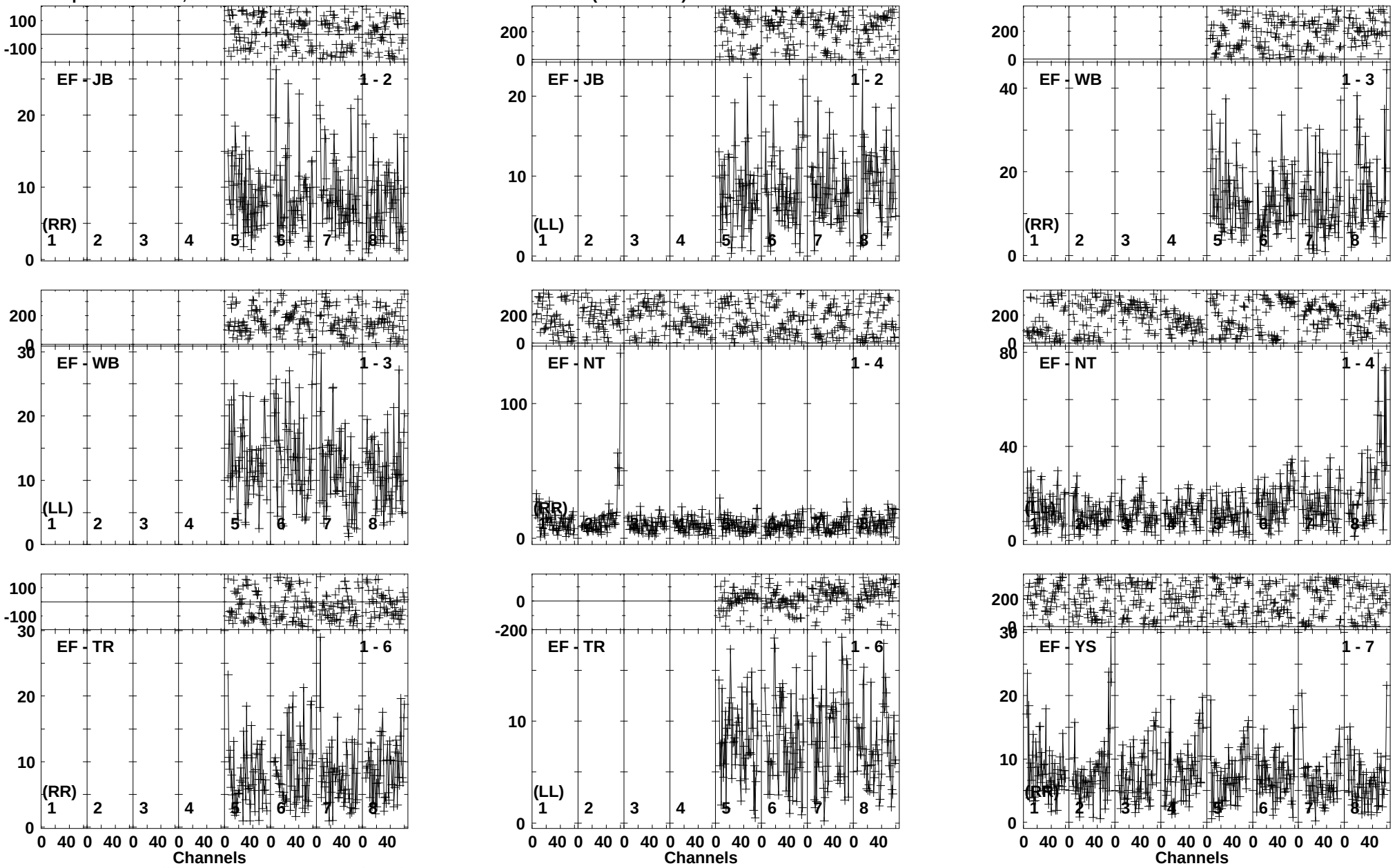

Lower frame: Milli Ampl Jy Top frame: Phas deg
Vector averaged cross-power spectrum Baseline: EF (01) - JB (02)
Timerange: 00/14:05:10 to 00/14:09:24

Plot file version 4 created 29-SEP-2017 18:14:40
ARSCO EL058D.UVDATA.1
Freq = 4.7990 GHz, Bw = 32.000 MH Calibrated with CL # 3 and BP # 1 (BP mode 1)

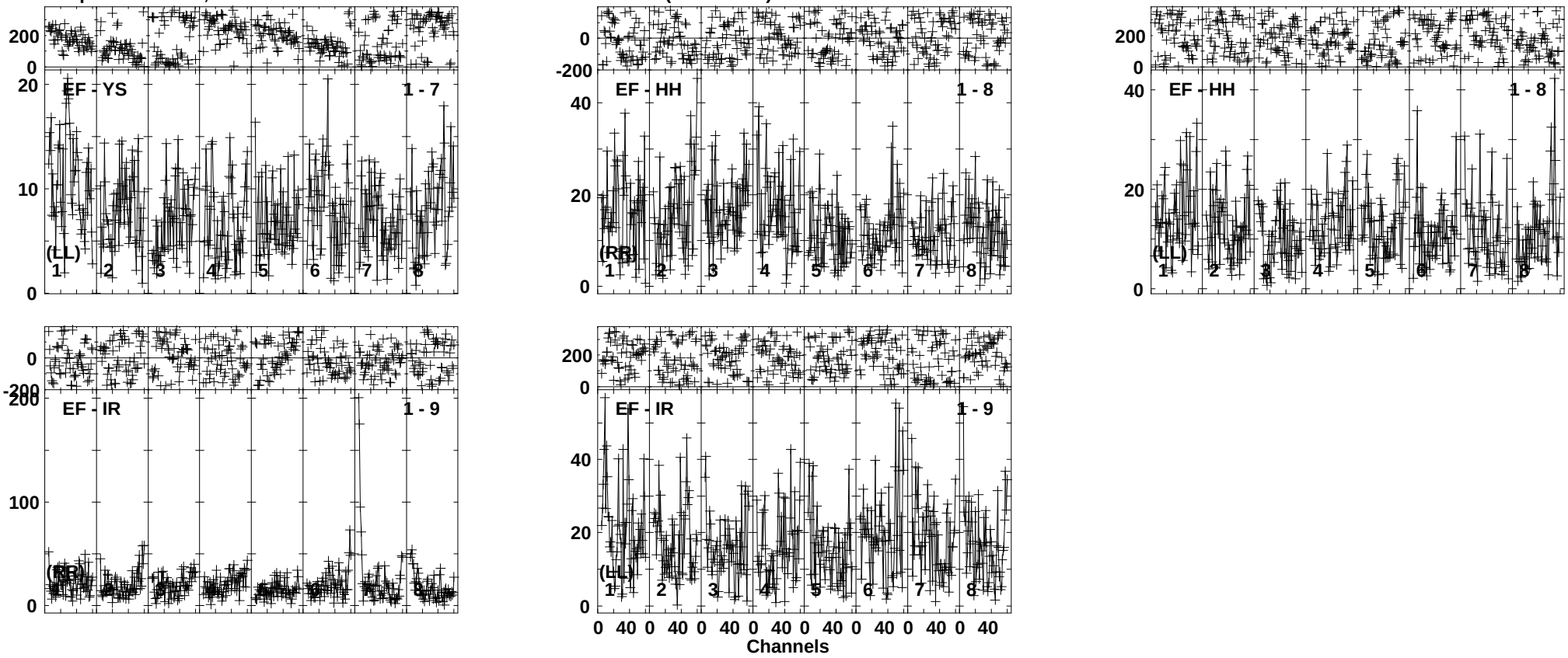

Lower frame: Milli Ampl Jy Top frame: Phas deg
Vector averaged cross-power spectrum Baseline: EF (01) - YS (07)
Timerange: 00/14:05:10 to 00/14:09:24

Plot file version 5 created 29-SEP-2017 18:14:40
J1625-2527 EL058D.UVDATA.1
Freq = 4.7990 GHz, Bw = 32.000 MH Calibrated with CL # 3 and BP # 1 (BP mode 1)

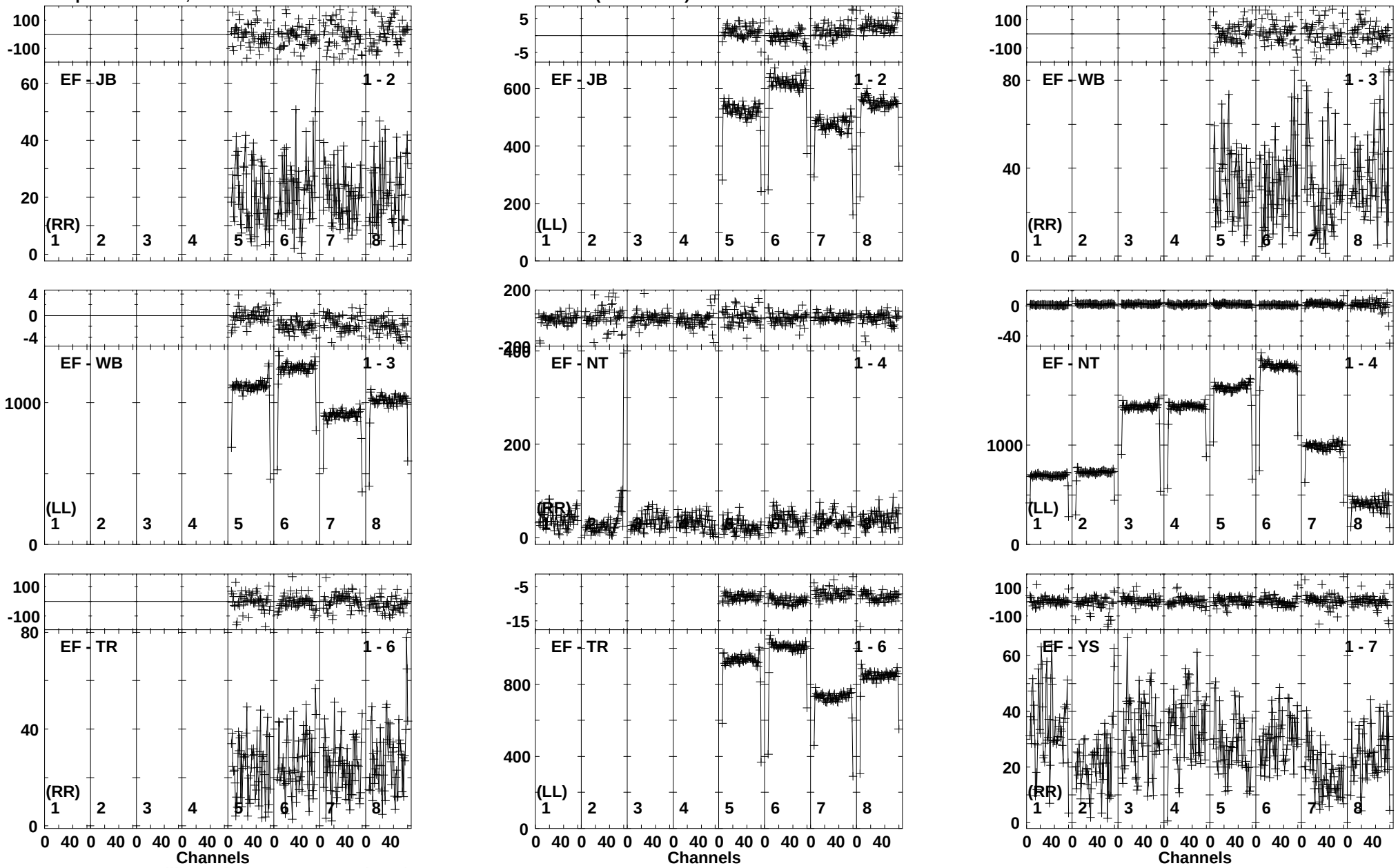

Lower frame: Milli Ampl Jy Top frame: Phas deg
Vector averaged cross-power spectrum Baseline: EF (01) - JB (02)
Timerange: 00/14:09:26 to 00/14:11:09

Plot file version 6 created 29-SEP-2017 18:14:40
J1625-2527 EL058D.UVDATA.1
Freq = 4.7990 GHz, Bw = 32.000 MH Calibrated with CL # 3 and BP # 1 (BP mode 1)

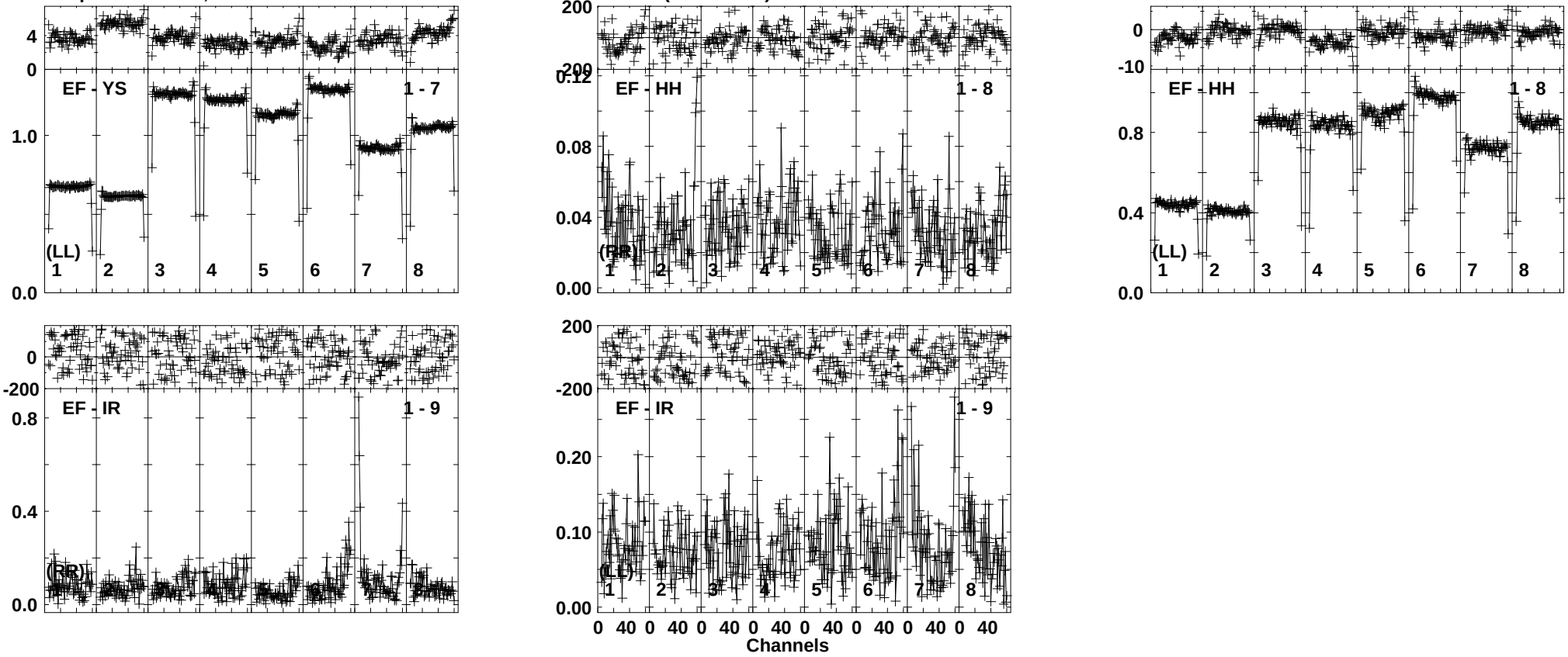

Lower frame: Ampl Jy Top frame: Phas deg
Vector averaged cross-power spectrum Baseline: EF (01) - YS (07)
Timerange: 00/14:09:26 to 00/14:11:09

Plot file version 7 created 29-SEP-2017 18:14:41
ARSCO EL058D.UVDATA.1
Freq = 4.7990 GHz, Bw = 32.000 MH Calibrated with CL # 3 and BP # 1 (BP mode 1)

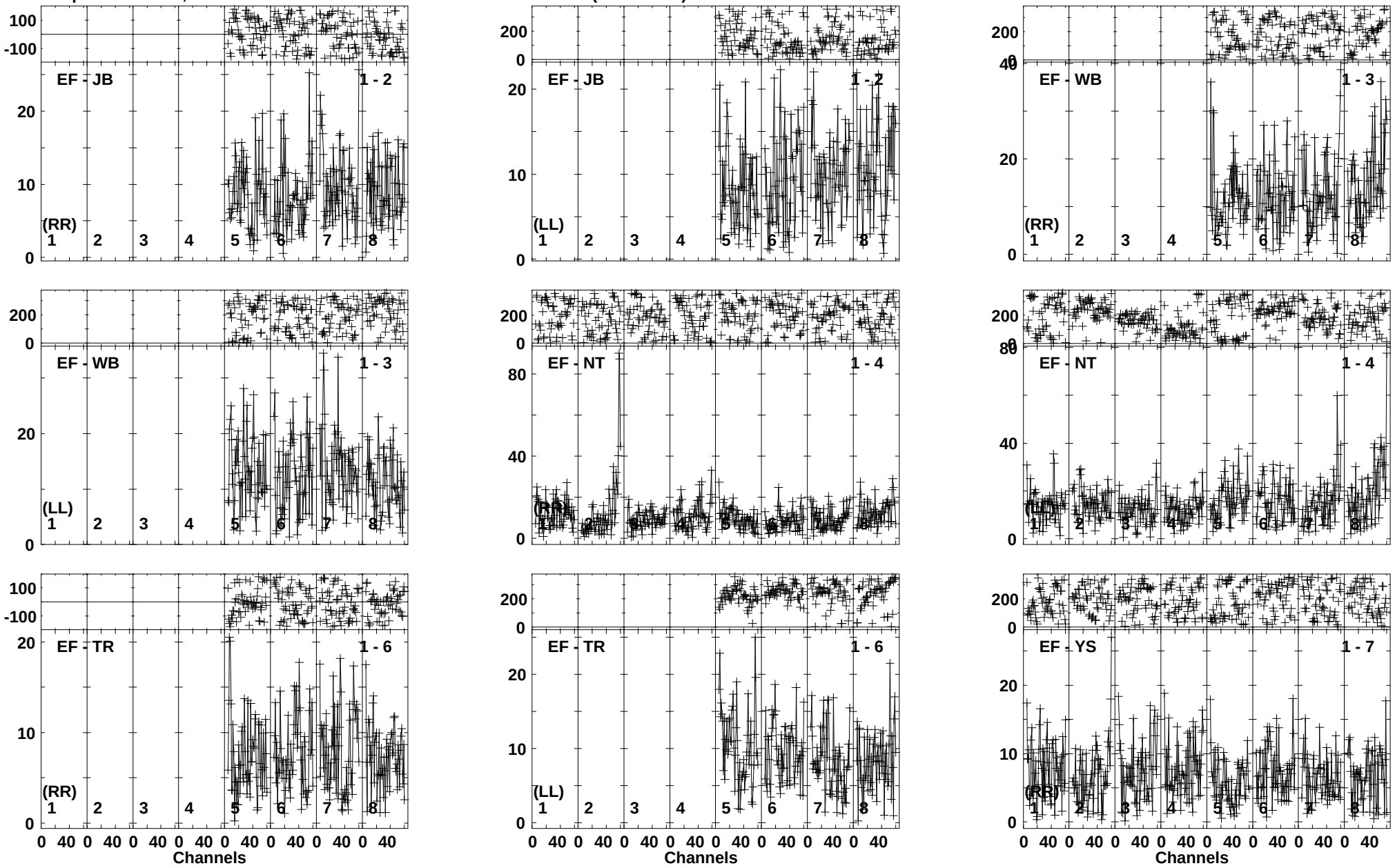

Lower frame: Milli Ampl Jy Top frame: Phas deg
Vector averaged cross-power spectrum Baseline: EF (01) - JB (02)
Timerange: 00/14:11:11 to 00/14:15:24

Plot file version 8 created 29-SEP-2017 18:14:41
ARSCO EL058D.UVDATA.1
Freq = 4.7990 GHz, Bw = 32.000 MH Calibrated with CL # 3 and BP # 1 (BP mode 1)

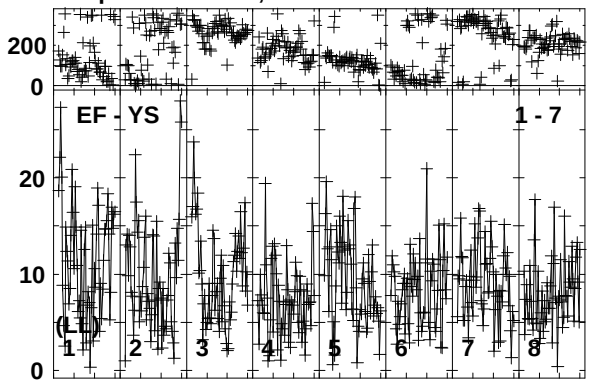

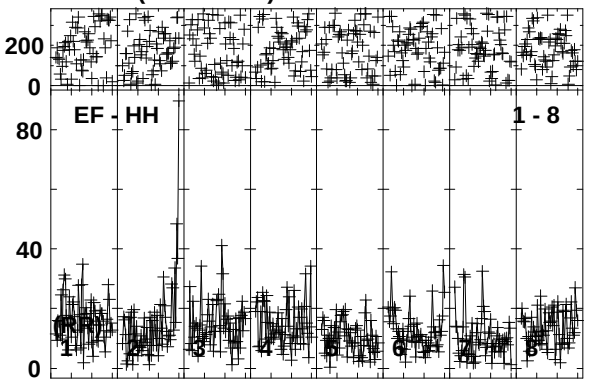

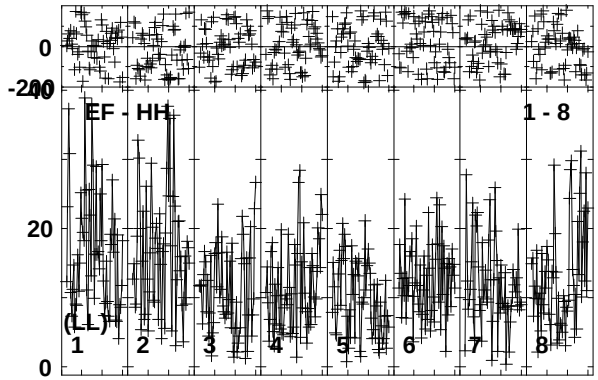

Lower frame: Milli Ampl Jy Top frame: Phas deg
Vector averaged cross-power spectrum Baseline: EF (01) - YS (07)
Timerange: 00/14:11:11 to 00/14:15:24

Plot file version 9 created 29-SEP-2017 18:14:41
J1625-2527 EL058D.UVDATA.1
Freq = 4.7990 GHz, Bw = 32.000 MH Calibrated with CL # 3 and BP # 1 (BP mode 1)

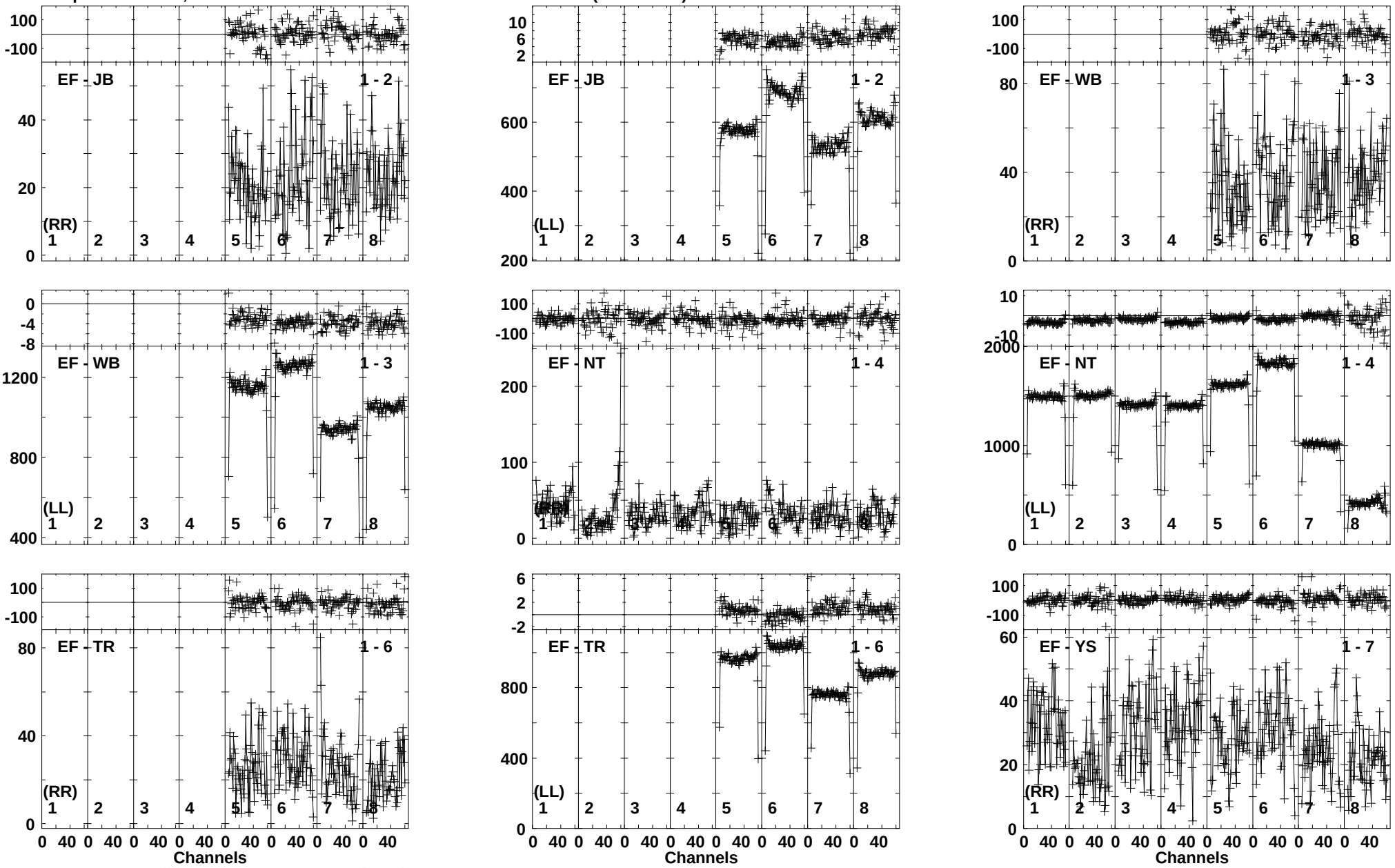

Lower frame: Milli Ampl Jy Top frame: Phas deg
Vector averaged cross-power spectrum Baseline: EF (01) - JB (02)
Timerange: 00/14:16:01 to 00/14:17:09

Plot file version 10 created 29-SEP-2017 18:14:42
J1625-2527 EL058D.UVDATA.1
Freq = 4.7990 GHz, Bw = 32.000 MH Calibrated with CL # 3 and BP # 1 (BP mode 1)

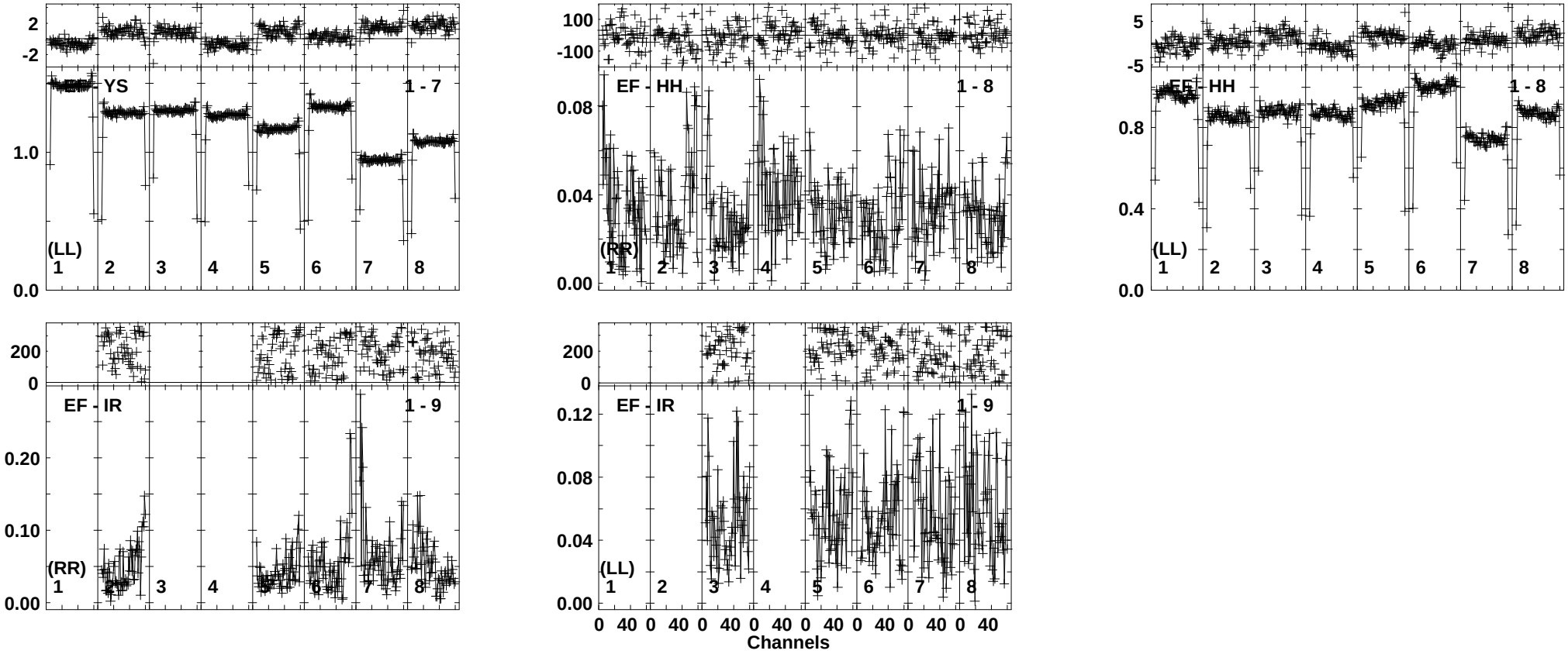

Lower frame: Ampl Jy Top frame: Phas deg
Vector averaged cross-power spectrum Baseline: EF (01) - YS (07)
Timerange: 00/14:16:01 to 00/14:17:09

Plot file version 11 created 29-SEP-2017 18:14:42
ARSCO EL058D.UVDATA.1
Freq = 4.7990 GHz, Bw = 32.000 MH Calibrated with CL # 3 and BP # 1 (BP mode 1)

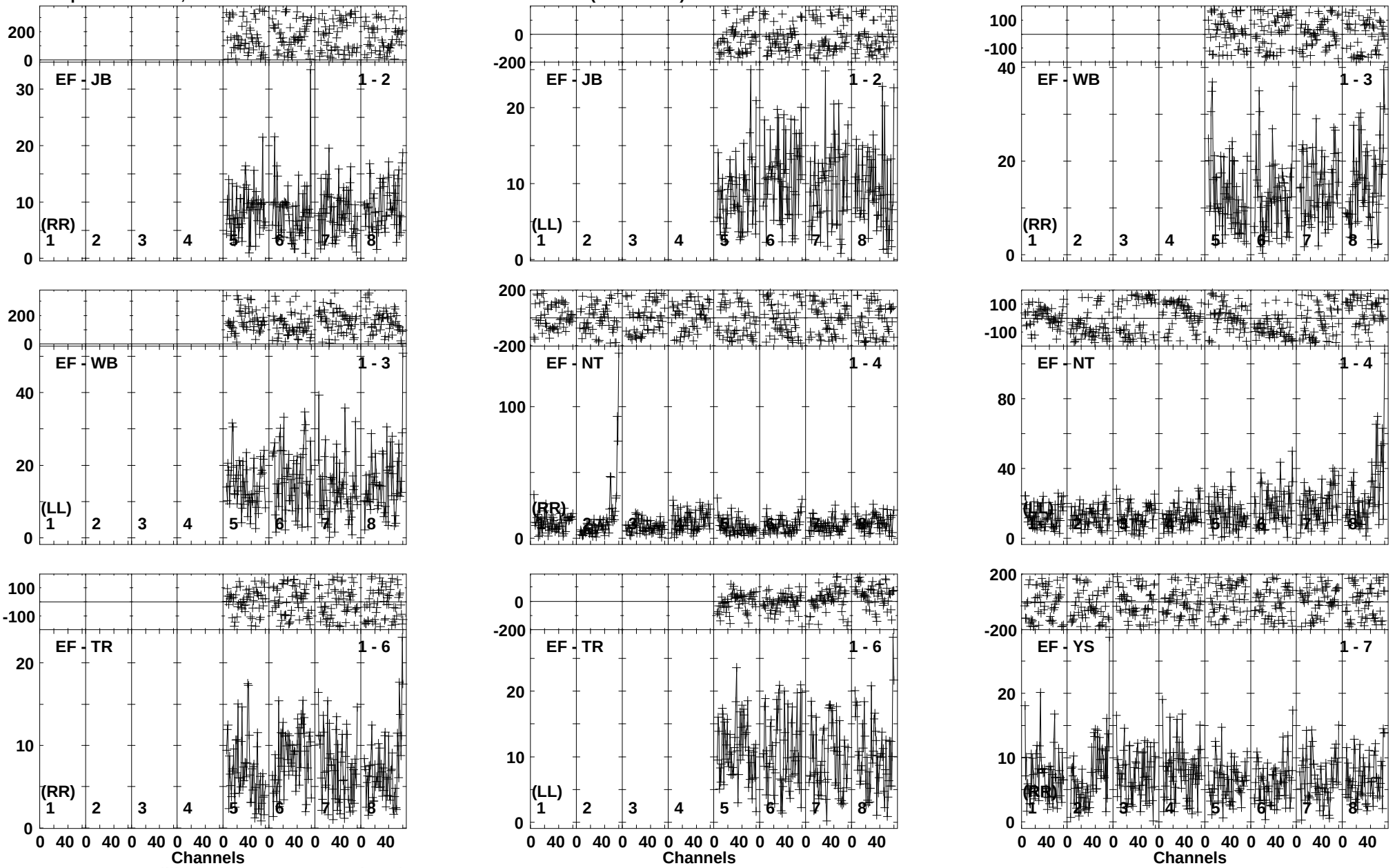

Lower frame: Milli Ampl Jy Top frame: Phas deg
Vector averaged cross-power spectrum Baseline: EF (01) - JB (02)
Timerange: 00/14:17:11 to 00/14:21:24

Plot file version 12 created 29-SEP-2017 18:14:42
ARSCO EL058D.UVDATA.1
Freq = 4.7990 GHz, Bw = 32.000 MH Calibrated with CL # 3 and BP # 1 (BP mode 1)

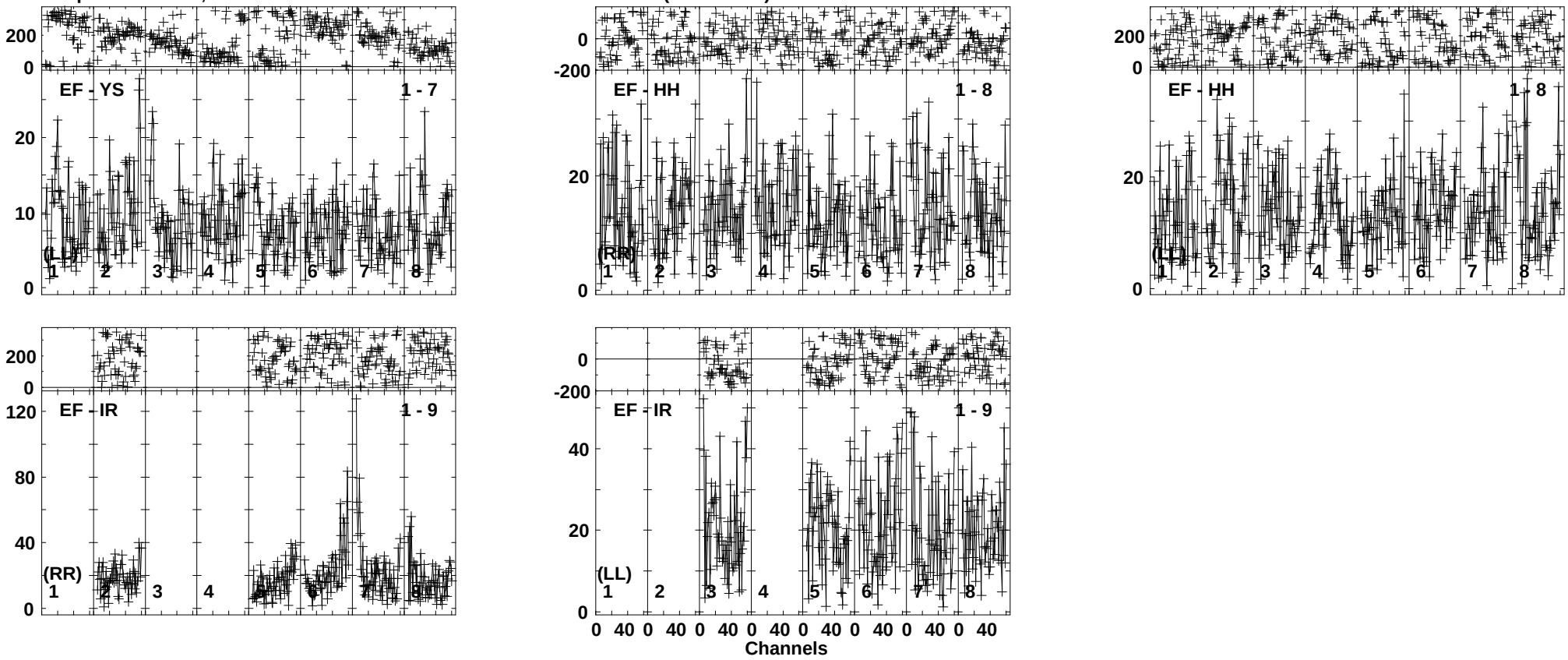

Lower frame: Milli Ampl Jy Top frame: Phas deg
Vector averaged cross-power spectrum Baseline: EF (01) - YS (07)
Timerange: 00/14:17:11 to 00/14:21:24

Plot file version 13 created 29-SEP-2017 18:14:43
J1621-2241 EL058D.UVDATA.1
Freq = 4.7990 GHz, Bw = 32.000 MH Calibrated with CL # 3 and BP # 1 (BP mode 1)

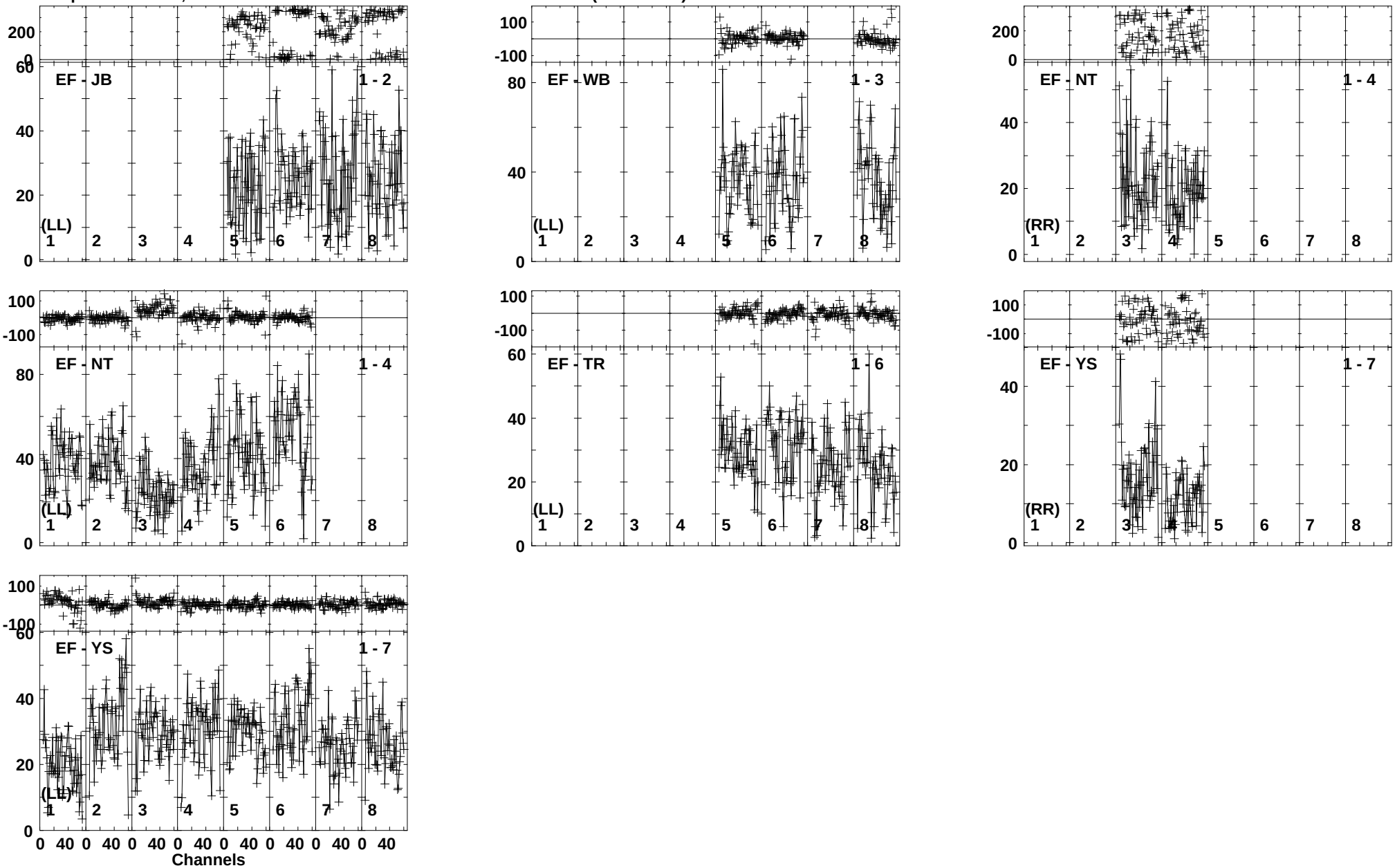

Lower frame: Milli Ampl Jy Top frame: Phas deg
Vector averaged cross-power spectrum Baseline: EF (01) - JB (02)
Timerange: 00/14:21:25 to 00/14:23:24

Plot file version 14 created 29-SEP-2017 18:14:43
J1625-2527 EL058D.UVDATA.1
Freq = 4.7990 GHz, Bw = 32.000 MH Calibrated with CL # 3 and BP # 1 (BP mode 1)

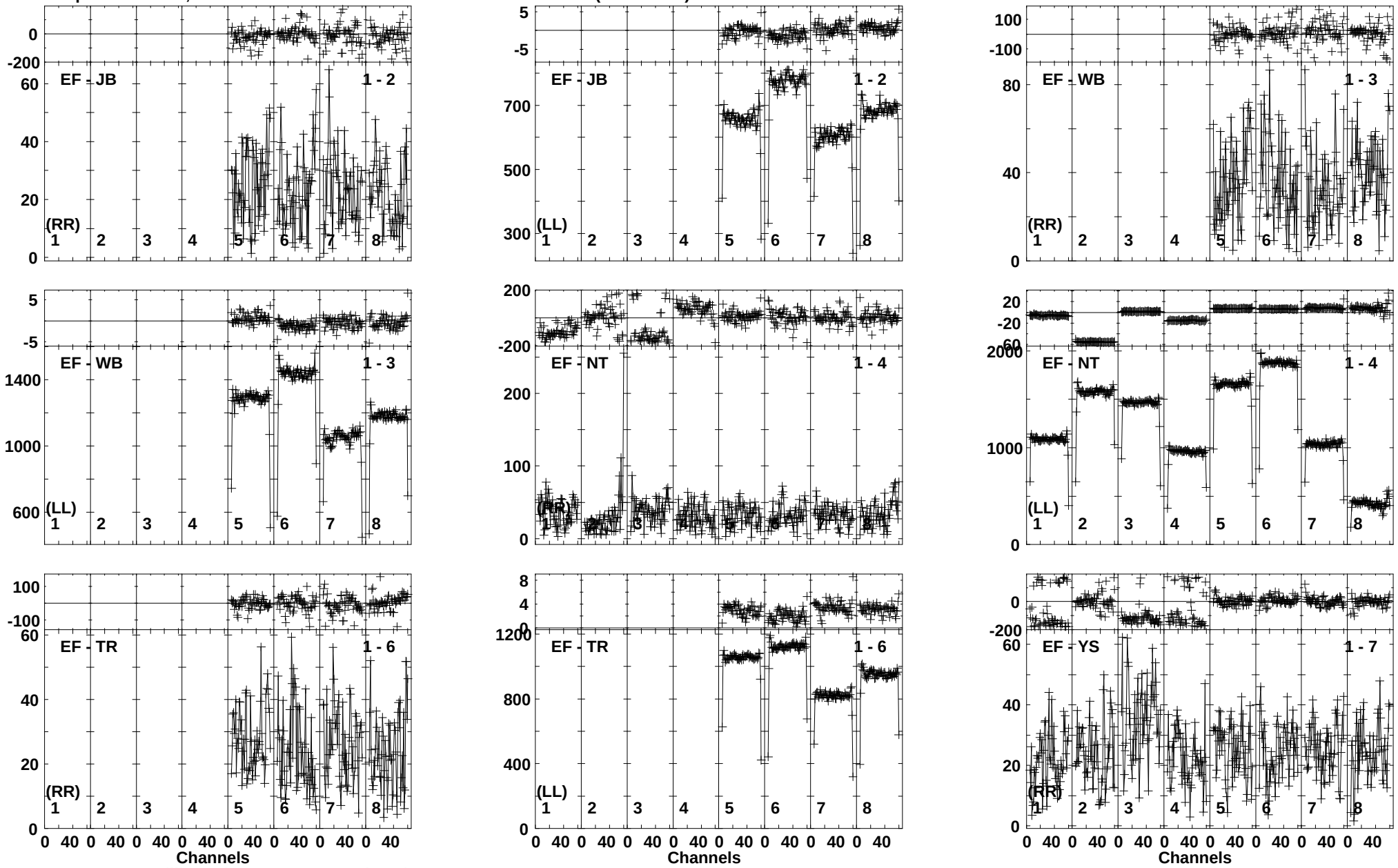

Lower frame: Milli Ampl Jy Top frame: Phas deg
Vector averaged cross-power spectrum Baseline: EF (01) - JB (02)
Timerange: 00/14:24:00 to 00/14:25:10

Plot file version 15 created 29-SEP-2017 18:14:43
J1625-2527 EL058D.UVDATA.1
Freq = 4.7990 GHz, Bw = 32.000 MH Calibrated with CL # 3 and BP # 1 (BP mode 1)

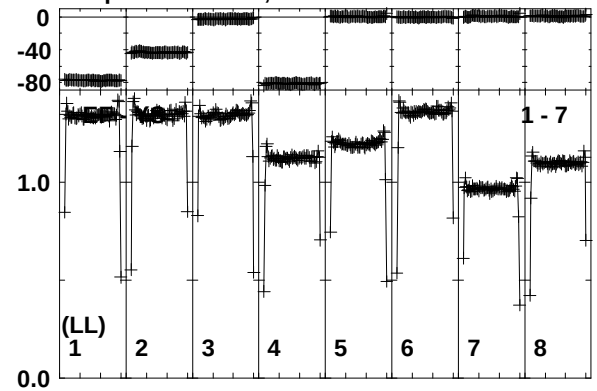

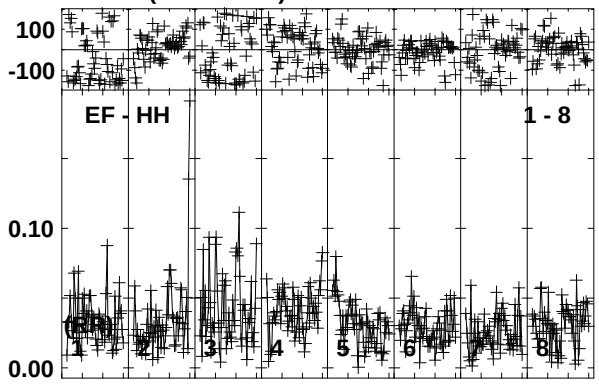

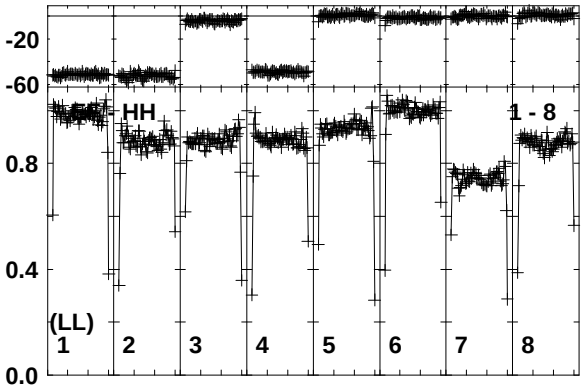

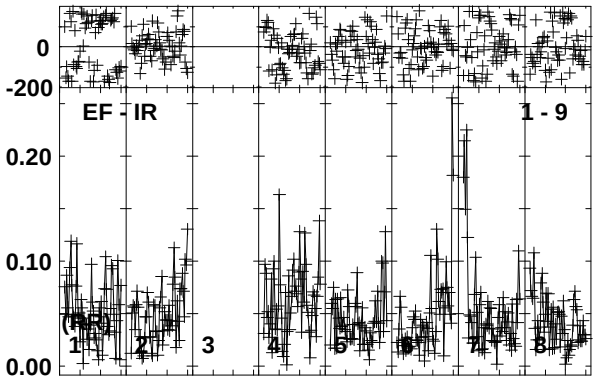

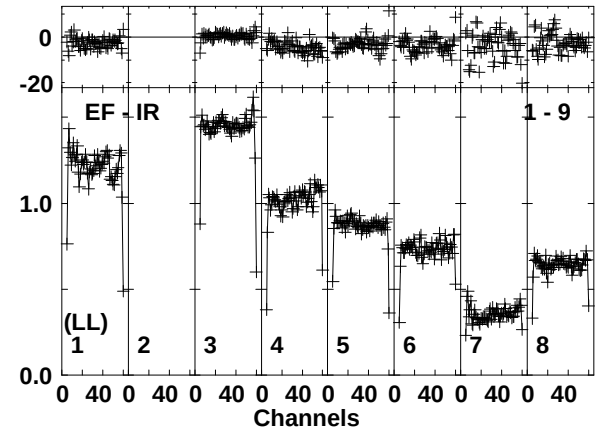

Lower frame: Ampl Jy Top frame: Phas deg
Vector averaged cross-power spectrum Baseline: EF (01) - YS (07)
Timerange: 00/14:24:00 to 00/14:25:10

Plot file version 16 created 29-SEP-2017 18:14:44
ARSCO EL058D.UVDATA.1
Freq = 4.7990 GHz, Bw = 32.000 MH Calibrated with CL # 3 and BP # 1 (BP mode 1)

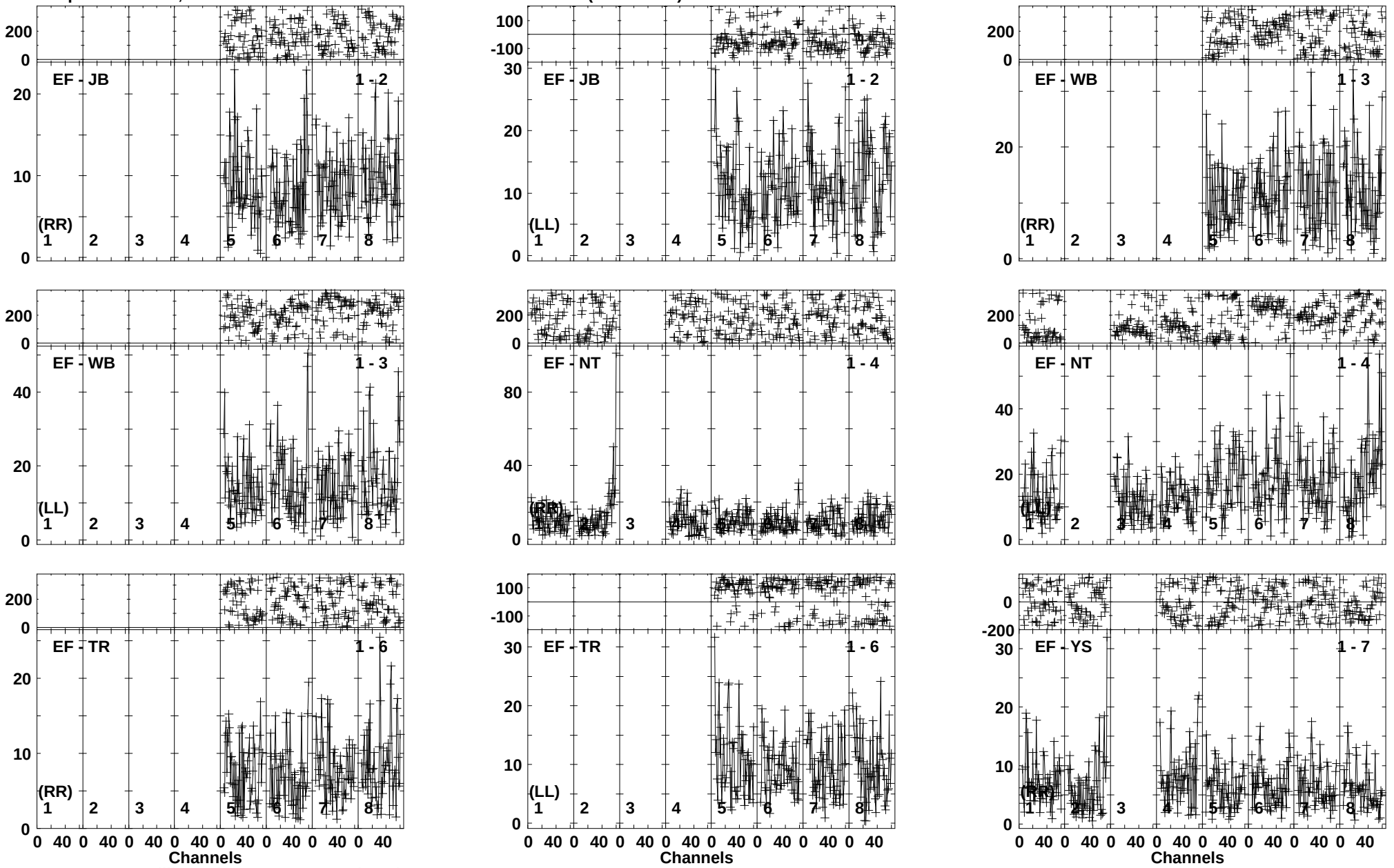

Lower frame: Milli Ampl Jy Top frame: Phas deg
Vector averaged cross-power spectrum Baseline: EF (01) - JB (02)
Timerange: 00/14:25:10 to 00/14:29:25

Plot file version 17 created 29-SEP-2017 18:14:44
ARSCO EL058D.UVDATA.1
Freq = 4.7990 GHz, Bw = 32.000 MH Calibrated with CL # 3 and BP # 1 (BP mode 1)

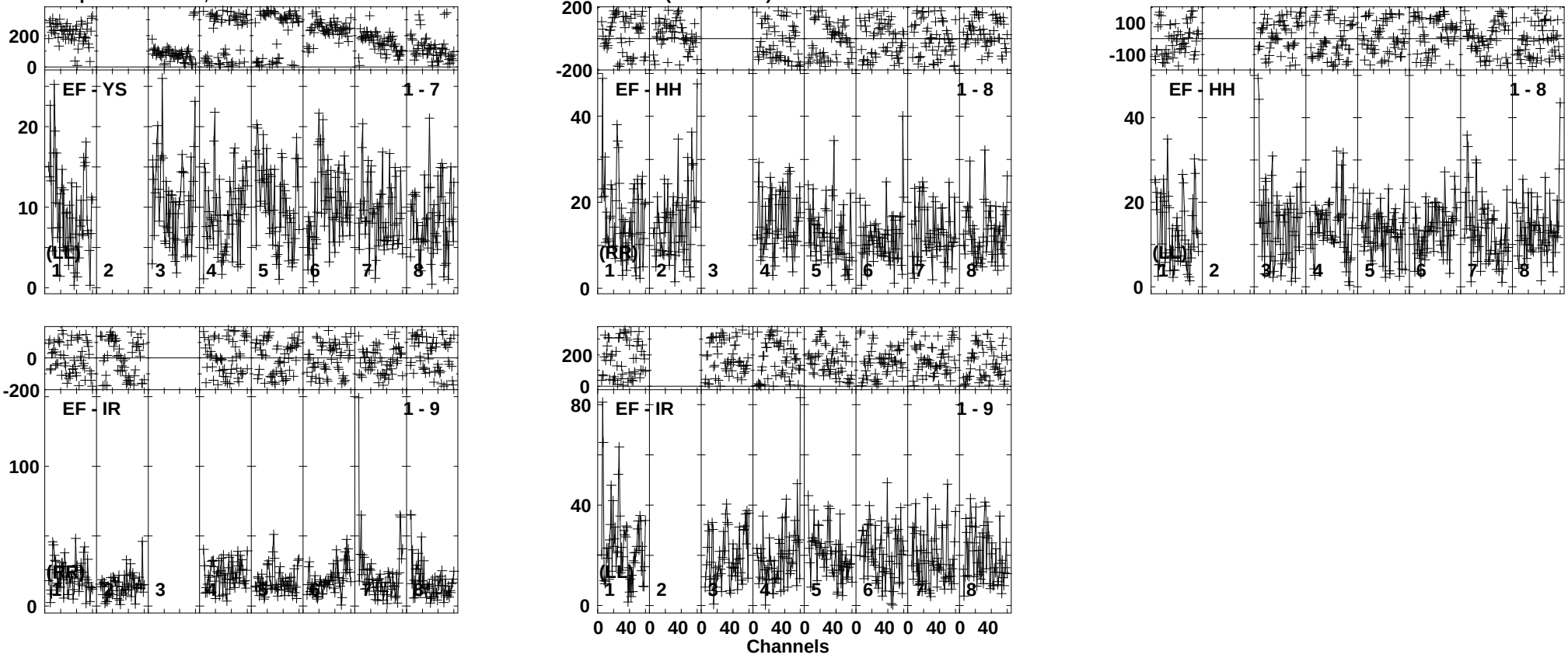

Lower frame: Milli Ampl Jy Top frame: Phas deg
Vector averaged cross-power spectrum Baseline: EF (01) - YS (07)
Timerange: 00/14:25:10 to 00/14:29:25

Plot file version 18 created 29-SEP-2017 18:14:44
J1625-2527 EL058D.UVDATA.1
Freq = 4.7990 GHz, Bw = 32.000 MH Calibrated with CL # 3 and BP # 1 (BP mode 1)

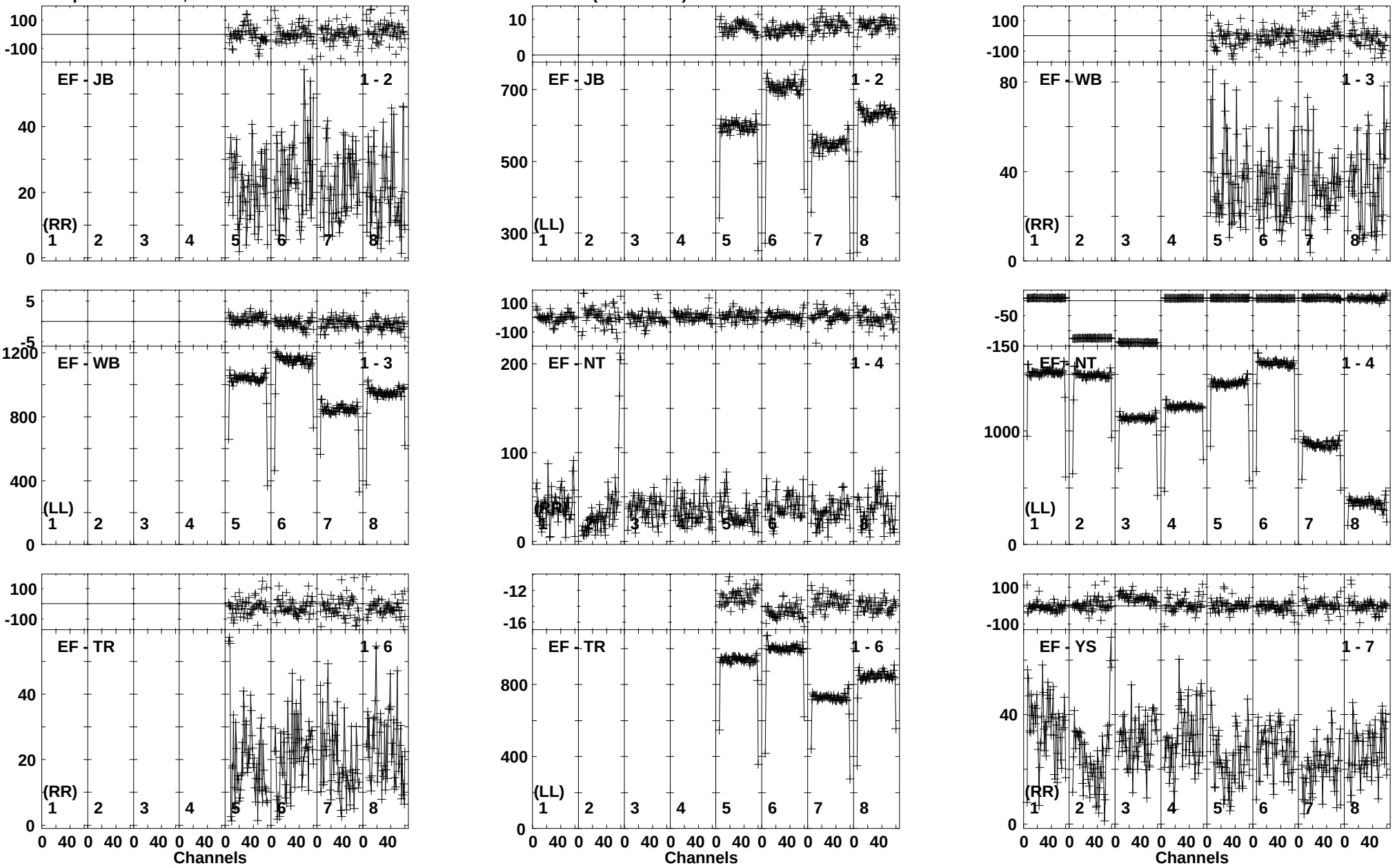

Lower frame: Milli Ampl Jy Top frame: Phas deg
Vector averaged cross-power spectrum Baseline: EF (01) - JB (02)
Timerange: 00/14:29:25 to 00/14:31:09

Plot file version 19 created 29-SEP-2017 18:14:45
J1625-2527 EL058D.UVDATA.1
Freq = 4.7990 GHz, Bw = 32.000 MH Calibrated with CL # 3 and BP # 1 (BP mode 1)

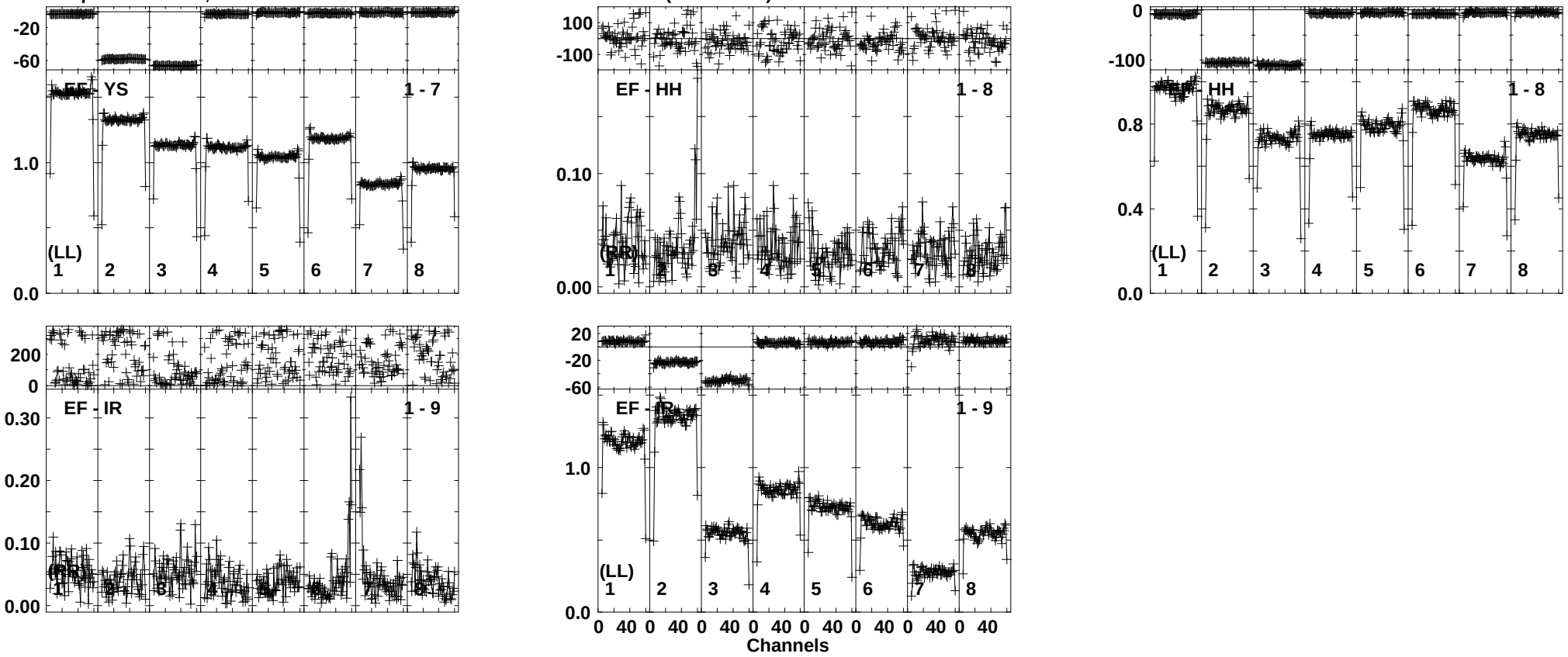

Lower frame: Ampl Jy Top frame: Phas deg
Vector averaged cross-power spectrum Baseline: EF (01) - YS (07)
Timerange: 00/14:29:25 to 00/14:31:09

Plot file version 20 created 29-SEP-2017 18:14:45
ARSCO EL058D.UVDATA.1
Freq = 4.7990 GHz, Bw = 32.000 MH Calibrated with CL # 3 and BP # 1 (BP mode 1)

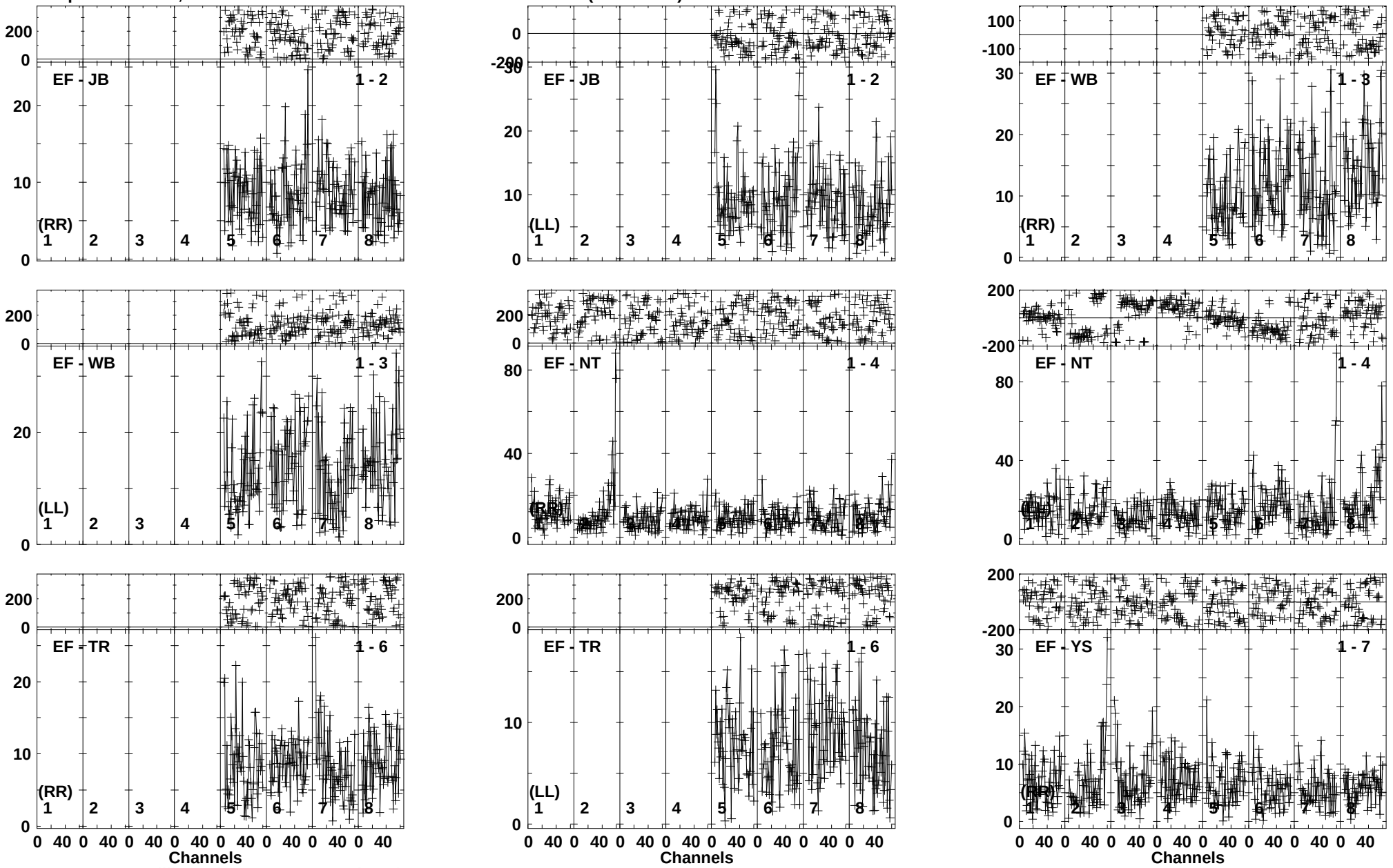

Lower frame: Milli Ampl Jy Top frame: Phas deg
Vector averaged cross-power spectrum Baseline: EF (01) - JB (02)
Timerange: 00/14:31:10 to 00/14:35:24

Plot file version 21 created 29-SEP-2017 18:14:45
ARSCO EL058D.UVDATA.1
Freq = 4.7990 GHz, Bw = 32.000 MH Calibrated with CL # 3 and BP # 1 (BP mode 1)

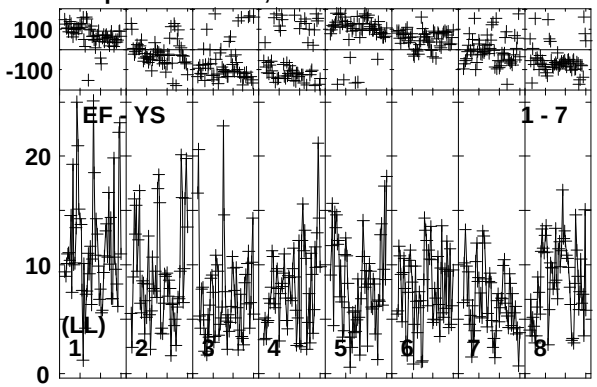

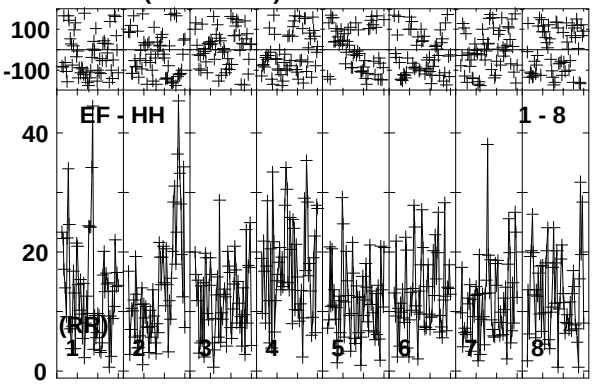

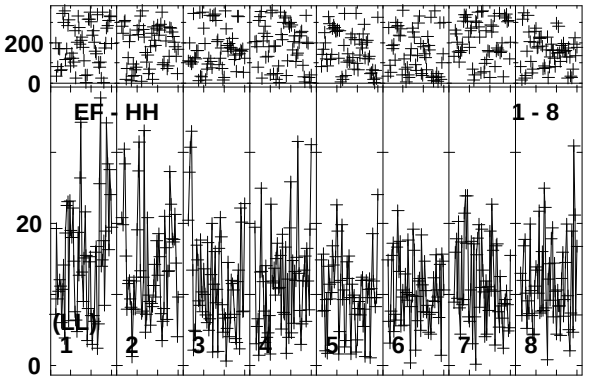

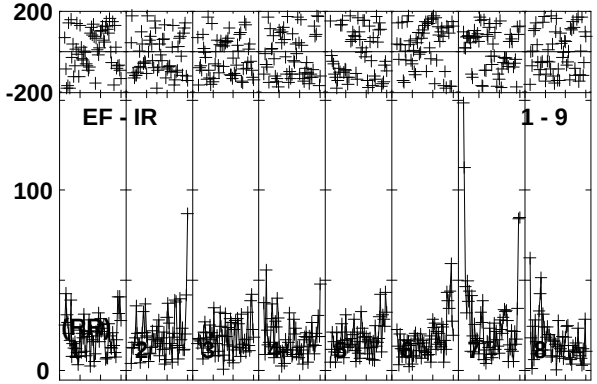

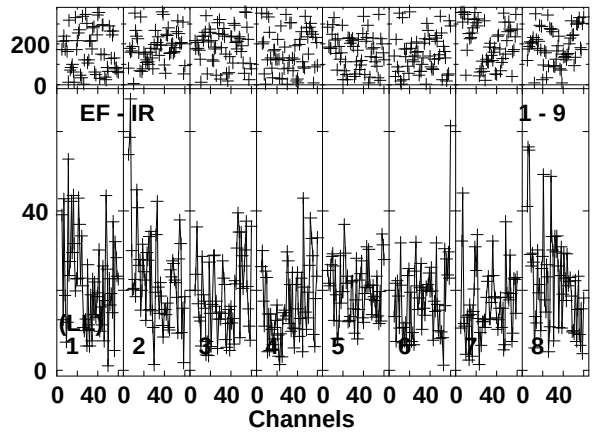

Lower frame: Milli Ampl Jy Top frame: Phas deg
Vector averaged cross-power spectrum Baseline: EF (01) - YS (07)
Timerange: 00/14:31:10 to 00/14:35:24

Plot file version 22 created 29-SEP-2017 18:14:46
J1625-2527 EL058D.UVDATA.1
Freq = 4.7990 GHz, Bw = 32.000 MH Calibrated with CL # 3 and BP # 1 (BP mode 1)

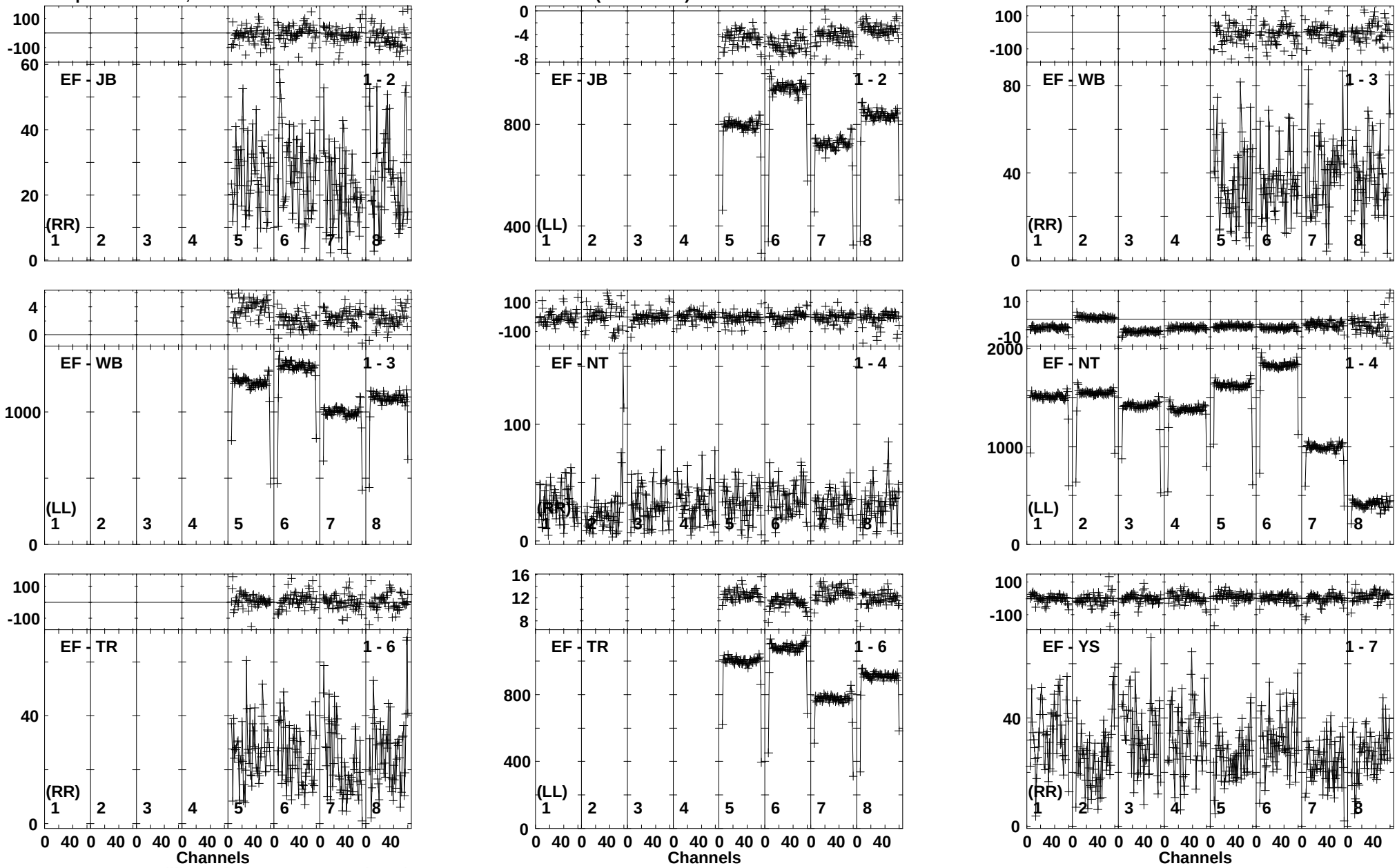

Lower frame: Milli Ampl Jy Top frame: Phas deg
Vector averaged cross-power spectrum Baseline: EF (01) - JB (02)
Timerange: 00/14:36:01 to 00/14:37:09

Plot file version 23 created 29-SEP-2017 18:14:46
J1625-2527 EL058D.UVDATA.1
Freq = 4.7990 GHz, Bw = 32.000 MH Calibrated with CL # 3 and BP # 1 (BP mode 1)

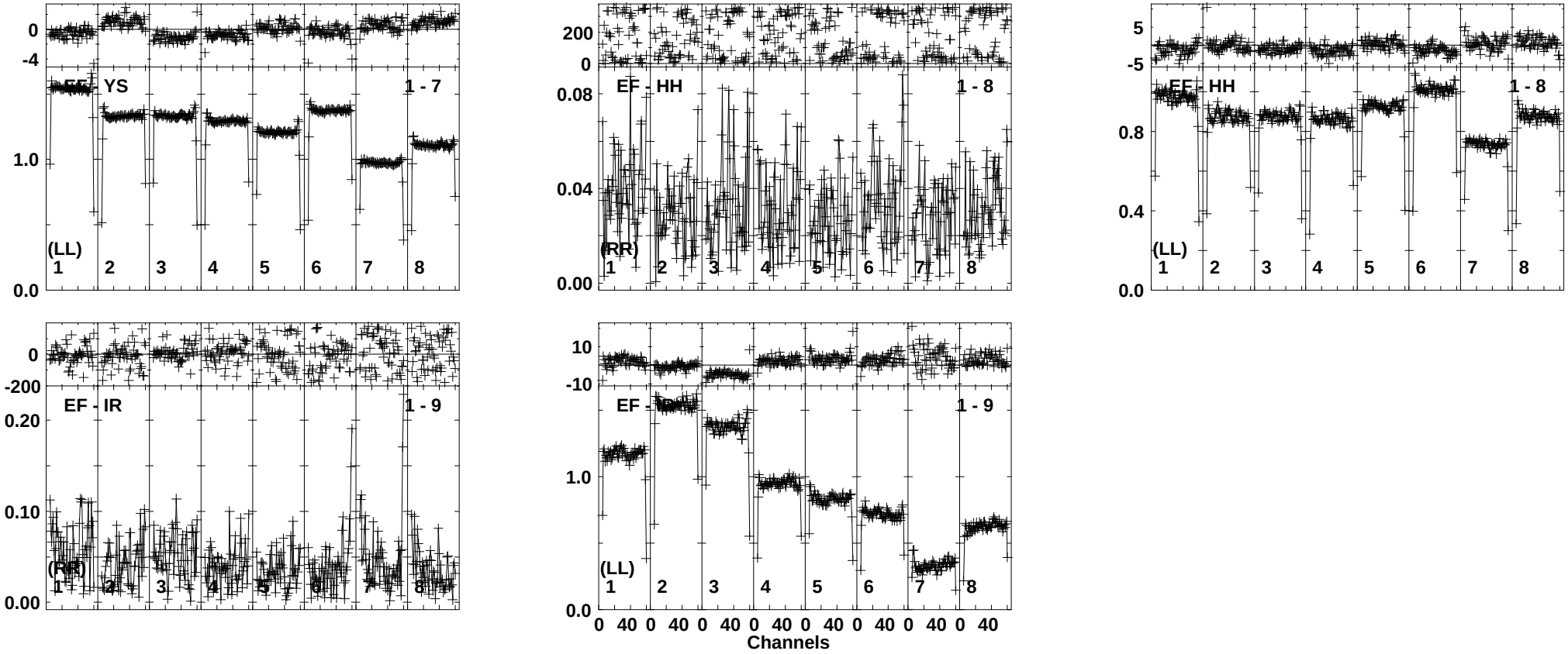

Lower frame: Ampl Jy Top frame: Phas deg
Vector averaged cross-power spectrum Baseline: EF (01) - YS (07)
Timerange: 00/14:36:01 to 00/14:37:09

Plot file version 24 created 29-SEP-2017 18:14:46
ARSCO EL058D.UVDATA.1
Freq = 4.7990 GHz, Bw = 32.000 MH Calibrated with CL # 3 and BP # 1 (BP mode 1)

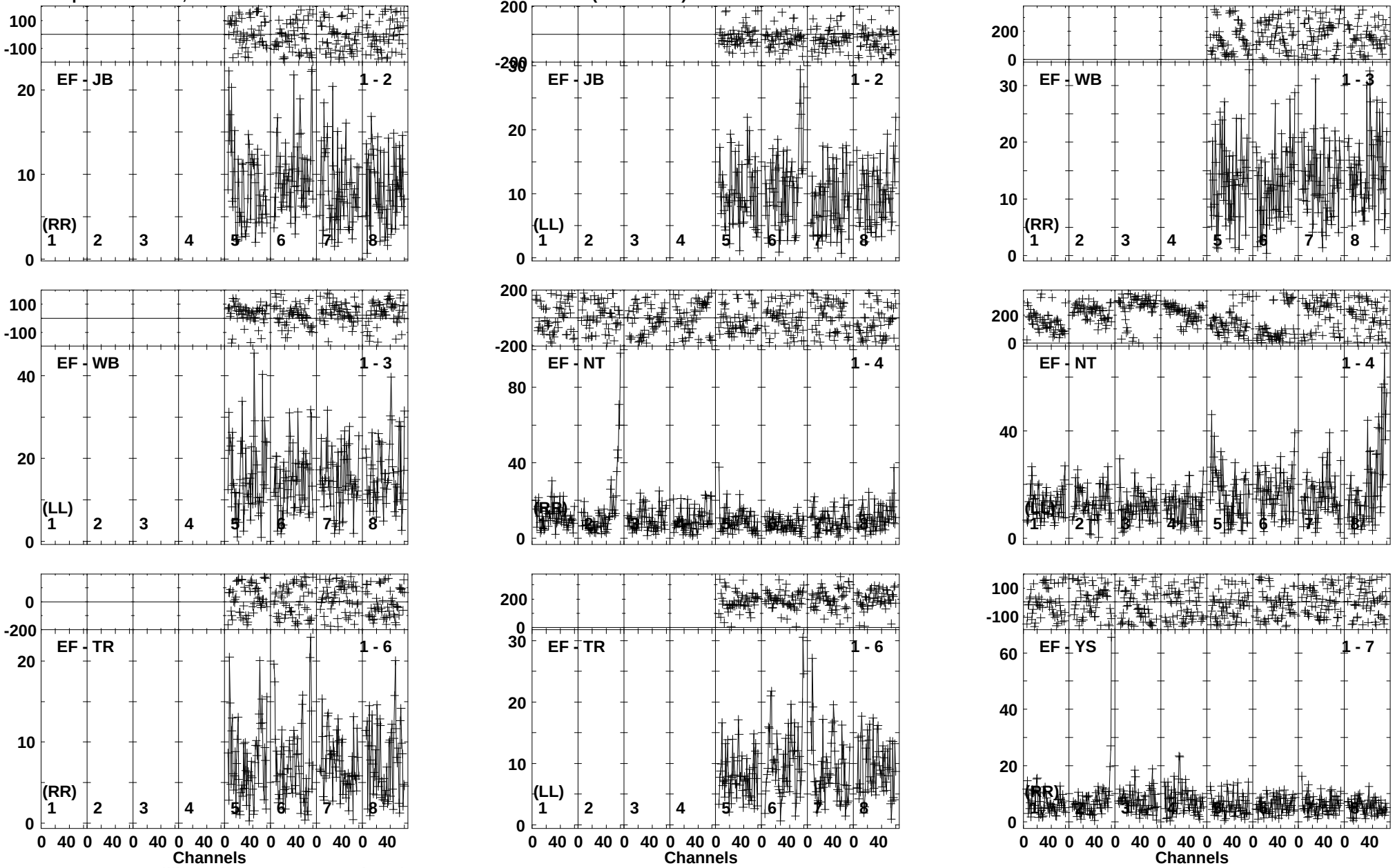

Lower frame: Milli Ampl Jy Top frame: Phas deg
Vector averaged cross-power spectrum Baseline: EF (01) - JB (02)
Timerange: 00/14:37:10 to 00/14:41:24

Plot file version 25 created 29-SEP-2017 18:14:47
ARSCO EL058D.UVDATA.1
Freq = 4.7990 GHz, Bw = 32.000 MH Calibrated with CL # 3 and BP # 1 (BP mode 1)

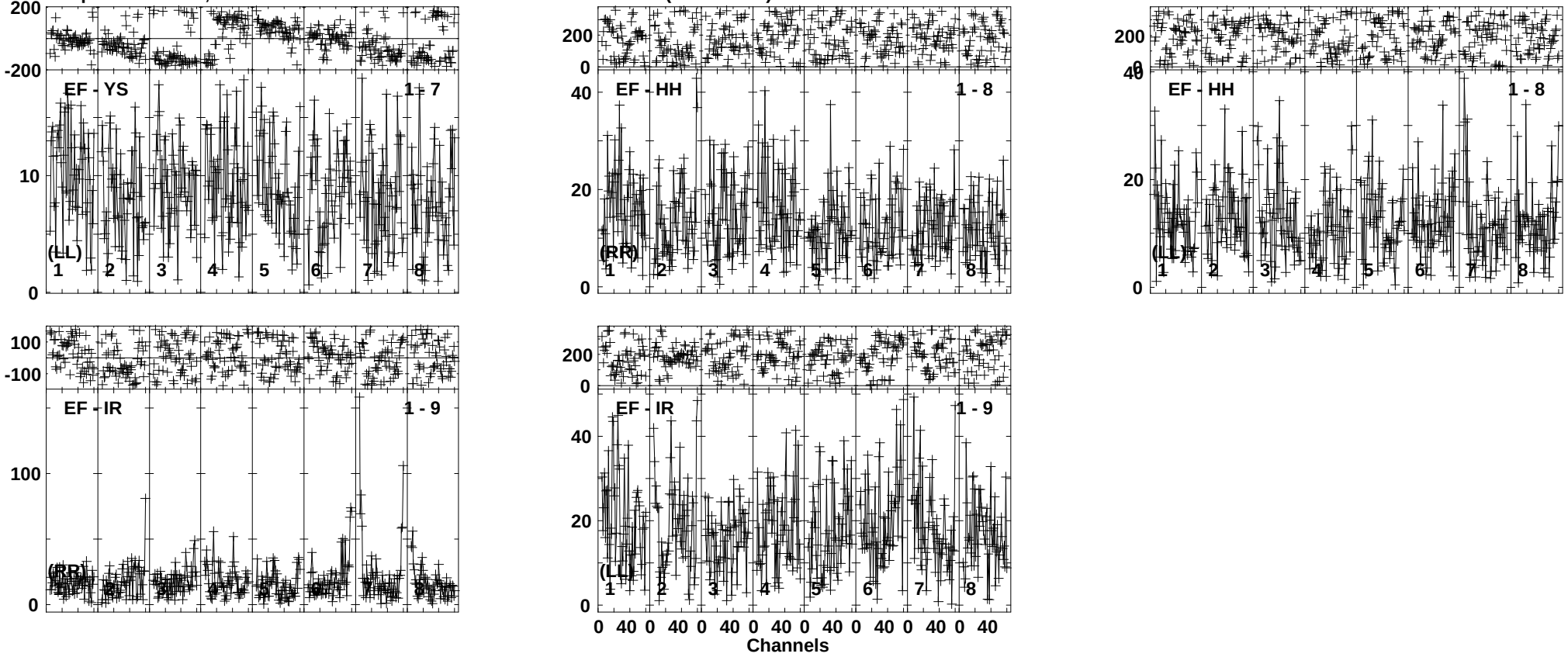

Lower frame: Milli Ampl Jy Top frame: Phas deg
Vector averaged cross-power spectrum Baseline: EF (01) - YS (07)
Timerange: 00/14:37:10 to 00/14:41:24

Plot file version 26 created 29-SEP-2017 18:14:47
J1621-2241 EL058D.UVDATA.1
Freq = 4.7990 GHz, Bw = 32.000 MH Calibrated with CL # 3 and BP # 1 (BP mode 1)

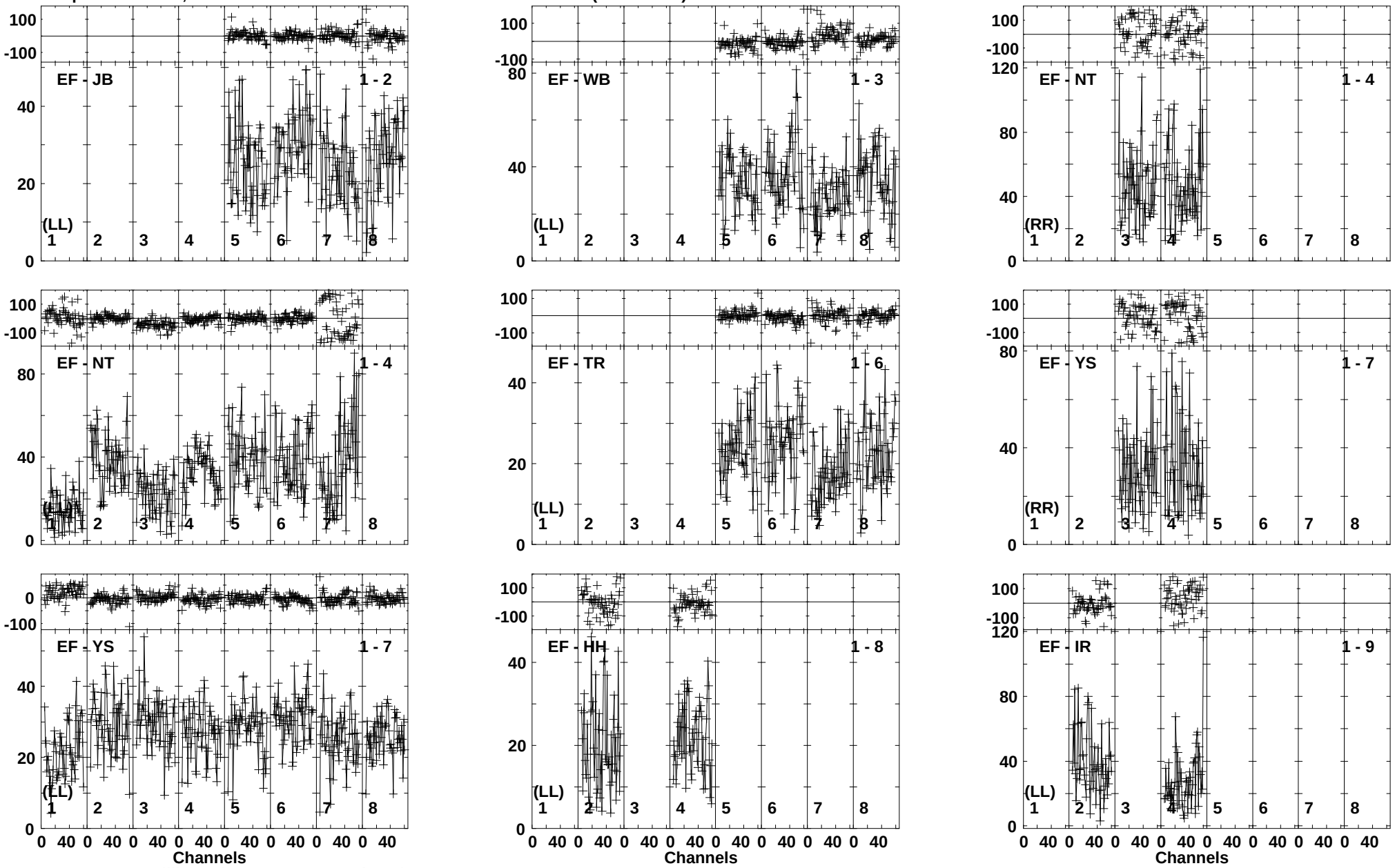

Lower frame: Milli Ampl Jy Top frame: Phas deg
Vector averaged cross-power spectrum Baseline: EF (01) - JB (02)
Timerange: 00/14:41:26 to 00/14:43:25

Plot file version 27 created 29-SEP-2017 18:14:47
J1625-2527 EL058D.UVDATA.1
Freq = 4.7990 GHz, Bw = 32.000 MH Calibrated with CL # 3 and BP # 1 (BP mode 1)

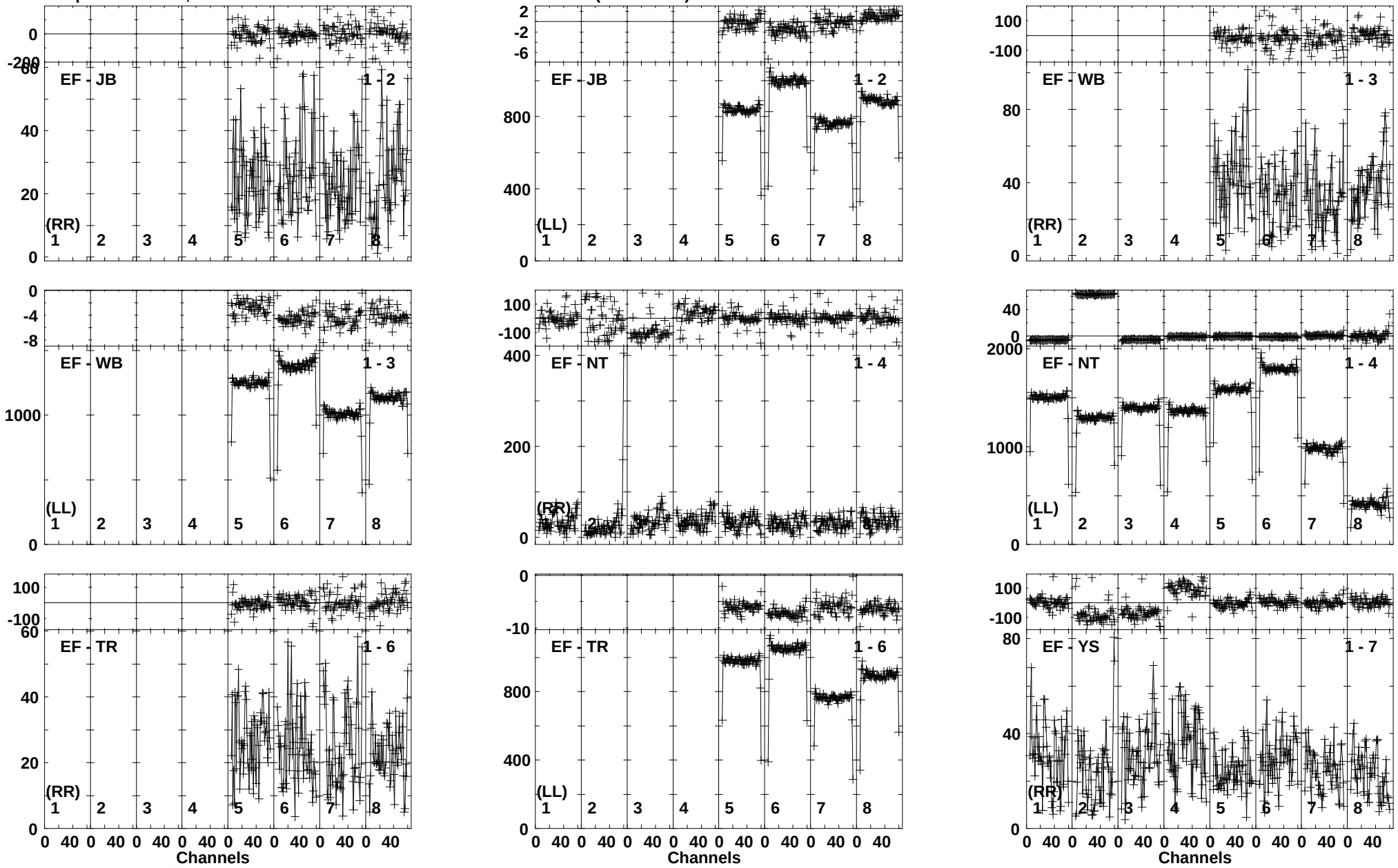

Lower frame: Milli Ampl Jy Top frame: Phas deg
Vector averaged cross-power spectrum Baseline: EF (01) - JB (02)
Timerange: 00/14:44:01 to 00/14:45:09

Plot file version 28 created 29-SEP-2017 18:14:48
J1625-2527 EL058D.UVDATA.1
Freq = 4.7990 GHz, Bw = 32.000 MH Calibrated with CL # 3 and BP # 1 (BP mode 1)

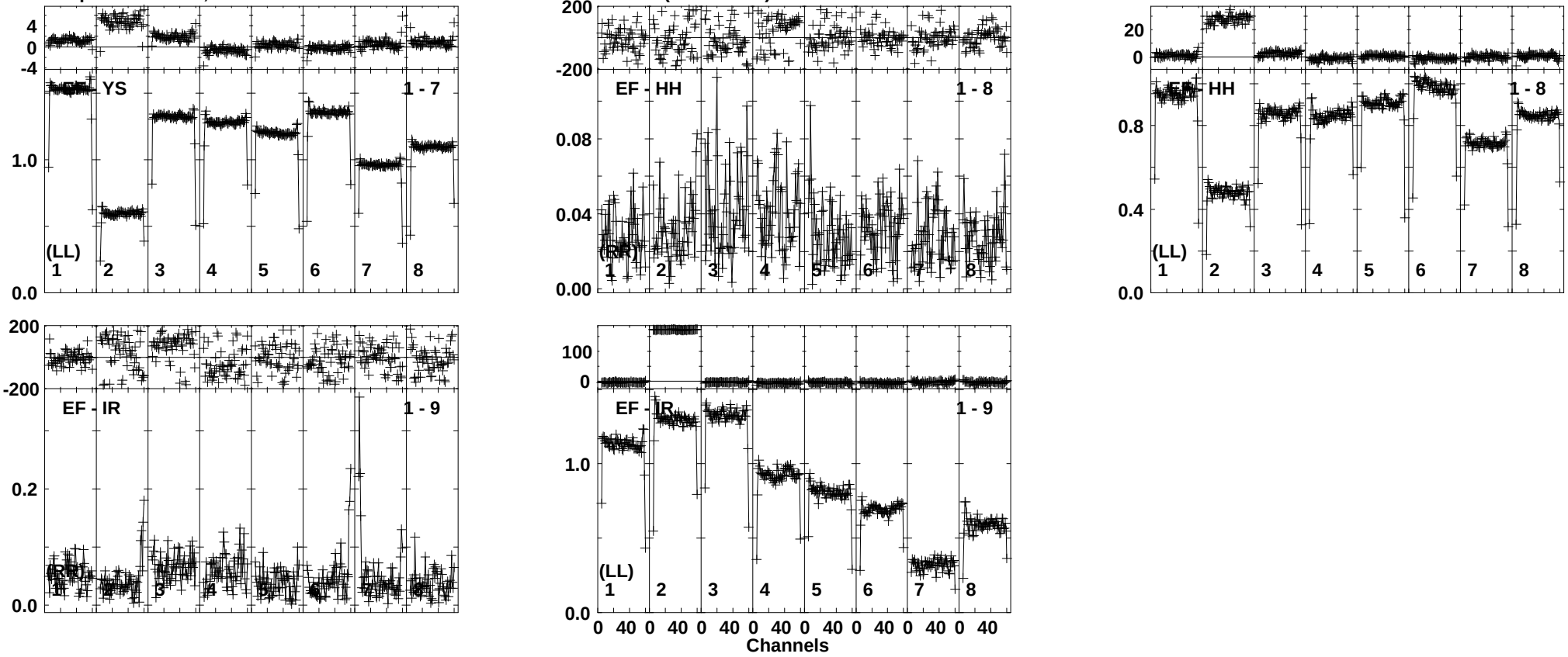

Lower frame: Ampl Jy Top frame: Phas deg
Vector averaged cross-power spectrum Baseline: EF (01) - YS (07)
Timerange: 00/14:44:01 to 00/14:45:09

Plot file version 29 created 29-SEP-2017 18:14:48
ARSCO EL058D.UVDATA.1
Freq = 4.7990 GHz, Bw = 32.000 MH Calibrated with CL # 3 and BP # 1 (BP mode 1)

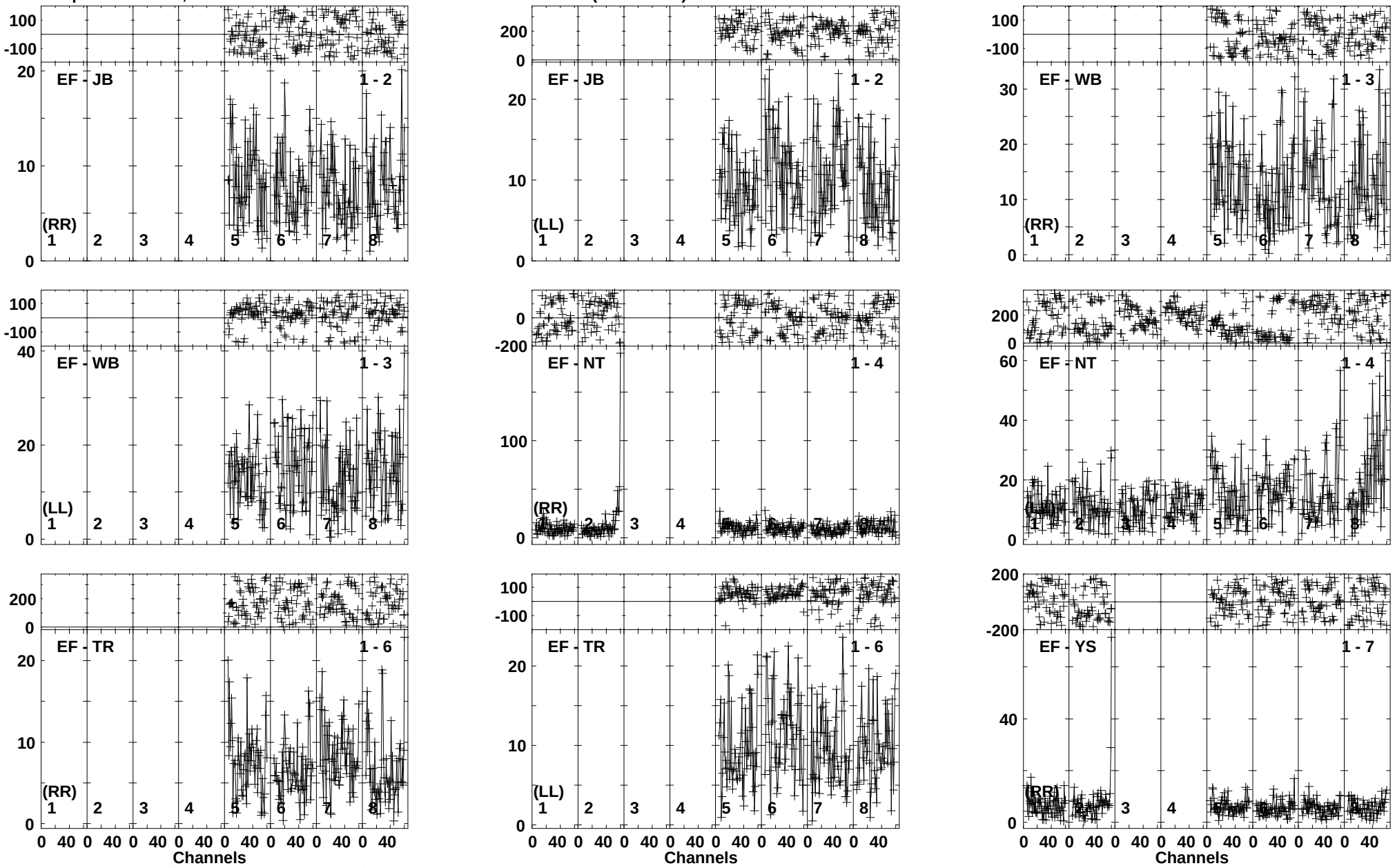

Lower frame: Milli Ampl Jy Top frame: Phas deg
Vector averaged cross-power spectrum Baseline: EF (01) - JB (02)
Timerange: 00/14:45:10 to 00/14:49:24

Plot file version 30 created 29-SEP-2017 18:14:48
ARSCO EL058D.UVDATA.1
Freq = 4.7990 GHz, Bw = 32.000 MH Calibrated with CL # 3 and BP # 1 (BP mode 1)

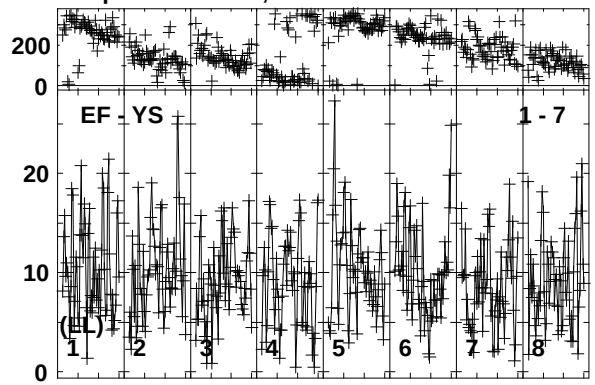

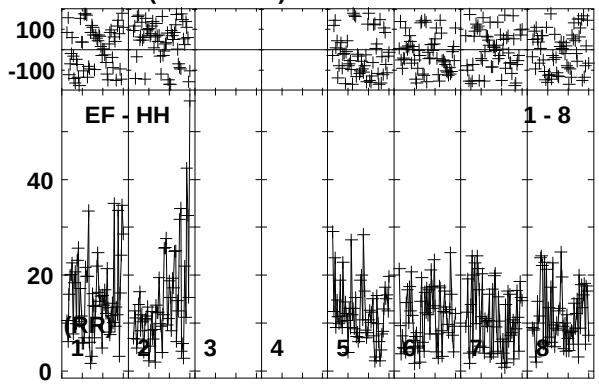

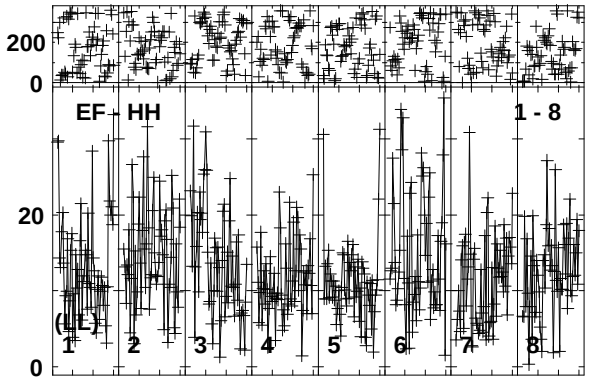

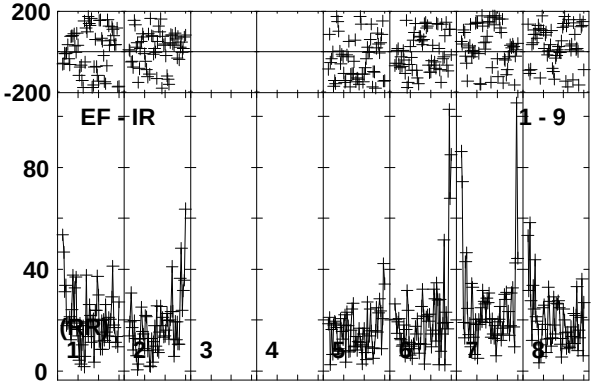

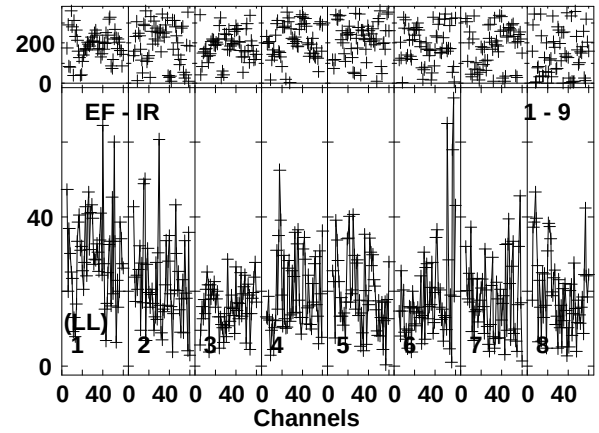

Lower frame: Milli Ampl Jy Top frame: Phas deg
Vector averaged cross-power spectrum Baseline: EF (01) - YS (07)
Timerange: 00/14:45:10 to 00/14:49:24

Plot file version 31 created 29-SEP-2017 18:14:49
J1625-2527 EL058D.UVDATA.1
Freq = 4.7990 GHz, Bw = 32.000 MH Calibrated with CL # 3 and BP # 1 (BP mode 1)

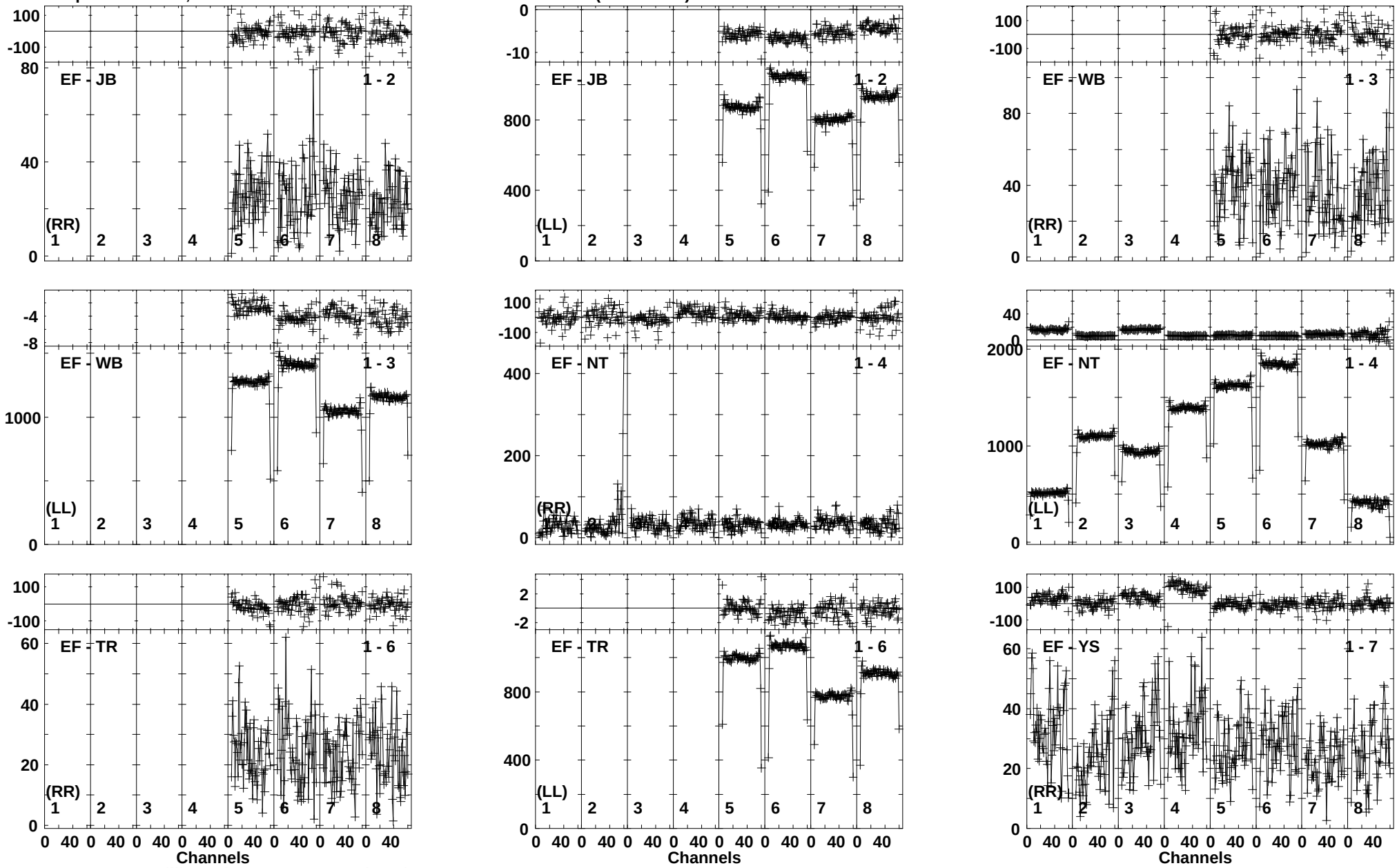

Lower frame: Milli Ampl Jy Top frame: Phas deg
Vector averaged cross-power spectrum Baseline: EF (01) - JB (02)
Timerange: 00/14:49:25 to 00/14:51:10

Plot file version 32 created 29-SEP-2017 18:14:49
J1625-2527 EL058D.UVDATA.1
Freq = 4.7990 GHz, Bw = 32.000 MH Calibrated with CL # 3 and BP # 1 (BP mode 1)

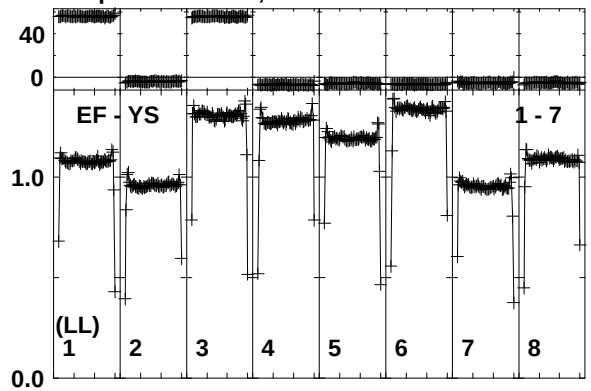

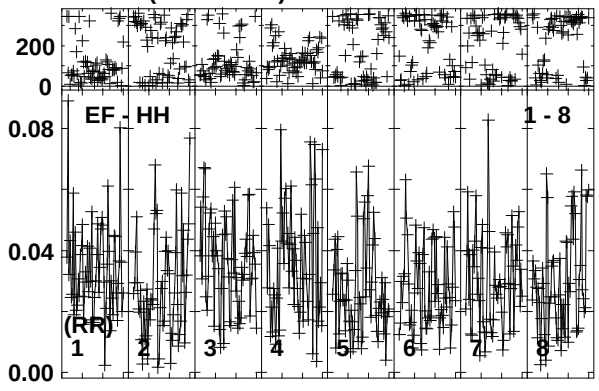

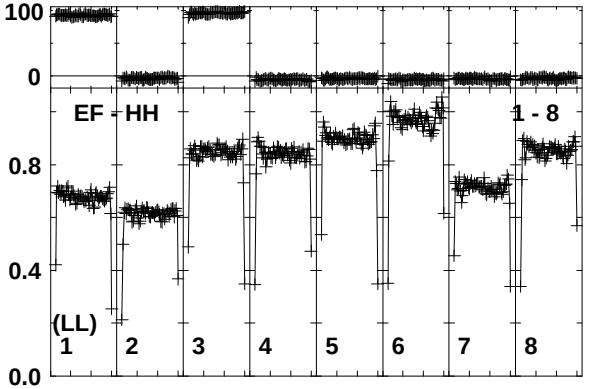

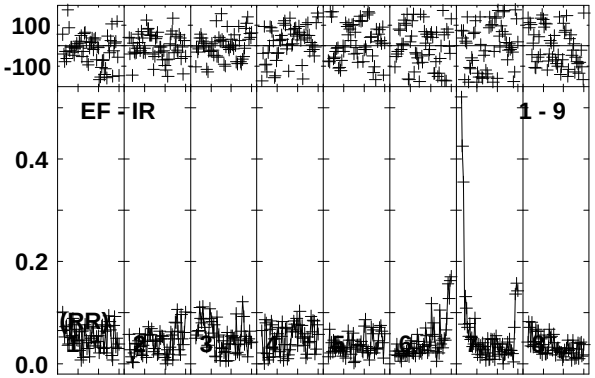

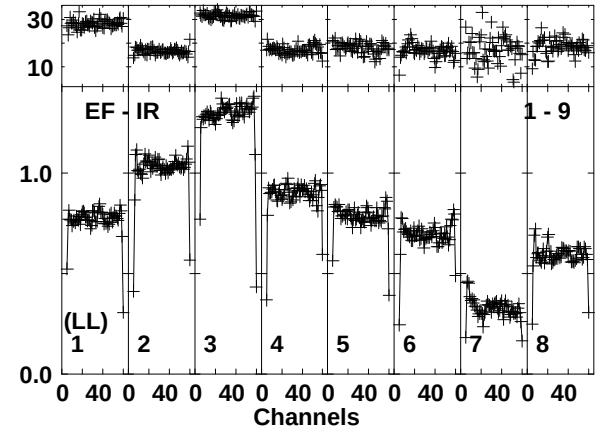

Lower frame: Ampl Jy Top frame: Phas deg
Vector averaged cross-power spectrum Baseline: EF (01) - YS (07)
Timerange: 00/14:49:25 to 00/14:51:10

Plot file version 33 created 29-SEP-2017 18:14:49
ARSCO EL058D.UVDATA.1
Freq = 4.7990 GHz, Bw = 32.000 MH Calibrated with CL # 3 and BP # 1 (BP mode 1)

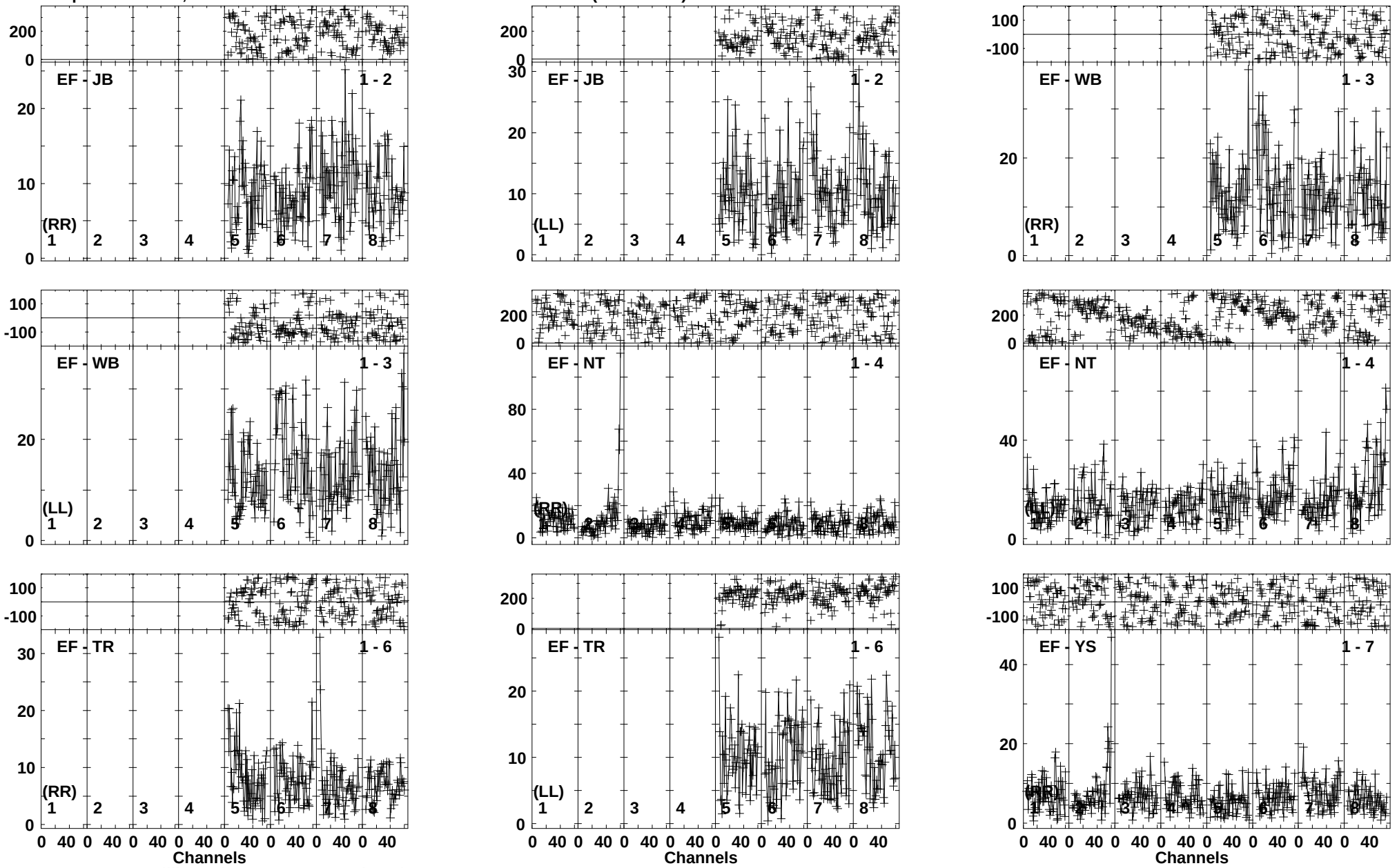

Lower frame: Milli Ampl Jy Top frame: Phas deg
Vector averaged cross-power spectrum Baseline: EF (01) - JB (02)
Timerange: 00/14:51:11 to 00/14:55:24

Plot file version 34 created 29-SEP-2017 18:14:50
ARSCO EL058D.UVDATA.1
Freq = 4.7990 GHz, Bw = 32.000 MH Calibrated with CL # 3 and BP # 1 (BP mode 1)

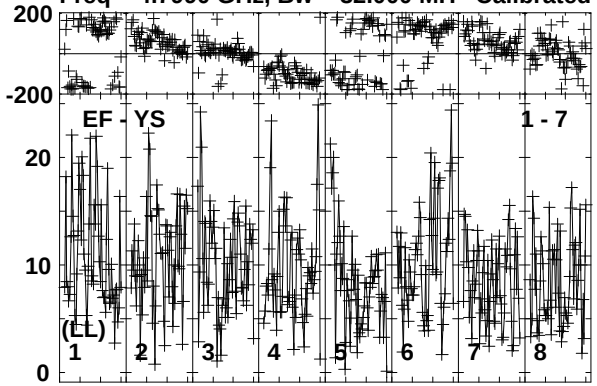

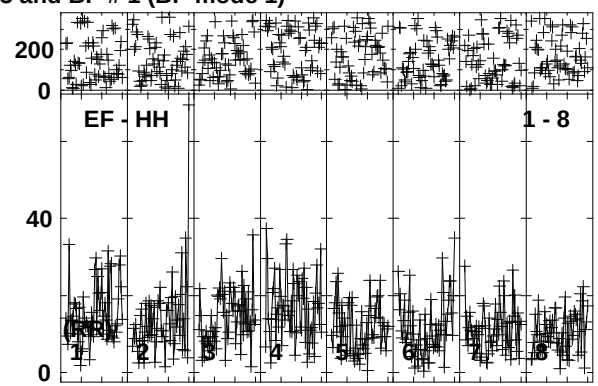

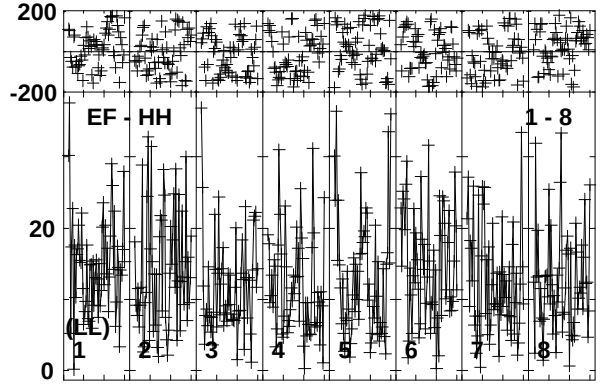

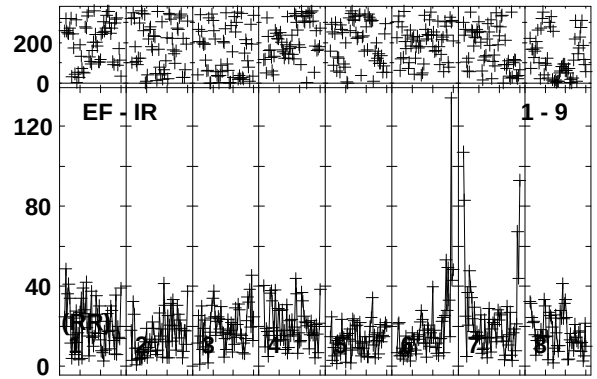

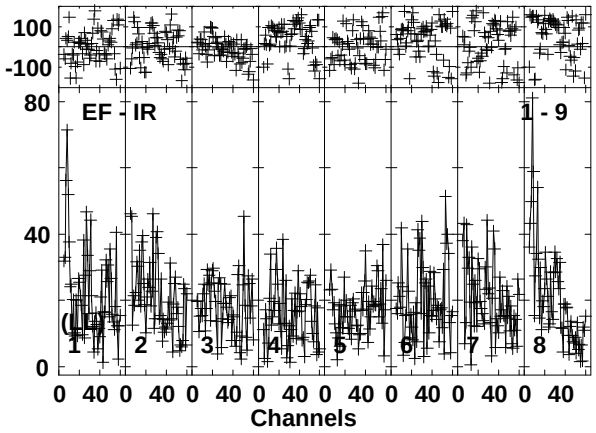

Lower frame: Milli Ampl Jy Top frame: Phas deg
Vector averaged cross-power spectrum Baseline: EF (01) - YS (07)
Timerange: 00/14:51:11 to 00/14:55:24

Plot file version 35 created 29-SEP-2017 18:14:50
J1625-2527 EL058D.UVDATA.1
Freq = 4.7990 GHz, Bw = 32.000 MH Calibrated with CL # 3 and BP # 1 (BP mode 1)

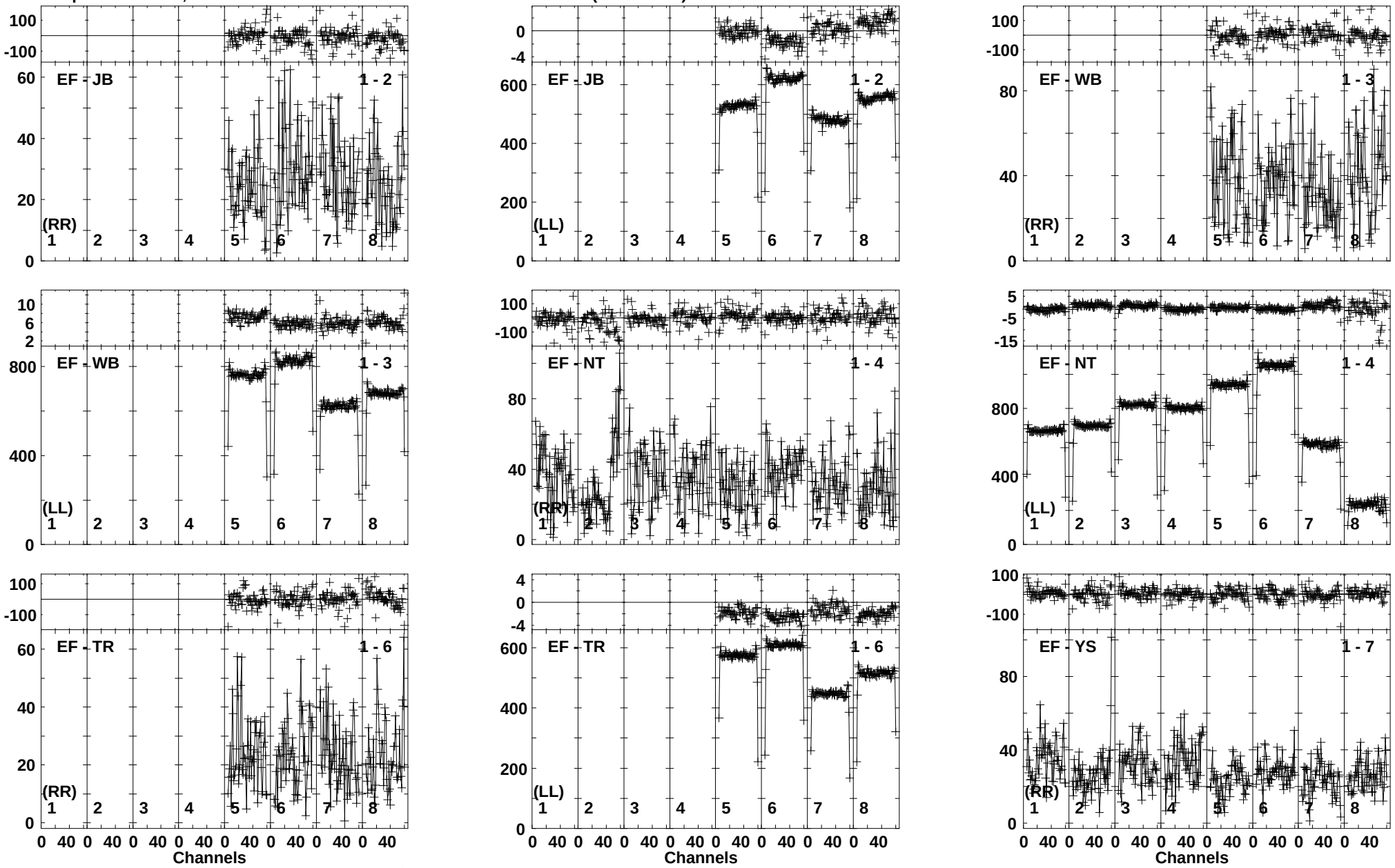

Lower frame: Milli Ampl Jy Top frame: Phas deg
Vector averaged cross-power spectrum Baseline: EF (01) - JB (02)
Timerange: 00/14:56:01 to 00/14:57:09

Plot file version 36 created 29-SEP-2017 18:14:50
J1625-2527 EL058D.UVDATA.1
Freq = 4.7990 GHz, Bw = 32.000 MH Calibrated with CL # 3 and BP # 1 (BP mode 1)

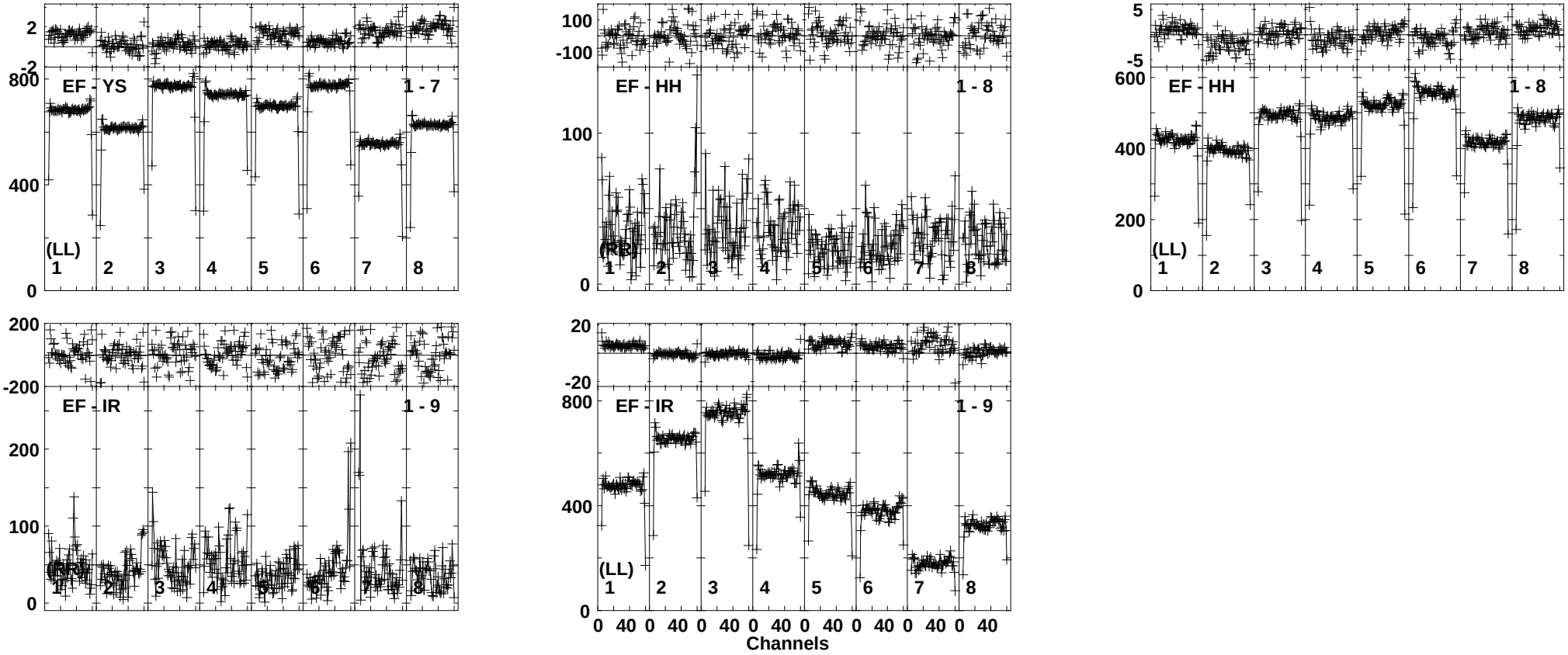

Lower frame: Milli Ampl Jy Top frame: Phas deg
Vector averaged cross-power spectrum Baseline: EF (01) - YS (07)
Timerange: 00/14:56:01 to 00/14:57:09

Plot file version 37 created 29-SEP-2017 18:14:50
ARSCO EL058D.UVDATA.1
Freq = 4.7990 GHz, Bw = 32.000 MH Calibrated with CL # 3 and BP # 1 (BP mode 1)

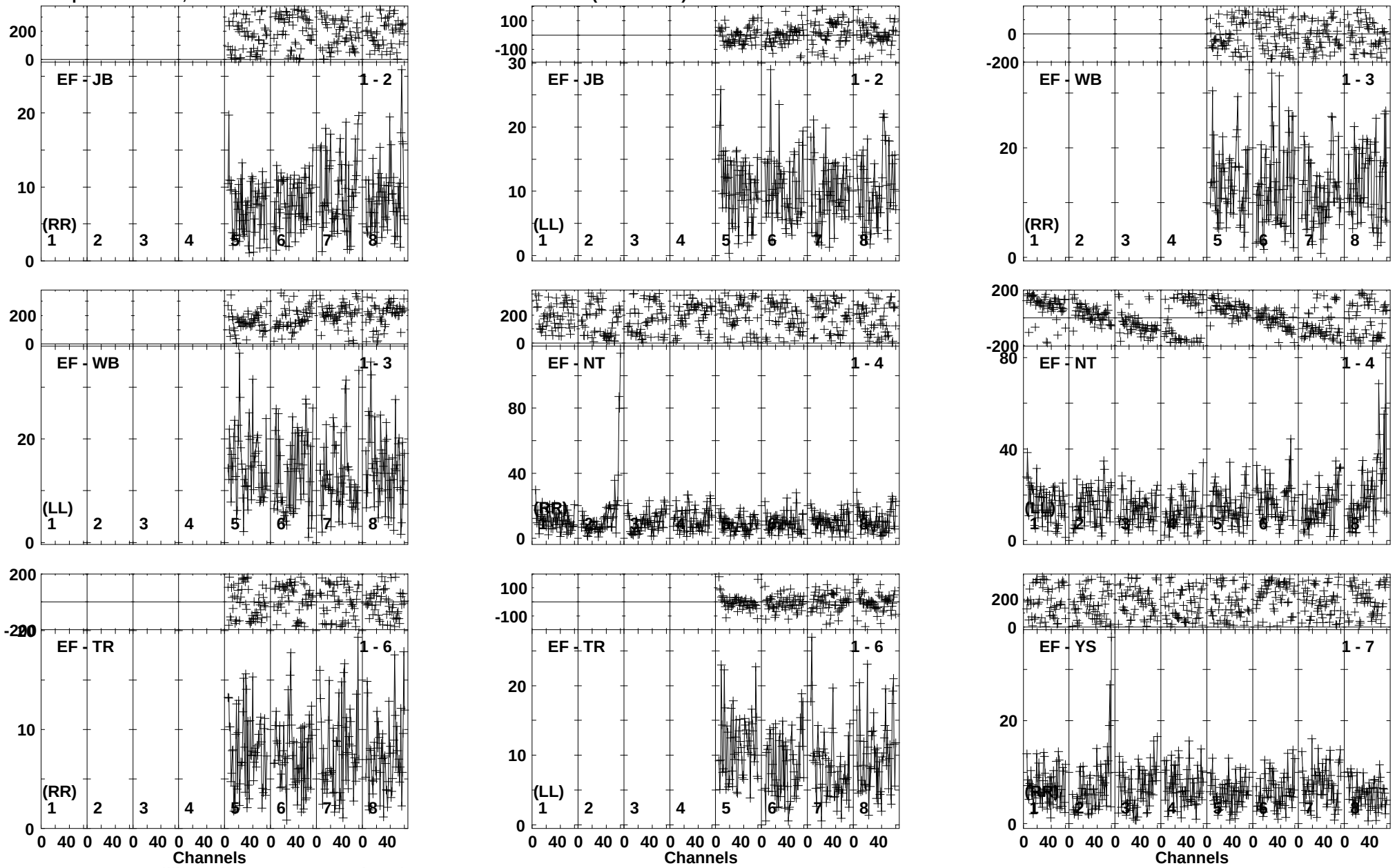

Lower frame: Milli Ampl Jy Top frame: Phas deg
Vector averaged cross-power spectrum Baseline: EF (01) - JB (02)
Timerange: 00/14:57:10 to 00/15:01:24

Plot file version 38 created 29-SEP-2017 18:14:51
ARSCO EL058D.UVDATA.1
Freq = 4.7990 GHz, Bw = 32.000 MH Calibrated with CL # 3 and BP # 1 (BP mode 1)

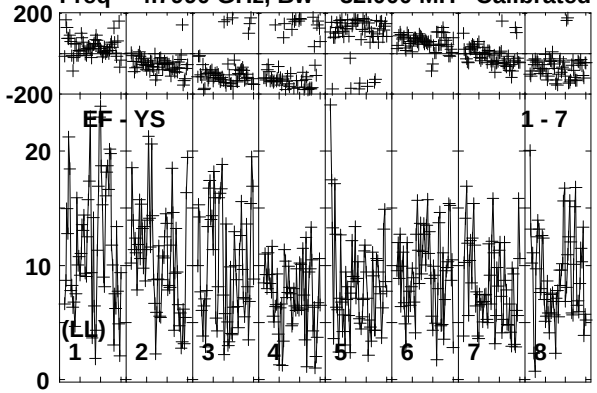

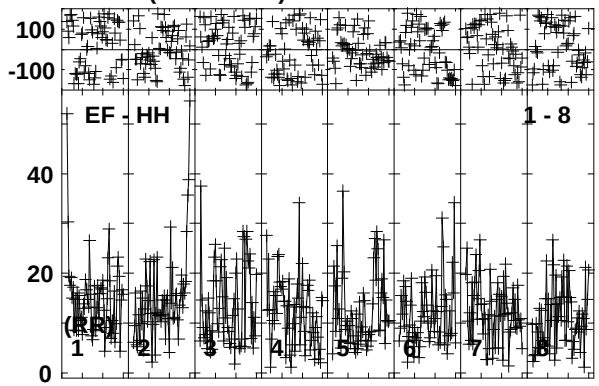

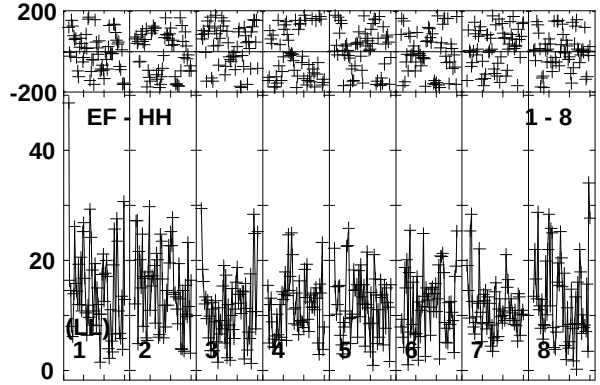

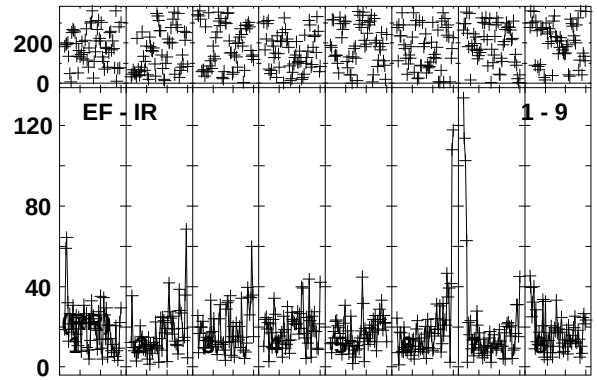

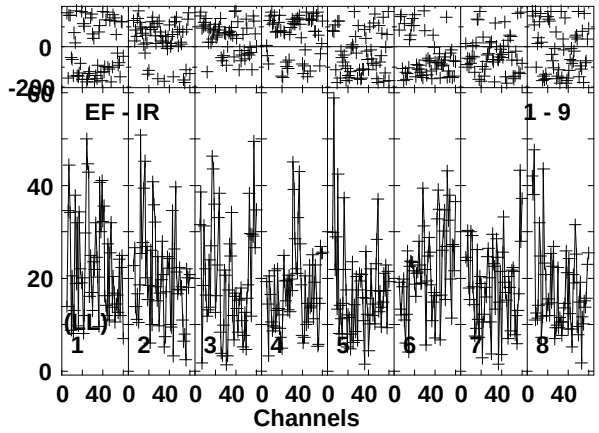

Lower frame: Milli Ampl Jy Top frame: Phas deg
Vector averaged cross-power spectrum Baseline: EF (01) - YS (07)
Timerange: 00/14:57:10 to 00/15:01:24

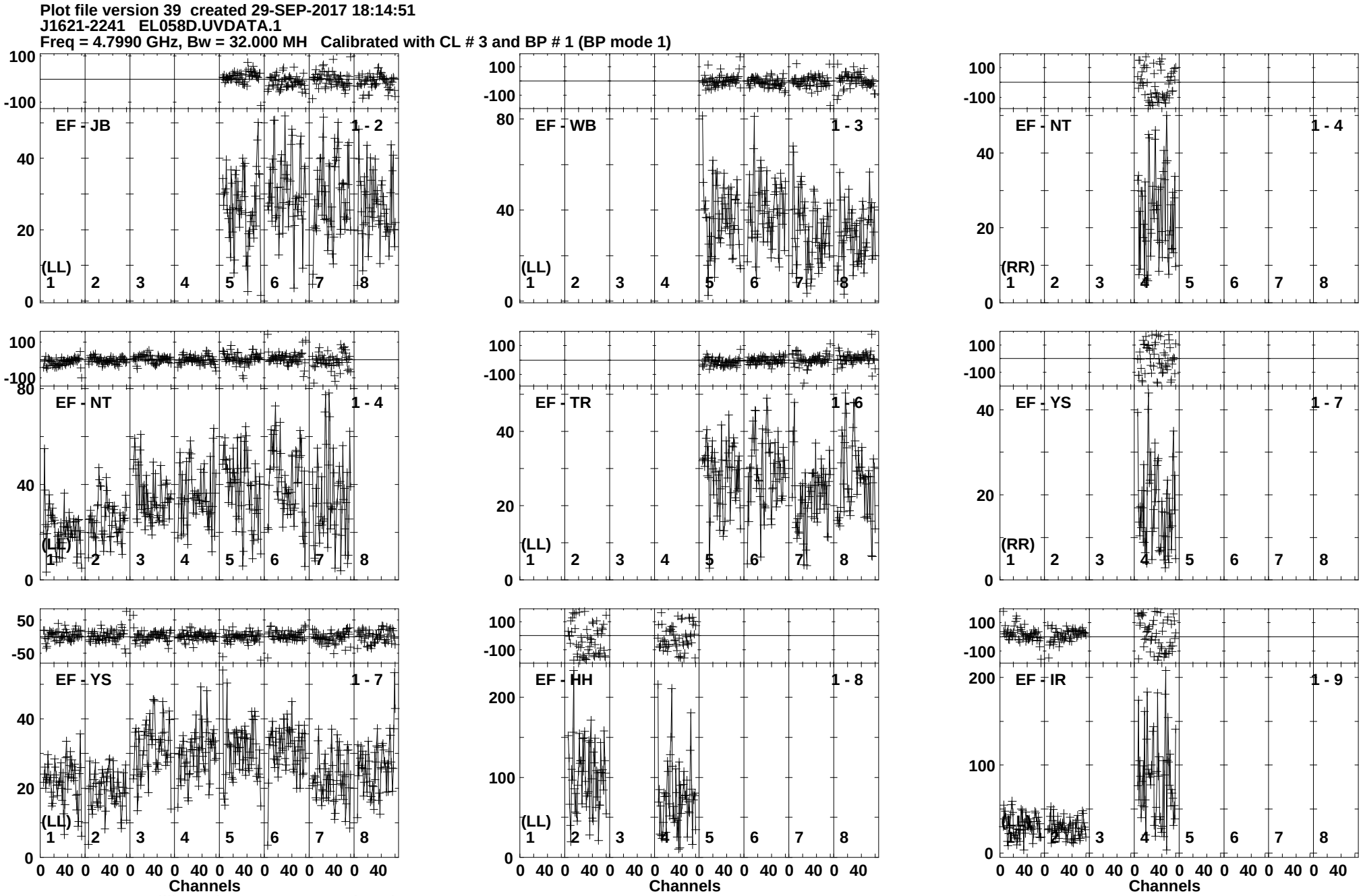
Plot file version 39 created 29-SEP-2017 18:14:51
J1621-2241 EL058D.UVDATA.1
Freq = 4.7990 GHz, Bw = 32.000 MH Calibrated with CL # 3 and BP # 1 (BP mode 1)
EF - JB 1 - 2
EF - WB 1 - 3
EF - NT 1 - 4
EF - NT 1 - 4
EF - TR 1 - 6
EF - YS 1 - 7
EF - YS 1 - 7
EF - HH 1 - 8
EF - IR 1 - 9
(LL)
(RR)
Channels
Lower frame: Milli Ampl Jy Top frame: Phas deg
Vector averaged cross-power spectrum Baseline: EF (01) - JB (02)
Timerange: 00/15:01:25 to 00/15:03:25

Plot file version 40 created 29-SEP-2017 18:14:51
J1625-2527 EL058D.UVDATA.1
Freq = 4.7990 GHz, Bw = 32.000 MH Calibrated with CL # 3 and BP # 1 (BP mode 1)

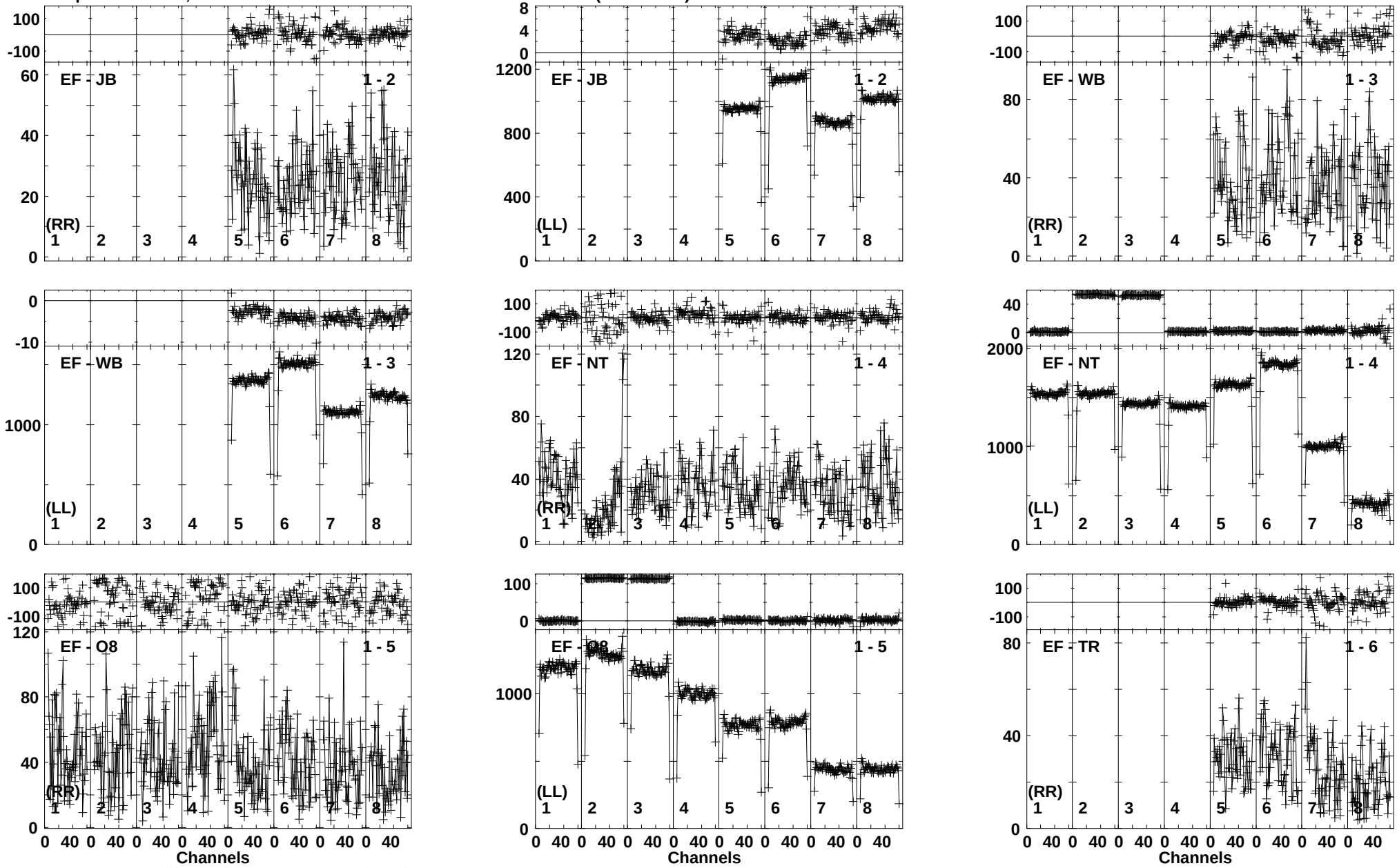

Lower frame: Milli Ampl Jy Top frame: Phas deg
Vector averaged cross-power spectrum Baseline: EF (01) - JB (02)
Timerange: 00/15:04:00 to 00/15:05:10

Plot file version 41 created 29-SEP-2017 18:14:52
J1625-2527 EL058D.UVDATA.1
Freq = 4.7990 GHz, Bw = 32.000 MH Calibrated with CL # 3 and BP # 1 (BP mode 1)

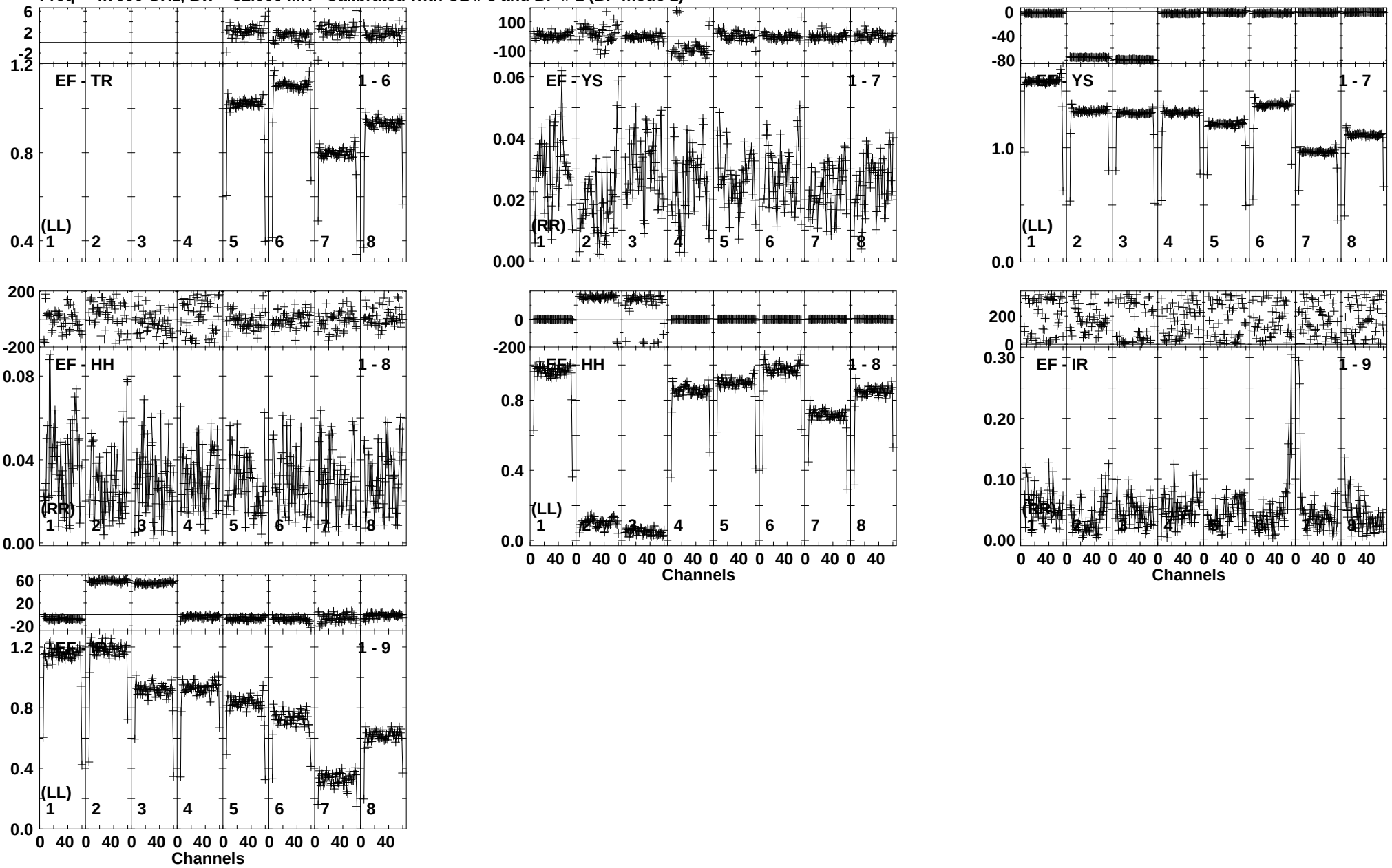

Lower frame: Ampl Jy Top frame: Phas deg
Vector averaged cross-power spectrum Baseline: EF (01) - TR (06)
Timerange: 00/15:04:00 to 00/15:05:10

Plot file version 42 created 29-SEP-2017 18:14:52
ARSCO EL058D.UVDATA.1
Freq = 4.7990 GHz, Bw = 32.000 MH Calibrated with CL # 3 and BP # 1 (BP mode 1)

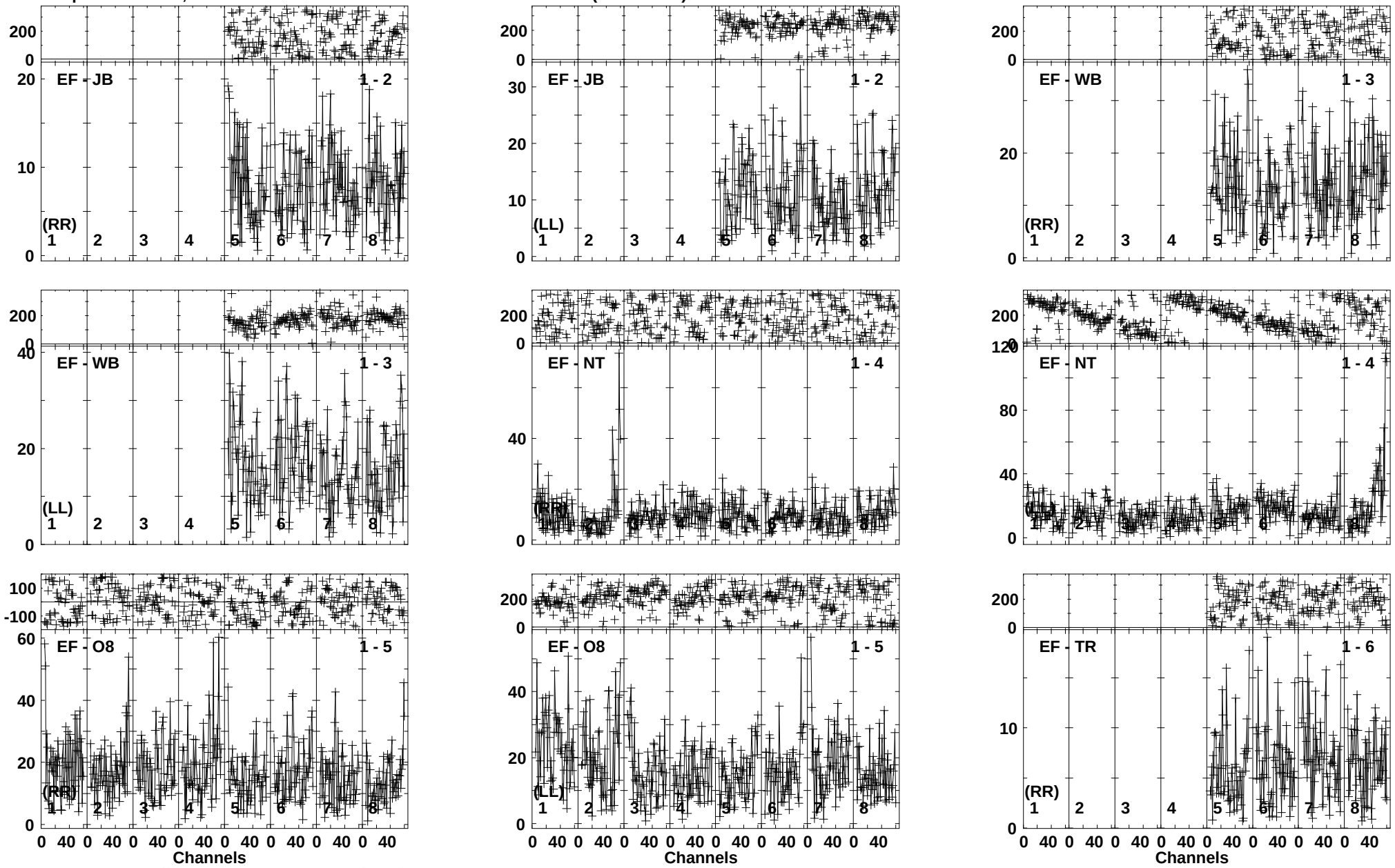

Lower frame: Milli Ampl Jy Top frame: Phas deg
Vector averaged cross-power spectrum Baseline: EF (01) - JB (02)
Timerange: 00/15:05:11 to 00/15:09:24

Plot file version 43 created 29-SEP-2017 18:14:52
ARSCO EL058D.UVDATA.1
Freq = 4.7990 GHz, Bw = 32.000 MH Calibrated with CL # 3 and BP # 1 (BP mode 1)

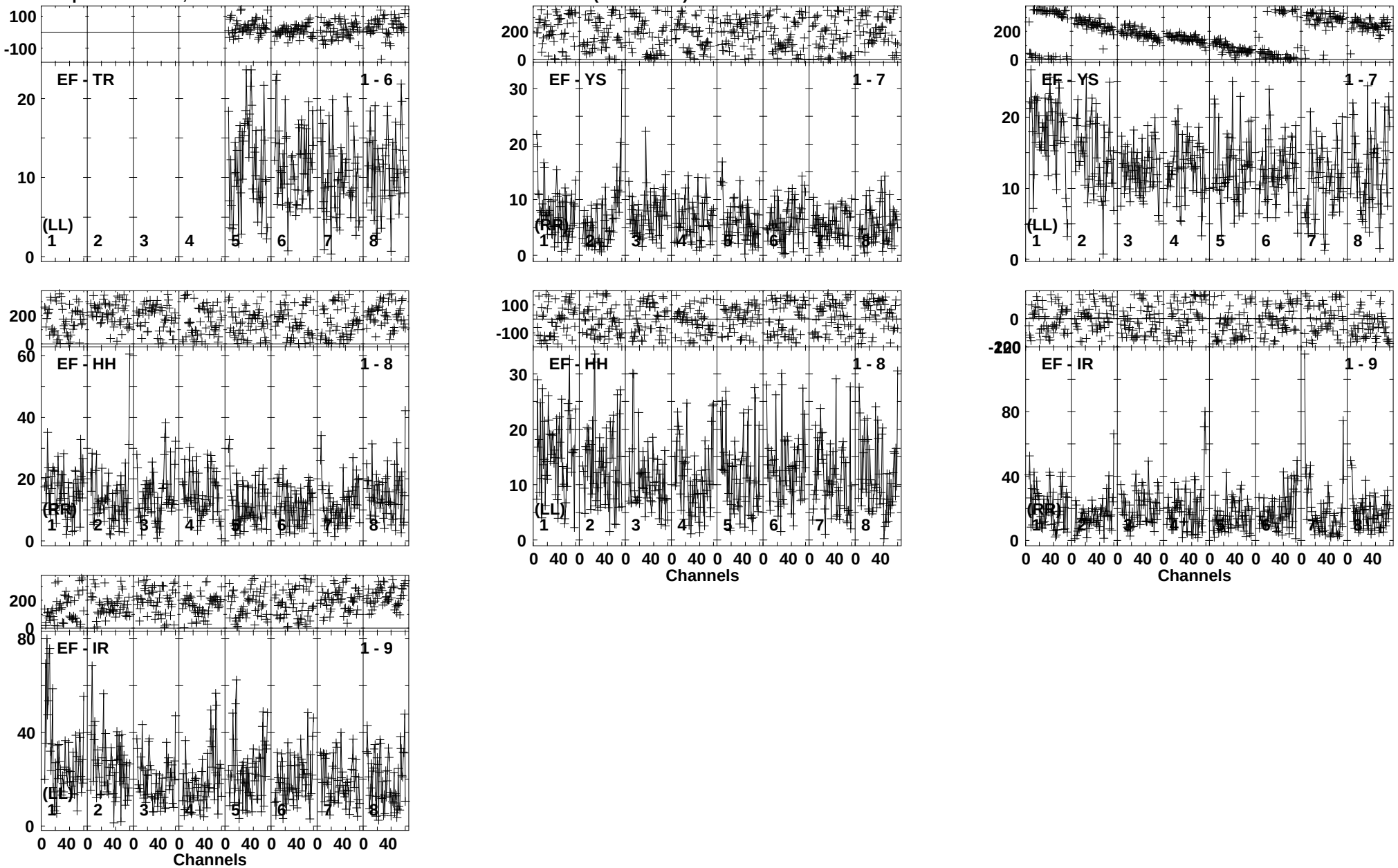

Lower frame: Milli Ampl Jy Top frame: Phas deg
Vector averaged cross-power spectrum Baseline: EF (01) - TR (06)
Timerange: 00/15:05:11 to 00/15:09:24

Plot file version 44 created 29-SEP-2017 18:14:53
J1625-2527 EL058D.UVDATA.1
Freq = 4.7990 GHz, Bw = 32.000 MH Calibrated with CL # 3 and BP # 1 (BP mode 1)

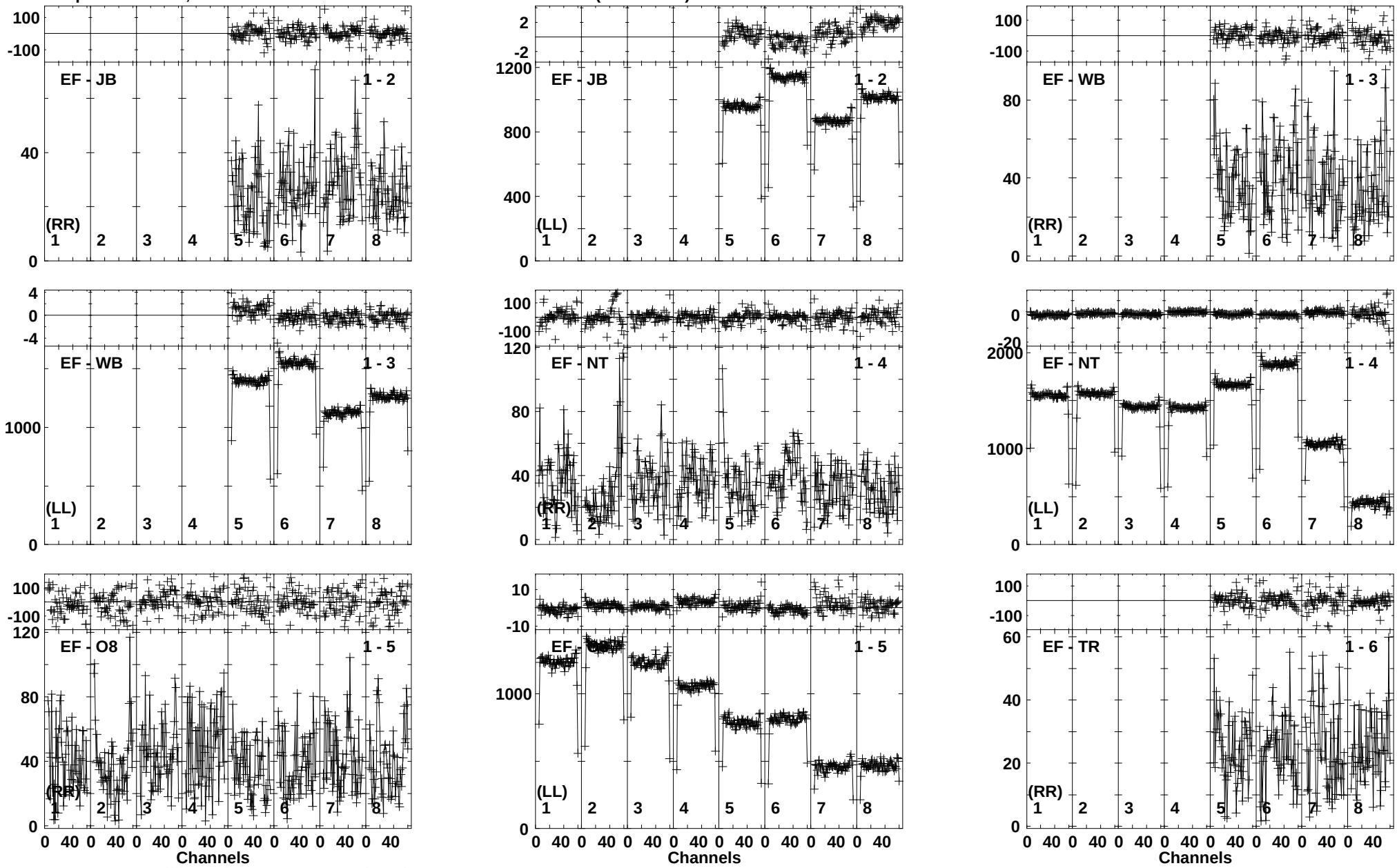

Lower frame: Milli Ampl Jy Top frame: Phas deg
Vector averaged cross-power spectrum Baseline: EF (01) - JB (02)
Timerange: 00/15:09:25 to 00/15:11:09

Plot file version 45 created 29-SEP-2017 18:14:53
J1625-2527 EL058D.UVDATA.1
Freq = 4.7990 GHz, Bw = 32.000 MH Calibrated with CL # 3 and BP # 1 (BP mode 1)

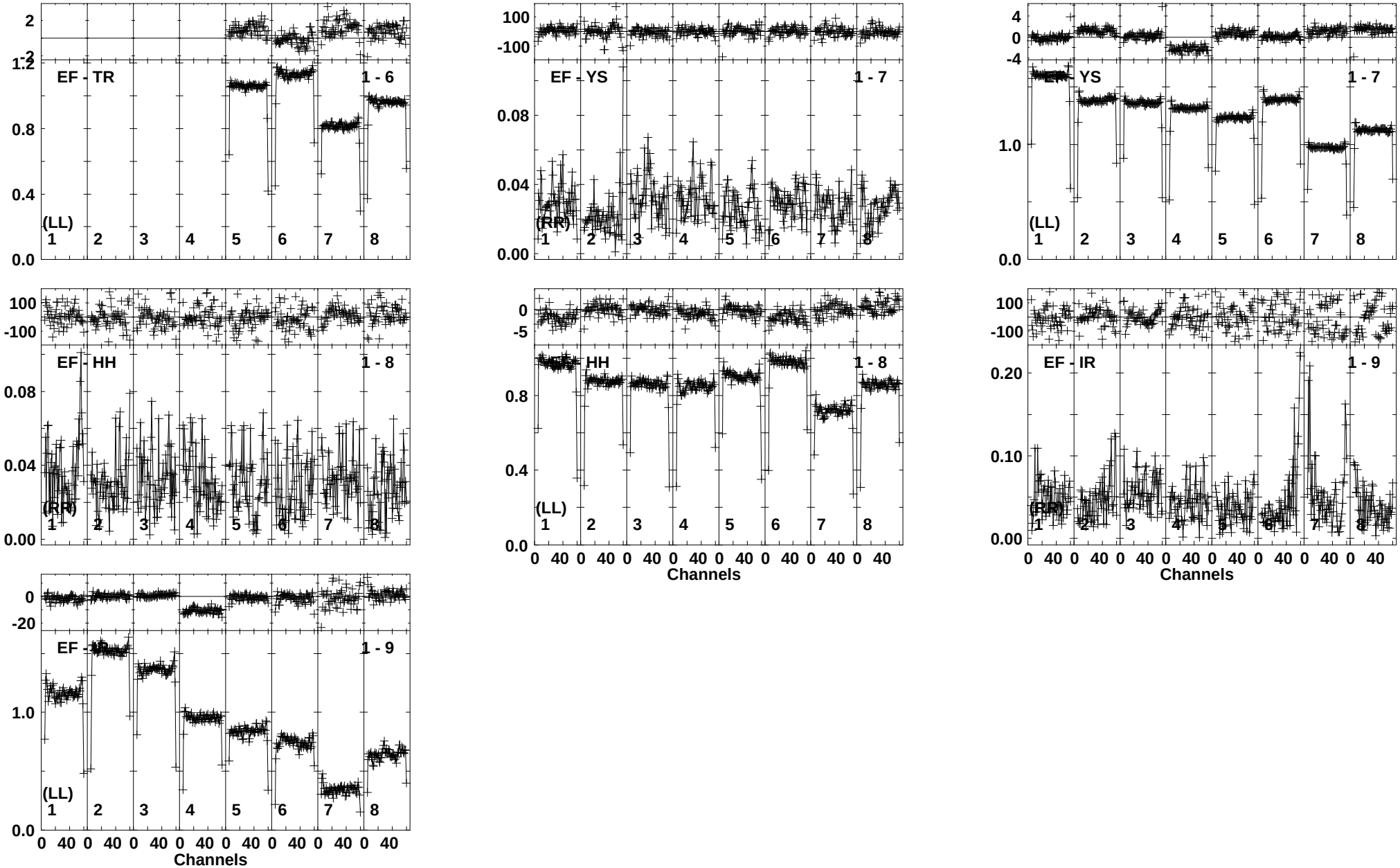

Lower frame: Ampl Jy Top frame: Phas deg
Vector averaged cross-power spectrum Baseline: EF (01) - TR (06)
Timerange: 00/15:09:25 to 00/15:11:09

Plot file version 46 created 29-SEP-2017 18:14:53
ARSCO EL058D.UVDATA.1
Freq = 4.7990 GHz, Bw = 32.000 MH Calibrated with CL # 3 and BP # 1 (BP mode 1)

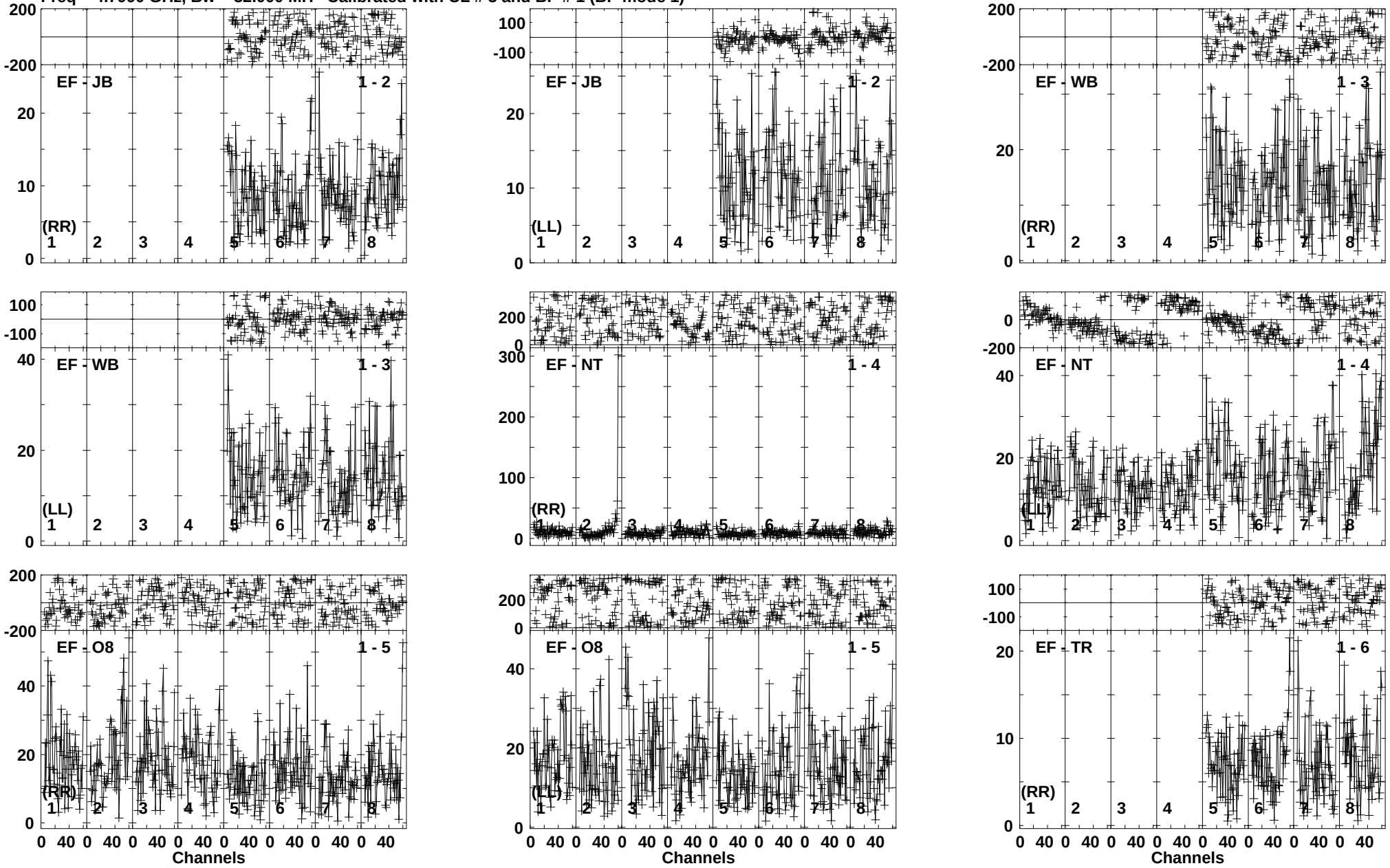

Lower frame: Milli Ampl Jy Top frame: Phas deg
Vector averaged cross-power spectrum Baseline: EF (01) - JB (02)
Timerange: 00/15:11:10 to 00/15:15:24

Plot file version 47 created 29-SEP-2017 18:14:54
ARSCO EL058D.UVDATA.1
Freq = 4.7990 GHz, Bw = 32.000 MH Calibrated with CL # 3 and BP # 1 (BP mode 1)

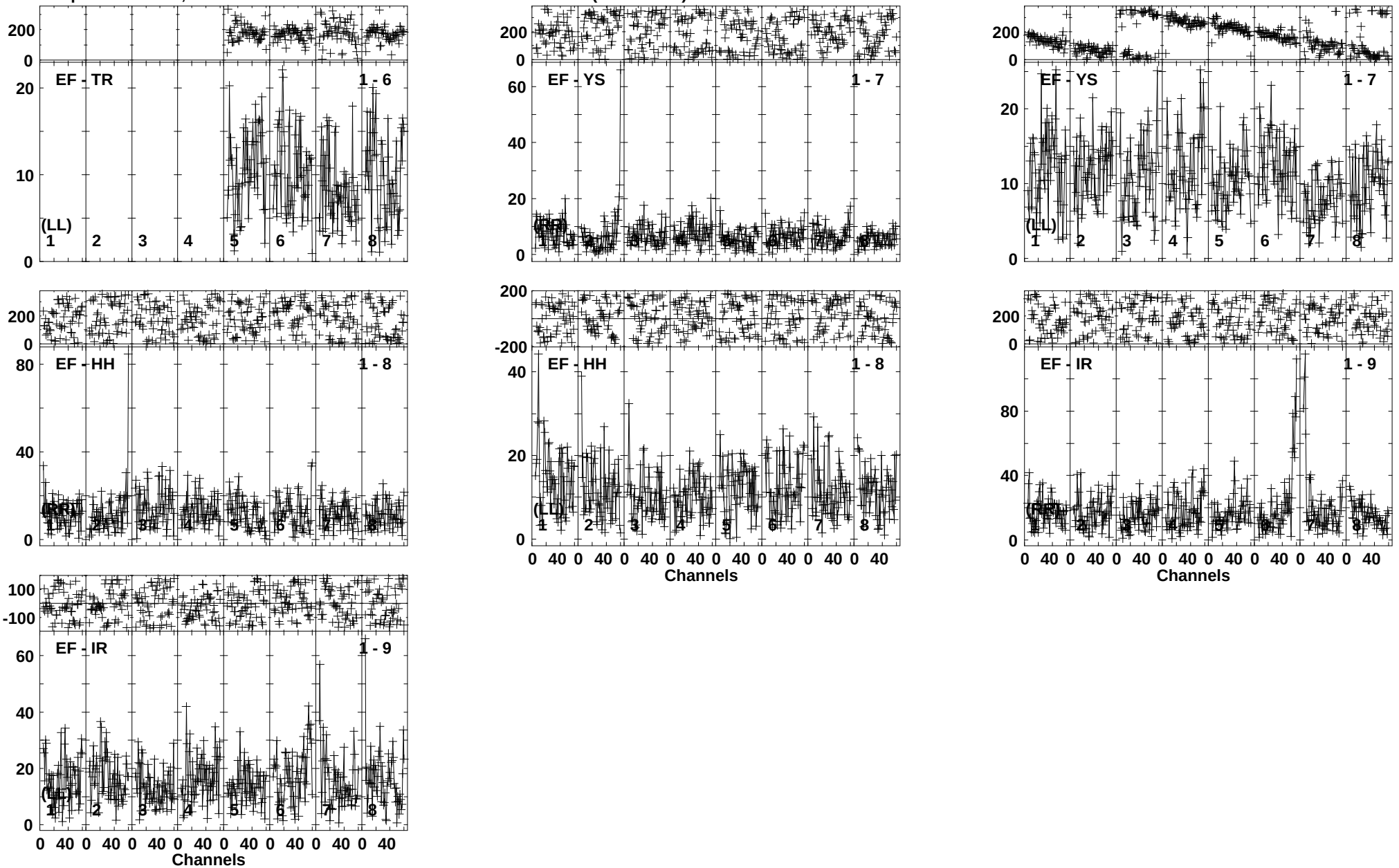

Lower frame: Milli Ampl Jy Top frame: Phas deg
Vector averaged cross-power spectrum Baseline: EF (01) - TR (06)
Timerange: 00/15:11:10 to 00/15:15:24

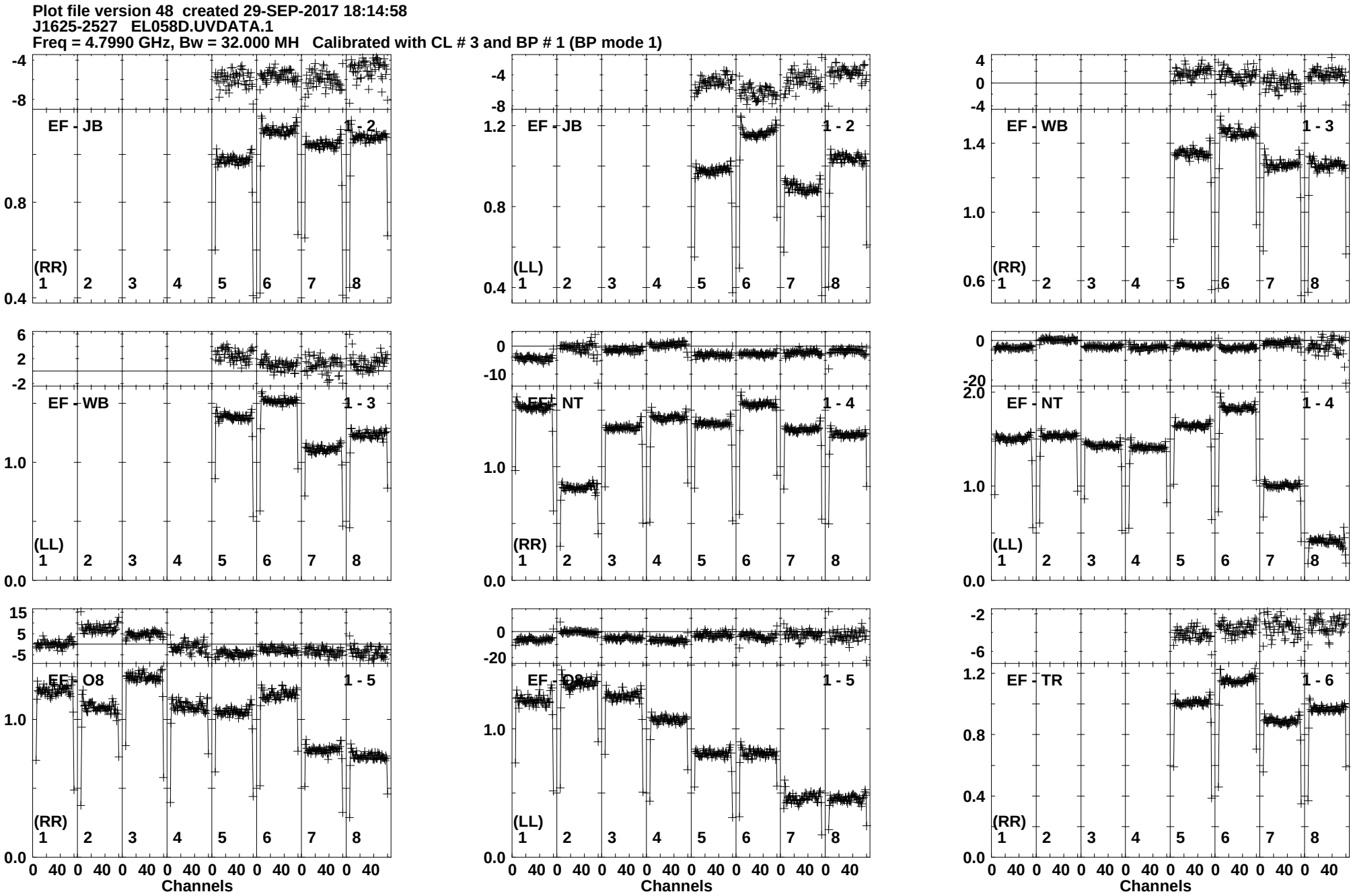
Plot file version 48 created 29-SEP-2017 18:14:58
J1625-2527 EL058D.UVDATA.1
Freq = 4.7990 GHz, Bw = 32.000 MH Calibrated with CL # 3 and BP # 1 (BP mode 1)
EF - JB 1 - 2
(RR)
EF - JB 1 - 2
(LL)
EF - WB 1 - 3
(RR)
EF - WB 1 - 3
(LL)
EF - NT 1 - 4
(RR)
EF - NT 1 - 4
(LL)
EF - O8 1 - 5
(RR)
EF - O8 1 - 5
(LL)
EF - TR 1 - 6
(RR)
1 2 3 4 5 6 7 8
0 40 0 40 0 40 0 40 0 40 0 40 0 40 0 40
Channels
Lower frame: Ampl Jy Top frame: Phas deg
Vector averaged cross-power spectrum Baseline: EF (01) - JB (02)
Timerange: 00/15:36:00 to 00/15:37:10

Plot file version 49 created 29-SEP-2017 18:14:58
J1625-2527 EL058D.UVDATA.1
Freq = 4.7990 GHz, Bw = 32.000 MH Calibrated with CL # 3 and BP # 1 (BP mode 1)

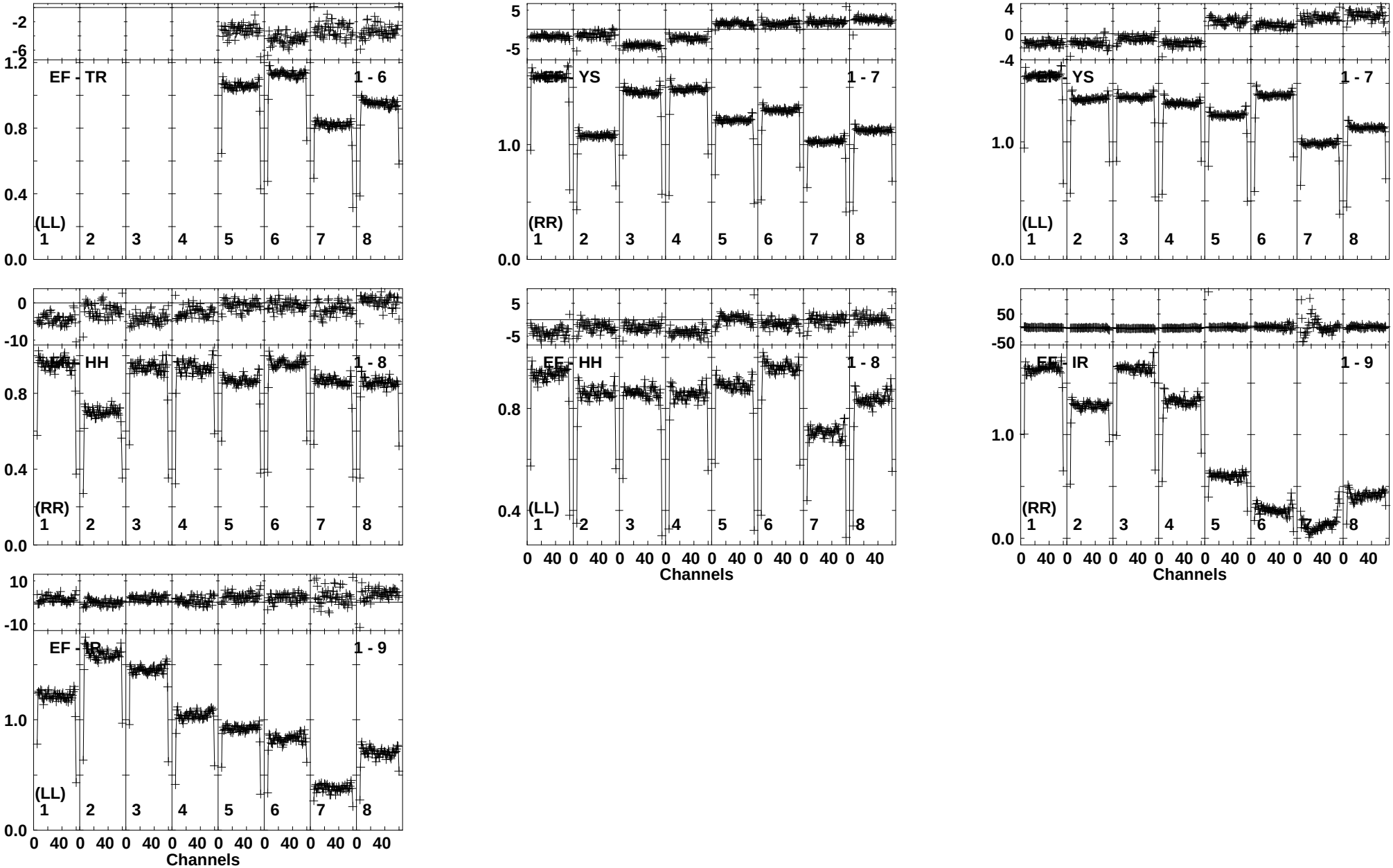

Lower frame: Ampl Jy Top frame: Phas deg
Vector averaged cross-power spectrum Baseline: EF (01) - TR (06)
Timerange: 00/15:36:00 to 00/15:37:10

Plot file version 50 created 29-SEP-2017 18:14:59
ARSCO EL058D.UVDATA.1
Freq = 4.7990 GHz, Bw = 32.000 MH Calibrated with CL # 3 and BP # 1 (BP mode 1)

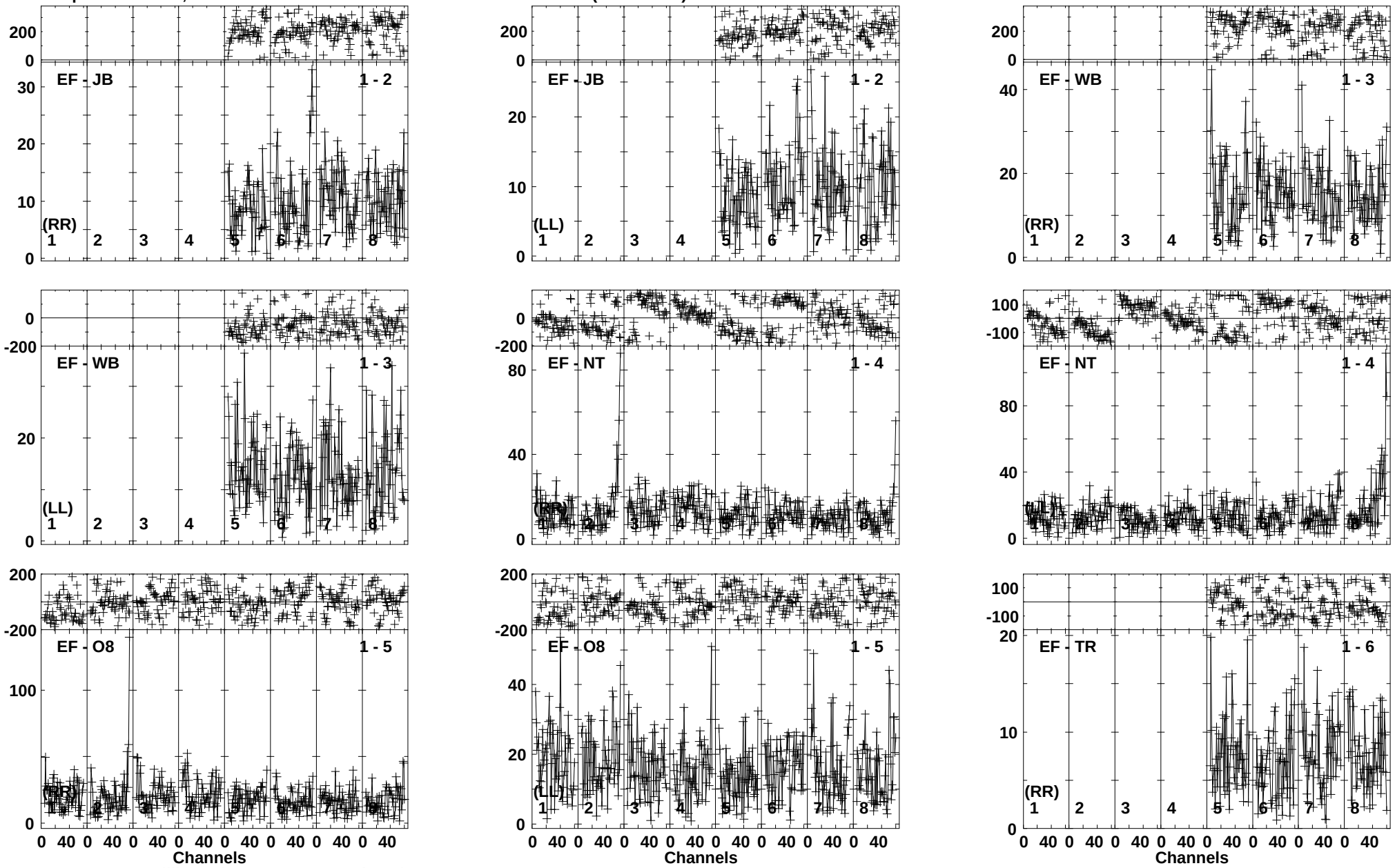

Lower frame: Milli Ampl Jy Top frame: Phas deg
Vector averaged cross-power spectrum Baseline: EF (01) - JB (02)
Timerange: 00/15:37:10 to 00/15:41:24

Plot file version 51 created 29-SEP-2017 18:14:59
ARSCO EL058D.UVDATA.1
Freq = 4.7990 GHz, Bw = 32.000 MH Calibrated with CL # 3 and BP # 1 (BP mode 1)

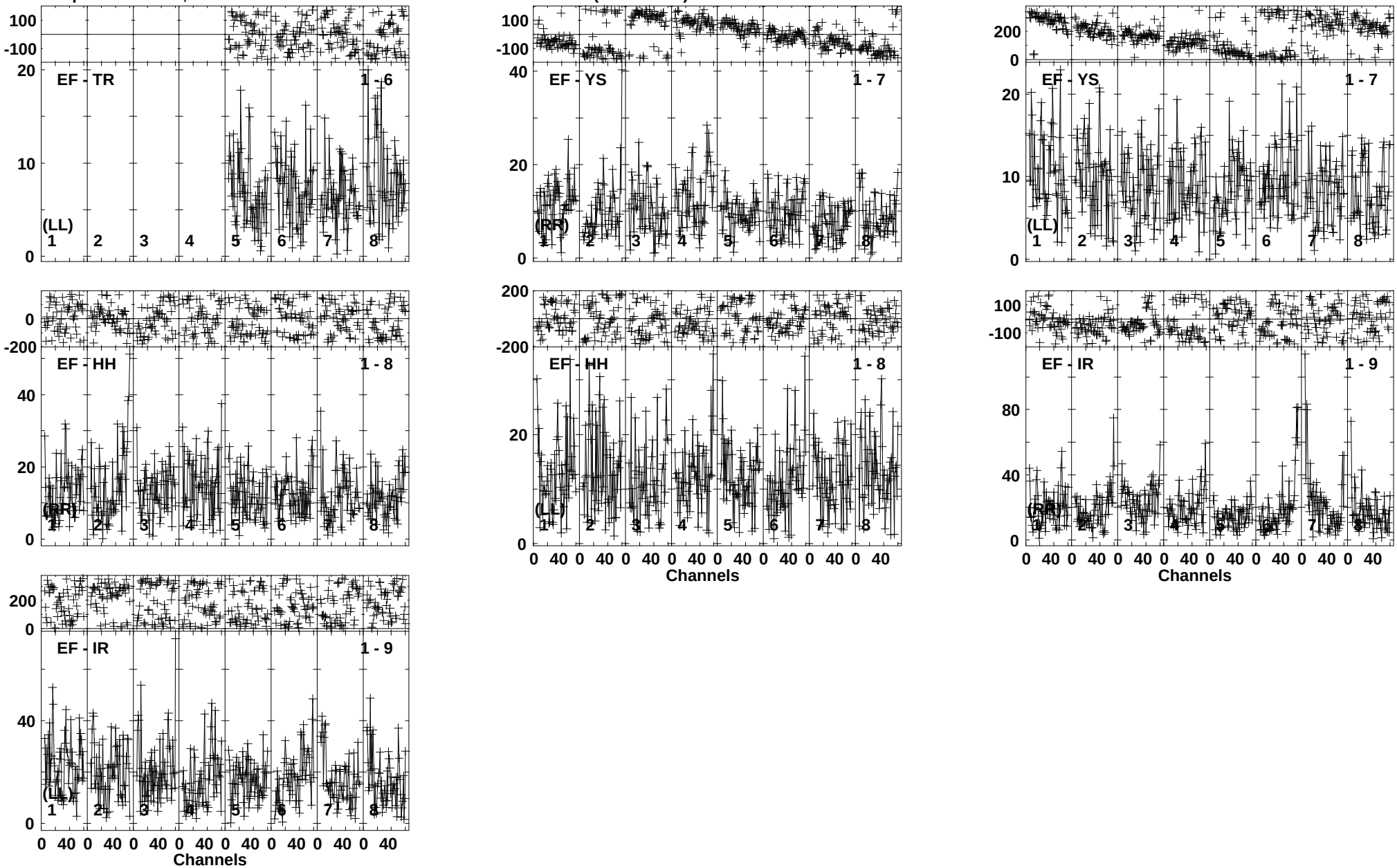

Lower frame: Milli Ampl Jy Top frame: Phas deg
Vector averaged cross-power spectrum Baseline: EF (01) - TR (06)
Timerange: 00/15:37:10 to 00/15:41:24

Plot file version 52 created 29-SEP-2017 18:15:00
J1621-2241 EL058D.UVDATA.1
Freq = 4.7990 GHz, Bw = 32.000 MH Calibrated with CL # 3 and BP # 1 (BP mode 1)

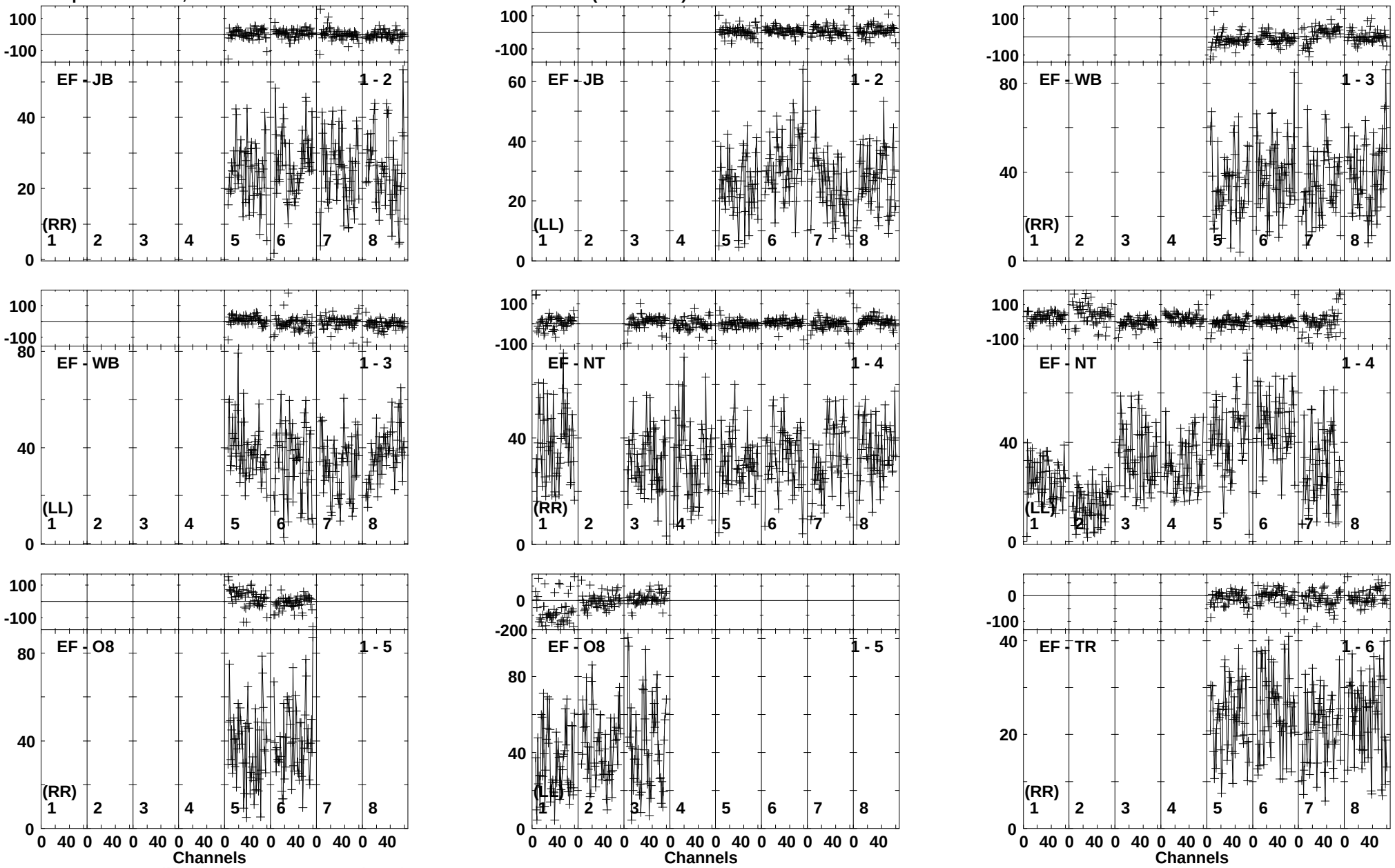

Lower frame: Milli Ampl Jy Top frame: Phas deg
Vector averaged cross-power spectrum Baseline: EF (01) - JB (02)
Timerange: 00/15:41:25 to 00/15:43:25

Plot file version 53 created 29-SEP-2017 18:15:00
J1621-2241 EL058D.UVDATA.1
Freq = 4.7990 GHz, Bw = 32.000 MH Calibrated with CL # 3 and BP # 1 (BP mode 1)

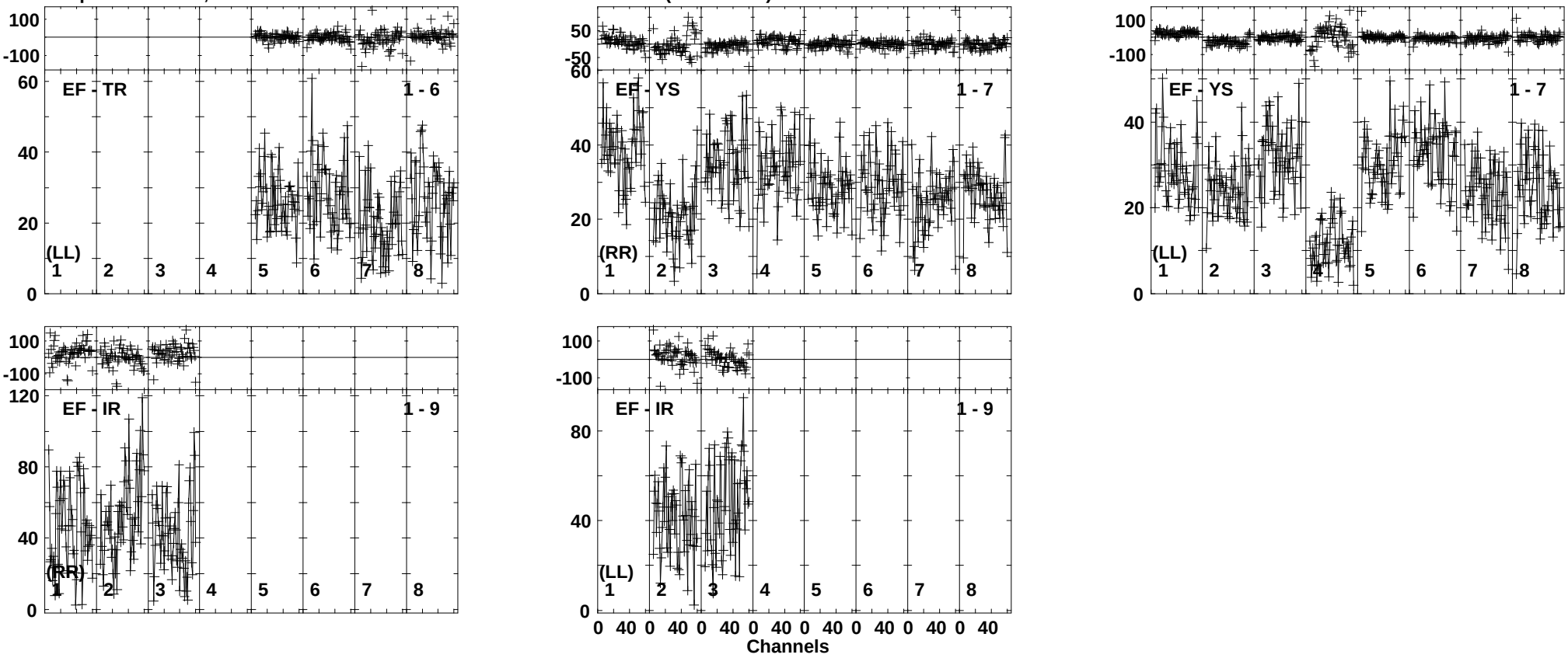

Lower frame: Milli Ampl Jy Top frame: Phas deg
Vector averaged cross-power spectrum Baseline: EF (01) - TR (06)
Timerange: 00/15:41:25 to 00/15:43:25

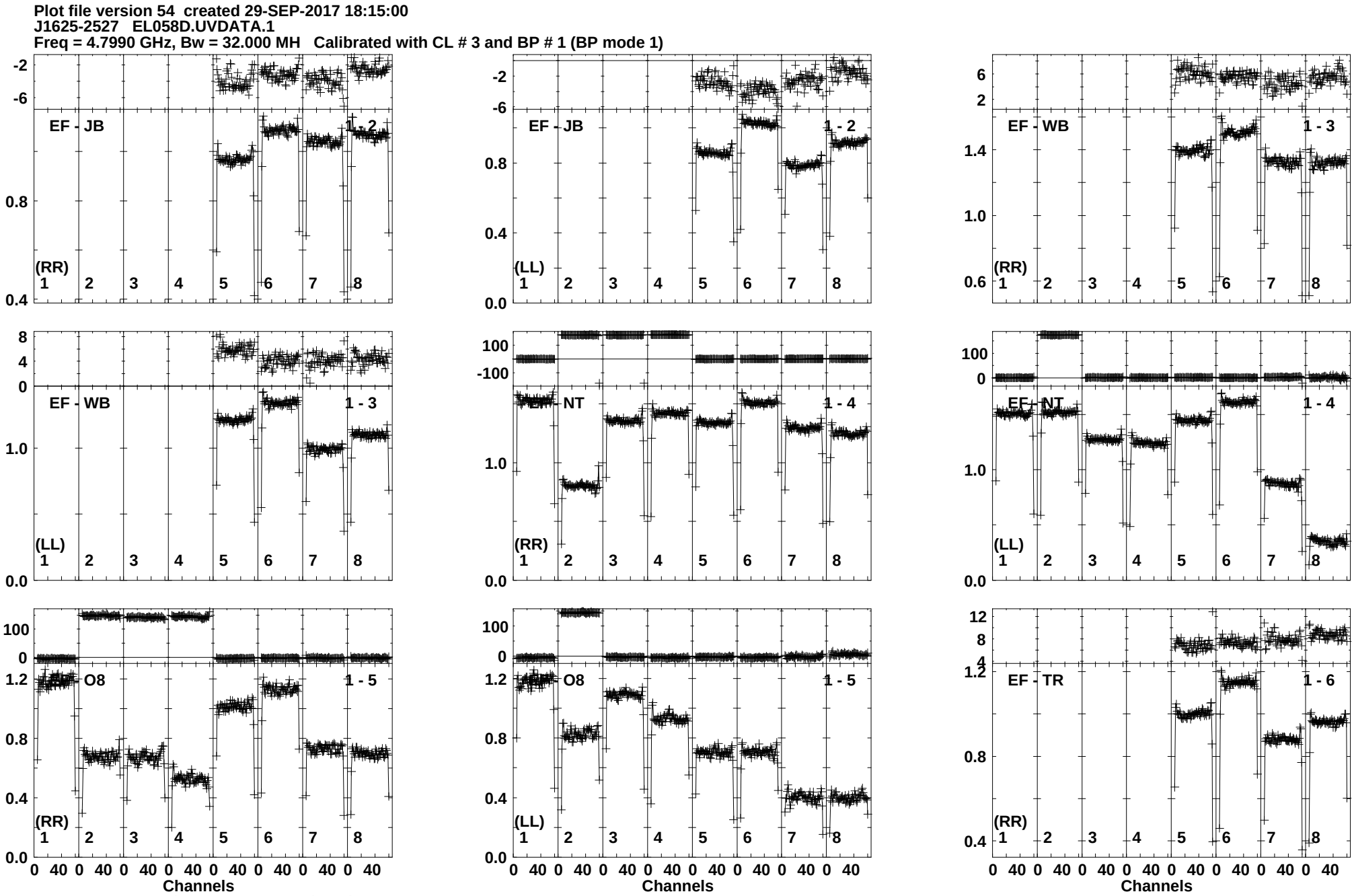
Plot file version 54 created 29-SEP-2017 18:15:00
J1625-2527 EL058D.UVDATA.1
Freq = 4.7990 GHz, Bw = 32.000 MH Calibrated with CL # 3 and BP # 1 (BP mode 1)
EF - JB
1 - 2
(RR)
EF - JB
1 - 2
(LL)
EF - WB
1 - 3
(RR)
EF - WB
1 - 3
(LL)
NT
1 - 4
(RR)
EF - NT
1 - 4
(LL)
O8
1 - 5
(RR)
O8
1 - 5
(LL)
EF - TR
1 - 6
(RR)
Channels
Channels
Lower frame: Ampl Jy Top frame: Phas deg
Vector averaged cross-power spectrum Baseline: EF (01) - JB (02)
Timerange: 00/15:44:00 to 00/15:45:10

Plot file version 55 created 29-SEP-2017 18:15:01
J1625-2527 EL058D.UVDATA.1
Freq = 4.7990 GHz, Bw = 32.000 MH Calibrated with CL # 3 and BP # 1 (BP mode 1)

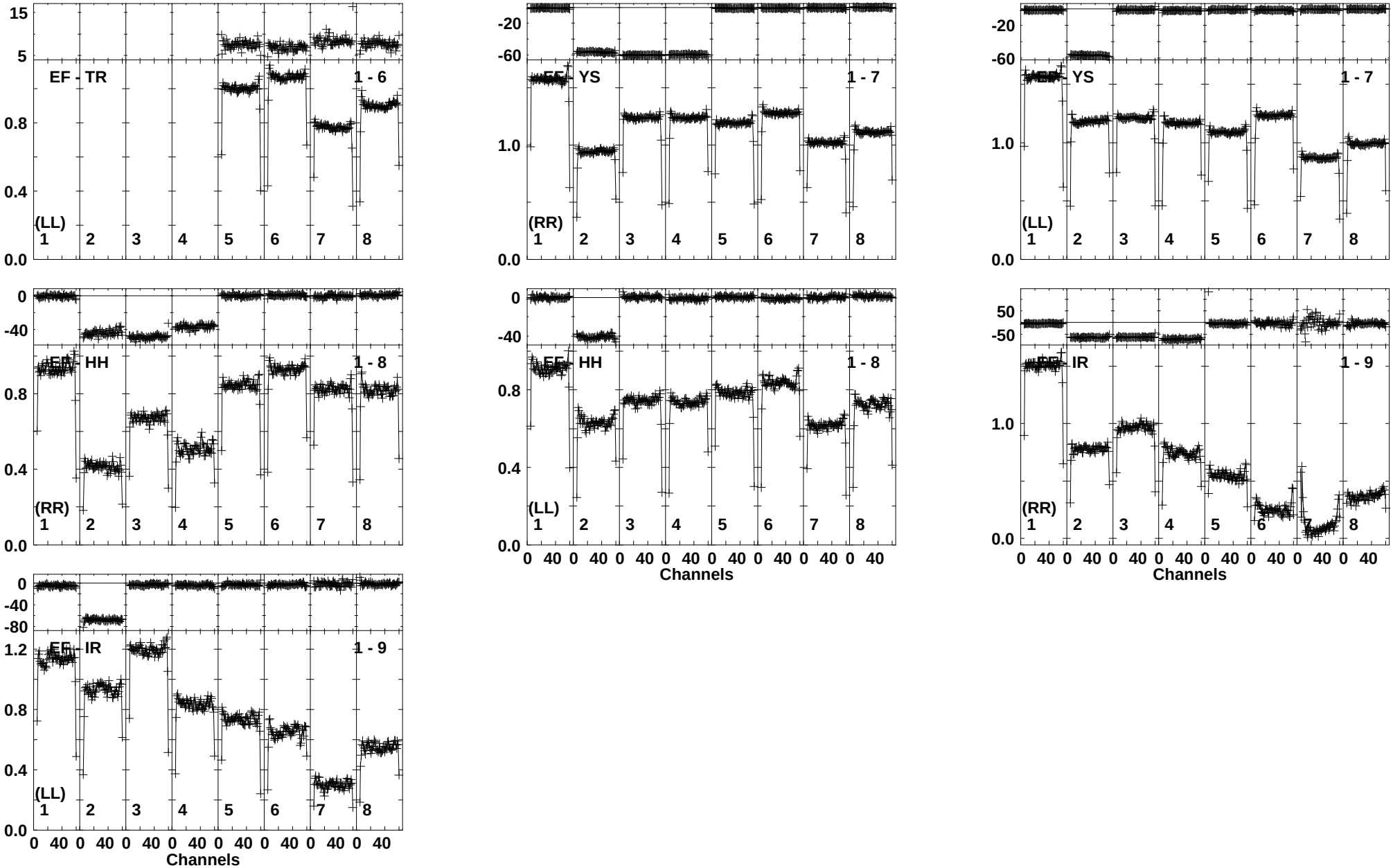

Lower frame: Ampl Jy Top frame: Phas deg
Vector averaged cross-power spectrum Baseline: EF (01) - TR (06)
Timerange: 00/15:44:00 to 00/15:45:10

Plot file version 56 created 29-SEP-2017 18:15:01
ARSCO EL058D.UVDATA.1
Freq = 4.7990 GHz, Bw = 32.000 MH Calibrated with CL # 3 and BP # 1 (BP mode 1)

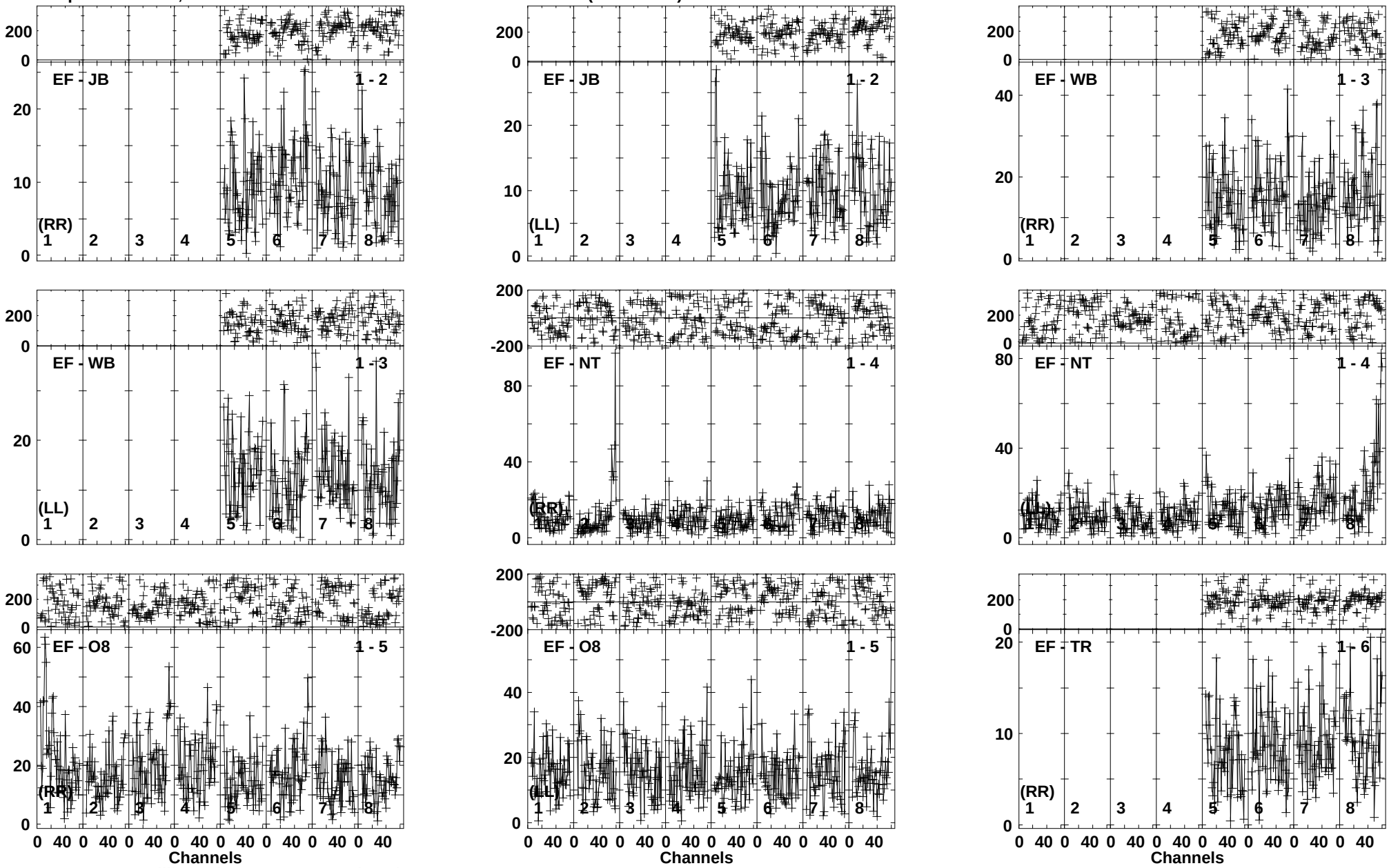

Lower frame: Milli Ampl Jy Top frame: Phas deg
Vector averaged cross-power spectrum Baseline: EF (01) - JB (02)
Timerange: 00/15:45:10 to 00/15:49:25

Plot file version 57 created 29-SEP-2017 18:15:02
ARSCO EL058D.UVDATA.1
Freq = 4.7990 GHz, Bw = 32.000 MH Calibrated with CL # 3 and BP # 1 (BP mode 1)

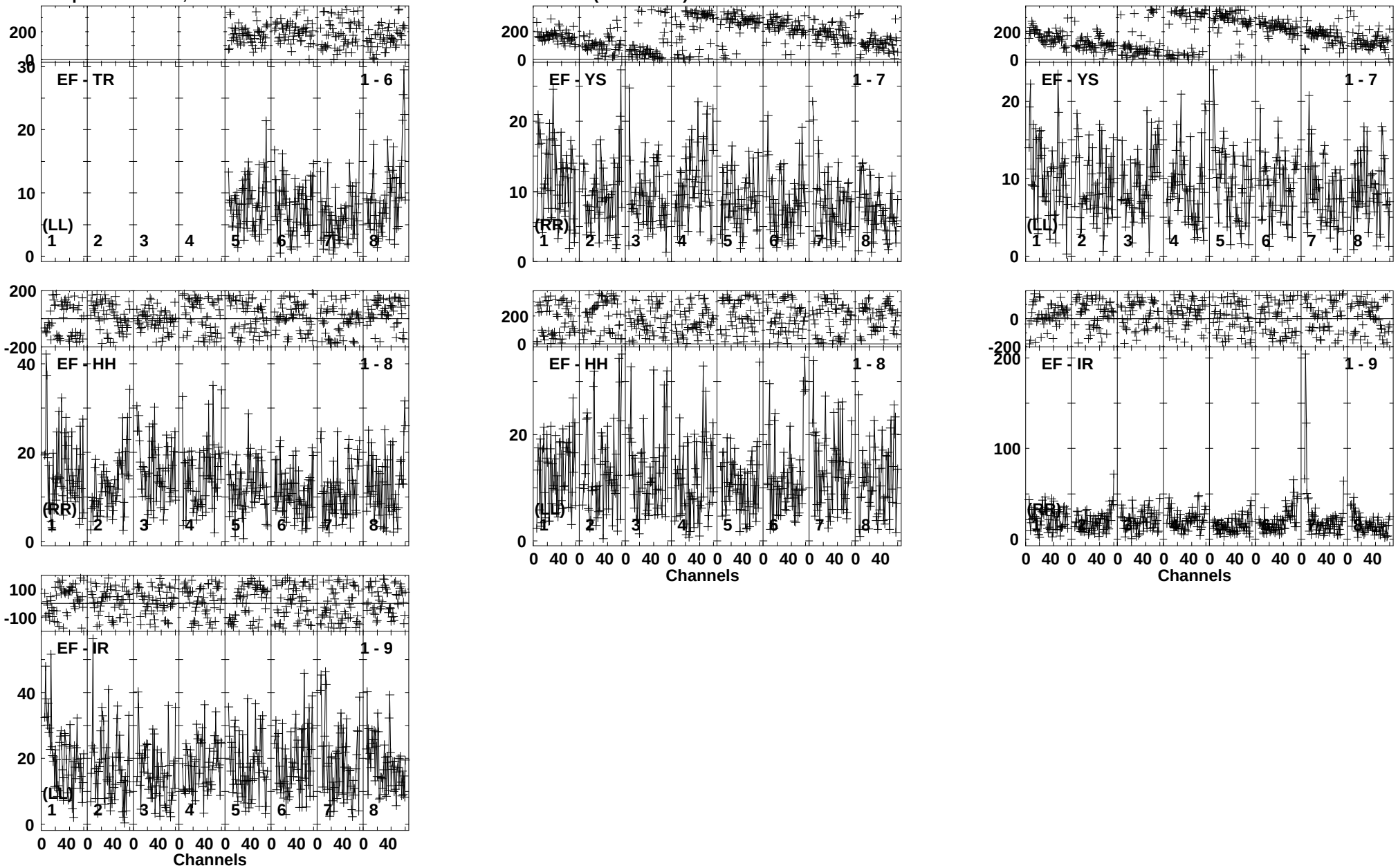

Lower frame: Milli Ampl Jy Top frame: Phas deg
Vector averaged cross-power spectrum Baseline: EF (01) - TR (06)
Timerange: 00/15:45:10 to 00/15:49:25

Plot file version 58 created 29-SEP-2017 18:15:02
J1625-2527 EL058D.UVDATA.1
Freq = 4.7990 GHz, Bw = 32.000 MH Calibrated with CL # 3 and BP # 1 (BP mode 1)

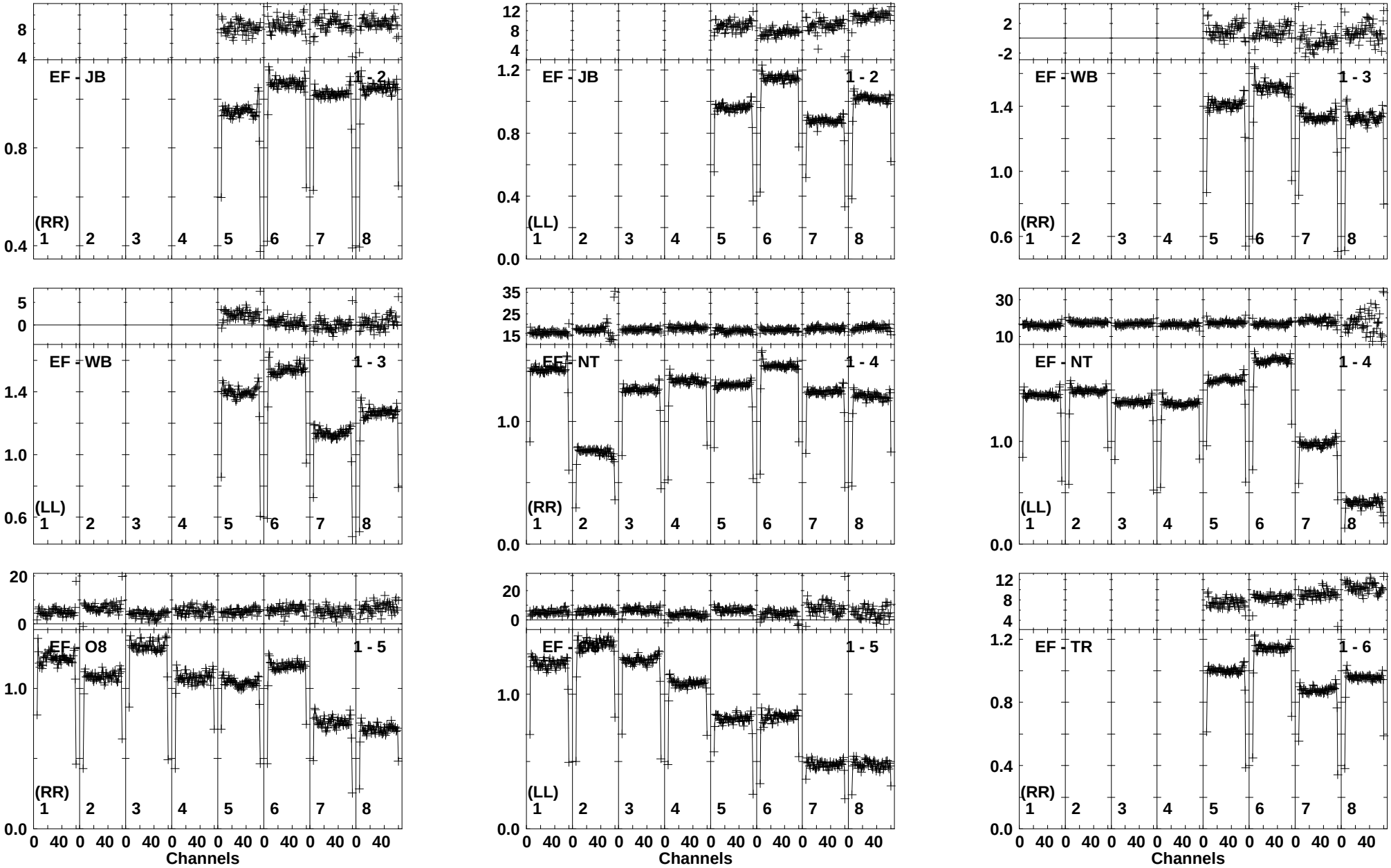

Lower frame: Ampl Jy Top frame: Phas deg
Vector averaged cross-power spectrum Baseline: EF (01) - JB (02)
Timerange: 00/15:49:25 to 00/15:51:10

Plot file version 59 created 29-SEP-2017 18:15:02
J1625-2527 EL058D.UVDATA.1
Freq = 4.7990 GHz, Bw = 32.000 MH Calibrated with CL # 3 and BP # 1 (BP mode 1)

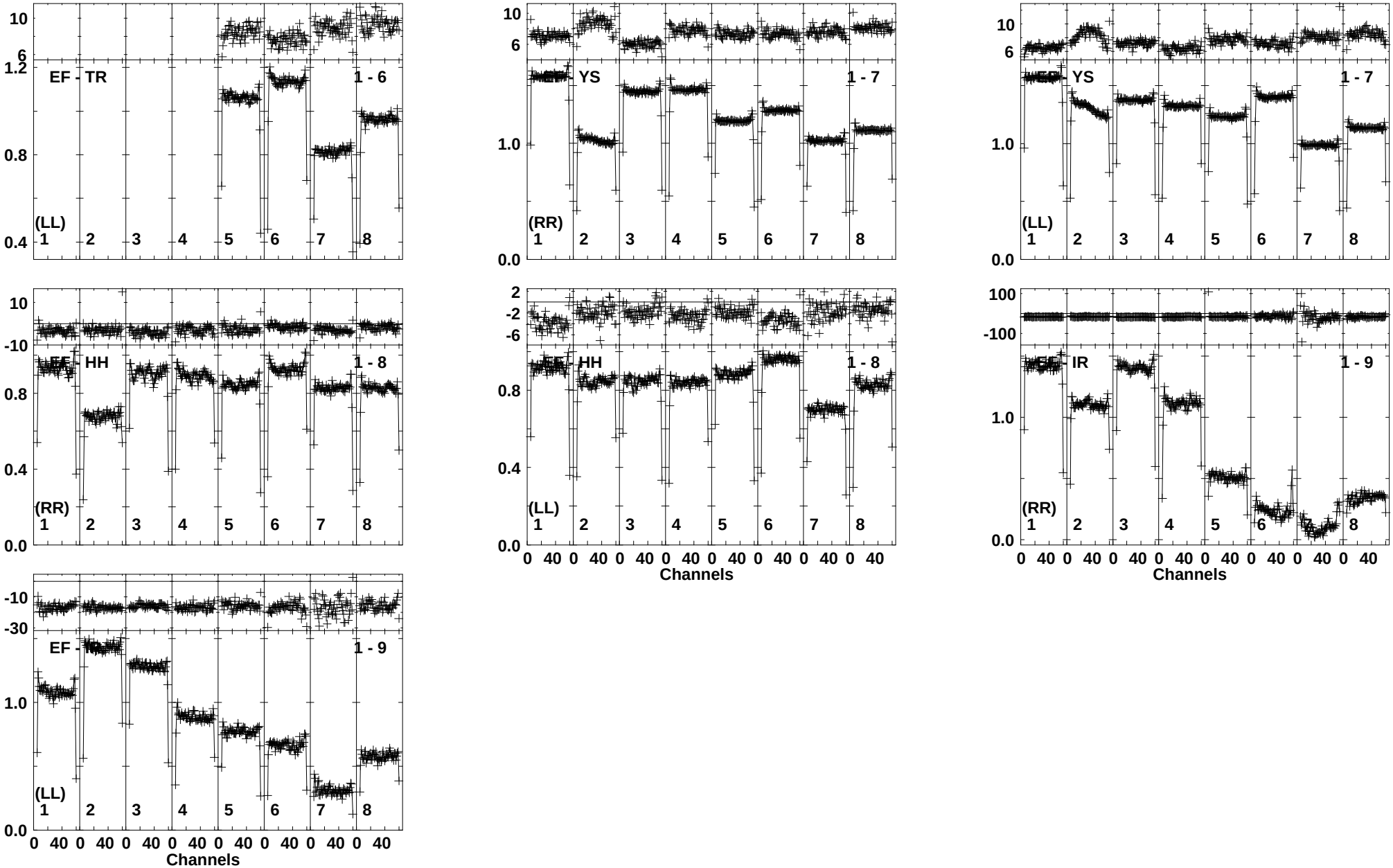

Lower frame: Ampl Jy Top frame: Phas deg
Vector averaged cross-power spectrum Baseline: EF (01) - TR (06)
Timerange: 00/15:49:25 to 00/15:51:10

Plot file version 60 created 29-SEP-2017 18:15:03
ARSCO EL058D.UVDATA.1
Freq = 4.7990 GHz, Bw = 32.000 MH Calibrated with CL # 3 and BP # 1 (BP mode 1)

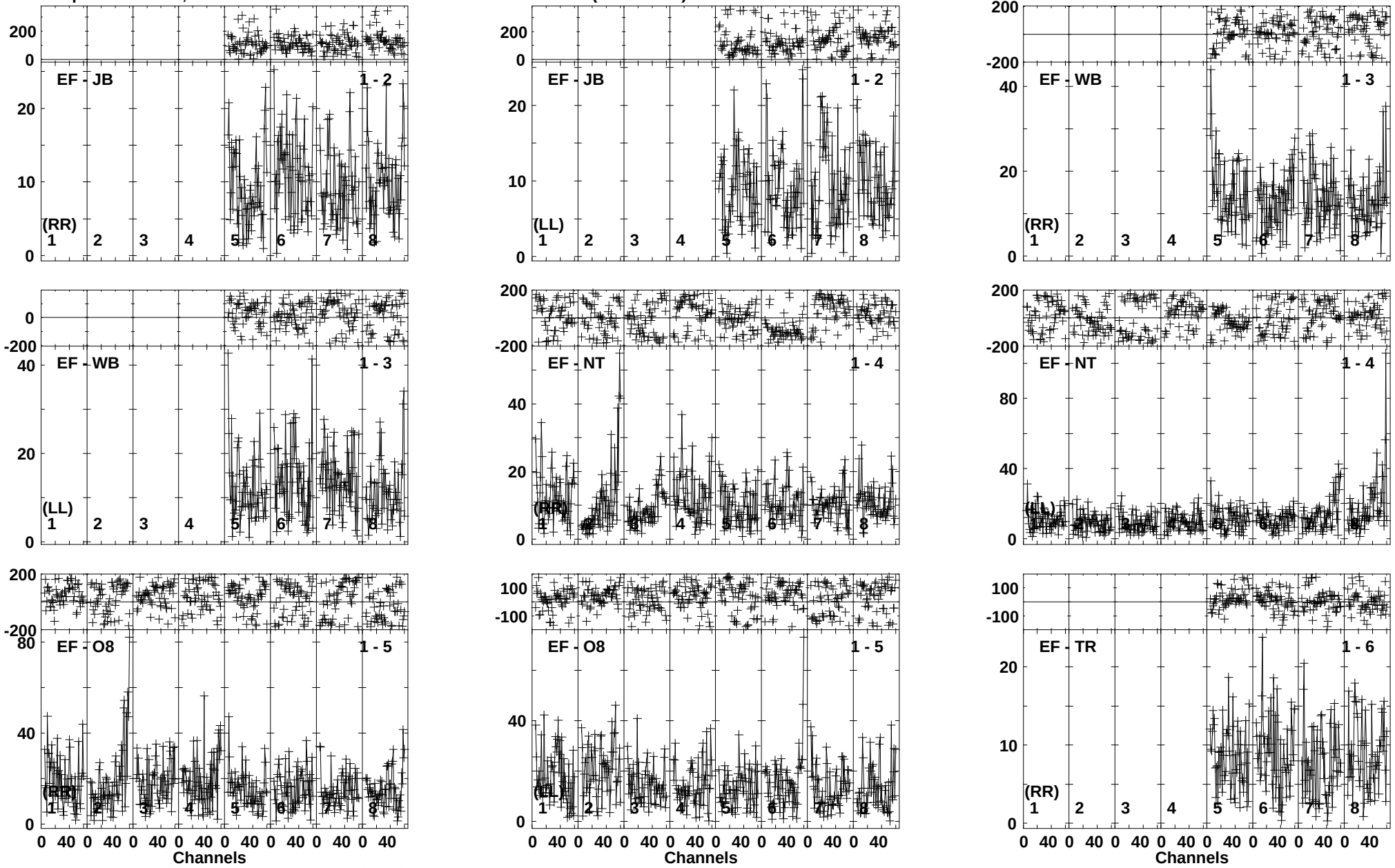

Lower frame: Milli Ampl Jy Top frame: Phas deg
Vector averaged cross-power spectrum Baseline: EF (01) - JB (02)
Timerange: 00/15:51:11 to 00/15:55:25

Plot file version 61 created 29-SEP-2017 18:15:03
ARSCO EL058D.UVDATA.1
Freq = 4.7990 GHz, Bw = 32.000 MH Calibrated with CL # 3 and BP # 1 (BP mode 1)

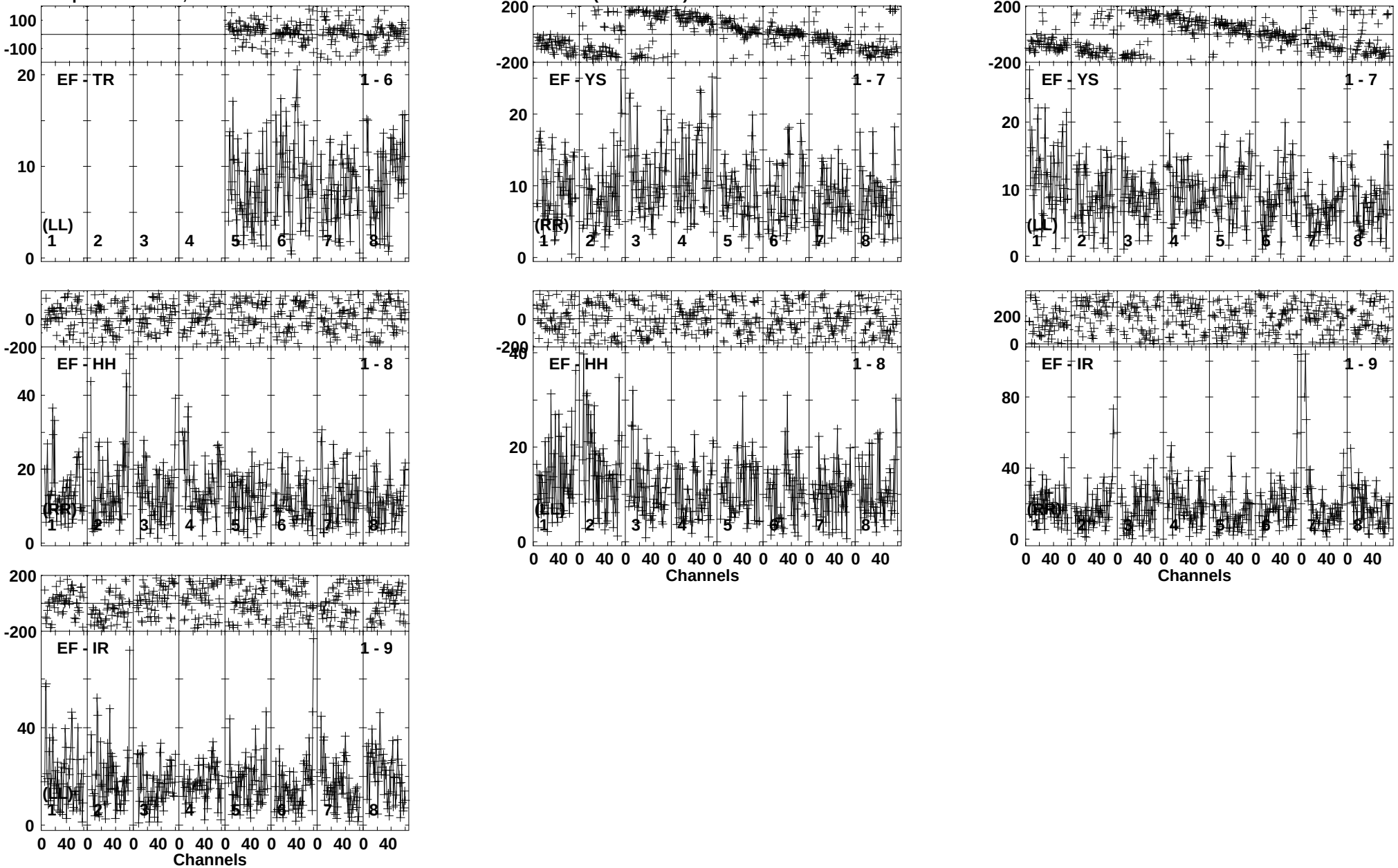

Lower frame: Milli Ampl Jy Top frame: Phas deg
Vector averaged cross-power spectrum Baseline: EF (01) - TR (06)
Timerange: 00/15:51:11 to 00/15:55:25

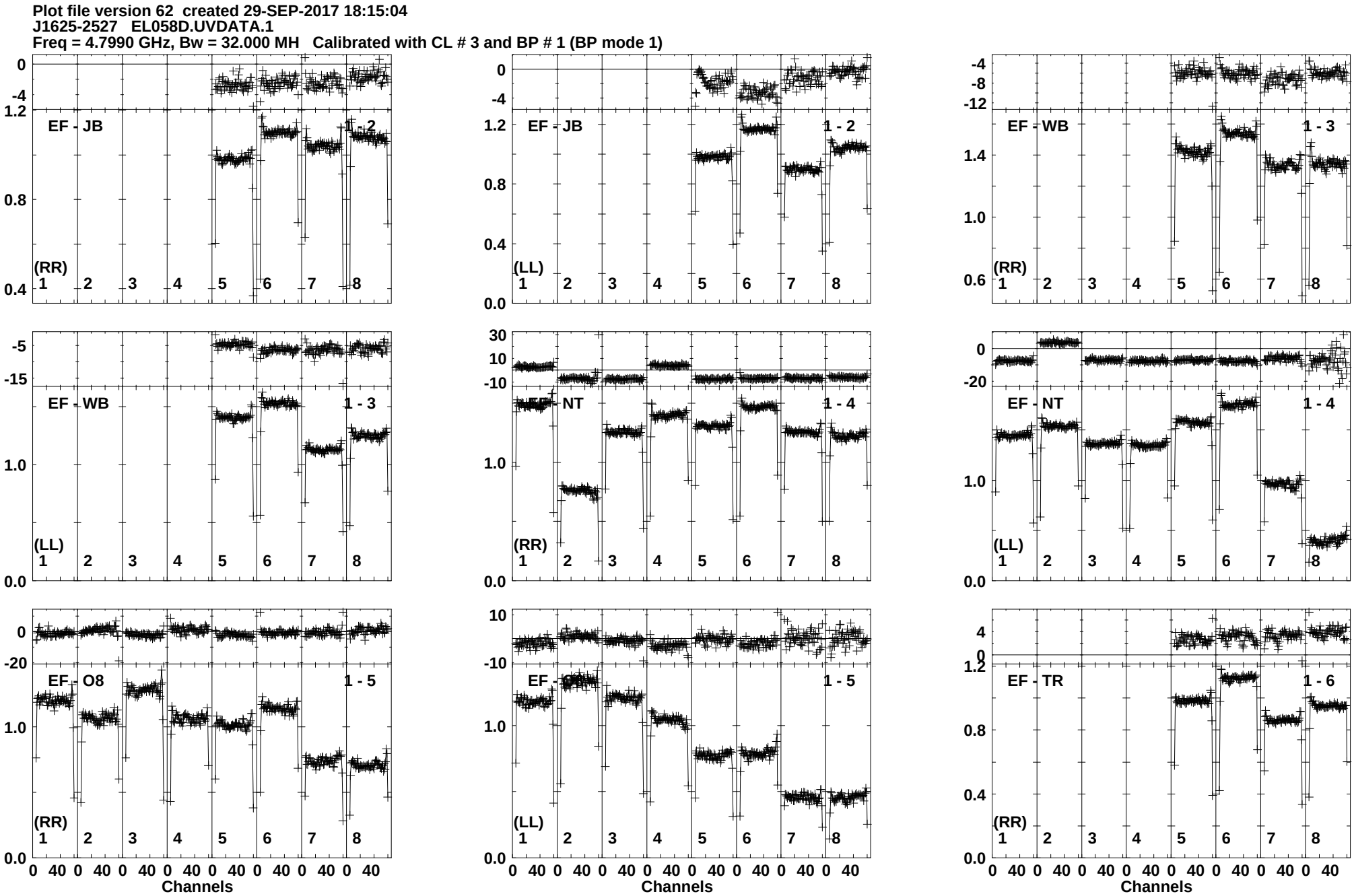
Plot file version 62 created 29-SEP-2017 18:15:04
J1625-2527 EL058D.UVDATA.1
Freq = 4.7990 GHz, Bw = 32.000 MH Calibrated with CL # 3 and BP # 1 (BP mode 1)
EF - JB 1 - 2
(RR)
EF - JB 1 - 2
(LL)
EF - WB 1 - 3
(RR)
EF - WB 1 - 3
(LL)
EF - NT 1 - 4
(RR)
EF - NT 1 - 4
(LL)
EF - O8 1 - 5
(RR)
EF - 1 - 5
(LL)
EF - TR 1 - 6
(RR)
1 2 3 4 5 6 7 8
Channels
Lower frame: Ampl Jy Top frame: Phas deg
Vector averaged cross-power spectrum Baseline: EF (01) - JB (02)
Timerange: 00/15:56:00 to 00/15:57:10

Plot file version 63 created 29-SEP-2017 18:15:04
J1625-2527 EL058D.UVDATA.1
Freq = 4.7990 GHz, Bw = 32.000 MH Calibrated with CL # 3 and BP # 1 (BP mode 1)

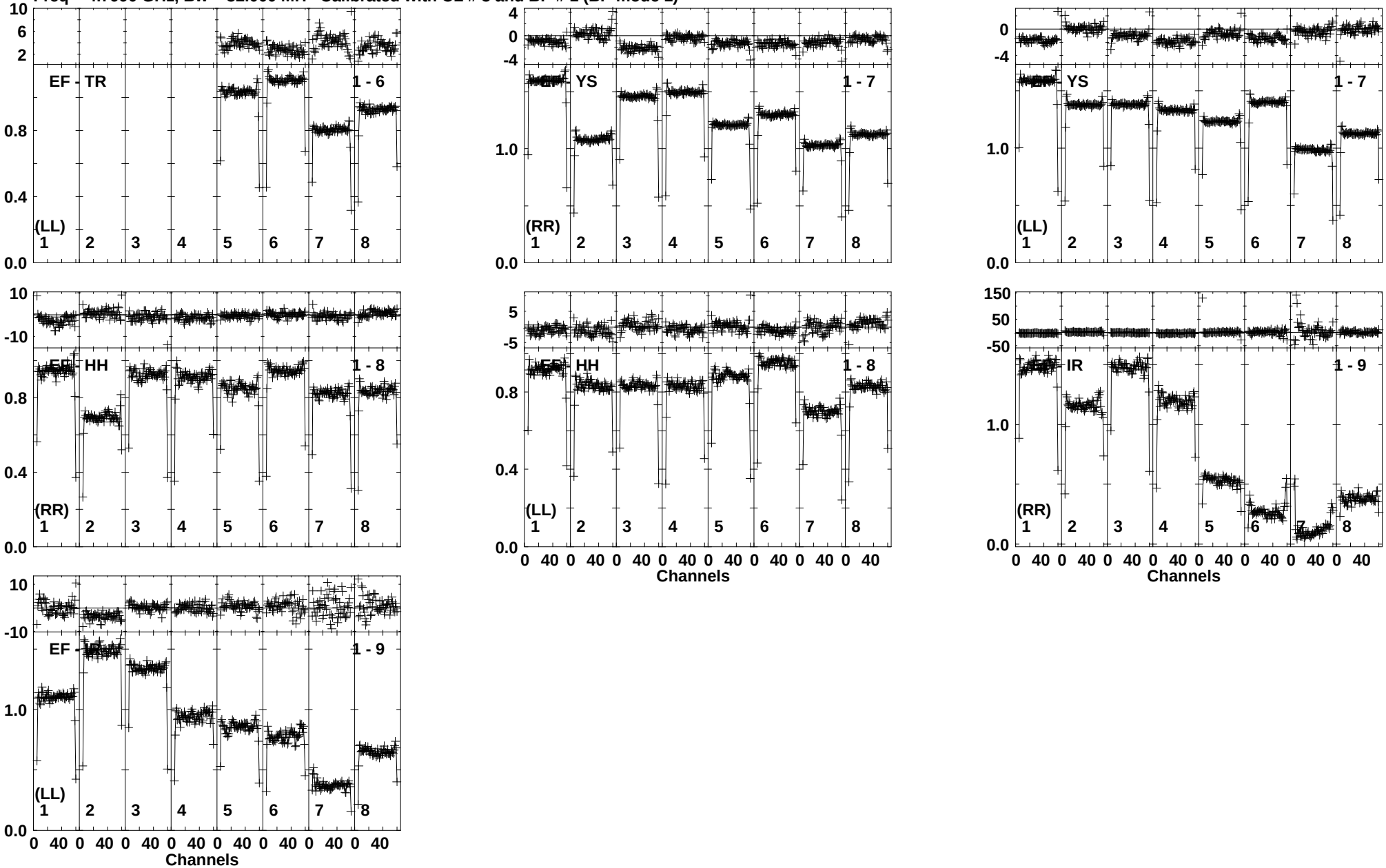

Lower frame: Ampl Jy Top frame: Phas deg
Vector averaged cross-power spectrum Baseline: EF (01) - TR (06)
Timerange: 00/15:56:00 to 00/15:57:10

Plot file version 64 created 29-SEP-2017 18:15:04
ARSCO EL058D.UVDATA.1
Freq = 4.7990 GHz, Bw = 32.000 MH Calibrated with CL # 3 and BP # 1 (BP mode 1)

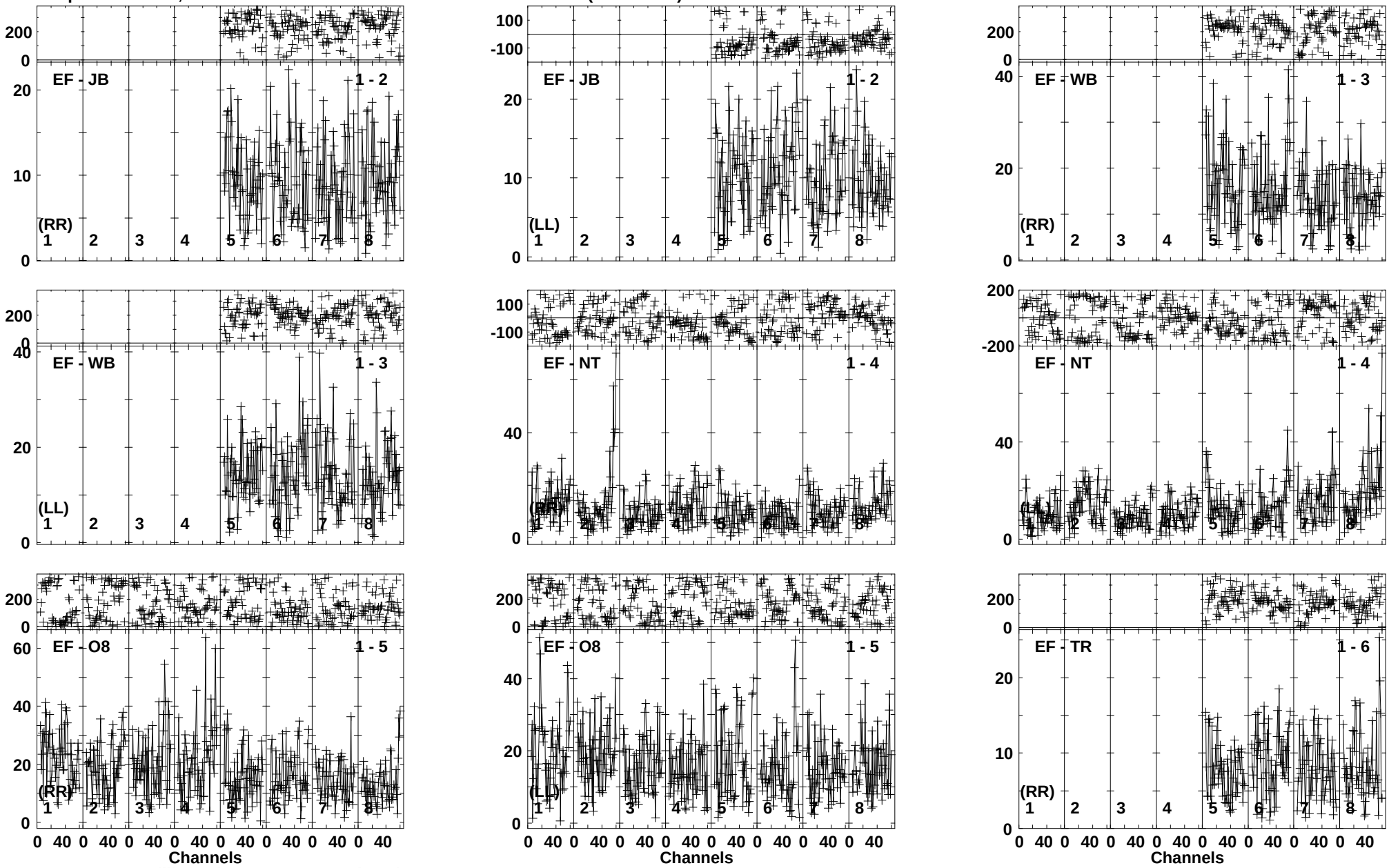

Lower frame: Milli Ampl Jy Top frame: Phas deg
Vector averaged cross-power spectrum Baseline: EF (01) - JB (02)
Timerange: 00/15:57:11 to 00/16:01:24

Plot file version 65 created 29-SEP-2017 18:15:05
ARSCO EL058D.UVDATA.1
Freq = 4.7990 GHz, Bw = 32.000 MH Calibrated with CL # 3 and BP # 1 (BP mode 1)

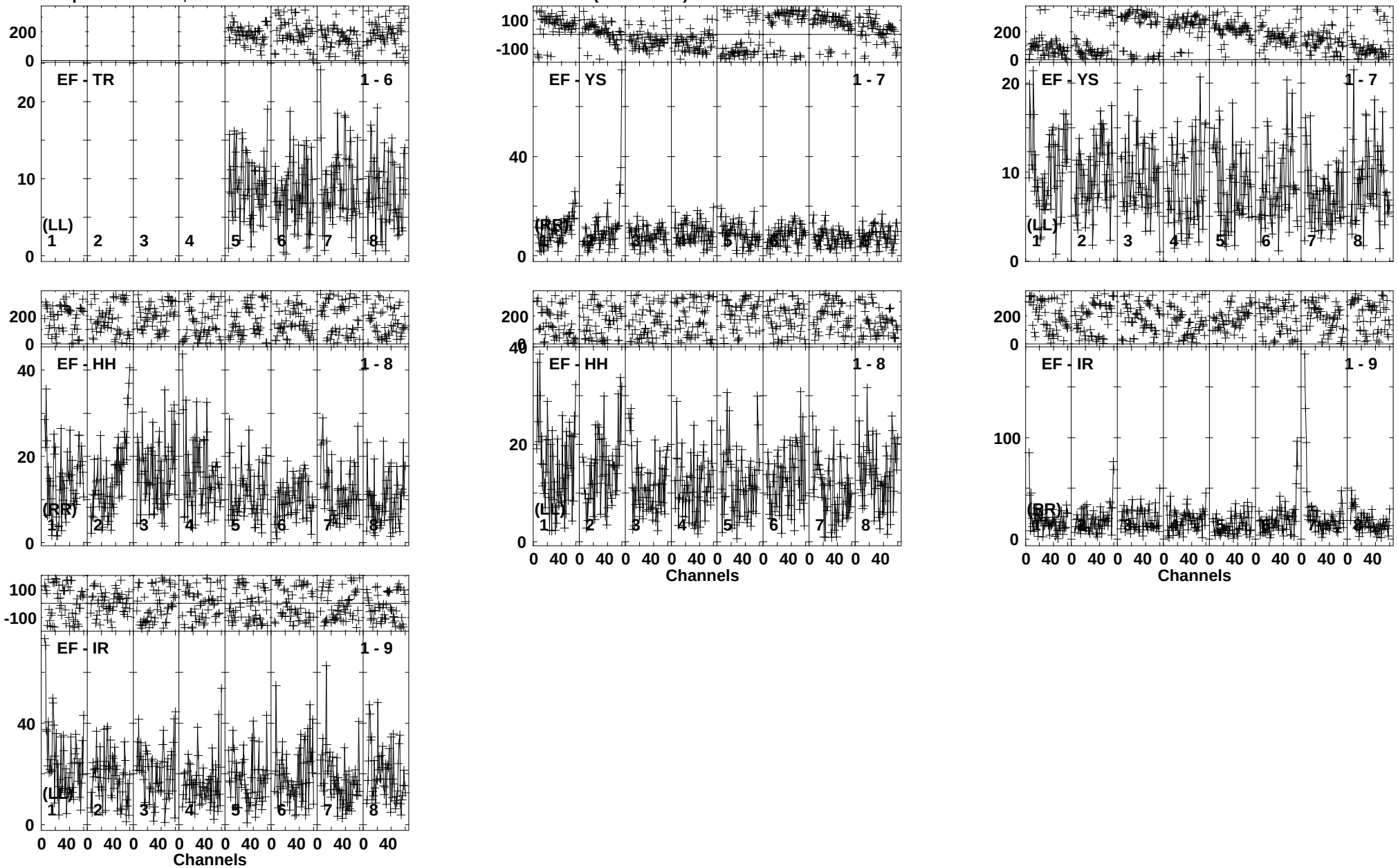

Lower frame: Milli Ampl Jy Top frame: Phas deg
Vector averaged cross-power spectrum Baseline: EF (01) - TR (06)
Timerange: 00/15:57:11 to 00/16:01:24

Plot file version 66 created 29-SEP-2017 18:15:05
J1621-2241 EL058D.UVDATA.1
Freq = 4.7990 GHz, Bw = 32.000 MH Calibrated with CL # 3 and BP # 1 (BP mode 1)

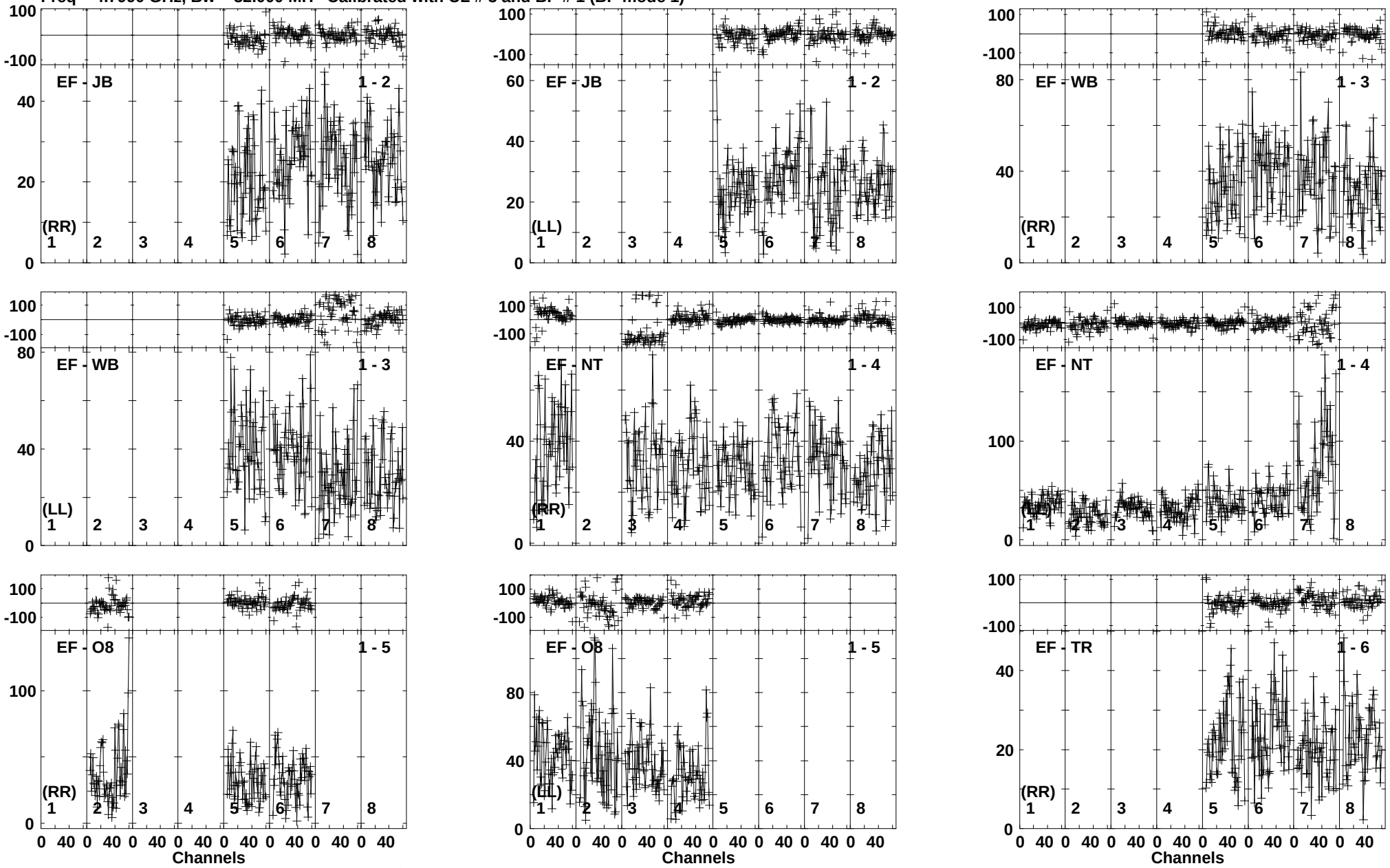

Lower frame: Milli Ampl Jy Top frame: Phas deg
Vector averaged cross-power spectrum Baseline: EF (01) - JB (02)
Timerange: 00/16:01:26 to 00/16:03:25

Plot file version 67 created 29-SEP-2017 18:15:05
J1621-2241 EL058D.UVDATA.1
Freq = 4.7990 GHz, Bw = 32.000 MH Calibrated with CL # 3 and BP # 1 (BP mode 1)

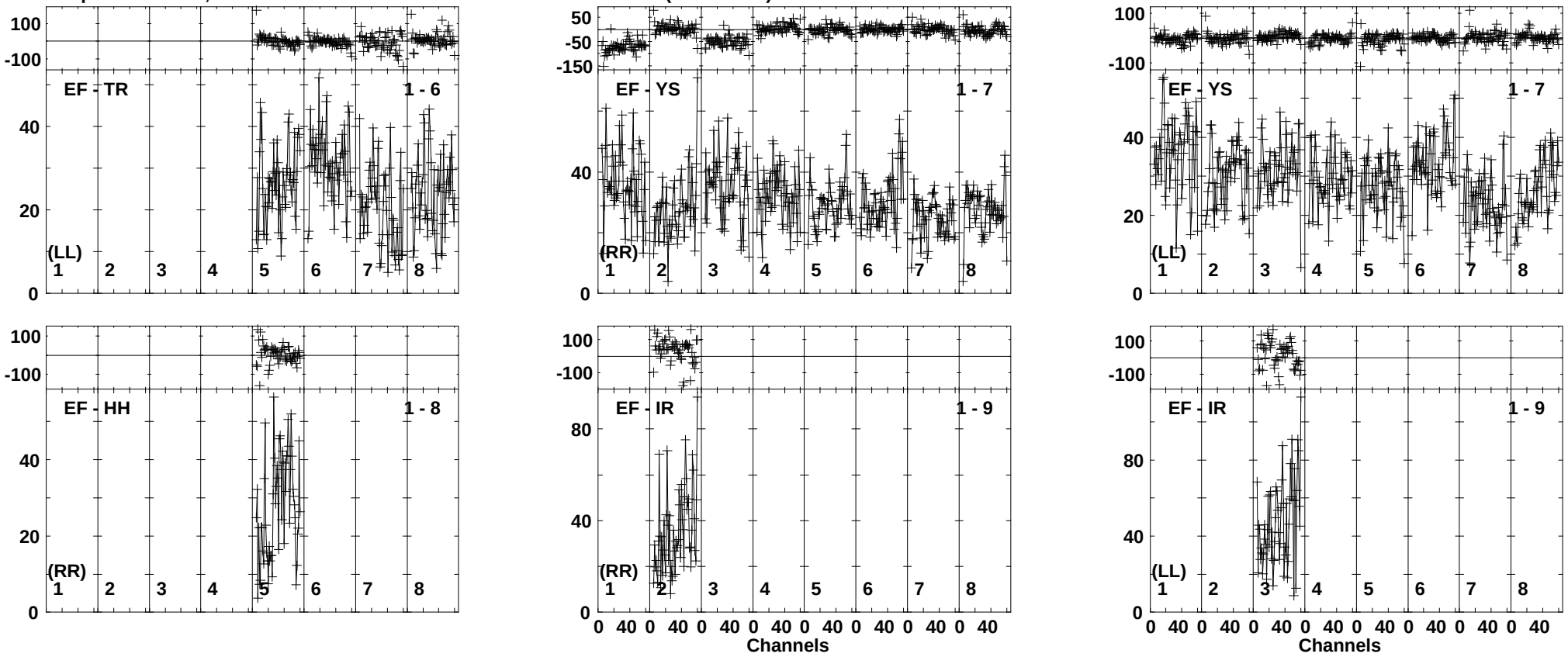

Lower frame: Milli Ampl Jy Top frame: Phas deg
Vector averaged cross-power spectrum Baseline: EF (01) - TR (06)
Timerange: 00/16:01:26 to 00/16:03:25

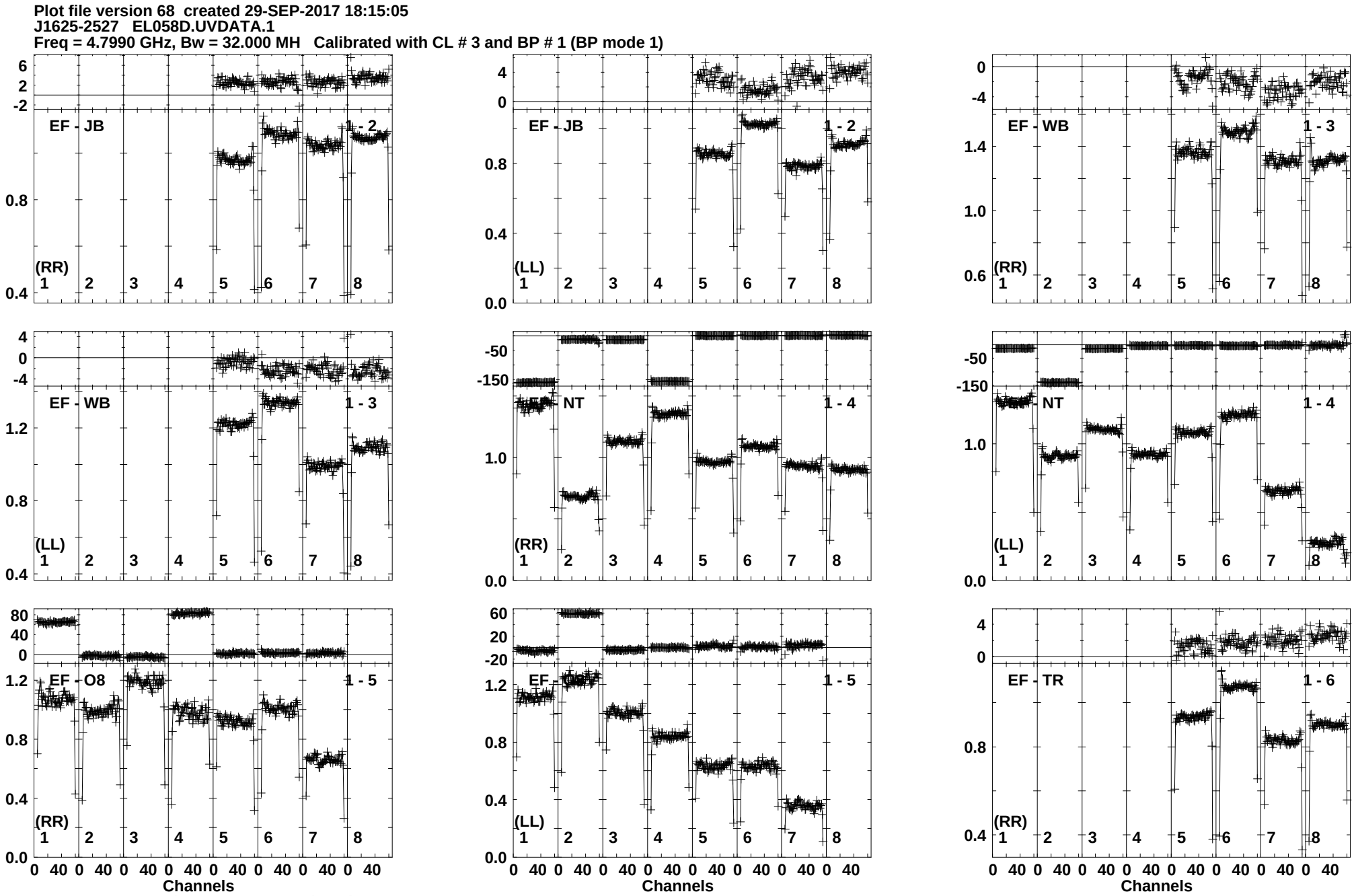
Plot file version 68 created 29-SEP-2017 18:15:05
J1625-2527 EL058D.UVDATA.1
Freq = 4.7990 GHz, Bw = 32.000 MH Calibrated with CL # 3 and BP # 1 (BP mode 1)
EF - JB 1 - 2
(RR)
EF - JB 1 - 2
(LL)
EF - WB 1 - 3
(RR)
EF - WB 1 - 3
(LL)
EF - NT 1 - 4
(RR)
EF - NT 1 - 4
(LL)
EF - O8 1 - 5
(RR)
EF - 1 - 5
(LL)
EF - TR 1 - 6
(RR)
1 2 3 4 5 6 7 8
0 40 0 40 0 40 0 40 0 40 0 40 0 40 0 40
Channels
Lower frame: Ampl Jy Top frame: Phas deg
Vector averaged cross-power spectrum Baseline: EF (01) - JB (02)
Timerange: 00/16:04:00 to 00/16:05:09

Plot file version 69 created 29-SEP-2017 18:15:06
J1625-2527 EL058D.UVDATA.1
Freq = 4.7990 GHz, Bw = 32.000 MH Calibrated with CL # 3 and BP # 1 (BP mode 1)

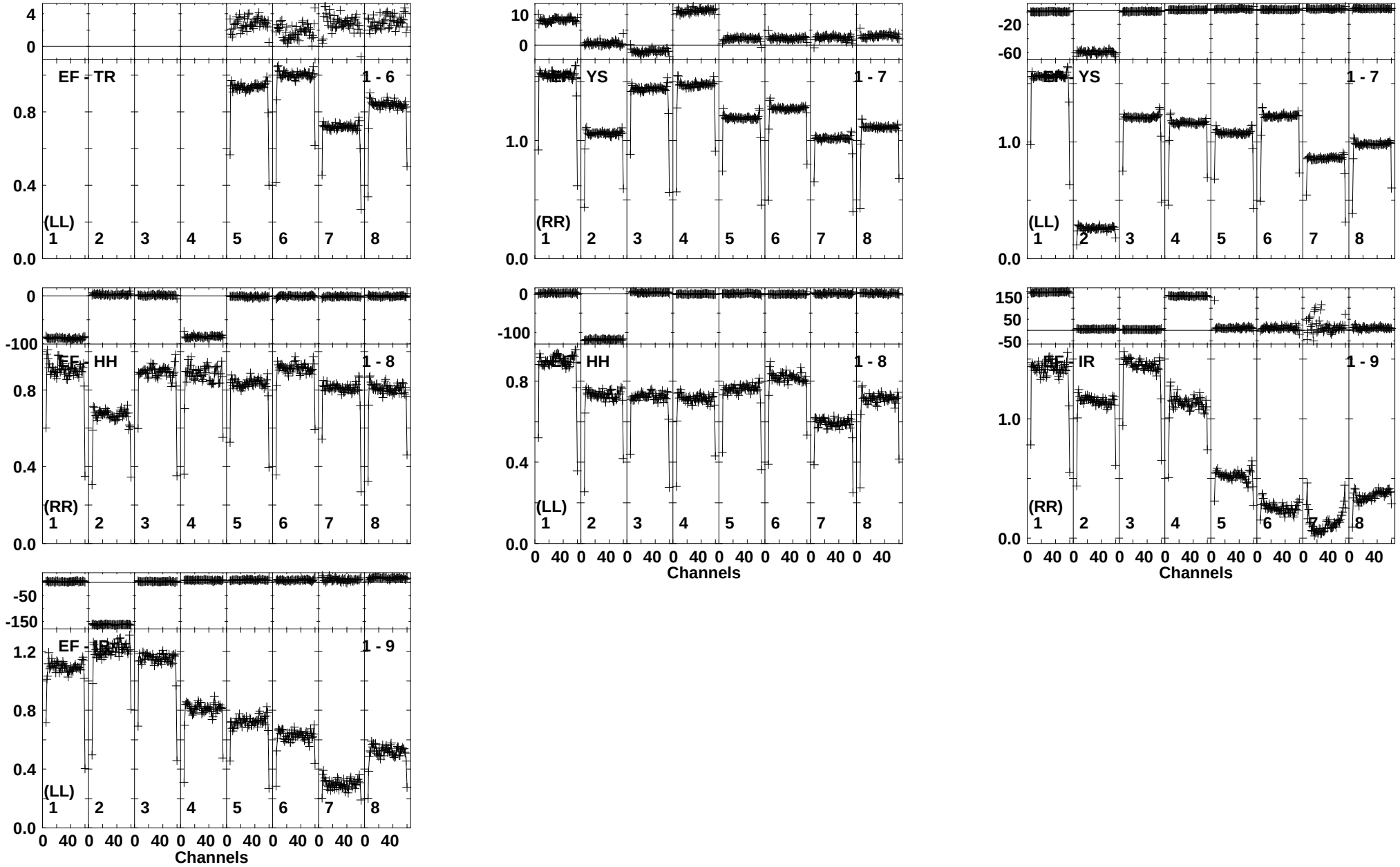

Lower frame: Ampl Jy Top frame: Phas deg
Vector averaged cross-power spectrum Baseline: EF (01) - TR (06)
Timerange: 00/16:04:00 to 00/16:05:09

Plot file version 70 created 29-SEP-2017 18:15:06
ARSCO EL058D.UVDATA.1
Freq = 4.7990 GHz, Bw = 32.000 MH Calibrated with CL # 3 and BP # 1 (BP mode 1)

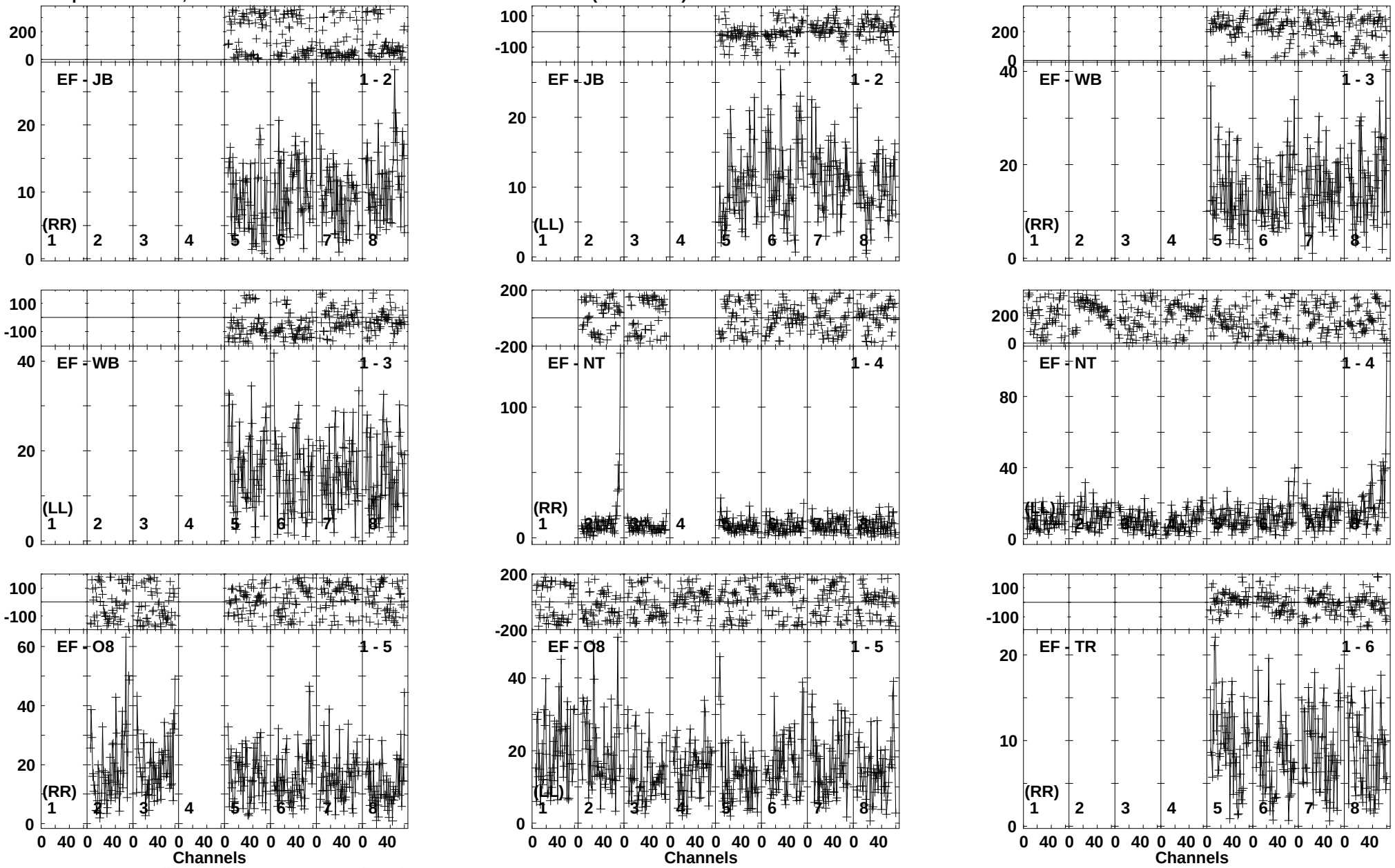

Lower frame: Milli Ampl Jy Top frame: Phas deg
Vector averaged cross-power spectrum Baseline: EF (01) - JB (02)
Timerange: 00/16:05:11 to 00/16:09:25

Plot file version 71 created 29-SEP-2017 18:15:06
ARSCO EL058D.UVDATA.1
Freq = 4.7990 GHz, Bw = 32.000 MH Calibrated with CL # 3 and BP # 1 (BP mode 1)

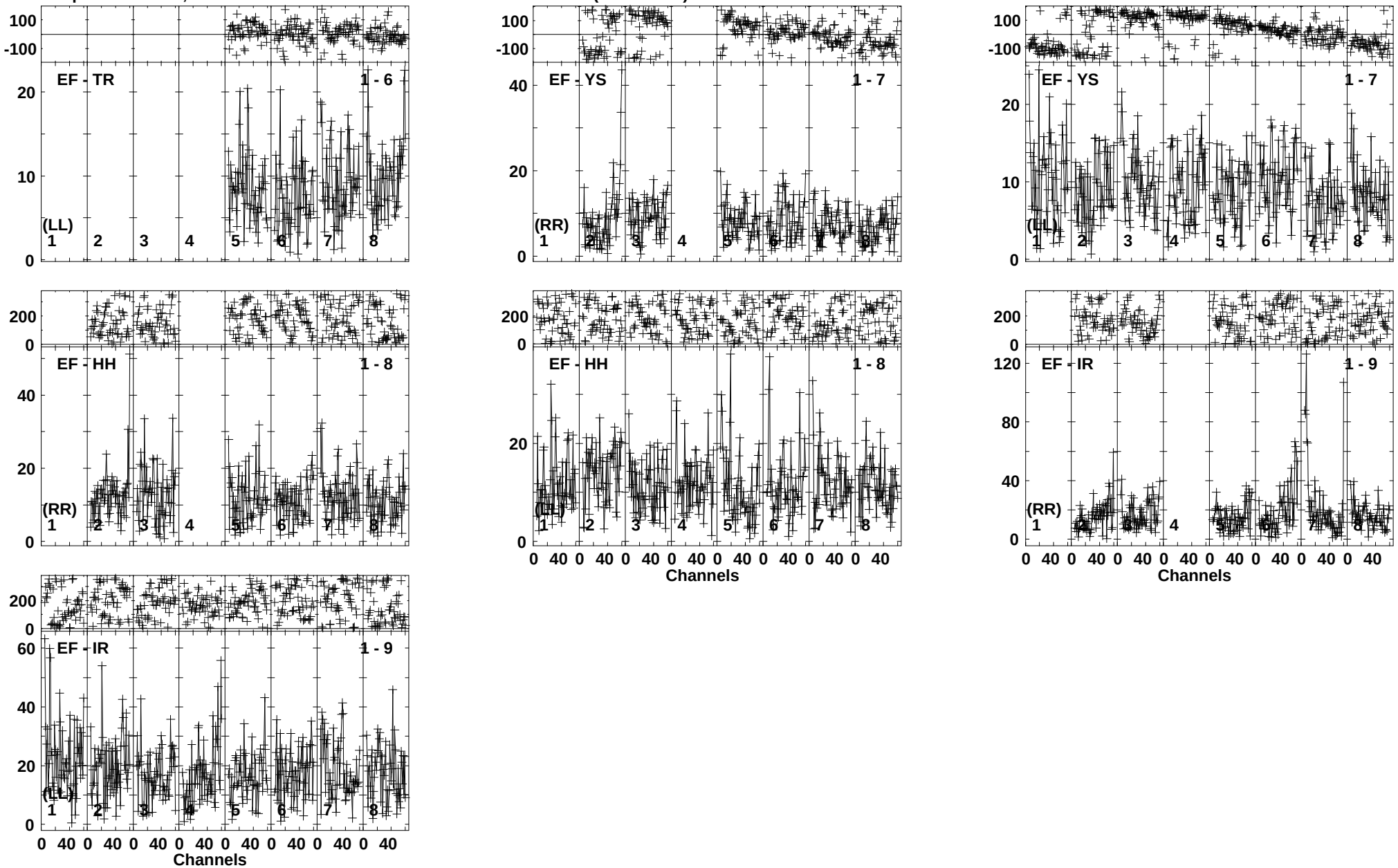

Lower frame: Milli Ampl Jy Top frame: Phas deg
Vector averaged cross-power spectrum Baseline: EF (01) - TR (06)
Timerange: 00/16:05:11 to 00/16:09:25

Plot file version 72 created 29-SEP-2017 18:15:07
J1625-2527 EL058D.UVDATA.1
Freq = 4.7990 GHz, Bw = 32.000 MH Calibrated with CL # 3 and BP # 1 (BP mode 1)

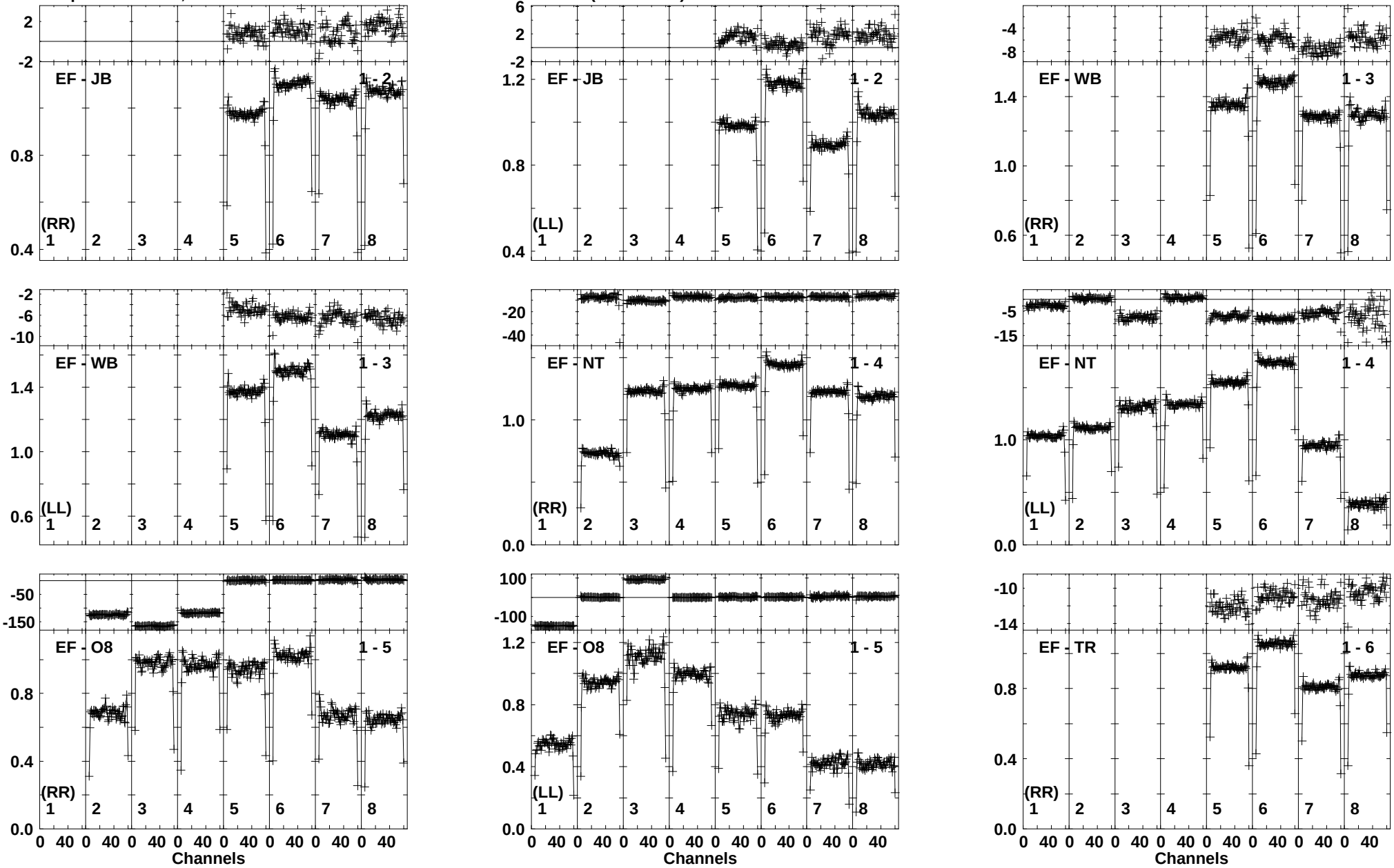

Lower frame: Ampl Jy Top frame: Phas deg
Vector averaged cross-power spectrum Baseline: EF (01) - JB (02)
Timerange: 00/16:09:26 to 00/16:11:10

Plot file version 73 created 29-SEP-2017 18:15:07
J1625-2527 EL058D.UVDATA.1
Freq = 4.7990 GHz, Bw = 32.000 MH Calibrated with CL # 3 and BP # 1 (BP mode 1)

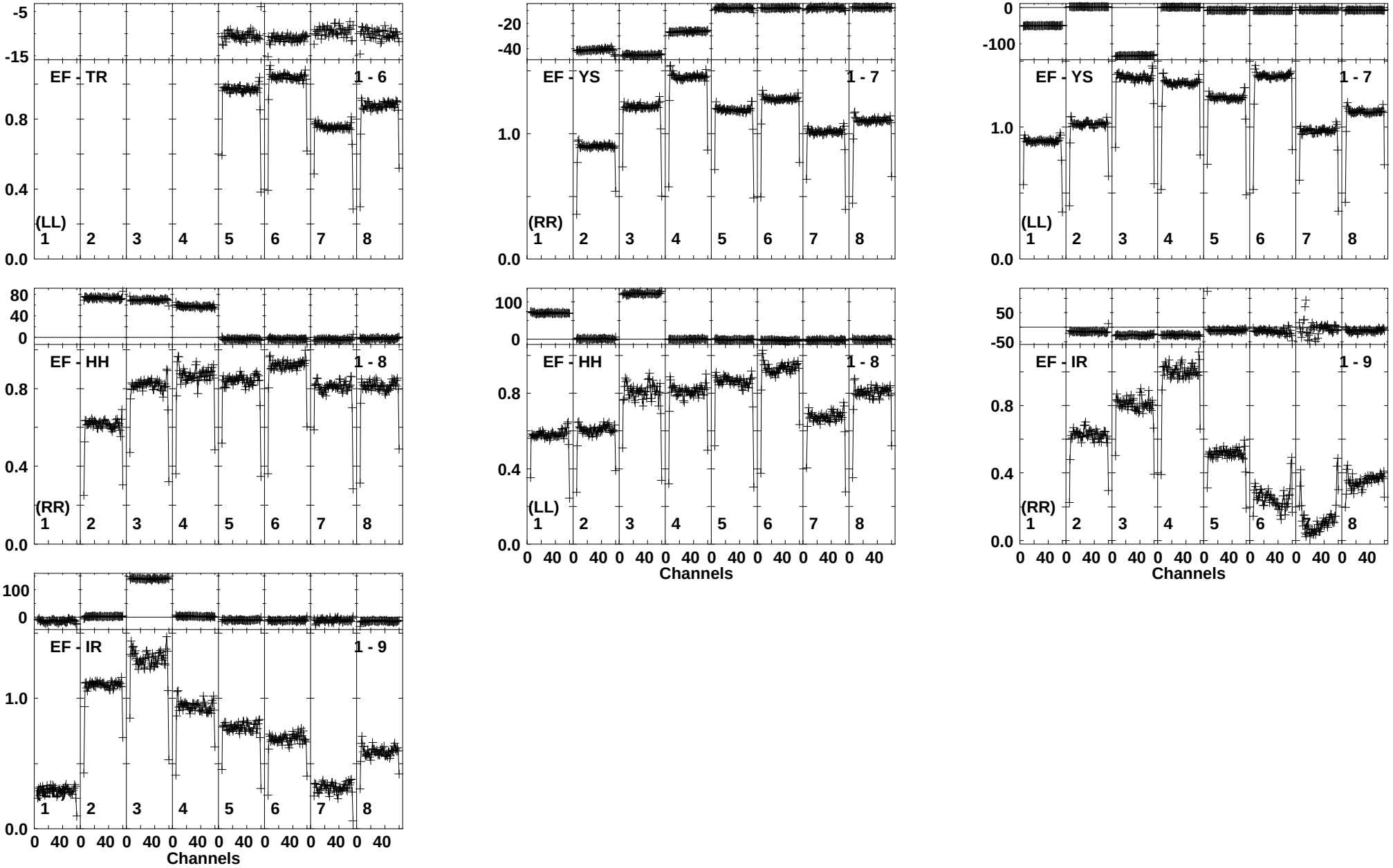

Lower frame: Ampl Jy Top frame: Phas deg
Vector averaged cross-power spectrum Baseline: EF (01) - TR (06)
Timerange: 00/16:09:26 to 00/16:11:10

Plot file version 74 created 29-SEP-2017 18:15:07
ARSCO EL058D.UVDATA.1
Freq = 4.7990 GHz, Bw = 32.000 MH Calibrated with CL # 3 and BP # 1 (BP mode 1)

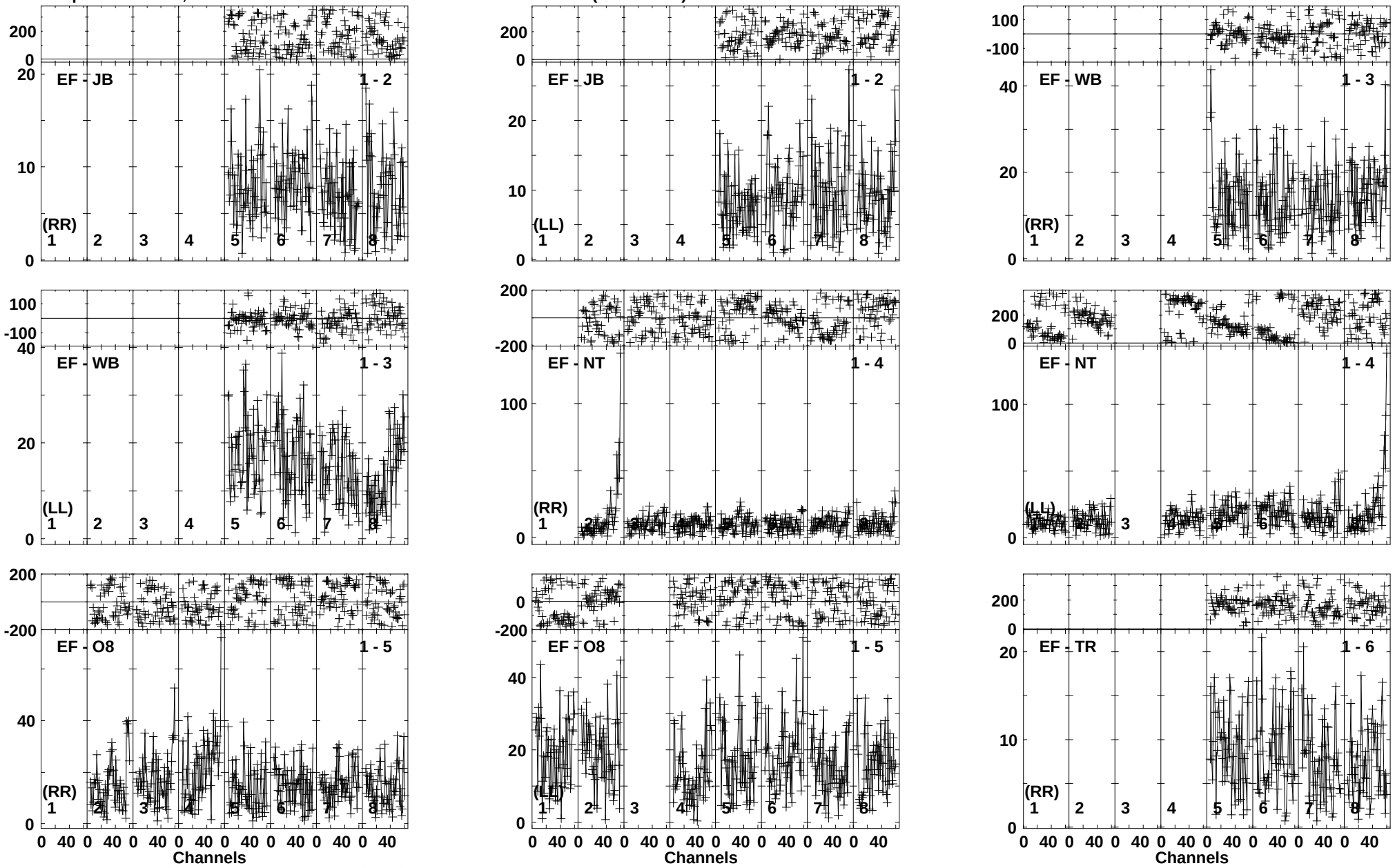

Lower frame: Milli Ampl Jy Top frame: Phas deg
Vector averaged cross-power spectrum Baseline: EF (01) - JB (02)
Timerange: 00/16:11:11 to 00/16:15:24

Plot file version 75 created 29-SEP-2017 18:15:08
ARSCO EL058D.UVDATA.1
Freq = 4.7990 GHz, Bw = 32.000 MH Calibrated with CL # 3 and BP # 1 (BP mode 1)

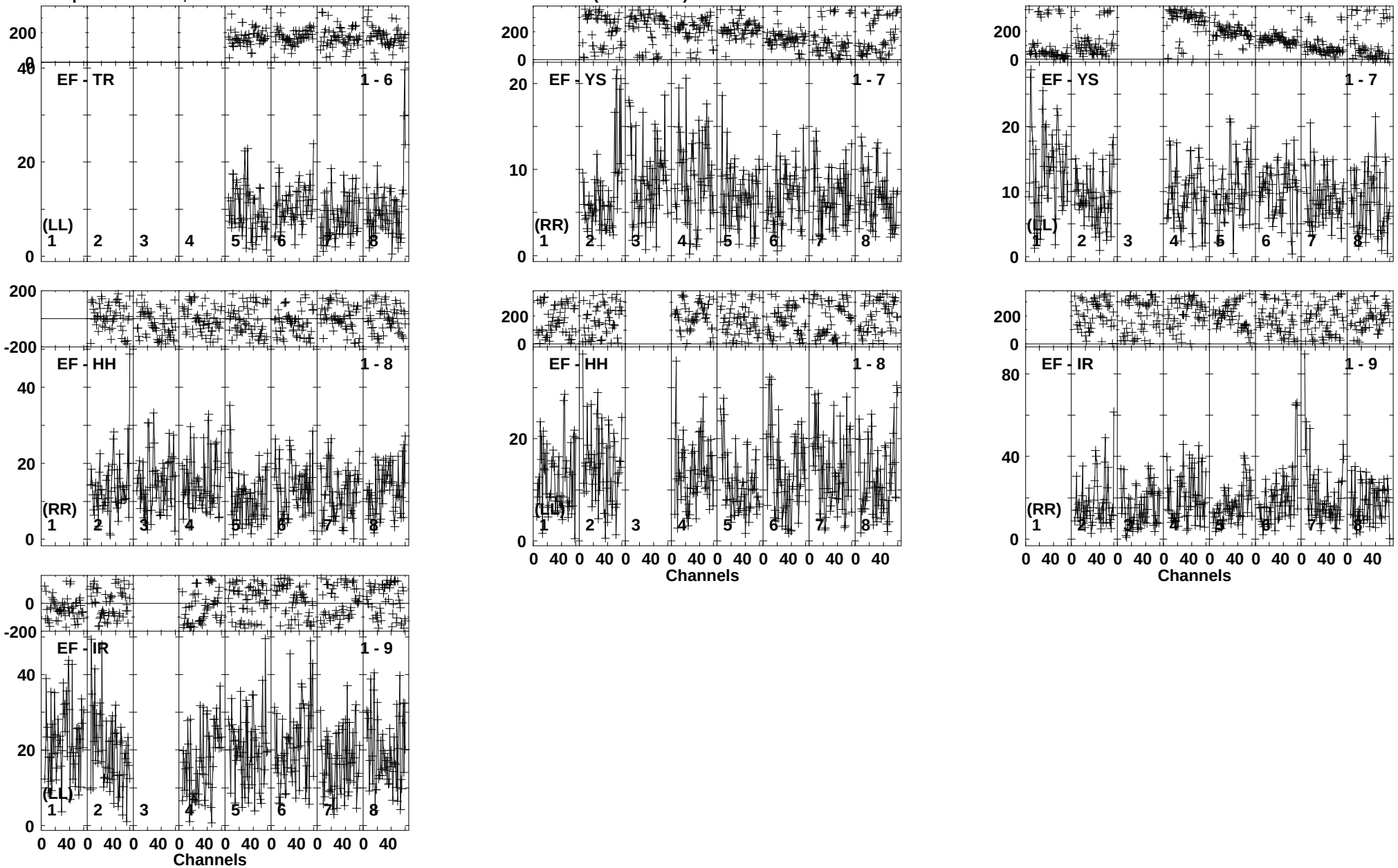

Lower frame: Milli Ampl Jy Top frame: Phas deg
Vector averaged cross-power spectrum Baseline: EF (01) - TR (06)
Timerange: 00/16:11:11 to 00/16:15:24

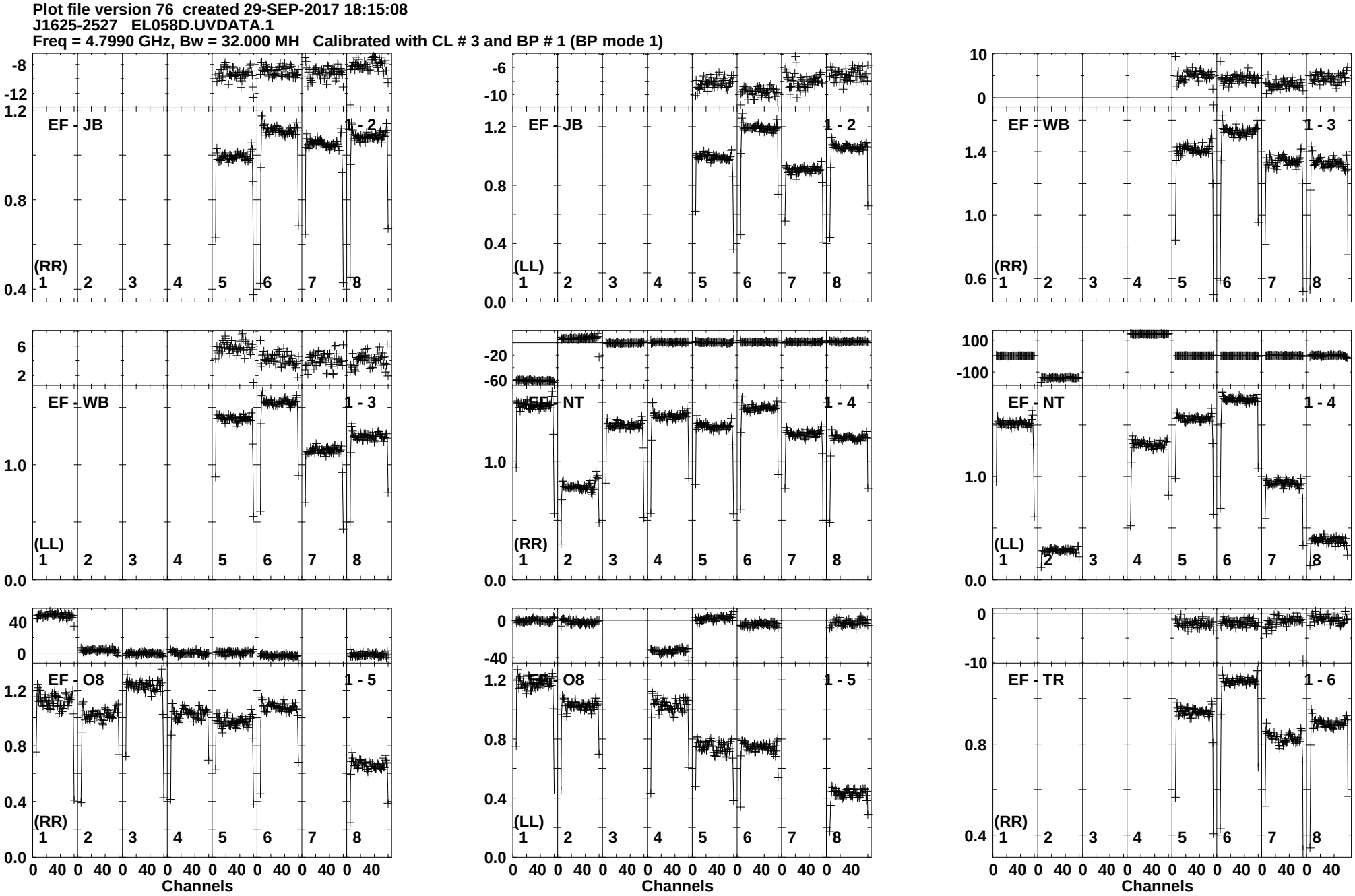
Plot file version 76 created 29-SEP-2017 18:15:08
J1625-2527 EL058D.UVDATA.1
Freq = 4.7990 GHz, Bw = 32.000 MH Calibrated with CL # 3 and BP # 1 (BP mode 1)
EF - JB 1 - 2
(RR)
EF - JB 1 - 2
(LL)
EF - WB 1 - 3
(RR)
EF - WB 1 - 3
(LL)
EF - NT 1 - 4
(RR)
EF - NT 1 - 4
(LL)
EF - O8 1 - 5
(RR)
EF - O8 1 - 5
(LL)
EF - TR 1 - 6
(RR)
1 2 3 4 5 6 7 8
0 40 0 40 0 40 0 40 0 40 0 40 0 40 0 40
Channels
Lower frame: Ampl Jy Top frame: Phas deg
Vector averaged cross-power spectrum Baseline: EF (01) - JB (02)
Timerange: 00/16:16:00 to 00/16:17:10

Plot file version 77 created 29-SEP-2017 18:15:08
J1625-2527 EL058D.UVDATA.1
Freq = 4.7990 GHz, Bw = 32.000 MH Calibrated with CL # 3 and BP # 1 (BP mode 1)



Lower frame: Ampl Jy Top frame: Phas deg
Vector averaged cross-power spectrum Baseline: EF (01) - TR (06)
Timerange: 00/16:16:00 to 00/16:17:10

Plot file version 78 created 29-SEP-2017 18:15:09
ARSCO EL058D.UVDATA.1
Freq = 4.7990 GHz, Bw = 32.000 MH Calibrated with CL # 3 and BP # 1 (BP mode 1)

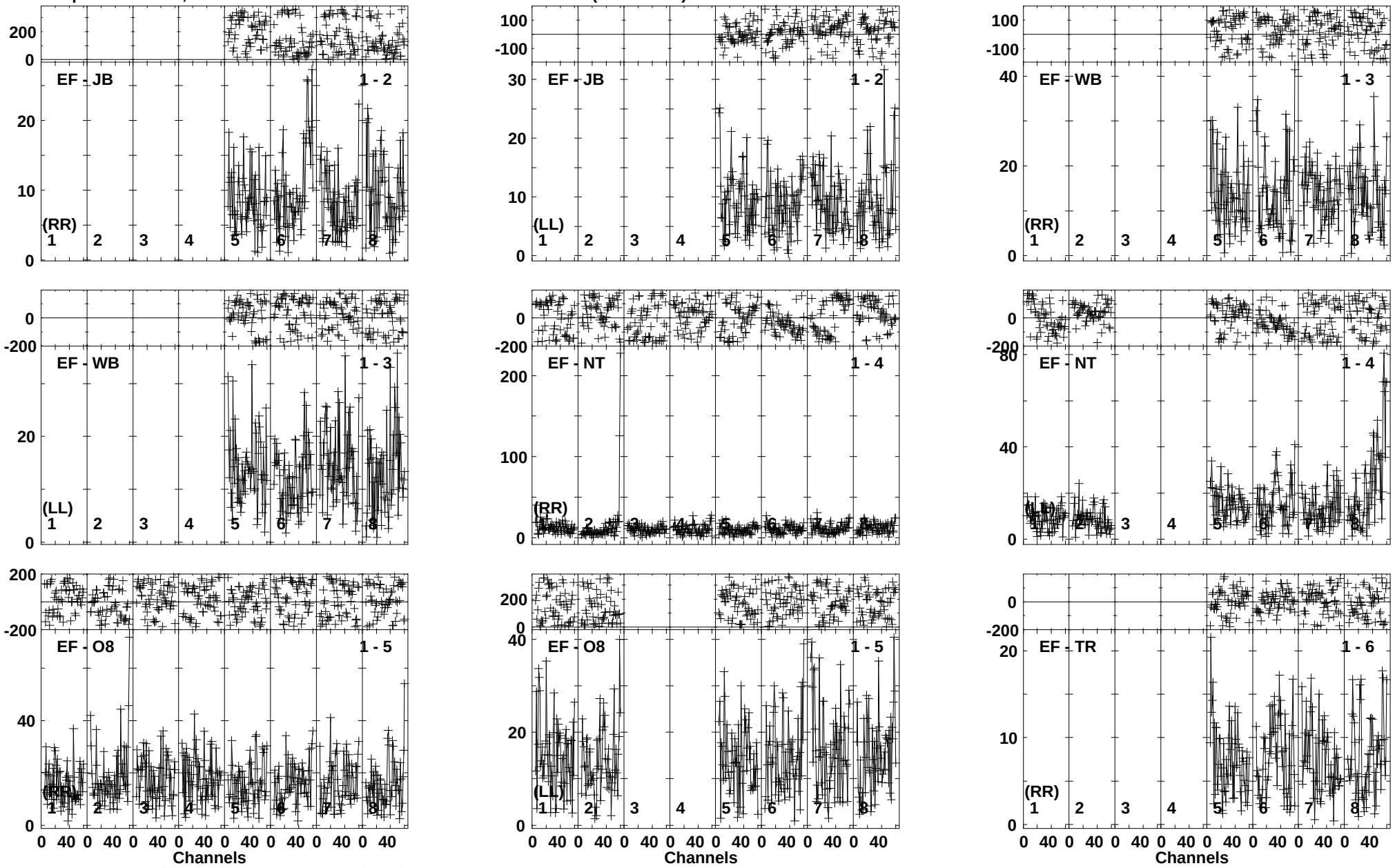

Lower frame: Milli Ampl Jy Top frame: Phas deg
Vector averaged cross-power spectrum Baseline: EF (01) - JB (02)
Timerange: 00/16:17:11 to 00/16:21:25

Plot file version 79 created 29-SEP-2017 18:15:09
ARSCO EL058D.UVDATA.1
Freq = 4.7990 GHz, Bw = 32.000 MH Calibrated with CL # 3 and BP # 1 (BP mode 1)

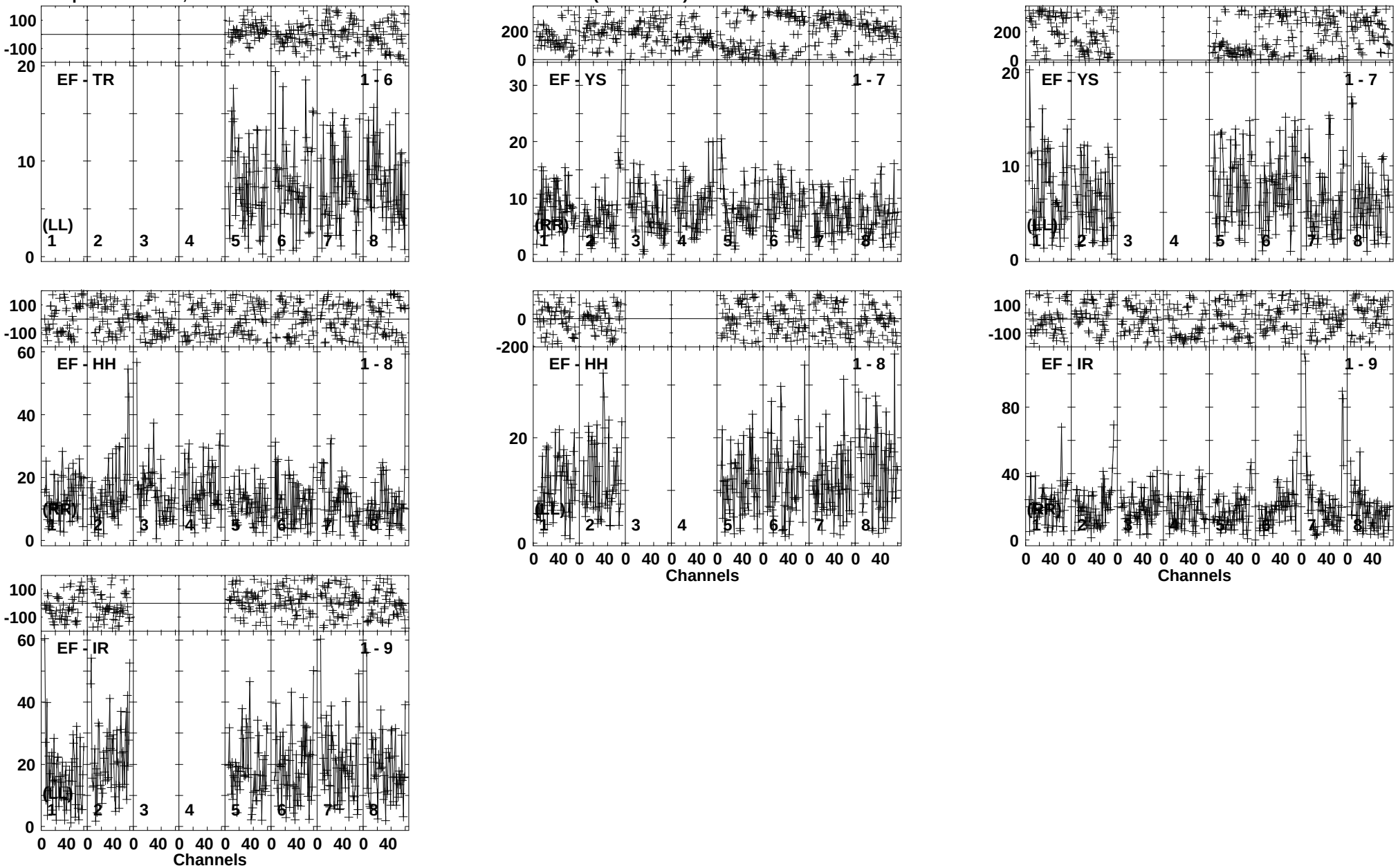

Lower frame: Milli Ampl Jy Top frame: Phas deg
Vector averaged cross-power spectrum Baseline: EF (01) - TR (06)
Timerange: 00/16:17:11 to 00/16:21:25

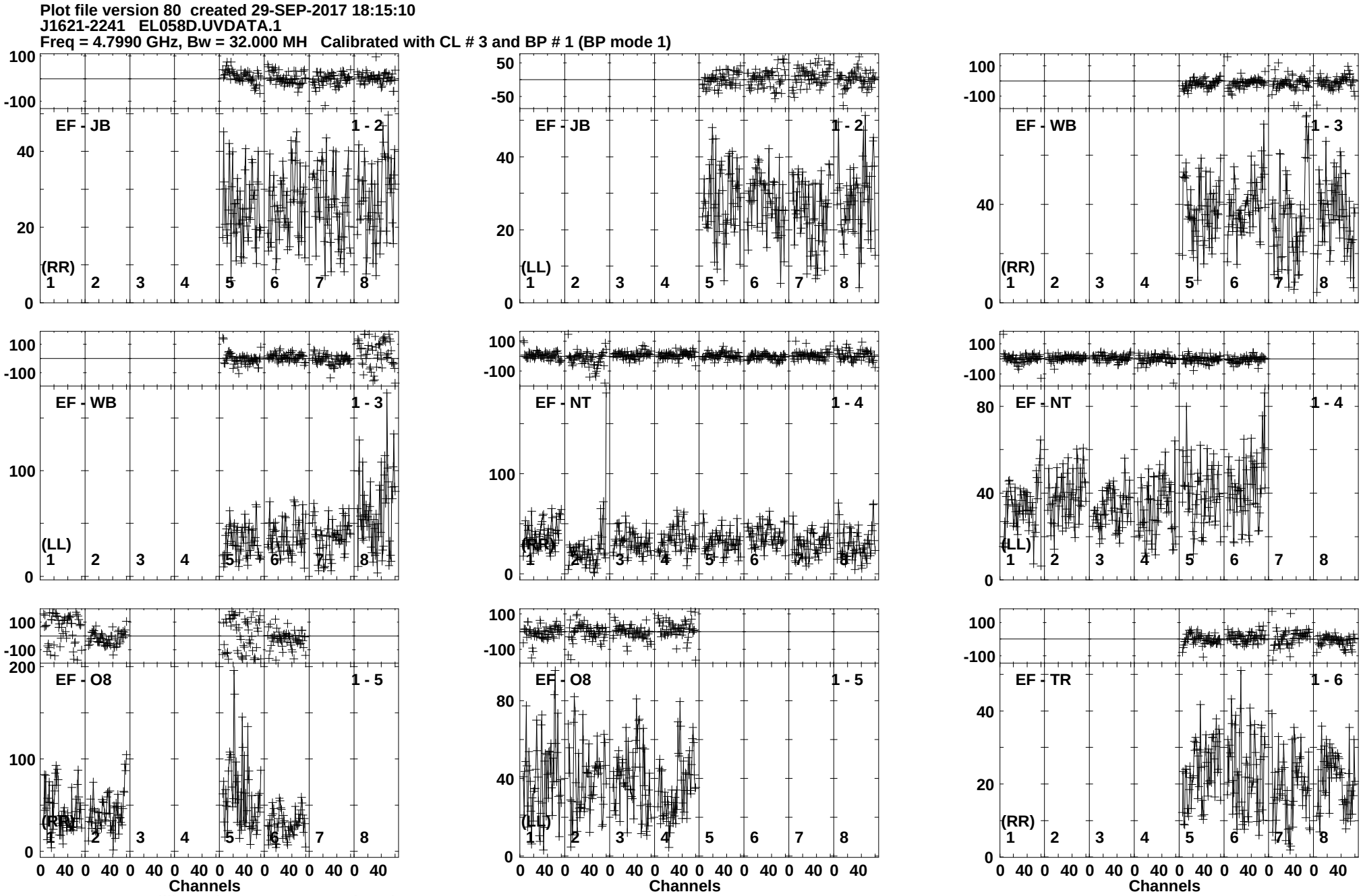
Plot file version 80 created 29-SEP-2017 18:15:10
J1621-2241 EL058D.UVDATA.1
Freq = 4.7990 GHz, Bw = 32.000 MH Calibrated with CL # 3 and BP # 1 (BP mode 1)
EF - JB 1 - 2
(RR)
EF - JB 1 - 2
(LL)
EF - WB 1 - 3
(RR)
EF - WB 1 - 3
(LL)
EF - NT 1 - 4
(RR)
EF - NT 1 - 4
(LL)
EF - O8 1 - 5
(RR)
EF - O8 1 - 5
(LL)
EF - TR 1 - 6
(RR)
Channels
Lower frame: Milli Ampl Jy Top frame: Phas deg
Vector averaged cross-power spectrum Baseline: EF (01) - JB (02)
Timerange: 00/16:21:25 to 00/16:23:25

Plot file version 81 created 29-SEP-2017 18:15:10
J1621-2241 EL058D.UVDATA.1
Freq = 4.7990 GHz, Bw = 32.000 MH Calibrated with CL # 3 and BP # 1 (BP mode 1)

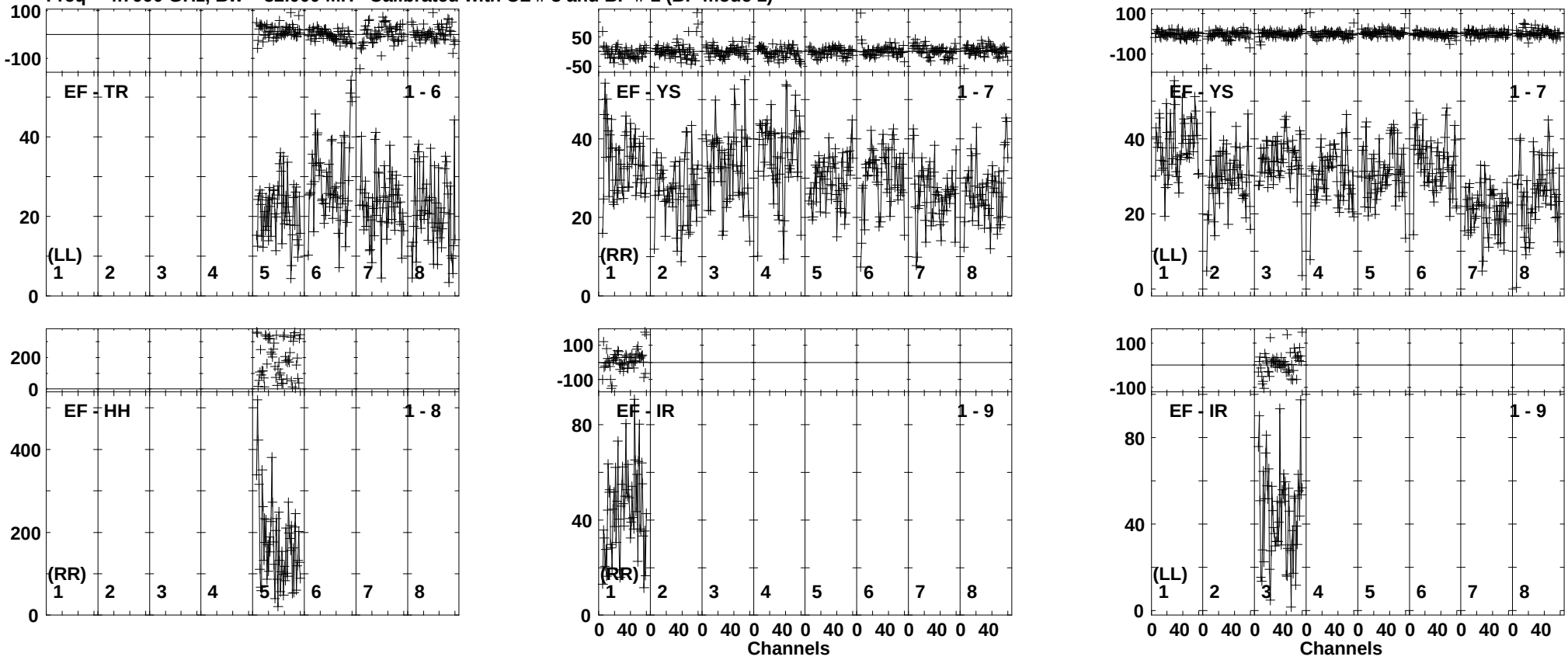

Lower frame: Milli Ampl Jy Top frame: Phas deg
Vector averaged cross-power spectrum Baseline: EF (01) - TR (06)
Timerange: 00/16:21:25 to 00/16:23:25

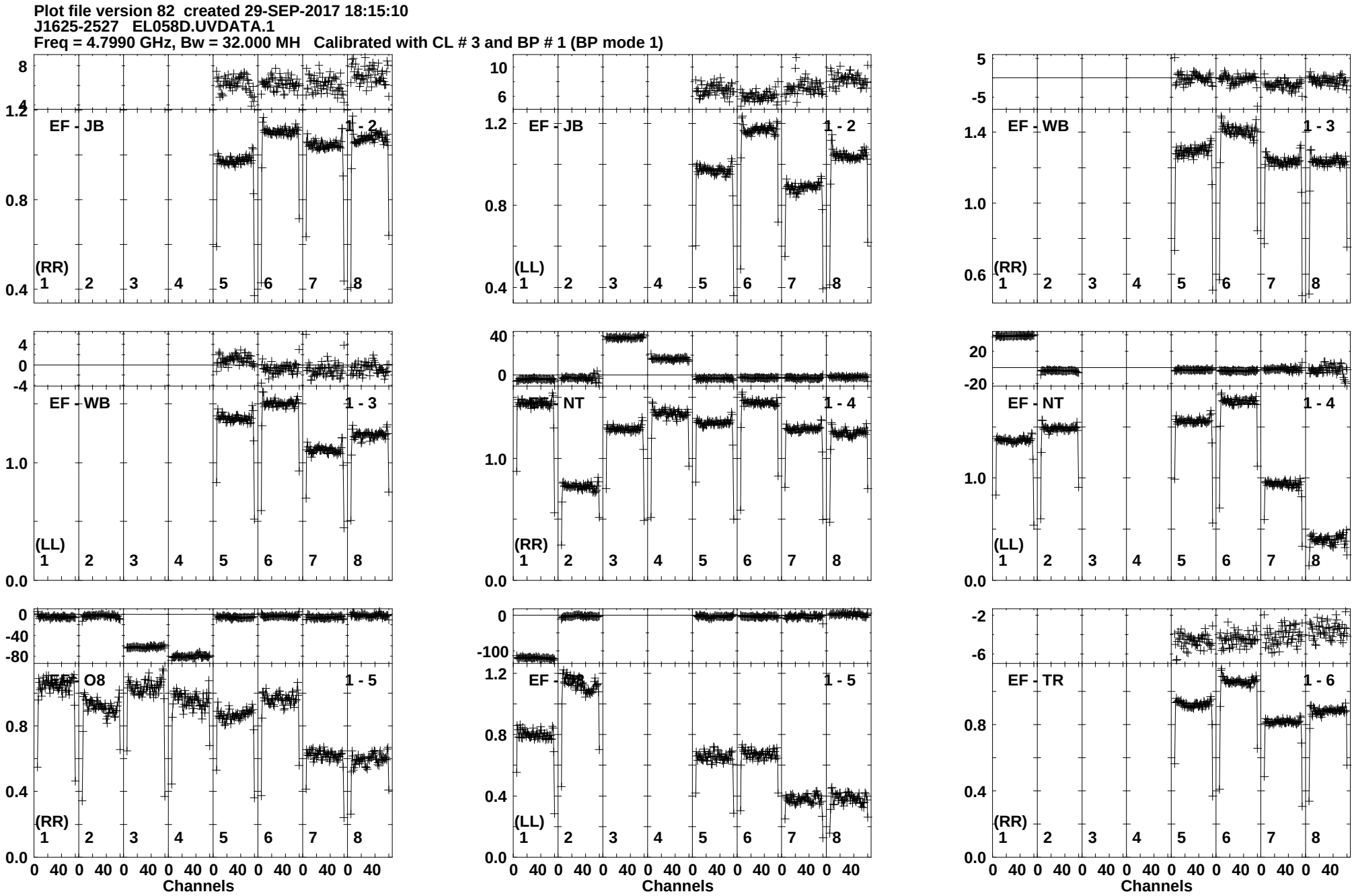
Plot file version 82 created 29-SEP-2017 18:15:10
J1625-2527 EL058D.UVDATA.1
Freq = 4.7990 GHz, Bw = 32.000 MH Calibrated with CL # 3 and BP # 1 (BP mode 1)
EF - JB
1 - 2
(RR)
EF - JB
1 - 2
(LL)
EF - WB
1 - 3
(RR)
EF - WB
1 - 3
(LL)
EF - NT
1 - 4
(RR)
EF - NT
1 - 4
(LL)
EF - O8
1 - 5
(RR)
EF - O8
1 - 5
(LL)
EF - TR
1 - 6
(RR)
1 2 3 4 5 6 7 8
0 40 0 40 0 40 0 40 0 40 0 40 0 40 0 40
Channels
Lower frame: Ampl Jy Top frame: Phas deg
Vector averaged cross-power spectrum Baseline: EF (01) - JB (02)
Timerange: 00/16:24:00 to 00/16:25:09

Plot file version 83 created 29-SEP-2017 18:15:10
J1625-2527 EL058D.UVDATA.1
Freq = 4.7990 GHz, Bw = 32.000 MH Calibrated with CL # 3 and BP # 1 (BP mode 1)



Lower frame: Ampl Jy Top frame: Phas deg
Vector averaged cross-power spectrum Baseline: EF (01) - TR (06)
Timerange: 00/16:24:00 to 00/16:25:09

Plot file version 84 created 29-SEP-2017 18:15:11
ARSCO EL058D.UVDATA.1
Freq = 4.7990 GHz, Bw = 32.000 MH Calibrated with CL # 3 and BP # 1 (BP mode 1)

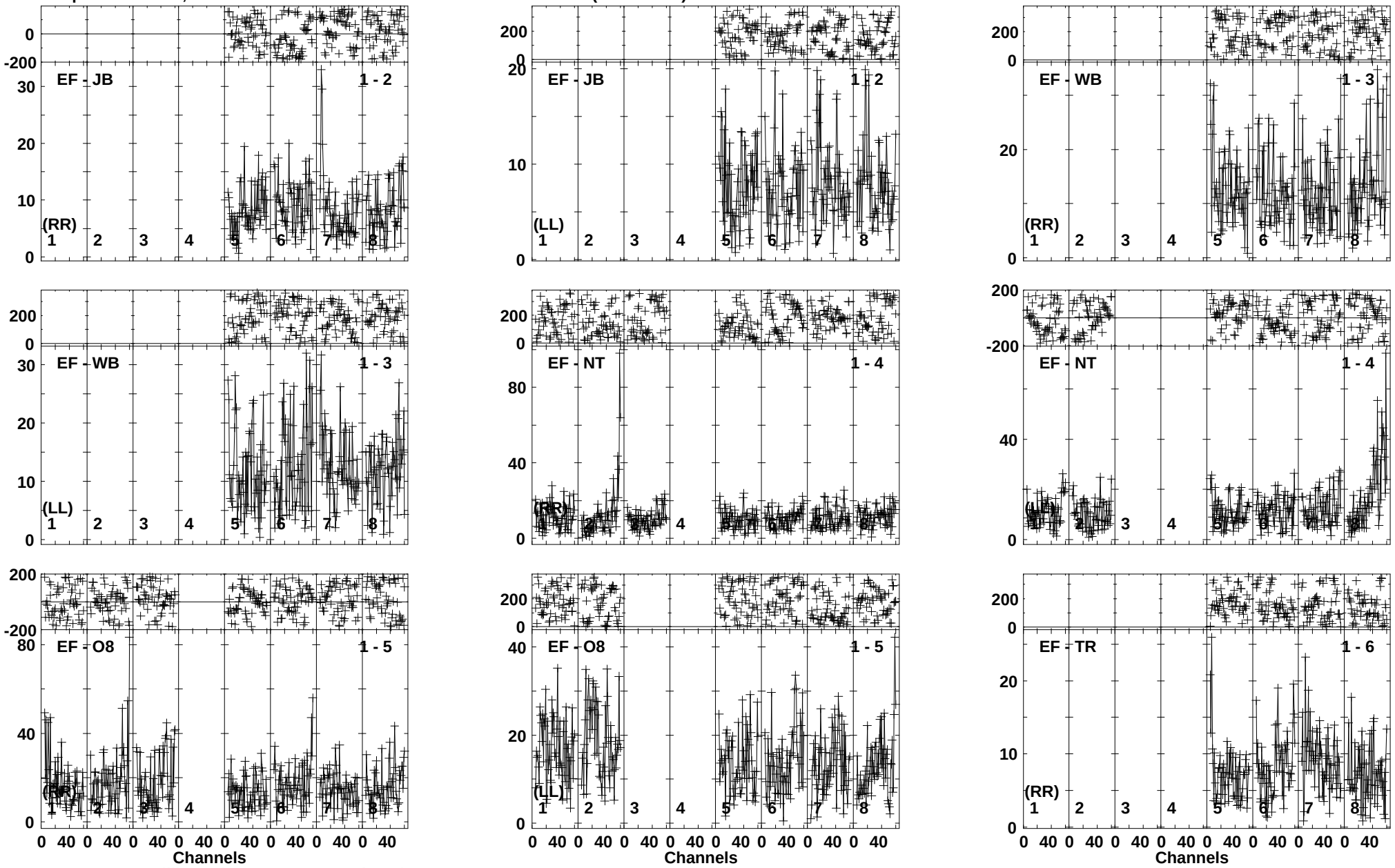

Lower frame: Milli Ampl Jy Top frame: Phas deg
Vector averaged cross-power spectrum Baseline: EF (01) - JB (02)
Timerange: 00/16:25:11 to 00/16:29:25

Plot file version 85 created 29-SEP-2017 18:15:11
ARSCO EL058D.UVDATA.1
Freq = 4.7990 GHz, Bw = 32.000 MH Calibrated with CL # 3 and BP # 1 (BP mode 1)

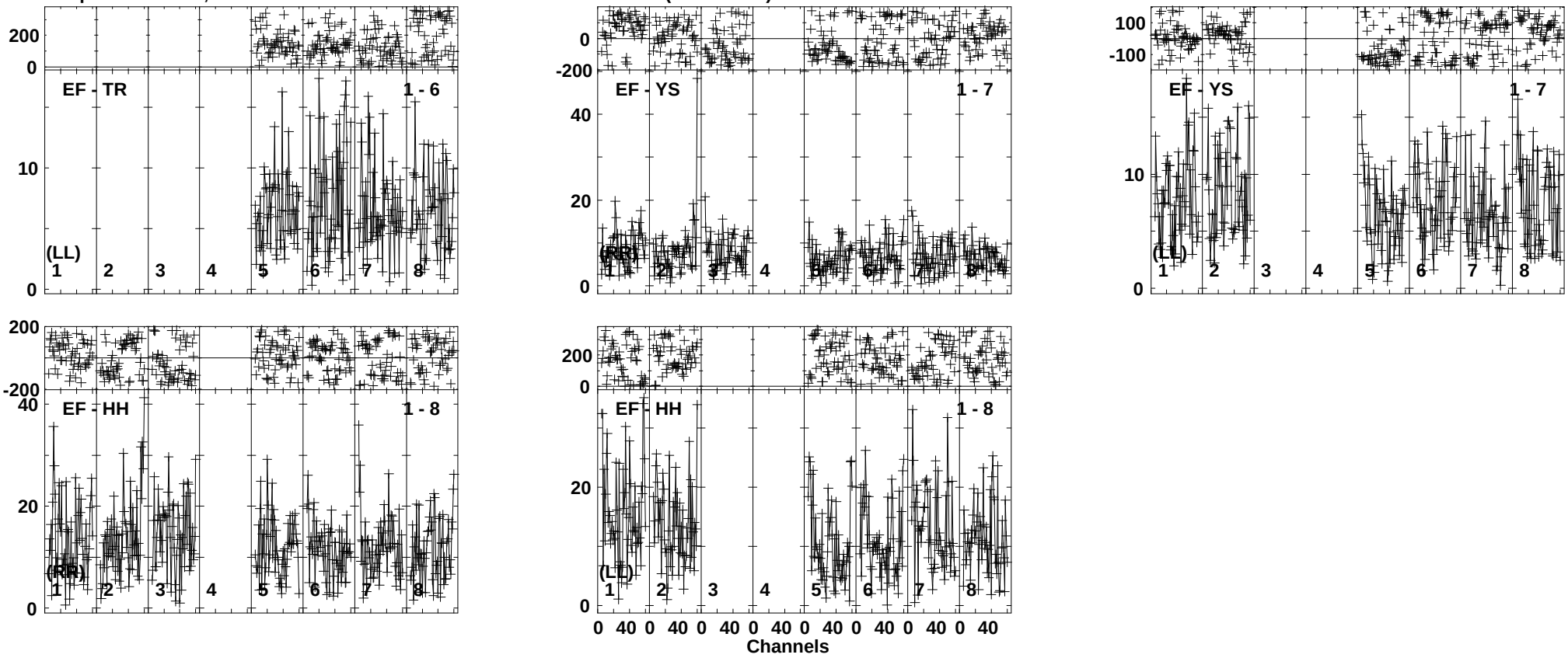

Lower frame: Milli Ampl Jy Top frame: Phas deg
Vector averaged cross-power spectrum Baseline: EF (01) - TR (06)
Timerange: 00/16:25:11 to 00/16:29:25

Plot file version 86 created 29-SEP-2017 18:15:11
J1625-2527 EL058D.UVDATA.1
Freq = 4.7990 GHz, Bw = 32.000 MH Calibrated with CL # 3 and BP # 1 (BP mode 1)

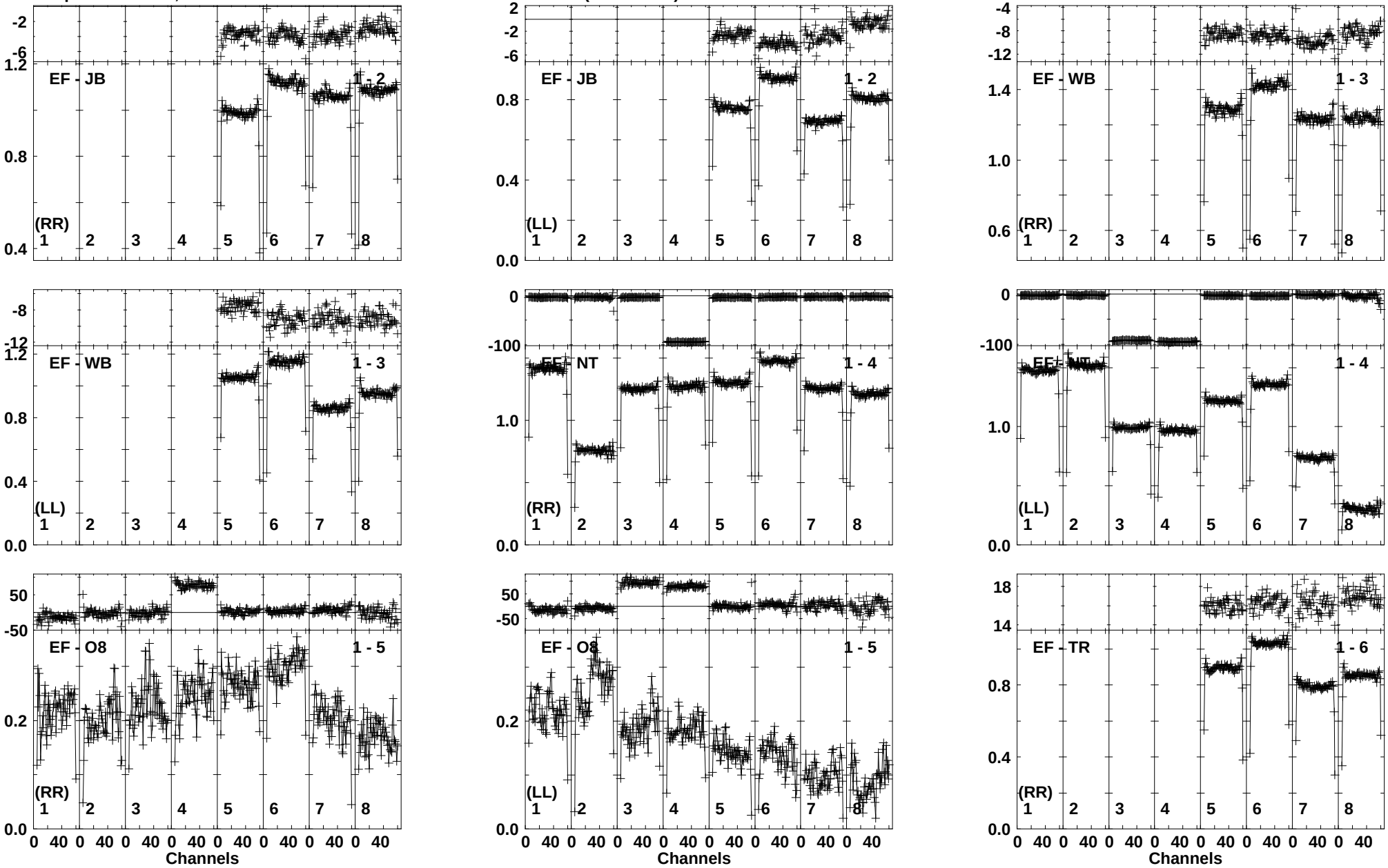

Lower frame: Ampl Jy Top frame: Phas deg
Vector averaged cross-power spectrum Baseline: EF (01) - JB (02)
Timerange: 00/16:29:25 to 00/16:31:10

Plot file version 87 created 29-SEP-2017 18:15:12
J1625-2527 EL058D.UVDATA.1
Freq = 4.7990 GHz, Bw = 32.000 MH Calibrated with CL # 3 and BP # 1 (BP mode 1)

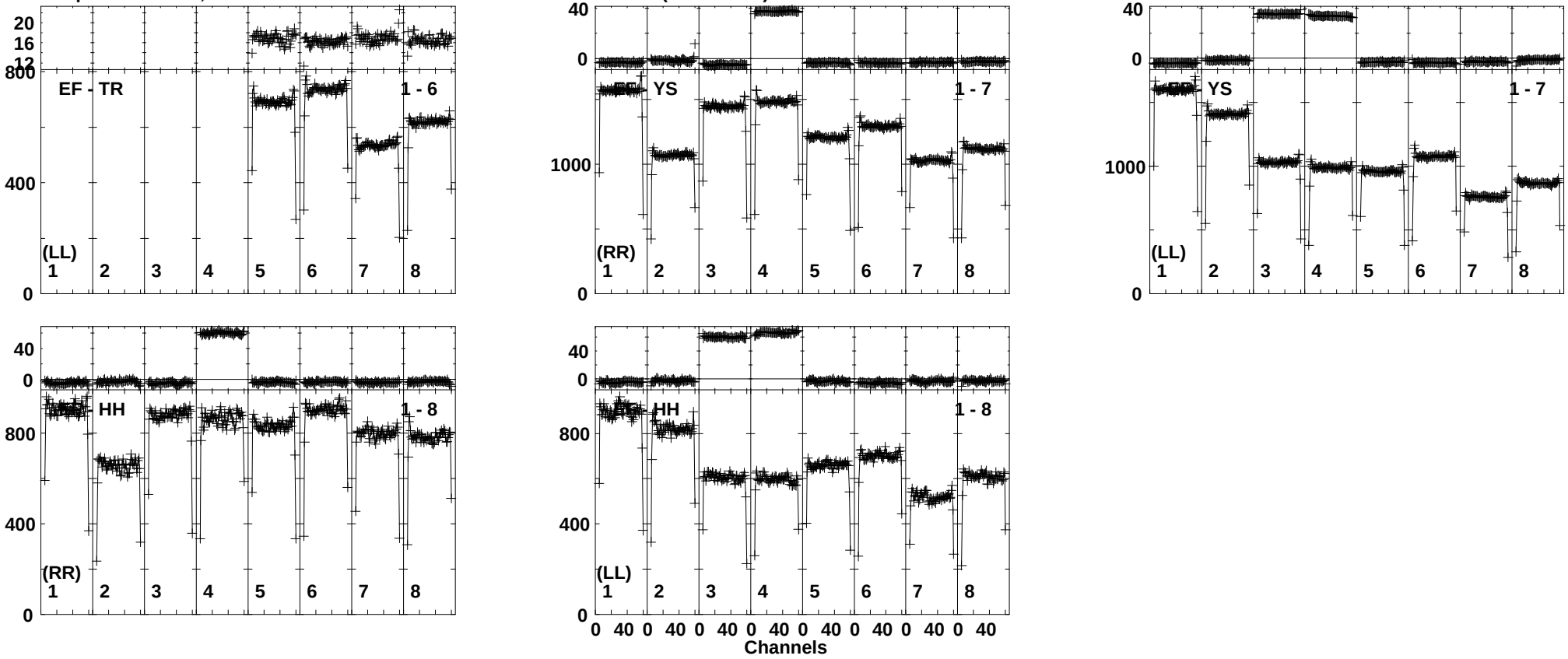

Lower frame: Milli Ampl Jy Top frame: Phas deg
Vector averaged cross-power spectrum Baseline: EF (01) - TR (06)
Timerange: 00/16:29:25 to 00/16:31:10

Plot file version 88 created 29-SEP-2017 18:15:12
ARSCO EL058D.UVDATA.1
Freq = 4.7990 GHz, Bw = 32.000 MH Calibrated with CL # 3 and BP # 1 (BP mode 1)

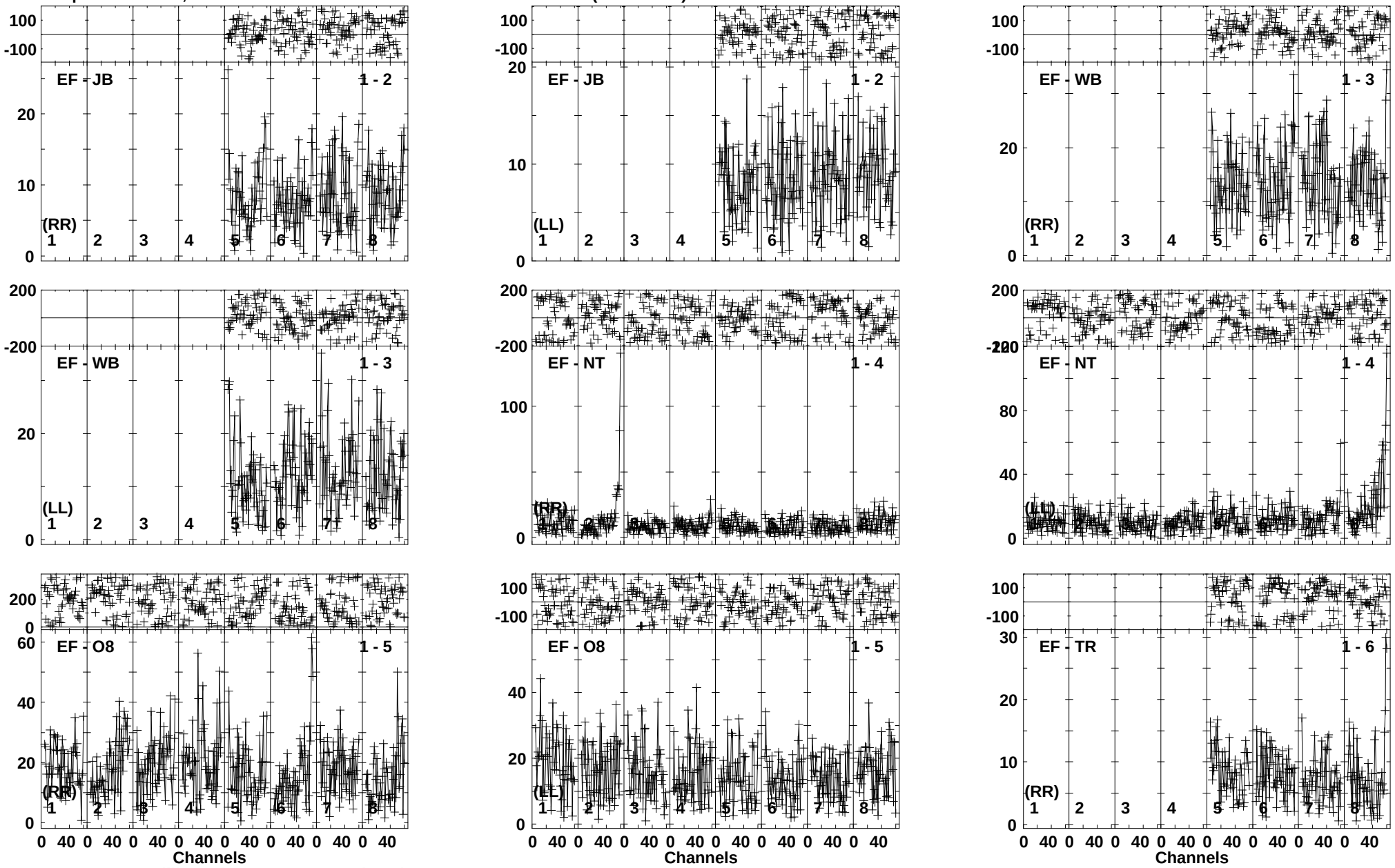

Lower frame: Milli Ampl Jy Top frame: Phas deg
Vector averaged cross-power spectrum Baseline: EF (01) - JB (02)
Timerange: 00/16:31:11 to 00/16:35:25

Plot file version 89 created 29-SEP-2017 18:15:12
ARSCO EL058D.UVDATA.1
Freq = 4.7990 GHz, Bw = 32.000 MH Calibrated with CL # 3 and BP # 1 (BP mode 1)

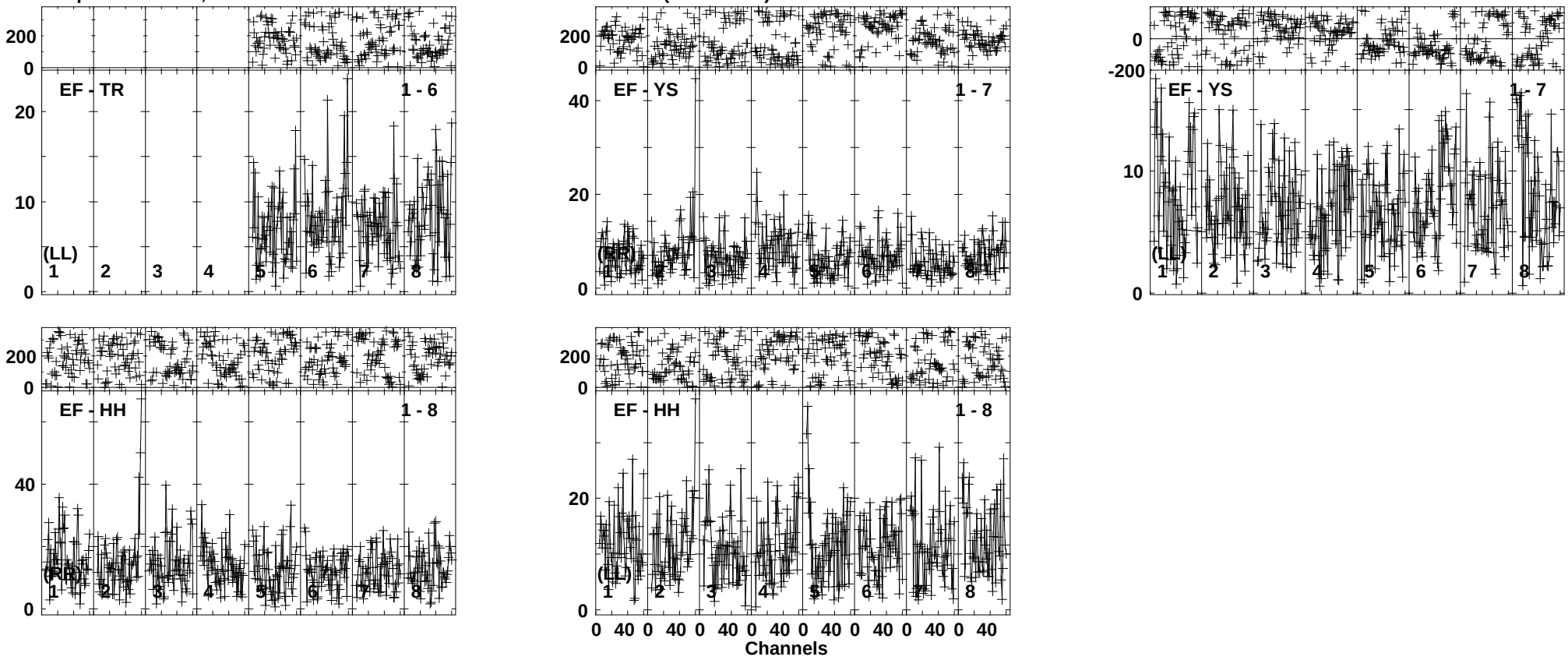

Lower frame: Milli Ampl Jy Top frame: Phas deg
Vector averaged cross-power spectrum Baseline: EF (01) - TR (06)
Timerange: 00/16:31:11 to 00/16:35:25

Plot file version 90 created 29-SEP-2017 18:15:13
J1625-2527 EL058D.UVDATA.1
Freq = 4.7990 GHz, Bw = 32.000 MH Calibrated with CL # 3 and BP # 1 (BP mode 1)

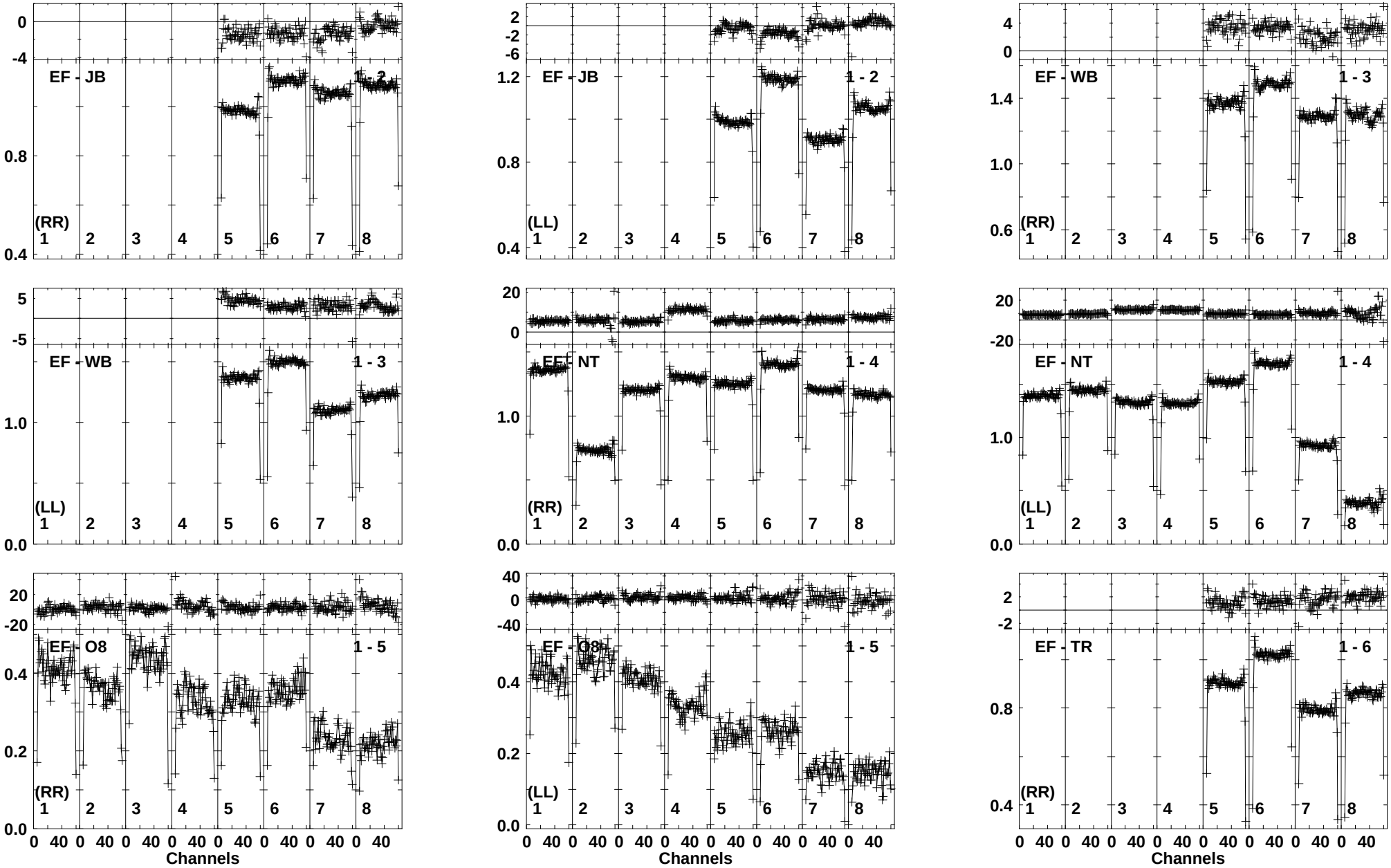

Lower frame: Ampl Jy Top frame: Phas deg
Vector averaged cross-power spectrum Baseline: EF (01) - JB (02)
Timerange: 00/16:36:01 to 00/16:37:10

Plot file version 91 created 29-SEP-2017 18:15:13
J1625-2527 EL058D.UVDATA.1
Freq = 4.7990 GHz, Bw = 32.000 MH Calibrated with CL # 3 and BP # 1 (BP mode 1)

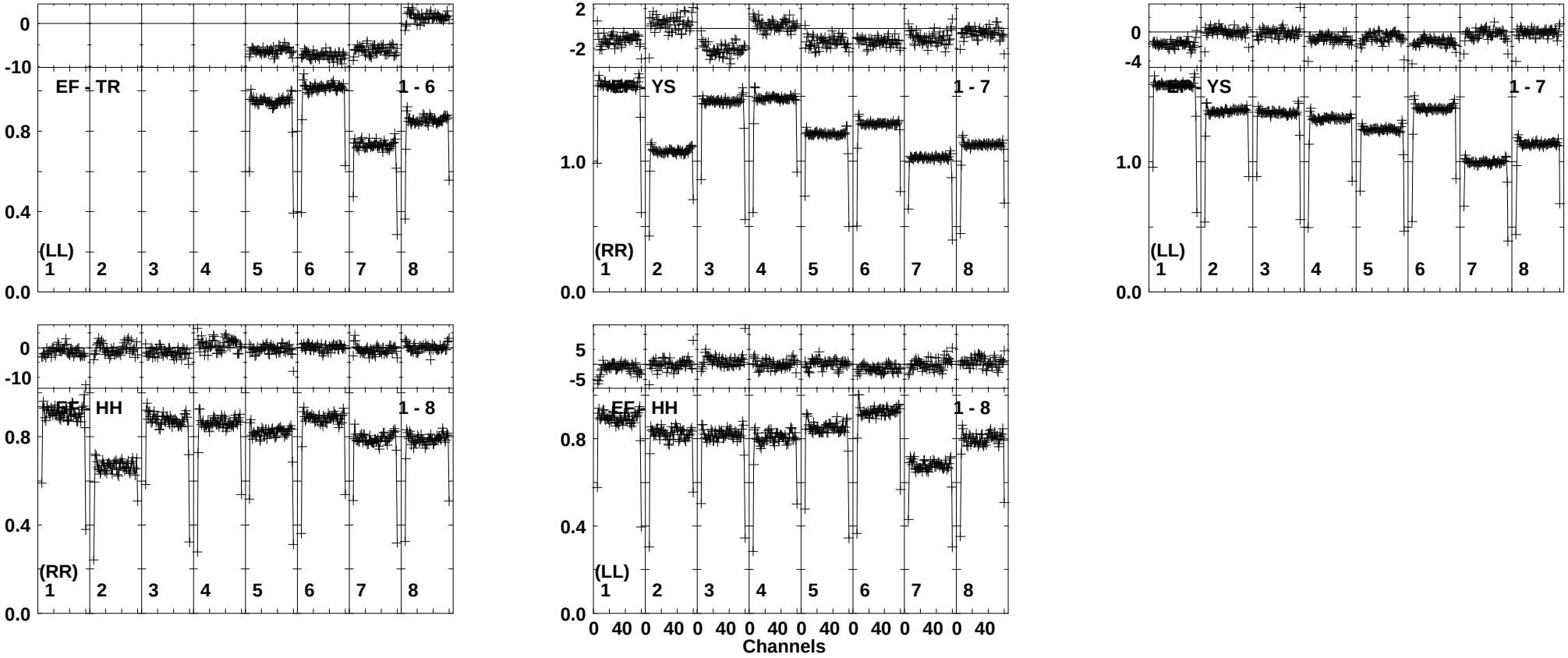

Lower frame: Ampl Jy Top frame: Phas deg
Vector averaged cross-power spectrum Baseline: EF (01) - TR (06)
Timerange: 00/16:36:01 to 00/16:37:10

Plot file version 92 created 29-SEP-2017 18:15:13
ARSCO EL058D.UVDATA.1
Freq = 4.7990 GHz, Bw = 32.000 MH Calibrated with CL # 3 and BP # 1 (BP mode 1)

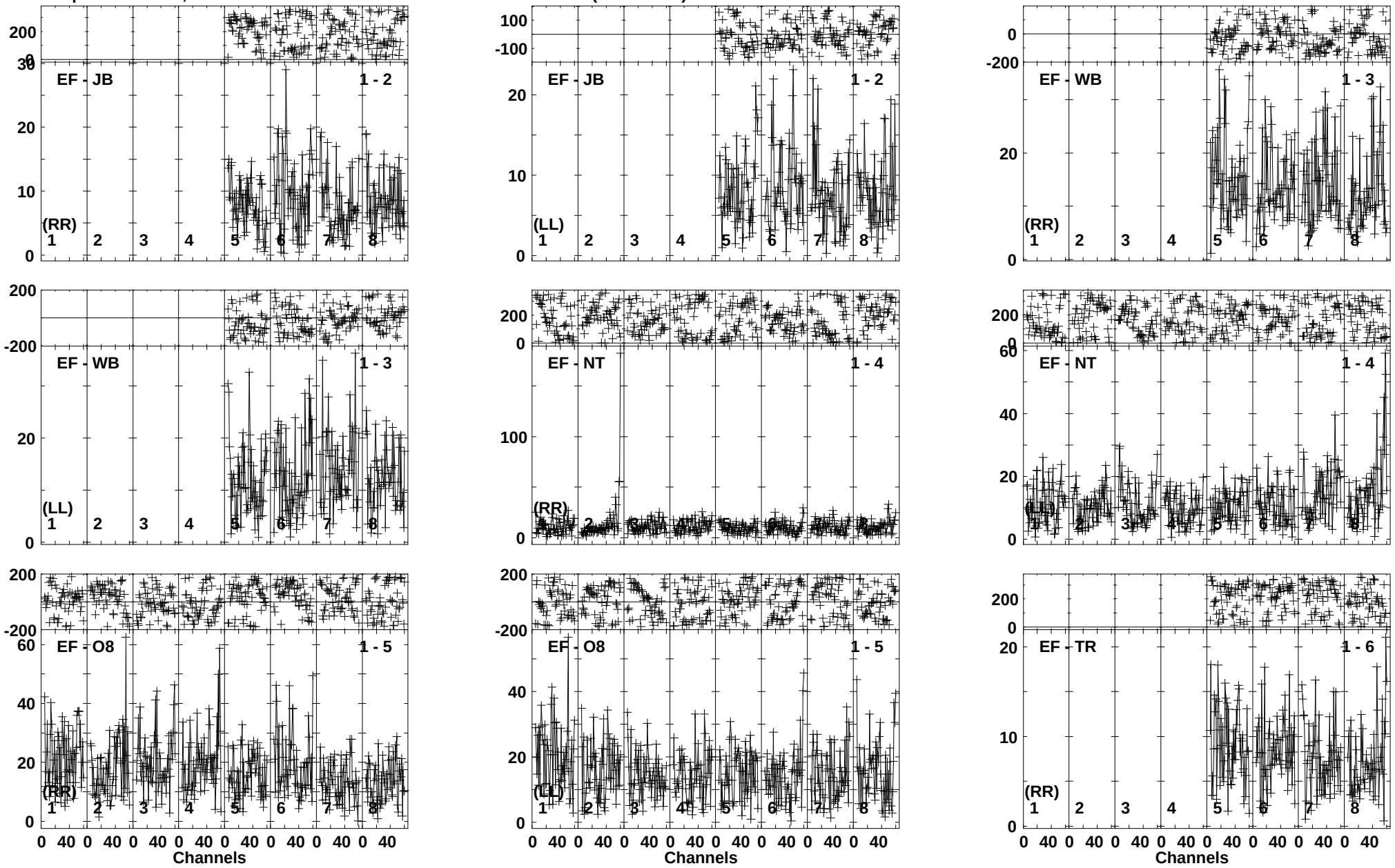

Lower frame: Milli Ampl Jy Top frame: Phas deg
Vector averaged cross-power spectrum Baseline: EF (01) - JB (02)
Timerange: 00/16:37:10 to 00/16:41:25

Plot file version 93 created 29-SEP-2017 18:15:14
ARSCO EL058D.UVDATA.1
Freq = 4.7990 GHz, Bw = 32.000 MH Calibrated with CL # 3 and BP # 1 (BP mode 1)

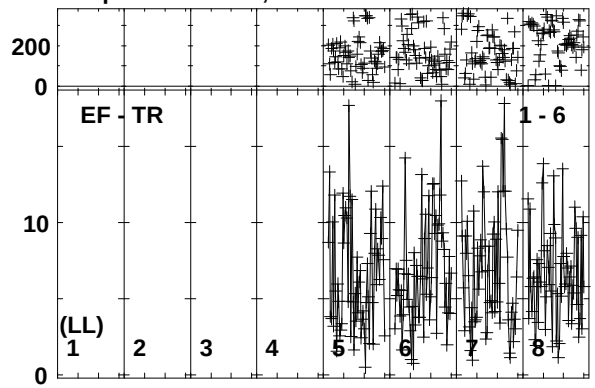

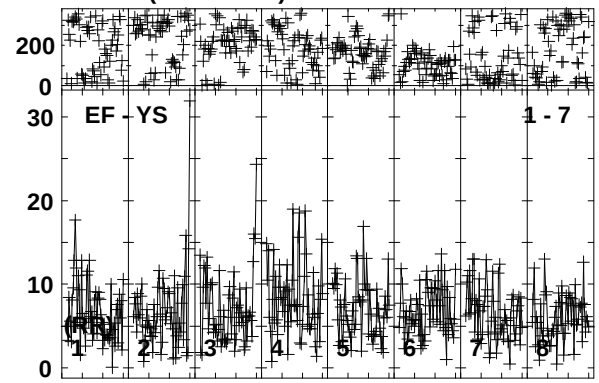

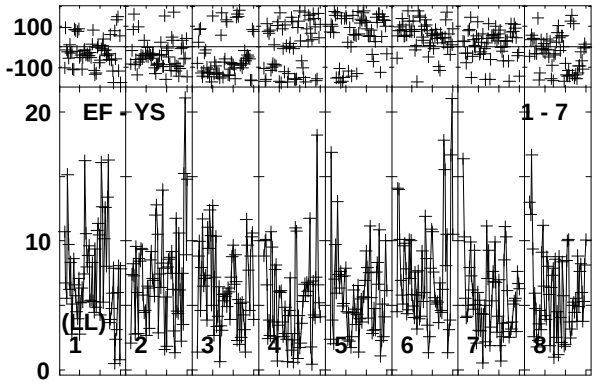

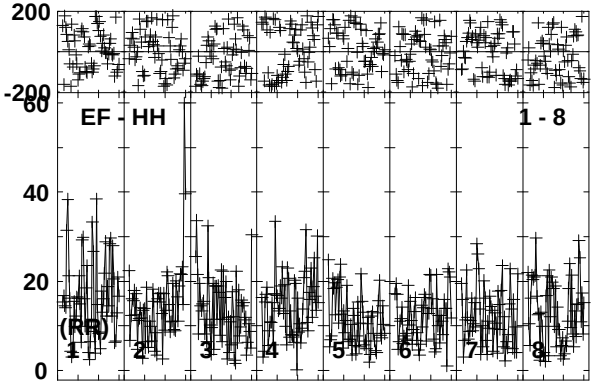

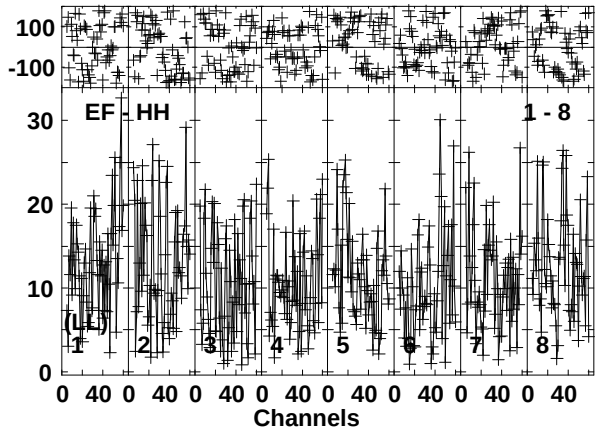

Lower frame: Milli Ampl Jy Top frame: Phas deg
Vector averaged cross-power spectrum Baseline: EF (01) - TR (06)
Timerange: 00/16:37:10 to 00/16:41:25

Plot file version 94 created 29-SEP-2017 18:15:14
J1621-2241 EL058D.UVDATA.1
Freq = 4.7990 GHz, Bw = 32.000 MH Calibrated with CL # 3 and BP # 1 (BP mode 1)

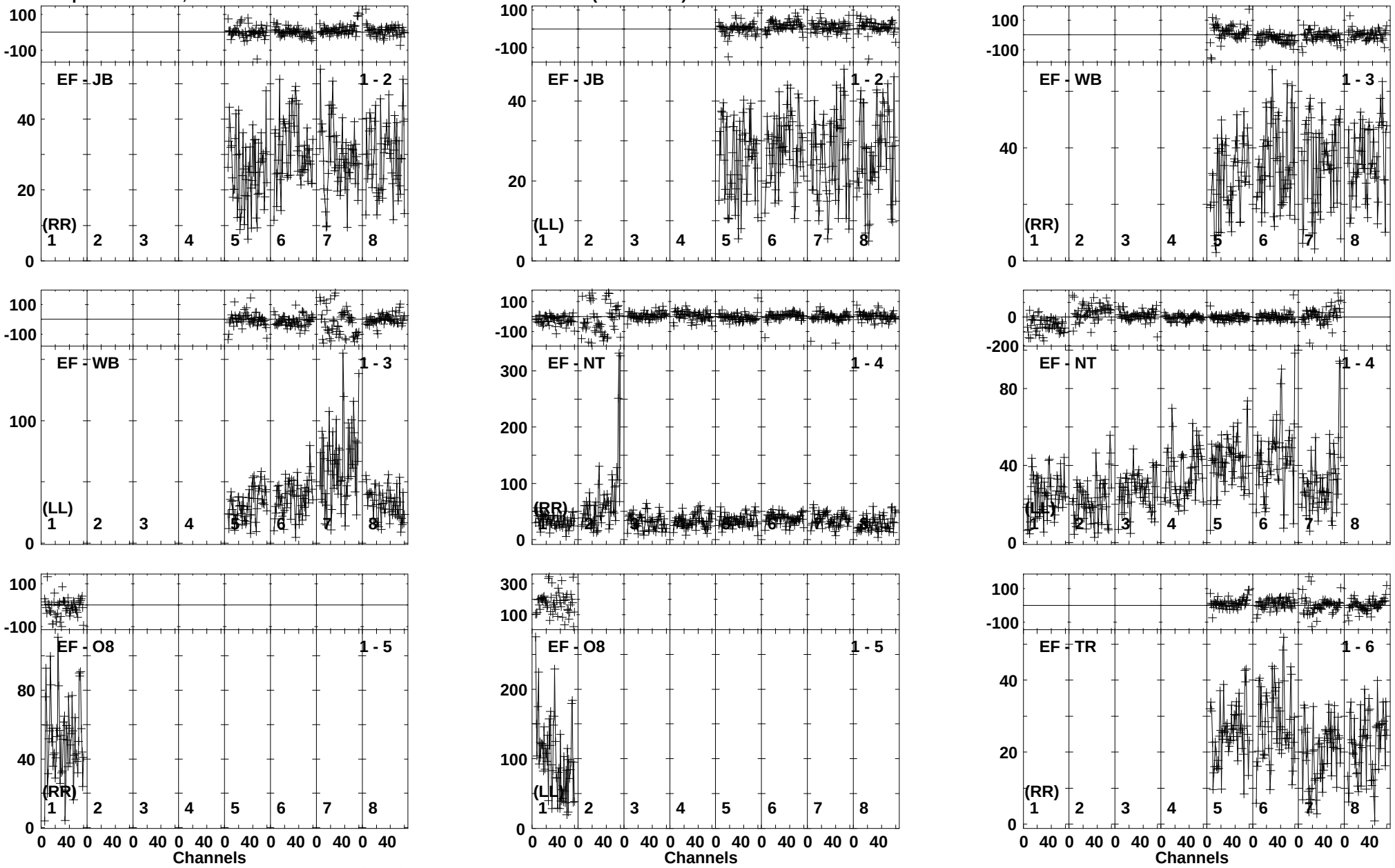

Lower frame: Milli Ampl Jy Top frame: Phas deg
Vector averaged cross-power spectrum Baseline: EF (01) - JB (02)
Timerange: 00/16:41:25 to 00/16:43:25

Plot file version 95 created 29-SEP-2017 18:15:14
J1621-2241 EL058D.UVDATA.1
Freq = 4.7990 GHz, Bw = 32.000 MH Calibrated with CL # 3 and BP # 1 (BP mode 1)

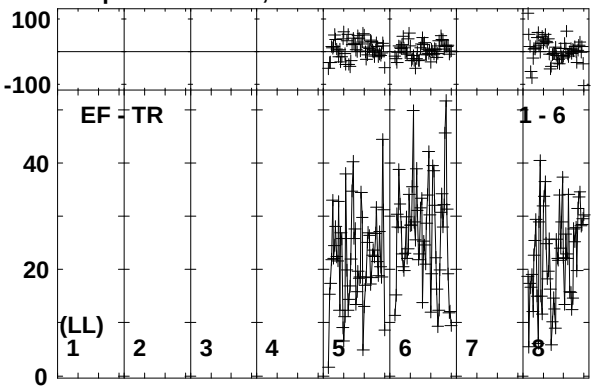

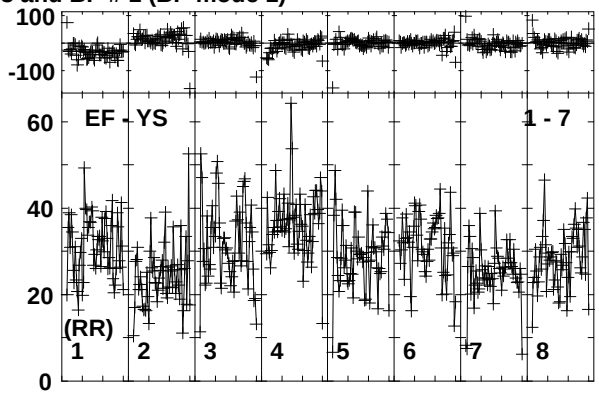

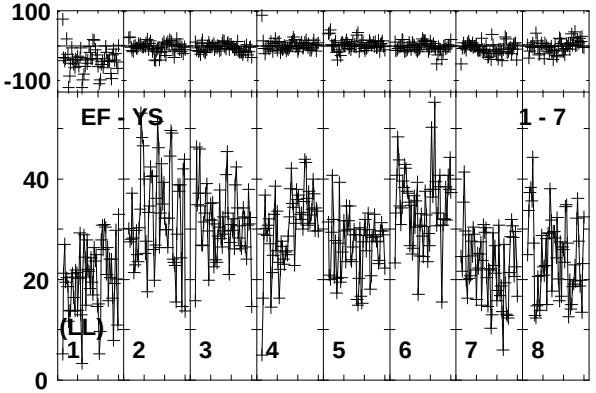

Lower frame: Milli Ampl Jy Top frame: Phas deg
Vector averaged cross-power spectrum Baseline: EF (01) - TR (06)
Timerange: 00/16:41:25 to 00/16:43:25

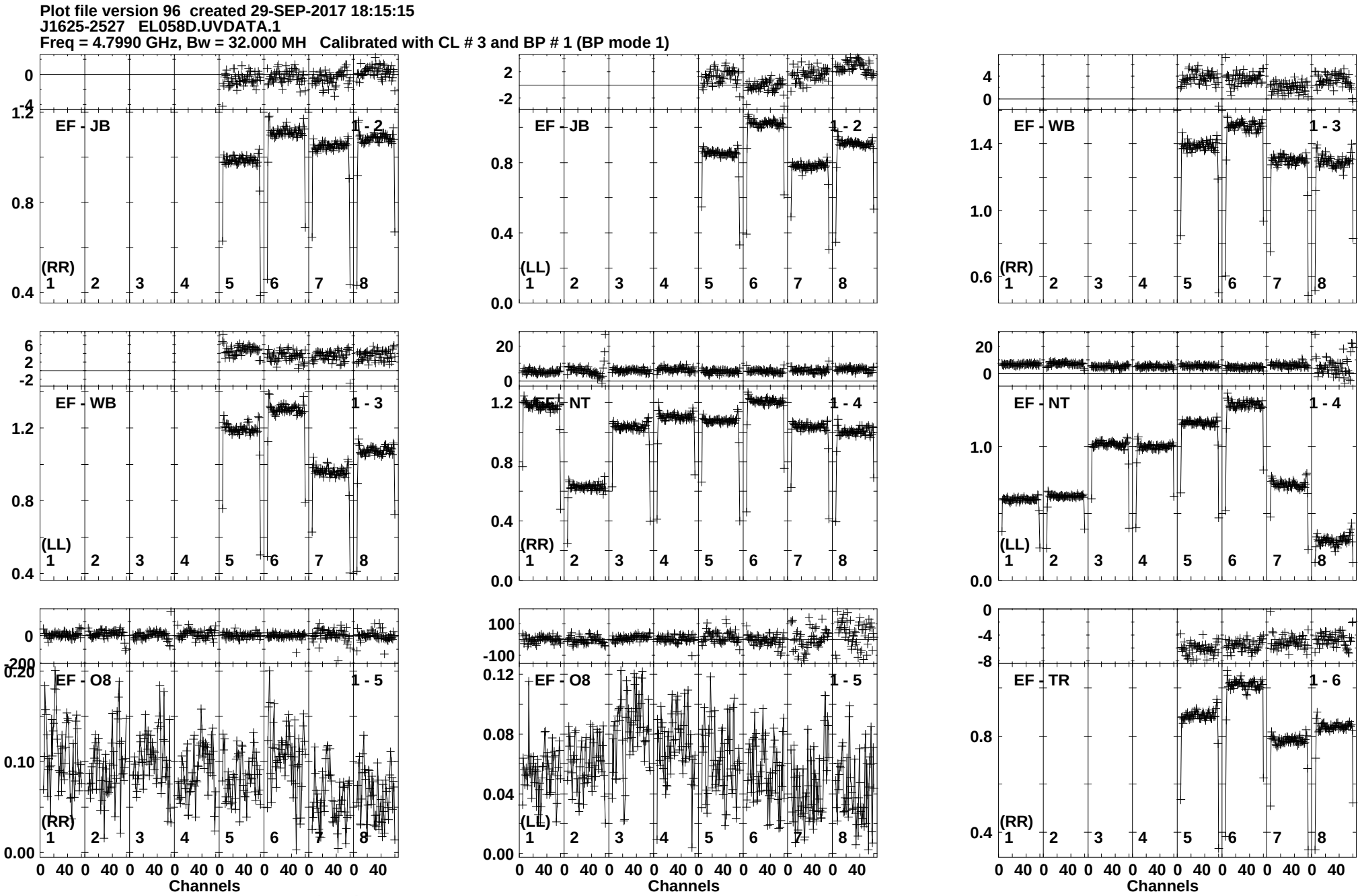
Plot file version 96 created 29-SEP-2017 18:15:15
J1625-2527 EL058D.UVDATA.1
Freq = 4.7990 GHz, Bw = 32.000 MH Calibrated with CL # 3 and BP # 1 (BP mode 1)
EF - JB 1 - 2
(RR)
EF - JB 1 - 2
(LL)
EF - WB 1 - 3
(RR)
EF - WB 1 - 3
(LL)
EF - NT 1 - 4
(RR)
EF - NT 1 - 4
(LL)
EF - O8 1 - 5
(RR)
EF - O8 1 - 5
(LL)
EF - TR 1 - 6
(RR)
1 2 3 4 5 6 7 8
0 40 0 40 0 40 0 40 0 40 0 40 0 40 0 40
Channels
Lower frame: Ampl Jy Top frame: Phas deg
Vector averaged cross-power spectrum Baseline: EF (01) - JB (02)
Timerange: 00/16:44:01 to 00/16:45:09

Plot file version 97 created 29-SEP-2017 18:15:15
J1625-2527 EL058D.UVDATA.1
Freq = 4.7990 GHz, Bw = 32.000 MH Calibrated with CL # 3 and BP # 1 (BP mode 1)

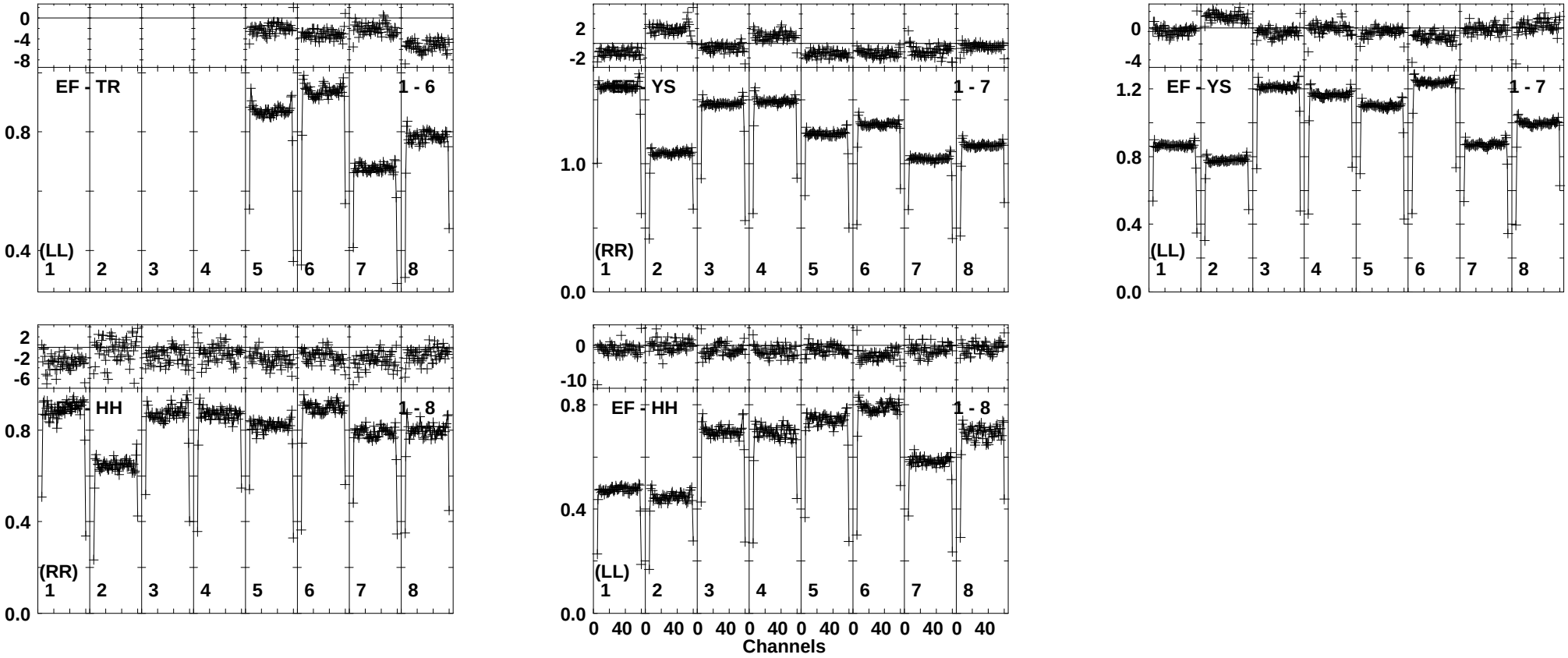

Lower frame: Ampl Jy Top frame: Phas deg
Vector averaged cross-power spectrum Baseline: EF (01) - TR (06)
Timerange: 00/16:44:01 to 00/16:45:09

Plot file version 98 created 29-SEP-2017 18:15:15
ARSCO EL058D.UVDATA.1
Freq = 4.7990 GHz, Bw = 32.000 MH Calibrated with CL # 3 and BP # 1 (BP mode 1)

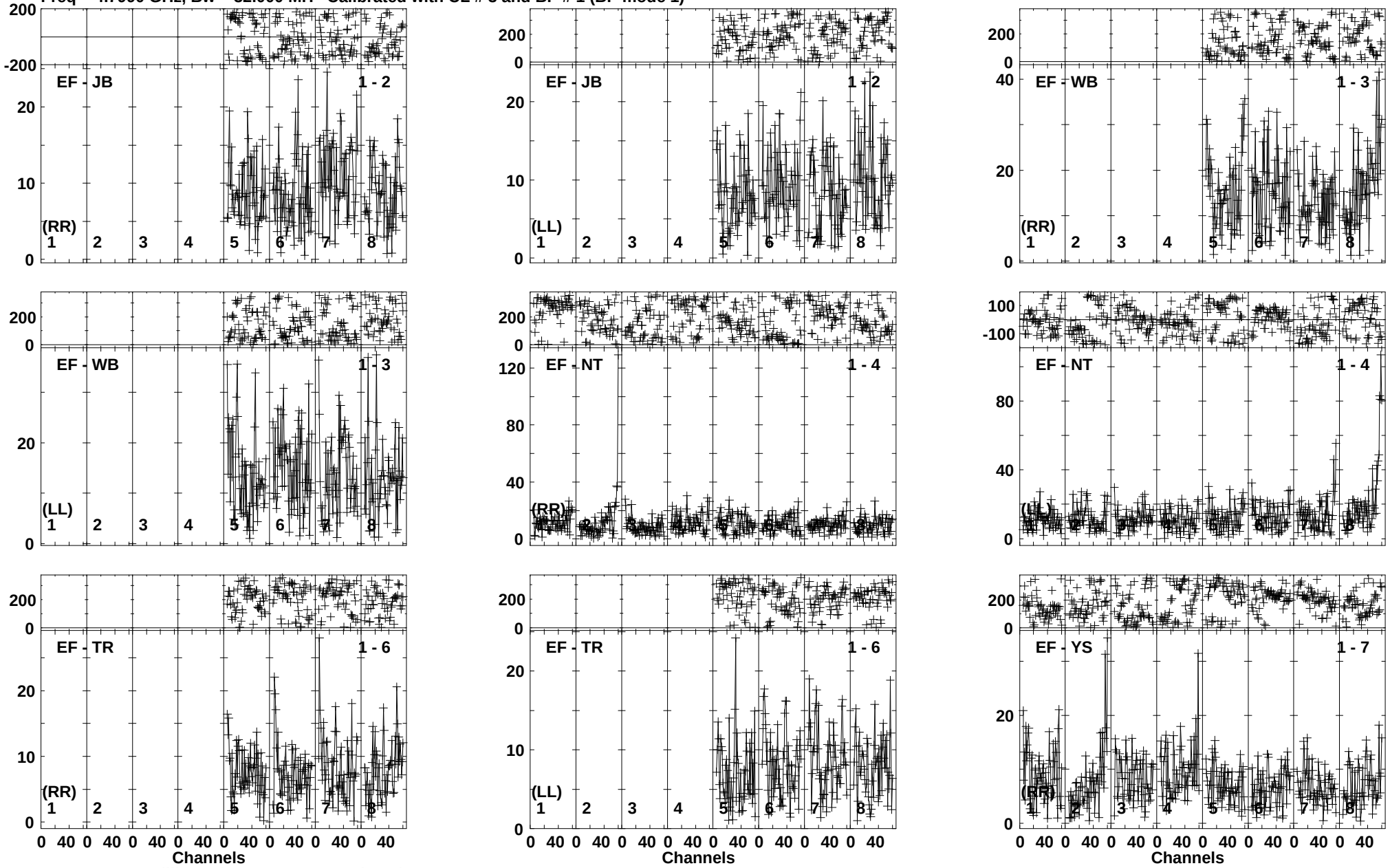

Lower frame: Milli Ampl Jy Top frame: Phas deg
Vector averaged cross-power spectrum Baseline: EF (01) - JB (02)
Timerange: 00/16:45:11 to 00/16:49:24

Plot file version 99 created 29-SEP-2017 18:15:16
ARSCO EL058D.UVDATA.1
Freq = 4.7990 GHz, Bw = 32.000 MH Calibrated with CL # 3 and BP # 1 (BP mode 1)

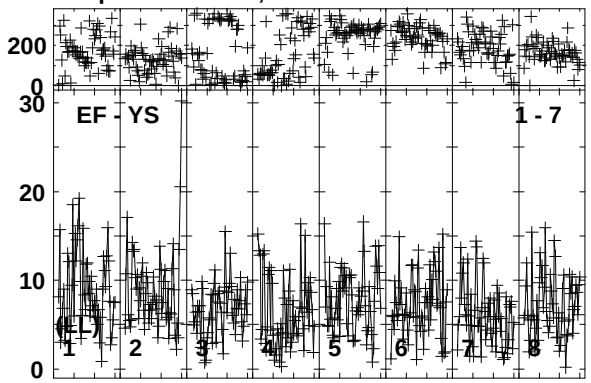

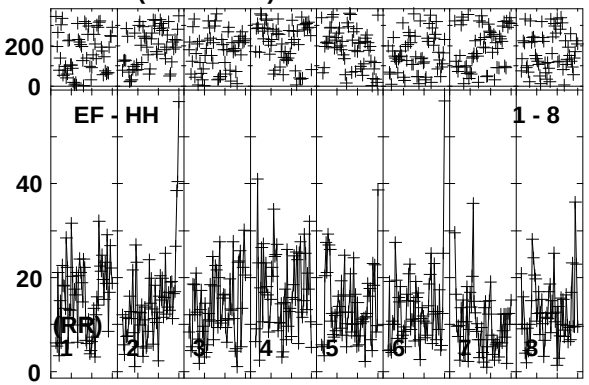

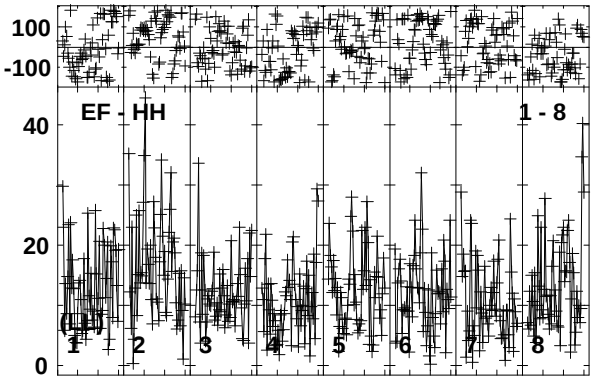

Lower frame: Milli Ampl Jy Top frame: Phas deg
Vector averaged cross-power spectrum Baseline: EF (01) - YS (07)
Timerange: 00/16:45:11 to 00/16:49:24

Plot file version 100 created 29-SEP-2017 18:15:16
J1625-2527 EL058D.UVDATA.1
Freq = 4.7990 GHz, Bw = 32.000 MH Calibrated with CL # 3 and BP # 1 (BP mode 1)

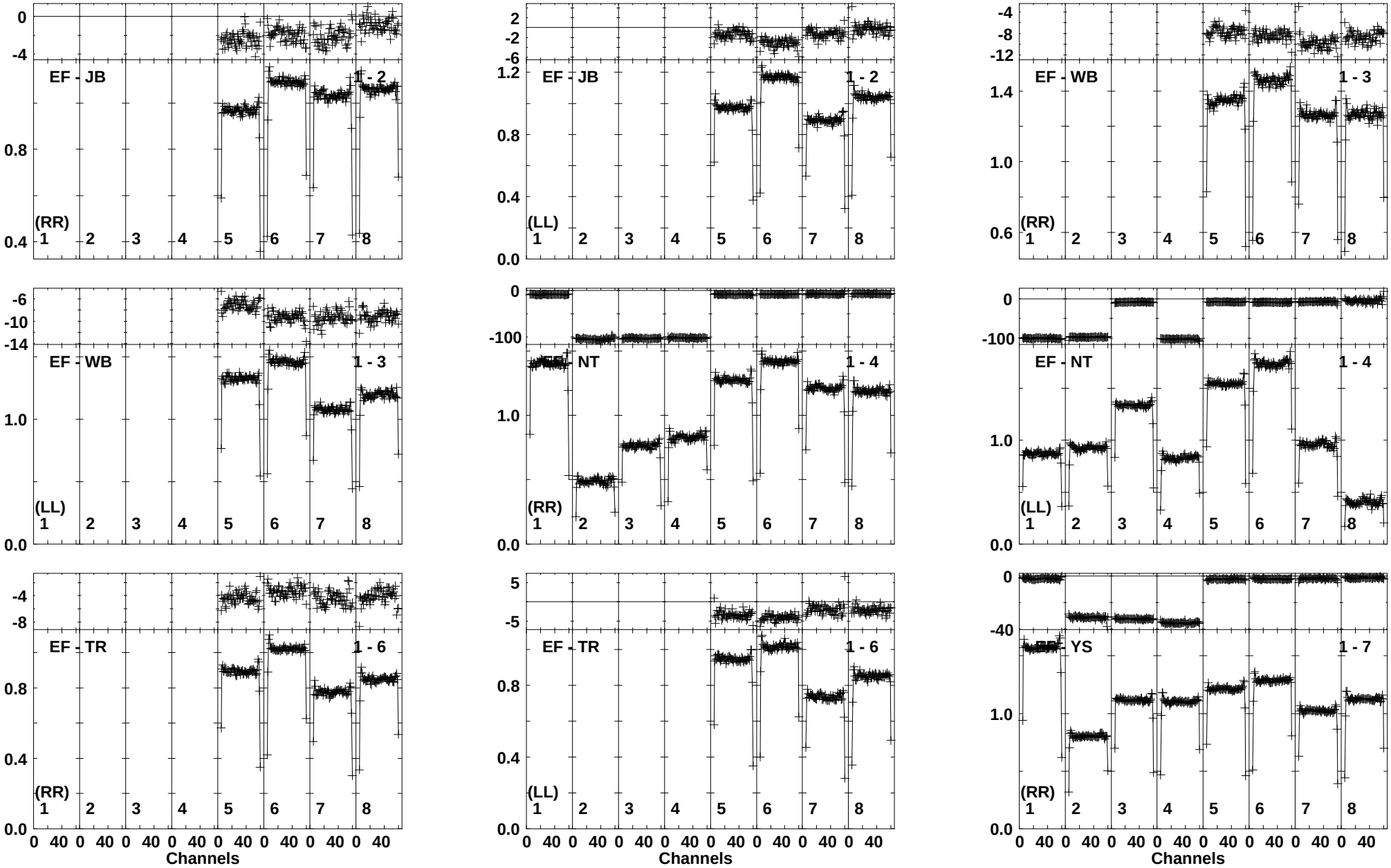

Lower frame: Ampl Jy Top frame: Phas deg
Vector averaged cross-power spectrum Baseline: EF (01) - JB (02)
Timerange: 00/16:49:25 to 00/16:51:09

Plot file version 101 created 29-SEP-2017 18:15:16
J1625-2527 EL058D.UVDATA.1
Freq = 4.7990 GHz, Bw = 32.000 MH Calibrated with CL # 3 and BP # 1 (BP mode 1)

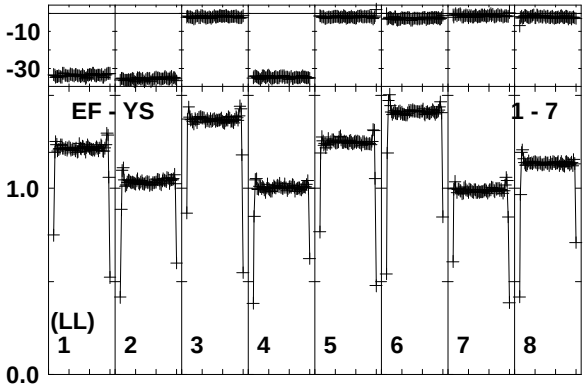

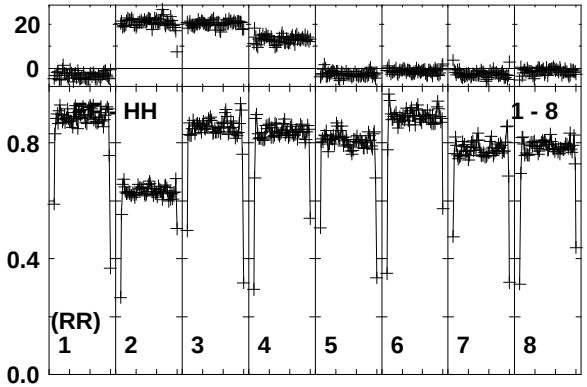

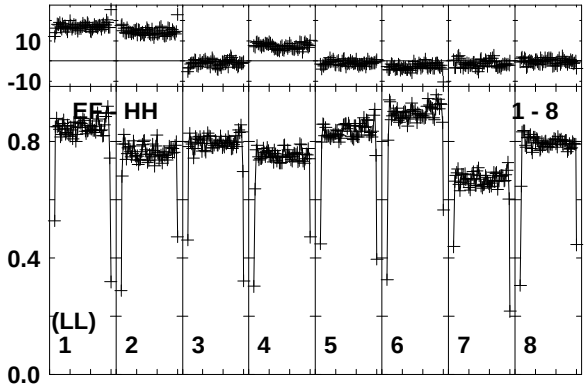

Lower frame: Ampl Jy Top frame: Phas deg
Vector averaged cross-power spectrum Baseline: EF (01) - YS (07)
Timerange: 00/16:49:25 to 00/16:51:09

Plot file version 102 created 29-SEP-2017 18:15:16
ARSCO EL058D.UVDATA.1
Freq = 4.7990 GHz, Bw = 32.000 MH Calibrated with CL # 3 and BP # 1 (BP mode 1)

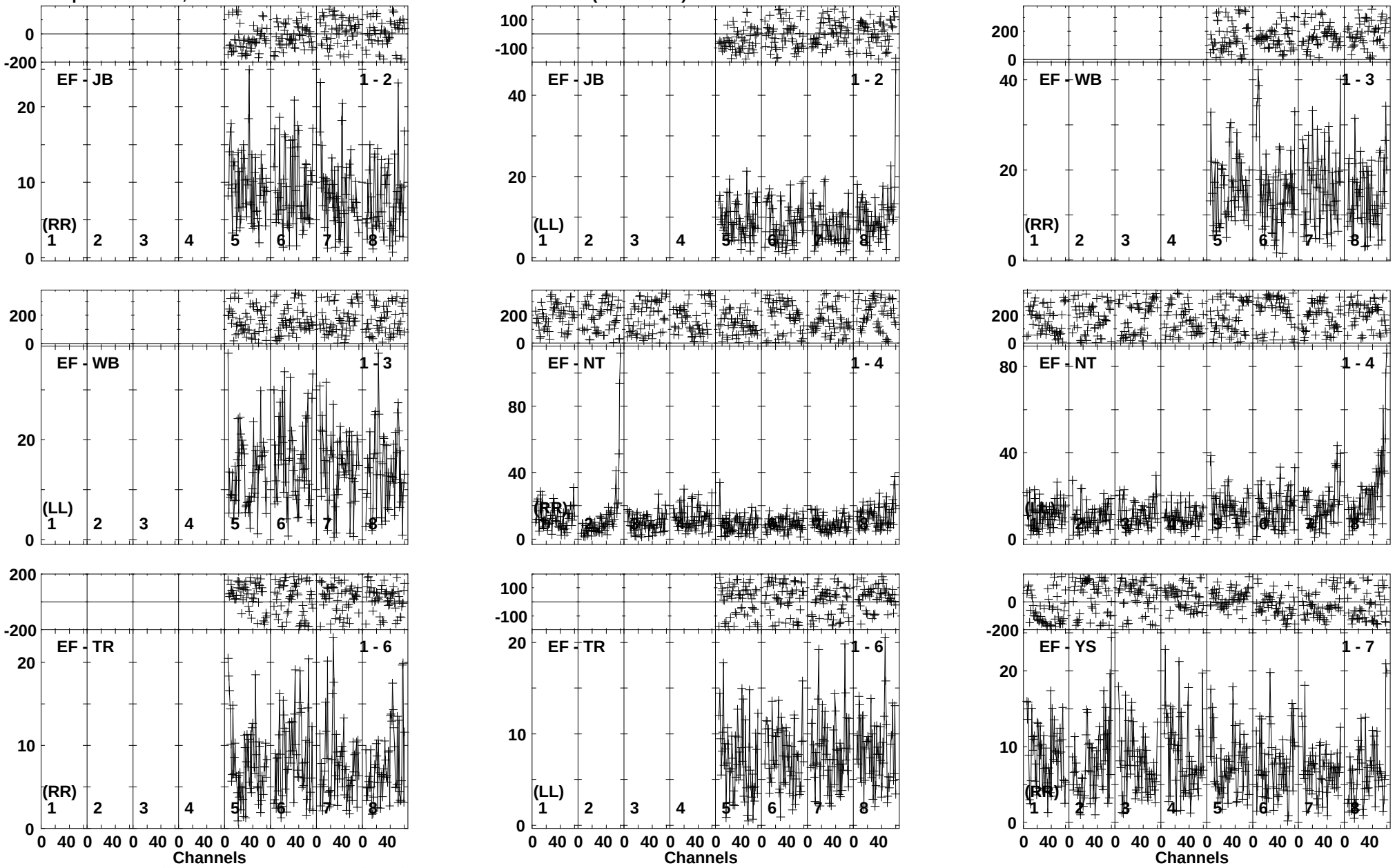

Lower frame: Milli Ampl Jy Top frame: Phas deg
Vector averaged cross-power spectrum Baseline: EF (01) - JB (02)
Timerange: 00/16:51:11 to 00/16:55:25

Plot file version 103 created 29-SEP-2017 18:15:17
ARSCO EL058D.UVDATA.1
Freq = 4.7990 GHz, Bw = 32.000 MH Calibrated with CL # 3 and BP # 1 (BP mode 1)

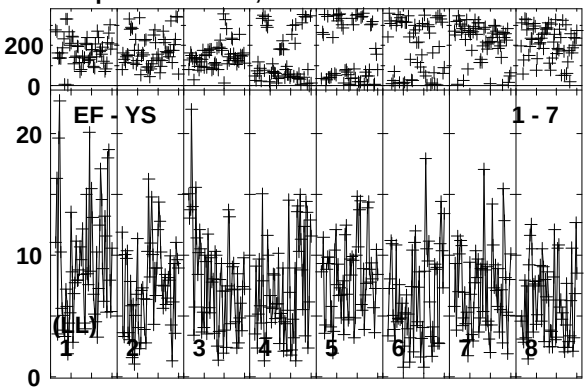

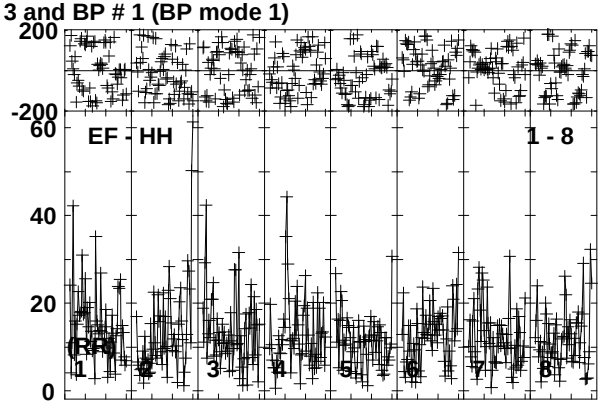

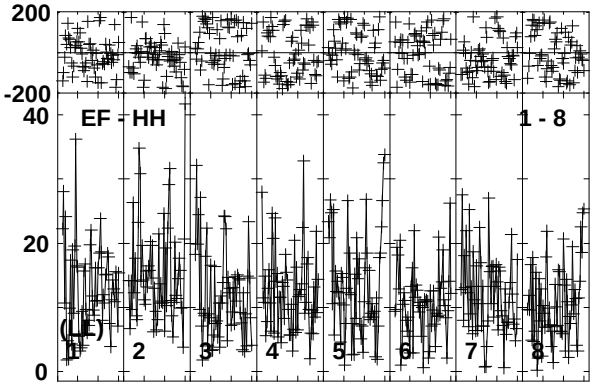

Lower frame: Milli Ampl Jy Top frame: Phas deg
Vector averaged cross-power spectrum Baseline: EF (01) - YS (07)
Timerange: 00/16:51:11 to 00/16:55:25

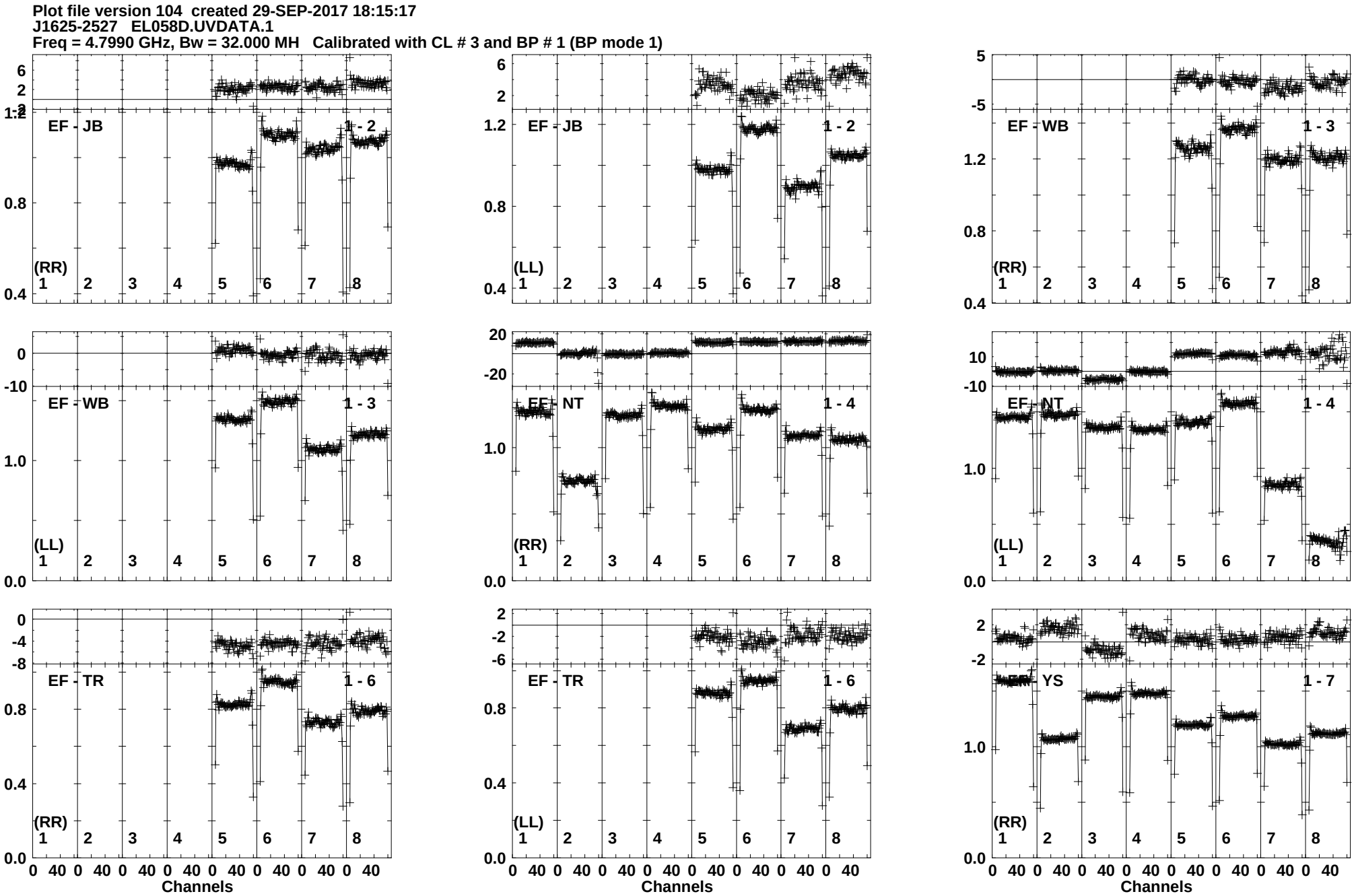
Plot file version 104 created 29-SEP-2017 18:15:17
J1625-2527 EL058D.UVDATA.1
Freq = 4.7990 GHz, Bw = 32.000 MH Calibrated with CL # 3 and BP # 1 (BP mode 1)
EF - JB 1 - 2
(RR)
EF - JB 1 - 2
(LL)
EF - WB 1 - 3
(RR)
EF - WB 1 - 3
(LL)
EF - NT 1 - 4
(RR)
EF - NT 1 - 4
(LL)
EF - TR 1 - 6
(RR)
EF - TR 1 - 6
(LL)
EF - YS 1 - 7
(RR)
1 2 3 4 5 6 7 8
0 40 0 40 0 40 0 40 0 40 0 40 0 40 0 40
Channels
Lower frame: Ampl Jy Top frame: Phas deg
Vector averaged cross-power spectrum Baseline: EF (01) - JB (02)
Timerange: 00/16:56:00 to 00/16:57:10

Plot file version 105 created 29-SEP-2017 18:15:17
J1625-2527 EL058D.UVDATA.1
Freq = 4.7990 GHz, Bw = 32.000 MH Calibrated with CL # 3 and BP # 1 (BP mode 1)

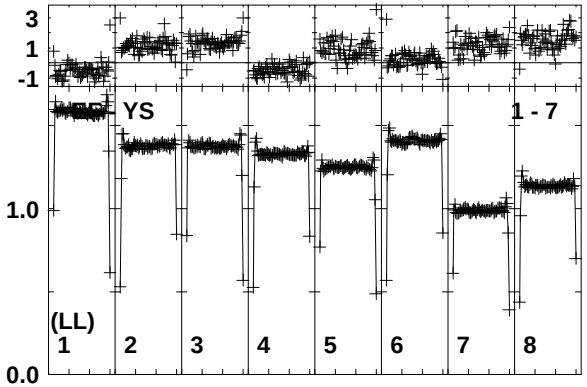

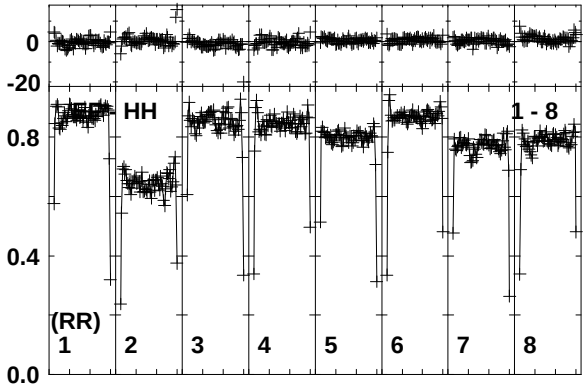

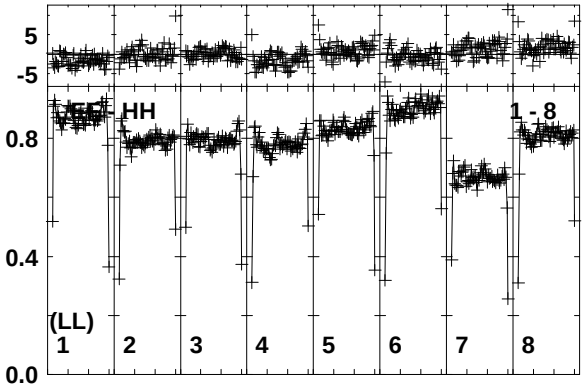

Lower frame: Ampl Jy Top frame: Phas deg
Vector averaged cross-power spectrum Baseline: EF (01) - YS (07)
Timerange: 00/16:56:00 to 00/16:57:10

Plot file version 106 created 29-SEP-2017 18:15:17
ARSCO EL058D.UVDATA.1
Freq = 4.7990 GHz, Bw = 32.000 MH Calibrated with CL # 3 and BP # 1 (BP mode 1)

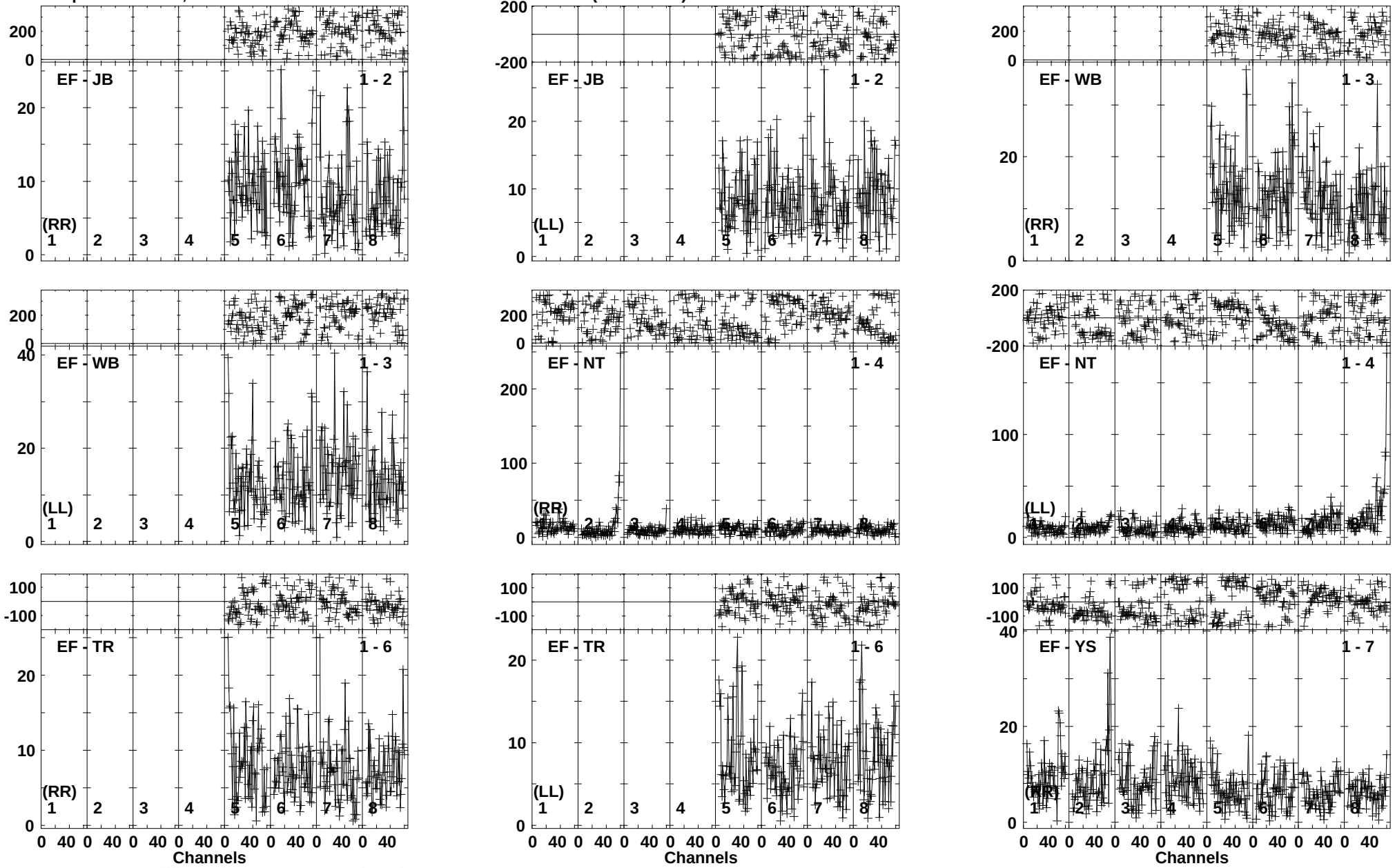

Lower frame: Milli Ampl Jy Top frame: Phas deg
Vector averaged cross-power spectrum Baseline: EF (01) - JB (02)
Timerange: 00/16:57:11 to 00/17:01:24

Plot file version 107 created 29-SEP-2017 18:15:18
ARSCO EL058D.UVDATA.1
Freq = 4.7990 GHz, Bw = 32.000 MH Calibrated with CL # 3 and BP # 1 (BP mode 1)

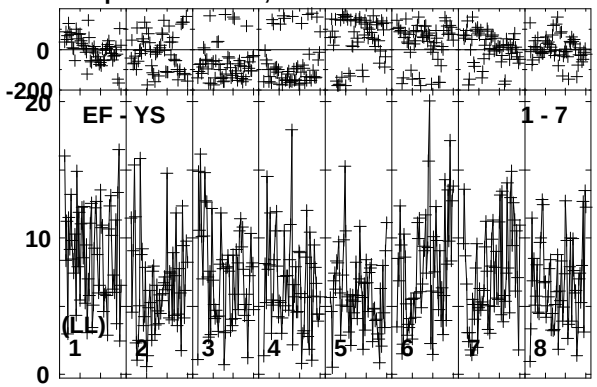

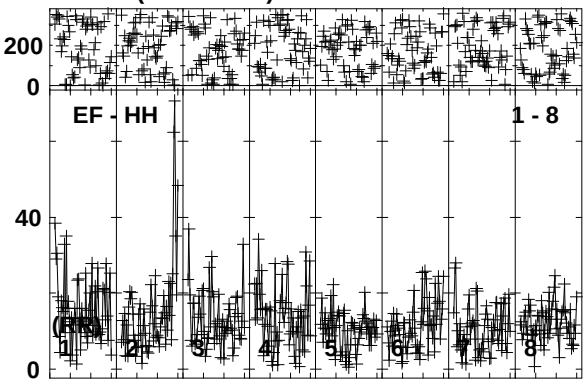

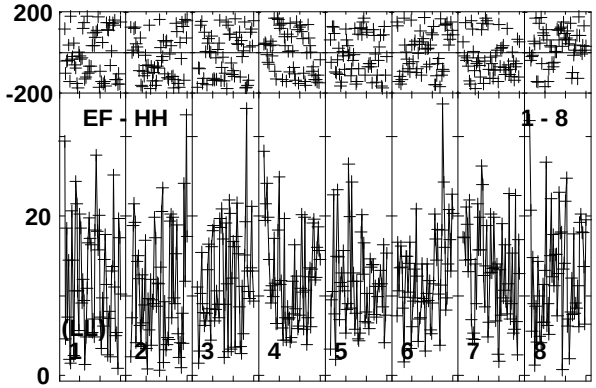

Lower frame: Milli Ampl Jy Top frame: Phas deg
Vector averaged cross-power spectrum Baseline: EF (01) - YS (07)
Timerange: 00/16:57:11 to 00/17:01:24

Plot file version 108 created 29-SEP-2017 18:15:18
J1621-2241 EL058D.UVDATA.1
Freq = 4.7990 GHz, Bw = 32.000 MH Calibrated with CL # 3 and BP # 1 (BP mode 1)

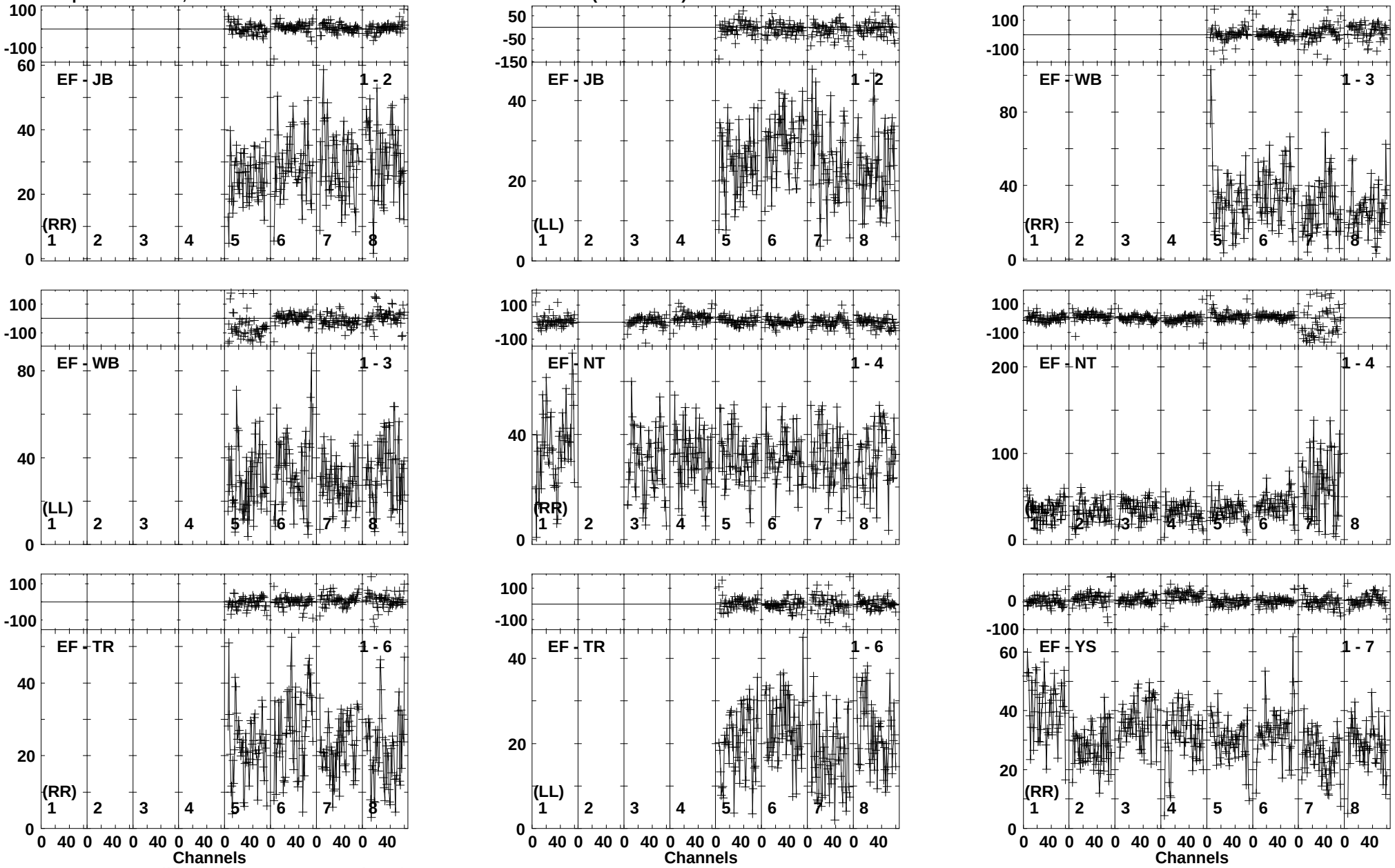

Lower frame: Milli Ampl Jy Top frame: Phas deg
Vector averaged cross-power spectrum Baseline: EF (01) - JB (02)
Timerange: 00/17:01:26 to 00/17:03:25

Plot file version 109 created 29-SEP-2017 18:15:18
J1621-2241 EL058D.UVDATA.1
Freq = 4.7990 GHz, Bw = 32.000 MH Calibrated with CL # 3 and BP # 1 (BP mode 1)

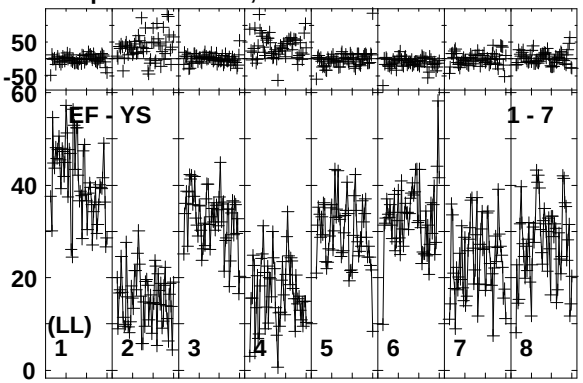

Lower frame: Milli Ampl Jy Top frame: Phas deg
Vector averaged cross-power spectrum Baseline: EF (01) - YS (07)
Timerange: 00/17:01:26 to 00/17:03:25

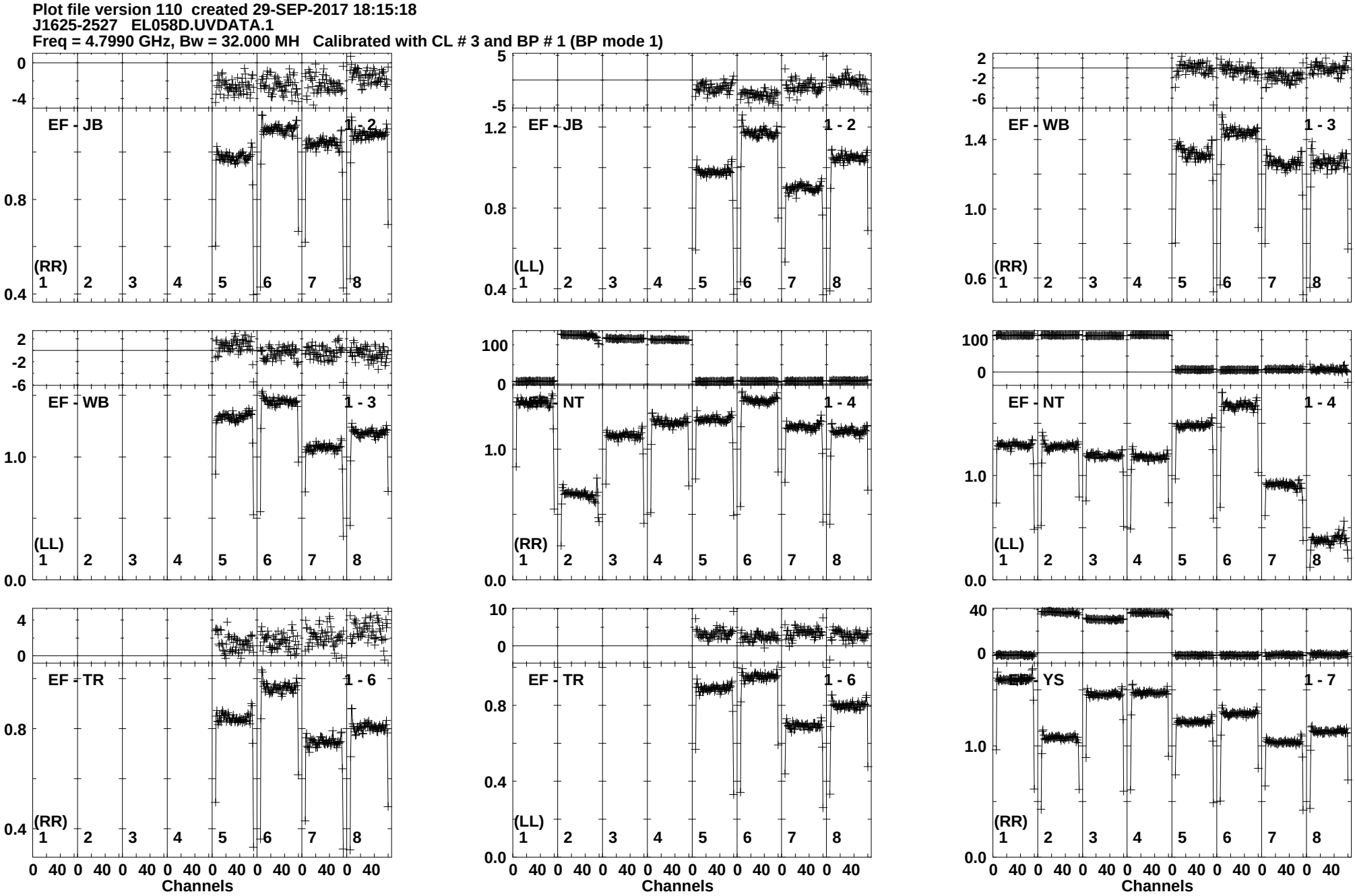
Plot file version 110 created 29-SEP-2017 18:15:18
J1625-2527 EL058D.UVDATA.1
Freq = 4.7990 GHz, Bw = 32.000 MH Calibrated with CL # 3 and BP # 1 (BP mode 1)
EF - JB 1 - 2
(RR)
EF - JB 1 - 2
(LL)
EF - WB 1 - 3
(RR)
EF - WB 1 - 3
(LL)
EF - NT 1 - 4
(RR)
EF - NT 1 - 4
(LL)
EF - TR 1 - 6
(RR)
EF - TR 1 - 6
(LL)
YS 1 - 7
(RR)
1 2 3 4 5 6 7 8
0 40 0 40 0 40 0 40 0 40 0 40 0 40 0 40
Channels
Lower frame: Ampl Jy Top frame: Phas deg
Vector averaged cross-power spectrum Baseline: EF (01) - JB (02)
Timerange: 00/17:04:01 to 00/17:05:09

Plot file version 111 created 29-SEP-2017 18:15:19
J1625-2527 EL058D.UVDATA.1
Freq = 4.7990 GHz, Bw = 32.000 MH Calibrated with CL # 3 and BP # 1 (BP mode 1)

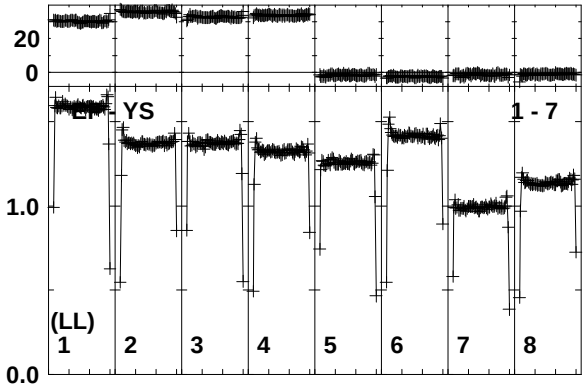

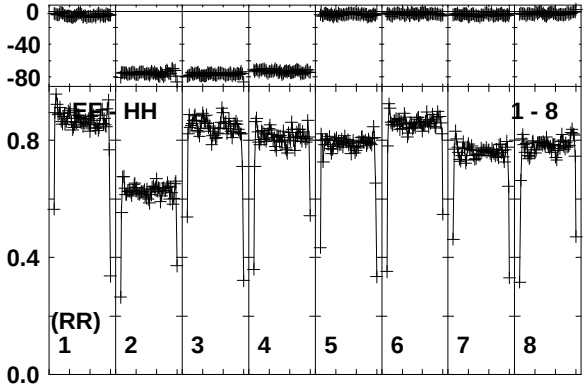

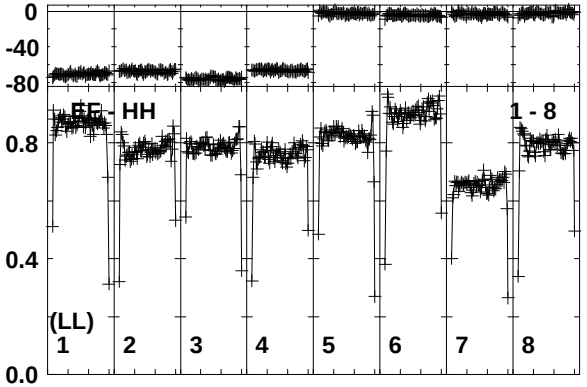

Lower frame: Ampl Jy Top frame: Phas deg
Vector averaged cross-power spectrum Baseline: EF (01) - YS (07)
Timerange: 00/17:04:01 to 00/17:05:09

Plot file version 112 created 29-SEP-2017 18:15:19
ARSCO EL058D.UVDATA.1
Freq = 4.7990 GHz, Bw = 32.000 MH Calibrated with CL # 3 and BP # 1 (BP mode 1)

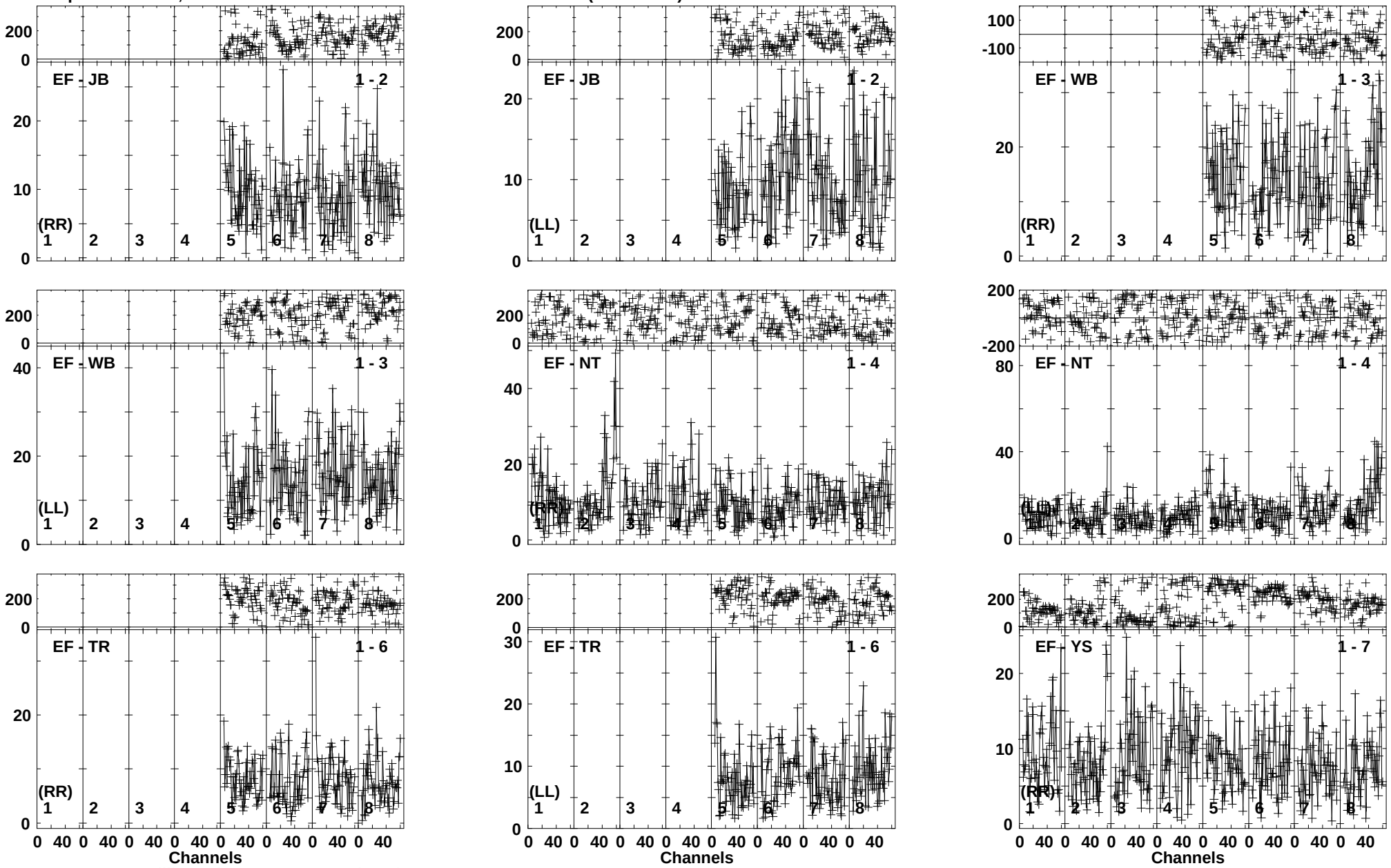

Lower frame: Milli Ampl Jy Top frame: Phas deg
Vector averaged cross-power spectrum Baseline: EF (01) - JB (02)
Timerange: 00/17:05:11 to 00/17:09:24

Plot file version 113 created 29-SEP-2017 18:15:19
ARSCO EL058D.UVDATA.1
Freq = 4.7990 GHz, Bw = 32.000 MH Calibrated with CL # 3 and BP # 1 (BP mode 1)

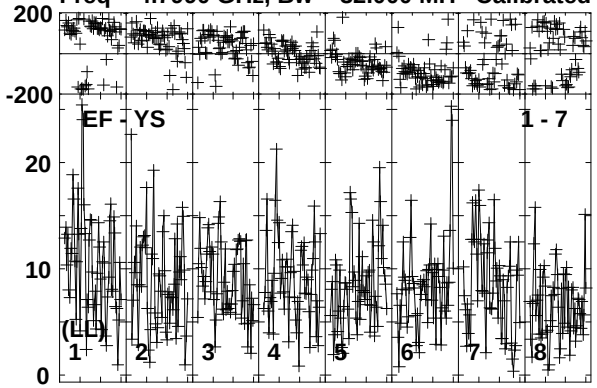

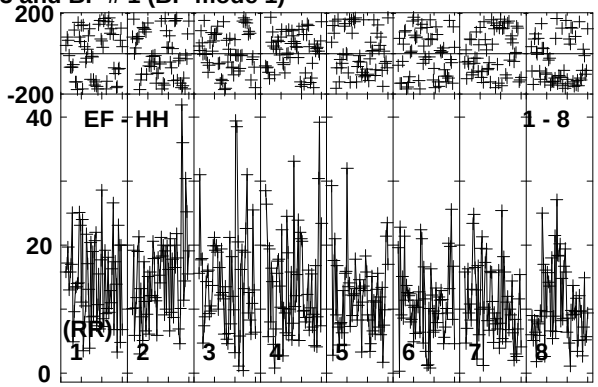

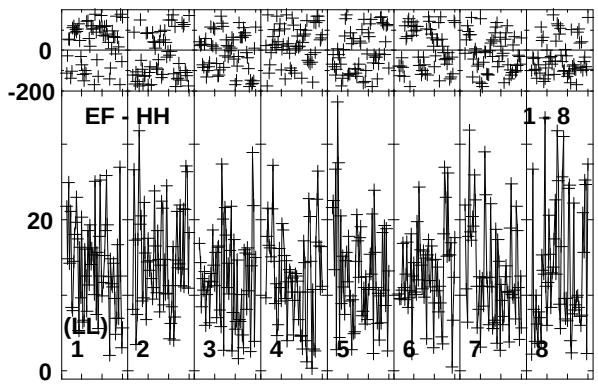

Lower frame: Milli Ampl Jy Top frame: Phas deg
Vector averaged cross-power spectrum Baseline: EF (01) - YS (07)
Timerange: 00/17:05:11 to 00/17:09:24

Plot file version 114 created 29-SEP-2017 18:15:19
J1625-2527 EL058D.UVDATA.1
Freq = 4.7990 GHz, Bw = 32.000 MH Calibrated with CL # 3 and BP # 1 (BP mode 1)

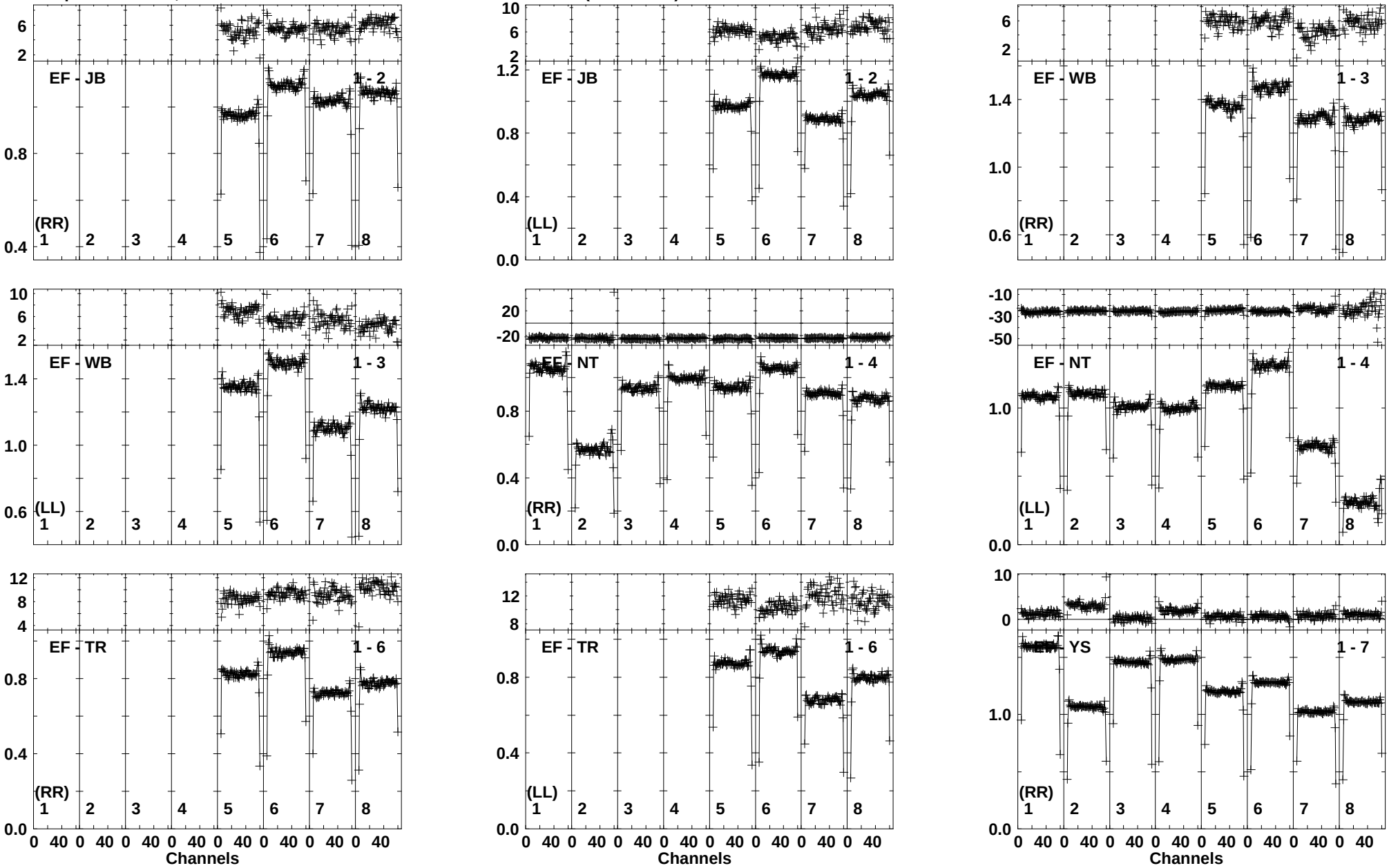

Lower frame: Ampl Jy Top frame: Phas deg
Vector averaged cross-power spectrum Baseline: EF (01) - JB (02)
Timerange: 00/17:09:26 to 00/17:11:09

Plot file version 115 created 29-SEP-2017 18:15:20
J1625-2527 EL058D.UVDATA.1
Freq = 4.7990 GHz, Bw = 32.000 MH Calibrated with CL # 3 and BP # 1 (BP mode 1)

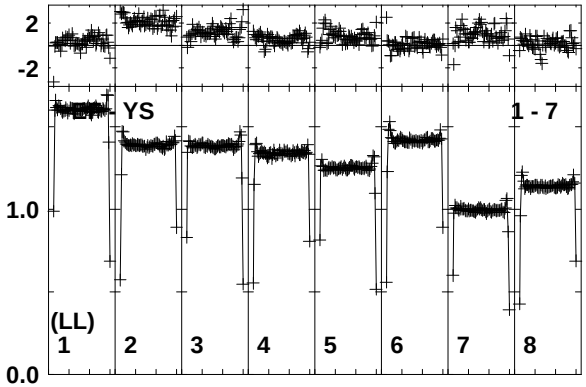

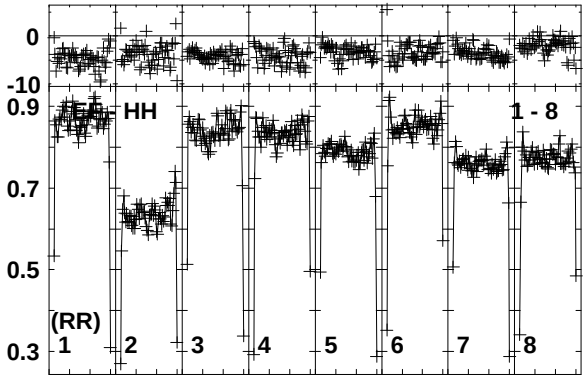

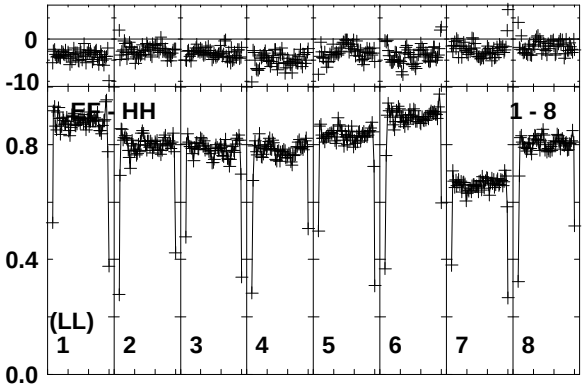

Lower frame: Ampl Jy Top frame: Phas deg
Vector averaged cross-power spectrum Baseline: EF (01) - YS (07)
Timerange: 00/17:09:26 to 00/17:11:09

Plot file version 116 created 29-SEP-2017 18:15:20
ARSCO EL058D.UVDATA.1
Freq = 4.7990 GHz, Bw = 32.000 MH Calibrated with CL # 3 and BP # 1 (BP mode 1)

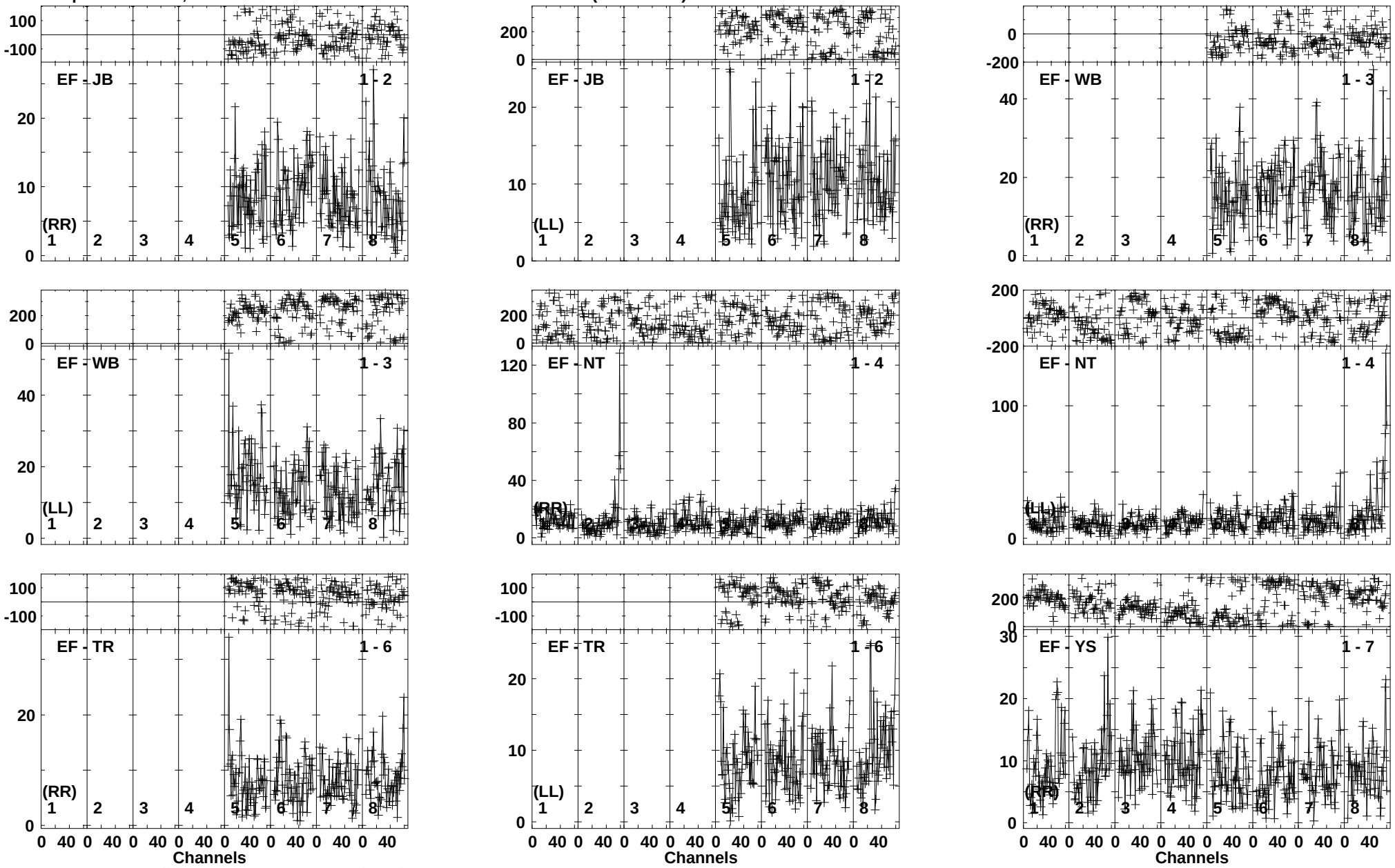

Lower frame: Milli Ampl Jy Top frame: Phas deg
Vector averaged cross-power spectrum Baseline: EF (01) - JB (02)
Timerange: 00/17:11:11 to 00/17:15:24

Plot file version 117 created 29-SEP-2017 18:15:20
ARSCO EL058D.UVDATA.1
Freq = 4.7990 GHz, Bw = 32.000 MH Calibrated with CL # 3 and BP # 1 (BP mode 1)

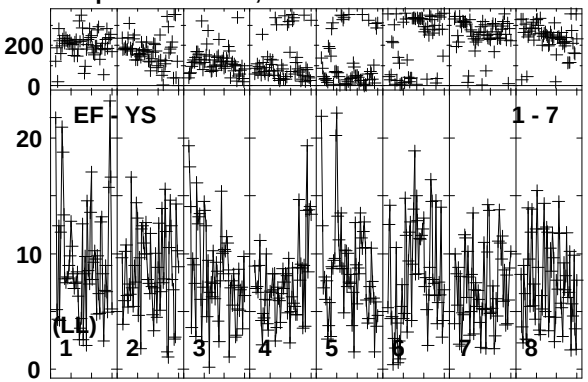

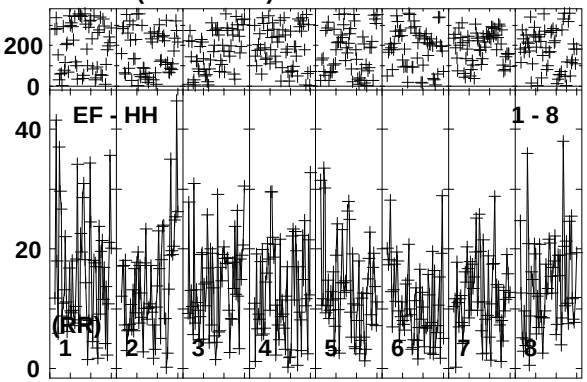

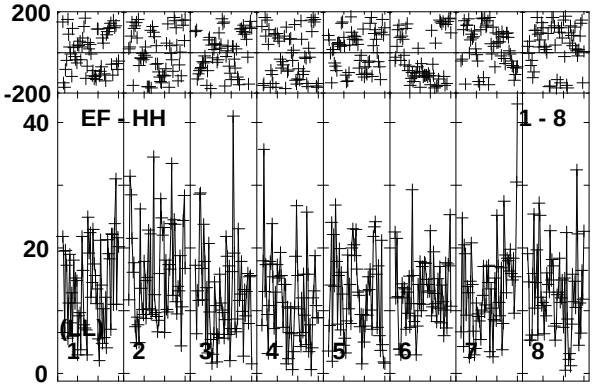

Lower frame: Milli Ampl Jy Top frame: Phas deg
Vector averaged cross-power spectrum Baseline: EF (01) - YS (07)
Timerange: 00/17:11:11 to 00/17:15:24

Plot file version 118 created 29-SEP-2017 18:15:21
J1625-2527 EL058D.UVDATA.1
Freq = 4.7990 GHz, Bw = 32.000 MH Calibrated with CL # 3 and BP # 1 (BP mode 1)

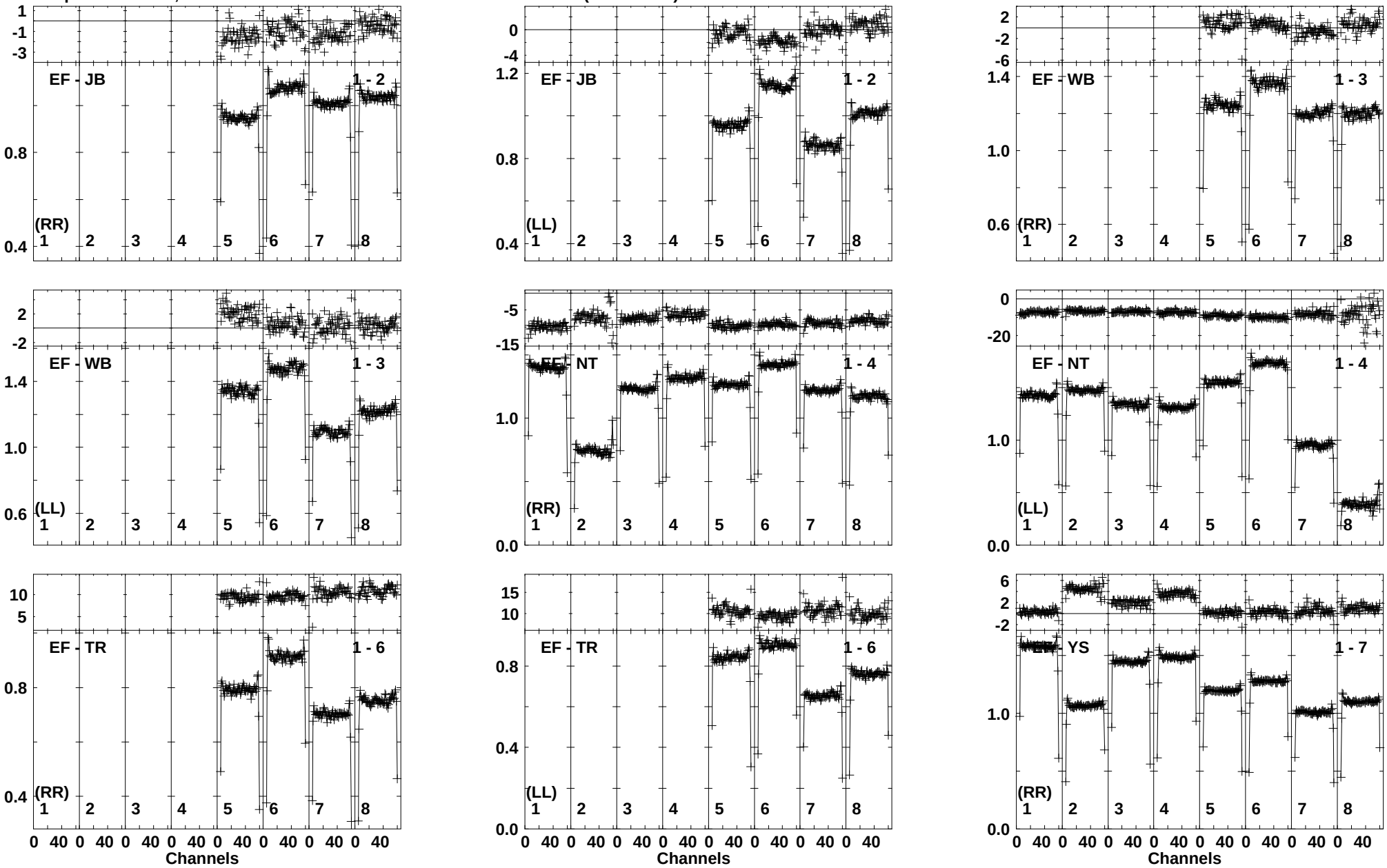

Lower frame: Ampl Jy Top frame: Phas deg
Vector averaged cross-power spectrum Baseline: EF (01) - JB (02)
Timerange: 00/17:16:01 to 00/17:17:10

Plot file version 119 created 29-SEP-2017 18:15:21
J1625-2527 EL058D.UVDATA.1
Freq = 4.7990 GHz, Bw = 32.000 MH Calibrated with CL # 3 and BP # 1 (BP mode 1)

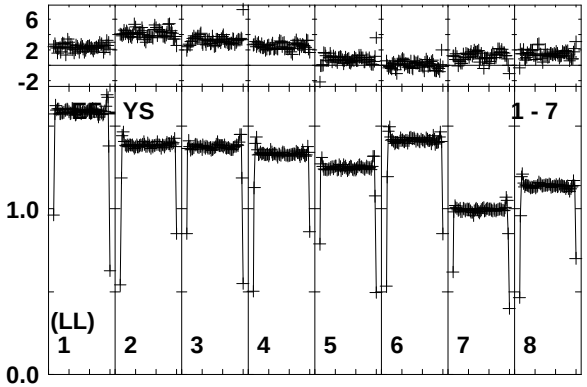

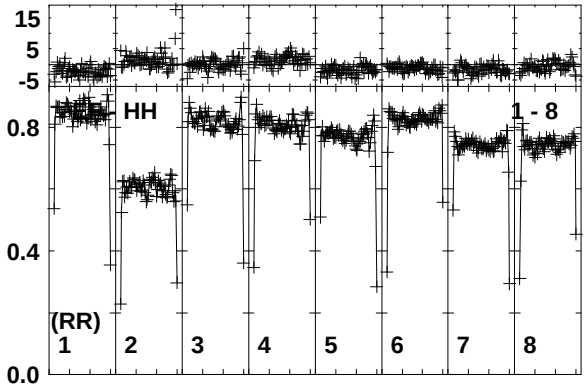

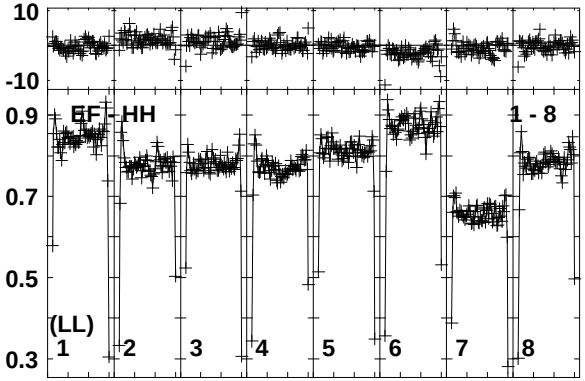

Lower frame: Ampl Jy Top frame: Phas deg
Vector averaged cross-power spectrum Baseline: EF (01) - YS (07)
Timerange: 00/17:16:01 to 00/17:17:10

Plot file version 120 created 29-SEP-2017 18:15:21
ARSCO EL058D.UVDATA.1
Freq = 4.7990 GHz, Bw = 32.000 MH Calibrated with CL # 3 and BP # 1 (BP mode 1)

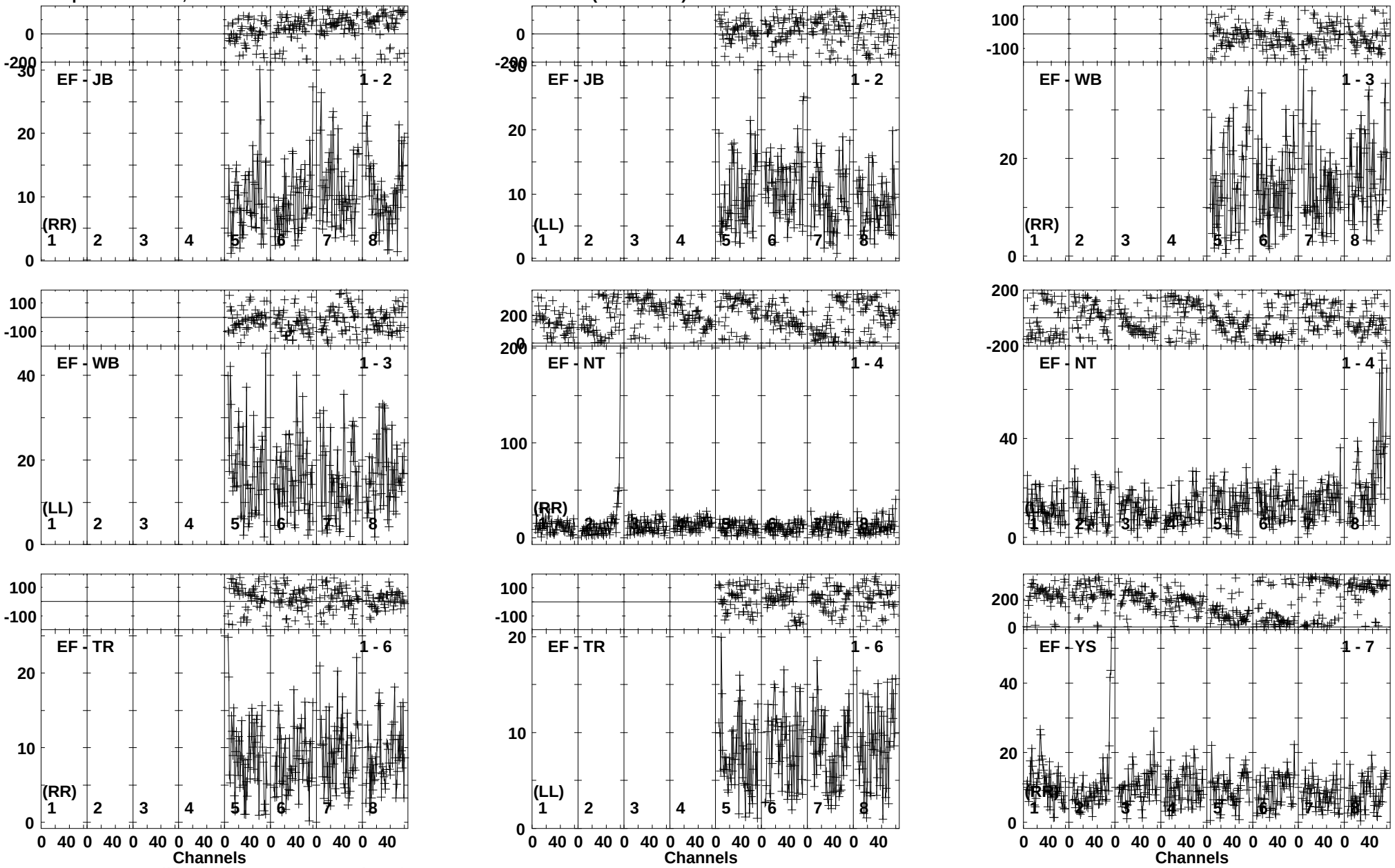

Lower frame: Milli Ampl Jy Top frame: Phas deg
Vector averaged cross-power spectrum Baseline: EF (01) - JB (02)
Timerange: 00/17:17:11 to 00/17:21:24

Plot file version 121 created 29-SEP-2017 18:15:22
ARSCO EL058D.UVDATA.1
Freq = 4.7990 GHz, Bw = 32.000 MH Calibrated with CL # 3 and BP # 1 (BP mode 1)

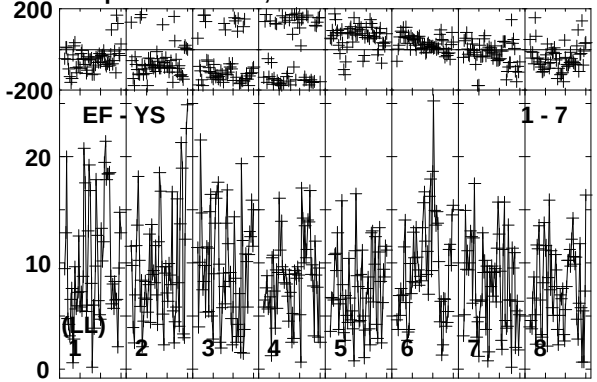

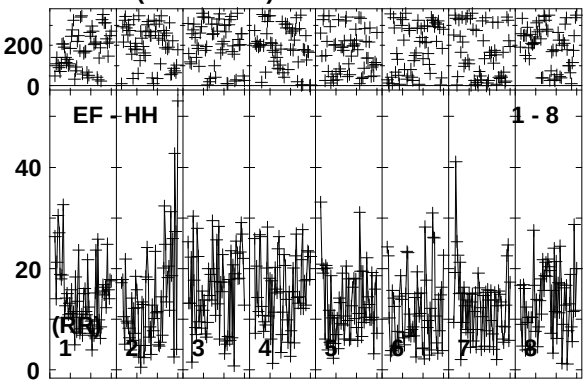

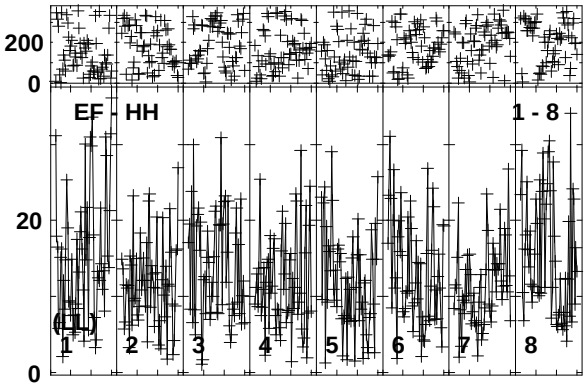

Lower frame: Milli Ampl Jy Top frame: Phas deg
Vector averaged cross-power spectrum Baseline: EF (01) - YS (07)
Timerange: 00/17:17:11 to 00/17:21:24

Plot file version 122 created 29-SEP-2017 18:15:22
J1621-2241 EL058D.UVDATA.1
Freq = 4.7990 GHz, Bw = 32.000 MH Calibrated with CL # 3 and BP # 1 (BP mode 1)

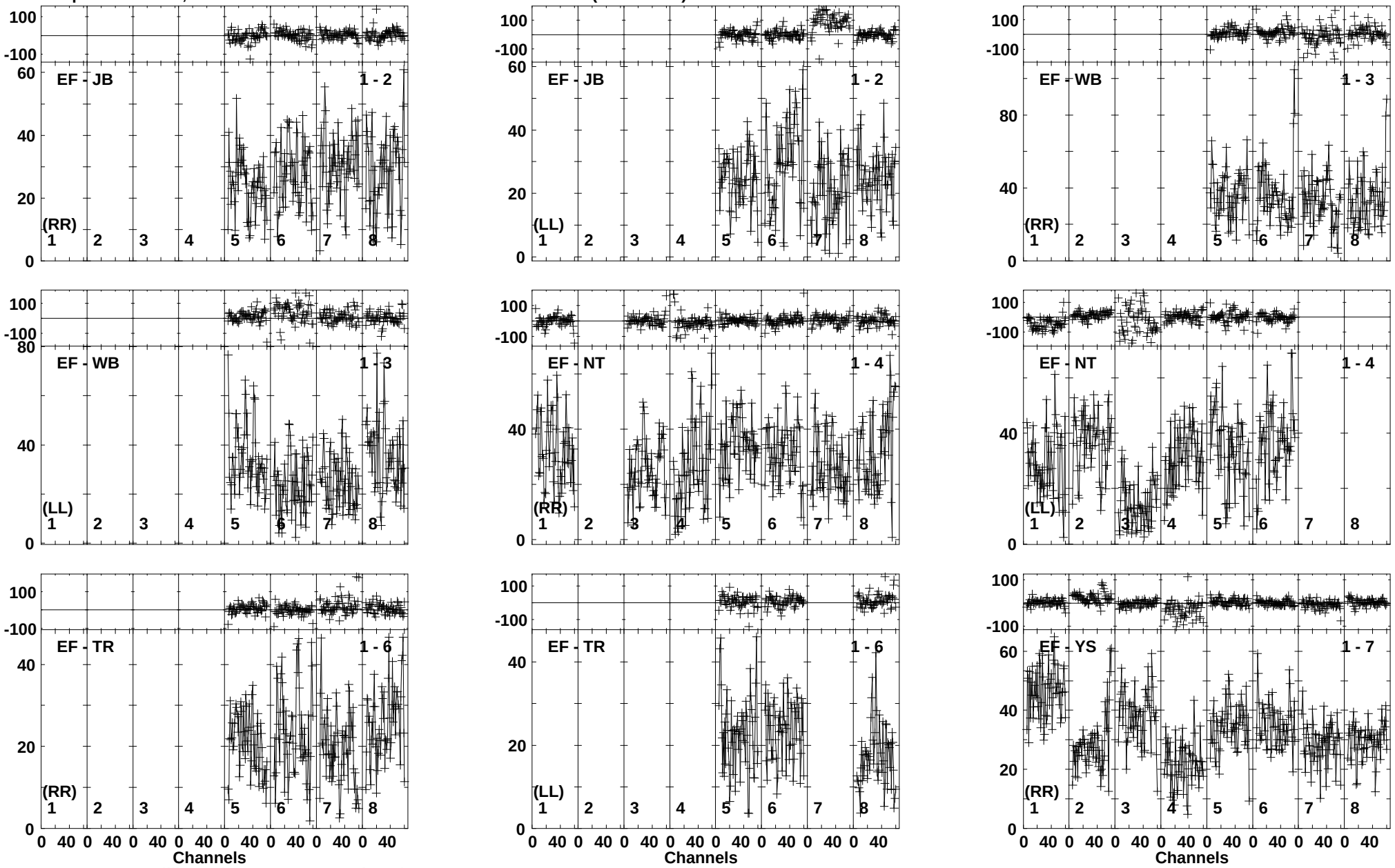

Lower frame: Milli Ampl Jy Top frame: Phas deg
Vector averaged cross-power spectrum Baseline: EF (01) - JB (02)
Timerange: 00/17:21:25 to 00/17:23:24

Plot file version 123 created 29-SEP-2017 18:15:22
J1621-2241 EL058D.UVDATA.1
Freq = 4.7990 GHz, Bw = 32.000 MH Calibrated with CL # 3 and BP # 1 (BP mode 1)

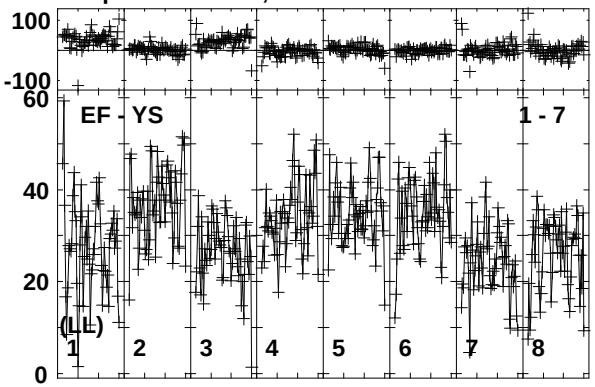

Lower frame: Milli Ampl Jy Top frame: Phas deg
Vector averaged cross-power spectrum Baseline: EF (01) - YS (07)
Timerange: 00/17:21:25 to 00/17:23:24

Plot file version 124 created 29-SEP-2017 18:15:22
J1625-2527 EL058D.UVDATA.1
Freq = 4.7990 GHz, Bw = 32.000 MH Calibrated with CL # 3 and BP # 1 (BP mode 1)

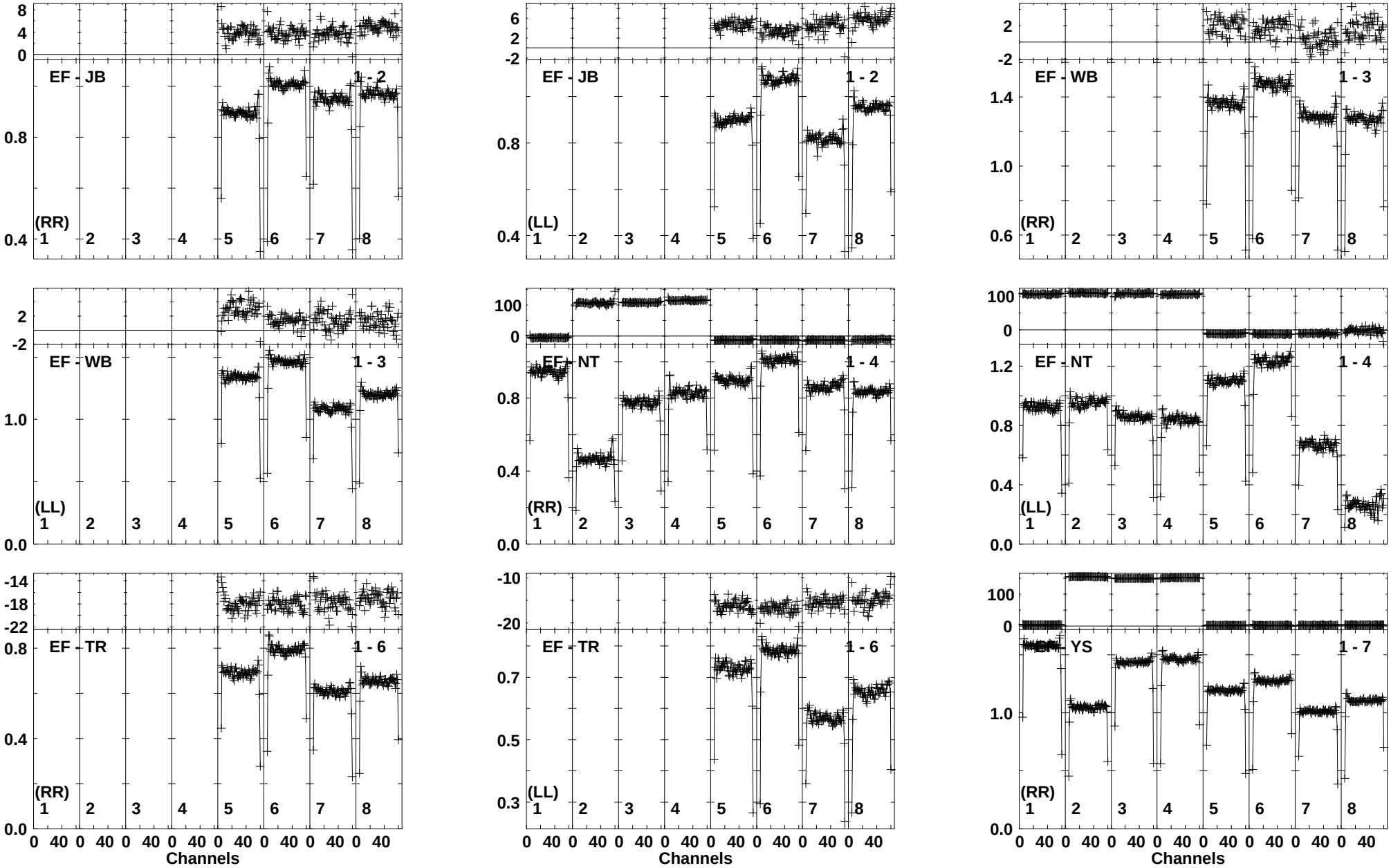

Lower frame: Ampl Jy Top frame: Phas deg
Vector averaged cross-power spectrum Baseline: EF (01) - JB (02)
Timerange: 00/17:24:00 to 00/17:25:10

Plot file version 125 created 29-SEP-2017 18:15:22
J1625-2527 EL058D.UVDATA.1
Freq = 4.7990 GHz, Bw = 32.000 MH Calibrated with CL # 3 and BP # 1 (BP mode 1)

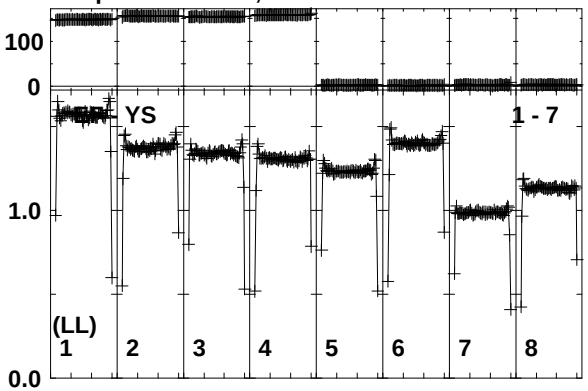

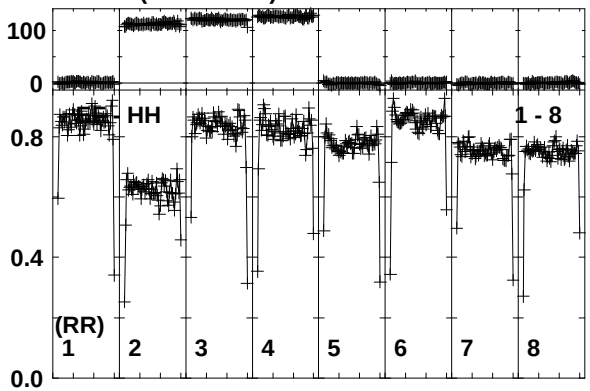

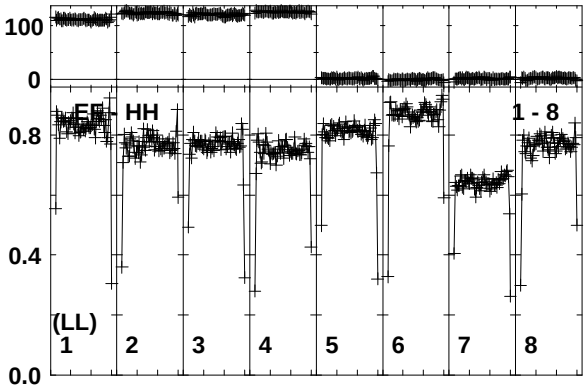

Lower frame: Ampl Jy Top frame: Phas deg
Vector averaged cross-power spectrum Baseline: EF (01) - YS (07)
Timerange: 00/17:24:00 to 00/17:25:10

Plot file version 126 created 29-SEP-2017 18:15:23
ARSCO EL058D.UVDATA.1
Freq = 4.7990 GHz, Bw = 32.000 MH Calibrated with CL # 3 and BP # 1 (BP mode 1)

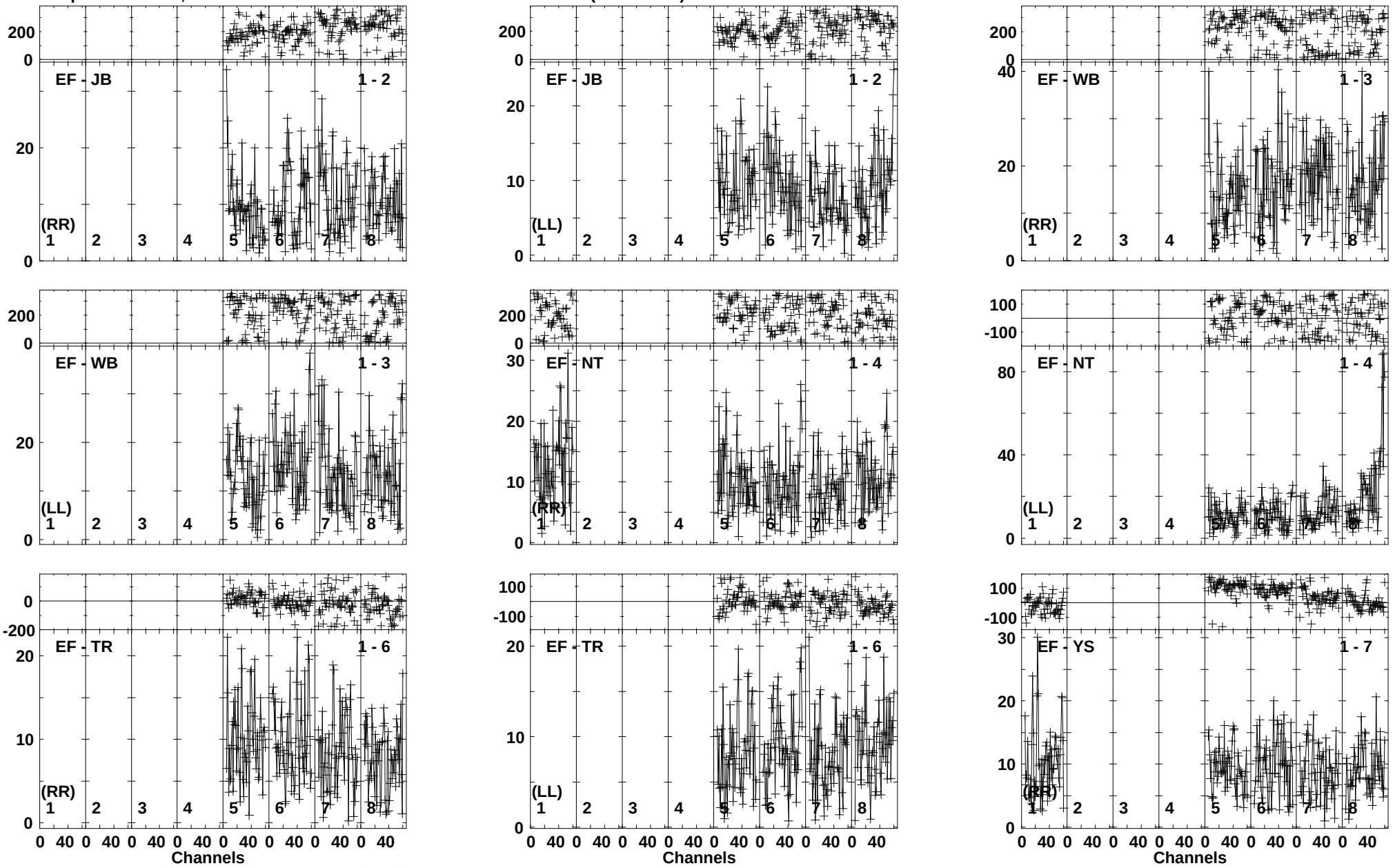

Lower frame: Milli Ampl Jy Top frame: Phas deg
Vector averaged cross-power spectrum Baseline: EF (01) - JB (02)
Timerange: 00/17:25:10 to 00/17:29:25

Plot file version 127 created 29-SEP-2017 18:15:23
ARSCO EL058D.UVDATA.1
Freq = 4.7990 GHz, Bw = 32.000 MH Calibrated with CL # 3 and BP # 1 (BP mode 1)

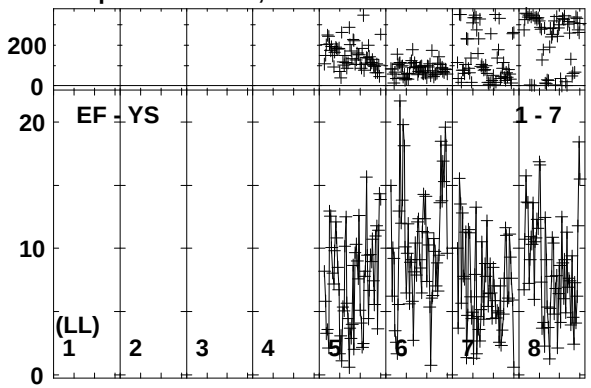

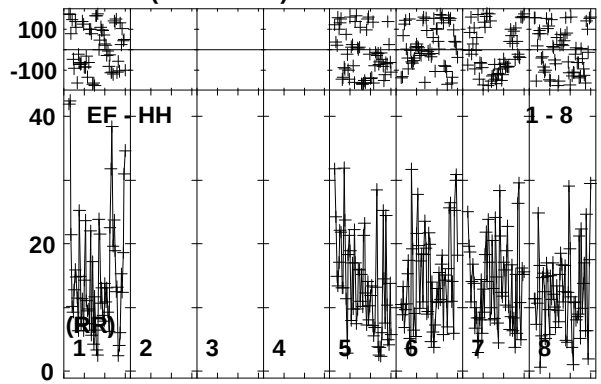

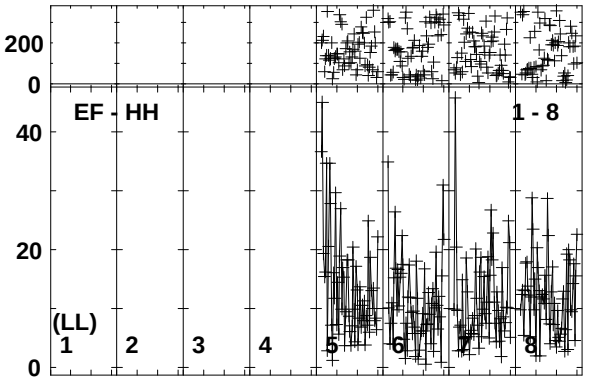

Lower frame: Milli Ampl Jy Top frame: Phas deg
Vector averaged cross-power spectrum Baseline: EF (01) - YS (07)
Timerange: 00/17:25:10 to 00/17:29:25

Plot file version 128 created 29-SEP-2017 18:15:23
J1625-2527 EL058D.UVDATA.1
Freq = 4.7990 GHz, Bw = 32.000 MH Calibrated with CL # 3 and BP # 1 (BP mode 1)

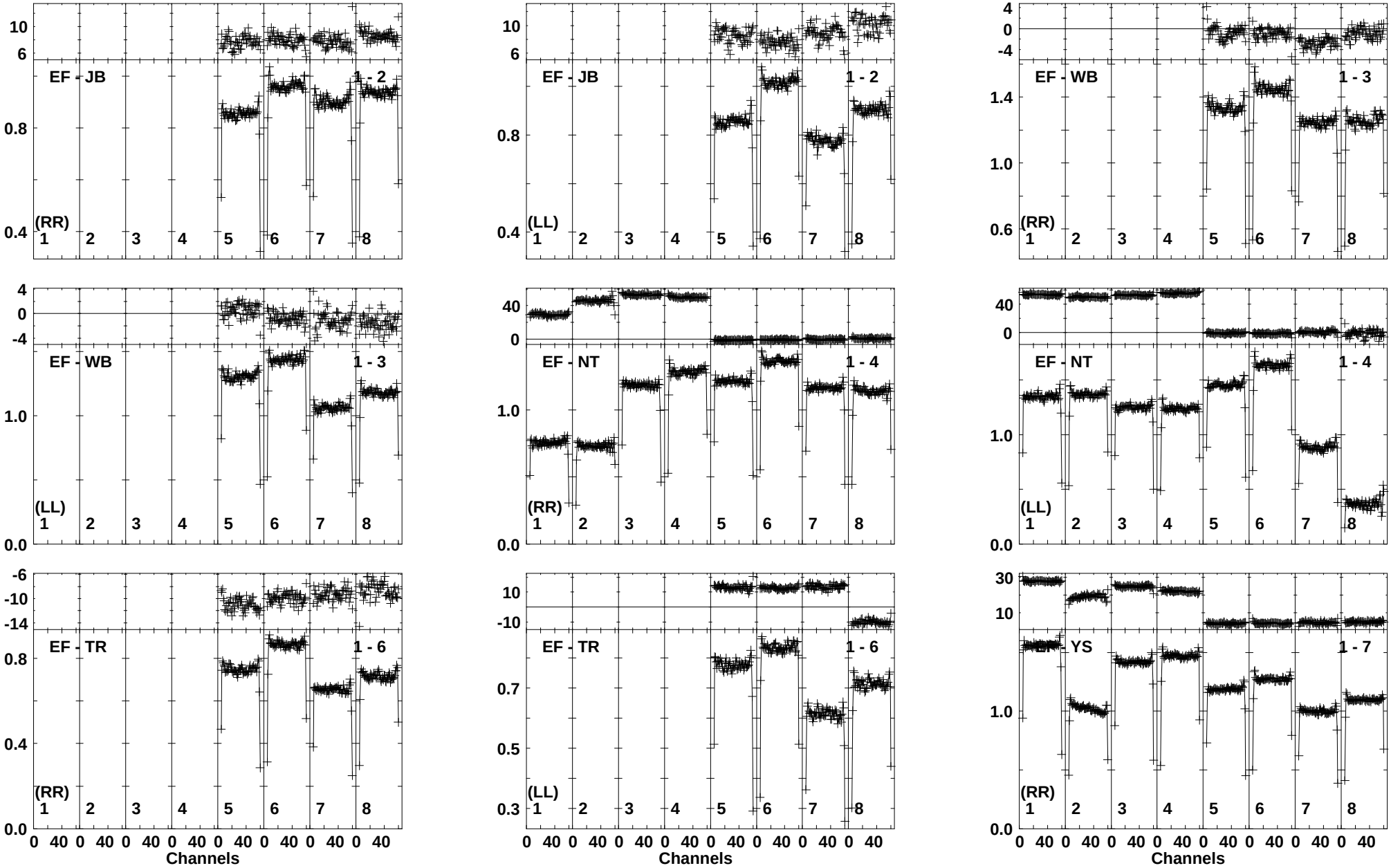

Lower frame: Ampl Jy Top frame: Phas deg
Vector averaged cross-power spectrum Baseline: EF (01) - JB (02)
Timerange: 00/17:29:25 to 00/17:31:10

Plot file version 129 created 29-SEP-2017 18:15:24
J1625-2527 EL058D.UVDATA.1
Freq = 4.7990 GHz, Bw = 32.000 MH Calibrated with CL # 3 and BP # 1 (BP mode 1)

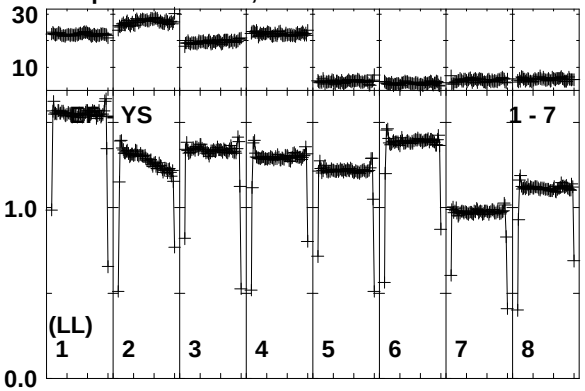

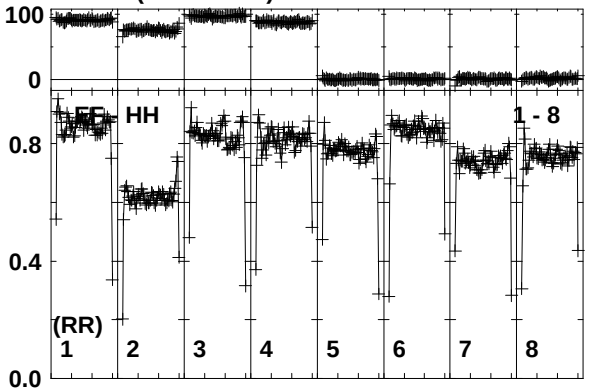

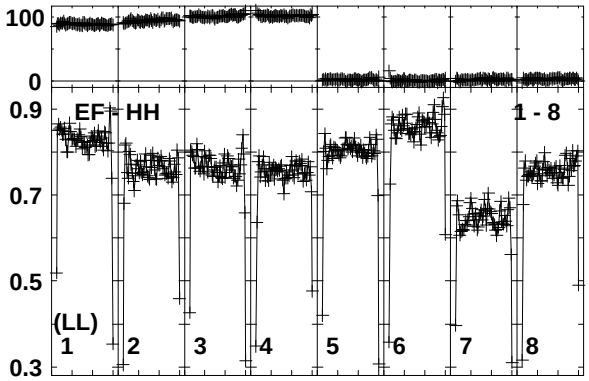

Lower frame: Ampl Jy Top frame: Phas deg
Vector averaged cross-power spectrum Baseline: EF (01) - YS (07)
Timerange: 00/17:29:25 to 00/17:31:10

Plot file version 130 created 29-SEP-2017 18:15:24
ARSCO EL058D.UVDATA.1
Freq = 4.7990 GHz, Bw = 32.000 MH Calibrated with CL # 3 and BP # 1 (BP mode 1)

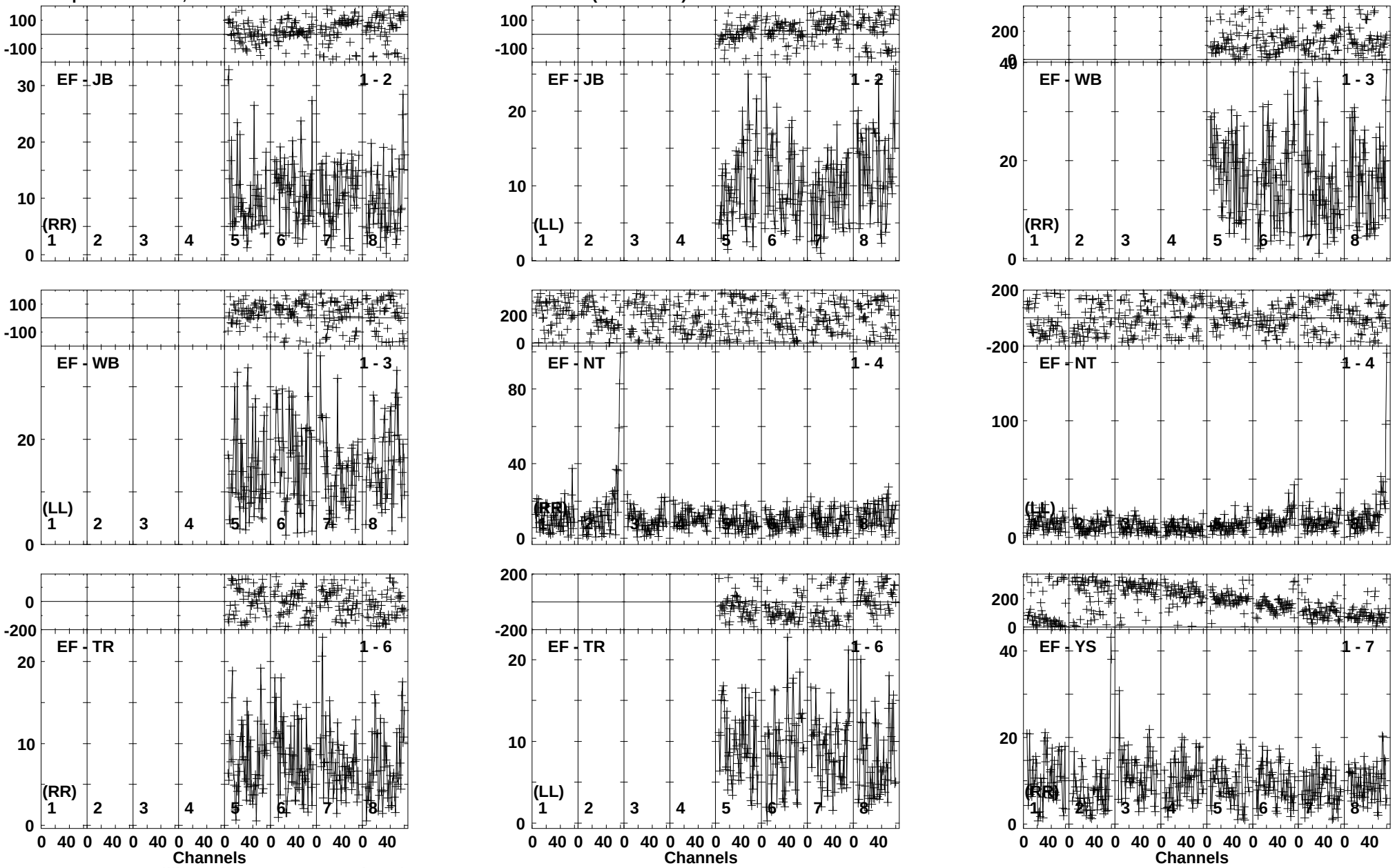

Lower frame: Milli Ampl Jy Top frame: Phas deg
Vector averaged cross-power spectrum Baseline: EF (01) - JB (02)
Timerange: 00/17:31:10 to 00/17:35:24

Plot file version 131 created 29-SEP-2017 18:15:24
ARSCO EL058D.UVDATA.1
Freq = 4.7990 GHz, Bw = 32.000 MH Calibrated with CL # 3 and BP # 1 (BP mode 1)

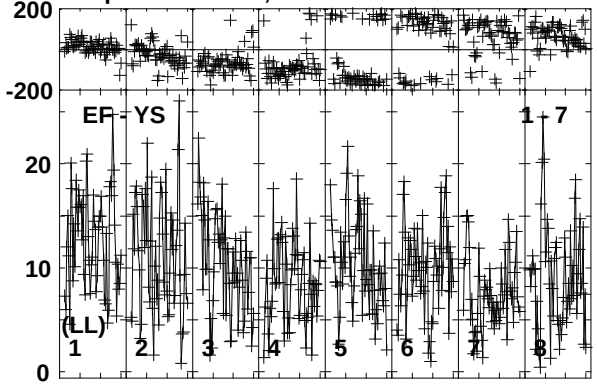

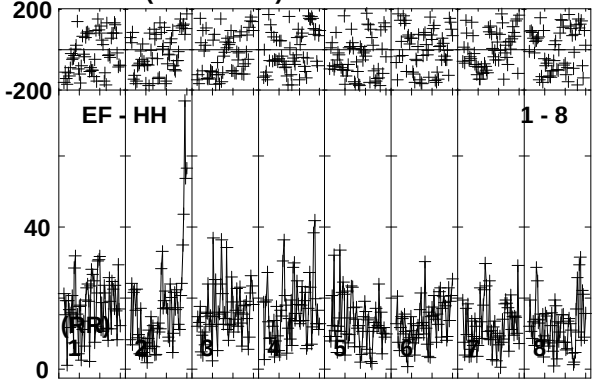

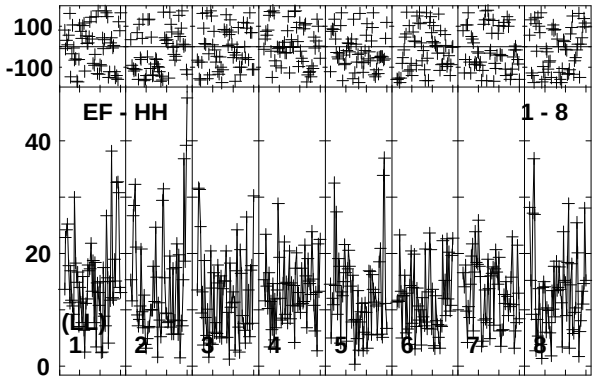

Lower frame: Milli Ampl Jy Top frame: Phas deg
Vector averaged cross-power spectrum Baseline: EF (01) - YS (07)
Timerange: 00/17:31:10 to 00/17:35:24

Plot file version 132 created 29-SEP-2017 18:15:24
J1625-2527 EL058D.UVDATA.1
Freq = 4.7990 GHz, Bw = 32.000 MH Calibrated with CL # 3 and BP # 1 (BP mode 1)

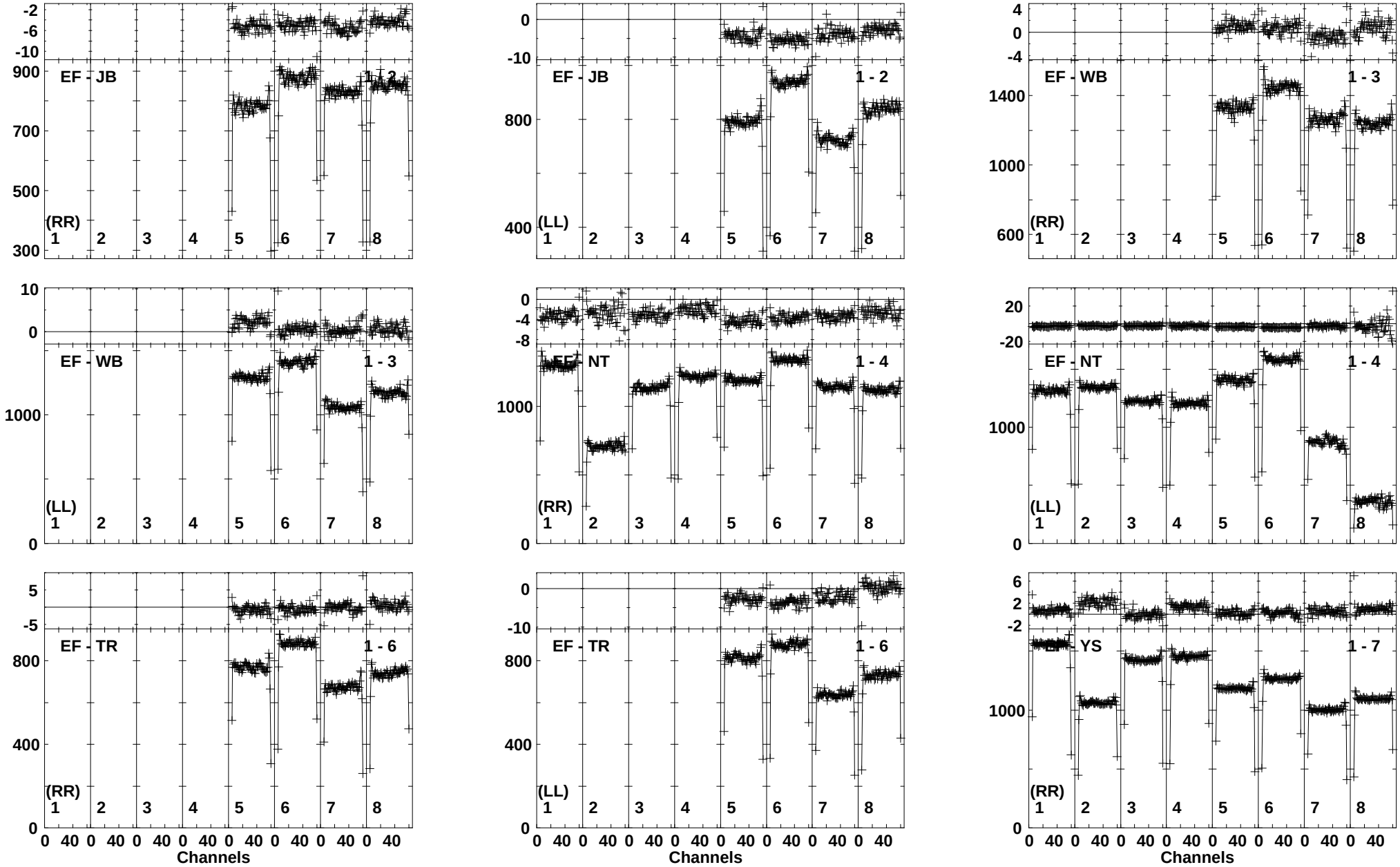

Lower frame: Milli Ampl Jy Top frame: Phas deg
Vector averaged cross-power spectrum Baseline: EF (01) - JB (02)
Timerange: 00/17:36:01 to 00/17:37:09

Plot file version 133 created 29-SEP-2017 18:15:25
J1625-2527 EL058D.UVDATA.1
Freq = 4.7990 GHz, Bw = 32.000 MH Calibrated with CL # 3 and BP # 1 (BP mode 1)

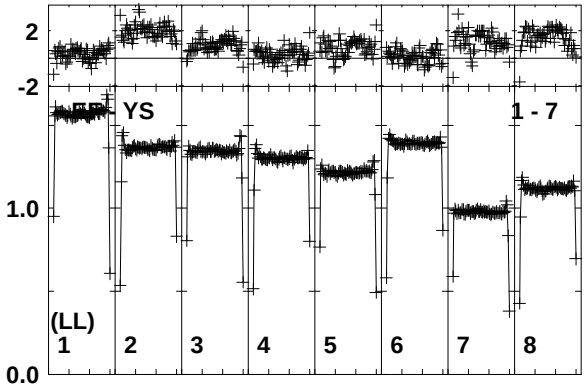

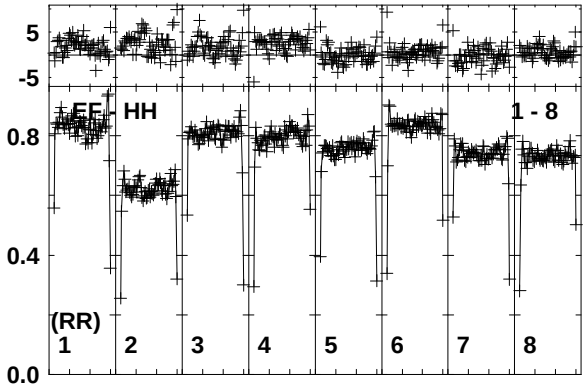

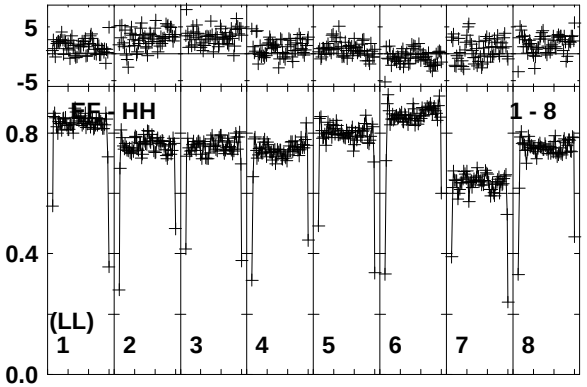

Lower frame: Ampl Jy Top frame: Phas deg
Vector averaged cross-power spectrum Baseline: EF (01) - YS (07)
Timerange: 00/17:36:01 to 00/17:37:09

Plot file version 134 created 29-SEP-2017 18:15:25
ARSCO EL058D.UVDATA.1
Freq = 4.7990 GHz, Bw = 32.000 MH Calibrated with CL # 3 and BP # 1 (BP mode 1)

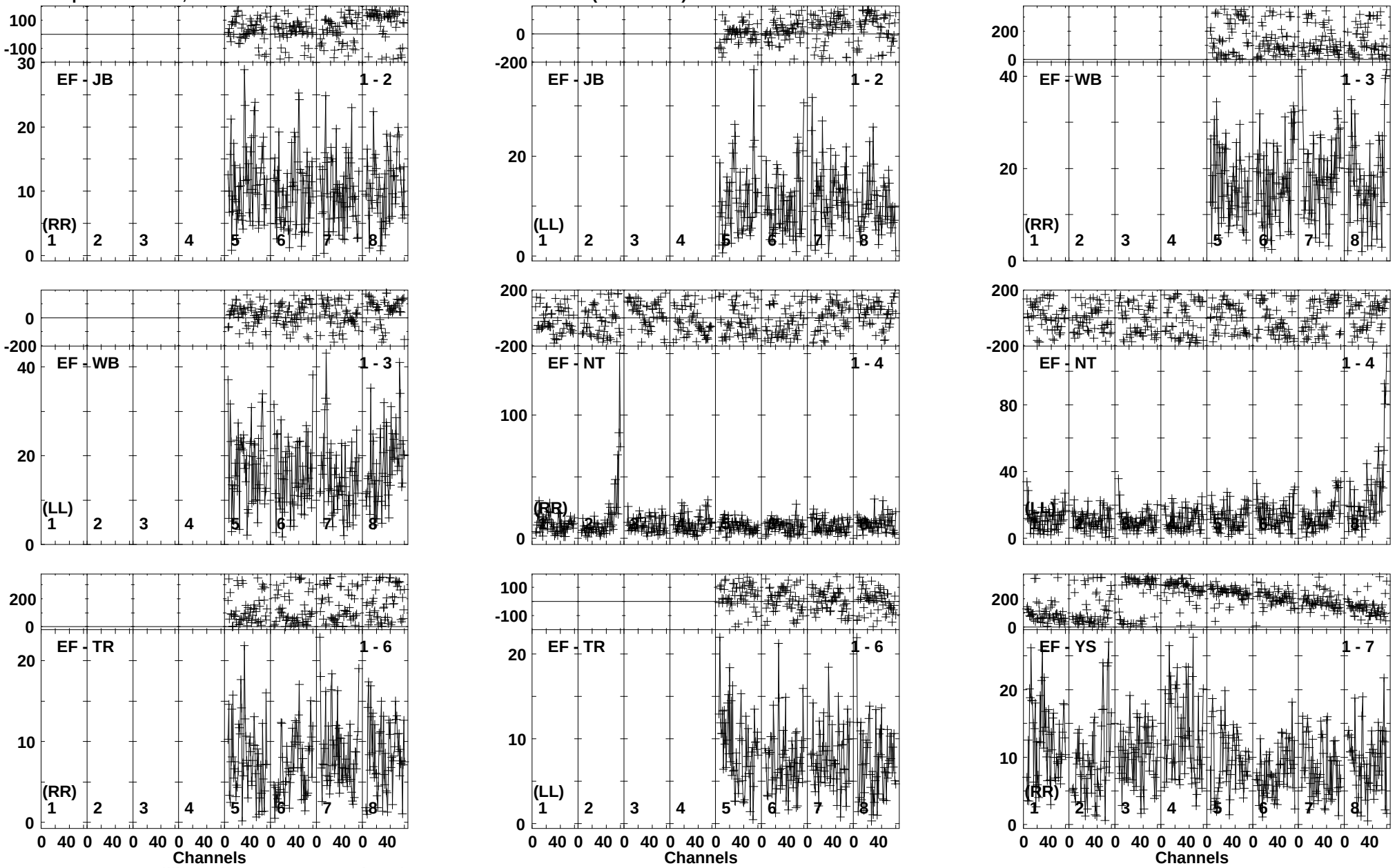

Lower frame: Milli Ampl Jy Top frame: Phas deg
Vector averaged cross-power spectrum Baseline: EF (01) - JB (02)
Timerange: 00/17:37:10 to 00/17:41:24

Plot file version 135 created 29-SEP-2017 18:15:25
ARSCO EL058D.UVDATA.1
Freq = 4.7990 GHz, Bw = 32.000 MH Calibrated with CL # 3 and BP # 1 (BP mode 1)

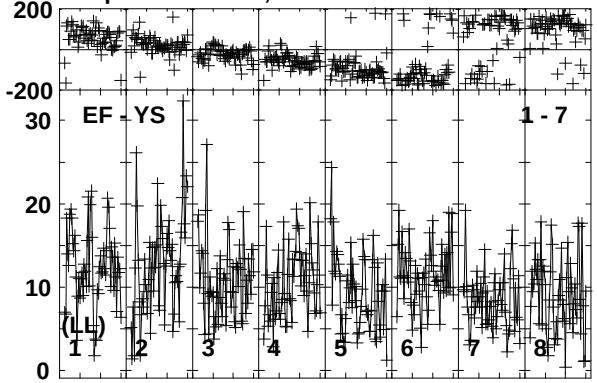

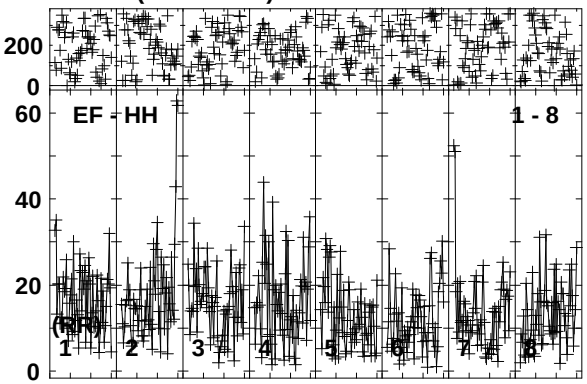

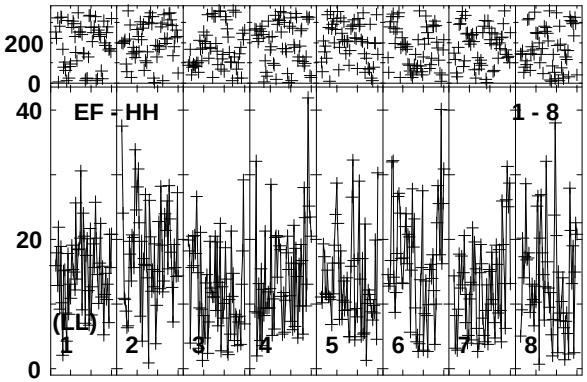

Lower frame: Milli Ampl Jy Top frame: Phas deg
Vector averaged cross-power spectrum Baseline: EF (01) - YS (07)
Timerange: 00/17:37:10 to 00/17:41:24

Plot file version 136 created 29-SEP-2017 18:15:25
J1621-2241 EL058D.UVDATA.1
Freq = 4.7990 GHz, Bw = 32.000 MH Calibrated with CL # 3 and BP # 1 (BP mode 1)

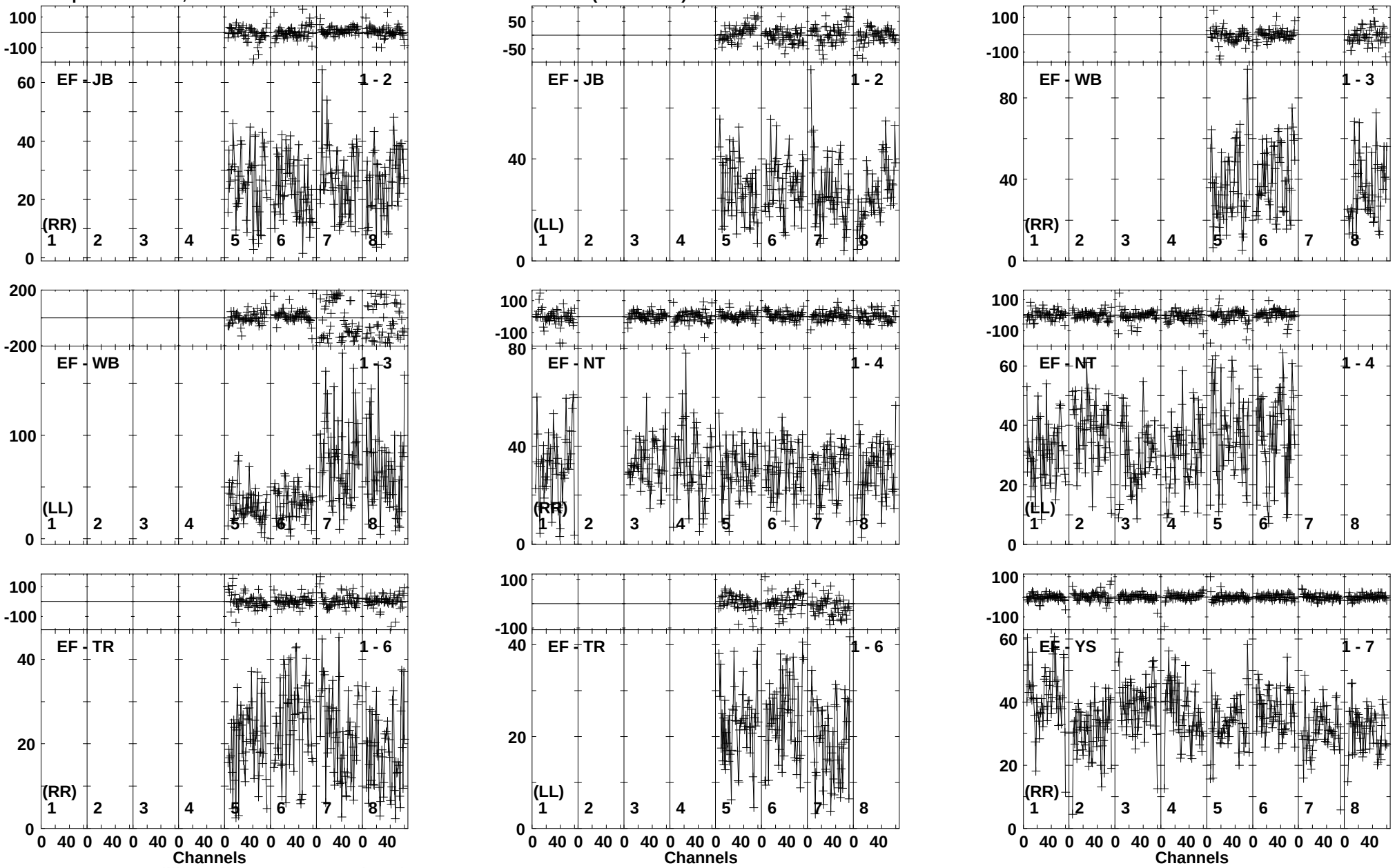

Lower frame: Milli Ampl Jy Top frame: Phas deg
Vector averaged cross-power spectrum Baseline: EF (01) - JB (02)
Timerange: 00/17:41:26 to 00/17:43:25

Plot file version 137 created 29-SEP-2017 18:15:26
J1621-2241 EL058D.UVDATA.1
Freq = 4.7990 GHz, Bw = 32.000 MH Calibrated with CL # 3 and BP # 1 (BP mode 1)

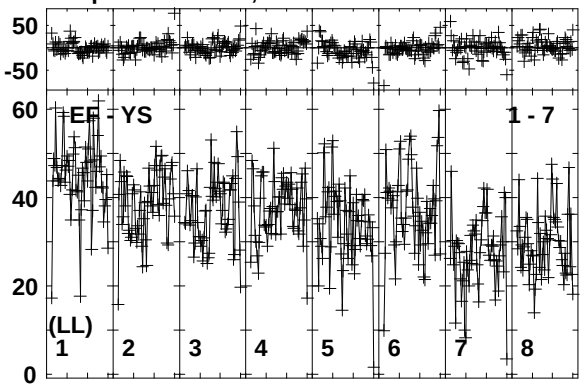

Lower frame: Milli Ampl Jy Top frame: Phas deg
Vector averaged cross-power spectrum Baseline: EF (01) - YS (07)
Timerange: 00/17:41:26 to 00/17:43:25

Plot file version 138 created 29-SEP-2017 18:15:26
J1625-2527 EL058D.UVDATA.1
Freq = 4.7990 GHz, Bw = 32.000 MH Calibrated with CL # 3 and BP # 1 (BP mode 1)

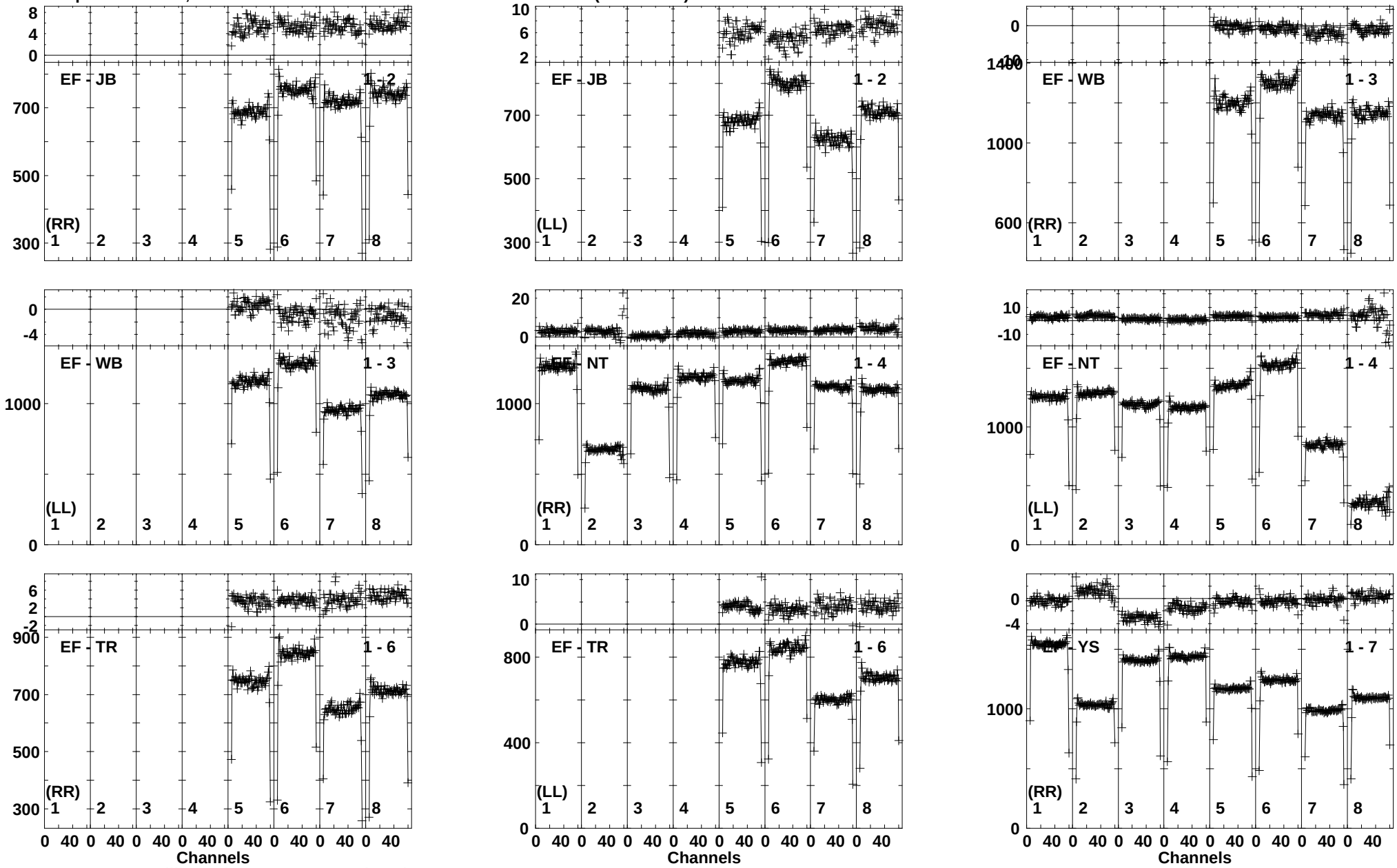

Lower frame: Milli Ampl Jy Top frame: Phas deg
Vector averaged cross-power spectrum Baseline: EF (01) - JB (02)
Timerange: 00/17:44:01 to 00/17:45:10

Plot file version 139 created 29-SEP-2017 18:15:26
J1625-2527 EL058D.UVDATA.1
Freq = 4.7990 GHz, Bw = 32.000 MH Calibrated with CL # 3 and BP # 1 (BP mode 1)

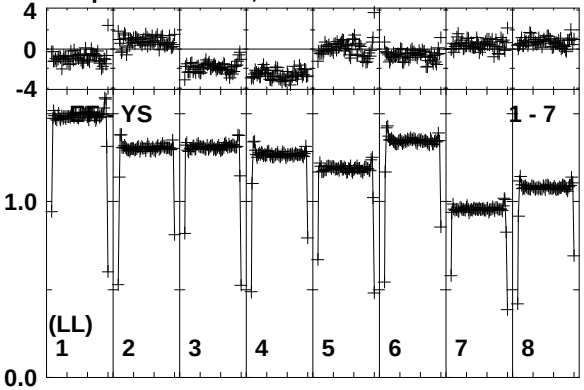

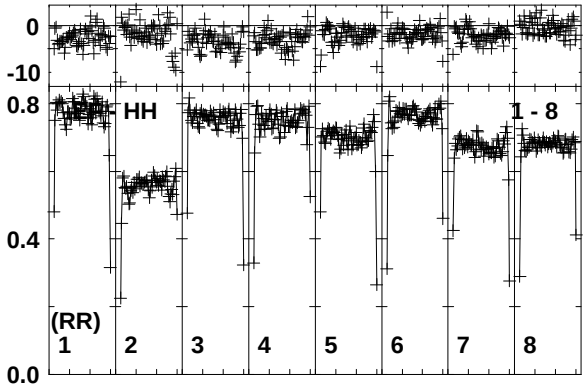

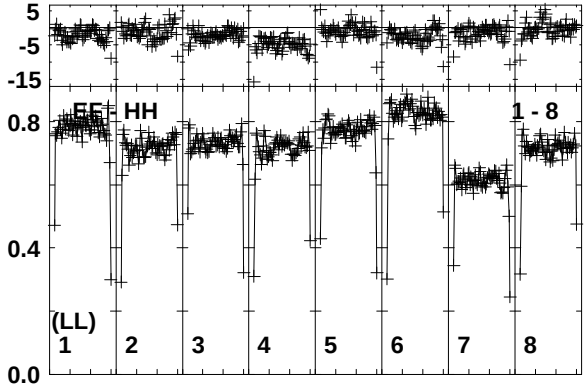

Lower frame: Ampl Jy Top frame: Phas deg
Vector averaged cross-power spectrum Baseline: EF (01) - YS (07)
Timerange: 00/17:44:01 to 00/17:45:10

Plot file version 140 created 29-SEP-2017 18:15:26
ARSCO EL058D.UVDATA.1
Freq = 4.7990 GHz, Bw = 32.000 MH Calibrated with CL # 3 and BP # 1 (BP mode 1)

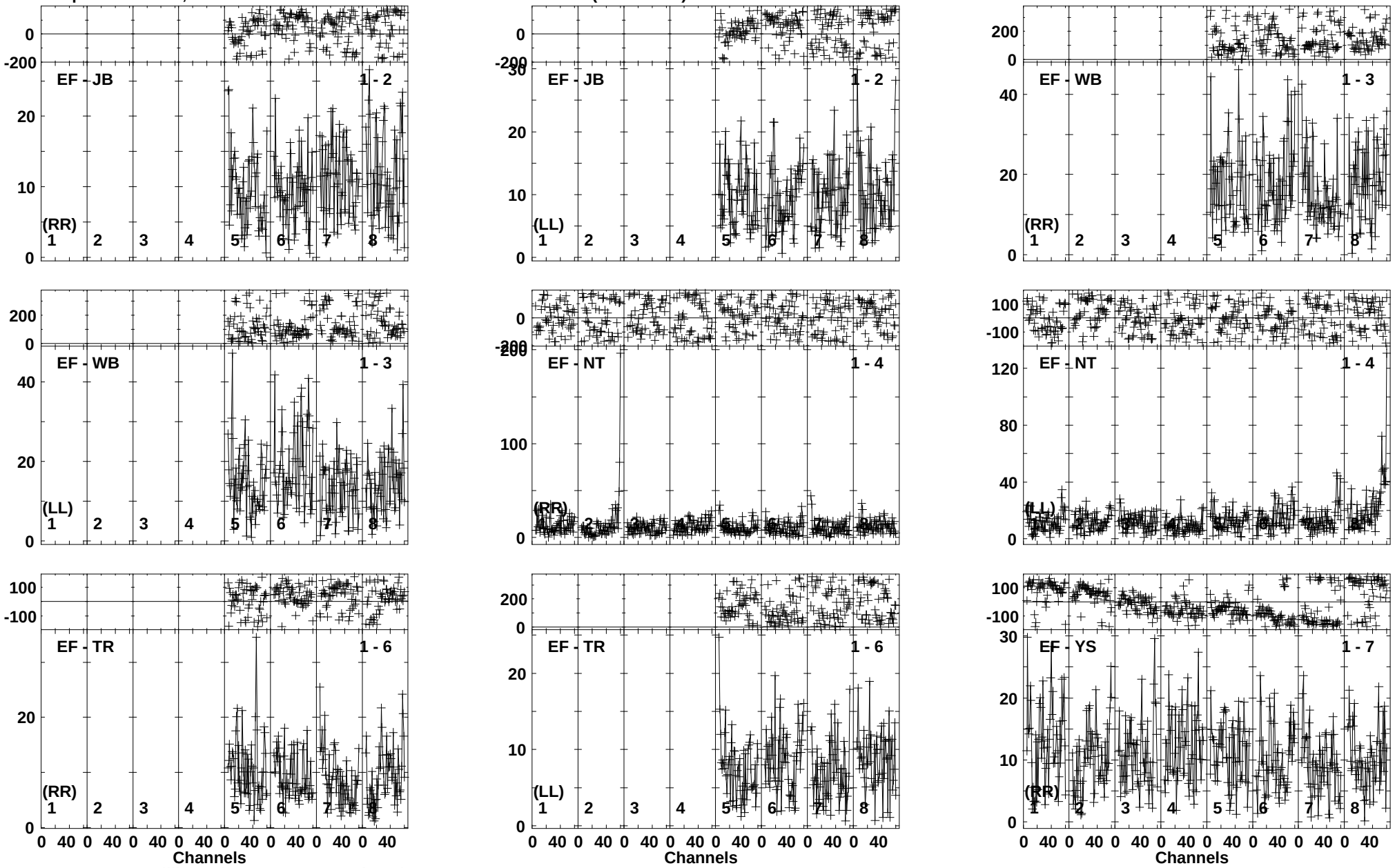

Lower frame: Milli Ampl Jy Top frame: Phas deg
Vector averaged cross-power spectrum Baseline: EF (01) - JB (02)
Timerange: 00/17:45:10 to 00/17:49:24

Plot file version 141 created 29-SEP-2017 18:15:27
ARSCO EL058D.UVDATA.1
Freq = 4.7990 GHz, Bw = 32.000 MH Calibrated with CL # 3 and BP # 1 (BP mode 1)

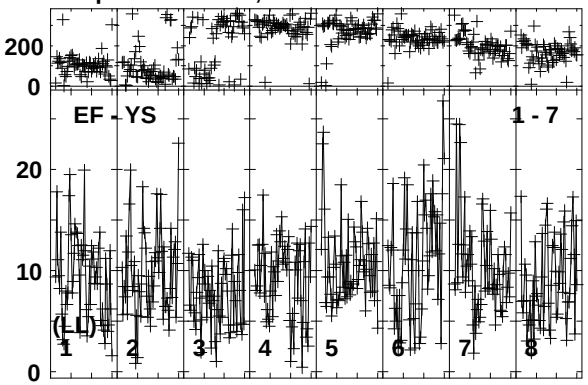

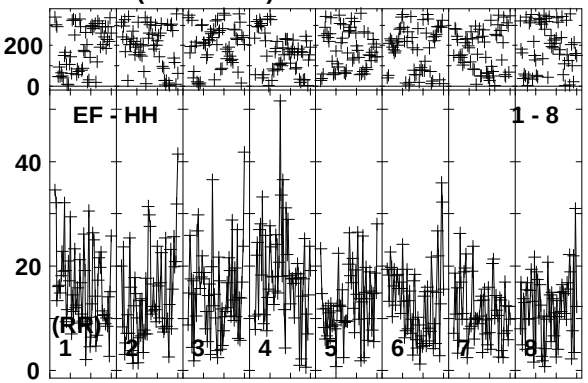

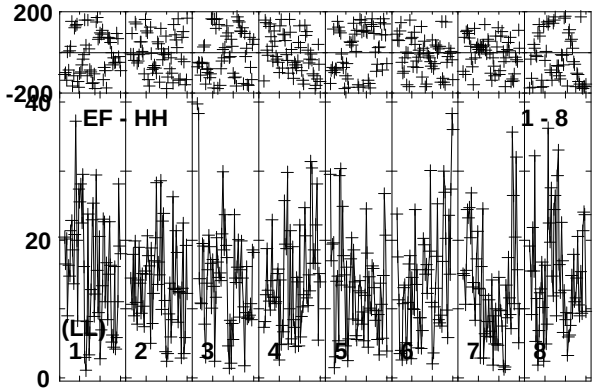

Lower frame: Milli Ampl Jy Top frame: Phas deg
Vector averaged cross-power spectrum Baseline: EF (01) - YS (07)
Timerange: 00/17:45:10 to 00/17:49:24

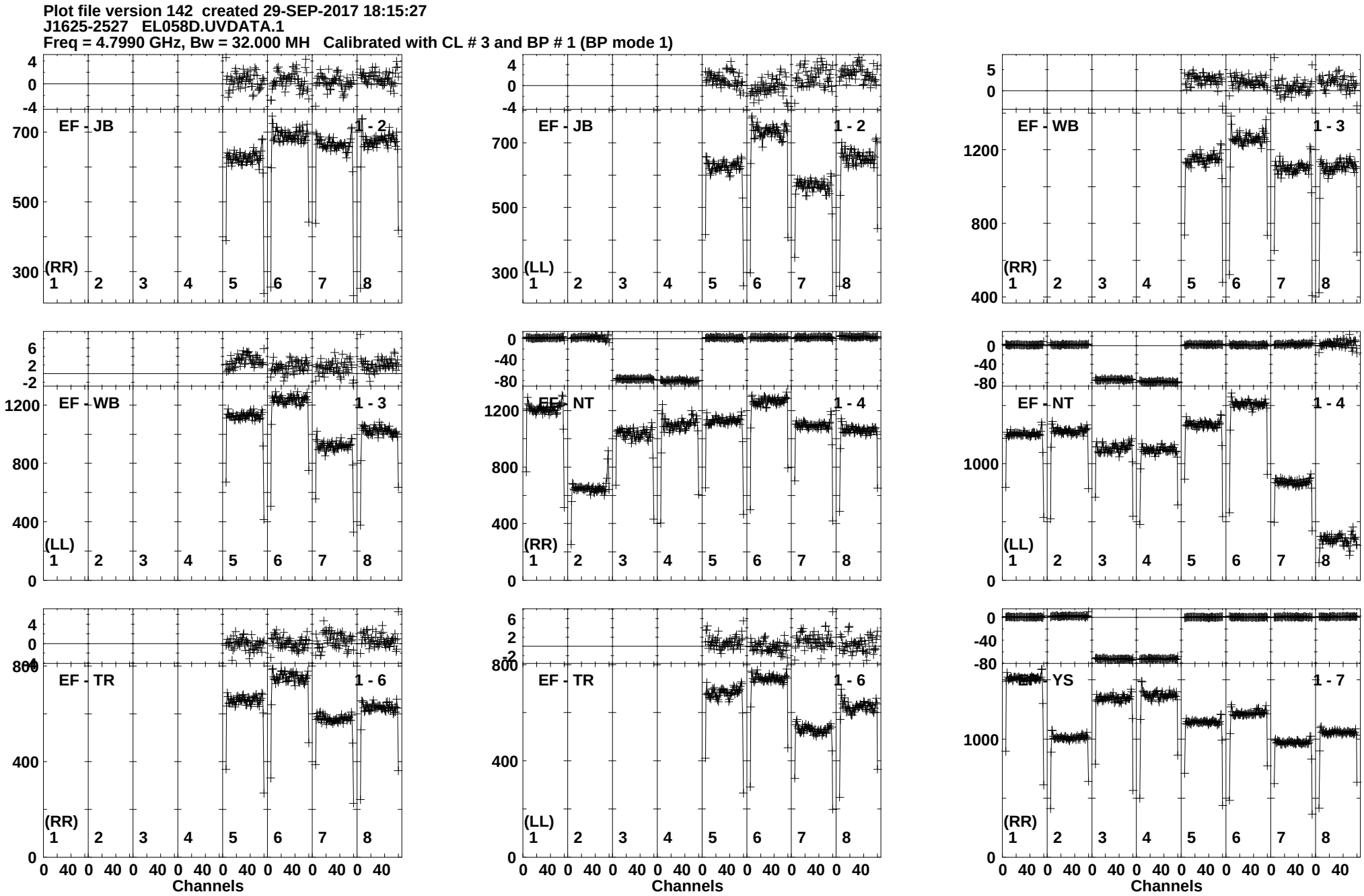
Plot file version 142 created 29-SEP-2017 18:15:27
J1625-2527 EL058D.UVDATA.1
Freq = 4.7990 GHz, Bw = 32.000 MH Calibrated with CL # 3 and BP # 1 (BP mode 1)
EF - JB 1 - 2
(RR)
EF - JB 1 - 2
(LL)
EF - WB 1 - 3
(RR)
EF - WB 1 - 3
(LL)
EF - NT 1 - 4
(RR)
EF - NT 1 - 4
(LL)
EF - TR 1 - 6
(RR)
EF - TR 1 - 6
(LL)
EF - YS 1 - 7
(RR)
1 2 3 4 5 6 7 8
Channels
Lower frame: Milli Ampl Jy Top frame: Phas deg
Vector averaged cross-power spectrum Baseline: EF (01) - JB (02)
Timerange: 00/17:49:25 to 00/17:51:10

Plot file version 143 created 29-SEP-2017 18:15:27
J1625-2527 EL058D.UVDATA.1
Freq = 4.7990 GHz, Bw = 32.000 MH Calibrated with CL # 3 and BP # 1 (BP mode 1)

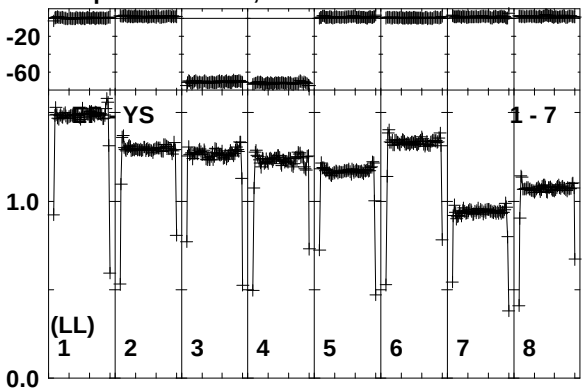

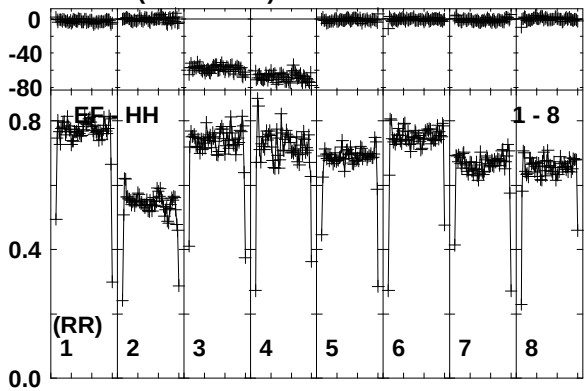

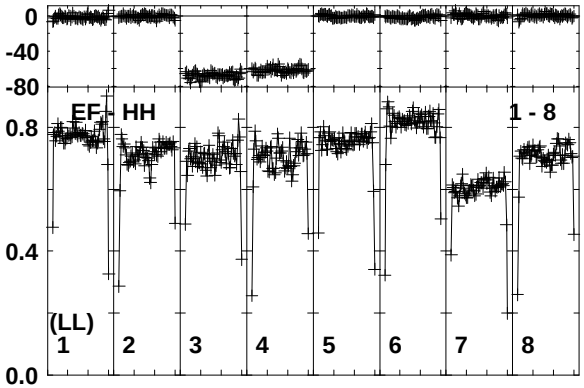

Lower frame: Ampl Jy Top frame: Phas deg
Vector averaged cross-power spectrum Baseline: EF (01) - YS (07)
Timerange: 00/17:49:25 to 00/17:51:10