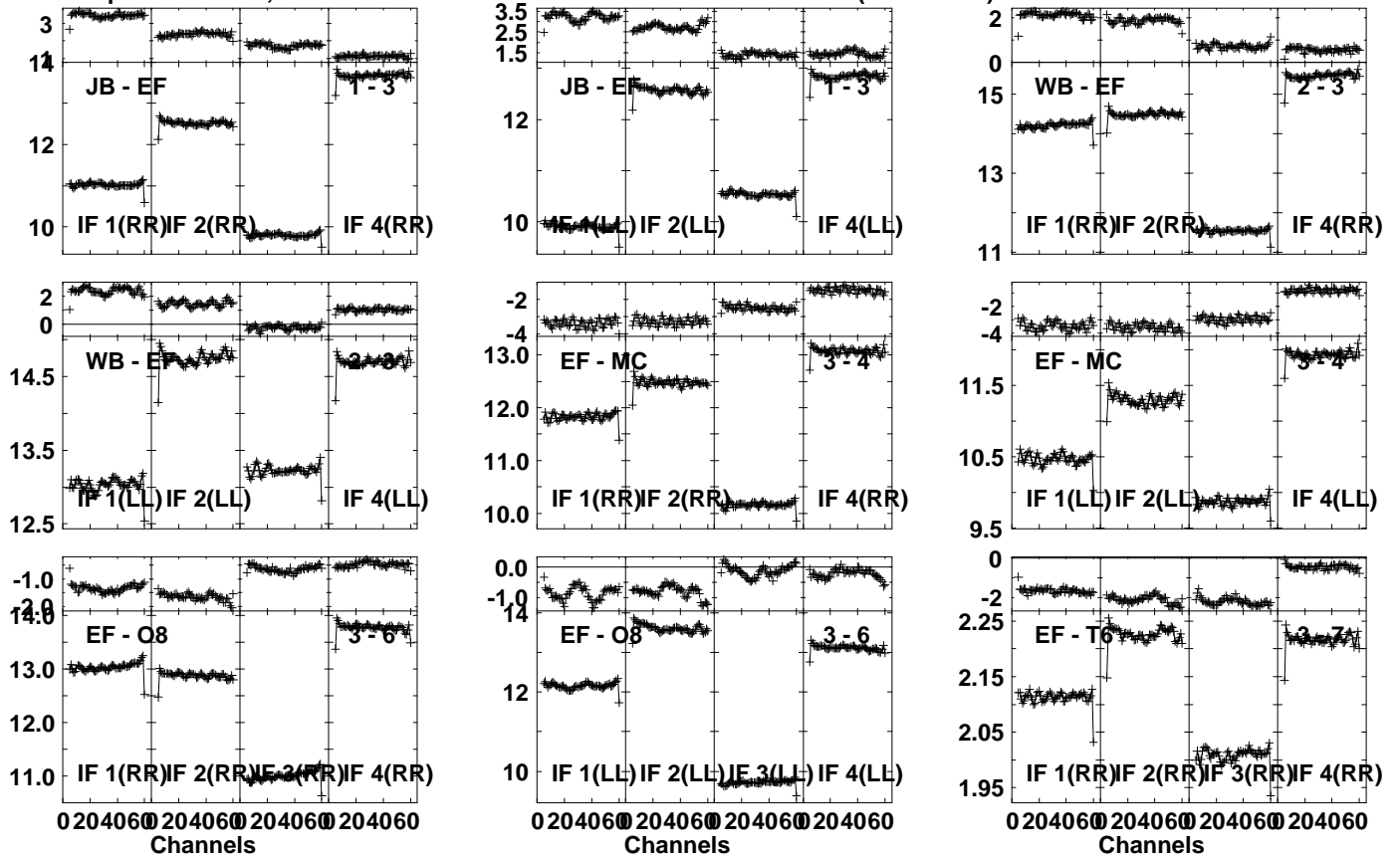


Plot file version 1 created 04-JUL-2023 13:23:46

3C84 EL062A.UVDATA.1

Freq = 1.5950 GHz, Bw = 32.000 MH Calibrated with CL # 4 and BP # 1 (BP mode 1)

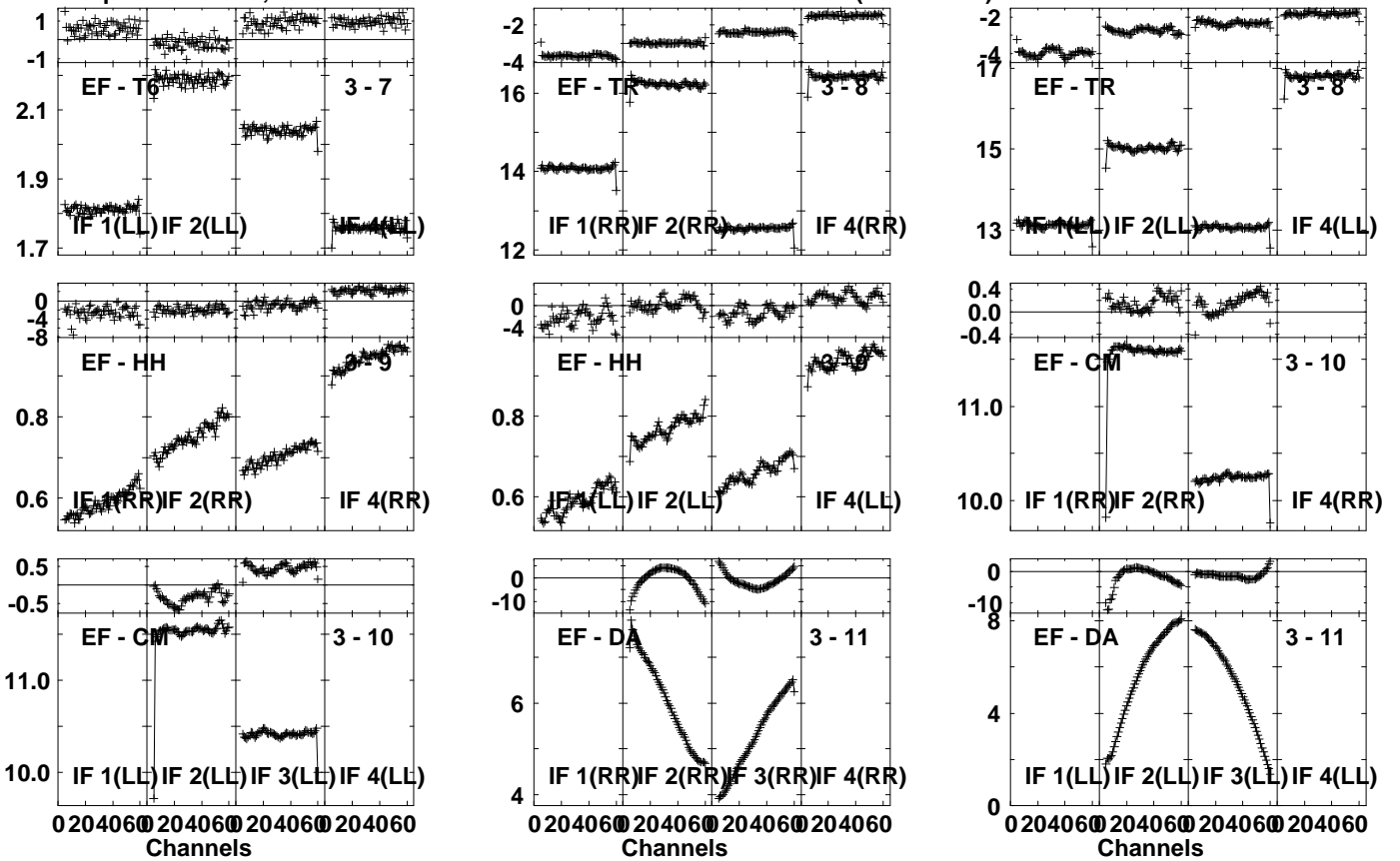


Lower frame: Ampl Jy Top frame: Phas deg
Vector averaged cross-power spectrum Several baselines displayed
Timerange: 00/08:00:05 to 00/08:03:59

Plot file version 2 created 04-JUL-2023 13:23:46

3C84 EL062A.UVDATA.1

Freq = 1.5950 GHz, Bw = 32.000 MH Calibrated with CL # 4 and BP # 1 (BP mode 1)

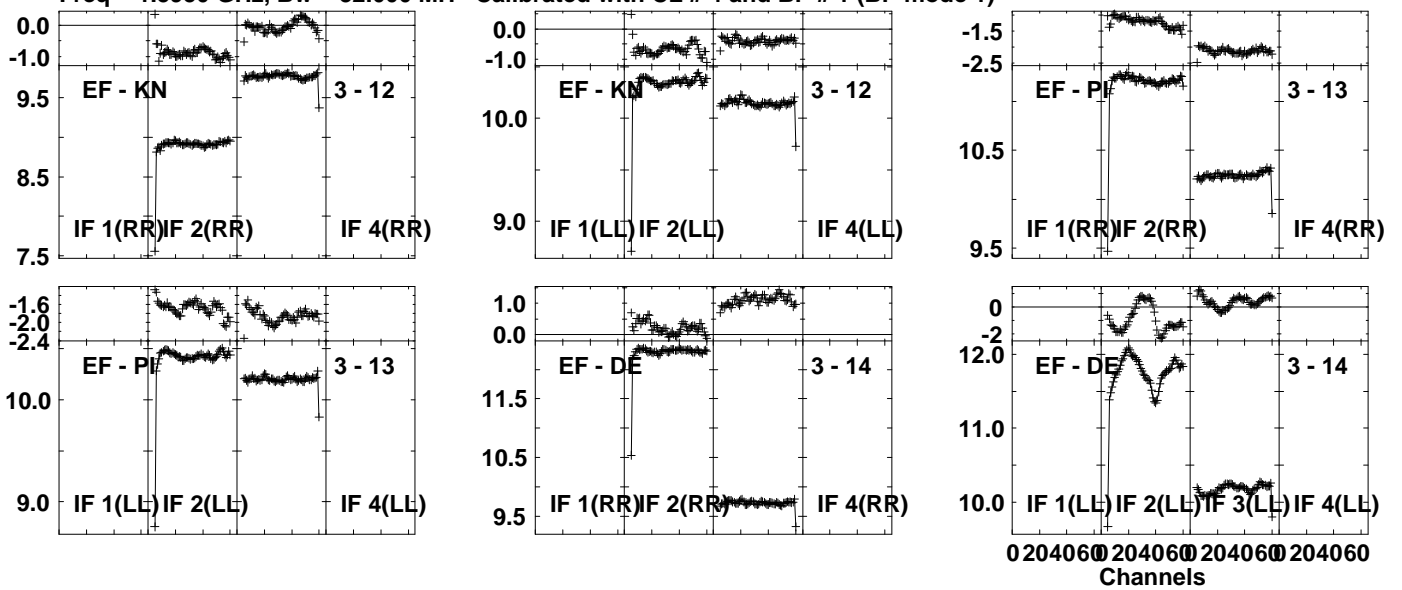


Lower frame: Ampl Jy Top frame: Phas deg
 Vector averaged cross-power spectrum Several baselines displayed
 Timerange: 00/08:00:05 to 00/08:03:59

Plot file version 3 created 04-JUL-2023 13:23:47

3C84 EL062A.UVDATA.1

Freq = 1.5950 GHz, Bw = 32.000 MH Calibrated with CL # 4 and BP # 1 (BP mode 1)

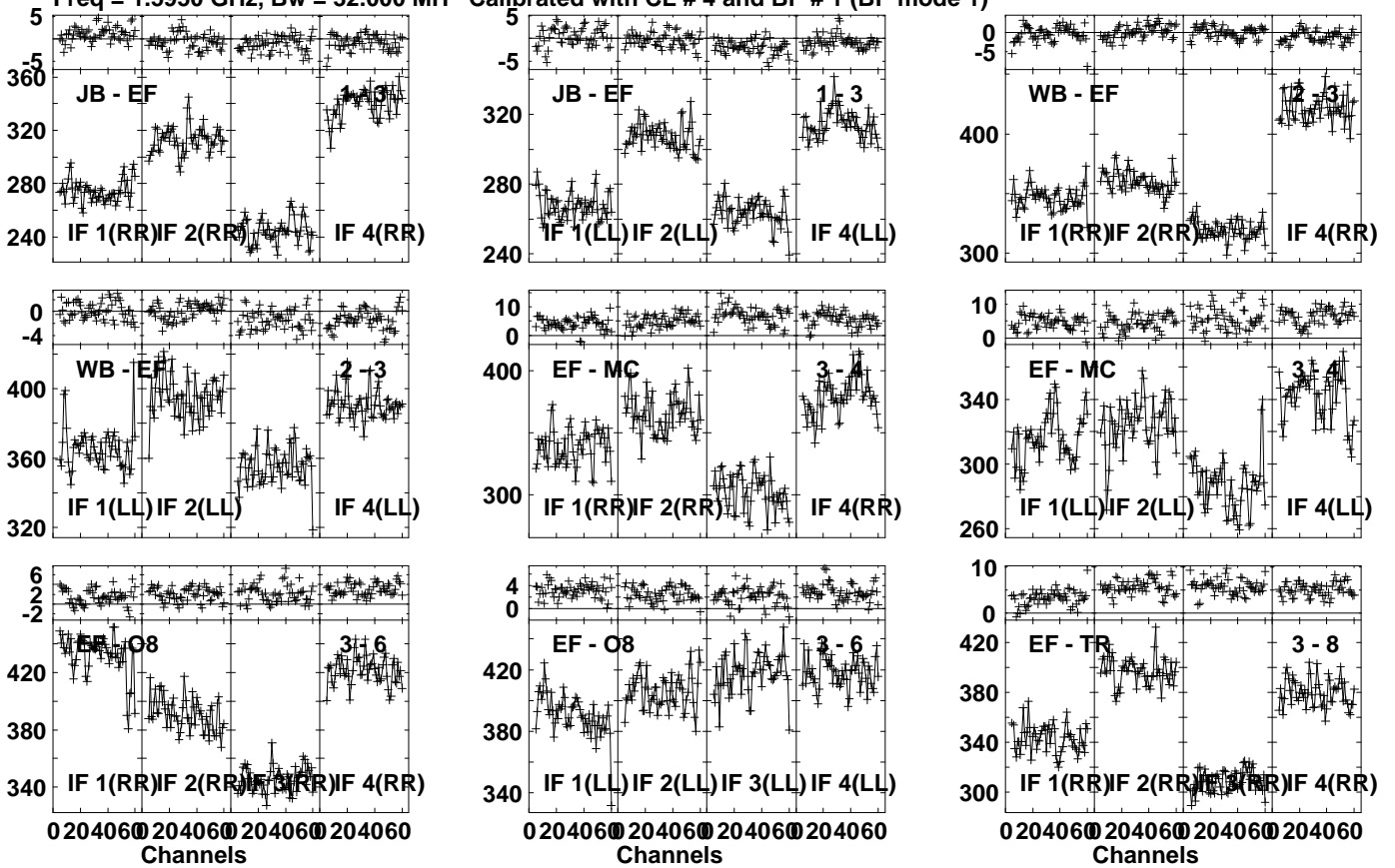


Lower frame: Ampl Jy Top frame: Phas deg
Vector averaged cross-power spectrum Several baselines displayed
Timerange: 00/08:00:05 to 00/08:03:59

Plot file version 4 created 04-JUL-2023 13:23:47

J0057+3021 EL062A.UVDATA.1

Freq = 1.5950 GHz, Bw = 32.000 MH Calibrated with CL # 4 and BP # 1 (BP mode 1)

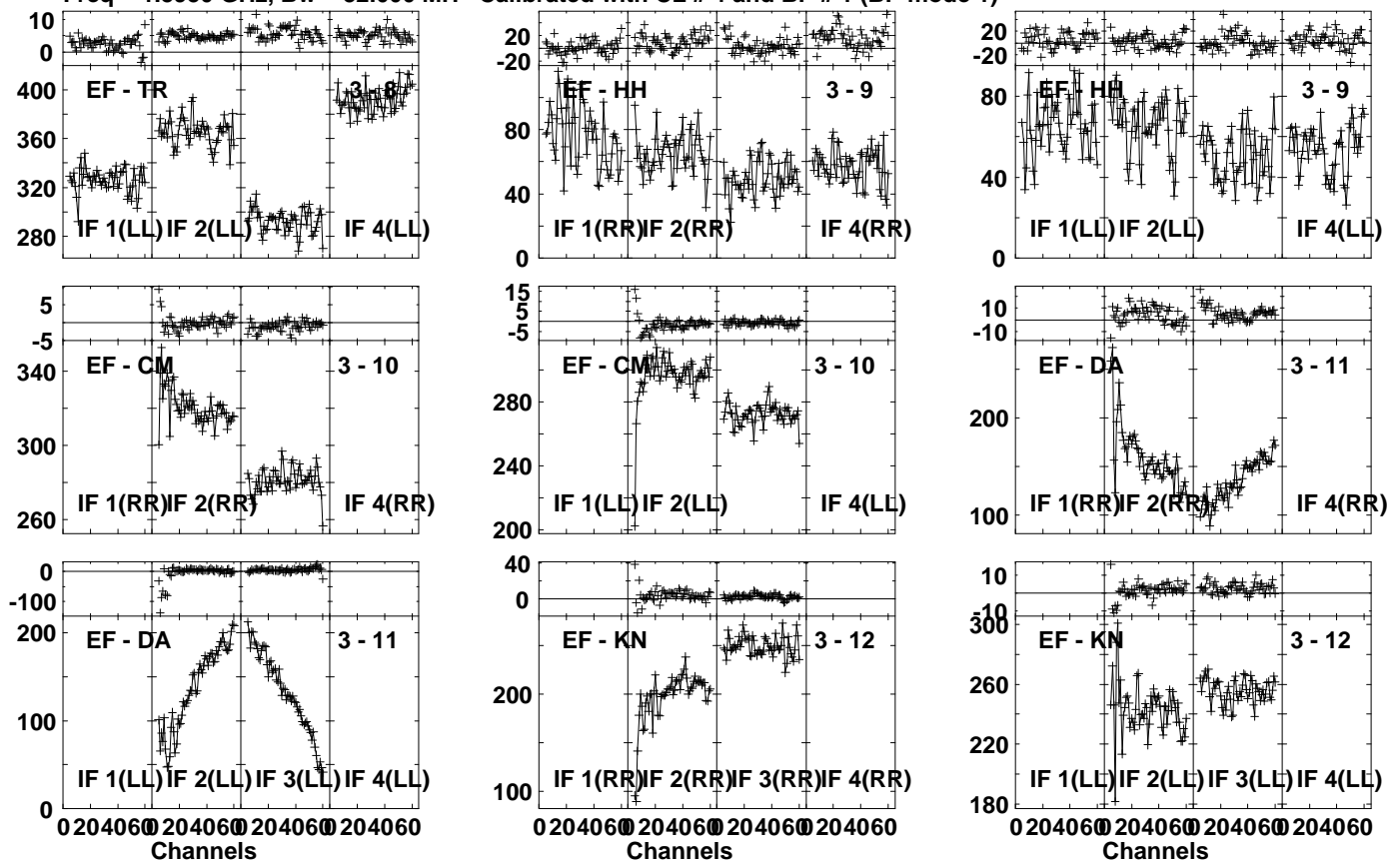


Lower frame: Milli Ampl Jy Top frame: Phas deg
 Vector averaged cross-power spectrum Several baselines displayed
 Timerange: 00/08:07:01 to 00/08:08:29

Plot file version 5 created 04-JUL-2023 13:23:47

J0057+3021 EL062A.UVDATA.1

Freq = 1.5950 GHz, Bw = 32.000 MH Calibrated with CL # 4 and BP # 1 (BP mode 1)

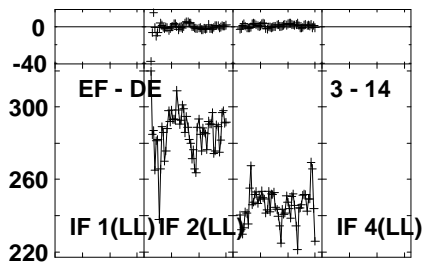
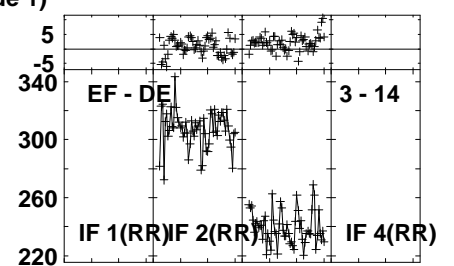
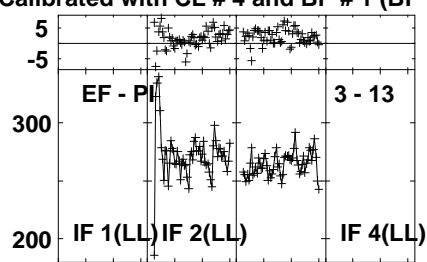
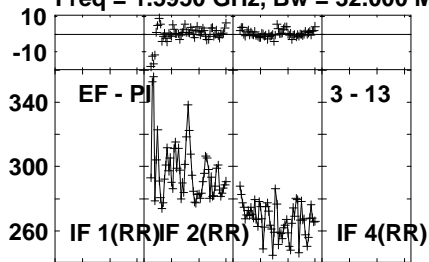


Lower frame: Milli Ampl Jy Top frame: Phas deg
Vector averaged cross-power spectrum Several baselines displayed
Timerange: 00/08:07:01 to 00/08:08:29

Plot file version 6 created 04-JUL-2023 13:23:47

J0057+3021 EL062A.UVDATA.1

Freq = 1.5950 GHz, Bw = 32.000 MH Calibrated with CL # 4 and BP # 1 (BP mode 1)

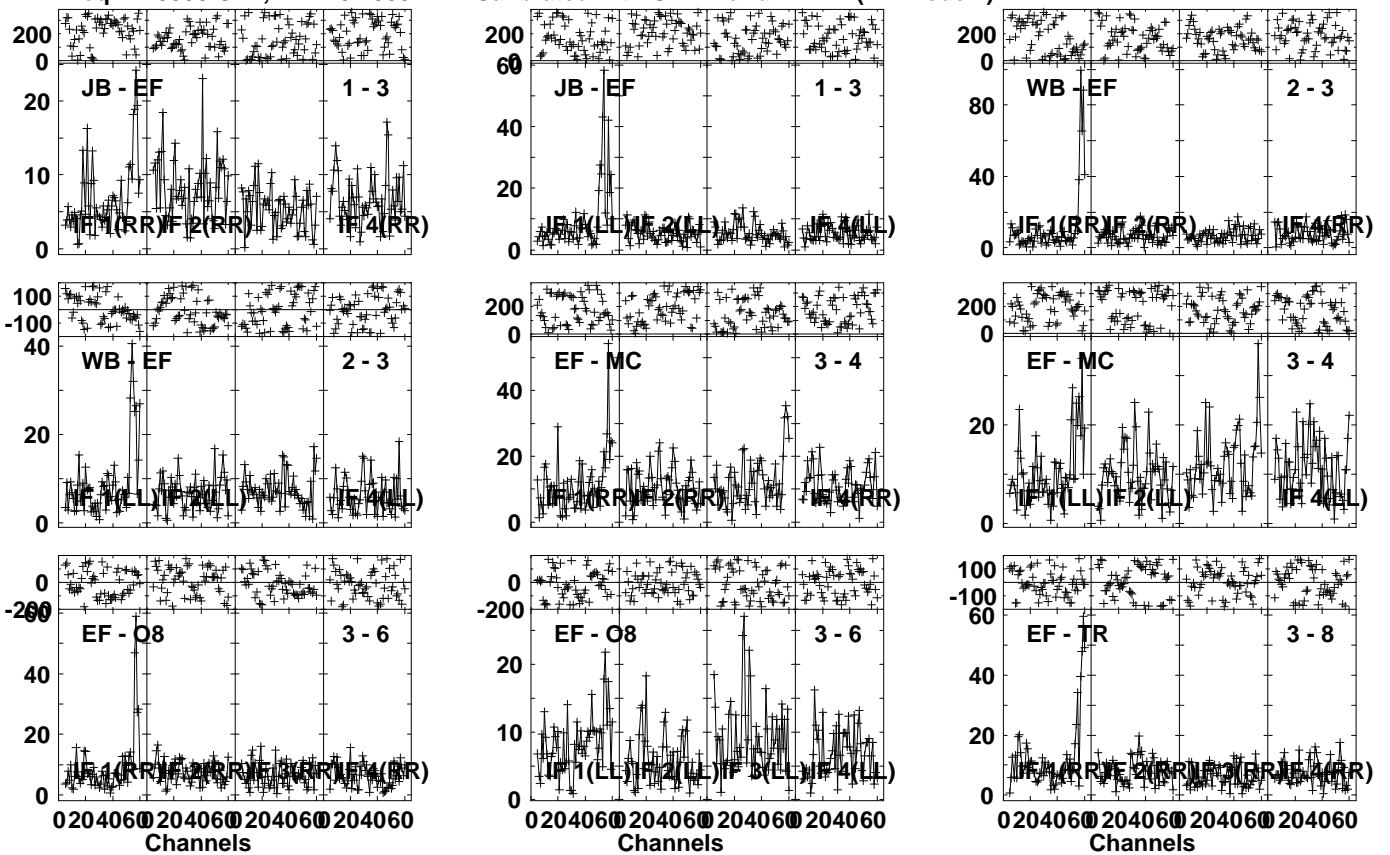


Lower frame: Milli Ampl Jy Top frame: Phas deg
Vector averaged cross-power spectrum Several baselines displayed
Timerange: 00/08:07:01 to 00/08:08:29

Plot file version 7 created 04-JUL-2023 13:23:47

J0100+2802 EL062A.UVDATA.1

Freq = 1.5950 GHz, Bw = 32.000 MH Calibrated with CL # 4 and BP # 1 (BP mode 1)

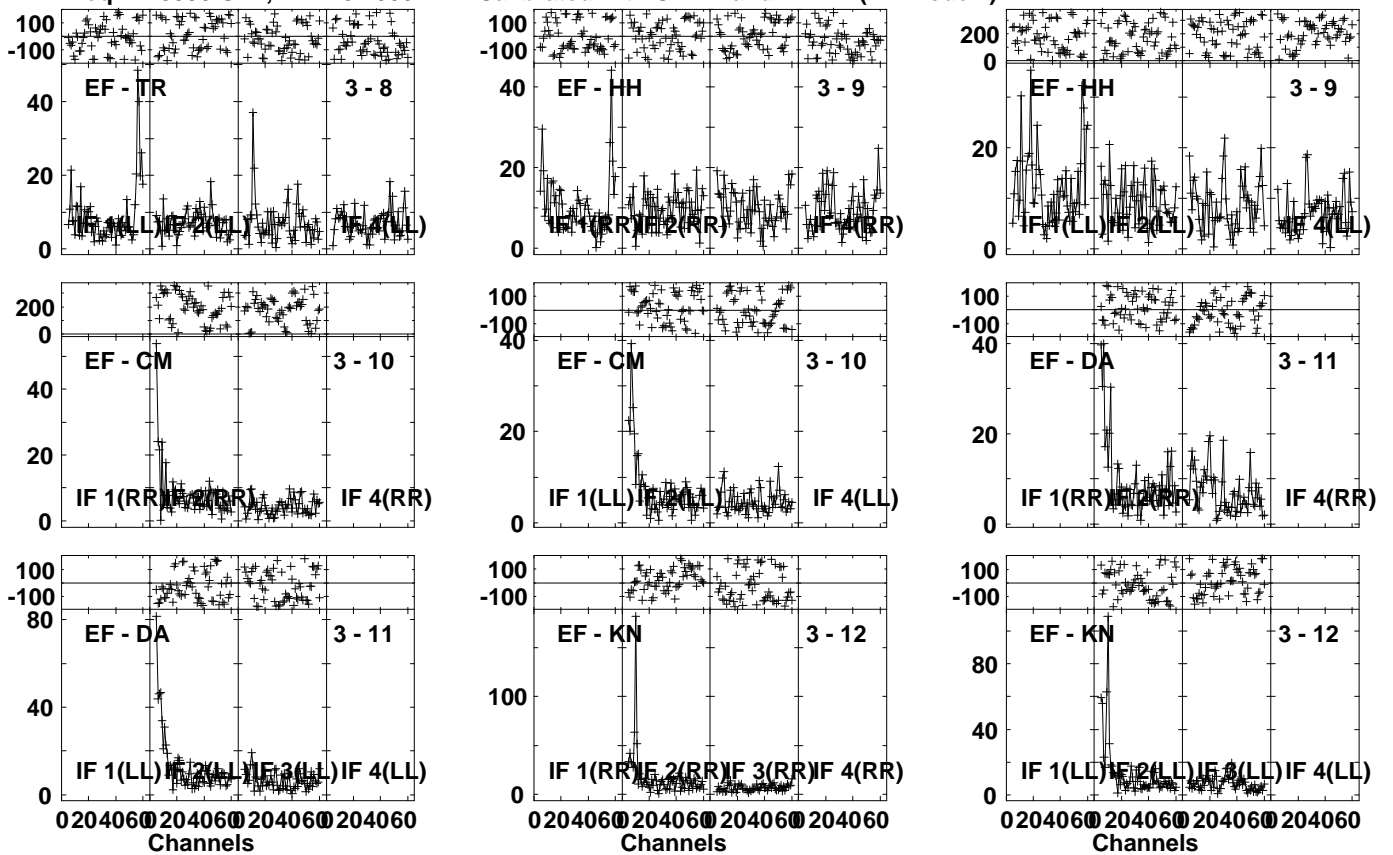


Lower frame: Milli Ampl Jy Top frame: Phas deg
Vector averaged cross-power spectrum Several baselines displayed
Timerange: 00/08:08:31 to 00/08:11:59

Plot file version 8 created 04-JUL-2023 13:23:47

J0100+2802 EL062A.UVDATA.1

Freq = 1.5950 GHz, Bw = 32.000 MH Calibrated with CL # 4 and BP # 1 (BP mode 1)

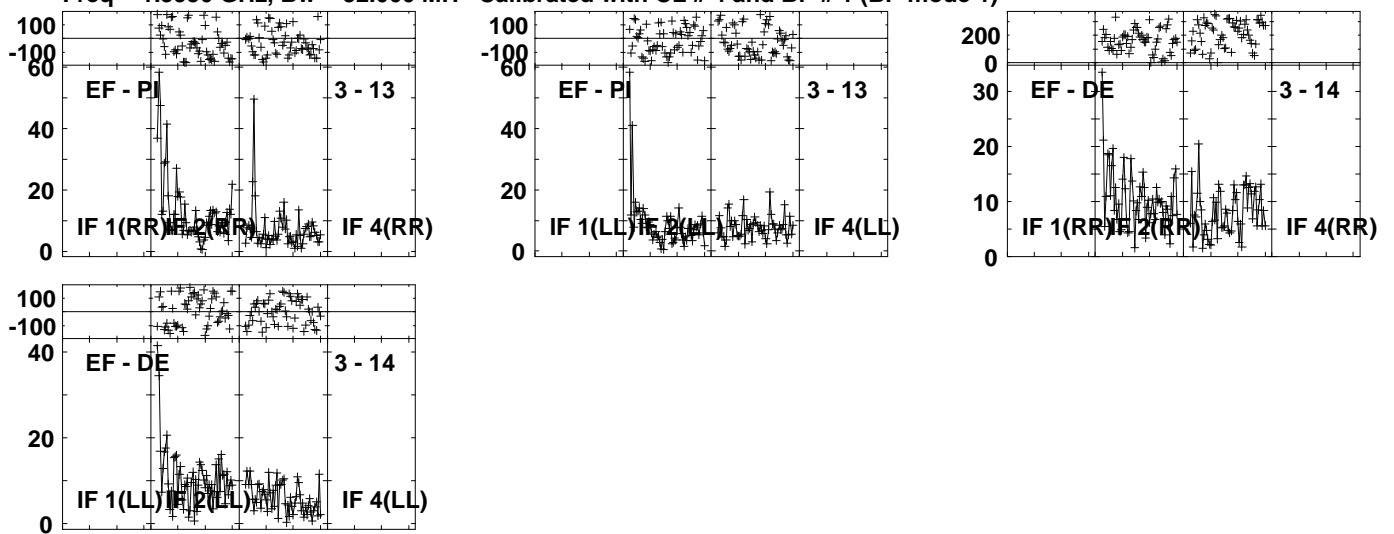


Lower frame: Milli Ampl Jy Top frame: Phas deg
Vector averaged cross-power spectrum Several baselines displayed
Timerange: 00/08:08:31 to 00/08:11:59

Plot file version 9 created 04-JUL-2023 13:23:47

J0100+2802 EL062A.UVDATA.1

Freq = 1.5950 GHz, Bw = 32.000 MH Calibrated with CL # 4 and BP # 1 (BP mode 1)



Lower frame: Milli Ampl Jy Top frame: Phas deg

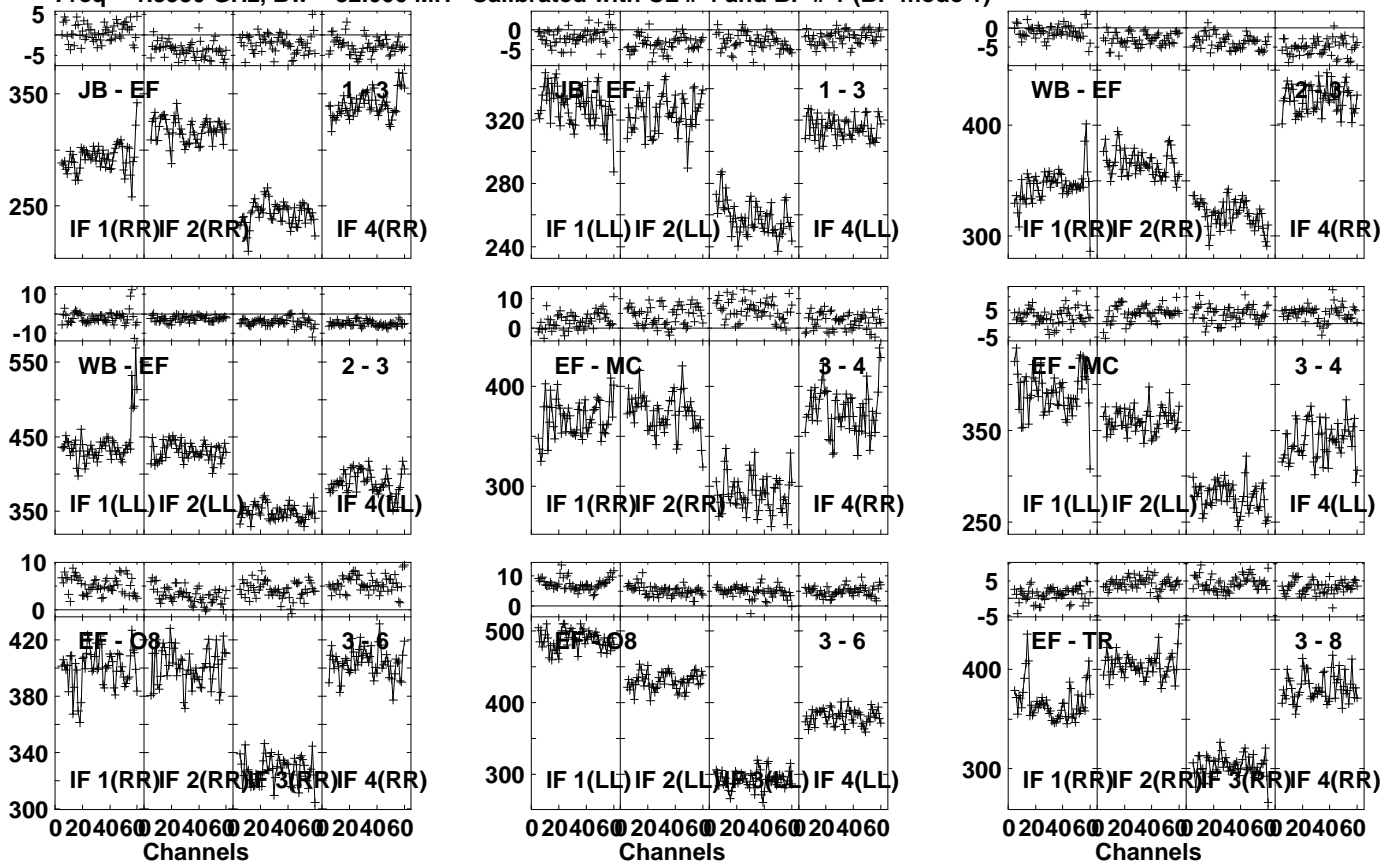
Vector averaged cross-power spectrum Several baselines displayed

Timerange: 00/08:08:31 to 00/08:11:59

Plot file version 10 created 04-JUL-2023 13:23:47

J0057+3021 EL062A.UVDATA.1

Freq = 1.5950 GHz, Bw = 32.000 MH Calibrated with CL # 4 and BP # 1 (BP mode 1)

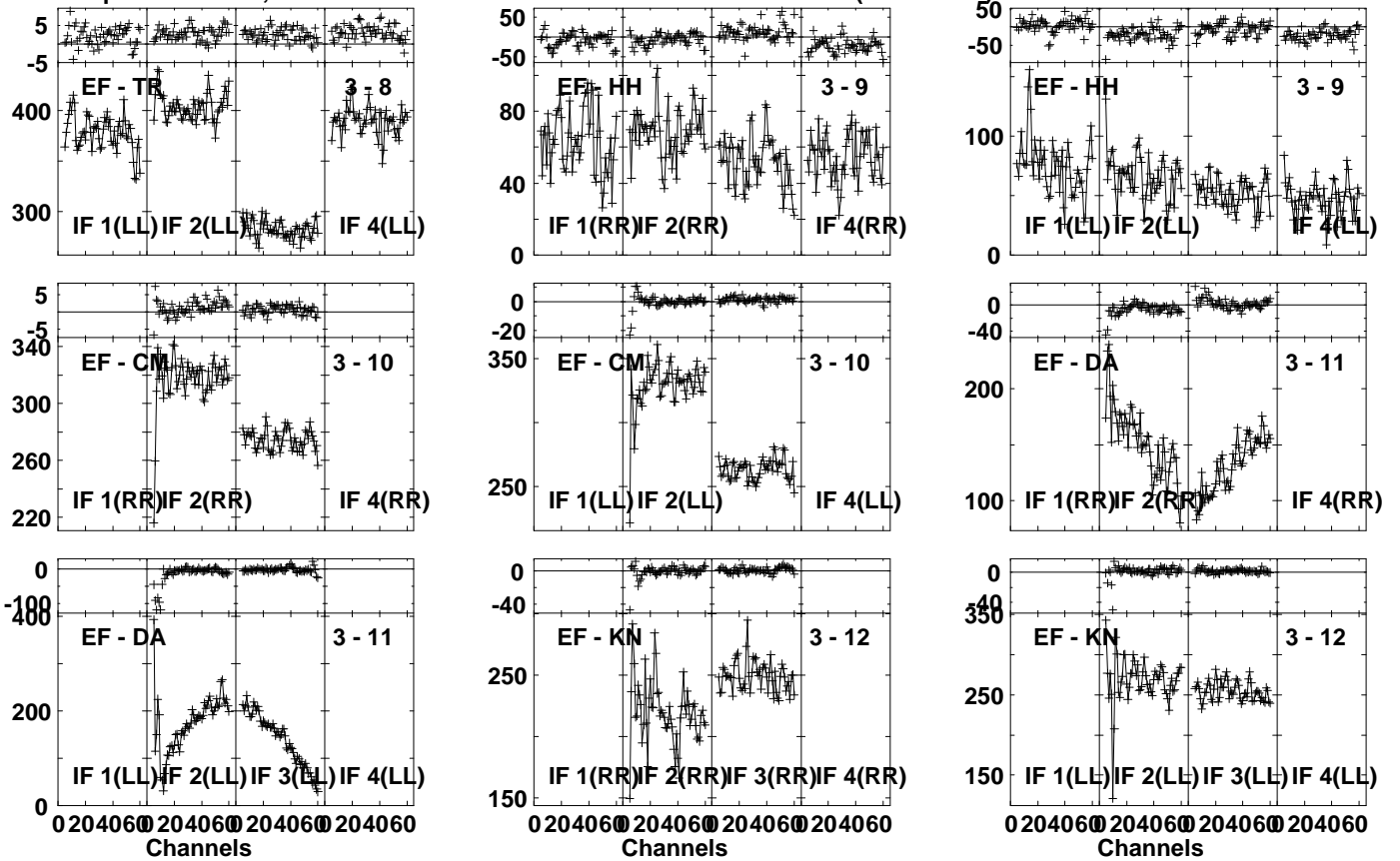


Lower frame: Milli Ampl Jy Top frame: Phas deg
 Vector averaged cross-power spectrum Several baselines displayed
 Timerange: 00/08:12:01 to 00/08:13:29

Plot file version 11 created 04-JUL-2023 13:23:48

J0057+3021 EL062A.UVDATA.1

Freq = 1.5950 GHz, Bw = 32.000 MH Calibrated with CL # 4 and BP # 1 (BP mode 1)

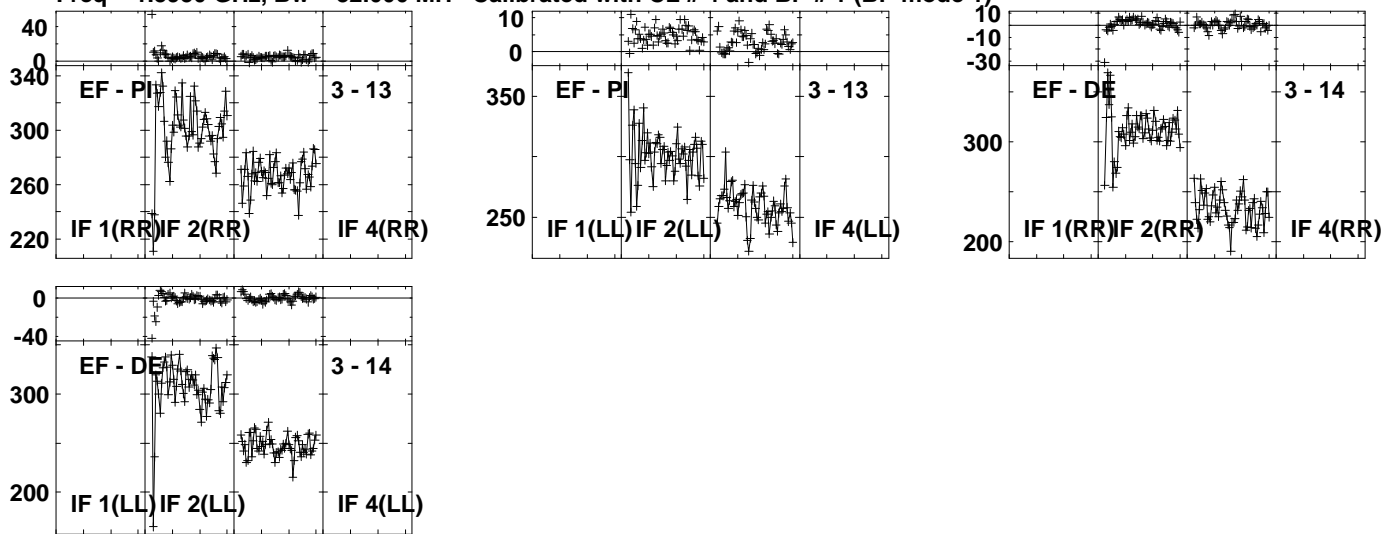


Lower frame: Milli Ampl Jy Top frame: Phas deg
 Vector averaged cross-power spectrum Several baselines displayed
 Timerange: 00/08:12:01 to 00/08:13:29

Plot file version 12 created 04-JUL-2023 13:23:48

J0057+3021 EL062A.UVDATA.1

Freq = 1.5950 GHz, Bw = 32.000 MH Calibrated with CL # 4 and BP # 1 (BP mode 1)

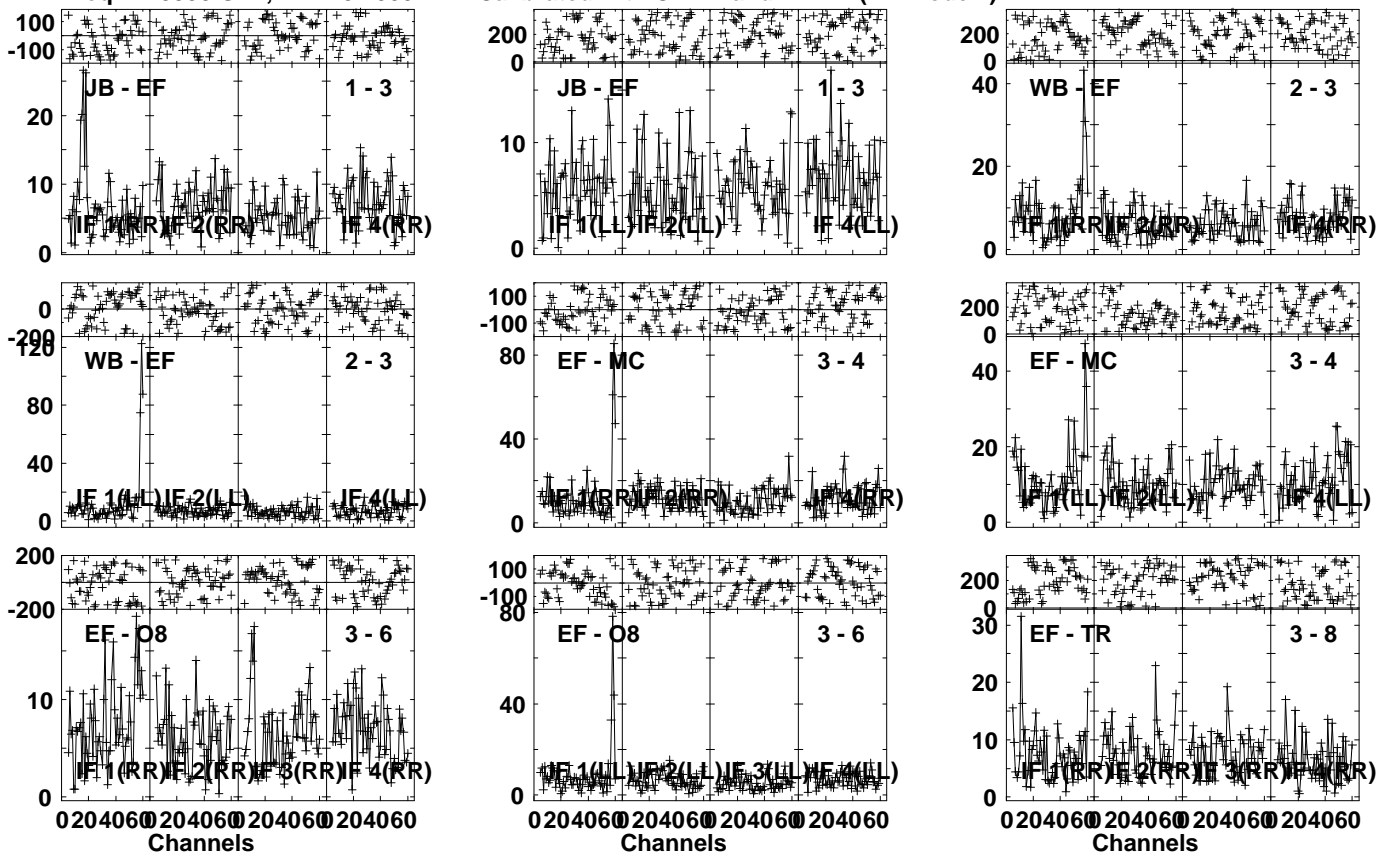


Lower frame: Milli Ampl Jy Top frame: Phas deg
Vector averaged cross-power spectrum Several baselines displayed
Timerange: 00/08:12:01 to 00/08:13:29

Plot file version 13 created 04-JUL-2023 13:23:48

J0100+2802 EL062A.UVDATA.1

Freq = 1.5950 GHz, Bw = 32.000 MH Calibrated with CL # 4 and BP # 1 (BP mode 1)



Lower frame: Milli Ampl Jy Top frame: Phas deg

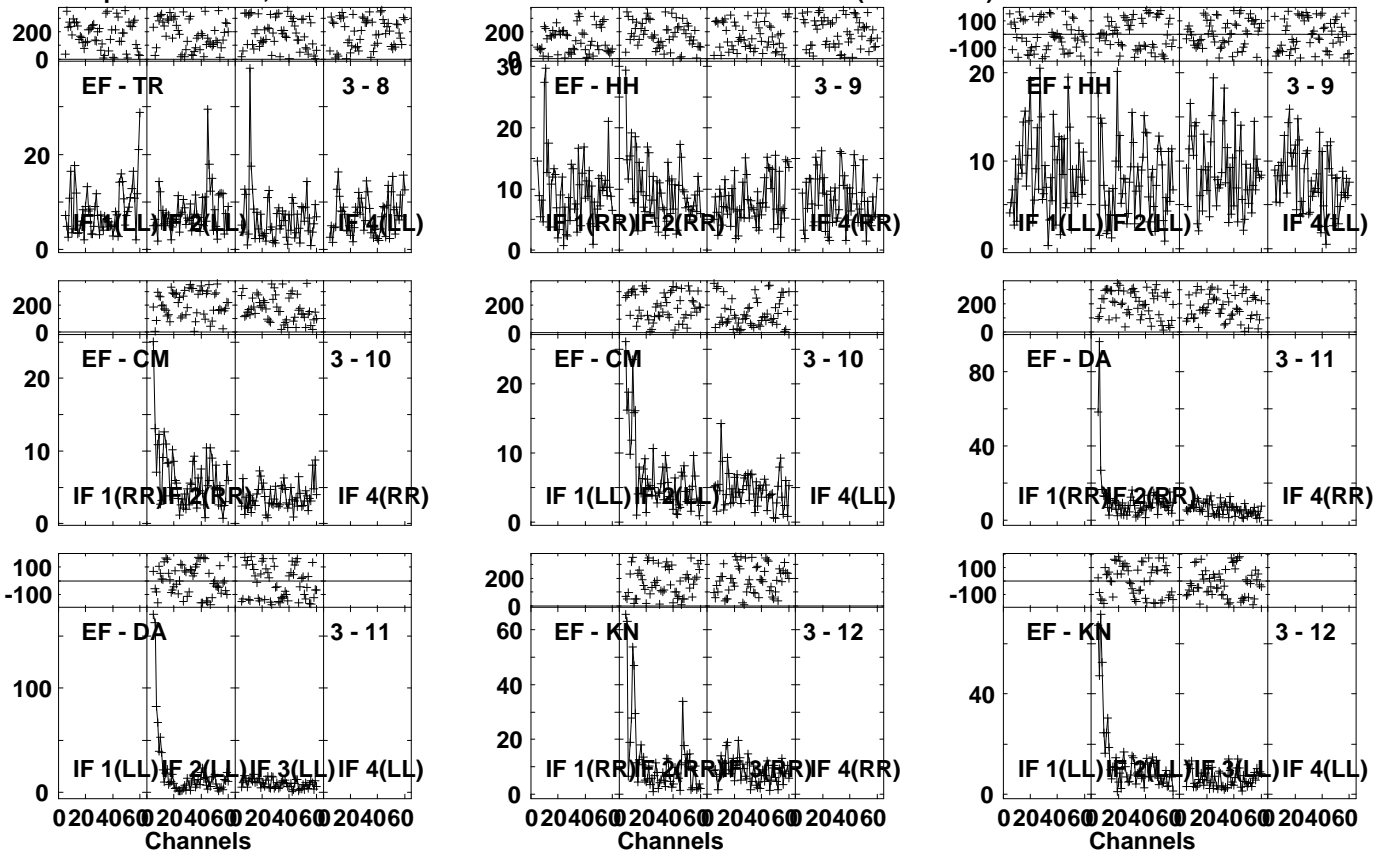
Vector averaged cross-power spectrum Several baselines displayed

Timerange: 00/08:13:31 to 00/08:16:59

Plot file version 14 created 04-JUL-2023 13:23:48

J0100+2802 EL062A.UVDATA.1

Freq = 1.5950 GHz, Bw = 32.000 MH Calibrated with CL # 4 and BP # 1 (BP mode 1)

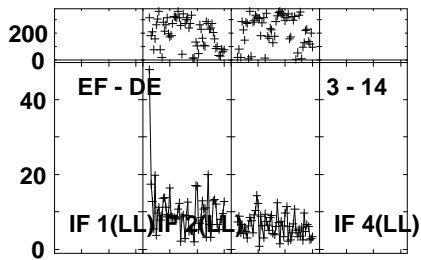
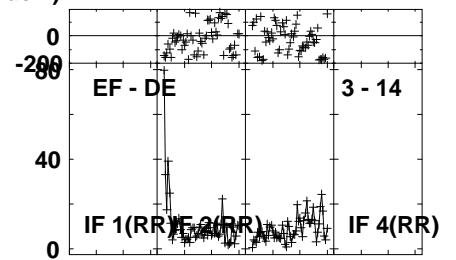
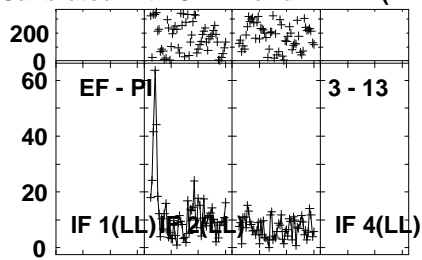
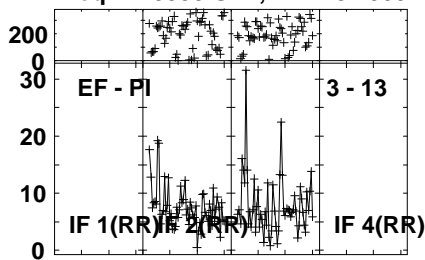


Lower frame: Milli Ampl Jy Top frame: Phas deg
Vector averaged cross-power spectrum Several baselines displayed
Timerange: 00/08:13:31 to 00/08:16:59

Plot file version 15 created 04-JUL-2023 13:23:48

J0100+2802 EL062A.UVDATA.1

Freq = 1.5950 GHz, Bw = 32.000 MH Calibrated with CL # 4 and BP # 1 (BP mode 1)



Lower frame: Milli Ampl Jy Top frame: Phas deg

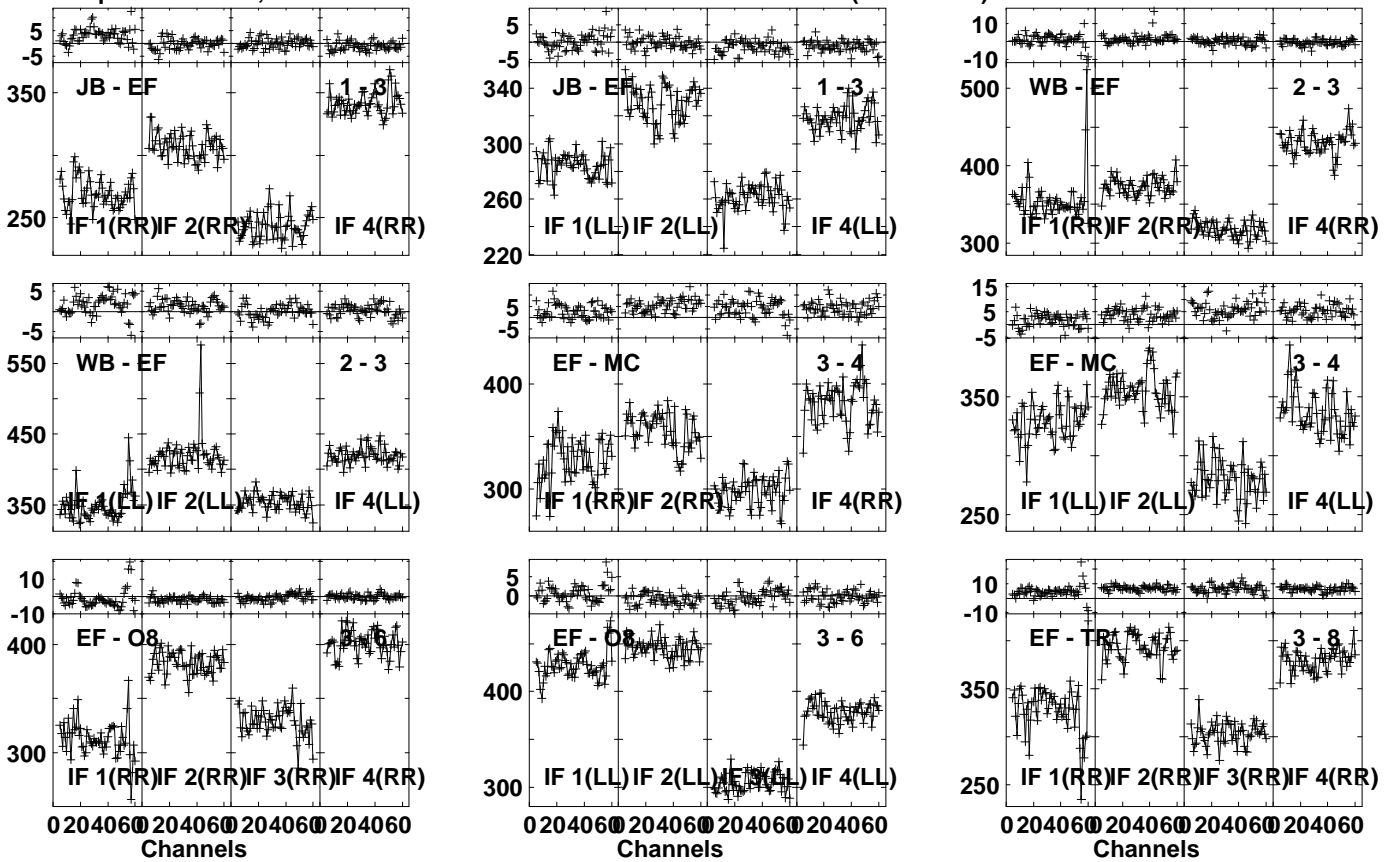
Vector averaged cross-power spectrum Several baselines displayed

Timerange: 00/08:13:31 to 00/08:16:59

Plot file version 16 created 04-JUL-2023 13:23:48

J0057+3021 EL062A.UVDATA.1

Freq = 1.5950 GHz, Bw = 32.000 MH Calibrated with CL # 4 and BP # 1 (BP mode 1)

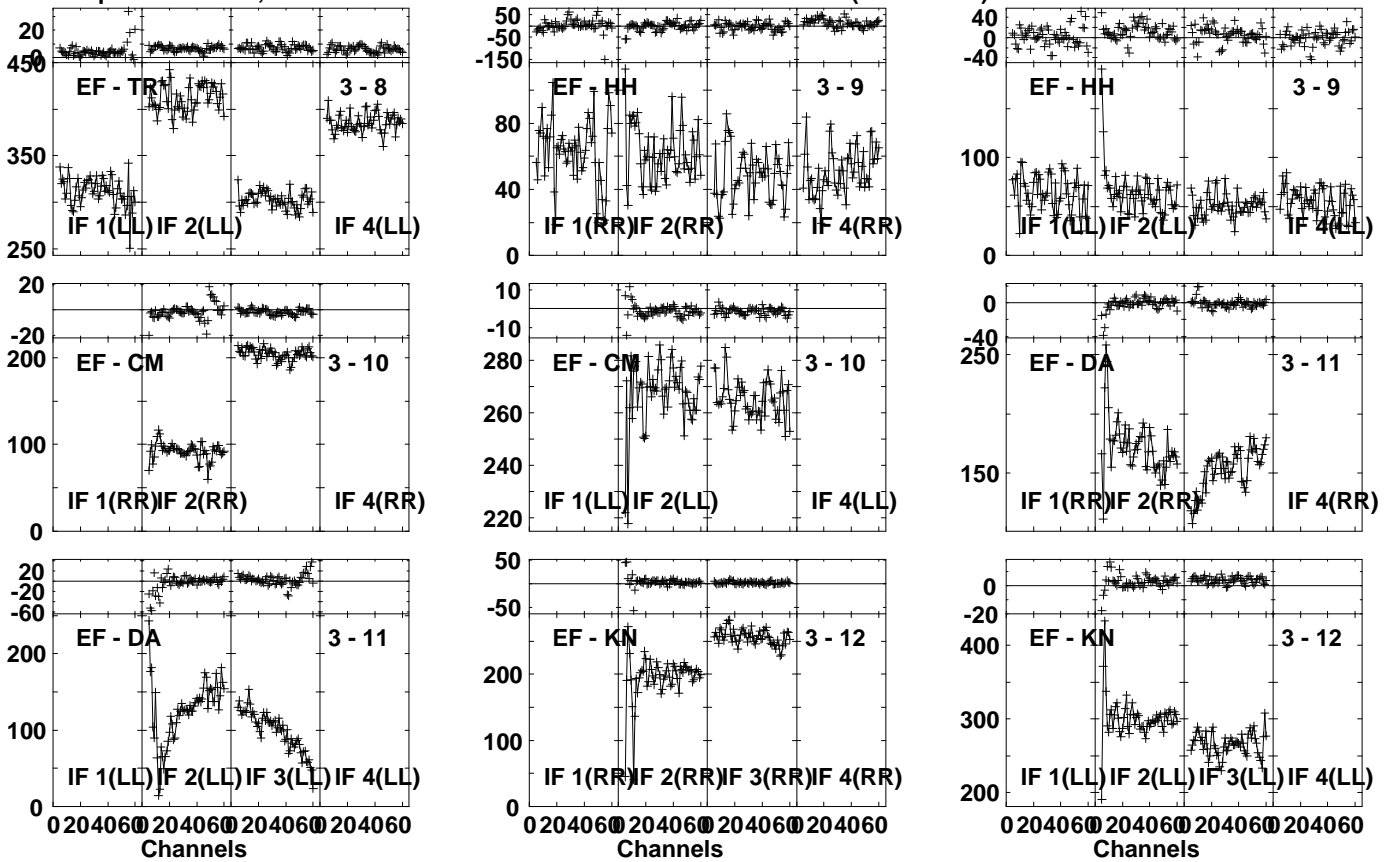


Lower frame: Milli Ampl Jy Top frame: Phas deg
Vector averaged cross-power spectrum Several baselines displayed
Timerange: 00/08:17:31 to 00/08:18:29

Plot file version 17 created 04-JUL-2023 13:23:48

J0057+3021 EL062A.UVDATA.1

Freq = 1.5950 GHz, Bw = 32.000 MH Calibrated with CL # 4 and BP # 1 (BP mode 1)

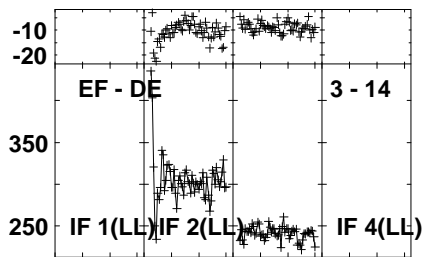
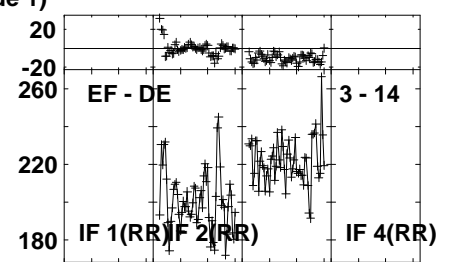
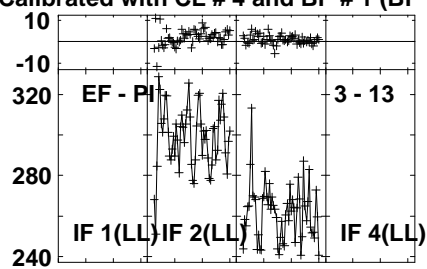
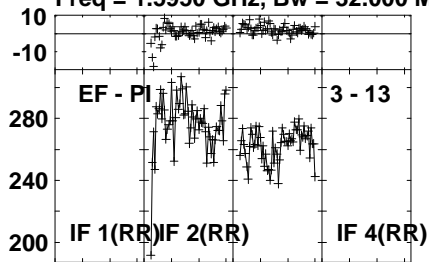


Lower frame: Milli Ampl Jy Top frame: Phas deg
Vector averaged cross-power spectrum Several baselines displayed
Timerange: 00/08:17:31 to 00/08:18:29

Plot file version 18 created 04-JUL-2023 13:23:49

J0057+3021 EL062A.UVDATA.1

Freq = 1.5950 GHz, Bw = 32.000 MH Calibrated with CL # 4 and BP # 1 (BP mode 1)

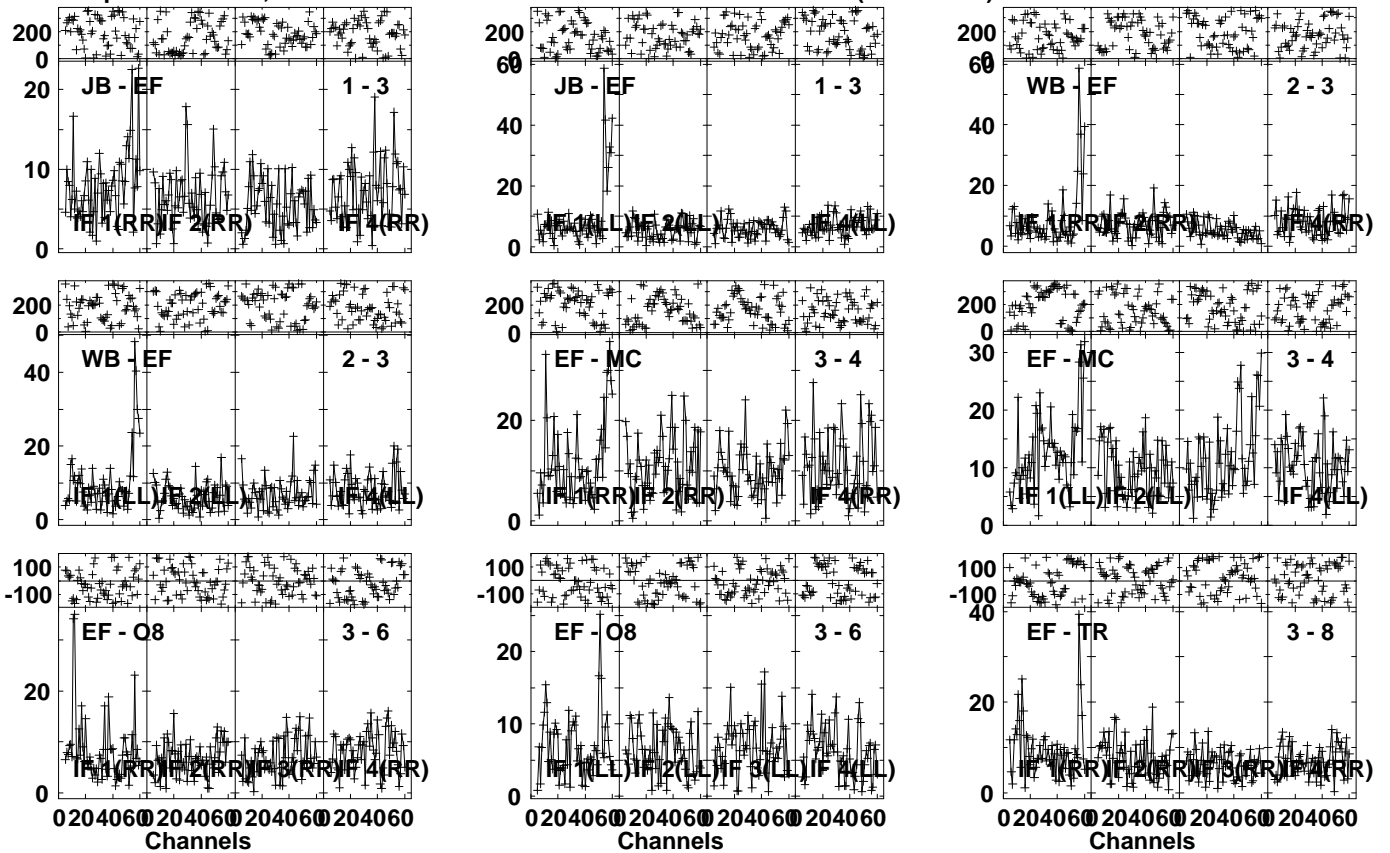


Lower frame: Milli Ampl Jy Top frame: Phas deg
Vector averaged cross-power spectrum Several baselines displayed
Timerange: 00/08:17:31 to 00/08:18:29

Plot file version 19 created 04-JUL-2023 13:23:49

J0100+2802 EL062A.UVDATA.1

Freq = 1.5950 GHz, Bw = 32.000 MH Calibrated with CL # 4 and BP # 1 (BP mode 1)

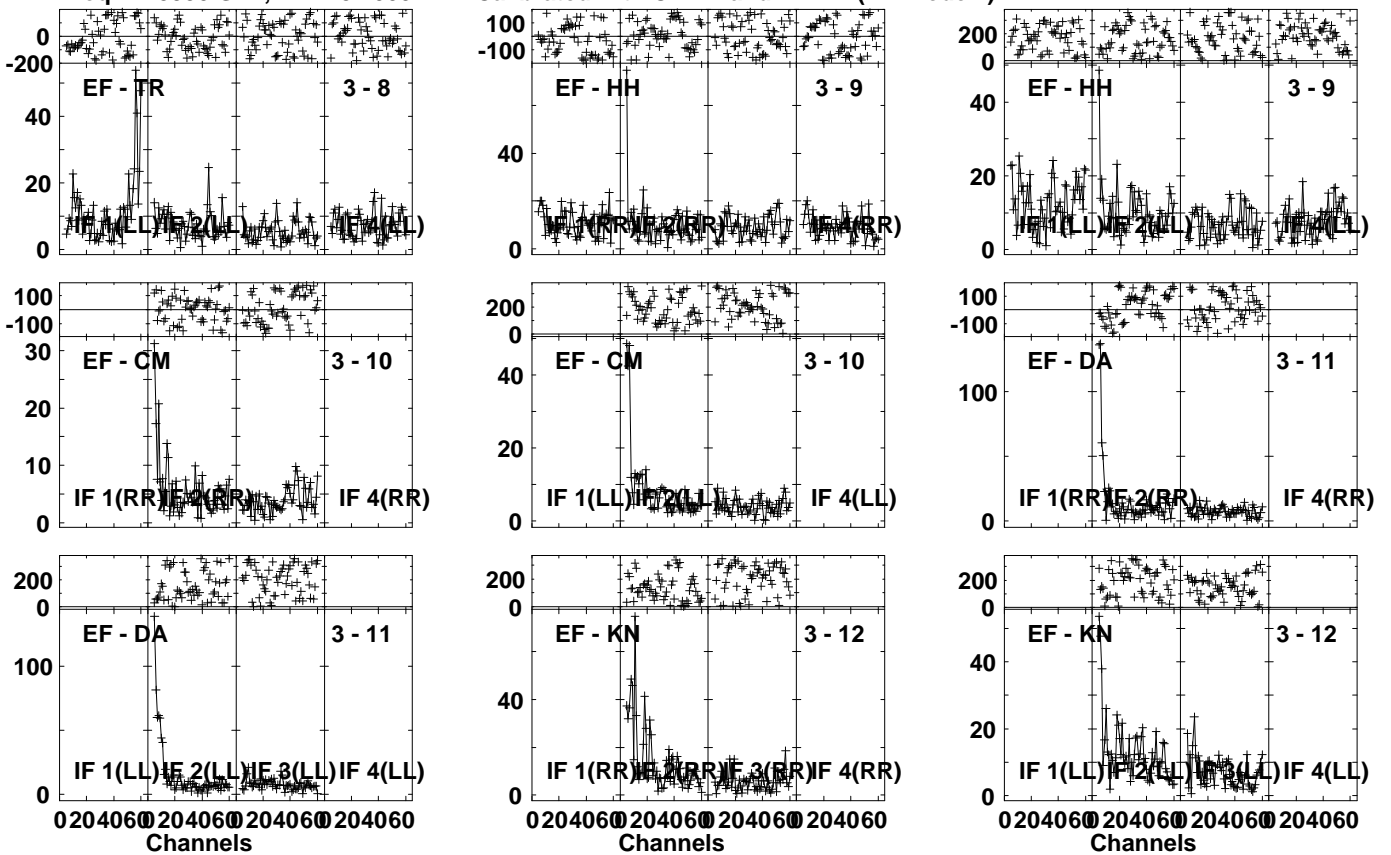


Lower frame: Milli Ampl Jy Top frame: Phas deg
Vector averaged cross-power spectrum Several baselines displayed
Timerange: 00/08:18:31 to 00/08:21:59

Plot file version 20 created 04-JUL-2023 13:23:49

J0100+2802 EL062A.UVDATA.1

Freq = 1.5950 GHz, Bw = 32.000 MH Calibrated with CL # 4 and BP # 1 (BP mode 1)

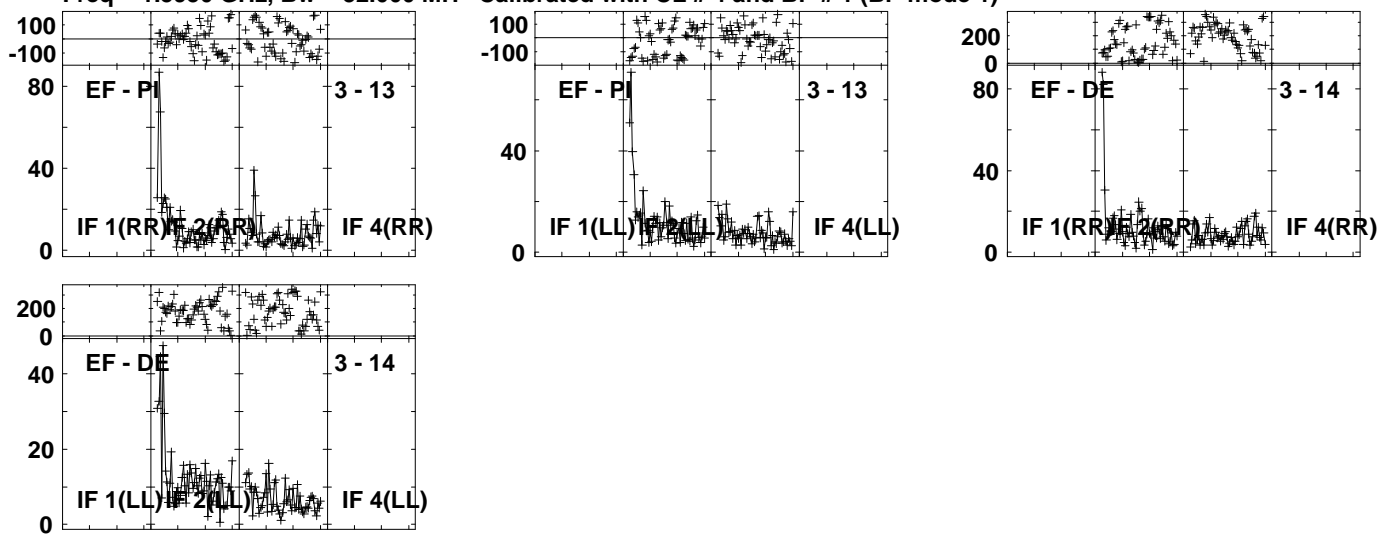


Lower frame: Milli Ampl Jy Top frame: Phas deg
Vector averaged cross-power spectrum Several baselines displayed
Timerange: 00/08:18:31 to 00/08:21:59

Plot file version 21 created 04-JUL-2023 13:23:49

J0100+2802 EL062A.UVDATA.1

Freq = 1.5950 GHz, Bw = 32.000 MH Calibrated with CL # 4 and BP # 1 (BP mode 1)



Lower frame: Milli Ampl Jy Top frame: Phas deg

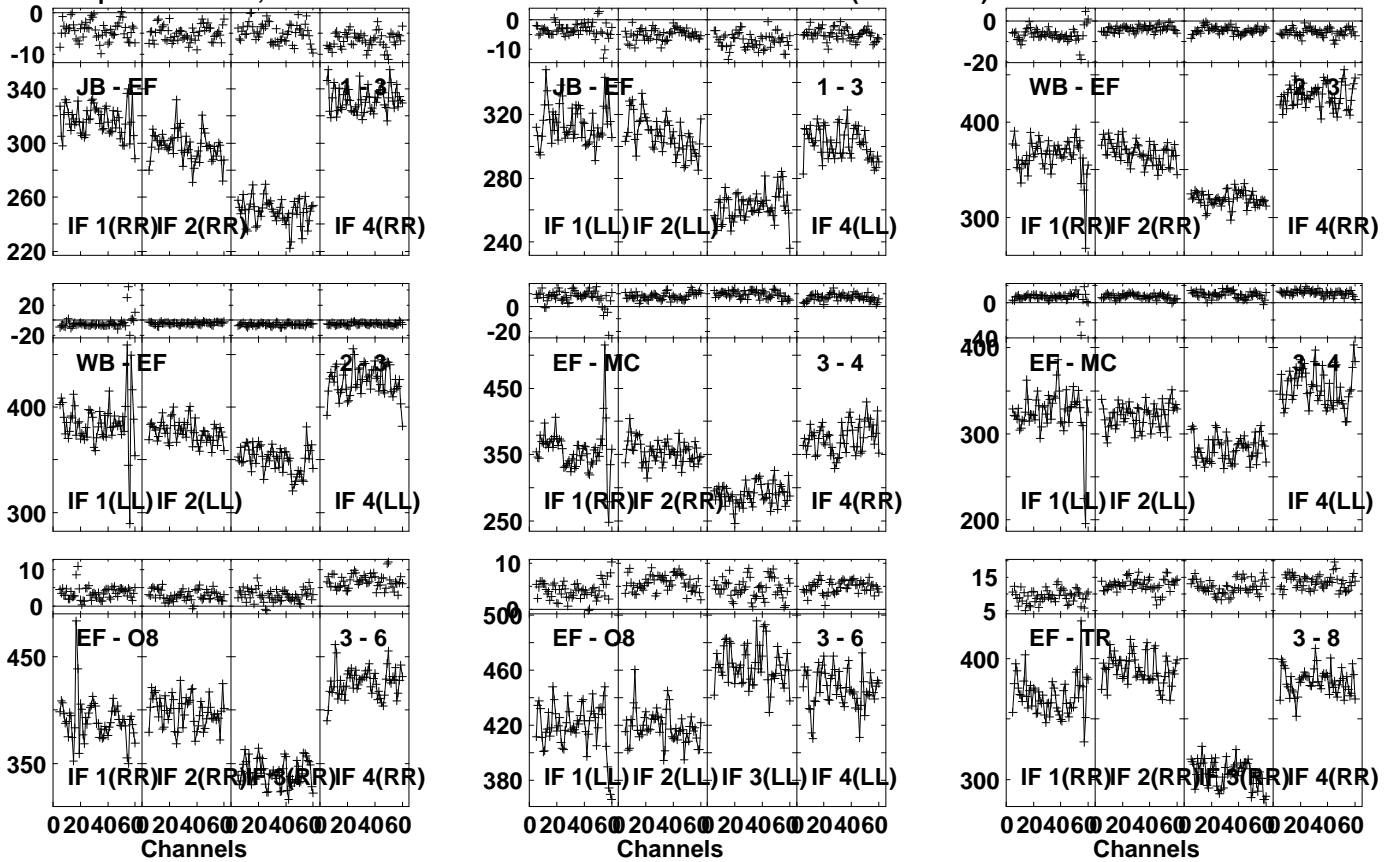
Vector averaged cross-power spectrum Several baselines displayed

Timerange: 00/08:18:31 to 00/08:21:59

Plot file version 22 created 04-JUL-2023 13:23:49

J0057+3021 EL062A.UVDATA.1

Freq = 1.5950 GHz, Bw = 32.000 MH Calibrated with CL # 4 and BP # 1 (BP mode 1)

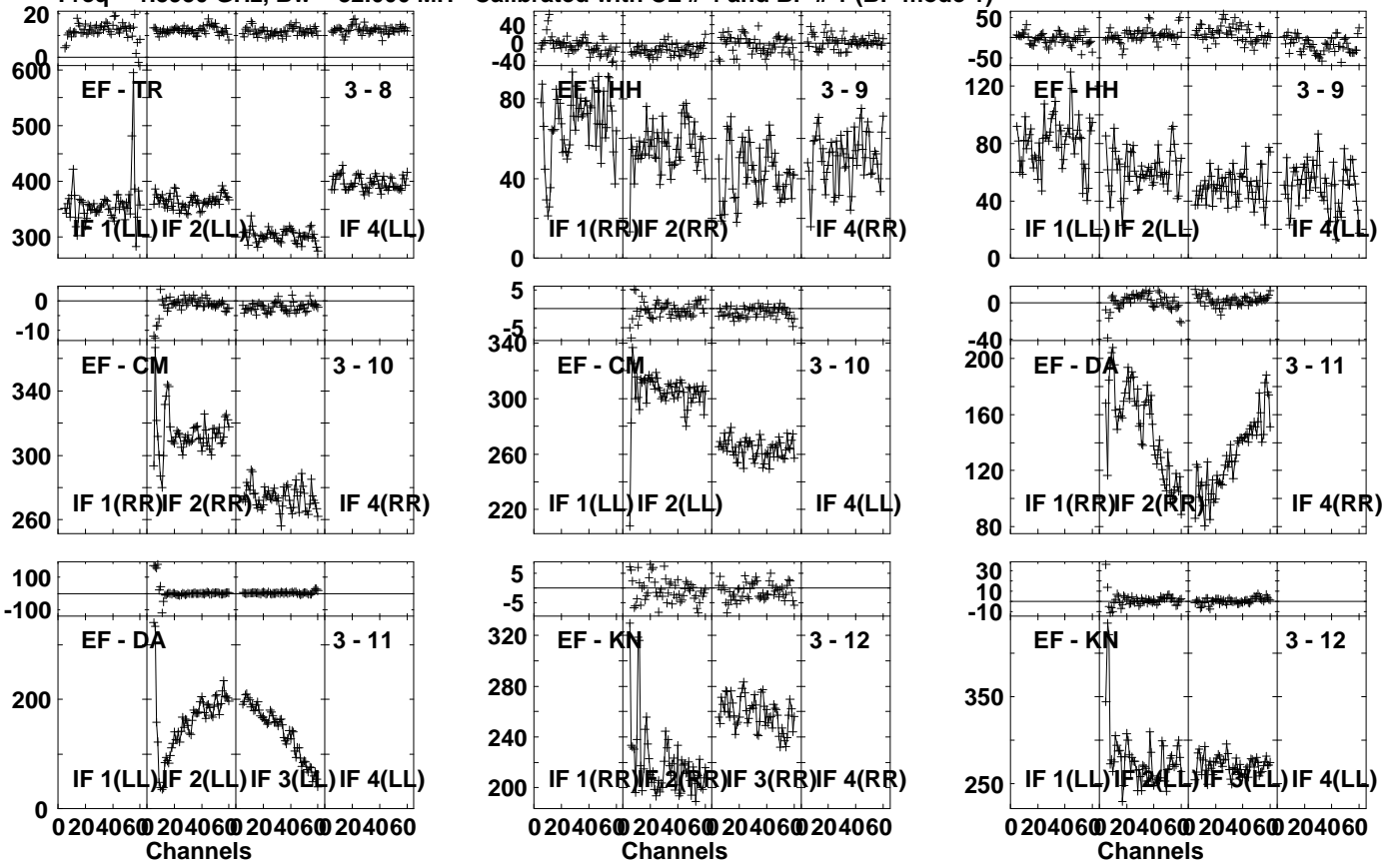


Lower frame: Milli Ampl Jy Top frame: Phas deg
 Vector averaged cross-power spectrum Several baselines displayed
 Timerange: 00/08:22:01 to 00/08:23:29

Plot file version 23 created 04-JUL-2023 13:23:49

J0057+3021 EL062A.UVDATA.1

Freq = 1.5950 GHz, Bw = 32.000 MH Calibrated with CL # 4 and BP # 1 (BP mode 1)

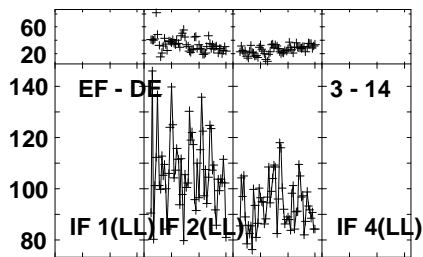
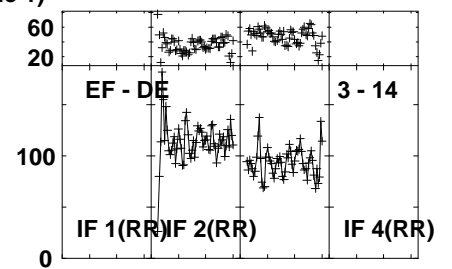
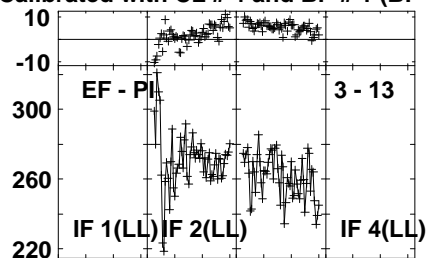
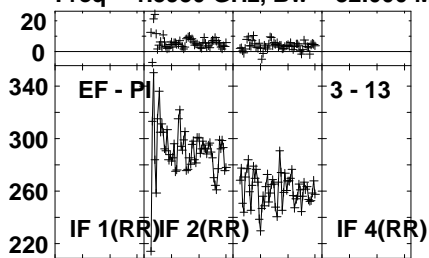


Lower frame: Milli Ampl Jy Top frame: Phas deg
 Vector averaged cross-power spectrum Several baselines displayed
 Timerange: 00/08:22:01 to 00/08:23:29

Plot file version 24 created 04-JUL-2023 13:23:49

J0057+3021 EL062A.UVDATA.1

Freq = 1.5950 GHz, Bw = 32.000 MH Calibrated with CL # 4 and BP # 1 (BP mode 1)

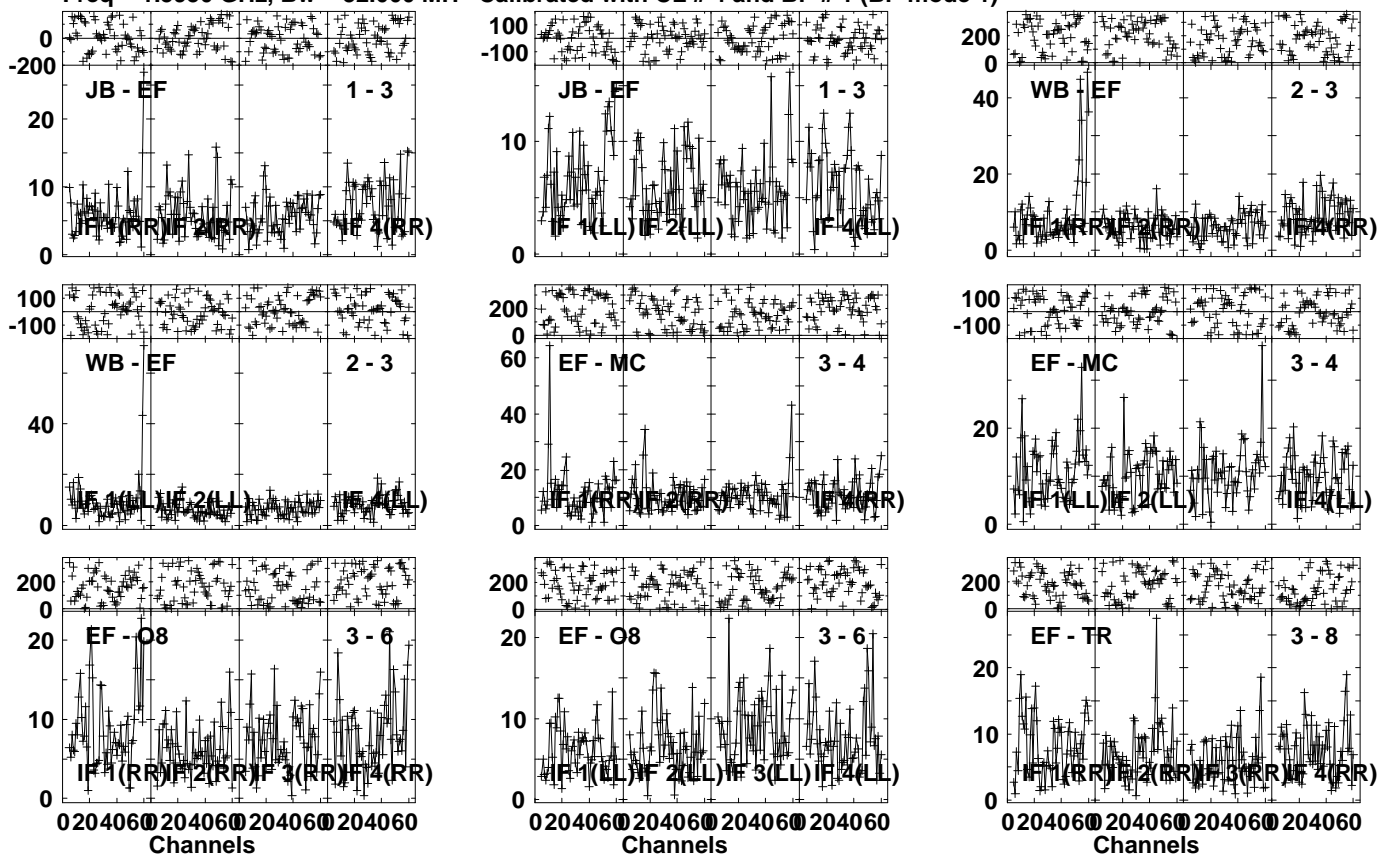


Lower frame: Milli Ampl Jy Top frame: Phas deg
Vector averaged cross-power spectrum Several baselines displayed
Timerange: 00/08:22:01 to 00/08:23:29

Plot file version 25 created 04-JUL-2023 13:23:50

J0100+2802 EL062A.UVDATA.1

Freq = 1.5950 GHz, Bw = 32.000 MH Calibrated with CL # 4 and BP # 1 (BP mode 1)

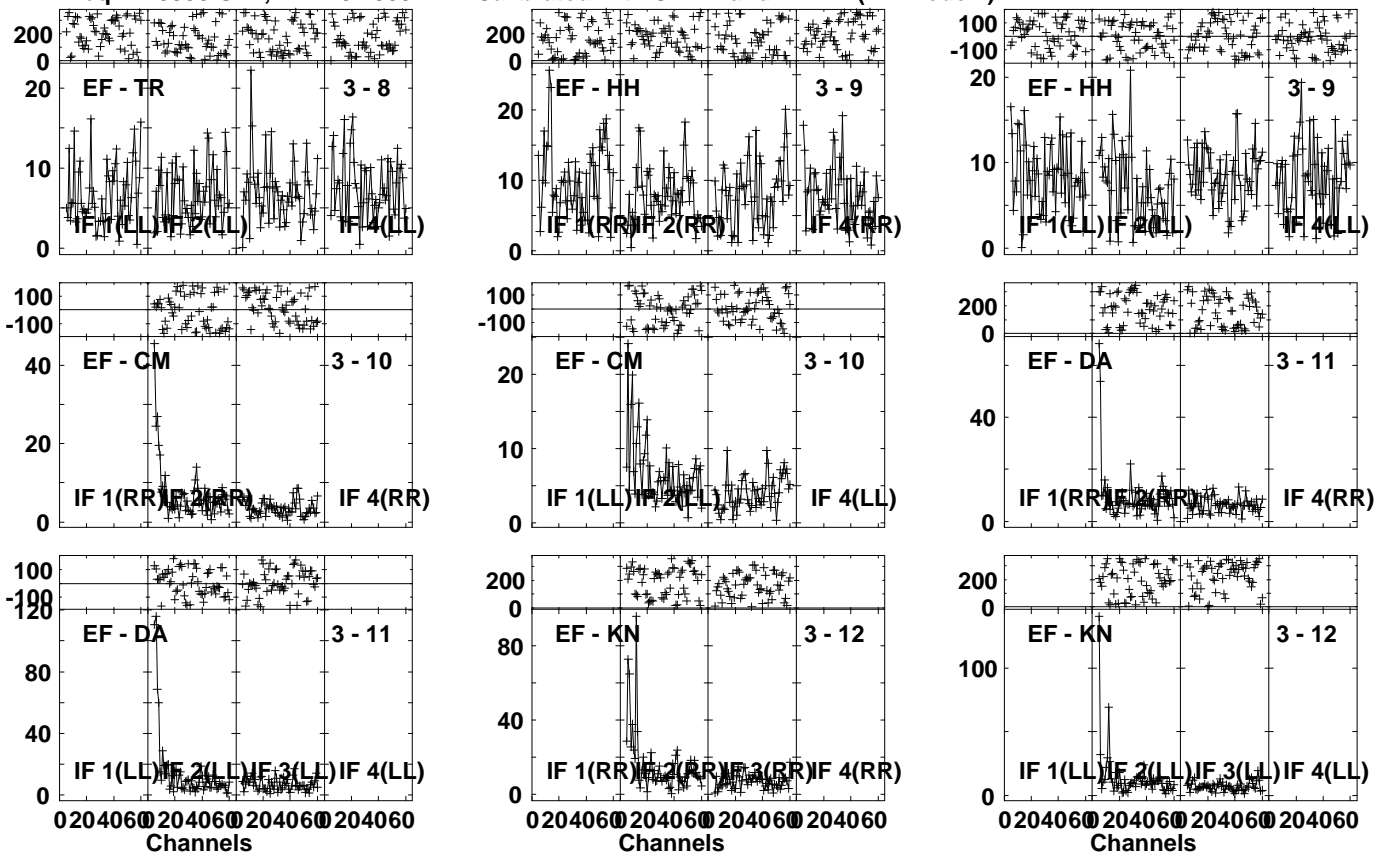


Lower frame: Milli Ampl Jy Top frame: Phas deg
Vector averaged cross-power spectrum Several baselines displayed
Timerange: 00/08:23:31 to 00/08:26:59

Plot file version 26 created 04-JUL-2023 13:23:50

J0100+2802 EL062A.UVDATA.1

Freq = 1.5950 GHz, Bw = 32.000 MH Calibrated with CL # 4 and BP # 1 (BP mode 1)

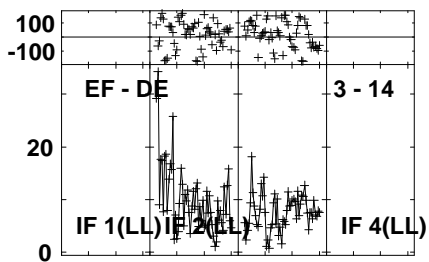
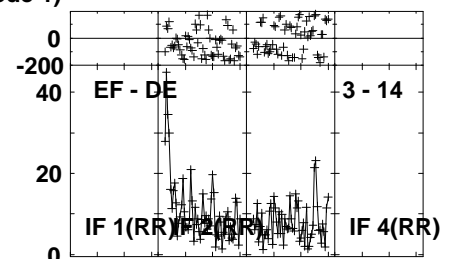
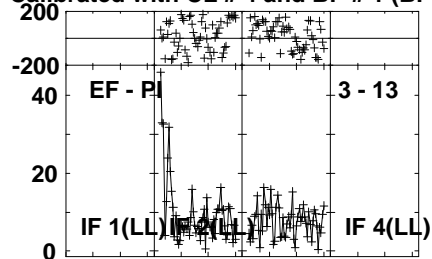
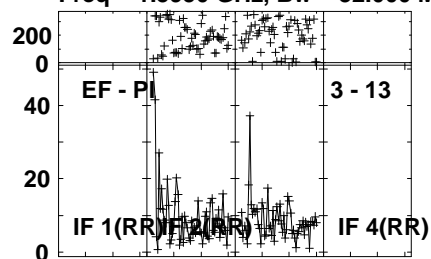


Lower frame: Milli Ampl Jy Top frame: Phas deg
Vector averaged cross-power spectrum Several baselines displayed
Timerange: 00/08:23:31 to 00/08:26:59

Plot file version 27 created 04-JUL-2023 13:23:50

J0100+2802 EL062A.UVDATA.1

Freq = 1.5950 GHz, Bw = 32.000 MH Calibrated with CL # 4 and BP # 1 (BP mode 1)

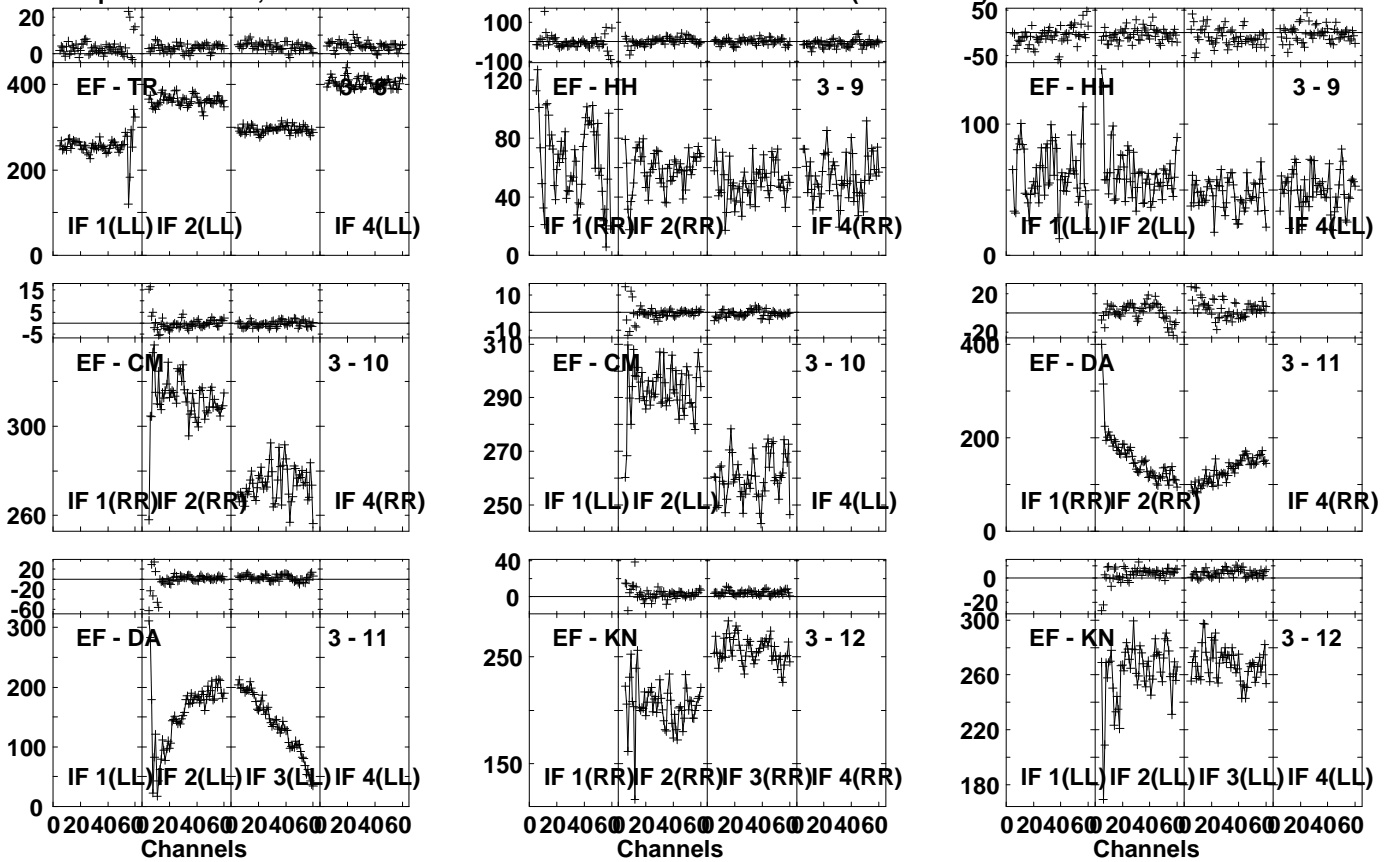


Lower frame: Milli Ampl Jy Top frame: Phas deg
Vector averaged cross-power spectrum Several baselines displayed
Timerange: 00/08:23:31 to 00/08:26:59

Plot file version 29 created 04-JUL-2023 13:23:50

J0057+3021 EL062A.UVDATA.1

Freq = 1.5950 GHz, Bw = 32.000 MH Calibrated with CL # 4 and BP # 1 (BP mode 1)

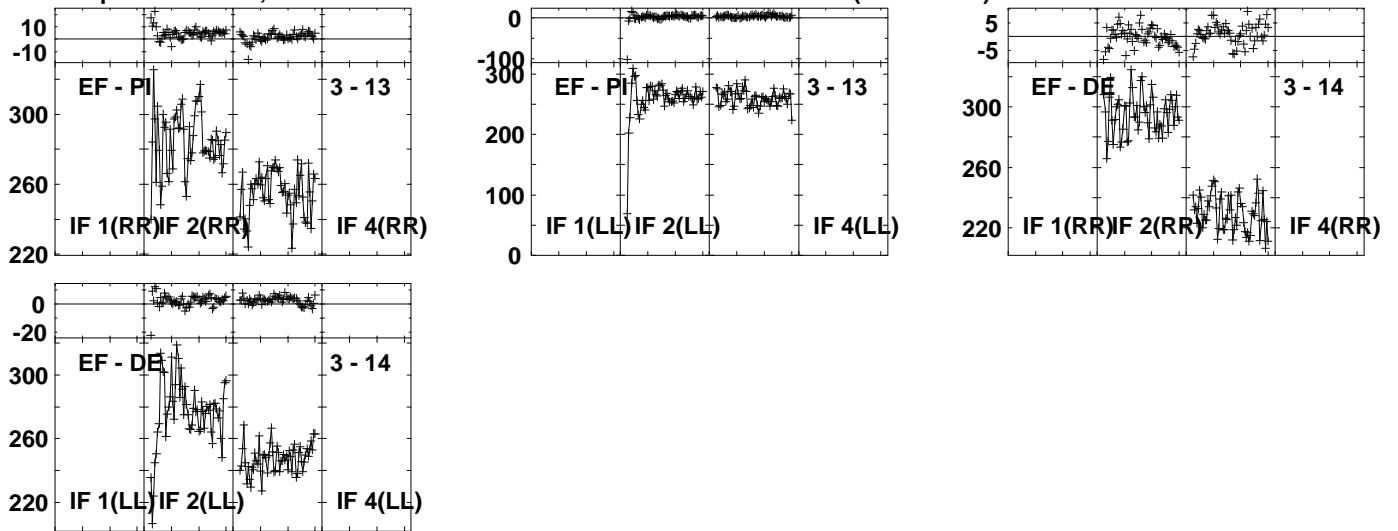


Lower frame: Milli Ampl Jy Top frame: Phas deg
Vector averaged cross-power spectrum Several baselines displayed
Timerange: 00/08:27:31 to 00/08:28:29

Plot file version 30 created 04-JUL-2023 13:23:50

J0057+3021 EL062A.UVDATA.1

Freq = 1.5950 GHz, Bw = 32.000 MH Calibrated with CL # 4 and BP # 1 (BP mode 1)

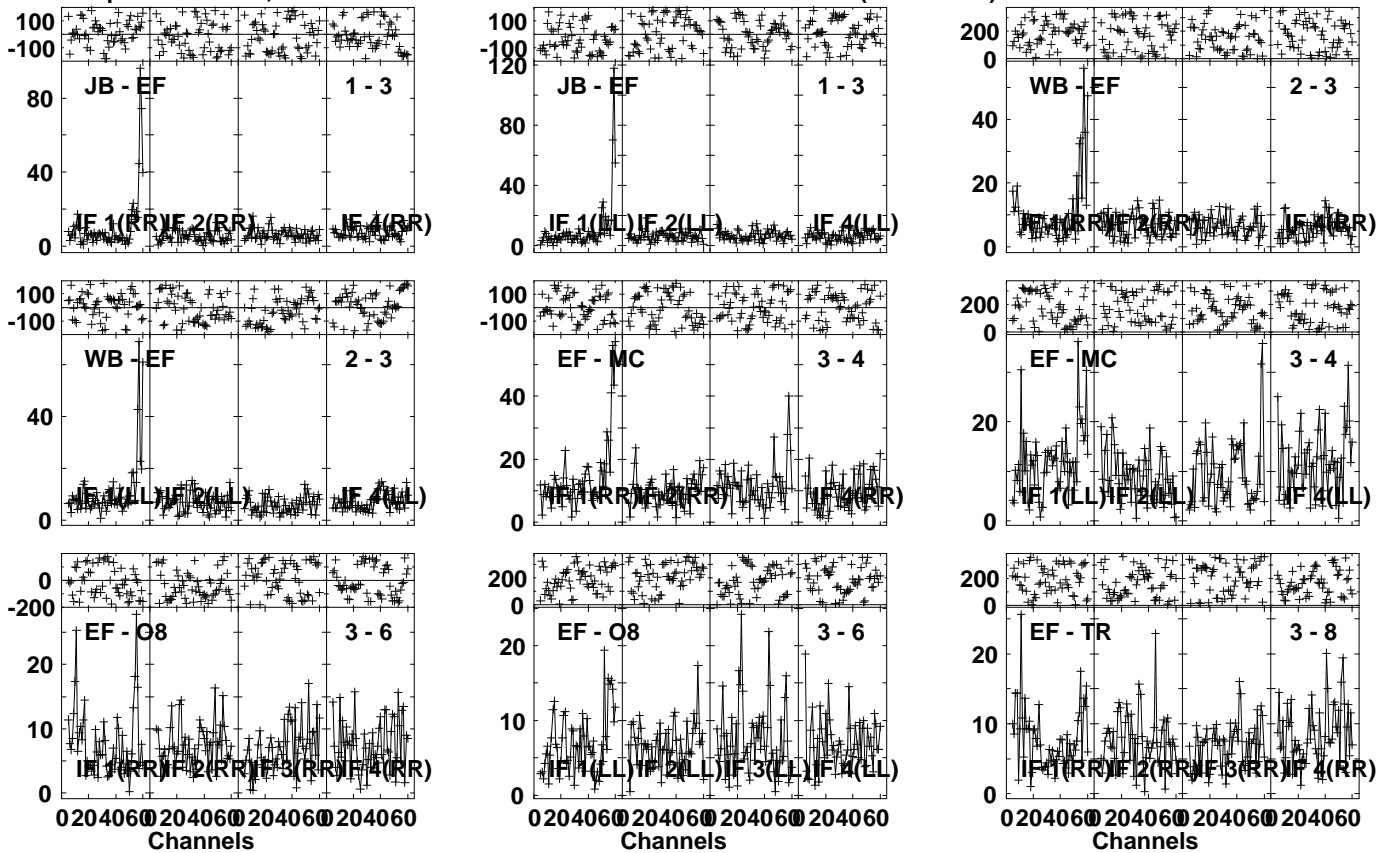


Lower frame: Milli Ampl Jy Top frame: Phas deg
Vector averaged cross-power spectrum Several baselines displayed
Timerange: 00/08:27:31 to 00/08:28:29

Plot file version 31 created 04-JUL-2023 13:23:50

J0100+2802 EL062A.UVDATA.1

Freq = 1.5950 GHz, Bw = 32.000 MH Calibrated with CL # 4 and BP # 1 (BP mode 1)

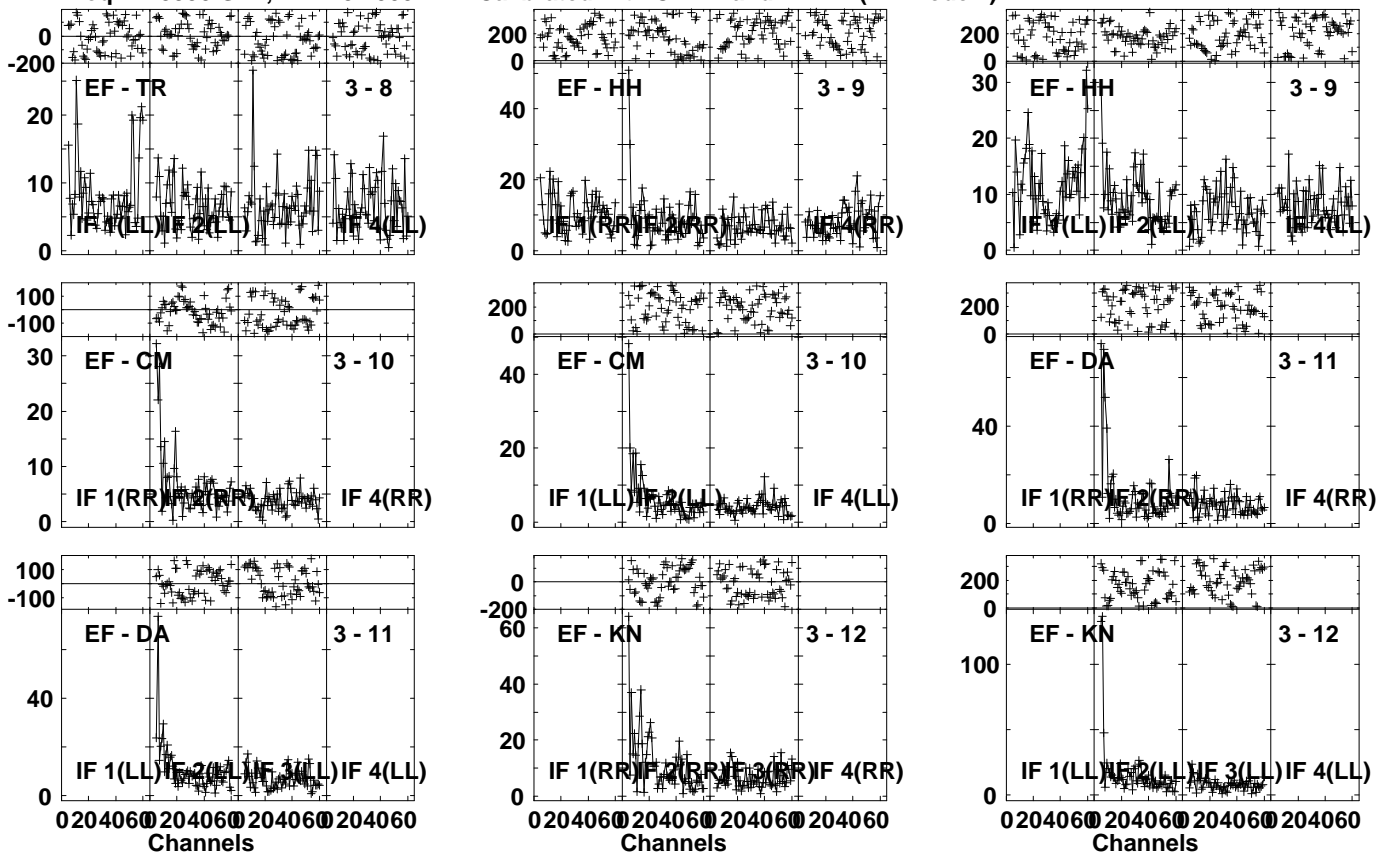


Lower frame: Milli Ampl Jy Top frame: Phas deg
Vector averaged cross-power spectrum Several baselines displayed
Timerange: 00/08:28:31 to 00/08:31:59

Plot file version 32 created 04-JUL-2023 13:23:50

J0100+2802 EL062A.UVDATA.1

Freq = 1.5950 GHz, Bw = 32.000 MH Calibrated with CL # 4 and BP # 1 (BP mode 1)

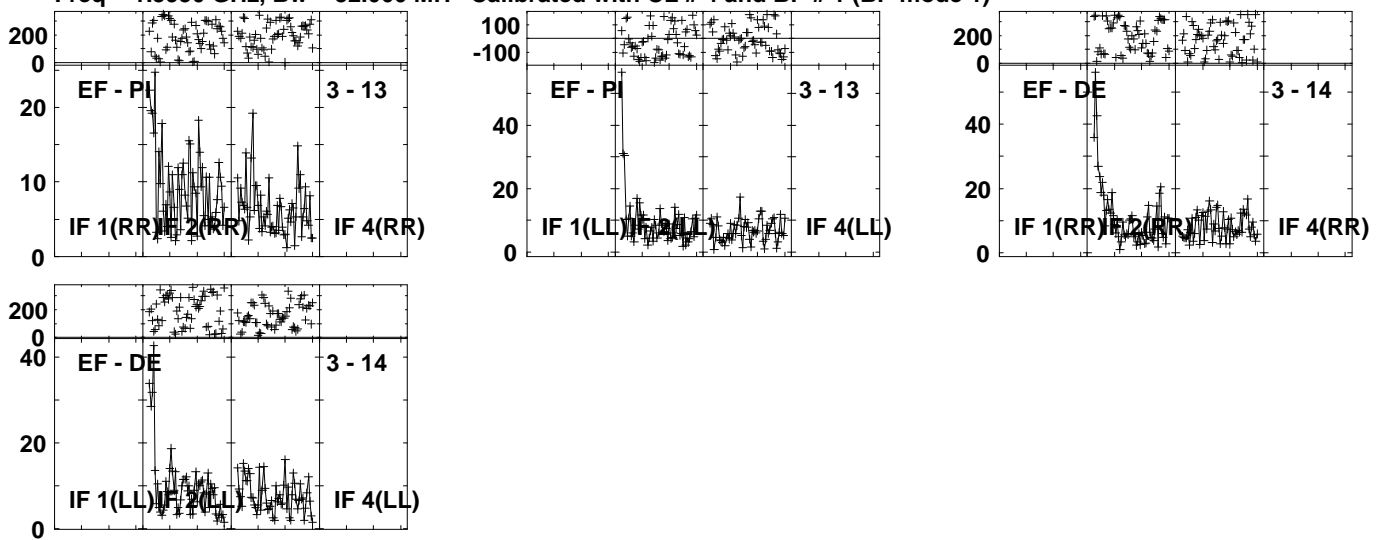


Lower frame: Milli Ampl Jy Top frame: Phas deg
Vector averaged cross-power spectrum Several baselines displayed
Timerange: 00/08:28:31 to 00/08:31:59

Plot file version 33 created 04-JUL-2023 13:23:51

J0100+2802 EL062A.UVDATA.1

Freq = 1.5950 GHz, Bw = 32.000 MH Calibrated with CL # 4 and BP # 1 (BP mode 1)

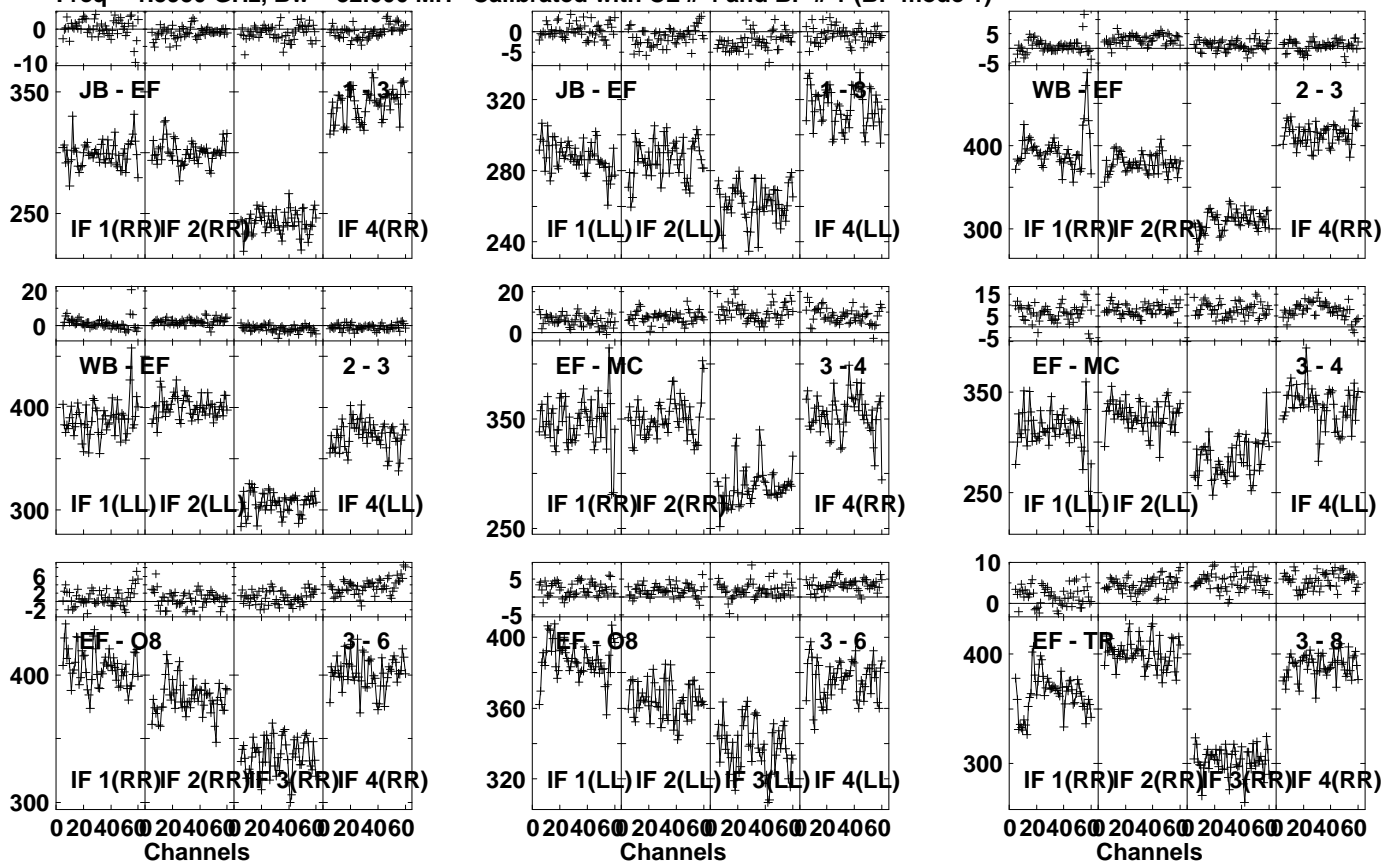


Lower frame: Milli Ampl Jy Top frame: Phas deg
Vector averaged cross-power spectrum Several baselines displayed
Timerange: 00/08:28:31 to 00/08:31:59

Plot file version 34 created 04-JUL-2023 13:23:51

J0057+3021 EL062A.UVDATA.1

Freq = 1.5950 GHz, Bw = 32.000 MH Calibrated with CL # 4 and BP # 1 (BP mode 1)

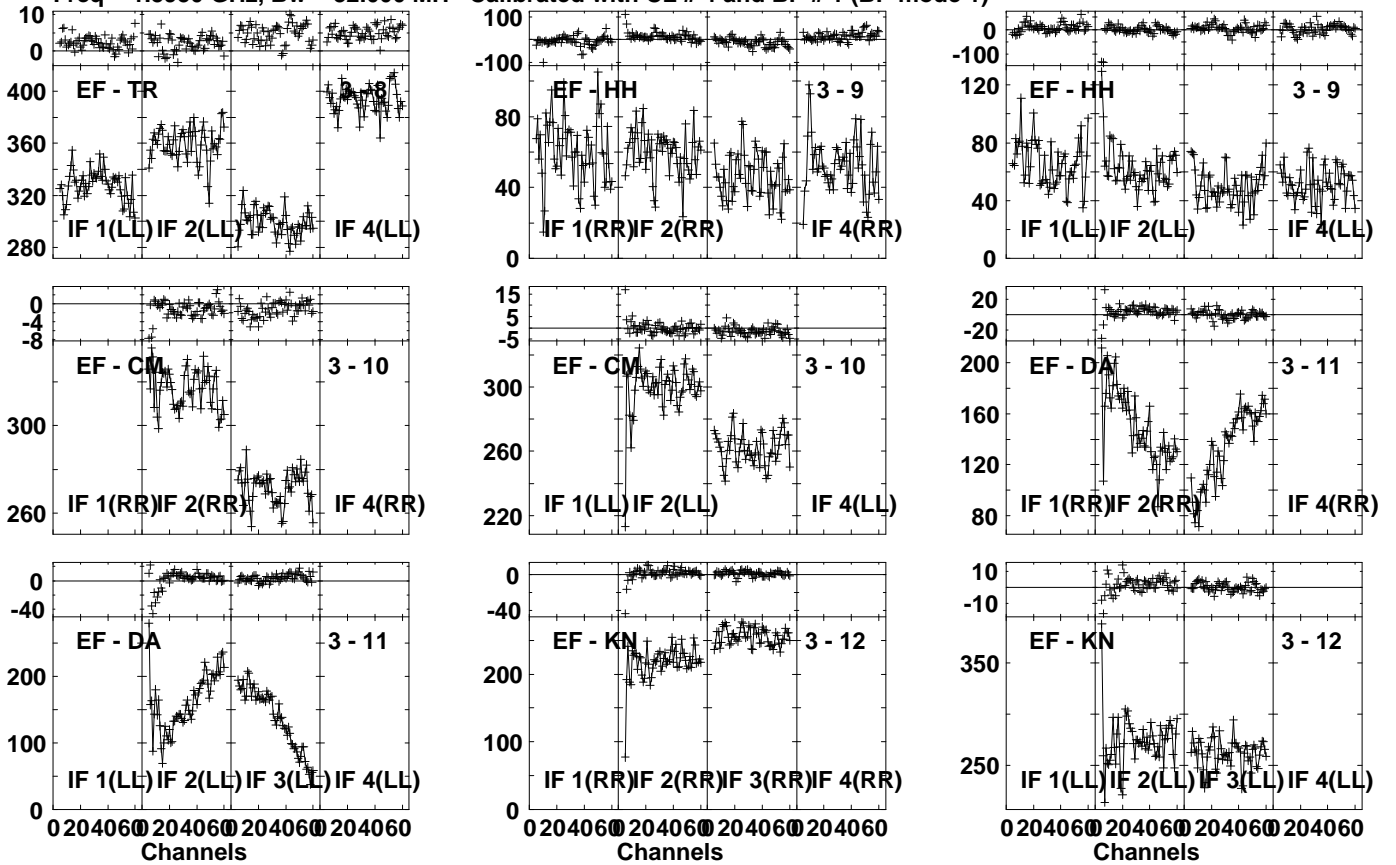


Lower frame: Milli Ampl Jy Top frame: Phas deg
 Vector averaged cross-power spectrum Several baselines displayed
 Timerange: 00/08:32:01 to 00/08:33:29

Plot file version 35 created 04-JUL-2023 13:23:51

J0057+3021 EL062A.UVDATA.1

Freq = 1.5950 GHz, Bw = 32.000 MH Calibrated with CL # 4 and BP # 1 (BP mode 1)

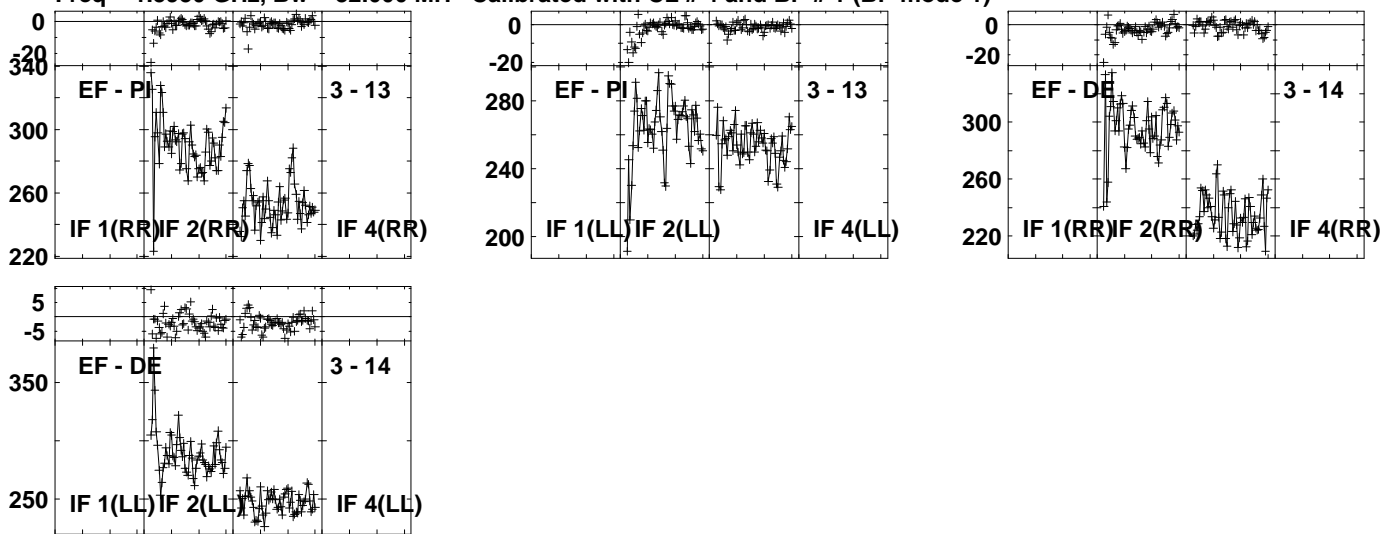


Lower frame: Milli Ampl Jy Top frame: Phas deg
Vector averaged cross-power spectrum Several baselines displayed
Timerange: 00/08:32:01 to 00/08:33:29

Plot file version 36 created 04-JUL-2023 13:23:51

J0057+3021 EL062A.UVDATA.1

Freq = 1.5950 GHz, Bw = 32.000 MH Calibrated with CL # 4 and BP # 1 (BP mode 1)

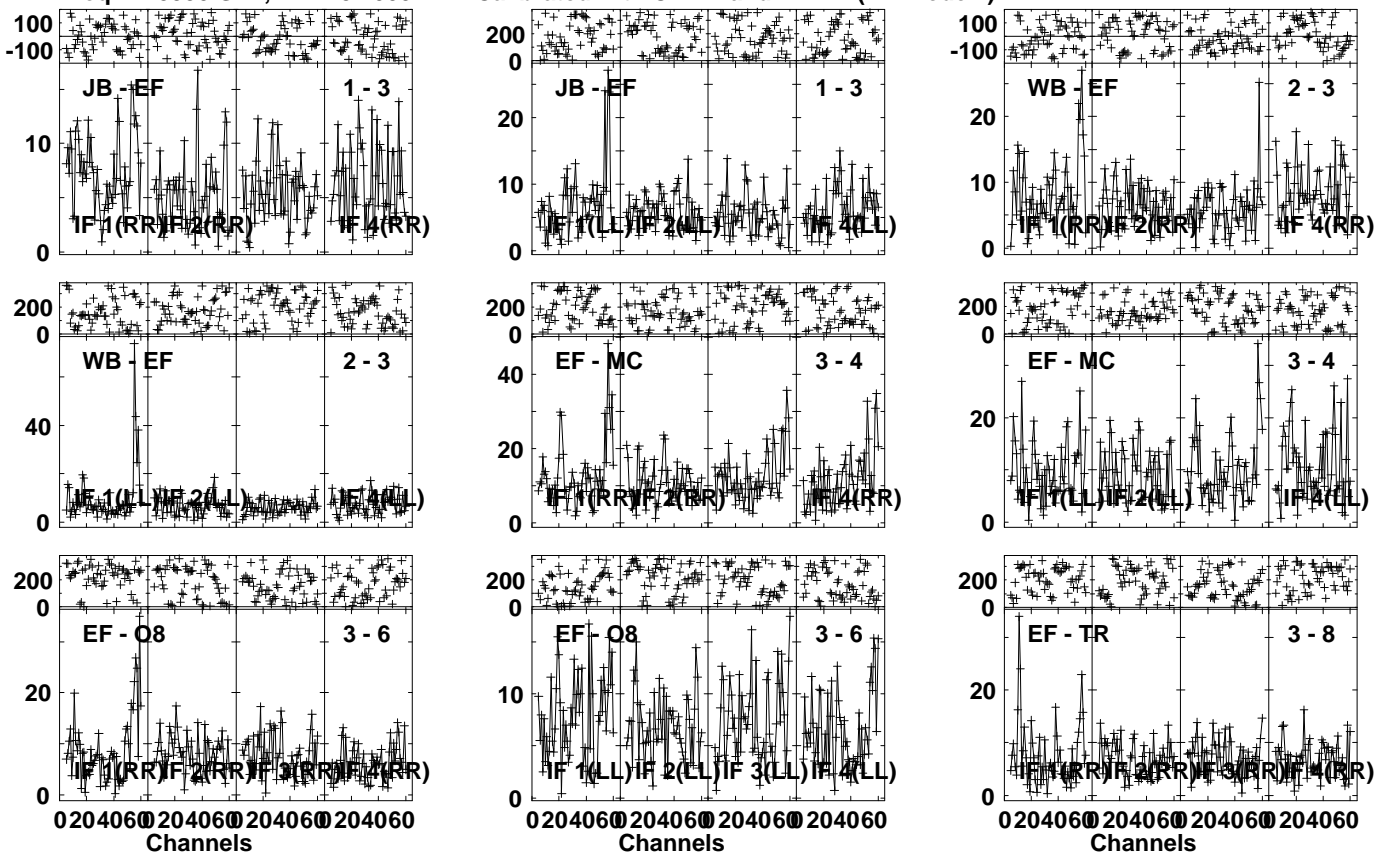


Lower frame: Milli Ampl Jy Top frame: Phas deg
Vector averaged cross-power spectrum Several baselines displayed
Timerange: 00/08:32:01 to 00/08:33:29

Plot file version 37 created 04-JUL-2023 13:23:51

J0100+2802 EL062A.UVDATA.1

Freq = 1.5950 GHz, Bw = 32.000 MH Calibrated with CL # 4 and BP # 1 (BP mode 1)

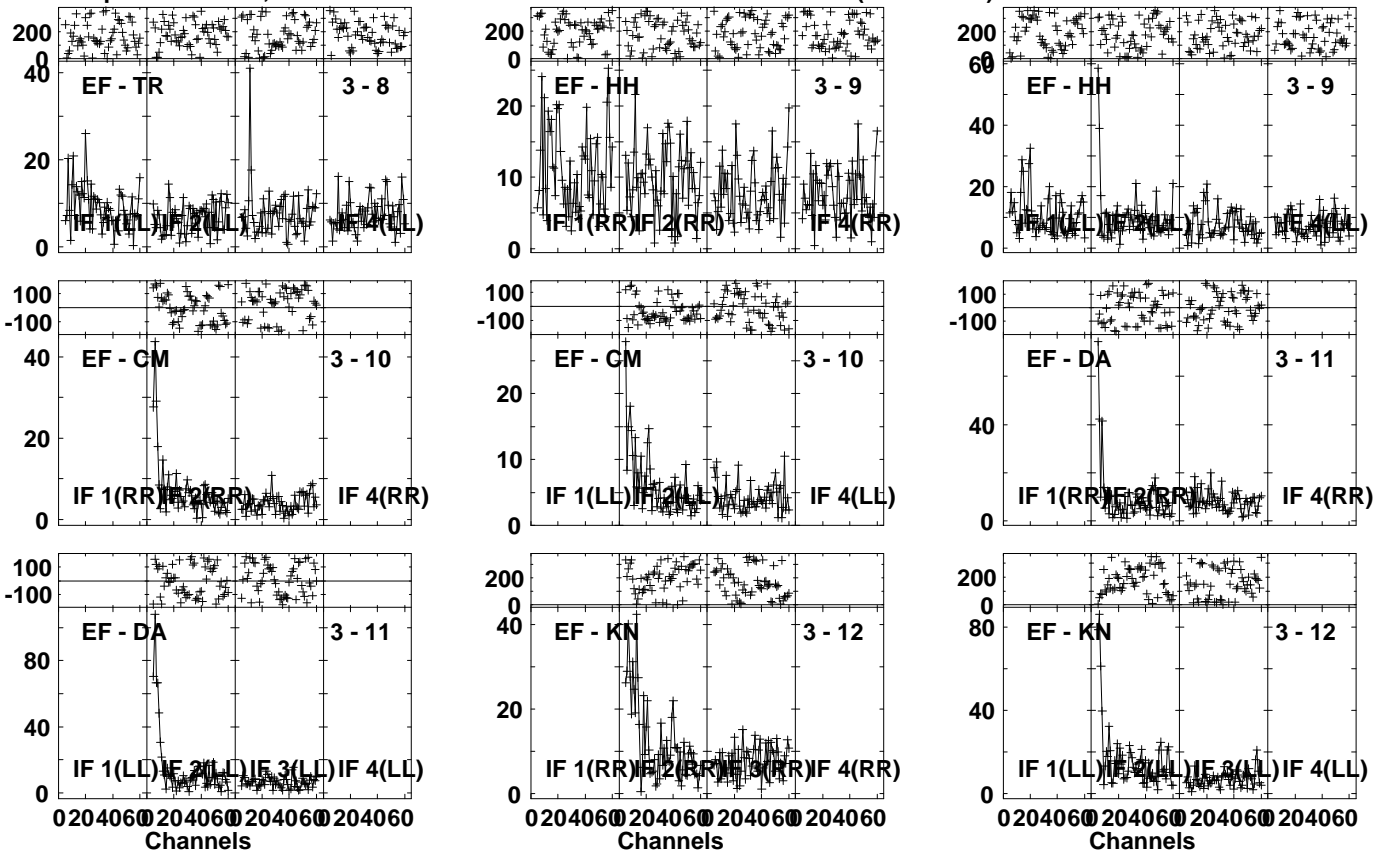


Lower frame: Milli Ampl Jy Top frame: Phas deg
Vector averaged cross-power spectrum Several baselines displayed
Timerange: 00/08:33:31 to 00/08:36:59

Plot file version 38 created 04-JUL-2023 13:23:51

J0100+2802 EL062A.UVDATA.1

Freq = 1.5950 GHz, Bw = 32.000 MH Calibrated with CL # 4 and BP # 1 (BP mode 1)

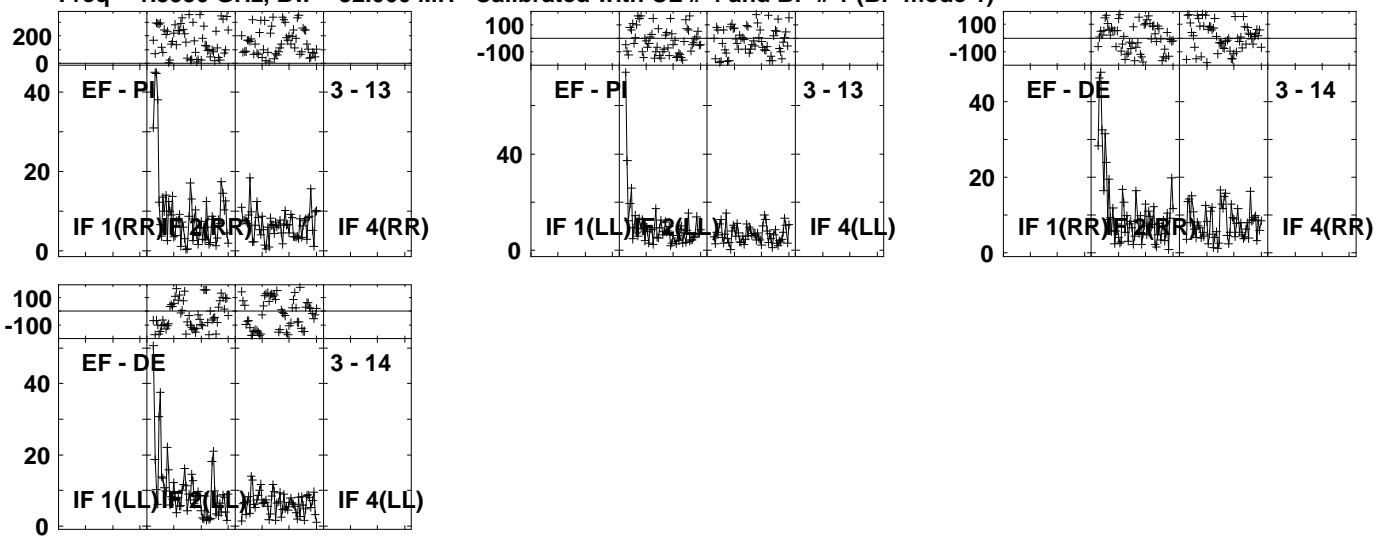


Lower frame: Milli Ampl Jy Top frame: Phas deg
Vector averaged cross-power spectrum Several baselines displayed
Timerange: 00/08:33:31 to 00/08:36:59

Plot file version 39 created 04-JUL-2023 13:23:51

J0100+2802 EL062A.UVDATA.1

Freq = 1.5950 GHz, Bw = 32.000 MH Calibrated with CL # 4 and BP # 1 (BP mode 1)



Lower frame: Milli Ampl Jy Top frame: Phas deg

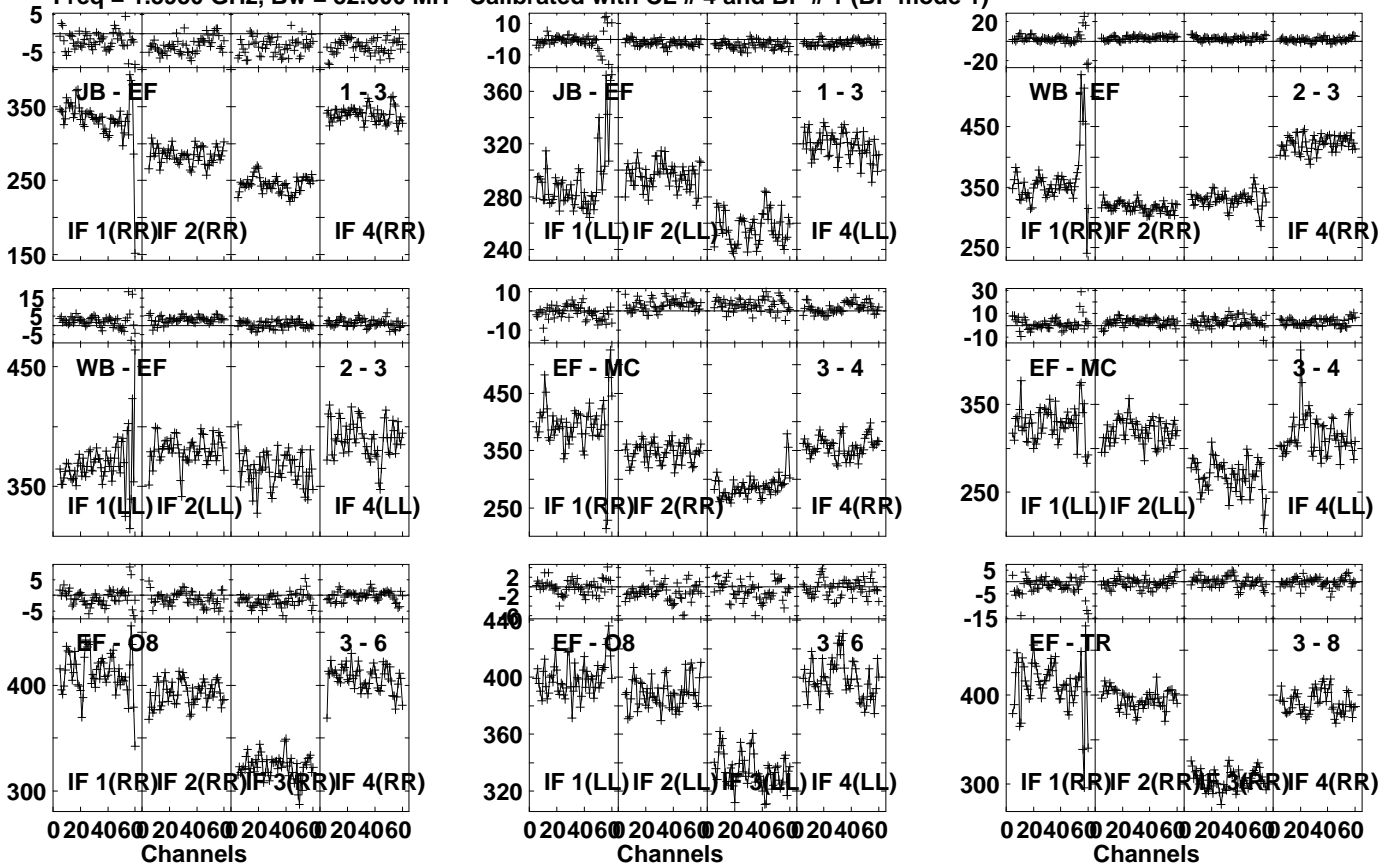
Vector averaged cross-power spectrum Several baselines displayed

Timerange: 00/08:33:31 to 00/08:36:59

Plot file version 40 created 04-JUL-2023 13:23:51

J0057+3021 EL062A.UVDATA.1

Freq = 1.5950 GHz, Bw = 32.000 MH Calibrated with CL # 4 and BP # 1 (BP mode 1)

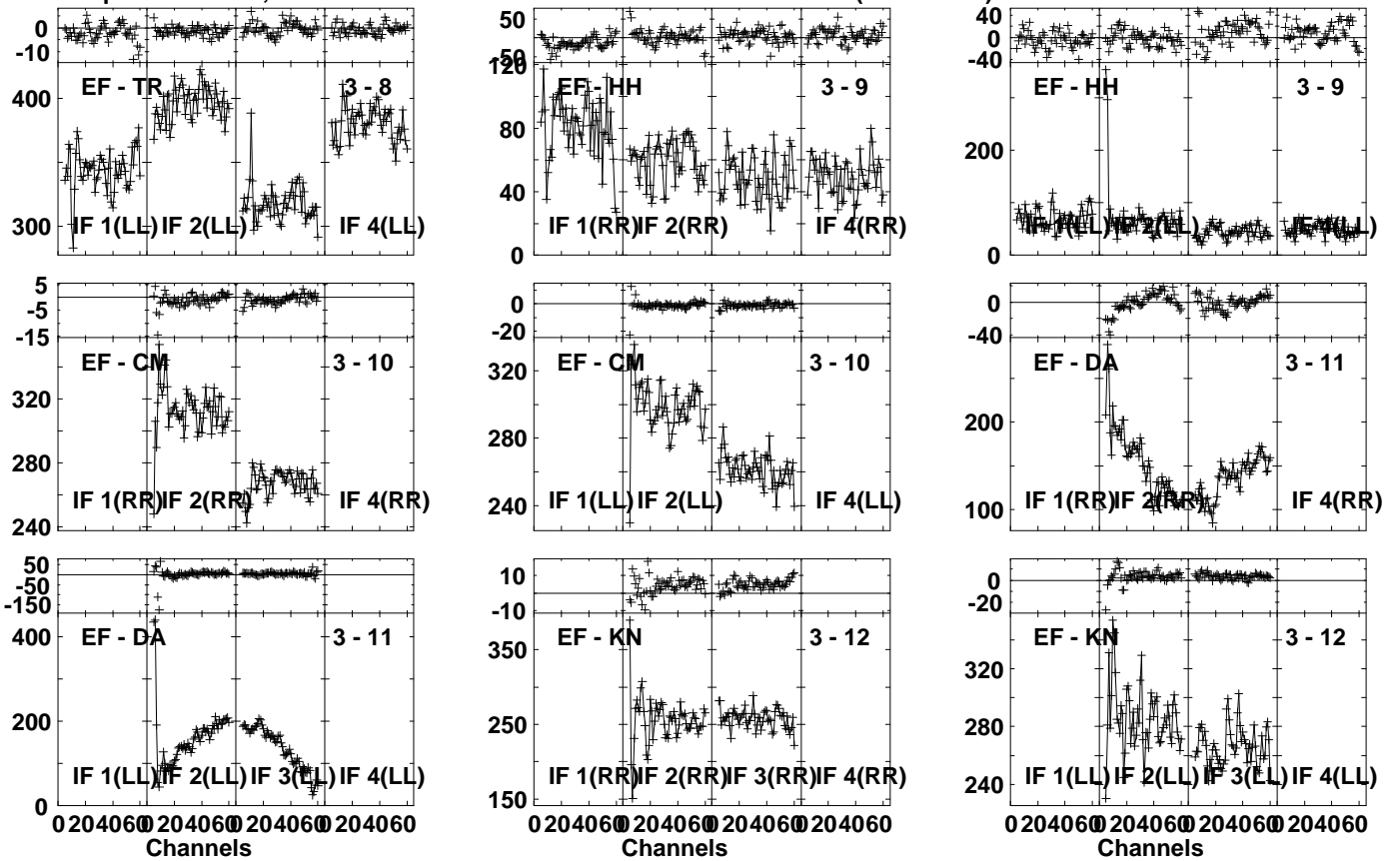


Lower frame: Milli Ampl Jy Top frame: Phas deg
Vector averaged cross-power spectrum Several baselines displayed
Timerange: 00/08:37:31 to 00/08:38:29

Plot file version 41 created 04-JUL-2023 13:23:52

J0057+3021 EL062A.UVDATA.1

Freq = 1.5950 GHz, Bw = 32.000 MH Calibrated with CL # 4 and BP # 1 (BP mode 1)

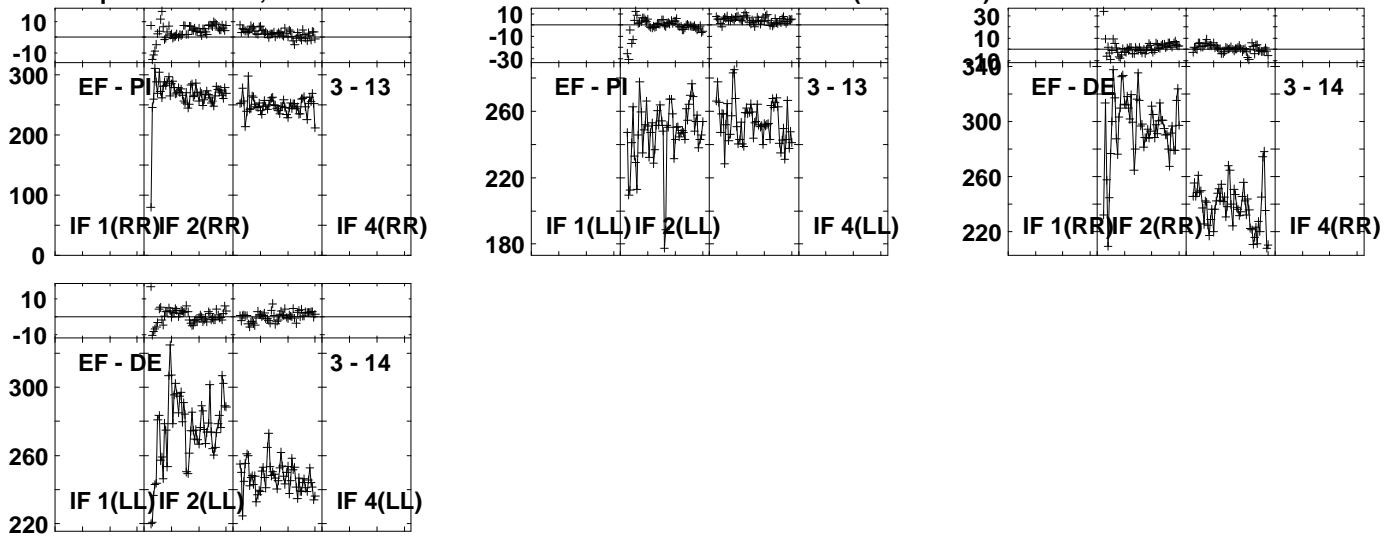


Lower frame: Milli Ampl Jy Top frame: Phas deg
Vector averaged cross-power spectrum Several baselines displayed
Timerange: 00/08:37:31 to 00/08:38:29

Plot file version 42 created 04-JUL-2023 13:23:52

J0057+3021 EL062A.UVDATA.1

Freq = 1.5950 GHz, Bw = 32.000 MH Calibrated with CL # 4 and BP # 1 (BP mode 1)

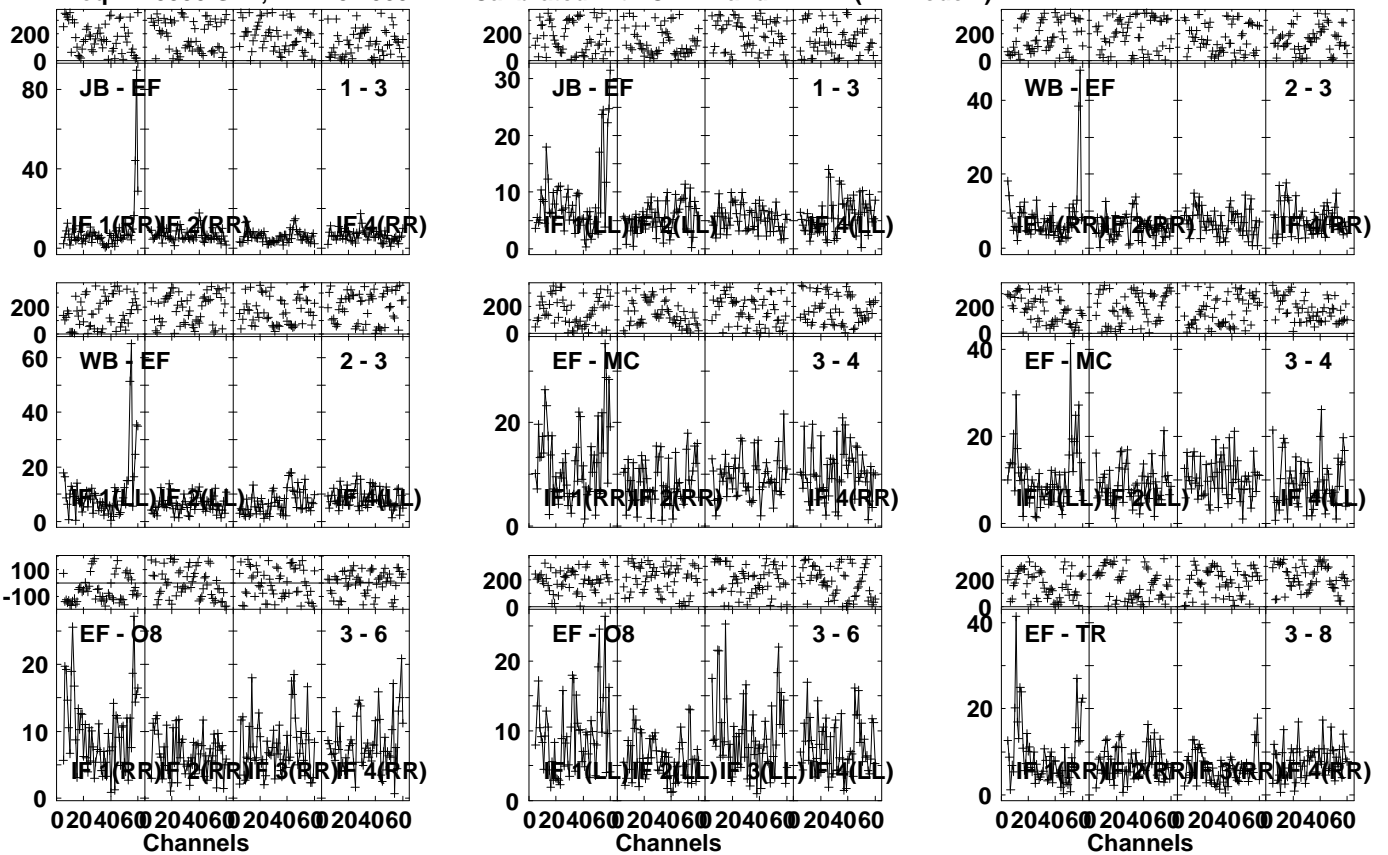


Lower frame: Milli Ampl Jy Top frame: Phas deg
Vector averaged cross-power spectrum Several baselines displayed
Timerange: 00/08:37:31 to 00/08:38:29

Plot file version 43 created 04-JUL-2023 13:23:52

J0100+2802 EL062A.UVDATA.1

Freq = 1.5950 GHz, Bw = 32.000 MH Calibrated with CL # 4 and BP # 1 (BP mode 1)

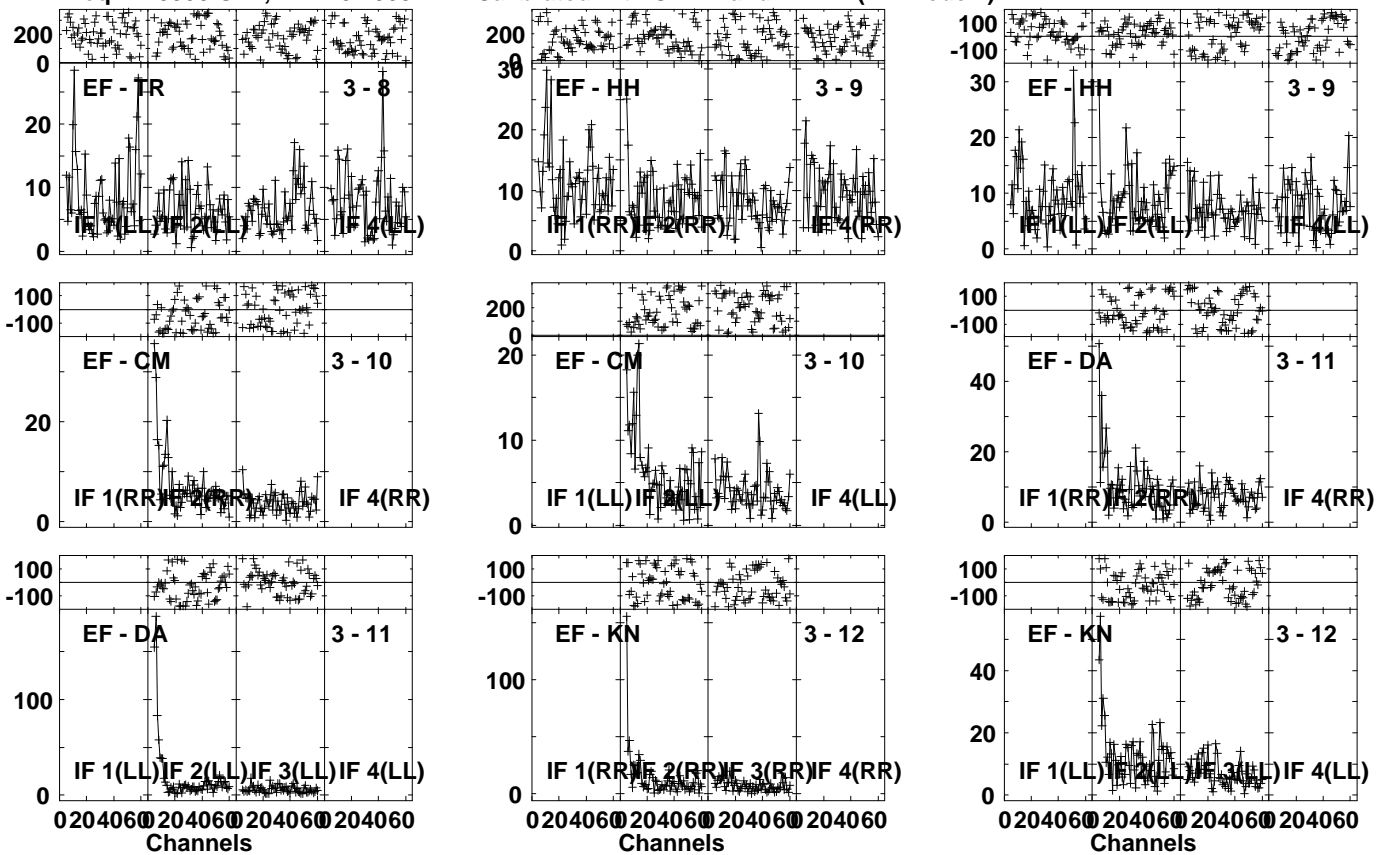


Lower frame: Milli Ampl Jy Top frame: Phas deg
Vector averaged cross-power spectrum Several baselines displayed
Timerange: 00/08:38:31 to 00/08:41:59

Plot file version 44 created 04-JUL-2023 13:23:52

J0100+2802 EL062A.UVDATA.1

Freq = 1.5950 GHz, Bw = 32.000 MH Calibrated with CL # 4 and BP # 1 (BP mode 1)

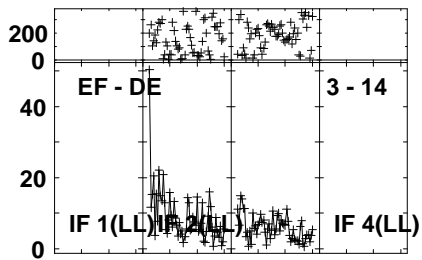
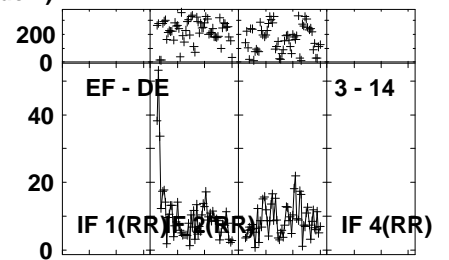
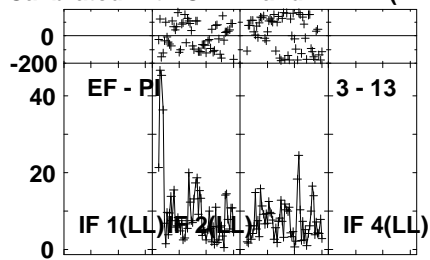
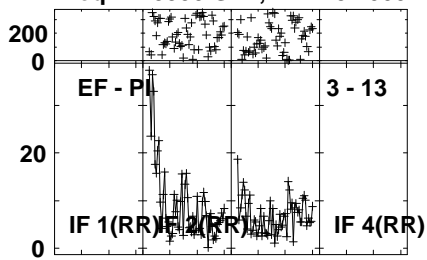


Lower frame: Milli Ampl Jy Top frame: Phas deg
Vector averaged cross-power spectrum Several baselines displayed
Timerange: 00/08:38:31 to 00/08:41:59

Plot file version 45 created 04-JUL-2023 13:23:52

J0100+2802 EL062A.UVDATA.1

Freq = 1.5950 GHz, Bw = 32.000 MH Calibrated with CL # 4 and BP # 1 (BP mode 1)



Lower frame: Milli Ampl Jy Top frame: Phas deg

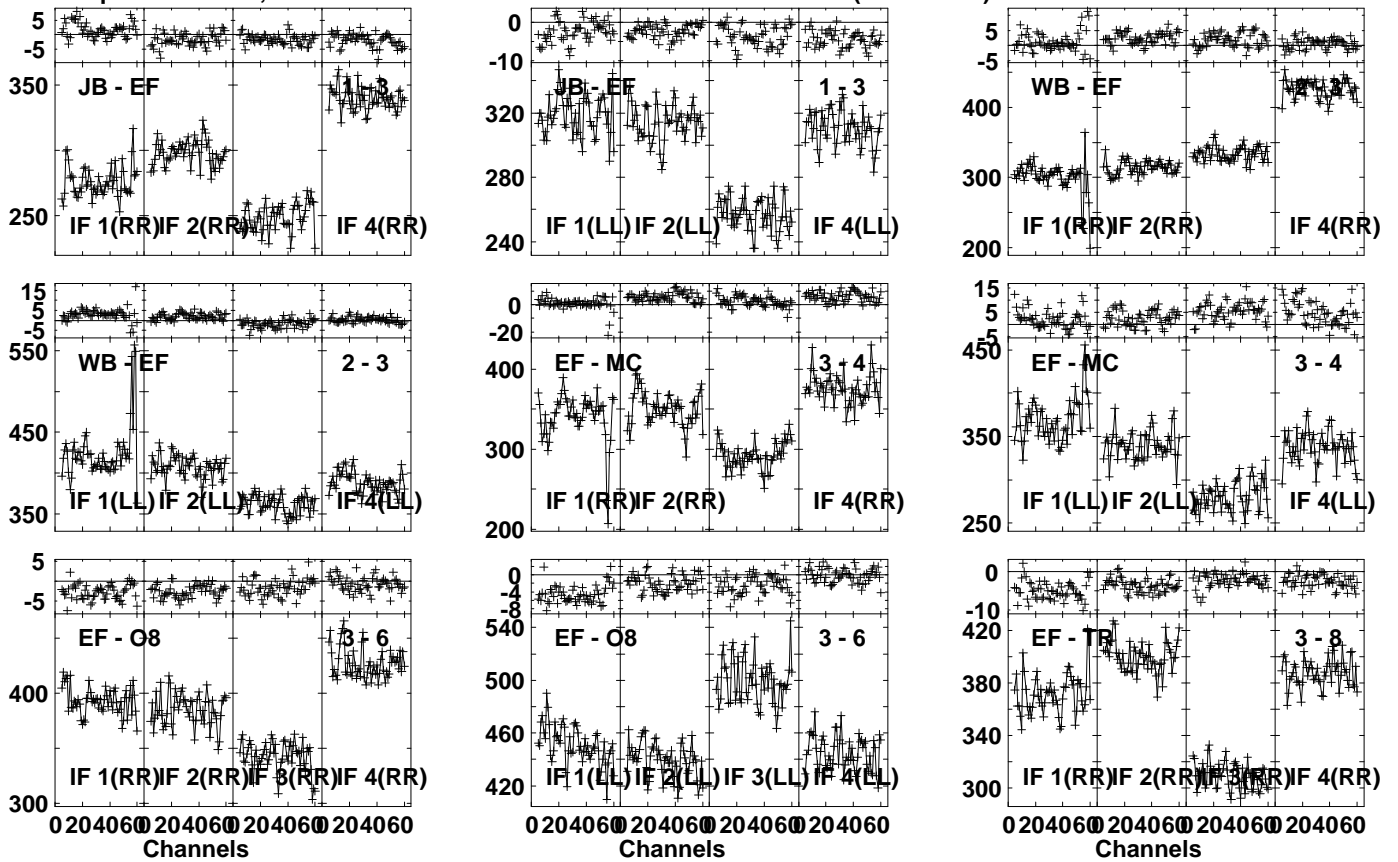
Vector averaged cross-power spectrum Several baselines displayed

Timerange: 00/08:38:31 to 00/08:41:59

Plot file version 46 created 04-JUL-2023 13:23:52

J0057+3021 EL062A.UVDATA.1

Freq = 1.5950 GHz, Bw = 32.000 MH Calibrated with CL # 4 and BP # 1 (BP mode 1)

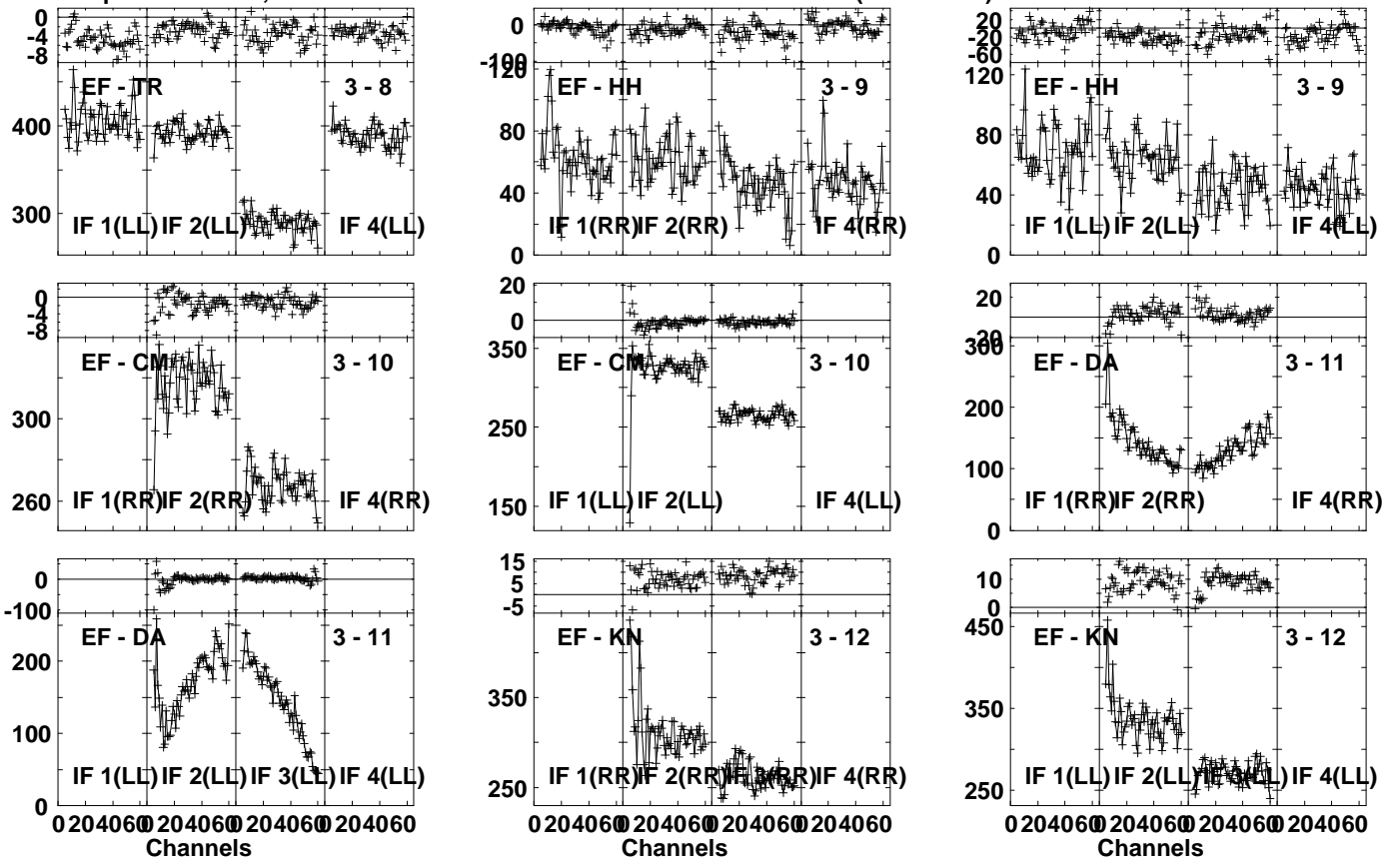


Lower frame: Milli Ampl Jy Top frame: Phas deg
Vector averaged cross-power spectrum Several baselines displayed
Timerange: 00/08:42:01 to 00/08:43:29

Plot file version 47 created 04-JUL-2023 13:23:52

J0057+3021 EL062A.UVDATA.1

Freq = 1.5950 GHz, Bw = 32.000 MH Calibrated with CL # 4 and BP # 1 (BP mode 1)

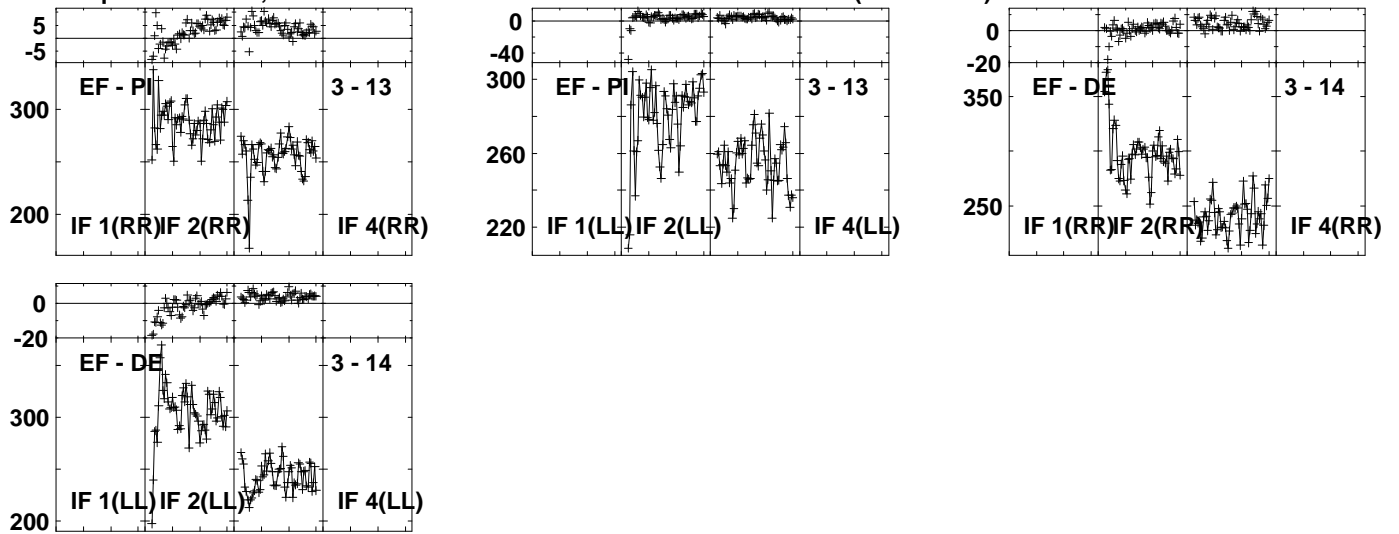


Lower frame: Milli Ampl Jy Top frame: Phas deg
Vector averaged cross-power spectrum Several baselines displayed
Timerange: 00/08:42:01 to 00/08:43:29

Plot file version 48 created 04-JUL-2023 13:23:53

J0057+3021 EL062A.UVDATA.1

Freq = 1.5950 GHz, Bw = 32.000 MH Calibrated with CL # 4 and BP # 1 (BP mode 1)

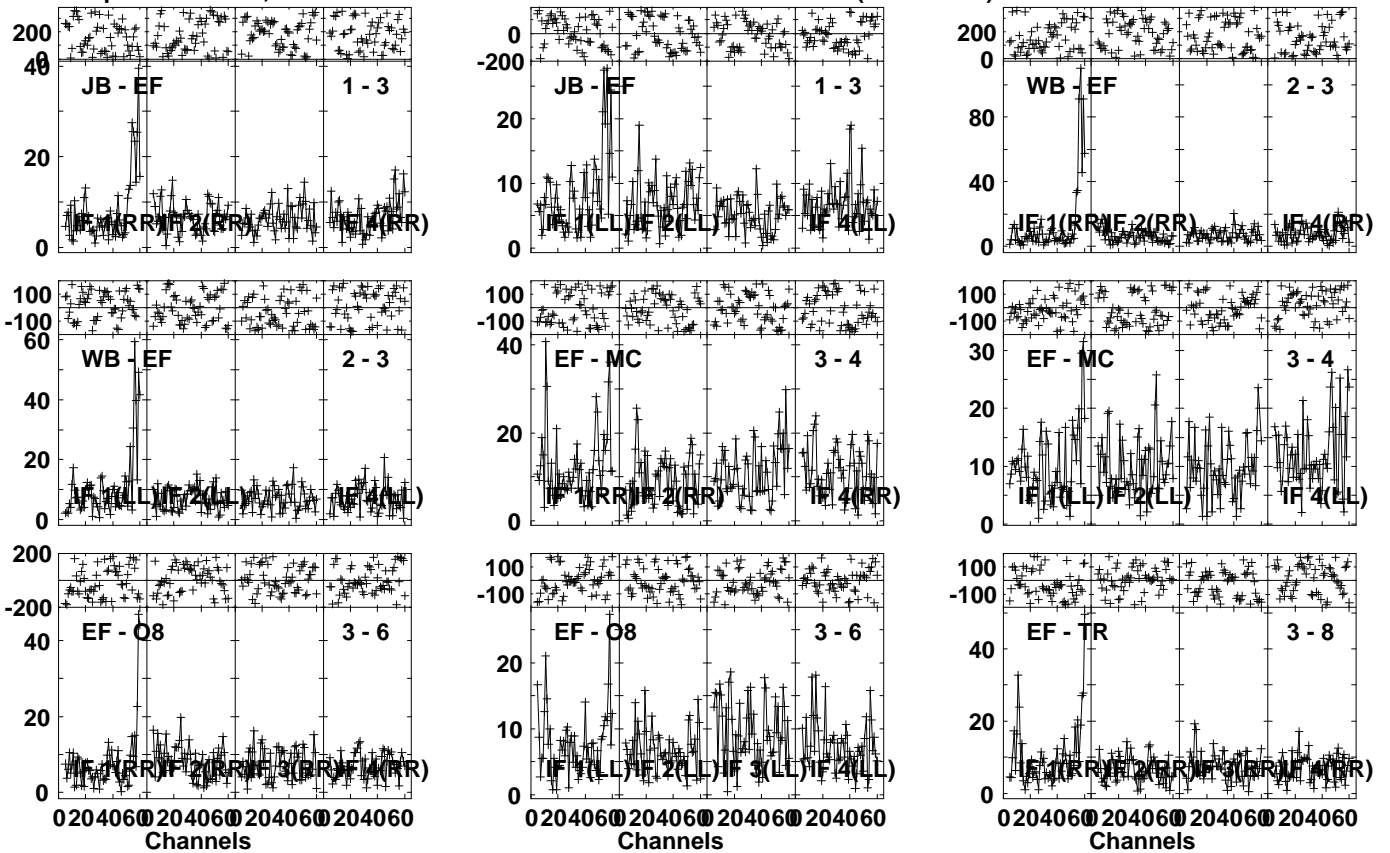


Lower frame: Milli Ampl Jy Top frame: Phas deg
Vector averaged cross-power spectrum Several baselines displayed
Timerange: 00/08:42:01 to 00/08:43:29

Plot file version 49 created 04-JUL-2023 13:23:53

J0100+2802 EL062A.UVDATA.1

Freq = 1.5950 GHz, Bw = 32.000 MH Calibrated with CL # 4 and BP # 1 (BP mode 1)



Lower frame: Milli Ampl Jy Top frame: Phas deg

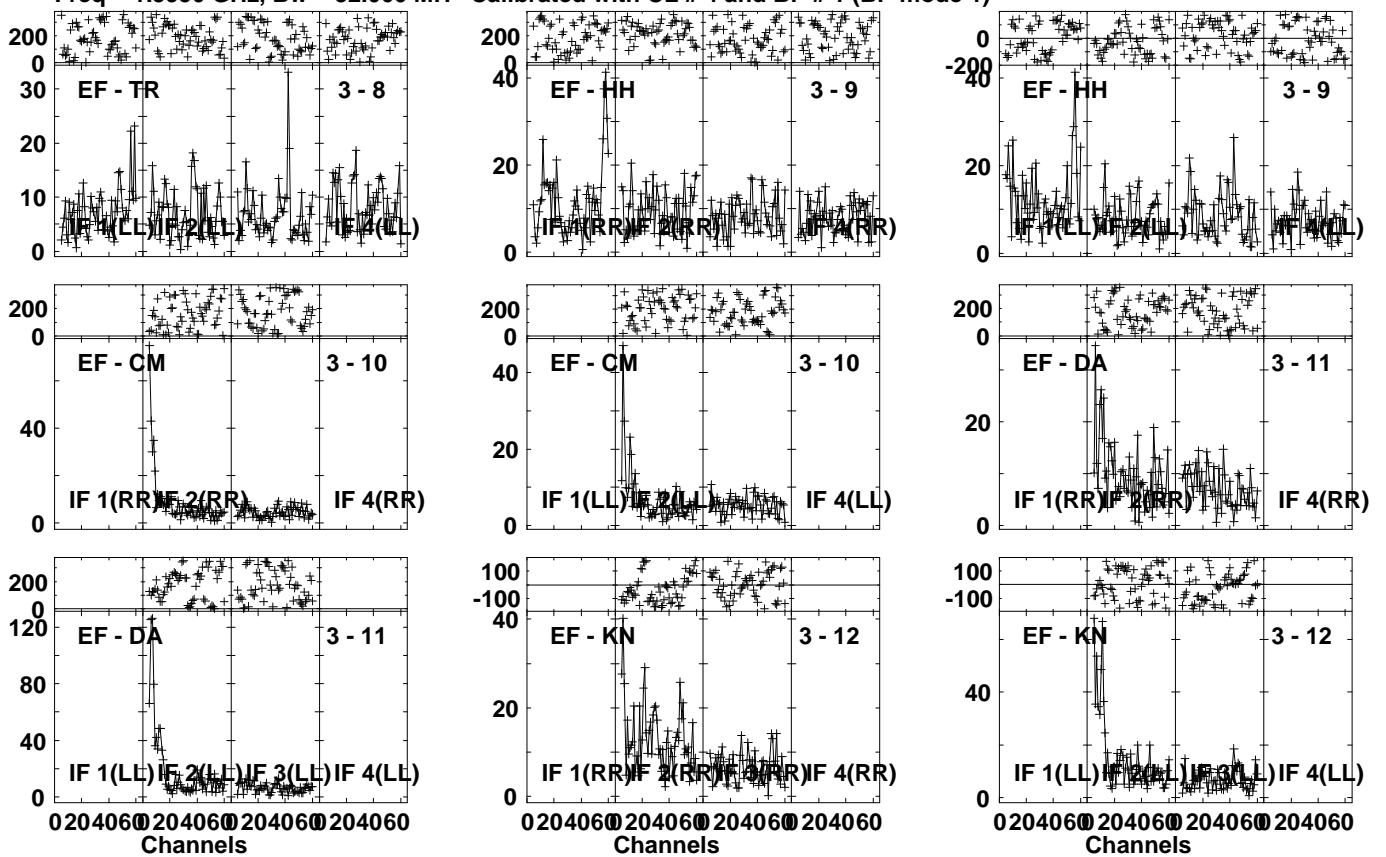
Vector averaged cross-power spectrum Several baselines displayed

Timerange: 00/08:43:31 to 00/08:46:59

Plot file version 50 created 04-JUL-2023 13:23:53

J0100+2802 EL062A.UVDATA.1

Freq = 1.5950 GHz, Bw = 32.000 MH Calibrated with CL # 4 and BP # 1 (BP mode 1)

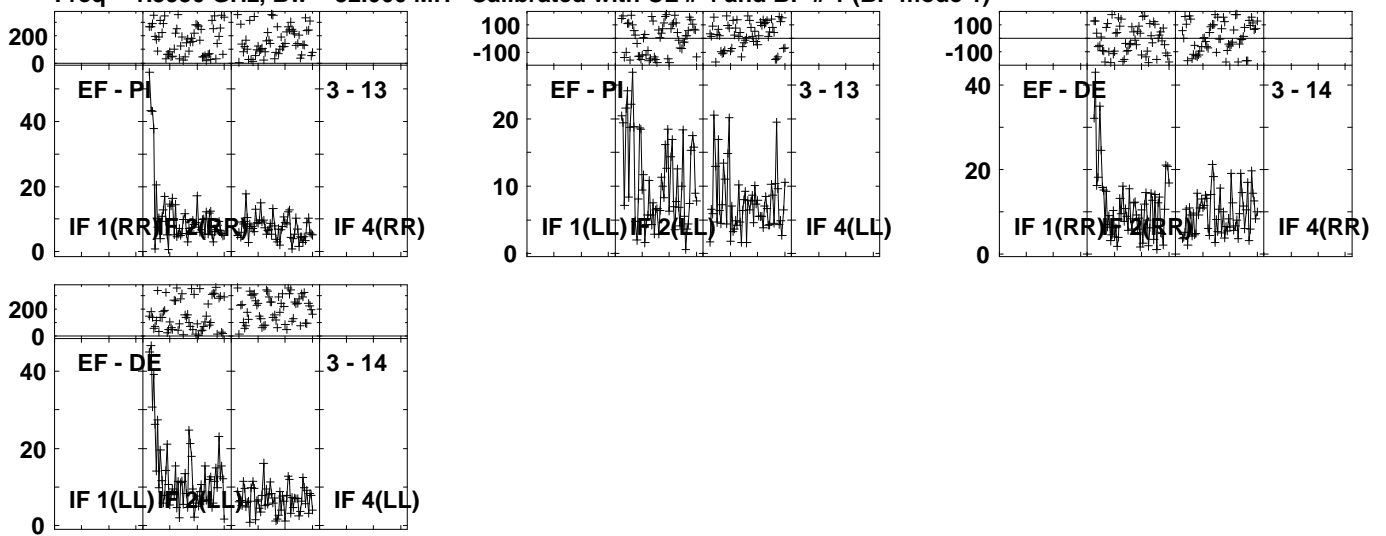


Lower frame: Milli Ampl Jy Top frame: Phas deg
Vector averaged cross-power spectrum Several baselines displayed
Timerange: 00/08:43:31 to 00/08:46:59

Plot file version 51 created 04-JUL-2023 13:23:53

J0100+2802 EL062A.UVDATA.1

Freq = 1.5950 GHz, Bw = 32.000 MH Calibrated with CL # 4 and BP # 1 (BP mode 1)

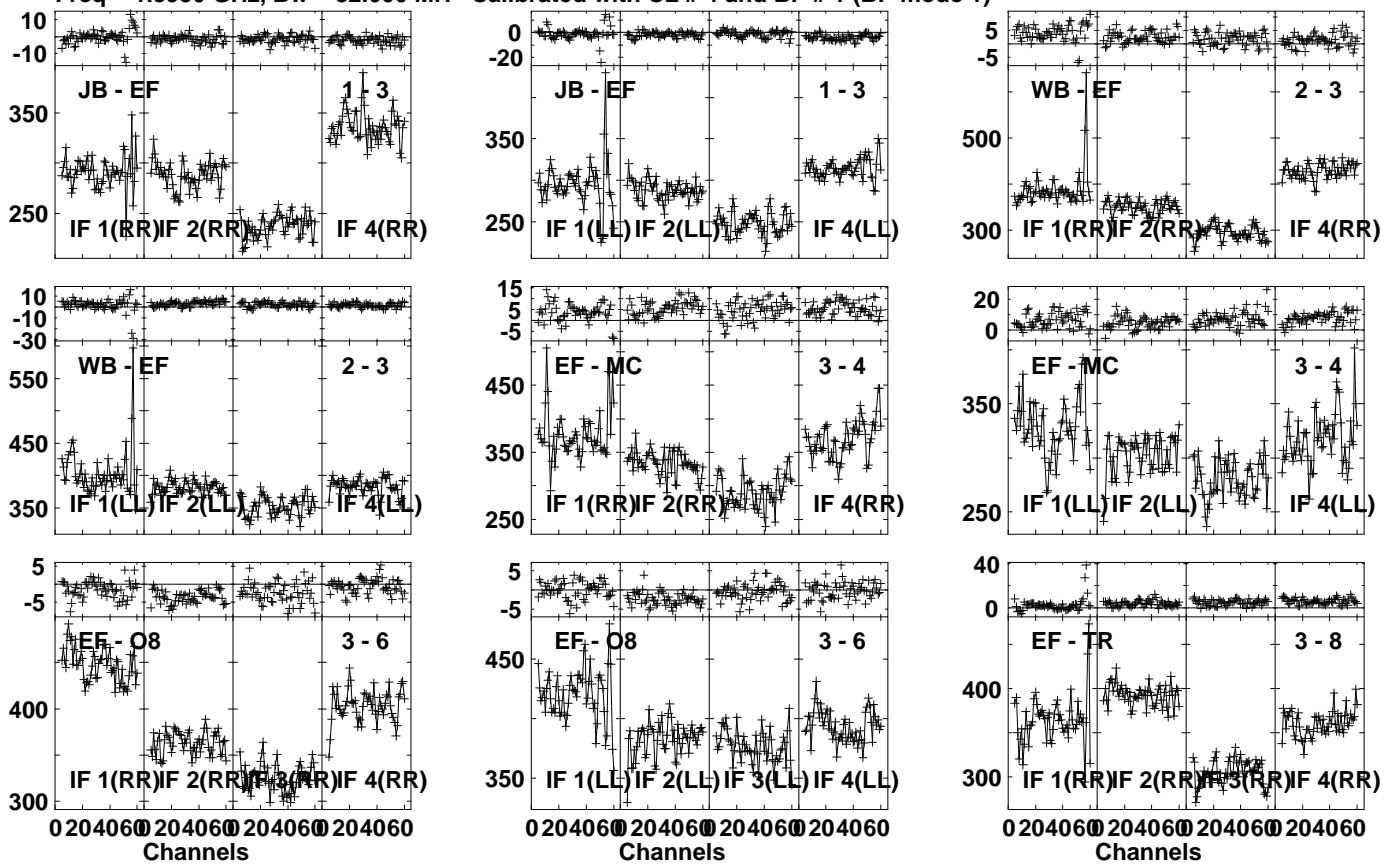


Lower frame: Milli Ampl Jy Top frame: Phas deg
Vector averaged cross-power spectrum Several baselines displayed
Timerange: 00/08:43:31 to 00/08:46:59

Plot file version 52 created 04-JUL-2023 13:23:53

J0057+3021 EL062A.UVDATA.1

Freq = 1.5950 GHz, Bw = 32.000 MH Calibrated with CL # 4 and BP # 1 (BP mode 1)

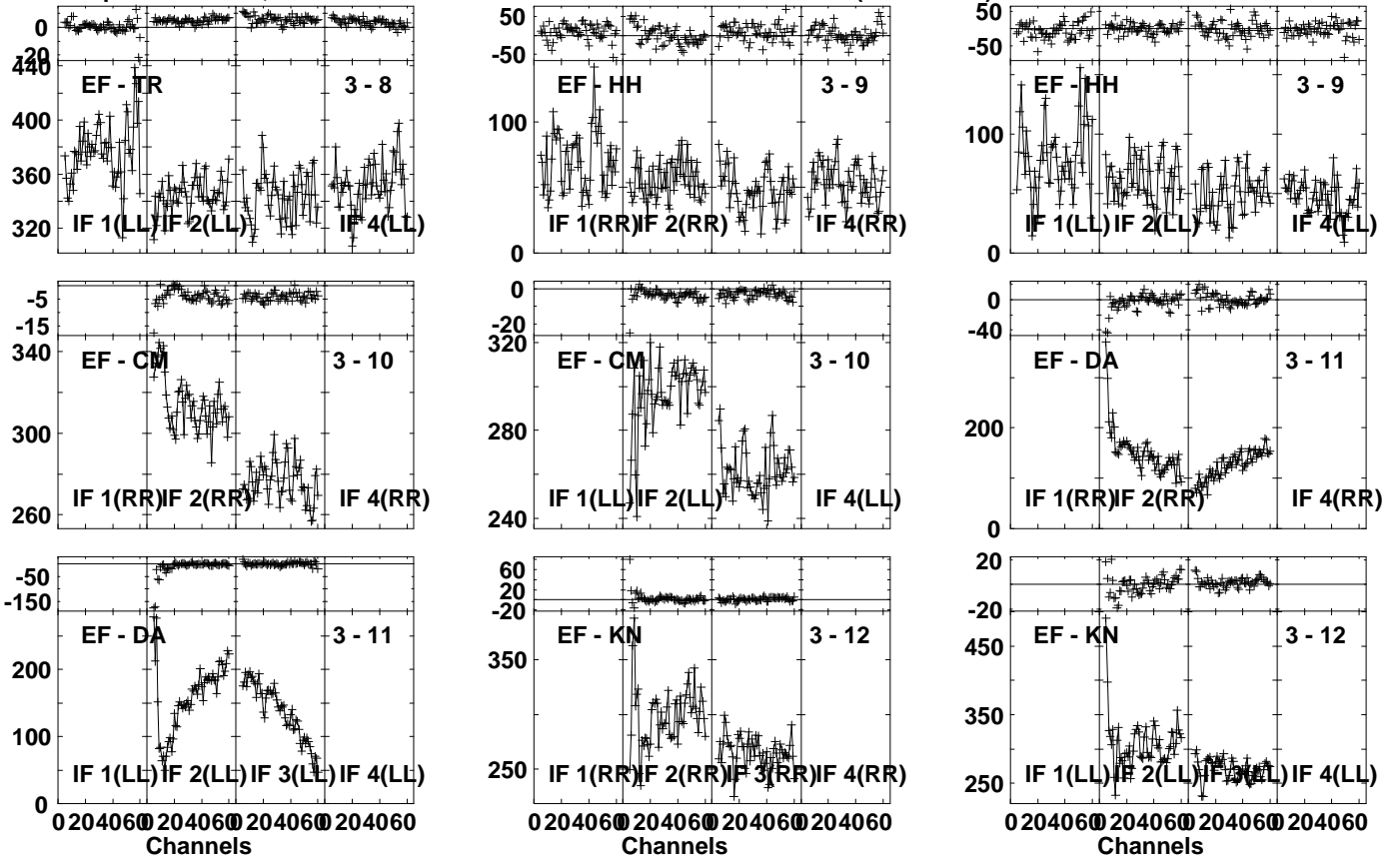


Lower frame: Milli Ampl Jy Top frame: Phas deg
Vector averaged cross-power spectrum Several baselines displayed
Timerange: 00/08:47:31 to 00/08:48:29

Plot file version 53 created 04-JUL-2023 13:23:53

J0057+3021 EL062A.UVDATA.1

Freq = 1.5950 GHz, Bw = 32.000 MH Calibrated with CL # 4 and BP # 1 (BP mode 1)

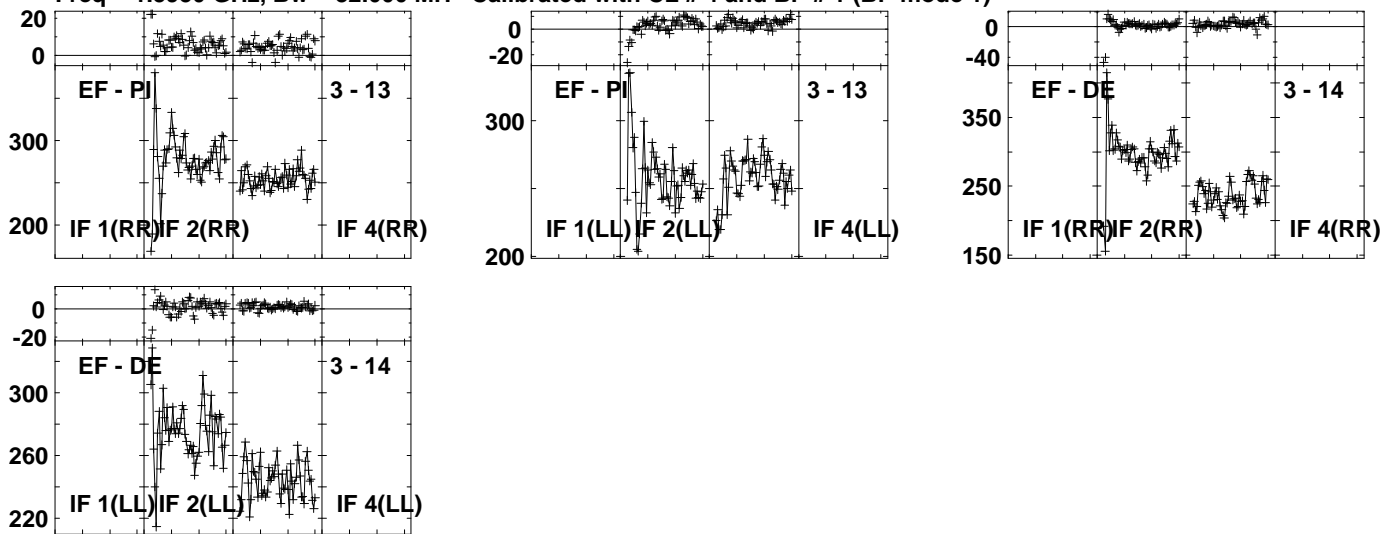


Lower frame: Milli Ampl Jy Top frame: Phas deg
Vector averaged cross-power spectrum Several baselines displayed
Timerange: 00/08:47:31 to 00/08:48:29

Plot file version 54 created 04-JUL-2023 13:23:53

J0057+3021 EL062A.UVDATA.1

Freq = 1.5950 GHz, Bw = 32.000 MH Calibrated with CL # 4 and BP # 1 (BP mode 1)

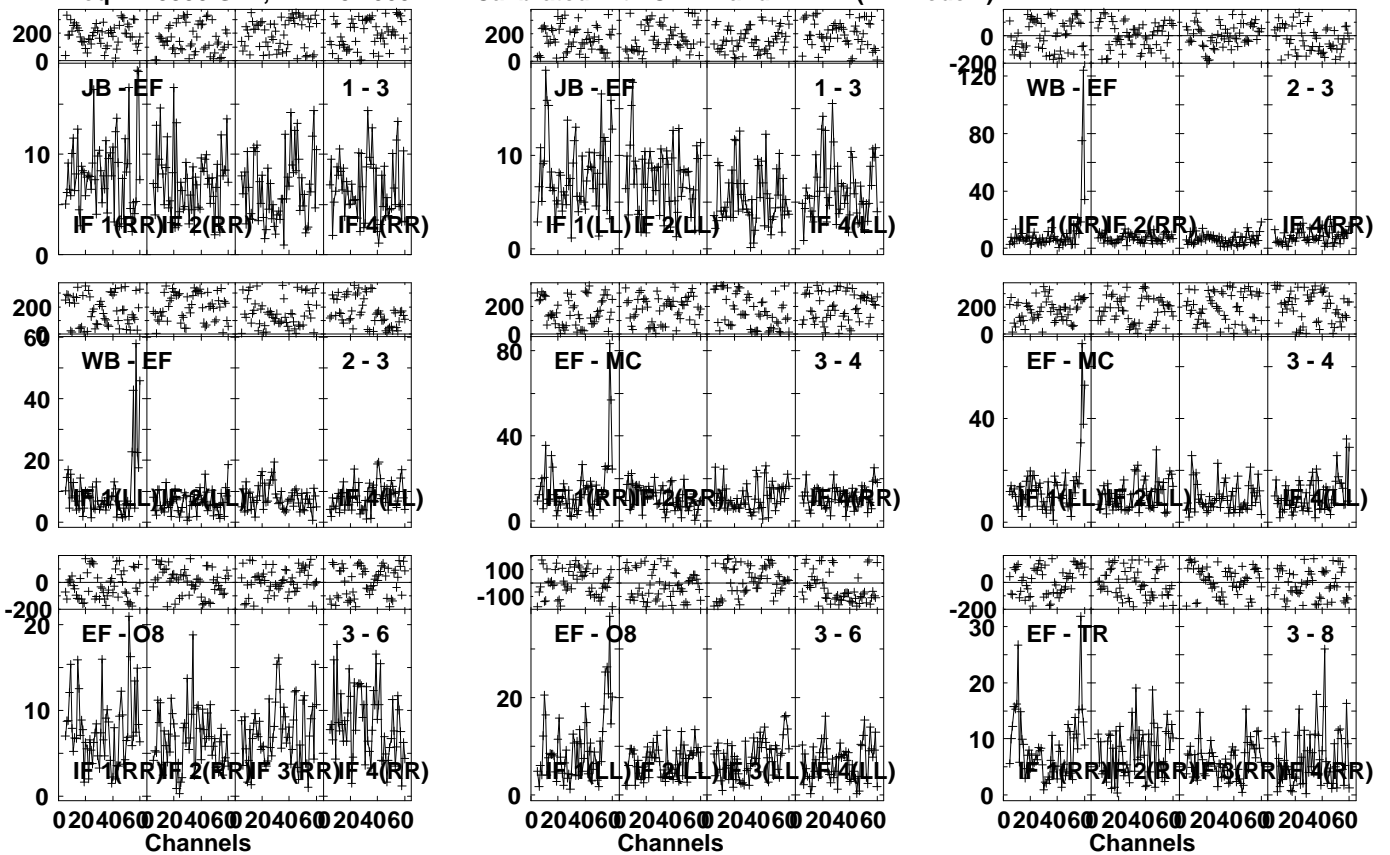


Lower frame: Milli Ampl Jy Top frame: Phas deg
Vector averaged cross-power spectrum Several baselines displayed
Timerange: 00/08:47:31 to 00/08:48:29

Plot file version 55 created 04-JUL-2023 13:23:53

J0100+2802 EL062A.UVDATA.1

Freq = 1.5950 GHz, Bw = 32.000 MH Calibrated with CL # 4 and BP # 1 (BP mode 1)

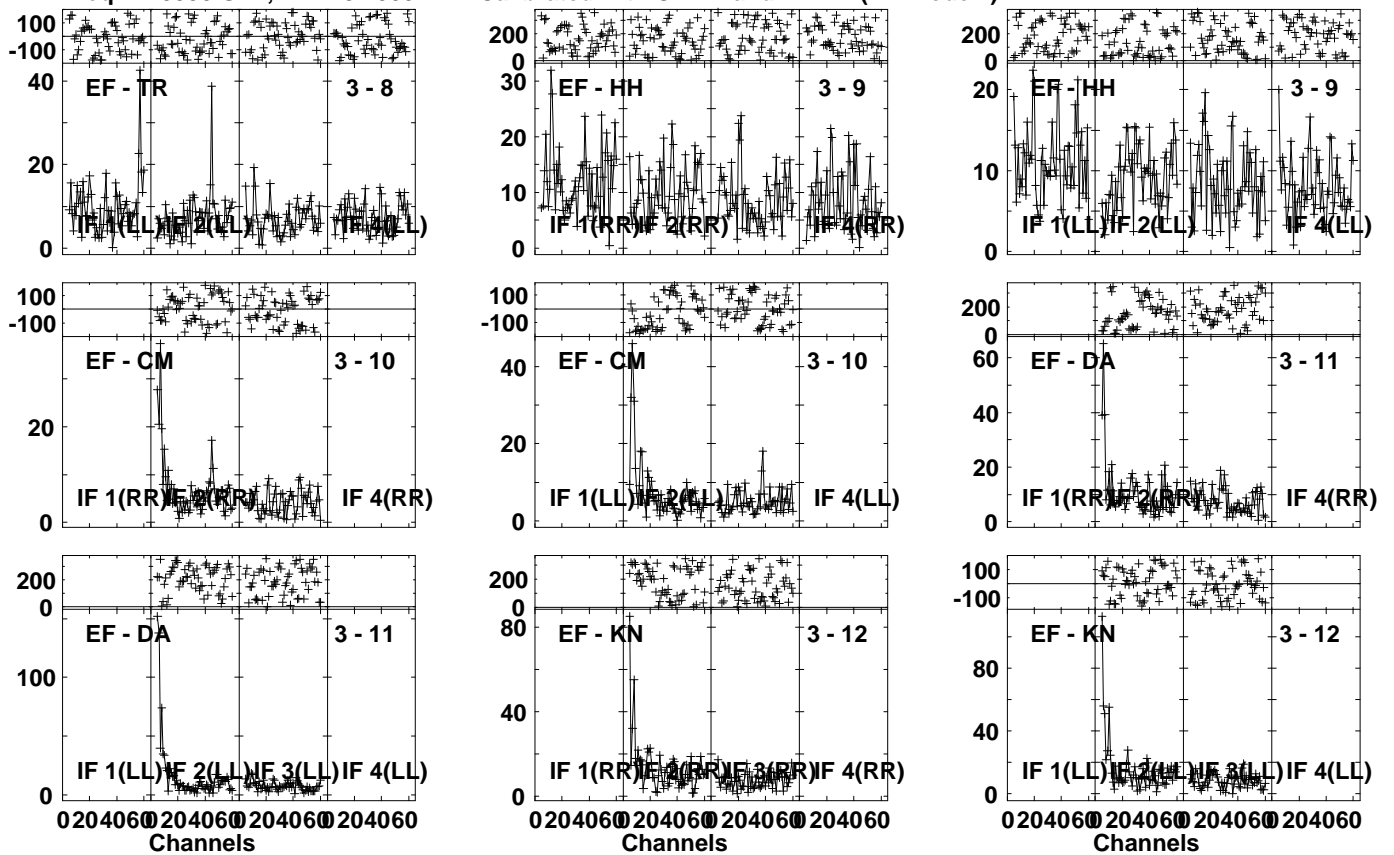


Lower frame: Milli Ampl Jy Top frame: Phas deg
Vector averaged cross-power spectrum Several baselines displayed
Timerange: 00/08:48:31 to 00/08:51:59

Plot file version 56 created 04-JUL-2023 13:23:54

J0100+2802 EL062A.UVDATA.1

Freq = 1.5950 GHz, Bw = 32.000 MH Calibrated with CL # 4 and BP # 1 (BP mode 1)

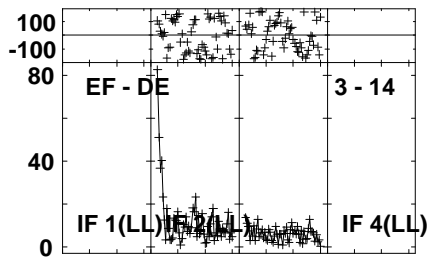
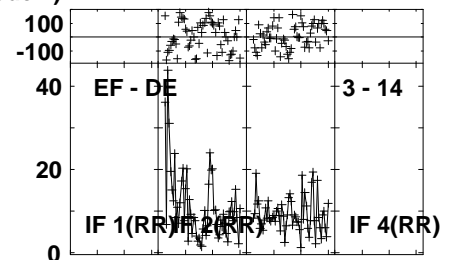
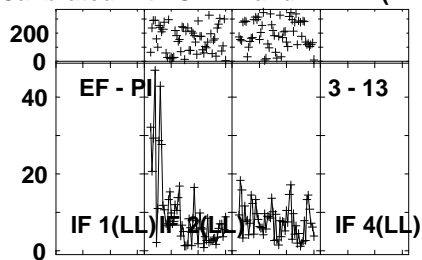
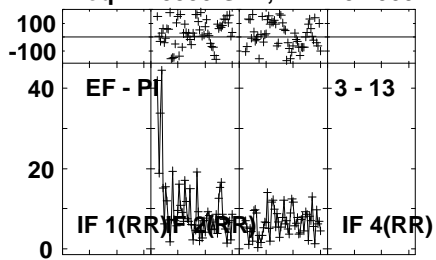


Lower frame: Milli Ampl Jy Top frame: Phas deg
Vector averaged cross-power spectrum Several baselines displayed
Timerange: 00/08:48:31 to 00/08:51:59

Plot file version 57 created 04-JUL-2023 13:23:54

J0100+2802 EL062A.UVDATA.1

Freq = 1.5950 GHz, Bw = 32.000 MH Calibrated with CL # 4 and BP # 1 (BP mode 1)

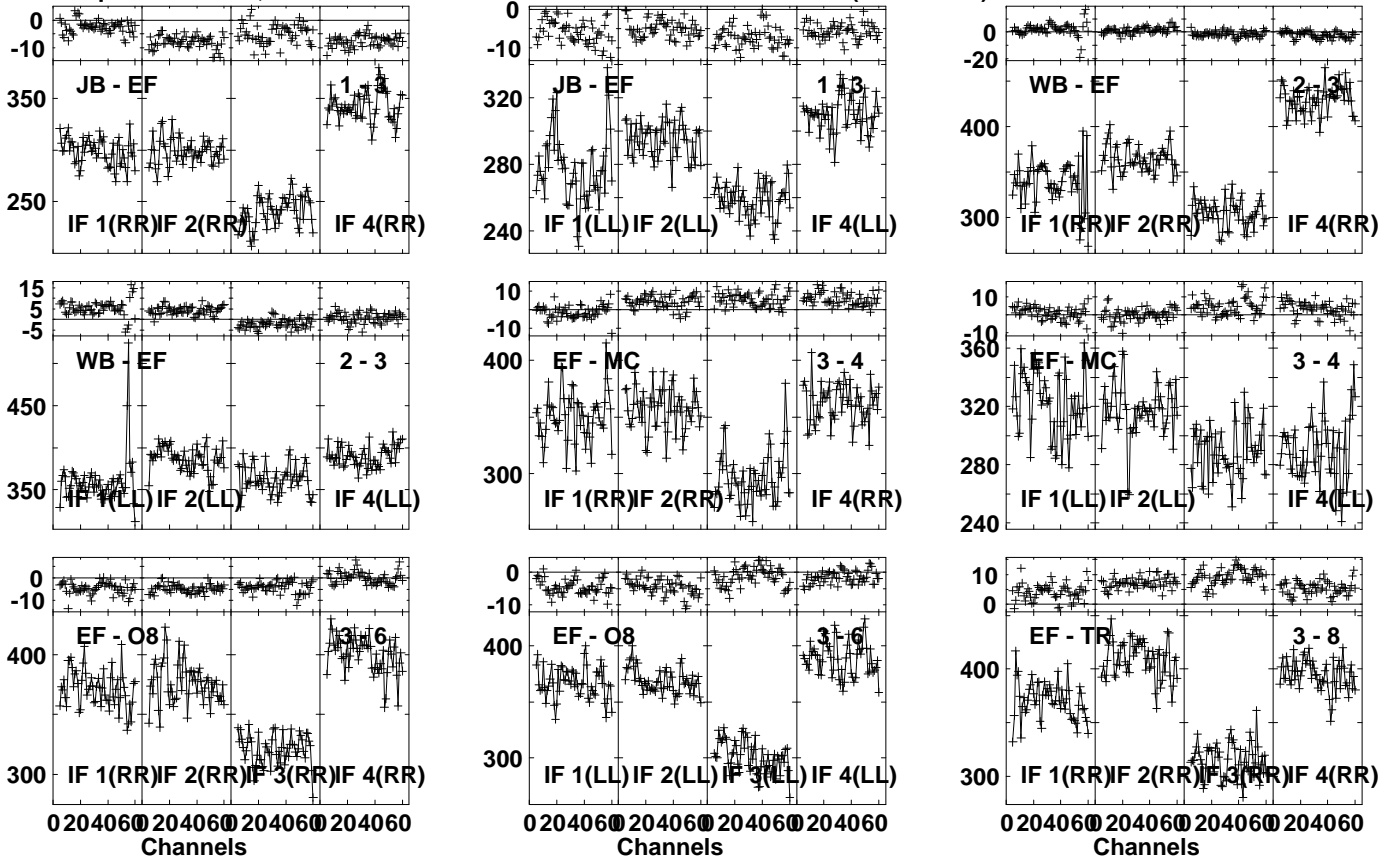


Lower frame: Milli Ampl Jy Top frame: Phas deg
Vector averaged cross-power spectrum Several baselines displayed
Timerange: 00/08:48:31 to 00/08:51:59

Plot file version 58 created 04-JUL-2023 13:23:54

J0057+3021 EL062A.UVDATA.1

Freq = 1.5950 GHz, Bw = 32.000 MH Calibrated with CL # 4 and BP # 1 (BP mode 1)

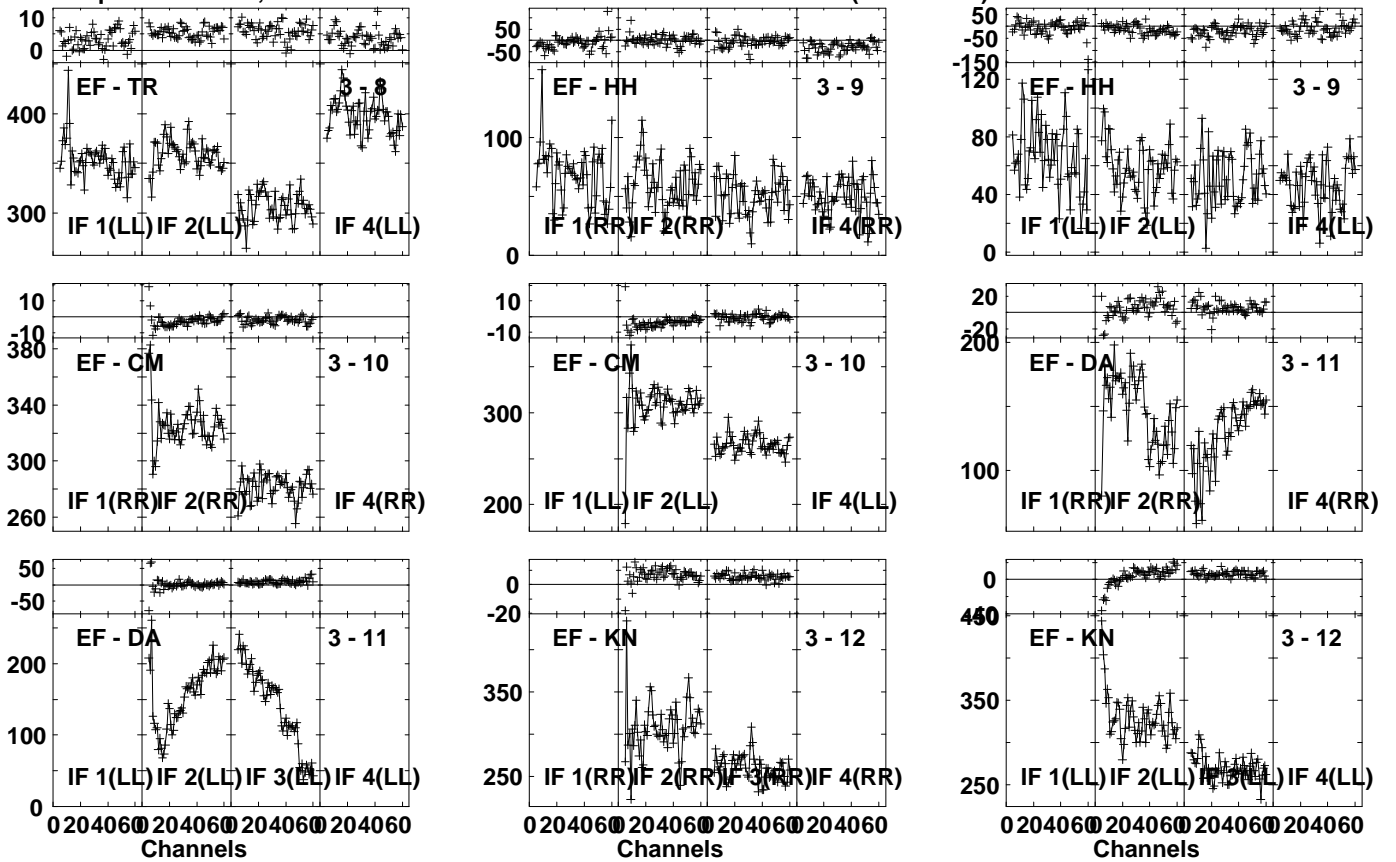


Lower frame: Milli Ampl Jy Top frame: Phas deg
Vector averaged cross-power spectrum Several baselines displayed
Timerange: 00/08:52:01 to 00/08:53:29

Plot file version 59 created 04-JUL-2023 13:23:54

J0057+3021 EL062A.UVDATA.1

Freq = 1.5950 GHz, Bw = 32.000 MH Calibrated with CL # 4 and BP # 1 (BP mode 1)

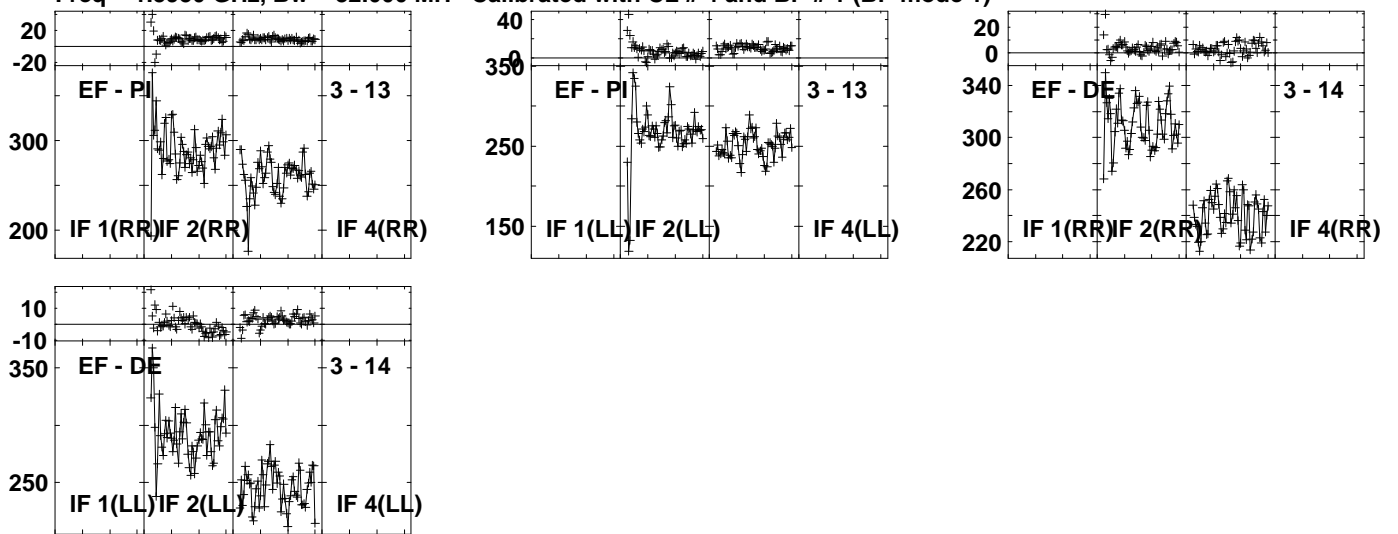


Lower frame: Milli Ampl Jy Top frame: Phas deg
 Vector averaged cross-power spectrum Several baselines displayed
 Timerange: 00/08:52:01 to 00/08:53:29

Plot file version 60 created 04-JUL-2023 13:23:54

J0057+3021 EL062A.UVDATA.1

Freq = 1.5950 GHz, Bw = 32.000 MH Calibrated with CL # 4 and BP # 1 (BP mode 1)

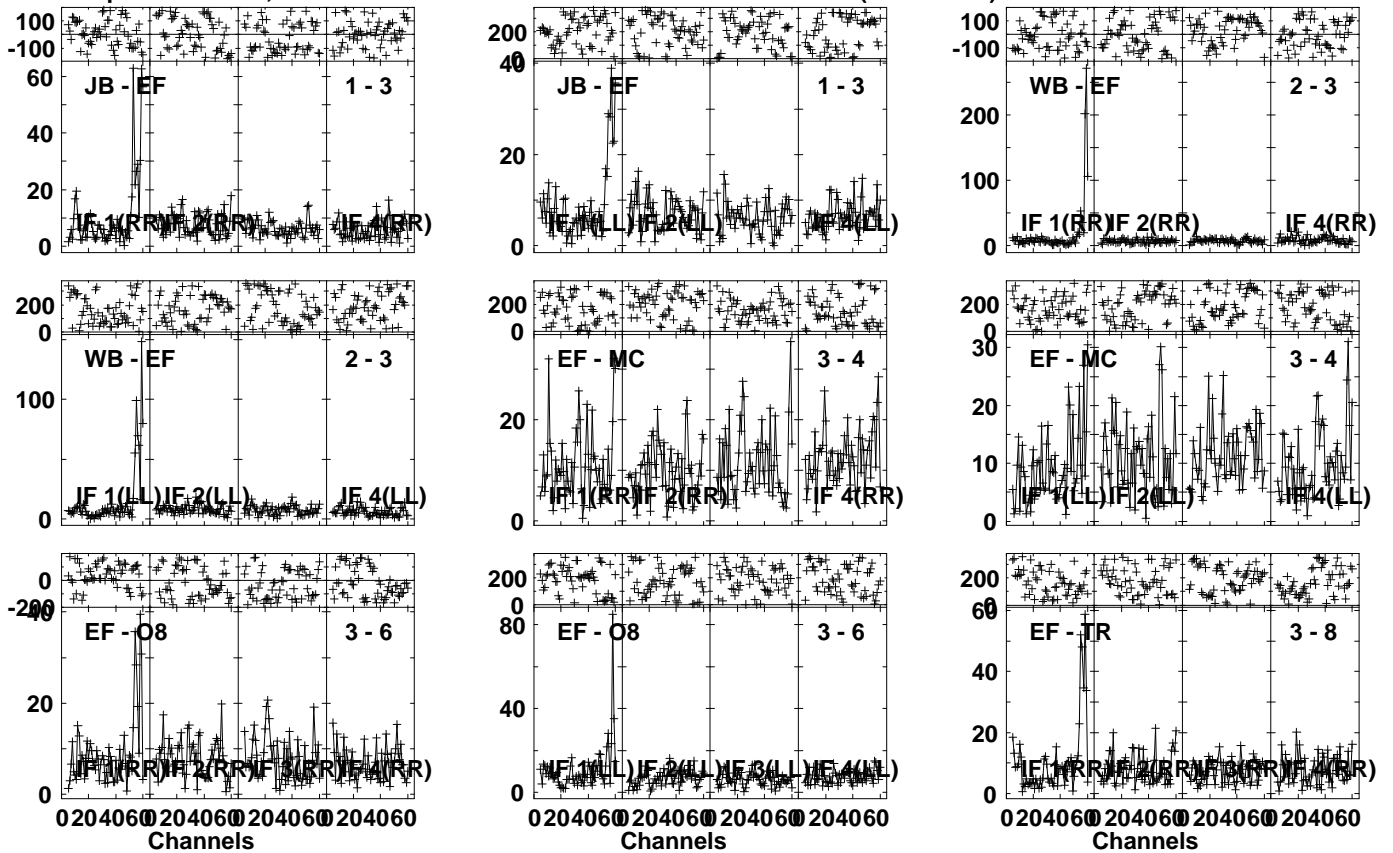


Lower frame: Milli Ampl Jy Top frame: Phas deg
Vector averaged cross-power spectrum Several baselines displayed
Timerange: 00/08:52:01 to 00/08:53:29

Plot file version 61 created 04-JUL-2023 13:23:54

J0100+2802 EL062A.UVDATA.1

Freq = 1.5950 GHz, Bw = 32.000 MH Calibrated with CL # 4 and BP # 1 (BP mode 1)



Lower frame: Milli Ampl Jy Top frame: Phas deg

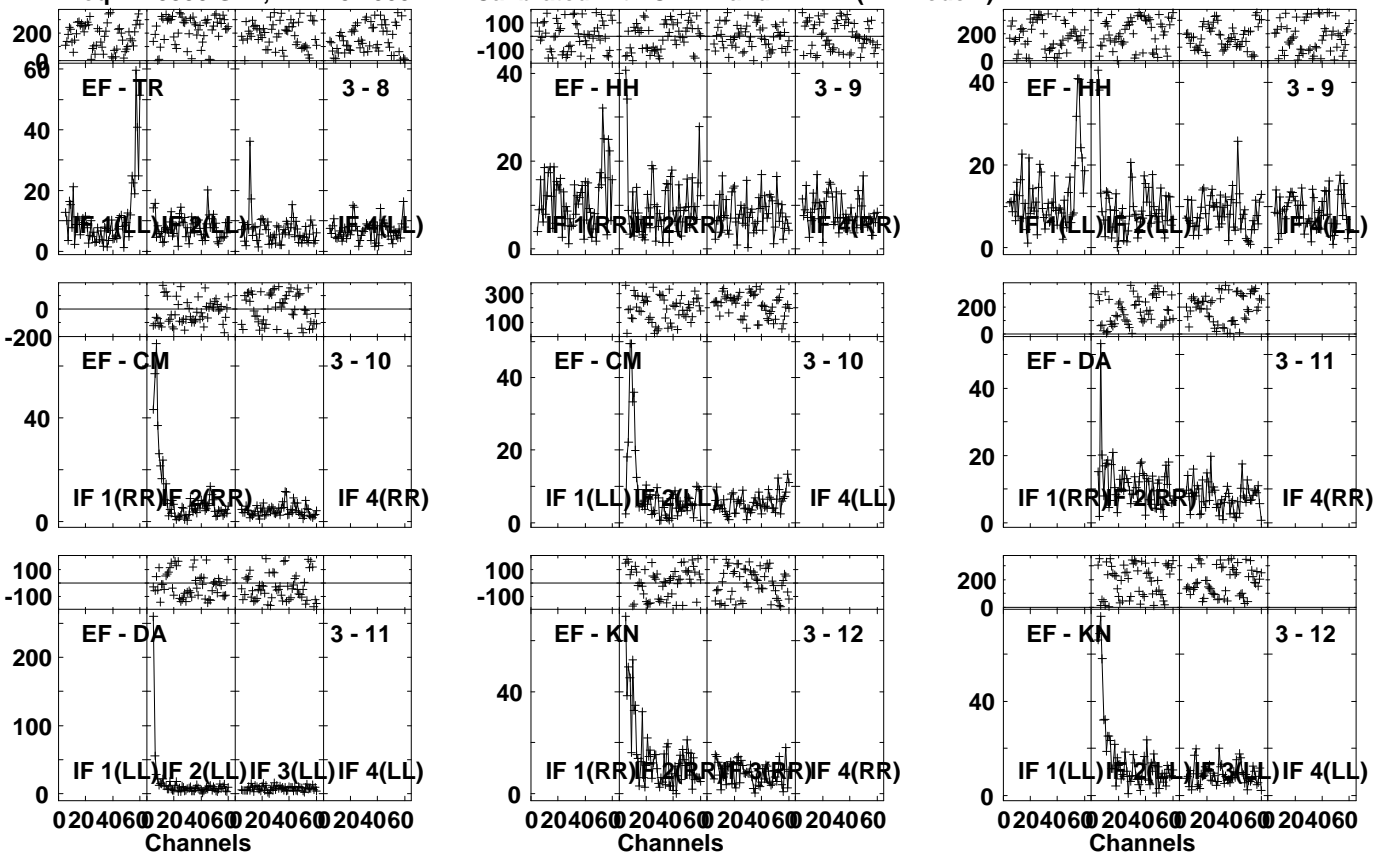
Vector averaged cross-power spectrum Several baselines displayed

Timerange: 00/08:53:31 to 00/08:56:59

Plot file version 62 created 04-JUL-2023 13:23:54

J0100+2802 EL062A.UVDATA.1

Freq = 1.5950 GHz, Bw = 32.000 MH Calibrated with CL # 4 and BP # 1 (BP mode 1)

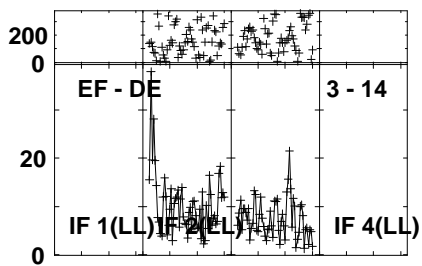
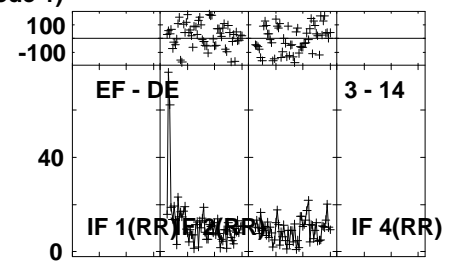
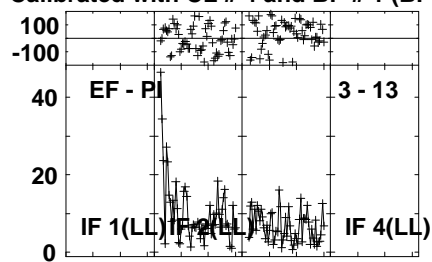
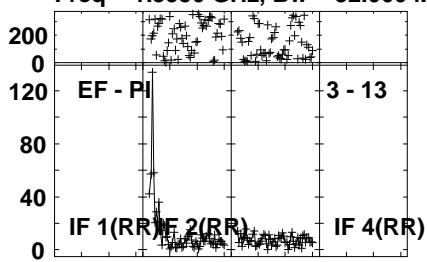


Lower frame: Milli Ampl Jy Top frame: Phas deg
Vector averaged cross-power spectrum Several baselines displayed
Timerange: 00/08:53:31 to 00/08:56:59

Plot file version 63 created 04-JUL-2023 13:23:55

J0100+2802 EL062A.UVDATA.1

Freq = 1.5950 GHz, Bw = 32.000 MH Calibrated with CL # 4 and BP # 1 (BP mode 1)

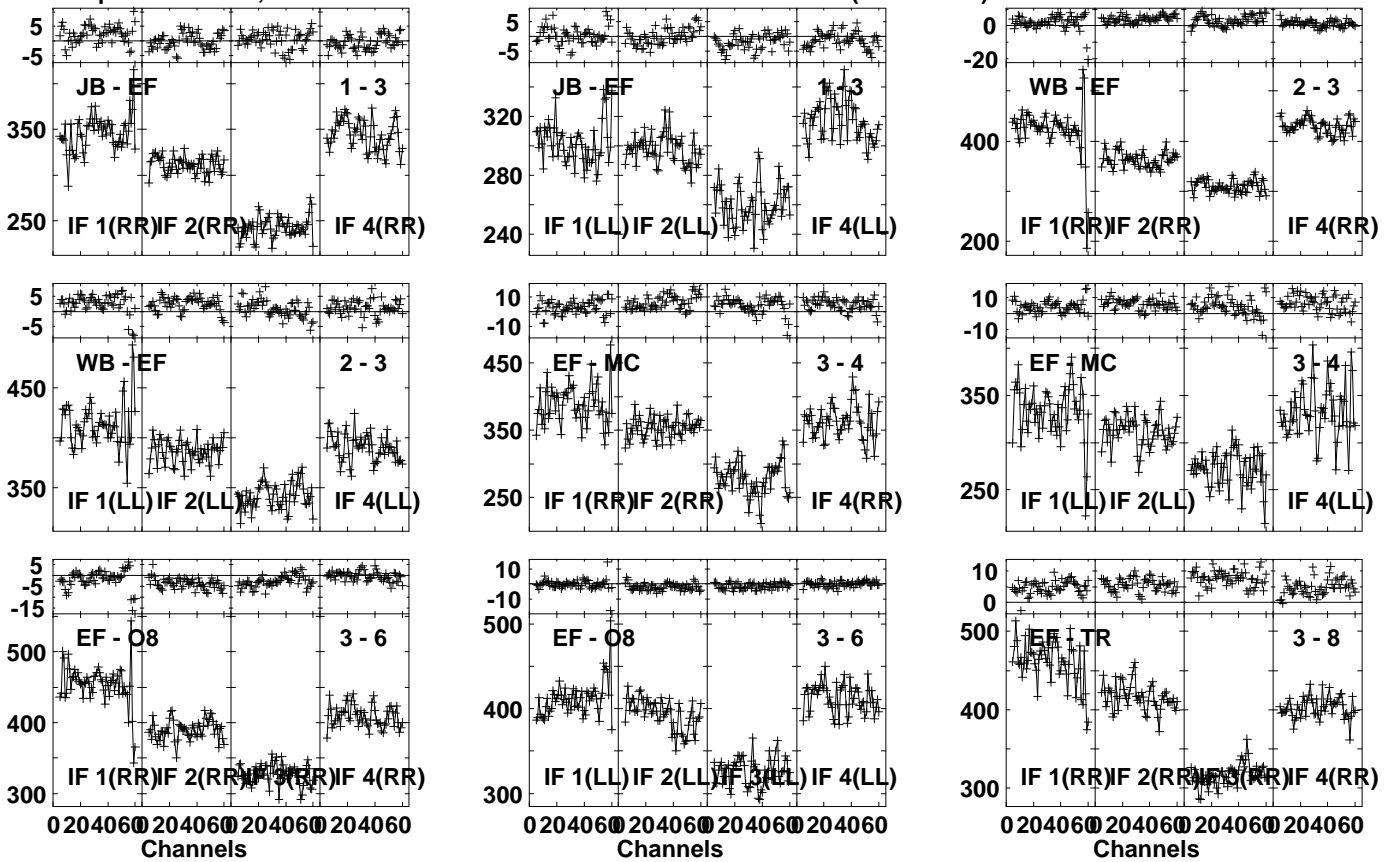


Lower frame: Milli Ampl Jy Top frame: Phas deg
Vector averaged cross-power spectrum Several baselines displayed
Timerange: 00/08:53:31 to 00/08:56:59

Plot file version 64 created 04-JUL-2023 13:23:55

J0057+3021 EL062A.UVDATA.1

Freq = 1.5950 GHz, Bw = 32.000 MH Calibrated with CL # 4 and BP # 1 (BP mode 1)

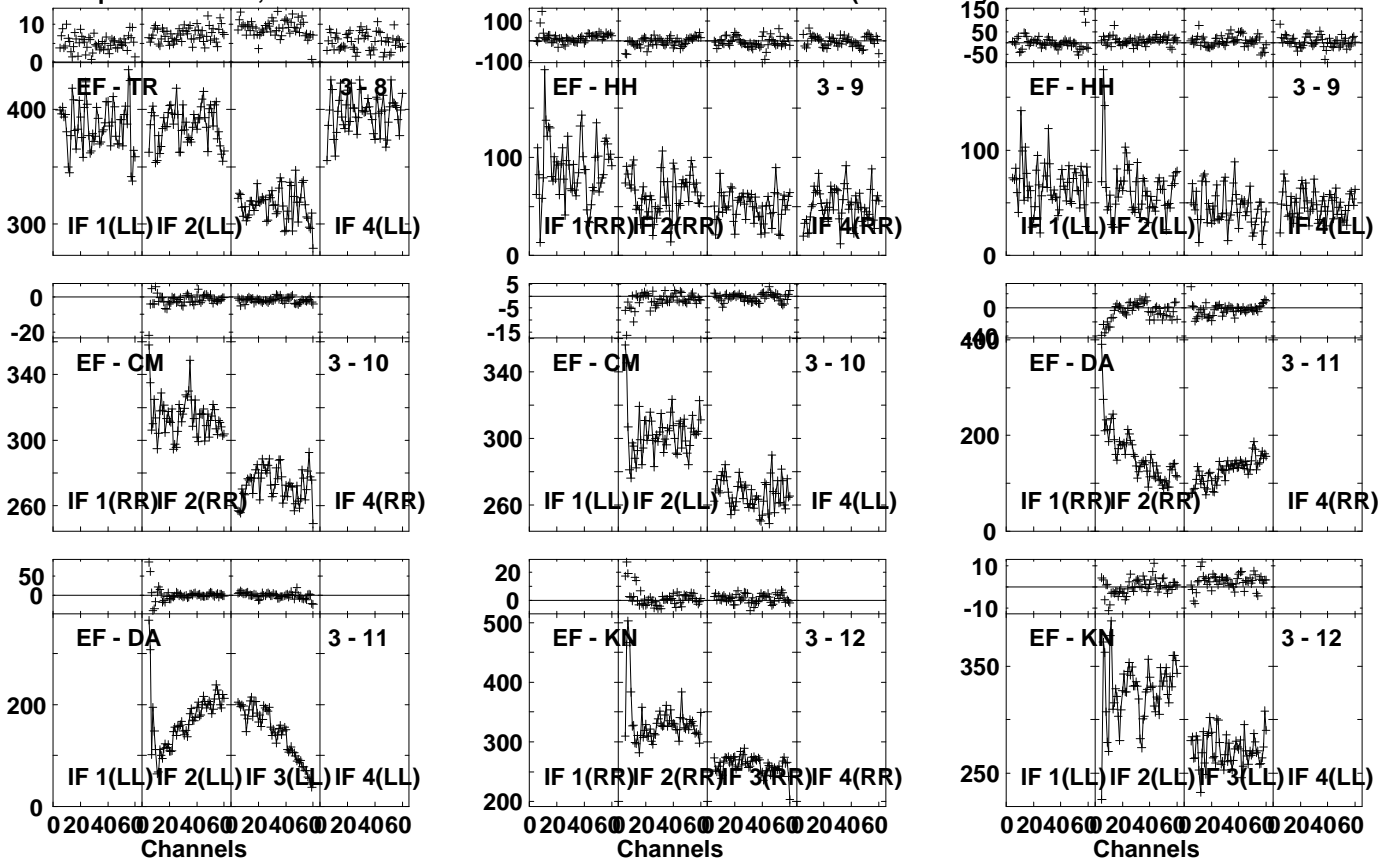


Lower frame: Milli Ampl Jy Top frame: Phas deg
Vector averaged cross-power spectrum Several baselines displayed
Timerange: 00/08:57:31 to 00/08:58:29

Plot file version 65 created 04-JUL-2023 13:23:55

J0057+3021 EL062A.UVDATA.1

Freq = 1.5950 GHz, Bw = 32.000 MH Calibrated with CL # 4 and BP # 1 (BP mode 1)

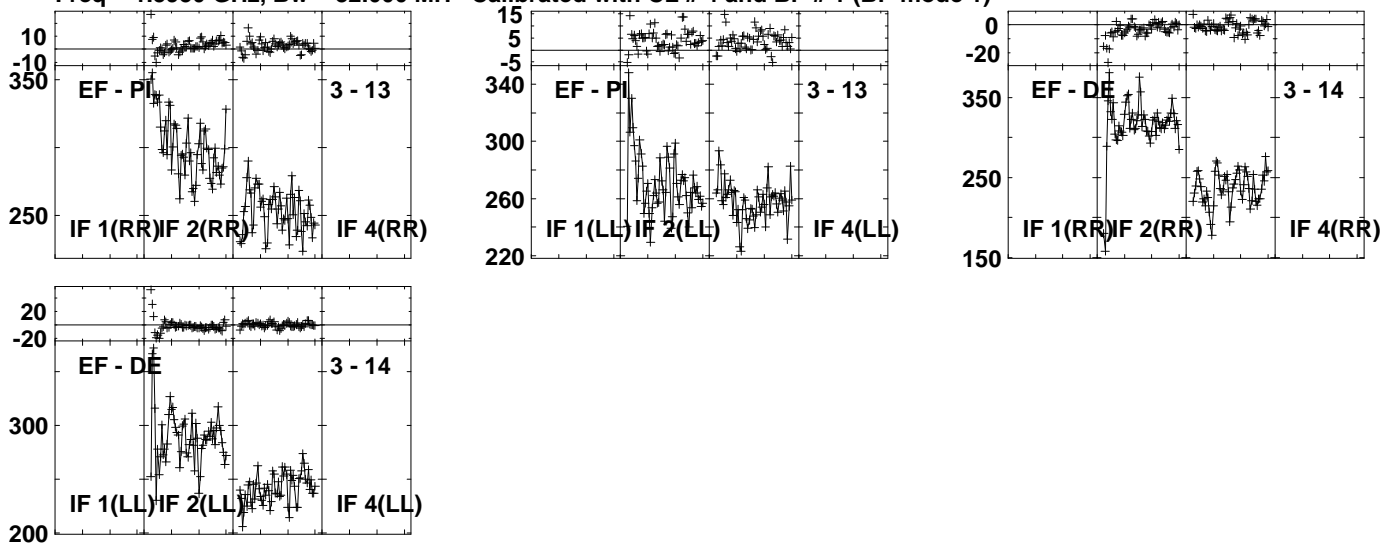


Lower frame: Milli Ampl Jy Top frame: Phas deg
 Vector averaged cross-power spectrum Several baselines displayed
 Timerange: 00/08:57:31 to 00/08:58:29

Plot file version 66 created 04-JUL-2023 13:23:55

J0057+3021 EL062A.UVDATA.1

Freq = 1.5950 GHz, Bw = 32.000 MH Calibrated with CL # 4 and BP # 1 (BP mode 1)

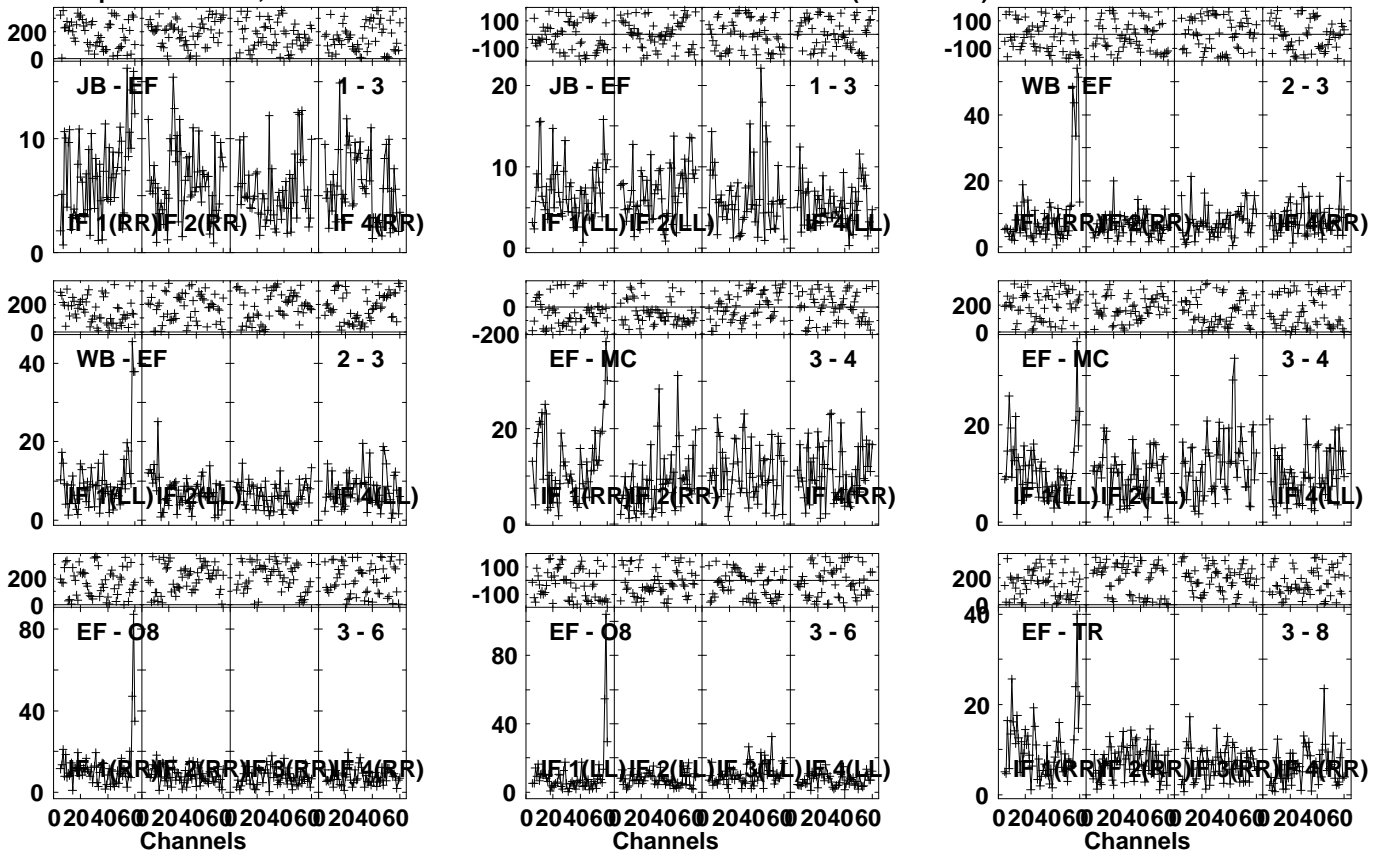


Lower frame: Milli Ampl Jy Top frame: Phas deg
Vector averaged cross-power spectrum Several baselines displayed
Timerange: 00/08:57:31 to 00/08:58:29

Plot file version 67 created 04-JUL-2023 13:23:55

J0100+2802 EL062A.UVDATA.1

Freq = 1.5950 GHz, Bw = 32.000 MH Calibrated with CL # 4 and BP # 1 (BP mode 1)

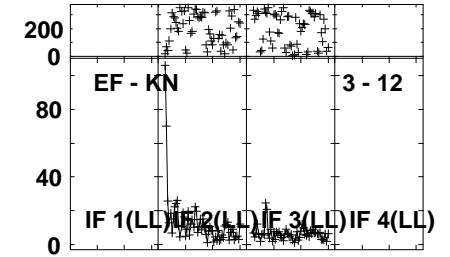
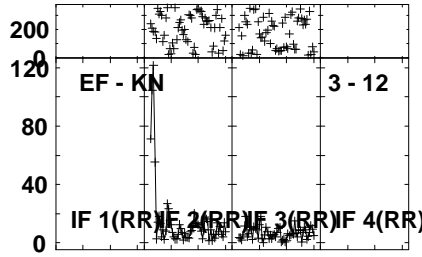
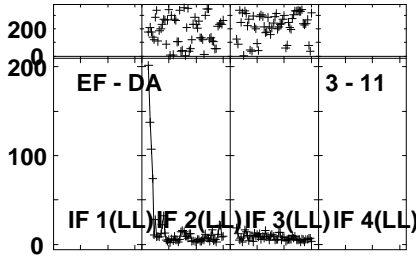
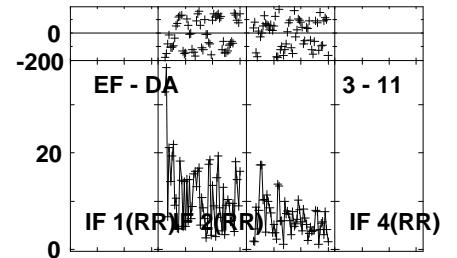
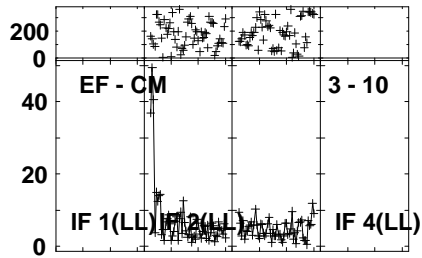
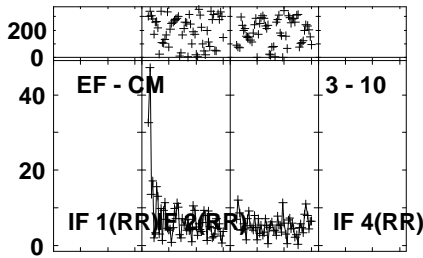
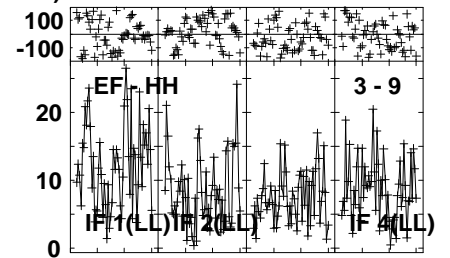
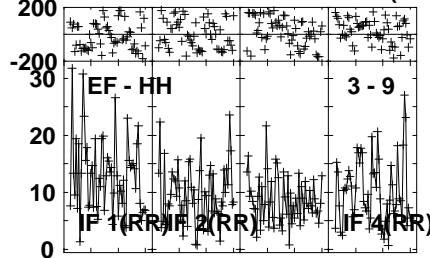
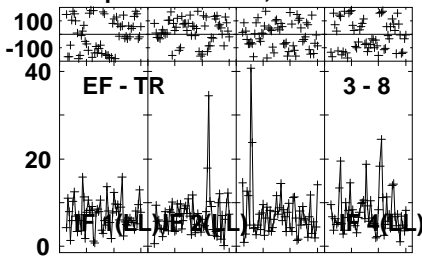


Lower frame: Milli Ampl Jy Top frame: Phas deg
Vector averaged cross-power spectrum Several baselines displayed
Timerange: 00/08:58:31 to 00/09:01:59

Plot file version 68 created 04-JUL-2023 13:23:55

J0100+2802 EL062A.UVDATA.1

Freq = 1.5950 GHz, Bw = 32.000 MH Calibrated with CL # 4 and BP # 1 (BP mode 1)

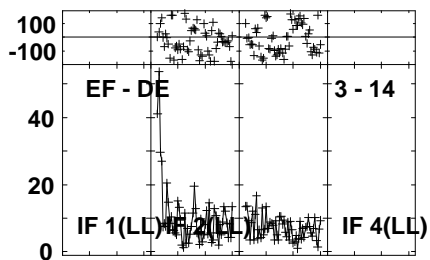
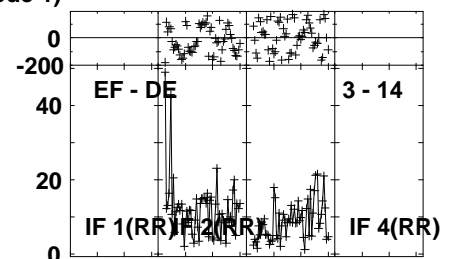
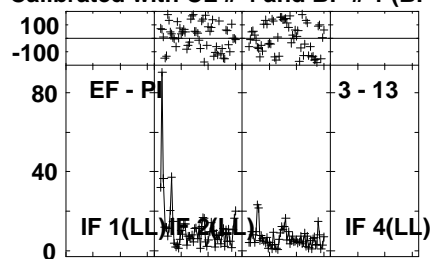
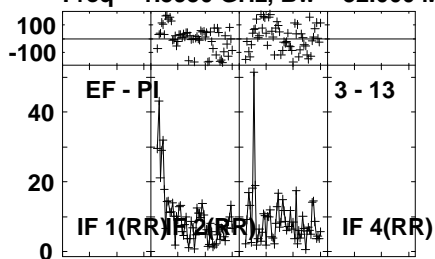


Lower frame: Milli Ampl Jy Top frame: Phas deg
Vector averaged cross-power spectrum Several baselines displayed
Timerange: 00/08:58:31 to 00/09:01:59

Plot file version 69 created 04-JUL-2023 13:23:55

J0100+2802 EL062A.UVDATA.1

Freq = 1.5950 GHz, Bw = 32.000 MH Calibrated with CL # 4 and BP # 1 (BP mode 1)



Lower frame: Milli Ampl Jy Top frame: Phas deg

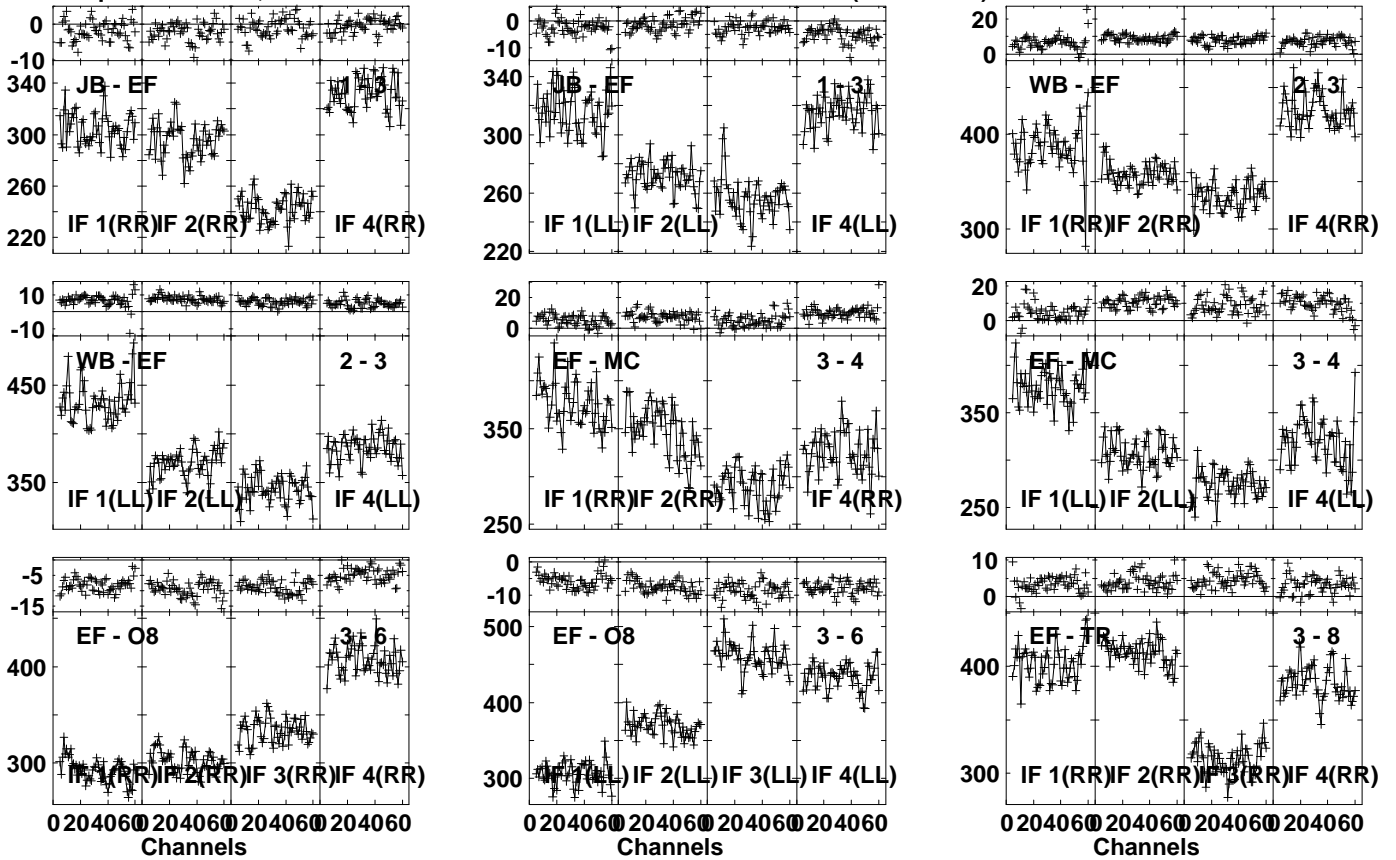
Vector averaged cross-power spectrum Several baselines displayed

Timerange: 00/08:58:31 to 00/09:01:59

Plot file version 70 created 04-JUL-2023 13:23:55

J0057+3021 EL062A.UVDATA.1

Freq = 1.5950 GHz, Bw = 32.000 MH Calibrated with CL # 4 and BP # 1 (BP mode 1)

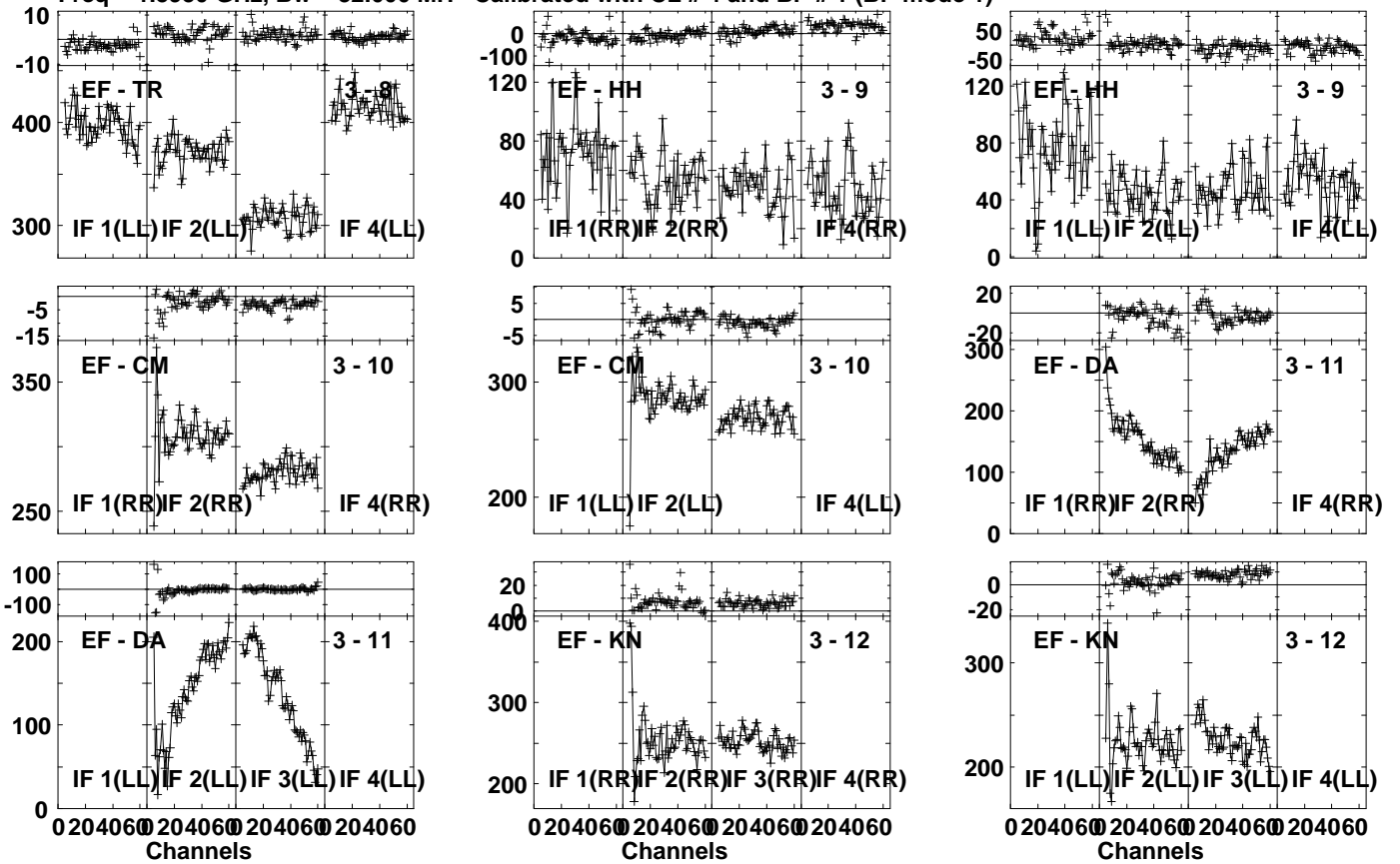


Lower frame: Milli Ampl Jy Top frame: Phas deg
 Vector averaged cross-power spectrum Several baselines displayed
 Timerange: 00/09:02:01 to 00/09:03:29

Plot file version 71 created 04-JUL-2023 13:23:56

J0057+3021 EL062A.UVDATA.1

Freq = 1.5950 GHz, Bw = 32.000 MH Calibrated with CL # 4 and BP # 1 (BP mode 1)

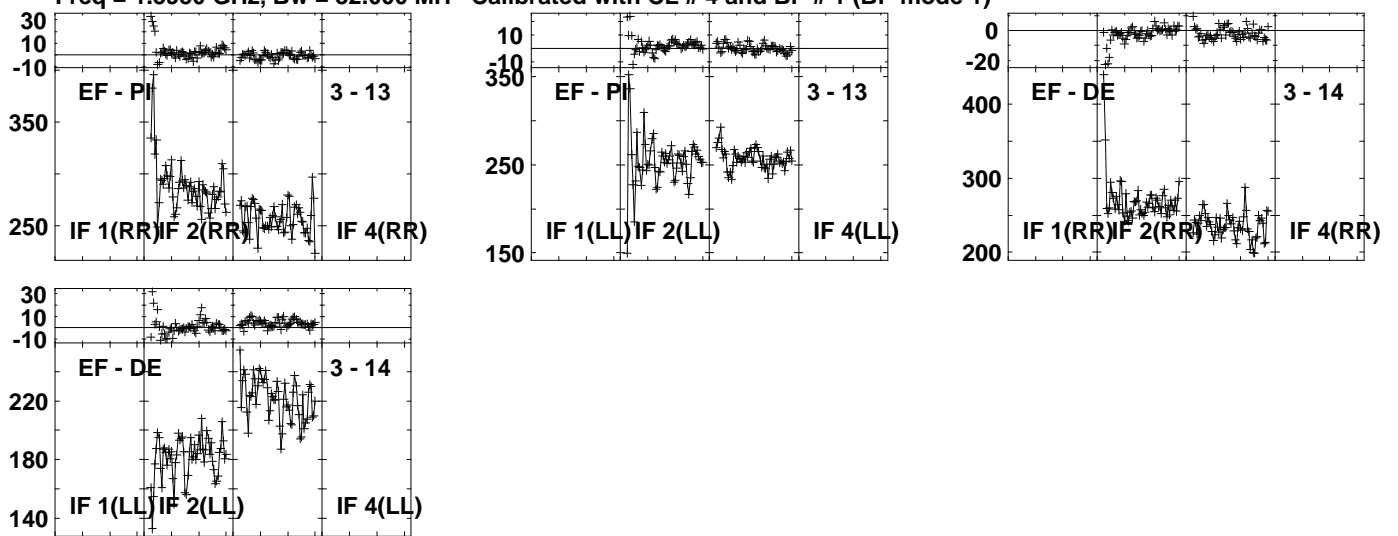


Lower frame: Milli Ampl Jy Top frame: Phas deg
 Vector averaged cross-power spectrum Several baselines displayed
 Timerange: 00/09:02:01 to 00/09:03:29

Plot file version 72 created 04-JUL-2023 13:23:56

J0057+3021 EL062A.UVDATA.1

Freq = 1.5950 GHz, Bw = 32.000 MH Calibrated with CL # 4 and BP # 1 (BP mode 1)

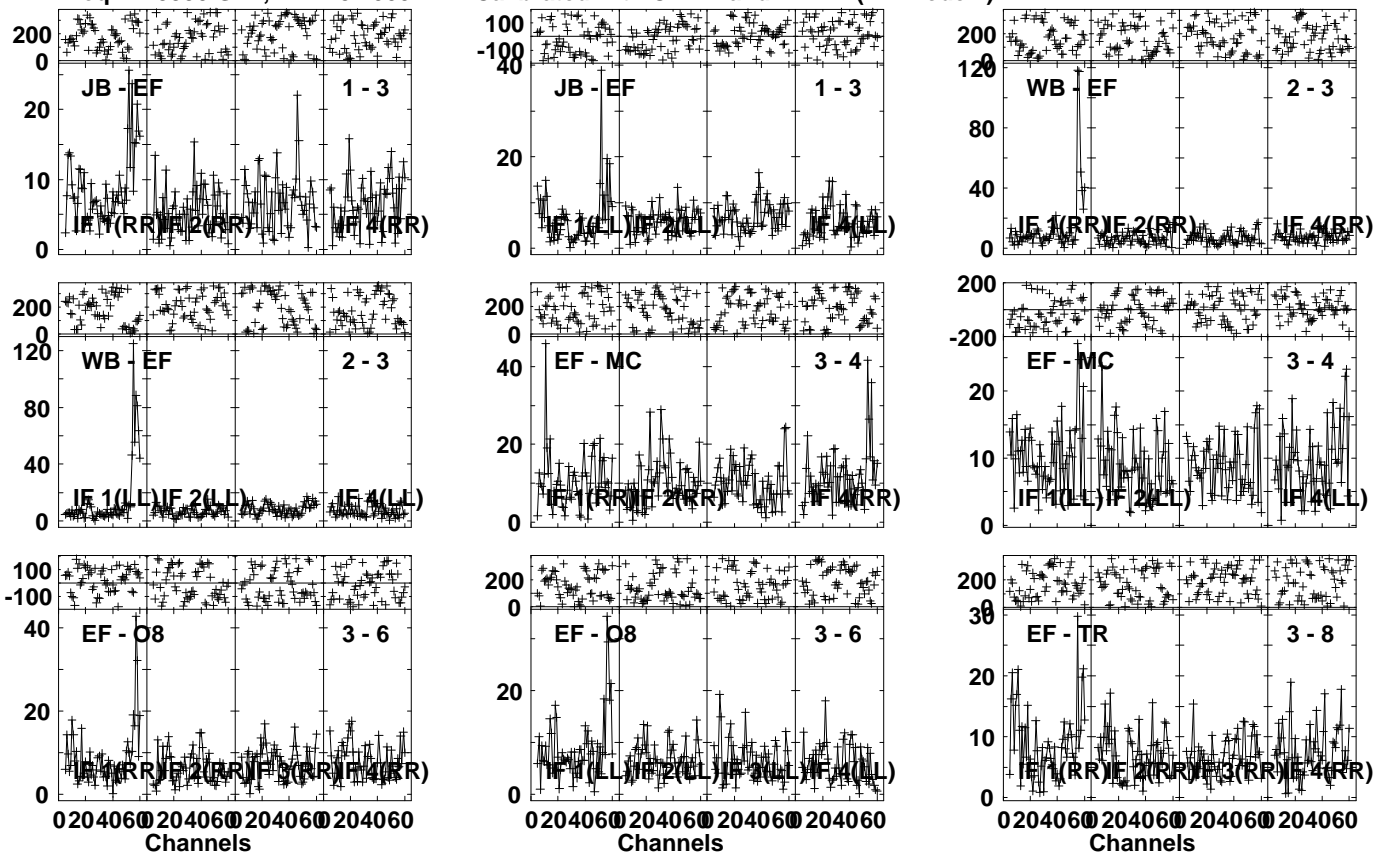


Lower frame: Milli Ampl Jy Top frame: Phas deg
Vector averaged cross-power spectrum Several baselines displayed
Timerange: 00/09:02:01 to 00/09:03:29

Plot file version 73 created 04-JUL-2023 13:23:56

J0100+2802 EL062A.UVDATA.1

Freq = 1.5950 GHz, Bw = 32.000 MH Calibrated with CL # 4 and BP # 1 (BP mode 1)

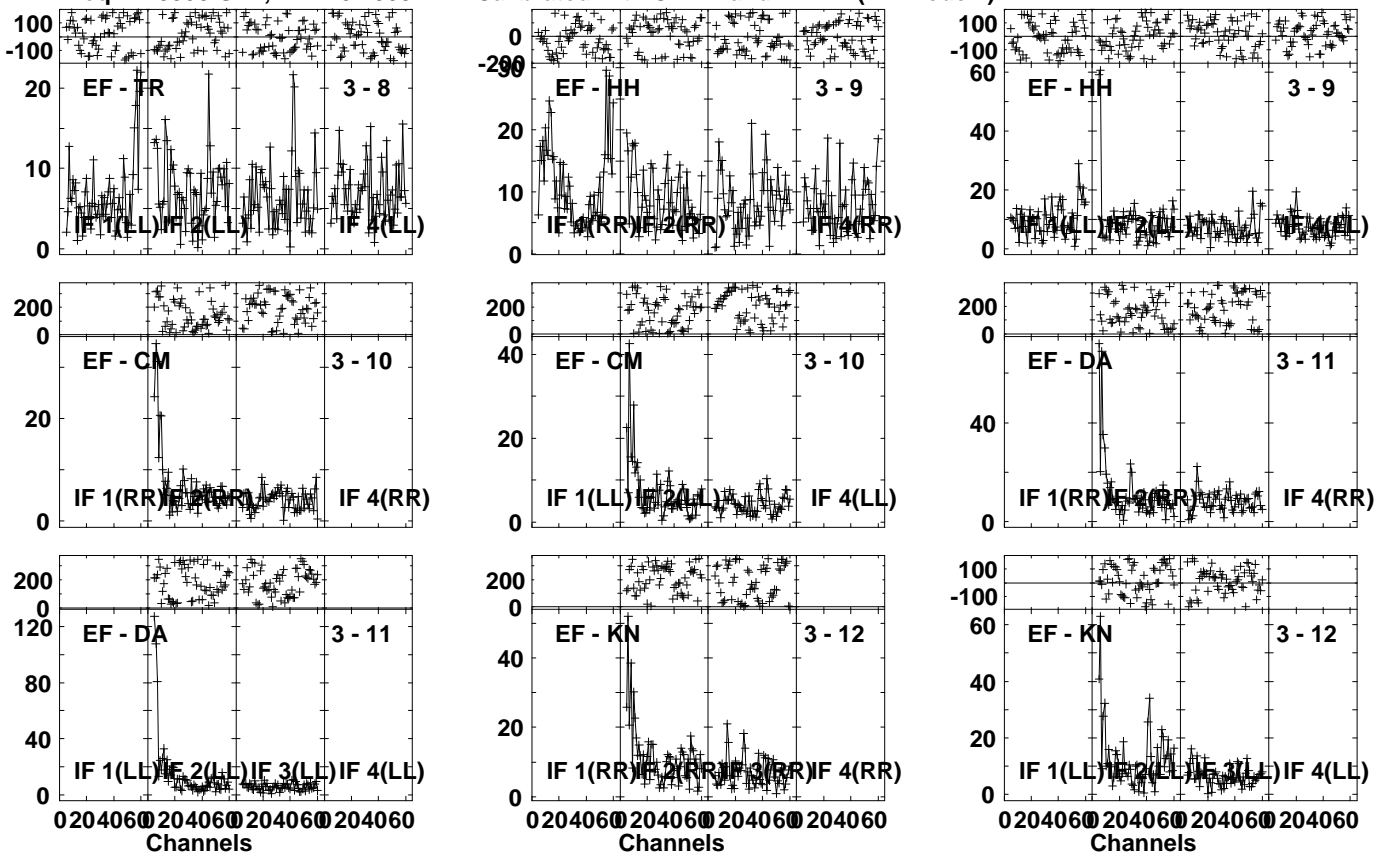


Lower frame: Milli Ampl Jy Top frame: Phas deg
Vector averaged cross-power spectrum Several baselines displayed
Timerange: 00/09:03:31 to 00/09:06:59

Plot file version 74 created 04-JUL-2023 13:23:56

J0100+2802 EL062A.UVDATA.1

Freq = 1.5950 GHz, Bw = 32.000 MH Calibrated with CL # 4 and BP # 1 (BP mode 1)



Lower frame: Milli Ampl Jy Top frame: Phas deg

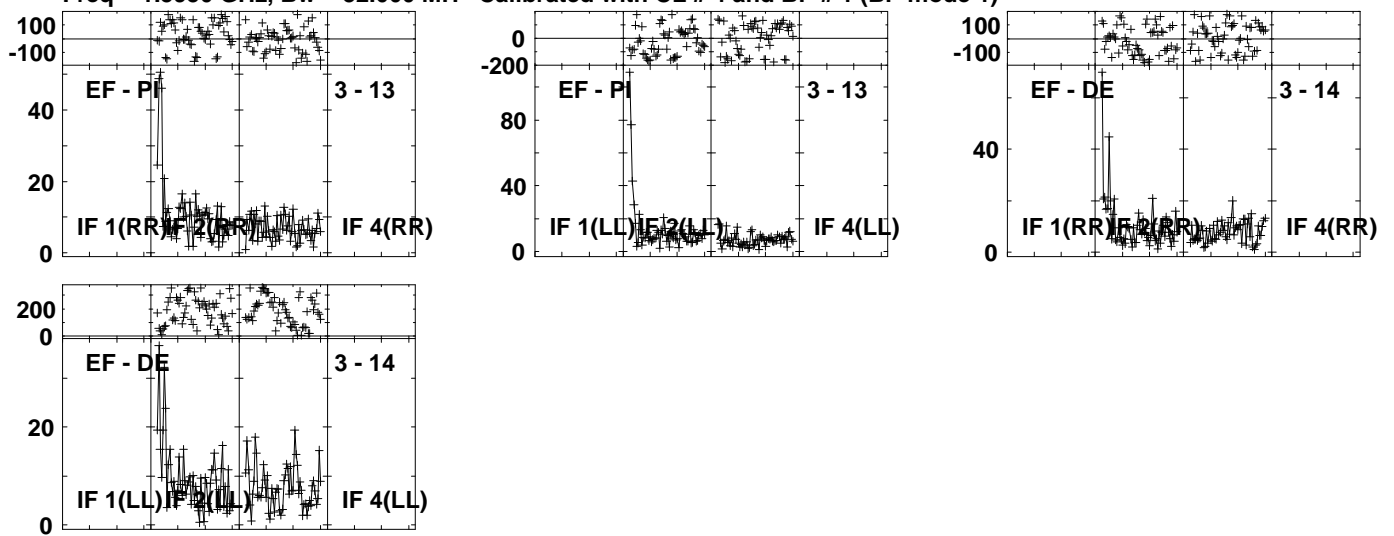
Vector averaged cross-power spectrum Several baselines displayed

Timerange: 00/09:03:31 to 00/09:06:59

Plot file version 75 created 04-JUL-2023 13:23:56

J0100+2802 EL062A.UVDATA.1

Freq = 1.5950 GHz, Bw = 32.000 MH Calibrated with CL # 4 and BP # 1 (BP mode 1)



Lower frame: Milli Ampl Jy Top frame: Phas deg

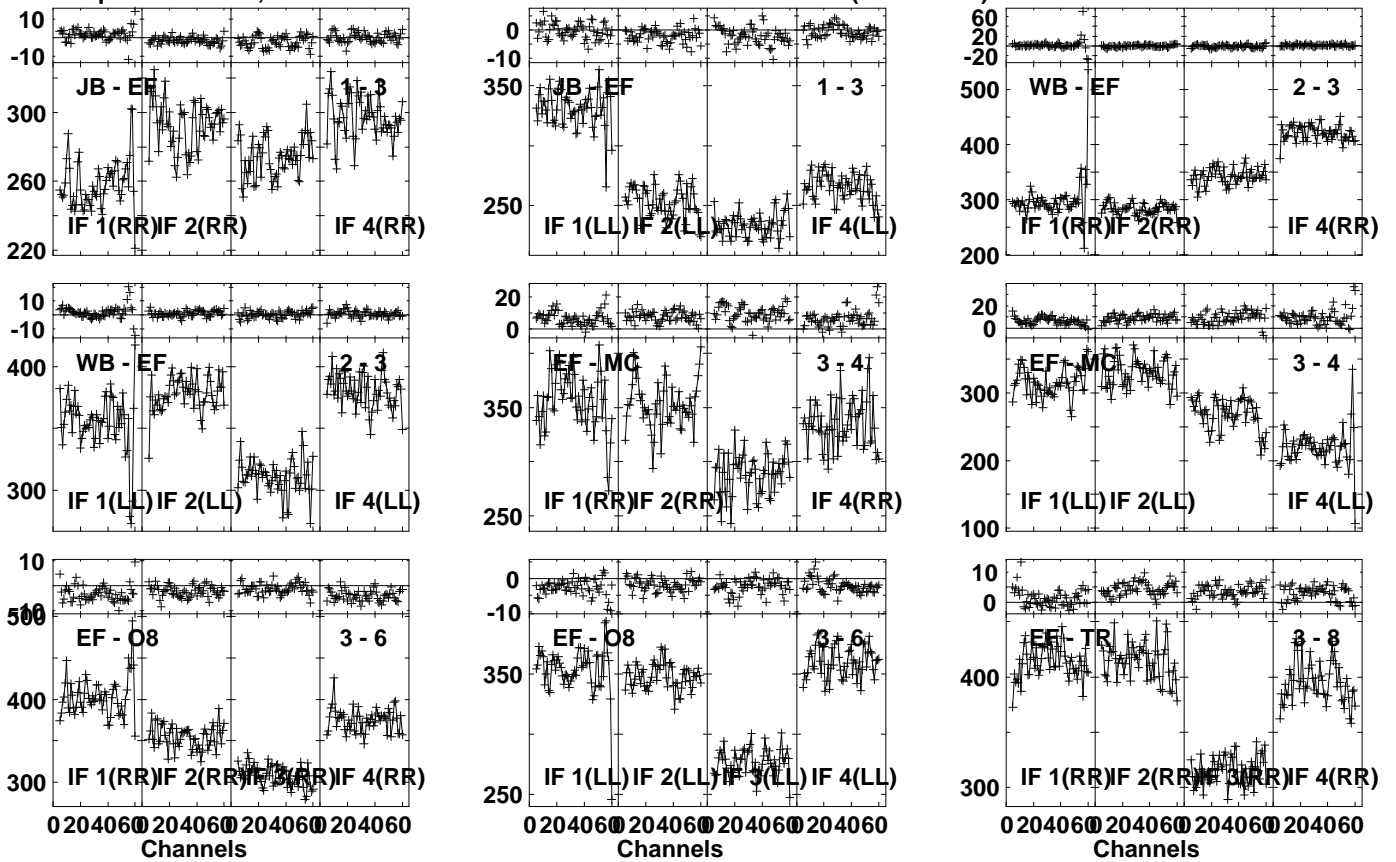
Vector averaged cross-power spectrum Several baselines displayed

Timerange: 00/09:03:31 to 00/09:06:59

Plot file version 76 created 04-JUL-2023 13:23:56

J0057+3021 EL062A.UVDATA.1

Freq = 1.5950 GHz, Bw = 32.000 MH Calibrated with CL # 4 and BP # 1 (BP mode 1)

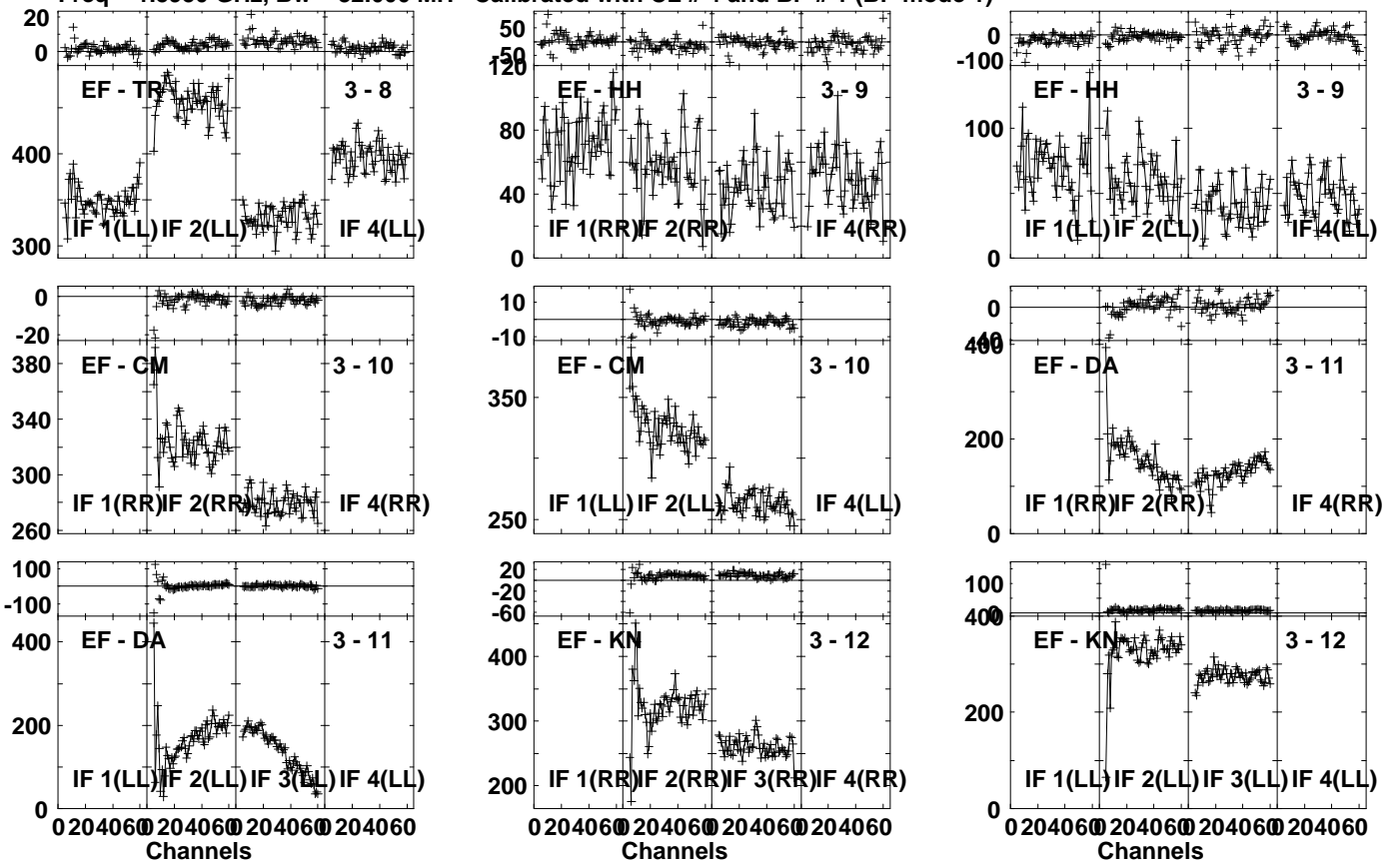


Lower frame: Milli Ampl Jy Top frame: Phas deg
 Vector averaged cross-power spectrum Several baselines displayed
 Timerange: 00/09:07:31 to 00/09:08:29

Plot file version 77 created 04-JUL-2023 13:23:56

J0057+3021 EL062A.UVDATA.1

Freq = 1.5950 GHz, Bw = 32.000 MH Calibrated with CL # 4 and BP # 1 (BP mode 1)

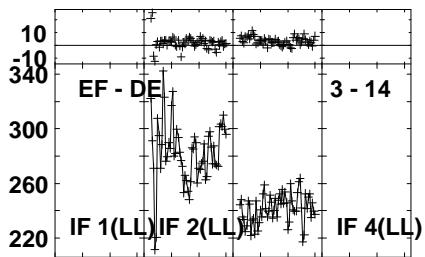
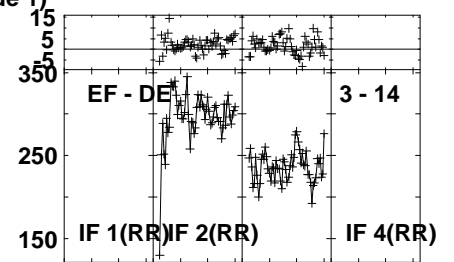
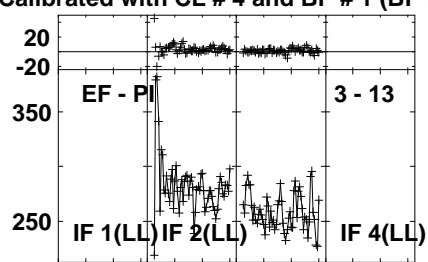
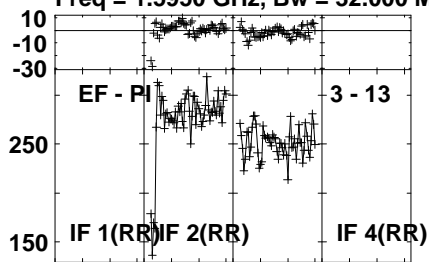


Lower frame: Milli Ampl Jy Top frame: Phas deg
Vector averaged cross-power spectrum Several baselines displayed
Timerange: 00/09:07:31 to 00/09:08:29

Plot file version 78 created 04-JUL-2023 13:23:56

J0057+3021 EL062A.UVDATA.1

Freq = 1.5950 GHz, Bw = 32.000 MH Calibrated with CL # 4 and BP # 1 (BP mode 1)

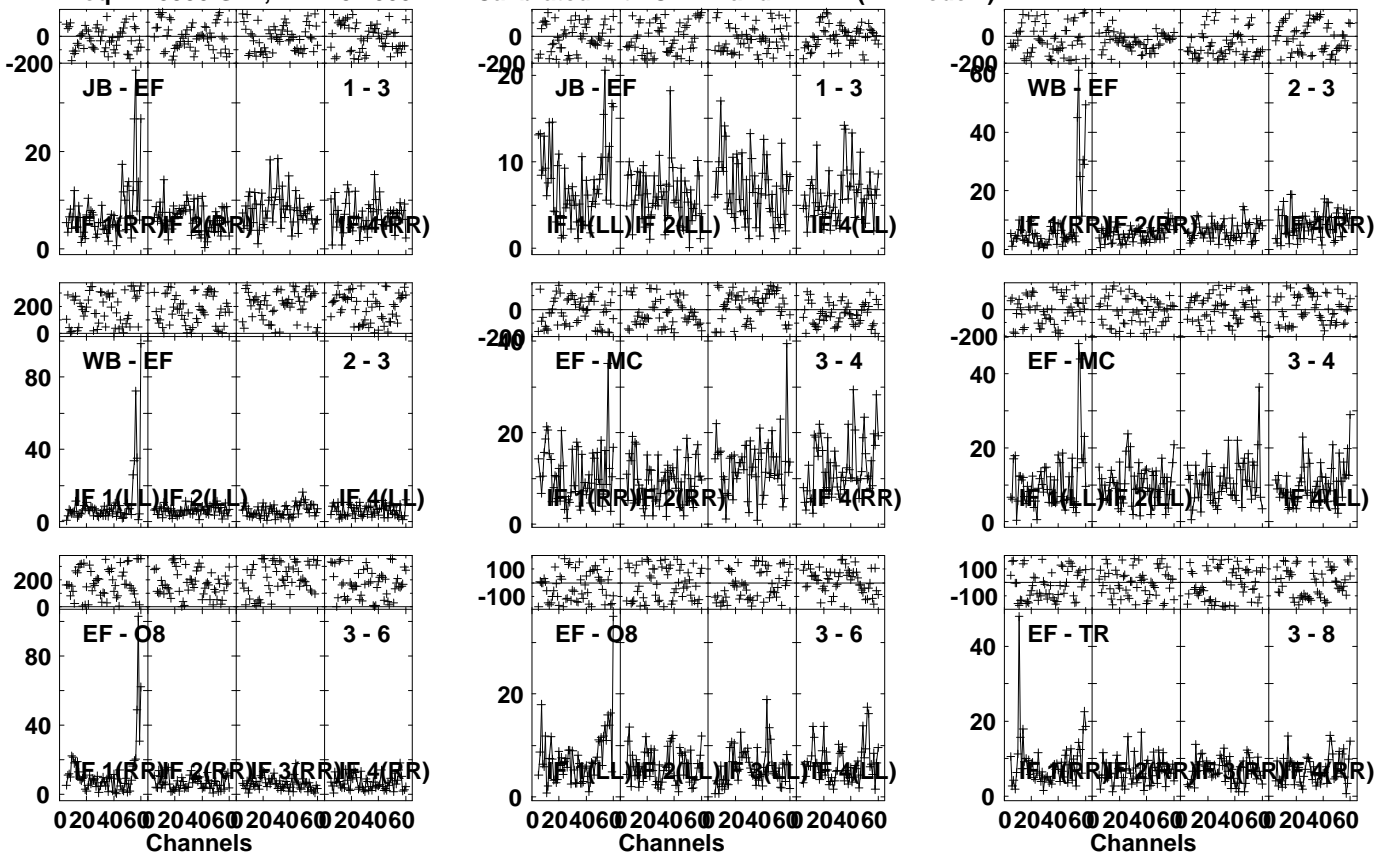


Lower frame: Milli Ampl Jy Top frame: Phas deg
Vector averaged cross-power spectrum Several baselines displayed
Timerange: 00/09:07:31 to 00/09:08:29

Plot file version 79 created 04-JUL-2023 13:23:56

J0100+2802 EL062A.UVDATA.1

Freq = 1.5950 GHz, Bw = 32.000 MH Calibrated with CL # 4 and BP # 1 (BP mode 1)



Lower frame: Milli Ampl Jy Top frame: Phas deg

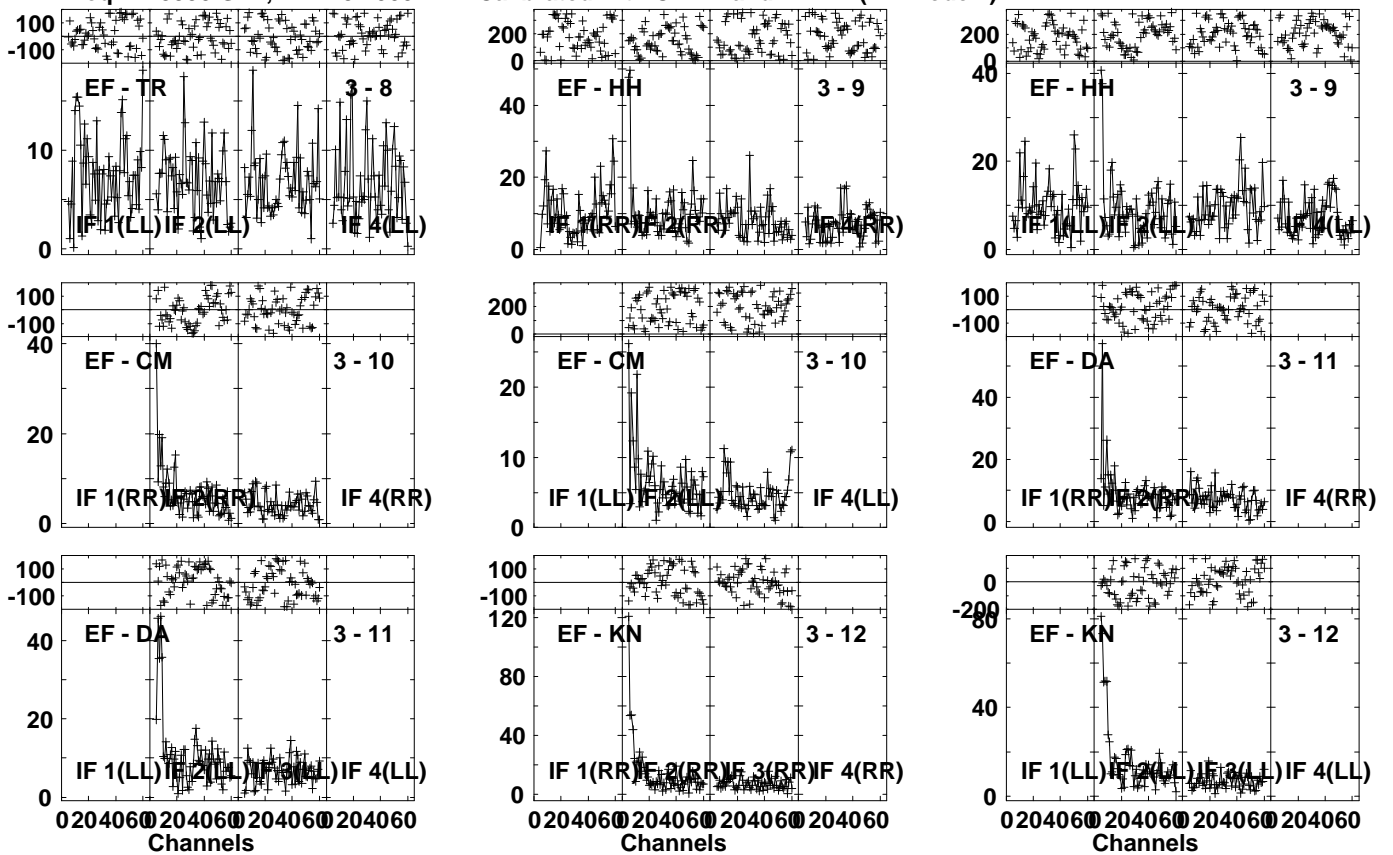
Vector averaged cross-power spectrum Several baselines displayed

Timerange: 00/09:08:31 to 00/09:11:59

Plot file version 80 created 04-JUL-2023 13:23:57

J0100+2802 EL062A.UVDATA.1

Freq = 1.5950 GHz, Bw = 32.000 MH Calibrated with CL # 4 and BP # 1 (BP mode 1)



Lower frame: Milli Ampl Jy Top frame: Phas deg

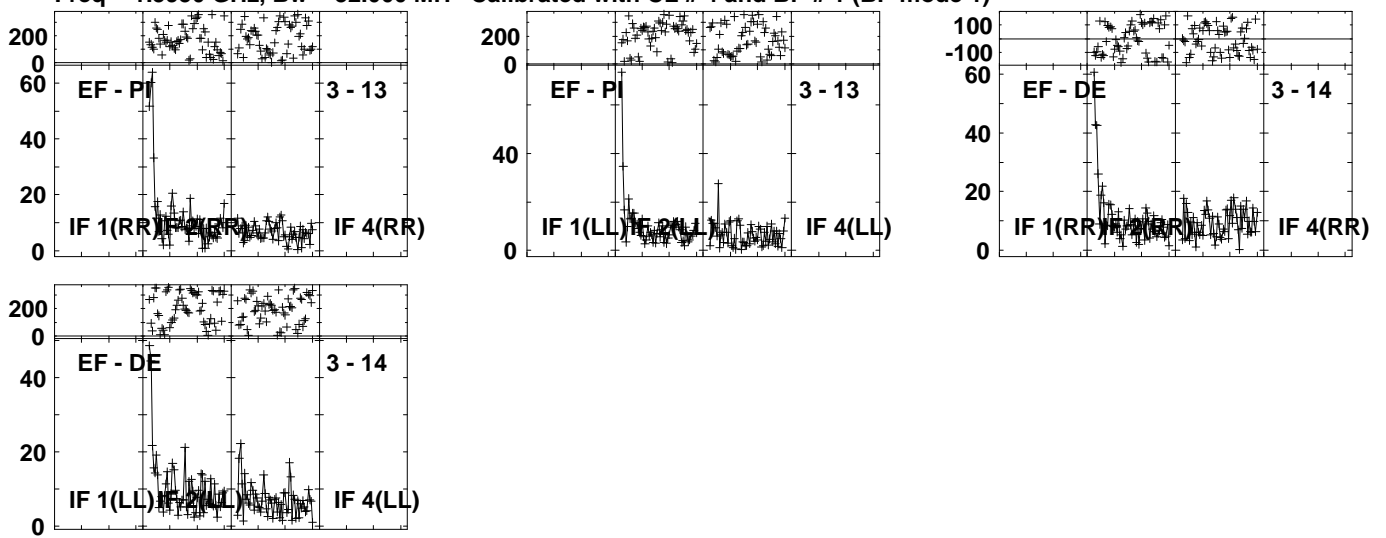
Vector averaged cross-power spectrum Several baselines displayed

Timerange: 00/09:08:31 to 00/09:11:59

Plot file version 81 created 04-JUL-2023 13:23:57

J0100+2802 EL062A.UVDATA.1

Freq = 1.5950 GHz, Bw = 32.000 MH Calibrated with CL # 4 and BP # 1 (BP mode 1)



Lower frame: Milli Ampl Jy Top frame: Phas deg

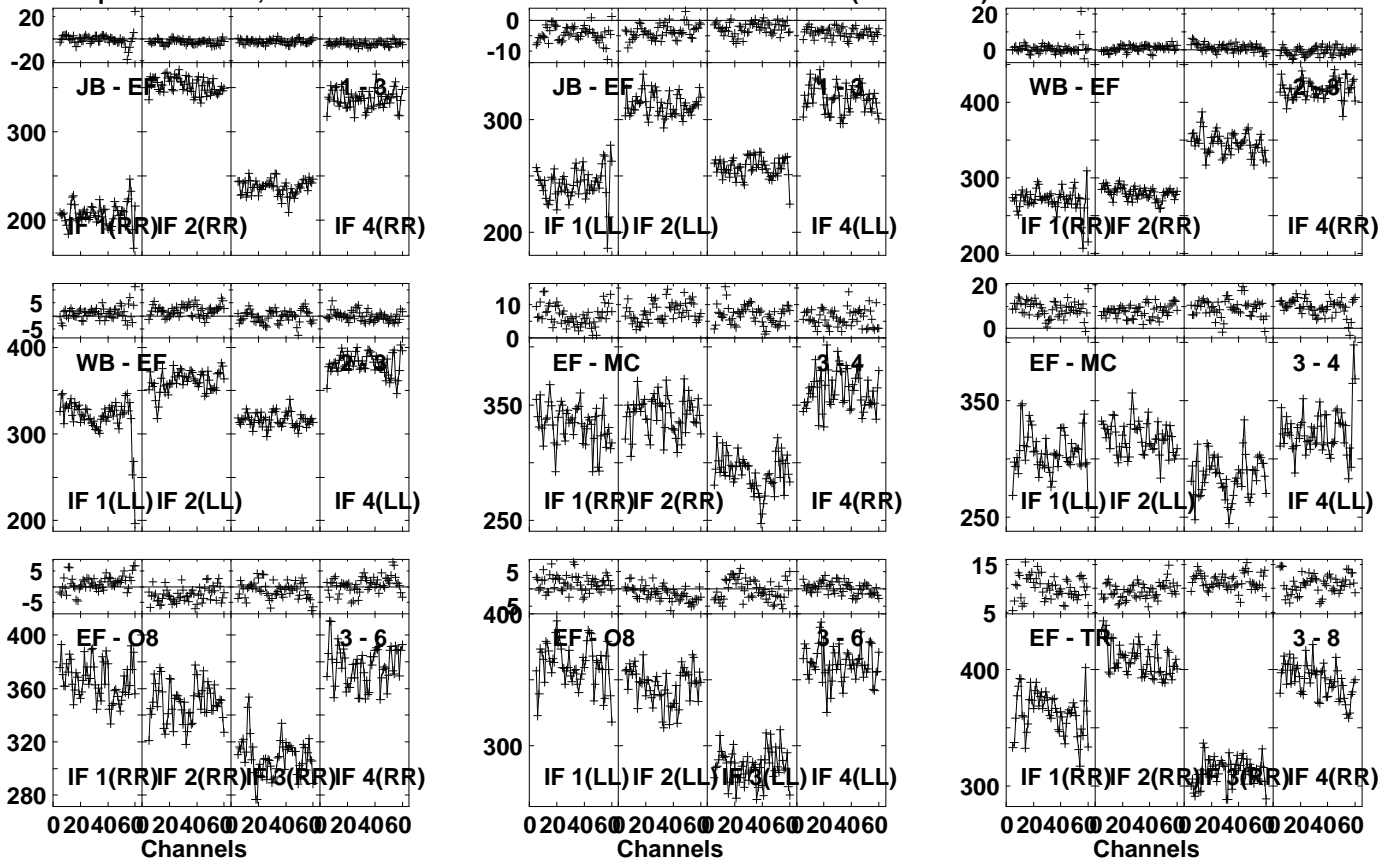
Vector averaged cross-power spectrum Several baselines displayed

Timerange: 00/09:08:31 to 00/09:11:59

Plot file version 82 created 04-JUL-2023 13:23:57

J0057+3021 EL062A.UVDATA.1

Freq = 1.5950 GHz, Bw = 32.000 MH Calibrated with CL # 4 and BP # 1 (BP mode 1)

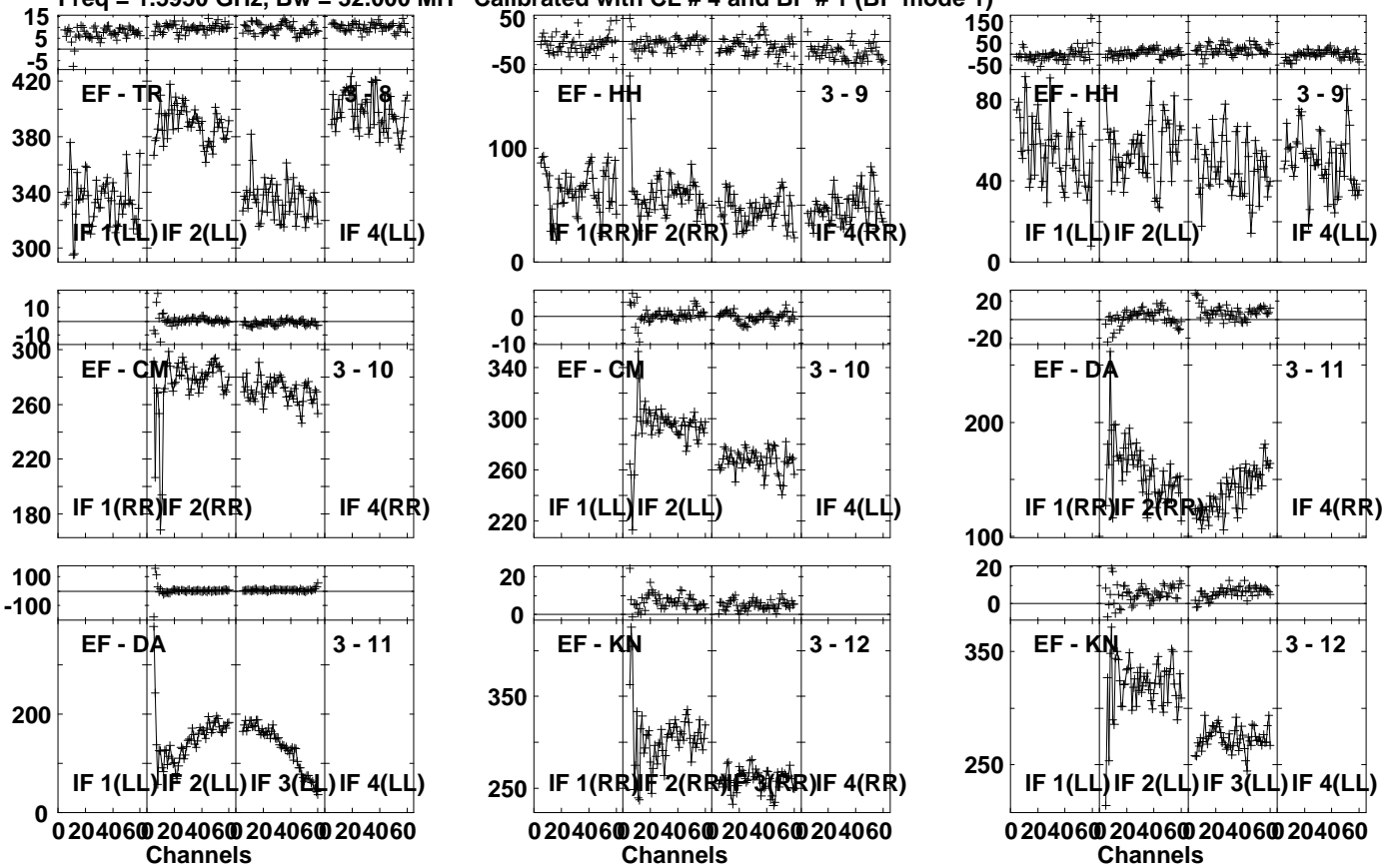


Lower frame: Milli Ampl Jy Top frame: Phas deg
 Vector averaged cross-power spectrum Several baselines displayed
 Timerange: 00/09:12:01 to 00/09:13:29

Plot file version 83 created 04-JUL-2023 13:23:57

J0057+3021 EL062A.UVDATA.1

Freq = 1.5950 GHz, Bw = 32.000 MH Calibrated with CL # 4 and BP # 1 (BP mode 1)

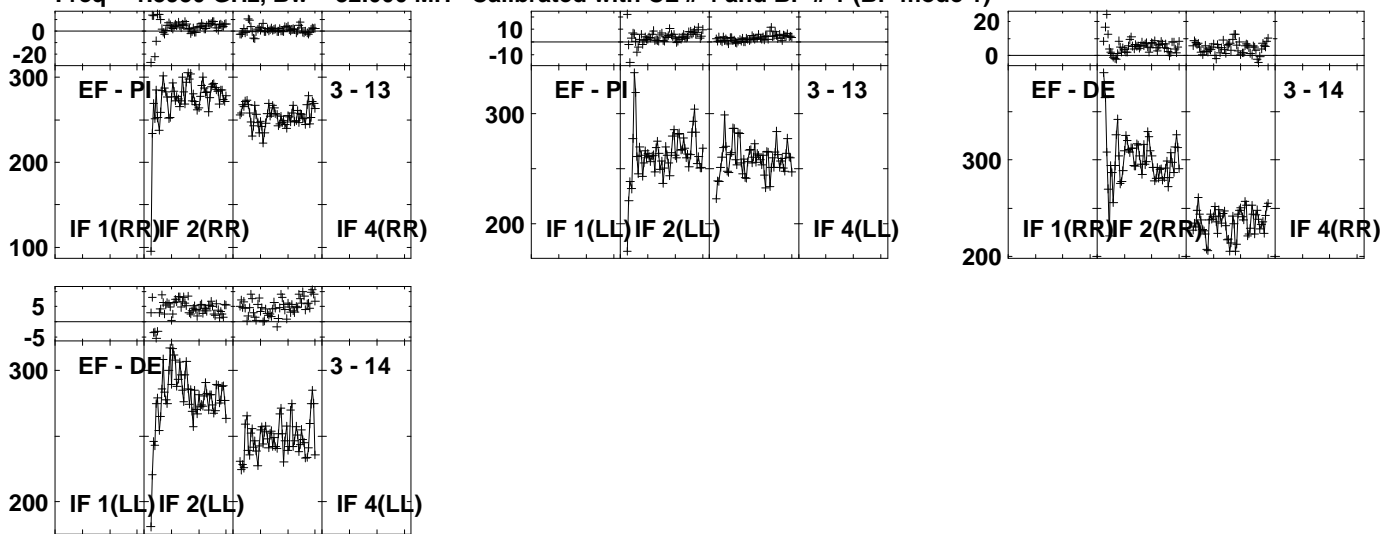


Lower frame: Milli Ampl Jy Top frame: Phas deg
 Vector averaged cross-power spectrum Several baselines displayed
 Timerange: 00/09:12:01 to 00/09:13:29

Plot file version 84 created 04-JUL-2023 13:23:57

J0057+3021 EL062A.UVDATA.1

Freq = 1.5950 GHz, Bw = 32.000 MH Calibrated with CL # 4 and BP # 1 (BP mode 1)

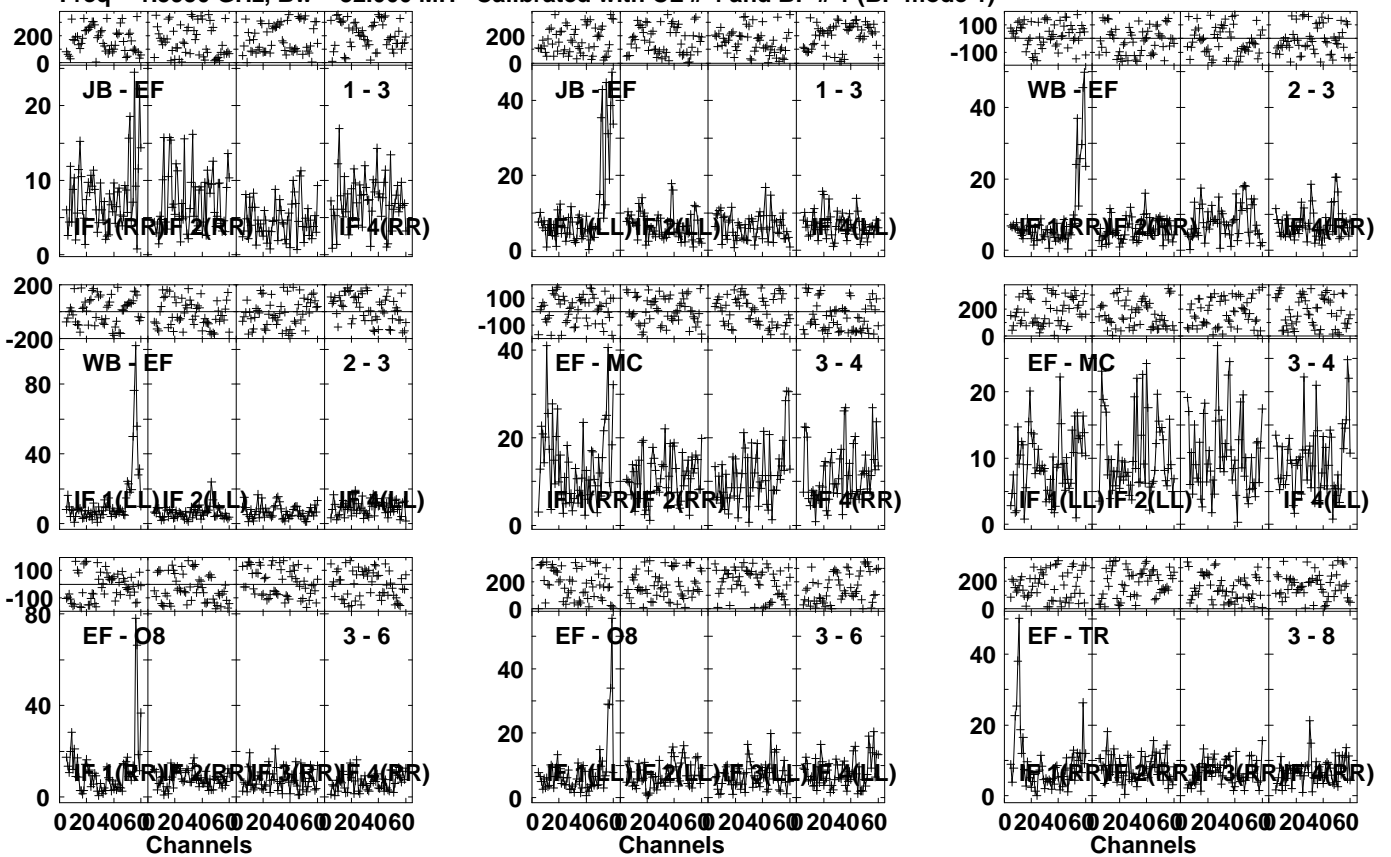


Lower frame: Milli Ampl Jy Top frame: Phas deg
Vector averaged cross-power spectrum Several baselines displayed
Timerange: 00/09:12:01 to 00/09:13:29

Plot file version 85 created 04-JUL-2023 13:23:57

J0100+2802 EL062A.UVDATA.1

Freq = 1.5950 GHz, Bw = 32.000 MH Calibrated with CL # 4 and BP # 1 (BP mode 1)

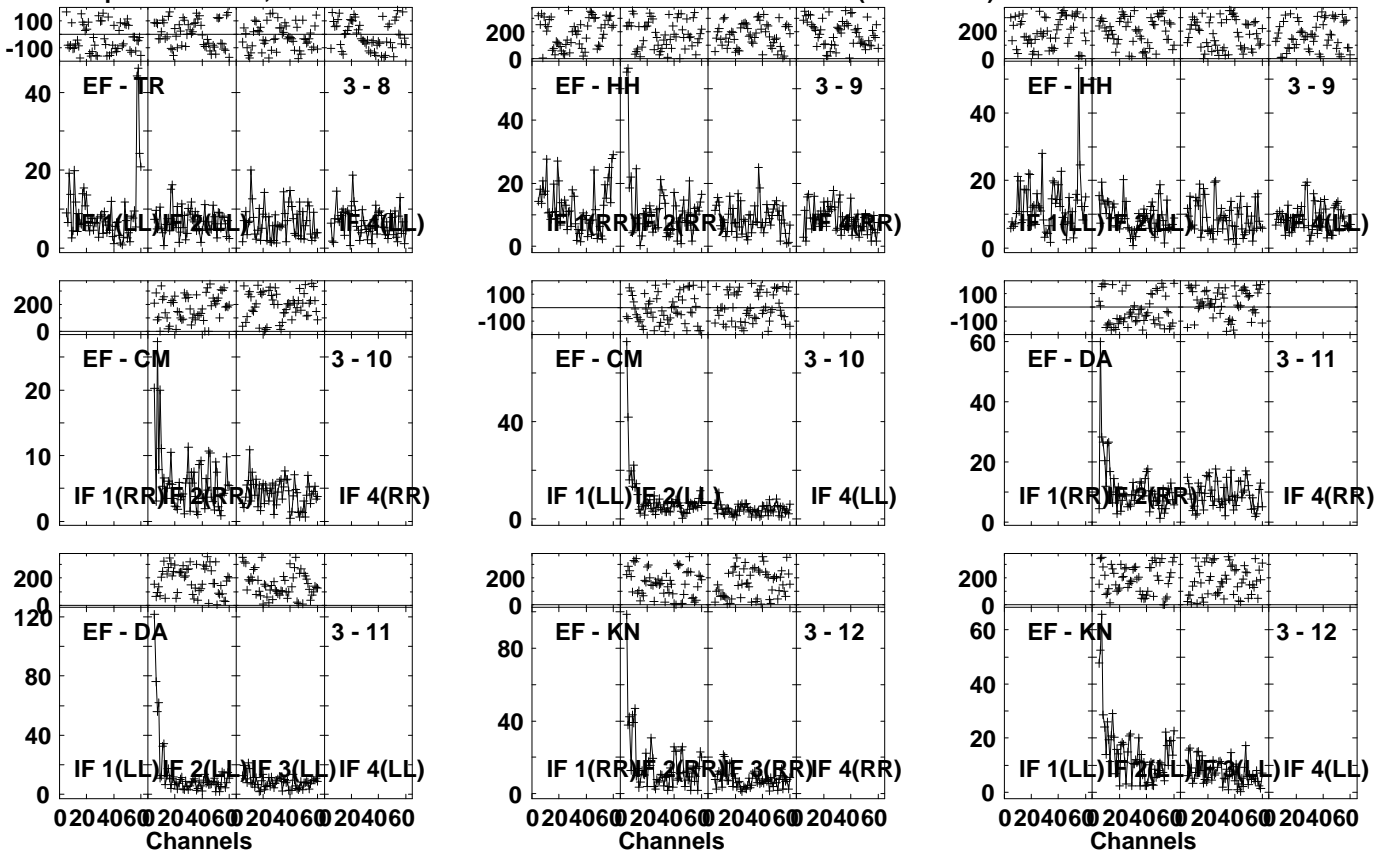


Lower frame: Milli Ampl Jy Top frame: Phas deg
Vector averaged cross-power spectrum Several baselines displayed
Timerange: 00/09:13:31 to 00/09:16:59

Plot file version 86 created 04-JUL-2023 13:23:57

J0100+2802 EL062A.UVDATA.1

Freq = 1.5950 GHz, Bw = 32.000 MH Calibrated with CL # 4 and BP # 1 (BP mode 1)

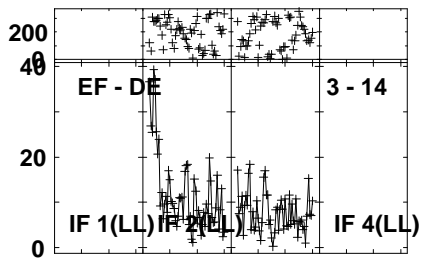
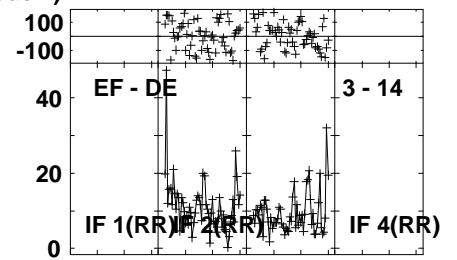
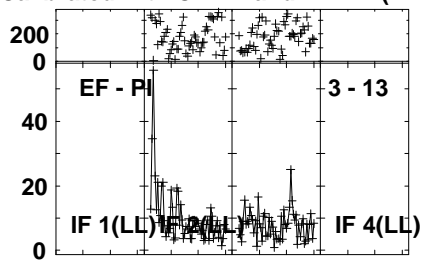
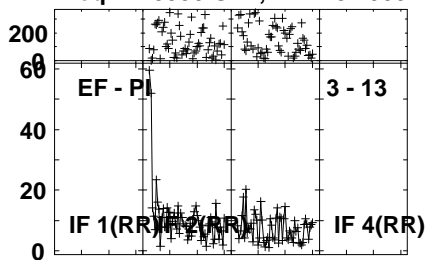


Lower frame: Milli Ampl Jy Top frame: Phas deg
Vector averaged cross-power spectrum Several baselines displayed
Timerange: 00/09:13:31 to 00/09:16:59

Plot file version 87 created 04-JUL-2023 13:23:58

J0100+2802 EL062A.UVDATA.1

Freq = 1.5950 GHz, Bw = 32.000 MH Calibrated with CL # 4 and BP # 1 (BP mode 1)

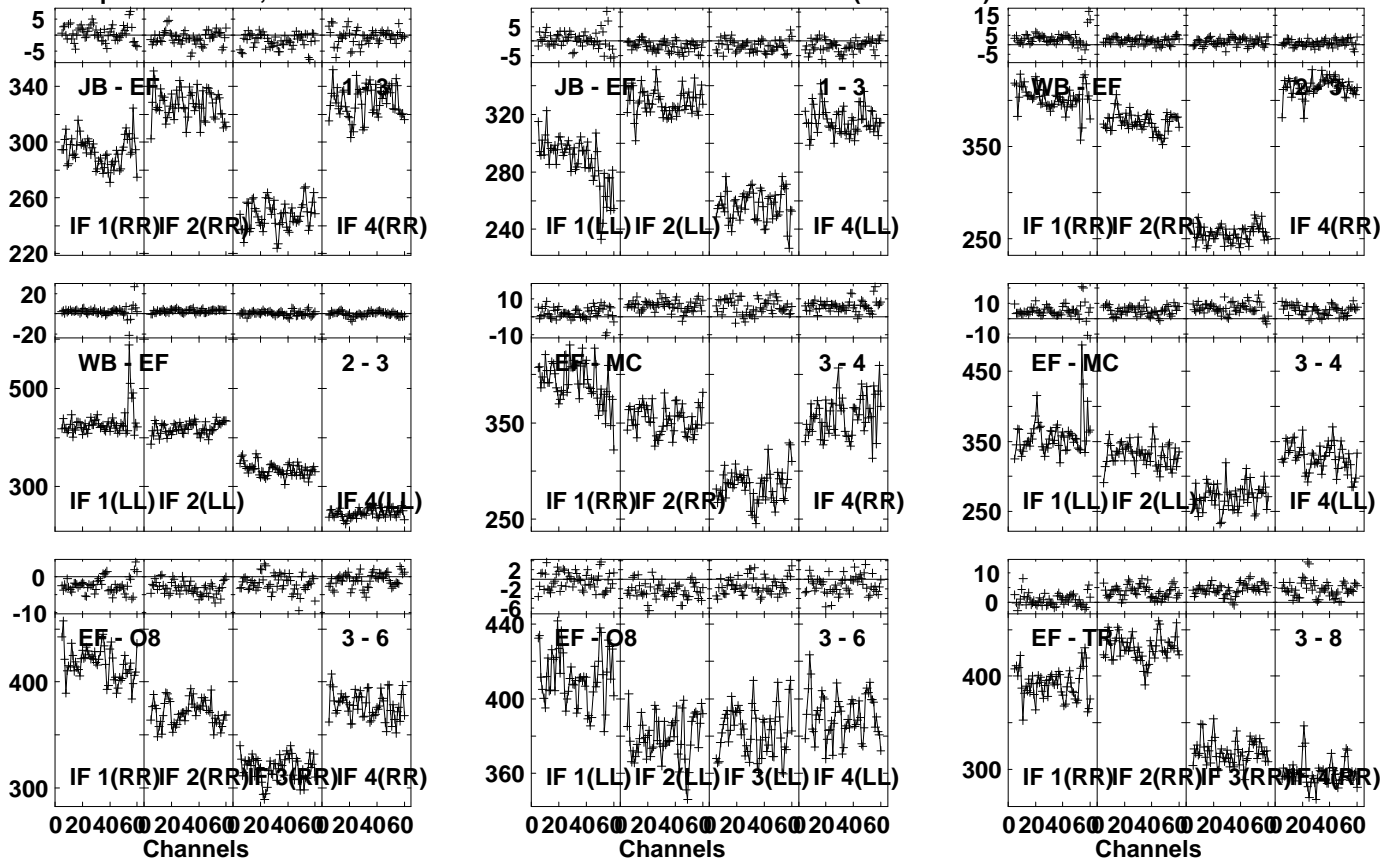


Lower frame: Milli Ampl Jy Top frame: Phas deg
Vector averaged cross-power spectrum Several baselines displayed
Timerange: 00/09:13:31 to 00/09:16:59

Plot file version 88 created 04-JUL-2023 13:23:58

J0057+3021 EL062A.UVDATA.1

Freq = 1.5950 GHz, Bw = 32.000 MH Calibrated with CL # 4 and BP # 1 (BP mode 1)

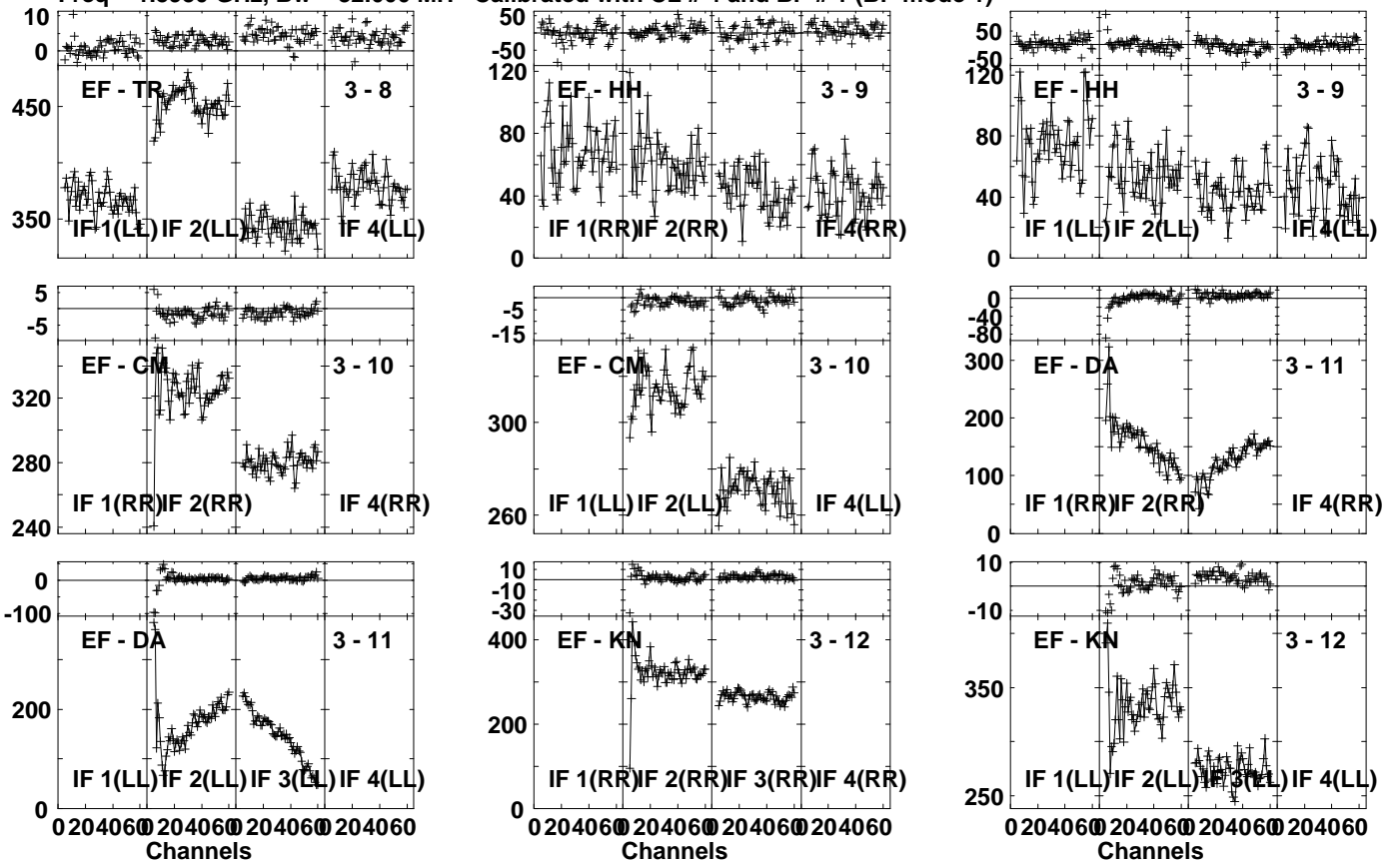


Lower frame: Milli Ampl Jy Top frame: Phas deg
Vector averaged cross-power spectrum Several baselines displayed
Timerange: 00/09:17:31 to 00/09:18:29

Plot file version 89 created 04-JUL-2023 13:23:58

J0057+3021 EL062A.UVDATA.1

Freq = 1.5950 GHz, Bw = 32.000 MH Calibrated with CL # 4 and BP # 1 (BP mode 1)

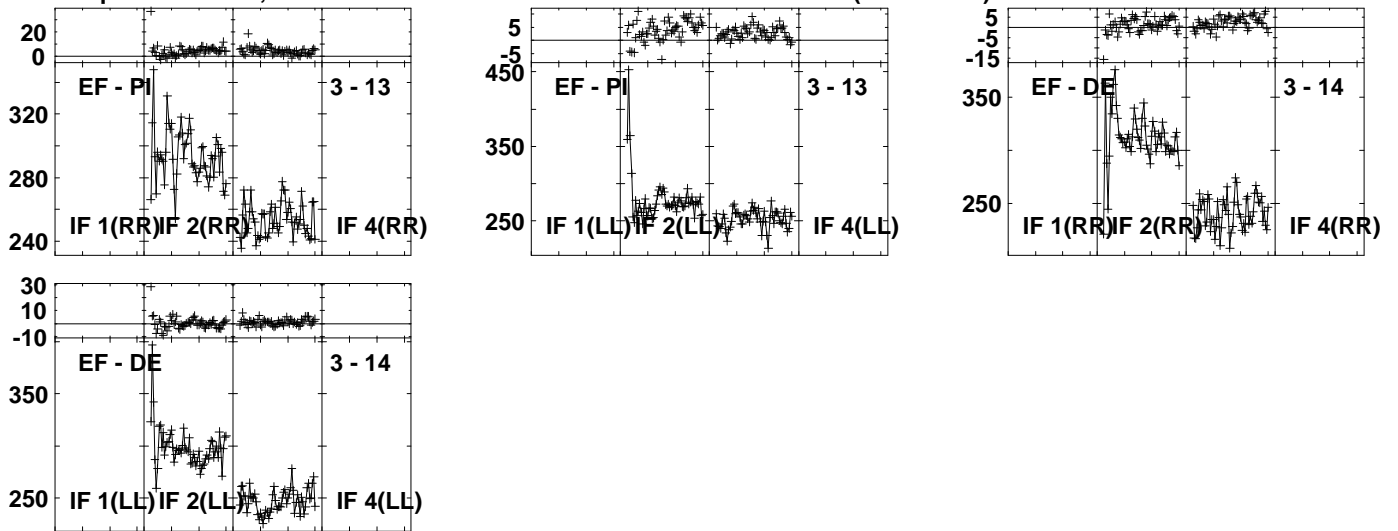


Lower frame: Milli Ampl Jy Top frame: Phas deg
Vector averaged cross-power spectrum Several baselines displayed
Timerange: 00/09:17:31 to 00/09:18:29

Plot file version 90 created 04-JUL-2023 13:23:58

J0057+3021 EL062A.UVDATA.1

Freq = 1.5950 GHz, Bw = 32.000 MH Calibrated with CL # 4 and BP # 1 (BP mode 1)

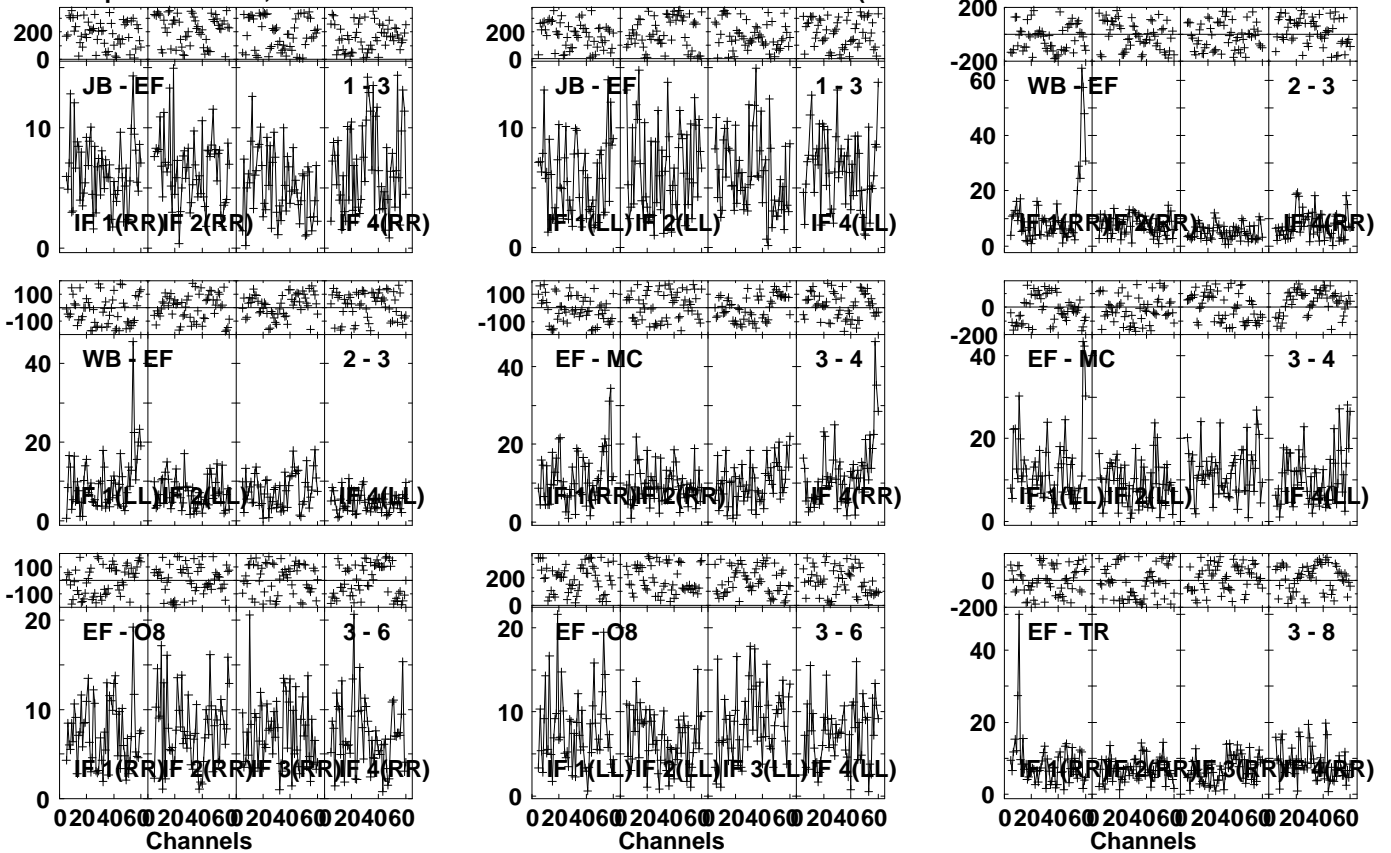


Lower frame: Milli Ampl Jy Top frame: Phas deg
Vector averaged cross-power spectrum Several baselines displayed
Timerange: 00/09:17:31 to 00/09:18:29

Plot file version 91 created 04-JUL-2023 13:23:58

J0100+2802 EL062A.UVDATA.1

Freq = 1.5950 GHz, Bw = 32.000 MH Calibrated with CL # 4 and BP # 1 (BP mode 1)

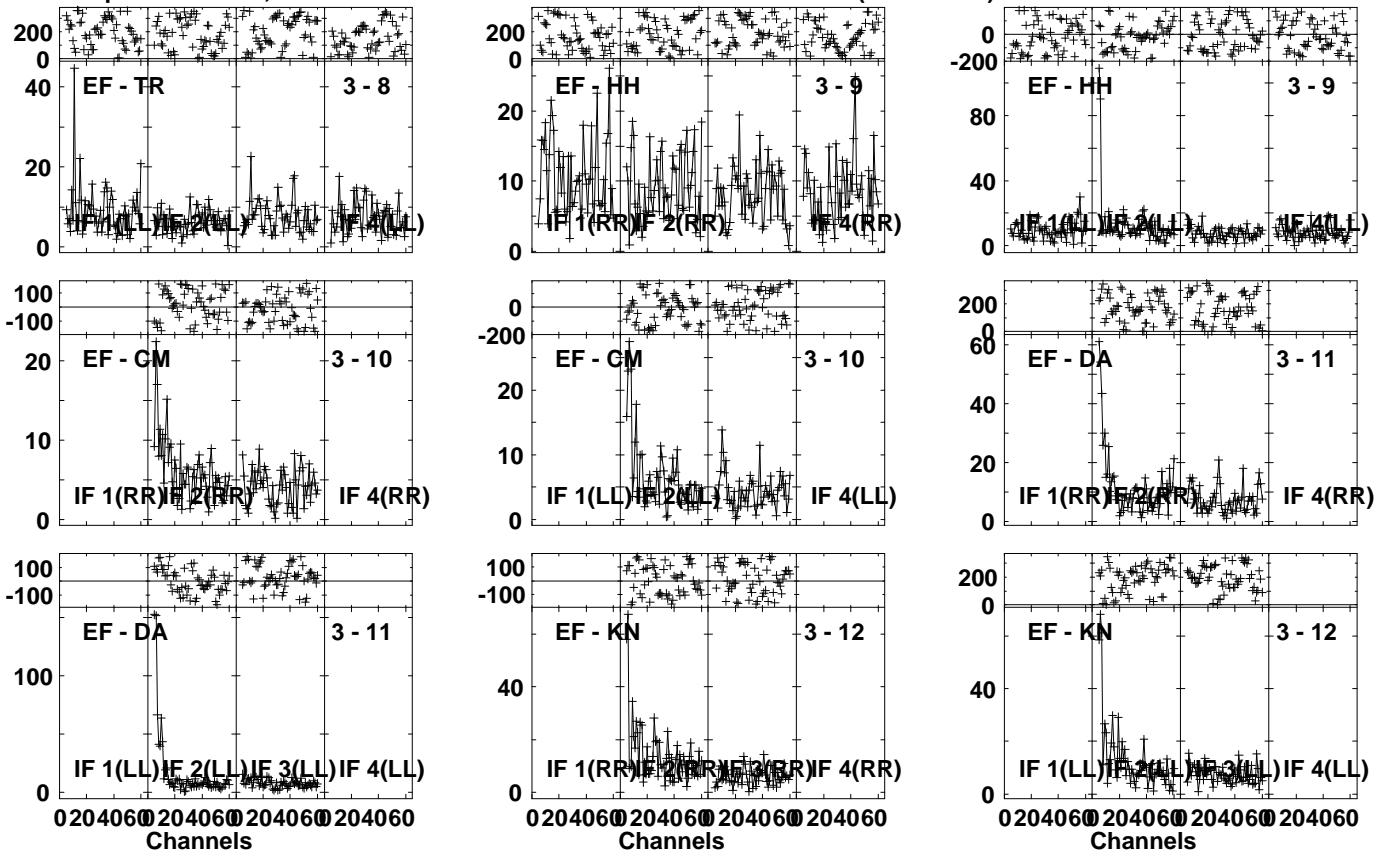


Lower frame: Milli Ampl Jy Top frame: Phas deg
Vector averaged cross-power spectrum Several baselines displayed
Timerange: 00/09:18:31 to 00/09:21:59

Plot file version 92 created 04-JUL-2023 13:23:58

J0100+2802 EL062A.UVDATA.1

Freq = 1.5950 GHz, Bw = 32.000 MH Calibrated with CL # 4 and BP # 1 (BP mode 1)

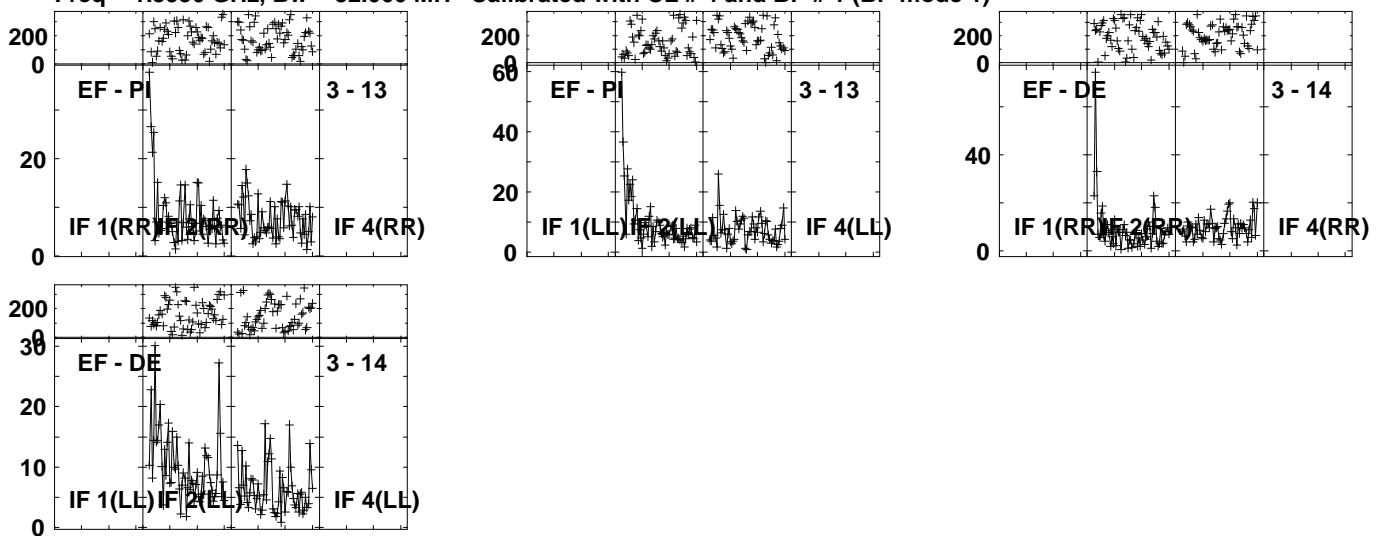


Lower frame: Milli Ampl Jy Top frame: Phas deg
Vector averaged cross-power spectrum Several baselines displayed
Timerange: 00/09:18:31 to 00/09:21:59

Plot file version 93 created 04-JUL-2023 13:23:58

J0100+2802 EL062A.UVDATA.1

Freq = 1.5950 GHz, Bw = 32.000 MH Calibrated with CL # 4 and BP # 1 (BP mode 1)



Lower frame: Milli Ampl Jy Top frame: Phas deg

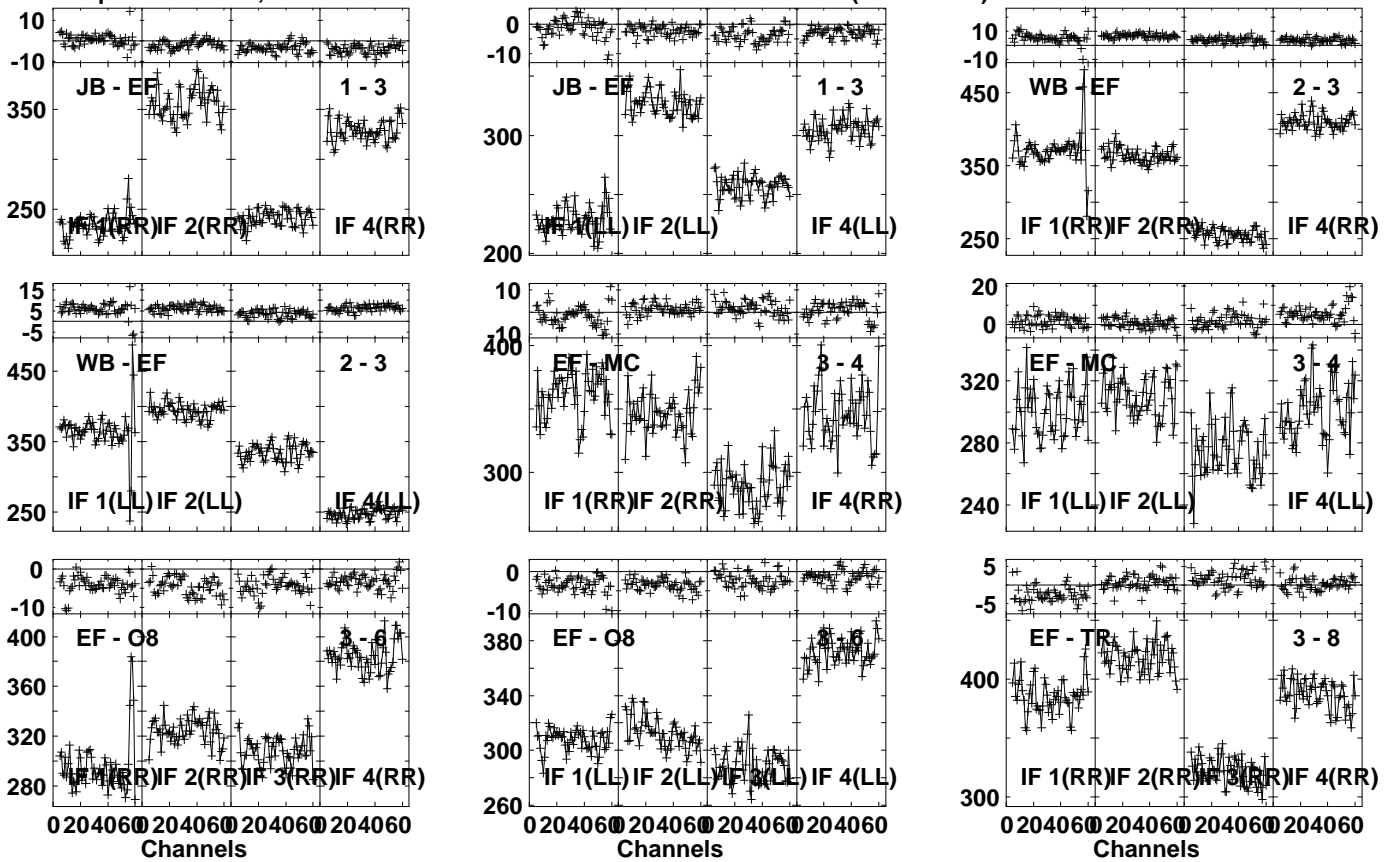
Vector averaged cross-power spectrum Several baselines displayed

Timerange: 00/09:18:31 to 00/09:21:59

Plot file version 94 created 04-JUL-2023 13:23:58

J0057+3021 EL062A.UVDATA.1

Freq = 1.5950 GHz, Bw = 32.000 MH Calibrated with CL # 4 and BP # 1 (BP mode 1)

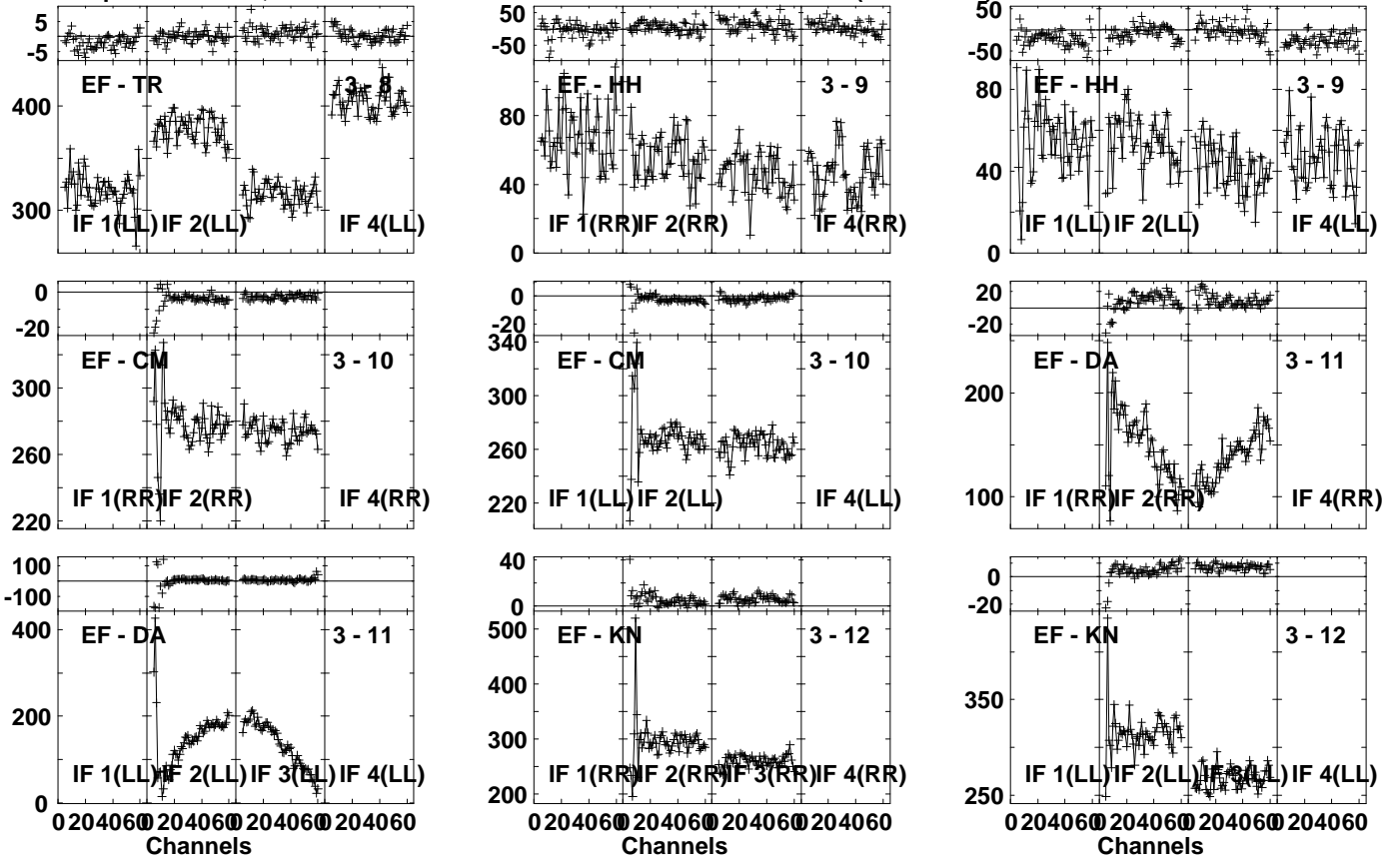


Lower frame: Milli Ampl Jy Top frame: Phas deg
 Vector averaged cross-power spectrum Several baselines displayed
 Timerange: 00/09:22:01 to 00/09:23:29

Plot file version 95 created 04-JUL-2023 13:23:59

J0057+3021 EL062A.UVDATA.1

Freq = 1.5950 GHz, Bw = 32.000 MH Calibrated with CL # 4 and BP # 1 (BP mode 1)

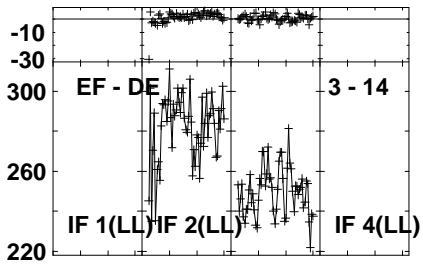
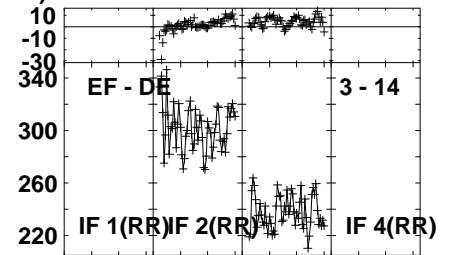
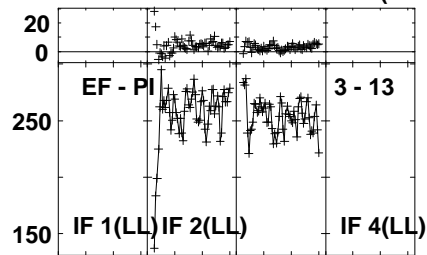
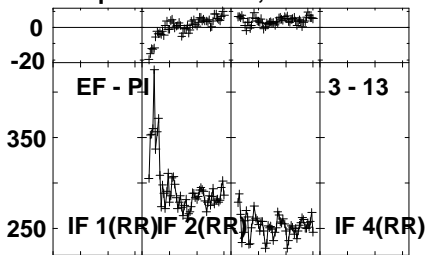


Lower frame: Milli Ampl Jy Top frame: Phas deg
Vector averaged cross-power spectrum Several baselines displayed
Timerange: 00/09:22:01 to 00/09:23:29

Plot file version 96 created 04-JUL-2023 13:23:59

J0057+3021 EL062A.UVDATA.1

Freq = 1.5950 GHz, Bw = 32.000 MH Calibrated with CL # 4 and BP # 1 (BP mode 1)

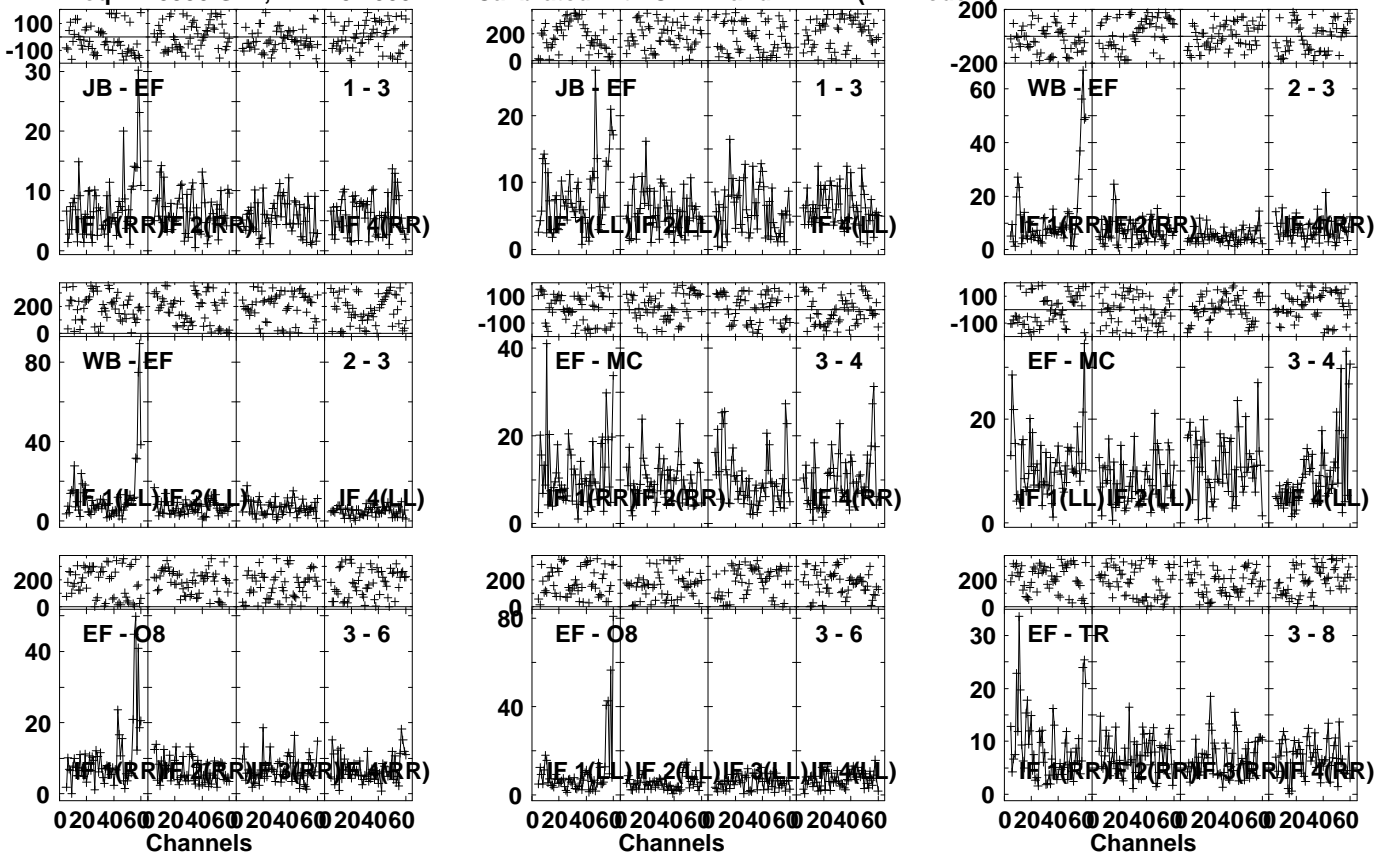


Lower frame: Milli Ampl Jy Top frame: Phas deg
Vector averaged cross-power spectrum Several baselines displayed
Timerange: 00/09:22:01 to 00/09:23:29

Plot file version 97 created 04-JUL-2023 13:23:59

J0100+2802 EL062A.UVDATA.1

Freq = 1.5950 GHz, Bw = 32.000 MH Calibrated with CL # 4 and BP # 1 (BP mode 1)

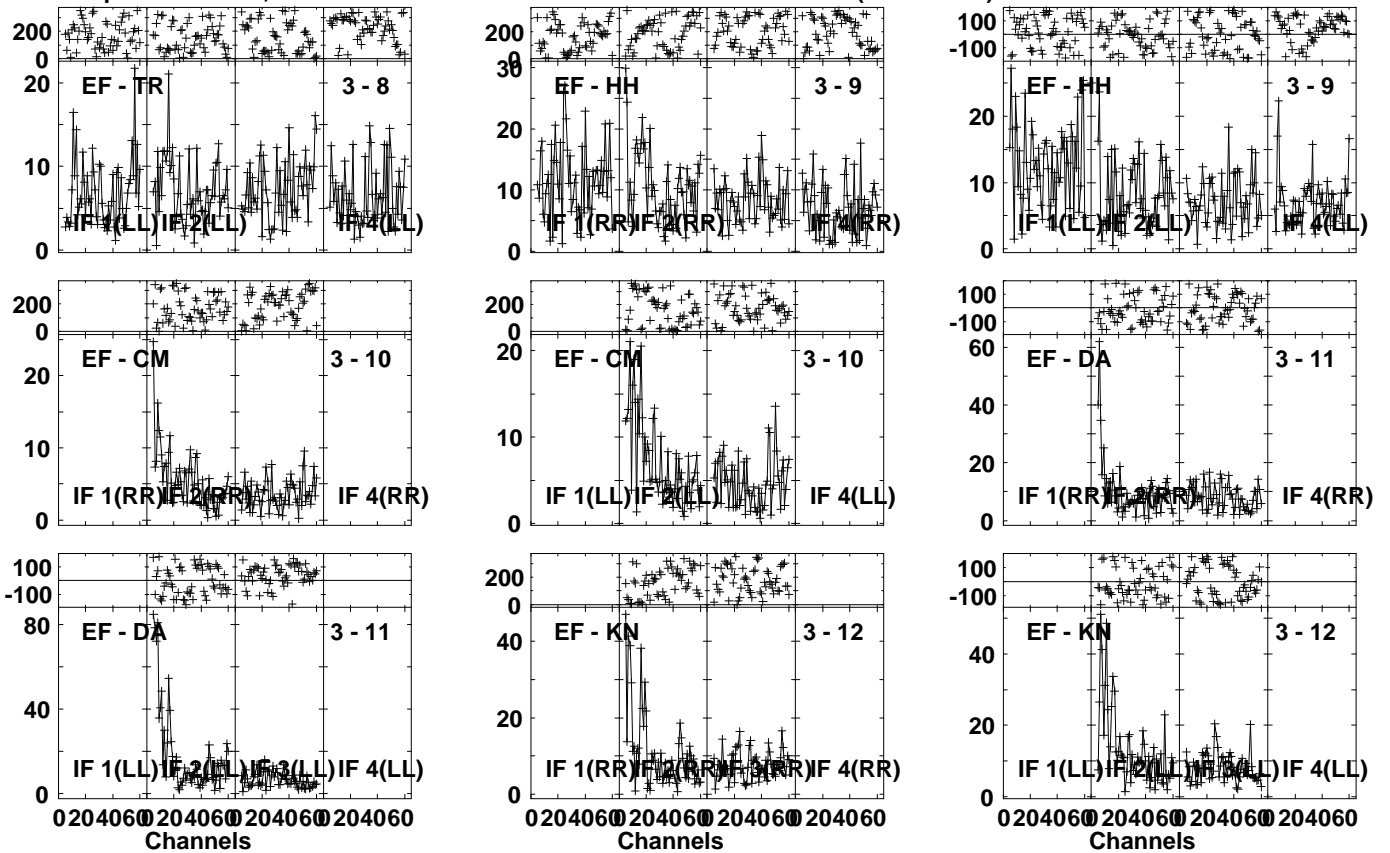


Lower frame: Milli Ampl Jy Top frame: Phas deg
Vector averaged cross-power spectrum Several baselines displayed
Timerange: 00/09:23:31 to 00/09:26:59

Plot file version 98 created 04-JUL-2023 13:23:59

J0100+2802 EL062A.UVDATA.1

Freq = 1.5950 GHz, Bw = 32.000 MH Calibrated with CL # 4 and BP # 1 (BP mode 1)



Lower frame: Milli Ampl Jy Top frame: Phas deg

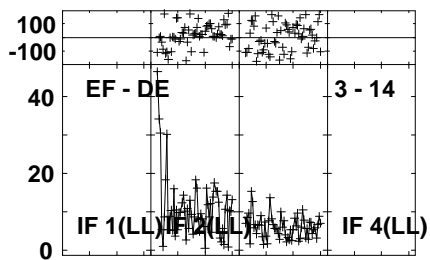
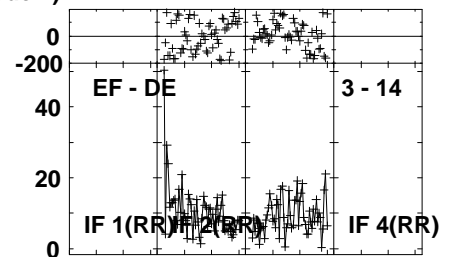
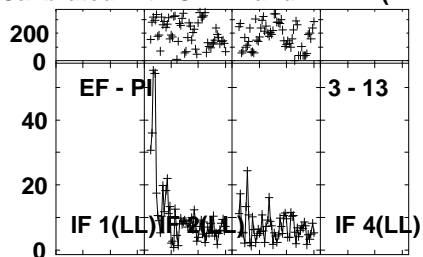
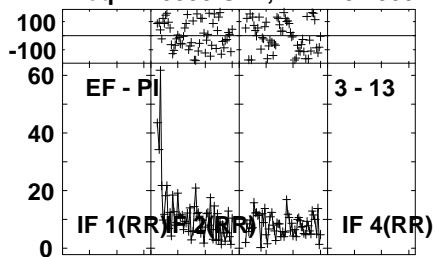
Vector averaged cross-power spectrum Several baselines displayed

Timerange: 00/09:23:31 to 00/09:26:59

Plot file version 99 created 04-JUL-2023 13:23:59

J0100+2802 EL062A.UVDATA.1

Freq = 1.5950 GHz, Bw = 32.000 MH Calibrated with CL # 4 and BP # 1 (BP mode 1)

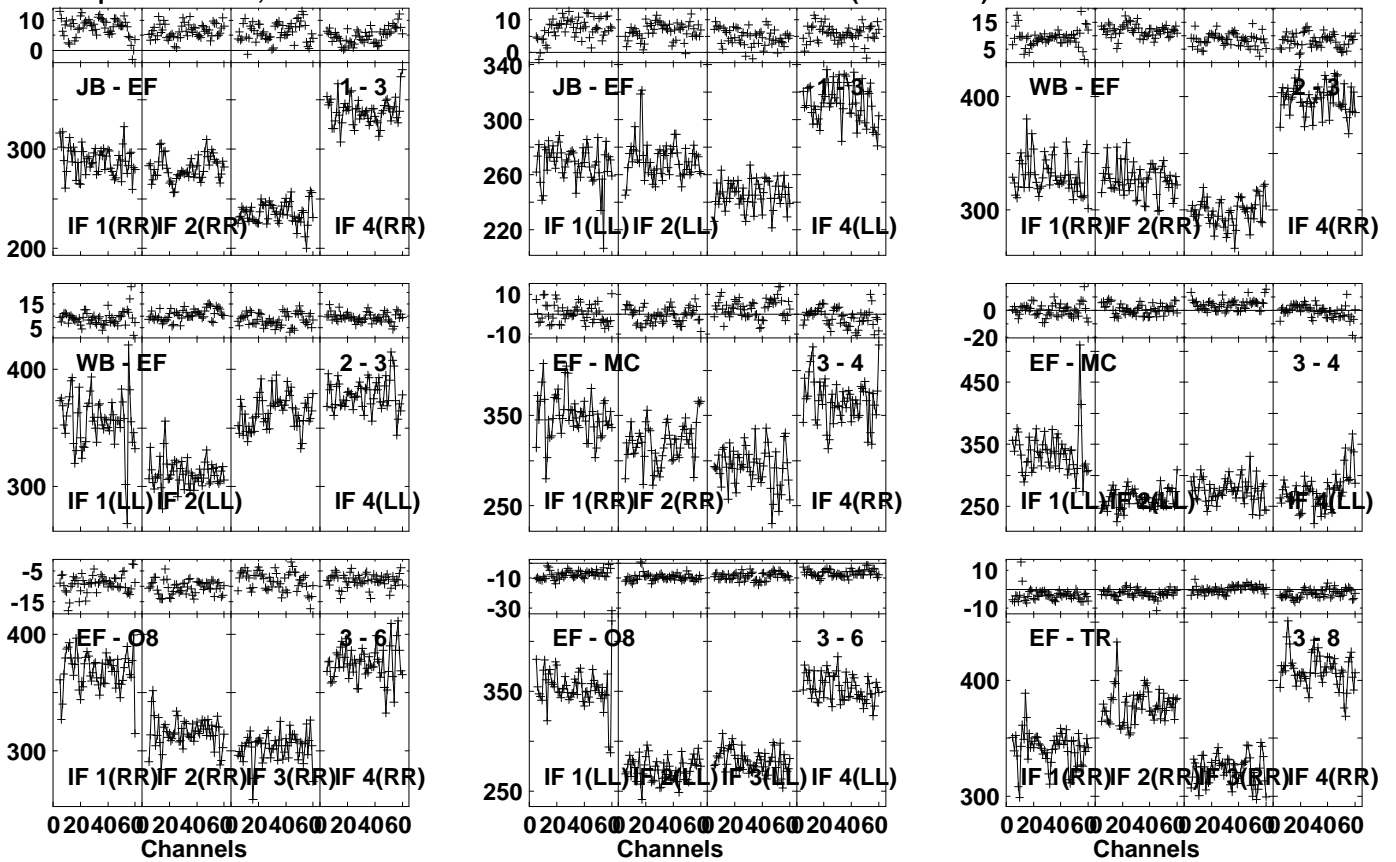


Lower frame: Milli Ampl Jy Top frame: Phas deg
Vector averaged cross-power spectrum Several baselines displayed
Timerange: 00/09:23:31 to 00/09:26:59

Plot file version 100 created 04-JUL-2023 13:23:59

J0057+3021 EL062A.UVDATA.1

Freq = 1.5950 GHz, Bw = 32.000 MH Calibrated with CL # 4 and BP # 1 (BP mode 1)

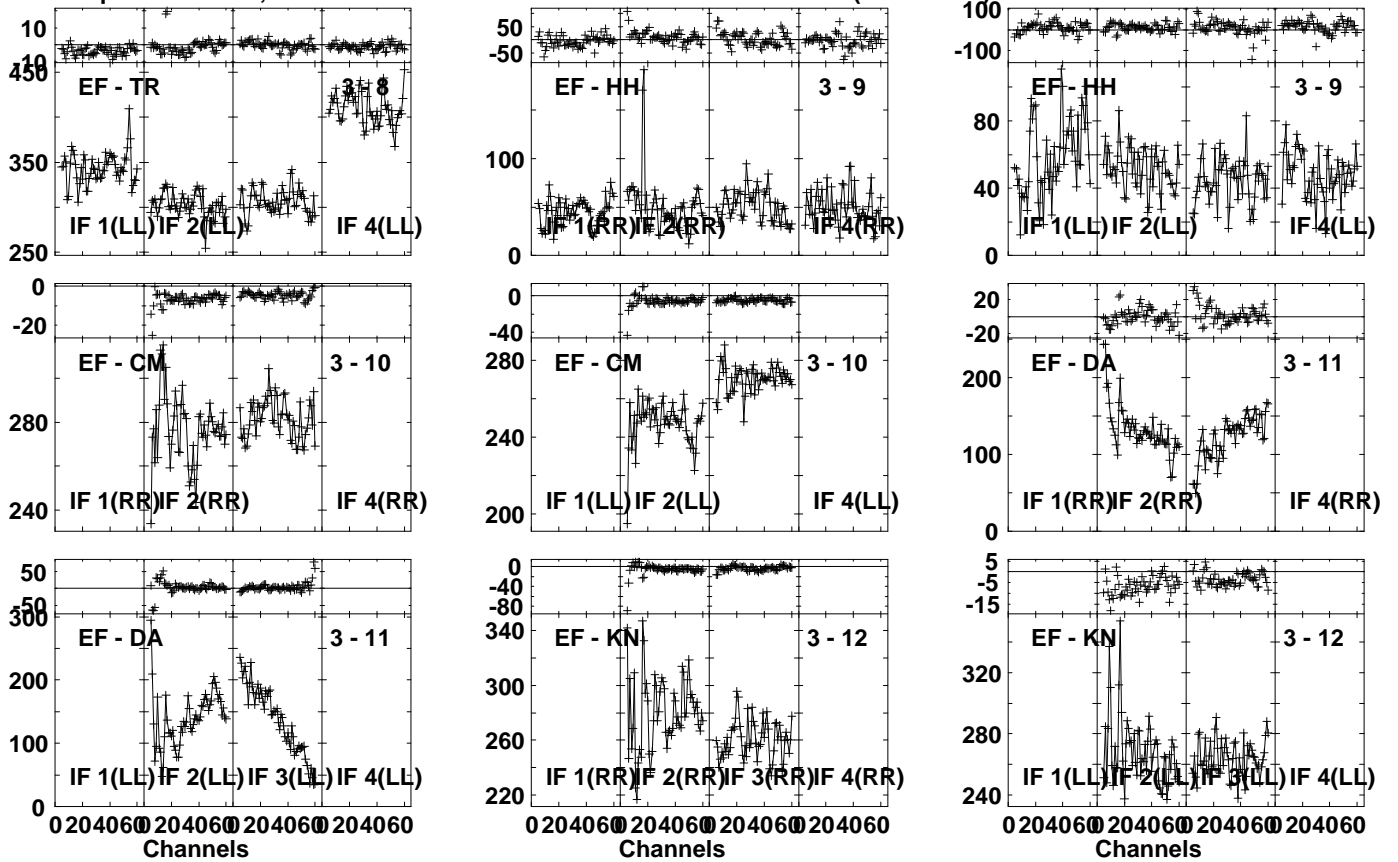


Lower frame: Milli Ampl Jy Top frame: Phas deg
 Vector averaged cross-power spectrum Several baselines displayed
 Timerange: 00/09:27:31 to 00/09:28:29

Plot file version 101 created 04-JUL-2023 13:23:59

J0057+3021 EL062A.UVDATA.1

Freq = 1.5950 GHz, Bw = 32.000 MH Calibrated with CL # 4 and BP # 1 (BP mode 1)

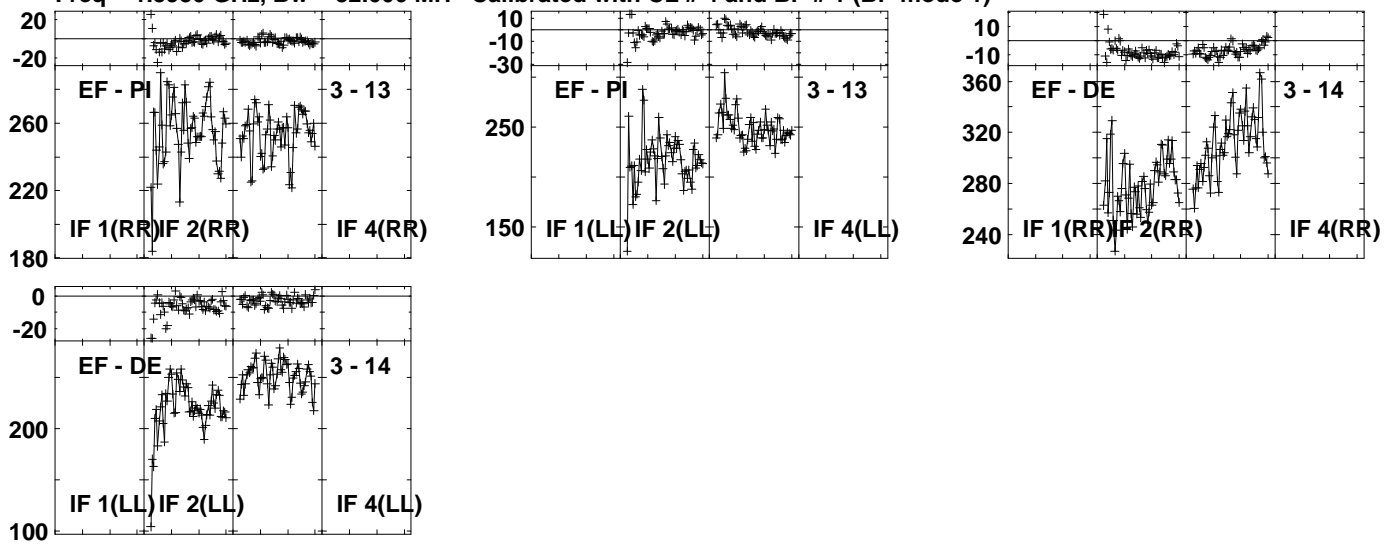


Lower frame: Milli Ampl Jy Top frame: Phas deg
 Vector averaged cross-power spectrum Several baselines displayed
 Timerange: 00/09:27:31 to 00/09:28:29

Plot file version 102 created 04-JUL-2023 13:24:00

J0057+3021 EL062A.UVDATA.1

Freq = 1.5950 GHz, Bw = 32.000 MH Calibrated with CL # 4 and BP # 1 (BP mode 1)

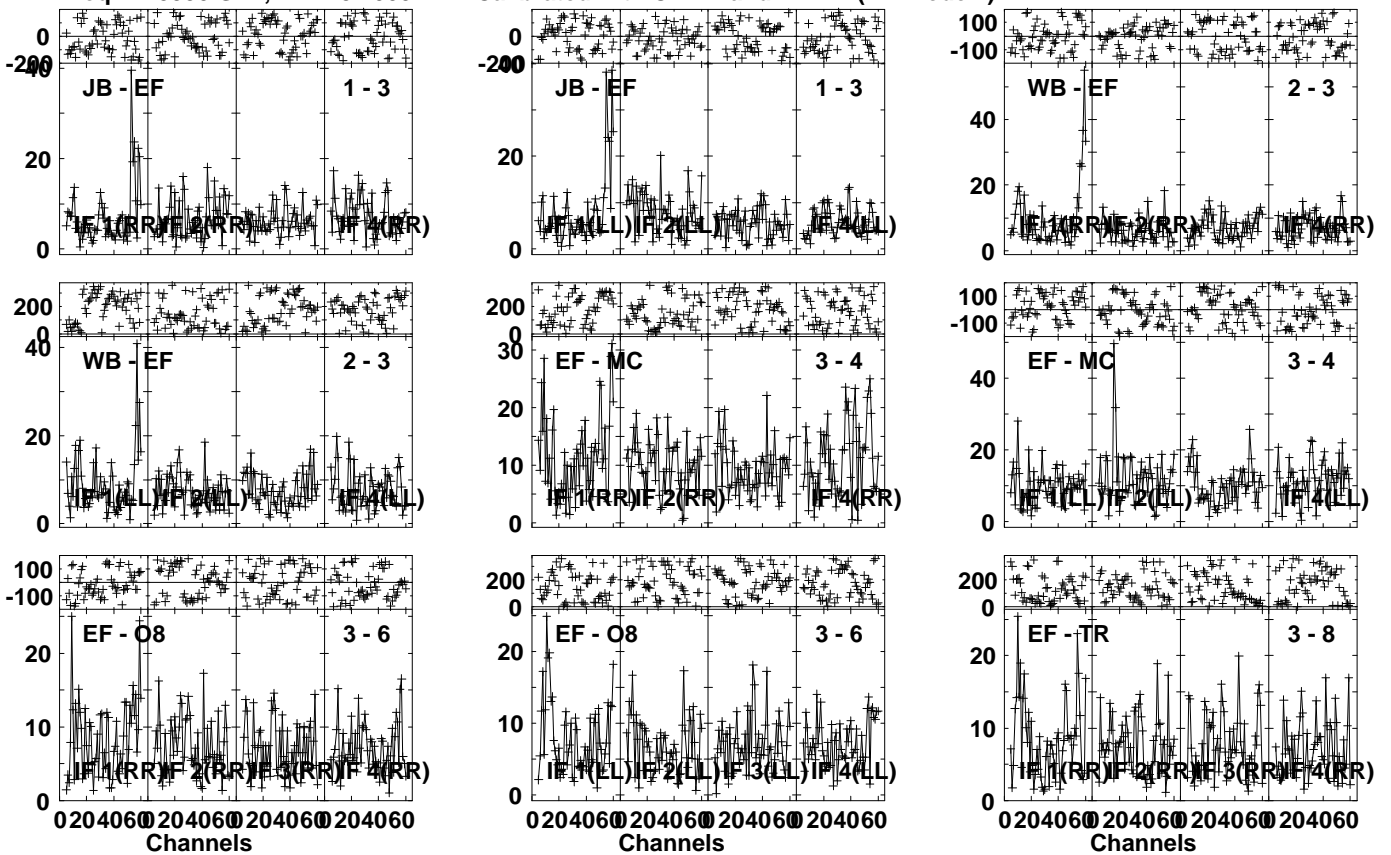


Lower frame: Milli Ampl Jy Top frame: Phas deg
Vector averaged cross-power spectrum Several baselines displayed
Timerange: 00/09:27:31 to 00/09:28:29

Plot file version 103 created 04-JUL-2023 13:24:00

J0100+2802 EL062A.UVDATA.1

Freq = 1.5950 GHz, Bw = 32.000 MH Calibrated with CL # 4 and BP # 1 (BP mode 1)

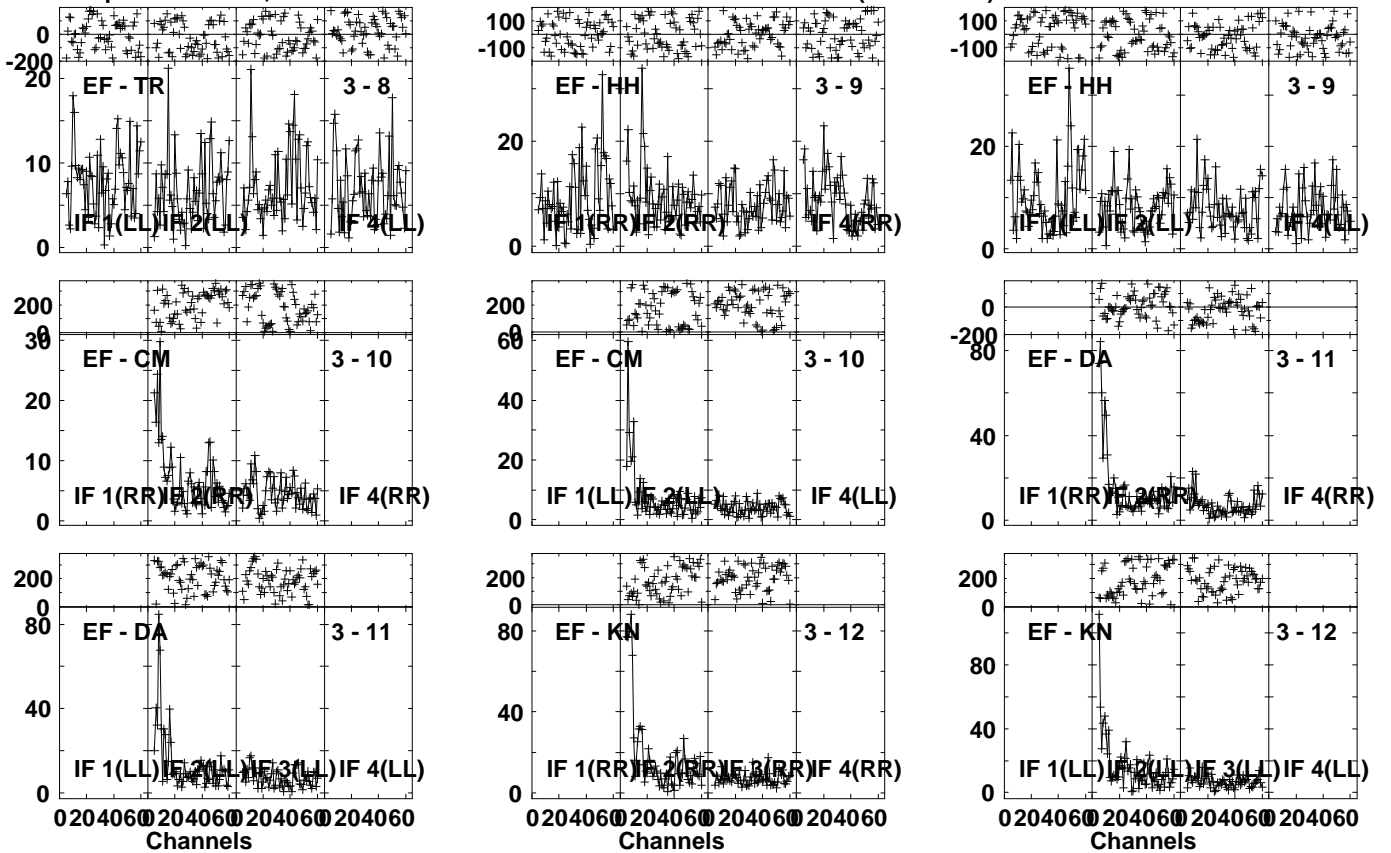


Lower frame: Milli Ampl Jy Top frame: Phas deg
Vector averaged cross-power spectrum Several baselines displayed
Timerange: 00/09:28:31 to 00/09:31:59

Plot file version 104 created 04-JUL-2023 13:24:00

J0100+2802 EL062A.UVDATA.1

Freq = 1.5950 GHz, Bw = 32.000 MH Calibrated with CL # 4 and BP # 1 (BP mode 1)

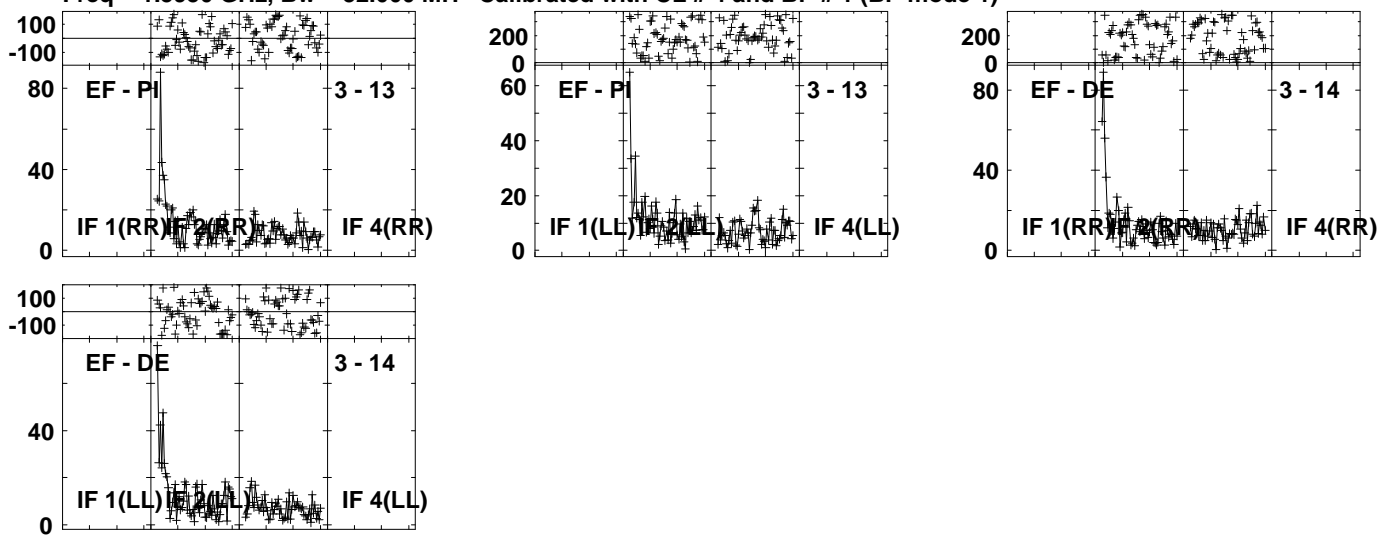


Lower frame: Milli Ampl Jy Top frame: Phas deg
Vector averaged cross-power spectrum Several baselines displayed
Timerange: 00/09:28:31 to 00/09:31:59

Plot file version 105 created 04-JUL-2023 13:24:00

J0100+2802 EL062A.UVDATA.1

Freq = 1.5950 GHz, Bw = 32.000 MH Calibrated with CL # 4 and BP # 1 (BP mode 1)

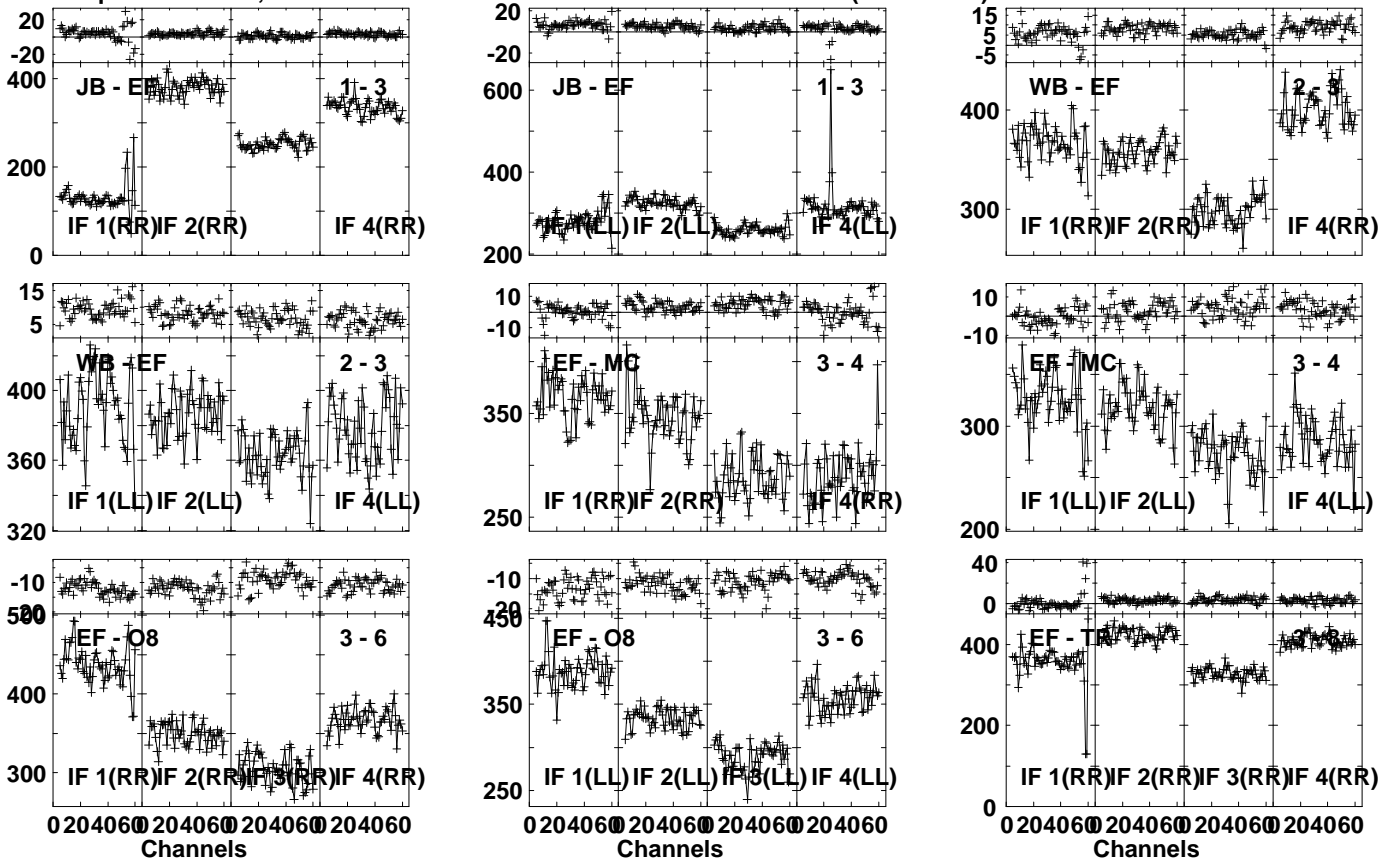


Lower frame: Milli Ampl Jy Top frame: Phas deg
Vector averaged cross-power spectrum Several baselines displayed
Timerange: 00/09:28:31 to 00/09:31:59

Plot file version 106 created 04-JUL-2023 13:24:00

J0057+3021 EL062A.UVDATA.1

Freq = 1.5950 GHz, Bw = 32.000 MH Calibrated with CL # 4 and BP # 1 (BP mode 1)

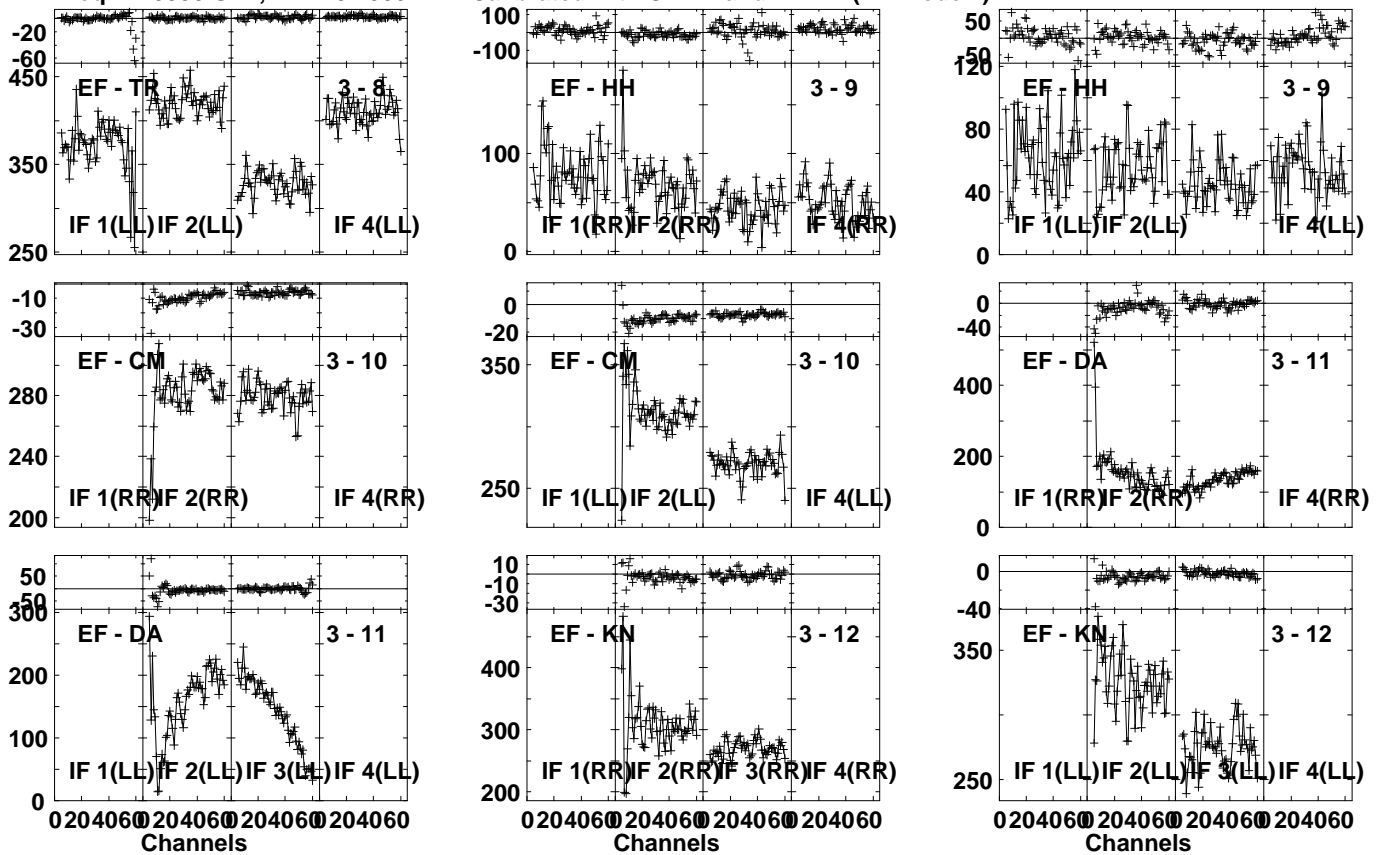


Lower frame: Milli Ampl Jy Top frame: Phas deg
 Vector averaged cross-power spectrum Several baselines displayed
 Timerange: 00/09:32:01 to 00/09:33:29

Plot file version 107 created 04-JUL-2023 13:24:00

J0057+3021 EL062A.UVDATA.1

Freq = 1.5950 GHz, Bw = 32.000 MH Calibrated with CL # 4 and BP # 1 (BP mode 1)

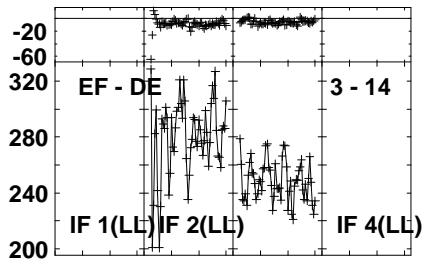
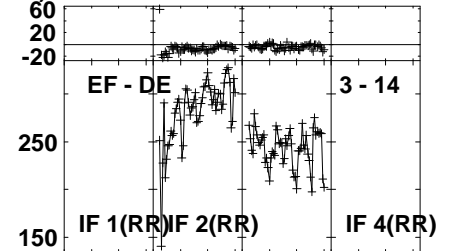
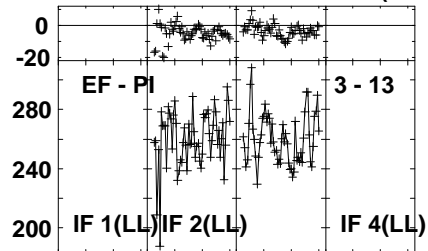
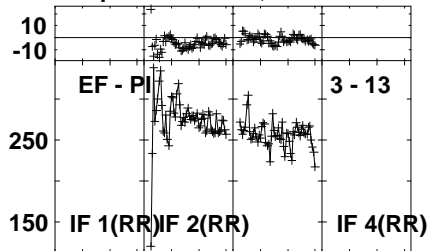


Lower frame: Milli Ampl Jy Top frame: Phas deg
Vector averaged cross-power spectrum Several baselines displayed
Timerange: 00/09:32:01 to 00/09:33:29

Plot file version 108 created 04-JUL-2023 13:24:00

J0057+3021 EL062A.UVDATA.1

Freq = 1.5950 GHz, Bw = 32.000 MH Calibrated with CL # 4 and BP # 1 (BP mode 1)

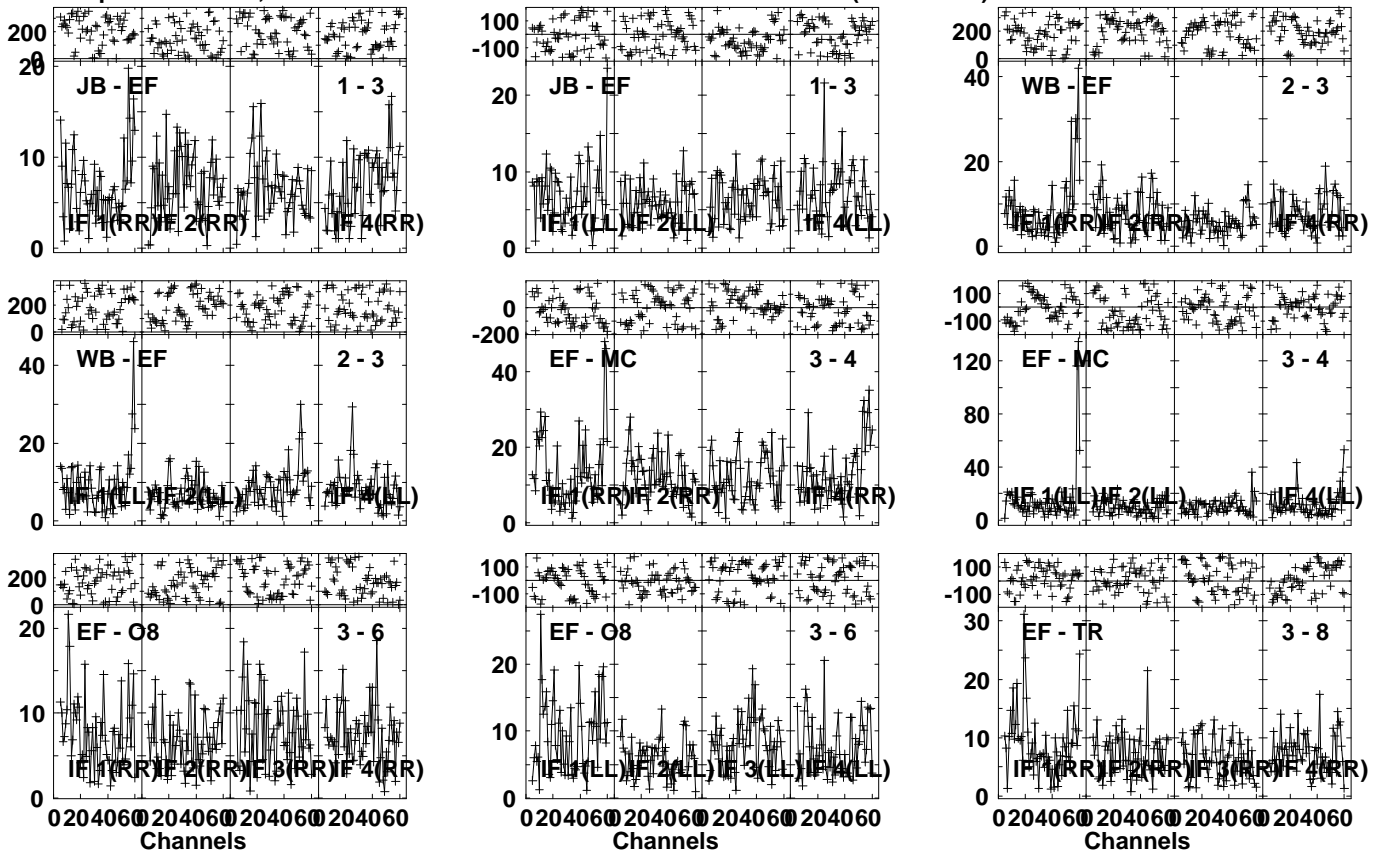


Lower frame: Milli Ampl Jy Top frame: Phas deg
Vector averaged cross-power spectrum Several baselines displayed
Timerange: 00/09:32:01 to 00/09:33:29

Plot file version 109 created 04-JUL-2023 13:24:01

J0100+2802 EL062A.UVDATA.1

Freq = 1.5950 GHz, Bw = 32.000 MH Calibrated with CL # 4 and BP # 1 (BP mode 1)

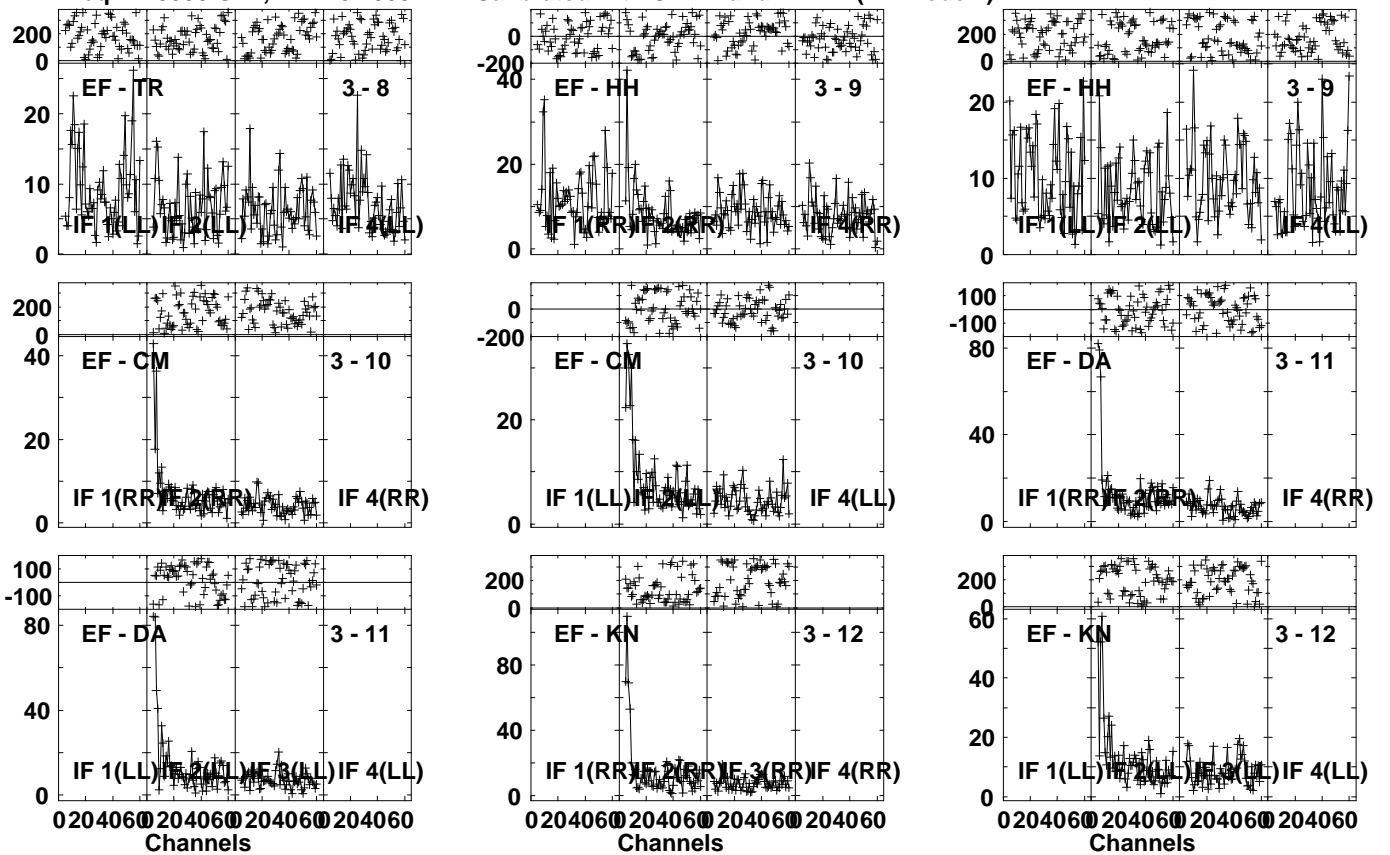


Lower frame: Milli Ampl Jy Top frame: Phas deg
Vector averaged cross-power spectrum Several baselines displayed
Timerange: 00/09:33:31 to 00/09:36:59

Plot file version 110 created 04-JUL-2023 13:24:01

J0100+2802 EL062A.UVDATA.1

Freq = 1.5950 GHz, Bw = 32.000 MH Calibrated with CL # 4 and BP # 1 (BP mode 1)

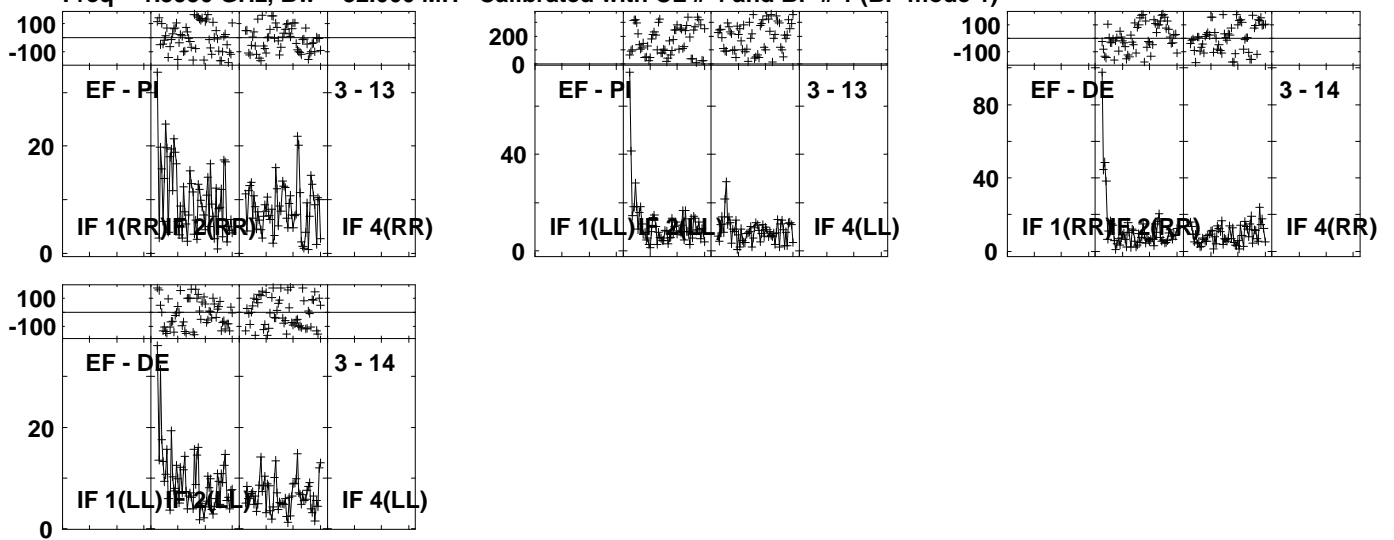


Lower frame: Milli Ampl Jy Top frame: Phas deg
Vector averaged cross-power spectrum Several baselines displayed
Timerange: 00/09:33:31 to 00/09:36:59

Plot file version 111 created 04-JUL-2023 13:24:01

J0100+2802 EL062A.UVDATA.1

Freq = 1.5950 GHz, Bw = 32.000 MH Calibrated with CL # 4 and BP # 1 (BP mode 1)



Lower frame: Milli Ampl Jy Top frame: Phas deg

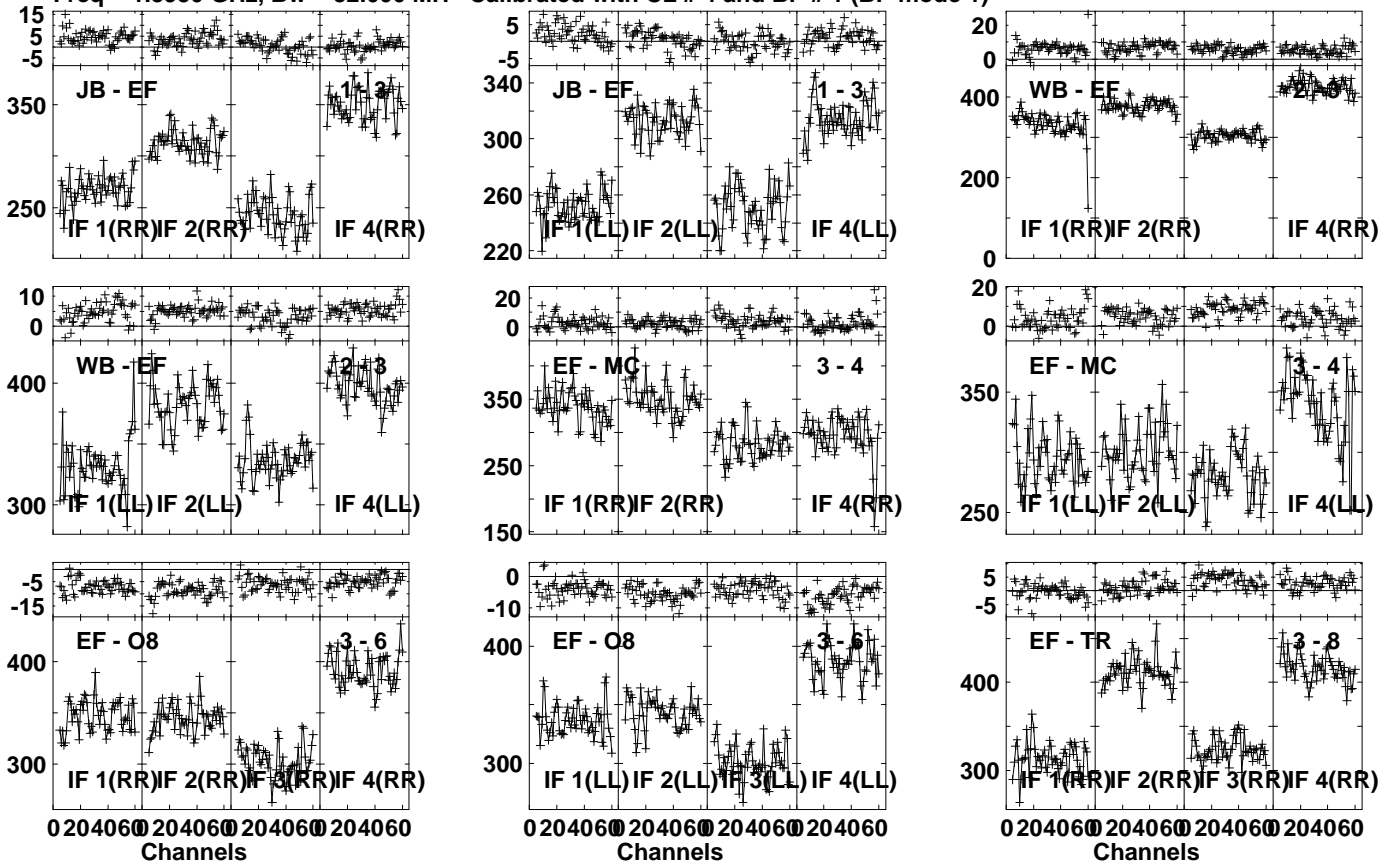
Vector averaged cross-power spectrum Several baselines displayed

Timerange: 00/09:33:31 to 00/09:36:59

Plot file version 112 created 04-JUL-2023 13:24:01

J0057+3021 EL062A.UVDATA.1

Freq = 1.5950 GHz, Bw = 32.000 MH Calibrated with CL # 4 and BP # 1 (BP mode 1)

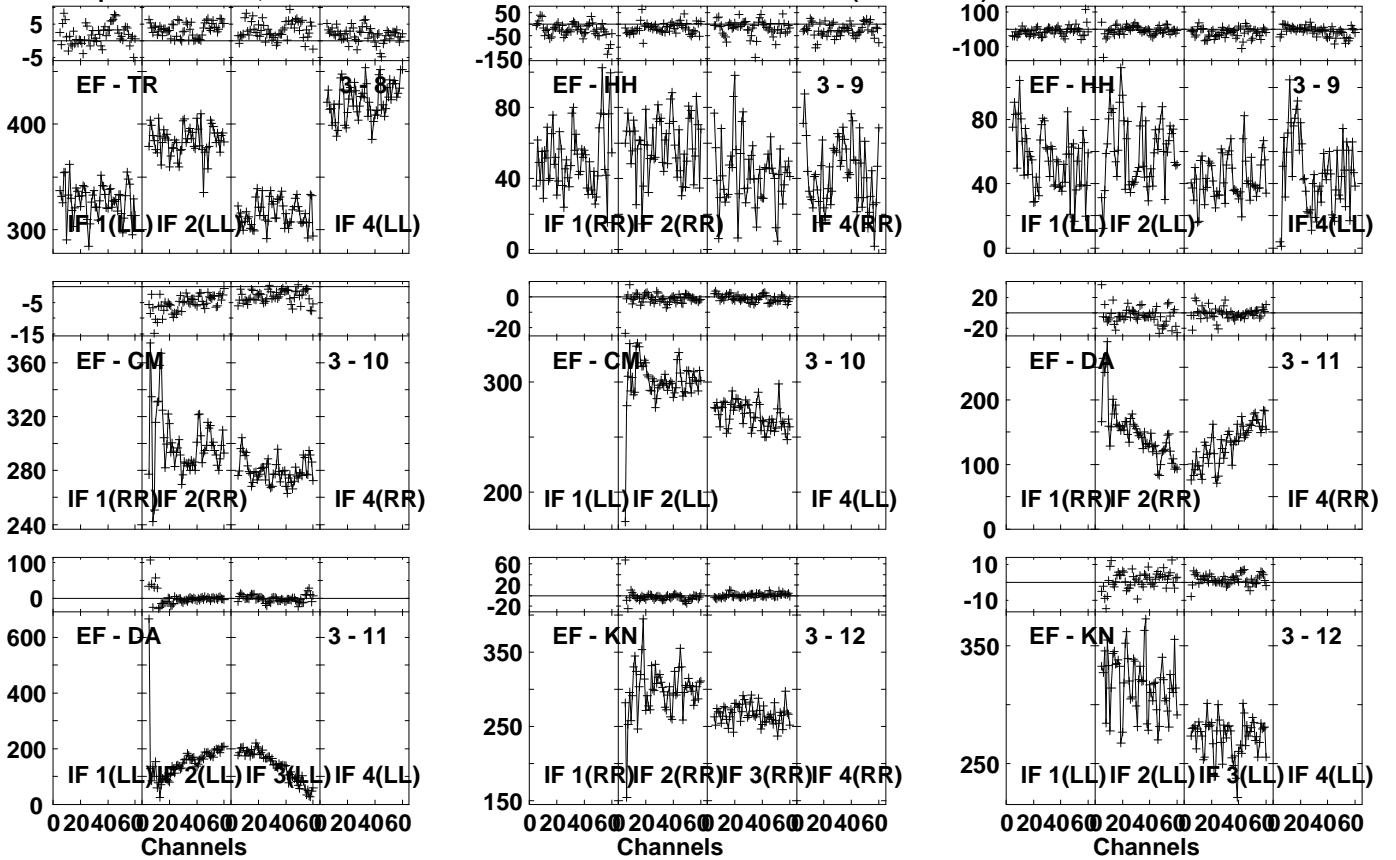


Lower frame: Milli Ampl Jy Top frame: Phas deg
Vector averaged cross-power spectrum Several baselines displayed
Timerange: 00/09:37:31 to 00/09:38:29

Plot file version 113 created 04-JUL-2023 13:24:01

J0057+3021 EL062A.UVDATA.1

Freq = 1.5950 GHz, Bw = 32.000 MH Calibrated with CL # 4 and BP # 1 (BP mode 1)

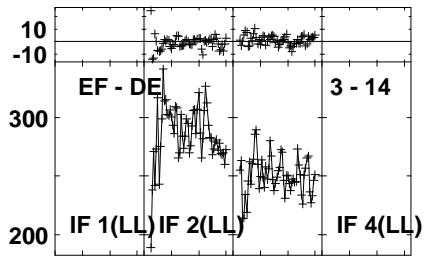
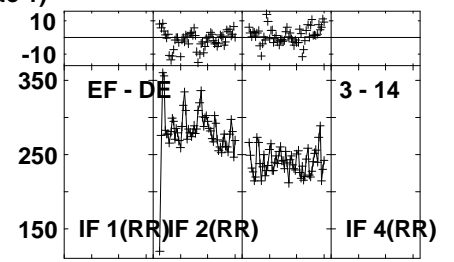
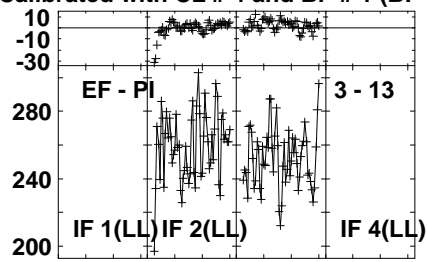
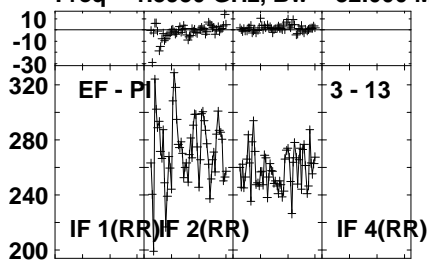


Lower frame: Milli Ampl Jy Top frame: Phas deg
Vector averaged cross-power spectrum Several baselines displayed
Timerange: 00/09:37:31 to 00/09:38:29

Plot file version 114 created 04-JUL-2023 13:24:01

J0057+3021 EL062A.UVDATA.1

Freq = 1.5950 GHz, Bw = 32.000 MH Calibrated with CL # 4 and BP # 1 (BP mode 1)

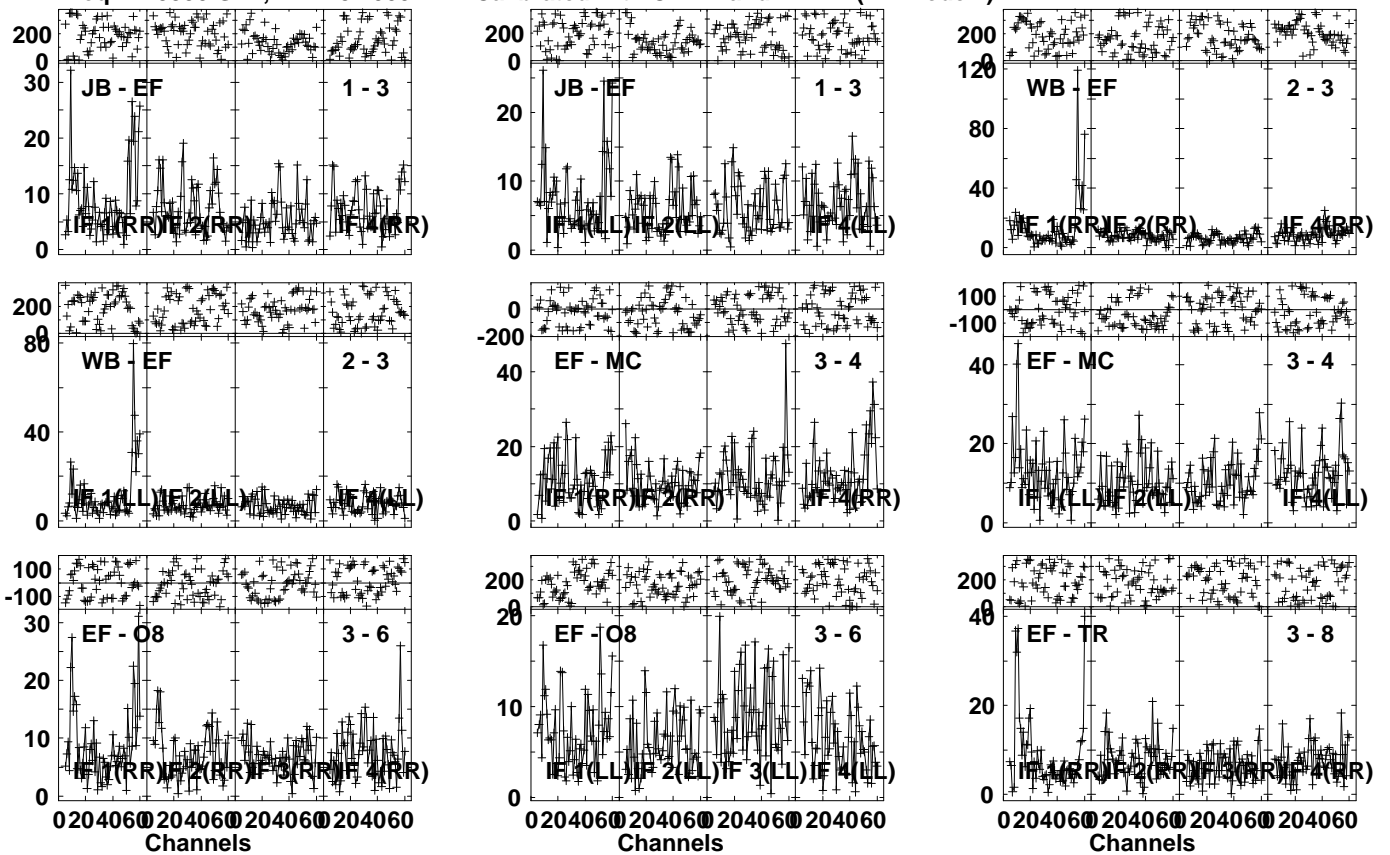


Lower frame: Milli Ampl Jy Top frame: Phas deg
Vector averaged cross-power spectrum Several baselines displayed
Timerange: 00/09:37:31 to 00/09:38:29

Plot file version 115 created 04-JUL-2023 13:24:01

J0100+2802 EL062A.UVDATA.1

Freq = 1.5950 GHz, Bw = 32.000 MH Calibrated with CL # 4 and BP # 1 (BP mode 1)



Lower frame: Milli Ampl Jy Top frame: Phas deg

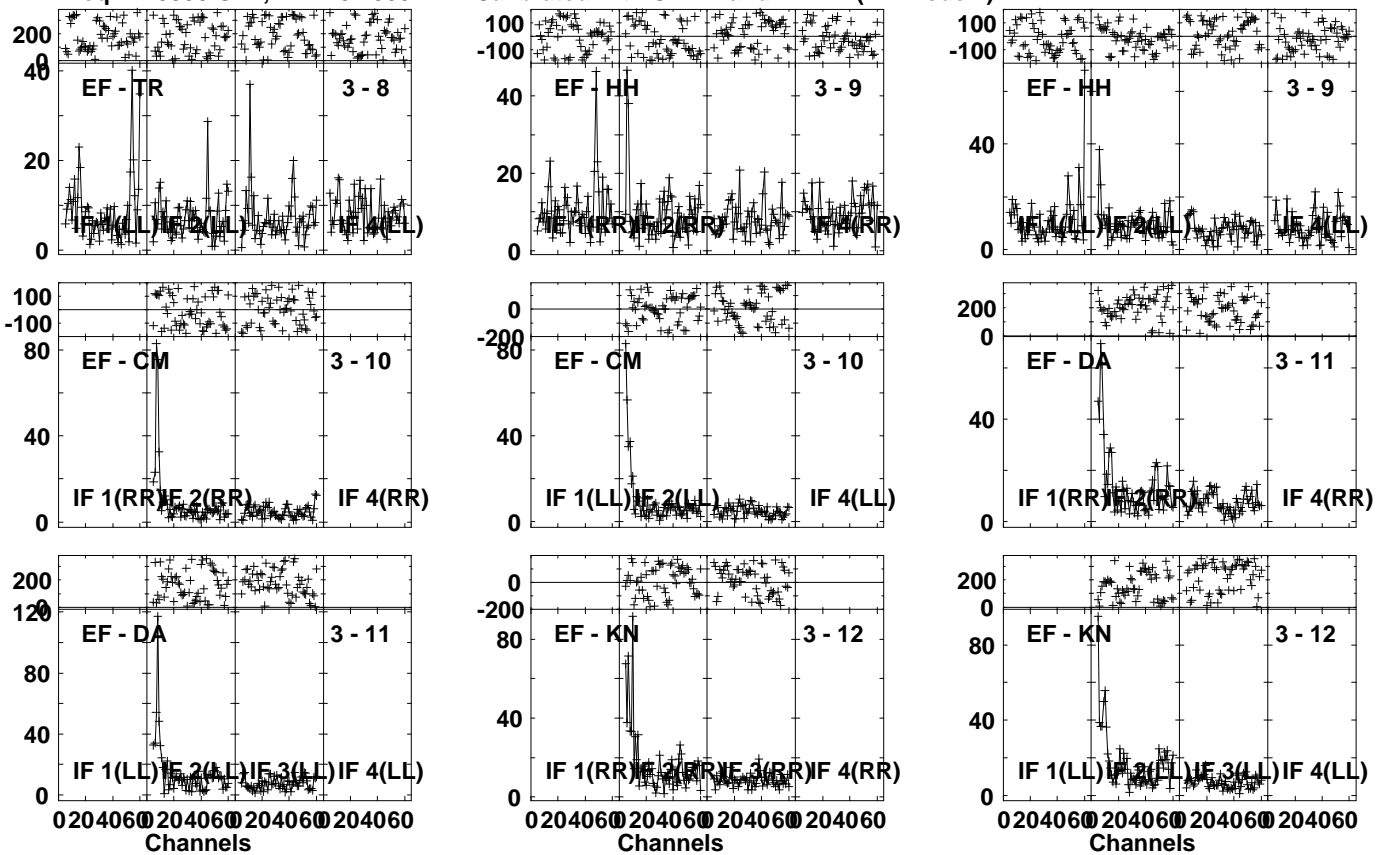
Vector averaged cross-power spectrum Several baselines displayed

Timerange: 00/09:38:31 to 00/09:41:59

Plot file version 116 created 04-JUL-2023 13:24:01

J0100+2802 EL062A.UVDATA.1

Freq = 1.5950 GHz, Bw = 32.000 MH Calibrated with CL # 4 and BP # 1 (BP mode 1)

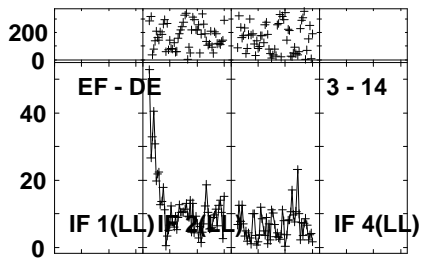
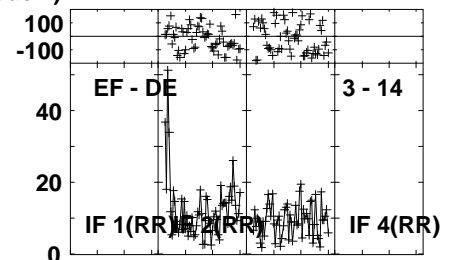
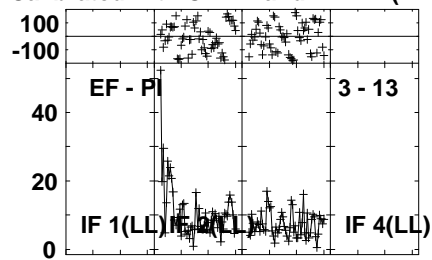
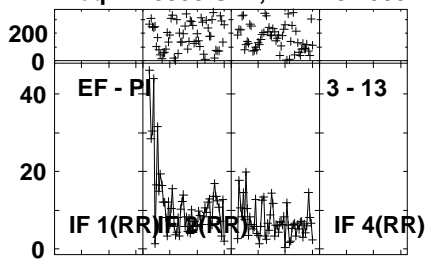


Lower frame: Milli Ampl Jy Top frame: Phas deg
Vector averaged cross-power spectrum Several baselines displayed
Timerange: 00/09:38:31 to 00/09:41:59

Plot file version 117 created 04-JUL-2023 13:24:01

J0100+2802 EL062A.UVDATA.1

Freq = 1.5950 GHz, Bw = 32.000 MH Calibrated with CL # 4 and BP # 1 (BP mode 1)



Lower frame: Milli Ampl Jy Top frame: Phas deg

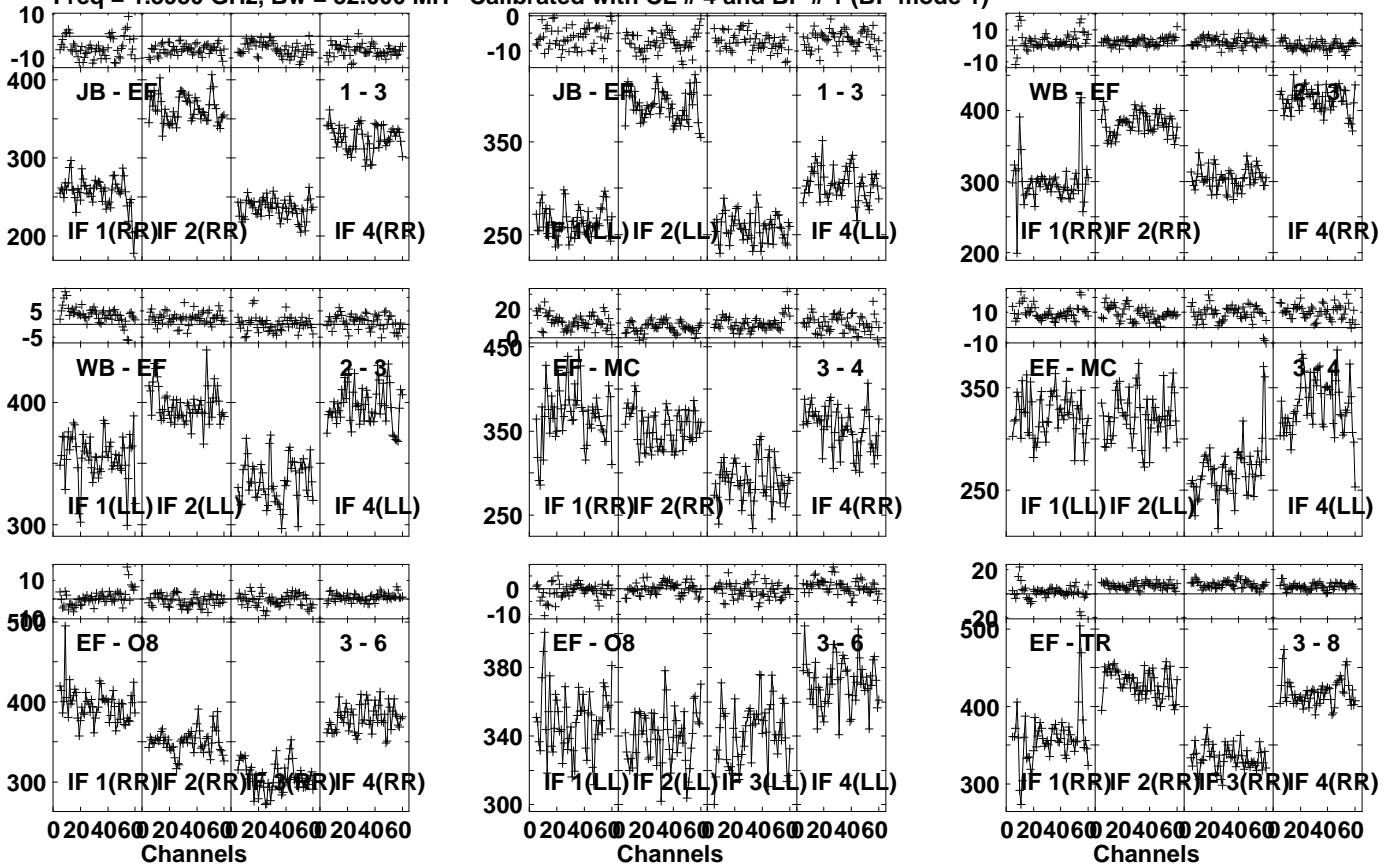
Vector averaged cross-power spectrum Several baselines displayed

Timerange: 00/09:38:31 to 00/09:41:59

Plot file version 118 created 04-JUL-2023 13:24:02

J0057+3021 EL062A.UVDATA.1

Freq = 1.5950 GHz, Bw = 32.000 MH Calibrated with CL # 4 and BP # 1 (BP mode 1)

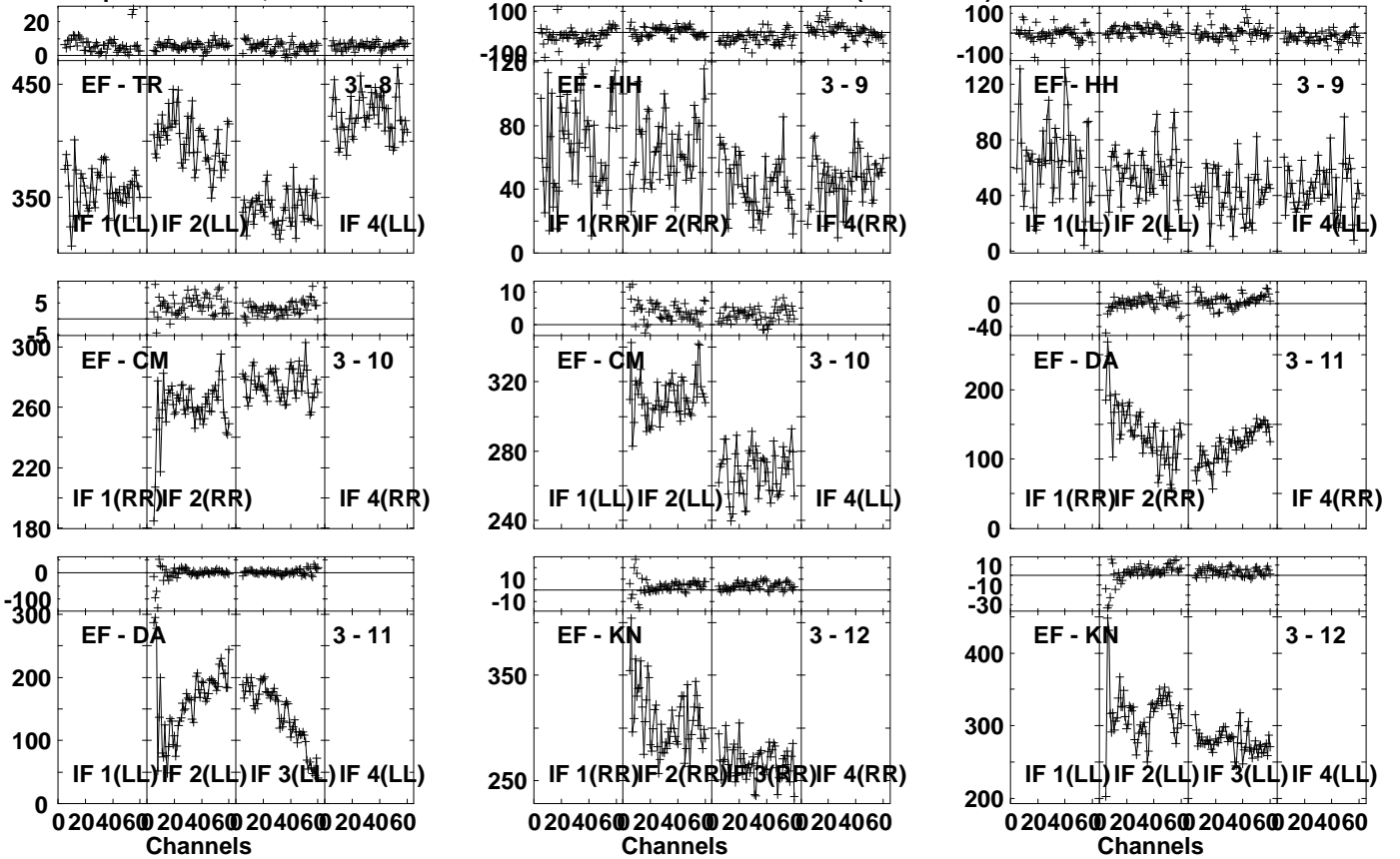


Lower frame: Milli Ampl Jy Top frame: Phas deg
 Vector averaged cross-power spectrum Several baselines displayed
 Timerange: 00/09:42:01 to 00/09:43:29

Plot file version 119 created 04-JUL-2023 13:24:02

J0057+3021 EL062A.UVDATA.1

Freq = 1.5950 GHz, Bw = 32.000 MH Calibrated with CL # 4 and BP # 1 (BP mode 1)

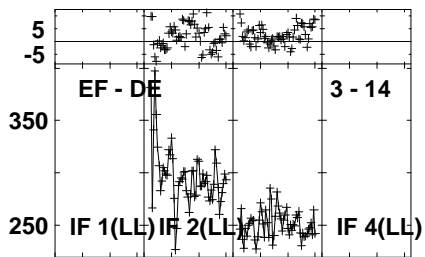
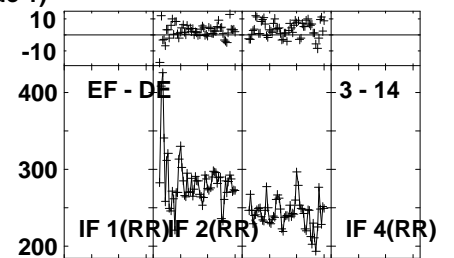
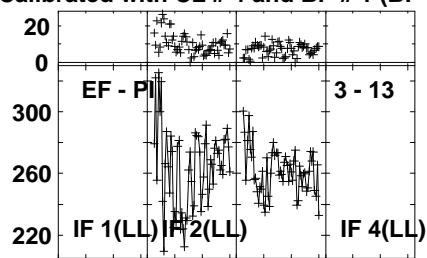
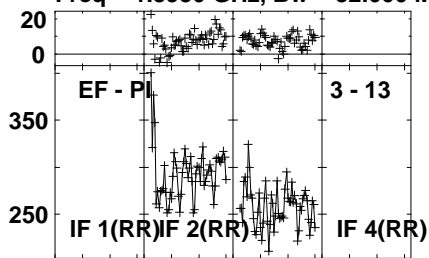


Lower frame: Milli Ampl Jy Top frame: Phas deg
 Vector averaged cross-power spectrum Several baselines displayed
 Timerange: 00/09:42:01 to 00/09:43:29

Plot file version 120 created 04-JUL-2023 13:24:02

J0057+3021 EL062A.UVDATA.1

Freq = 1.5950 GHz, Bw = 32.000 MH Calibrated with CL # 4 and BP # 1 (BP mode 1)

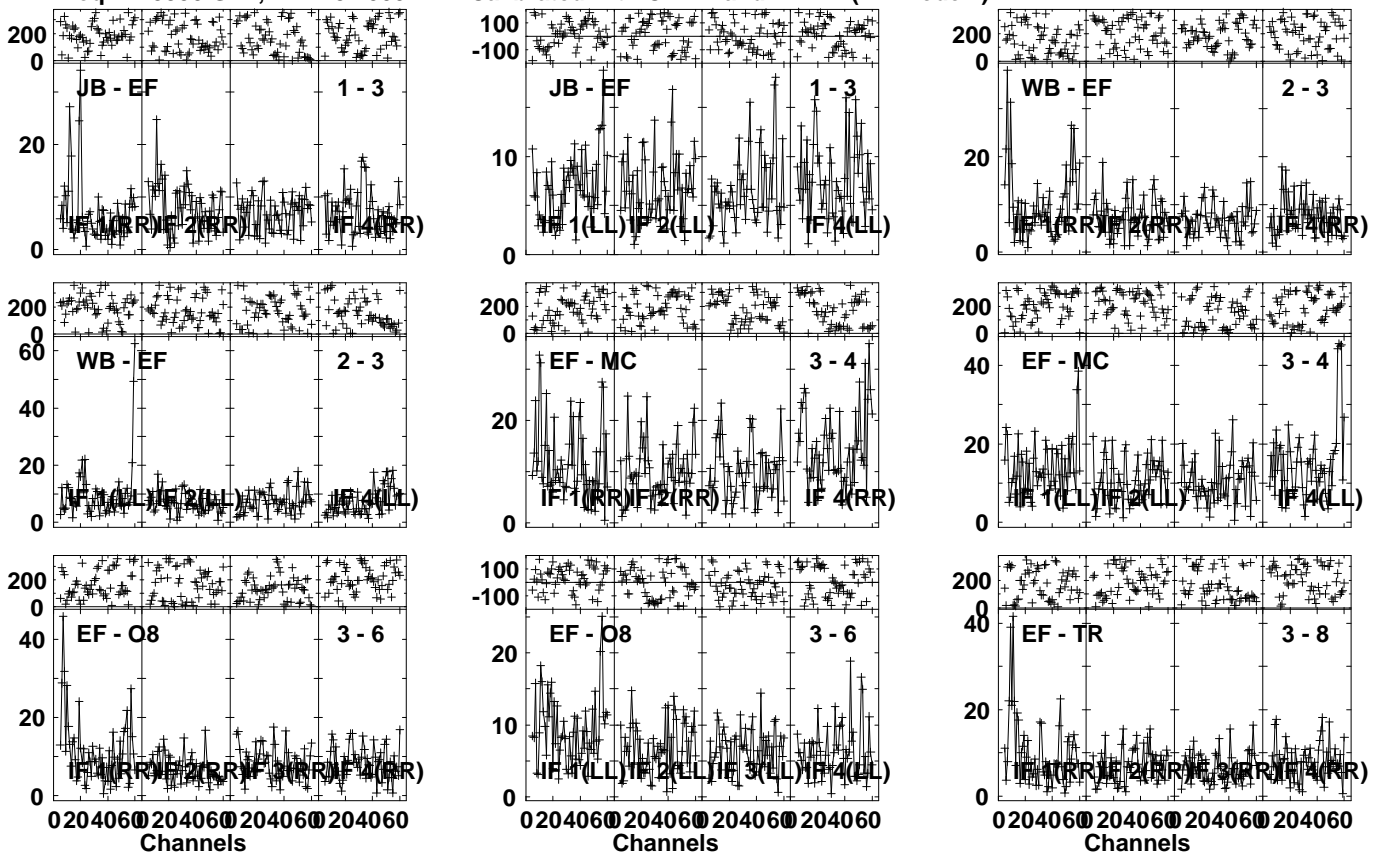


Lower frame: Milli Ampl Jy Top frame: Phas deg
Vector averaged cross-power spectrum Several baselines displayed
Timerange: 00/09:42:01 to 00/09:43:29

Plot file version 121 created 04-JUL-2023 13:24:02

J0100+2802 EL062A.UVDATA.1

Freq = 1.5950 GHz, Bw = 32.000 MH Calibrated with CL # 4 and BP # 1 (BP mode 1)

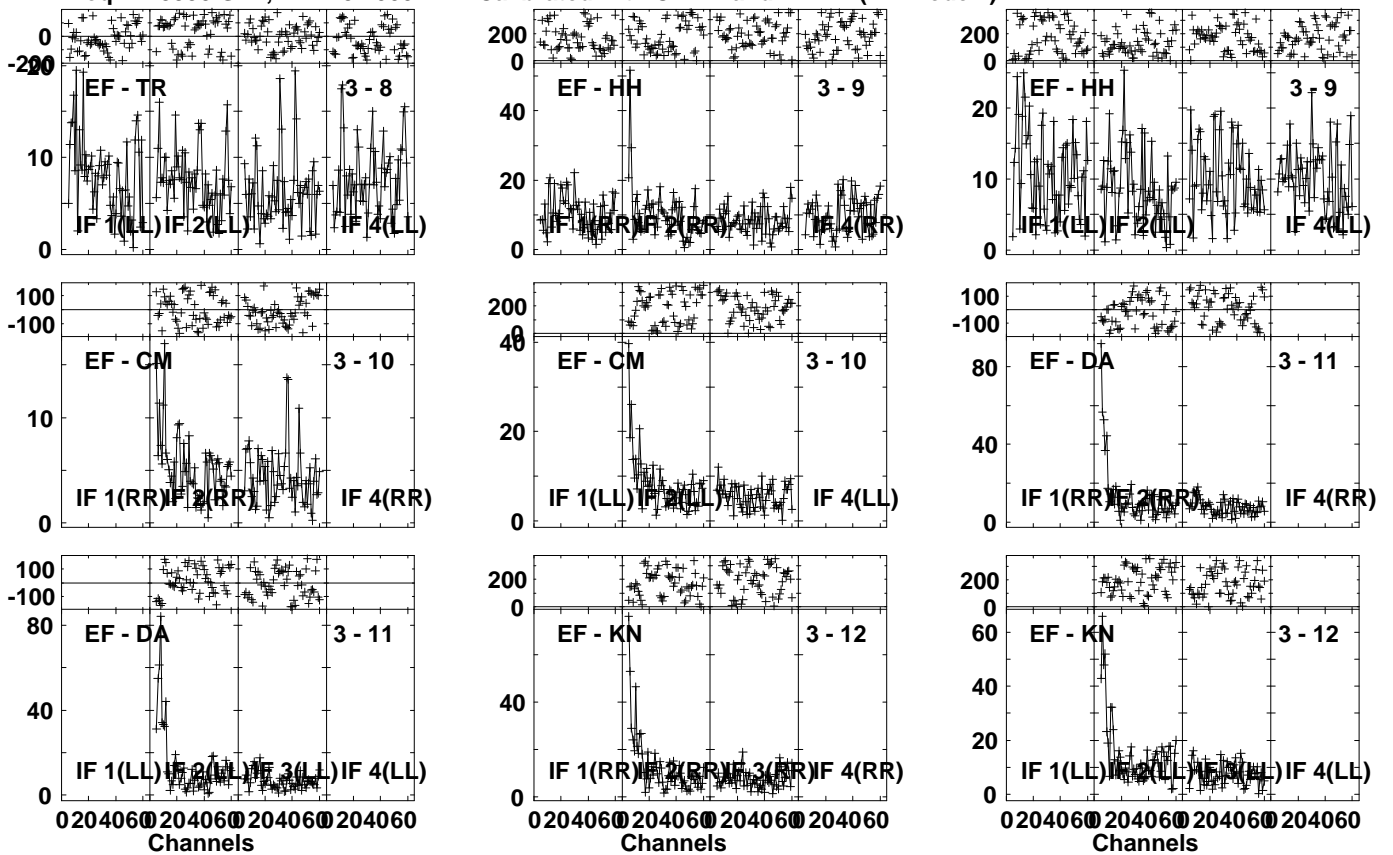


Lower frame: Milli Ampl Jy Top frame: Phas deg
Vector averaged cross-power spectrum Several baselines displayed
Timerange: 00/09:43:31 to 00/09:46:59

Plot file version 122 created 04-JUL-2023 13:24:02

J0100+2802 EL062A.UVDATA.1

Freq = 1.5950 GHz, Bw = 32.000 MH Calibrated with CL # 4 and BP # 1 (BP mode 1)

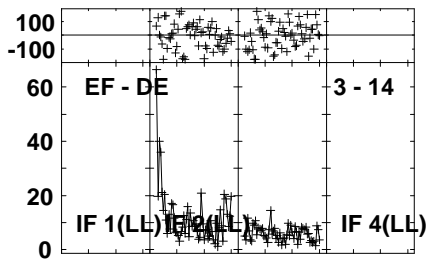
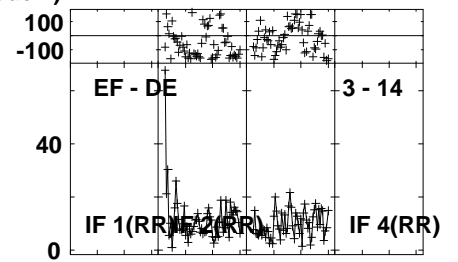
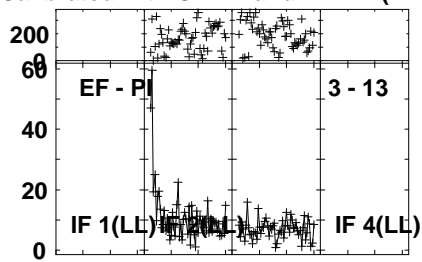
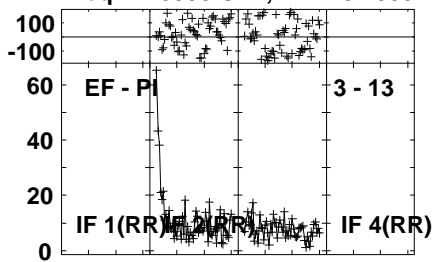


Lower frame: Milli Ampl Jy Top frame: Phas deg
Vector averaged cross-power spectrum Several baselines displayed
Timerange: 00/09:43:31 to 00/09:46:59

Plot file version 123 created 04-JUL-2023 13:24:02

J0100+2802 EL062A.UVDATA.1

Freq = 1.5950 GHz, Bw = 32.000 MH Calibrated with CL # 4 and BP # 1 (BP mode 1)



Lower frame: Milli Ampl Jy Top frame: Phas deg

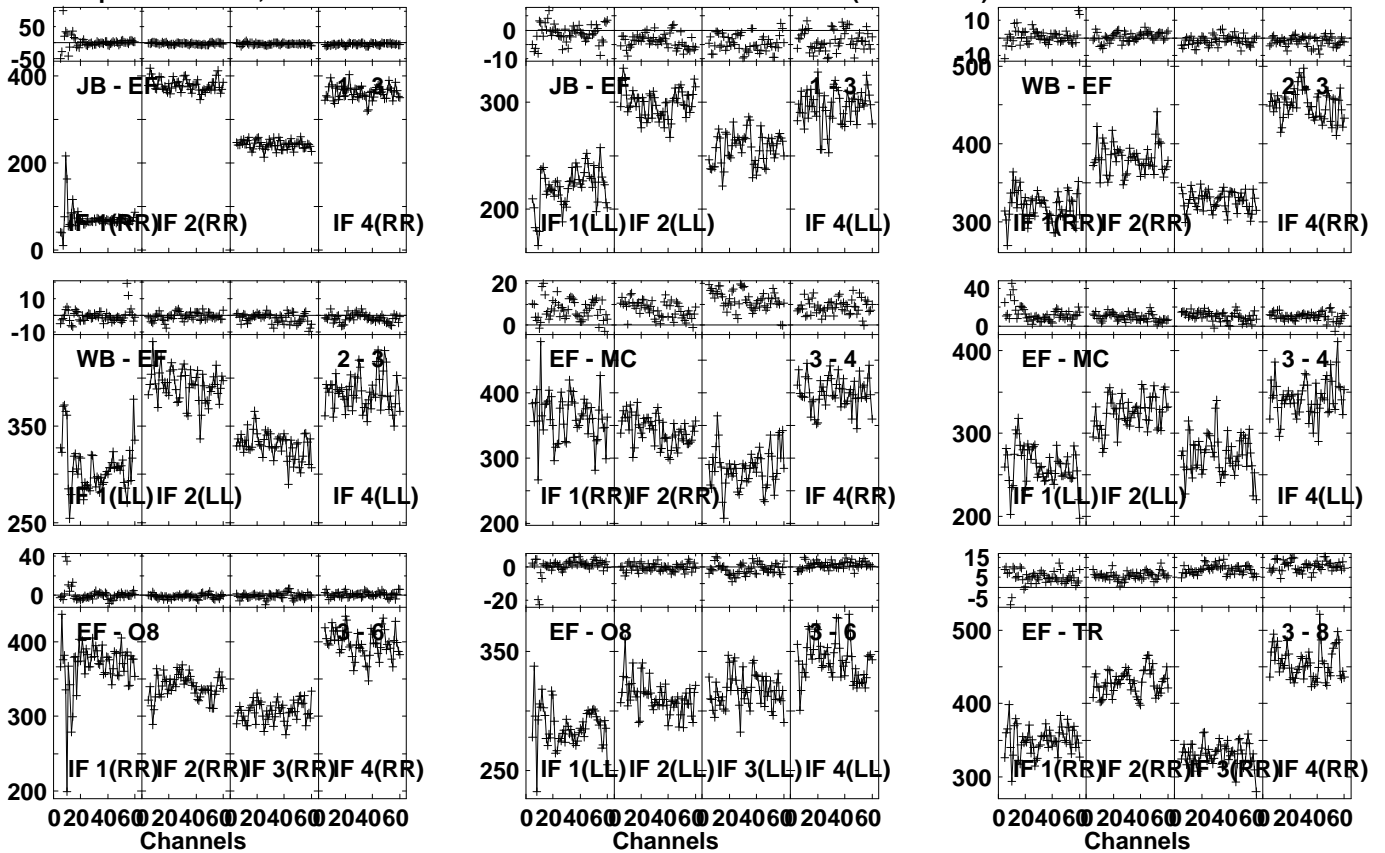
Vector averaged cross-power spectrum Several baselines displayed

Timerange: 00/09:43:31 to 00/09:46:59

Plot file version 124 created 04-JUL-2023 13:24:02

J0057+3021 EL062A.UVDATA.1

Freq = 1.5950 GHz, Bw = 32.000 MH Calibrated with CL # 4 and BP # 1 (BP mode 1)

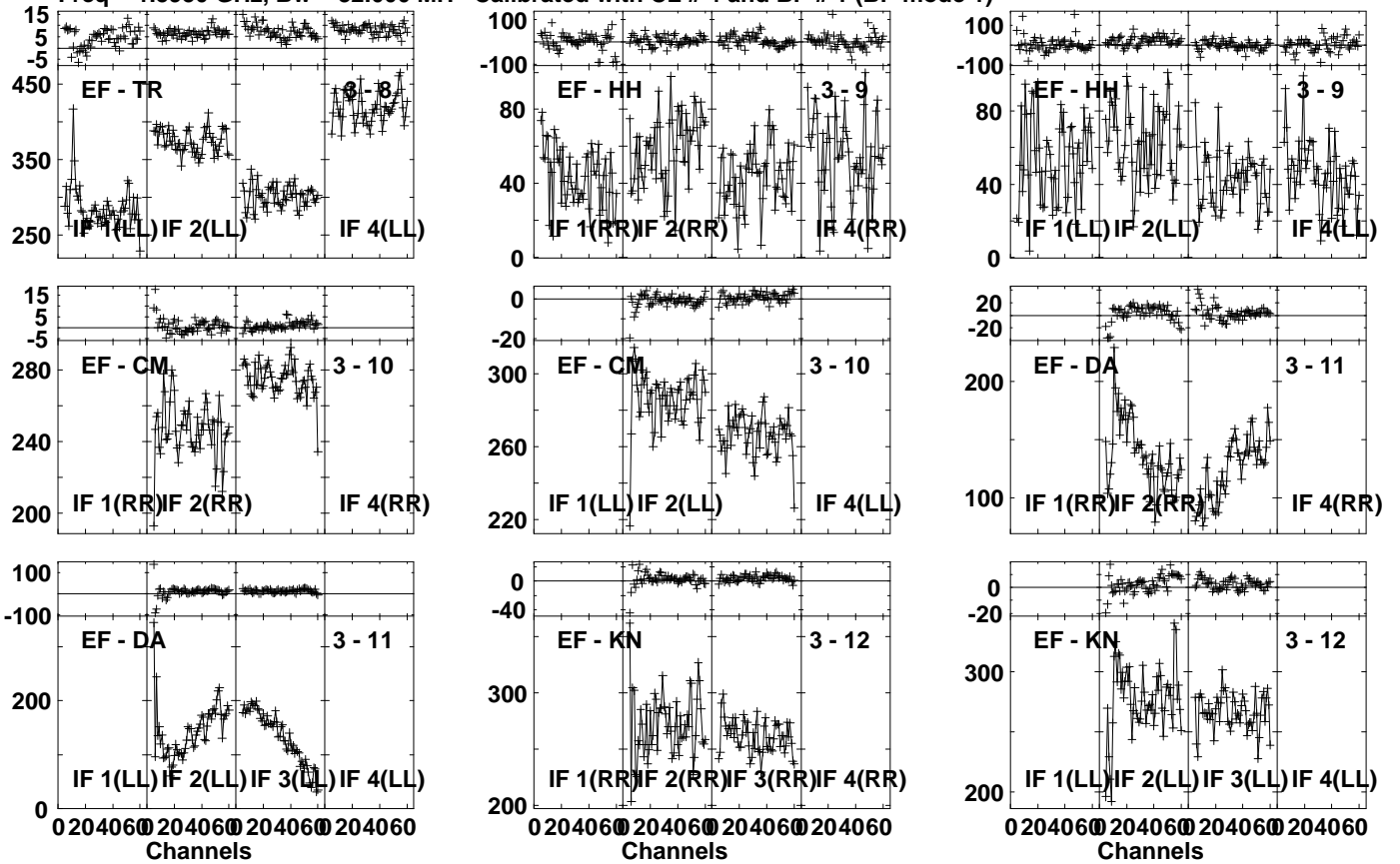


Lower frame: Milli Ampl Jy Top frame: Phas deg
Vector averaged cross-power spectrum Several baselines displayed
Timerange: 00/09:47:31 to 00/09:48:29

Plot file version 125 created 04-JUL-2023 13:24:03

J0057+3021 EL062A.UVDATA.1

Freq = 1.5950 GHz, Bw = 32.000 MH Calibrated with CL # 4 and BP # 1 (BP mode 1)

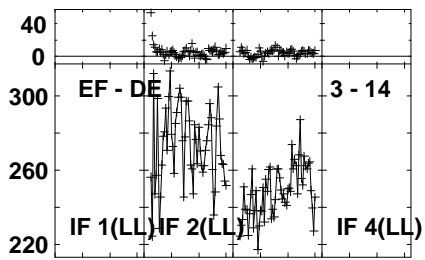
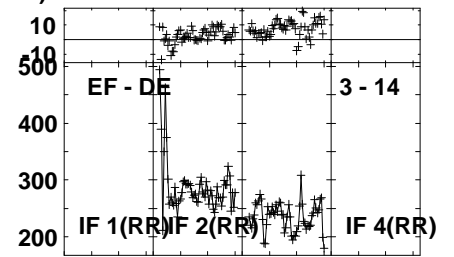
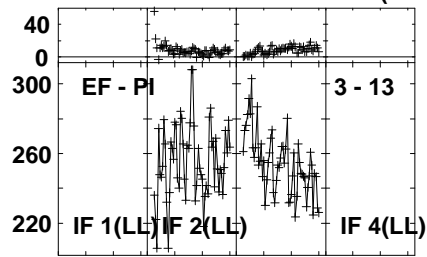
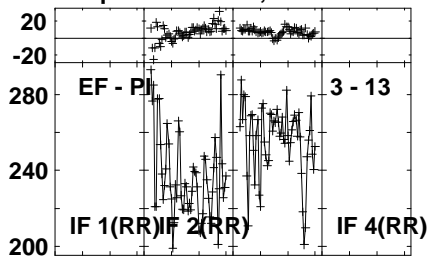


Lower frame: Milli Ampl Jy Top frame: Phas deg
 Vector averaged cross-power spectrum Several baselines displayed
 Timerange: 00/09:47:31 to 00/09:48:29

Plot file version 126 created 04-JUL-2023 13:24:03

J0057+3021 EL062A.UVDATA.1

Freq = 1.5950 GHz, Bw = 32.000 MH Calibrated with CL # 4 and BP # 1 (BP mode 1)

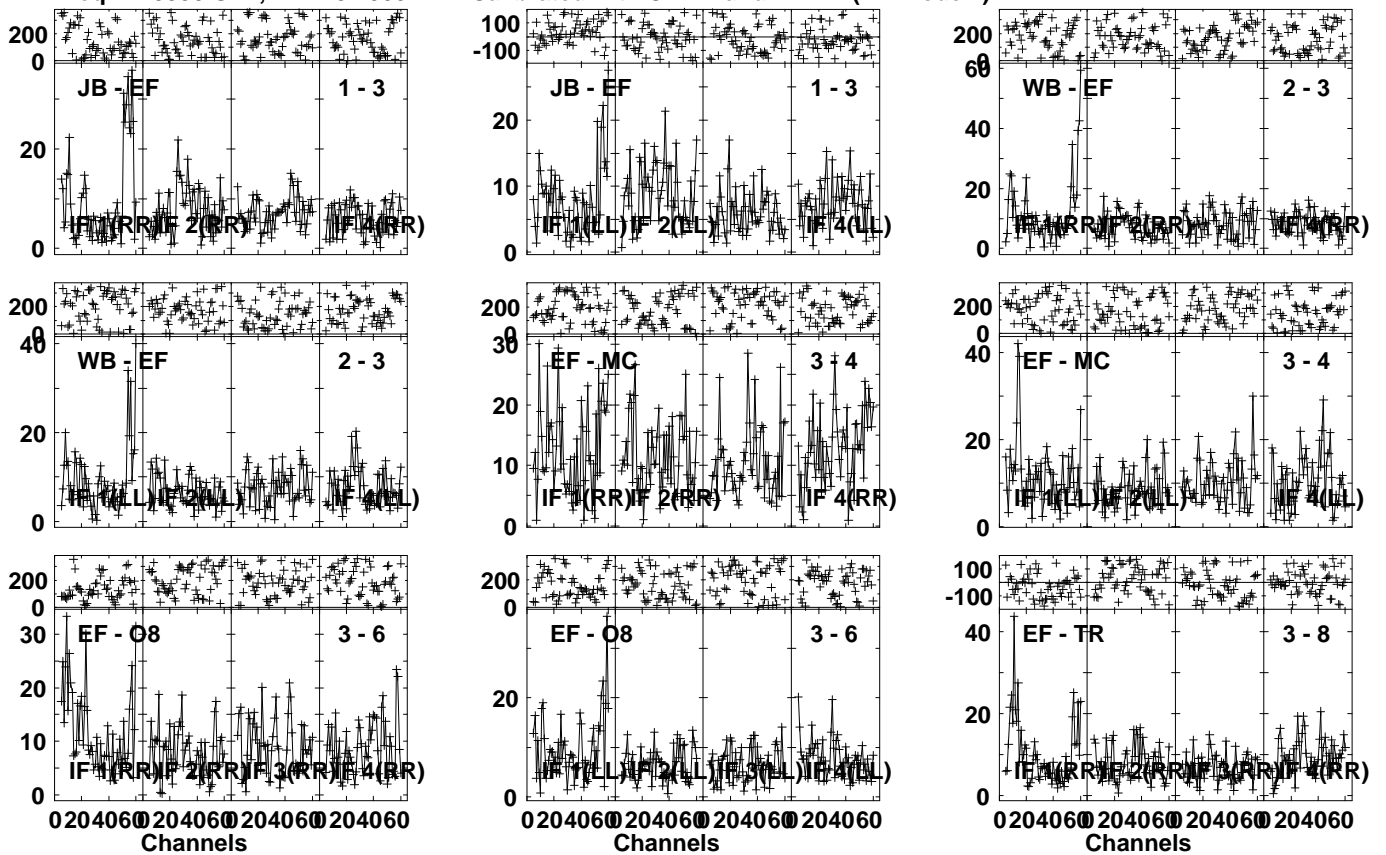


Lower frame: Milli Ampl Jy Top frame: Phas deg
Vector averaged cross-power spectrum Several baselines displayed
Timerange: 00/09:47:31 to 00/09:48:29

Plot file version 127 created 04-JUL-2023 13:24:03

J0100+2802 EL062A.UVDATA.1

Freq = 1.5950 GHz, Bw = 32.000 MH Calibrated with CL # 4 and BP # 1 (BP mode 1)

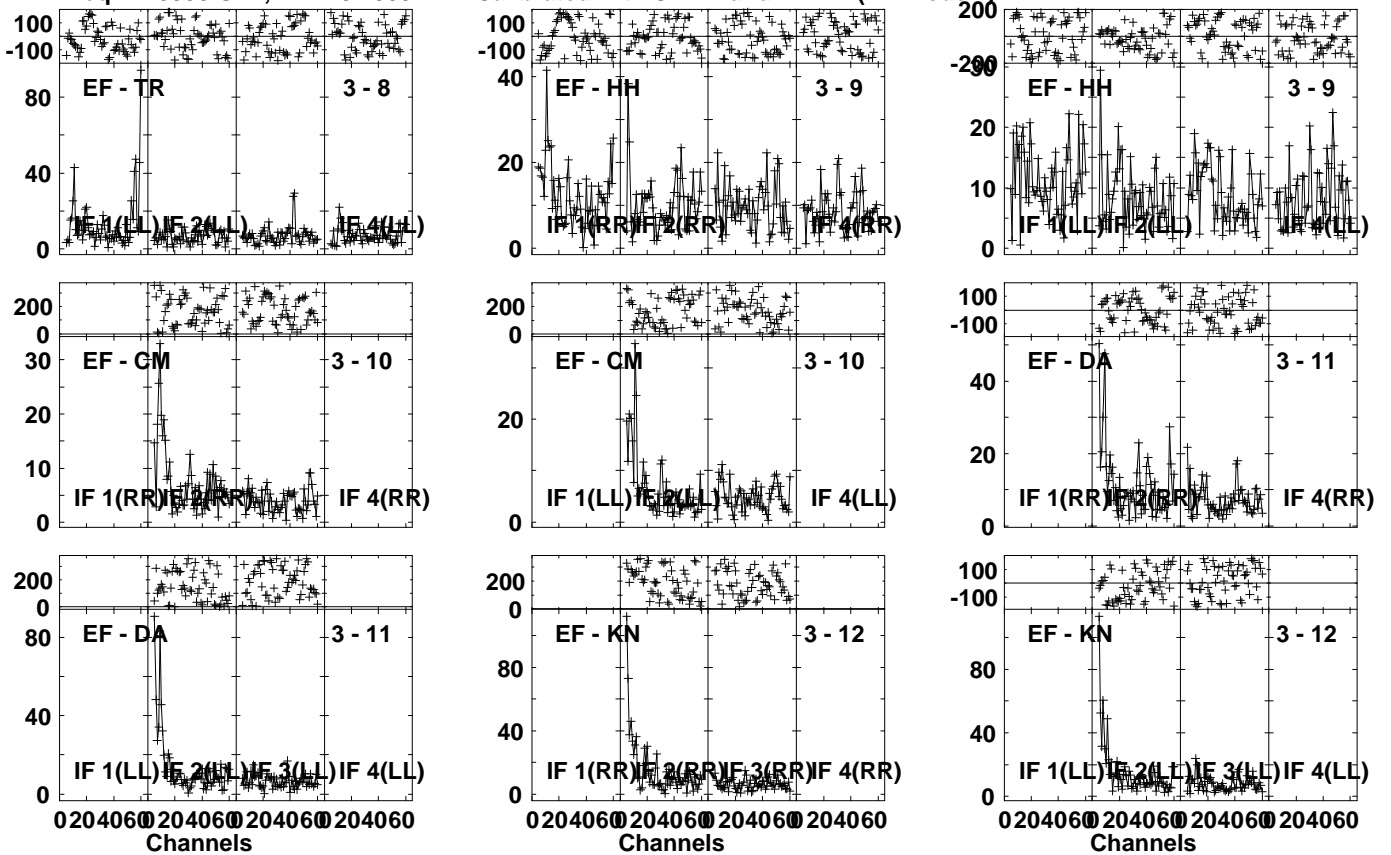


Lower frame: Milli Ampl Jy Top frame: Phas deg
Vector averaged cross-power spectrum Several baselines displayed
Timerange: 00/09:48:31 to 00/09:51:59

Plot file version 128 created 04-JUL-2023 13:24:03

J0100+2802 EL062A.UVDATA.1

Freq = 1.5950 GHz, Bw = 32.000 MH Calibrated with CL # 4 and BP # 1 (BP mode 1)

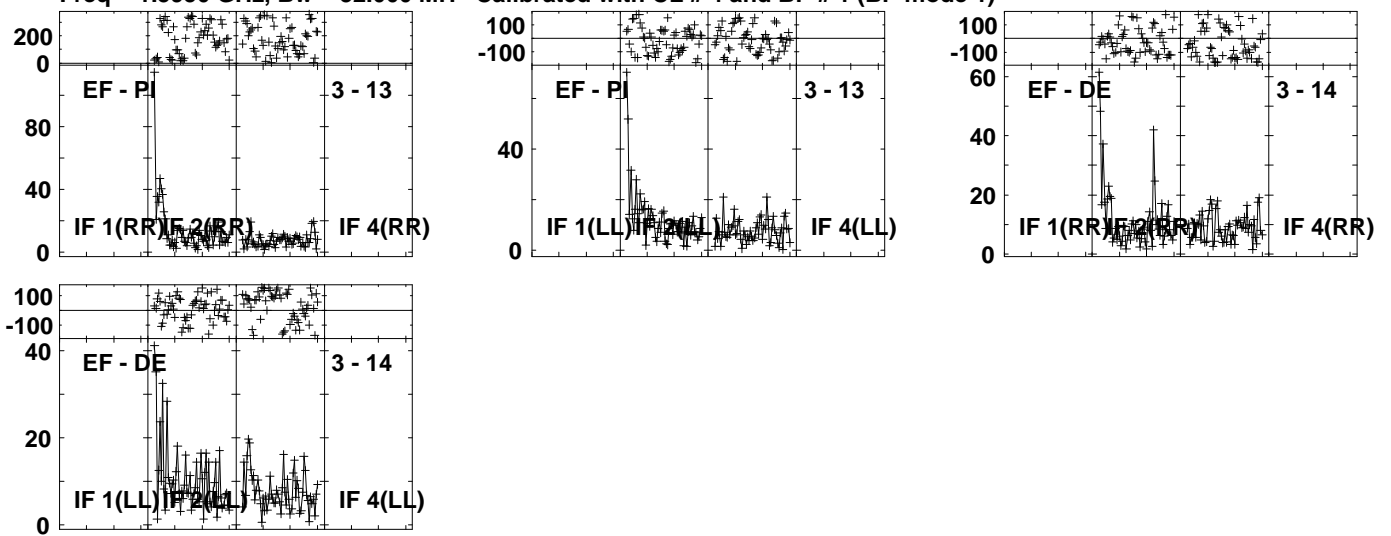


Lower frame: Milli Ampl Jy Top frame: Phas deg
Vector averaged cross-power spectrum Several baselines displayed
Timerange: 00/09:48:31 to 00/09:51:59

Plot file version 129 created 04-JUL-2023 13:24:03

J0100+2802 EL062A.UVDATA.1

Freq = 1.5950 GHz, Bw = 32.000 MH Calibrated with CL # 4 and BP # 1 (BP mode 1)



Lower frame: Milli Ampl Jy Top frame: Phas deg

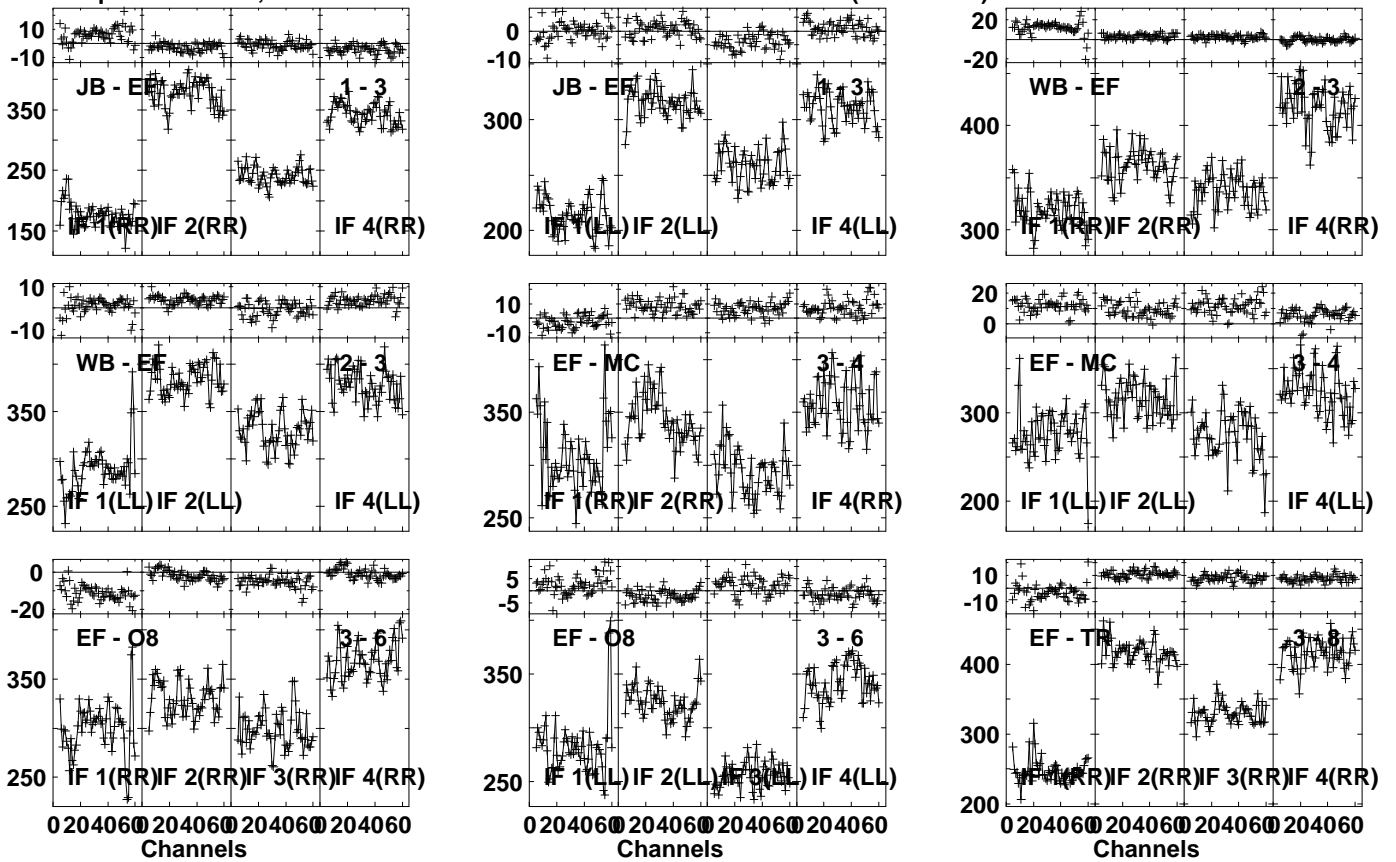
Vector averaged cross-power spectrum Several baselines displayed

Timerange: 00/09:48:31 to 00/09:51:59

Plot file version 130 created 04-JUL-2023 13:24:03

J0057+3021 EL062A.UVDATA.1

Freq = 1.5950 GHz, Bw = 32.000 MH Calibrated with CL # 4 and BP # 1 (BP mode 1)

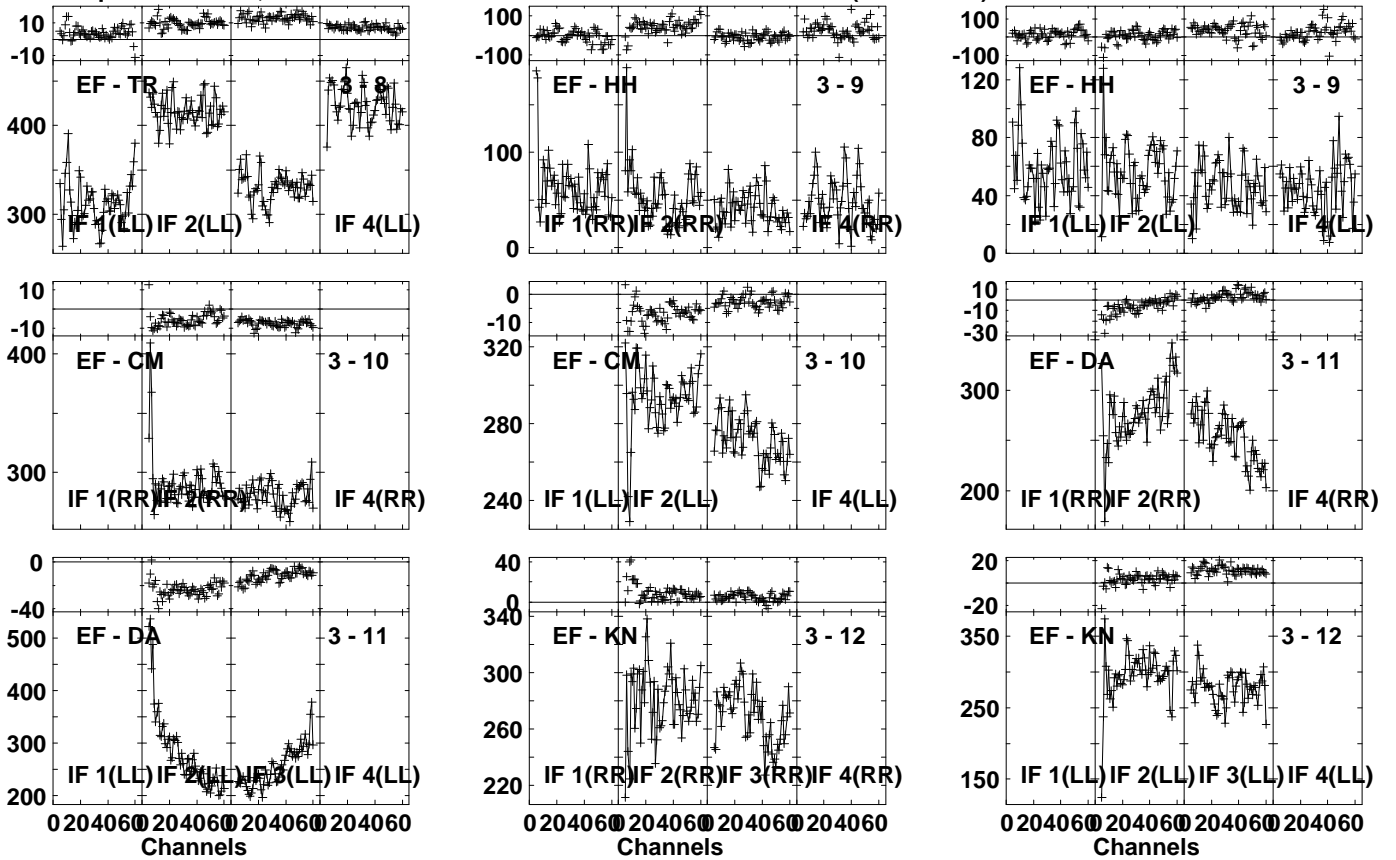


Lower frame: Milli Ampl Jy Top frame: Phas deg
Vector averaged cross-power spectrum Several baselines displayed
Timerange: 00/09:52:01 to 00/09:53:29

Plot file version 131 created 04-JUL-2023 13:24:03

J0057+3021 EL062A.UVDATA.1

Freq = 1.5950 GHz, Bw = 32.000 MH Calibrated with CL # 4 and BP # 1 (BP mode 1)

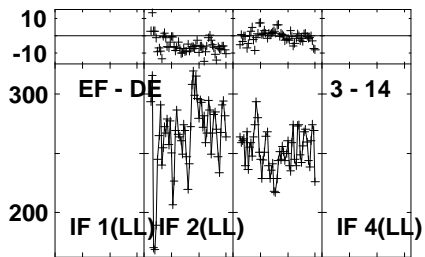
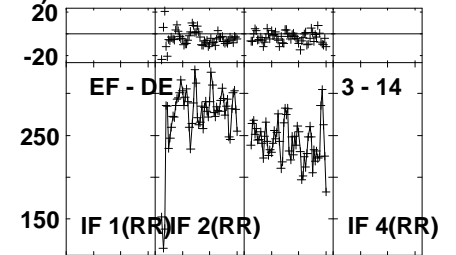
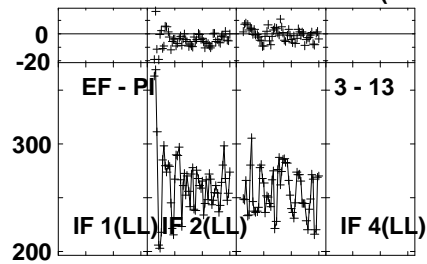
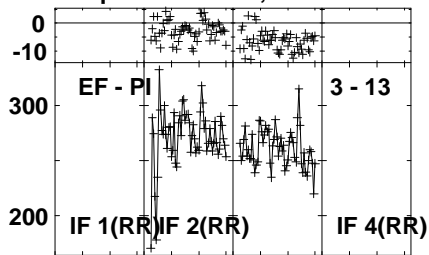


Lower frame: Milli Ampl Jy Top frame: Phas deg
Vector averaged cross-power spectrum Several baselines displayed
Timerange: 00/09:52:01 to 00/09:53:29

Plot file version 132 created 04-JUL-2023 13:24:04

J0057+3021 EL062A.UVDATA.1

Freq = 1.5950 GHz, Bw = 32.000 MH Calibrated with CL # 4 and BP # 1 (BP mode 1)

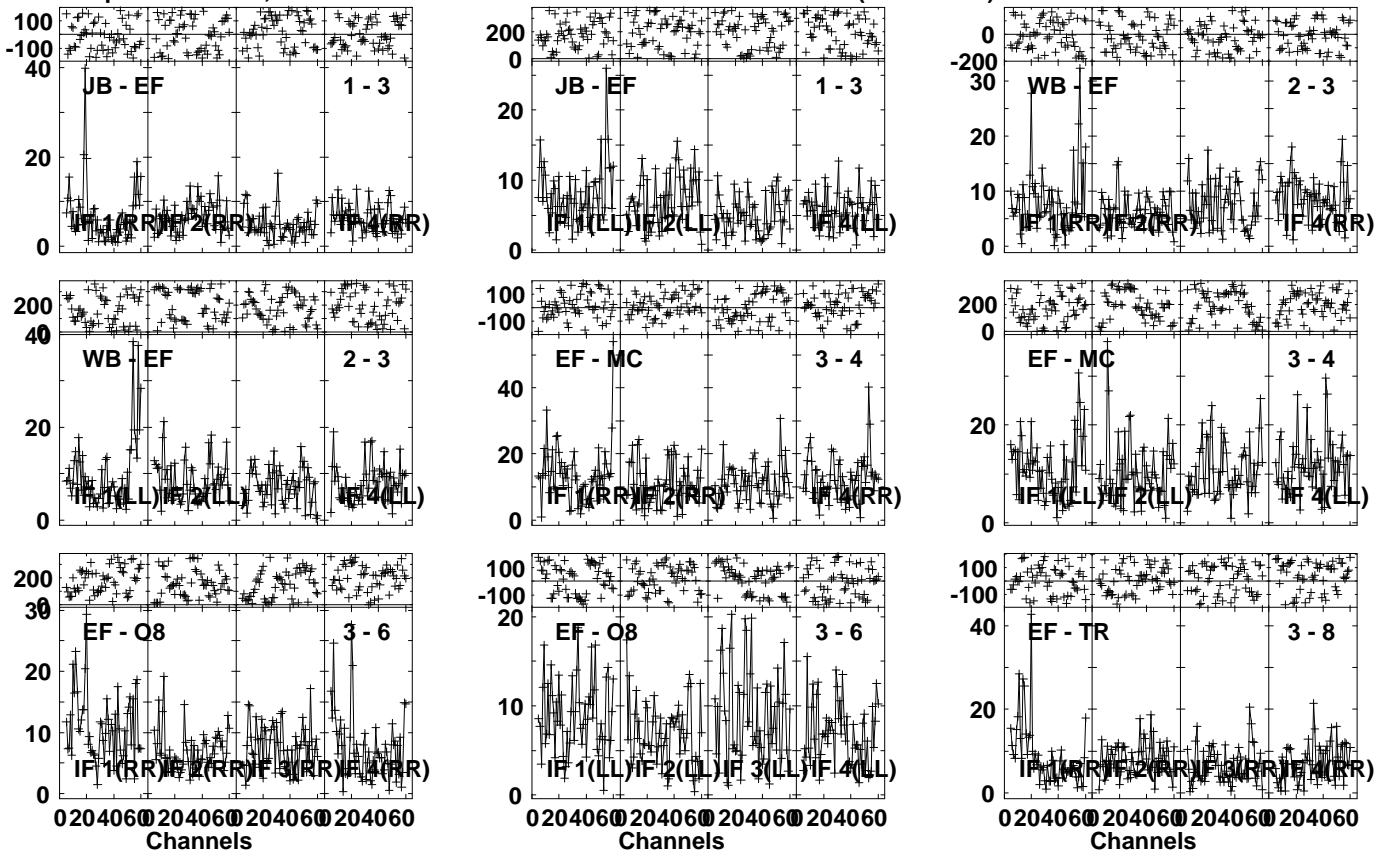


Lower frame: Milli Ampl Jy Top frame: Phas deg
Vector averaged cross-power spectrum Several baselines displayed
Timerange: 00/09:52:01 to 00/09:53:29

Plot file version 133 created 04-JUL-2023 13:24:04

J0100+2802 EL062A.UVDATA.1

Freq = 1.5950 GHz, Bw = 32.000 MH Calibrated with CL # 4 and BP # 1 (BP mode 1)



Lower frame: Milli Ampl Jy Top frame: Phas deg

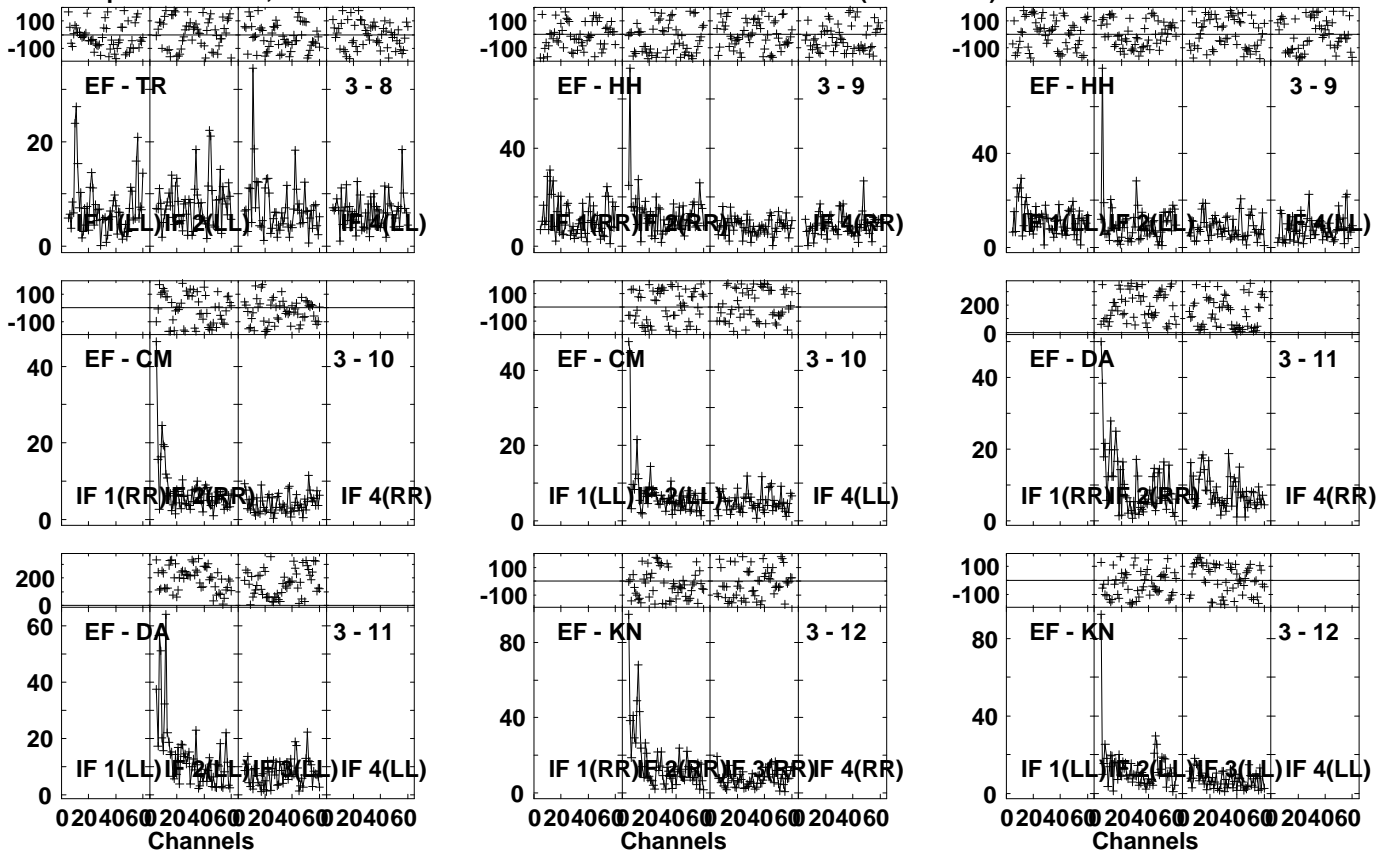
Vector averaged cross-power spectrum Several baselines displayed

Timerange: 00/09:53:31 to 00/09:56:59

Plot file version 134 created 04-JUL-2023 13:24:04

J0100+2802 EL062A.UVDATA.1

Freq = 1.5950 GHz, Bw = 32.000 MH Calibrated with CL # 4 and BP # 1 (BP mode 1)



Lower frame: Milli Ampl Jy Top frame: Phas deg

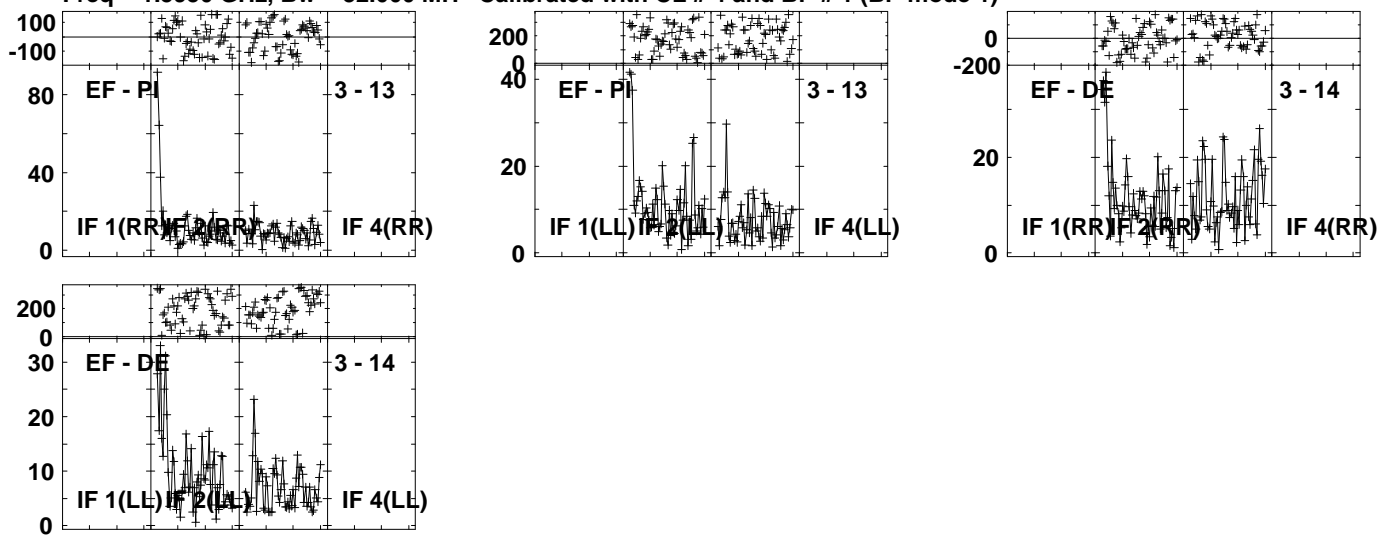
Vector averaged cross-power spectrum Several baselines displayed

Timerange: 00/09:53:31 to 00/09:56:59

Plot file version 135 created 04-JUL-2023 13:24:04

J0100+2802 EL062A.UVDATA.1

Freq = 1.5950 GHz, Bw = 32.000 MH Calibrated with CL # 4 and BP # 1 (BP mode 1)



Lower frame: Milli Ampl Jy Top frame: Phas deg

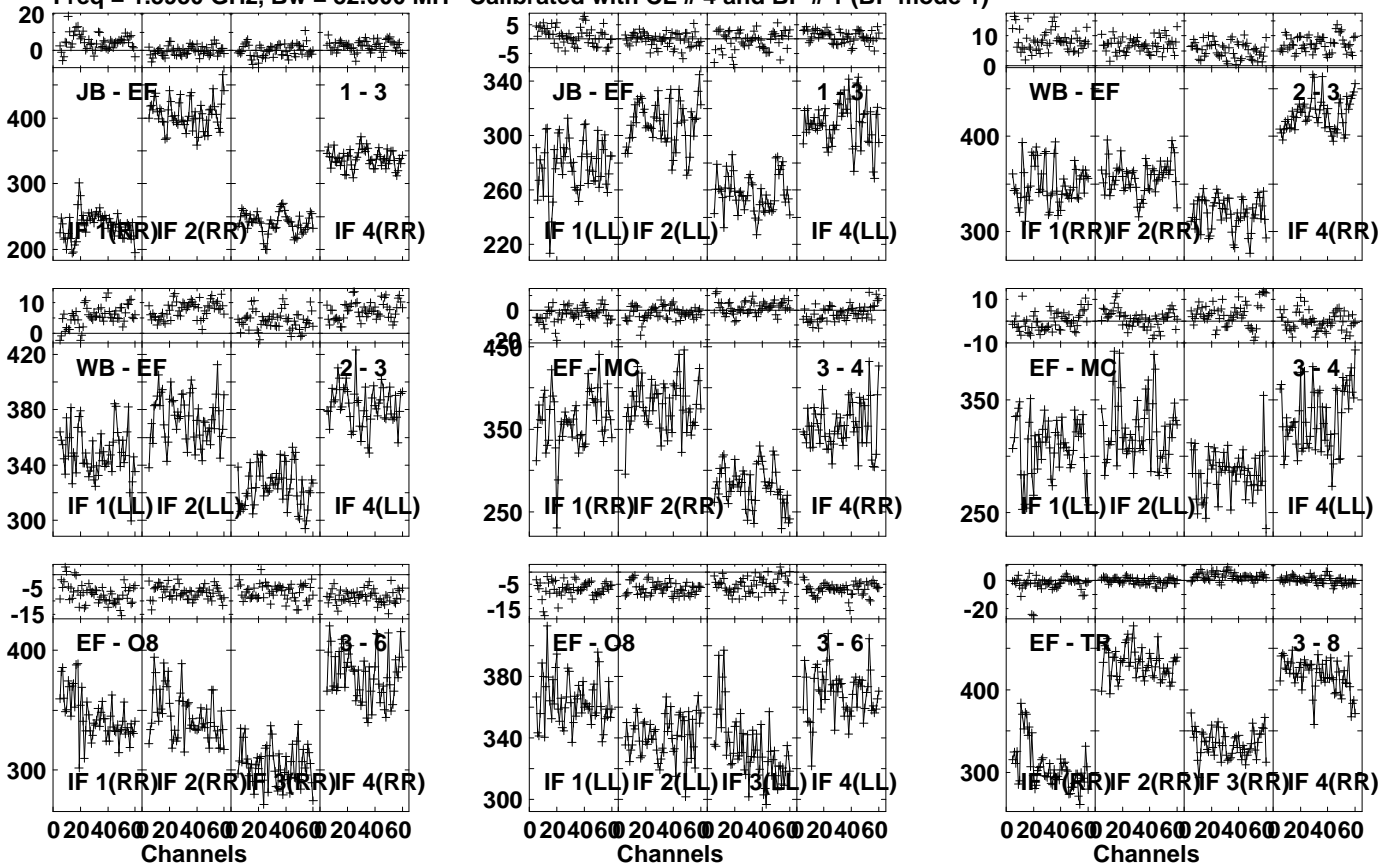
Vector averaged cross-power spectrum Several baselines displayed

Timerange: 00/09:53:31 to 00/09:56:59

Plot file version 136 created 04-JUL-2023 13:24:04

J0057+3021 EL062A.UVDATA.1

Freq = 1.5950 GHz, Bw = 32.000 MH Calibrated with CL # 4 and BP # 1 (BP mode 1)

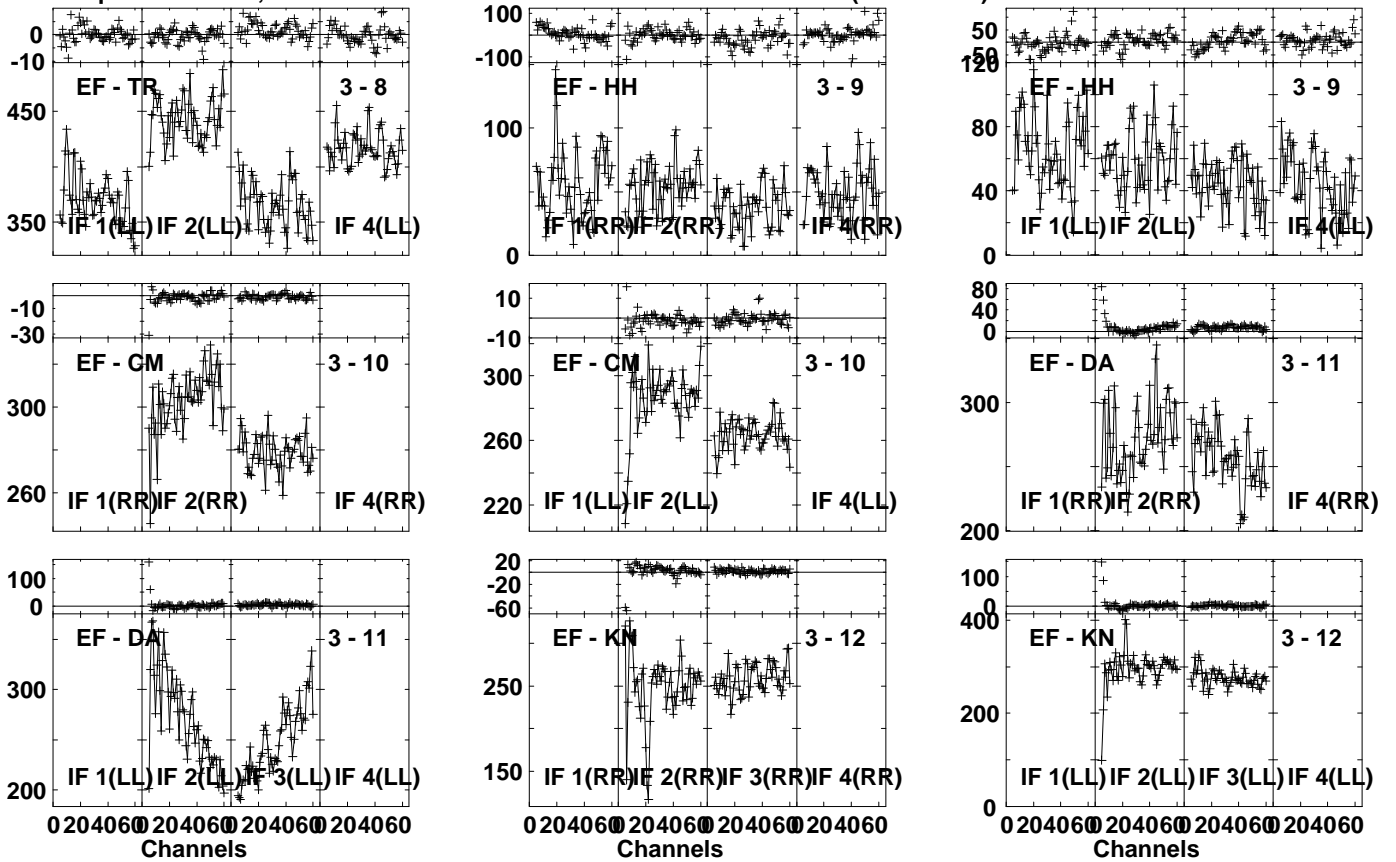


Lower frame: Milli Ampl Jy Top frame: Phas deg
Vector averaged cross-power spectrum Several baselines displayed
Timerange: 00/09:57:31 to 00/09:58:29

Plot file version 137 created 04-JUL-2023 13:24:04

J0057+3021 EL062A.UVDATA.1

Freq = 1.5950 GHz, Bw = 32.000 MH Calibrated with CL # 4 and BP # 1 (BP mode 1)

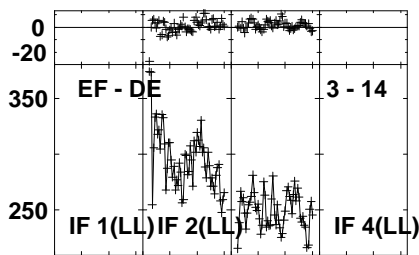
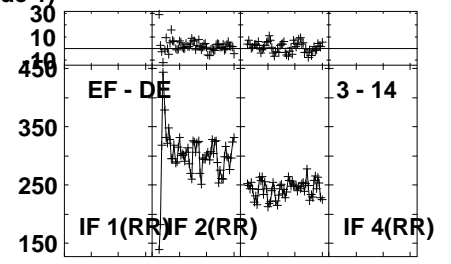
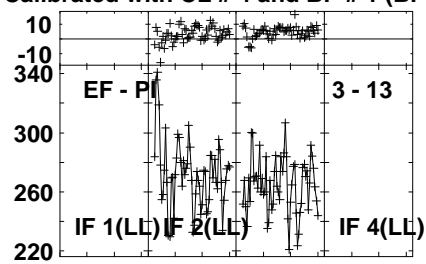
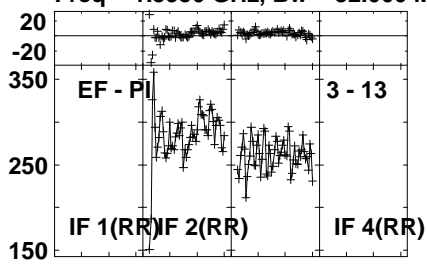


Lower frame: Milli Ampl Jy Top frame: Phas deg
Vector averaged cross-power spectrum Several baselines displayed
Timerange: 00/09:57:31 to 00/09:58:29

Plot file version 138 created 04-JUL-2023 13:24:04

J0057+3021 EL062A.UVDATA.1

Freq = 1.5950 GHz, Bw = 32.000 MH Calibrated with CL # 4 and BP # 1 (BP mode 1)

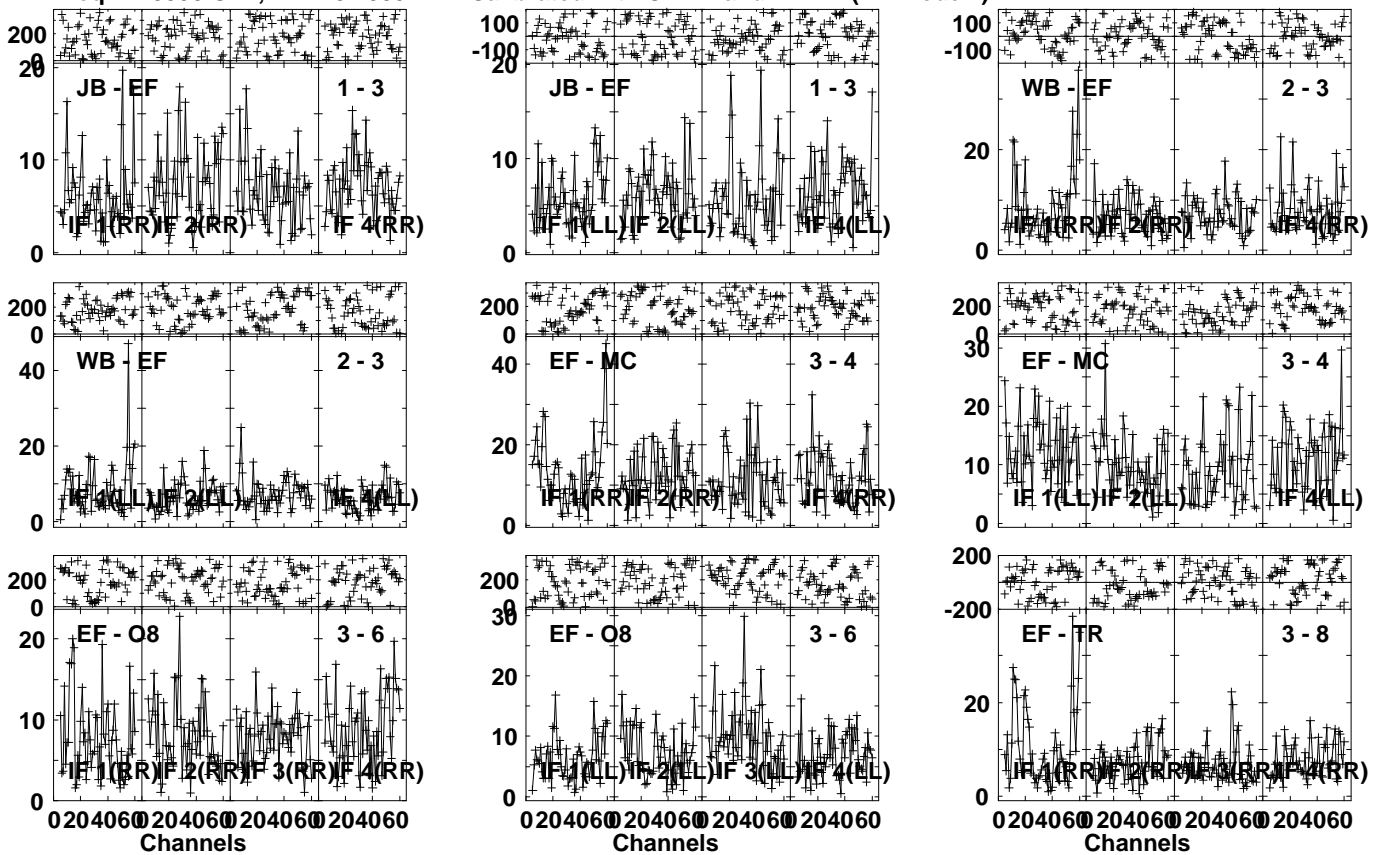


Lower frame: Milli Ampl Jy Top frame: Phas deg
Vector averaged cross-power spectrum Several baselines displayed
Timerange: 00/09:57:31 to 00/09:58:29

Plot file version 139 created 04-JUL-2023 13:24:04

J0100+2802 EL062A.UVDATA.1

Freq = 1.5950 GHz, Bw = 32.000 MH Calibrated with CL # 4 and BP # 1 (BP mode 1)

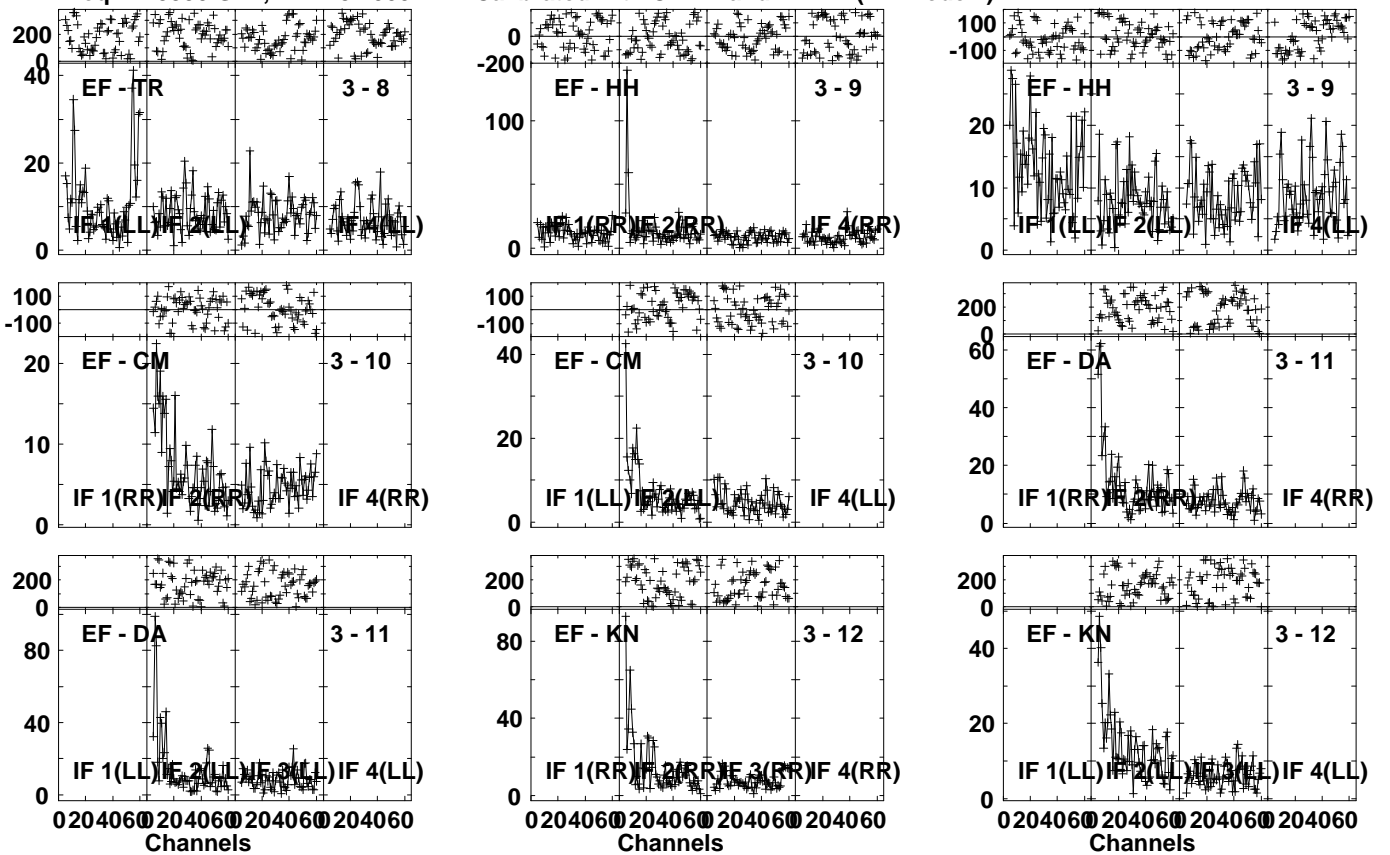


Lower frame: Milli Ampl Jy Top frame: Phas deg
Vector averaged cross-power spectrum Several baselines displayed
Timerange: 00/09:58:31 to 00/10:01:59

Plot file version 140 created 04-JUL-2023 13:24:05

J0100+2802 EL062A.UVDATA.1

Freq = 1.5950 GHz, Bw = 32.000 MH Calibrated with CL # 4 and BP # 1 (BP mode 1)

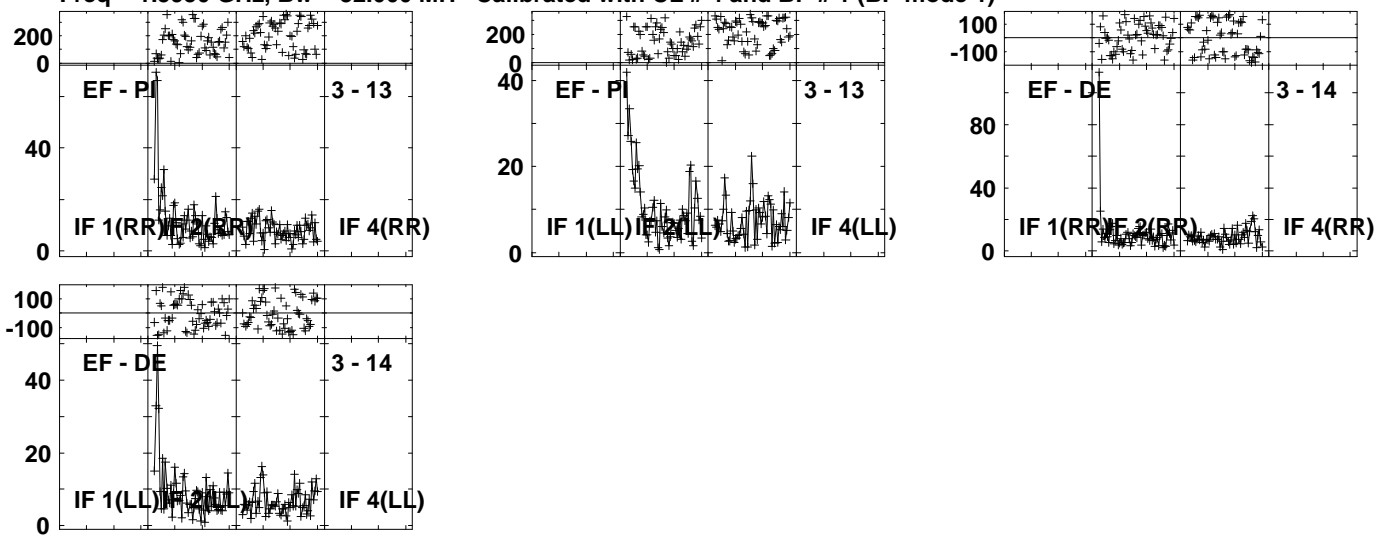


Lower frame: Milli Ampl Jy Top frame: Phas deg
Vector averaged cross-power spectrum Several baselines displayed
Timerange: 00/09:58:31 to 00/10:01:59

Plot file version 141 created 04-JUL-2023 13:24:05

J0100+2802 EL062A.UVDATA.1

Freq = 1.5950 GHz, Bw = 32.000 MH Calibrated with CL # 4 and BP # 1 (BP mode 1)



Lower frame: Milli Ampl Jy Top frame: Phas deg

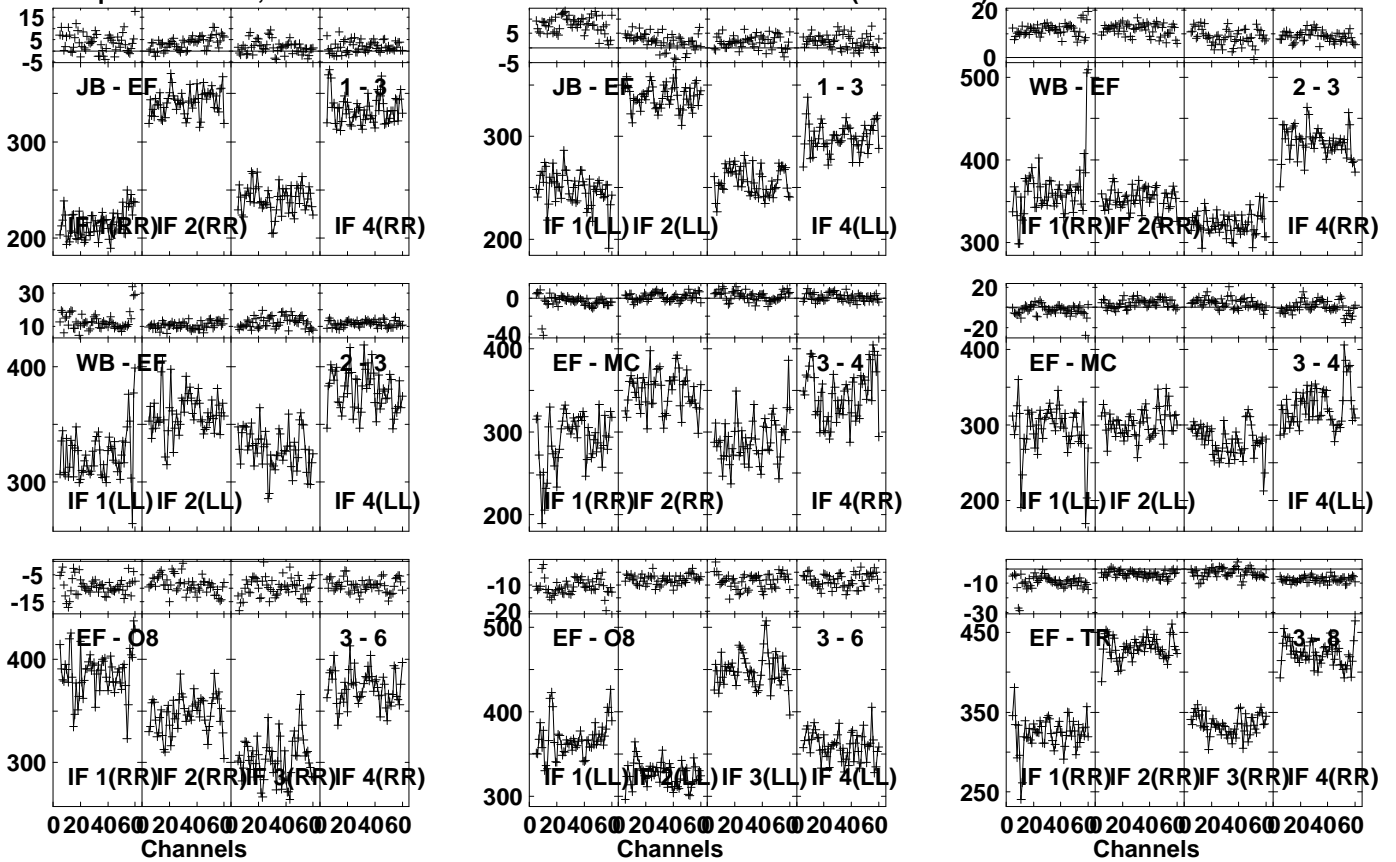
Vector averaged cross-power spectrum Several baselines displayed

Timerange: 00/09:58:31 to 00/10:01:59

Plot file version 142 created 04-JUL-2023 13:24:05

J0057+3021 EL062A.UVDATA.1

Freq = 1.5950 GHz, Bw = 32.000 MH Calibrated with CL # 4 and BP # 1 (BP mode 1)

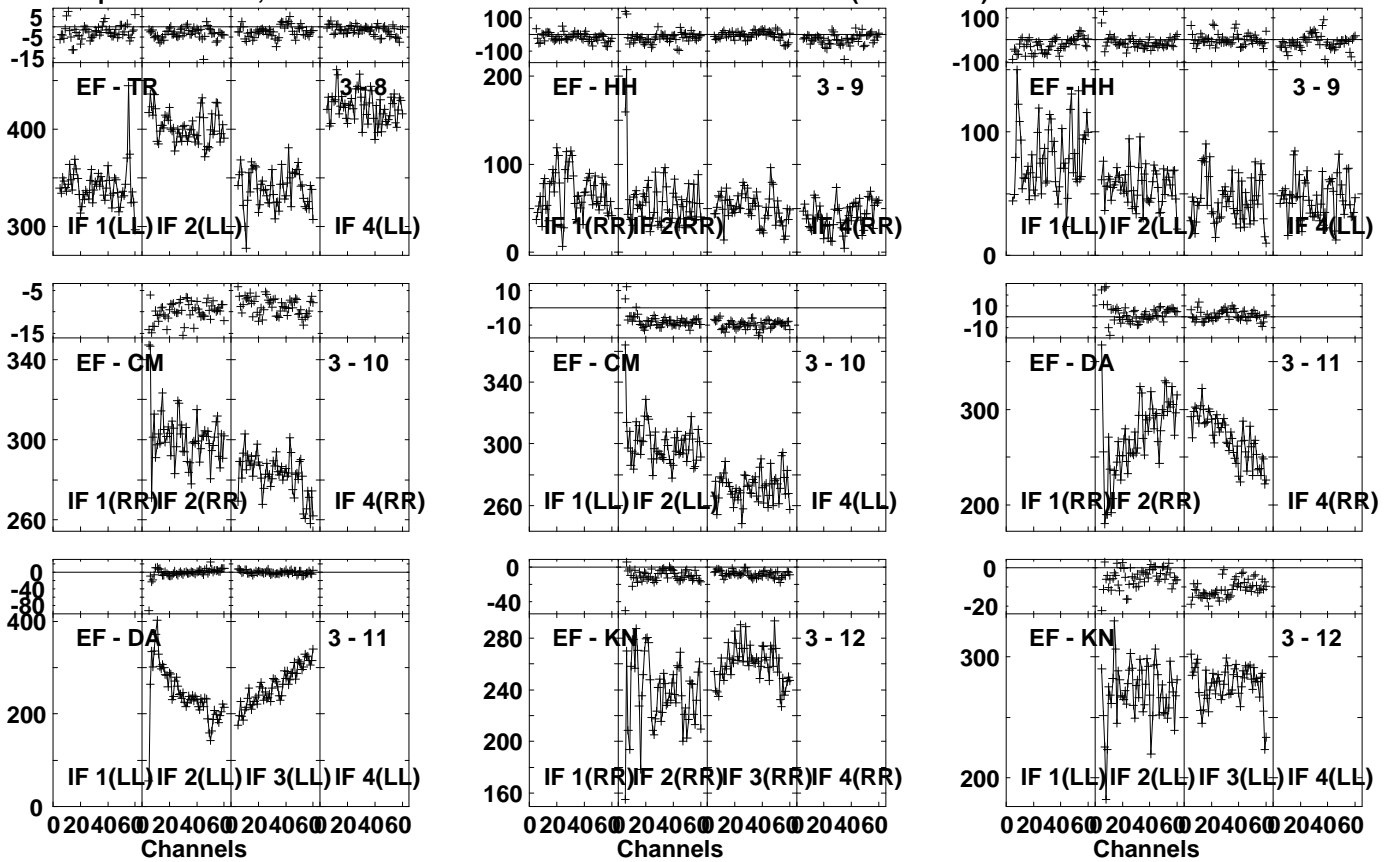


Lower frame: Milli Ampl Jy Top frame: Phas deg
Vector averaged cross-power spectrum Several baselines displayed
Timerange: 00/10:02:01 to 00/10:03:29

Plot file version 143 created 04-JUL-2023 13:24:05

J0057+3021 EL062A.UVDATA.1

Freq = 1.5950 GHz, Bw = 32.000 MH Calibrated with CL # 4 and BP # 1 (BP mode 1)

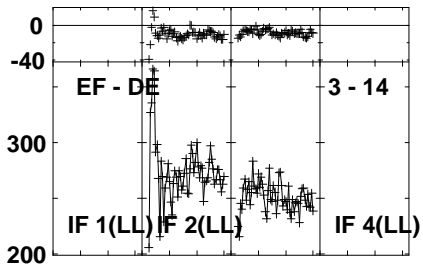
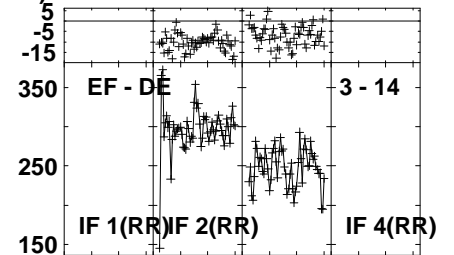
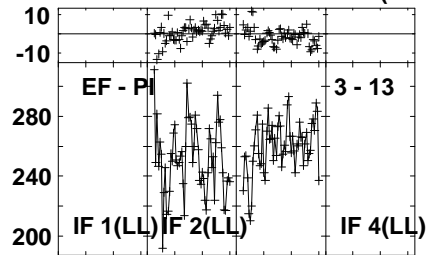
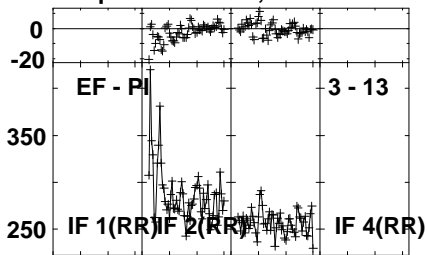


Lower frame: Milli Ampl Jy Top frame: Phas deg
Vector averaged cross-power spectrum Several baselines displayed
Timerange: 00/10:02:01 to 00/10:03:29

Plot file version 144 created 04-JUL-2023 13:24:05

J0057+3021 EL062A.UVDATA.1

Freq = 1.5950 GHz, Bw = 32.000 MH Calibrated with CL # 4 and BP # 1 (BP mode 1)

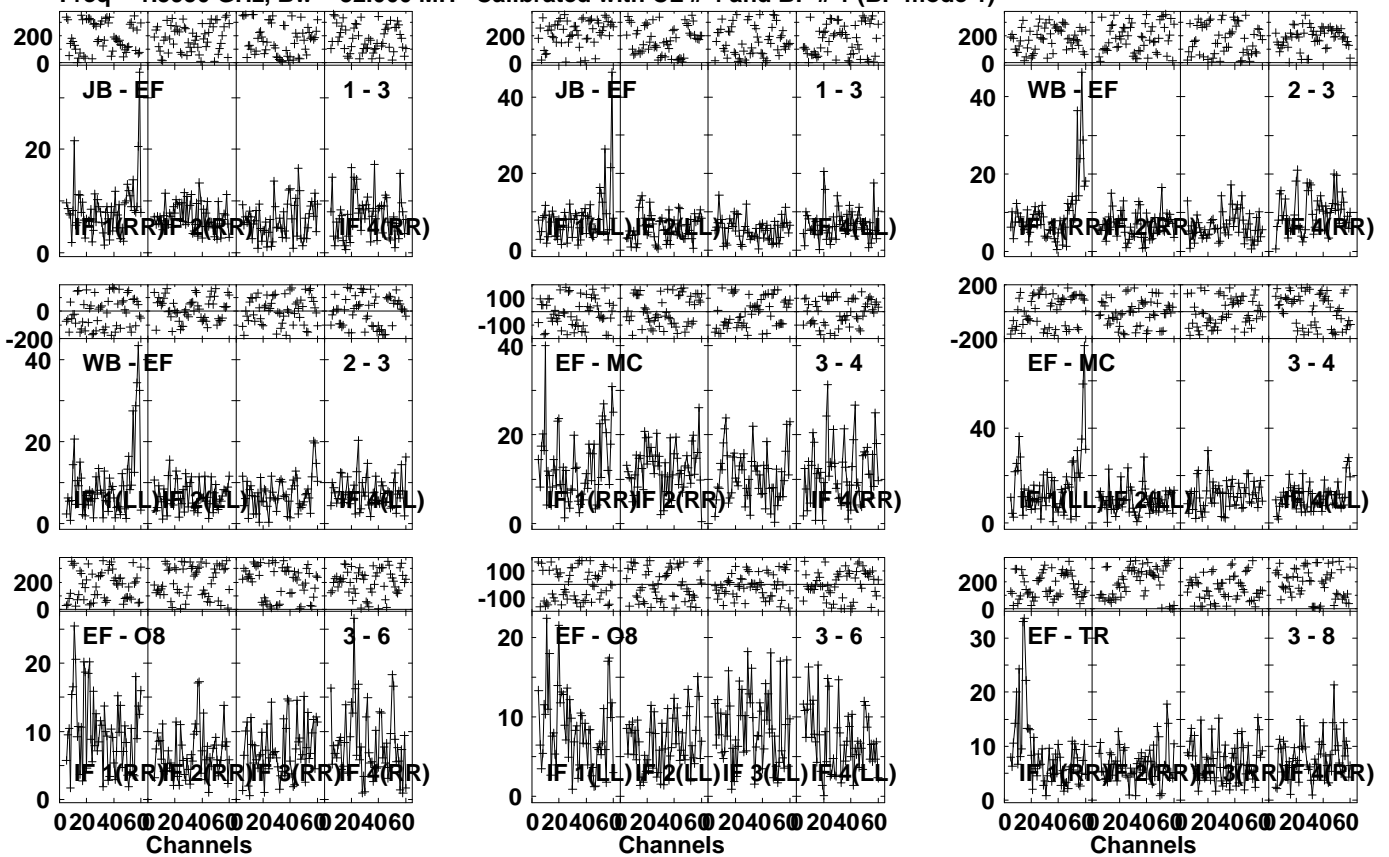


Lower frame: Milli Ampl Jy Top frame: Phas deg
Vector averaged cross-power spectrum Several baselines displayed
Timerange: 00/10:02:01 to 00/10:03:29

Plot file version 145 created 04-JUL-2023 13:24:05

J0100+2802 EL062A.UVDATA.1

Freq = 1.5950 GHz, Bw = 32.000 MH Calibrated with CL # 4 and BP # 1 (BP mode 1)

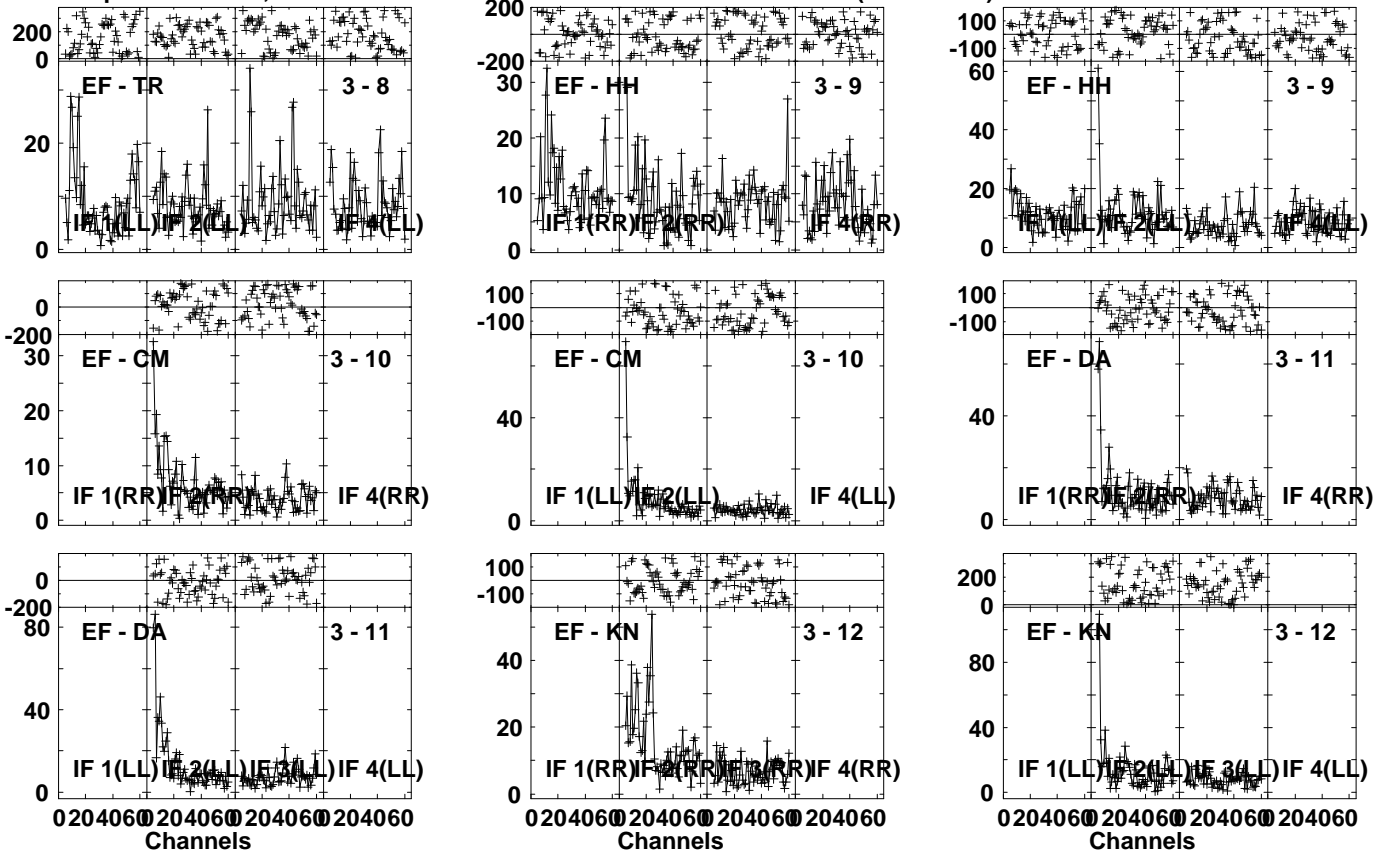


Lower frame: Milli Ampl Jy Top frame: Phas deg
Vector averaged cross-power spectrum Several baselines displayed
Timerange: 00/10:03:31 to 00/10:06:59

Plot file version 146 created 04-JUL-2023 13:24:05

J0100+2802 EL062A.UVDATA.1

Freq = 1.5950 GHz, Bw = 32.000 MH Calibrated with CL # 4 and BP # 1 (BP mode 1)

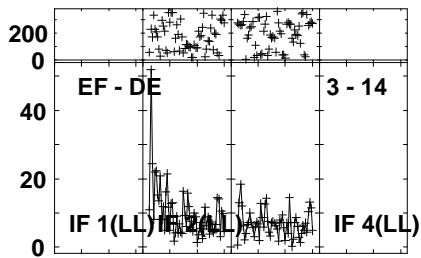
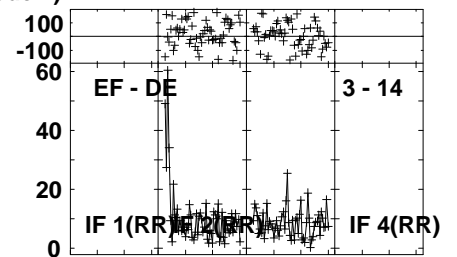
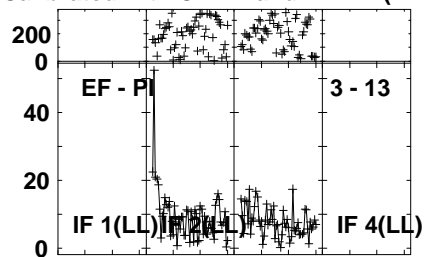
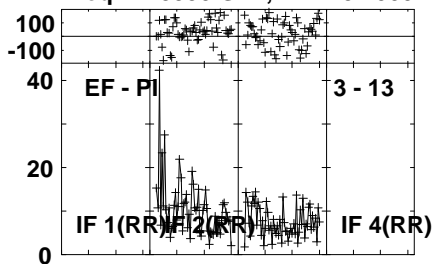


Lower frame: Milli Ampl Jy Top frame: Phas deg
Vector averaged cross-power spectrum Several baselines displayed
Timerange: 00/10:03:31 to 00/10:06:59

Plot file version 147 created 04-JUL-2023 13:24:06

J0100+2802 EL062A.UVDATA.1

Freq = 1.5950 GHz, Bw = 32.000 MH Calibrated with CL # 4 and BP # 1 (BP mode 1)



Lower frame: Milli Ampl Jy Top frame: Phas deg

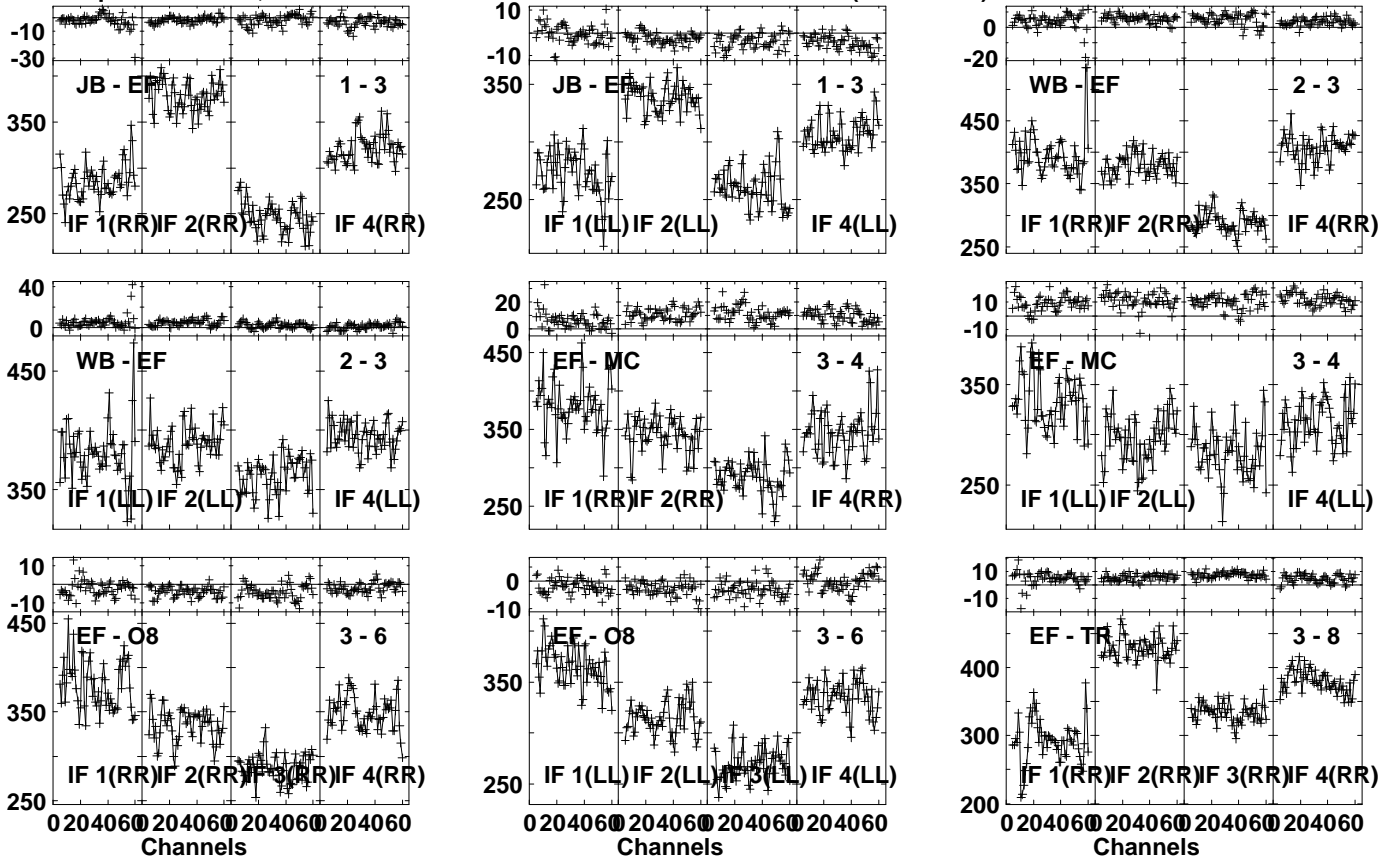
Vector averaged cross-power spectrum Several baselines displayed

Timerange: 00/10:03:31 to 00/10:06:59

Plot file version 148 created 04-JUL-2023 13:24:06

J0057+3021 EL062A.UVDATA.1

Freq = 1.5950 GHz, Bw = 32.000 MH Calibrated with CL # 4 and BP # 1 (BP mode 1)

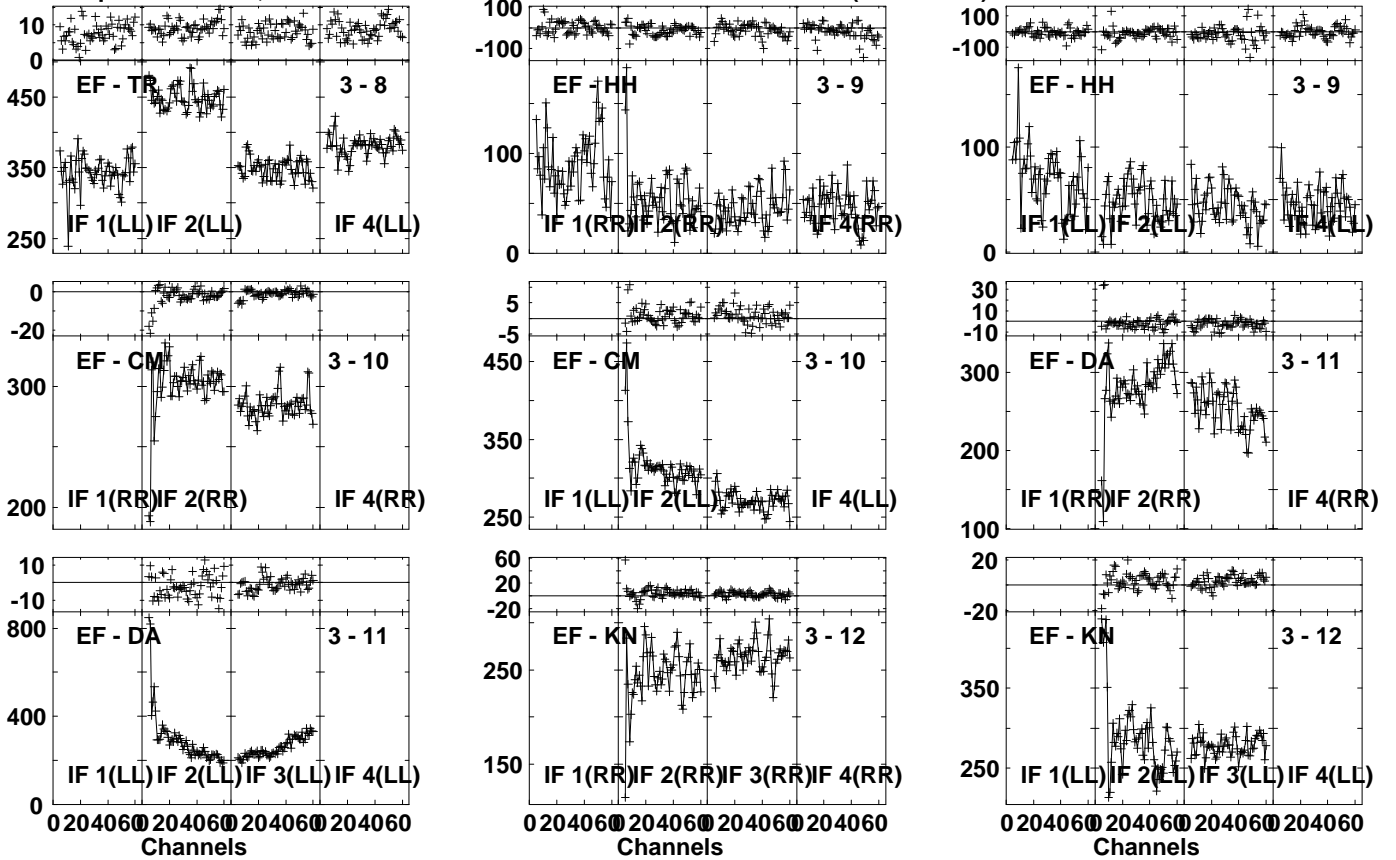


Lower frame: Milli Ampl Jy Top frame: Phas deg
Vector averaged cross-power spectrum Several baselines displayed
Timerange: 00/10:07:31 to 00/10:08:29

Plot file version 149 created 04-JUL-2023 13:24:06

J0057+3021 EL062A.UVDATA.1

Freq = 1.5950 GHz, Bw = 32.000 MH Calibrated with CL # 4 and BP # 1 (BP mode 1)

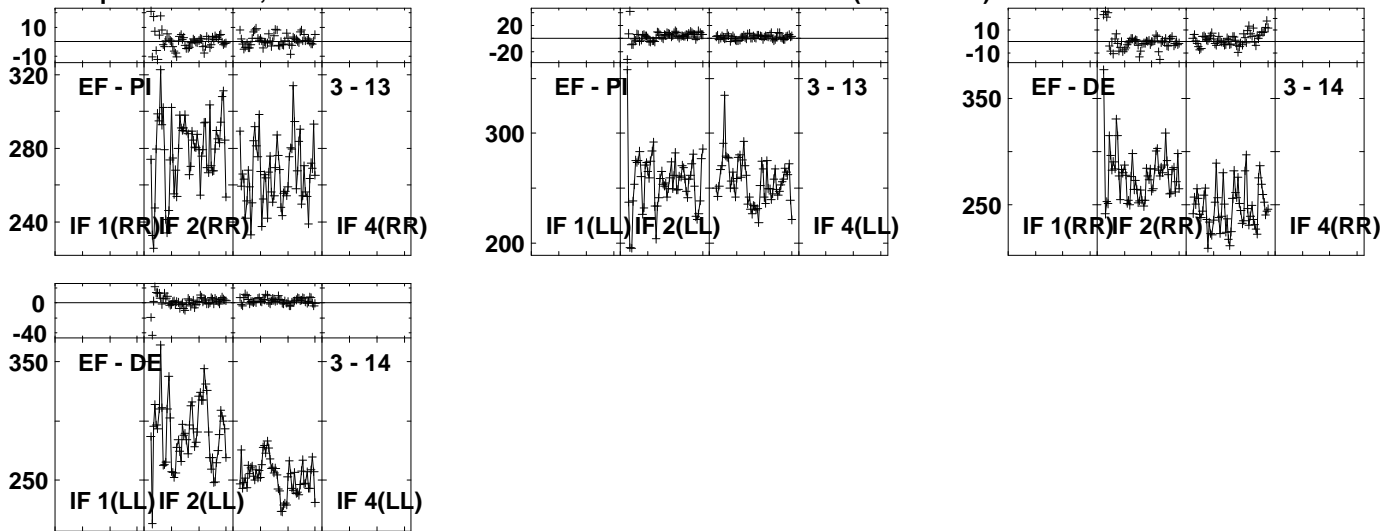


Lower frame: Milli Ampl Jy Top frame: Phas deg
Vector averaged cross-power spectrum Several baselines displayed
Timerange: 00/10:07:31 to 00/10:08:29

Plot file version 150 created 04-JUL-2023 13:24:06

J0057+3021 EL062A.UVDATA.1

Freq = 1.5950 GHz, Bw = 32.000 MH Calibrated with CL # 4 and BP # 1 (BP mode 1)

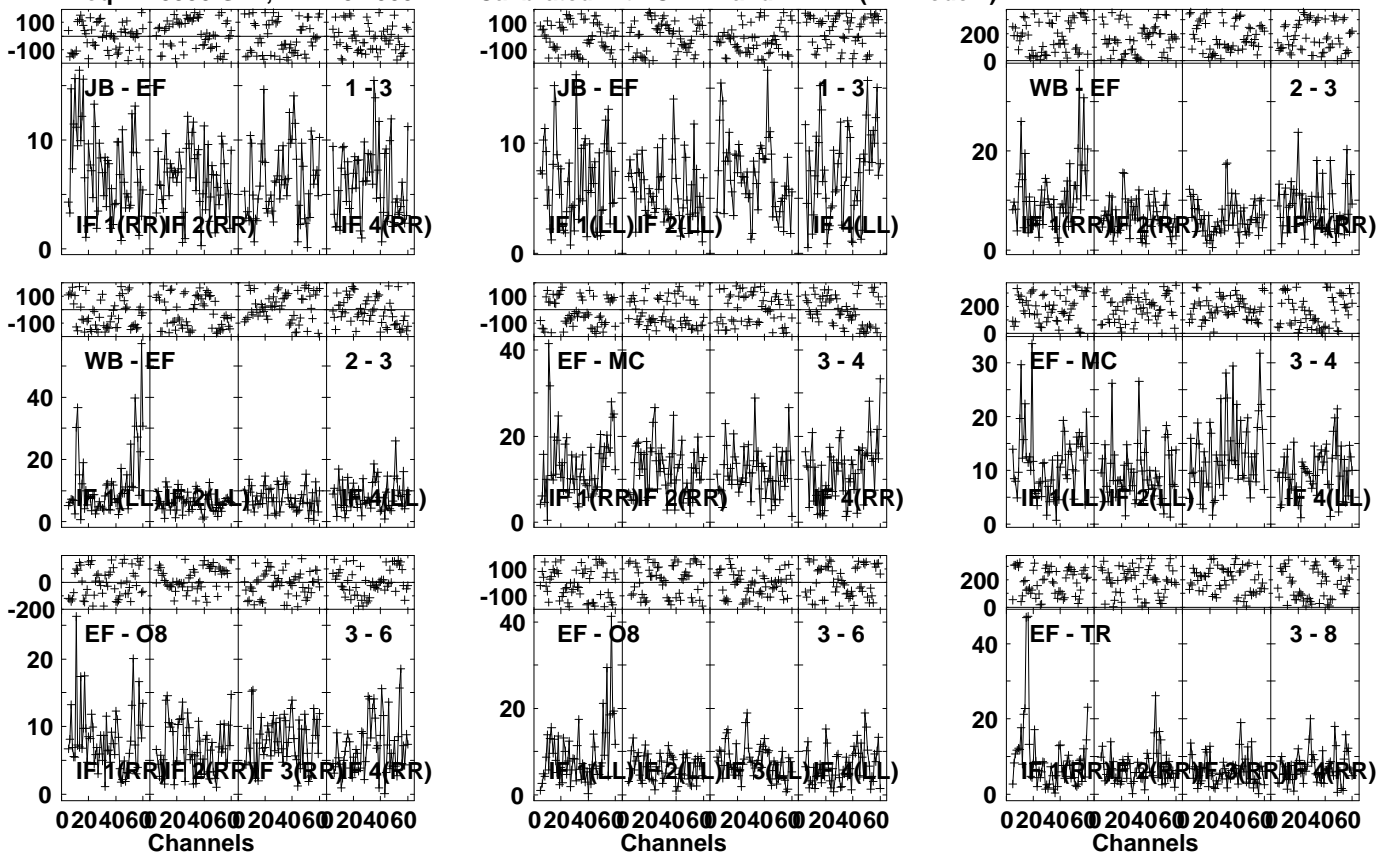


Lower frame: Milli Ampl Jy Top frame: Phas deg
Vector averaged cross-power spectrum Several baselines displayed
Timerange: 00/10:07:31 to 00/10:08:29

Plot file version 151 created 04-JUL-2023 13:24:06

J0100+2802 EL062A.UVDATA.1

Freq = 1.5950 GHz, Bw = 32.000 MH Calibrated with CL # 4 and BP # 1 (BP mode 1)

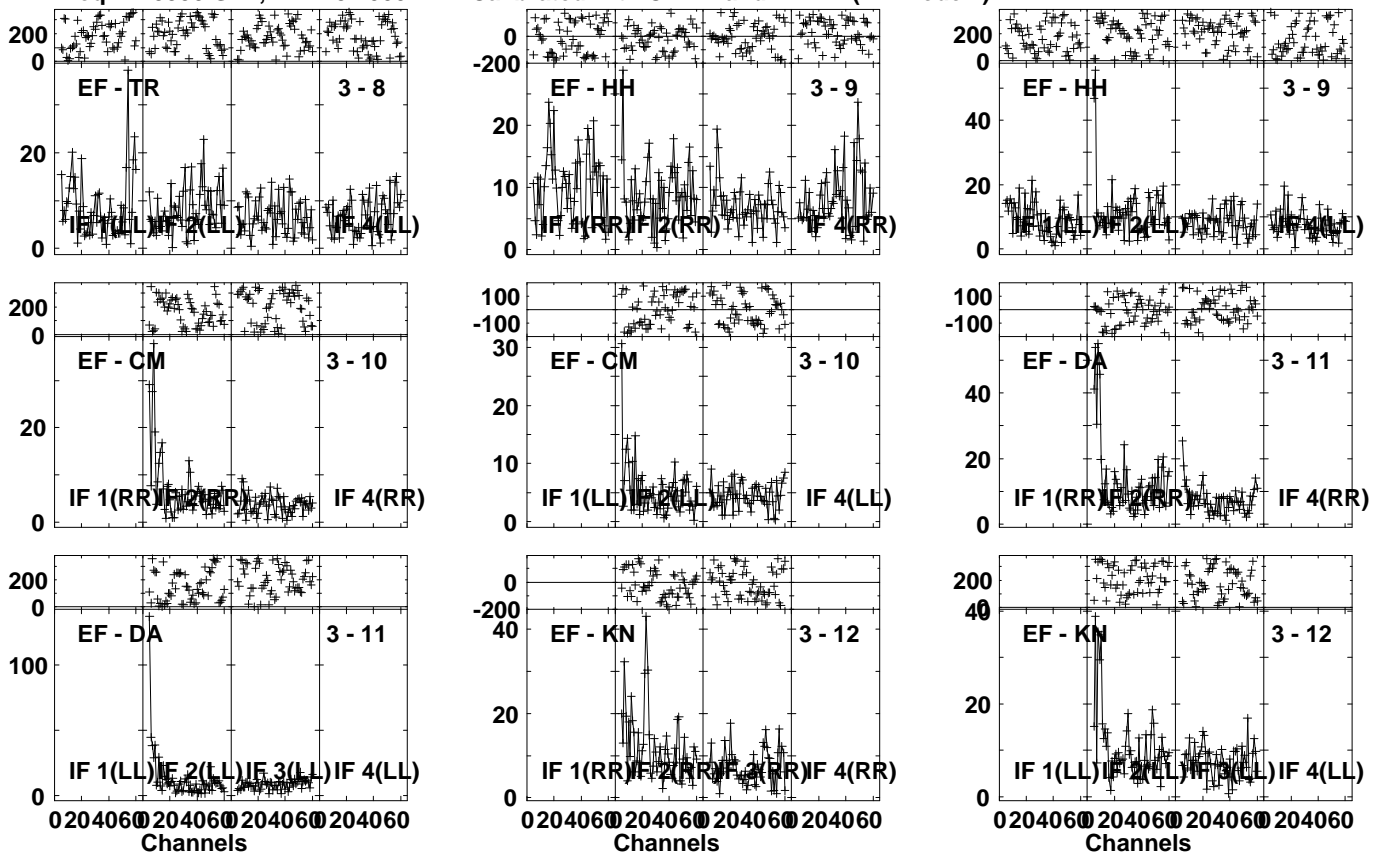


Lower frame: Milli Ampl Jy Top frame: Phas deg
Vector averaged cross-power spectrum Several baselines displayed
Timerange: 00/10:08:31 to 00/10:11:59

Plot file version 152 created 04-JUL-2023 13:24:06

J0100+2802 EL062A.UVDATA.1

Freq = 1.5950 GHz, Bw = 32.000 MH Calibrated with CL # 4 and BP # 1 (BP mode 1)

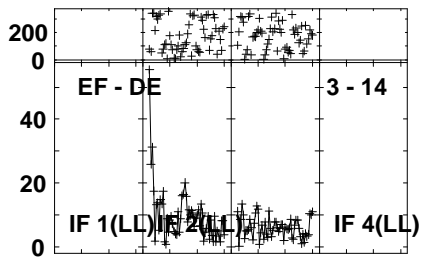
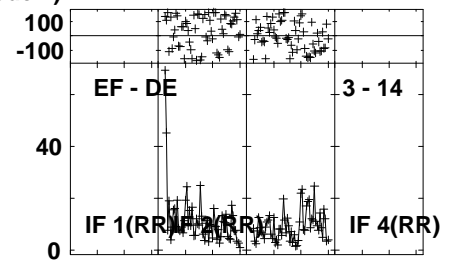
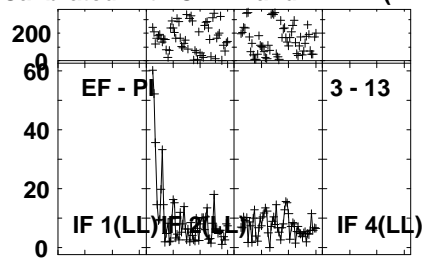
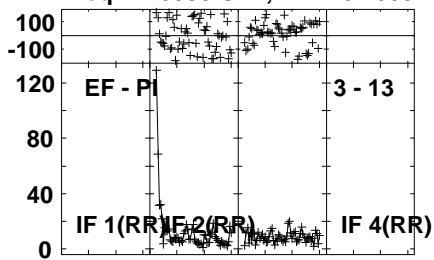


Lower frame: Milli Ampl Jy Top frame: Phas deg
Vector averaged cross-power spectrum Several baselines displayed
Timerange: 00/10:08:31 to 00/10:11:59

Plot file version 153 created 04-JUL-2023 13:24:06

J0100+2802 EL062A.UVDATA.1

Freq = 1.5950 GHz, Bw = 32.000 MH Calibrated with CL # 4 and BP # 1 (BP mode 1)



Lower frame: Milli Ampl Jy Top frame: Phas deg

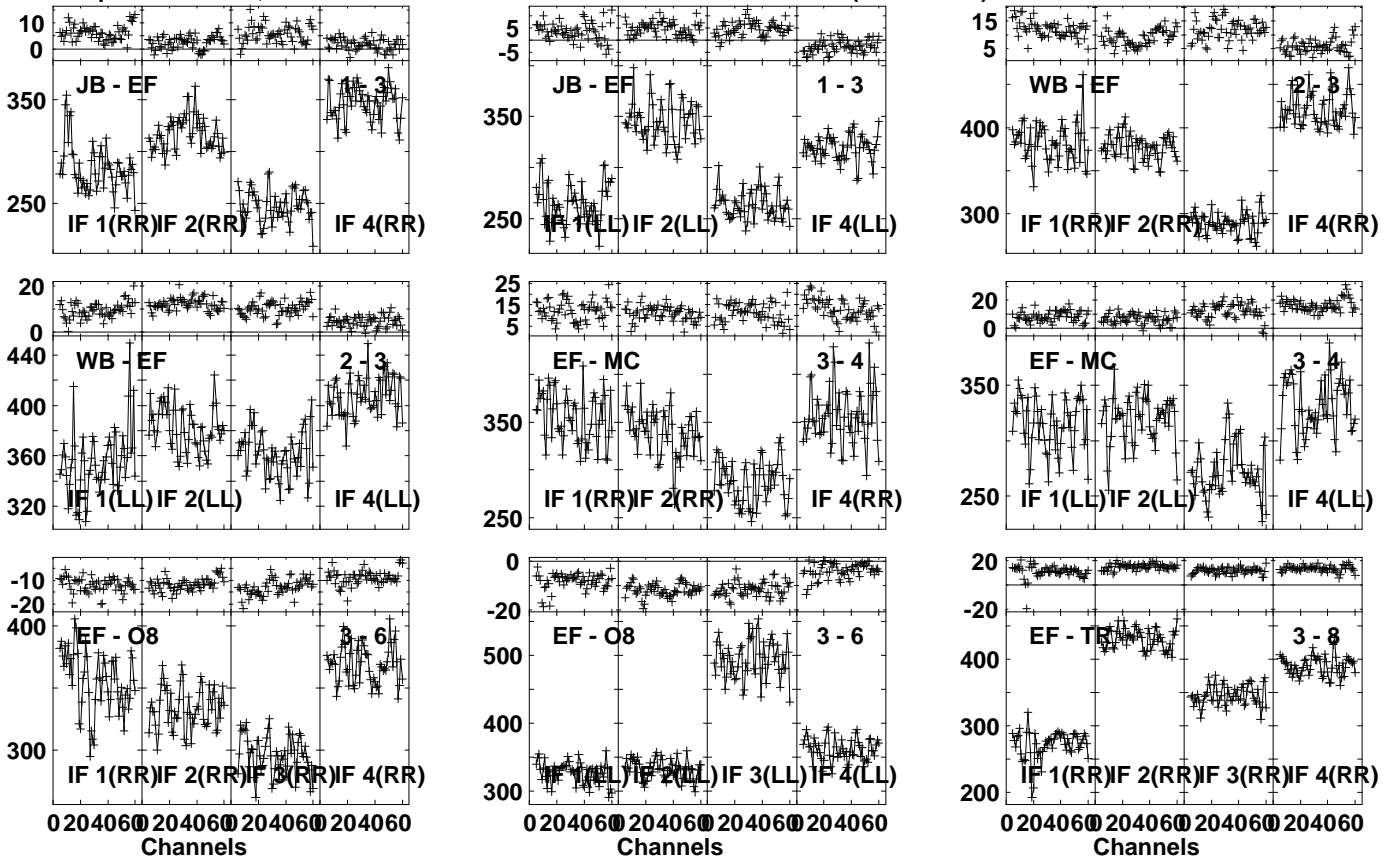
Vector averaged cross-power spectrum Several baselines displayed

Timerange: 00/10:08:31 to 00/10:11:59

Plot file version 154 created 04-JUL-2023 13:24:06

J0057+3021 EL062A.UVDATA.1

Freq = 1.5950 GHz, Bw = 32.000 MH Calibrated with CL # 4 and BP # 1 (BP mode 1)

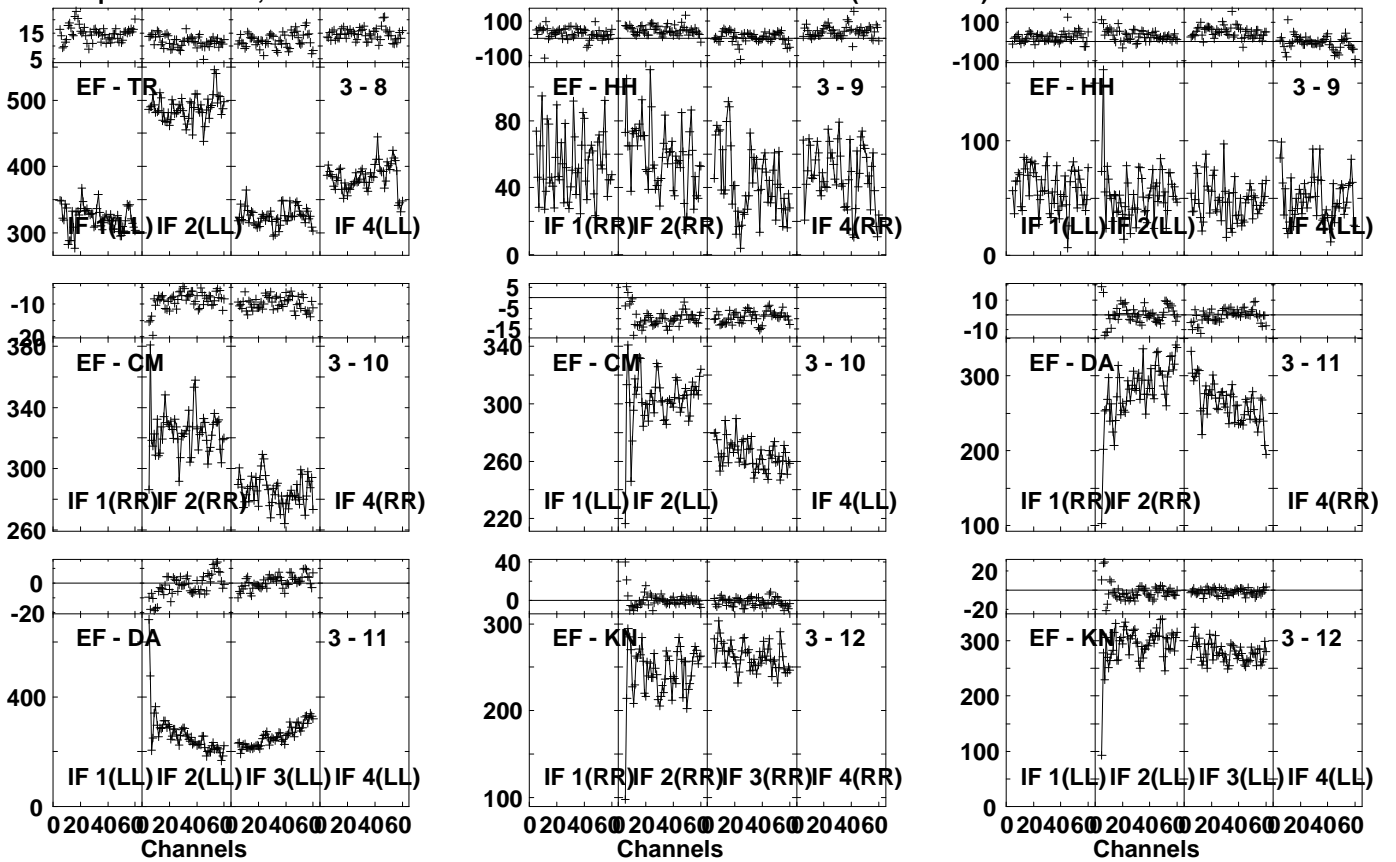


Lower frame: Milli Ampl Jy Top frame: Phas deg
 Vector averaged cross-power spectrum Several baselines displayed
 Timerange: 00/10:12:01 to 00/10:13:29

Plot file version 155 created 04-JUL-2023 13:24:07

J0057+3021 EL062A.UVDATA.1

Freq = 1.5950 GHz, Bw = 32.000 MH Calibrated with CL # 4 and BP # 1 (BP mode 1)

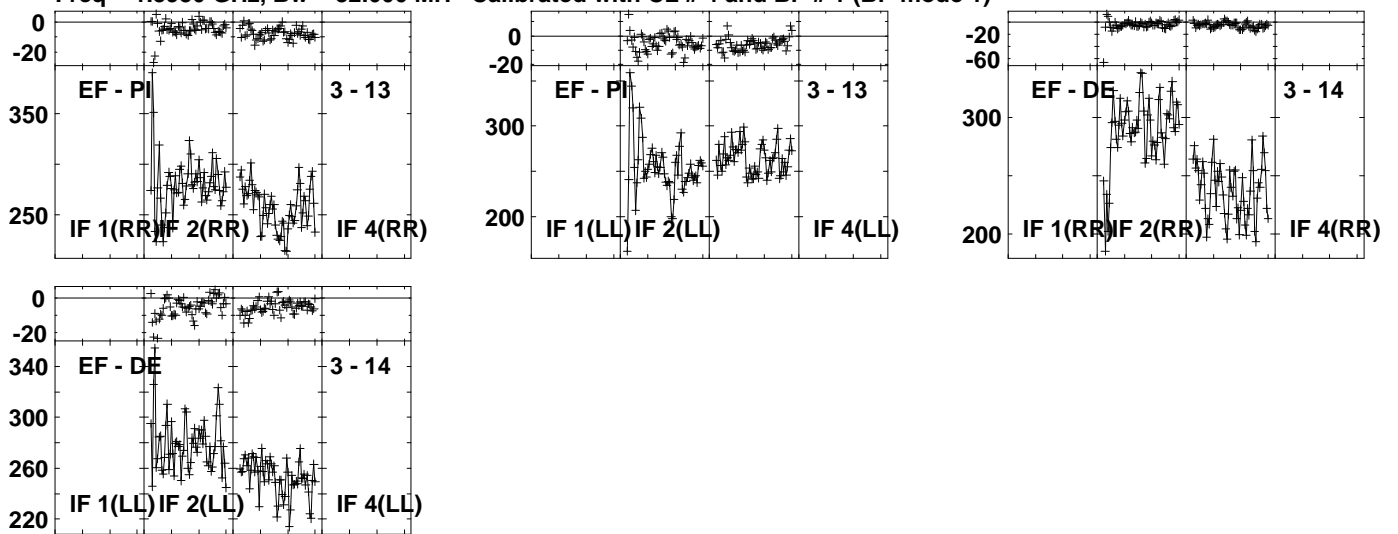


Lower frame: Milli Ampl Jy Top frame: Phas deg
Vector averaged cross-power spectrum Several baselines displayed
Timerange: 00/10:12:01 to 00/10:13:29

Plot file version 156 created 04-JUL-2023 13:24:07

J0057+3021 EL062A.UVDATA.1

Freq = 1.5950 GHz, Bw = 32.000 MH Calibrated with CL # 4 and BP # 1 (BP mode 1)

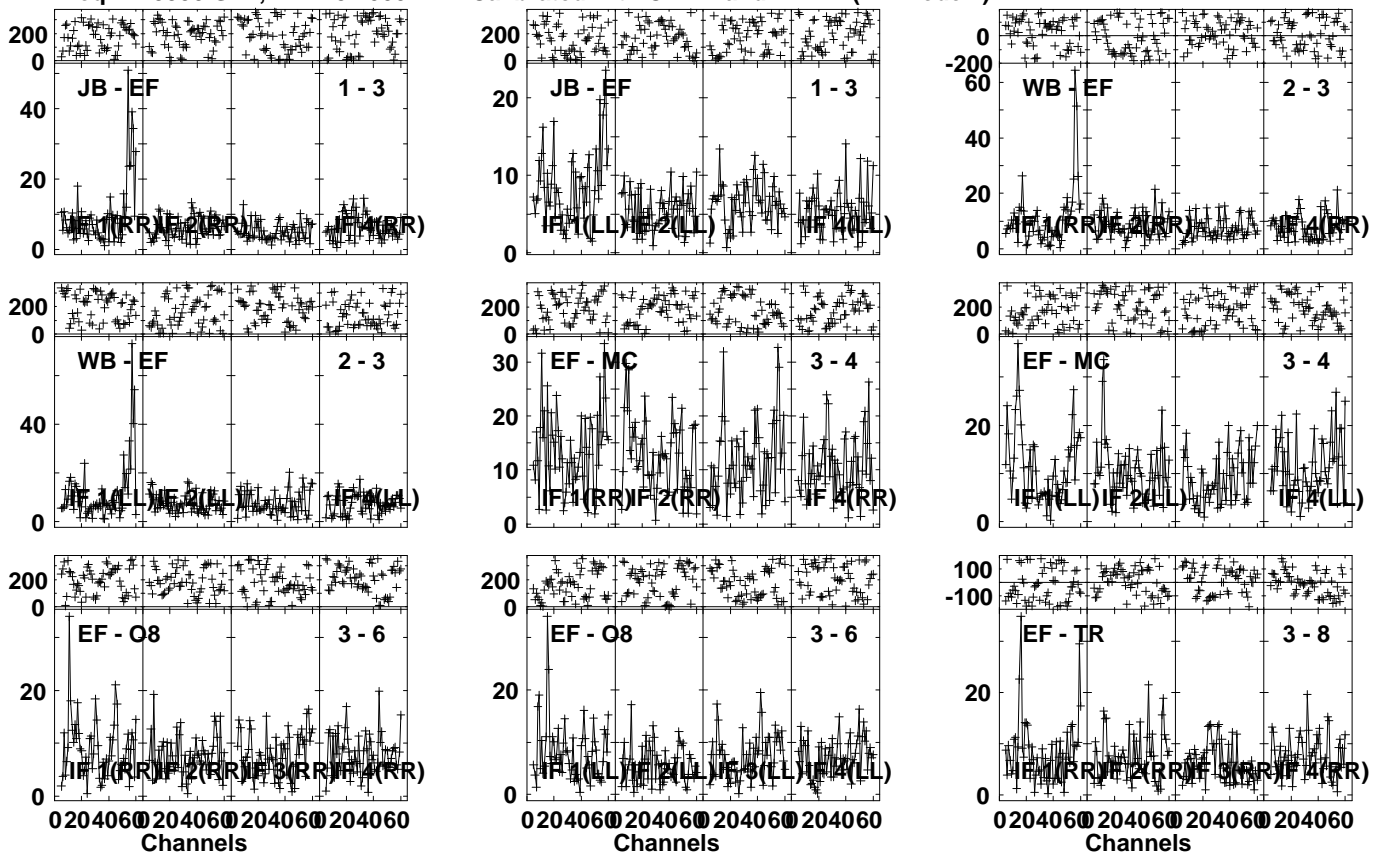


Lower frame: Milli Ampl Jy Top frame: Phas deg
Vector averaged cross-power spectrum Several baselines displayed
Timerange: 00/10:12:01 to 00/10:13:29

Plot file version 157 created 04-JUL-2023 13:24:07

J0100+2802 EL062A.UVDATA.1

Freq = 1.5950 GHz, Bw = 32.000 MH Calibrated with CL # 4 and BP # 1 (BP mode 1)

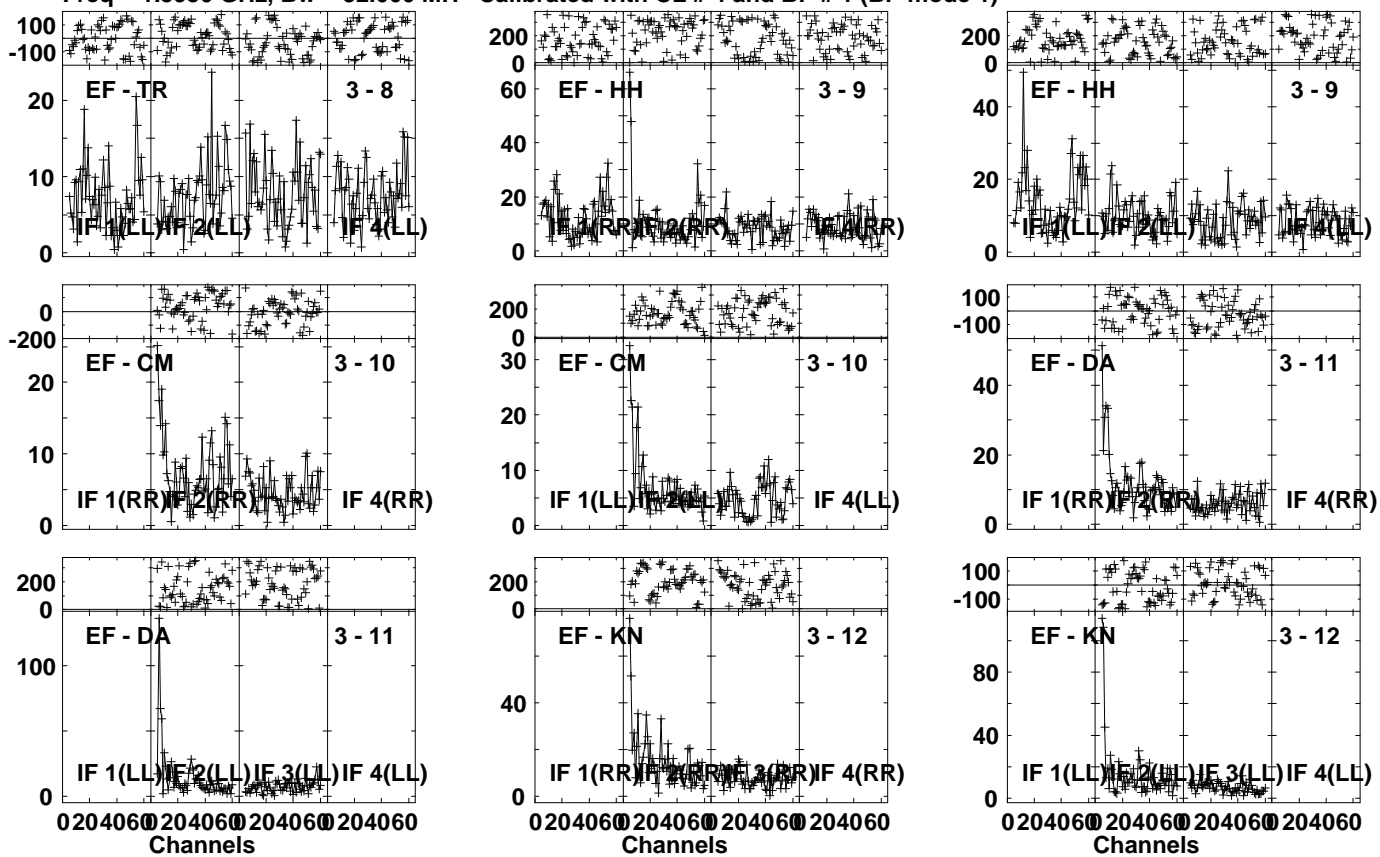


Lower frame: Milli Ampl Jy Top frame: Phas deg
Vector averaged cross-power spectrum Several baselines displayed
Timerange: 00/10:13:31 to 00/10:16:59

Plot file version 158 created 04-JUL-2023 13:24:07

J0100+2802 EL062A.UVDATA.1

Freq = 1.5950 GHz, Bw = 32.000 MH Calibrated with CL # 4 and BP # 1 (BP mode 1)

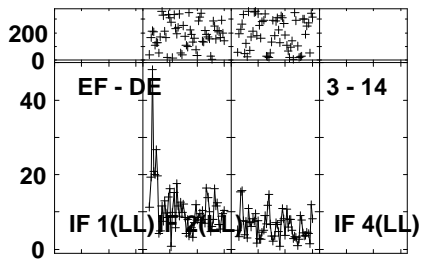
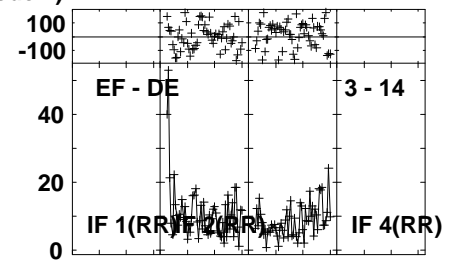
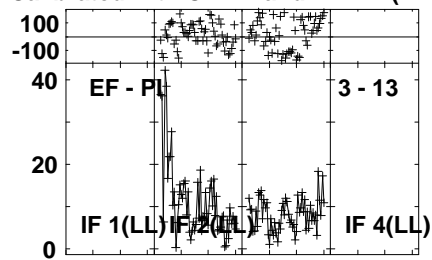
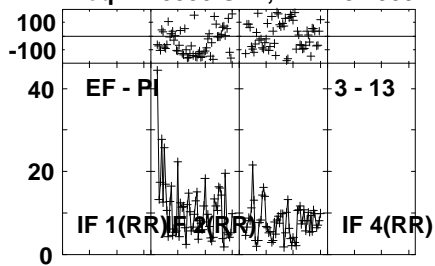


Lower frame: Milli Ampl Jy Top frame: Phas deg
Vector averaged cross-power spectrum Several baselines displayed
Timerange: 00/10:13:31 to 00/10:16:59

Plot file version 159 created 04-JUL-2023 13:24:07

J0100+2802 EL062A.UVDATA.1

Freq = 1.5950 GHz, Bw = 32.000 MH Calibrated with CL # 4 and BP # 1 (BP mode 1)



Lower frame: Milli Ampl Jy Top frame: Phas deg

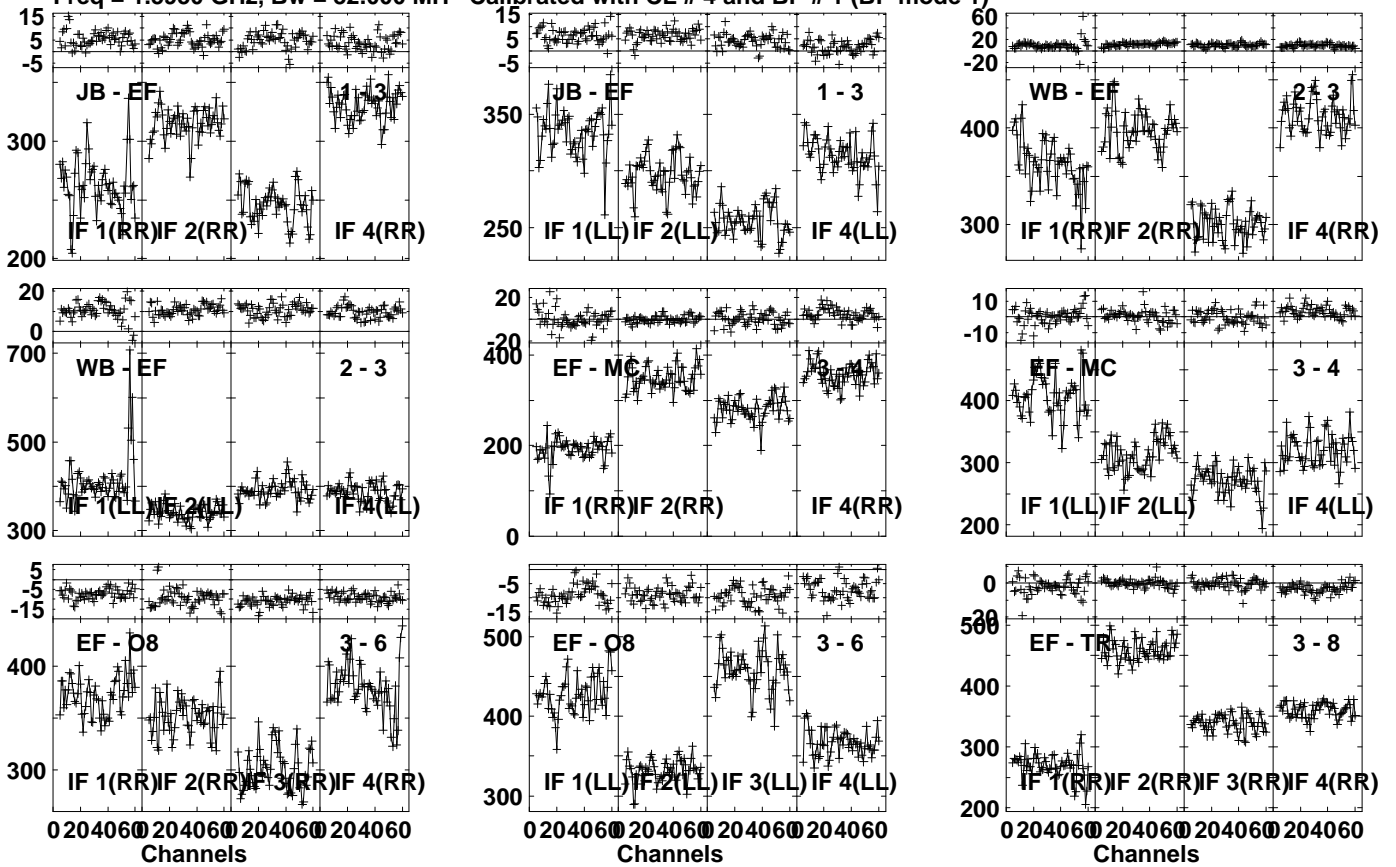
Vector averaged cross-power spectrum Several baselines displayed

Timerange: 00/10:13:31 to 00/10:16:59

Plot file version 160 created 04-JUL-2023 13:24:07

J0057+3021 EL062A.UVDATA.1

Freq = 1.5950 GHz, Bw = 32.000 MH Calibrated with CL # 4 and BP # 1 (BP mode 1)

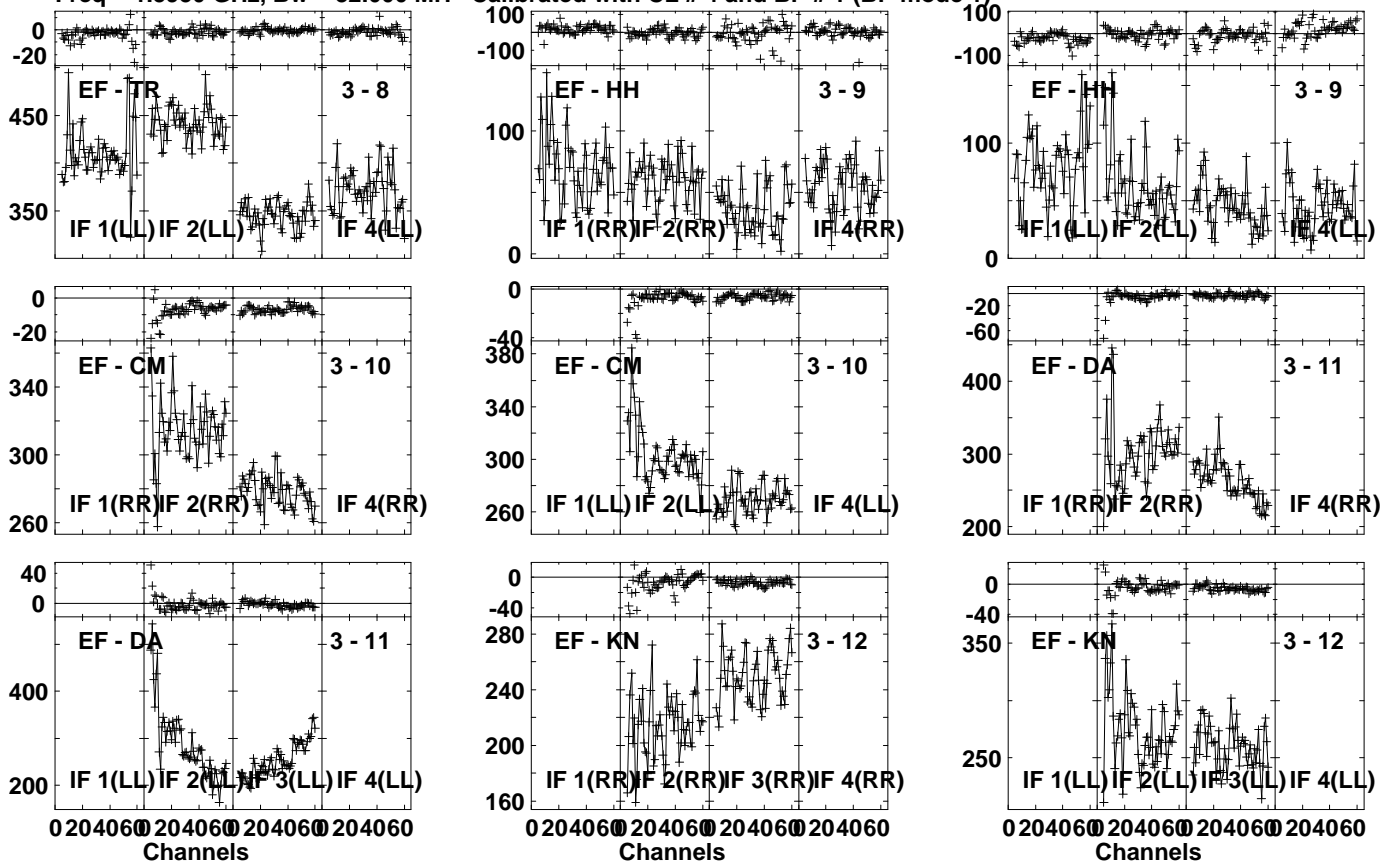


Lower frame: Milli Ampl Jy Top frame: Phas deg
 Vector averaged cross-power spectrum Several baselines displayed
 Timerange: 00/10:17:31 to 00/10:18:29

Plot file version 161 created 04-JUL-2023 13:24:07

J0057+3021 EL062A.UVDATA.1

Freq = 1.5950 GHz, Bw = 32.000 MH Calibrated with CL # 4 and BP # 1 (BP mode 1)

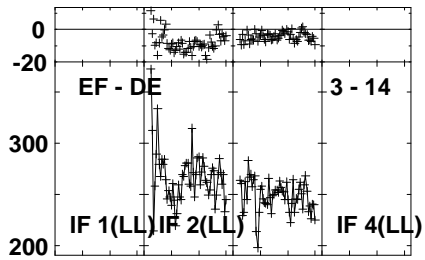
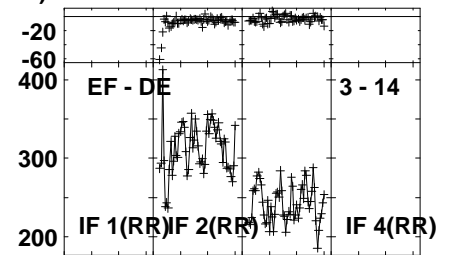
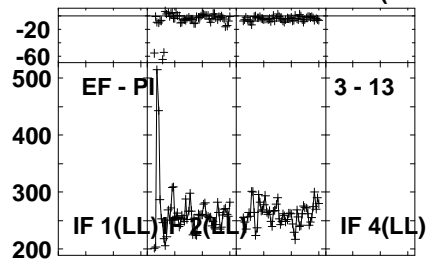
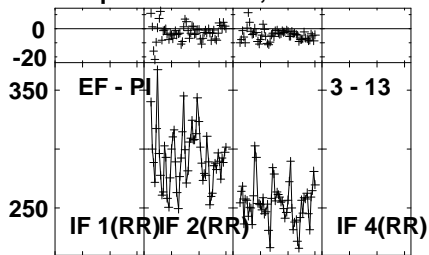


Lower frame: Milli Ampl Jy Top frame: Phas deg
 Vector averaged cross-power spectrum Several baselines displayed
 Timerange: 00/10:17:31 to 00/10:18:29

Plot file version 162 created 04-JUL-2023 13:24:08

J0057+3021 EL062A.UVDATA.1

Freq = 1.5950 GHz, Bw = 32.000 MH Calibrated with CL # 4 and BP # 1 (BP mode 1)

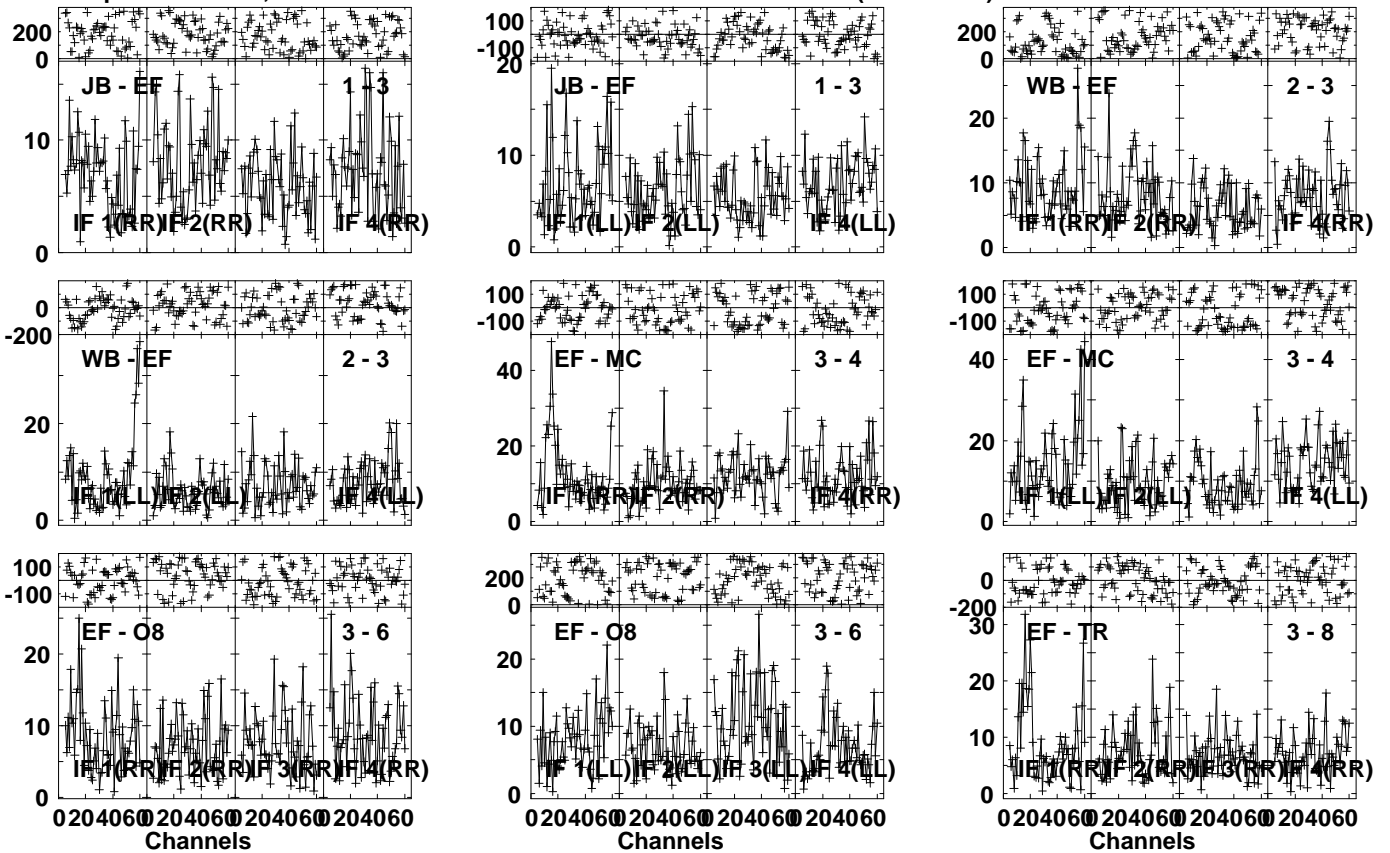


Lower frame: Milli Ampl Jy Top frame: Phas deg
Vector averaged cross-power spectrum Several baselines displayed
Timerange: 00/10:17:31 to 00/10:18:29

Plot file version 163 created 04-JUL-2023 13:24:08

J0100+2802 EL062A.UVDATA.1

Freq = 1.5950 GHz, Bw = 32.000 MH Calibrated with CL # 4 and BP # 1 (BP mode 1)

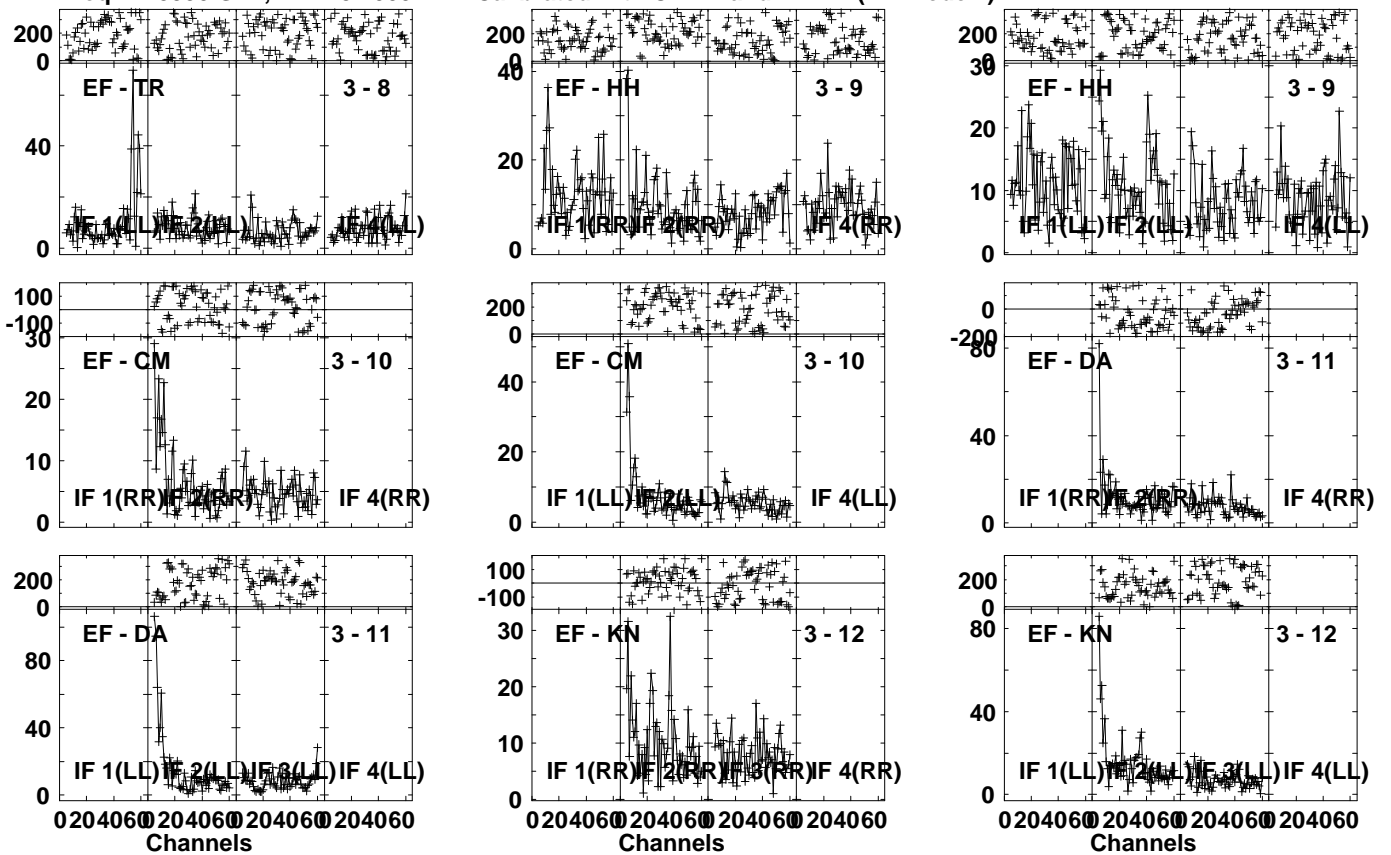


Lower frame: Milli Ampl Jy Top frame: Phas deg
Vector averaged cross-power spectrum Several baselines displayed
Timerange: 00/10:18:31 to 00/10:21:59

Plot file version 164 created 04-JUL-2023 13:24:08

J0100+2802 EL062A.UVDATA.1

Freq = 1.5950 GHz, Bw = 32.000 MH Calibrated with CL # 4 and BP # 1 (BP mode 1)

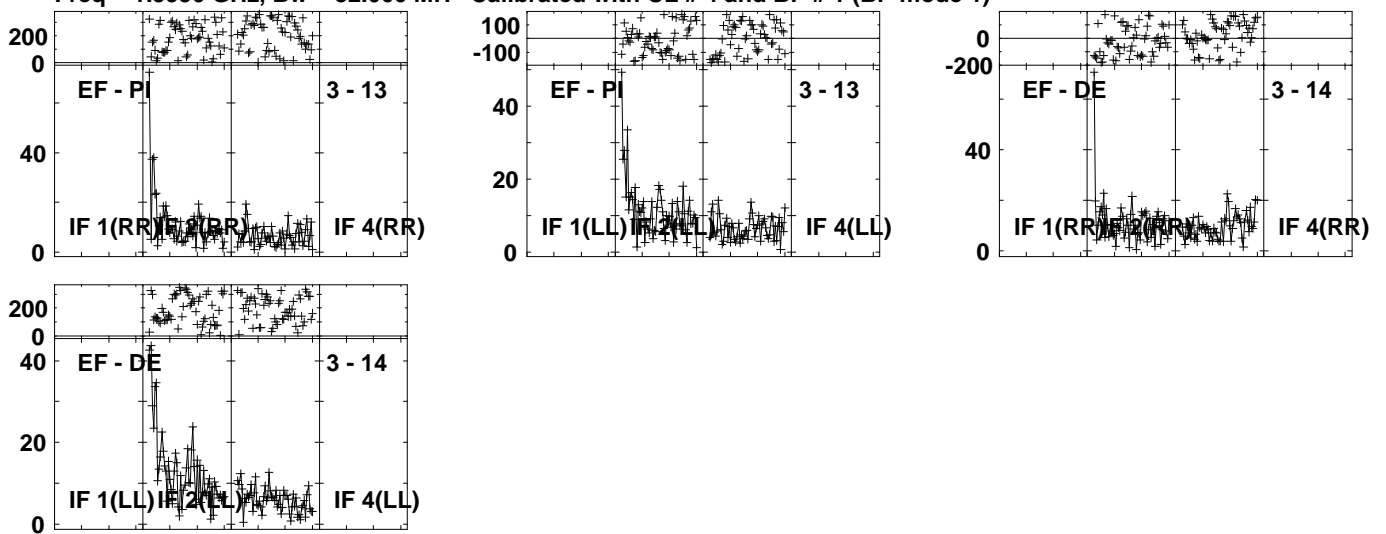


Lower frame: Milli Ampl Jy Top frame: Phas deg
Vector averaged cross-power spectrum Several baselines displayed
Timerange: 00/10:18:31 to 00/10:21:59

Plot file version 165 created 04-JUL-2023 13:24:08

J0100+2802 EL062A.UVDATA.1

Freq = 1.5950 GHz, Bw = 32.000 MH Calibrated with CL # 4 and BP # 1 (BP mode 1)



Lower frame: Milli Ampl Jy Top frame: Phas deg

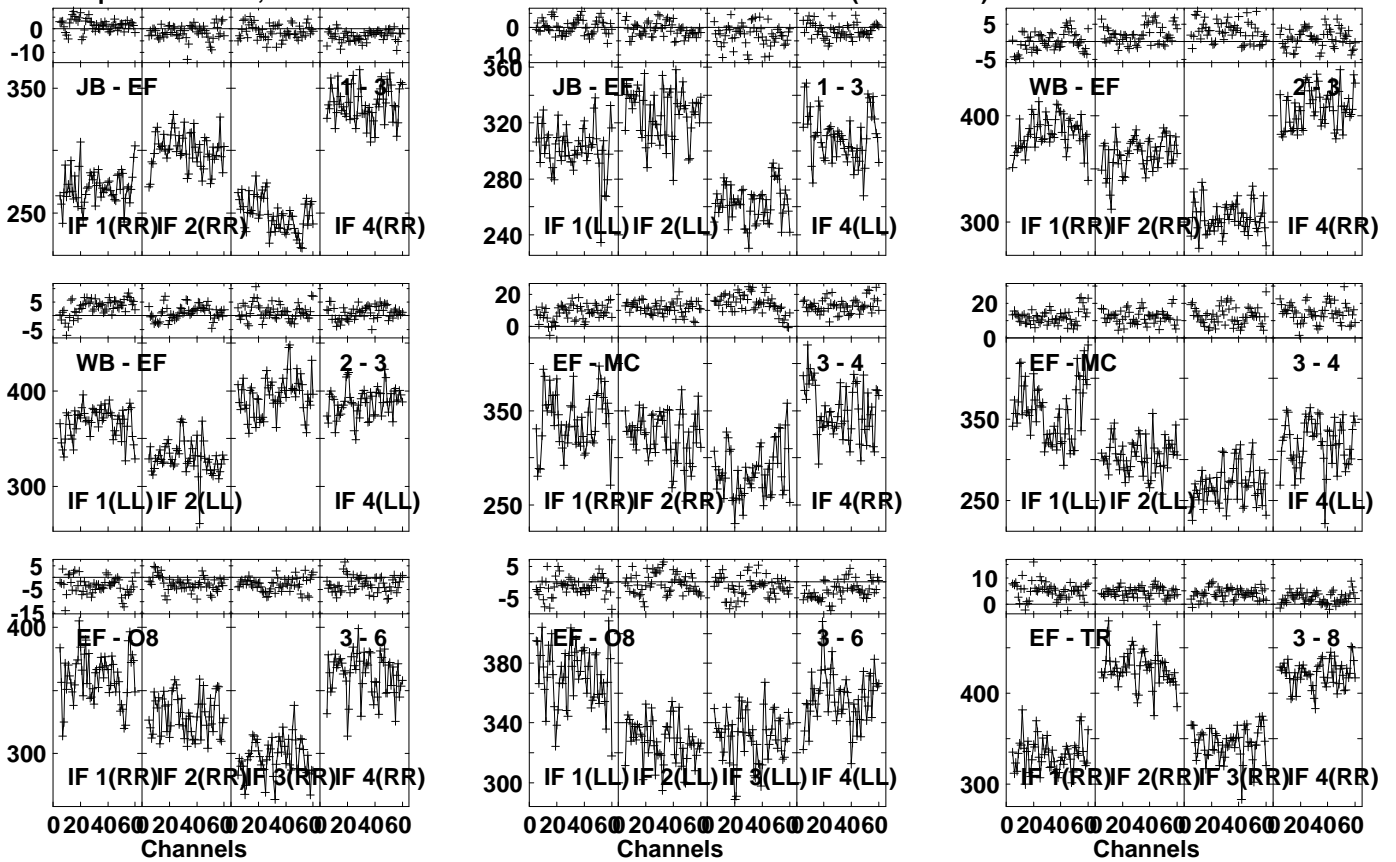
Vector averaged cross-power spectrum Several baselines displayed

Timerange: 00/10:18:31 to 00/10:21:59

Plot file version 166 created 04-JUL-2023 13:24:08

J0057+3021 EL062A.UVDATA.1

Freq = 1.5950 GHz, Bw = 32.000 MH Calibrated with CL # 4 and BP # 1 (BP mode 1)

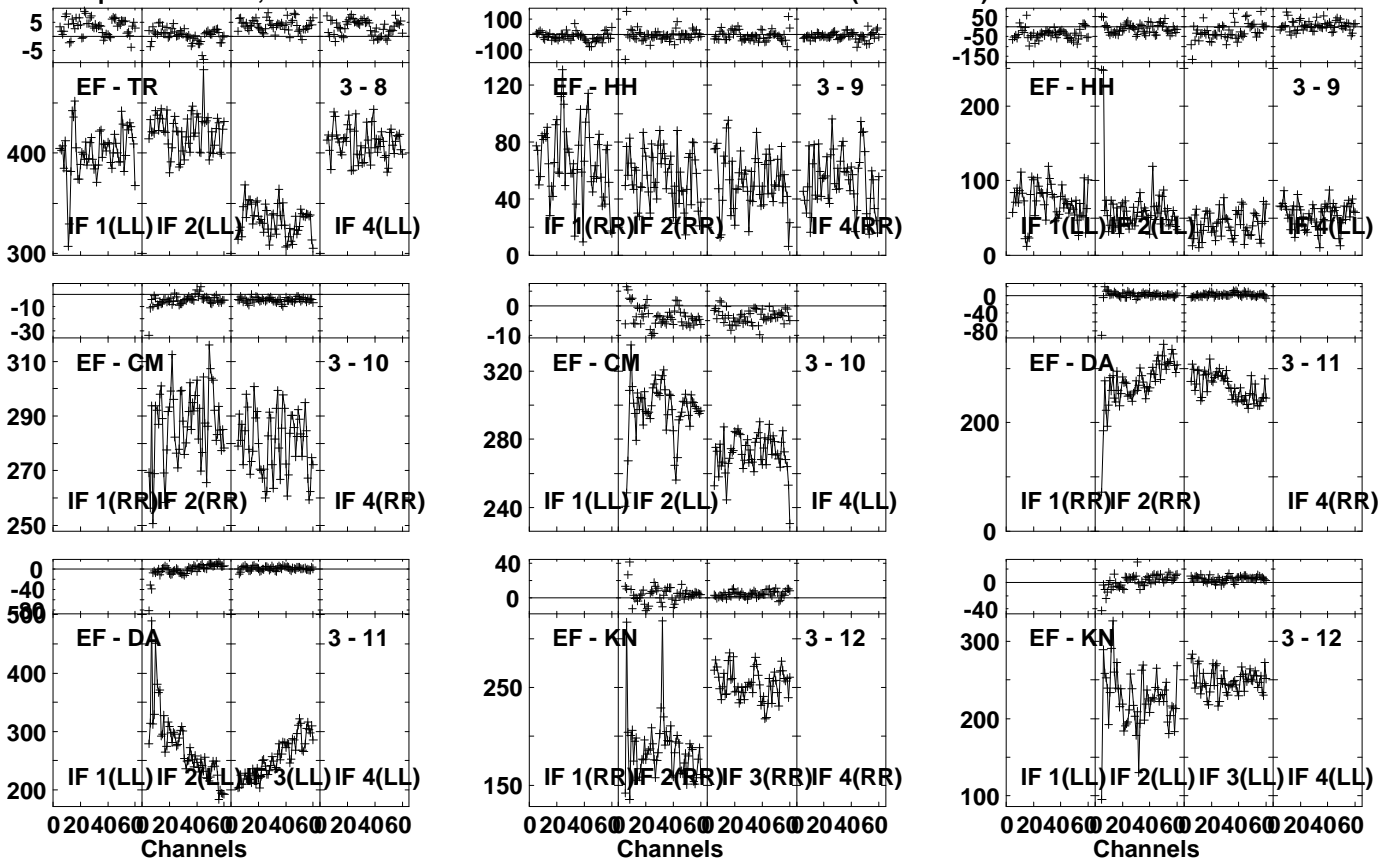


Lower frame: Milli Ampl Jy Top frame: Phas deg
Vector averaged cross-power spectrum Several baselines displayed
Timerange: 00/10/22:01 to 00/10/23:29

Plot file version 167 created 04-JUL-2023 13:24:08

J0057+3021 EL062A.UVDATA.1

Freq = 1.5950 GHz, Bw = 32.000 MH Calibrated with CL # 4 and BP # 1 (BP mode 1)

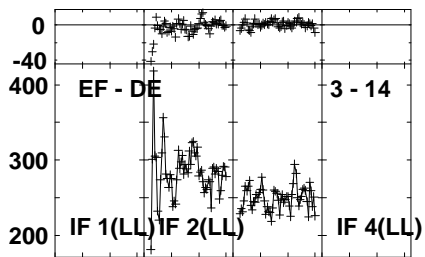
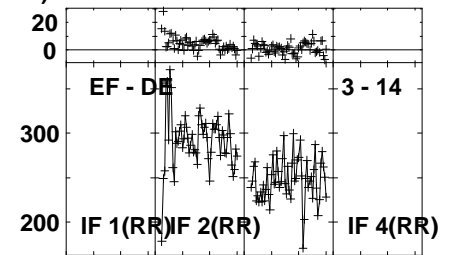
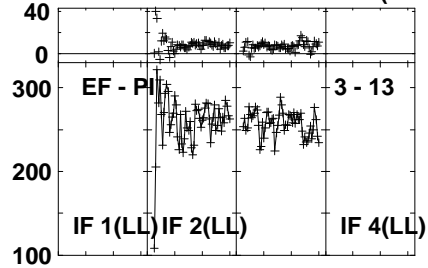
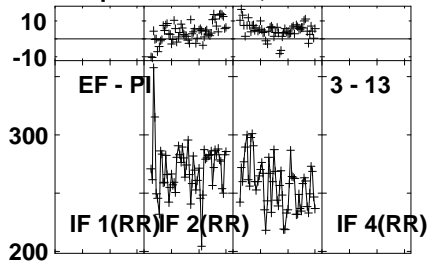


Lower frame: Milli Ampl Jy Top frame: Phas deg
Vector averaged cross-power spectrum Several baselines displayed
Timerange: 00/10/22:01 to 00/10/23:29

Plot file version 168 created 04-JUL-2023 13:24:08

J0057+3021 EL062A.UVDATA.1

Freq = 1.5950 GHz, Bw = 32.000 MH Calibrated with CL # 4 and BP # 1 (BP mode 1)

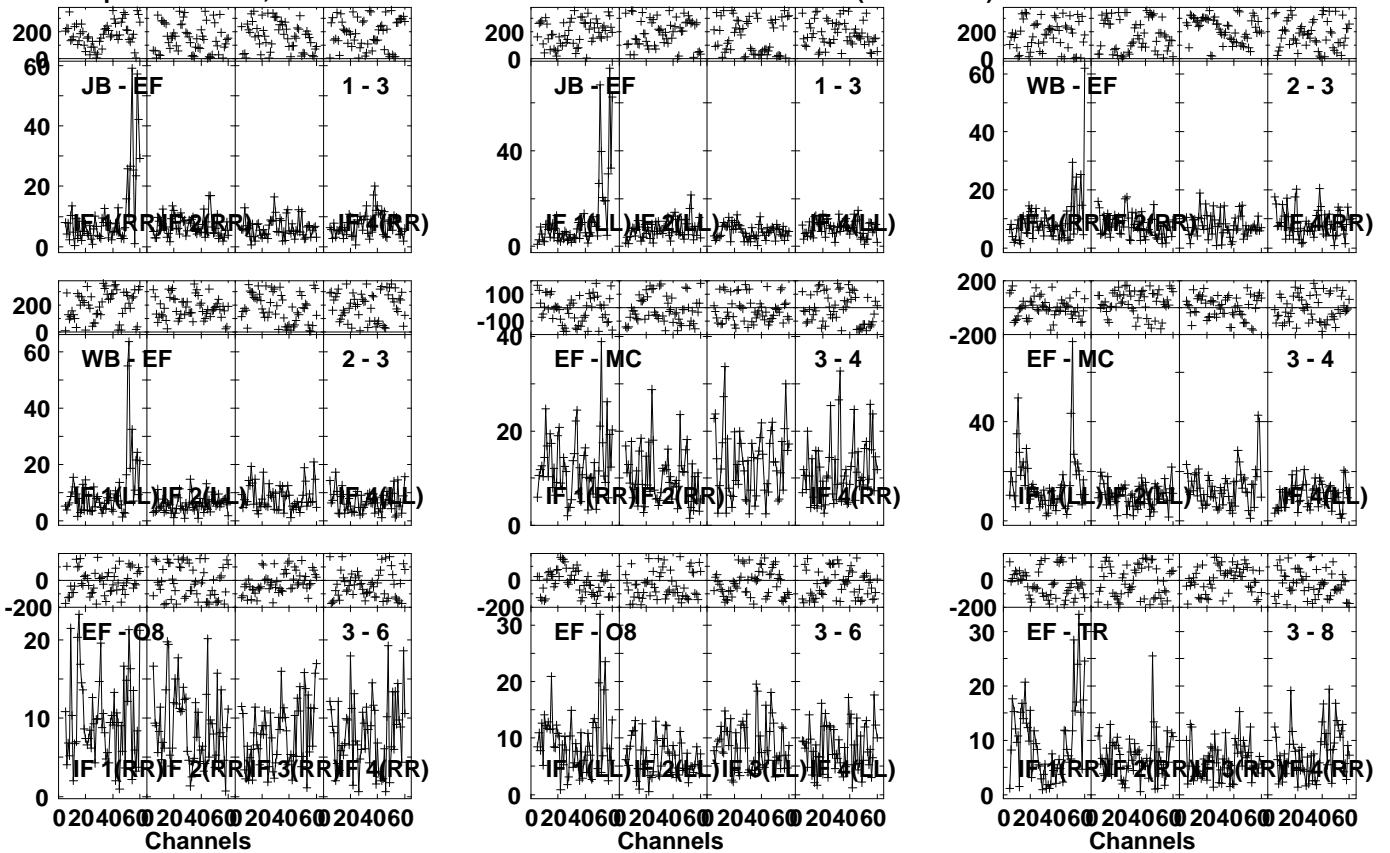


Lower frame: Milli Ampl Jy Top frame: Phas deg
Vector averaged cross-power spectrum Several baselines displayed
Timerange: 00/10:22:01 to 00/10:23:29

Plot file version 169 created 04-JUL-2023 13:24:08

J0100+2802 EL062A.UVDATA.1

Freq = 1.5950 GHz, Bw = 32.000 MH Calibrated with CL # 4 and BP # 1 (BP mode 1)

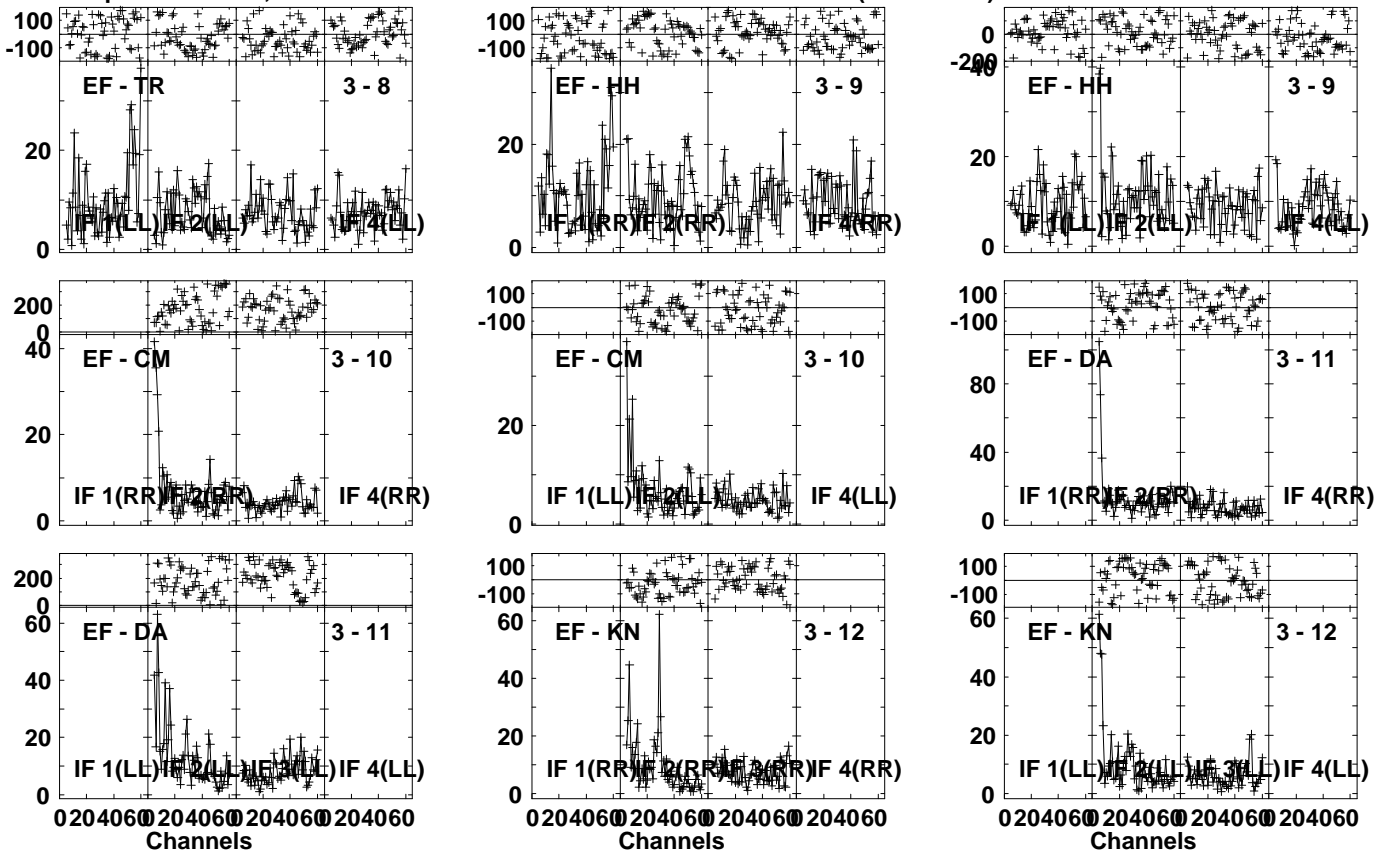


Lower frame: Milli Ampl Jy Top frame: Phas deg
Vector averaged cross-power spectrum Several baselines displayed
Timerange: 00/10:23:31 to 00/10:26:59

Plot file version 170 created 04-JUL-2023 13:24:09

J0100+2802 EL062A.UVDATA.1

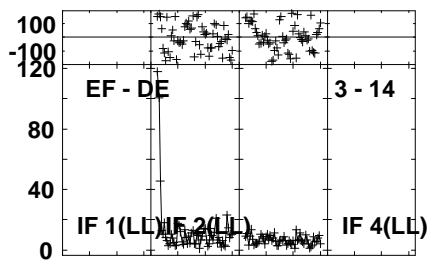
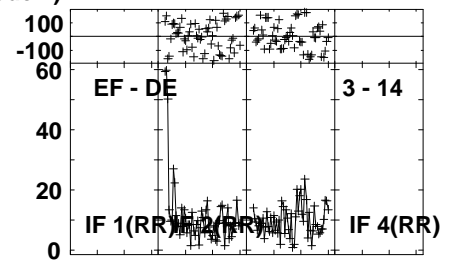
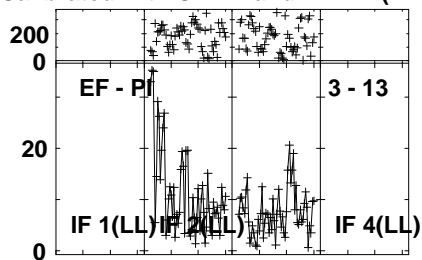
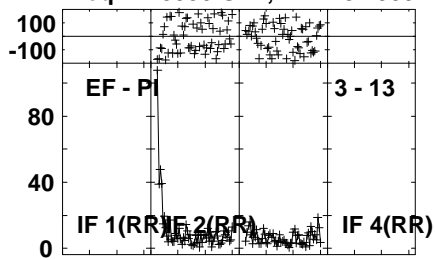
Freq = 1.5950 GHz, Bw = 32.000 MH Calibrated with CL # 4 and BP # 1 (BP mode 1)



Plot file version 171 created 04-JUL-2023 13:24:09

J0100+2802 EL062A.UVDATA.1

Freq = 1.5950 GHz, Bw = 32.000 MH Calibrated with CL # 4 and BP # 1 (BP mode 1)



Lower frame: Milli Ampl Jy Top frame: Phas deg

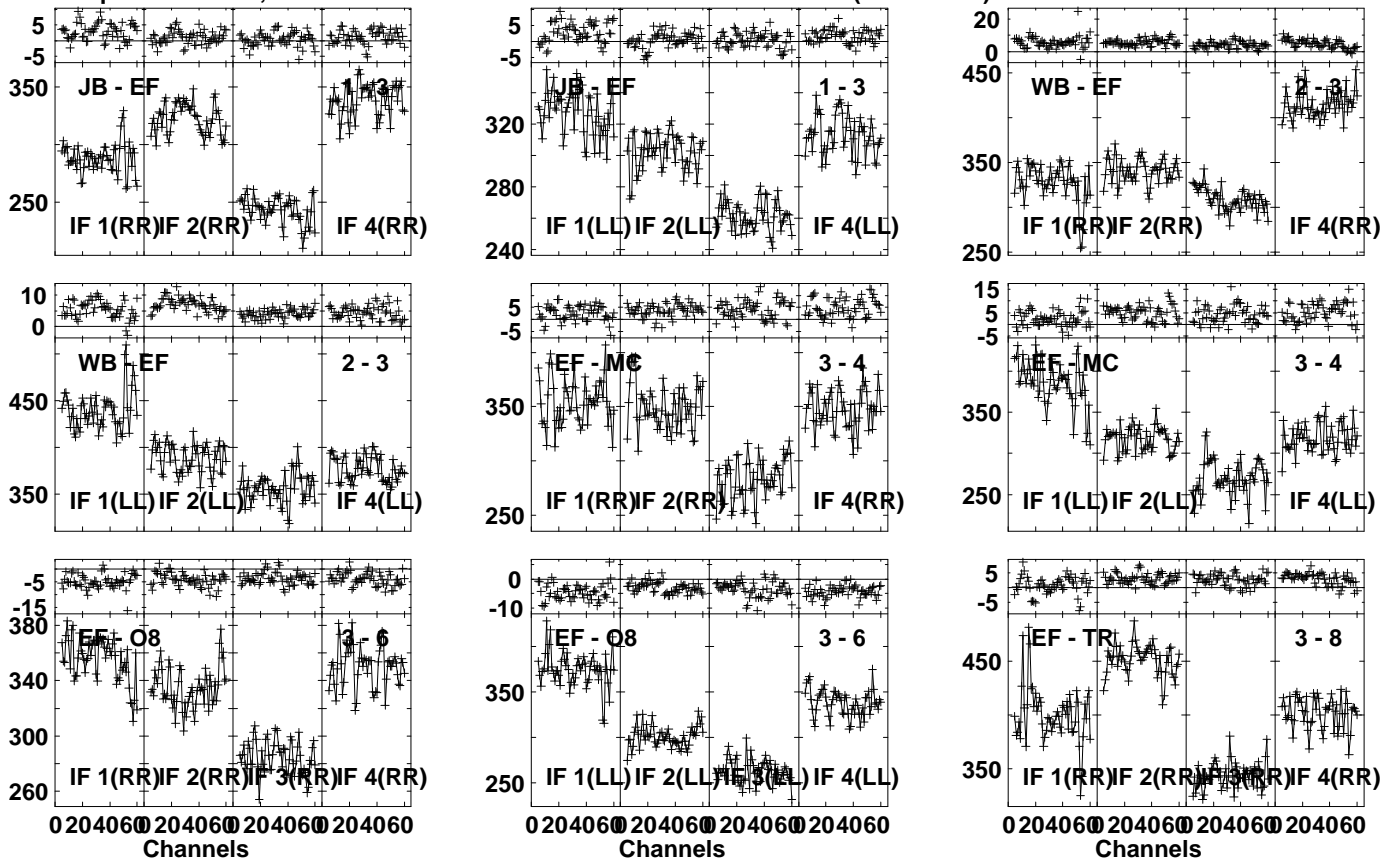
Vector averaged cross-power spectrum Several baselines displayed

Timerange: 00/10:23:31 to 00/10:26:59

Plot file version 172 created 04-JUL-2023 13:24:09

J0057+3021 EL062A.UVDATA.1

Freq = 1.5950 GHz, Bw = 32.000 MH Calibrated with CL # 4 and BP # 1 (BP mode 1)

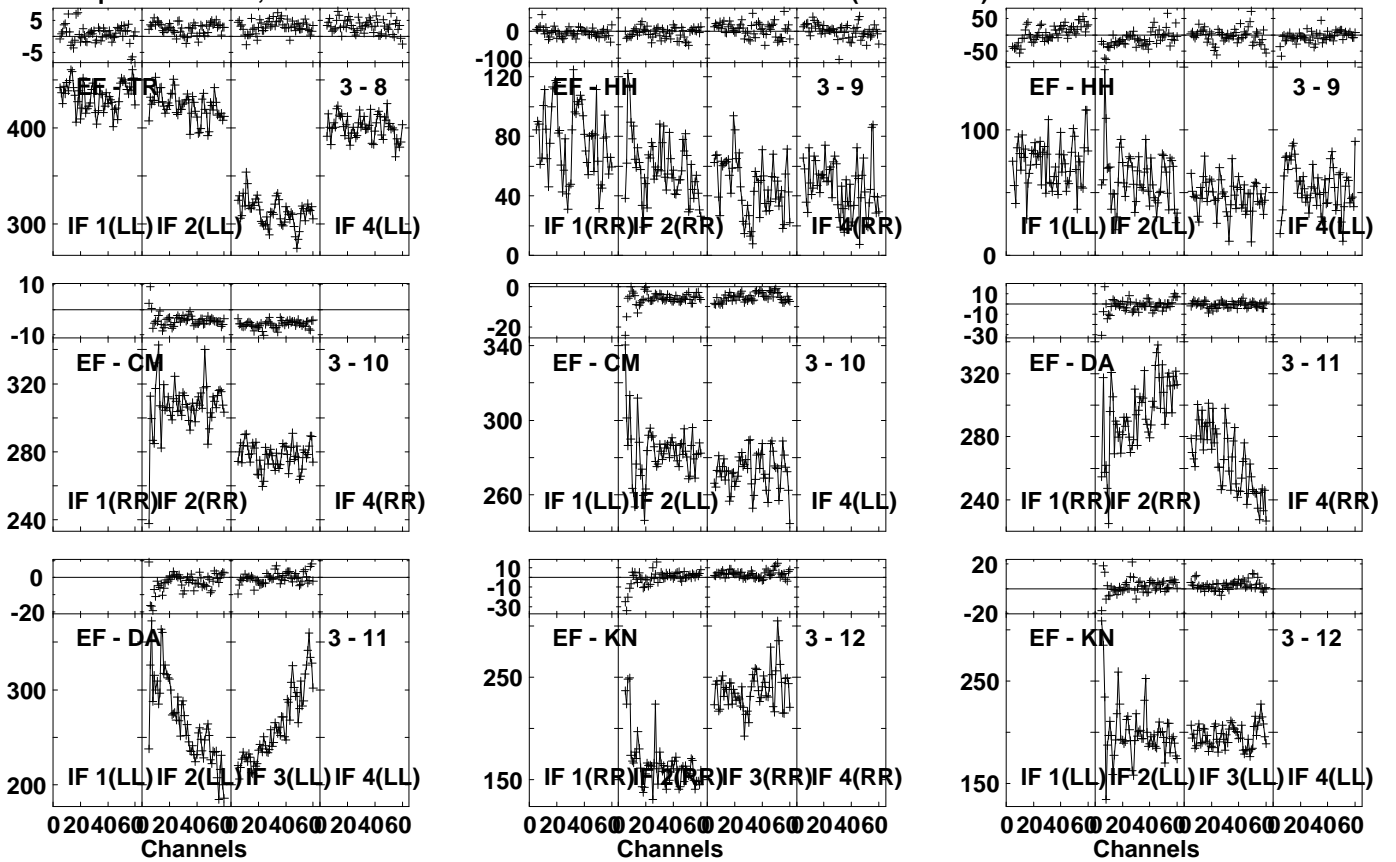


Lower frame: Milli Ampl Jy Top frame: Phas deg
Vector averaged cross-power spectrum Several baselines displayed
Timerange: 00/10:27:31 to 00/10:28:29

Plot file version 173 created 04-JUL-2023 13:24:09

J0057+3021 EL062A.UVDATA.1

Freq = 1.5950 GHz, Bw = 32.000 MH Calibrated with CL # 4 and BP # 1 (BP mode 1)

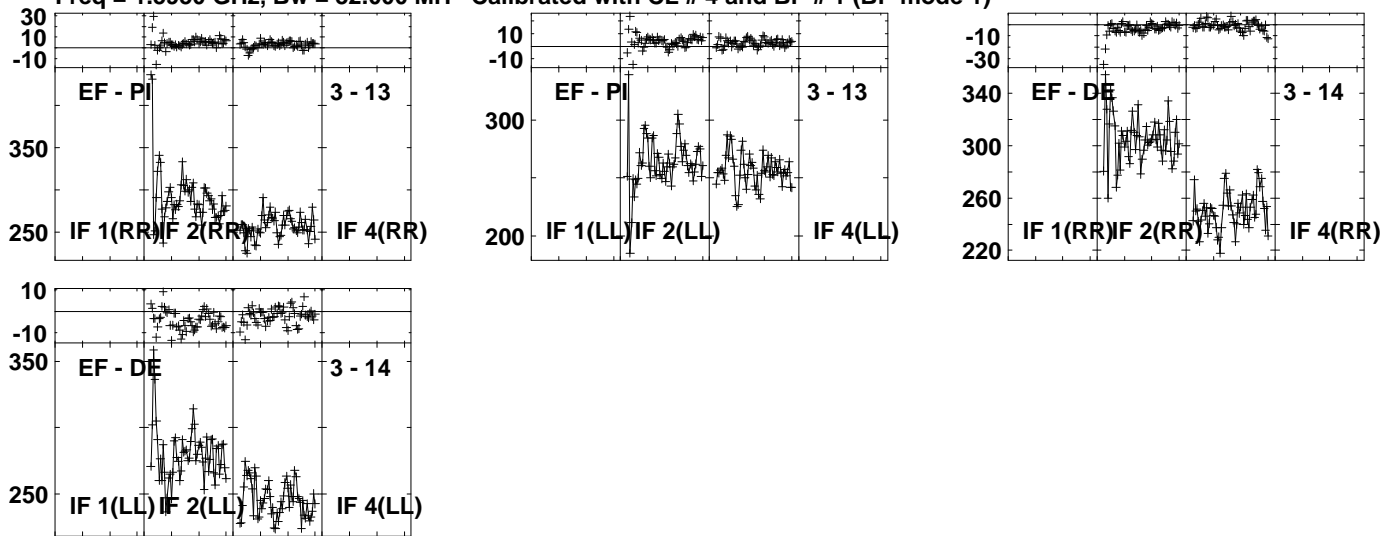


Lower frame: Milli Ampl Jy Top frame: Phas deg
Vector averaged cross-power spectrum Several baselines displayed
Timerange: 00/10:27:31 to 00/10:28:29

Plot file version 174 created 04-JUL-2023 13:24:09

J0057+3021 EL062A.UVDATA.1

Freq = 1.5950 GHz, Bw = 32.000 MH Calibrated with CL # 4 and BP # 1 (BP mode 1)

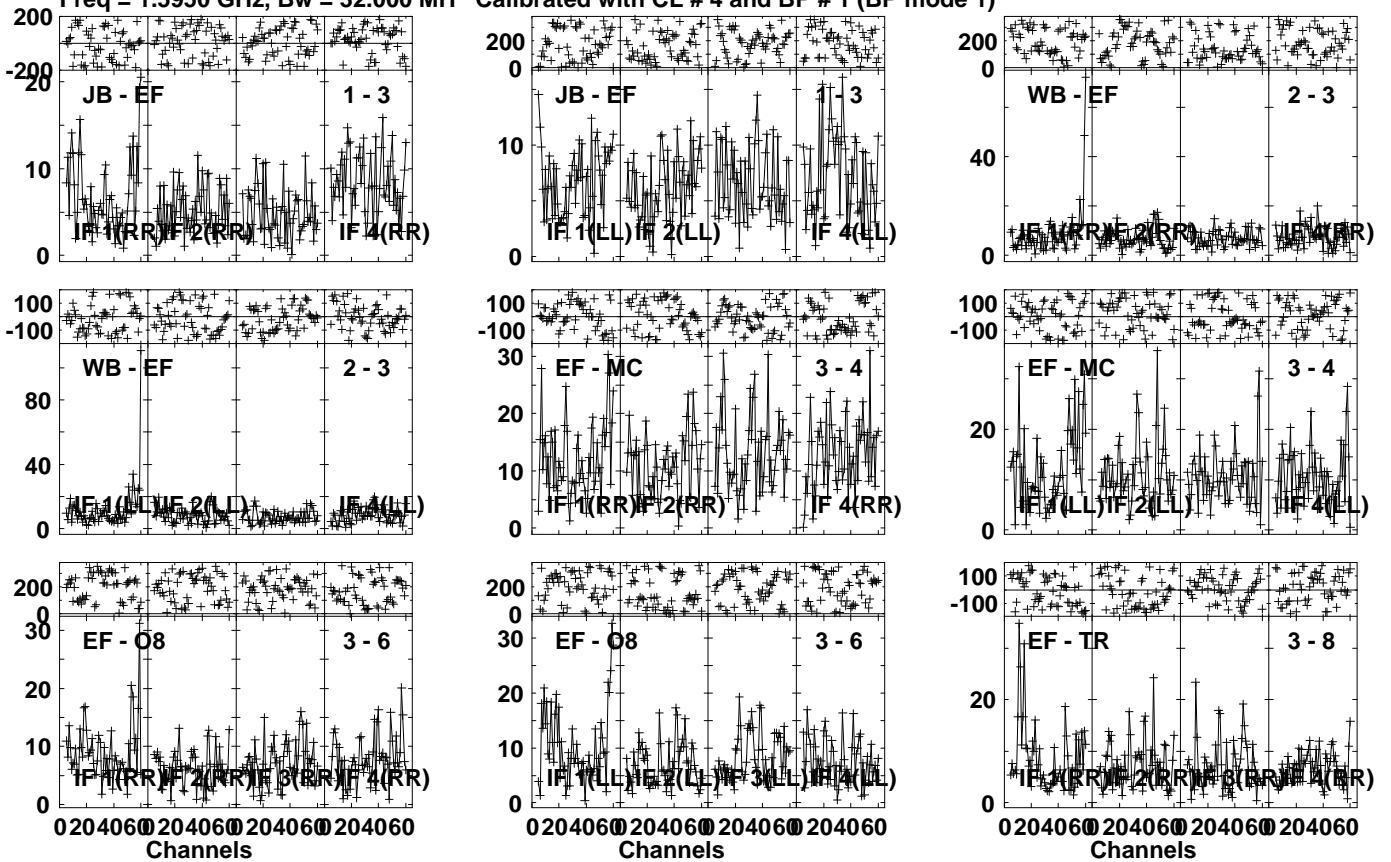


Lower frame: Milli Ampl Jy Top frame: Phas deg
Vector averaged cross-power spectrum Several baselines displayed
Timerange: 00/10:27:31 to 00/10:28:29

Plot file version 175 created 04-JUL-2023 13:24:09

J0100+2802 EL062A.UVDATA.1

Freq = 1.5950 GHz, Bw = 32.000 MH Calibrated with CL # 4 and BP # 1 (BP mode 1)

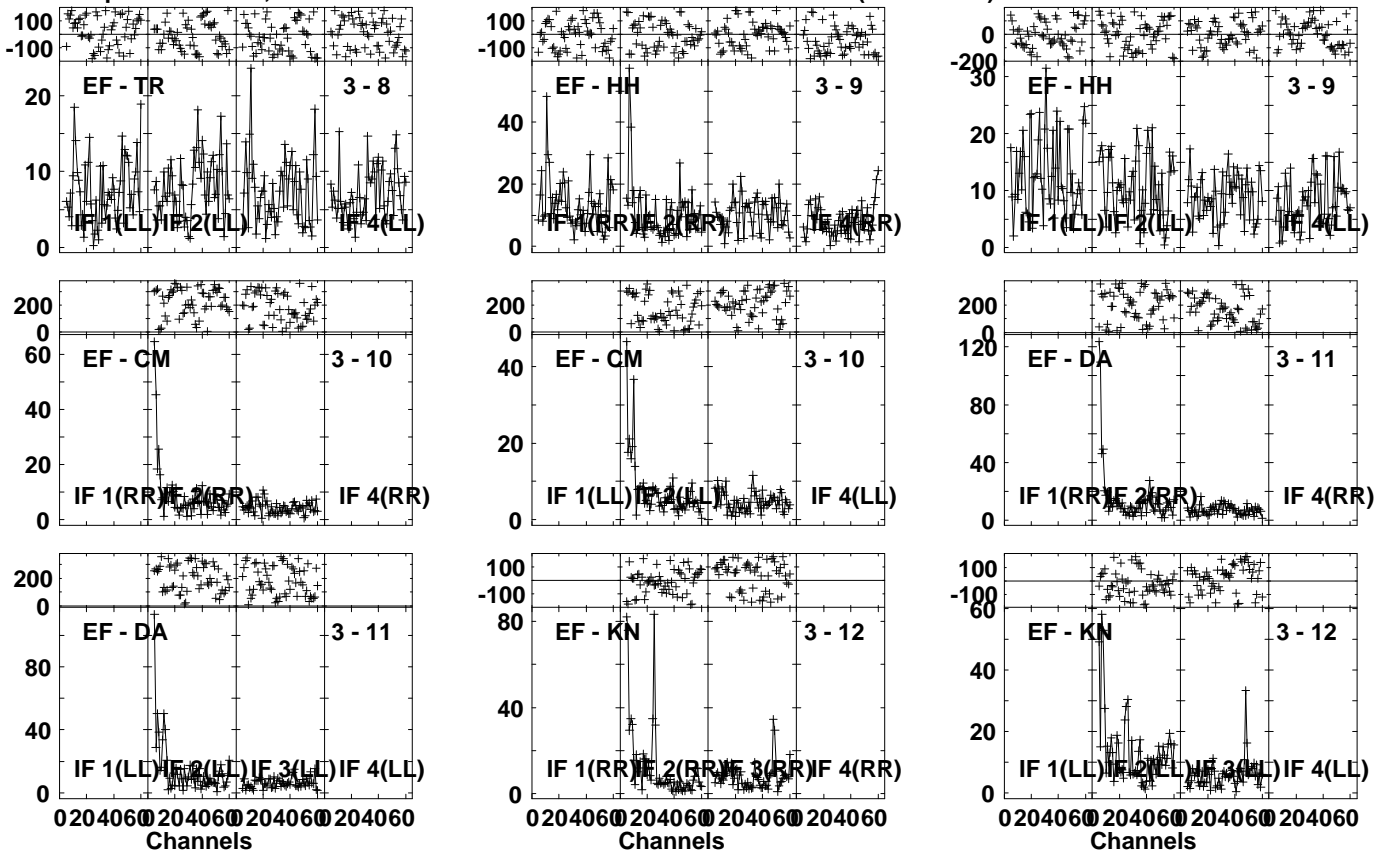


Lower frame: Milli Ampl Jy Top frame: Phas deg
Vector averaged cross-power spectrum Several baselines displayed
Timerange: 00/10:28:31 to 00/10:31:59

Plot file version 176 created 04-JUL-2023 13:24:09

J0100+2802 EL062A.UVDATA.1

Freq = 1.5950 GHz, Bw = 32.000 MH Calibrated with CL # 4 and BP # 1 (BP mode 1)

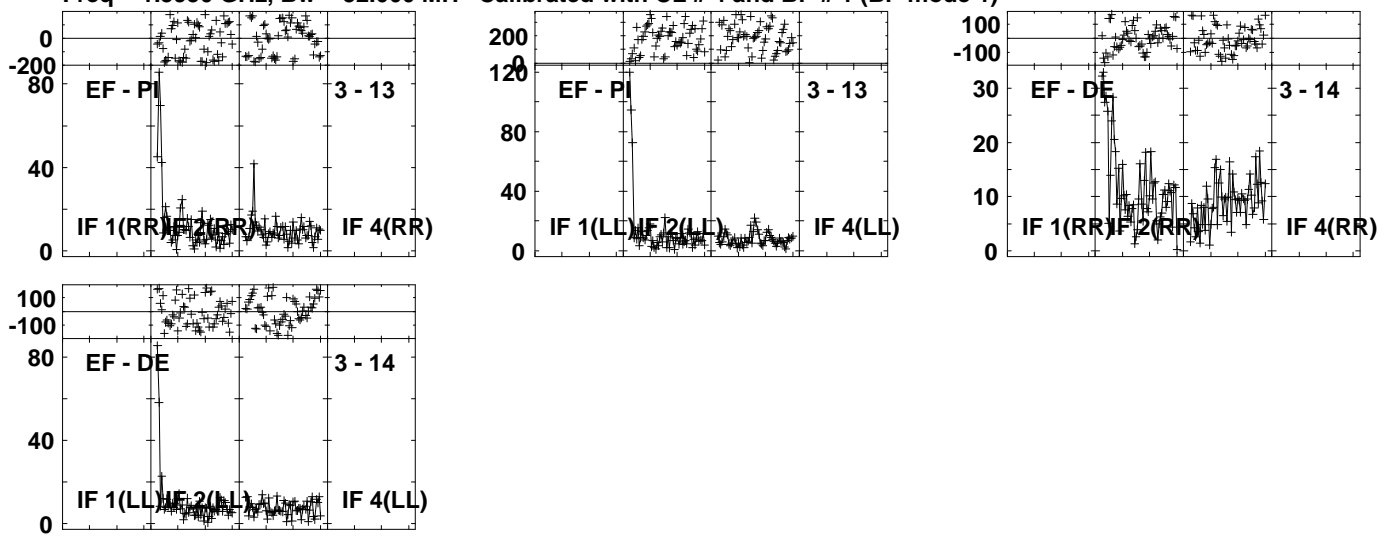


Lower frame: Milli Ampl Jy Top frame: Phas deg
Vector averaged cross-power spectrum Several baselines displayed
Timerange: 00/10:28:31 to 00/10:31:59

Plot file version 177 created 04-JUL-2023 13:24:09

J0100+2802 EL062A.UVDATA.1

Freq = 1.5950 GHz, Bw = 32.000 MH Calibrated with CL # 4 and BP # 1 (BP mode 1)



Lower frame: Milli Ampl Jy Top frame: Phas deg

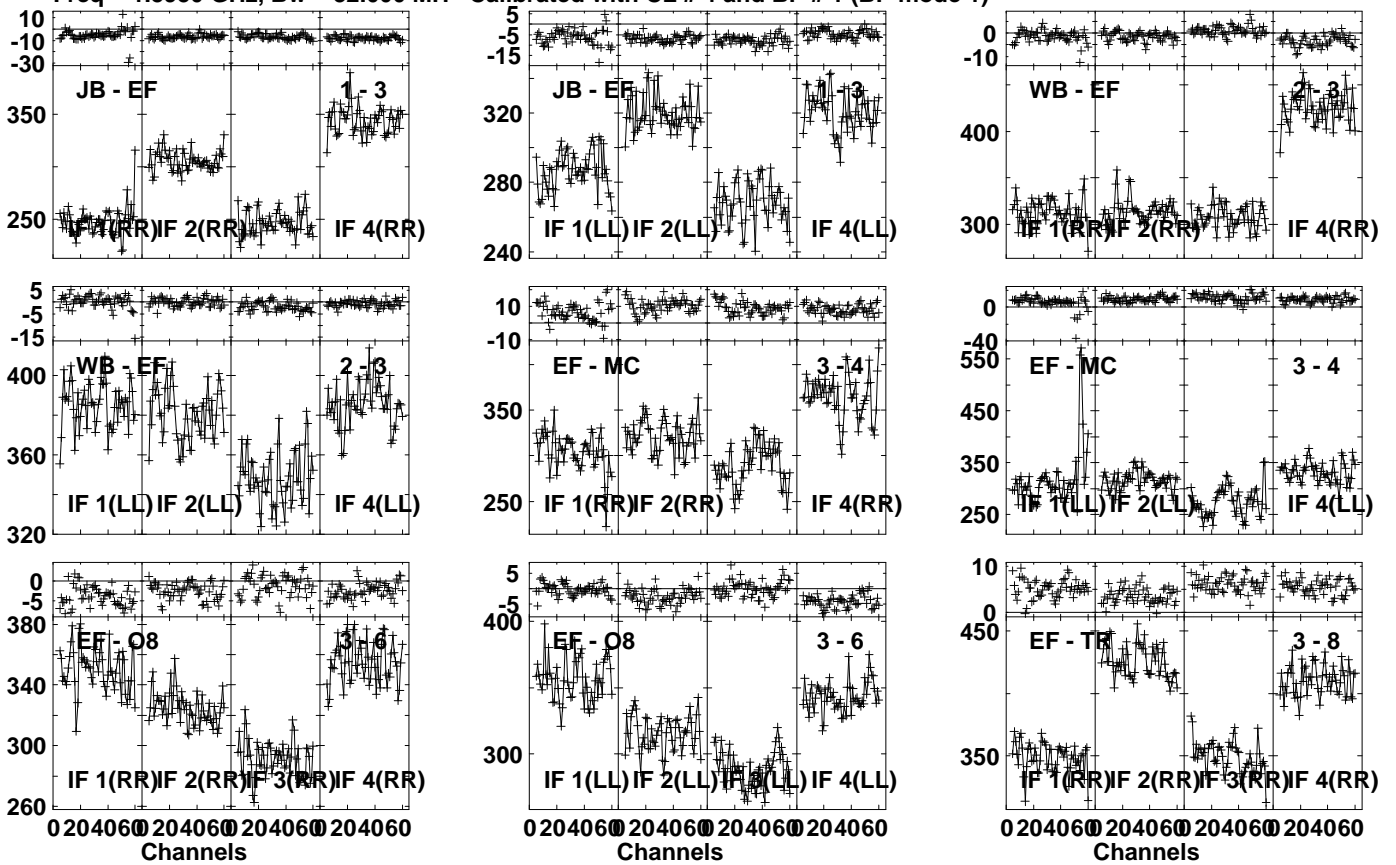
Vector averaged cross-power spectrum Several baselines displayed

Timerange: 00/10:28:31 to 00/10:31:59

Plot file version 178 created 04-JUL-2023 13:24:10

J0057+3021 EL062A.UVDATA.1

Freq = 1.5950 GHz, Bw = 32.000 MH Calibrated with CL # 4 and BP # 1 (BP mode 1)

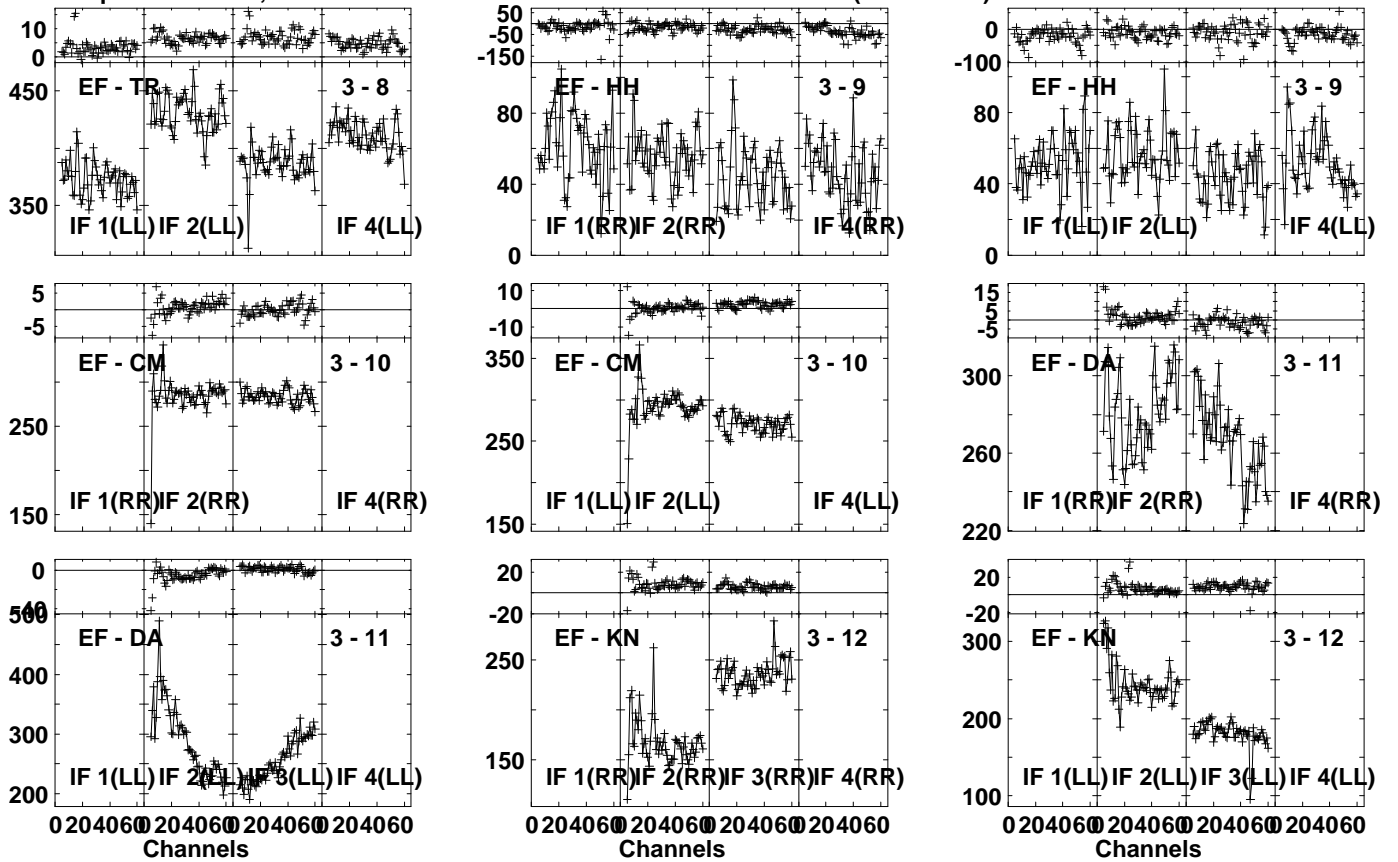


Lower frame: Milli Ampl Jy Top frame: Phas deg
Vector averaged cross-power spectrum Several baselines displayed
Timerange: 00/10:32:01 to 00/10:33:29

Plot file version 179 created 04-JUL-2023 13:24:10

J0057+3021 EL062A.UVDATA.1

Freq = 1.5950 GHz, Bw = 32.000 MH Calibrated with CL # 4 and BP # 1 (BP mode 1)

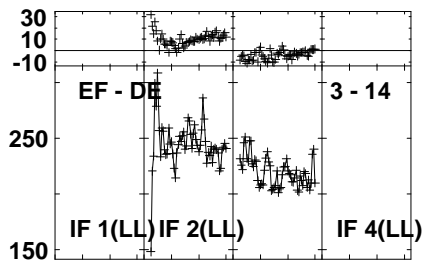
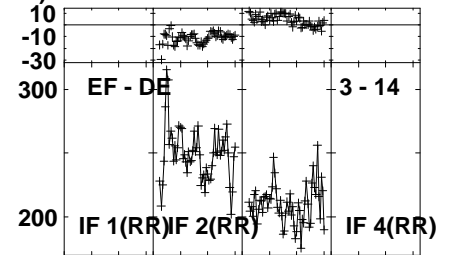
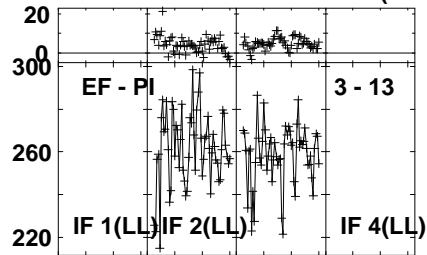
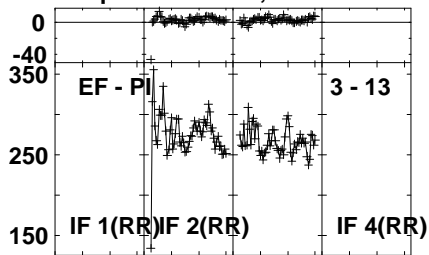


Lower frame: Milli Ampl Jy Top frame: Phas deg
Vector averaged cross-power spectrum Several baselines displayed
Timerange: 00/10/32:01 to 00/10/33:29

Plot file version 180 created 04-JUL-2023 13:24:10

J0057+3021 EL062A.UVDATA.1

Freq = 1.5950 GHz, Bw = 32.000 MH Calibrated with CL # 4 and BP # 1 (BP mode 1)

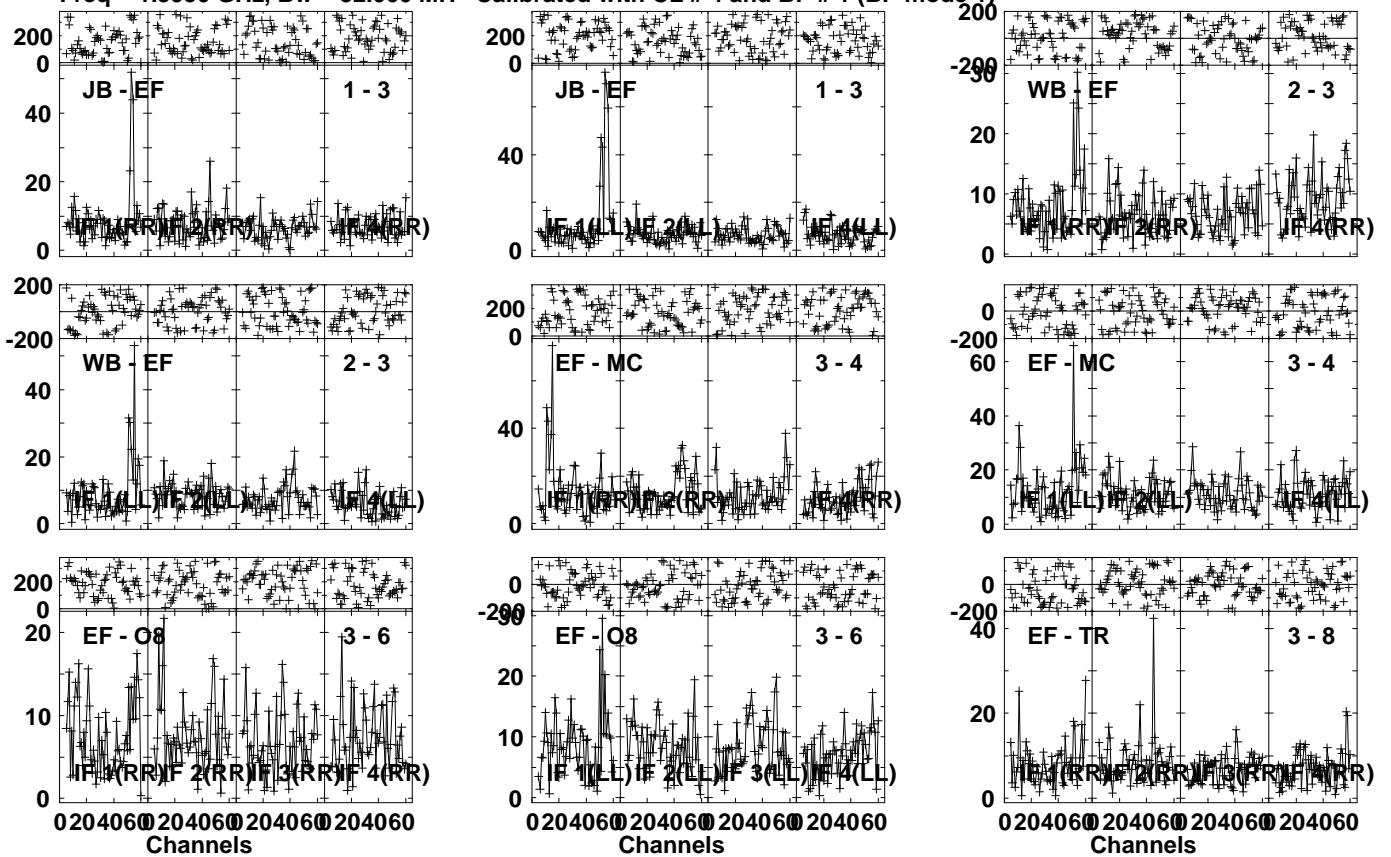


Lower frame: Milli Ampl Jy Top frame: Phas deg
Vector averaged cross-power spectrum Several baselines displayed
Timerange: 00/10:32:01 to 00/10:33:29

Plot file version 181 created 04-JUL-2023 13:24:10

J0100+2802 EL062A.UVDATA.1

Freq = 1.5950 GHz, Bw = 32.000 MH Calibrated with CL # 4 and BP # 1 (BP mode 1)



Lower frame: Milli Ampl Jy Top frame: Phas deg

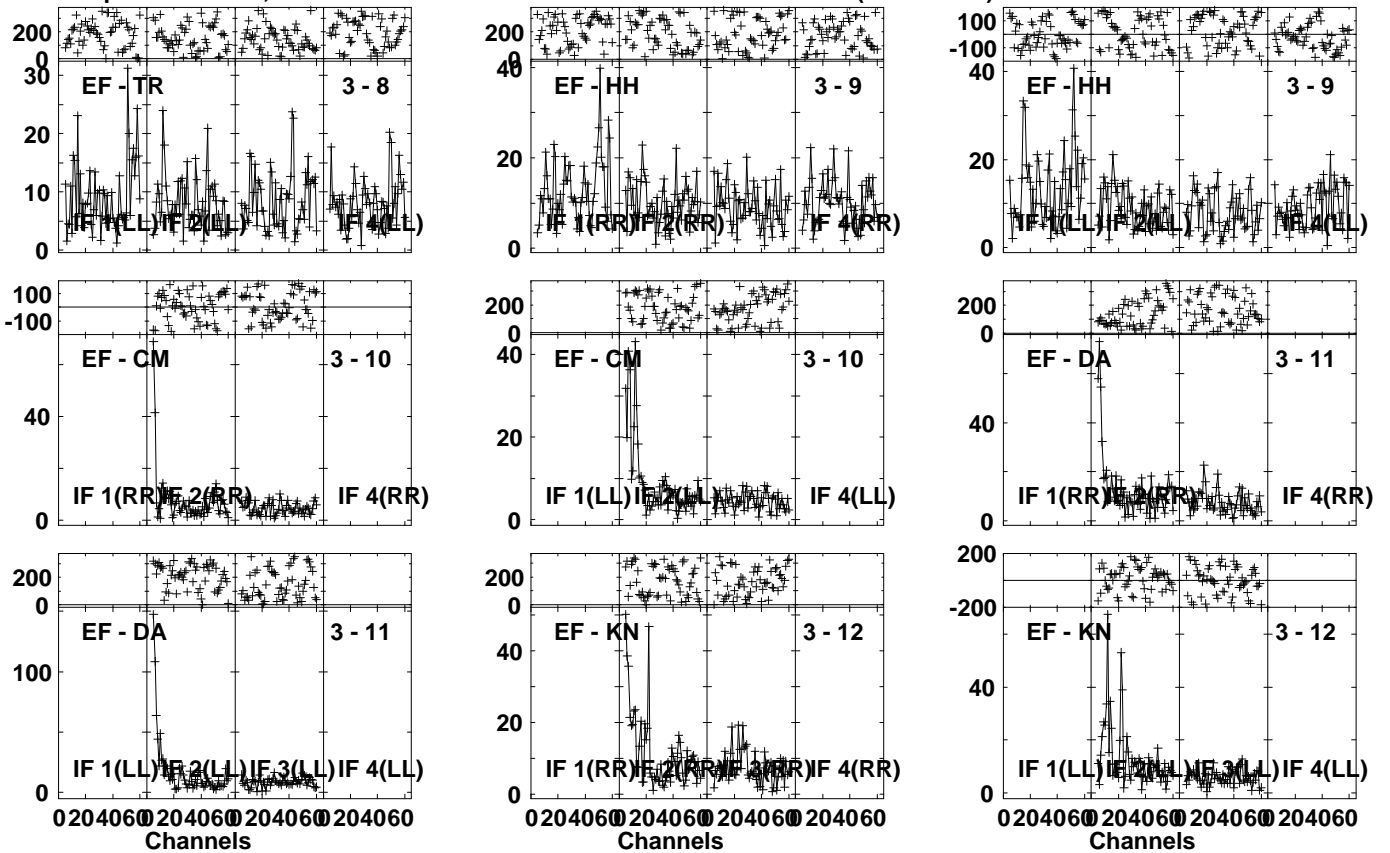
Vector averaged cross-power spectrum Several baselines displayed

Timerange: 00/10:33:31 to 00/10:36:59

Plot file version 182 created 04-JUL-2023 13:24:10

J0100+2802 EL062A.UVDATA.1

Freq = 1.5950 GHz, Bw = 32.000 MH Calibrated with CL # 4 and BP # 1 (BP mode 1)

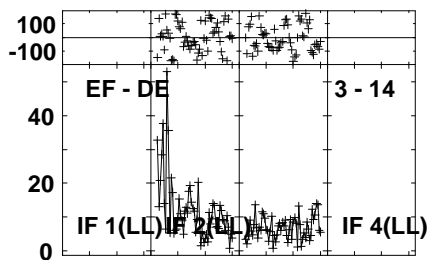
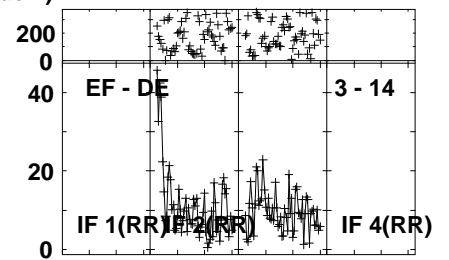
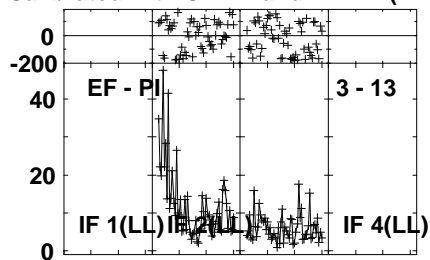
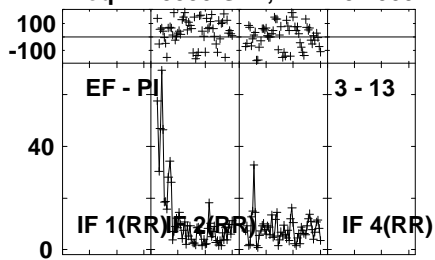


Lower frame: Milli Ampl Jy Top frame: Phas deg
Vector averaged cross-power spectrum Several baselines displayed
Timerange: 00/10:33:31 to 00/10:36:59

Plot file version 183 created 04-JUL-2023 13:24:10

J0100+2802 EL062A.UVDATA.1

Freq = 1.5950 GHz, Bw = 32.000 MH Calibrated with CL # 4 and BP # 1 (BP mode 1)



Lower frame: Milli Ampl Jy Top frame: Phas deg

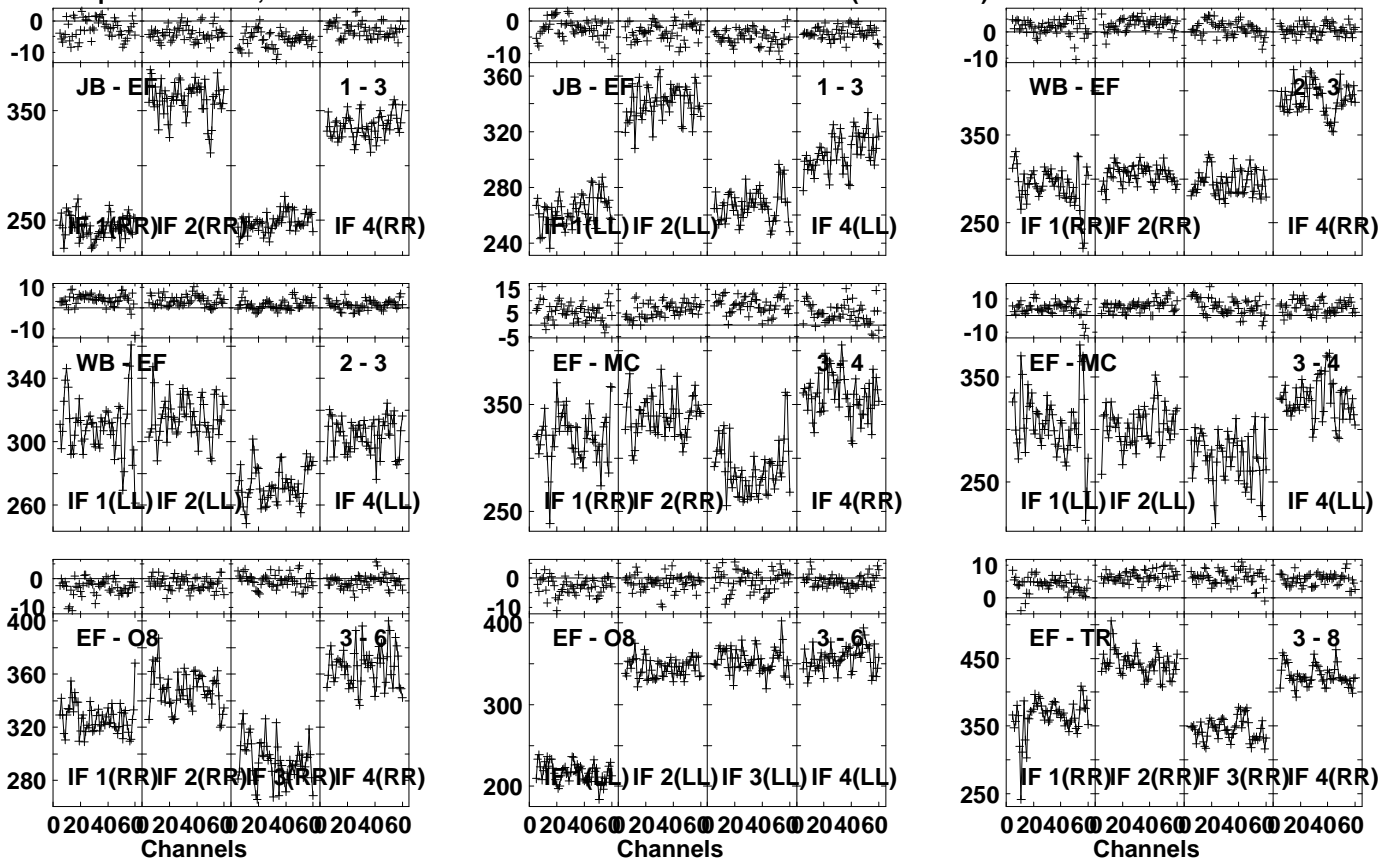
Vector averaged cross-power spectrum Several baselines displayed

Timerange: 00/10:33:31 to 00/10:36:59

Plot file version 184 created 04-JUL-2023 13:24:10

J0057+3021 EL062A.UVDATA.1

Freq = 1.5950 GHz, Bw = 32.000 MH Calibrated with CL # 4 and BP # 1 (BP mode 1)

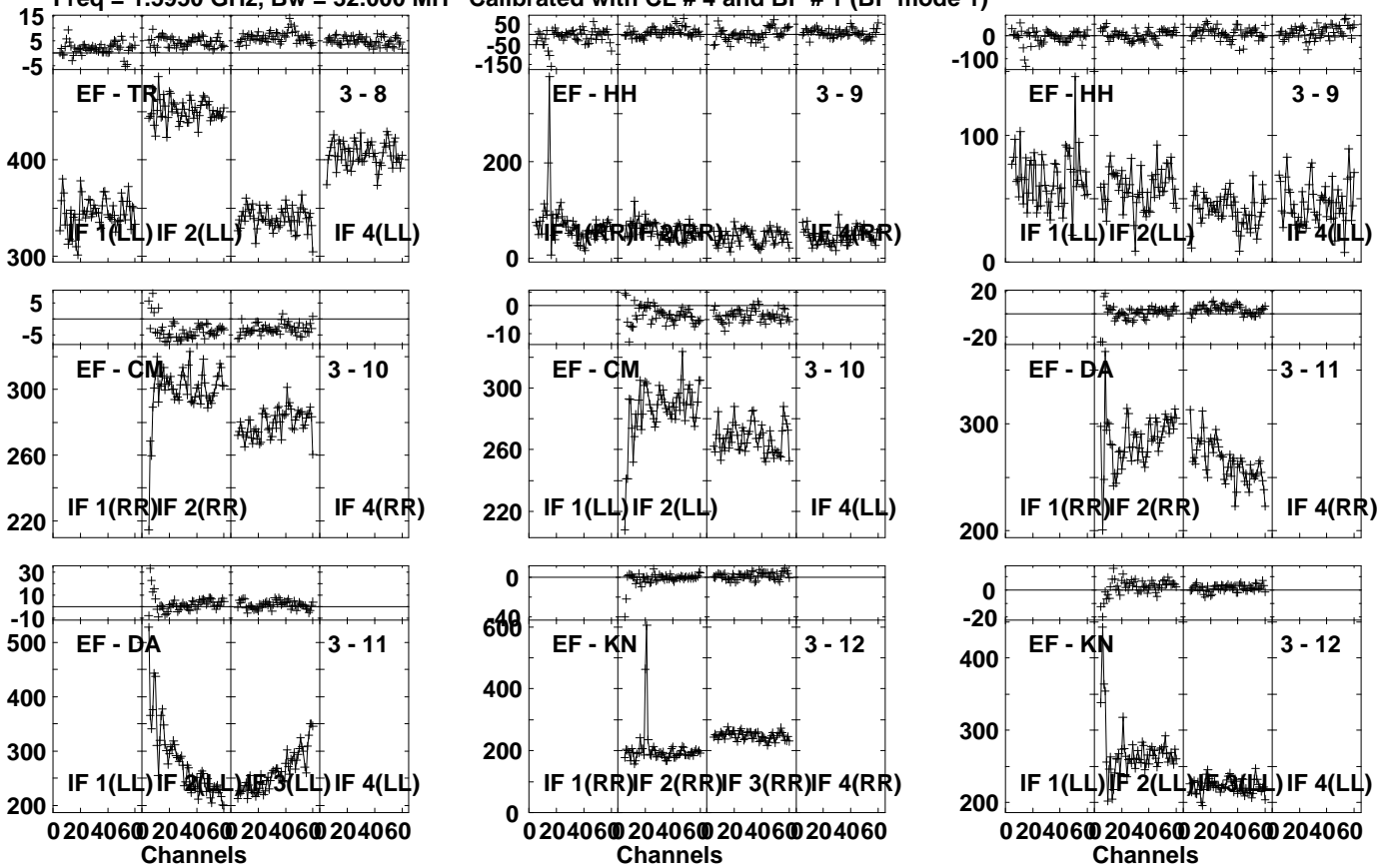


Lower frame: Milli Ampl Jy Top frame: Phas deg
 Vector averaged cross-power spectrum Several baselines displayed
 Timerange: 00/10:37:31 to 00/10:38:29

Plot file version 185 created 04-JUL-2023 13:24:10

J0057+3021 EL062A.UVDATA.1

Freq = 1.5950 GHz, Bw = 32.000 MH Calibrated with CL # 4 and BP # 1 (BP mode 1)

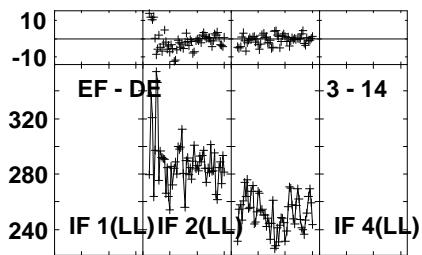
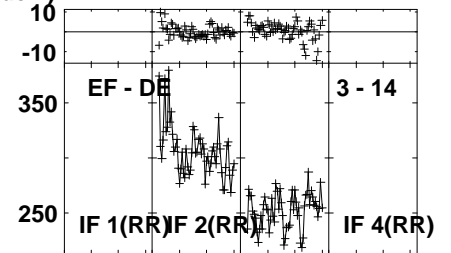
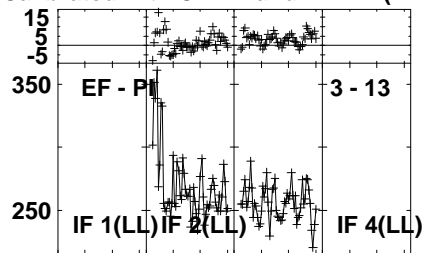
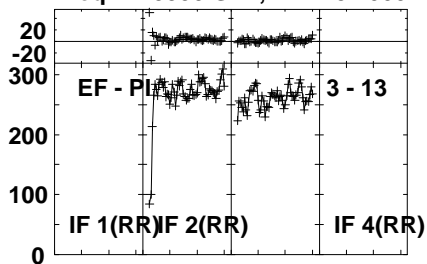


Lower frame: Milli Ampl Jy Top frame: Phas deg
Vector averaged cross-power spectrum Several baselines displayed
Timerange: 00/10:37:31 to 00/10:38:29

Plot file version 186 created 04-JUL-2023 13:24:11

J0057+3021 EL062A.UVDATA.1

Freq = 1.5950 GHz, Bw = 32.000 MH Calibrated with CL # 4 and BP # 1 (BP mode 1)

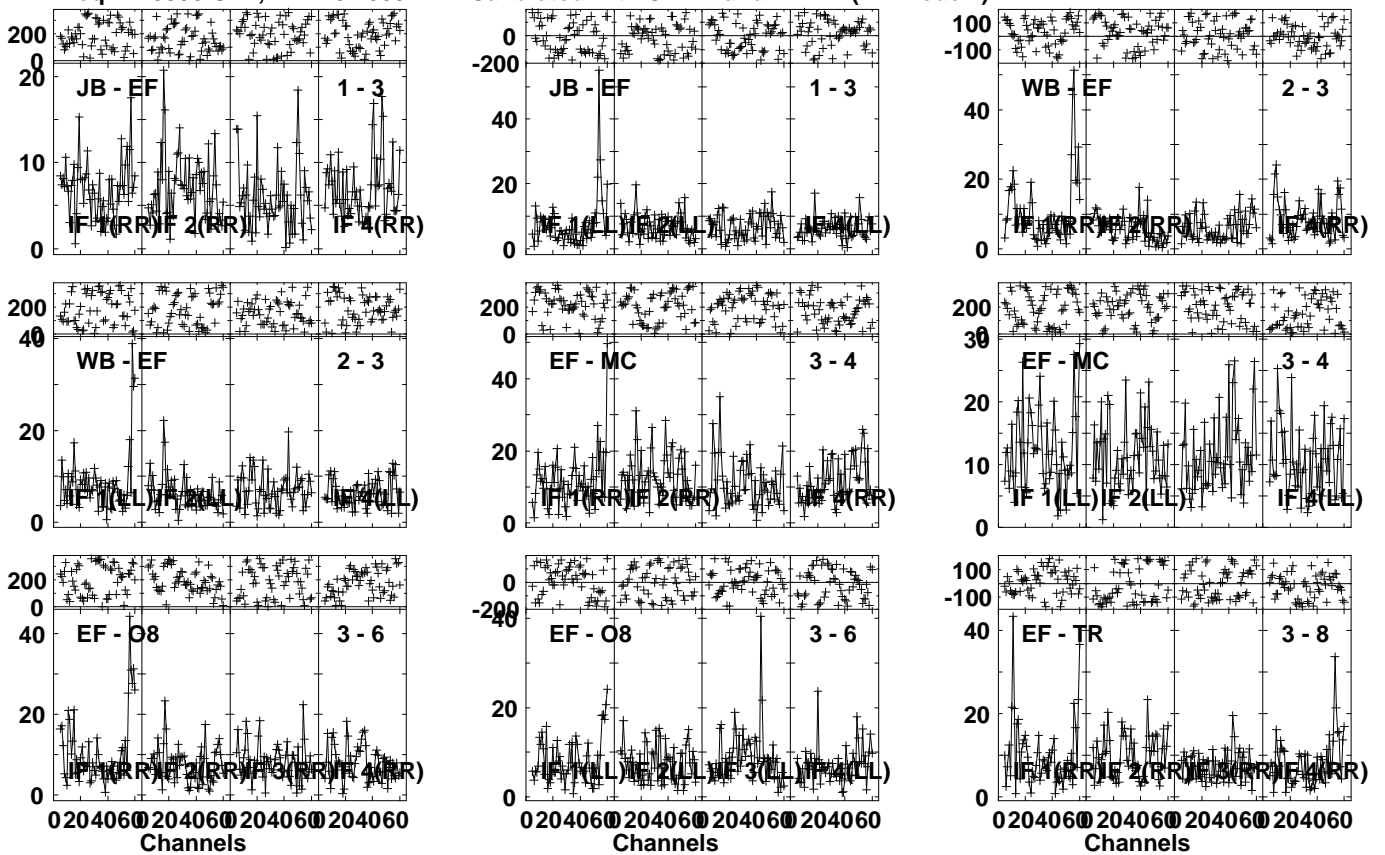


Lower frame: Milli Ampl Jy Top frame: Phas deg
Vector averaged cross-power spectrum Several baselines displayed
Timerange: 00/10:37:31 to 00/10:38:29

Plot file version 187 created 04-JUL-2023 13:24:11

J0100+2802 EL062A.UVDATA.1

Freq = 1.5950 GHz, Bw = 32.000 MH Calibrated with CL # 4 and BP # 1 (BP mode 1)

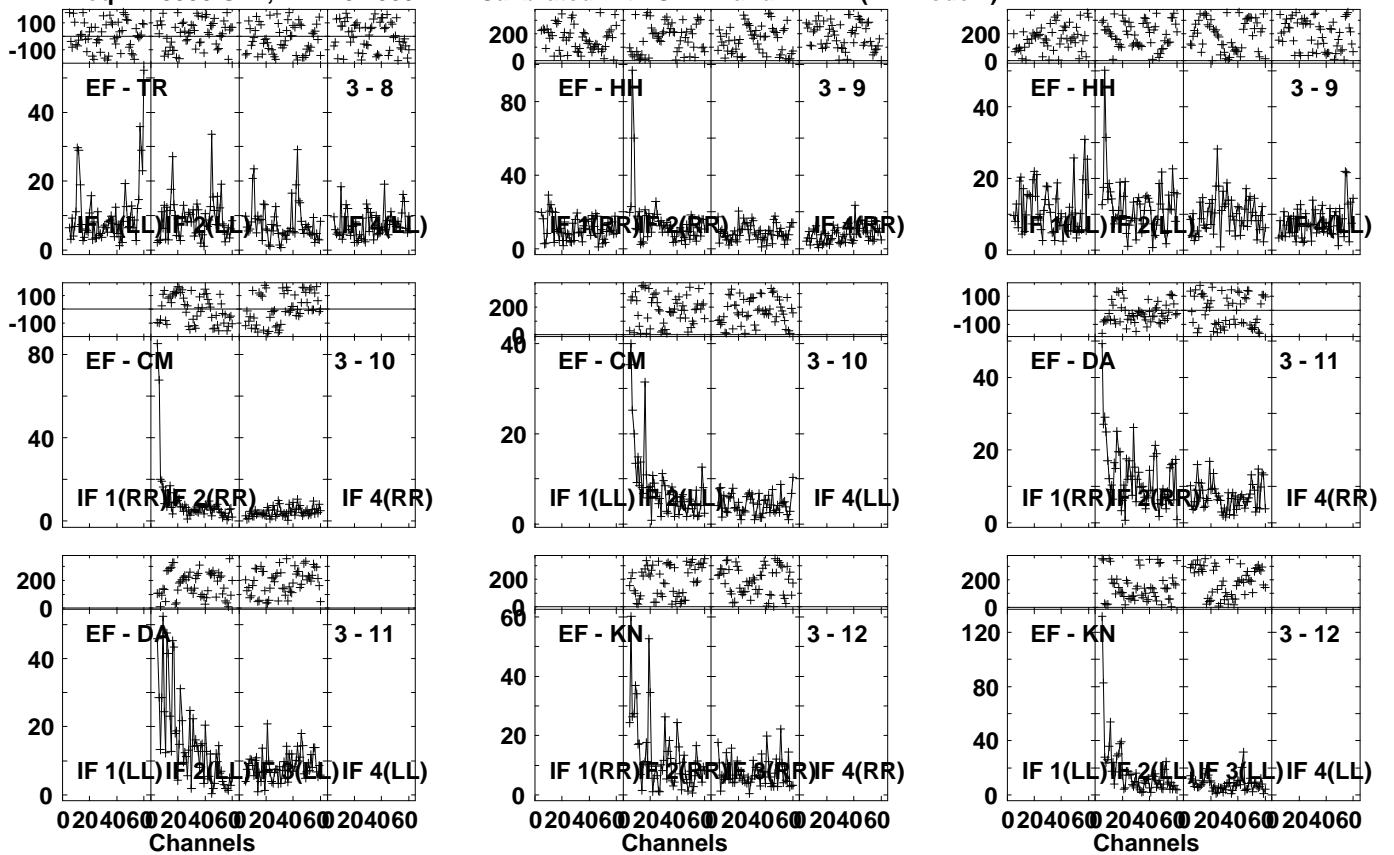


Lower frame: Milli Ampl Jy Top frame: Phas deg
Vector averaged cross-power spectrum Several baselines displayed
Timerange: 00/10:38:31 to 00/10:41:59

Plot file version 188 created 04-JUL-2023 13:24:11

J0100+2802 EL062A.UVDATA.1

Freq = 1.5950 GHz, Bw = 32.000 MH Calibrated with CL # 4 and BP # 1 (BP mode 1)

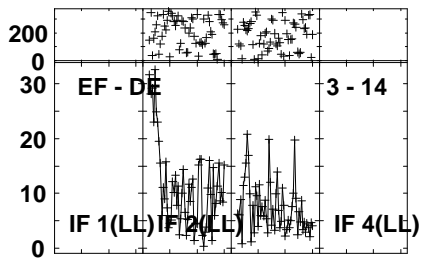
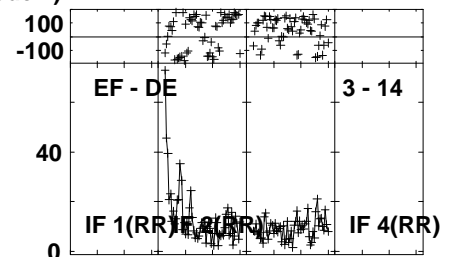
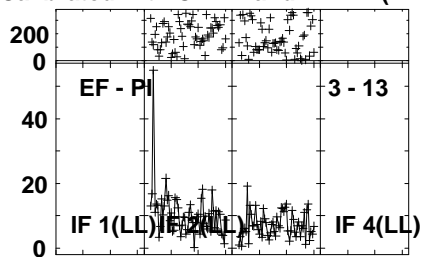
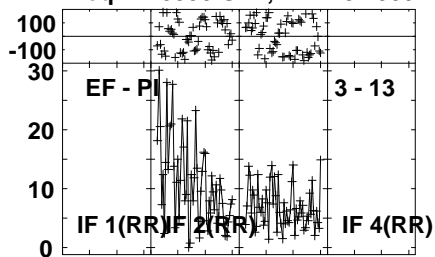


Lower frame: Milli Ampl Jy Top frame: Phas deg
Vector averaged cross-power spectrum Several baselines displayed
Timerange: 00/10:38:31 to 00/10:41:59

Plot file version 189 created 04-JUL-2023 13:24:11

J0100+2802 EL062A.UVDATA.1

Freq = 1.5950 GHz, Bw = 32.000 MH Calibrated with CL # 4 and BP # 1 (BP mode 1)



Lower frame: Milli Ampl Jy Top frame: Phas deg

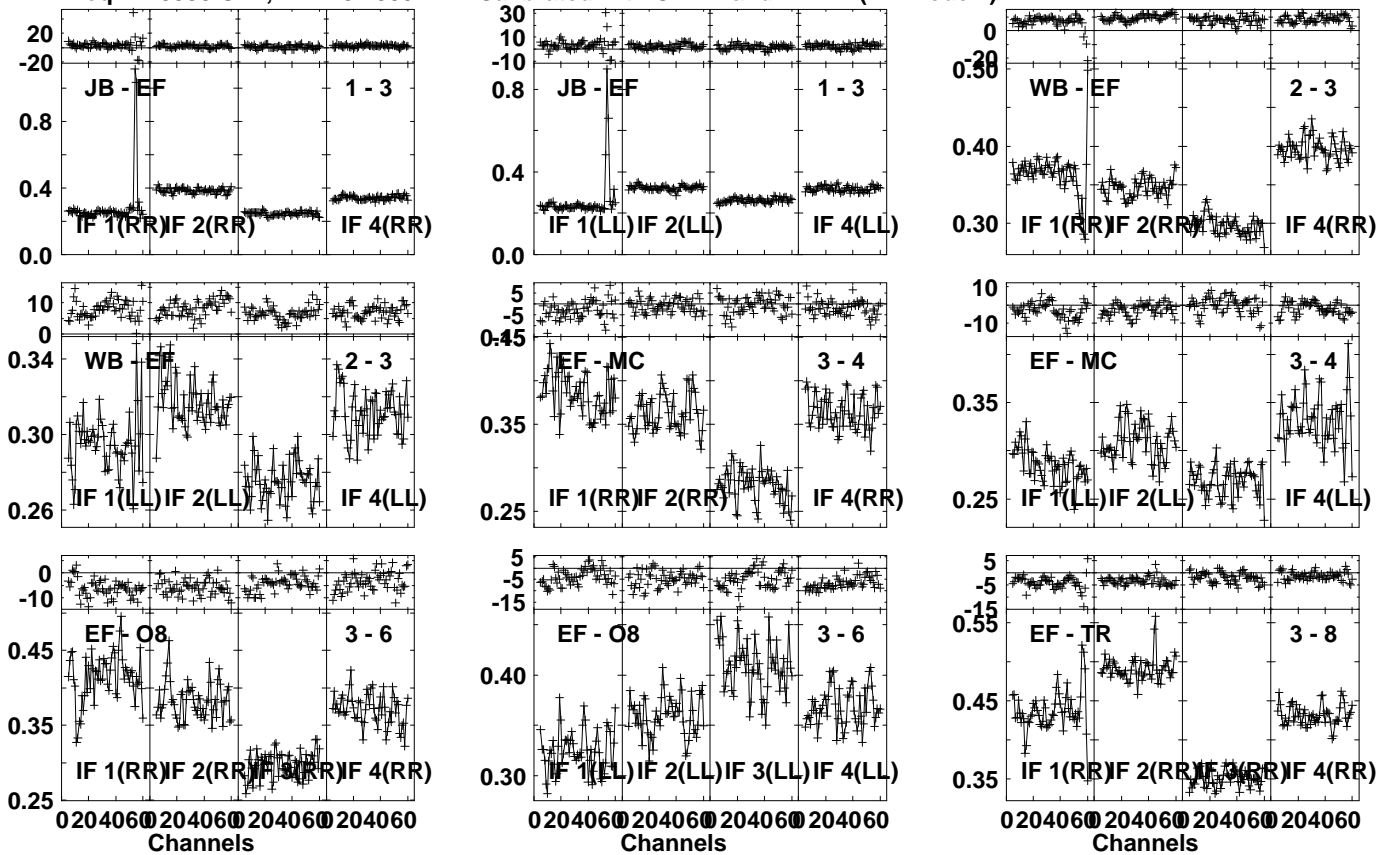
Vector averaged cross-power spectrum Several baselines displayed

Timerange: 00/10:38:31 to 00/10:41:59

Plot file version 190 created 04-JUL-2023 13:24:11

J0057+3021 EL062A.UVDATA.1

Freq = 1.5950 GHz, Bw = 32.000 MH Calibrated with CL # 4 and BP # 1 (BP mode 1)

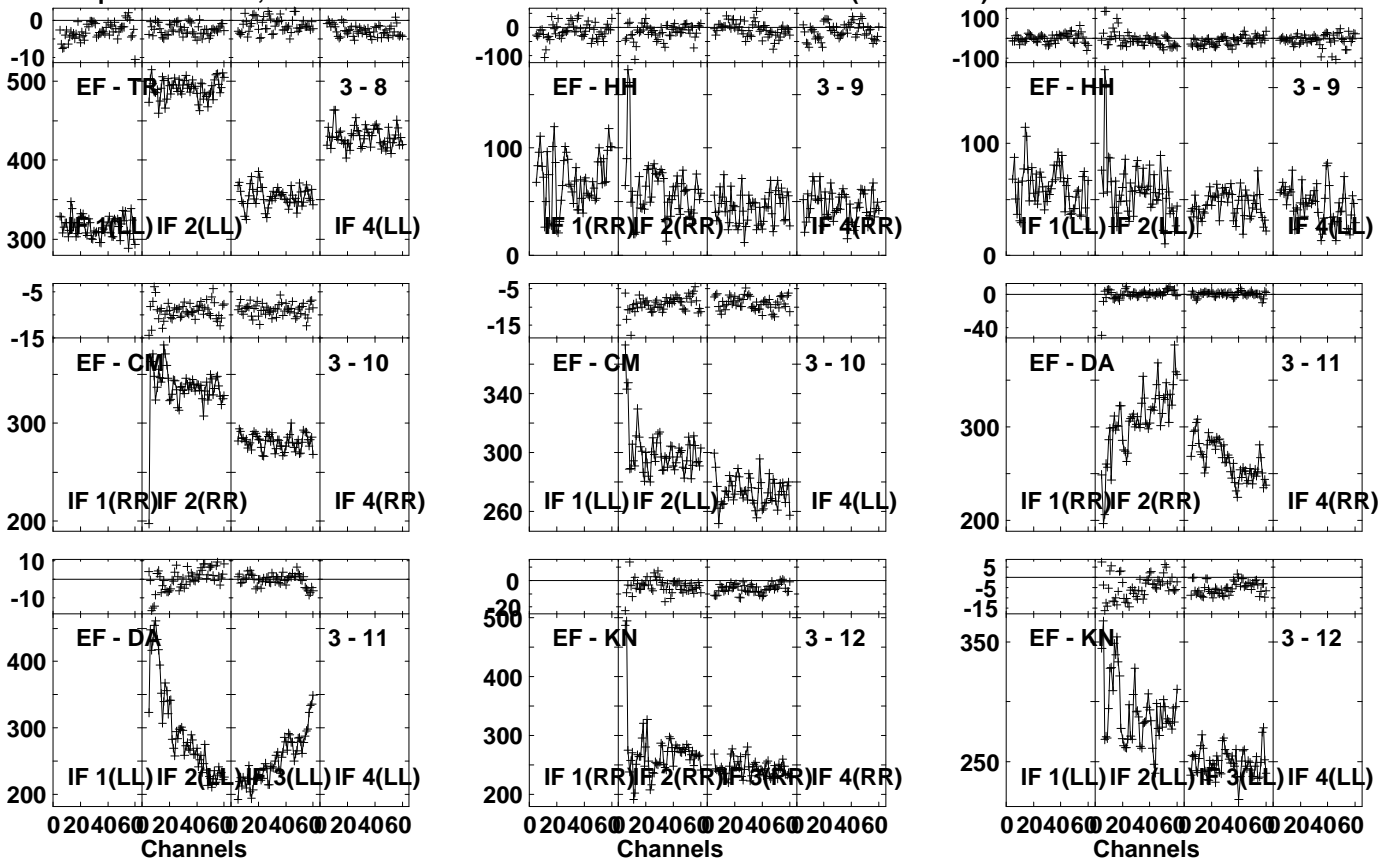


Lower frame: Ampl Jy Top frame: Phas deg
 Vector averaged cross-power spectrum Several baselines displayed
 Timerange: 00/10:42:01 to 00/10:43:29

Plot file version 191 created 04-JUL-2023 13:24:11

J0057+3021 EL062A.UVDATA.1

Freq = 1.5950 GHz, Bw = 32.000 MH Calibrated with CL # 4 and BP # 1 (BP mode 1)

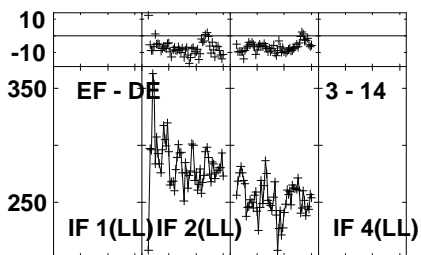
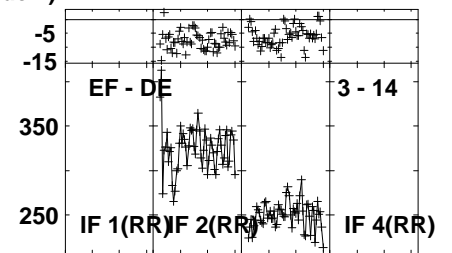
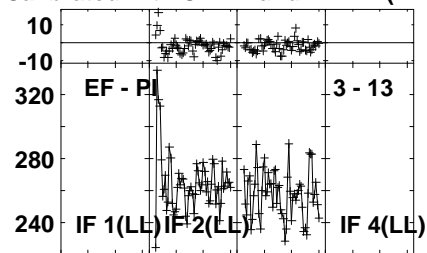
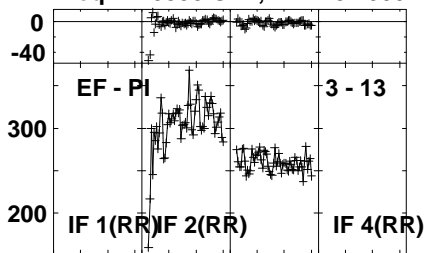


Lower frame: Milli Ampl Jy Top frame: Phas deg
Vector averaged cross-power spectrum Several baselines displayed
Timerange: 00/10:42:01 to 00/10:43:29

Plot file version 192 created 04-JUL-2023 13:24:11

J0057+3021 EL062A.UVDATA.1

Freq = 1.5950 GHz, Bw = 32.000 MH Calibrated with CL # 4 and BP # 1 (BP mode 1)

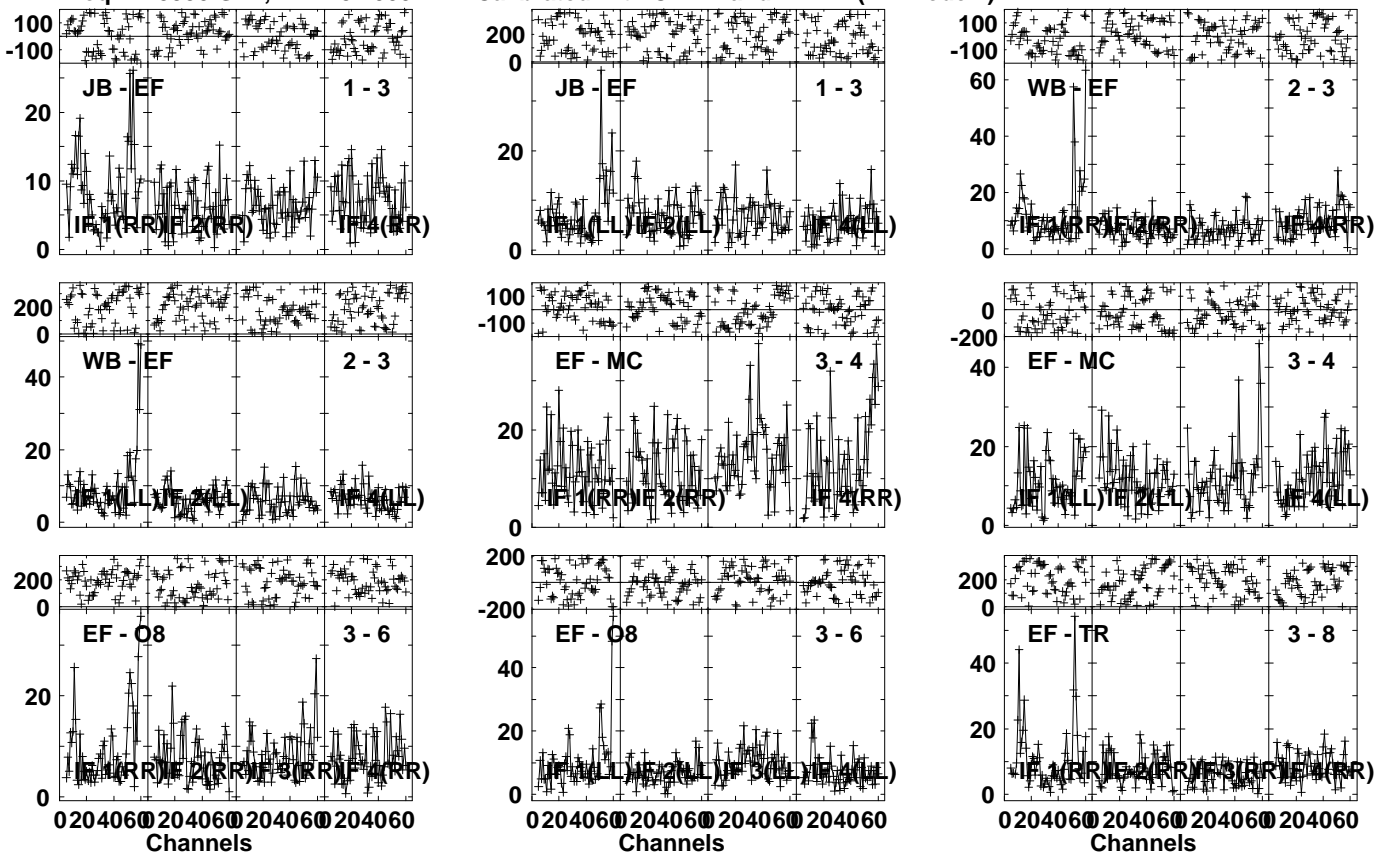


Lower frame: Milli Ampl Jy Top frame: Phas deg
Vector averaged cross-power spectrum Several baselines displayed
Timerange: 00/10:42:01 to 00/10:43:29

Plot file version 193 created 04-JUL-2023 13:24:11

J0100+2802 EL062A.UVDATA.1

Freq = 1.5950 GHz, Bw = 32.000 MH Calibrated with CL # 4 and BP # 1 (BP mode 1)

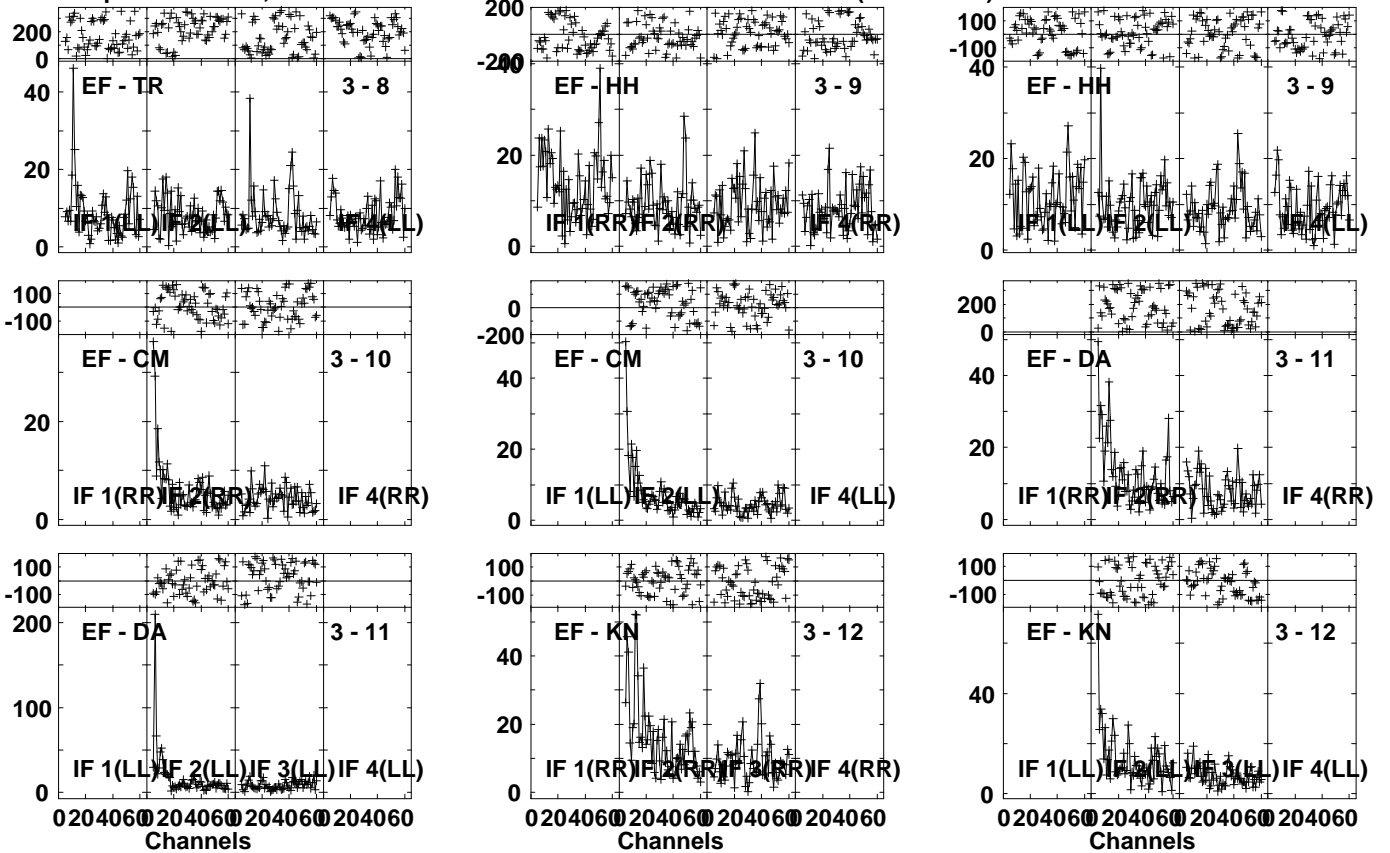


Lower frame: Milli Ampl Jy Top frame: Phas deg
Vector averaged cross-power spectrum Several baselines displayed
Timerange: 00/10:43:31 to 00/10:46:59

Plot file version 194 created 04-JUL-2023 13:24:12

J0100+2802 EL062A.UVDATA.1

Freq = 1.5950 GHz, Bw = 32.000 MH Calibrated with CL # 4 and BP # 1 (BP mode 1)

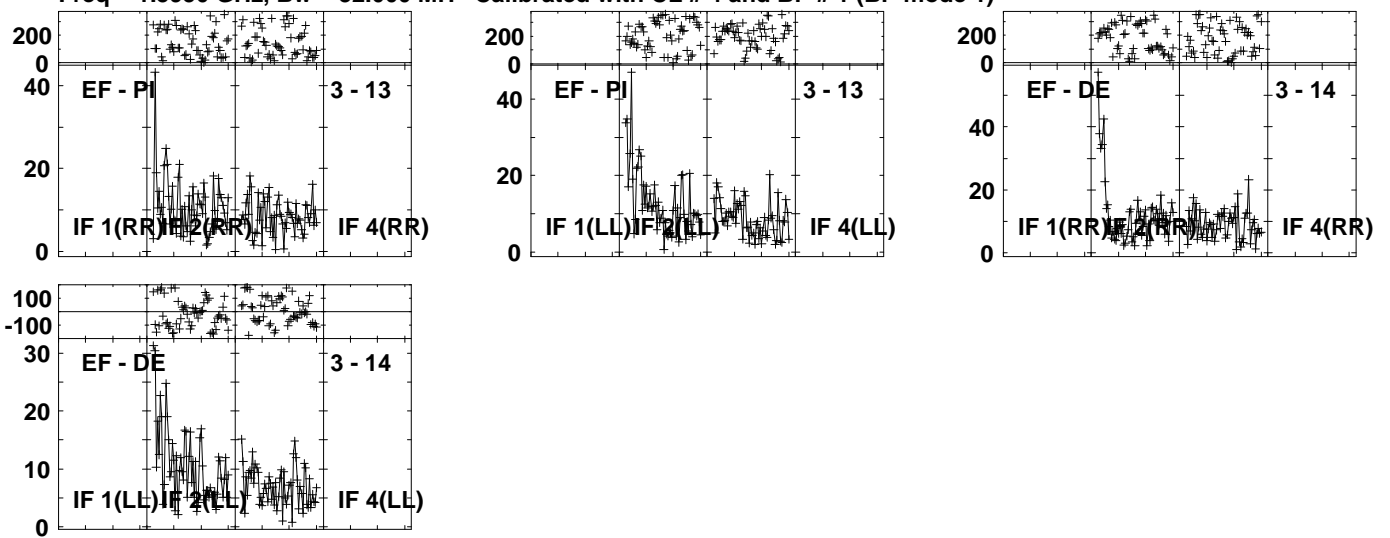


Lower frame: Milli Ampl Jy Top frame: Phas deg
Vector averaged cross-power spectrum Several baselines displayed
Timerange: 00/10:43:31 to 00/10:46:59

Plot file version 195 created 04-JUL-2023 13:24:12

J0100+2802 EL062A.UVDATA.1

Freq = 1.5950 GHz, Bw = 32.000 MH Calibrated with CL # 4 and BP # 1 (BP mode 1)



Lower frame: Milli Ampl Jy Top frame: Phas deg

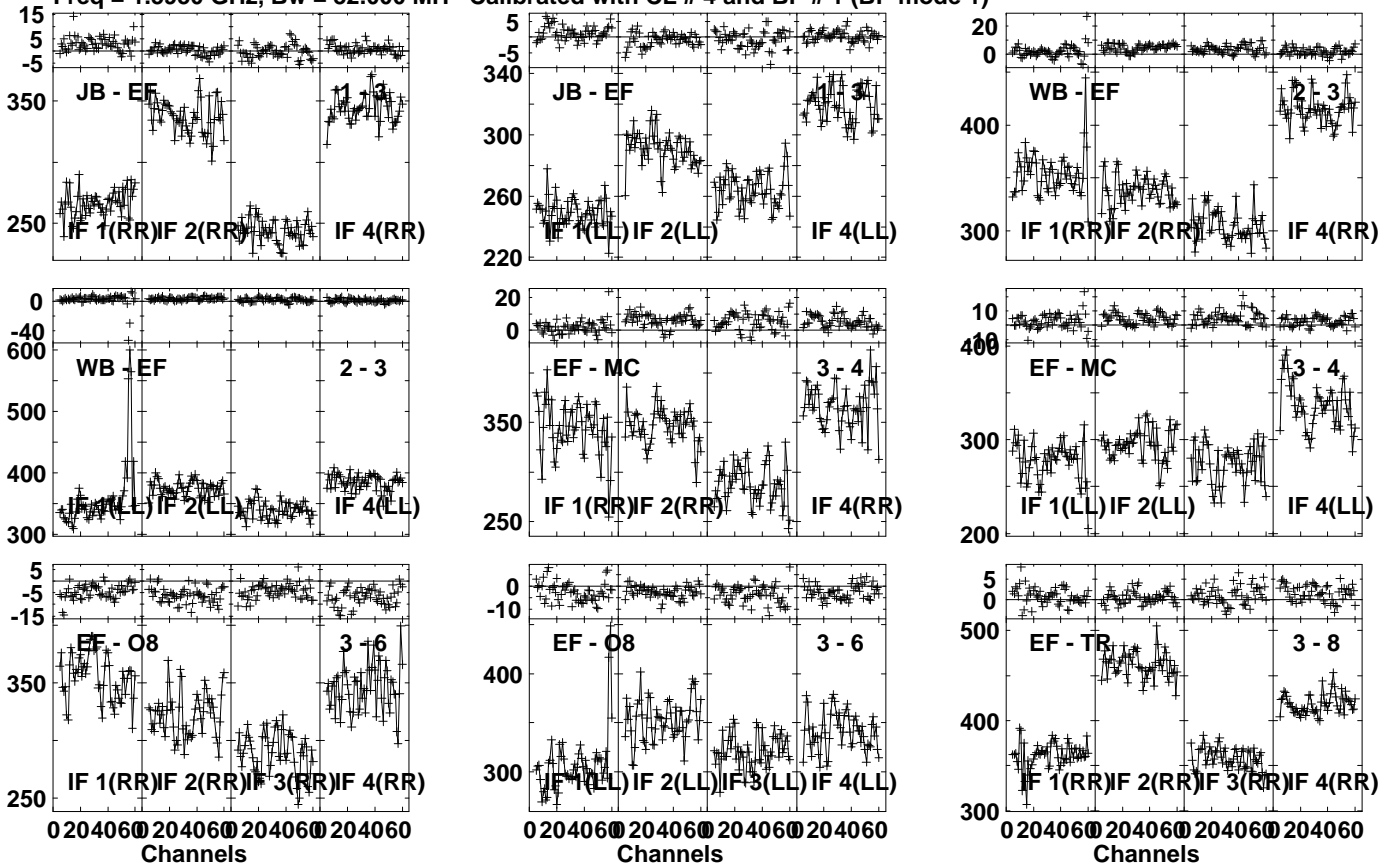
Vector averaged cross-power spectrum Several baselines displayed

Timerange: 00/10:43:31 to 00/10:46:59

Plot file version 196 created 04-JUL-2023 13:24:12

J0057+3021 EL062A.UVDATA.1

Freq = 1.5950 GHz, Bw = 32.000 MH Calibrated with CL # 4 and BP # 1 (BP mode 1)

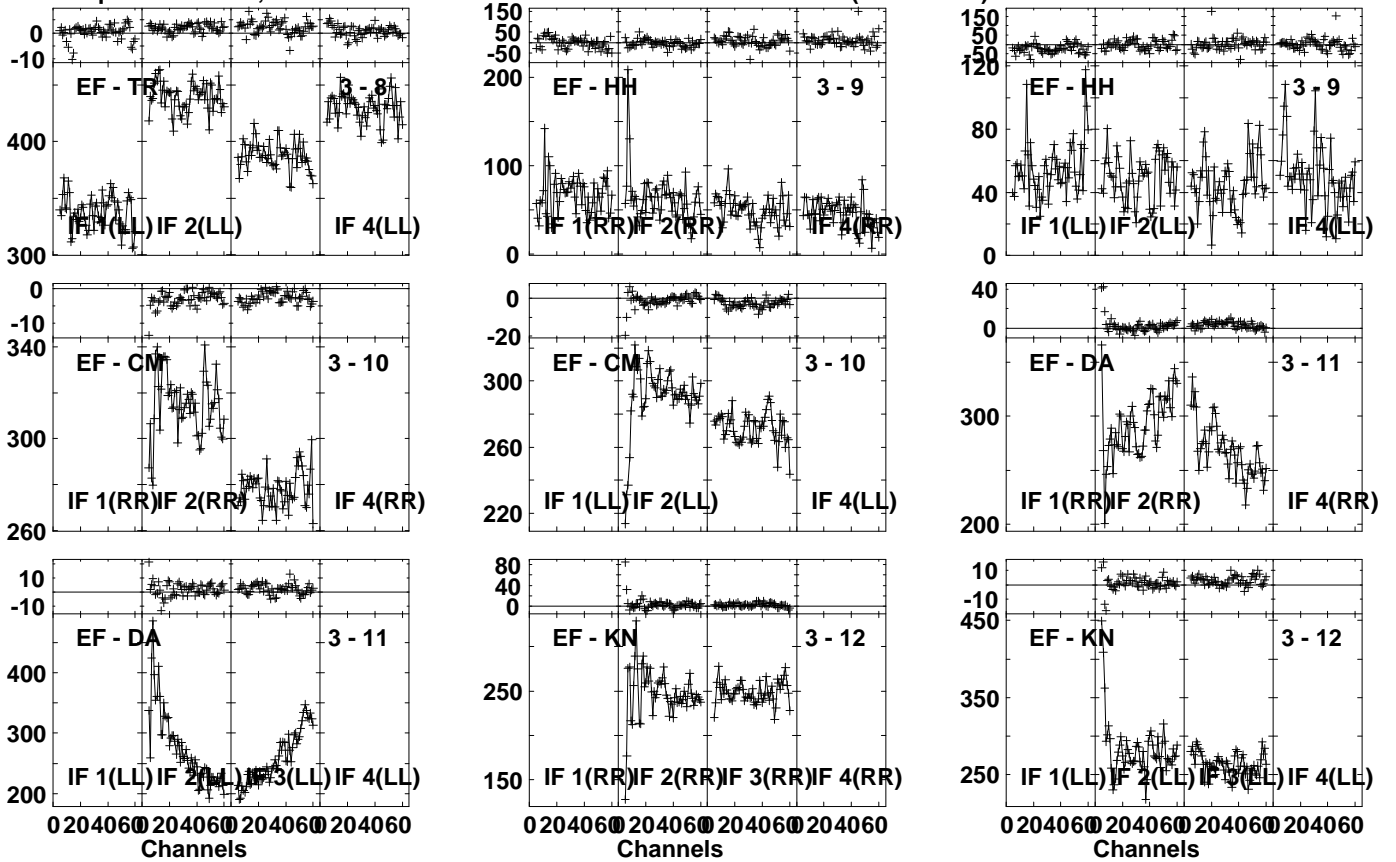


Lower frame: Milli Ampl Jy Top frame: Phas deg
 Vector averaged cross-power spectrum Several baselines displayed
 Timerange: 00/10:47:31 to 00/10:48:29

Plot file version 197 created 04-JUL-2023 13:24:12

J0057+3021 EL062A.UVDATA.1

Freq = 1.5950 GHz, Bw = 32.000 MH Calibrated with CL # 4 and BP # 1 (BP mode 1)

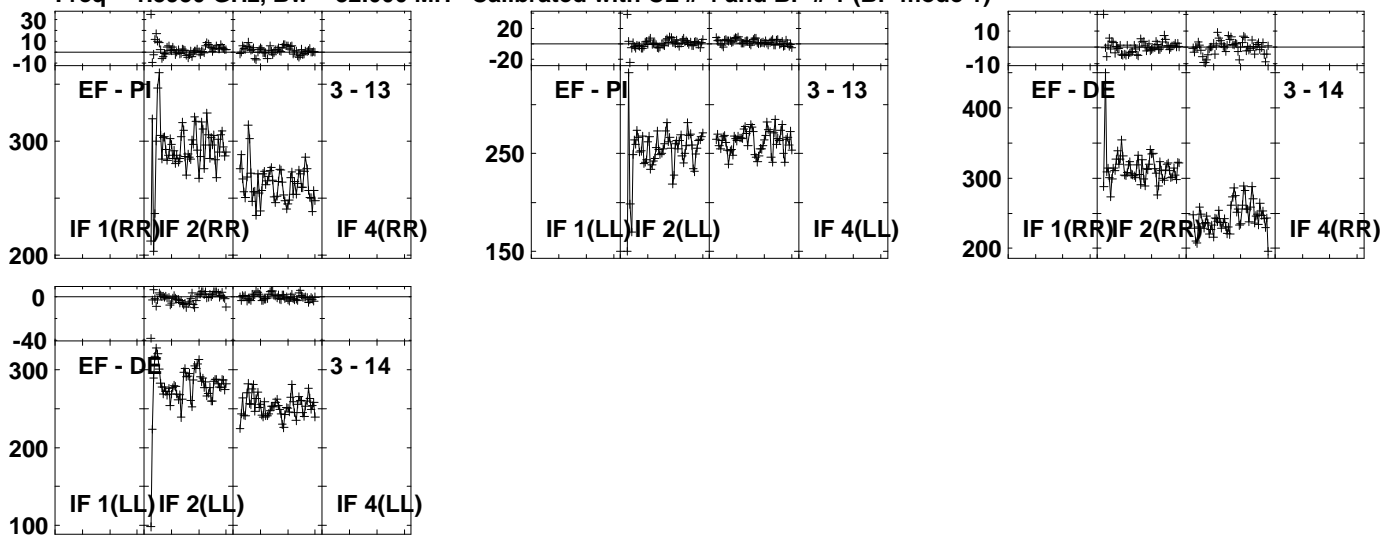


Lower frame: Milli Ampl Jy Top frame: Phas deg
 Vector averaged cross-power spectrum Several baselines displayed
 Timerange: 00/10:47:31 to 00/10:48:29

Plot file version 198 created 04-JUL-2023 13:24:12

J0057+3021 EL062A.UVDATA.1

Freq = 1.5950 GHz, Bw = 32.000 MH Calibrated with CL # 4 and BP # 1 (BP mode 1)

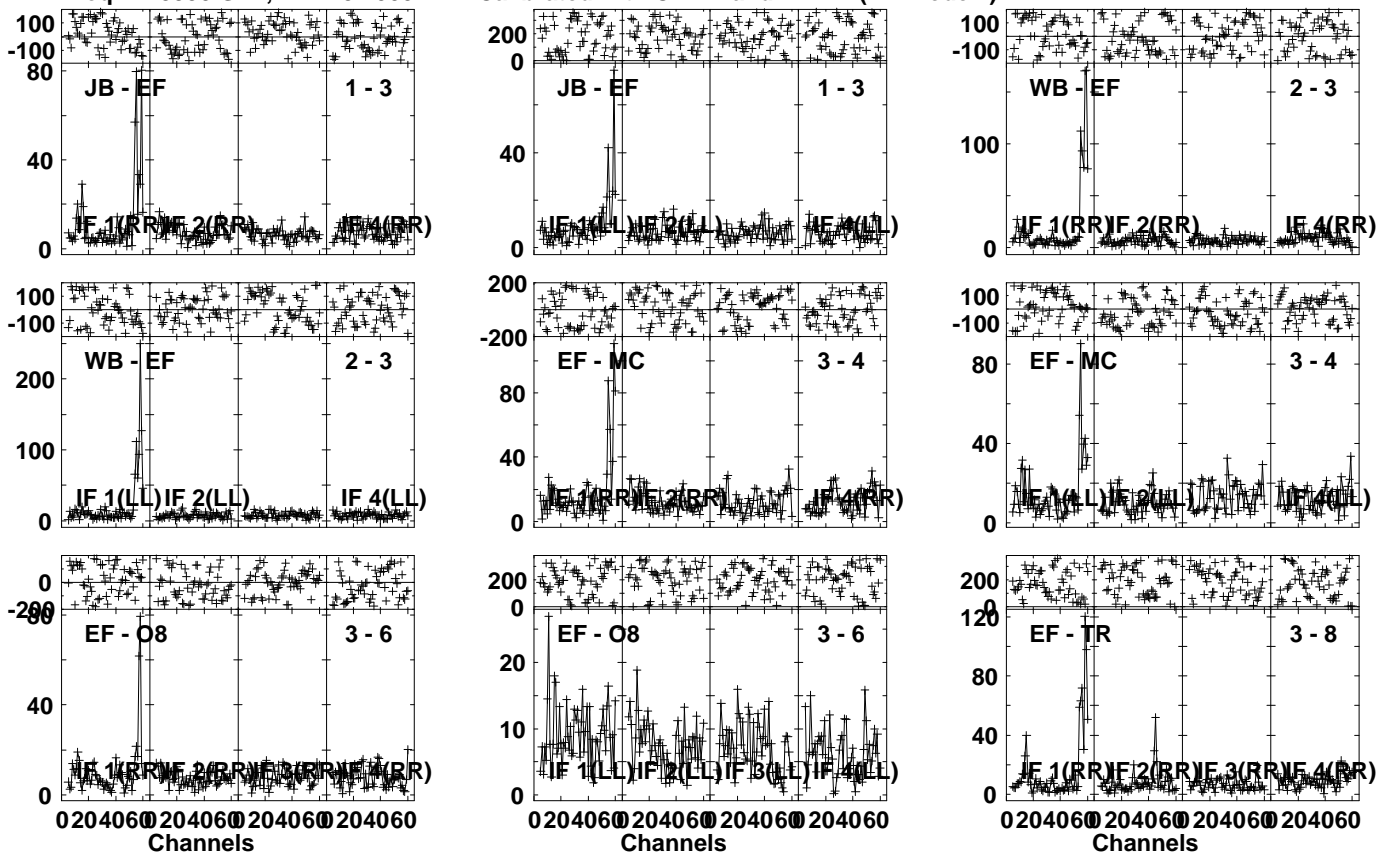


Lower frame: Milli Ampl Jy Top frame: Phas deg
Vector averaged cross-power spectrum Several baselines displayed
Timerange: 00/10:47:31 to 00/10:48:29

Plot file version 199 created 04-JUL-2023 13:24:12

J0100+2802 EL062A.UVDATA.1

Freq = 1.5950 GHz, Bw = 32.000 MH Calibrated with CL # 4 and BP # 1 (BP mode 1)

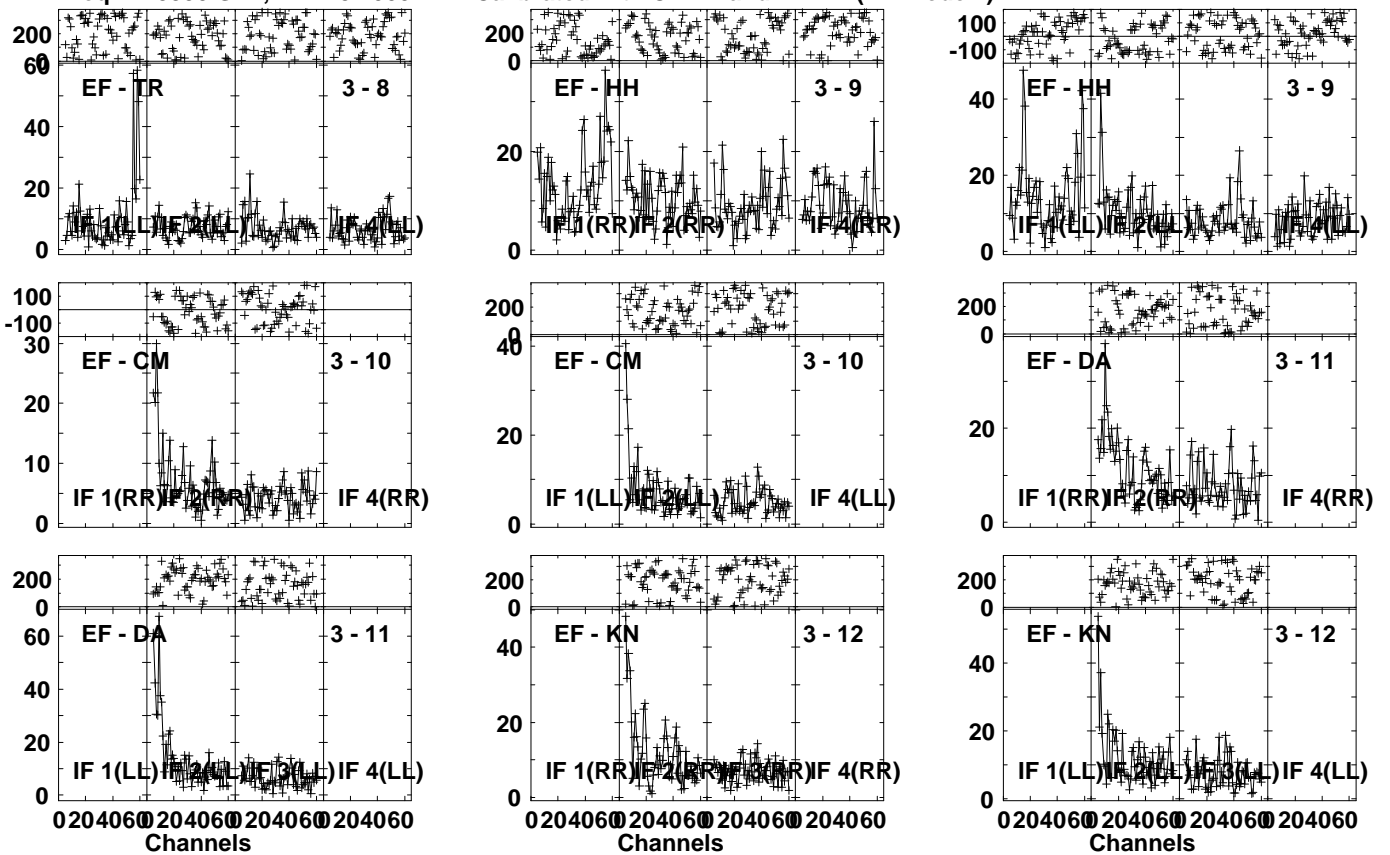


Lower frame: Milli Ampl Jy Top frame: Phas deg
Vector averaged cross-power spectrum Several baselines displayed
Timerange: 00/10:48:31 to 00/10:51:59

Plot file version 200 created 04-JUL-2023 13:24:12

J0100+2802 EL062A.UVDATA.1

Freq = 1.5950 GHz, Bw = 32.000 MH Calibrated with CL # 4 and BP # 1 (BP mode 1)

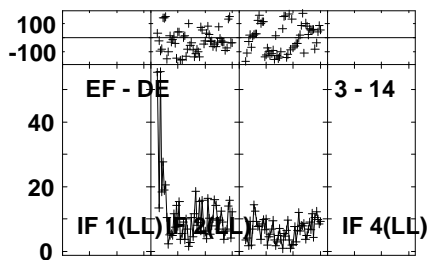
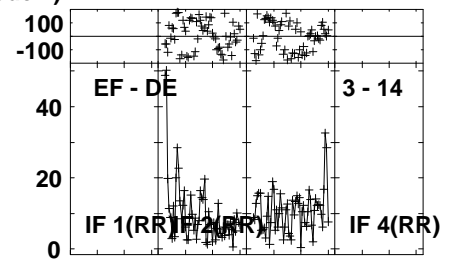
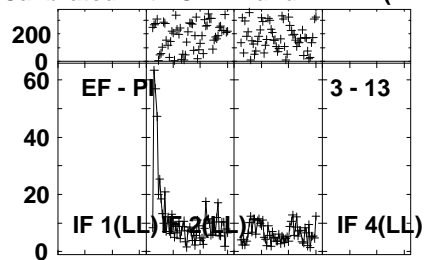
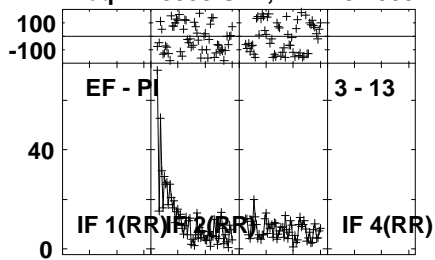


Lower frame: Milli Ampl Jy Top frame: Phas deg
Vector averaged cross-power spectrum Several baselines displayed
Timerange: 00/10:48:31 to 00/10:51:59

Plot file version 201 created 04-JUL-2023 13:24:12

J0100+2802 EL062A.UVDATA.1

Freq = 1.5950 GHz, Bw = 32.000 MH Calibrated with CL # 4 and BP # 1 (BP mode 1)



Lower frame: Milli Ampl Jy Top frame: Phas deg

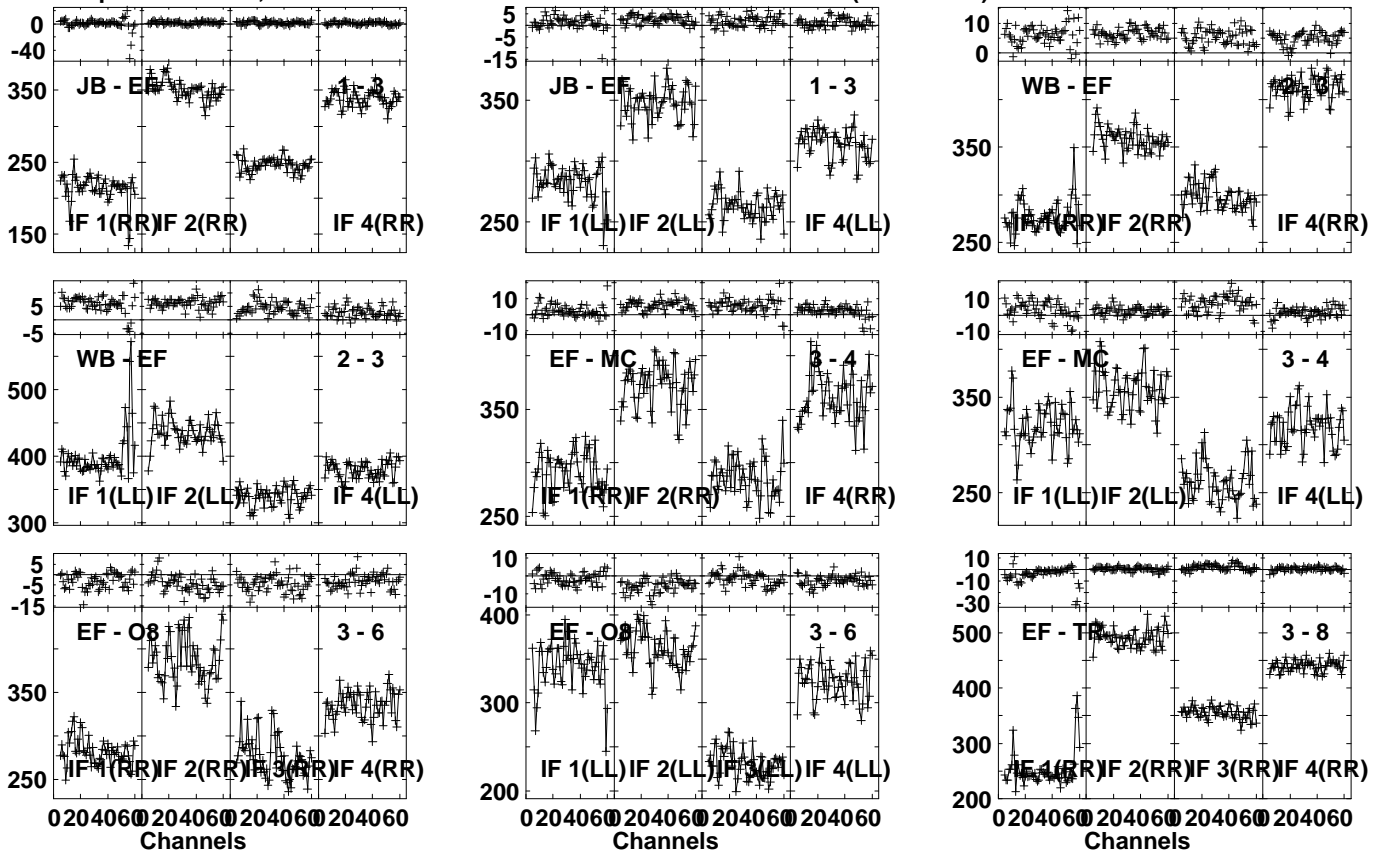
Vector averaged cross-power spectrum Several baselines displayed

Timerange: 00/10:48:31 to 00/10:51:59

Plot file version 202 created 04-JUL-2023 13:24:12

J0057+3021 EL062A.UVDATA.1

Freq = 1.5950 GHz, Bw = 32.000 MH Calibrated with CL # 4 and BP # 1 (BP mode 1)



Lower frame: Milli Ampl Jy Top frame: Phas deg

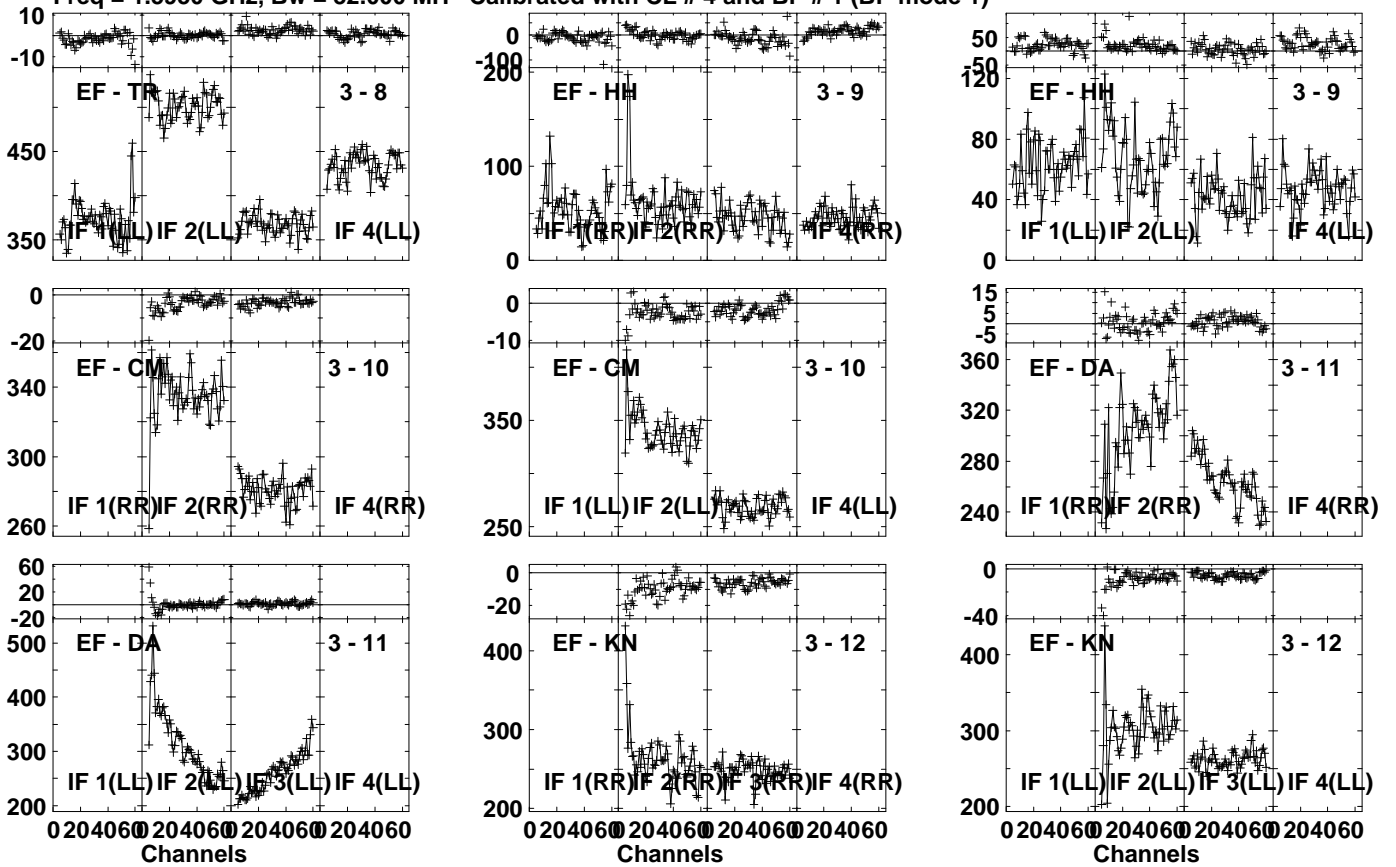
Vector averaged cross-power spectrum Several baselines displayed

Timerange: 00/10:52:01 to 00/10:53:29

Plot file version 203 created 04-JUL-2023 13:24:13

J0057+3021 EL062A.UVDATA.1

Freq = 1.5950 GHz, Bw = 32.000 MH Calibrated with CL # 4 and BP # 1 (BP mode 1)

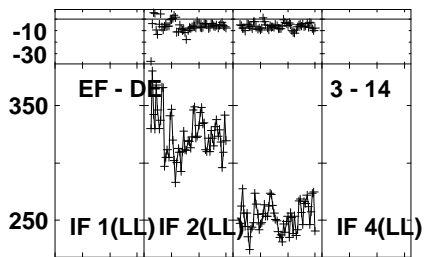
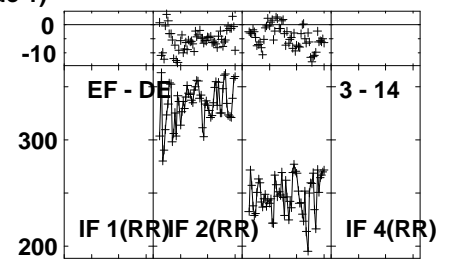
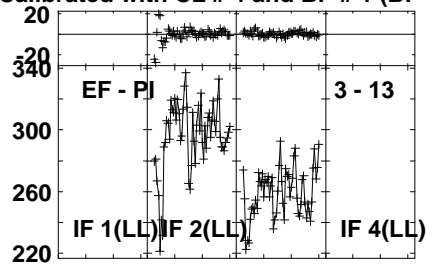
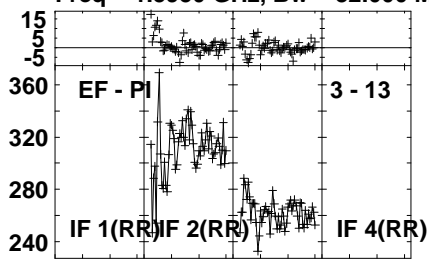


Lower frame: Milli Ampl Jy Top frame: Phas deg
Vector averaged cross-power spectrum Several baselines displayed
Timerange: 00/10:52:01 to 00/10:53:29

Plot file version 204 created 04-JUL-2023 13:24:13

J0057+3021 EL062A.UVDATA.1

Freq = 1.5950 GHz, Bw = 32.000 MH Calibrated with CL # 4 and BP # 1 (BP mode 1)

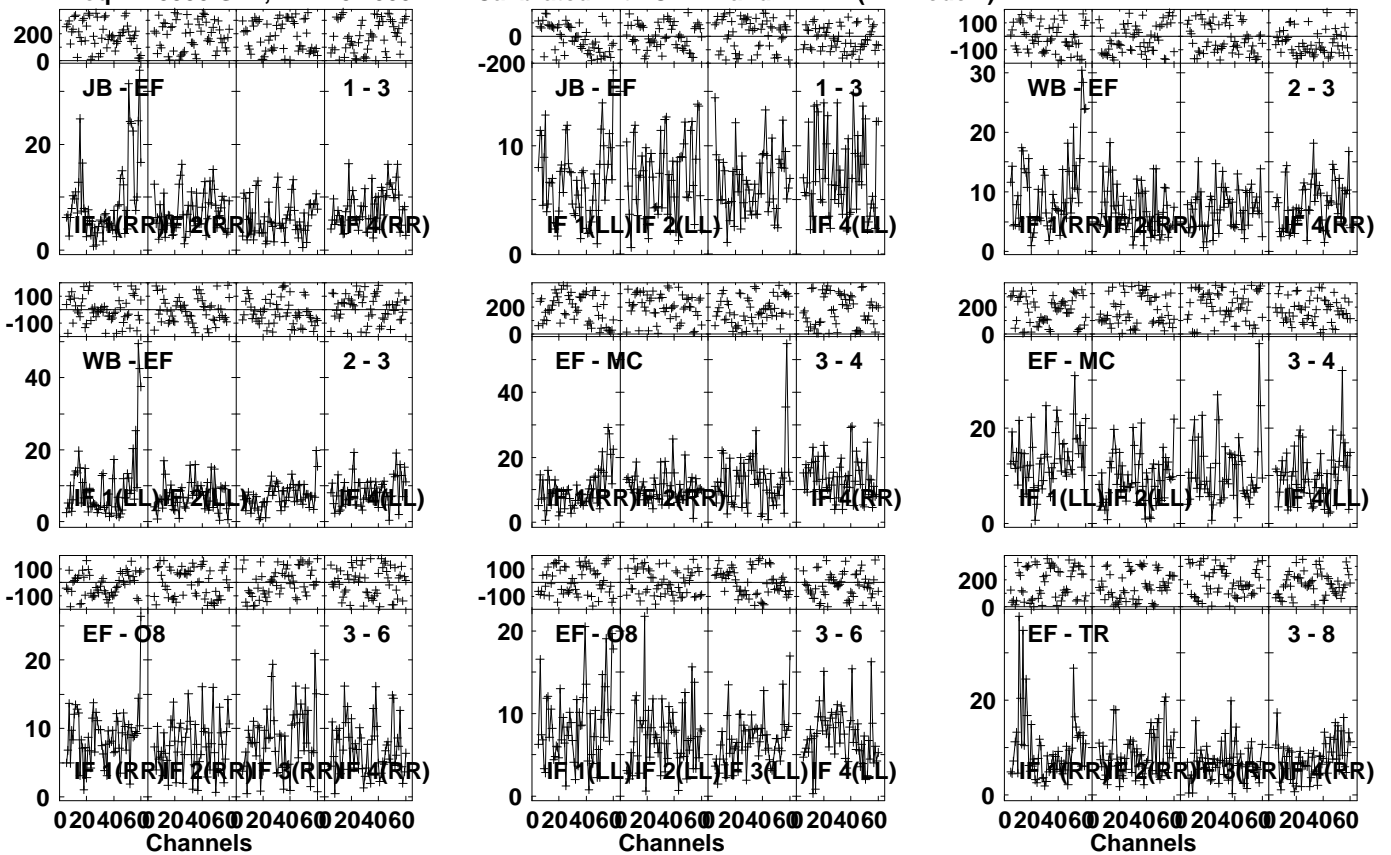


Lower frame: Milli Ampl Jy Top frame: Phas deg
Vector averaged cross-power spectrum Several baselines displayed
Timerange: 00/10:52:01 to 00/10:53:29

Plot file version 205 created 04-JUL-2023 13:24:13

J0100+2802 EL062A.UVDATA.1

Freq = 1.5950 GHz, Bw = 32.000 MH Calibrated with CL # 4 and BP # 1 (BP mode 1)

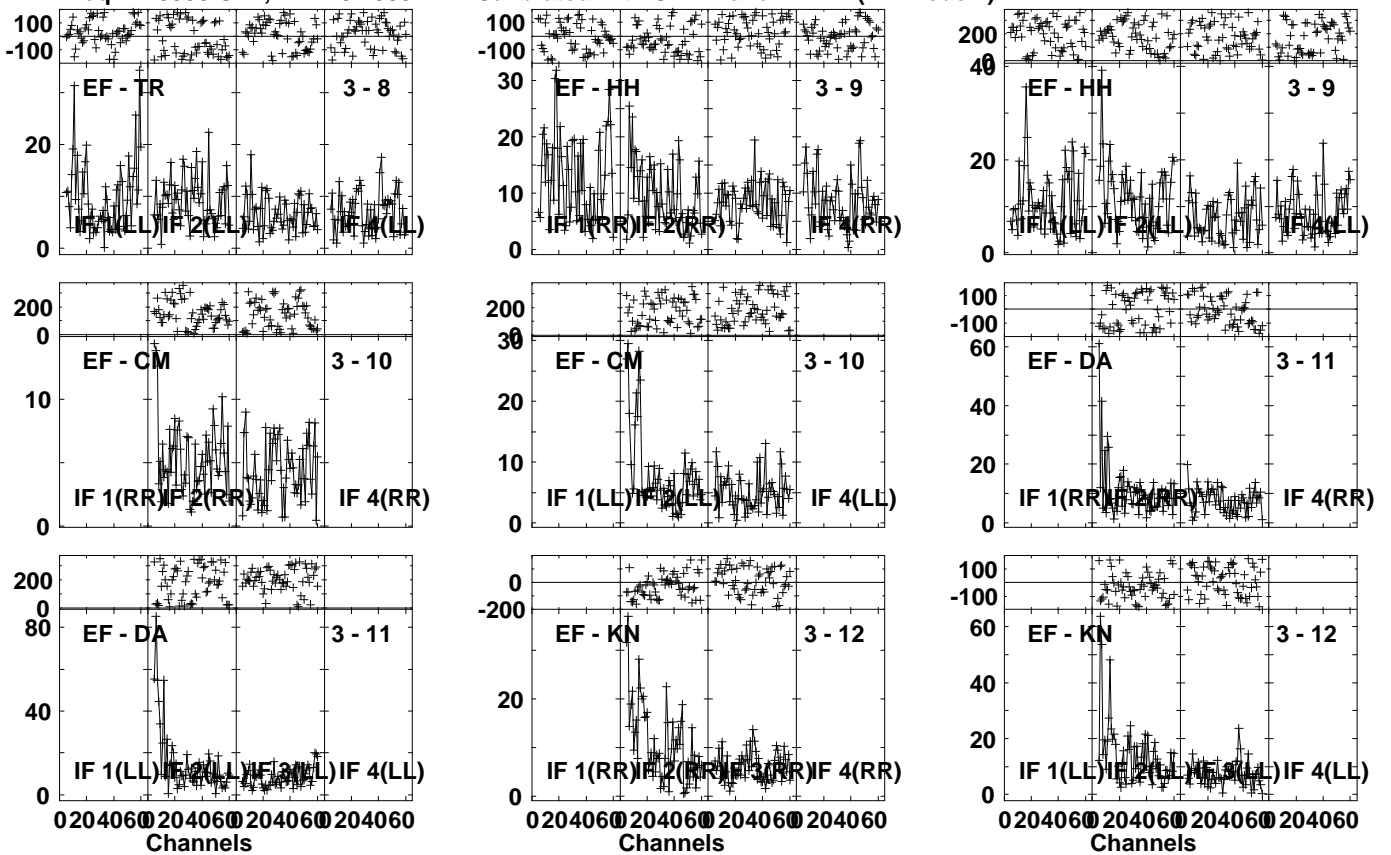


Lower frame: Milli Ampl Jy Top frame: Phas deg
Vector averaged cross-power spectrum Several baselines displayed
Timerange: 00/10:53:31 to 00/10:56:59

Plot file version 206 created 04-JUL-2023 13:24:13

J0100+2802 EL062A.UVDATA.1

Freq = 1.5950 GHz, Bw = 32.000 MH Calibrated with CL # 4 and BP # 1 (BP mode 1)

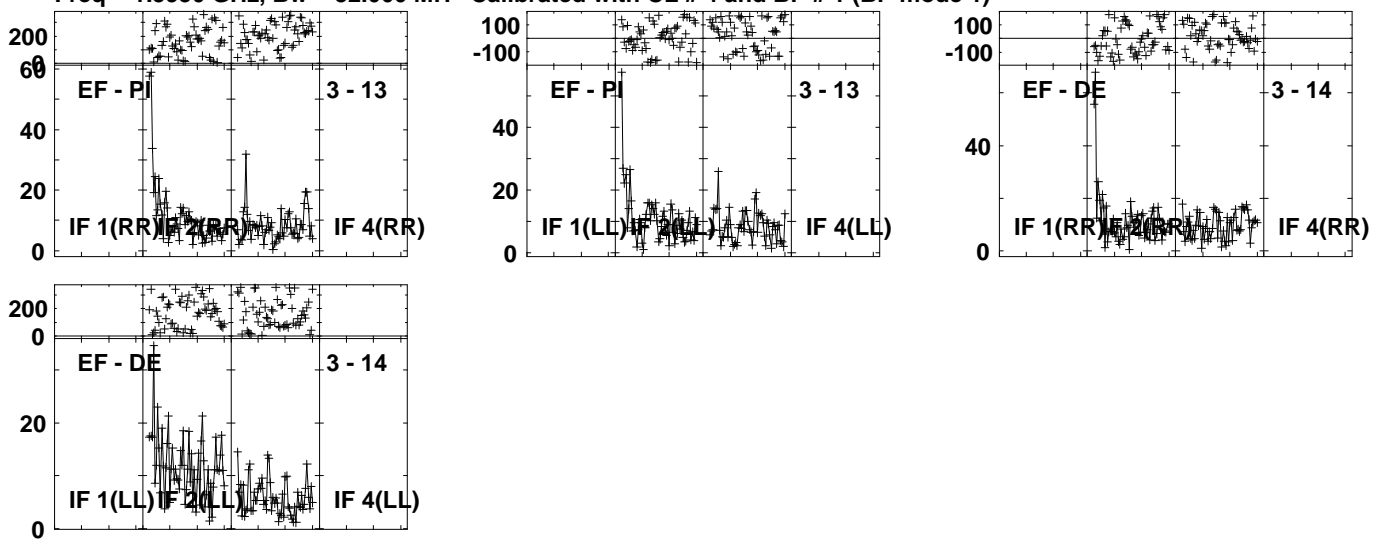


Lower frame: Milli Ampl Jy Top frame: Phas deg
Vector averaged cross-power spectrum Several baselines displayed
Timerange: 00/10:53:31 to 00/10:56:59

Plot file version 207 created 04-JUL-2023 13:24:13

J0100+2802 EL062A.UVDATA.1

Freq = 1.5950 GHz, Bw = 32.000 MH Calibrated with CL # 4 and BP # 1 (BP mode 1)

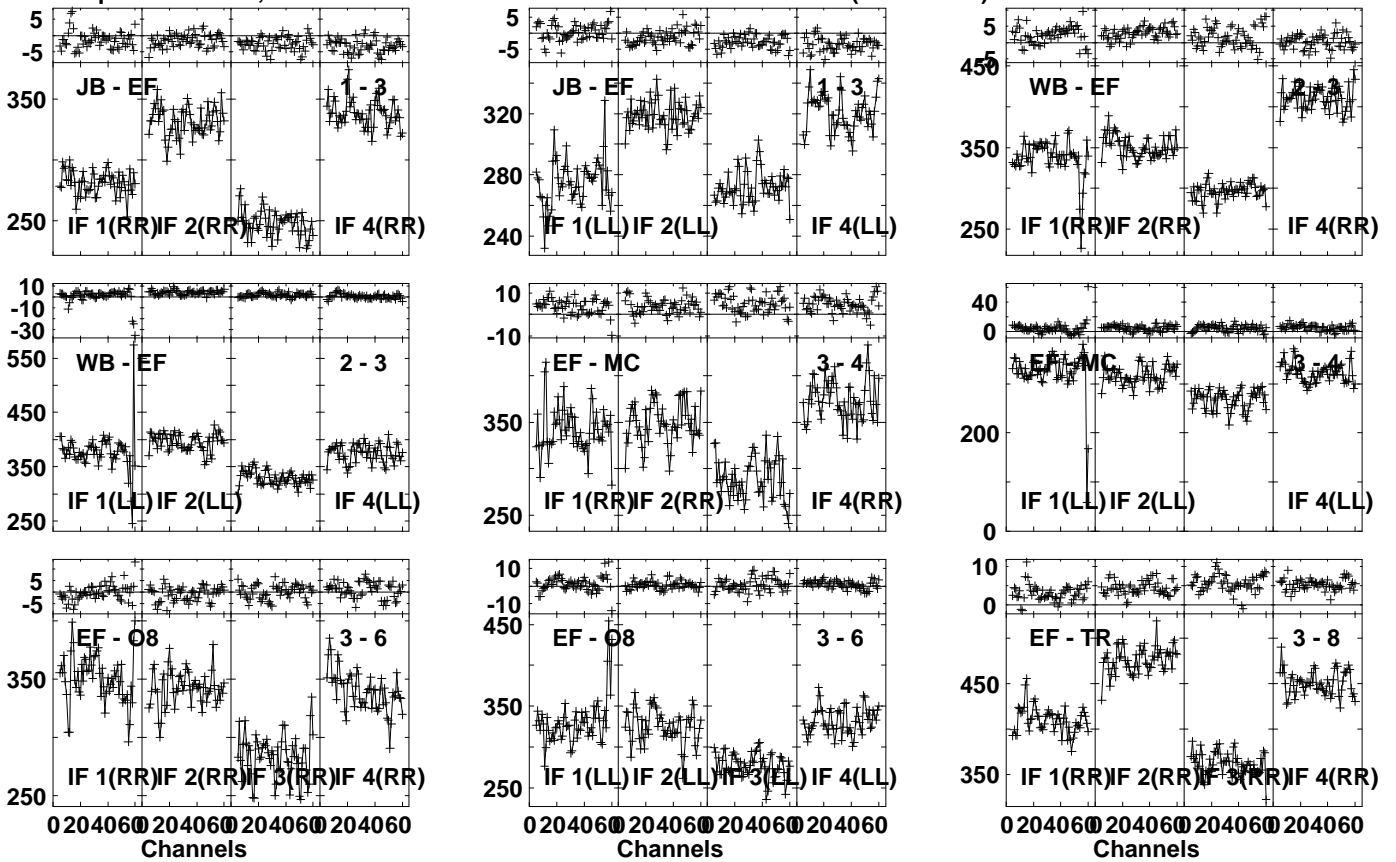


Lower frame: Milli Ampl Jy Top frame: Phas deg
Vector averaged cross-power spectrum Several baselines displayed
Timerange: 00/10:53:31 to 00/10:56:59

Plot file version 208 created 04-JUL-2023 13:24:13

J0057+3021 EL062A.UVDATA.1

Freq = 1.5950 GHz, Bw = 32.000 MH Calibrated with CL # 4 and BP # 1 (BP mode 1)

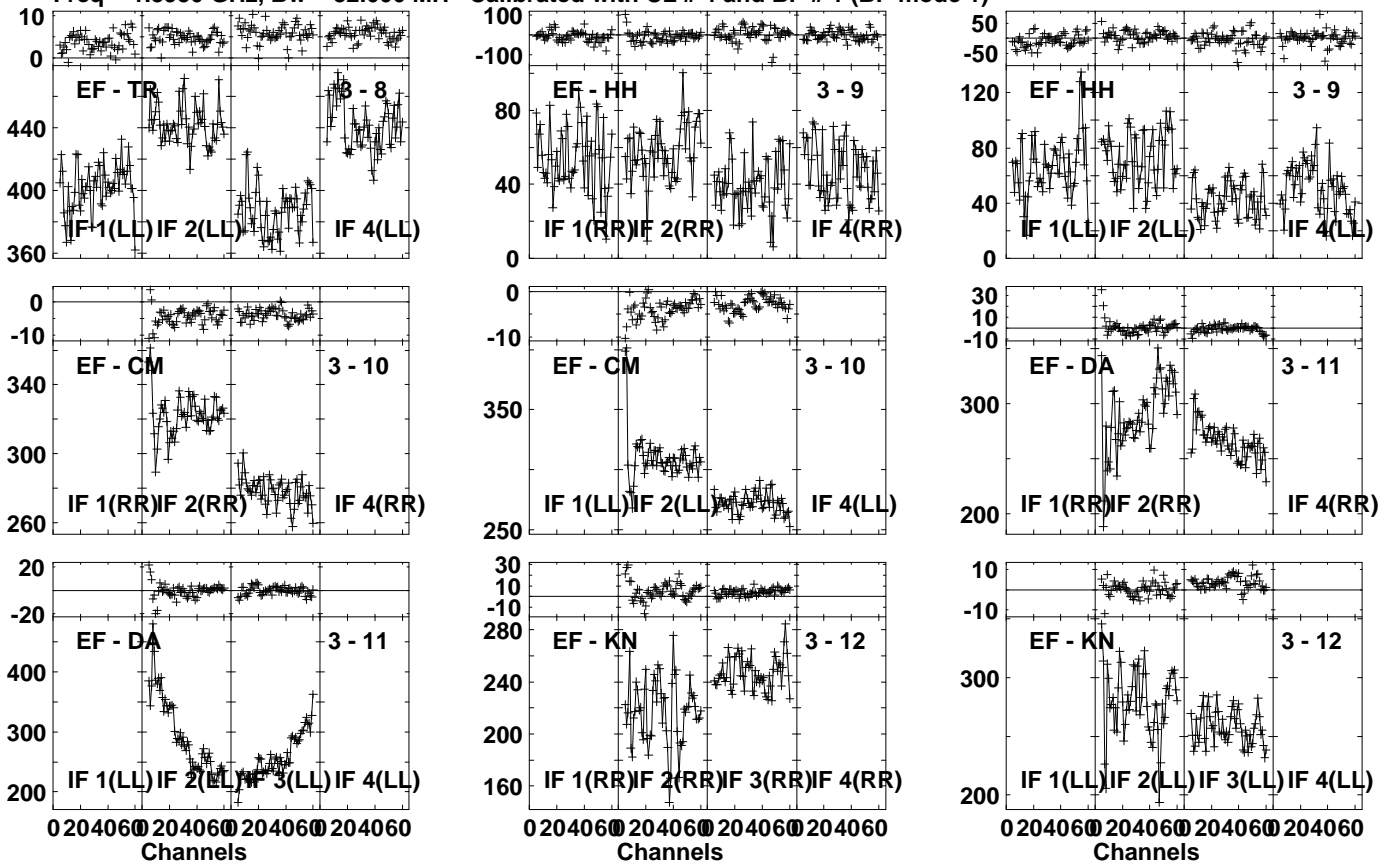


Lower frame: Milli Ampl Jy Top frame: Phas deg
Vector averaged cross-power spectrum Several baselines displayed
Timerange: 00/10:57:31 to 00/10:58:29

Plot file version 209 created 04-JUL-2023 13:24:13

J0057+3021 EL062A.UVDATA.1

Freq = 1.5950 GHz, Bw = 32.000 MH Calibrated with CL # 4 and BP # 1 (BP mode 1)

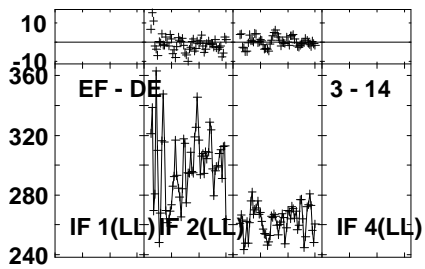
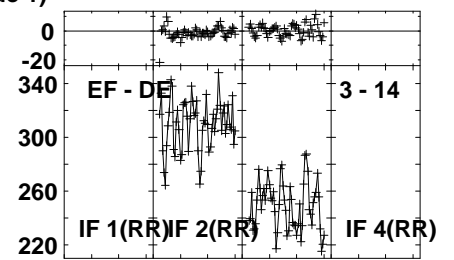
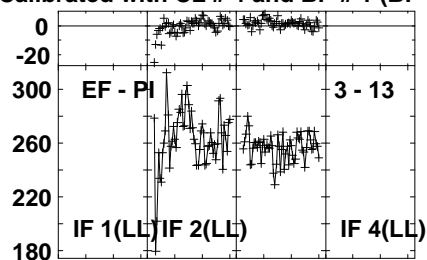
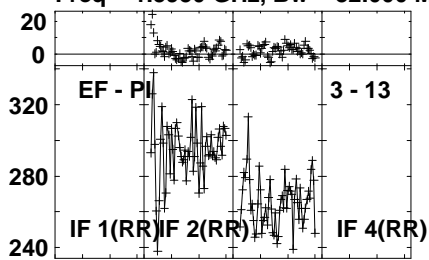


Lower frame: Milli Ampl Jy Top frame: Phas deg
 Vector averaged cross-power spectrum Several baselines displayed
 Timerange: 00/10:57:31 to 00/10:58:29

Plot file version 210 created 04-JUL-2023 13:24:13

J0057+3021 EL062A.UVDATA.1

Freq = 1.5950 GHz, Bw = 32.000 MH Calibrated with CL # 4 and BP # 1 (BP mode 1)

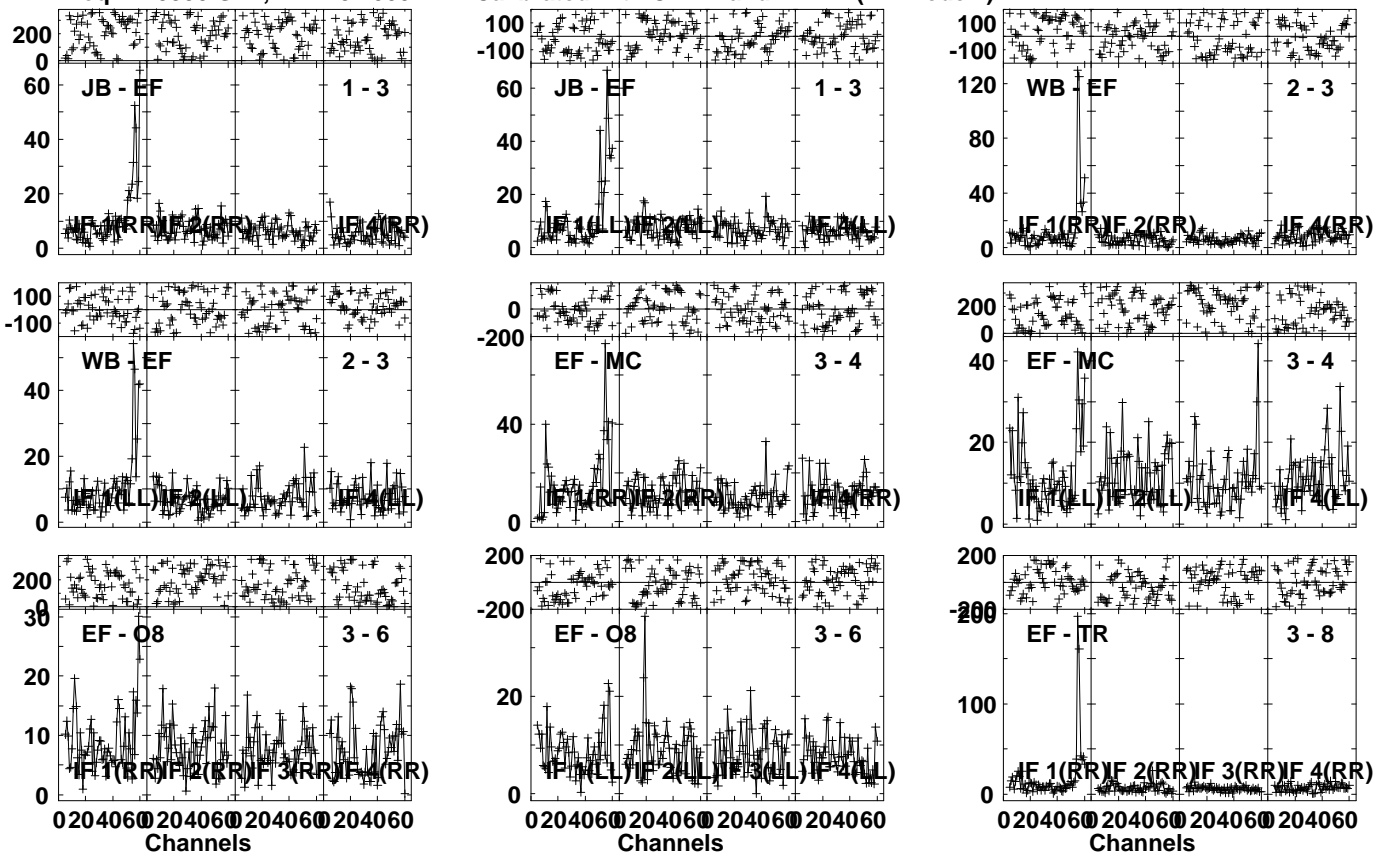


Lower frame: Milli Ampl Jy Top frame: Phas deg
Vector averaged cross-power spectrum Several baselines displayed
Timerange: 00/10:57:31 to 00/10:58:29

Plot file version 211 created 04-JUL-2023 13:24:13

J0100+2802 EL062A.UVDATA.1

Freq = 1.5950 GHz, Bw = 32.000 MH Calibrated with CL # 4 and BP # 1 (BP mode 1)

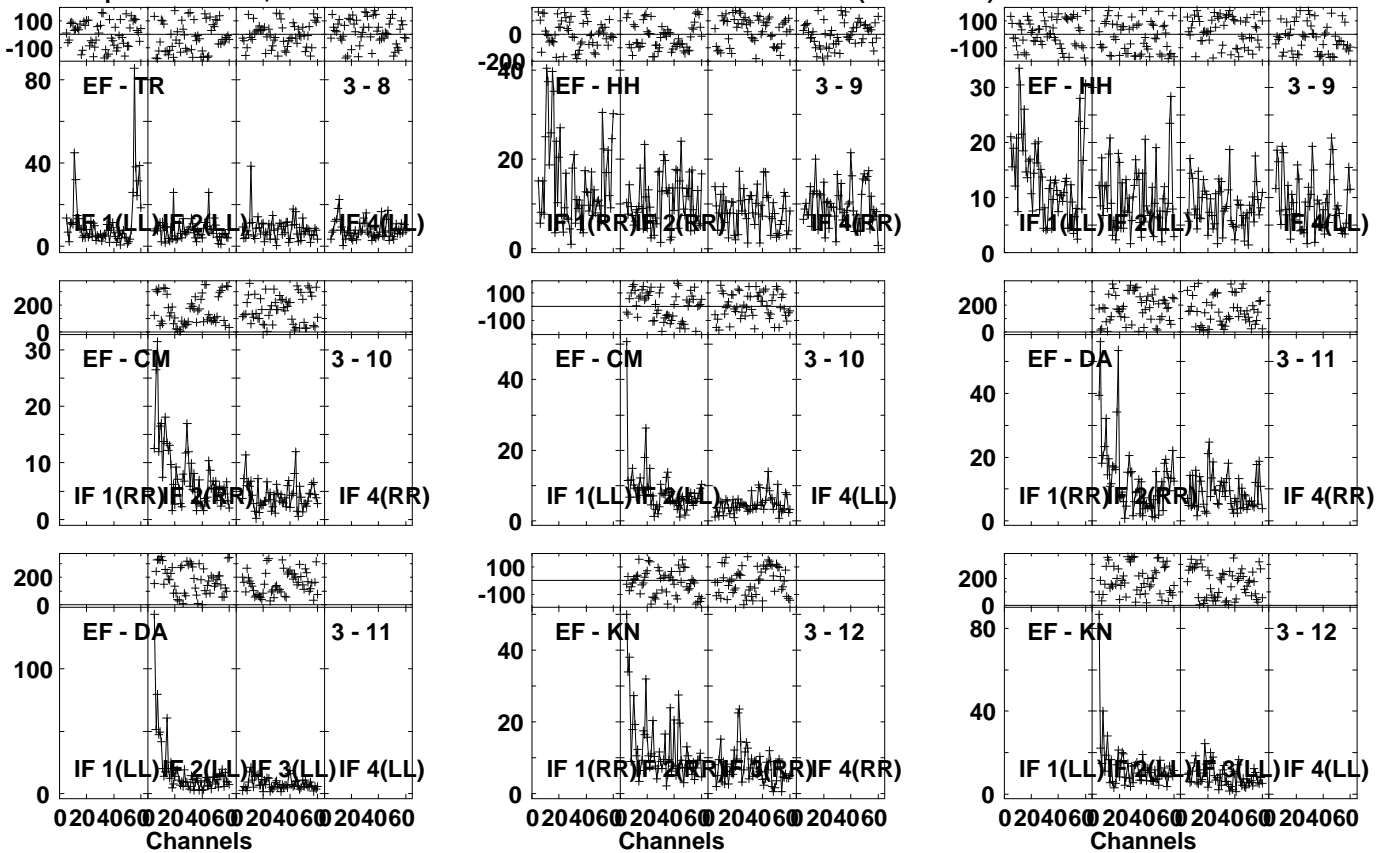


Lower frame: Milli Ampl Jy Top frame: Phas deg
Vector averaged cross-power spectrum Several baselines displayed
Timerange: 00/10:58:31 to 00/11:01:59

Plot file version 212 created 04-JUL-2023 13:24:14

J0100+2802 EL062A.UVDATA.1

Freq = 1.5950 GHz, Bw = 32.000 MH Calibrated with CL # 4 and BP # 1 (BP mode 1)

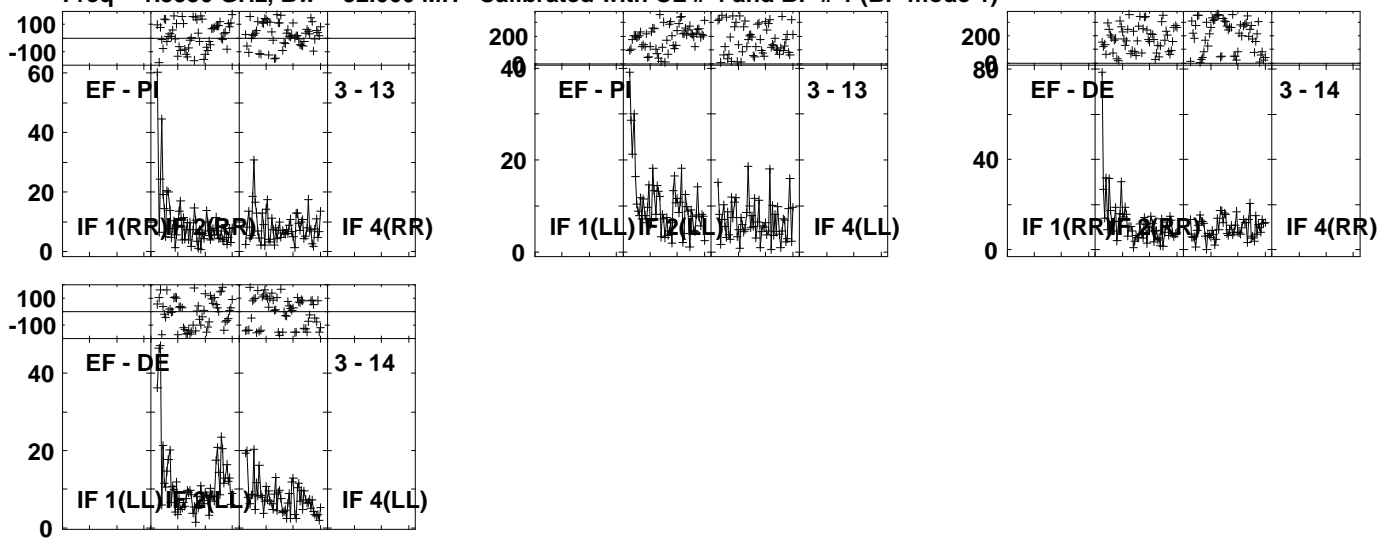


Lower frame: Milli Ampl Jy Top frame: Phas deg
Vector averaged cross-power spectrum Several baselines displayed
Timerange: 00/10:58:31 to 00/11:01:59

Plot file version 213 created 04-JUL-2023 13:24:14

J0100+2802 EL062A.UVDATA.1

Freq = 1.5950 GHz, Bw = 32.000 MH Calibrated with CL # 4 and BP # 1 (BP mode 1)



Lower frame: Milli Ampl Jy Top frame: Phas deg

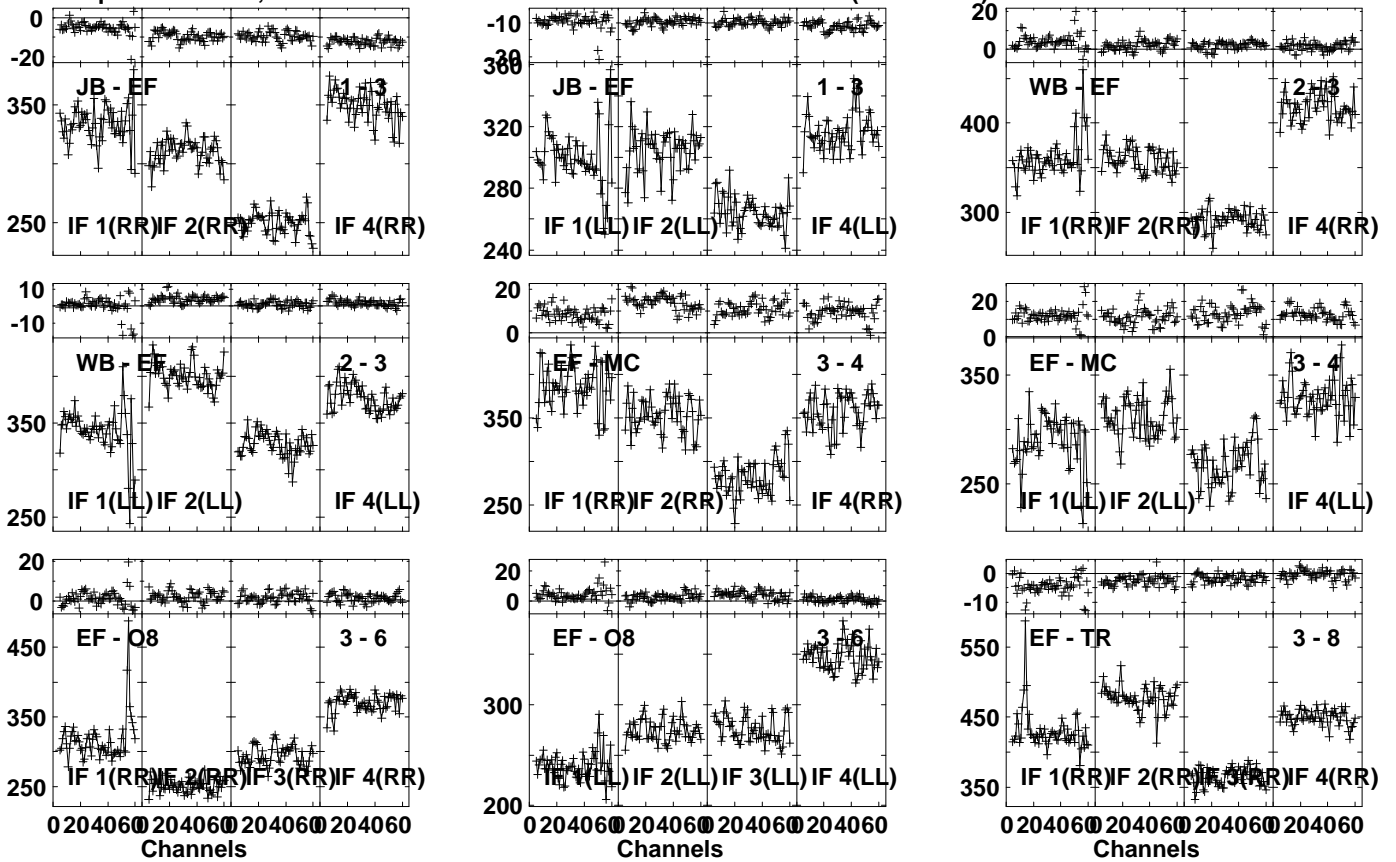
Vector averaged cross-power spectrum Several baselines displayed

Timerange: 00/10:58:31 to 00/11:01:59

Plot file version 214 created 04-JUL-2023 13:24:14

J0057+3021 EL062A.UVDATA.1

Freq = 1.5950 GHz, Bw = 32.000 MH Calibrated with CL # 4 and BP # 1 (BP mode 1)

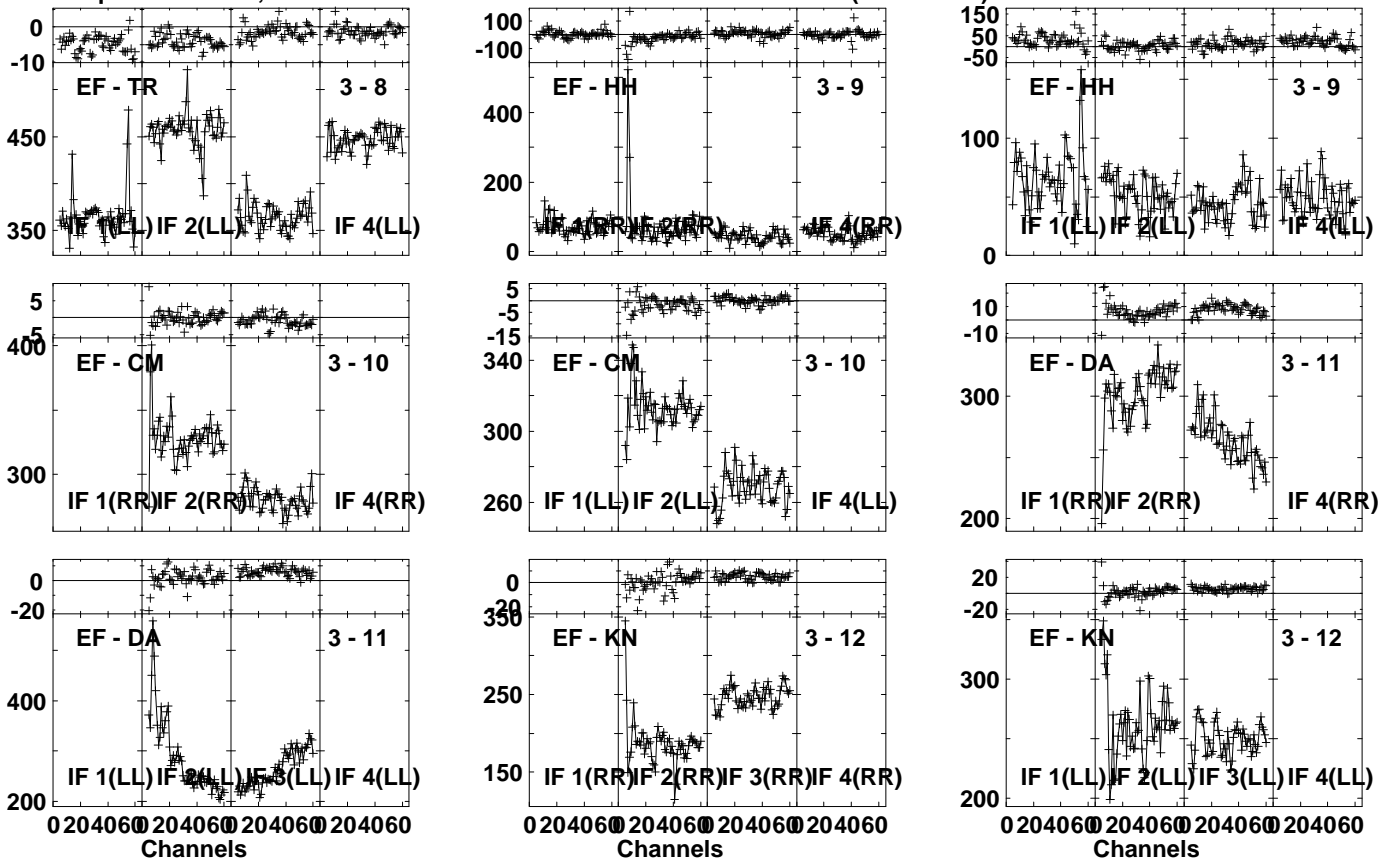


Lower frame: Milli Ampl Jy Top frame: Phas deg
 Vector averaged cross-power spectrum Several baselines displayed
 Timerange: 00/11:02:01 to 00/11:03:29

Plot file version 215 created 04-JUL-2023 13:24:14

J0057+3021 EL062A.UVDATA.1

Freq = 1.5950 GHz, Bw = 32.000 MH Calibrated with CL # 4 and BP # 1 (BP mode 1)

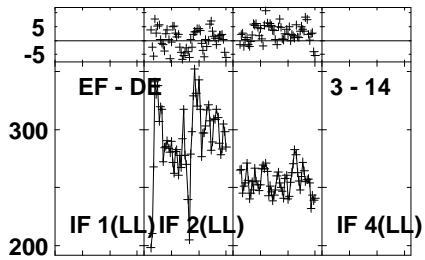
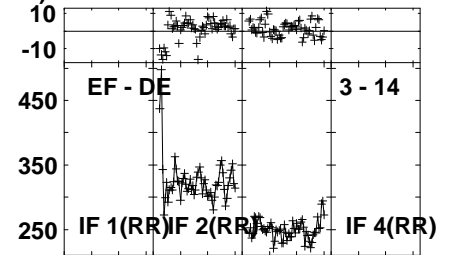
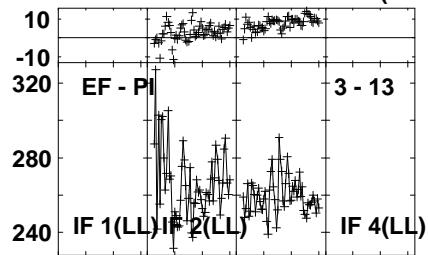
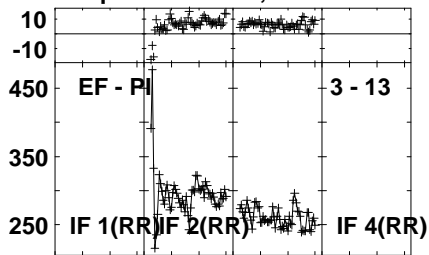


Lower frame: Milli Ampl Jy Top frame: Phas deg
Vector averaged cross-power spectrum Several baselines displayed
Timerange: 00/11:02:01 to 00/11:03:29

Plot file version 216 created 04-JUL-2023 13:24:14

J0057+3021 EL062A.UVDATA.1

Freq = 1.5950 GHz, Bw = 32.000 MH Calibrated with CL # 4 and BP # 1 (BP mode 1)

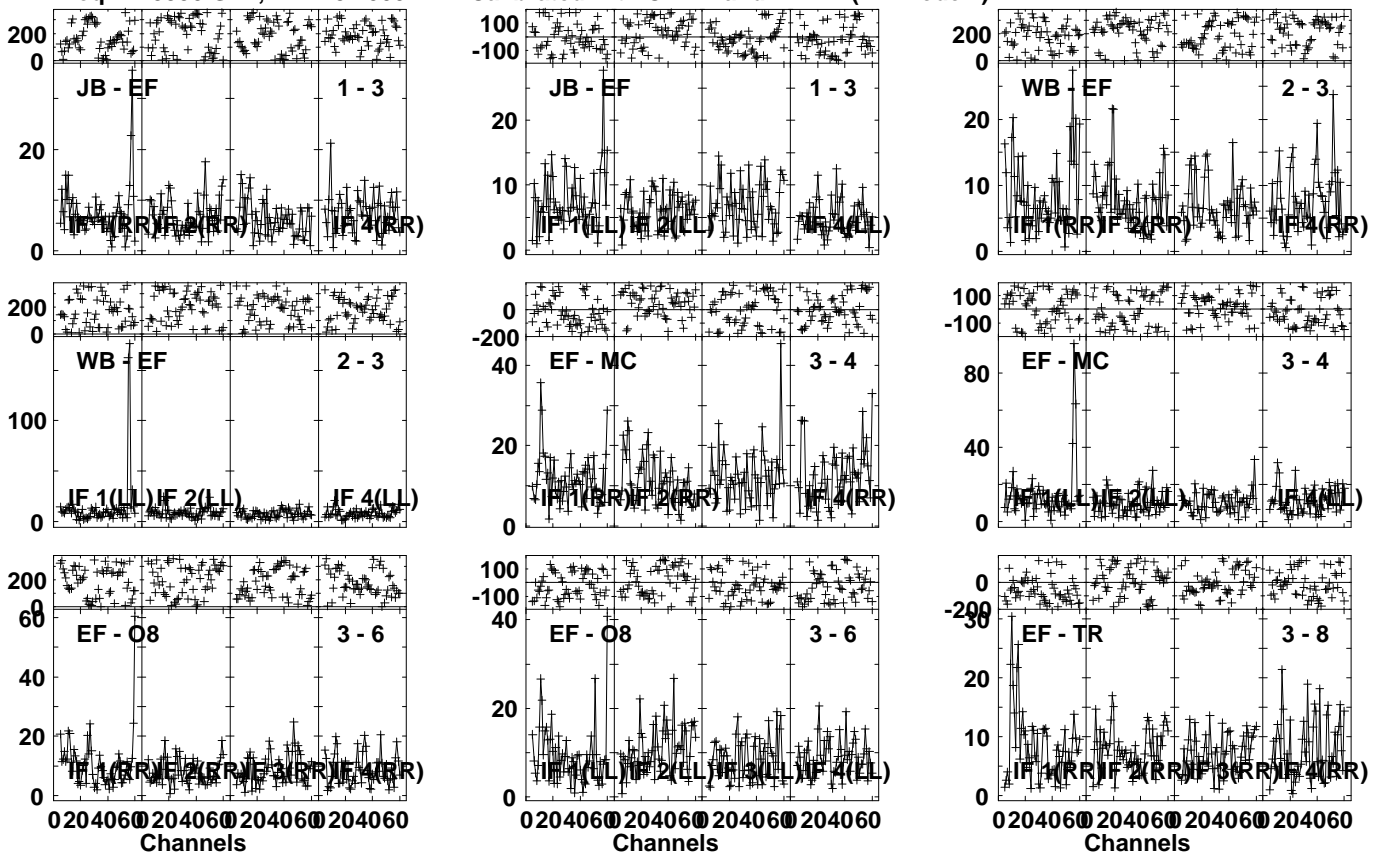


Lower frame: Milli Ampl Jy Top frame: Phas deg
Vector averaged cross-power spectrum Several baselines displayed
Timerange: 00/11:02:01 to 00/11:03:29

Plot file version 217 created 04-JUL-2023 13:24:14

J0100+2802 EL062A.UVDATA.1

Freq = 1.5950 GHz, Bw = 32.000 MH Calibrated with CL # 4 and BP # 1 (BP mode 1)

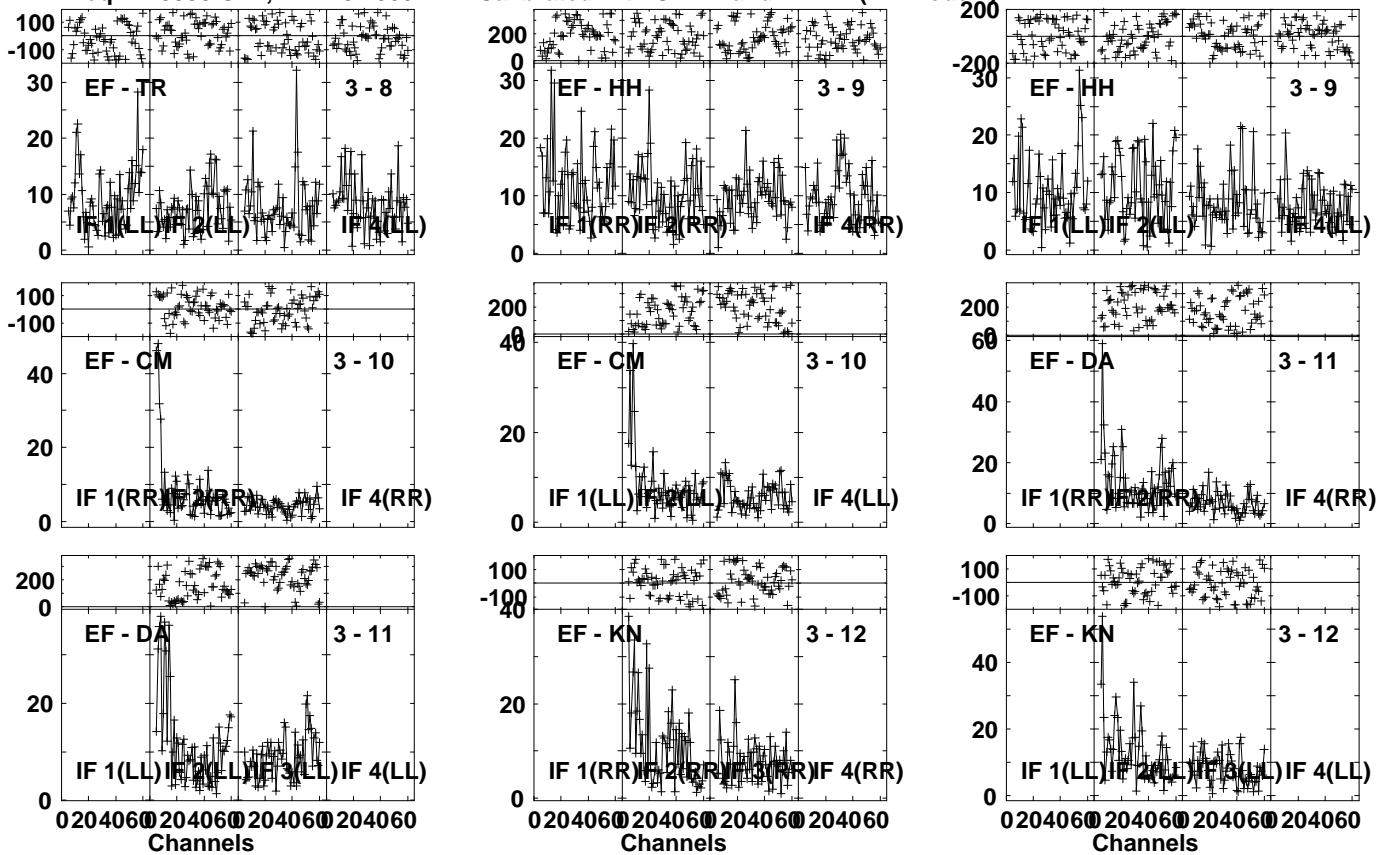


Lower frame: Milli Ampl Jy Top frame: Phas deg
Vector averaged cross-power spectrum Several baselines displayed
Timerange: 00/11:03:31 to 00/11:06:59

Plot file version 218 created 04-JUL-2023 13:24:14

J0100+2802 EL062A.UVDATA.1

Freq = 1.5950 GHz, Bw = 32.000 MH Calibrated with CL # 4 and BP # 1 (BP mode 1)

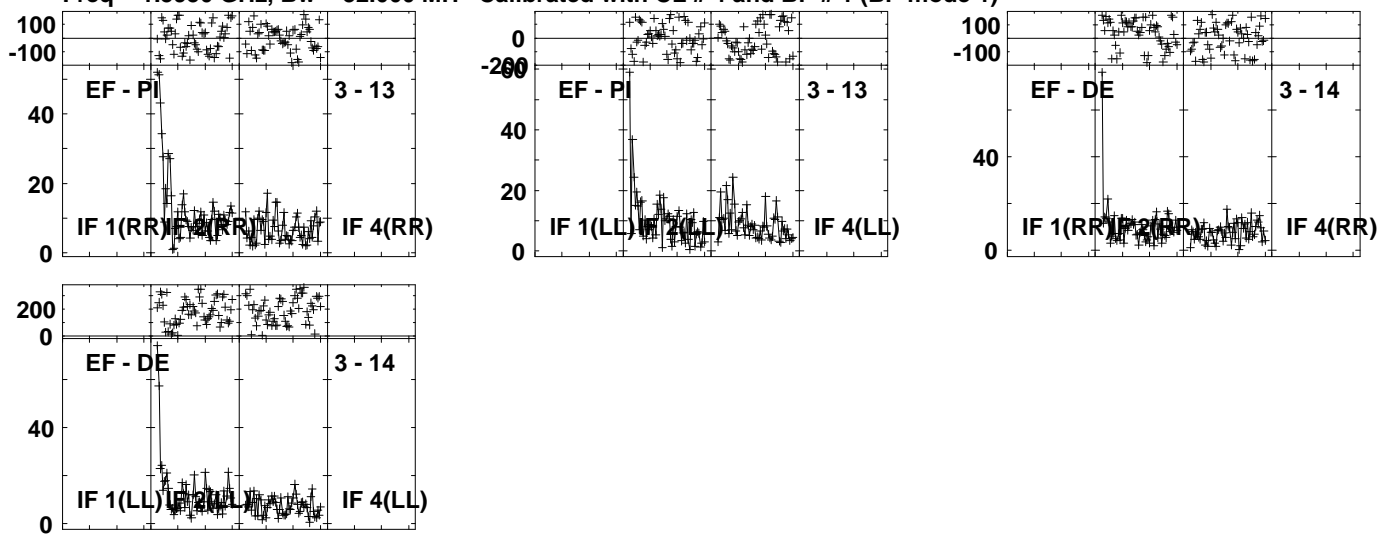


Lower frame: Milli Ampl Jy Top frame: Phas deg
Vector averaged cross-power spectrum Several baselines displayed
Timerange: 00/11:03:31 to 00/11:06:59

Plot file version 219 created 04-JUL-2023 13:24:15

J0100+2802 EL062A.UVDATA.1

Freq = 1.5950 GHz, Bw = 32.000 MH Calibrated with CL # 4 and BP # 1 (BP mode 1)

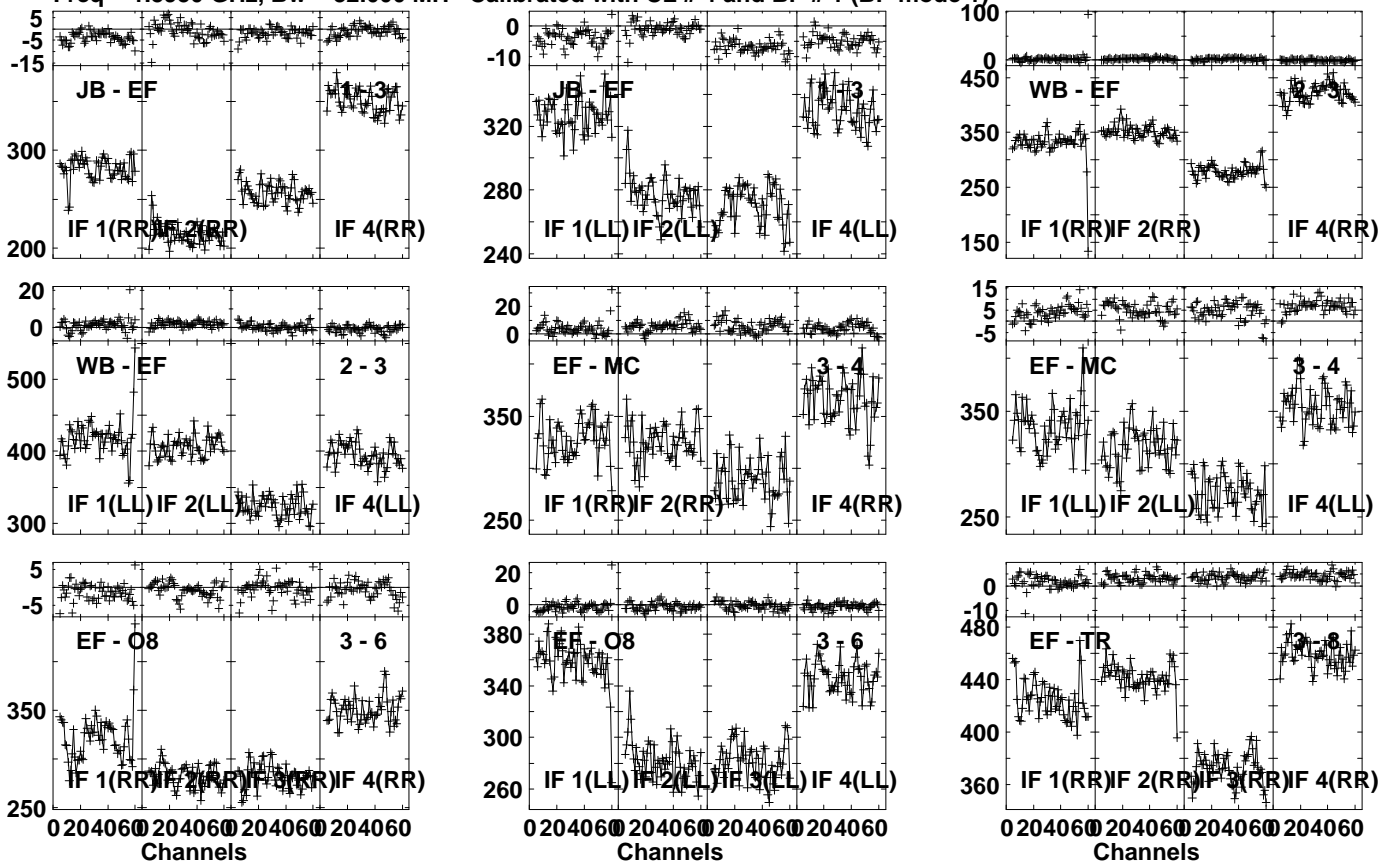


Lower frame: Milli Ampl Jy Top frame: Phas deg
Vector averaged cross-power spectrum Several baselines displayed
Timerange: 00/11:03:31 to 00/11:06:59

Plot file version 220 created 04-JUL-2023 13:24:15

J0057+3021 EL062A.UVDATA.1

Freq = 1.5950 GHz, Bw = 32.000 MH Calibrated with CL # 4 and BP # 1 (BP mode 1)

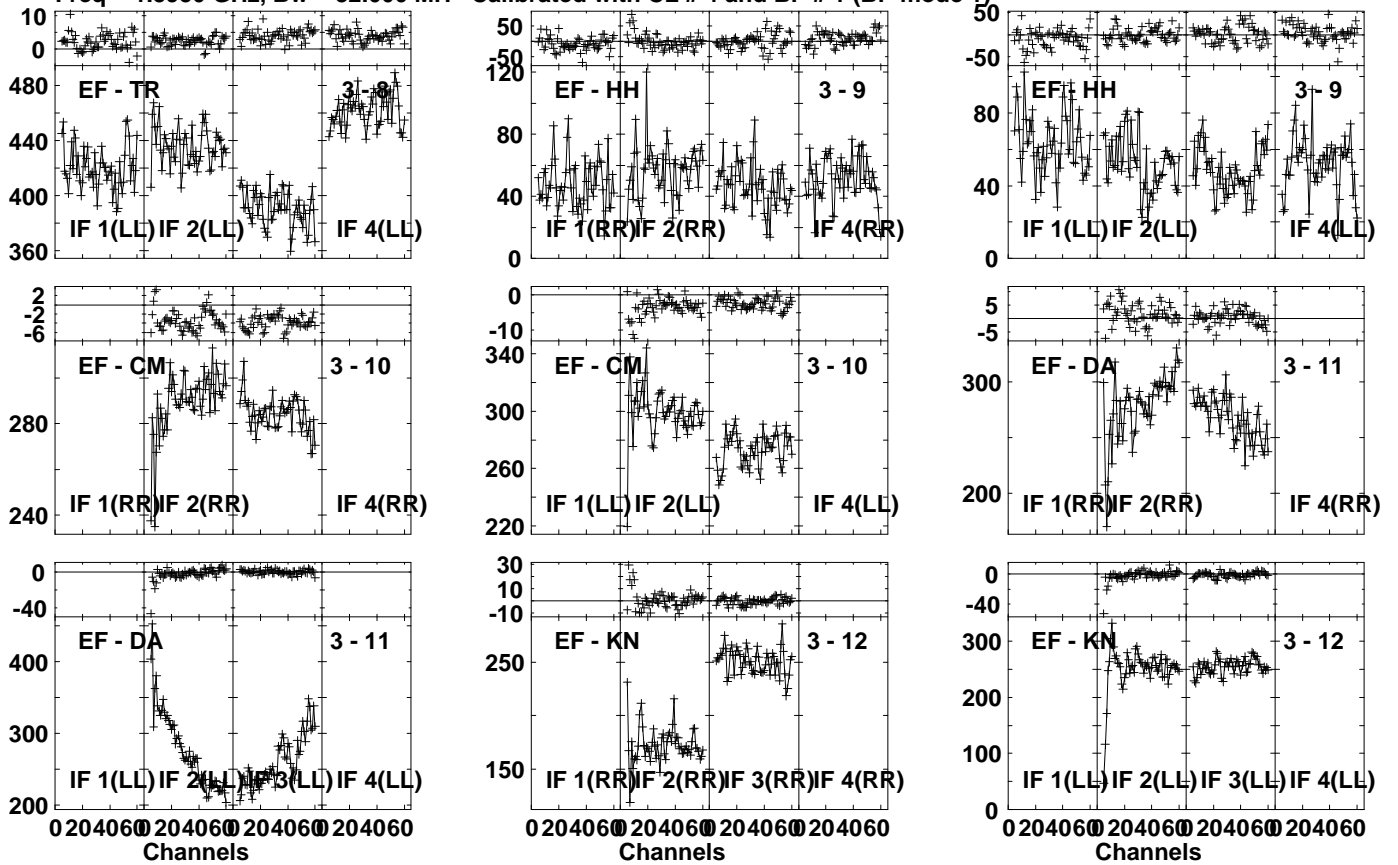


Lower frame: Milli Ampl Jy Top frame: Phas deg
Vector averaged cross-power spectrum Several baselines displayed
Timerange: 00/11:07:31 to 00/11:08:29

Plot file version 221 created 04-JUL-2023 13:24:15

J0057+3021 EL062A.UVDATA.1

Freq = 1.5950 GHz, Bw = 32.000 MH Calibrated with CL # 4 and BP # 1 (BP mode 1)

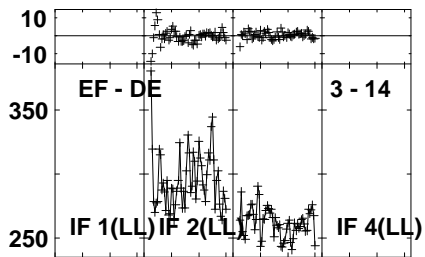
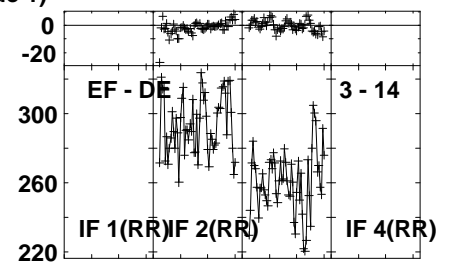
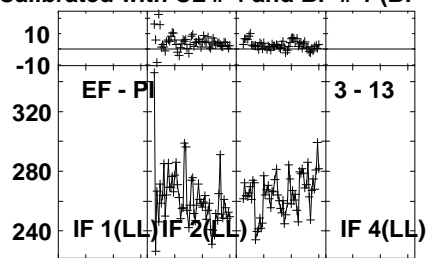
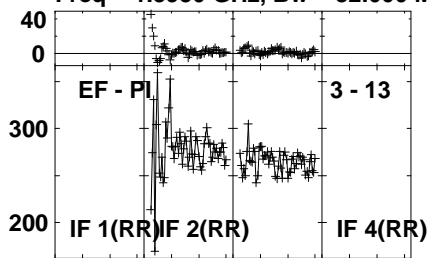


Lower frame: Milli Ampl Jy Top frame: Phas deg
 Vector averaged cross-power spectrum Several baselines displayed
 Timerange: 00/11:07:31 to 00/11:08:29

Plot file version 222 created 04-JUL-2023 13:24:15

J0057+3021 EL062A.UVDATA.1

Freq = 1.5950 GHz, Bw = 32.000 MH Calibrated with CL # 4 and BP # 1 (BP mode 1)

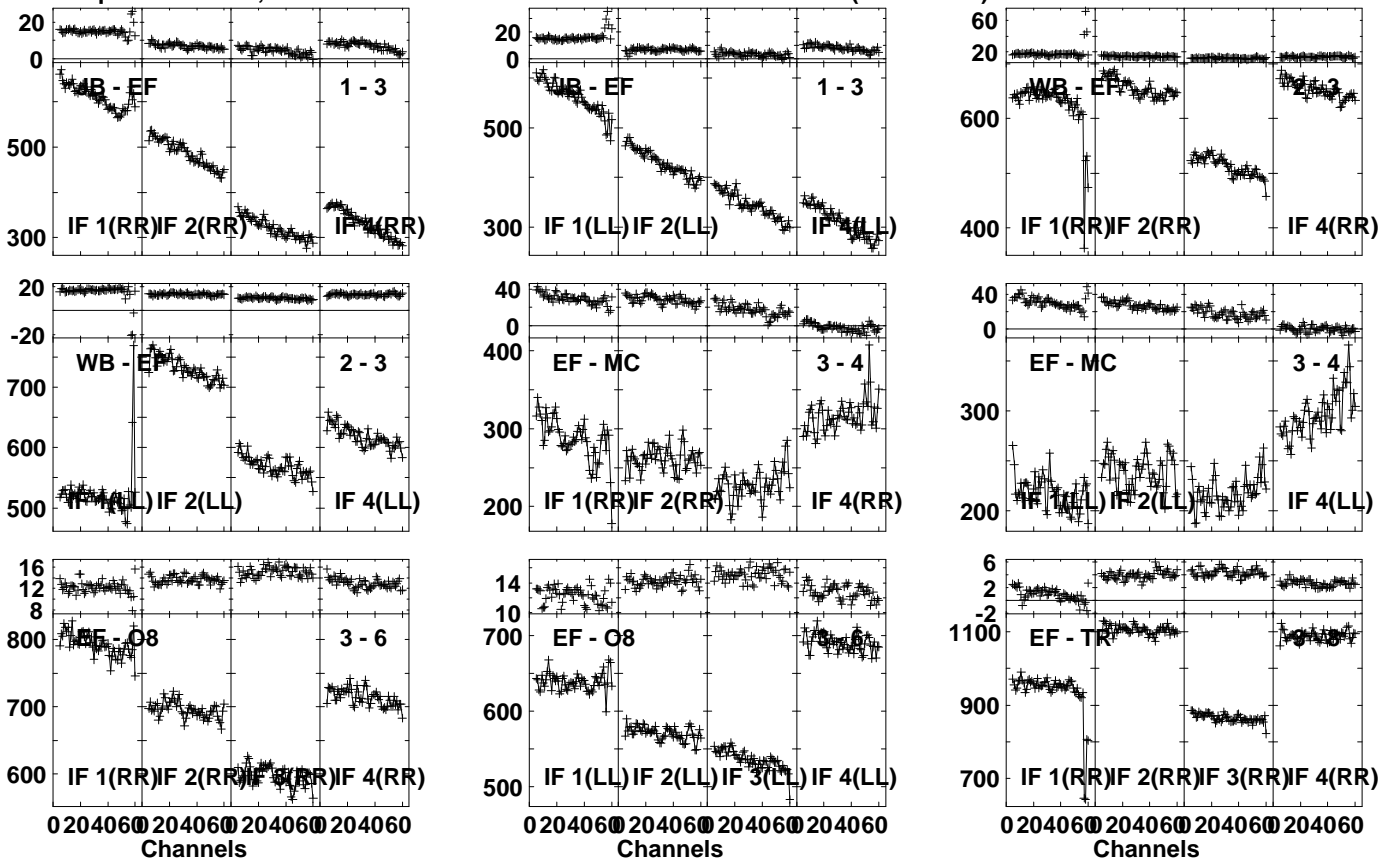


Lower frame: Milli Ampl Jy Top frame: Phas deg
Vector averaged cross-power spectrum Several baselines displayed
Timerange: 00/11:07:31 to 00/11:08:29

Plot file version 223 created 04-JUL-2023 13:24:15

0116+319 EL062A.UVDATA.1

Freq = 1.5950 GHz, Bw = 32.000 MH Calibrated with CL # 4 and BP # 1 (BP mode 1)

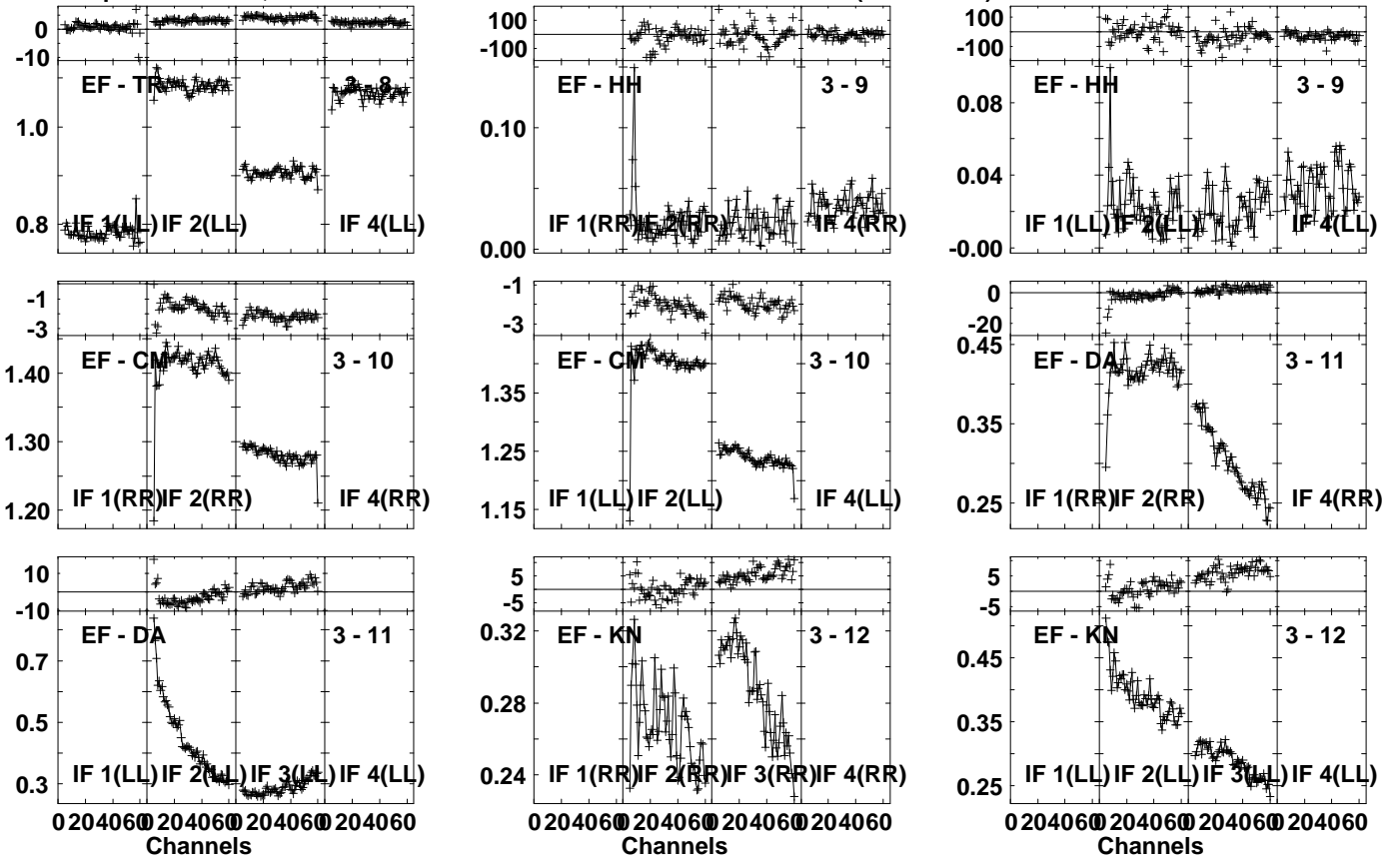


Lower frame: Milli Ampl Jy Top frame: Phas deg
 Vector averaged cross-power spectrum Several baselines displayed
 Timerange: 00/11:09:17 to 00/11:10:43

Plot file version 224 created 04-JUL-2023 13:24:15

0116+319 EL062A.UVDATA.1

Freq = 1.5950 GHz, Bw = 32.000 MH Calibrated with CL # 4 and BP # 1 (BP mode 1)

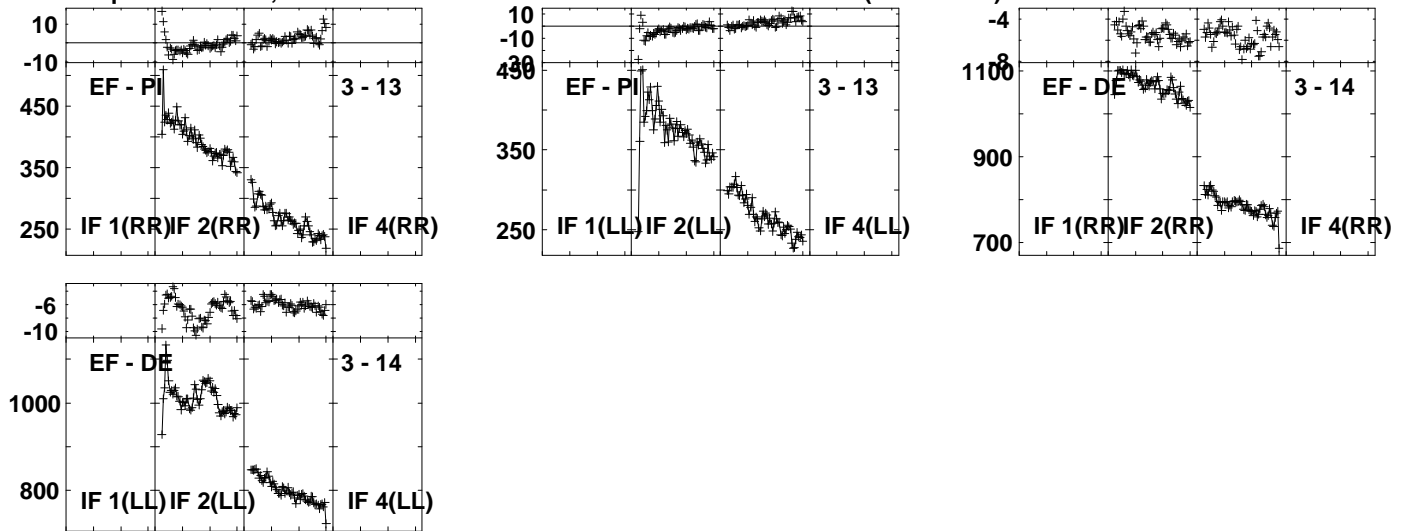


Lower frame: Ampl Jy Top frame: Phas deg
 Vector averaged cross-power spectrum Several baselines displayed
 Timerange: 00/11:09:17 to 00/11:10:43

Plot file version 225 created 04-JUL-2023 13:24:15

0116+319 EL062A.UVDATA.1

Freq = 1.5950 GHz, Bw = 32.000 MH Calibrated with CL # 4 and BP # 1 (BP mode 1)

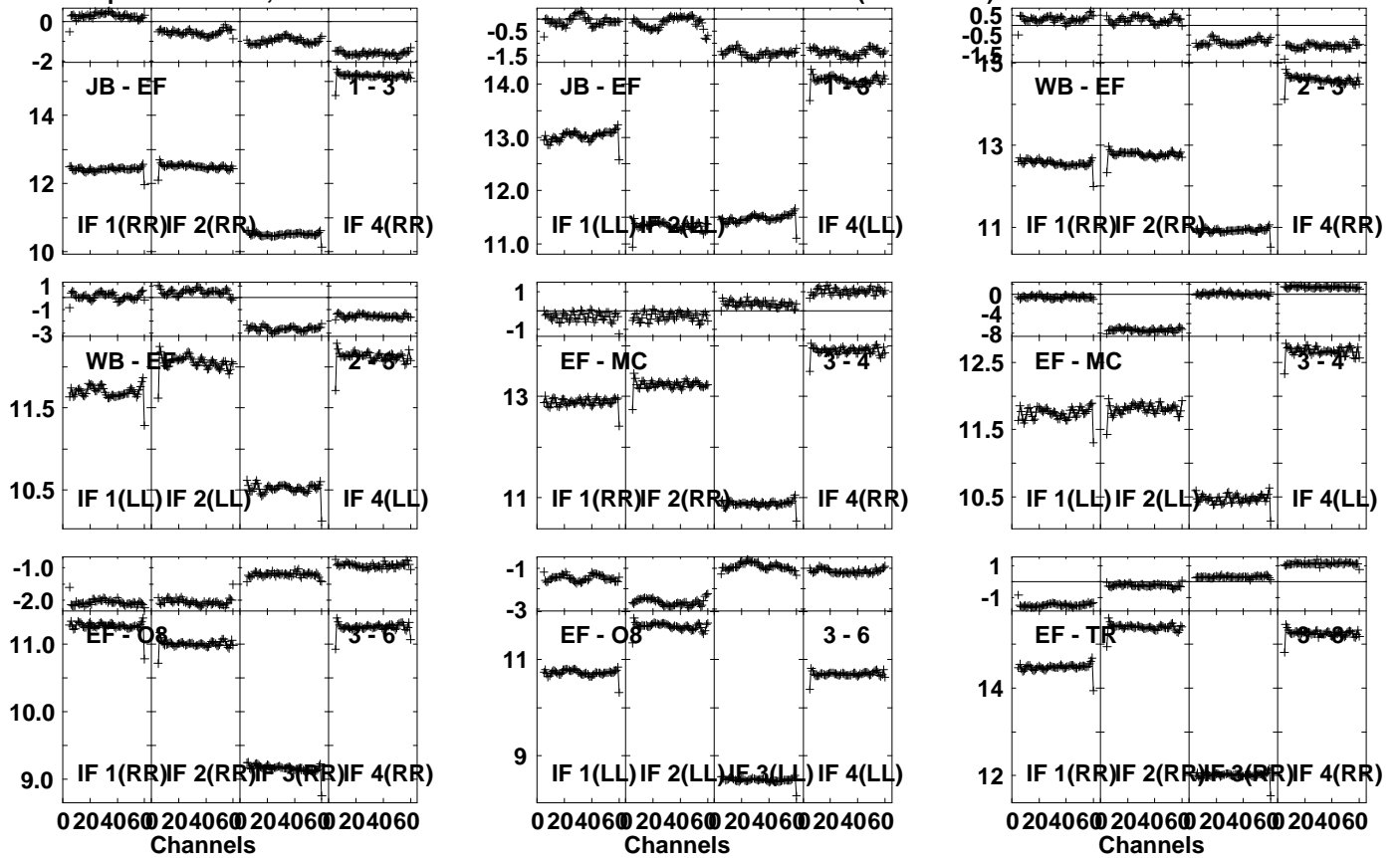


Lower frame: Milli Ampl Jy Top frame: Phas deg
Vector averaged cross-power spectrum Several baselines displayed
Timerange: 00/11:09:17 to 00/11:10:43

Plot file version 226 created 04-JUL-2023 13:24:15

3C84 EL062A.UVDATA.1

Freq = 1.5950 GHz, Bw = 32.000 MH Calibrated with CL # 4 and BP # 1 (BP mode 1)

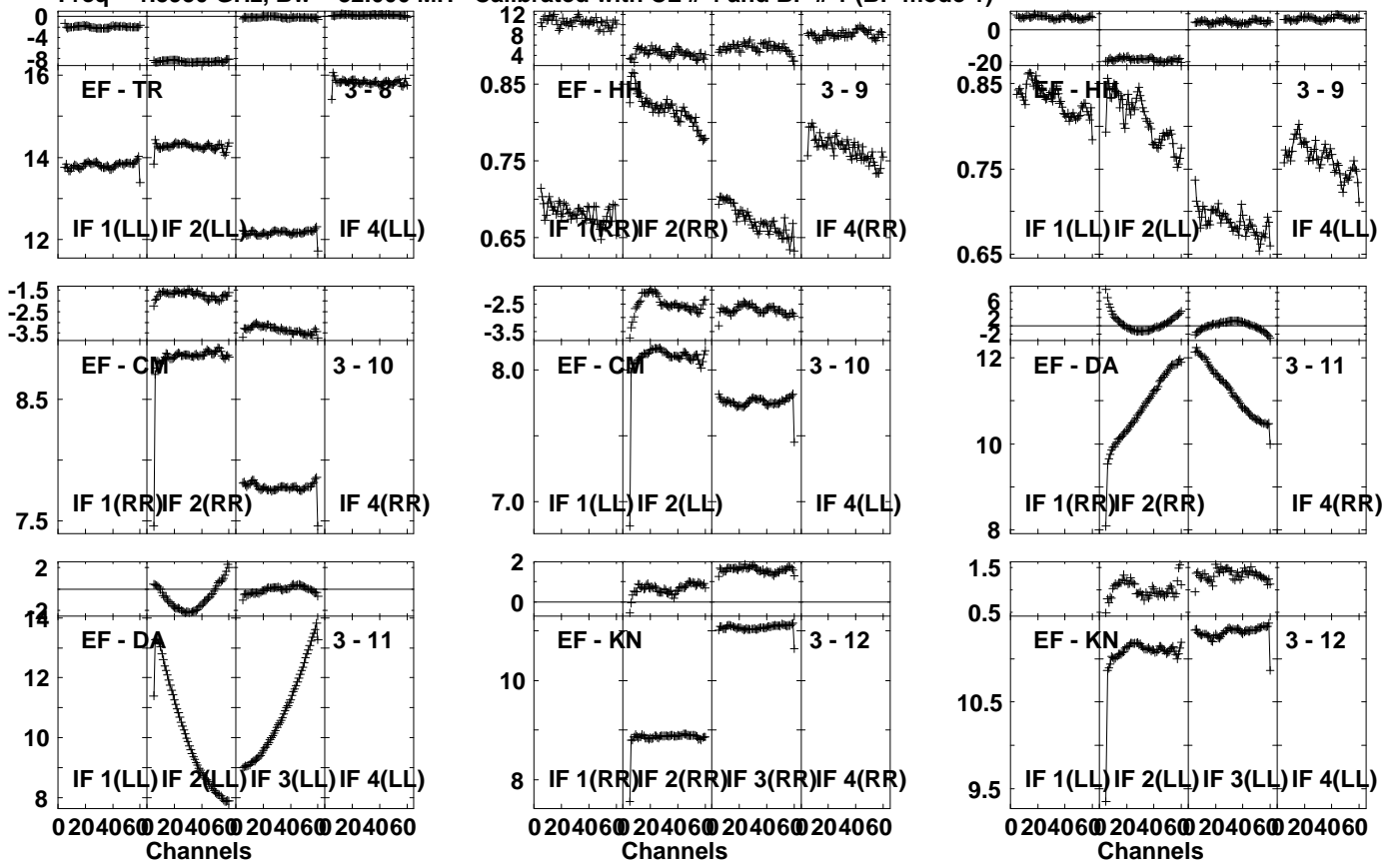


Lower frame: Ampl Jy Top frame: Phas deg
Vector averaged cross-power spectrum Several baselines displayed
Timerange: 00/11:13:31 to 00/11:17:29

Plot file version 227 created 04-JUL-2023 13:24:15

3C84 EL062A.UVDATA.1

Freq = 1.5950 GHz, Bw = 32.000 MH Calibrated with CL # 4 and BP # 1 (BP mode 1)

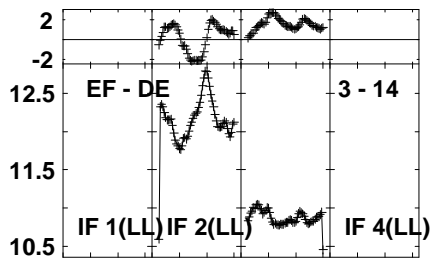
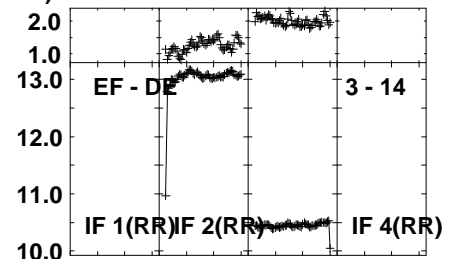
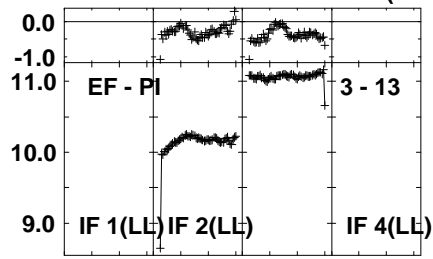
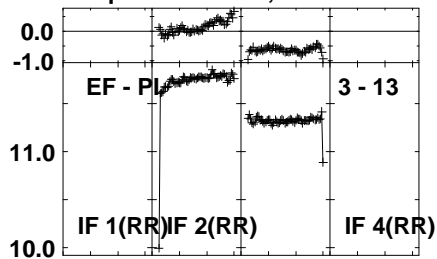


Lower frame: Ampl Jy Top frame: Phas deg
 Vector averaged cross-power spectrum Several baselines displayed
 Timerange: 00/11:13:31 to 00/11:17:29

Plot file version 228 created 04-JUL-2023 13:24:16

3C84 EL062A.UVDATA.1

Freq = 1.5950 GHz, Bw = 32.000 MH Calibrated with CL # 4 and BP # 1 (BP mode 1)

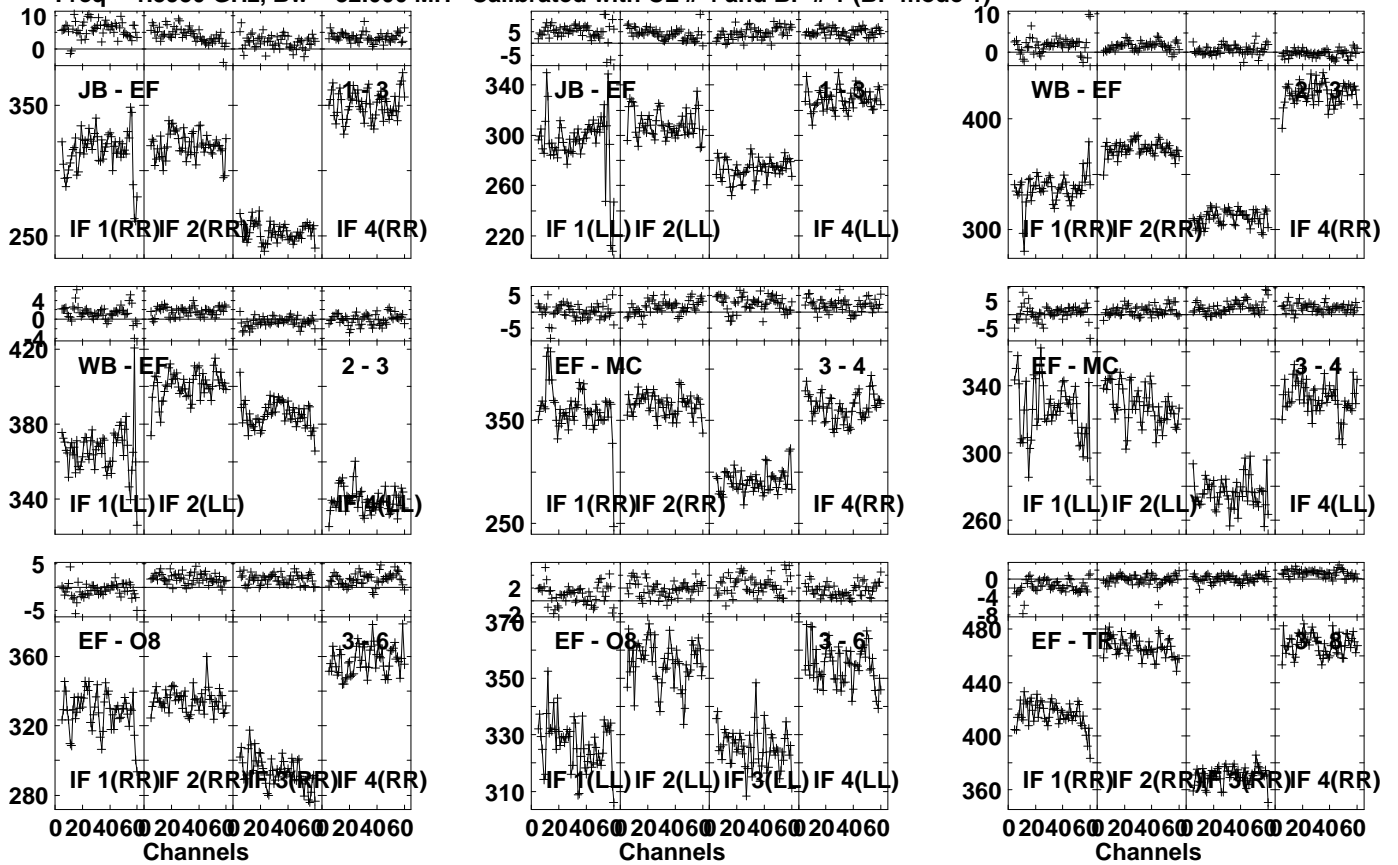


Lower frame: Ampl Jy Top frame: Phas deg
Vector averaged cross-power spectrum Several baselines displayed
Timerange: 00/11:13:31 to 00/11:17:29

Plot file version 229 created 04-JUL-2023 13:24:16

J0057+3021 EL062A.UVDATA.1

Freq = 1.5950 GHz, Bw = 32.000 MH Calibrated with CL # 4 and BP # 1 (BP mode 1)

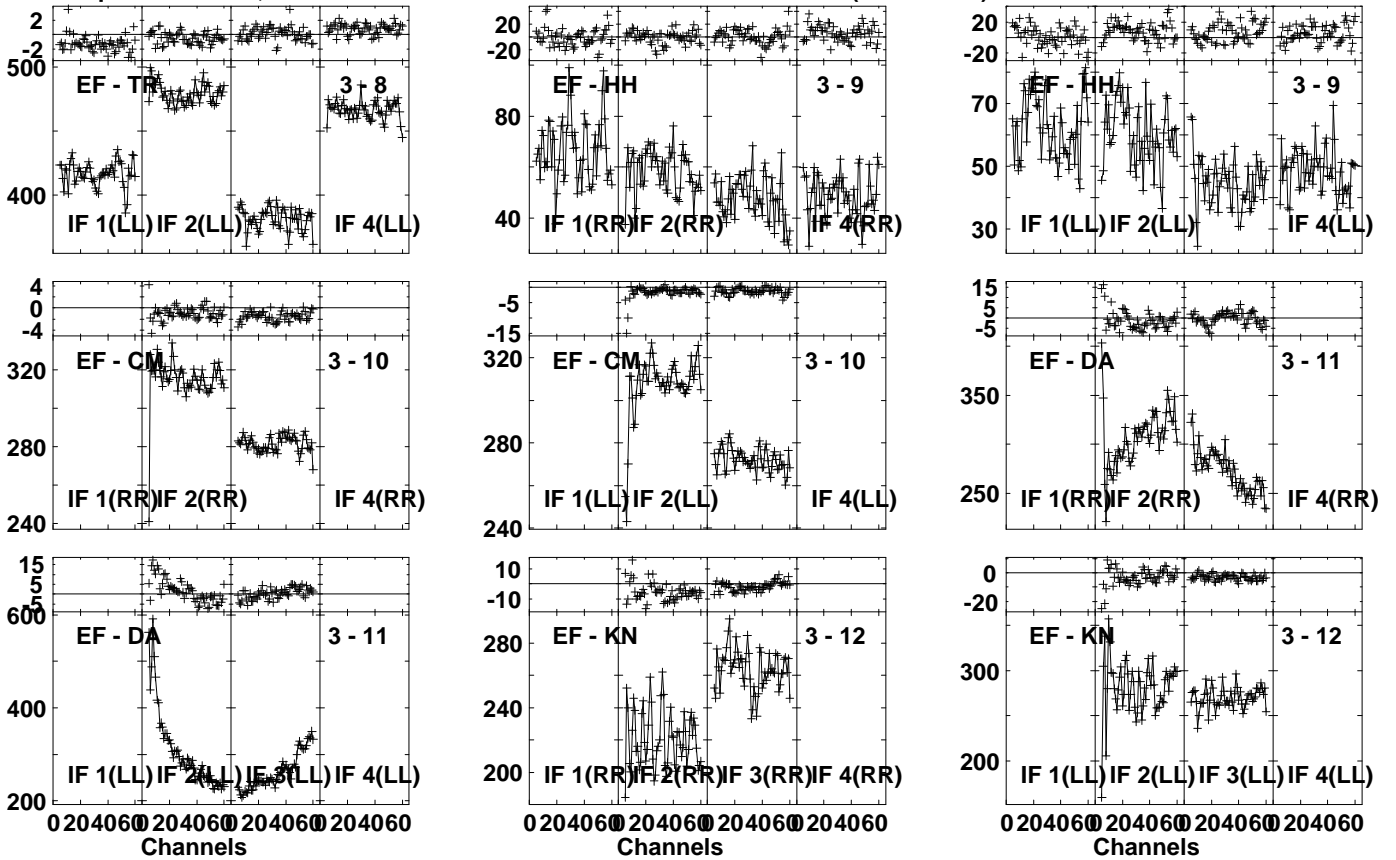


Lower frame: Milli Ampl Jy Top frame: Phas deg
Vector averaged cross-power spectrum Several baselines displayed
Timerange: 00/11:20:31 to 00/11:22:59

Plot file version 230 created 04-JUL-2023 13:24:16

J0057+3021 EL062A.UVDATA.1

Freq = 1.5950 GHz, Bw = 32.000 MH Calibrated with CL # 4 and BP # 1 (BP mode 1)

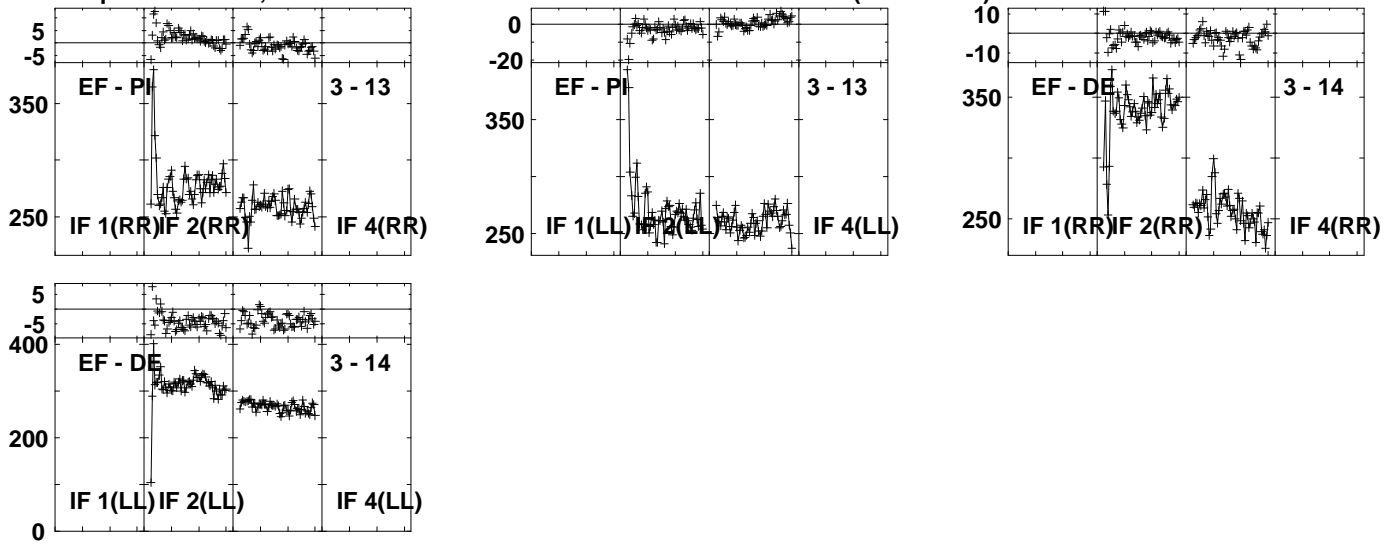


Lower frame: Milli Ampl Jy Top frame: Phas deg
Vector averaged cross-power spectrum Several baselines displayed
Timerange: 00/11:20:31 to 00/11:22:59

Plot file version 231 created 04-JUL-2023 13:24:16

J0057+3021 EL062A.UVDATA.1

Freq = 1.5950 GHz, Bw = 32.000 MH Calibrated with CL # 4 and BP # 1 (BP mode 1)

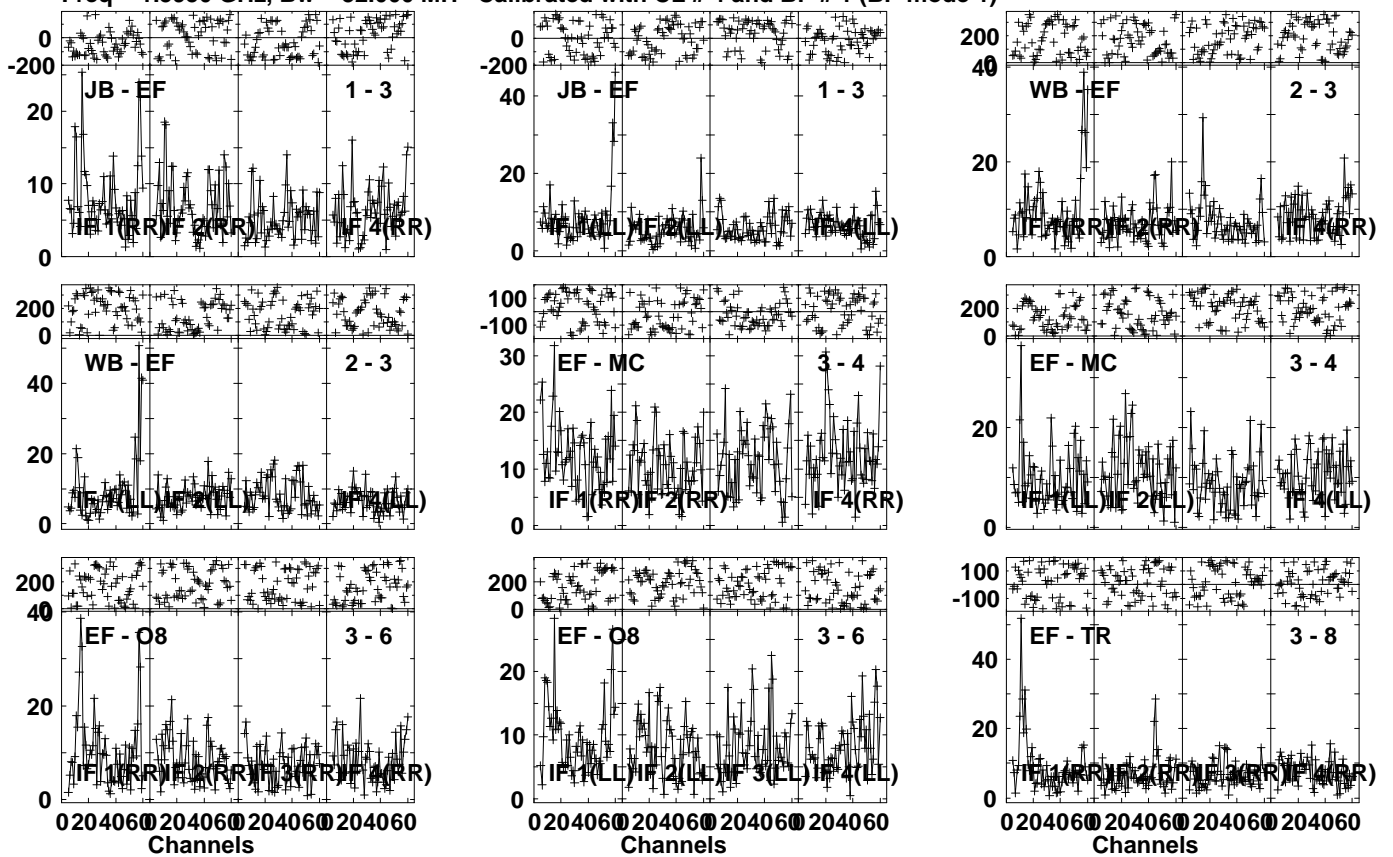


Lower frame: Milli Ampl Jy Top frame: Phas deg
Vector averaged cross-power spectrum Several baselines displayed
Timerange: 00/11:20:31 to 00/11:22:59

Plot file version 232 created 04-JUL-2023 13:24:16

J0100+2802 EL062A.UVDATA.1

Freq = 1.5950 GHz, Bw = 32.000 MH Calibrated with CL # 4 and BP # 1 (BP mode 1)

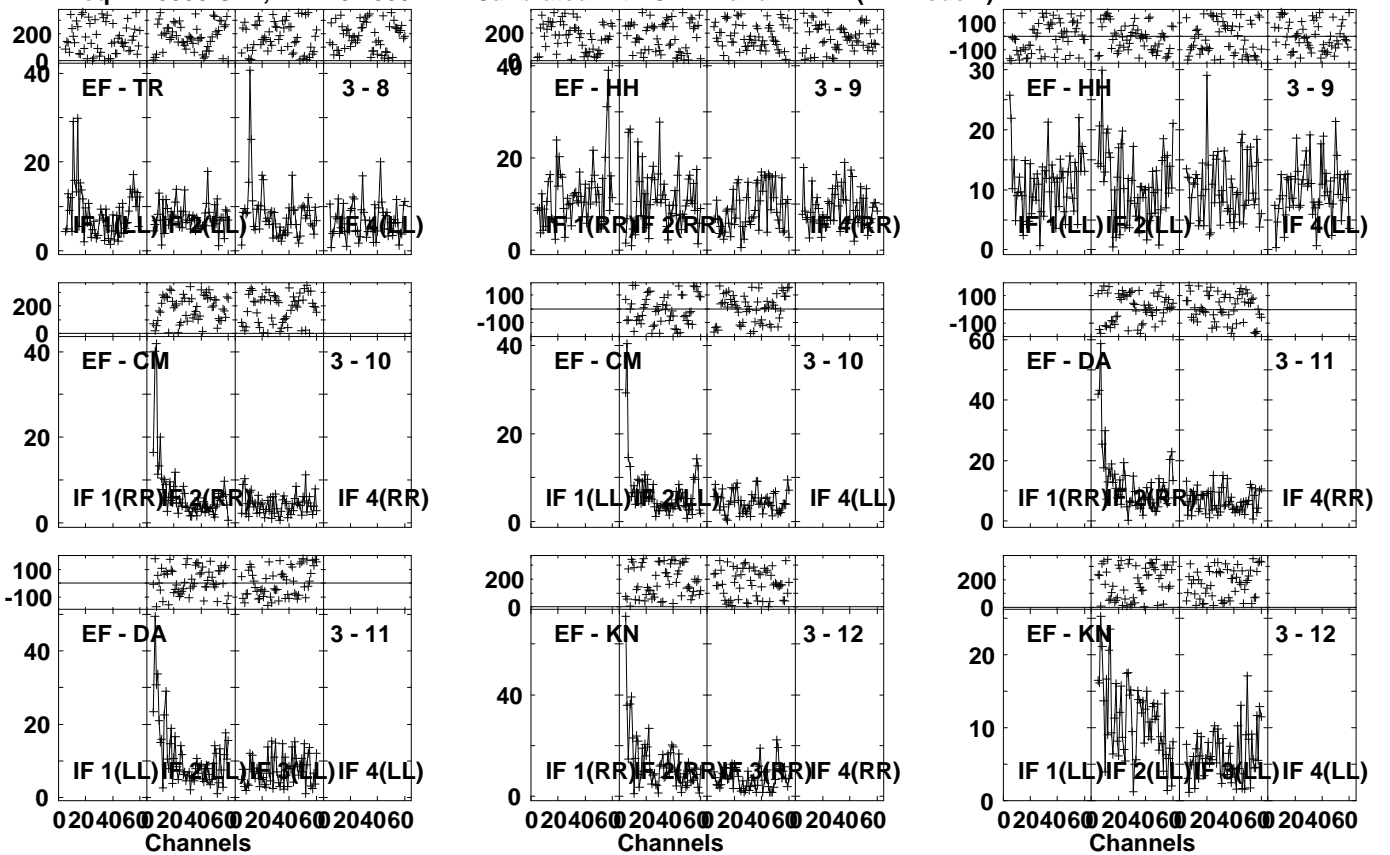


Lower frame: Milli Ampl Jy Top frame: Phas deg
Vector averaged cross-power spectrum Several baselines displayed
Timerange: 00/11:23:01 to 00/11:26:29

Plot file version 233 created 04-JUL-2023 13:24:16

J0100+2802 EL062A.UVDATA.1

Freq = 1.5950 GHz, Bw = 32.000 MH Calibrated with CL # 4 and BP # 1 (BP mode 1)



Lower frame: Milli Ampl Jy Top frame: Phas deg

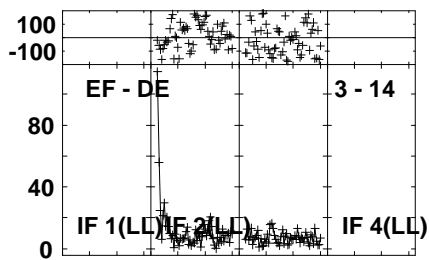
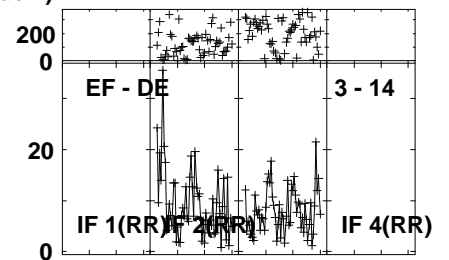
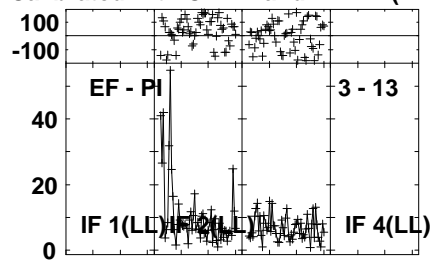
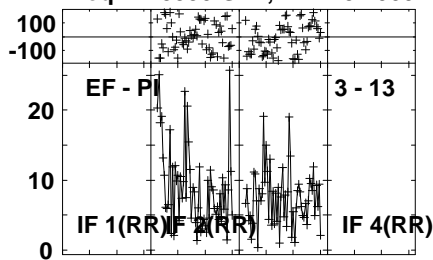
Vector averaged cross-power spectrum Several baselines displayed

Timerange: 00/11:23:01 to 00/11:26:29

Plot file version 234 created 04-JUL-2023 13:24:17

J0100+2802 EL062A.UVDATA.1

Freq = 1.5950 GHz, Bw = 32.000 MH Calibrated with CL # 4 and BP # 1 (BP mode 1)



Lower frame: Milli Ampl Jy Top frame: Phas deg

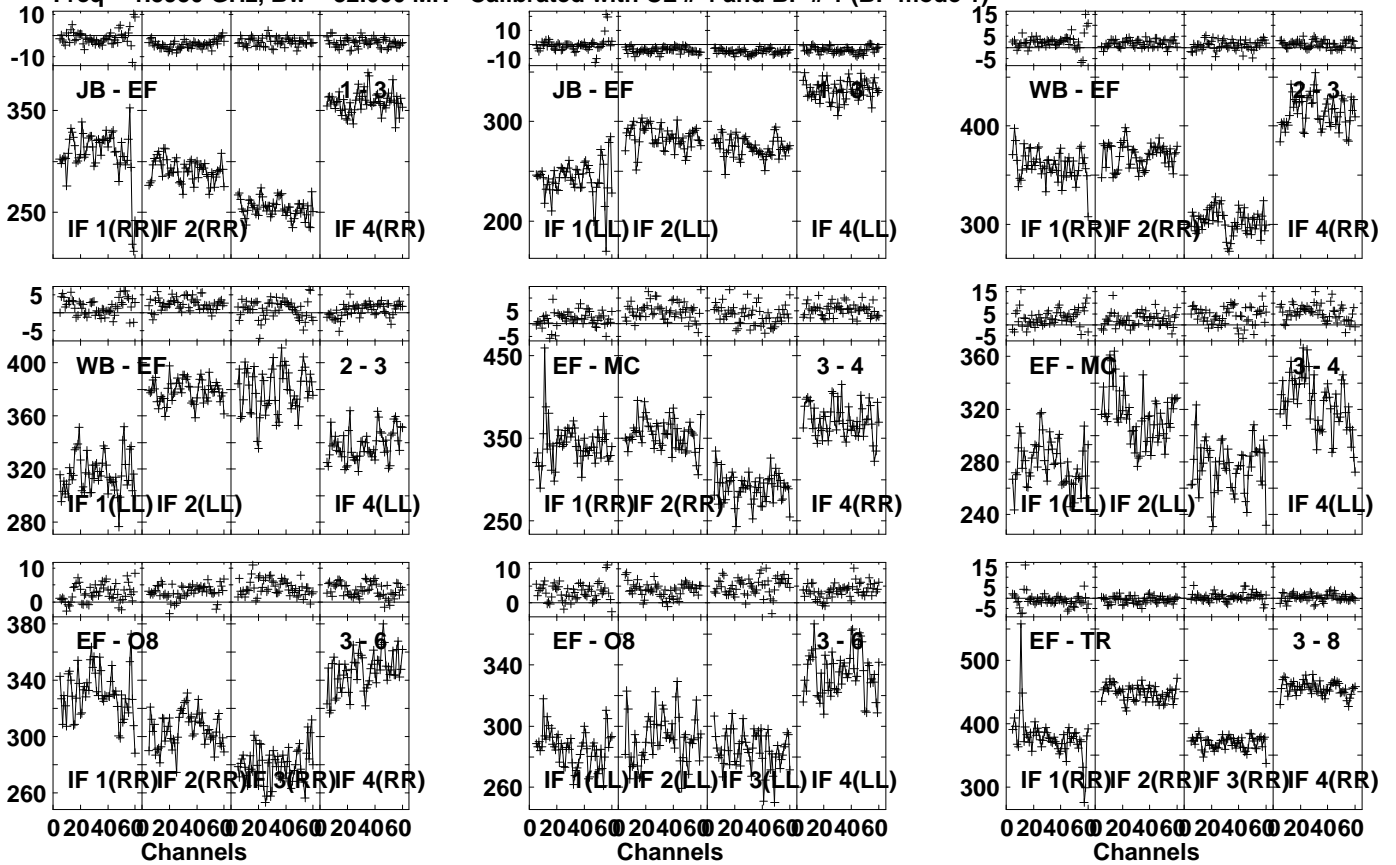
Vector averaged cross-power spectrum Several baselines displayed

Timerange: 00/11:23:01 to 00/11:26:29

Plot file version 235 created 04-JUL-2023 13:24:17

J0057+3021 EL062A.UVDATA.1

Freq = 1.5950 GHz, Bw = 32.000 MH Calibrated with CL # 4 and BP # 1 (BP mode 1)

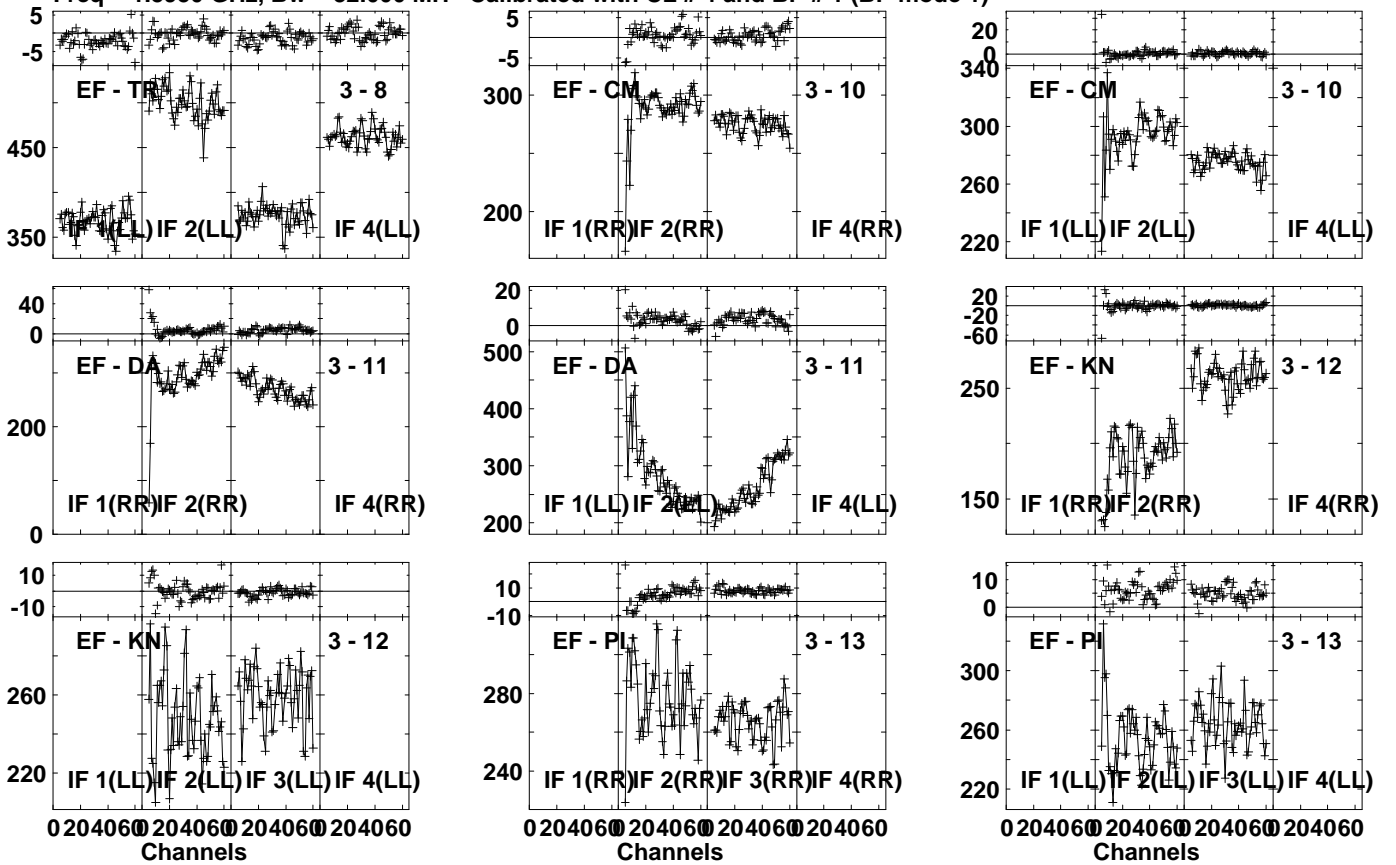


Lower frame: Milli Ampl Jy Top frame: Phas deg
Vector averaged cross-power spectrum Several baselines displayed
Timerange: 00/11:26:31 to 00/11:27:59

Plot file version 236 created 04-JUL-2023 13:24:17

J0057+3021 EL062A.UVDATA.1

Freq = 1.5950 GHz, Bw = 32.000 MH Calibrated with CL # 4 and BP # 1 (BP mode 1)

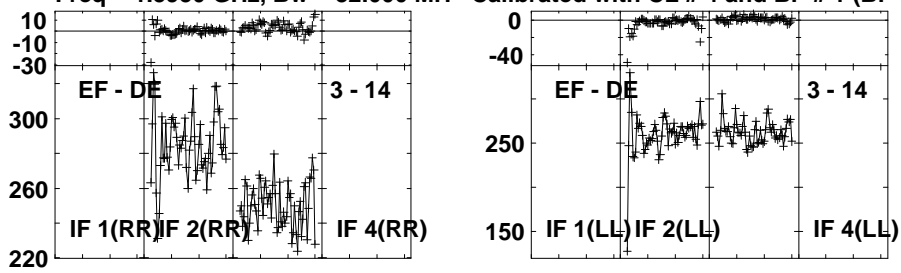


Lower frame: Milli Ampl Jy Top frame: Phas deg
Vector averaged cross-power spectrum Several baselines displayed
Timerange: 00/11:26:31 to 00/11:27:59

Plot file version 237 created 04-JUL-2023 13:24:17

J0057+3021 EL062A.UVDATA.1

Freq = 1.5950 GHz, Bw = 32.000 MH Calibrated with CL # 4 and BP # 1 (BP mode 1)

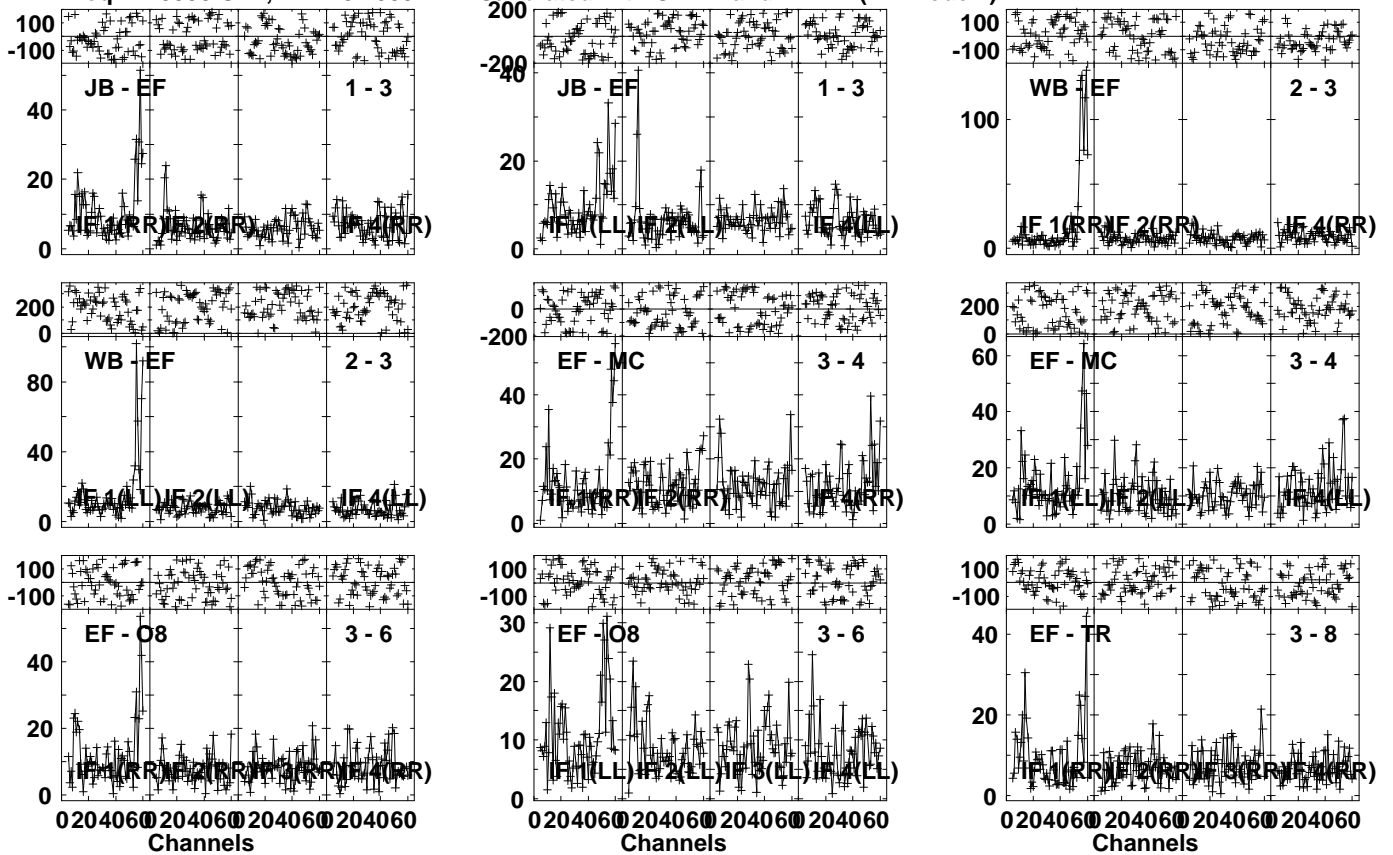


Lower frame: Milli Ampl Jy Top frame: Phas deg
Vector averaged cross-power spectrum Several baselines displayed
Timerange: 00/11:26:31 to 00/11:27:59

Plot file version 238 created 04-JUL-2023 13:24:17

J0100+2802 EL062A.UVDATA.1

Freq = 1.5950 GHz, Bw = 32.000 MH Calibrated with CL # 4 and BP # 1 (BP mode 1)

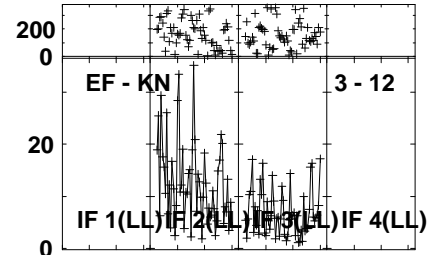
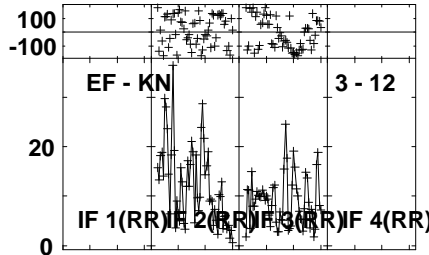
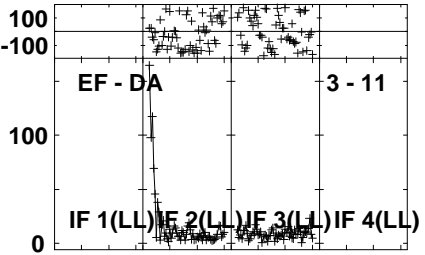
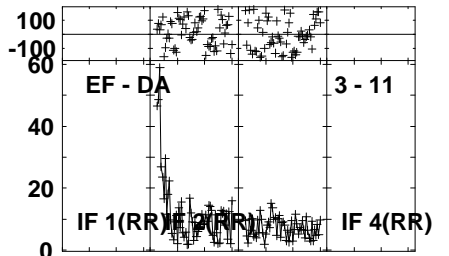
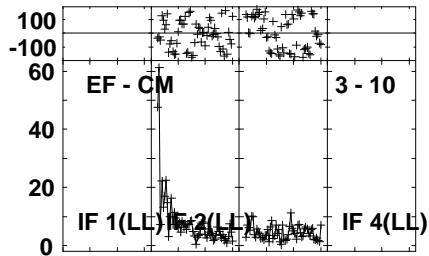
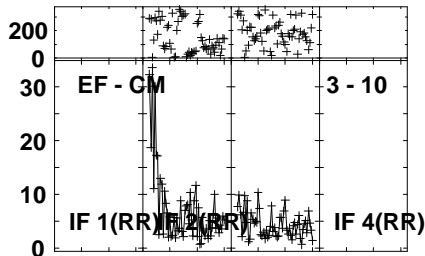
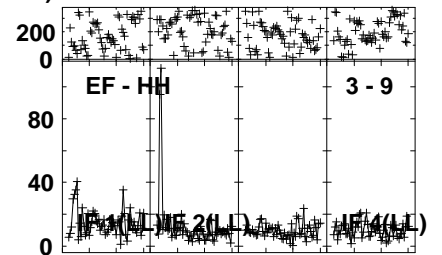
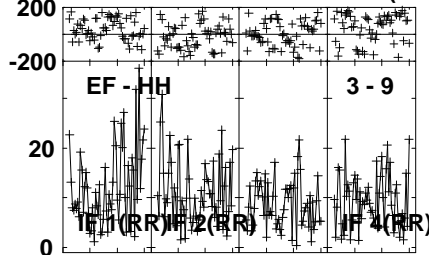
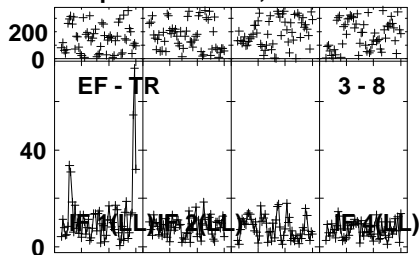


Lower frame: Milli Ampl Jy Top frame: Phas deg
Vector averaged cross-power spectrum Several baselines displayed
Timerange: 00/11:28:01 to 00/11:31:29

Plot file version 239 created 04-JUL-2023 13:24:17

J0100+2802 EL062A.UVDATA.1

Freq = 1.5950 GHz, Bw = 32.000 MH Calibrated with CL # 4 and BP # 1 (BP mode 1)

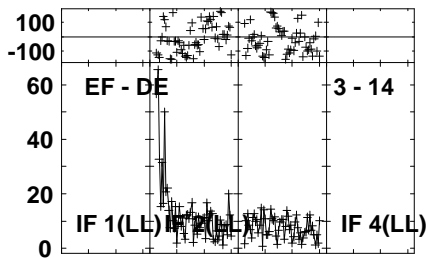
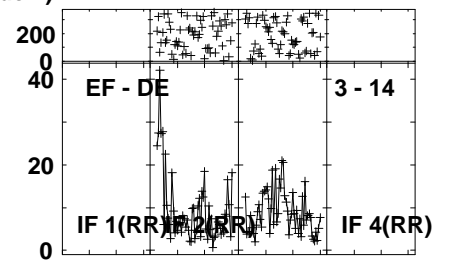
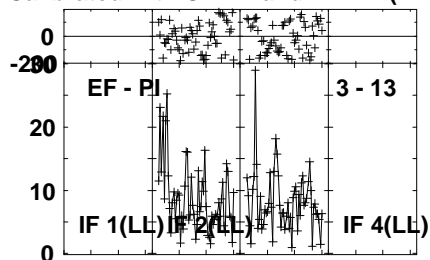
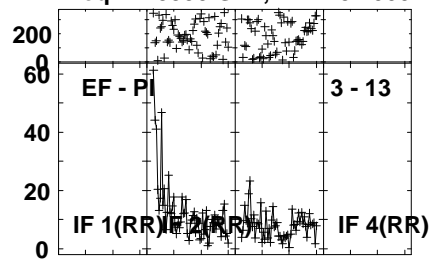


Lower frame: Milli Ampl Jy Top frame: Phas deg
Vector averaged cross-power spectrum Several baselines displayed
Timerange: 00/11:28:01 to 00/11:31:29

Plot file version 240 created 04-JUL-2023 13:24:17

J0100+2802 EL062A.UVDATA.1

Freq = 1.5950 GHz, Bw = 32.000 MH Calibrated with CL # 4 and BP # 1 (BP mode 1)



Lower frame: Milli Ampl Jy Top frame: Phas deg

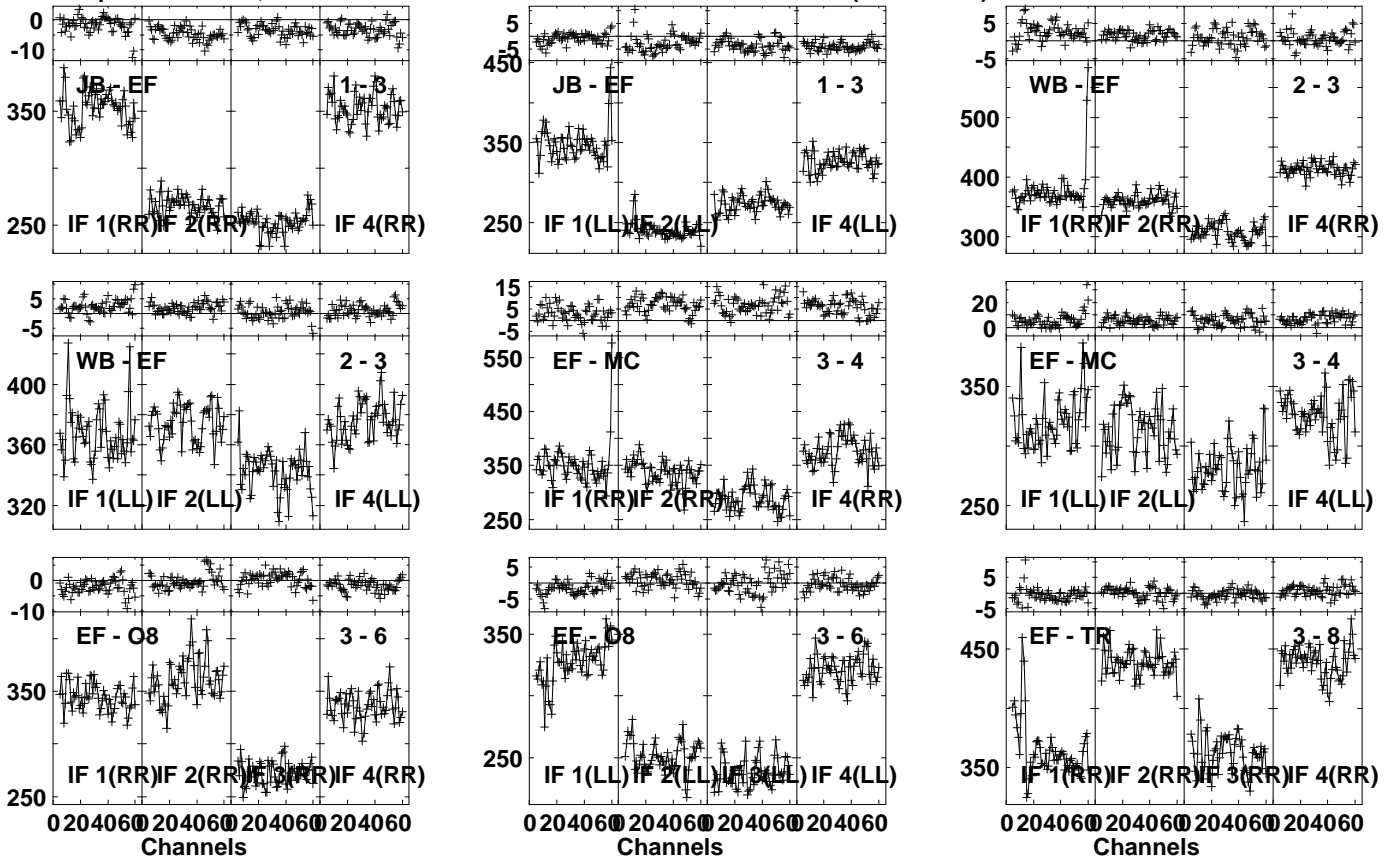
Vector averaged cross-power spectrum Several baselines displayed

Timerange: 00/11:28:01 to 00/11:31:29

Plot file version 241 created 04-JUL-2023 13:24:17

J0057+3021 EL062A.UVDATA.1

Freq = 1.5950 GHz, Bw = 32.000 MH Calibrated with CL # 4 and BP # 1 (BP mode 1)

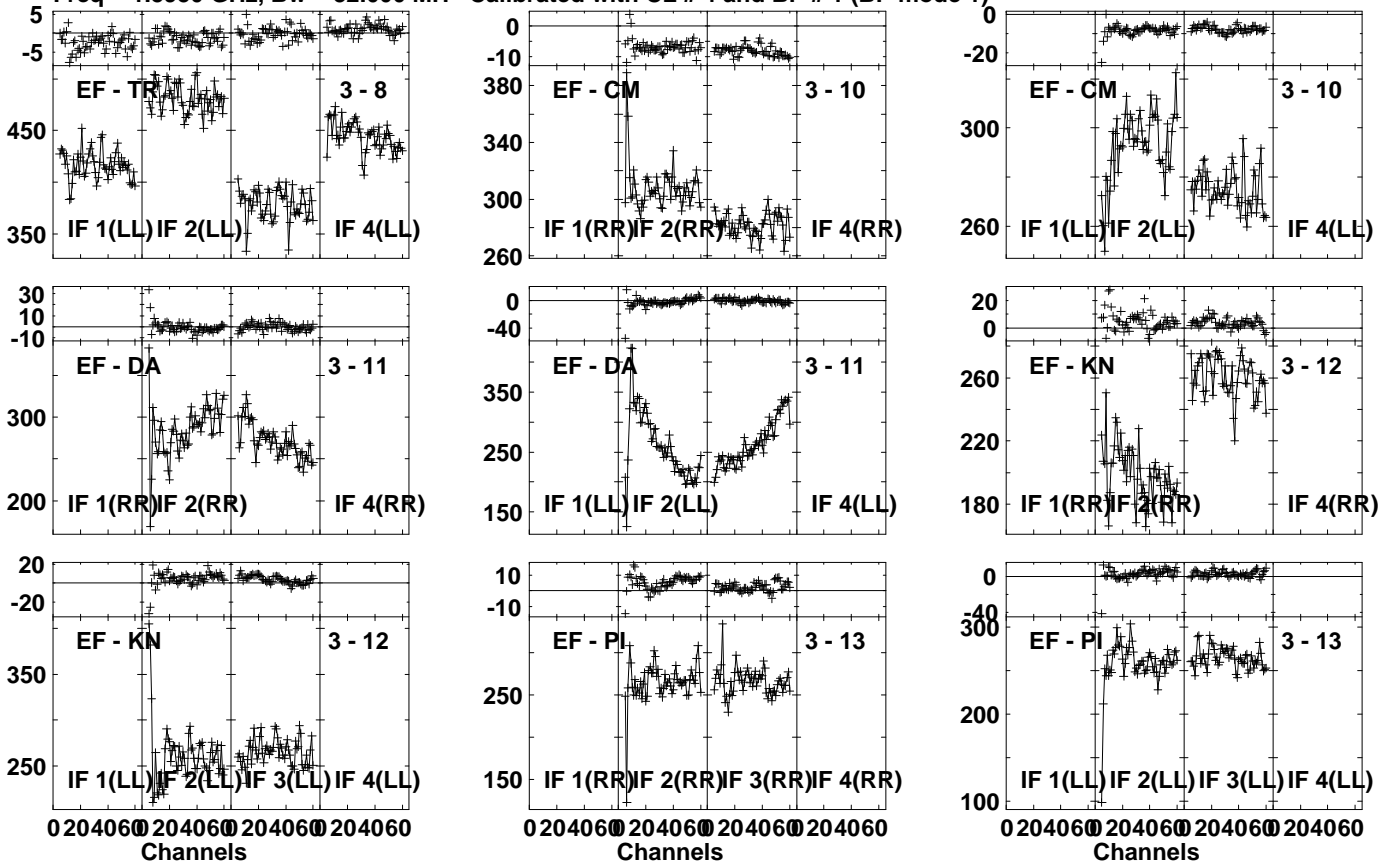


Lower frame: Milli Ampl Jy Top frame: Phas deg
Vector averaged cross-power spectrum Several baselines displayed
Timerange: 00/11:32:01 to 00/11:32:59

Plot file version 242 created 04-JUL-2023 13:24:17

J0057+3021 EL062A.UVDATA.1

Freq = 1.5950 GHz, Bw = 32.000 MH Calibrated with CL # 4 and BP # 1 (BP mode 1)

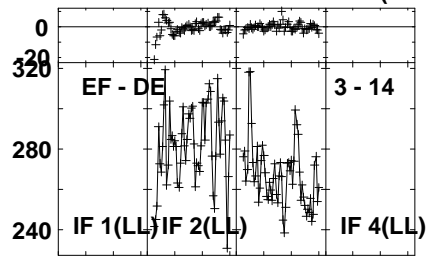
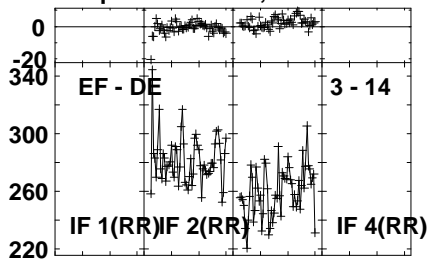


Lower frame: Milli Ampl Jy Top frame: Phas deg
 Vector averaged cross-power spectrum Several baselines displayed
 Timerange: 00/11:32:01 to 00/11:32:59

Plot file version 243 created 04-JUL-2023 13:24:18

J0057+3021 EL062A.UVDATA.1

Freq = 1.5950 GHz, Bw = 32.000 MH Calibrated with CL # 4 and BP # 1 (BP mode 1)

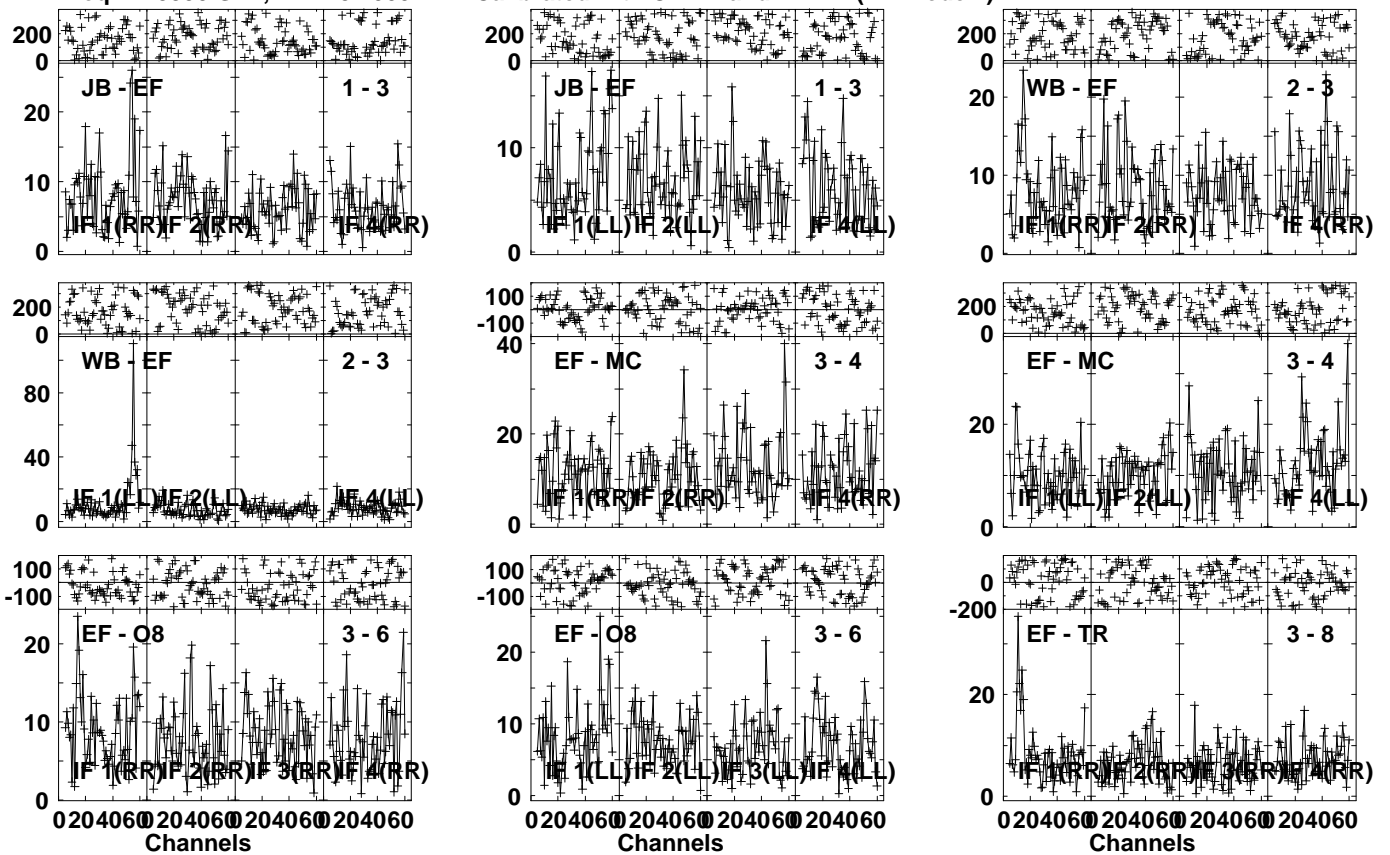


Lower frame: Milli Ampl Jy Top frame: Phas deg
Vector averaged cross-power spectrum Several baselines displayed
Timerange: 00/11:32:01 to 00/11:32:59

Plot file version 244 created 04-JUL-2023 13:24:18

J0100+2802 EL062A.UVDATA.1

Freq = 1.5950 GHz, Bw = 32.000 MH Calibrated with CL # 4 and BP # 1 (BP mode 1)

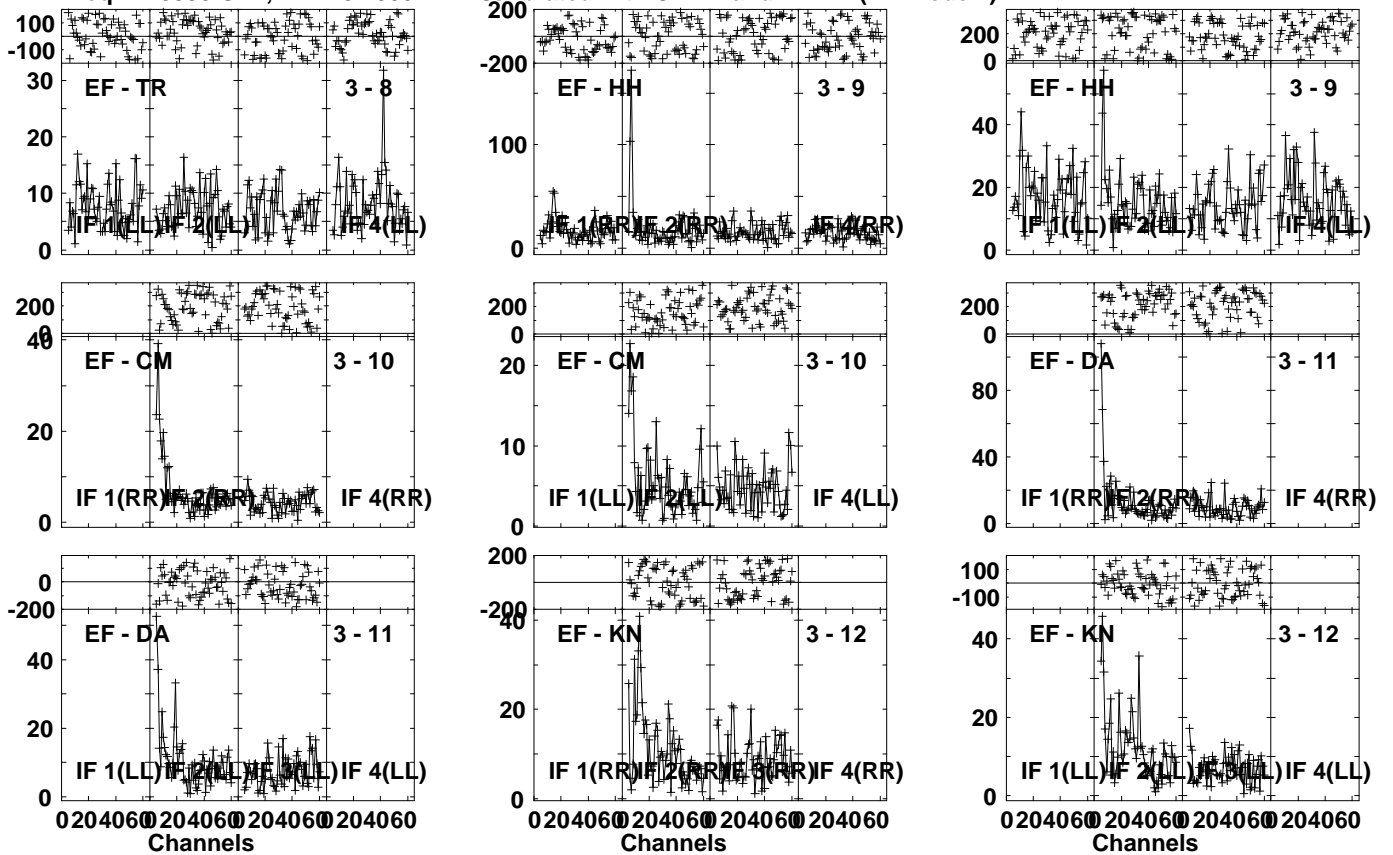


Lower frame: Milli Ampl Jy Top frame: Phas deg
Vector averaged cross-power spectrum Several baselines displayed
Timerange: 00/11:33:01 to 00/11:36:29

Plot file version 245 created 04-JUL-2023 13:24:18

J0100+2802 EL062A.UVDATA.1

Freq = 1.5950 GHz, Bw = 32.000 MH Calibrated with CL # 4 and BP # 1 (BP mode 1)

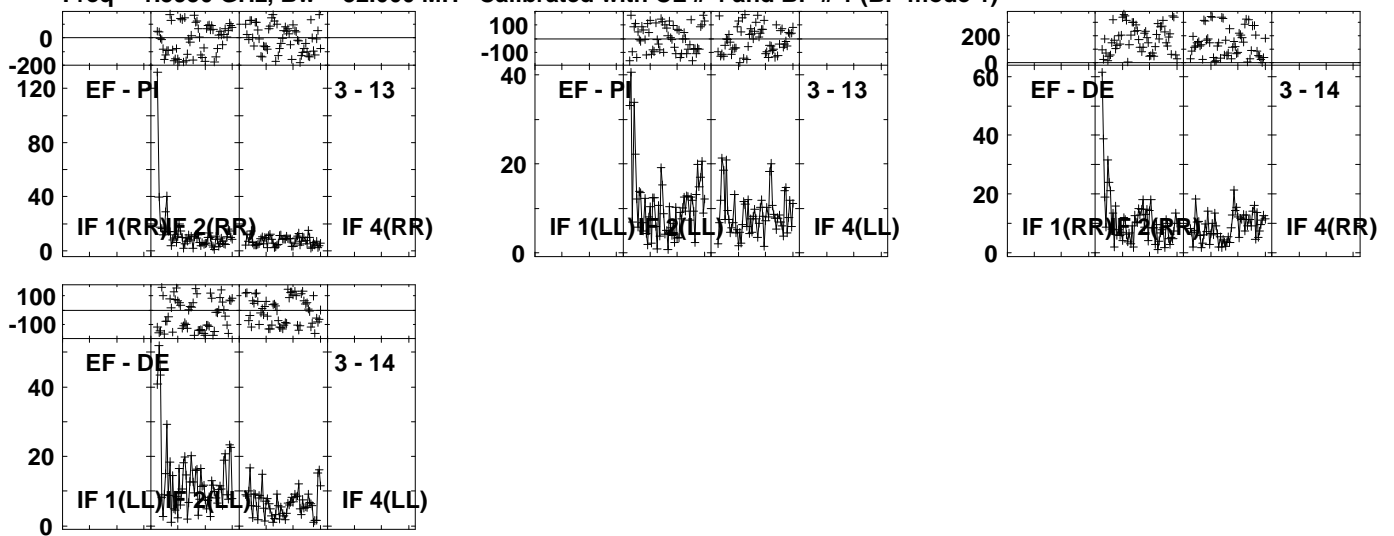


Lower frame: Milli Ampl Jy Top frame: Phas deg
Vector averaged cross-power spectrum Several baselines displayed
Timerange: 00/11:33:01 to 00/11:36:29

Plot file version 246 created 04-JUL-2023 13:24:18

J0100+2802 EL062A.UVDATA.1

Freq = 1.5950 GHz, Bw = 32.000 MH Calibrated with CL # 4 and BP # 1 (BP mode 1)



Lower frame: Milli Ampl Jy Top frame: Phas deg

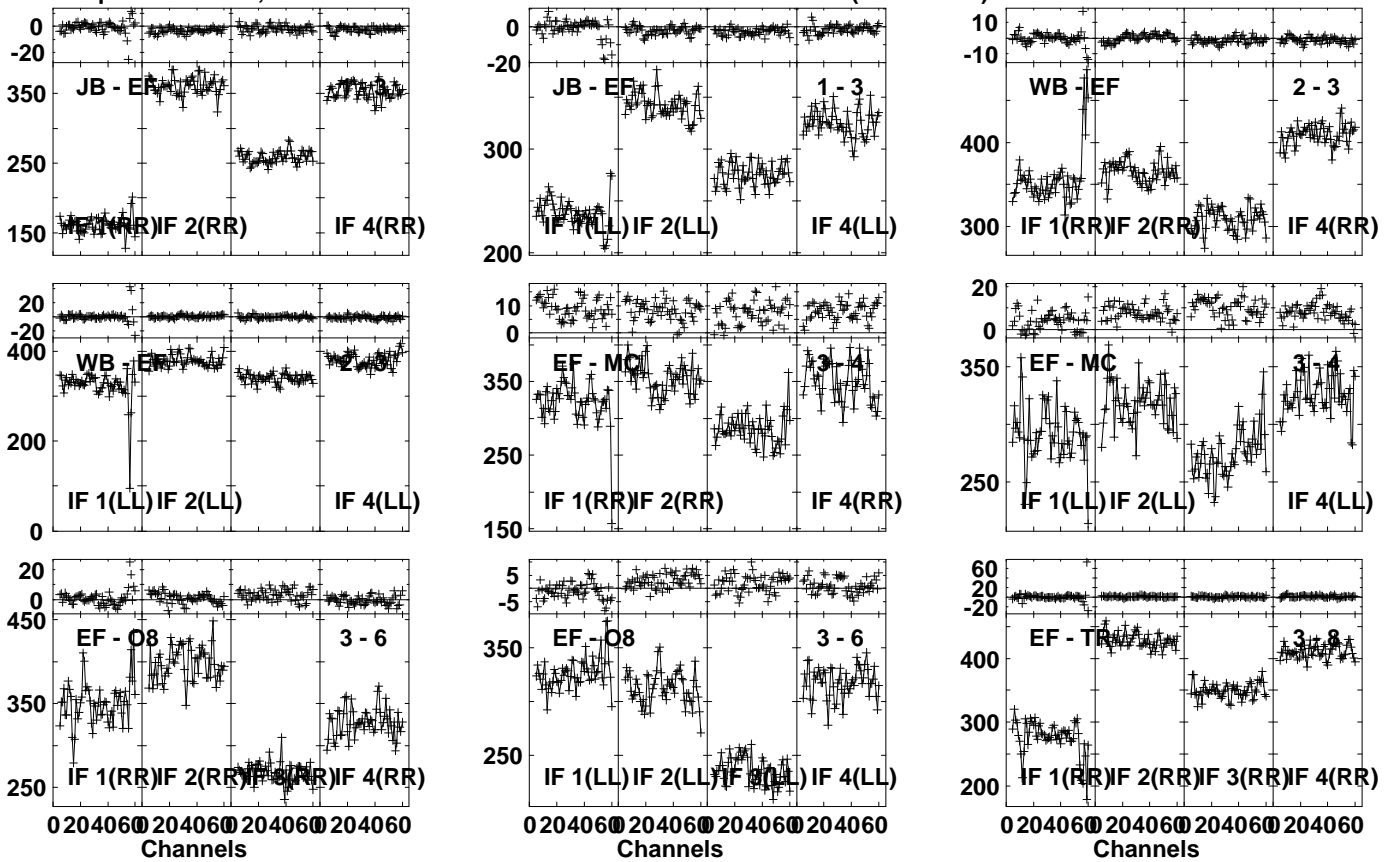
Vector averaged cross-power spectrum Several baselines displayed

Timerange: 00/11:33:01 to 00/11:36:29

Plot file version 247 created 04-JUL-2023 13:24:18

J0057+3021 EL062A.UVDATA.1

Freq = 1.5950 GHz, Bw = 32.000 MH Calibrated with CL # 4 and BP # 1 (BP mode 1)

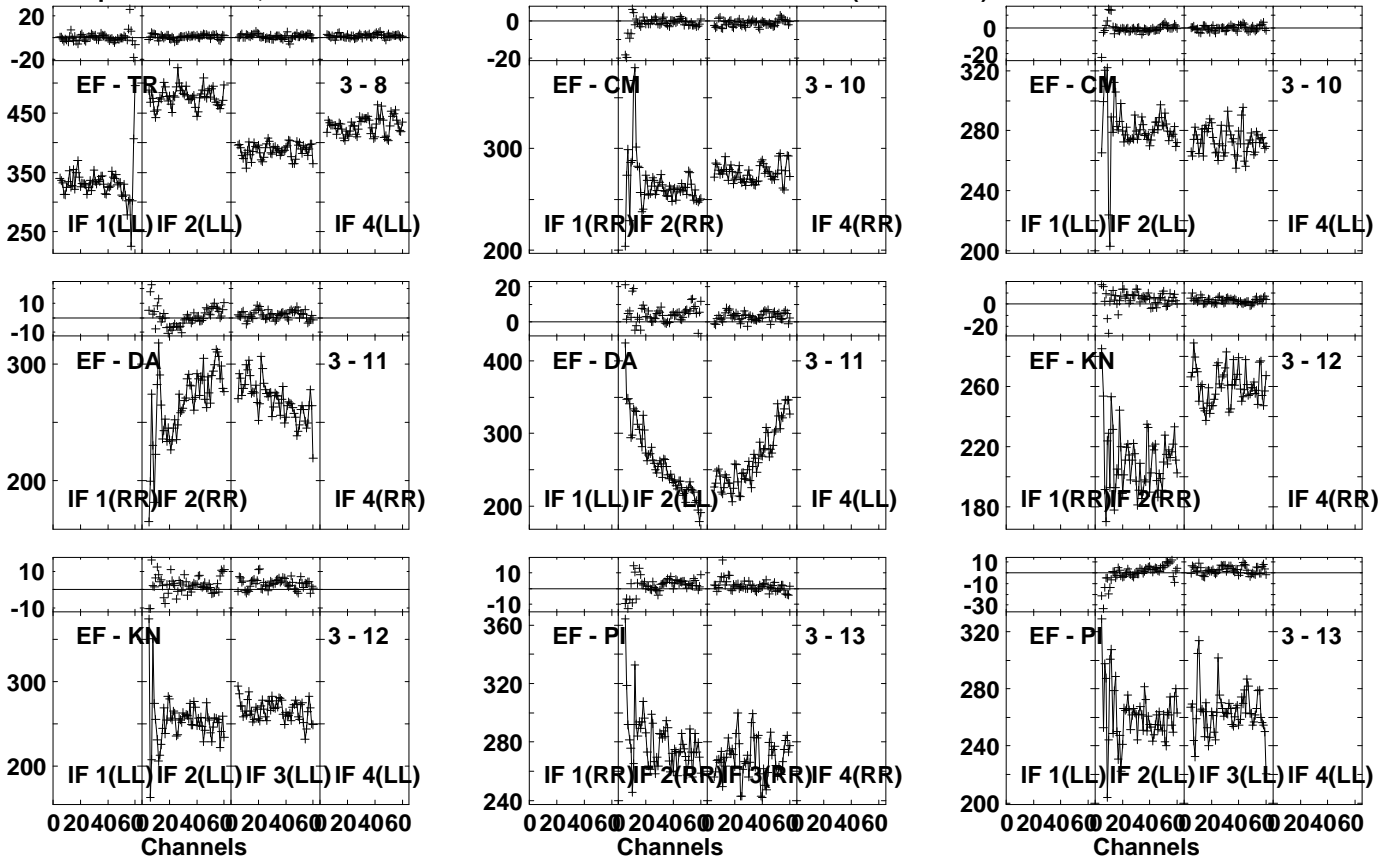


Lower frame: Milli Ampl Jy Top frame: Phas deg
 Vector averaged cross-power spectrum Several baselines displayed
 Timerange: 00/11:36:31 to 00/11:37:59

Plot file version 248 created 04-JUL-2023 13:24:18

J0057+3021 EL062A.UVDATA.1

Freq = 1.5950 GHz, Bw = 32.000 MH Calibrated with CL # 4 and BP # 1 (BP mode 1)

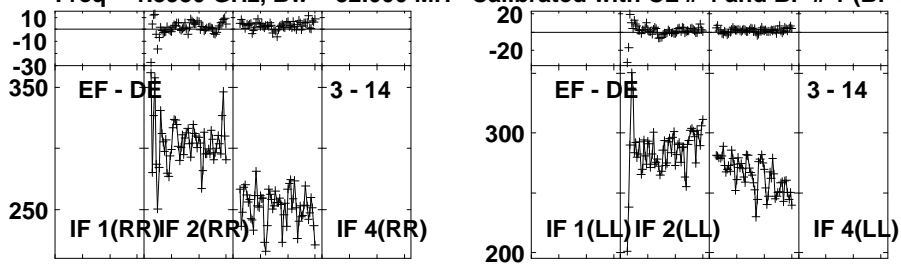


Lower frame: Milli Ampl Jy Top frame: Phas deg
Vector averaged cross-power spectrum Several baselines displayed
Timerange: 00/11:36:31 to 00/11:37:59

Plot file version 249 created 04-JUL-2023 13:24:18

J0057+3021 EL062A.UVDATA.1

Freq = 1.5950 GHz, Bw = 32.000 MH Calibrated with CL # 4 and BP # 1 (BP mode 1)

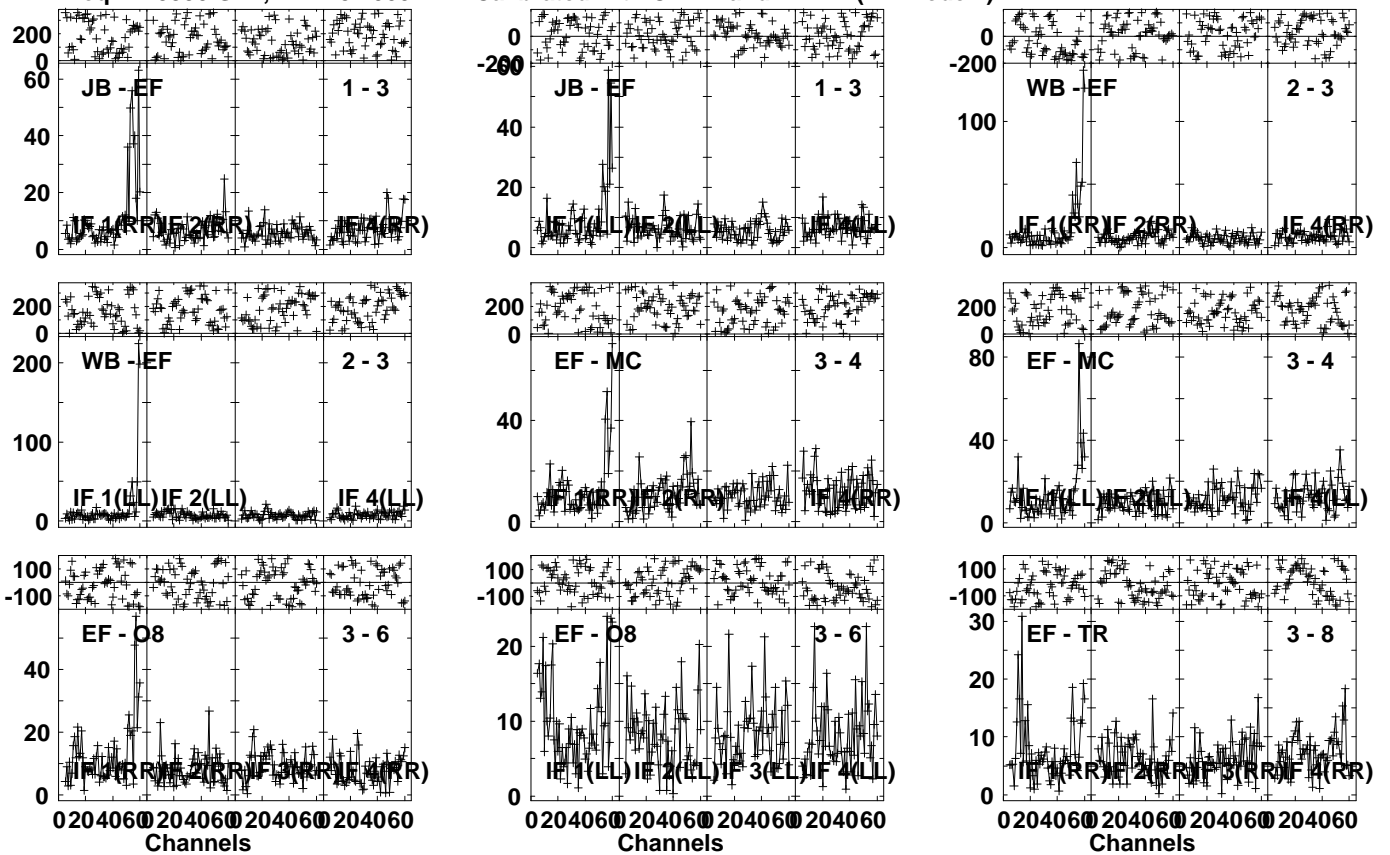


Lower frame: Milli Ampl Jy Top frame: Phas deg
Vector averaged cross-power spectrum Several baselines displayed
Timerange: 00/11:36:31 to 00/11:37:59

Plot file version 250 created 04-JUL-2023 13:24:18

J0100+2802 EL062A.UVDATA.1

Freq = 1.5950 GHz, Bw = 32.000 MH Calibrated with CL # 4 and BP # 1 (BP mode 1)

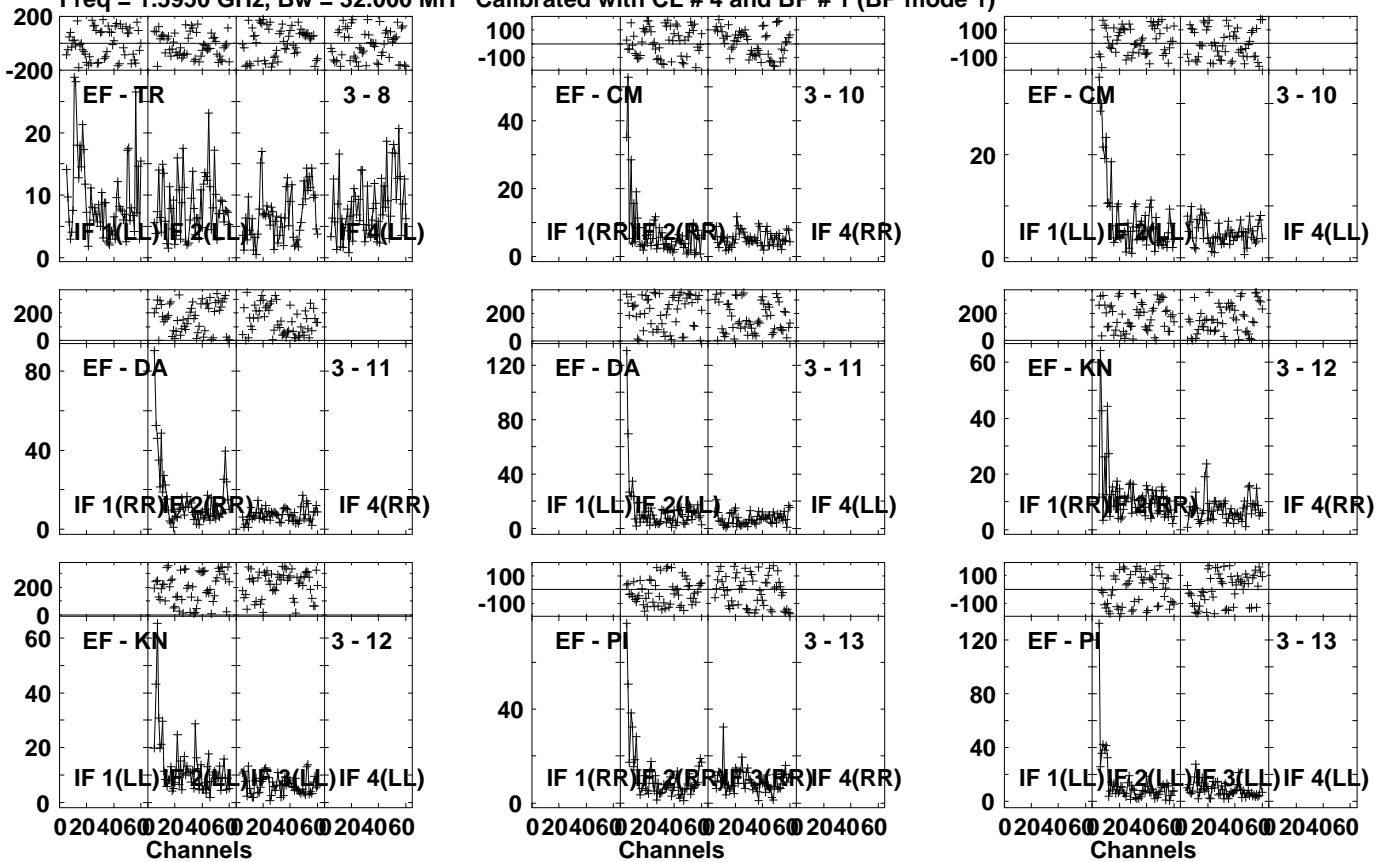


Lower frame: Milli Ampl Jy Top frame: Phas deg
Vector averaged cross-power spectrum Several baselines displayed
Timerange: 00/11:38:01 to 00/11:41:29

Plot file version 251 created 04-JUL-2023 13:24:19

J0100+2802 EL062A.UVDATA.1

Freq = 1.5950 GHz, Bw = 32.000 MH Calibrated with CL # 4 and BP # 1 (BP mode 1)

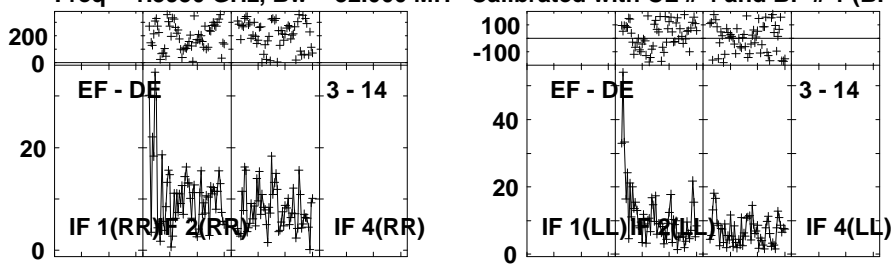


Lower frame: Milli Ampl Jy Top frame: Phas deg
Vector averaged cross-power spectrum Several baselines displayed
Timerange: 00/11:38:01 to 00/11:41:29

Plot file version 252 created 04-JUL-2023 13:24:19

J0100+2802 EL062A.UVDATA.1

Freq = 1.5950 GHz, Bw = 32.000 MH Calibrated with CL # 4 and BP # 1 (BP mode 1)



Lower frame: Milli Ampl Jy Top frame: Phas deg

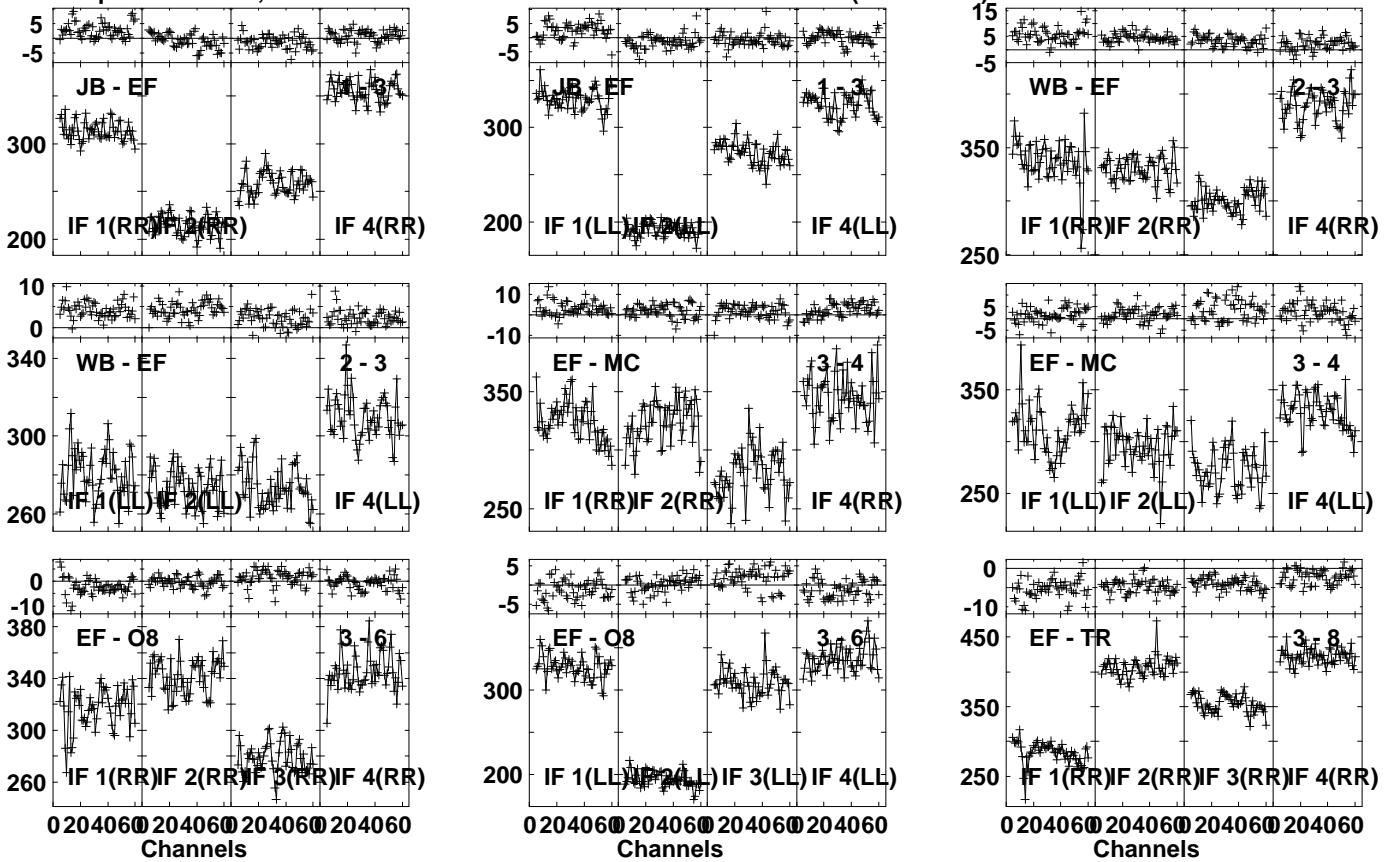
Vector averaged cross-power spectrum Several baselines displayed

Timerange: 00/11:38:01 to 00/11:41:29

Plot file version 253 created 04-JUL-2023 13:24:19

J0057+3021 EL062A.UVDATA.1

Freq = 1.5950 GHz, Bw = 32.000 MH Calibrated with CL # 4 and BP # 1 (BP mode 1)

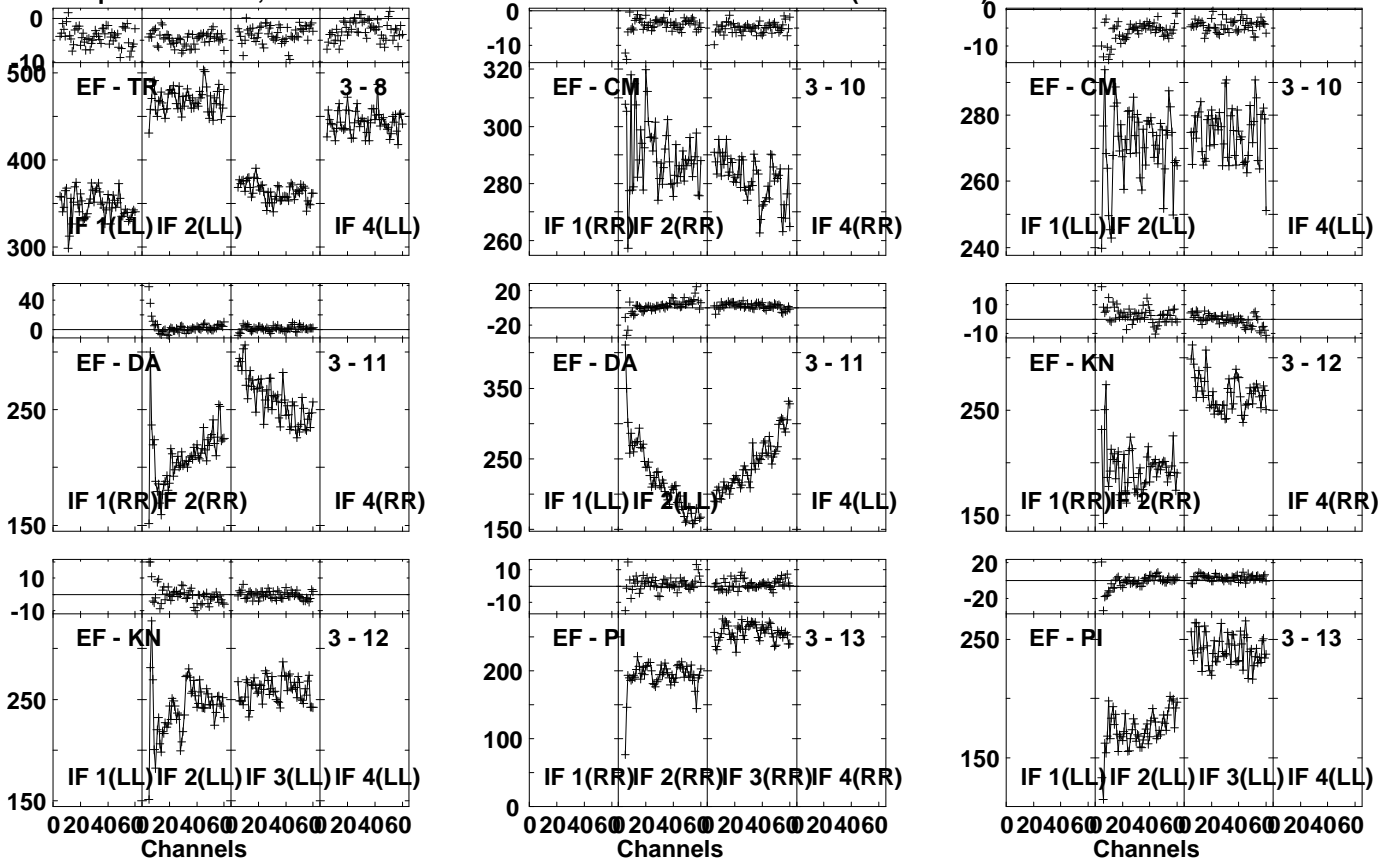


Lower frame: Milli Ampl Jy Top frame: Phas deg
Vector averaged cross-power spectrum Several baselines displayed
Timerange: 00/11:42:01 to 00/11:42:59

Plot file version 254 created 04-JUL-2023 13:24:19

J0057+3021 EL062A.UVDATA.1

Freq = 1.5950 GHz, Bw = 32.000 MH Calibrated with CL # 4 and BP # 1 (BP mode 1)

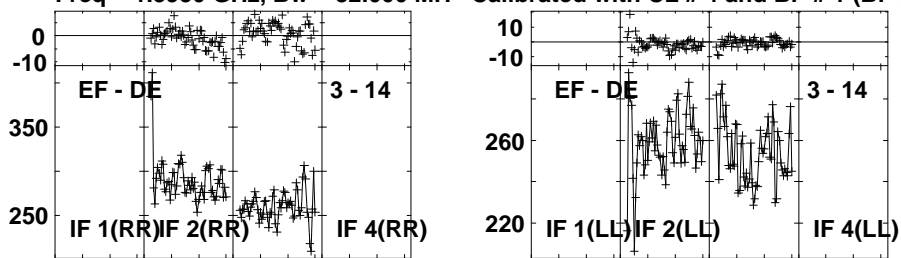


Lower frame: Milli Ampl Jy Top frame: Phas deg
Vector averaged cross-power spectrum Several baselines displayed
Timerange: 00/11:42:01 to 00/11:42:59

Plot file version 255 created 04-JUL-2023 13:24:19

J0057+3021 EL062A.UVDATA.1

Freq = 1.5950 GHz, Bw = 32.000 MH Calibrated with CL # 4 and BP # 1 (BP mode 1)



Lower frame: Milli Ampl Jy Top frame: Phas deg

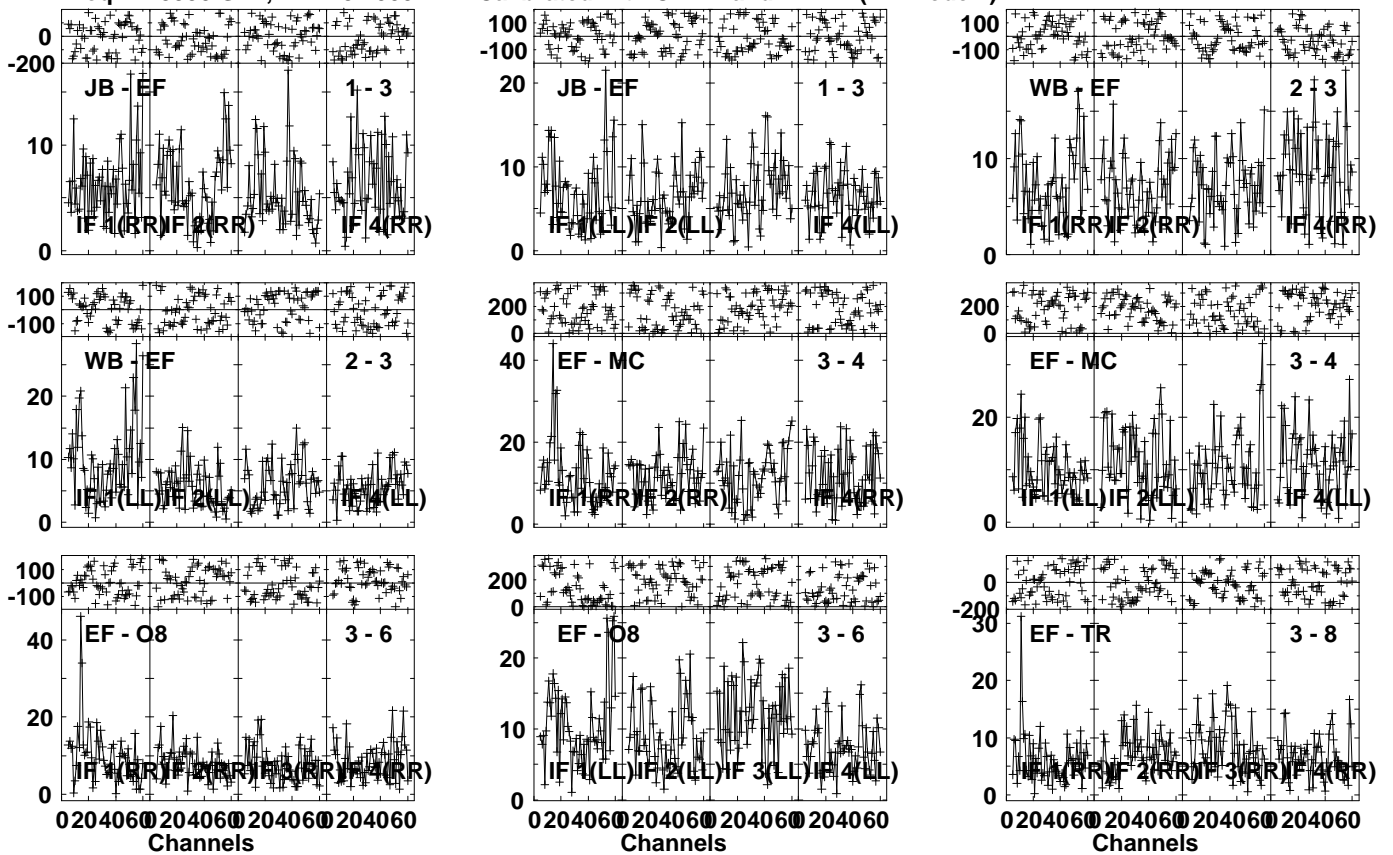
Vector averaged cross-power spectrum Several baselines displayed

Timerange: 00/11:42:01 to 00/11:42:59

Plot file version 256 created 04-JUL-2023 13:24:19

J0100+2802 EL062A.UVDATA.1

Freq = 1.5950 GHz, Bw = 32.000 MH Calibrated with CL # 4 and BP # 1 (BP mode 1)

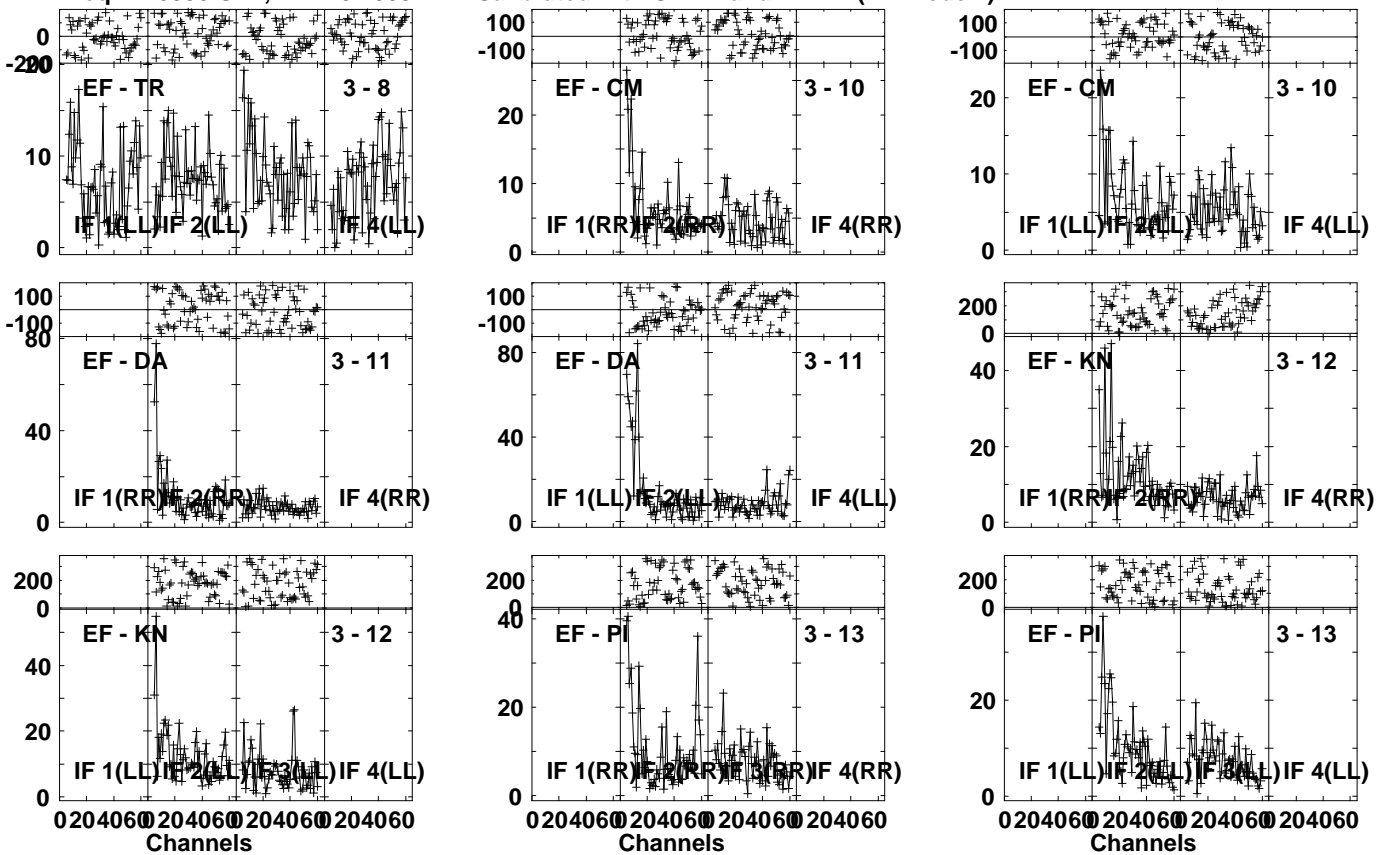


Lower frame: Milli Ampl Jy Top frame: Phas deg
Vector averaged cross-power spectrum Several baselines displayed
Timerange: 00/11:43:01 to 00/11:46:29

Plot file version 257 created 04-JUL-2023 13:24:19

J0100+2802 EL062A.UVDATA.1

Freq = 1.5950 GHz, Bw = 32.000 MH Calibrated with CL # 4 and BP # 1 (BP mode 1)

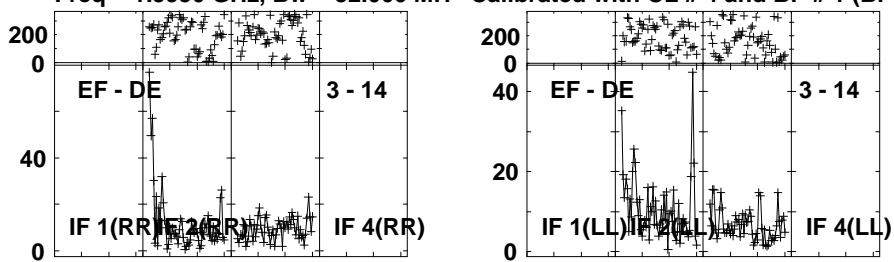


Lower frame: Milli Ampl Jy Top frame: Phas deg
Vector averaged cross-power spectrum Several baselines displayed
Timerange: 00/11:43:01 to 00/11:46:29

Plot file version 258 created 04-JUL-2023 13:24:19

J0100+2802 EL062A.UVDATA.1

Freq = 1.5950 GHz, Bw = 32.000 MH Calibrated with CL # 4 and BP # 1 (BP mode 1)



Lower frame: Milli Ampl Jy Top frame: Phas deg

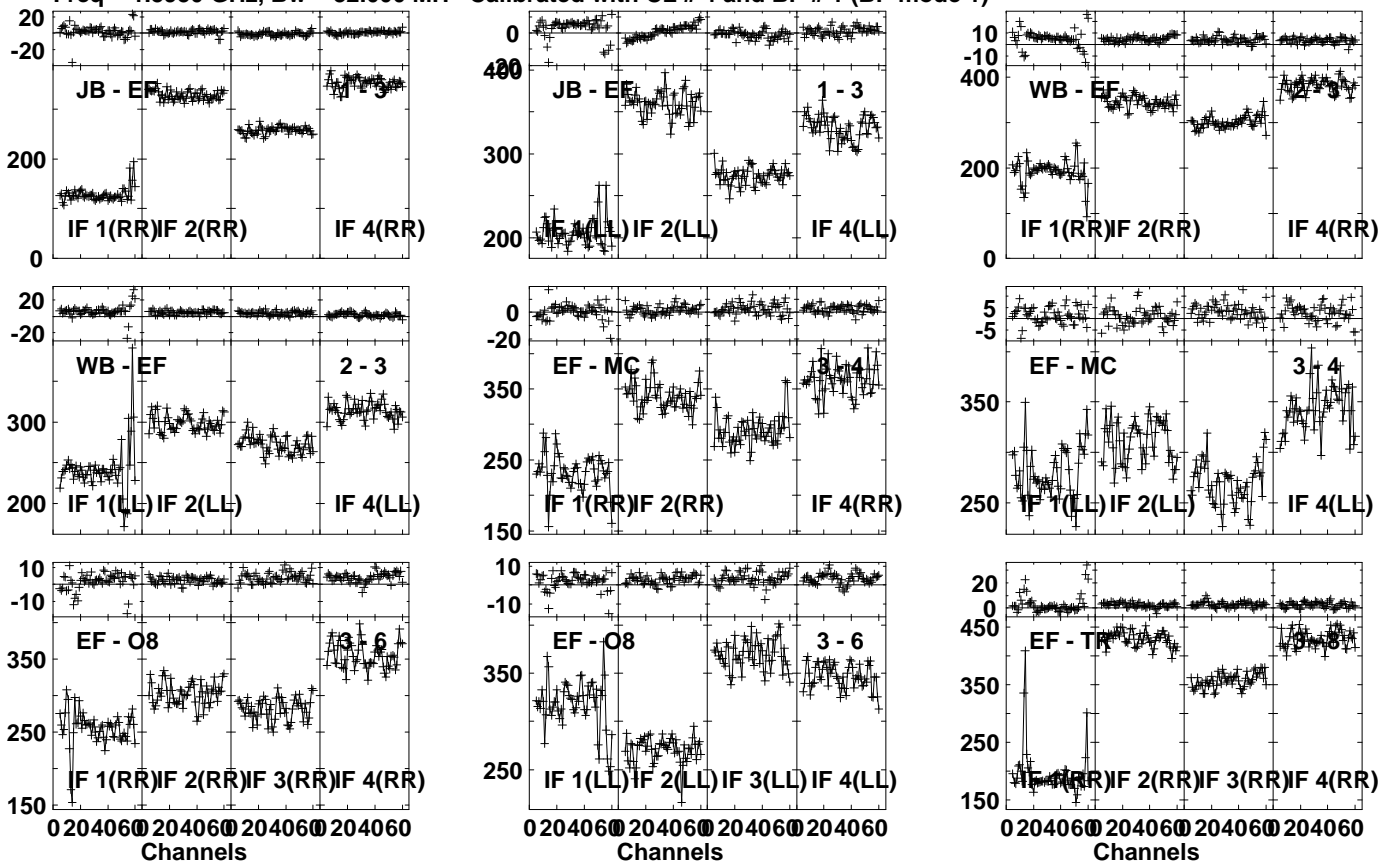
Vector averaged cross-power spectrum Several baselines displayed

Timerange: 00/11:43:01 to 00/11:46:29

Plot file version 259 created 04-JUL-2023 13:24:20

J0057+3021 EL062A.UVDATA.1

Freq = 1.5950 GHz, Bw = 32.000 MH Calibrated with CL # 4 and BP # 1 (BP mode 1)

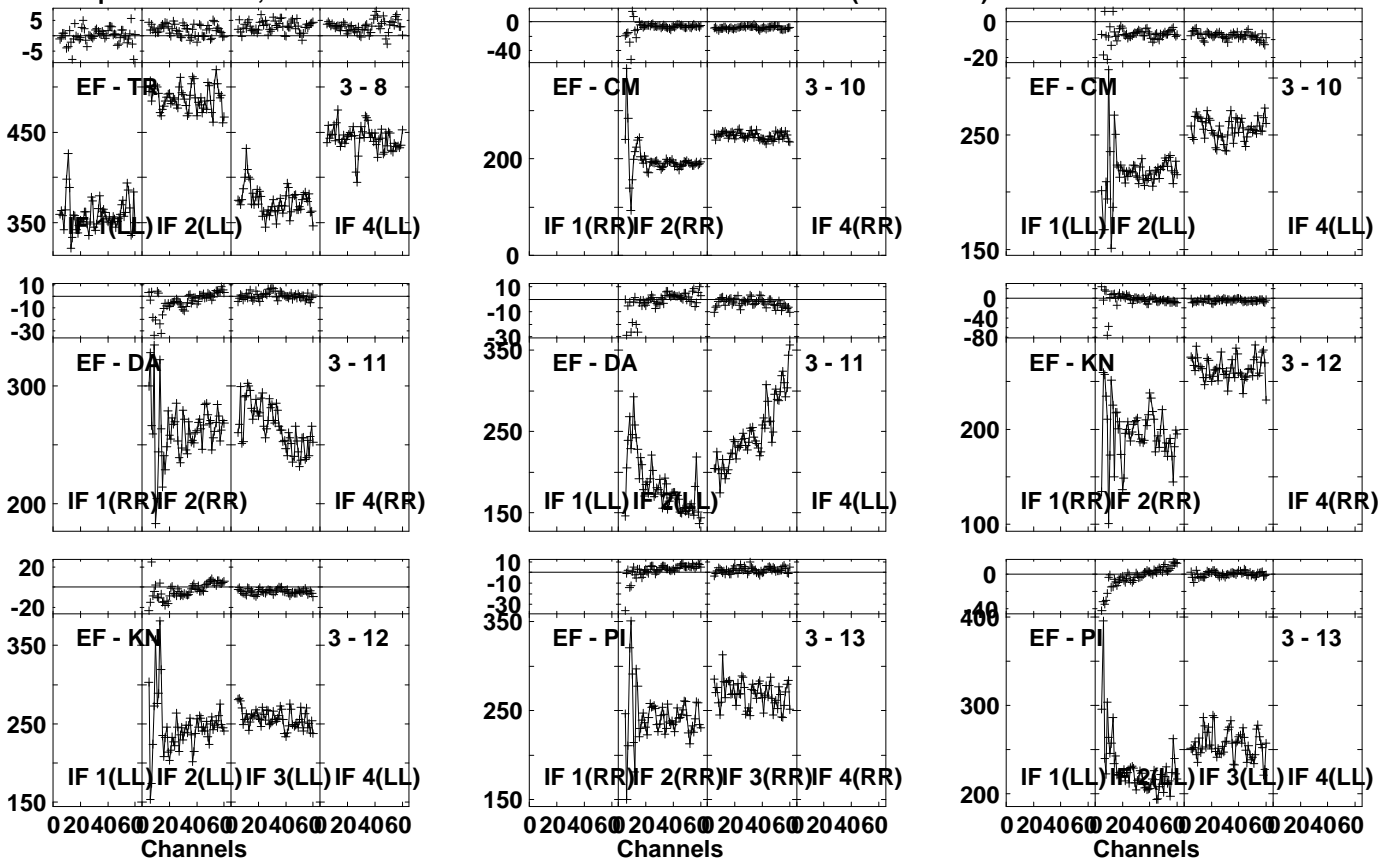


Lower frame: Milli Ampl Jy Top frame: Phas deg
 Vector averaged cross-power spectrum Several baselines displayed
 Timerange: 00/11:46:31 to 00/11:47:59

Plot file version 260 created 04-JUL-2023 13:24:20

J0057+3021 EL062A.UVDATA.1

Freq = 1.5950 GHz, Bw = 32.000 MH Calibrated with CL # 4 and BP # 1 (BP mode 1)

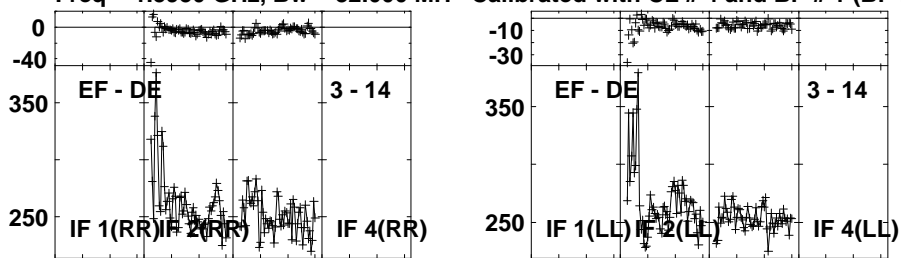


Lower frame: Milli Ampl Jy Top frame: Phas deg
Vector averaged cross-power spectrum Several baselines displayed
Timerange: 00/11:46:31 to 00/11:47:59

Plot file version 261 created 04-JUL-2023 13:24:20

J0057+3021 EL062A.UVDATA.1

Freq = 1.5950 GHz, Bw = 32.000 MH Calibrated with CL # 4 and BP # 1 (BP mode 1)



Lower frame: Milli Ampl Jy Top frame: Phas deg

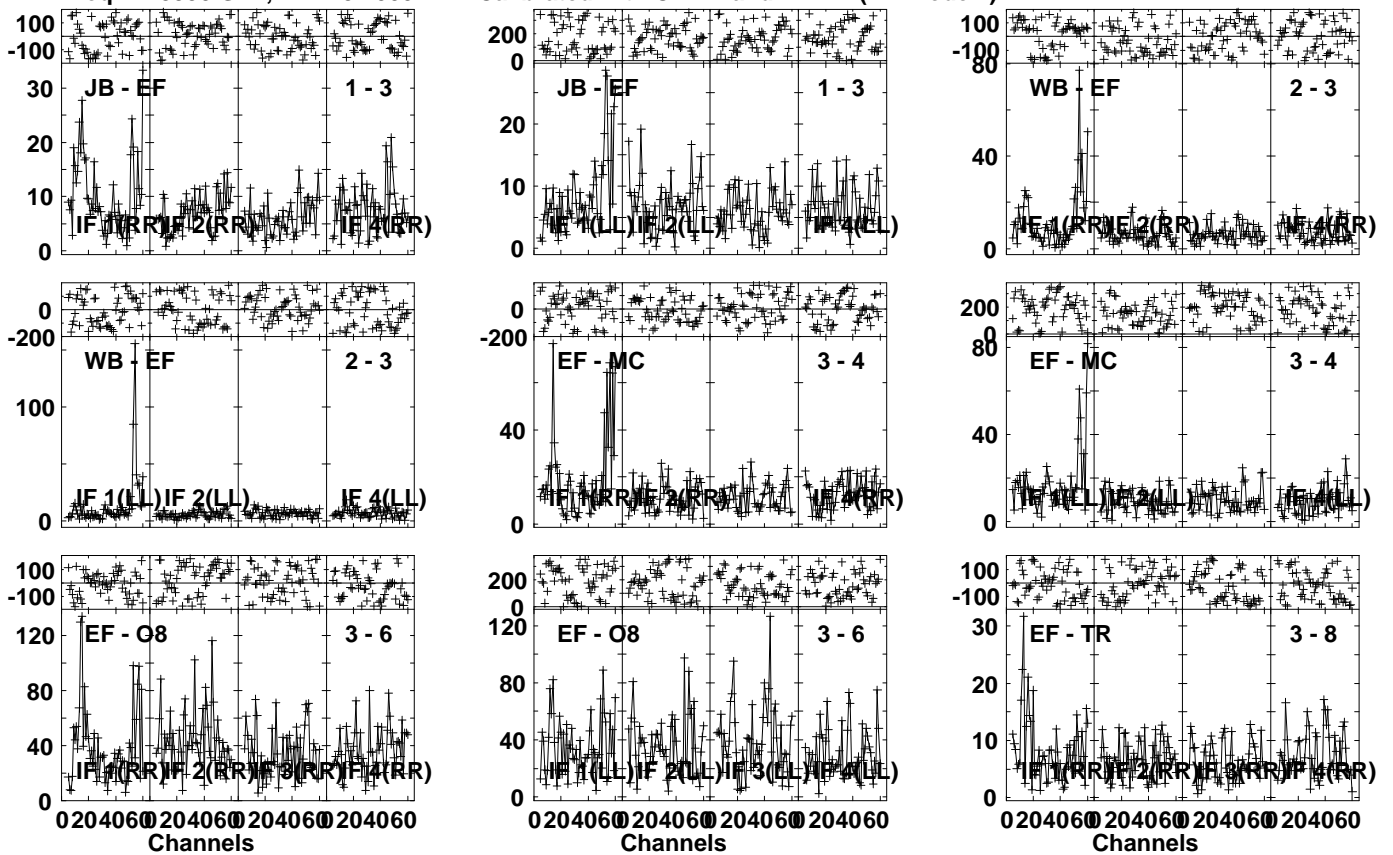
Vector averaged cross-power spectrum Several baselines displayed

Timerange: 00/11:46:31 to 00/11:47:59

Plot file version 262 created 04-JUL-2023 13:24:20

J0100+2802 EL062A.UVDATA.1

Freq = 1.5950 GHz, Bw = 32.000 MH Calibrated with CL # 4 and BP # 1 (BP mode 1)

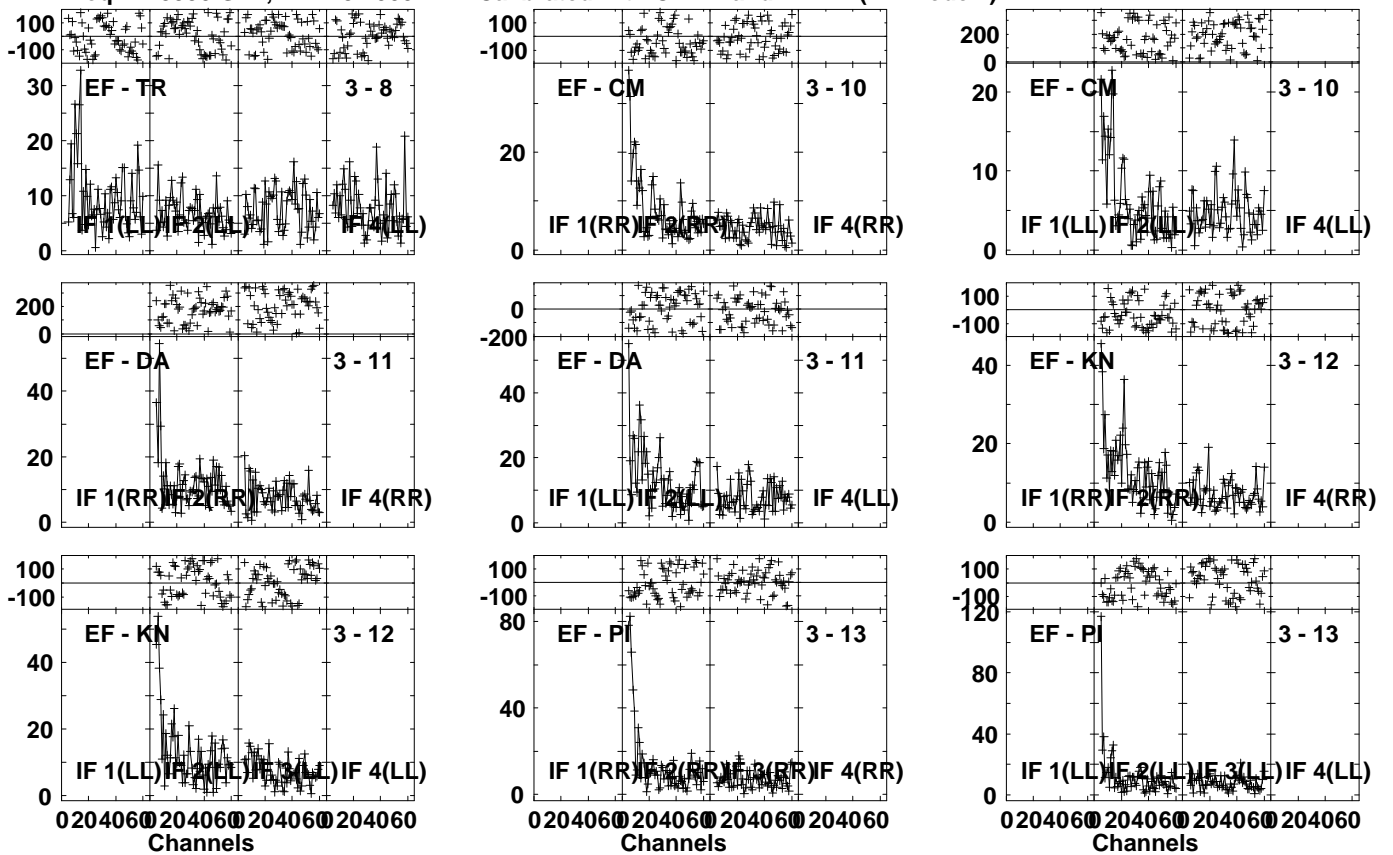


Lower frame: Milli Ampl Jy Top frame: Phas deg
Vector averaged cross-power spectrum Several baselines displayed
Timerange: 00/11:48:01 to 00/11:51:29

Plot file version 263 created 04-JUL-2023 13:24:20

J0100+2802 EL062A.UVDATA.1

Freq = 1.5950 GHz, Bw = 32.000 MH Calibrated with CL # 4 and BP # 1 (BP mode 1)

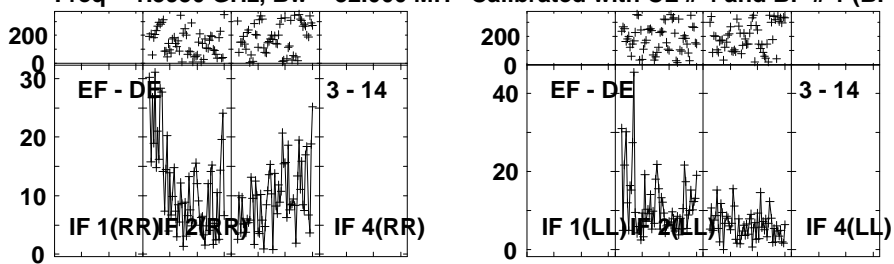


Lower frame: Milli Ampl Jy Top frame: Phas deg
Vector averaged cross-power spectrum Several baselines displayed
Timerange: 00/11:48:01 to 00/11:51:29

Plot file version 264 created 04-JUL-2023 13:24:20

J0100+2802 EL062A.UVDATA.1

Freq = 1.5950 GHz, Bw = 32.000 MH Calibrated with CL # 4 and BP # 1 (BP mode 1)



Lower frame: Milli Ampl Jy Top frame: Phas deg

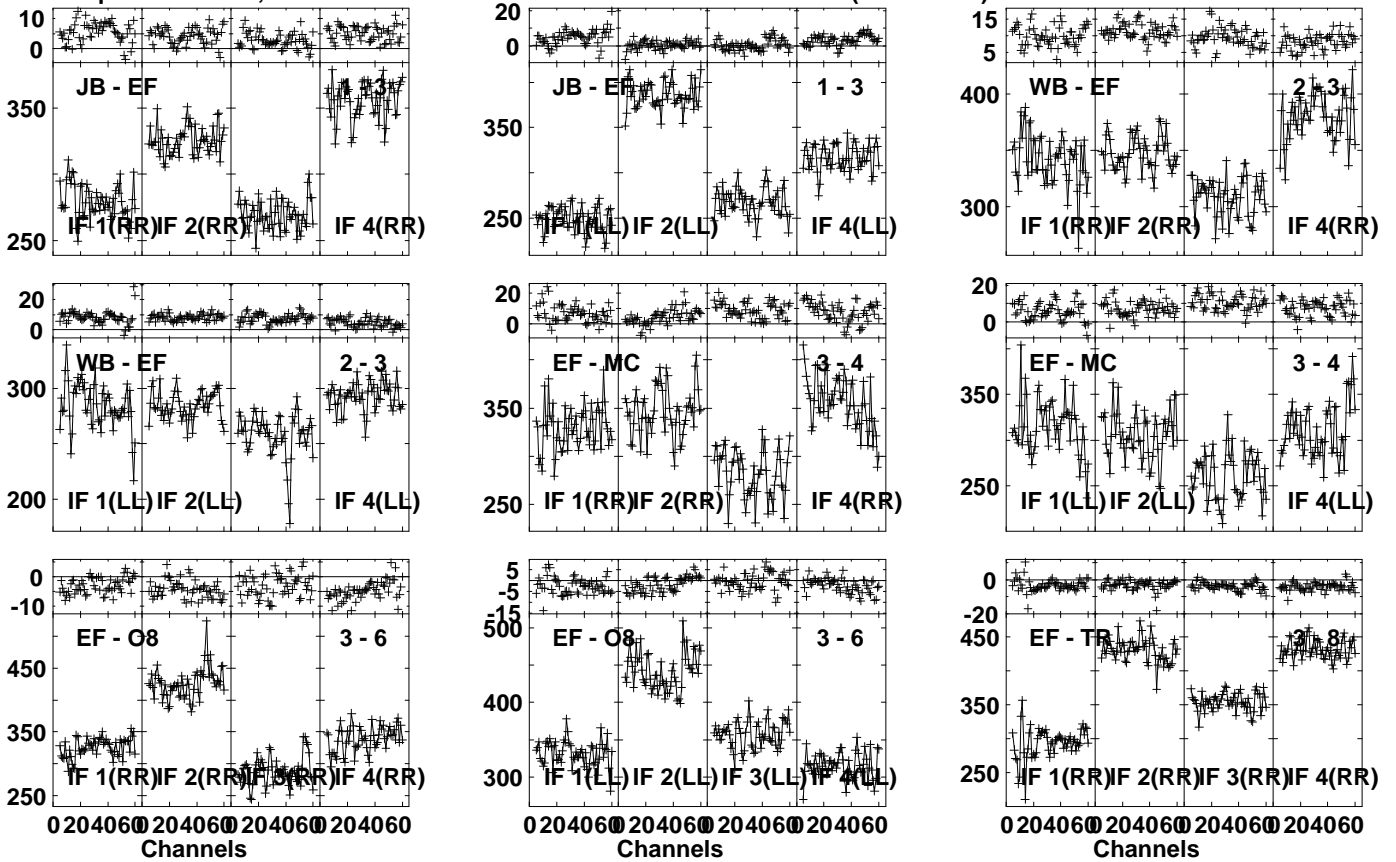
Vector averaged cross-power spectrum Several baselines displayed

Timerange: 00/11:48:01 to 00/11:51:29

Plot file version 265 created 04-JUL-2023 13:24:20

J0057+3021 EL062A.UVDATA.1

Freq = 1.5950 GHz, Bw = 32.000 MH Calibrated with CL # 4 and BP # 1 (BP mode 1)

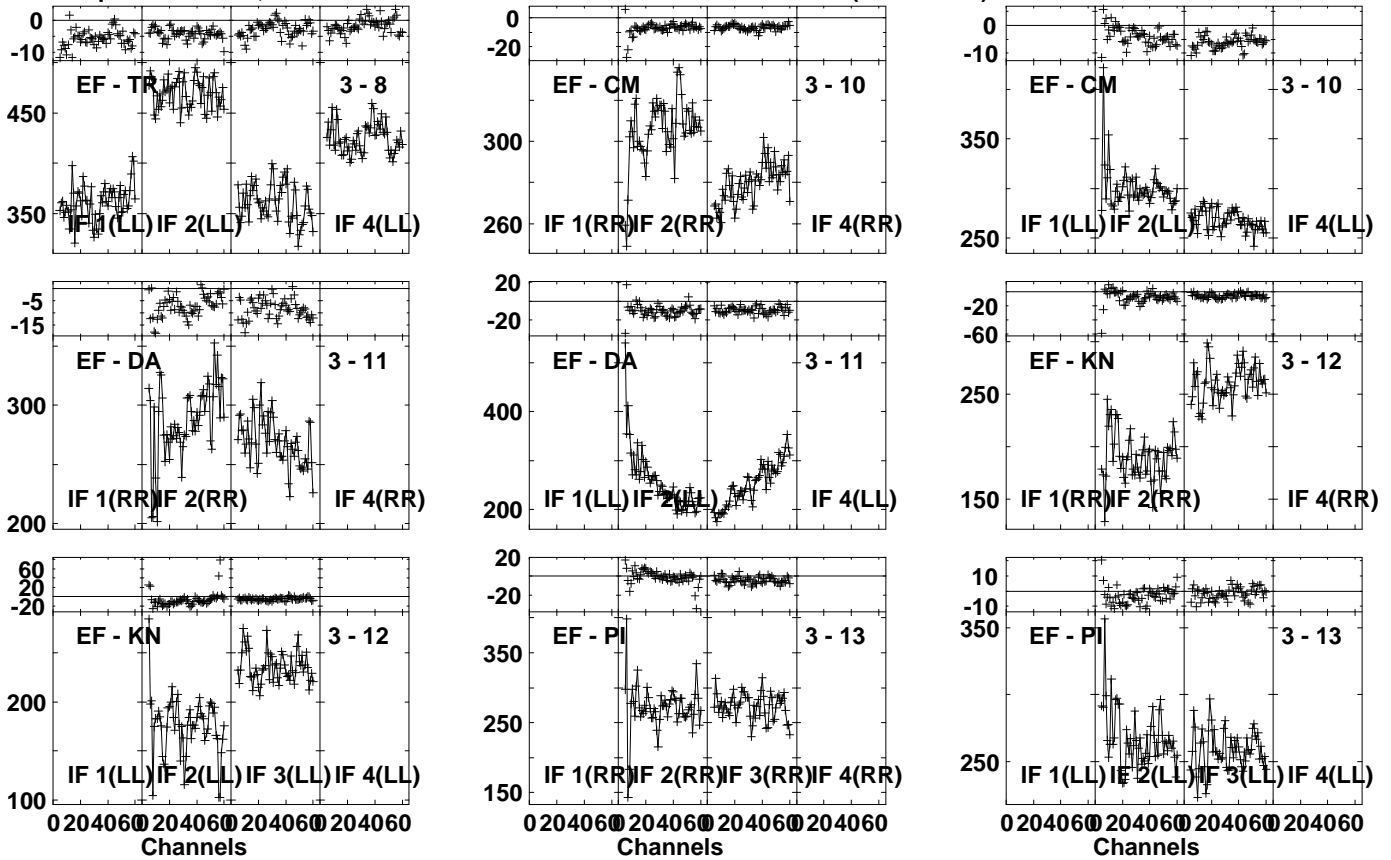


Lower frame: Milli Ampl Jy Top frame: Phas deg
 Vector averaged cross-power spectrum Several baselines displayed
 Timerange: 00/11:52:01 to 00/11:52:59

Plot file version 266 created 04-JUL-2023 13:24:20

J0057+3021 EL062A.UVDATA.1

Freq = 1.5950 GHz, Bw = 32.000 MH Calibrated with CL # 4 and BP # 1 (BP mode 1)

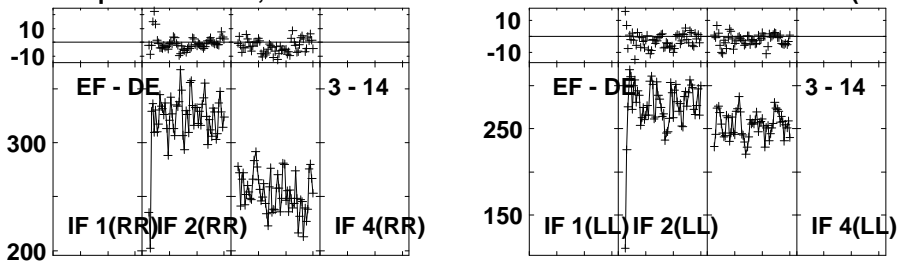


Lower frame: Milli Ampl Jy Top frame: Phas deg
Vector averaged cross-power spectrum Several baselines displayed
Timerange: 00/11:52:01 to 00/11:52:59

Plot file version 267 created 04-JUL-2023 13:24:20

J0057+3021 EL062A.UVDATA.1

Freq = 1.5950 GHz, Bw = 32.000 MH Calibrated with CL # 4 and BP # 1 (BP mode 1)



Lower frame: Milli Ampl Jy Top frame: Phas deg

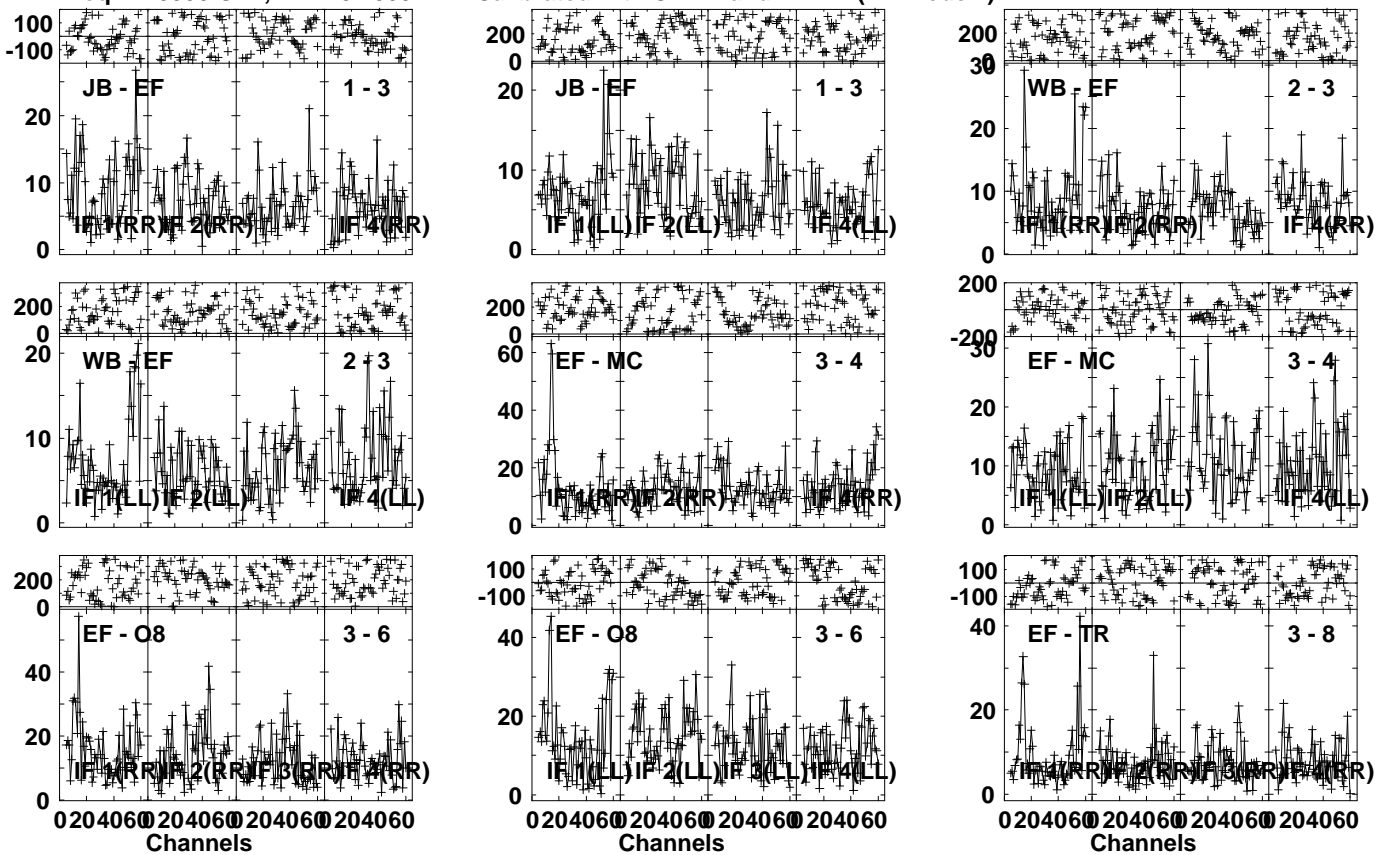
Vector averaged cross-power spectrum Several baselines displayed

Timerange: 00/11:52:01 to 00/11:52:59

Plot file version 268 created 04-JUL-2023 13:24:21

J0100+2802 EL062A.UVDATA.1

Freq = 1.5950 GHz, Bw = 32.000 MH Calibrated with CL # 4 and BP # 1 (BP mode 1)

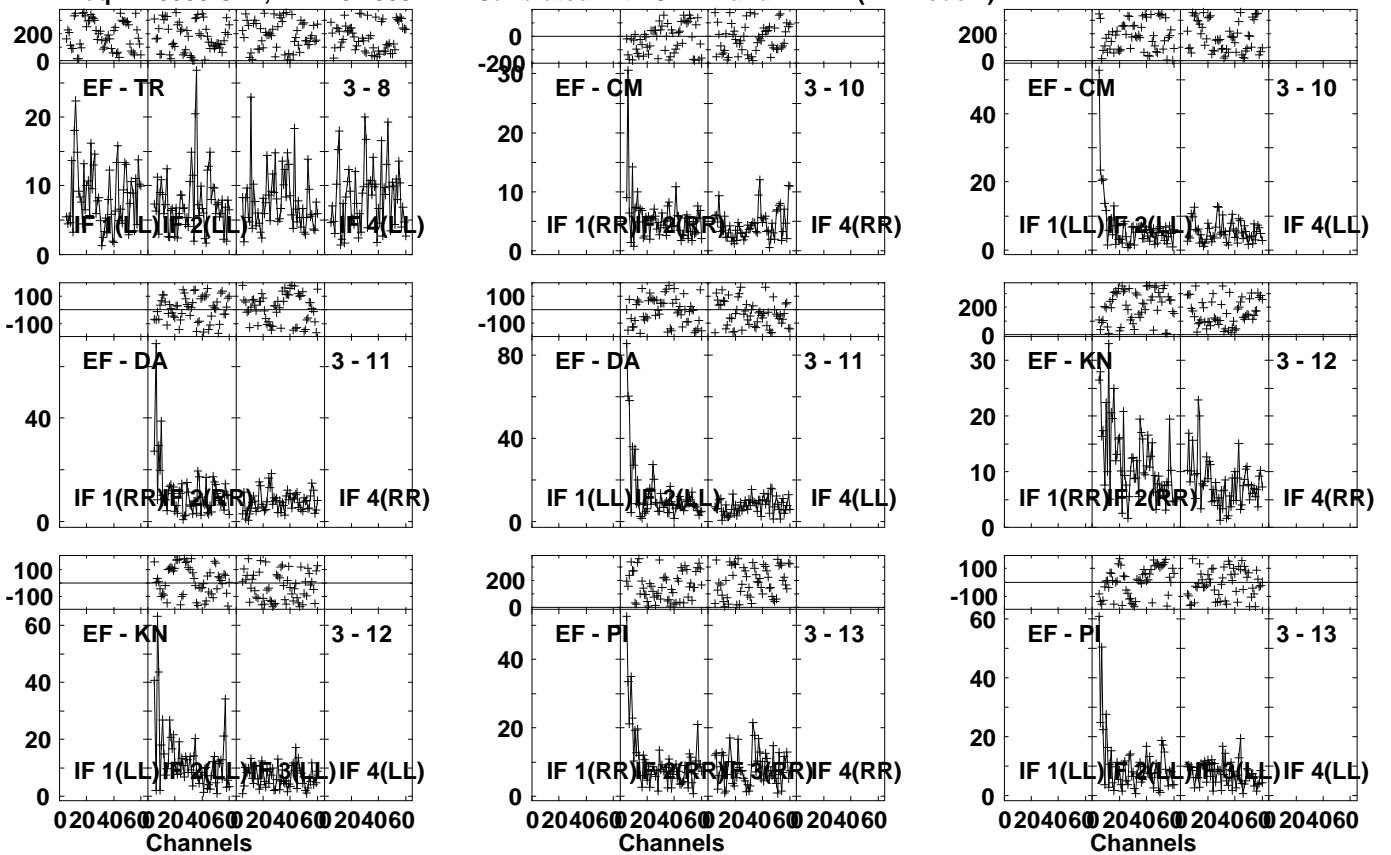


Lower frame: Milli Ampl Jy Top frame: Phas deg
Vector averaged cross-power spectrum Several baselines displayed
Timerange: 00/11:53:01 to 00/11:56:29

Plot file version 269 created 04-JUL-2023 13:24:21

J0100+2802 EL062A.UVDATA.1

Freq = 1.5950 GHz, Bw = 32.000 MH Calibrated with CL # 4 and BP # 1 (BP mode 1)

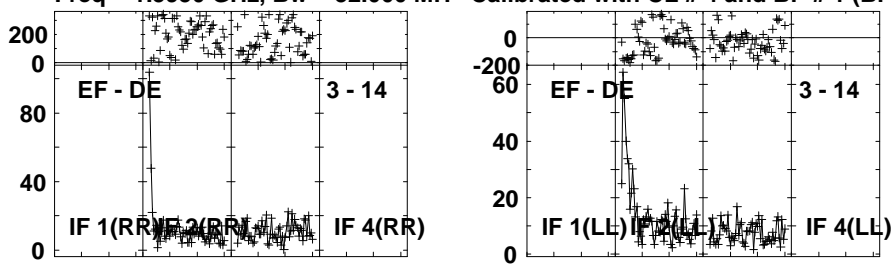


Lower frame: Milli Ampl Jy Top frame: Phas deg
Vector averaged cross-power spectrum Several baselines displayed
Timerange: 00/11:53:01 to 00/11:56:29

Plot file version 270 created 04-JUL-2023 13:24:21

J0100+2802 EL062A.UVDATA.1

Freq = 1.5950 GHz, Bw = 32.000 MH Calibrated with CL # 4 and BP # 1 (BP mode 1)



Lower frame: Milli Ampl Jy Top frame: Phas deg

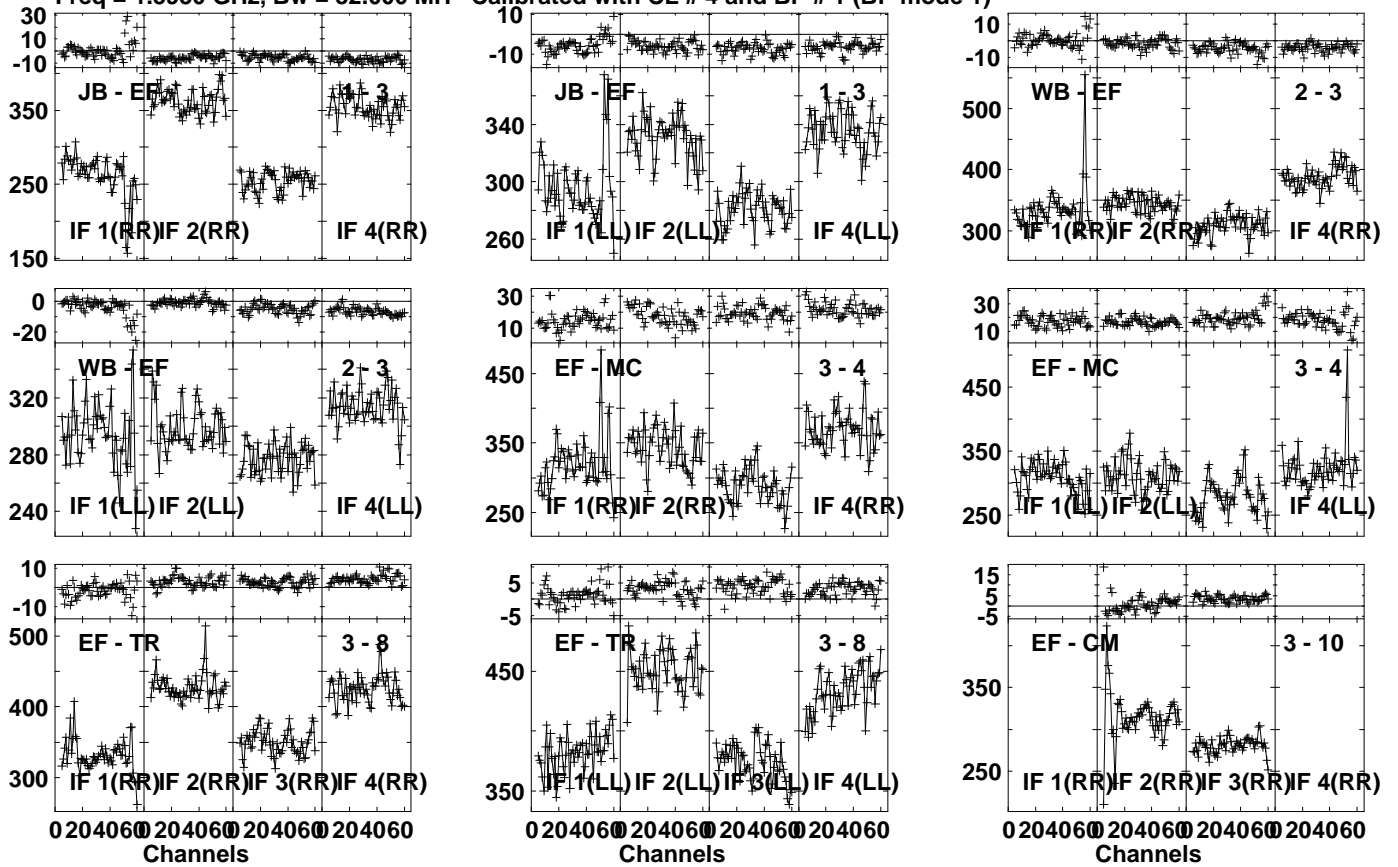
Vector averaged cross-power spectrum Several baselines displayed

Timerange: 00/11:53:01 to 00/11:56:29

Plot file version 271 created 04-JUL-2023 13:24:21

J0057+3021 EL062A.UVDATA.1

Freq = 1.5950 GHz, Bw = 32.000 MH Calibrated with CL # 4 and BP # 1 (BP mode 1)

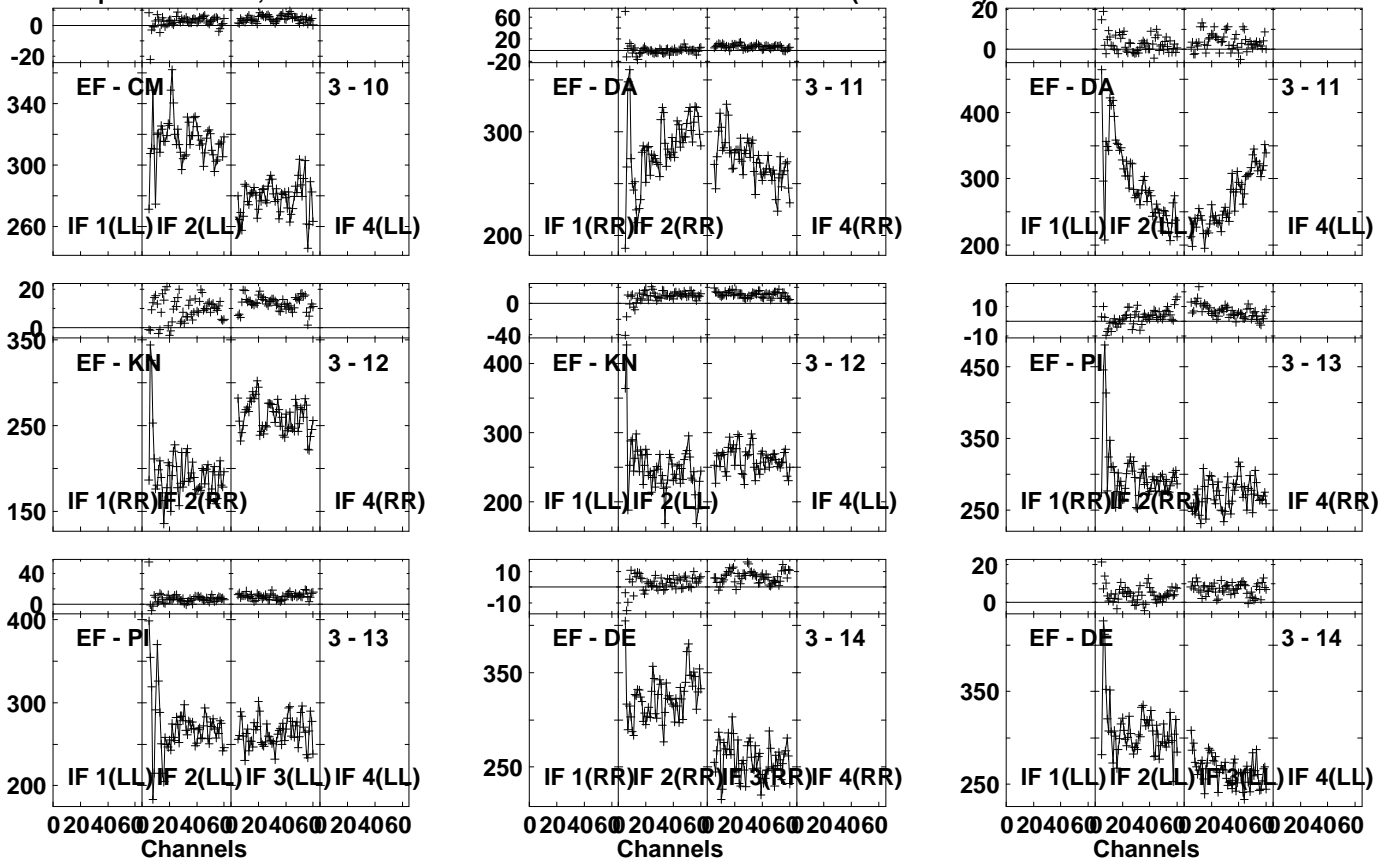


Lower frame: Milli Ampl Jy Top frame: Phas deg
 Vector averaged cross-power spectrum Several baselines displayed
 Timerange: 00/11:56:31 to 00/11:57:59

Plot file version 272 created 04-JUL-2023 13:24:21

J0057+3021 EL062A.UVDATA.1

Freq = 1.5950 GHz, Bw = 32.000 MH Calibrated with CL # 4 and BP # 1 (BP mode 1)

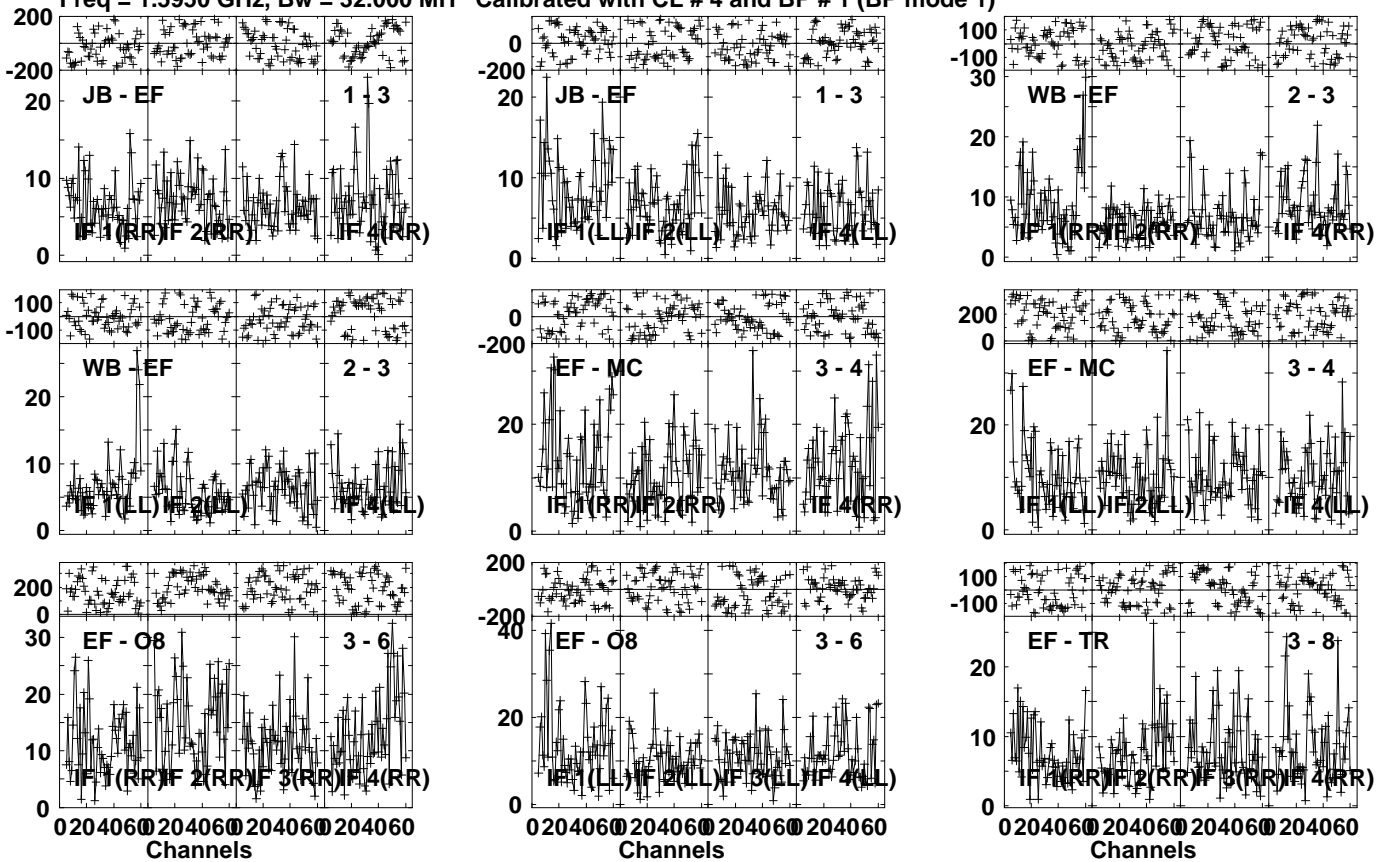


Lower frame: Milli Ampl Jy Top frame: Phas deg
Vector averaged cross-power spectrum Several baselines displayed
Timerange: 00/11:56:31 to 00/11:57:59

Plot file version 273 created 04-JUL-2023 13:24:21

J0100+2802 EL062A.UVDATA.1

Freq = 1.5950 GHz, Bw = 32.000 MH Calibrated with CL # 4 and BP # 1 (BP mode 1)



Lower frame: Milli Ampl Jy Top frame: Phas deg

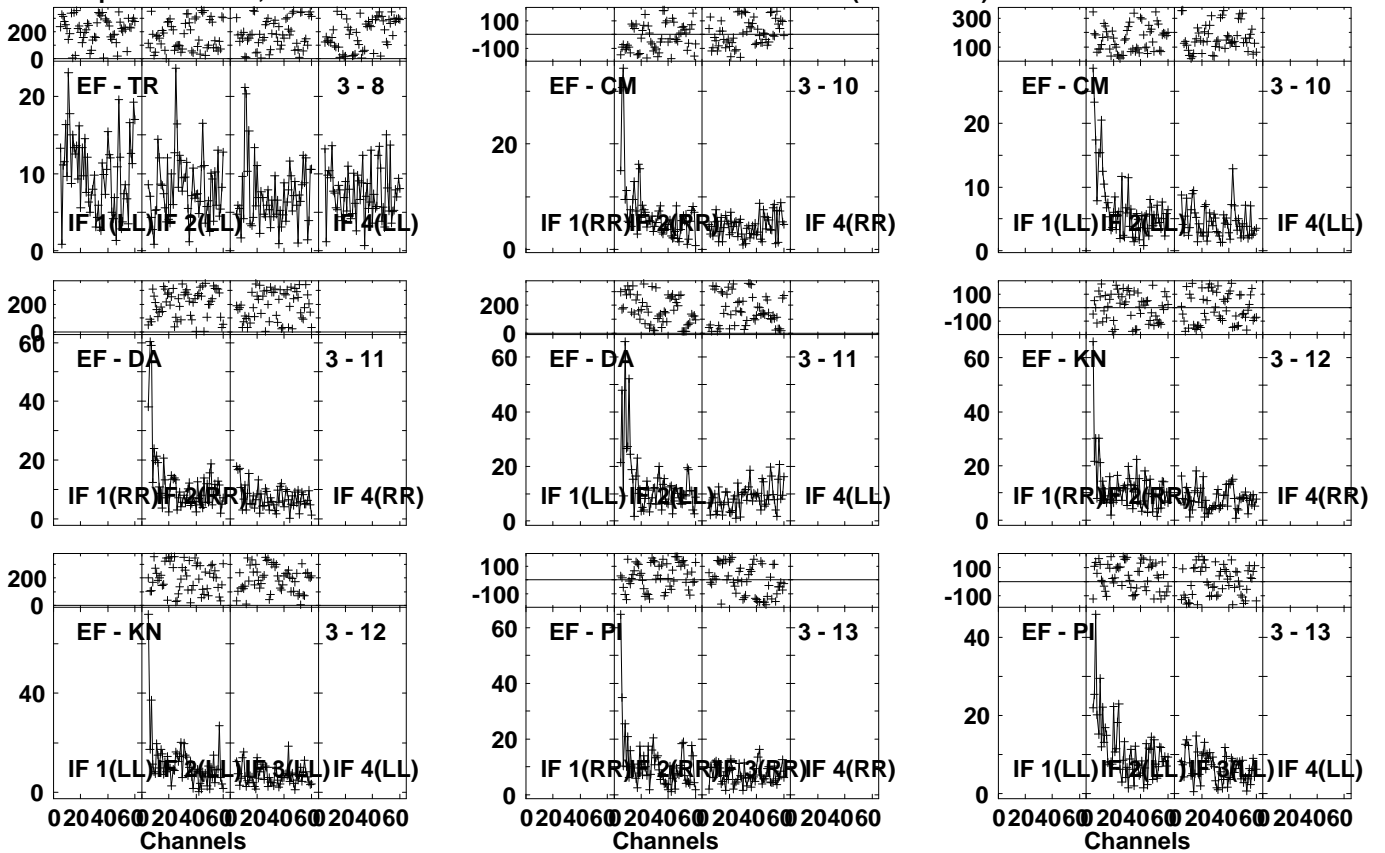
Vector averaged cross-power spectrum Several baselines displayed

Timerange: 00/11:58:01 to 00/12:01:29

Plot file version 274 created 04-JUL-2023 13:24:21

J0100+2802 EL062A.UVDATA.1

Freq = 1.5950 GHz, Bw = 32.000 MH Calibrated with CL # 4 and BP # 1 (BP mode 1)



Lower frame: Milli Ampl Jy Top frame: Phas deg

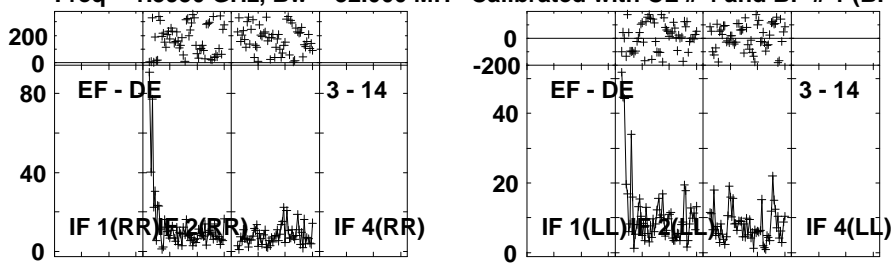
Vector averaged cross-power spectrum Several baselines displayed

Timerange: 00/11:58:01 to 00/12:01:29

Plot file version 275 created 04-JUL-2023 13:24:22

J0100+2802 EL062A.UVDATA.1

Freq = 1.5950 GHz, Bw = 32.000 MH Calibrated with CL # 4 and BP # 1 (BP mode 1)



Lower frame: Milli Ampl Jy Top frame: Phas deg

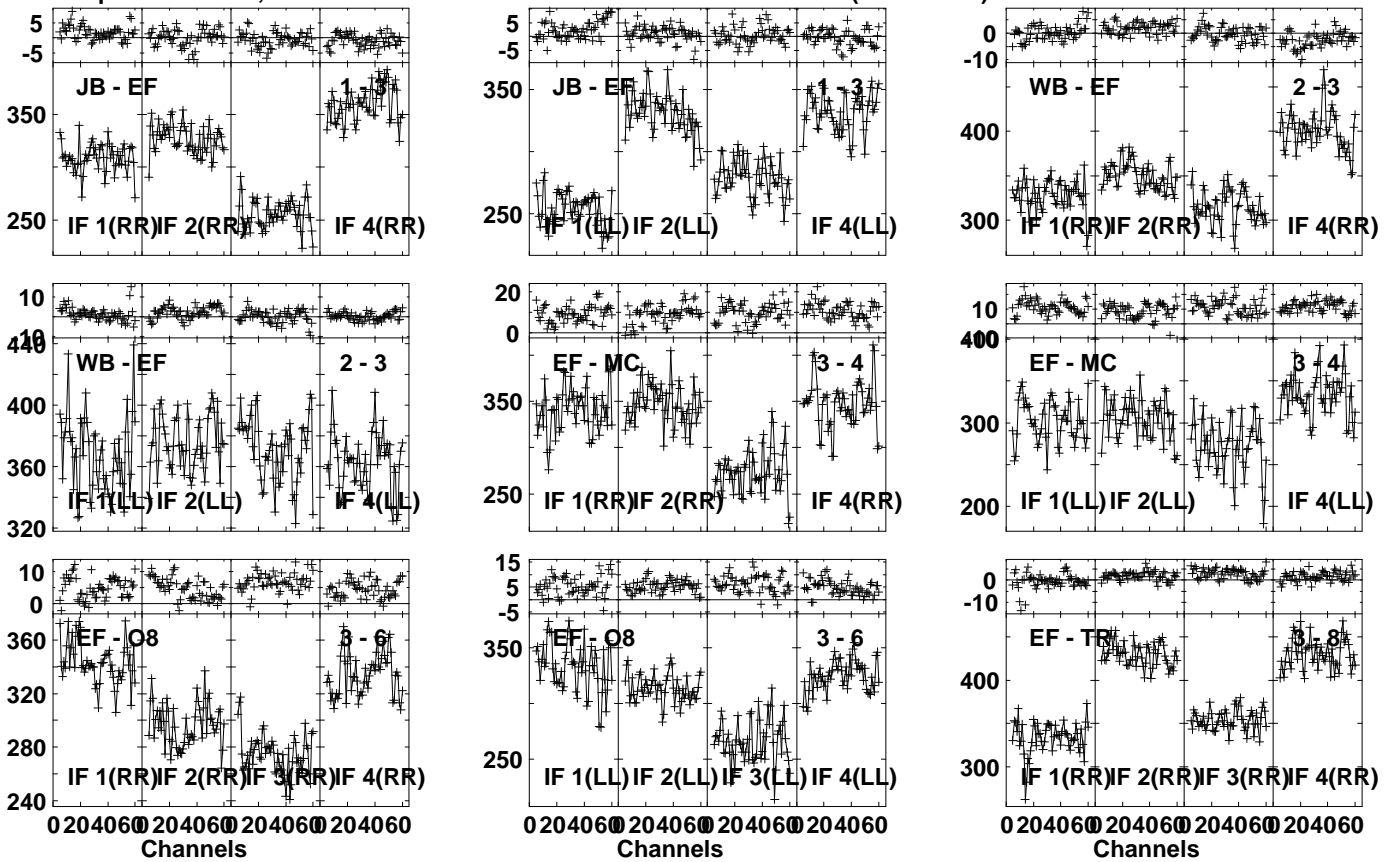
Vector averaged cross-power spectrum Several baselines displayed

Timerange: 00/11:58:01 to 00/12:01:29

Plot file version 276 created 04-JUL-2023 13:24:22

J0057+3021 EL062A.UVDATA.1

Freq = 1.5950 GHz, Bw = 32.000 MH Calibrated with CL # 4 and BP # 1 (BP mode 1)

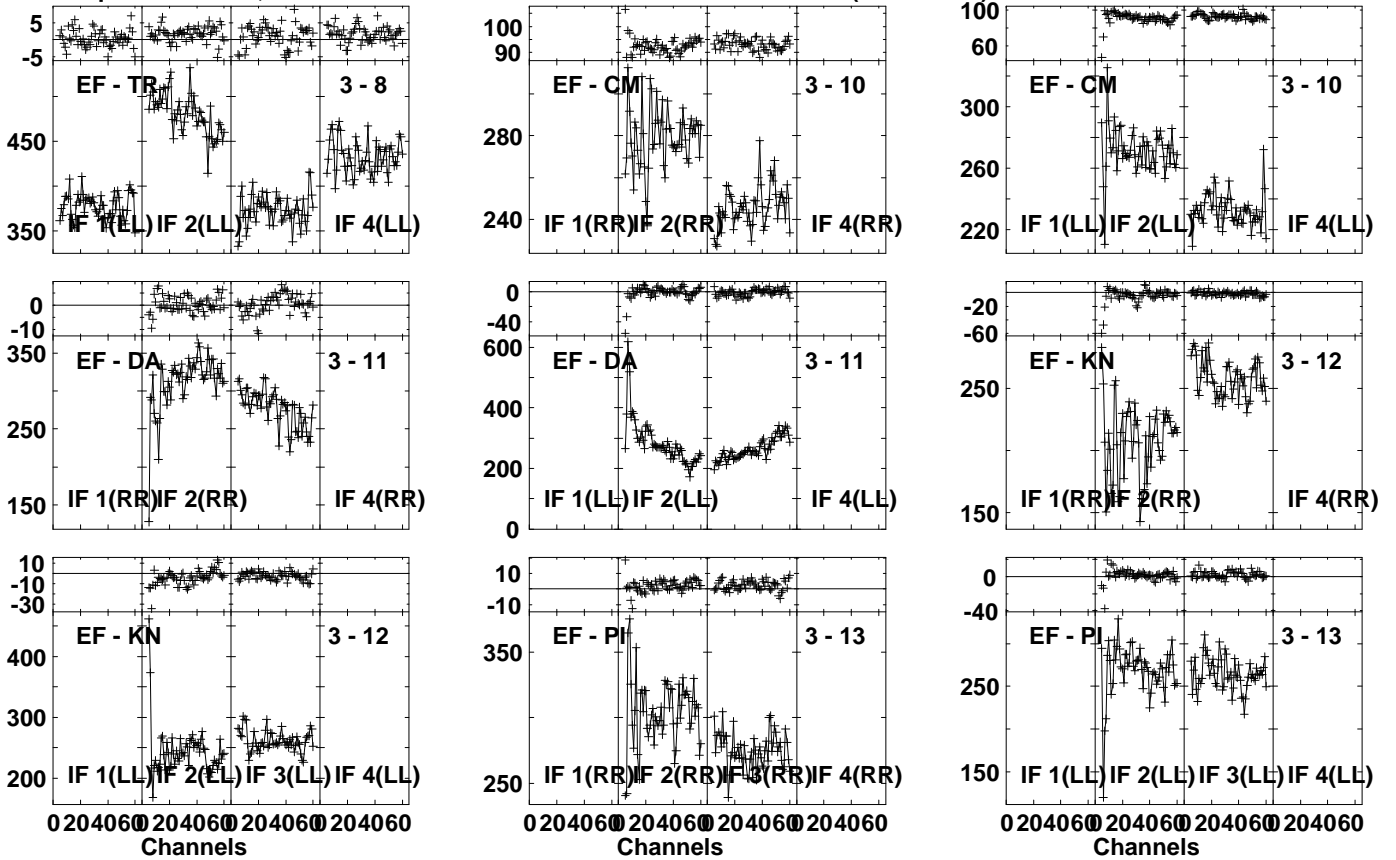


Lower frame: Milli Ampl Jy Top frame: Phas deg
 Vector averaged cross-power spectrum Several baselines displayed
 Timerange: 00/12:02:01 to 00/12:02:59

Plot file version 277 created 04-JUL-2023 13:24:22

J0057+3021 EL062A.UVDATA.1

Freq = 1.5950 GHz, Bw = 32.000 MH Calibrated with CL # 4 and BP # 1 (BP mode 1)

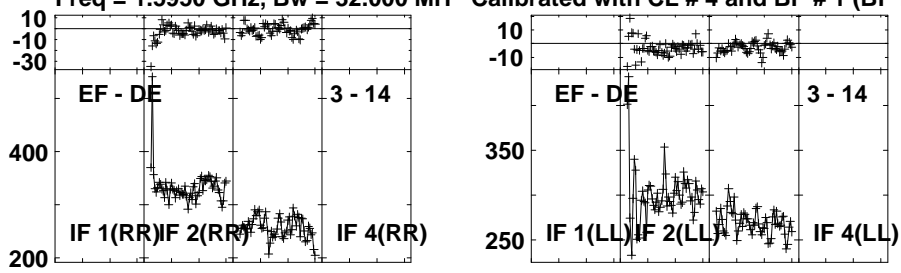


Lower frame: Milli Ampl Jy Top frame: Phas deg
Vector averaged cross-power spectrum Several baselines displayed
Timerange: 00/12:02:01 to 00/12:02:59

Plot file version 278 created 04-JUL-2023 13:24:22

J0057+3021 EL062A.UVDATA.1

Freq = 1.5950 GHz, Bw = 32.000 MH Calibrated with CL # 4 and BP # 1 (BP mode 1)

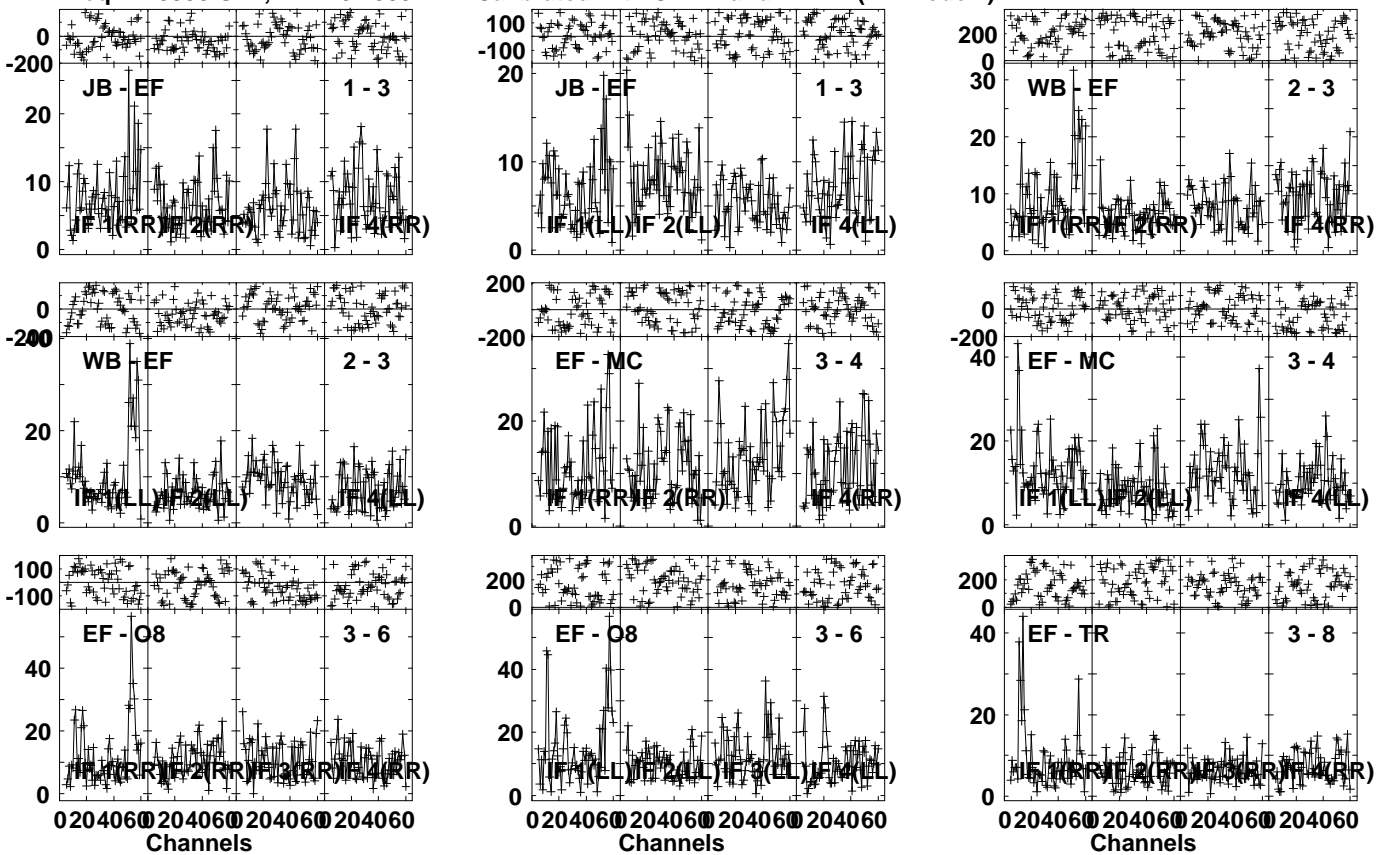


Lower frame: Milli Ampl Jy Top frame: Phas deg
Vector averaged cross-power spectrum Several baselines displayed
Timerange: 00/12:02:01 to 00/12:02:59

Plot file version 279 created 04-JUL-2023 13:24:22

J0100+2802 EL062A.UVDATA.1

Freq = 1.5950 GHz, Bw = 32.000 MH Calibrated with CL # 4 and BP # 1 (BP mode 1)

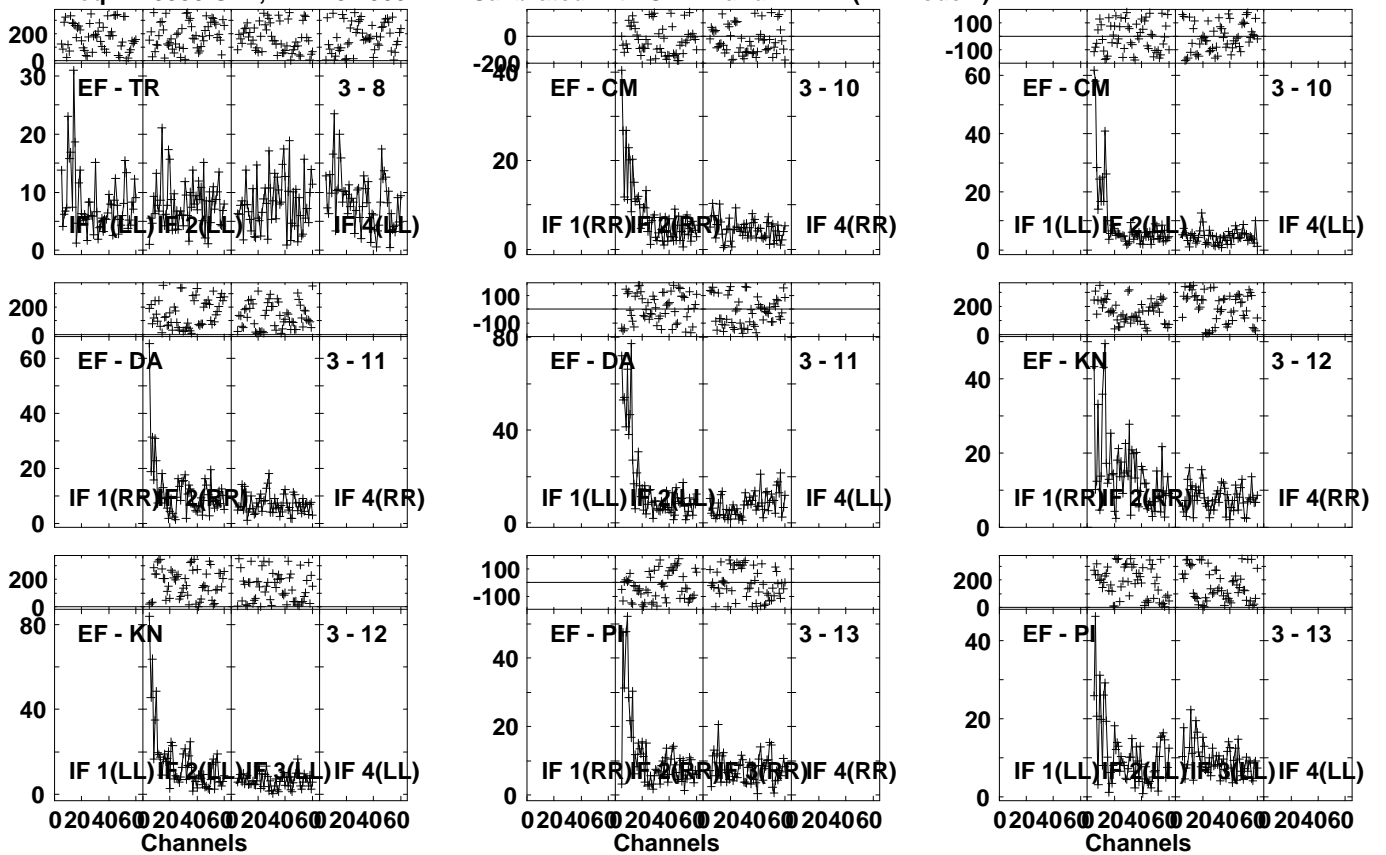


Lower frame: Milli Ampl Jy Top frame: Phas deg
Vector averaged cross-power spectrum Several baselines displayed
Timerange: 00/12:03:01 to 00/12:06:29

Plot file version 280 created 04-JUL-2023 13:24:22

J0100+2802 EL062A.UVDATA.1

Freq = 1.5950 GHz, Bw = 32.000 MH Calibrated with CL # 4 and BP # 1 (BP mode 1)

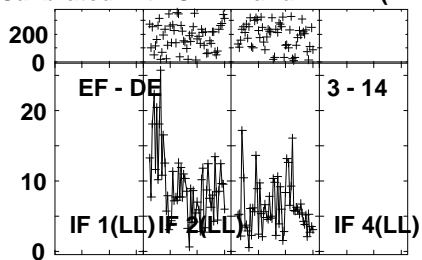
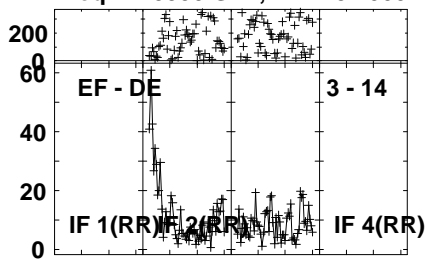


Lower frame: Milli Ampl Jy Top frame: Phas deg
Vector averaged cross-power spectrum Several baselines displayed
Timerange: 00/12:03:01 to 00/12:06:29

Plot file version 281 created 04-JUL-2023 13:24:22

J0100+2802 EL062A.UVDATA.1

Freq = 1.5950 GHz, Bw = 32.000 MH Calibrated with CL # 4 and BP # 1 (BP mode 1)



Lower frame: Milli Ampl Jy Top frame: Phas deg

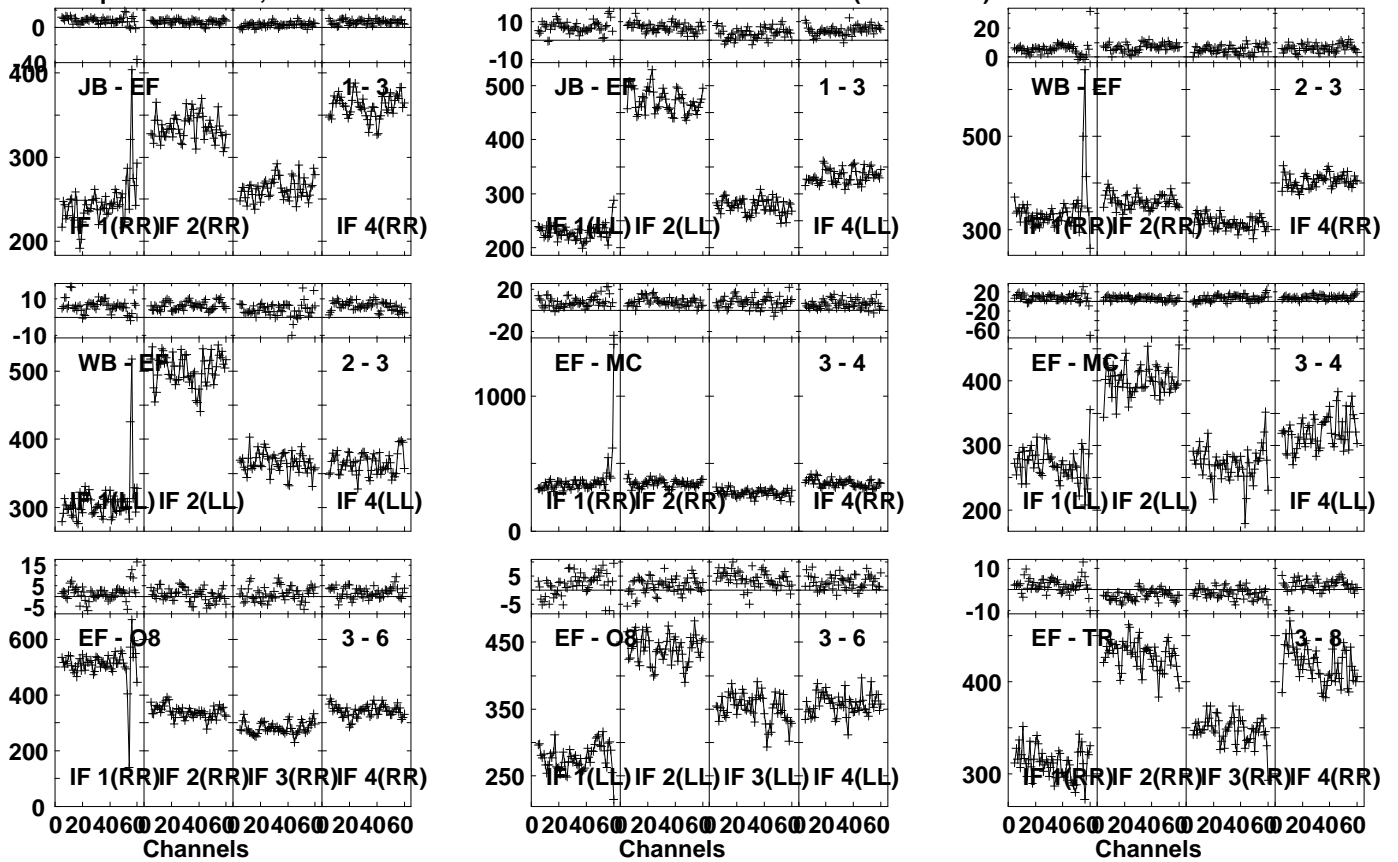
Vector averaged cross-power spectrum Several baselines displayed

Timerange: 00/12:03:01 to 00/12:06:29

Plot file version 282 created 04-JUL-2023 13:24:22

J0057+3021 EL062A.UVDATA.1

Freq = 1.5950 GHz, Bw = 32.000 MH Calibrated with CL # 4 and BP # 1 (BP mode 1)

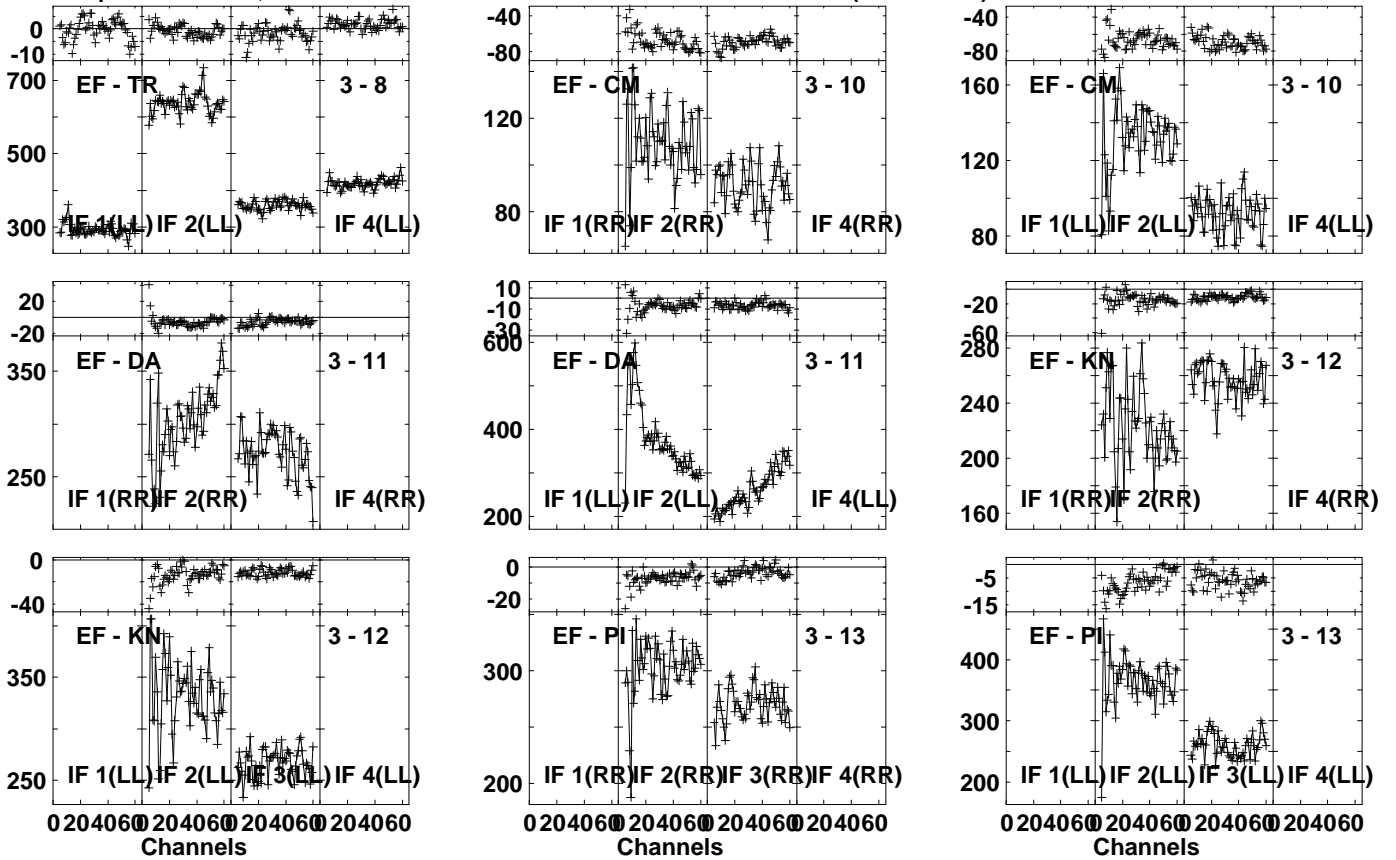


Lower frame: Milli Ampl Jy Top frame: Phas deg
 Vector averaged cross-power spectrum Several baselines displayed
 Timerange: 00/12:06:31 to 00/12:07:59

Plot file version 283 created 04-JUL-2023 13:24:22

J0057+3021 EL062A.UVDATA.1

Freq = 1.5950 GHz, Bw = 32.000 MH Calibrated with CL # 4 and BP # 1 (BP mode 1)

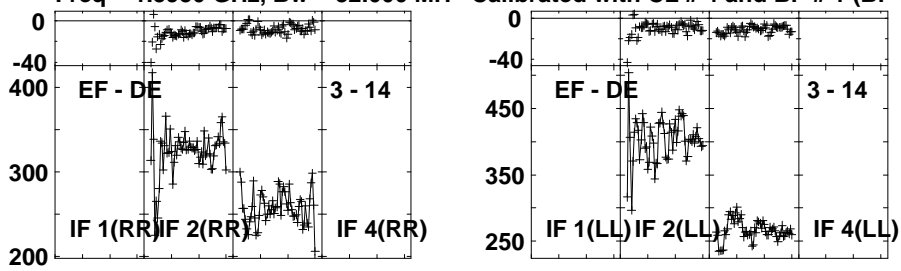


Lower frame: Milli Ampl Jy Top frame: Phas deg
Vector averaged cross-power spectrum Several baselines displayed
Timerange: 00/12:06:31 to 00/12:07:59

Plot file version 284 created 04-JUL-2023 13:24:22

J0057+3021 EL062A.UVDATA.1

Freq = 1.5950 GHz, Bw = 32.000 MH Calibrated with CL # 4 and BP # 1 (BP mode 1)



Lower frame: Milli Ampl Jy Top frame: Phas deg

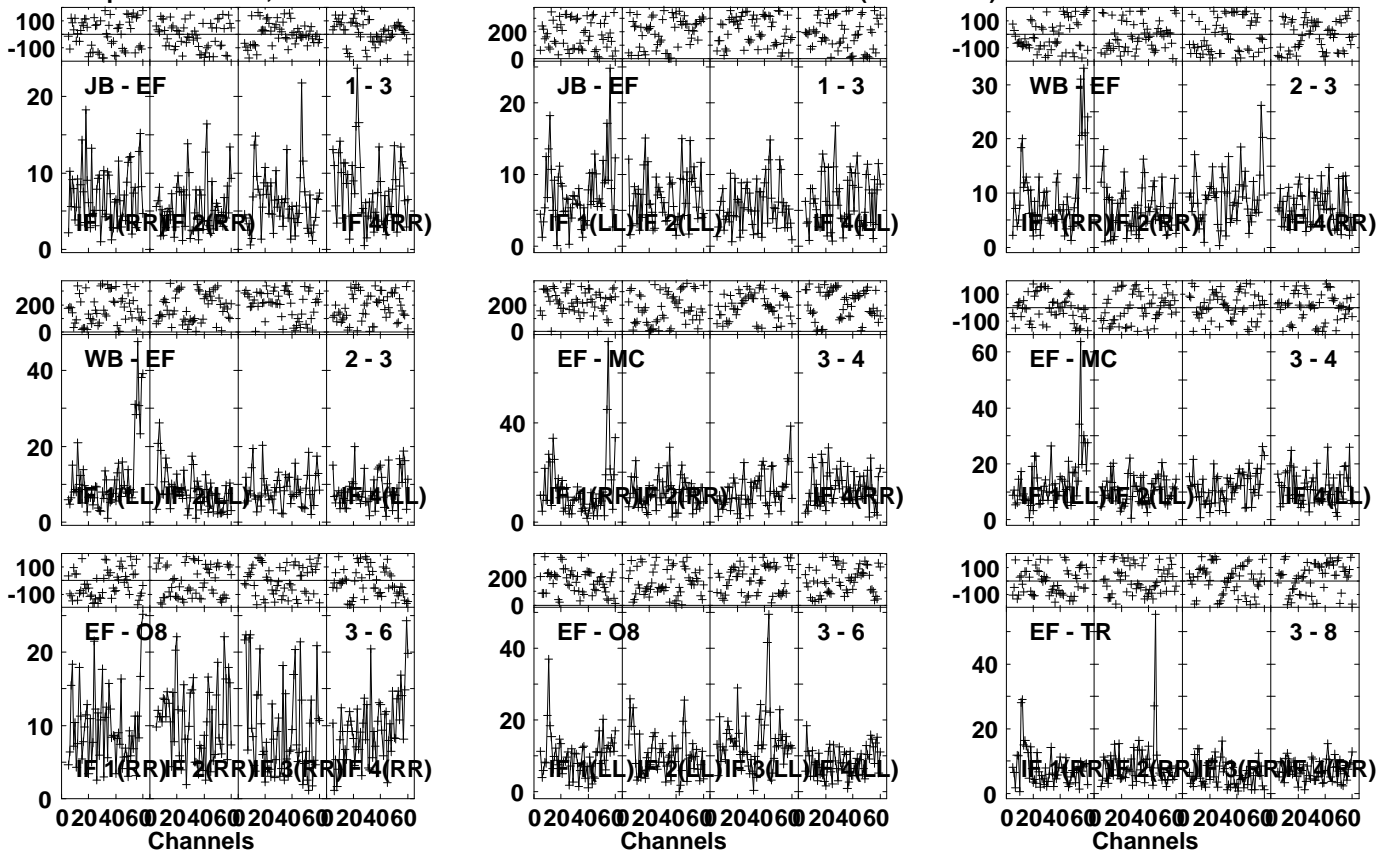
Vector averaged cross-power spectrum Several baselines displayed

Timerange: 00/12:06:31 to 00/12:07:59

Plot file version 285 created 04-JUL-2023 13:24:23

J0100+2802 EL062A.UVDATA.1

Freq = 1.5950 GHz, Bw = 32.000 MH Calibrated with CL # 4 and BP # 1 (BP mode 1)

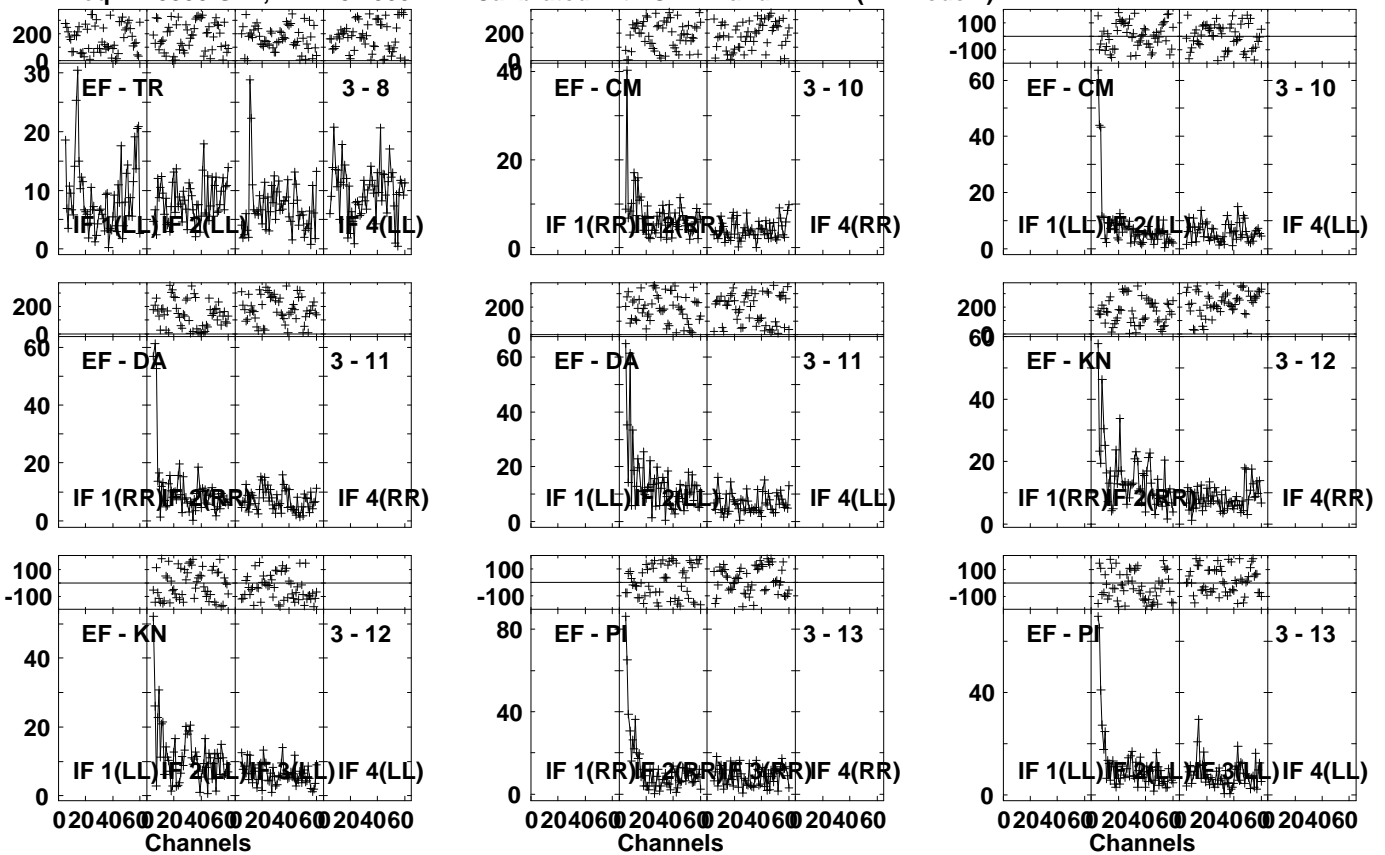


Lower frame: Milli Ampl Jy Top frame: Phas deg
Vector averaged cross-power spectrum Several baselines displayed
Timerange: 00/12:08:01 to 00/12:11:29

Plot file version 286 created 04-JUL-2023 13:24:23

J0100+2802 EL062A.UVDATA.1

Freq = 1.5950 GHz, Bw = 32.000 MH Calibrated with CL # 4 and BP # 1 (BP mode 1)

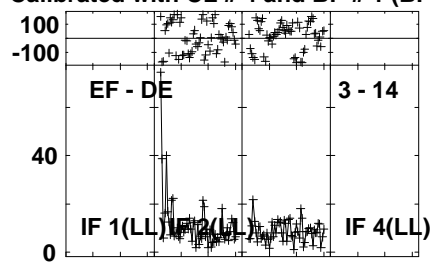
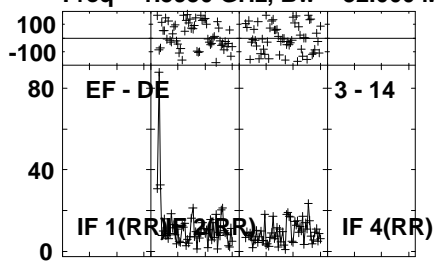


Lower frame: Milli Ampl Jy Top frame: Phas deg
Vector averaged cross-power spectrum Several baselines displayed
Timerange: 00/12:08:01 to 00/12:11:29

Plot file version 287 created 04-JUL-2023 13:24:23

J0100+2802 EL062A.UVDATA.1

Freq = 1.5950 GHz, Bw = 32.000 MH Calibrated with CL # 4 and BP # 1 (BP mode 1)



Lower frame: Milli Ampl Jy Top frame: Phas deg

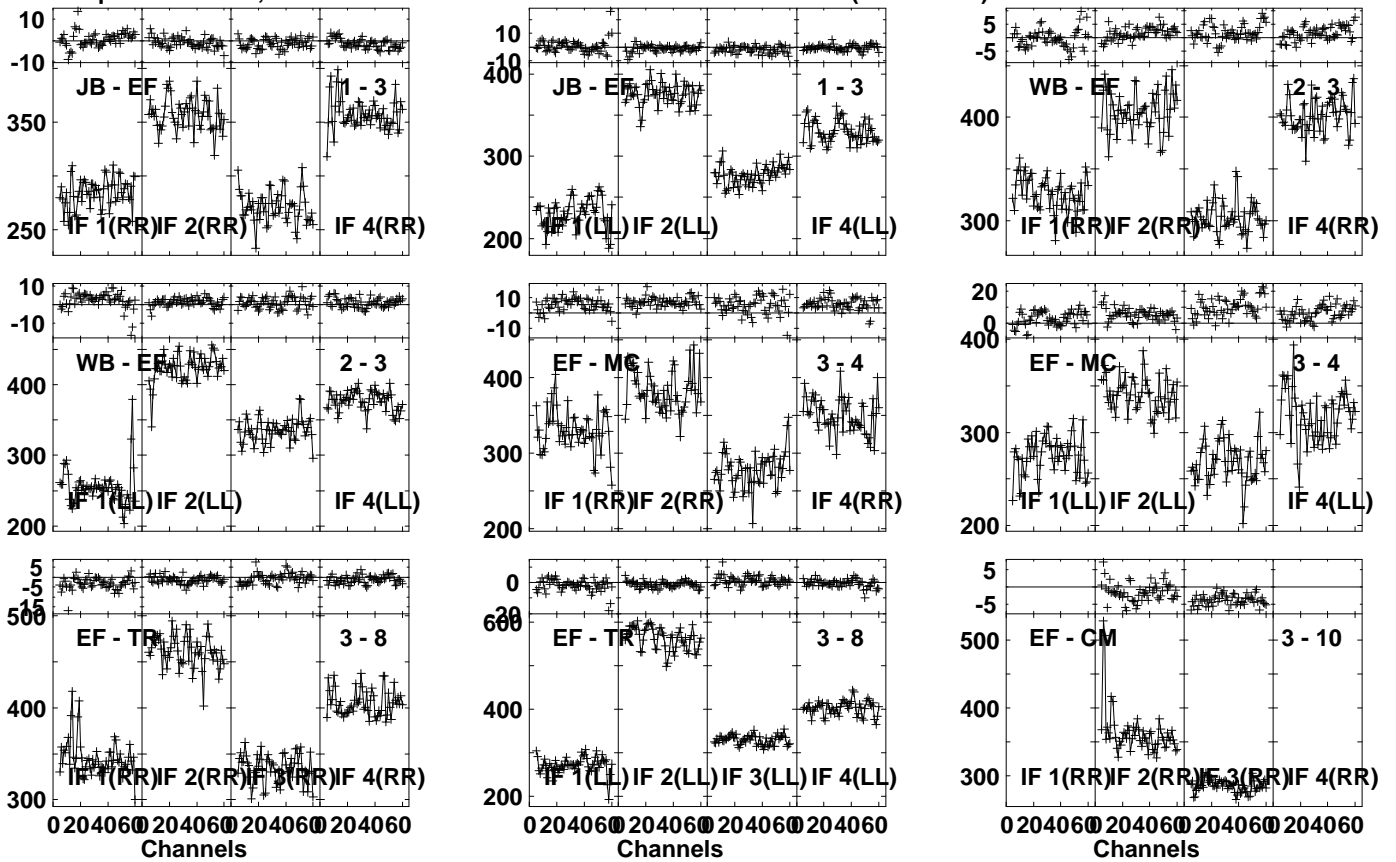
Vector averaged cross-power spectrum Several baselines displayed

Timerange: 00/12:08:01 to 00/12:11:29

Plot file version 288 created 04-JUL-2023 13:24:23

J0057+3021 EL062A.UVDATA.1

Freq = 1.5950 GHz, Bw = 32.000 MH Calibrated with CL # 4 and BP # 1 (BP mode 1)

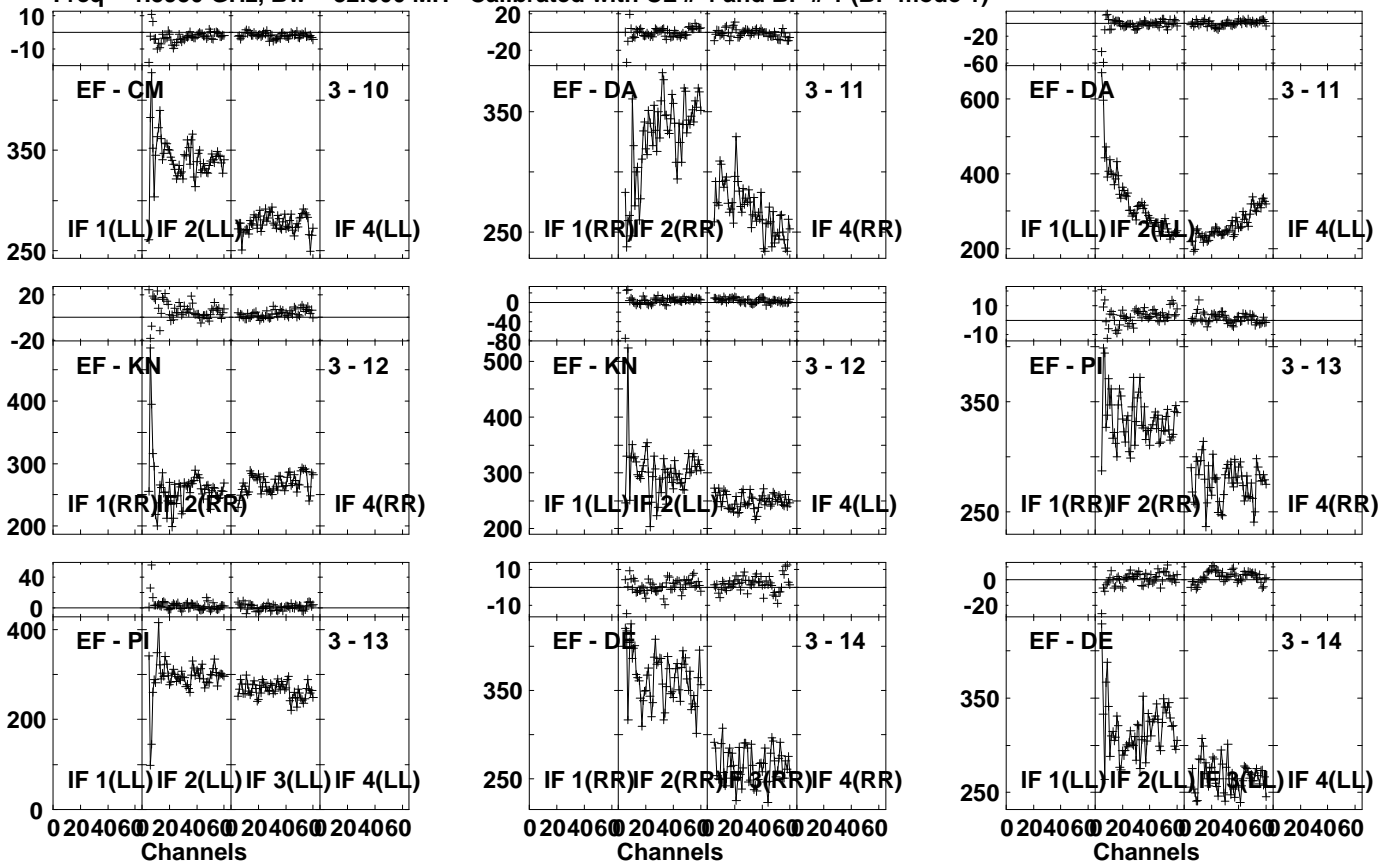


Lower frame: Milli Ampl Jy Top frame: Phas deg
 Vector averaged cross-power spectrum Several baselines displayed
 Timerange: 00/12:12:01 to 00/12:12:59

Plot file version 289 created 04-JUL-2023 13:24:23

J0057+3021 EL062A.UVDATA.1

Freq = 1.5950 GHz, Bw = 32.000 MH Calibrated with CL # 4 and BP # 1 (BP mode 1)

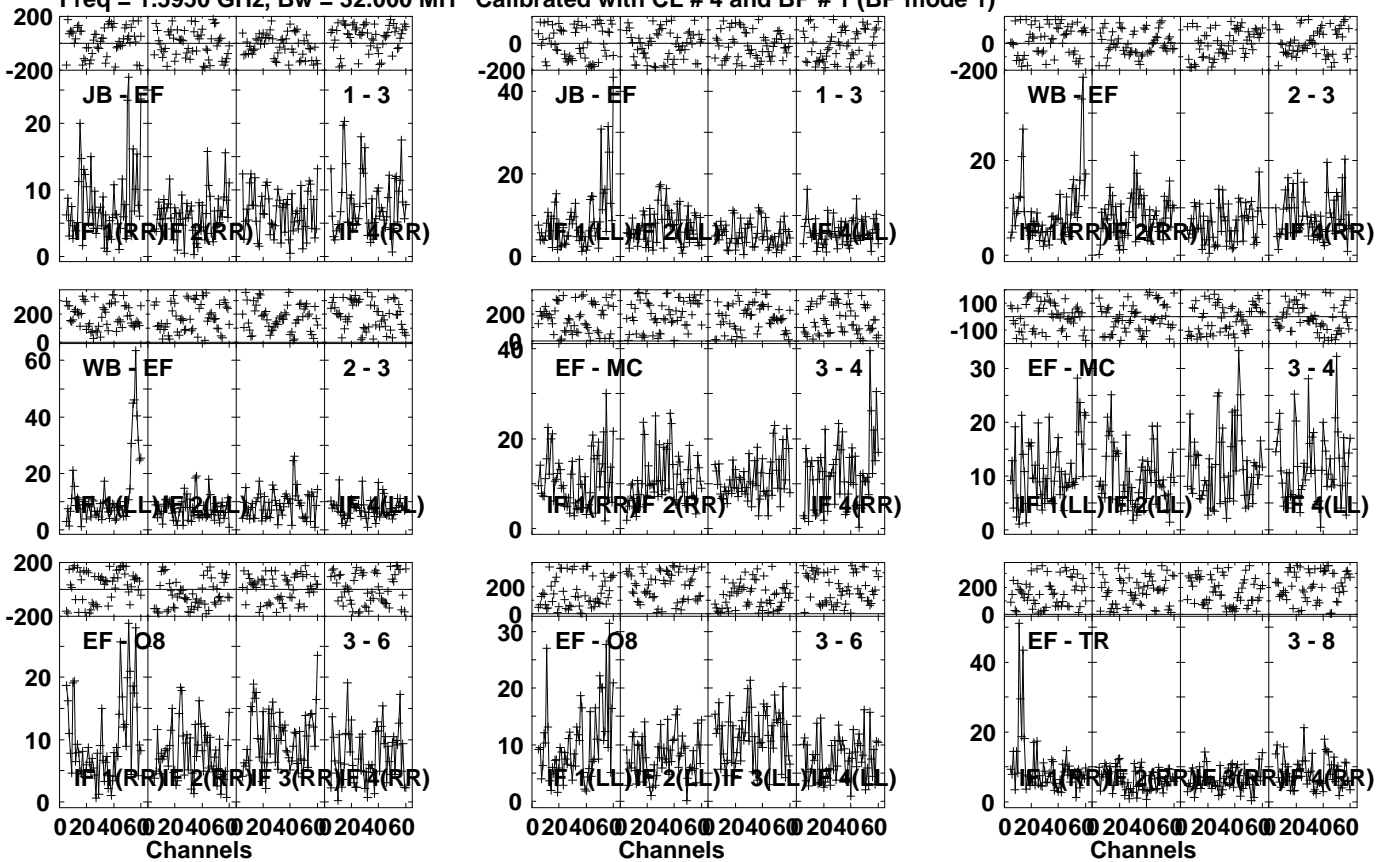


Lower frame: Milli Ampl Jy Top frame: Phas deg
Vector averaged cross-power spectrum Several baselines displayed
Timerange: 00/12:12:01 to 00/12:12:59

Plot file version 290 created 04-JUL-2023 13:24:23

J0100+2802 EL062A.UVDATA.1

Freq = 1.5950 GHz, Bw = 32.000 MH Calibrated with CL # 4 and BP # 1 (BP mode 1)

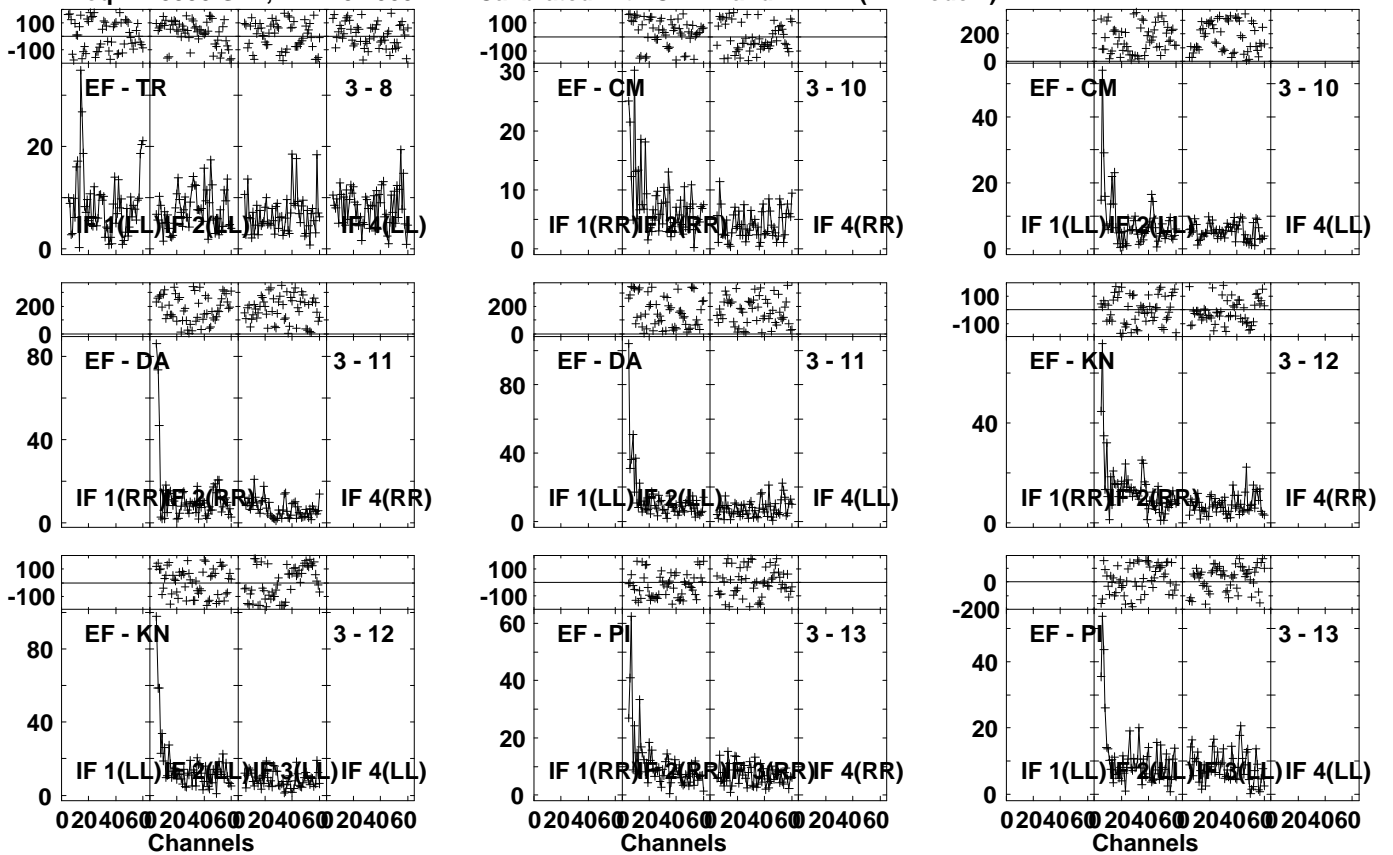


Lower frame: Milli Ampl Jy Top frame: Phas deg
Vector averaged cross-power spectrum Several baselines displayed
Timerange: 00/12:13:01 to 00/12:16:29

Plot file version 291 created 04-JUL-2023 13:24:23

J0100+2802 EL062A.UVDATA.1

Freq = 1.5950 GHz, Bw = 32.000 MH Calibrated with CL # 4 and BP # 1 (BP mode 1)

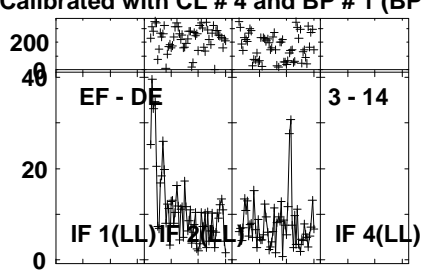
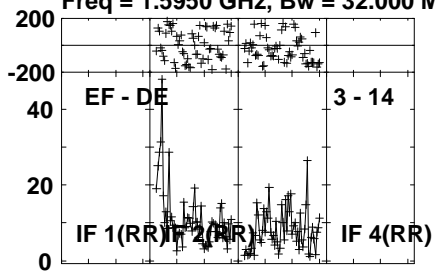


Lower frame: Milli Ampl Jy Top frame: Phas deg
Vector averaged cross-power spectrum Several baselines displayed
Timerange: 00/12:13:01 to 00/12:16:29

Plot file version 292 created 04-JUL-2023 13:24:24

J0100+2802 EL062A.UVDATA.1

Freq = 1.5950 GHz, Bw = 32.000 MH Calibrated with CL # 4 and BP # 1 (BP mode 1)

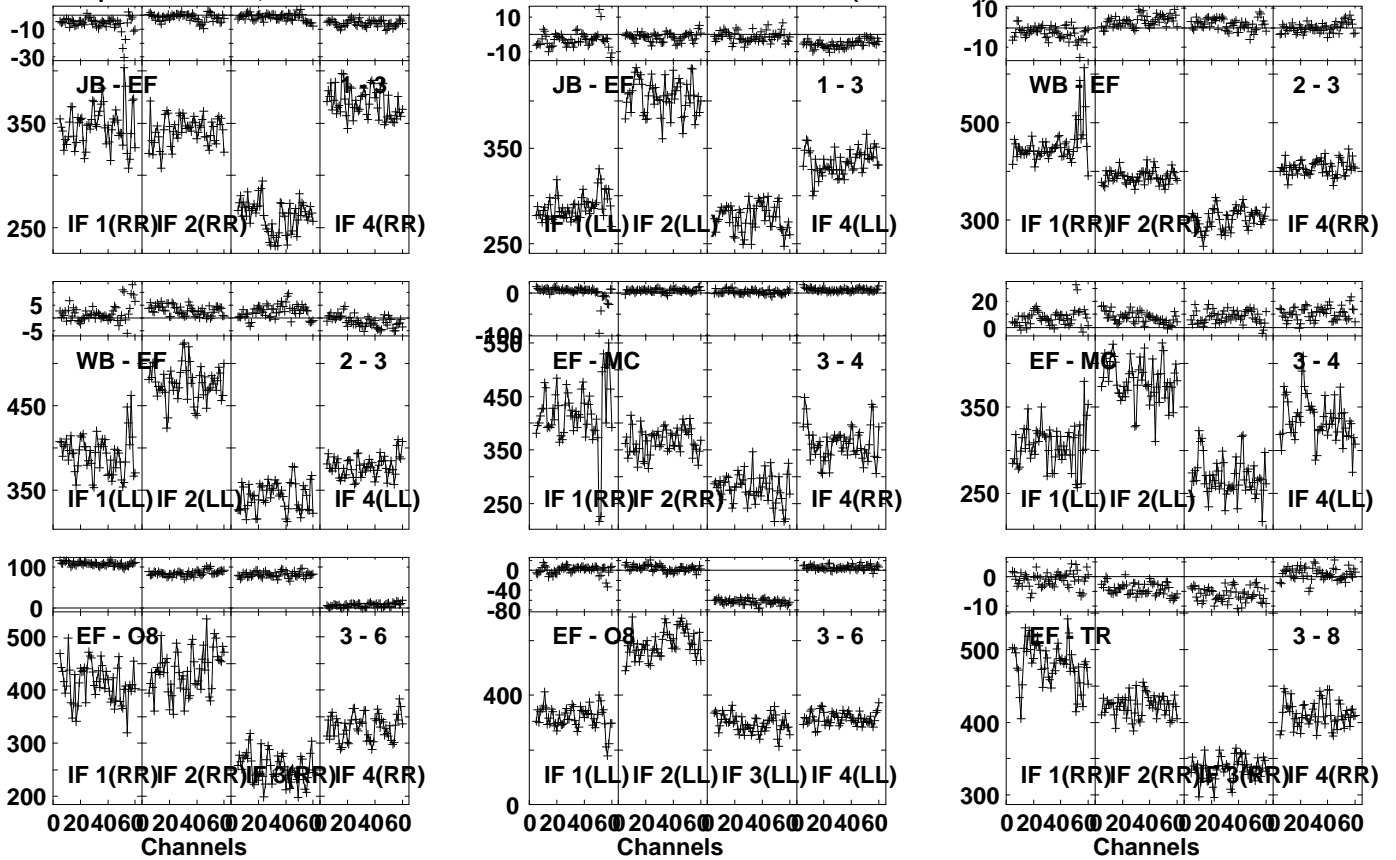


Lower frame: Milli Ampl Jy Top frame: Phas deg
Vector averaged cross-power spectrum Several baselines displayed
Timerange: 00/12:13:01 to 00/12:16:29

Plot file version 293 created 04-JUL-2023 13:24:24

J0057+3021 EL062A.UVDATA.1

Freq = 1.5950 GHz, Bw = 32.000 MH Calibrated with CL # 4 and BP # 1 (BP mode 1)

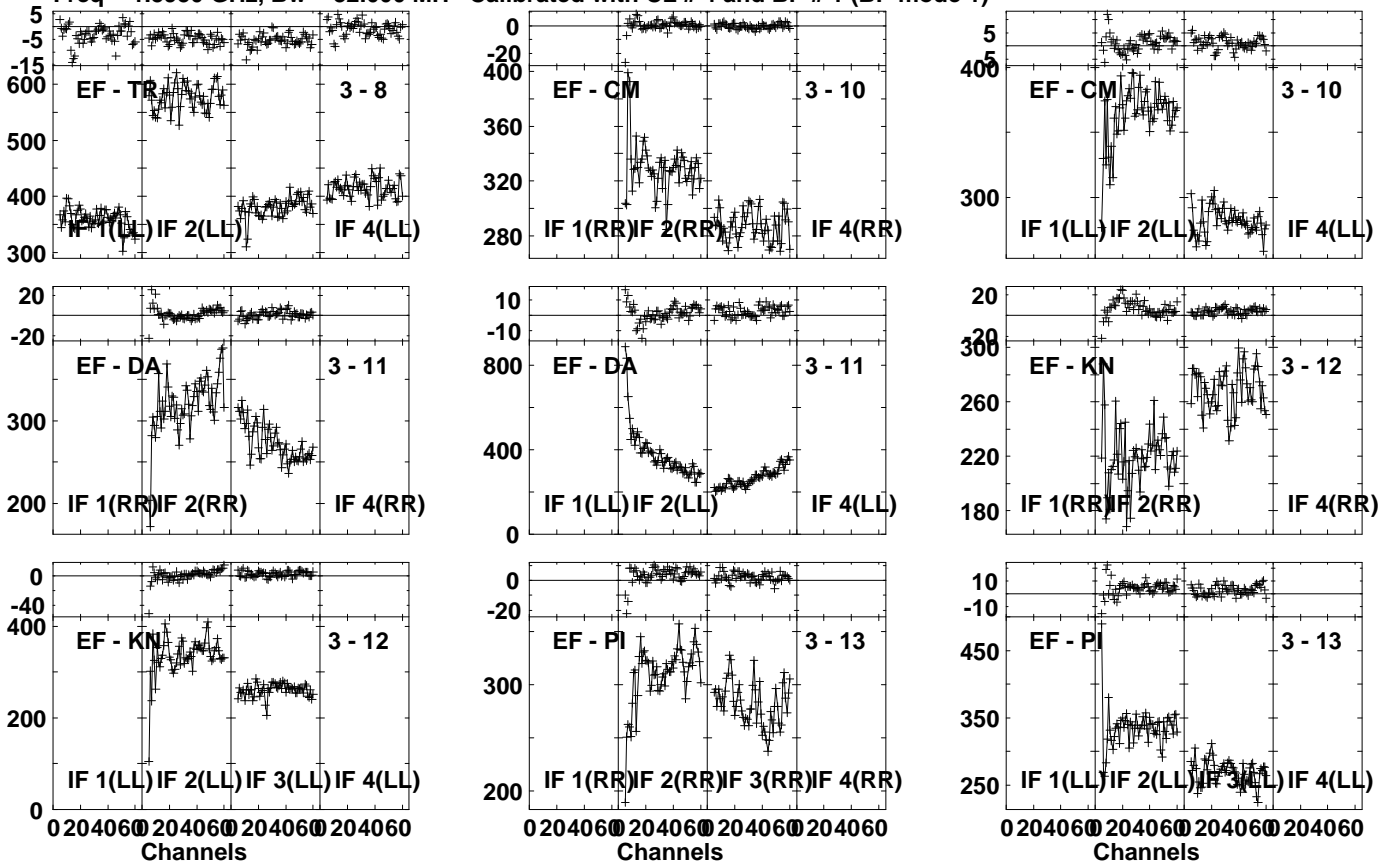


Lower frame: Milli Ampl Jy Top frame: Phas deg
Vector averaged cross-power spectrum Several baselines displayed
Timerange: 00/12:16:31 to 00/12:17:59

Plot file version 294 created 04-JUL-2023 13:24:24

J0057+3021 EL062A.UVDATA.1

Freq = 1.5950 GHz, Bw = 32.000 MH Calibrated with CL # 4 and BP # 1 (BP mode 1)

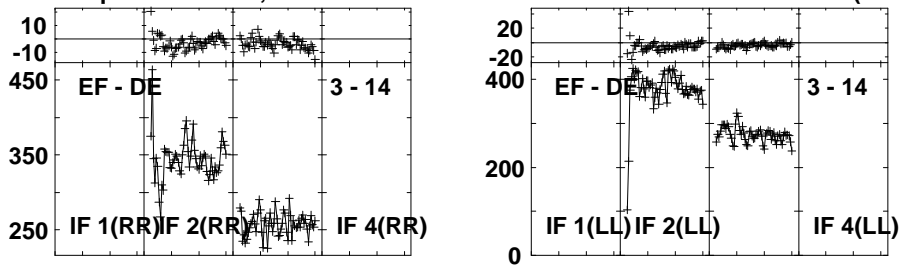


Lower frame: Milli Ampl Jy Top frame: Phas deg
Vector averaged cross-power spectrum Several baselines displayed
Timerange: 00/12:16:31 to 00/12:17:59

Plot file version 295 created 04-JUL-2023 13:24:24

J0057+3021 EL062A.UVDATA.1

Freq = 1.5950 GHz, Bw = 32.000 MH Calibrated with CL # 4 and BP # 1 (BP mode 1)

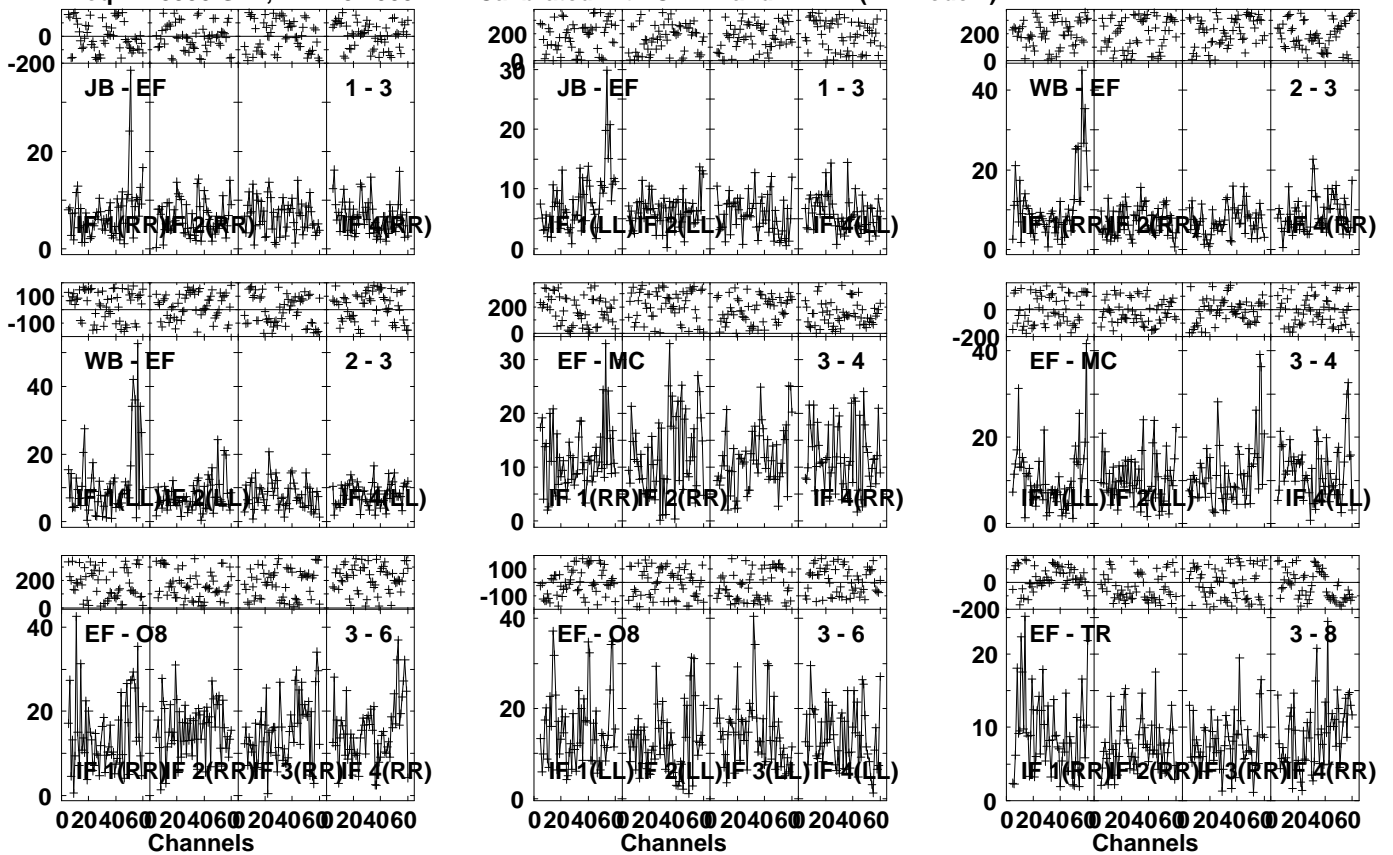


Lower frame: Milli Ampl Jy Top frame: Phas deg
Vector averaged cross-power spectrum Several baselines displayed
Timerange: 00/12:16:31 to 00/12:17:59

Plot file version 296 created 04-JUL-2023 13:24:24

J0100+2802 EL062A.UVDATA.1

Freq = 1.5950 GHz, Bw = 32.000 MH Calibrated with CL # 4 and BP # 1 (BP mode 1)

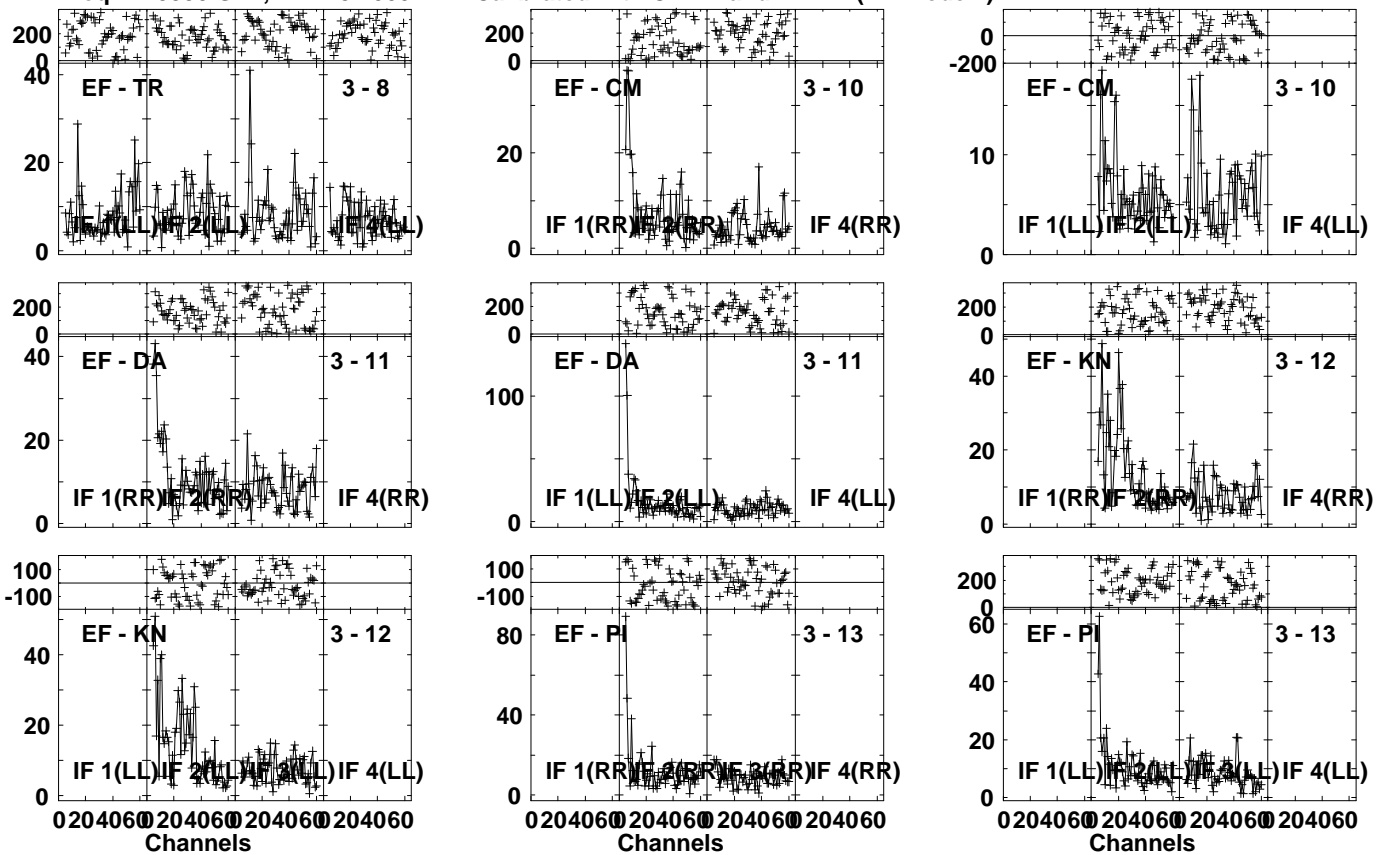


Lower frame: Milli Ampl Jy Top frame: Phas deg
Vector averaged cross-power spectrum Several baselines displayed
Timerange: 00/12:18:01 to 00/12:21:29

Plot file version 297 created 04-JUL-2023 13:24:24

J0100+2802 EL062A.UVDATA.1

Freq = 1.5950 GHz, Bw = 32.000 MH Calibrated with CL # 4 and BP # 1 (BP mode 1)

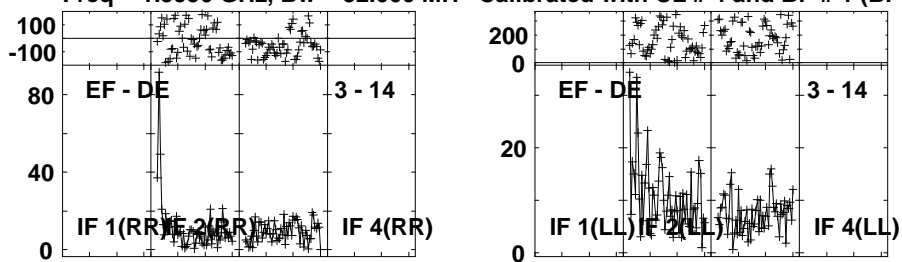


Lower frame: Milli Ampl Jy Top frame: Phas deg
Vector averaged cross-power spectrum Several baselines displayed
Timerange: 00/12:18:01 to 00/12:21:29

Plot file version 298 created 04-JUL-2023 13:24:24

J0100+2802 EL062A.UVDATA.1

Freq = 1.5950 GHz, Bw = 32.000 MH Calibrated with CL # 4 and BP # 1 (BP mode 1)



Lower frame: Milli Ampl Jy Top frame: Phas deg

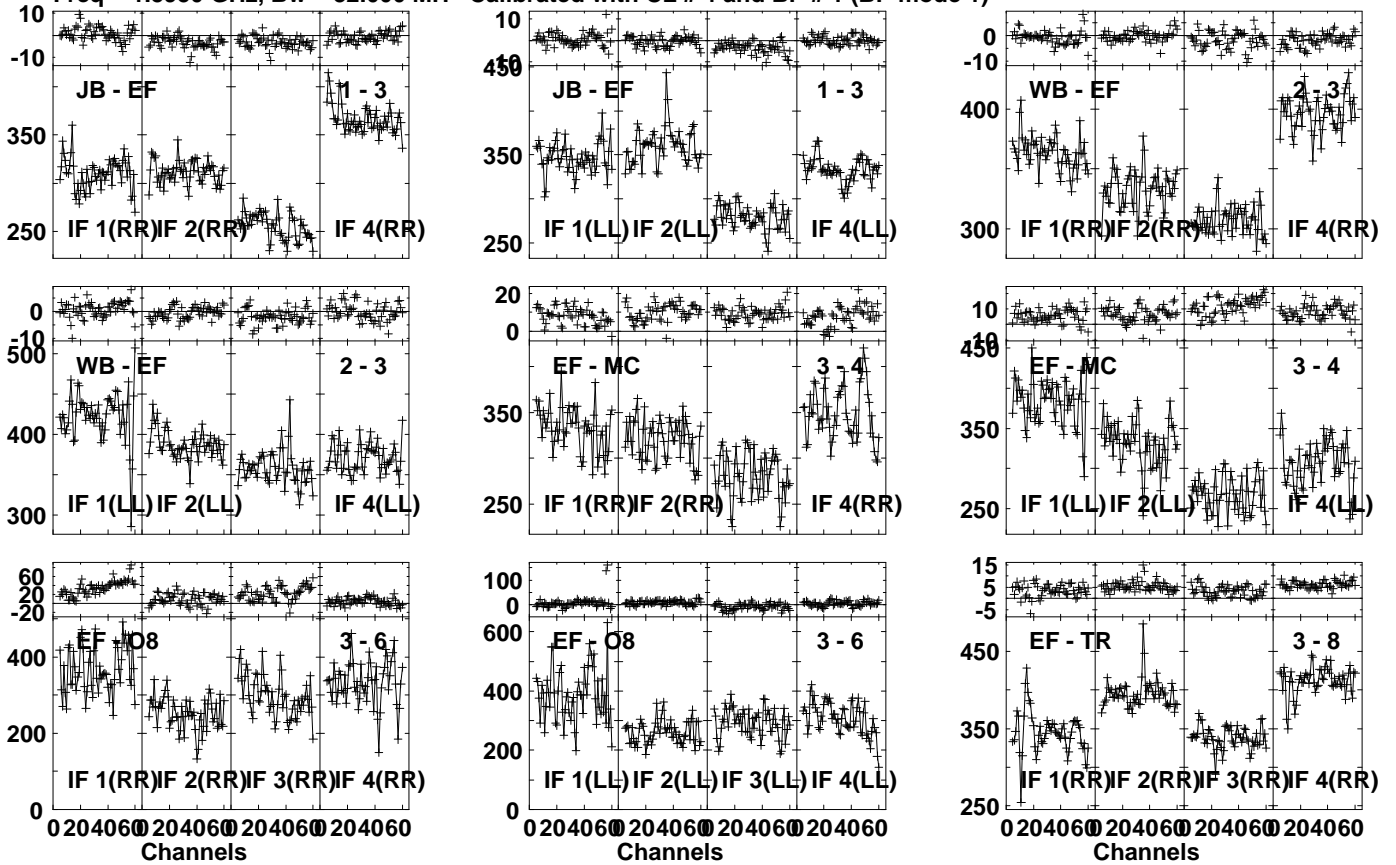
Vector averaged cross-power spectrum Several baselines displayed

Timerange: 00/12:18:01 to 00/12:21:29

Plot file version 299 created 04-JUL-2023 13:24:24

J0057+3021 EL062A.UVDATA.1

Freq = 1.5950 GHz, Bw = 32.000 MH Calibrated with CL # 4 and BP # 1 (BP mode 1)

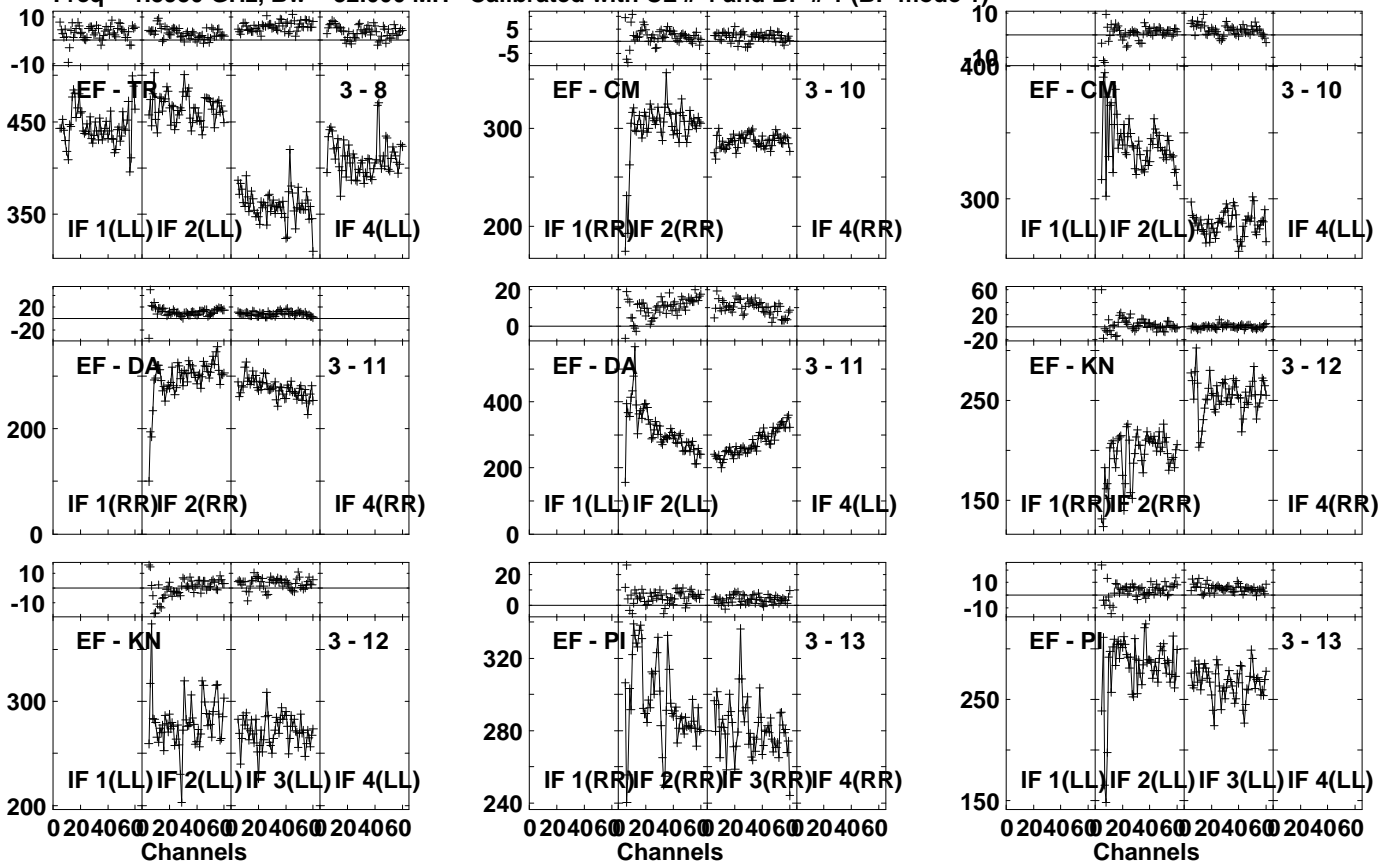


Lower frame: Milli Ampl Jy Top frame: Phas deg
 Vector averaged cross-power spectrum Several baselines displayed
 Timerange: 00/12:22:01 to 00/12:22:59

Plot file version 300 created 04-JUL-2023 13:24:24

J0057+3021 EL062A.UVDATA.1

Freq = 1.5950 GHz, Bw = 32.000 MH Calibrated with CL # 4 and BP # 1 (BP mode 1)

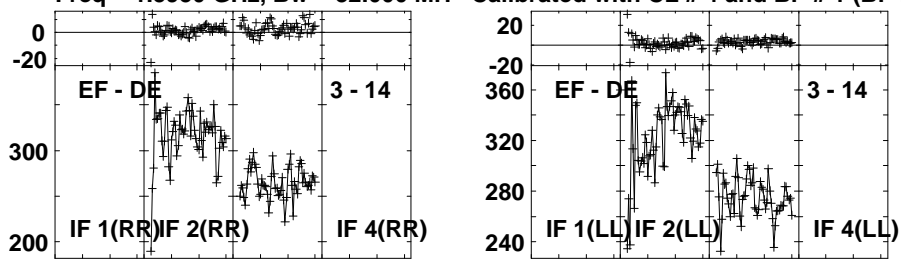


Lower frame: Milli Ampl Jy Top frame: Phas deg
Vector averaged cross-power spectrum Several baselines displayed
Timerange: 00/12:22:01 to 00/12:22:59

Plot file version 301 created 04-JUL-2023 13:24:25

J0057+3021 EL062A.UVDATA.1

Freq = 1.5950 GHz, Bw = 32.000 MH Calibrated with CL # 4 and BP # 1 (BP mode 1)



Lower frame: Milli Ampl Jy Top frame: Phas deg

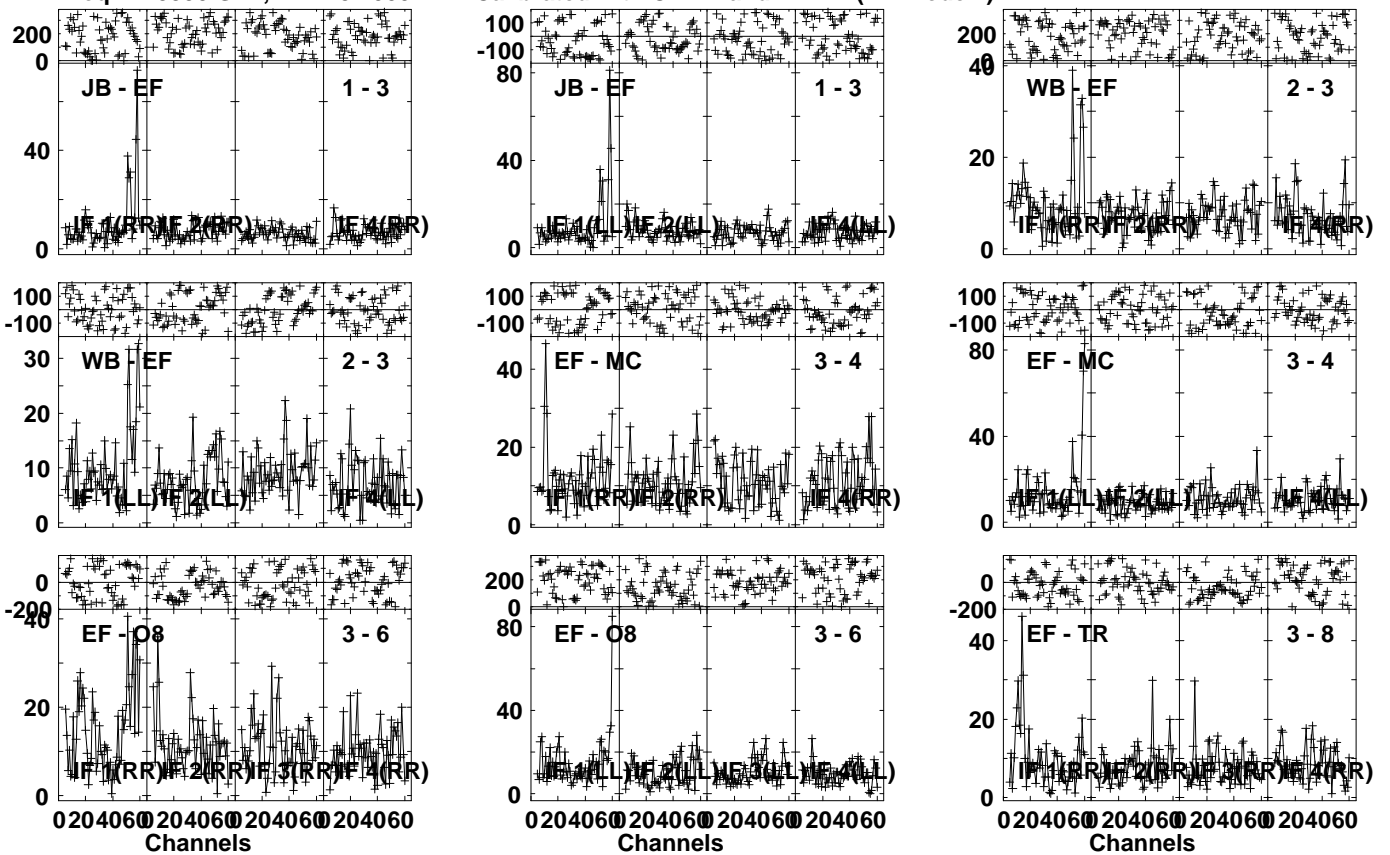
Vector averaged cross-power spectrum Several baselines displayed

Timerange: 00/12:22:01 to 00/12:22:59

Plot file version 302 created 04-JUL-2023 13:24:25

J0100+2802 EL062A.UVDATA.1

Freq = 1.5950 GHz, Bw = 32.000 MH Calibrated with CL # 4 and BP # 1 (BP mode 1)

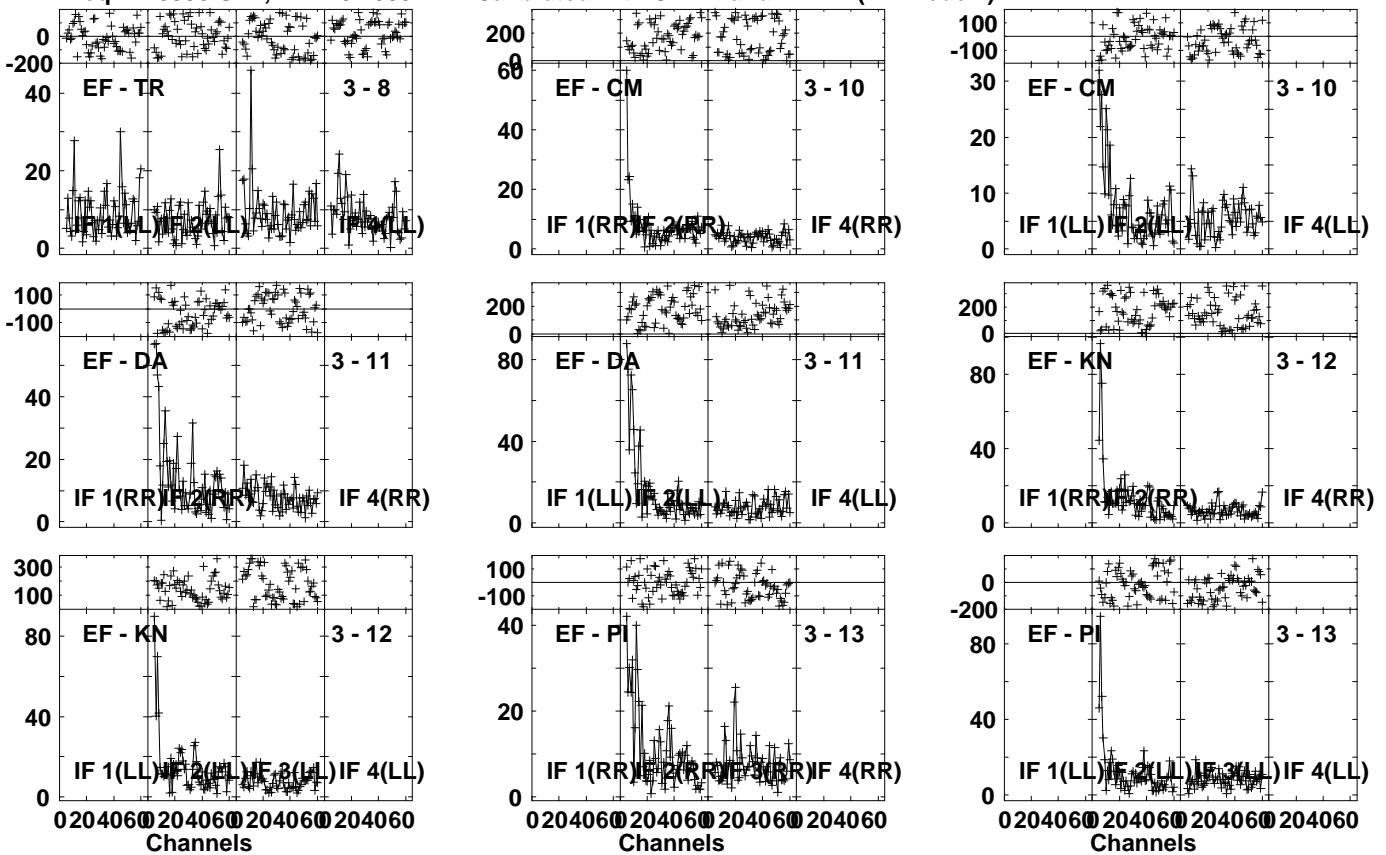


Lower frame: Milli Ampl Jy Top frame: Phas deg
Vector averaged cross-power spectrum Several baselines displayed
Timerange: 00/12:23:01 to 00/12:26:29

Plot file version 303 created 04-JUL-2023 13:24:25

J0100+2802 EL062A.UVDATA.1

Freq = 1.5950 GHz, Bw = 32.000 MH Calibrated with CL # 4 and BP # 1 (BP mode 1)

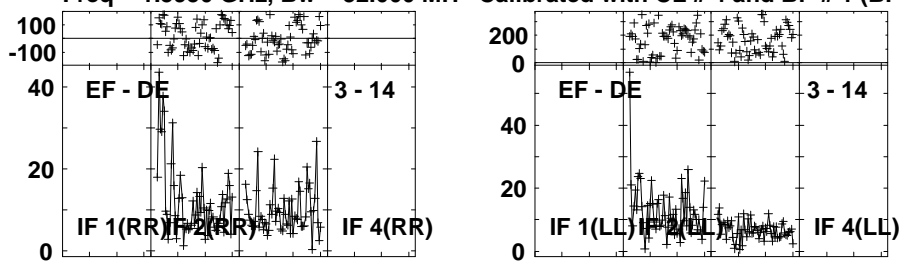


Lower frame: Milli Ampl Jy Top frame: Phas deg
Vector averaged cross-power spectrum Several baselines displayed
Timerange: 00/12:23:01 to 00/12:26:29

Plot file version 304 created 04-JUL-2023 13:24:25

J0100+2802 EL062A.UVDATA.1

Freq = 1.5950 GHz, Bw = 32.000 MH Calibrated with CL # 4 and BP # 1 (BP mode 1)



Lower frame: Milli Ampl Jy Top frame: Phas deg

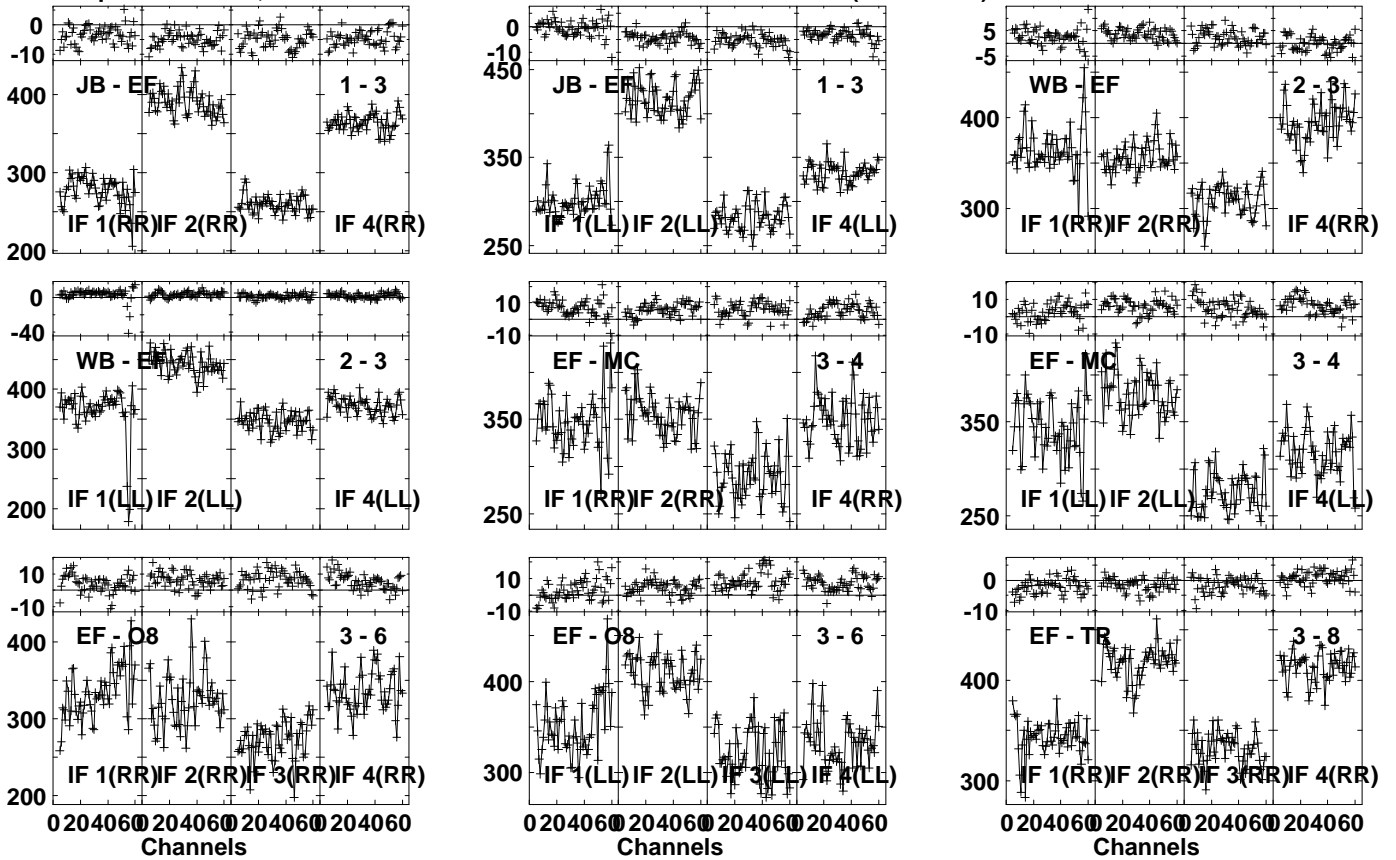
Vector averaged cross-power spectrum Several baselines displayed

Timerange: 00/12:23:01 to 00/12:26:29

Plot file version 305 created 04-JUL-2023 13:24:25

J0057+3021 EL062A.UVDATA.1

Freq = 1.5950 GHz, Bw = 32.000 MH Calibrated with CL # 4 and BP # 1 (BP mode 1)

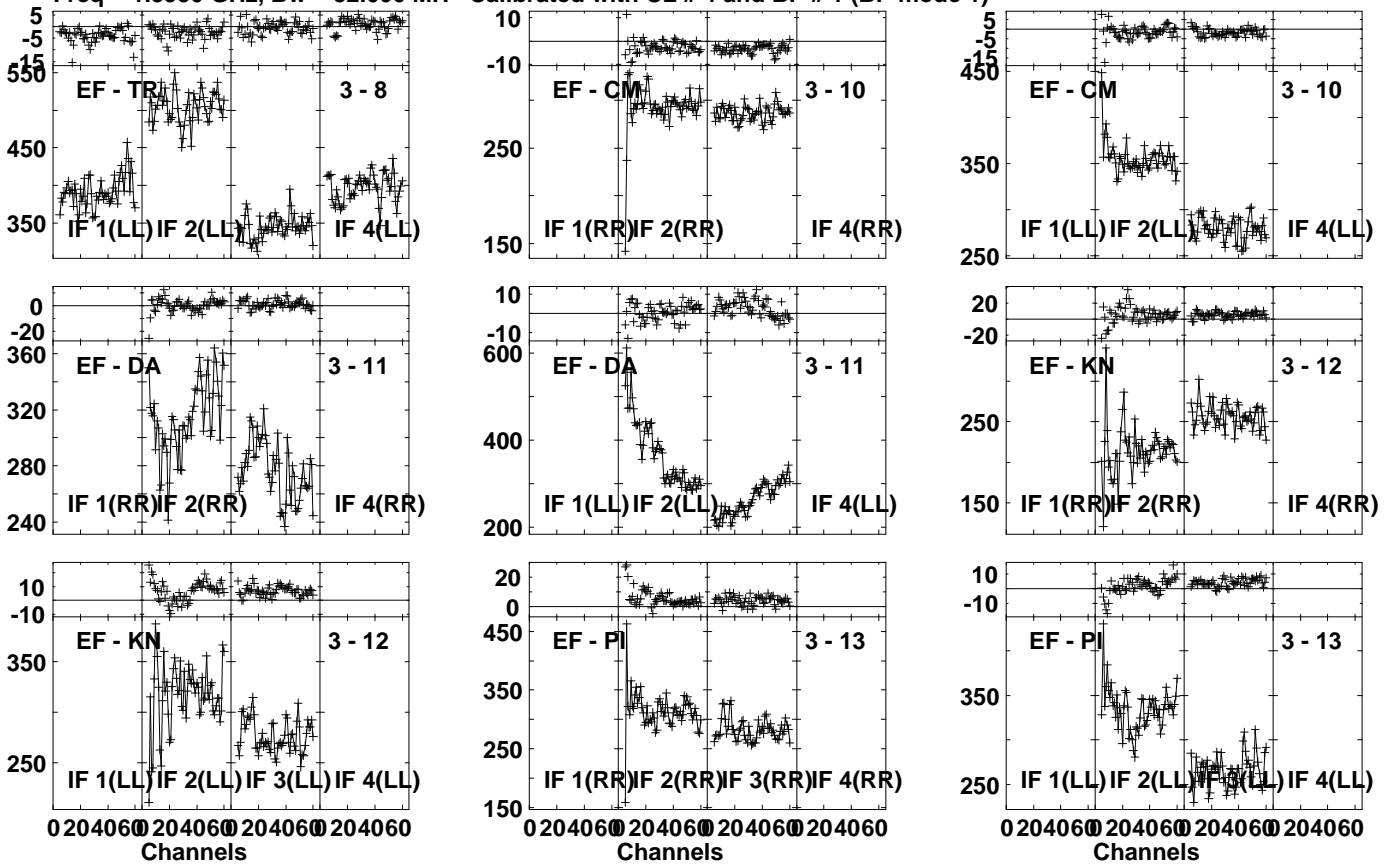


Lower frame: Milli Ampl Jy Top frame: Phas deg
Vector averaged cross-power spectrum Several baselines displayed
Timerange: 00/12:26:31 to 00/12:27:59

Plot file version 306 created 04-JUL-2023 13:24:25

J0057+3021 EL062A.UVDATA.1

Freq = 1.5950 GHz, Bw = 32.000 MH Calibrated with CL # 4 and BP # 1 (BP mode 1)

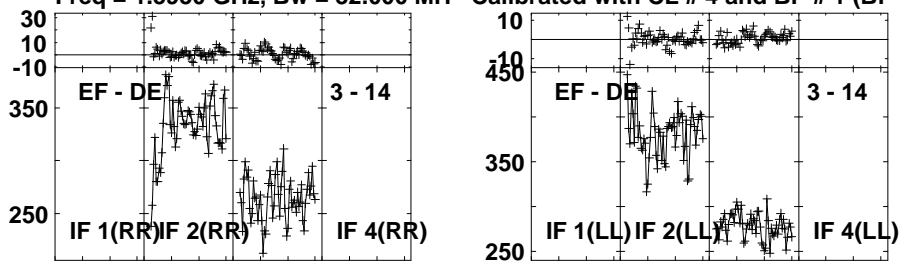


Lower frame: Milli Ampl Jy Top frame: Phas deg
Vector averaged cross-power spectrum Several baselines displayed
Timerange: 00/12:26:31 to 00/12:27:59

Plot file version 307 created 04-JUL-2023 13:24:25

J0057+3021 EL062A.UVDATA.1

Freq = 1.5950 GHz, Bw = 32.000 MH Calibrated with CL # 4 and BP # 1 (BP mode 1)



Lower frame: Milli Ampl Jy Top frame: Phas deg

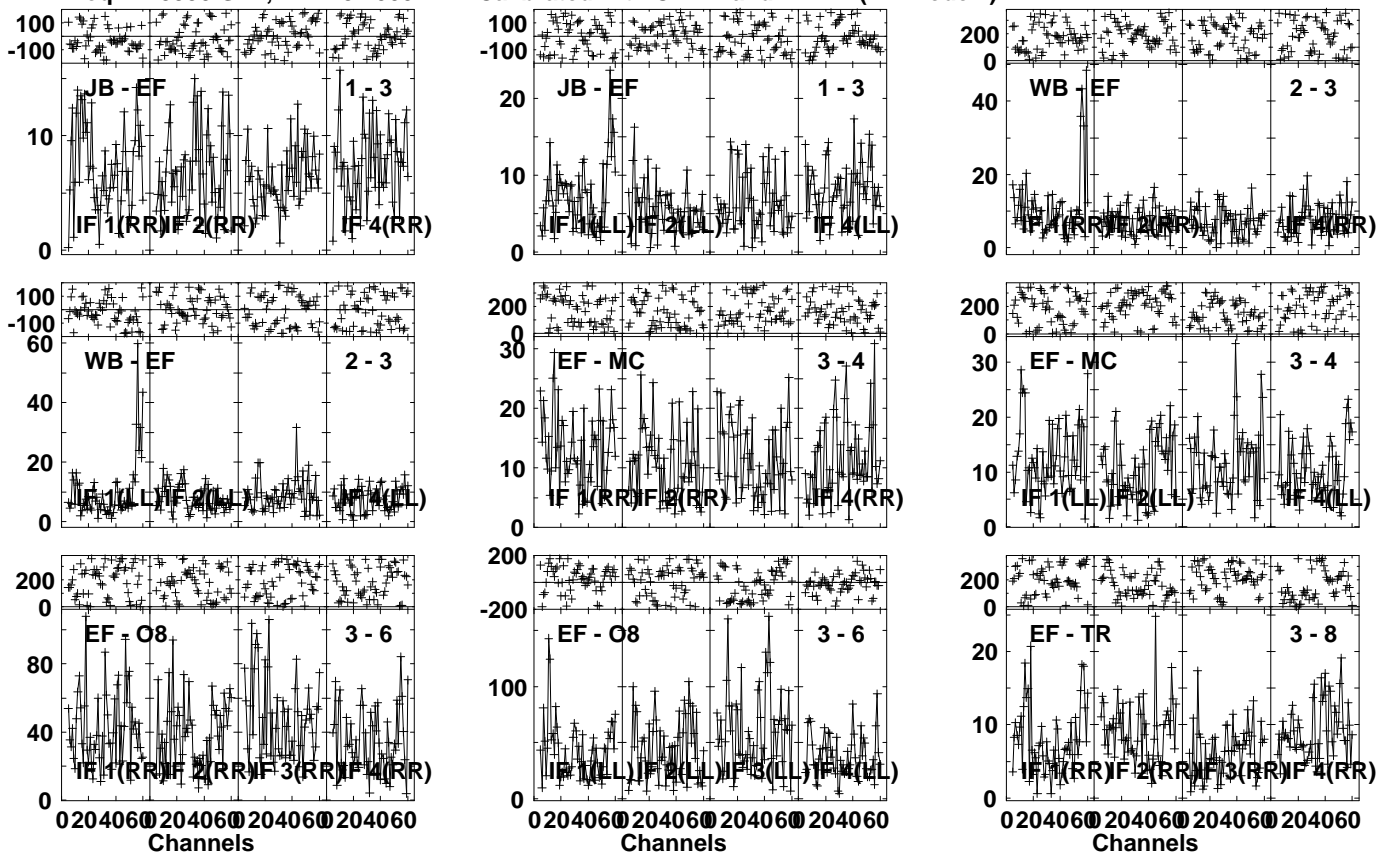
Vector averaged cross-power spectrum Several baselines displayed

Timerange: 00/12:26:31 to 00/12:27:59

Plot file version 308 created 04-JUL-2023 13:24:25

J0100+2802 EL062A.UVDATA.1

Freq = 1.5950 GHz, Bw = 32.000 MH Calibrated with CL # 4 and BP # 1 (BP mode 1)

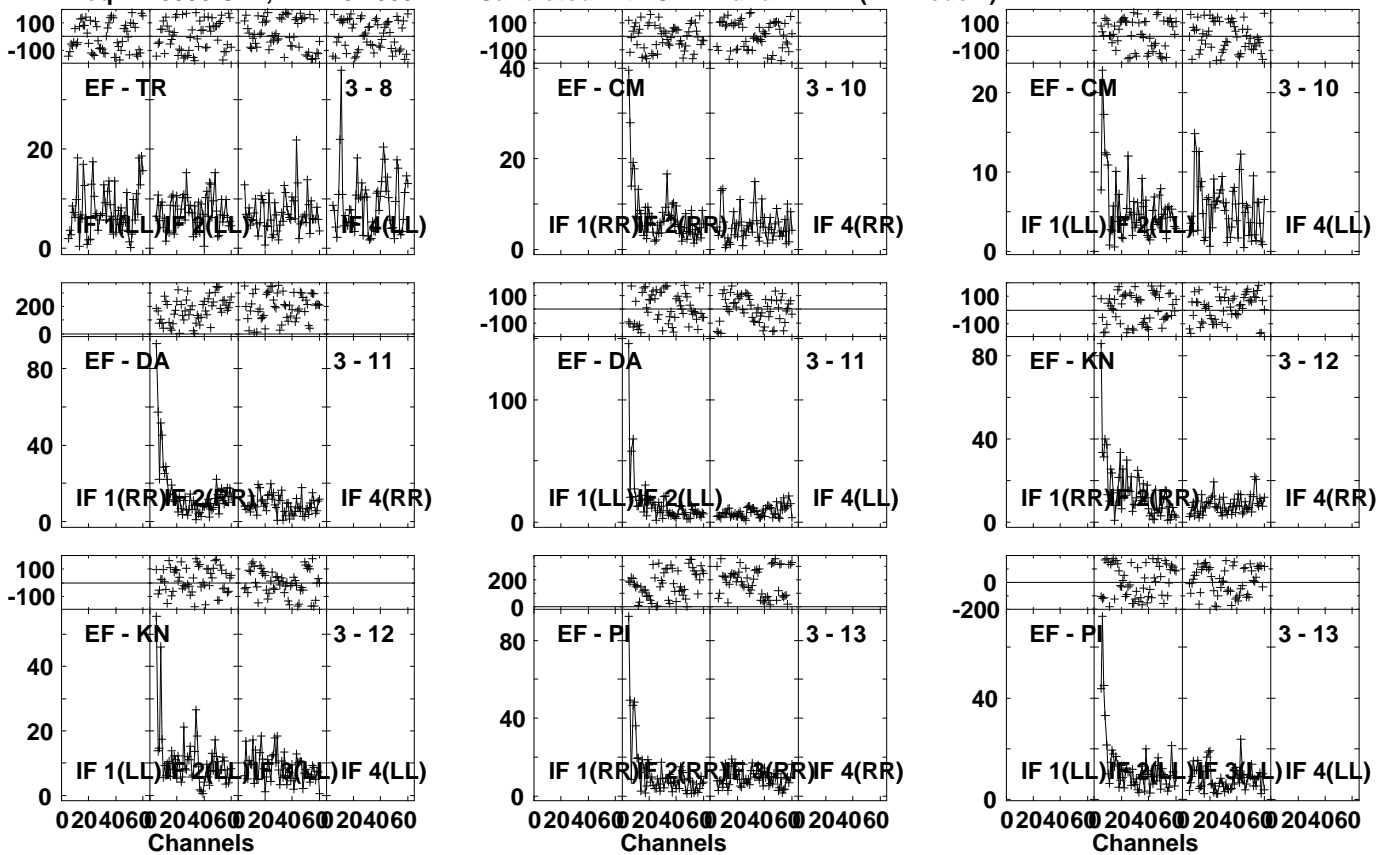


Lower frame: Milli Ampl Jy Top frame: Phas deg
Vector averaged cross-power spectrum Several baselines displayed
Timerange: 00/12:28:01 to 00/12:31:29

Plot file version 309 created 04-JUL-2023 13:24:26

J0100+2802 EL062A.UVDATA.1

Freq = 1.5950 GHz, Bw = 32.000 MH Calibrated with CL # 4 and BP # 1 (BP mode 1)

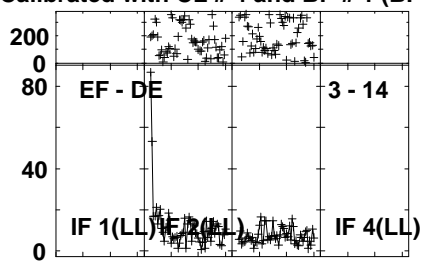
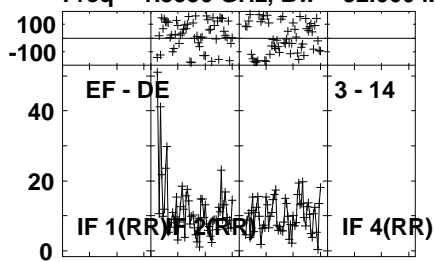


Lower frame: Milli Ampl Jy Top frame: Phas deg
Vector averaged cross-power spectrum Several baselines displayed
Timerange: 00/12:28:01 to 00/12:31:29

Plot file version 310 created 04-JUL-2023 13:24:26

J0100+2802 EL062A.UVDATA.1

Freq = 1.5950 GHz, Bw = 32.000 MH Calibrated with CL # 4 and BP # 1 (BP mode 1)

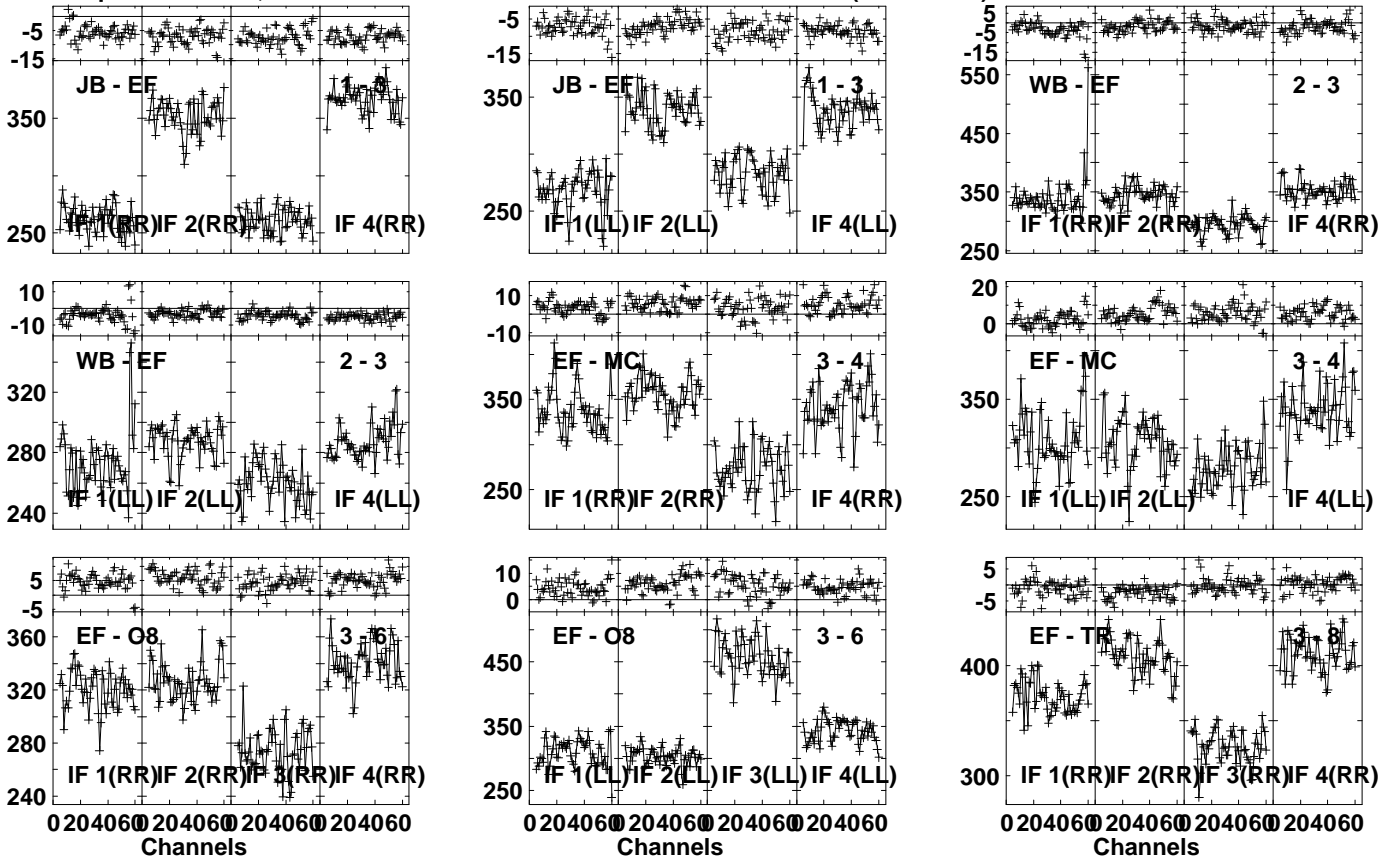


Lower frame: Milli Ampl Jy Top frame: Phas deg
Vector averaged cross-power spectrum Several baselines displayed
Timerange: 00/12:28:01 to 00/12:31:29

Plot file version 311 created 04-JUL-2023 13:24:26

J0057+3021 EL062A.UVDATA.1

Freq = 1.5950 GHz, Bw = 32.000 MH Calibrated with CL # 4 and BP # 1 (BP mode 1)

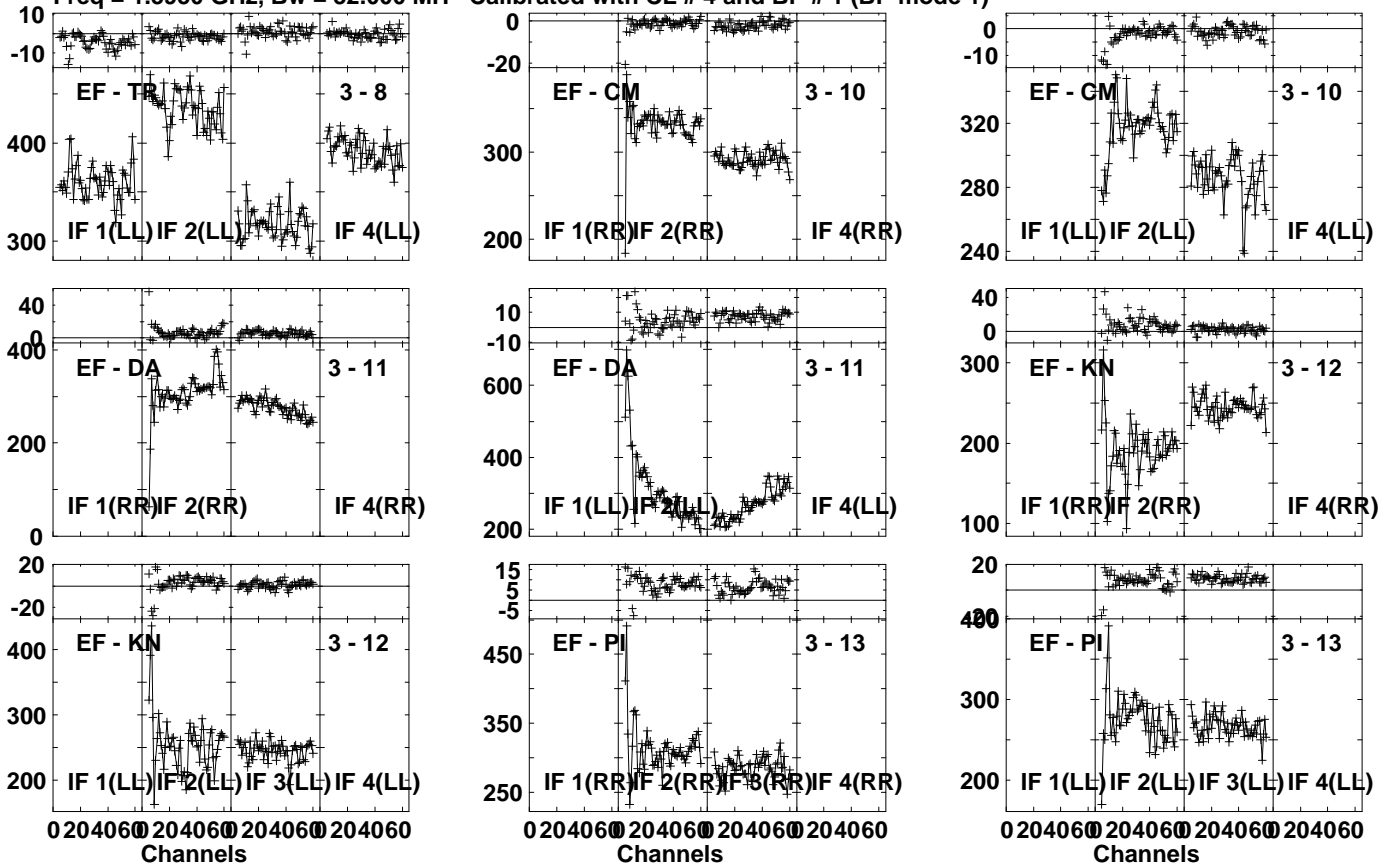


Lower frame: Milli Ampl Jy Top frame: Phas deg
 Vector averaged cross-power spectrum Several baselines displayed
 Timerange: 00/12:32:01 to 00/12:32:59

Plot file version 312 created 04-JUL-2023 13:24:26

J0057+3021 EL062A.UVDATA.1

Freq = 1.5950 GHz, Bw = 32.000 MH Calibrated with CL # 4 and BP # 1 (BP mode 1)




Lower frame: Milli Ampl Jy Top frame: Phas deg
Vector averaged cross-power spectrum Several baselines displayed
Timerange: 00/12:32:01 to 00/12:32:59

Plot file version 313 created 04-JUL-2023 13:24:26

J0057+3021 EL062A.UVDATA.1

Freq = 1.5950 GHz, Bw = 32.000 MH Calibrated with CL # 4 and BP # 1 (BP mode 1)

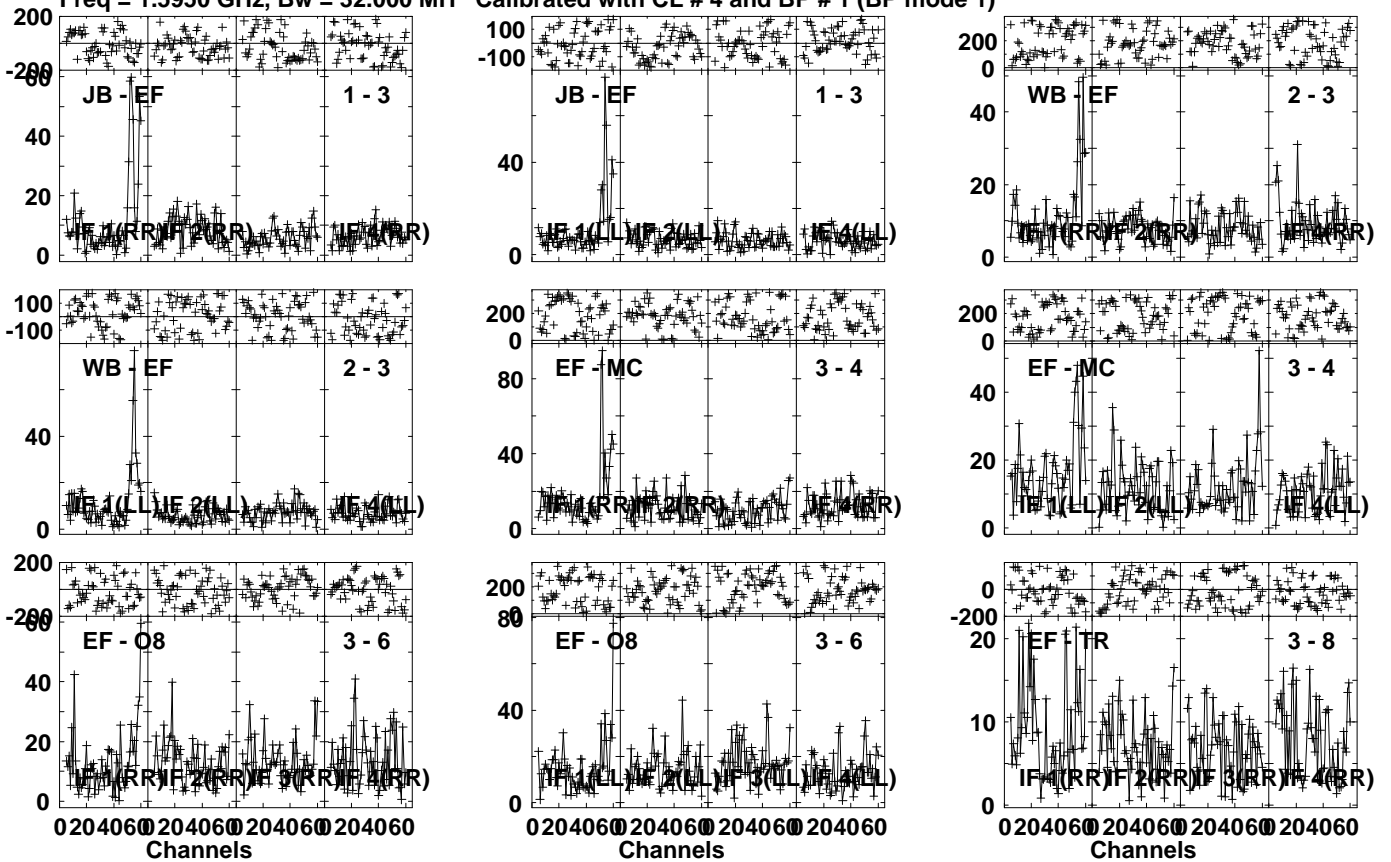


Lower frame: Milli Ampl Jy Top frame: Phas deg
Vector averaged cross-power spectrum Several baselines displayed
Timerange: 00/12:32:01 to 00/12:32:59

Plot file version 314 created 04-JUL-2023 13:24:26

J0100+2802 EL062A.UVDATA.1

Freq = 1.5950 GHz, Bw = 32.000 MH Calibrated with CL # 4 and BP # 1 (BP mode 1)

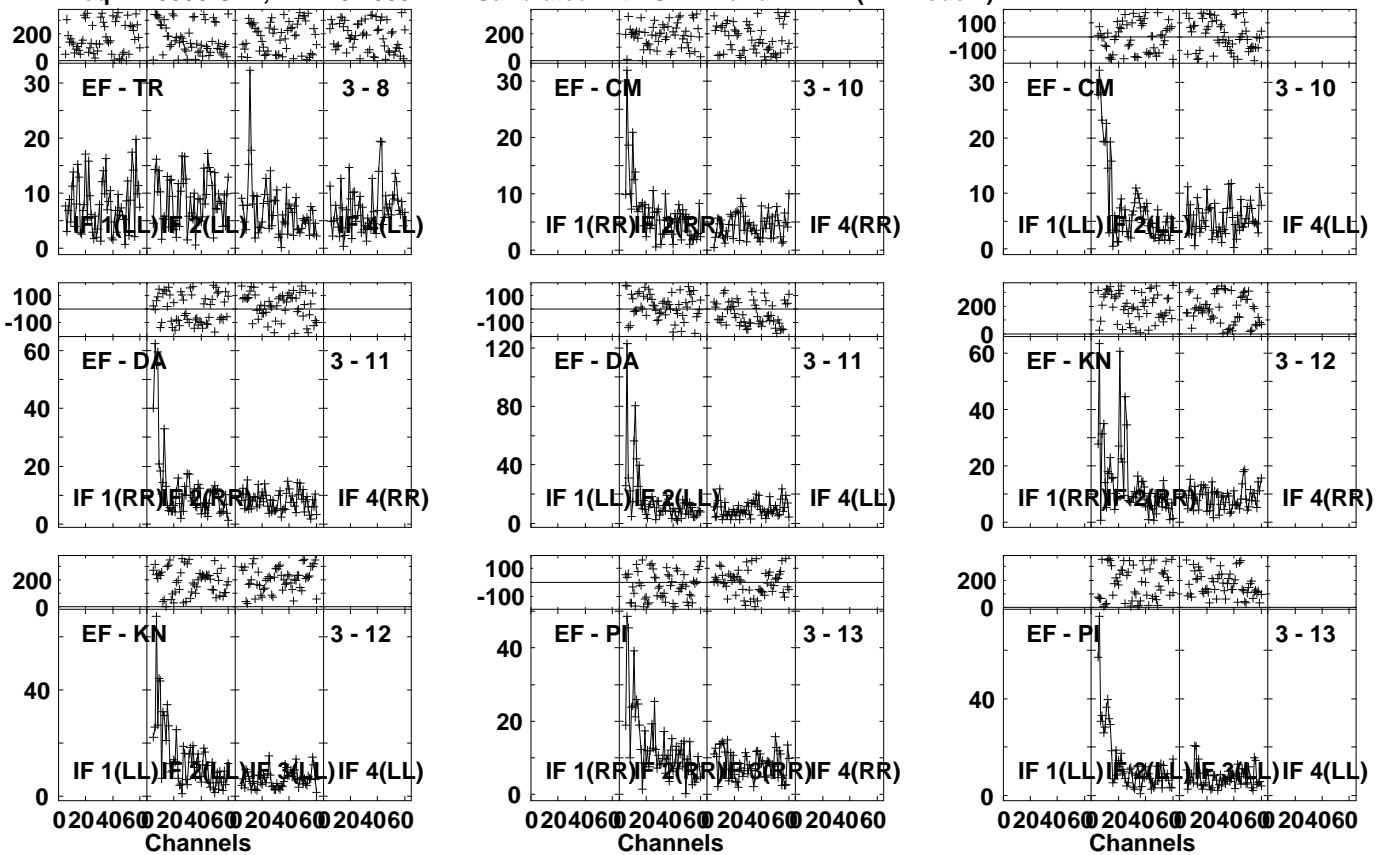


Lower frame: Milli Ampl Jy Top frame: Phas deg
Vector averaged cross-power spectrum Several baselines displayed
Timerange: 00/12:33:01 to 00/12:36:29

Plot file version 315 created 04-JUL-2023 13:24:26

J0100+2802 EL062A.UVDATA.1

Freq = 1.5950 GHz, Bw = 32.000 MH Calibrated with CL # 4 and BP # 1 (BP mode 1)

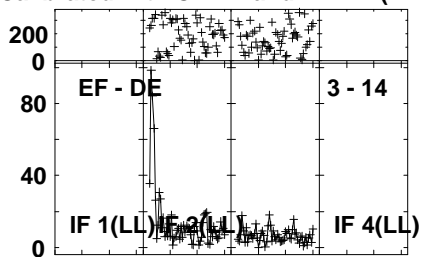
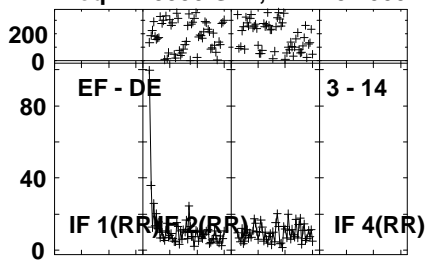


Lower frame: Milli Ampl Jy Top frame: Phas deg
Vector averaged cross-power spectrum Several baselines displayed
Timerange: 00:12:33:01 to 00:12:36:29

Plot file version 316 created 04-JUL-2023 13:24:26

J0100+2802 EL062A.UVDATA.1

Freq = 1.5950 GHz, Bw = 32.000 MH Calibrated with CL # 4 and BP # 1 (BP mode 1)



Lower frame: Milli Ampl Jy Top frame: Phas deg

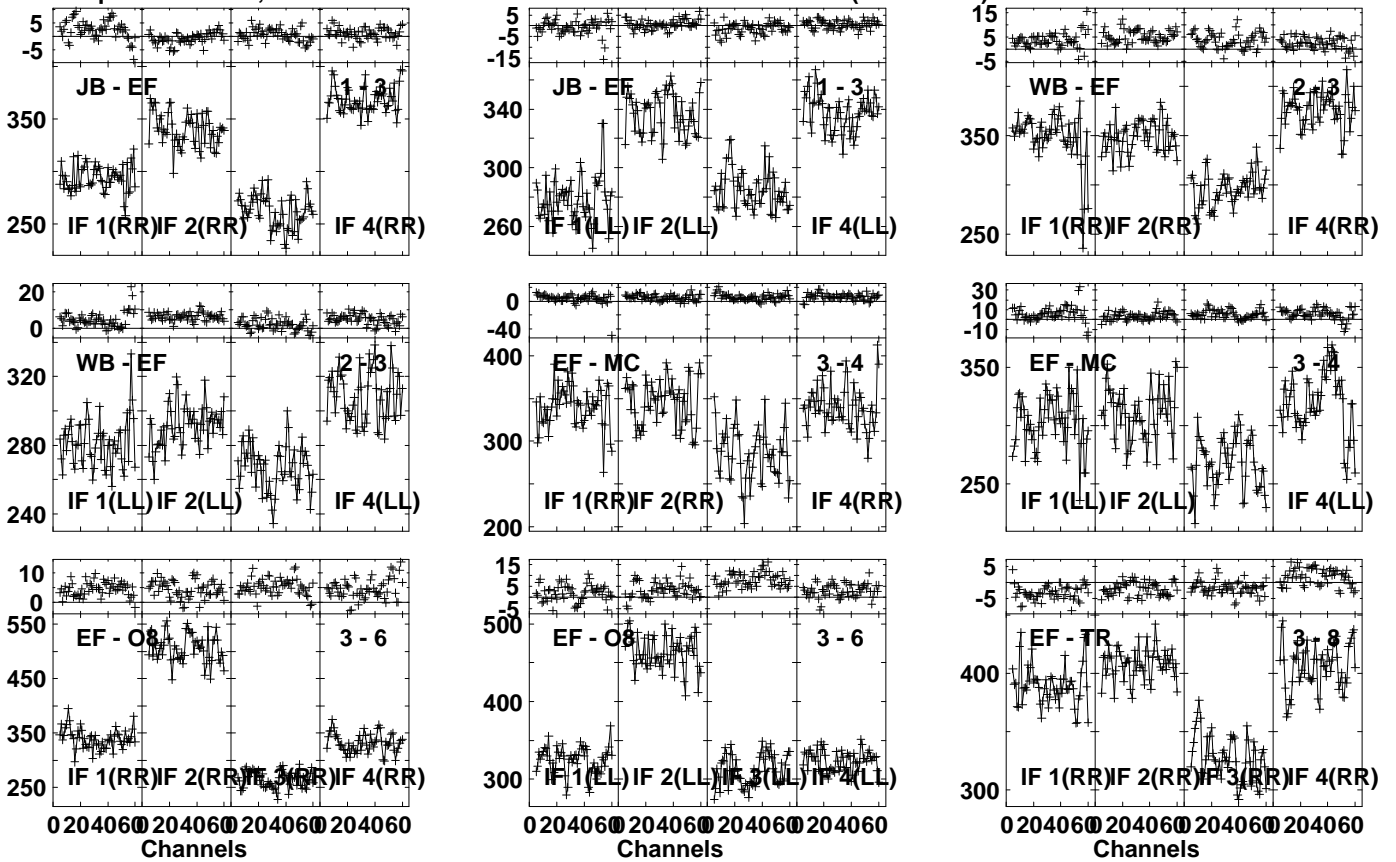
Vector averaged cross-power spectrum Several baselines displayed

Timerange: 00/12:33:01 to 00/12:36:29

Plot file version 317 created 04-JUL-2023 13:24:26

J0057+3021 EL062A.UVDATA.1

Freq = 1.5950 GHz, Bw = 32.000 MH Calibrated with CL # 4 and BP # 1 (BP mode 1)

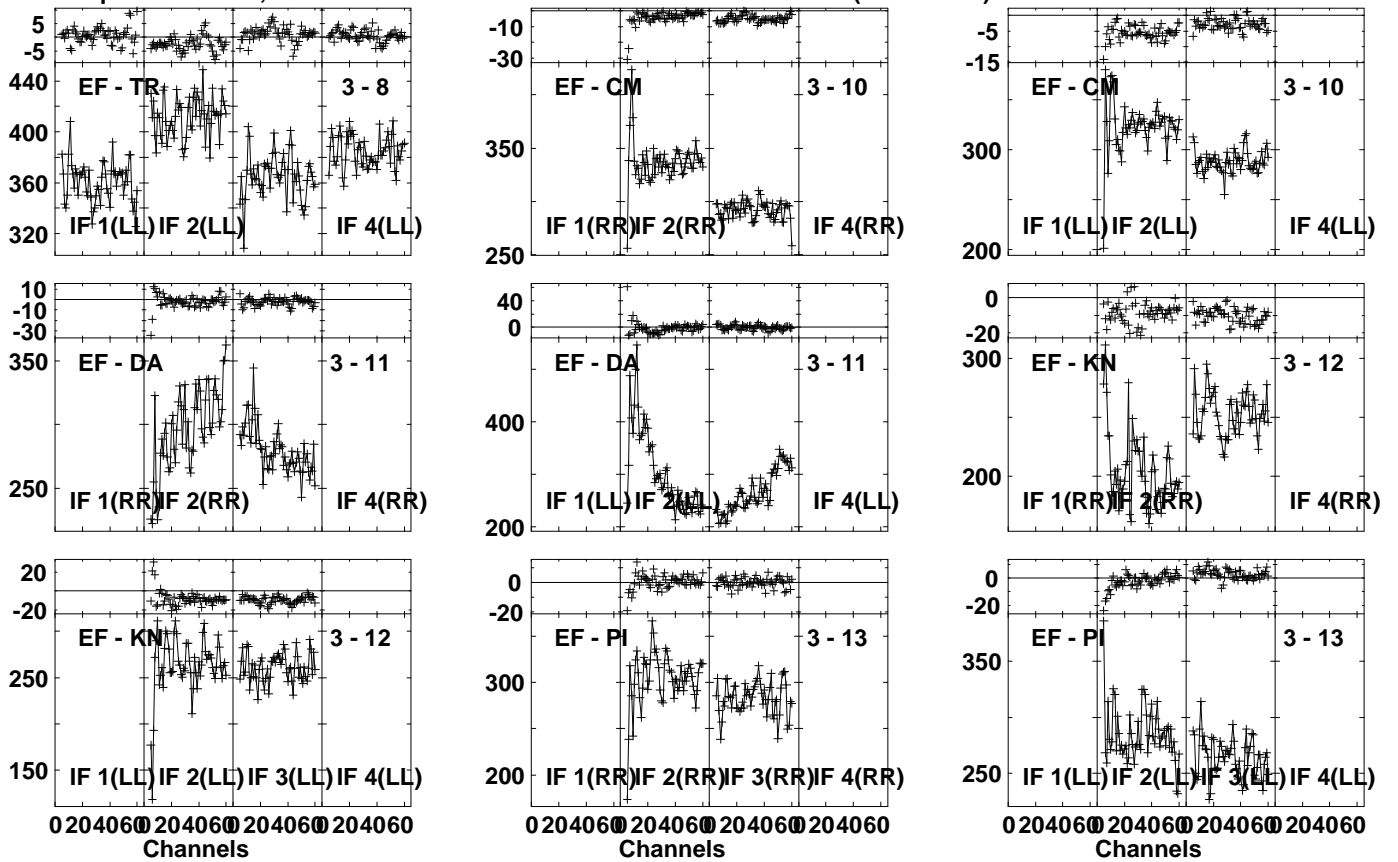


Lower frame: Milli Ampl Jy Top frame: Phas deg
 Vector averaged cross-power spectrum Several baselines displayed
 Timerange: 00:12:36:31 to 00:12:37:59

Plot file version 318 created 04-JUL-2023 13:24:27

J0057+3021 EL062A.UVDATA.1

Freq = 1.5950 GHz, Bw = 32.000 MH Calibrated with CL # 4 and BP # 1 (BP mode 1)

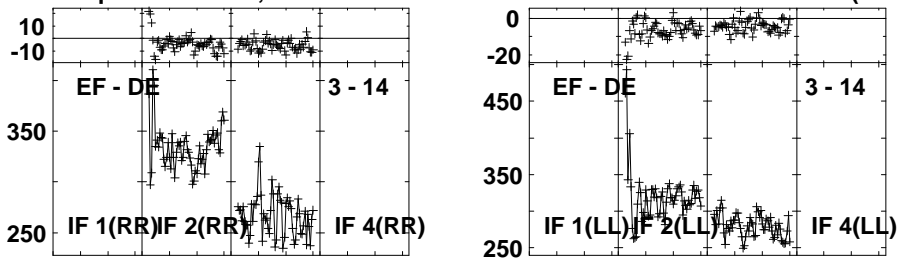


Lower frame: Milli Ampl Jy Top frame: Phas deg
Vector averaged cross-power spectrum Several baselines displayed
Timerange: 00/12:36:31 to 00/12:37:59

Plot file version 319 created 04-JUL-2023 13:24:27

J0057+3021 EL062A.UVDATA.1

Freq = 1.5950 GHz, Bw = 32.000 MH Calibrated with CL # 4 and BP # 1 (BP mode 1)

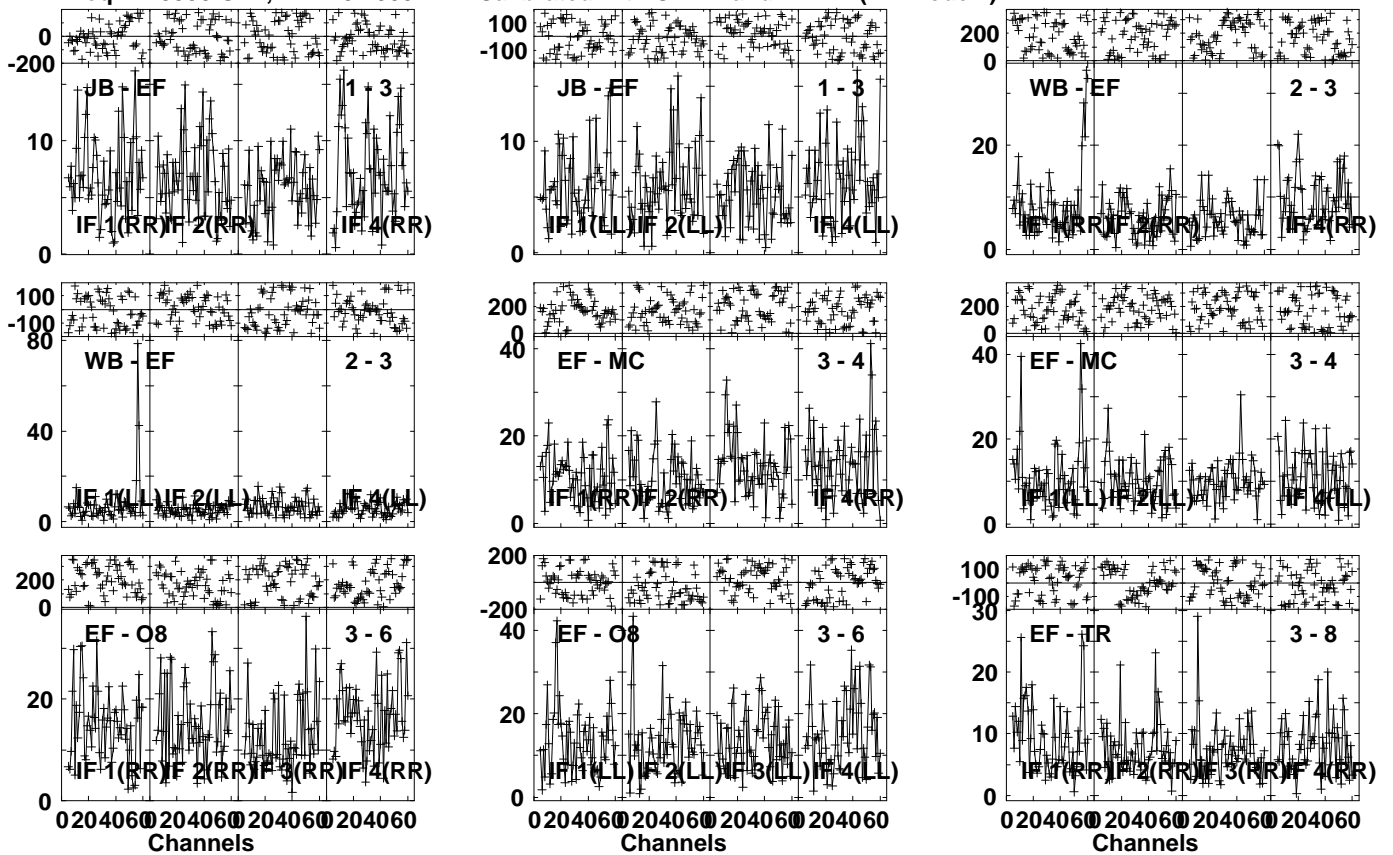


Lower frame: Milli Ampl Jy Top frame: Phas deg
Vector averaged cross-power spectrum Several baselines displayed
Timerange: 00/12:36:31 to 00/12:37:59

Plot file version 320 created 04-JUL-2023 13:24:27

J0100+2802 EL062A.UVDATA.1

Freq = 1.5950 GHz, Bw = 32.000 MH Calibrated with CL # 4 and BP # 1 (BP mode 1)

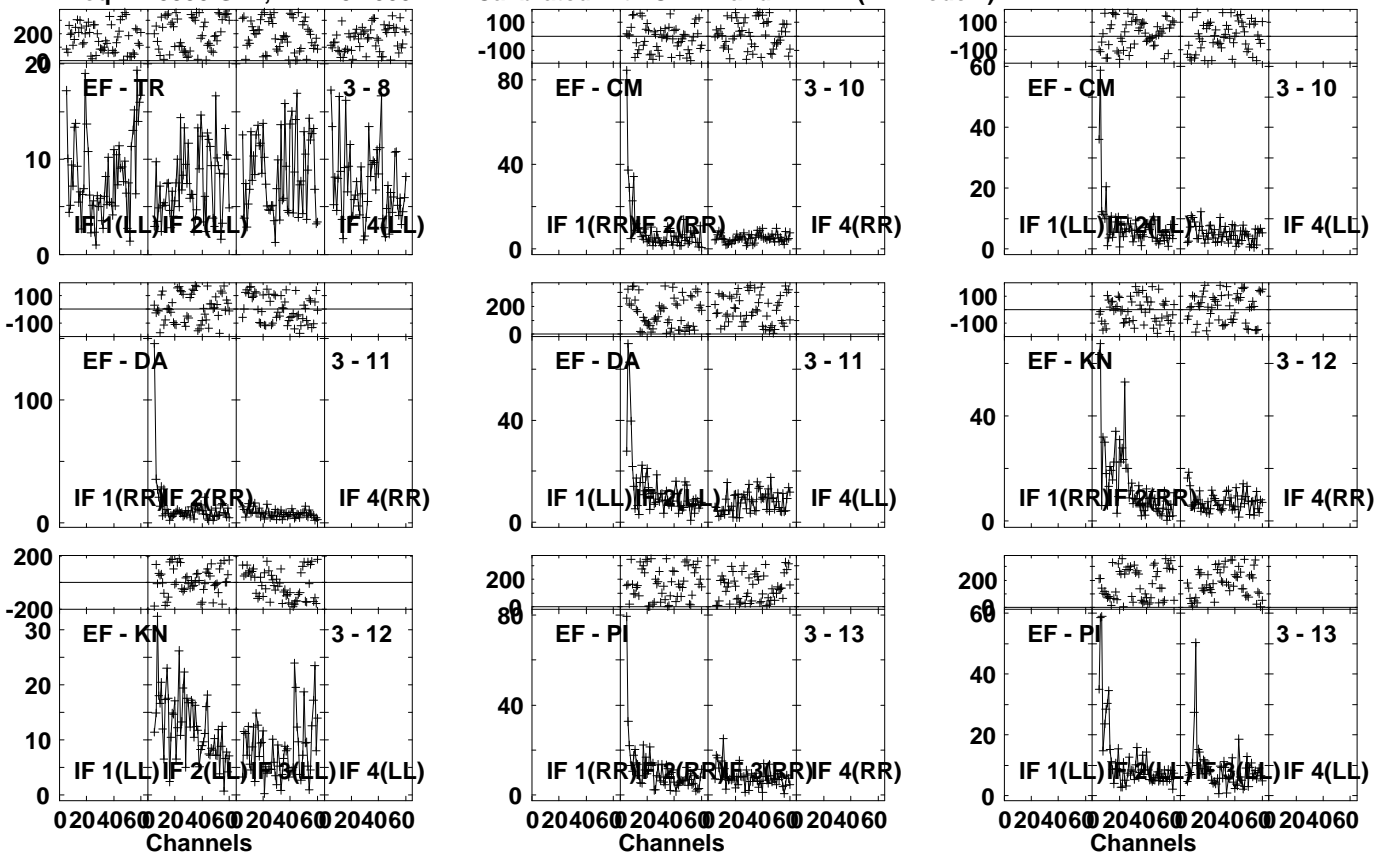


Lower frame: Milli Ampl Jy Top frame: Phas deg
Vector averaged cross-power spectrum Several baselines displayed
Timerange: 00/12:38:01 to 00/12:41:29

Plot file version 321 created 04-JUL-2023 13:24:27

J0100+2802 EL062A.UVDATA.1

Freq = 1.5950 GHz, Bw = 32.000 MH Calibrated with CL # 4 and BP # 1 (BP mode 1)

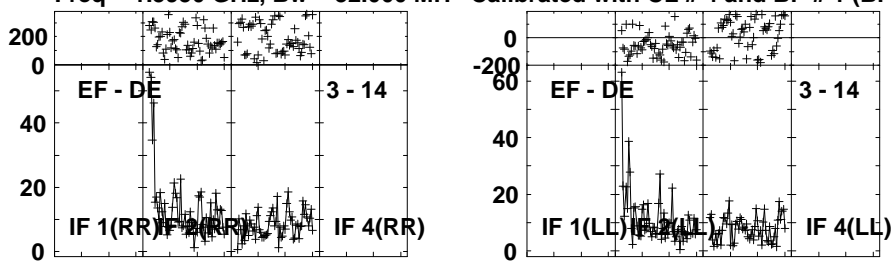


Lower frame: Milli Ampl Jy Top frame: Phas deg
Vector averaged cross-power spectrum Several baselines displayed
Timerange: 00/12:38:01 to 00/12:41:29

Plot file version 322 created 04-JUL-2023 13:24:27

J0100+2802 EL062A.UVDATA.1

Freq = 1.5950 GHz, Bw = 32.000 MH Calibrated with CL # 4 and BP # 1 (BP mode 1)

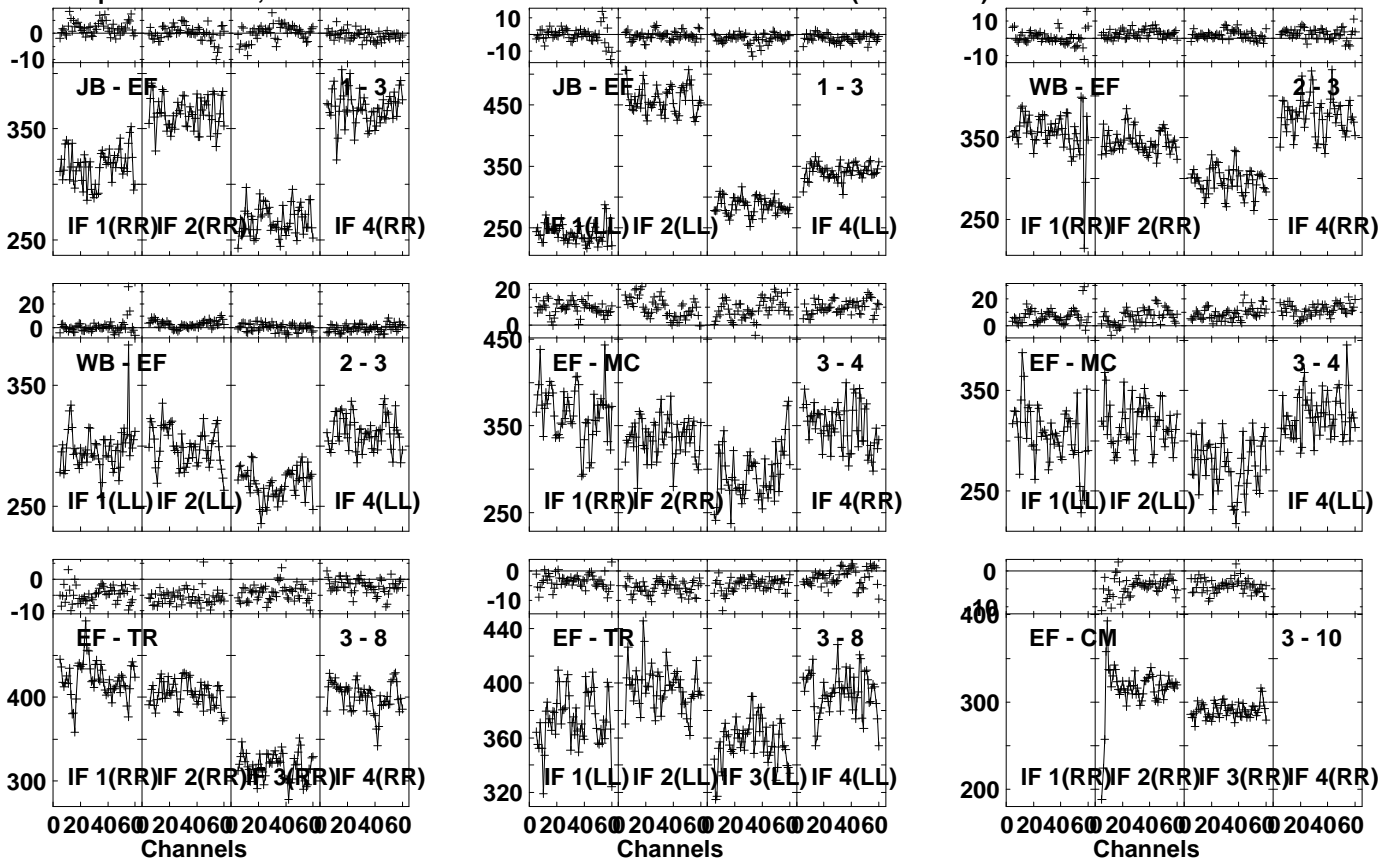


Lower frame: Milli Ampl Jy Top frame: Phas deg
Vector averaged cross-power spectrum Several baselines displayed
Timerange: 00/12:38:01 to 00/12:41:29

Plot file version 323 created 04-JUL-2023 13:24:27

J0057+3021 EL062A.UVDATA.1

Freq = 1.5950 GHz, Bw = 32.000 MH Calibrated with CL # 4 and BP # 1 (BP mode 1)

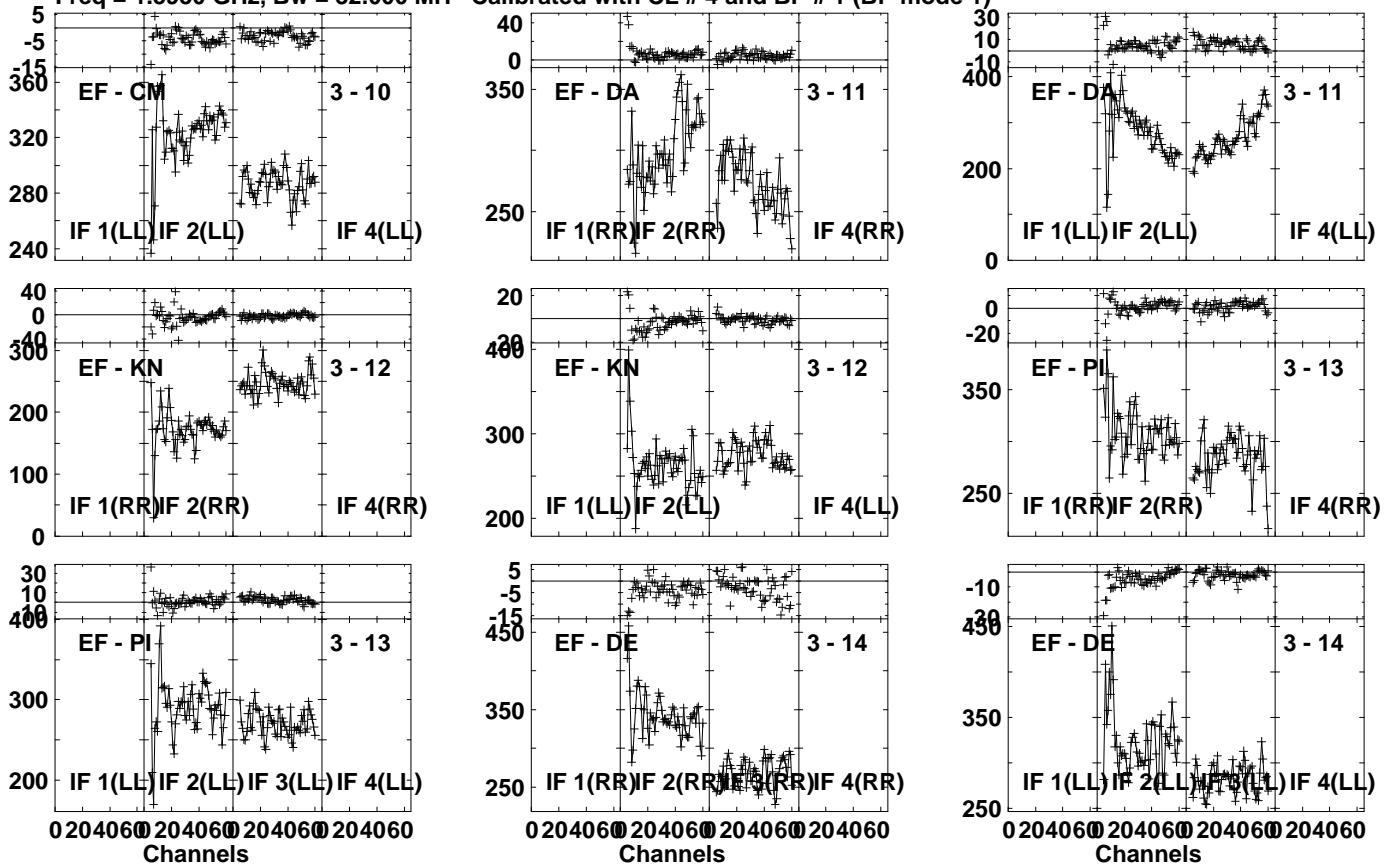


Lower frame: Milli Ampl Jy Top frame: Phas deg
 Vector averaged cross-power spectrum Several baselines displayed
 Timerange: 00/12:42:01 to 00/12:42:59

Plot file version 324 created 04-JUL-2023 13:24:27

J0057+3021 EL062A.UVDATA.1

Freq = 1.5950 GHz, Bw = 32.000 MH Calibrated with CL # 4 and BP # 1 (BP mode 1)

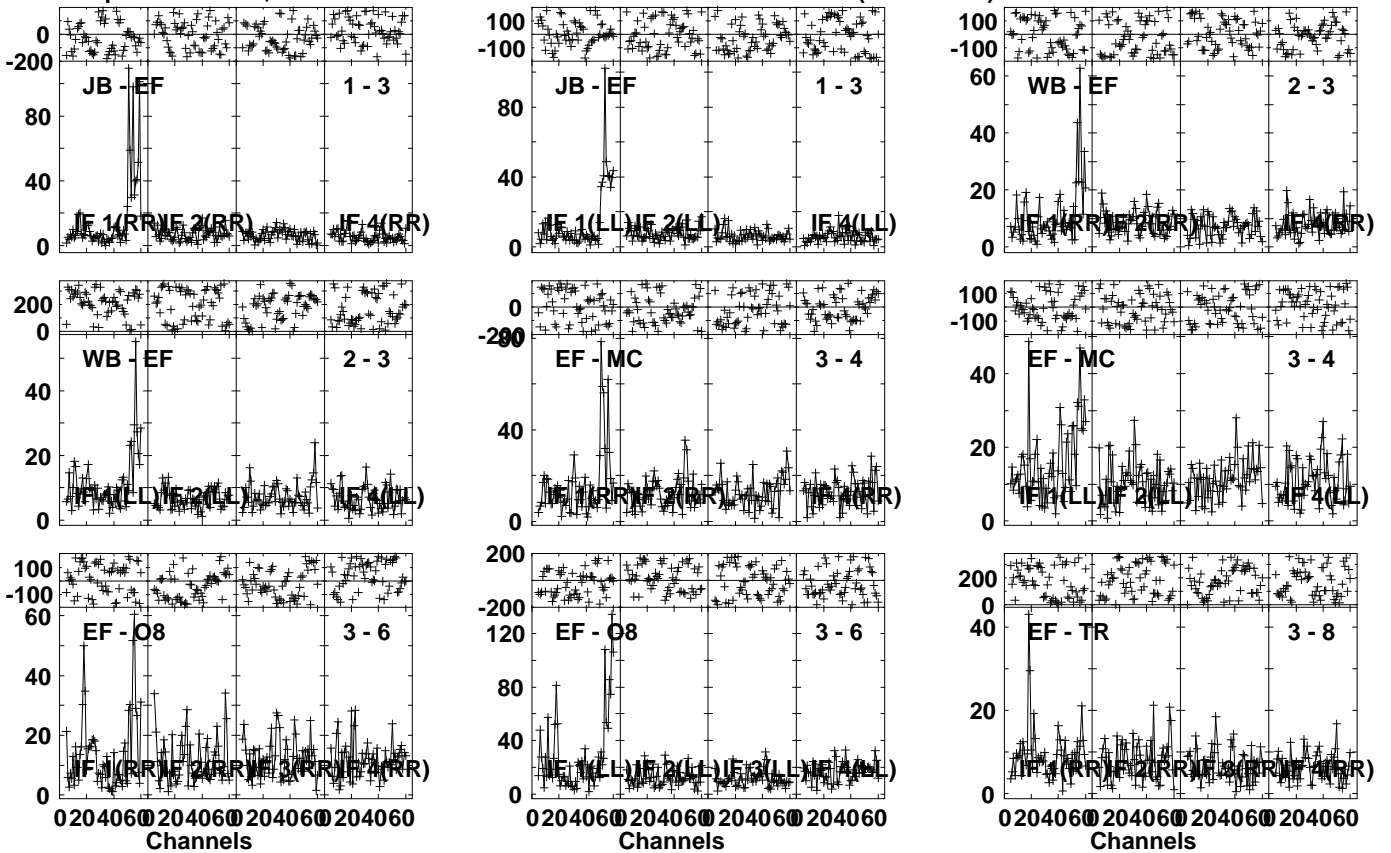


Lower frame: Milli Ampl Jy Top frame: Phas deg
Vector averaged cross-power spectrum Several baselines displayed
Timerange: 00/12:42:01 to 00/12:42:59

Plot file version 325 created 04-JUL-2023 13:24:27

J0100+2802 EL062A.UVDATA.1

Freq = 1.5950 GHz, Bw = 32.000 MH Calibrated with CL # 4 and BP # 1 (BP mode 1)

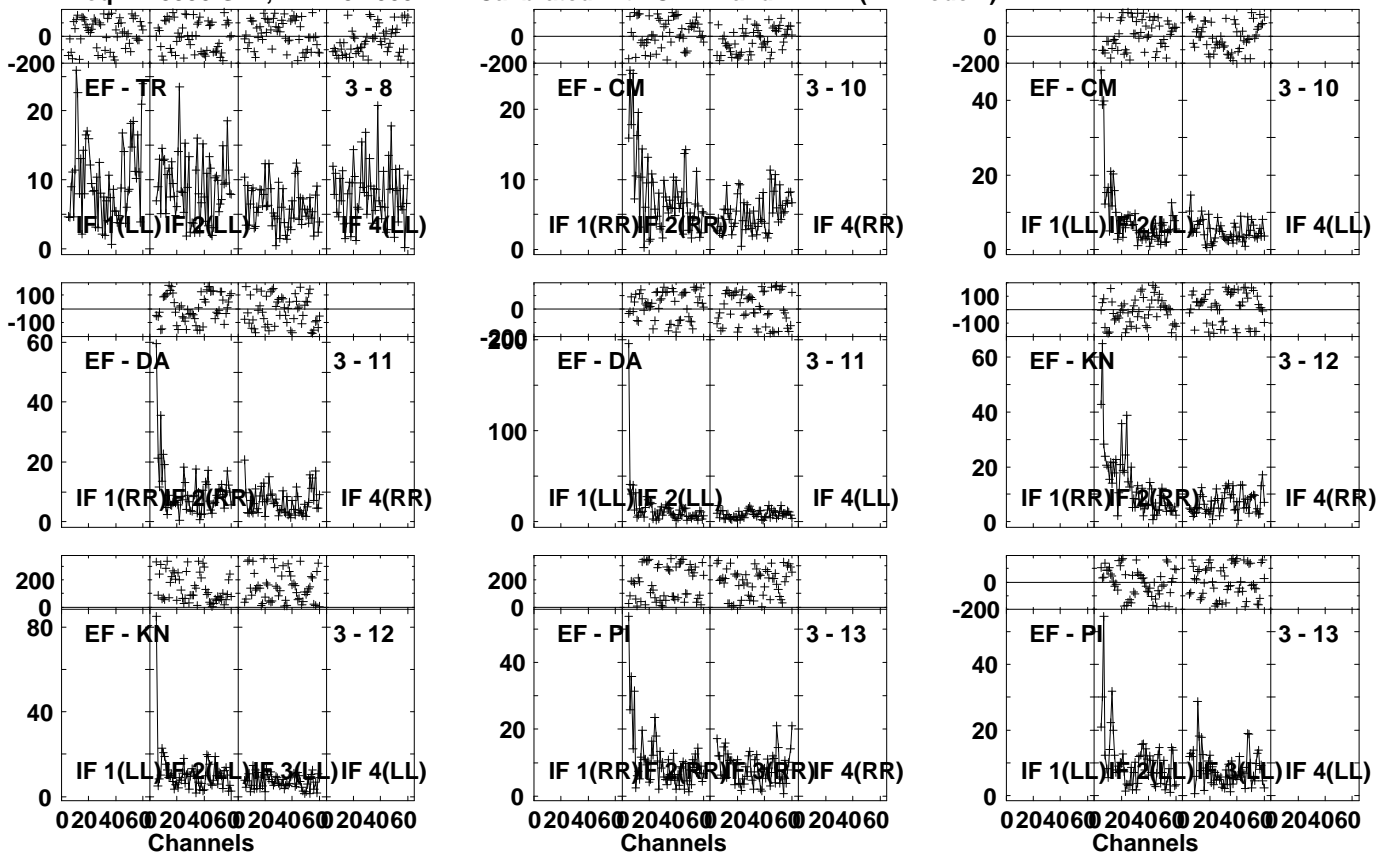


Lower frame: Milli Ampl Jy Top frame: Phas deg
Vector averaged cross-power spectrum Several baselines displayed
Timerange: 00/12:43:01 to 00/12:46:29

Plot file version 326 created 04-JUL-2023 13:24:28

J0100+2802 EL062A.UVDATA.1

Freq = 1.5950 GHz, Bw = 32.000 MH Calibrated with CL # 4 and BP # 1 (BP mode 1)

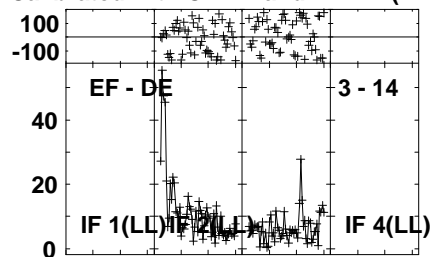
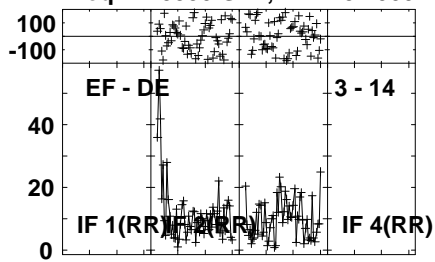


Lower frame: Milli Ampl Jy Top frame: Phas deg
Vector averaged cross-power spectrum Several baselines displayed
Timerange: 00/12:43:01 to 00/12:46:29

Plot file version 327 created 04-JUL-2023 13:24:28

J0100+2802 EL062A.UVDATA.1

Freq = 1.5950 GHz, Bw = 32.000 MH Calibrated with CL # 4 and BP # 1 (BP mode 1)



Lower frame: Milli Ampl Jy Top frame: Phas deg

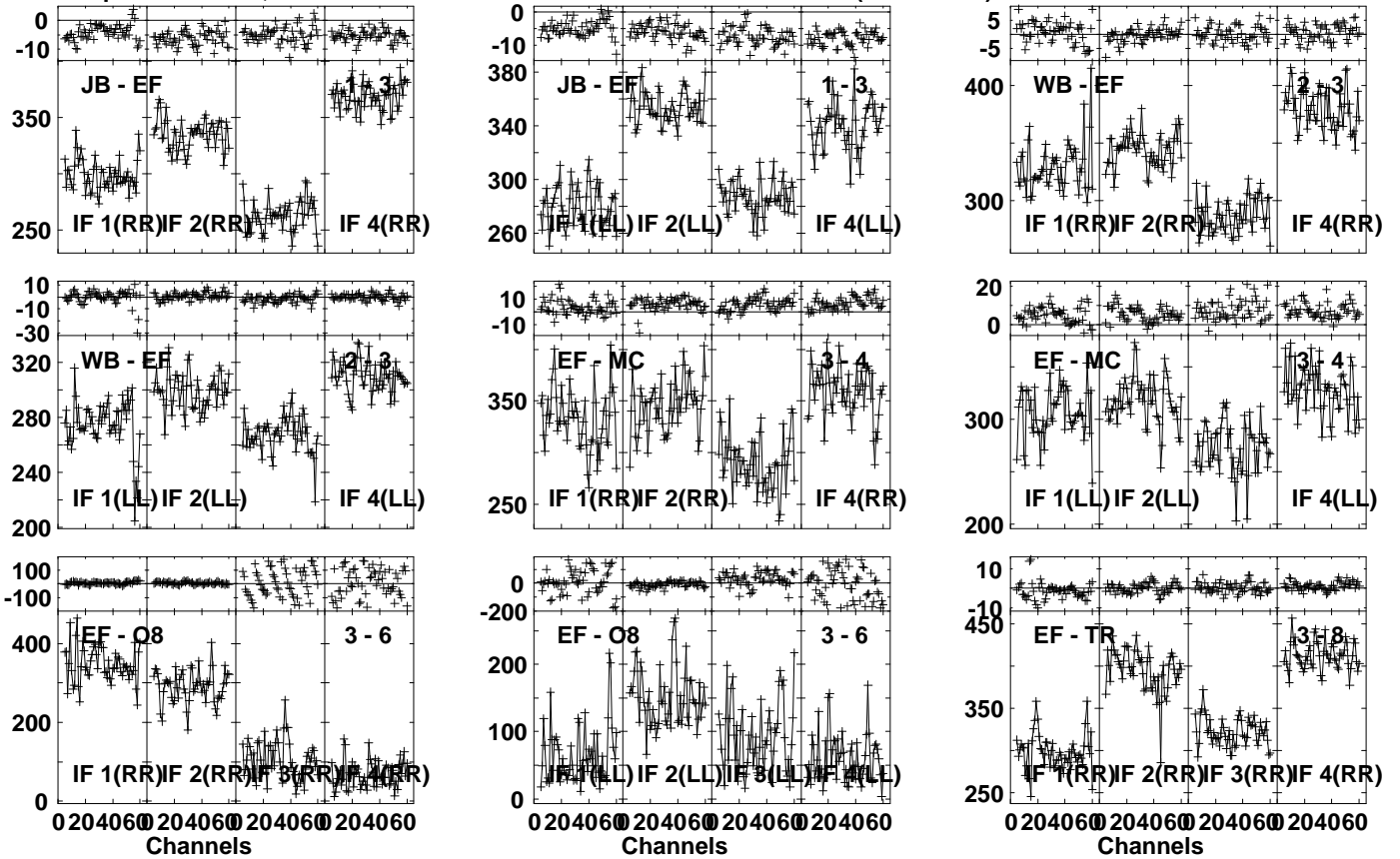
Vector averaged cross-power spectrum Several baselines displayed

Timerange: 00/12:43:01 to 00/12:46:29

Plot file version 328 created 04-JUL-2023 13:24:28

J0057+3021 EL062A.UVDATA.1

Freq = 1.5950 GHz, Bw = 32.000 MH Calibrated with CL # 4 and BP # 1 (BP mode 1)

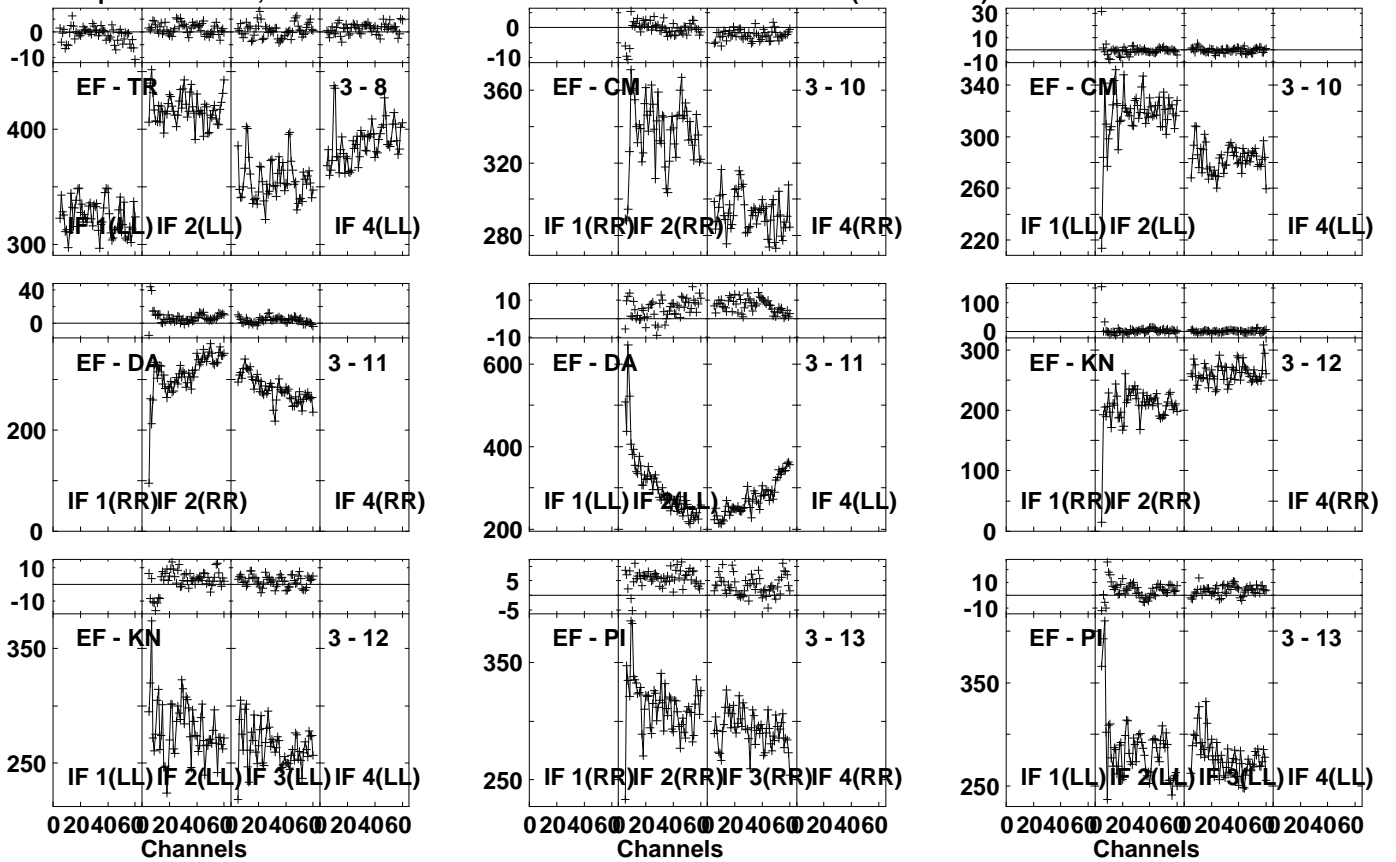


Lower frame: Milli Ampl Jy Top frame: Phas deg
 Vector averaged cross-power spectrum Several baselines displayed
 Timerange: 00:12:46:31 to 00:12:47:59

Plot file version 329 created 04-JUL-2023 13:24:28

J0057+3021 EL062A.UVDATA.1

Freq = 1.5950 GHz, Bw = 32.000 MH Calibrated with CL # 4 and BP # 1 (BP mode 1)

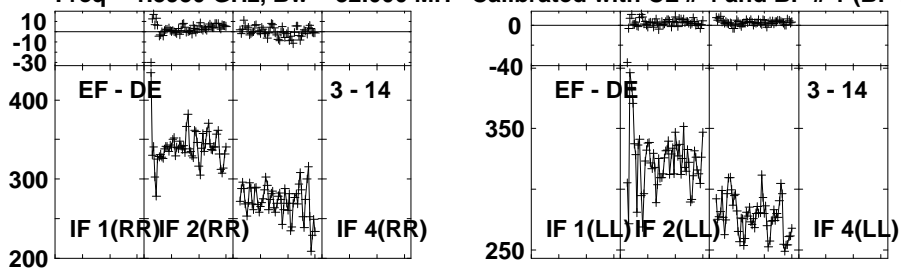


Lower frame: Milli Ampl Jy Top frame: Phas deg
Vector averaged cross-power spectrum Several baselines displayed
Timerange: 00/12:46:31 to 00/12:47:59

Plot file version 330 created 04-JUL-2023 13:24:28

J0057+3021 EL062A.UVDATA.1

Freq = 1.5950 GHz, Bw = 32.000 MH Calibrated with CL # 4 and BP # 1 (BP mode 1)

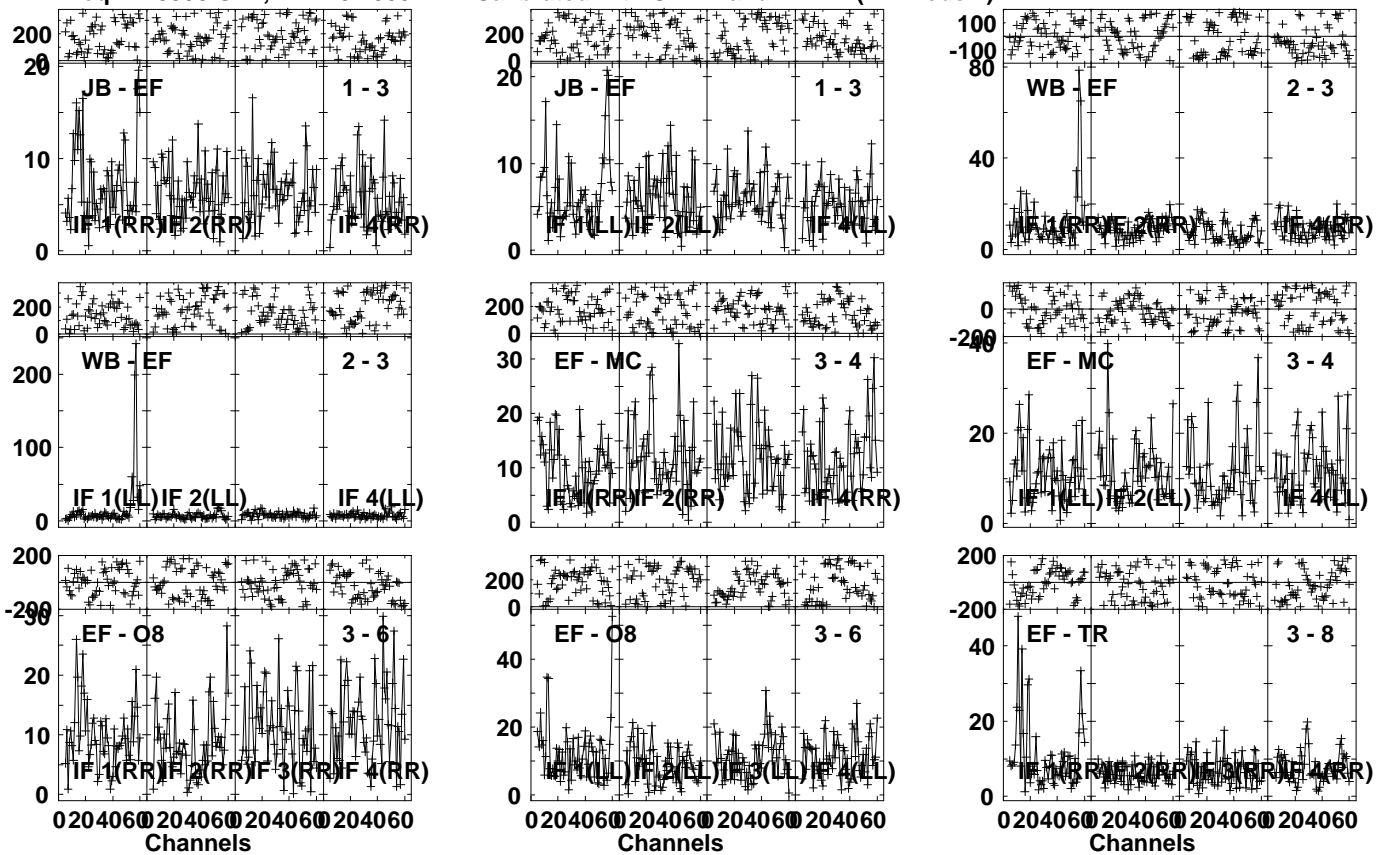


Lower frame: Milli Ampl Jy Top frame: Phas deg
Vector averaged cross-power spectrum Several baselines displayed
Timerange: 00/12:46:31 to 00/12:47:59

Plot file version 331 created 04-JUL-2023 13:24:28

J0100+2802 EL062A.UVDATA.1

Freq = 1.5950 GHz, Bw = 32.000 MH Calibrated with CL # 4 and BP # 1 (BP mode 1)



Lower frame: Milli Ampl Jy Top frame: Phas deg

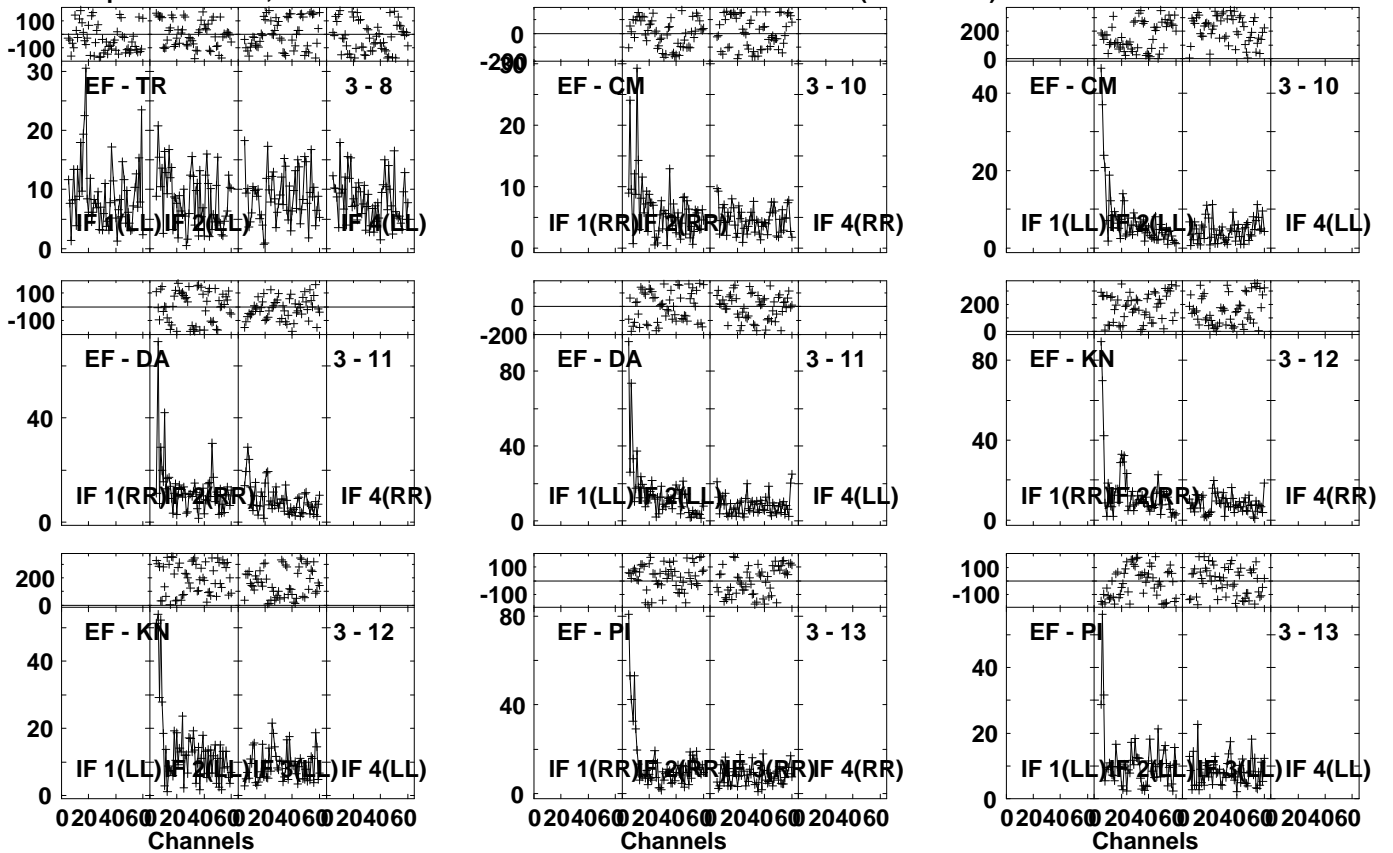
Vector averaged cross-power spectrum Several baselines displayed

Timerange: 00/12:48:01 to 00/12:51:29

Plot file version 332 created 04-JUL-2023 13:24:28

J0100+2802 EL062A.UVDATA.1

Freq = 1.5950 GHz, Bw = 32.000 MH Calibrated with CL # 4 and BP # 1 (BP mode 1)

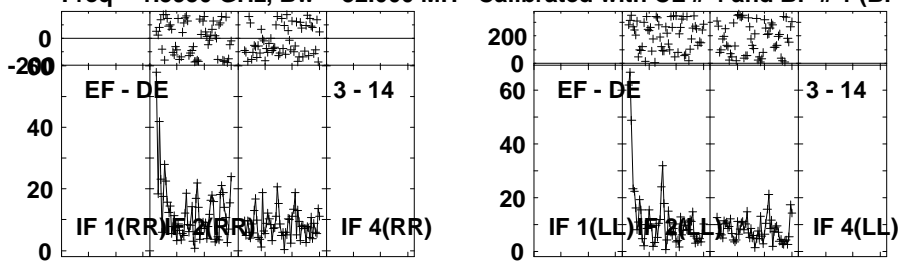


Lower frame: Milli Ampl Jy Top frame: Phas deg
Vector averaged cross-power spectrum Several baselines displayed
Timerange: 00/12:48:01 to 00/12:51:29

Plot file version 333 created 04-JUL-2023 13:24:29

J0100+2802 EL062A.UVDATA.1

Freq = 1.5950 GHz, Bw = 32.000 MH Calibrated with CL # 4 and BP # 1 (BP mode 1)



Lower frame: Milli Ampl Jy Top frame: Phas deg

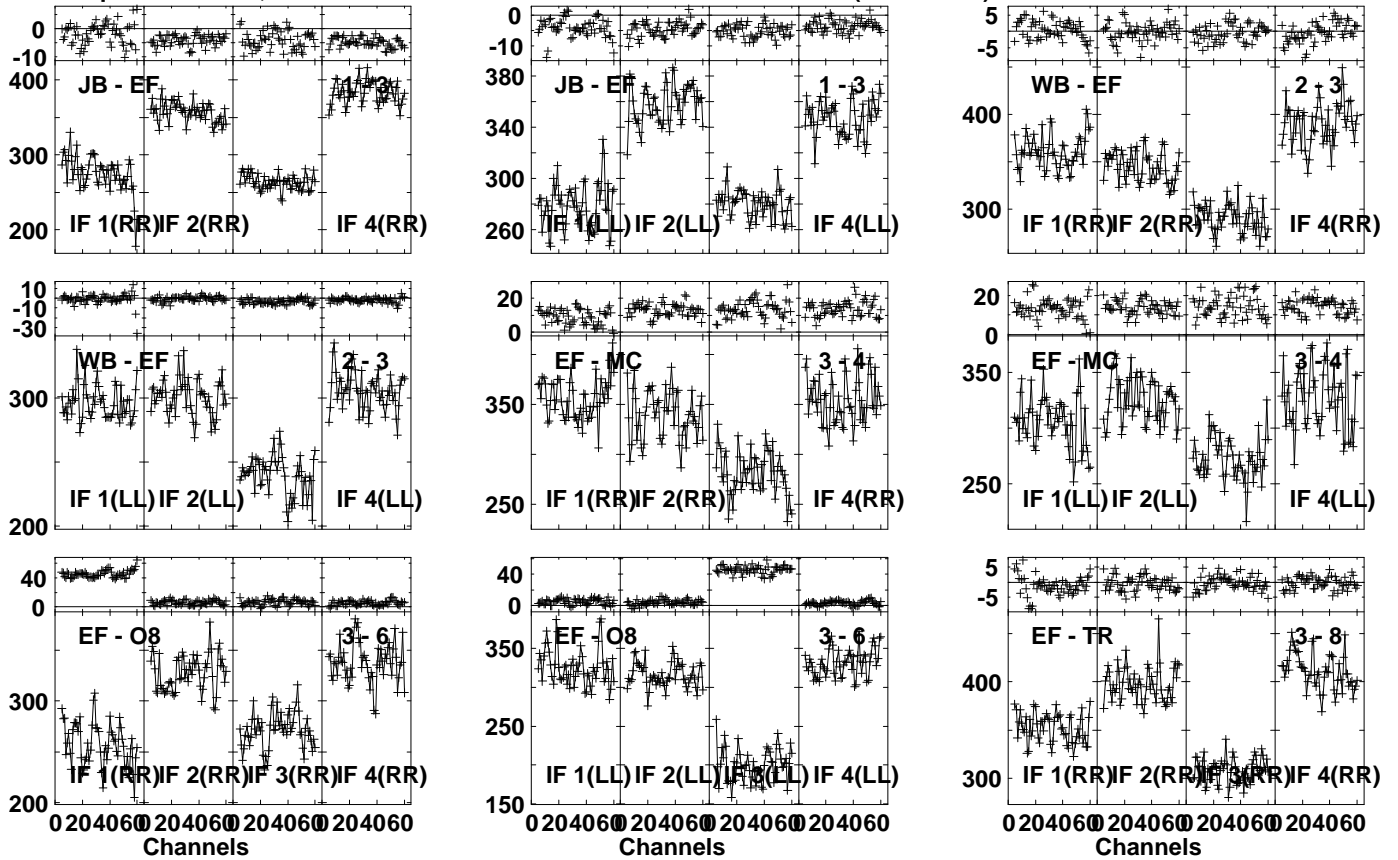
Vector averaged cross-power spectrum Several baselines displayed

Timerange: 00/12:48:01 to 00/12:51:29

Plot file version 334 created 04-JUL-2023 13:24:29

J0057+3021 EL062A.UVDATA.1

Freq = 1.5950 GHz, Bw = 32.000 MH Calibrated with CL # 4 and BP # 1 (BP mode 1)

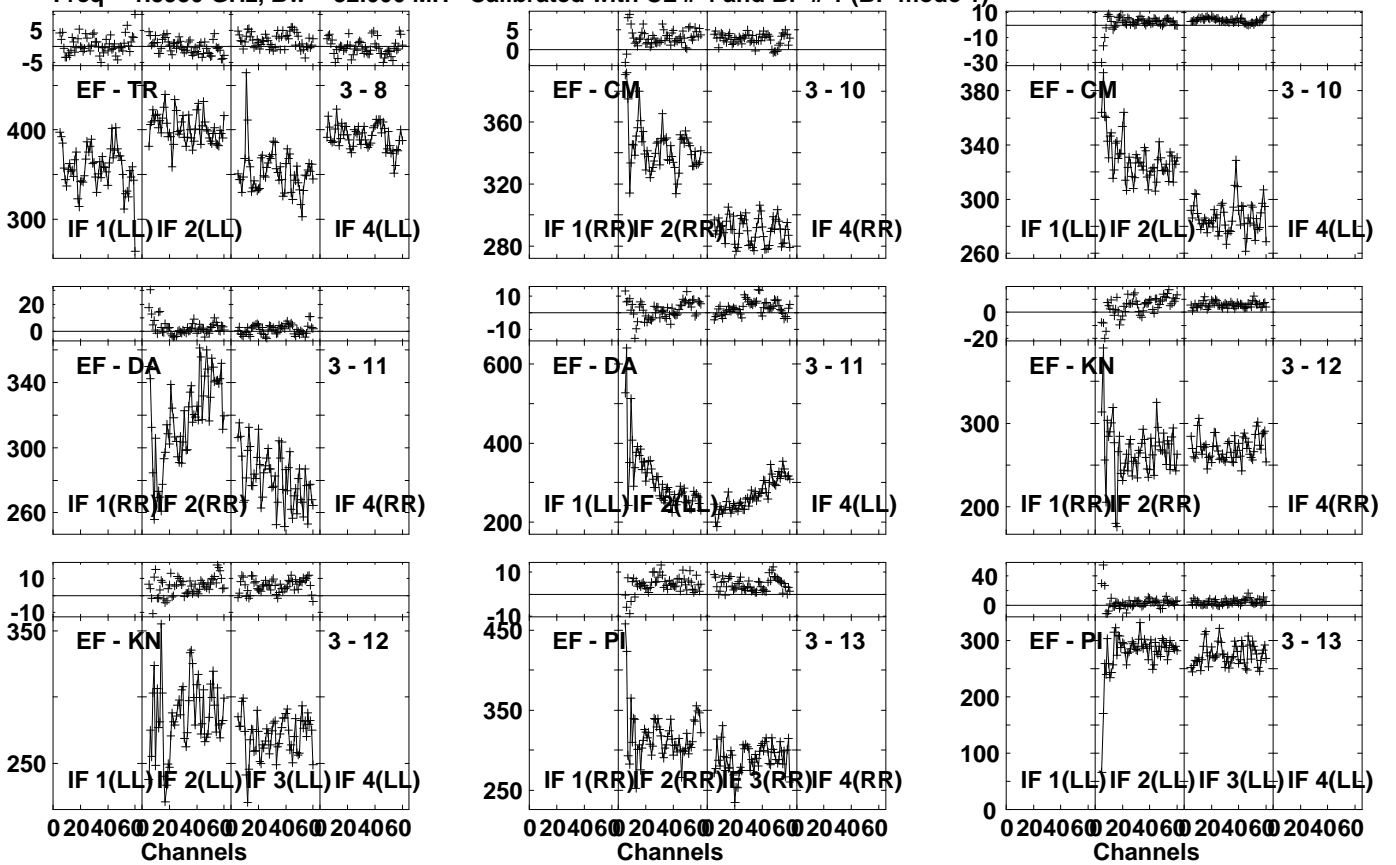


Lower frame: Milli Ampl Jy Top frame: Phas deg
Vector averaged cross-power spectrum Several baselines displayed
Timerange: 00/12:52:01 to 00/12:52:59

Plot file version 335 created 04-JUL-2023 13:24:29

J0057+3021 EL062A.UVDATA.1

Freq = 1.5950 GHz, Bw = 32.000 MH Calibrated with CL # 4 and BP # 1 (BP mode 1)

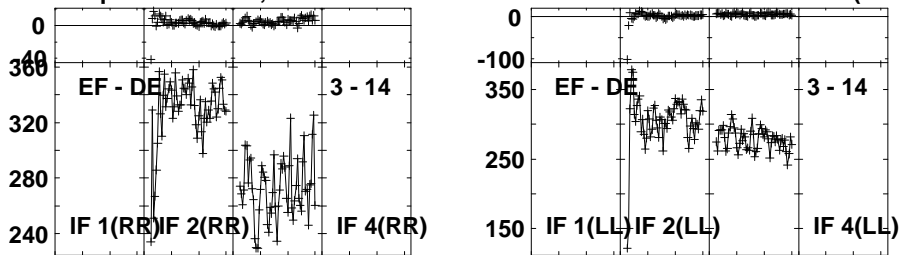


Lower frame: Milli Ampl Jy Top frame: Phas deg
Vector averaged cross-power spectrum Several baselines displayed
Timerange: 00/12:52:01 to 00/12:52:59

Plot file version 336 created 04-JUL-2023 13:24:29

J0057+3021 EL062A.UVDATA.1

Freq = 1.5950 GHz, Bw = 32.000 MH Calibrated with CL # 4 and BP # 1 (BP mode 1)

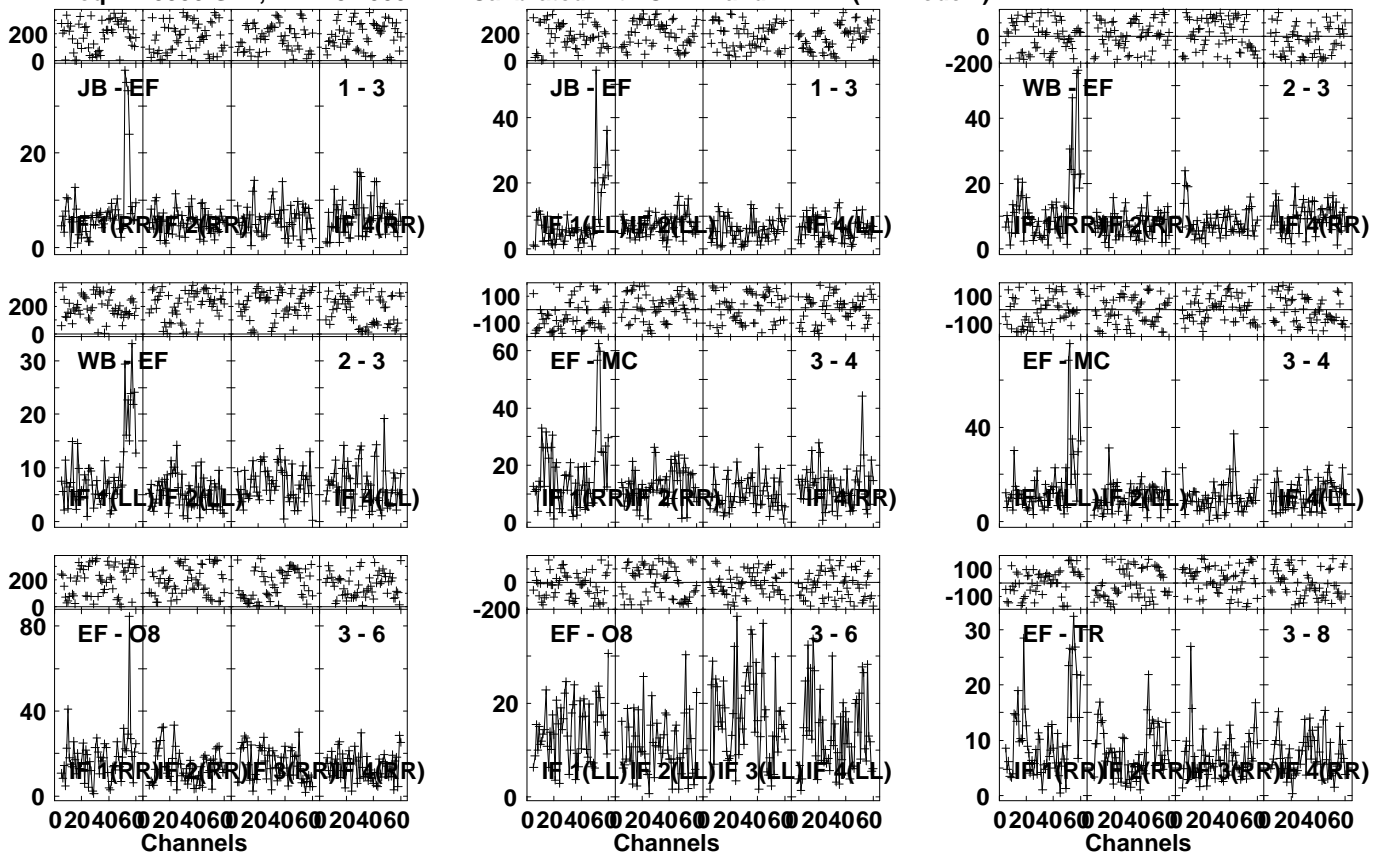


Lower frame: Milli Ampl Jy Top frame: Phas deg
Vector averaged cross-power spectrum Several baselines displayed
Timerange: 00/12:52:01 to 00/12:52:59

Plot file version 337 created 04-JUL-2023 13:24:29

J0100+2802 EL062A.UVDATA.1

Freq = 1.5950 GHz, Bw = 32.000 MH Calibrated with CL # 4 and BP # 1 (BP mode 1)

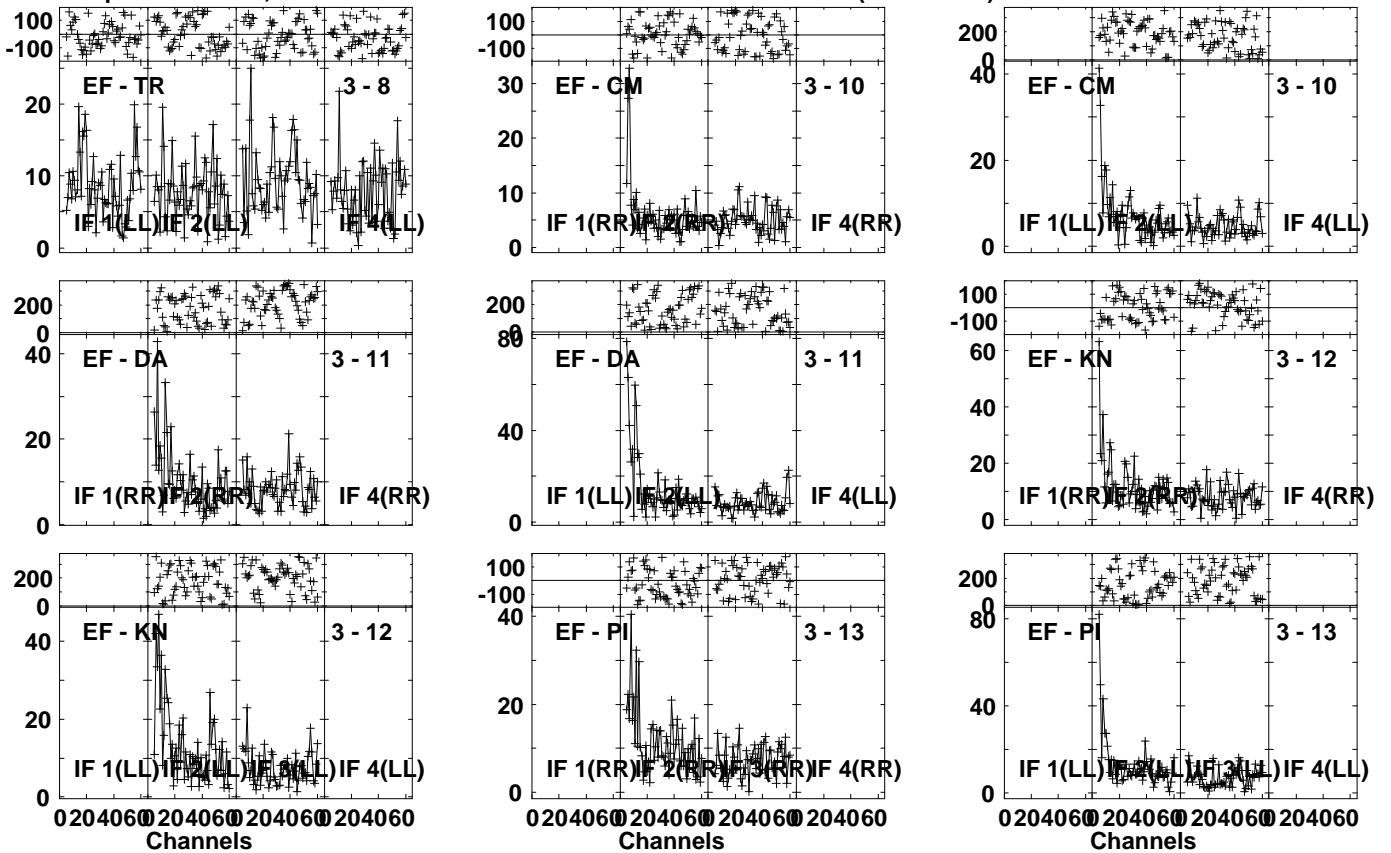


Lower frame: Milli Ampl Jy Top frame: Phas deg
Vector averaged cross-power spectrum Several baselines displayed
Timerange: 00/12:53:01 to 00/12:56:29

Plot file version 338 created 04-JUL-2023 13:24:29

J0100+2802 EL062A.UVDATA.1

Freq = 1.5950 GHz, Bw = 32.000 MH Calibrated with CL # 4 and BP # 1 (BP mode 1)

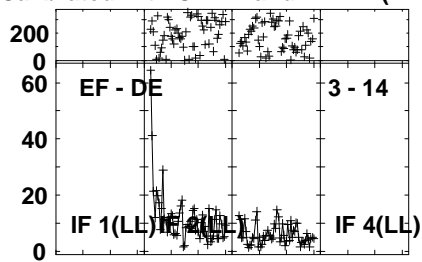
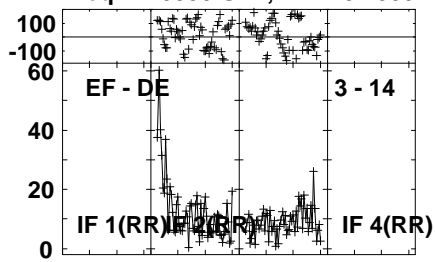


Lower frame: Milli Ampl Jy Top frame: Phas deg
Vector averaged cross-power spectrum Several baselines displayed
Timerange: 00/12:53:01 to 00/12:56:29

Plot file version 339 created 04-JUL-2023 13:24:29

J0100+2802 EL062A.UVDATA.1

Freq = 1.5950 GHz, Bw = 32.000 MH Calibrated with CL # 4 and BP # 1 (BP mode 1)

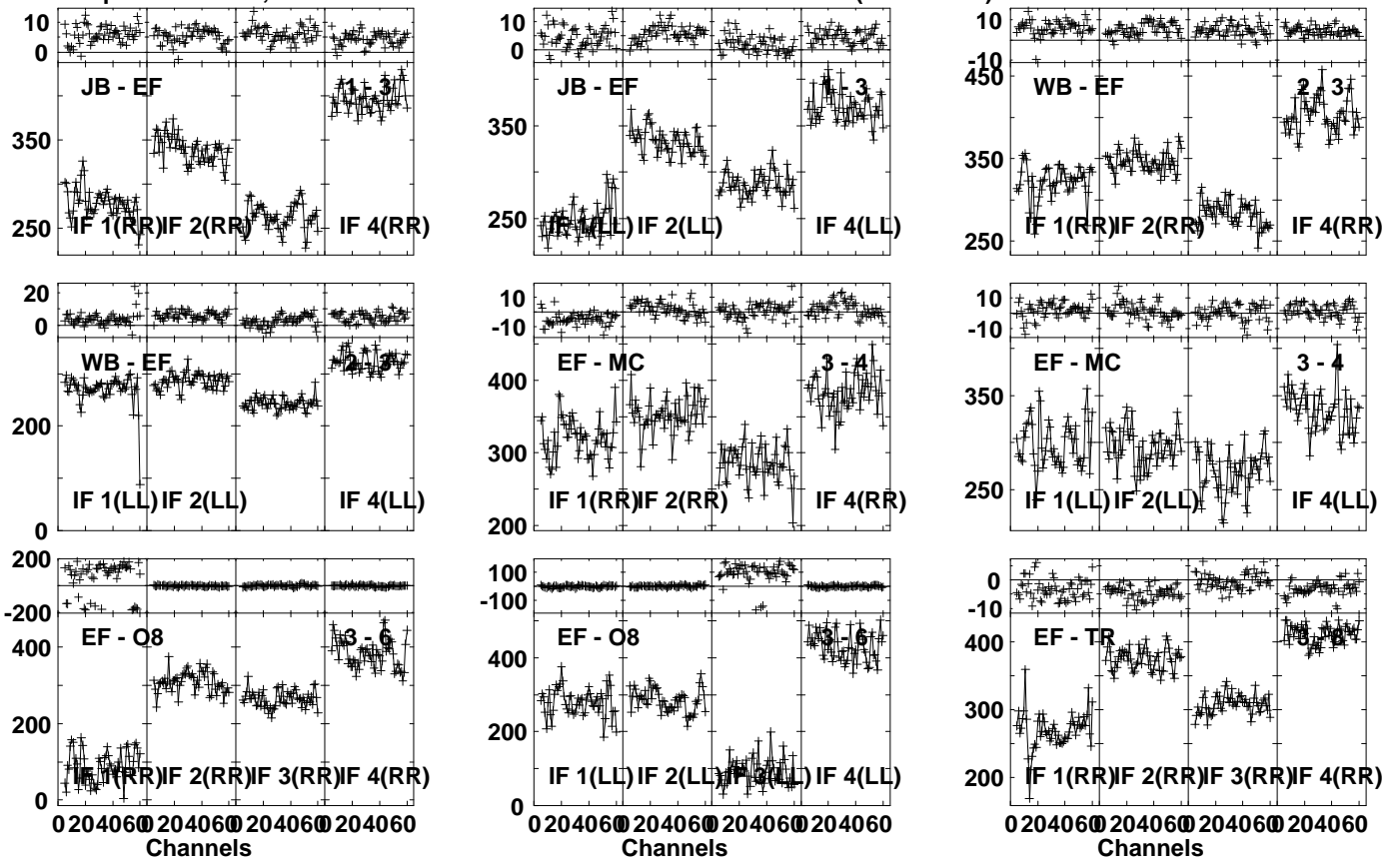


Lower frame: Milli Ampl Jy Top frame: Phas deg
Vector averaged cross-power spectrum Several baselines displayed
Timerange: 00/12:53:01 to 00/12:56:29

Plot file version 340 created 04-JUL-2023 13:24:29

J0057+3021 EL062A.UVDATA.1

Freq = 1.5950 GHz, Bw = 32.000 MH Calibrated with CL # 4 and BP # 1 (BP mode 1)

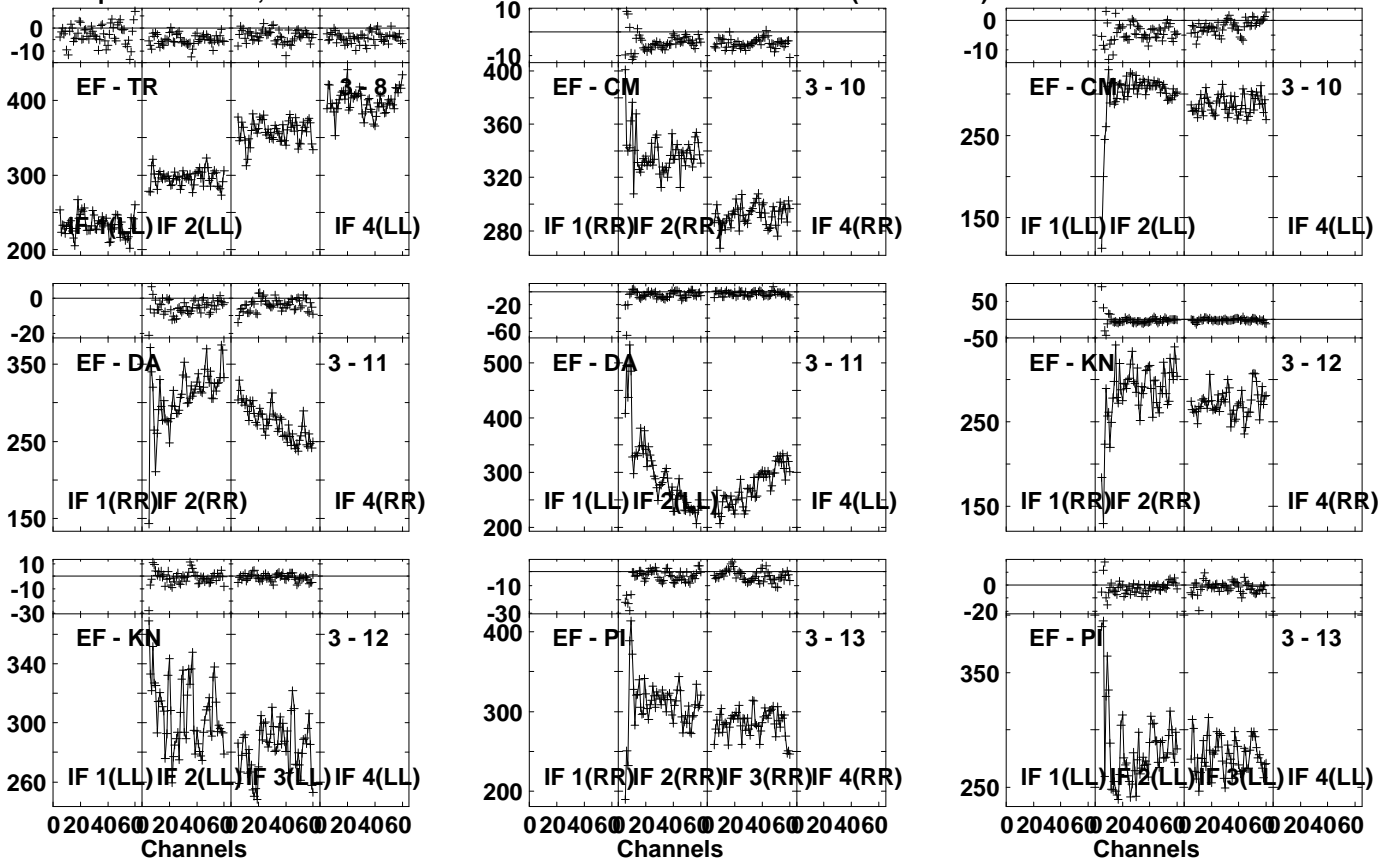


Lower frame: Milli Ampl Jy Top frame: Phas deg
Vector averaged cross-power spectrum Several baselines displayed
Timerange: 00/12:56:31 to 00/12:57:59

Plot file version 341 created 04-JUL-2023 13:24:29

J0057+3021 EL062A.UVDATA.1

Freq = 1.5950 GHz, Bw = 32.000 MH Calibrated with CL # 4 and BP # 1 (BP mode 1)

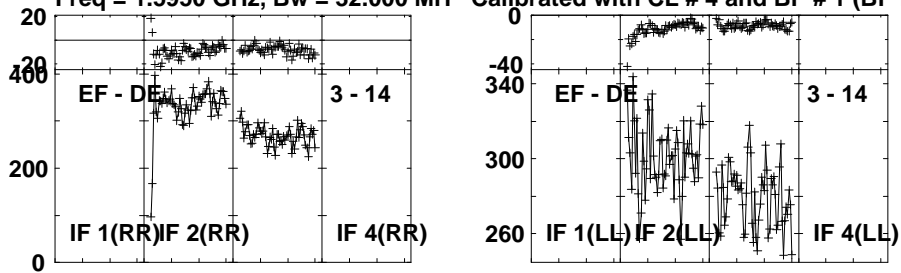


Lower frame: Milli Ampl Jy Top frame: Phas deg
Vector averaged cross-power spectrum Several baselines displayed
Timerange: 00/12:56:31 to 00/12:57:59

Plot file version 342 created 04-JUL-2023 13:24:30

J0057+3021 EL062A.UVDATA.1

Freq = 1.5950 GHz, Bw = 32.000 MH Calibrated with CL # 4 and BP # 1 (BP mode 1)

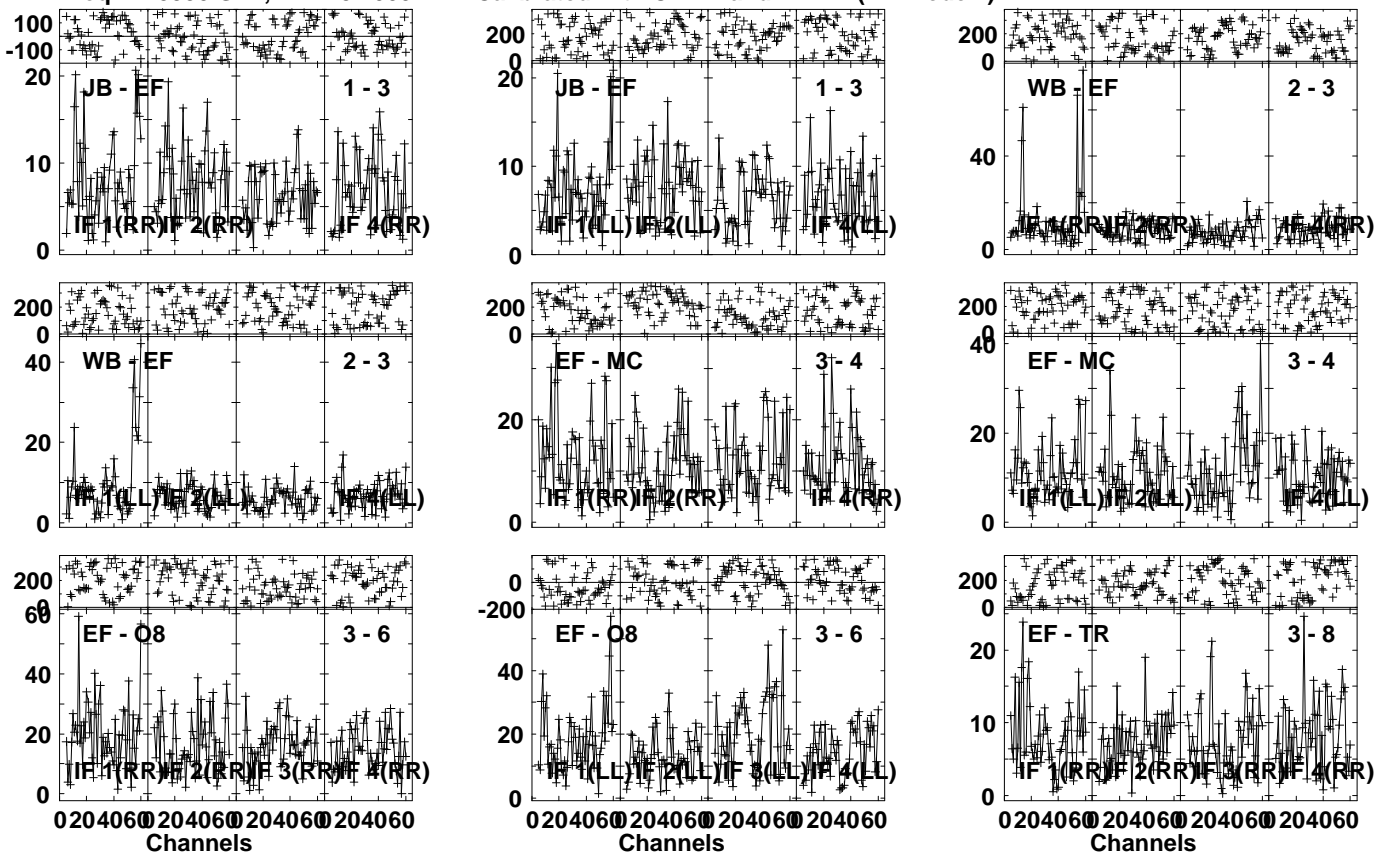


Lower frame: Milli Ampl Jy Top frame: Phas deg
Vector averaged cross-power spectrum Several baselines displayed
Timerange: 00/12:56:31 to 00/12:57:59

Plot file version 343 created 04-JUL-2023 13:24:30

J0100+2802 EL062A.UVDATA.1

Freq = 1.5950 GHz, Bw = 32.000 MH Calibrated with CL # 4 and BP # 1 (BP mode 1)

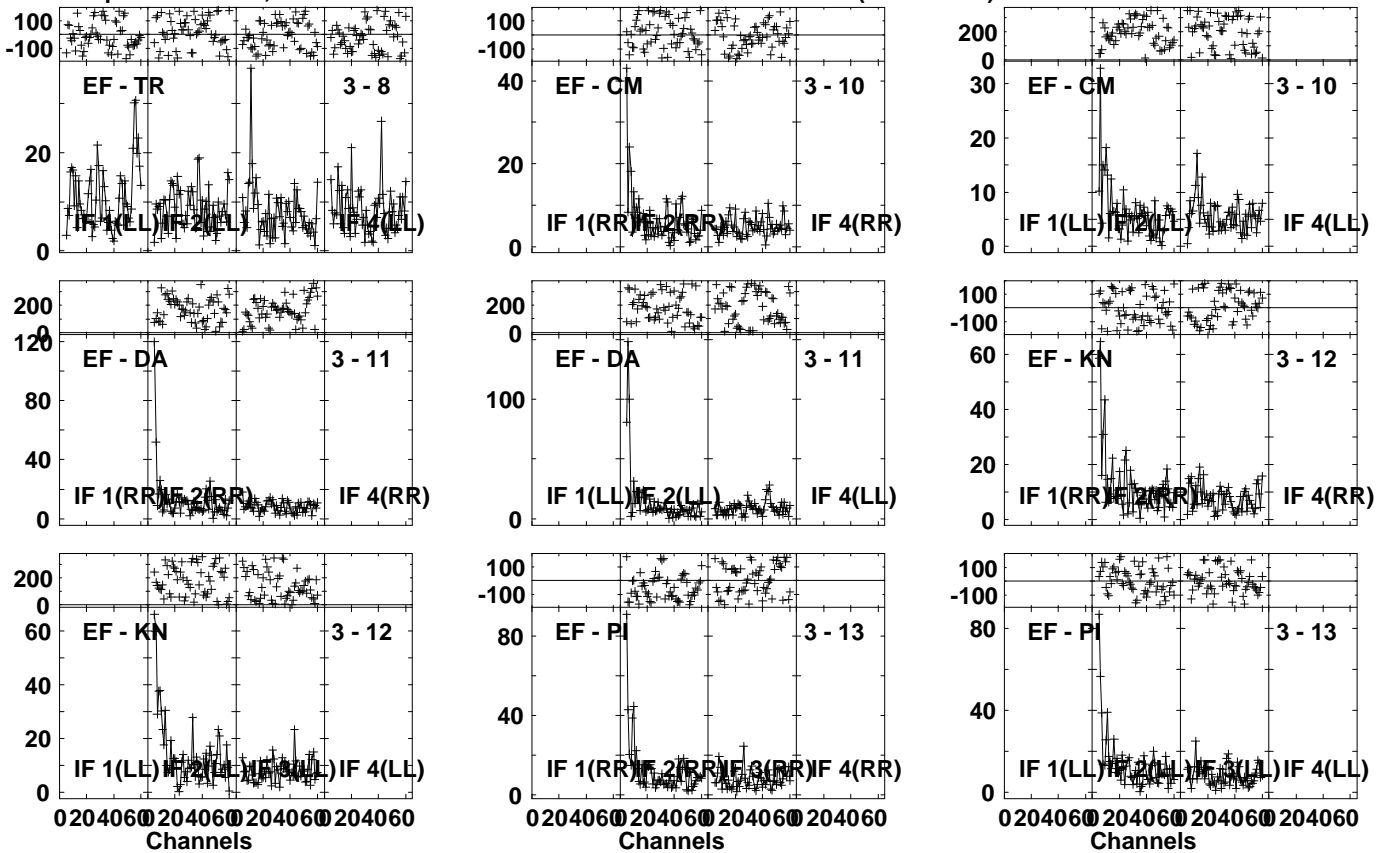


Lower frame: Milli Ampl Jy Top frame: Phas deg
Vector averaged cross-power spectrum Several baselines displayed
Timerange: 00/12:58:01 to 00/13:01:29

Plot file version 344 created 04-JUL-2023 13:24:30

J0100+2802 EL062A.UVDATA.1

Freq = 1.5950 GHz, Bw = 32.000 MH Calibrated with CL # 4 and BP # 1 (BP mode 1)

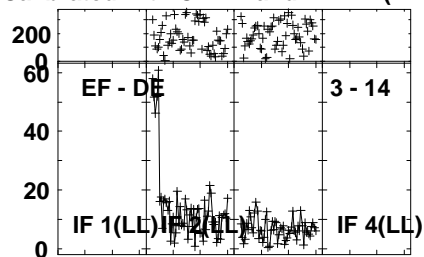
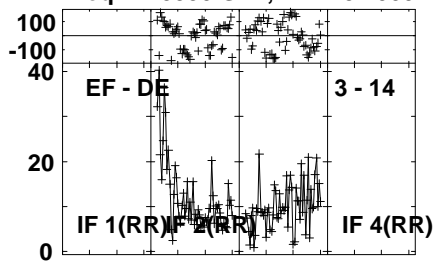


Lower frame: Milli Ampl Jy Top frame: Phas deg
Vector averaged cross-power spectrum Several baselines displayed
Timerange: 00/12:58:01 to 00/13:01:29

Plot file version 345 created 04-JUL-2023 13:24:30

J0100+2802 EL062A.UVDATA.1

Freq = 1.5950 GHz, Bw = 32.000 MH Calibrated with CL # 4 and BP # 1 (BP mode 1)



Lower frame: Milli Ampl Jy Top frame: Phas deg

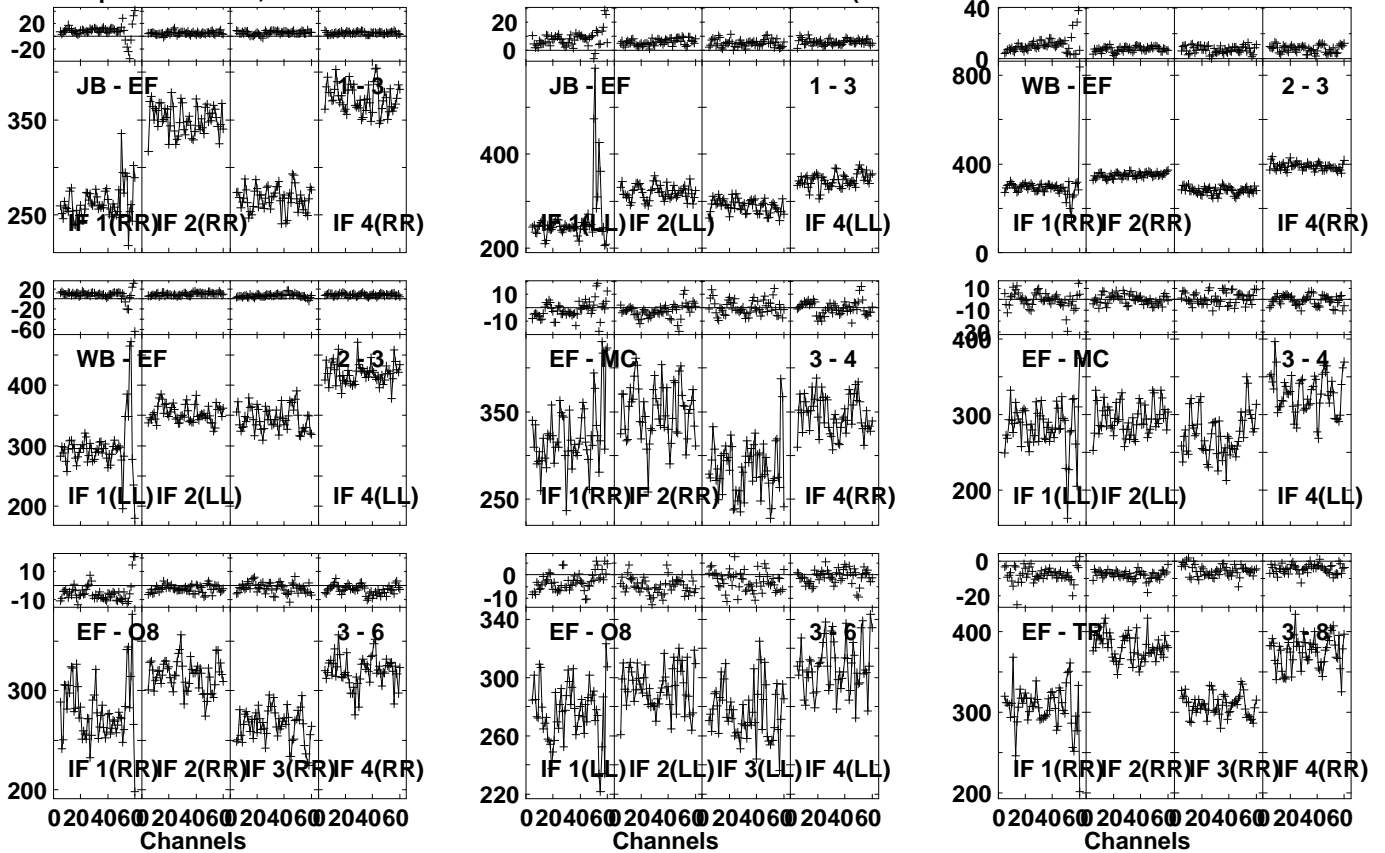
Vector averaged cross-power spectrum Several baselines displayed

Timerange: 00/12:58:01 to 00/13:01:29

Plot file version 346 created 04-JUL-2023 13:24:30

J0057+3021 EL062A.UVDATA.1

Freq = 1.5950 GHz, Bw = 32.000 MH Calibrated with CL # 4 and BP # 1 (BP mode 1)

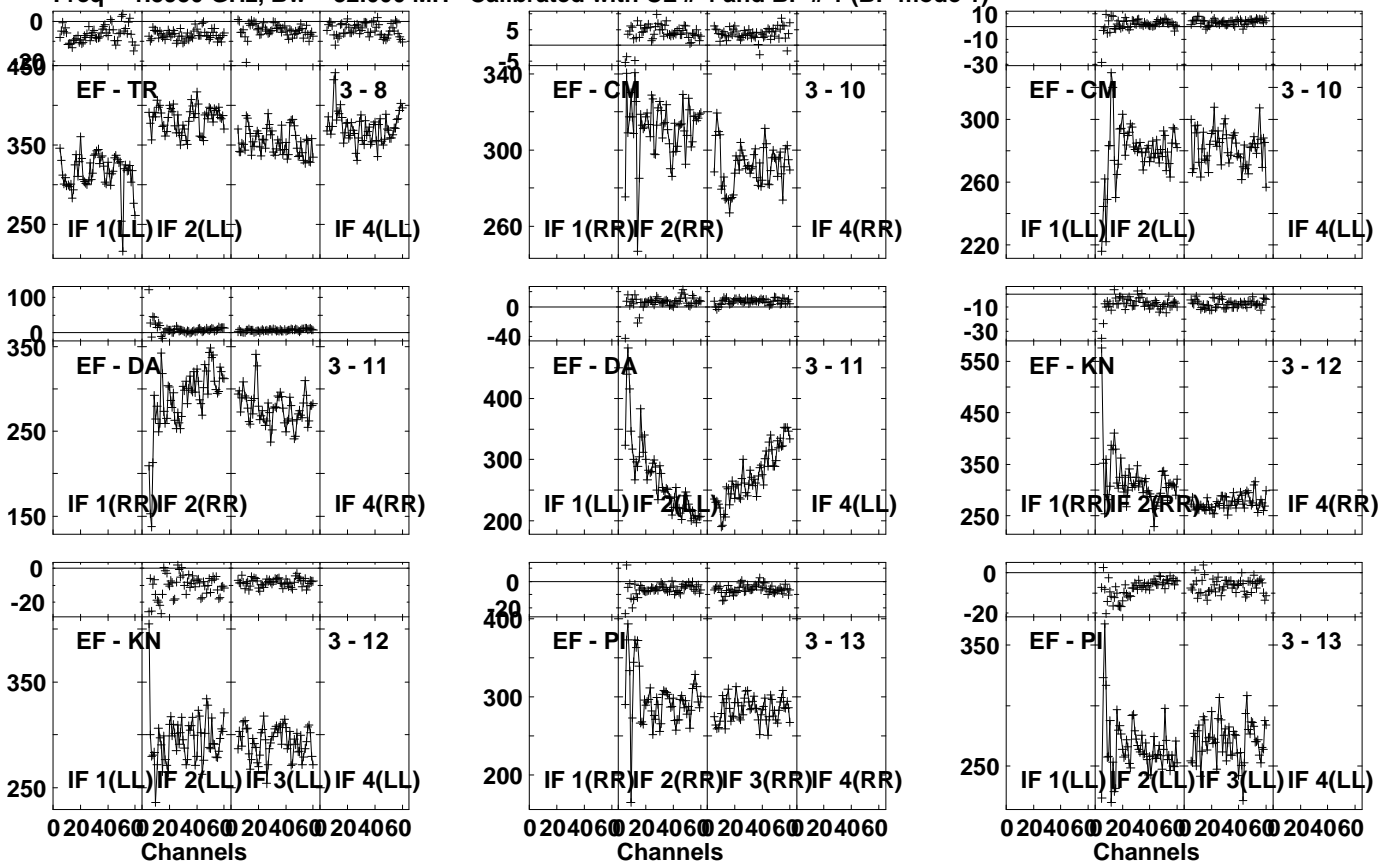


Lower frame: Milli Ampl Jy Top frame: Phas deg
Vector averaged cross-power spectrum Several baselines displayed
Timerange: 00/13:02:01 to 00/13:02:59

Plot file version 347 created 04-JUL-2023 13:24:30

J0057+3021 EL062A.UVDATA.1

Freq = 1.5950 GHz, Bw = 32.000 MH Calibrated with CL # 4 and BP # 1 (BP mode 1)




Lower frame: Milli Ampl Jy Top frame: Phas deg
Vector averaged cross-power spectrum Several baselines displayed
Timerange: 00/13:02:01 to 00/13:02:59

Plot file version 348 created 04-JUL-2023 13:24:30

J0057+3021 EL062A.UVDATA.1

Freq = 1.5950 GHz, Bw = 32.000 MH Calibrated with CL # 4 and BP # 1 (BP mode 1)

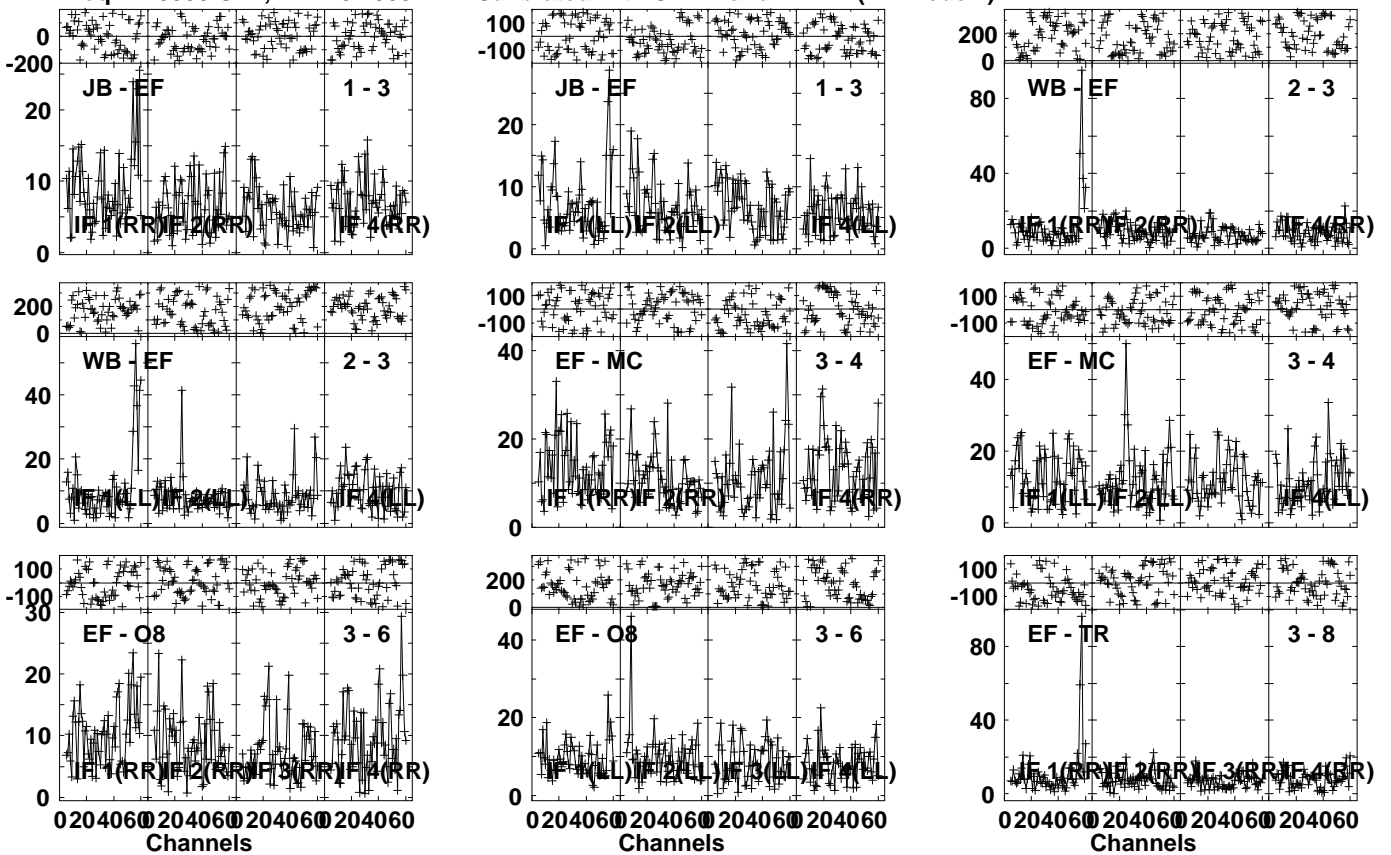


Lower frame: Milli Ampl Jy Top frame: Phas deg
Vector averaged cross-power spectrum Several baselines displayed
Timerange: 00/13:02:01 to 00/13:02:59

Plot file version 349 created 04-JUL-2023 13:24:30

J0100+2802 EL062A.UVDATA.1

Freq = 1.5950 GHz, Bw = 32.000 MH Calibrated with CL # 4 and BP # 1 (BP mode 1)

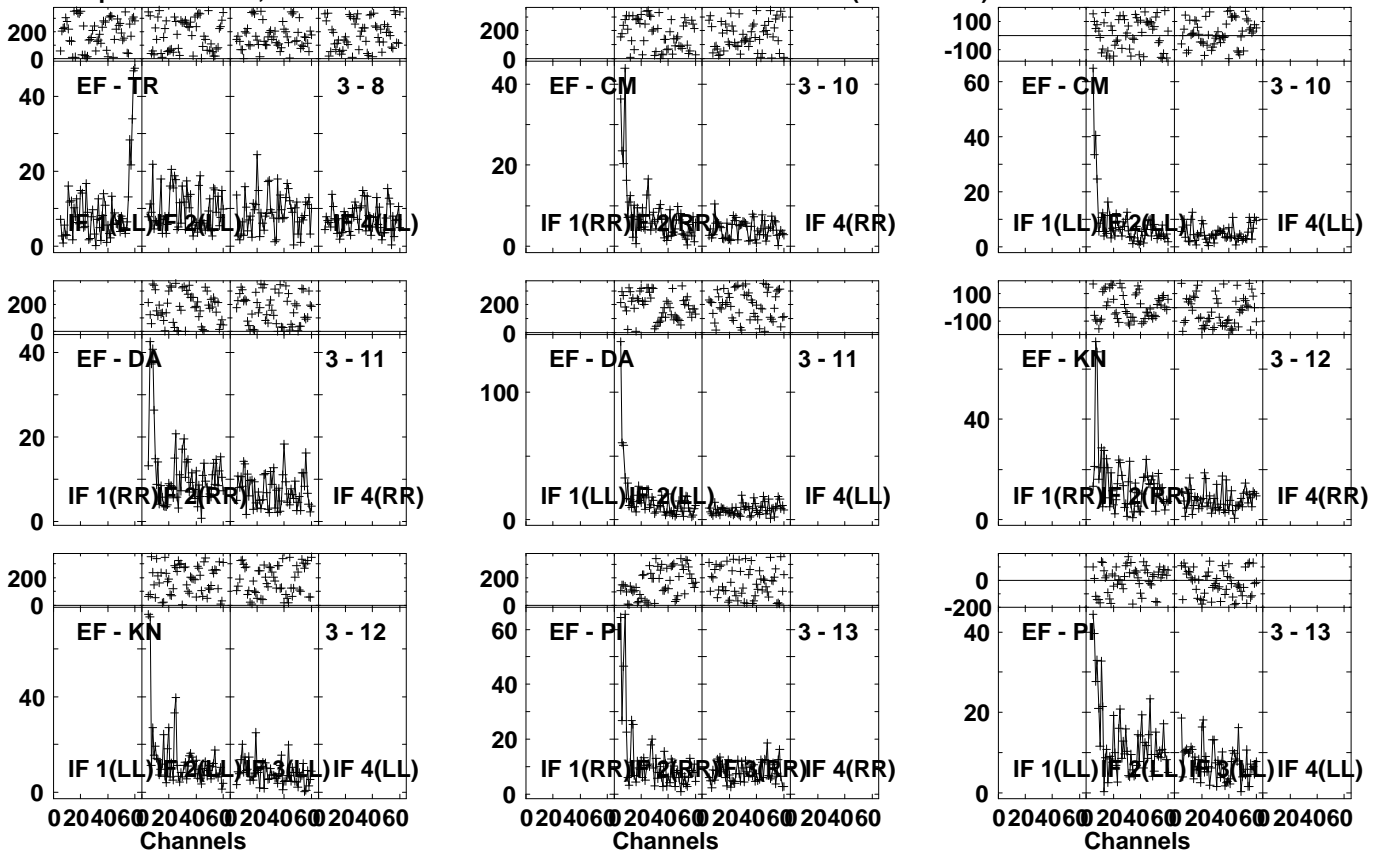


Lower frame: Milli Ampl Jy Top frame: Phas deg
Vector averaged cross-power spectrum Several baselines displayed
Timerange: 00/13:03:01 to 00/13:06:29

Plot file version 350 created 04-JUL-2023 13:24:30

J0100+2802 EL062A.UVDATA.1

Freq = 1.5950 GHz, Bw = 32.000 MH Calibrated with CL # 4 and BP # 1 (BP mode 1)

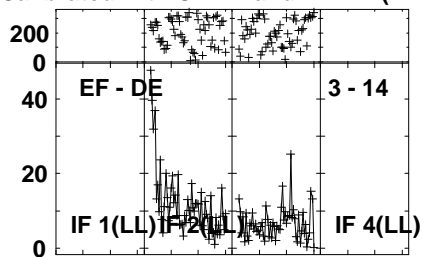
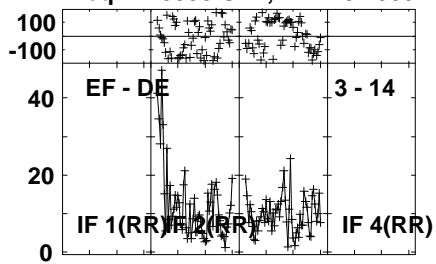


Lower frame: Milli Ampl Jy Top frame: Phas deg
Vector averaged cross-power spectrum Several baselines displayed
Timerange: 00/13:03:01 to 00/13:06:29

Plot file version 351 created 04-JUL-2023 13:24:31

J0100+2802 EL062A.UVDATA.1

Freq = 1.5950 GHz, Bw = 32.000 MH Calibrated with CL # 4 and BP # 1 (BP mode 1)



Lower frame: Milli Ampl Jy Top frame: Phas deg

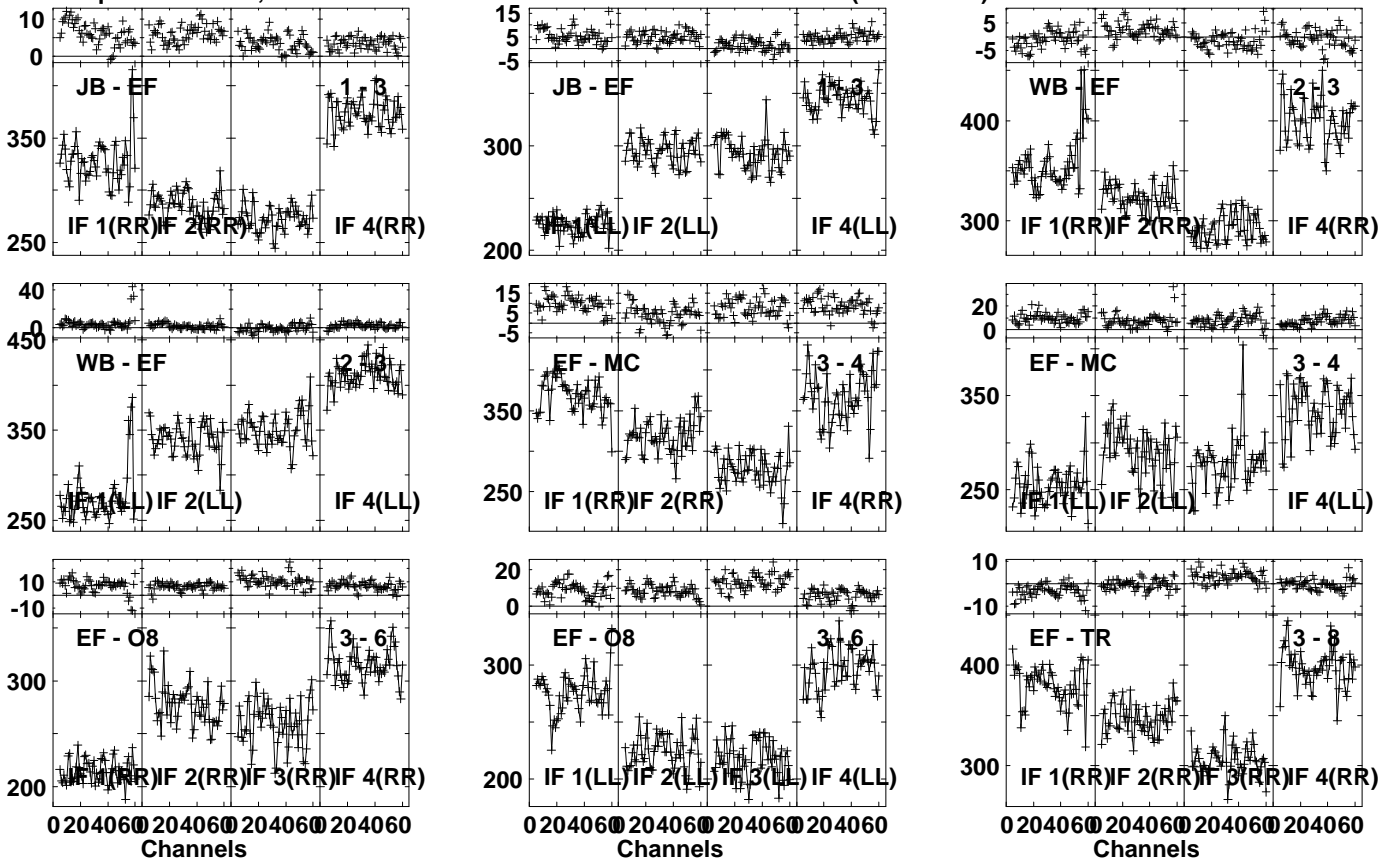
Vector averaged cross-power spectrum Several baselines displayed

Timerange: 00/13:03:01 to 00/13:06:29

Plot file version 352 created 04-JUL-2023 13:24:31

J0057+3021 EL062A.UVDATA.1

Freq = 1.5950 GHz, Bw = 32.000 MH Calibrated with CL # 4 and BP # 1 (BP mode 1)

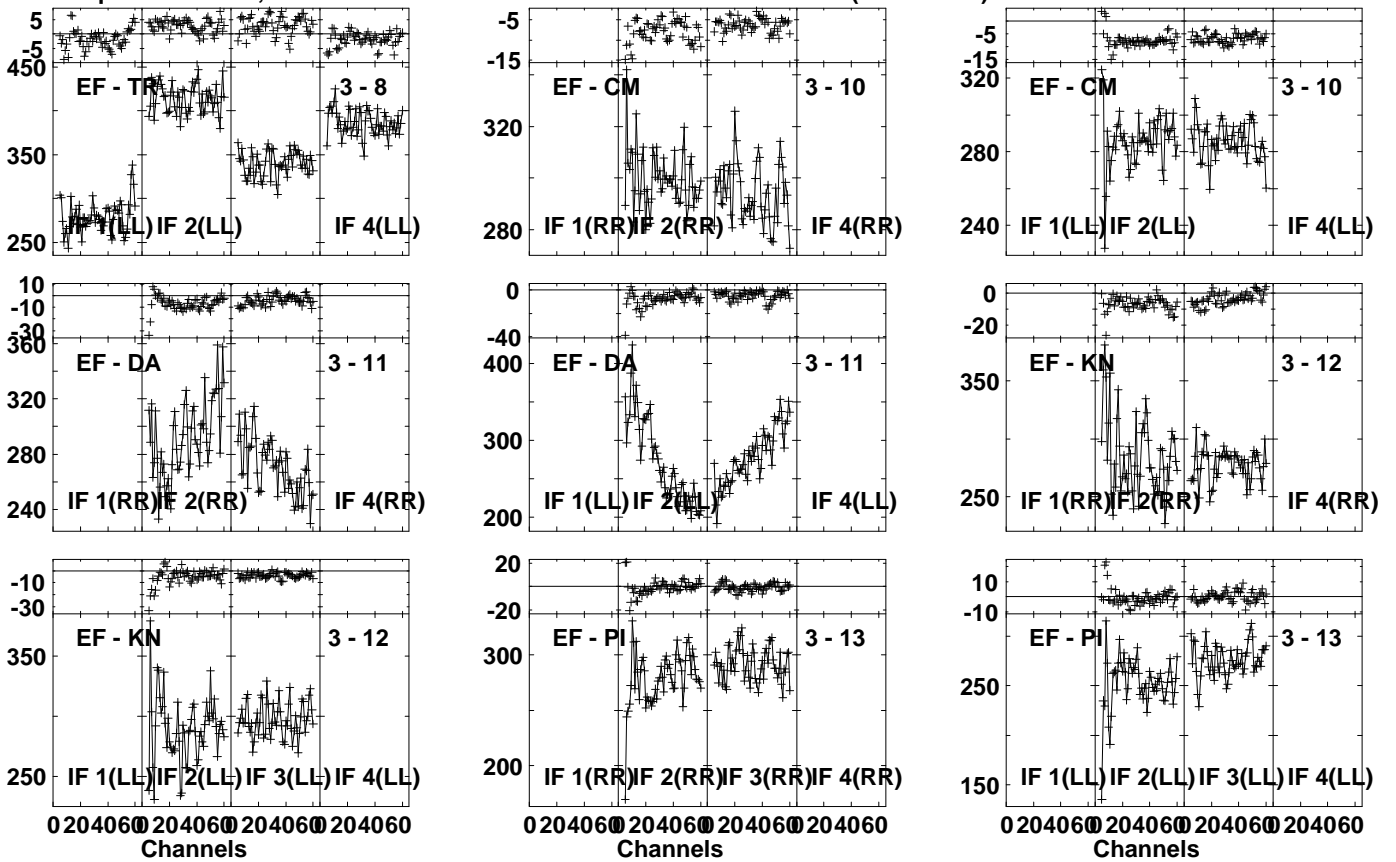


Lower frame: Milli Ampl Jy Top frame: Phas deg
Vector averaged cross-power spectrum Several baselines displayed
Timerange: 00/13:06:31 to 00/13:07:59

Plot file version 353 created 04-JUL-2023 13:24:31

J0057+3021 EL062A.UVDATA.1

Freq = 1.5950 GHz, Bw = 32.000 MH Calibrated with CL # 4 and BP # 1 (BP mode 1)

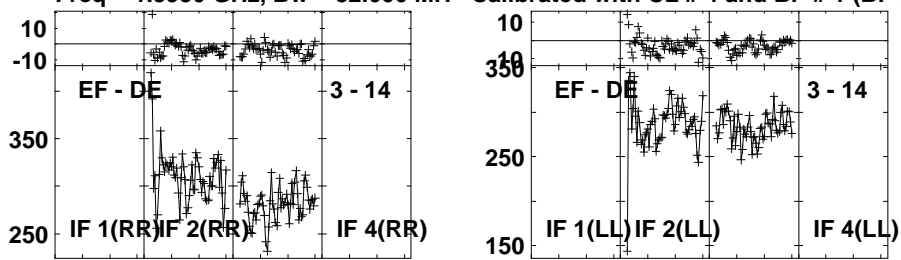


Lower frame: Milli Ampl Jy Top frame: Phas deg
 Vector averaged cross-power spectrum Several baselines displayed
 Timerange: 00/13:06:31 to 00/13:07:59

Plot file version 354 created 04-JUL-2023 13:24:31

J0057+3021 EL062A.UVDATA.1

Freq = 1.5950 GHz, Bw = 32.000 MH Calibrated with CL # 4 and BP # 1 (BP mode 1)

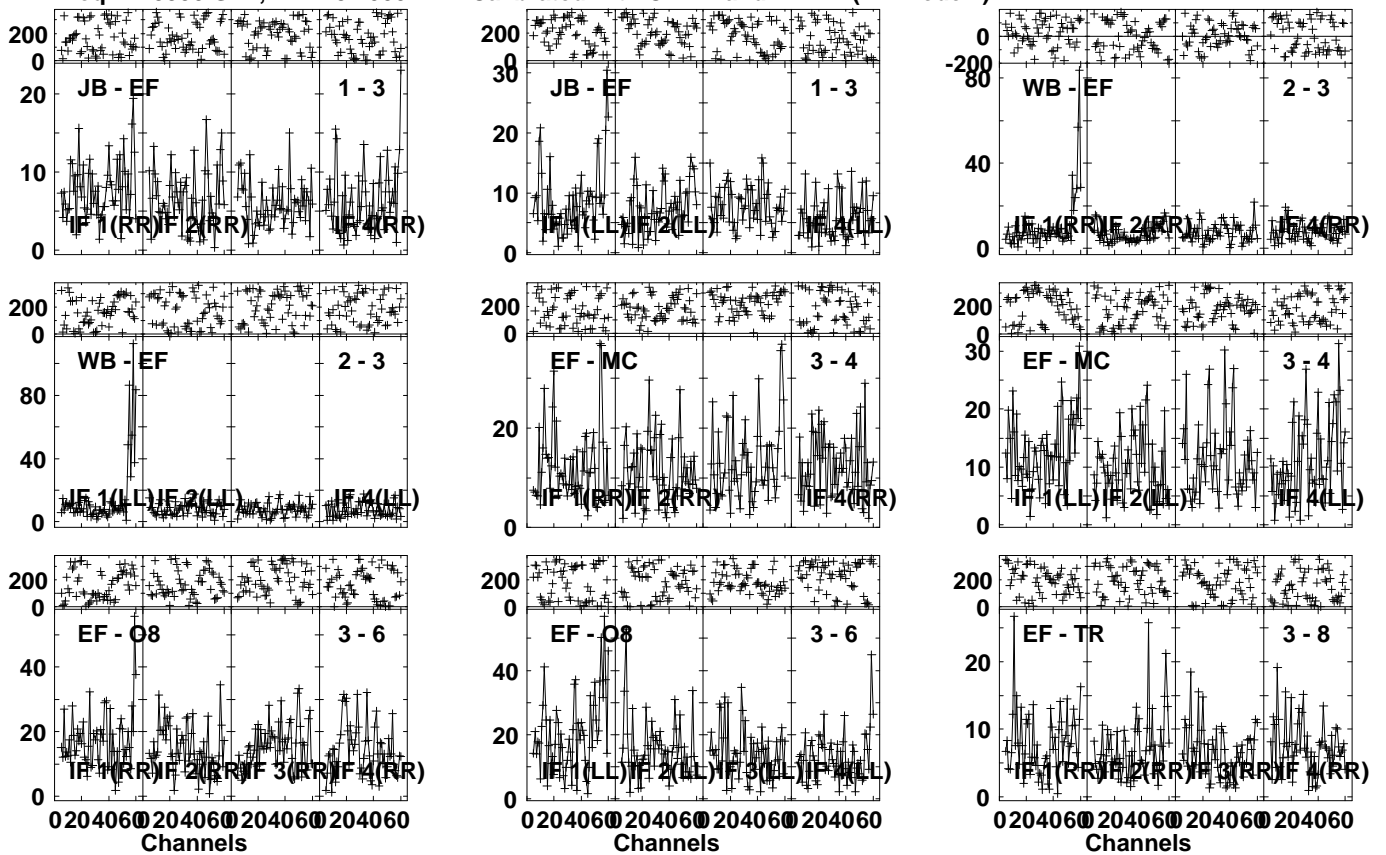


Lower frame: Milli Ampl Jy Top frame: Phas deg
Vector averaged cross-power spectrum Several baselines displayed
Timerange: 00/13:06:31 to 00/13:07:59

Plot file version 355 created 04-JUL-2023 13:24:31

J0100+2802 EL062A.UVDATA.1

Freq = 1.5950 GHz, Bw = 32.000 MH Calibrated with CL # 4 and BP # 1 (BP mode 1)

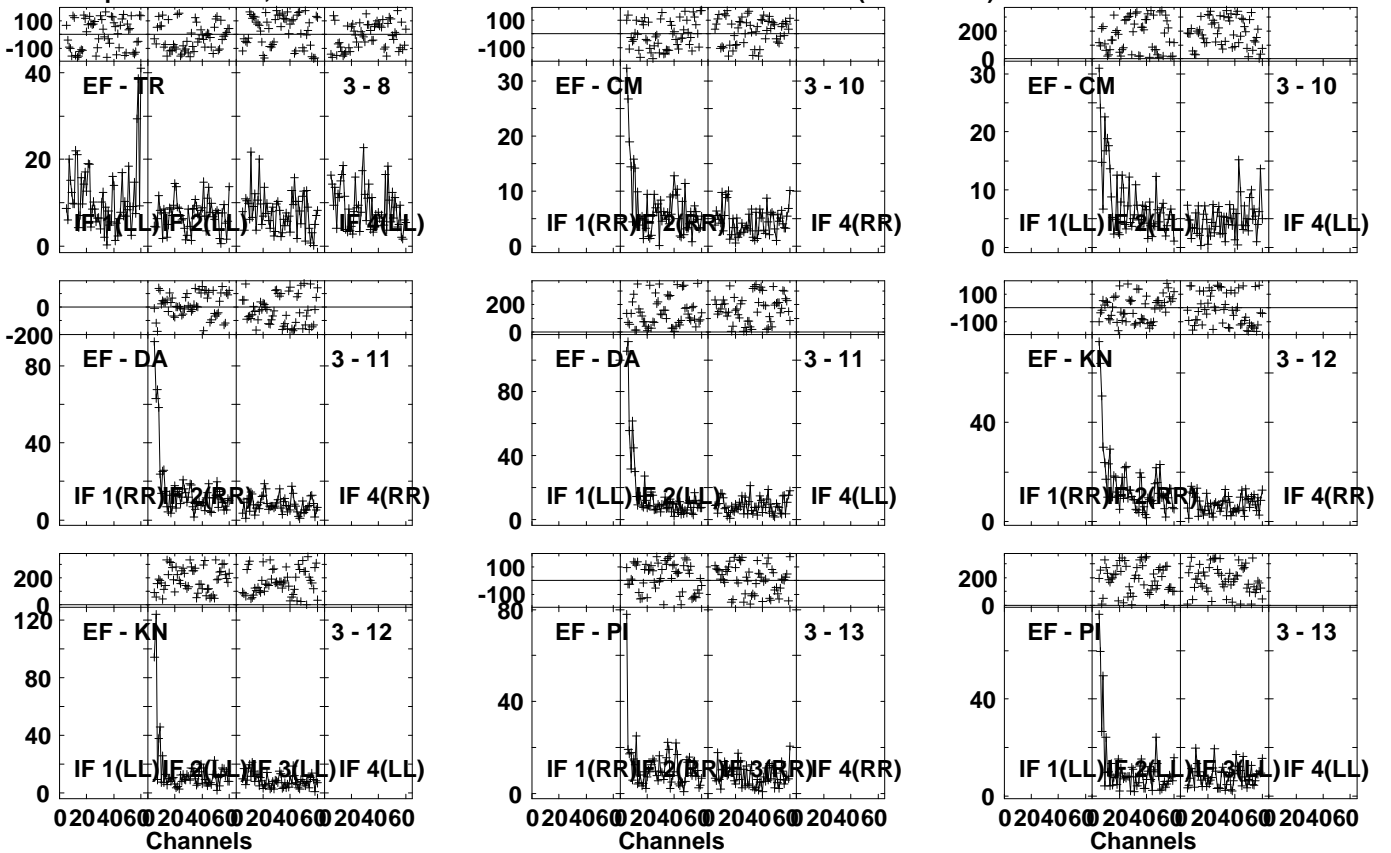


Lower frame: Milli Ampl Jy Top frame: Phas deg
Vector averaged cross-power spectrum Several baselines displayed
Timerange: 00:13:08:01 to 00:13:11:29

Plot file version 356 created 04-JUL-2023 13:24:31

J0100+2802 EL062A.UVDATA.1

Freq = 1.5950 GHz, Bw = 32.000 MH Calibrated with CL # 4 and BP # 1 (BP mode 1)

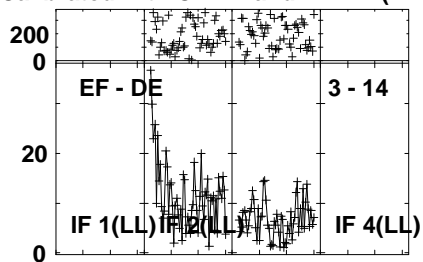
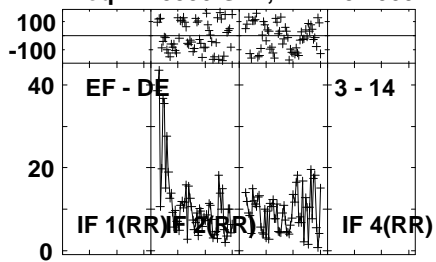


Lower frame: Milli Ampl Jy Top frame: Phas deg
Vector averaged cross-power spectrum Several baselines displayed
Timerange: 00/13:08:01 to 00/13:11:29

Plot file version 357 created 04-JUL-2023 13:24:31

J0100+2802 EL062A.UVDATA.1

Freq = 1.5950 GHz, Bw = 32.000 MH Calibrated with CL # 4 and BP # 1 (BP mode 1)



Lower frame: Milli Ampl Jy Top frame: Phas deg

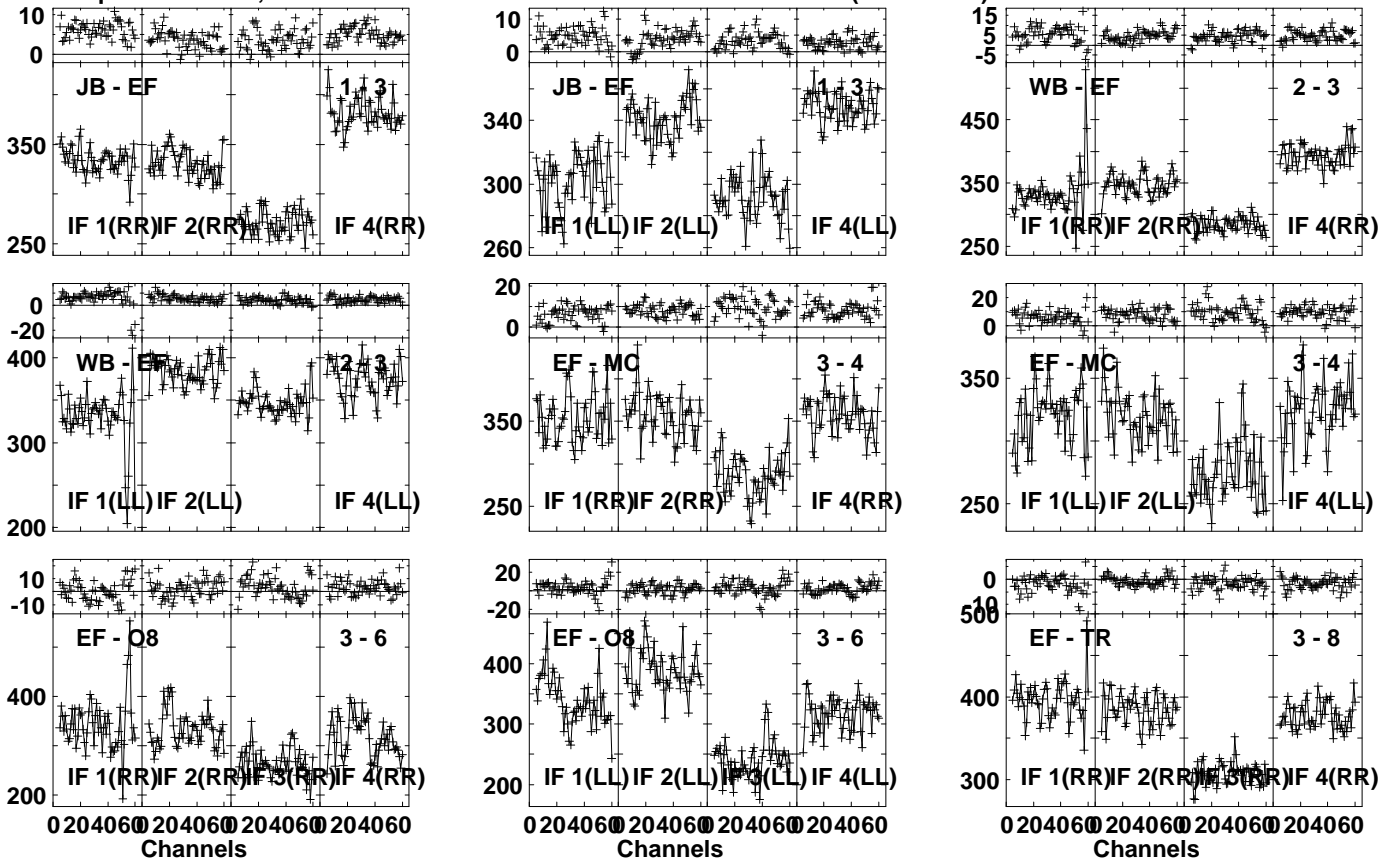
Vector averaged cross-power spectrum Several baselines displayed

Timerange: 00/13:08:01 to 00/13:11:29

Plot file version 358 created 04-JUL-2023 13:24:31

J0057+3021 EL062A.UVDATA.1

Freq = 1.5950 GHz, Bw = 32.000 MH Calibrated with CL # 4 and BP # 1 (BP mode 1)

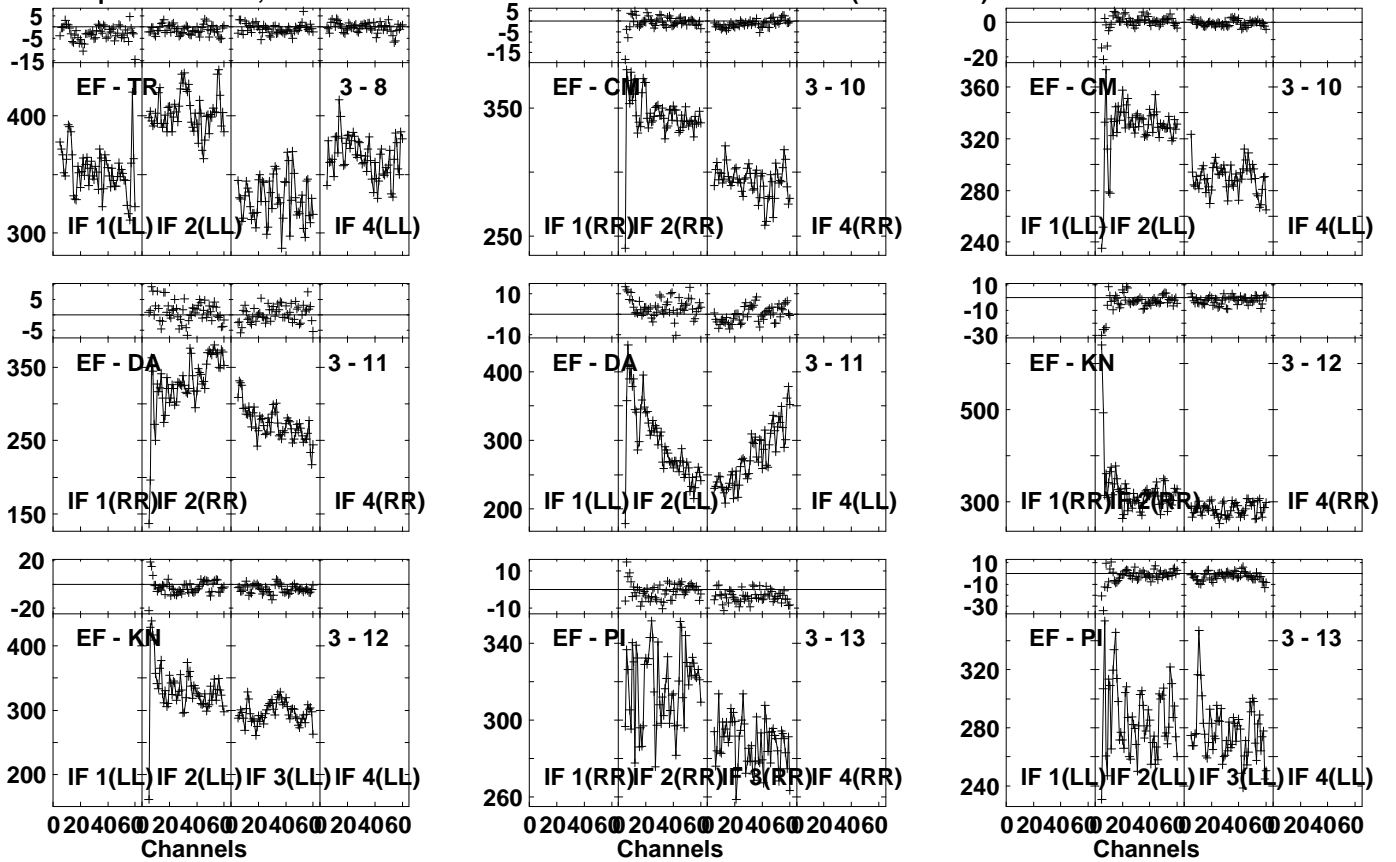


Lower frame: Milli Ampl Jy Top frame: Phas deg
Vector averaged cross-power spectrum Several baselines displayed
Timerange: 00/13:12:01 to 00/13:12:59

Plot file version 359 created 04-JUL-2023 13:24:31

J0057+3021 EL062A.UVDATA.1

Freq = 1.5950 GHz, Bw = 32.000 MH Calibrated with CL # 4 and BP # 1 (BP mode 1)

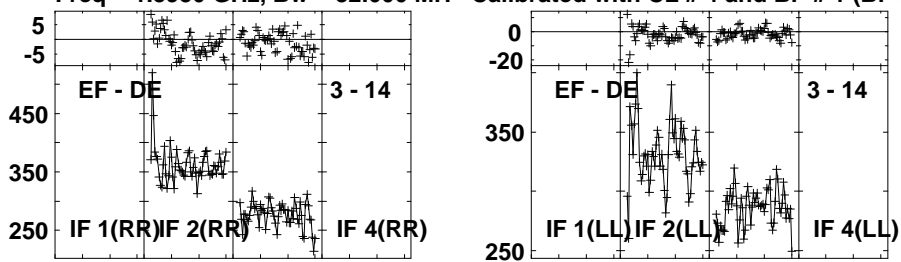


Lower frame: Milli Ampl Jy Top frame: Phas deg
Vector averaged cross-power spectrum Several baselines displayed
Timerange: 00/13:12:01 to 00/13:12:59

Plot file version 360 created 04-JUL-2023 13:24:32

J0057+3021 EL062A.UVDATA.1

Freq = 1.5950 GHz, Bw = 32.000 MH Calibrated with CL # 4 and BP # 1 (BP mode 1)



Lower frame: Milli Ampl Jy Top frame: Phas deg

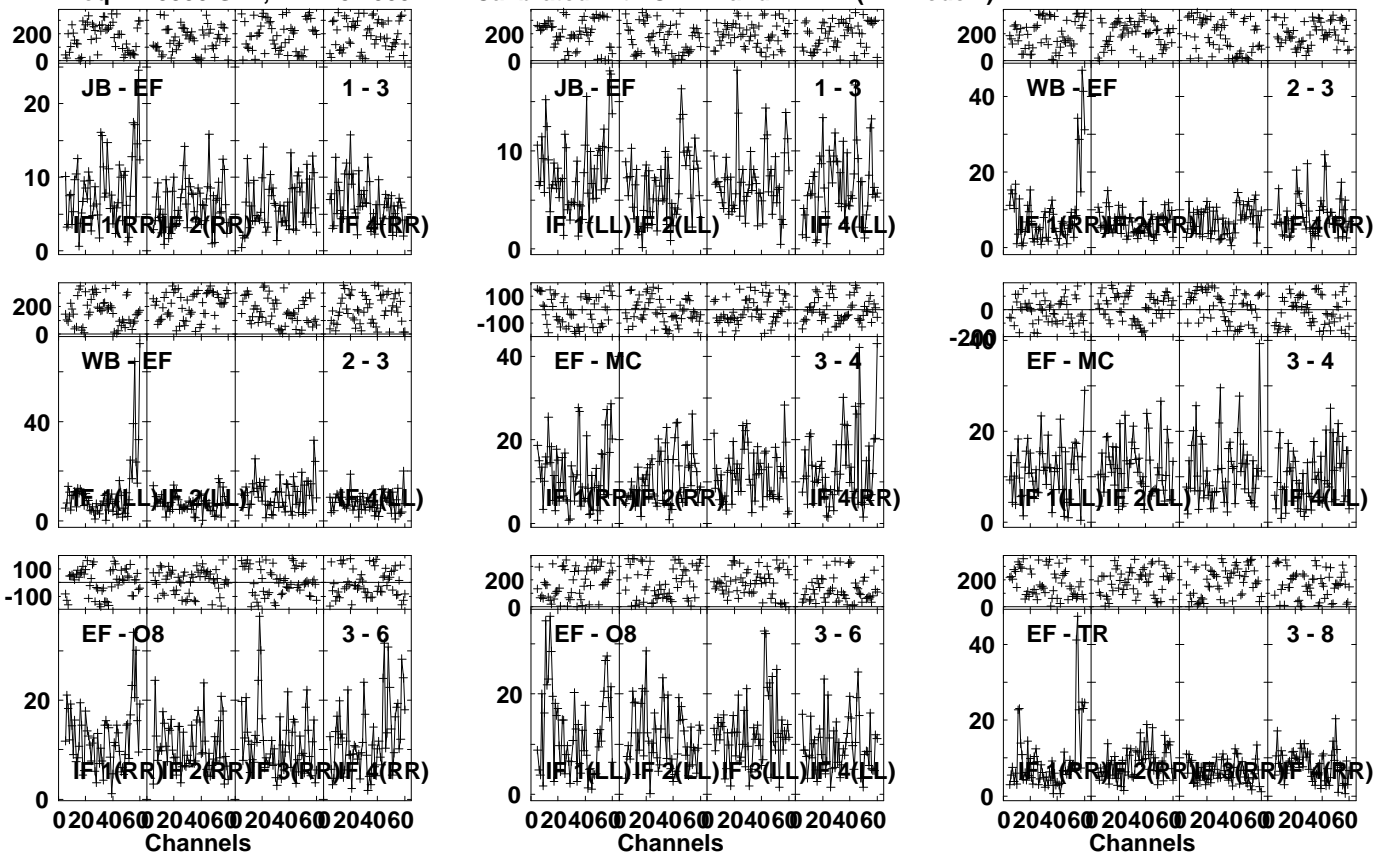
Vector averaged cross-power spectrum Several baselines displayed

Timerange: 00/13:12:01 to 00/13:12:59

Plot file version 361 created 04-JUL-2023 13:24:32

J0100+2802 EL062A.UVDATA.1

Freq = 1.5950 GHz, Bw = 32.000 MH Calibrated with CL # 4 and BP # 1 (BP mode 1)

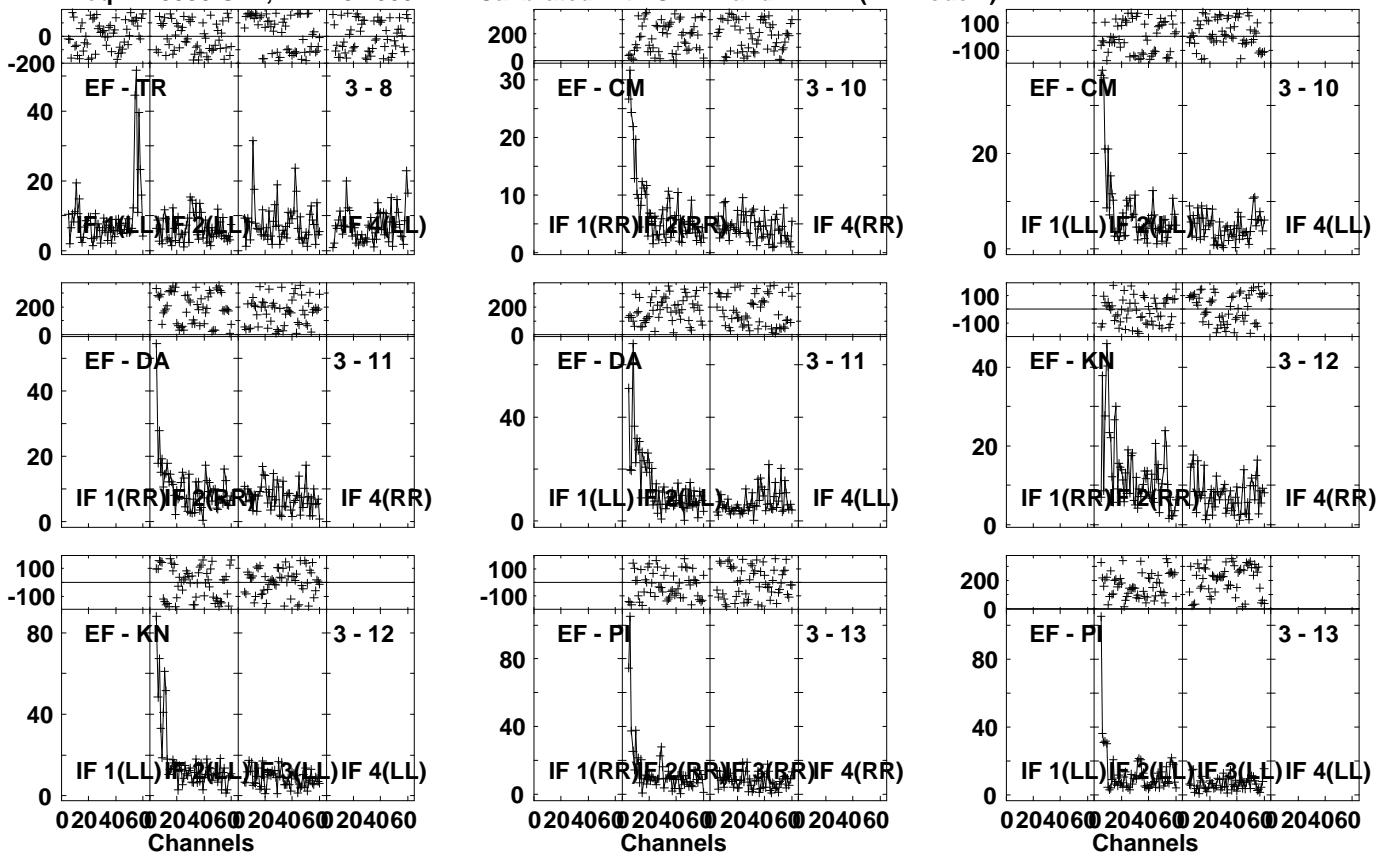


Lower frame: Milli Ampl Jy Top frame: Phas deg
Vector averaged cross-power spectrum Several baselines displayed
Timerange: 00/13:13:01 to 00/13:16:29

Plot file version 362 created 04-JUL-2023 13:24:32

J0100+2802 EL062A.UVDATA.1

Freq = 1.5950 GHz, Bw = 32.000 MH Calibrated with CL # 4 and BP # 1 (BP mode 1)

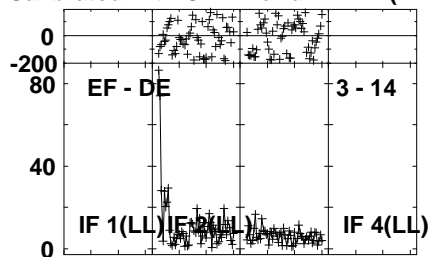
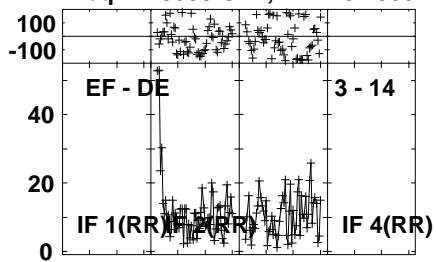


Lower frame: Milli Ampl Jy Top frame: Phas deg
Vector averaged cross-power spectrum Several baselines displayed
Timerange: 00/13:13:01 to 00/13:16:29

Plot file version 363 created 04-JUL-2023 13:24:32

J0100+2802 EL062A.UVDATA.1

Freq = 1.5950 GHz, Bw = 32.000 MH Calibrated with CL # 4 and BP # 1 (BP mode 1)



Lower frame: Milli Ampl Jy Top frame: Phas deg

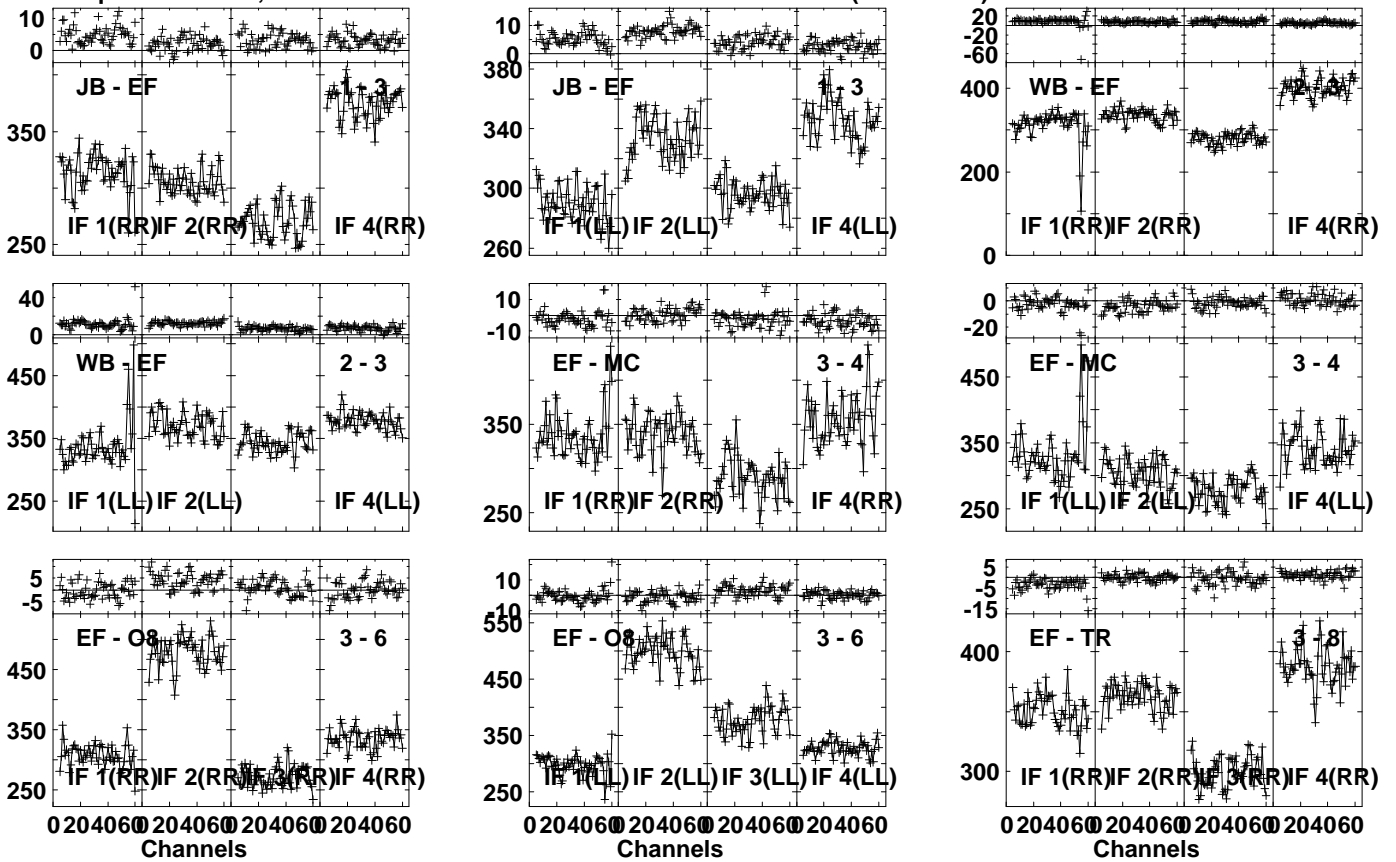
Vector averaged cross-power spectrum Several baselines displayed

Timerange: 00/13:13:01 to 00/13:16:29

Plot file version 364 created 04-JUL-2023 13:24:32

J0057+3021 EL062A.UVDATA.1

Freq = 1.5950 GHz, Bw = 32.000 MH Calibrated with CL # 4 and BP # 1 (BP mode 1)

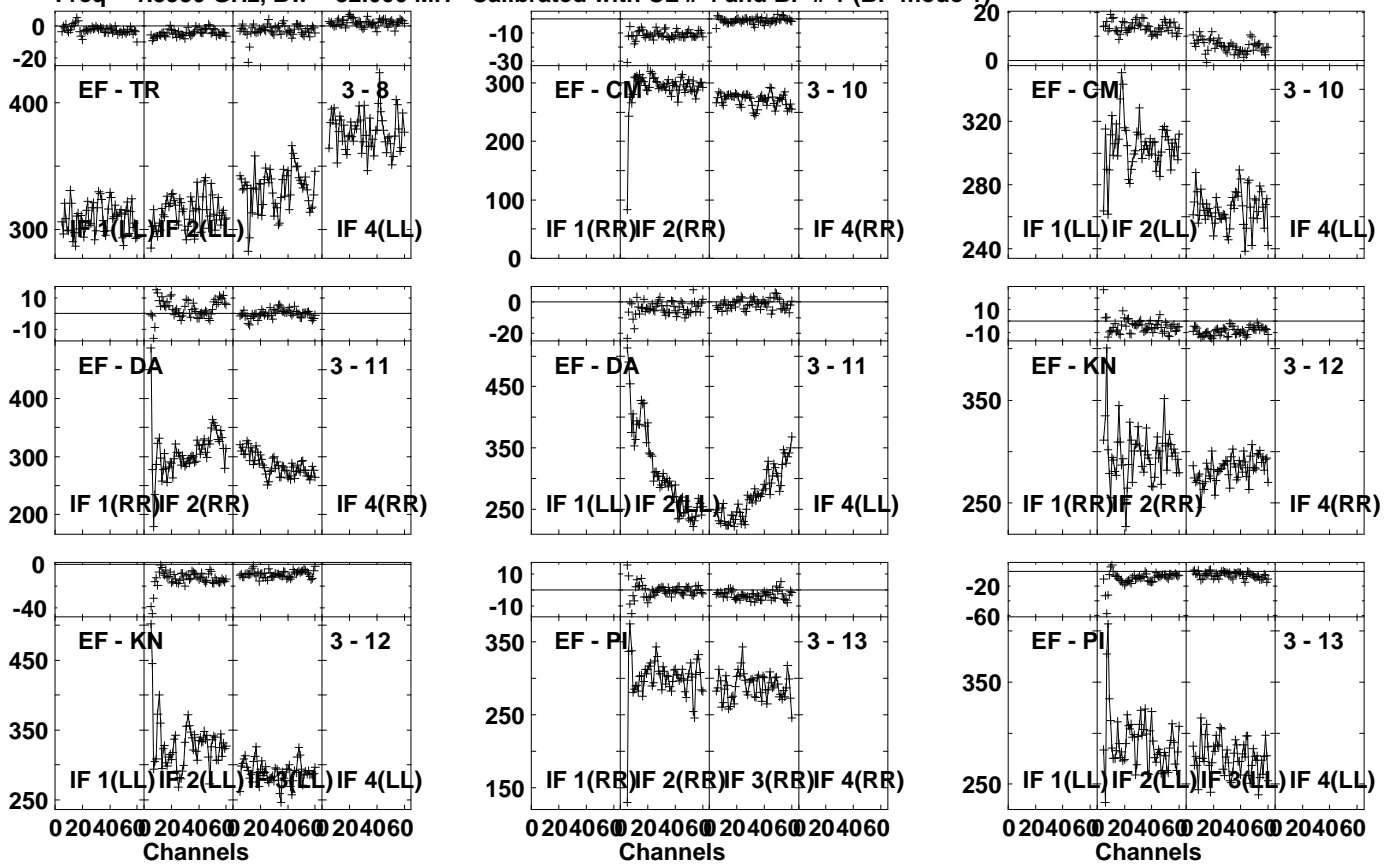


Lower frame: Milli Ampl Jy Top frame: Phas deg
Vector averaged cross-power spectrum Several baselines displayed
Timerange: 00/13:16:31 to 00/13:17:59

Plot file version 365 created 04-JUL-2023 13:24:32

J0057+3021 EL062A.UVDATA.1

Freq = 1.5950 GHz, Bw = 32.000 MH Calibrated with CL # 4 and BP # 1 (BP mode 1)

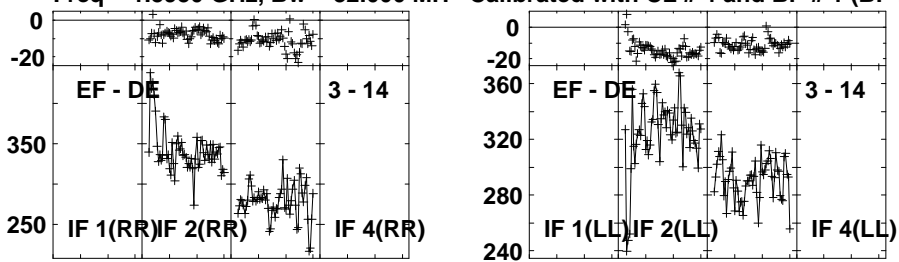


Lower frame: Milli Ampl Jy Top frame: Phas deg
 Vector averaged cross-power spectrum Several baselines displayed
 Timerange: 00/13:16:31 to 00/13:17:59

Plot file version 366 created 04-JUL-2023 13:24:32

J0057+3021 EL062A.UVDATA.1

Freq = 1.5950 GHz, Bw = 32.000 MH Calibrated with CL # 4 and BP # 1 (BP mode 1)



Lower frame: Milli Ampl Jy Top frame: Phas deg

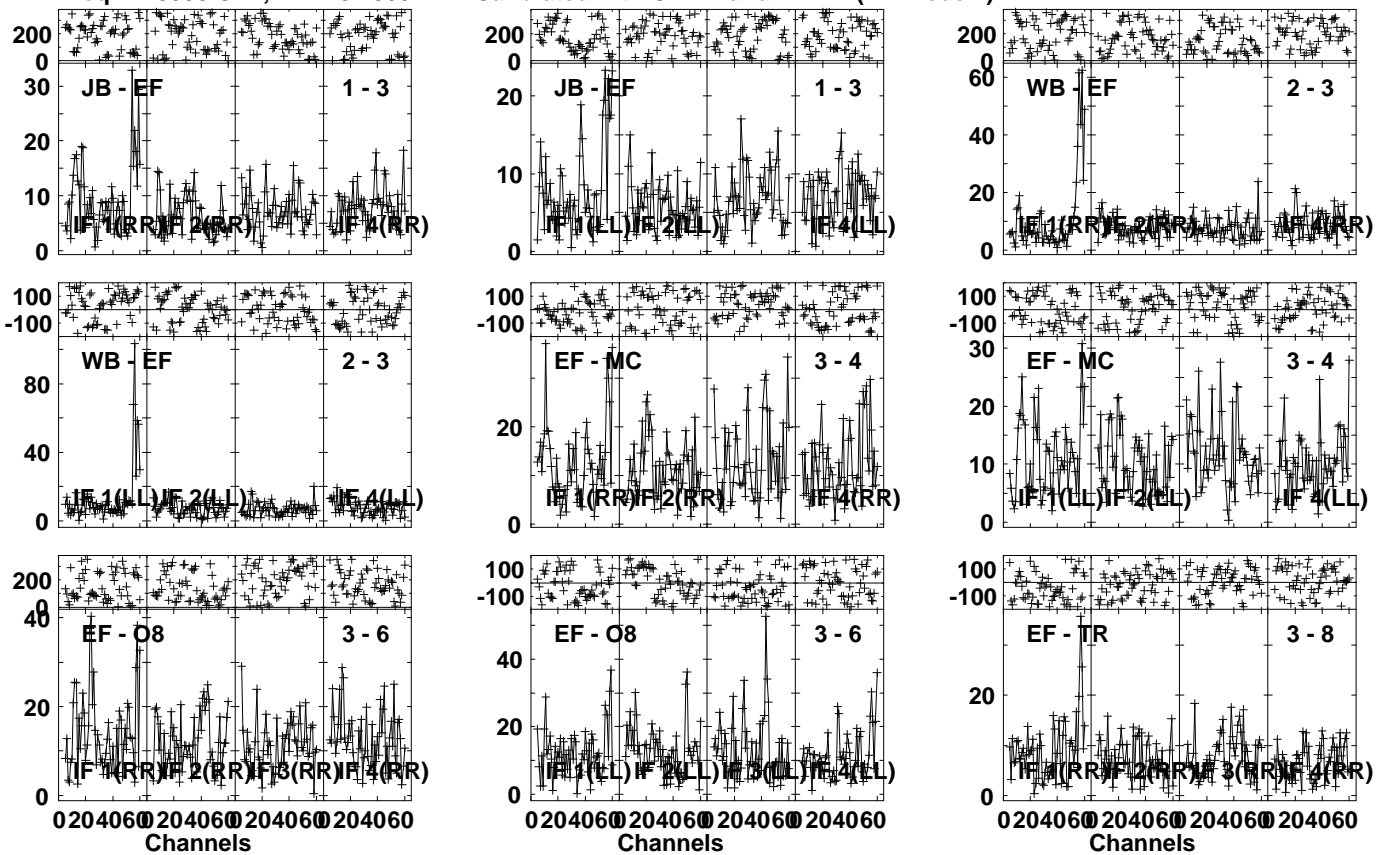
Vector averaged cross-power spectrum Several baselines displayed

Timerange: 00/13:16:31 to 00/13:17:59

Plot file version 367 created 04-JUL-2023 13:24:32

J0100+2802 EL062A.UVDATA.1

Freq = 1.5950 GHz, Bw = 32.000 MH Calibrated with CL # 4 and BP # 1 (BP mode 1)



Lower frame: Milli Ampl Jy Top frame: Phas deg

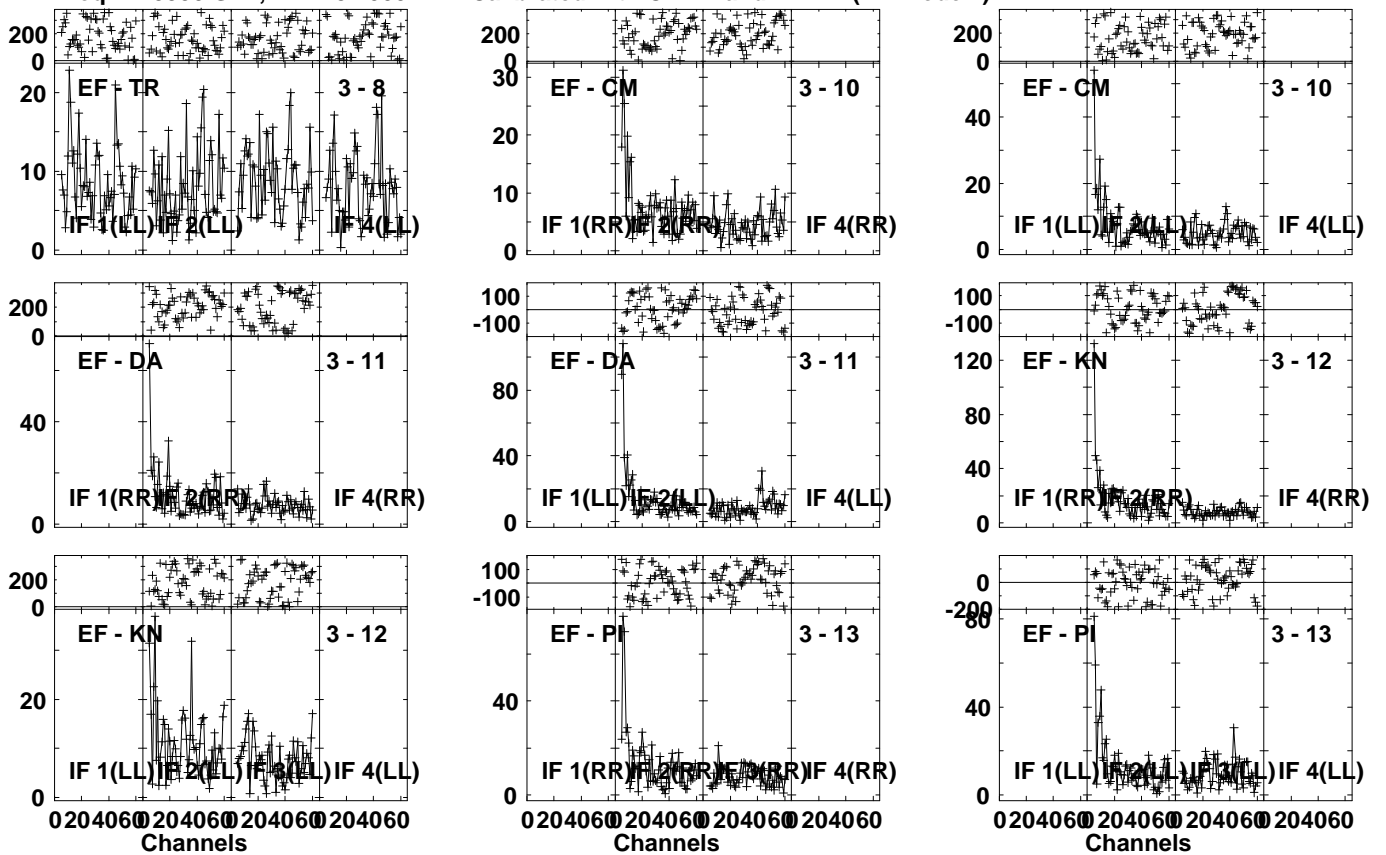
Vector averaged cross-power spectrum Several baselines displayed

Timerange: 00/13:18:01 to 00/13:21:29

Plot file version 368 created 04-JUL-2023 13:24:32

J0100+2802 EL062A.UVDATA.1

Freq = 1.5950 GHz, Bw = 32.000 MH Calibrated with CL # 4 and BP # 1 (BP mode 1)

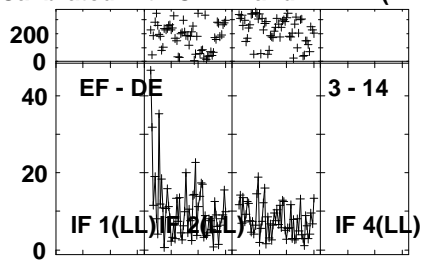
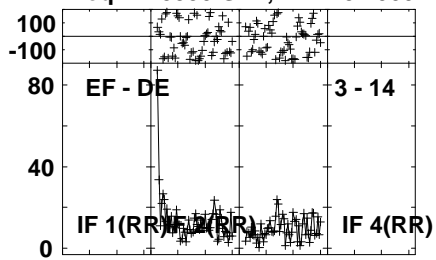


Lower frame: Milli Ampl Jy Top frame: Phas deg
Vector averaged cross-power spectrum Several baselines displayed
Timerange: 00/13:18:01 to 00/13:21:29

Plot file version 369 created 04-JUL-2023 13:24:33

J0100+2802 EL062A.UVDATA.1

Freq = 1.5950 GHz, Bw = 32.000 MH Calibrated with CL # 4 and BP # 1 (BP mode 1)



Lower frame: Milli Ampl Jy Top frame: Phas deg

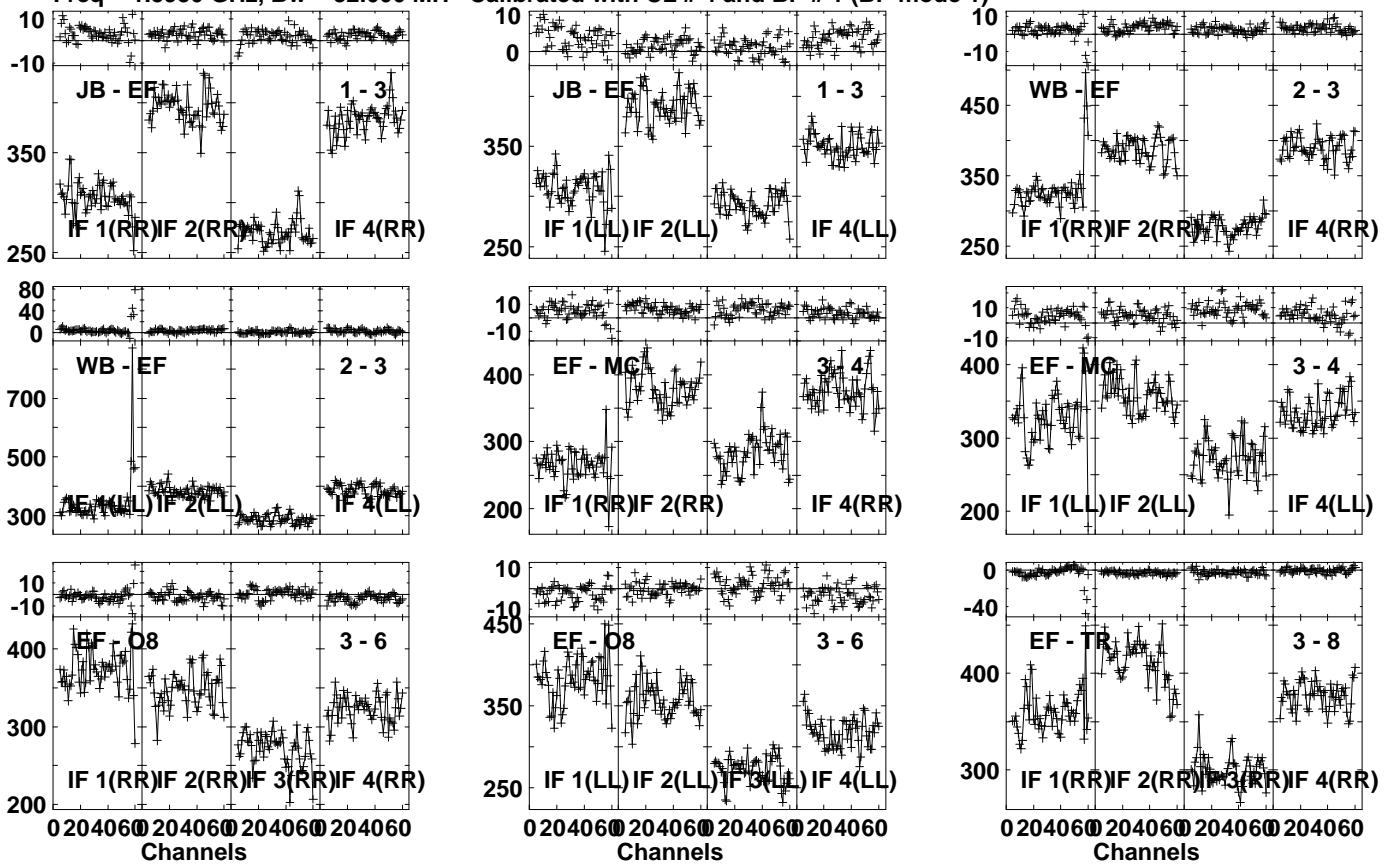
Vector averaged cross-power spectrum Several baselines displayed

Timerange: 00/13:18:01 to 00/13:21:29

Plot file version 370 created 04-JUL-2023 13:24:33

J0057+3021 EL062A.UVDATA.1

Freq = 1.5950 GHz, Bw = 32.000 MH Calibrated with CL # 4 and BP # 1 (BP mode 1)

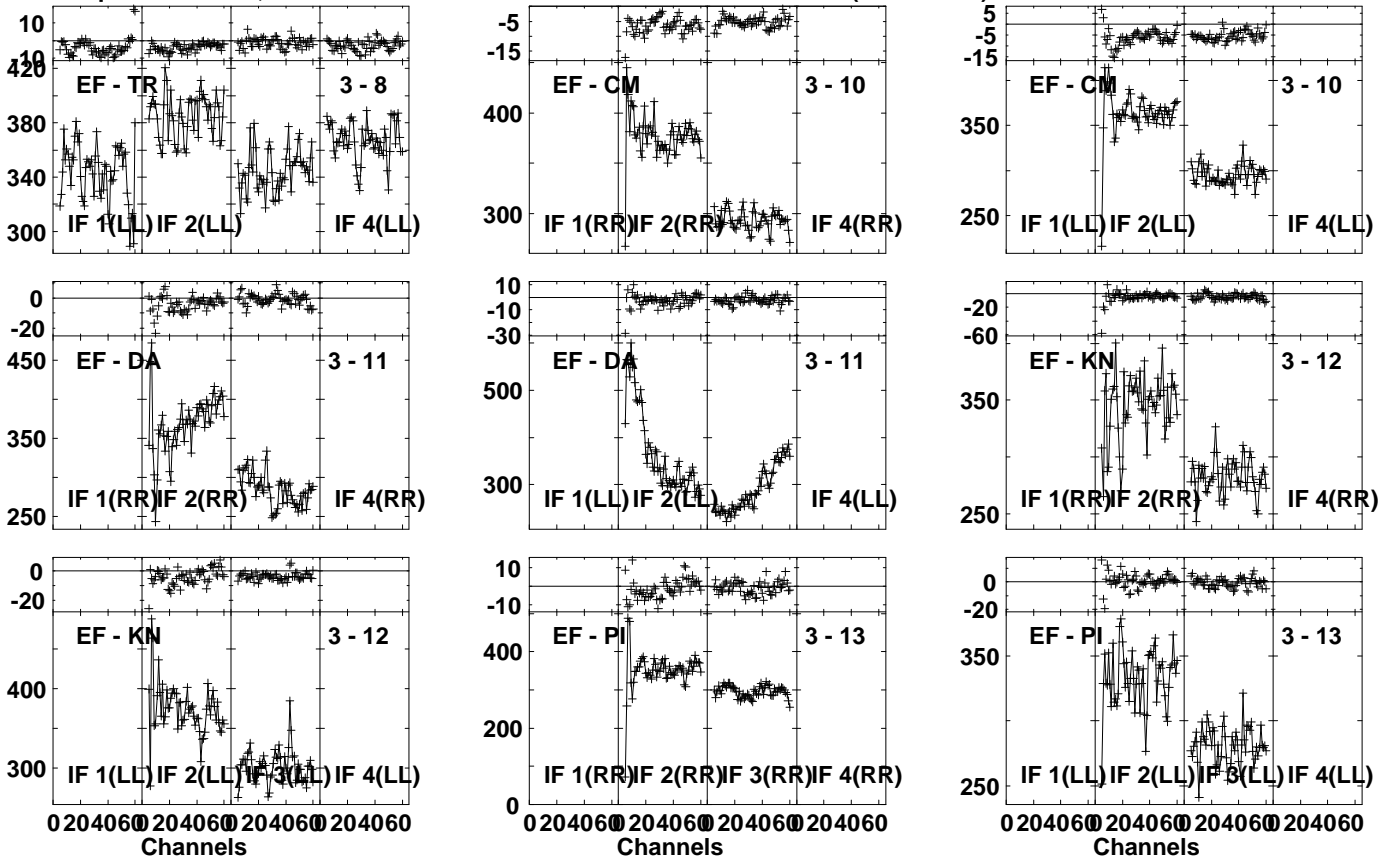


Lower frame: Milli Ampl Jy Top frame: Phas deg
 Vector averaged cross-power spectrum Several baselines displayed
 Timerange: 00/13:22:01 to 00/13:22:59

Plot file version 371 created 04-JUL-2023 13:24:33

J0057+3021 EL062A.UVDATA.1

Freq = 1.5950 GHz, Bw = 32.000 MH Calibrated with CL # 4 and BP # 1 (BP mode 1)

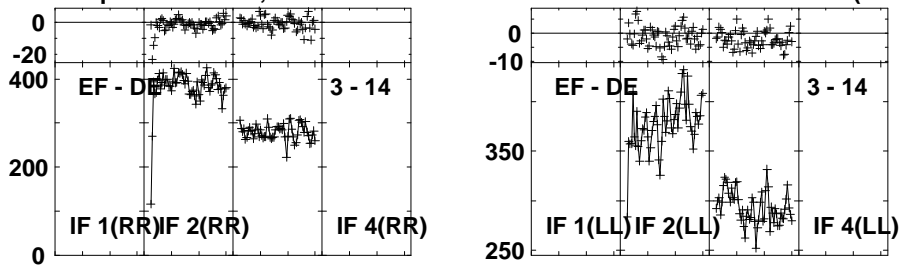


Lower frame: Milli Ampl Jy Top frame: Phas deg
Vector averaged cross-power spectrum Several baselines displayed
Timerange: 00/13:22:01 to 00/13:22:59

Plot file version 372 created 04-JUL-2023 13:24:33

J0057+3021 EL062A.UVDATA.1

Freq = 1.5950 GHz, Bw = 32.000 MH Calibrated with CL # 4 and BP # 1 (BP mode 1)

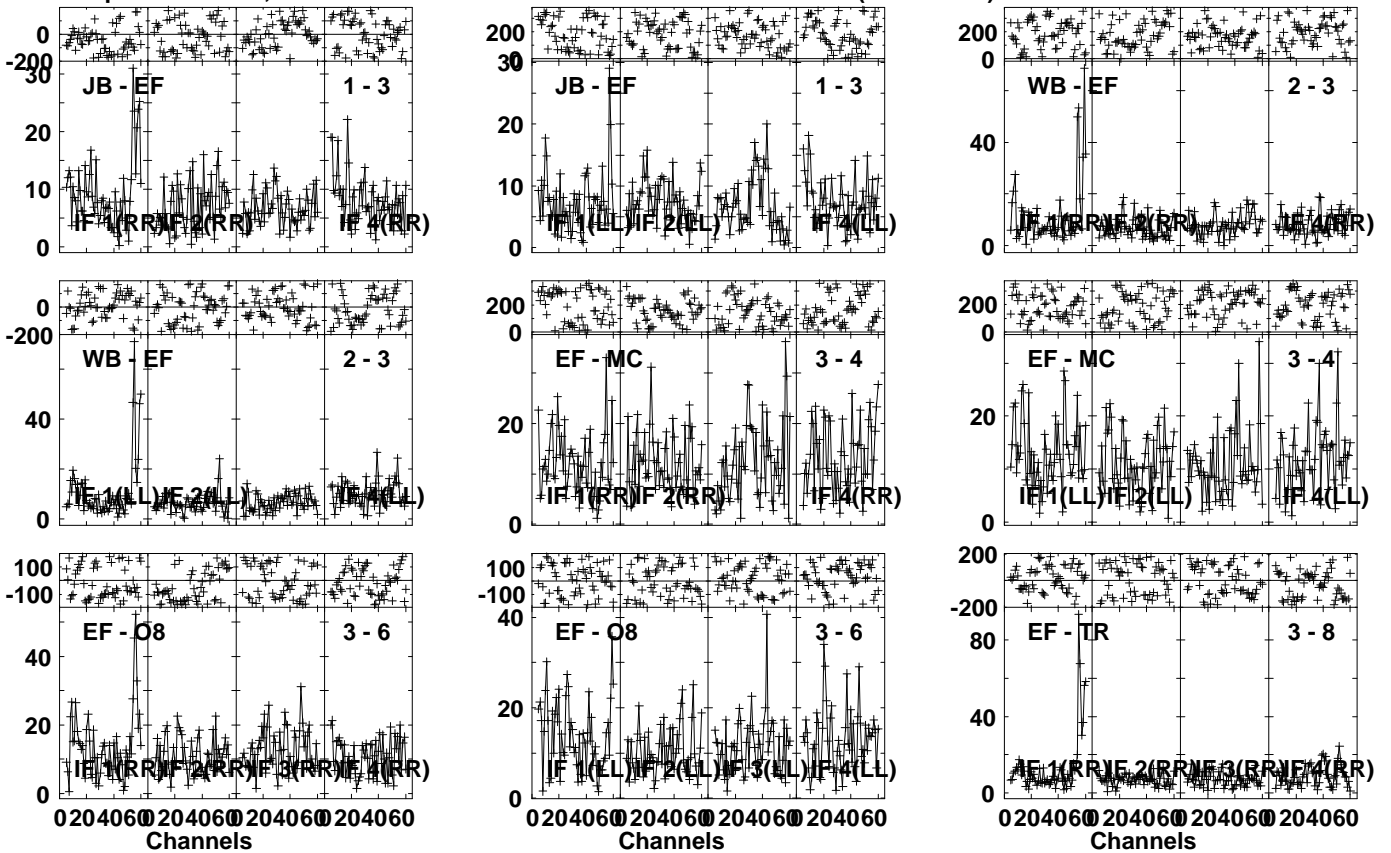


Lower frame: Milli Ampl Jy Top frame: Phas deg
Vector averaged cross-power spectrum Several baselines displayed
Timerange: 00/13:22:01 to 00/13:22:59

Plot file version 373 created 04-JUL-2023 13:24:33

J0100+2802 EL062A.UVDATA.1

Freq = 1.5950 GHz, Bw = 32.000 MH Calibrated with CL # 4 and BP # 1 (BP mode 1)

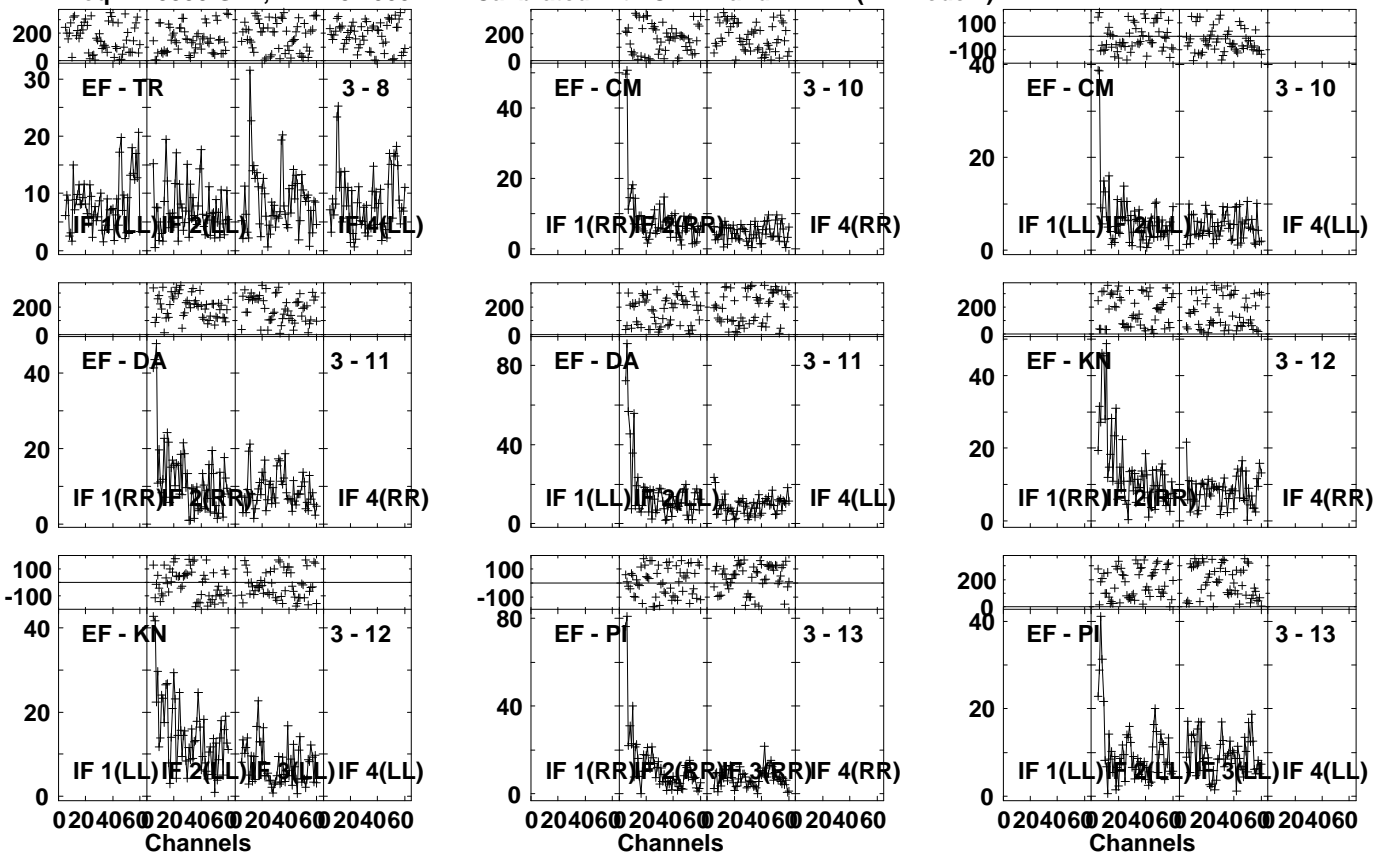


Lower frame: Milli Ampl Jy Top frame: Phas deg
Vector averaged cross-power spectrum Several baselines displayed
Timerange: 00/13:23:01 to 00/13:26:29

Plot file version 374 created 04-JUL-2023 13:24:33

J0100+2802 EL062A.UVDATA.1

Freq = 1.5950 GHz, Bw = 32.000 MH Calibrated with CL # 4 and BP # 1 (BP mode 1)

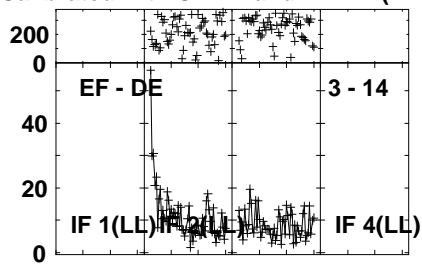
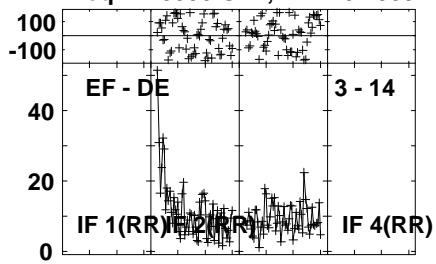


Lower frame: Milli Ampl Jy Top frame: Phas deg
Vector averaged cross-power spectrum Several baselines displayed
Timerange: 00/13:23:01 to 00/13:26:29

Plot file version 375 created 04-JUL-2023 13:24:33

J0100+2802 EL062A.UVDATA.1

Freq = 1.5950 GHz, Bw = 32.000 MH Calibrated with CL # 4 and BP # 1 (BP mode 1)



Lower frame: Milli Ampl Jy Top frame: Phas deg

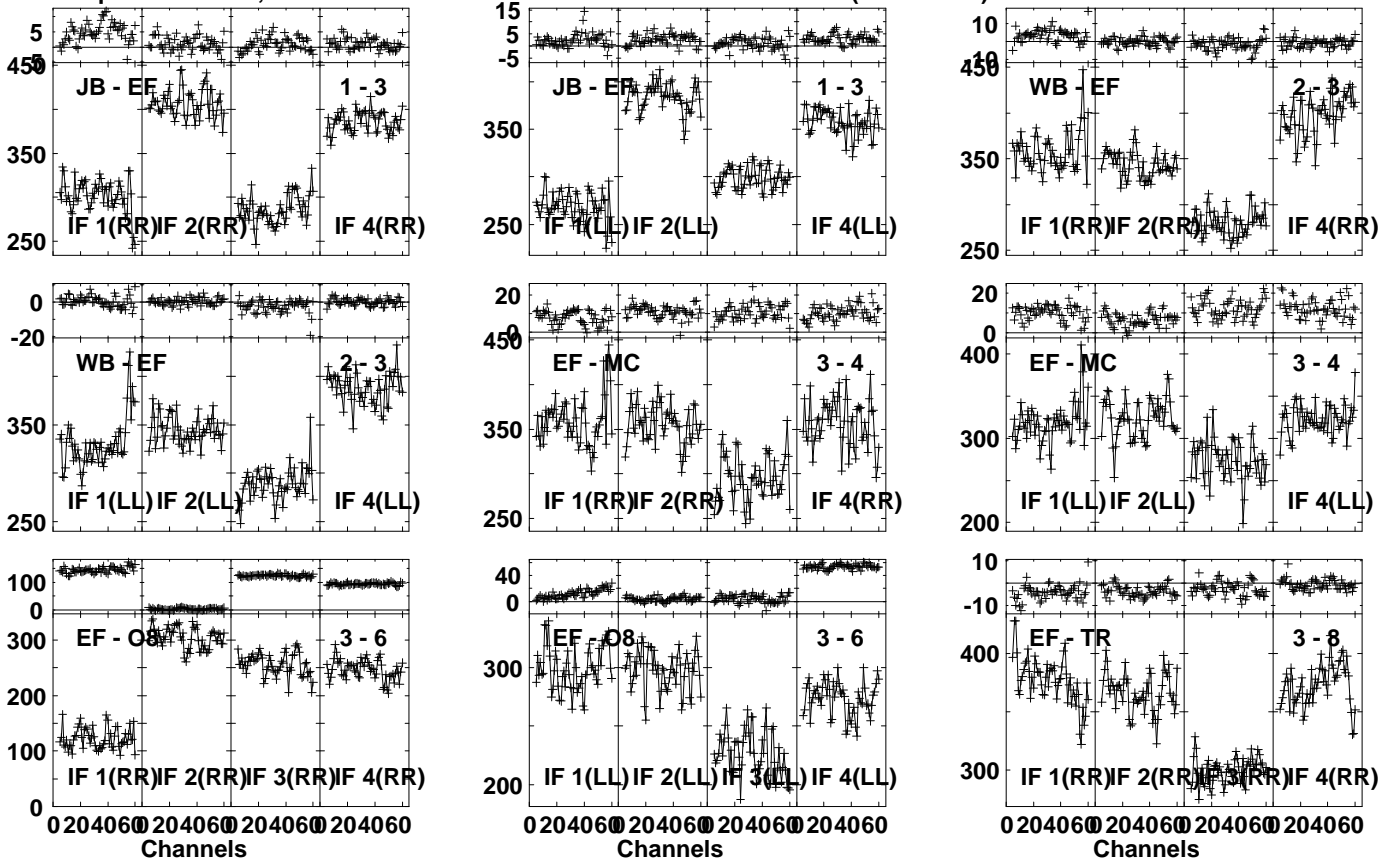
Vector averaged cross-power spectrum Several baselines displayed

Timerange: 00/13:23:01 to 00/13:26:29

Plot file version 376 created 04-JUL-2023 13:24:33

J0057+3021 EL062A.UVDATA.1

Freq = 1.5950 GHz, Bw = 32.000 MH Calibrated with CL # 4 and BP # 1 (BP mode 1)

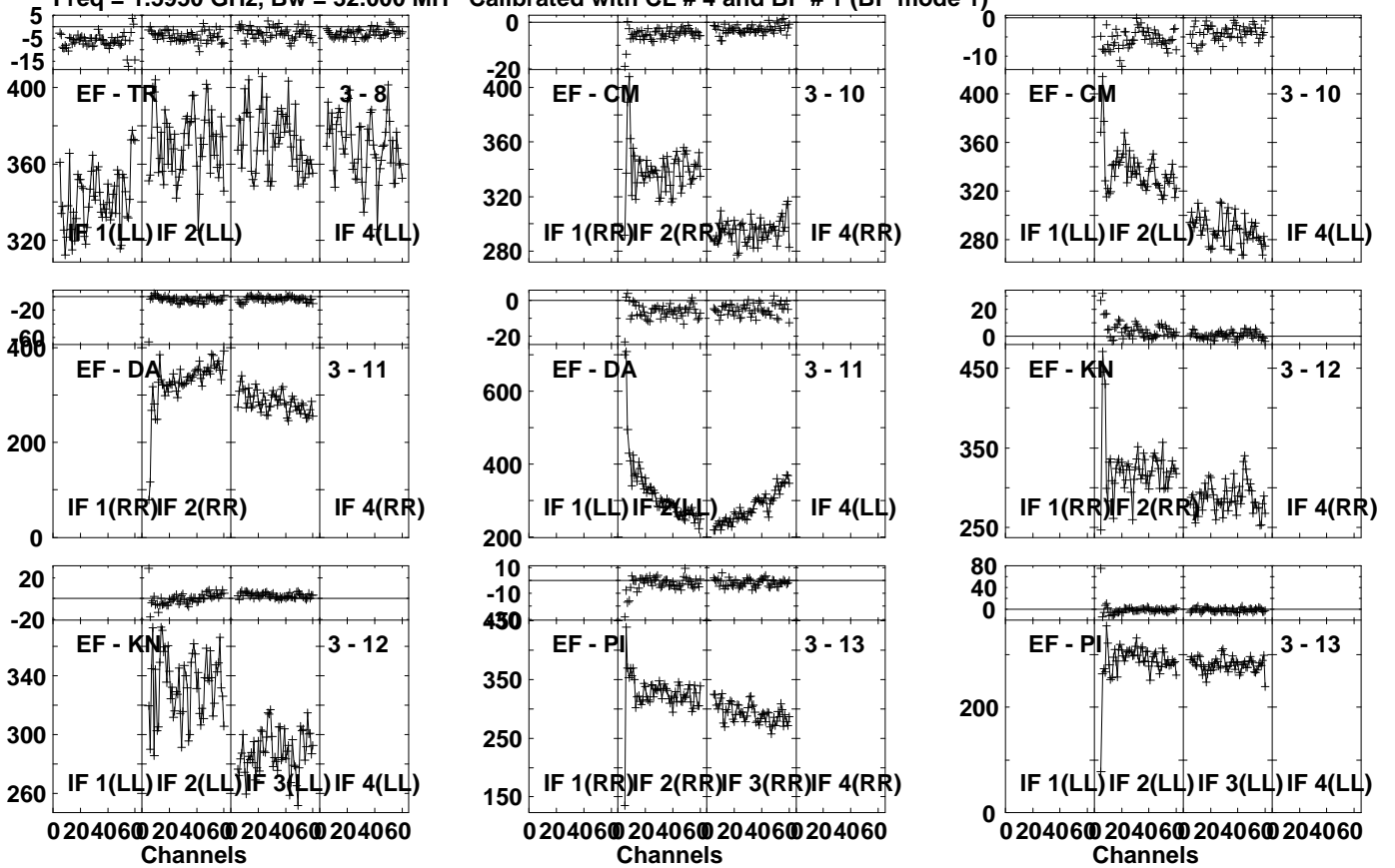


Lower frame: Milli Ampl Jy Top frame: Phas deg
 Vector averaged cross-power spectrum Several baselines displayed
 Timerange: 00/13:26:31 to 00/13:27:59

Plot file version 377 created 04-JUL-2023 13:24:33

J0057+3021 EL062A.UVDATA.1

Freq = 1.5950 GHz, Bw = 32.000 MH Calibrated with CL # 4 and BP # 1 (BP mode 1)

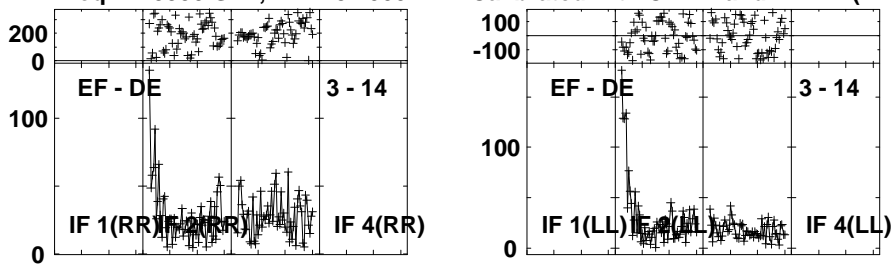


Lower frame: Milli Ampl Jy Top frame: Phas deg
Vector averaged cross-power spectrum Several baselines displayed
Timerange: 00/13:26:31 to 00/13:27:59

Plot file version 378 created 04-JUL-2023 13:24:34

J0057+3021 EL062A.UVDATA.1

Freq = 1.5950 GHz, Bw = 32.000 MH Calibrated with CL # 4 and BP # 1 (BP mode 1)



Lower frame: Milli Ampl Jy Top frame: Phas deg

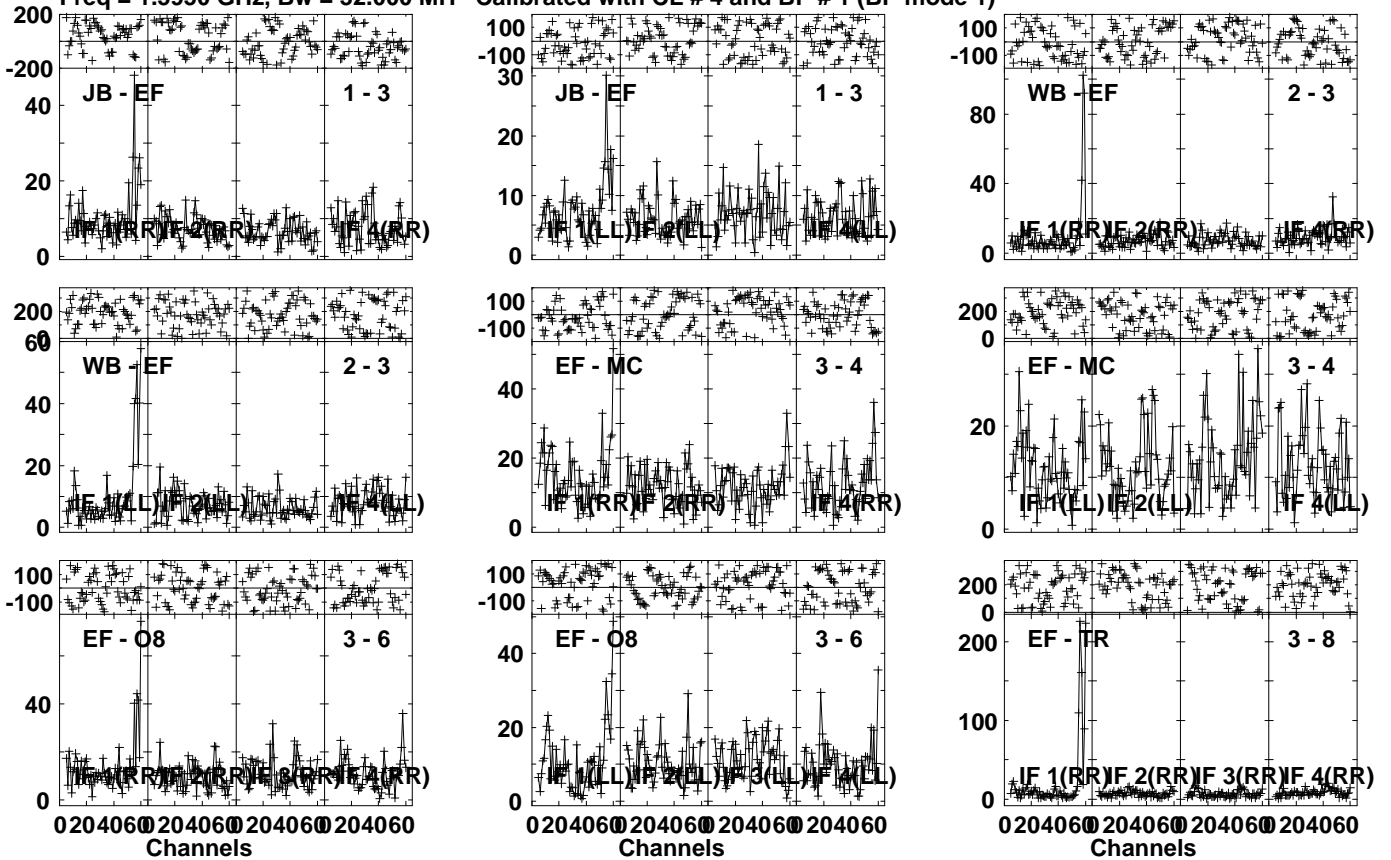
Vector averaged cross-power spectrum Several baselines displayed

Timerange: 00/13:26:31 to 00/13:27:59

Plot file version 379 created 04-JUL-2023 13:24:34

J0100+2802 EL062A.UVDATA.1

Freq = 1.5950 GHz, Bw = 32.000 MH Calibrated with CL # 4 and BP # 1 (BP mode 1)

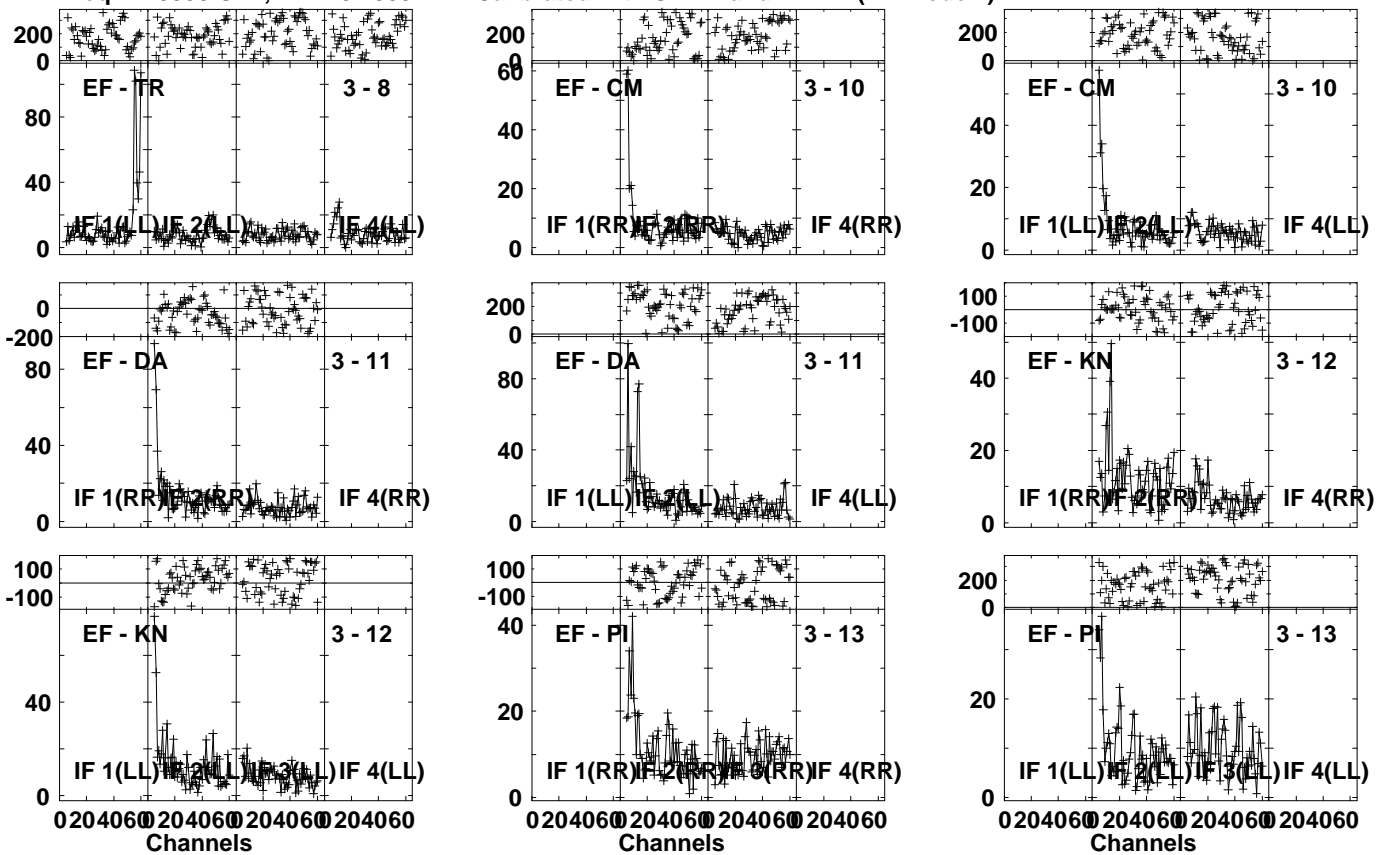


Lower frame: Milli Ampl Jy Top frame: Phas deg
Vector averaged cross-power spectrum Several baselines displayed
Timerange: 00/13:28:01 to 00/13:31:29

Plot file version 380 created 04-JUL-2023 13:24:34

J0100+2802 EL062A.UVDATA.1

Freq = 1.5950 GHz, Bw = 32.000 MH Calibrated with CL # 4 and BP # 1 (BP mode 1)

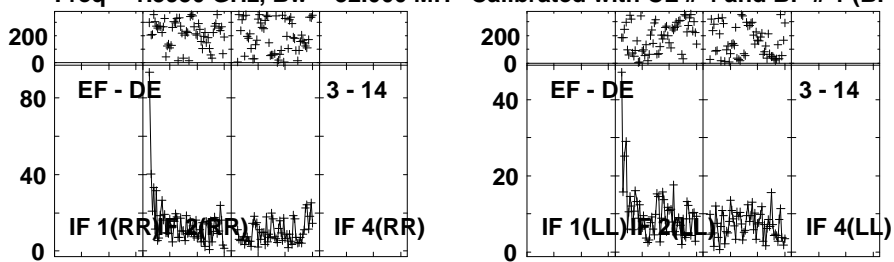


Lower frame: Milli Ampl Jy Top frame: Phas deg
Vector averaged cross-power spectrum Several baselines displayed
Timerange: 00/13:28:01 to 00/13:31:29

Plot file version 381 created 04-JUL-2023 13:24:34

J0100+2802 EL062A.UVDATA.1

Freq = 1.5950 GHz, Bw = 32.000 MH Calibrated with CL # 4 and BP # 1 (BP mode 1)



Lower frame: Milli Ampl Jy Top frame: Phas deg

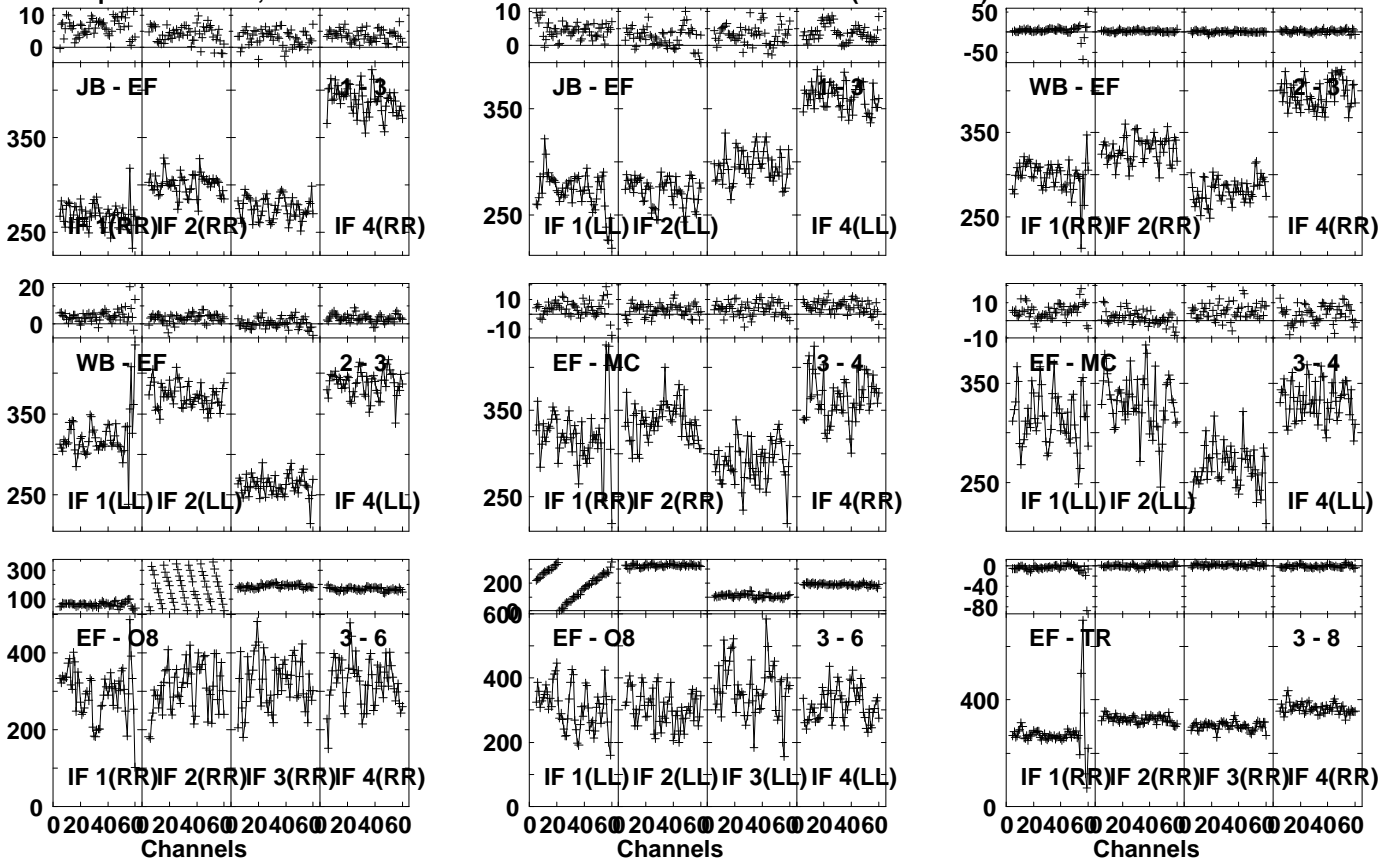
Vector averaged cross-power spectrum Several baselines displayed

Timerange: 00/13:28:01 to 00/13:31:29

Plot file version 382 created 04-JUL-2023 13:24:34

J0057+3021 EL062A.UVDATA.1

Freq = 1.5950 GHz, Bw = 32.000 MH Calibrated with CL # 4 and BP # 1 (BP mode 1)

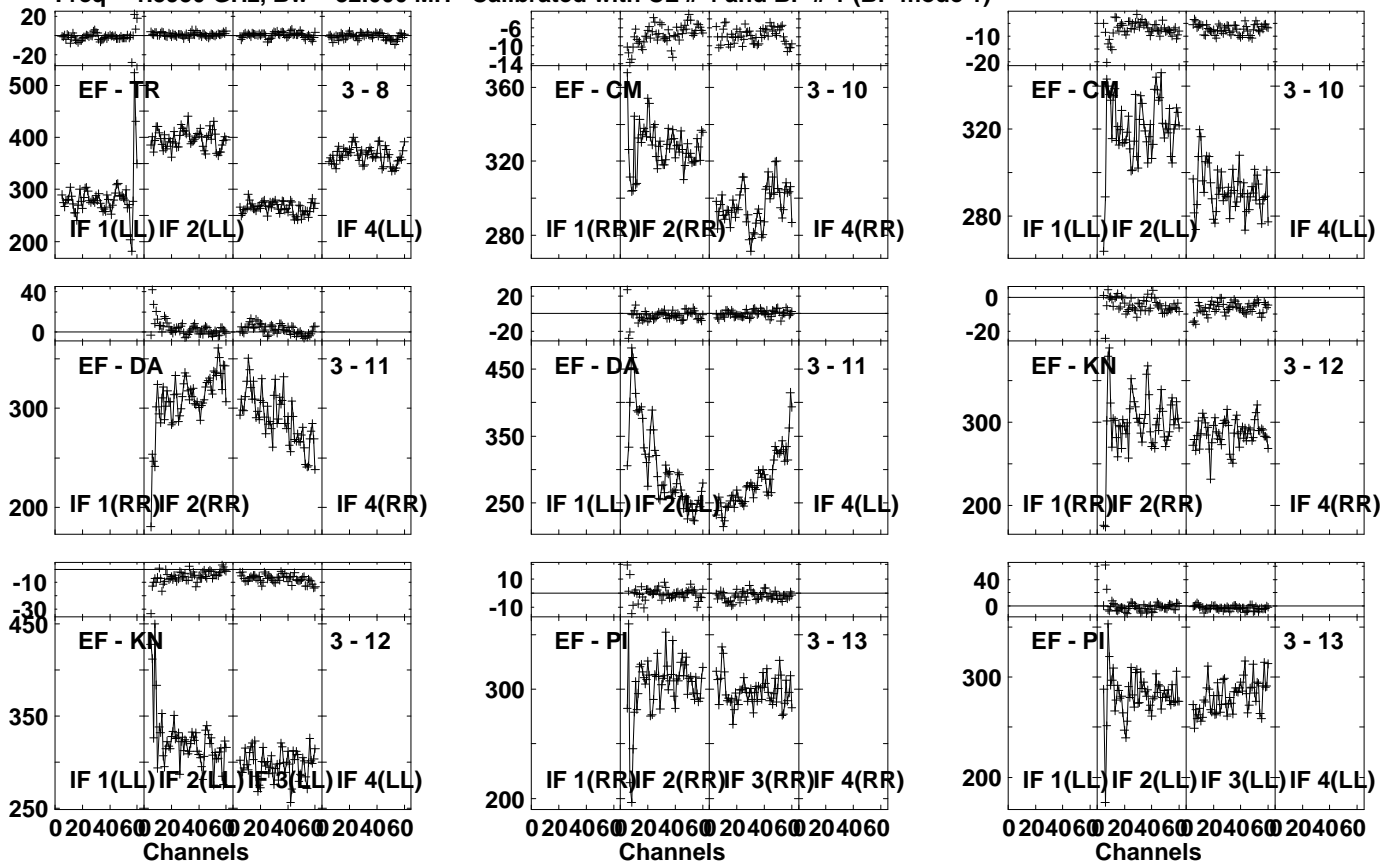


Lower frame: Milli Ampl Jy Top frame: Phas deg
 Vector averaged cross-power spectrum Several baselines displayed
 Timerange: 00/13:32:01 to 00/13:32:59

Plot file version 383 created 04-JUL-2023 13:24:34

J0057+3021 EL062A.UVDATA.1

Freq = 1.5950 GHz, Bw = 32.000 MH Calibrated with CL # 4 and BP # 1 (BP mode 1)

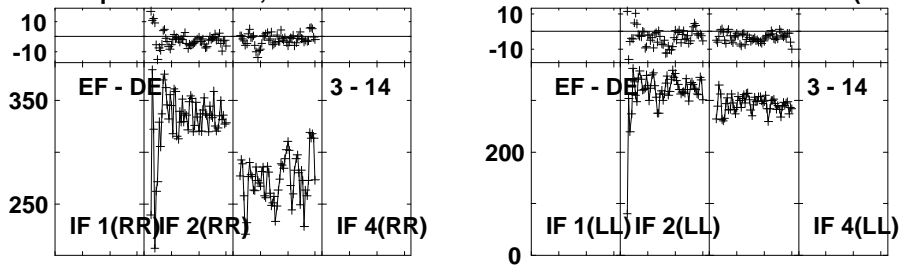


Lower frame: Milli Ampl Jy Top frame: Phas deg
Vector averaged cross-power spectrum Several baselines displayed
Timerange: 00/13:32:01 to 00/13:32:59

Plot file version 384 created 04-JUL-2023 13:24:34

J0057+3021 EL062A.UVDATA.1

Freq = 1.5950 GHz, Bw = 32.000 MH Calibrated with CL # 4 and BP # 1 (BP mode 1)

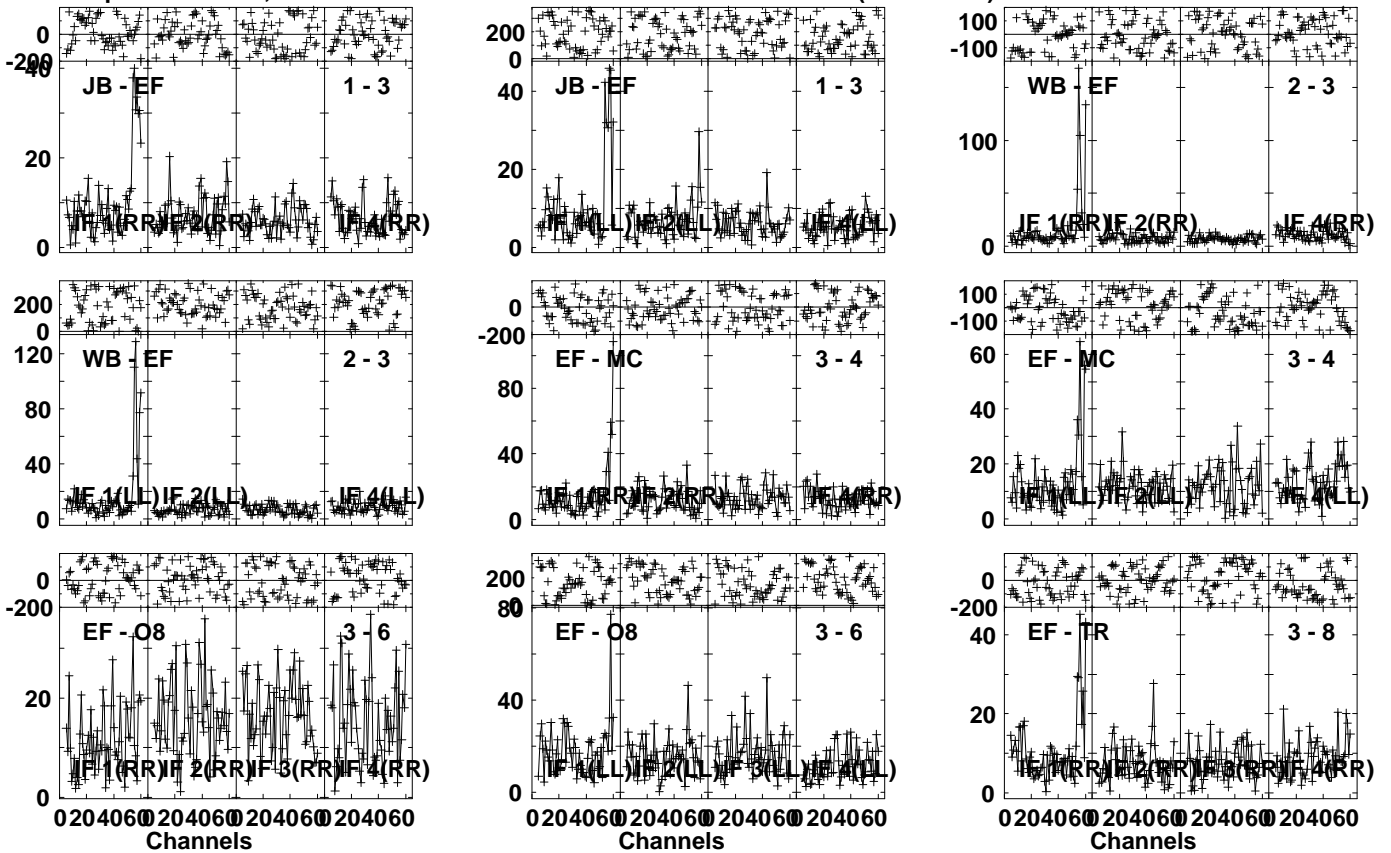


Lower frame: Milli Ampl Jy Top frame: Phas deg
Vector averaged cross-power spectrum Several baselines displayed
Timerange: 00/13:32:01 to 00/13:32:59

Plot file version 385 created 04-JUL-2023 13:24:34

J0100+2802 EL062A.UVDATA.1

Freq = 1.5950 GHz, Bw = 32.000 MH Calibrated with CL # 4 and BP # 1 (BP mode 1)

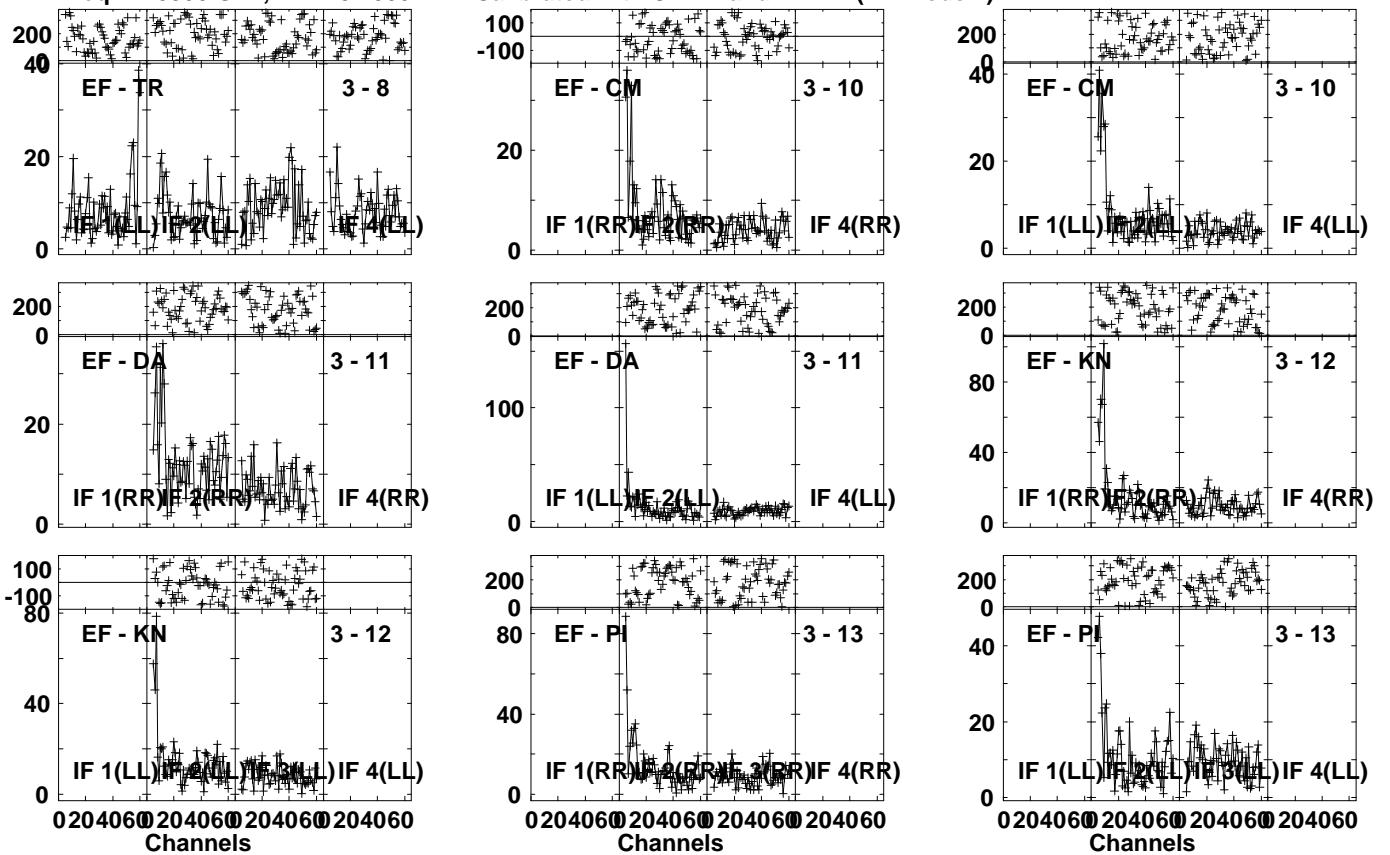


Lower frame: Milli Ampl Jy Top frame: Phas deg
Vector averaged cross-power spectrum Several baselines displayed
Timerange: 00/13:33:01 to 00/13:36:29

Plot file version 386 created 04-JUL-2023 13:24:35

J0100+2802 EL062A.UVDATA.1

Freq = 1.5950 GHz, Bw = 32.000 MH Calibrated with CL # 4 and BP # 1 (BP mode 1)

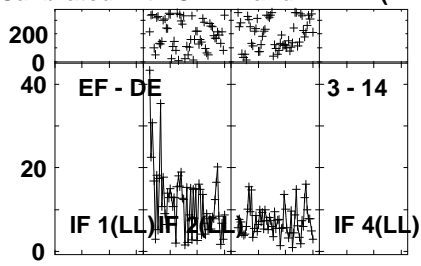
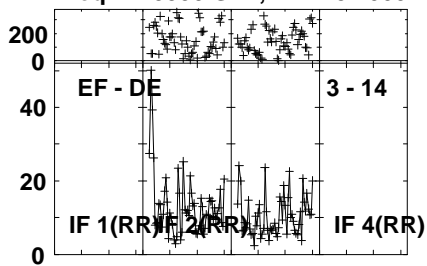


Lower frame: Milli Ampl Jy Top frame: Phas deg
Vector averaged cross-power spectrum Several baselines displayed
Timerange: 00/13:33:01 to 00/13:36:29

Plot file version 387 created 04-JUL-2023 13:24:35

J0100+2802 EL062A.UVDATA.1

Freq = 1.5950 GHz, Bw = 32.000 MH Calibrated with CL # 4 and BP # 1 (BP mode 1)



Lower frame: Milli Ampl Jy Top frame: Phas deg

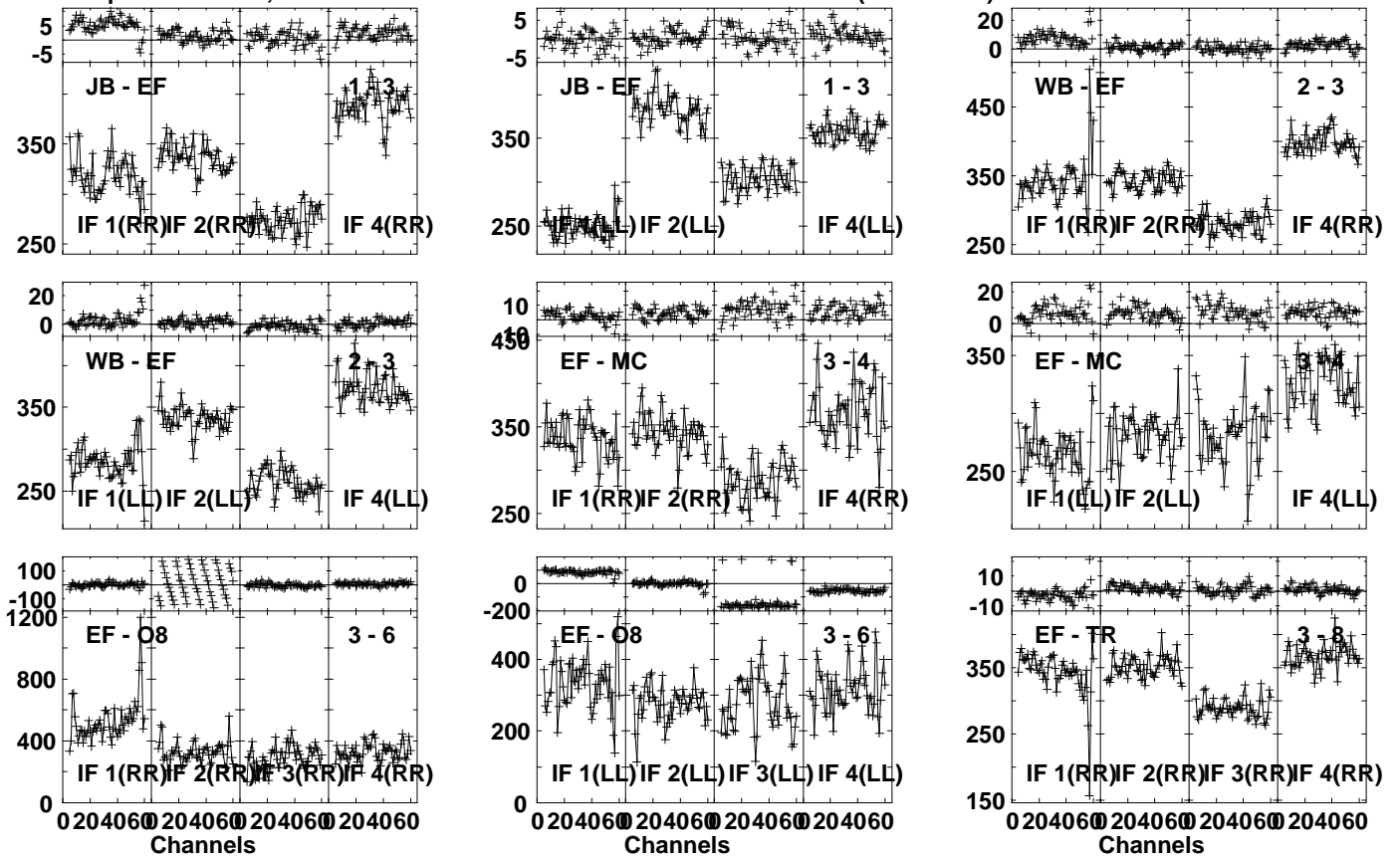
Vector averaged cross-power spectrum Several baselines displayed

Timerange: 00/13:33:01 to 00/13:36:29

Plot file version 388 created 04-JUL-2023 13:24:35

J0057+3021 EL062A.UVDATA.1

Freq = 1.5950 GHz, Bw = 32.000 MH Calibrated with CL # 4 and BP # 1 (BP mode 1)

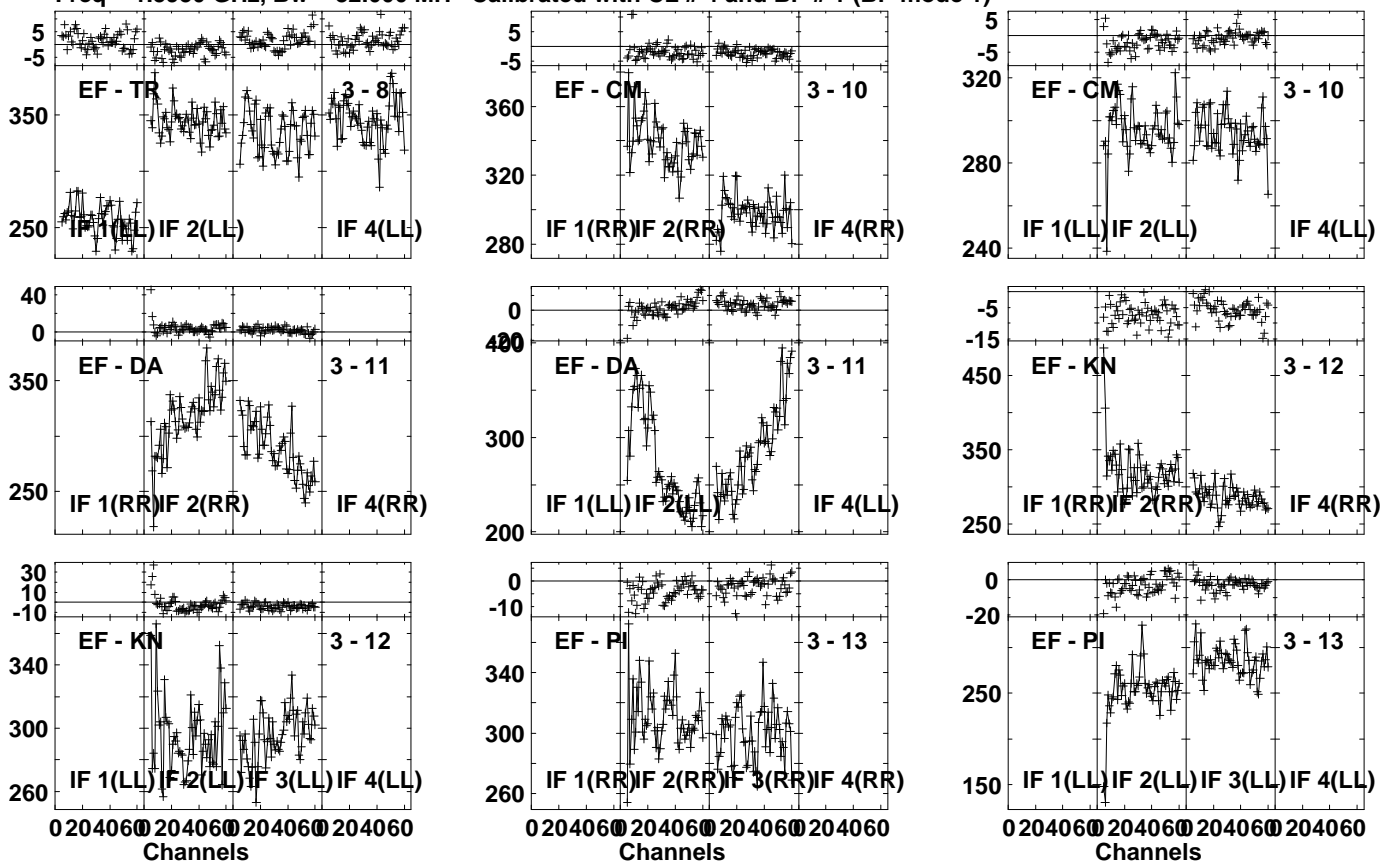


Lower frame: Milli Ampl Jy Top frame: Phas deg
Vector averaged cross-power spectrum Several baselines displayed
Timerange: 00/13:36:31 to 00/13:37:59

Plot file version 389 created 04-JUL-2023 13:24:35

J0057+3021 EL062A.UVDATA.1

Freq = 1.5950 GHz, Bw = 32.000 MH Calibrated with CL # 4 and BP # 1 (BP mode 1)




Lower frame: Milli Ampl Jy Top frame: Phas deg
Vector averaged cross-power spectrum Several baselines displayed
Timerange: 00/13:36:31 to 00/13:37:59

Plot file version 390 created 04-JUL-2023 13:24:35

J0057+3021 EL062A.UVDATA.1

Freq = 1.5950 GHz, Bw = 32.000 MH Calibrated with CL # 4 and BP # 1 (BP mode 1)



Lower frame: Milli Ampl Jy Top frame: Phas deg

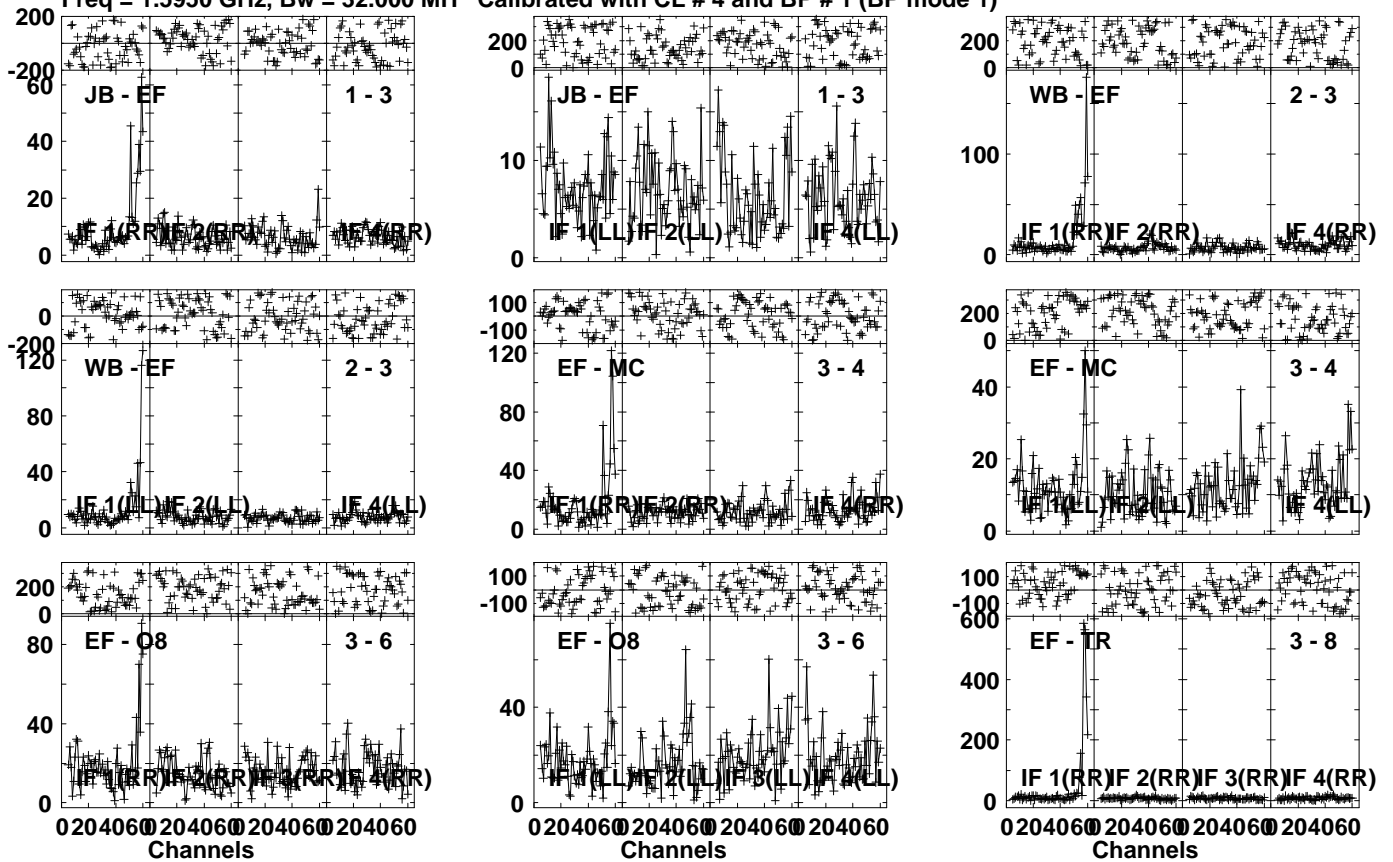
Vector averaged cross-power spectrum Several baselines displayed

Timerange: 00/13:36:31 to 00/13:37:59

Plot file version 391 created 04-JUL-2023 13:24:35

J0100+2802 EL062A.UVDATA.1

Freq = 1.5950 GHz, Bw = 32.000 MH Calibrated with CL # 4 and BP # 1 (BP mode 1)

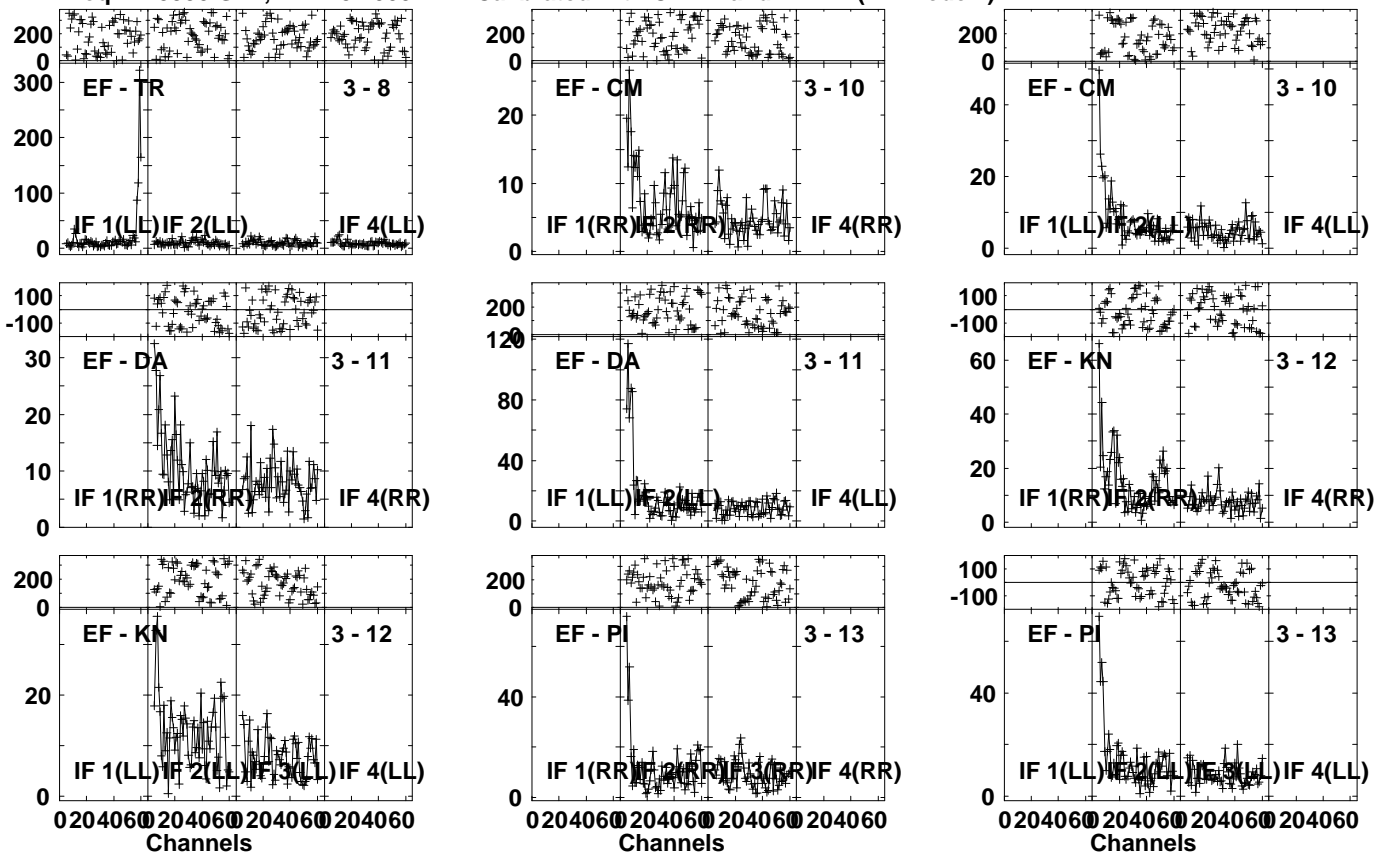


Lower frame: Milli Ampl Jy Top frame: Phas deg
Vector averaged cross-power spectrum Several baselines displayed
Timerange: 00/13:38:01 to 00/13:41:29

Plot file version 392 created 04-JUL-2023 13:24:35

J0100+2802 EL062A.UVDATA.1

Freq = 1.5950 GHz, Bw = 32.000 MH Calibrated with CL # 4 and BP # 1 (BP mode 1)

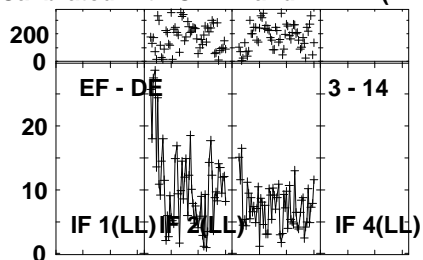
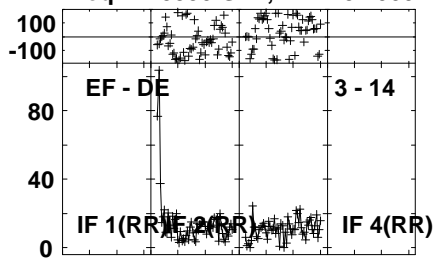


Lower frame: Milli Ampl Jy Top frame: Phas deg
Vector averaged cross-power spectrum Several baselines displayed
Timerange: 00/13:38:01 to 00/13:41:29

Plot file version 393 created 04-JUL-2023 13:24:36

J0100+2802 EL062A.UVDATA.1

Freq = 1.5950 GHz, Bw = 32.000 MH Calibrated with CL # 4 and BP # 1 (BP mode 1)



Lower frame: Milli Ampl Jy Top frame: Phas deg

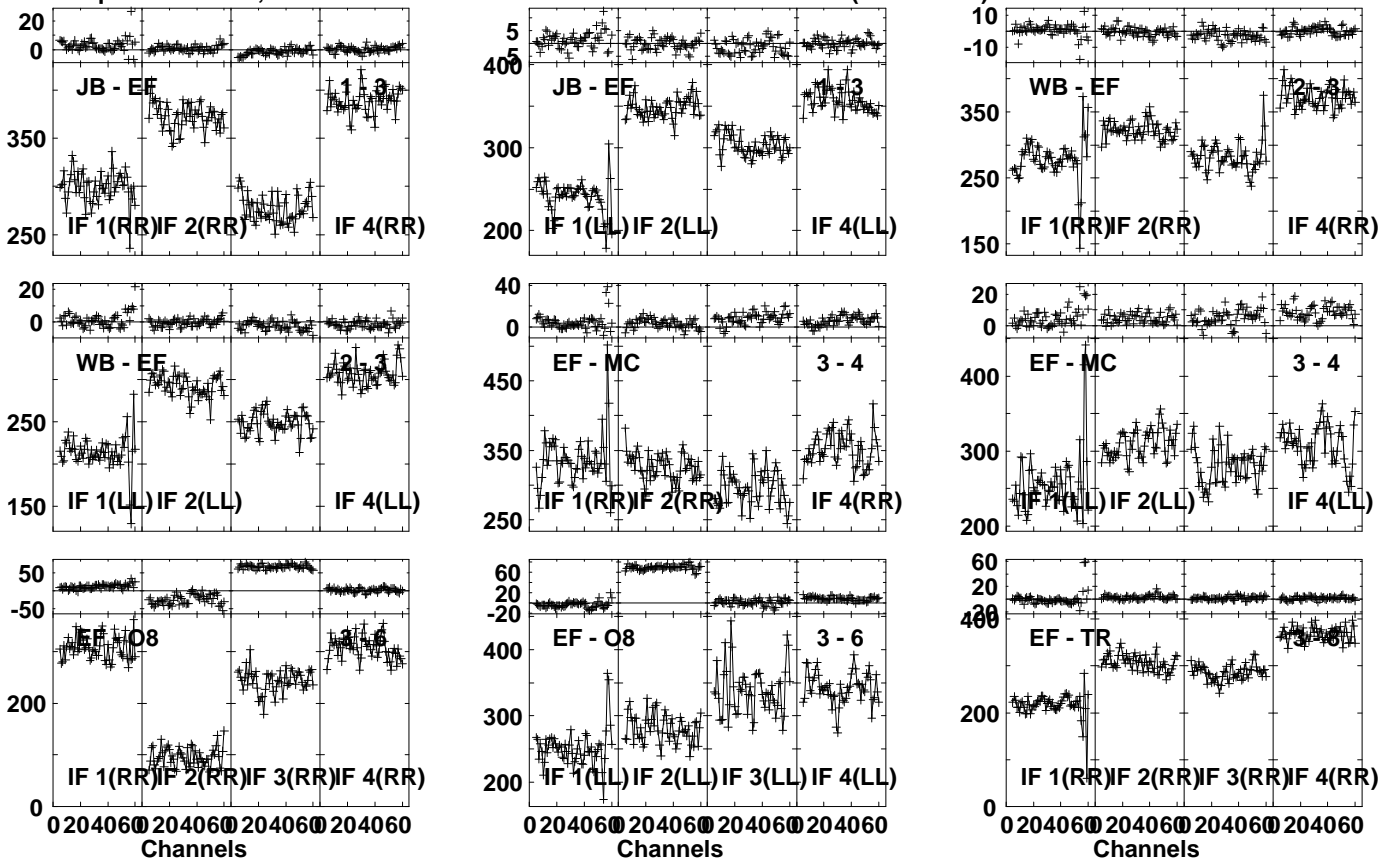
Vector averaged cross-power spectrum Several baselines displayed

Timerange: 00/13:38:01 to 00/13:41:29

Plot file version 394 created 04-JUL-2023 13:24:36

J0057+3021 EL062A.UVDATA.1

Freq = 1.5950 GHz, Bw = 32.000 MH Calibrated with CL # 4 and BP # 1 (BP mode 1)

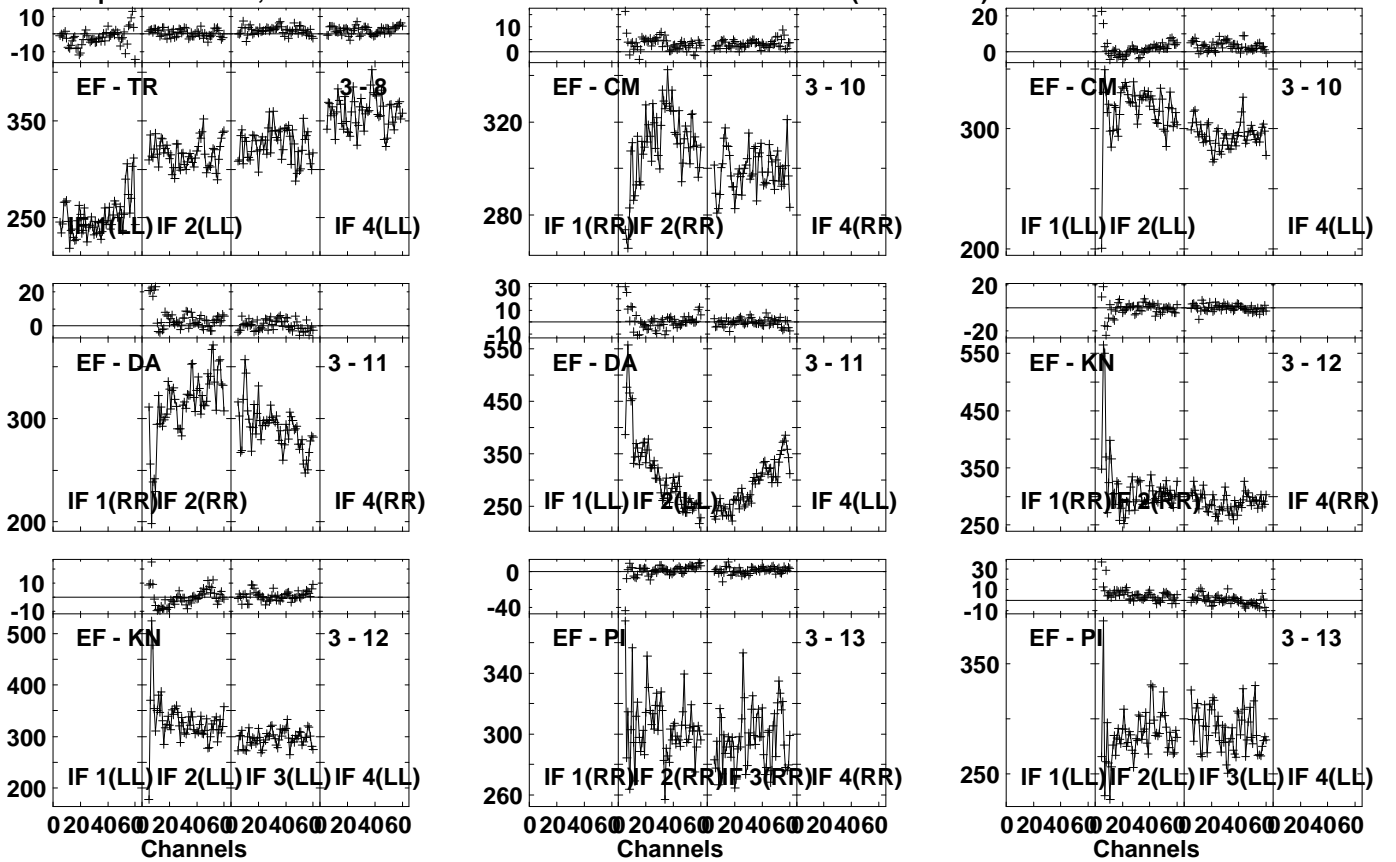


Lower frame: Milli Ampl Jy Top frame: Phas deg
Vector averaged cross-power spectrum Several baselines displayed
Timerange: 00/13:42:01 to 00/13:42:59

Plot file version 395 created 04-JUL-2023 13:24:36

J0057+3021 EL062A.UVDATA.1

Freq = 1.5950 GHz, Bw = 32.000 MH Calibrated with CL # 4 and BP # 1 (BP mode 1)

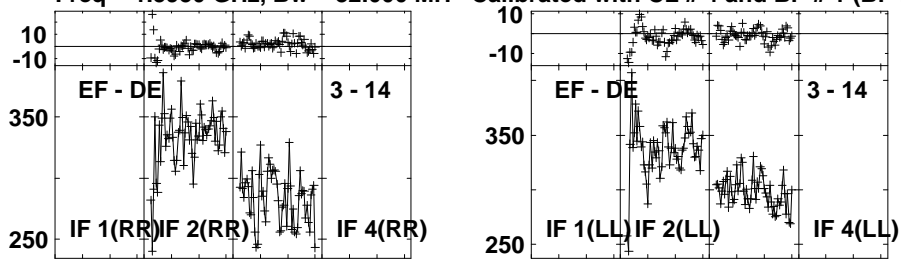


Lower frame: Milli Ampl Jy Top frame: Phas deg
Vector averaged cross-power spectrum Several baselines displayed
Timerange: 00/13:42:01 to 00/13:42:59

Plot file version 396 created 04-JUL-2023 13:24:36

J0057+3021 EL062A.UVDATA.1

Freq = 1.5950 GHz, Bw = 32.000 MH Calibrated with CL # 4 and BP # 1 (BP mode 1)



Lower frame: Milli Ampl Jy Top frame: Phas deg

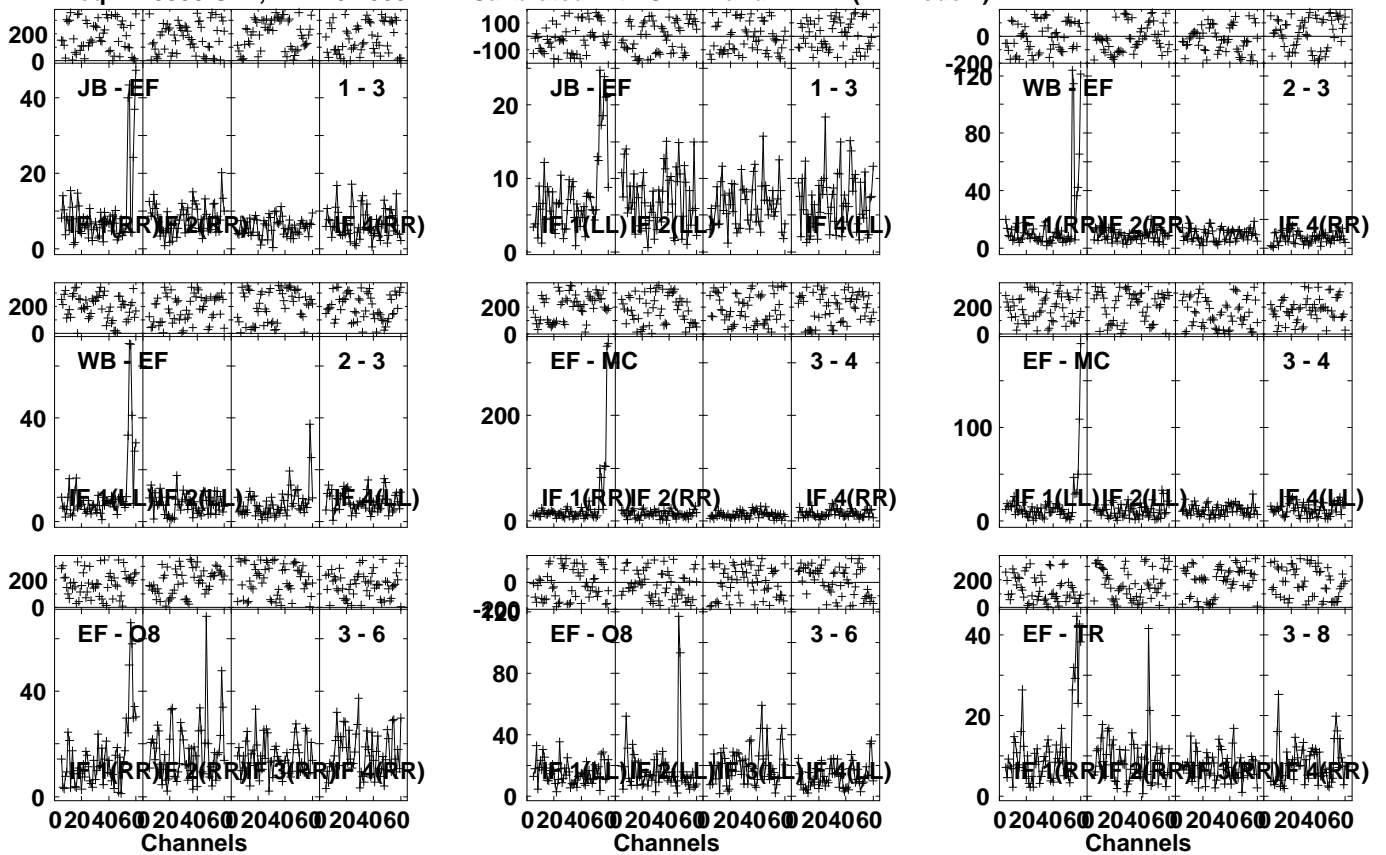
Vector averaged cross-power spectrum Several baselines displayed

Timerange: 00/13:42:01 to 00/13:42:59

Plot file version 397 created 04-JUL-2023 13:24:36

J0100+2802 EL062A.UVDATA.1

Freq = 1.5950 GHz, Bw = 32.000 MH Calibrated with CL # 4 and BP # 1 (BP mode 1)

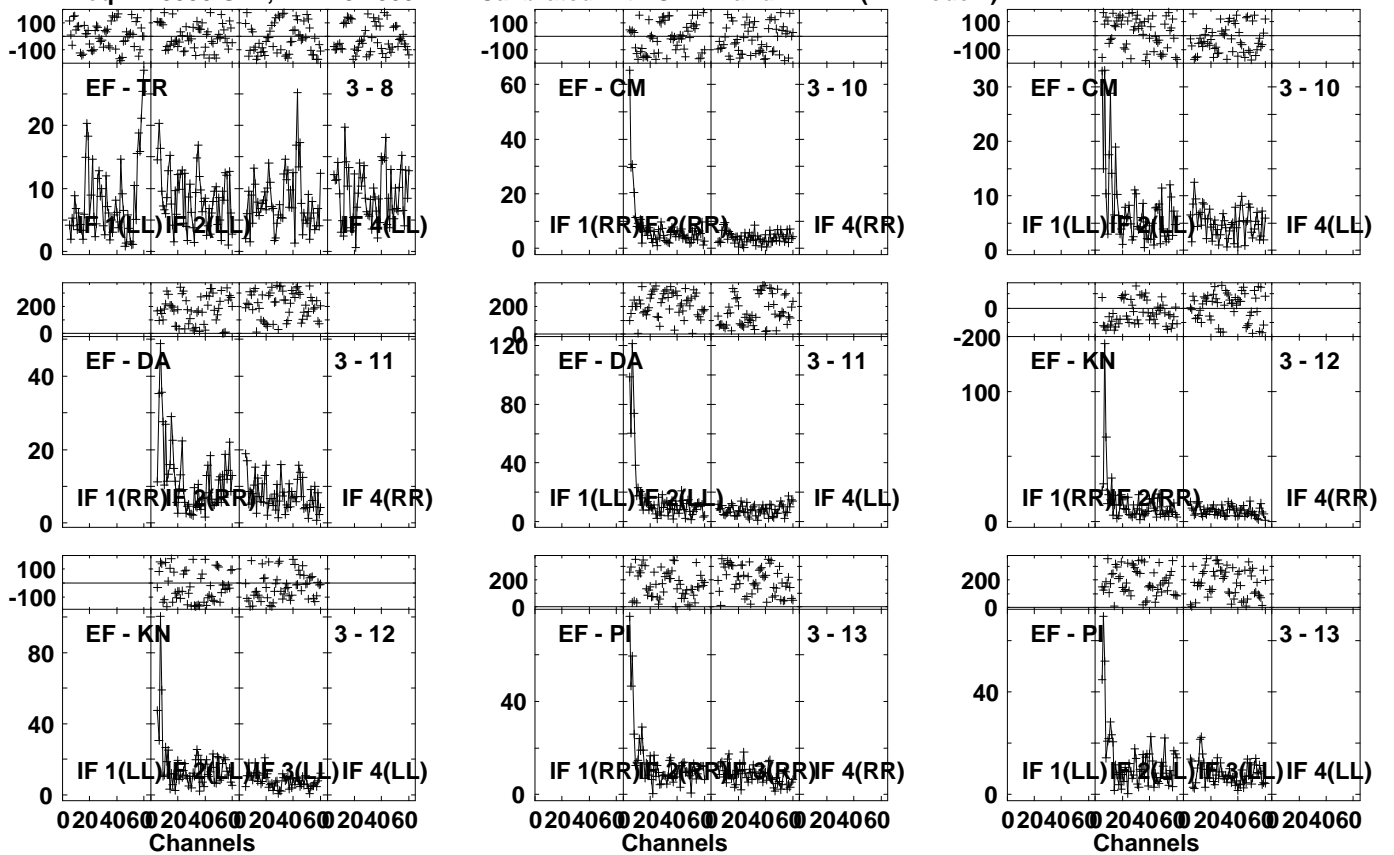


Lower frame: Milli Ampl Jy Top frame: Phas deg
Vector averaged cross-power spectrum Several baselines displayed
Timerange: 00/13:43:01 to 00/13:46:29

Plot file version 398 created 04-JUL-2023 13:24:36

J0100+2802 EL062A.UVDATA.1

Freq = 1.5950 GHz, Bw = 32.000 MH Calibrated with CL # 4 and BP # 1 (BP mode 1)

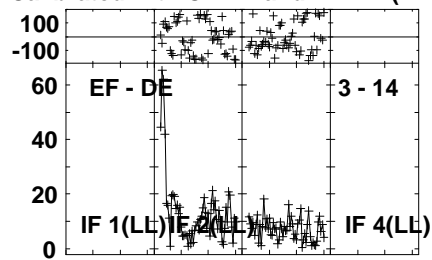
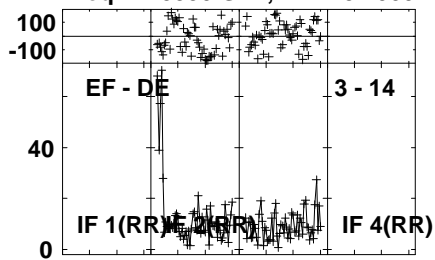


Lower frame: Milli Ampl Jy Top frame: Phas deg
Vector averaged cross-power spectrum Several baselines displayed
Timerange: 00/13:43:01 to 00/13:46:29

Plot file version 399 created 04-JUL-2023 13:24:36

J0100+2802 EL062A.UVDATA.1

Freq = 1.5950 GHz, Bw = 32.000 MH Calibrated with CL # 4 and BP # 1 (BP mode 1)

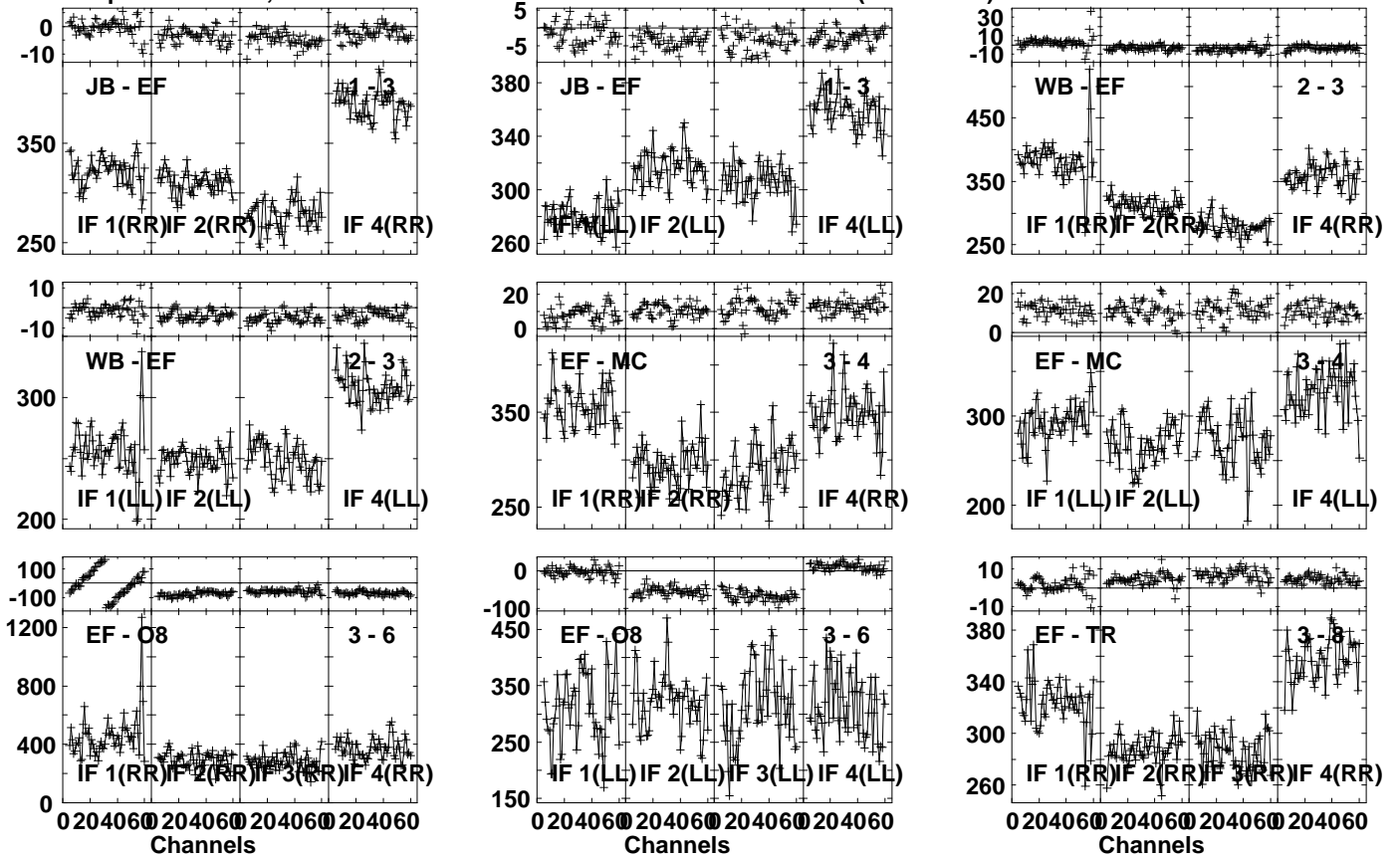


Lower frame: Milli Ampl Jy Top frame: Phas deg
Vector averaged cross-power spectrum Several baselines displayed
Timerange: 00/13:43:01 to 00/13:46:29

Plot file version 400 created 04-JUL-2023 13:24:36

J0057+3021 EL062A.UVDATA.1

Freq = 1.5950 GHz, Bw = 32.000 MH Calibrated with CL # 4 and BP # 1 (BP mode 1)

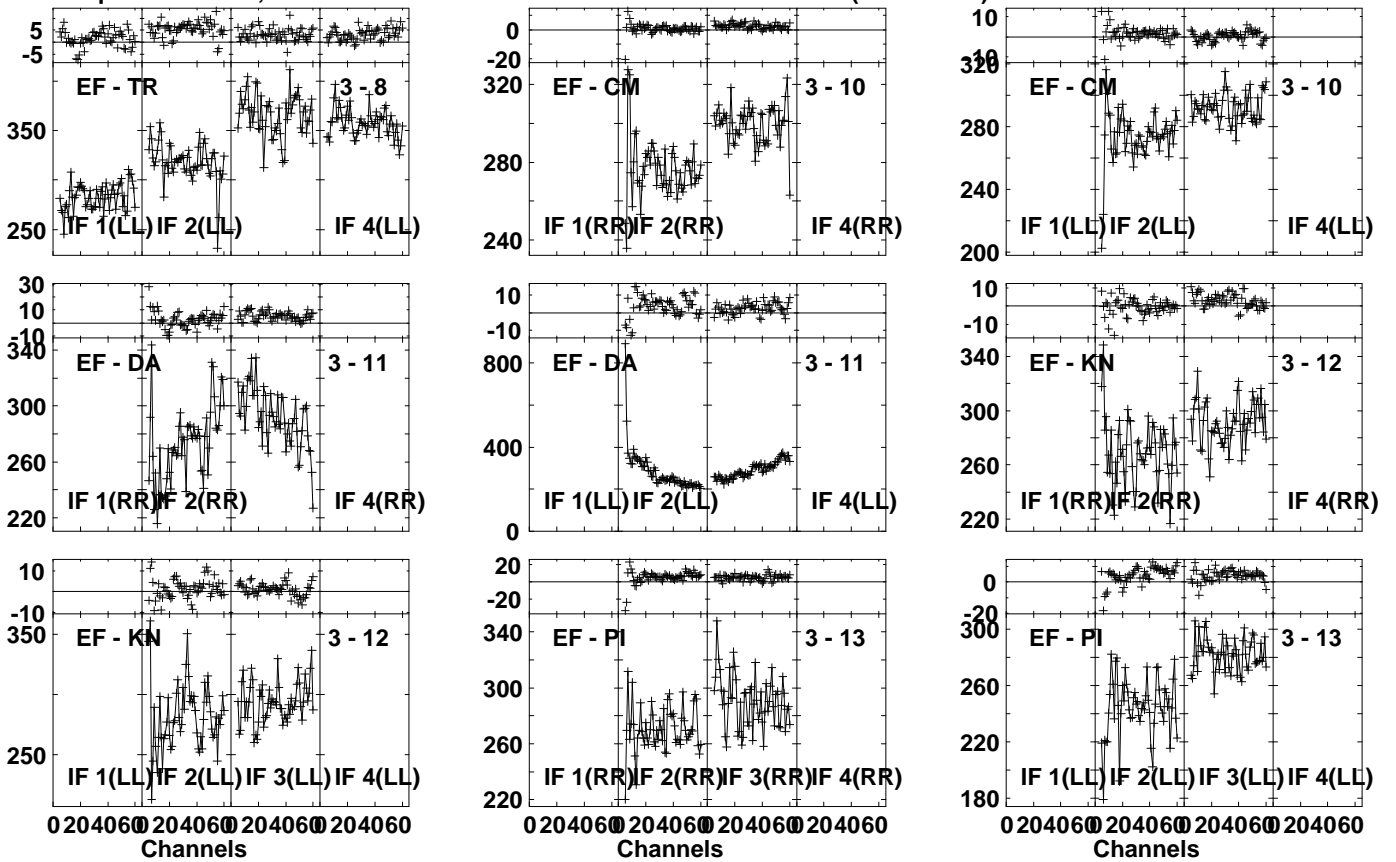


Lower frame: Milli Ampl Jy Top frame: Phas deg
 Vector averaged cross-power spectrum Several baselines displayed
 Timerange: 00/13:46:31 to 00/13:47:59

Plot file version 401 created 04-JUL-2023 13:24:36

J0057+3021 EL062A.UVDATA.1

Freq = 1.5950 GHz, Bw = 32.000 MH Calibrated with CL # 4 and BP # 1 (BP mode 1)

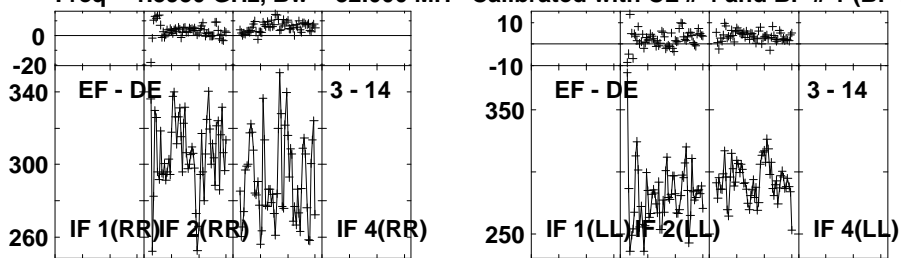


Lower frame: Milli Ampl Jy Top frame: Phas deg
Vector averaged cross-power spectrum Several baselines displayed
Timerange: 00/13:46:31 to 00/13:47:59

Plot file version 402 created 04-JUL-2023 13:24:37

J0057+3021 EL062A.UVDATA.1

Freq = 1.5950 GHz, Bw = 32.000 MH Calibrated with CL # 4 and BP # 1 (BP mode 1)

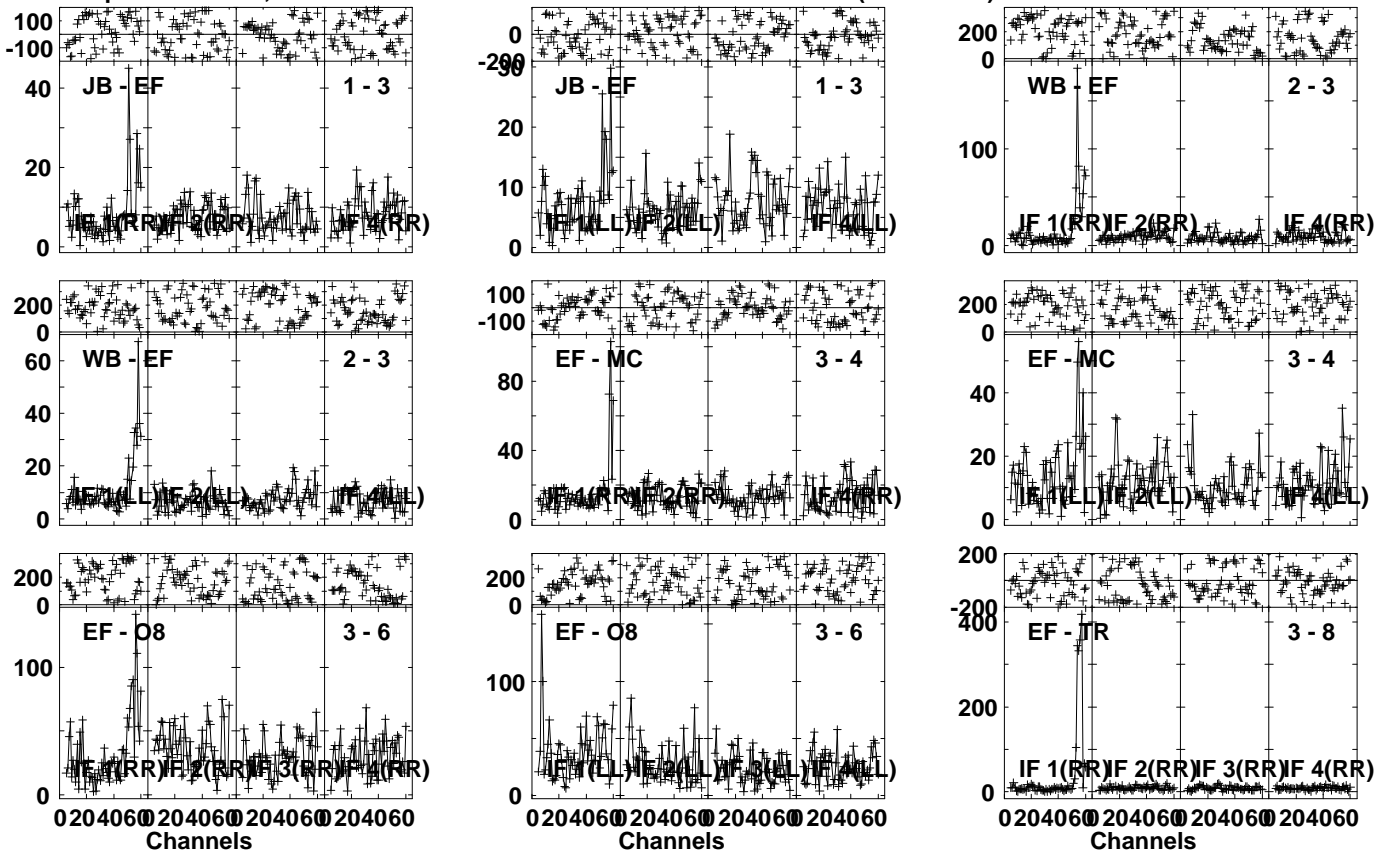


Lower frame: Milli Ampl Jy Top frame: Phas deg
Vector averaged cross-power spectrum Several baselines displayed
Timerange: 00/13:46:31 to 00/13:47:59

Plot file version 403 created 04-JUL-2023 13:24:37

J0100+2802 EL062A.UVDATA.1

Freq = 1.5950 GHz, Bw = 32.000 MH Calibrated with CL # 4 and BP # 1 (BP mode 1)

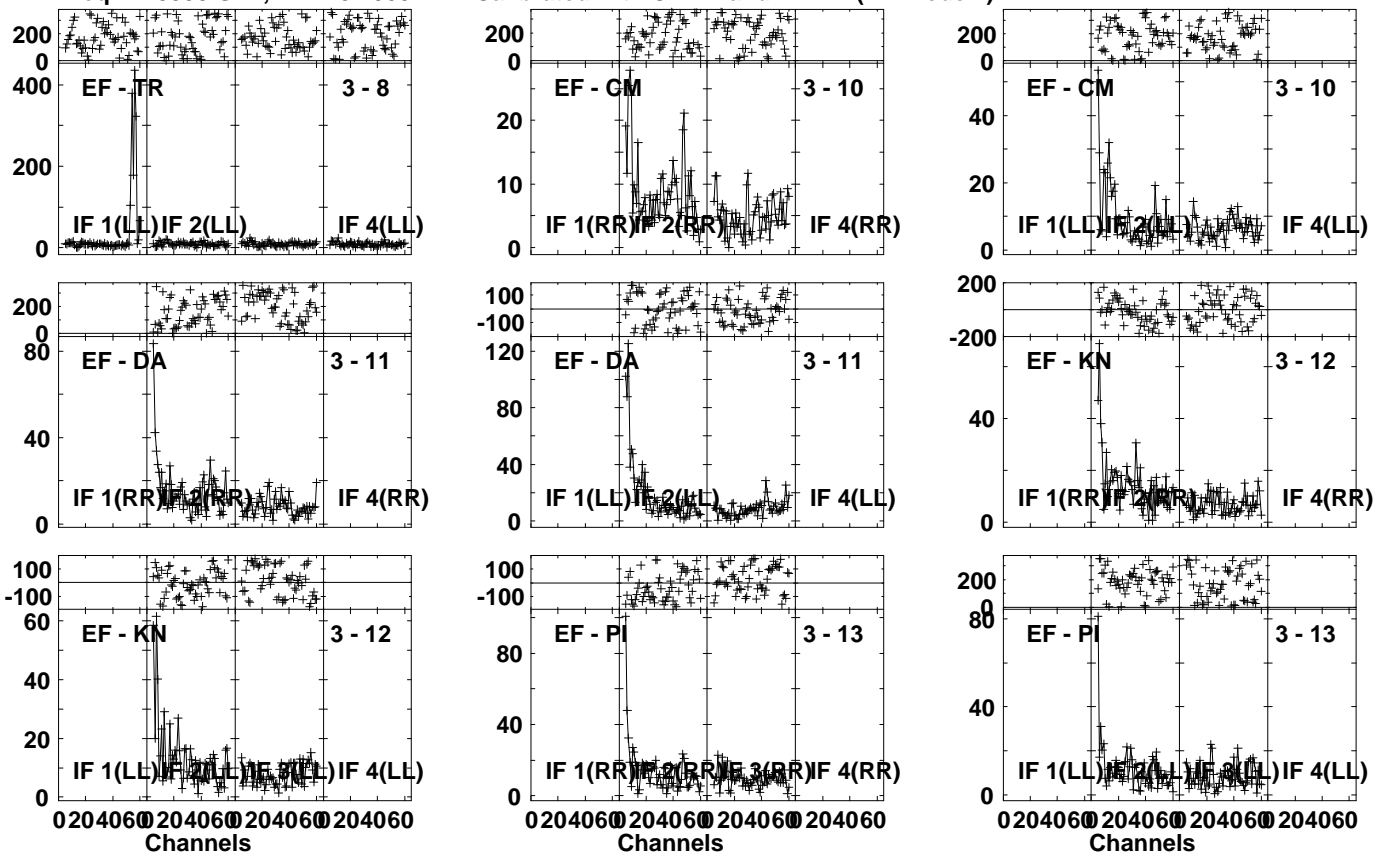


Lower frame: Milli Ampl Jy Top frame: Phas deg
Vector averaged cross-power spectrum Several baselines displayed
Timerange: 00/13:48:01 to 00/13:51:29

Plot file version 404 created 04-JUL-2023 13:24:37

J0100+2802 EL062A.UVDATA.1

Freq = 1.5950 GHz, Bw = 32.000 MH Calibrated with CL # 4 and BP # 1 (BP mode 1)

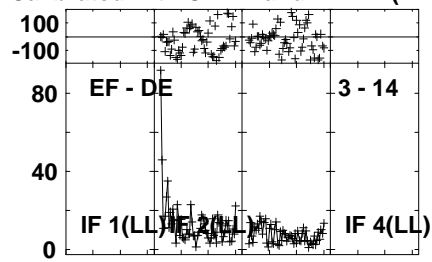
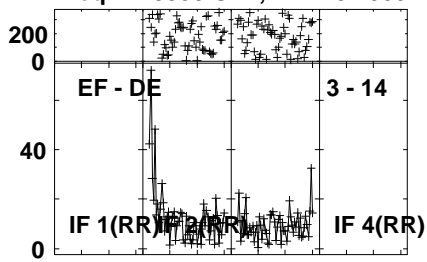


Lower frame: Milli Ampl Jy Top frame: Phas deg
Vector averaged cross-power spectrum Several baselines displayed
Timerange: 00/13:48:01 to 00/13:51:29

Plot file version 405 created 04-JUL-2023 13:24:37

J0100+2802 EL062A.UVDATA.1

Freq = 1.5950 GHz, Bw = 32.000 MH Calibrated with CL # 4 and BP # 1 (BP mode 1)

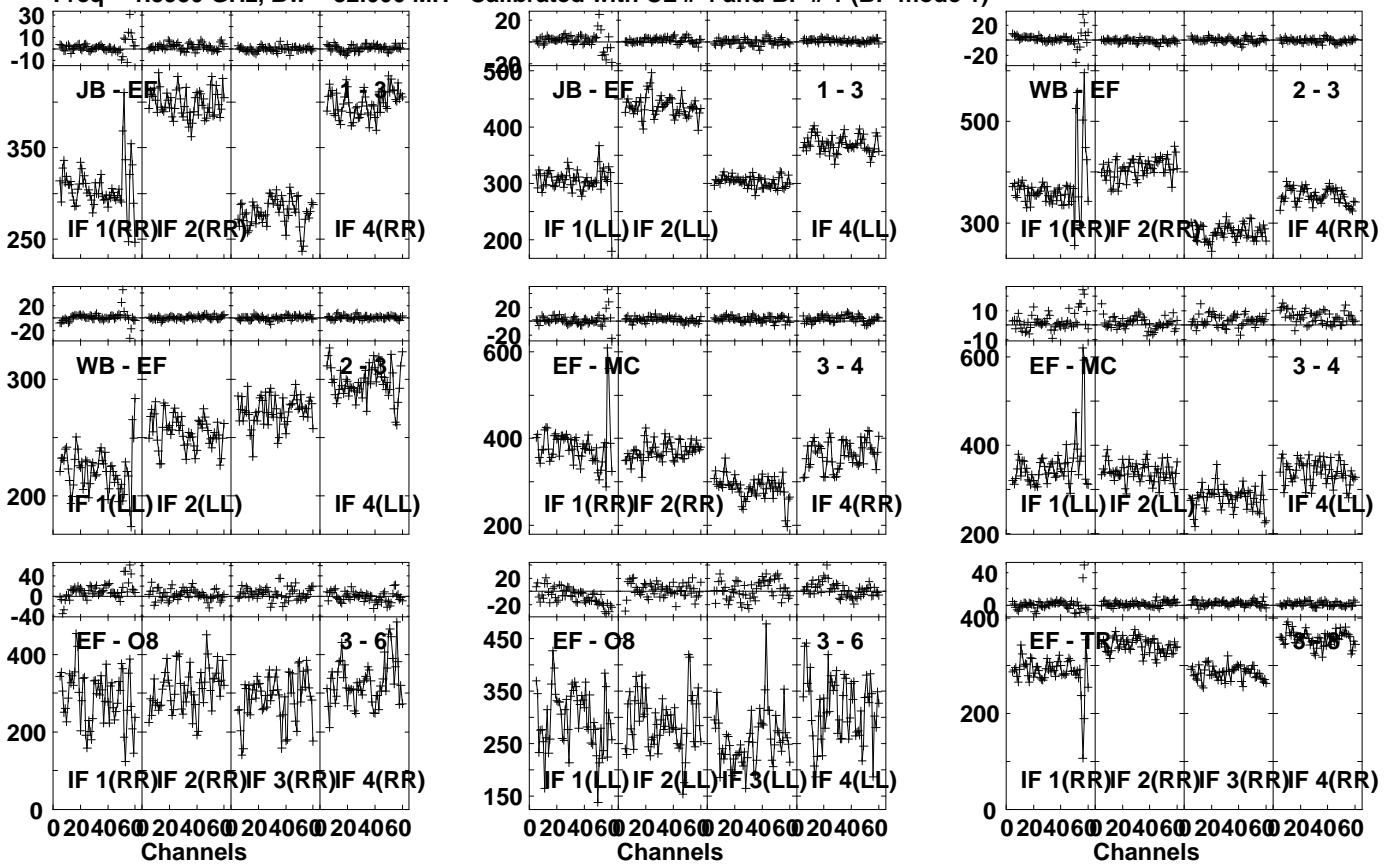


Lower frame: Milli Ampl Jy Top frame: Phas deg
Vector averaged cross-power spectrum Several baselines displayed
Timerange: 00/13:48:01 to 00/13:51:29

Plot file version 406 created 04-JUL-2023 13:24:37

J0057+3021 EL062A.UVDATA.1

Freq = 1.5950 GHz, Bw = 32.000 MH Calibrated with CL # 4 and BP # 1 (BP mode 1)

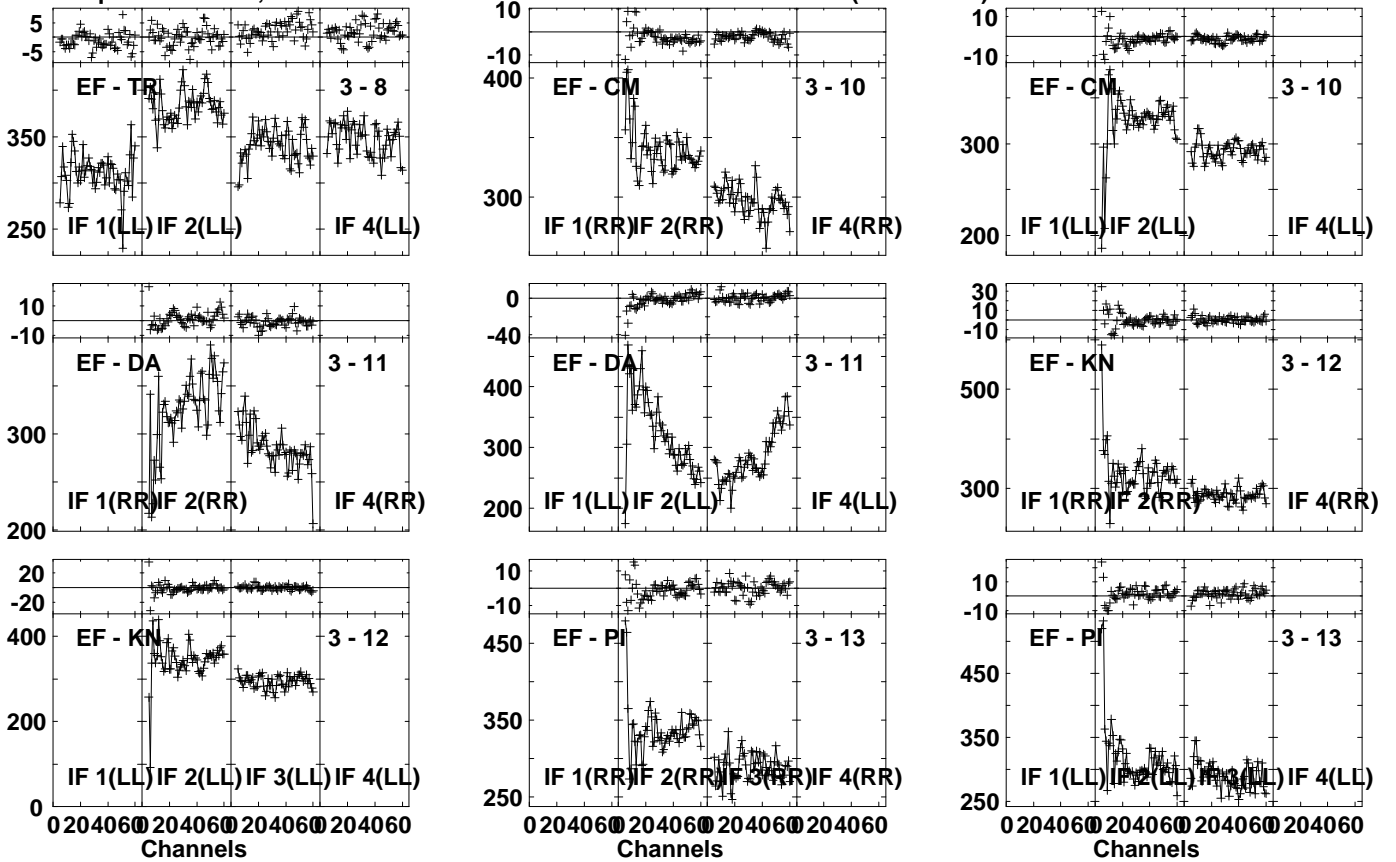


Lower frame: Milli Ampl Jy Top frame: Phas deg
Vector averaged cross-power spectrum Several baselines displayed
Timerange: 00/13:52:01 to 00/13:52:59

Plot file version 407 created 04-JUL-2023 13:24:37

J0057+3021 EL062A.UVDATA.1

Freq = 1.5950 GHz, Bw = 32.000 MH Calibrated with CL # 4 and BP # 1 (BP mode 1)

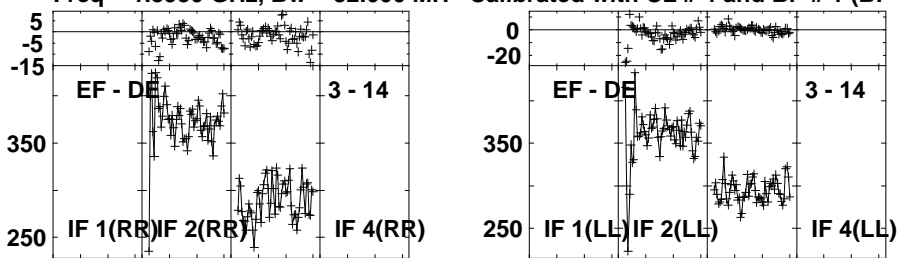


Lower frame: Milli Ampl Jy Top frame: Phas deg
Vector averaged cross-power spectrum Several baselines displayed
Timerange: 00/13:52:01 to 00/13:52:59

Plot file version 408 created 04-JUL-2023 13:24:37

J0057+3021 EL062A.UVDATA.1

Freq = 1.5950 GHz, Bw = 32.000 MH Calibrated with CL # 4 and BP # 1 (BP mode 1)

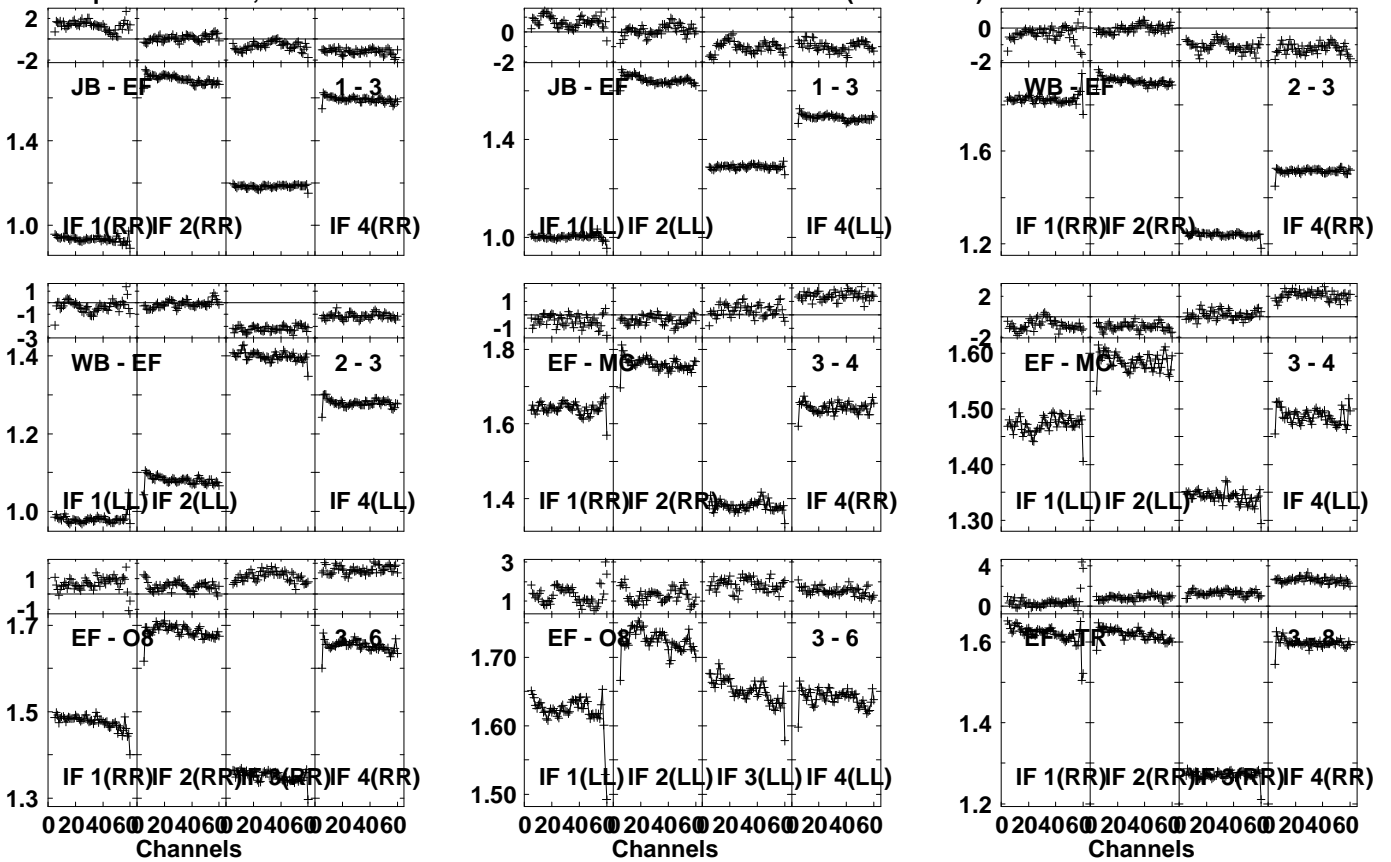


Lower frame: Milli Ampl Jy Top frame: Phas deg
Vector averaged cross-power spectrum Several baselines displayed
Timerange: 00/13:52:01 to 00/13:52:59

Plot file version 409 created 04-JUL-2023 13:24:37

NRAO190 EL062A.UVDATA.1

Freq = 1.5950 GHz, Bw = 32.000 MH Calibrated with CL # 4 and BP # 1 (BP mode 1)

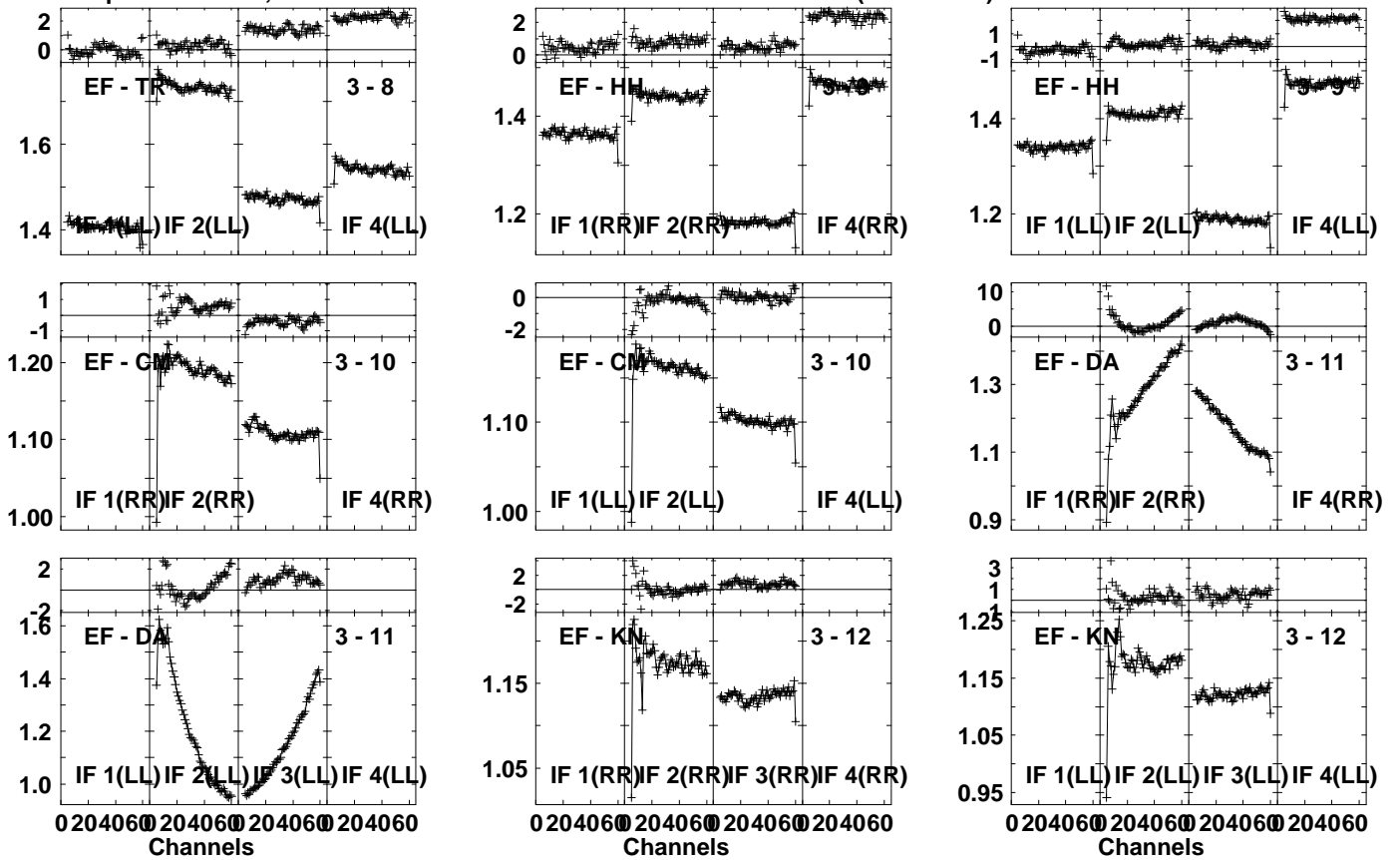


Lower frame: Ampl Jy Top frame: Phas deg
Vector averaged cross-power spectrum Several baselines displayed
Timerange: 00/13:56:01 to 00/13:59:59

Plot file version 410 created 04-JUL-2023 13:24:38

NRAO190 EL062A.UVDATA.1

Freq = 1.5950 GHz, Bw = 32.000 MH Calibrated with CL # 4 and BP # 1 (BP mode 1)

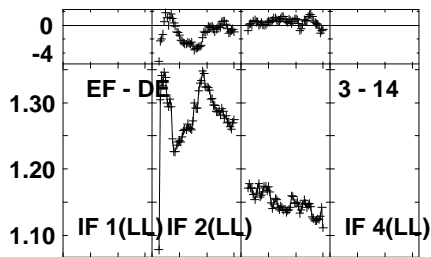
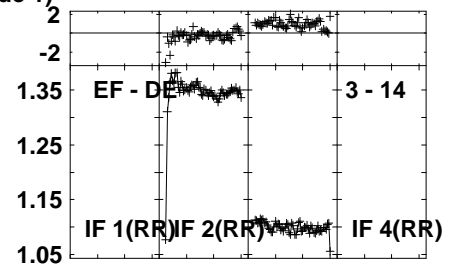
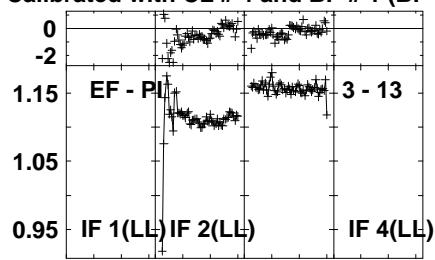
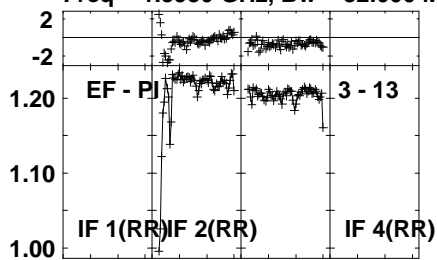


Lower frame: Ampl Jy Top frame: Phas deg
Vector averaged cross-power spectrum Several baselines displayed
Timerange: 00/13:56:01 to 00/13:59:59

Plot file version 411 created 04-JUL-2023 13:24:38

NRAO190 EL062A.UVDATA.1

Freq = 1.5950 GHz, Bw = 32.000 MH Calibrated with CL # 4 and BP # 1 (BP mode 1)



Lower frame: Ampl Jy Top frame: Phas deg
Vector averaged cross-power spectrum Several baselines displayed
Timerange: 00/13:56:01 to 00/13:59:59