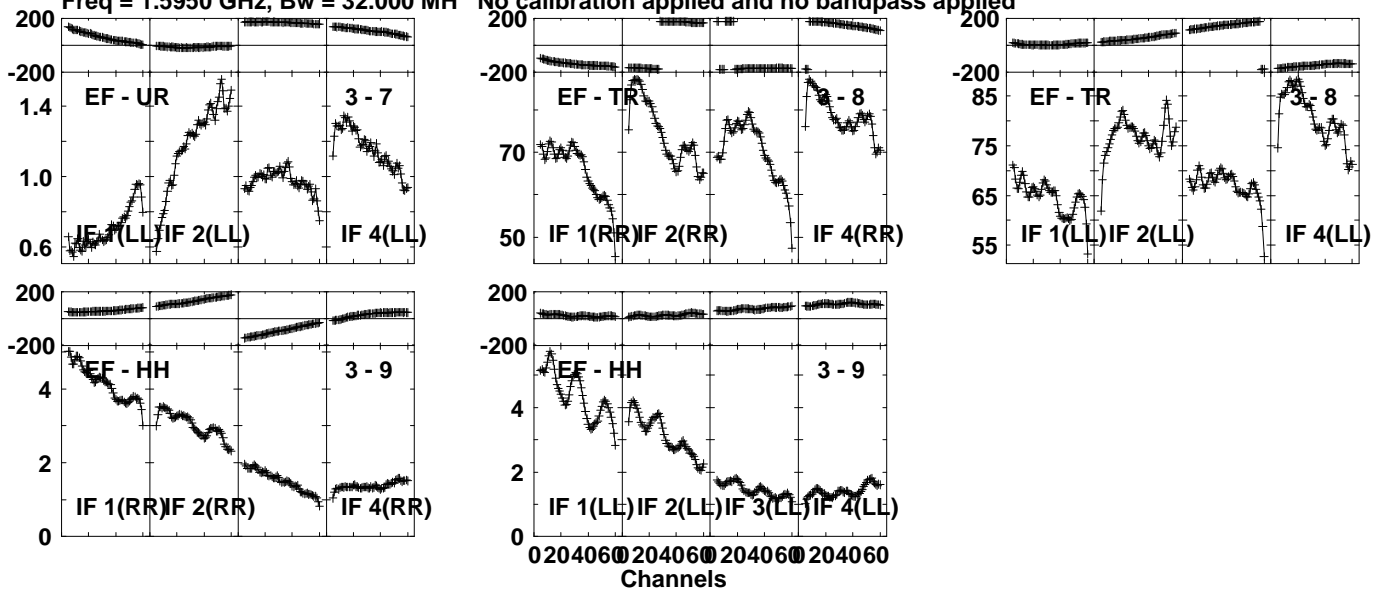


Plot file version 2 created 14-JUL-2023 11:13:40

3C454.3 EL068.UVDATA.1

Freq = 1.5950 GHz, Bw = 32.000 MH No calibration applied and no bandpass applied



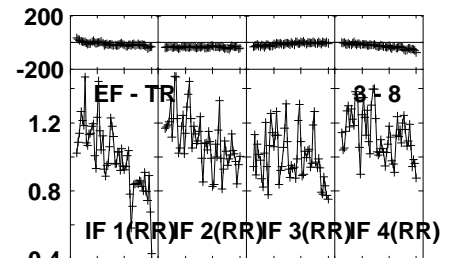
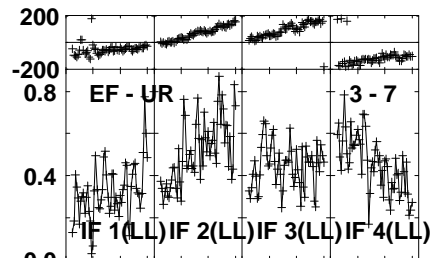
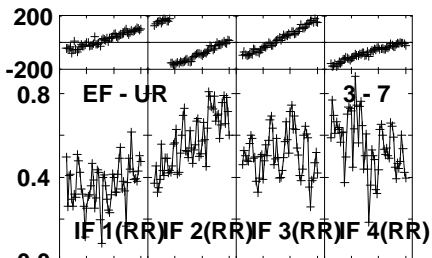
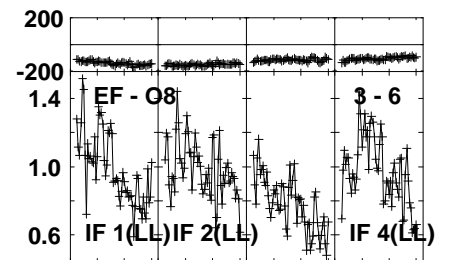
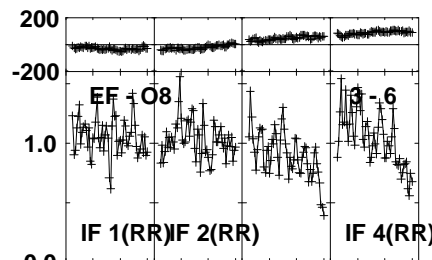
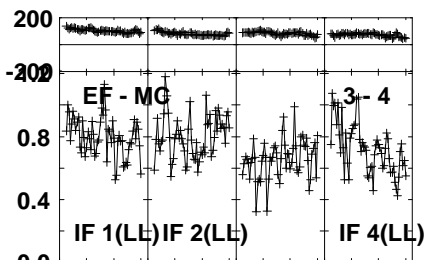
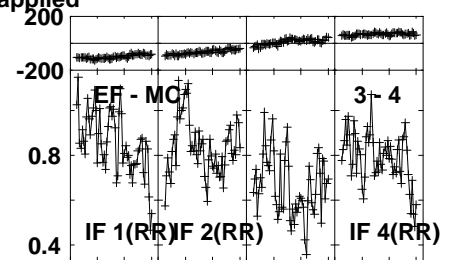
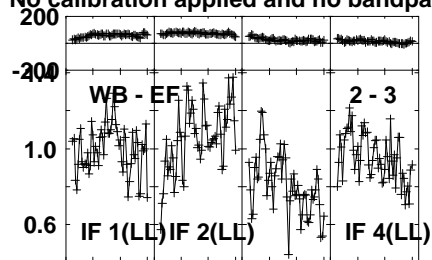
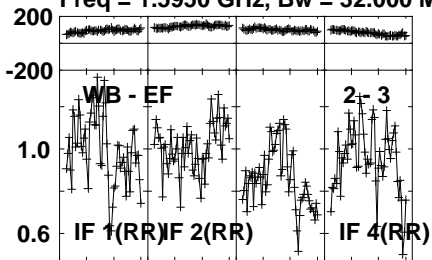
Lower frame: Milli Ampl Jy Top frame: Phas deg
Vector averaged cross-power spectrum Several baselines displayed
Timerange: 00/00:01:01 to 00/00:19:59

Plot file version 3 created 14-JUL-2023 11:13:40

J2107-1708 EL068.UVDATA.1

Freq = 1.5950 GHz, Bw = 32.000 MH

No calibration applied and no bandpass applied

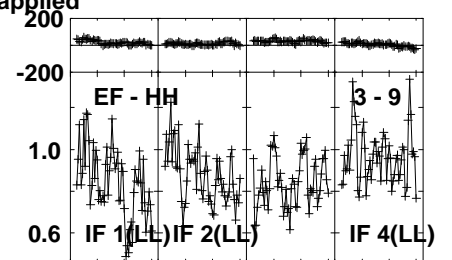
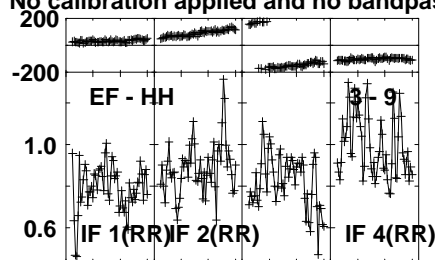
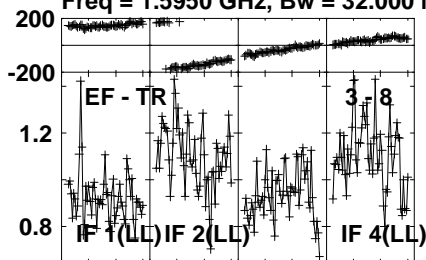


Lower frame: Milli Ampl Jy Top frame: Phas deg
Vector averaged cross-power spectrum Several baselines displayed
Timerange: 00/00:51:01 to 00/00:51:59

Plot file version 4 created 14-JUL-2023 11:13:40

J2107-1708 EL068.UVDATA.1

Freq = 1.5950 GHz, Bw = 32.000 MH No calibration applied and no bandpass applied



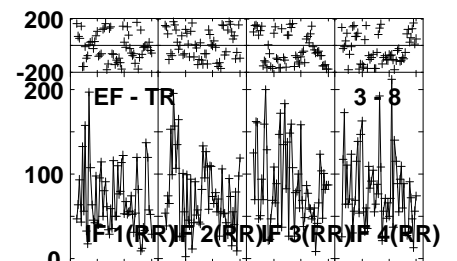
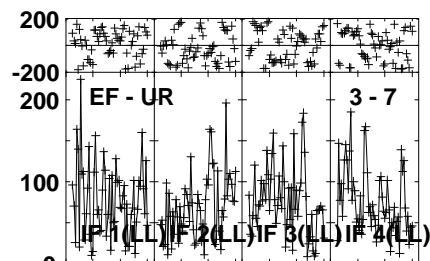
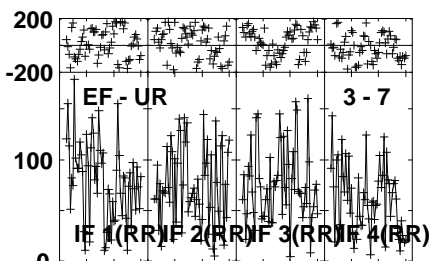
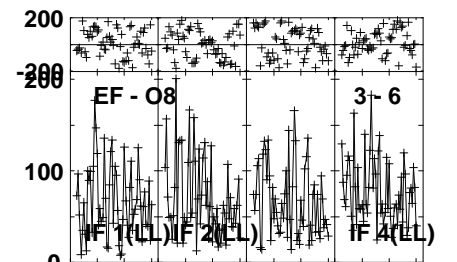
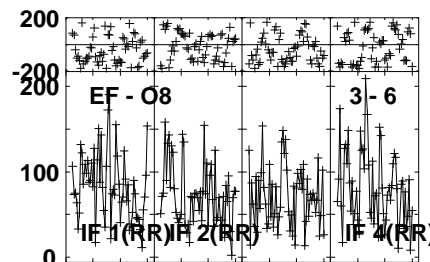
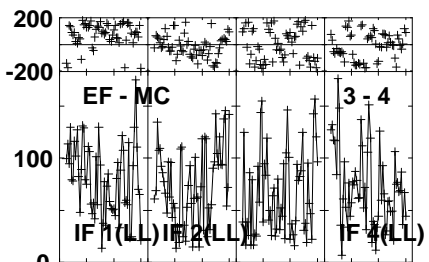
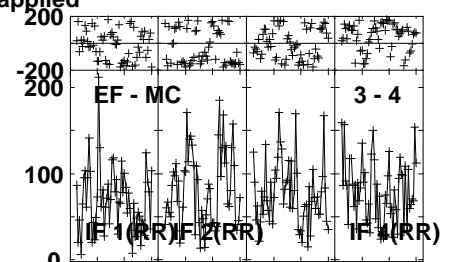
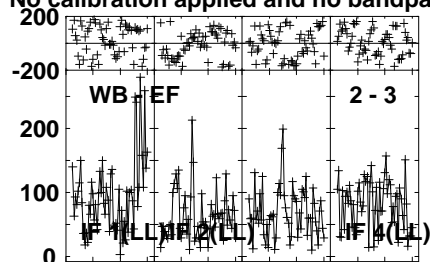
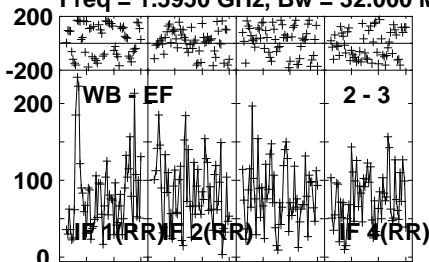
Lower frame: Milli Ampl Jy Top frame: Phas deg
Vector averaged cross-power spectrum Several baselines displayed
Timerange: 00/00:51:01 to 00/00:51:59

Plot file version 5 created 14-JUL-2023 11:13:40

PSJ2107-1611 EL068.UVDATA.1

Freq = 1.5950 GHz, Bw = 32.000 MH

No calibration applied and no bandpass applied



0204060 204060 204060 204060
Channels

0204060 204060 204060 204060
Channels

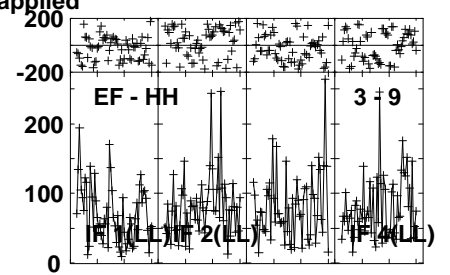
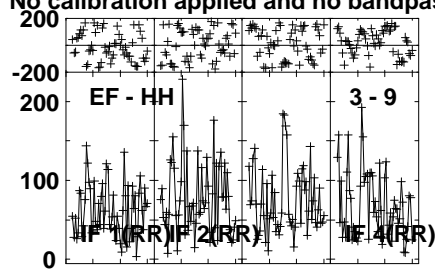
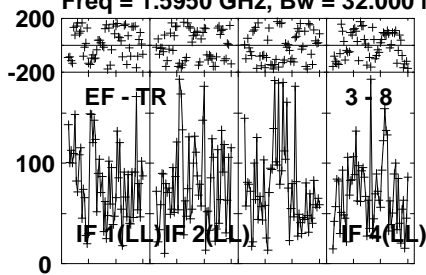
0204060 204060 204060 204060
Channels

Lower frame: Micro Ampl Jy Top frame: Phas deg
Vector averaged cross-power spectrum Several baselines displayed
Timerange: 00/00:52:01 to 00/00:55:59

Plot file version 6 created 14-JUL-2023 11:13:40

PSJ2107-1611 EL068.UVDATA.1

Freq = 1.5950 GHz, Bw = 32.000 MH No calibration applied and no bandpass applied



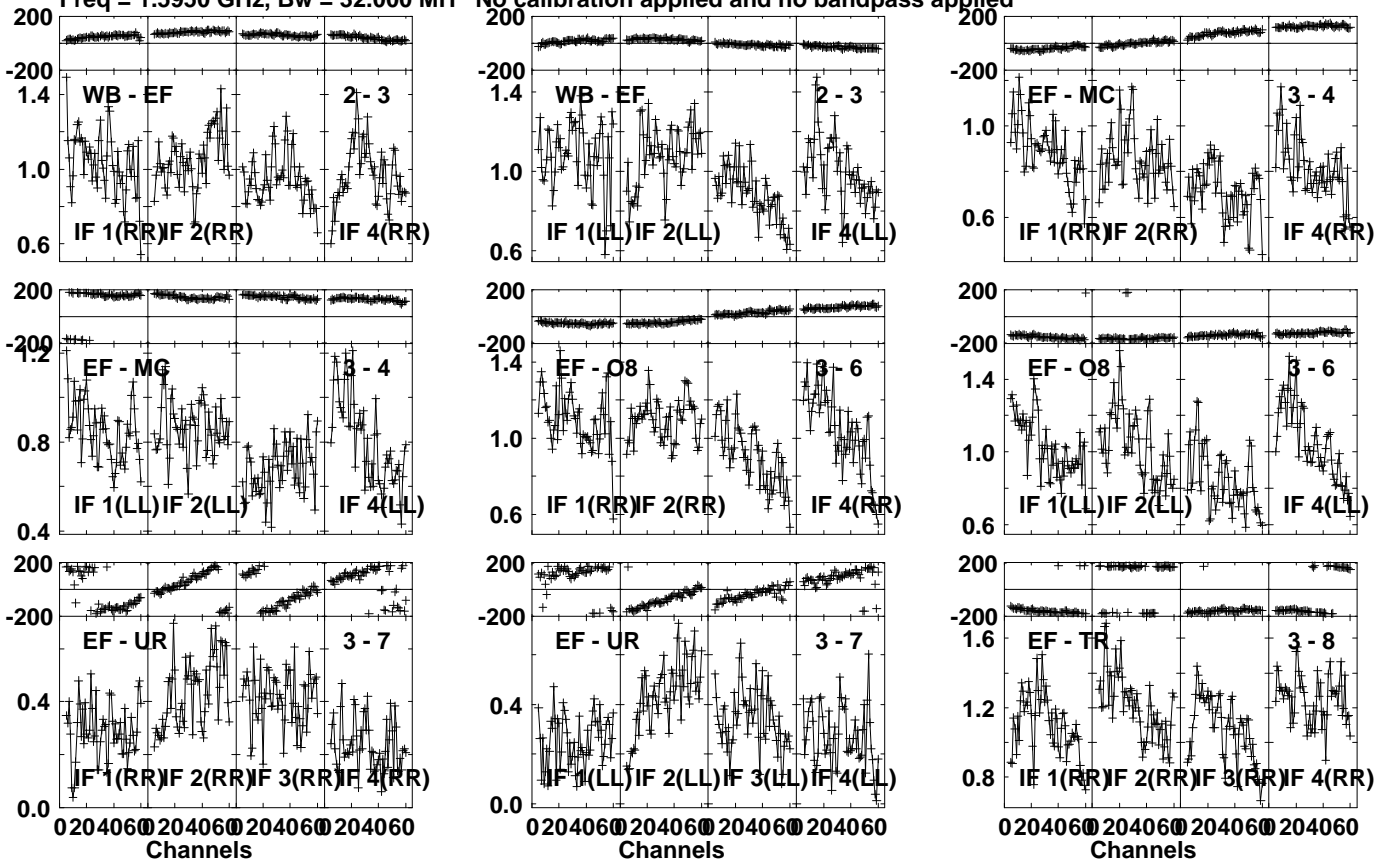
Lower frame: Micro Ampl Jy Top frame: Phas deg
Vector averaged cross-power spectrum Several baselines displayed
Timerange: 00/00:52:01 to 00/00:55:59

Plot file version 7 created 14-JUL-2023 11:13:40

J2107-1708 EL068.UVDATA.1

Freq = 1.5950 GHz, Bw = 32.000 MH

No calibration applied and no bandpass applied

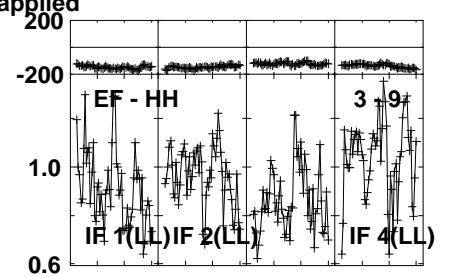
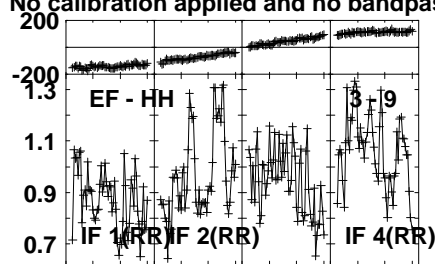
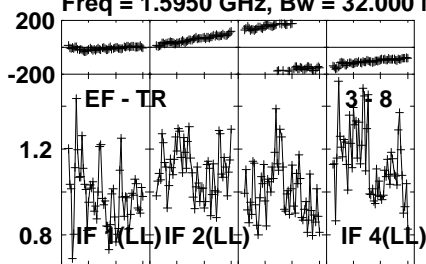


Lower frame: Milli Ampl Jy Top frame: Phas deg
Vector averaged cross-power spectrum Several baselines displayed
Timerange: 00/00:56:01 to 00/00:57:29

Plot file version 8 created 14-JUL-2023 11:13:40

J2107-1708 EL068.UVDATA.1

Freq = 1.5950 GHz, Bw = 32.000 MH No calibration applied and no bandpass applied



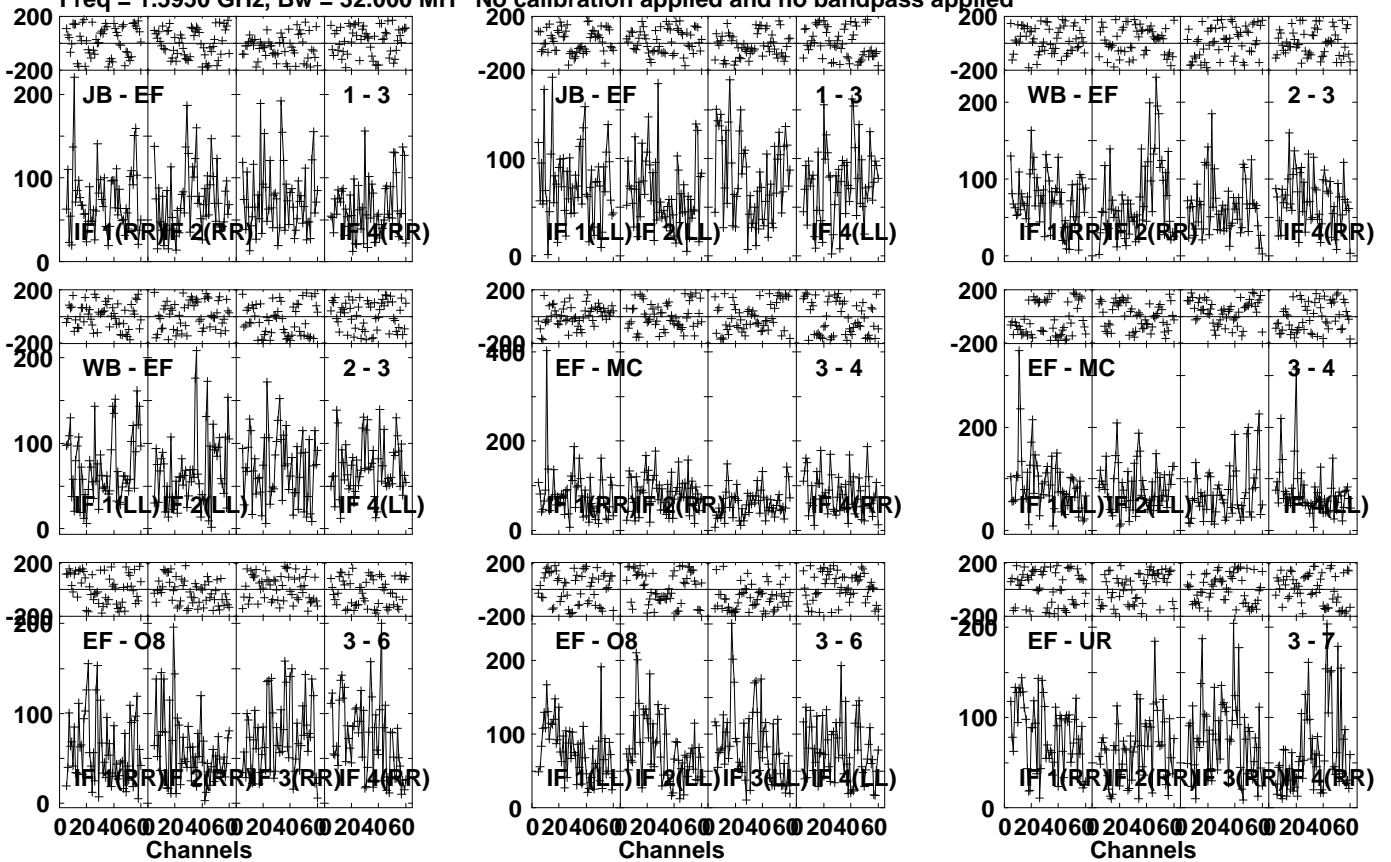
Lower frame: Milli Ampl Jy Top frame: Phas deg
Vector averaged cross-power spectrum Several baselines displayed
Timerange: 00/00:56:01 to 00/00:57:29

Plot file version 9 created 14-JUL-2023 11:13:40

PSJ2107-1611 EL068.UVDATA.1

Freq = 1.5950 GHz, Bw = 32.000 MH

No calibration applied and no bandpass applied

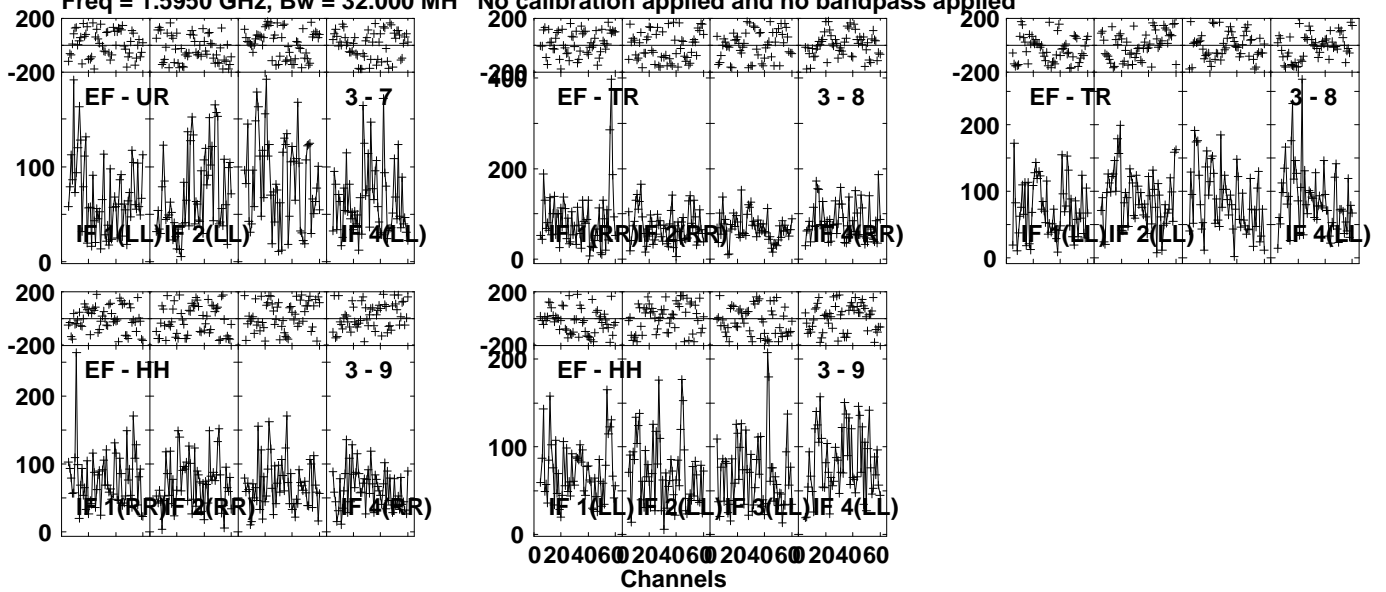


Lower frame: Micro Ampl Jy Top frame: Phas deg
Vector averaged cross-power spectrum Several baselines displayed
Timerange: 00/00:57:31 to 00/01:01:29

Plot file version 10 created 14-JUL-2023 11:13:41

PSJ2107-1611 EL068.UVDATA.1

Freq = 1.5950 GHz, Bw = 32.000 MH No calibration applied and no bandpass applied



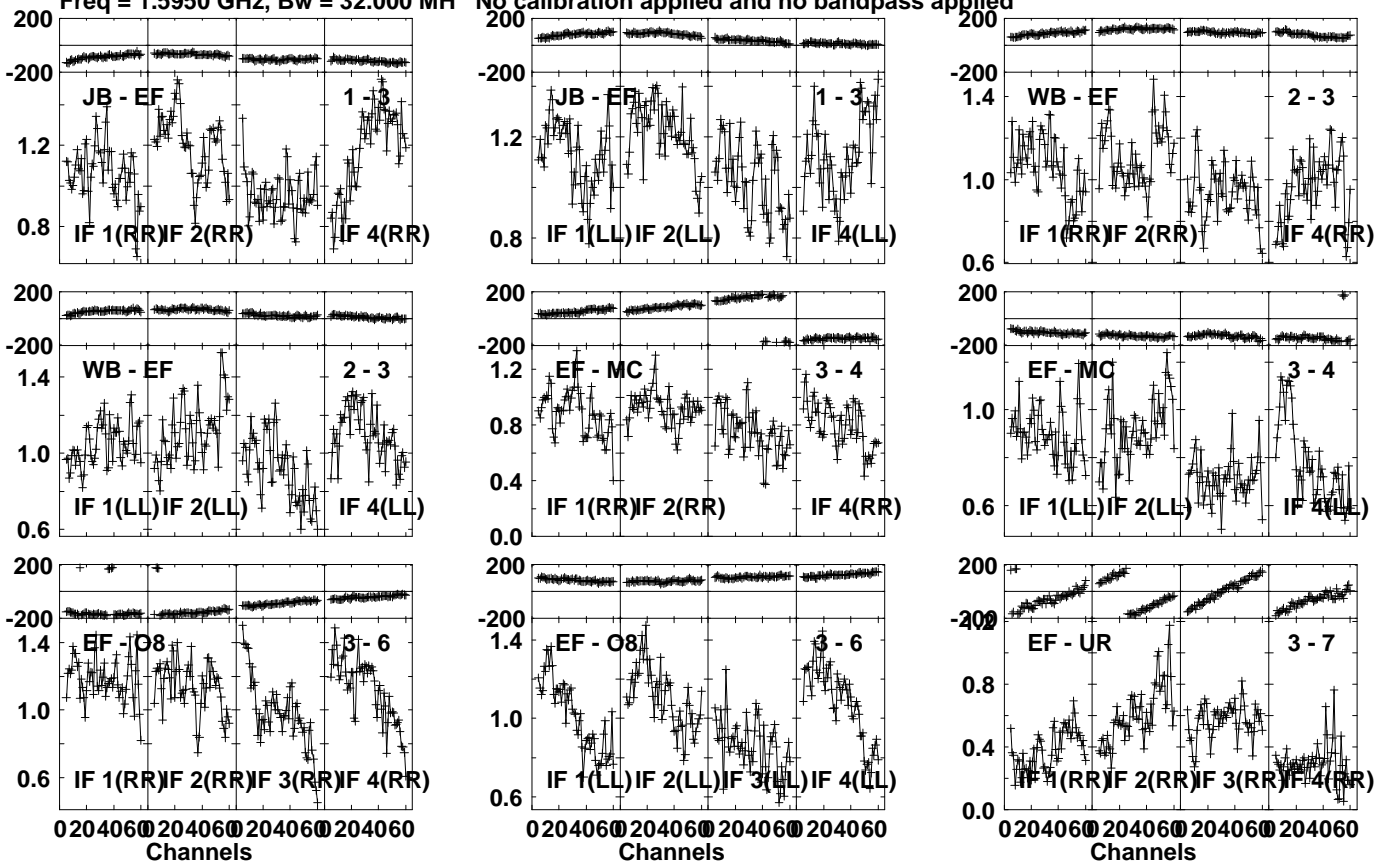
Lower frame: Micro Ampl Jy Top frame: Phas deg
Vector averaged cross-power spectrum Several baselines displayed
Timerange: 00/00:57:31 to 00/01:01:29

Plot file version 11 created 14-JUL-2023 11:13:41

J2107-1708 EL068.UVDATA.1

Freq = 1.5950 GHz, Bw = 32.000 MH

No calibration applied and no bandpass applied



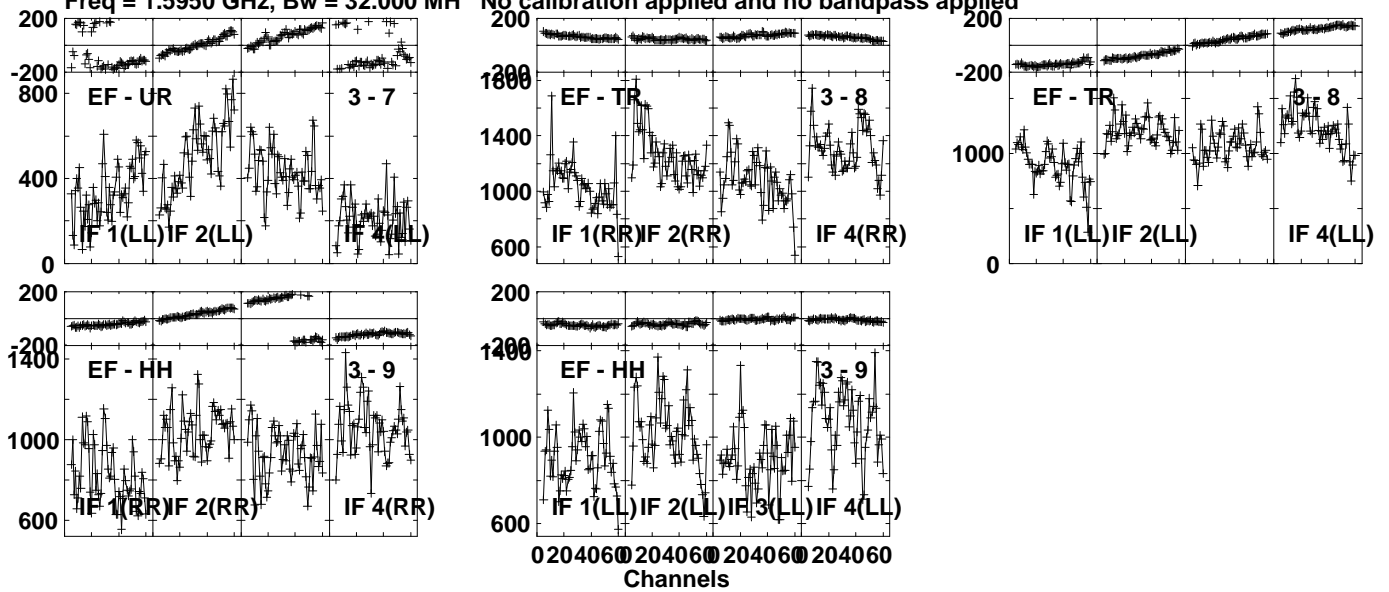
Lower frame: Milli Ampl Jy Top frame: Phas deg
Vector averaged cross-power spectrum Several baselines displayed
Timerange: 00/01:02:01 to 00/01:02:59

Plot file version 12 created 14-JUL-2023 11:13:41

J2107-1708 EL068.UVDATA.1

Freq = 1.5950 GHz, Bw = 32.000 MH

No calibration applied and no bandpass applied



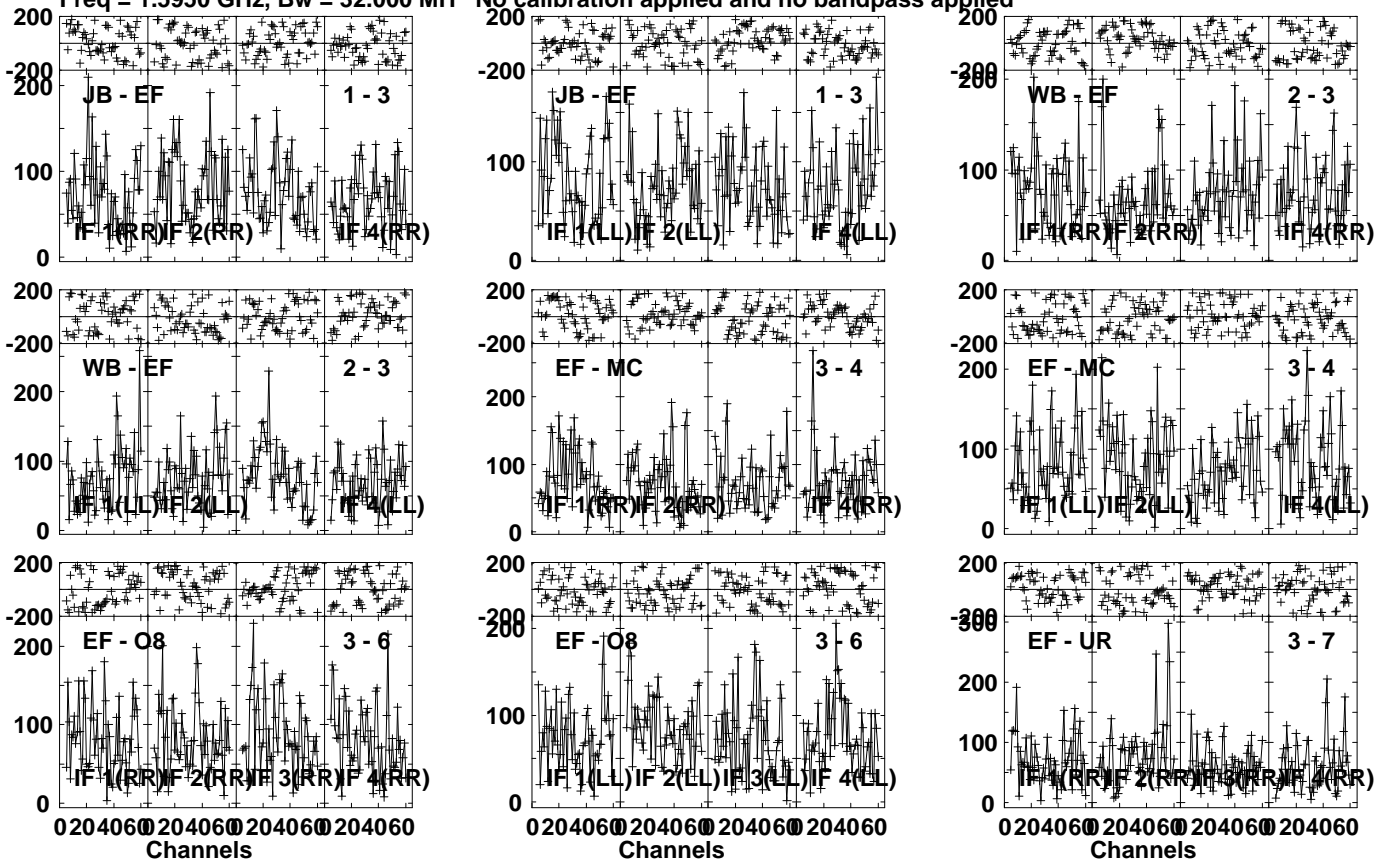
Lower frame: Micro Ampl Jy Top frame: Phas deg
Vector averaged cross-power spectrum Several baselines displayed
Timerange: 00/01:02:01 to 00/01:02:59

Plot file version 13 created 14-JUL-2023 11:13:41

PSJ2107-1611 EL068.UVDATA.1

Freq = 1.5950 GHz, Bw = 32.000 MH

No calibration applied and no bandpass applied

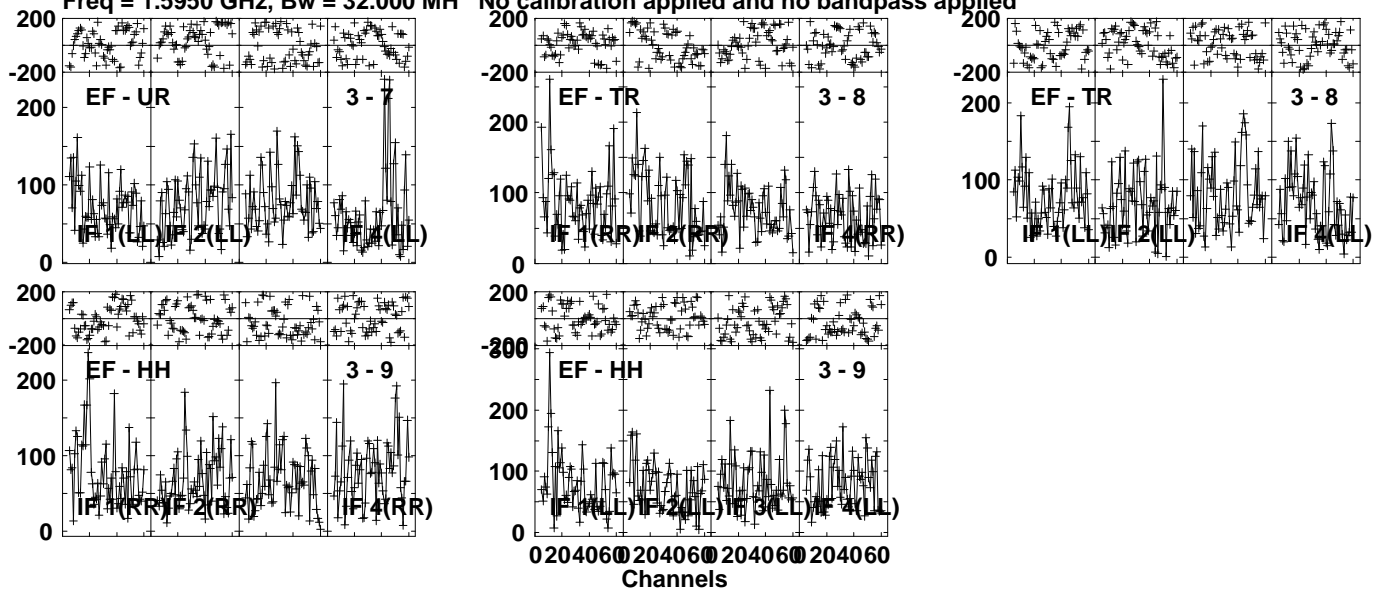


Lower frame: Micro Ampl Jy Top frame: Phas deg
Vector averaged cross-power spectrum Several baselines displayed
Timerange: 00/01:03:01 to 00/01:06:59

Plot file version 14 created 14-JUL-2023 11:13:41

PSJ2107-1611 EL068.UVDATA.1

Freq = 1.5950 GHz, Bw = 32.000 MH No calibration applied and no bandpass applied



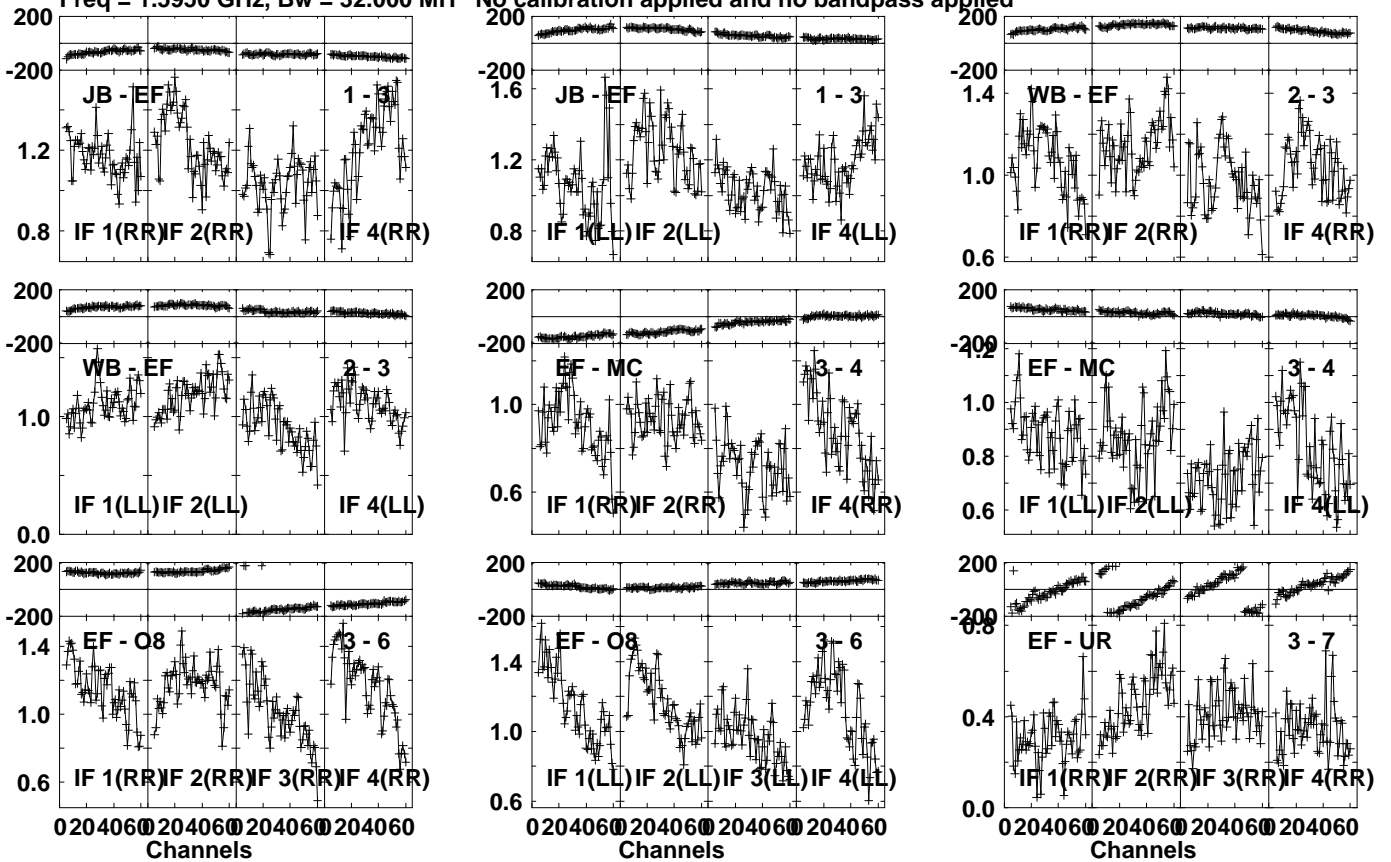
Lower frame: Micro Ampl Jy Top frame: Phas deg
Vector averaged cross-power spectrum Several baselines displayed
Timerange: 00/01:03:01 to 00/01:06:59

Plot file version 15 created 14-JUL-2023 11:13:41

J2107-1708 EL068.UVDATA.1

Freq = 1.5950 GHz, Bw = 32.000 MH

No calibration applied and no bandpass applied

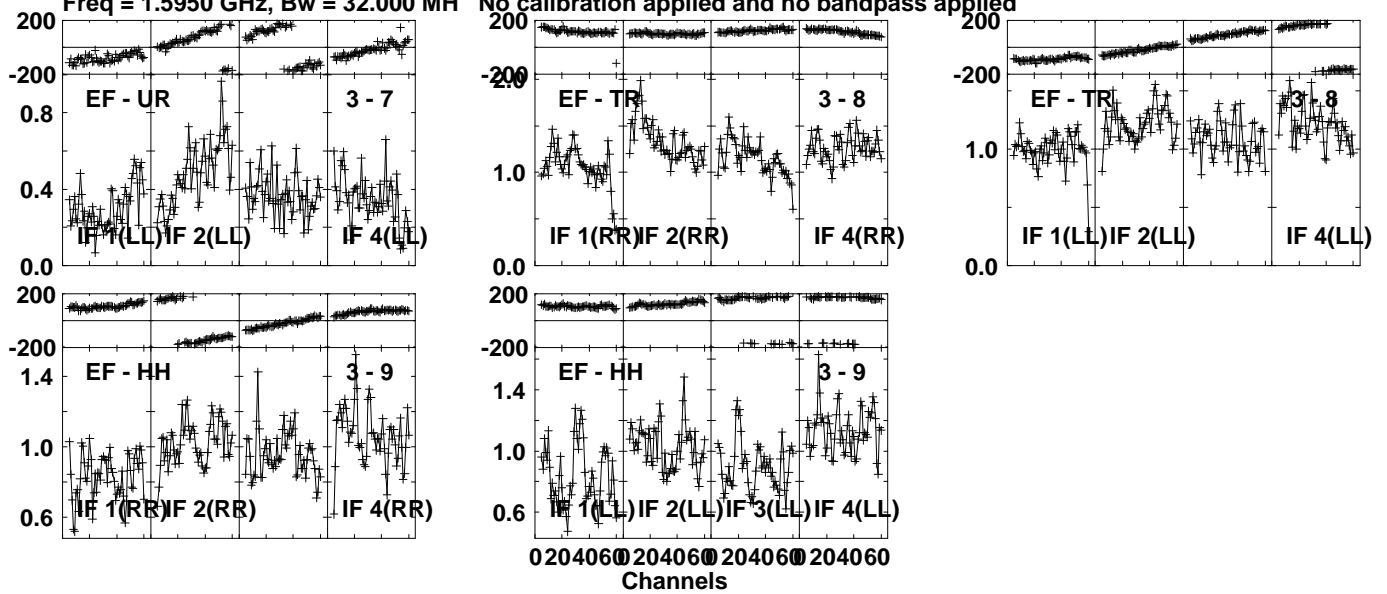


Lower frame: Milli Ampl Jy Top frame: Phas deg
Vector averaged cross-power spectrum Several baselines displayed
Timerange: 00/01:07:01 to 00/01:08:29

Plot file version 16 created 14-JUL-2023 11:13:41

J2107-1708 EL068.UVDATA.1

Freq = 1.5950 GHz, Bw = 32.000 MH No calibration applied and no bandpass applied



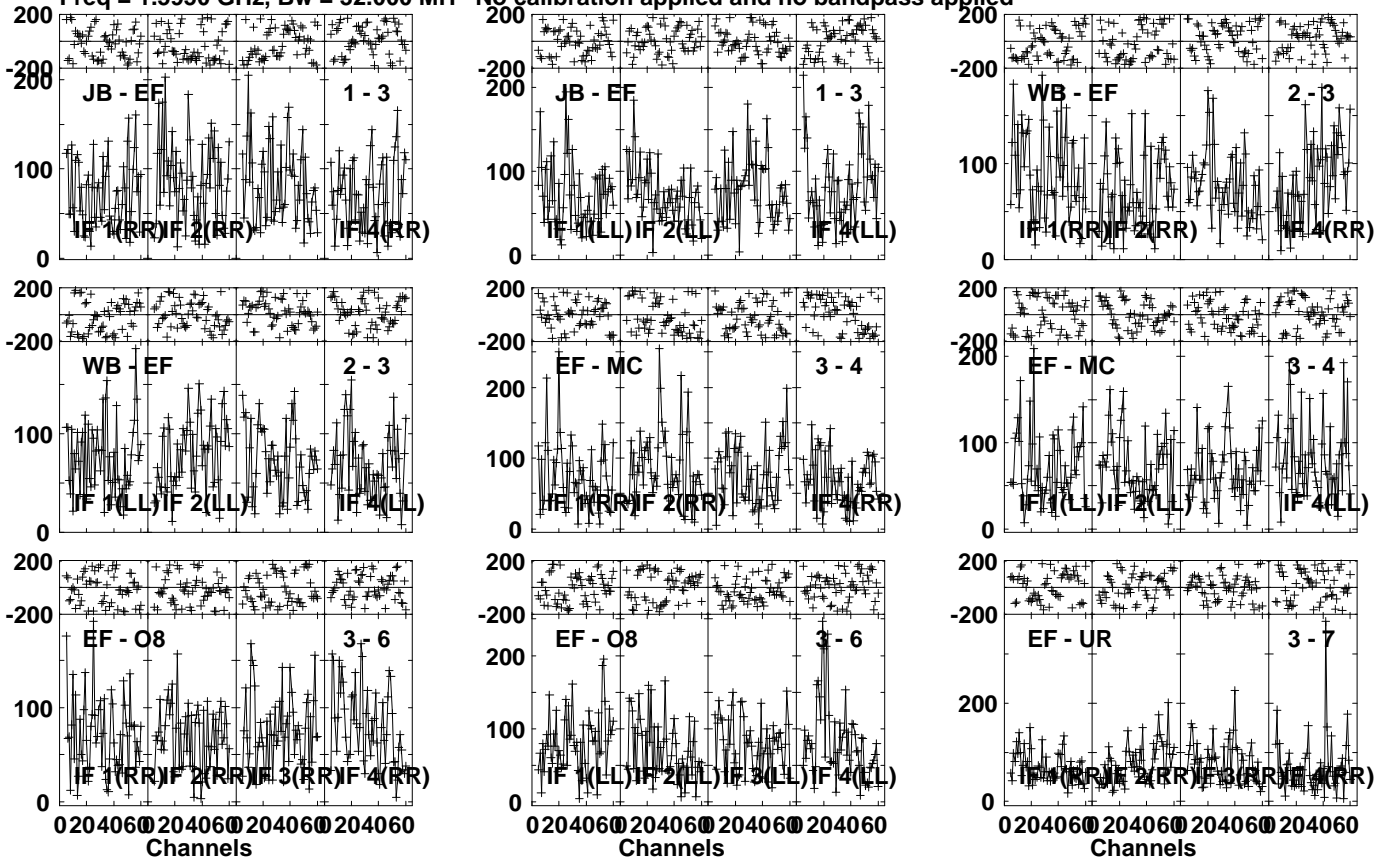
Lower frame: Milli Ampl Jy Top frame: Phas deg
Vector averaged cross-power spectrum Several baselines displayed
Timerange: 00/01:07:01 to 00/01:08:29

Plot file version 17 created 14-JUL-2023 11:13:41

PSJ2107-1611 EL068.UVDATA.1

Freq = 1.5950 GHz, Bw = 32.000 MH

No calibration applied and no bandpass applied



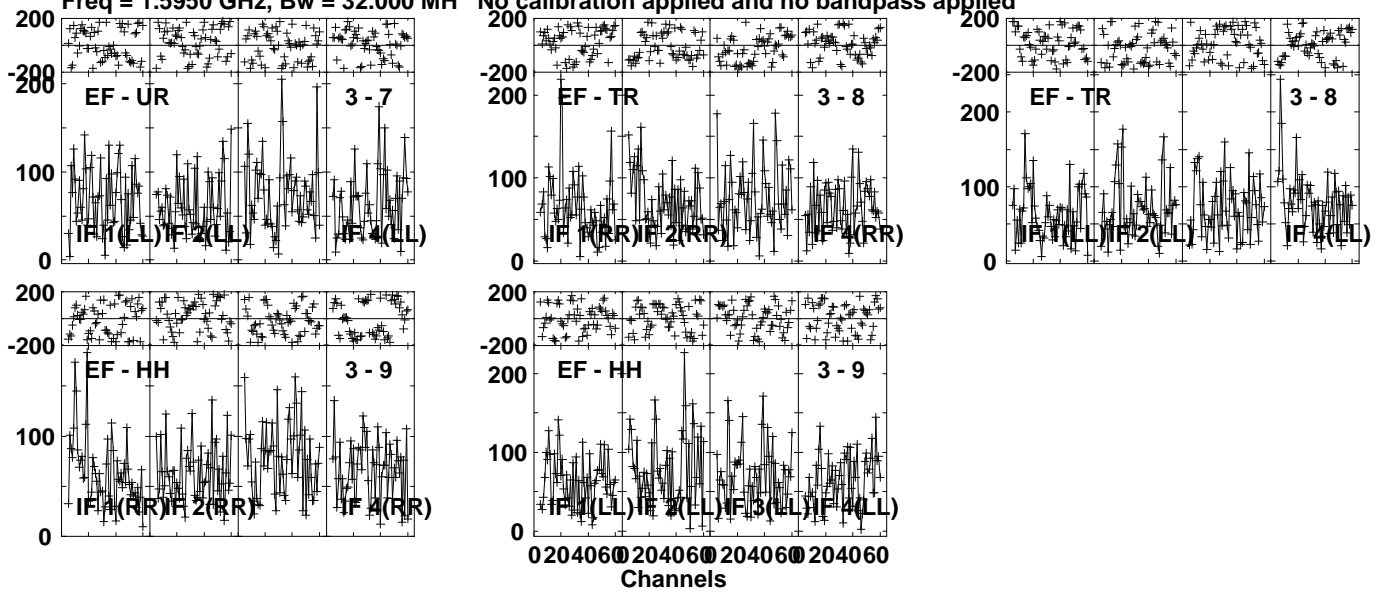
Lower frame: Micro Ampl Jy Top frame: Phas deg
Vector averaged cross-power spectrum Several baselines displayed
Timerange: 00/01:08:31 to 00/01:12:29

Plot file version 18 created 14-JUL-2023 11:13:41

PSJ2107-1611 EL068.UVDATA.1

Freq = 1.5950 GHz, Bw = 32.000 MH

No calibration applied and no bandpass applied



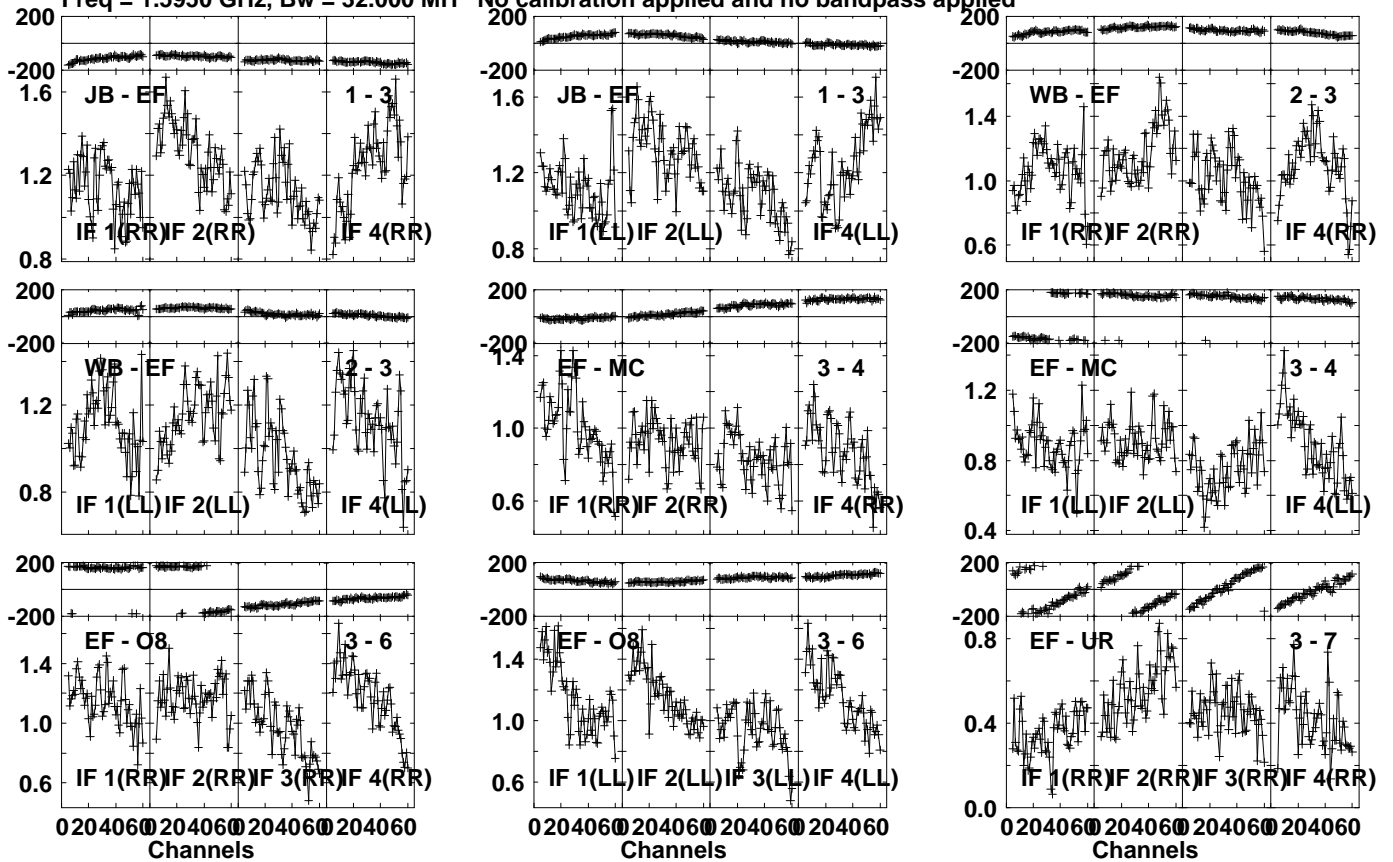
Lower frame: Micro Ampl Jy Top frame: Phas deg
Vector averaged cross-power spectrum Several baselines displayed
Timerange: 00/01:08:31 to 00/01:12:29

Plot file version 19 created 14-JUL-2023 11:13:41

J2107-1708 EL068.UVDATA.1

Freq = 1.5950 GHz, Bw = 32.000 MH

No calibration applied and no bandpass applied



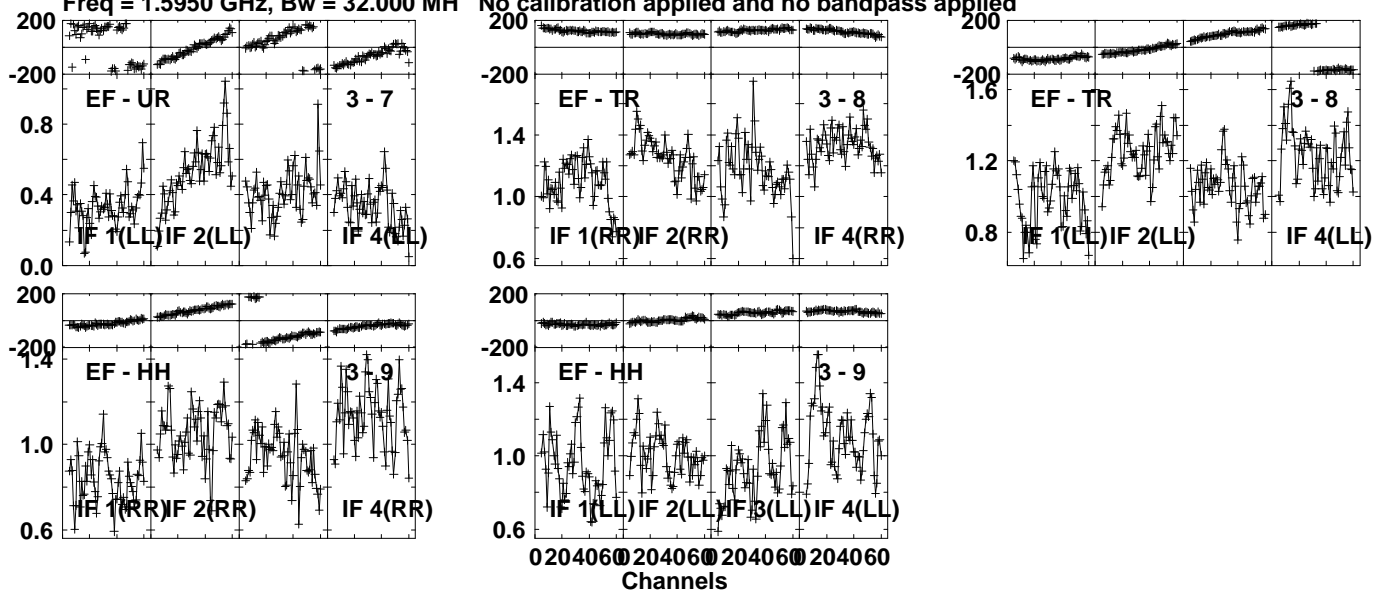
Lower frame: Milli Ampl Jy Top frame: Phas deg
Vector averaged cross-power spectrum Several baselines displayed
Timerange: 00/01:13:01 to 00/01:13:59

Plot file version 20 created 14-JUL-2023 11:13:41

J2107-1708 EL068.UVDATA.1

Freq = 1.5950 GHz, Bw = 32.000 MH

No calibration applied and no bandpass applied



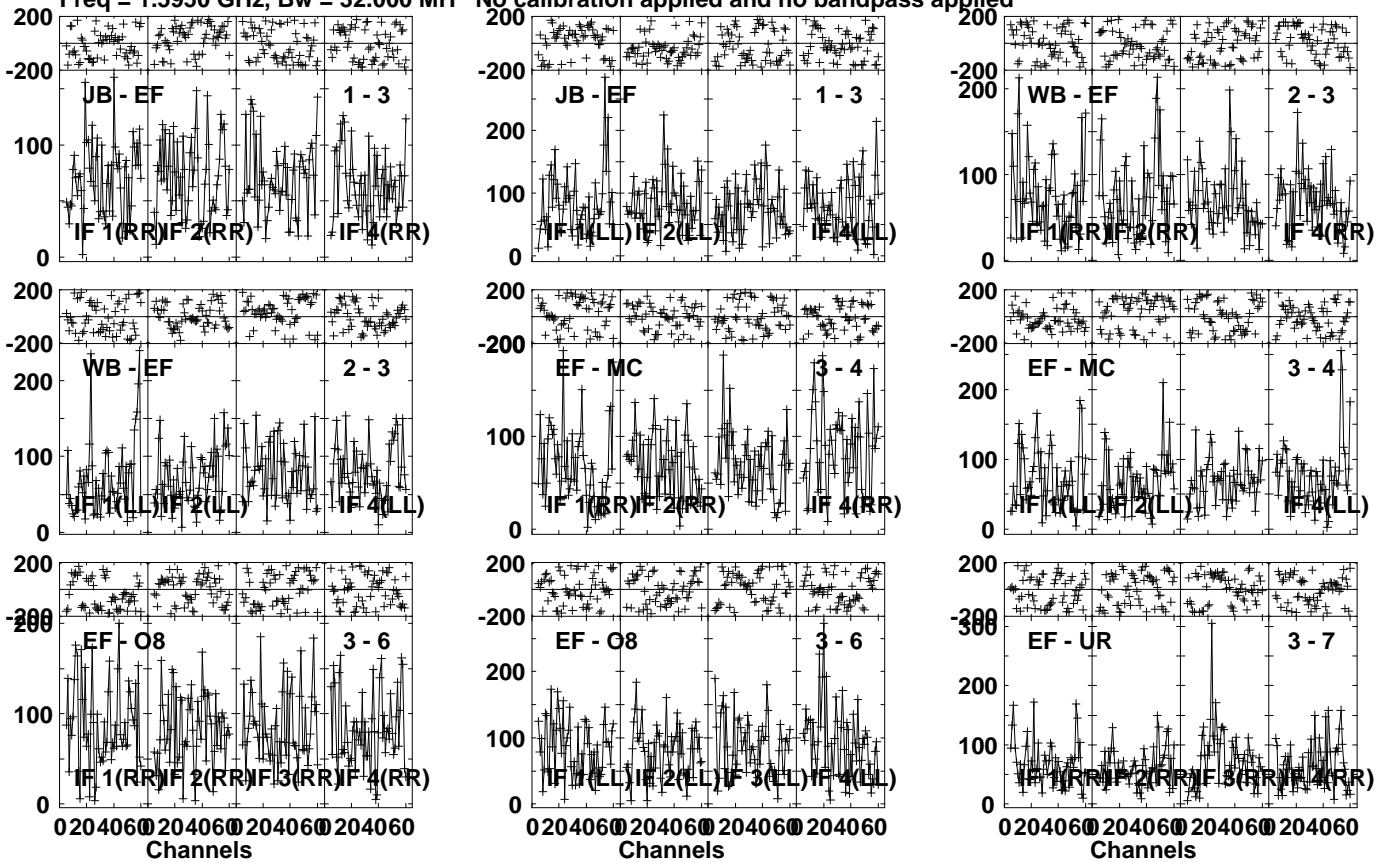
Lower frame: Milli Ampl Jy Top frame: Phas deg
Vector averaged cross-power spectrum Several baselines displayed
Timerange: 00/01:13:01 to 00/01:13:59

Plot file version 21 created 14-JUL-2023 11:13:41

PSJ2107-1611 EL068.UVDATA.1

Freq = 1.5950 GHz, Bw = 32.000 MH

No calibration applied and no bandpass applied



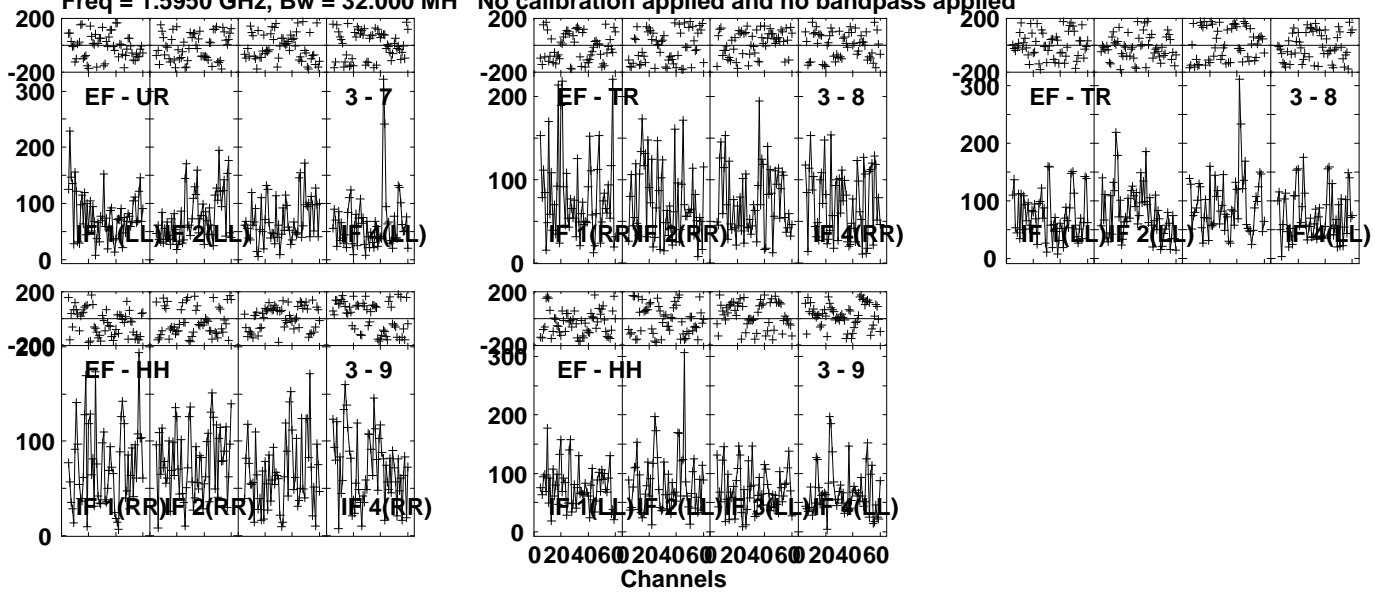
Lower frame: Micro Ampl Jy Top frame: Phas deg
Vector averaged cross-power spectrum Several baselines displayed
Timerange: 00/01:14:01 to 00/01:17:59

Plot file version 22 created 14-JUL-2023 11:13:41

PSJ2107-1611 EL068.UVDATA.1

Freq = 1.5950 GHz, Bw = 32.000 MH

No calibration applied and no bandpass applied

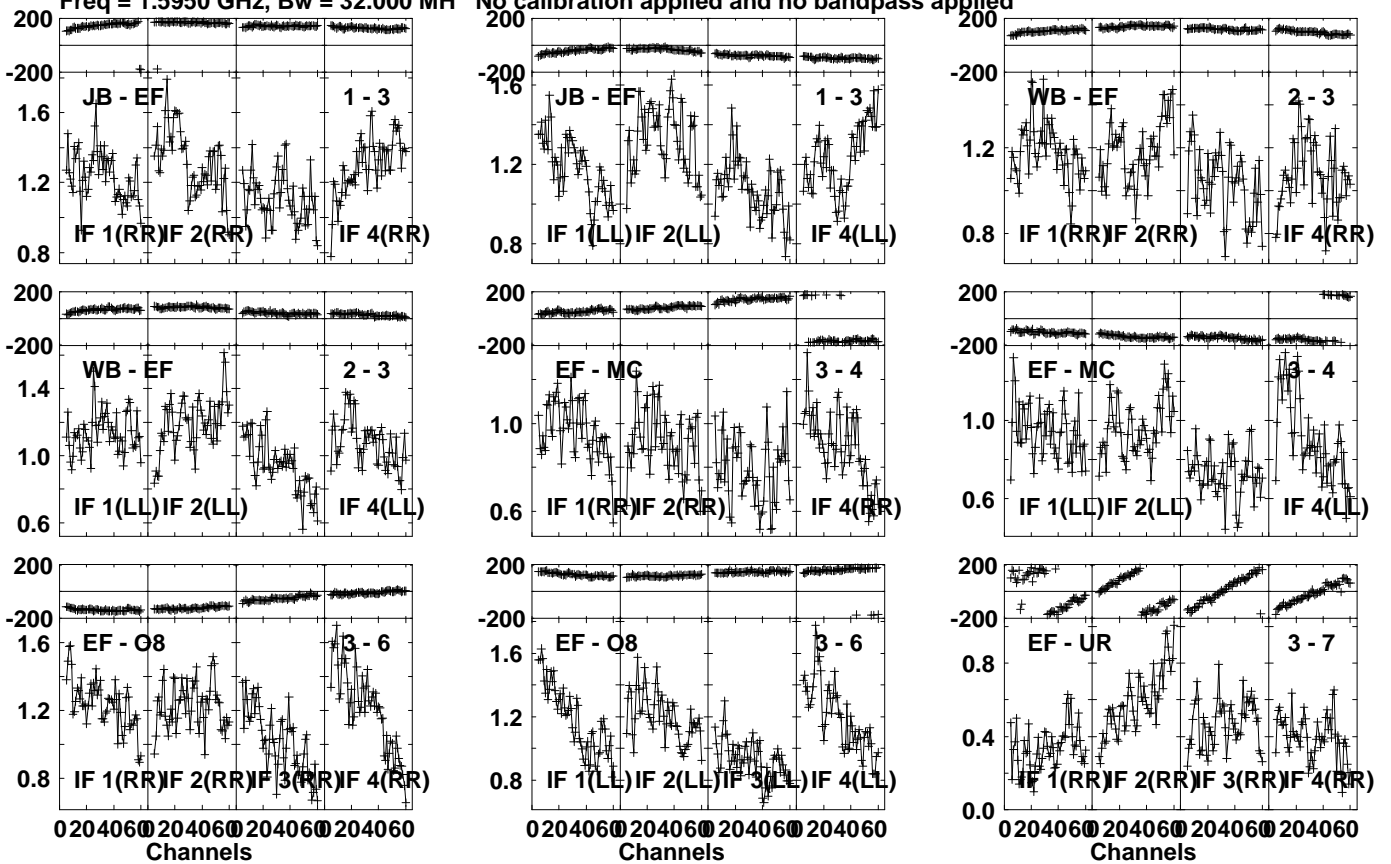


Lower frame: Micro Ampl Jy Top frame: Phas deg
Vector averaged cross-power spectrum Several baselines displayed
Timerange: 00/01:14:01 to 00/01:17:59

Plot file version 23 created 14-JUL-2023 11:13:41

J2107-1708 EL068.UVDATA.1

Freq = 1.5950 GHz, Bw = 32.000 MH No calibration applied and no bandpass applied



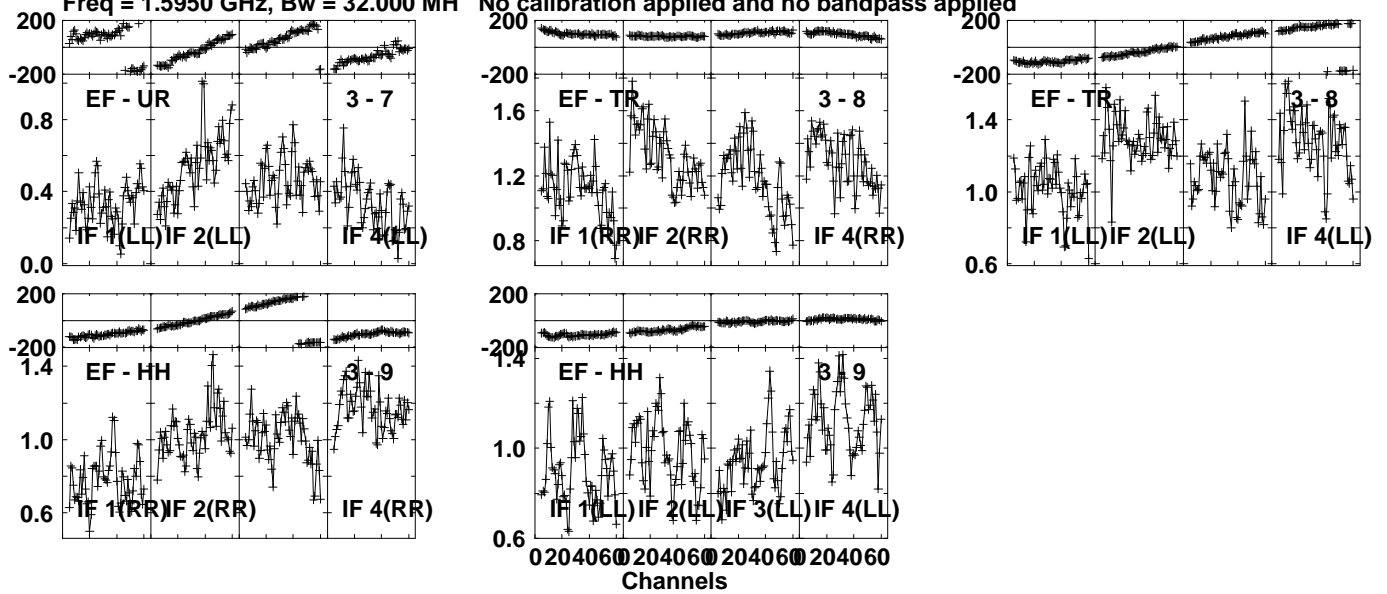
Lower frame: Milli Ampl Jy Top frame: Phas deg
Vector averaged cross-power spectrum Several baselines displayed
Timerange: 00/01:18:01 to 00/01:19:29

Plot file version 24 created 14-JUL-2023 11:13:41

J2107-1708 EL068.UVDATA.1

Freq = 1.5950 GHz, Bw = 32.000 MH

No calibration applied and no bandpass applied



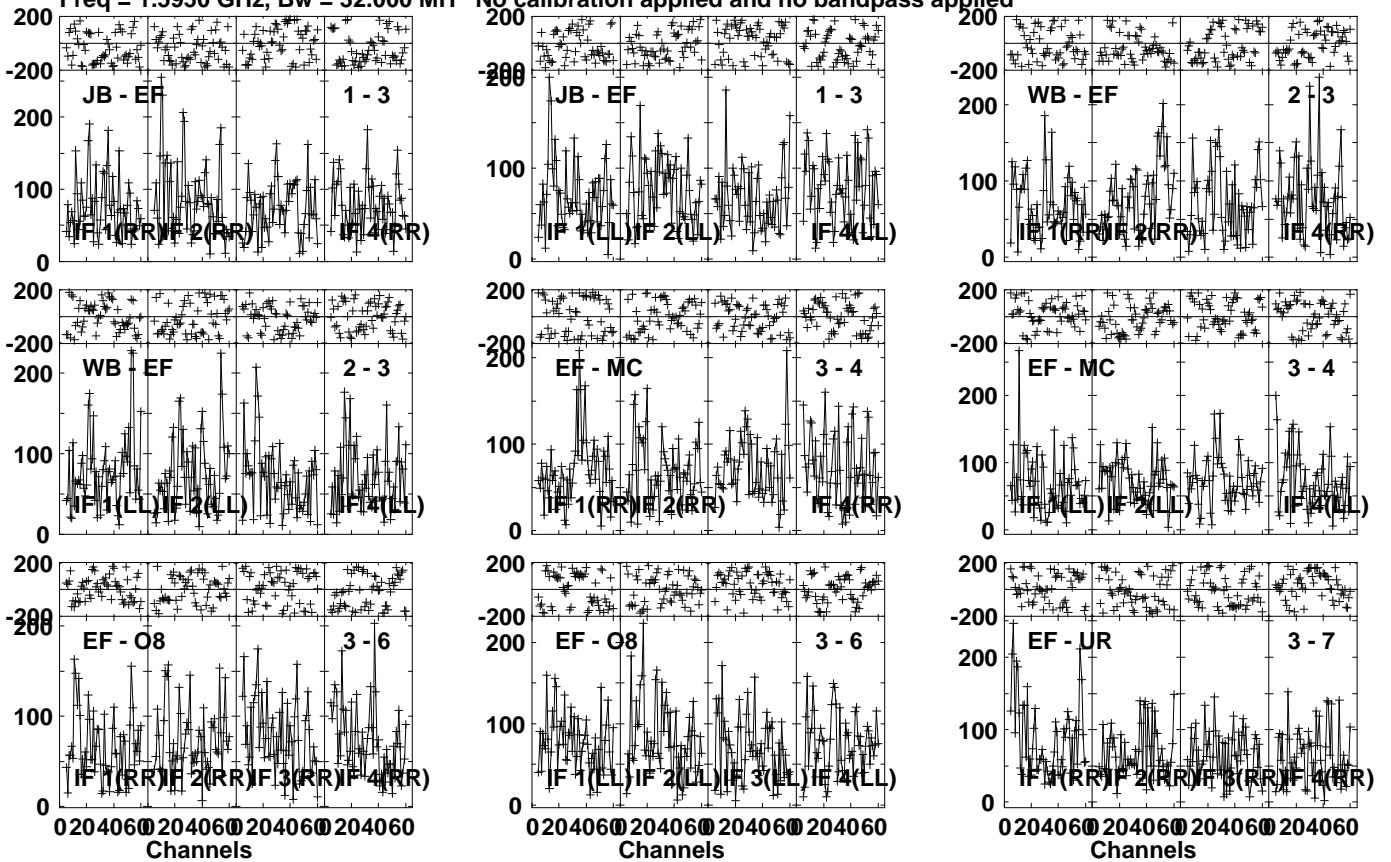
Lower frame: Milli Ampl Jy Top frame: Phas deg
Vector averaged cross-power spectrum Several baselines displayed
Timerange: 00/01:18:01 to 00/01:19:29

Plot file version 25 created 14-JUL-2023 11:13:41

PSJ2107-1611 EL068.UVDATA.1

Freq = 1.5950 GHz, Bw = 32.000 MH

No calibration applied and no bandpass applied

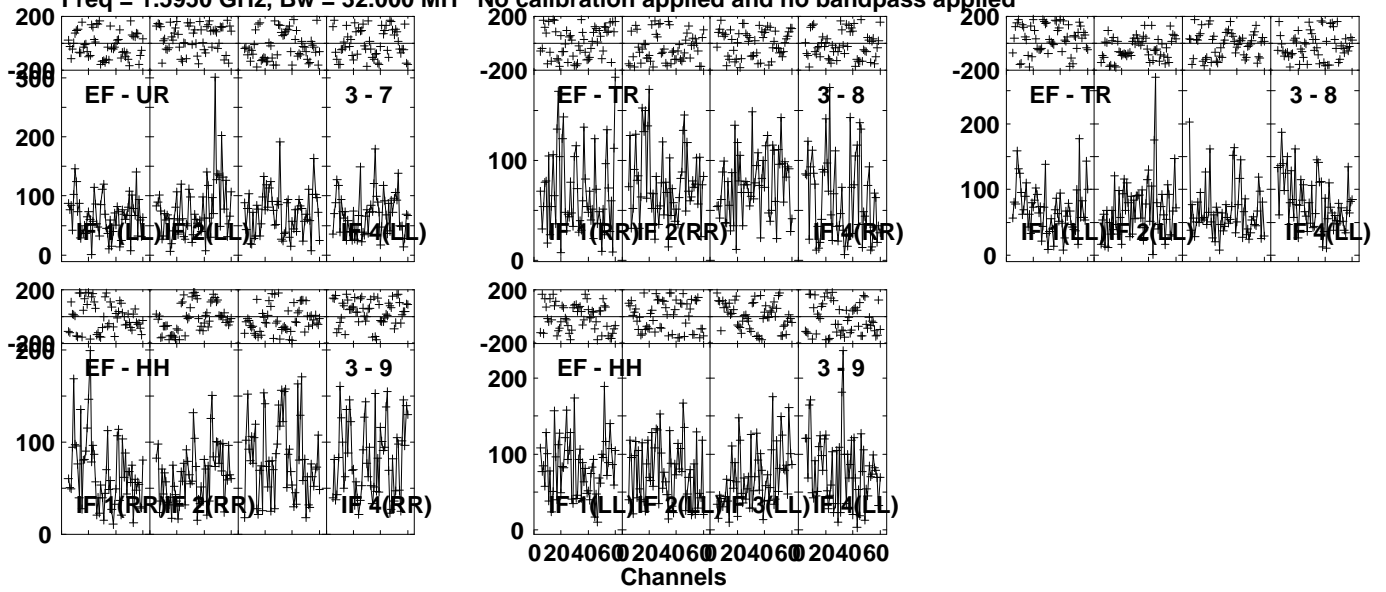


Lower frame: Micro Ampl Jy Top frame: Phas deg
Vector averaged cross-power spectrum Several baselines displayed
Timerange: 00/01:19:31 to 00/01:23:29

Plot file version 26 created 14-JUL-2023 11:13:41

PSJ2107-1611 EL068.UVDATA.1

Freq = 1.5950 GHz, Bw = 32.000 MH No calibration applied and no bandpass applied



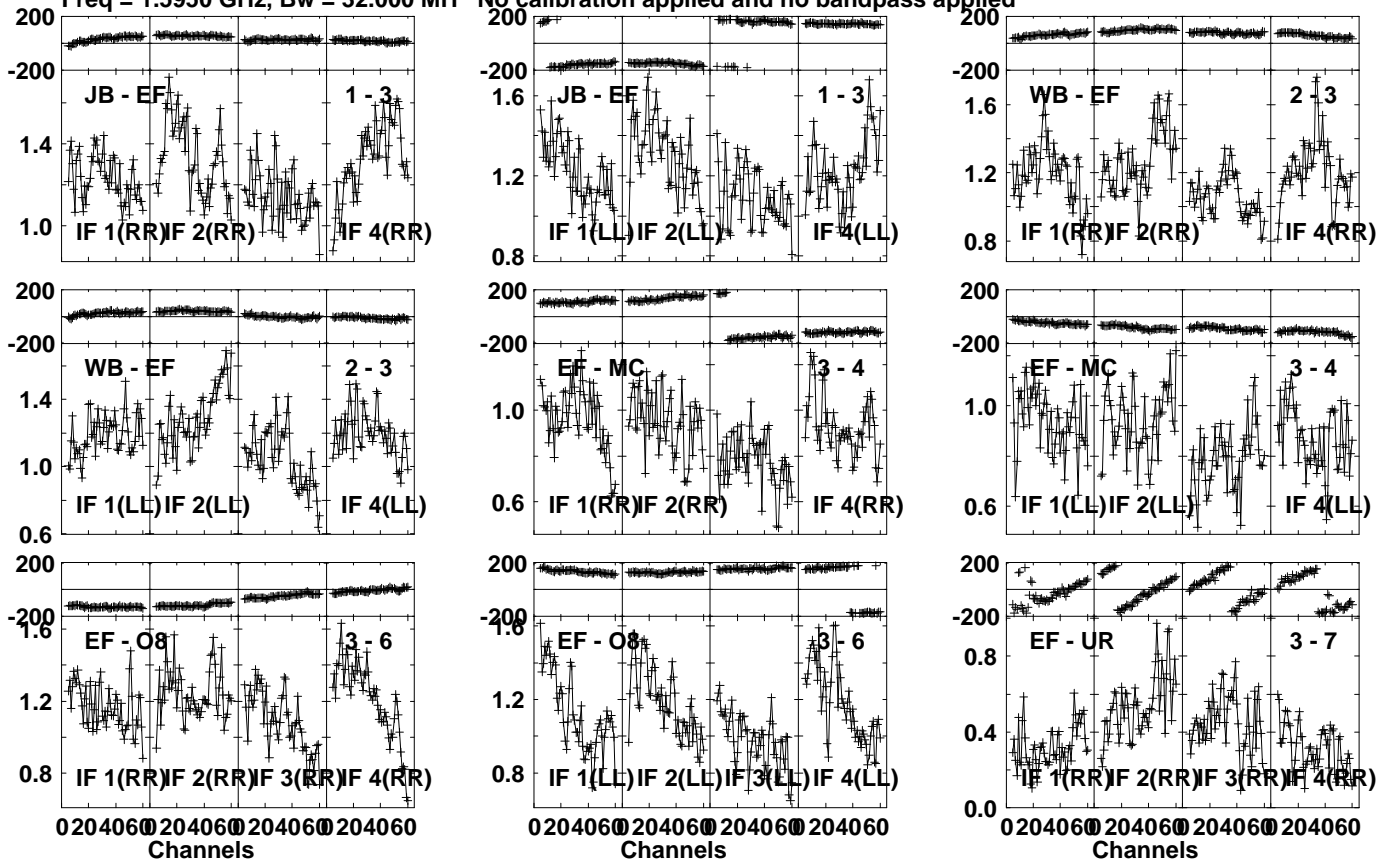
Lower frame: Micro Ampl Jy Top frame: Phas deg
Vector averaged cross-power spectrum Several baselines displayed
Timerange: 00/01:19:31 to 00/01:23:29

Plot file version 27 created 14-JUL-2023 11:13:41

J2107-1708 EL068.UVDATA.1

Freq = 1.5950 GHz, Bw = 32.000 MH

No calibration applied and no bandpass applied



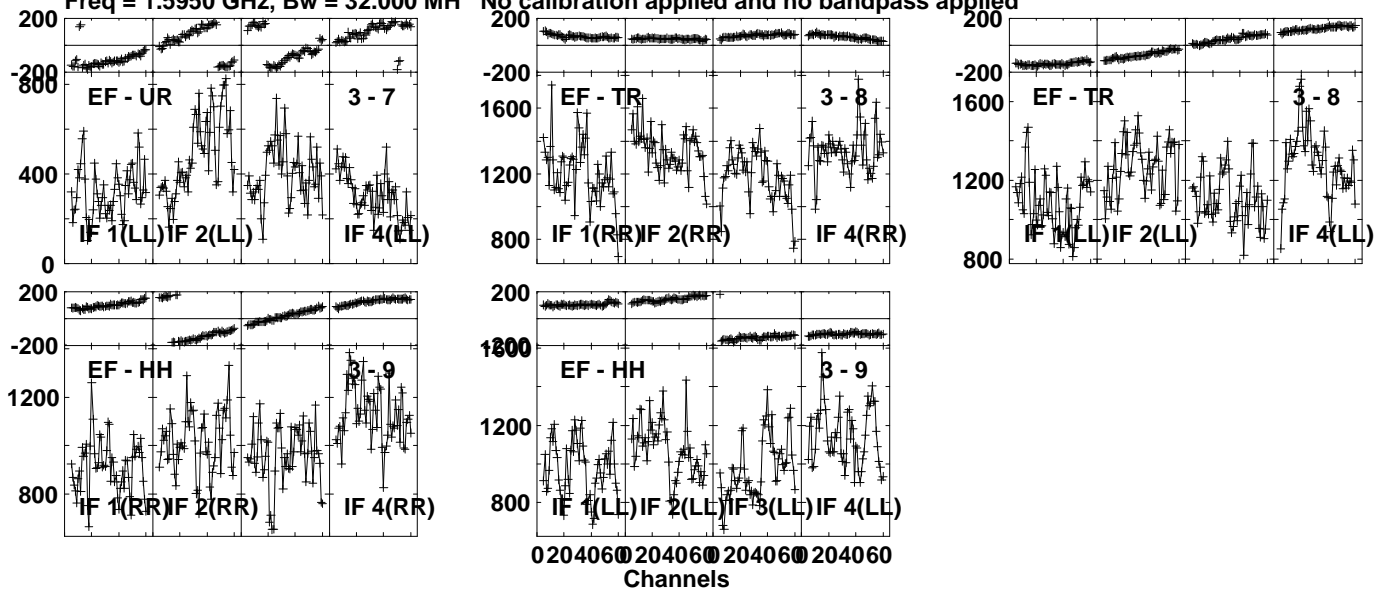
Lower frame: Milli Ampl Jy Top frame: Phas deg
Vector averaged cross-power spectrum Several baselines displayed
Timerange: 00/01:24:01 to 00/01:24:59

Plot file version 28 created 14-JUL-2023 11:13:41

J2107-1708 EL068.UVDATA.1

Freq = 1.5950 GHz, Bw = 32.000 MH

No calibration applied and no bandpass applied



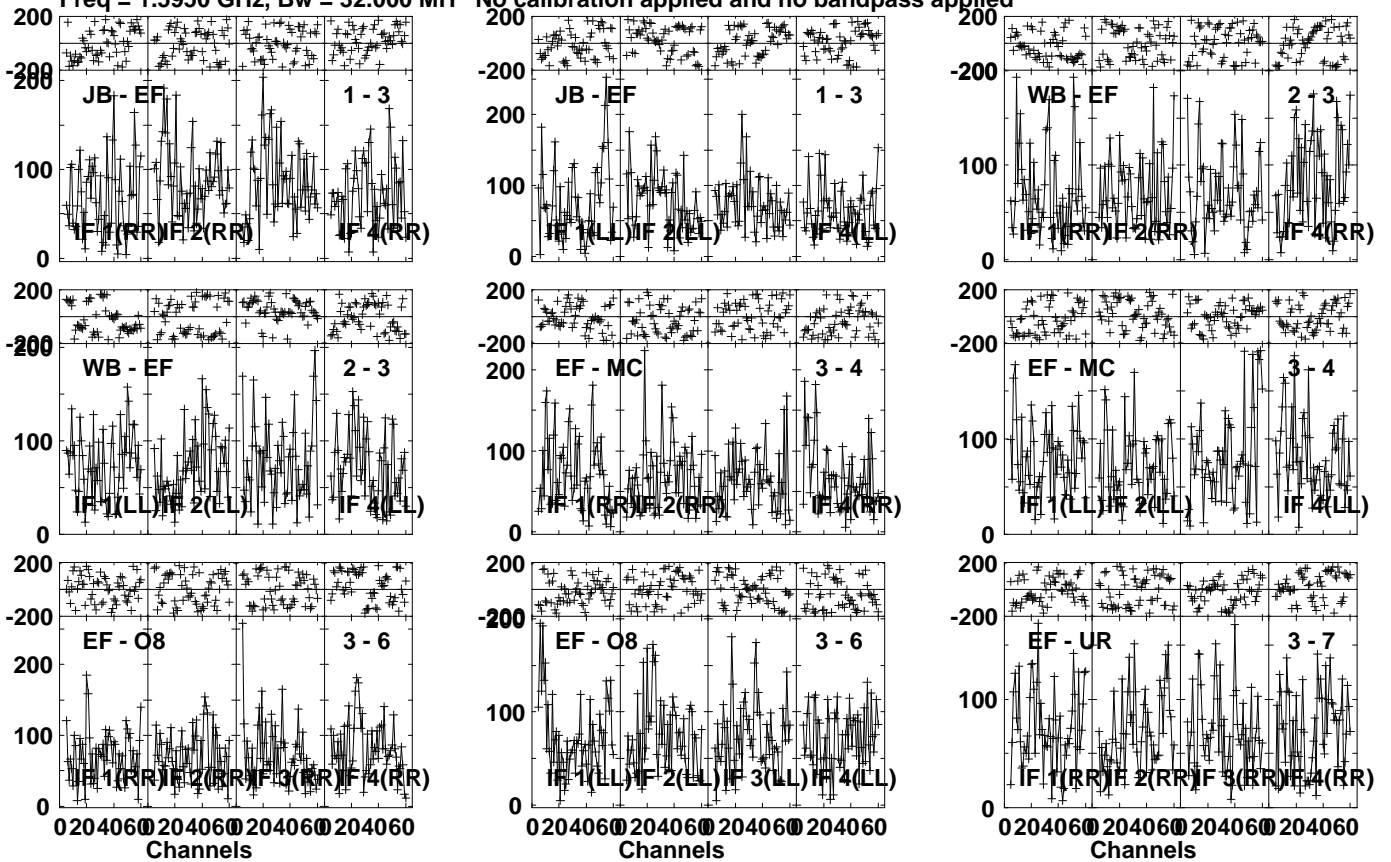
Lower frame: Micro Ampl Jy Top frame: Phas deg
Vector averaged cross-power spectrum Several baselines displayed
Timerange: 00/01:24:01 to 00/01:24:59

Plot file version 29 created 14-JUL-2023 11:13:42

PSJ2107-1611 EL068.UVDATA.1

Freq = 1.5950 GHz, Bw = 32.000 MH

No calibration applied and no bandpass applied



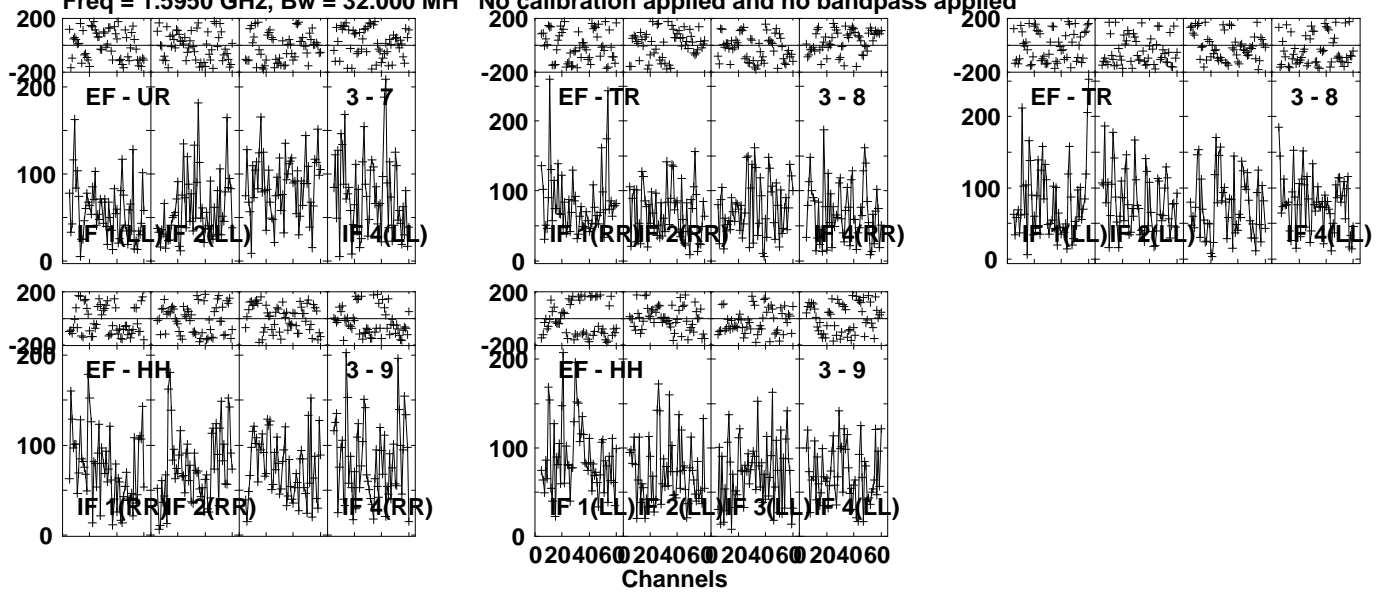
Lower frame: Micro Ampl Jy Top frame: Phas deg
Vector averaged cross-power spectrum Several baselines displayed
Timerange: 00/01:25:01 to 00/01:28:59

Plot file version 30 created 14-JUL-2023 11:13:42

PSJ2107-1611 EL068.UVDATA.1

Freq = 1.5950 GHz, Bw = 32.000 MH

No calibration applied and no bandpass applied



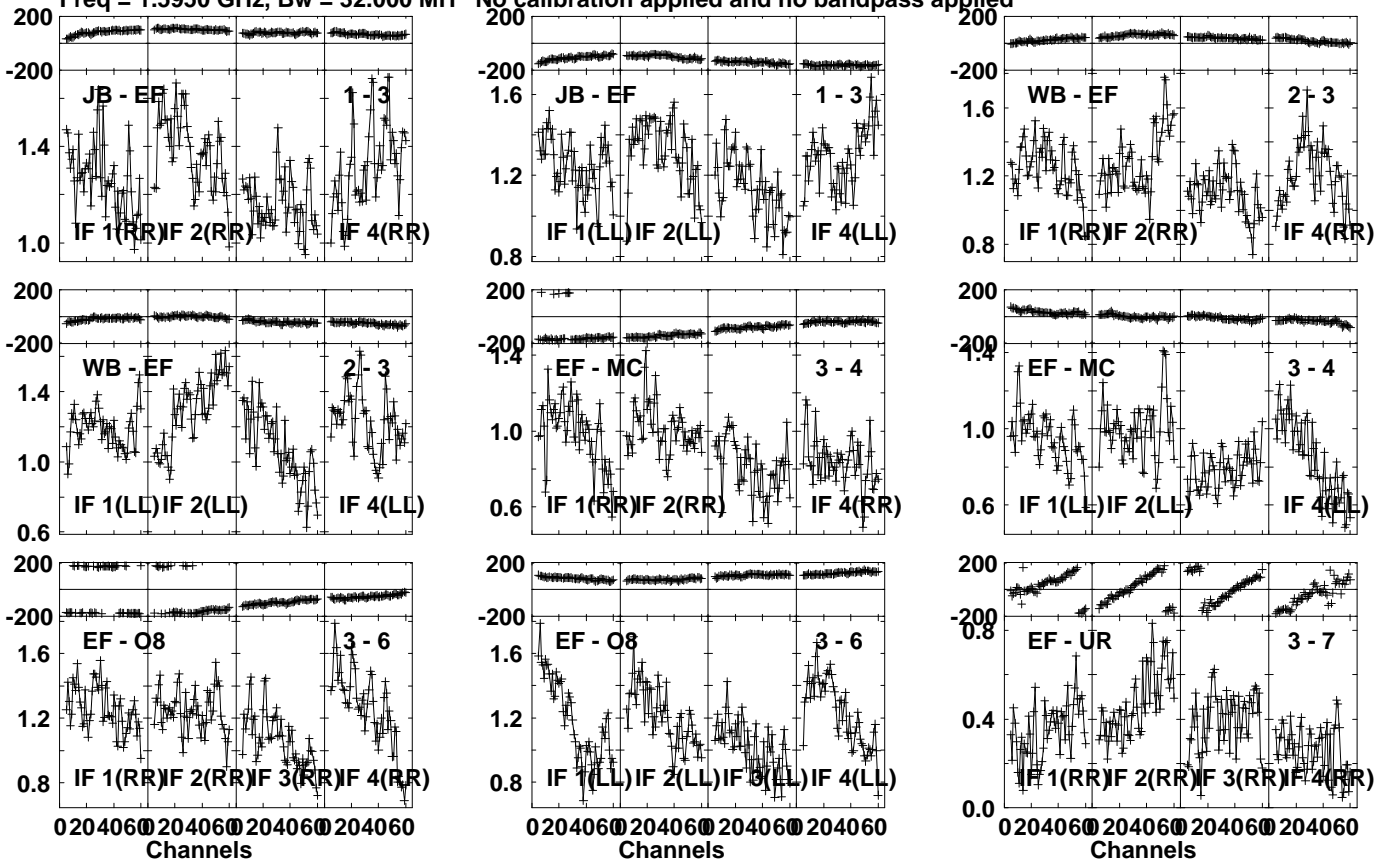
Lower frame: Micro Ampl Jy Top frame: Phas deg
Vector averaged cross-power spectrum Several baselines displayed
Timerange: 00/01:25:01 to 00/01:28:59

Plot file version 31 created 14-JUL-2023 11:13:42

J2107-1708 EL068.UVDATA.1

Freq = 1.5950 GHz, Bw = 32.000 MH

No calibration applied and no bandpass applied



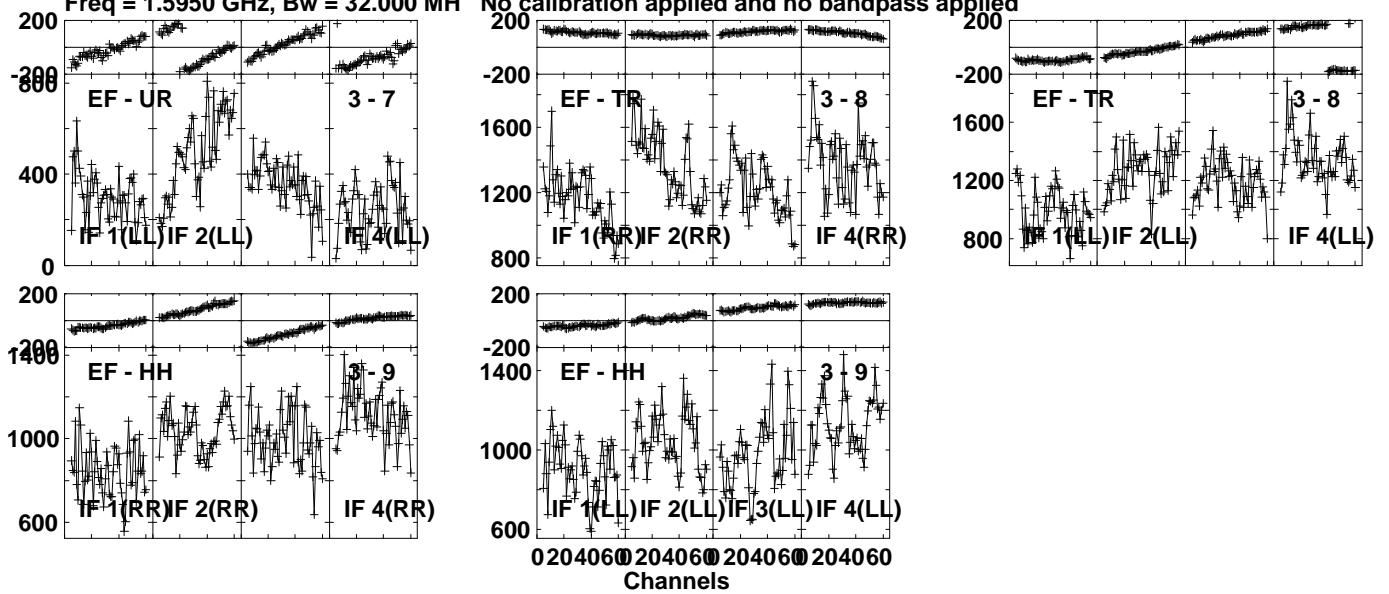
Lower frame: Milli Ampl Jy Top frame: Phas deg
Vector averaged cross-power spectrum Several baselines displayed
Timerange: 00/01:29:01 to 00/01:30:29

Plot file version 32 created 14-JUL-2023 11:13:42

J2107-1708 EL068.UVDATA.1

Freq = 1.5950 GHz, Bw = 32.000 MH

No calibration applied and no bandpass applied



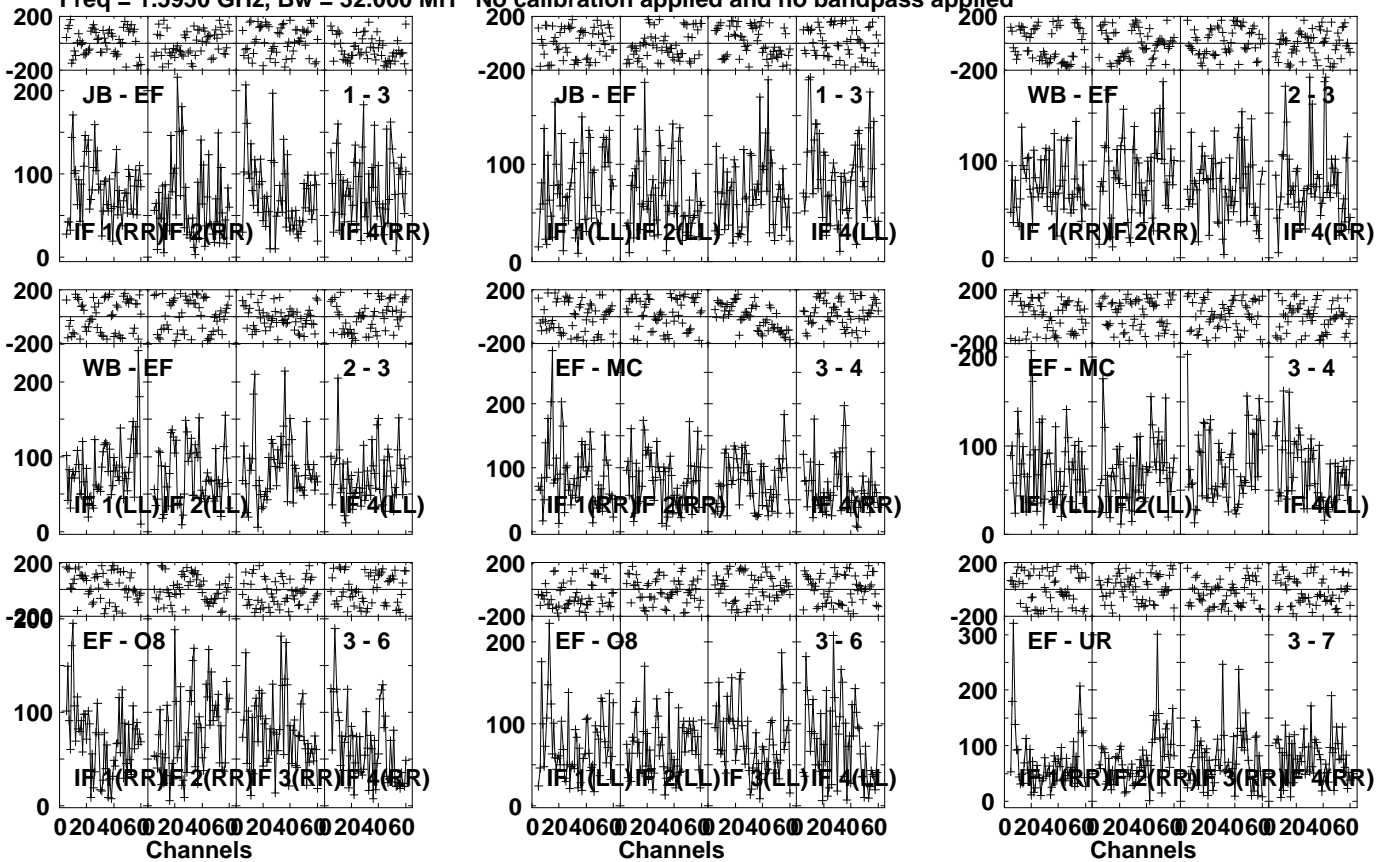
Lower frame: Micro Ampl Jy Top frame: Phas deg
Vector averaged cross-power spectrum Several baselines displayed
Timerange: 00/01:29:01 to 00/01:30:29

Plot file version 33 created 14-JUL-2023 11:13:42

PSJ2107-1611 EL068.UVDATA.1

Freq = 1.5950 GHz, Bw = 32.000 MH

No calibration applied and no bandpass applied



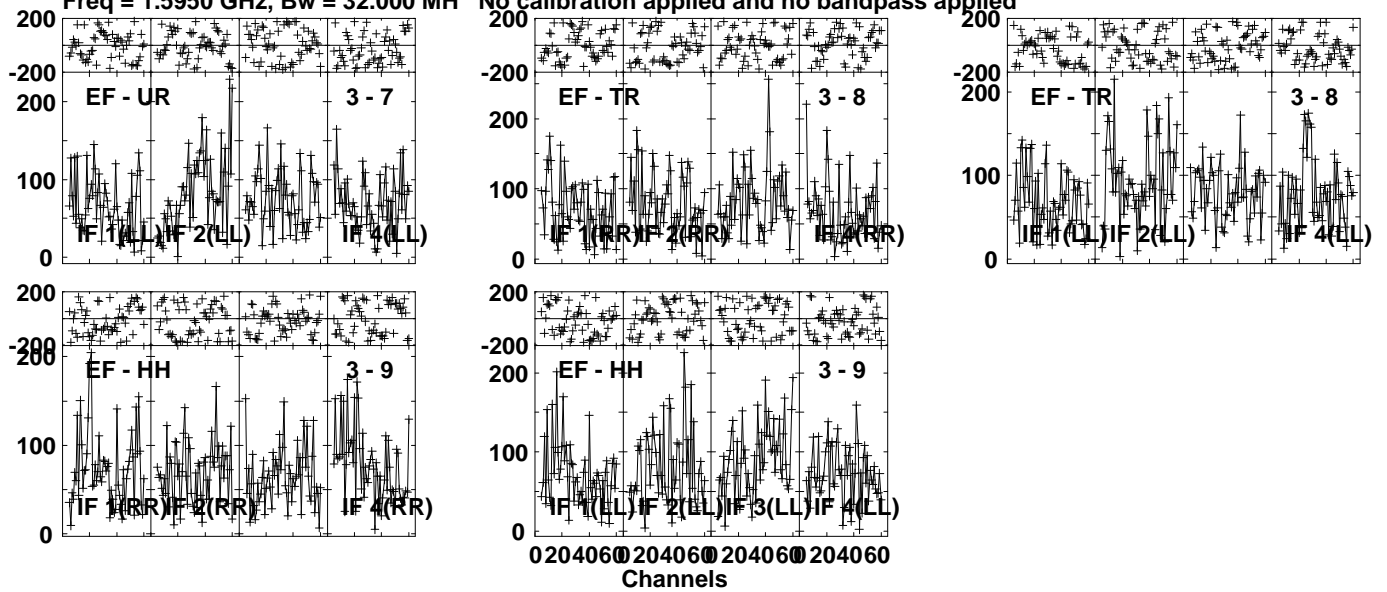
Lower frame: Micro Ampl Jy Top frame: Phas deg
Vector averaged cross-power spectrum Several baselines displayed
Timerange: 00/01:30:31 to 00/01:34:29

Plot file version 34 created 14-JUL-2023 11:13:42

PSJ2107-1611 EL068.UVDATA.1

Freq = 1.5950 GHz, Bw = 32.000 MH

No calibration applied and no bandpass applied



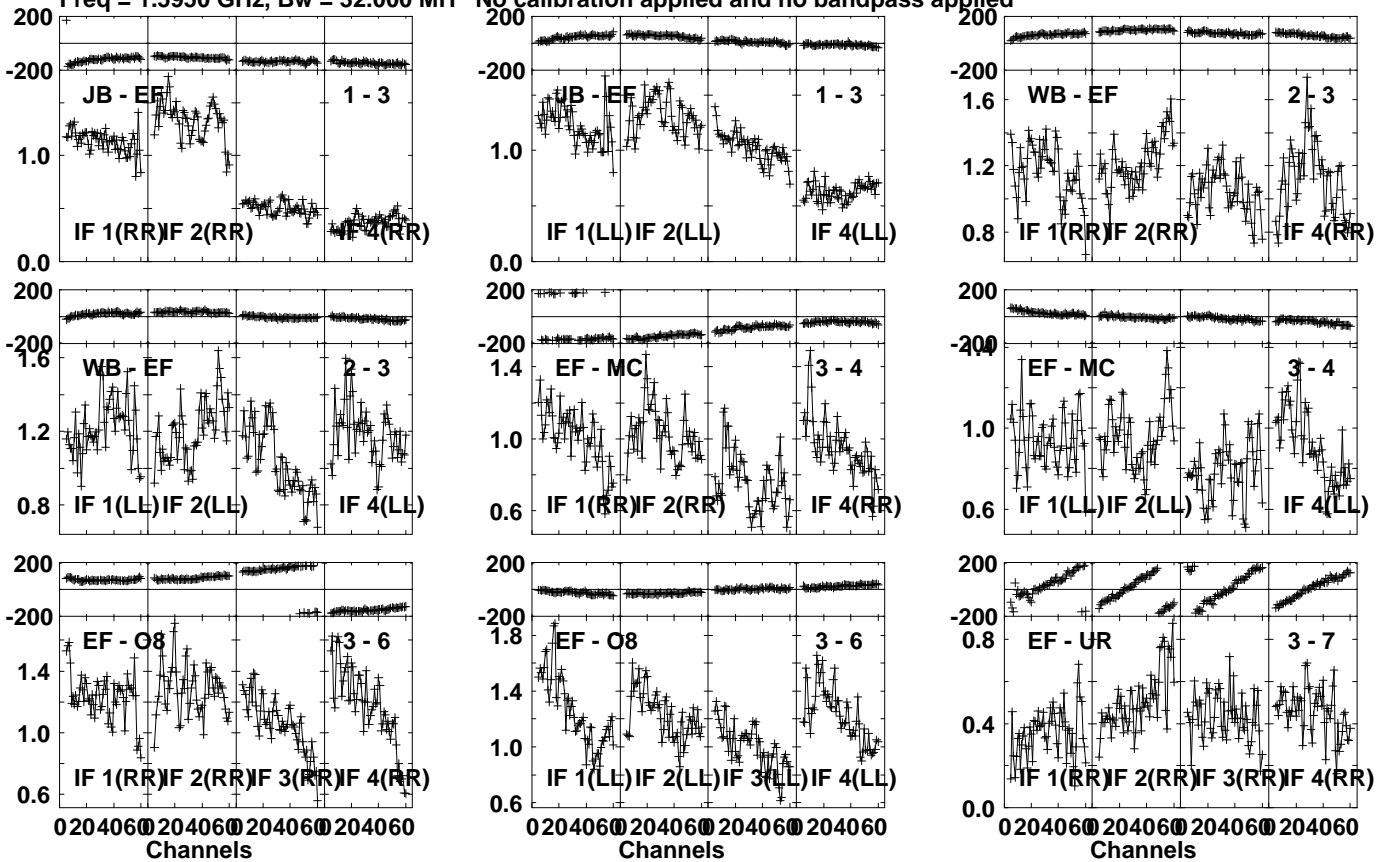
Lower frame: Micro Ampl Jy Top frame: Phas deg
Vector averaged cross-power spectrum Several baselines displayed
Timerange: 00/01:30:31 to 00/01:34:29

Plot file version 35 created 14-JUL-2023 11:13:42

J2107-1708 EL068.UVDATA.1

Freq = 1.5950 GHz, Bw = 32.000 MH

No calibration applied and no bandpass applied



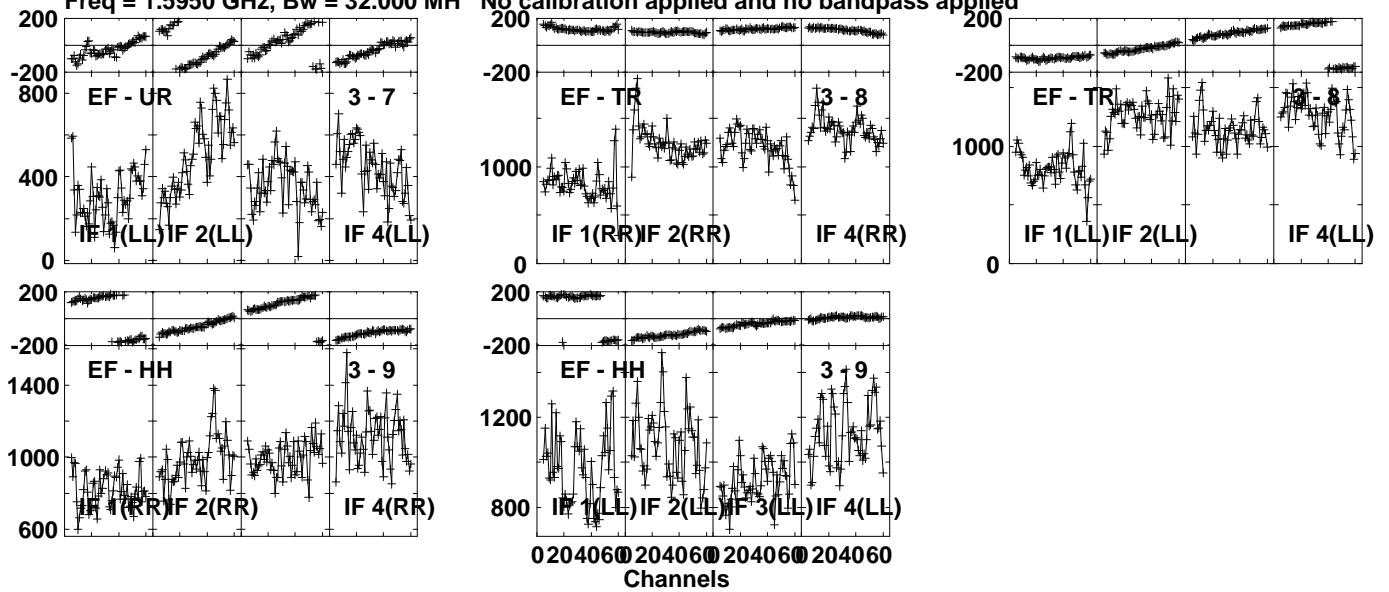
Lower frame: Milli Ampl Jy Top frame: Phas deg
Vector averaged cross-power spectrum Several baselines displayed
Timerange: 00/01:35:01 to 00/01:35:59

Plot file version 36 created 14-JUL-2023 11:13:42

J2107-1708 EL068.UVDATA.1

Freq = 1.5950 GHz, Bw = 32.000 MH

No calibration applied and no bandpass applied



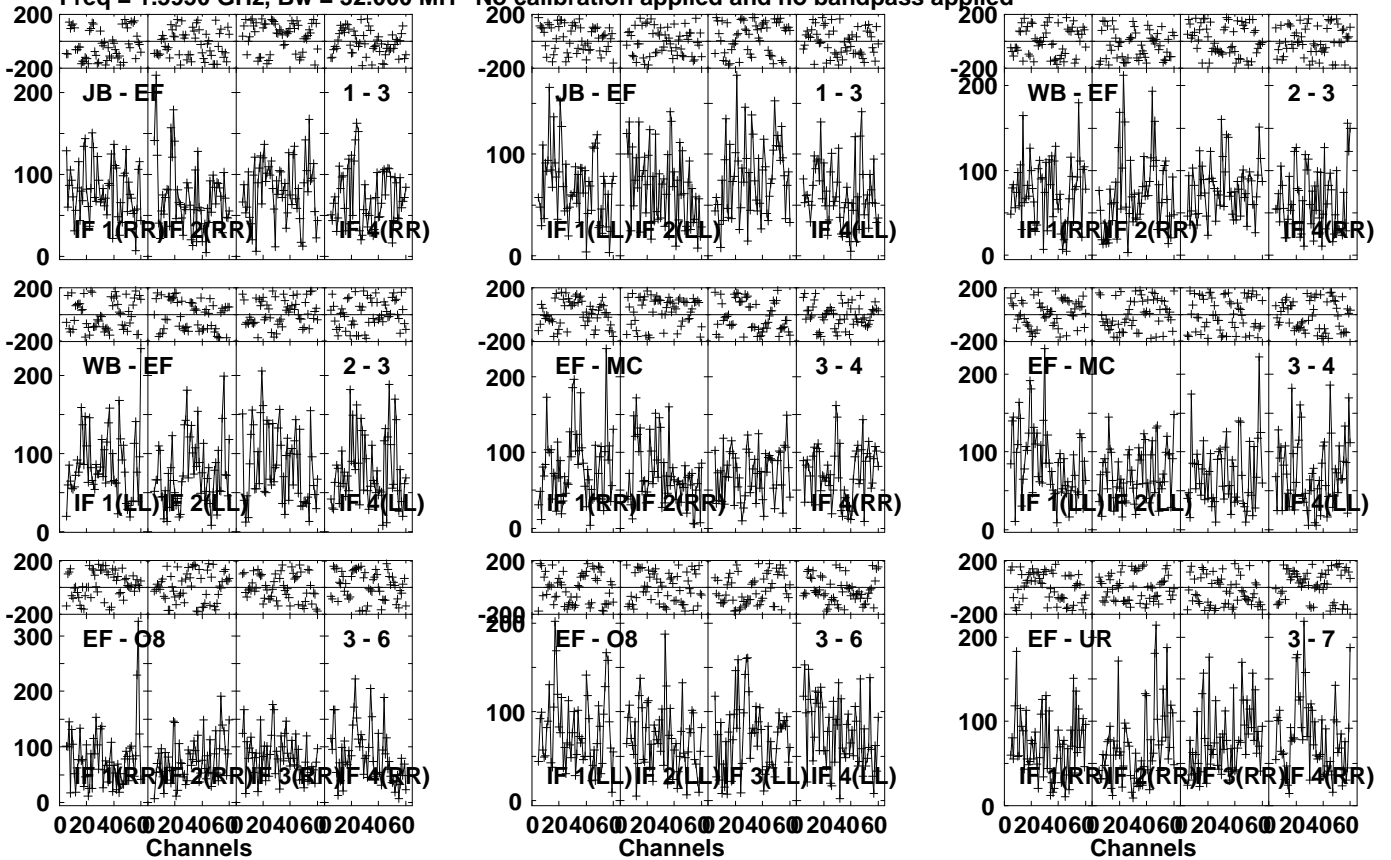
Lower frame: Micro Ampl Jy Top frame: Phas deg
Vector averaged cross-power spectrum Several baselines displayed
Timerange: 00/01:35:01 to 00/01:35:59

Plot file version 37 created 14-JUL-2023 11:13:42

PSJ2107-1611 EL068.UVDATA.1

Freq = 1.5950 GHz, Bw = 32.000 MH

No calibration applied and no bandpass applied



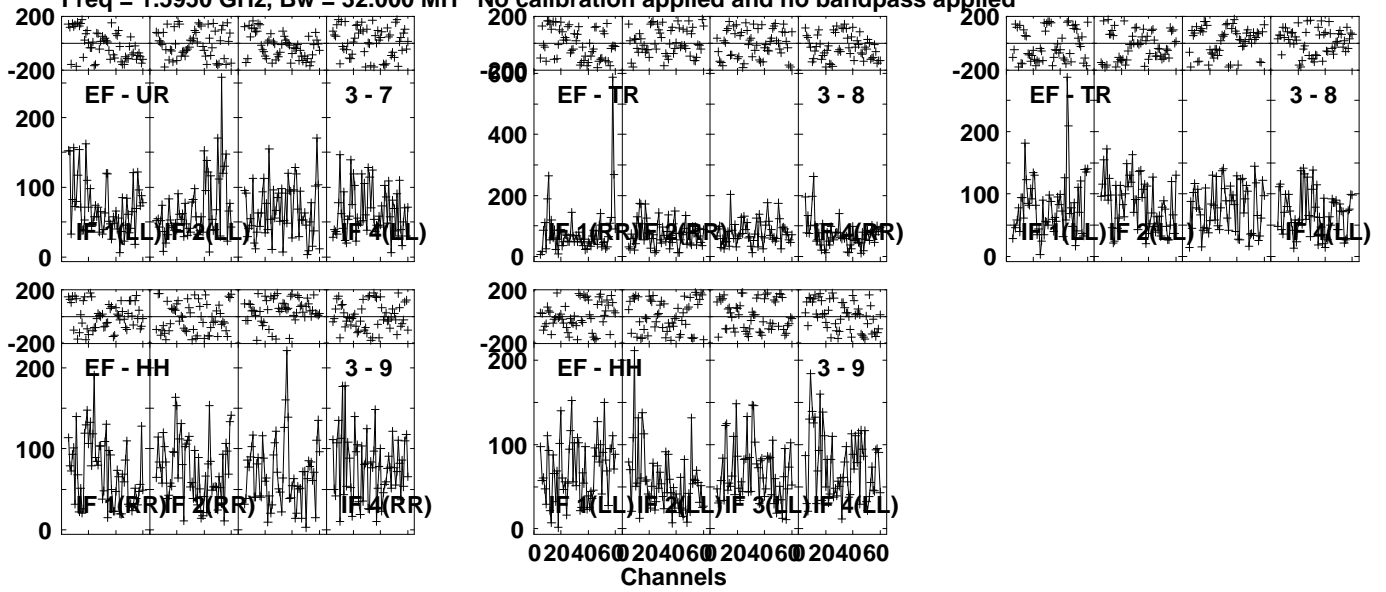
Lower frame: Micro Ampl Jy Top frame: Phas deg
Vector averaged cross-power spectrum Several baselines displayed
Timerange: 00/01:36:01 to 00/01:39:59

Plot file version 38 created 14-JUL-2023 11:13:42

PSJ2107-1611 EL068.UVDATA.1

Freq = 1.5950 GHz, Bw = 32.000 MH

No calibration applied and no bandpass applied



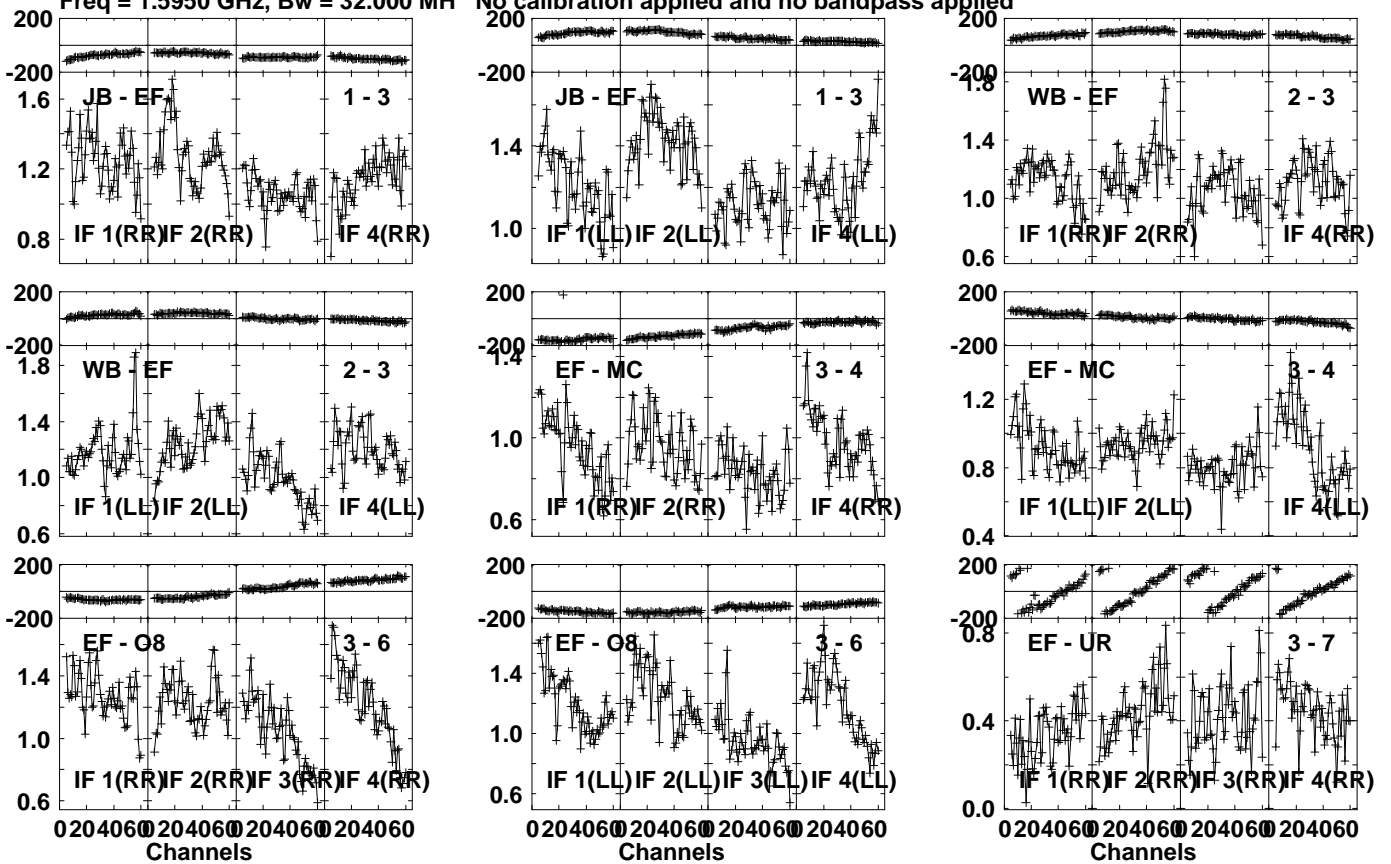
Lower frame: Micro Ampl Jy Top frame: Phas deg
Vector averaged cross-power spectrum Several baselines displayed
Timerange: 00/01:36:01 to 00/01:39:59

Plot file version 39 created 14-JUL-2023 11:13:42

J2107-1708 EL068.UVDATA.1

Freq = 1.5950 GHz, Bw = 32.000 MH

No calibration applied and no bandpass applied



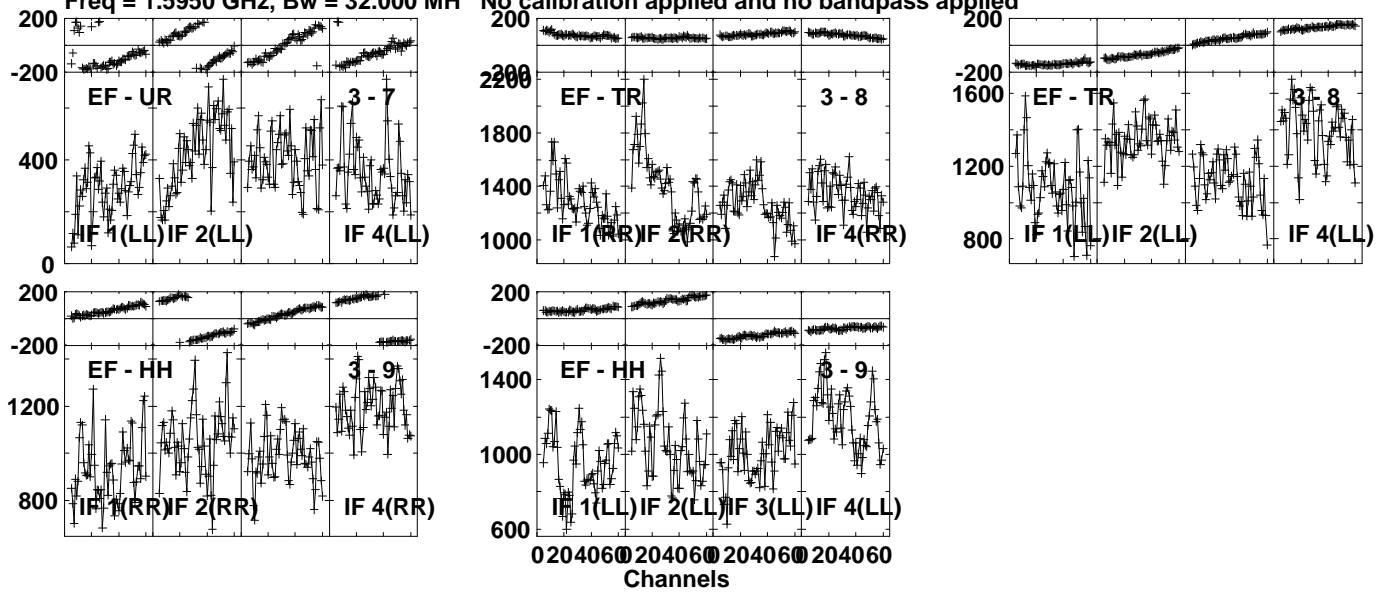
Lower frame: Milli Ampl Jy Top frame: Phas deg
Vector averaged cross-power spectrum Several baselines displayed
Timerange: 00/01:40:01 to 00/01:41:29

Plot file version 40 created 14-JUL-2023 11:13:42

J2107-1708 EL068.UVDATA.1

Freq = 1.5950 GHz, Bw = 32.000 MH

No calibration applied and no bandpass applied



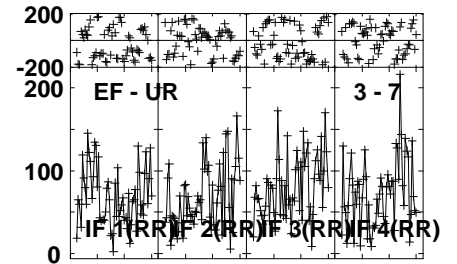
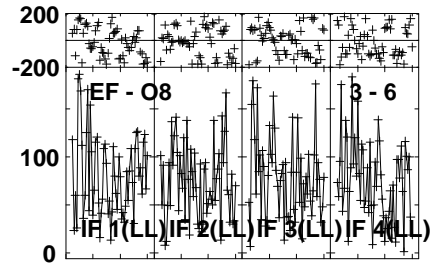
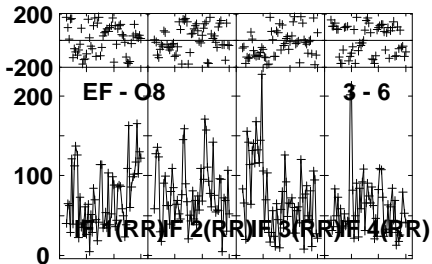
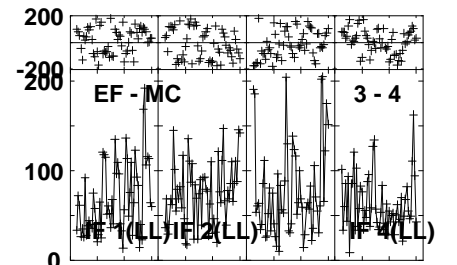
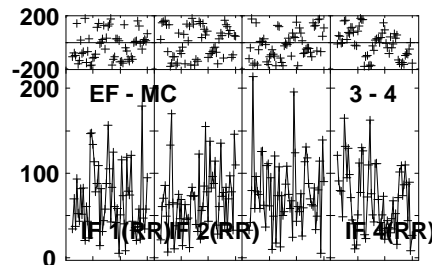
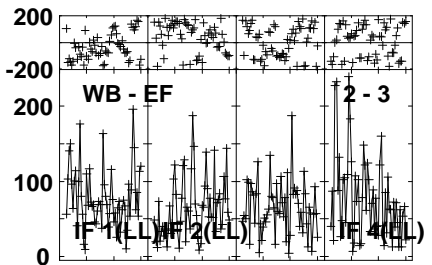
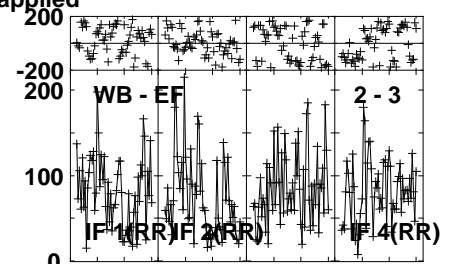
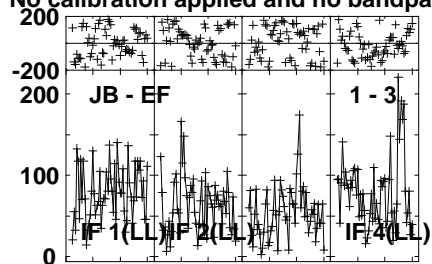
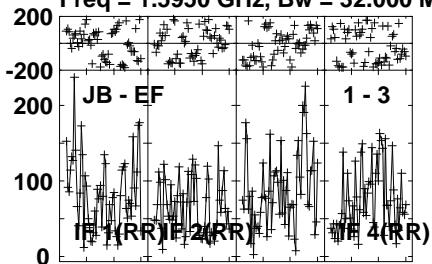
Lower frame: Micro Ampl Jy Top frame: Phas deg
 Vector averaged cross-power spectrum Several baselines displayed
 Timerange: 00/01:40:01 to 00/01:41:29

Plot file version 41 created 14-JUL-2023 11:13:42

PSJ2107-1611 EL068.UVDATA.1

Freq = 1.5950 GHz, Bw = 32.000 MH

No calibration applied and no bandpass applied



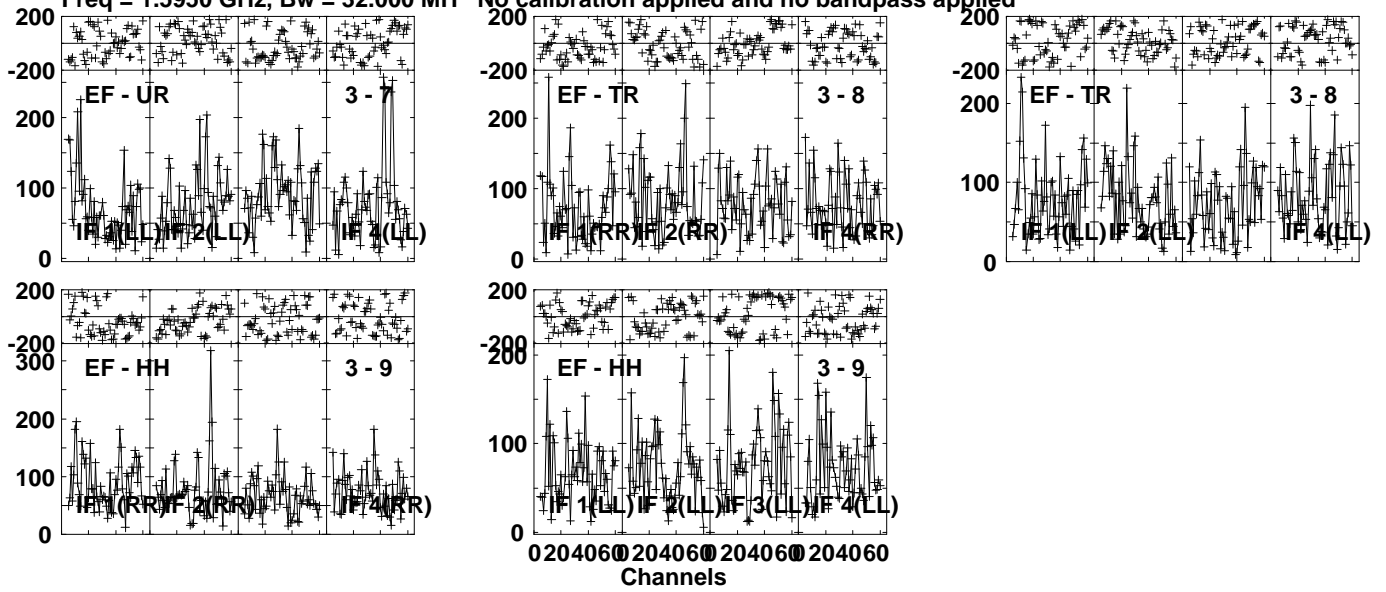
Lower frame: Micro Ampl Jy Top frame: Phas deg
Vector averaged cross-power spectrum Several baselines displayed
Timerange: 00/01:41:31 to 00/01:45:29

Plot file version 42 created 14-JUL-2023 11:13:42

PSJ2107-1611 EL068.UVDATA.1

Freq = 1.5950 GHz, Bw = 32.000 MH

No calibration applied and no bandpass applied

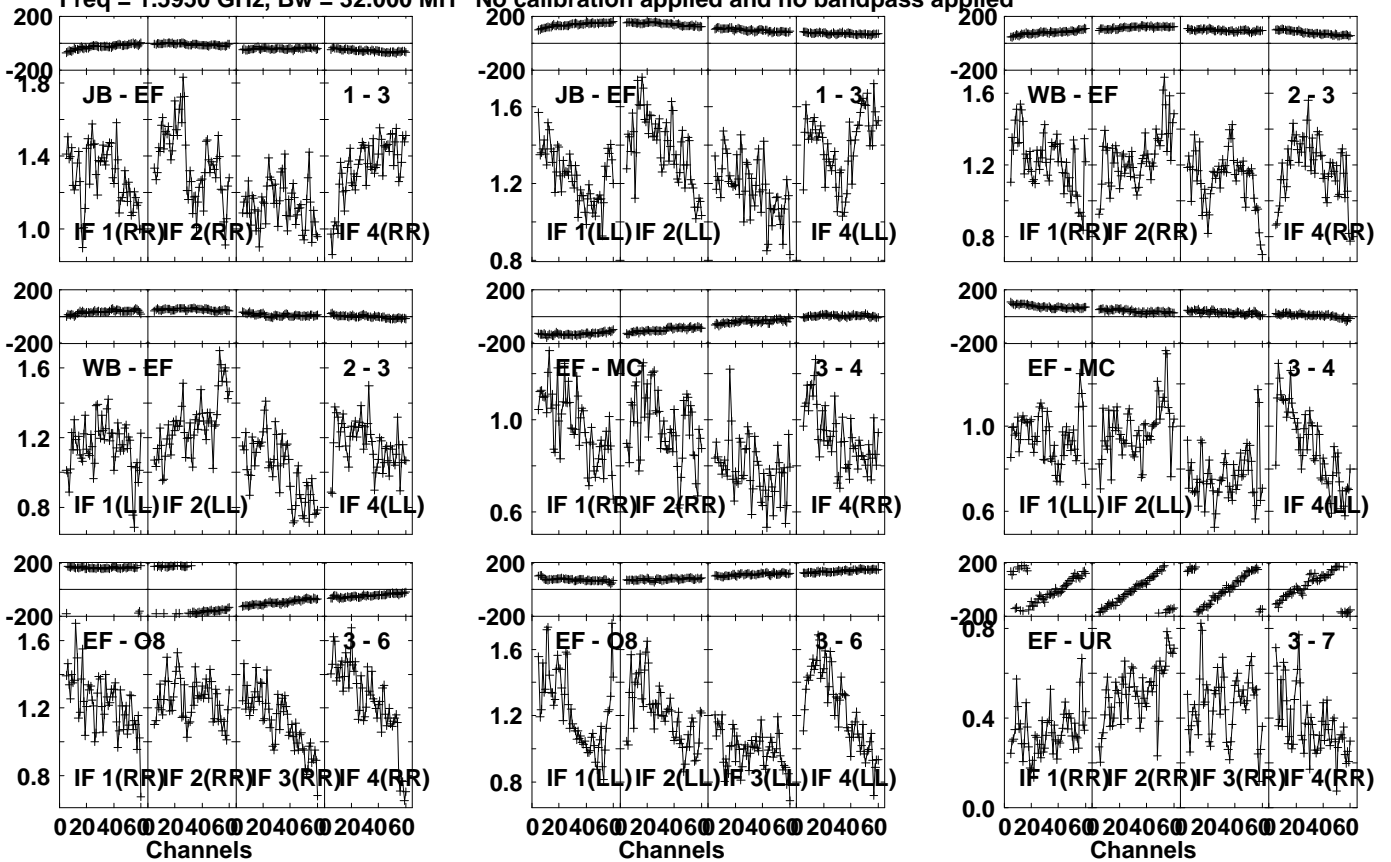


Lower frame: Micro Ampl Jy Top frame: Phas deg
Vector averaged cross-power spectrum Several baselines displayed
Timerange: 00/01:41:31 to 00/01:45:29

Plot file version 43 created 14-JUL-2023 11:13:42

J2107-1708 EL068.UVDATA.1

Freq = 1.5950 GHz, Bw = 32.000 MH No calibration applied and no bandpass applied



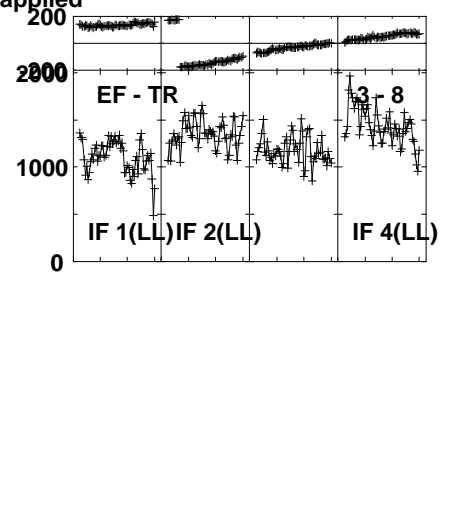
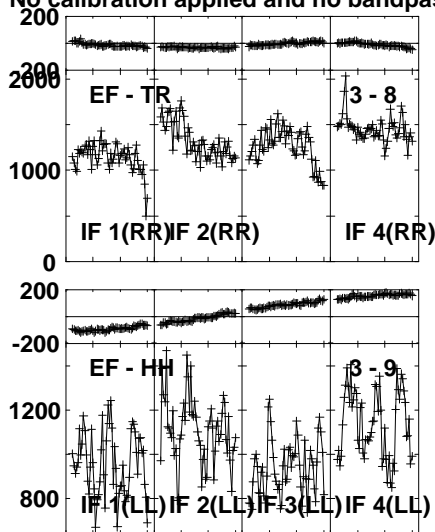
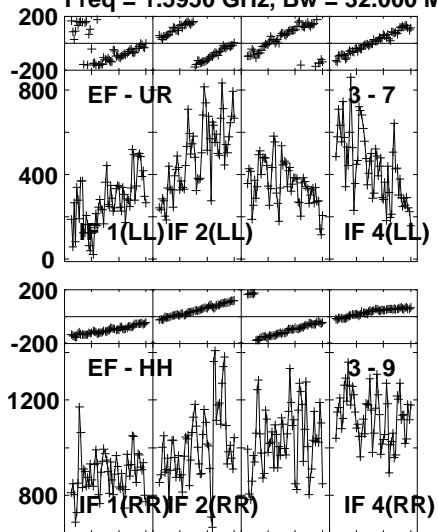
Lower frame: Milli Ampl Jy Top frame: Phas deg
Vector averaged cross-power spectrum Several baselines displayed
Timerange: 00/01:46:01 to 00/01:46:59

Plot file version 44 created 14-JUL-2023 11:13:42

J2107-1708 EL068.UVDATA.1

Freq = 1.5950 GHz, Bw = 32.000 MH

No calibration applied and no bandpass applied



0204060 204060 204060 204060
Channels

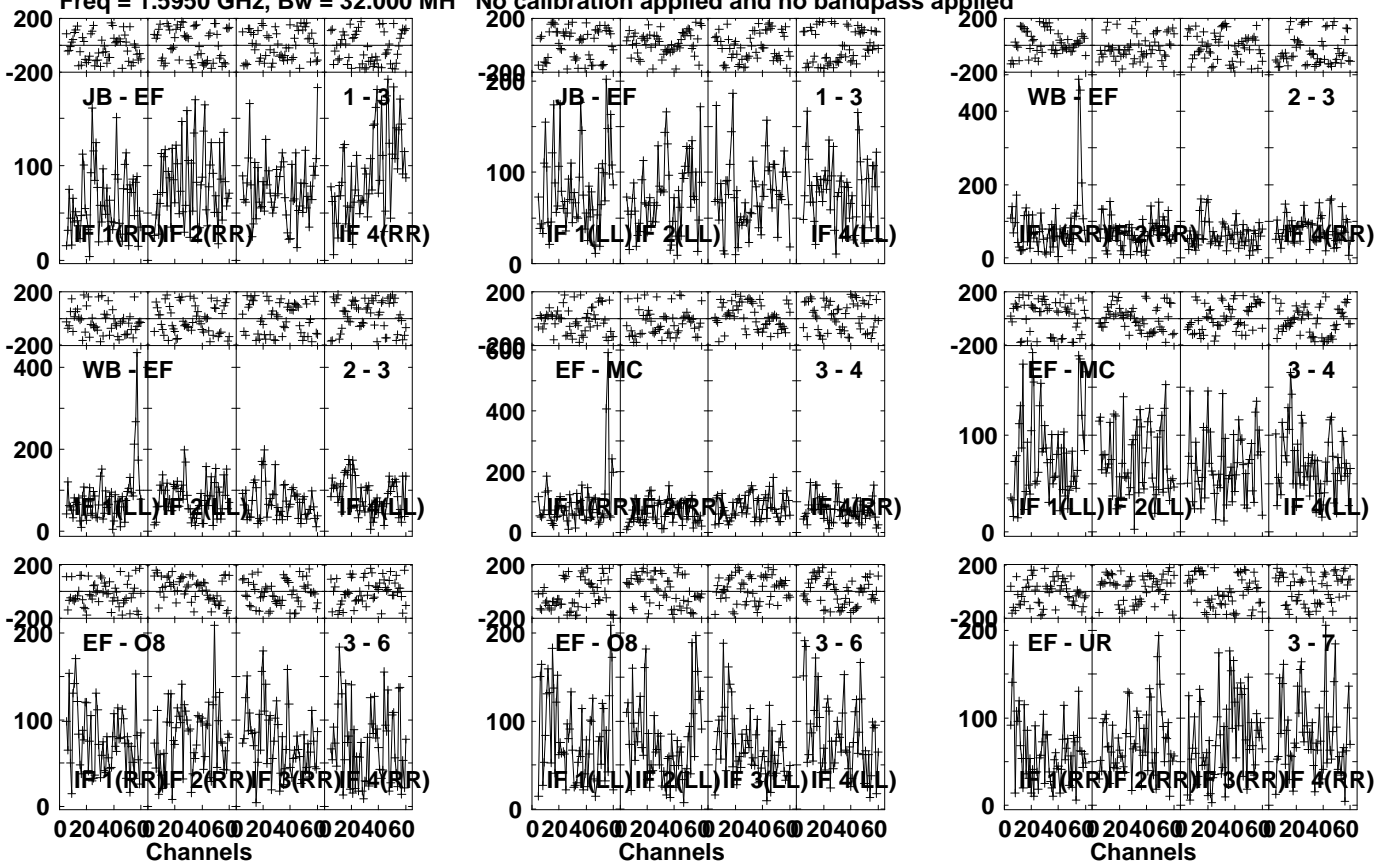
Lower frame: Micro Ampl Jy Top frame: Phas deg
Vector averaged cross-power spectrum Several baselines displayed
Timerange: 00/01:46:01 to 00/01:46:59

Plot file version 45 created 14-JUL-2023 11:13:42

PSJ2107-1611 EL068.UVDATA.1

Freq = 1.5950 GHz, Bw = 32.000 MH

No calibration applied and no bandpass applied



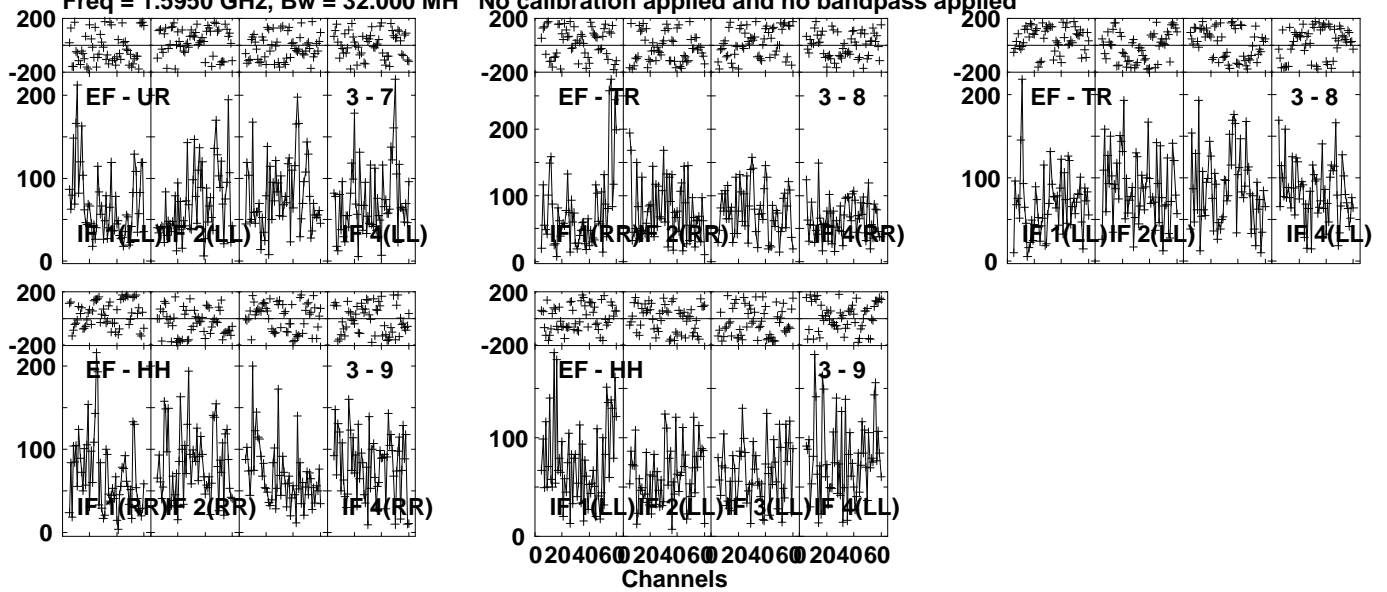
Lower frame: Micro Ampl Jy Top frame: Phas deg
Vector averaged cross-power spectrum Several baselines displayed
Timerange: 00/01:47:01 to 00/01:50:59

Plot file version 46 created 14-JUL-2023 11:13:42

PSJ2107-1611 EL068.UVDATA.1

Freq = 1.5950 GHz, Bw = 32.000 MH

No calibration applied and no bandpass applied

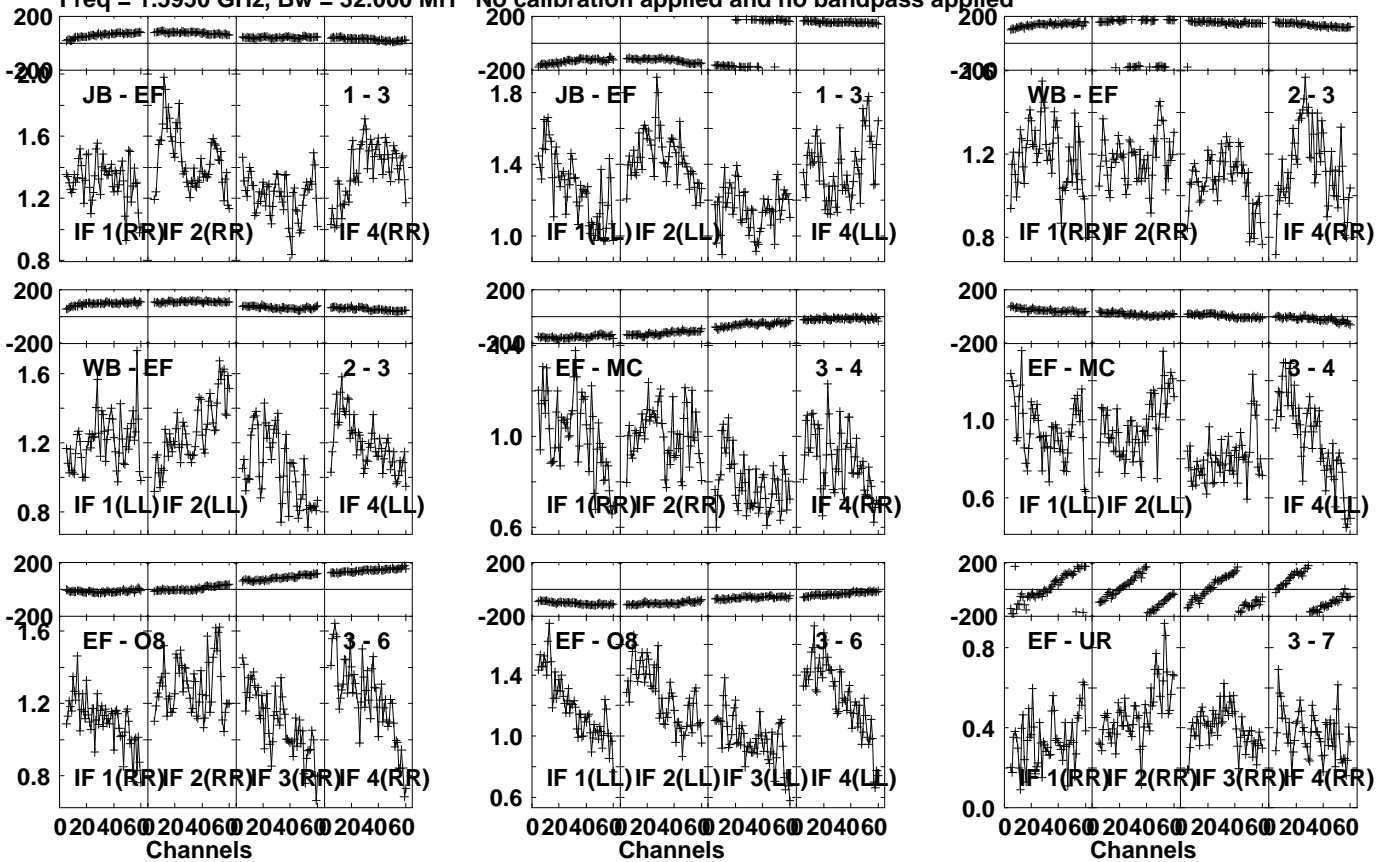


Lower frame: Micro Ampl Jy Top frame: Phas deg
Vector averaged cross-power spectrum Several baselines displayed
Timerange: 00/01:47:01 to 00/01:50:59

Plot file version 47 created 14-JUL-2023 11:13:42

J2107-1708 EL068.UVDATA.1

Freq = 1.5950 GHz, Bw = 32.000 MH No calibration applied and no bandpass applied



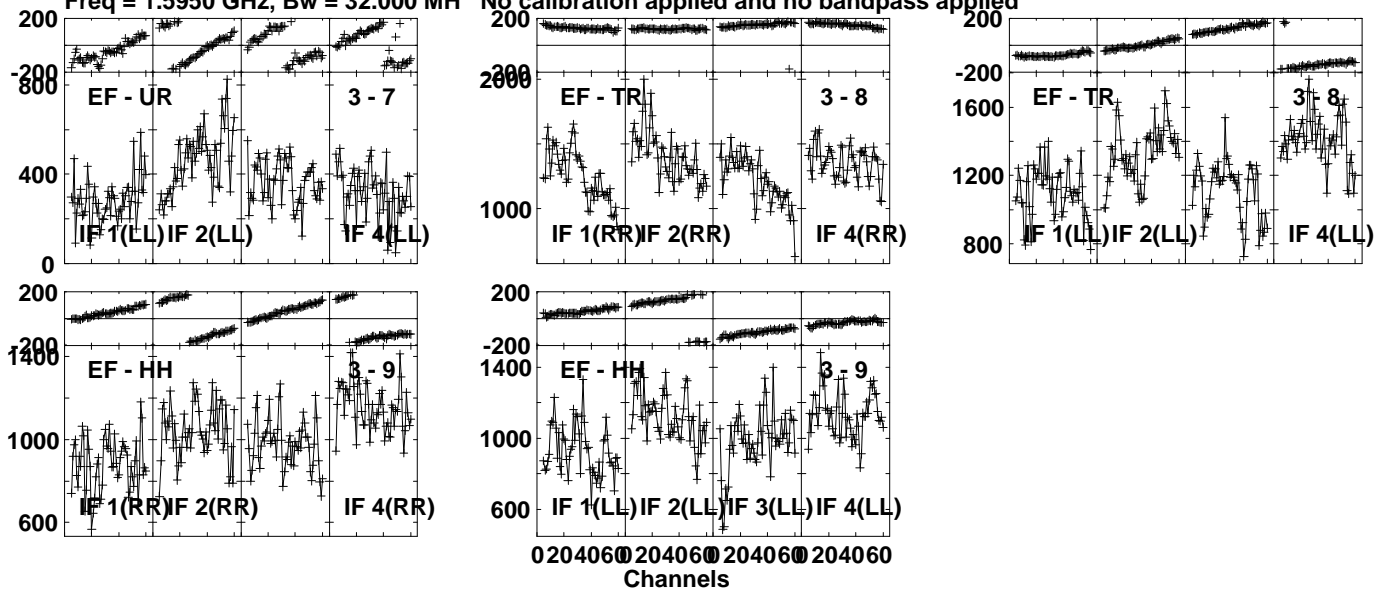
Lower frame: Milli Ampl Jy Top frame: Phas deg
Vector averaged cross-power spectrum Several baselines displayed
Timerange: 00/01:51:01 to 00/01:52:29

Plot file version 48 created 14-JUL-2023 11:13:43

J2107-1708 EL068.UVDATA.1

Freq = 1.5950 GHz, Bw = 32.000 MH

No calibration applied and no bandpass applied



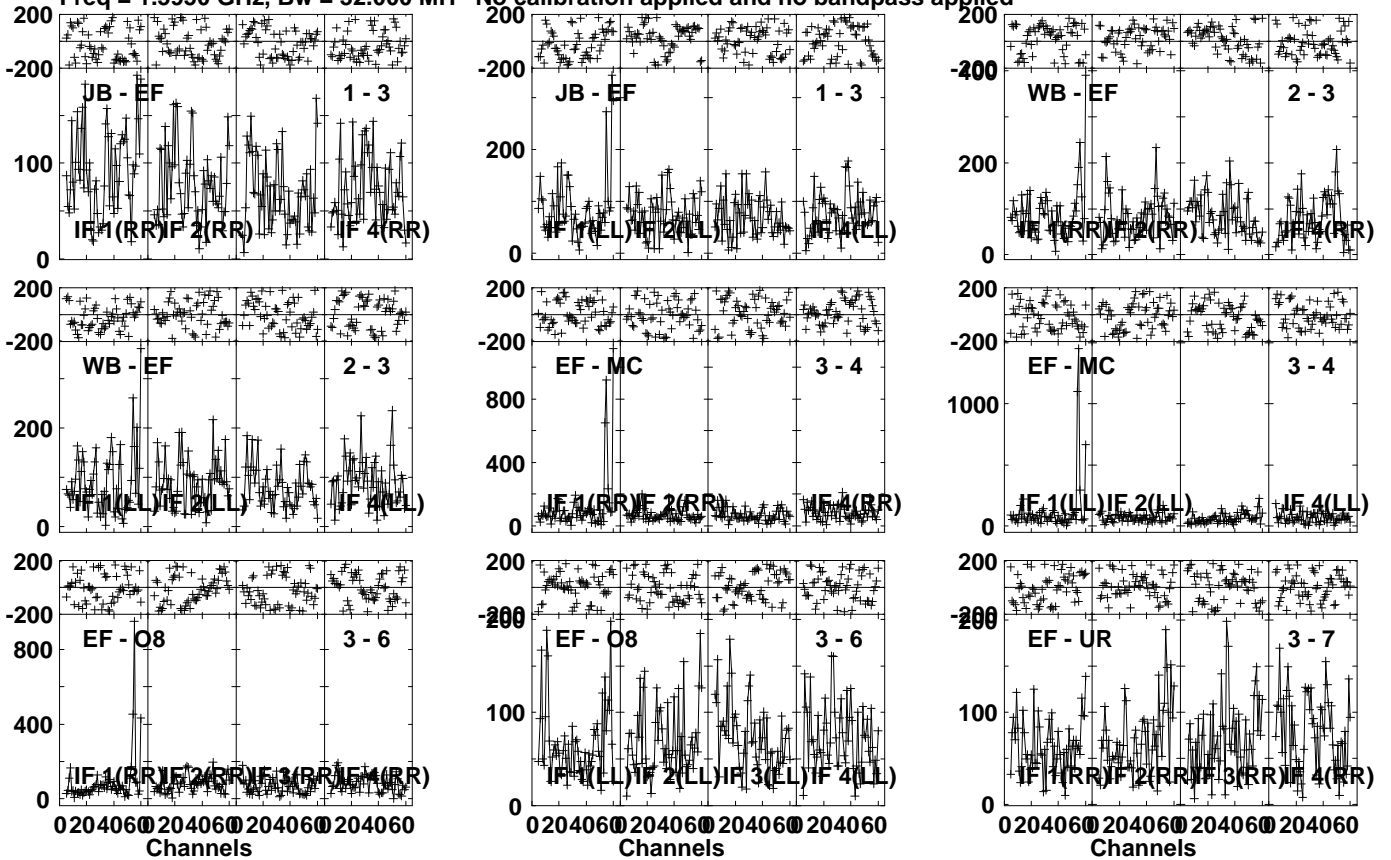
Lower frame: Micro Ampl Jy Top frame: Phas deg
Vector averaged cross-power spectrum Several baselines displayed
Timerange: 00/01:51:01 to 00/01:52:29

Plot file version 49 created 14-JUL-2023 11:13:43

PSJ2107-1611 EL068.UVDATA.1

Freq = 1.5950 GHz, Bw = 32.000 MH

No calibration applied and no bandpass applied

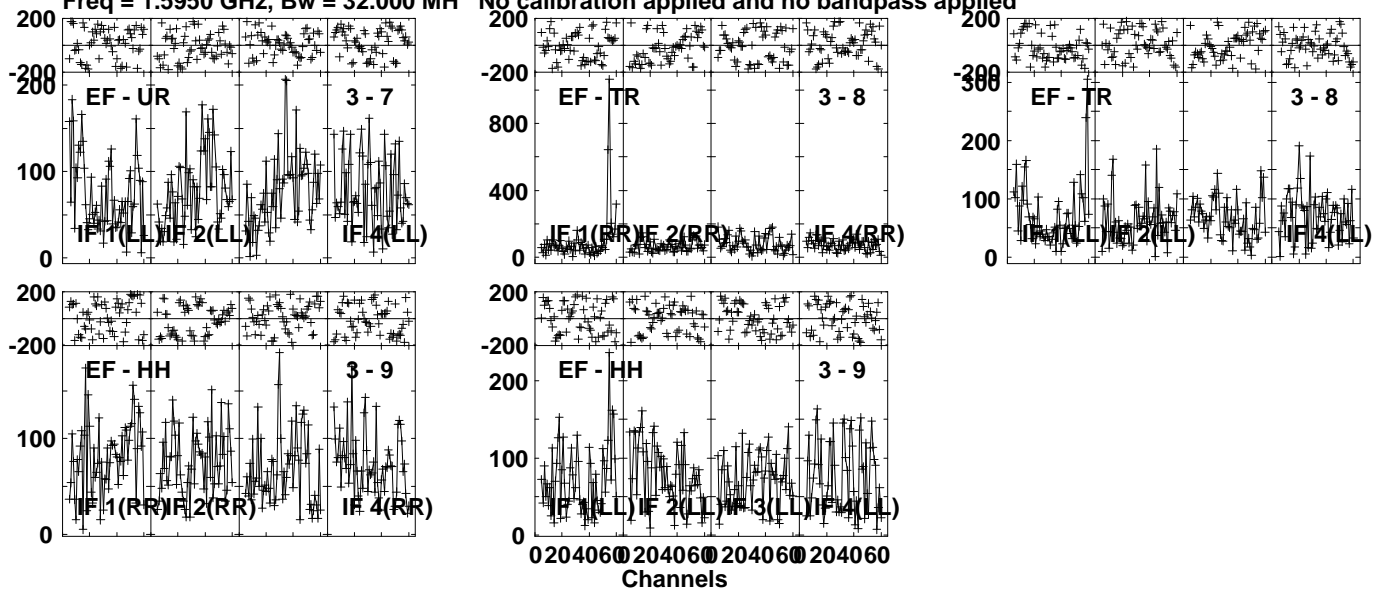


Lower frame: Micro Ampl Jy Top frame: Phas deg
Vector averaged cross-power spectrum Several baselines displayed
Timerange: 00/01:52:31 to 00/01:56:29

Plot file version 50 created 14-JUL-2023 11:13:43

PSJ2107-1611 EL068.UVDATA.1

Freq = 1.5950 GHz, Bw = 32.000 MH No calibration applied and no bandpass applied



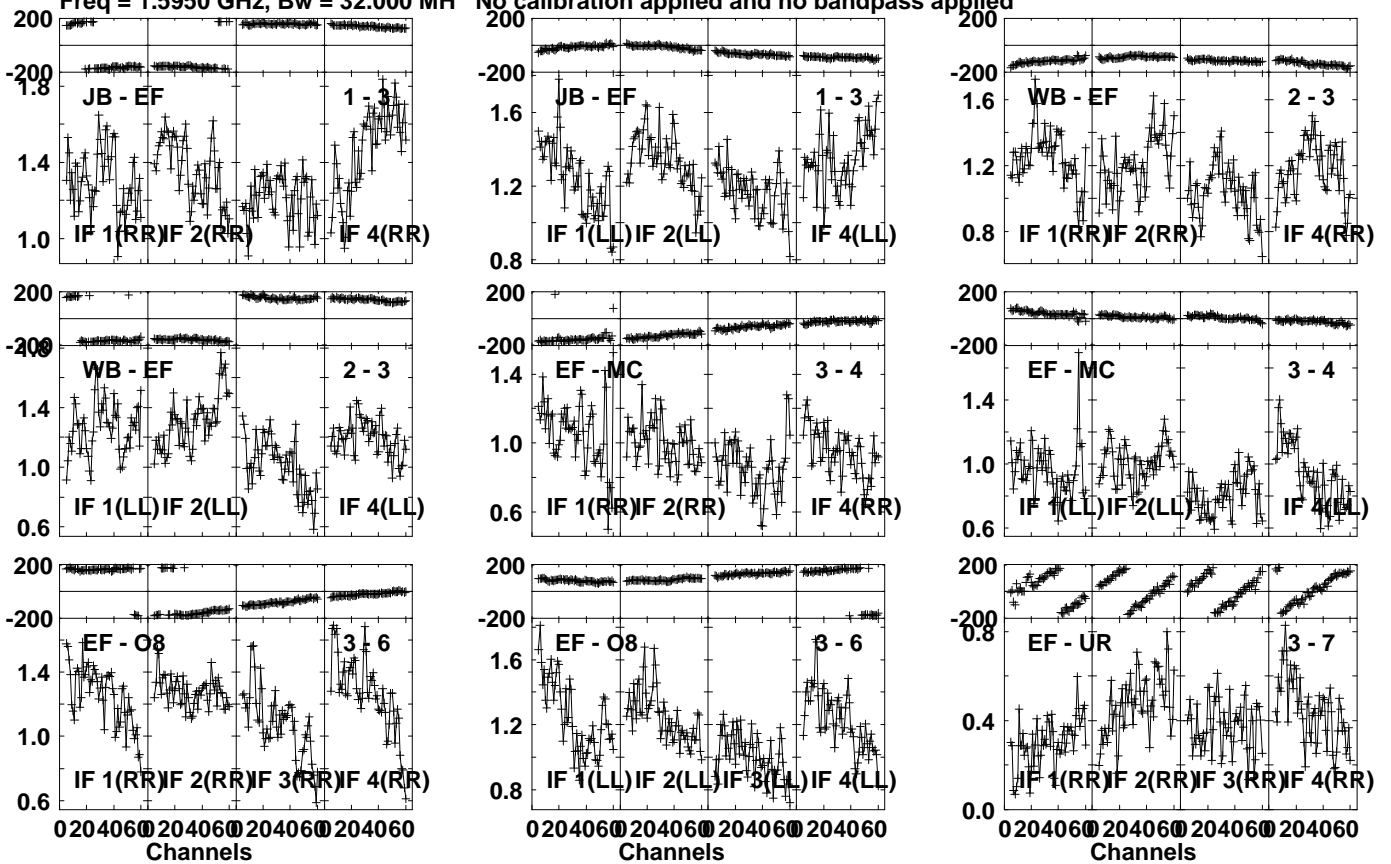
Lower frame: Micro Ampl Jy Top frame: Phas deg
Vector averaged cross-power spectrum Several baselines displayed
Timerange: 00/01:52:31 to 00/01:56:29

Plot file version 51 created 14-JUL-2023 11:13:43

J2107-1708 EL068.UVDATA.1

Freq = 1.5950 GHz, Bw = 32.000 MH

No calibration applied and no bandpass applied



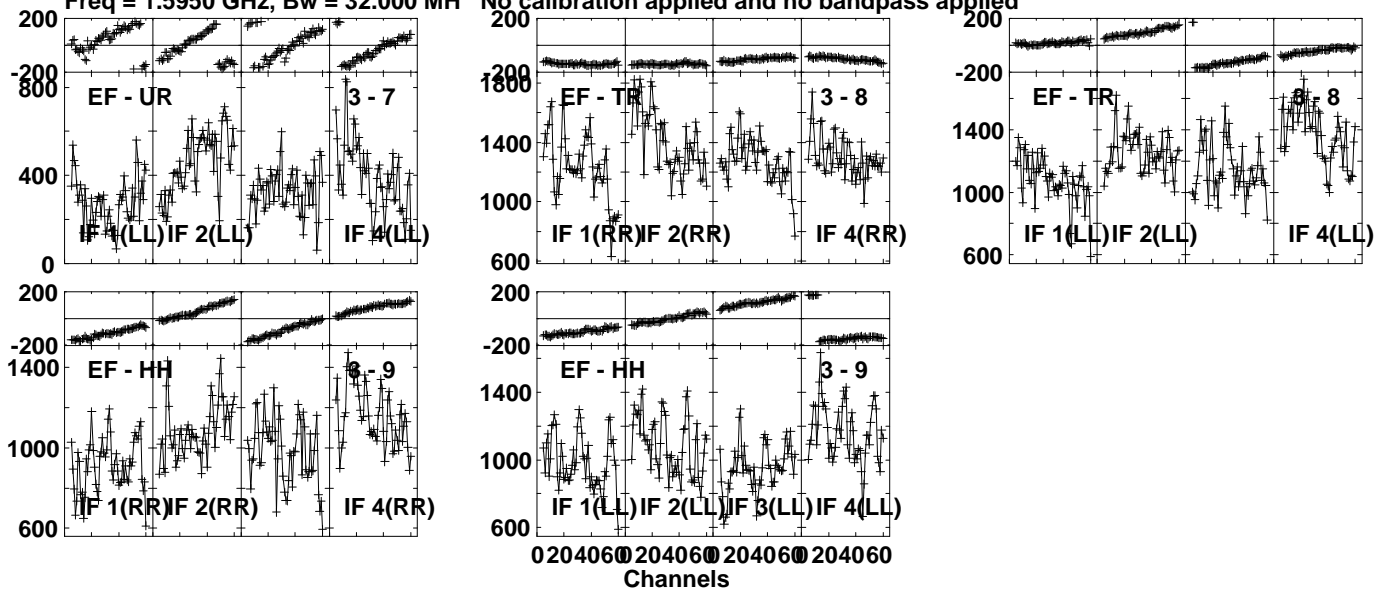
Lower frame: Milli Ampl Jy Top frame: Phas deg
Vector averaged cross-power spectrum Several baselines displayed
Timerange: 00/01:57:01 to 00/01:57:59

Plot file version 52 created 14-JUL-2023 11:13:43

J2107-1708 EL068.UVDATA.1

Freq = 1.5950 GHz, Bw = 32.000 MH

No calibration applied and no bandpass applied



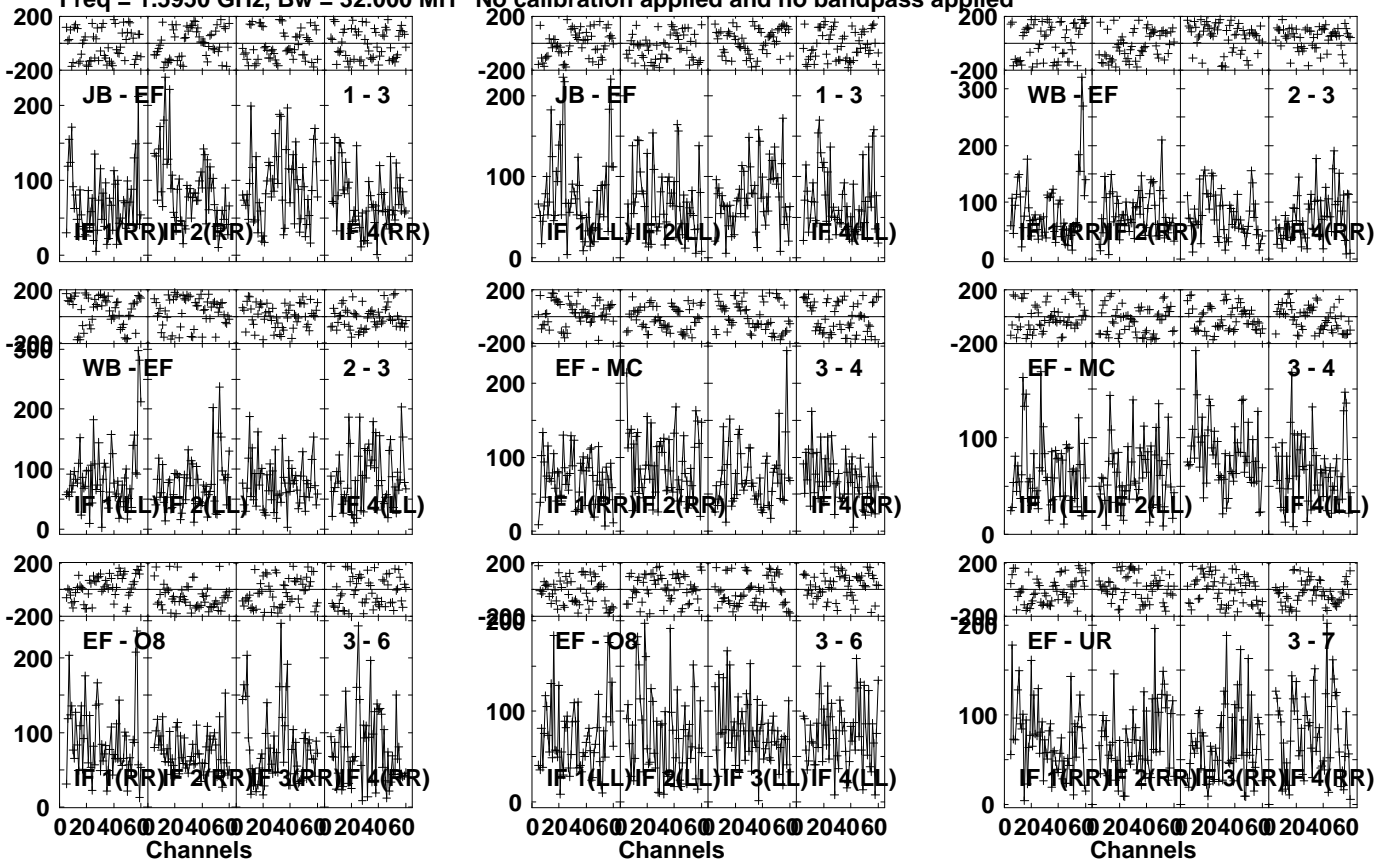
Lower frame: Micro Ampl Jy Top frame: Phas deg
Vector averaged cross-power spectrum Several baselines displayed
Timerange: 00/01:57:01 to 00/01:57:59

Plot file version 53 created 14-JUL-2023 11:13:43

PSJ2107-1611 EL068.UVDATA.1

Freq = 1.5950 GHz, Bw = 32.000 MH

No calibration applied and no bandpass applied

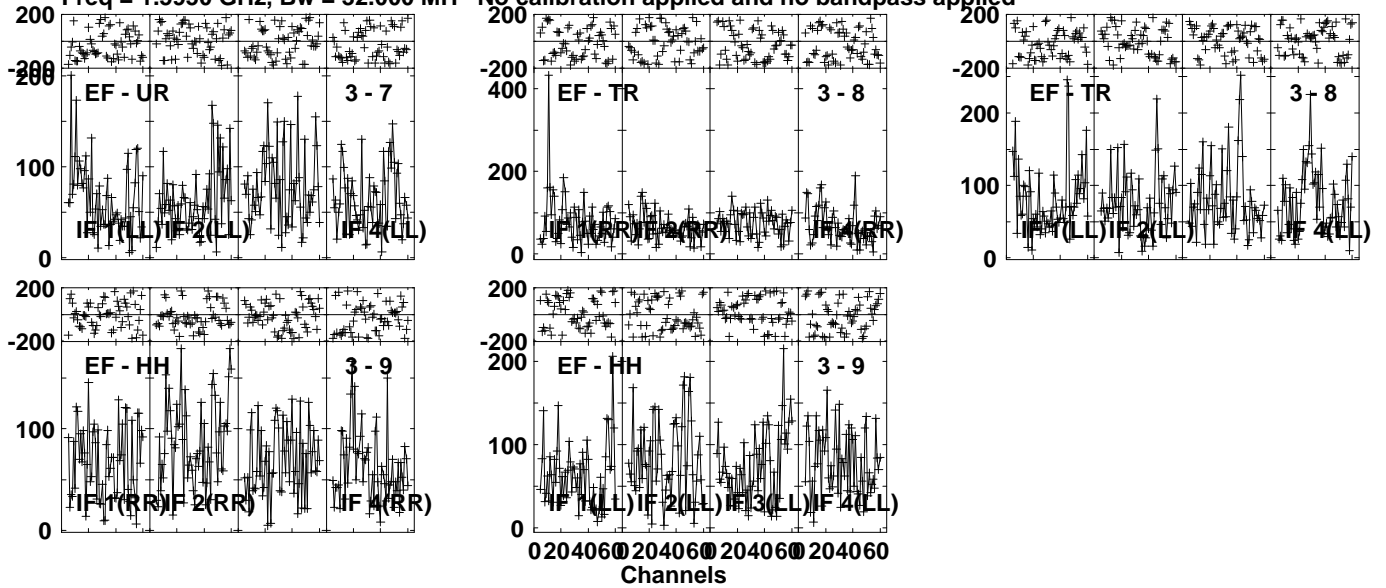


Lower frame: Micro Ampl Jy Top frame: Phas deg
Vector averaged cross-power spectrum Several baselines displayed
Timerange: 00/01:58:01 to 00/02:01:59

Plot file version 54 created 14-JUL-2023 11:13:43

PSJ2107-1611 EL068.UVDATA.1

Freq = 1.5950 GHz, Bw = 32.000 MH No calibration applied and no bandpass applied



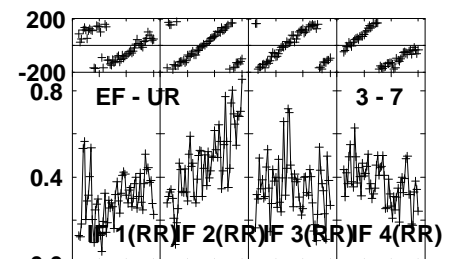
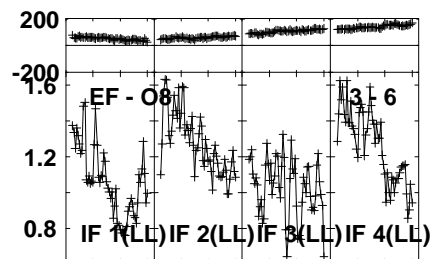
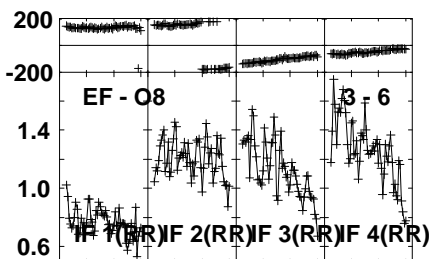
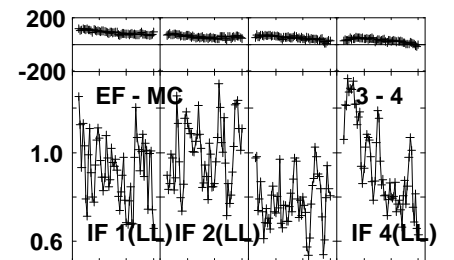
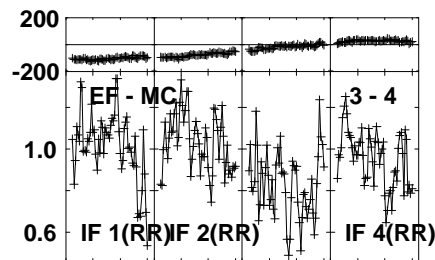
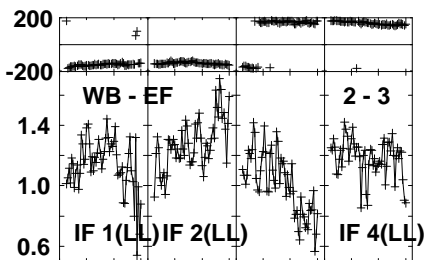
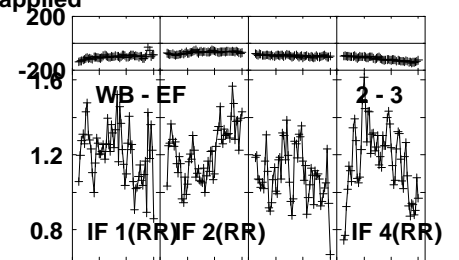
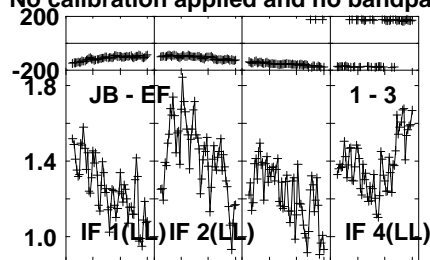
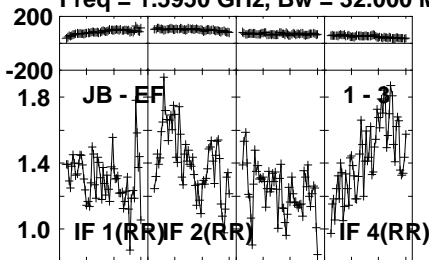
Lower frame: Micro Ampl Jy Top frame: Phas deg
Vector averaged cross-power spectrum Several baselines displayed
Timerange: 00/01:58:01 to 00/02:01:59

Plot file version 55 created 14-JUL-2023 11:13:43

J2107-1708 EL068.UVDATA.1

Freq = 1.5950 GHz, Bw = 32.000 MH

No calibration applied and no bandpass applied



020406@20406@20406@20406@
Channels

020406@20406@20406@20406@
Channels

020406@20406@20406@20406@
Channels

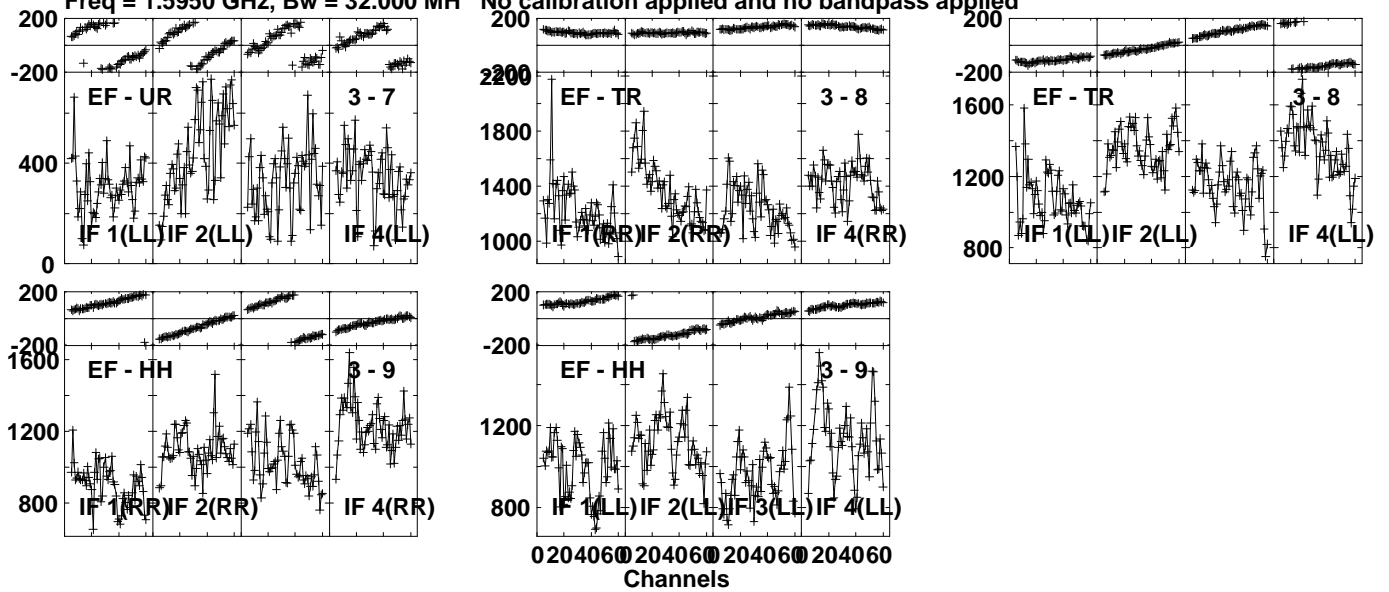
Lower frame: Milli Ampl Jy Top frame: Phas deg
Vector averaged cross-power spectrum Several baselines displayed
Timerange: 00/02:02:01 to 00/02:03:29

Plot file version 56 created 14-JUL-2023 11:13:43

J2107-1708 EL068.UVDATA.1

Freq = 1.5950 GHz, Bw = 32.000 MH

No calibration applied and no bandpass applied



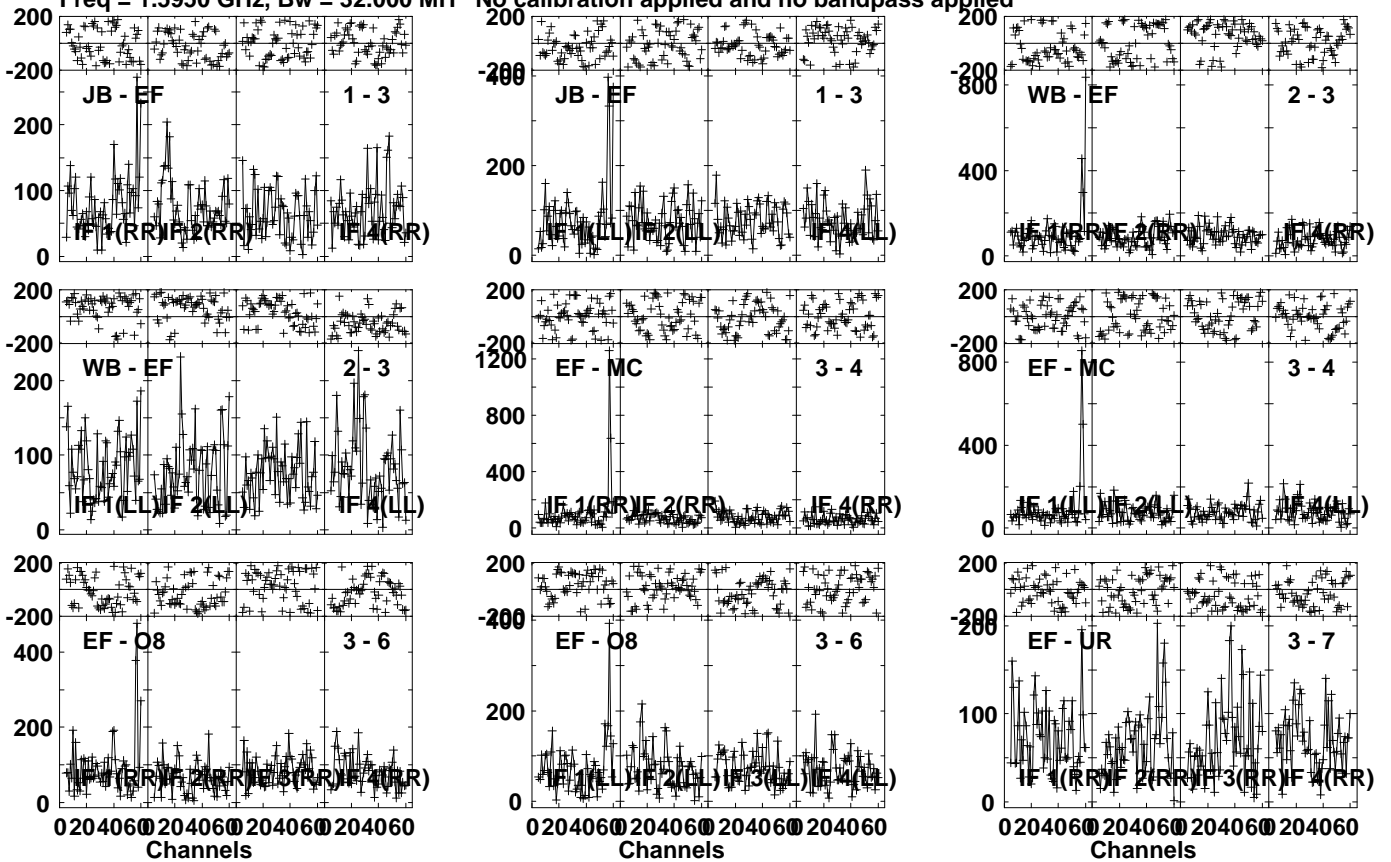
Lower frame: Micro Ampl Jy Top frame: Phas deg
Vector averaged cross-power spectrum Several baselines displayed
Timerange: 00/02:02:01 to 00/02:03:29

Plot file version 57 created 14-JUL-2023 11:13:43

PSJ2107-1611 EL068.UVDATA.1

Freq = 1.5950 GHz, Bw = 32.000 MH

No calibration applied and no bandpass applied

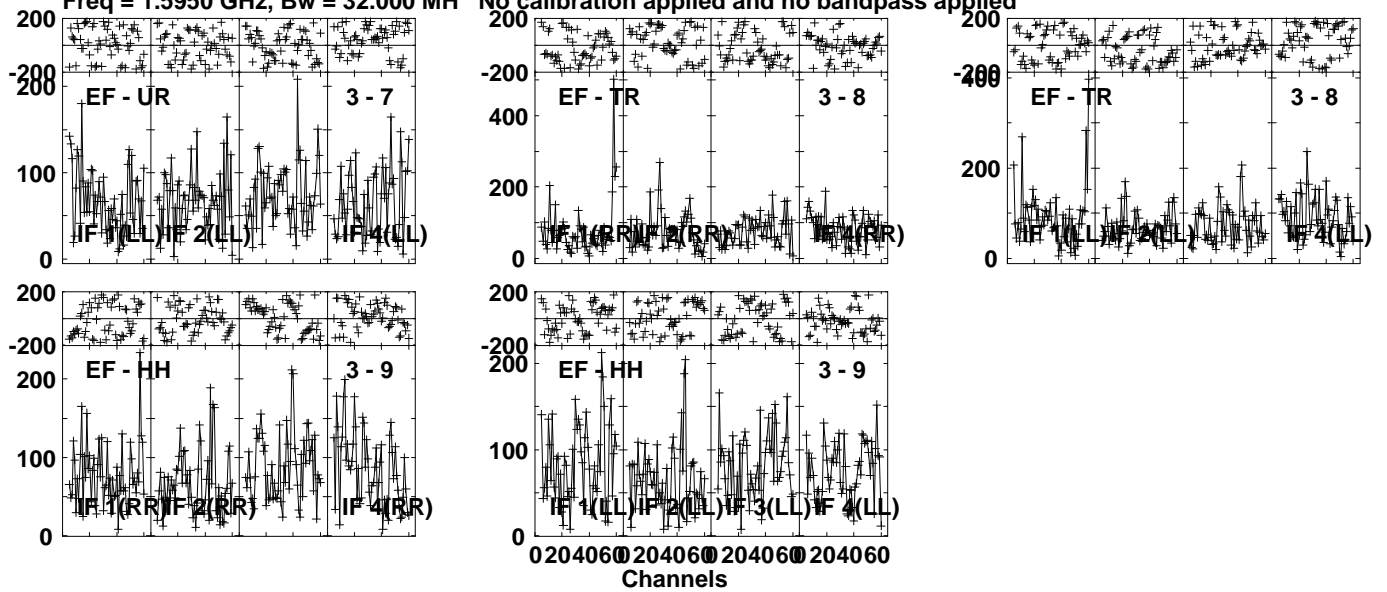


Lower frame: Micro Ampl Jy Top frame: Phas deg
Vector averaged cross-power spectrum Several baselines displayed
Timerange: 00:02:03:31 to 00:02:07:29

Plot file version 58 created 14-JUL-2023 11:13:43

PSJ2107-1611 EL068.UVDATA.1

Freq = 1.5950 GHz, Bw = 32.000 MH No calibration applied and no bandpass applied



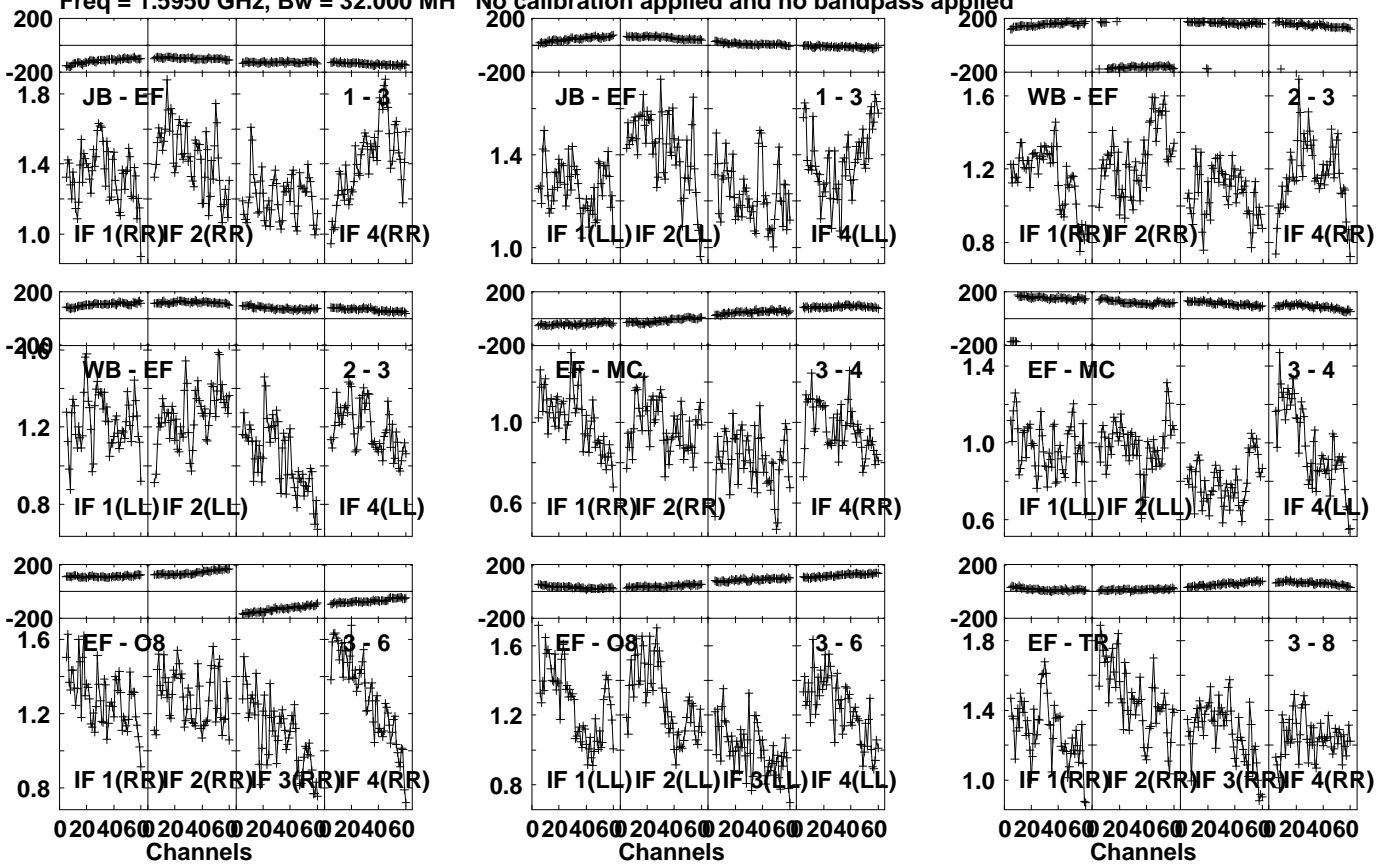
Lower frame: Micro Ampl Jy Top frame: Phas deg
Vector averaged cross-power spectrum Several baselines displayed
Timerange: 00/02:03:31 to 00/02:07:29

Plot file version 59 created 14-JUL-2023 11:13:43

J2107-1708 EL068.UVDATA.1

Freq = 1.5950 GHz, Bw = 32.000 MH

No calibration applied and no bandpass applied

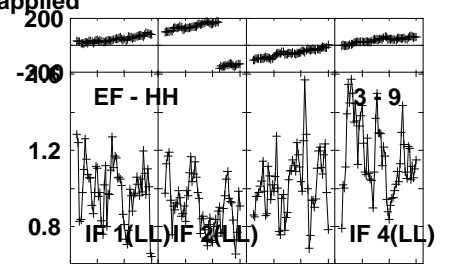
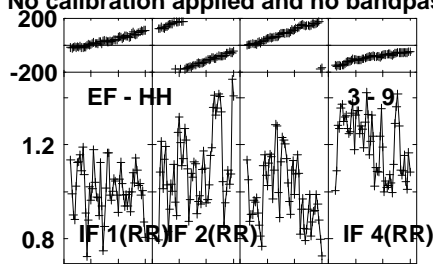
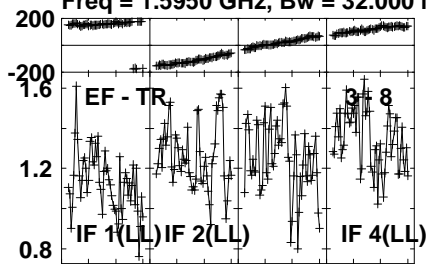


Lower frame: Milli Ampl Jy Top frame: Phas deg
Vector averaged cross-power spectrum Several baselines displayed
Timerange: 00/02:08:01 to 00/02:08:59

Plot file version 60 created 14-JUL-2023 11:13:43

J2107-1708 EL068.UVDATA.1

Freq = 1.5950 GHz, Bw = 32.000 MH No calibration applied and no bandpass applied



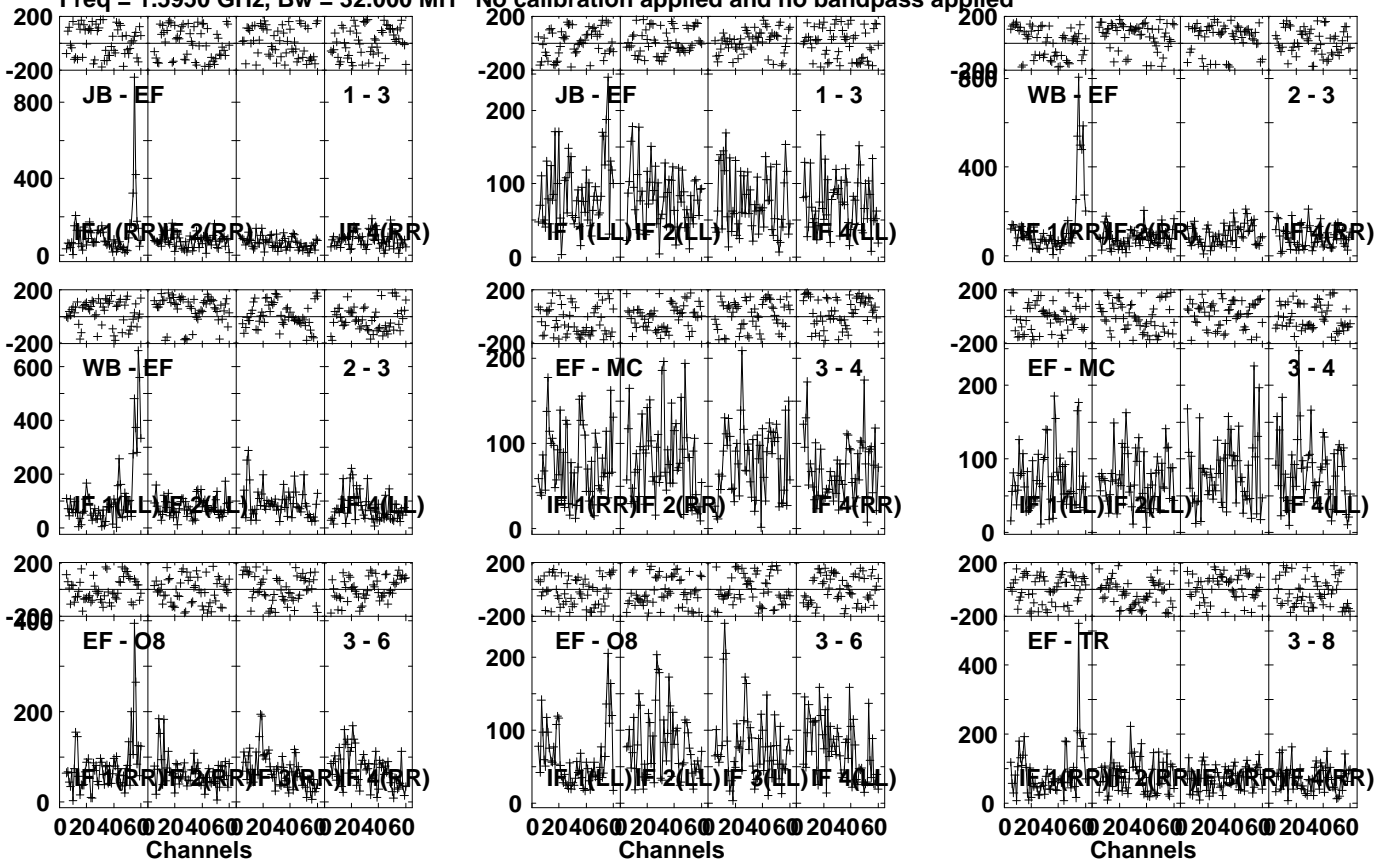
Lower frame: Milli Ampl Jy Top frame: Phas deg
Vector averaged cross-power spectrum Several baselines displayed
Timerange: 00/02:08:01 to 00/02:08:59

Plot file version 61 created 14-JUL-2023 11:13:43

PSJ2107-1611 EL068.UVDATA.1

Freq = 1.5950 GHz, Bw = 32.000 MH

No calibration applied and no bandpass applied

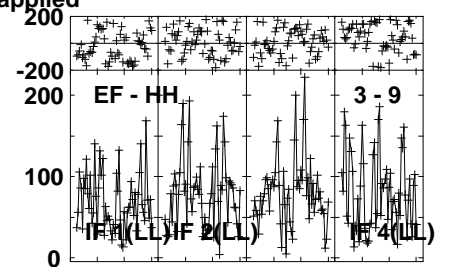
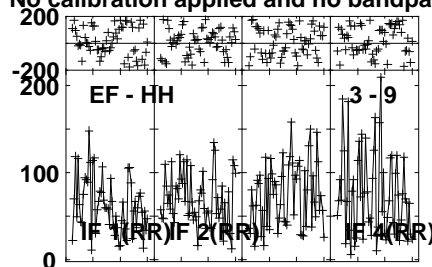



Lower frame: Micro Ampl Jy Top frame: Phas deg
Vector averaged cross-power spectrum Several baselines displayed
Timerange: 00:02:09:01 to 00:02:12:59

Plot file version 62 created 14-JUL-2023 11:13:43

PSJ2107-1611 EL068.UVDATA.1

Freq = 1.5950 GHz, Bw = 32.000 MH No calibration applied and no bandpass applied



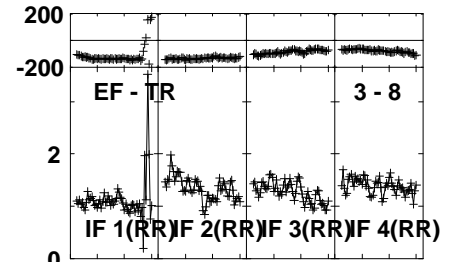
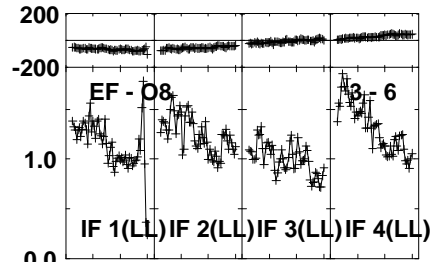
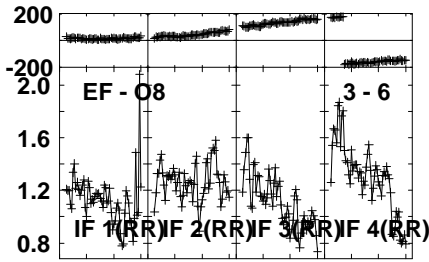
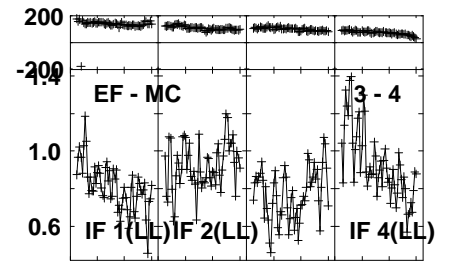
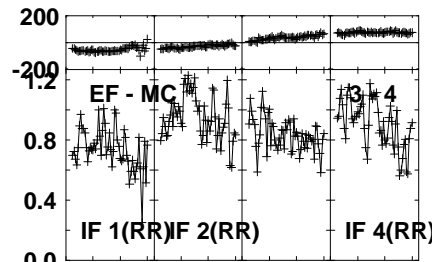
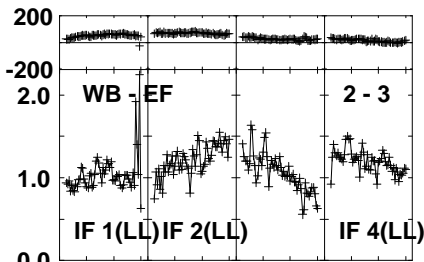
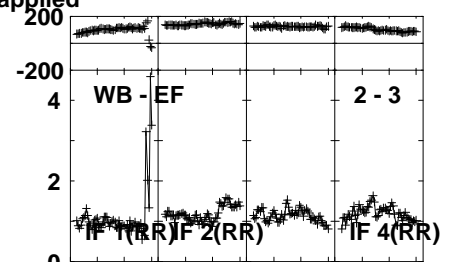
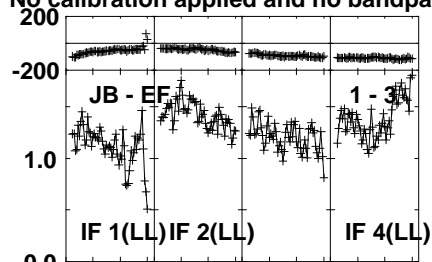
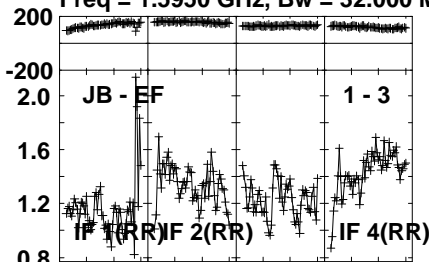
Lower frame: Micro Ampl Jy Top frame: Phas deg
Vector averaged cross-power spectrum Several baselines displayed
Timerange: 00/02:09:01 to 00/02:12:59

Plot file version 63 created 14-JUL-2023 11:13:43

J2107-1708 EL068.UVDATA.1

Freq = 1.5950 GHz, Bw = 32.000 MH

No calibration applied and no bandpass applied

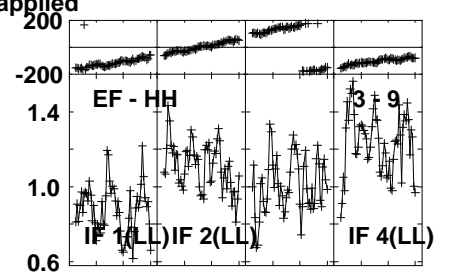
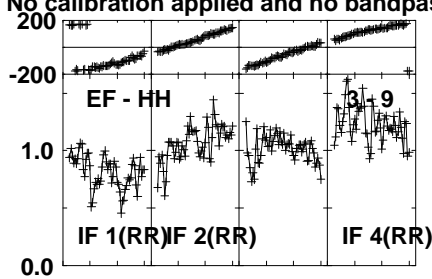
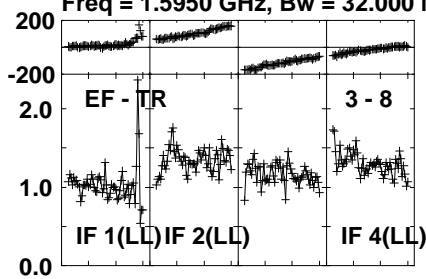


Lower frame: Milli Ampl Jy Top frame: Phas deg
Vector averaged cross-power spectrum Several baselines displayed
Timerange: 00/02:13:01 to 00/02:14:29

Plot file version 64 created 14-JUL-2023 11:13:43

J2107-1708 EL068.UVDATA.1

Freq = 1.5950 GHz, Bw = 32.000 MH No calibration applied and no bandpass applied



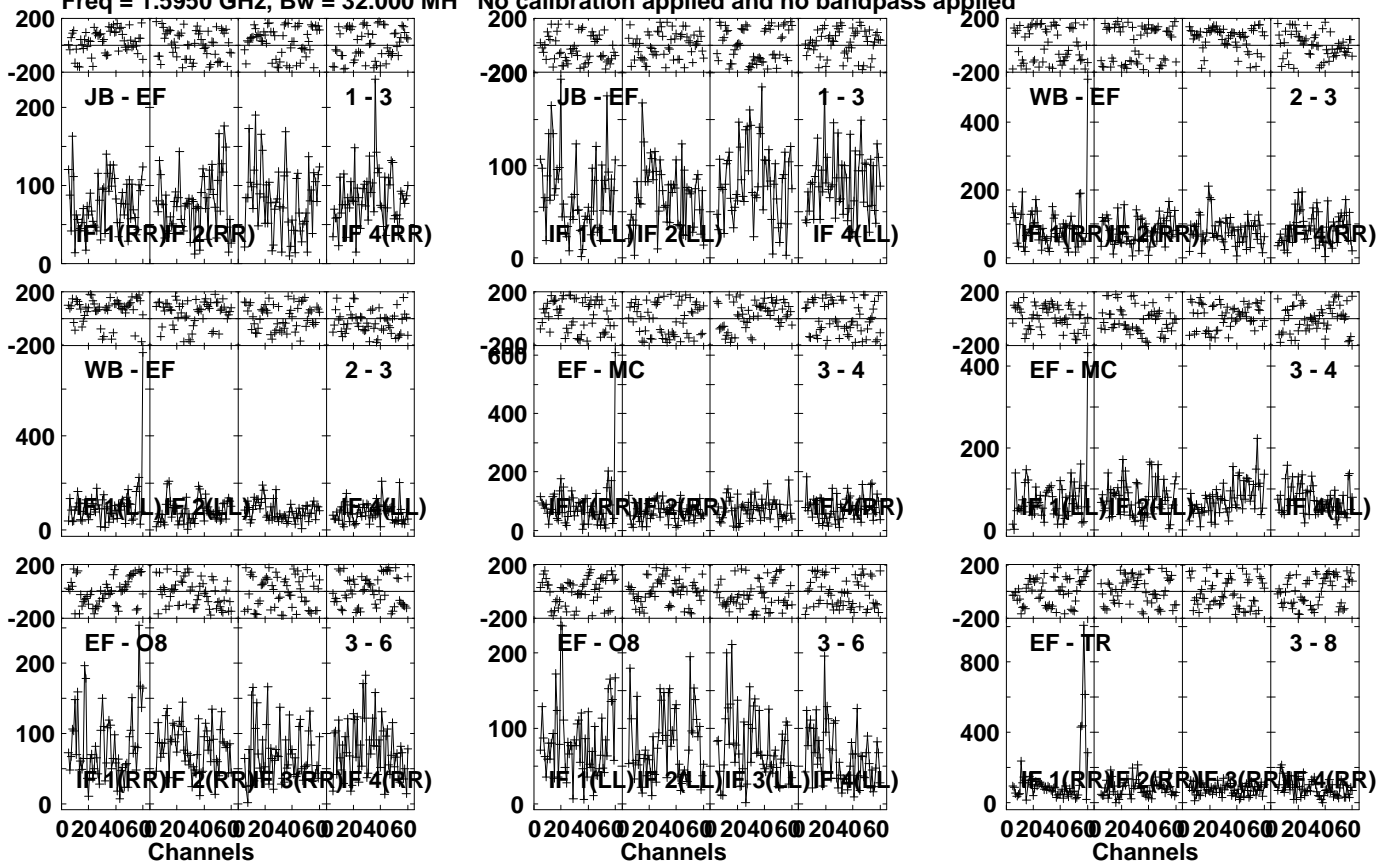
Lower frame: Milli Ampl Jy Top frame: Phas deg
Vector averaged cross-power spectrum Several baselines displayed
Timerange: 00/02:13:01 to 00/02:14:29

Plot file version 65 created 14-JUL-2023 11:13:43

PSJ2107-1611 EL068.UVDATA.1

Freq = 1.5950 GHz, Bw = 32.000 MH

No calibration applied and no bandpass applied

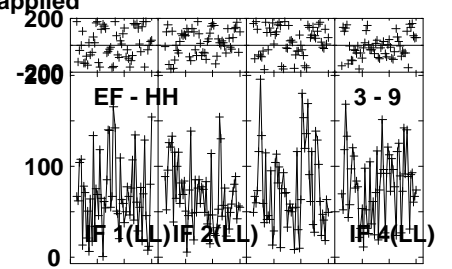
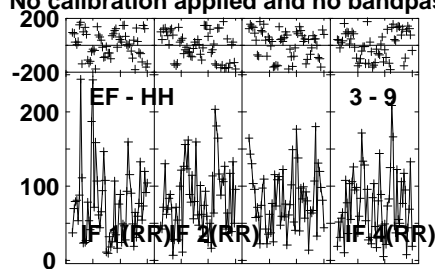
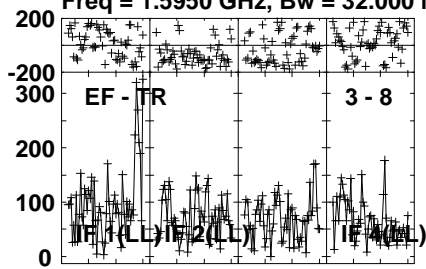


Lower frame: Micro Ampl Jy Top frame: Phas deg
Vector averaged cross-power spectrum Several baselines displayed
Timerange: 00/02:14:31 to 00/02:18:29

Plot file version 66 created 14-JUL-2023 11:13:43

PSJ2107-1611 EL068.UVDATA.1

Freq = 1.5950 GHz, Bw = 32.000 MH No calibration applied and no bandpass applied



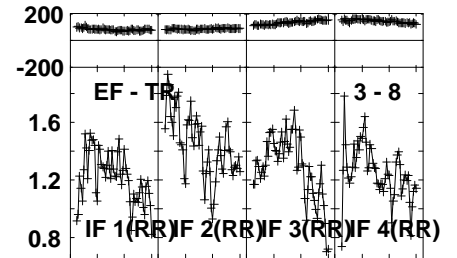
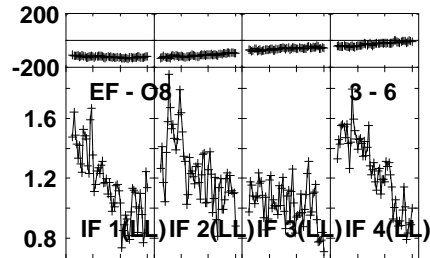
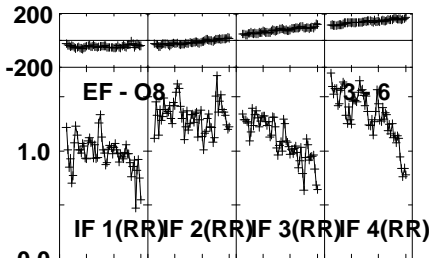
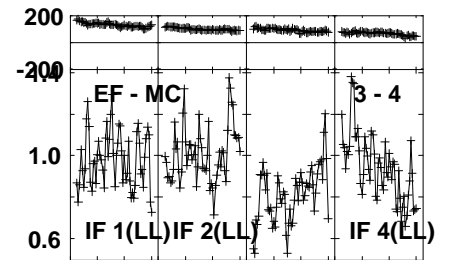
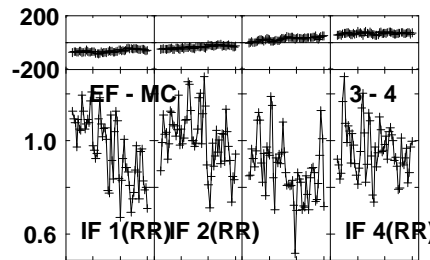
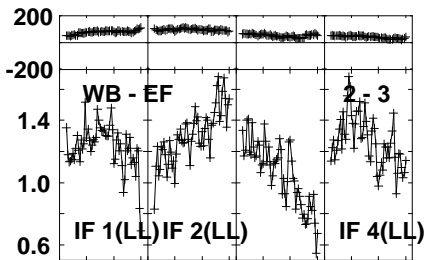
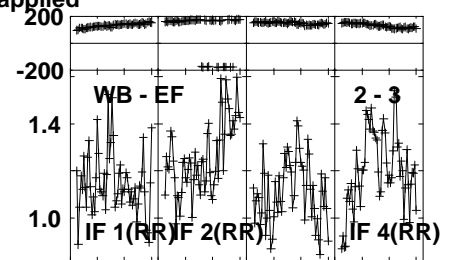
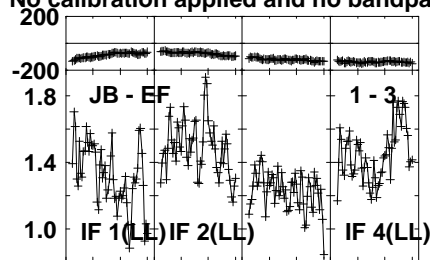
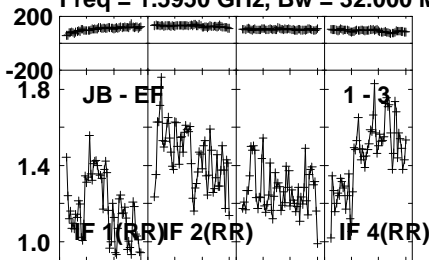
Lower frame: Micro Ampl Jy Top frame: Phas deg
Vector averaged cross-power spectrum Several baselines displayed
Timerange: 00/02:14:31 to 00/02:18:29

Plot file version 67 created 14-JUL-2023 11:13:43

J2107-1708 EL068.UVDATA.1

Freq = 1.5950 GHz, Bw = 32.000 MH

No calibration applied and no bandpass applied



0204060 204060 204060 204060
Channels

0204060 204060 204060 204060
Channels

0204060 204060 204060 204060
Channels

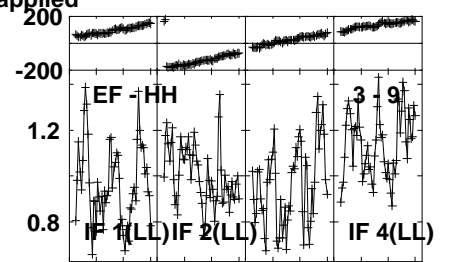
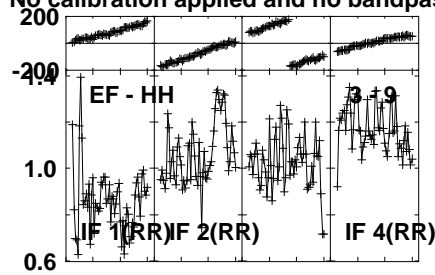
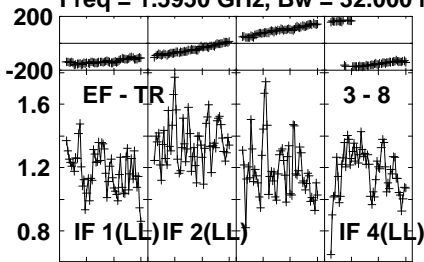
Lower frame: Milli Ampl Jy Top frame: Phas deg
Vector averaged cross-power spectrum Several baselines displayed
Timerange: 00/02:19:01 to 00/02:19:59

Plot file version 68 created 14-JUL-2023 11:13:43

J2107-1708 EL068.UVDATA.1

Freq = 1.5950 GHz, Bw = 32.000 MH

No calibration applied and no bandpass applied



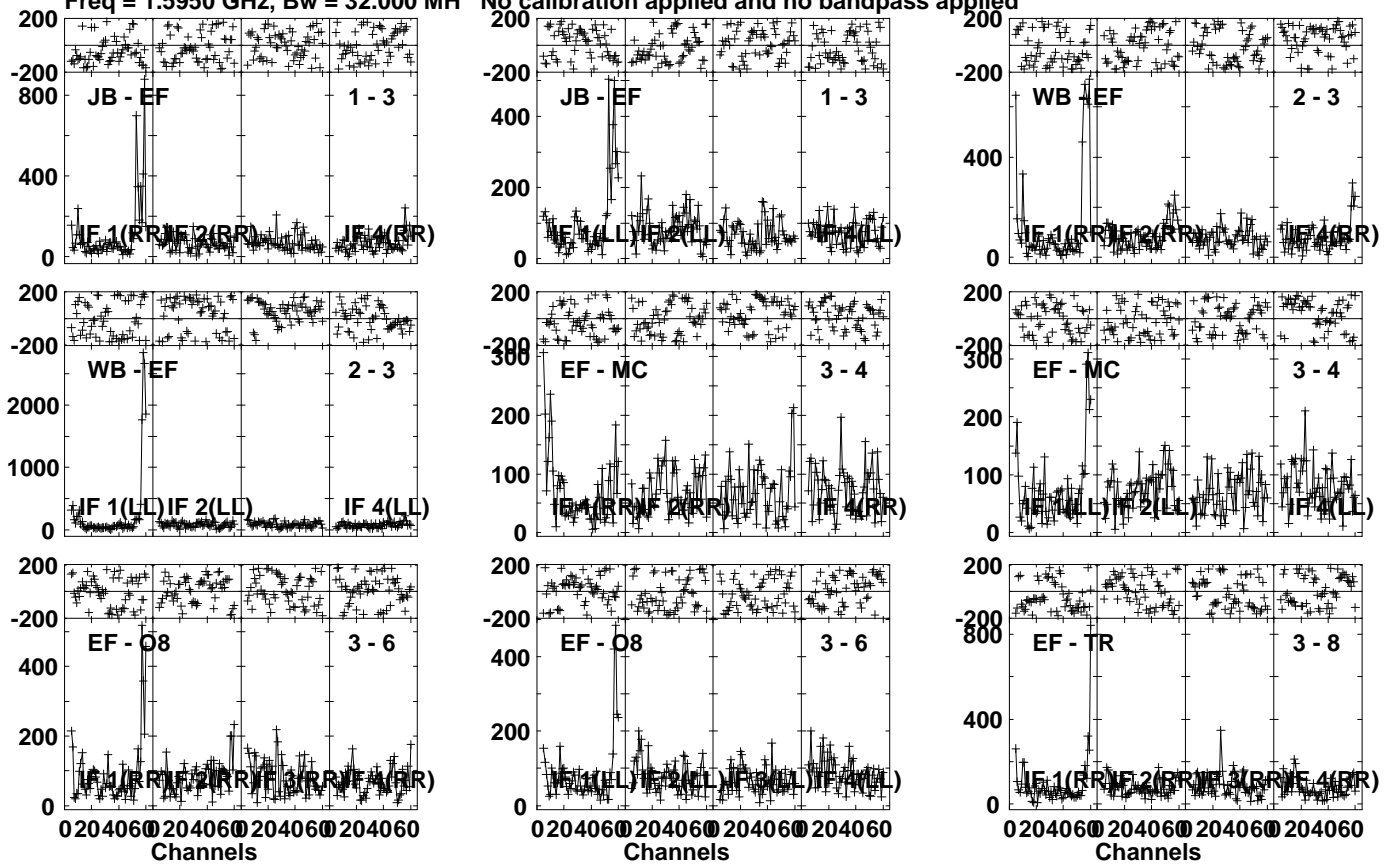
Lower frame: Milli Ampl Jy Top frame: Phas deg
Vector averaged cross-power spectrum Several baselines displayed
Timerange: 00/02:19:01 to 00/02:19:59

Plot file version 69 created 14-JUL-2023 11:13:43

PSJ2107-1611 EL068.UVDATA.1

Freq = 1.5950 GHz, Bw = 32.000 MH

No calibration applied and no bandpass applied

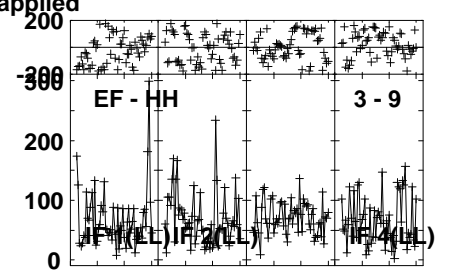
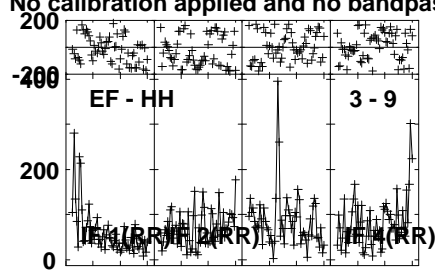
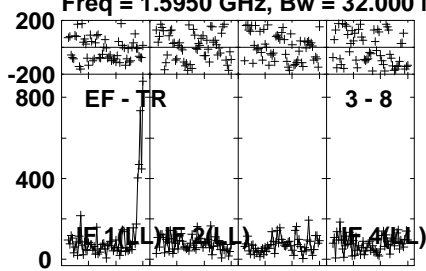


Lower frame: Micro Ampl Jy Top frame: Phas deg
Vector averaged cross-power spectrum Several baselines displayed
Timerange: 00/02:20:01 to 00/02:23:59

Plot file version 70 created 14-JUL-2023 11:13:44

PSJ2107-1611 EL068.UVDATA.1

Freq = 1.5950 GHz, Bw = 32.000 MH No calibration applied and no bandpass applied



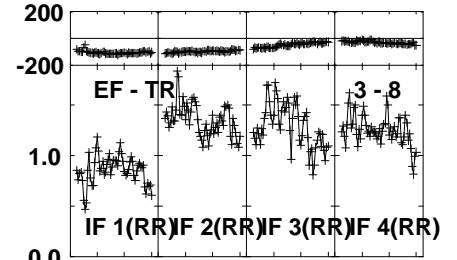
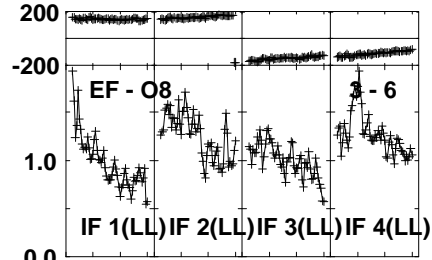
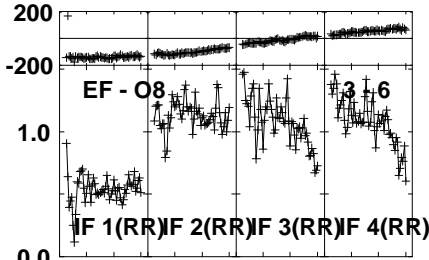
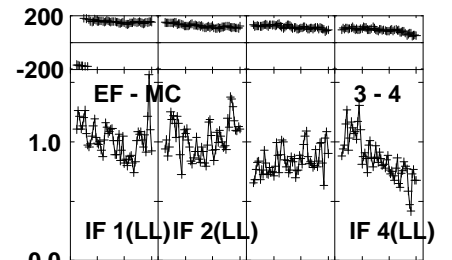
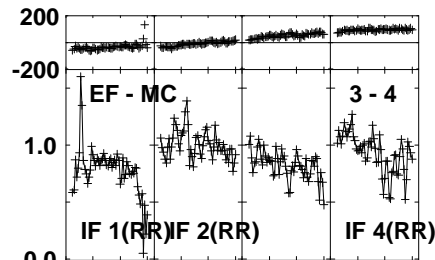
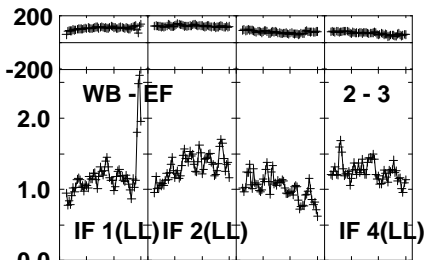
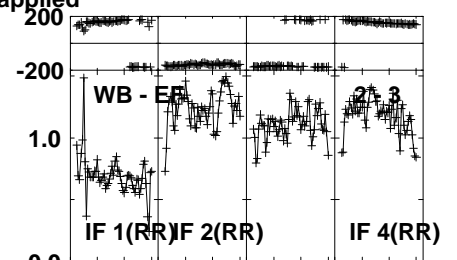
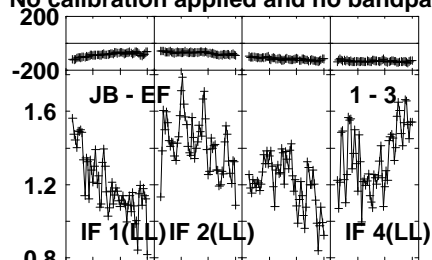
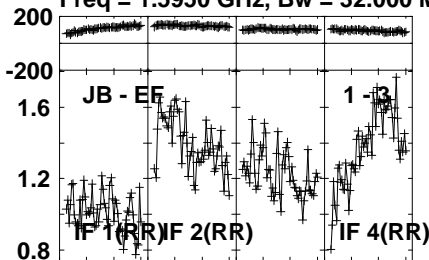
Lower frame: Micro Ampl Jy Top frame: Phas deg
Vector averaged cross-power spectrum Several baselines displayed
Timerange: 00/02:20:01 to 00/02:23:59

Plot file version 71 created 14-JUL-2023 11:13:44

J2107-1708 EL068.UVDATA.1

Freq = 1.5950 GHz, Bw = 32.000 MH

No calibration applied and no bandpass applied

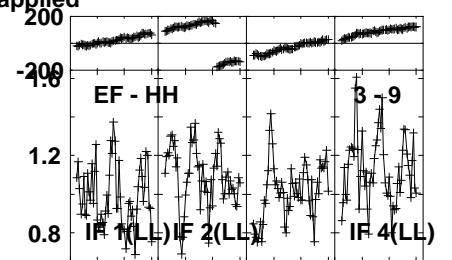
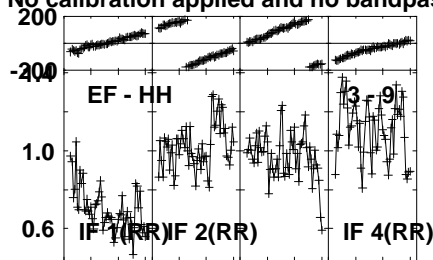
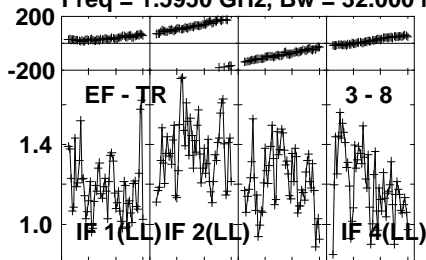


Lower frame: Milli Ampl Jy Top frame: Phas deg
Vector averaged cross-power spectrum Several baselines displayed
Timerange: 00/02:24:01 to 00/02:25:29

Plot file version 72 created 14-JUL-2023 11:13:44

J2107-1708 EL068.UVDATA.1

Freq = 1.5950 GHz, Bw = 32.000 MH No calibration applied and no bandpass applied



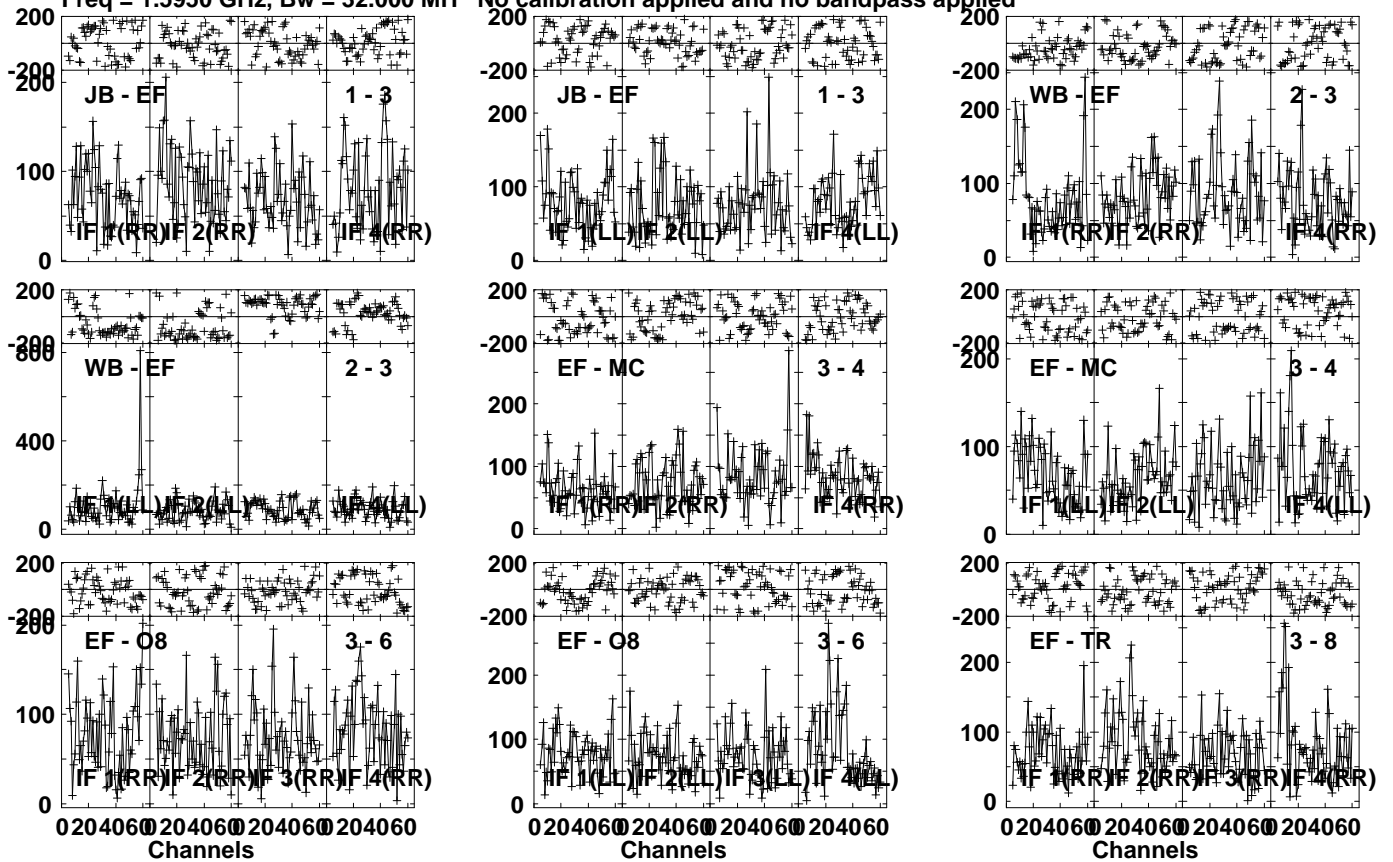
Lower frame: Milli Ampl Jy Top frame: Phas deg
Vector averaged cross-power spectrum Several baselines displayed
Timerange: 00/02:24:01 to 00/02:25:29

Plot file version 73 created 14-JUL-2023 11:13:44

PSJ2107-1611 EL068.UVDATA.1

Freq = 1.5950 GHz, Bw = 32.000 MH

No calibration applied and no bandpass applied

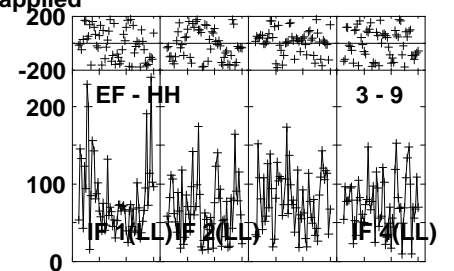
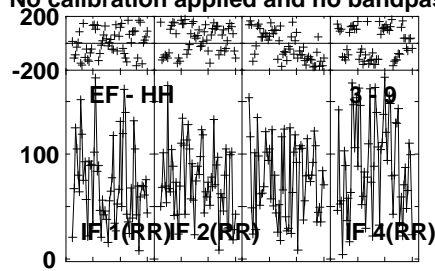
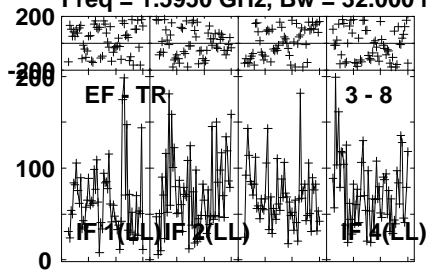


Lower frame: Micro Ampl Jy Top frame: Phas deg
Vector averaged cross-power spectrum Several baselines displayed
Timerange: 00/02:25:31 to 00/02:29:29

Plot file version 74 created 14-JUL-2023 11:13:44

PSJ2107-1611 EL068.UVDATA.1

Freq = 1.5950 GHz, Bw = 32.000 MH No calibration applied and no bandpass applied



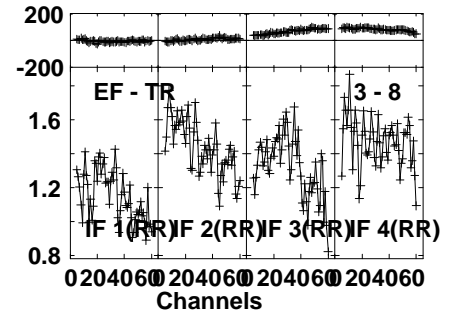
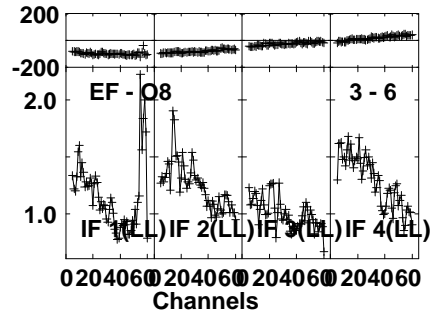
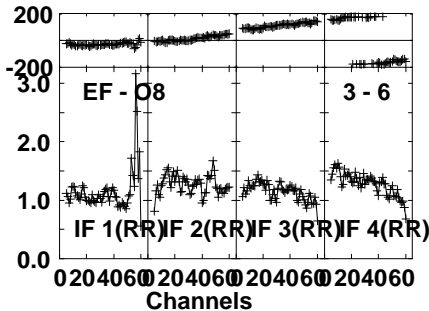
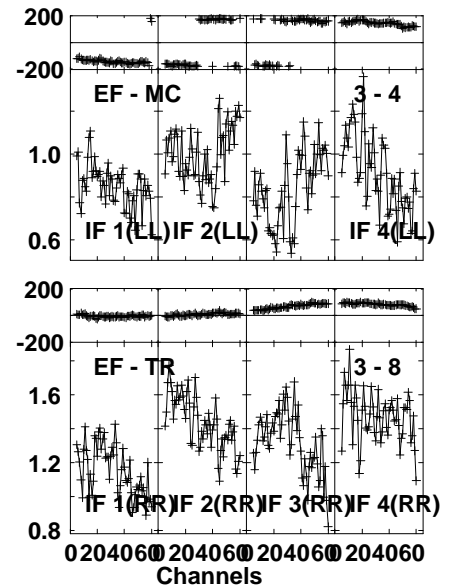
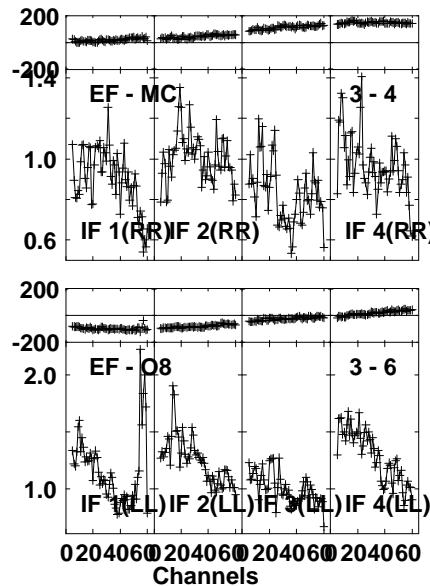
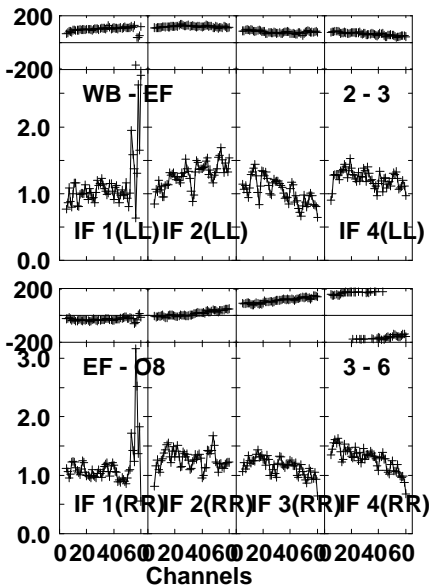
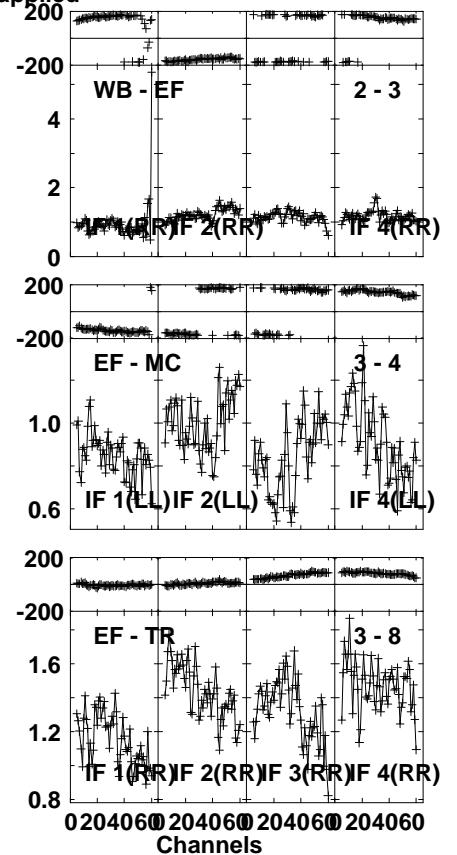
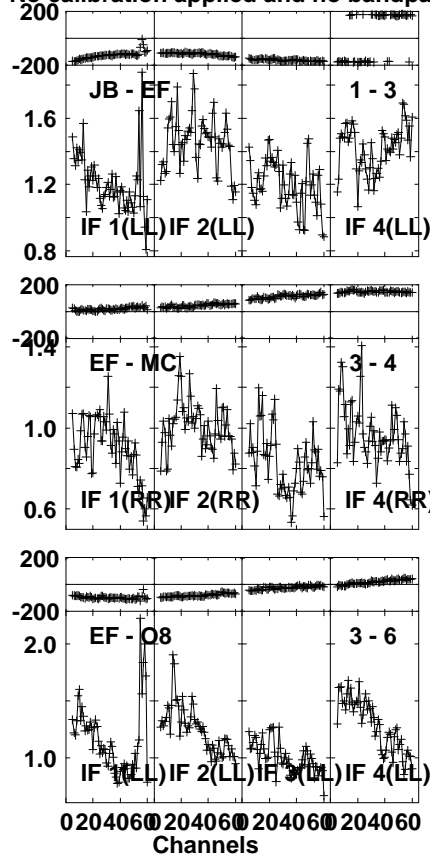
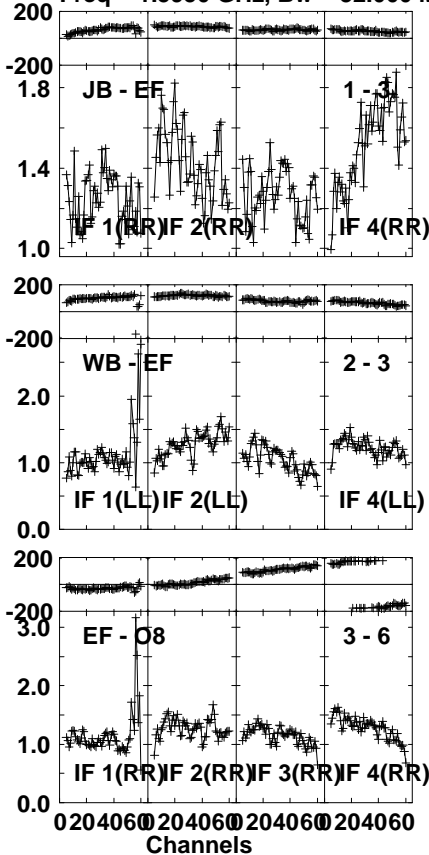
Lower frame: Micro Ampl Jy Top frame: Phas deg
Vector averaged cross-power spectrum Several baselines displayed
Timerange: 00/02:25:31 to 00/02:29:29

Plot file version 75 created 14-JUL-2023 11:13:44

J2107-1708 EL068.UVDATA.1

Freq = 1.5950 GHz, Bw = 32.000 MH

No calibration applied and no bandpass applied

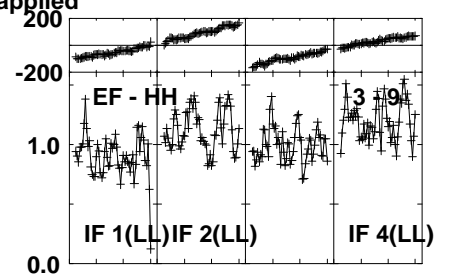
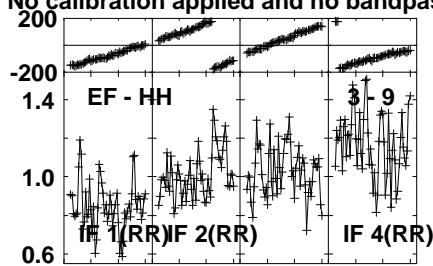
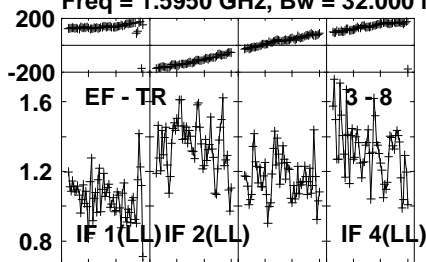


Lower frame: Milli Ampl Jy Top frame: Phas deg
Vector averaged cross-power spectrum Several baselines displayed
Timerange: 00/02:30:01 to 00/02:30:59

Plot file version 76 created 14-JUL-2023 11:13:44

J2107-1708 EL068.UVDATA.1

Freq = 1.5950 GHz, Bw = 32.000 MH No calibration applied and no bandpass applied



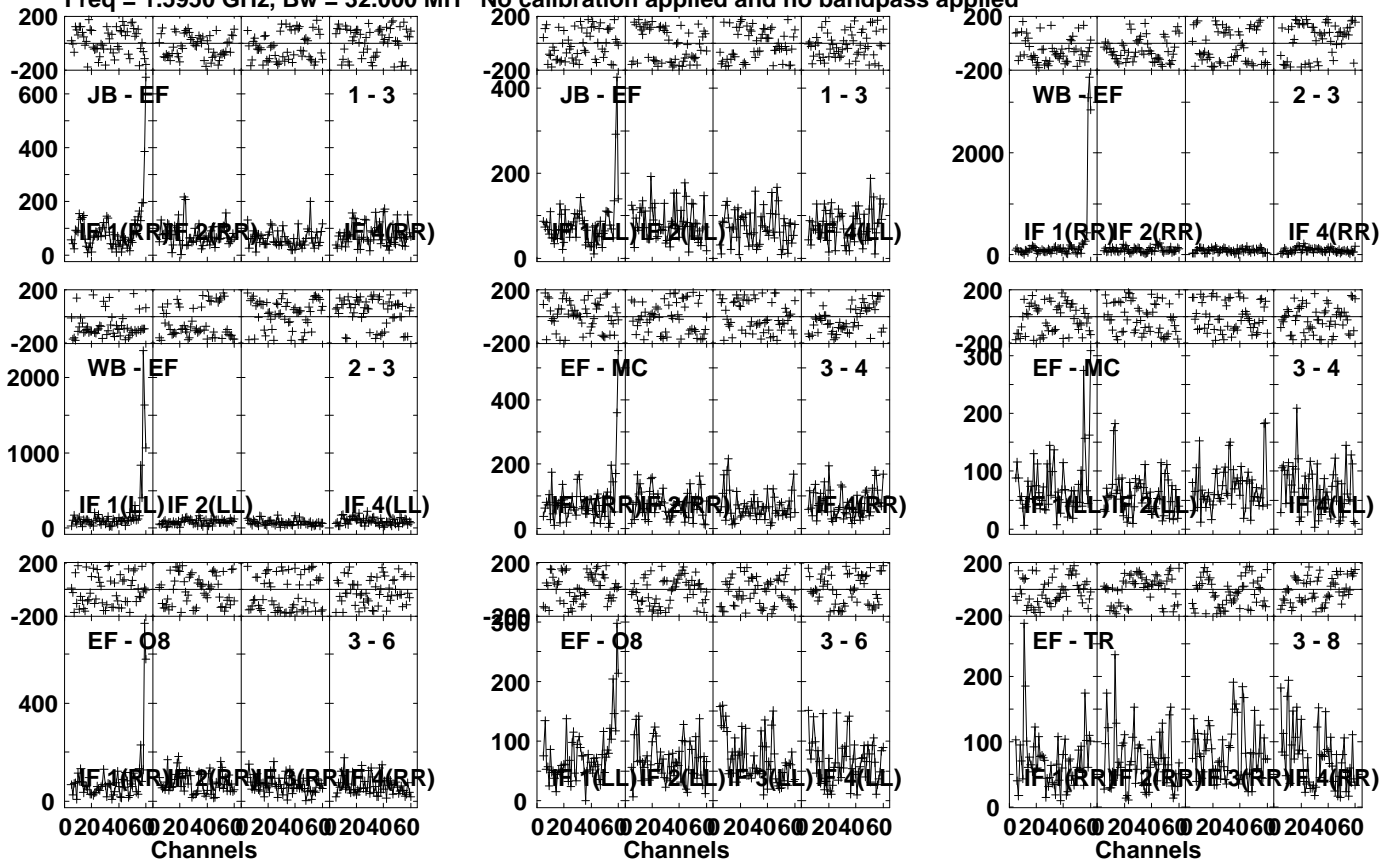
Lower frame: Milli Ampl Jy Top frame: Phas deg
Vector averaged cross-power spectrum Several baselines displayed
Timerange: 00/02:30:01 to 00/02:30:59

Plot file version 77 created 14-JUL-2023 11:13:44

PSJ2107-1611 EL068.UVDATA.1

Freq = 1.5950 GHz, Bw = 32.000 MH

No calibration applied and no bandpass applied

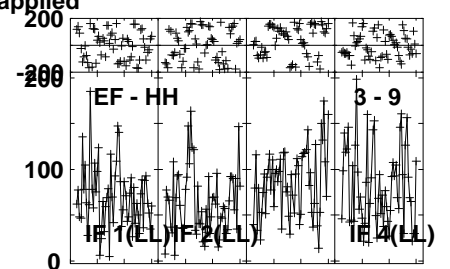
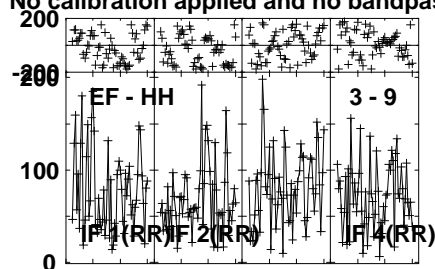
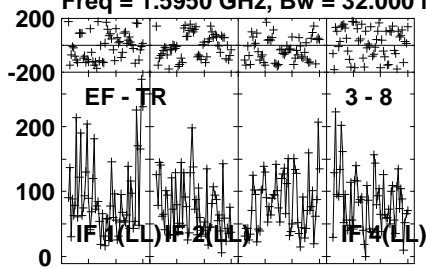


Lower frame: Micro Ampl Jy Top frame: Phas deg
Vector averaged cross-power spectrum Several baselines displayed
Timerange: 00/02:31:01 to 00/02:34:59

Plot file version 78 created 14-JUL-2023 11:13:44

PSJ2107-1611 EL068.UVDATA.1

Freq = 1.5950 GHz, Bw = 32.000 MH No calibration applied and no bandpass applied

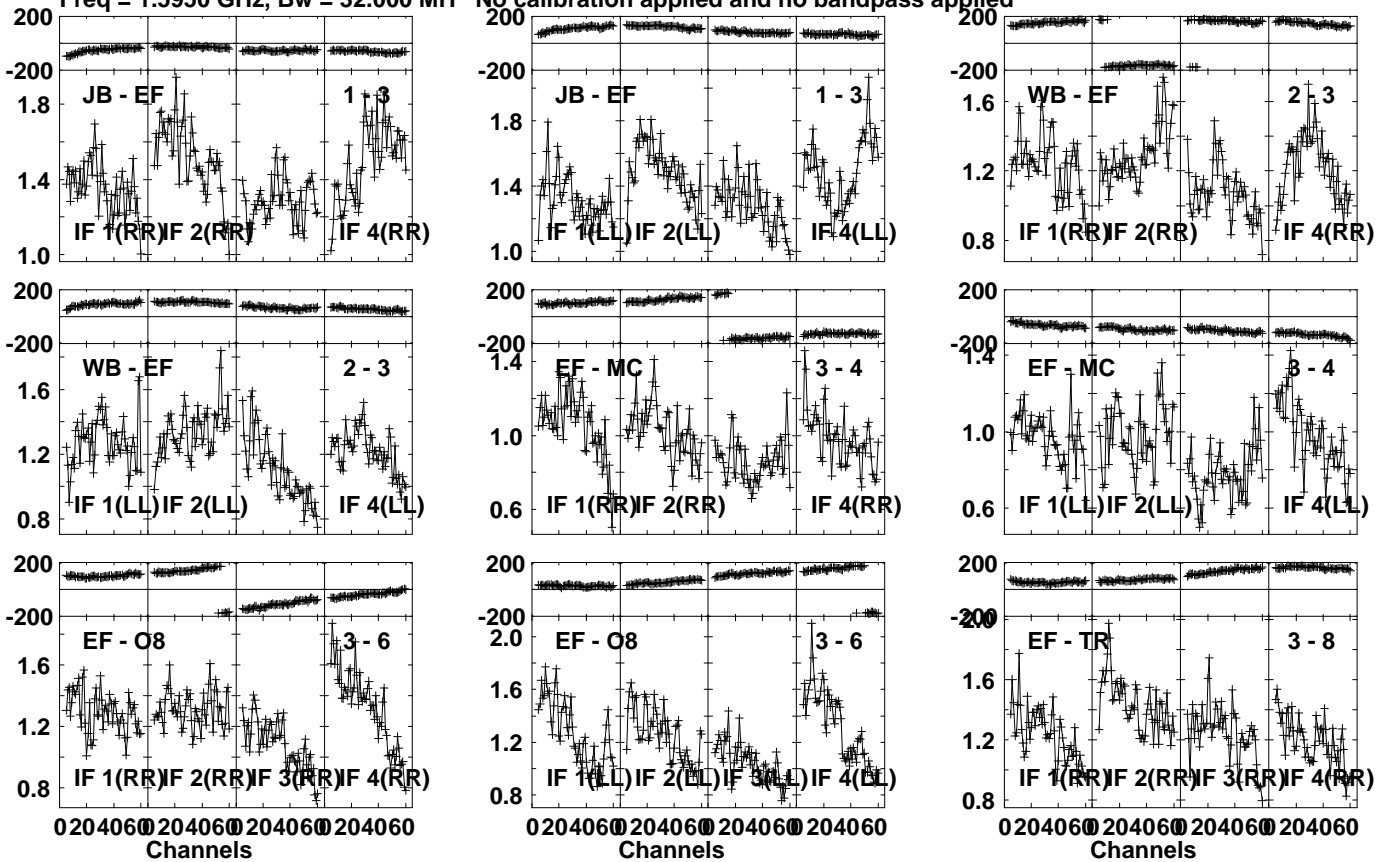


Lower frame: Micro Ampl Jy Top frame: Phas deg
Vector averaged cross-power spectrum Several baselines displayed
Timerange: 00/02:31:01 to 00/02:34:59

Plot file version 79 created 14-JUL-2023 11:13:44

J2107-1708 EL068.UVDATA.1

Freq = 1.5950 GHz, Bw = 32.000 MH No calibration applied and no bandpass applied

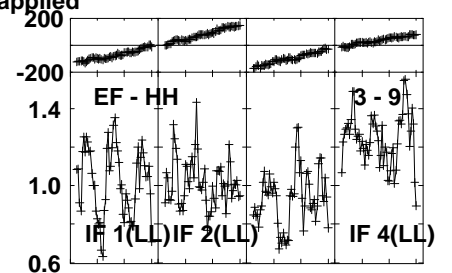
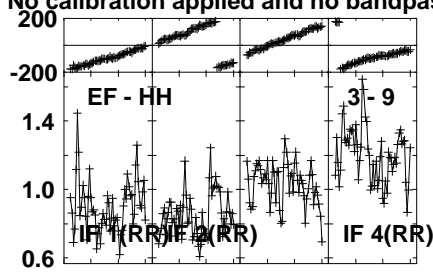
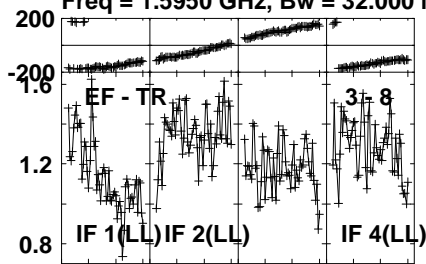


Lower frame: Milli Ampl Jy Top frame: Phas deg
Vector averaged cross-power spectrum Several baselines displayed
Timerange: 00/02:35:01 to 00/02:36:29

Plot file version 80 created 14-JUL-2023 11:13:44

J2107-1708 EL068.UVDATA.1

Freq = 1.5950 GHz, Bw = 32.000 MH No calibration applied and no bandpass applied



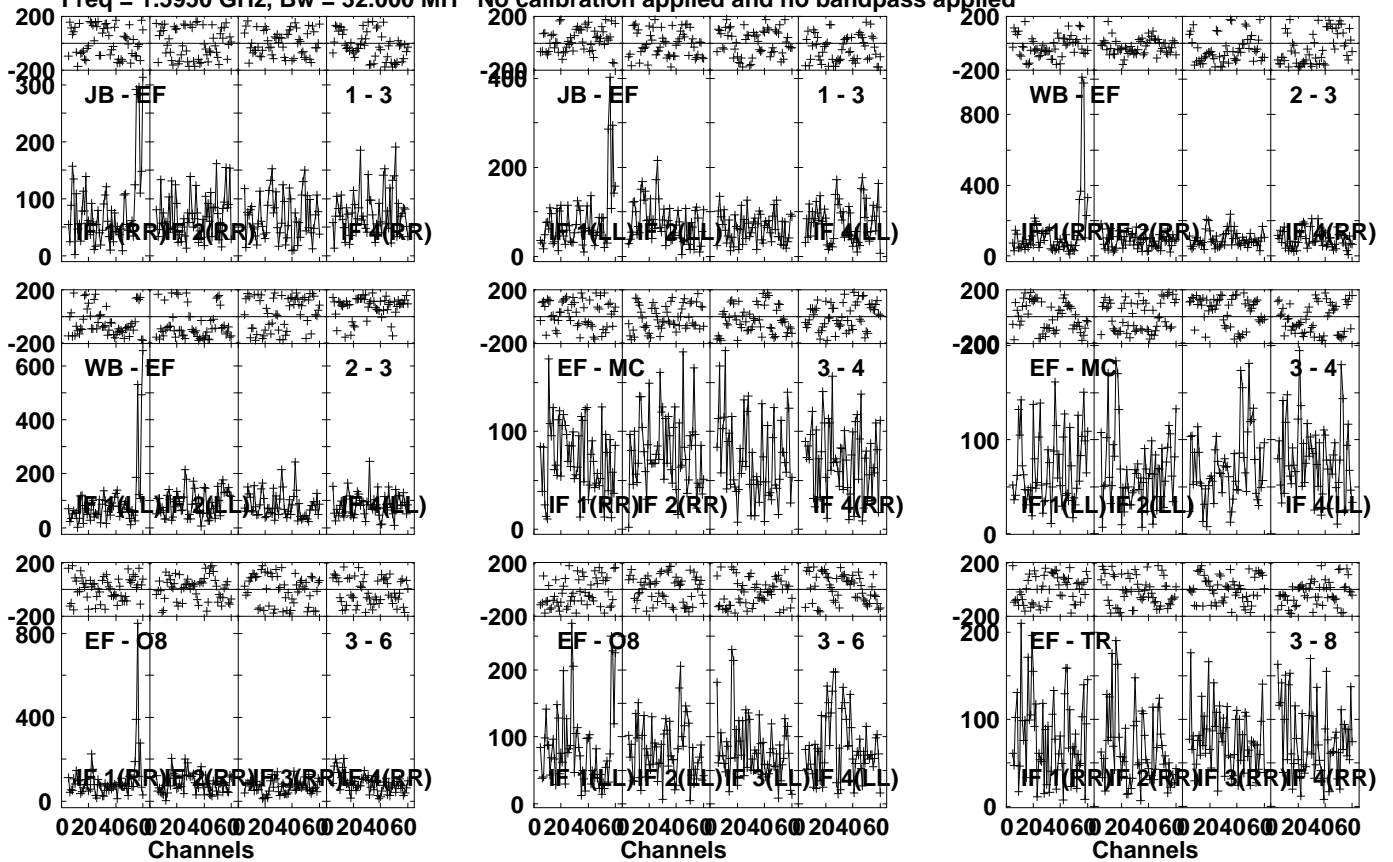
Lower frame: Milli Ampl Jy Top frame: Phas deg
Vector averaged cross-power spectrum Several baselines displayed
Timerange: 00/02:35:01 to 00/02:36:29

Plot file version 81 created 14-JUL-2023 11:13:44

PSJ2107-1611 EL068.UVDATA.1

Freq = 1.5950 GHz, Bw = 32.000 MH

No calibration applied and no bandpass applied

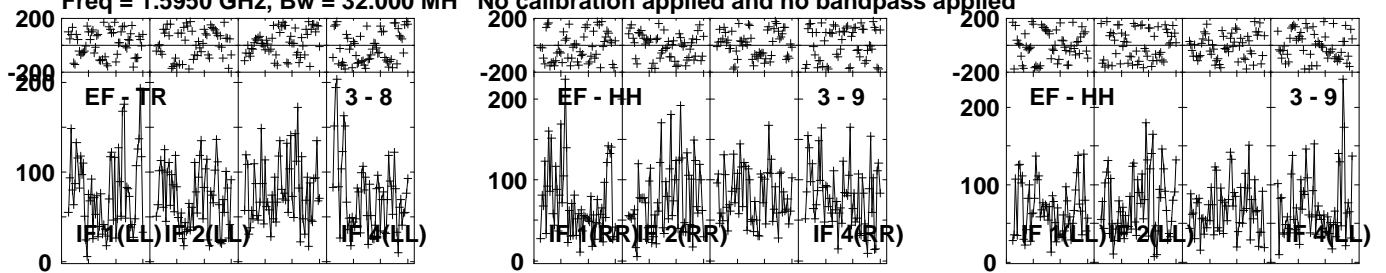


Lower frame: Micro Ampl Jy Top frame: Phas deg
Vector averaged cross-power spectrum Several baselines displayed
Timerange: 00/02:36:31 to 00/02:40:29

Plot file version 82 created 14-JUL-2023 11:13:44

PSJ2107-1611 EL068.UVDATA.1

Freq = 1.5950 GHz, Bw = 32.000 MH No calibration applied and no bandpass applied



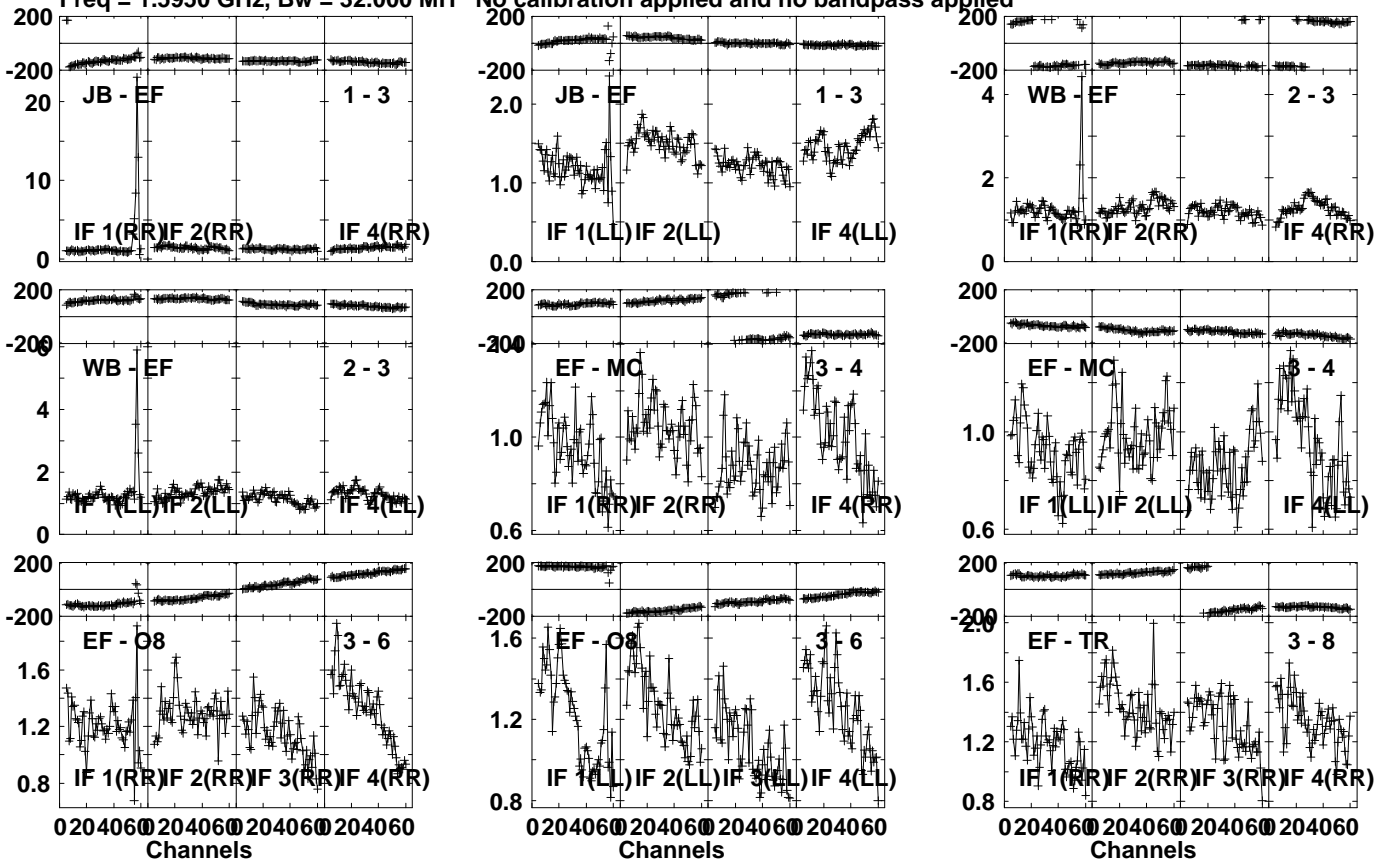
Lower frame: Micro Ampl Jy Top frame: Phas deg
Vector averaged cross-power spectrum Several baselines displayed
Timerange: 00/02:36:31 to 00/02:40:29

Plot file version 83 created 14-JUL-2023 11:13:44

J2107-1708 EL068.UVDATA.1

Freq = 1.5950 GHz, Bw = 32.000 MH

No calibration applied and no bandpass applied

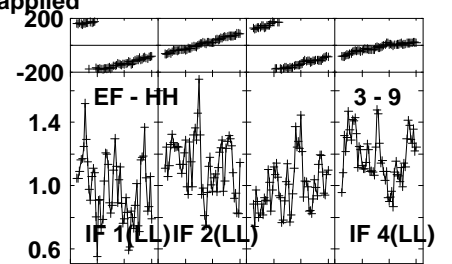
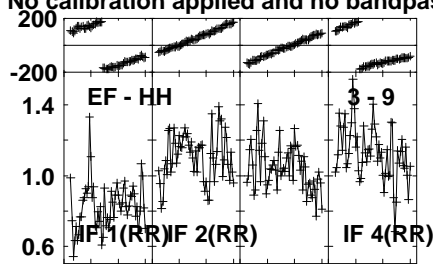
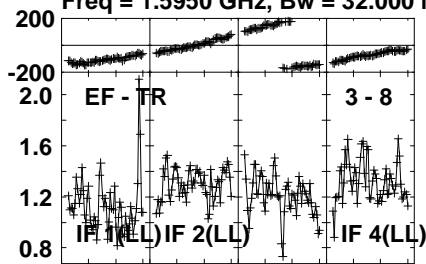


Lower frame: Milli Ampl Jy Top frame: Phas deg
Vector averaged cross-power spectrum Several baselines displayed
Timerange: 00/02:41:01 to 00/02:41:59

Plot file version 84 created 14-JUL-2023 11:13:44

J2107-1708 EL068.UVDATA.1

Freq = 1.5950 GHz, Bw = 32.000 MH No calibration applied and no bandpass applied



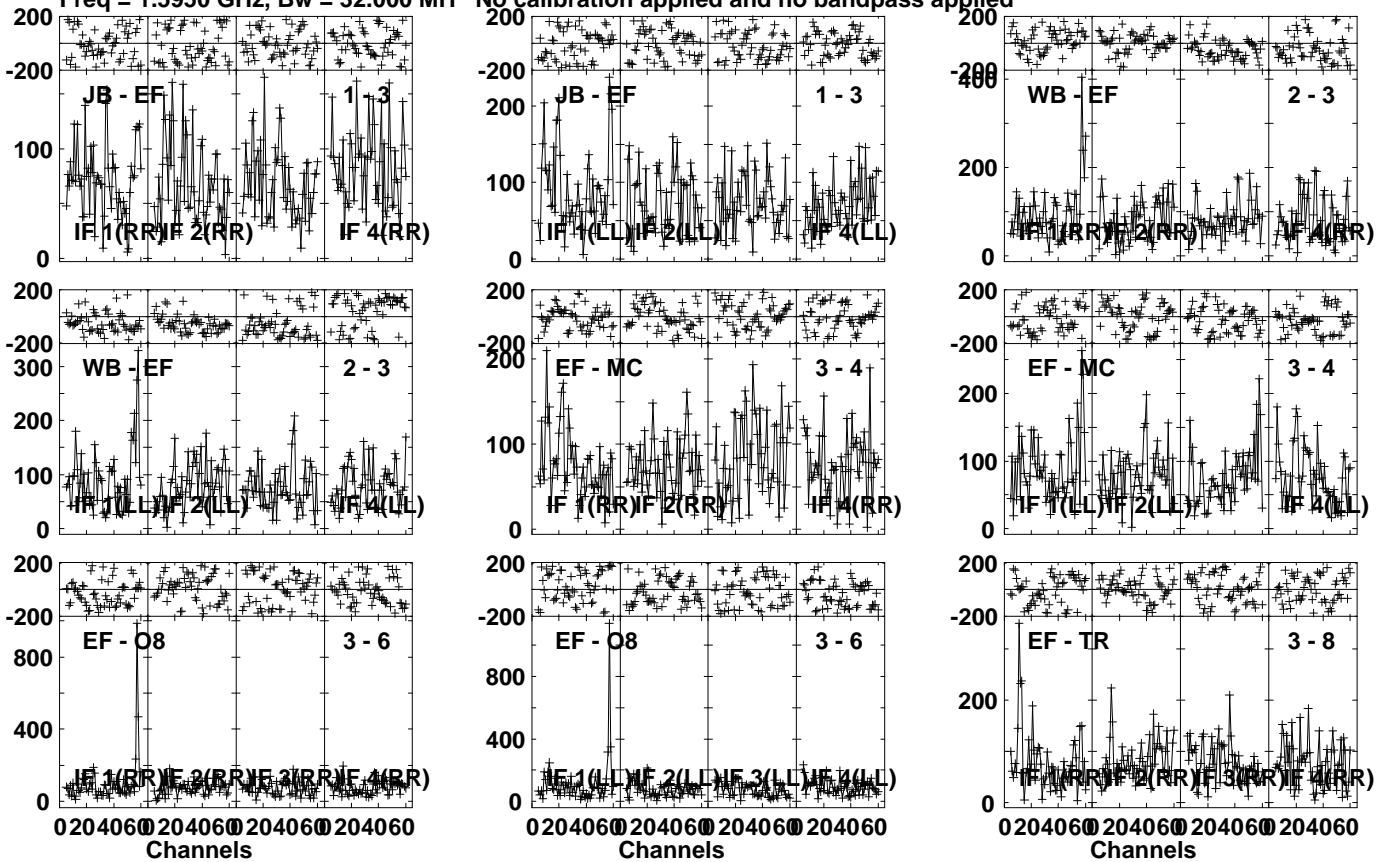
Lower frame: Milli Ampl Jy Top frame: Phas deg
Vector averaged cross-power spectrum Several baselines displayed
Timerange: 00/02:41:01 to 00/02:41:59

Plot file version 85 created 14-JUL-2023 11:13:44

PSJ2107-1611 EL068.UVDATA.1

Freq = 1.5950 GHz, Bw = 32.000 MH

No calibration applied and no bandpass applied

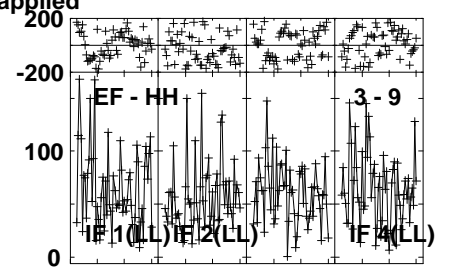
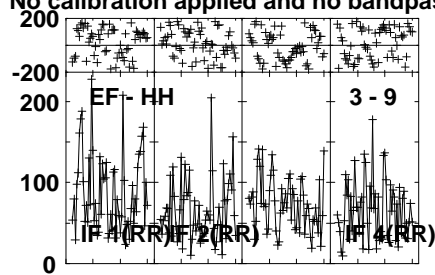
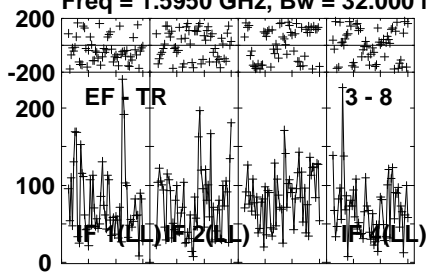


Lower frame: Micro Ampl Jy Top frame: Phas deg
Vector averaged cross-power spectrum Several baselines displayed
Timerange: 00/02:42:01 to 00/02:45:59

Plot file version 86 created 14-JUL-2023 11:13:44

PSJ2107-1611 EL068.UVDATA.1

Freq = 1.5950 GHz, Bw = 32.000 MH No calibration applied and no bandpass applied



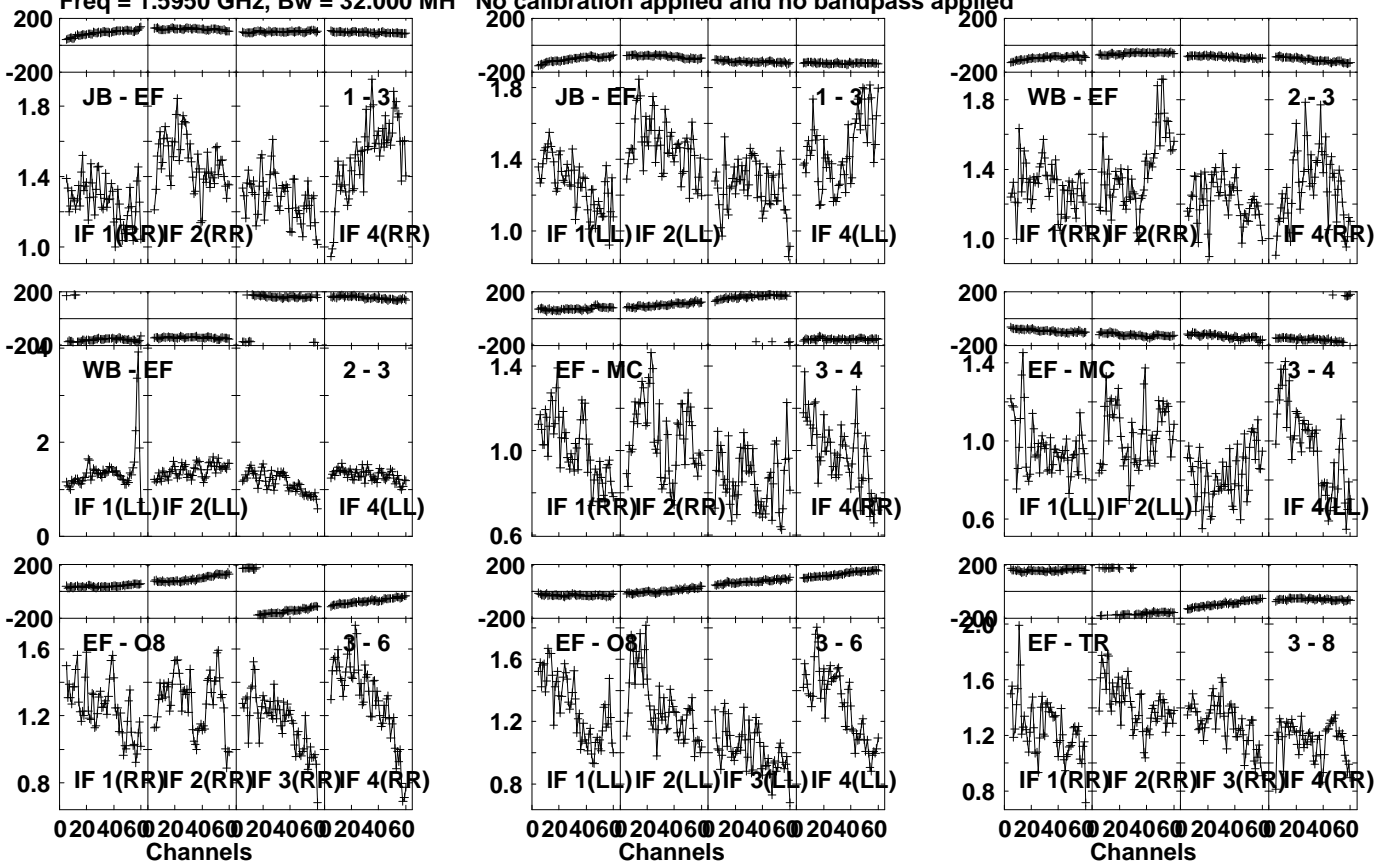
Lower frame: Micro Ampl Jy Top frame: Phas deg
Vector averaged cross-power spectrum Several baselines displayed
Timerange: 00/02:42:01 to 00/02:45:59

Plot file version 87 created 14-JUL-2023 11:13:44

J2107-1708 EL068.UVDATA.1

Freq = 1.5950 GHz, Bw = 32.000 MH

No calibration applied and no bandpass applied

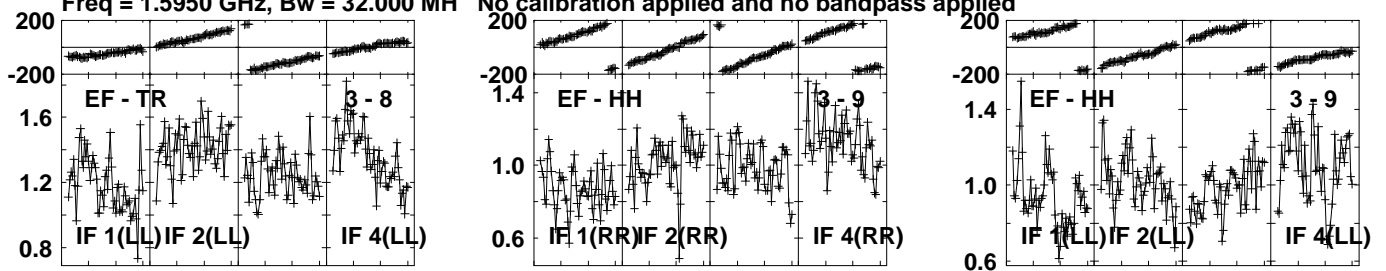


Lower frame: Milli Ampl Jy Top frame: Phas deg
Vector averaged cross-power spectrum Several baselines displayed
Timerange: 00/02:46:01 to 00/02:47:29

Plot file version 88 created 14-JUL-2023 11:13:44

J2107-1708 EL068.UVDATA.1

Freq = 1.5950 GHz, Bw = 32.000 MH No calibration applied and no bandpass applied



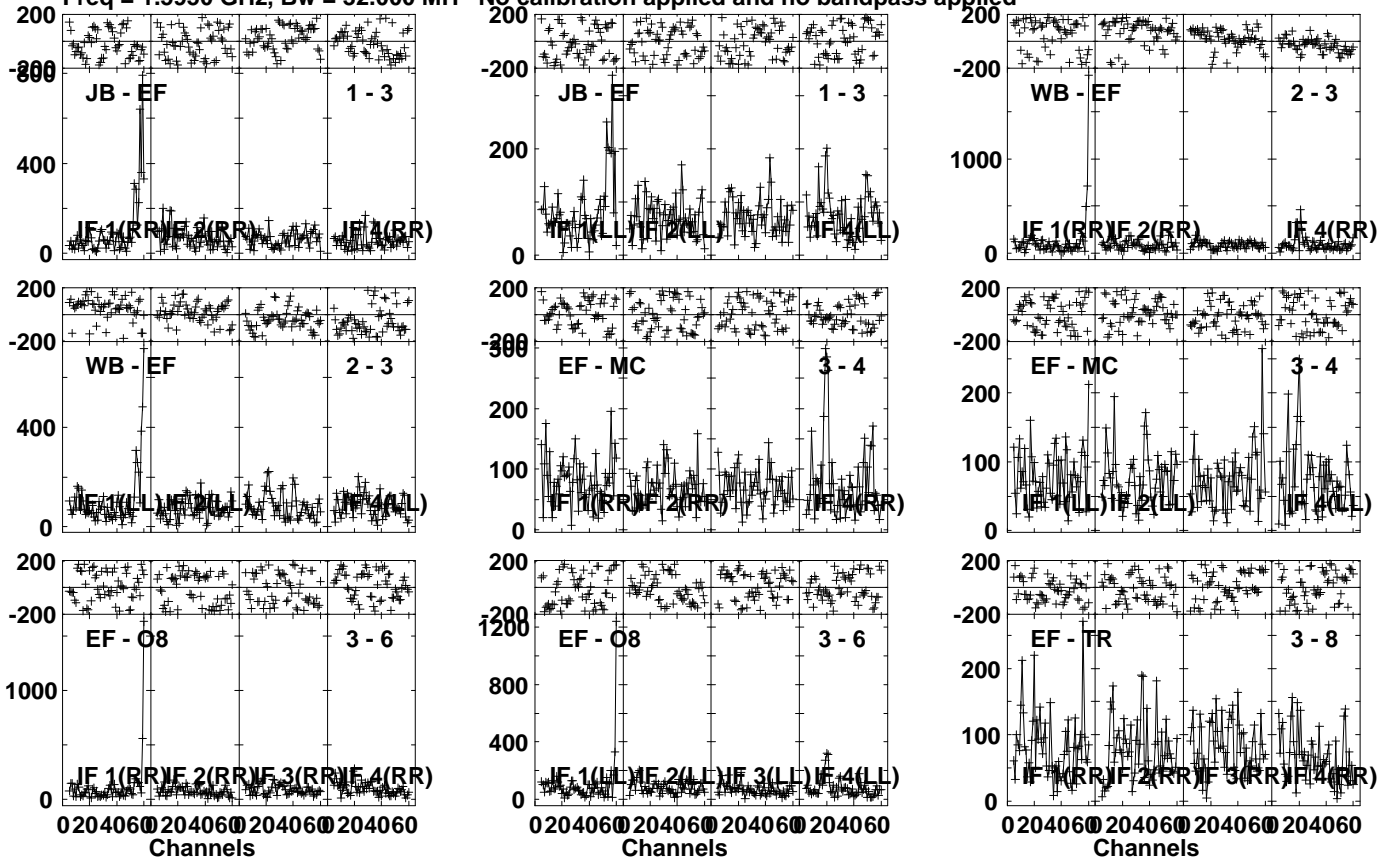
Lower frame: Milli Ampl Jy Top frame: Phas deg
Vector averaged cross-power spectrum Several baselines displayed
Timerange: 00/02:46:01 to 00/02:47:29

Plot file version 89 created 14-JUL-2023 11:13:44

PSJ2107-1611 EL068.UVDATA.1

Freq = 1.5950 GHz, Bw = 32.000 MH

No calibration applied and no bandpass applied

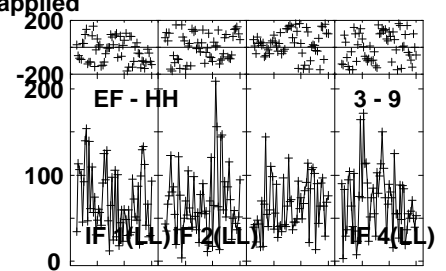
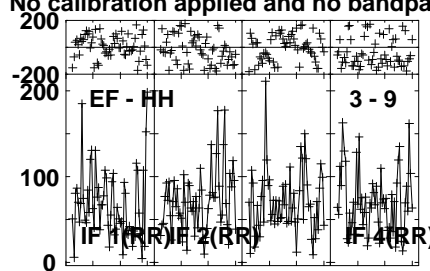
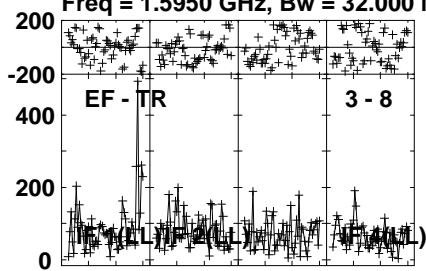


Lower frame: Micro Ampl Jy Top frame: Phas deg
Vector averaged cross-power spectrum Several baselines displayed
Timerange: 00/02:47:31 to 00/02:51:29

Plot file version 90 created 14-JUL-2023 11:13:44

PSJ2107-1611 EL068.UVDATA.1

Freq = 1.5950 GHz, Bw = 32.000 MH No calibration applied and no bandpass applied



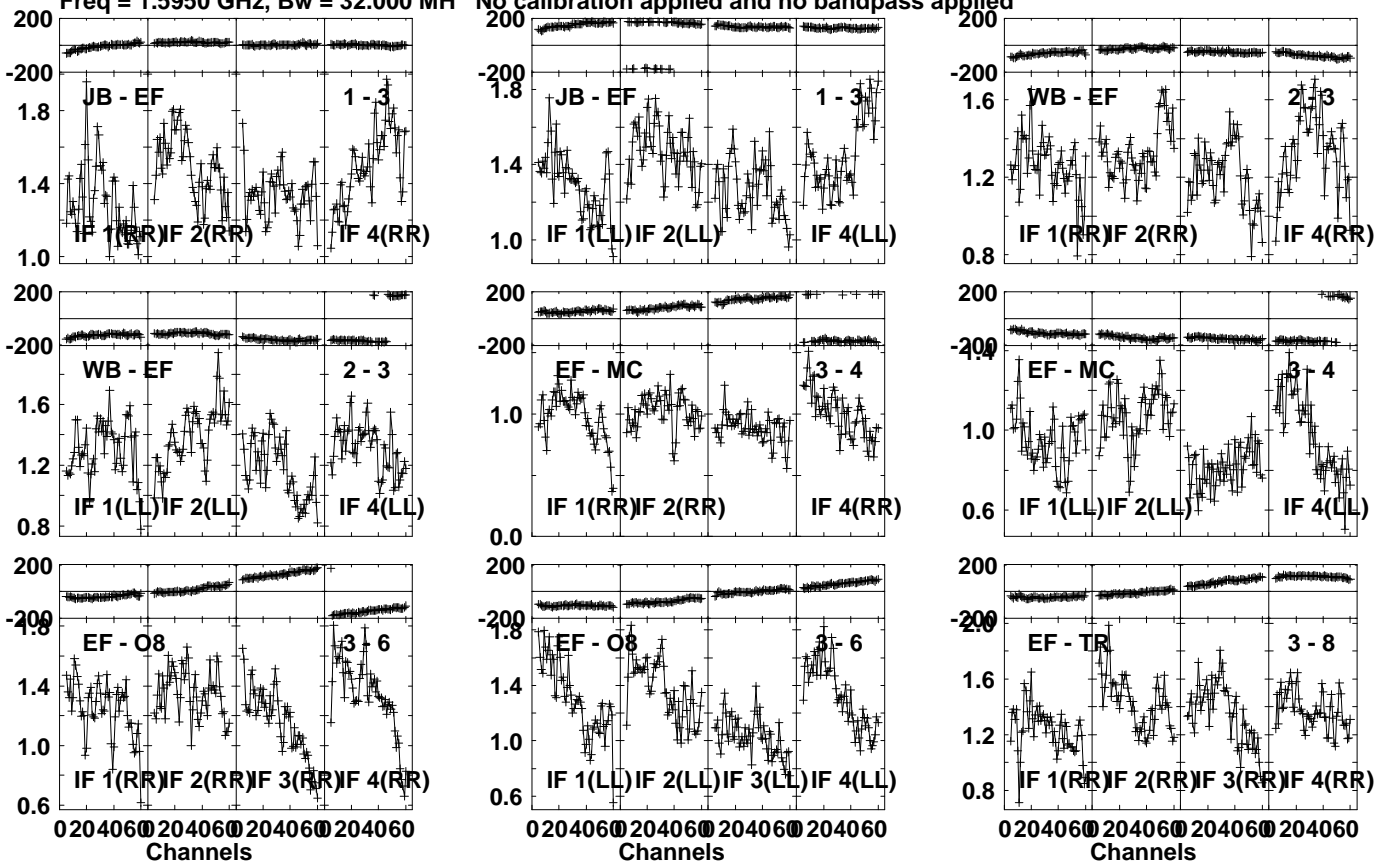
Lower frame: Micro Ampl Jy Top frame: Phas deg
Vector averaged cross-power spectrum Several baselines displayed
Timerange: 00/02:47:31 to 00/02:51:29

Plot file version 91 created 14-JUL-2023 11:13:44

J2107-1708 EL068.UVDATA.1

Freq = 1.5950 GHz, Bw = 32.000 MH

No calibration applied and no bandpass applied

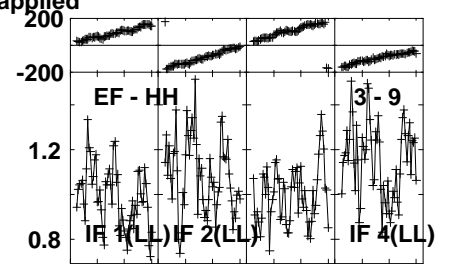
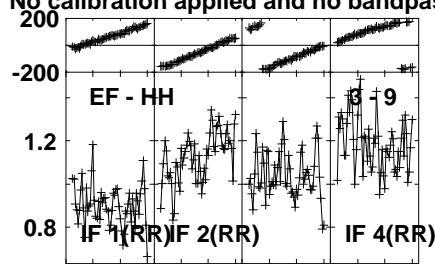
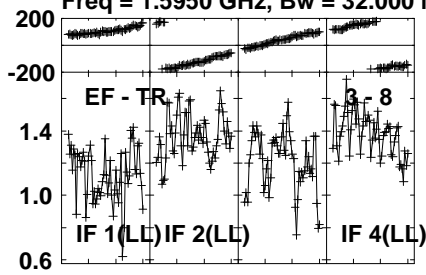


Lower frame: Milli Ampl Jy Top frame: Phas deg
Vector averaged cross-power spectrum Several baselines displayed
Timerange: 00/02:52:01 to 00/02:52:59

Plot file version 92 created 14-JUL-2023 11:13:44

J2107-1708 EL068.UVDATA.1

Freq = 1.5950 GHz, Bw = 32.000 MH No calibration applied and no bandpass applied



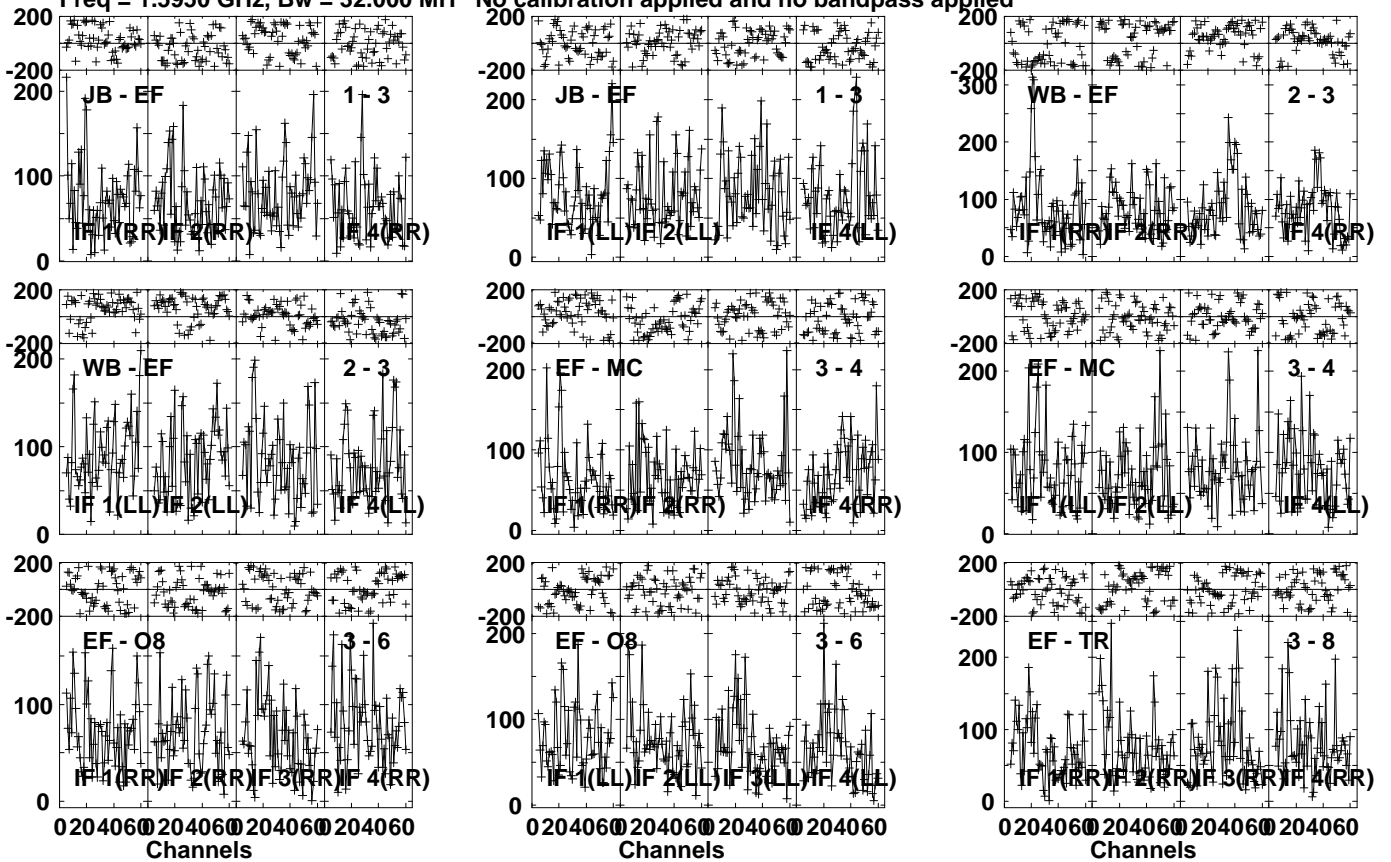
Lower frame: Milli Ampl Jy Top frame: Phas deg
Vector averaged cross-power spectrum Several baselines displayed
Timerange: 00/02:52:01 to 00/02:52:59

Plot file version 93 created 14-JUL-2023 11:13:44

PSJ2107-1611 EL068.UVDATA.1

Freq = 1.5950 GHz, Bw = 32.000 MH

No calibration applied and no bandpass applied

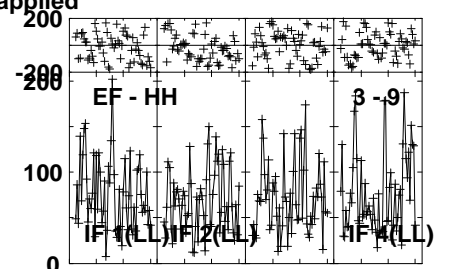
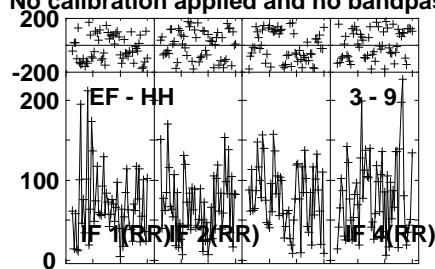
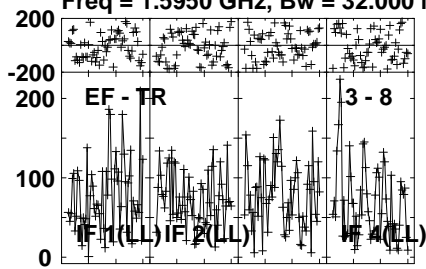


Lower frame: Micro Ampl Jy Top frame: Phas deg
Vector averaged cross-power spectrum Several baselines displayed
Timerange: 00/02:53:01 to 00/02:56:59

Plot file version 94 created 14-JUL-2023 11:13:44

PSJ2107-1611 EL068.UVDATA.1

Freq = 1.5950 GHz, Bw = 32.000 MH No calibration applied and no bandpass applied



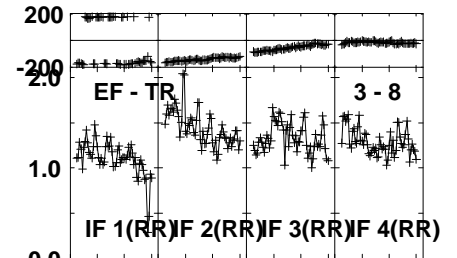
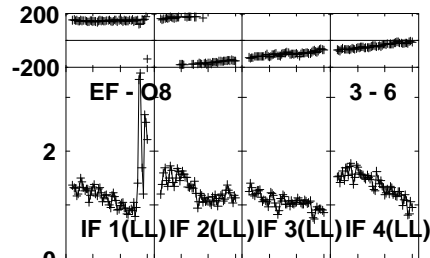
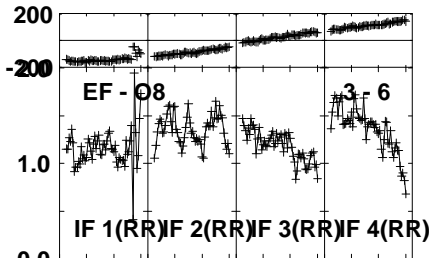
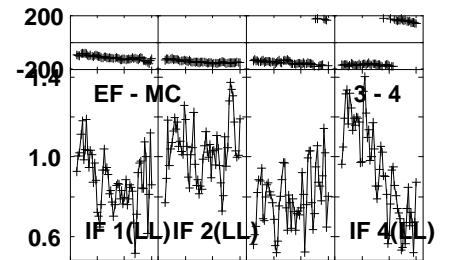
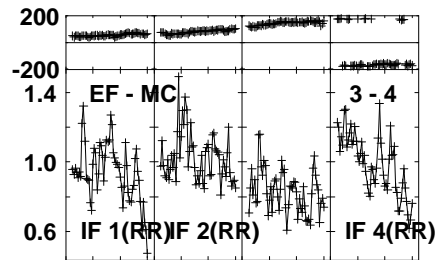
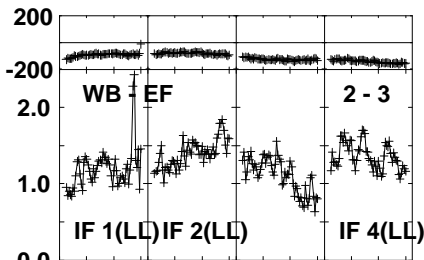
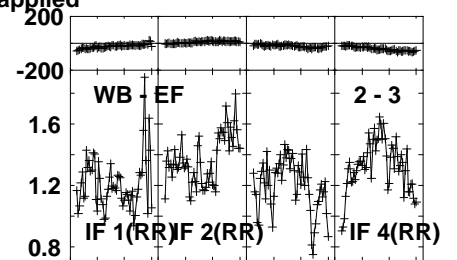
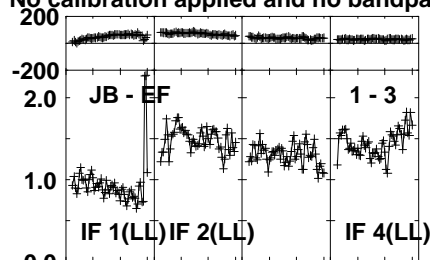
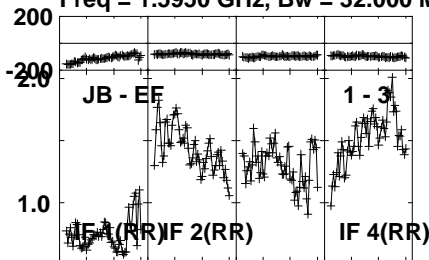
Lower frame: Micro Ampl Jy Top frame: Phas deg
Vector averaged cross-power spectrum Several baselines displayed
Timerange: 00/02:53:01 to 00/02:56:59

Plot file version 95 created 14-JUL-2023 11:13:45

J2107-1708 EL068.UVDATA.1

Freq = 1.5950 GHz, Bw = 32.000 MH

No calibration applied and no bandpass applied



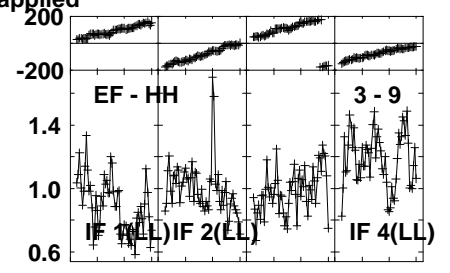
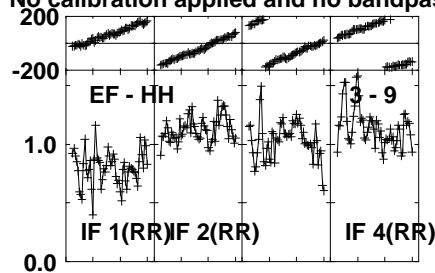
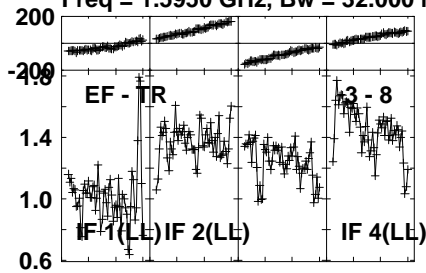
Lower frame: Milli Ampl Jy Top frame: Phas deg
Vector averaged cross-power spectrum Several baselines displayed
Timerange: 00/02:57:01 to 00/02:58:29

Plot file version 96 created 14-JUL-2023 11:13:45

J2107-1708 EL068.UVDATA.1

Freq = 1.5950 GHz, Bw = 32.000 MH

No calibration applied and no bandpass applied



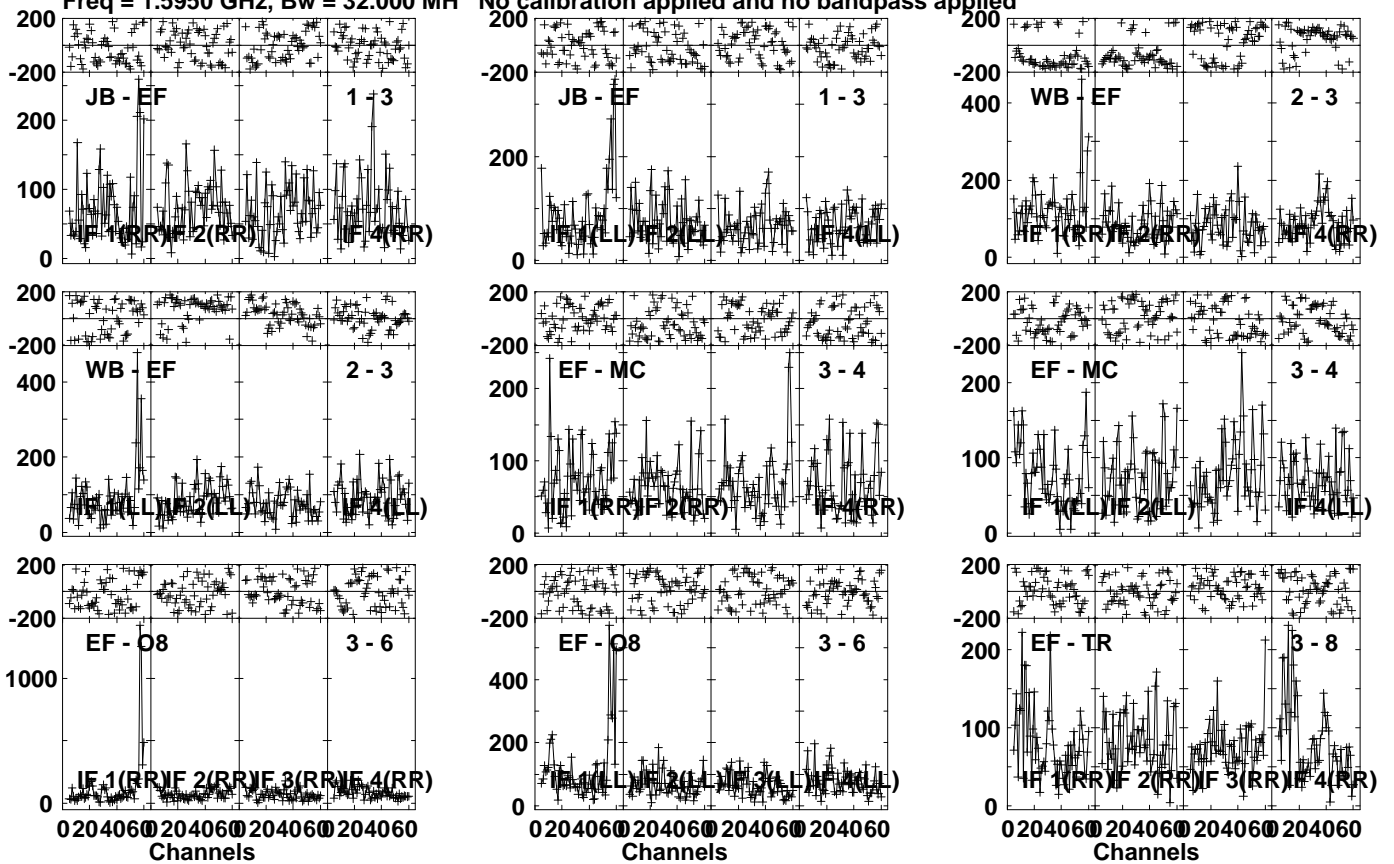
Lower frame: Milli Ampl Jy Top frame: Phas deg
Vector averaged cross-power spectrum Several baselines displayed
Timerange: 00/02:57:01 to 00/02:58:29

Plot file version 97 created 14-JUL-2023 11:13:45

PSJ2107-1611 EL068.UVDATA.1

Freq = 1.5950 GHz, Bw = 32.000 MH

No calibration applied and no bandpass applied

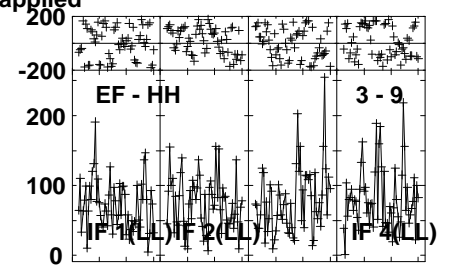
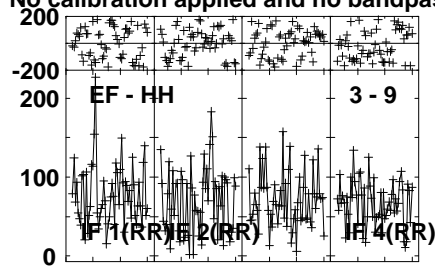
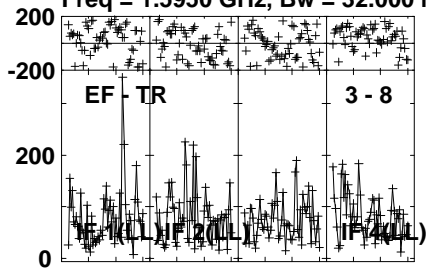


Lower frame: Micro Ampl Jy Top frame: Phas deg
Vector averaged cross-power spectrum Several baselines displayed
Timerange: 00/02:58:31 to 00/03:02:29

Plot file version 98 created 14-JUL-2023 11:13:45

PSJ2107-1611 EL068.UVDATA.1

Freq = 1.5950 GHz, Bw = 32.000 MH No calibration applied and no bandpass applied

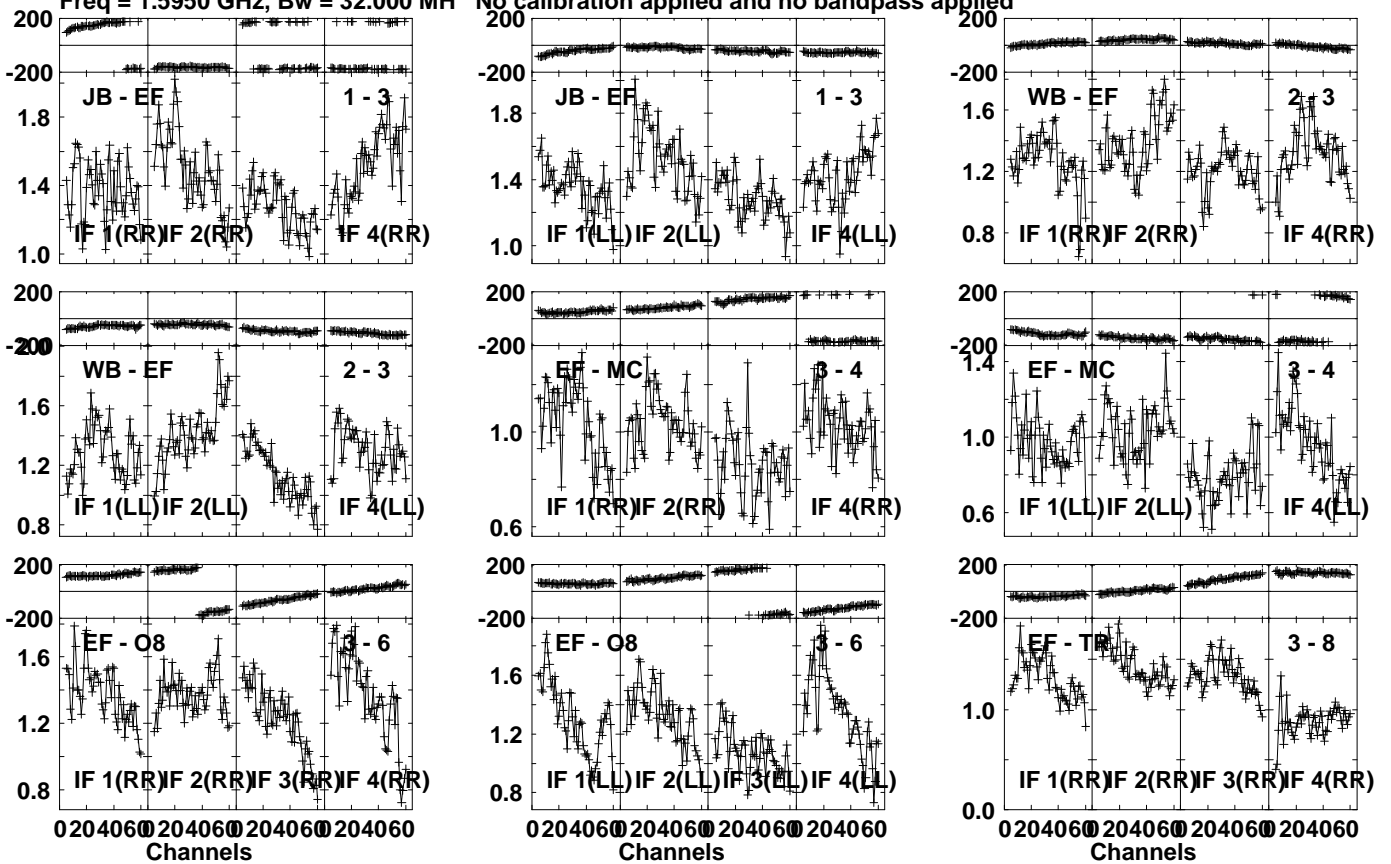


Lower frame: Micro Ampl Jy Top frame: Phas deg
Vector averaged cross-power spectrum Several baselines displayed
Timerange: 00/02:58:31 to 00/03:02:29

Plot file version 99 created 14-JUL-2023 11:13:45

J2107-1708 EL068.UVDATA.1

Freq = 1.5950 GHz, Bw = 32.000 MH No calibration applied and no bandpass applied



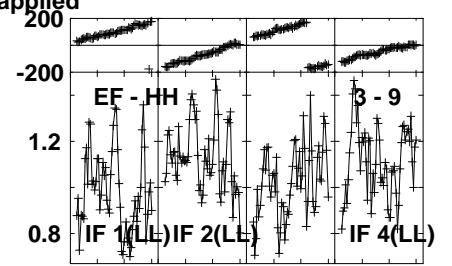
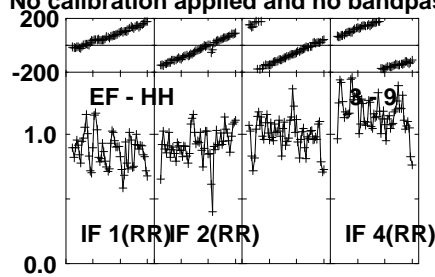
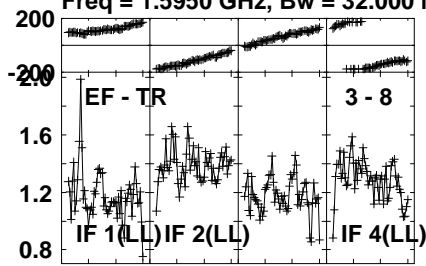
Lower frame: Milli Ampl Jy Top frame: Phas deg
Vector averaged cross-power spectrum Several baselines displayed
Timerange: 00/03:03:01 to 00/03:03:59

Plot file version 100 created 14-JUL-2023 11:13:45

J2107-1708 EL068.UVDATA.1

Freq = 1.5950 GHz, Bw = 32.000 MH

No calibration applied and no bandpass applied



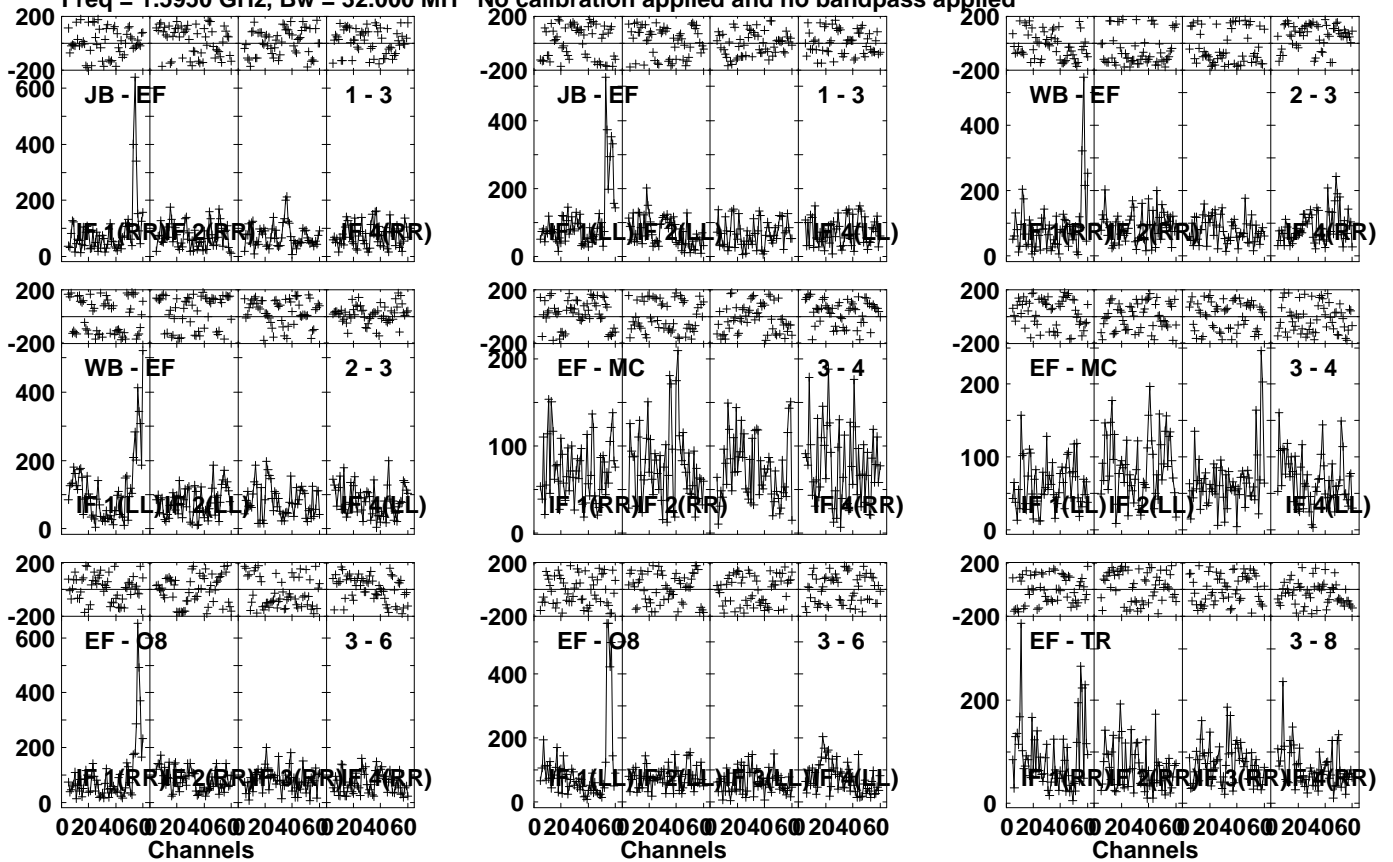
Lower frame: Milli Ampl Jy Top frame: Phas deg
Vector averaged cross-power spectrum Several baselines displayed
Timerange: 00/03:03:01 to 00/03:03:59

Plot file version 101 created 14-JUL-2023 11:13:45

PSJ2107-1611 EL068.UVDATA.1

Freq = 1.5950 GHz, Bw = 32.000 MH

No calibration applied and no bandpass applied

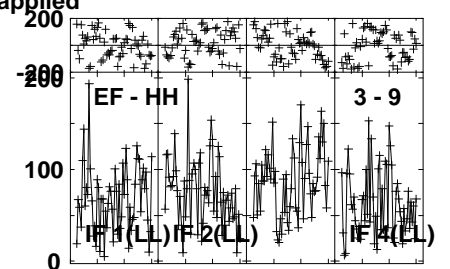
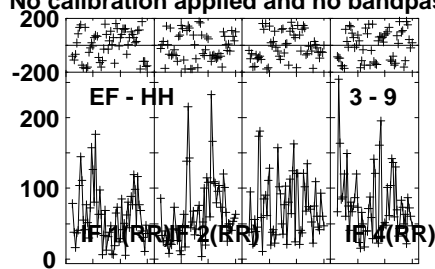
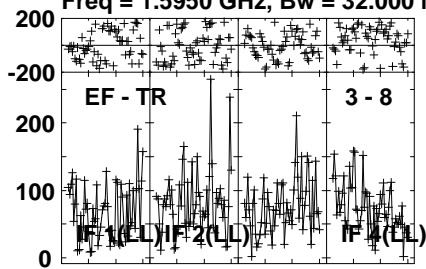


Lower frame: Micro Ampl Jy Top frame: Phas deg
Vector averaged cross-power spectrum Several baselines displayed
Timerange: 00/03:04:01 to 00/03:07:59

Plot file version 102 created 14-JUL-2023 11:13:45

PSJ2107-1611 EL068.UVDATA.1

Freq = 1.5950 GHz, Bw = 32.000 MH No calibration applied and no bandpass applied



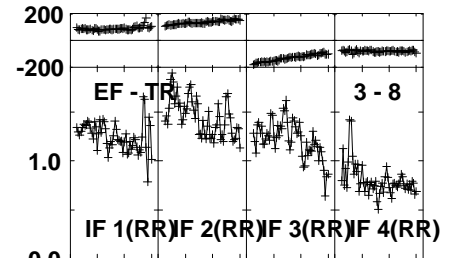
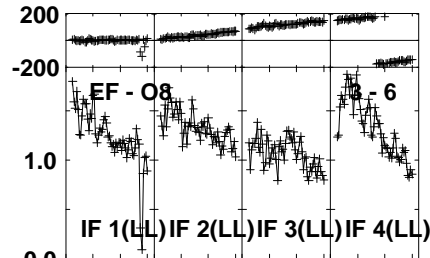
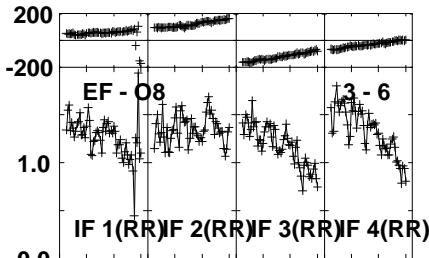
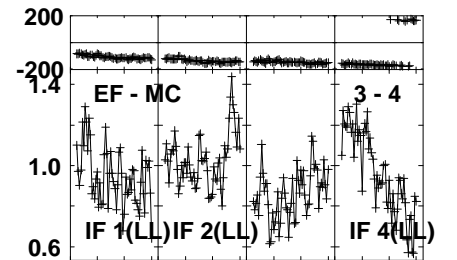
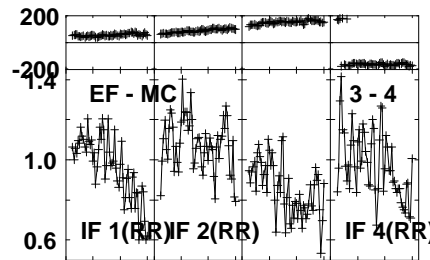
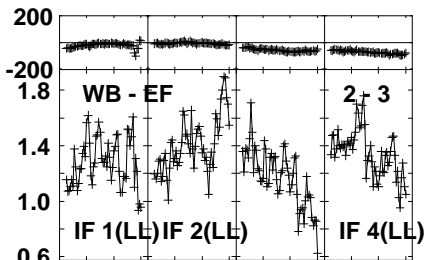
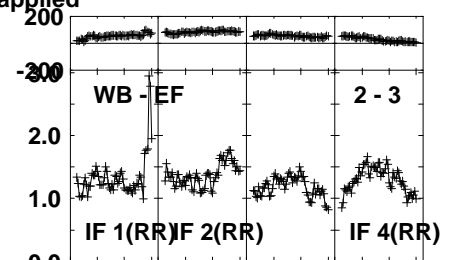
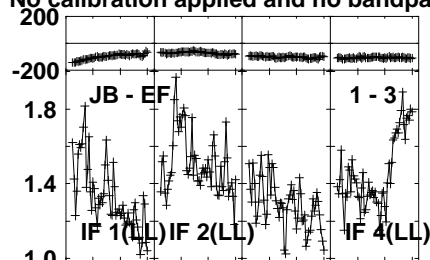
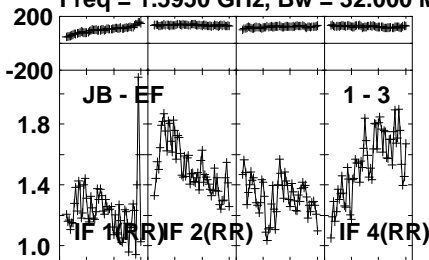
Lower frame: Micro Ampl Jy Top frame: Phas deg
Vector averaged cross-power spectrum Several baselines displayed
Timerange: 00/03:04:01 to 00/03:07:59

Plot file version 103 created 14-JUL-2023 11:13:45

J2107-1708 EL068.UVDATA.1

Freq = 1.5950 GHz, Bw = 32.000 MH

No calibration applied and no bandpass applied



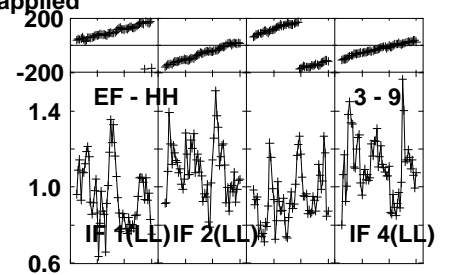
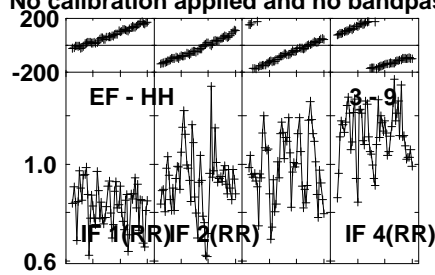
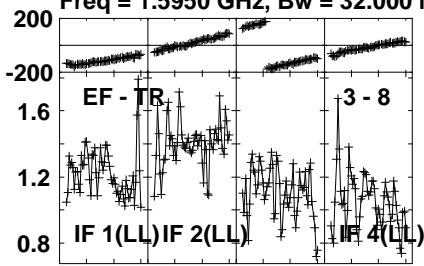
Lower frame: Milli Ampl Jy Top frame: Phas deg
Vector averaged cross-power spectrum Several baselines displayed
Timerange: 00/03:08:01 to 00/03:09:29

Plot file version 104 created 14-JUL-2023 11:13:45

J2107-1708 EL068.UVDATA.1

Freq = 1.5950 GHz, Bw = 32.000 MH

No calibration applied and no bandpass applied



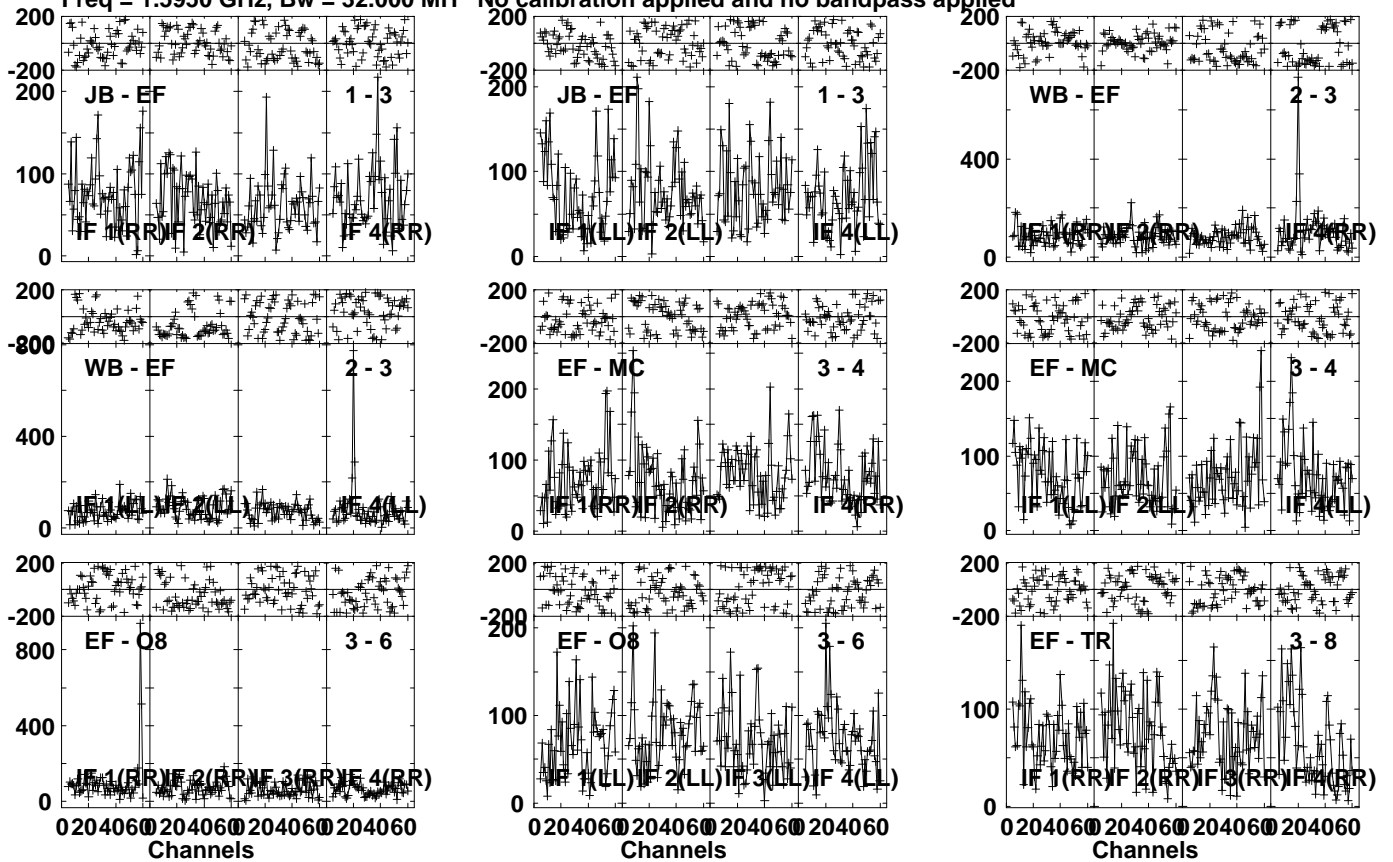
Lower frame: Milli Ampl Jy Top frame: Phas deg
Vector averaged cross-power spectrum Several baselines displayed
Timerange: 00/03:08:01 to 00/03:09:29

Plot file version 105 created 14-JUL-2023 11:13:45

PSJ2107-1611 EL068.UVDATA.1

Freq = 1.5950 GHz, Bw = 32.000 MH

No calibration applied and no bandpass applied

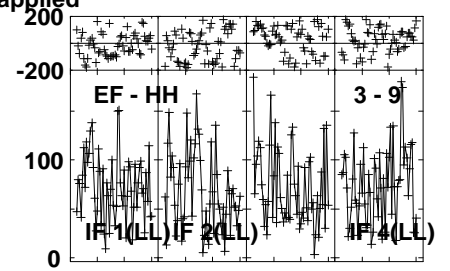
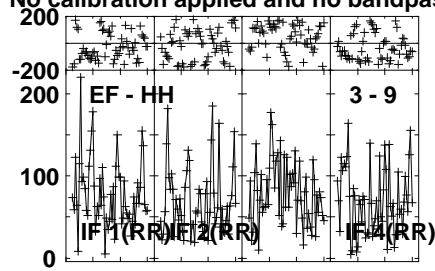
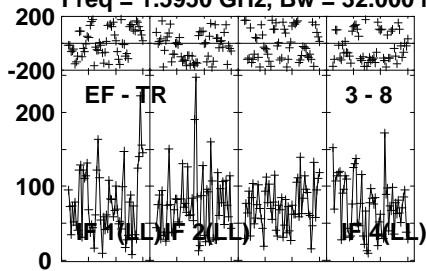


Lower frame: Micro Ampl Jy Top frame: Phas deg
Vector averaged cross-power spectrum Several baselines displayed
Timerange: 00/03:09:31 to 00/03:13:29

Plot file version 106 created 14-JUL-2023 11:13:45

PSJ2107-1611 EL068.UVDATA.1

Freq = 1.5950 GHz, Bw = 32.000 MH No calibration applied and no bandpass applied

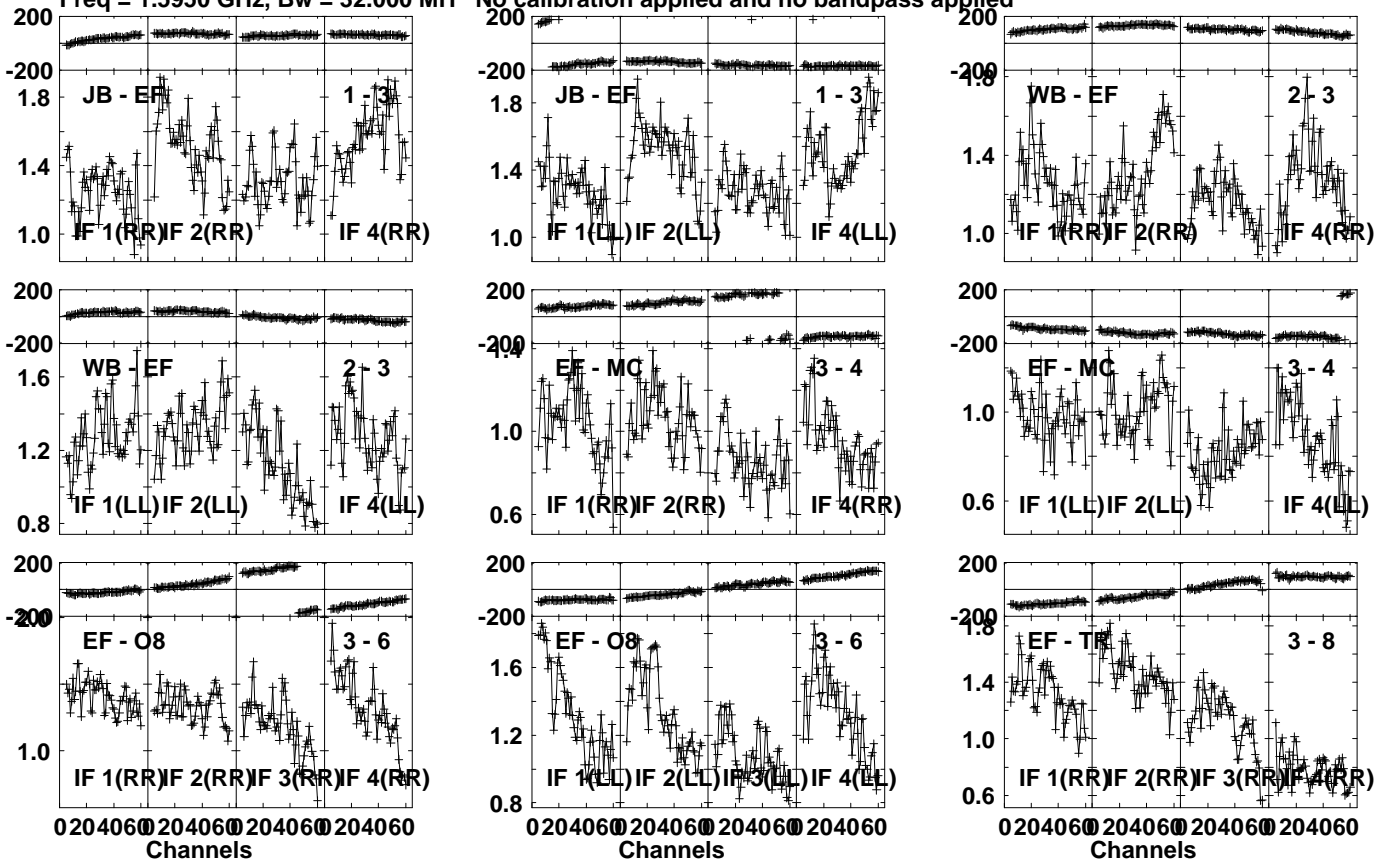


Lower frame: Micro Ampl Jy Top frame: Phas deg
Vector averaged cross-power spectrum Several baselines displayed
Timerange: 00/03:09:31 to 00/03:13:29

Plot file version 107 created 14-JUL-2023 11:13:45

J2107-1708 EL068.UVDATA.1

Freq = 1.5950 GHz, Bw = 32.000 MH No calibration applied and no bandpass applied

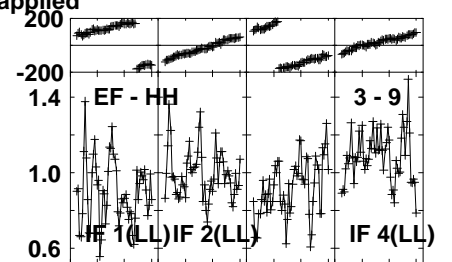
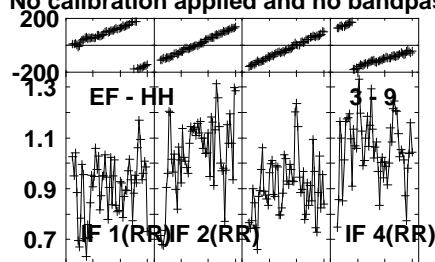
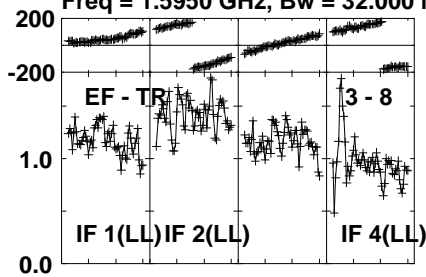


Lower frame: Milli Ampl Jy Top frame: Phas deg
Vector averaged cross-power spectrum Several baselines displayed
Timerange: 00/03:14:01 to 00/03:14:59

Plot file version 108 created 14-JUL-2023 11:13:45

J2107-1708 EL068.UVDATA.1

Freq = 1.5950 GHz, Bw = 32.000 MH No calibration applied and no bandpass applied



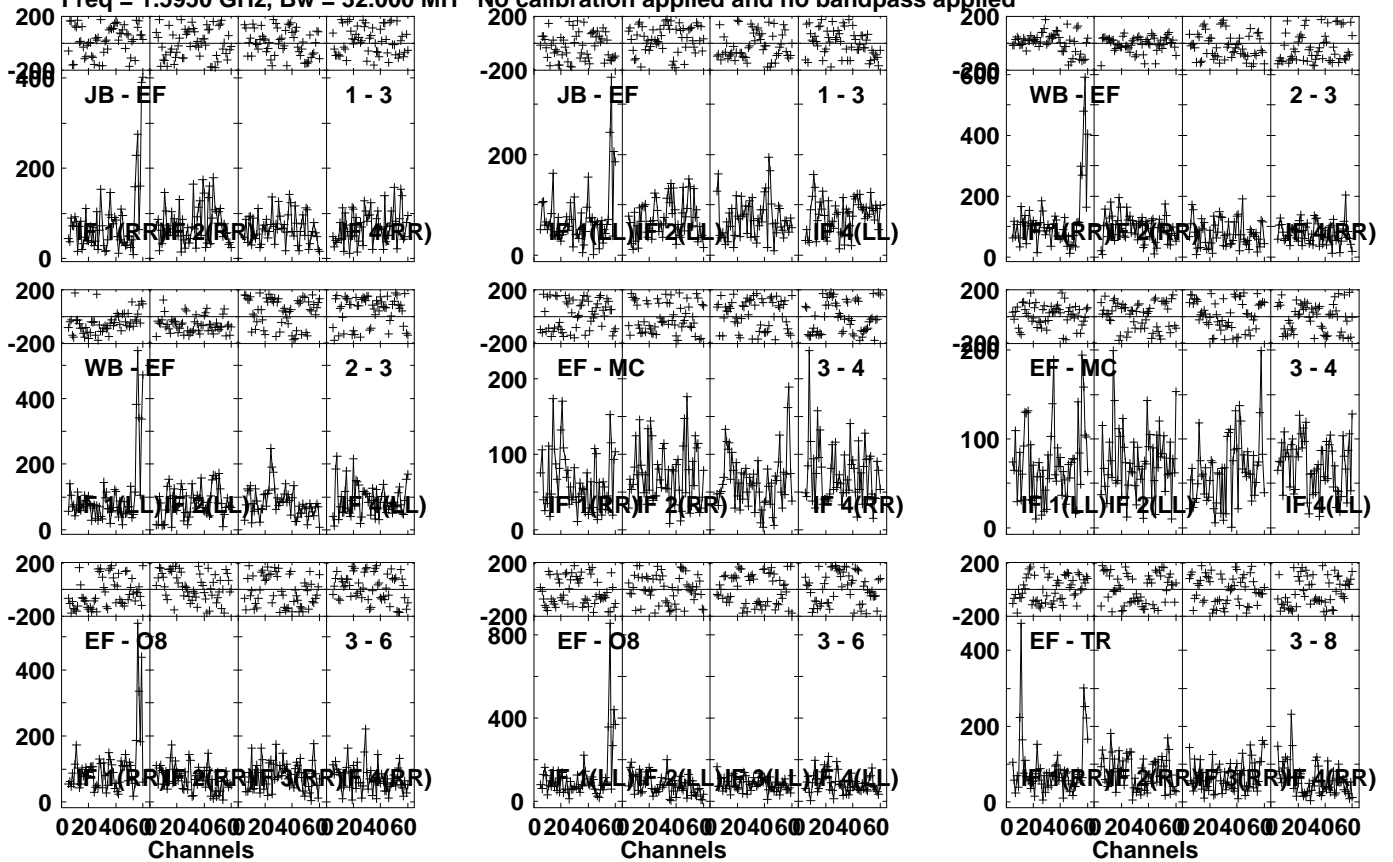
Lower frame: Milli Ampl Jy Top frame: Phas deg
Vector averaged cross-power spectrum Several baselines displayed
Timerange: 00/03:14:01 to 00/03:14:59

Plot file version 109 created 14-JUL-2023 11:13:45

PSJ2107-1611 EL068.UVDATA.1

Freq = 1.5950 GHz, Bw = 32.000 MH

No calibration applied and no bandpass applied

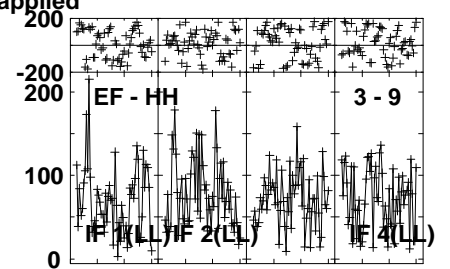
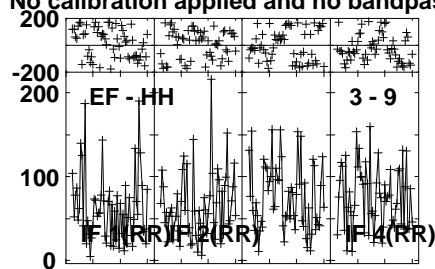
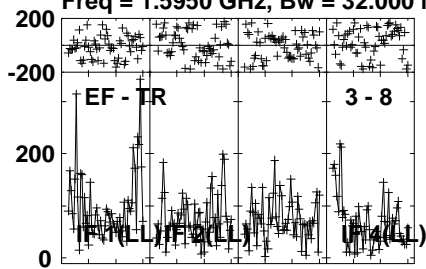


Lower frame: Micro Ampl Jy Top frame: Phas deg
Vector averaged cross-power spectrum Several baselines displayed
Timerange: 00/03:15:01 to 00/03:18:59

Plot file version 110 created 14-JUL-2023 11:13:45

PSJ2107-1611 EL068.UVDATA.1

Freq = 1.5950 GHz, Bw = 32.000 MH No calibration applied and no bandpass applied



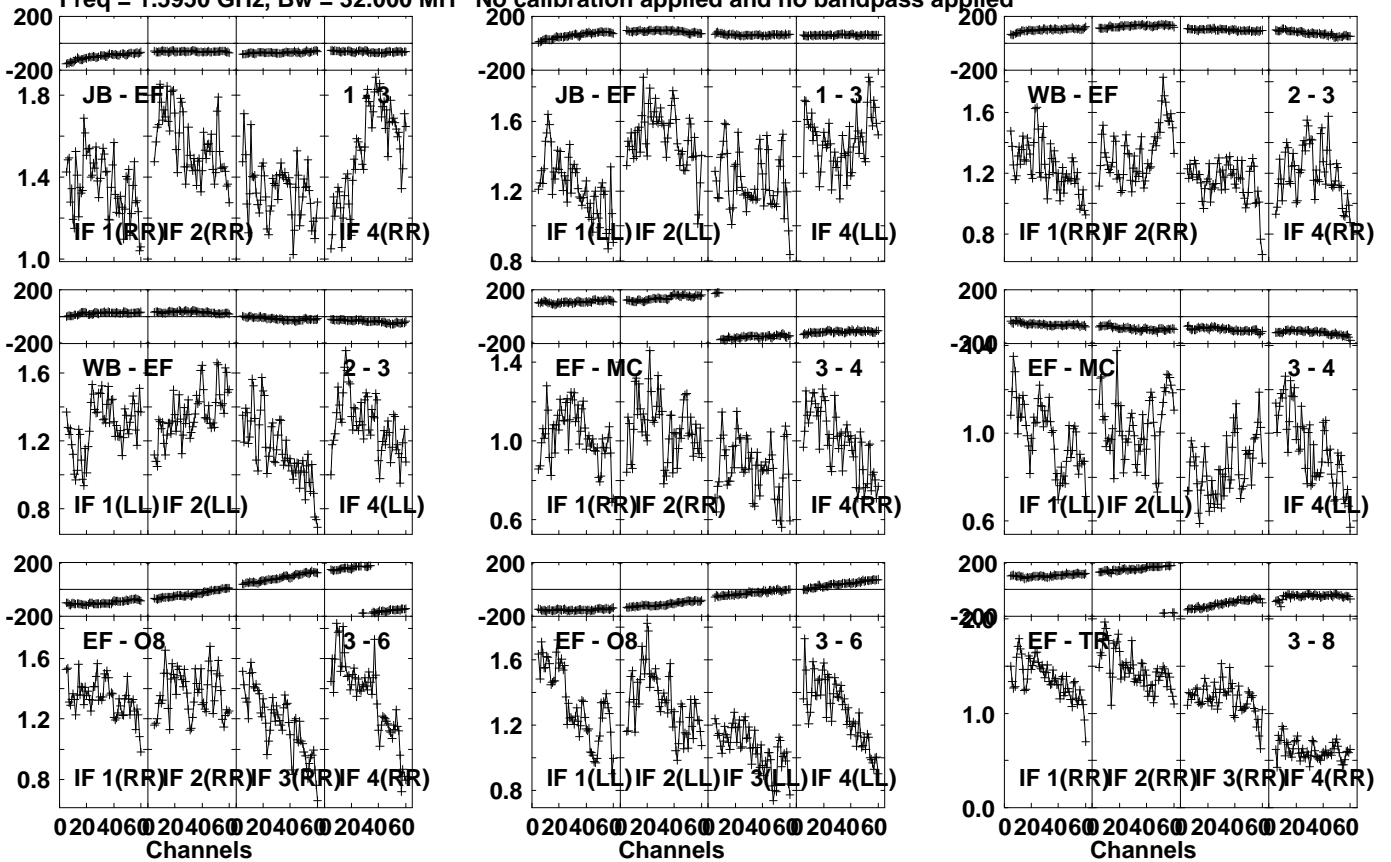
Lower frame: Micro Ampl Jy Top frame: Phas deg
Vector averaged cross-power spectrum Several baselines displayed
Timerange: 00/03:15:01 to 00/03:18:59

Plot file version 111 created 14-JUL-2023 11:13:45

J2107-1708 EL068.UVDATA.1

Freq = 1.5950 GHz, Bw = 32.000 MH

No calibration applied and no bandpass applied



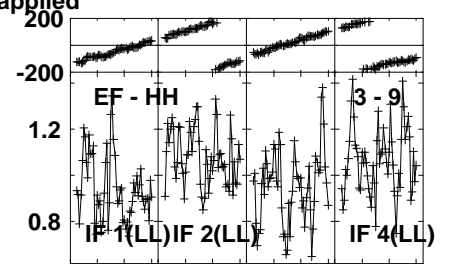
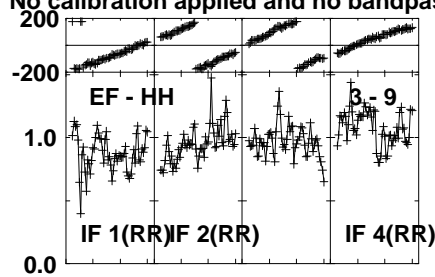
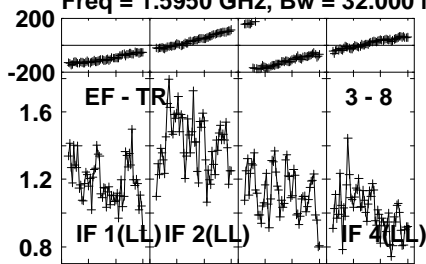
Lower frame: Milli Ampl Jy Top frame: Phas deg
Vector averaged cross-power spectrum Several baselines displayed
Timerange: 00/03:19:01 to 00/03:20:29

Plot file version 112 created 14-JUL-2023 11:13:45

J2107-1708 EL068.UVDATA.1

Freq = 1.5950 GHz, Bw = 32.000 MH

No calibration applied and no bandpass applied



Lower frame: Milli Ampl Jy Top frame: Phas deg

Vector averaged cross-power spectrum Several baselines displayed

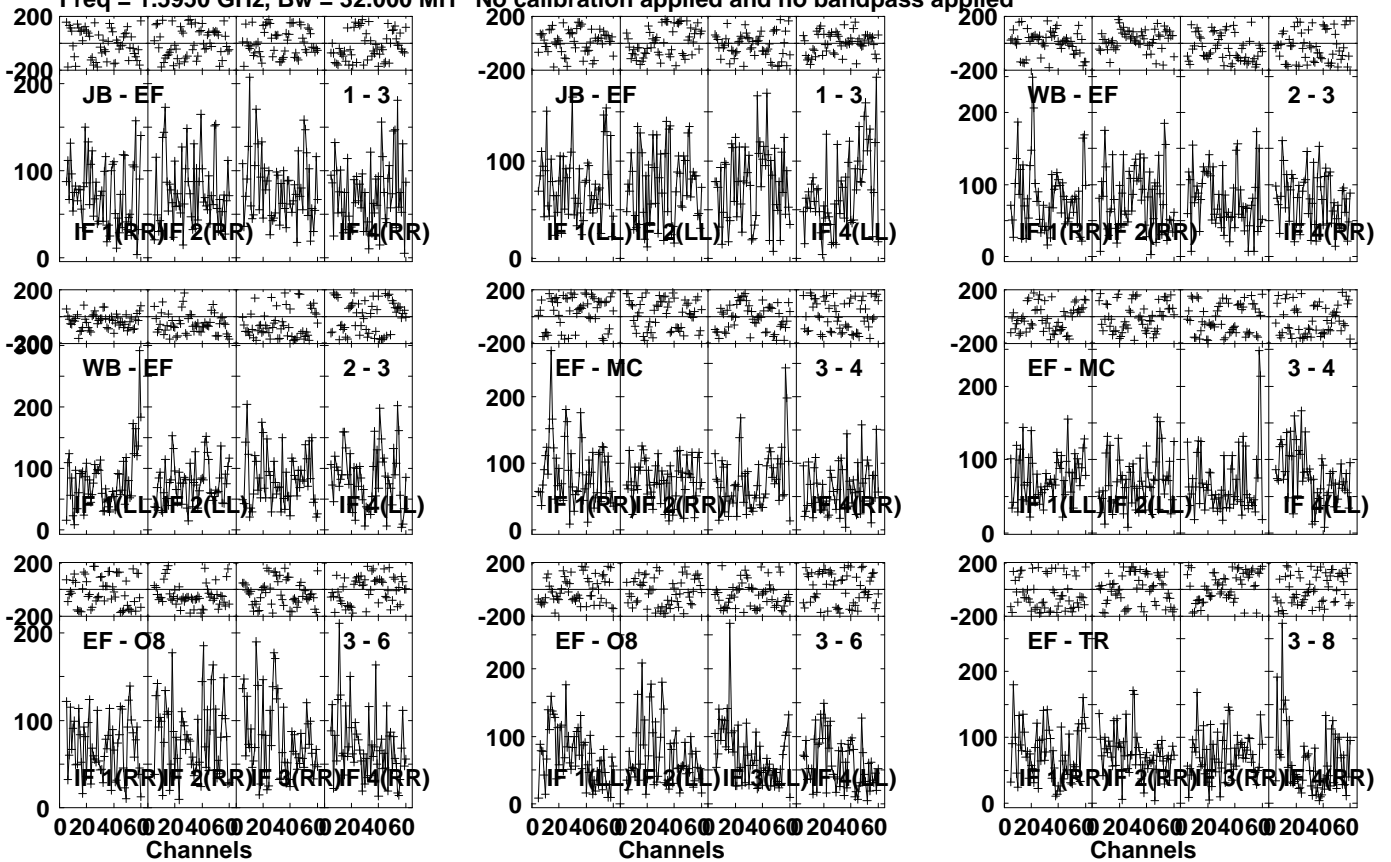
Timerange: 00/03:19:01 to 00/03:20:29

Plot file version 113 created 14-JUL-2023 11:13:45

PSJ2107-1611 EL068.UVDATA.1

Freq = 1.5950 GHz, Bw = 32.000 MH

No calibration applied and no bandpass applied

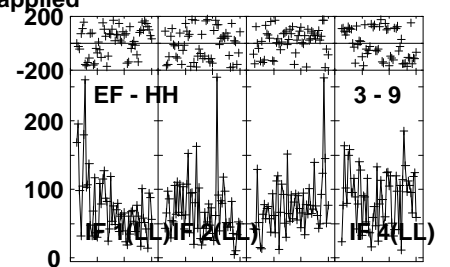
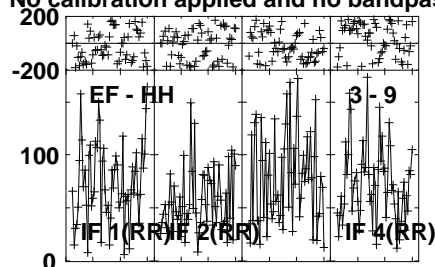
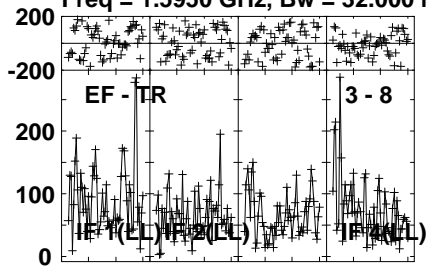


Lower frame: Micro Ampl Jy Top frame: Phas deg
Vector averaged cross-power spectrum Several baselines displayed
Timerange: 00/03:20:31 to 00/03:24:29

Plot file version 114 created 14-JUL-2023 11:13:45

PSJ2107-1611 EL068.UVDATA.1

Freq = 1.5950 GHz, Bw = 32.000 MH No calibration applied and no bandpass applied



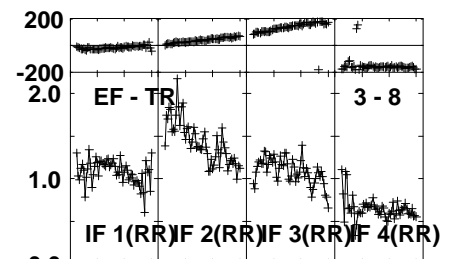
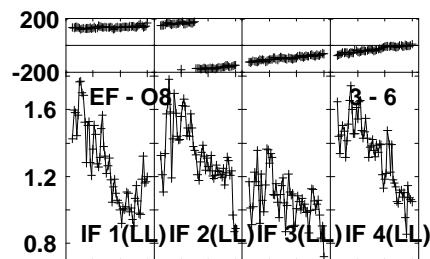
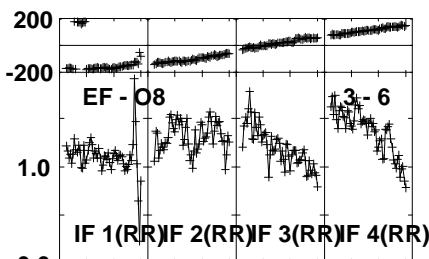
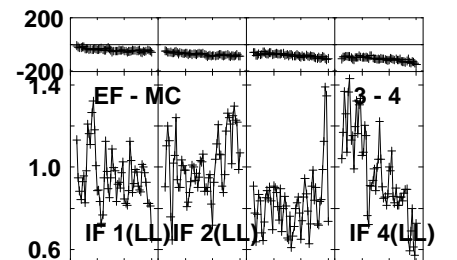
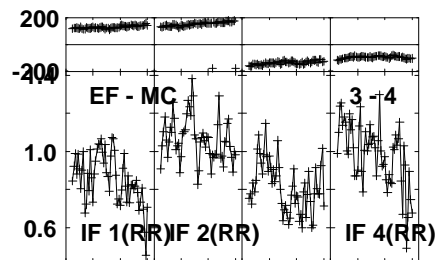
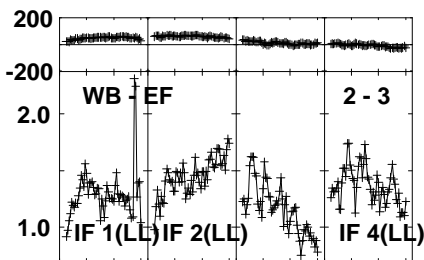
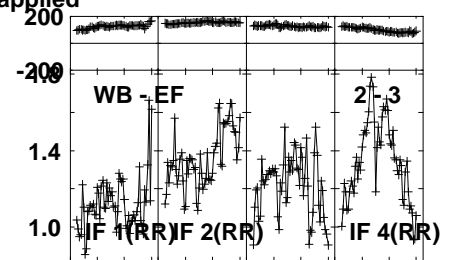
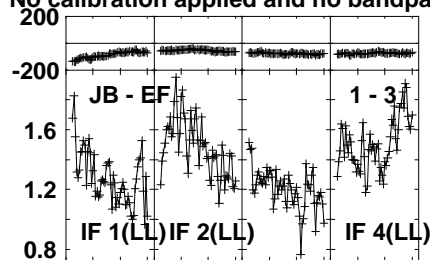
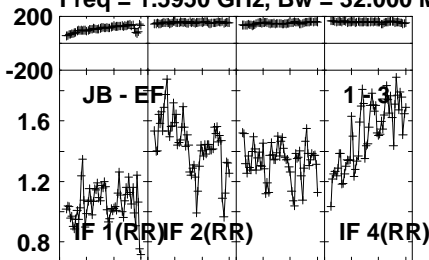
Lower frame: Micro Ampl Jy Top frame: Phas deg
Vector averaged cross-power spectrum Several baselines displayed
Timerange: 00/03:20:31 to 00/03:24:29

Plot file version 115 created 14-JUL-2023 11:13:45

J2107-1708 EL068.UVDATA.1

Freq = 1.5950 GHz, Bw = 32.000 MH

No calibration applied and no bandpass applied



0204060 204060 204060 204060
Channels

0204060 204060 204060 204060
Channels

0204060 204060 204060 204060
Channels

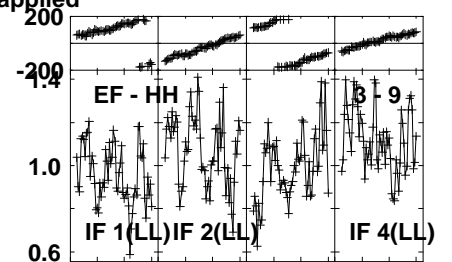
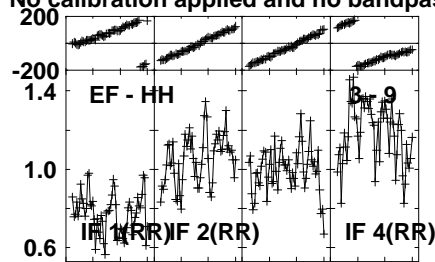
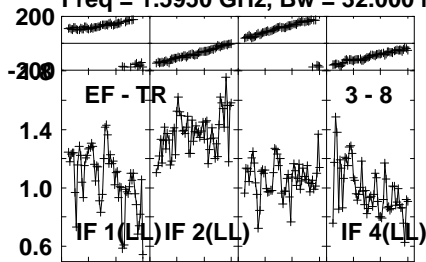
Lower frame: Milli Ampl Jy Top frame: Phas deg
Vector averaged cross-power spectrum Several baselines displayed
Timerange: 00/03:25:01 to 00/03:25:59

Plot file version 116 created 14-JUL-2023 11:13:45

J2107-1708 EL068.UVDATA.1

Freq = 1.5950 GHz, Bw = 32.000 MH

No calibration applied and no bandpass applied



Lower frame: Milli Ampl Jy Top frame: Phas deg

Vector averaged cross-power spectrum Several baselines displayed

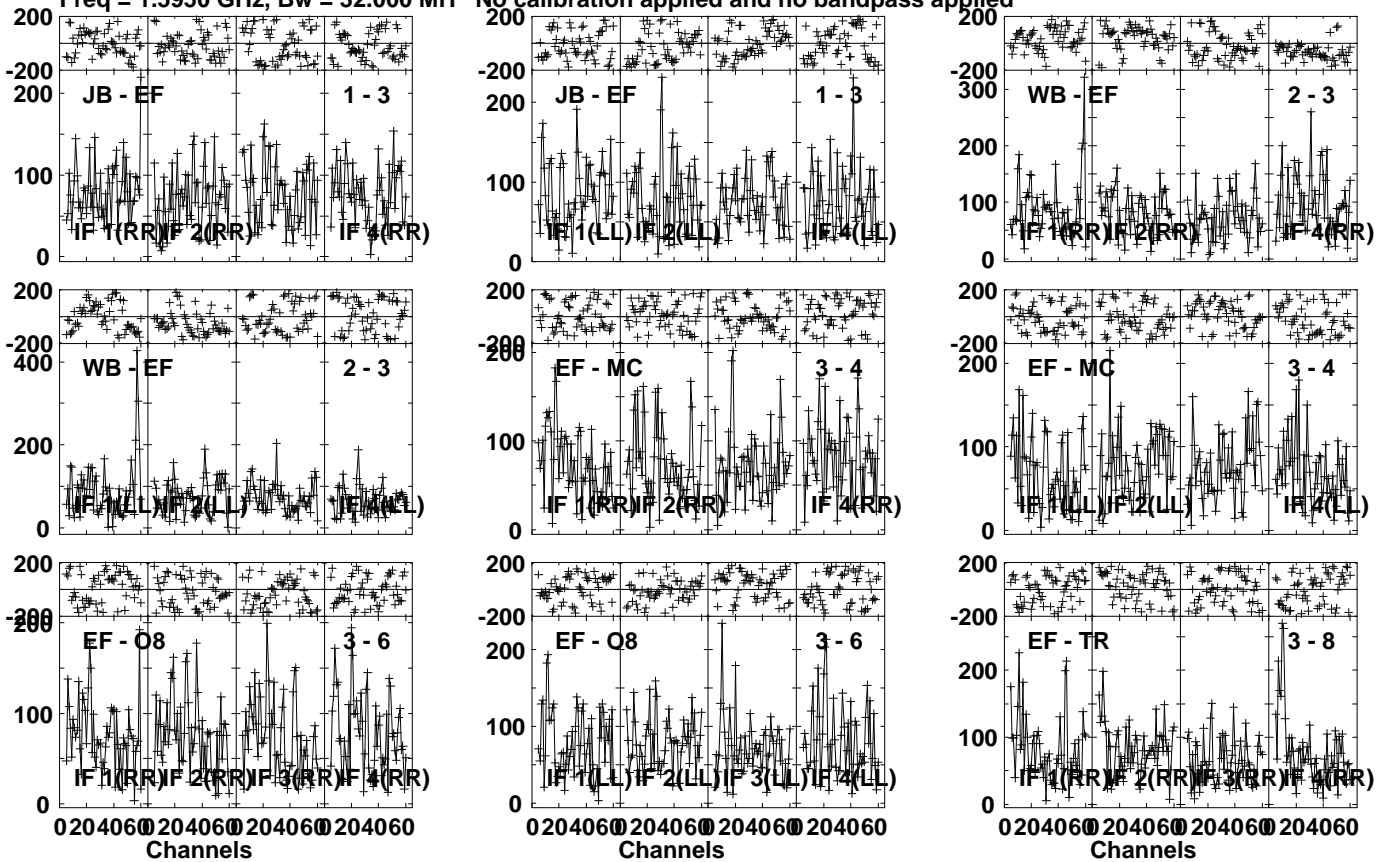
Timerange: 00/03:25:01 to 00/03:25:59

Plot file version 117 created 14-JUL-2023 11:13:45

PSJ2107-1611 EL068.UVDATA.1

Freq = 1.5950 GHz, Bw = 32.000 MH

No calibration applied and no bandpass applied

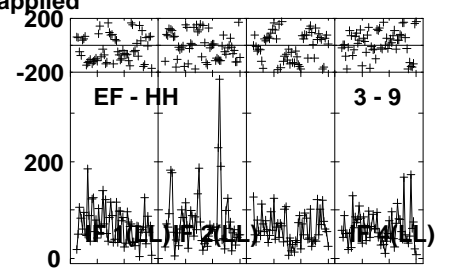
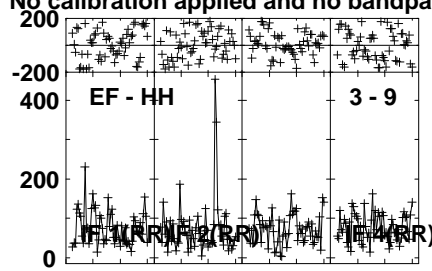
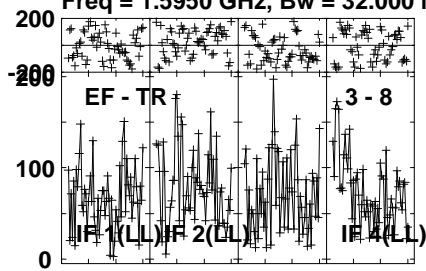


Lower frame: Micro Ampl Jy Top frame: Phas deg
Vector averaged cross-power spectrum Several baselines displayed
Timerange: 00/03:26:01 to 00/03:29:59

Plot file version 118 created 14-JUL-2023 11:13:45

PSJ2107-1611 EL068.UVDATA.1

Freq = 1.5950 GHz, Bw = 32.000 MH No calibration applied and no bandpass applied



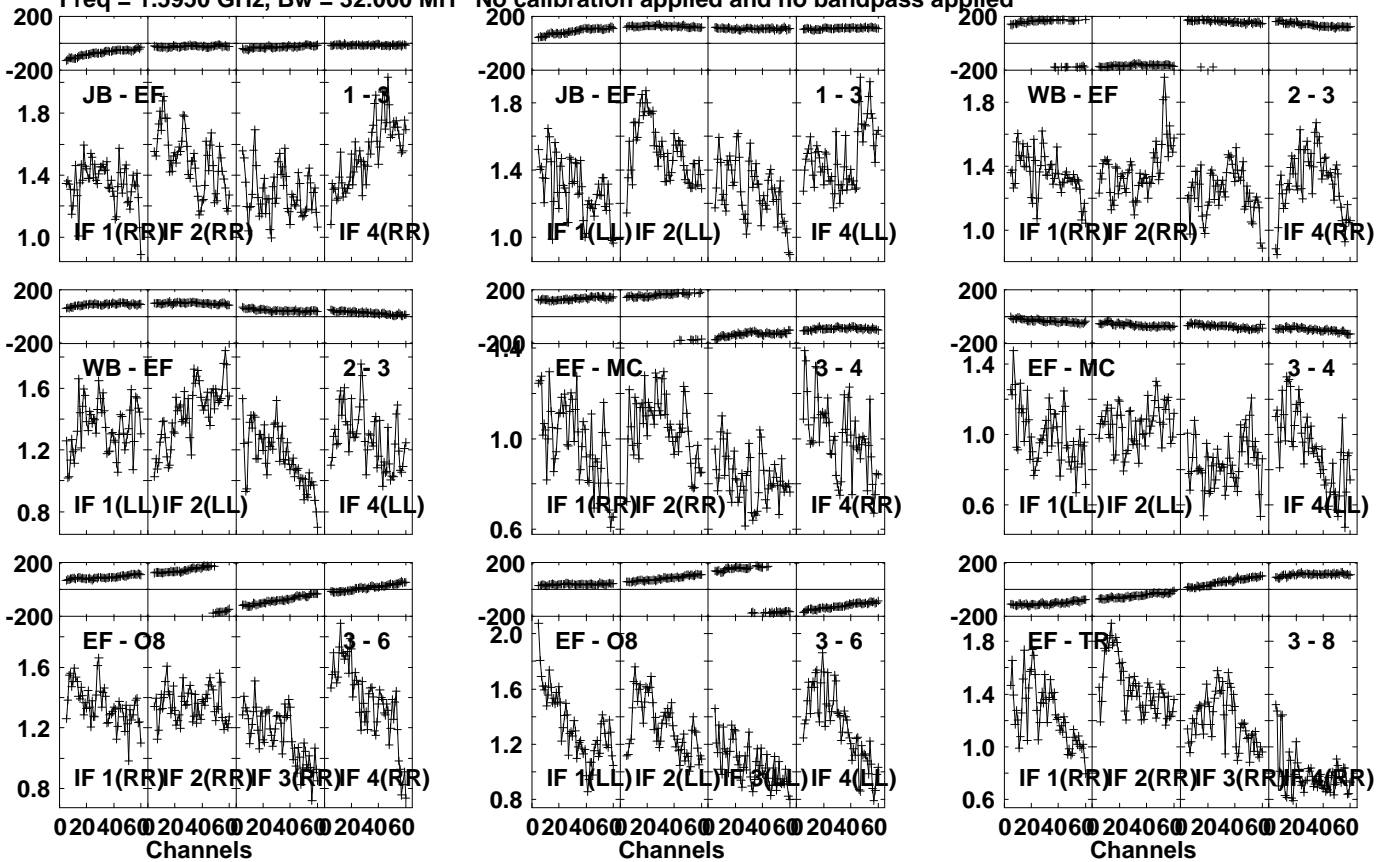
Lower frame: Micro Ampl Jy Top frame: Phas deg
Vector averaged cross-power spectrum Several baselines displayed
Timerange: 00/03:26:01 to 00/03:29:59

Plot file version 119 created 14-JUL-2023 11:13:45

J2107-1708 EL068.UVDATA.1

Freq = 1.5950 GHz, Bw = 32.000 MH

No calibration applied and no bandpass applied



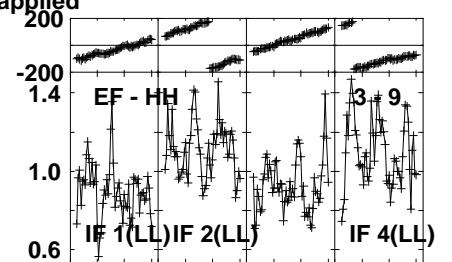
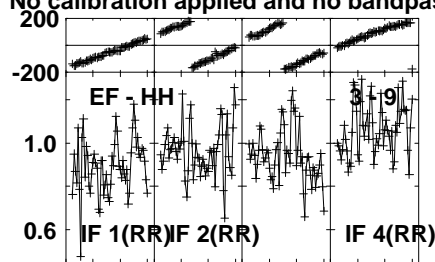
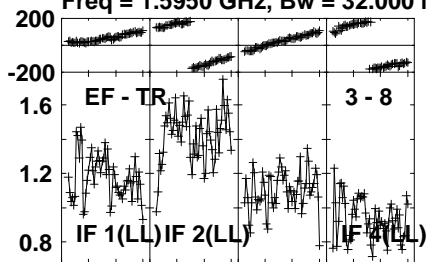
Lower frame: Milli Ampl Jy Top frame: Phas deg
Vector averaged cross-power spectrum Several baselines displayed
Timerange: 00/03:30:01 to 00/03:31:29

Plot file version 120 created 14-JUL-2023 11:13:45

J2107-1708 EL068.UVDATA.1

Freq = 1.5950 GHz, Bw = 32.000 MH

No calibration applied and no bandpass applied



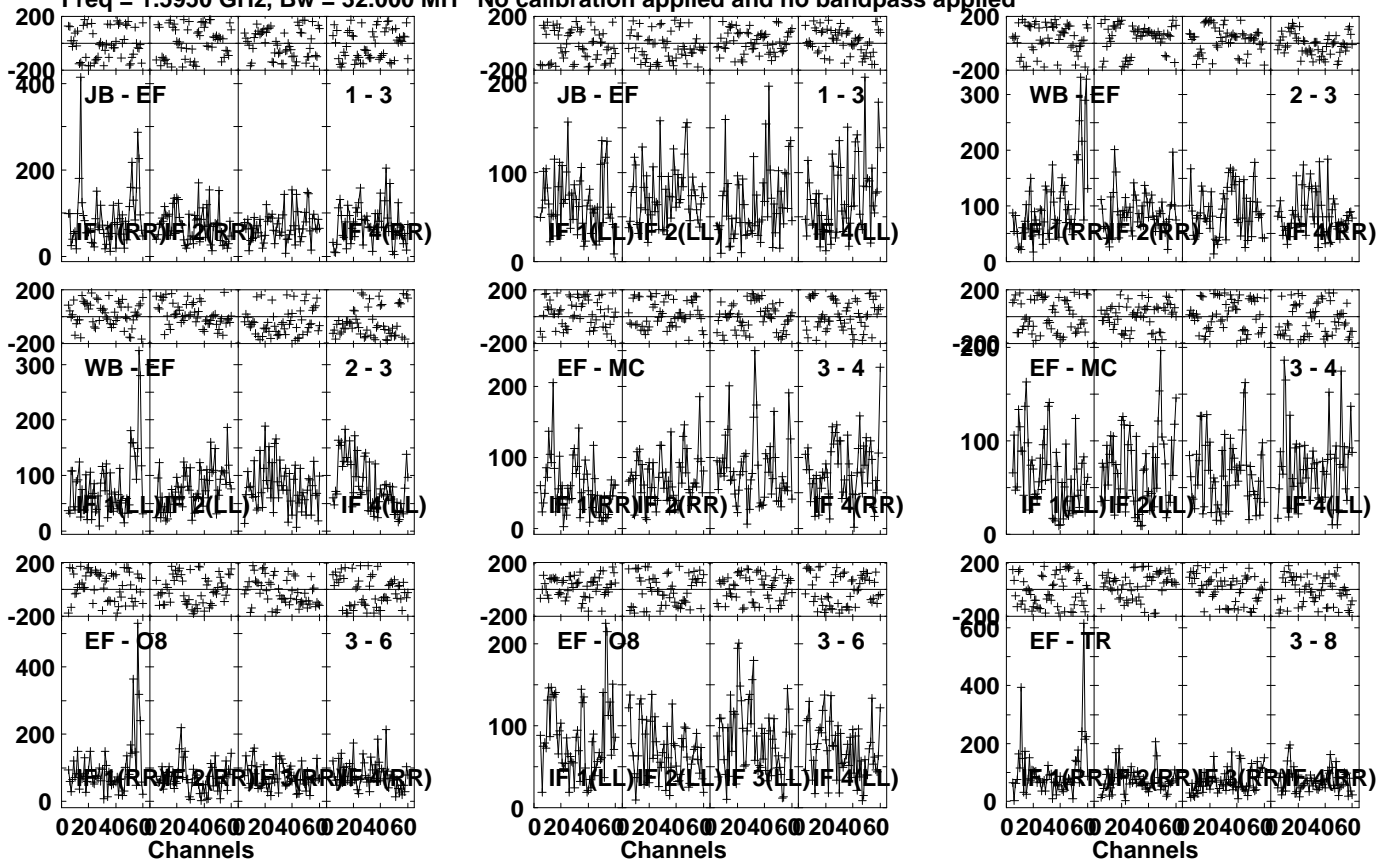
Lower frame: Milli Ampl Jy Top frame: Phas deg
Vector averaged cross-power spectrum Several baselines displayed
Timerange: 00/03:30:01 to 00/03:31:29

Plot file version 121 created 14-JUL-2023 11:13:46

PSJ2107-1611 EL068.UVDATA.1

Freq = 1.5950 GHz, Bw = 32.000 MH

No calibration applied and no bandpass applied

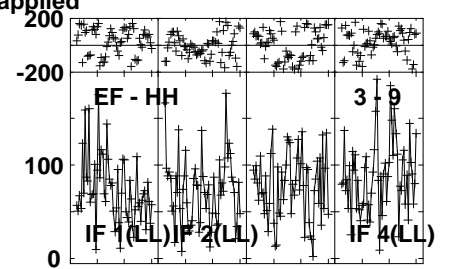
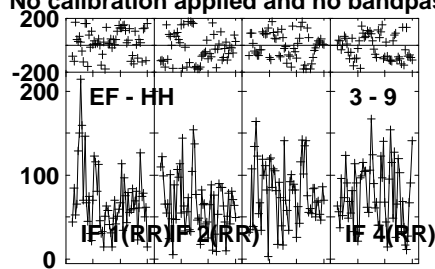
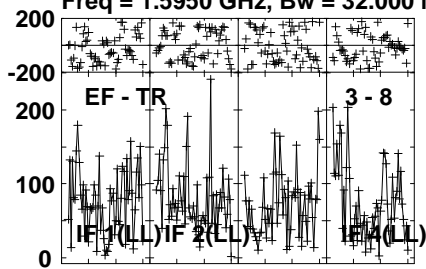


Lower frame: Micro Ampl Jy Top frame: Phas deg
Vector averaged cross-power spectrum Several baselines displayed
Timerange: 00/03:31:31 to 00/03:35:29

Plot file version 122 created 14-JUL-2023 11:13:46

PSJ2107-1611 EL068.UVDATA.1

Freq = 1.5950 GHz, Bw = 32.000 MH No calibration applied and no bandpass applied



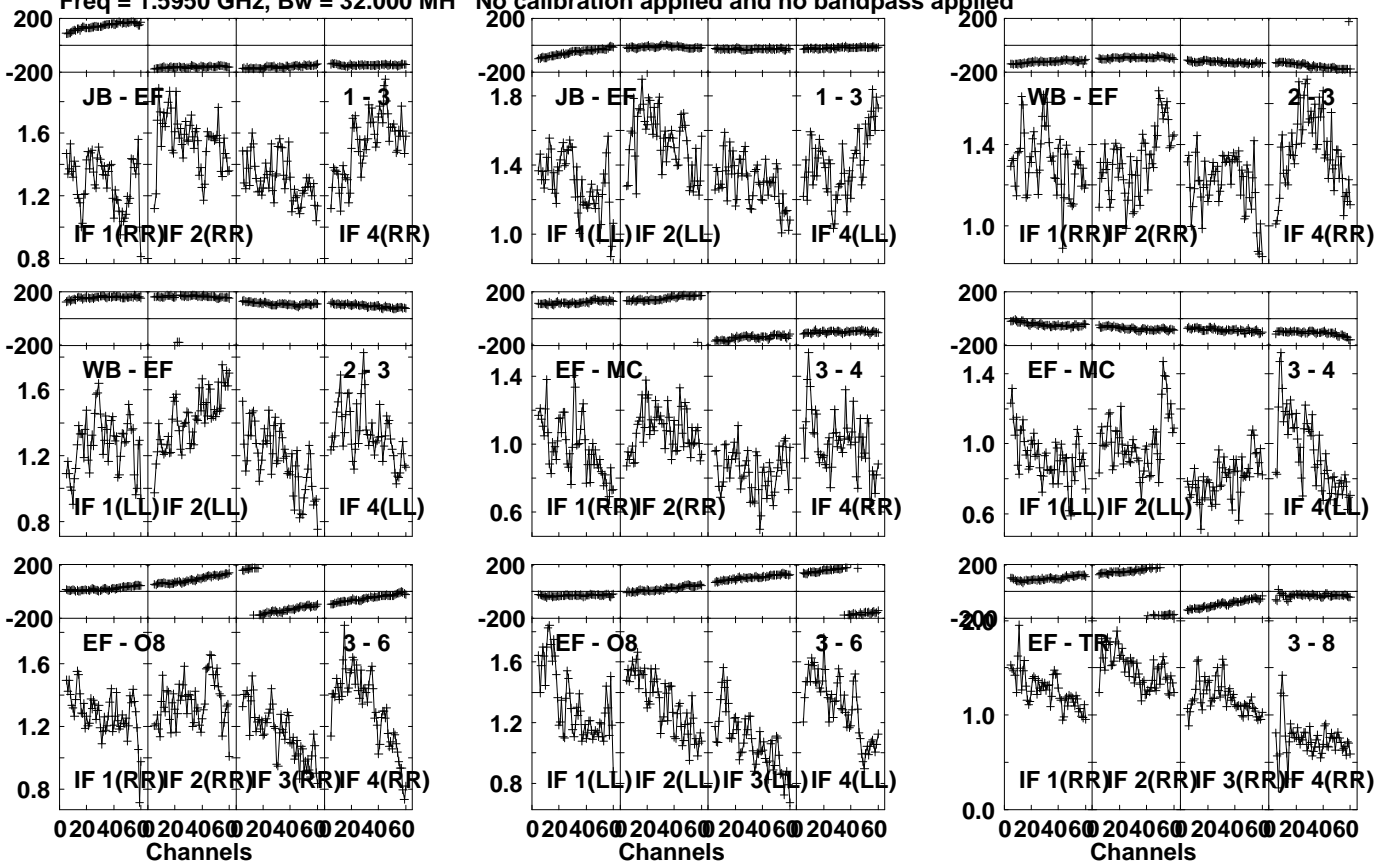
Lower frame: Micro Ampl Jy Top frame: Phas deg
Vector averaged cross-power spectrum Several baselines displayed
Timerange: 00/03:31:31 to 00/03:35:29

Plot file version 123 created 14-JUL-2023 11:13:46

J2107-1708 EL068.UVDATA.1

Freq = 1.5950 GHz, Bw = 32.000 MH

No calibration applied and no bandpass applied



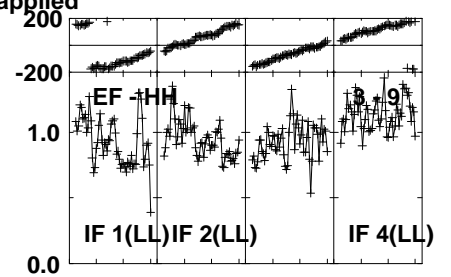
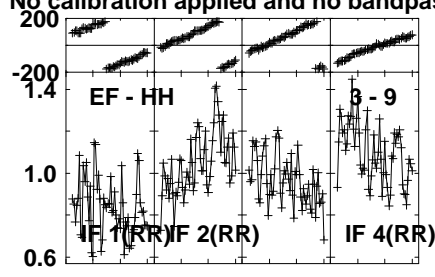
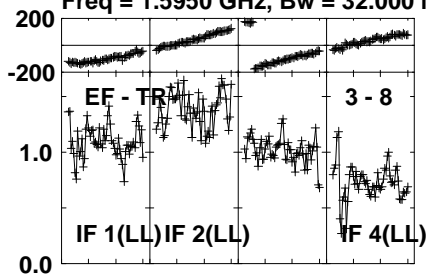
Lower frame: Milli Ampl Jy Top frame: Phas deg
Vector averaged cross-power spectrum Several baselines displayed
Timerange: 00/03:36:01 to 00/03:36:59

Plot file version 124 created 14-JUL-2023 11:13:46

J2107-1708 EL068.UVDATA.1

Freq = 1.5950 GHz, Bw = 32.000 MH

No calibration applied and no bandpass applied



Lower frame: Milli Ampl Jy Top frame: Phas deg

Vector averaged cross-power spectrum Several baselines displayed

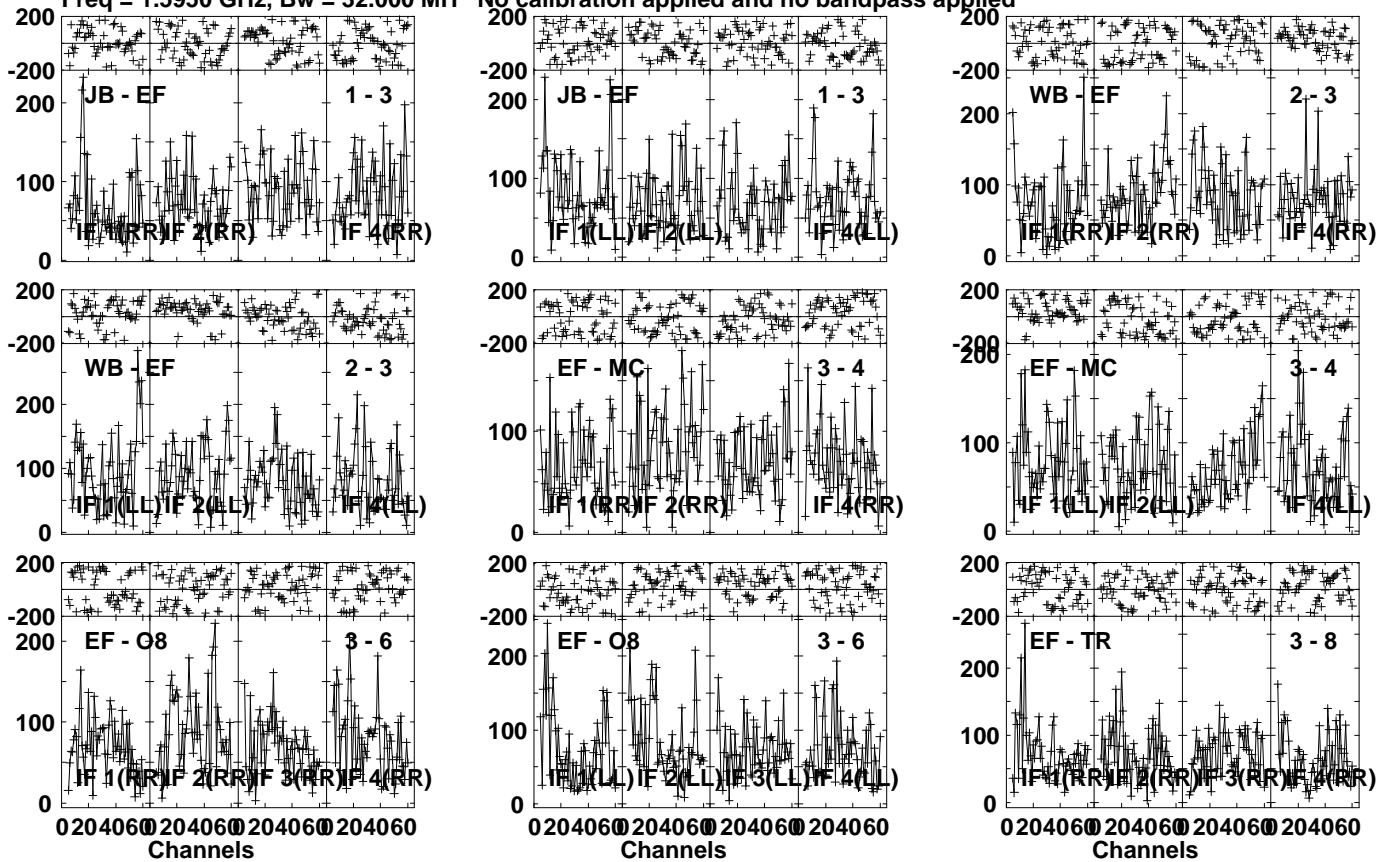
Timerange: 00/03:36:01 to 00/03:36:59

Plot file version 125 created 14-JUL-2023 11:13:46

PSJ2107-1611 EL068.UVDATA.1

Freq = 1.5950 GHz, Bw = 32.000 MH

No calibration applied and no bandpass applied

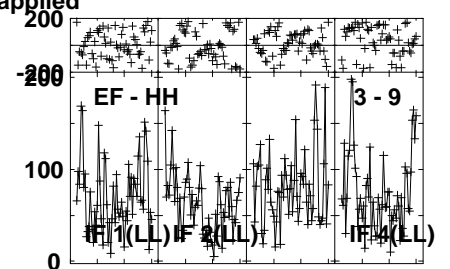
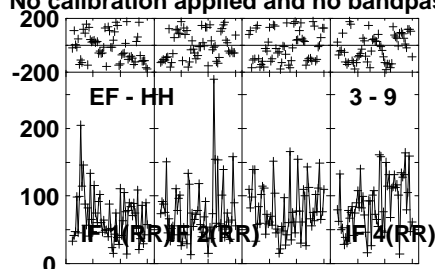
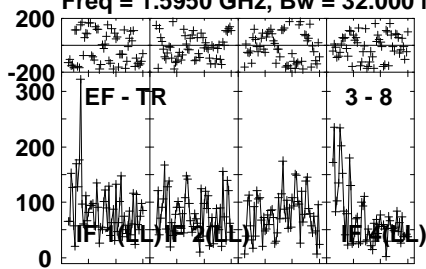


Lower frame: Micro Ampl Jy Top frame: Phas deg
Vector averaged cross-power spectrum Several baselines displayed
Timerange: 00/03:37:01 to 00/03:40:59

Plot file version 126 created 14-JUL-2023 11:13:46

PSJ2107-1611 EL068.UVDATA.1

Freq = 1.5950 GHz, Bw = 32.000 MH No calibration applied and no bandpass applied



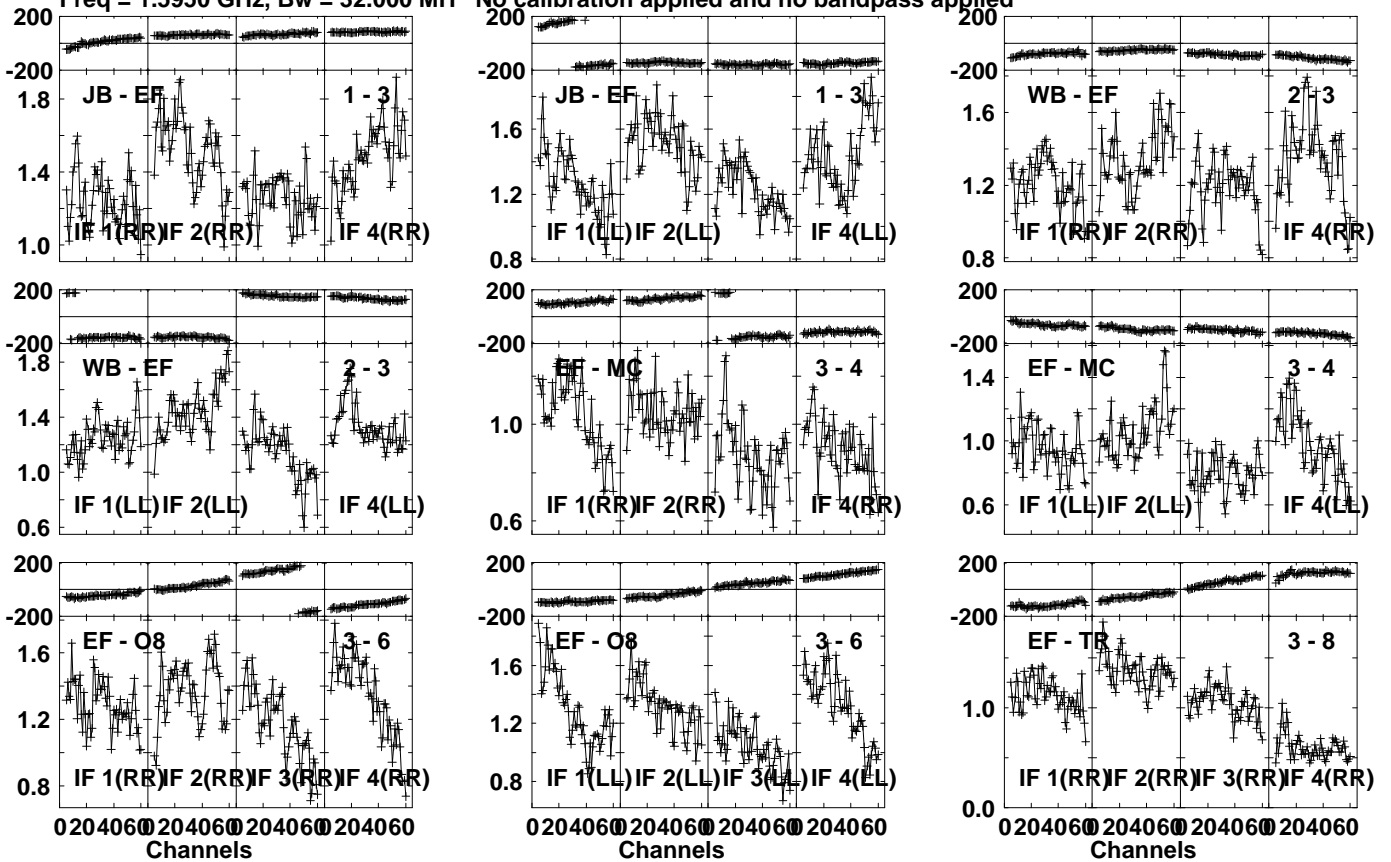
Lower frame: Micro Ampl Jy Top frame: Phas deg
Vector averaged cross-power spectrum Several baselines displayed
Timerange: 00/03:37:01 to 00/03:40:59

Plot file version 127 created 14-JUL-2023 11:13:46

J2107-1708 EL068.UVDATA.1

Freq = 1.5950 GHz, Bw = 32.000 MH

No calibration applied and no bandpass applied



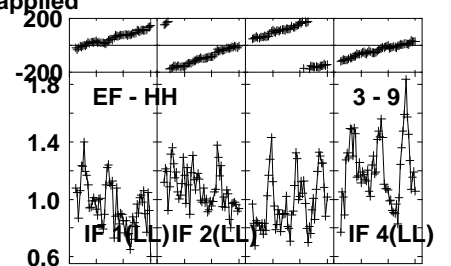
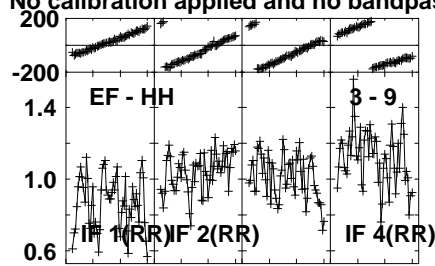
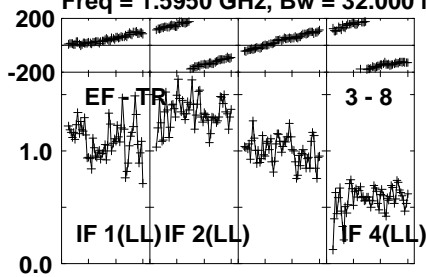
Lower frame: Milli Ampl Jy Top frame: Phas deg
Vector averaged cross-power spectrum Several baselines displayed
Timerange: 00/03:41:01 to 00/03:42:29

Plot file version 128 created 14-JUL-2023 11:13:46

J2107-1708 EL068.UVDATA.1

Freq = 1.5950 GHz, Bw = 32.000 MH

No calibration applied and no bandpass applied



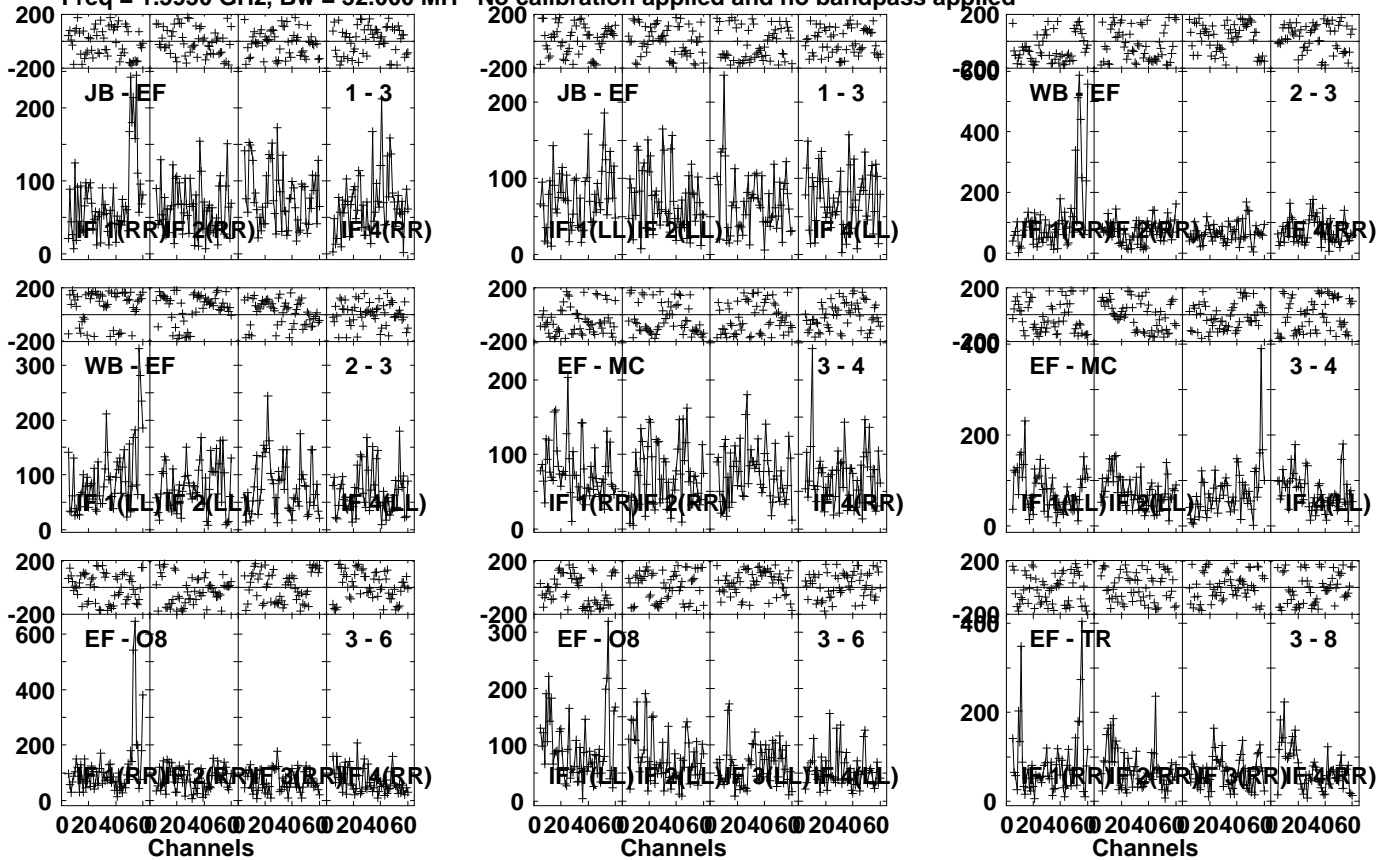
Lower frame: Milli Ampl Jy Top frame: Phas deg
Vector averaged cross-power spectrum Several baselines displayed
Timerange: 00/03:41:01 to 00/03:42:29

Plot file version 129 created 14-JUL-2023 11:13:46

PSJ2107-1611 EL068.UVDATA.1

Freq = 1.5950 GHz, Bw = 32.000 MH

No calibration applied and no bandpass applied

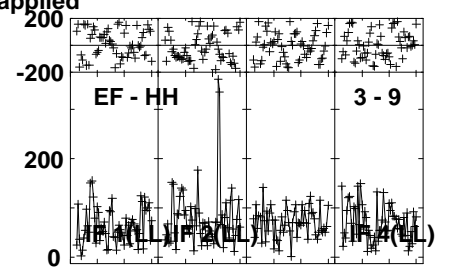
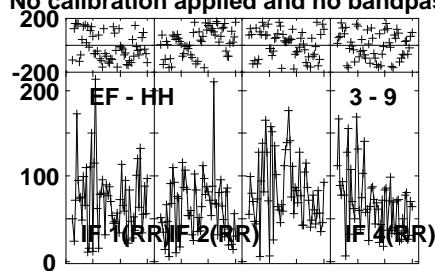
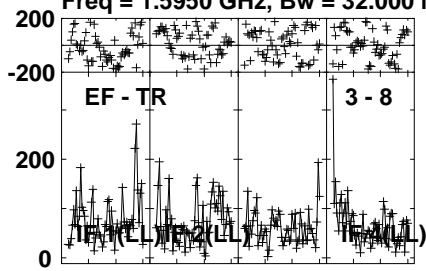


Lower frame: Micro Ampl Jy Top frame: Phas deg
Vector averaged cross-power spectrum Several baselines displayed
Timerange: 00/03:42:31 to 00/03:46:29

Plot file version 130 created 14-JUL-2023 11:13:46

PSJ2107-1611 EL068.UVDATA.1

Freq = 1.5950 GHz, Bw = 32.000 MH No calibration applied and no bandpass applied



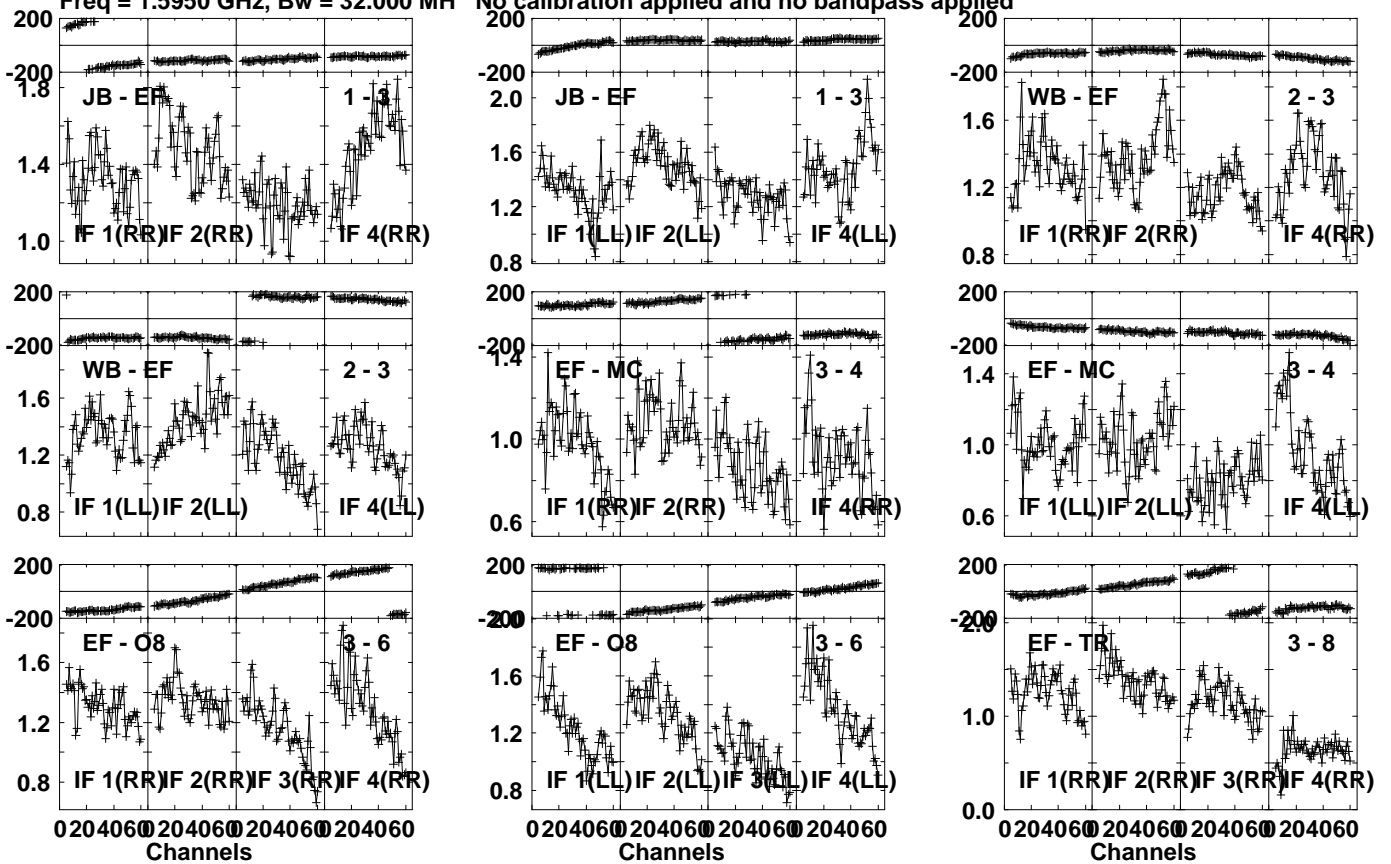
Lower frame: Micro Ampl Jy Top frame: Phas deg
Vector averaged cross-power spectrum Several baselines displayed
Timerange: 00/03:42:31 to 00/03:46:29

Plot file version 131 created 14-JUL-2023 11:13:46

J2107-1708 EL068.UVDATA.1

Freq = 1.5950 GHz, Bw = 32.000 MH

No calibration applied and no bandpass applied



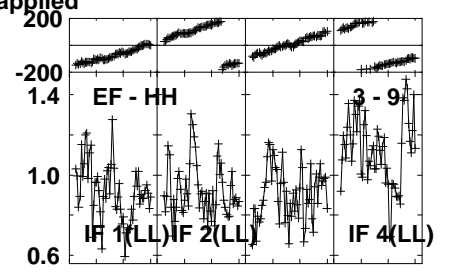
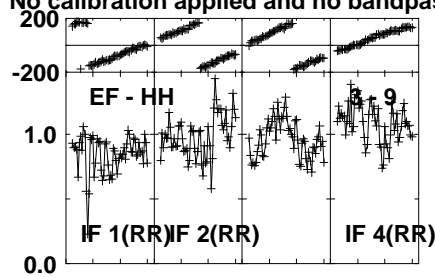
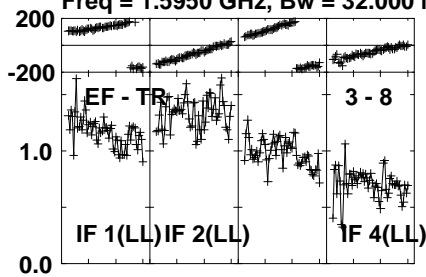
Lower frame: Milli Ampl Jy Top frame: Phas deg
Vector averaged cross-power spectrum Several baselines displayed
Timerange: 00/03:47:01 to 00/03:47:59

Plot file version 132 created 14-JUL-2023 11:13:46

J2107-1708 EL068.UVDATA.1

Freq = 1.5950 GHz, Bw = 32.000 MH

No calibration applied and no bandpass applied



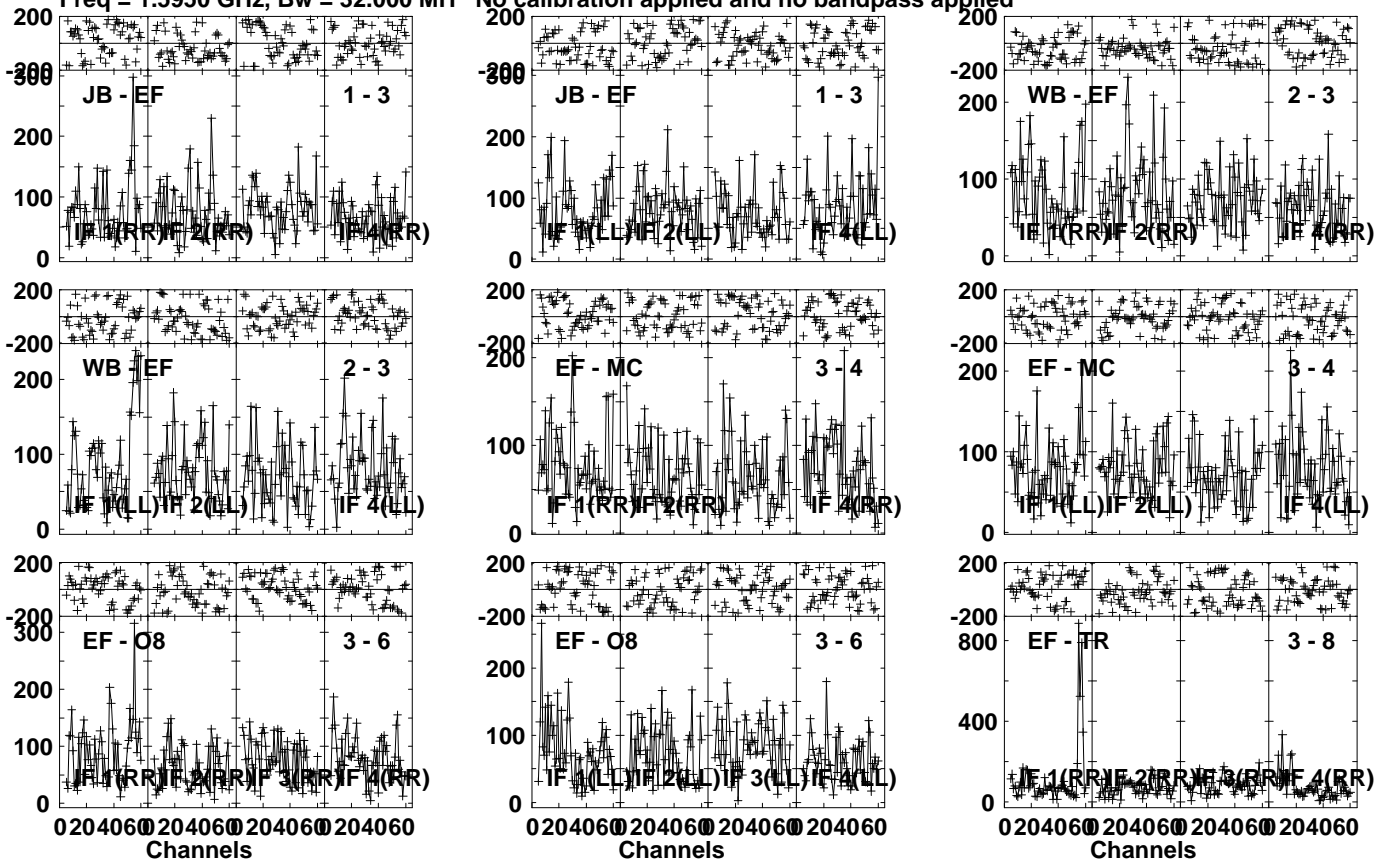
Lower frame: Milli Ampl Jy Top frame: Phas deg
Vector averaged cross-power spectrum Several baselines displayed
Timerange: 00/03:47:01 to 00/03:47:59

Plot file version 133 created 14-JUL-2023 11:13:46

PSJ2107-1611 EL068.UVDATA.1

Freq = 1.5950 GHz, Bw = 32.000 MH

No calibration applied and no bandpass applied

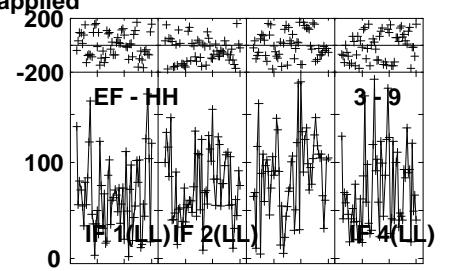
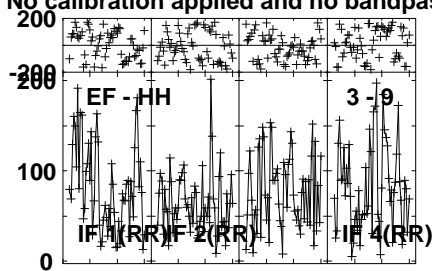
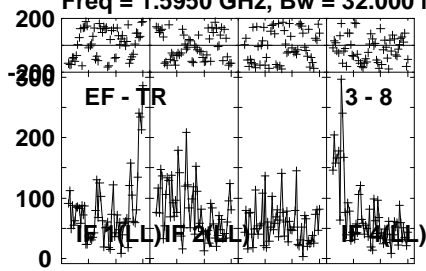


Lower frame: Micro Ampl Jy Top frame: Phas deg
Vector averaged cross-power spectrum Several baselines displayed
Timerange: 00/03:48:01 to 00/03:51:59

Plot file version 134 created 14-JUL-2023 11:13:46

PSJ2107-1611 EL068.UVDATA.1

Freq = 1.5950 GHz, Bw = 32.000 MH No calibration applied and no bandpass applied



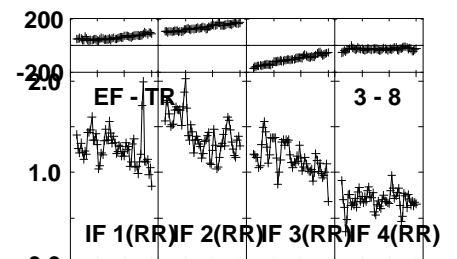
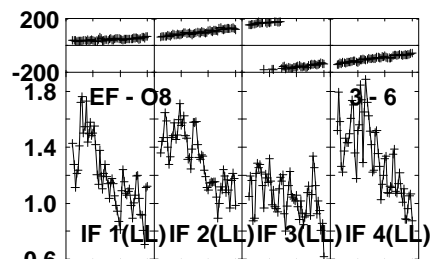
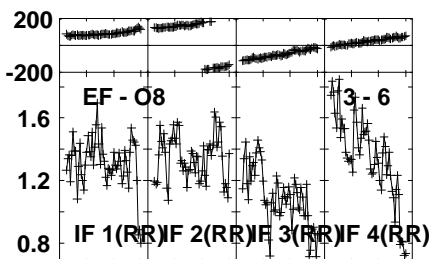
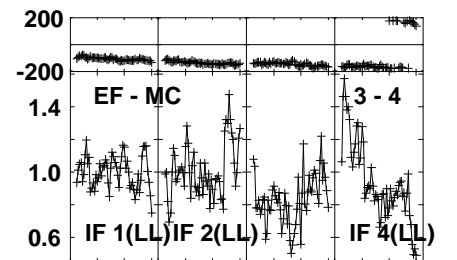
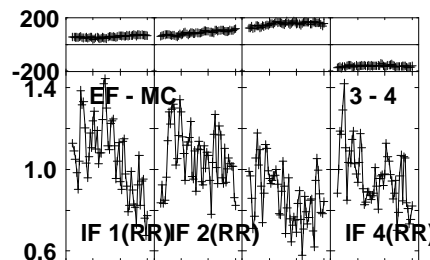
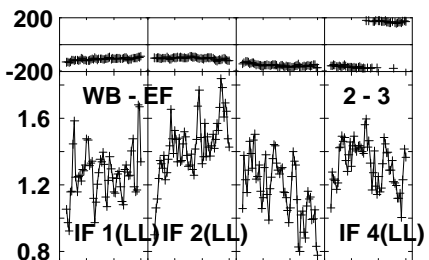
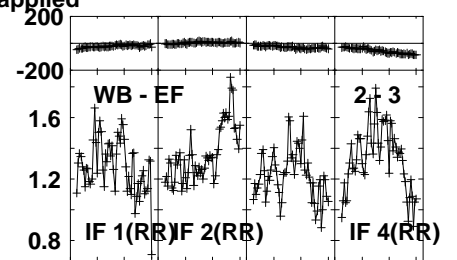
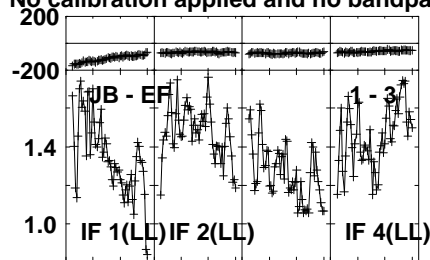
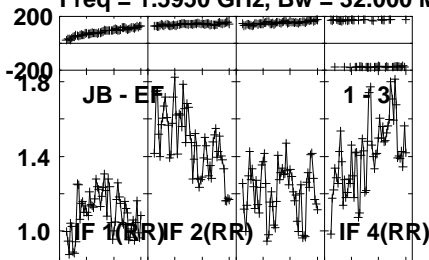
Lower frame: Micro Ampl Jy Top frame: Phas deg
Vector averaged cross-power spectrum Several baselines displayed
Timerange: 00/03:48:01 to 00/03:51:59

Plot file version 135 created 14-JUL-2023 11:13:46

J2107-1708 EL068.UVDATA.1

Freq = 1.5950 GHz, Bw = 32.000 MH

No calibration applied and no bandpass applied



0204060 204060 204060 204060
Channels

0204060 204060 204060 204060
Channels

0204060 204060 204060 204060
Channels

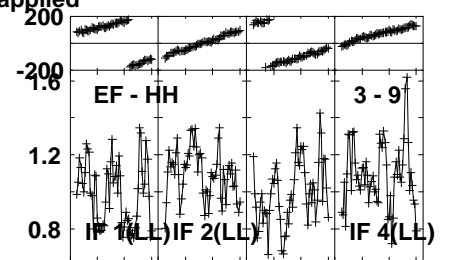
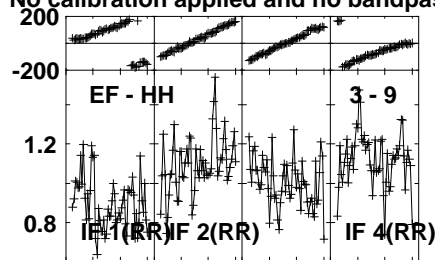
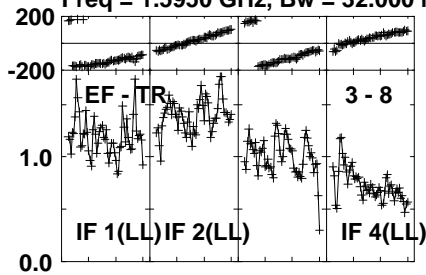
Lower frame: Milli Ampl Jy Top frame: Phas deg
Vector averaged cross-power spectrum Several baselines displayed
Timerange: 00/03:52:01 to 00/03:53:29

Plot file version 136 created 14-JUL-2023 11:13:46

J2107-1708 EL068.UVDATA.1

Freq = 1.5950 GHz, Bw = 32.000 MH

No calibration applied and no bandpass applied



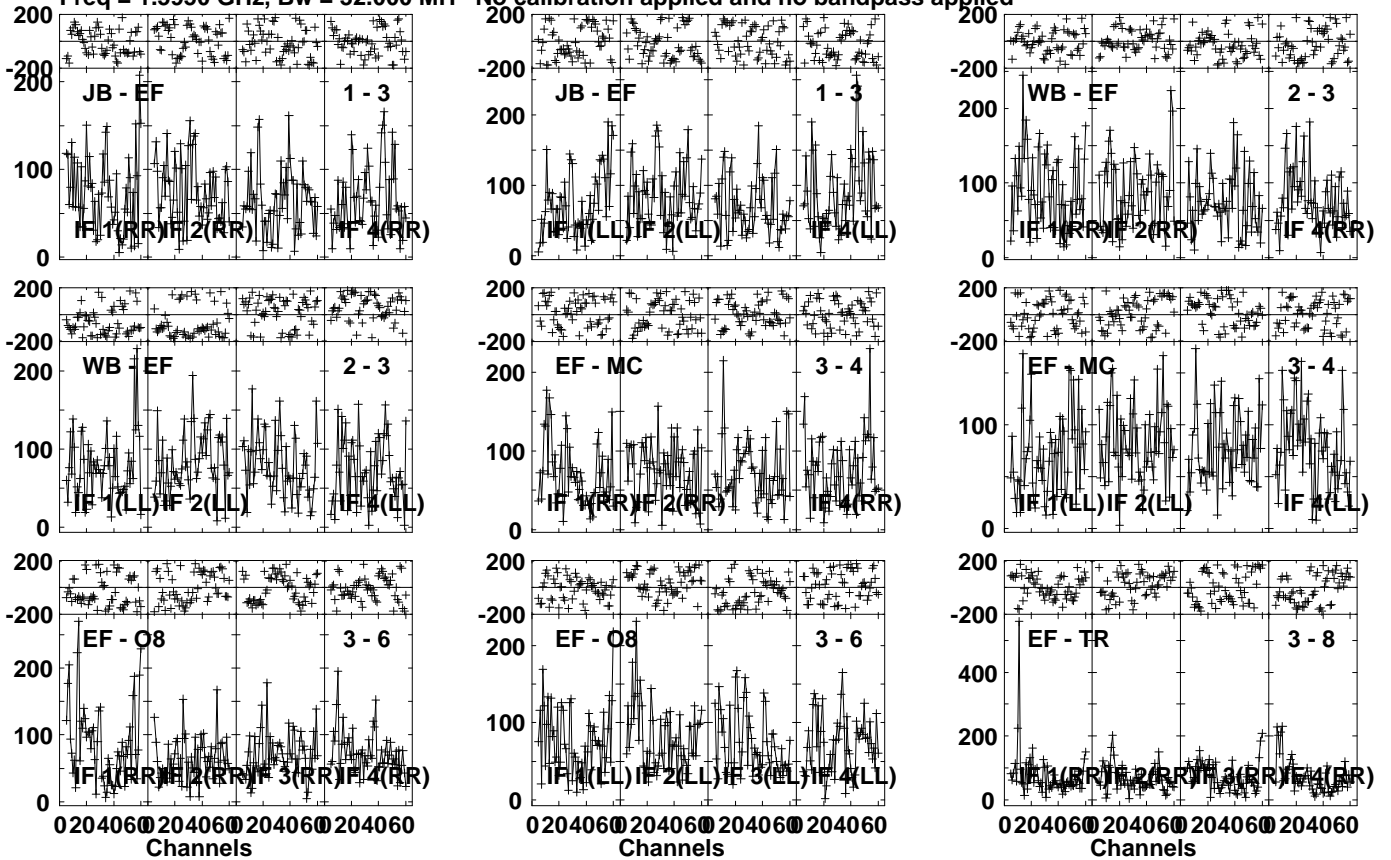
Lower frame: Milli Ampl Jy Top frame: Phas deg
Vector averaged cross-power spectrum Several baselines displayed
Timerange: 00/03:52:01 to 00/03:53:29

Plot file version 137 created 14-JUL-2023 11:13:46

PSJ2107-1611 EL068.UVDATA.1

Freq = 1.5950 GHz, Bw = 32.000 MH

No calibration applied and no bandpass applied

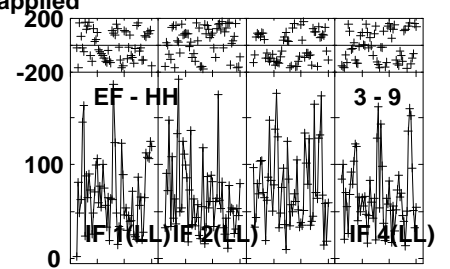
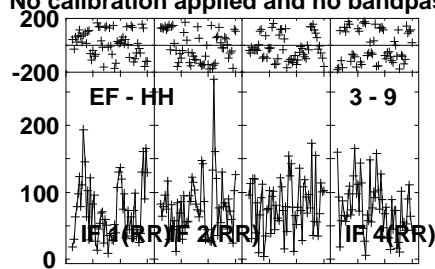
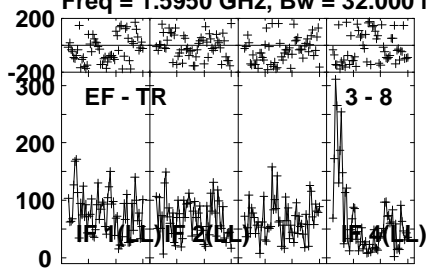


Lower frame: Micro Ampl Jy Top frame: Phas deg
Vector averaged cross-power spectrum Several baselines displayed
Timerange: 00/03:53:31 to 00/03:57:29

Plot file version 138 created 14-JUL-2023 11:13:46

PSJ2107-1611 EL068.UVDATA.1

Freq = 1.5950 GHz, Bw = 32.000 MH No calibration applied and no bandpass applied



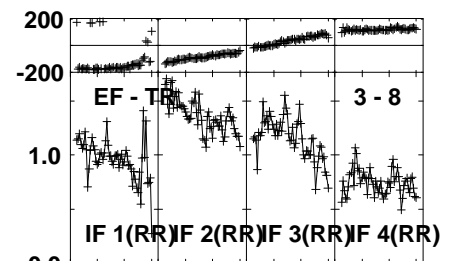
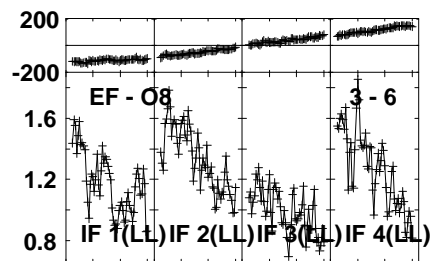
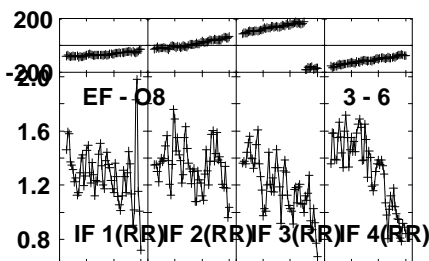
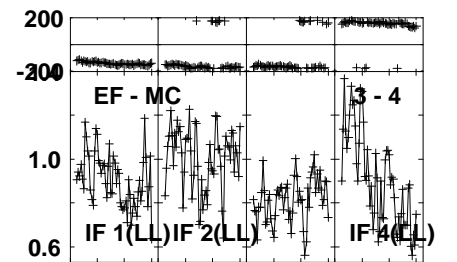
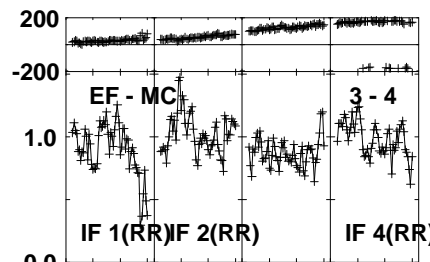
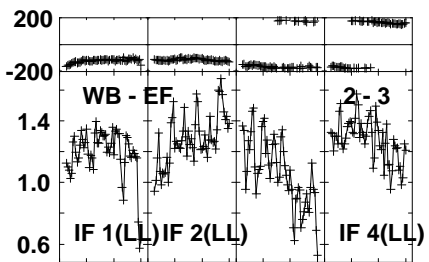
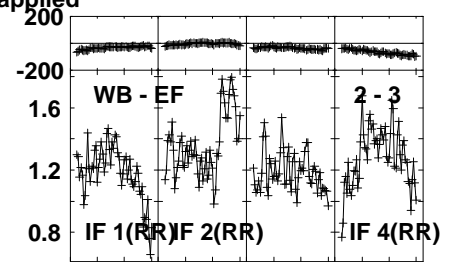
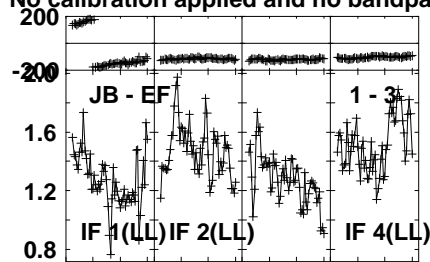
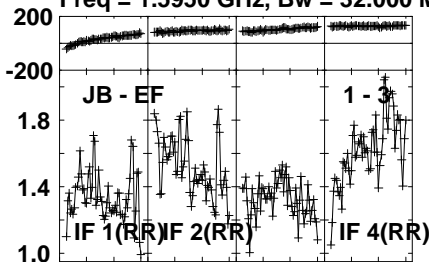
Lower frame: Micro Ampl Jy Top frame: Phas deg
Vector averaged cross-power spectrum Several baselines displayed
Timerange: 00/03:53:31 to 00/03:57:29

Plot file version 139 created 14-JUL-2023 11:13:46

J2107-1708 EL068.UVDATA.1

Freq = 1.5950 GHz, Bw = 32.000 MH

No calibration applied and no bandpass applied



0204060 204060 204060 204060
Channels

0204060 204060 204060 204060
Channels

0204060 204060 204060 204060
Channels

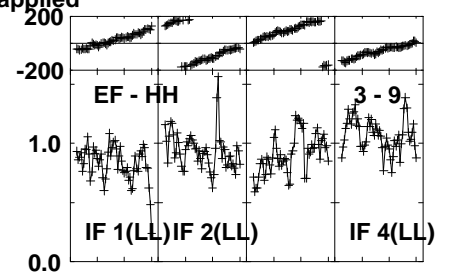
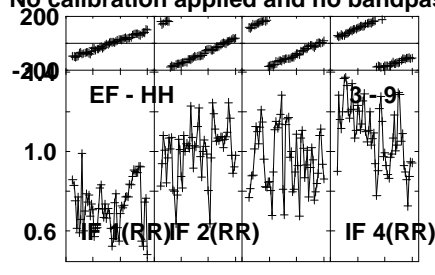
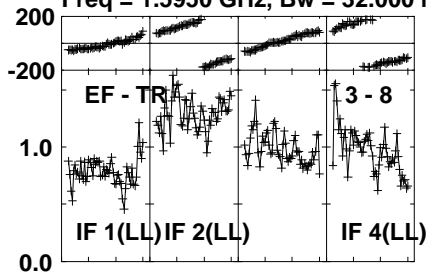
Lower frame: Milli Ampl Jy Top frame: Phas deg
Vector averaged cross-power spectrum Several baselines displayed
Timerange: 00/03:58:01 to 00/03:58:59

Plot file version 140 created 14-JUL-2023 11:13:46

J2107-1708 EL068.UVDATA.1

Freq = 1.5950 GHz, Bw = 32.000 MH

No calibration applied and no bandpass applied



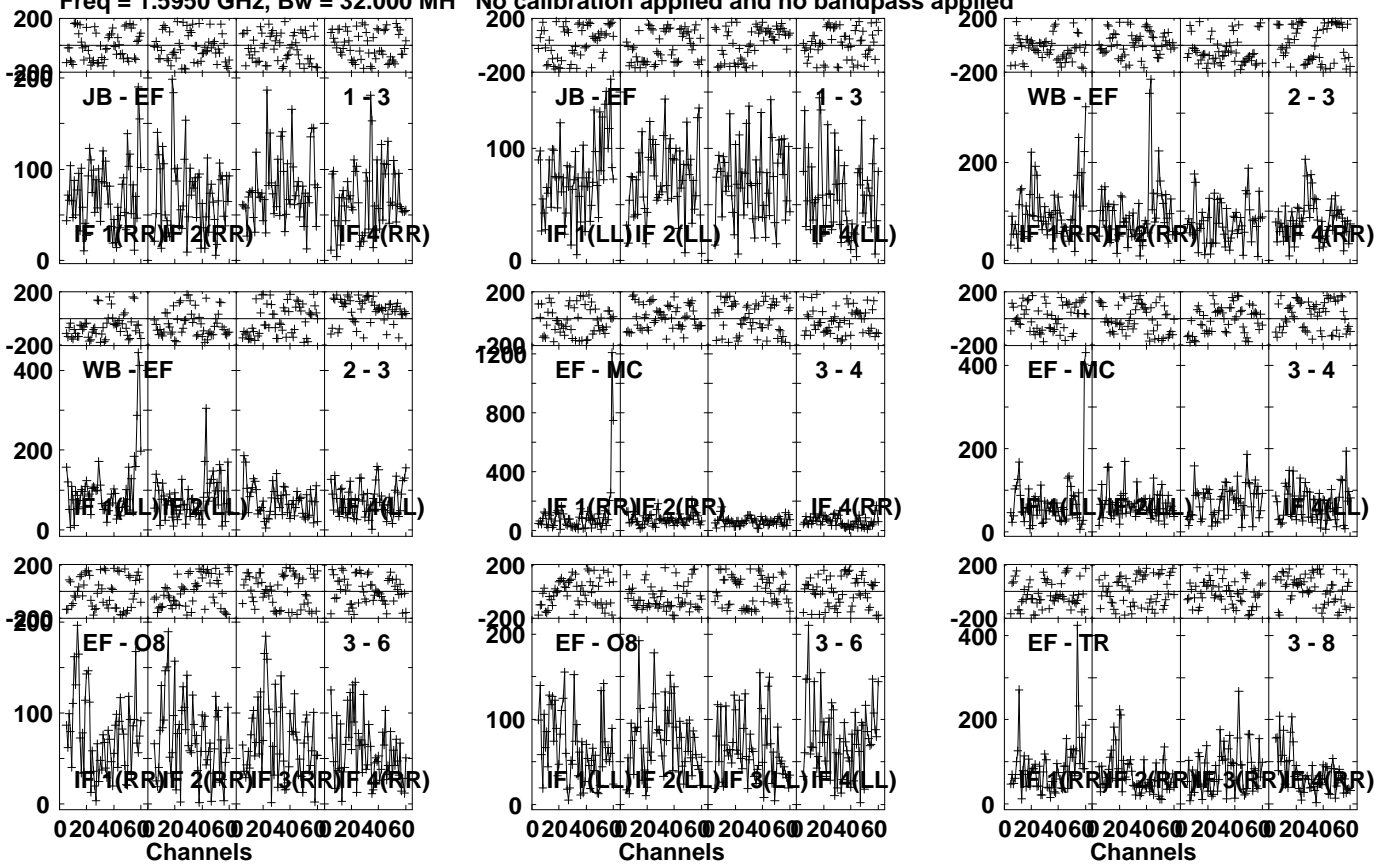
Lower frame: Milli Ampl Jy Top frame: Phas deg
Vector averaged cross-power spectrum Several baselines displayed
Timerange: 00/03:58:01 to 00/03:58:59

Plot file version 141 created 14-JUL-2023 11:13:46

PSJ2107-1611 EL068.UVDATA.1

Freq = 1.5950 GHz, Bw = 32.000 MH

No calibration applied and no bandpass applied

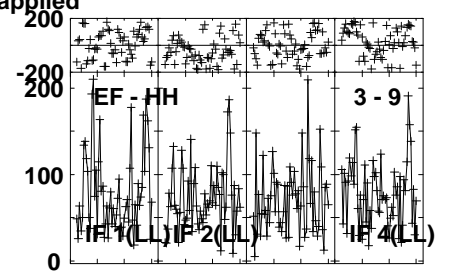
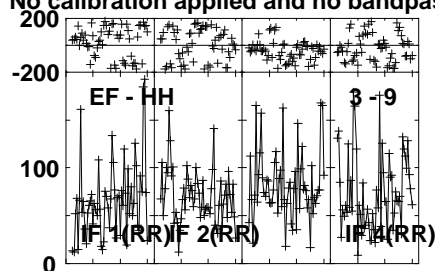
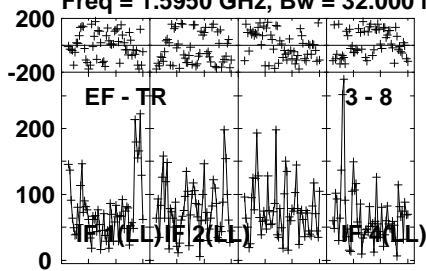


Lower frame: Micro Ampl Jy Top frame: Phas deg
Vector averaged cross-power spectrum Several baselines displayed
Timerange: 00/03:59:01 to 00/04:02:59

Plot file version 142 created 14-JUL-2023 11:13:46

PSJ2107-1611 EL068.UVDATA.1

Freq = 1.5950 GHz, Bw = 32.000 MH No calibration applied and no bandpass applied



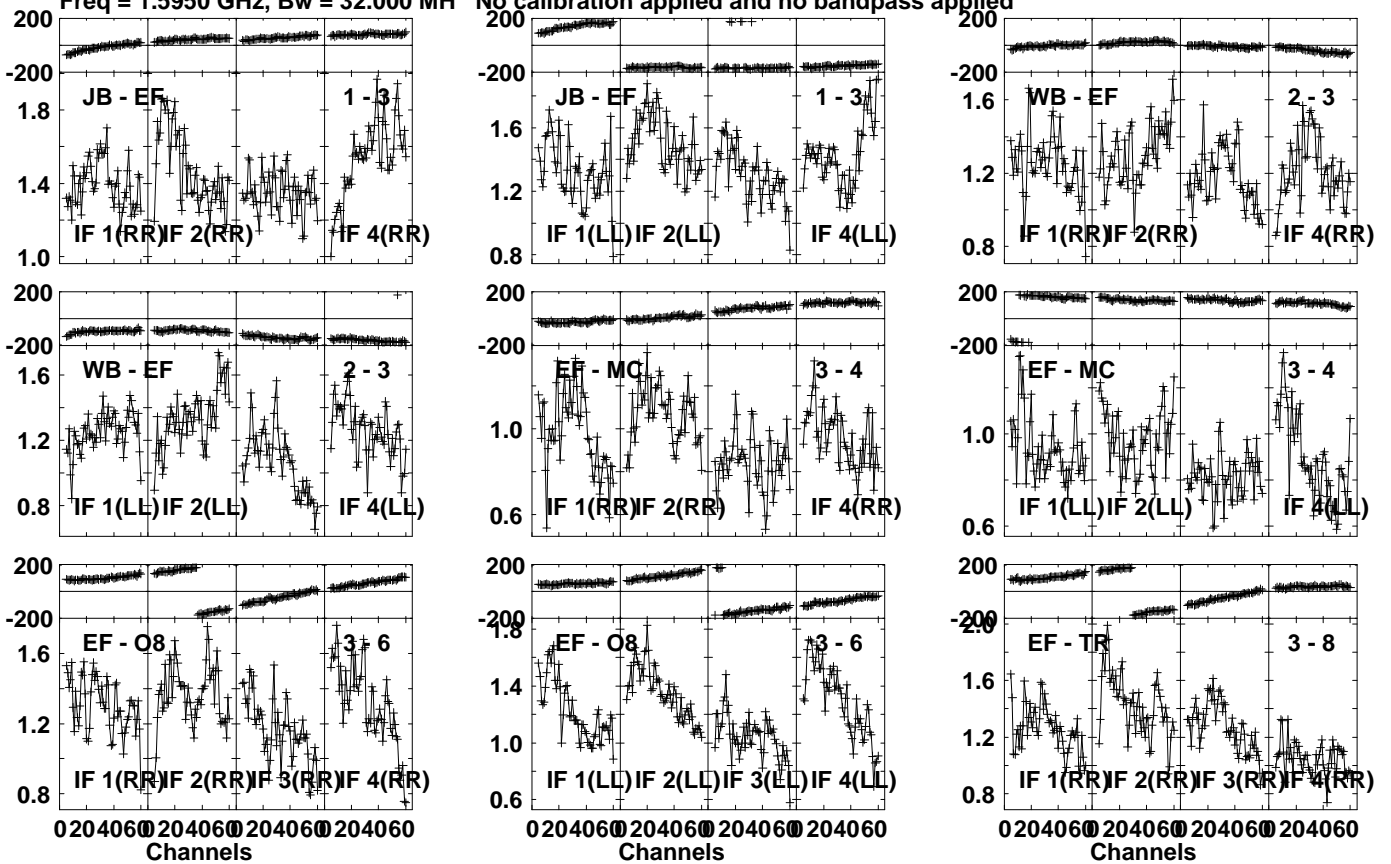
Lower frame: Micro Ampl Jy Top frame: Phas deg
Vector averaged cross-power spectrum Several baselines displayed
Timerange: 00/03:59:01 to 00/04:02:59

Plot file version 143 created 14-JUL-2023 11:13:46

J2107-1708 EL068.UVDATA.1

Freq = 1.5950 GHz, Bw = 32.000 MH

No calibration applied and no bandpass applied



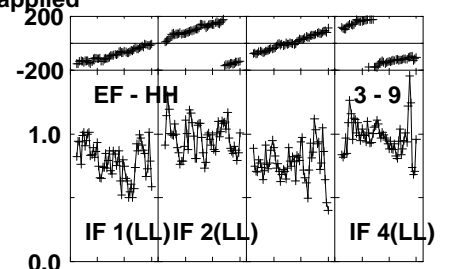
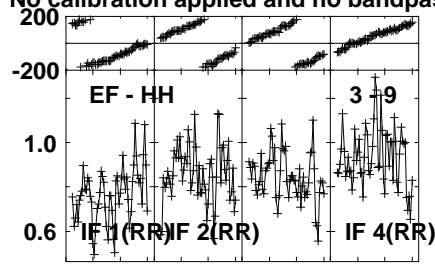
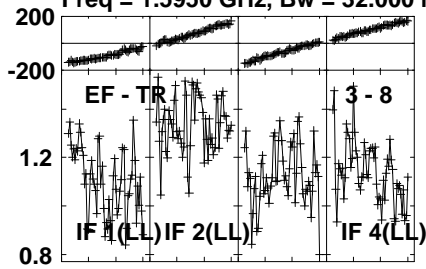
Lower frame: Milli Ampl Jy Top frame: Phas deg
Vector averaged cross-power spectrum Several baselines displayed
Timerange: 00/04:03:01 to 00/04:04:29

Plot file version 144 created 14-JUL-2023 11:13:46

J2107-1708 EL068.UVDATA.1

Freq = 1.5950 GHz, Bw = 32.000 MH

No calibration applied and no bandpass applied



Lower frame: Milli Ampl Jy Top frame: Phas deg

Vector averaged cross-power spectrum Several baselines displayed

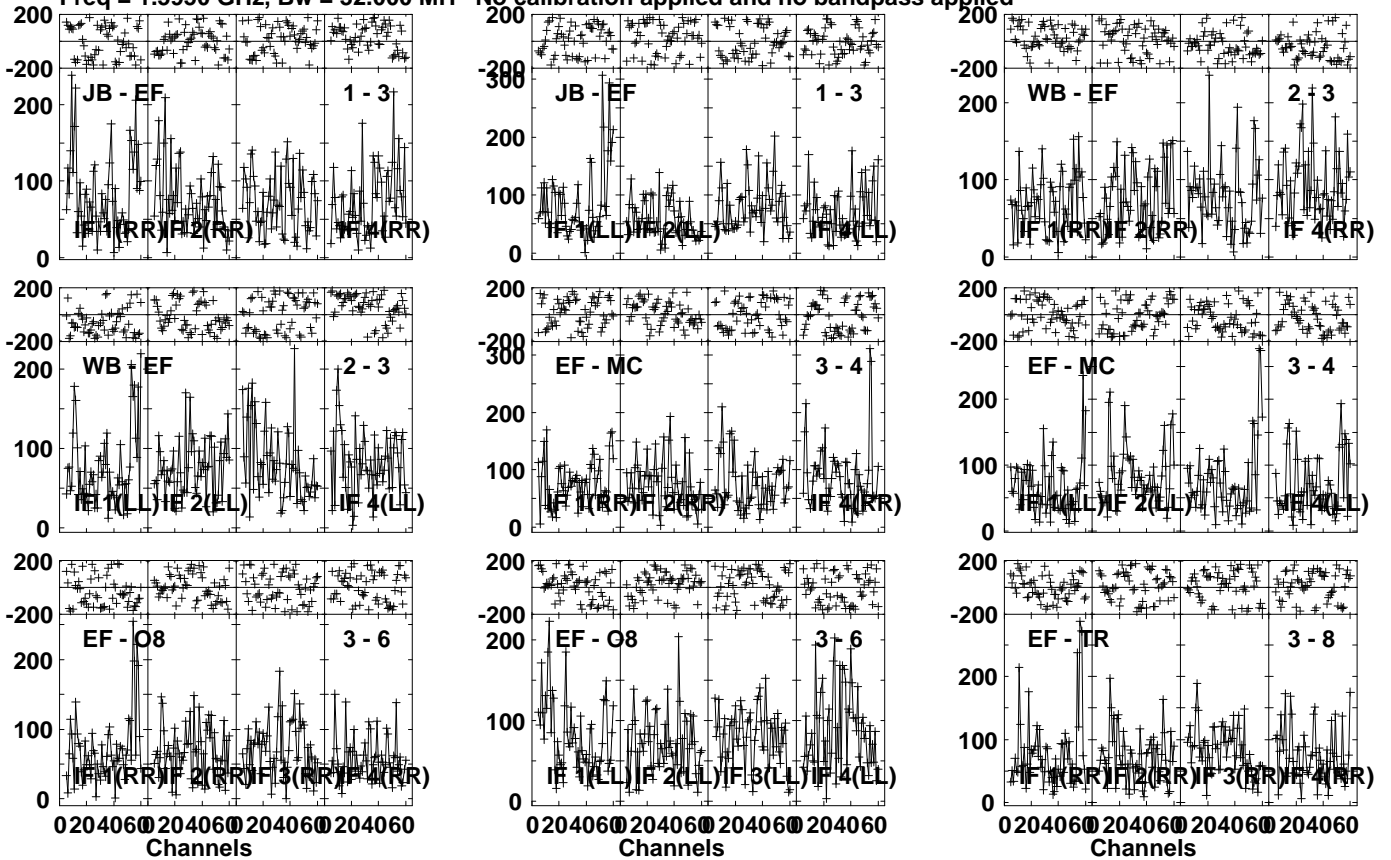
Timerange: 00/04:03:01 to 00/04:04:29

Plot file version 145 created 14-JUL-2023 11:13:47

PSJ2107-1611 EL068.UVDATA.1

Freq = 1.5950 GHz, Bw = 32.000 MH

No calibration applied and no bandpass applied

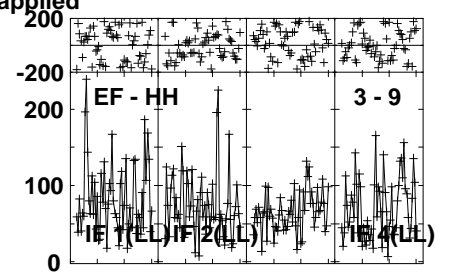
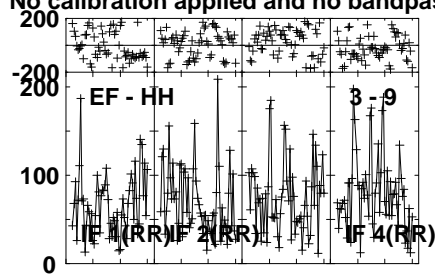
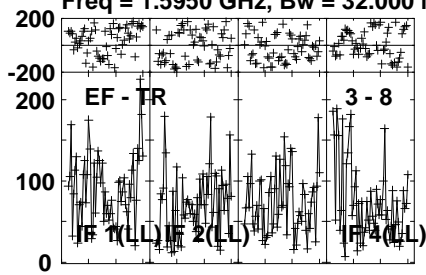


Lower frame: Micro Ampl Jy Top frame: Phas deg
Vector averaged cross-power spectrum Several baselines displayed
Timerange: 00/04:04:31 to 00/04:08:29

Plot file version 146 created 14-JUL-2023 11:13:47

PSJ2107-1611 EL068.UVDATA.1

Freq = 1.5950 GHz, Bw = 32.000 MH No calibration applied and no bandpass applied



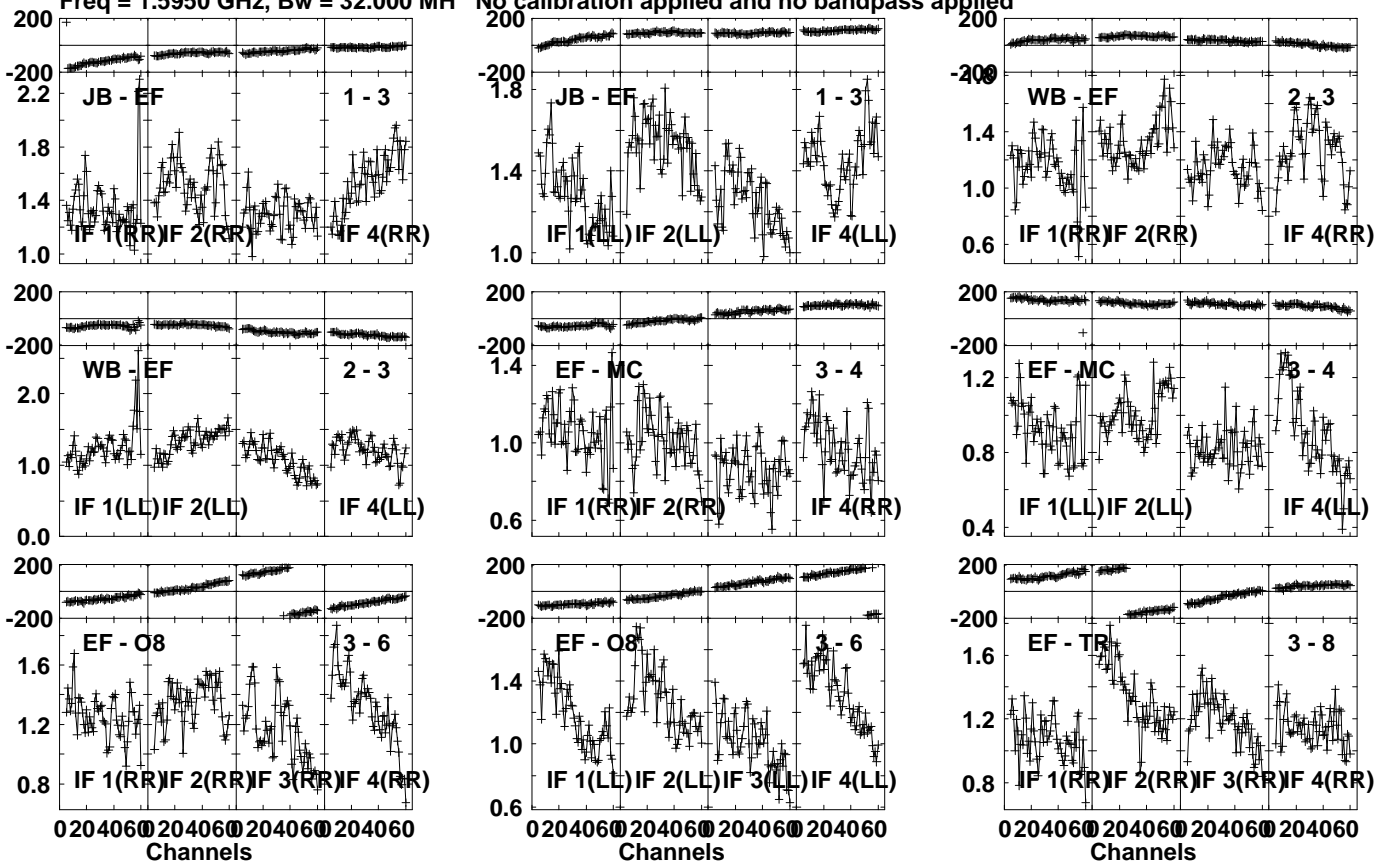
Lower frame: Micro Ampl Jy Top frame: Phas deg
Vector averaged cross-power spectrum Several baselines displayed
Timerange: 00/04:04:31 to 00/04:08:29

Plot file version 147 created 14-JUL-2023 11:13:47

J2107-1708 EL068.UVDATA.1

Freq = 1.5950 GHz, Bw = 32.000 MH

No calibration applied and no bandpass applied

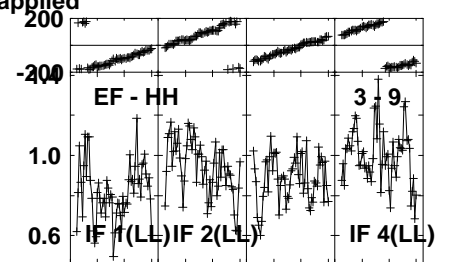
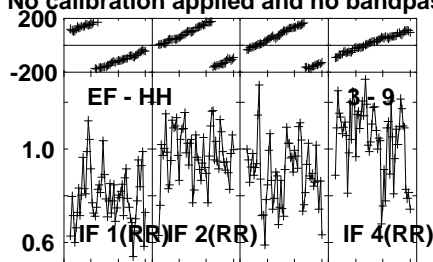
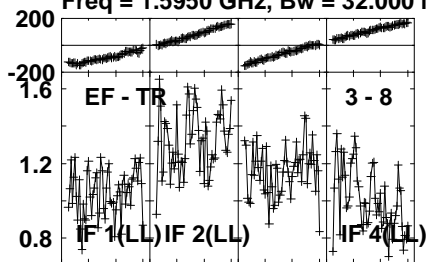


Lower frame: Milli Ampl Jy Top frame: Phas deg
Vector averaged cross-power spectrum Several baselines displayed
Timerange: 00/04:09:01 to 00/04:09:59

Plot file version 148 created 14-JUL-2023 11:13:47

J2107-1708 EL068.UVDATA.1

Freq = 1.5950 GHz, Bw = 32.000 MH No calibration applied and no bandpass applied



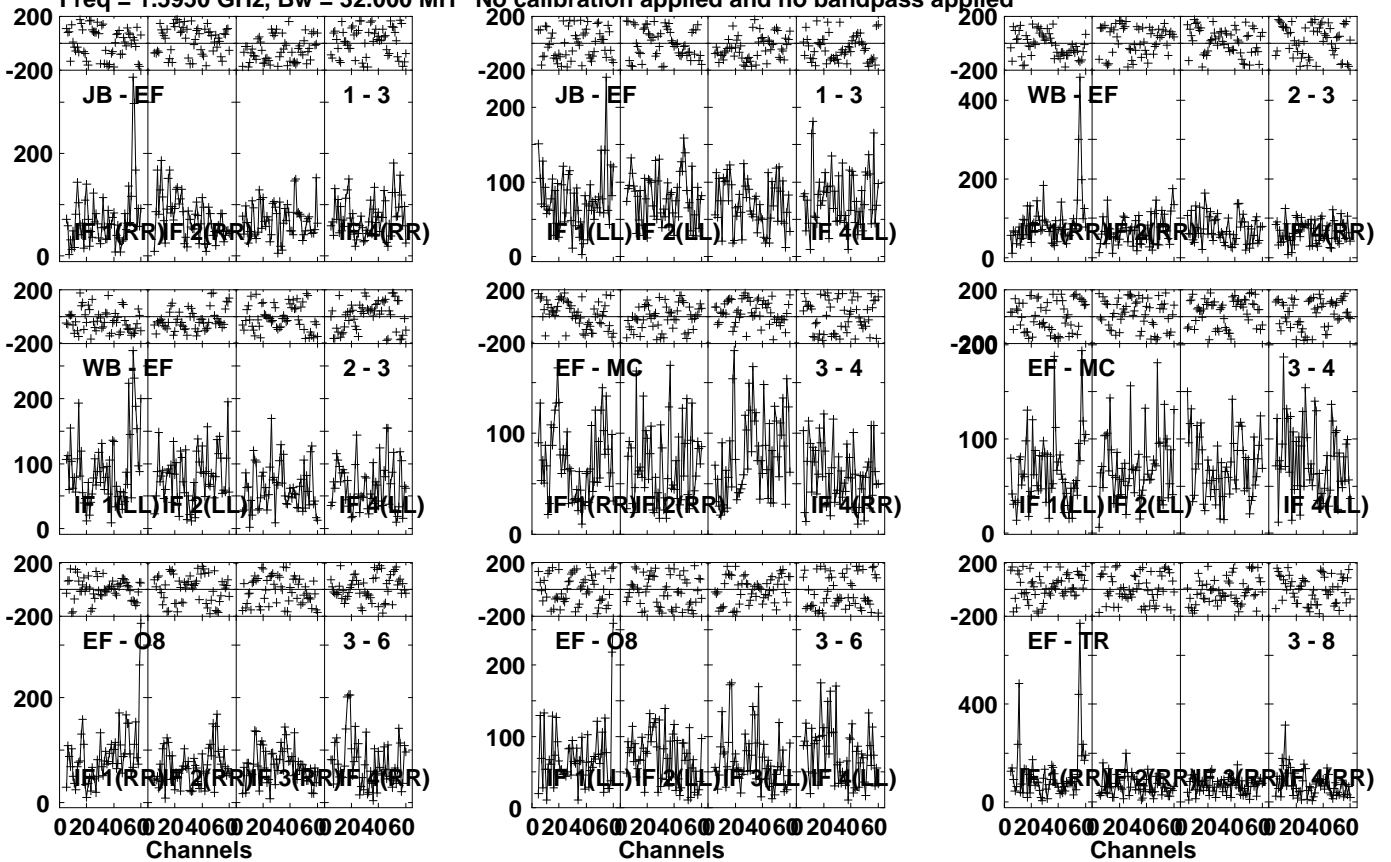
Lower frame: Milli Ampl Jy Top frame: Phas deg
Vector averaged cross-power spectrum Several baselines displayed
Timerange: 00/04:09:01 to 00/04:09:59

Plot file version 149 created 14-JUL-2023 11:13:47

PSJ2107-1611 EL068.UVDATA.1

Freq = 1.5950 GHz, Bw = 32.000 MH

No calibration applied and no bandpass applied

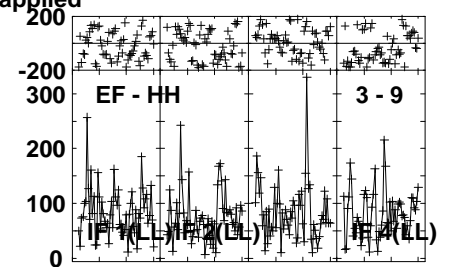
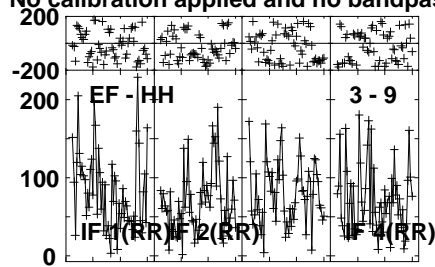
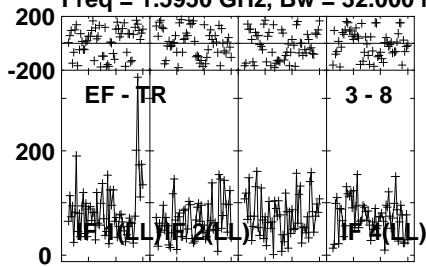


Lower frame: Micro Ampl Jy Top frame: Phas deg
Vector averaged cross-power spectrum Several baselines displayed
Timerange: 00/04:10:01 to 00/04:13:59

Plot file version 150 created 14-JUL-2023 11:13:47

PSJ2107-1611 EL068.UVDATA.1

Freq = 1.5950 GHz, Bw = 32.000 MH No calibration applied and no bandpass applied

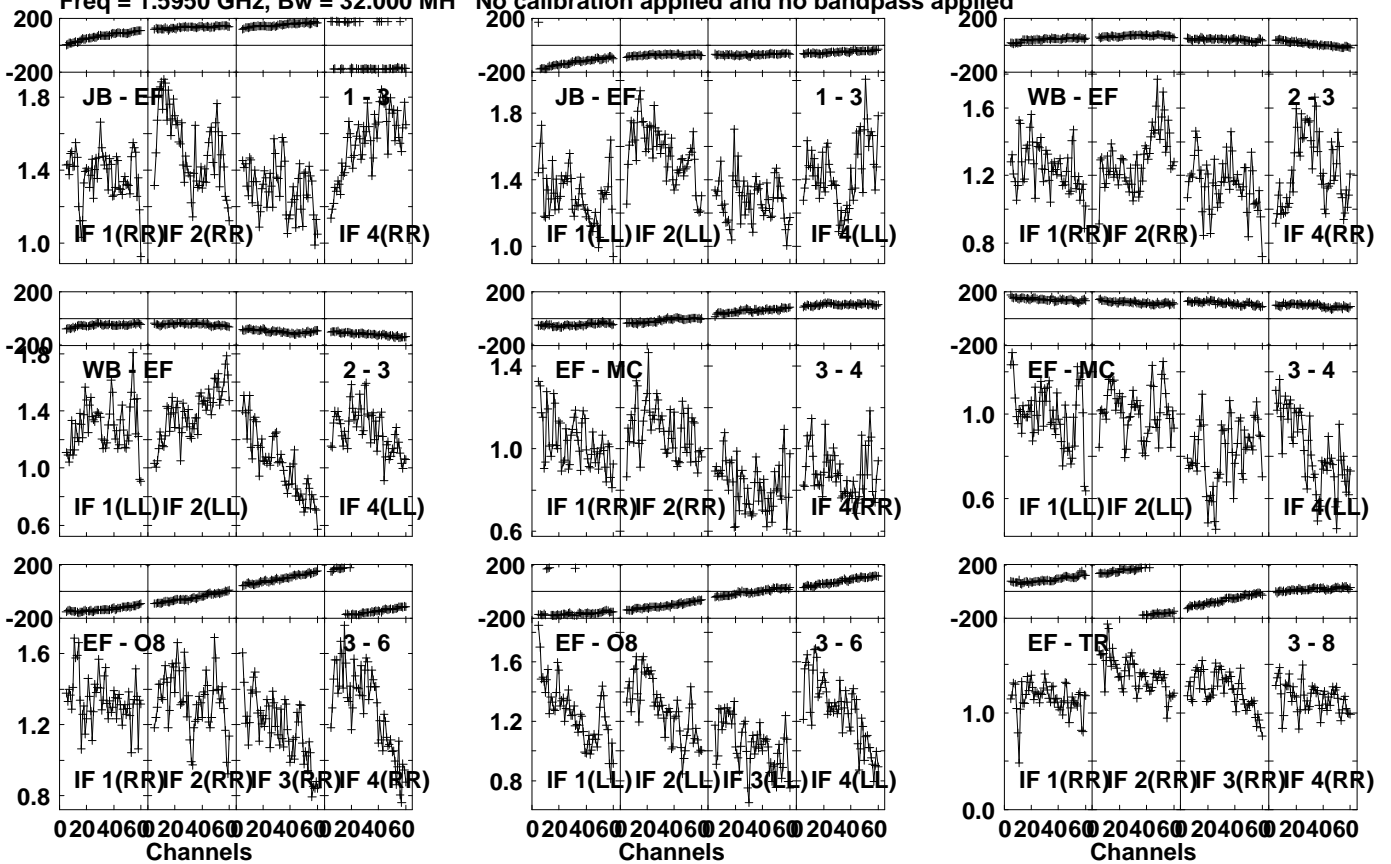


Lower frame: Micro Ampl Jy Top frame: Phas deg
Vector averaged cross-power spectrum Several baselines displayed
Timerange: 00/04:10:01 to 00/04:13:59

Plot file version 151 created 14-JUL-2023 11:13:47

J2107-1708 EL068.UVDATA.1

Freq = 1.5950 GHz, Bw = 32.000 MH No calibration applied and no bandpass applied



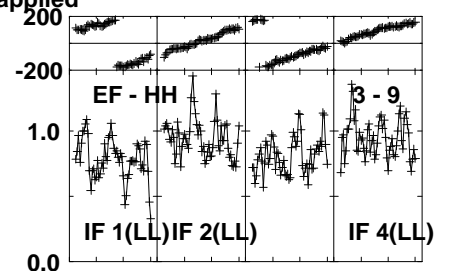
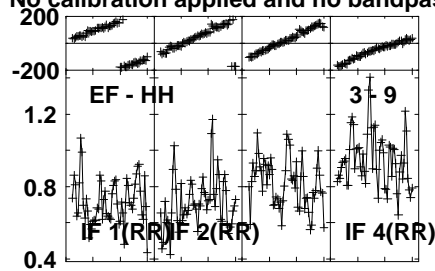
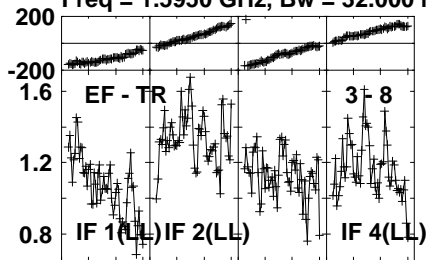
Lower frame: Milli Ampl Jy Top frame: Phas deg
Vector averaged cross-power spectrum Several baselines displayed
Timerange: 00/04:14:01 to 00/04:15:29

Plot file version 152 created 14-JUL-2023 11:13:47

J2107-1708 EL068.UVDATA.1

Freq = 1.5950 GHz, Bw = 32.000 MH

No calibration applied and no bandpass applied



Lower frame: Milli Ampl Jy Top frame: Phas deg

Vector averaged cross-power spectrum Several baselines displayed

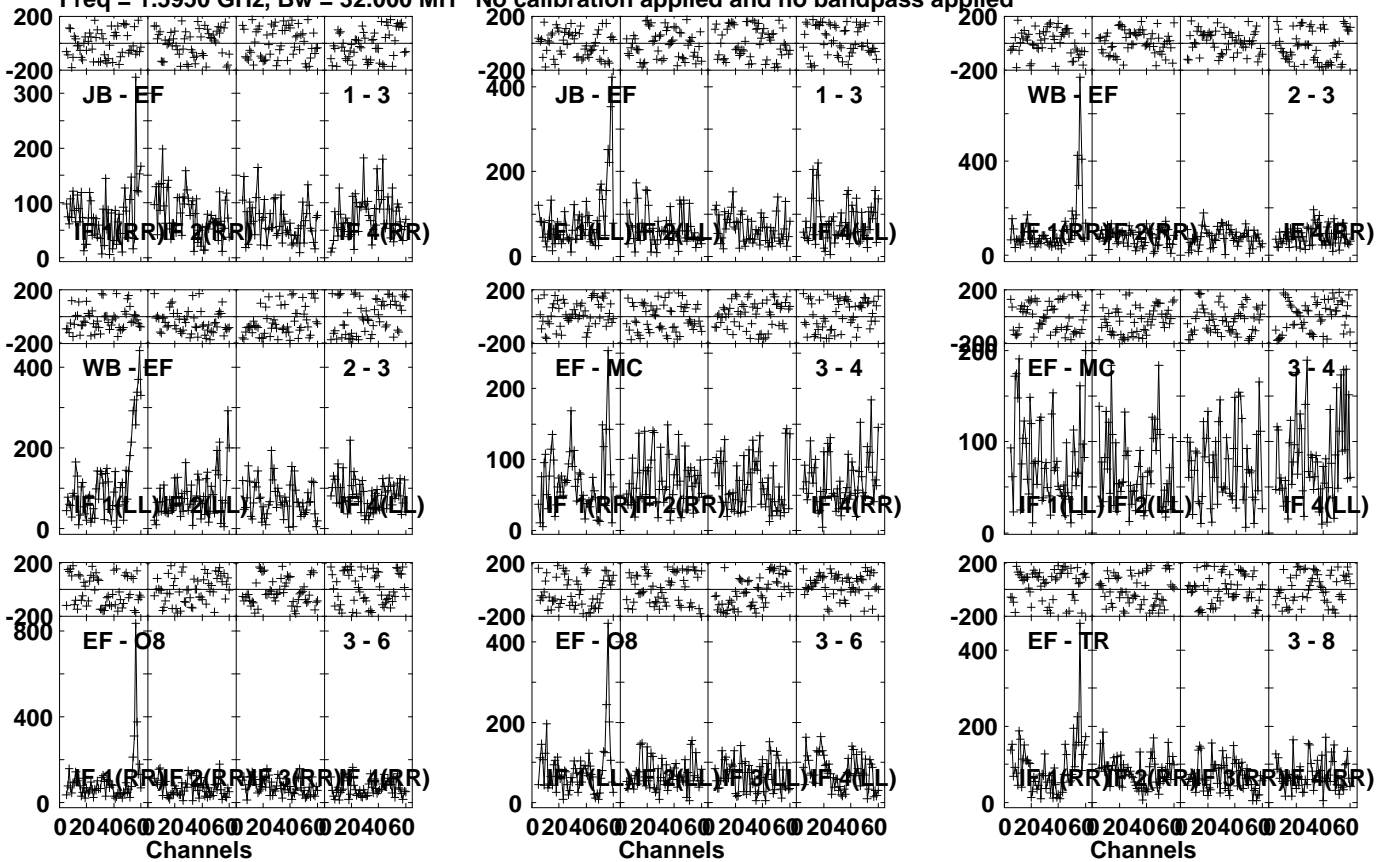
Timerange: 00/04:14:01 to 00/04:15:29

Plot file version 153 created 14-JUL-2023 11:13:47

PSJ2107-1611 EL068.UVDATA.1

Freq = 1.5950 GHz, Bw = 32.000 MH

No calibration applied and no bandpass applied

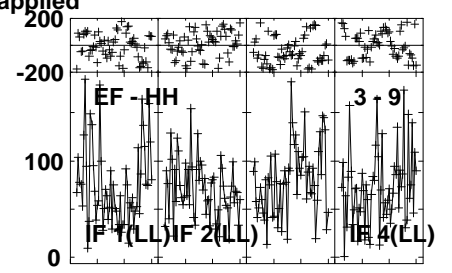
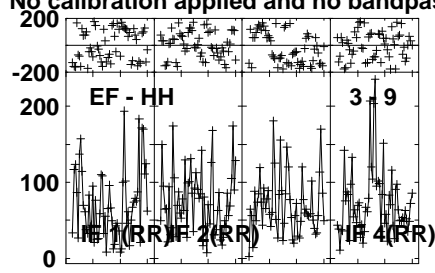
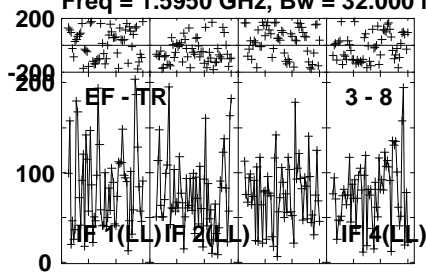


Lower frame: Micro Ampl Jy Top frame: Phas deg
Vector averaged cross-power spectrum Several baselines displayed
Timerange: 00/04:15:31 to 00/04:19:29

Plot file version 154 created 14-JUL-2023 11:13:47

PSJ2107-1611 EL068.UVDATA.1

Freq = 1.5950 GHz, Bw = 32.000 MH No calibration applied and no bandpass applied



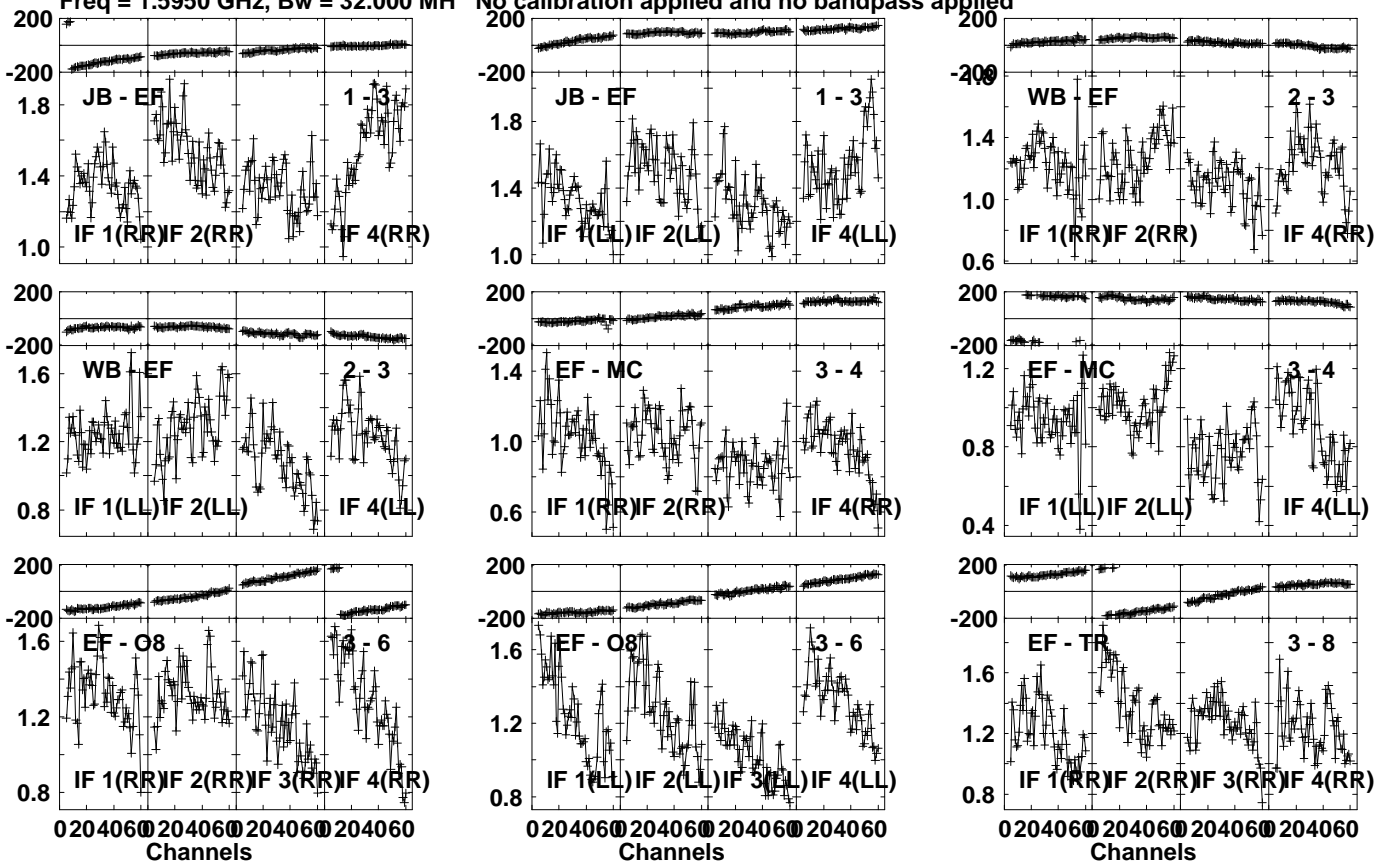
Lower frame: Micro Ampl Jy Top frame: Phas deg
Vector averaged cross-power spectrum Several baselines displayed
Timerange: 00/04:15:31 to 00/04:19:29

Plot file version 155 created 14-JUL-2023 11:13:47

J2107-1708 EL068.UVDATA.1

Freq = 1.5950 GHz, Bw = 32.000 MH

No calibration applied and no bandpass applied



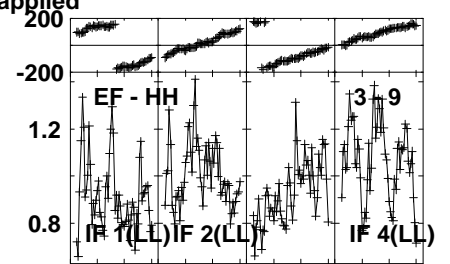
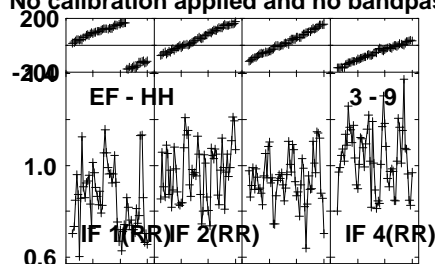
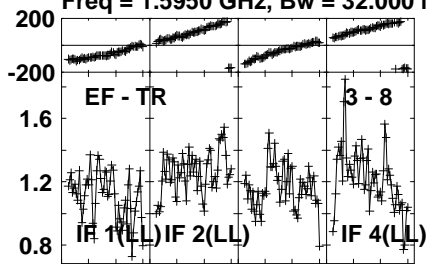
Lower frame: Milli Ampl Jy Top frame: Phas deg
Vector averaged cross-power spectrum Several baselines displayed
Timerange: 00/04:20:01 to 00/04:20:59

Plot file version 156 created 14-JUL-2023 11:13:47

J2107-1708 EL068.UVDATA.1

Freq = 1.5950 GHz, Bw = 32.000 MH

No calibration applied and no bandpass applied



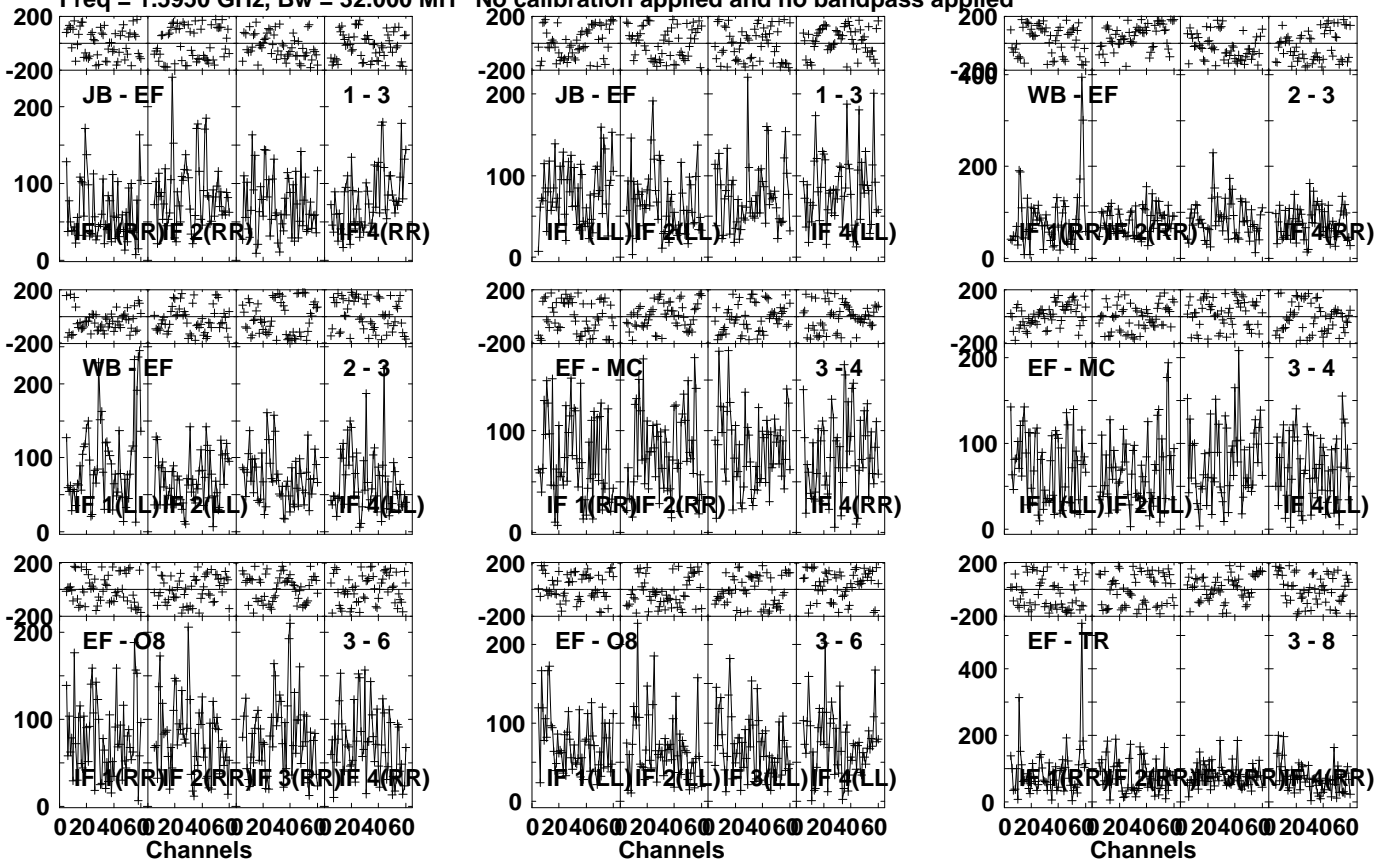
Lower frame: Milli Ampl Jy Top frame: Phas deg
Vector averaged cross-power spectrum Several baselines displayed
Timerange: 00/04:20:01 to 00/04:20:59

Plot file version 157 created 14-JUL-2023 11:13:47

PSJ2107-1611 EL068.UVDATA.1

Freq = 1.5950 GHz, Bw = 32.000 MH

No calibration applied and no bandpass applied

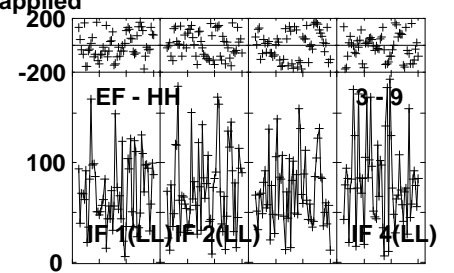
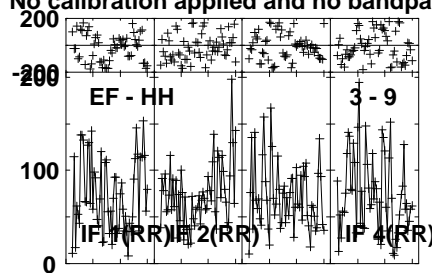
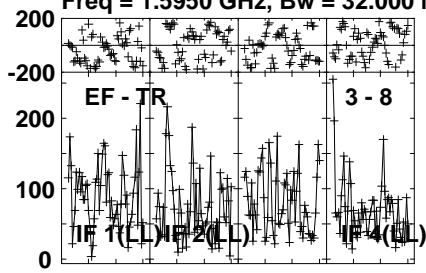


Lower frame: Micro Ampl Jy Top frame: Phas deg
Vector averaged cross-power spectrum Several baselines displayed
Timerange: 00/04:21:01 to 00/04:24:59

Plot file version 158 created 14-JUL-2023 11:13:47

PSJ2107-1611 EL068.UVDATA.1

Freq = 1.5950 GHz, Bw = 32.000 MH No calibration applied and no bandpass applied



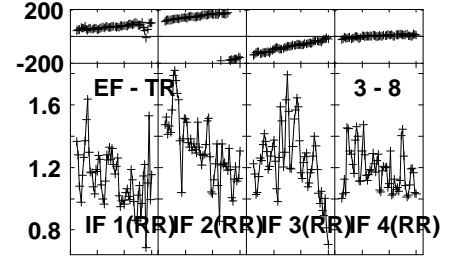
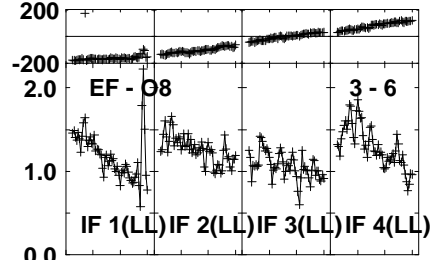
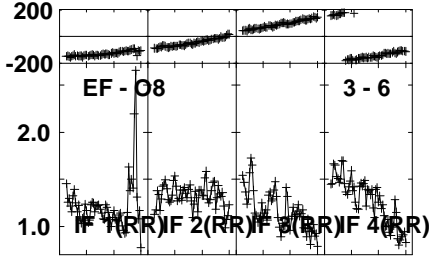
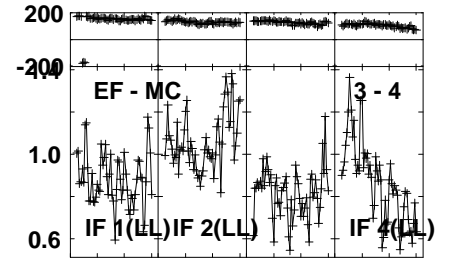
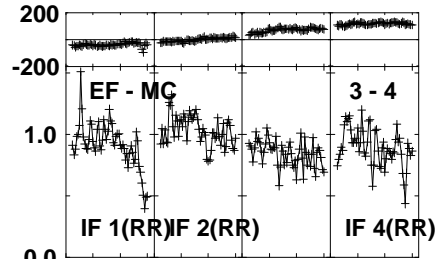
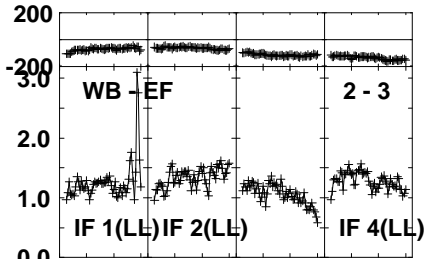
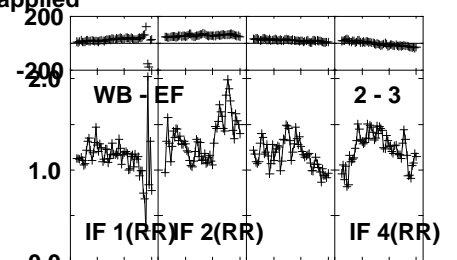
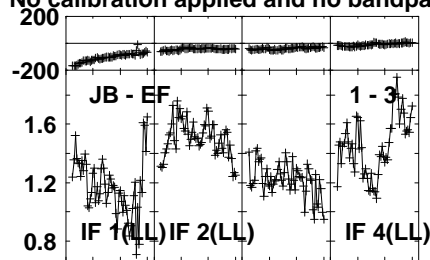
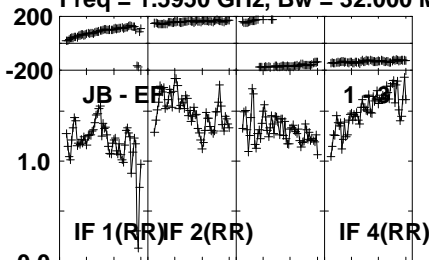
Lower frame: Micro Ampl Jy Top frame: Phas deg
Vector averaged cross-power spectrum Several baselines displayed
Timerange: 00/04:21:01 to 00/04:24:59

Plot file version 159 created 14-JUL-2023 11:13:47

J2107-1708 EL068.UVDATA.1

Freq = 1.5950 GHz, Bw = 32.000 MH

No calibration applied and no bandpass applied



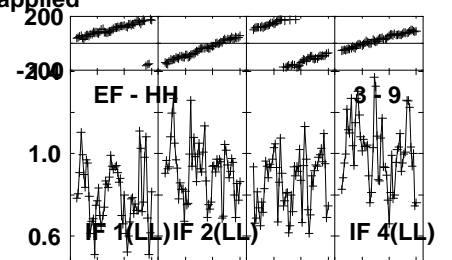
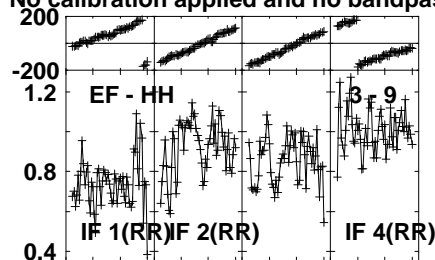
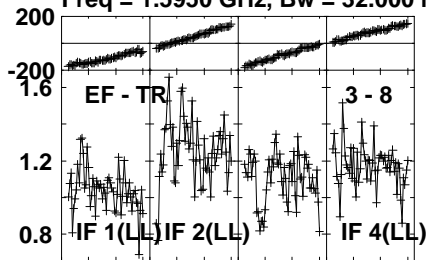
Lower frame: Milli Ampl Jy Top frame: Phas deg
Vector averaged cross-power spectrum Several baselines displayed
Timerange: 00/04:25:01 to 00/04:26:29

Plot file version 160 created 14-JUL-2023 11:13:47

J2107-1708 EL068.UVDATA.1

Freq = 1.5950 GHz, Bw = 32.000 MH

No calibration applied and no bandpass applied



Lower frame: Milli Ampl Jy Top frame: Phas deg

Vector averaged cross-power spectrum Several baselines displayed

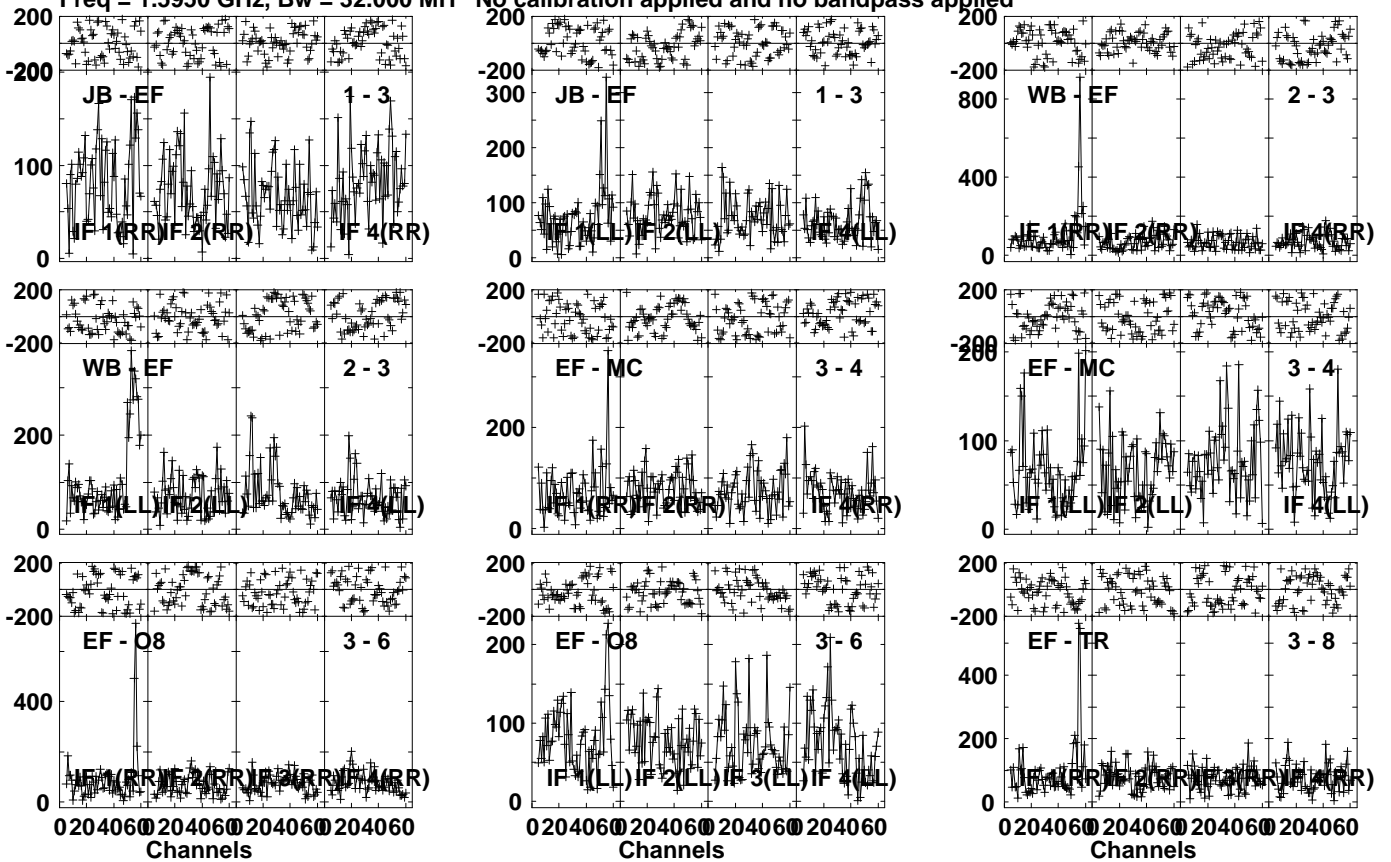
Timerange: 00/04:25:01 to 00/04:26:29

Plot file version 161 created 14-JUL-2023 11:13:47

PSJ2107-1611 EL068.UVDATA.1

Freq = 1.5950 GHz, Bw = 32.000 MH

No calibration applied and no bandpass applied

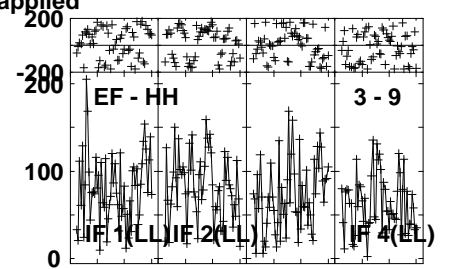
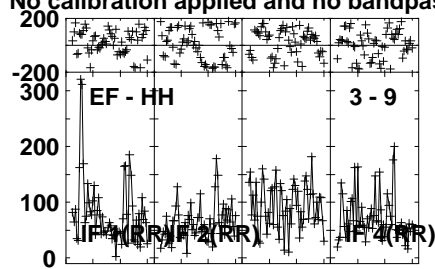
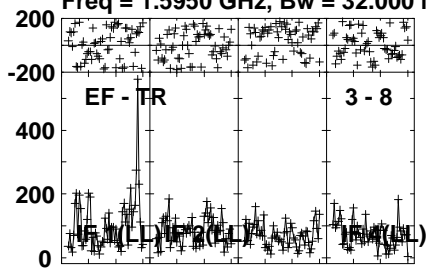


Lower frame: Micro Ampl Jy Top frame: Phas deg
Vector averaged cross-power spectrum Several baselines displayed
Timerange: 00/04:26:31 to 00/04:30:29

Plot file version 162 created 14-JUL-2023 11:13:47

PSJ2107-1611 EL068.UVDATA.1

Freq = 1.5950 GHz, Bw = 32.000 MH No calibration applied and no bandpass applied



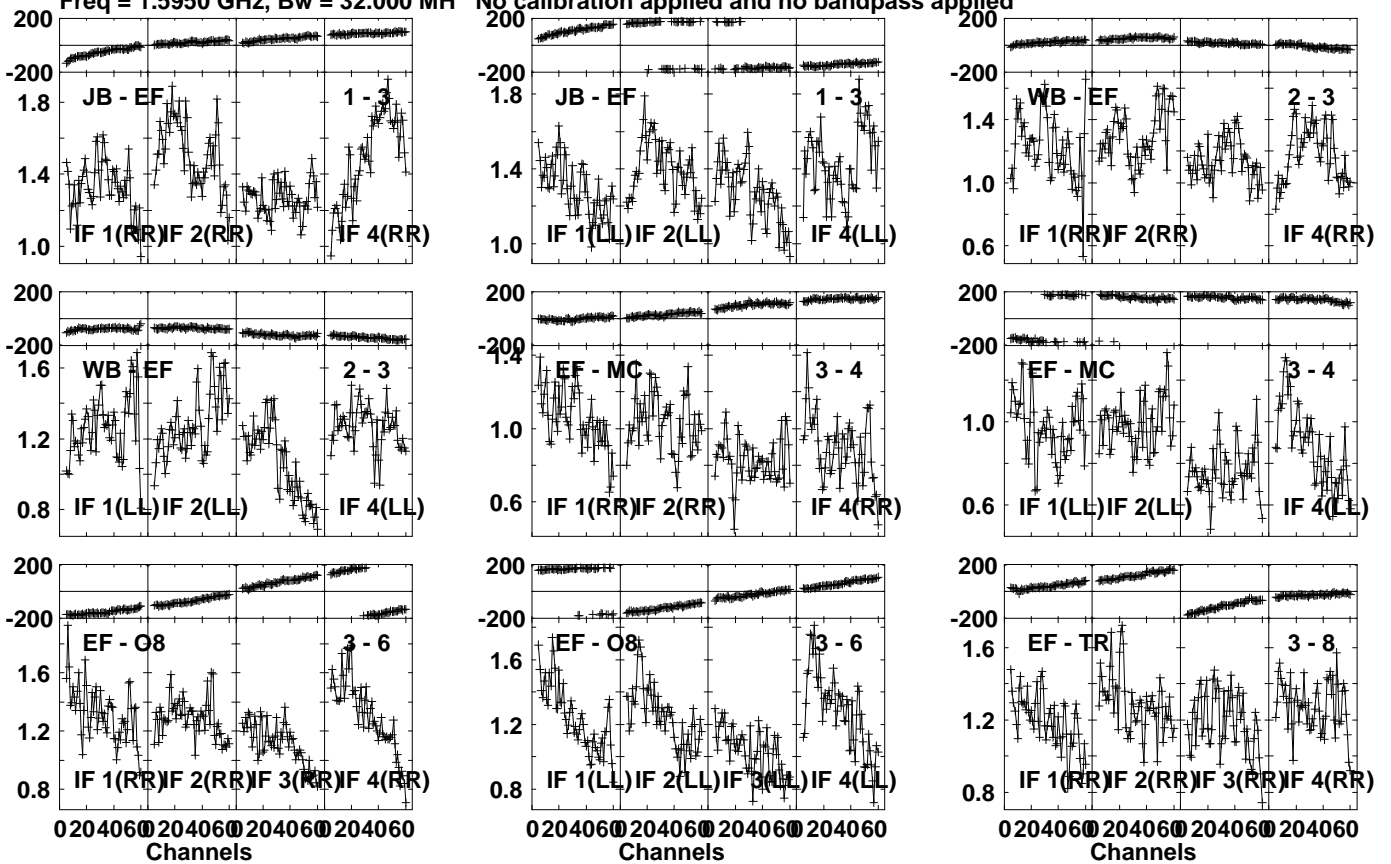
Lower frame: Micro Ampl Jy Top frame: Phas deg
Vector averaged cross-power spectrum Several baselines displayed
Timerange: 00/04:26:31 to 00/04:30:29

Plot file version 163 created 14-JUL-2023 11:13:47

J2107-1708 EL068.UVDATA.1

Freq = 1.5950 GHz, Bw = 32.000 MH

No calibration applied and no bandpass applied



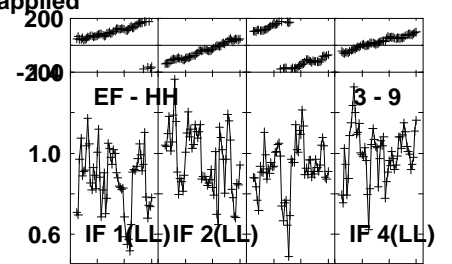
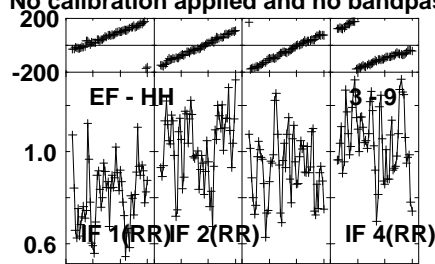
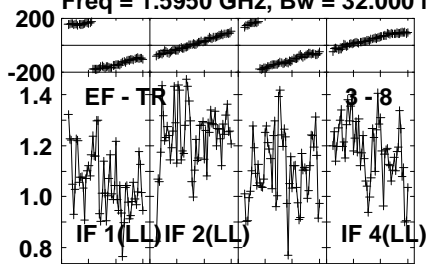
Lower frame: Milli Ampl Jy Top frame: Phas deg
Vector averaged cross-power spectrum Several baselines displayed
Timerange: 00/04:31:01 to 00/04:31:59

Plot file version 164 created 14-JUL-2023 11:13:47

J2107-1708 EL068.UVDATA.1

Freq = 1.5950 GHz, Bw = 32.000 MH

No calibration applied and no bandpass applied



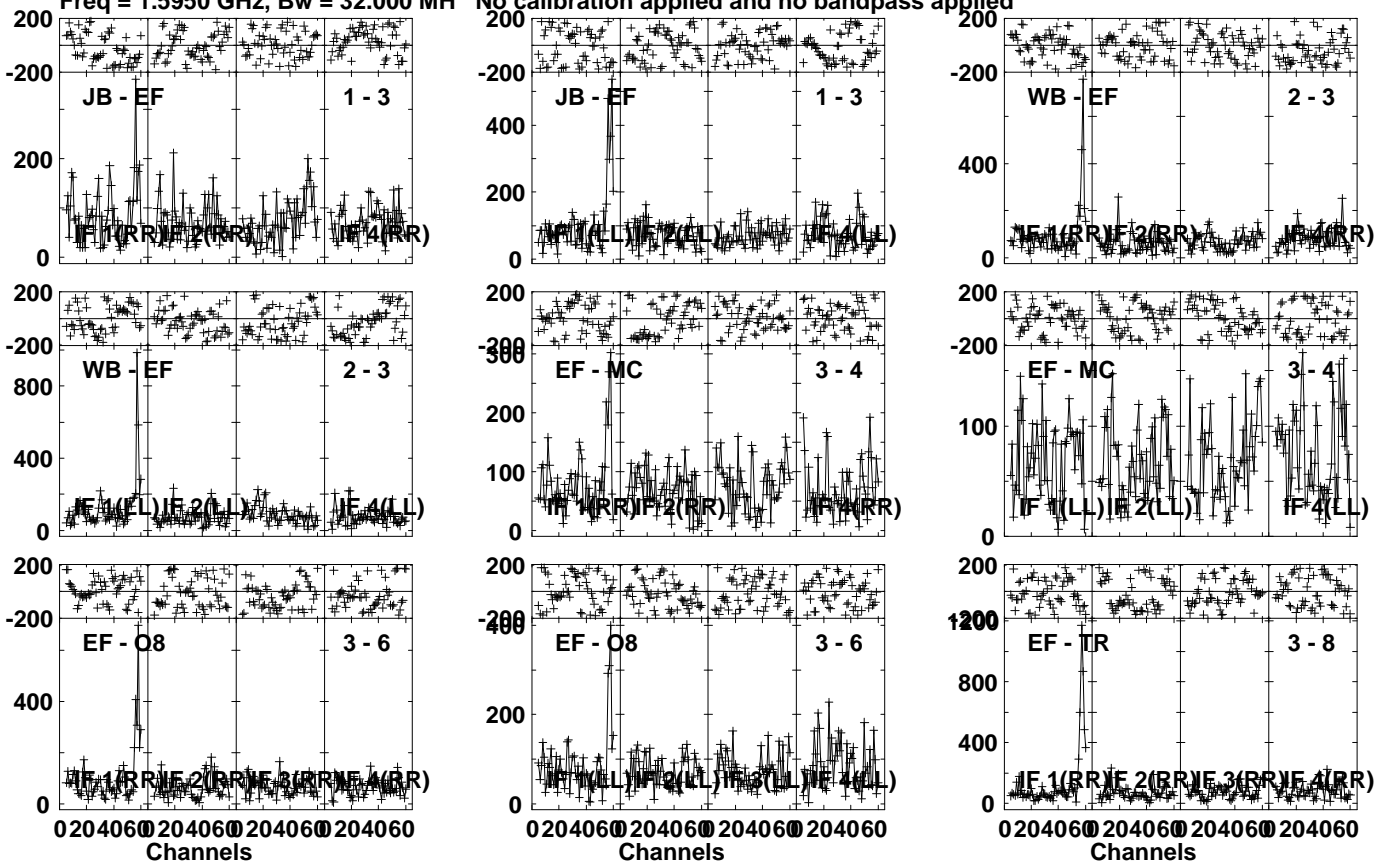
Lower frame: Milli Ampl Jy Top frame: Phas deg
Vector averaged cross-power spectrum Several baselines displayed
Timerange: 00/04:31:01 to 00/04:31:59

Plot file version 165 created 14-JUL-2023 11:13:47

PSJ2107-1611 EL068.UVDATA.1

Freq = 1.5950 GHz, Bw = 32.000 MH

No calibration applied and no bandpass applied

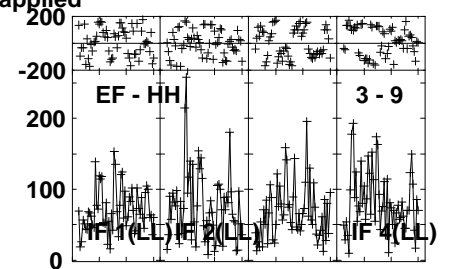
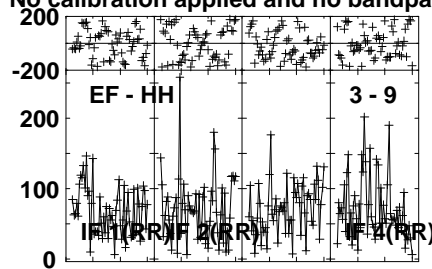
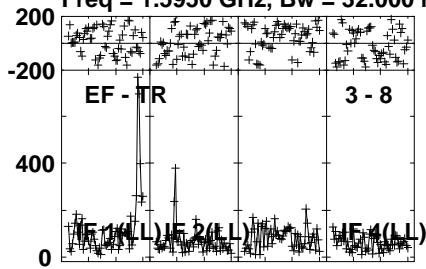


Lower frame: Micro Ampl Jy Top frame: Phas deg
Vector averaged cross-power spectrum Several baselines displayed
Timerange: 00/04:32:01 to 00/04:35:59

Plot file version 166 created 14-JUL-2023 11:13:47

PSJ2107-1611 EL068.UVDATA.1

Freq = 1.5950 GHz, Bw = 32.000 MH No calibration applied and no bandpass applied



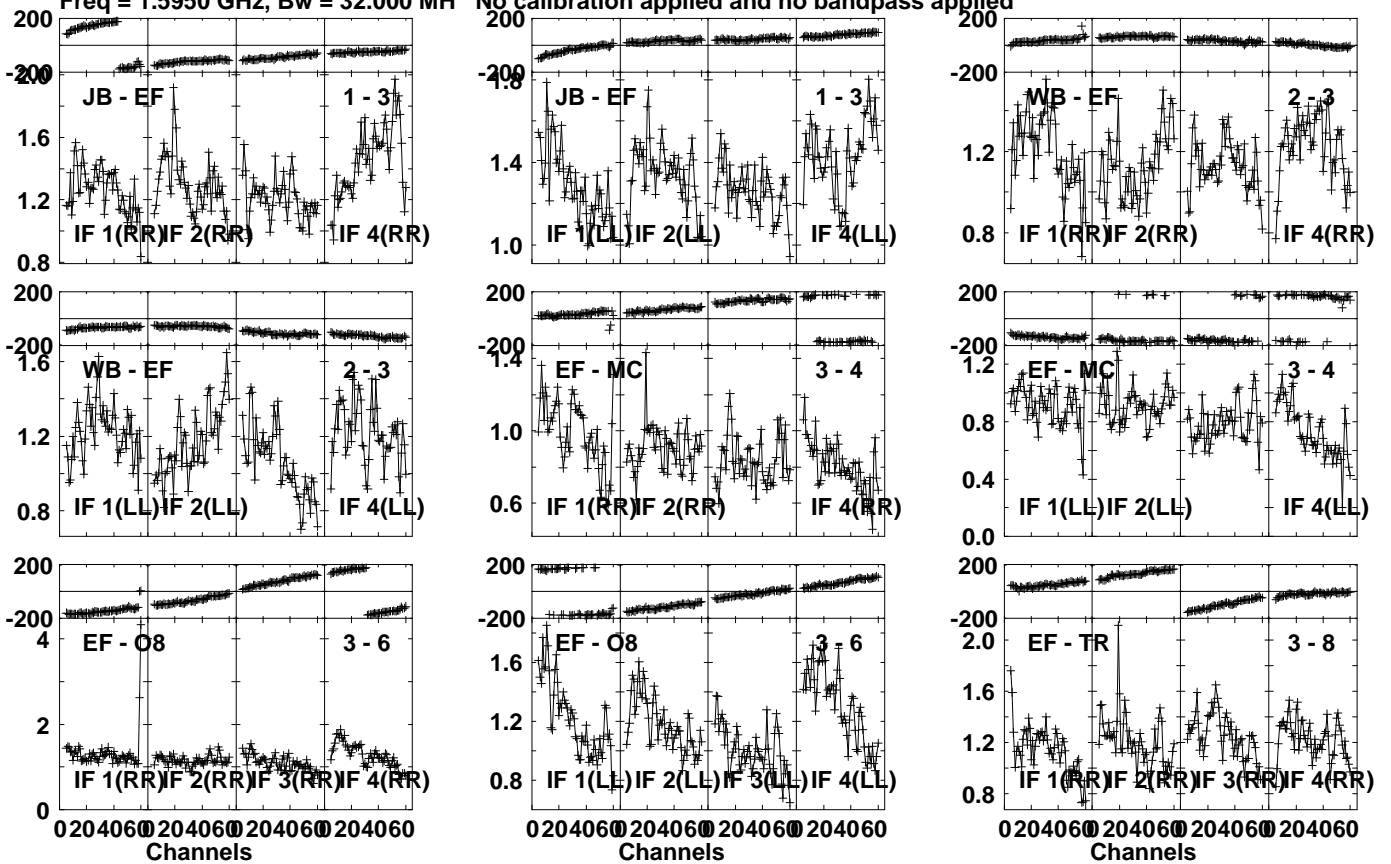
Lower frame: Micro Ampl Jy Top frame: Phas deg
Vector averaged cross-power spectrum Several baselines displayed
Timerange: 00/04:32:01 to 00/04:35:59

Plot file version 167 created 14-JUL-2023 11:13:47

J2107-1708 EL068.UVDATA.1

Freq = 1.5950 GHz, Bw = 32.000 MH

No calibration applied and no bandpass applied



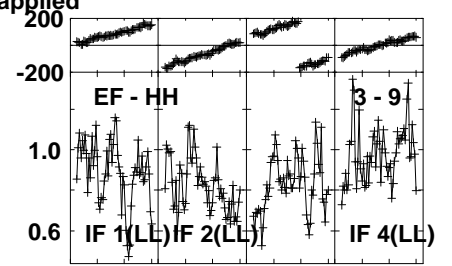
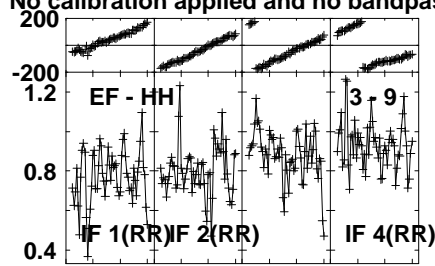
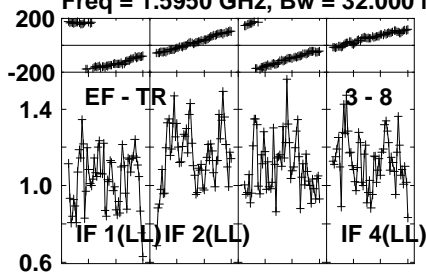
Lower frame: Milli Ampl Jy Top frame: Phas deg
 Vector averaged cross-power spectrum Several baselines displayed
 Timerange: 00/04:36:01 to 00/04:37:29

Plot file version 168 created 14-JUL-2023 11:13:48

J2107-1708 EL068.UVDATA.1

Freq = 1.5950 GHz, Bw = 32.000 MH

No calibration applied and no bandpass applied



Lower frame: Milli Ampl Jy Top frame: Phas deg

Vector averaged cross-power spectrum Several baselines displayed

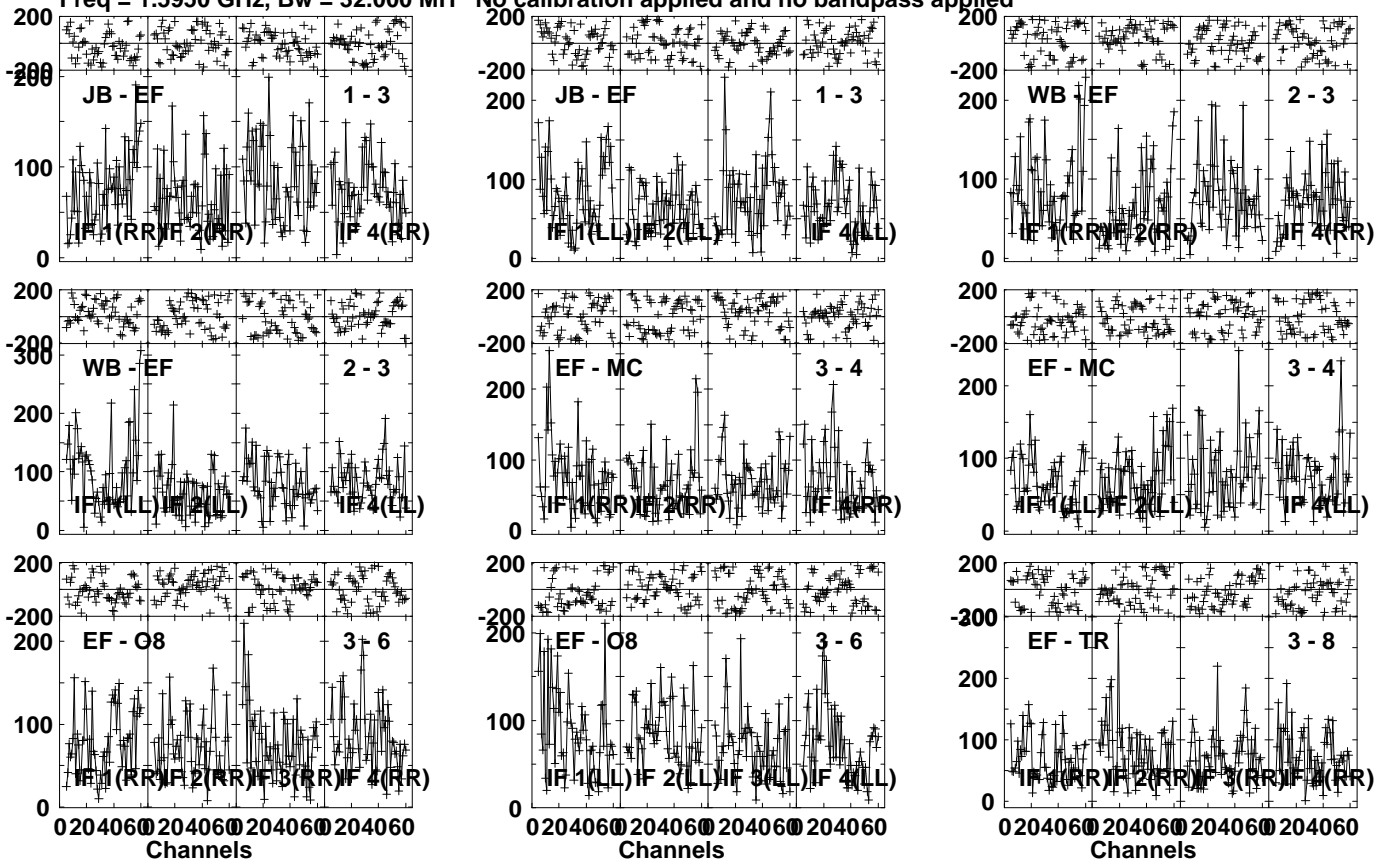
Timerange: 00/04:36:01 to 00/04:37:29

Plot file version 169 created 14-JUL-2023 11:13:48

PSJ2107-1611 EL068.UVDATA.1

Freq = 1.5950 GHz, Bw = 32.000 MH

No calibration applied and no bandpass applied

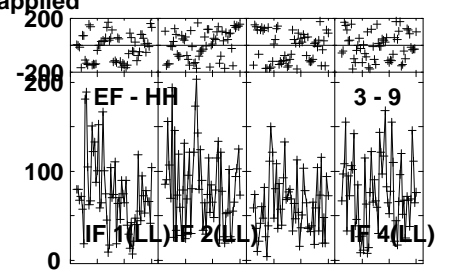
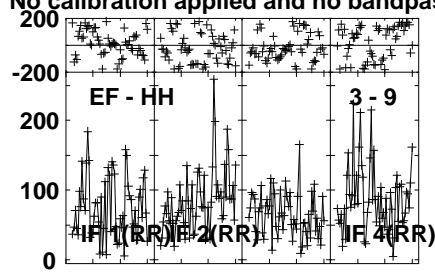
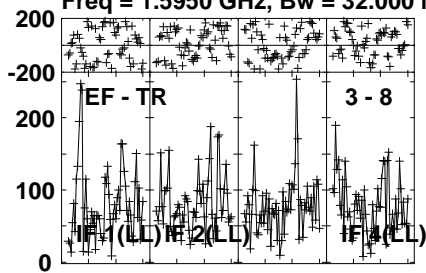


Lower frame: Micro Ampl Jy Top frame: Phas deg
Vector averaged cross-power spectrum Several baselines displayed
Timerange: 00/04:37:31 to 00/04:41:29

Plot file version 170 created 14-JUL-2023 11:13:48

PSJ2107-1611 EL068.UVDATA.1

Freq = 1.5950 GHz, Bw = 32.000 MH No calibration applied and no bandpass applied



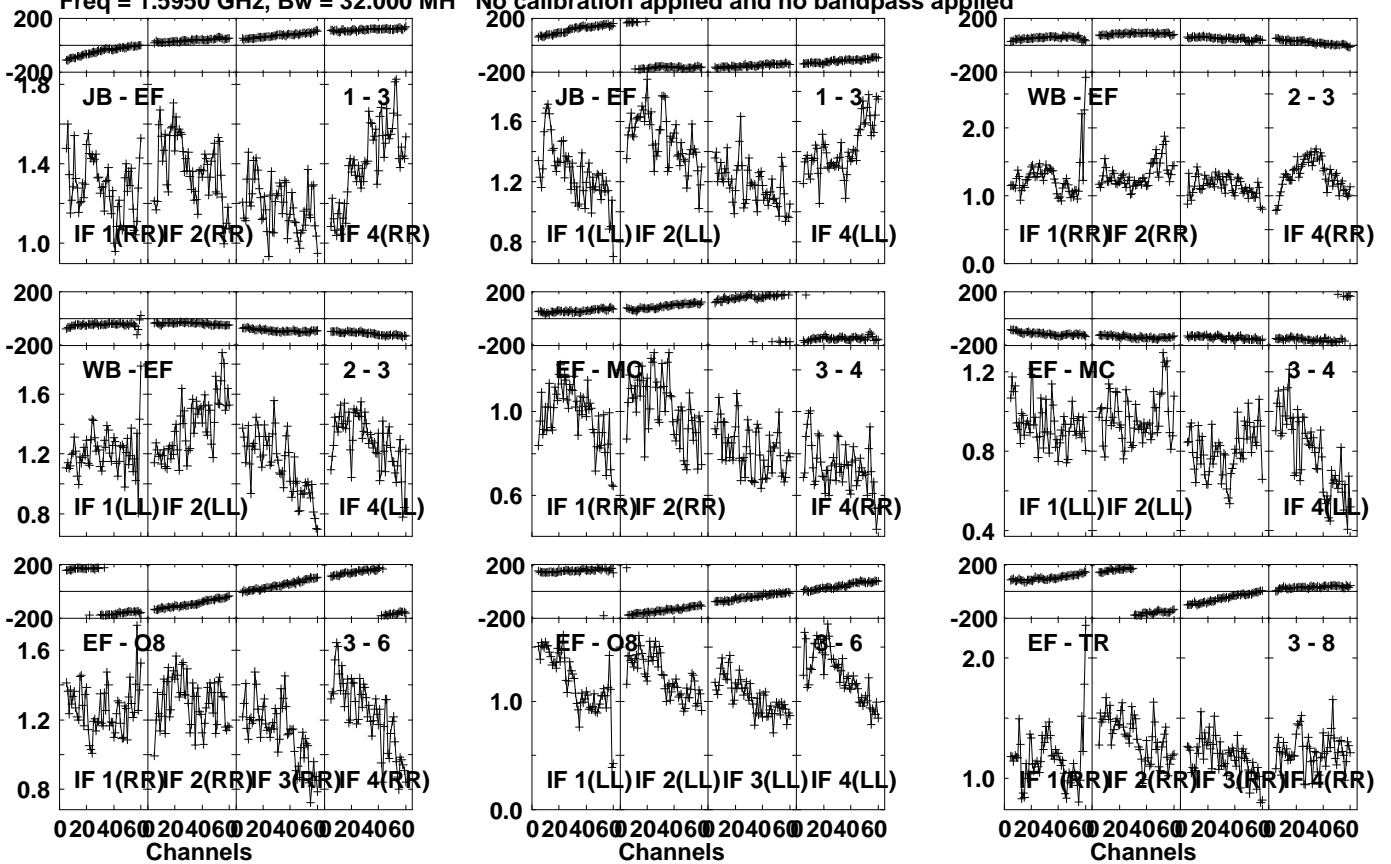
Lower frame: Micro Ampl Jy Top frame: Phas deg
Vector averaged cross-power spectrum Several baselines displayed
Timerange: 00/04:37:31 to 00/04:41:29

Plot file version 171 created 14-JUL-2023 11:13:48

J2107-1708 EL068.UVDATA.1

Freq = 1.5950 GHz, Bw = 32.000 MH

No calibration applied and no bandpass applied



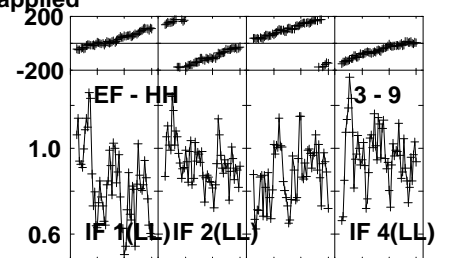
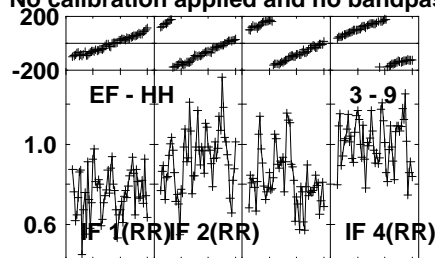
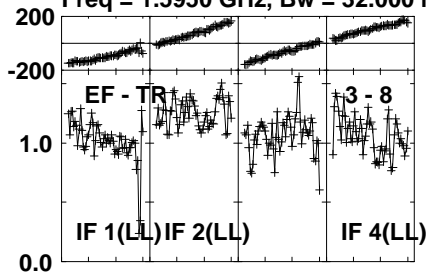
Lower frame: Milli Ampl Jy Top frame: Phas deg
Vector averaged cross-power spectrum Several baselines displayed
Timerange: 00/04:42:01 to 00/04:42:59

Plot file version 172 created 14-JUL-2023 11:13:48

J2107-1708 EL068.UVDATA.1

Freq = 1.5950 GHz, Bw = 32.000 MH

No calibration applied and no bandpass applied



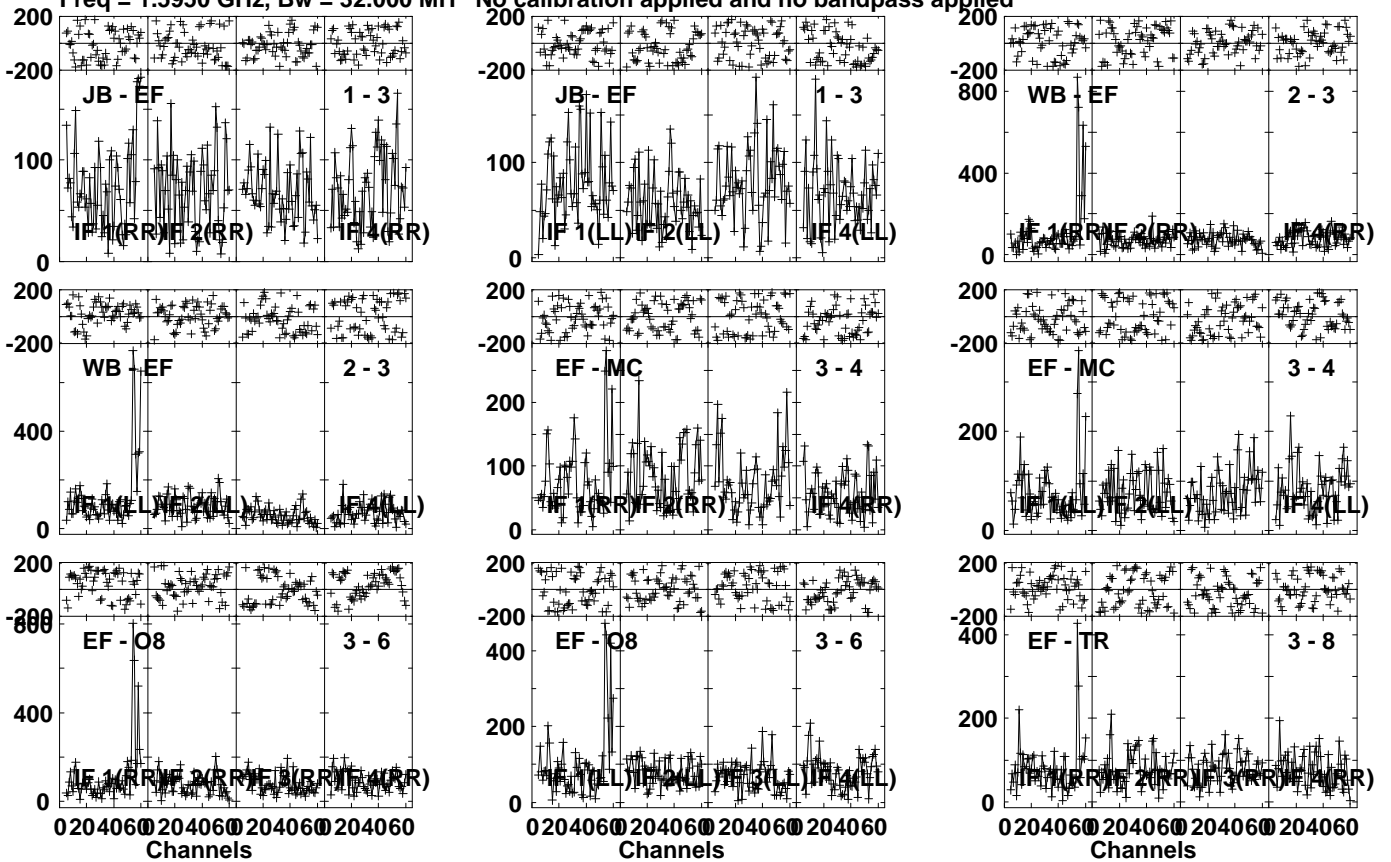
Lower frame: Milli Ampl Jy Top frame: Phas deg
Vector averaged cross-power spectrum Several baselines displayed
Timerange: 00/04:42:01 to 00/04:42:59

Plot file version 173 created 14-JUL-2023 11:13:48

PSJ2107-1611 EL068.UVDATA.1

Freq = 1.5950 GHz, Bw = 32.000 MH

No calibration applied and no bandpass applied

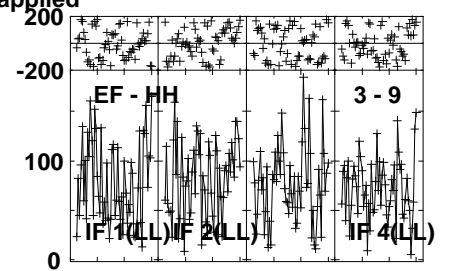
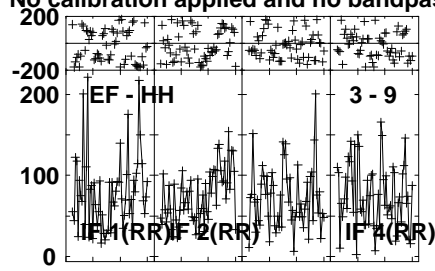
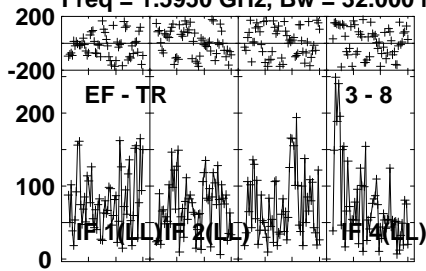


Lower frame: Micro Ampl Jy Top frame: Phas deg
Vector averaged cross-power spectrum Several baselines displayed
Timerange: 00/04:43:01 to 00/04:46:59

Plot file version 174 created 14-JUL-2023 11:13:48

PSJ2107-1611 EL068.UVDATA.1

Freq = 1.5950 GHz, Bw = 32.000 MH No calibration applied and no bandpass applied



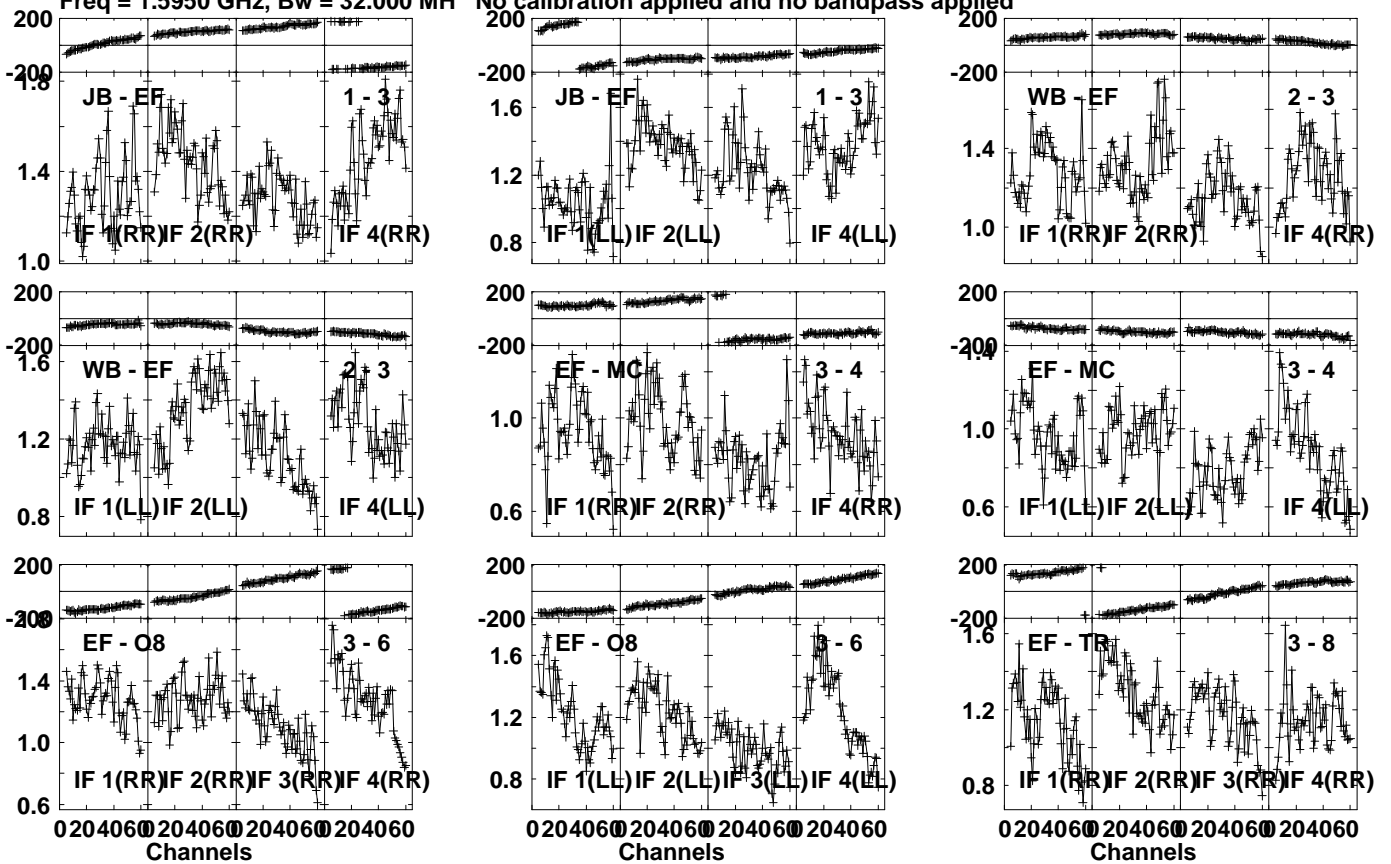
Lower frame: Micro Ampl Jy Top frame: Phas deg
Vector averaged cross-power spectrum Several baselines displayed
Timerange: 00/04:43:01 to 00/04:46:59

Plot file version 175 created 14-JUL-2023 11:13:48

J2107-1708 EL068.UVDATA.1

Freq = 1.5950 GHz, Bw = 32.000 MH

No calibration applied and no bandpass applied

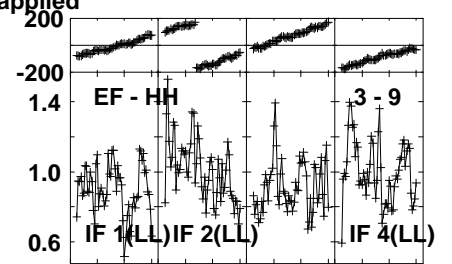
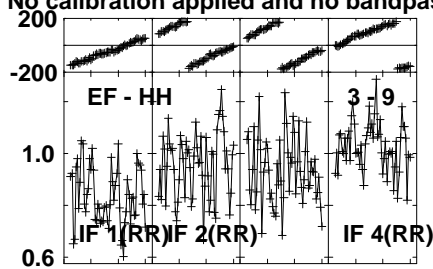
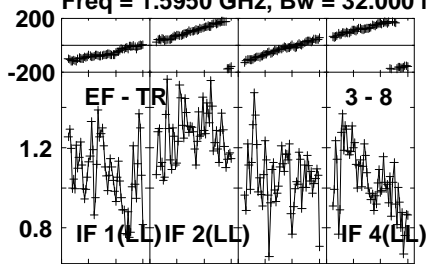


Lower frame: Milli Ampl Jy Top frame: Phas deg
Vector averaged cross-power spectrum Several baselines displayed
Timerange: 00/04:47:01 to 00/04:48:29

Plot file version 176 created 14-JUL-2023 11:13:48

J2107-1708 EL068.UVDATA.1

Freq = 1.5950 GHz, Bw = 32.000 MH No calibration applied and no bandpass applied



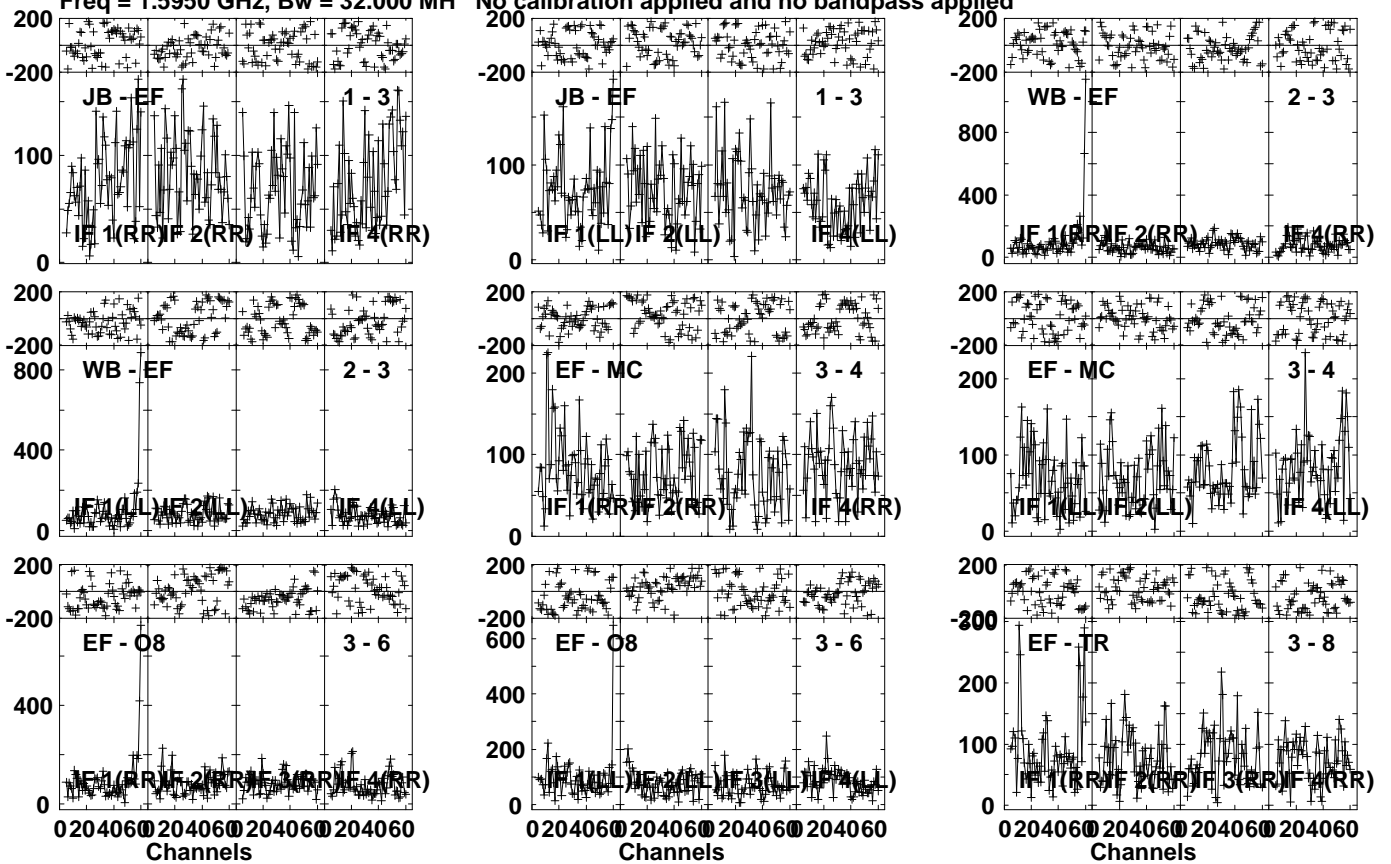
Lower frame: Milli Ampl Jy Top frame: Phas deg
Vector averaged cross-power spectrum Several baselines displayed
Timerange: 00/04:47:01 to 00/04:48:29

Plot file version 177 created 14-JUL-2023 11:13:48

PSJ2107-1611 EL068.UVDATA.1

Freq = 1.5950 GHz, Bw = 32.000 MH

No calibration applied and no bandpass applied

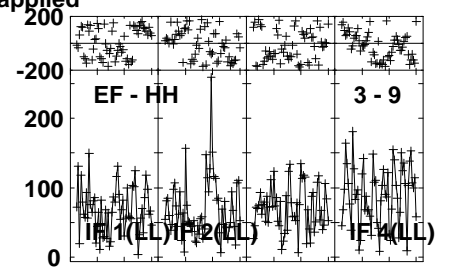
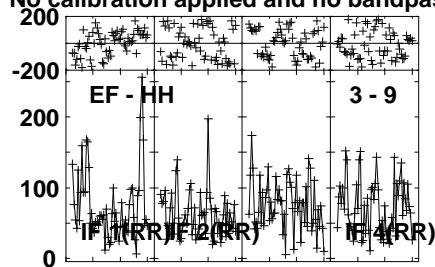
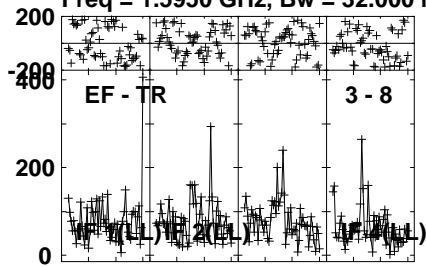


Lower frame: Micro Ampl Jy Top frame: Phas deg
Vector averaged cross-power spectrum Several baselines displayed
Timerange: 00/04:48:31 to 00/04:52:29

Plot file version 178 created 14-JUL-2023 11:13:48

PSJ2107-1611 EL068.UVDATA.1

Freq = 1.5950 GHz, Bw = 32.000 MH No calibration applied and no bandpass applied



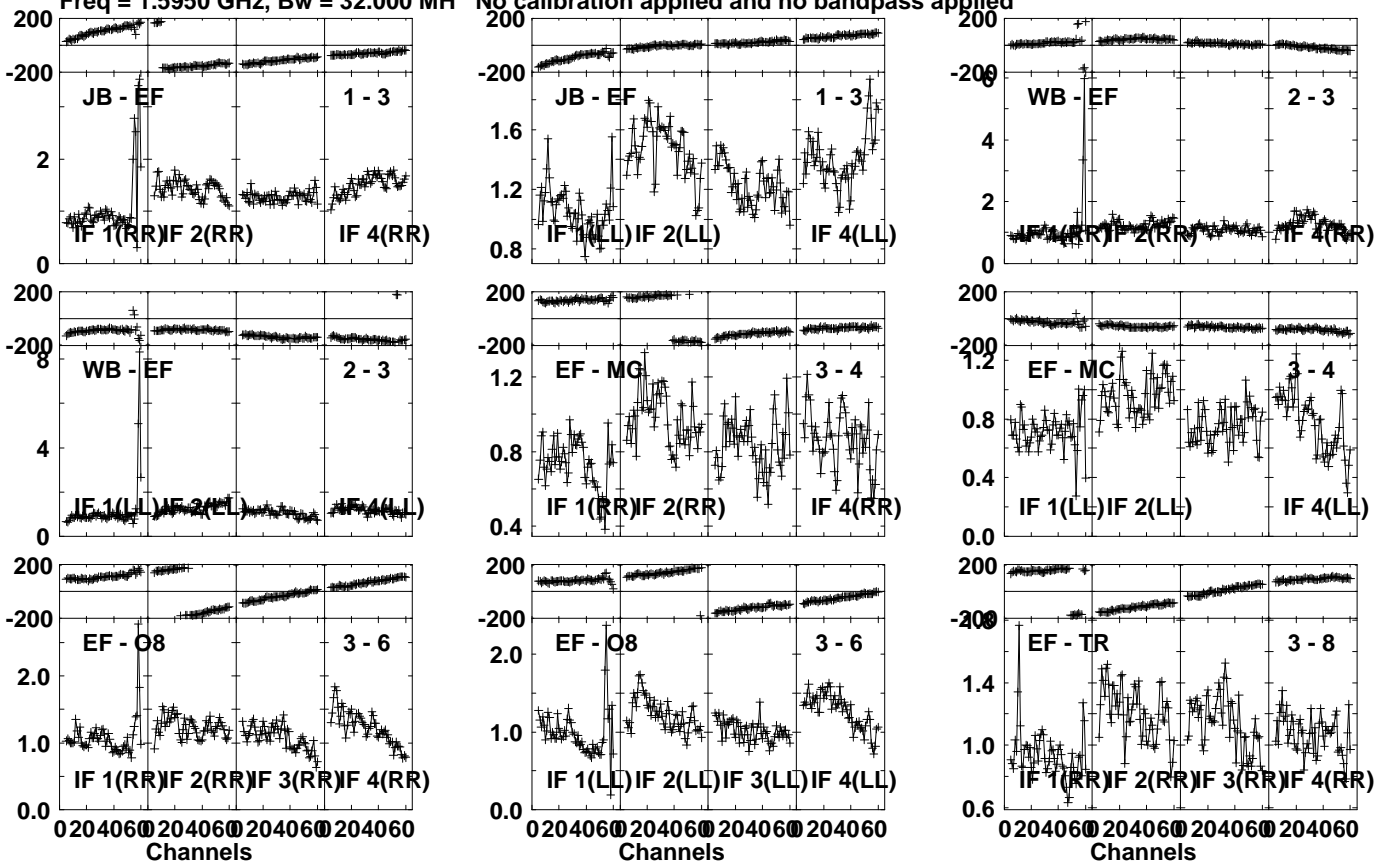
Lower frame: Micro Ampl Jy Top frame: Phas deg
Vector averaged cross-power spectrum Several baselines displayed
Timerange: 00/04:48:31 to 00/04:52:29

Plot file version 179 created 14-JUL-2023 11:13:48

J2107-1708 EL068.UVDATA.1

Freq = 1.5950 GHz, Bw = 32.000 MH

No calibration applied and no bandpass applied

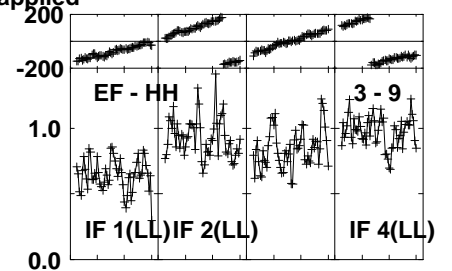
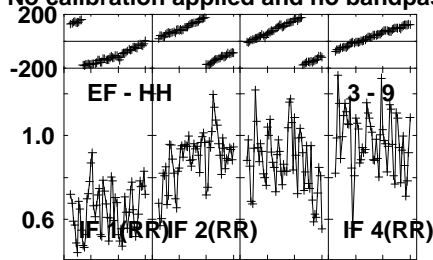
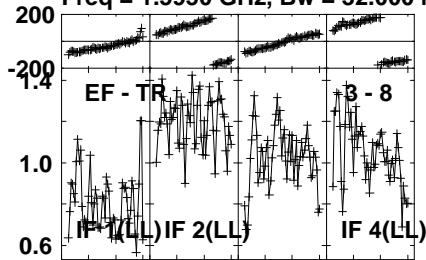


Lower frame: Milli Ampl Jy Top frame: Phas deg
 Vector averaged cross-power spectrum Several baselines displayed
 Timerange: 00/04:53:01 to 00/04:53:59

Plot file version 180 created 14-JUL-2023 11:13:48

J2107-1708 EL068.UVDATA.1

Freq = 1.5950 GHz, Bw = 32.000 MH No calibration applied and no bandpass applied



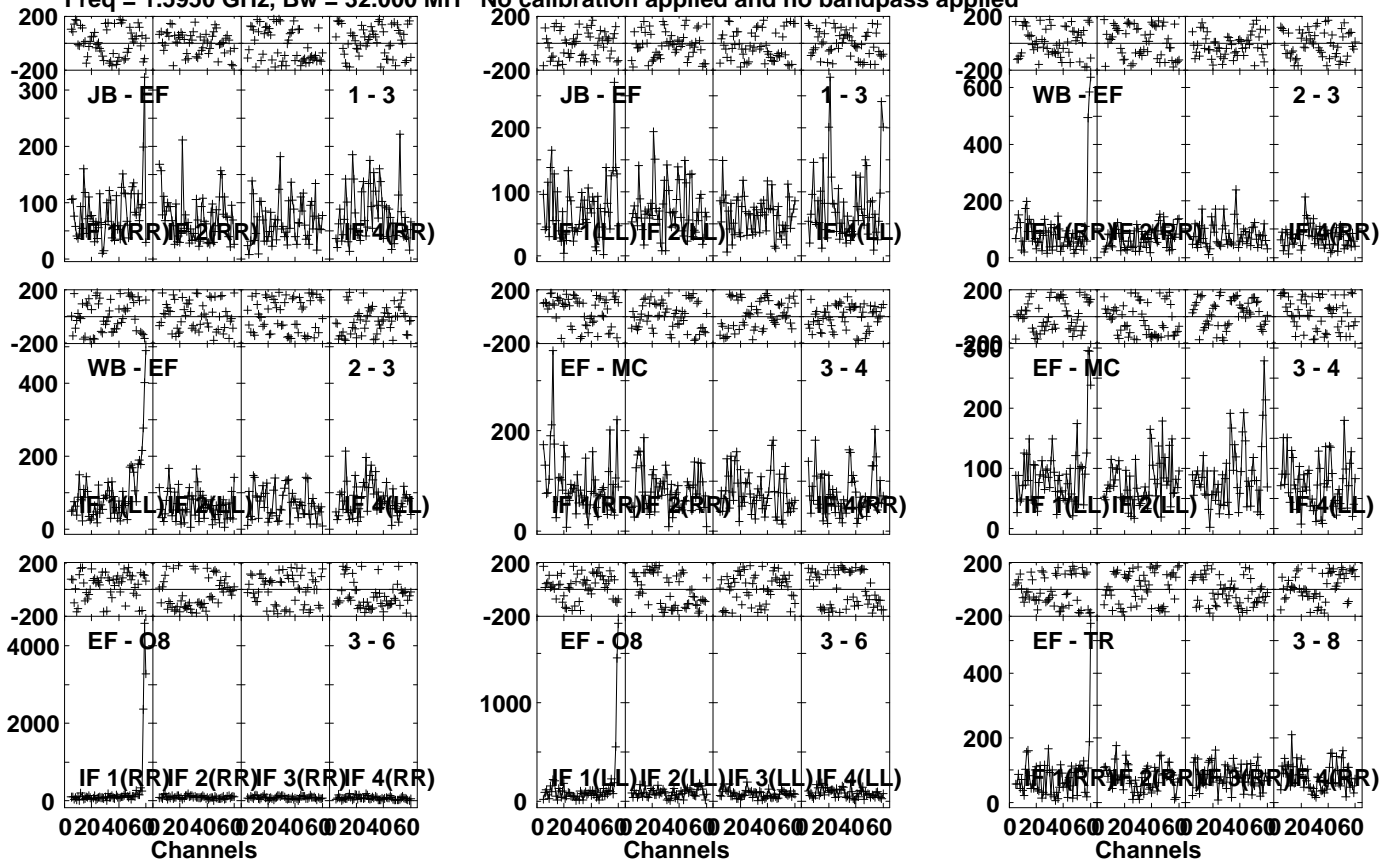
Lower frame: Milli Ampl Jy Top frame: Phas deg
Vector averaged cross-power spectrum Several baselines displayed
Timerange: 00/04:53:01 to 00/04:53:59

Plot file version 181 created 14-JUL-2023 11:13:48

PSJ2107-1611 EL068.UVDATA.1

Freq = 1.5950 GHz, Bw = 32.000 MH

No calibration applied and no bandpass applied

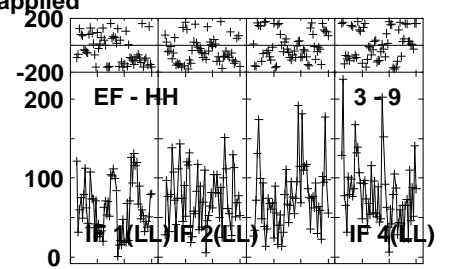
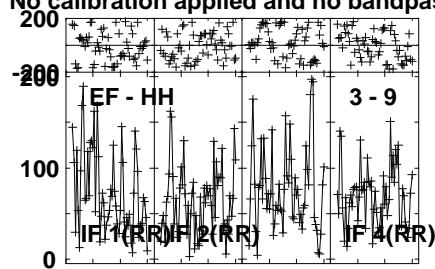
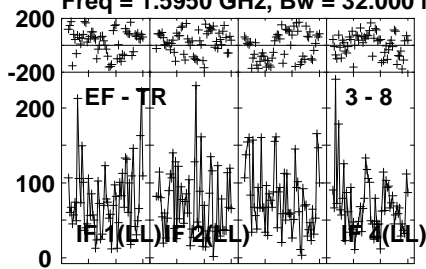


Lower frame: Micro Ampl Jy Top frame: Phas deg
Vector averaged cross-power spectrum Several baselines displayed
Timerange: 00/04:54:01 to 00/04:57:59

Plot file version 182 created 14-JUL-2023 11:13:48

PSJ2107-1611 EL068.UVDATA.1

Freq = 1.5950 GHz, Bw = 32.000 MH No calibration applied and no bandpass applied



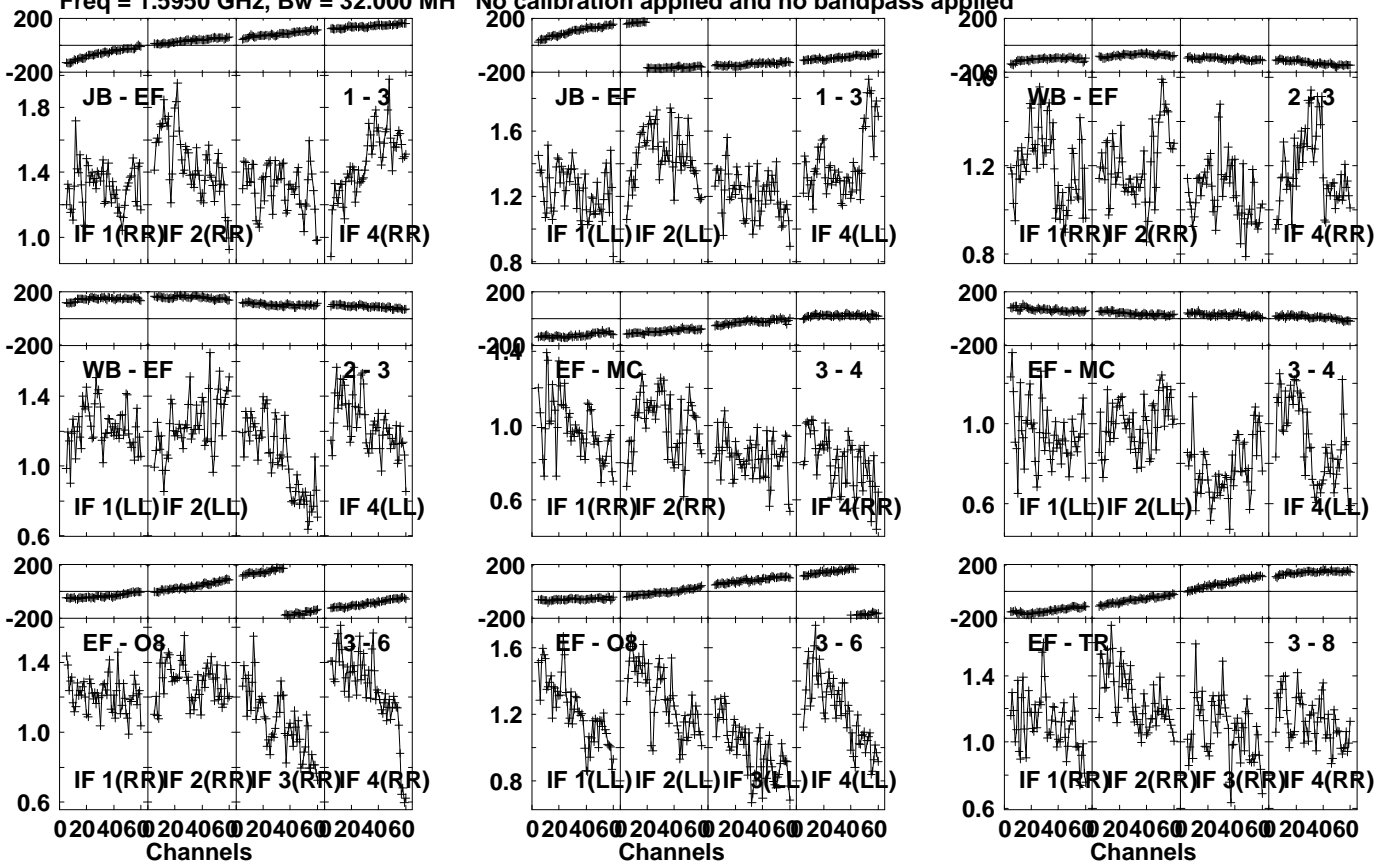
Lower frame: Micro Ampl Jy Top frame: Phas deg
Vector averaged cross-power spectrum Several baselines displayed
Timerange: 00/04:54:01 to 00/04:57:59

Plot file version 183 created 14-JUL-2023 11:13:48

J2107-1708 EL068.UVDATA.1

Freq = 1.5950 GHz, Bw = 32.000 MH

No calibration applied and no bandpass applied



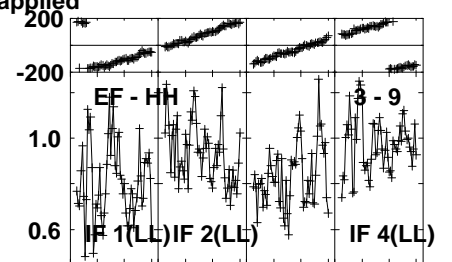
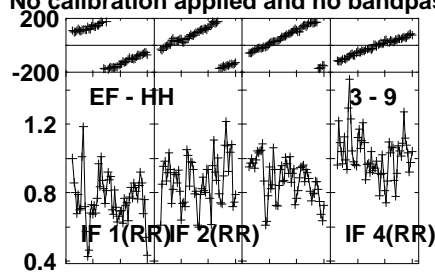
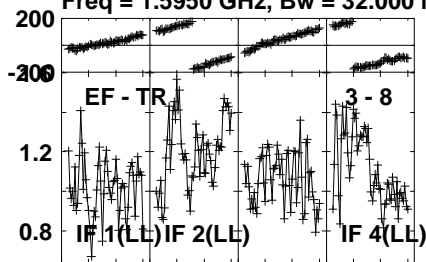
Lower frame: Milli Ampl Jy Top frame: Phas deg
Vector averaged cross-power spectrum Several baselines displayed
Timerange: 00/04:58:01 to 00/04:59:29

Plot file version 184 created 14-JUL-2023 11:13:48

J2107-1708 EL068.UVDATA.1

Freq = 1.5950 GHz, Bw = 32.000 MH

No calibration applied and no bandpass applied



Lower frame: Milli Ampl Jy Top frame: Phas deg

Vector averaged cross-power spectrum Several baselines displayed

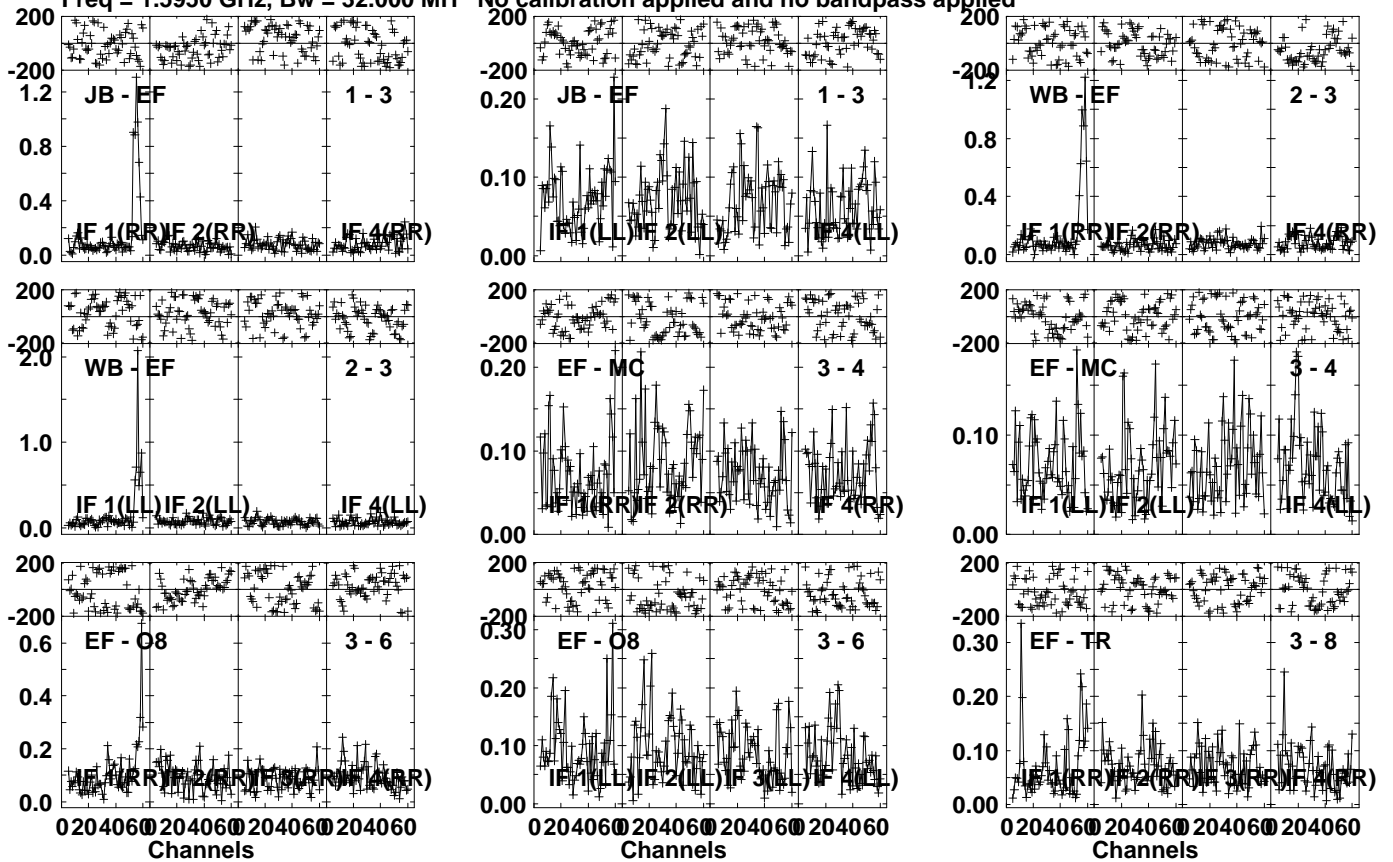
Timerange: 00/04:58:01 to 00/04:59:29

Plot file version 185 created 14-JUL-2023 11:13:48

PSJ2107-1611 EL068.UVDATA.1

Freq = 1.5950 GHz, Bw = 32.000 MH

No calibration applied and no bandpass applied



Lower frame: Milli Ampl Jy Top frame: Phas deg

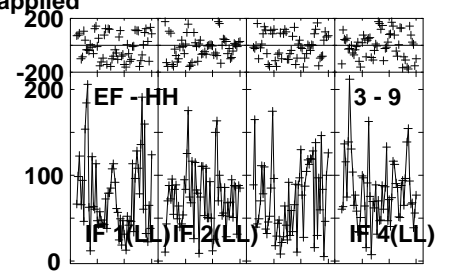
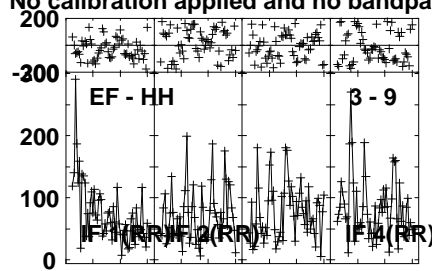
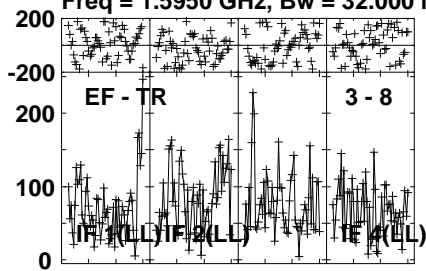
Vector averaged cross-power spectrum Several baselines displayed

Timerange: 00/04:59:31 to 00/05:03:29

Plot file version 186 created 14-JUL-2023 11:13:48

PSJ2107-1611 EL068.UVDATA.1

Freq = 1.5950 GHz, Bw = 32.000 MH No calibration applied and no bandpass applied



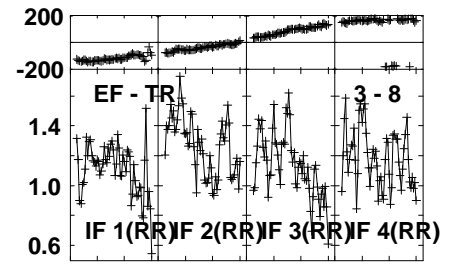
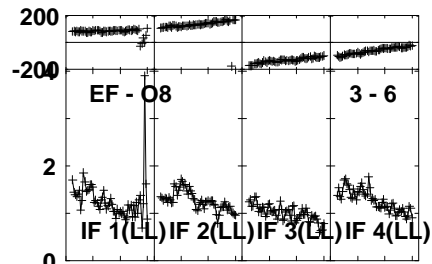
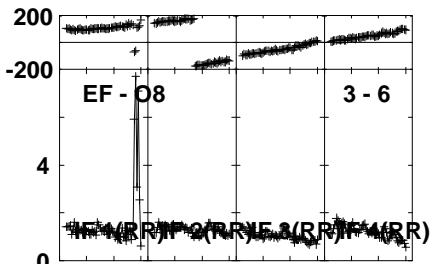
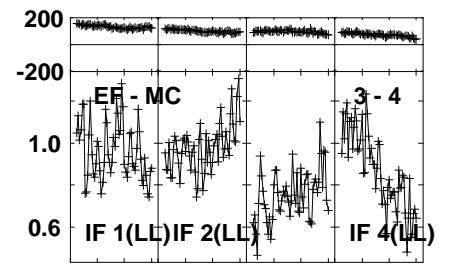
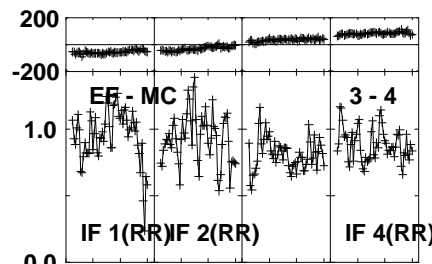
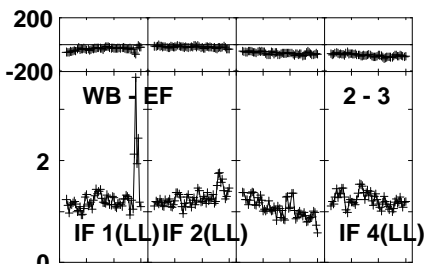
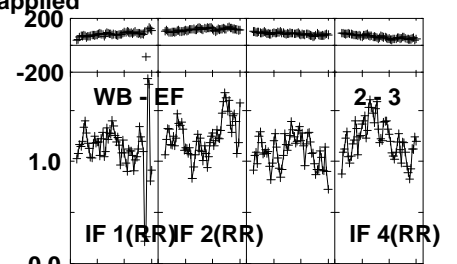
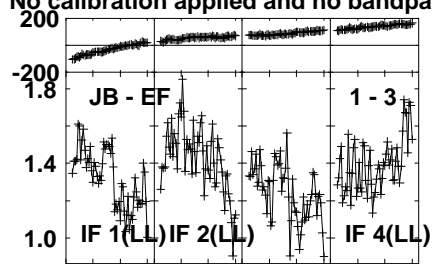
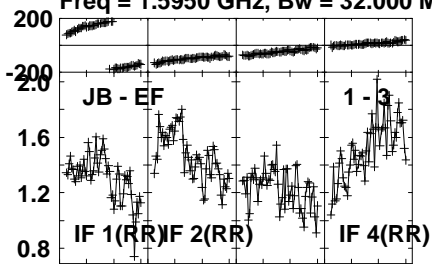
Lower frame: Micro Ampl Jy Top frame: Phas deg
Vector averaged cross-power spectrum Several baselines displayed
Timerange: 00/04:59:31 to 00/05:03:29

Plot file version 187 created 14-JUL-2023 11:13:48

J2107-1708 EL068.UVDATA.1

Freq = 1.5950 GHz, Bw = 32.000 MH

No calibration applied and no bandpass applied



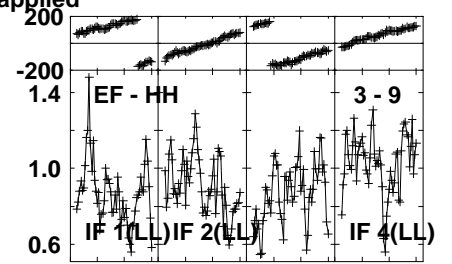
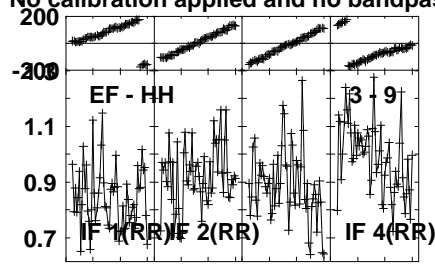
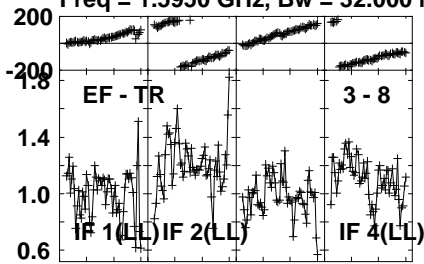
Lower frame: Milli Ampl Jy Top frame: Phas deg
Vector averaged cross-power spectrum Several baselines displayed
Timerange: 00/05:04:01 to 00/05:04:59

Plot file version 188 created 14-JUL-2023 11:13:48

J2107-1708 EL068.UVDATA.1

Freq = 1.5950 GHz, Bw = 32.000 MH

No calibration applied and no bandpass applied



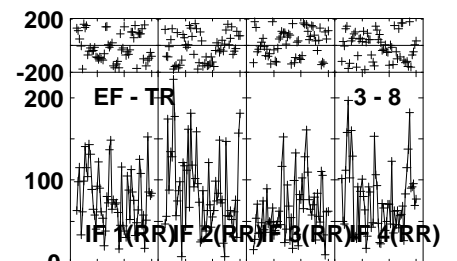
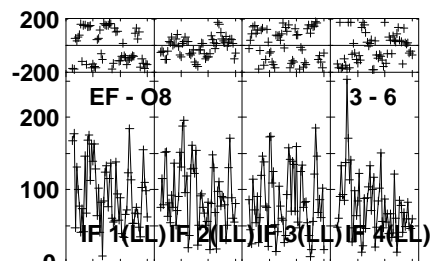
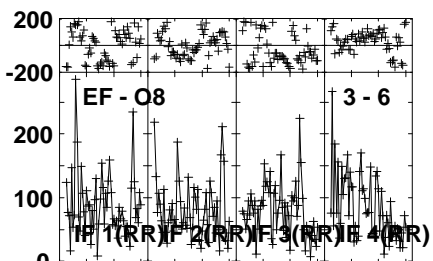
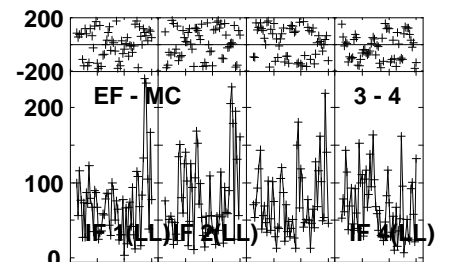
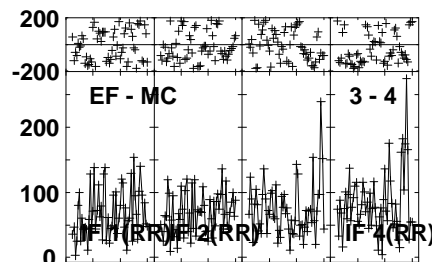
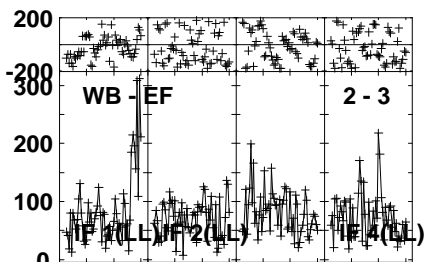
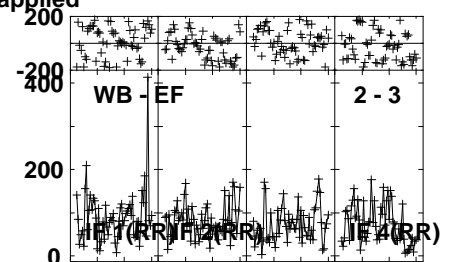
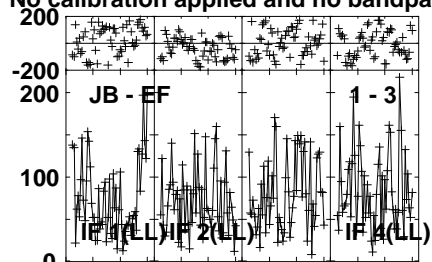
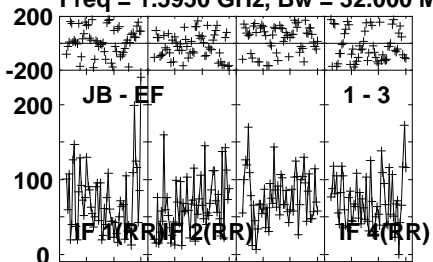
Lower frame: Milli Ampl Jy Top frame: Phas deg
Vector averaged cross-power spectrum Several baselines displayed
Timerange: 00/05:04:01 to 00/05:04:59

Plot file version 189 created 14-JUL-2023 11:13:48

PSJ2107-1611 EL068.UVDATA.1

Freq = 1.5950 GHz, Bw = 32.000 MH

No calibration applied and no bandpass applied



0204060 204060 204060 204060
Channels

0204060 204060 204060 204060
Channels

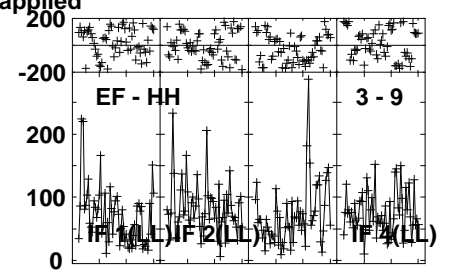
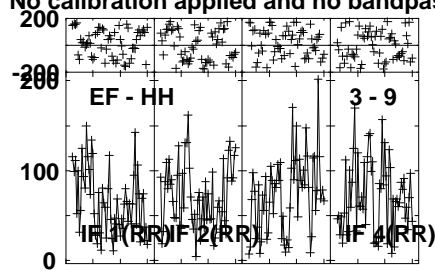
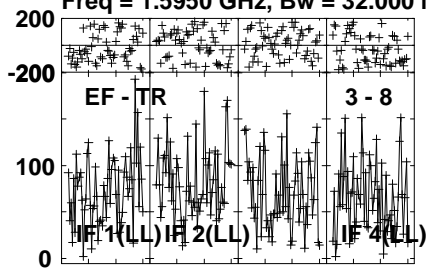
0204060 204060 204060 204060
Channels

Lower frame: Micro Ampl Jy Top frame: Phas deg
Vector averaged cross-power spectrum Several baselines displayed
Timerange: 00/05:05:01 to 00/05:08:59

Plot file version 190 created 14-JUL-2023 11:13:48

PSJ2107-1611 EL068.UVDATA.1

Freq = 1.5950 GHz, Bw = 32.000 MH No calibration applied and no bandpass applied



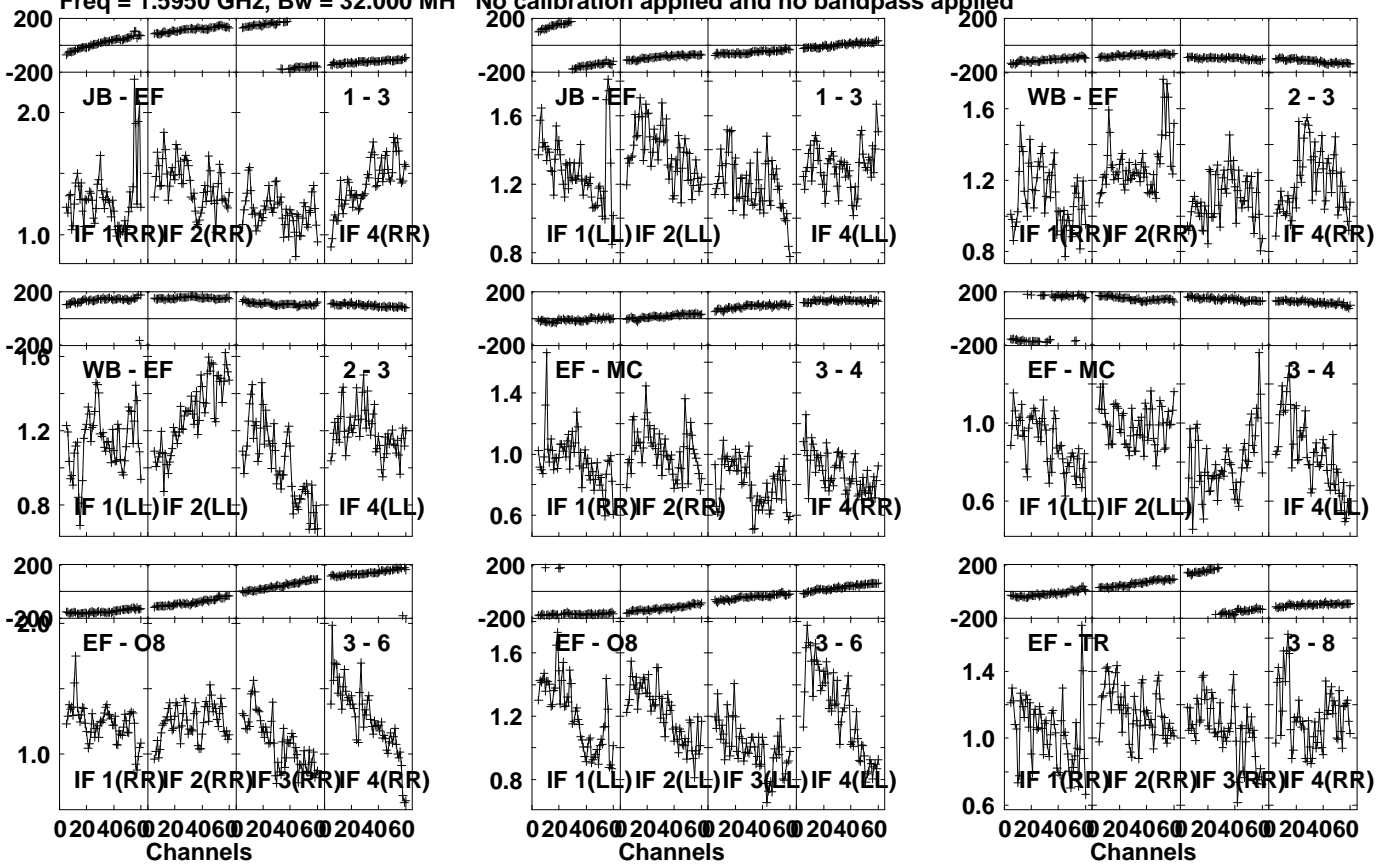
Lower frame: Micro Ampl Jy Top frame: Phas deg
Vector averaged cross-power spectrum Several baselines displayed
Timerange: 00/05:05:01 to 00/05:08:59

Plot file version 191 created 14-JUL-2023 11:13:48

J2107-1708 EL068.UVDATA.1

Freq = 1.5950 GHz, Bw = 32.000 MH

No calibration applied and no bandpass applied



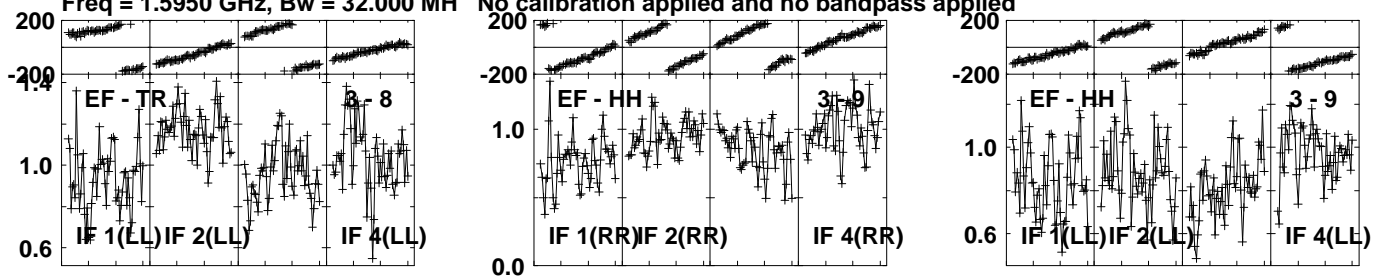
Lower frame: Milli Ampl Jy Top frame: Phas deg
Vector averaged cross-power spectrum Several baselines displayed
Timerange: 00/05:09:01 to 00/05:10:29

Plot file version 192 created 14-JUL-2023 11:13:49

J2107-1708 EL068.UVDATA.1

Freq = 1.5950 GHz, Bw = 32.000 MH

No calibration applied and no bandpass applied



Lower frame: Milli Ampl Jy Top frame: Phas deg

Vector averaged cross-power spectrum Several baselines displayed

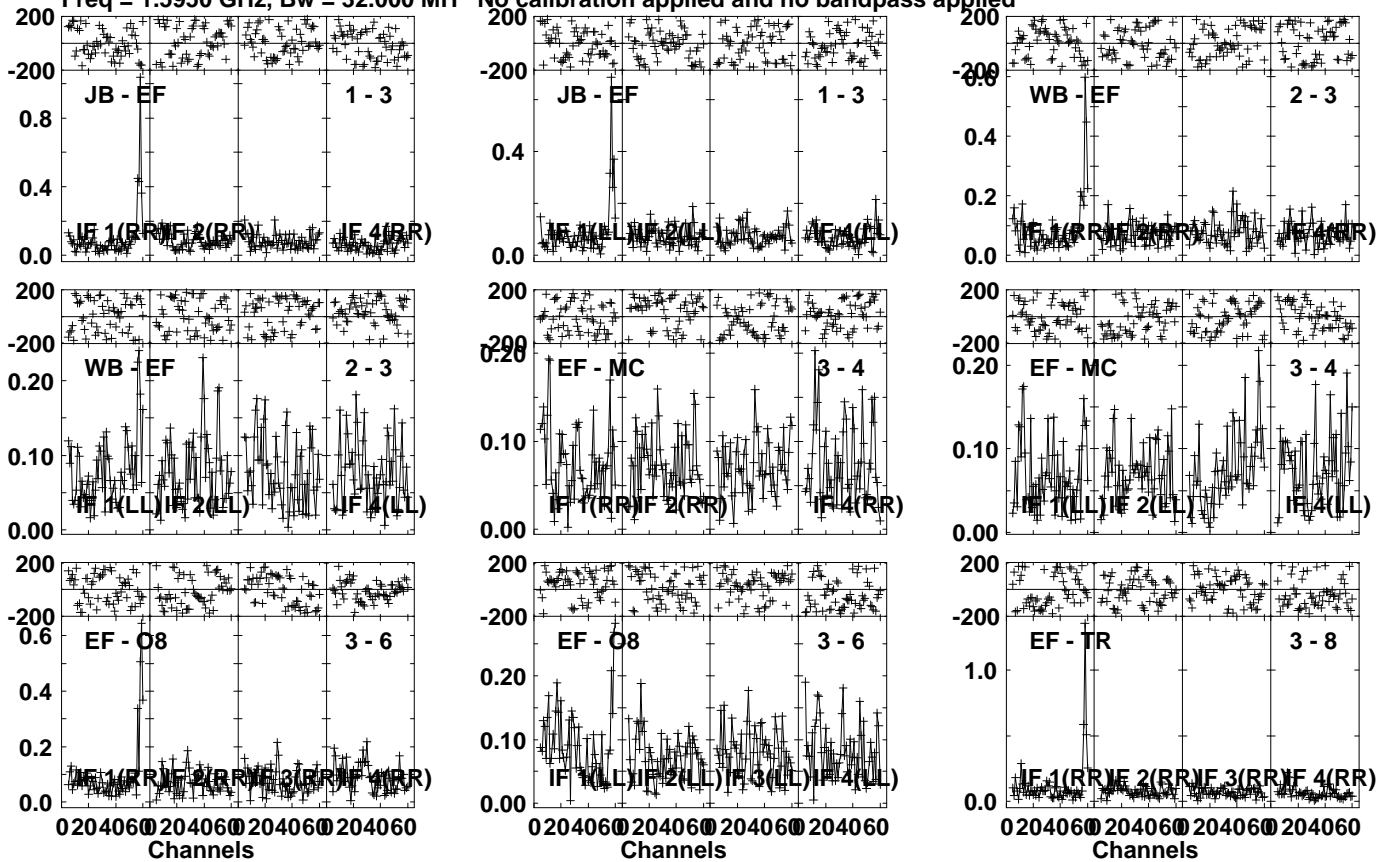
Timerange: 00/05:09:01 to 00/05:10:29

Plot file version 193 created 14-JUL-2023 11:13:49

PSJ2107-1611 EL068.UVDATA.1

Freq = 1.5950 GHz, Bw = 32.000 MH

No calibration applied and no bandpass applied

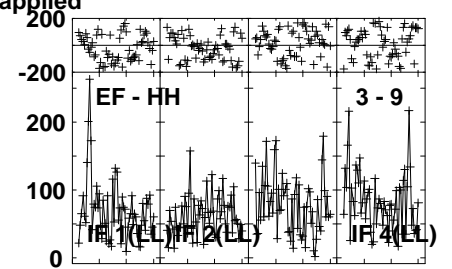
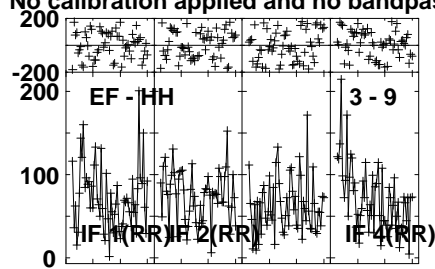
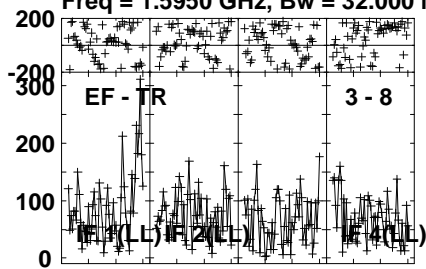


Lower frame: Milli Ampl Jy Top frame: Phas deg
Vector averaged cross-power spectrum Several baselines displayed
Timerange: 00/05:10:31 to 00/05:14:29

Plot file version 194 created 14-JUL-2023 11:13:49

PSJ2107-1611 EL068.UVDATA.1

Freq = 1.5950 GHz, Bw = 32.000 MH No calibration applied and no bandpass applied

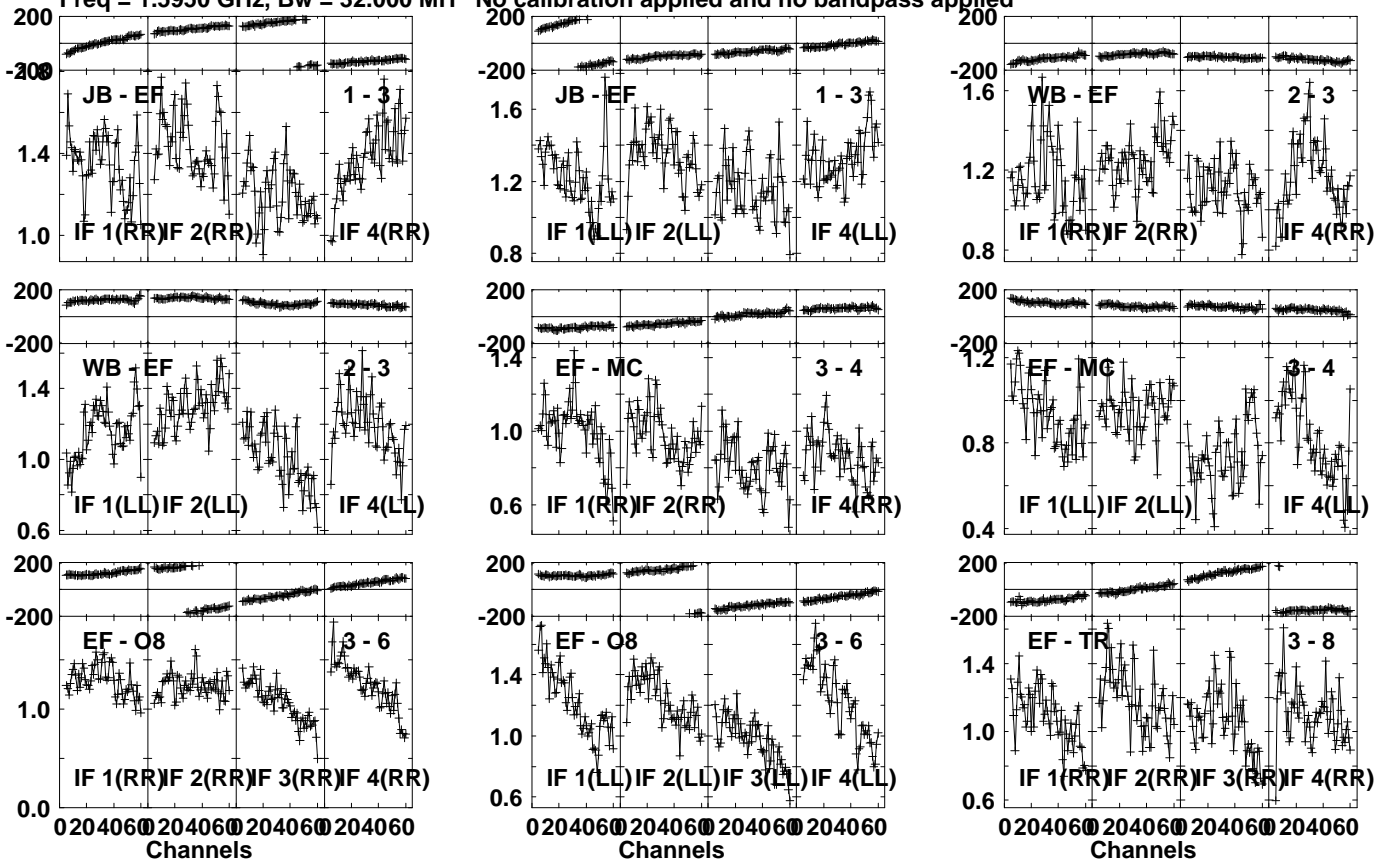


Lower frame: Micro Ampl Jy Top frame: Phas deg
Vector averaged cross-power spectrum Several baselines displayed
Timerange: 00/05:10:31 to 00/05:14:29

Plot file version 195 created 14-JUL-2023 11:13:49

J2107-1708 EL068.UVDATA.1

Freq = 1.5950 GHz, Bw = 32.000 MH No calibration applied and no bandpass applied



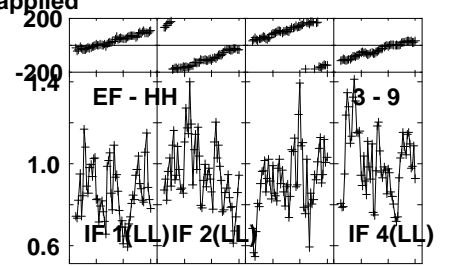
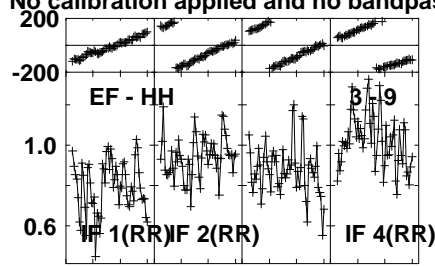
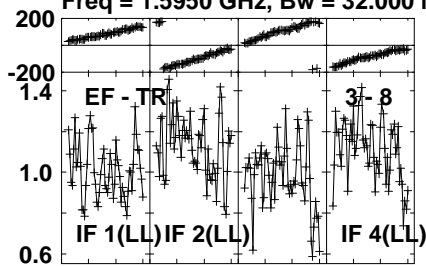
Lower frame: Milli Ampl Jy Top frame: Phas deg
Vector averaged cross-power spectrum Several baselines displayed
Timerange: 00/05:15:01 to 00/05:15:59

Plot file version 196 created 14-JUL-2023 11:13:49

J2107-1708 EL068.UVDATA.1

Freq = 1.5950 GHz, Bw = 32.000 MH

No calibration applied and no bandpass applied



Lower frame: Milli Ampl Jy Top frame: Phas deg

Vector averaged cross-power spectrum Several baselines displayed

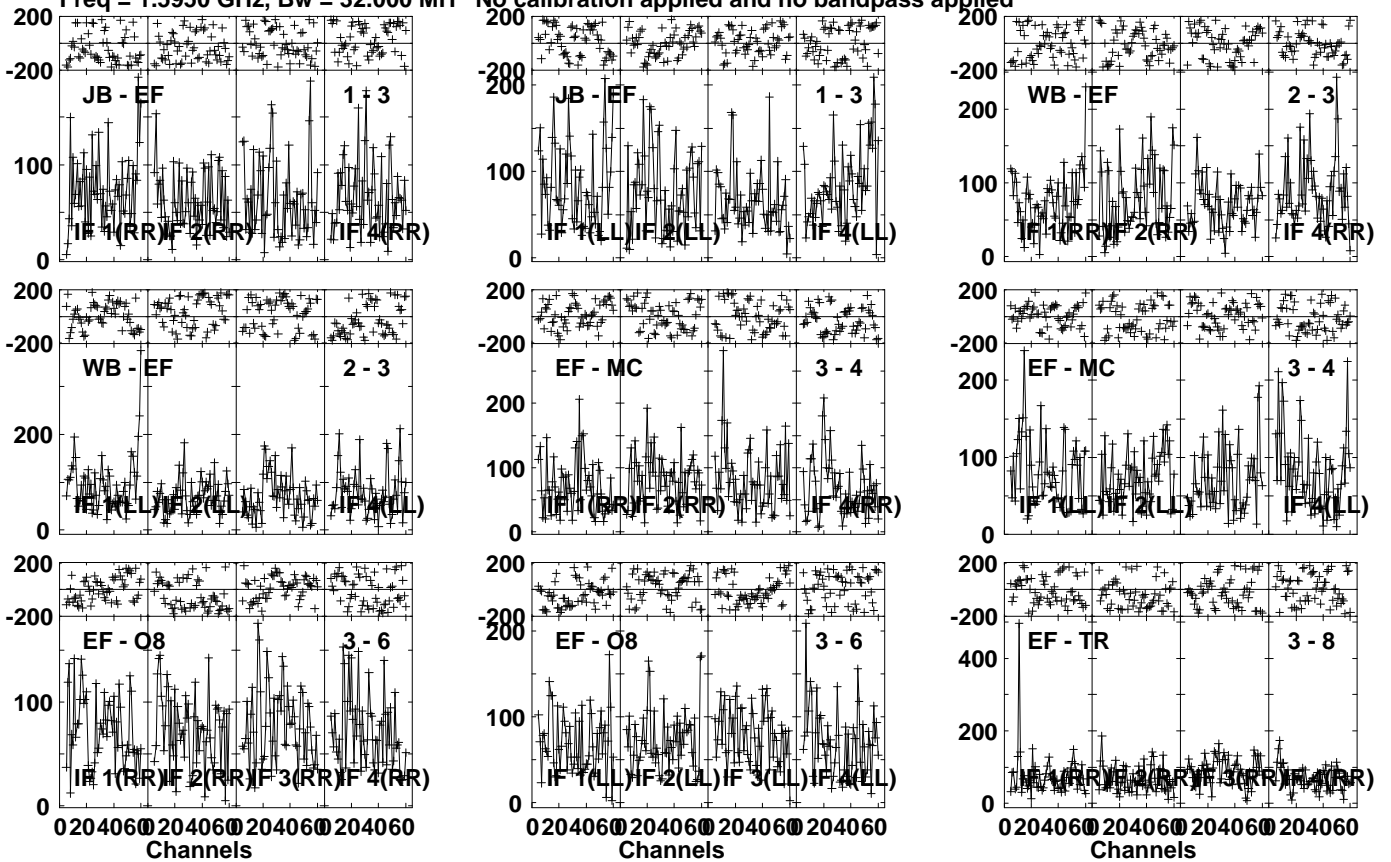
Timerange: 00/05:15:01 to 00/05:15:59

Plot file version 197 created 14-JUL-2023 11:13:49

PSJ2107-1611 EL068.UVDATA.1

Freq = 1.5950 GHz, Bw = 32.000 MH

No calibration applied and no bandpass applied

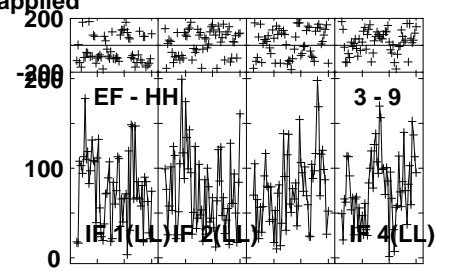
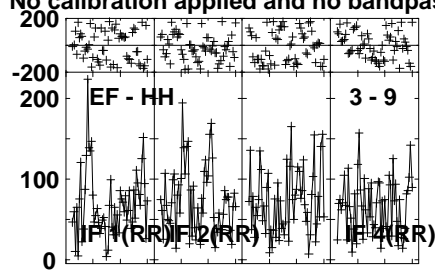
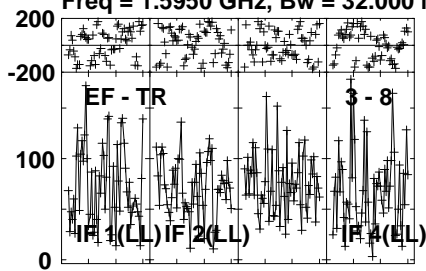


Lower frame: Micro Ampl Jy Top frame: Phas deg
Vector averaged cross-power spectrum Several baselines displayed
Timerange: 00/05:16:01 to 00/05:19:59

Plot file version 198 created 14-JUL-2023 11:13:49

PSJ2107-1611 EL068.UVDATA.1

Freq = 1.5950 GHz, Bw = 32.000 MH No calibration applied and no bandpass applied



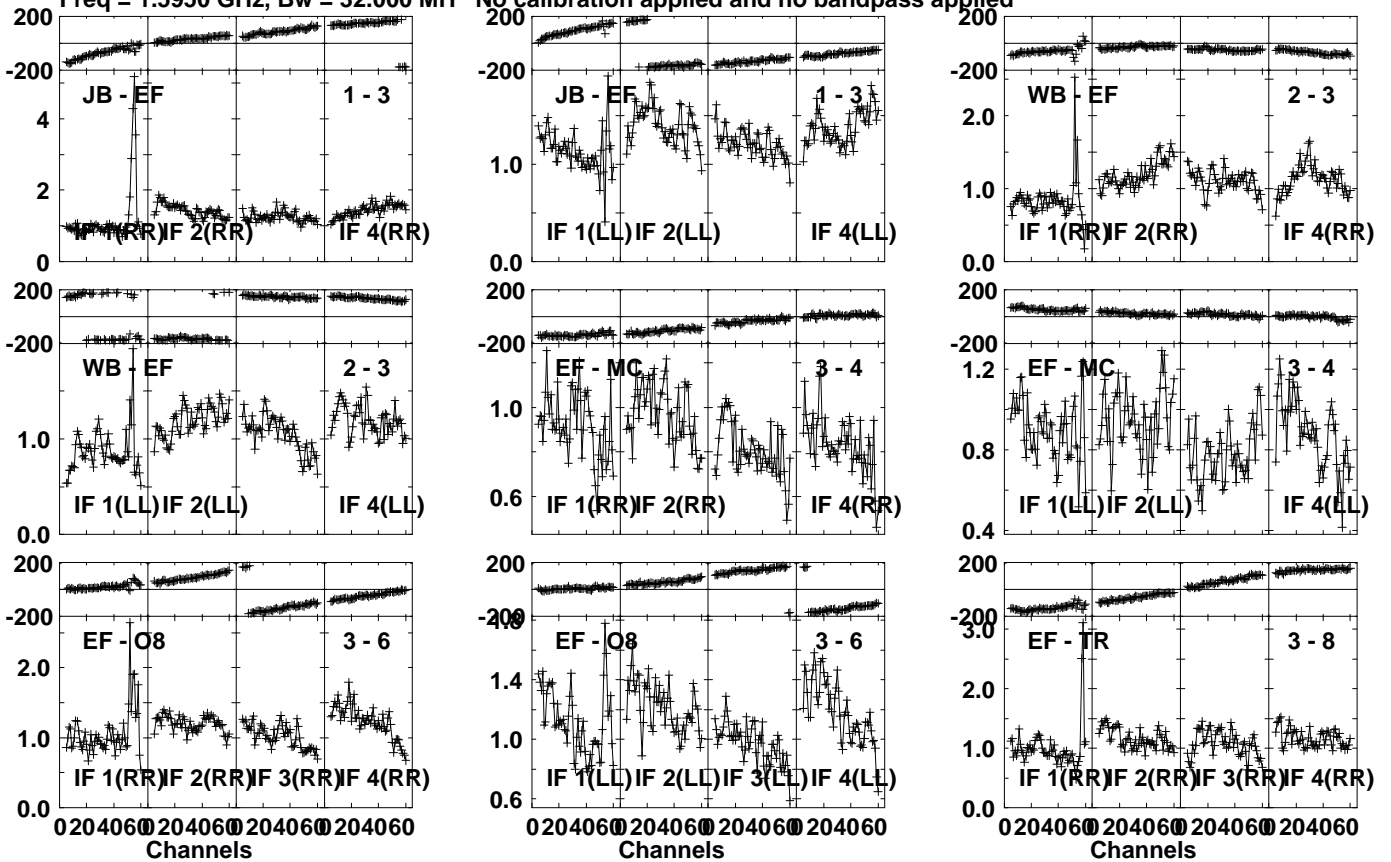
Lower frame: Micro Ampl Jy Top frame: Phas deg
Vector averaged cross-power spectrum Several baselines displayed
Timerange: 00/05:16:01 to 00/05:19:59

Plot file version 199 created 14-JUL-2023 11:13:49

J2107-1708 EL068.UVDATA.1

Freq = 1.5950 GHz, Bw = 32.000 MH

No calibration applied and no bandpass applied



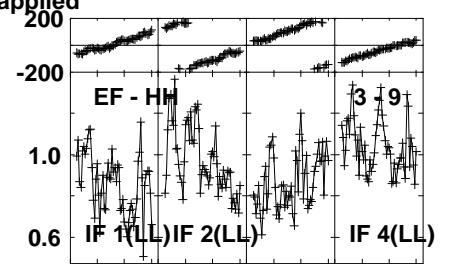
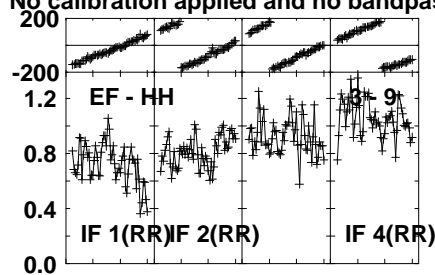
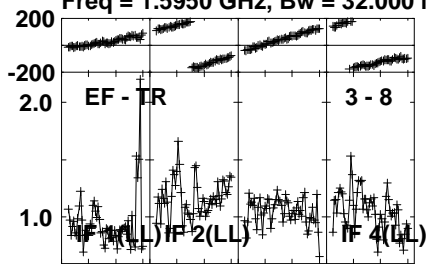
Lower frame: Milli Ampl Jy Top frame: Phas deg
Vector averaged cross-power spectrum Several baselines displayed
Timerange: 00/05:20:01 to 00/05:21:29

Plot file version 200 created 14-JUL-2023 11:13:49

J2107-1708 EL068.UVDATA.1

Freq = 1.5950 GHz, Bw = 32.000 MH

No calibration applied and no bandpass applied



Lower frame: Milli Ampl Jy Top frame: Phas deg

Vector averaged cross-power spectrum Several baselines displayed

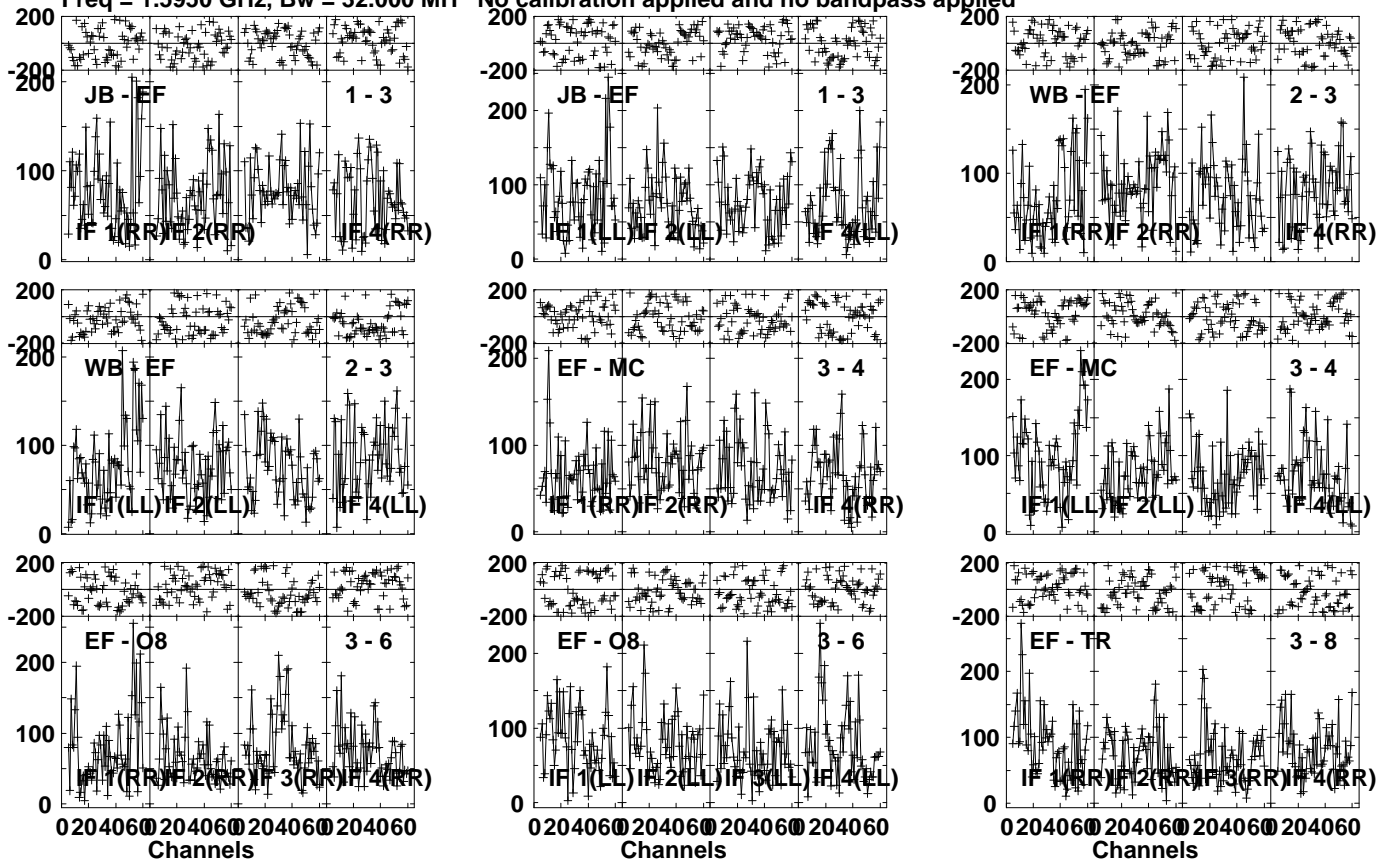
Timerange: 00/05:20:01 to 00/05:21:29

Plot file version 201 created 14-JUL-2023 11:13:49

PSJ2107-1611 EL068.UVDATA.1

Freq = 1.5950 GHz, Bw = 32.000 MH

No calibration applied and no bandpass applied

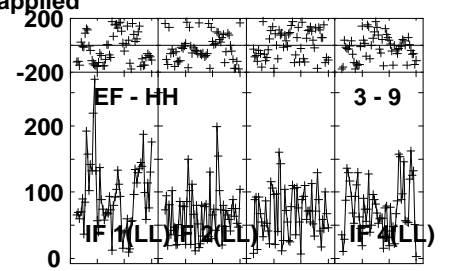
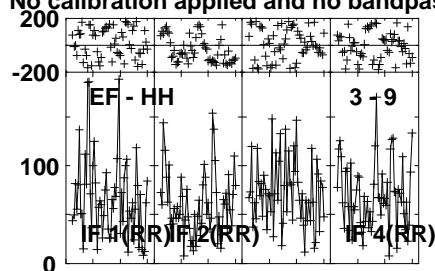
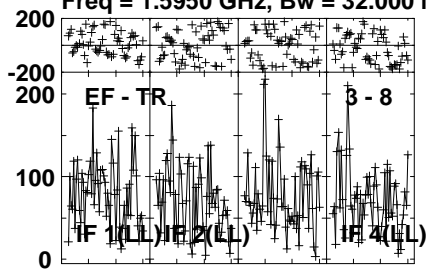


Lower frame: Micro Ampl Jy Top frame: Phas deg
Vector averaged cross-power spectrum Several baselines displayed
Timerange: 00/05:21:31 to 00/05:25:29

Plot file version 202 created 14-JUL-2023 11:13:49

PSJ2107-1611 EL068.UVDATA.1

Freq = 1.5950 GHz, Bw = 32.000 MH No calibration applied and no bandpass applied



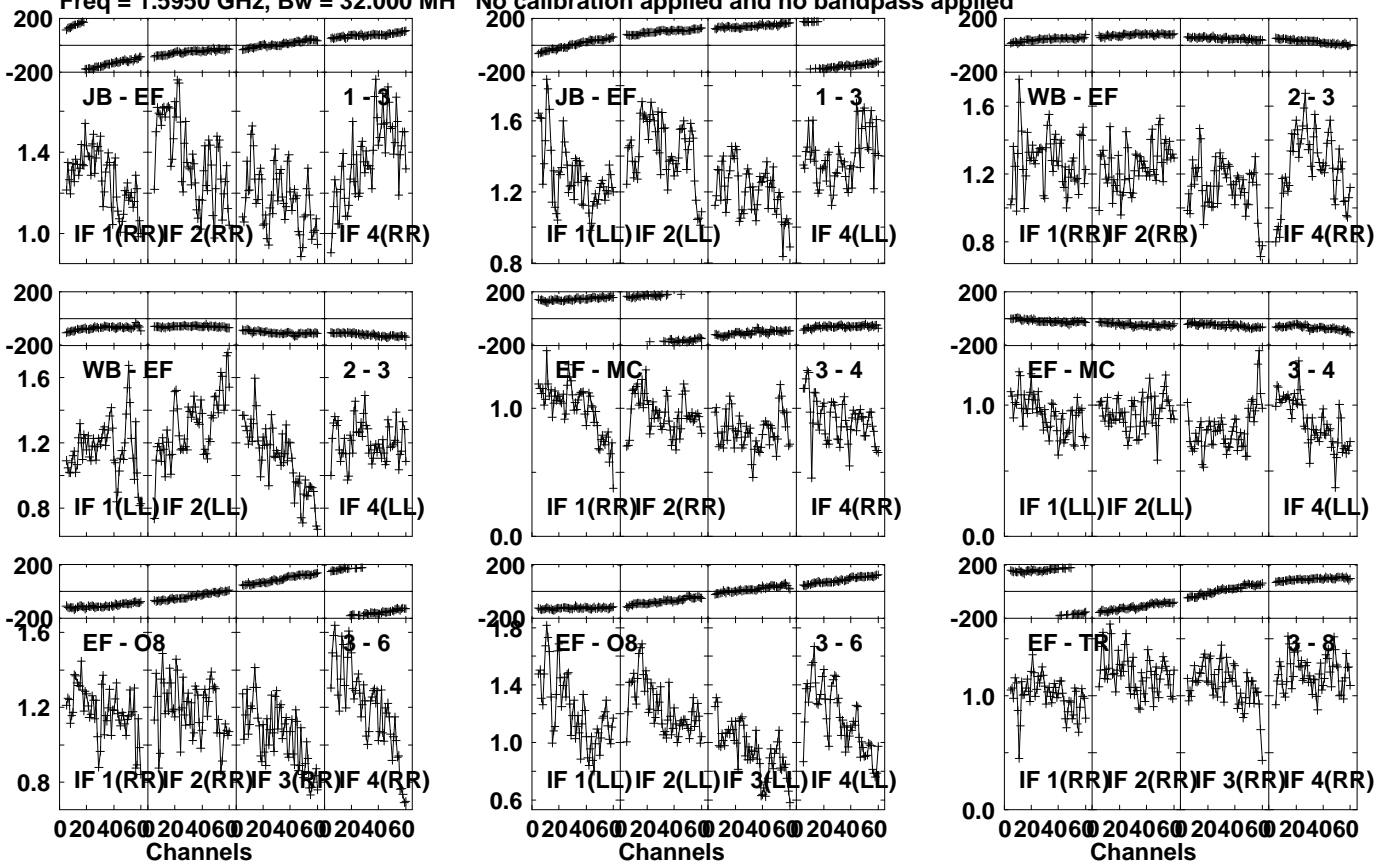
Lower frame: Micro Ampl Jy Top frame: Phas deg
Vector averaged cross-power spectrum Several baselines displayed
Timerange: 00/05:21:31 to 00/05:25:29

Plot file version 203 created 14-JUL-2023 11:13:49

J2107-1708 EL068.UVDATA.1

Freq = 1.5950 GHz, Bw = 32.000 MH

No calibration applied and no bandpass applied



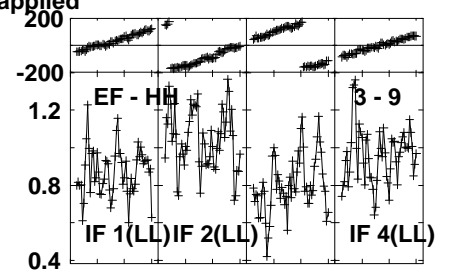
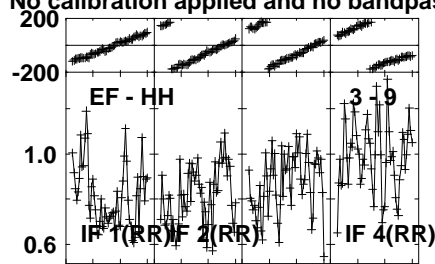
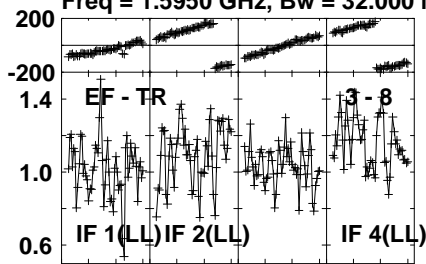
Lower frame: Milli Ampl Jy Top frame: Phas deg
Vector averaged cross-power spectrum Several baselines displayed
Timerange: 00/05:26:01 to 00/05:26:59

Plot file version 204 created 14-JUL-2023 11:13:49

J2107-1708 EL068.UVDATA.1

Freq = 1.5950 GHz, Bw = 32.000 MH

No calibration applied and no bandpass applied



Lower frame: Milli Ampl Jy Top frame: Phas deg

Vector averaged cross-power spectrum Several baselines displayed

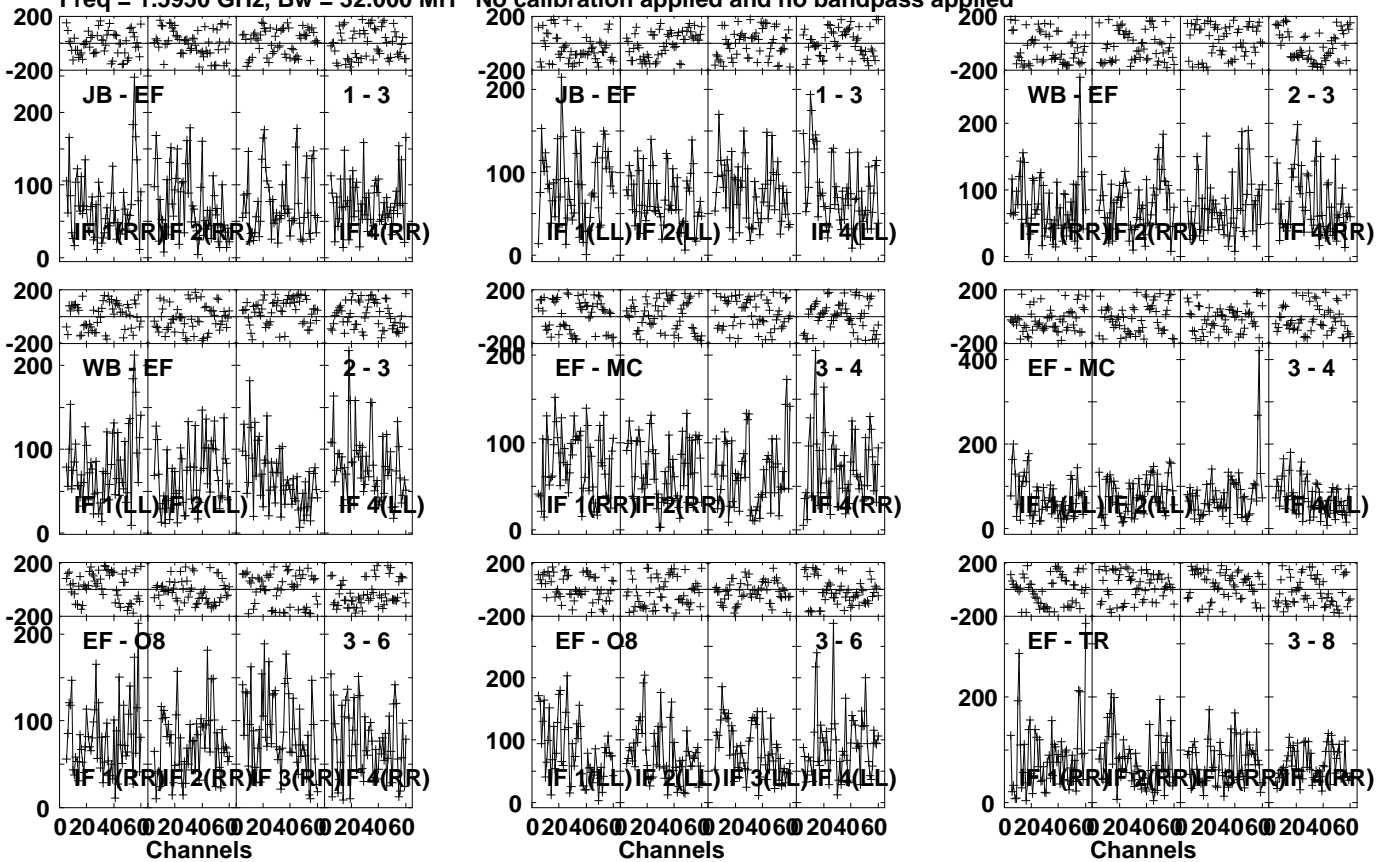
Timerange: 00/05:26:01 to 00/05:26:59

Plot file version 205 created 14-JUL-2023 11:13:49

PSJ2107-1611 EL068.UVDATA.1

Freq = 1.5950 GHz, Bw = 32.000 MH

No calibration applied and no bandpass applied

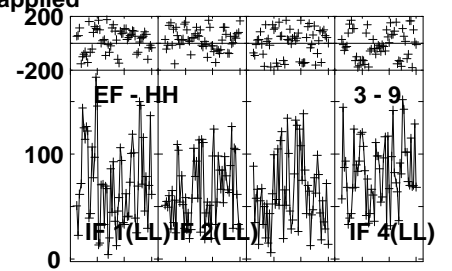
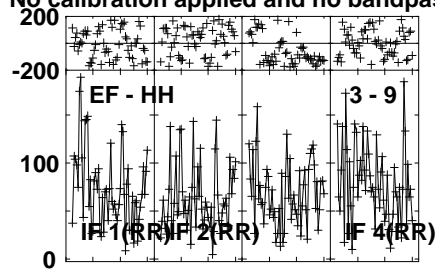
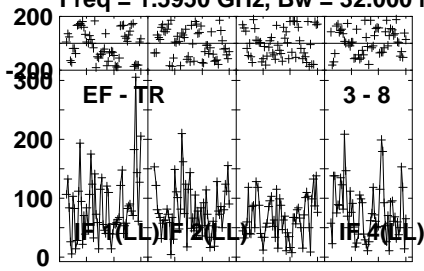


Lower frame: Micro Ampl Jy Top frame: Phas deg
Vector averaged cross-power spectrum Several baselines displayed
Timerange: 00/05:27:01 to 00/05:30:59

Plot file version 206 created 14-JUL-2023 11:13:49

PSJ2107-1611 EL068.UVDATA.1

Freq = 1.5950 GHz, Bw = 32.000 MH No calibration applied and no bandpass applied



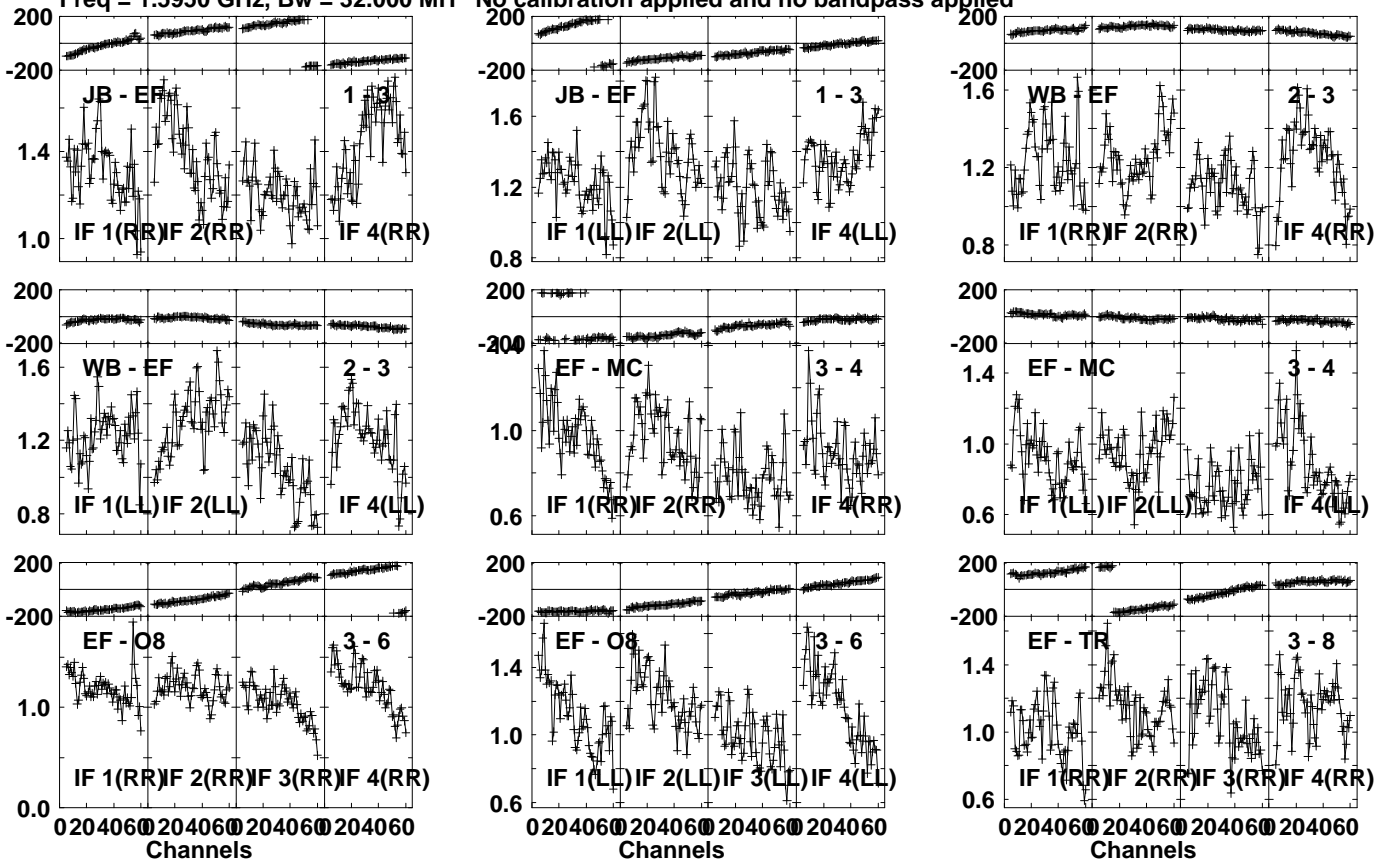
Lower frame: Micro Ampl Jy Top frame: Phas deg
Vector averaged cross-power spectrum Several baselines displayed
Timerange: 00/05:27:01 to 00/05:30:59

Plot file version 207 created 14-JUL-2023 11:13:49

J2107-1708 EL068.UVDATA.1

Freq = 1.5950 GHz, Bw = 32.000 MH

No calibration applied and no bandpass applied



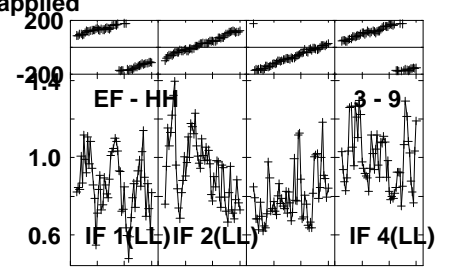
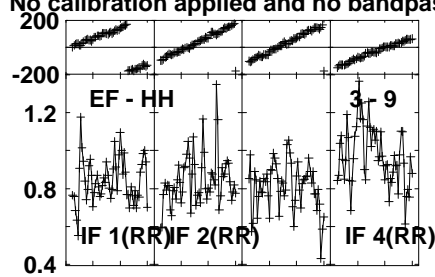
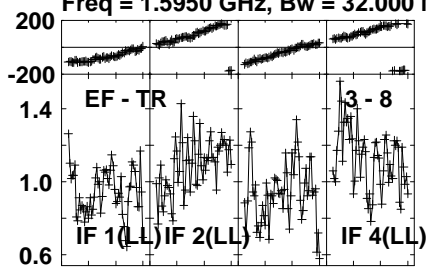
Lower frame: Milli Ampl Jy Top frame: Phas deg
Vector averaged cross-power spectrum Several baselines displayed
Timerange: 00/05:31:01 to 00/05:32:29

Plot file version 208 created 14-JUL-2023 11:13:49

J2107-1708 EL068.UVDATA.1

Freq = 1.5950 GHz, Bw = 32.000 MH

No calibration applied and no bandpass applied



Lower frame: Milli Ampl Jy Top frame: Phas deg

Vector averaged cross-power spectrum Several baselines displayed

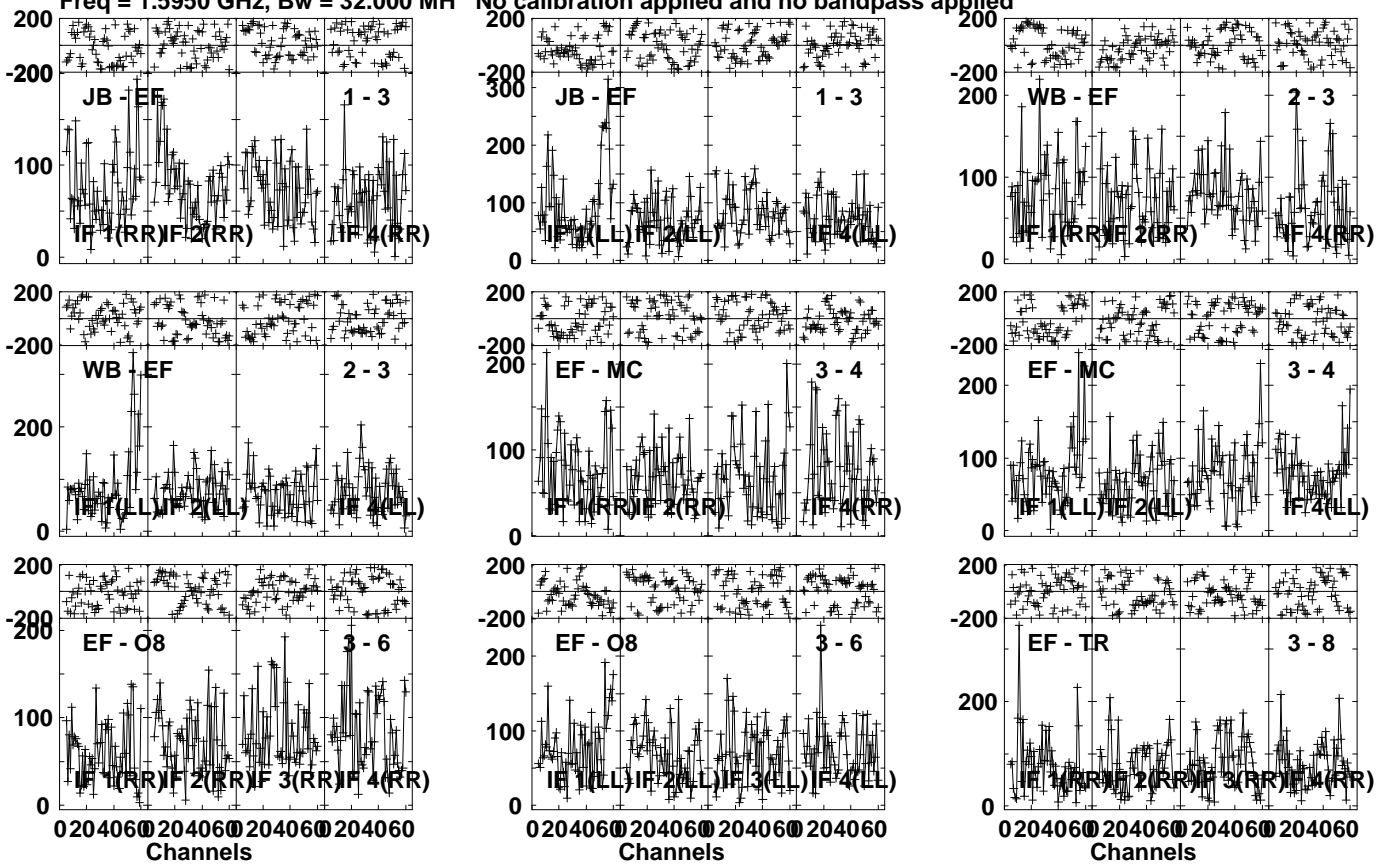
Timerange: 00/05:31:01 to 00/05:32:29

Plot file version 209 created 14-JUL-2023 11:13:49

PSJ2107-1611 EL068.UVDATA.1

Freq = 1.5950 GHz, Bw = 32.000 MH

No calibration applied and no bandpass applied



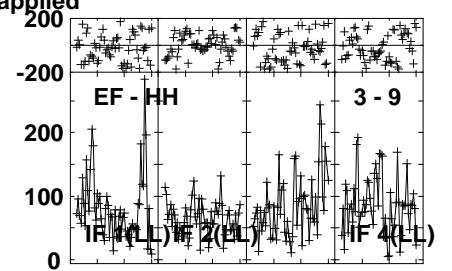
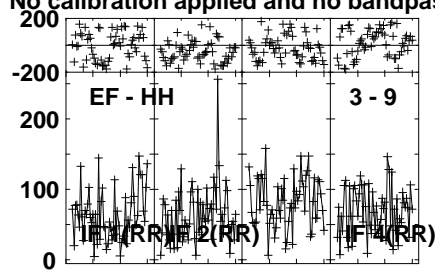
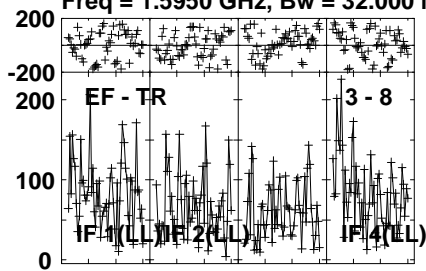
Lower frame: Micro Ampl Jy Top frame: Phas deg
Vector averaged cross-power spectrum Several baselines displayed
Timerange: 00/05:32:33 to 00/05:36:29

Plot file version 210 created 14-JUL-2023 11:13:49

PSJ2107-1611 EL068.UVDATA.1

Freq = 1.5950 GHz, Bw = 32.000 MH

No calibration applied and no bandpass applied



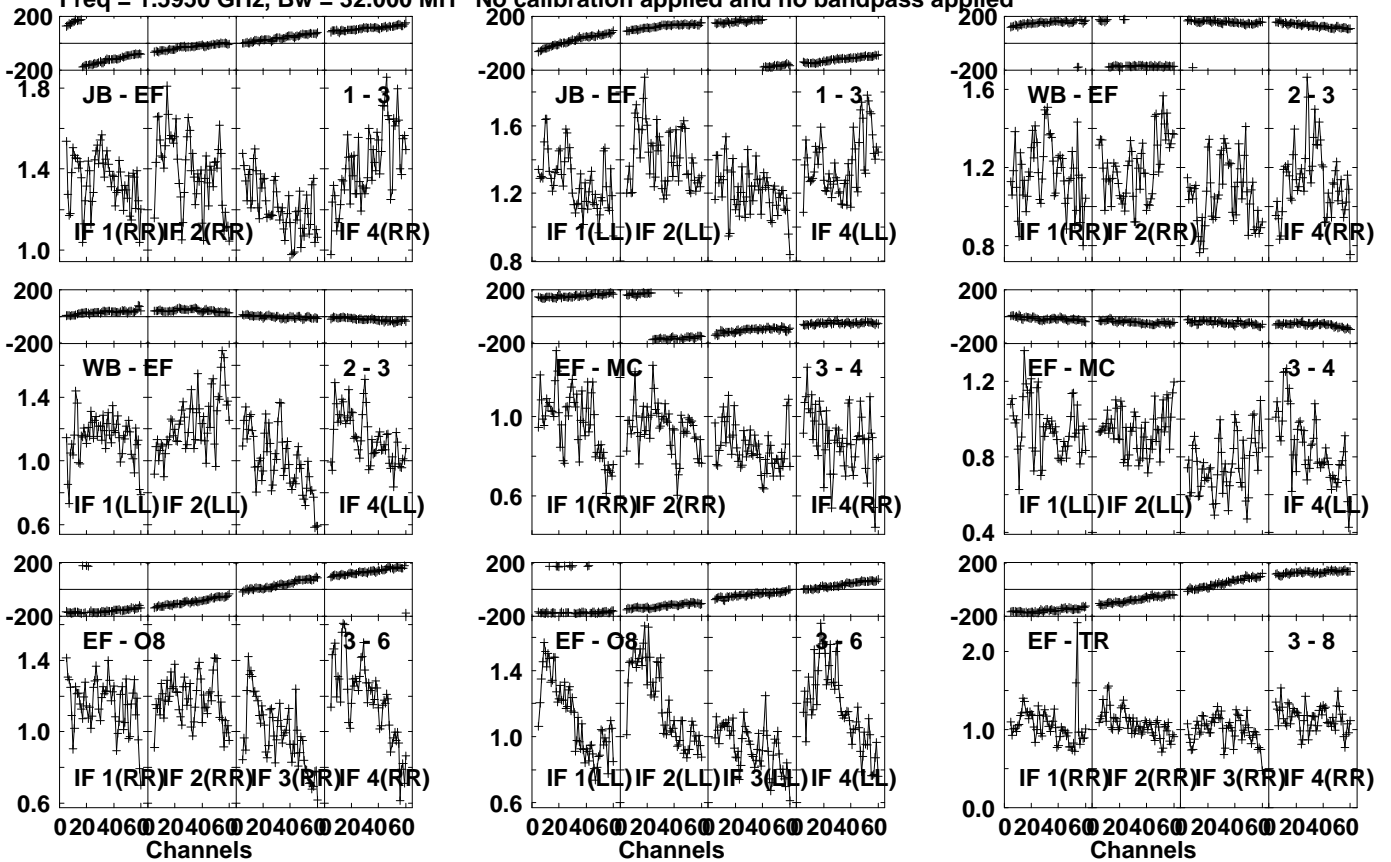
Lower frame: Micro Ampl Jy Top frame: Phas deg
Vector averaged cross-power spectrum Several baselines displayed
Timerange: 00/05:32:33 to 00/05:36:29

Plot file version 211 created 14-JUL-2023 11:13:49

J2107-1708 EL068.UVDATA.1

Freq = 1.5950 GHz, Bw = 32.000 MH

No calibration applied and no bandpass applied



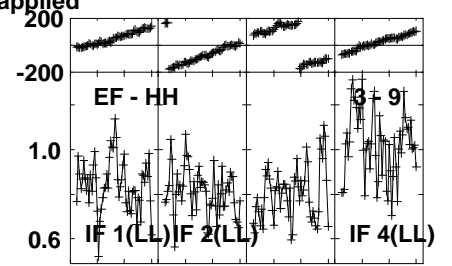
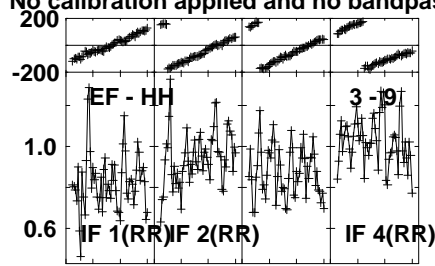
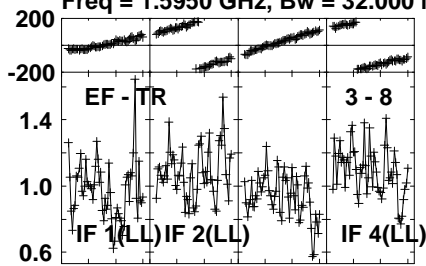
Lower frame: Milli Ampl Jy Top frame: Phas deg
Vector averaged cross-power spectrum Several baselines displayed
Timerange: 00/05:37:01 to 00/05:37:59

Plot file version 212 created 14-JUL-2023 11:13:49

J2107-1708 EL068.UVDATA.1

Freq = 1.5950 GHz, Bw = 32.000 MH

No calibration applied and no bandpass applied



Lower frame: Milli Ampl Jy Top frame: Phas deg

Vector averaged cross-power spectrum Several baselines displayed

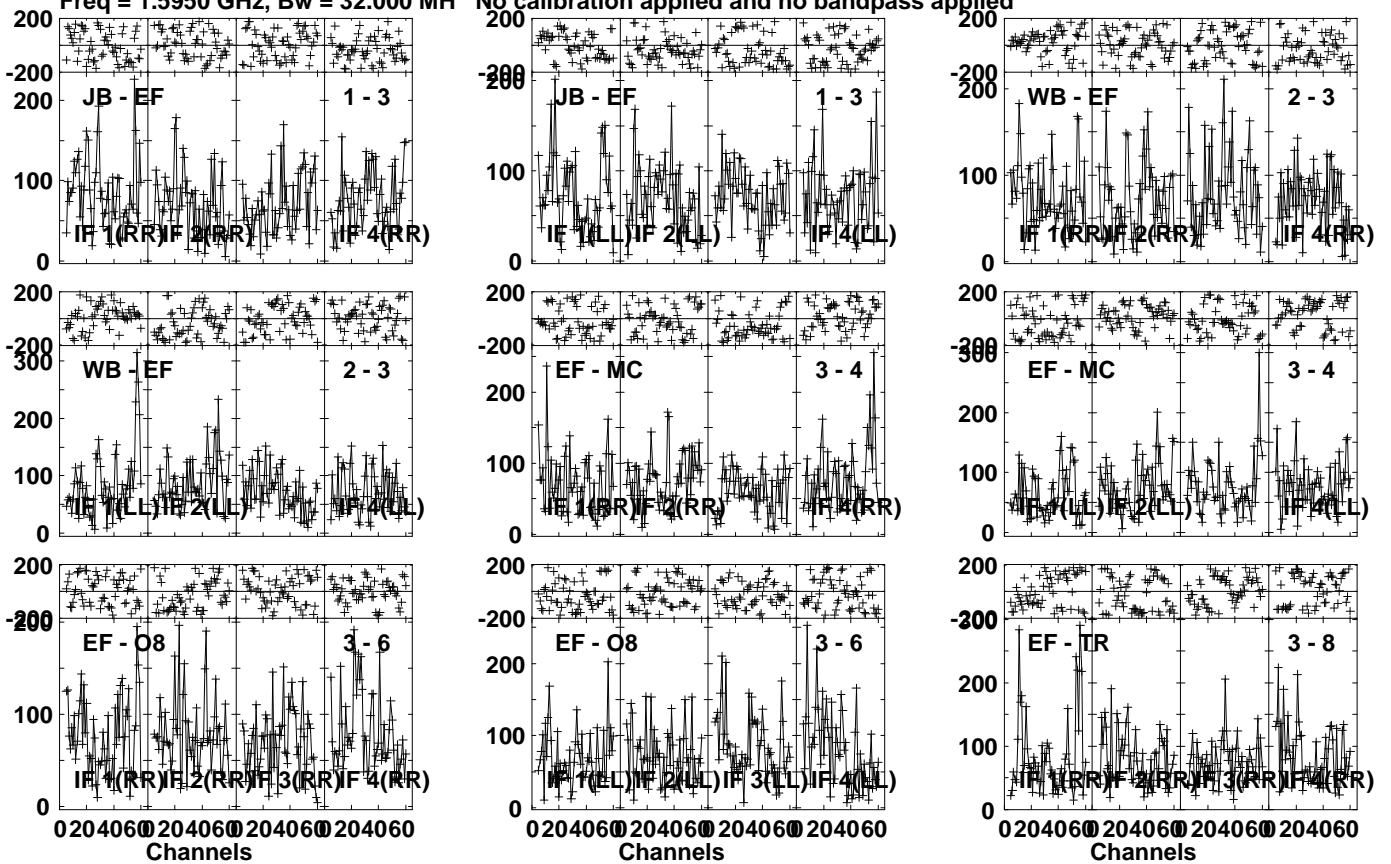
Timerange: 00/05:37:01 to 00/05:37:59

Plot file version 213 created 14-JUL-2023 11:13:49

PSJ2107-1611 EL068.UVDATA.1

Freq = 1.5950 GHz, Bw = 32.000 MH

No calibration applied and no bandpass applied



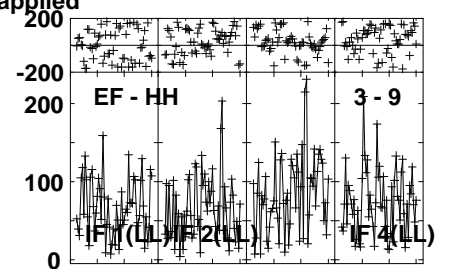
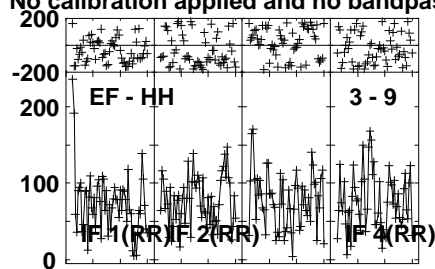
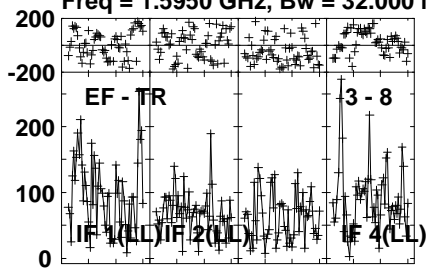
Lower frame: Micro Ampl Jy Top frame: Phas deg
Vector averaged cross-power spectrum Several baselines displayed
Timerange: 00/05:38:01 to 00/05:41:59

Plot file version 214 created 14-JUL-2023 11:13:49

PSJ2107-1611 EL068.UVDATA.1

Freq = 1.5950 GHz, Bw = 32.000 MH

No calibration applied and no bandpass applied



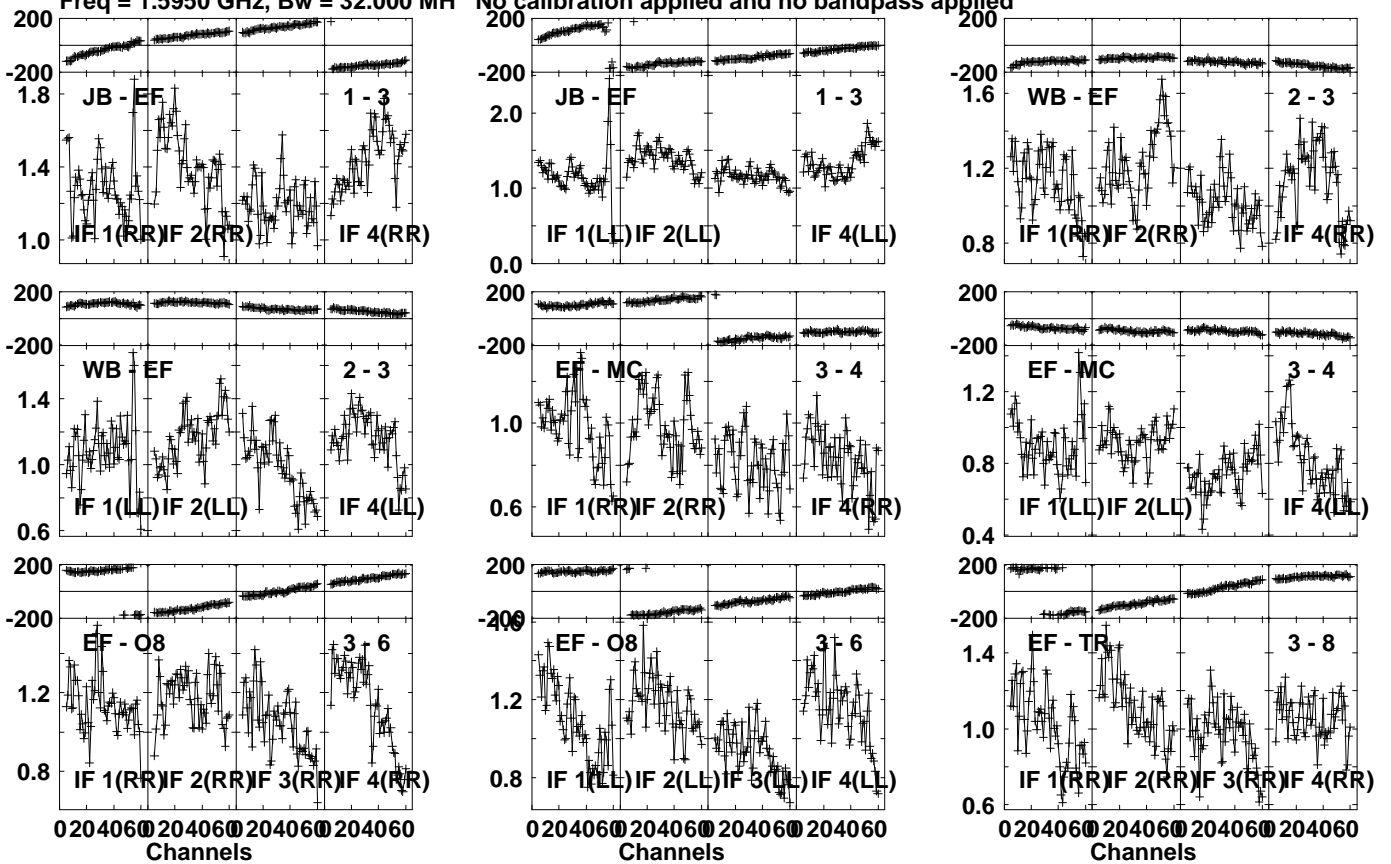
Lower frame: Micro Ampl Jy Top frame: Phas deg
Vector averaged cross-power spectrum Several baselines displayed
Timerange: 00/05:38:01 to 00/05:41:59

Plot file version 215 created 14-JUL-2023 11:13:49

J2107-1708 EL068.UVDATA.1

Freq = 1.5950 GHz, Bw = 32.000 MH

No calibration applied and no bandpass applied



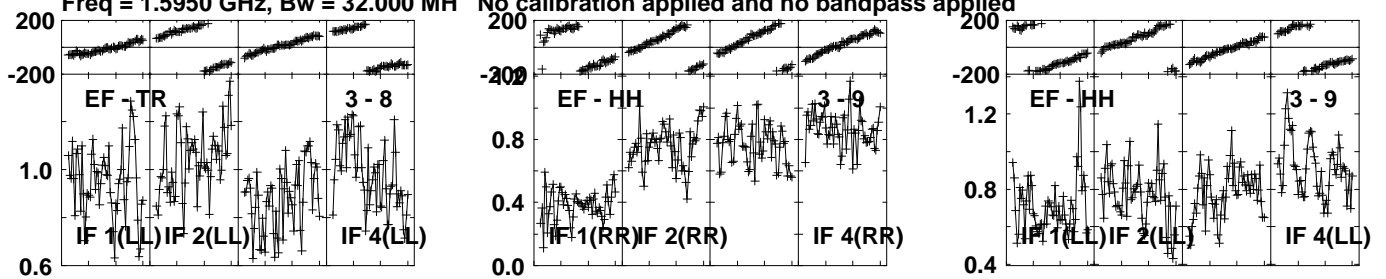
Lower frame: Milli Ampl Jy Top frame: Phas deg
Vector averaged cross-power spectrum Several baselines displayed
Timerange: 00/05:42:01 to 00/05:43:29

Plot file version 216 created 14-JUL-2023 11:13:49

J2107-1708 EL068.UVDATA.1

Freq = 1.5950 GHz, Bw = 32.000 MH

No calibration applied and no bandpass applied



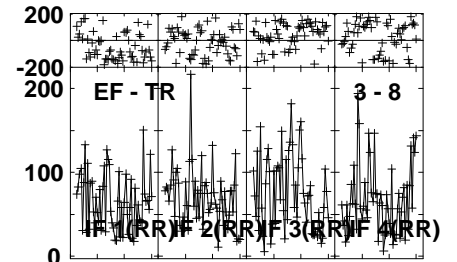
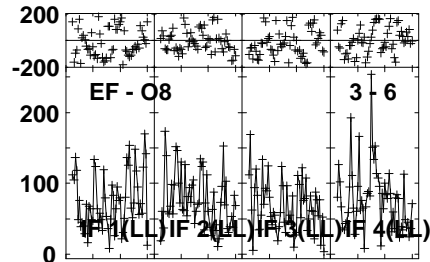
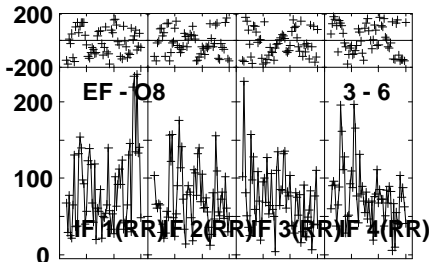
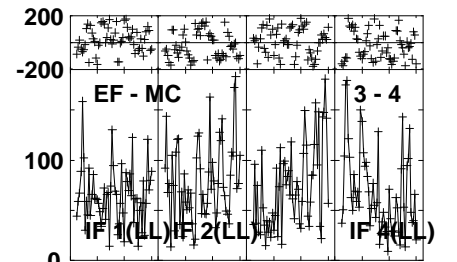
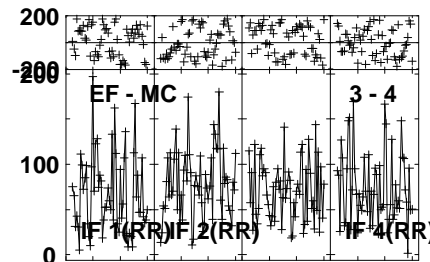
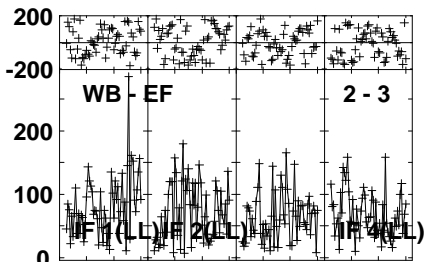
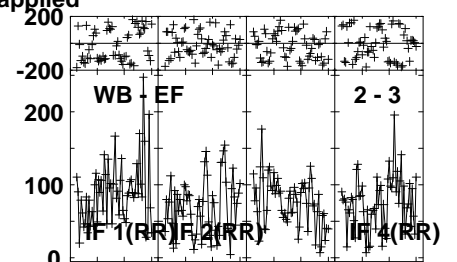
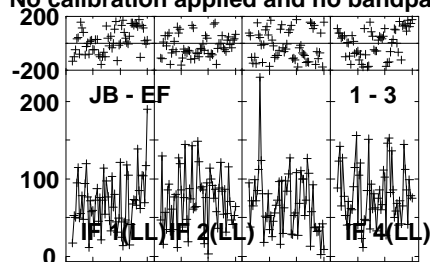
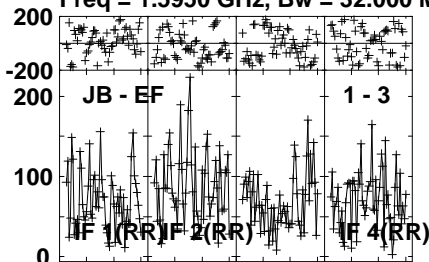
Lower frame: Milli Ampl Jy Top frame: Phas deg
Vector averaged cross-power spectrum Several baselines displayed
Timerange: 00/05:42:01 to 00/05:43:29

Plot file version 217 created 14-JUL-2023 11:13:49

PSJ2107-1611 EL068.UVDATA.1

Freq = 1.5950 GHz, Bw = 32.000 MH

No calibration applied and no bandpass applied

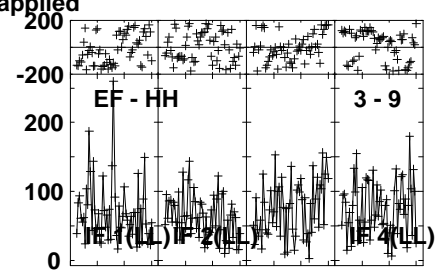
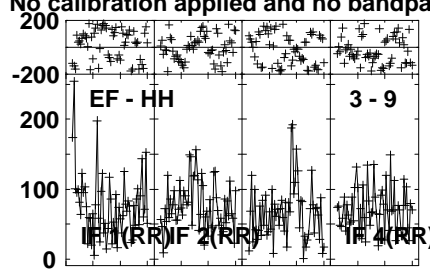
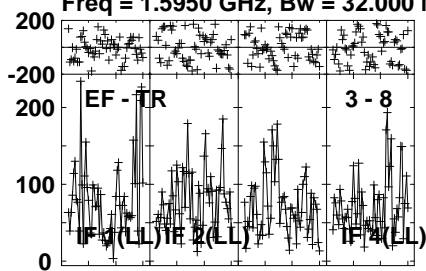


Lower frame: Micro Ampl Jy Top frame: Phas deg
Vector averaged cross-power spectrum Several baselines displayed
Timerange: 00/05:43:31 to 00/05:47:29

Plot file version 218 created 14-JUL-2023 11:13:50

PSJ2107-1611 EL068.UVDATA.1

Freq = 1.5950 GHz, Bw = 32.000 MH No calibration applied and no bandpass applied



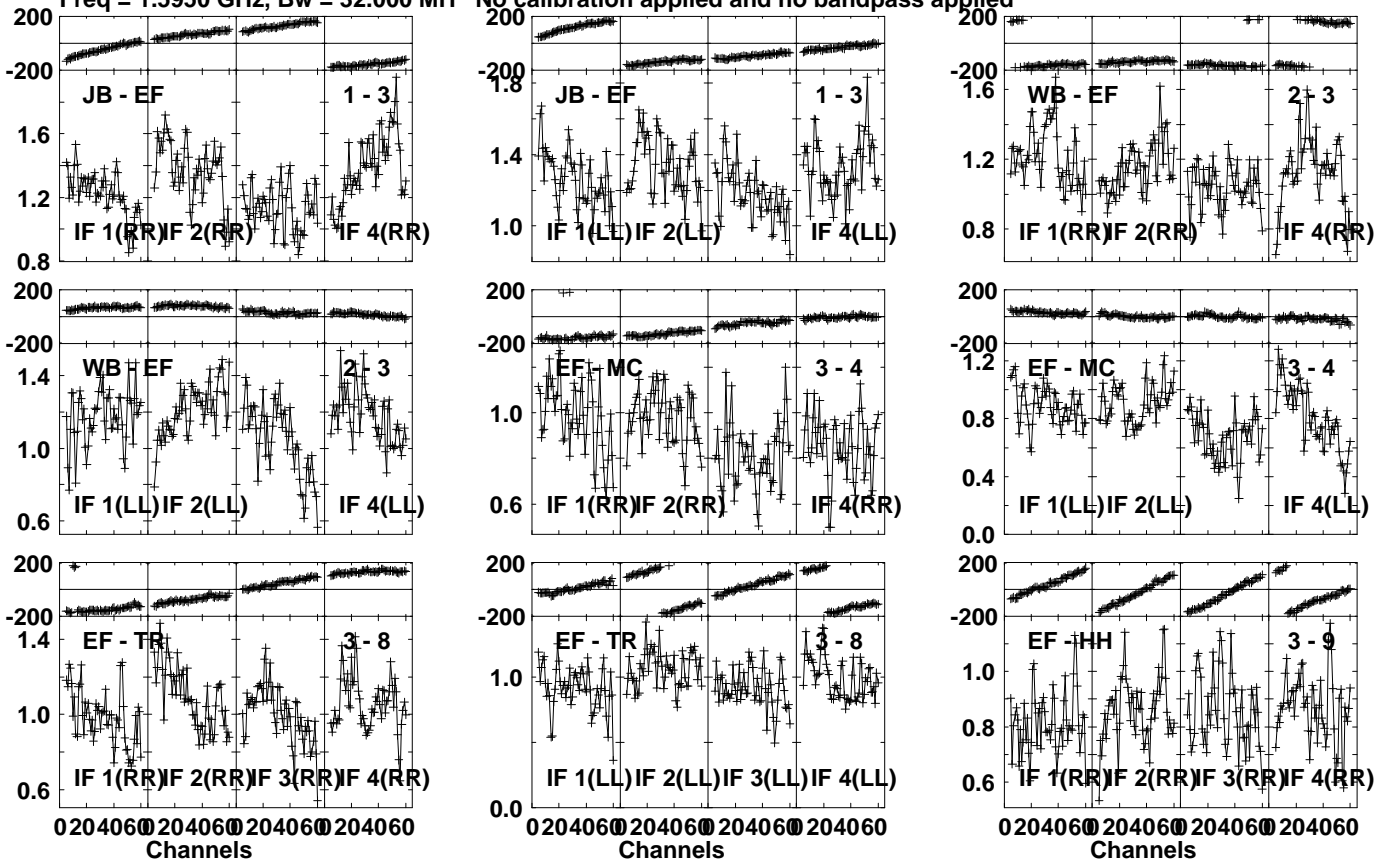
Lower frame: Micro Ampl Jy Top frame: Phas deg
Vector averaged cross-power spectrum Several baselines displayed
Timerange: 00/05:43:31 to 00/05:47:29

Plot file version 219 created 14-JUL-2023 11:13:50

J2107-1708 EL068.UVDATA.1

Freq = 1.5950 GHz, Bw = 32.000 MH

No calibration applied and no bandpass applied

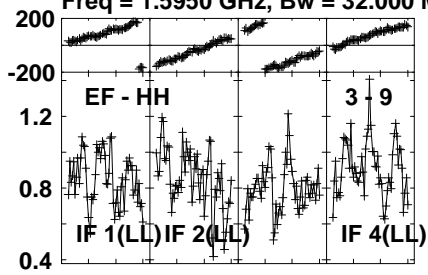


Lower frame: Milli Ampl Jy Top frame: Phas deg
Vector averaged cross-power spectrum Several baselines displayed
Timerange: 00/05:48:01 to 00/05:48:59

Plot file version 220 created 14-JUL-2023 11:13:50

J2107-1708 EL068.UVDATA.1

Freq = 1.5950 GHz, Bw = 32.000 MH No calibration applied and no bandpass applied



Lower frame: Milli Ampl Jy Top frame: Phas deg

Vector averaged cross-power spectrum Several baselines displayed

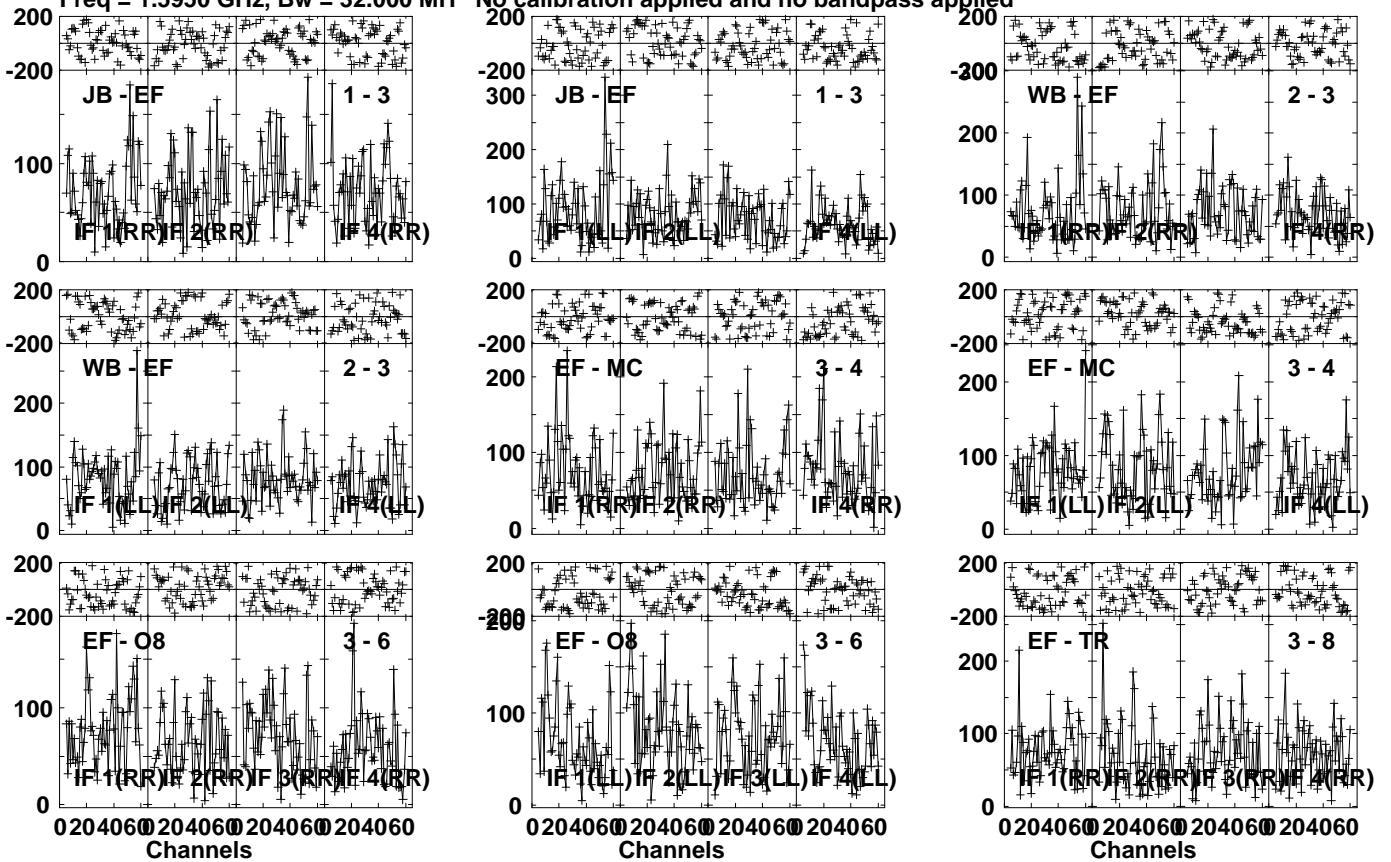
Timerange: 00/05:48:01 to 00/05:48:59

Plot file version 221 created 14-JUL-2023 11:13:50

PSJ2107-1611 EL068.UVDATA.1

Freq = 1.5950 GHz, Bw = 32.000 MH

No calibration applied and no bandpass applied

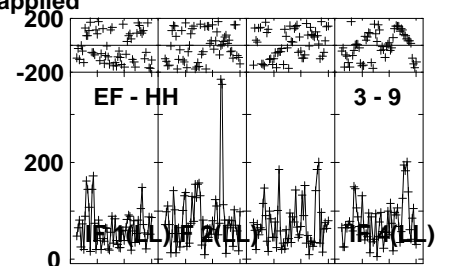
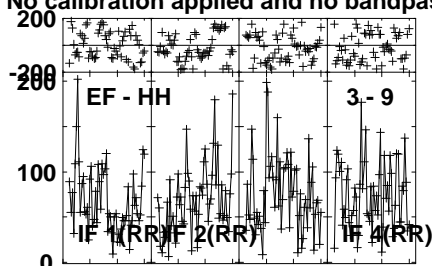
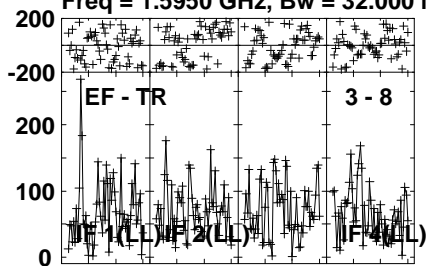


Lower frame: Micro Ampl Jy Top frame: Phas deg
Vector averaged cross-power spectrum Several baselines displayed
Timerange: 00/05:49:01 to 00/05:52:59

Plot file version 222 created 14-JUL-2023 11:13:50

PSJ2107-1611 EL068.UVDATA.1

Freq = 1.5950 GHz, Bw = 32.000 MH No calibration applied and no bandpass applied

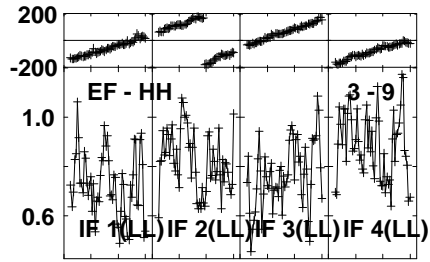
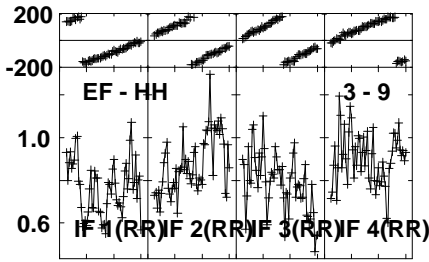
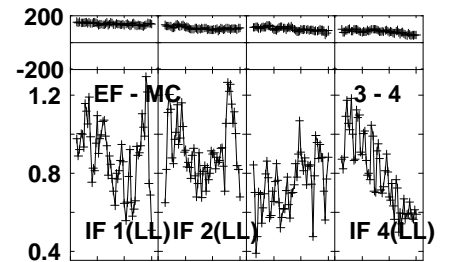
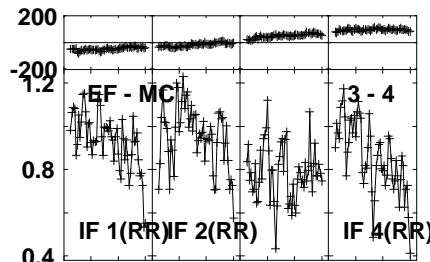
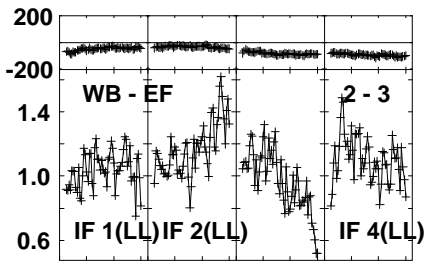
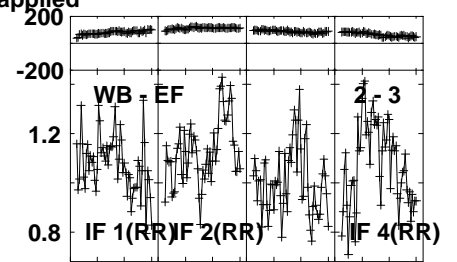
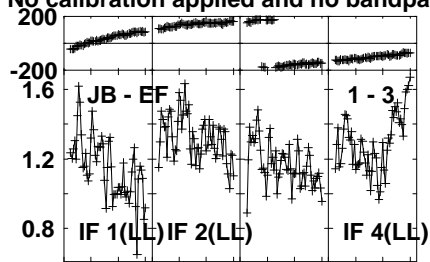
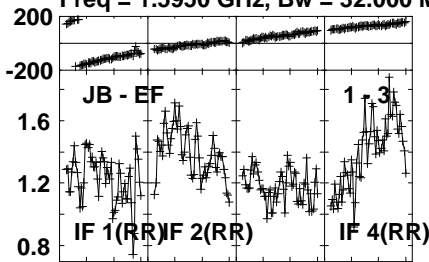


Lower frame: Micro Ampl Jy Top frame: Phas deg
Vector averaged cross-power spectrum Several baselines displayed
Timerange: 00/05:49:01 to 00/05:52:59

Plot file version 223 created 14-JUL-2023 11:13:50

J2107-1708 EL068.UVDATA.1

Freq = 1.5950 GHz, Bw = 32.000 MH No calibration applied and no bandpass applied



020406@20406@20406@20406@
Channels

020406@20406@20406@20406@
Channels

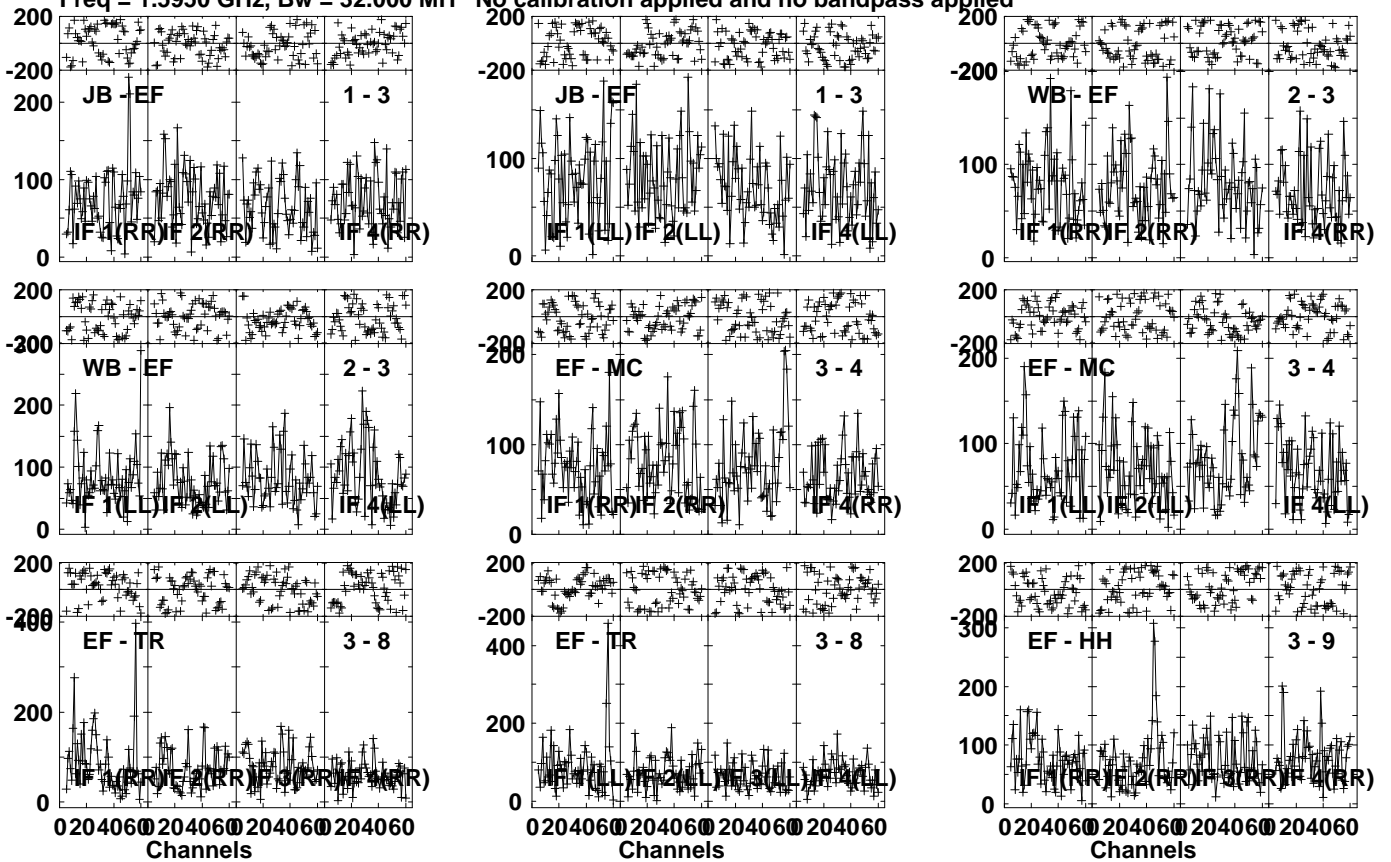
Lower frame: Milli Ampl Jy Top frame: Phas deg
Vector averaged cross-power spectrum Several baselines displayed
Timerange: 00/05:53:01 to 00/05:54:29

Plot file version 224 created 14-JUL-2023 11:13:50

PSJ2107-1611 EL068.UVDATA.1

Freq = 1.5950 GHz, Bw = 32.000 MH

No calibration applied and no bandpass applied

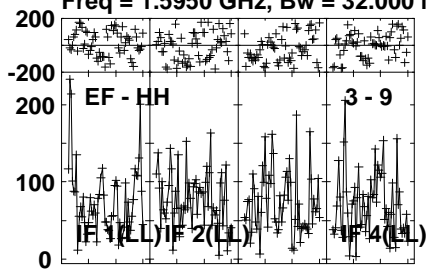


Lower frame: Micro Ampl Jy Top frame: Phas deg
Vector averaged cross-power spectrum Several baselines displayed
Timerange: 00/05:54:31 to 00/05:58:29

Plot file version 225 created 14-JUL-2023 11:13:50

PSJ2107-1611 EL068.UVDATA.1

Freq = 1.5950 GHz, Bw = 32.000 MH No calibration applied and no bandpass applied



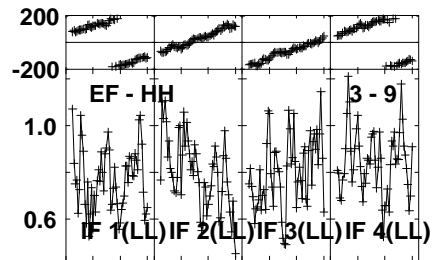
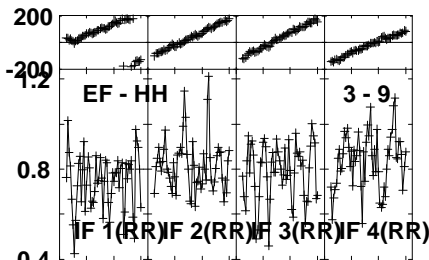
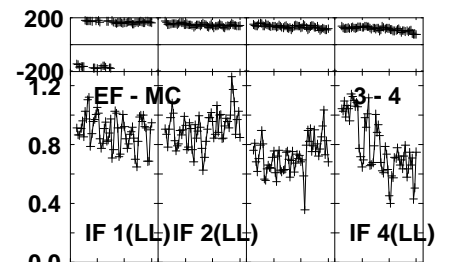
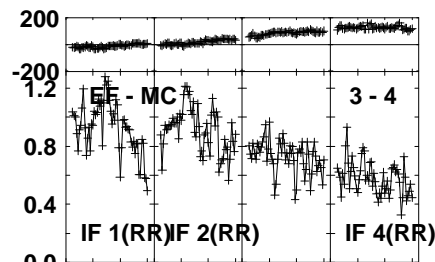
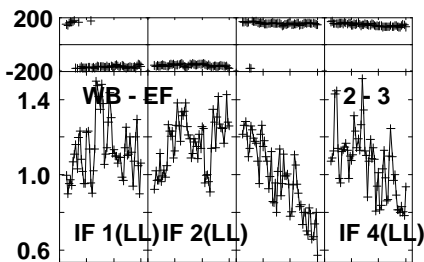
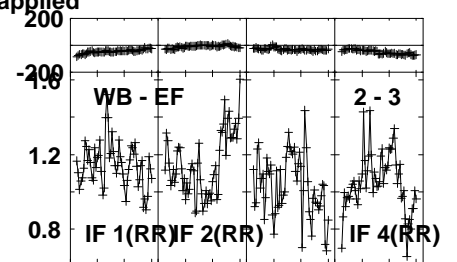
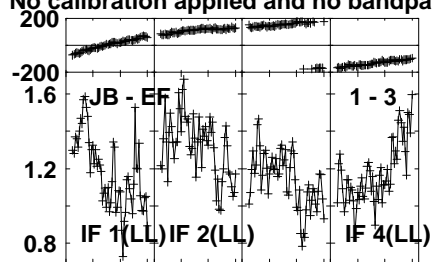
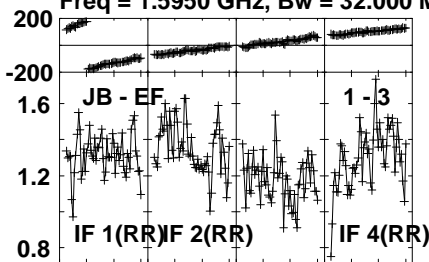
Lower frame: Micro Ampl Jy Top frame: Phas deg
Vector averaged cross-power spectrum Several baselines displayed
Timerange: 00/05:54:31 to 00/05:58:29

Plot file version 226 created 14-JUL-2023 11:13:50

J2107-1708 EL068.UVDATA.1

Freq = 1.5950 GHz, Bw = 32.000 MH

No calibration applied and no bandpass applied



020406@20406@20406@204060
Channels

020406@20406@20406@204060
Channels

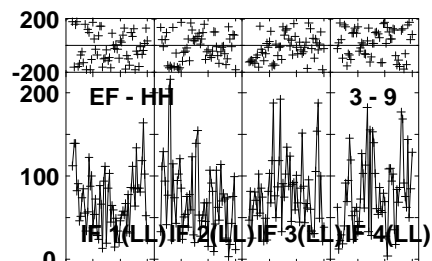
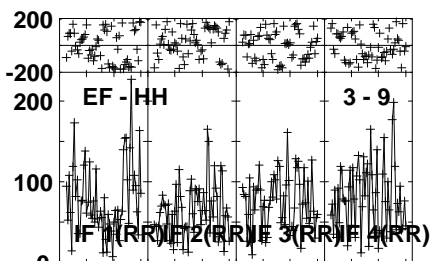
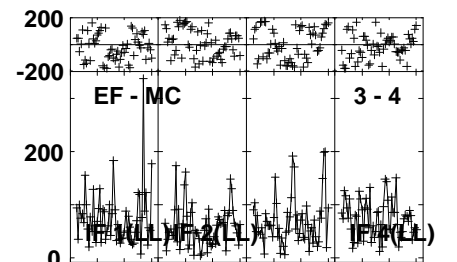
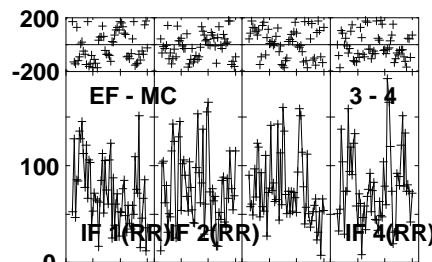
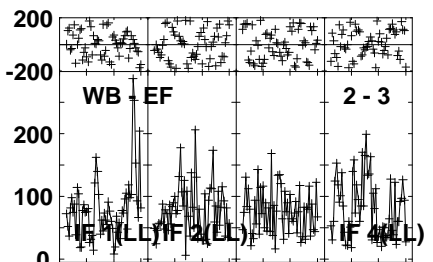
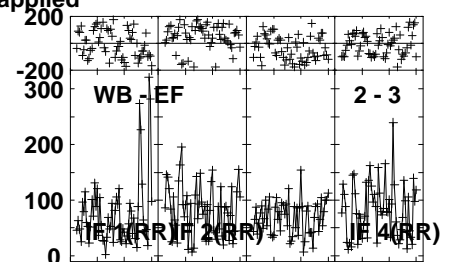
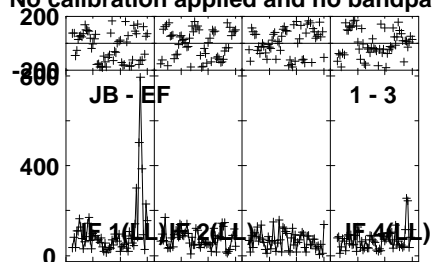
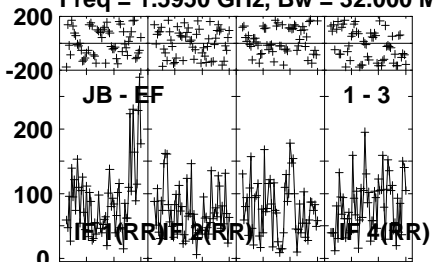
Lower frame: Milli Ampl Jy Top frame: Phas deg
Vector averaged cross-power spectrum Several baselines displayed
Timerange: 00/05:59:01 to 00/05:59:59

Plot file version 227 created 14-JUL-2023 11:13:50

PSJ2107-1611 EL068.UVDATA.1

Freq = 1.5950 GHz, Bw = 32.000 MH

No calibration applied and no bandpass applied



020406@20406@20406@20406@
Channels

020406@20406@20406@20406@
Channels

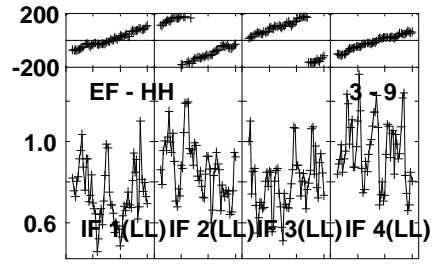
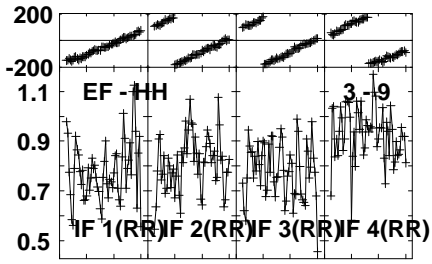
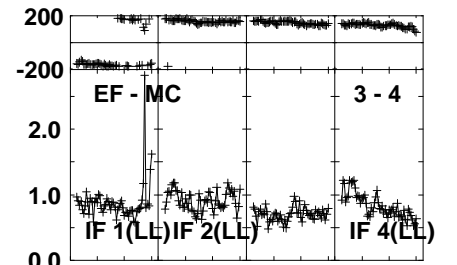
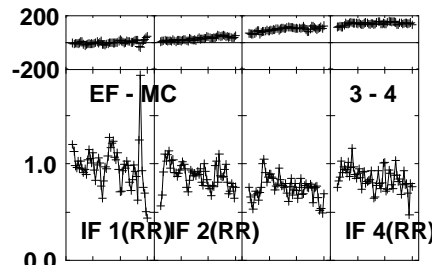
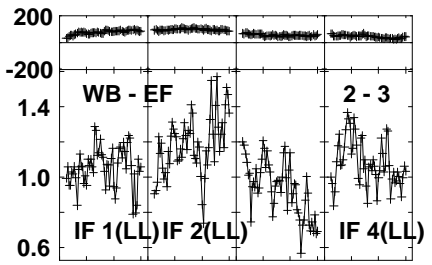
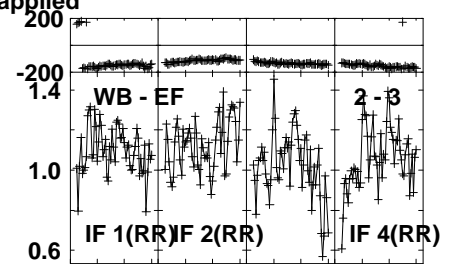
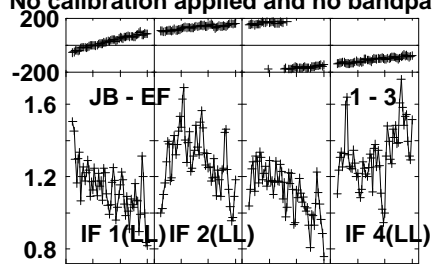
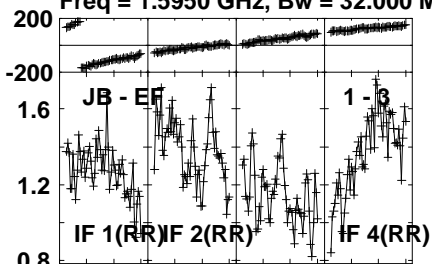
Lower frame: Micro Ampl Jy Top frame: Phas deg
Vector averaged cross-power spectrum Several baselines displayed
Timerange: 00/06:00:01 to 00/06:03:59

Plot file version 228 created 14-JUL-2023 11:13:50

J2107-1708 EL068.UVDATA.1

Freq = 1.5950 GHz, Bw = 32.000 MH

No calibration applied and no bandpass applied



0204060@204060@204060@204060

Channels

0204060@204060@204060@204060

Channels

Lower frame: Milli Ampl Jy Top frame: Phas deg

Vector averaged cross-power spectrum Several baselines displayed

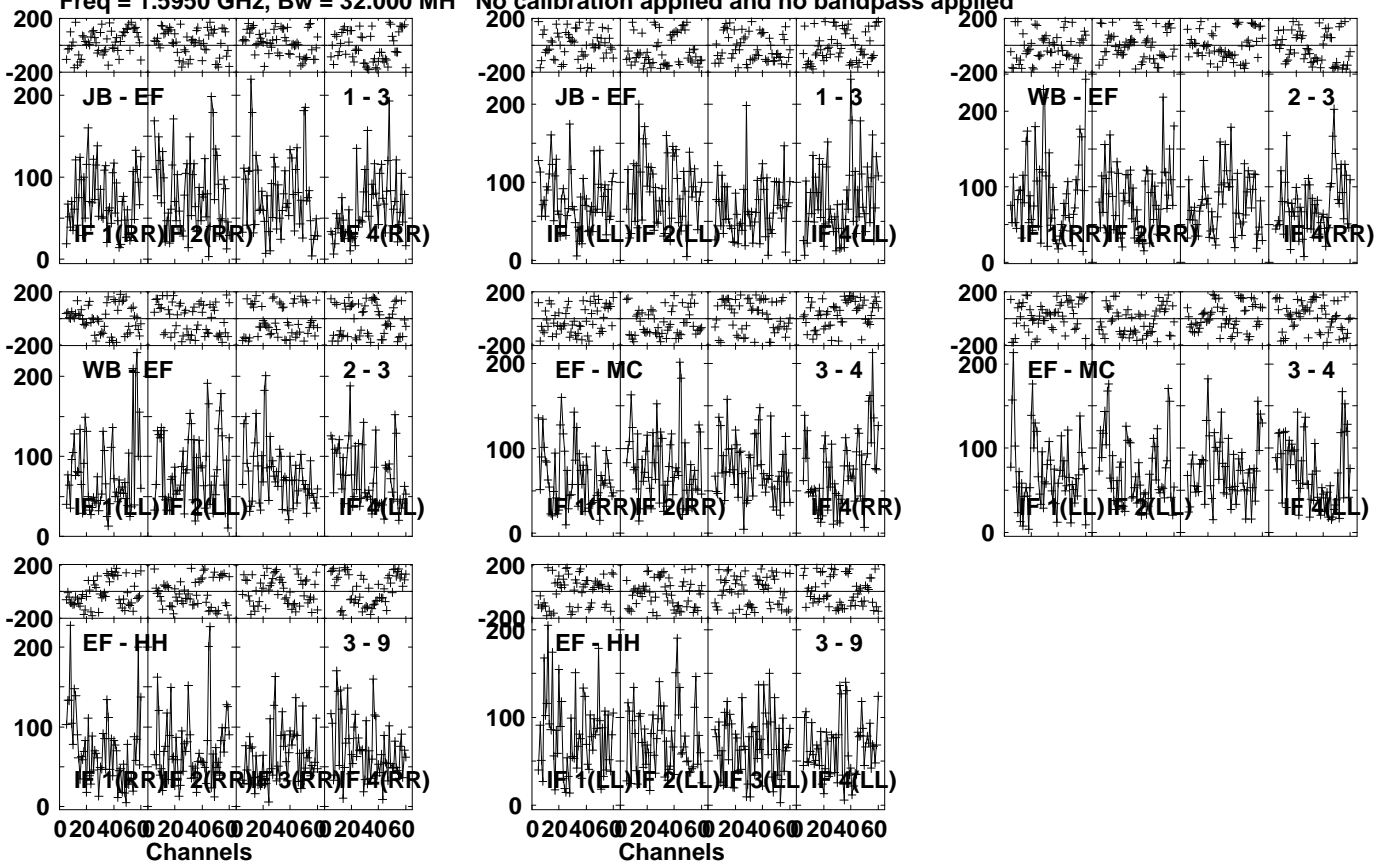
Timerange: 00/06:04:01 to 00/06:05:29

Plot file version 229 created 14-JUL-2023 11:13:50

PSJ2107-1611 EL068.UVDATA.1

Freq = 1.5950 GHz, Bw = 32.000 MH

No calibration applied and no bandpass applied



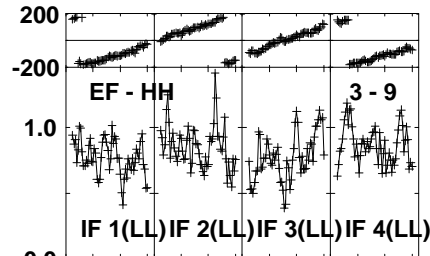
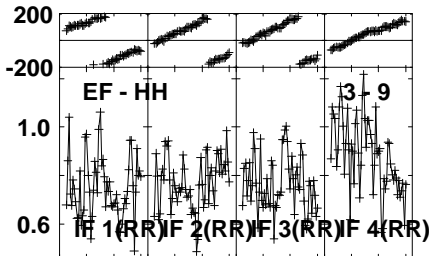
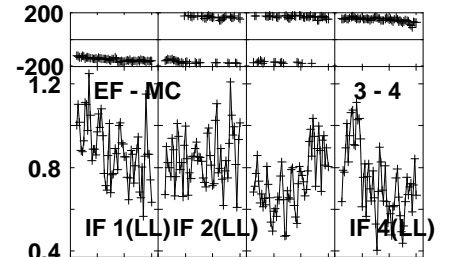
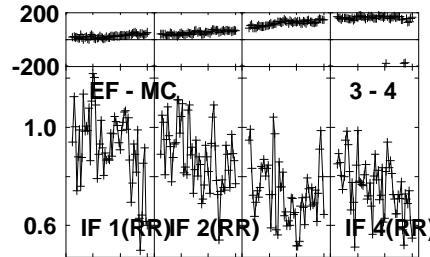
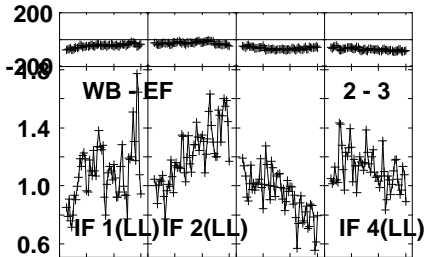
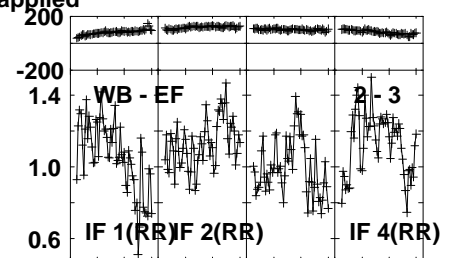
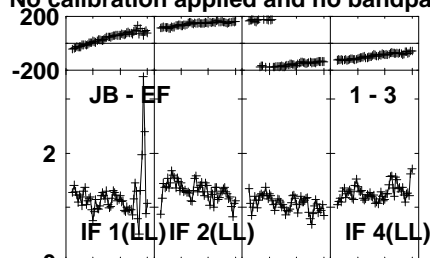
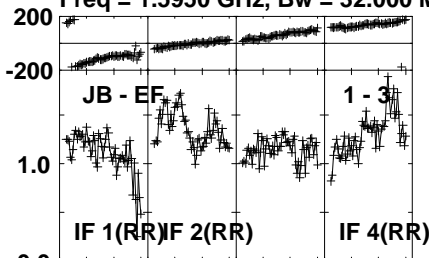
Lower frame: Micro Ampl Jy Top frame: Phas deg
Vector averaged cross-power spectrum Several baselines displayed
Timerange: 00/06:05:31 to 00/06:09:29

Plot file version 230 created 14-JUL-2023 11:13:50

J2107-1708 EL068.UVDATA.1

Freq = 1.5950 GHz, Bw = 32.000 MH

No calibration applied and no bandpass applied



0204060@204060@204060@204060
Channels

0204060@204060@204060@204060
Channels

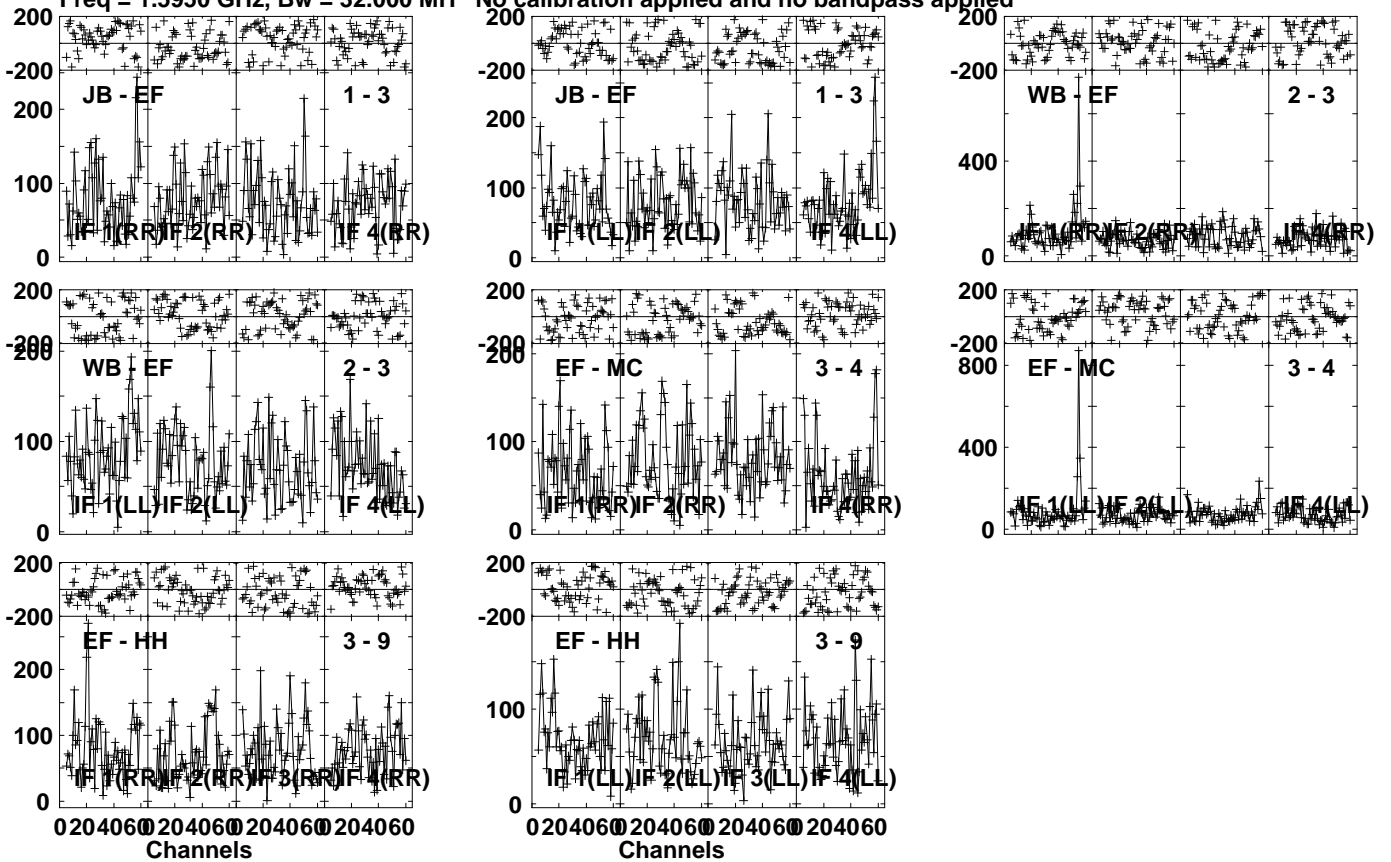
Lower frame: Milli Ampl Jy Top frame: Phas deg
Vector averaged cross-power spectrum Several baselines displayed
Timerange: 00/06:10:01 to 00/06:10:59

Plot file version 231 created 14-JUL-2023 11:13:50

PSJ2107-1611 EL068.UVDATA.1

Freq = 1.5950 GHz, Bw = 32.000 MH

No calibration applied and no bandpass applied



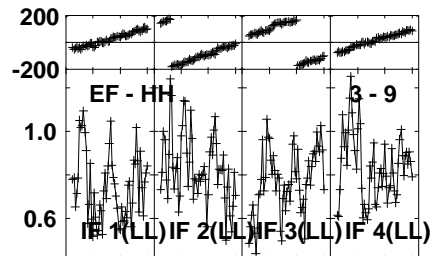
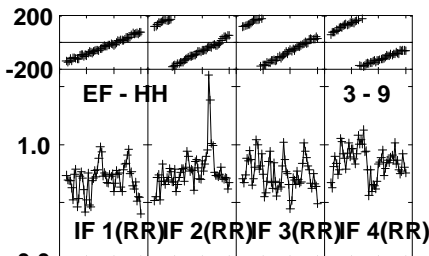
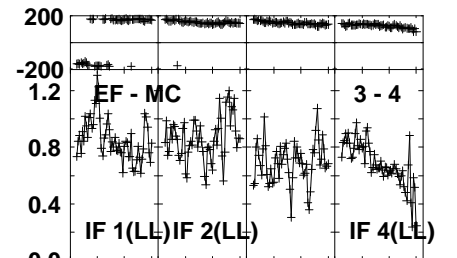
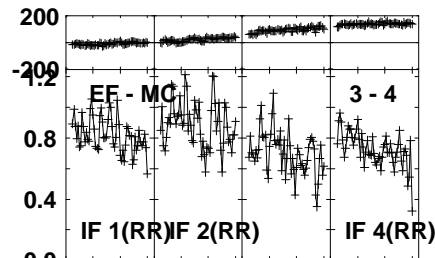
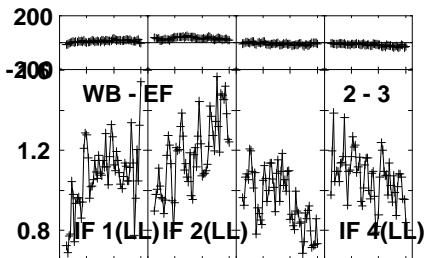
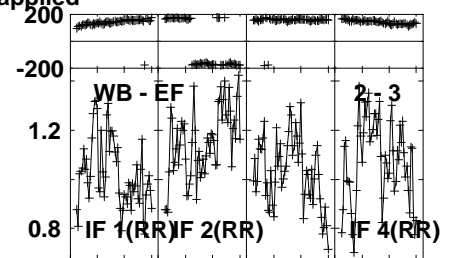
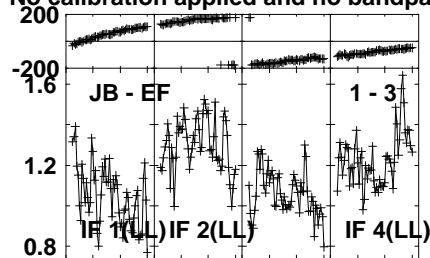
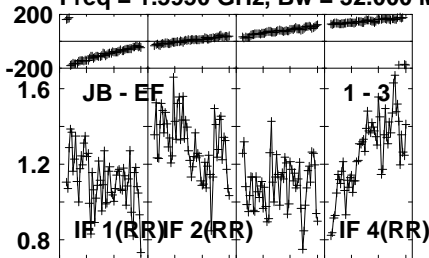
Lower frame: Micro Ampl Jy Top frame: Phas deg
Vector averaged cross-power spectrum Several baselines displayed
Timerange: 00/06:11:01 to 00/06:14:59

Plot file version 232 created 14-JUL-2023 11:13:50

J2107-1708 EL068.UVDATA.1

Freq = 1.5950 GHz, Bw = 32.000 MH

No calibration applied and no bandpass applied



0204060 204060 204060 204060
Channels

0204060 204060 204060 204060
Channels

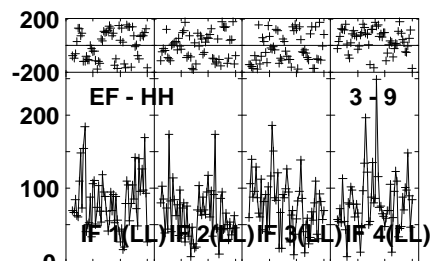
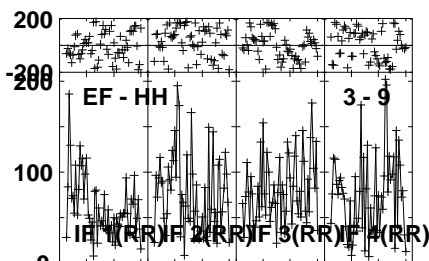
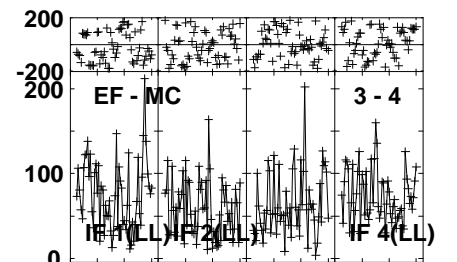
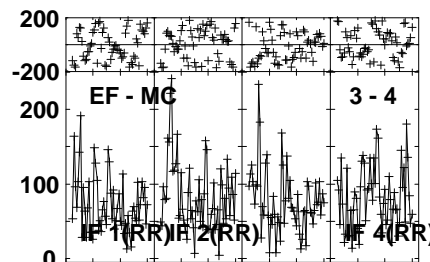
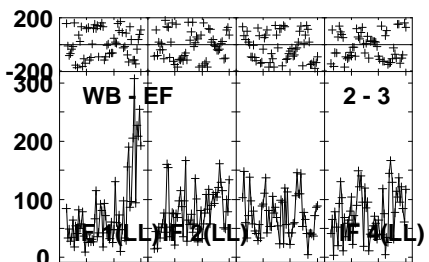
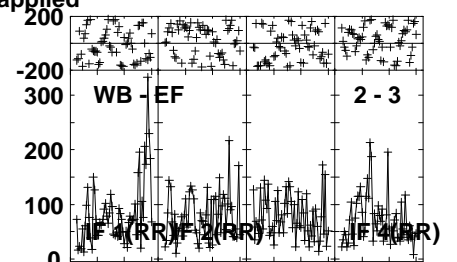
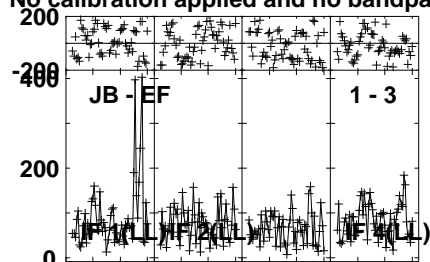
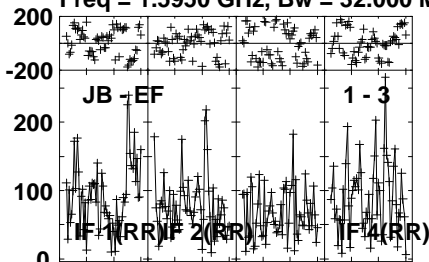
Lower frame: Milli Ampl Jy Top frame: Phas deg
Vector averaged cross-power spectrum Several baselines displayed
Timerange: 00/06:15:01 to 00/06:16:29

Plot file version 233 created 14-JUL-2023 11:13:50

PSJ2107-1611 EL068.UVDATA.1

Freq = 1.5950 GHz, Bw = 32.000 MH

No calibration applied and no bandpass applied



020406@20406@20406@20406@20406@
Channels

020406@20406@20406@20406@20406@
Channels

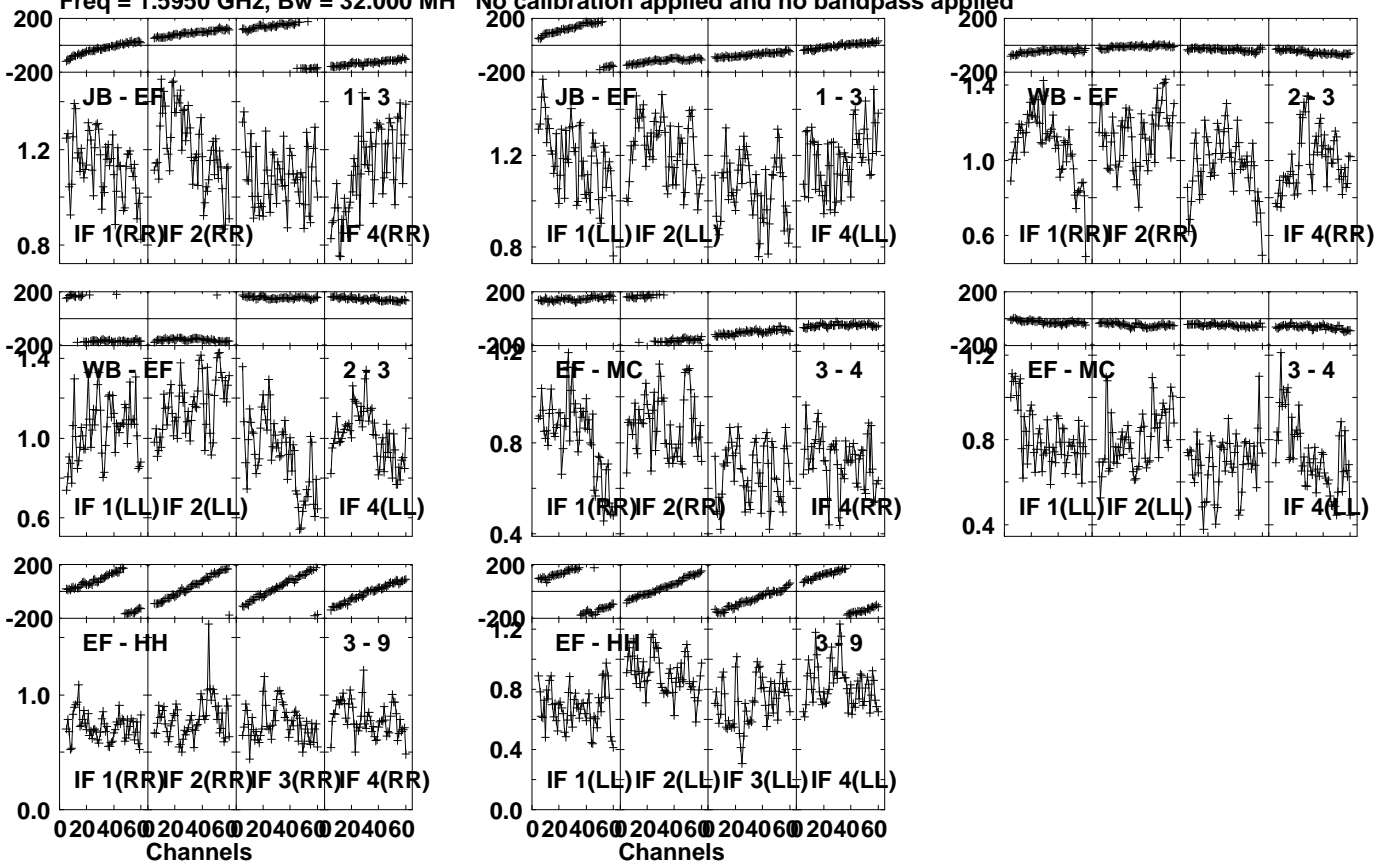
Lower frame: Micro Ampl Jy Top frame: Phas deg
Vector averaged cross-power spectrum Several baselines displayed
Timerange: 00/06:16:31 to 00/06:20:29

Plot file version 234 created 14-JUL-2023 11:13:50

J2107-1708 EL068.UVDATA.1

Freq = 1.5950 GHz, Bw = 32.000 MH

No calibration applied and no bandpass applied



Lower frame: Milli Ampl Jy Top frame: Phas deg

Vector averaged cross-power spectrum Several baselines displayed

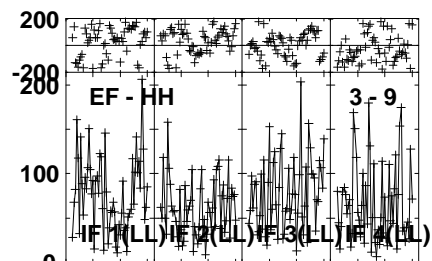
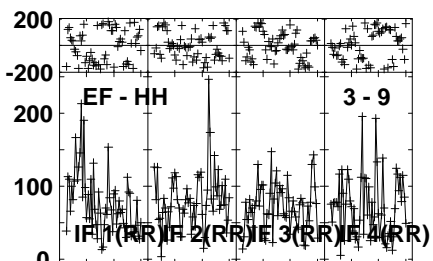
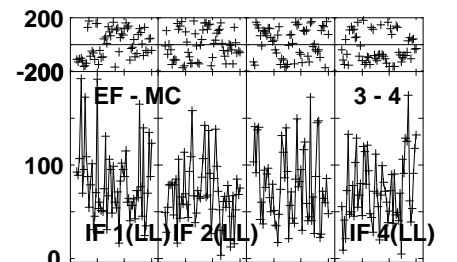
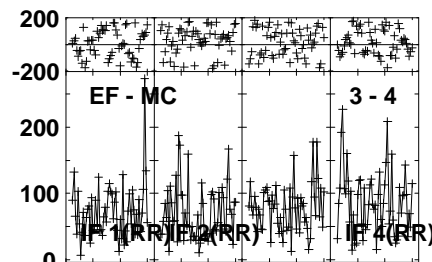
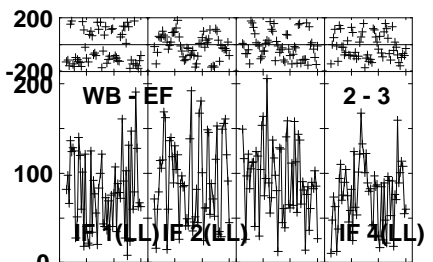
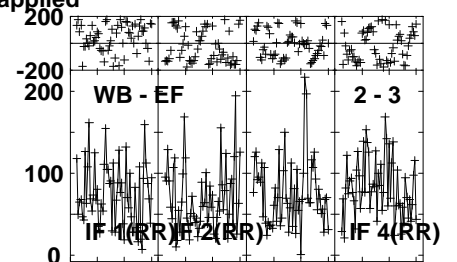
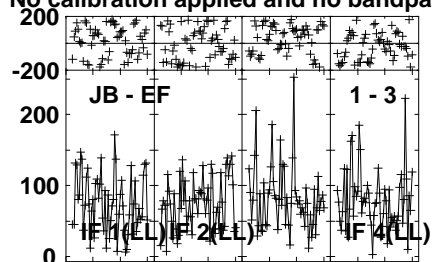
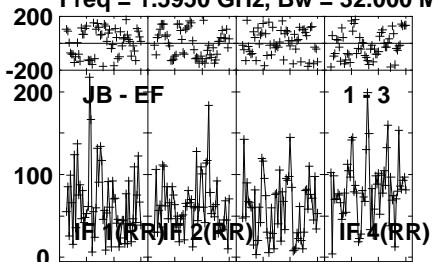
Timerange: 00/06:21:01 to 00/06:21:59

Plot file version 235 created 14-JUL-2023 11:13:50

PSJ2107-1611 EL068.UVDATA.1

Freq = 1.5950 GHz, Bw = 32.000 MH

No calibration applied and no bandpass applied



0204060 204060 204060 204060
Channels

0204060 204060 204060 204060
Channels

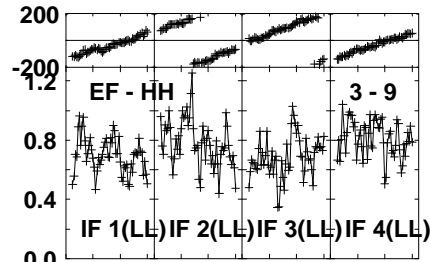
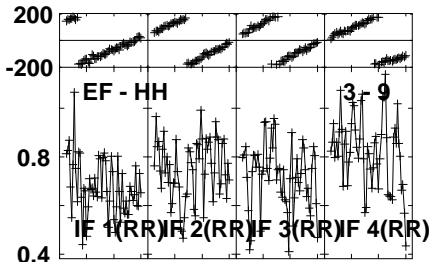
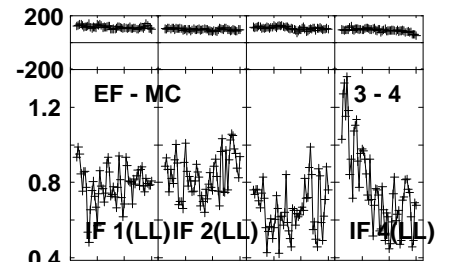
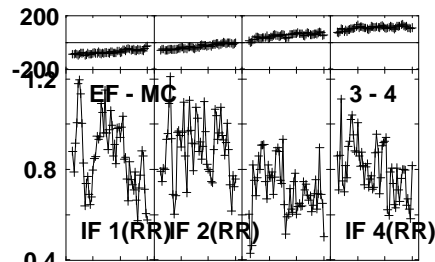
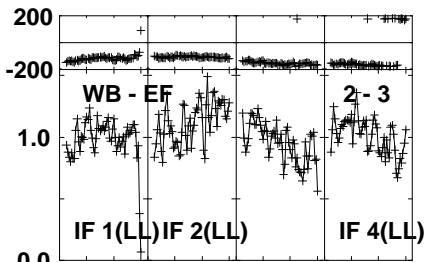
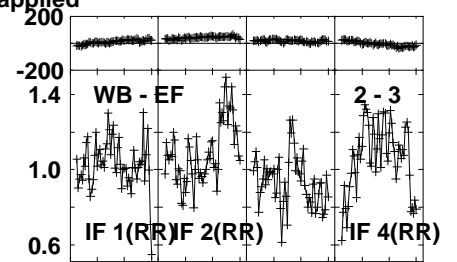
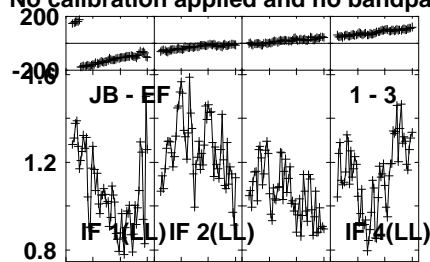
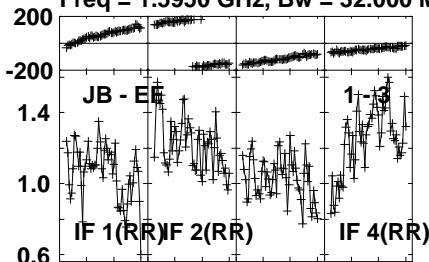
Lower frame: Micro Ampl Jy Top frame: Phas deg
Vector averaged cross-power spectrum Several baselines displayed
Timerange: 00/06:22:01 to 00/06:25:59

Plot file version 236 created 14-JUL-2023 11:13:50

J2107-1708 EL068.UVDATA.1

Freq = 1.5950 GHz, Bw = 32.000 MH

No calibration applied and no bandpass applied



0204060 204060 204060 204060
Channels

0204060 204060 204060 204060
Channels

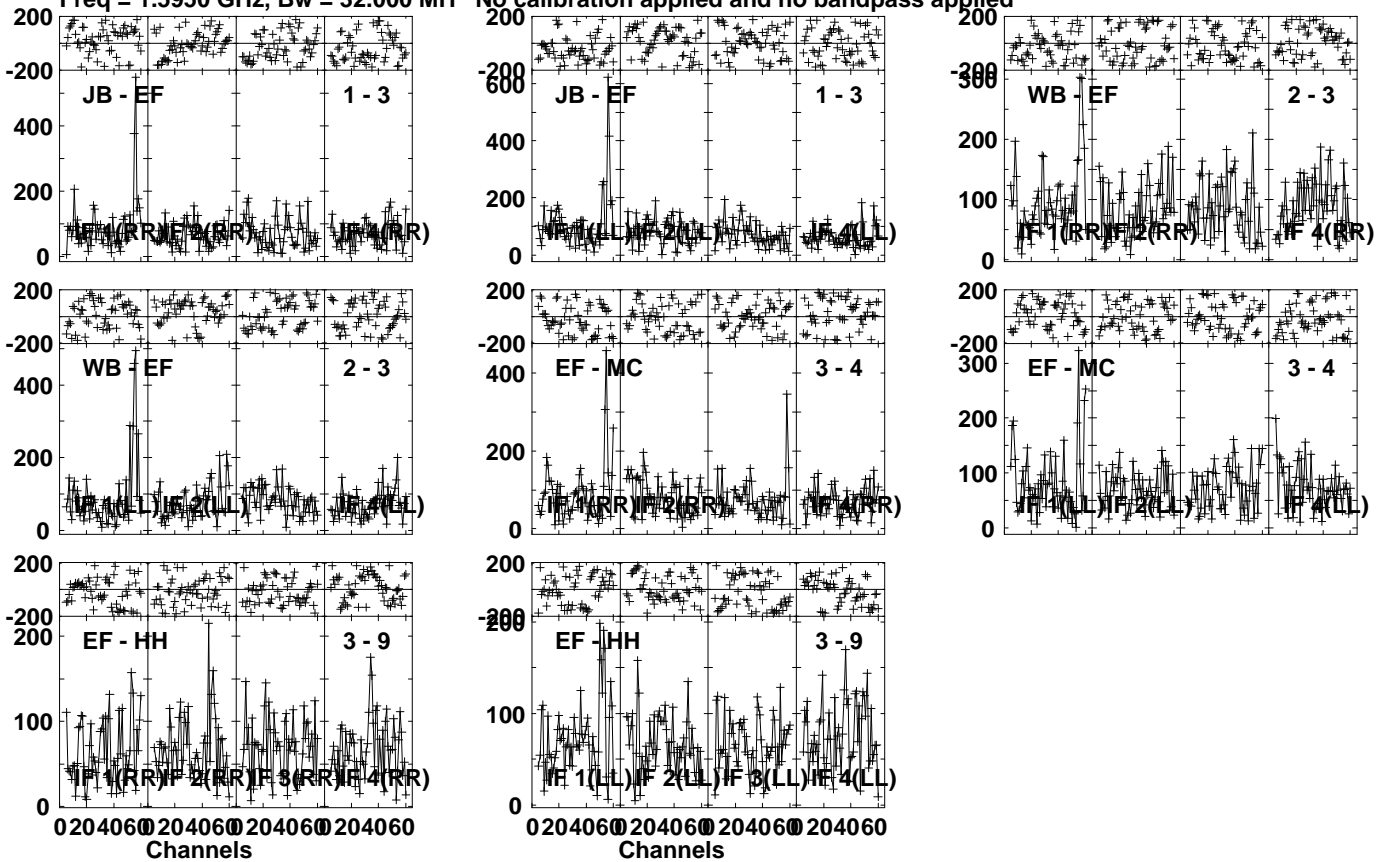
Lower frame: Milli Ampl Jy Top frame: Phas deg
Vector averaged cross-power spectrum Several baselines displayed
Timerange: 00/06:26:01 to 00/06:27:29

Plot file version 237 created 14-JUL-2023 11:13:50

PSJ2107-1611 EL068.UVDATA.1

Freq = 1.5950 GHz, Bw = 32.000 MH

No calibration applied and no bandpass applied



Lower frame: Micro Ampl Jy Top frame: Phas deg

Vector averaged cross-power spectrum Several baselines displayed

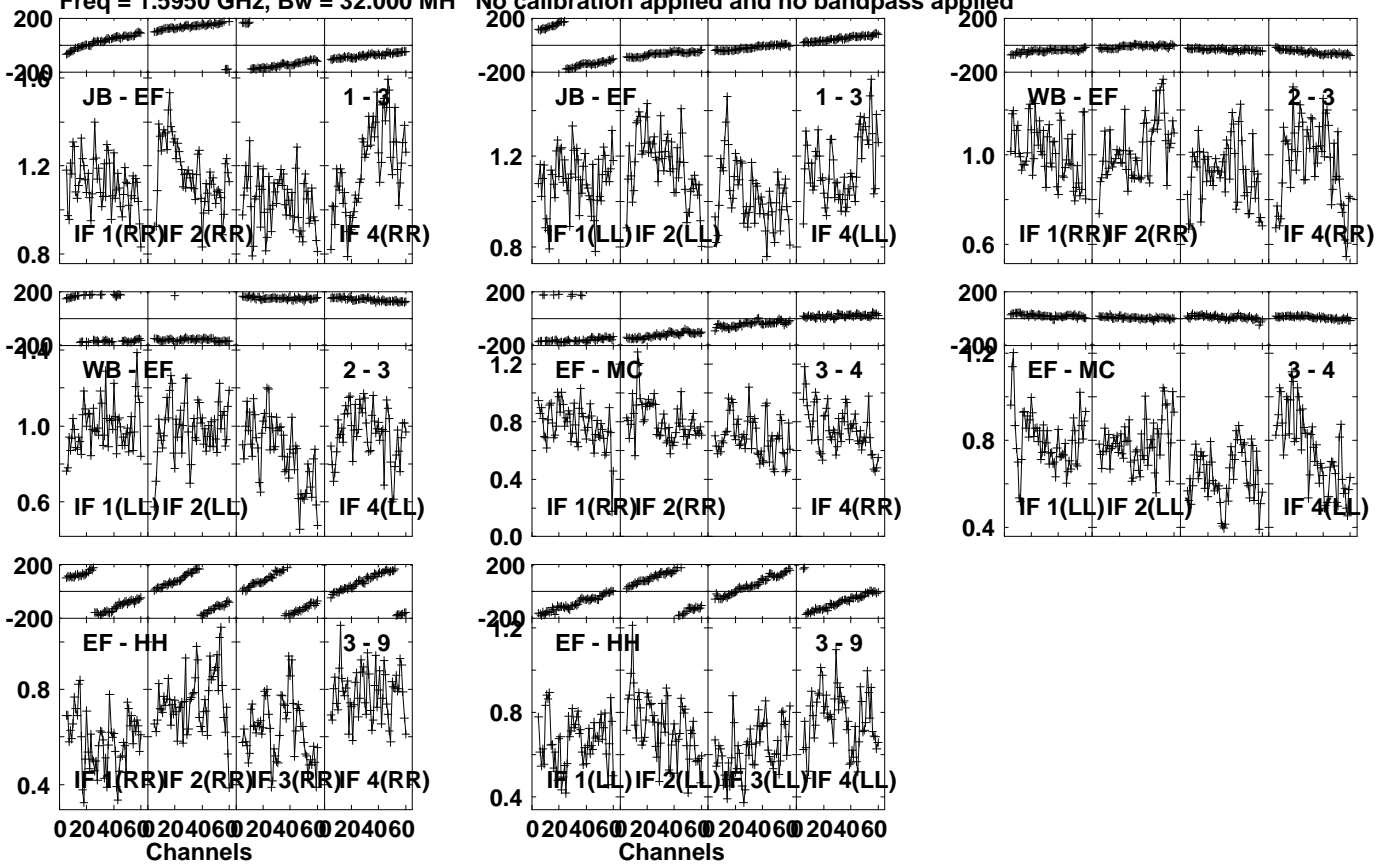
Timerange: 00/06:27:31 to 00/06:31:29

Plot file version 238 created 14-JUL-2023 11:13:50

J2107-1708 EL068.UVDATA.1

Freq = 1.5950 GHz, Bw = 32.000 MH

No calibration applied and no bandpass applied



Lower frame: Milli Ampl Jy Top frame: Phas deg

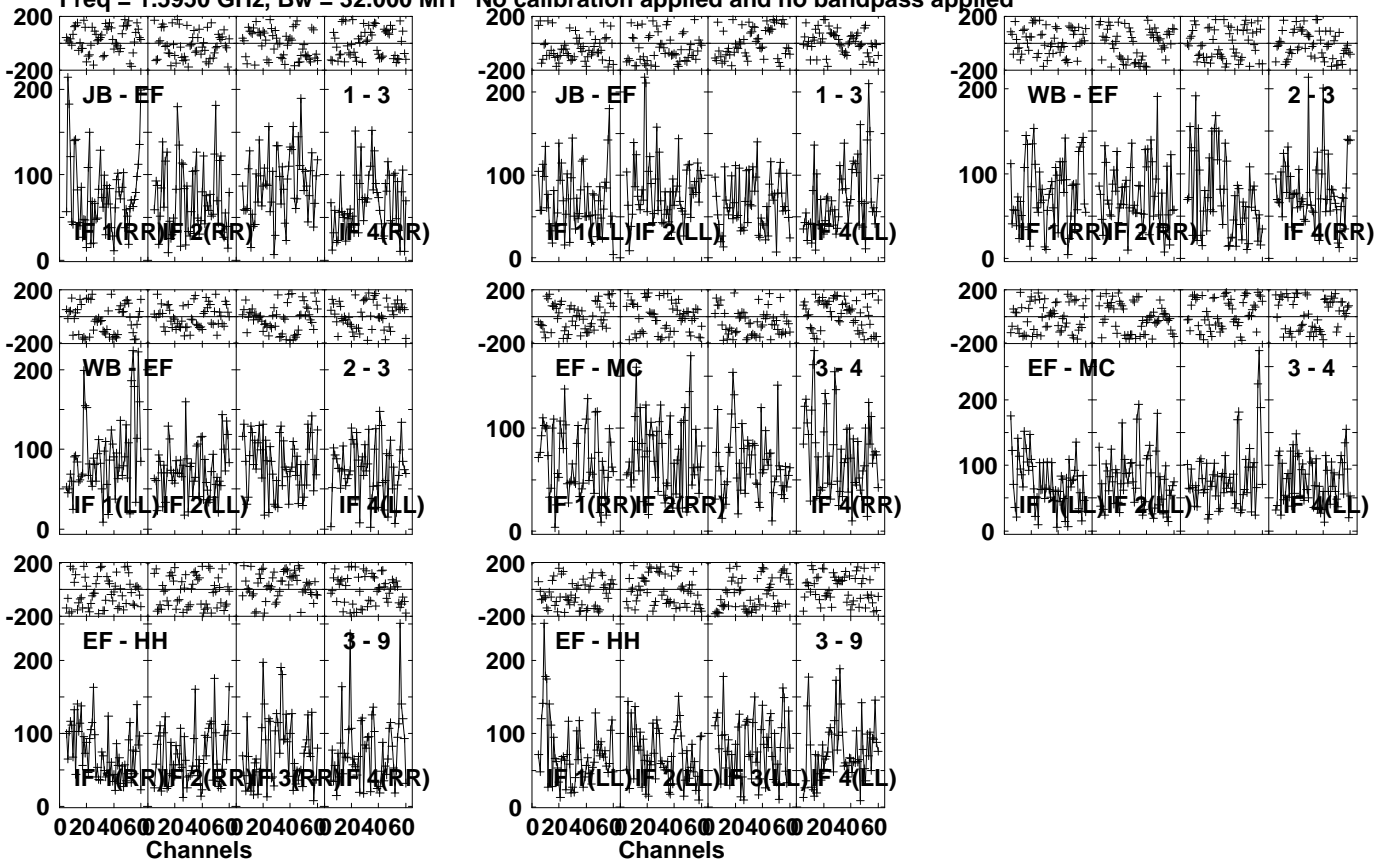
Vector averaged cross-power spectrum Several baselines displayed

Timerange: 00/06:32:01 to 00/06:32:59

Plot file version 239 created 14-JUL-2023 11:13:50

PSJ2107-1611 EL068.UVDATA.1

Freq = 1.5950 GHz, Bw = 32.000 MH No calibration applied and no bandpass applied



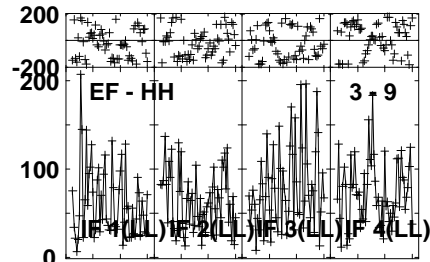
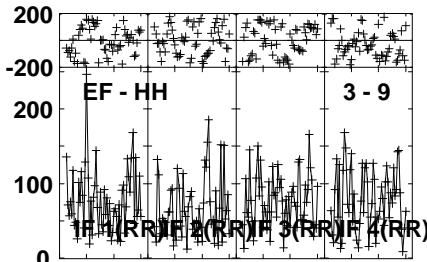
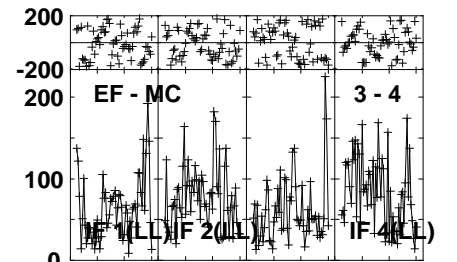
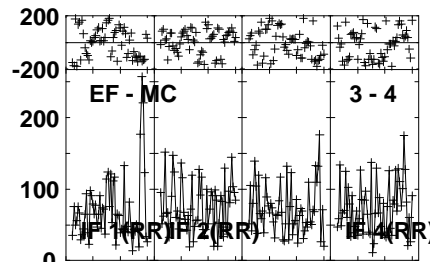
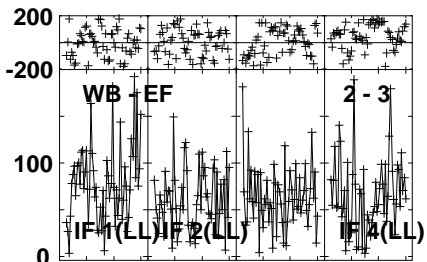
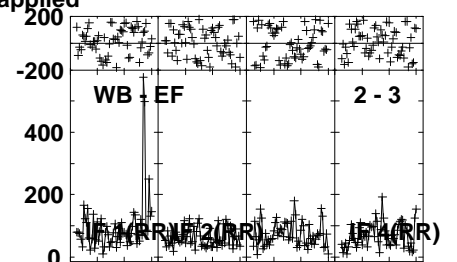
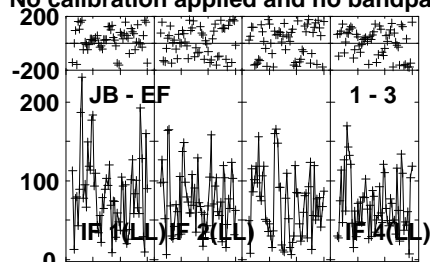
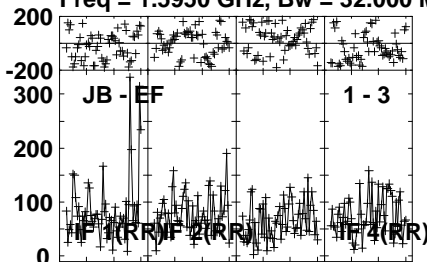
Lower frame: Micro Ampl Jy Top frame: Phas deg
Vector averaged cross-power spectrum Several baselines displayed
Timerange: 00/06:33:01 to 00/06:36:59

Plot file version 240 created 14-JUL-2023 11:13:51

PSJ2107-1611 EL068.UVDATA.1

Freq = 1.5950 GHz, Bw = 32.000 MH

No calibration applied and no bandpass applied



020406@20406@20406@20406@
Channels

020406@20406@20406@20406@
Channels

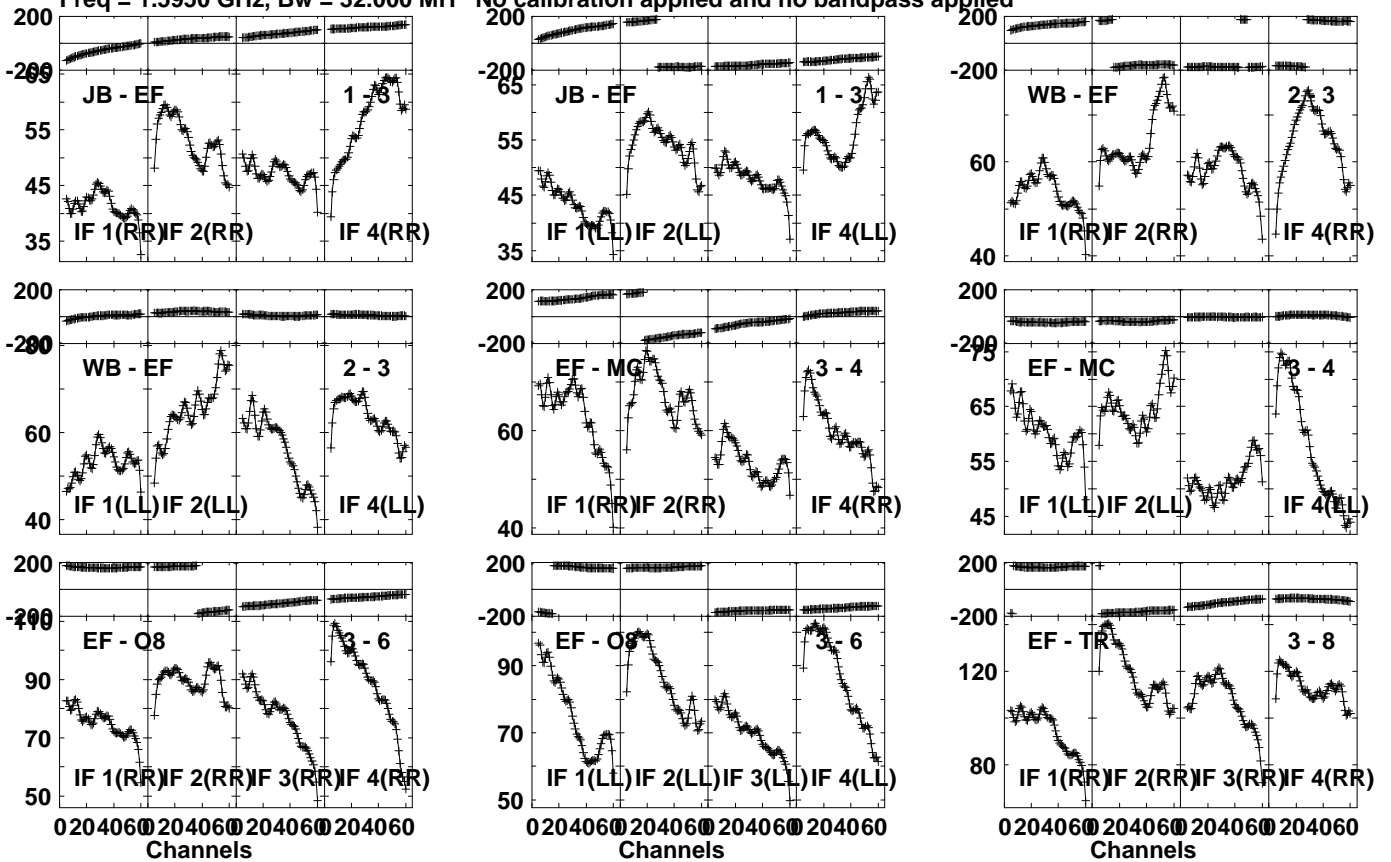
Lower frame: Micro Ampl Jy Top frame: Phas deg
Vector averaged cross-power spectrum Several baselines displayed
Timerange: 00/06:38:31 to 00/06:42:29

Plot file version 241 created 14-JUL-2023 11:13:51

3C454.3 EL068.UVDATA.1

Freq = 1.5950 GHz, Bw = 32.000 MH

No calibration applied and no bandpass applied



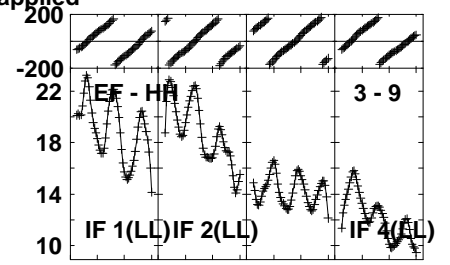
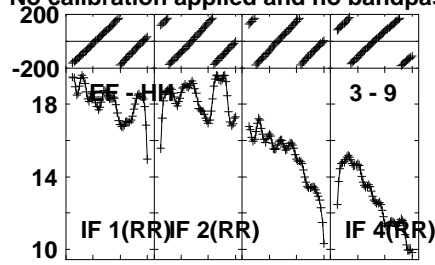
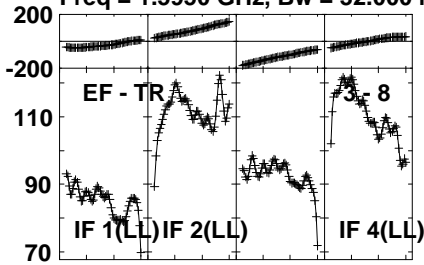
Lower frame: Milli Ampl Jy Top frame: Phas deg
Vector averaged cross-power spectrum Several baselines displayed
Timerange: 00/07:09:01 to 00/07:31:01

Plot file version 242 created 14-JUL-2023 11:13:51

3C454.3 EL068.UVDATA.1

Freq = 1.5950 GHz, Bw = 32.000 MH

No calibration applied and no bandpass applied



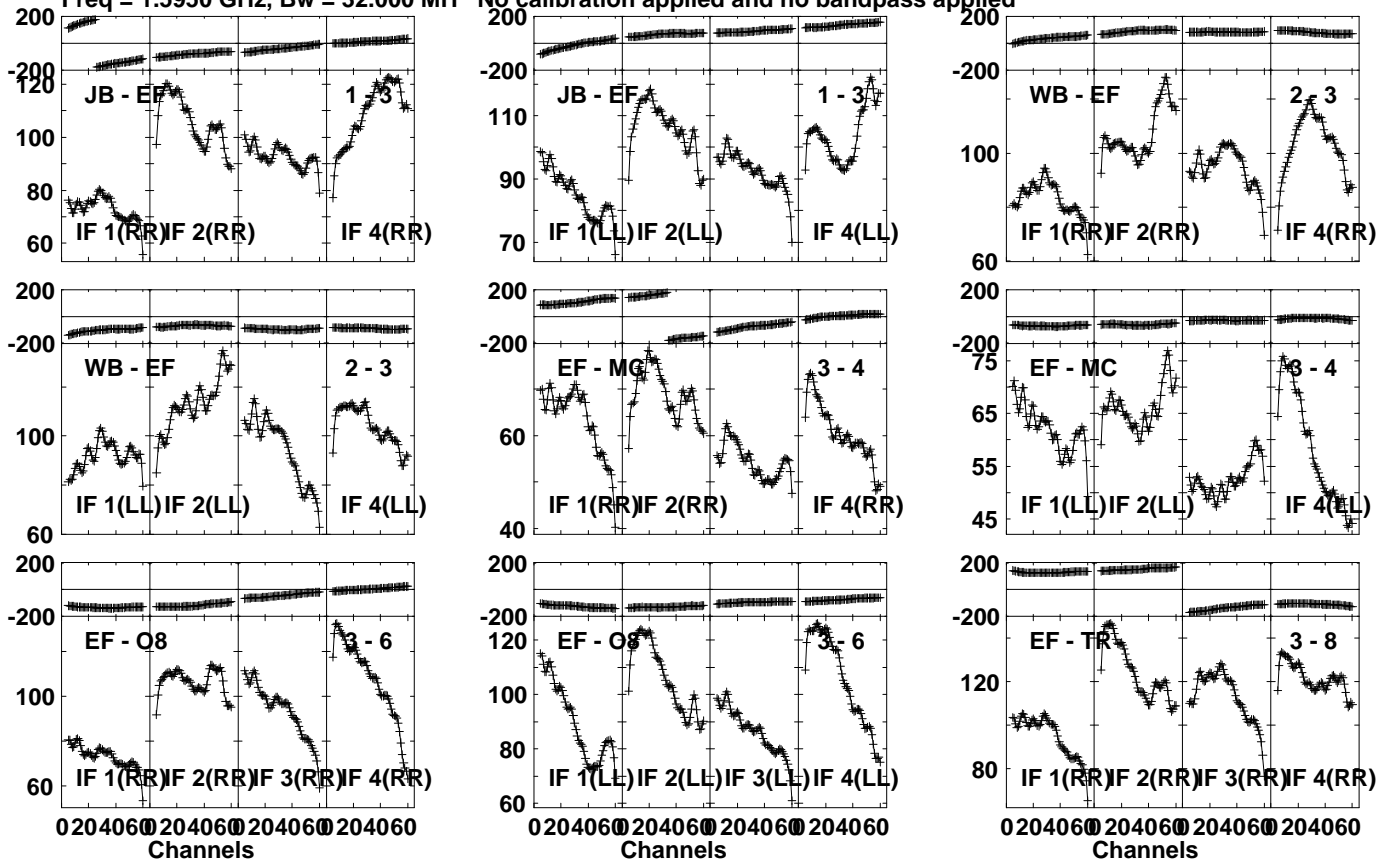
Lower frame: Milli Ampl Jy Top frame: Phas deg
Vector averaged cross-power spectrum Several baselines displayed
Timerange: 00/07:09:01 to 00/07:31:01

Plot file version 243 created 14-JUL-2023 11:13:51

3C454.3 EL068.UVDATA.1

Freq = 1.5950 GHz, Bw = 32.000 MH

No calibration applied and no bandpass applied



Lower frame: Milli Ampl Jy Top frame: Phas deg

Vector averaged cross-power spectrum Several baselines displayed

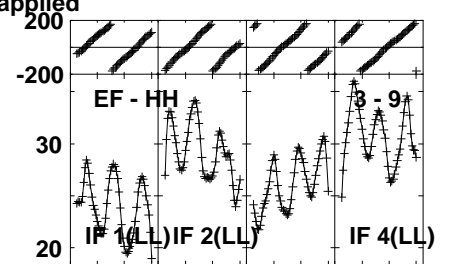
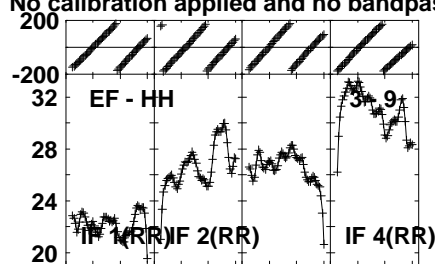
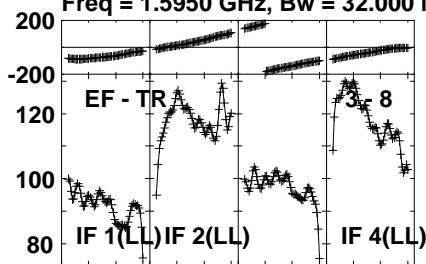
Timerange: 00/07:31:03 to 00/07:31:59

Plot file version 244 created 14-JUL-2023 11:13:51

3C454.3 EL068.UVDATA.1

Freq = 1.5950 GHz, Bw = 32.000 MH

No calibration applied and no bandpass applied



Lower frame: Milli Ampl Jy Top frame: Phas deg
Vector averaged cross-power spectrum Several baselines displayed
Timerange: 00/07:31:03 to 00/07:31:59