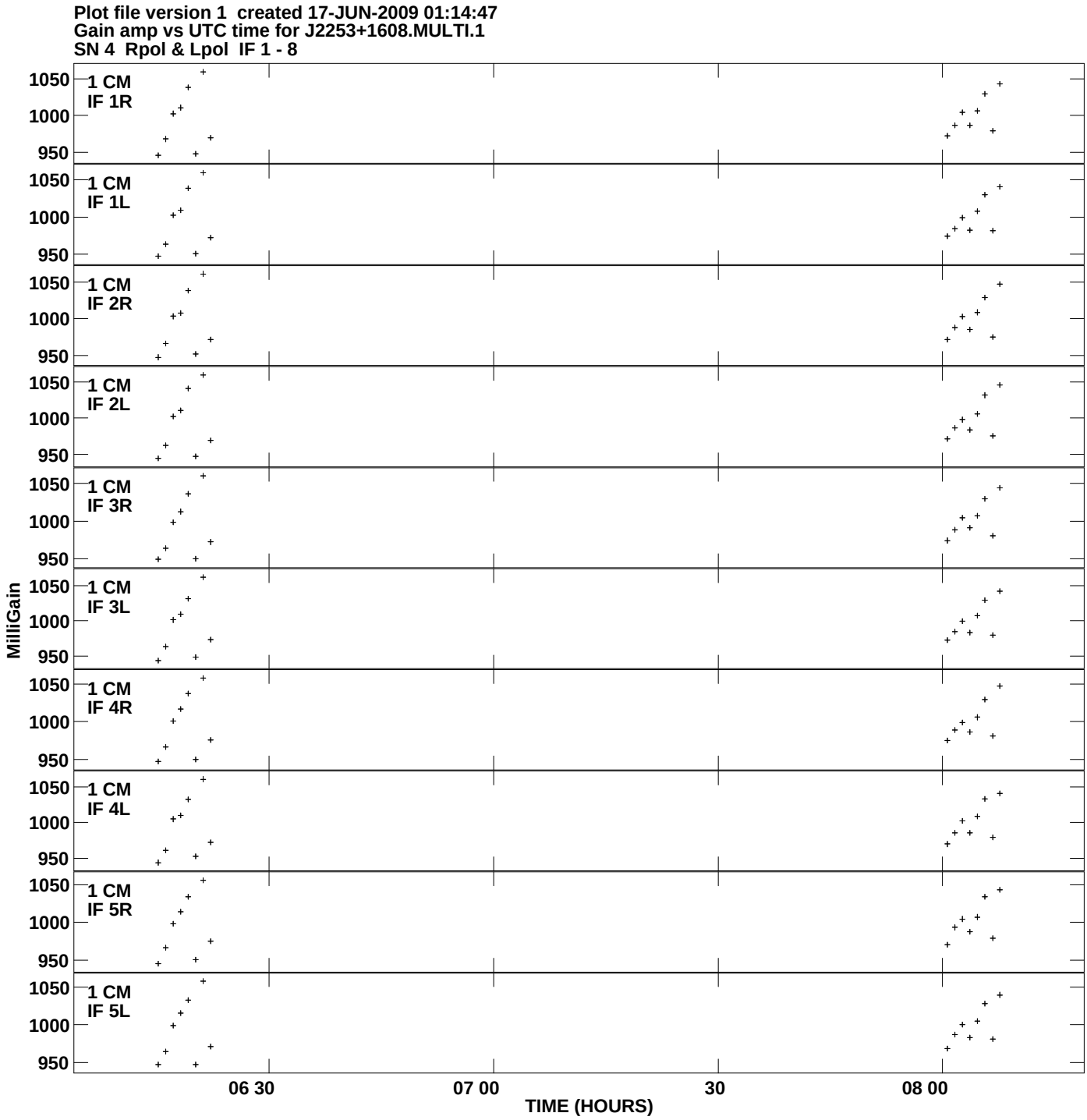
Plot file version 1 created 17-JUN-2009 01:14:47
Gain amp vs UTC time for J2253+1608.MULTI.1
SN 4 Rpol & Lpol IF 1 - 8
1 CM
IF 1R
IF 1L
IF 2R
IF 2L
IF 3R
IF 3L
IF 4R
IF 4L
IF 5R
IF 5L
1050
1000
950
MilliGain
06 30
07 00
30
08 00
TIME (HOURS)

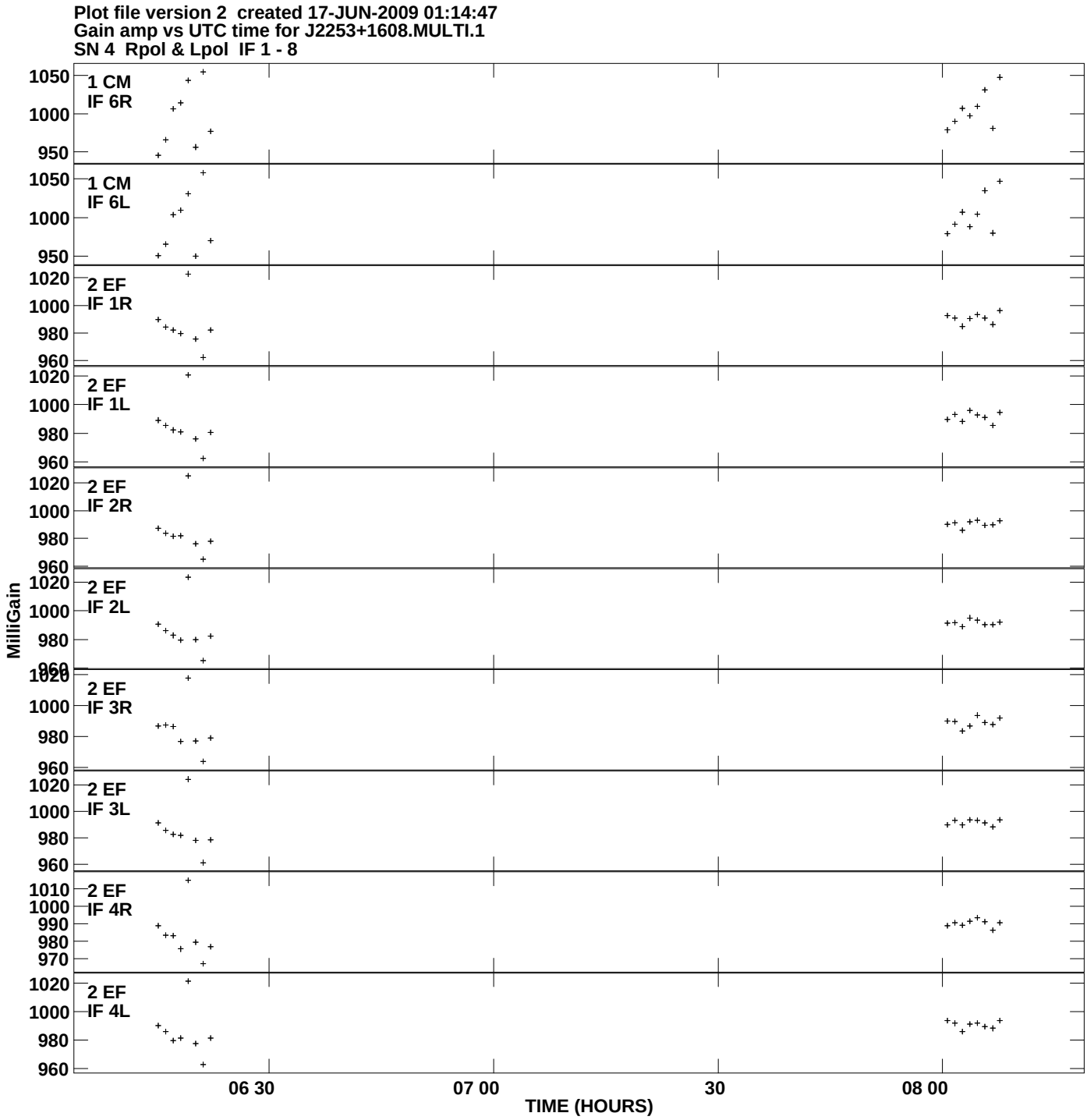
Plot file version 2 created 17-JUN-2009 01:14:47
Gain amp vs UTC time for J2253+1608.MULTI.1
SN 4 Rpol & Lpol IF 1 - 8
1 CM
IF 6R
1 CM
IF 6L
2 EF
IF 1R
2 EF
IF 1L
2 EF
IF 2R
2 EF
IF 2L
2 EF
IF 3R
2 EF
IF 3L
2 EF
IF 4R
2 EF
IF 4L
MilliGain
06 30
07 00
30
08 00
TIME (HOURS)

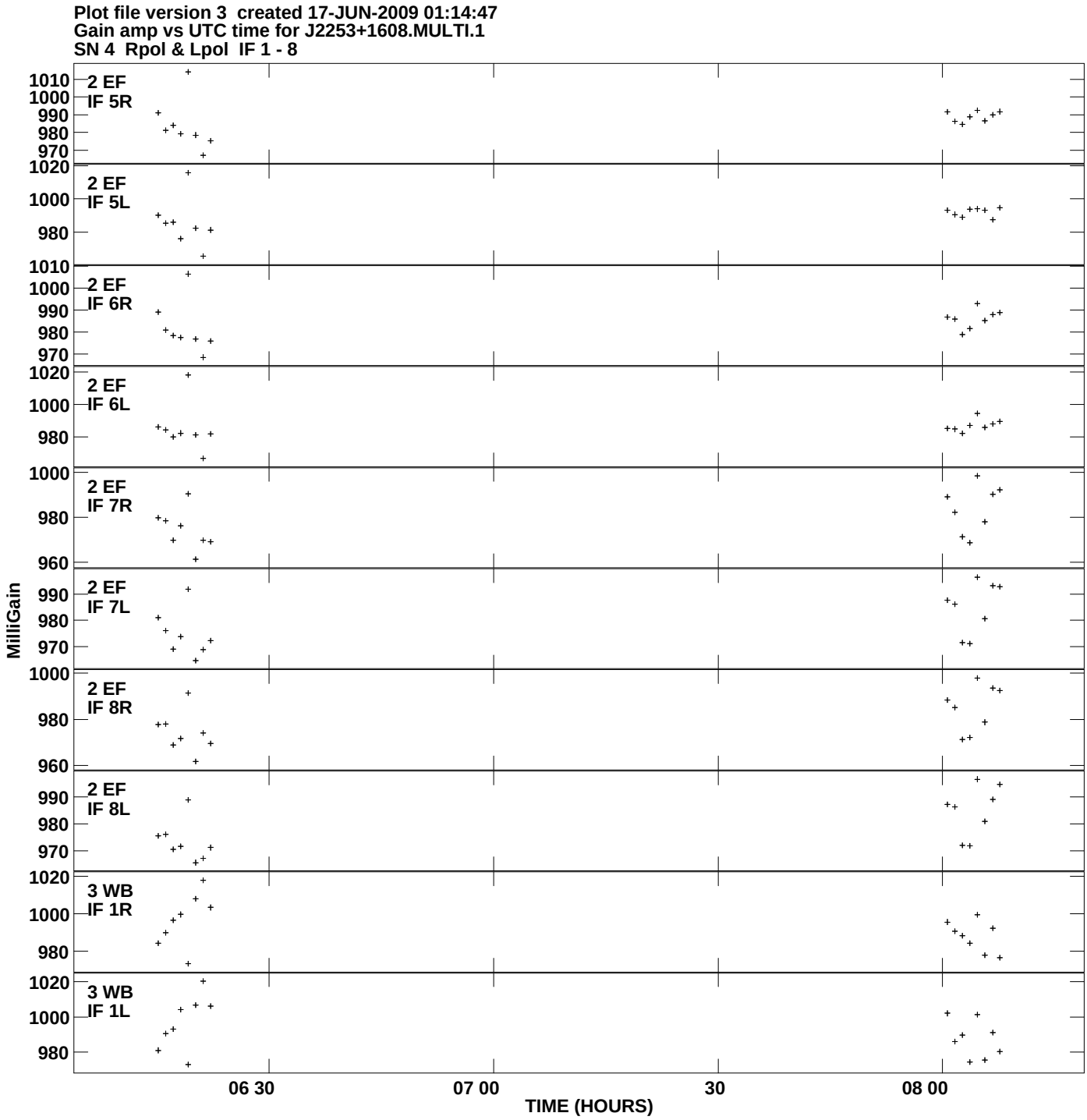
Plot file version 3 created 17-JUN-2009 01:14:47
Gain amp vs UTC time for J2253+1608.MULTI.1
SN 4 Rpol & Lpol IF 1 - 8
2 EF
IF 5R
2 EF
IF 5L
2 EF
IF 6R
2 EF
IF 6L
2 EF
IF 7R
2 EF
IF 7L
2 EF
IF 8R
2 EF
IF 8L
3 WB
IF 1R
3 WB
IF 1L
MilliGain
06 30
07 00
30
08 00
TIME (HOURS)

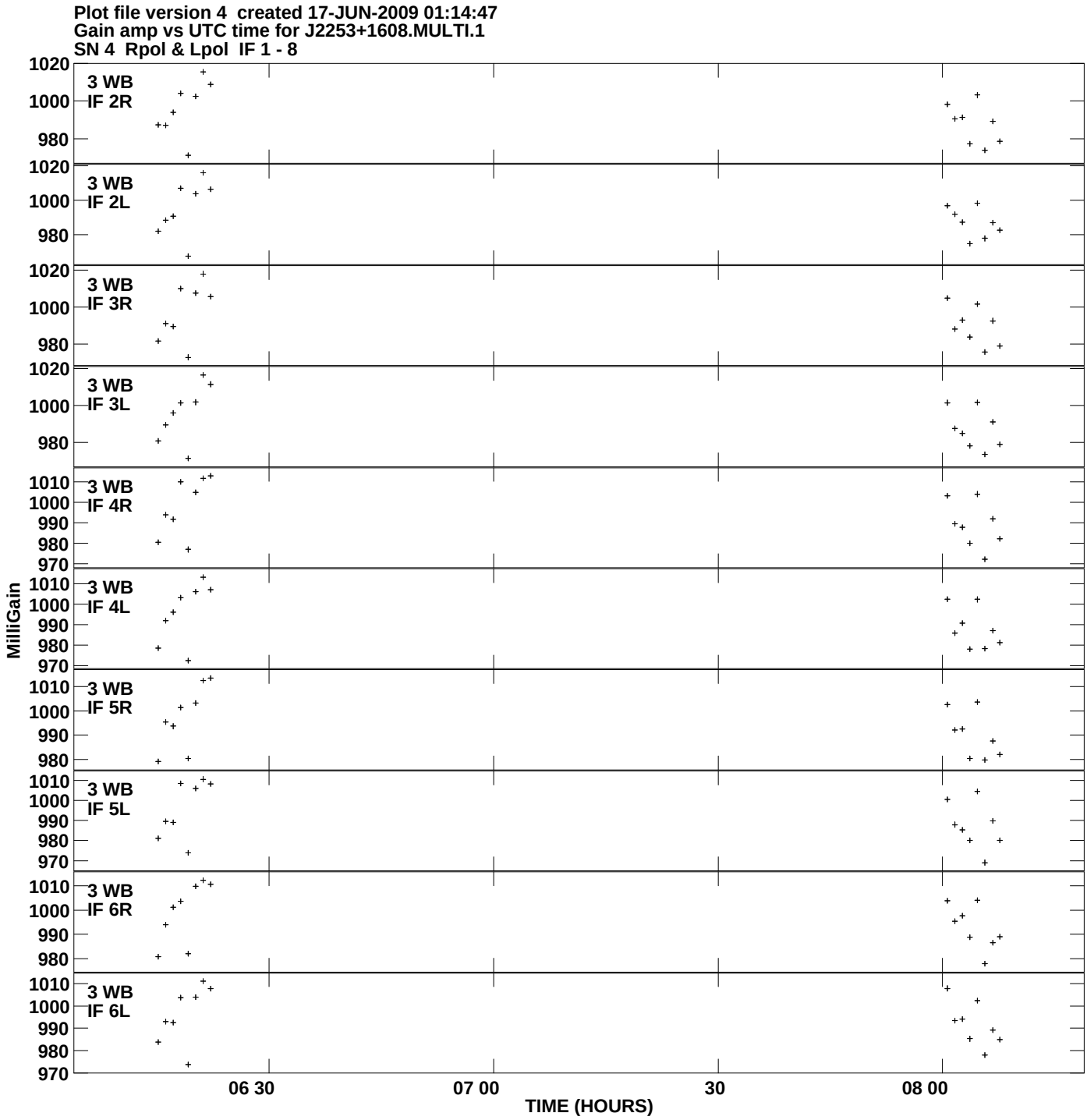
Plot file version 4 created 17-JUN-2009 01:14:47
Gain amp vs UTC time for J2253+1608.MULTI.1
SN 4 Rpol & Lpol IF 1 - 8
3 WB IF 2R
3 WB IF 2L
3 WB IF 3R
3 WB IF 3L
3 WB IF 4R
3 WB IF 4L
3 WB IF 5R
3 WB IF 5L
3 WB IF 6R
3 WB IF 6L
MilliGain
TIME (HOURS)
06 30
07 00
30
08 00

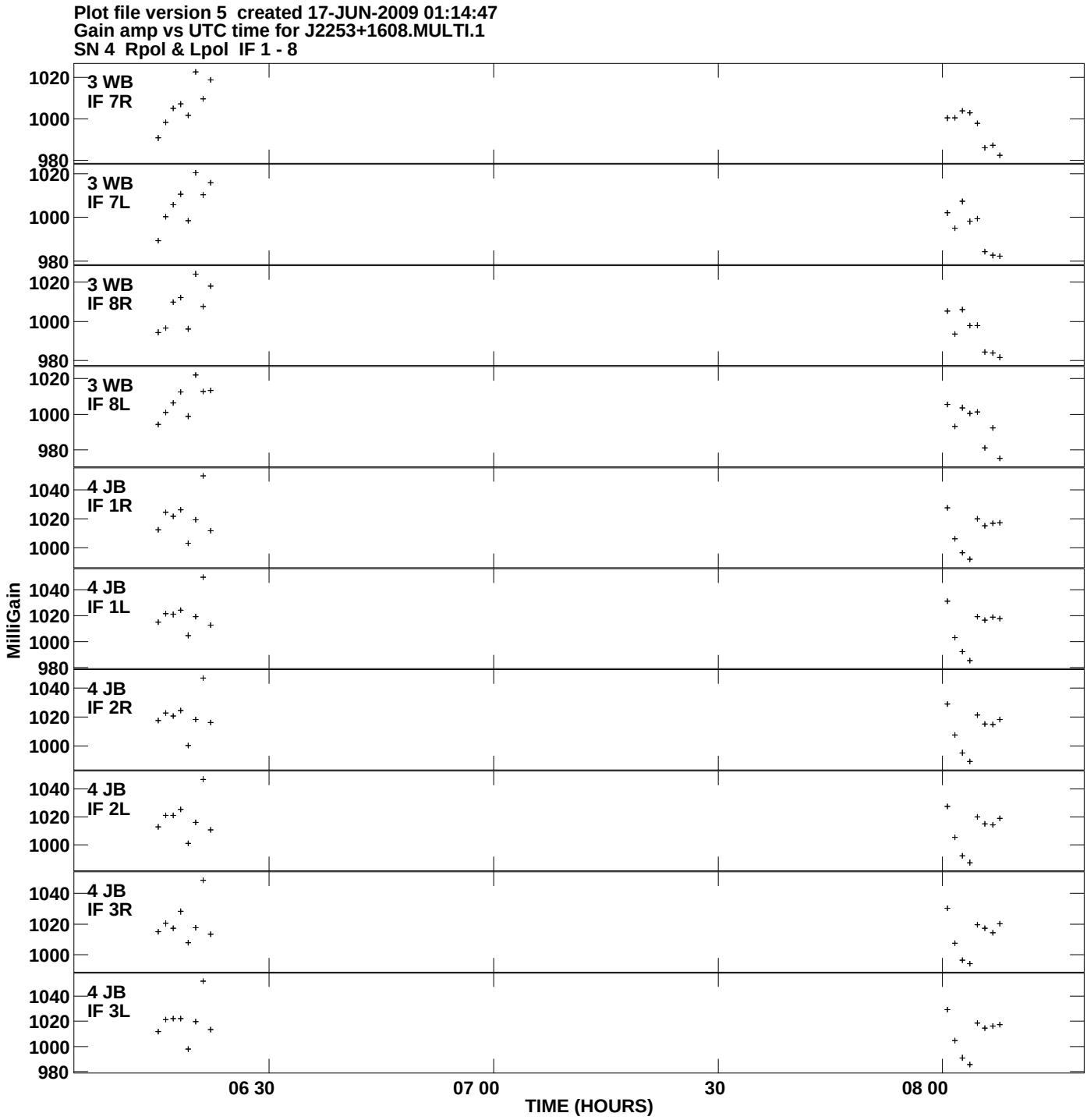
Plot file version 5 created 17-JUN-2009 01:14:47
Gain amp vs UTC time for J2253+1608.MULTI.1
SN 4 Rpol & Lpol IF 1 - 8
3 WB
IF 7R
3 WB
IF 7L
3 WB
IF 8R
3 WB
IF 8L
4 JB
IF 1R
4 JB
IF 1L
4 JB
IF 2R
4 JB
IF 2L
4 JB
IF 3R
4 JB
IF 3L
MilliGain
1020
1000
980
1040
06 30
07 00
30
08 00
TIME (HOURS)

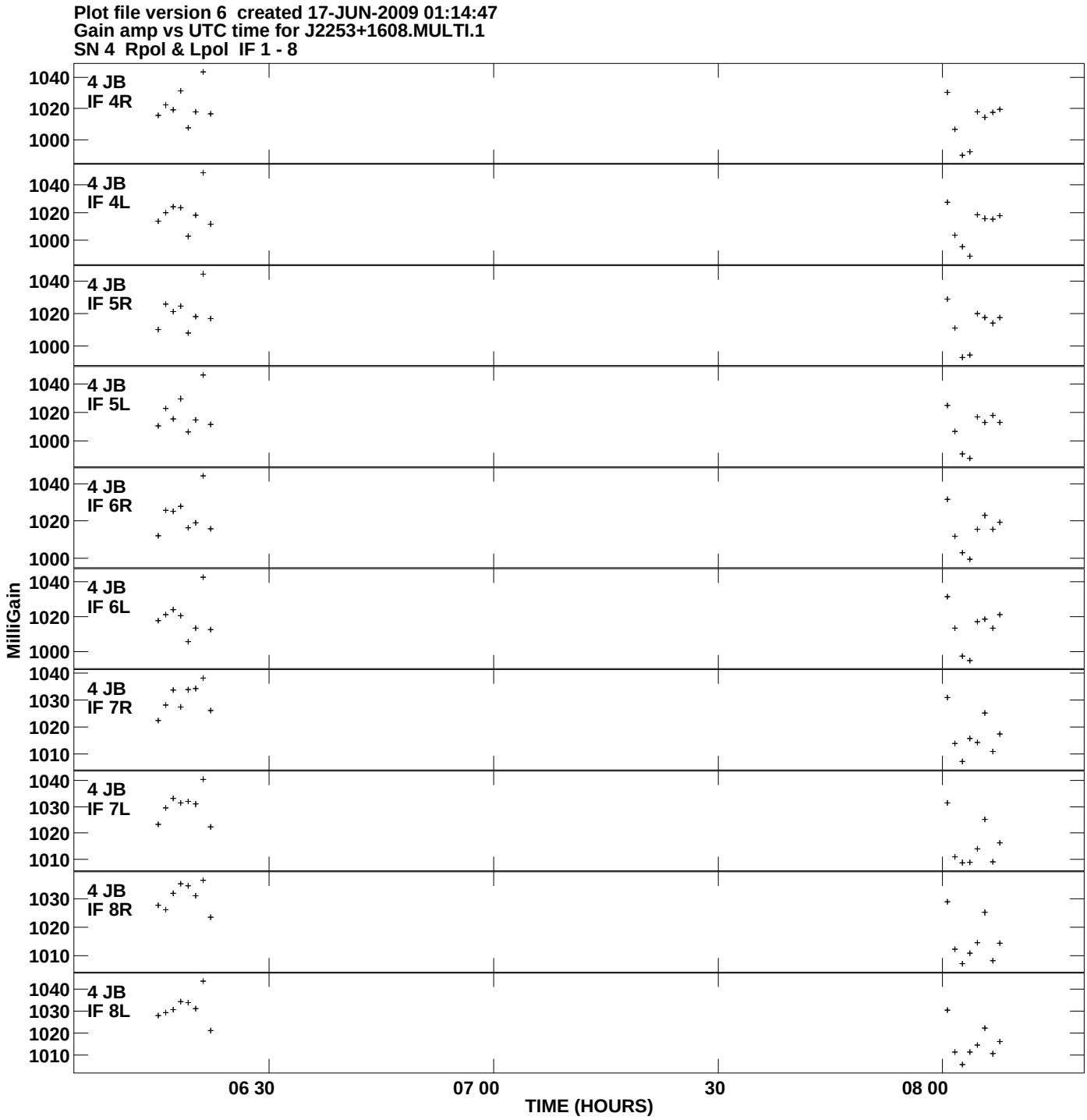
Plot file version 6 created 17-JUN-2009 01:14:47
Gain amp vs UTC time for J2253+1608.MULTI.1
SN 4 Rpol & Lpol IF 1 - 8
4 JB
IF 4R
4 JB
IF 4L
4 JB
IF 5R
4 JB
IF 5L
4 JB
IF 6R
4 JB
IF 6L
4 JB
IF 7R
4 JB
IF 7L
4 JB
IF 8R
4 JB
IF 8L
MilliGain
1040
1030
1020
1010
1000
06 30
07 00
30
08 00
TIME (HOURS)

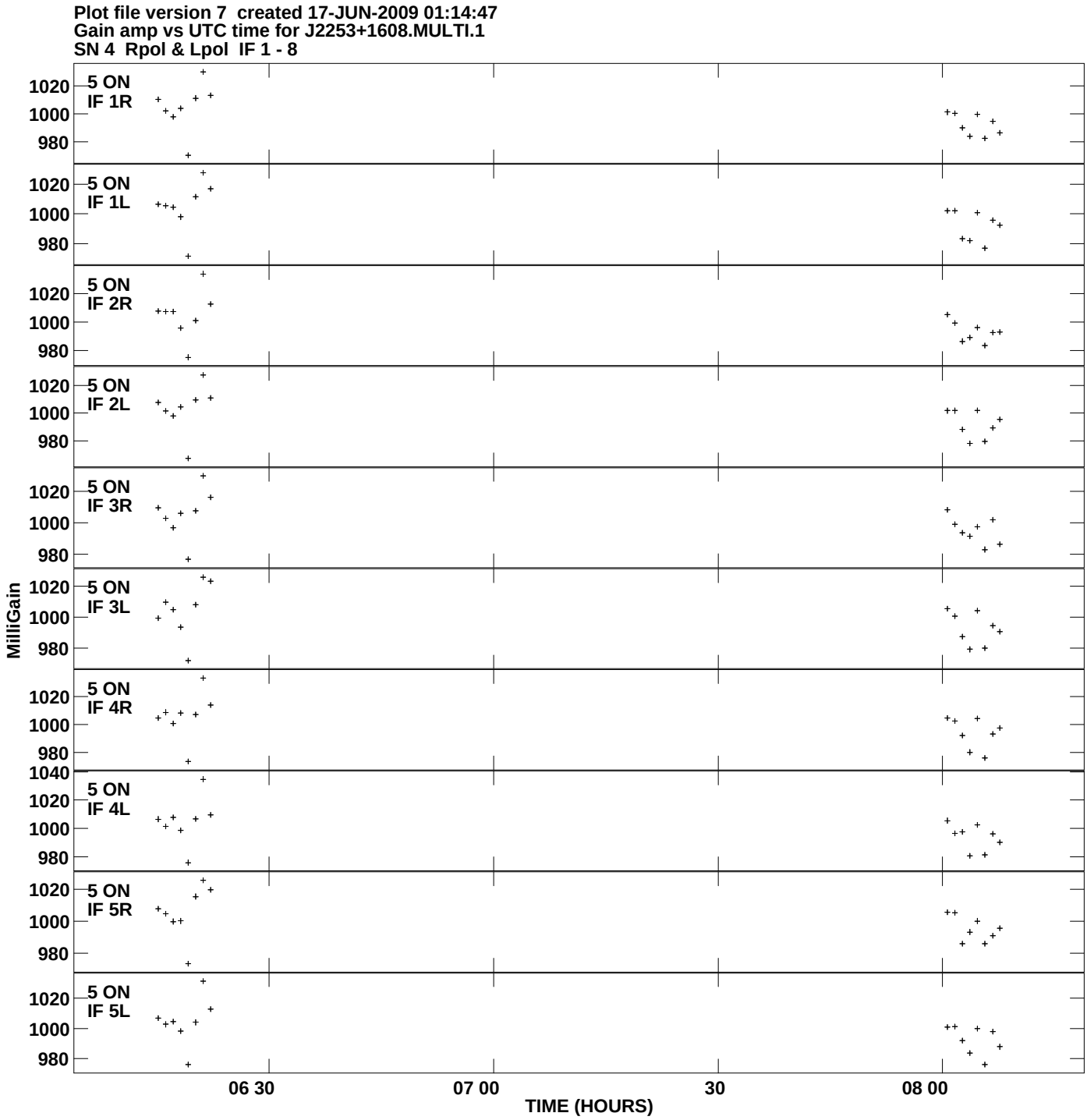
Plot file version 7 created 17-JUN-2009 01:14:47
Gain amp vs UTC time for J2253+1608.MULTI.1
SN 4 Rpol & Lpol IF 1 - 8
5 ON
IF 1R
5 ON
IF 1L
5 ON
IF 2R
5 ON
IF 2L
5 ON
IF 3R
5 ON
IF 3L
5 ON
IF 4R
5 ON
IF 4L
5 ON
IF 5R
5 ON
IF 5L
MilliGain
1040
1020
1000
980
06 30
07 00
30
08 00
TIME (HOURS)

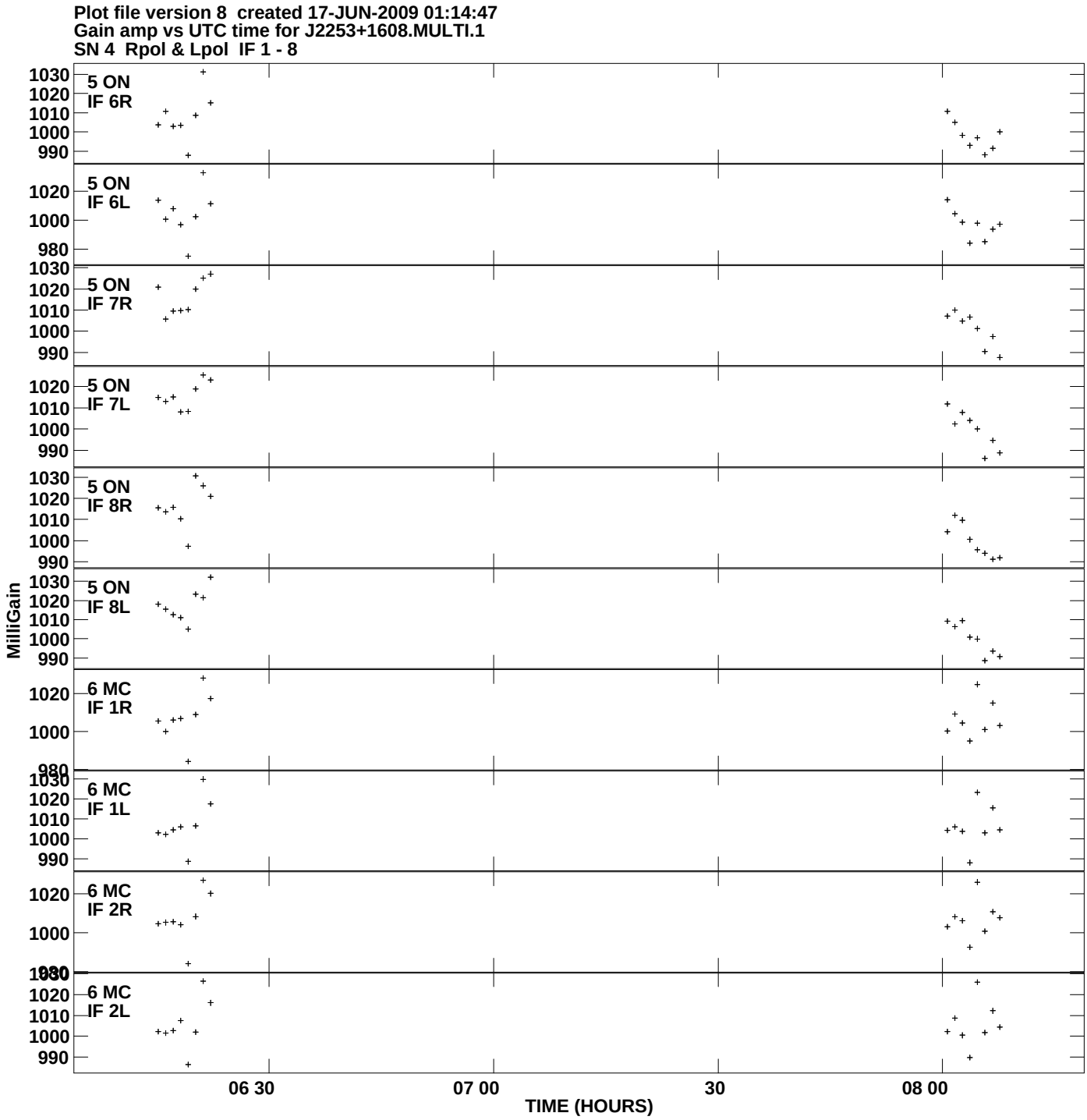
Plot file version 8 created 17-JUN-2009 01:14:47
Gain amp vs UTC time for J2253+1608.MULTI.1
SN 4 Rpol & Lpol IF 1 - 8
5 ON
IF 6R
5 ON
IF 6L
5 ON
IF 7R
5 ON
IF 7L
5 ON
IF 8R
5 ON
IF 8L
6 MC
IF 1R
6 MC
IF 1L
6 MC
IF 2R
6 MC
IF 2L
MilliGain
1030
1020
1010
1000
990
980
06 30
07 00
30
08 00
TIME (HOURS)

Plot file version 9 created 17-JUN-2009 01:14:47
Gain amp vs UTC time for J2253+1608.MULTI.1
SN 4 Rpol & Lpol IF 1 - 8

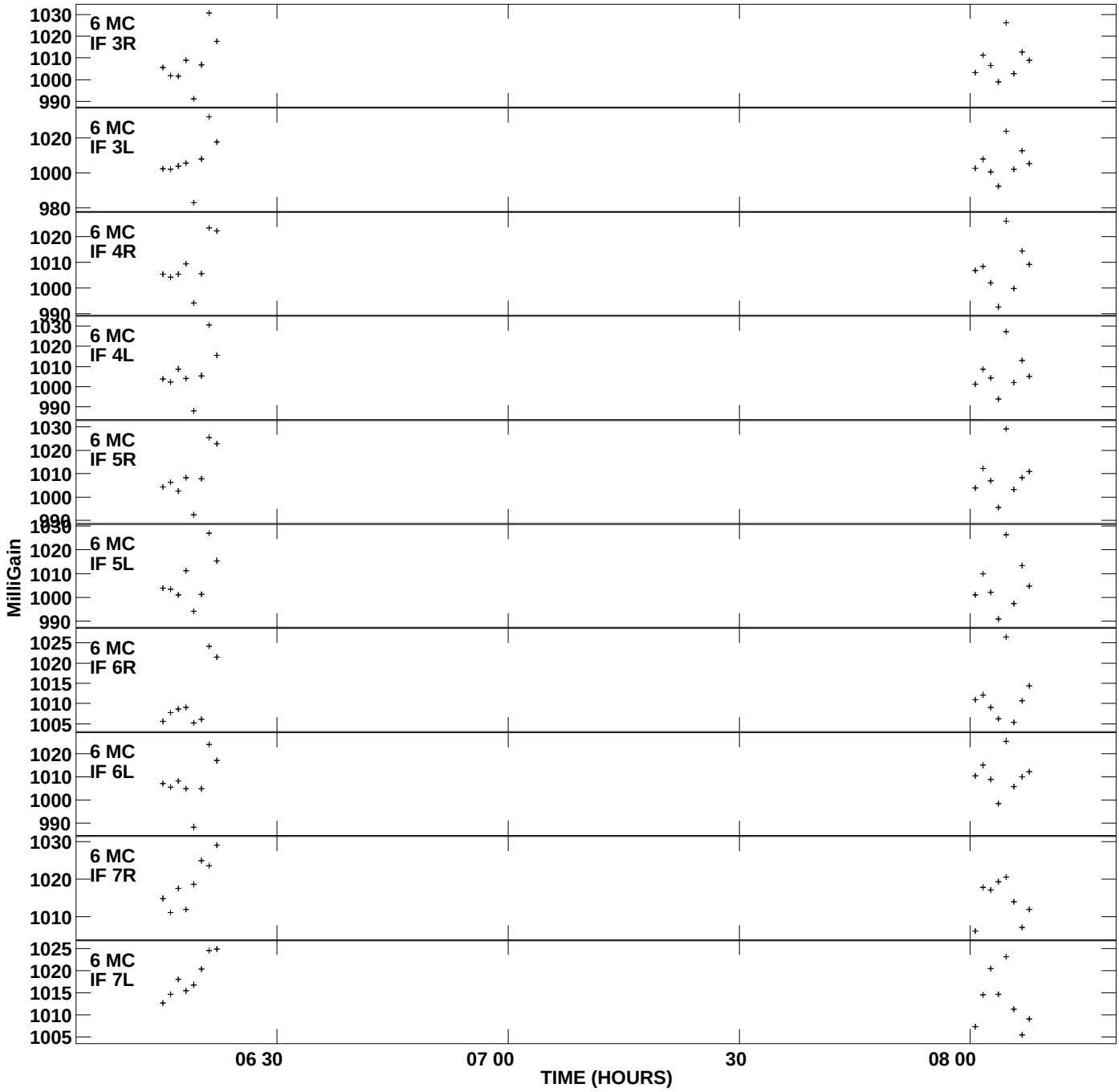

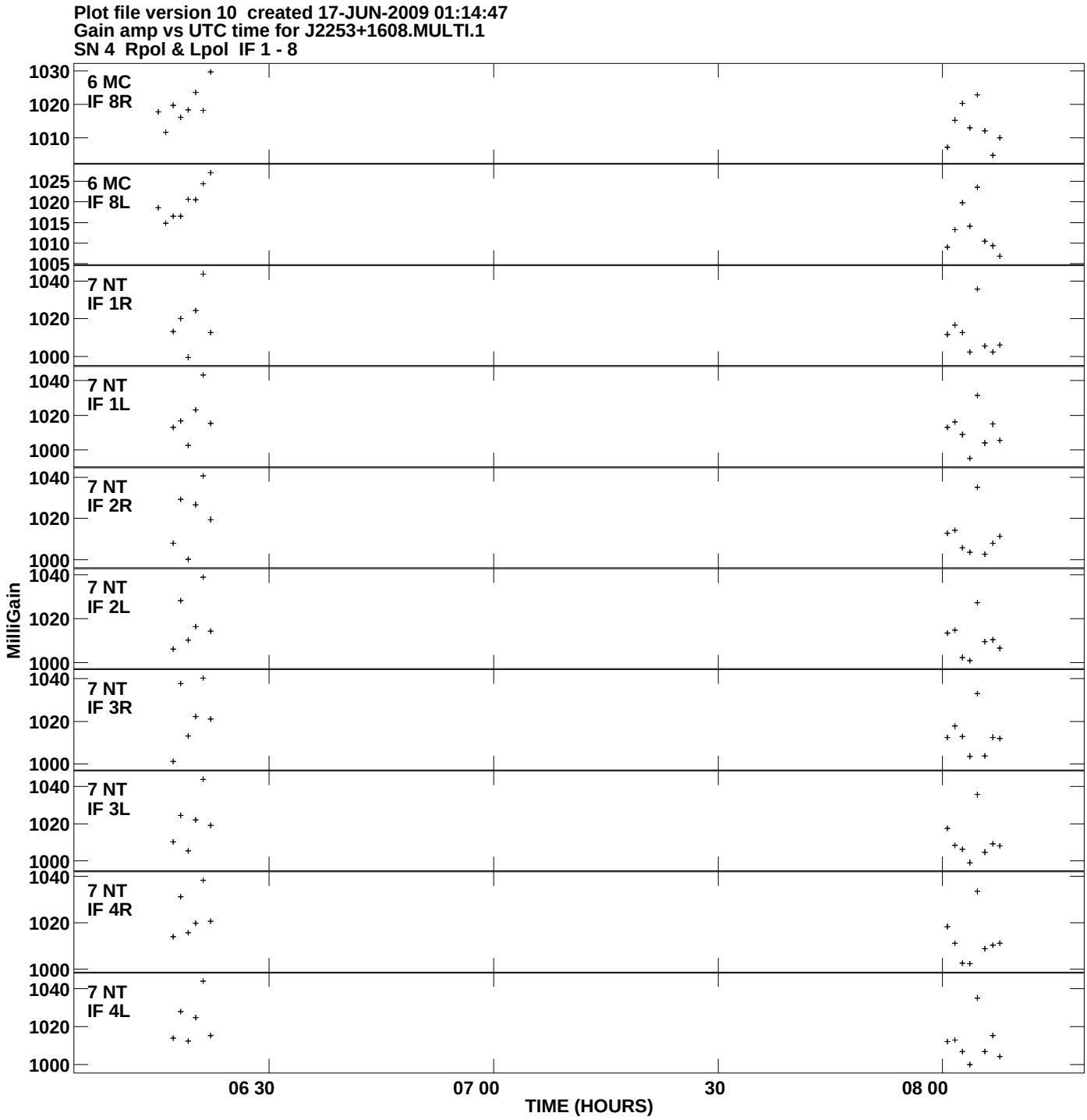
Plot file version 10 created 17-JUN-2009 01:14:47
Gain amp vs UTC time for J2253+1608.MULTI.1
SN 4 Rpol & Lpol IF 1 - 8
6 MC
IF 8R
6 MC
IF 8L
7 NT
IF 1R
7 NT
IF 1L
7 NT
IF 2R
7 NT
IF 2L
7 NT
IF 3R
7 NT
IF 3L
7 NT
IF 4R
7 NT
IF 4L
MilliGain
06 30
07 00
30
08 00
TIME (HOURS)

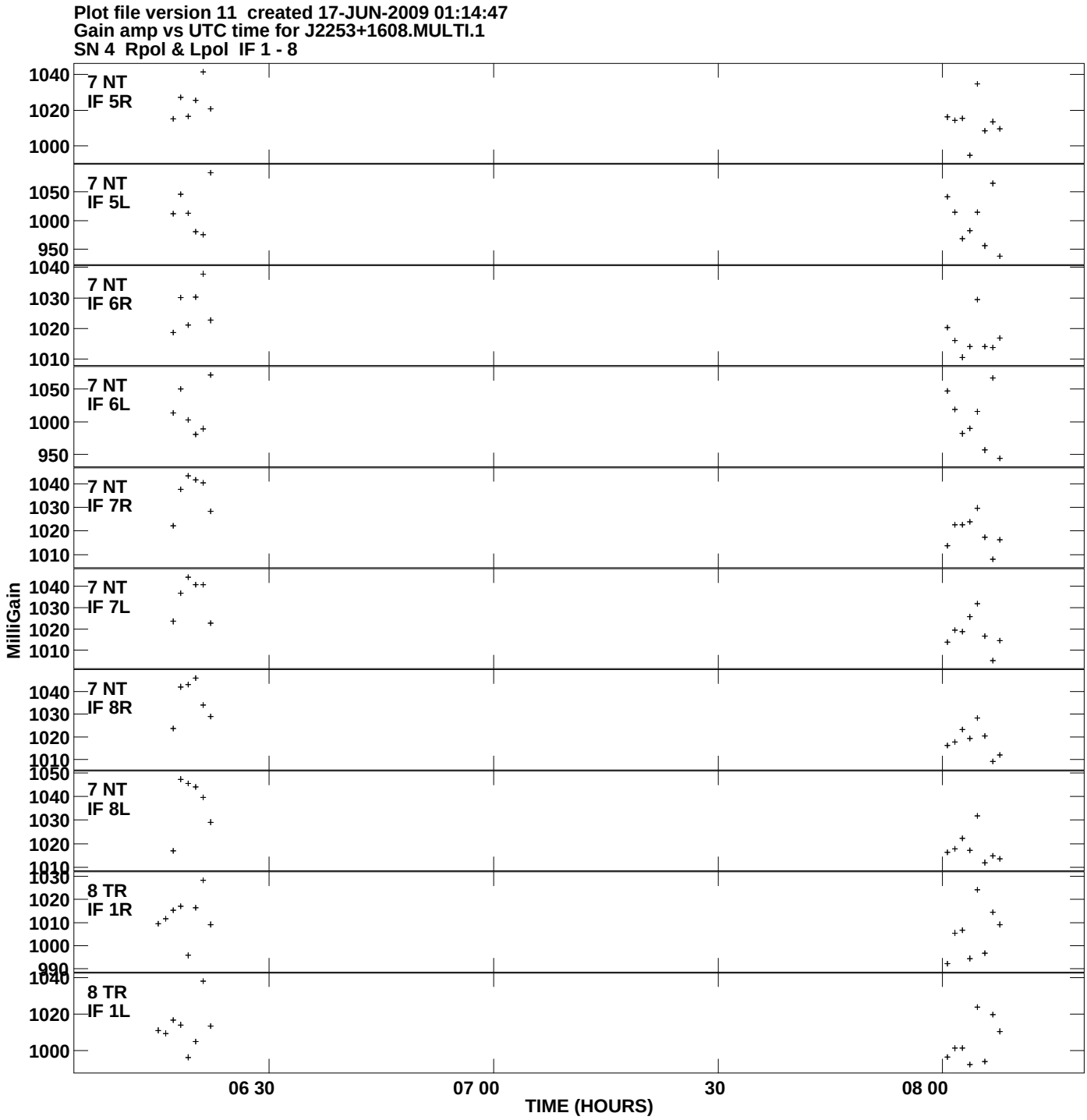
Plot file version 11 created 17-JUN-2009 01:14:47
Gain amp vs UTC time for J2253+1608.MULTI.1
SN 4 Rpol & Lpol IF 1 - 8
7 NT
IF 5R
7 NT
IF 5L
7 NT
IF 6R
7 NT
IF 6L
7 NT
IF 7R
7 NT
IF 7L
7 NT
IF 8R
7 NT
IF 8L
8 TR
IF 1R
8 TR
IF 1L
MilliGain
06 30
07 00
30
08 00
TIME (HOURS)

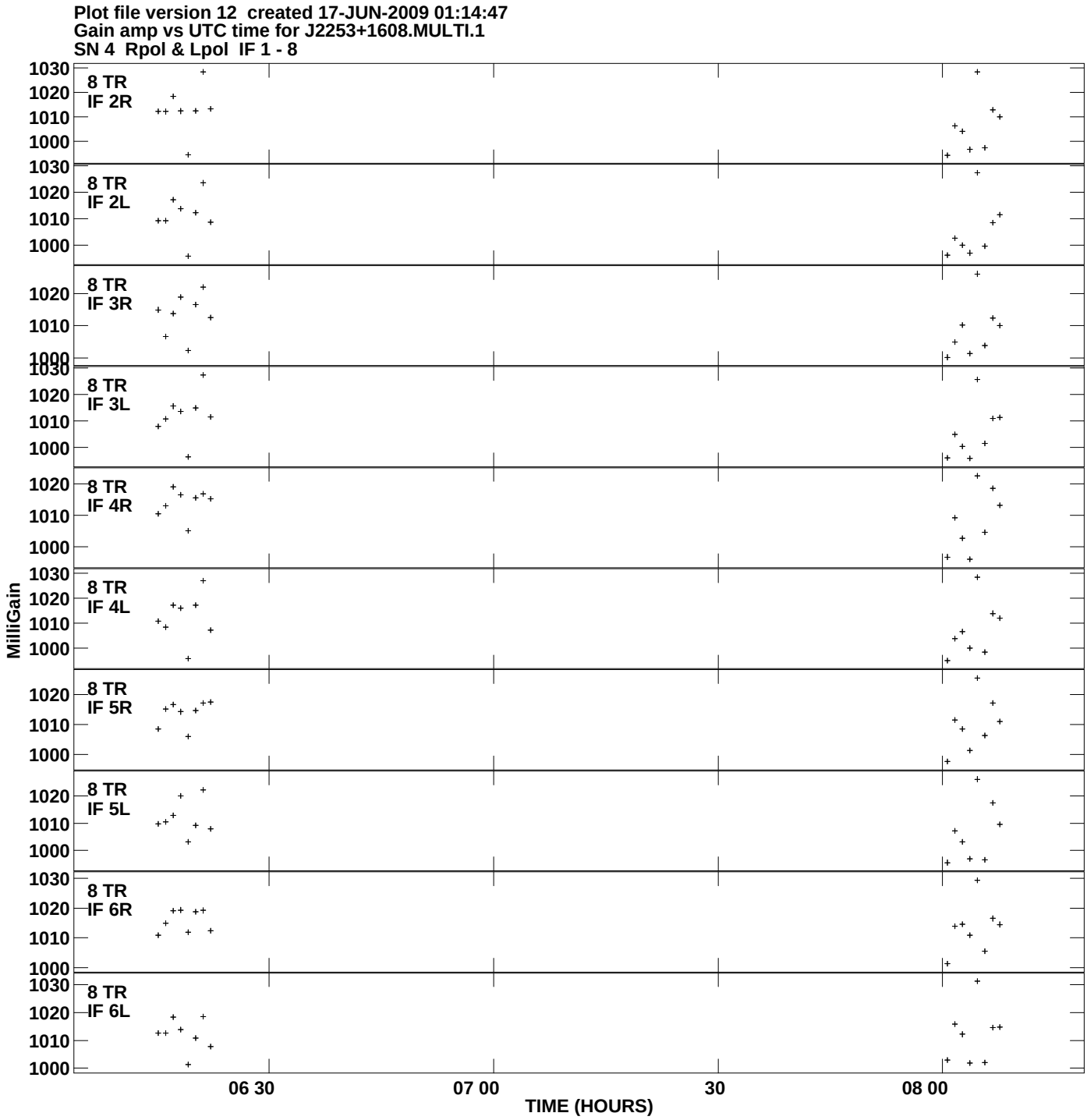
Plot file version 12 created 17-JUN-2009 01:14:47
Gain amp vs UTC time for J2253+1608.MULTI.1
SN 4 Rpol & Lpol IF 1 - 8
8 TR
IF 2R
8 TR
IF 2L
8 TR
IF 3R
8 TR
IF 3L
8 TR
IF 4R
8 TR
IF 4L
8 TR
IF 5R
8 TR
IF 5L
8 TR
IF 6R
8 TR
IF 6L
MilliGain
1030
1020
1010
1000
06 30
07 00
30
08 00
TIME (HOURS)

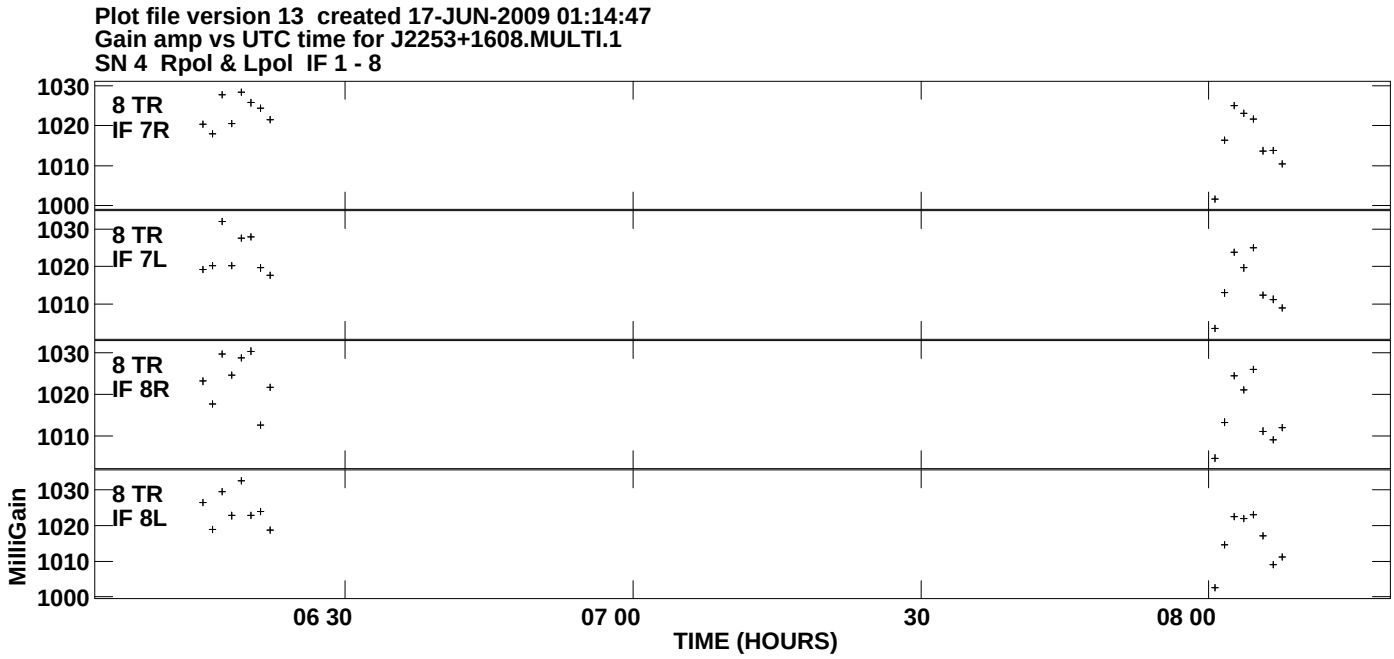
Plot file version 13 created 17-JUN-2009 01:14:47
Gain amp vs UTC time for J2253+1608.MULTI.1
SN 4 Rpol & Lpol IF 1 - 8
8 TR
IF 7R
8 TR
IF 7L
8 TR
IF 8R
8 TR
IF 8L
MilliGain
1030
1020
1010
1000
06 30
07 00
30
08 00
TIME (HOURS)