
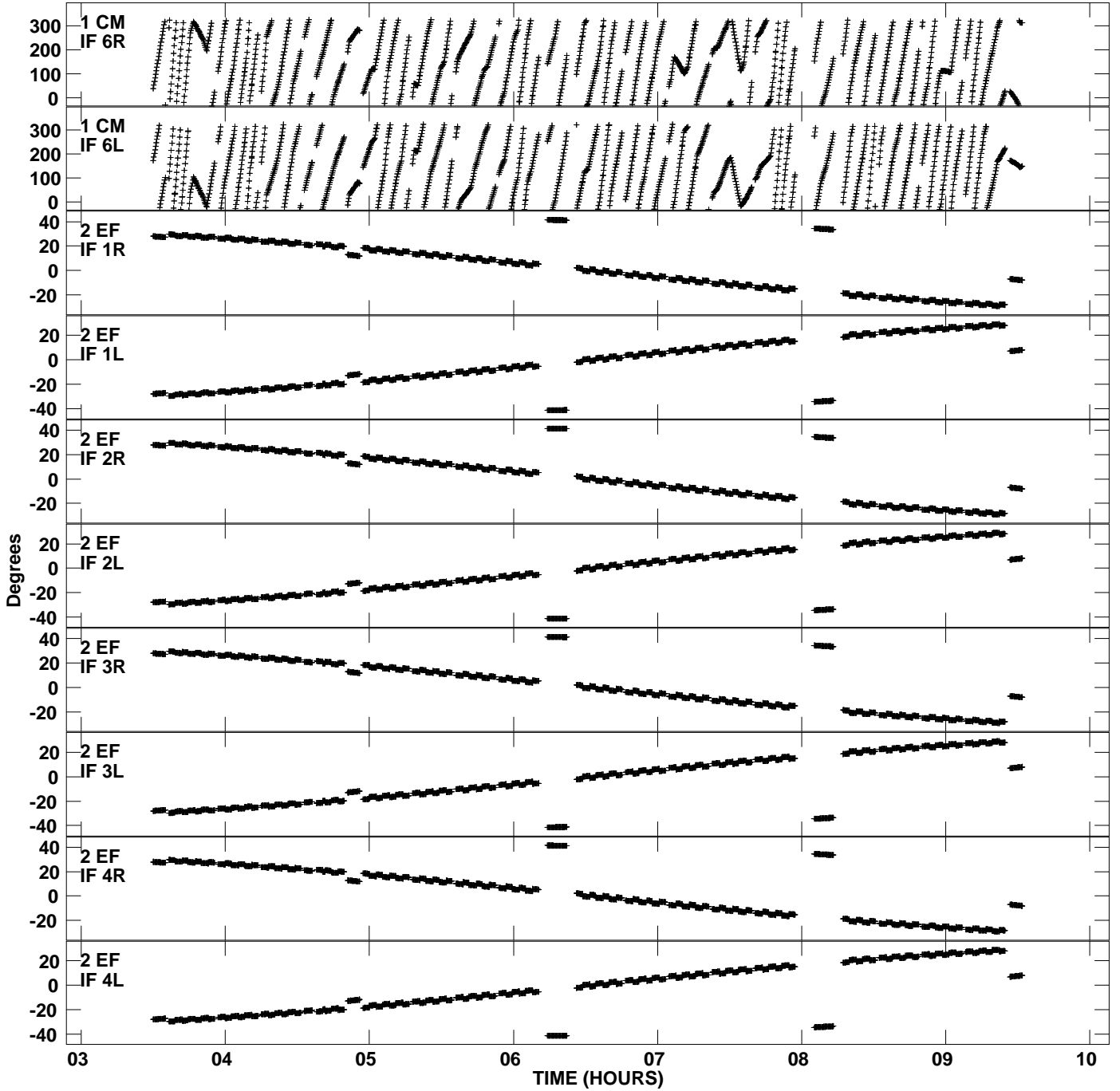


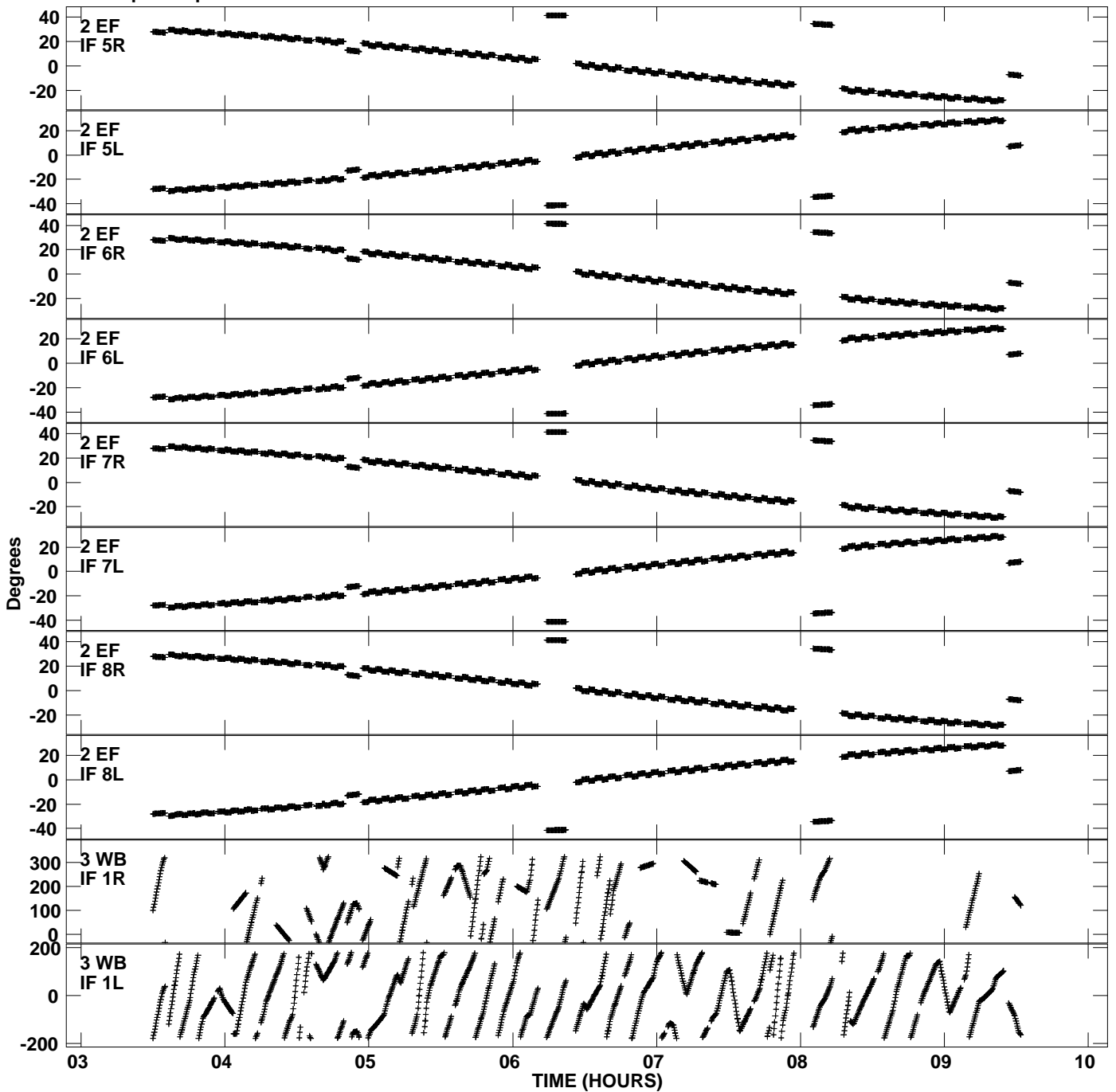
Plot file version 1 created 16-JUN-2009 23:02:42
Gain phs vs UTC time for EM069F_1.UVDATA.1
CL 3 Rpol & Lpol IF 1 - 8




Plot file version 2 created 16-JUN-2009 23:02:42
Gain phs vs UTC time for EM069F_1.UVDATA.1
CL 3 Rpol & Lpol IF 1 - 8




Plot file version 3 created 16-JUN-2009 23:02:42
Gain phs vs UTC time for EM069F_1.UVDATA.1
CL 3 Rpol & Lpol IF 1 - 8




Plot file version 4 created 16-JUN-2009 23:02:42
Gain phs vs UTC time for EM069F_1.UVDATA.1
CL 3 Rpol & Lpol IF 1 - 8



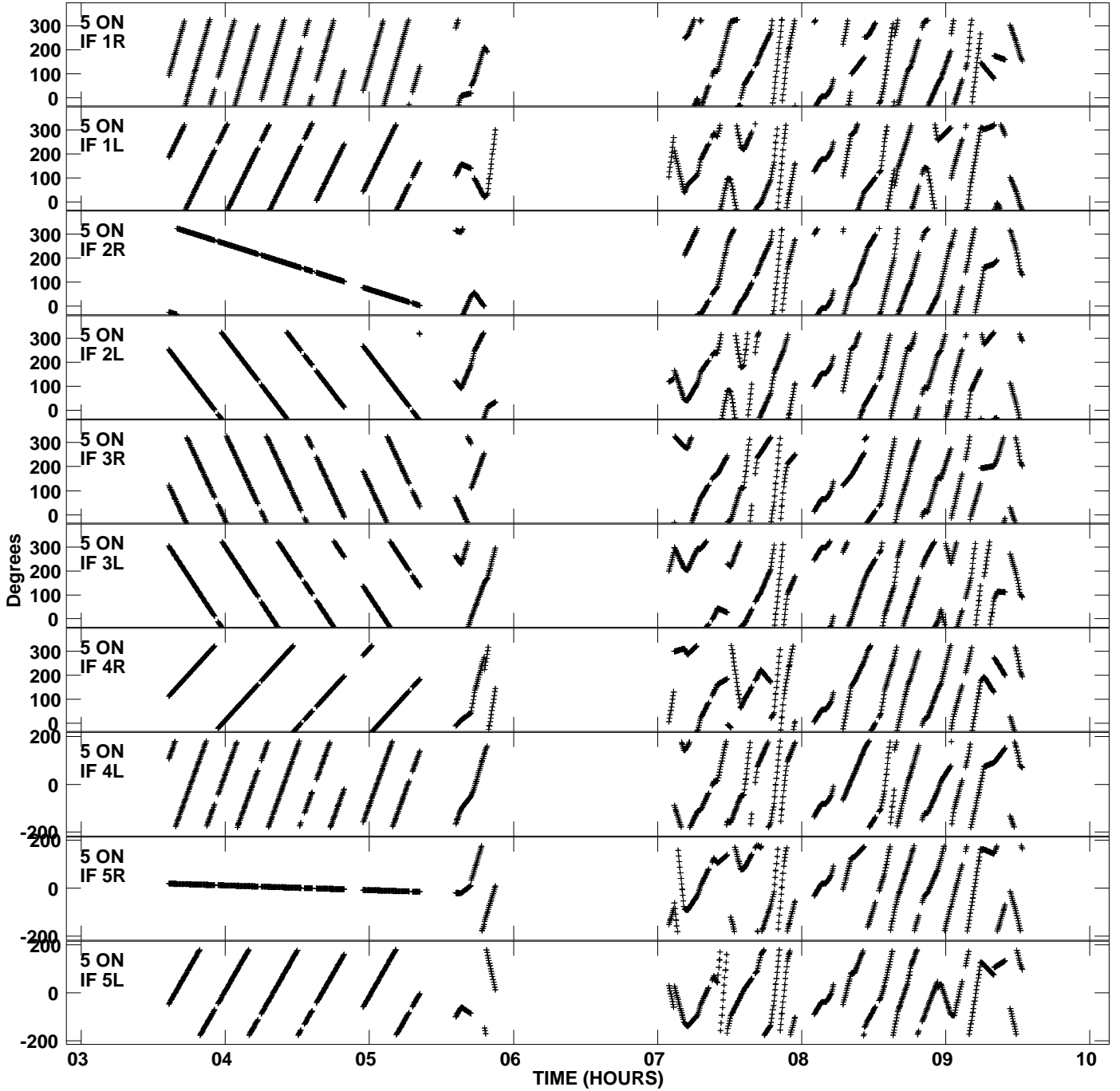
Plot file version 5 created 16-JUN-2009 23:02:42
Gain phs vs UTC time for EM069F_1.UVDATA.1
CL 3 Rpol & Lpol IF 1 - 8




Plot file version 6 created 16-JUN-2009 23:02:42
Gain phs vs UTC time for EM069F_1.UVDATA.1
CL 3 Rpol & Lpol IF 1 - 8




Plot file version 7 created 16-JUN-2009 23:02:42
Gain phs vs UTC time for EM069F_1.UVDATA.1
CL 3 Rpol & Lpol IF 1 - 8




Plot file version 8 created 16-JUN-2009 23:02:42
Gain phs vs UTC time for EM069F_1.UVDATA.1
CL 3 Rpol & Lpol IF 1 - 8




Plot file version 9 created 16-JUN-2009 23:02:42
Gain phs vs UTC time for EM069F_1.UVDATA.1
CL 3 Rpol & Lpol IF 1 - 8




Plot file version 10 created 16-JUN-2009 23:02:42
Gain phs vs UTC time for EM069F_1.UVDATA.1
CL 3 Rpol & Lpol IF 1 - 8



Plot file version 11 created 16-JUN-2009 23:02:42
Gain phs vs UTC time for EM069F_1.UVDATA.1
CL 3 Rpol & Lpol IF 1 - 8



Plot file version 12 created 16-JUN-2009 23:02:42
Gain phs vs UTC time for EM069F_1.UVDATA.1
CL 3 Rpol & Lpol IF 1 - 8



Plot file version 13 created 16-JUN-2009 23:02:42
Gain phs vs UTC time for EM069F_1.UVDATA.1
CL 3 Rpol & Lpol IF 1 - 8

