



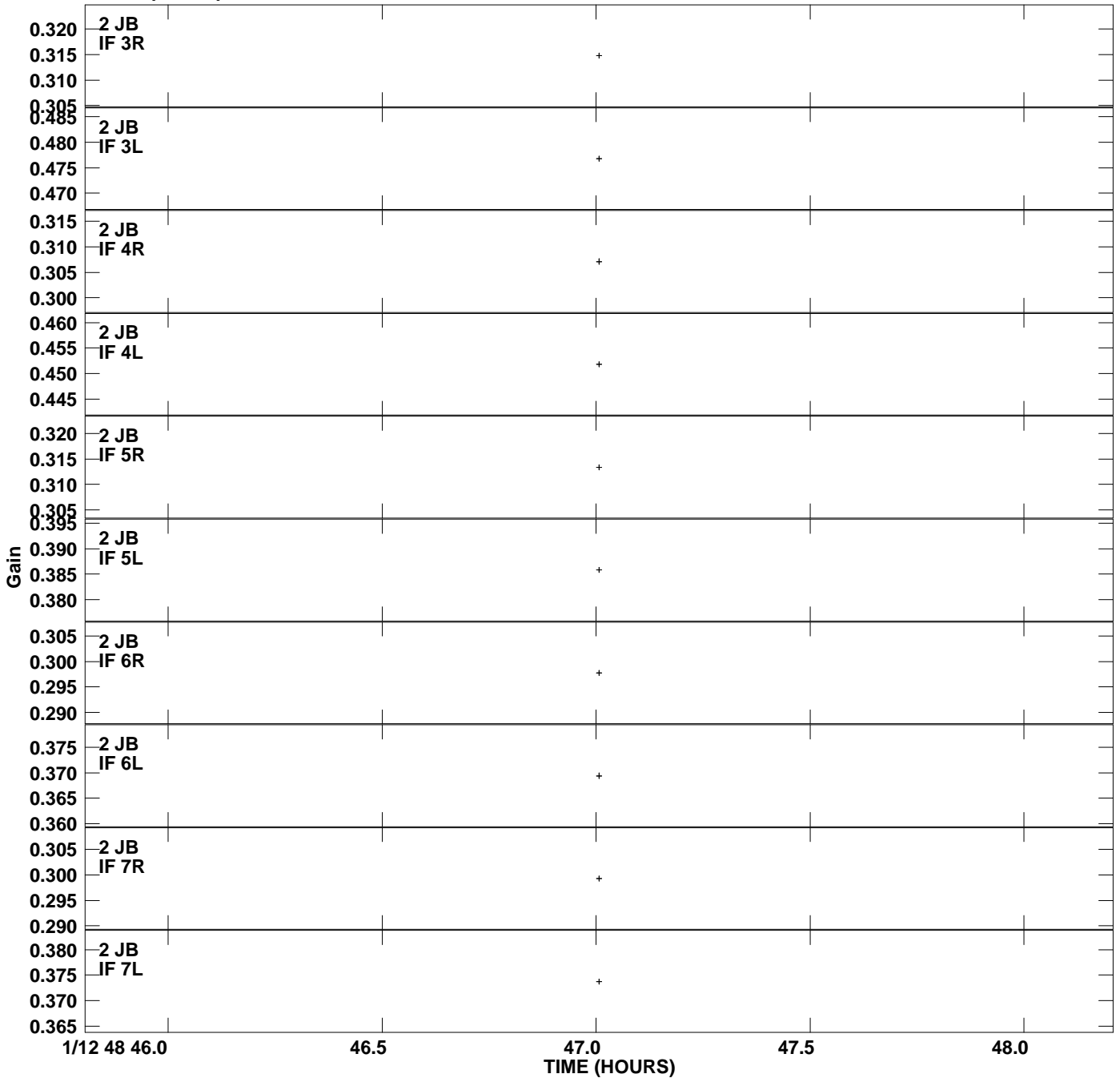
Plot file version 1 created 14-DEC-2012 11:07:37
 Gain amp vs UTC time for 2059+034.MULTI.1
 SN 2 Rpol & Lpol IF 1 - 8



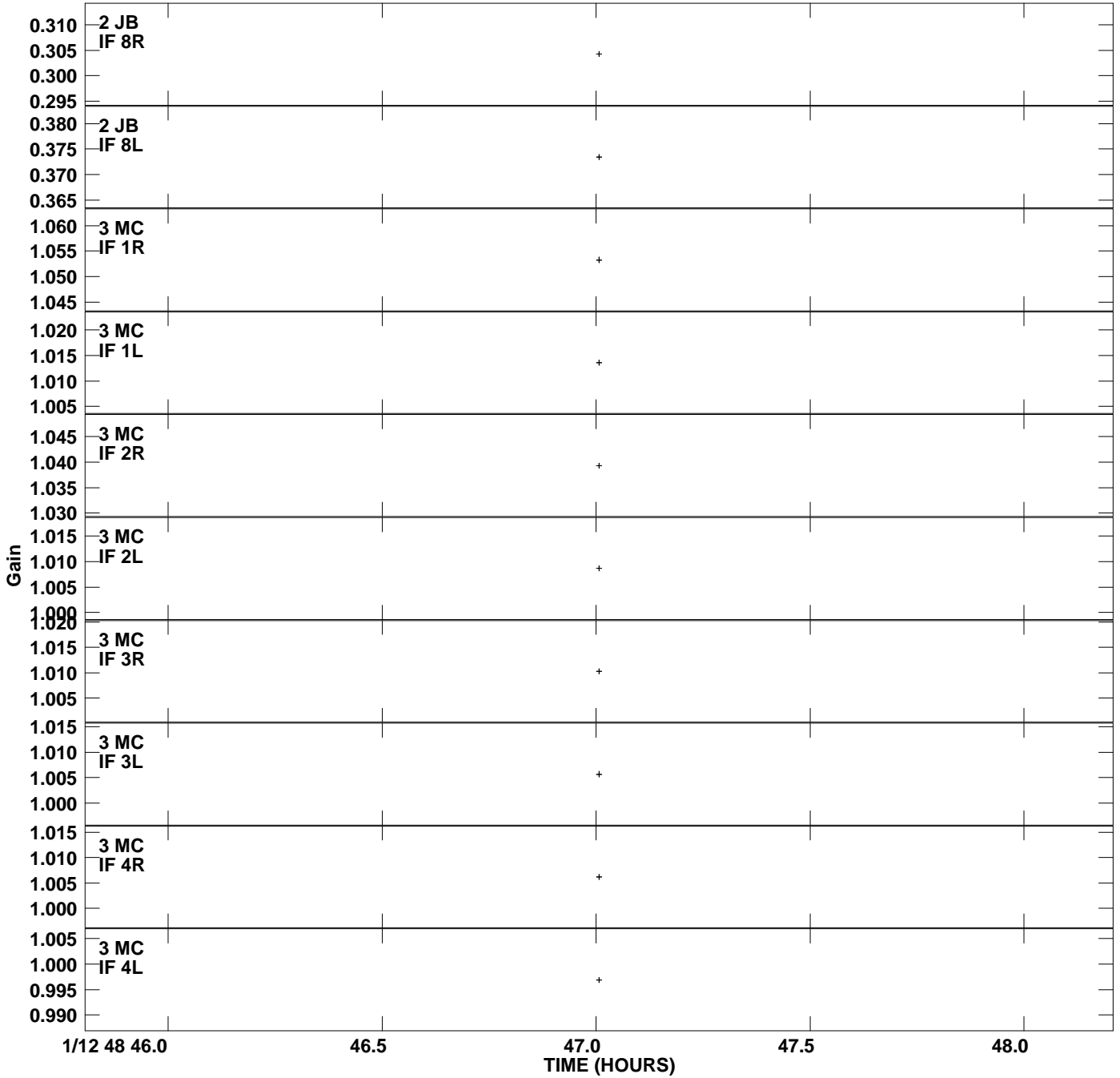
Plot file version 2 created 14-DEC-2012 11:07:37
 Gain amp vs UTC time for 2059+034.MULTI.1
 SN 2 Rpol & Lpol IF 1 - 8




Plot file version 3 created 14-DEC-2012 11:07:37
 Gain amp vs UTC time for 2059+034.MULTI.1
 SN 2 Rpol & Lpol IF 1 - 8




Plot file version 4 created 14-DEC-2012 11:07:37
 Gain amp vs UTC time for 2059+034.MULTI.1
 SN 2 Rpol & Lpol IF 1 - 8



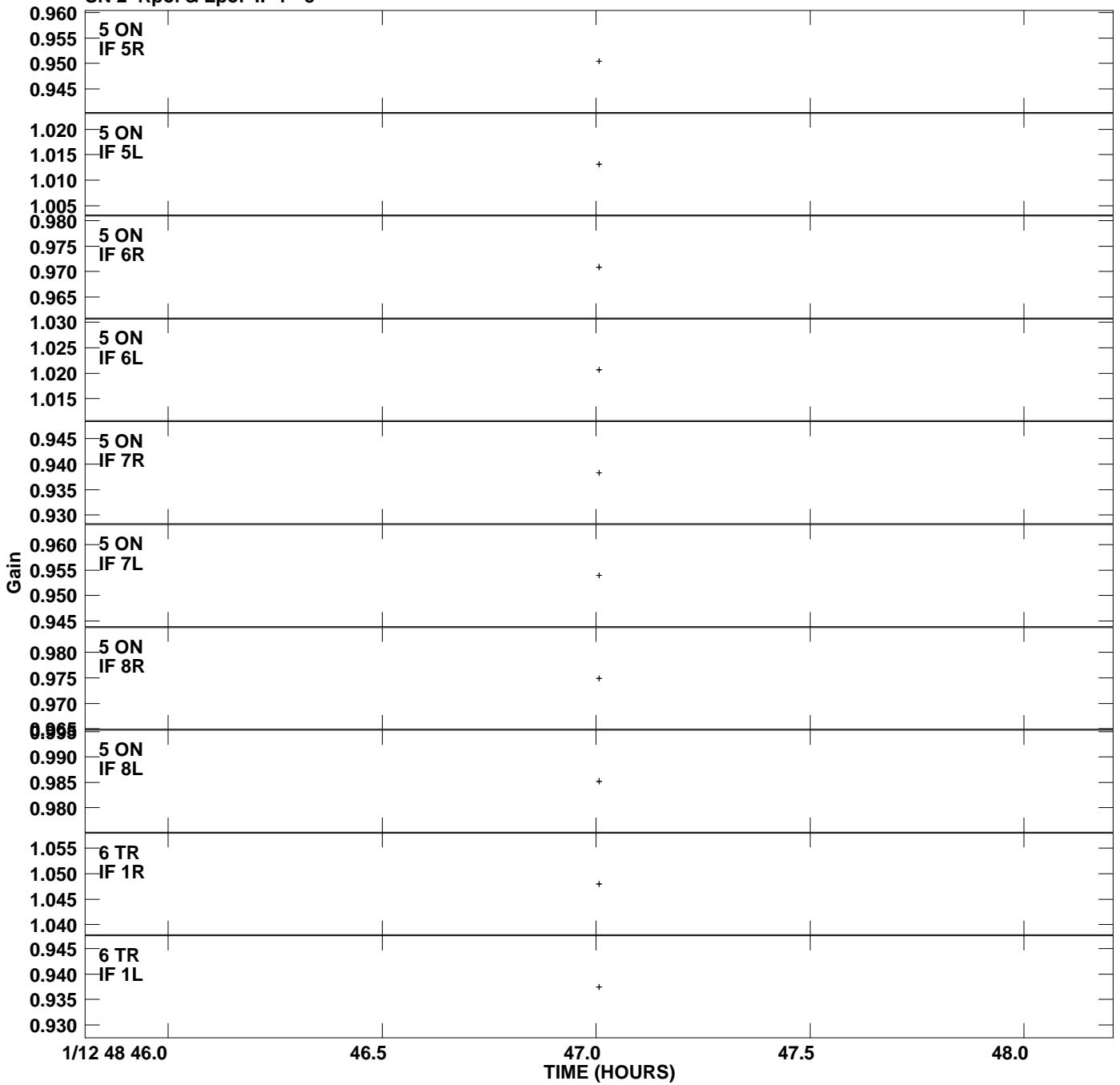
Plot file version 5 created 14-DEC-2012 11:07:37
 Gain amp vs UTC time for 2059+034.MULTI.1
 SN 2 Rpol & Lpol IF 1 - 8




Plot file version 6 created 14-DEC-2012 11:07:37
 Gain amp vs UTC time for 2059+034.MULTI.1
 SN 2 Rpol & Lpol IF 1 - 8



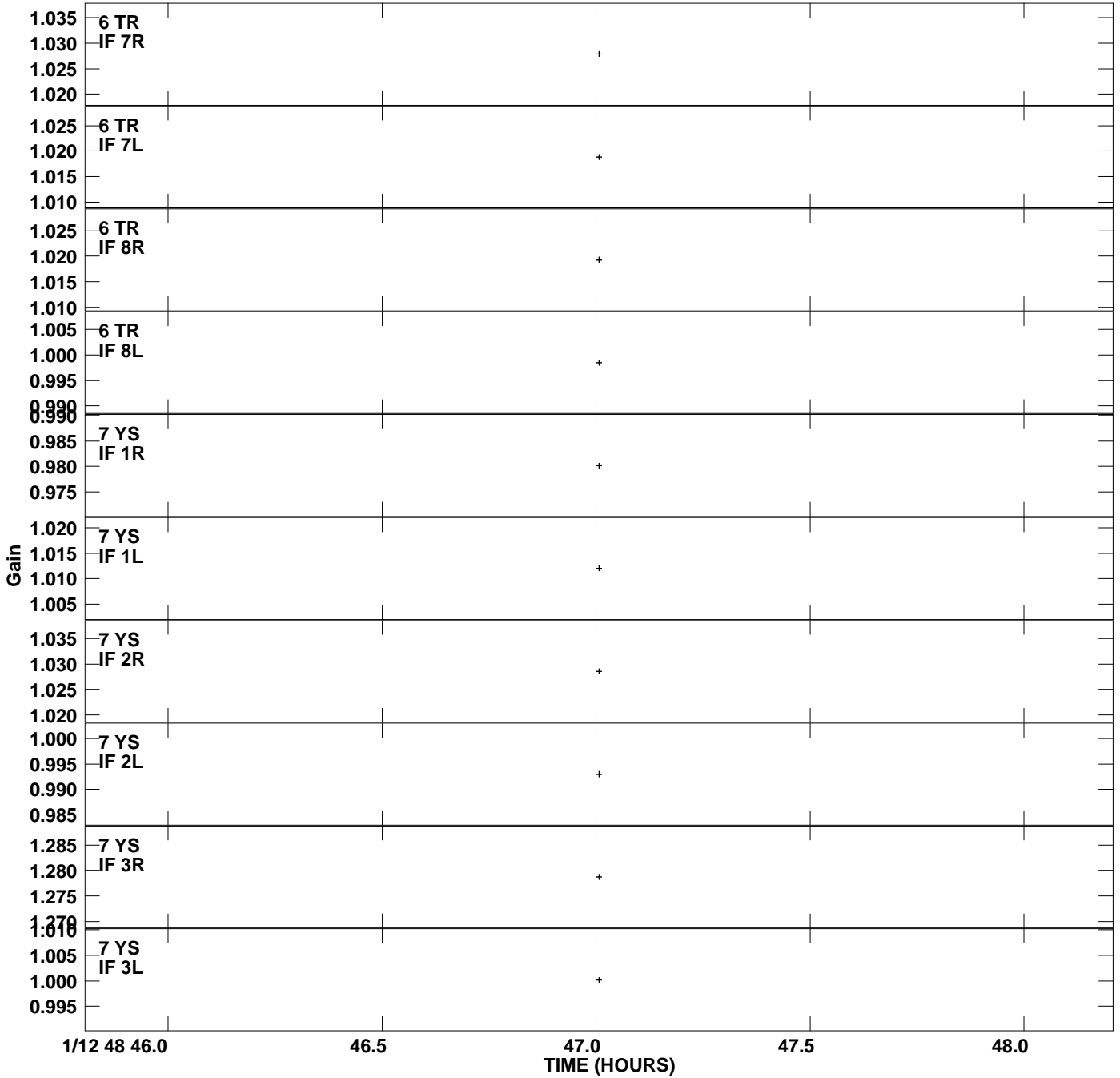
Plot file version 7 created 14-DEC-2012 11:07:37
 Gain amp vs UTC time for 2059+034.MULTI.1
 SN 2 Rpol & Lpol IF 1 - 8




Plot file version 8 created 14-DEC-2012 11:07:37
 Gain amp vs UTC time for 2059+034.MULTI.1
 SN 2 Rpol & Lpol IF 1 - 8



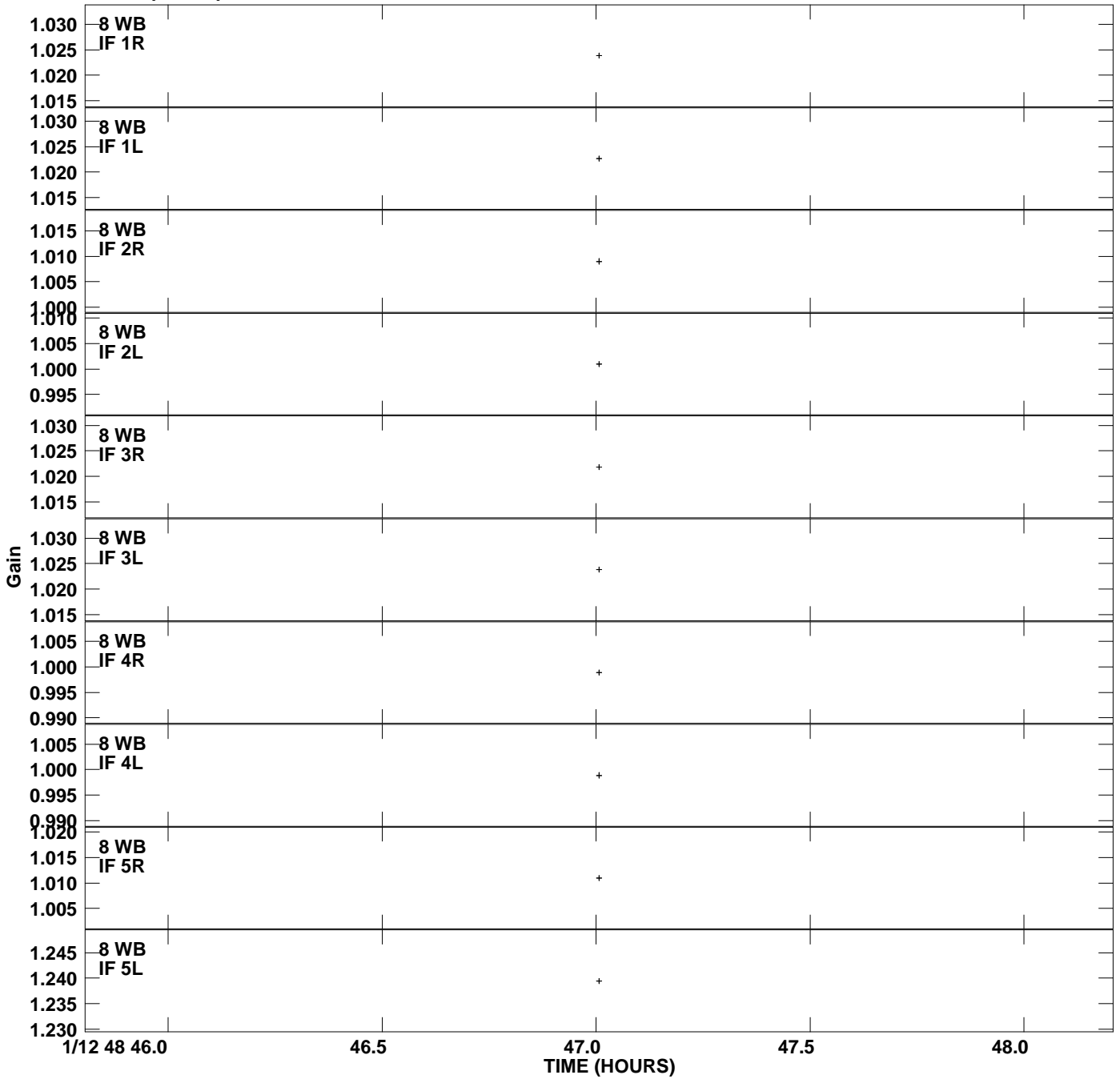
Plot file version 9 created 14-DEC-2012 11:07:37
 Gain amp vs UTC time for 2059+034.MULTI.1
 SN 2 Rpol & Lpol IF 1 - 8




Plot file version 10 created 14-DEC-2012 11:07:37
 Gain amp vs UTC time for 2059+034.MULTI.1
 SN 2 Rpol & Lpol IF 1 - 8




Plot file version 11 created 14-DEC-2012 11:07:37
 Gain amp vs UTC time for 2059+034.MULTI.1
 SN 2 Rpol & Lpol IF 1 - 8



Plot file version 12 created 14-DEC-2012 11:07:37
 Gain amp vs UTC time for 2059+034.MULTI.1
 SN 2 Rpol & Lpol IF 1 - 8



Plot file version 13 created 14-DEC-2012 11:07:37
 Gain amp vs UTC time for 2059+034.MULTI.1
 SN 2 Rpol & Lpol IF 1 - 8



Plot file version 14 created 14-DEC-2012 11:07:37
Gain amp vs UTC time for 2059+034.MULTI.1
SN 2 Rpol & Lpol IF 1 - 8

