Plot file version 1 created 16-AUG-2016 14:23:45
J1331+3030 EM117A 2.UVDATA.1
Freq = 6.6671 GHz, Bw = 2.000 MH Calibrated with CL # 3 and BP # 1 (BP mode 1)

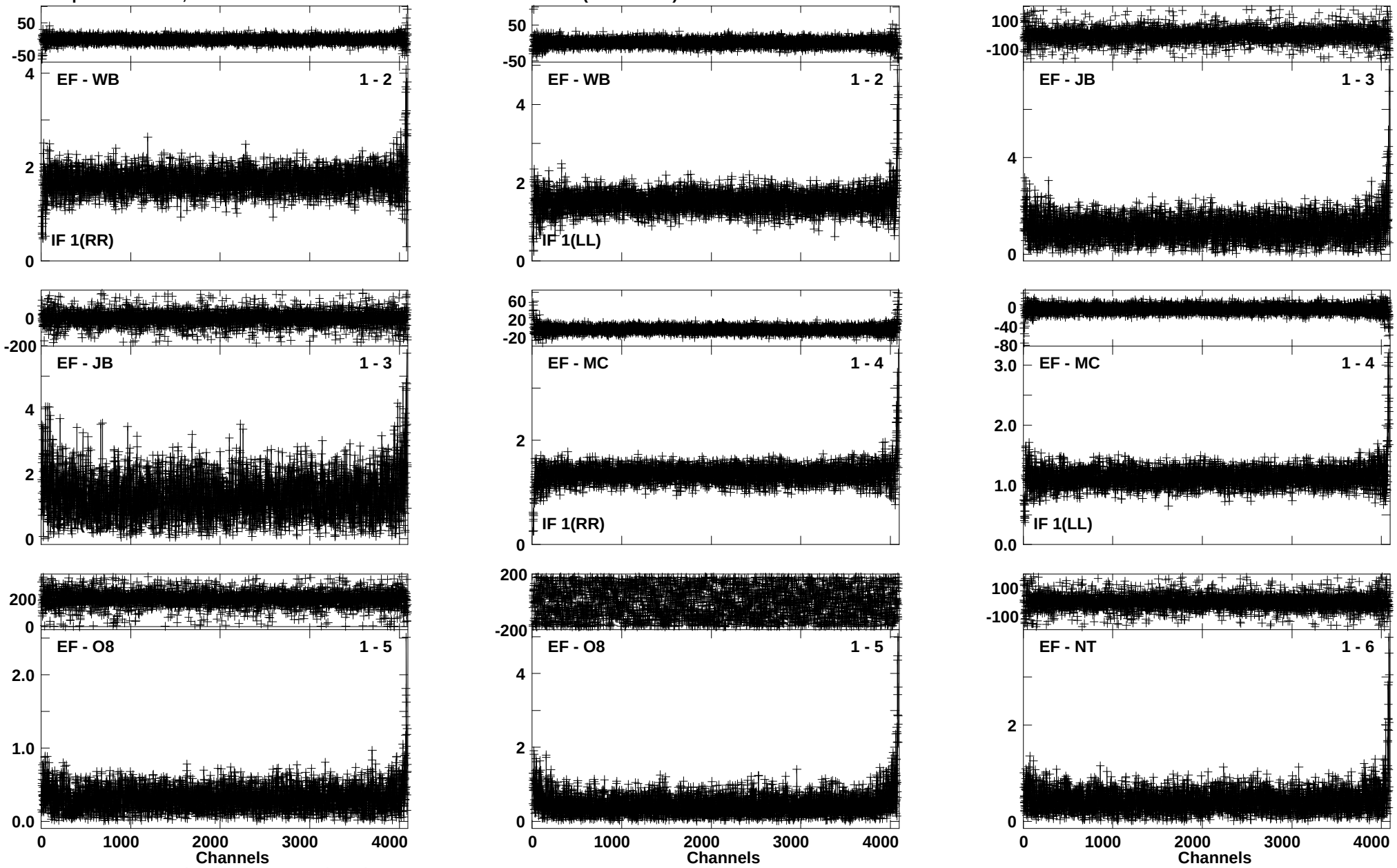

Lower frame: Ampl Jy Top frame: Phas deg
Vector averaged cross-power spectrum Baseline: EF (01) - WB (02)
Timerange: 00/02:30:01 to 00/02:39:59

Plot file version 2 created 16-AUG-2016 14:23:50
J1331+3030 EM117A 2.UVDATA.1
Freq = 6.6671 GHz, Bw = 2.000 MH Calibrated with CL # 3 and BP # 1 (BP mode 1)

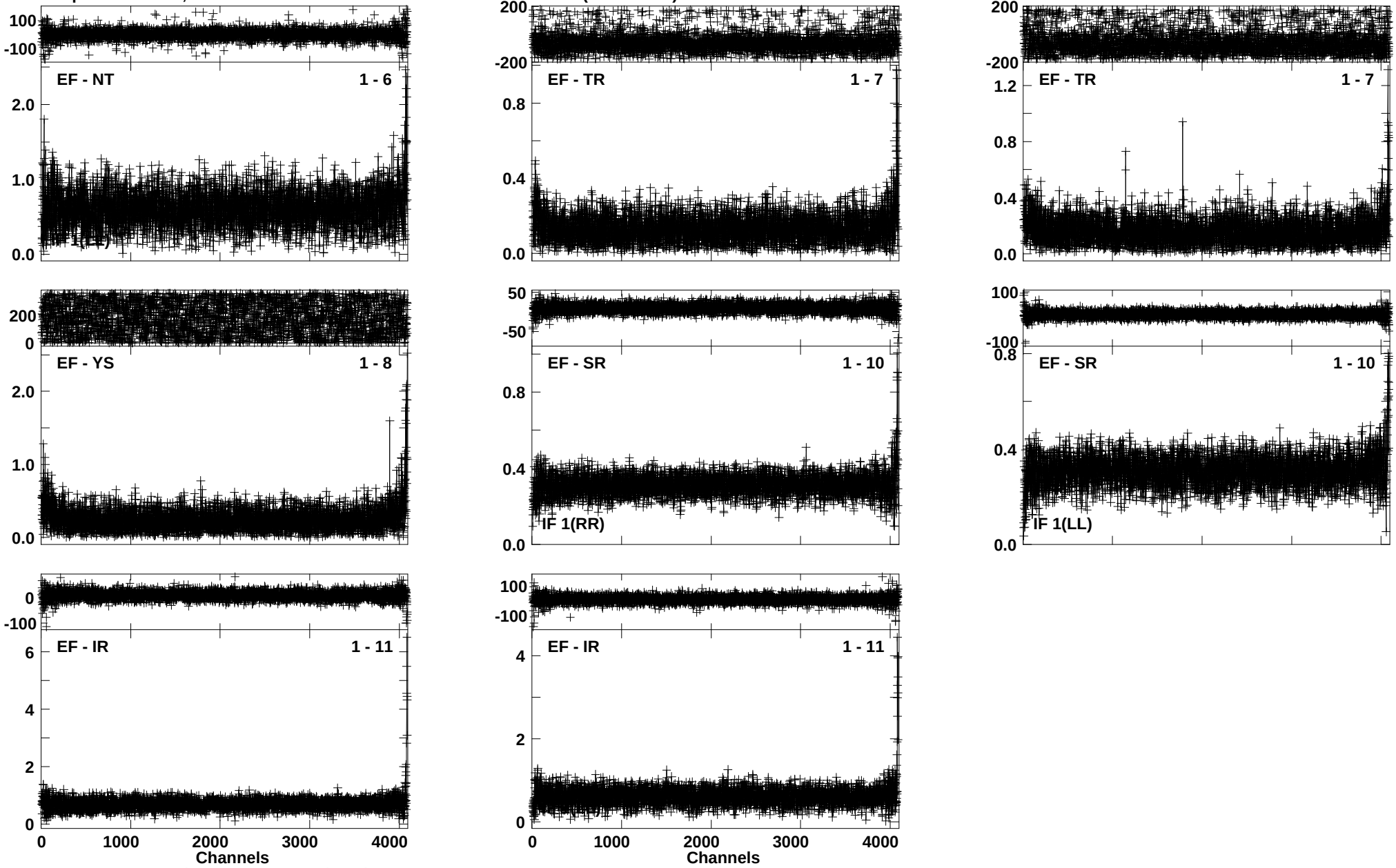

Lower frame: Ampl Jy Top frame: Phas deg
Vector averaged cross-power spectrum Baseline: EF (01) - NT (06)
Timerange: 00/02:30:01 to 00/02:39:59

Plot file version 3 created 16-AUG-2016 14:23:58
J1331+3030 EM117A 2.UVDATA.1
Freq = 6.6671 GHz, Bw = 2.000 MH Calibrated with CL # 3 and BP # 1 (BP mode 1)

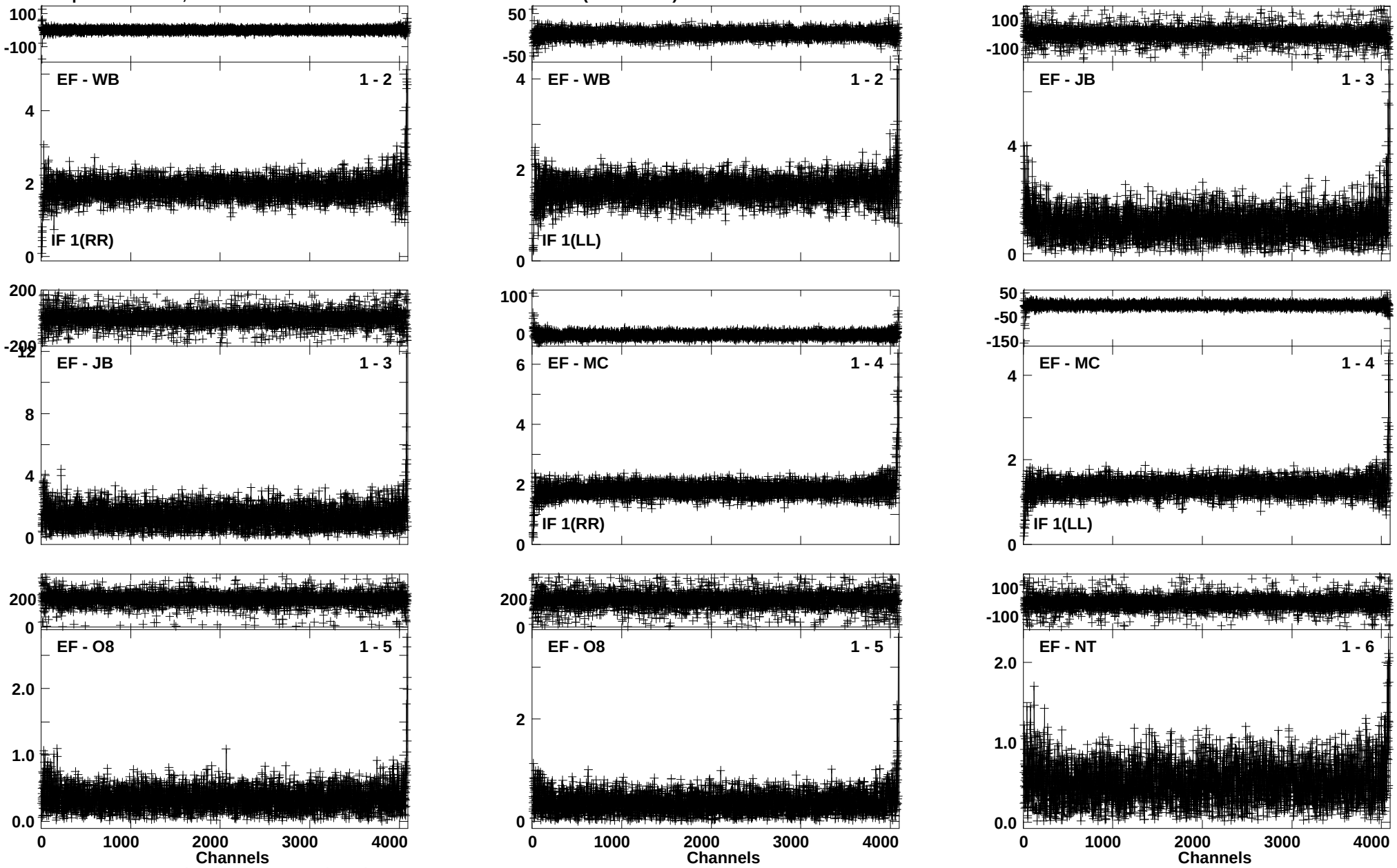

Lower frame: Ampl Jy Top frame: Phas deg
Vector averaged cross-power spectrum Baseline: EF (01) - WB (02)
Timerange: 00/02:40:31 to 00/02:50:29

Plot file version 4 created 16-AUG-2016 14:24:02
J1331+3030 EM117A 2.UVDATA.1
Freq = 6.6671 GHz, Bw = 2.000 MH Calibrated with CL # 3 and BP # 1 (BP mode 1)

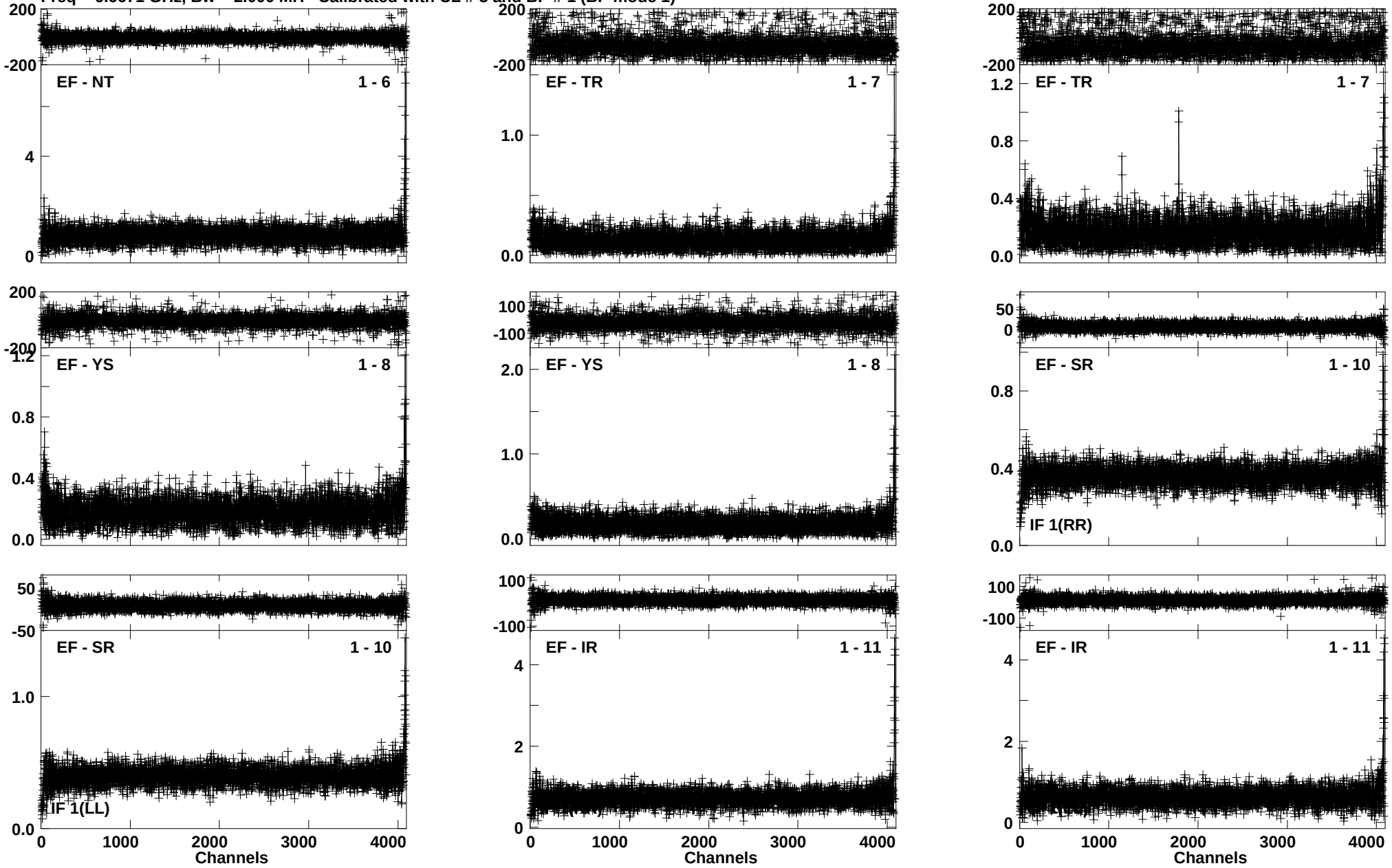

Lower frame: Ampl Jy Top frame: Phas deg
Vector averaged cross-power spectrum Baseline: EF (01) - NT (06)
Timerange: 00/02:40:31 to 00/02:50:29

Plot file version 5 created 16-AUG-2016 14:24:10
3C345 EM117A 2.UVDATA.1
Freq = 6.6671 GHz, Bw = 2.000 MH Calibrated with CL # 3 and BP # 1 (BP mode 1)

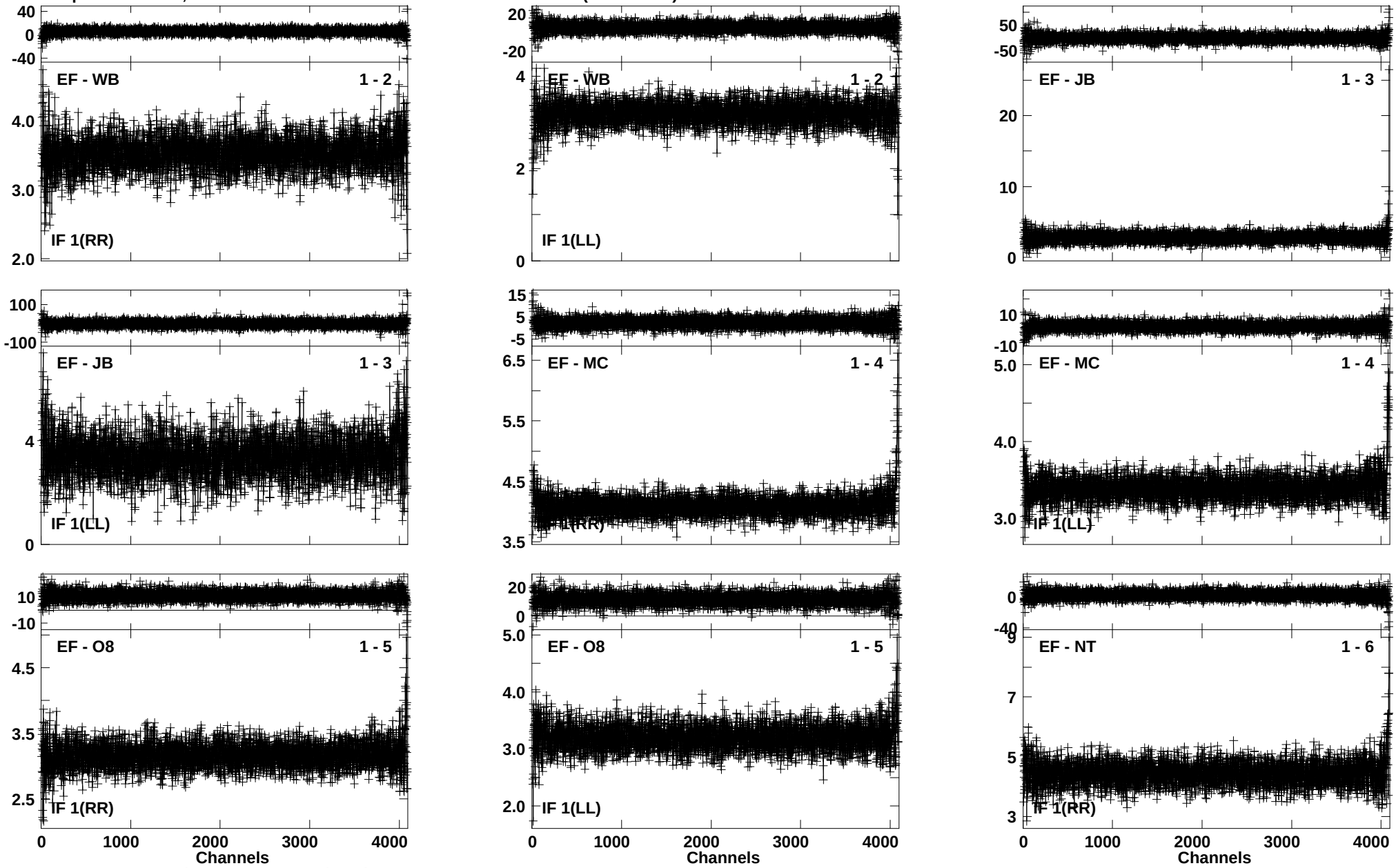

Lower frame: Ampl Jy Top frame: Phas deg
Vector averaged cross-power spectrum Baseline: EF (01) - WB (02)
Timerange: 00/02:54:51 to 00/03:04:49

Plot file version 6 created 16-AUG-2016 14:24:14
3C345 EM117A 2.UVDATA.1
Freq = 6.6671 GHz, Bw = 2.000 MH Calibrated with CL # 3 and BP # 1 (BP mode 1)

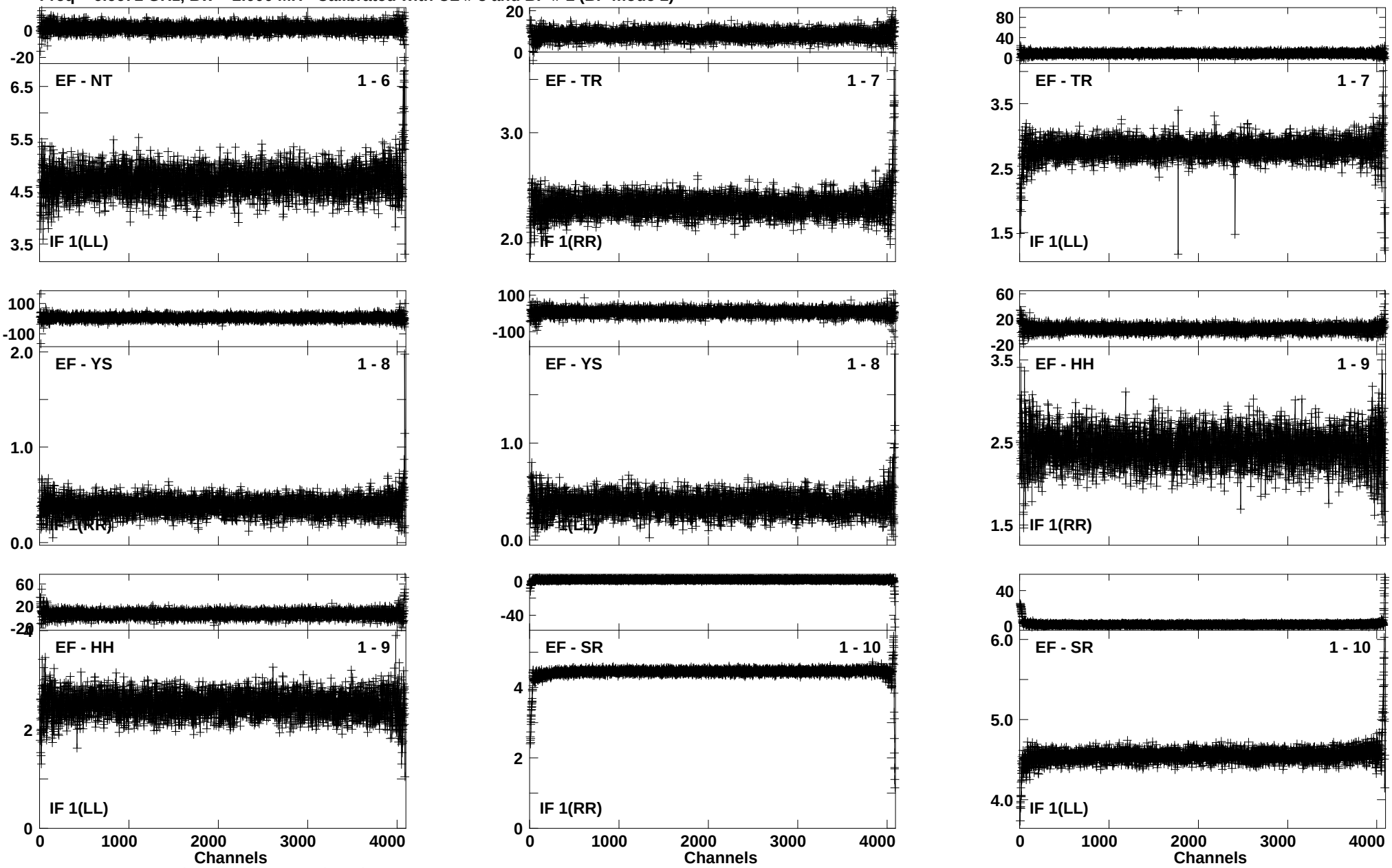

Lower frame: Ampl Jy Top frame: Phas deg
Vector averaged cross-power spectrum Baseline: EF (01) - NT (06)
Timerange: 00/02:54:51 to 00/03:04:49

Plot file version 7 created 16-AUG-2016 14:24:21
3C345 EM117A 2.UVDATA.1
Freq = 6.6671 GHz, Bw = 2.000 MH Calibrated with CL # 3 and BP # 1 (BP mode 1)

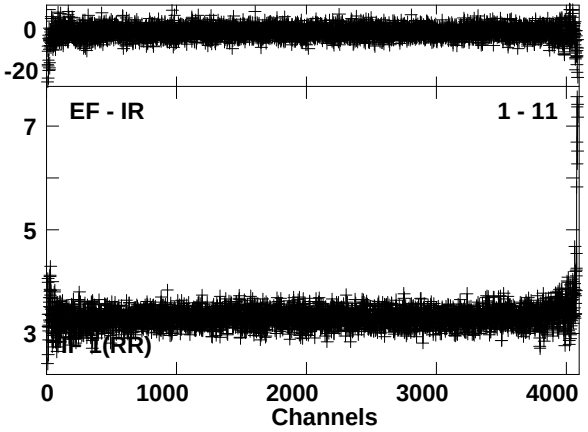

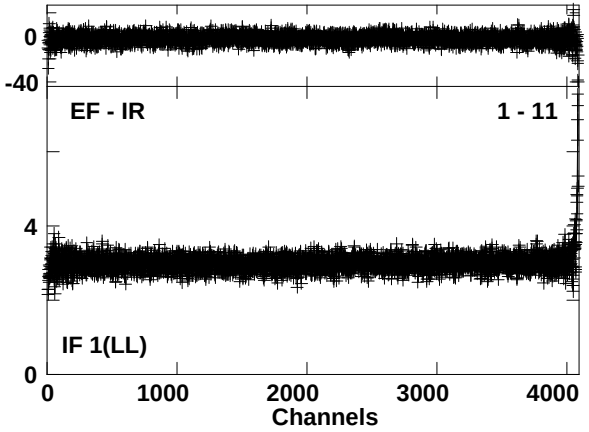

Lower frame: Ampl Jy Top frame: Phas deg
Vector averaged cross-power spectrum Baseline: EF (01) - IR (11)
Timerange: 00/02:54:51 to 00/03:04:49

Plot file version 8 created 16-AUG-2016 14:24:22
3C345 EM117A 2.UVDATA.1
Freq = 6.6671 GHz, Bw = 2.000 MH Calibrated with CL # 3 and BP # 1 (BP mode 1)

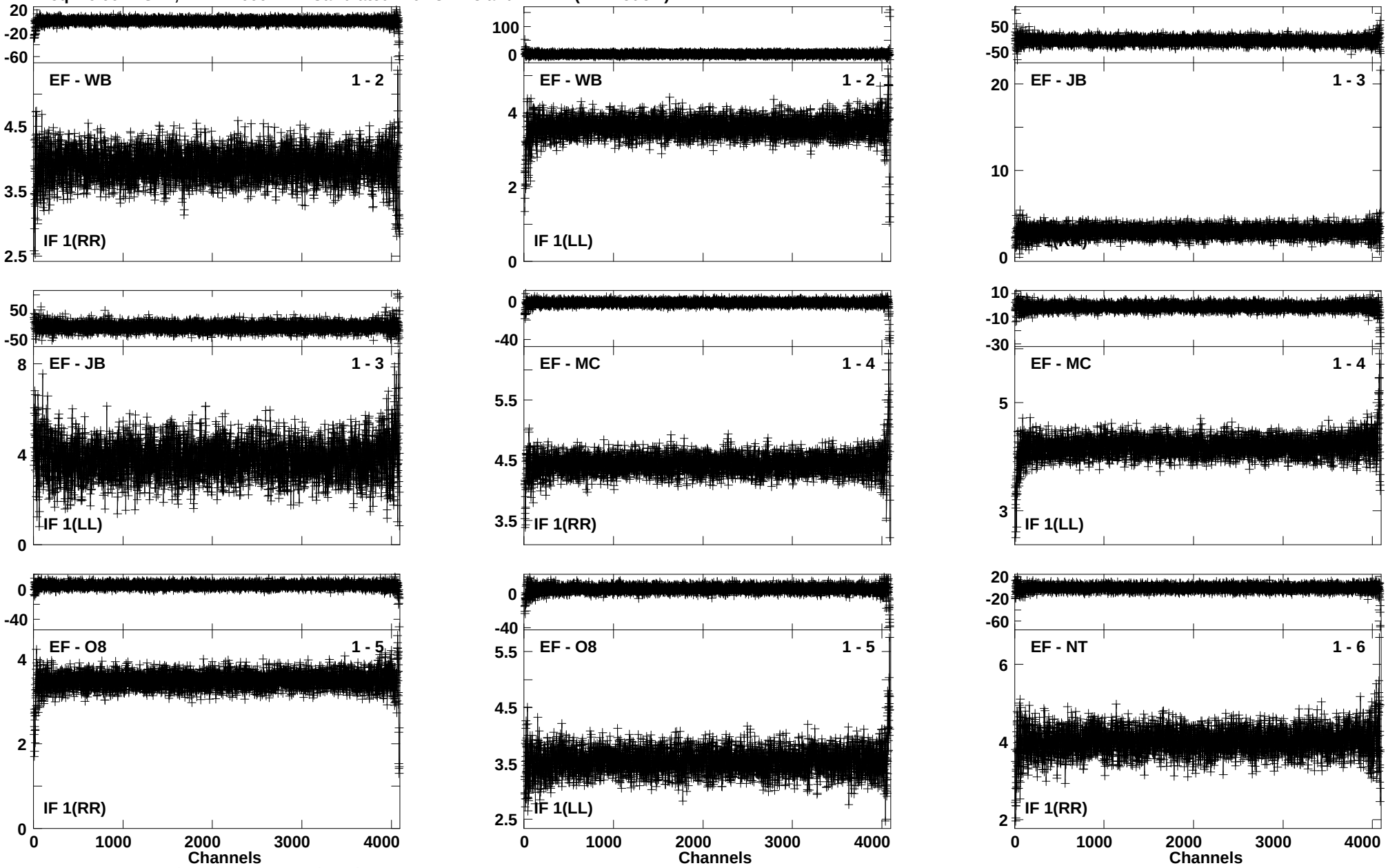

Lower frame: Ampl Jy Top frame: Phas deg
Vector averaged cross-power spectrum Baseline: EF (01) - WB (02)
Timerange: 00/03:05:21 to 00/03:15:19

Plot file version 9 created 16-AUG-2016 14:24:27
3C345 EM117A 2.UVDATA.1
Freq = 6.6671 GHz, Bw = 2.000 MH Calibrated with CL # 3 and BP # 1 (BP mode 1)

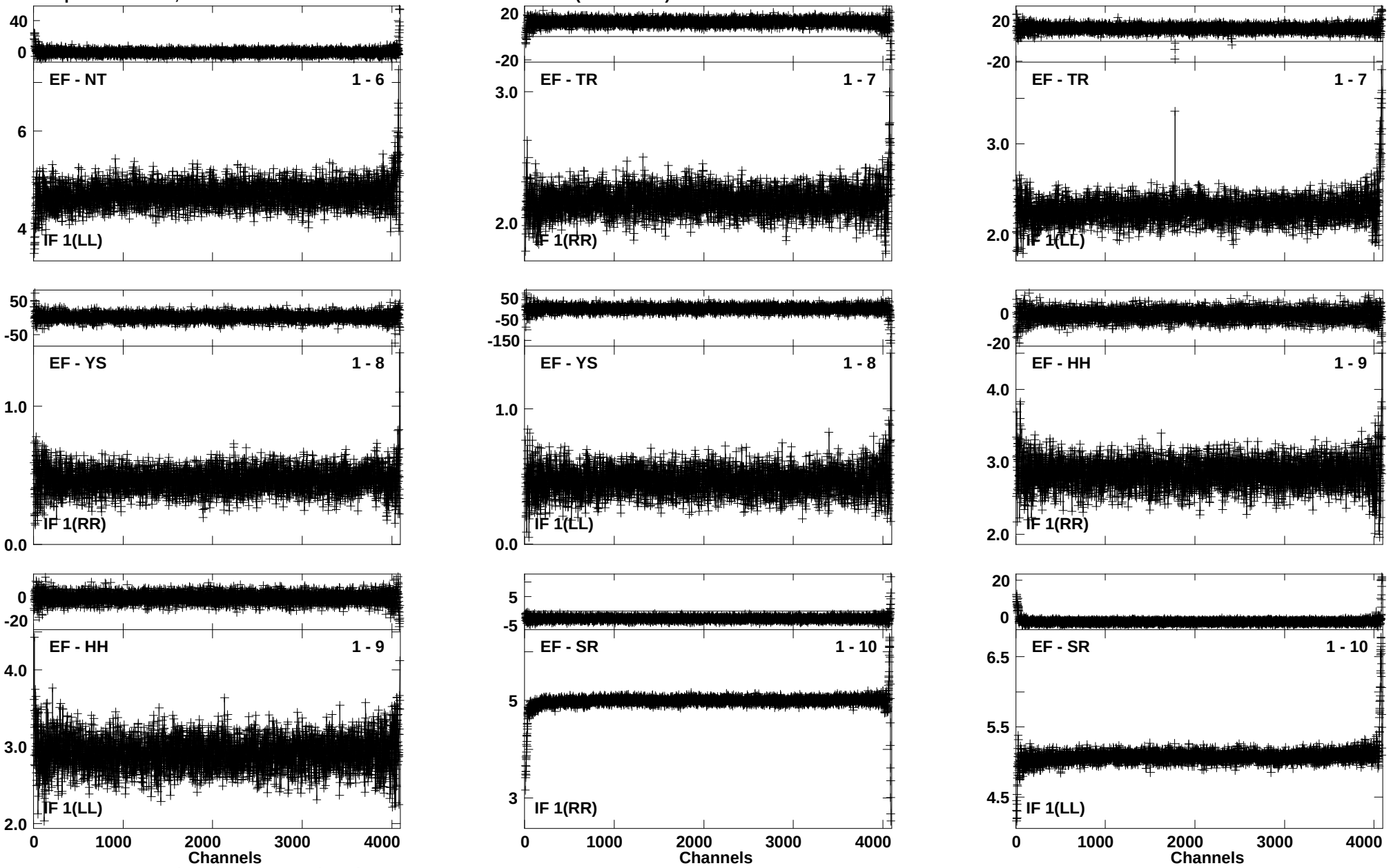

Lower frame: Ampl Jy Top frame: Phas deg
Vector averaged cross-power spectrum Baseline: EF (01) - NT (06)
Timerange: 00/03:05:21 to 00/03:15:19

Plot file version 10 created 16-AUG-2016 14:24:33
3C345 EM117A 2.UVDATA.1
Freq = 6.6671 GHz, Bw = 2.000 MH Calibrated with CL # 3 and BP # 1 (BP mode 1)

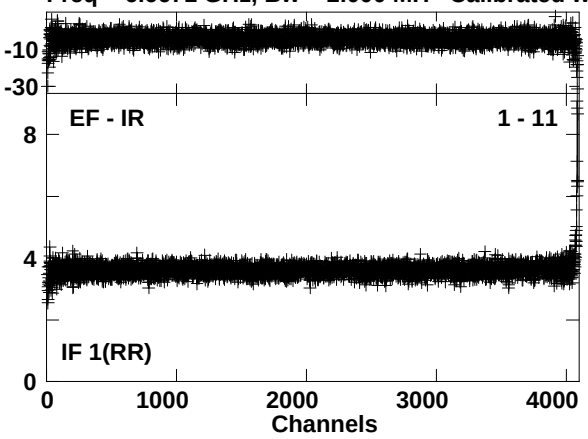

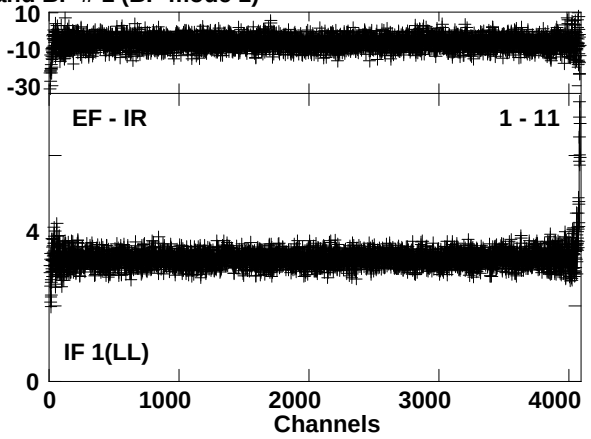

Lower frame: Ampl Jy Top frame: Phas deg
Vector averaged cross-power spectrum Baseline: EF (01) - IR (11)
Timerange: 00/03:05:21 to 00/03:15:19

Plot file version 11 created 16-AUG-2016 14:24:34
J1331+3030 EM117A 2.UVDATA.1
Freq = 6.6671 GHz, Bw = 2.000 MH Calibrated with CL # 3 and BP # 1 (BP mode 1)

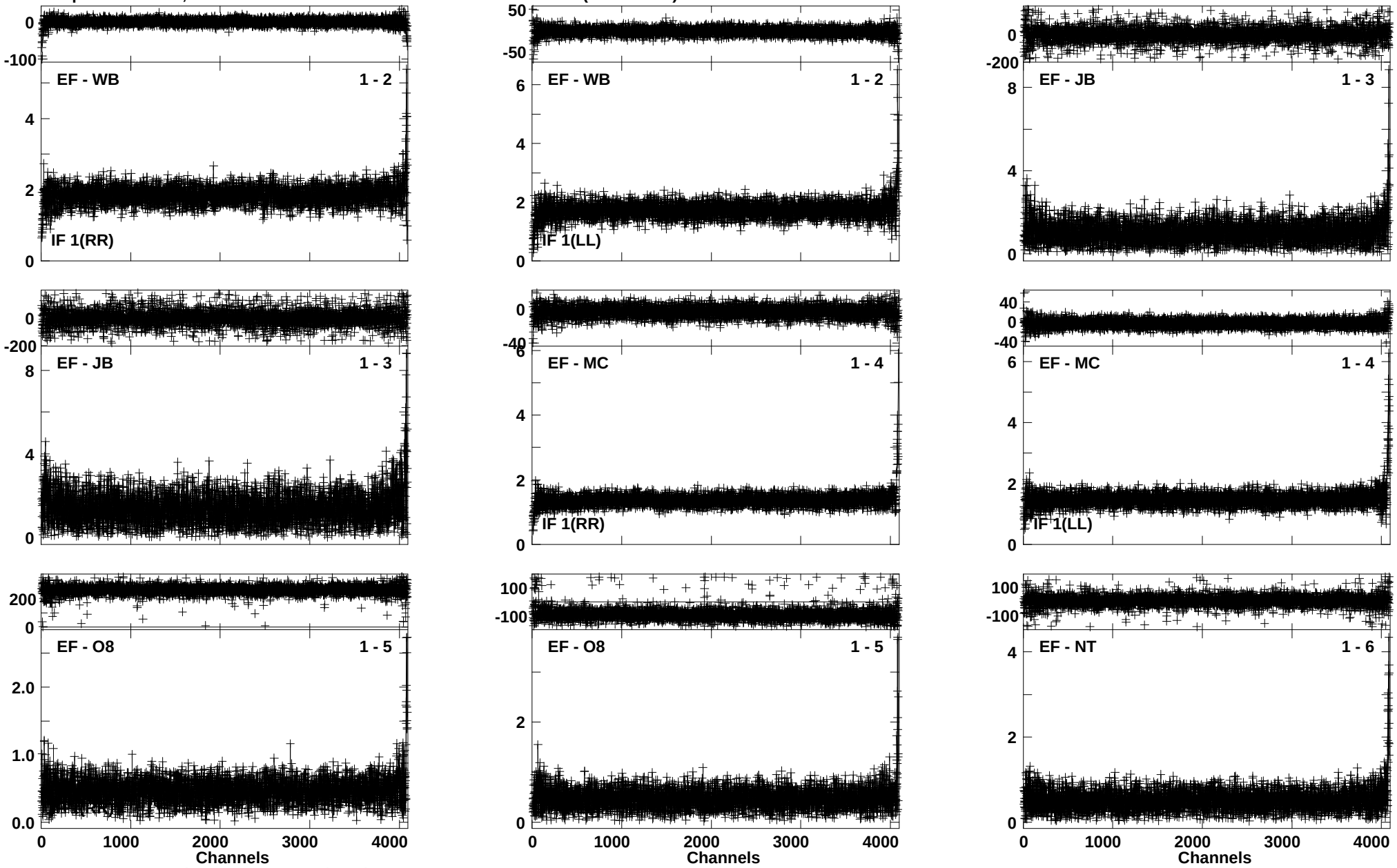

Lower frame: Ampl Jy Top frame: Phas deg
Vector averaged cross-power spectrum Baseline: EF (01) - WB (02)
Timerange: 00/03:20:21 to 00/03:30:19

Plot file version 12 created 16-AUG-2016 14:24:38
J1331+3030 EM117A 2.UVDATA.1
Freq = 6.6671 GHz, Bw = 2.000 MH Calibrated with CL # 3 and BP # 1 (BP mode 1)

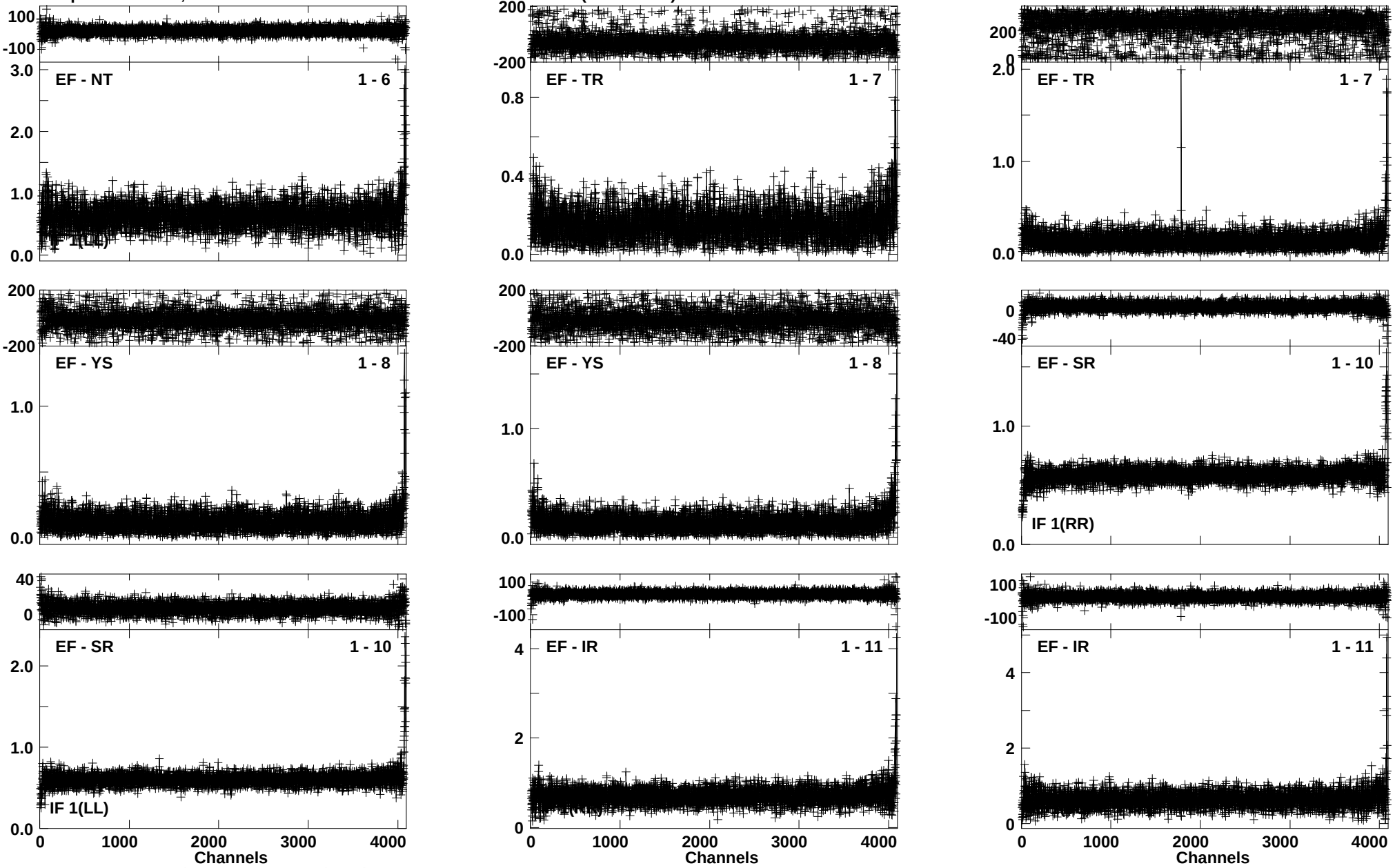

Lower frame: Ampl Jy Top frame: Phas deg
Vector averaged cross-power spectrum Baseline: EF (01) - NT (06)
Timerange: 00/03:20:21 to 00/03:30:19

Plot file version 13 created 16-AUG-2016 14:24:52
G012.68-0.18 EM117A 2.UVDATA.1
Freq = 6.6671 GHz, Bw = 2.000 MH Calibrated with CL # 3 and BP # 1 (BP mode 1)

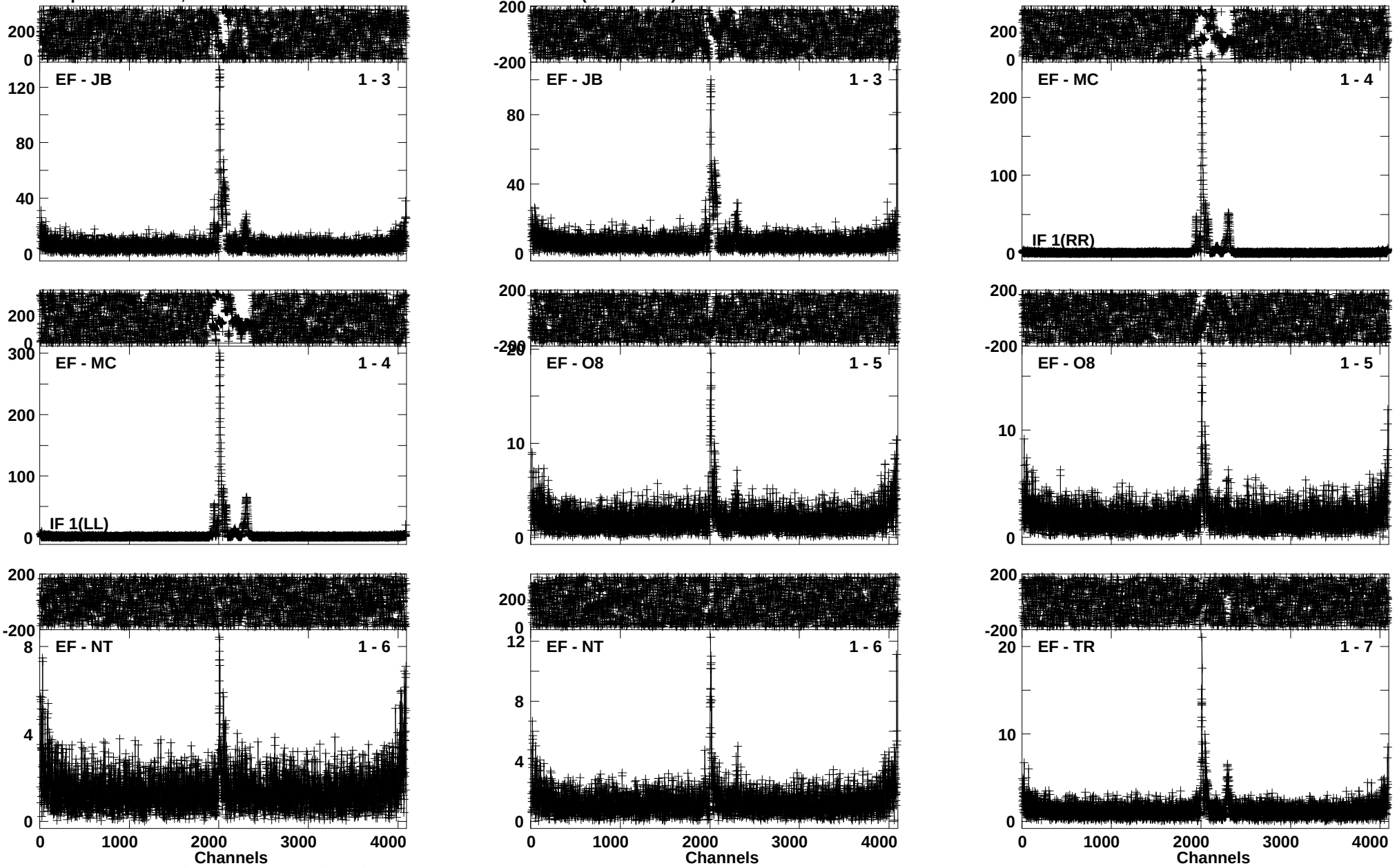

Lower frame: Ampl Jy Top frame: Phas deg
Vector averaged cross-power spectrum Baseline: EF (01) - JB (03)
Timerange: 00/04:06:11 to 00/04:08:09

Plot file version 14 created 16-AUG-2016 14:24:53
G012.68-0.18 EM117A 2.UVDATA.1
Freq = 6.6671 GHz, Bw = 2.000 MH Calibrated with CL # 3 and BP # 1 (BP mode 1)

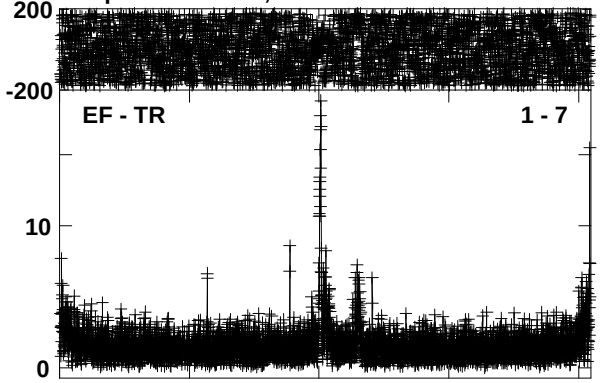

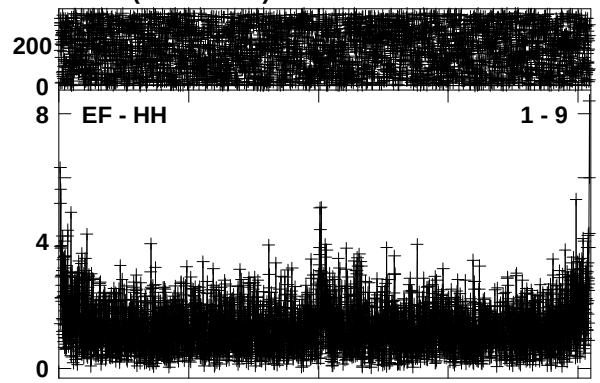

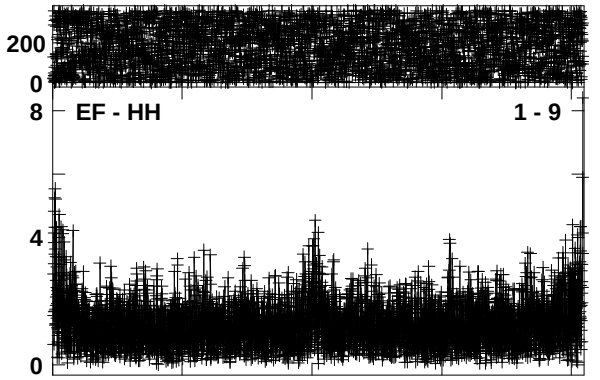

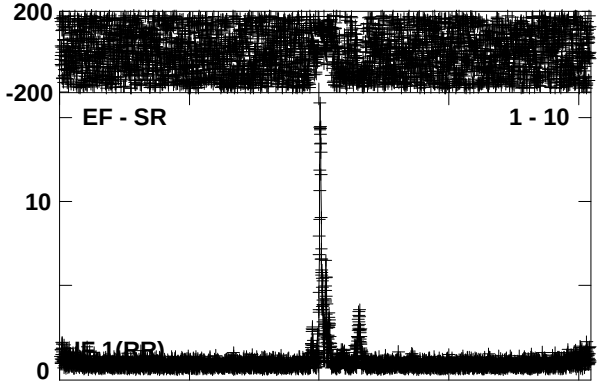

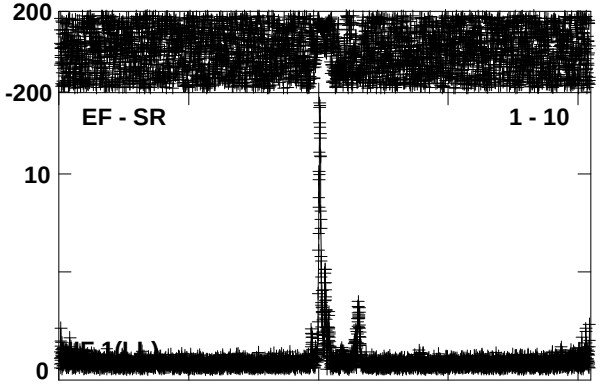

Lower frame: Ampl Jy Top frame: Phas deg
Vector averaged cross-power spectrum Baseline: EF (01) - TR (07)
Timerange: 00/04:06:11 to 00/04:08:09

Plot file version 15 created 16-AUG-2016 14:24:56
G012.68-0.18 EM117A 2.UVDATA.1
Freq = 6.6671 GHz, Bw = 2.000 MH Calibrated with CL # 3 and BP # 1 (BP mode 1)

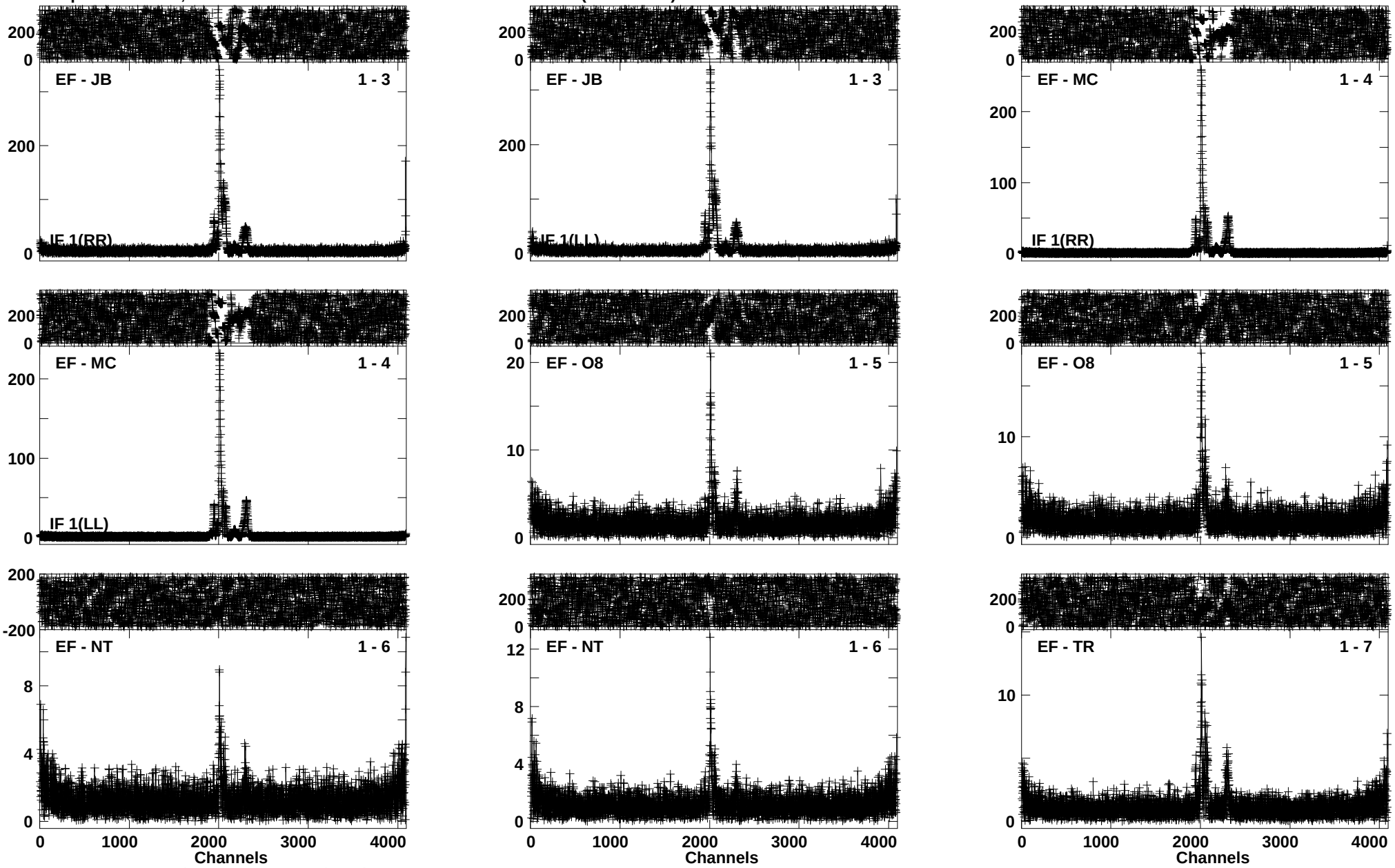

Lower frame: Ampl Jy Top frame: Phas deg
Vector averaged cross-power spectrum Baseline: EF (01) - JB (03)
Timerange: 00/04:11:51 to 00/04:13:49

Plot file version 16 created 16-AUG-2016 14:24:57
G012.68-0.18 EM117A 2.UVDATA.1
Freq = 6.6671 GHz, Bw = 2.000 MH Calibrated with CL # 3 and BP # 1 (BP mode 1)

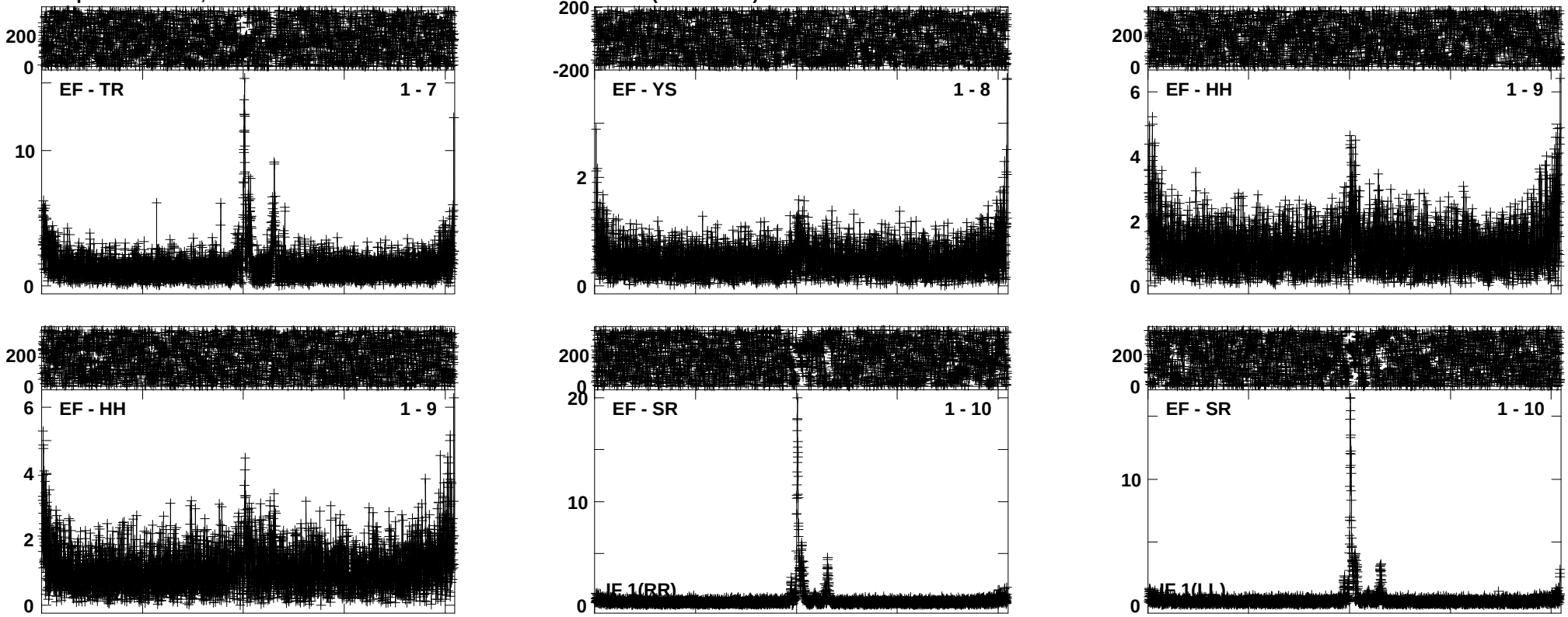

Lower frame: Ampl Jy Top frame: Phas deg
Vector averaged cross-power spectrum Baseline: EF (01) - TR (07)
Timerange: 00/04:11:51 to 00/04:13:49

Plot file version 17 created 16-AUG-2016 14:25:03
J1331+3030 EM117A 2.UVDATA.1
Freq = 6.6671 GHz, Bw = 2.000 MH Calibrated with CL # 3 and BP # 1 (BP mode 1)

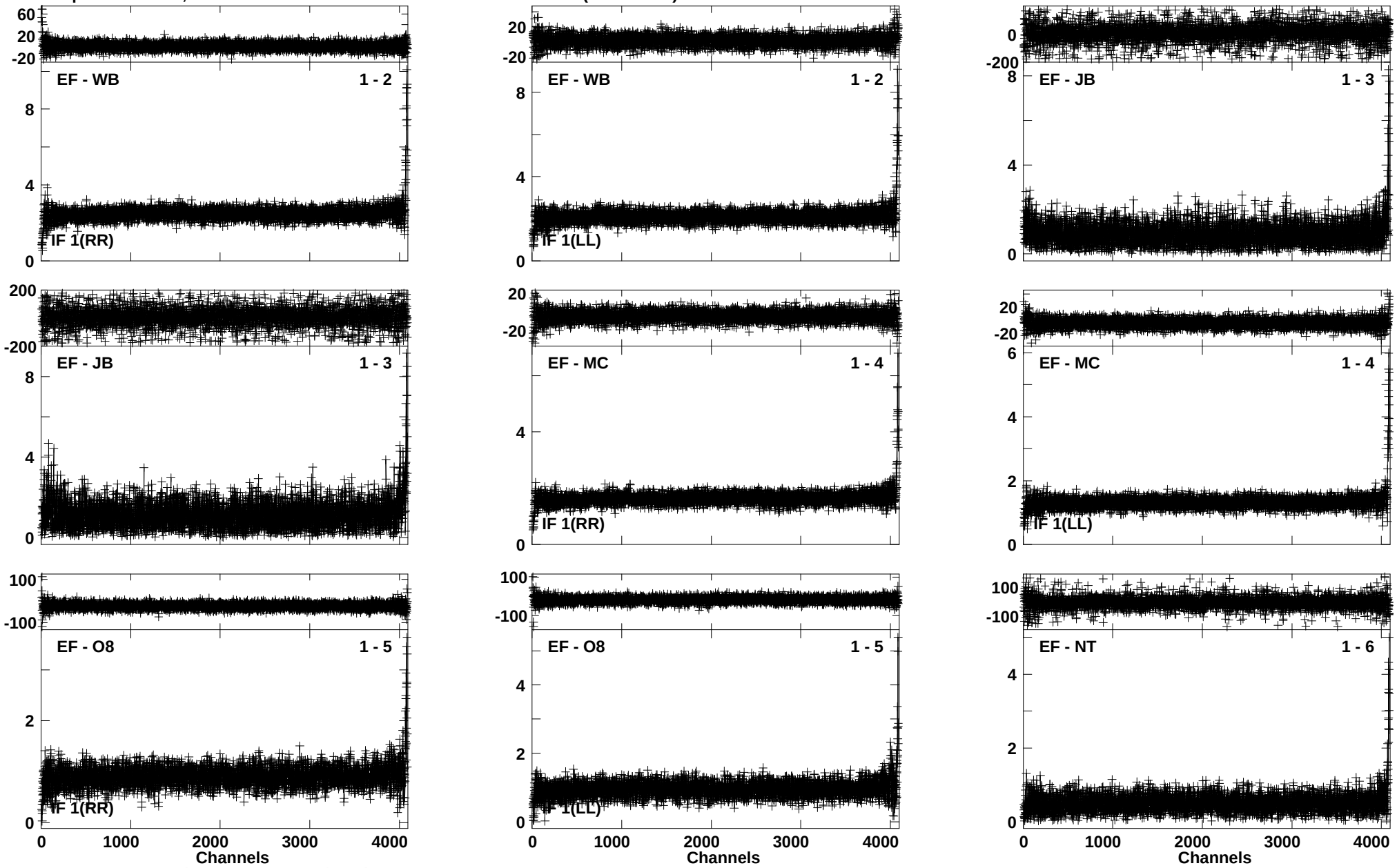

Lower frame: Ampl Jy Top frame: Phas deg
Vector averaged cross-power spectrum Baseline: EF (01) - WB (02)
Timerange: 00/04:21:21 to 00/04:31:19

Plot file version 18 created 16-AUG-2016 14:25:07
J1331+3030 EM117A 2.UVDATA.1
Freq = 6.6671 GHz, Bw = 2.000 MH Calibrated with CL # 3 and BP # 1 (BP mode 1)

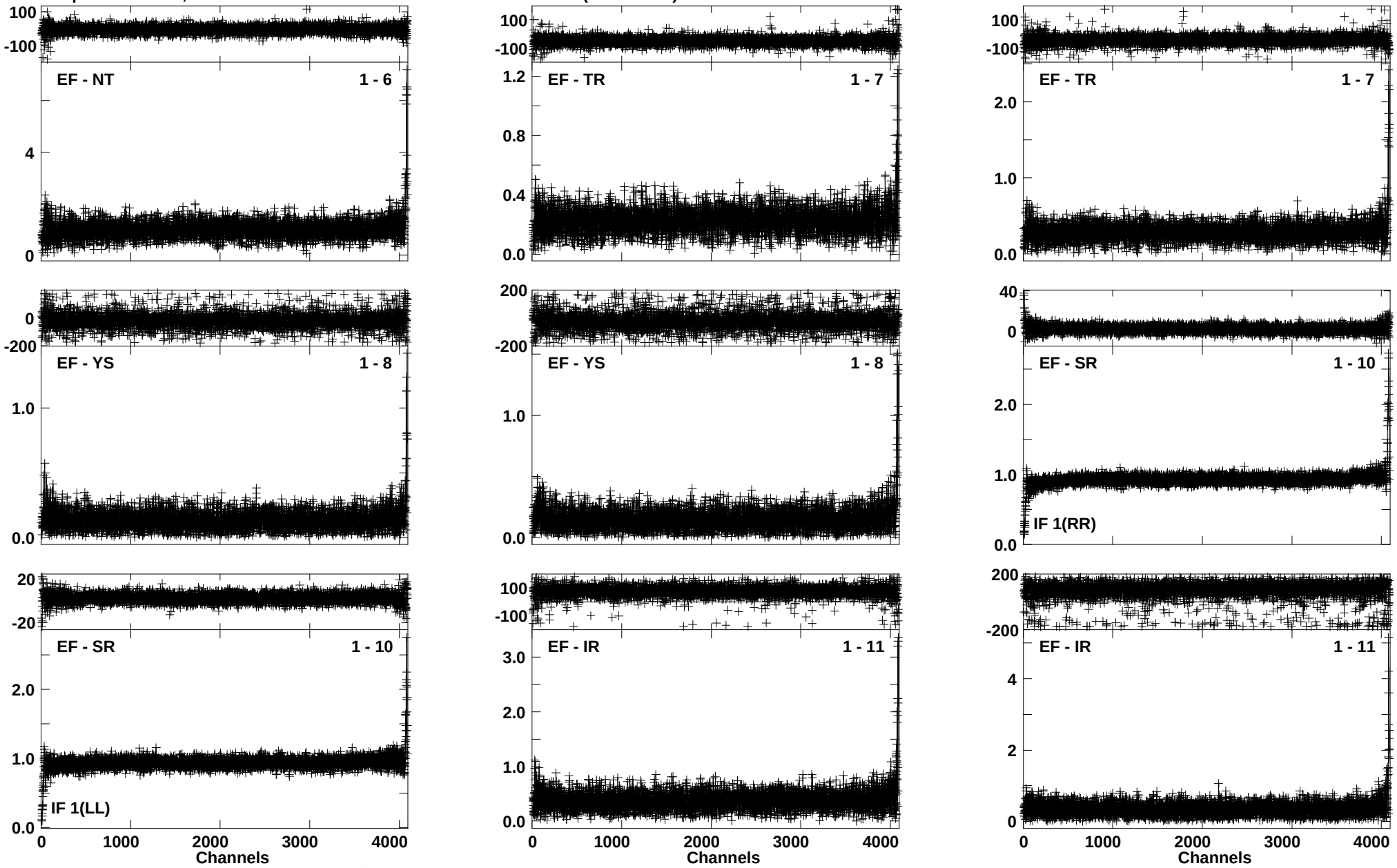

Lower frame: Ampl Jy Top frame: Phas deg
Vector averaged cross-power spectrum Baseline: EF (01) - NT (06)
Timerange: 00/04:21:21 to 00/04:31:19

Plot file version 19 created 16-AUG-2016 14:25:14
J2202+4216 EM117A 2.UVDATA.1
Freq = 6.6671 GHz, Bw = 2.000 MH Calibrated with CL # 3 and BP # 1 (BP mode 1)

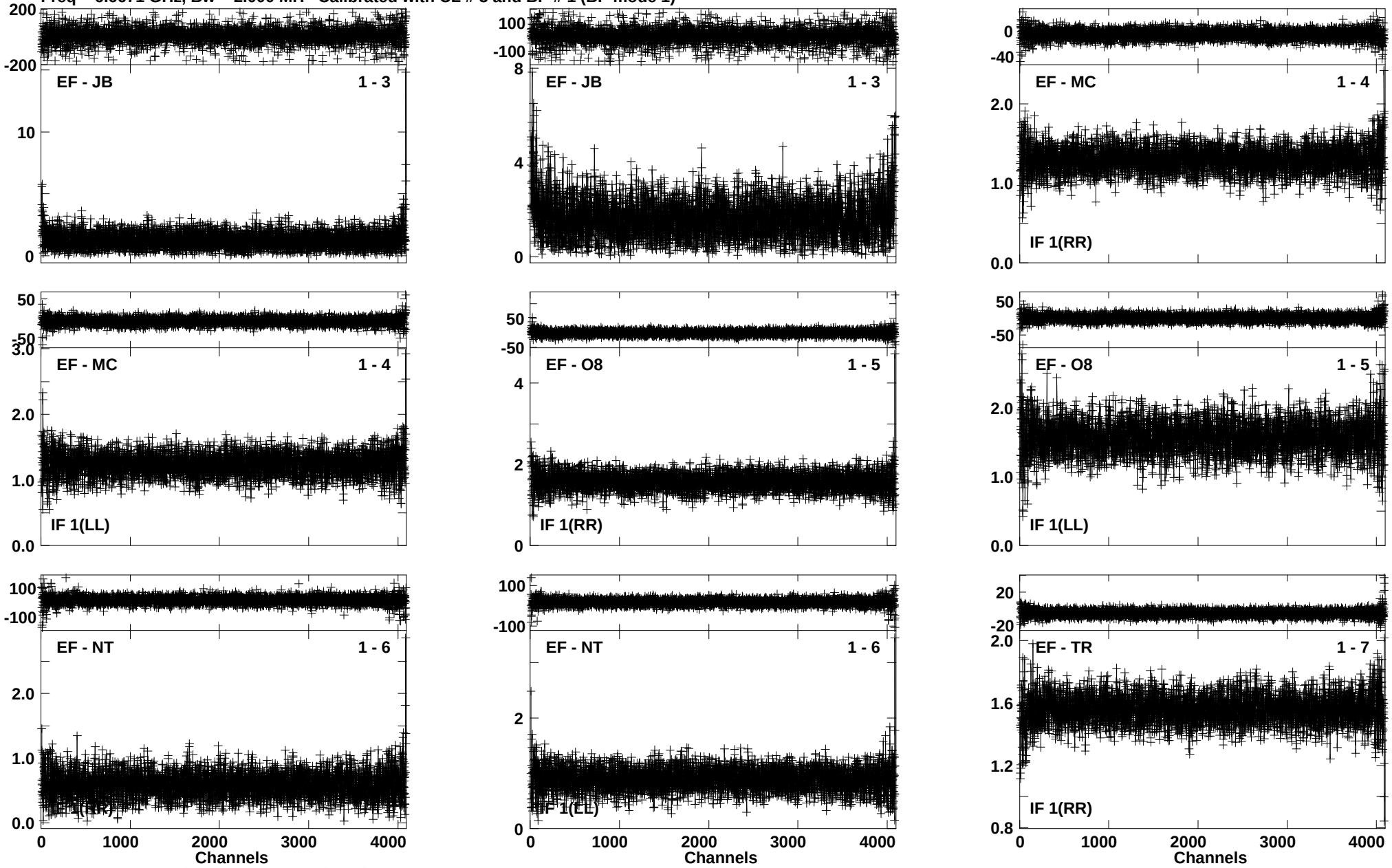

Lower frame: Ampl Jy Top frame: Phas deg
Vector averaged cross-power spectrum Baseline: EF (01) - JB (03)
Timerange: 00/04:39:01 to 00/04:48:59

Plot file version 20 created 16-AUG-2016 14:25:18
J2202+4216 EM117A 2.UVDATA.1
Freq = 6.6671 GHz, Bw = 2.000 MH Calibrated with CL # 3 and BP # 1 (BP mode 1)

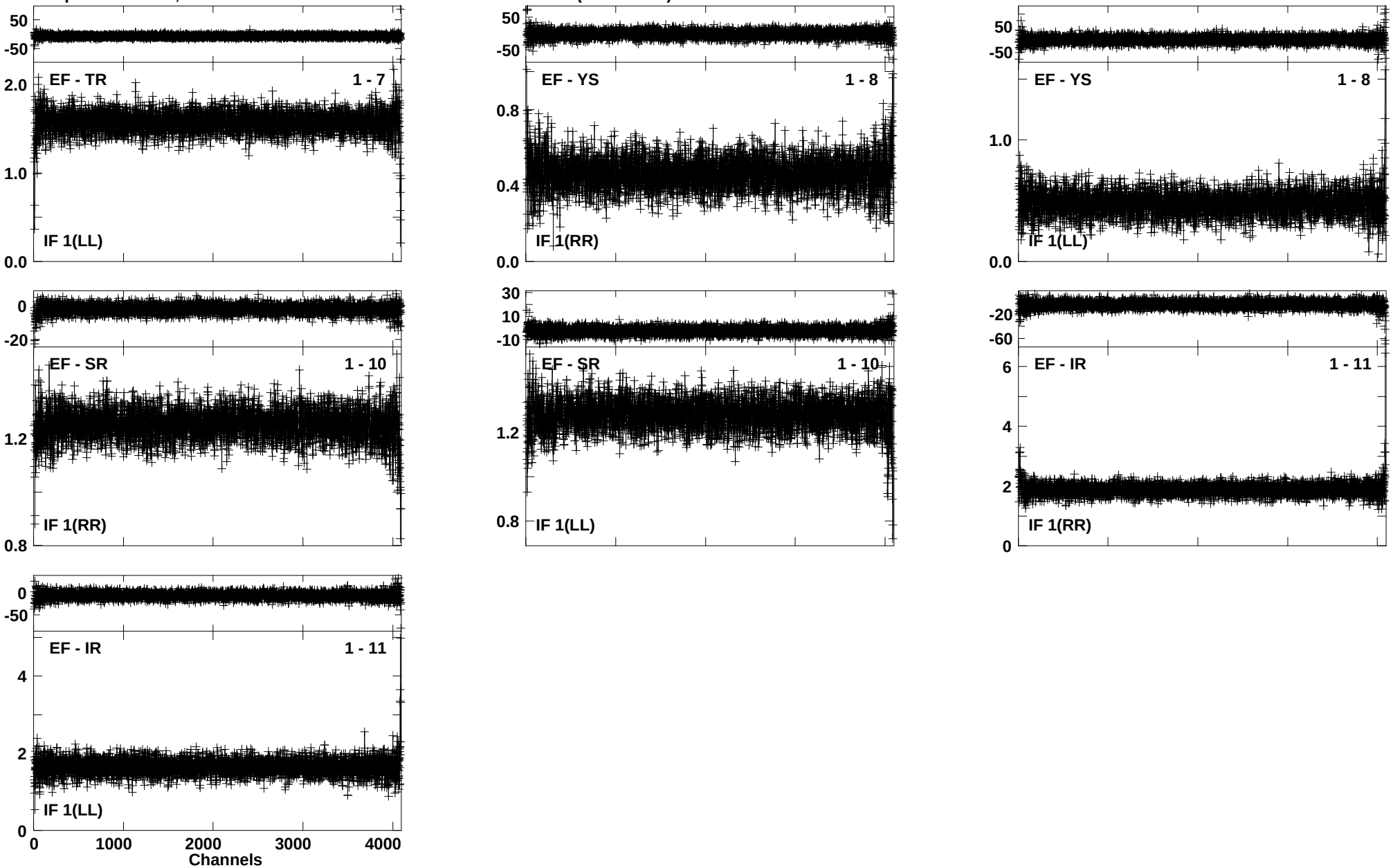

Lower frame: Ampl Jy Top frame: Phas deg
Vector averaged cross-power spectrum Baseline: EF (01) - TR (07)
Timerange: 00/04:39:01 to 00/04:48:59

Plot file version 21 created 16-AUG-2016 14:25:21
J1832-2039 EM117A 2.UVDATA.1
Freq = 6.6671 GHz, Bw = 2.000 MH Calibrated with CL # 3 and BP # 1 (BP mode 1)

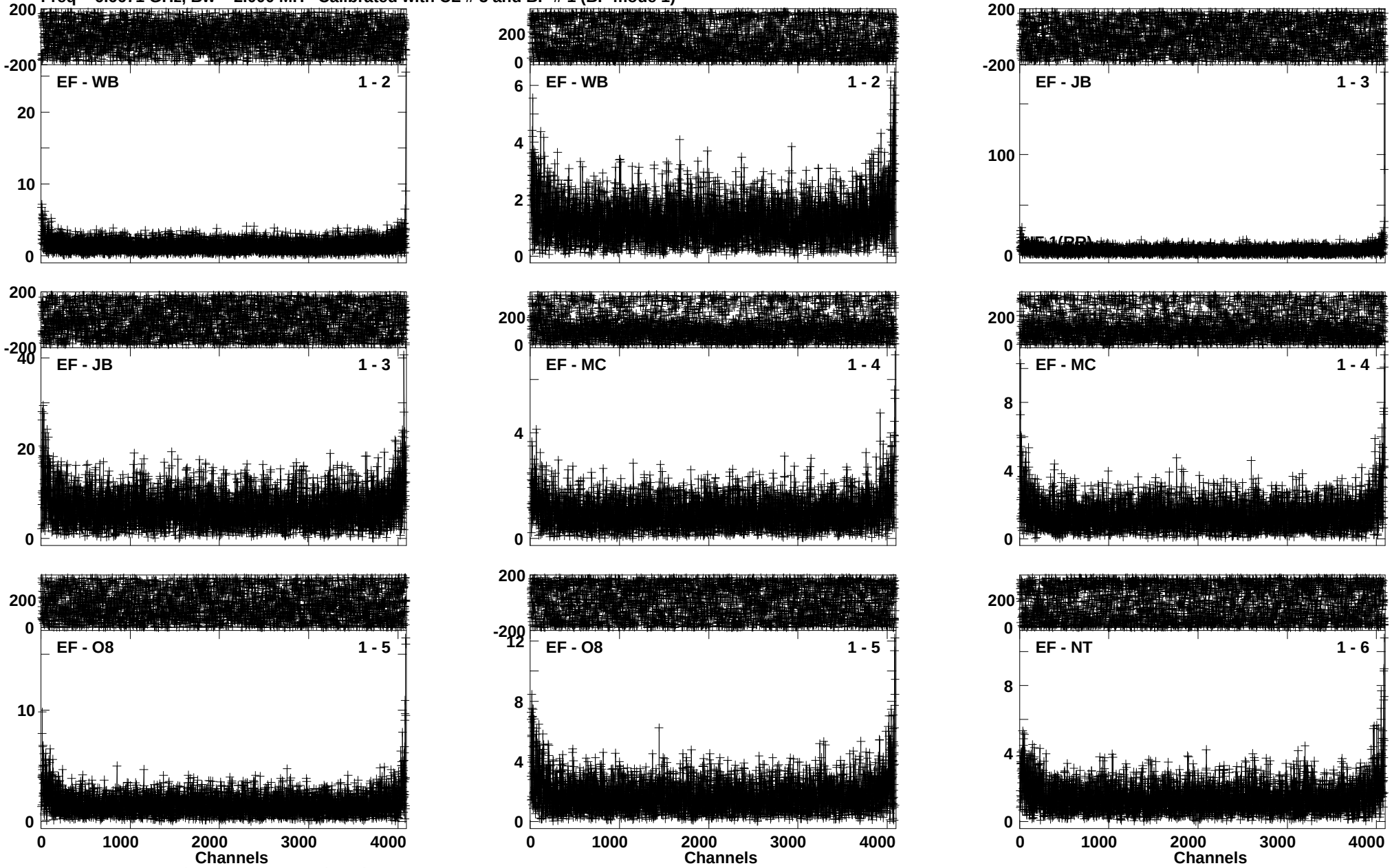

Lower frame: Ampl Jy Top frame: Phas deg
Vector averaged cross-power spectrum Baseline: EF (01) - WB (02)
Timerange: 00/04:58:21 to 00/05:01:19

Plot file version 22 created 16-AUG-2016 14:25:22
J1832-2039 EM117A 2.UVDATA.1
Freq = 6.6671 GHz, Bw = 2.000 MH Calibrated with CL # 3 and BP # 1 (BP mode 1)

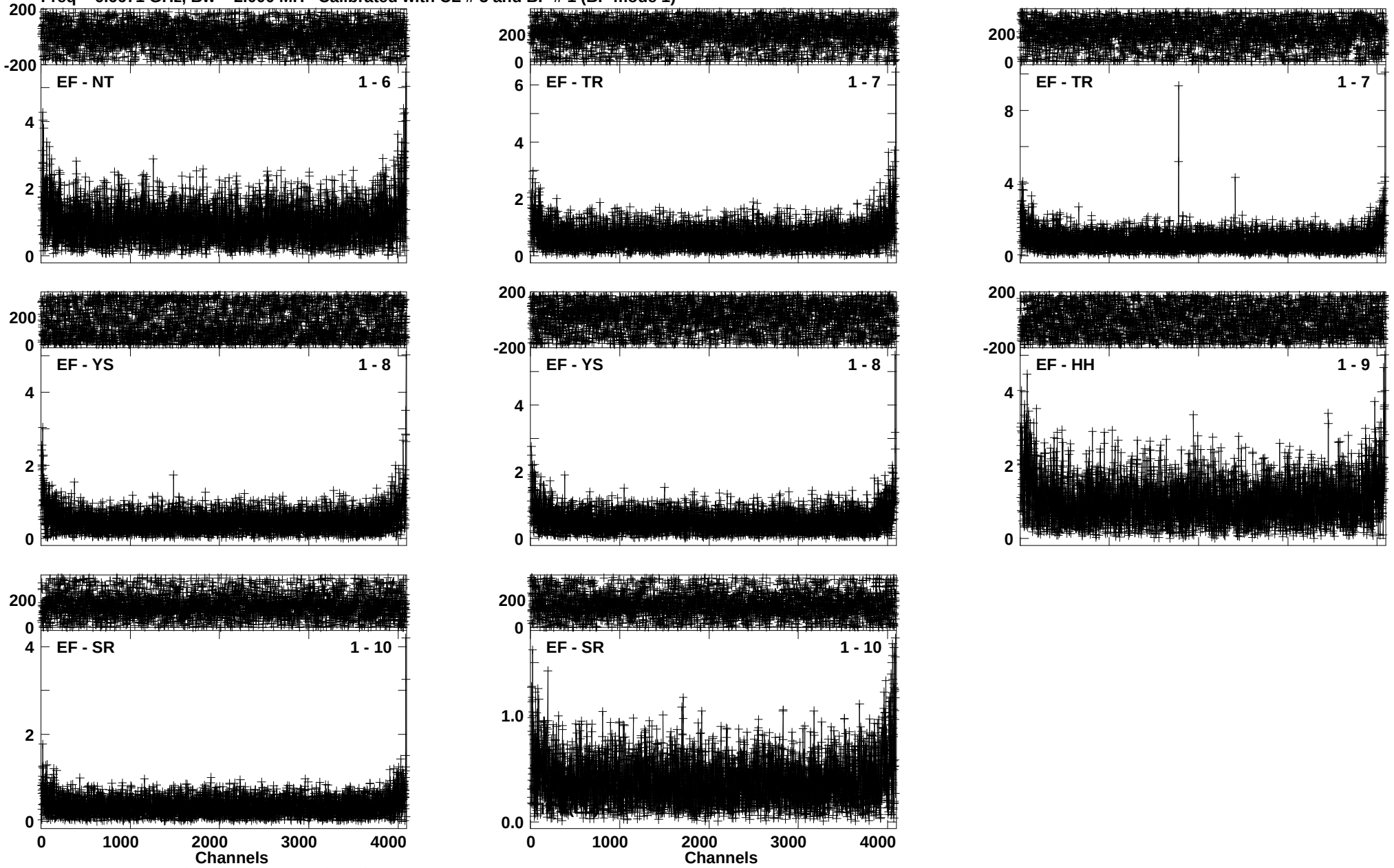

Lower frame: Ampl Jy Top frame: Phas deg
Vector averaged cross-power spectrum Baseline: EF (01) - NT (06)
Timerange: 00/04:58:21 to 00/05:01:19

Plot file version 23 created 16-AUG-2016 14:25:23
G012.68-0.18 EM117A 2.UVDATA.1
Freq = 6.6671 GHz, Bw = 2.000 MH Calibrated with CL # 3 and BP # 1 (BP mode 1)

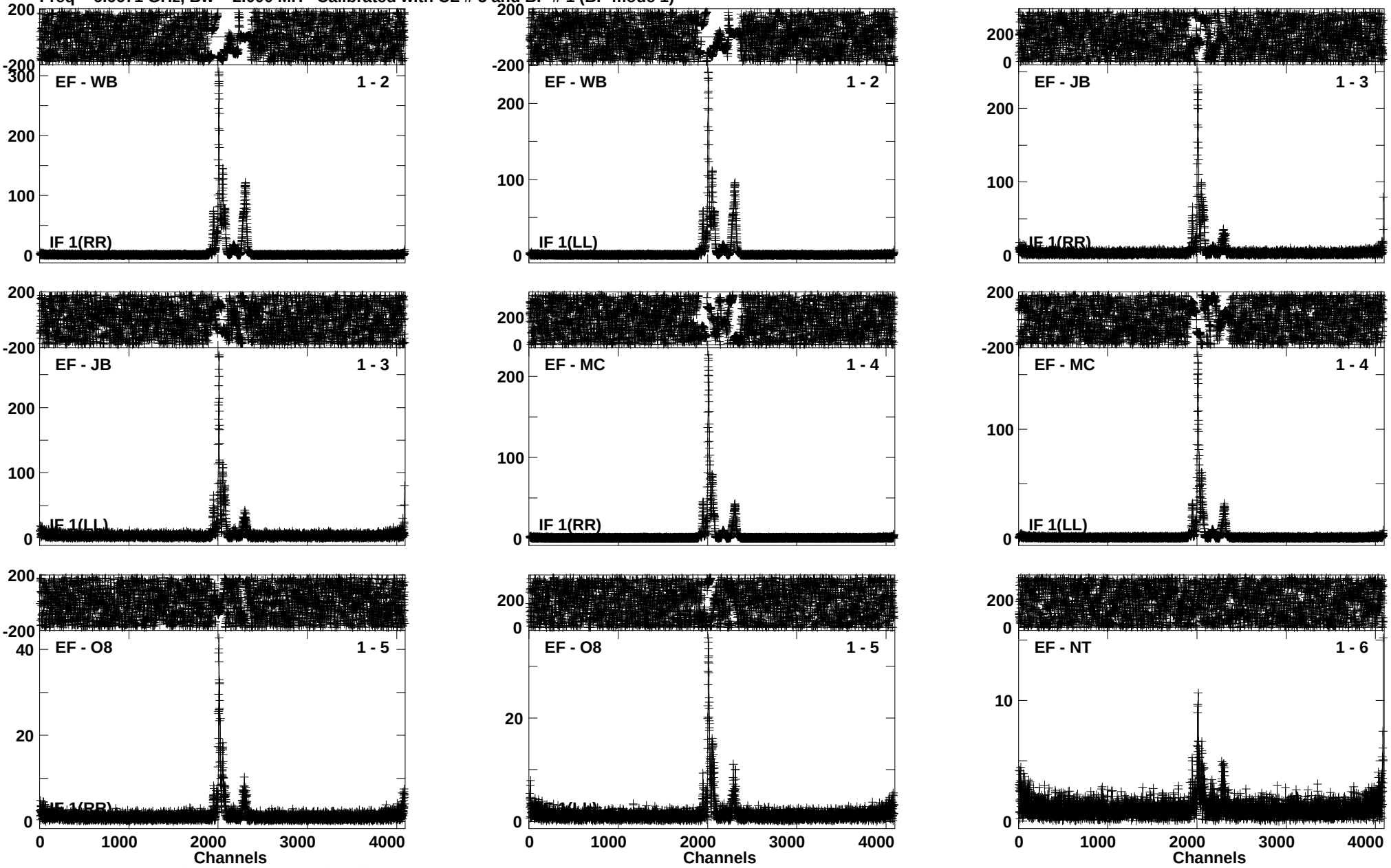

Lower frame: Ampl Jy Top frame: Phas deg
Vector averaged cross-power spectrum Baseline: EF (01) - WB (02)
Timerange: 00/05:01:27 to 00/05:03:19

Plot file version 24 created 16-AUG-2016 14:25:24
G012.68-0.18 EM117A 2.UVDATA.1
Freq = 6.6671 GHz, Bw = 2.000 MH Calibrated with CL # 3 and BP # 1 (BP mode 1)

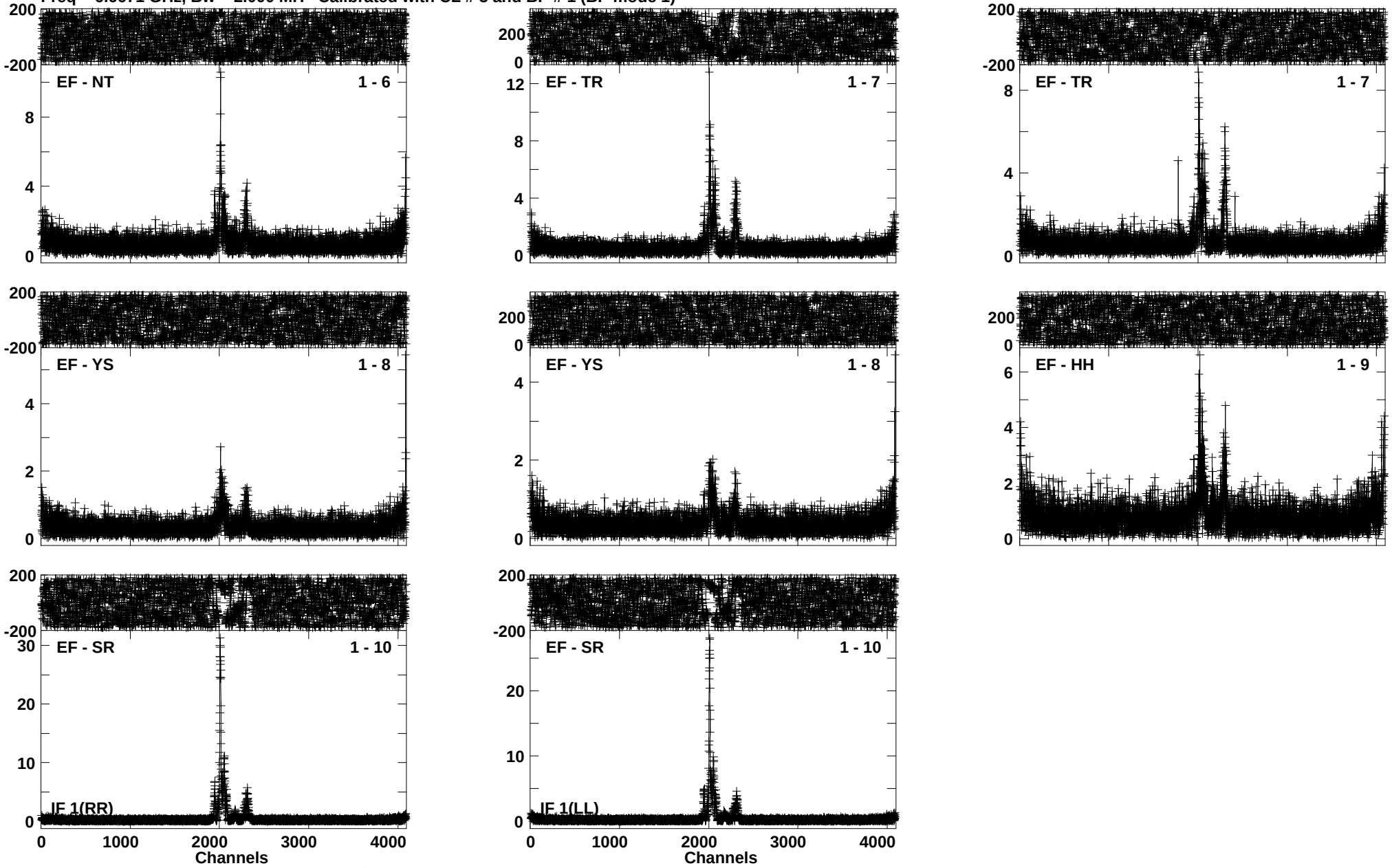

Lower frame: Ampl Jy Top frame: Phas deg
Vector averaged cross-power spectrum Baseline: EF (01) - NT (06)
Timerange: 00/05:01:27 to 00/05:03:19

Plot file version 25 created 16-AUG-2016 14:25:25
J1832-2039 EM117A 2.UVDATA.1
Freq = 6.6671 GHz, Bw = 2.000 MH Calibrated with CL # 3 and BP # 1 (BP mode 1)

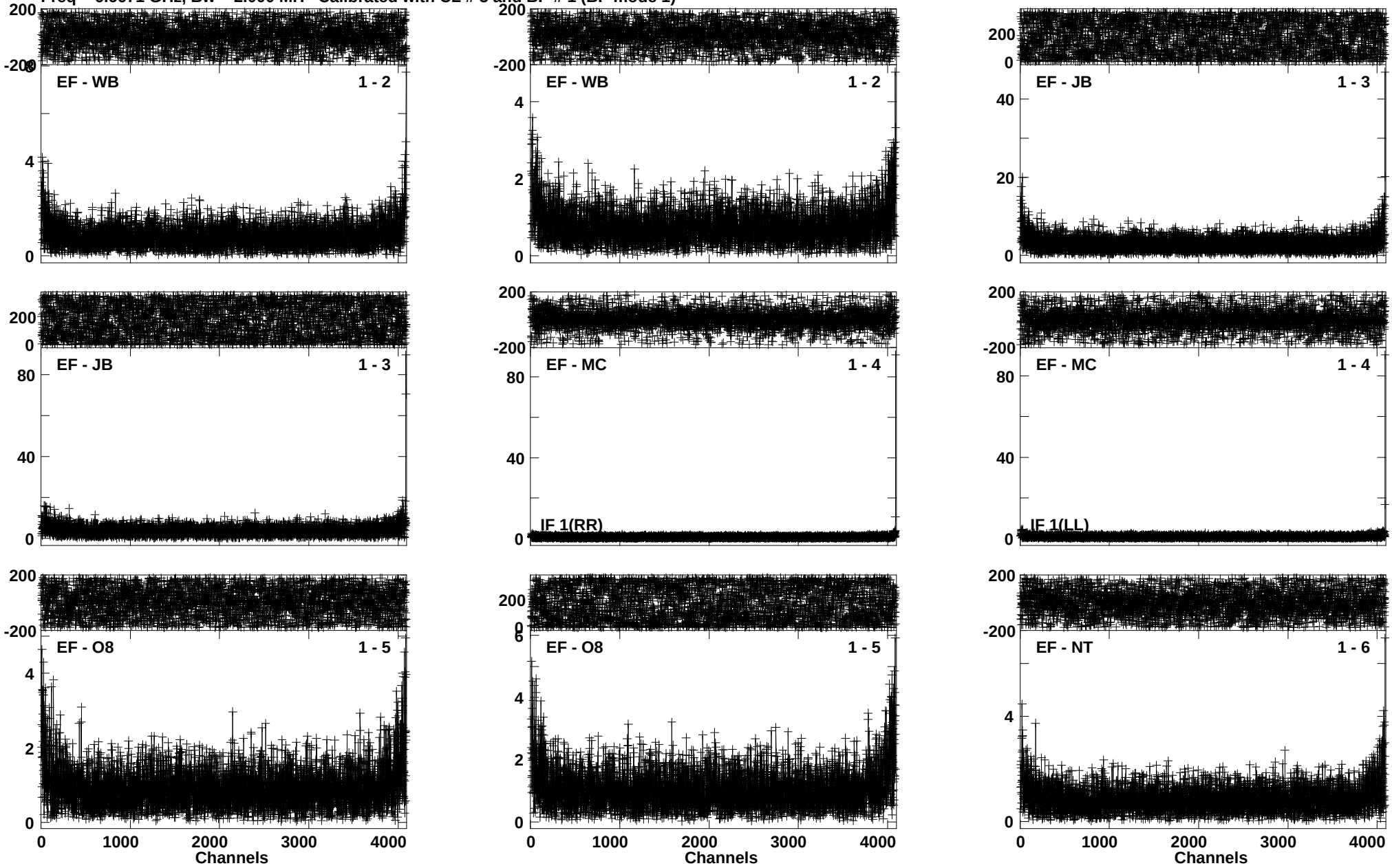

Lower frame: Ampl Jy Top frame: Phas deg
Vector averaged cross-power spectrum Baseline: EF (01) - WB (02)
Timerange: 00/05:03:27 to 00/05:06:19

Plot file version 26 created 16-AUG-2016 14:25:26
J1832-2039 EM117A 2.UVDATA.1
Freq = 6.6671 GHz, Bw = 2.000 MH Calibrated with CL # 3 and BP # 1 (BP mode 1)

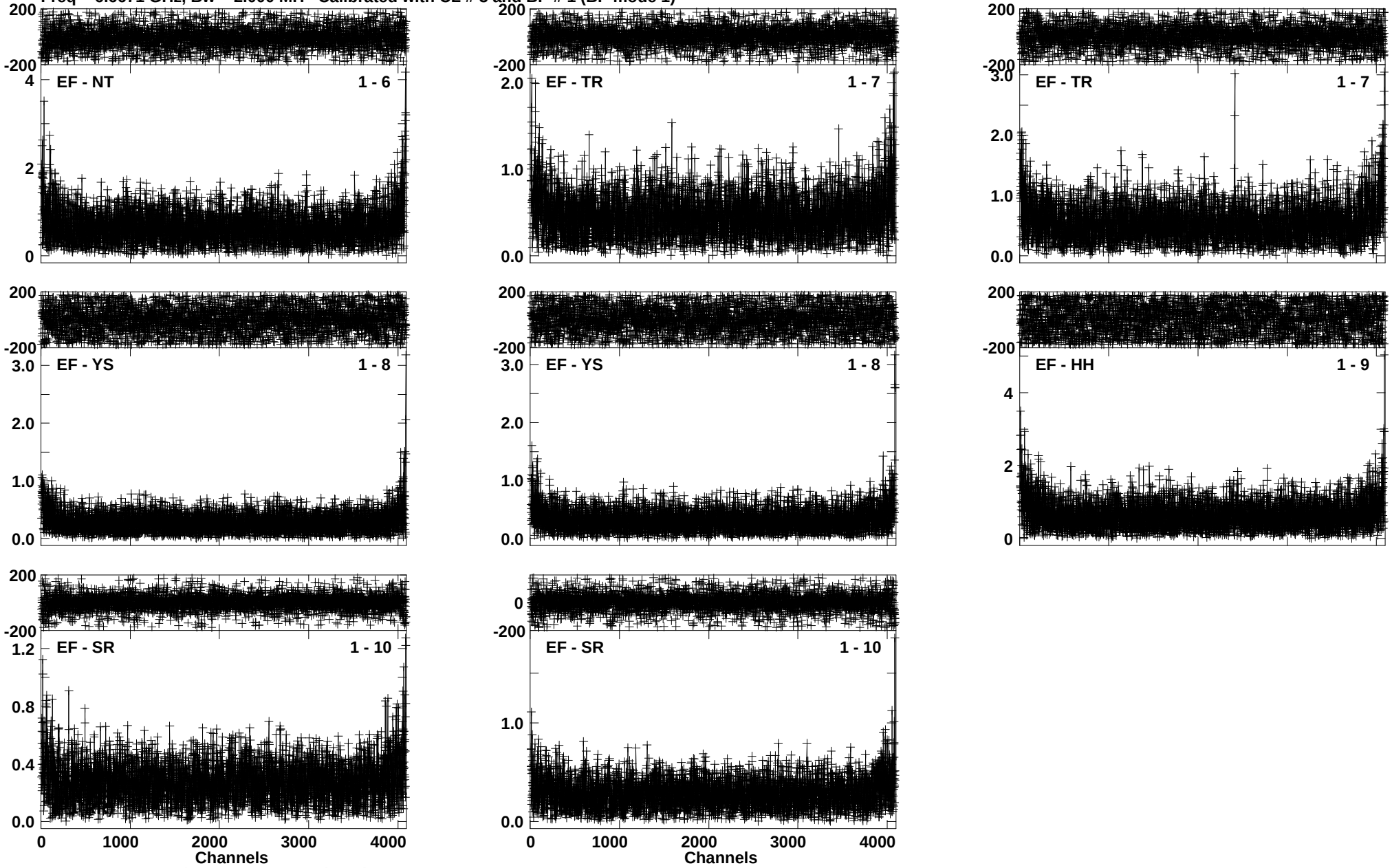

Lower frame: Ampl Jy Top frame: Phas deg
Vector averaged cross-power spectrum Baseline: EF (01) - NT (06)
Timerange: 00/05:03:27 to 00/05:06:19

Plot file version 27 created 16-AUG-2016 14:25:28
G012.68-0.18 EM117A 2.UVDATA.1
Freq = 6.6671 GHz, Bw = 2.000 MH Calibrated with CL # 3 and BP # 1 (BP mode 1)

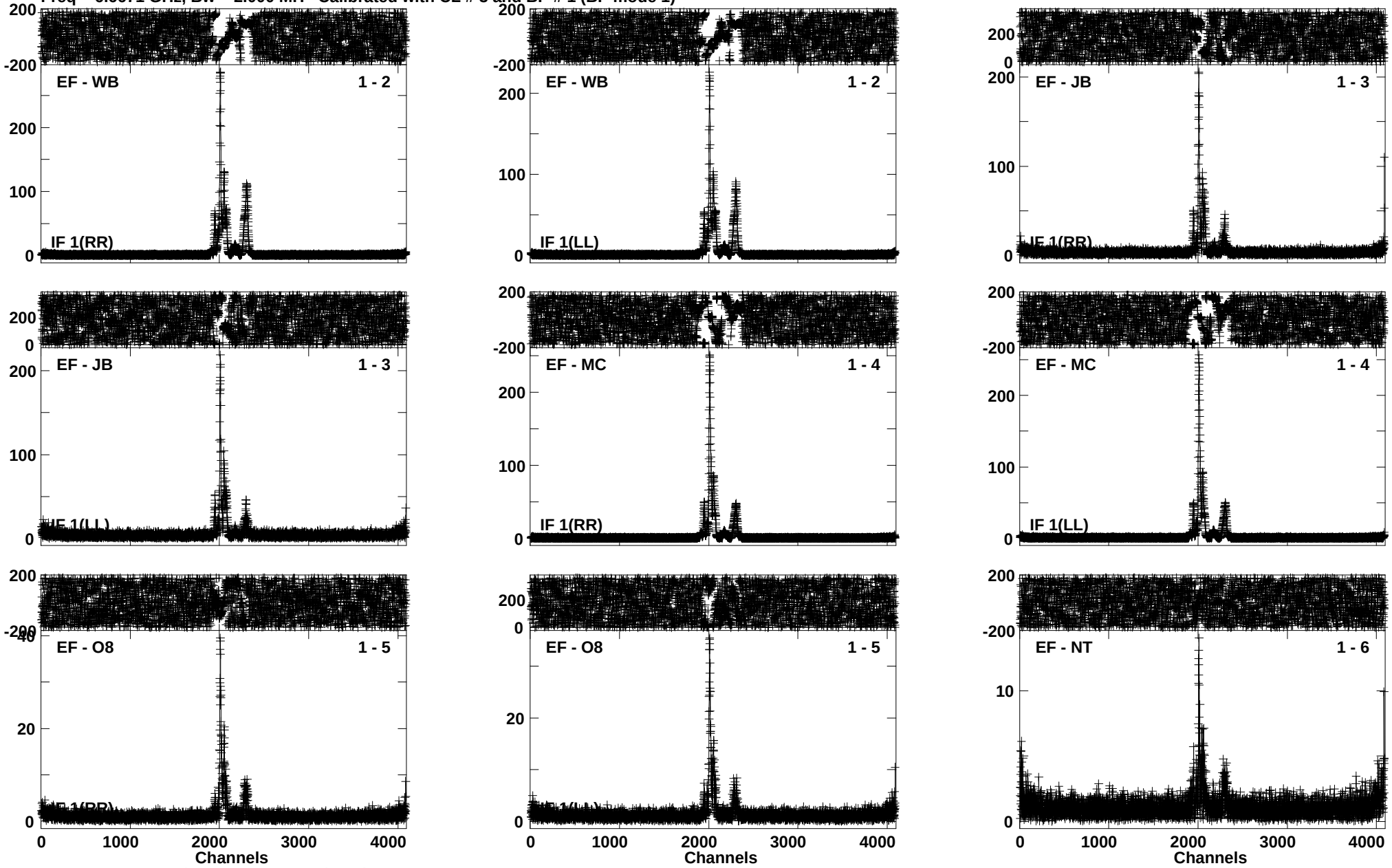

Lower frame: Ampl Jy Top frame: Phas deg
Vector averaged cross-power spectrum Baseline: EF (01) - WB (02)
Timerange: 00/05:06:21 to 00/05:08:19

Plot file version 28 created 16-AUG-2016 14:25:29
G012.68-0.18 EM117A 2.UVDATA.1
Freq = 6.6671 GHz, Bw = 2.000 MH Calibrated with CL # 3 and BP # 1 (BP mode 1)

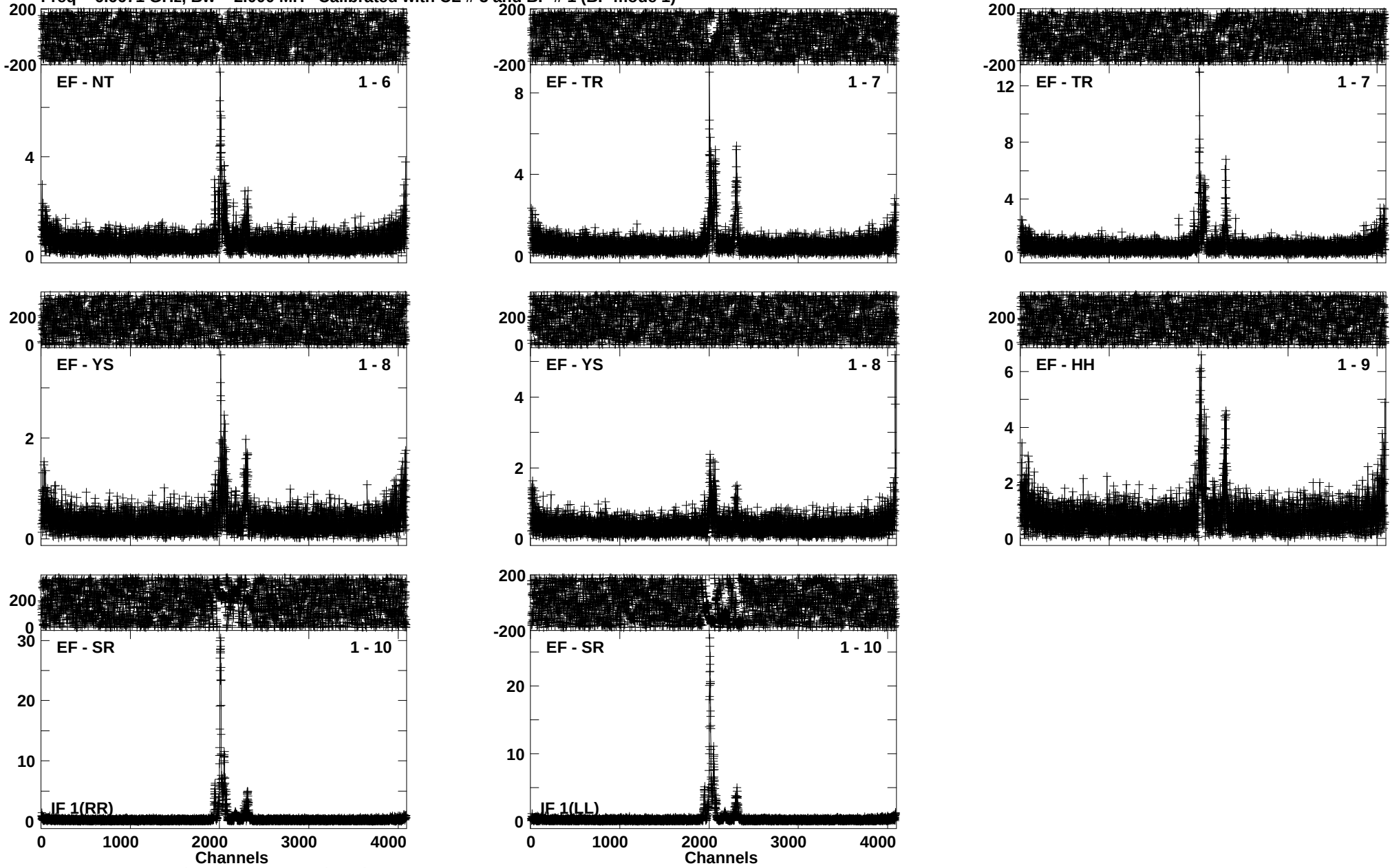

Lower frame: Ampl Jy Top frame: Phas deg
Vector averaged cross-power spectrum Baseline: EF (01) - NT (06)
Timerange: 00/05:06:21 to 00/05:08:19

Plot file version 29 created 16-AUG-2016 14:25:30
J1832-2039 EM117A 2.UVDATA.1
Freq = 6.6671 GHz, Bw = 2.000 MH Calibrated with CL # 3 and BP # 1 (BP mode 1)

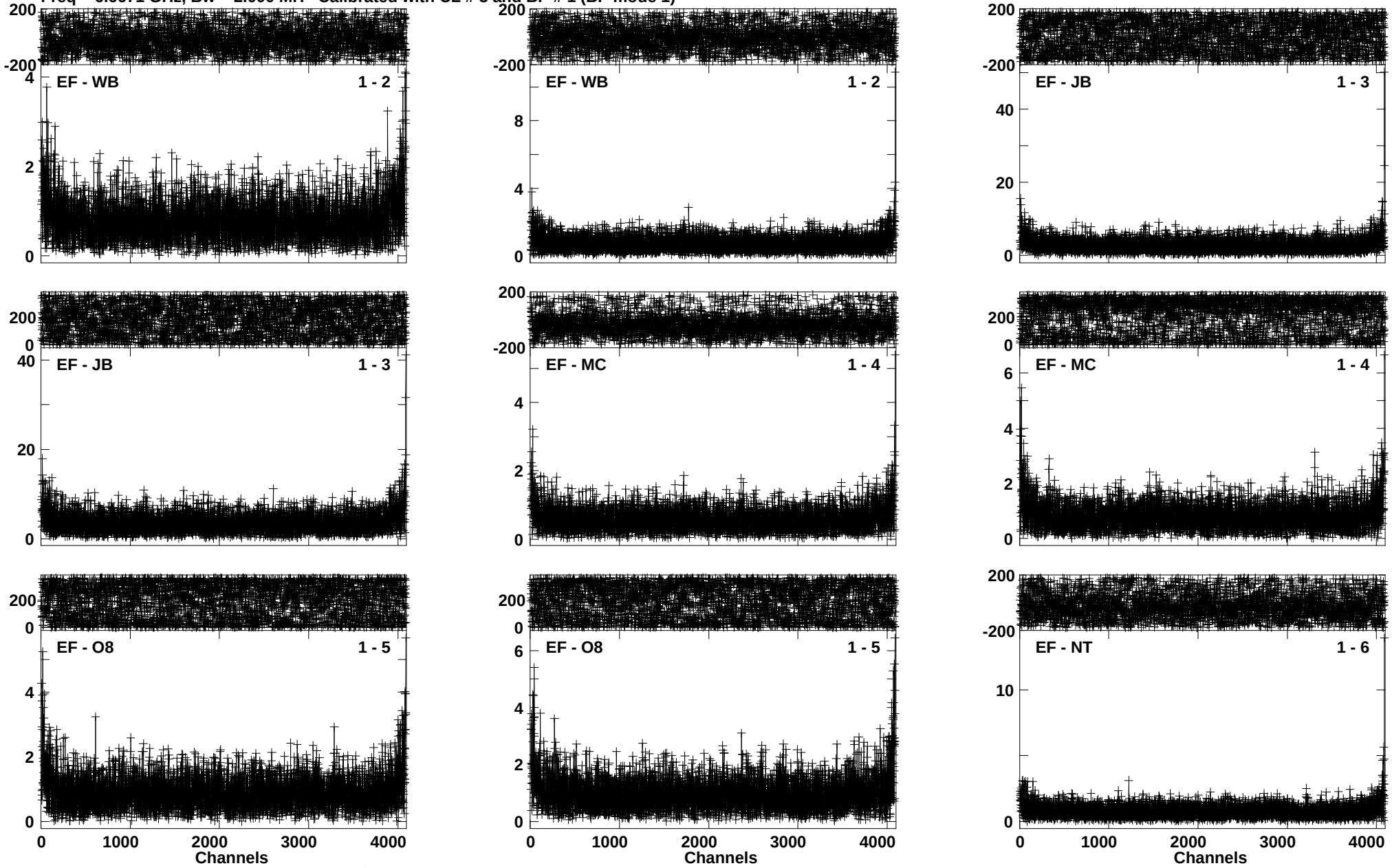

Lower frame: Ampl Jy Top frame: Phas deg
Vector averaged cross-power spectrum Baseline: EF (01) - WB (02)
Timerange: 00/05:08:27 to 00/05:11:19

Plot file version 30 created 16-AUG-2016 14:25:31
J1832-2039 EM117A 2.UVDATA.1
Freq = 6.6671 GHz, Bw = 2.000 MH Calibrated with CL # 3 and BP # 1 (BP mode 1)

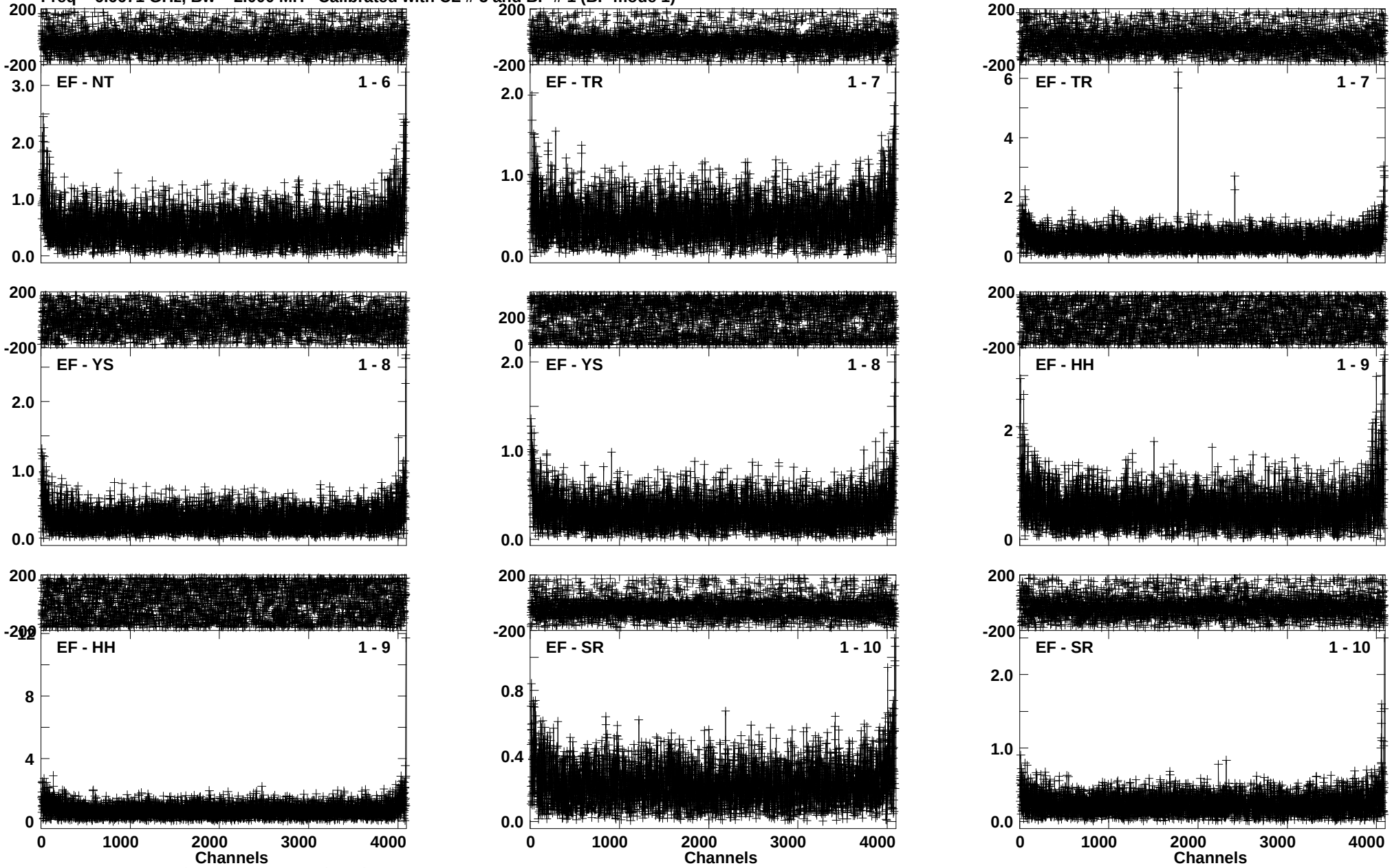

Lower frame: Ampl Jy Top frame: Phas deg
Vector averaged cross-power spectrum Baseline: EF (01) - NT (06)
Timerange: 00/05:08:27 to 00/05:11:19

Plot file version 31 created 16-AUG-2016 14:25:33
G012.68-0.18 EM117A 2.UVDATA.1
Freq = 6.6671 GHz, Bw = 2.000 MH Calibrated with CL # 3 and BP # 1 (BP mode 1)

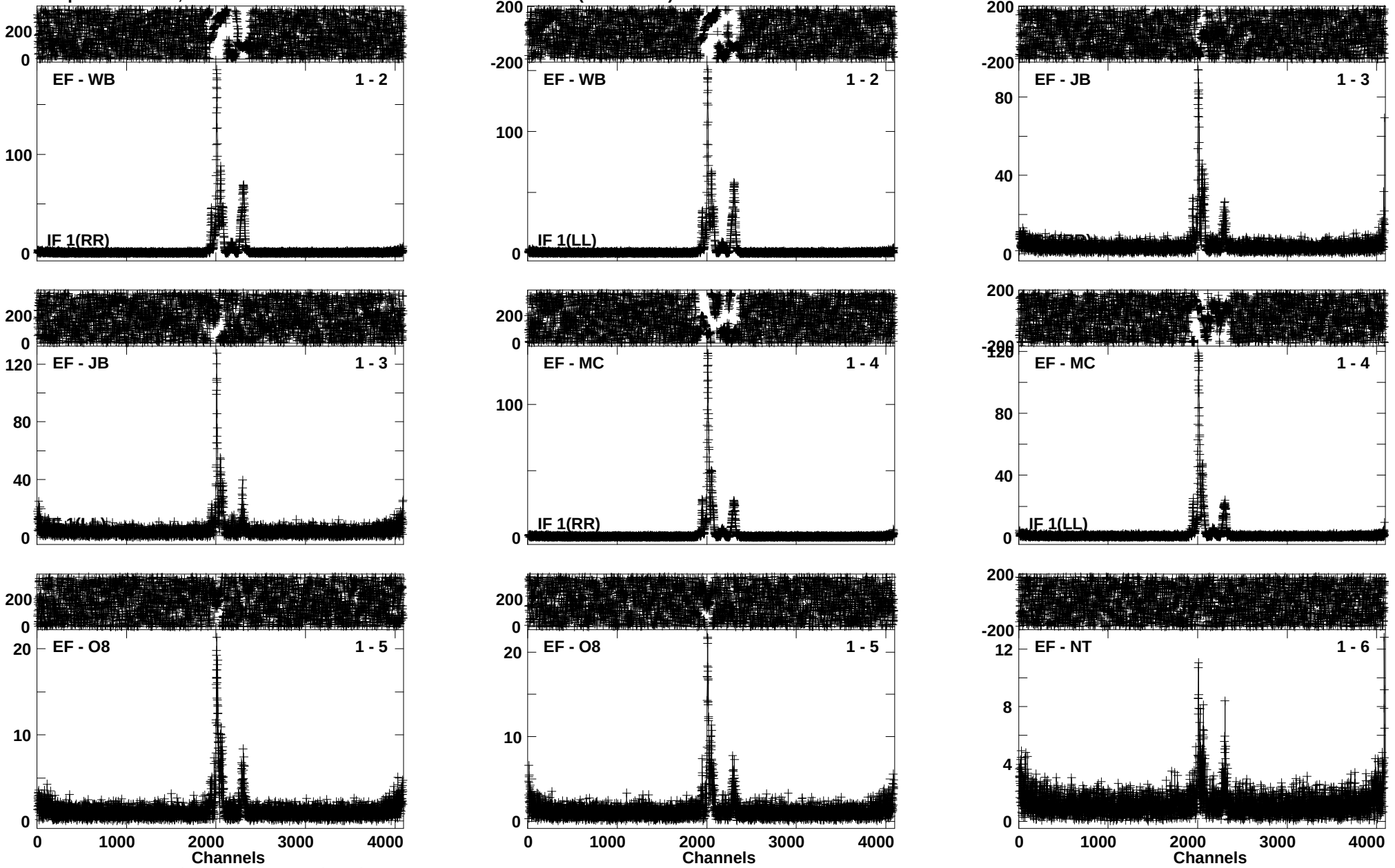

Lower frame: Ampl Jy Top frame: Phas deg
Vector averaged cross-power spectrum Baseline: EF (01) - WB (02)
Timerange: 00/05:11:27 to 00/05:13:19

Plot file version 32 created 16-AUG-2016 14:25:33
G012.68-0.18 EM117A 2.UVDATA.1
Freq = 6.6671 GHz, Bw = 2.000 MH Calibrated with CL # 3 and BP # 1 (BP mode 1)

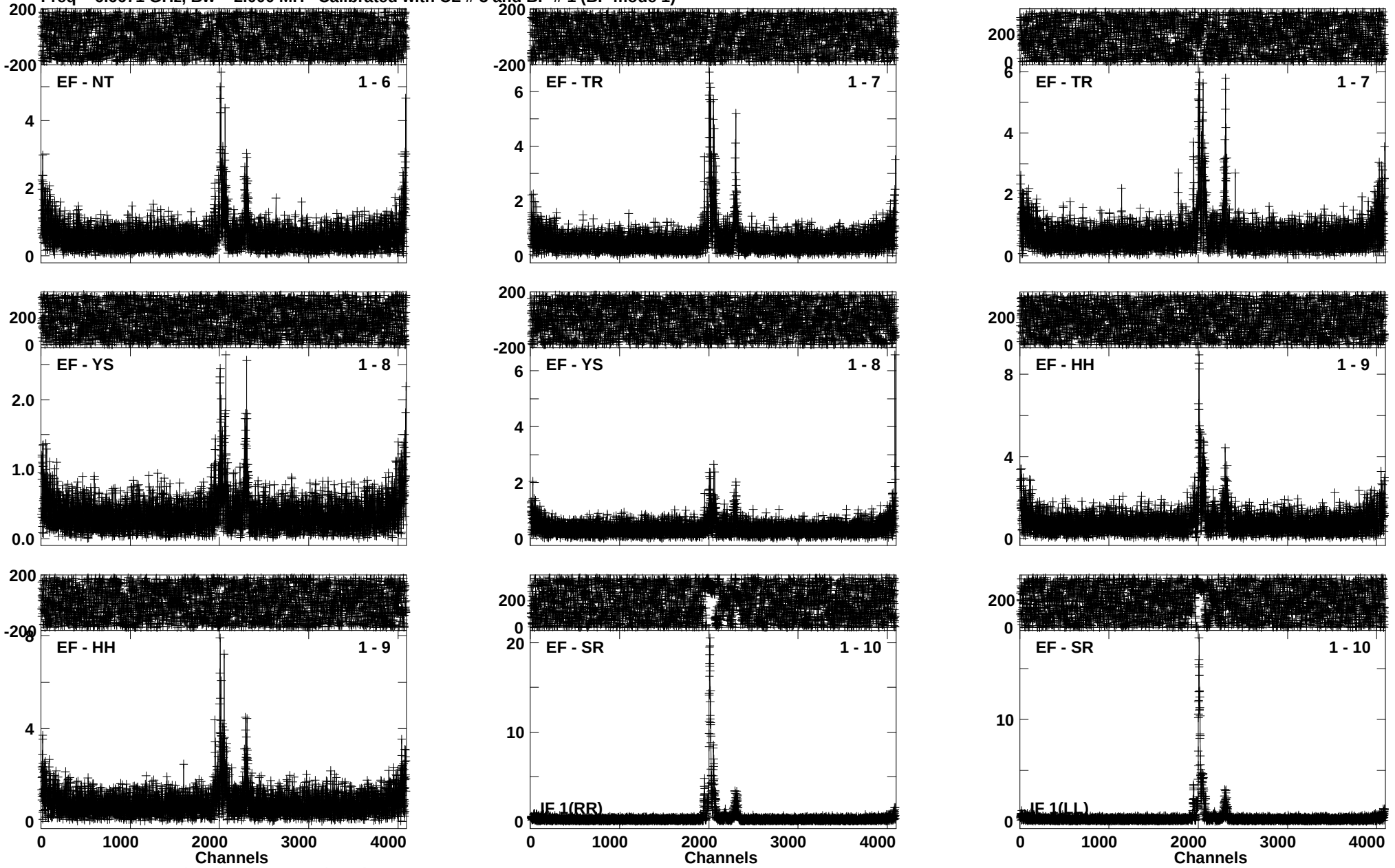

Lower frame: Ampl Jy Top frame: Phas deg
Vector averaged cross-power spectrum Baseline: EF (01) - NT (06)
Timerange: 00/05:11:27 to 00/05:13:19

Plot file version 33 created 16-AUG-2016 14:25:34
J1832-2039 EM117A 2.UVDATA.1
Freq = 6.6671 GHz, Bw = 2.000 MH Calibrated with CL # 3 and BP # 1 (BP mode 1)

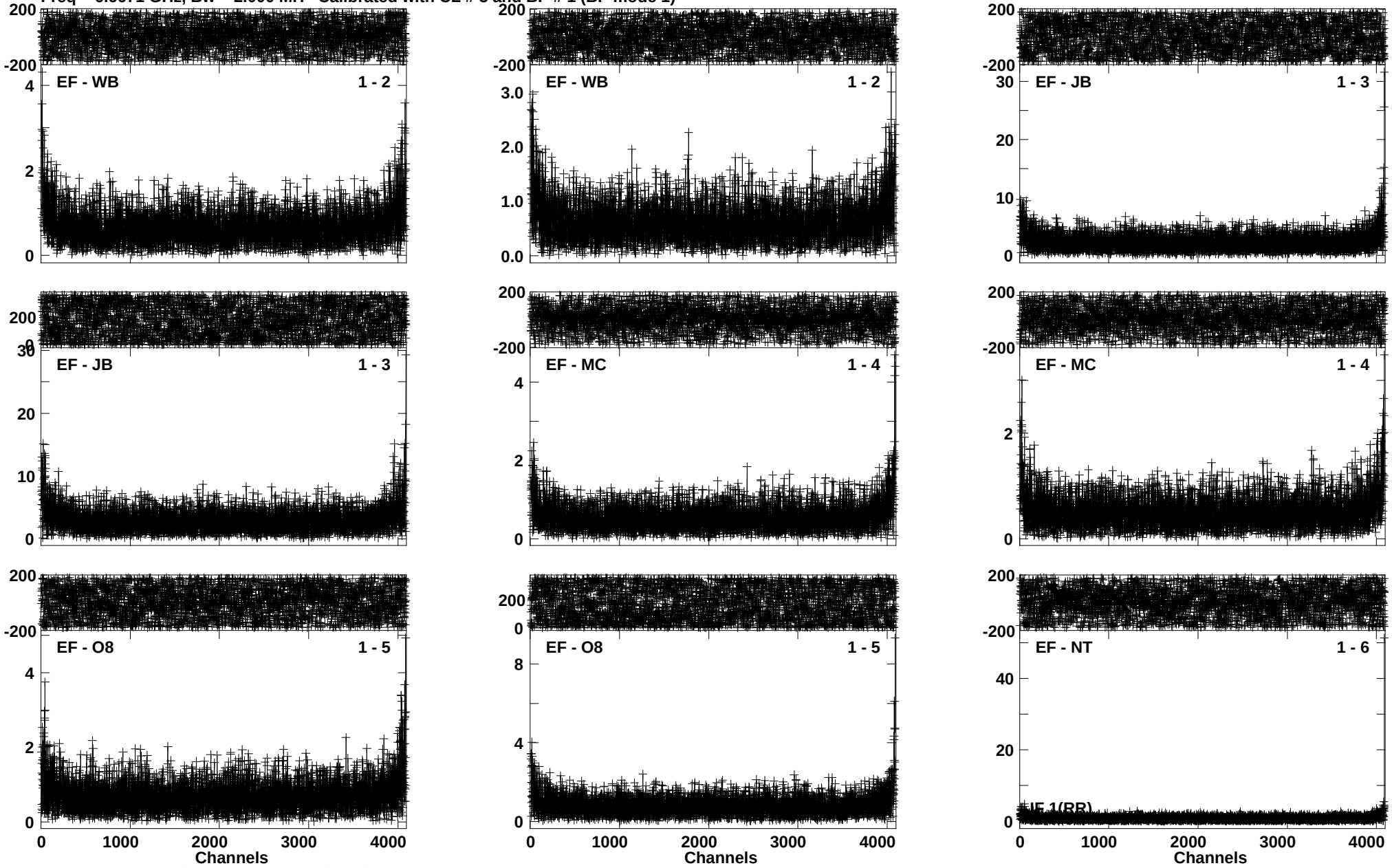

Lower frame: Ampl Jy Top frame: Phas deg
Vector averaged cross-power spectrum Baseline: EF (01) - WB (02)
Timerange: 00/05:14:01 to 00/05:16:59

Plot file version 34 created 16-AUG-2016 14:25:36
J1832-2039 EM117A 2.UVDATA.1
Freq = 6.6671 GHz, Bw = 2.000 MH Calibrated with CL # 3 and BP # 1 (BP mode 1)

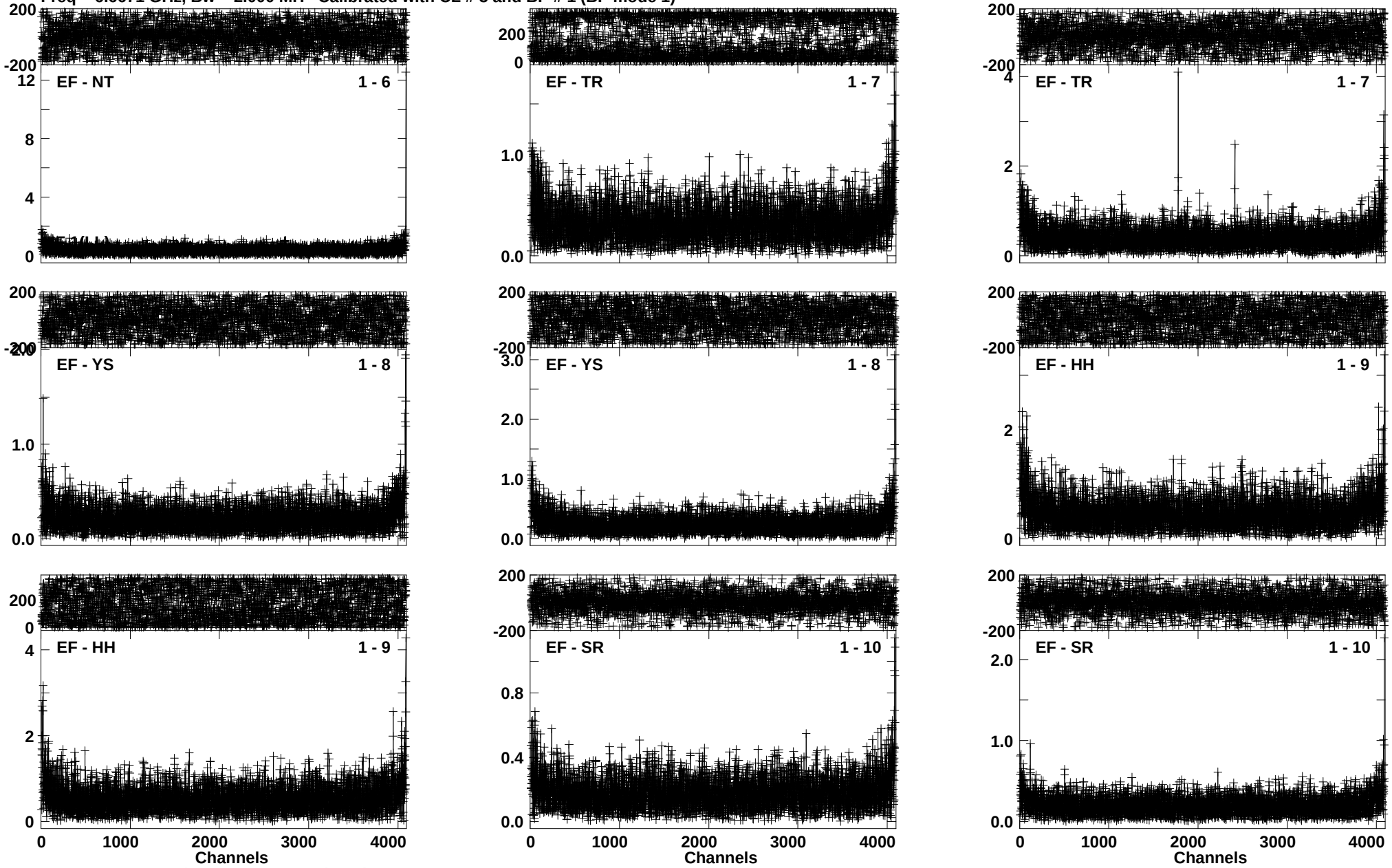

Lower frame: Ampl Jy Top frame: Phas deg
Vector averaged cross-power spectrum Baseline: EF (01) - NT (06)
Timerange: 00/05:14:01 to 00/05:16:59

Plot file version 35 created 16-AUG-2016 14:25:38
G012.68-0.18 EM117A 2.UVDATA.1
Freq = 6.6671 GHz, Bw = 2.000 MH Calibrated with CL # 3 and BP # 1 (BP mode 1)

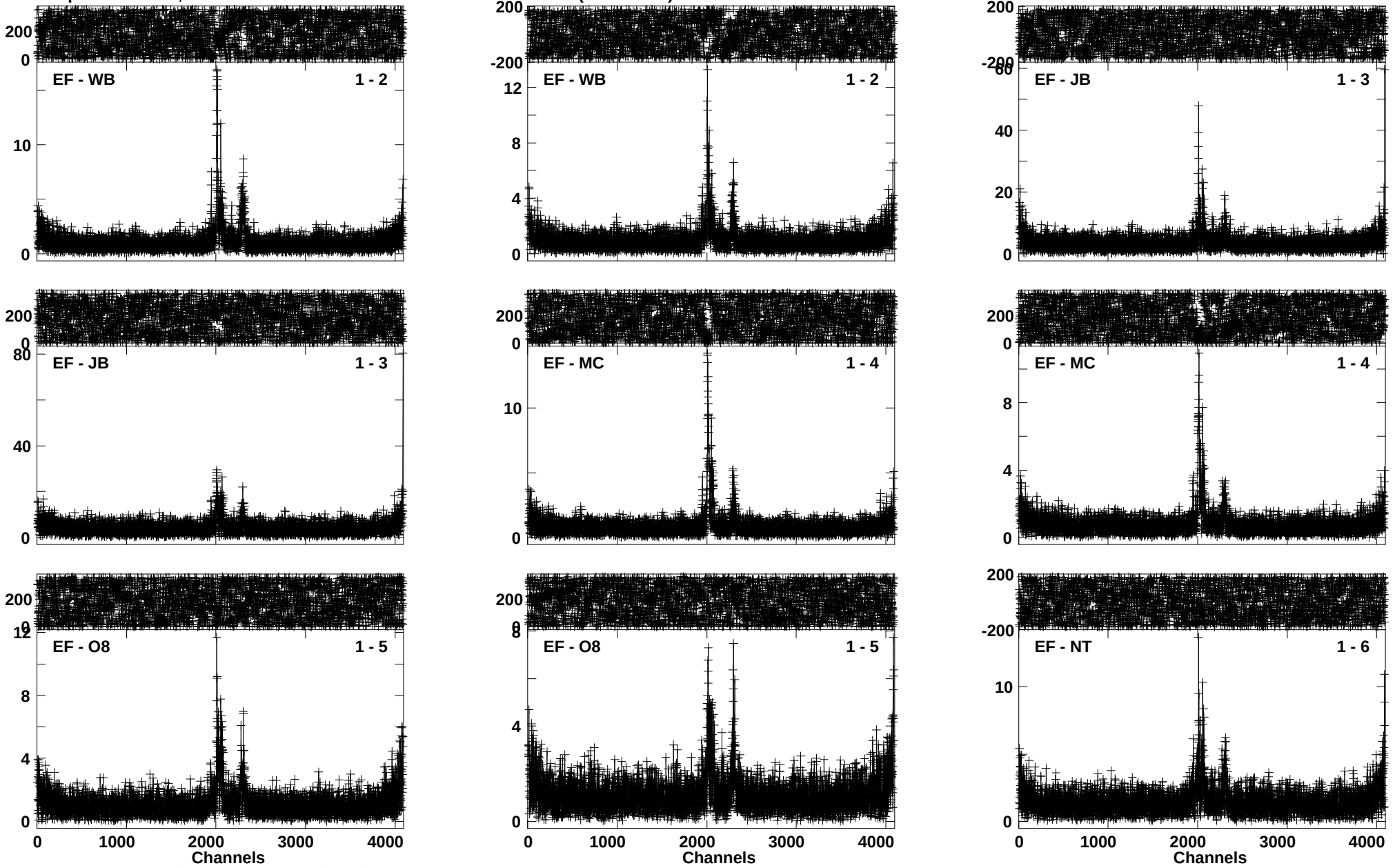

Lower frame: Ampl Jy Top frame: Phas deg
Vector averaged cross-power spectrum Baseline: EF (01) - WB (02)
Timerange: 00/05:17:01 to 00/05:18:59

Plot file version 36 created 16-AUG-2016 14:25:39
G012.68-0.18 EM117A 2.UVDATA.1
Freq = 6.6671 GHz, Bw = 2.000 MH Calibrated with CL # 3 and BP # 1 (BP mode 1)

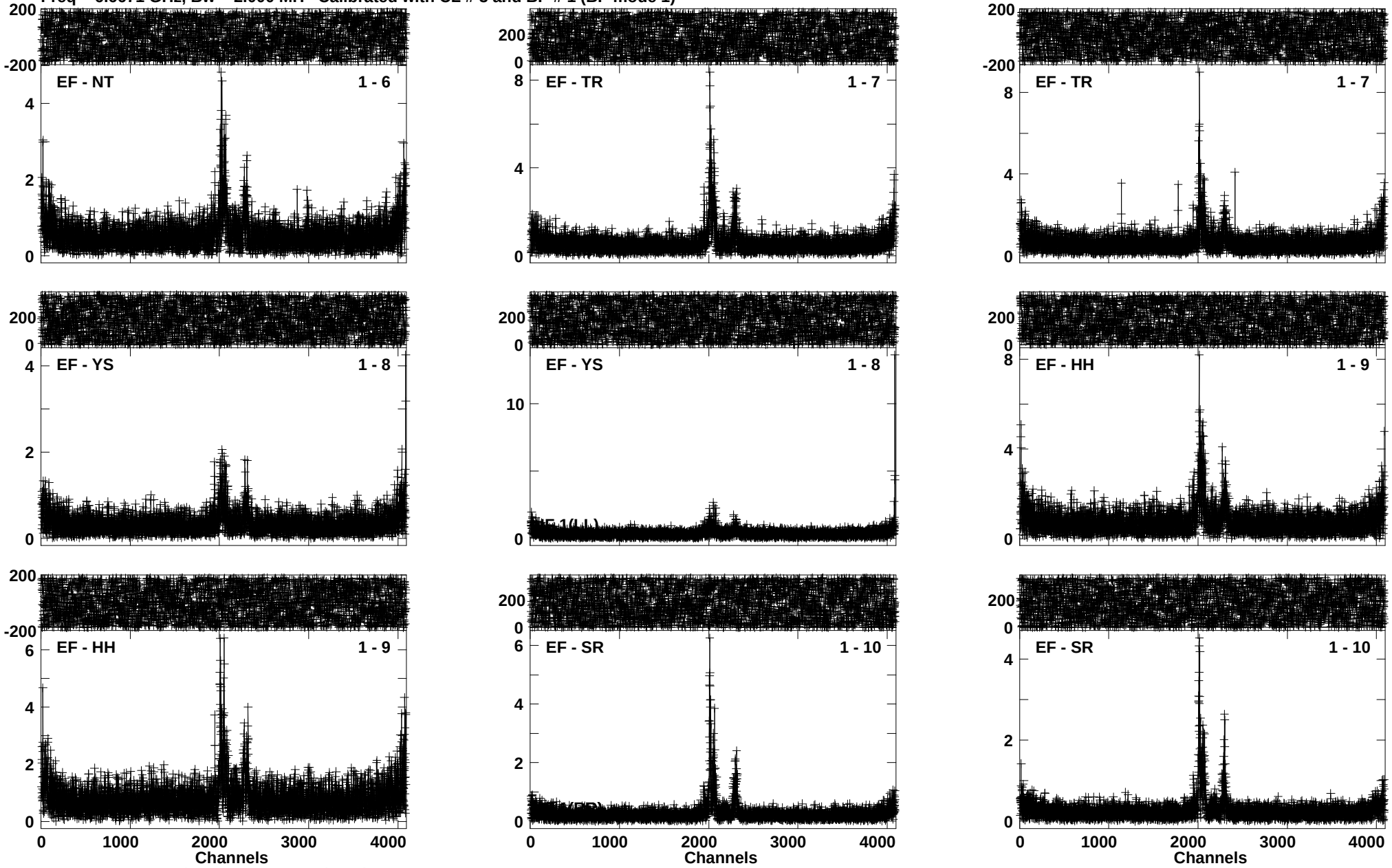

Lower frame: Ampl Jy Top frame: Phas deg
Vector averaged cross-power spectrum Baseline: EF (01) - NT (06)
Timerange: 00/05:17:01 to 00/05:18:59

Plot file version 37 created 16-AUG-2016 14:25:40
J1832-2039 EM117A 2.UVDATA.1
Freq = 6.6671 GHz, Bw = 2.000 MH Calibrated with CL # 3 and BP # 1 (BP mode 1)

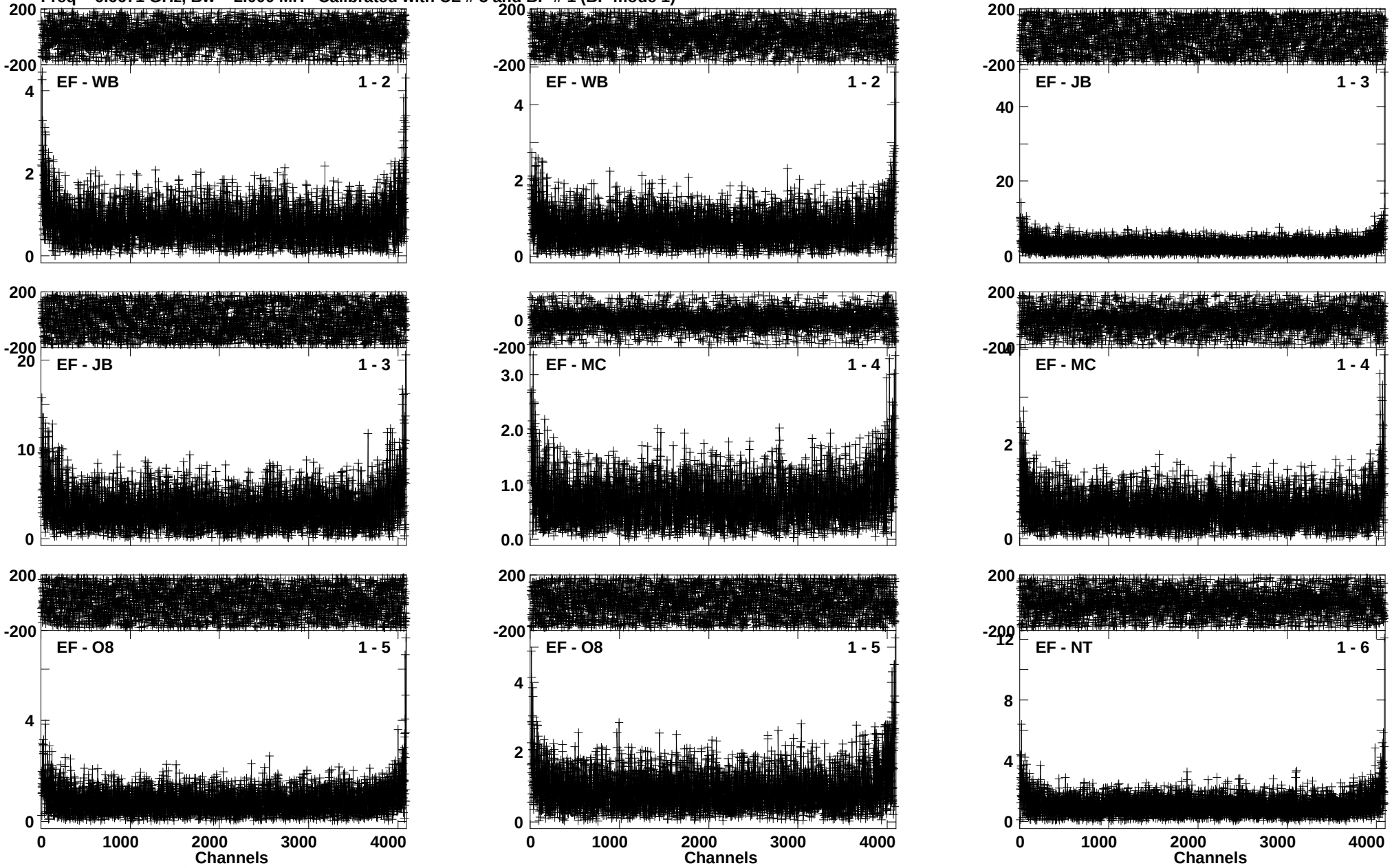

Lower frame: Ampl Jy Top frame: Phas deg
Vector averaged cross-power spectrum Baseline: EF (01) - WB (02)
Timerange: 00/05:19:07 to 00/05:21:59

Plot file version 38 created 16-AUG-2016 14:25:42
J1832-2039 EM117A 2.UVDATA.1
Freq = 6.6671 GHz, Bw = 2.000 MH Calibrated with CL # 3 and BP # 1 (BP mode 1)

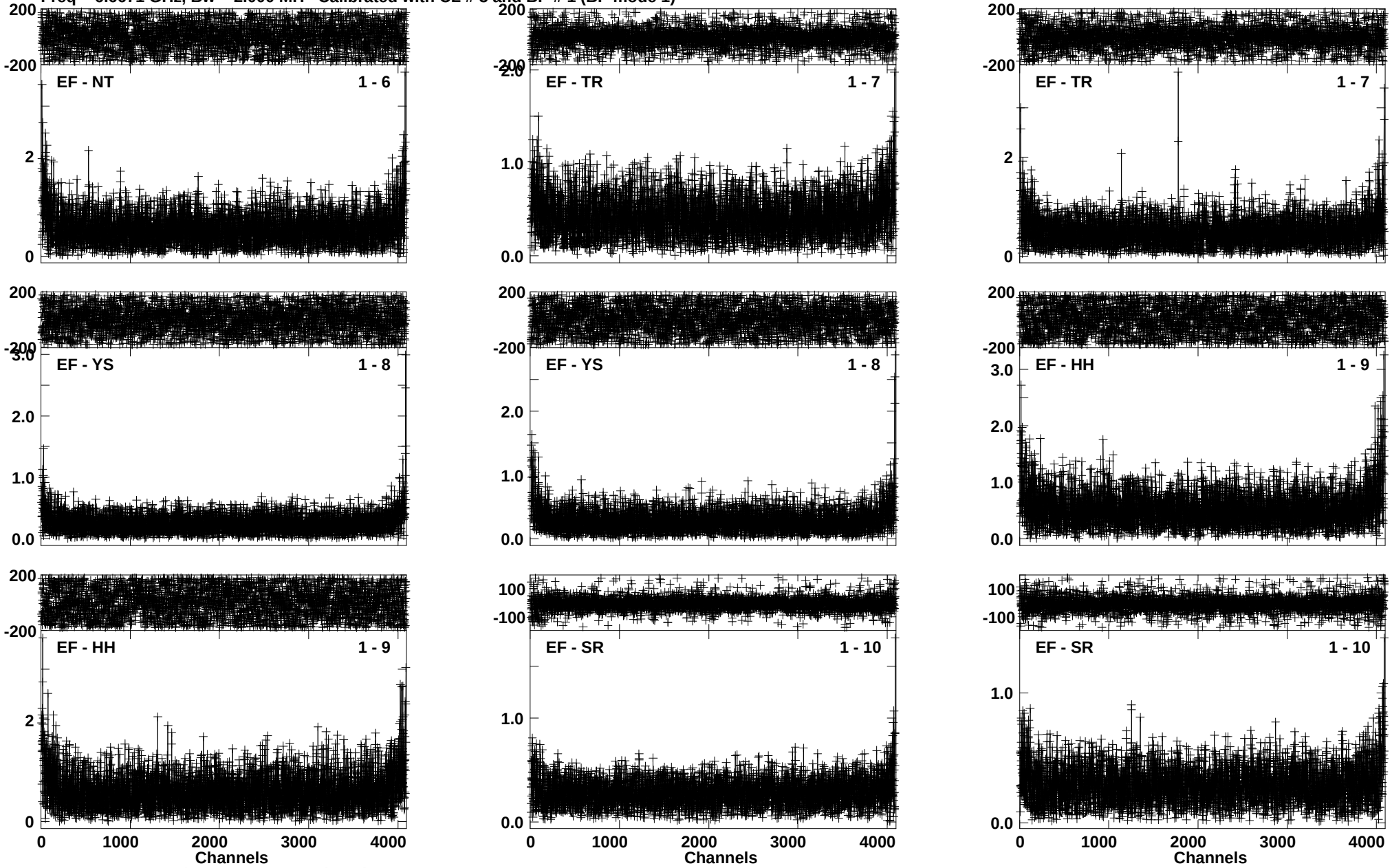

Lower frame: Ampl Jy Top frame: Phas deg
Vector averaged cross-power spectrum Baseline: EF (01) - NT (06)
Timerange: 00/05:19:07 to 00/05:21:59

Plot file version 39 created 16-AUG-2016 14:25:45
J1832-2039 EM117A 2.UVDATA.1
Freq = 6.6671 GHz, Bw = 2.000 MH Calibrated with CL # 3 and BP # 1 (BP mode 1)

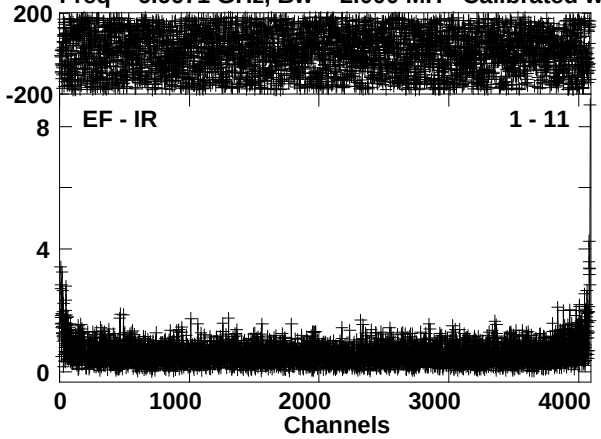

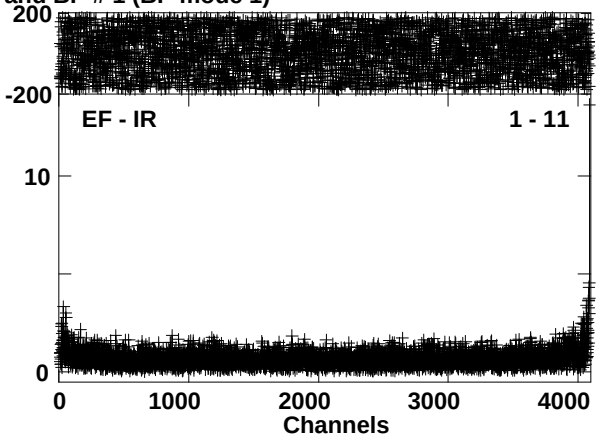

Lower frame: Ampl Jy Top frame: Phas deg
Vector averaged cross-power spectrum Baseline: EF (01) - IR (11)
Timerange: 00/05:19:07 to 00/05:21:59

Plot file version 40 created 16-AUG-2016 14:25:45
J1331+3030 EM117A 2.UVDATA.1
Freq = 6.6671 GHz, Bw = 2.000 MH Calibrated with CL # 3 and BP # 1 (BP mode 1)

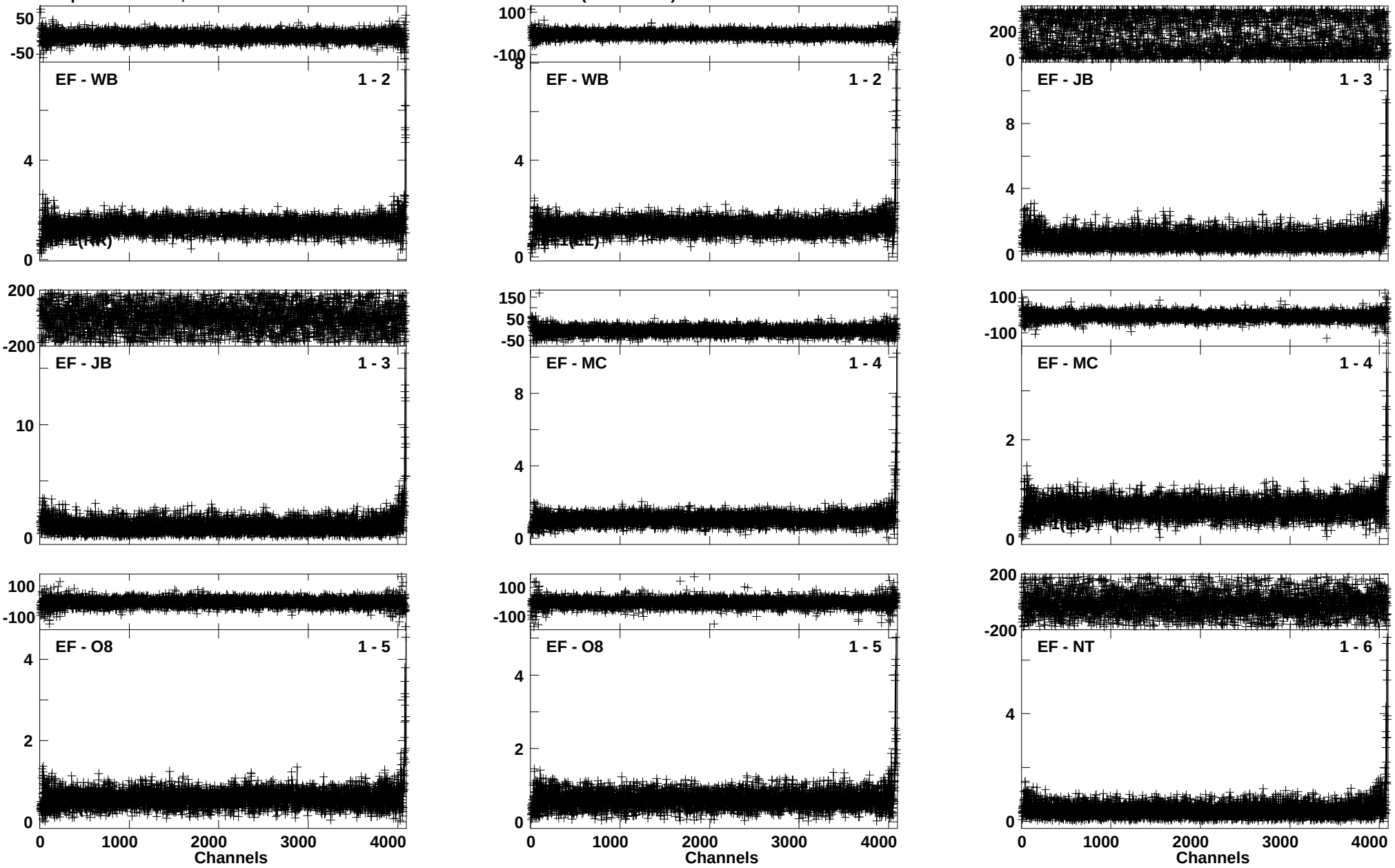

Lower frame: Ampl Jy Top frame: Phas deg
Vector averaged cross-power spectrum Baseline: EF (01) - WB (02)
Timerange: 00/05:27:31 to 00/05:35:29

Plot file version 41 created 16-AUG-2016 14:25:49
J1331+3030 EM117A 2.UVDATA.1
Freq = 6.6671 GHz, Bw = 2.000 MH Calibrated with CL # 3 and BP # 1 (BP mode 1)

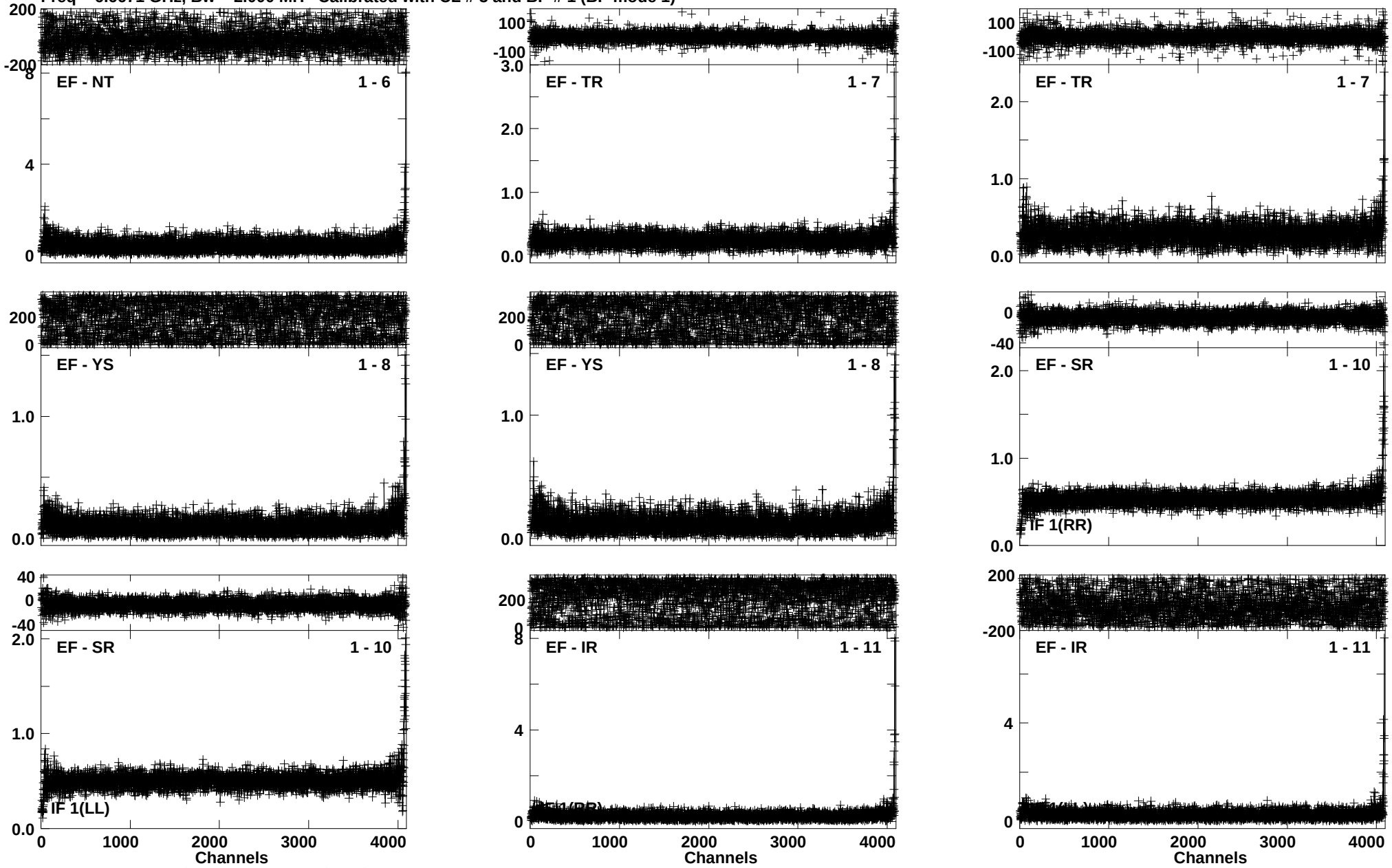

Lower frame: Ampl Jy Top frame: Phas deg
Vector averaged cross-power spectrum Baseline: EF (01) - NT (06)
Timerange: 00/05:27:31 to 00/05:35:29

Plot file version 42 created 16-AUG-2016 14:25:53
J1832-2039 EM117A 2.UVDATA.1
Freq = 6.6671 GHz, Bw = 2.000 MH Calibrated with CL # 3 and BP # 1 (BP mode 1)

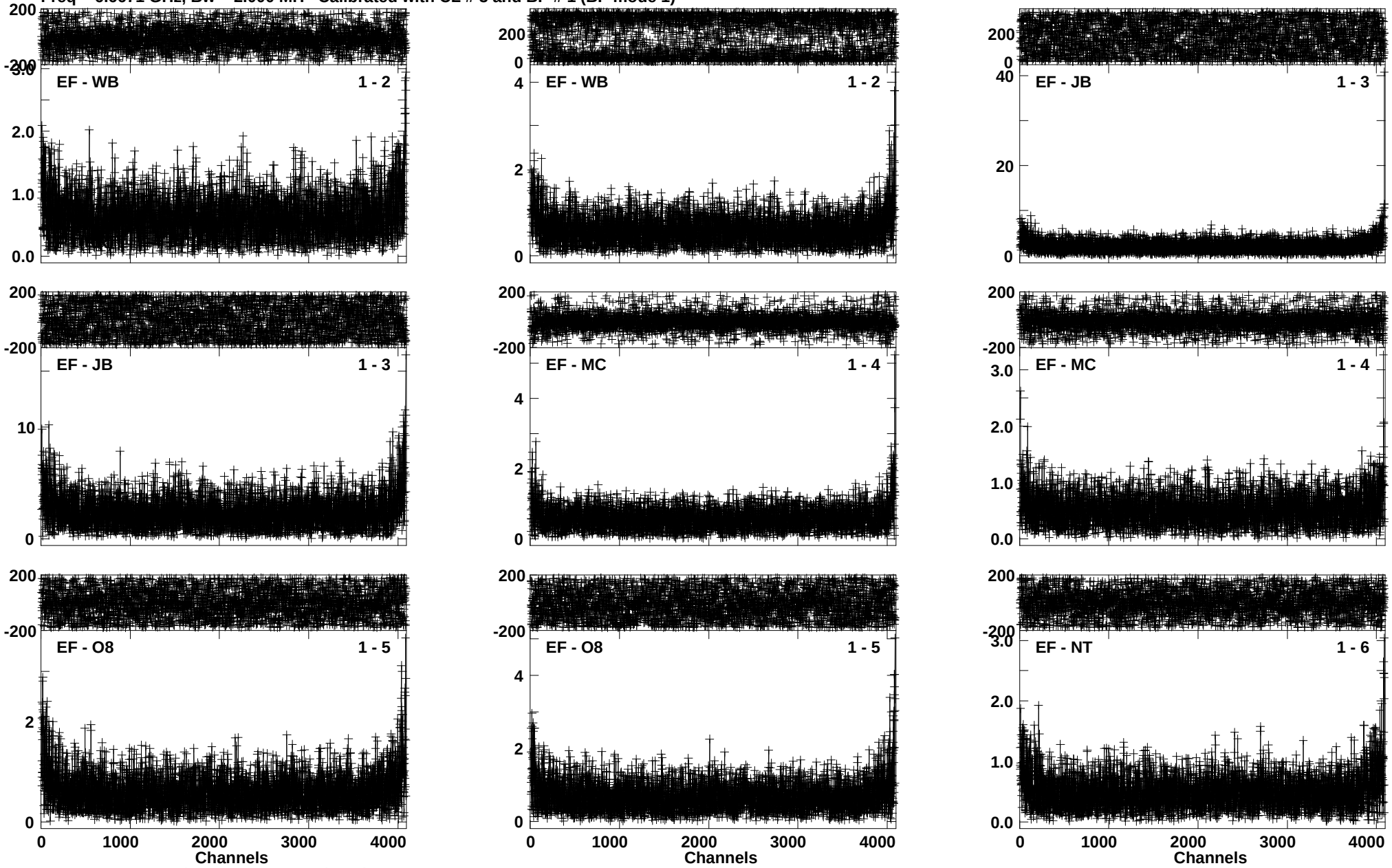

Lower frame: Ampl Jy Top frame: Phas deg
Vector averaged cross-power spectrum Baseline: EF (01) - WB (02)
Timerange: 00/05:41:01 to 00/05:43:59

Plot file version 43 created 16-AUG-2016 14:25:54
J1832-2039 EM117A 2.UVDATA.1
Freq = 6.6671 GHz, Bw = 2.000 MH Calibrated with CL # 3 and BP # 1 (BP mode 1)

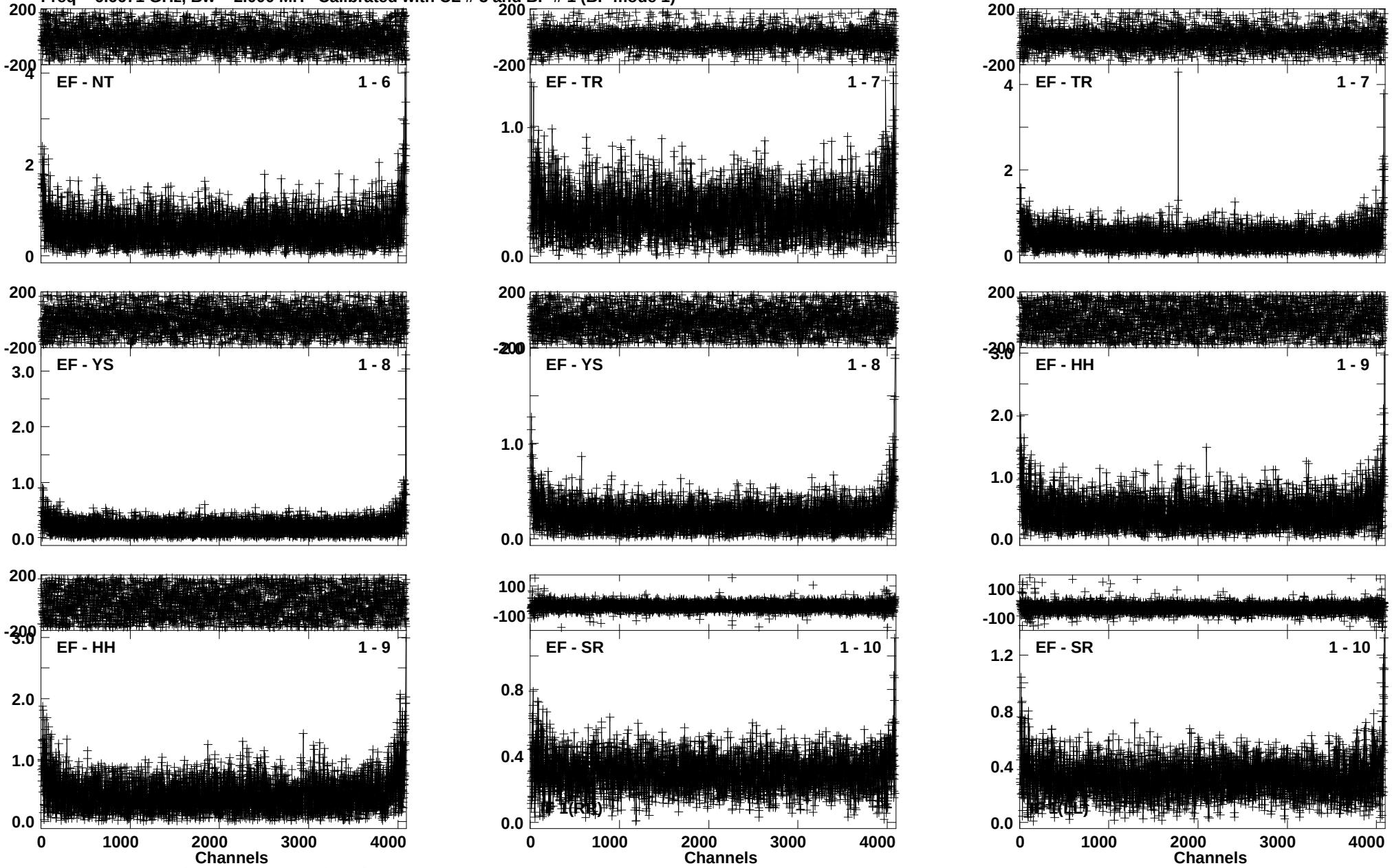

Lower frame: Ampl Jy Top frame: Phas deg
Vector averaged cross-power spectrum Baseline: EF (01) - NT (06)
Timerange: 00/05:41:01 to 00/05:43:59

Plot file version 44 created 16-AUG-2016 14:25:56
J1832-2039 EM117A 2.UVDATA.1
Freq = 6.6671 GHz, Bw = 2.000 MH Calibrated with CL # 3 and BP # 1 (BP mode 1)

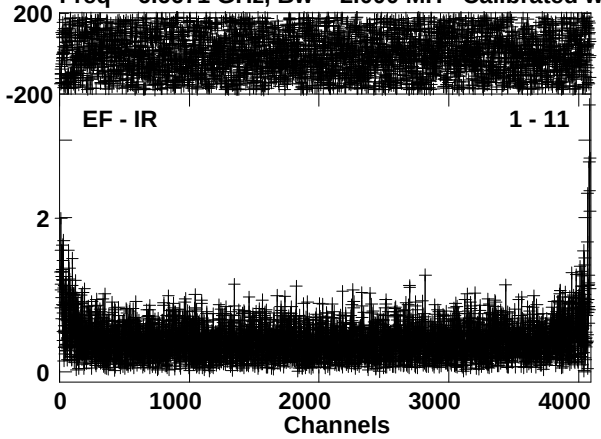

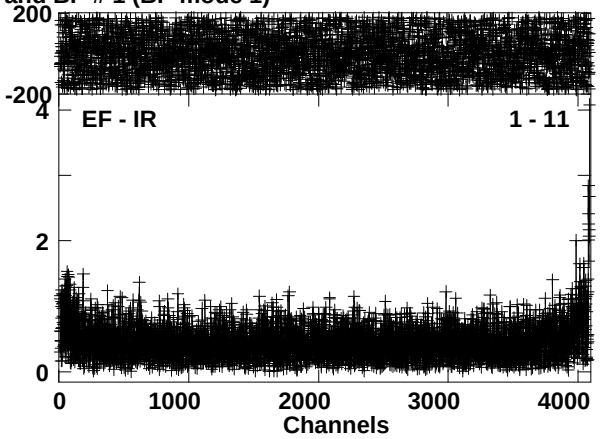

Lower frame: Ampl Jy Top frame: Phas deg
Vector averaged cross-power spectrum Baseline: EF (01) - IR (11)
Timerange: 00/05:41:01 to 00/05:43:59

Plot file version 45 created 16-AUG-2016 14:25:56
G012.68-0.18 EM117A 2.UVDATA.1
Freq = 6.6671 GHz, Bw = 2.000 MH Calibrated with CL # 3 and BP # 1 (BP mode 1)

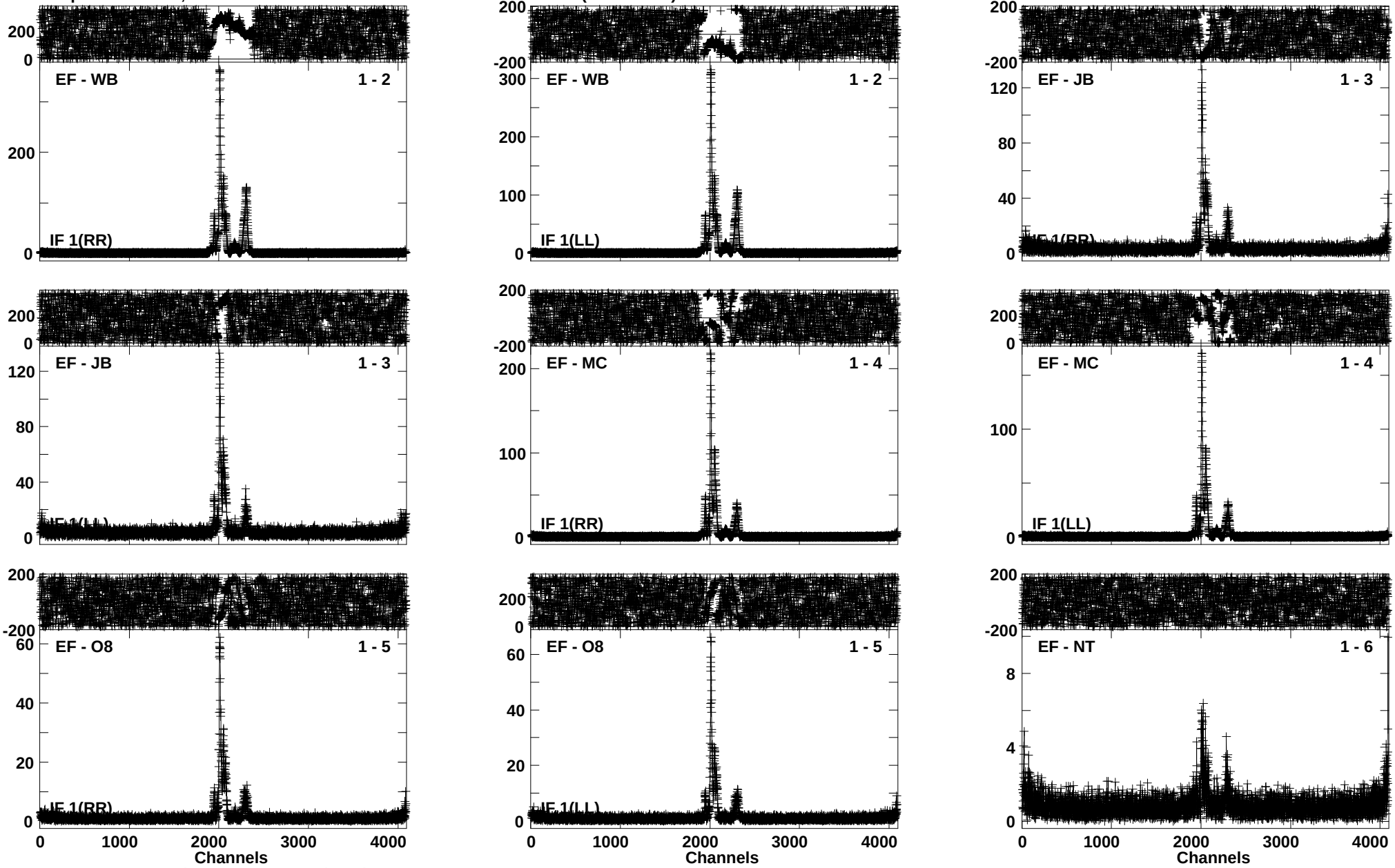

Lower frame: Ampl Jy Top frame: Phas deg
Vector averaged cross-power spectrum Baseline: EF (01) - WB (02)
Timerange: 00/05:44:01 to 00/05:45:59

Plot file version 46 created 16-AUG-2016 14:25:57
G012.68-0.18 EM117A 2.UVDATA.1
Freq = 6.6671 GHz, Bw = 2.000 MH Calibrated with CL # 3 and BP # 1 (BP mode 1)

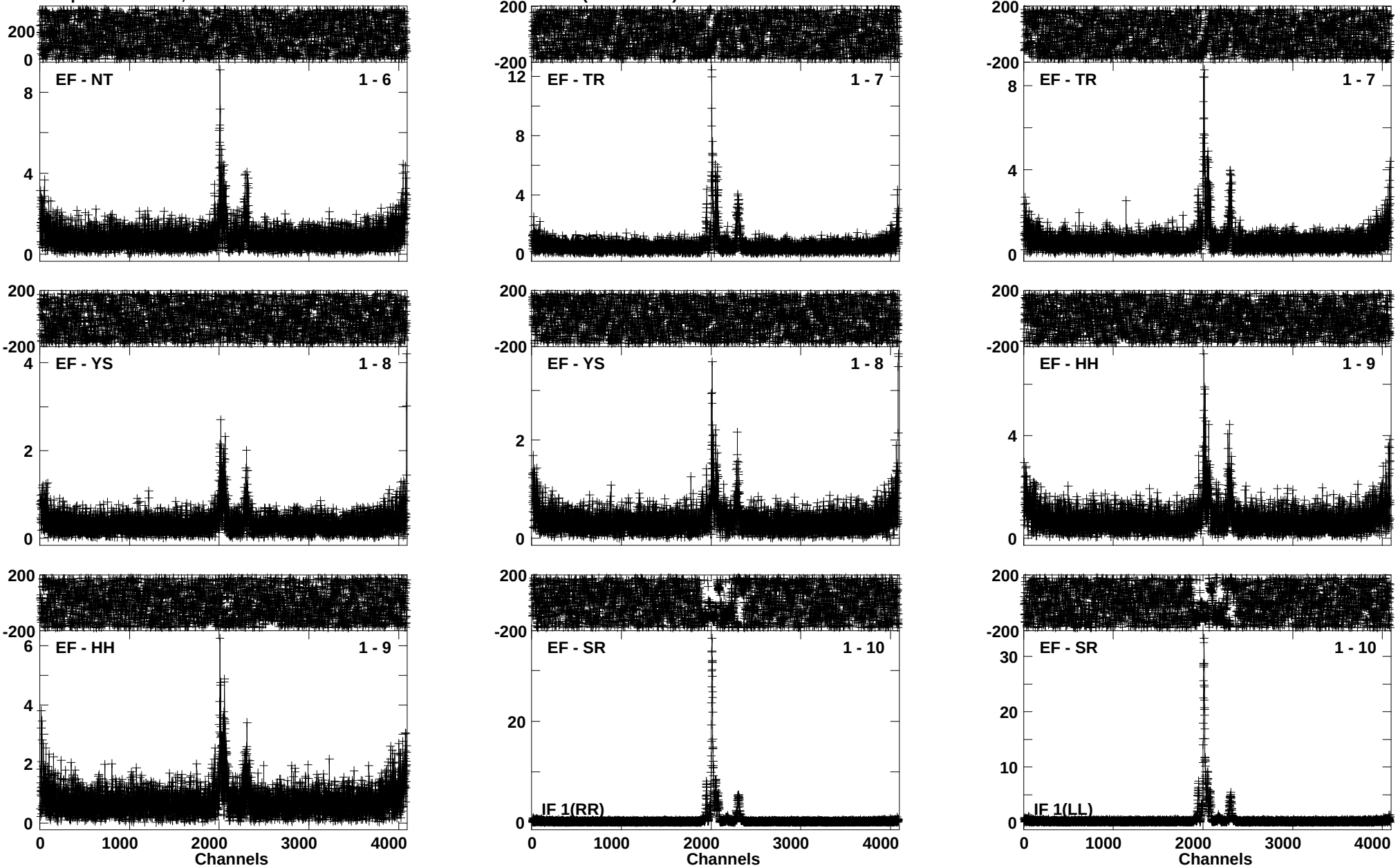

Lower frame: Ampl Jy Top frame: Phas deg
Vector averaged cross-power spectrum Baseline: EF (01) - NT (06)
Timerange: 00/05:44:01 to 00/05:45:59

Plot file version 47 created 16-AUG-2016 14:25:58
G012.68-0.18 EM117A 2.UVDATA.1
Freq = 6.6671 GHz, Bw = 2.000 MH Calibrated with CL # 3 and BP # 1 (BP mode 1)

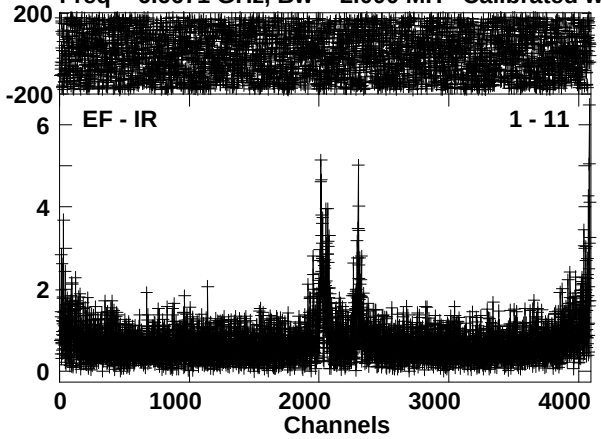

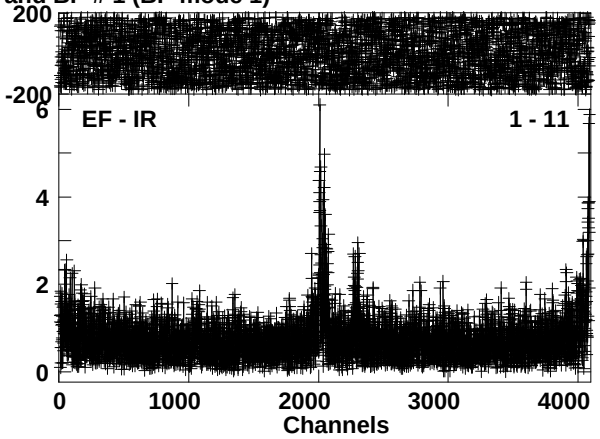

Lower frame: Ampl Jy Top frame: Phas deg
Vector averaged cross-power spectrum Baseline: EF (01) - IR (11)
Timerange: 00/05:44:01 to 00/05:45:59

Plot file version 48 created 16-AUG-2016 14:25:59
J1832-2039 EM117A 2.UVDATA.1
Freq = 6.6671 GHz, Bw = 2.000 MH Calibrated with CL # 3 and BP # 1 (BP mode 1)

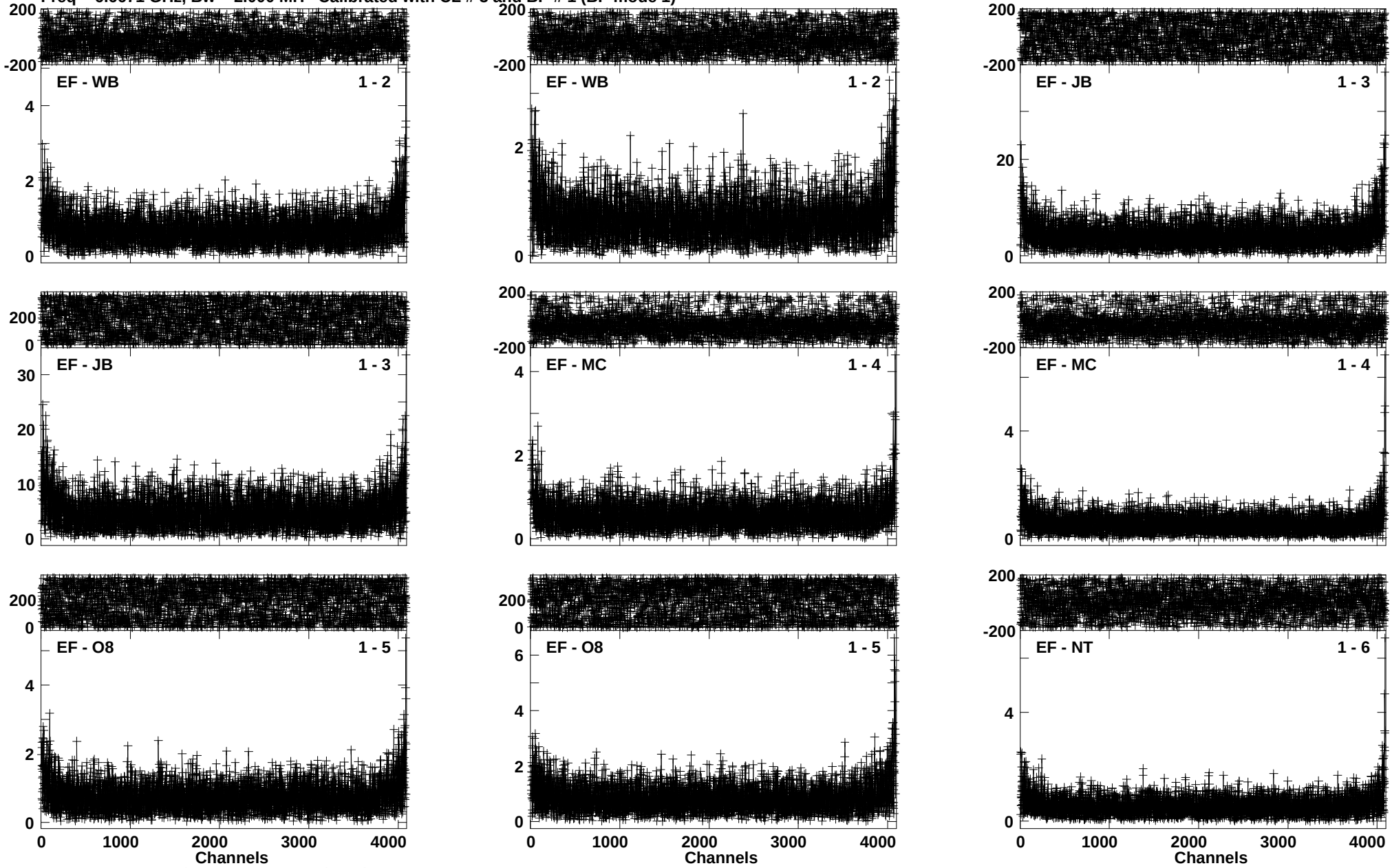

Lower frame: Ampl Jy Top frame: Phas deg
Vector averaged cross-power spectrum Baseline: EF (01) - WB (02)
Timerange: 00/05:46:07 to 00/05:48:59

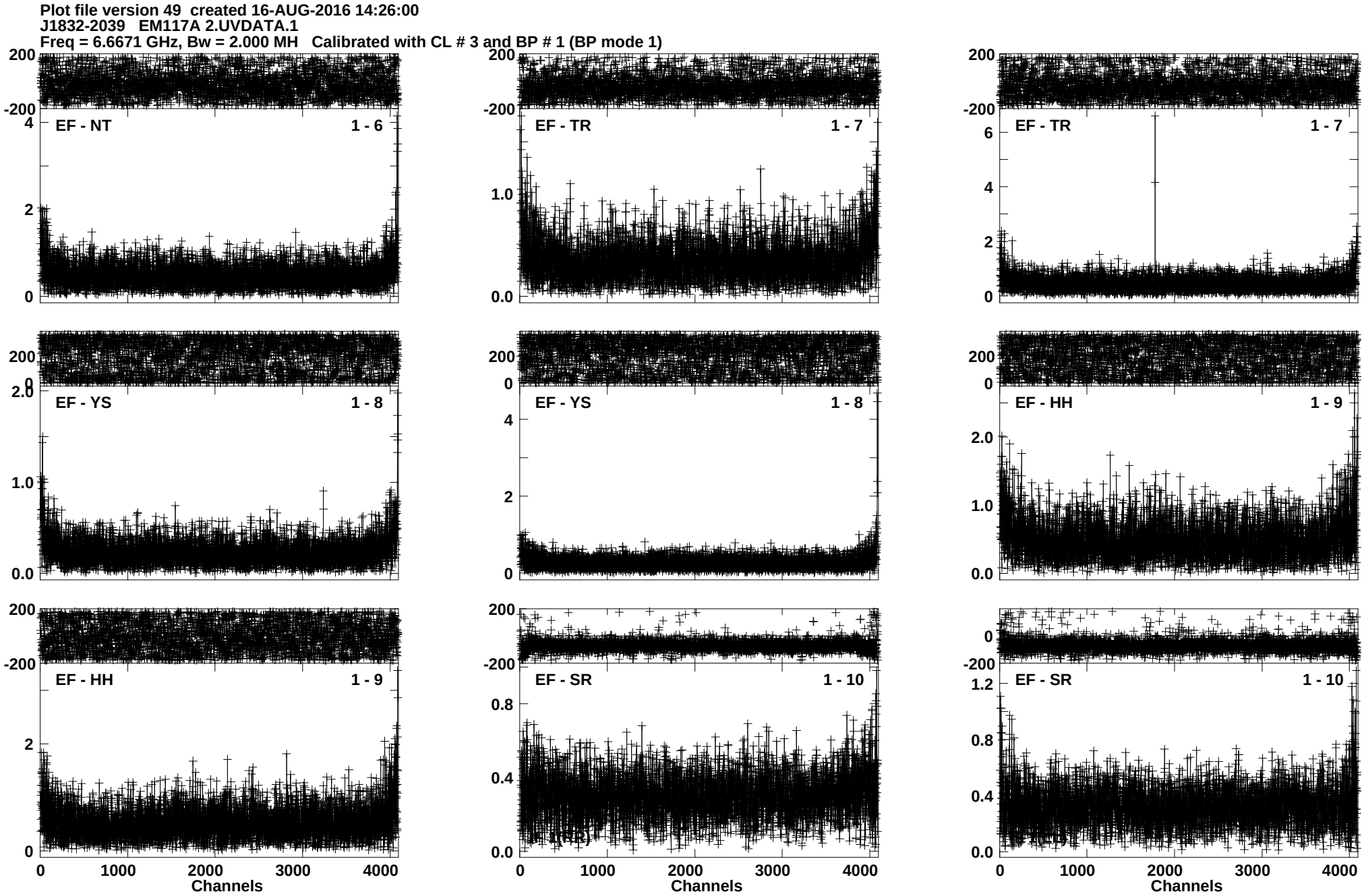
Plot file version 49 created 16-AUG-2016 14:26:00
J1832-2039 EM117A 2.UVDATA.1
Freq = 6.6671 GHz, Bw = 2.000 MH Calibrated with CL # 3 and BP # 1 (BP mode 1)
EF - NT 1 - 6
EF - TR 1 - 7
EF - TR 1 - 7
EF - YS 1 - 8
EF - YS 1 - 8
EF - HH 1 - 9
EF - HH 1 - 9
EF - SR 1 - 10
EF - SR 1 - 10
Channels
Channels
Channels
Lower frame: Ampl Jy Top frame: Phas deg
Vector averaged cross-power spectrum Baseline: EF (01) - NT (06)
Timerange: 00/05:46:07 to 00/05:48:59

Plot file version 50 created 16-AUG-2016 14:26:01
J1832-2039 EM117A 2.UVDATA.1
Freq = 6.6671 GHz, Bw = 2.000 MH Calibrated with CL # 3 and BP # 1 (BP mode 1)

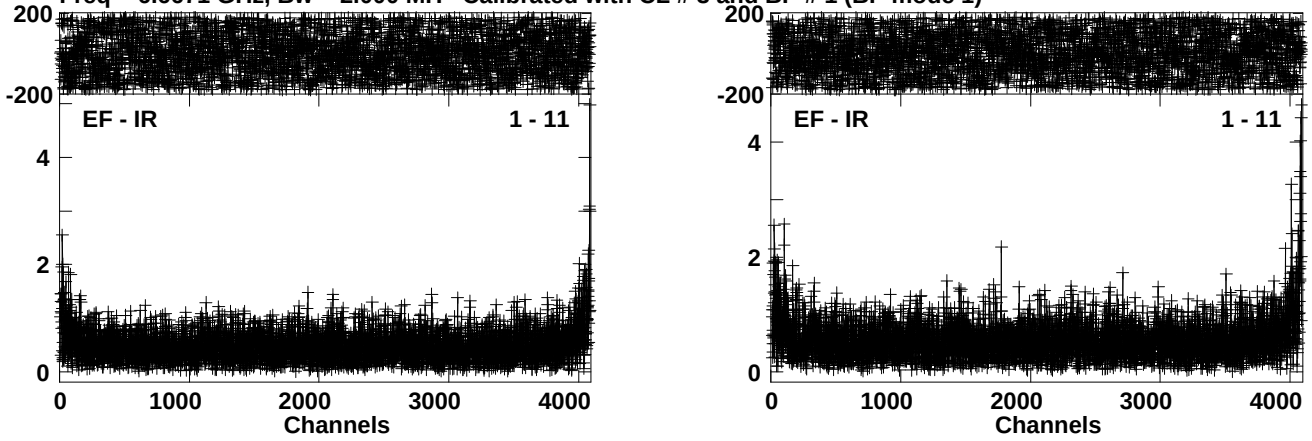

Lower frame: Ampl Jy Top frame: Phas deg
Vector averaged cross-power spectrum Baseline: EF (01) - IR (11)
Timerange: 00/05:46:07 to 00/05:48:59

Plot file version 51 created 16-AUG-2016 14:26:01
G012.68-0.18 EM117A 2.UVDATA.1
Freq = 6.6671 GHz, Bw = 2.000 MH Calibrated with CL # 3 and BP # 1 (BP mode 1)

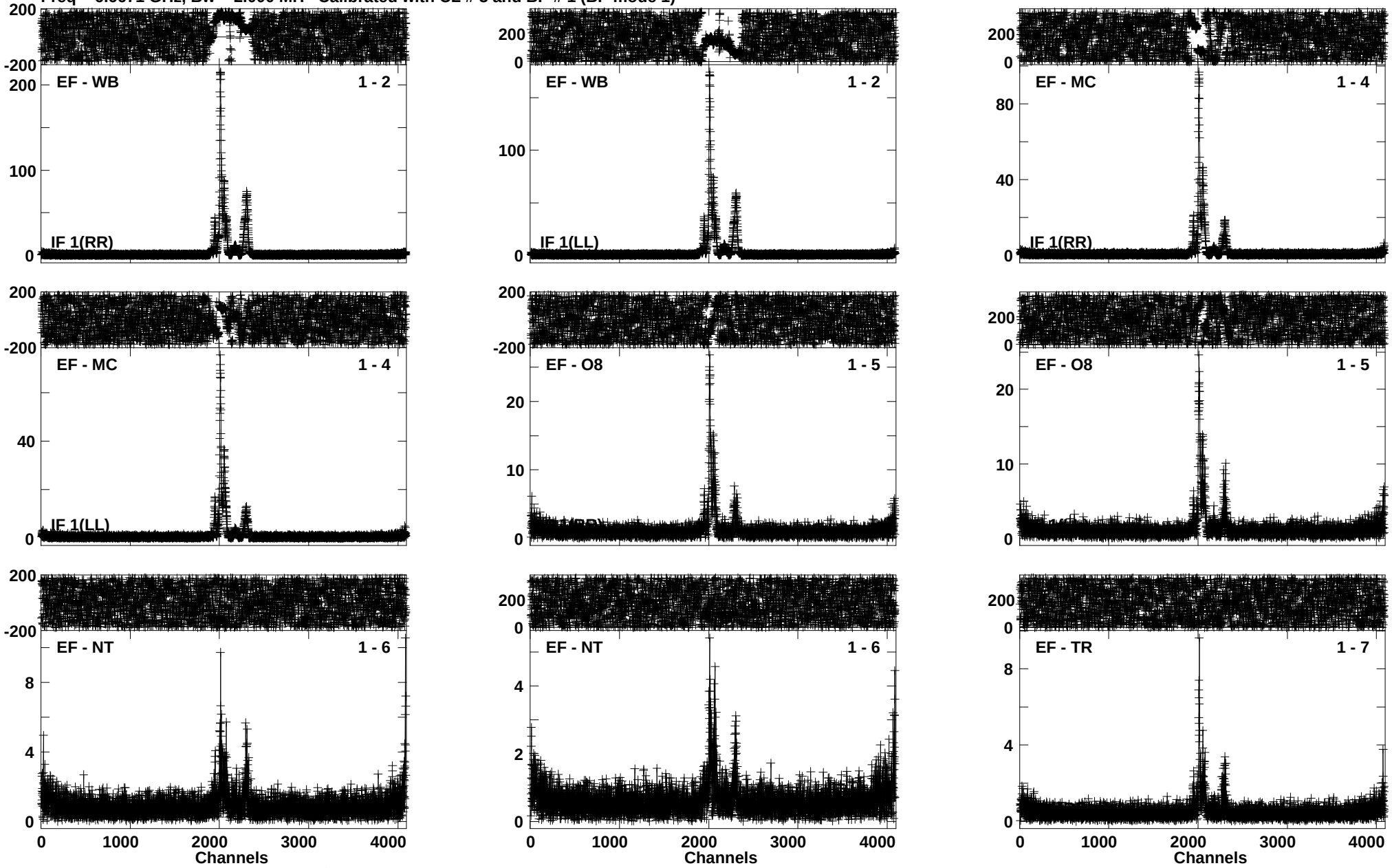

Lower frame: Ampl Jy Top frame: Phas deg
Vector averaged cross-power spectrum Baseline: EF (01) - WB (02)
Timerange: 00/05:49:01 to 00/05:50:59

Plot file version 52 created 16-AUG-2016 14:26:02
G012.68-0.18 EM117A 2.UVDATA.1
Freq = 6.6671 GHz, Bw = 2.000 MH Calibrated with CL # 3 and BP # 1 (BP mode 1)

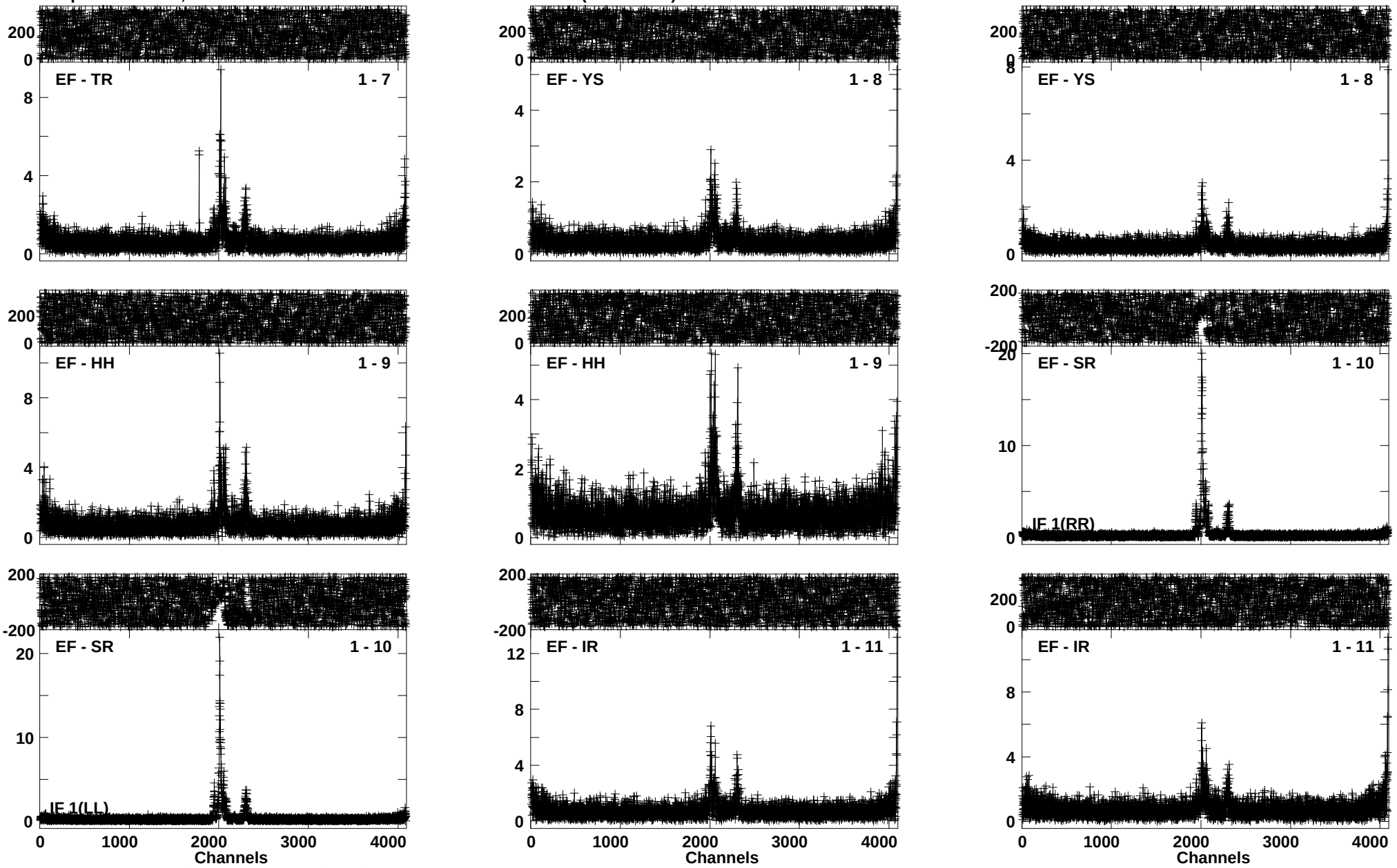

Lower frame: Ampl Jy Top frame: Phas deg
Vector averaged cross-power spectrum Baseline: EF (01) - TR (07)
Timerange: 00/05:49:01 to 00/05:50:59

Plot file version 53 created 16-AUG-2016 14:26:03
J1832-2039 EM117A 2.UVDATA.1
Freq = 6.6671 GHz, Bw = 2.000 MH Calibrated with CL # 3 and BP # 1 (BP mode 1)

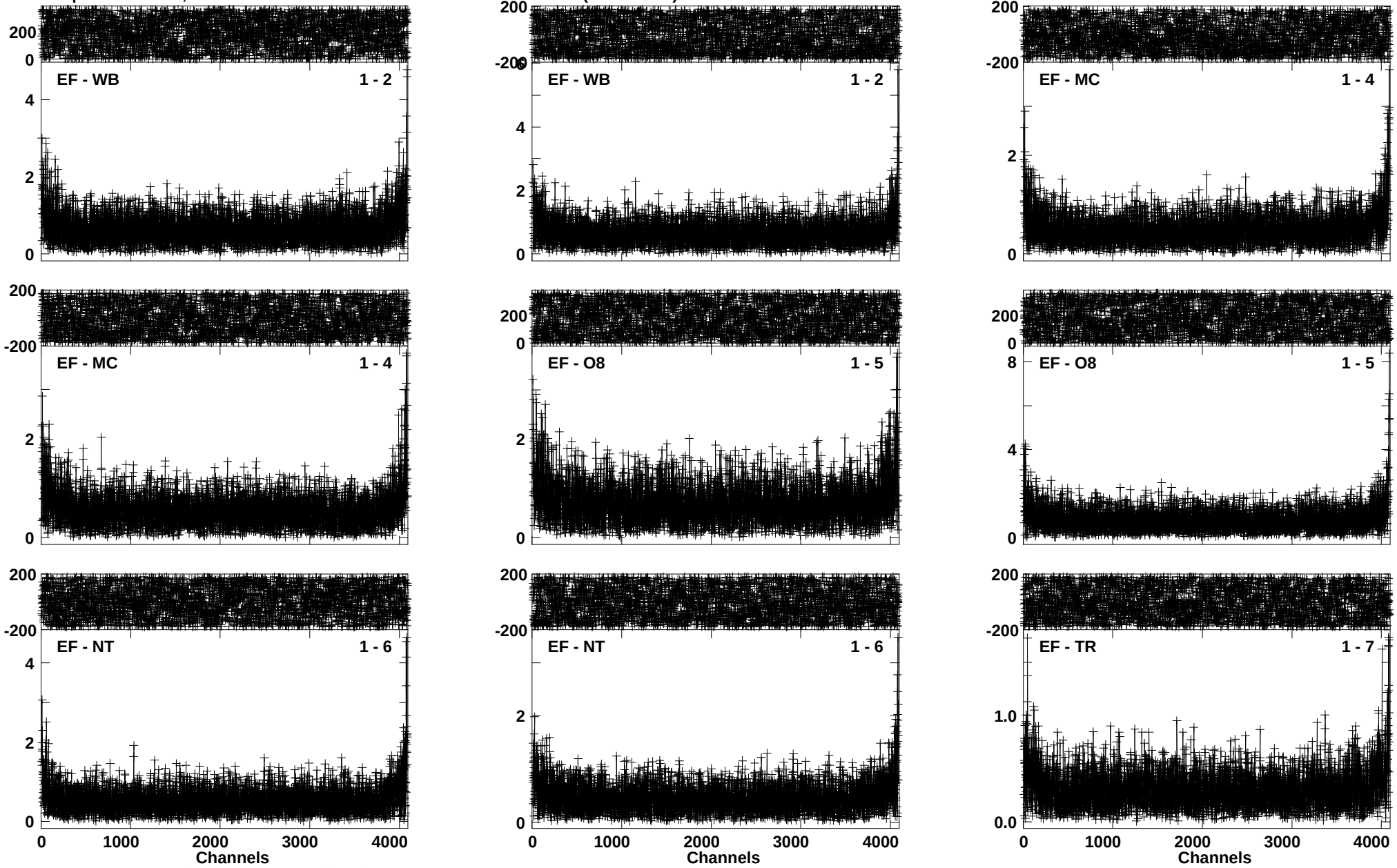

Lower frame: Ampl Jy Top frame: Phas deg
Vector averaged cross-power spectrum Baseline: EF (01) - WB (02)
Timerange: 00/05:51:07 to 00/05:53:59

Plot file version 54 created 16-AUG-2016 14:26:05
J1832-2039 EM117A 2.UVDATA.1
Freq = 6.6671 GHz, Bw = 2.000 MH Calibrated with CL # 3 and BP # 1 (BP mode 1)

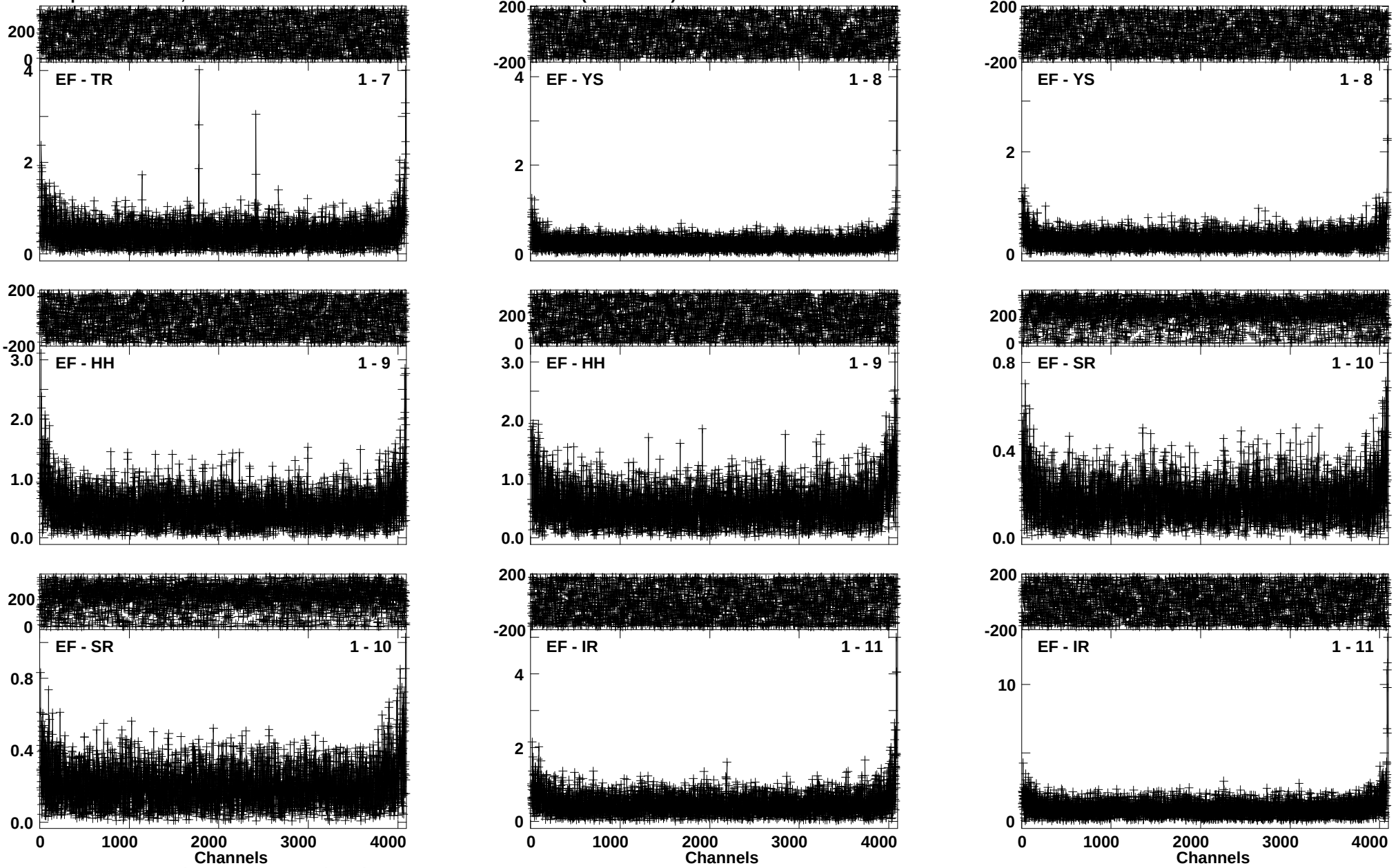

Lower frame: Ampl Jy Top frame: Phas deg
Vector averaged cross-power spectrum Baseline: EF (01) - TR (07)
Timerange: 00/05:51:07 to 00/05:53:59

Plot file version 55 created 16-AUG-2016 14:26:06
G012.68-0.18 EM117A 2.UVDATA.1
Freq = 6.6671 GHz, Bw = 2.000 MH Calibrated with CL # 3 and BP # 1 (BP mode 1)

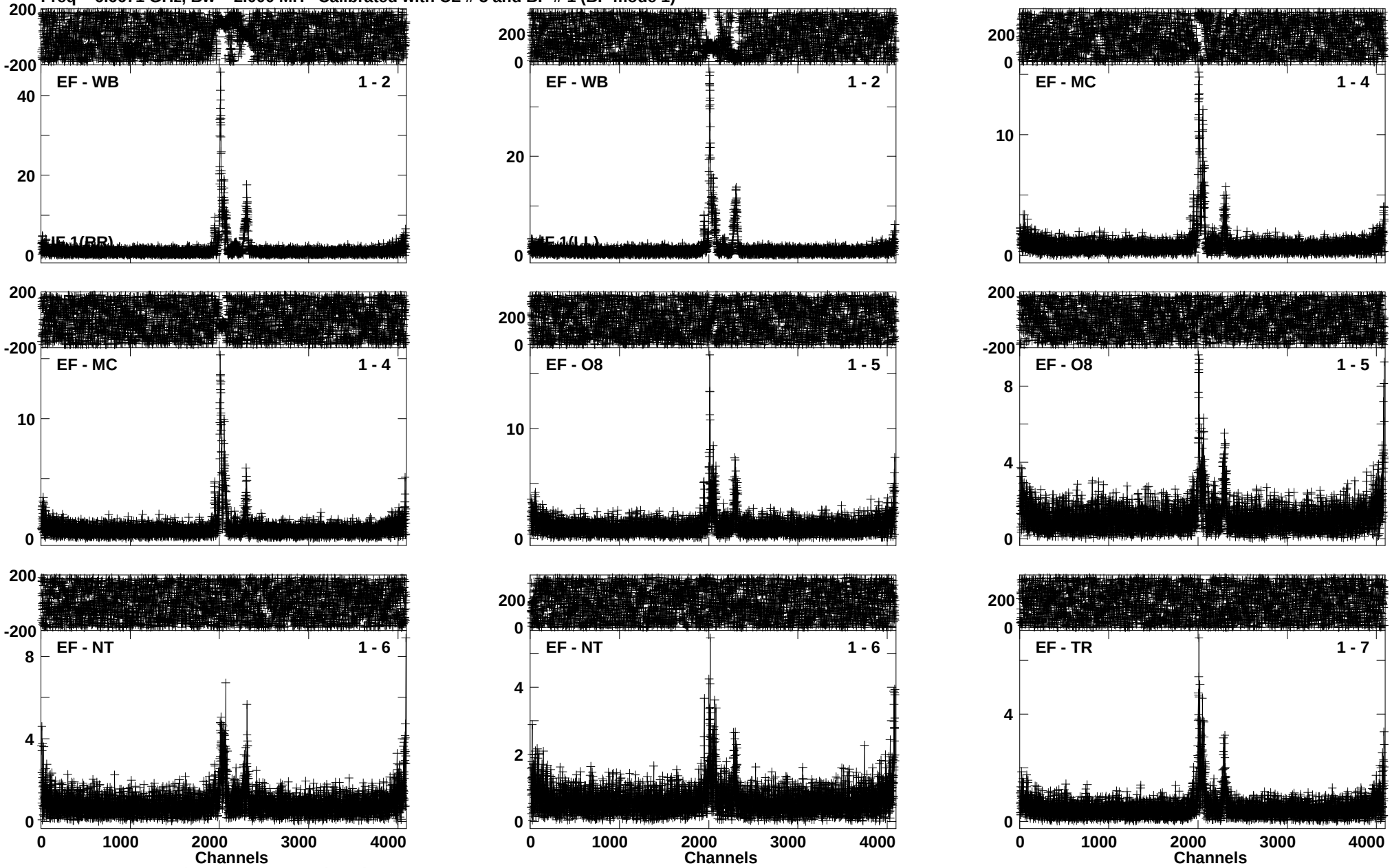

Lower frame: Ampl Jy Top frame: Phas deg
Vector averaged cross-power spectrum Baseline: EF (01) - WB (02)
Timerange: 00/05:54:07 to 00/05:55:59

Plot file version 56 created 16-AUG-2016 14:26:07
G012.68-0.18 EM117A 2.UVDATA.1
Freq = 6.6671 GHz, Bw = 2.000 MH Calibrated with CL # 3 and BP # 1 (BP mode 1)

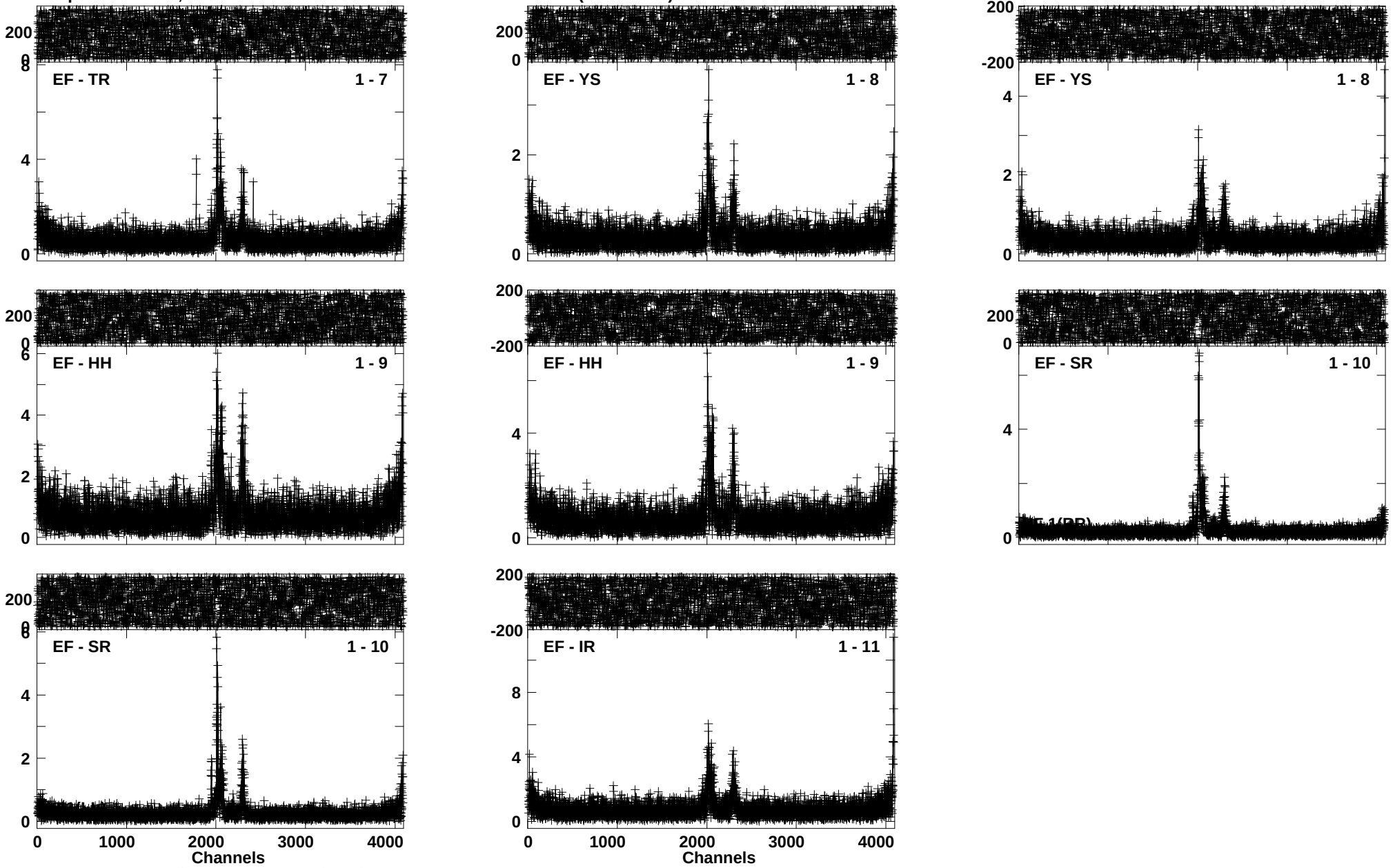

Lower frame: Ampl Jy Top frame: Phas deg
Vector averaged cross-power spectrum Baseline: EF (01) - TR (07)
Timerange: 00/05:54:07 to 00/05:55:59

Plot file version 57 created 16-AUG-2016 14:26:09
J1832-2039 EM117A 2.UVDATA.1
Freq = 6.6671 GHz, Bw = 2.000 MH Calibrated with CL # 3 and BP # 1 (BP mode 1)

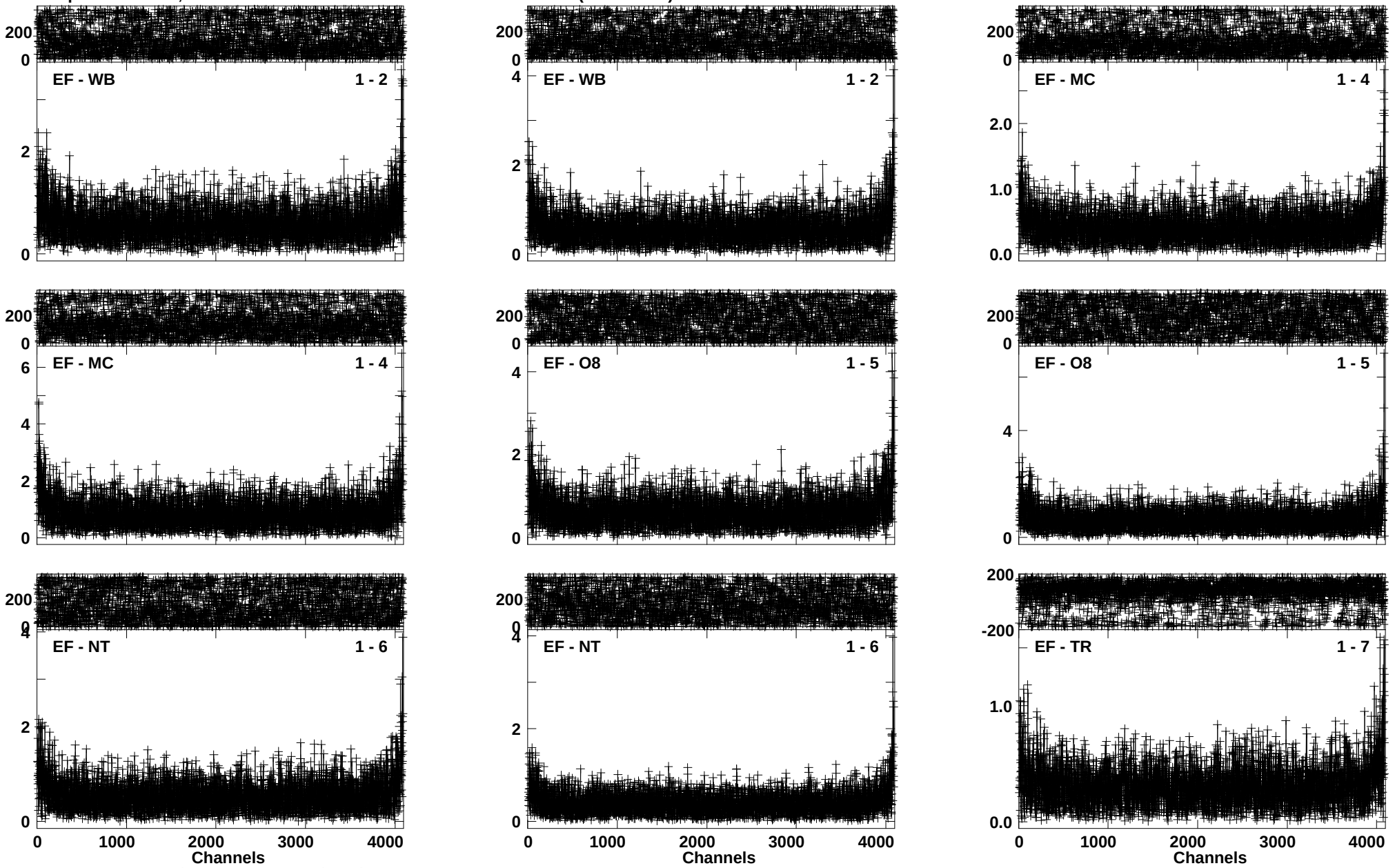

Lower frame: Ampl Jy Top frame: Phas deg
Vector averaged cross-power spectrum Baseline: EF (01) - WB (02)
Timerange: 00/05:56:41 to 00/05:59:39

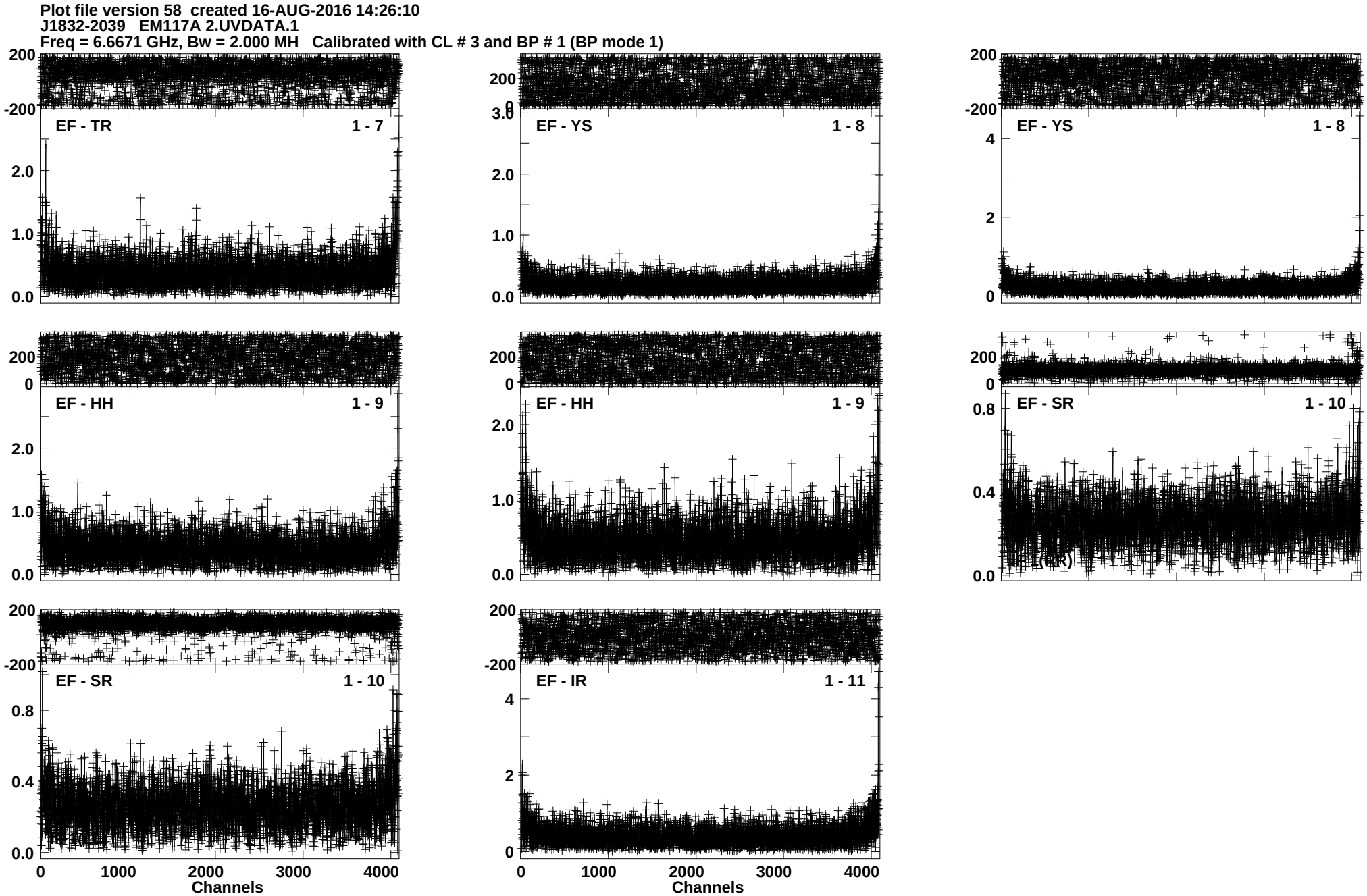
Plot file version 58 created 16-AUG-2016 14:26:10
J1832-2039 EM117A 2.UVDATA.1
Freq = 6.6671 GHz, Bw = 2.000 MH Calibrated with CL # 3 and BP # 1 (BP mode 1)
EF - TR 1 - 7
EF - YS 1 - 8
EF - YS 1 - 8
EF - HH 1 - 9
EF - HH 1 - 9
EF - SR 1 - 10
EF - SR 1 - 10
EF - IR 1 - 11
Channels
Channels
Lower frame: Ampl Jy Top frame: Phas deg
Vector averaged cross-power spectrum Baseline: EF (01) - TR (07)
Timerange: 00/05:56:41 to 00/05:59:39

Plot file version 59 created 16-AUG-2016 14:26:11
G012.68-0.18 EM117A 2.UVDATA.1
Freq = 6.6671 GHz, Bw = 2.000 MH Calibrated with CL # 3 and BP # 1 (BP mode 1)

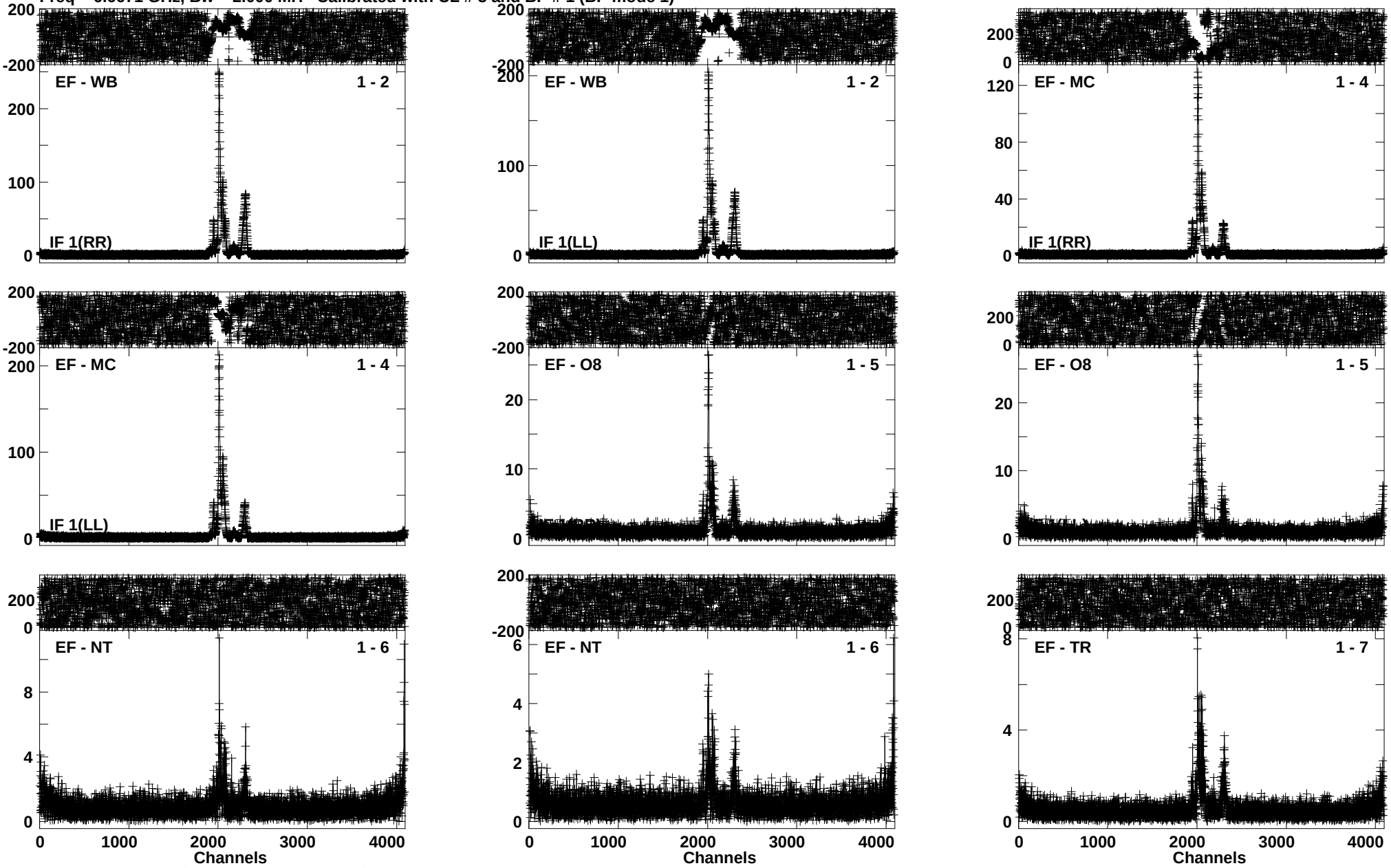

Lower frame: Ampl Jy Top frame: Phas deg
Vector averaged cross-power spectrum Baseline: EF (01) - WB (02)
Timerange: 00/05:59:41 to 00/06:01:39

Plot file version 60 created 16-AUG-2016 14:26:13
G012.68-0.18 EM117A 2.UVDATA.1
Freq = 6.6671 GHz, Bw = 2.000 MH Calibrated with CL # 3 and BP # 1 (BP mode 1)

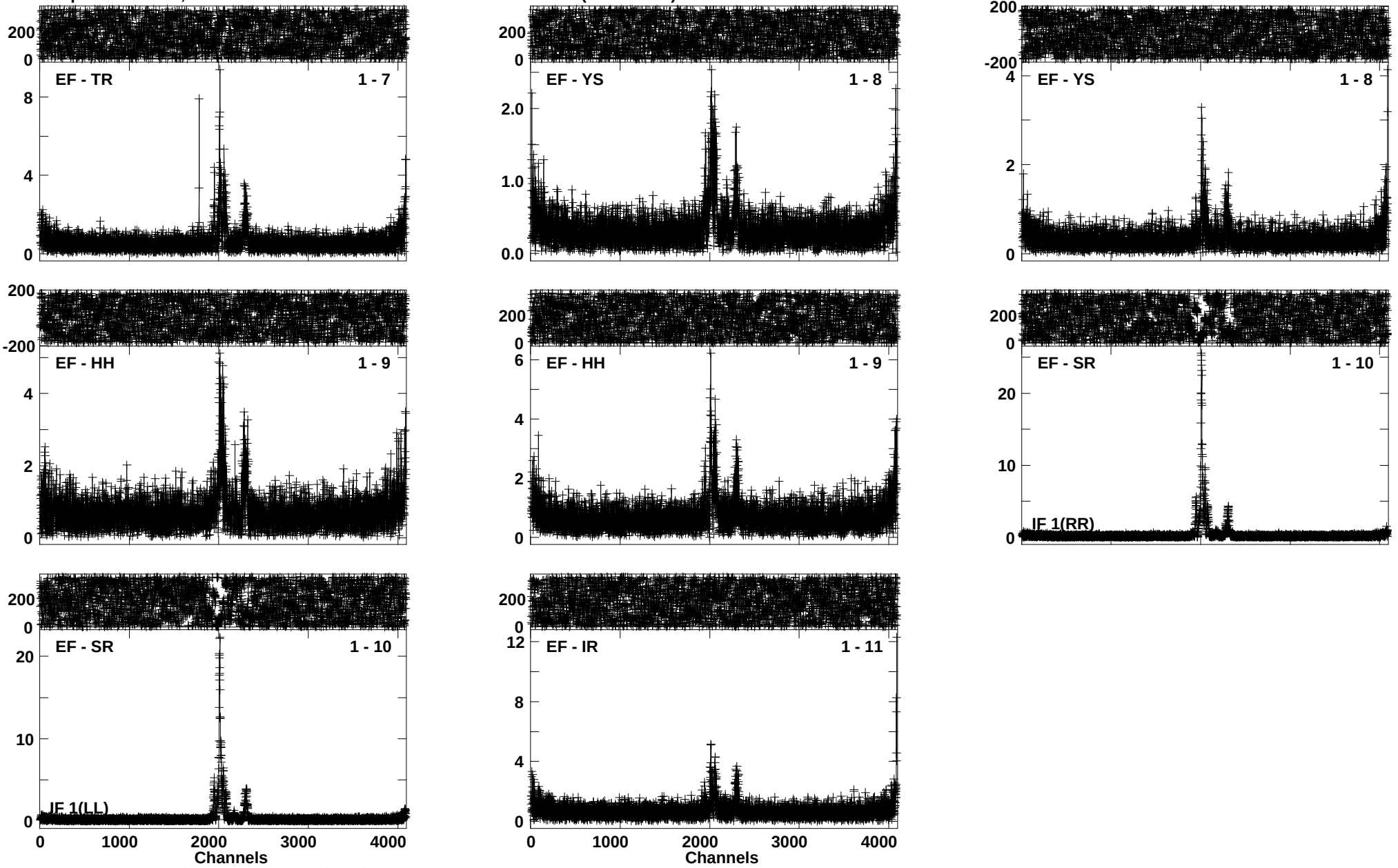

Lower frame: Ampl Jy Top frame: Phas deg
Vector averaged cross-power spectrum Baseline: EF (01) - TR (07)
Timerange: 00/05:59:41 to 00/06:01:39

Plot file version 61 created 16-AUG-2016 14:26:14
J1832-2039 EM117A 2.UVDATA.1
Freq = 6.6671 GHz, Bw = 2.000 MH Calibrated with CL # 3 and BP # 1 (BP mode 1)

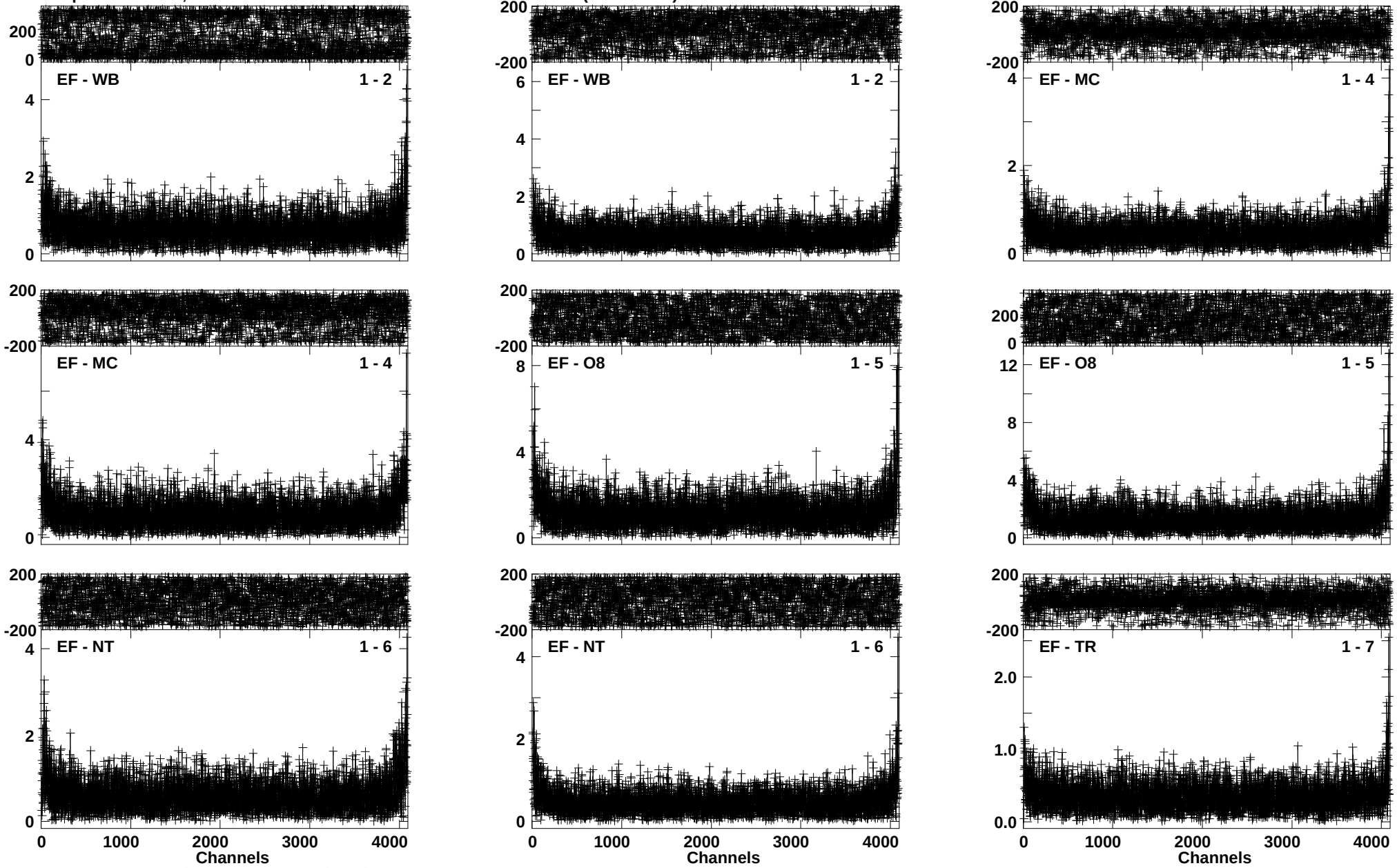

Lower frame: Ampl Jy Top frame: Phas deg
Vector averaged cross-power spectrum Baseline: EF (01) - WB (02)
Timerange: 00/06:01:47 to 00/06:04:39

Plot file version 62 created 16-AUG-2016 14:26:15
J1832-2039 EM117A 2.UVDATA.1
Freq = 6.6671 GHz, Bw = 2.000 MH Calibrated with CL # 3 and BP # 1 (BP mode 1)

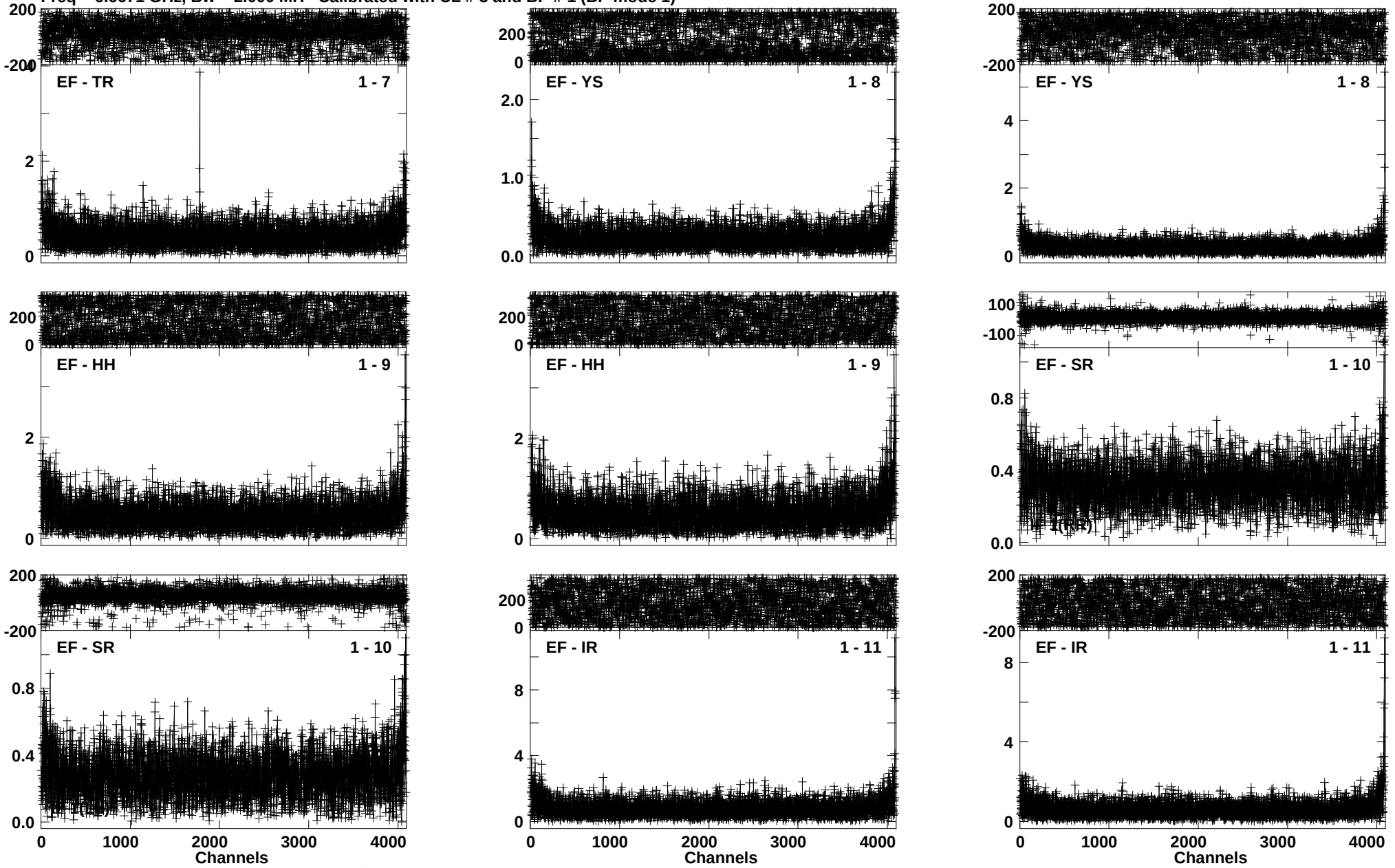

Lower frame: Ampl Jy Top frame: Phas deg
Vector averaged cross-power spectrum Baseline: EF (01) - TR (07)
Timerange: 00/06:01:47 to 00/06:04:39

Plot file version 63 created 16-AUG-2016 14:26:17
G012.68-0.18 EM117A 2.UVDATA.1
Freq = 6.6671 GHz, Bw = 2.000 MH Calibrated with CL # 3 and BP # 1 (BP mode 1)

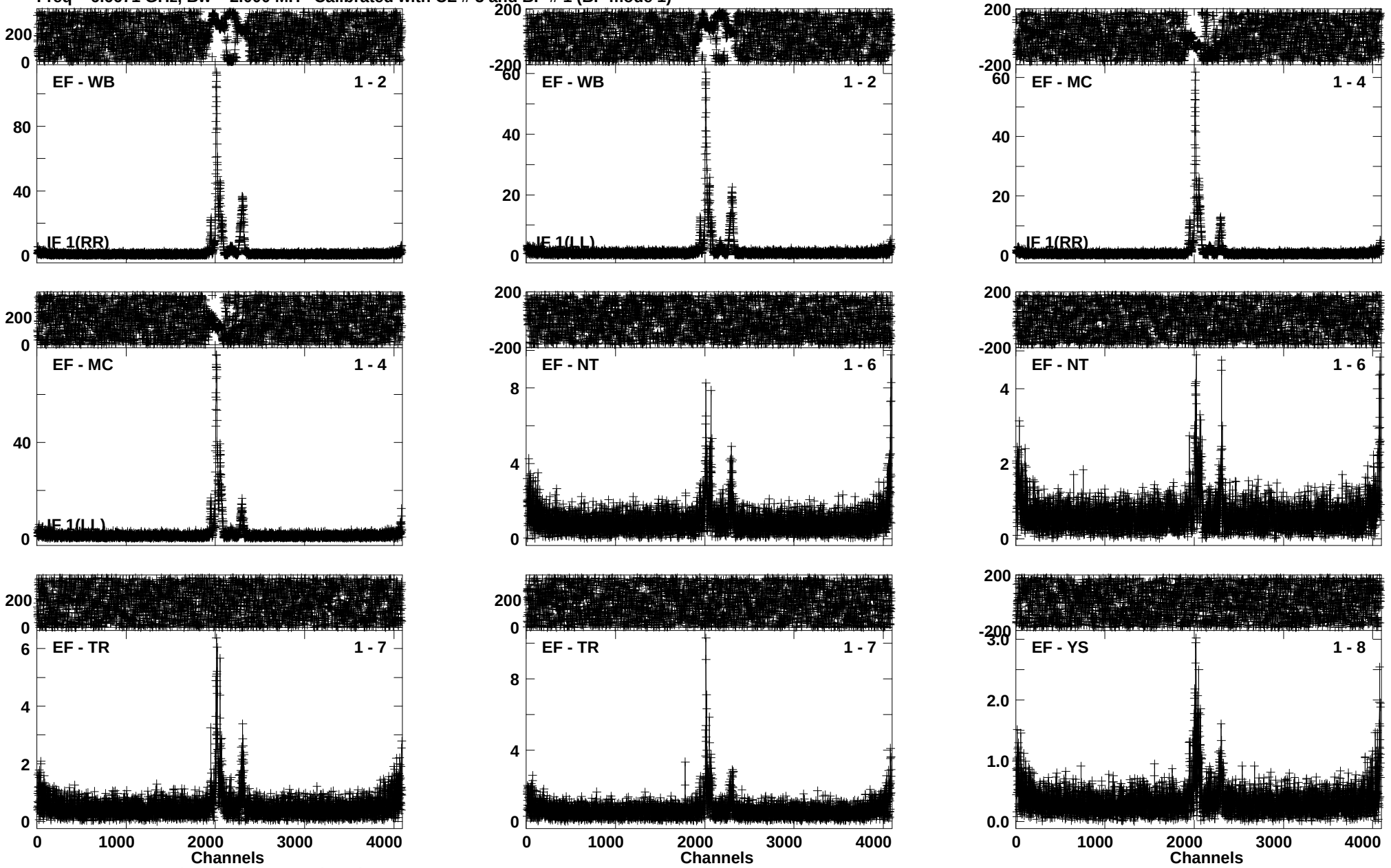

Lower frame: Ampl Jy Top frame: Phas deg
Vector averaged cross-power spectrum Baseline: EF (01) - WB (02)
Timerange: 00/06:04:41 to 00/06:06:39

Plot file version 64 created 16-AUG-2016 14:26:18
G012.68-0.18 EM117A 2.UVDATA.1
Freq = 6.6671 GHz, Bw = 2.000 MH Calibrated with CL # 3 and BP # 1 (BP mode 1)

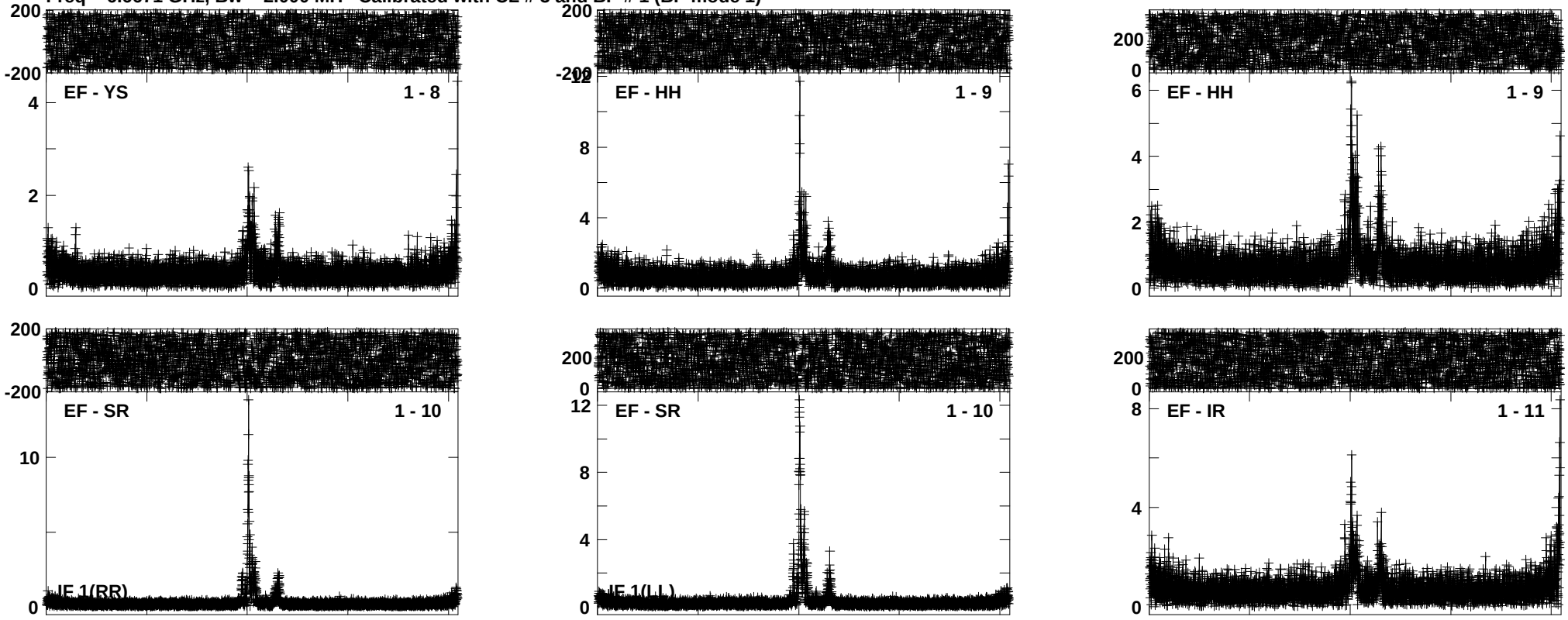

Lower frame: Ampl Jy Top frame: Phas deg
Vector averaged cross-power spectrum Baseline: EF (01) - YS (08)
Timerange: 00/06:04:41 to 00/06:06:39

Plot file version 65 created 16-AUG-2016 14:26:20
J1832-2039 EM117A 2.UVDATA.1
Freq = 6.6671 GHz, Bw = 2.000 MH Calibrated with CL # 3 and BP # 1 (BP mode 1)

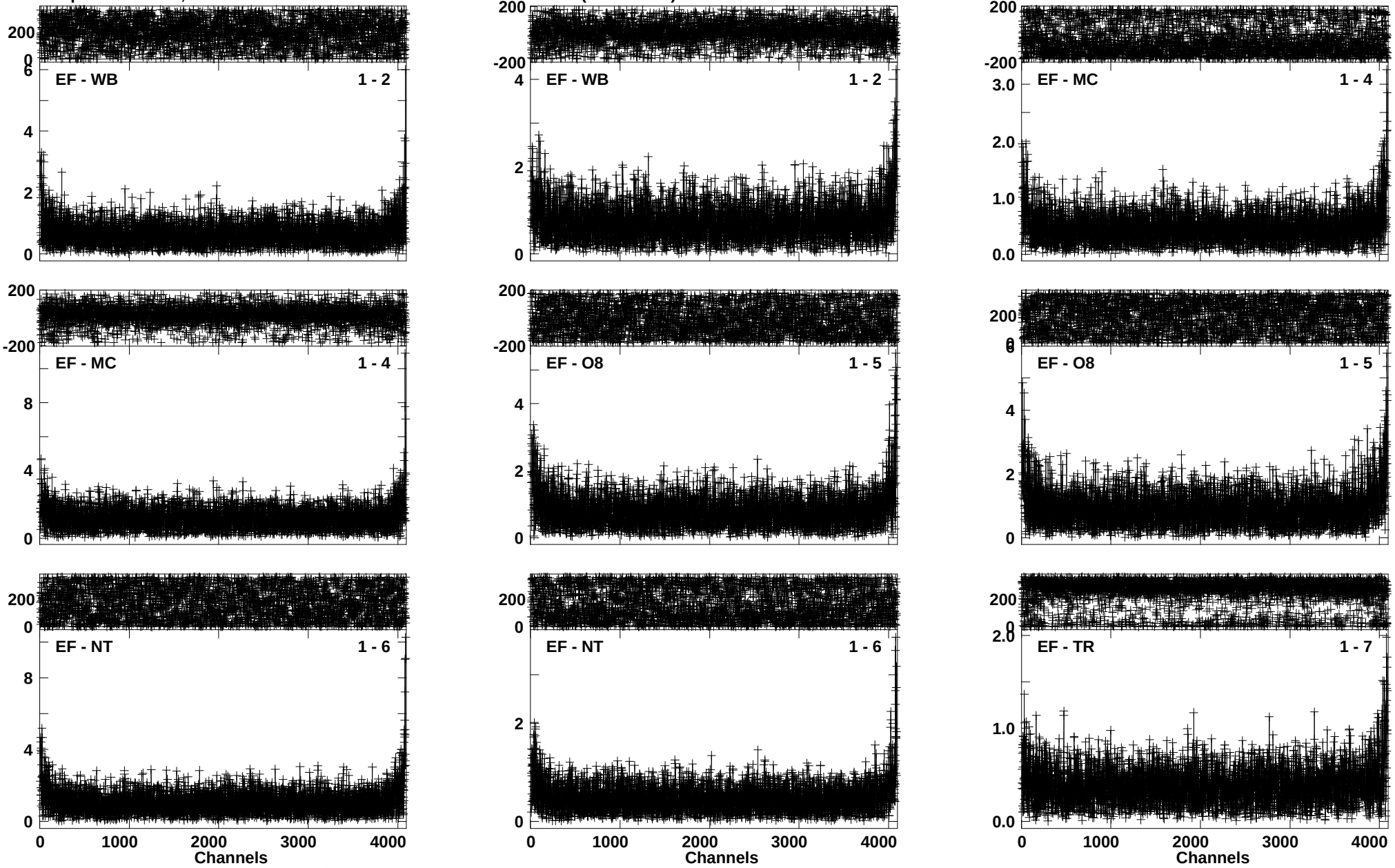

Lower frame: Ampl Jy Top frame: Phas deg
Vector averaged cross-power spectrum Baseline: EF (01) - WB (02)
Timerange: 00/06:06:47 to 00/06:09:39

Plot file version 66 created 16-AUG-2016 14:26:21
J1832-2039 EM117A 2.UVDATA.1
Freq = 6.6671 GHz, Bw = 2.000 MH Calibrated with CL # 3 and BP # 1 (BP mode 1)

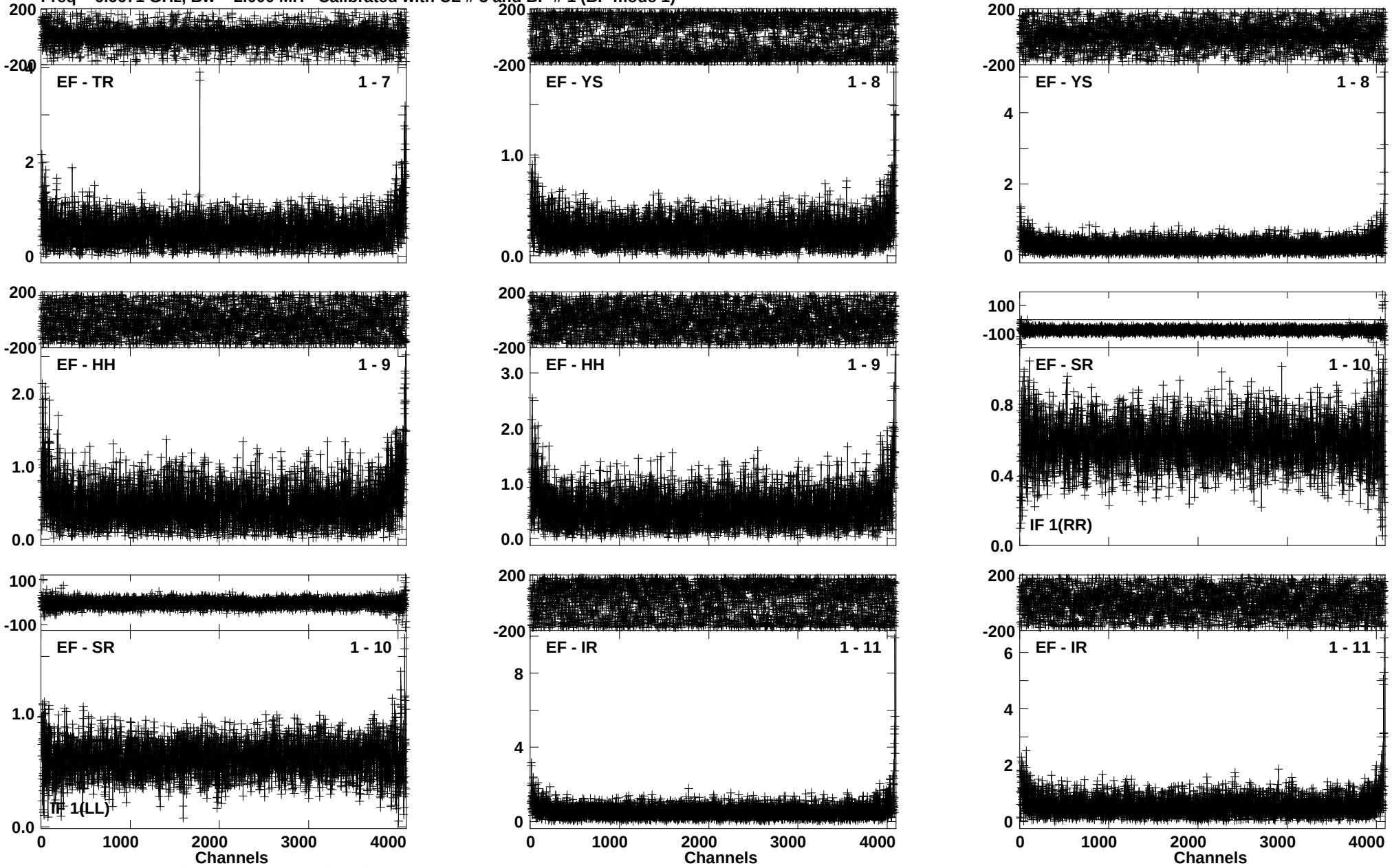

Lower frame: Ampl Jy Top frame: Phas deg
Vector averaged cross-power spectrum Baseline: EF (01) - TR (07)
Timerange: 00/06:06:47 to 00/06:09:39

Plot file version 67 created 16-AUG-2016 14:26:22
G012.68-0.18 EM117A 2.UVDATA.1
Freq = 6.6671 GHz, Bw = 2.000 MH Calibrated with CL # 3 and BP # 1 (BP mode 1)

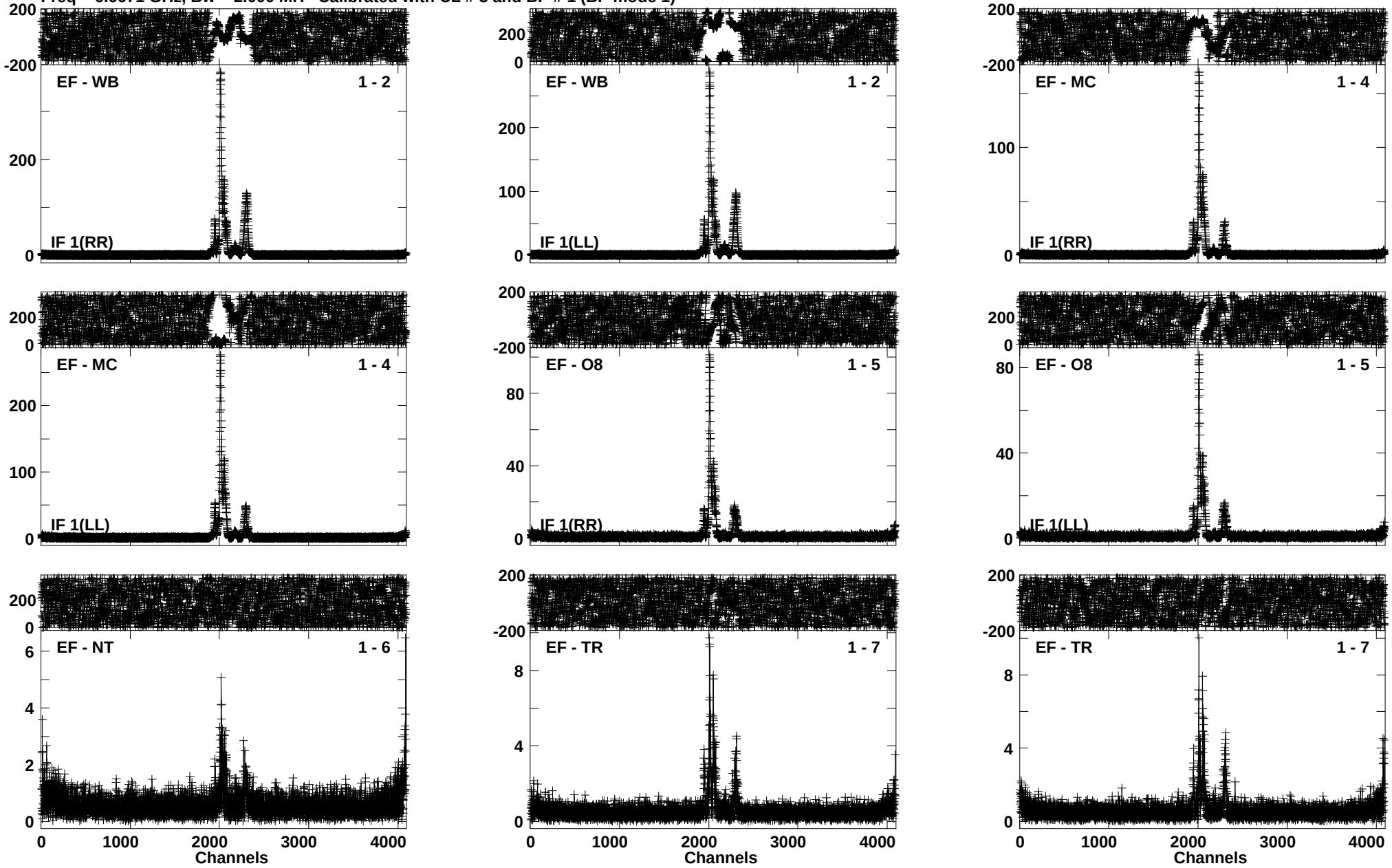

Lower frame: Ampl Jy Top frame: Phas deg
Vector averaged cross-power spectrum Baseline: EF (01) - WB (02)
Timerange: 00/06:09:47 to 00/06:11:39

Plot file version 68 created 16-AUG-2016 14:26:23
G012.68-0.18 EM117A 2.UVDATA.1
Freq = 6.6671 GHz, Bw = 2.000 MH Calibrated with CL # 3 and BP # 1 (BP mode 1)

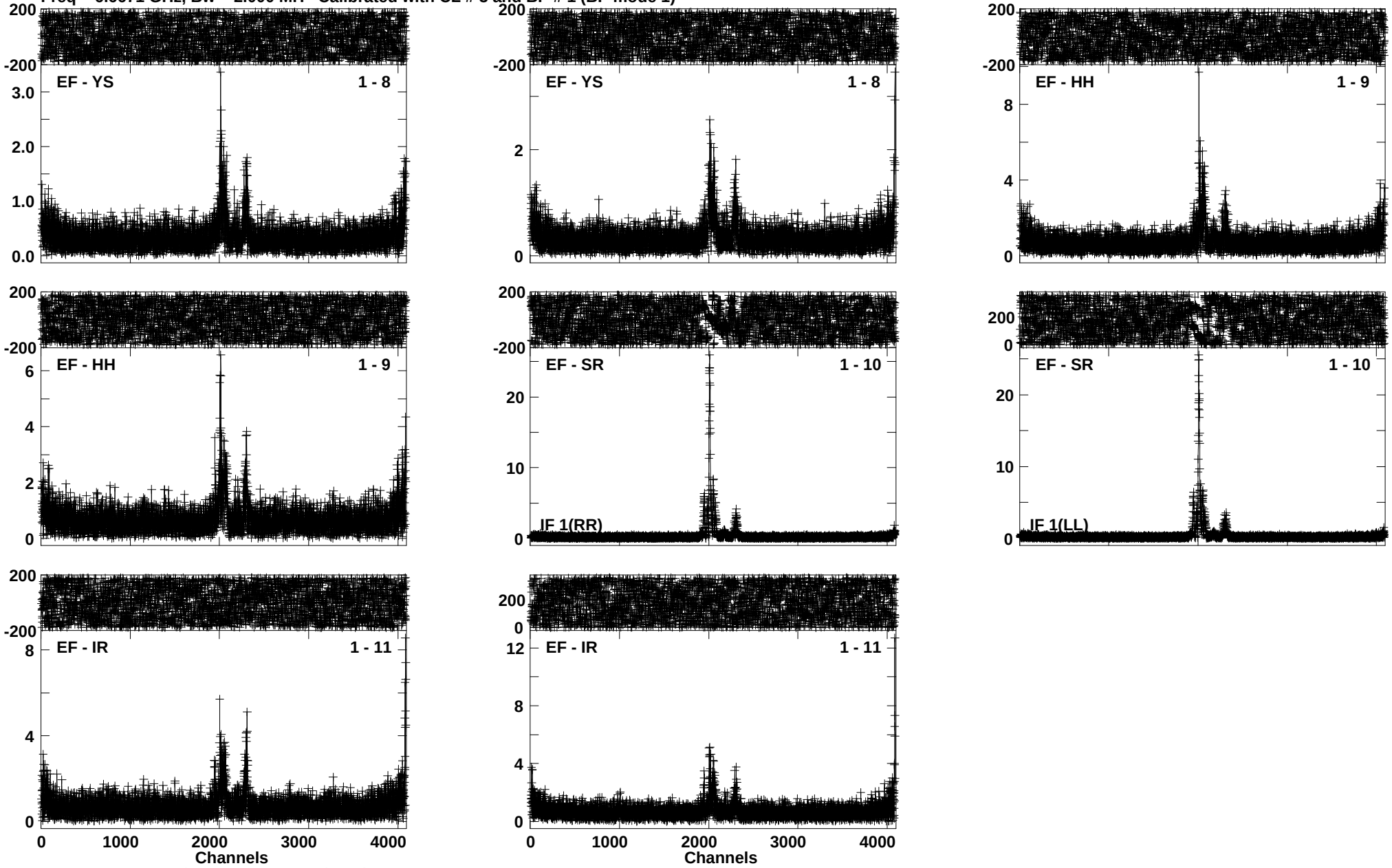

Lower frame: Ampl Jy Top frame: Phas deg
Vector averaged cross-power spectrum Baseline: EF (01) - YS (08)
Timerange: 00/06:09:47 to 00/06:11:39

Plot file version 69 created 16-AUG-2016 14:26:24
J1832-2039 EM117A 2.UVDATA.1
Freq = 6.6671 GHz, Bw = 2.000 MH Calibrated with CL # 3 and BP # 1 (BP mode 1)

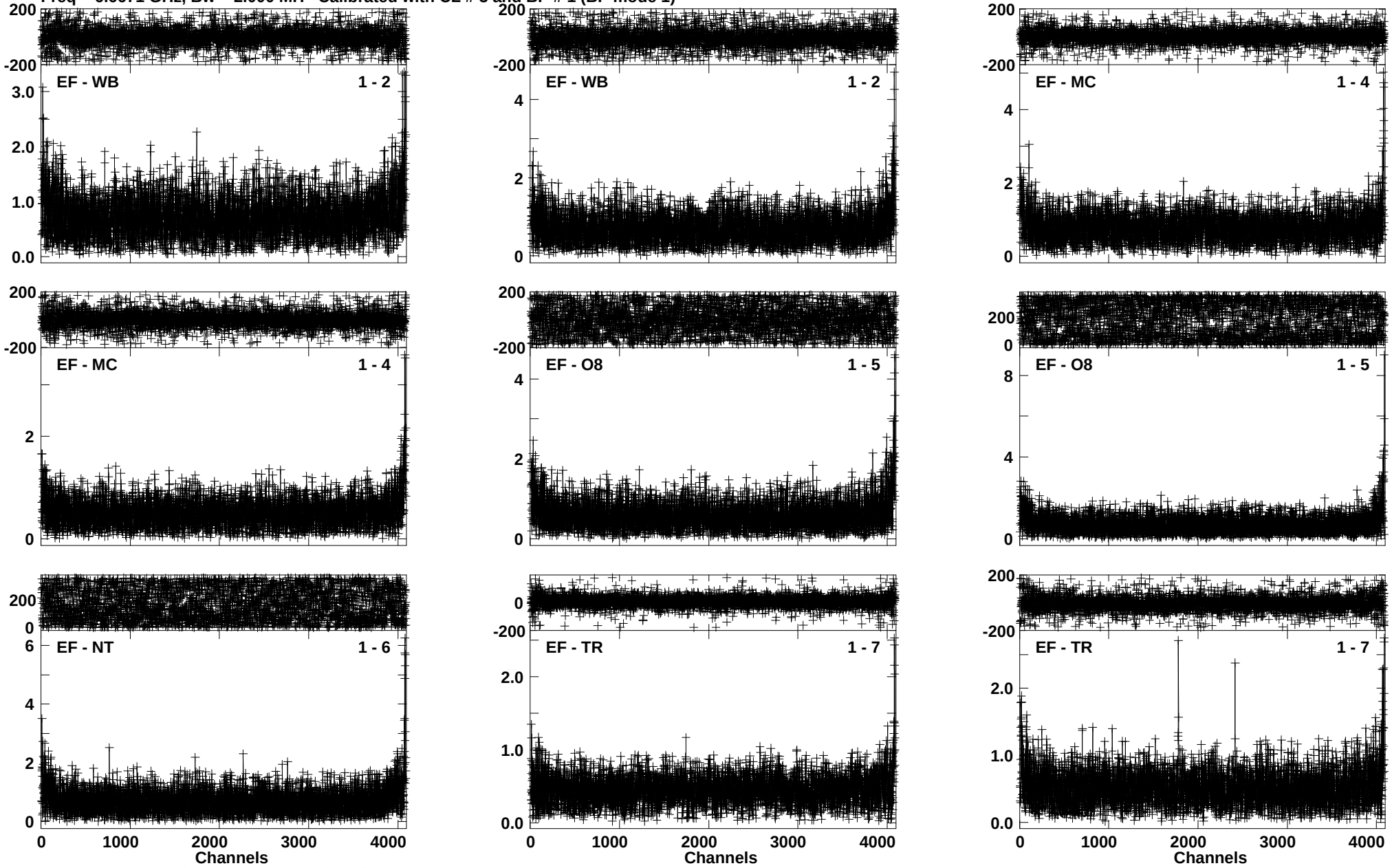

Lower frame: Ampl Jy Top frame: Phas deg
Vector averaged cross-power spectrum Baseline: EF (01) - WB (02)
Timerange: 00/06:12:21 to 00/06:15:19

Plot file version 70 created 16-AUG-2016 14:26:26
J1832-2039 EM117A 2.UVDATA.1
Freq = 6.6671 GHz, Bw = 2.000 MH Calibrated with CL # 3 and BP # 1 (BP mode 1)

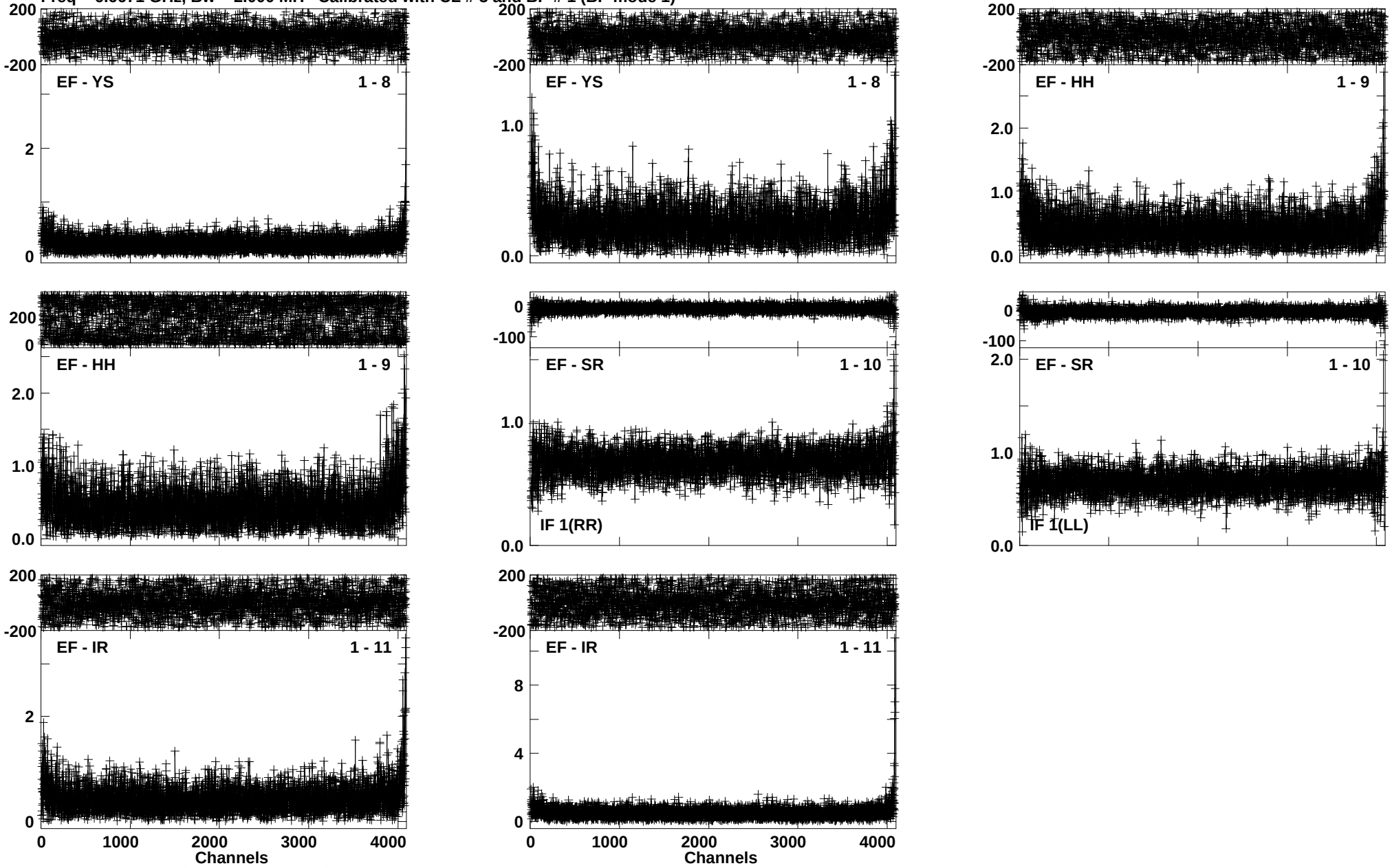

Lower frame: Ampl Jy Top frame: Phas deg
Vector averaged cross-power spectrum Baseline: EF (01) - YS (08)
Timerange: 00/06:12:21 to 00/06:15:19

Plot file version 71 created 16-AUG-2016 14:26:27
G012.68-0.18 EM117A 2.UVDATA.1
Freq = 6.6671 GHz, Bw = 2.000 MH Calibrated with CL # 3 and BP # 1 (BP mode 1)

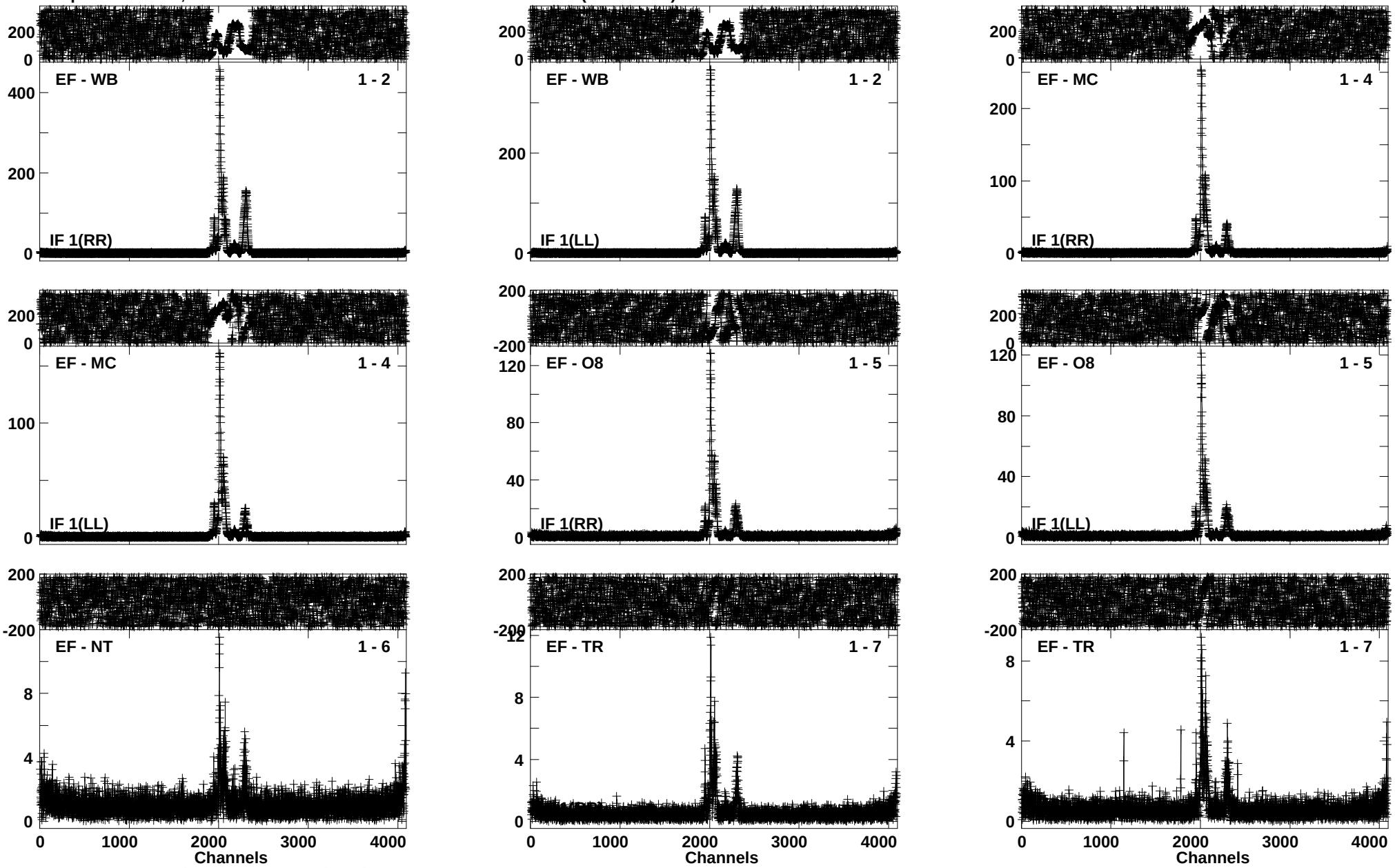

Lower frame: Ampl Jy Top frame: Phas deg
Vector averaged cross-power spectrum Baseline: EF (01) - WB (02)
Timerange: 00/06:15:21 to 00/06:17:19

Plot file version 72 created 16-AUG-2016 14:26:29
G012.68-0.18 EM117A 2.UVDATA.1
Freq = 6.6671 GHz, Bw = 2.000 MH Calibrated with CL # 3 and BP # 1 (BP mode 1)

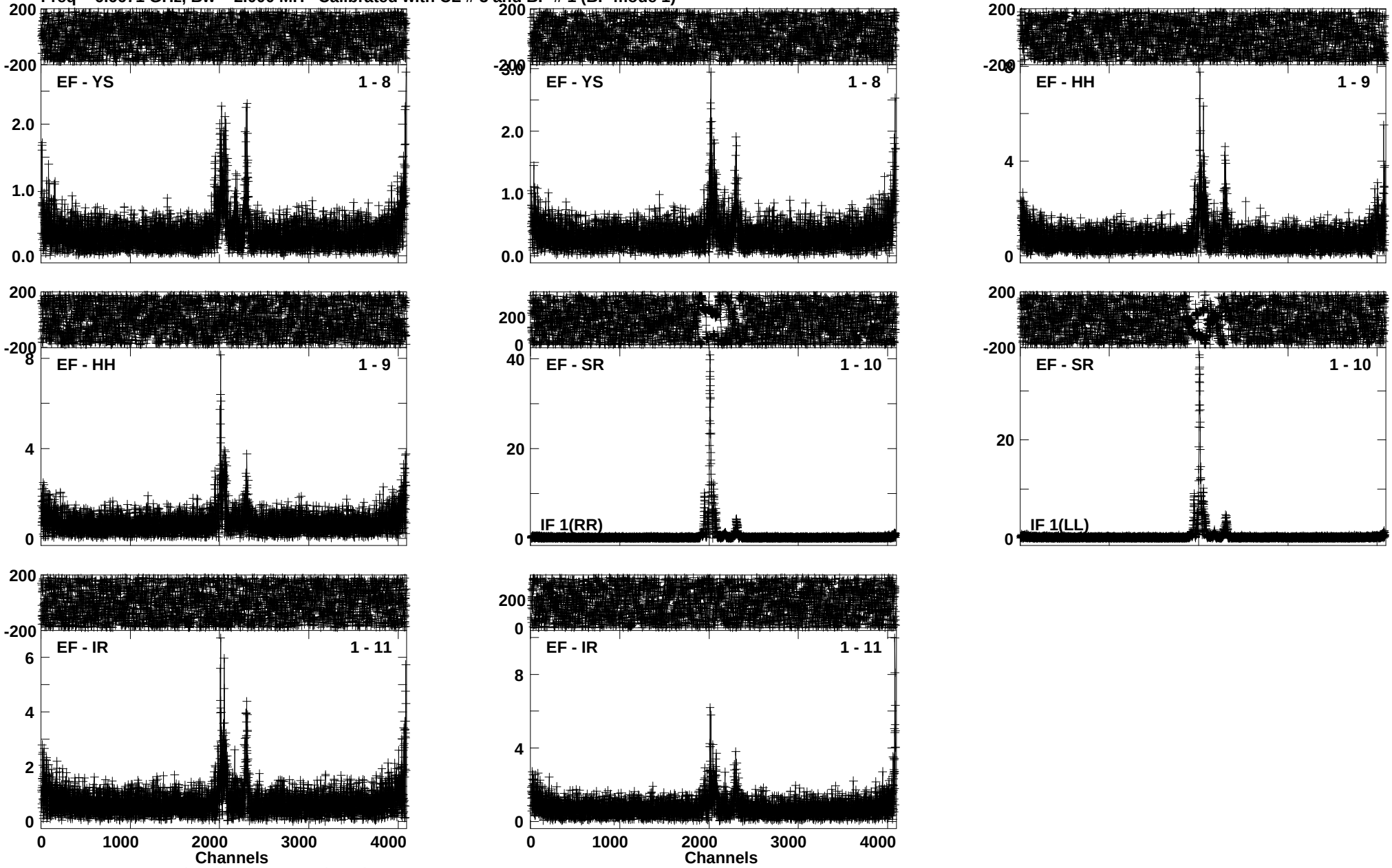

Lower frame: Ampl Jy Top frame: Phas deg
Vector averaged cross-power spectrum Baseline: EF (01) - YS (08)
Timerange: 00/06:15:21 to 00/06:17:19

Plot file version 73 created 16-AUG-2016 14:26:30
J1832-2039 EM117A 2.UVDATA.1
Freq = 6.6671 GHz, Bw = 2.000 MH Calibrated with CL # 3 and BP # 1 (BP mode 1)

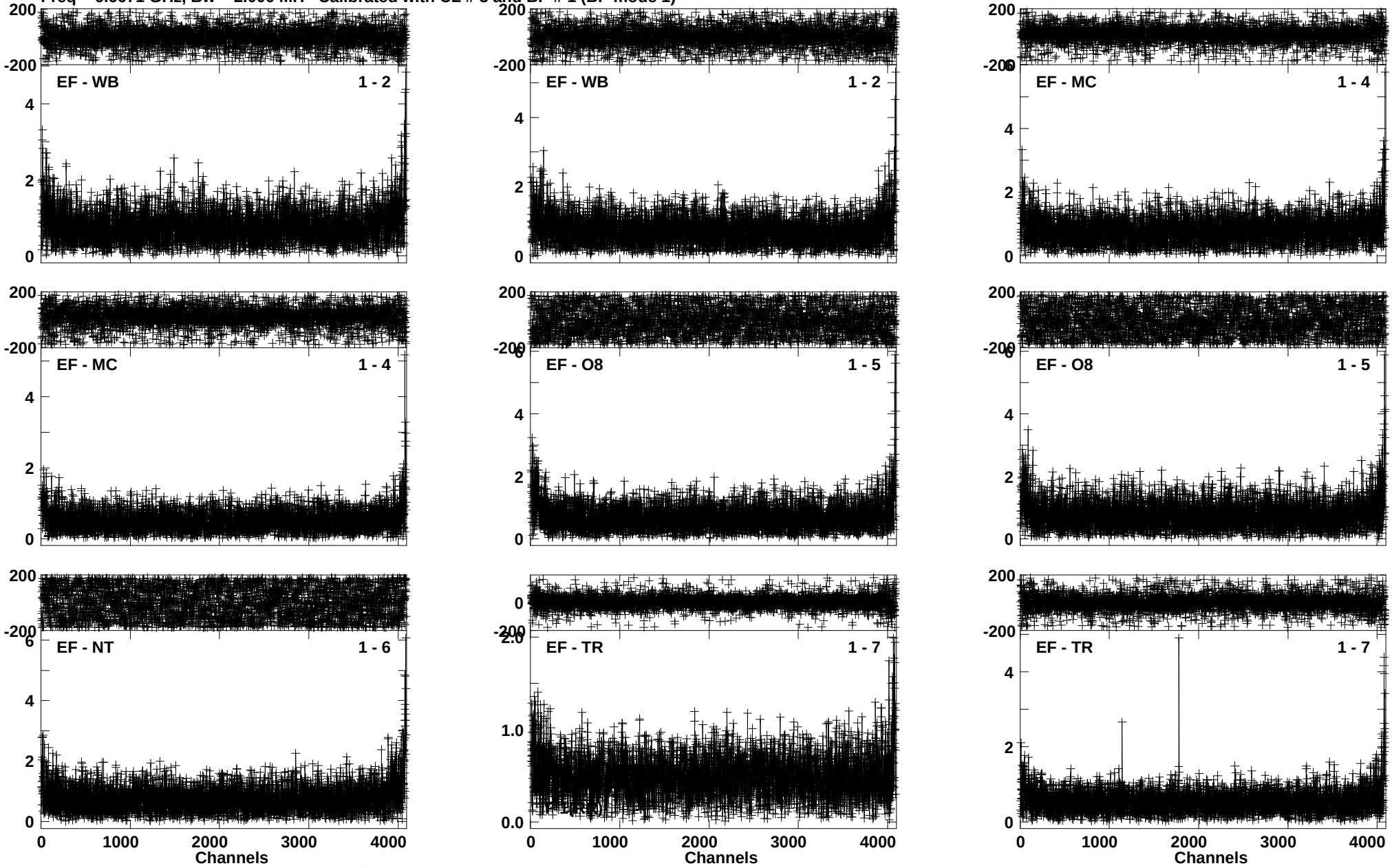

Lower frame: Ampl Jy Top frame: Phas deg
Vector averaged cross-power spectrum Baseline: EF (01) - WB (02)
Timerange: 00/06:17:27 to 00/06:20:19

Plot file version 74 created 16-AUG-2016 14:26:31
J1832-2039 EM117A 2.UVDATA.1
Freq = 6.6671 GHz, Bw = 2.000 MH Calibrated with CL # 3 and BP # 1 (BP mode 1)

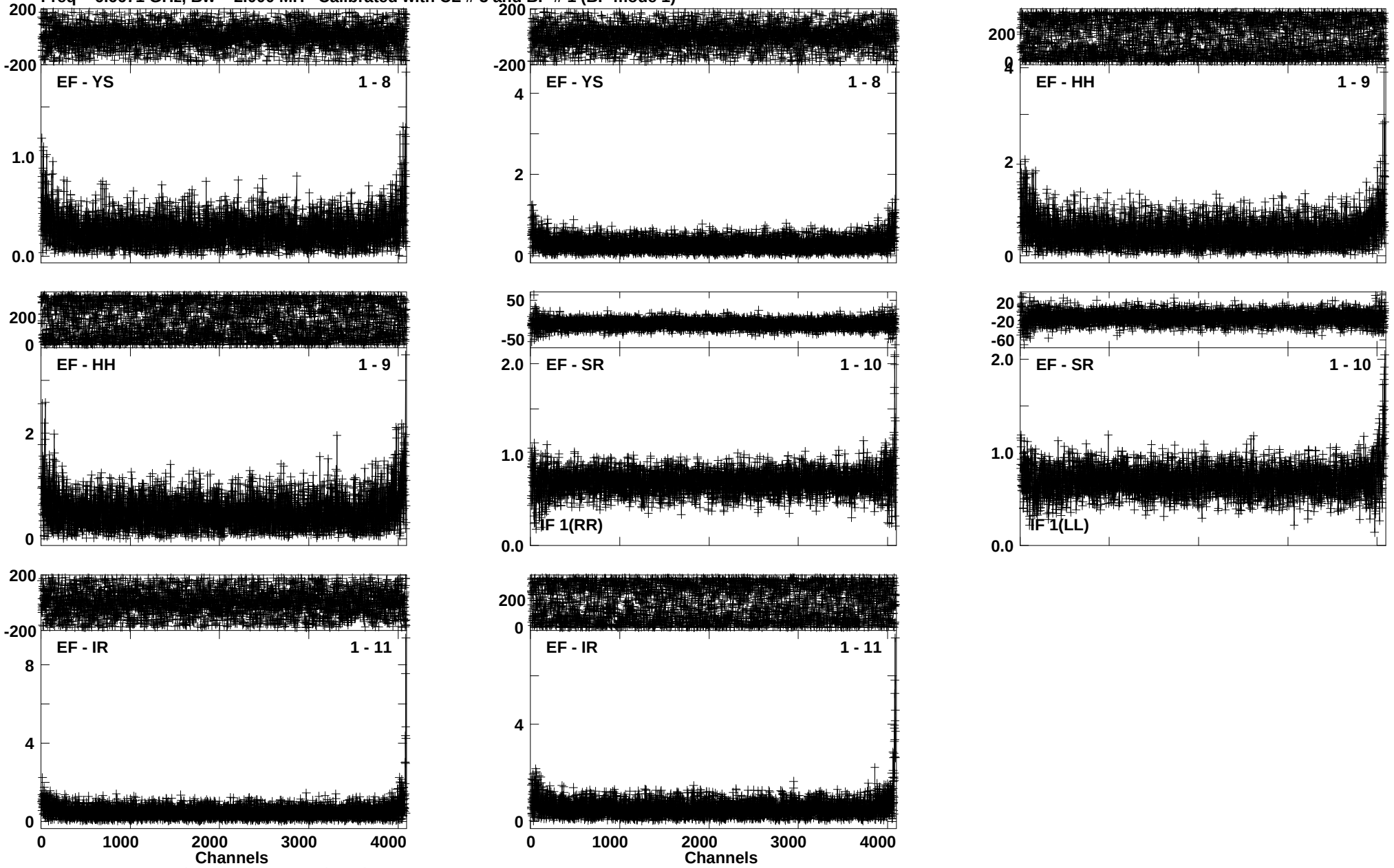

Lower frame: Ampl Jy Top frame: Phas deg
Vector averaged cross-power spectrum Baseline: EF (01) - YS (08)
Timerange: 00/06:17:27 to 00/06:20:19

Plot file version 75 created 16-AUG-2016 14:26:32
G012.68-0.18 EM117A 2.UVDATA.1
Freq = 6.6671 GHz, Bw = 2.000 MH Calibrated with CL # 3 and BP # 1 (BP mode 1)

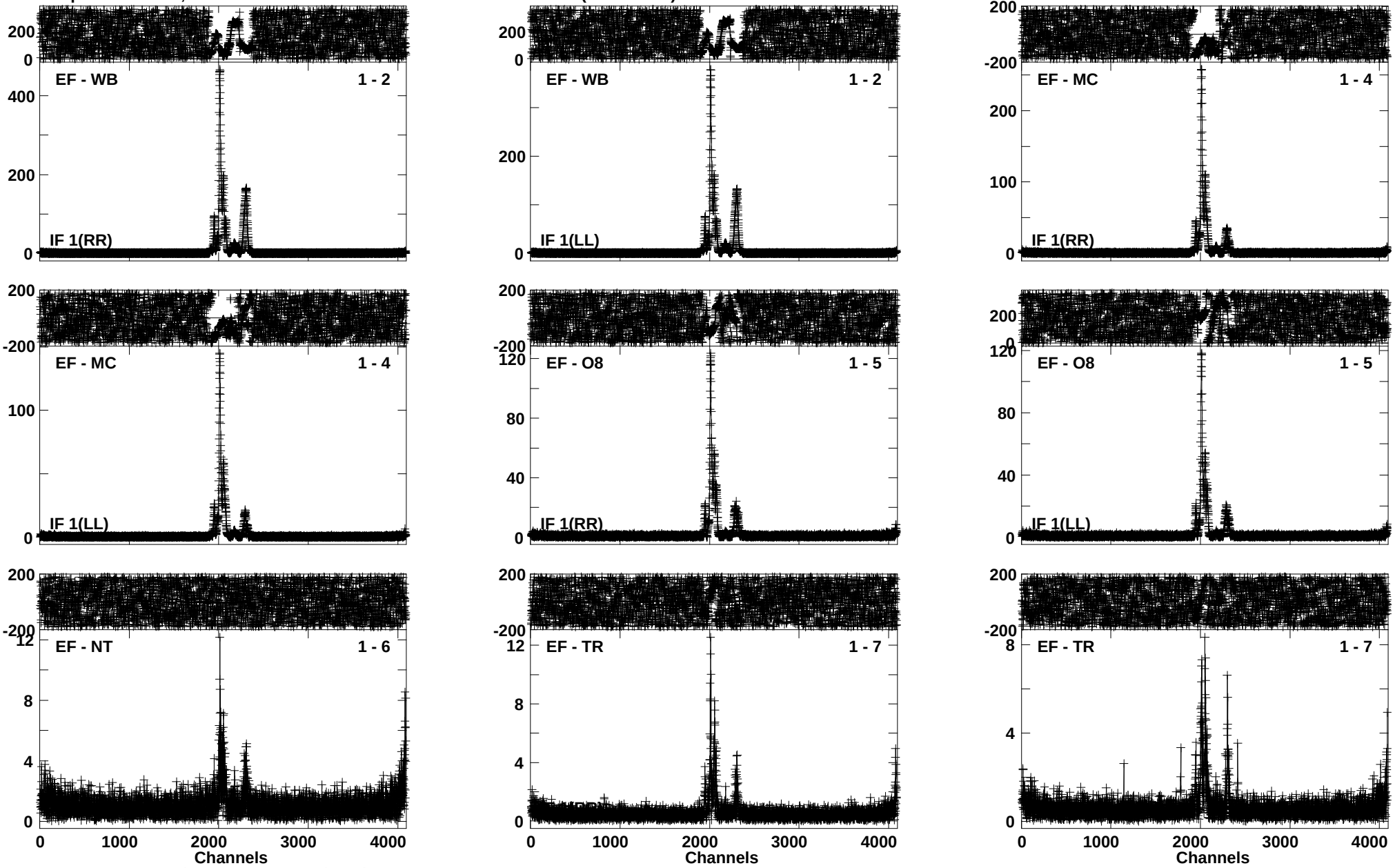

Lower frame: Ampl Jy Top frame: Phas deg
Vector averaged cross-power spectrum Baseline: EF (01) - WB (02)
Timerange: 00/06:20:21 to 00/06:22:19

Plot file version 76 created 16-AUG-2016 14:26:34
G012.68-0.18 EM117A 2.UVDATA.1
Freq = 6.6671 GHz, Bw = 2.000 MH Calibrated with CL # 3 and BP # 1 (BP mode 1)

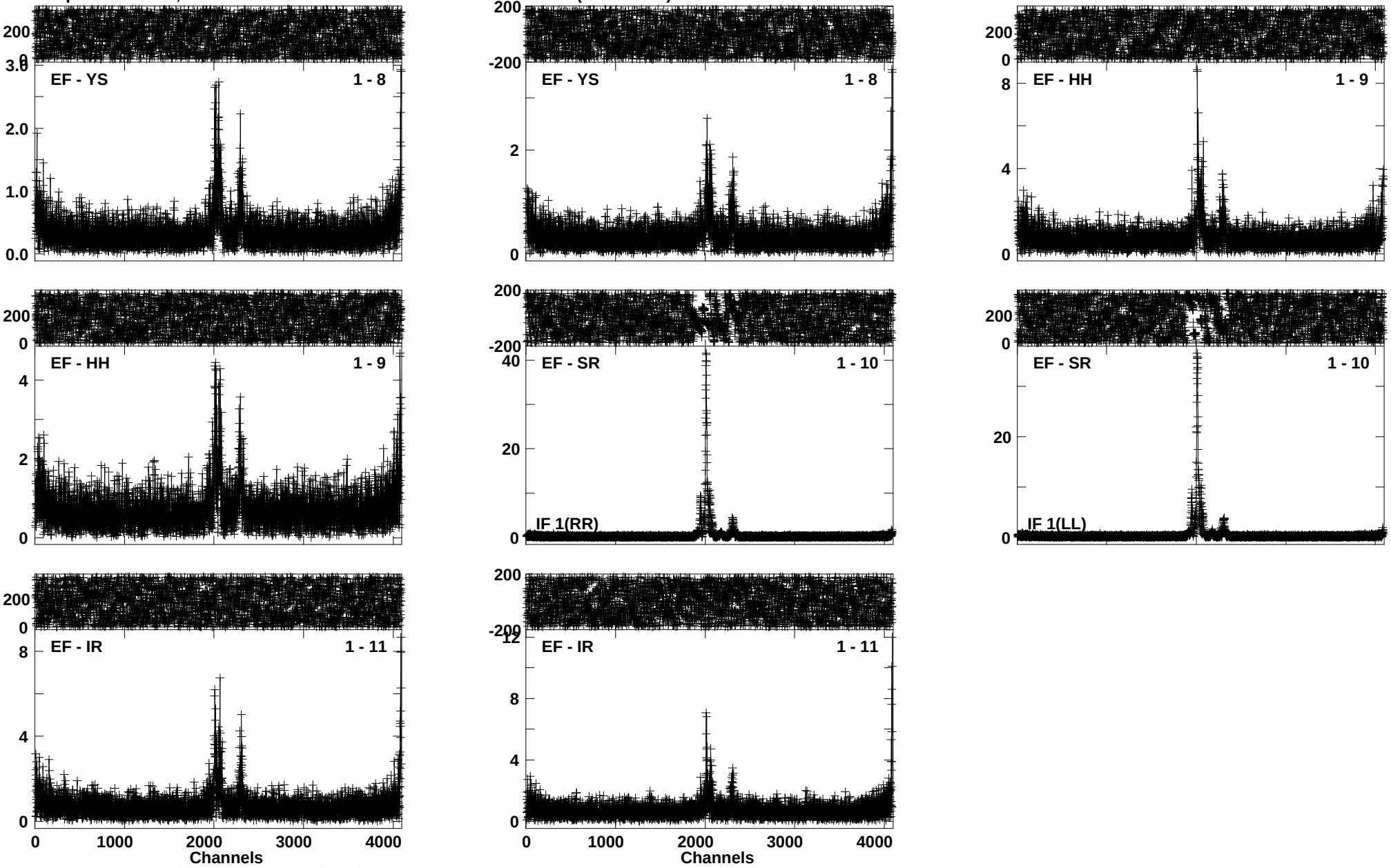

Lower frame: Ampl Jy Top frame: Phas deg
Vector averaged cross-power spectrum Baseline: EF (01) - YS (08)
Timerange: 00/06:20:21 to 00/06:22:19

Plot file version 77 created 16-AUG-2016 14:26:35
J1832-2039 EM117A 2.UVDATA.1
Freq = 6.6671 GHz, Bw = 2.000 MH Calibrated with CL # 3 and BP # 1 (BP mode 1)

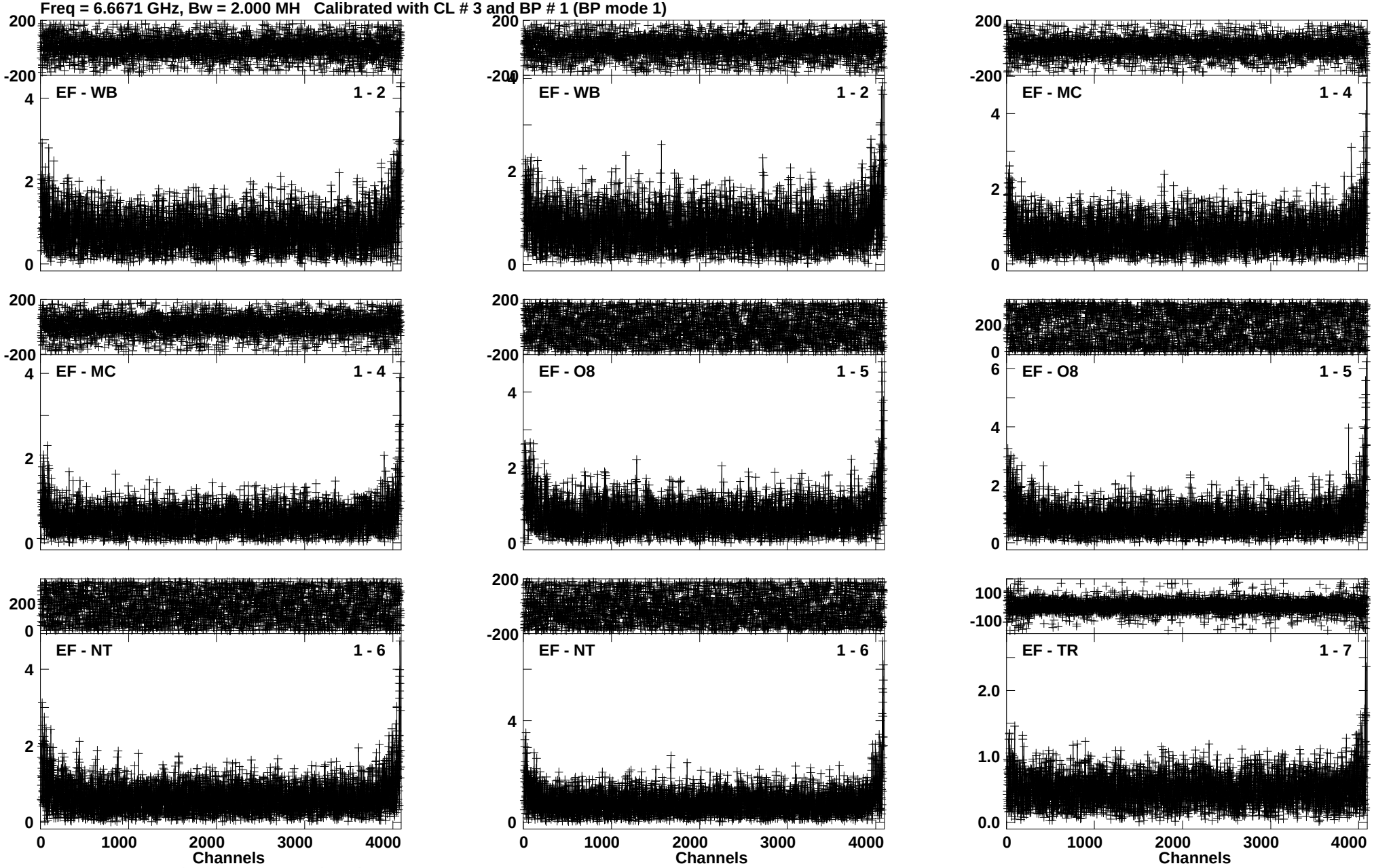

Lower frame: Ampl Jy Top frame: Phas deg
Vector averaged cross-power spectrum Baseline: EF (01) - WB (02)
Timerange: 00/06:22:27 to 00/06:25:19

Plot file version 78 created 16-AUG-2016 14:26:37
J1832-2039 EM117A 2.UVDATA.1
Freq = 6.6671 GHz, Bw = 2.000 MH Calibrated with CL # 3 and BP # 1 (BP mode 1)

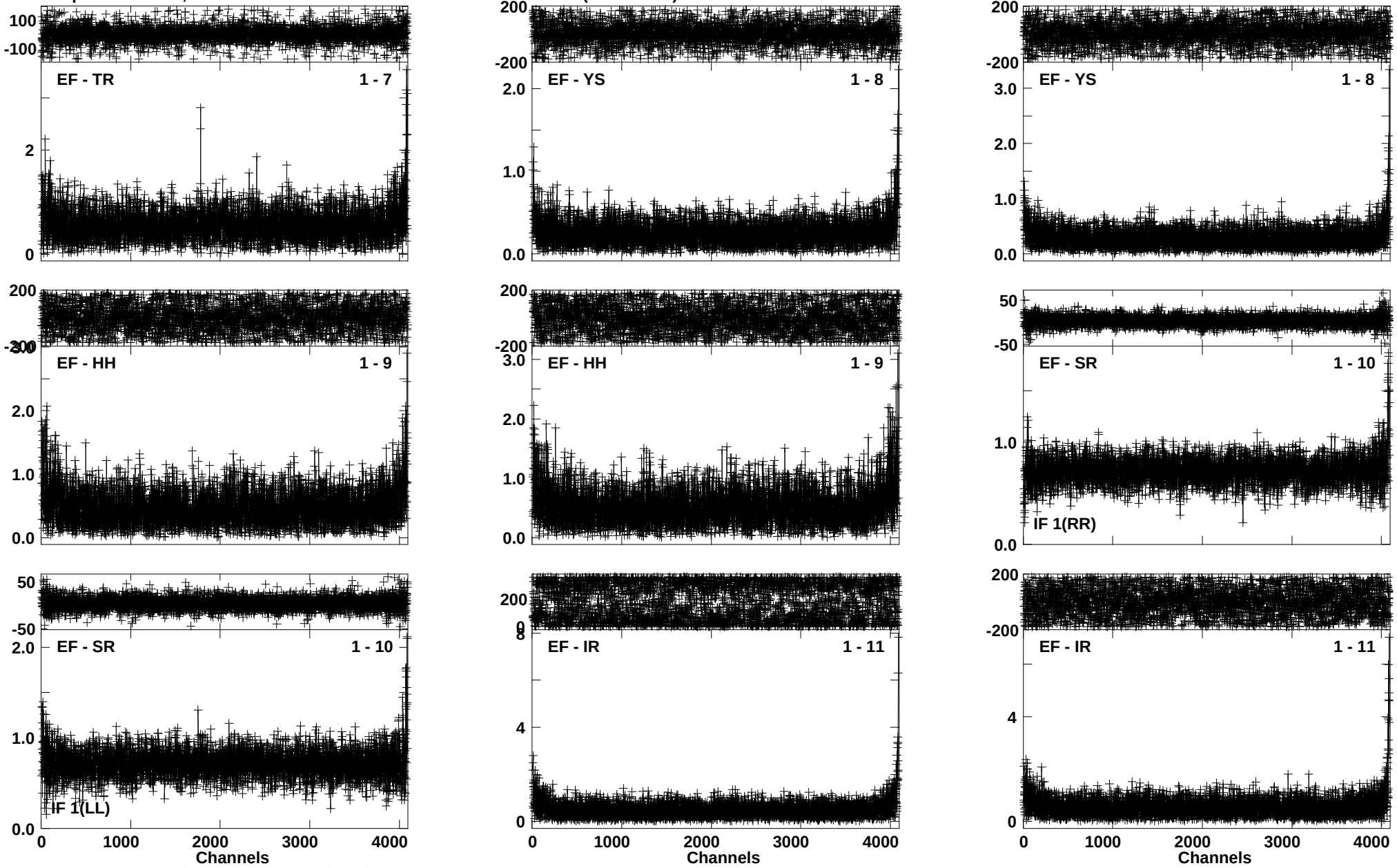

Lower frame: Ampl Jy Top frame: Phas deg
Vector averaged cross-power spectrum Baseline: EF (01) - TR (07)
Timerange: 00/06:22:27 to 00/06:25:19

Plot file version 79 created 16-AUG-2016 14:26:38
G012.68-0.18 EM117A 2.UVDATA.1
Freq = 6.6671 GHz, Bw = 2.000 MH Calibrated with CL # 3 and BP # 1 (BP mode 1)

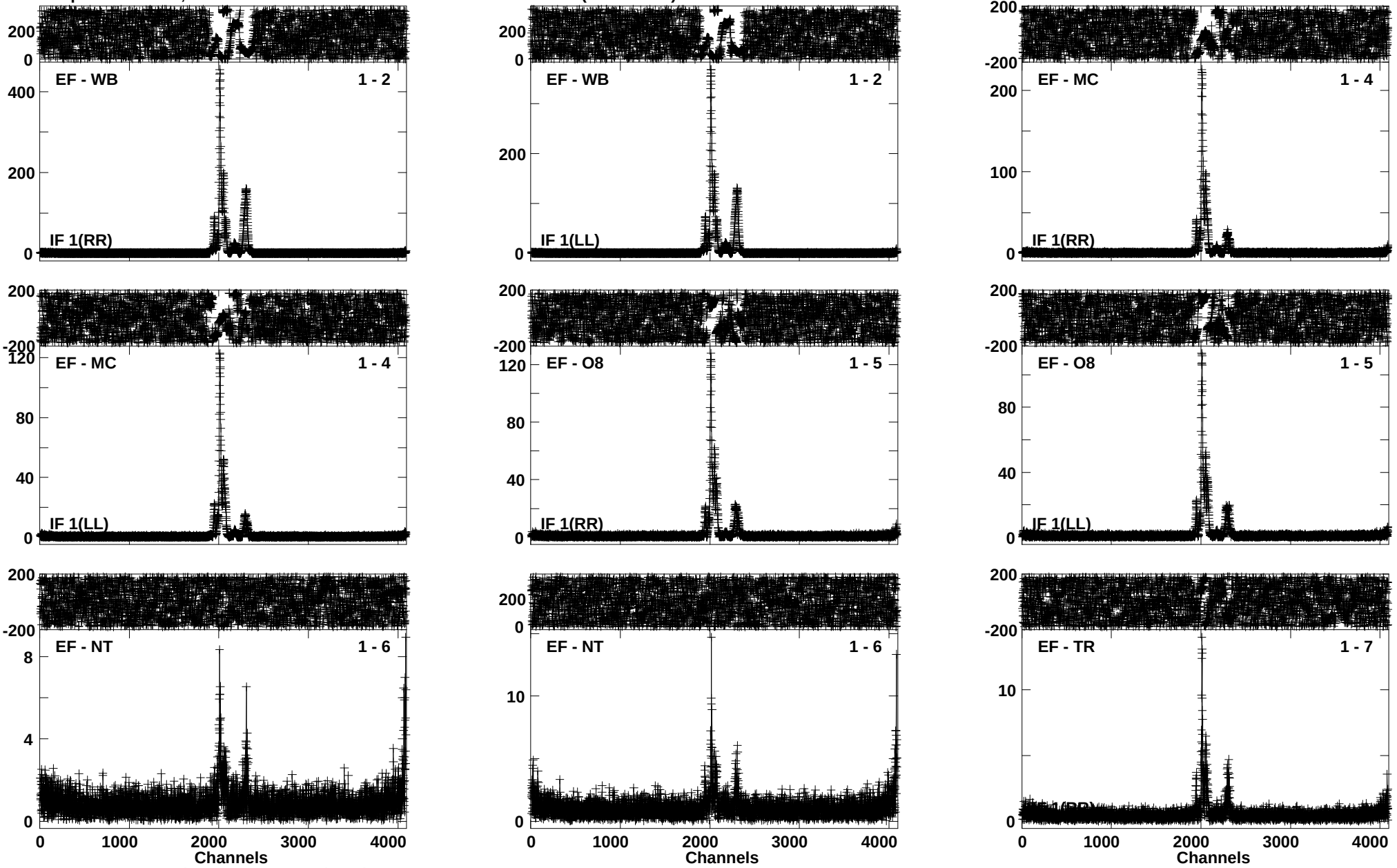

Lower frame: Ampl Jy Top frame: Phas deg
Vector averaged cross-power spectrum Baseline: EF (01) - WB (02)
Timerange: 00/06:25:27 to 00/06:27:19

Plot file version 80 created 16-AUG-2016 14:26:39
G012.68-0.18 EM117A 2.UVDATA.1
Freq = 6.6671 GHz, Bw = 2.000 MH Calibrated with CL # 3 and BP # 1 (BP mode 1)

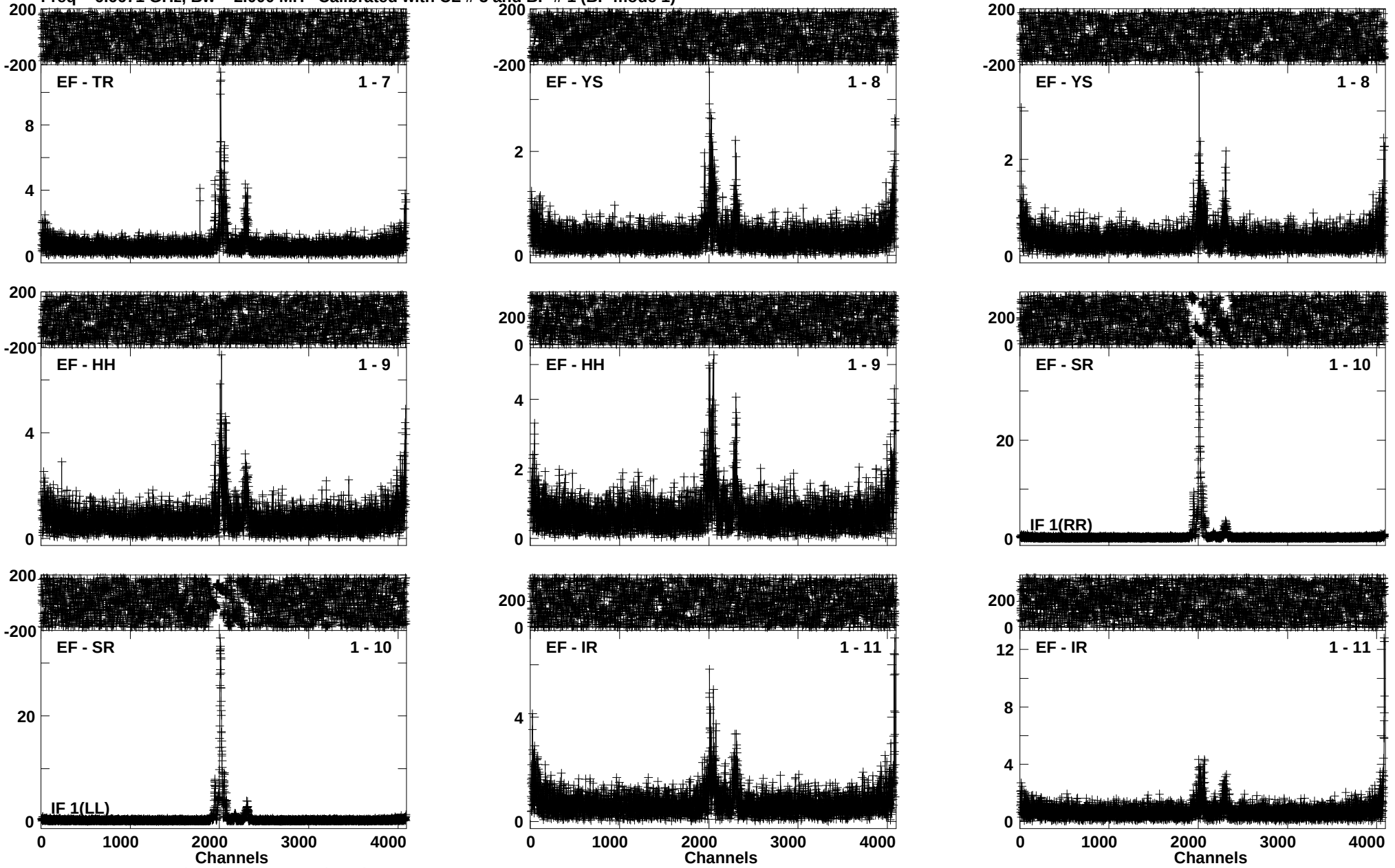

Lower frame: Ampl Jy Top frame: Phas deg
Vector averaged cross-power spectrum Baseline: EF (01) - TR (07)
Timerange: 00/06:25:27 to 00/06:27:19

Plot file version 81 created 16-AUG-2016 14:26:42
J1832-2039 EM117A 2.UVDATA.1
Freq = 6.6671 GHz, Bw = 2.000 MH Calibrated with CL # 3 and BP # 1 (BP mode 1)

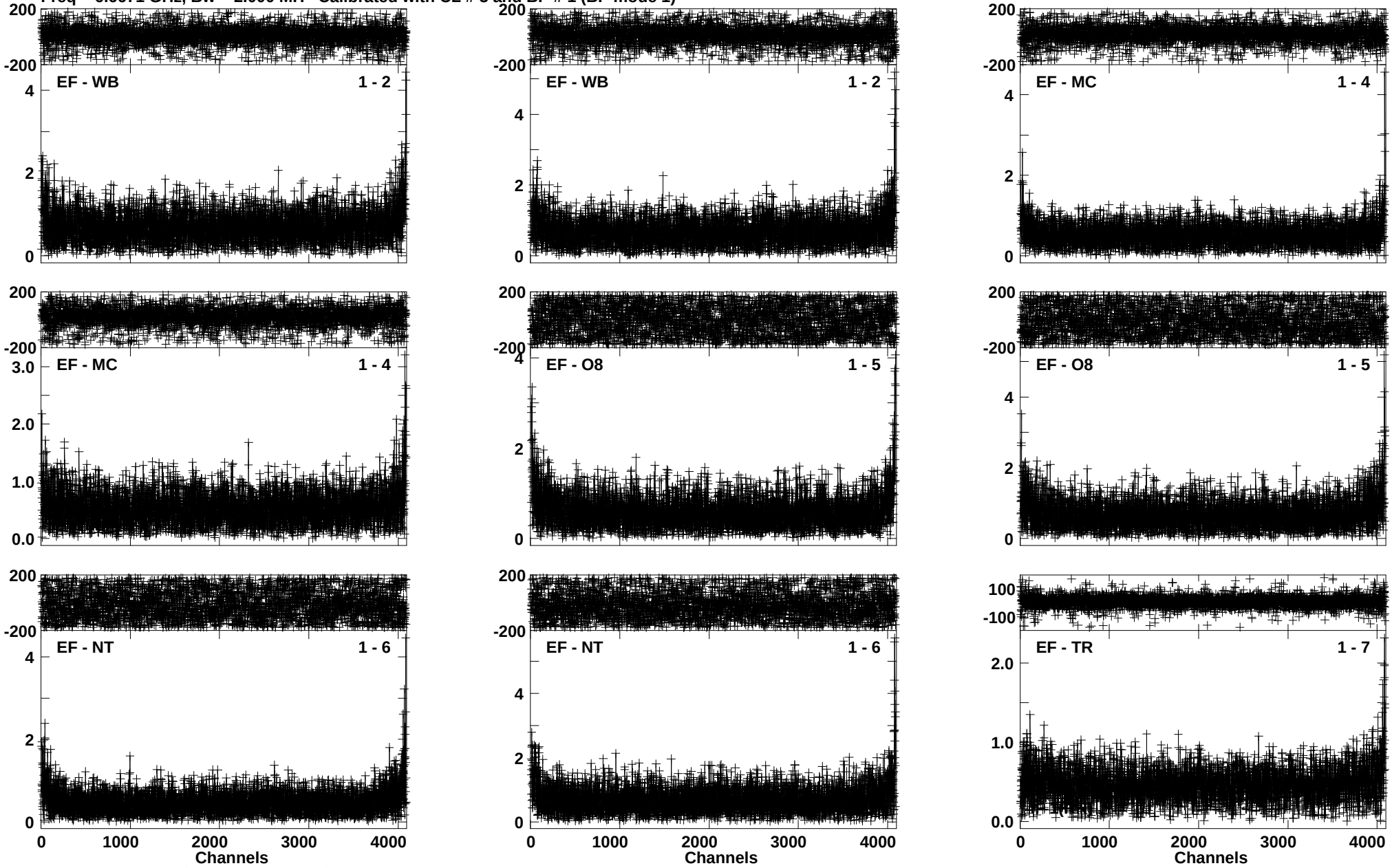

Lower frame: Ampl Jy Top frame: Phas deg
Vector averaged cross-power spectrum Baseline: EF (01) - WB (02)
Timerange: 00/06:28:01 to 00/06:30:59

Plot file version 82 created 16-AUG-2016 14:26:44
J1832-2039 EM117A 2.UVDATA.1
Freq = 6.6671 GHz, Bw = 2.000 MH Calibrated with CL # 3 and BP # 1 (BP mode 1)

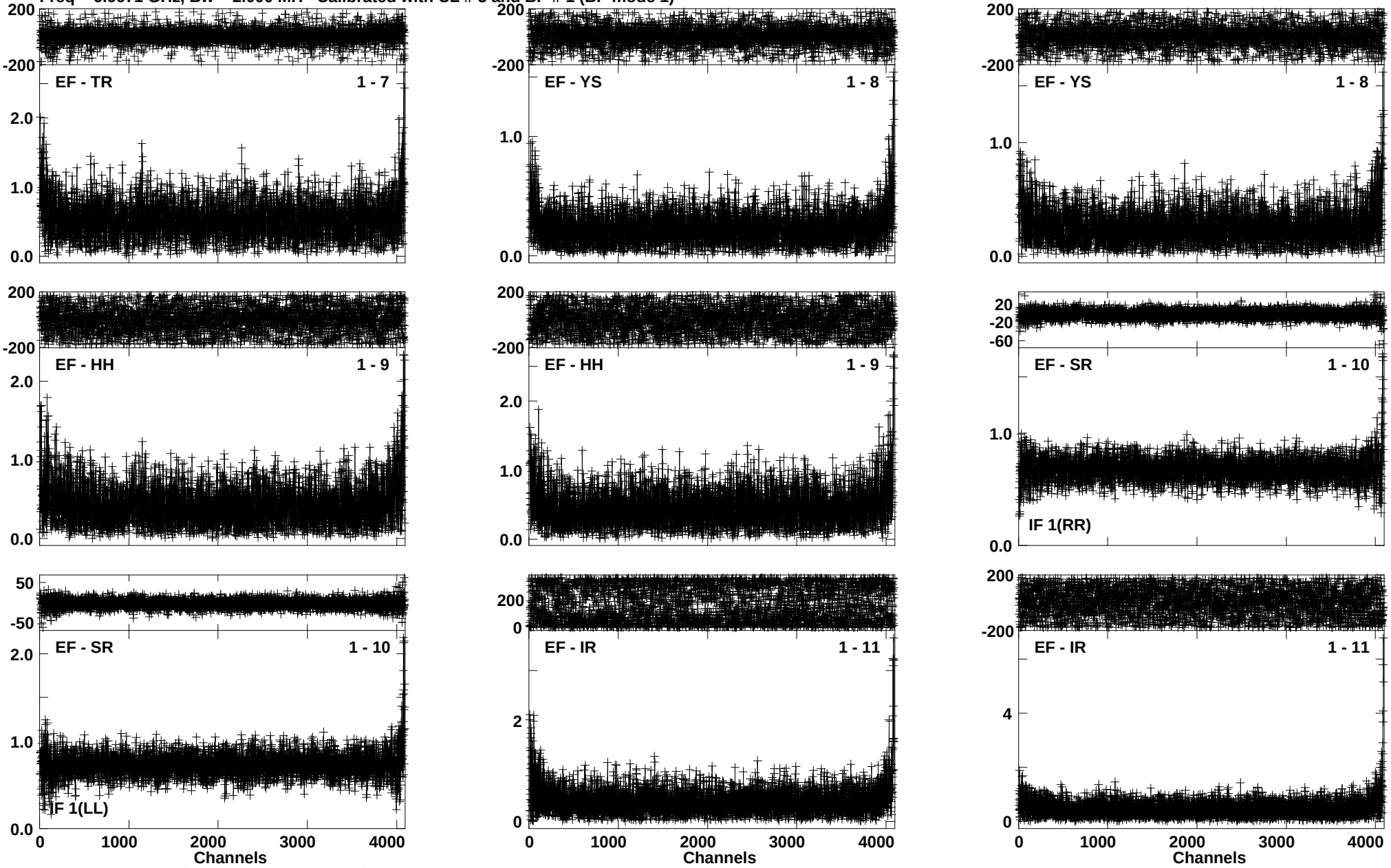

Lower frame: Ampl Jy Top frame: Phas deg
Vector averaged cross-power spectrum Baseline: EF (01) - TR (07)
Timerange: 00/06:28:01 to 00/06:30:59

Plot file version 83 created 16-AUG-2016 14:26:48
J1331+3030 EM117A 2.UVDATA.1
Freq = 6.6671 GHz, Bw = 2.000 MH Calibrated with CL # 3 and BP # 1 (BP mode 1)

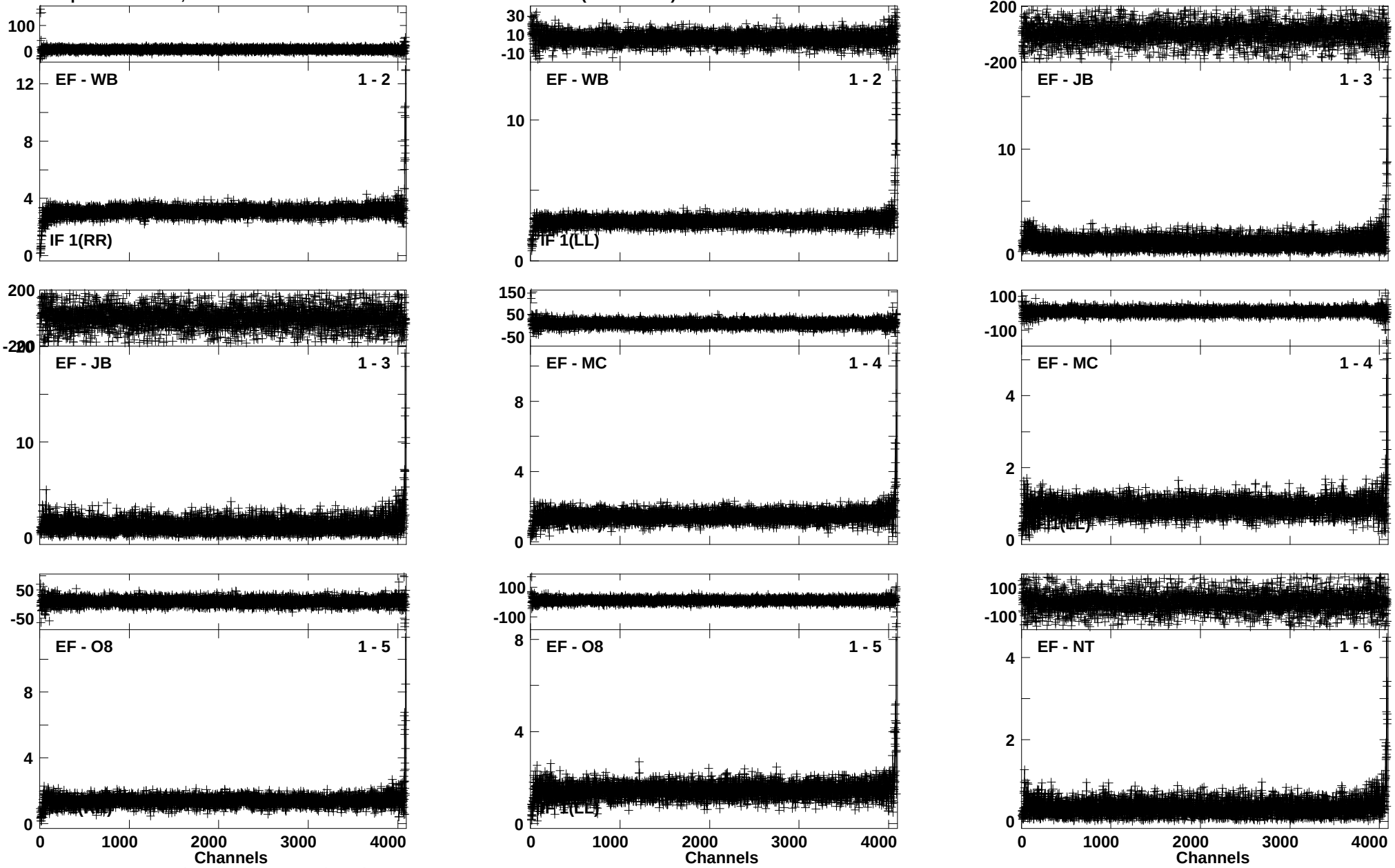

Lower frame: Ampl Jy Top frame: Phas deg
Vector averaged cross-power spectrum Baseline: EF (01) - WB (02)
Timerange: 00/06:36:41 to 00/06:44:39

Plot file version 84 created 16-AUG-2016 14:26:51
J1331+3030 EM117A 2.UVDATA.1
Freq = 6.6671 GHz, Bw = 2.000 MH Calibrated with CL # 3 and BP # 1 (BP mode 1)

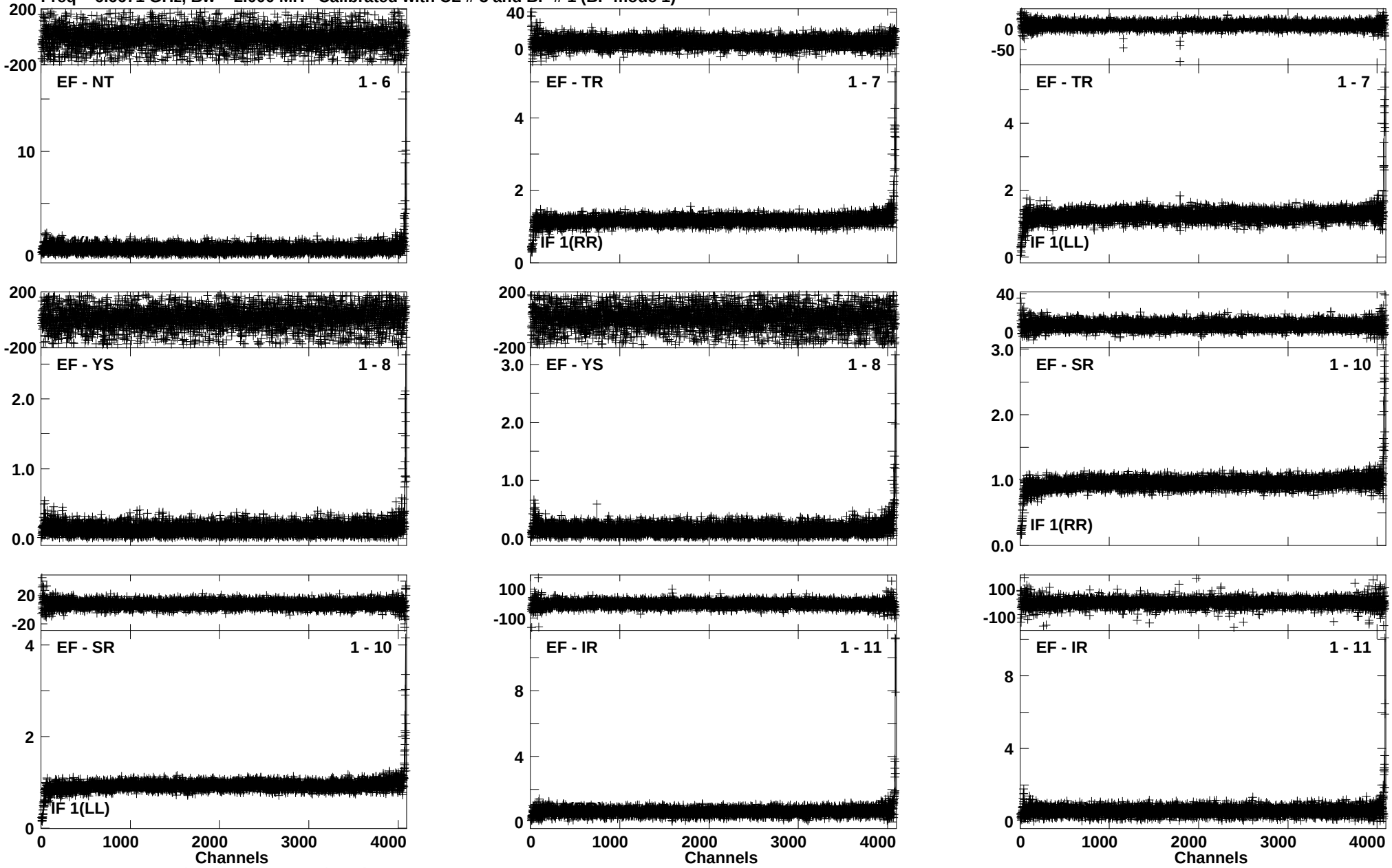

Lower frame: Ampl Jy Top frame: Phas deg
Vector averaged cross-power spectrum Baseline: EF (01) - NT (06)
Timerange: 00/06:36:41 to 00/06:44:39

Plot file version 85 created 16-AUG-2016 14:26:55
J1832-2039 EM117A 2.UVDATA.1
Freq = 6.6671 GHz, Bw = 2.000 MH Calibrated with CL # 3 and BP # 1 (BP mode 1)

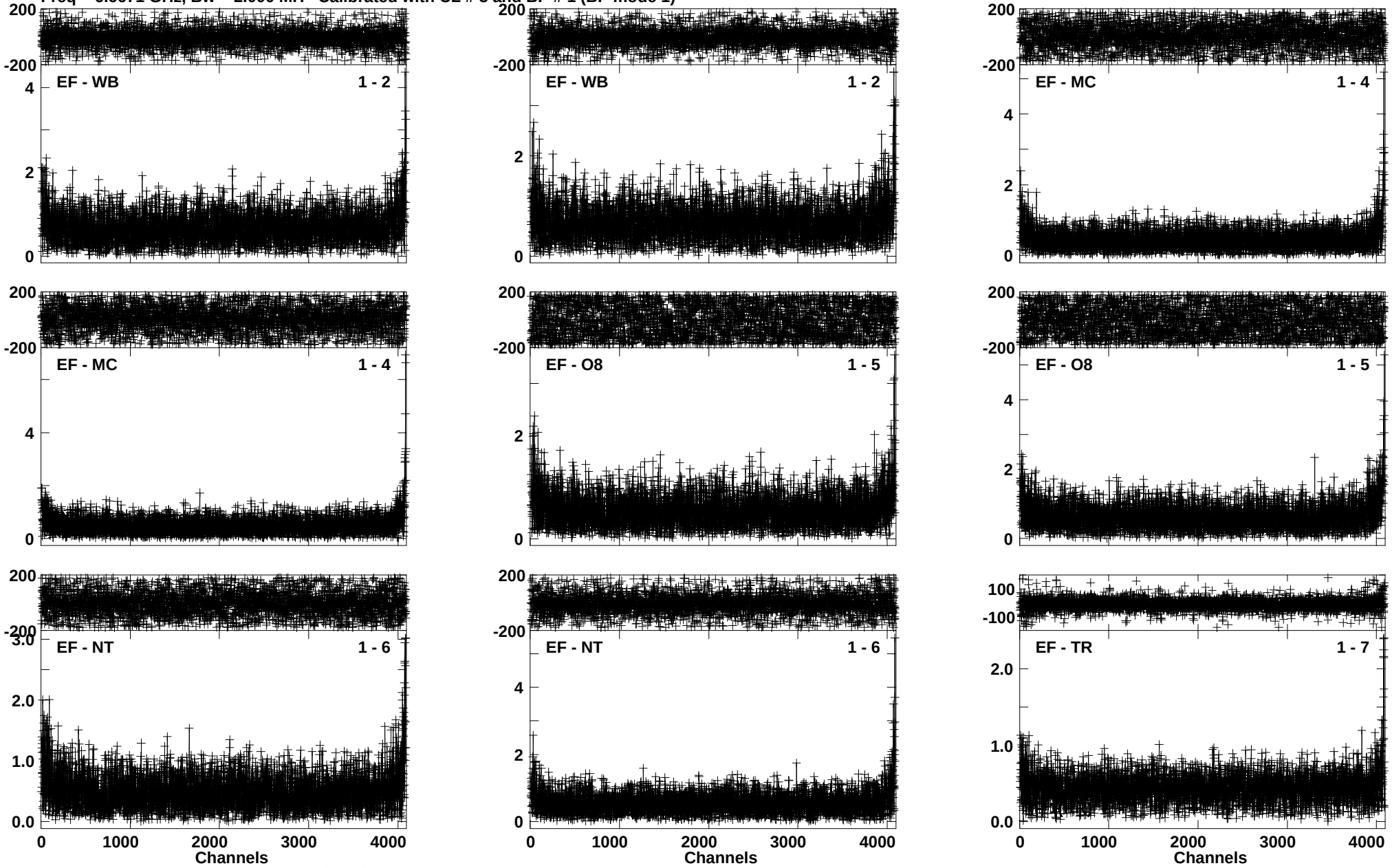

Lower frame: Ampl Jy Top frame: Phas deg
Vector averaged cross-power spectrum Baseline: EF (01) - WB (02)
Timerange: 00/06:49:51 to 00/06:52:49

Plot file version 86 created 16-AUG-2016 14:26:57
J1832-2039 EM117A 2.UVDATA.1
Freq = 6.6671 GHz, Bw = 2.000 MH Calibrated with CL # 3 and BP # 1 (BP mode 1)

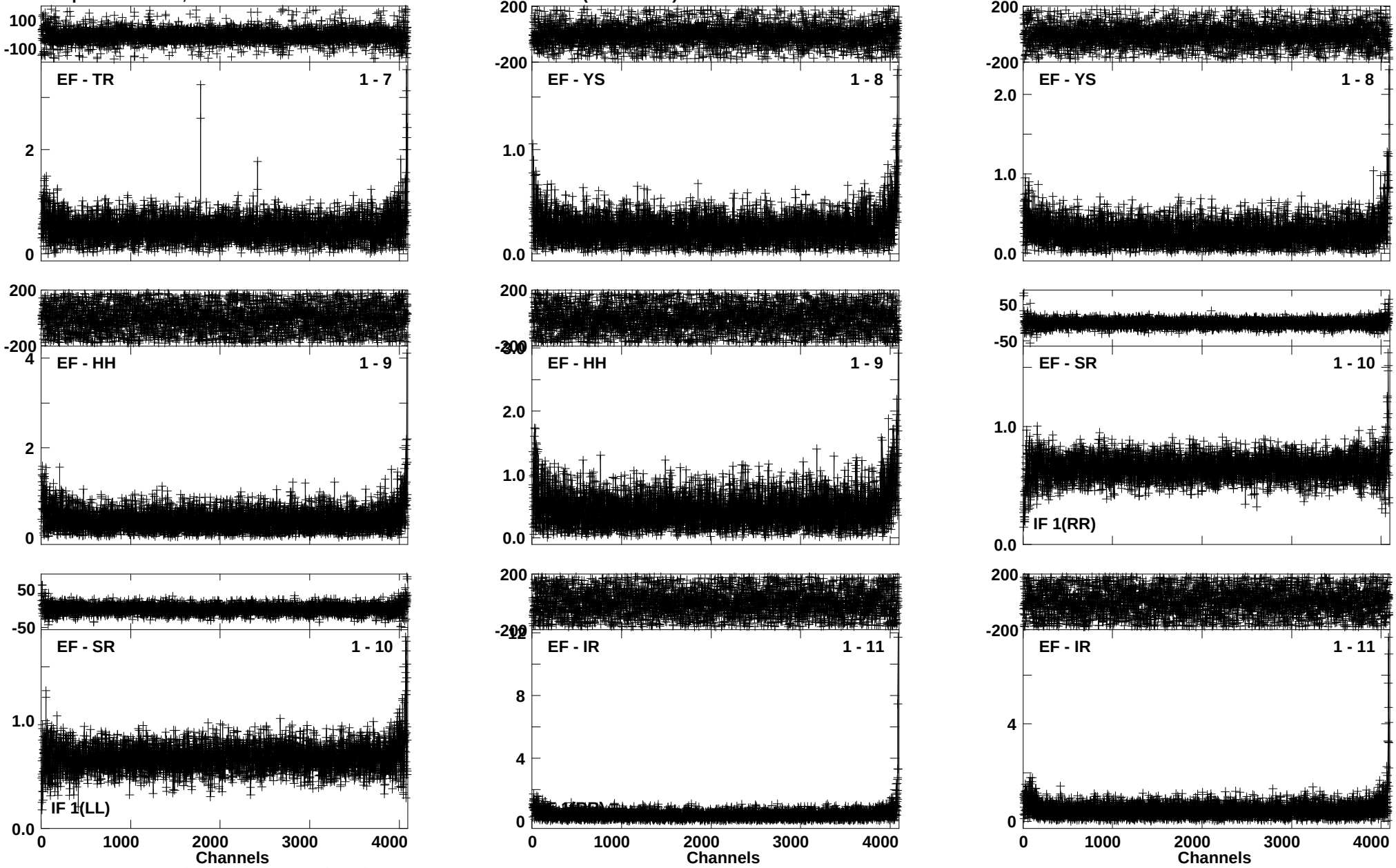

Lower frame: Ampl Jy Top frame: Phas deg
Vector averaged cross-power spectrum Baseline: EF (01) - TR (07)
Timerange: 00/06:49:51 to 00/06:52:49

Plot file version 87 created 16-AUG-2016 14:26:59
G012.68-0.18 EM117A 2.UVDATA.1
Freq = 6.6671 GHz, Bw = 2.000 MH Calibrated with CL # 3 and BP # 1 (BP mode 1)

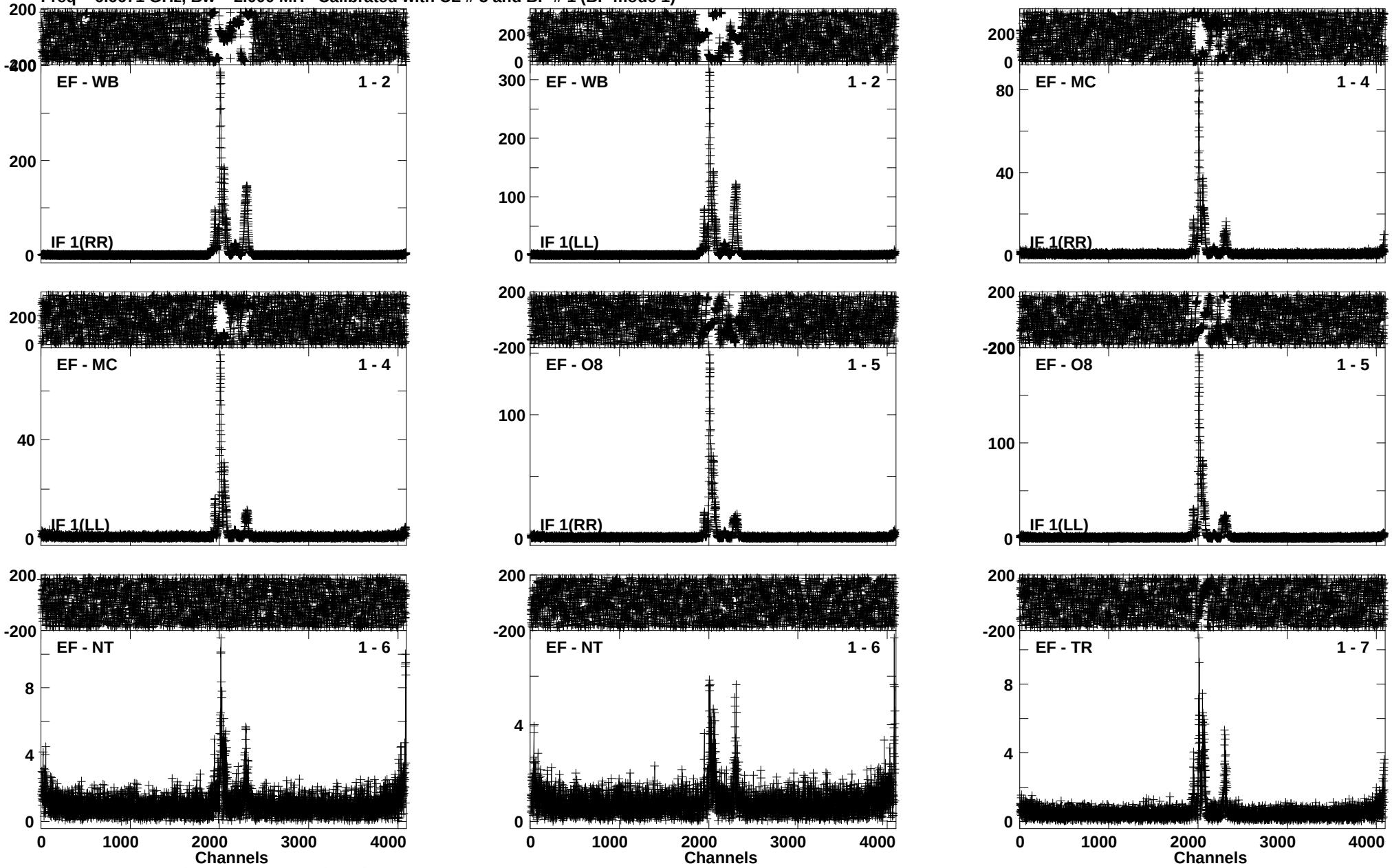

Lower frame: Ampl Jy Top frame: Phas deg
Vector averaged cross-power spectrum Baseline: EF (01) - WB (02)
Timerange: 00/06:52:51 to 00/06:54:49

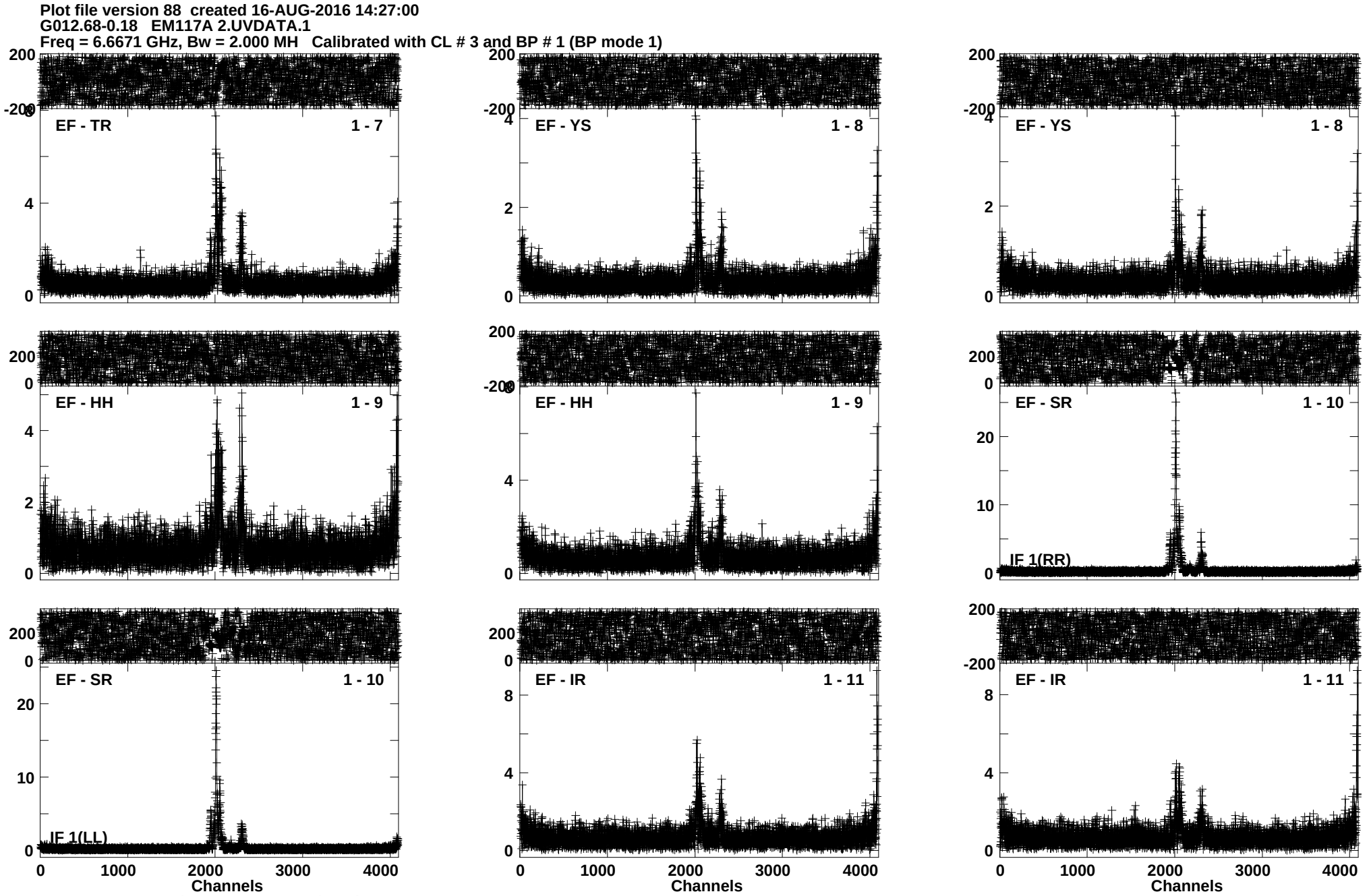
Plot file version 88 created 16-AUG-2016 14:27:00
G012.68-0.18 EM117A 2.UVDATA.1
Freq = 6.6671 GHz, Bw = 2.000 MH Calibrated with CL # 3 and BP # 1 (BP mode 1)
EF - TR 1 - 7
EF - YS 1 - 8
EF - YS 1 - 8
EF - HH 1 - 9
EF - HH 1 - 9
EF - SR 1 - 10
IF 1(RR)
EF - SR 1 - 10
IF 1(LL)
EF - IR 1 - 11
EF - IR 1 - 11
Channels
Channels
Channels
Lower frame: Ampl Jy Top frame: Phas deg
Vector averaged cross-power spectrum Baseline: EF (01) - TR (07)
Timerange: 00/06:52:51 to 00/06:54:49

Plot file version 89 created 16-AUG-2016 14:27:02
J1832-2039 EM117A 2.UVDATA.1
Freq = 6.6671 GHz, Bw = 2.000 MH Calibrated with CL # 3 and BP # 1 (BP mode 1)

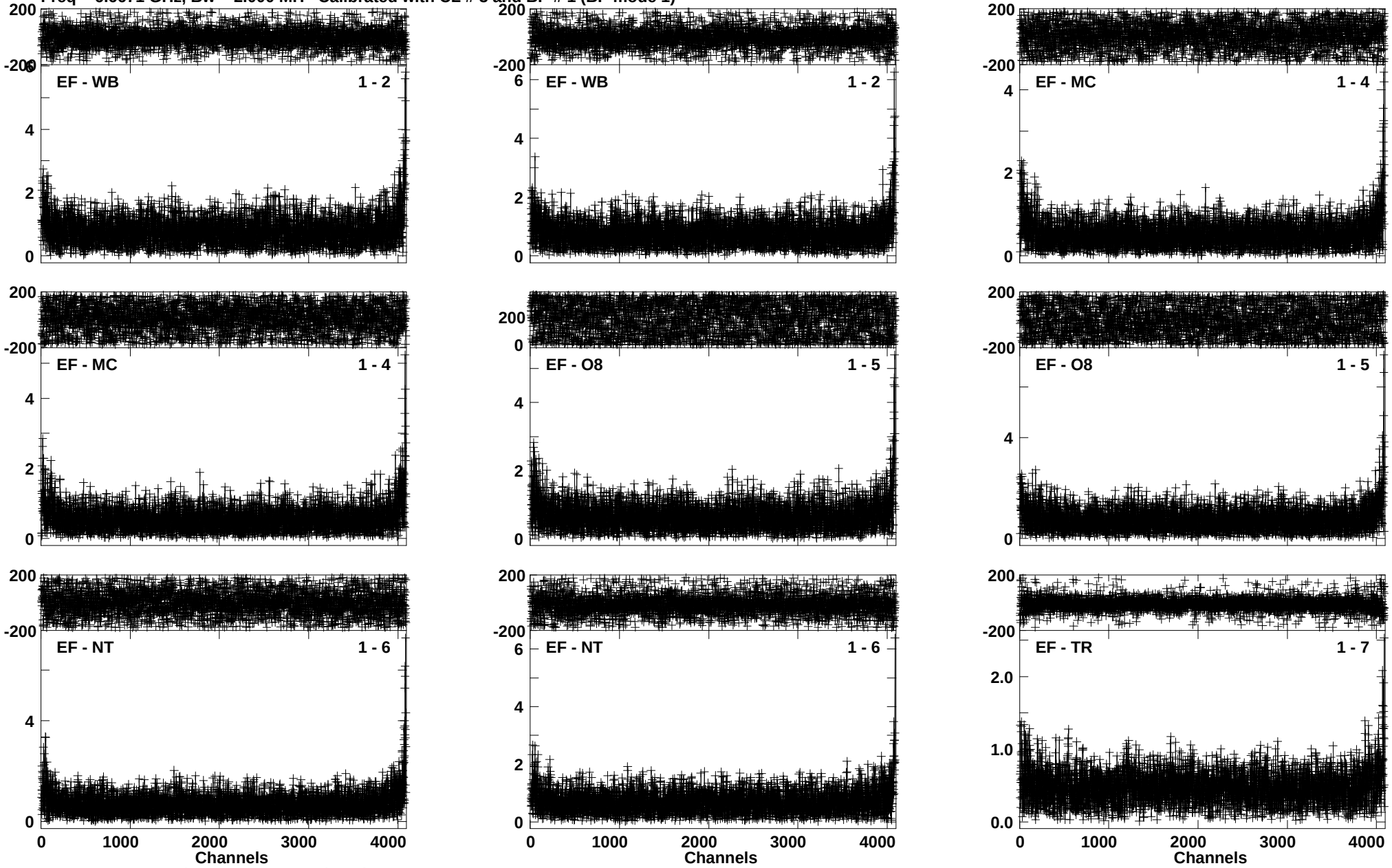

Lower frame: Ampl Jy Top frame: Phas deg
Vector averaged cross-power spectrum Baseline: EF (01) - WB (02)
Timerange: 00/06:54:57 to 00/06:57:49

Plot file version 90 created 16-AUG-2016 14:27:03
J1832-2039 EM117A 2.UVDATA.1
Freq = 6.6671 GHz, Bw = 2.000 MH Calibrated with CL # 3 and BP # 1 (BP mode 1)

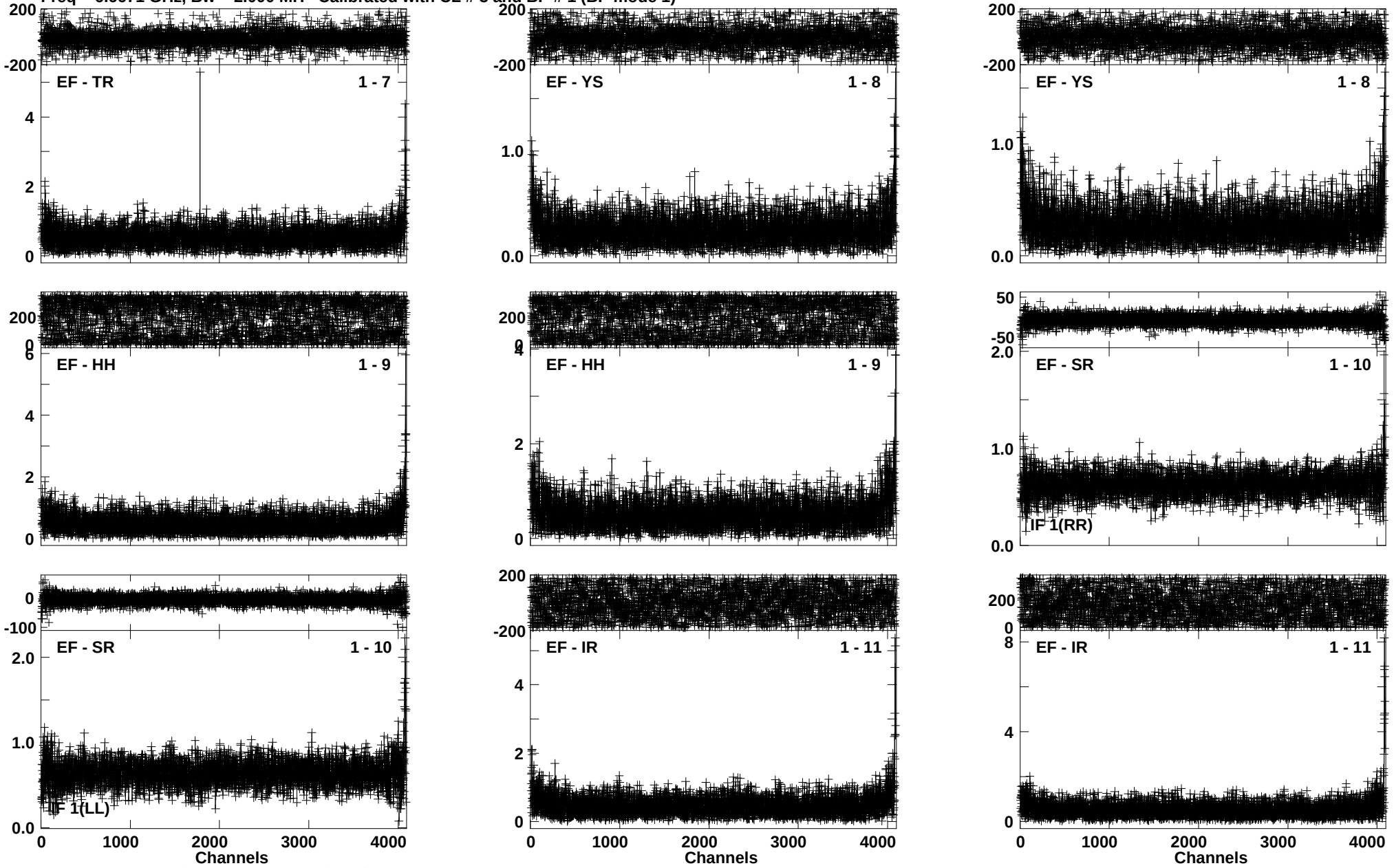

Lower frame: Ampl Jy Top frame: Phas deg
Vector averaged cross-power spectrum Baseline: EF (01) - TR (07)
Timerange: 00/06:54:57 to 00/06:57:49

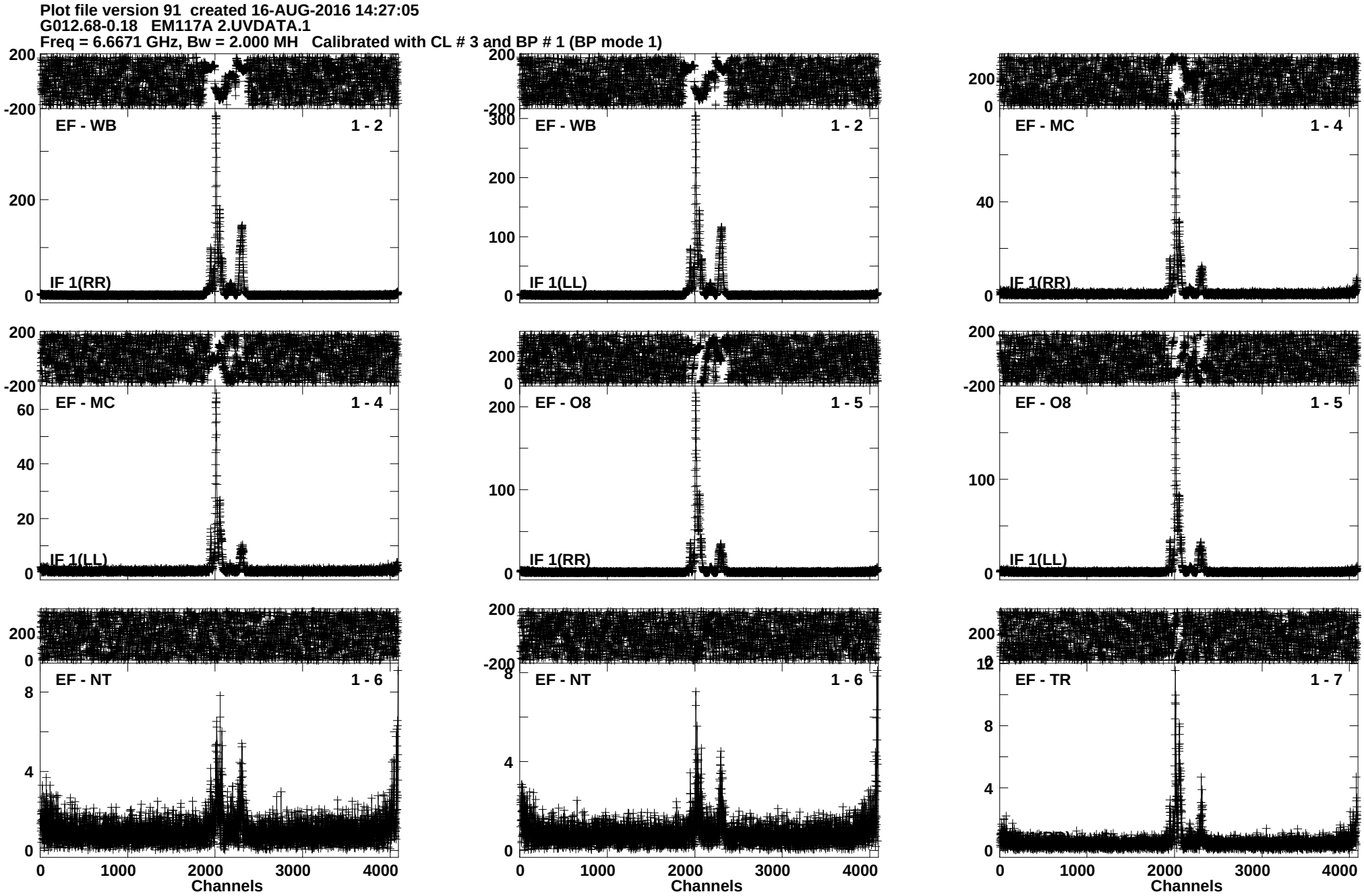
Plot file version 91 created 16-AUG-2016 14:27:05
G012.68-0.18 EM117A 2.UVDATA.1
Freq = 6.6671 GHz, Bw = 2.000 MH Calibrated with CL # 3 and BP # 1 (BP mode 1)
EF - WB 1 - 2
IF 1(RR)
EF - WB 1 - 2
IF 1(LL)
EF - MC 1 - 4
IF 1(RR)
EF - MC 1 - 4
IF 1(LL)
EF - O8 1 - 5
IF 1(RR)
EF - O8 1 - 5
IF 1(LL)
EF - NT 1 - 6
EF - NT 1 - 6
EF - TR 1 - 7
Channels
Channels
Channels
Lower frame: Ampl Jy Top frame: Phas deg
Vector averaged cross-power spectrum Baseline: EF (01) - WB (02)
Timerange: 00/06:57:51 to 00/06:59:49

Plot file version 92 created 16-AUG-2016 14:27:06
G012.68-0.18 EM117A 2.UVDATA.1
Freq = 6.6671 GHz, Bw = 2.000 MH Calibrated with CL # 3 and BP # 1 (BP mode 1)

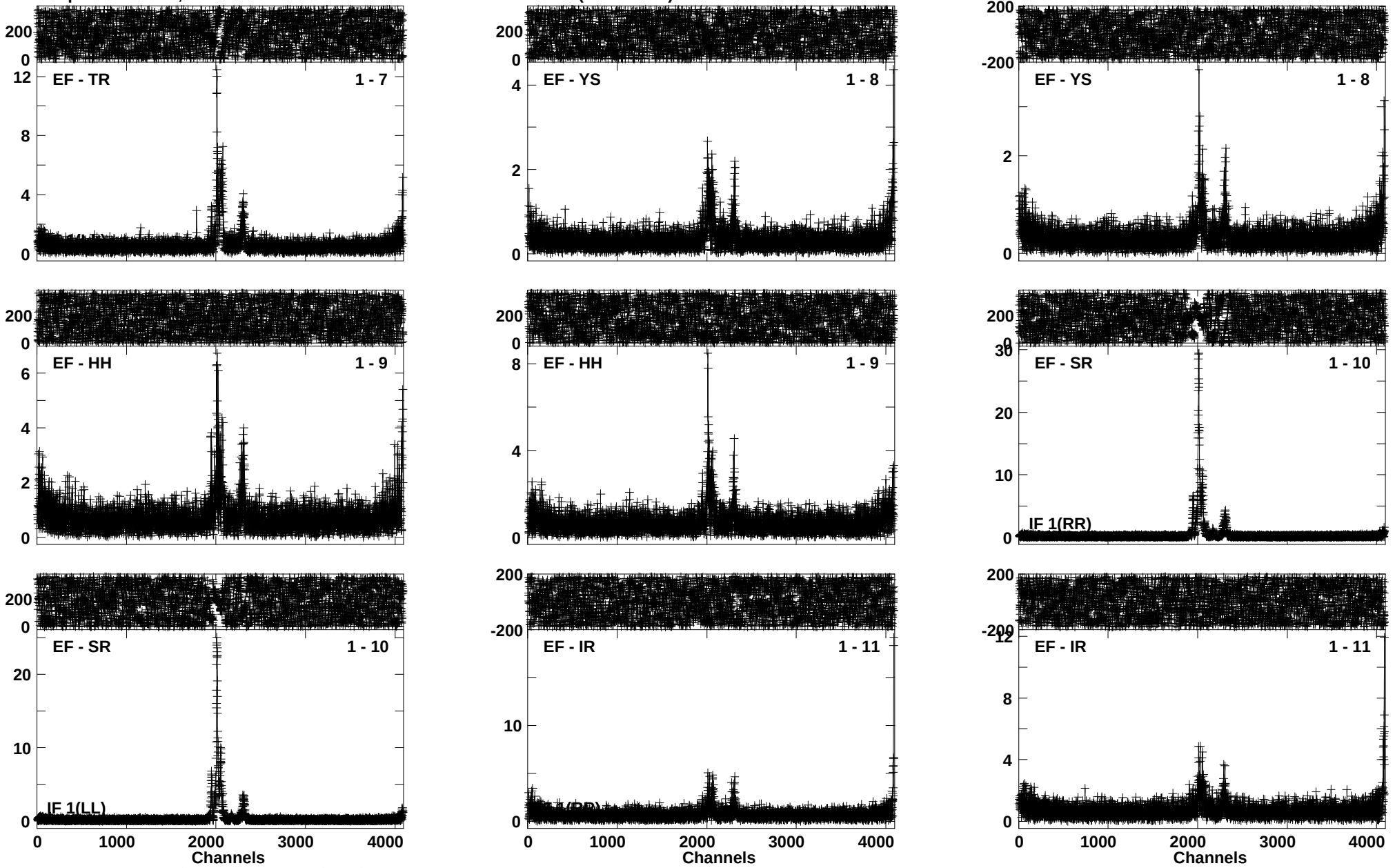

Lower frame: Ampl Jy Top frame: Phas deg
Vector averaged cross-power spectrum Baseline: EF (01) - TR (07)
Timerange: 00/06:57:51 to 00/06:59:49

Plot file version 93 created 16-AUG-2016 14:27:08
J1832-2039 EM117A 2.UVDATA.1
Freq = 6.6671 GHz, Bw = 2.000 MH Calibrated with CL # 3 and BP # 1 (BP mode 1)

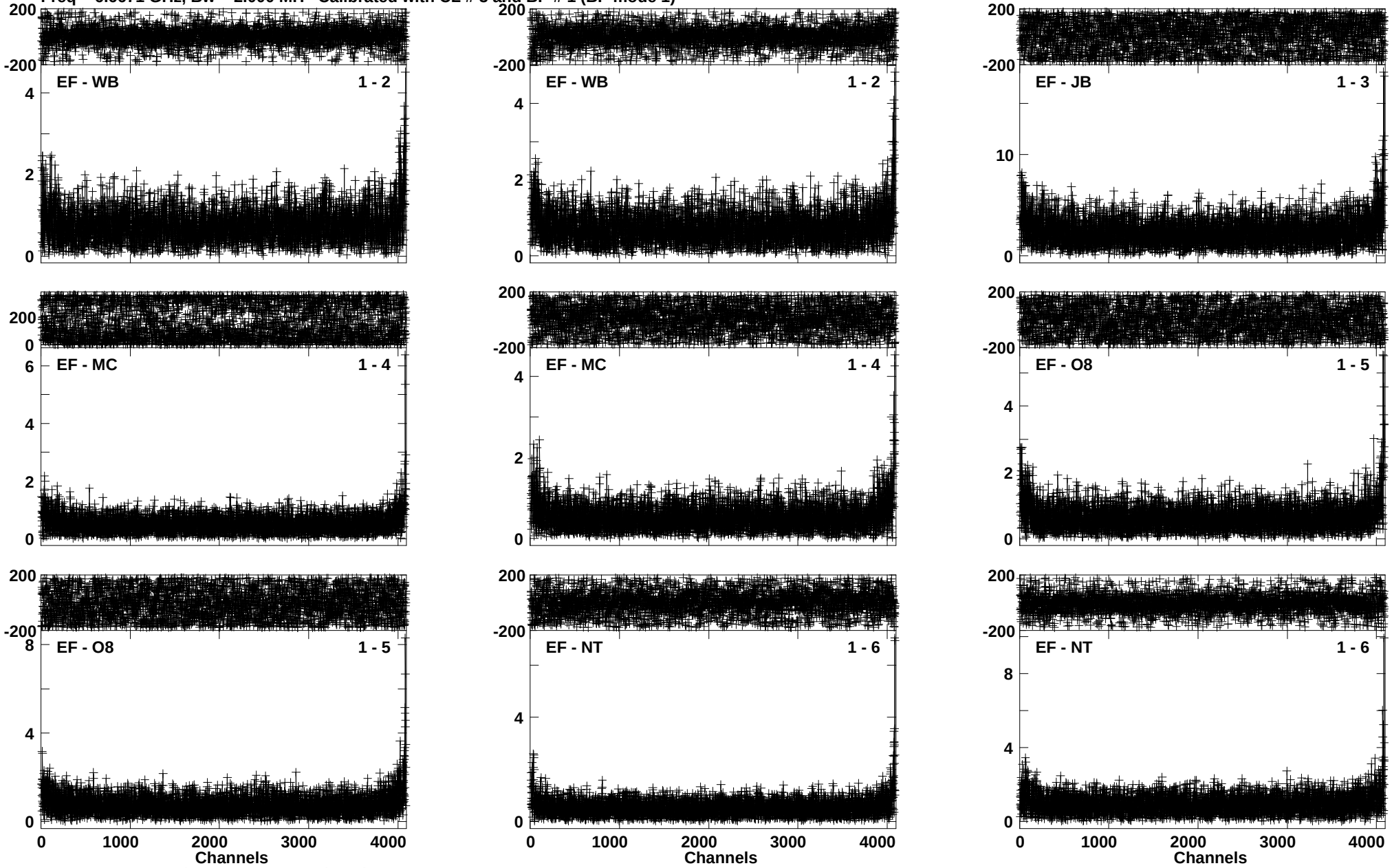

Lower frame: Ampl Jy Top frame: Phas deg
Vector averaged cross-power spectrum Baseline: EF (01) - WB (02)
Timerange: 00/06:59:57 to 00/07:02:49

Plot file version 94 created 16-AUG-2016 14:27:09
J1832-2039 EM117A 2.UVDATA.1
Freq = 6.6671 GHz, Bw = 2.000 MH Calibrated with CL # 3 and BP # 1 (BP mode 1)

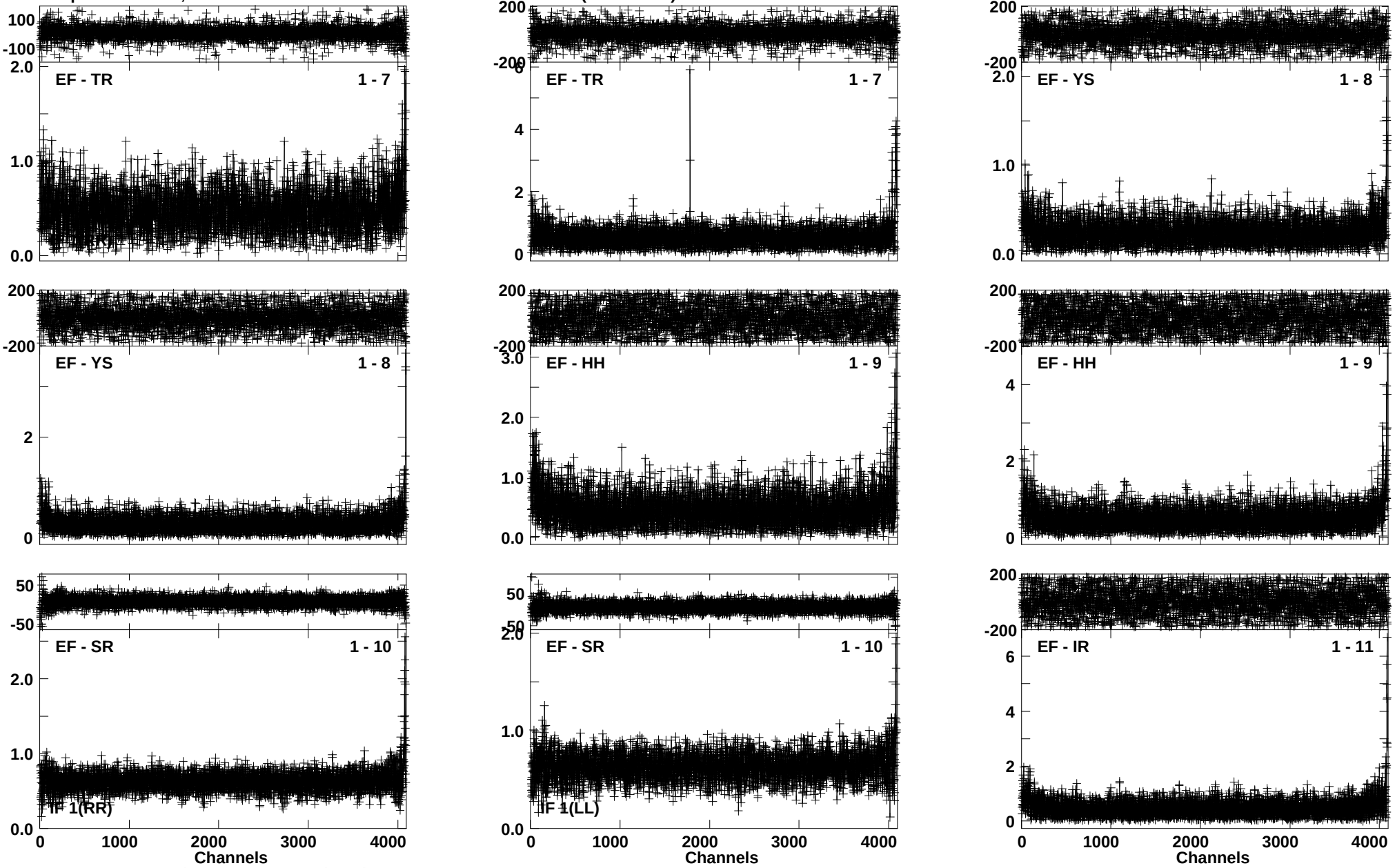

Lower frame: Ampl Jy Top frame: Phas deg
Vector averaged cross-power spectrum Baseline: EF (01) - TR (07)
Timerange: 00/06:59:57 to 00/07:02:49

Plot file version 95 created 16-AUG-2016 14:27:11
J1832-2039 EM117A 2.UVDATA.1
Freq = 6.6671 GHz, Bw = 2.000 MH Calibrated with CL # 3 and BP # 1 (BP mode 1)

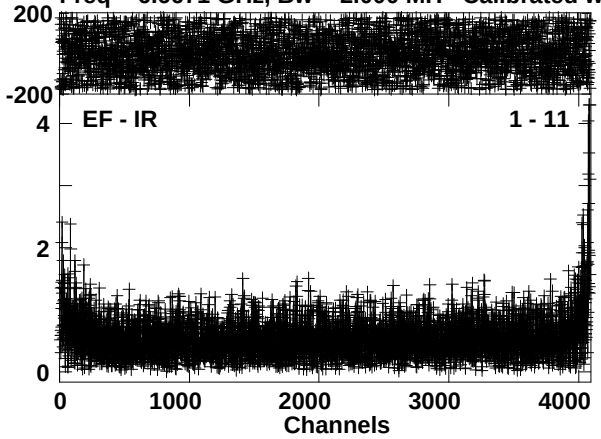

Lower frame: Ampl Jy Top frame: Phas deg
Vector averaged cross-power spectrum Baseline: EF (01) - IR (11)
Timerange: 00/06:59:57 to 00/07:02:49

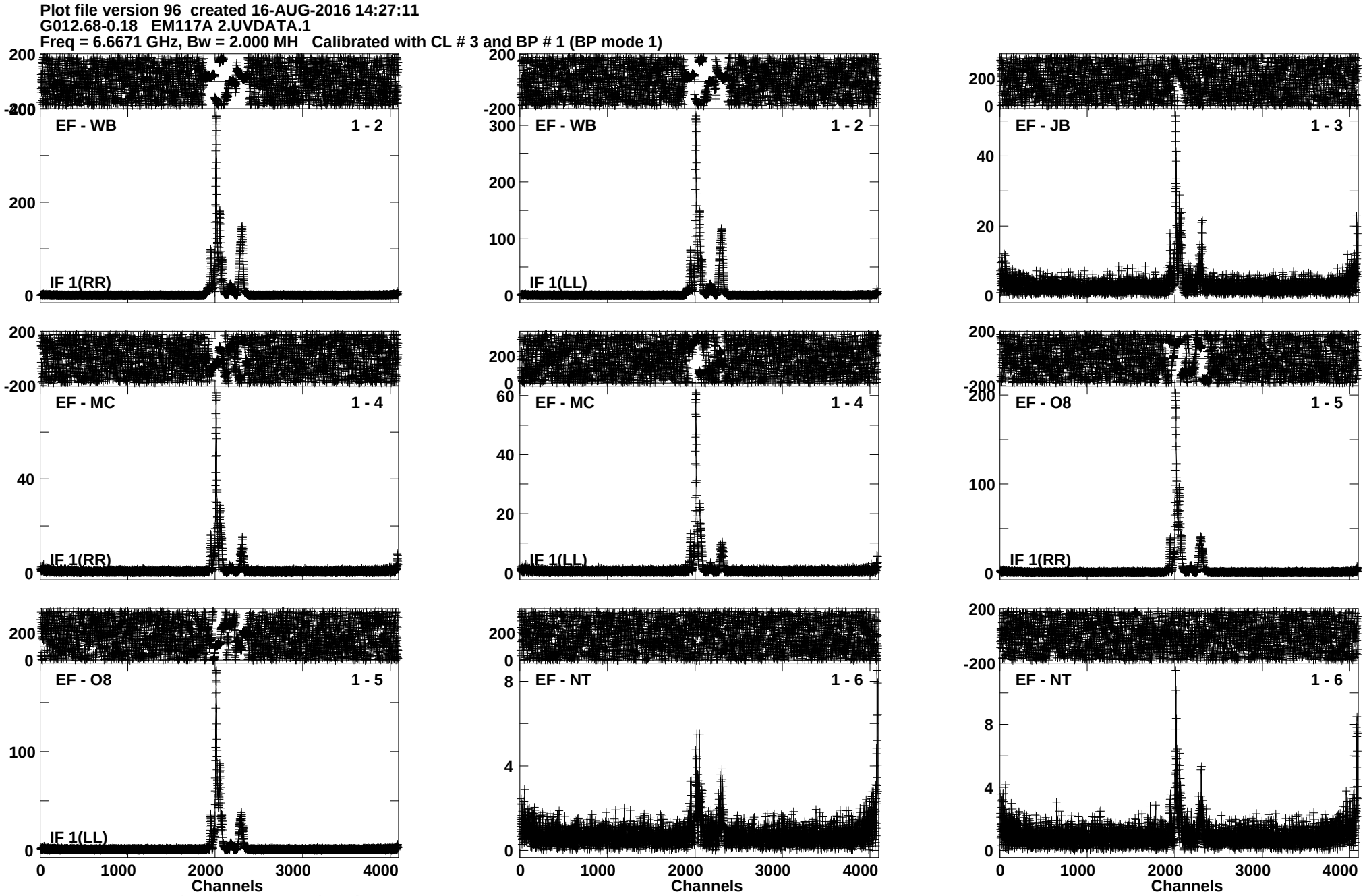
Plot file version 96 created 16-AUG-2016 14:27:11
G012.68-0.18 EM117A 2.UVDATA.1
Freq = 6.6671 GHz, Bw = 2.000 MH Calibrated with CL # 3 and BP # 1 (BP mode 1)
EF - WB 1 - 2
IF 1(RR)
EF - WB 1 - 2
IF 1(LL)
EF - JB 1 - 3
EF - MC 1 - 4
IF 1(RR)
EF - MC 1 - 4
IF 1(LL)
EF - O8 1 - 5
IF 1(RR)
EF - O8 1 - 5
IF 1(LL)
EF - NT 1 - 6
EF - NT 1 - 6
Channels
Channels
Channels
Lower frame: Ampl Jy Top frame: Phas deg
Vector averaged cross-power spectrum Baseline: EF (01) - WB (02)
Timerange: 00/07:02:57 to 00/07:04:49

Plot file version 97 created 16-AUG-2016 14:27:13
G012.68-0.18 EM117A 2.UVDATA.1
Freq = 6.6671 GHz, Bw = 2.000 MH Calibrated with CL # 3 and BP # 1 (BP mode 1)

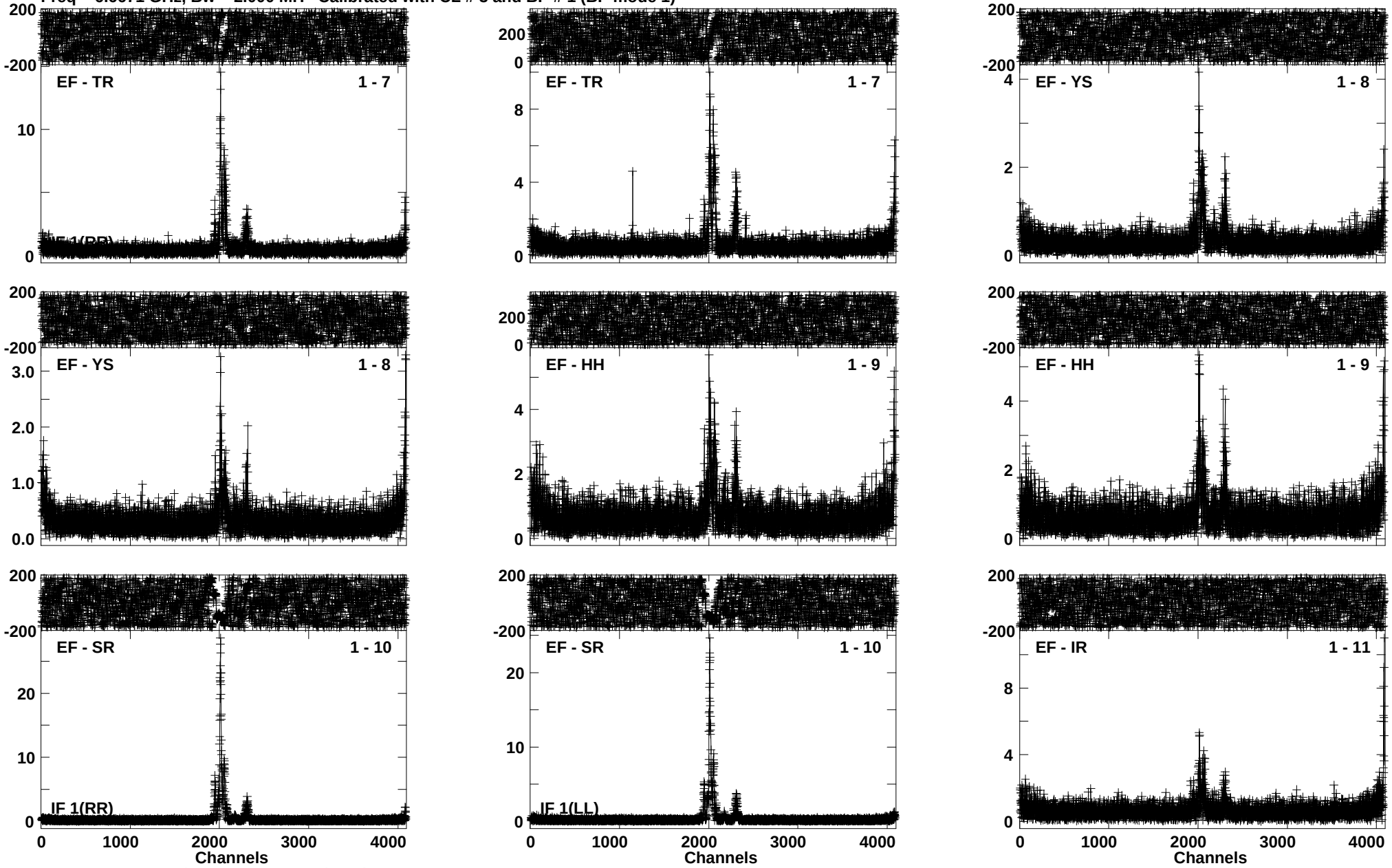

Lower frame: Ampl Jy Top frame: Phas deg
Vector averaged cross-power spectrum Baseline: EF (01) - TR (07)
Timerange: 00/07:02:57 to 00/07:04:49

Plot file version 98 created 16-AUG-2016 14:27:14
G012.68-0.18 EM117A 2.UVDATA.1
Freq = 6.6671 GHz, Bw = 2.000 MH Calibrated with CL # 3 and BP # 1 (BP mode 1)

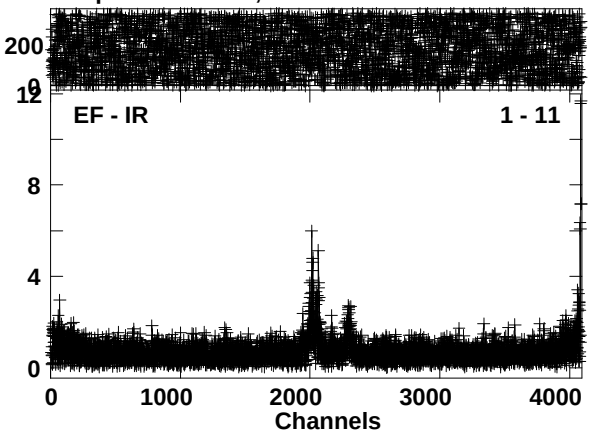

Lower frame: Ampl Jy Top frame: Phas deg
Vector averaged cross-power spectrum Baseline: EF (01) - IR (11)
Timerange: 00/07:02:57 to 00/07:04:49

Plot file version 99 created 16-AUG-2016 14:27:15
J1832-2039 EM117A 2.UVDATA.1
Freq = 6.6671 GHz, Bw = 2.000 MH Calibrated with CL # 3 and BP # 1 (BP mode 1)

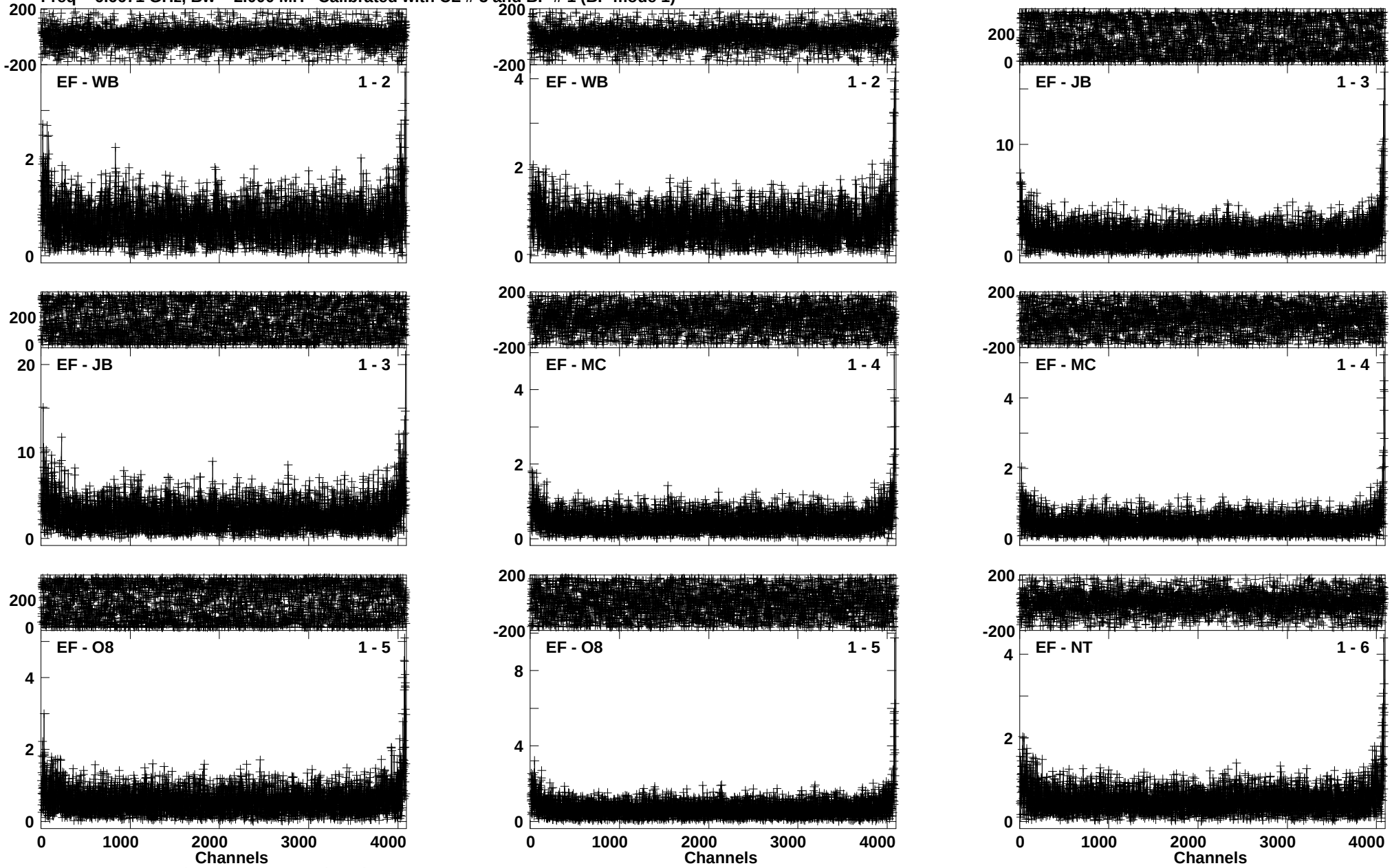

Lower frame: Ampl Jy Top frame: Phas deg
Vector averaged cross-power spectrum Baseline: EF (01) - WB (02)
Timerange: 00/07:05:31 to 00/07:08:29

Plot file version 100 created 16-AUG-2016 14:27:16
J1832-2039 EM117A 2.UVDATA.1
Freq = 6.6671 GHz, Bw = 2.000 MH Calibrated with CL # 3 and BP # 1 (BP mode 1)

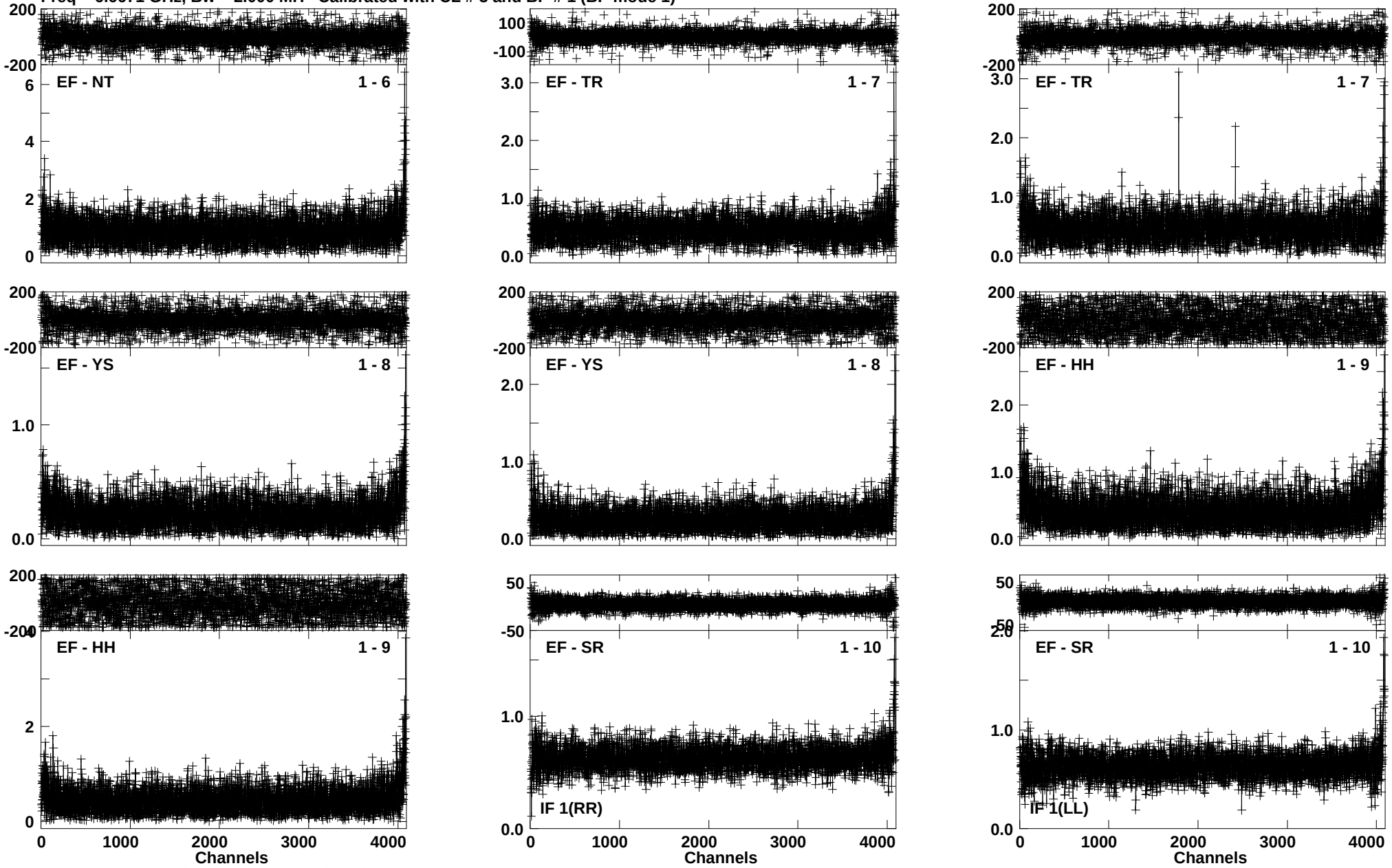

Lower frame: Ampl Jy Top frame: Phas deg
Vector averaged cross-power spectrum Baseline: EF (01) - NT (06)
Timerange: 00/07:05:31 to 00/07:08:29

Plot file version 101 created 16-AUG-2016 14:27:18
J1832-2039 EM117A 2.UVDATA.1
Freq = 6.6671 GHz, Bw = 2.000 MH Calibrated with CL # 3 and BP # 1 (BP mode 1)

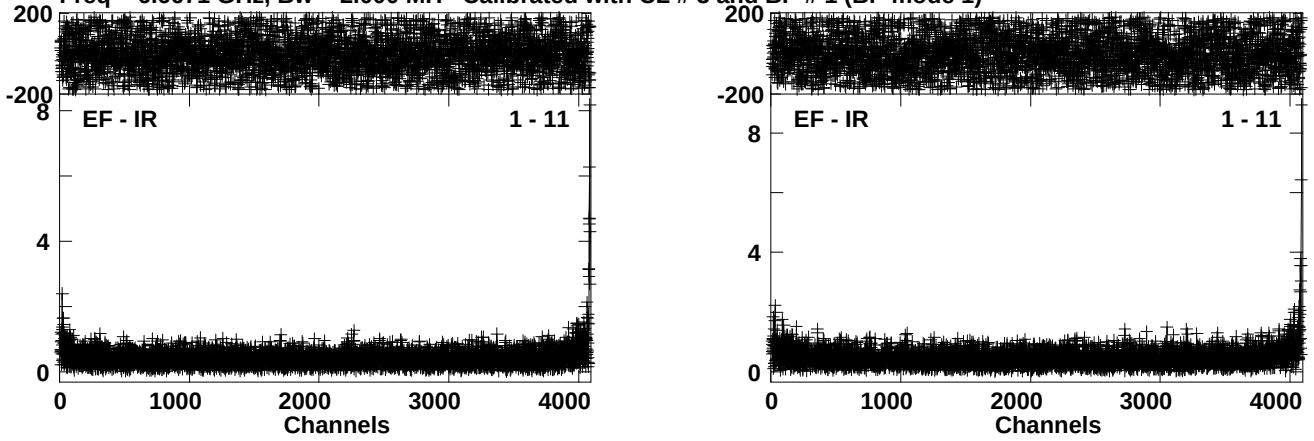

Lower frame: Ampl Jy Top frame: Phas deg
Vector averaged cross-power spectrum Baseline: EF (01) - IR (11)
Timerange: 00/07:05:31 to 00/07:08:29

Plot file version 102 created 16-AUG-2016 14:27:18
G012.68-0.18 EM117A 2.UVDATA.1
Freq = 6.6671 GHz, Bw = 2.000 MH Calibrated with CL # 3 and BP # 1 (BP mode 1)

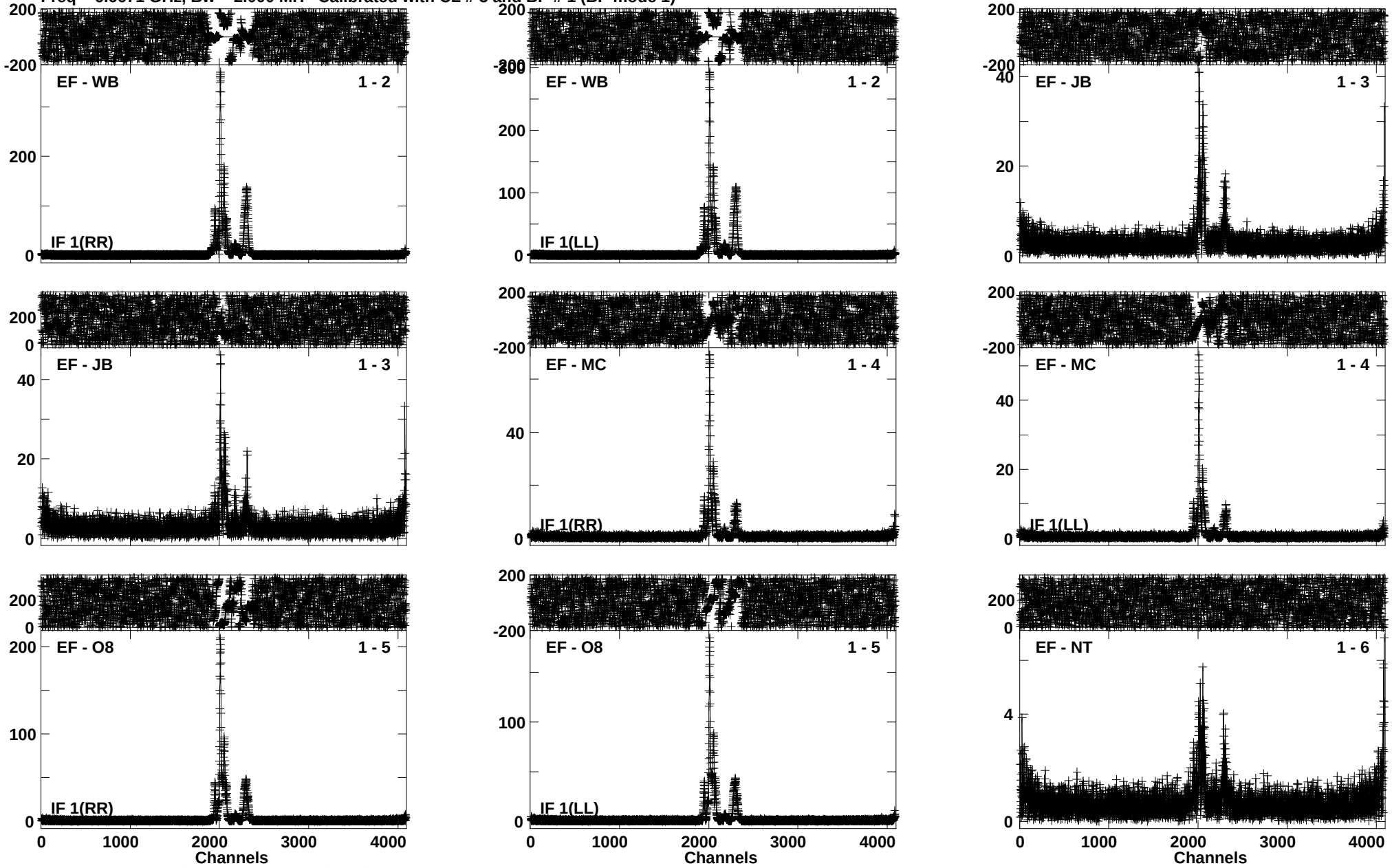

Lower frame: Ampl Jy Top frame: Phas deg
Vector averaged cross-power spectrum Baseline: EF (01) - WB (02)
Timerange: 00/07:08:31 to 00/07:10:29

Plot file version 103 created 16-AUG-2016 14:27:19
G012.68-0.18 EM117A 2.UVDATA.1
Freq = 6.6671 GHz, Bw = 2.000 MH Calibrated with CL # 3 and BP # 1 (BP mode 1)

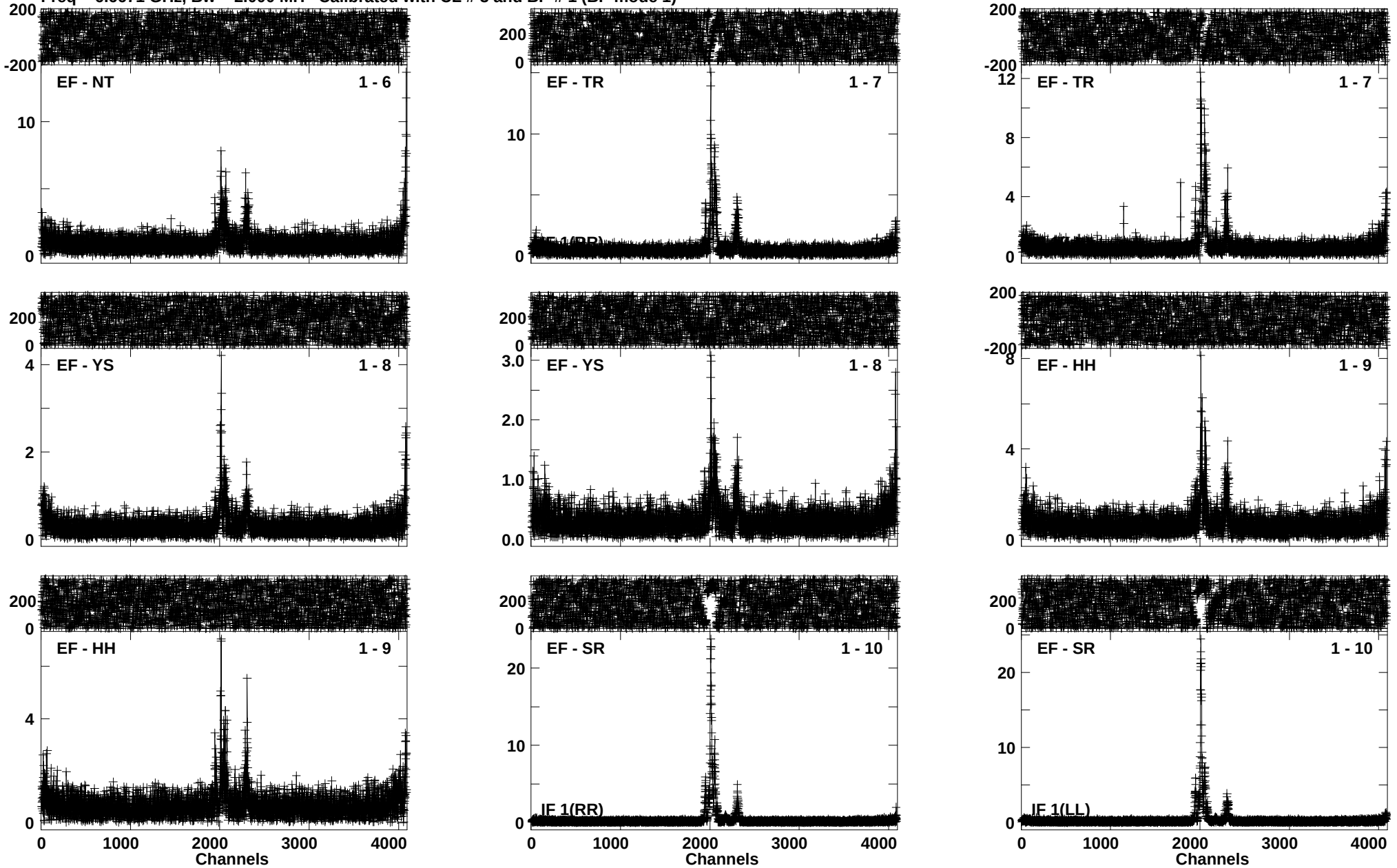

Lower frame: Ampl Jy Top frame: Phas deg
Vector averaged cross-power spectrum Baseline: EF (01) - NT (06)
Timerange: 00/07:08:31 to 00/07:10:29

Plot file version 104 created 16-AUG-2016 14:27:21
G012.68-0.18 EM117A 2.UVDATA.1
Freq = 6.6671 GHz, Bw = 2.000 MH Calibrated with CL # 3 and BP # 1 (BP mode 1)

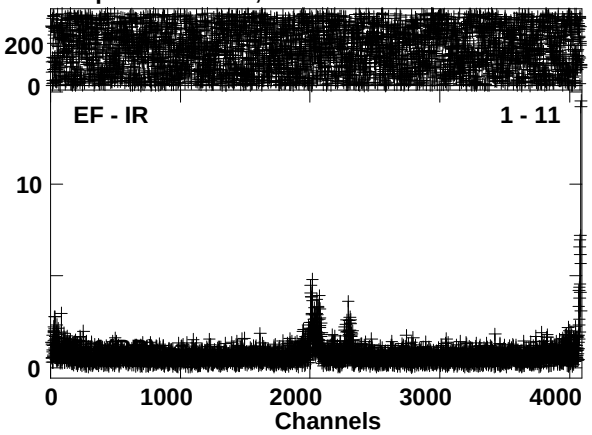

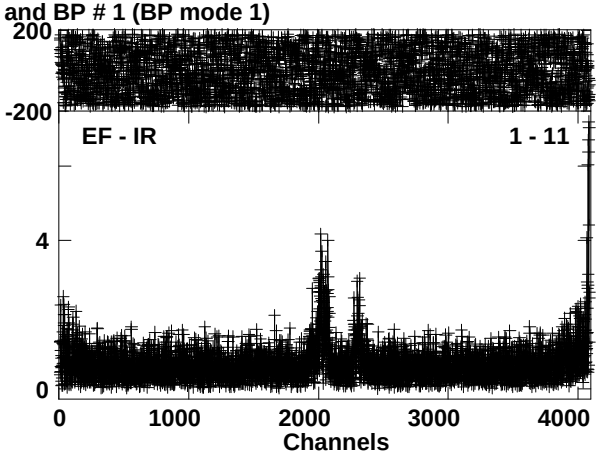

Lower frame: Ampl Jy Top frame: Phas deg
Vector averaged cross-power spectrum Baseline: EF (01) - IR (11)
Timerange: 00/07:08:31 to 00/07:10:29

Plot file version 105 created 16-AUG-2016 14:27:21
J1832-2039 EM117A 2.UVDATA.1
Freq = 6.6671 GHz, Bw = 2.000 MH Calibrated with CL # 3 and BP # 1 (BP mode 1)

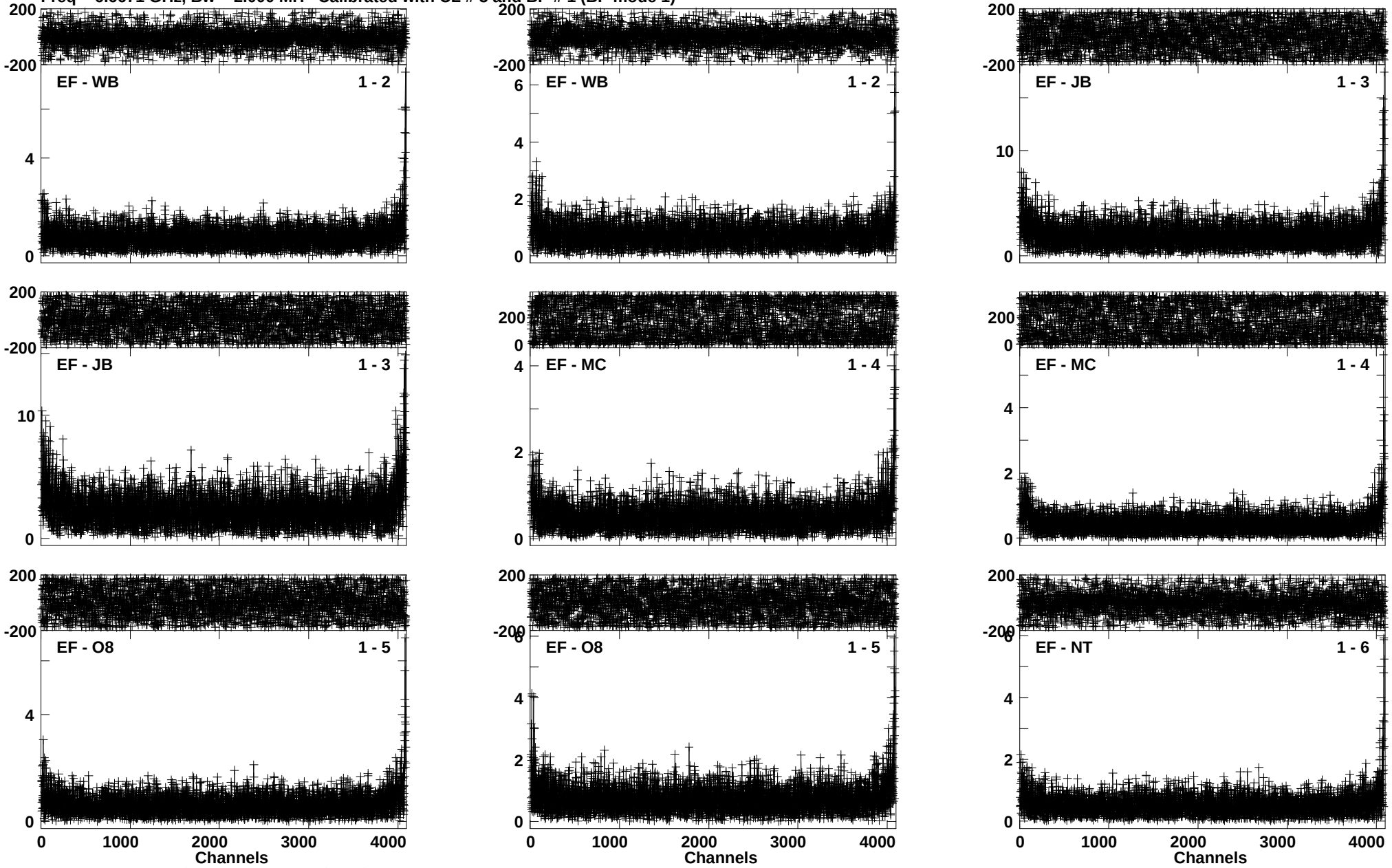

Lower frame: Ampl Jy Top frame: Phas deg
Vector averaged cross-power spectrum Baseline: EF (01) - WB (02)
Timerange: 00/07:10:37 to 00/07:13:29

Plot file version 106 created 16-AUG-2016 14:27:23
J1832-2039 EM117A 2.UVDATA.1
Freq = 6.6671 GHz, Bw = 2.000 MH Calibrated with CL # 3 and BP # 1 (BP mode 1)

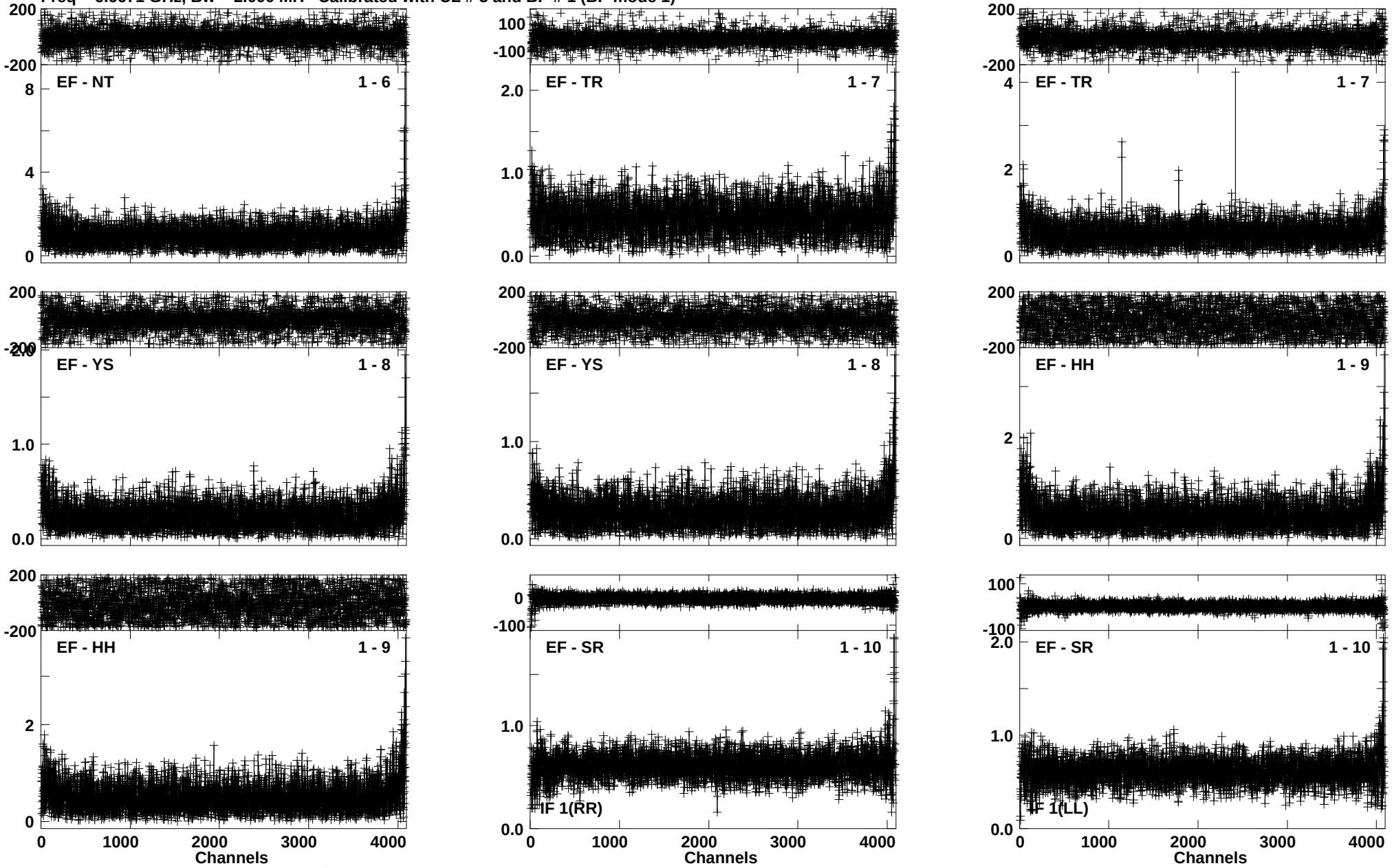

Lower frame: Ampl Jy Top frame: Phas deg
Vector averaged cross-power spectrum Baseline: EF (01) - NT (06)
Timerange: 00/07:10:37 to 00/07:13:29

Plot file version 107 created 16-AUG-2016 14:27:24
J1832-2039 EM117A 2.UVDATA.1
Freq = 6.6671 GHz, Bw = 2.000 MH Calibrated with CL # 3 and BP # 1 (BP mode 1)

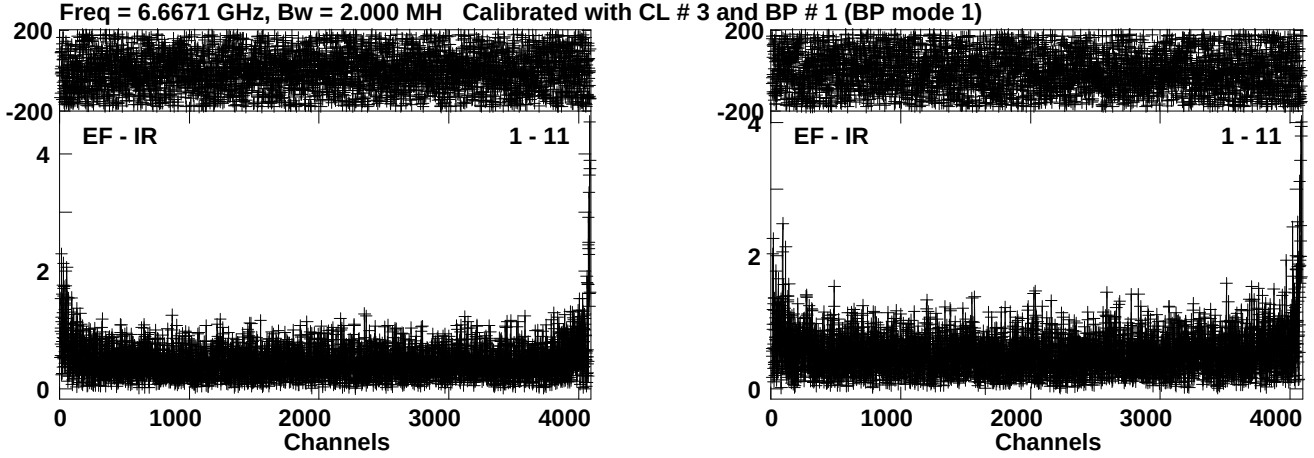

Lower frame: Ampl Jy Top frame: Phas deg
Vector averaged cross-power spectrum Baseline: EF (01) - IR (11)
Timerange: 00/07:10:37 to 00/07:13:29

Plot file version 108 created 16-AUG-2016 14:27:25
G012.68-0.18 EM117A 2.UVDATA.1
Freq = 6.6671 GHz, Bw = 2.000 MH Calibrated with CL # 3 and BP # 1 (BP mode 1)

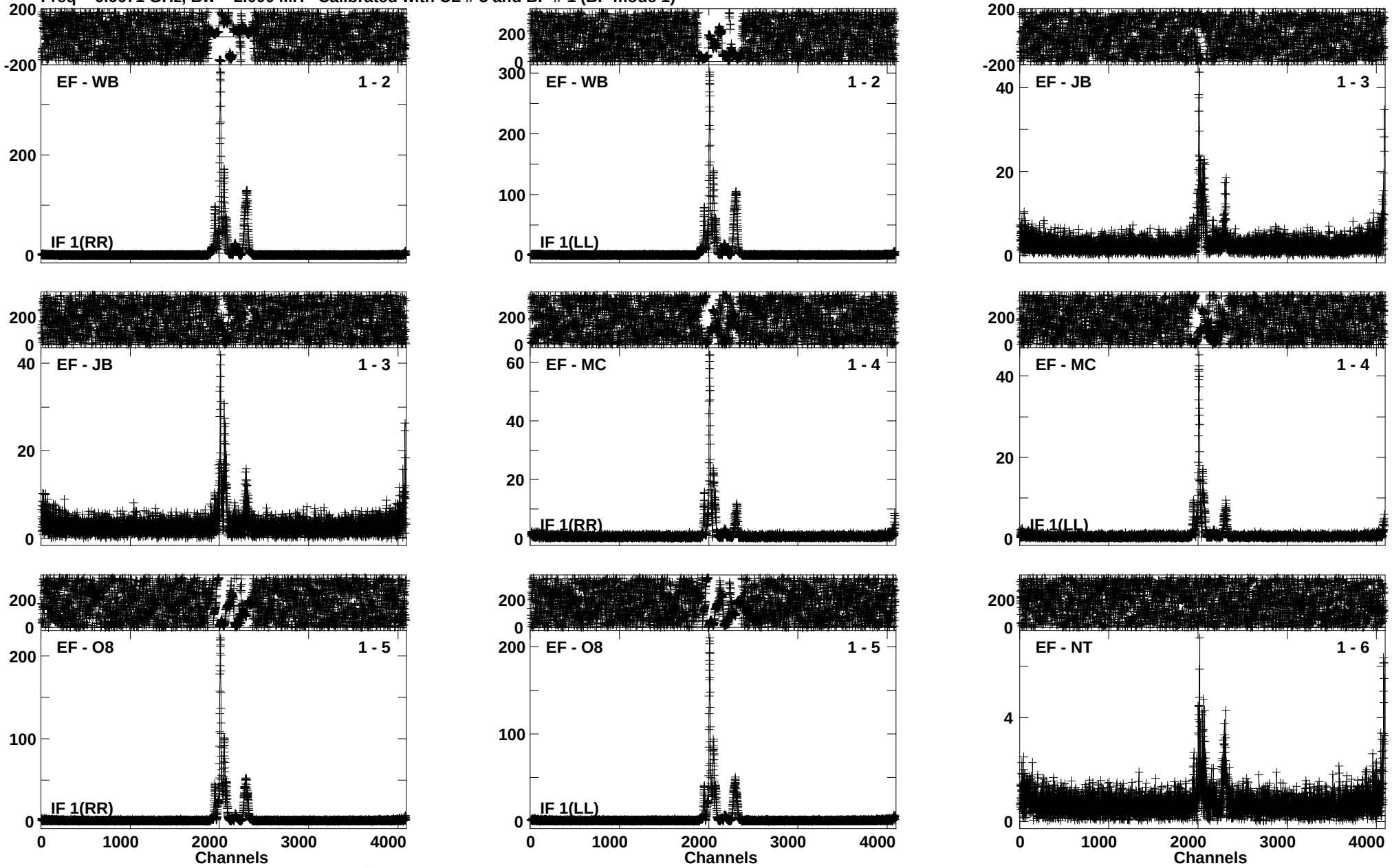

Lower frame: Ampl Jy Top frame: Phas deg
Vector averaged cross-power spectrum Baseline: EF (01) - WB (02)
Timerange: 00/07:13:31 to 00/07:15:29

Plot file version 109 created 16-AUG-2016 14:27:26
G012.68-0.18 EM117A 2.UVDATA.1
Freq = 6.6671 GHz, Bw = 2.000 MH Calibrated with CL # 3 and BP # 1 (BP mode 1)

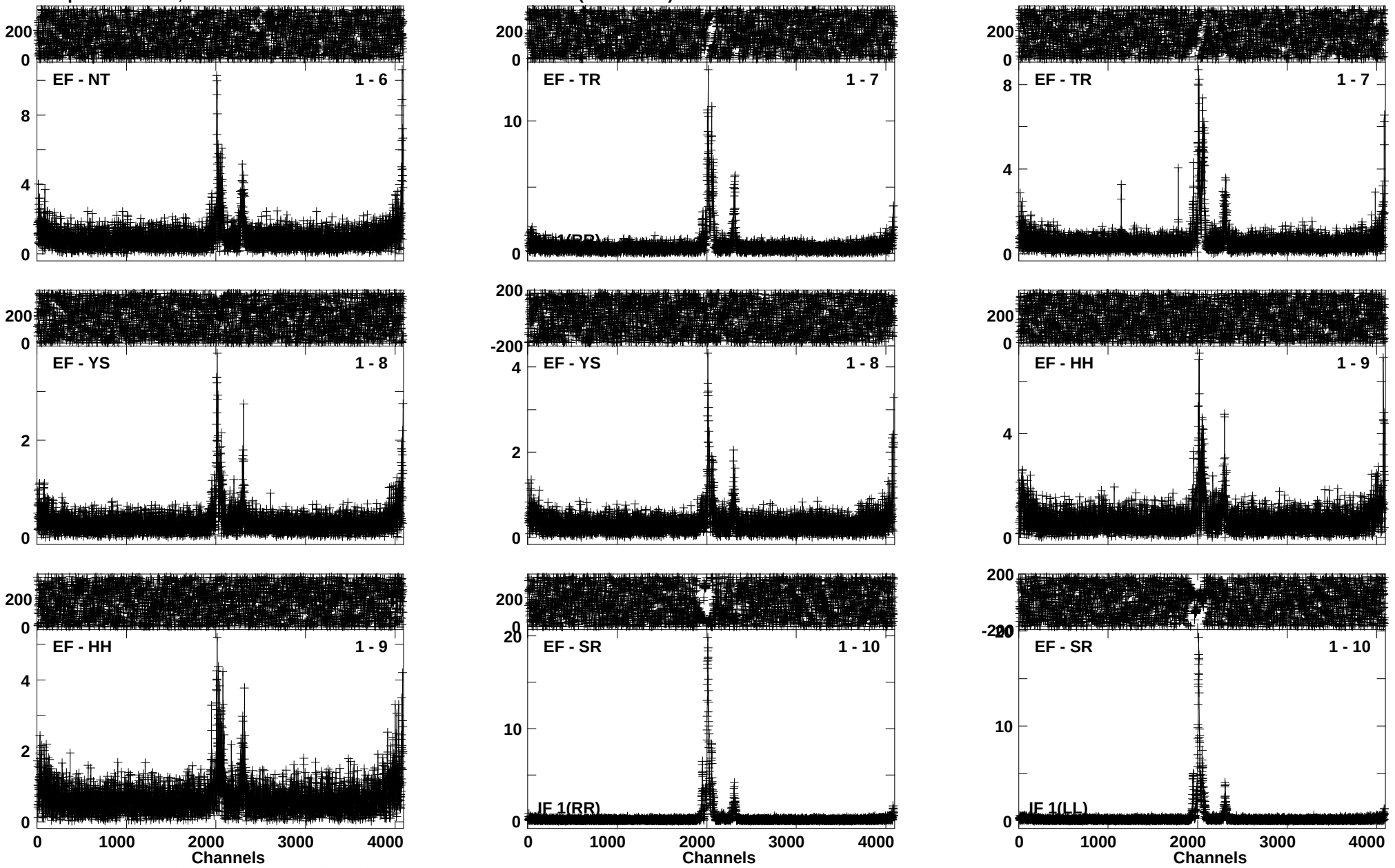

Lower frame: Ampl Jy Top frame: Phas deg
Vector averaged cross-power spectrum Baseline: EF (01) - NT (06)
Timerange: 00/07:13:31 to 00/07:15:29

Plot file version 110 created 16-AUG-2016 14:27:27
G012.68-0.18 EM117A 2.UVDATA.1
Freq = 6.6671 GHz, Bw = 2.000 MH Calibrated with CL # 3 and BP # 1 (BP mode 1)

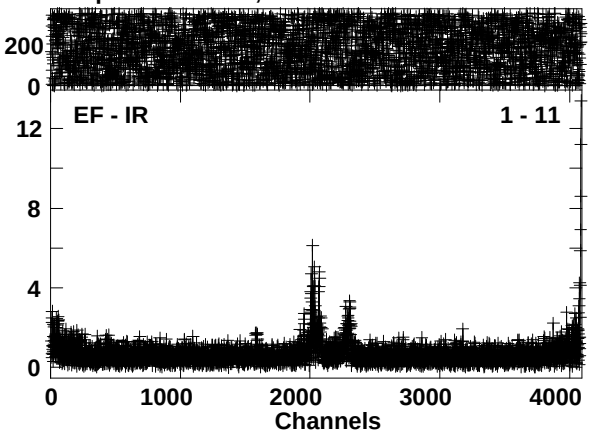

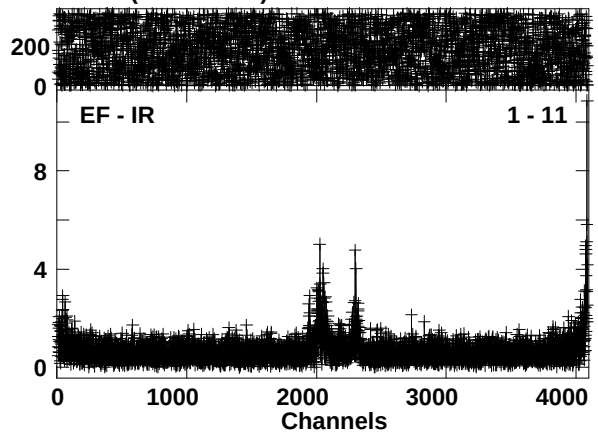

Lower frame: Ampl Jy Top frame: Phas deg
Vector averaged cross-power spectrum Baseline: EF (01) - IR (11)
Timerange: 00/07:13:31 to 00/07:15:29

Plot file version 111 created 16-AUG-2016 14:27:28
J1832-2039 EM117A 2.UVDATA.1
Freq = 6.6671 GHz, Bw = 2.000 MH Calibrated with CL # 3 and BP # 1 (BP mode 1)

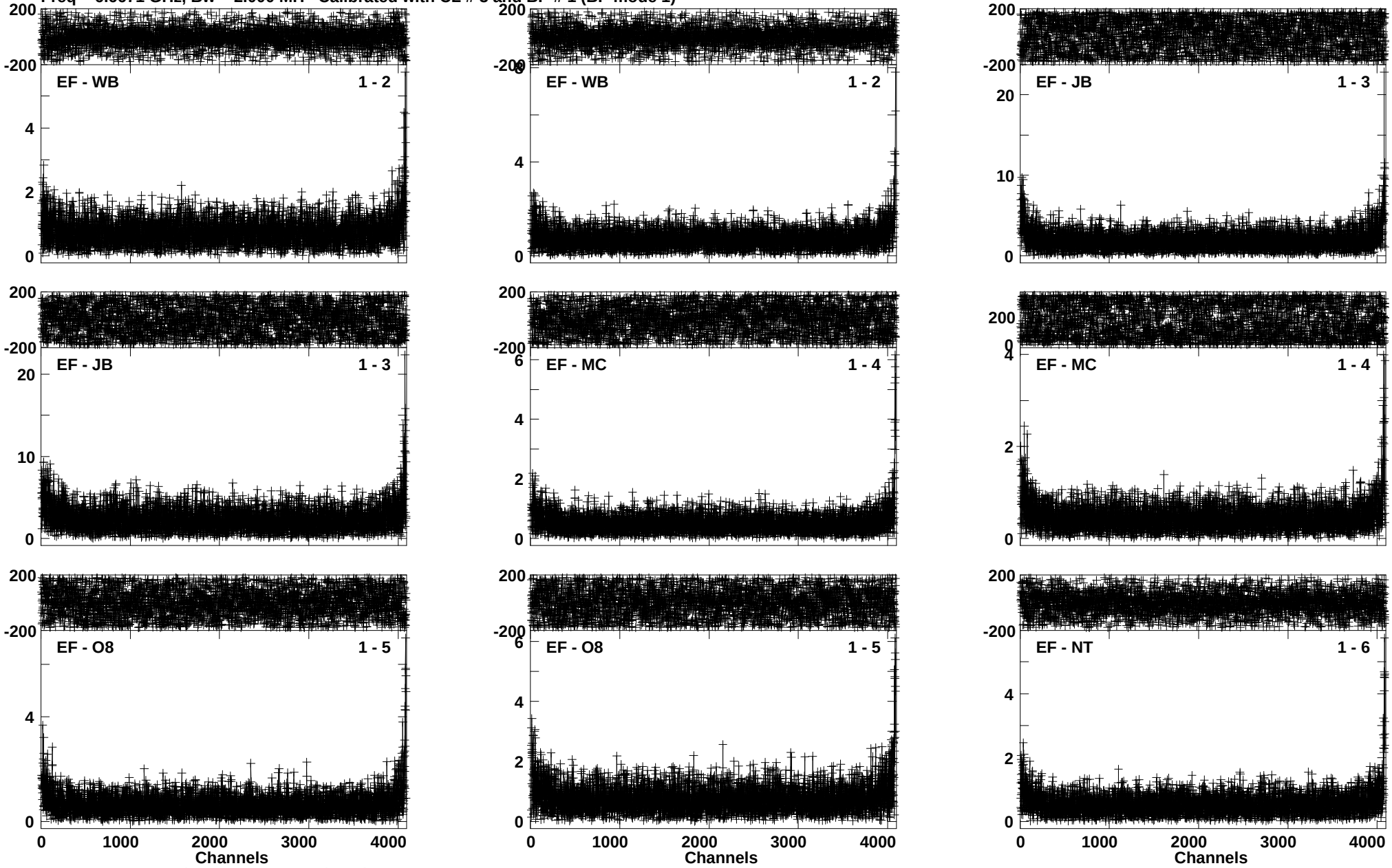

Lower frame: Ampl Jy Top frame: Phas deg
Vector averaged cross-power spectrum Baseline: EF (01) - WB (02)
Timerange: 00/07:15:37 to 00/07:18:29

Plot file version 112 created 16-AUG-2016 14:27:29
J1832-2039 EM117A 2.UVDATA.1
Freq = 6.6671 GHz, Bw = 2.000 MH Calibrated with CL # 3 and BP # 1 (BP mode 1)

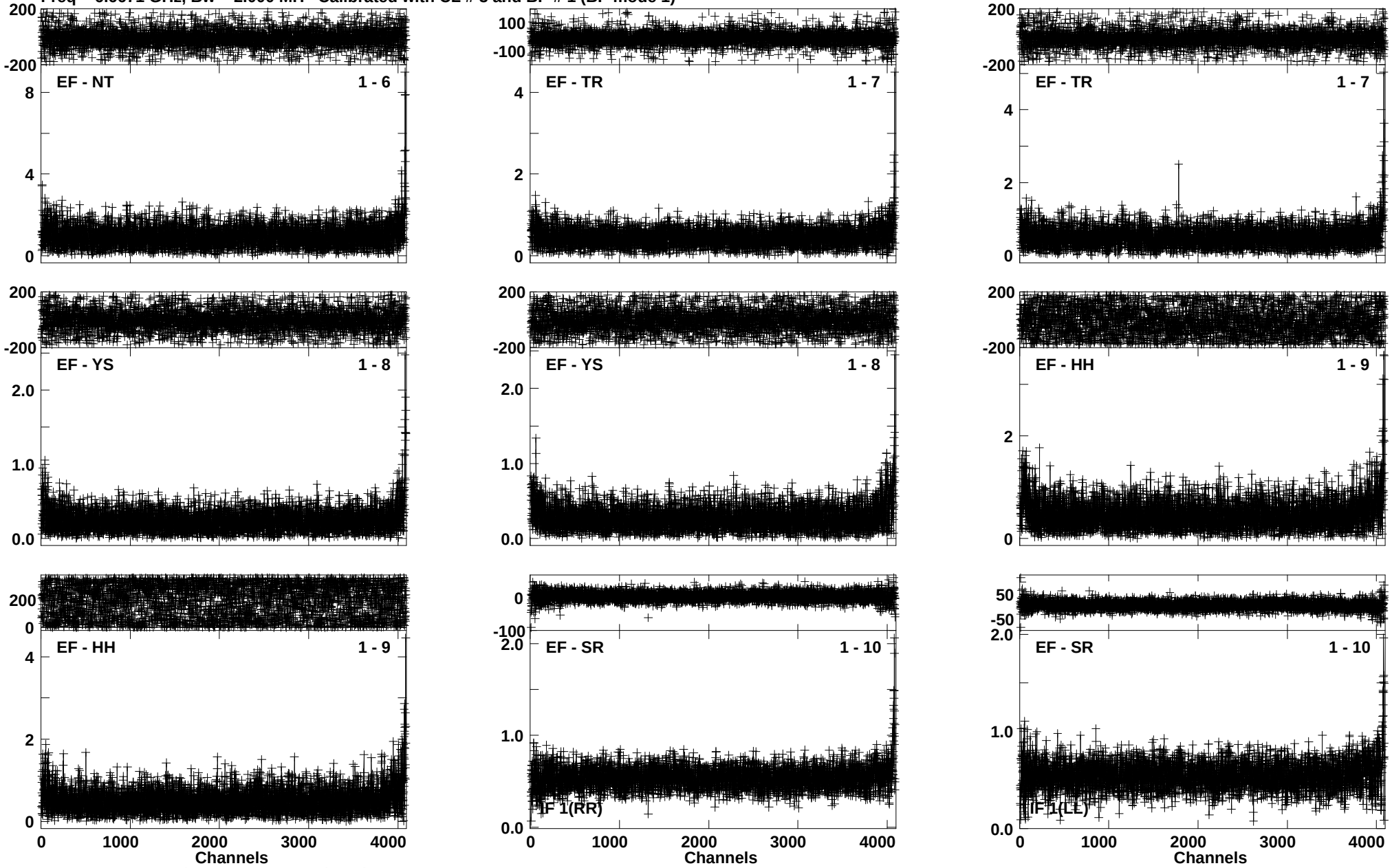

Lower frame: Ampl Jy Top frame: Phas deg
Vector averaged cross-power spectrum Baseline: EF (01) - NT (06)
Timerange: 00/07:15:37 to 00/07:18:29

Plot file version 113 created 16-AUG-2016 14:27:30
J1832-2039 EM117A 2.UVDATA.1
Freq = 6.6671 GHz, Bw = 2.000 MH Calibrated with CL # 3 and BP # 1 (BP mode 1)

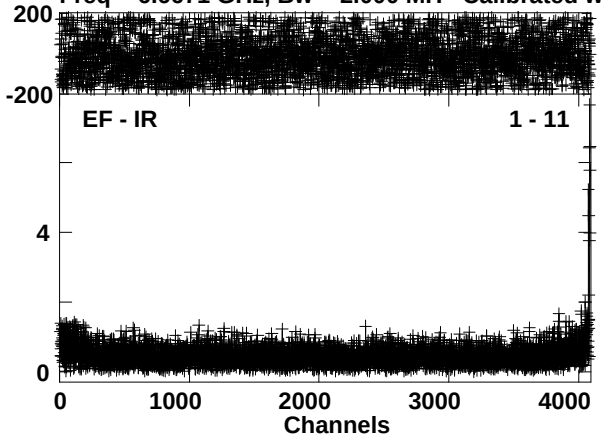

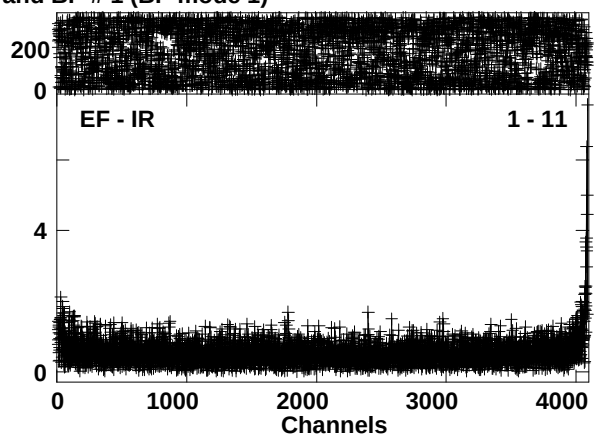

Lower frame: Ampl Jy Top frame: Phas deg
Vector averaged cross-power spectrum Baseline: EF (01) - IR (11)
Timerange: 00/07:15:37 to 00/07:18:29

Plot file version 114 created 16-AUG-2016 14:27:31
G012.68-0.18 EM117A 2.UVDATA.1
Freq = 6.6671 GHz, Bw = 2.000 MH Calibrated with CL # 3 and BP # 1 (BP mode 1)

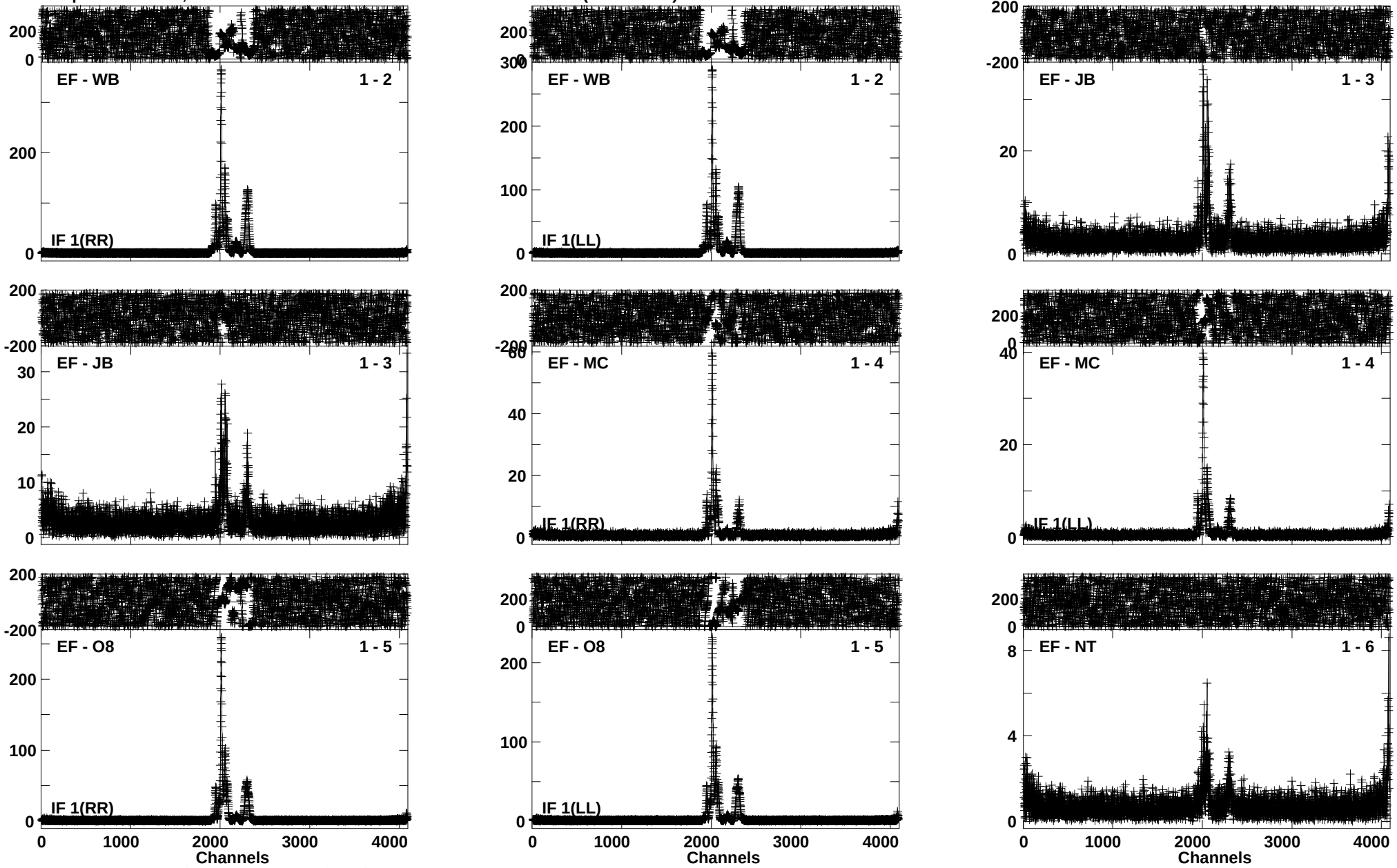

Lower frame: Ampl Jy Top frame: Phas deg
Vector averaged cross-power spectrum Baseline: EF (01) - WB (02)
Timerange: 00/07:18:37 to 00/07:20:29

Plot file version 115 created 16-AUG-2016 14:27:32
G012.68-0.18 EM117A 2.UVDATA.1
Freq = 6.6671 GHz, Bw = 2.000 MH Calibrated with CL # 3 and BP # 1 (BP mode 1)

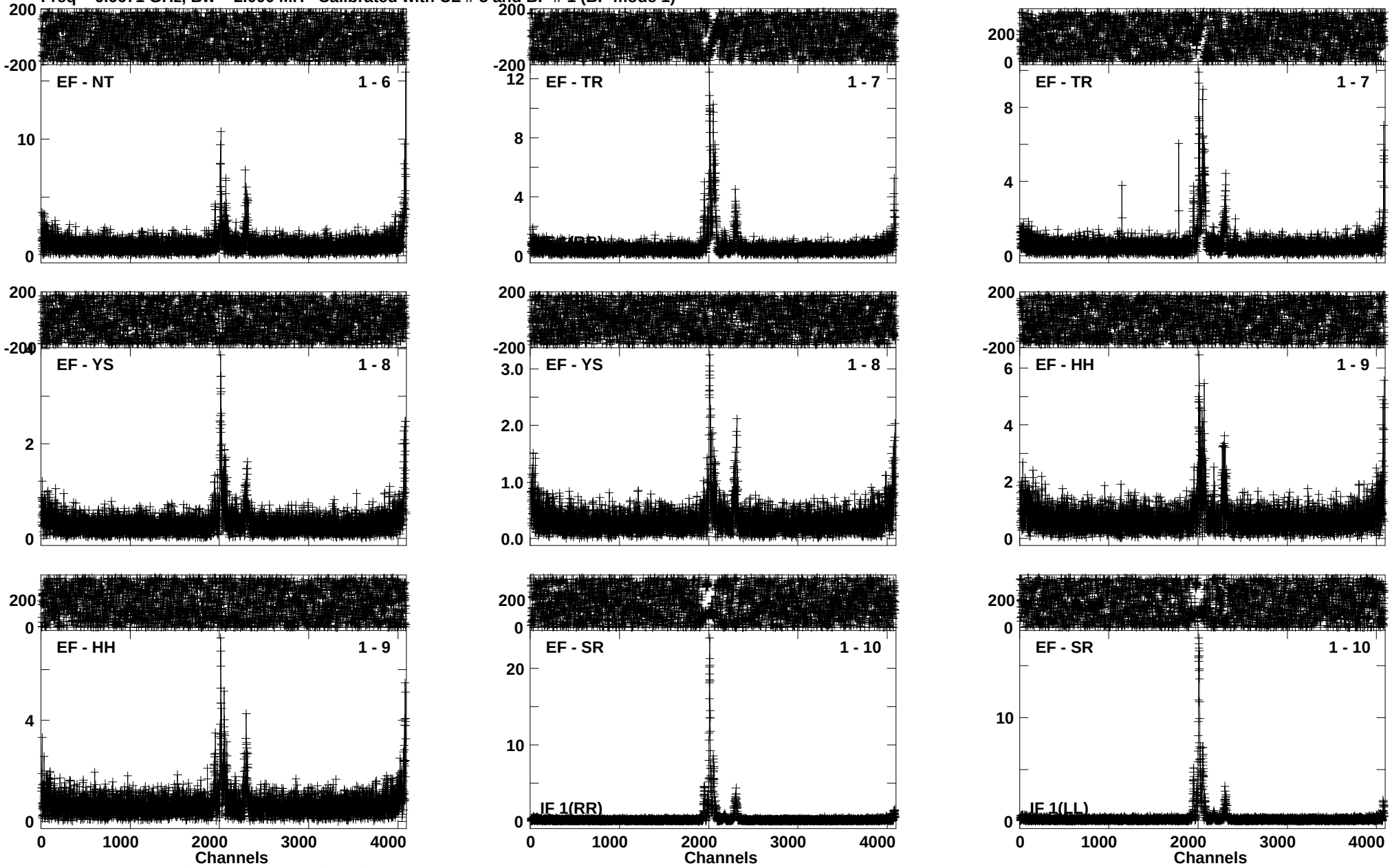

Lower frame: Ampl Jy Top frame: Phas deg
Vector averaged cross-power spectrum Baseline: EF (01) - NT (06)
Timerange: 00/07:18:37 to 00/07:20:29

Plot file version 116 created 16-AUG-2016 14:27:33
G012.68-0.18 EM117A 2.UVDATA.1
Freq = 6.6671 GHz, Bw = 2.000 MH Calibrated with CL # 3 and BP # 1 (BP mode 1)

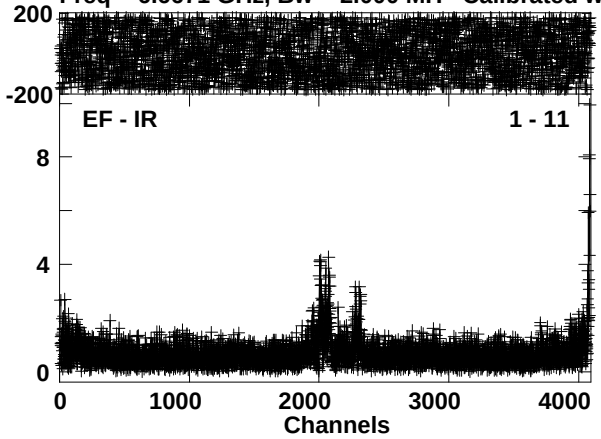

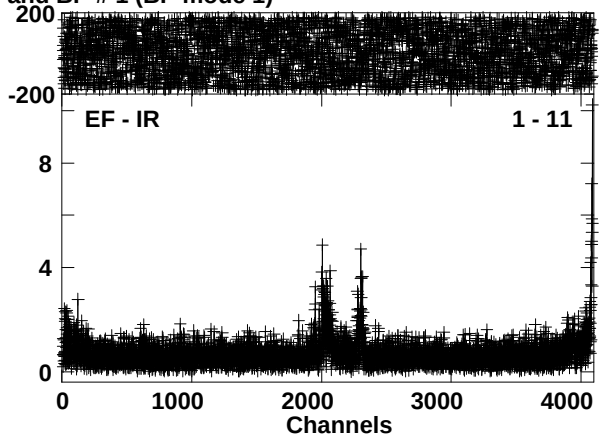

Lower frame: Ampl Jy Top frame: Phas deg
Vector averaged cross-power spectrum Baseline: EF (01) - IR (11)
Timerange: 00/07:18:37 to 00/07:20:29

Plot file version 117 created 16-AUG-2016 14:27:34
J1832-2039 EM117A 2.UVDATA.1
Freq = 6.6671 GHz, Bw = 2.000 MH Calibrated with CL # 3 and BP # 1 (BP mode 1)

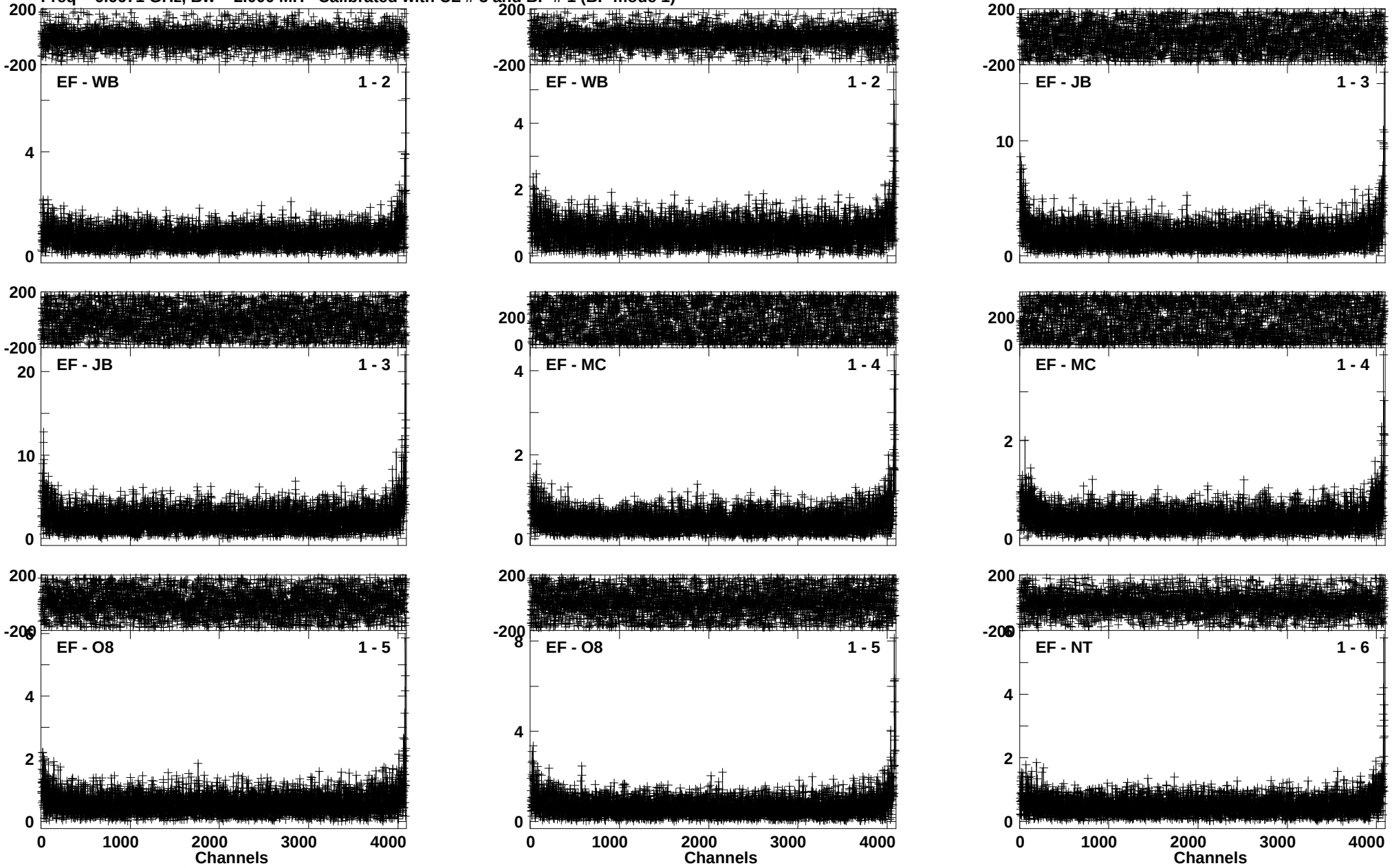

Lower frame: Ampl Jy Top frame: Phas deg
Vector averaged cross-power spectrum Baseline: EF (01) - WB (02)
Timerange: 00/07:21:11 to 00/07:24:09

Plot file version 118 created 16-AUG-2016 14:27:36
J1832-2039 EM117A 2.UVDATA.1
Freq = 6.6671 GHz, Bw = 2.000 MH Calibrated with CL # 3 and BP # 1 (BP mode 1)

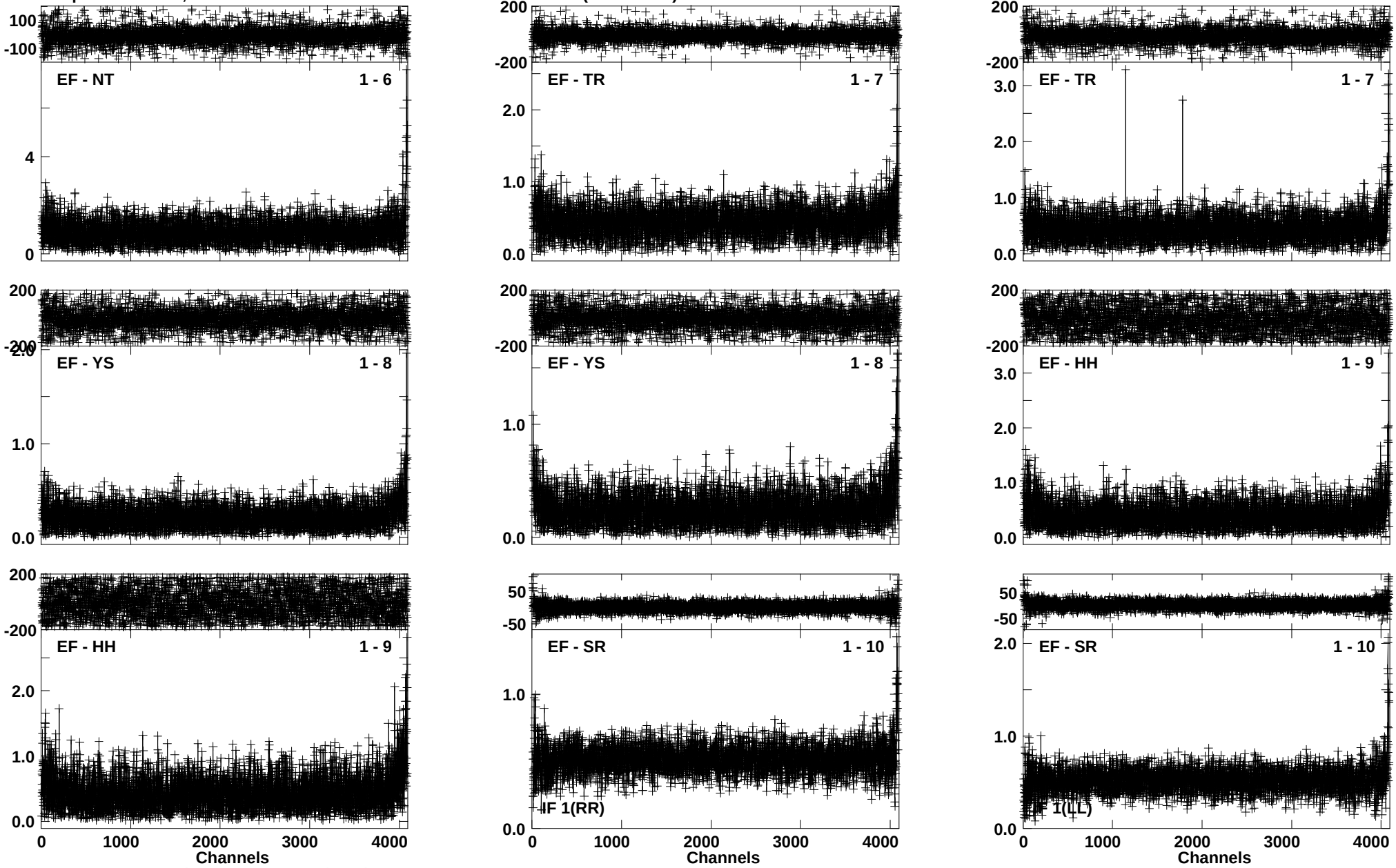

Lower frame: Ampl Jy Top frame: Phas deg
Vector averaged cross-power spectrum Baseline: EF (01) - NT (06)
Timerange: 00/07:21:11 to 00/07:24:09

Plot file version 119 created 16-AUG-2016 14:27:37
J1832-2039 EM117A 2.UVDATA.1
Freq = 6.6671 GHz, Bw = 2.000 MH Calibrated with CL # 3 and BP # 1 (BP mode 1)

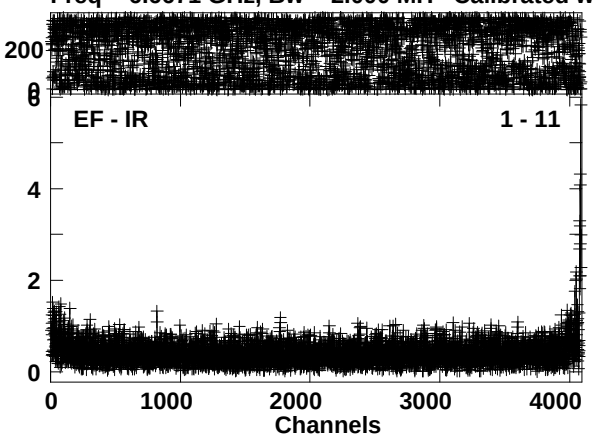

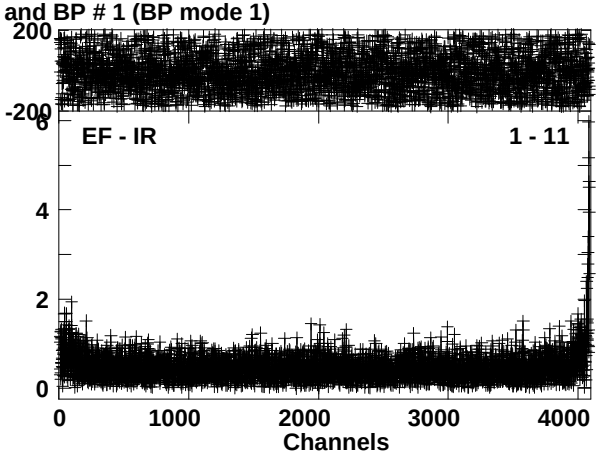

Lower frame: Ampl Jy Top frame: Phas deg
Vector averaged cross-power spectrum Baseline: EF (01) - IR (11)
Timerange: 00/07:21:11 to 00/07:24:09

Plot file version 120 created 16-AUG-2016 14:27:38
G012.68-0.18 EM117A 2.UVDATA.1
Freq = 6.6671 GHz, Bw = 2.000 MH Calibrated with CL # 3 and BP # 1 (BP mode 1)

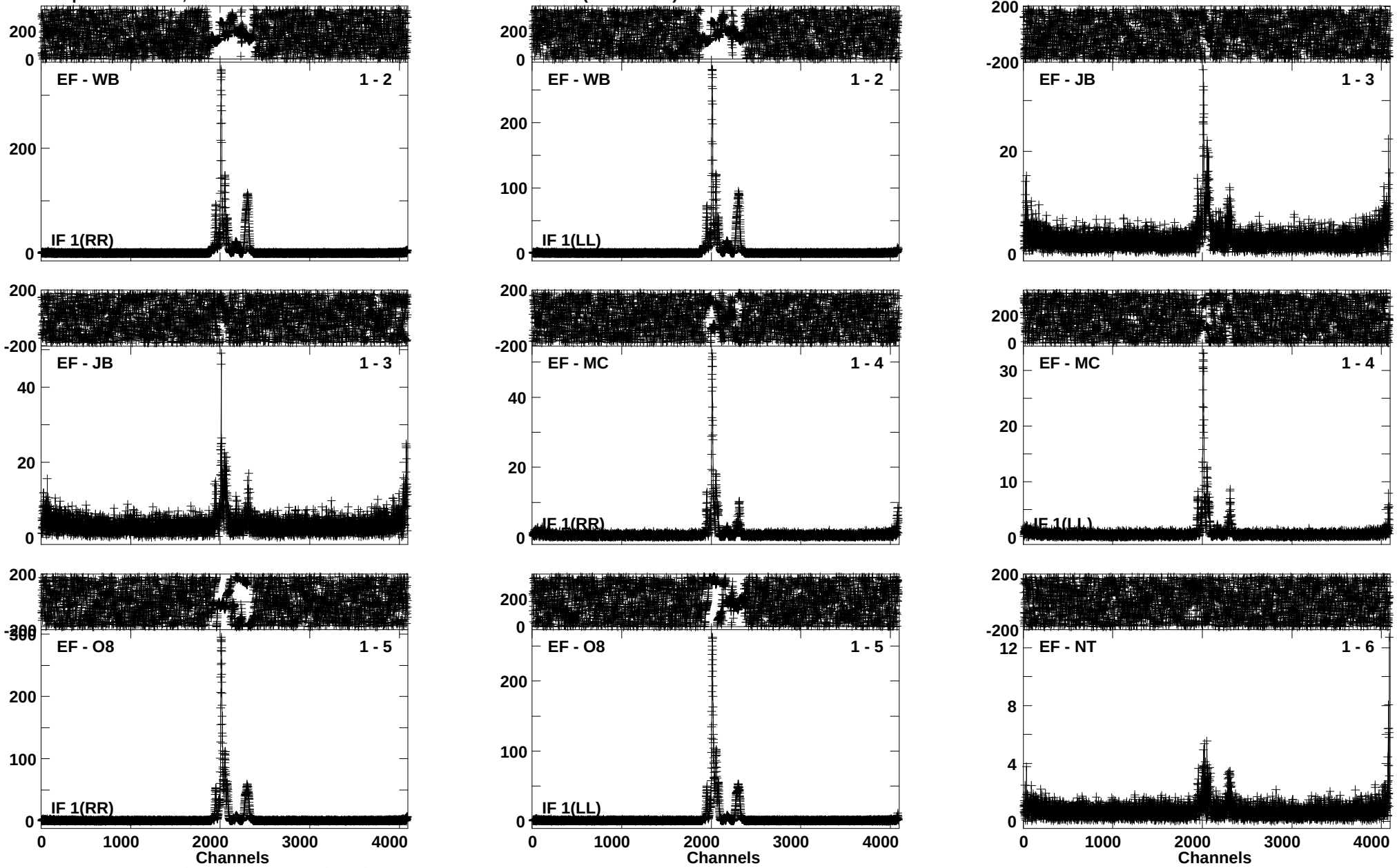

Lower frame: Ampl Jy Top frame: Phas deg
Vector averaged cross-power spectrum Baseline: EF (01) - WB (02)
Timerange: 00/07:24:11 to 00/07:26:09

Plot file version 121 created 16-AUG-2016 14:27:39
G012.68-0.18 EM117A 2.UVDATA.1
Freq = 6.6671 GHz, Bw = 2.000 MH Calibrated with CL # 3 and BP # 1 (BP mode 1)

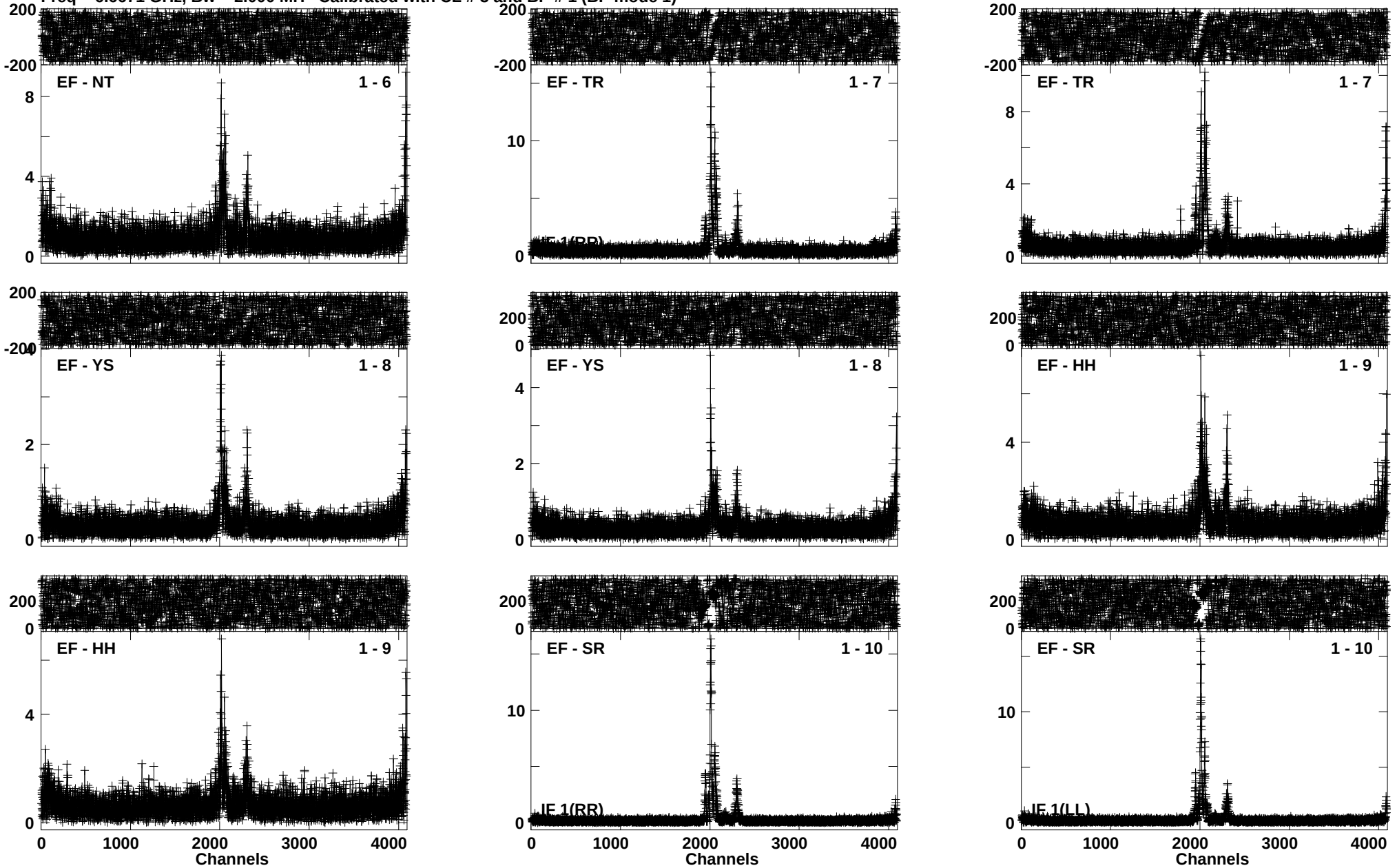

Lower frame: Ampl Jy Top frame: Phas deg
Vector averaged cross-power spectrum Baseline: EF (01) - NT (06)
Timerange: 00/07:24:11 to 00/07:26:09

Plot file version 122 created 16-AUG-2016 14:27:40
G012.68-0.18 EM117A 2.UVDATA.1
Freq = 6.6671 GHz, Bw = 2.000 MH Calibrated with CL # 3 and BP # 1 (BP mode 1)

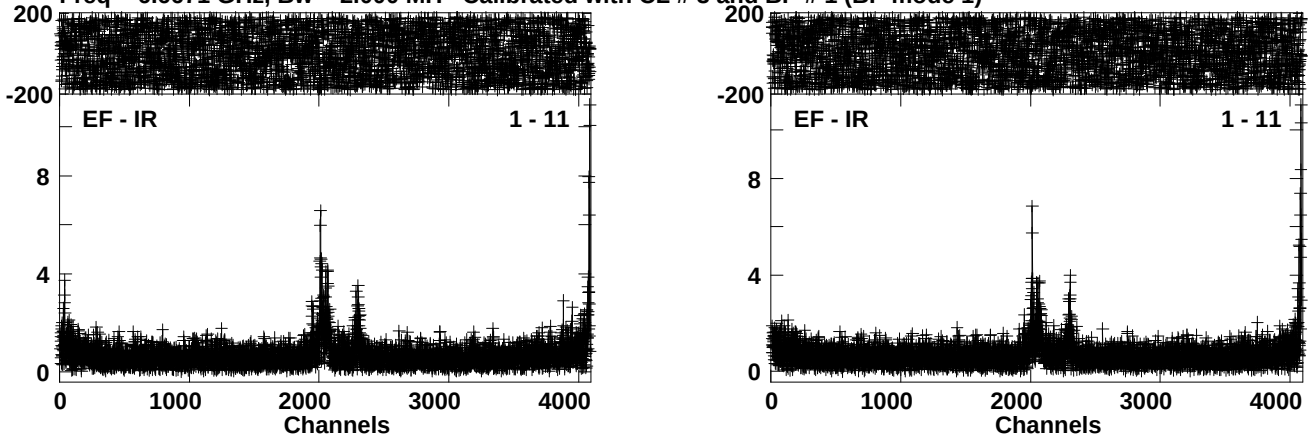

Lower frame: Ampl Jy Top frame: Phas deg
Vector averaged cross-power spectrum Baseline: EF (01) - IR (11)
Timerange: 00/07:24:11 to 00/07:26:09

Plot file version 123 created 16-AUG-2016 14:27:41
J1832-2039 EM117A 2.UVDATA.1
Freq = 6.6671 GHz, Bw = 2.000 MH Calibrated with CL # 3 and BP # 1 (BP mode 1)

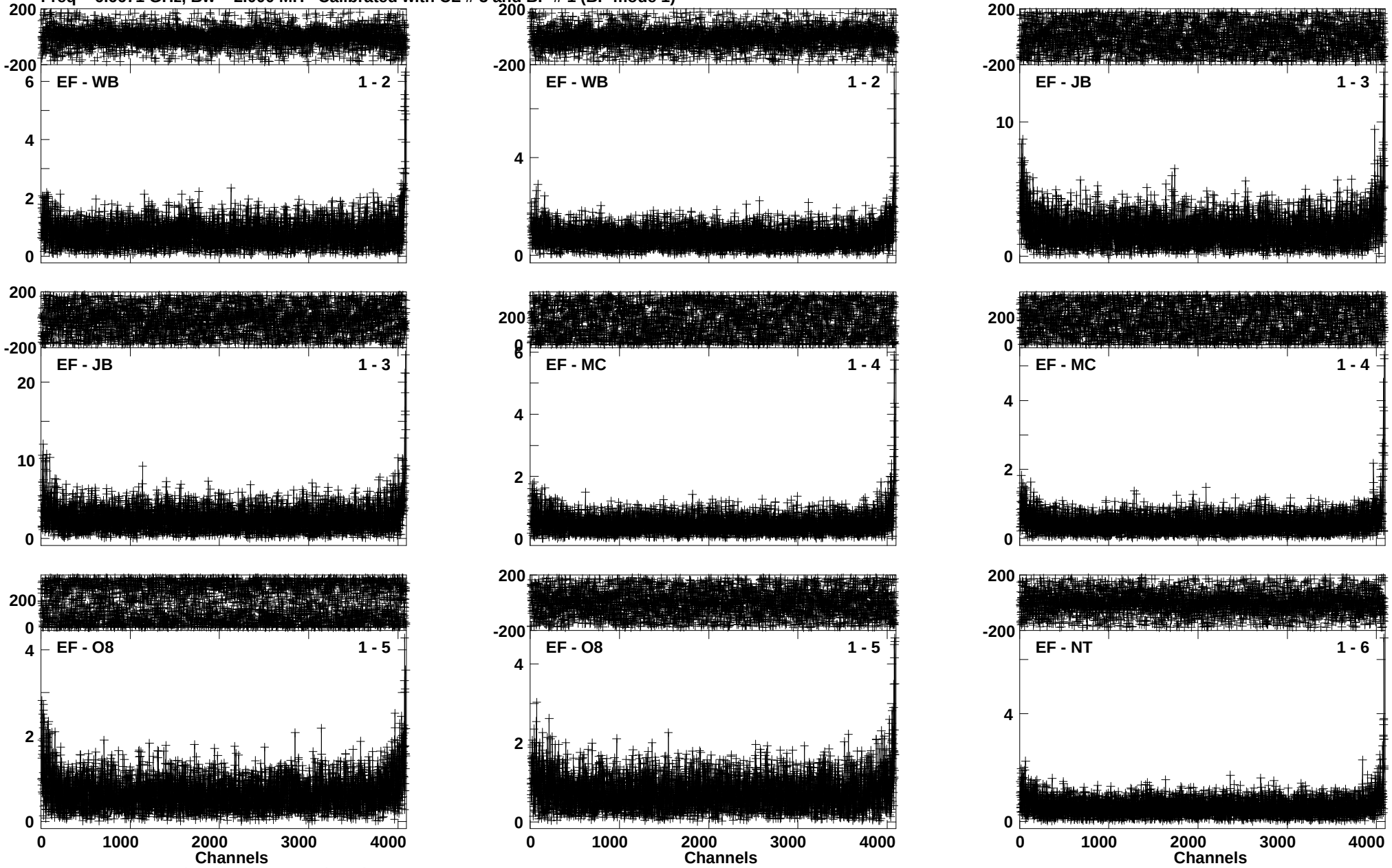

Lower frame: Ampl Jy Top frame: Phas deg
Vector averaged cross-power spectrum Baseline: EF (01) - WB (02)
Timerange: 00/07:26:17 to 00/07:29:09

Plot file version 124 created 16-AUG-2016 14:27:42
J1832-2039 EM117A 2.UVDATA.1
Freq = 6.6671 GHz, Bw = 2.000 MH Calibrated with CL # 3 and BP # 1 (BP mode 1)

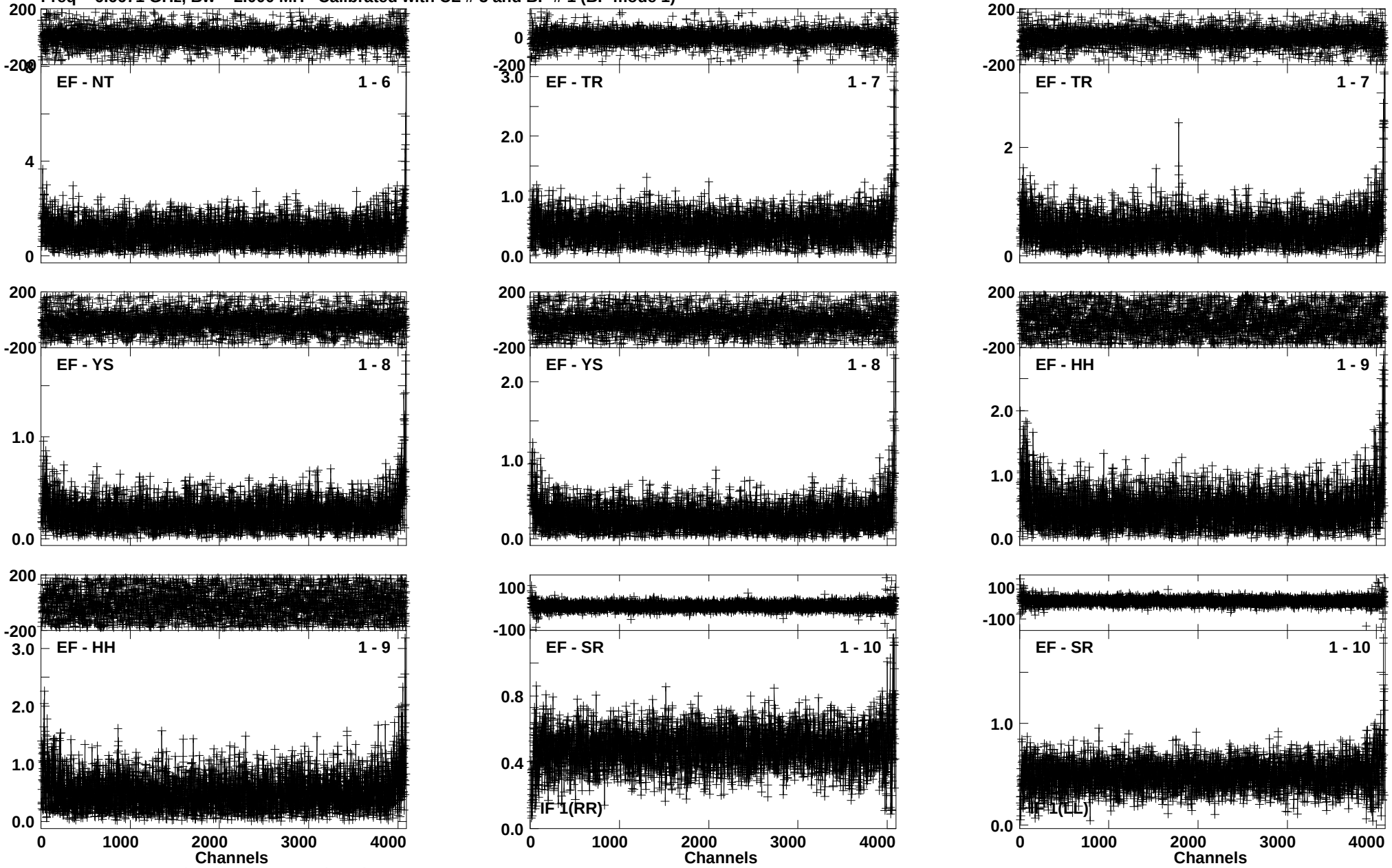

Lower frame: Ampl Jy Top frame: Phas deg
Vector averaged cross-power spectrum Baseline: EF (01) - NT (06)
Timerange: 00/07:26:17 to 00/07:29:09

Plot file version 125 created 16-AUG-2016 14:27:44
J1832-2039 EM117A 2.UVDATA.1
Freq = 6.6671 GHz, Bw = 2.000 MH Calibrated with CL # 3 and BP # 1 (BP mode 1)

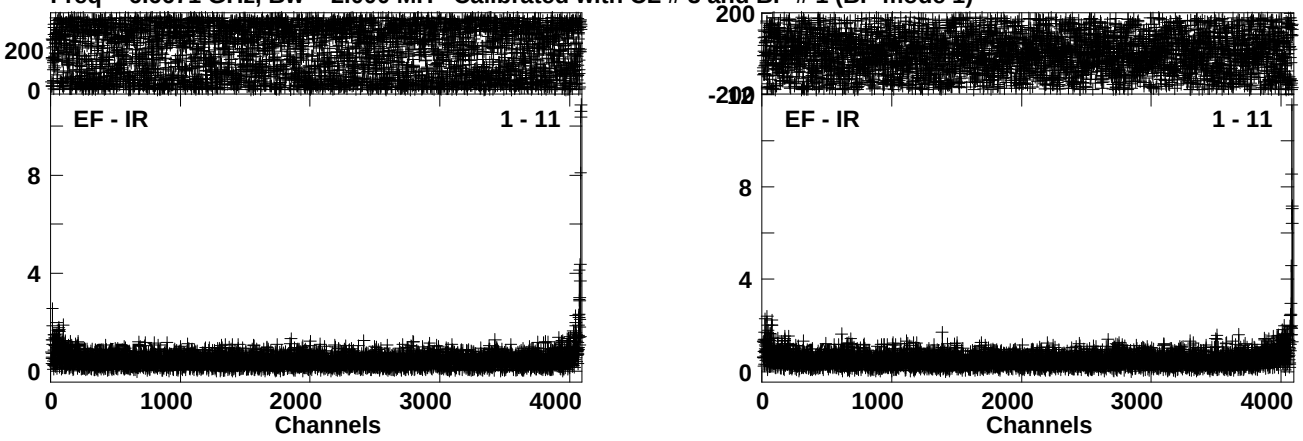

Lower frame: Ampl Jy Top frame: Phas deg
Vector averaged cross-power spectrum Baseline: EF (01) - IR (11)
Timerange: 00/07:26:17 to 00/07:29:09

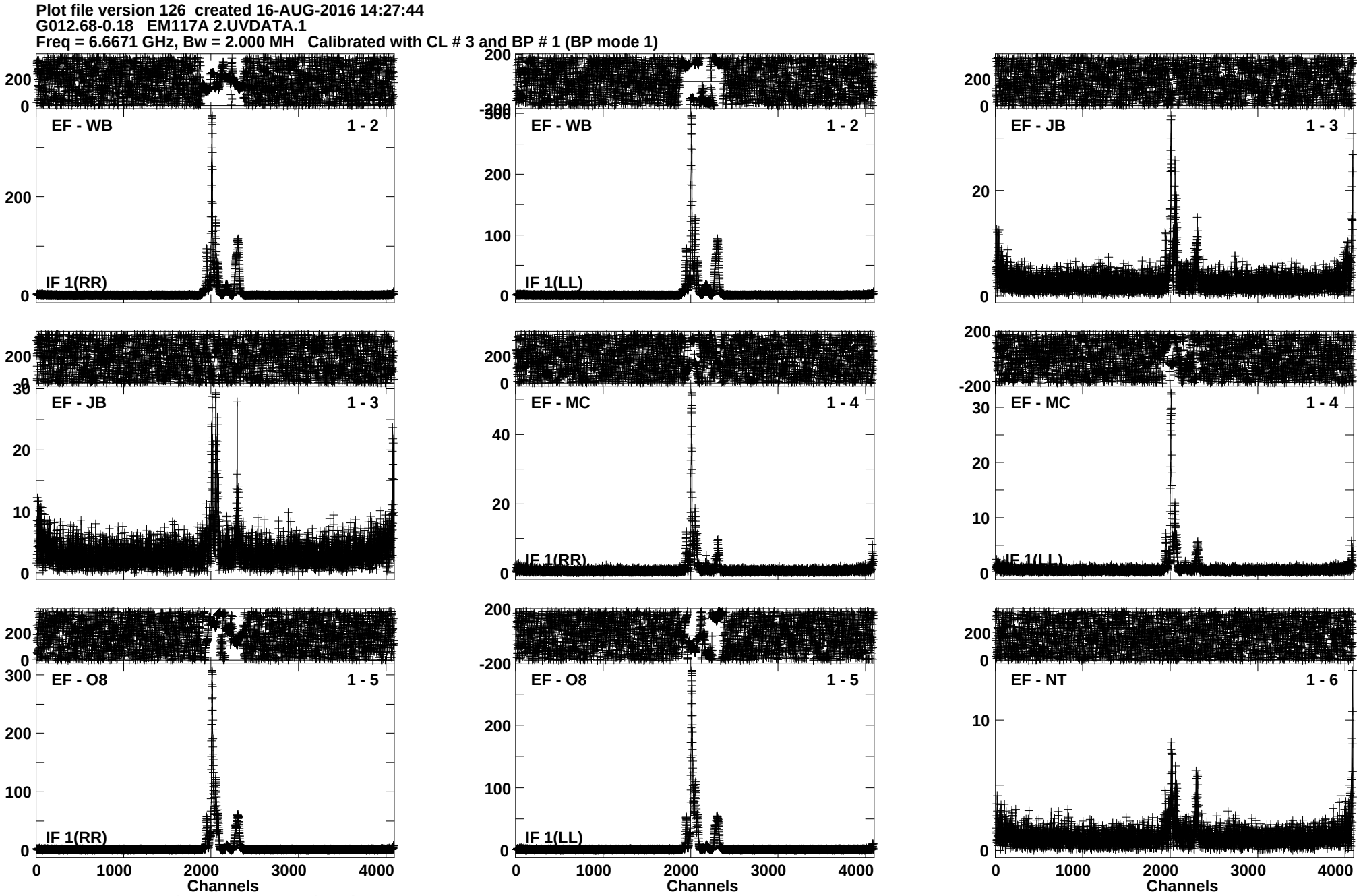
Plot file version 126 created 16-AUG-2016 14:27:44
G012.68-0.18 EM117A 2.UVDATA.1
Freq = 6.6671 GHz, Bw = 2.000 MH Calibrated with CL # 3 and BP # 1 (BP mode 1)
EF - WB 1 - 2
IF 1(RR)
EF - WB 1 - 2
IF 1(LL)
EF - JB 1 - 3
EF - JB 1 - 3
EF - MC 1 - 4
IF 1(RR)
EF - MC 1 - 4
IF 1(LL)
EF - O8 1 - 5
IF 1(RR)
EF - O8 1 - 5
IF 1(LL)
EF - NT 1 - 6
Channels
Channels
Channels
Lower frame: Ampl Jy Top frame: Phas deg
Vector averaged cross-power spectrum Baseline: EF (01) - WB (02)
Timerange: 00/07:29:11 to 00/07:31:09

Plot file version 127 created 16-AUG-2016 14:27:45
G012.68-0.18 EM117A 2.UVDATA.1
Freq = 6.6671 GHz, Bw = 2.000 MH Calibrated with CL # 3 and BP # 1 (BP mode 1)

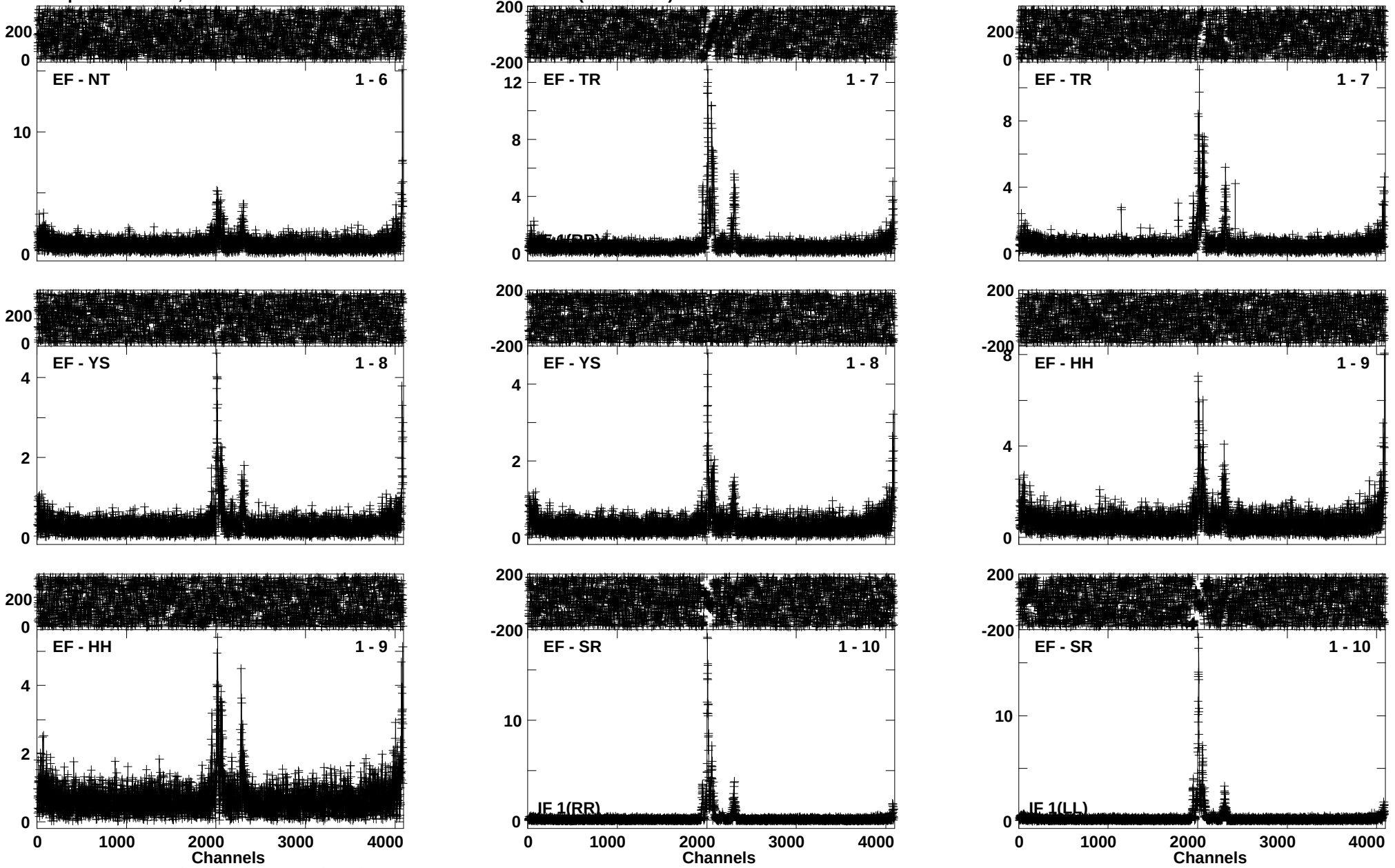

Lower frame: Ampl Jy Top frame: Phas deg
Vector averaged cross-power spectrum Baseline: EF (01) - NT (06)
Timerange: 00/07:29:11 to 00/07:31:09

Plot file version 128 created 16-AUG-2016 14:27:47
G012.68-0.18 EM117A 2.UVDATA.1
Freq = 6.6671 GHz, Bw = 2.000 MH Calibrated with CL # 3 and BP # 1 (BP mode 1)

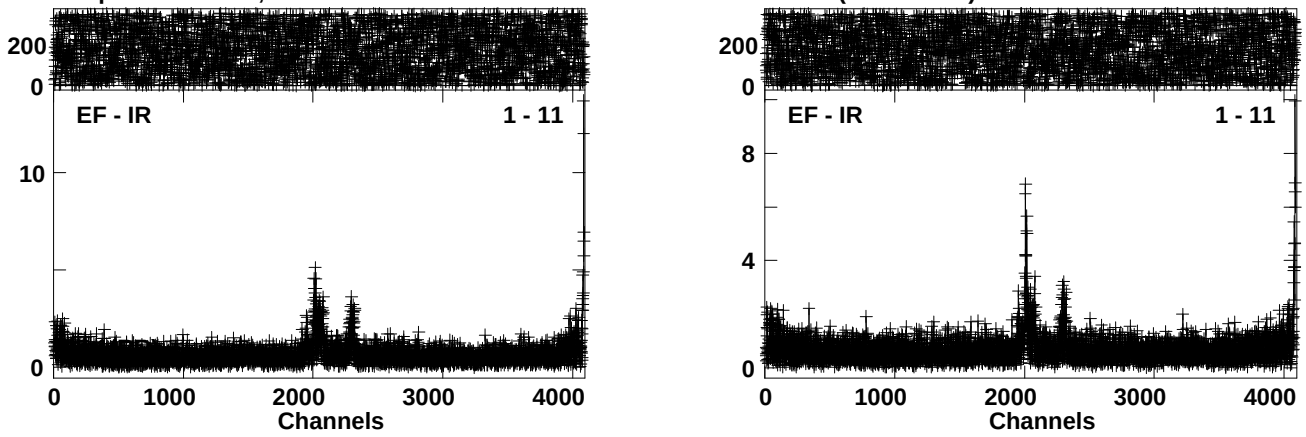

Lower frame: Ampl Jy Top frame: Phas deg
Vector averaged cross-power spectrum Baseline: EF (01) - IR (11)
Timerange: 00/07:29:11 to 00/07:31:09

Plot file version 129 created 16-AUG-2016 14:27:47
J1832-2039 EM117A 2.UVDATA.1
Freq = 6.6671 GHz, Bw = 2.000 MH Calibrated with CL # 3 and BP # 1 (BP mode 1)

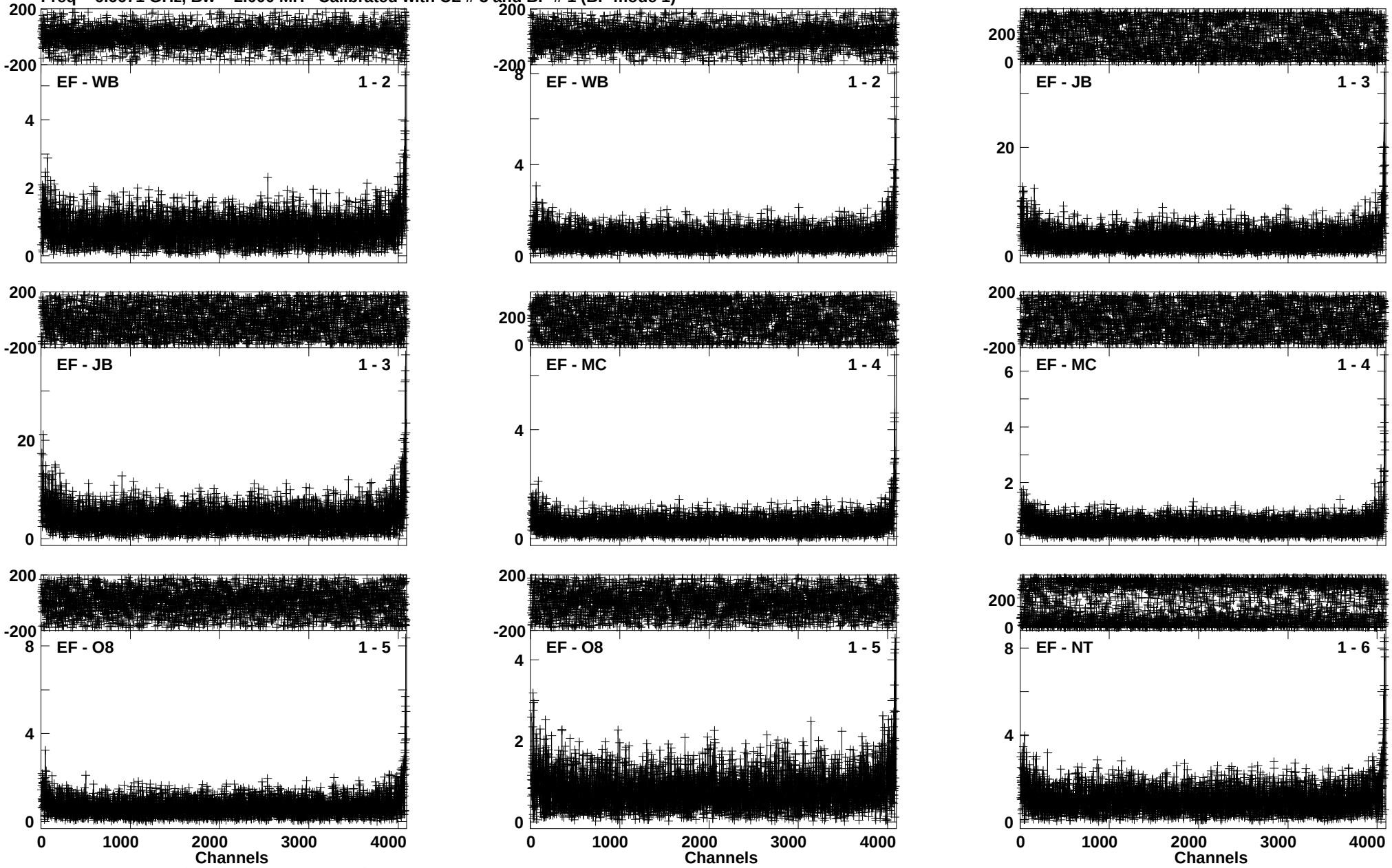

Lower frame: Ampl Jy Top frame: Phas deg
Vector averaged cross-power spectrum Baseline: EF (01) - WB (02)
Timerange: 00/07:31:17 to 00/07:34:09

Plot file version 130 created 16-AUG-2016 14:27:49
J1832-2039 EM117A 2.UVDATA.1
Freq = 6.6671 GHz, Bw = 2.000 MH Calibrated with CL # 3 and BP # 1 (BP mode 1)

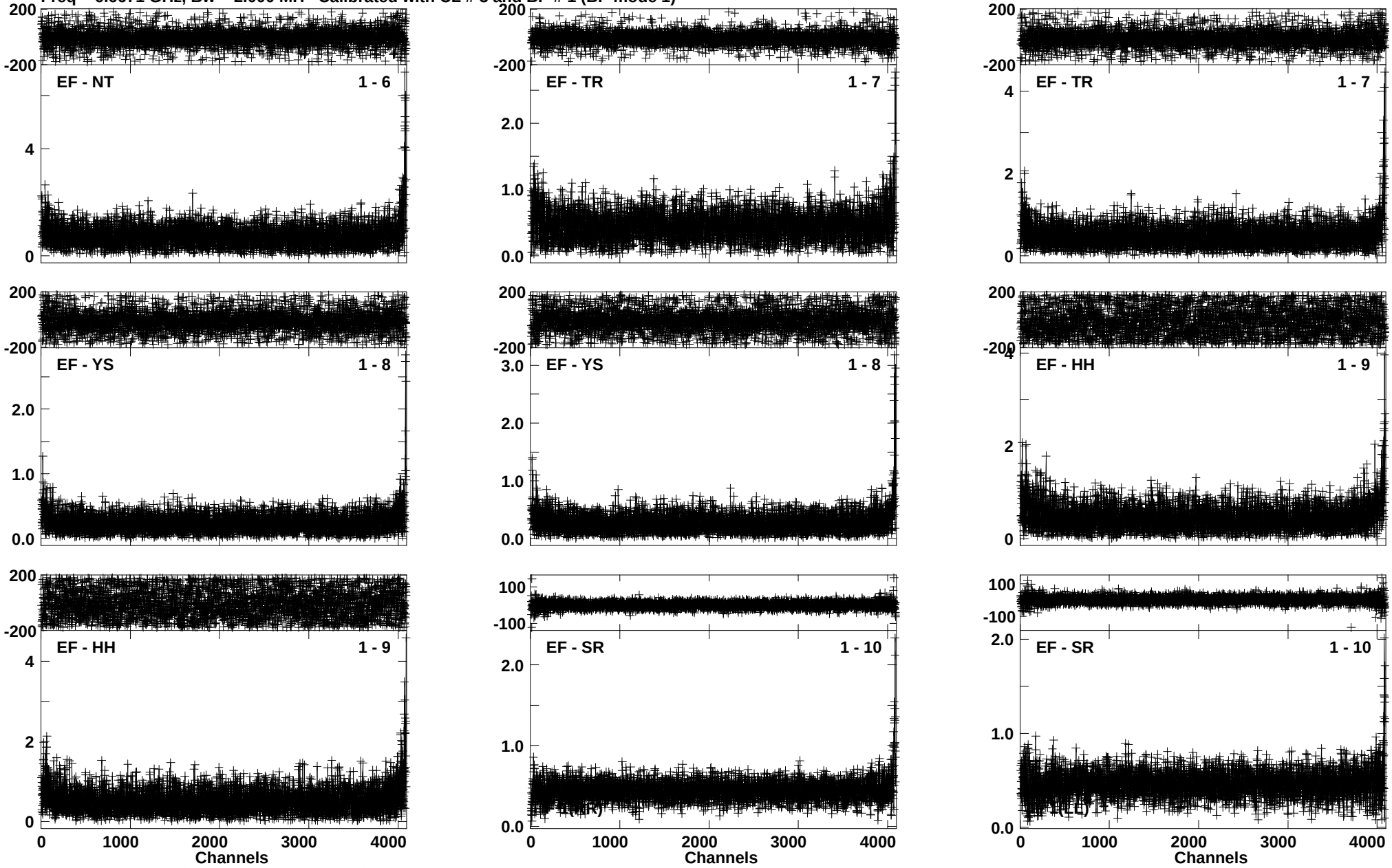

Lower frame: Ampl Jy Top frame: Phas deg
Vector averaged cross-power spectrum Baseline: EF (01) - NT (06)
Timerange: 00/07:31:17 to 00/07:34:09

Plot file version 131 created 16-AUG-2016 14:27:52
J1832-2039 EM117A 2.UVDATA.1
Freq = 6.6671 GHz, Bw = 2.000 MH Calibrated with CL # 3 and BP # 1 (BP mode 1)

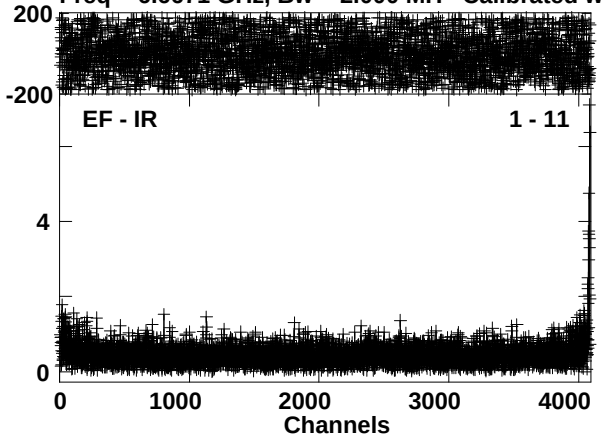

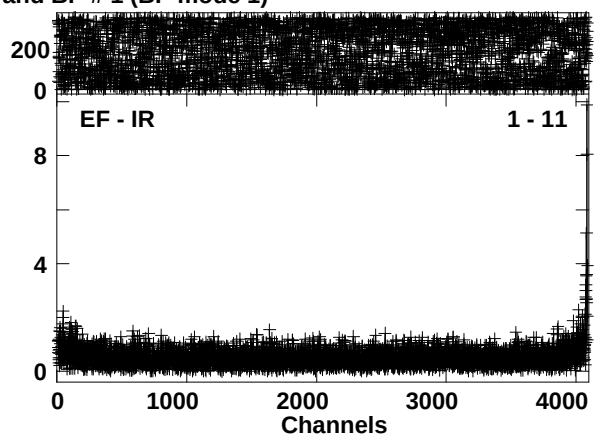

Lower frame: Ampl Jy Top frame: Phas deg
Vector averaged cross-power spectrum Baseline: EF (01) - IR (11)
Timerange: 00/07:31:17 to 00/07:34:09

Plot file version 132 created 16-AUG-2016 14:27:52
J1331+3030 EM117A 2.UVDATA.1
Freq = 6.6671 GHz, Bw = 2.000 MH Calibrated with CL # 3 and BP # 1 (BP mode 1)

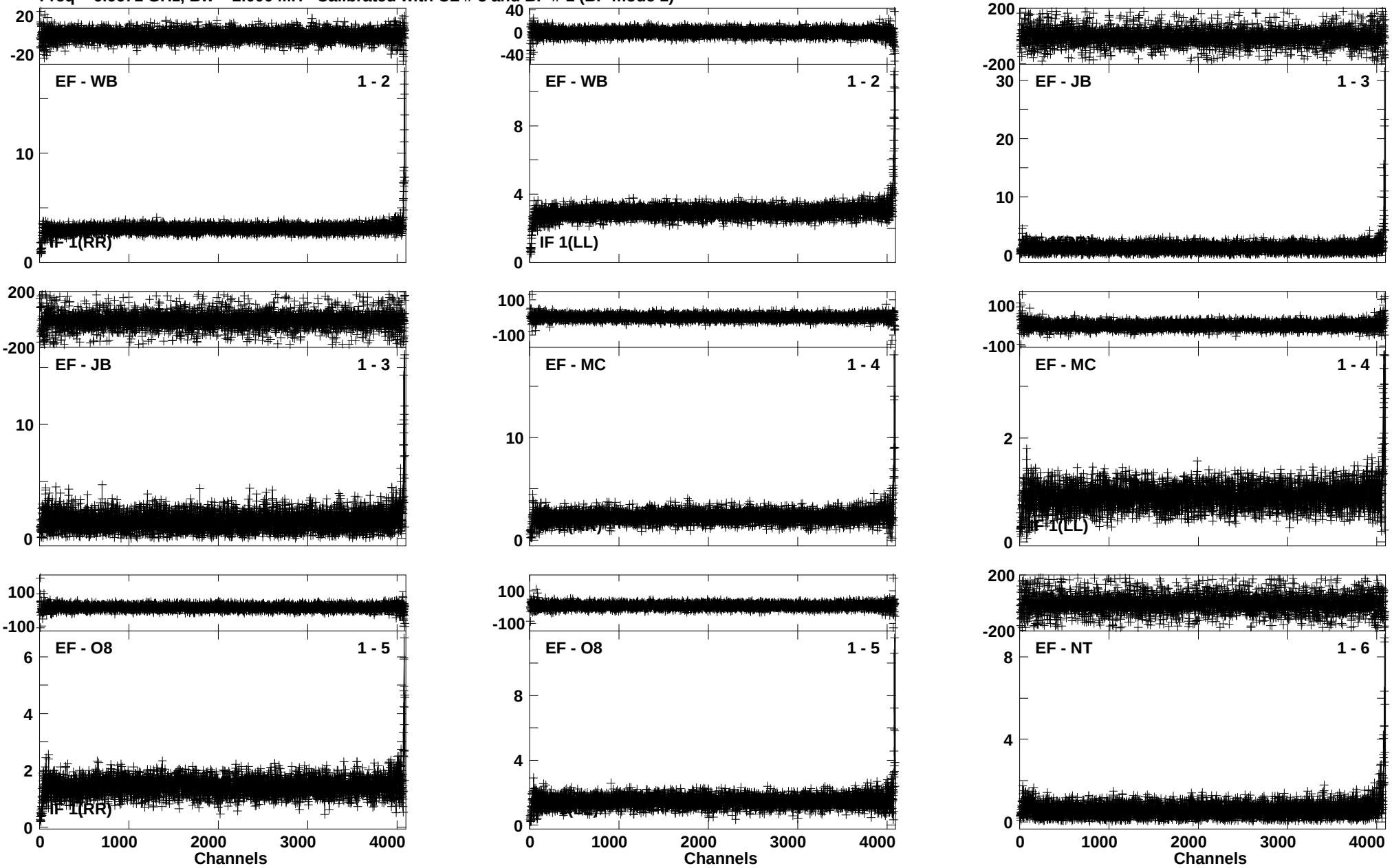

Lower frame: Ampl Jy Top frame: Phas deg
Vector averaged cross-power spectrum Baseline: EF (01) - WB (02)
Timerange: 00/07:39:41 to 00/07:47:39

Plot file version 133 created 16-AUG-2016 14:27:55
J1331+3030 EM117A 2.UVDATA.1
Freq = 6.6671 GHz, Bw = 2.000 MH Calibrated with CL # 3 and BP # 1 (BP mode 1)

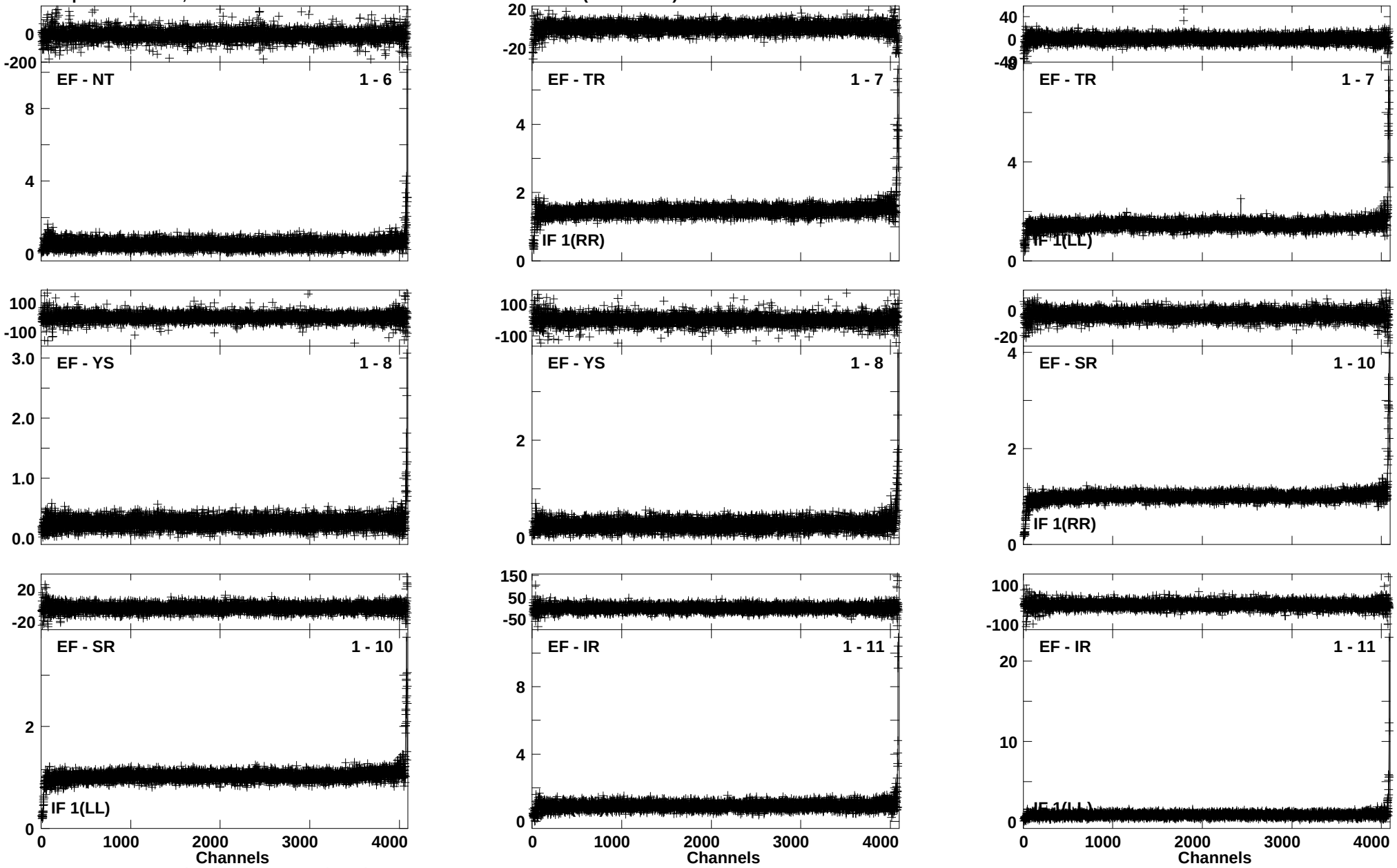

Lower frame: Ampl Jy Top frame: Phas deg
Vector averaged cross-power spectrum Baseline: EF (01) - NT (06)
Timerange: 00/07:39:41 to 00/07:47:39

Plot file version 134 created 16-AUG-2016 14:27:58
J1832-2039 EM117A 2.UVDATA.1
Freq = 6.6671 GHz, Bw = 2.000 MH Calibrated with CL # 3 and BP # 1 (BP mode 1)

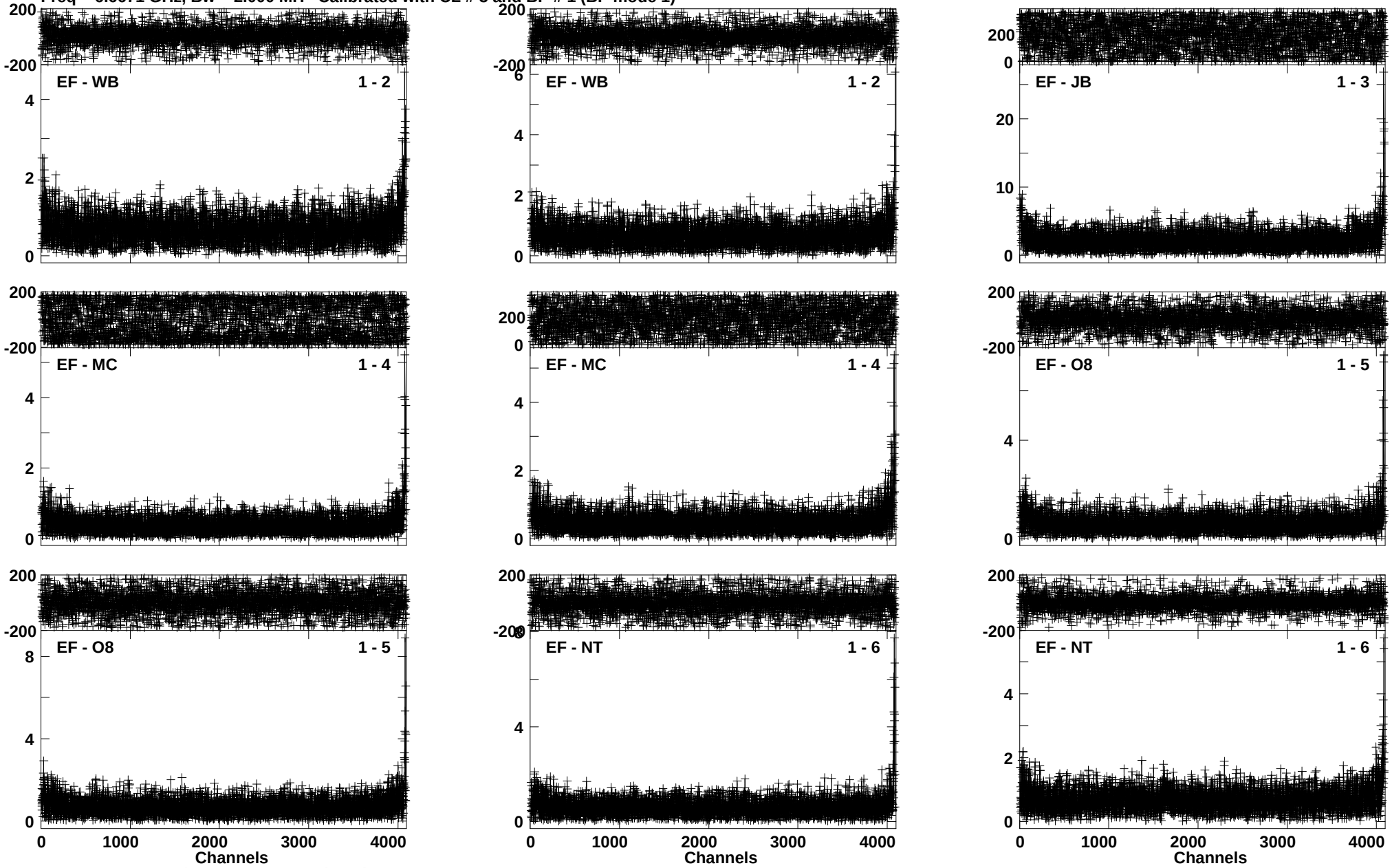

Lower frame: Ampl Jy Top frame: Phas deg
Vector averaged cross-power spectrum Baseline: EF (01) - WB (02)
Timerange: 00/07:52:51 to 00/07:55:49

Plot file version 135 created 16-AUG-2016 14:28:00
J1832-2039 EM117A 2.UVDATA.1
Freq = 6.6671 GHz, Bw = 2.000 MH Calibrated with CL # 3 and BP # 1 (BP mode 1)

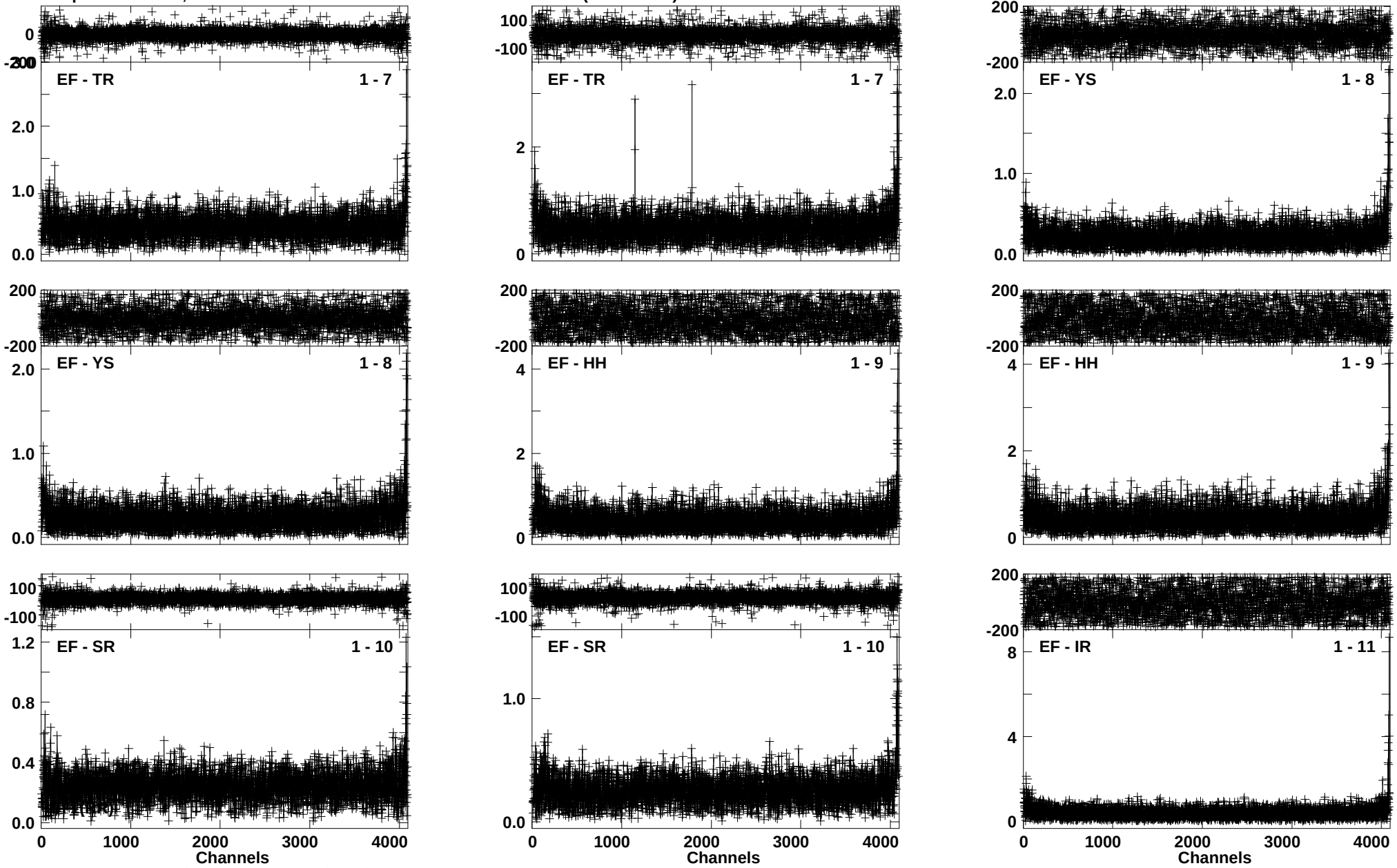

Lower frame: Ampl Jy Top frame: Phas deg
Vector averaged cross-power spectrum Baseline: EF (01) - TR (07)
Timerange: 00/07:52:51 to 00/07:55:49

Plot file version 136 created 16-AUG-2016 14:28:01
J1832-2039 EM117A 2.UVDATA.1
Freq = 6.6671 GHz, Bw = 2.000 MH Calibrated with CL # 3 and BP # 1 (BP mode 1)

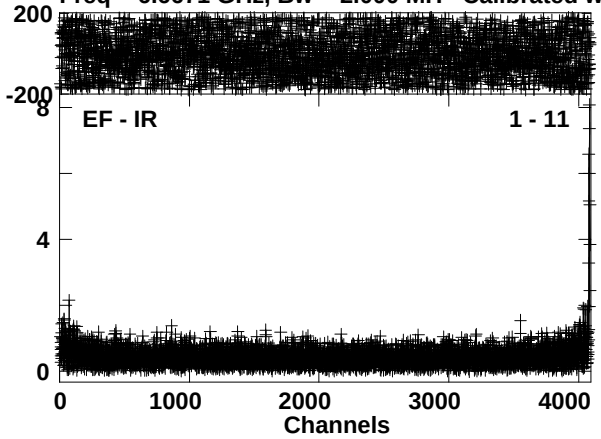

Lower frame: Ampl Jy Top frame: Phas deg
Vector averaged cross-power spectrum Baseline: EF (01) - IR (11)
Timerange: 00/07:52:51 to 00/07:55:49

Plot file version 137 created 16-AUG-2016 14:28:02
G012.68-0.18 EM117A 2.UVDATA.1
Freq = 6.6671 GHz, Bw = 2.000 MH Calibrated with CL # 3 and BP # 1 (BP mode 1)

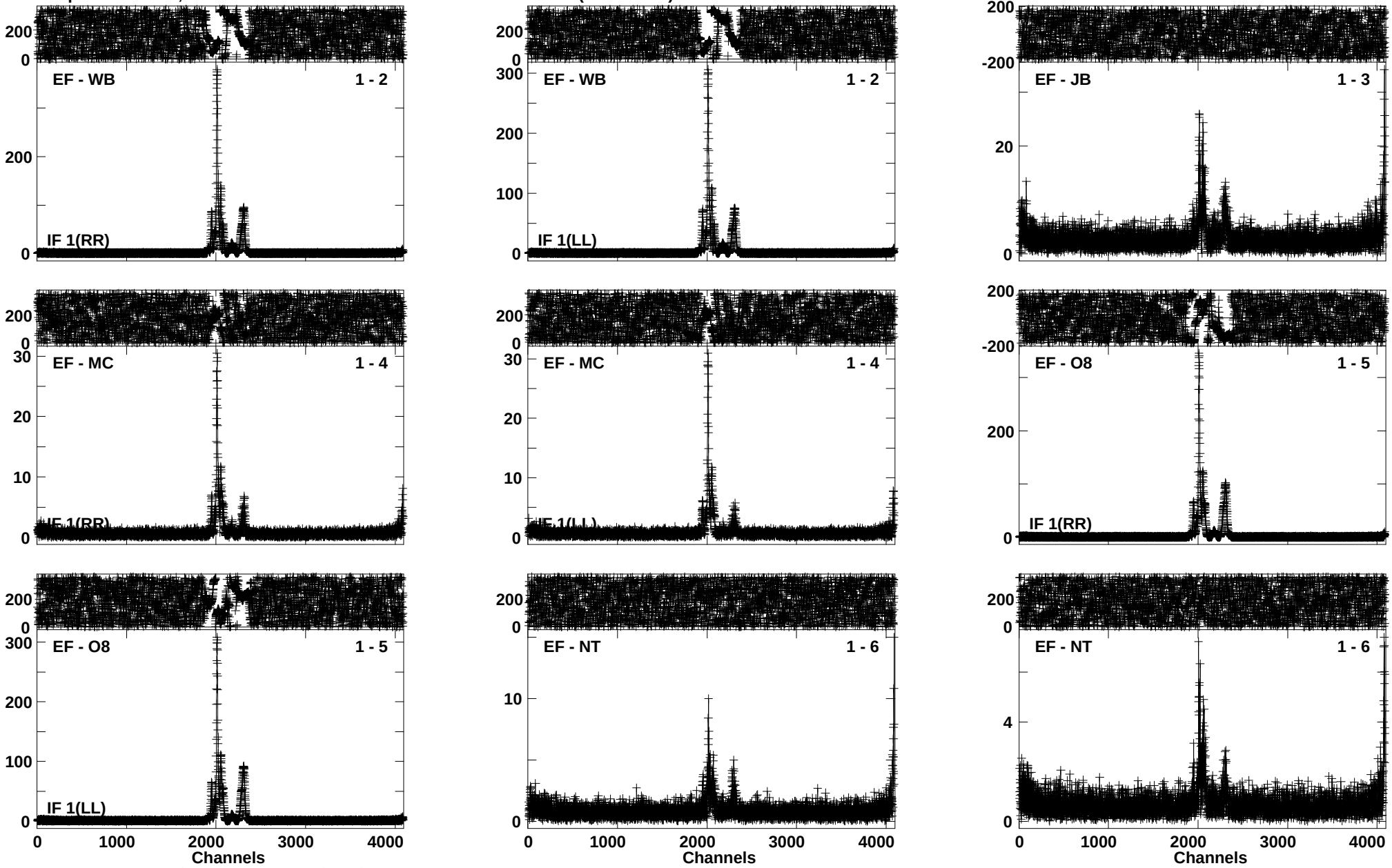

Lower frame: Ampl Jy Top frame: Phas deg
Vector averaged cross-power spectrum Baseline: EF (01) - WB (02)
Timerange: 00/07:55:51 to 00/07:57:49

Plot file version 138 created 16-AUG-2016 14:28:03
G012.68-0.18 EM117A 2.UVDATA.1
Freq = 6.6671 GHz, Bw = 2.000 MH Calibrated with CL # 3 and BP # 1 (BP mode 1)

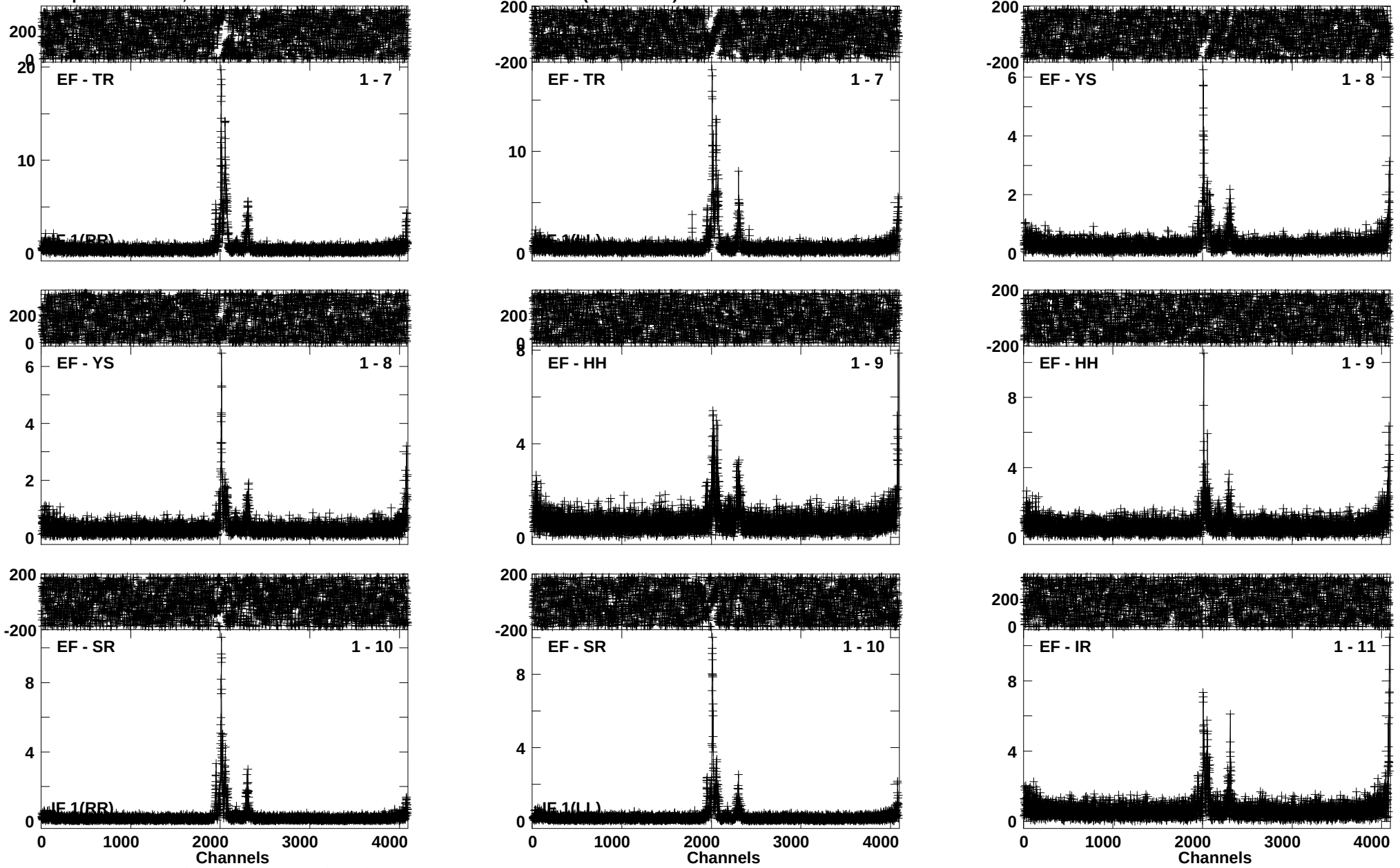

Lower frame: Ampl Jy Top frame: Phas deg
Vector averaged cross-power spectrum Baseline: EF (01) - TR (07)
Timerange: 00/07:55:51 to 00/07:57:49

Plot file version 139 created 16-AUG-2016 14:28:04
G012.68-0.18 EM117A 2.UVDATA.1
Freq = 6.6671 GHz, Bw = 2.000 MH Calibrated with CL # 3 and BP # 1 (BP mode 1)

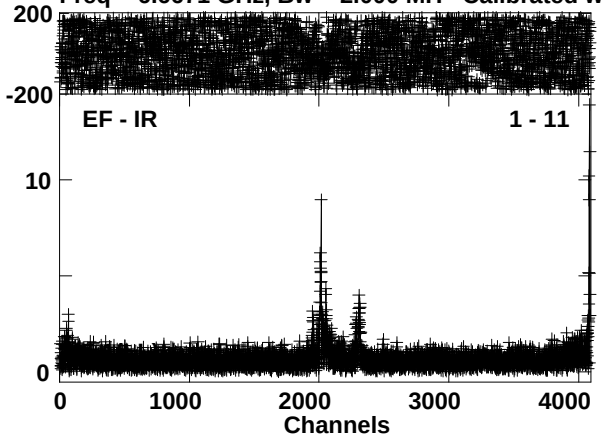

Lower frame: Ampl Jy Top frame: Phas deg
Vector averaged cross-power spectrum Baseline: EF (01) - IR (11)
Timerange: 00/07:55:51 to 00/07:57:49

Plot file version 140 created 16-AUG-2016 14:28:04
J1832-2039 EM117A 2.UVDATA.1
Freq = 6.6671 GHz, Bw = 2.000 MH Calibrated with CL # 3 and BP # 1 (BP mode 1)

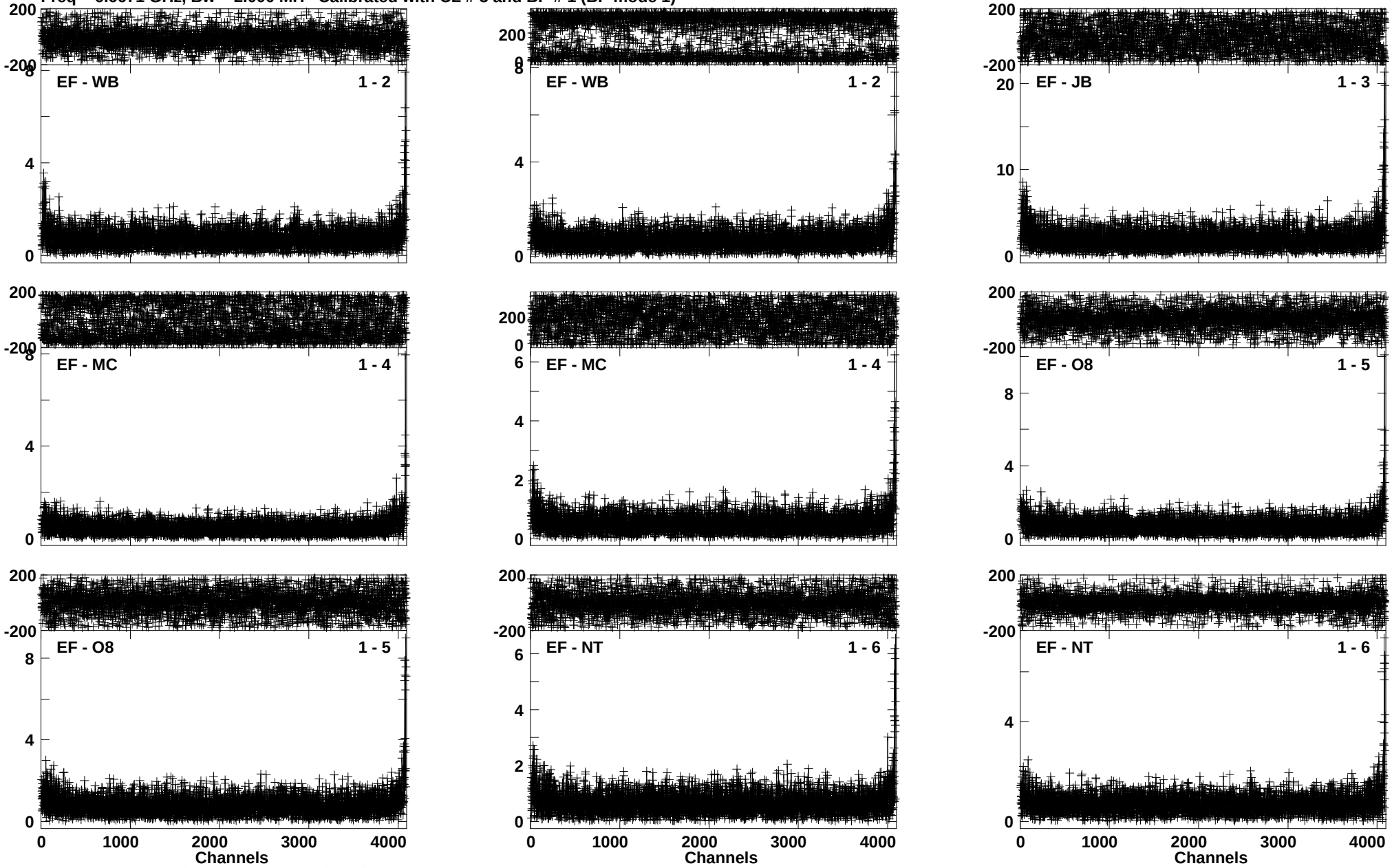

Lower frame: Ampl Jy Top frame: Phas deg
Vector averaged cross-power spectrum Baseline: EF (01) - WB (02)
Timerange: 00/07:57:57 to 00/08:00:49

Plot file version 141 created 16-AUG-2016 14:28:06
J1832-2039 EM117A 2.UVDATA.1
Freq = 6.6671 GHz, Bw = 2.000 MH Calibrated with CL # 3 and BP # 1 (BP mode 1)

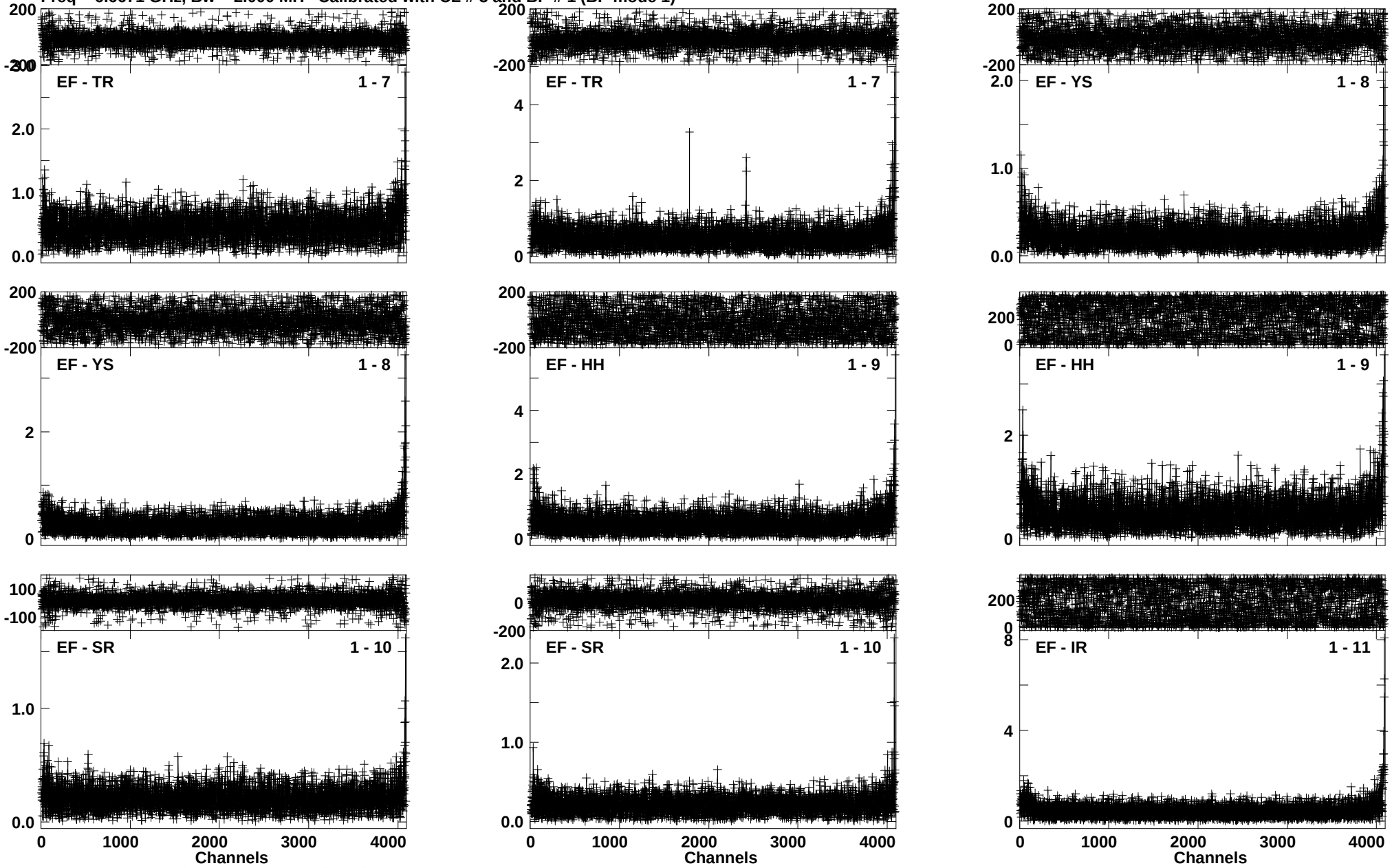

Lower frame: Ampl Jy Top frame: Phas deg
Vector averaged cross-power spectrum Baseline: EF (01) - TR (07)
Timerange: 00/07:57:57 to 00/08:00:49

Plot file version 142 created 16-AUG-2016 14:28:07
J1832-2039 EM117A 2.UVDATA.1
Freq = 6.6671 GHz, Bw = 2.000 MH Calibrated with CL # 3 and BP # 1 (BP mode 1)

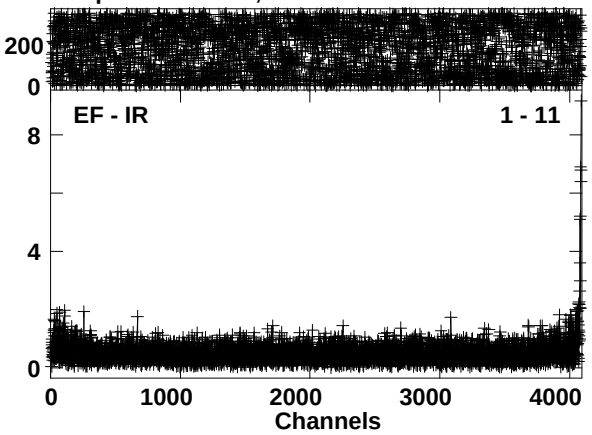

Lower frame: Ampl Jy Top frame: Phas deg
Vector averaged cross-power spectrum Baseline: EF (01) - IR (11)
Timerange: 00/07:57:57 to 00/08:00:49

Plot file version 143 created 16-AUG-2016 14:28:07
G012.68-0.18 EM117A 2.UVDATA.1
Freq = 6.6671 GHz, Bw = 2.000 MH Calibrated with CL # 3 and BP # 1 (BP mode 1)

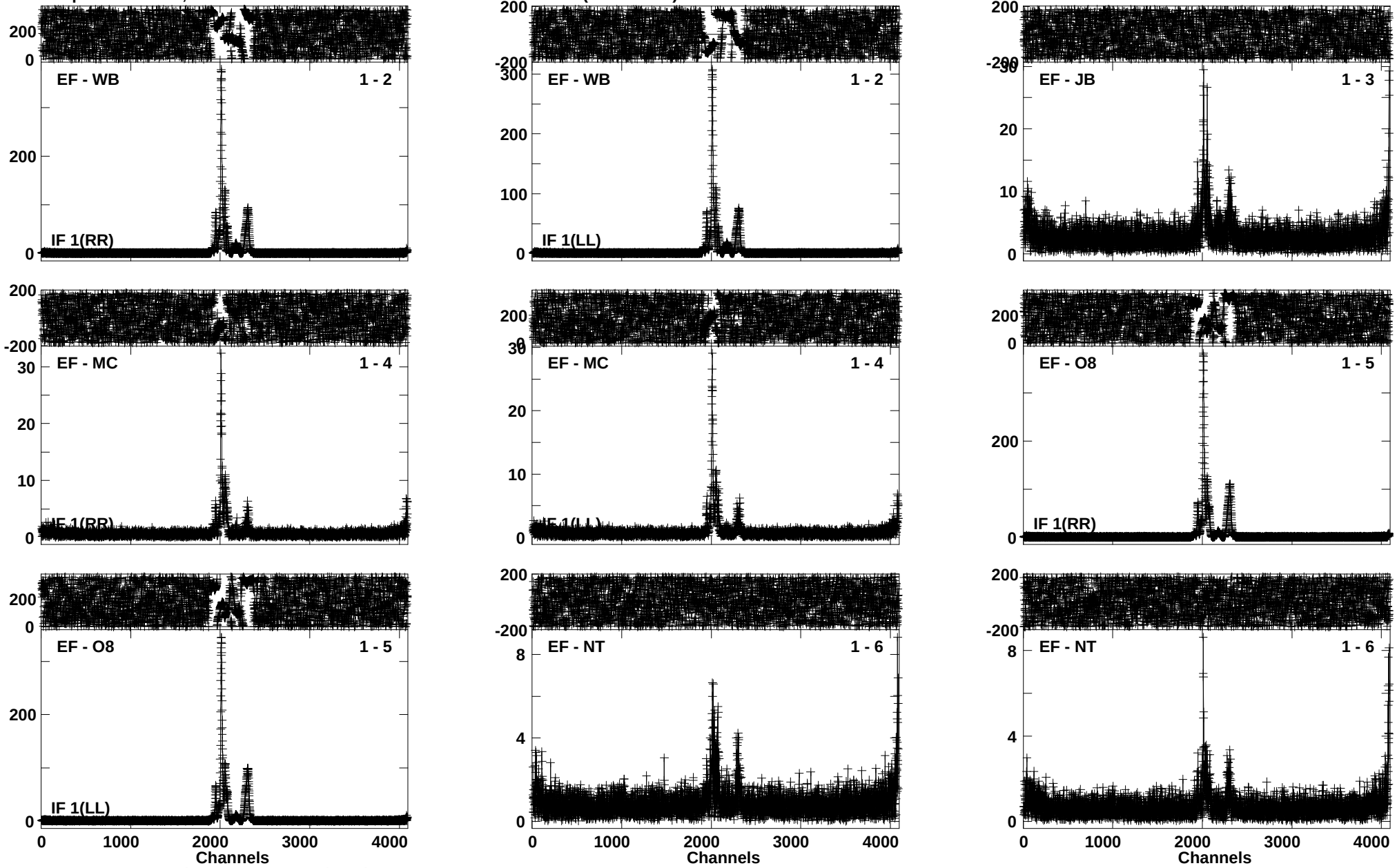

Lower frame: Ampl Jy Top frame: Phas deg
Vector averaged cross-power spectrum Baseline: EF (01) - WB (02)
Timerange: 00/08:00:51 to 00/08:02:49

Plot file version 144 created 16-AUG-2016 14:28:08
G012.68-0.18 EM117A 2.UVDATA.1
Freq = 6.6671 GHz, Bw = 2.000 MH Calibrated with CL # 3 and BP # 1 (BP mode 1)

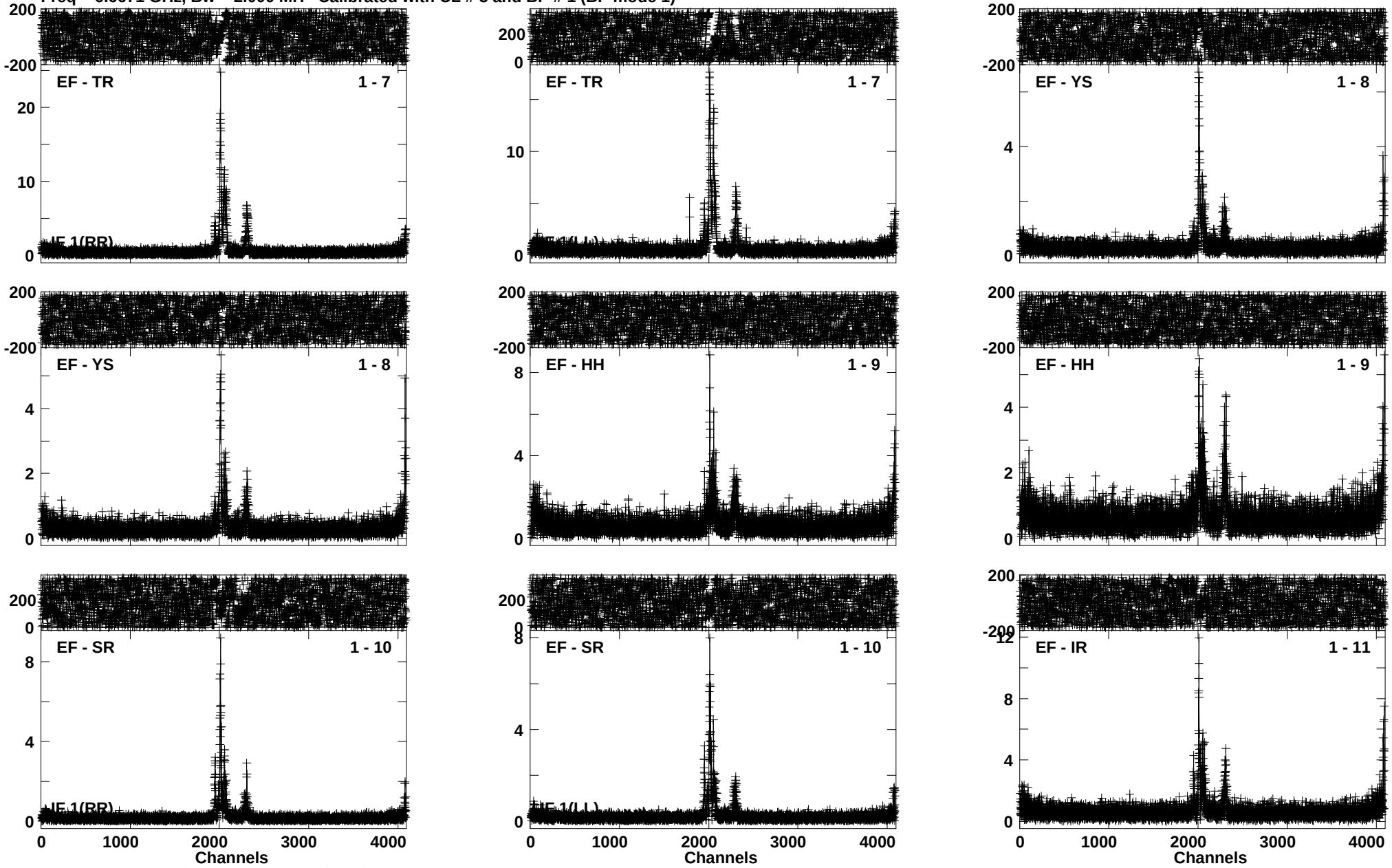

Lower frame: Ampl Jy Top frame: Phas deg
Vector averaged cross-power spectrum Baseline: EF (01) - TR (07)
Timerange: 00/08:00:51 to 00/08:02:49

Plot file version 145 created 16-AUG-2016 14:28:09
G012.68-0.18 EM117A 2.UVDATA.1
Freq = 6.6671 GHz, Bw = 2.000 MH Calibrated with CL # 3 and BP # 1 (BP mode 1)

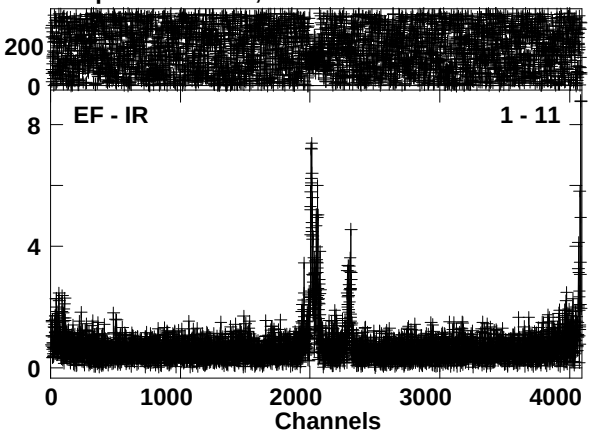

Lower frame: Ampl Jy Top frame: Phas deg
Vector averaged cross-power spectrum Baseline: EF (01) - IR (11)
Timerange: 00/08:00:51 to 00/08:02:49

Plot file version 146 created 16-AUG-2016 14:28:10
J1832-2039 EM117A 2.UVDATA.1
Freq = 6.6671 GHz, Bw = 2.000 MH Calibrated with CL # 3 and BP # 1 (BP mode 1)

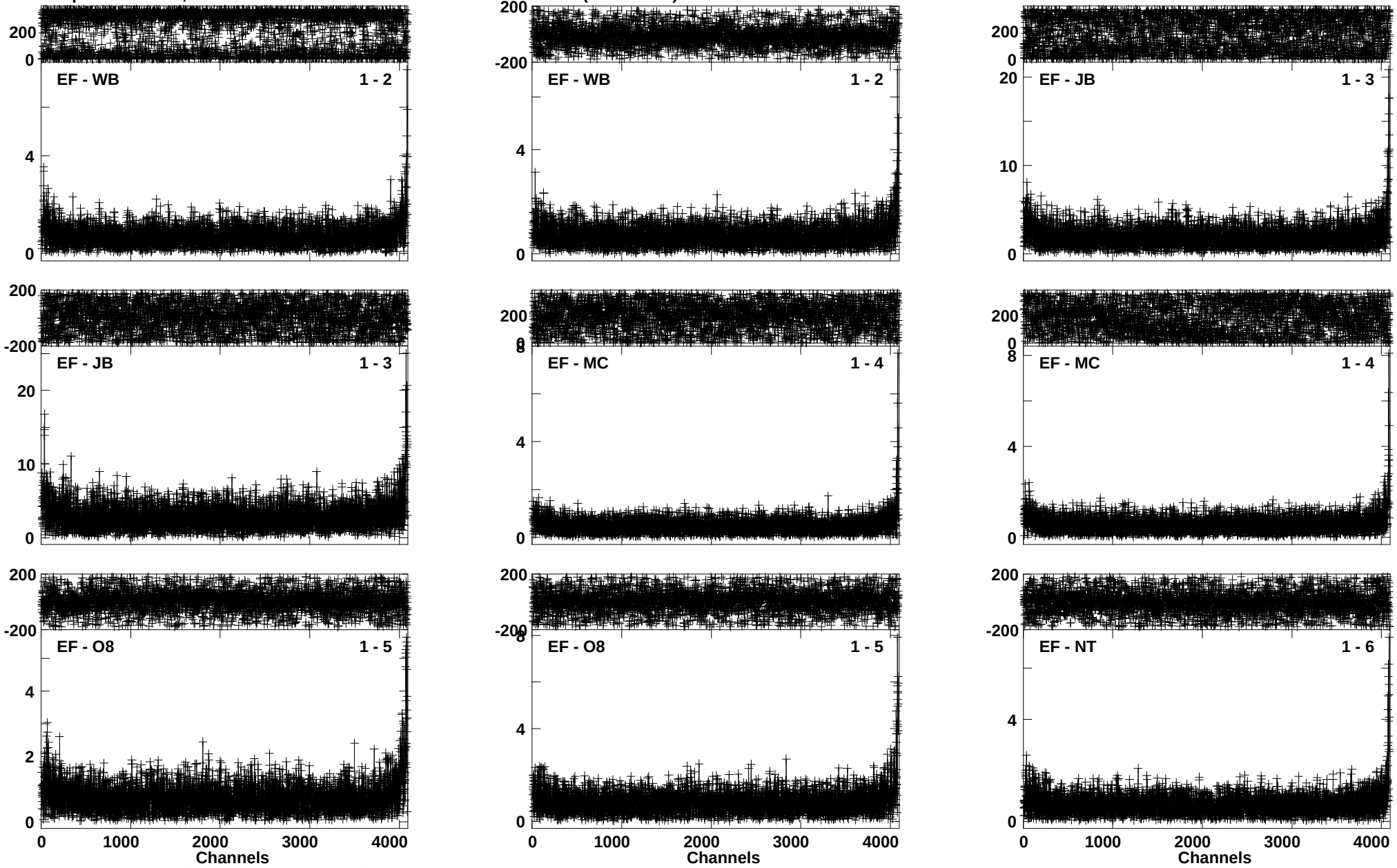

Lower frame: Ampl Jy Top frame: Phas deg
Vector averaged cross-power spectrum Baseline: EF (01) - WB (02)
Timerange: 00/08:02:57 to 00/08:05:49

Plot file version 147 created 16-AUG-2016 14:28:11
J1832-2039 EM117A 2.UVDATA.1
Freq = 6.6671 GHz, Bw = 2.000 MH Calibrated with CL # 3 and BP # 1 (BP mode 1)

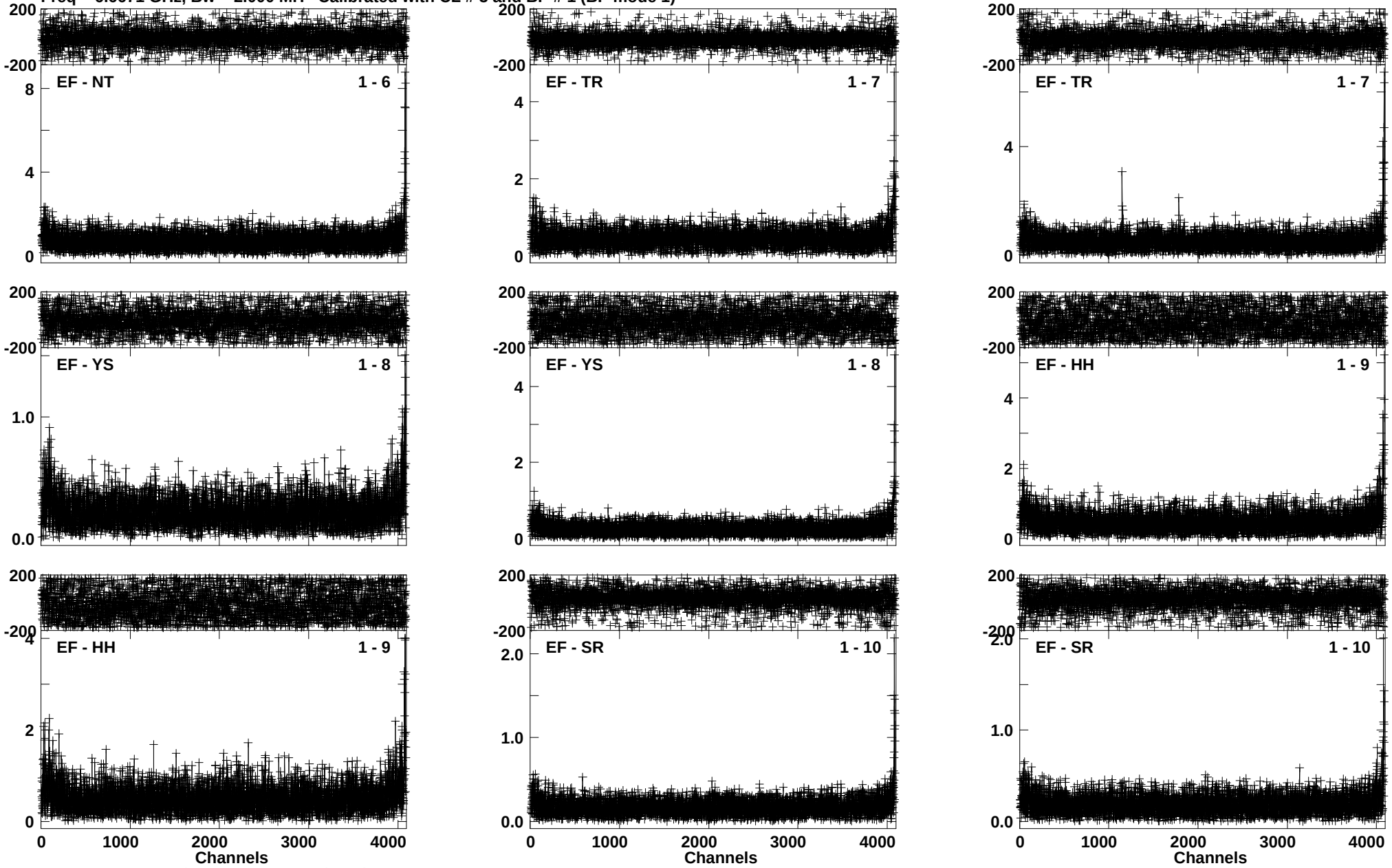

Lower frame: Ampl Jy Top frame: Phas deg
Vector averaged cross-power spectrum Baseline: EF (01) - NT (06)
Timerange: 00/08:02:57 to 00/08:05:49

Plot file version 148 created 16-AUG-2016 14:28:12
J1832-2039 EM117A 2.UVDATA.1
Freq = 6.6671 GHz, Bw = 2.000 MH Calibrated with CL # 3 and BP # 1 (BP mode 1)

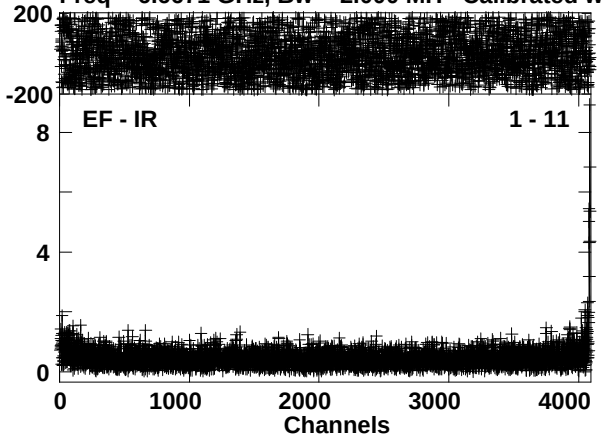

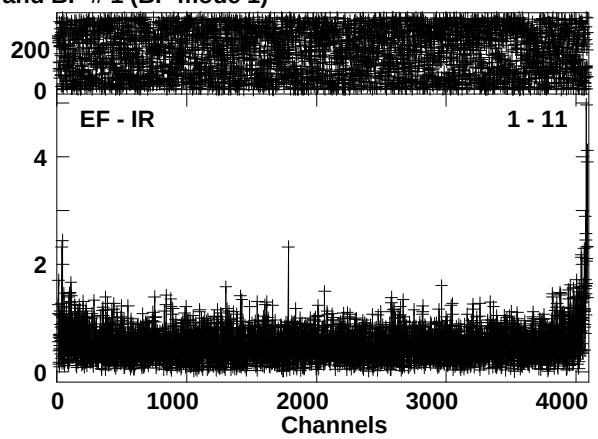

Lower frame: Ampl Jy Top frame: Phas deg
Vector averaged cross-power spectrum Baseline: EF (01) - IR (11)
Timerange: 00/08:02:57 to 00/08:05:49

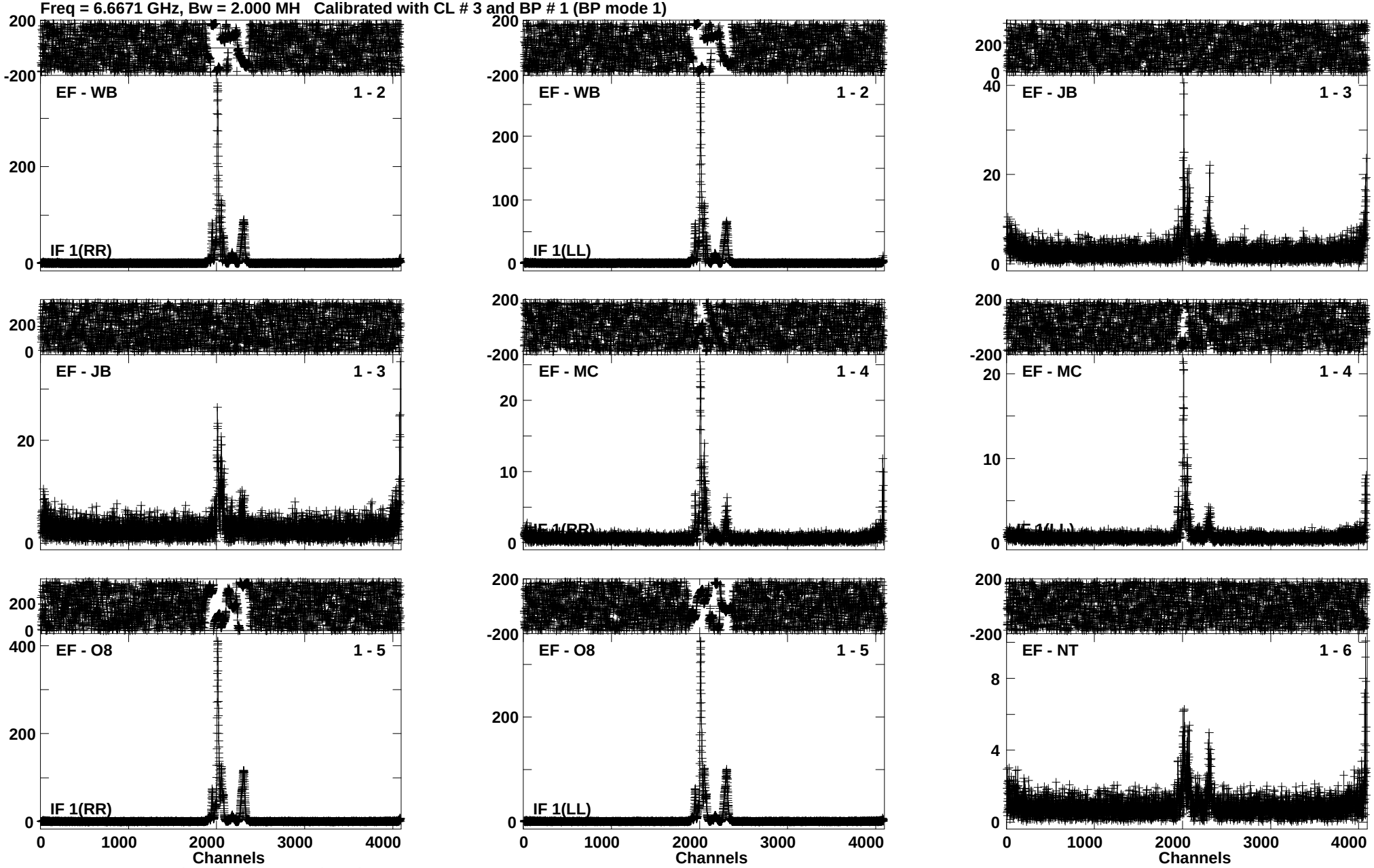
Plot file version 149 created 16-AUG-2016 14:28:13
G012.68-0.18 EM117A 2.UVDATA.1
Freq = 6.6671 GHz, Bw = 2.000 MH Calibrated with CL # 3 and BP # 1 (BP mode 1)
EF - WB 1 - 2
IF 1(RR)
EF - WB 1 - 2
IF 1(LL)
EF - JB 1 - 3
EF - JB 1 - 3
EF - MC 1 - 4
EF - MC 1 - 4
EF - O8 1 - 5
IF 1(RR)
EF - O8 1 - 5
IF 1(LL)
EF - NT 1 - 6
Channels
Channels
Channels
Lower frame: Ampl Jy Top frame: Phas deg
Vector averaged cross-power spectrum Baseline: EF (01) - WB (02)
Timerange: 00/08:05:57 to 00/08:07:49

Plot file version 150 created 16-AUG-2016 14:28:14
G012.68-0.18 EM117A 2.UVDATA.1
Freq = 6.6671 GHz, Bw = 2.000 MH Calibrated with CL # 3 and BP # 1 (BP mode 1)

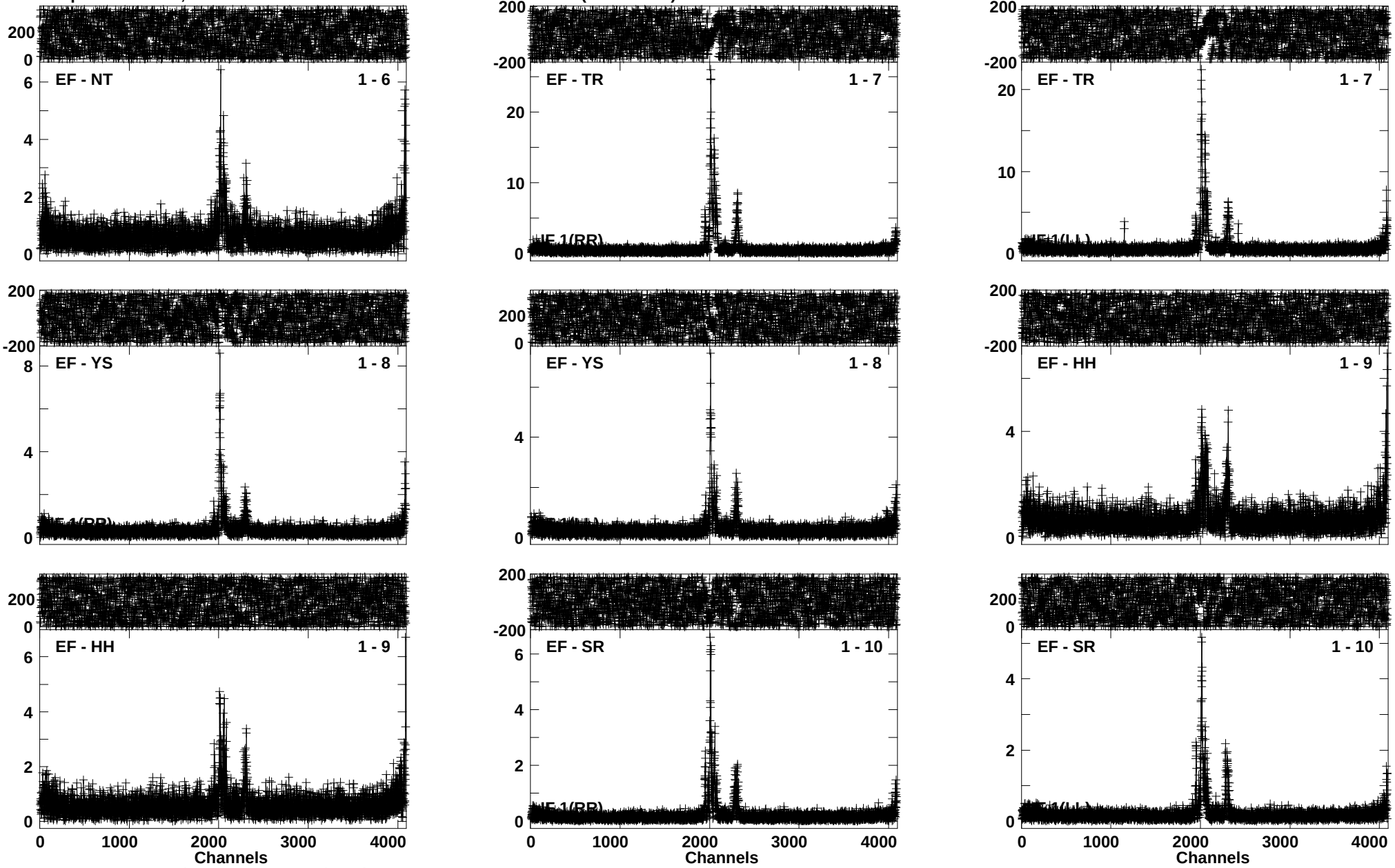

Lower frame: Ampl Jy Top frame: Phas deg
Vector averaged cross-power spectrum Baseline: EF (01) - NT (06)
Timerange: 00/08:05:57 to 00/08:07:49

Plot file version 151 created 16-AUG-2016 14:28:15
G012.68-0.18 EM117A 2.UVDATA.1
Freq = 6.6671 GHz, Bw = 2.000 MH Calibrated with CL # 3 and BP # 1 (BP mode 1)

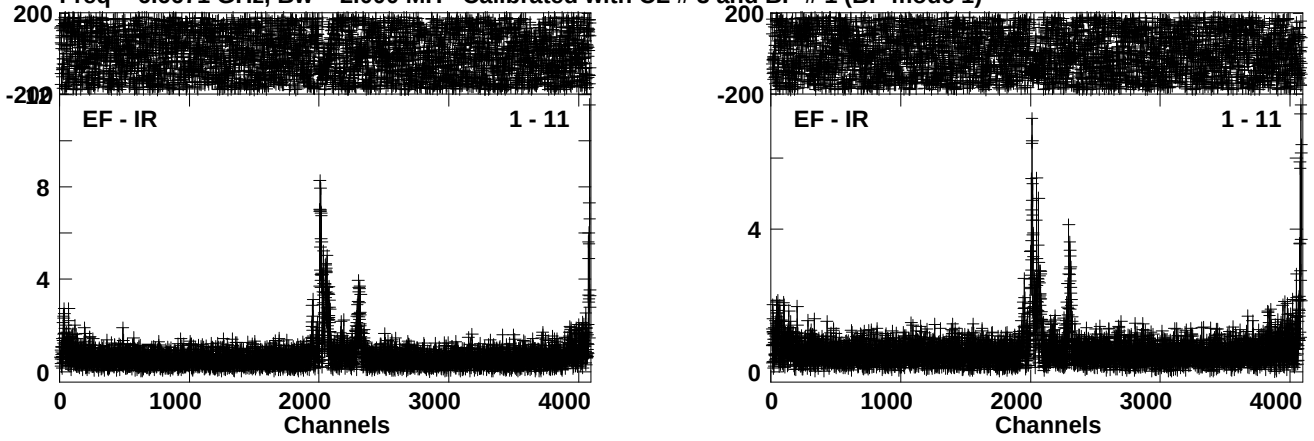

Lower frame: Ampl Jy Top frame: Phas deg
Vector averaged cross-power spectrum Baseline: EF (01) - IR (11)
Timerange: 00/08:05:57 to 00/08:07:49

Plot file version 152 created 16-AUG-2016 14:28:15
J1832-2039 EM117A 2.UVDATA.1
Freq = 6.6671 GHz, Bw = 2.000 MH Calibrated with CL # 3 and BP # 1 (BP mode 1)

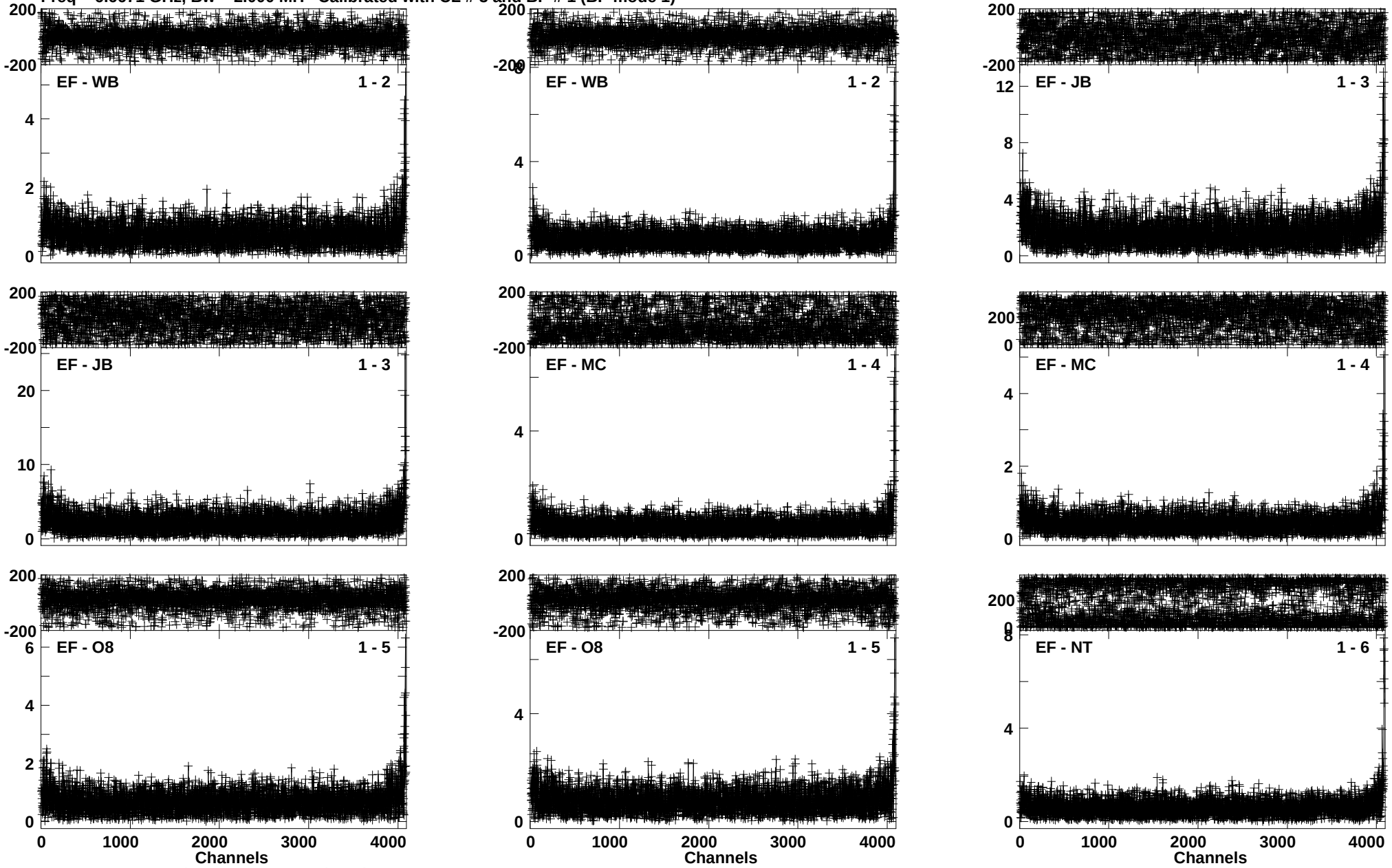

Lower frame: Ampl Jy Top frame: Phas deg
Vector averaged cross-power spectrum Baseline: EF (01) - WB (02)
Timerange: 00/08:08:31 to 00/08:11:29

Plot file version 153 created 16-AUG-2016 14:28:16
J1832-2039 EM117A 2.UVDATA.1
Freq = 6.6671 GHz, Bw = 2.000 MH Calibrated with CL # 3 and BP # 1 (BP mode 1)

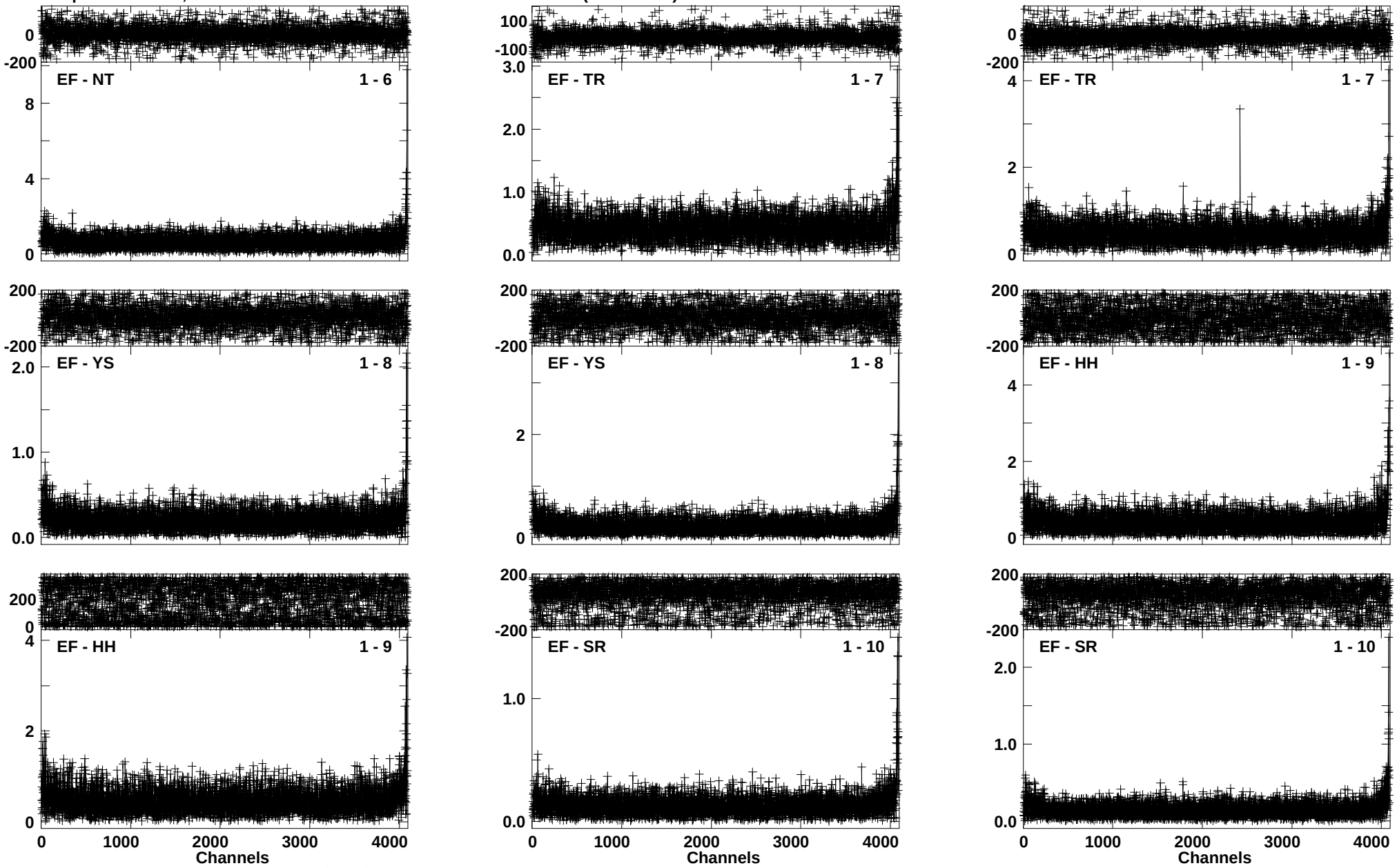

Lower frame: Ampl Jy Top frame: Phas deg
Vector averaged cross-power spectrum Baseline: EF (01) - NT (06)
Timerange: 00/08:08:31 to 00/08:11:29

Plot file version 154 created 16-AUG-2016 14:28:18
J1832-2039 EM117A 2.UVDATA.1
Freq = 6.6671 GHz, Bw = 2.000 MH Calibrated with CL # 3 and BP # 1 (BP mode 1)

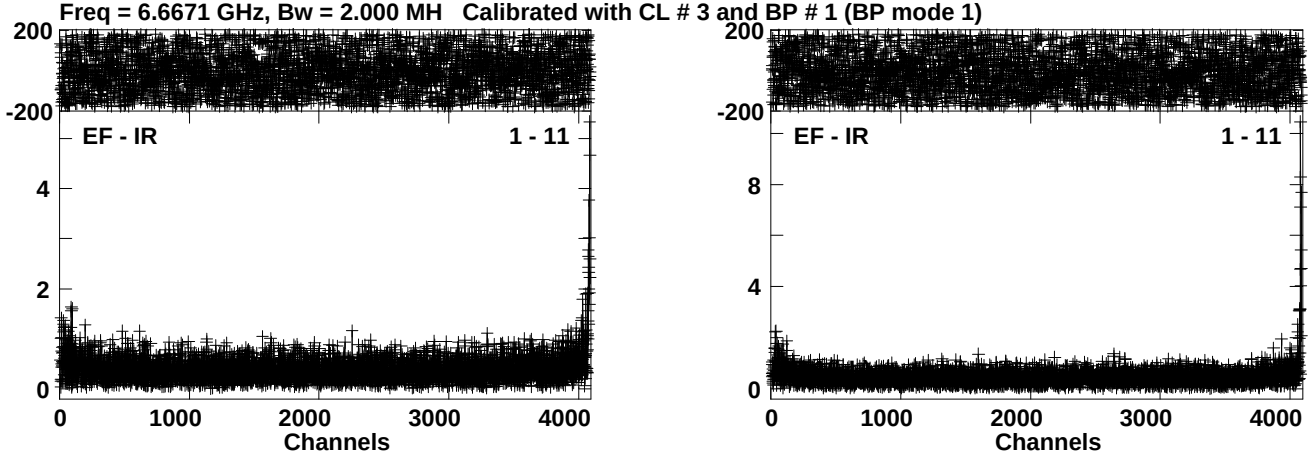

Lower frame: Ampl Jy Top frame: Phas deg
Vector averaged cross-power spectrum Baseline: EF (01) - IR (11)
Timerange: 00/08:08:31 to 00/08:11:29

Plot file version 155 created 16-AUG-2016 14:28:18
G012.68-0.18 EM117A 2.UVDATA.1
Freq = 6.6671 GHz, Bw = 2.000 MH Calibrated with CL # 3 and BP # 1 (BP mode 1)

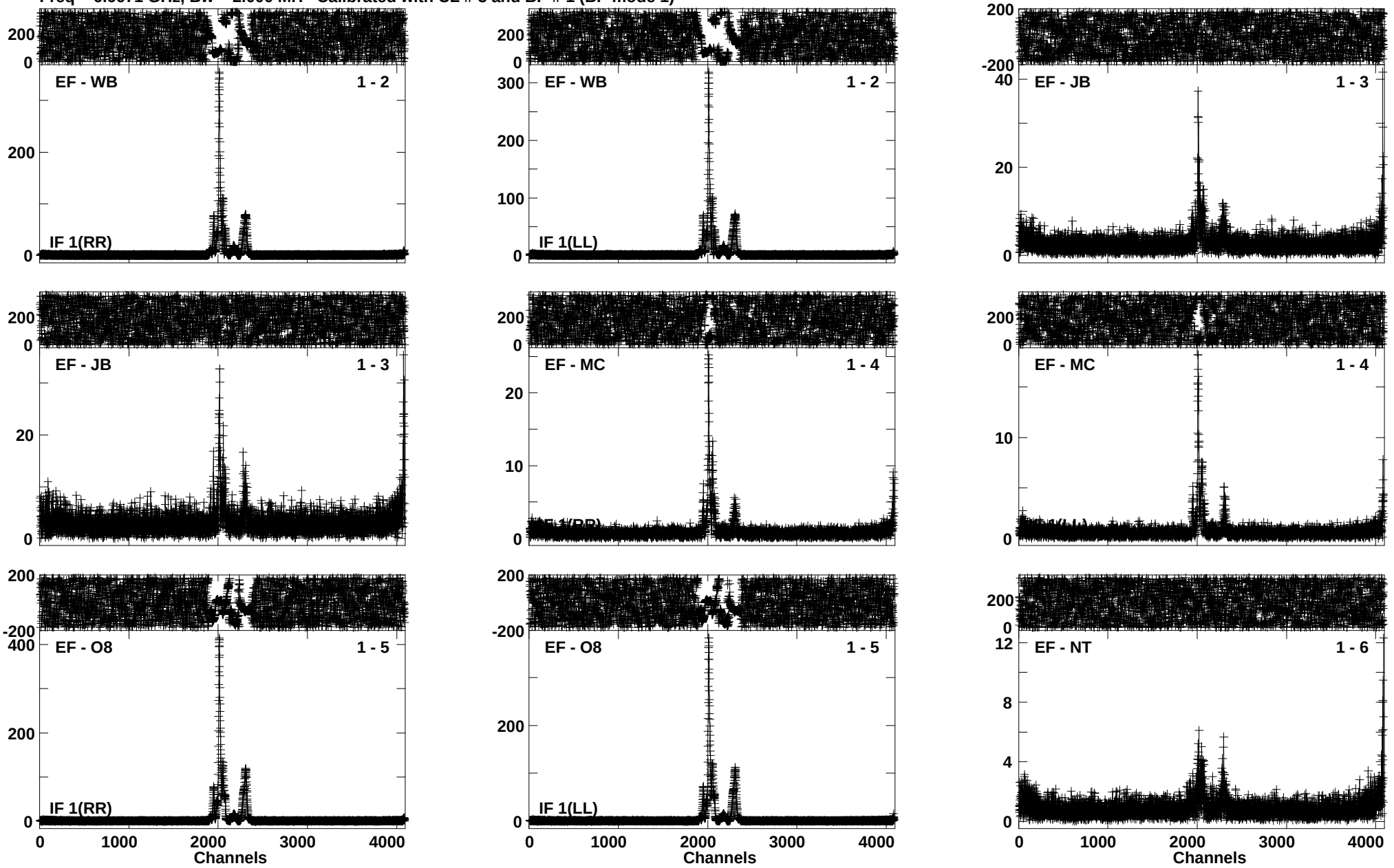

Lower frame: Ampl Jy Top frame: Phas deg
Vector averaged cross-power spectrum Baseline: EF (01) - WB (02)
Timerange: 00/08:11:31 to 00/08:13:29

Plot file version 156 created 16-AUG-2016 14:28:19
G012.68-0.18 EM117A 2.UVDATA.1
Freq = 6.6671 GHz, Bw = 2.000 MH Calibrated with CL # 3 and BP # 1 (BP mode 1)

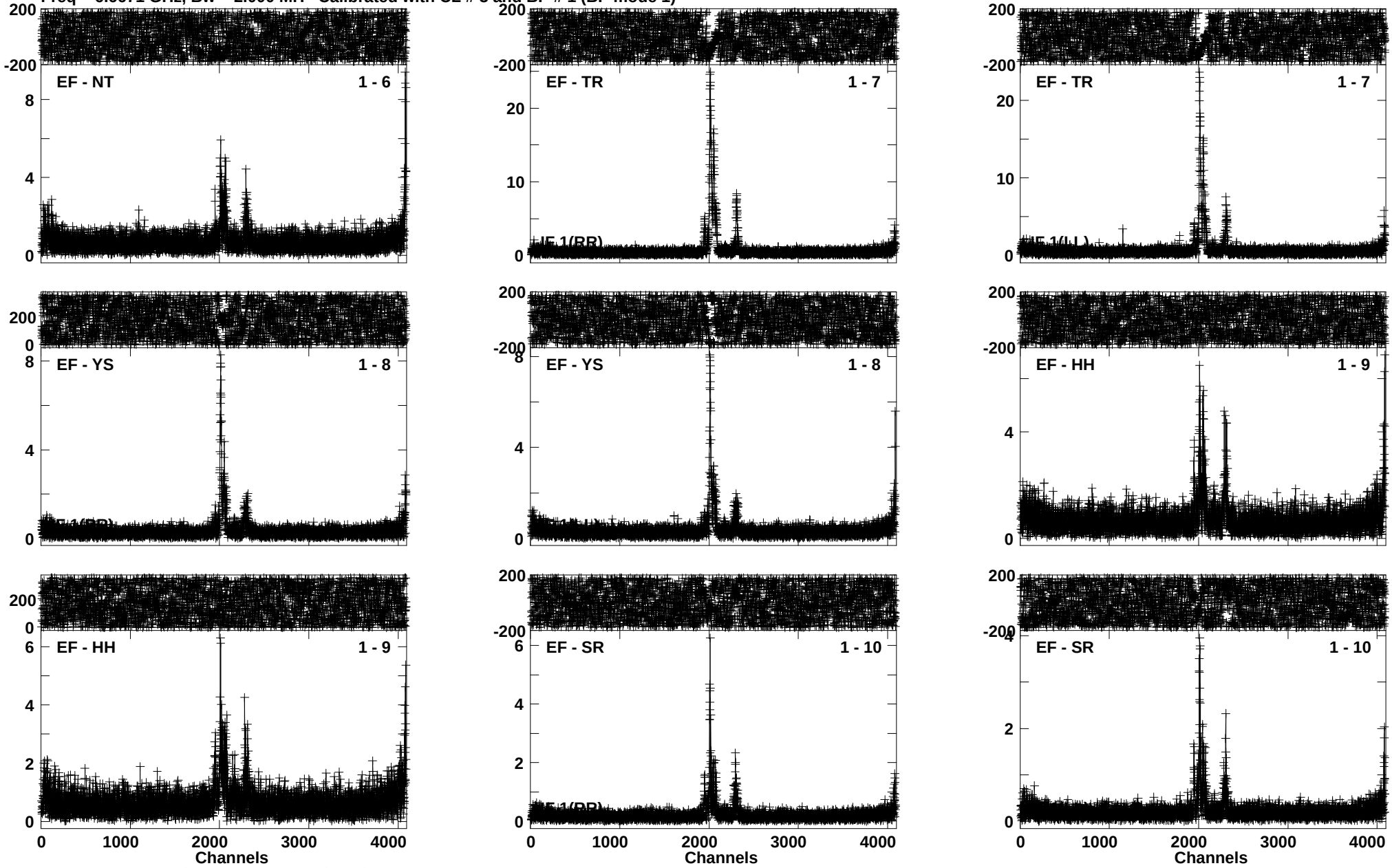

Lower frame: Ampl Jy Top frame: Phas deg
Vector averaged cross-power spectrum Baseline: EF (01) - NT (06)
Timerange: 00/08:11:31 to 00/08:13:29

Plot file version 157 created 16-AUG-2016 14:28:20
G012.68-0.18 EM117A 2.UVDATA.1
Freq = 6.6671 GHz, Bw = 2.000 MH Calibrated with CL # 3 and BP # 1 (BP mode 1)

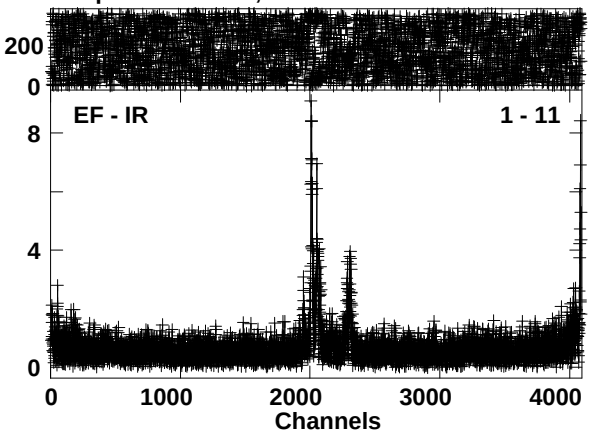

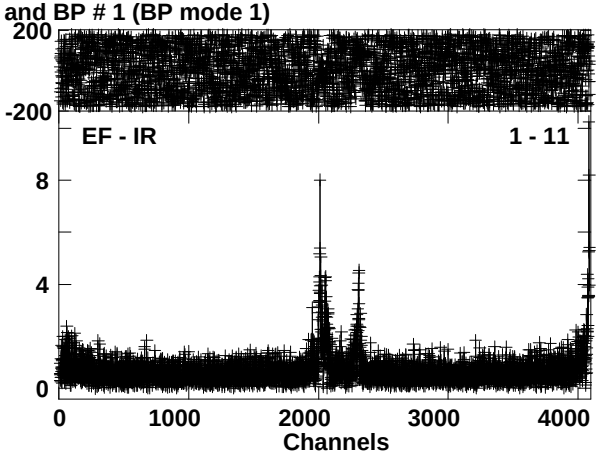

Lower frame: Ampl Jy Top frame: Phas deg
Vector averaged cross-power spectrum Baseline: EF (01) - IR (11)
Timerange: 00/08:11:31 to 00/08:13:29

Plot file version 158 created 16-AUG-2016 14:28:21
J1832-2039 EM117A 2.UVDATA.1
Freq = 6.6671 GHz, Bw = 2.000 MH Calibrated with CL # 3 and BP # 1 (BP mode 1)

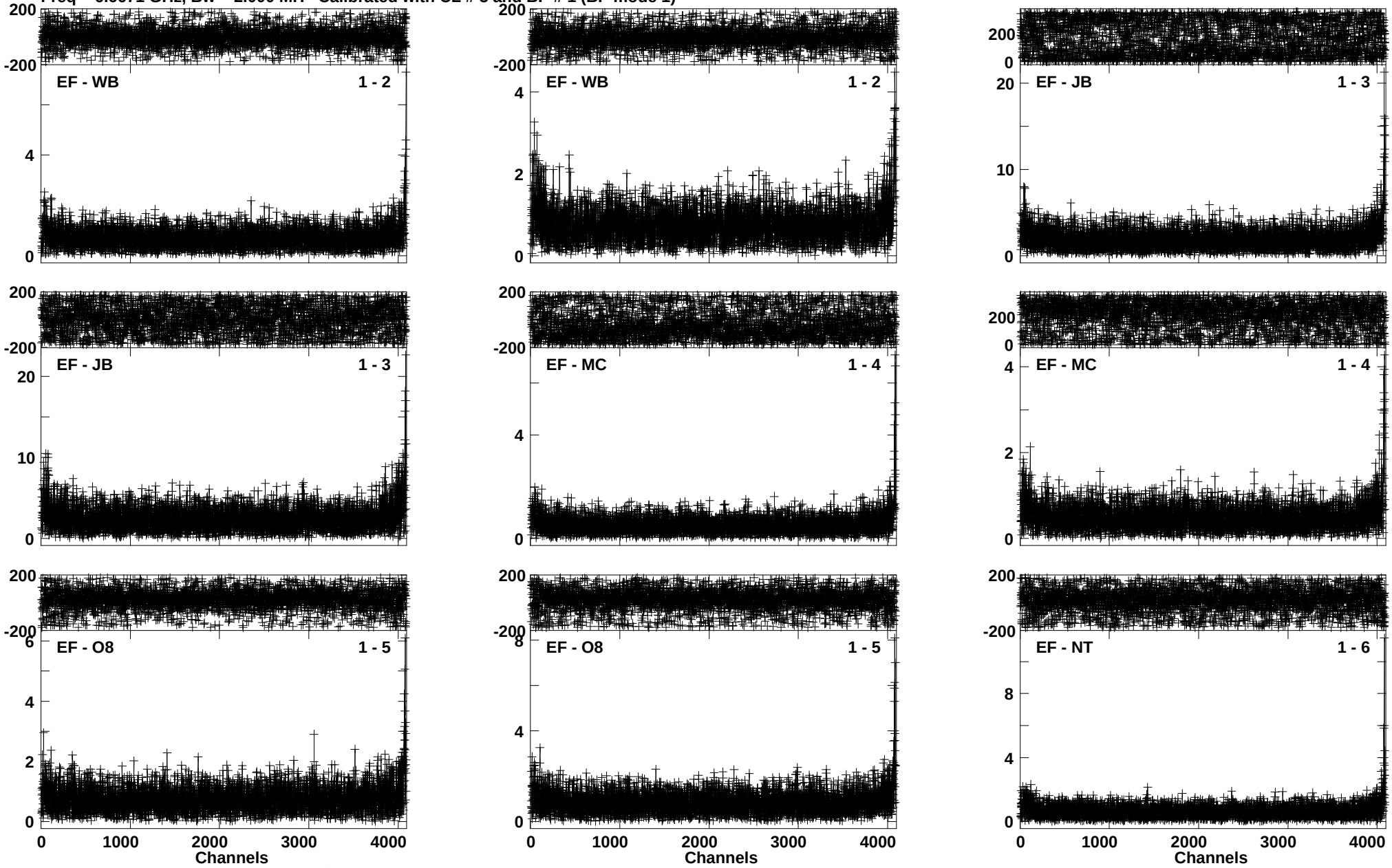

Lower frame: Ampl Jy Top frame: Phas deg
Vector averaged cross-power spectrum Baseline: EF (01) - WB (02)
Timerange: 00/08:13:37 to 00/08:16:29

Plot file version 159 created 16-AUG-2016 14:28:22
J1832-2039 EM117A 2.UVDATA.1
Freq = 6.6671 GHz, Bw = 2.000 MH Calibrated with CL # 3 and BP # 1 (BP mode 1)

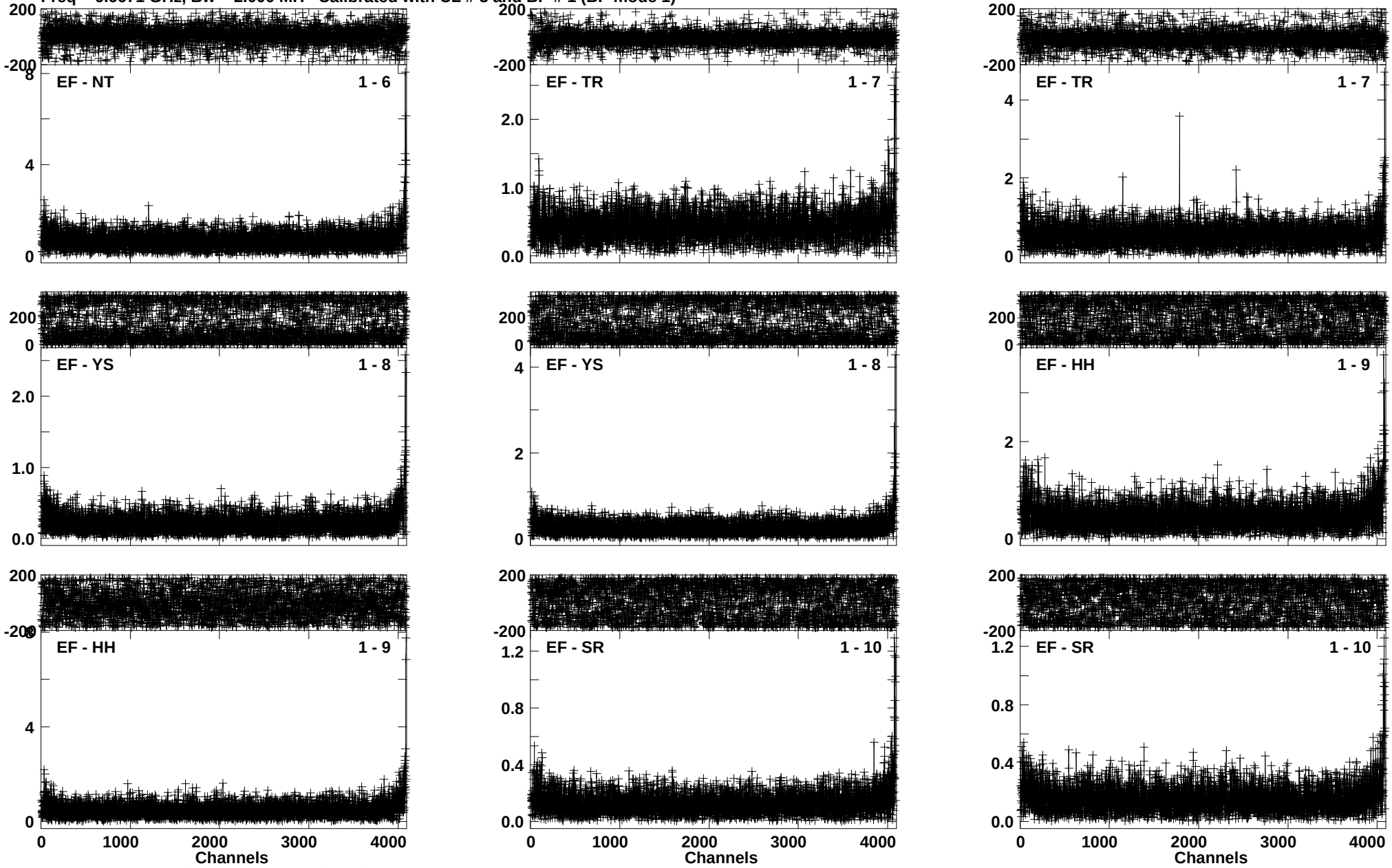

Lower frame: Ampl Jy Top frame: Phas deg
Vector averaged cross-power spectrum Baseline: EF (01) - NT (06)
Timerange: 00/08:13:37 to 00/08:16:29

Plot file version 160 created 16-AUG-2016 14:28:23
J1832-2039 EM117A 2.UVDATA.1
Freq = 6.6671 GHz, Bw = 2.000 MH Calibrated with CL # 3 and BP # 1 (BP mode 1)

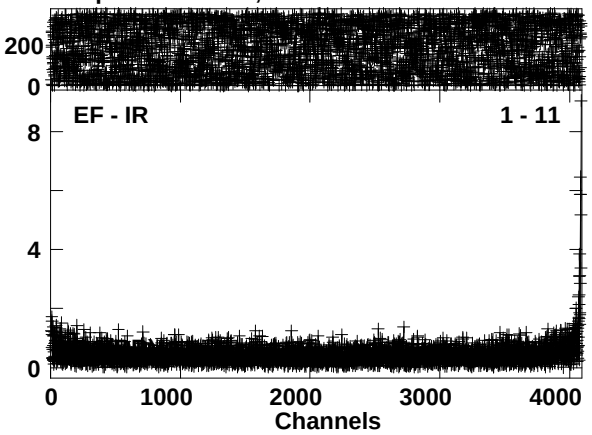

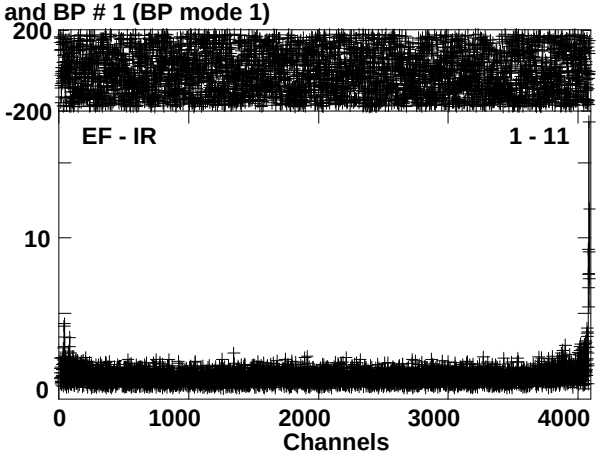

Lower frame: Ampl Jy Top frame: Phas deg
Vector averaged cross-power spectrum Baseline: EF (01) - IR (11)
Timerange: 00/08:13:37 to 00/08:16:29

Plot file version 161 created 16-AUG-2016 14:28:23
G012.68-0.18 EM117A 2.UVDATA.1
Freq = 6.6671 GHz, Bw = 2.000 MH Calibrated with CL # 3 and BP # 1 (BP mode 1)

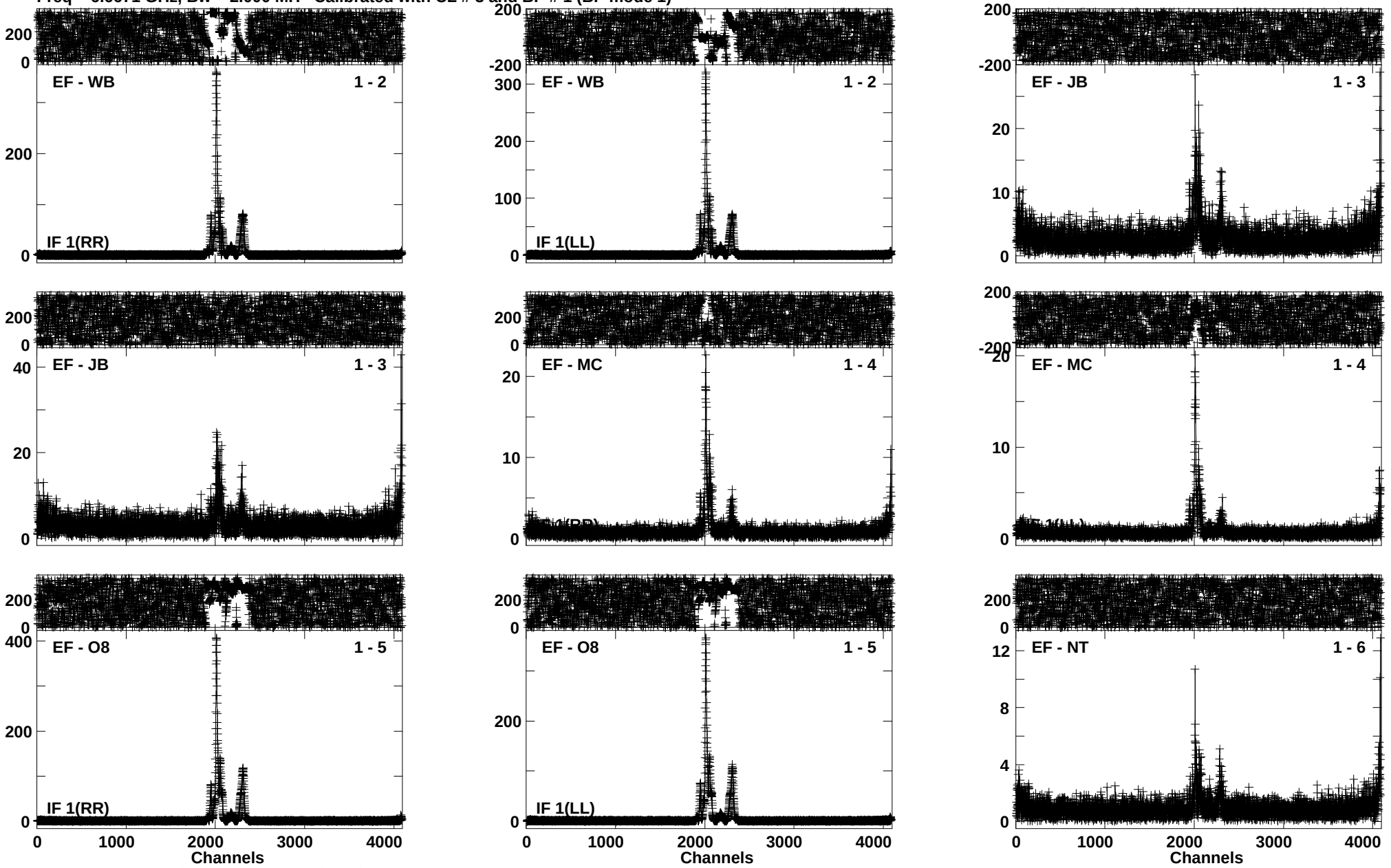

Lower frame: Ampl Jy Top frame: Phas deg
Vector averaged cross-power spectrum Baseline: EF (01) - WB (02)
Timerange: 00/08:16:31 to 00/08:18:29

Plot file version 162 created 16-AUG-2016 14:28:24
G012.68-0.18 EM117A 2.UVDATA.1
Freq = 6.6671 GHz, Bw = 2.000 MH Calibrated with CL # 3 and BP # 1 (BP mode 1)

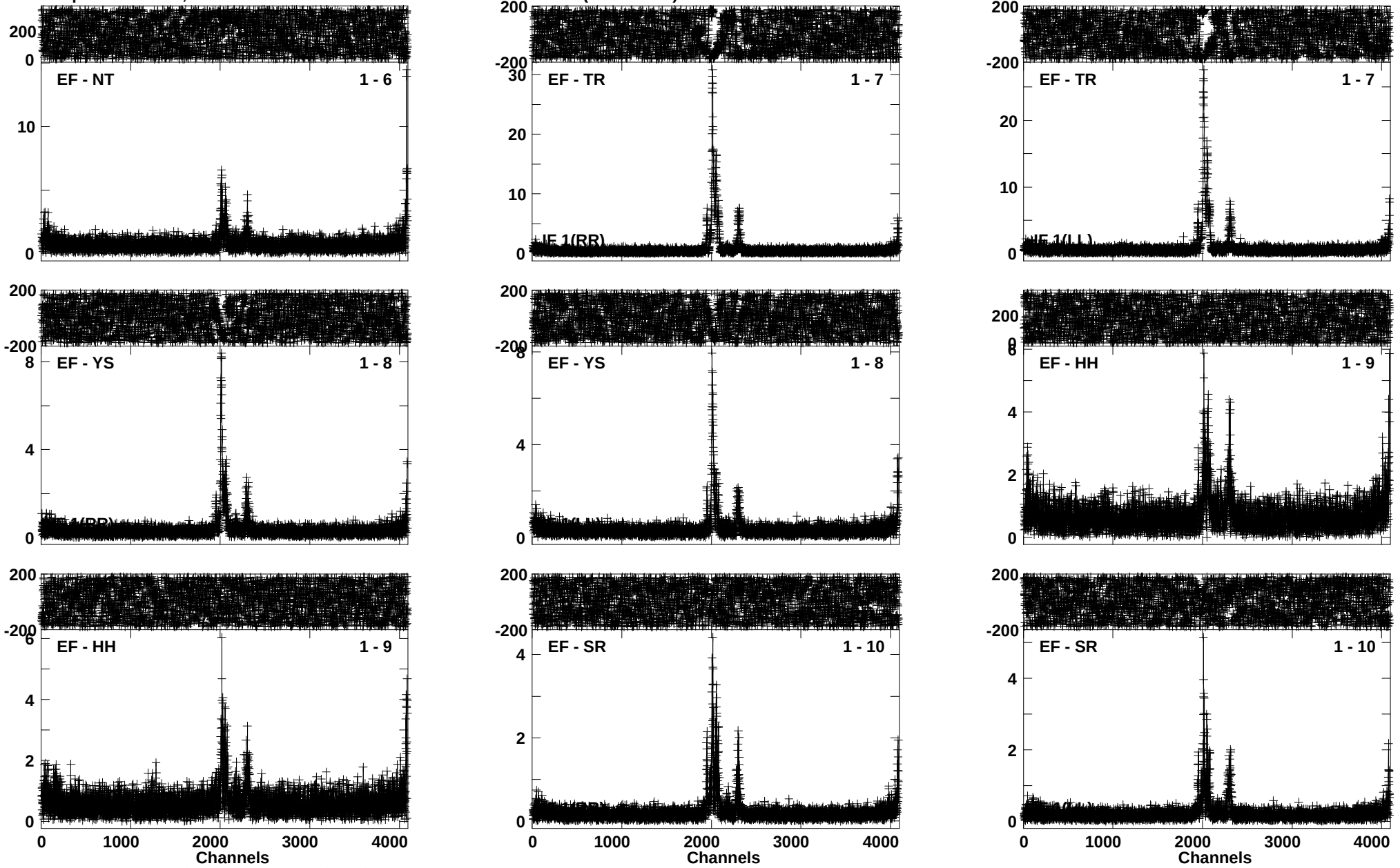

Lower frame: Ampl Jy Top frame: Phas deg
Vector averaged cross-power spectrum Baseline: EF (01) - NT (06)
Timerange: 00/08:16:31 to 00/08:18:29

Plot file version 163 created 16-AUG-2016 14:28:26
G012.68-0.18 EM117A 2.UVDATA.1
Freq = 6.6671 GHz, Bw = 2.000 MH Calibrated with CL # 3 and BP # 1 (BP mode 1)

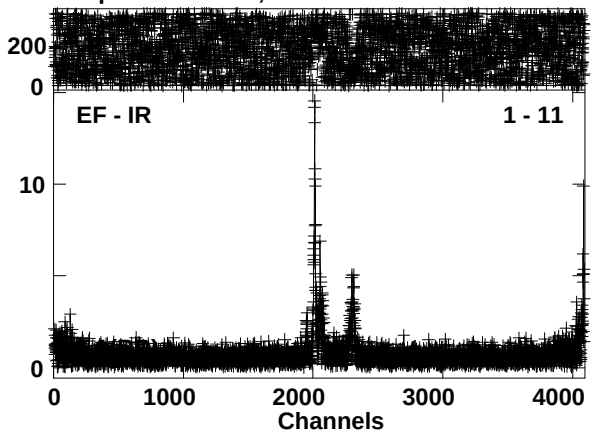

Lower frame: Ampl Jy Top frame: Phas deg
Vector averaged cross-power spectrum Baseline: EF (01) - IR (11)
Timerange: 00/08:16:31 to 00/08:18:29

Plot file version 164 created 16-AUG-2016 14:28:26
J1832-2039 EM117A 2.UVDATA.1
Freq = 6.6671 GHz, Bw = 2.000 MH Calibrated with CL # 3 and BP # 1 (BP mode 1)

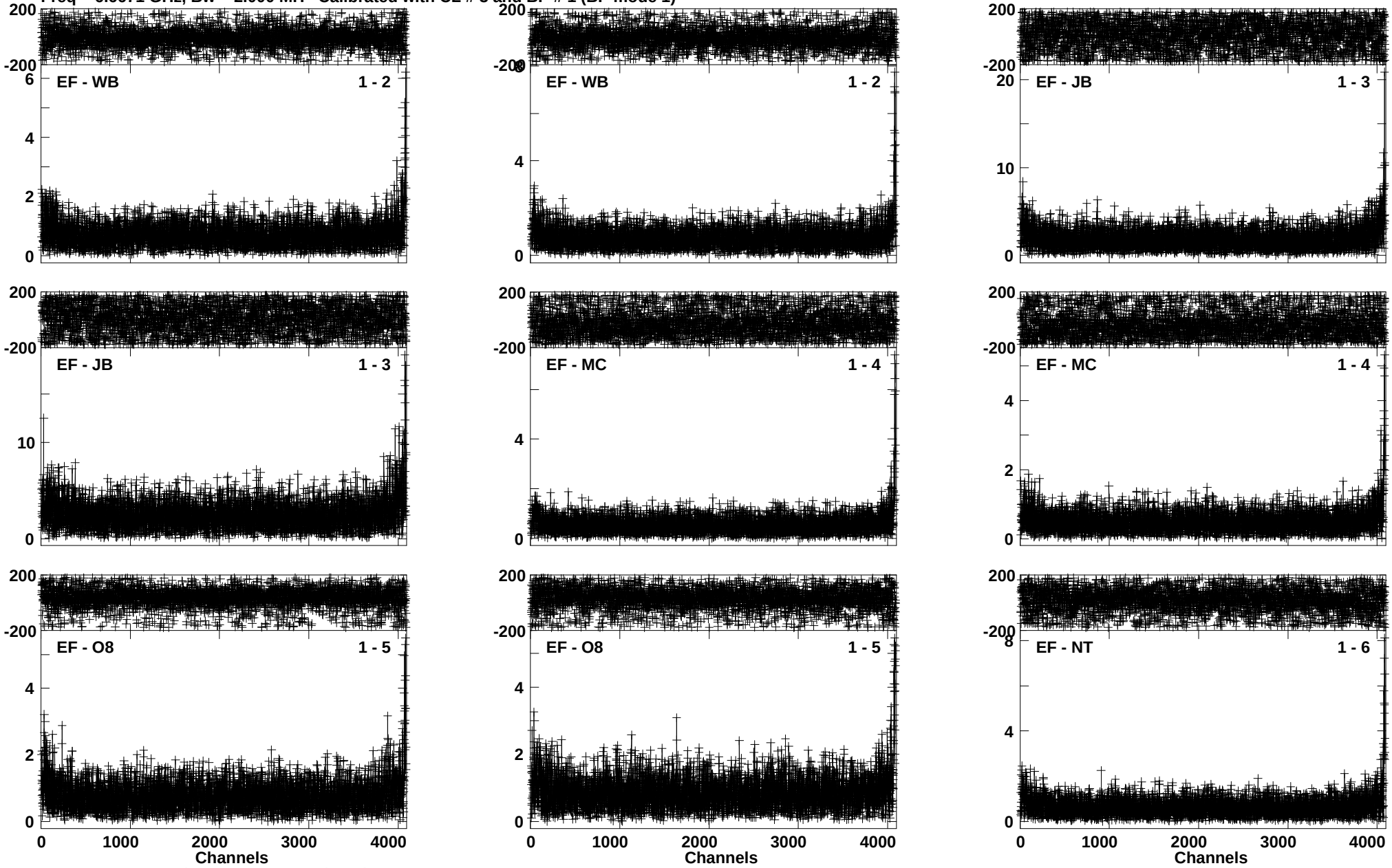

Lower frame: Ampl Jy Top frame: Phas deg
Vector averaged cross-power spectrum Baseline: EF (01) - WB (02)
Timerange: 00/08:18:37 to 00/08:21:29

Plot file version 165 created 16-AUG-2016 14:28:27
J1832-2039 EM117A 2.UVDATA.1
Freq = 6.6671 GHz, Bw = 2.000 MH Calibrated with CL # 3 and BP # 1 (BP mode 1)

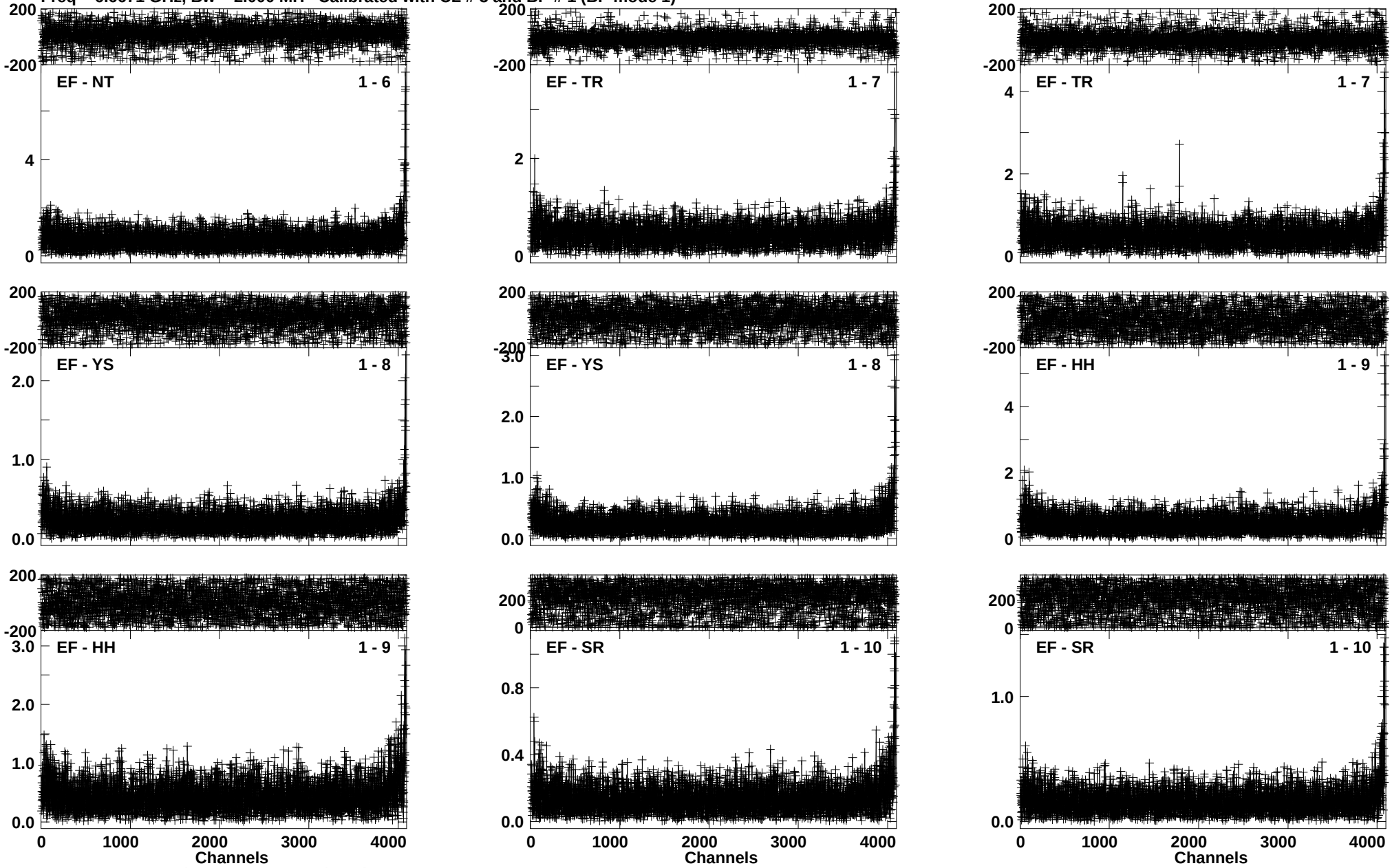

Lower frame: Ampl Jy Top frame: Phas deg
Vector averaged cross-power spectrum Baseline: EF (01) - NT (06)
Timerange: 00/08:18:37 to 00/08:21:29

Plot file version 166 created 16-AUG-2016 14:28:29
J1832-2039 EM117A 2.UVDATA.1
Freq = 6.6671 GHz, Bw = 2.000 MH Calibrated with CL # 3 and BP # 1 (BP mode 1)

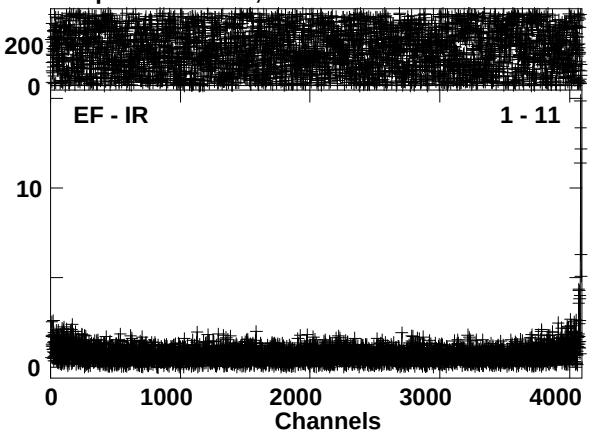

Lower frame: Ampl Jy Top frame: Phas deg
Vector averaged cross-power spectrum Baseline: EF (01) - IR (11)
Timerange: 00/08:18:37 to 00/08:21:29

Plot file version 167 created 16-AUG-2016 14:28:29
G012.68-0.18 EM117A 2.UVDATA.1
Freq = 6.6671 GHz, Bw = 2.000 MH Calibrated with CL # 3 and BP # 1 (BP mode 1)

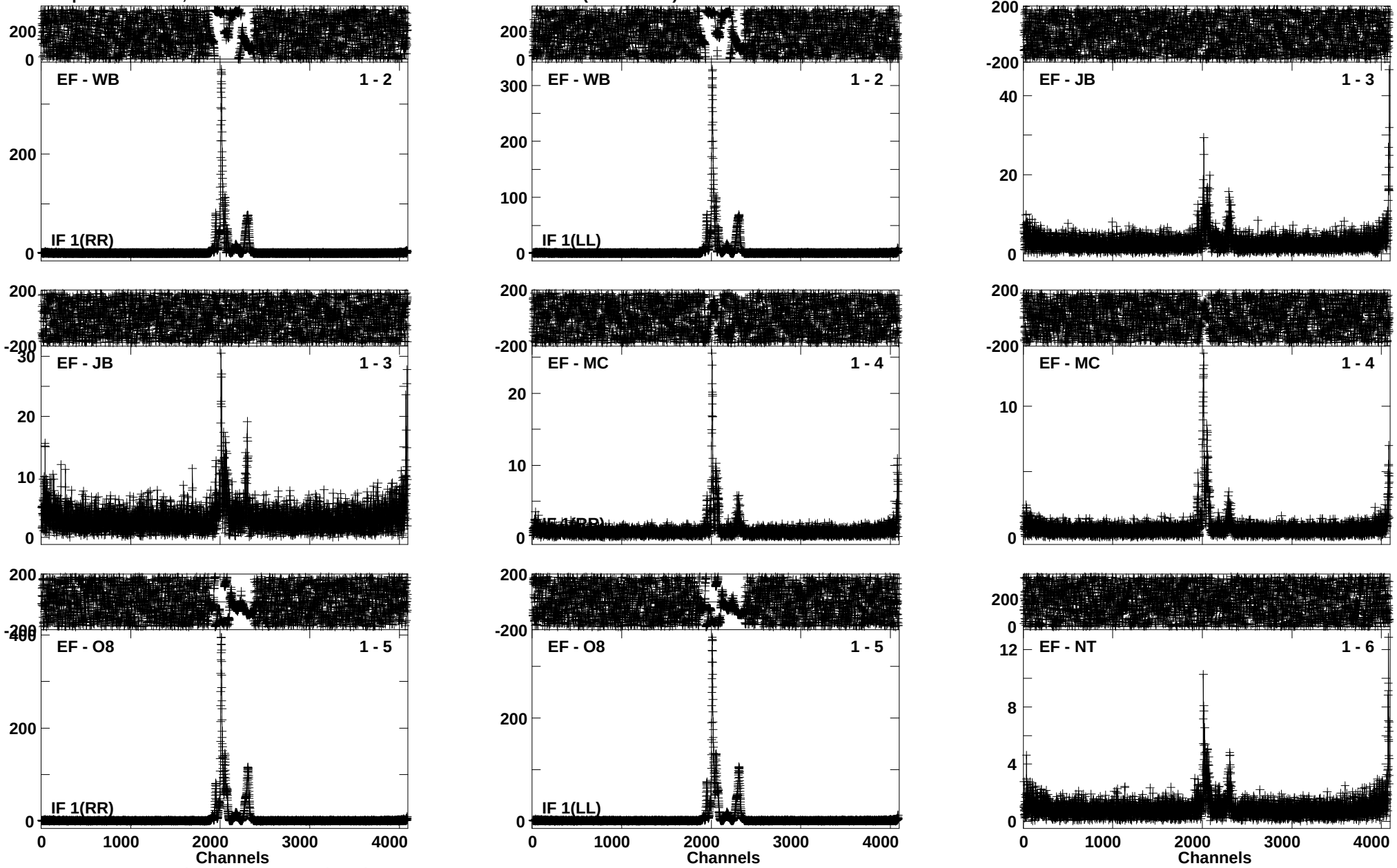

Lower frame: Ampl Jy Top frame: Phas deg
Vector averaged cross-power spectrum Baseline: EF (01) - WB (02)
Timerange: 00/08:21:37 to 00/08:23:29

Plot file version 168 created 16-AUG-2016 14:28:30
G012.68-0.18 EM117A 2.UVDATA.1
Freq = 6.6671 GHz, Bw = 2.000 MH Calibrated with CL # 3 and BP # 1 (BP mode 1)

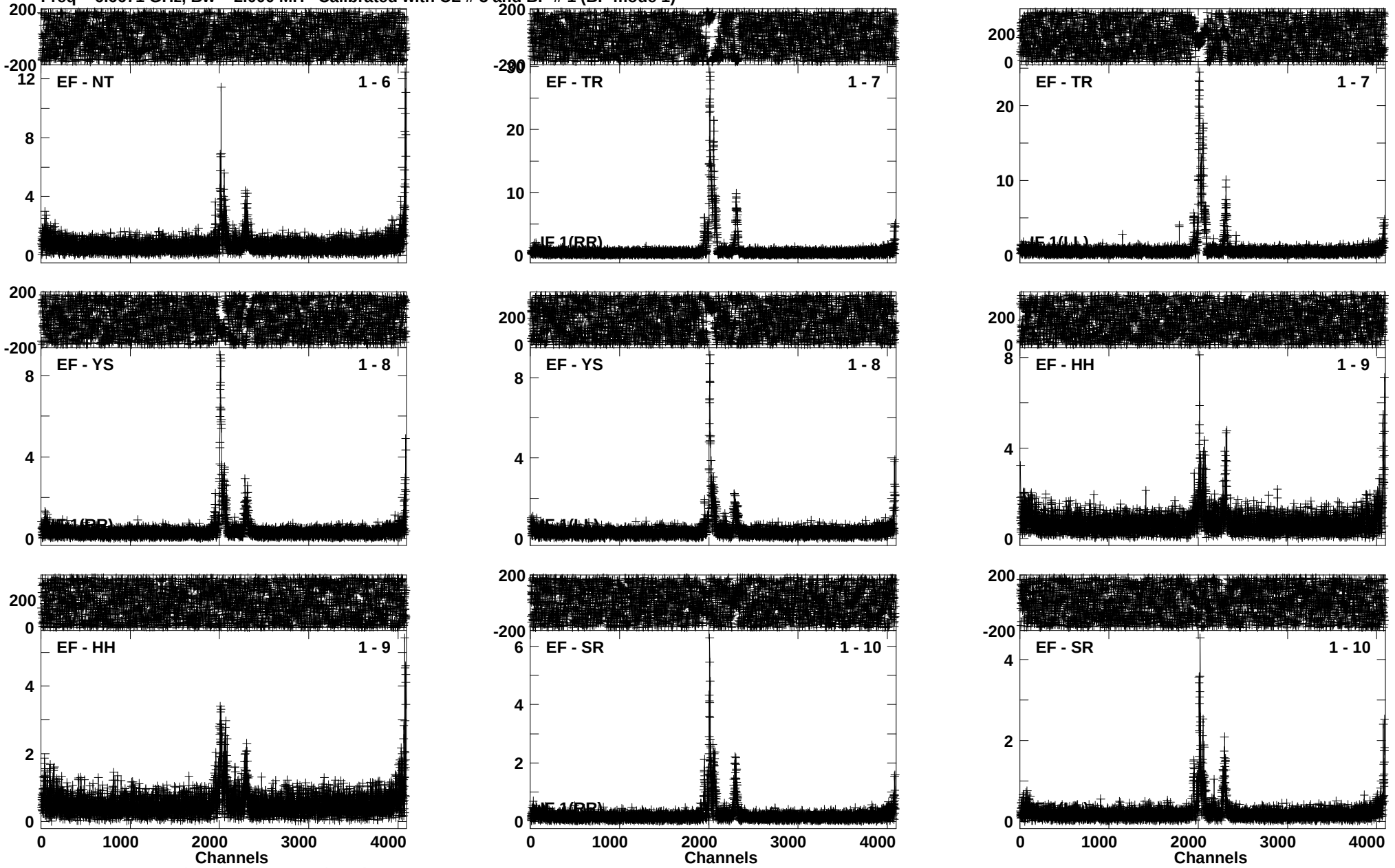

Lower frame: Ampl Jy Top frame: Phas deg
Vector averaged cross-power spectrum Baseline: EF (01) - NT (06)
Timerange: 00/08:21:37 to 00/08:23:29

Plot file version 169 created 16-AUG-2016 14:28:31
J1832-2039 EM117A 2.UVDATA.1
Freq = 6.6671 GHz, Bw = 2.000 MH Calibrated with CL # 3 and BP # 1 (BP mode 1)

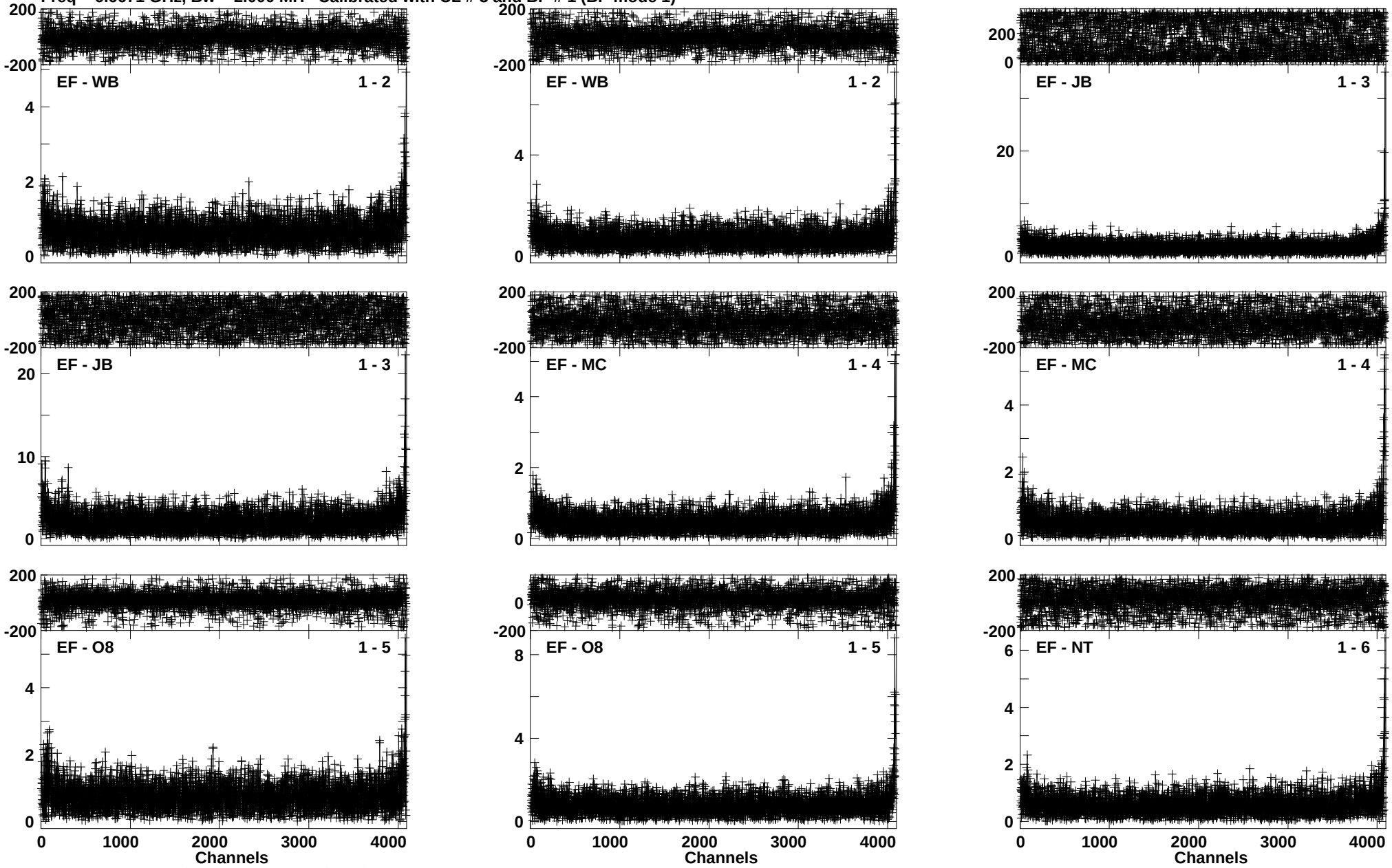

Lower frame: Ampl Jy Top frame: Phas deg
Vector averaged cross-power spectrum Baseline: EF (01) - WB (02)
Timerange: 00/08:24:11 to 00/08:27:09

Plot file version 170 created 16-AUG-2016 14:28:33
J1832-2039 EM117A 2.UVDATA.1
Freq = 6.6671 GHz, Bw = 2.000 MH Calibrated with CL # 3 and BP # 1 (BP mode 1)

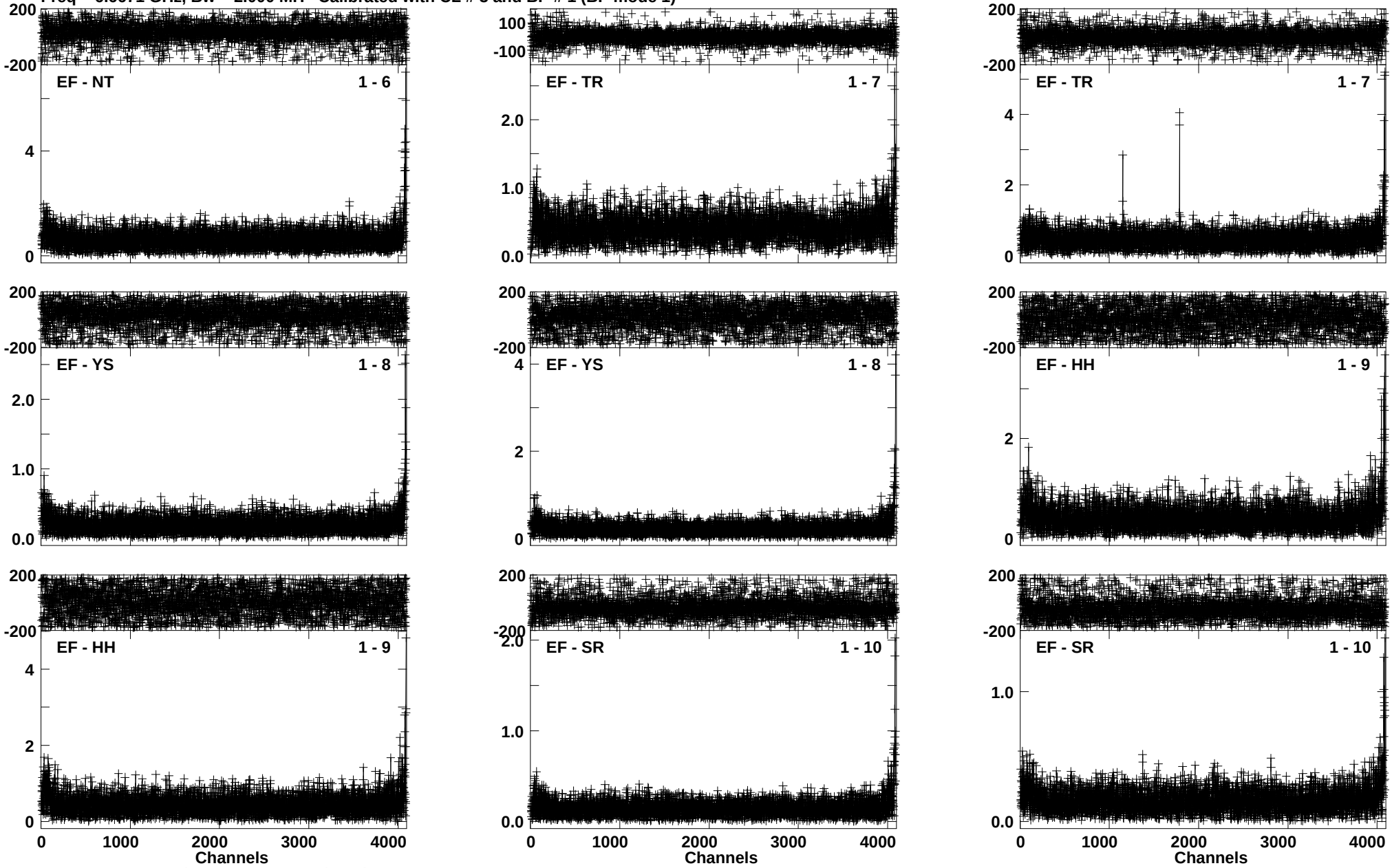

Lower frame: Ampl Jy Top frame: Phas deg
Vector averaged cross-power spectrum Baseline: EF (01) - NT (06)
Timerange: 00/08:24:11 to 00/08:27:09

Plot file version 171 created 16-AUG-2016 14:28:35
G012.68-0.18 EM117A 2.UVDATA.1
Freq = 6.6671 GHz, Bw = 2.000 MH Calibrated with CL # 3 and BP # 1 (BP mode 1)

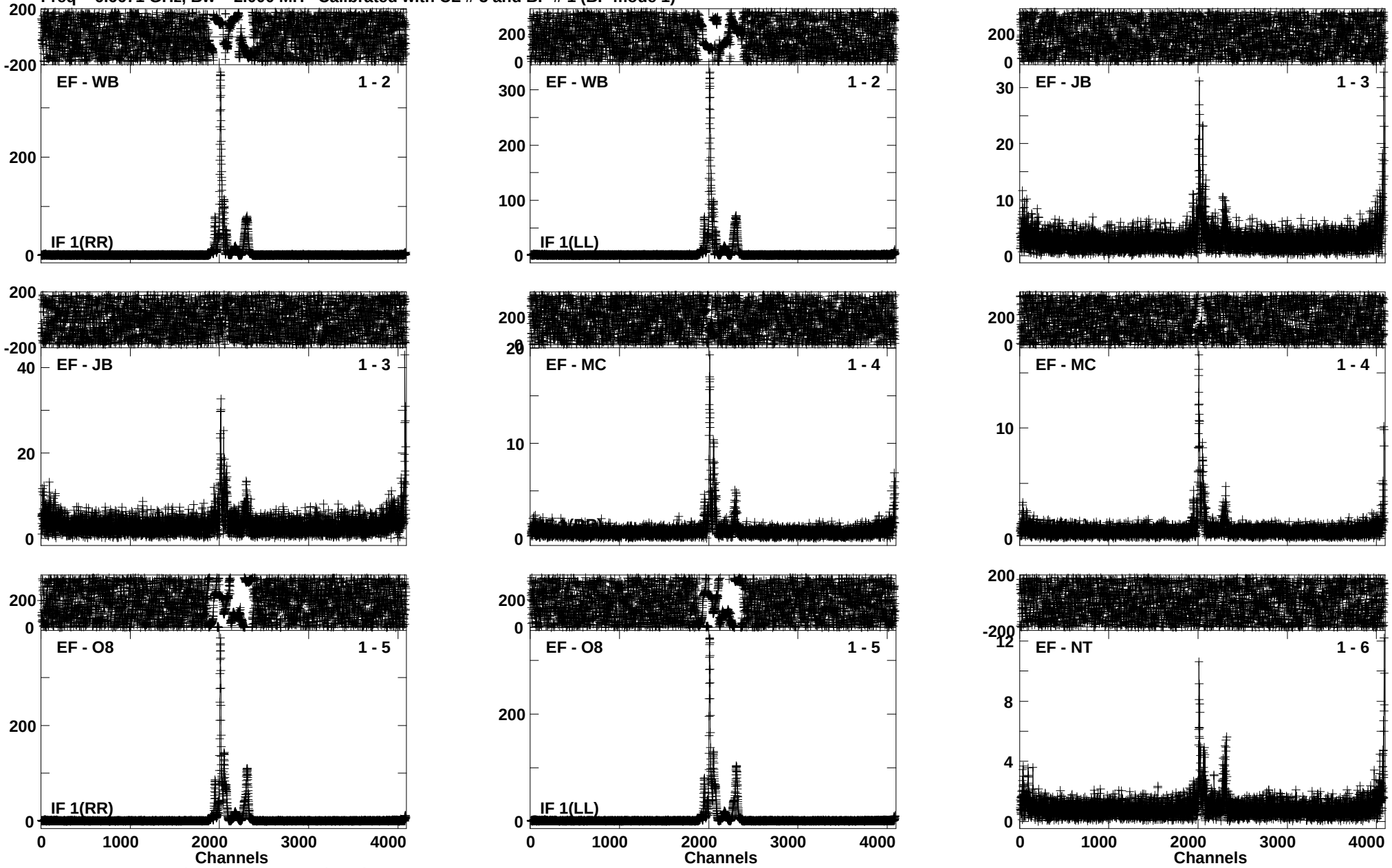

Lower frame: Ampl Jy Top frame: Phas deg
Vector averaged cross-power spectrum Baseline: EF (01) - WB (02)
Timerange: 00/08:27:11 to 00/08:29:09

Plot file version 172 created 16-AUG-2016 14:28:36
G012.68-0.18 EM117A 2.UVDATA.1
Freq = 6.6671 GHz, Bw = 2.000 MH Calibrated with CL # 3 and BP # 1 (BP mode 1)

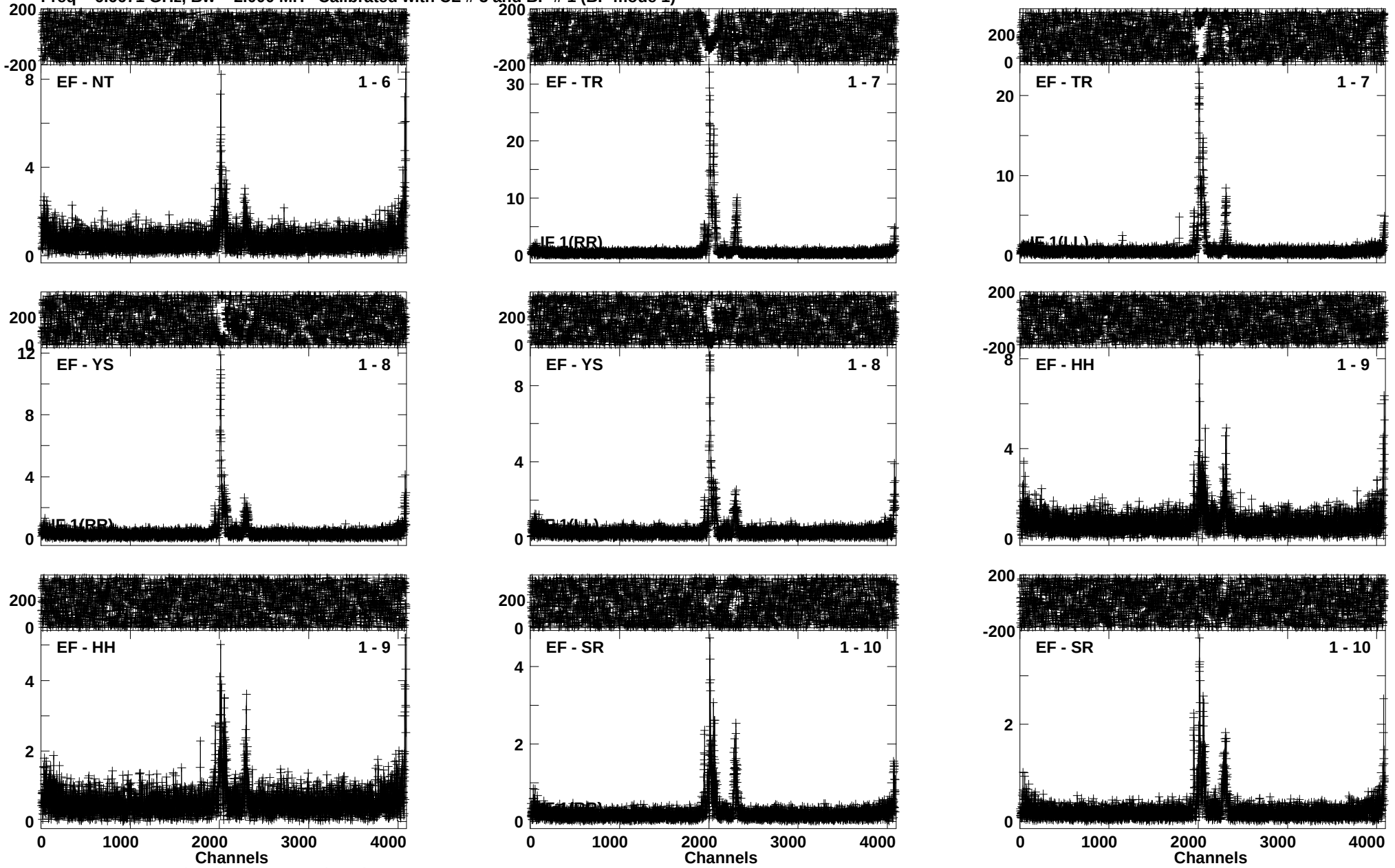

Lower frame: Ampl Jy Top frame: Phas deg
Vector averaged cross-power spectrum Baseline: EF (01) - NT (06)
Timerange: 00/08:27:11 to 00/08:29:09

Plot file version 173 created 16-AUG-2016 14:28:37
J1832-2039 EM117A 2.UVDATA.1
Freq = 6.6671 GHz, Bw = 2.000 MH Calibrated with CL # 3 and BP # 1 (BP mode 1)

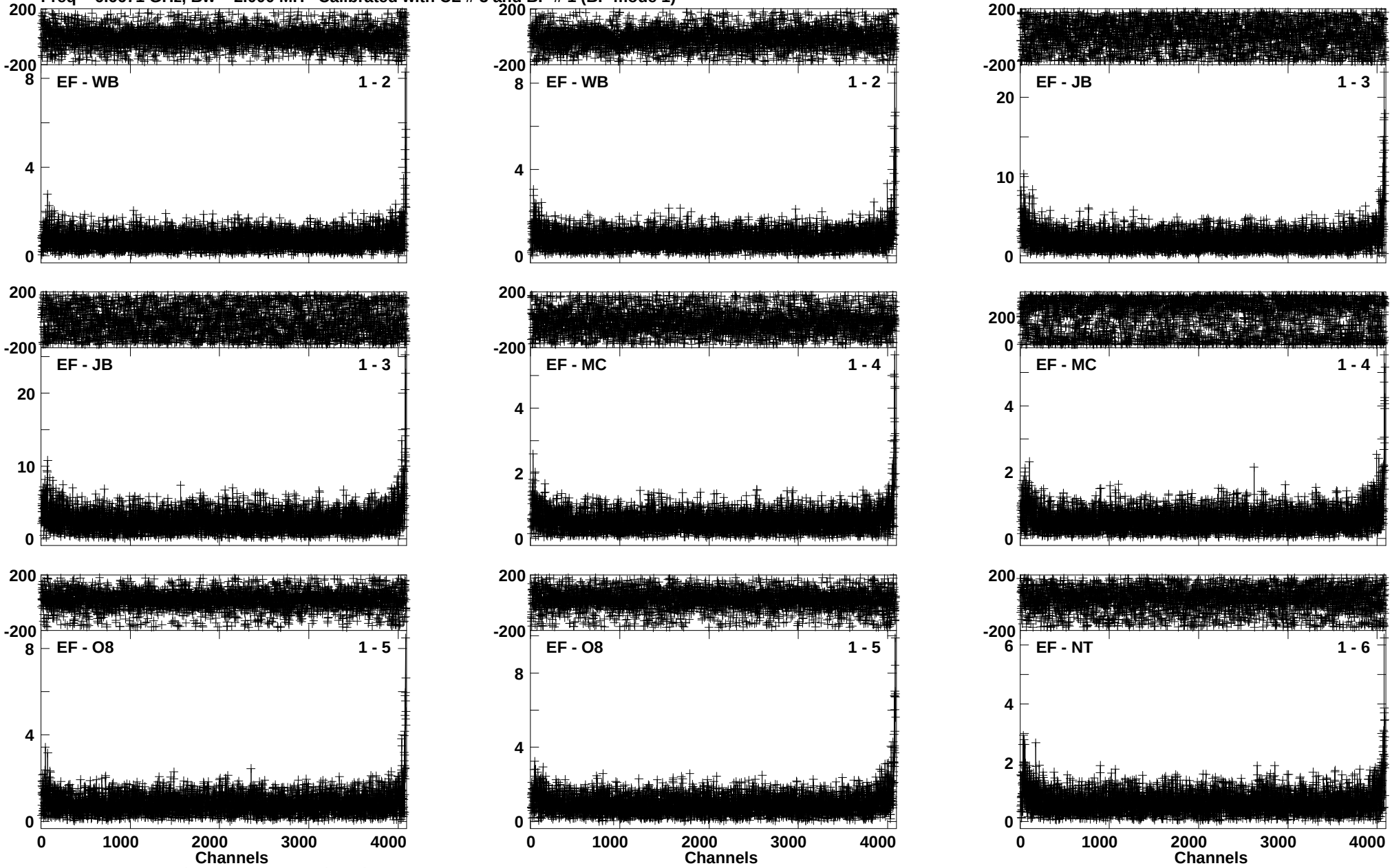

Lower frame: Ampl Jy Top frame: Phas deg
Vector averaged cross-power spectrum Baseline: EF (01) - WB (02)
Timerange: 00/08:29:17 to 00/08:32:09

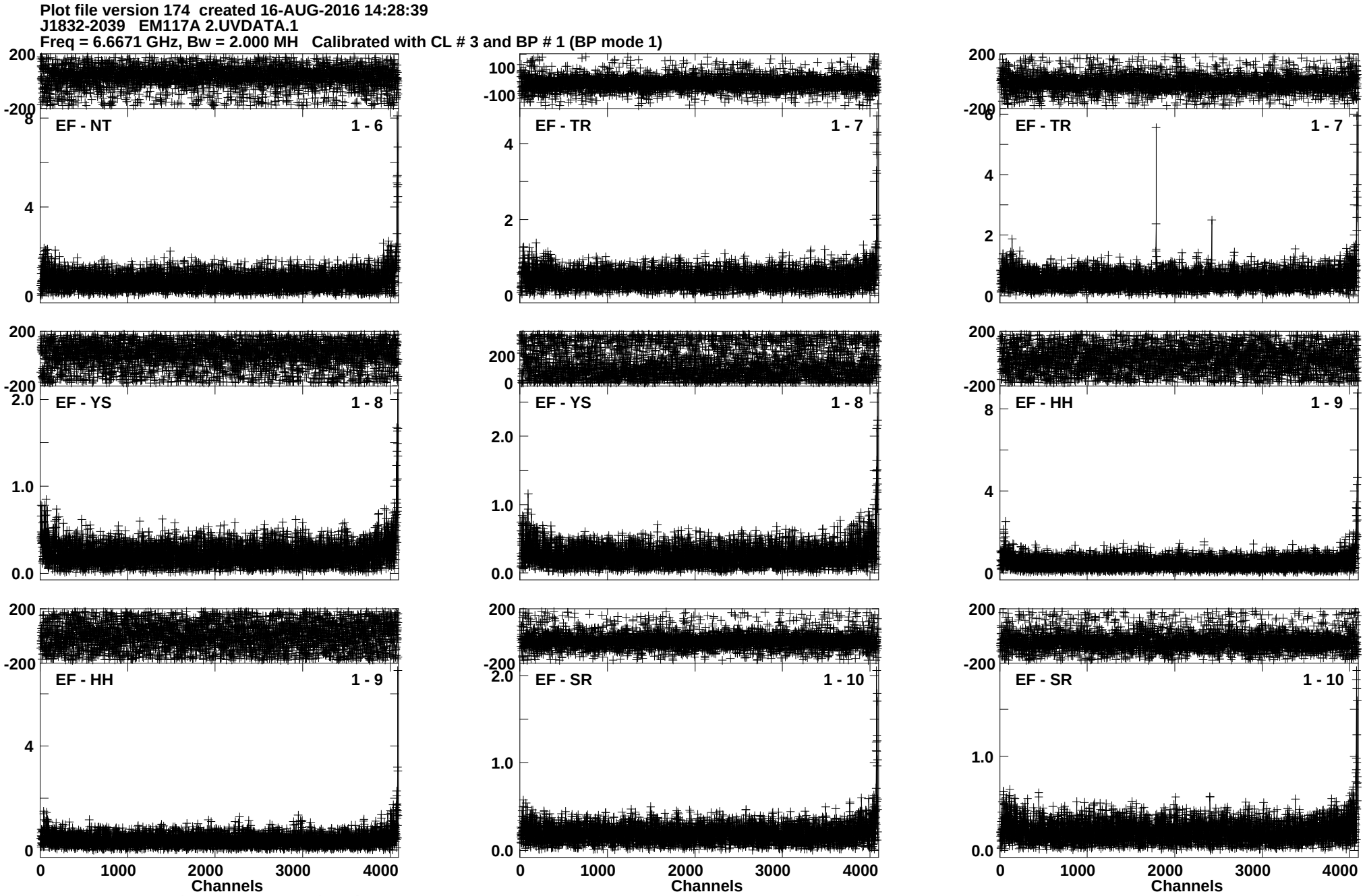
Plot file version 174 created 16-AUG-2016 14:28:39
J1832-2039 EM117A 2.UVDATA.1
Freq = 6.6671 GHz, Bw = 2.000 MH Calibrated with CL # 3 and BP # 1 (BP mode 1)
EF - NT 1 - 6
EF - TR 1 - 7
EF - TR 1 - 7
EF - YS 1 - 8
EF - YS 1 - 8
EF - HH 1 - 9
EF - HH 1 - 9
EF - SR 1 - 10
EF - SR 1 - 10
Channels
Channels
Channels
Lower frame: Ampl Jy Top frame: Phas deg
Vector averaged cross-power spectrum Baseline: EF (01) - NT (06)
Timerange: 00/08:29:17 to 00/08:32:09

Plot file version 175 created 16-AUG-2016 14:28:40
G012.68-0.18 EM117A 2.UVDATA.1
Freq = 6.6671 GHz, Bw = 2.000 MH Calibrated with CL # 3 and BP # 1 (BP mode 1)

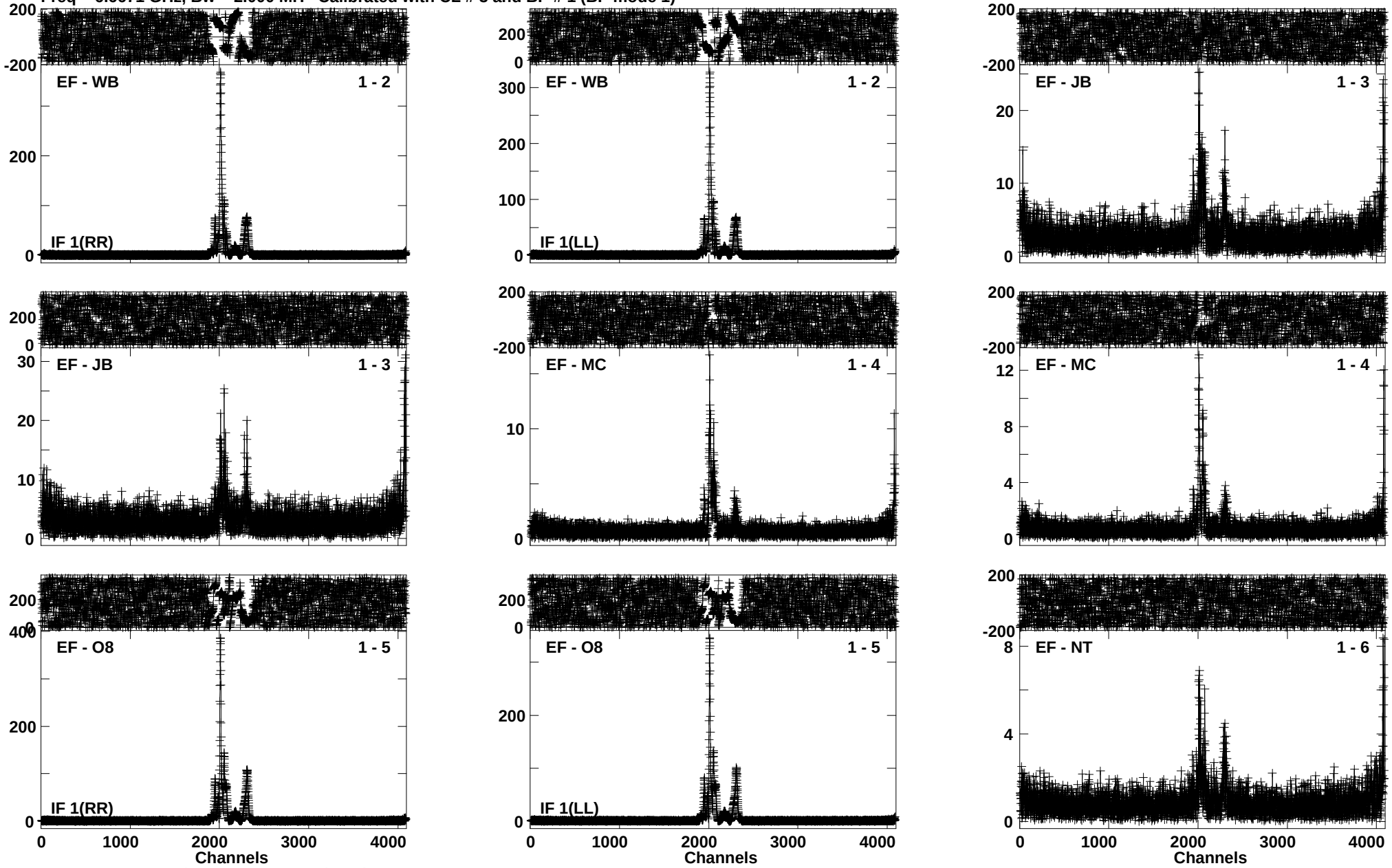

Lower frame: Ampl Jy Top frame: Phas deg
Vector averaged cross-power spectrum Baseline: EF (01) - WB (02)
Timerange: 00/08:32:11 to 00/08:34:09

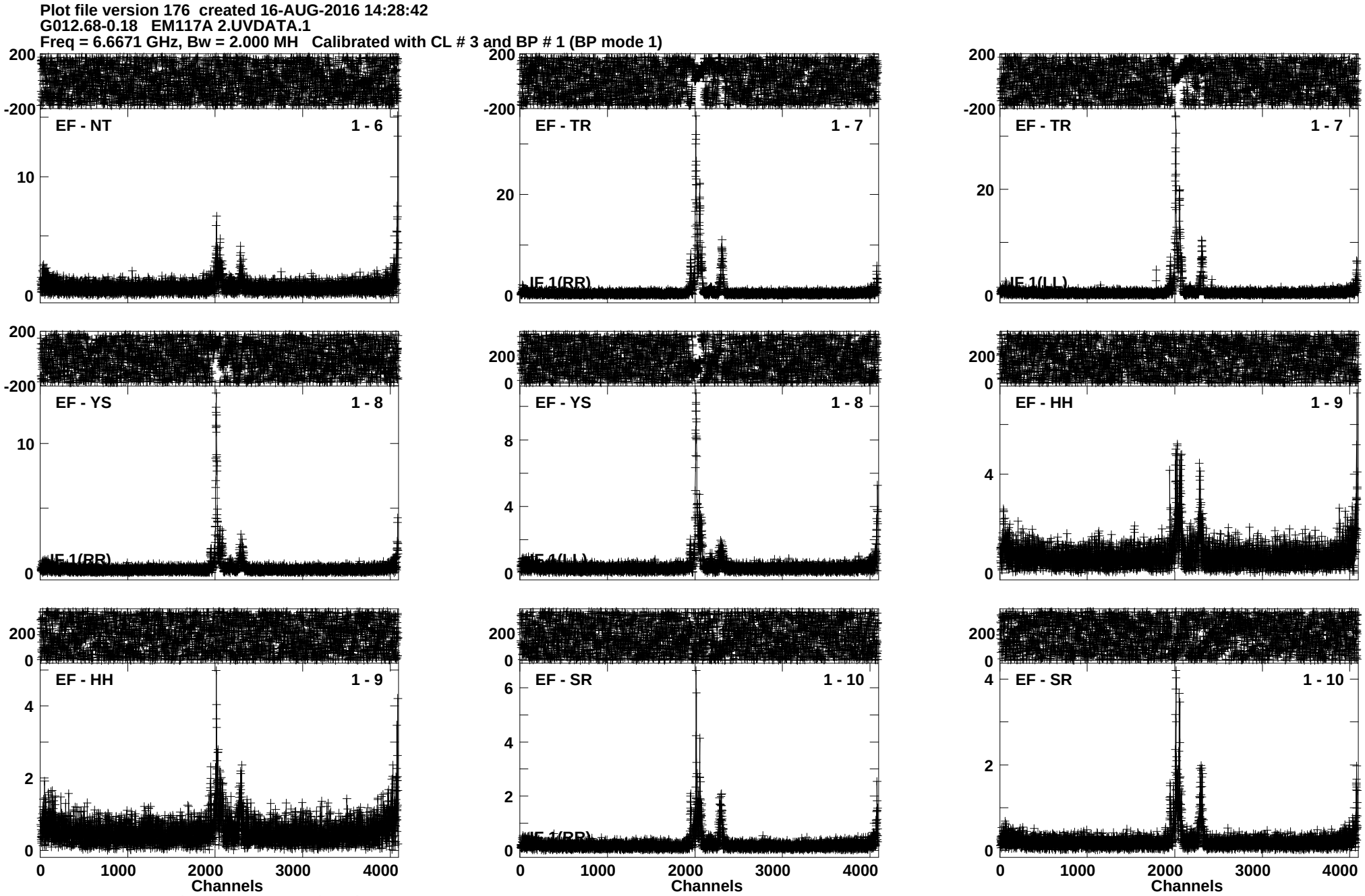
Plot file version 176 created 16-AUG-2016 14:28:42
G012.68-0.18 EM117A 2.UVDATA.1
Freq = 6.6671 GHz, Bw = 2.000 MH Calibrated with CL # 3 and BP # 1 (BP mode 1)
EF - NT 1 - 6
EF - TR 1 - 7
EF - TR 1 - 7
IF 1(RR)
IF 1(LL)
EF - YS 1 - 8
EF - YS 1 - 8
EF - HH 1 - 9
IF 1(RR)
EF - HH 1 - 9
EF - SR 1 - 10
EF - SR 1 - 10
Channels
Channels
Channels
Lower frame: Ampl Jy Top frame: Phas deg
Vector averaged cross-power spectrum Baseline: EF (01) - NT (06)
Timerange: 00/08:32:11 to 00/08:34:09

Plot file version 177 created 16-AUG-2016 14:28:43
J1832-2039 EM117A 2.UVDATA.1
Freq = 6.6671 GHz, Bw = 2.000 MH Calibrated with CL # 3 and BP # 1 (BP mode 1)

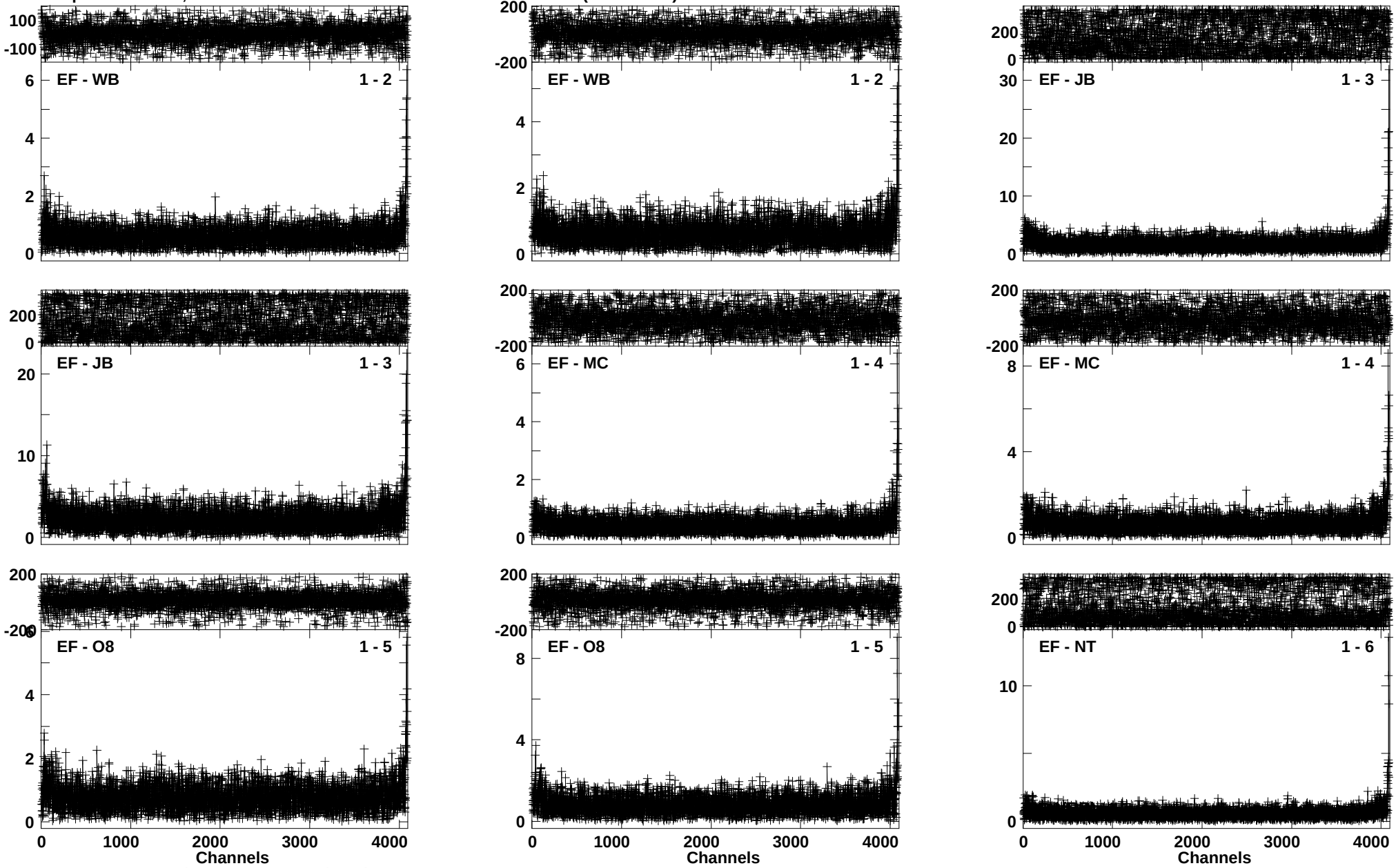

Lower frame: Ampl Jy Top frame: Phas deg
Vector averaged cross-power spectrum Baseline: EF (01) - WB (02)
Timerange: 00/08:34:51 to 00/08:37:49

Plot file version 178 created 16-AUG-2016 14:28:45
J1832-2039 EM117A 2.UVDATA.1
Freq = 6.6671 GHz, Bw = 2.000 MH Calibrated with CL # 3 and BP # 1 (BP mode 1)

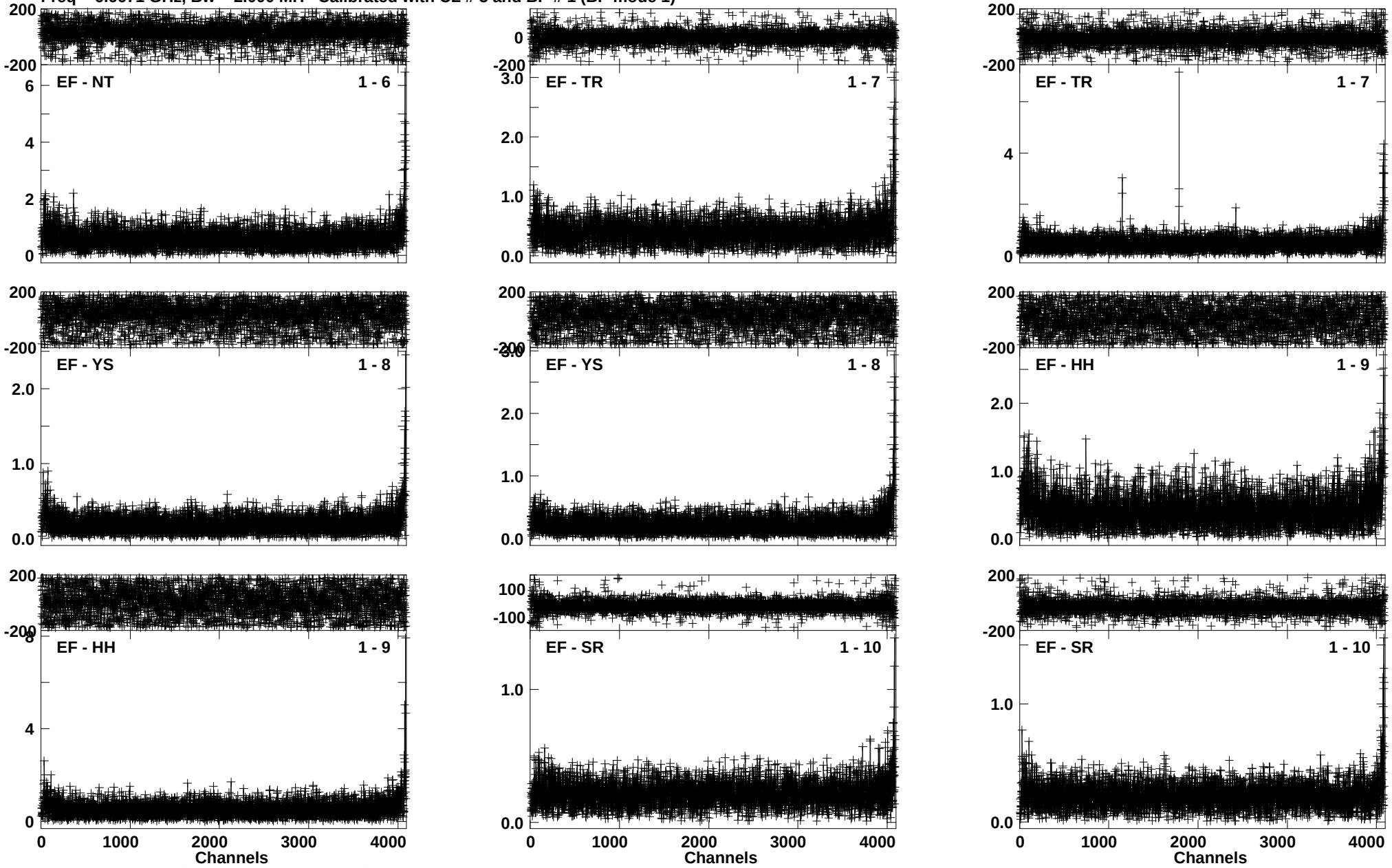

Lower frame: Ampl Jy Top frame: Phas deg
Vector averaged cross-power spectrum Baseline: EF (01) - NT (06)
Timerange: 00/08:34:51 to 00/08:37:49

Plot file version 179 created 16-AUG-2016 14:28:49
J1331+3030 EM117A 2.UVDATA.1
Freq = 6.6671 GHz, Bw = 2.000 MH Calibrated with CL # 3 and BP # 1 (BP mode 1)

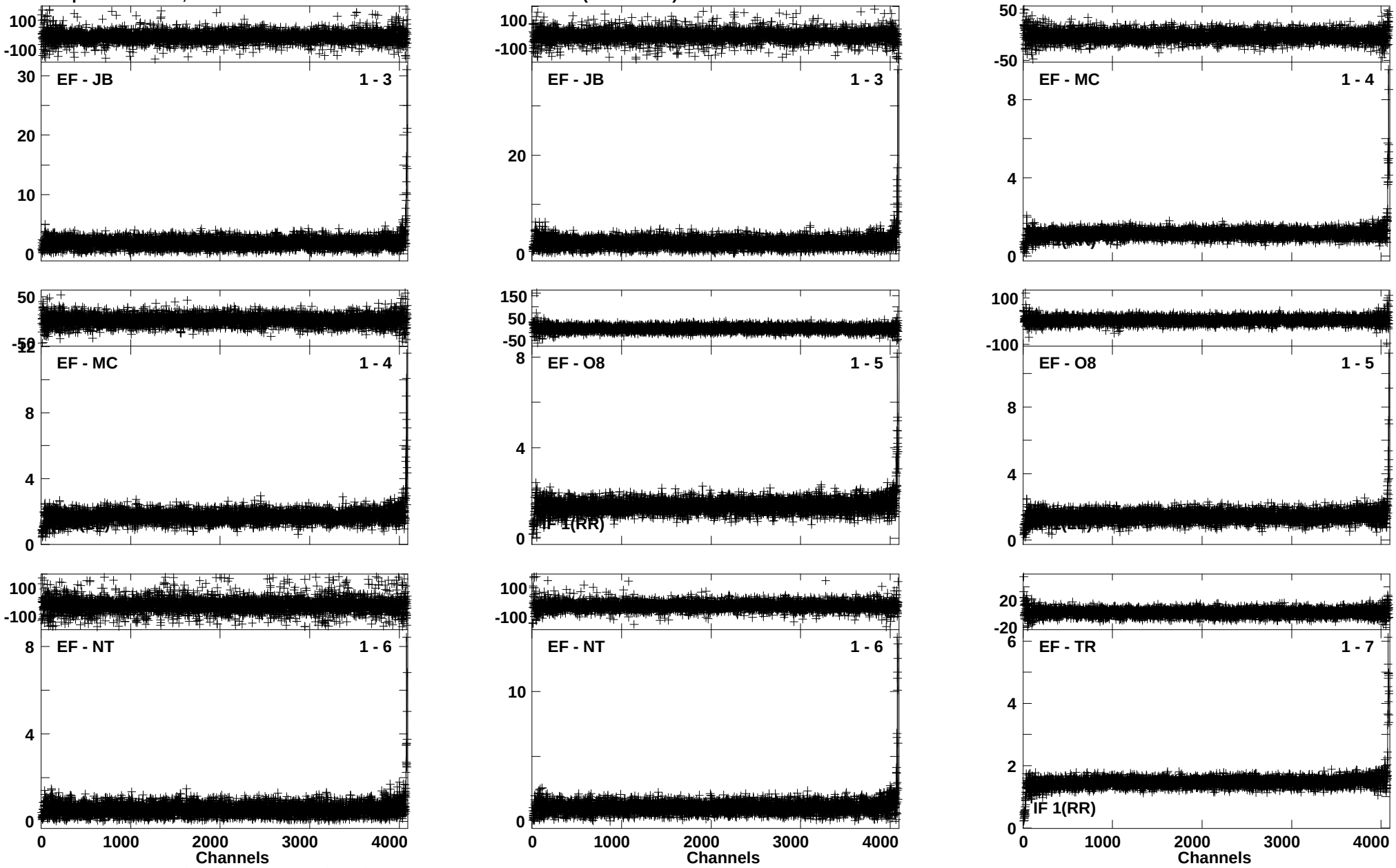

Lower frame: Ampl Jy Top frame: Phas deg
Vector averaged cross-power spectrum Baseline: EF (01) - JB (03)
Timerange: 00/08:43:11 to 00/08:51:09

Plot file version 180 created 16-AUG-2016 14:28:52
J1331+3030 EM117A 2.UVDATA.1
Freq = 6.6671 GHz, Bw = 2.000 MH Calibrated with CL # 3 and BP # 1 (BP mode 1)

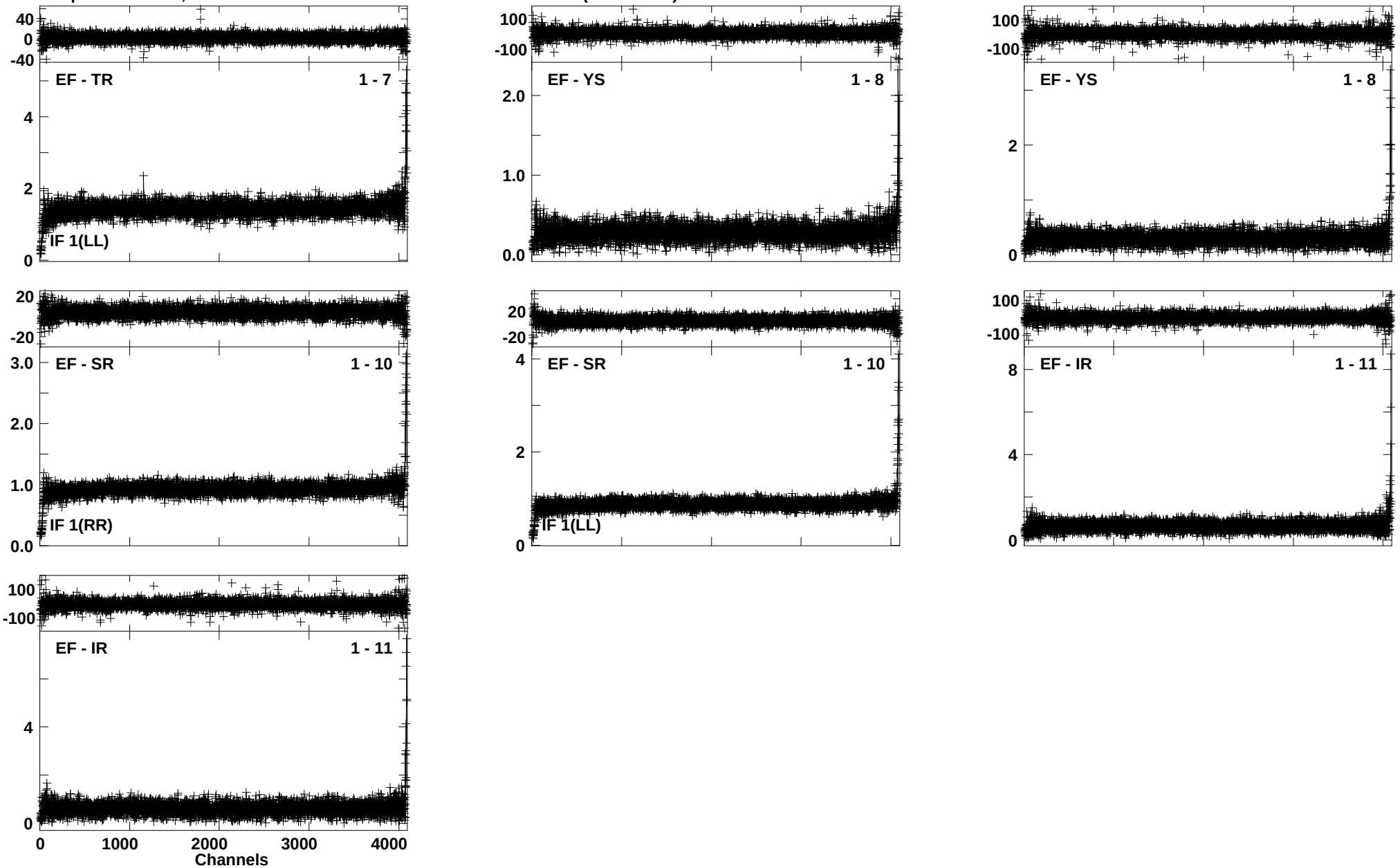

Lower frame: Ampl Jy Top frame: Phas deg
Vector averaged cross-power spectrum Baseline: EF (01) - TR (07)
Timerange: 00/08:43:11 to 00/08:51:09

Plot file version 181 created 16-AUG-2016 14:28:55
J1832-2039 EM117A 2.UVDATA.1
Freq = 6.6671 GHz, Bw = 2.000 MH Calibrated with CL # 3 and BP # 1 (BP mode 1)

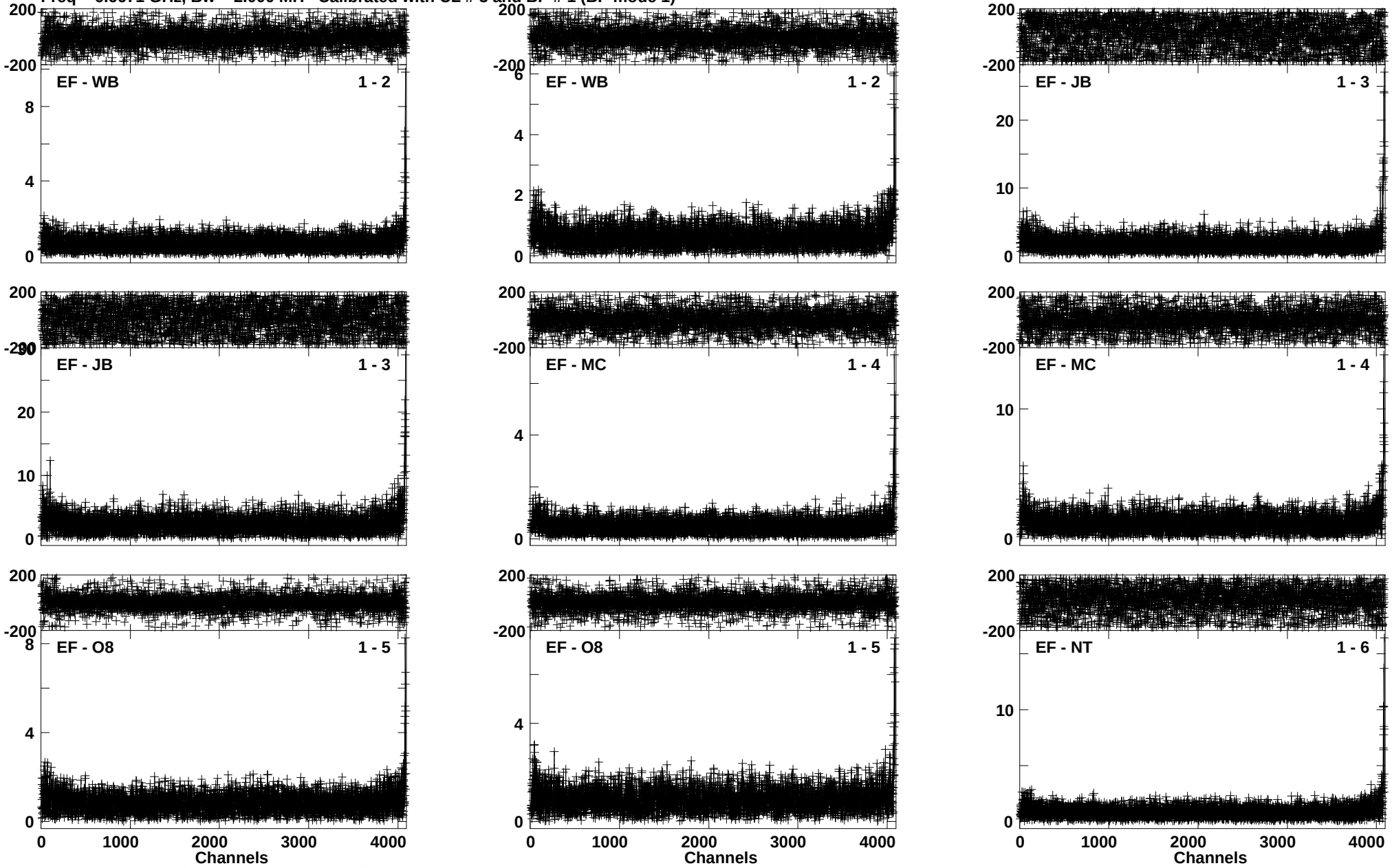

Lower frame: Ampl Jy Top frame: Phas deg
Vector averaged cross-power spectrum Baseline: EF (01) - WB (02)
Timerange: 00/08:56:21 to 00/08:59:19

Plot file version 182 created 16-AUG-2016 14:28:56
J1832-2039 EM117A 2.UVDATA.1
Freq = 6.6671 GHz, Bw = 2.000 MH Calibrated with CL # 3 and BP # 1 (BP mode 1)

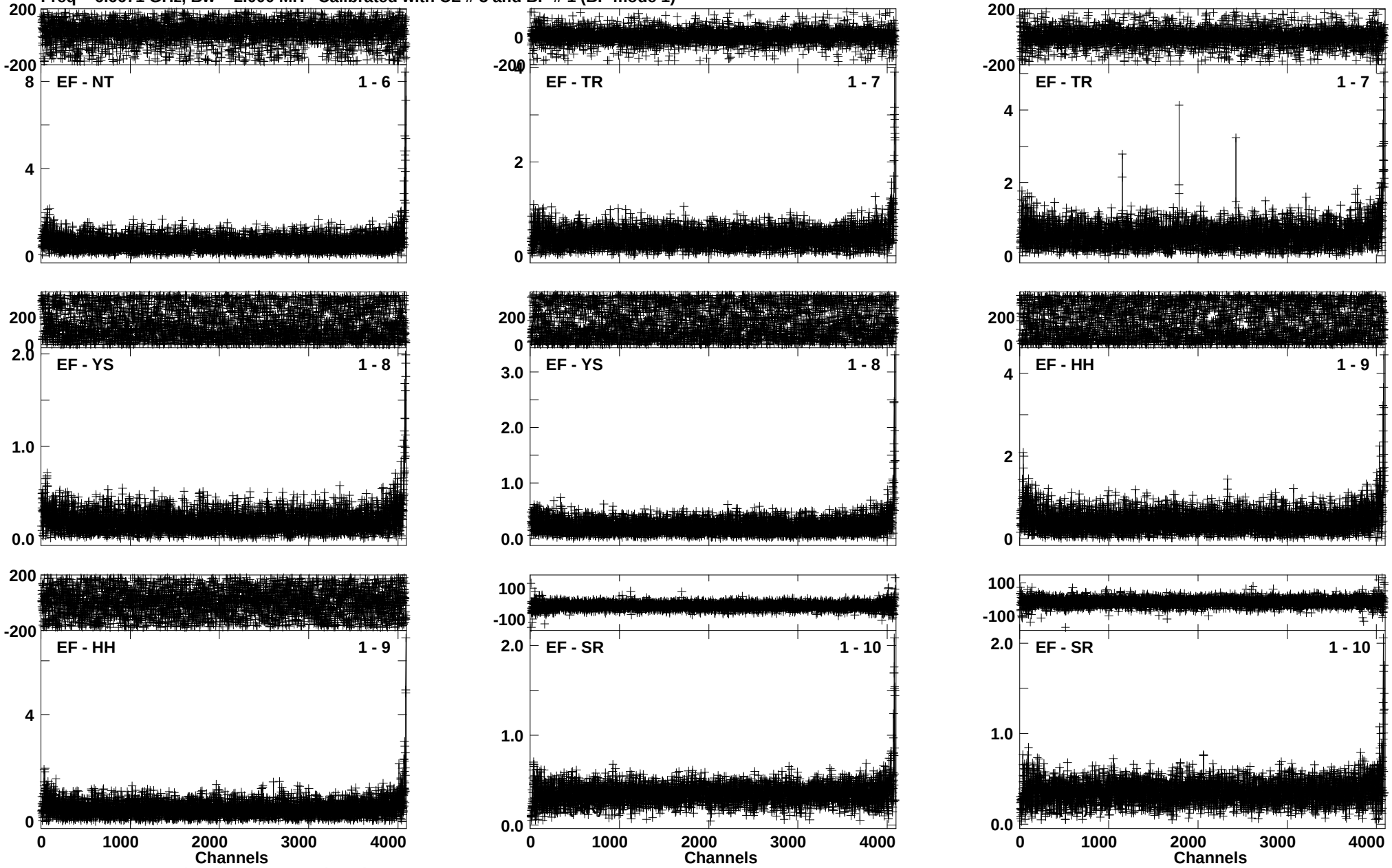

Lower frame: Ampl Jy Top frame: Phas deg
Vector averaged cross-power spectrum Baseline: EF (01) - NT (06)
Timerange: 00/08:56:21 to 00/08:59:19

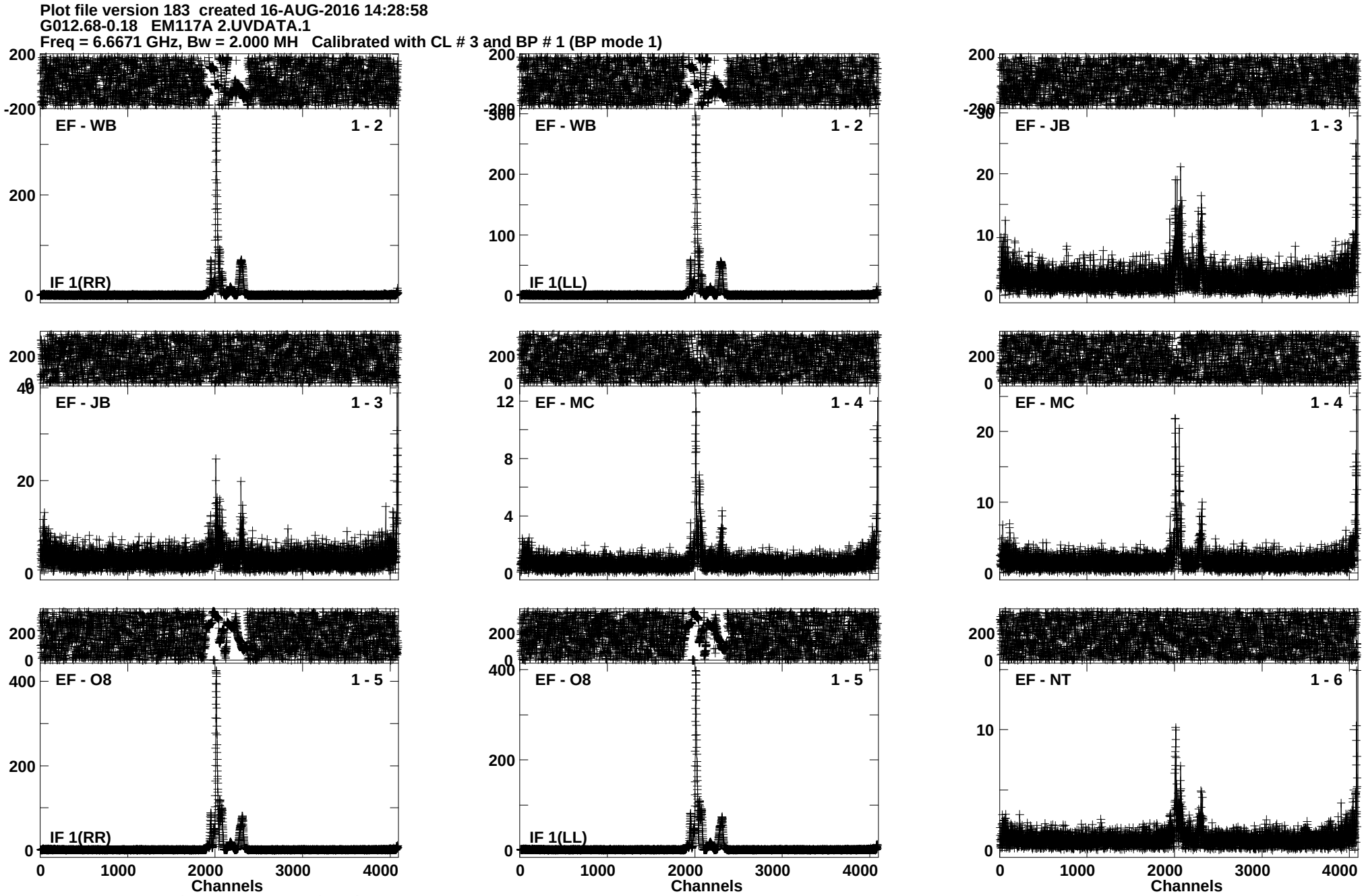
Plot file version 183 created 16-AUG-2016 14:28:58
G012.68-0.18 EM117A 2.UVDATA.1
Freq = 6.6671 GHz, Bw = 2.000 MH Calibrated with CL # 3 and BP # 1 (BP mode 1)
EF - WB 1 - 2
IF 1(RR)
EF - WB 1 - 2
IF 1(LL)
EF - JB 1 - 3
EF - JB 1 - 3
EF - MC 1 - 4
EF - MC 1 - 4
EF - O8 1 - 5
IF 1(RR)
EF - O8 1 - 5
IF 1(LL)
EF - NT 1 - 6
Channels
Channels
Channels
Lower frame: Ampl Jy Top frame: Phas deg
Vector averaged cross-power spectrum Baseline: EF (01) - WB (02)
Timerange: 00/08:59:21 to 00/09:01:19

Plot file version 184 created 16-AUG-2016 14:28:59
G012.68-0.18 EM117A 2.UVDATA.1
Freq = 6.6671 GHz, Bw = 2.000 MH Calibrated with CL # 3 and BP # 1 (BP mode 1)

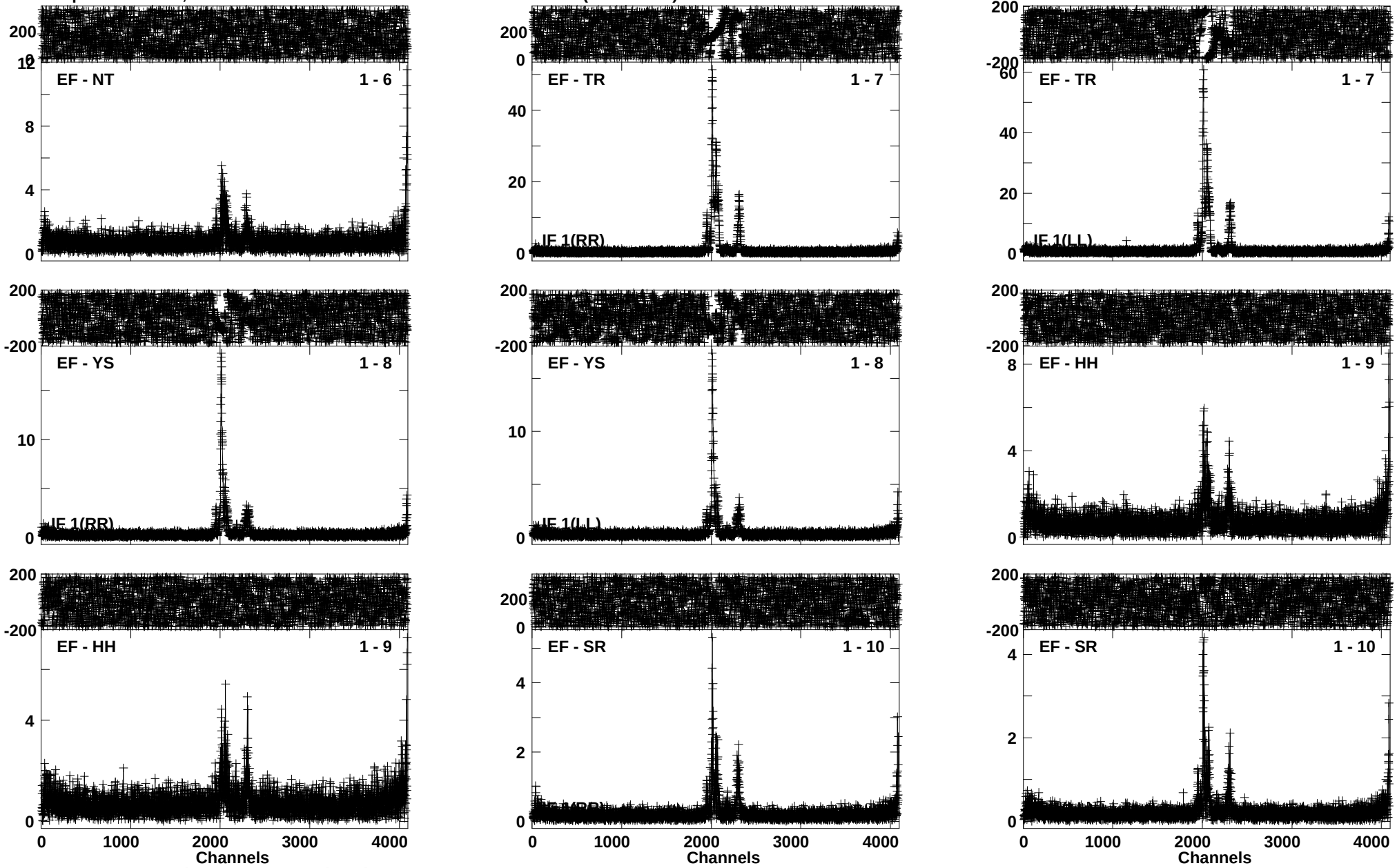

Lower frame: Ampl Jy Top frame: Phas deg
Vector averaged cross-power spectrum Baseline: EF (01) - NT (06)
Timerange: 00/08:59:21 to 00/09:01:19

Plot file version 185 created 16-AUG-2016 14:29:01
J1832-2039 EM117A 2.UVDATA.1
Freq = 6.6671 GHz, Bw = 2.000 MH Calibrated with CL # 3 and BP # 1 (BP mode 1)

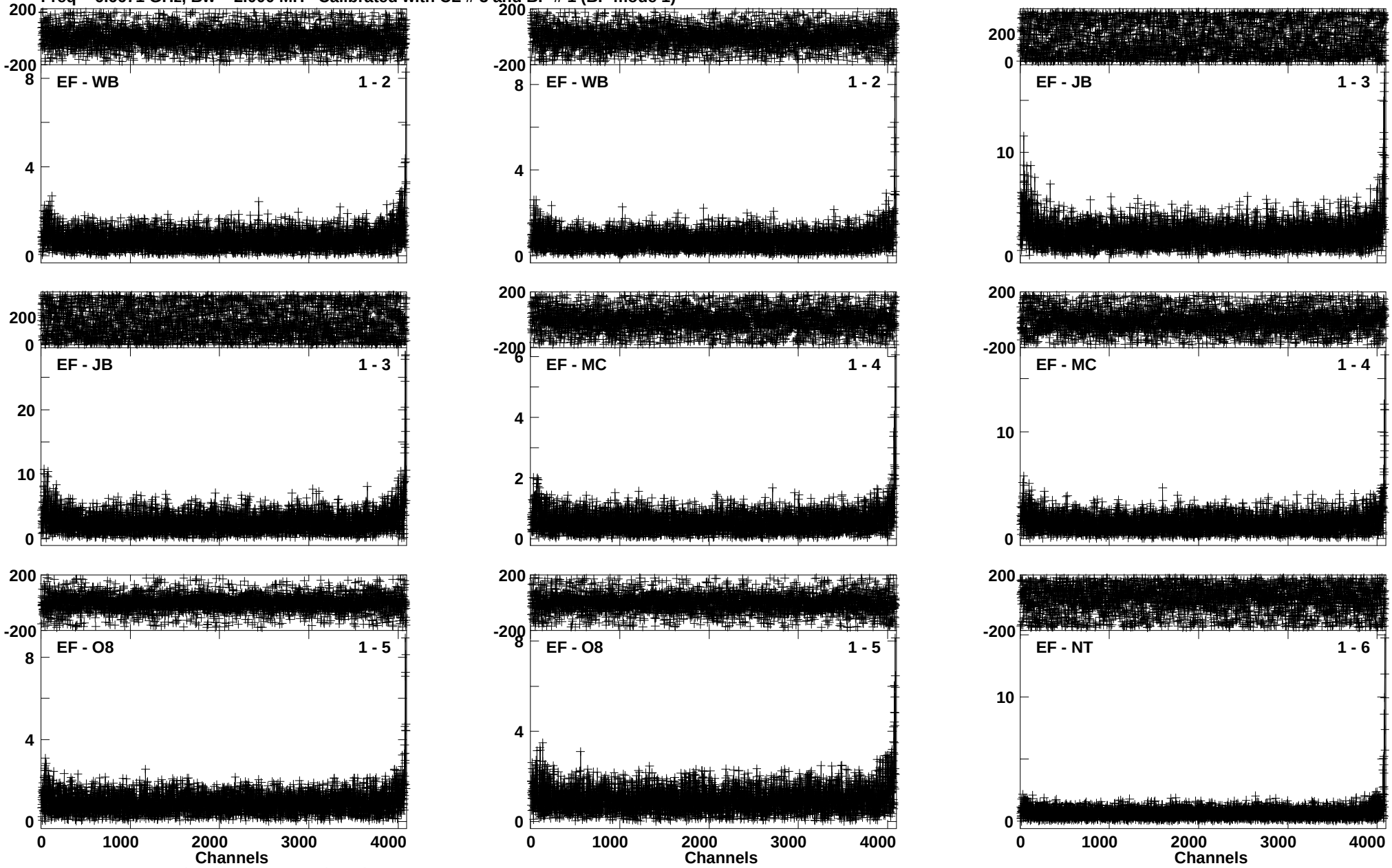

Lower frame: Ampl Jy Top frame: Phas deg
Vector averaged cross-power spectrum Baseline: EF (01) - WB (02)
Timerange: 00/09:01:27 to 00/09:04:19

Plot file version 186 created 16-AUG-2016 14:29:02
J1832-2039 EM117A 2.UVDATA.1
Freq = 6.6671 GHz, Bw = 2.000 MH Calibrated with CL # 3 and BP # 1 (BP mode 1)

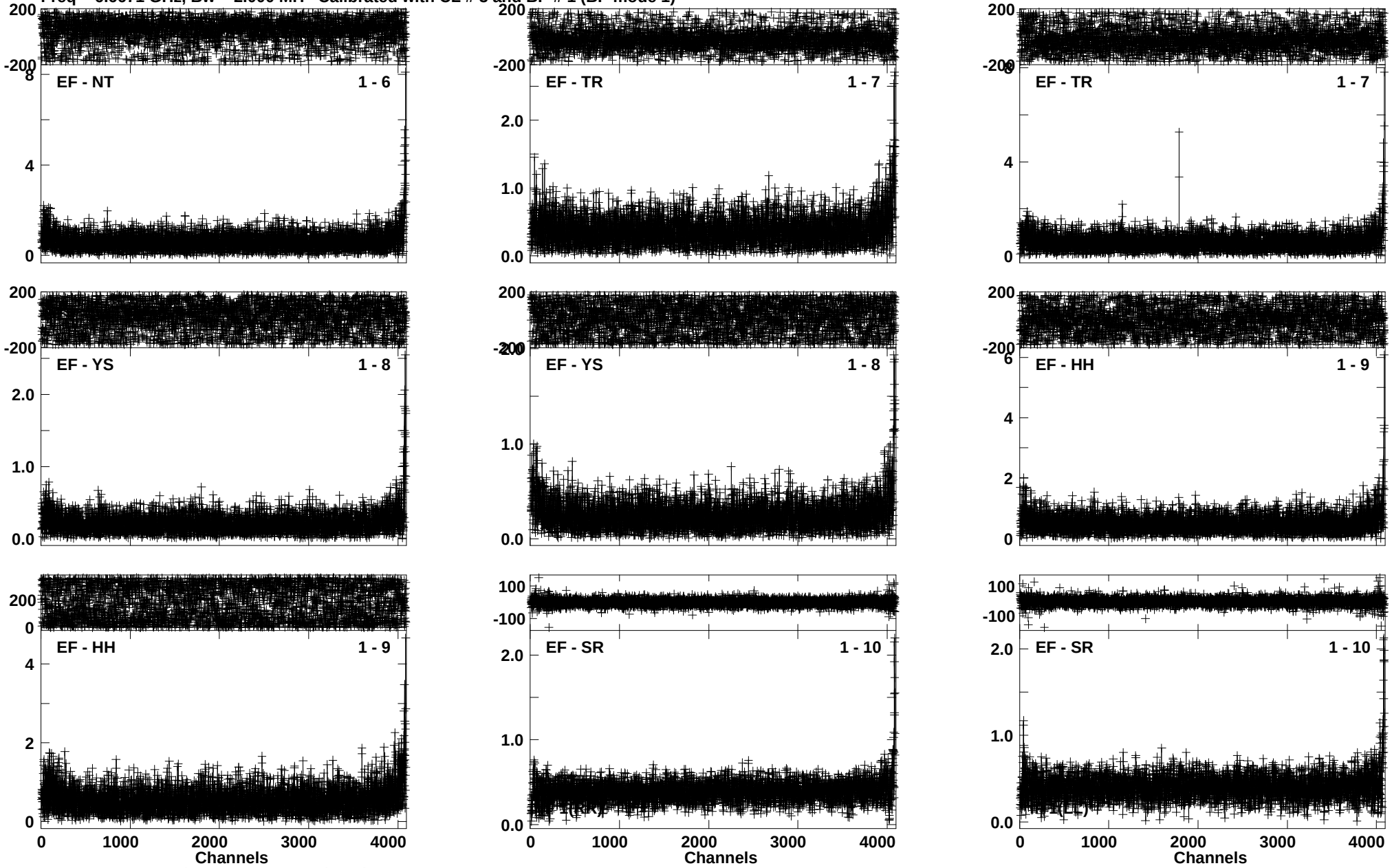

Lower frame: Ampl Jy Top frame: Phas deg
Vector averaged cross-power spectrum Baseline: EF (01) - NT (06)
Timerange: 00/09:01:27 to 00/09:04:19

Plot file version 187 created 16-AUG-2016 14:29:04
G012.68-0.18 EM117A 2.UVDATA.1
Freq = 6.6671 GHz, Bw = 2.000 MH Calibrated with CL # 3 and BP # 1 (BP mode 1)

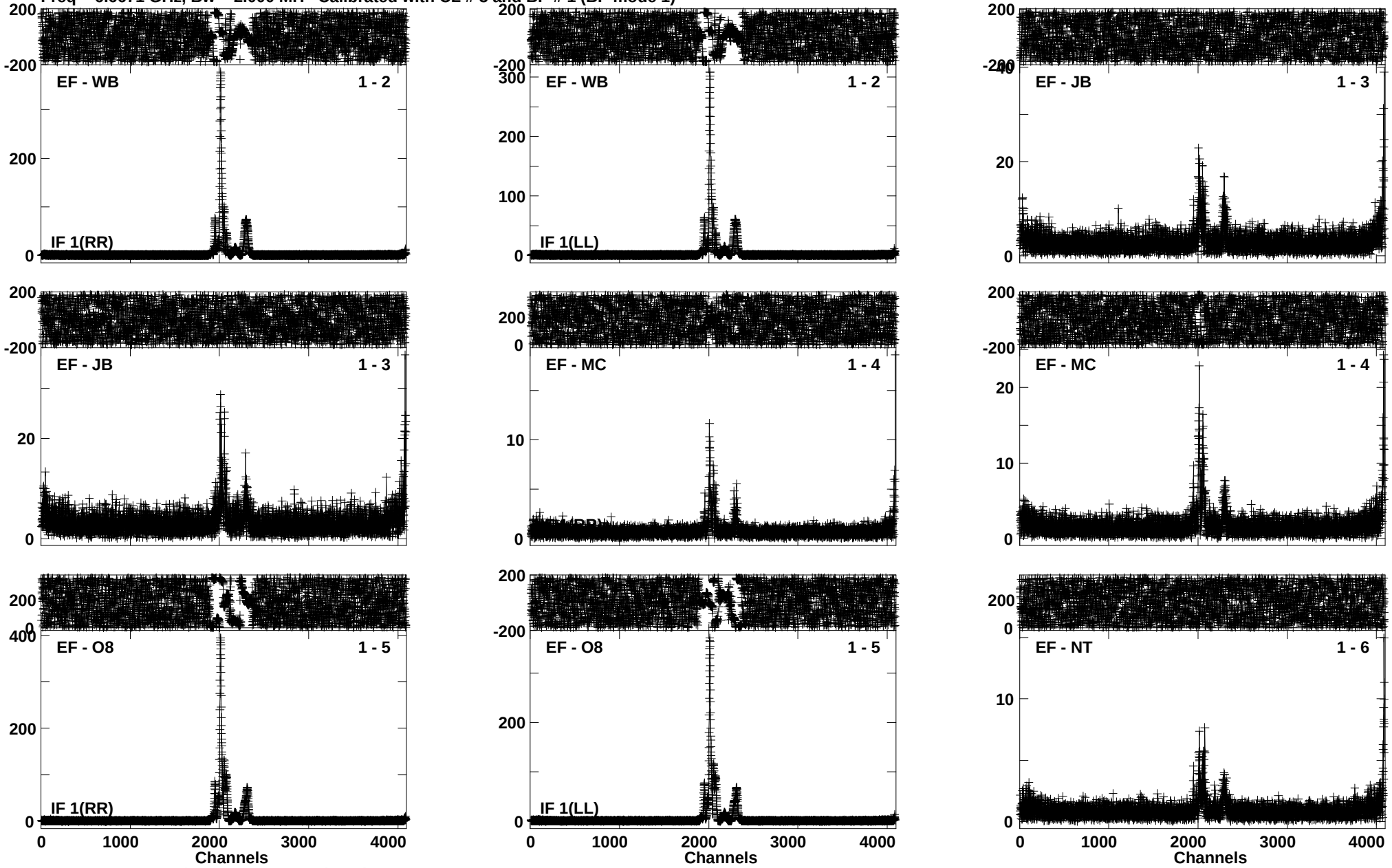

Lower frame: Ampl Jy Top frame: Phas deg
Vector averaged cross-power spectrum Baseline: EF (01) - WB (02)
Timerange: 00/09:04:21 to 00/09:06:19

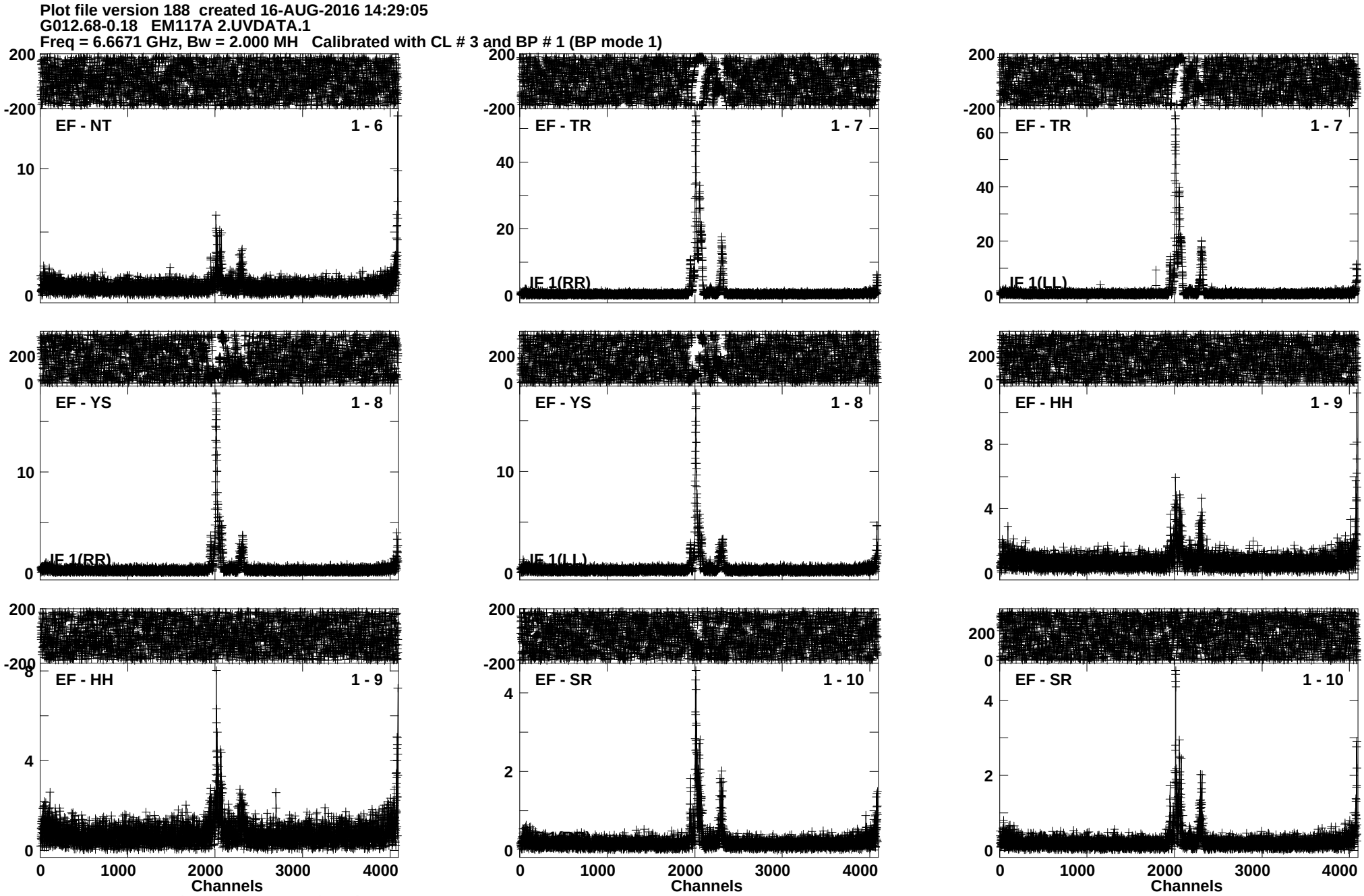
Plot file version 188 created 16-AUG-2016 14:29:05
G012.68-0.18 EM117A 2.UVDATA.1
Freq = 6.6671 GHz, Bw = 2.000 MH Calibrated with CL # 3 and BP # 1 (BP mode 1)
EF - NT 1 - 6
EF - TR 1 - 7
EF - TR 1 - 7
IF 1(RR)
IF 1(LL)
EF - YS 1 - 8
EF - YS 1 - 8
EF - HH 1 - 9
IF 1(RR)
IF 1(LL)
EF - HH 1 - 9
EF - SR 1 - 10
EF - SR 1 - 10
Channels
Channels
Channels
Lower frame: Ampl Jy Top frame: Phas deg
Vector averaged cross-power spectrum Baseline: EF (01) - NT (06)
Timerange: 00/09:04:21 to 00/09:06:19

Plot file version 189 created 16-AUG-2016 14:29:06
J1832-2039 EM117A 2.UVDATA.1
Freq = 6.6671 GHz, Bw = 2.000 MH Calibrated with CL # 3 and BP # 1 (BP mode 1)

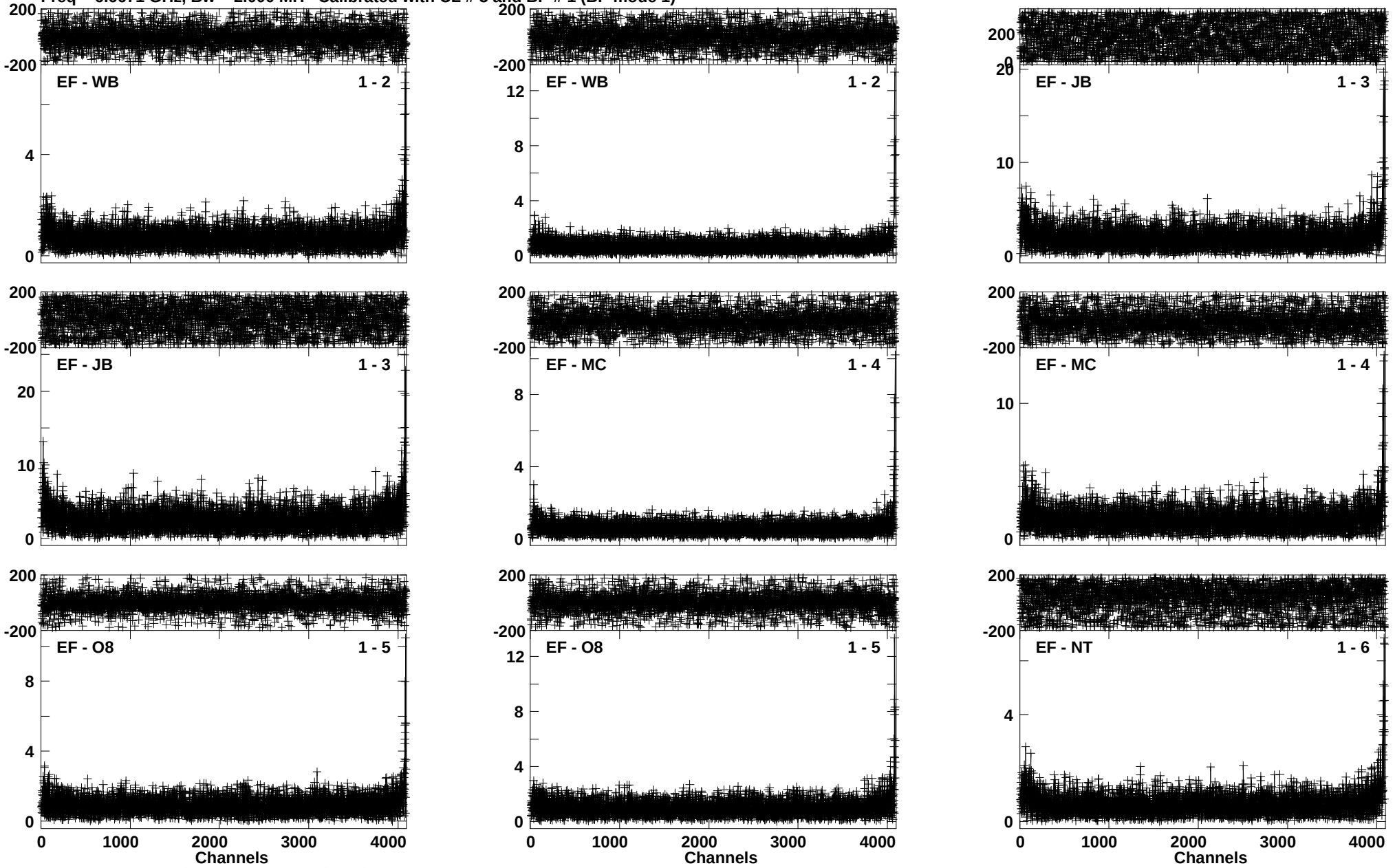

Lower frame: Ampl Jy Top frame: Phas deg
Vector averaged cross-power spectrum Baseline: EF (01) - WB (02)
Timerange: 00/09:06:27 to 00/09:09:19

Plot file version 190 created 16-AUG-2016 14:29:08
J1832-2039 EM117A 2.UVDATA.1
Freq = 6.6671 GHz, Bw = 2.000 MH Calibrated with CL # 3 and BP # 1 (BP mode 1)

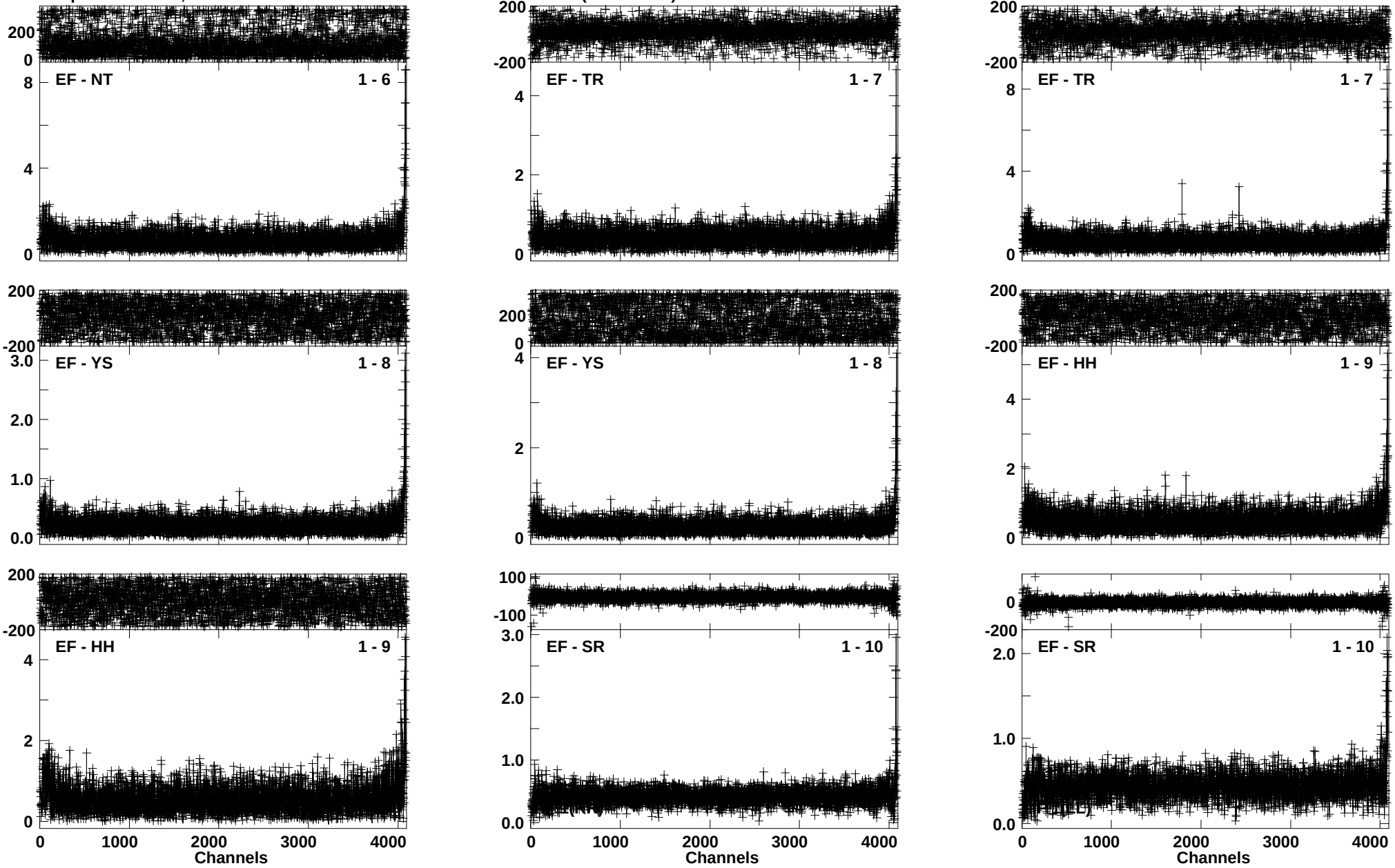

Lower frame: Ampl Jy Top frame: Phas deg
Vector averaged cross-power spectrum Baseline: EF (01) - NT (06)
Timerange: 00/09:06:27 to 00/09:09:19

Plot file version 191 created 16-AUG-2016 14:29:09
G012.68-0.18 EM117A 2.UVDATA.1
Freq = 6.6671 GHz, Bw = 2.000 MH Calibrated with CL # 3 and BP # 1 (BP mode 1)

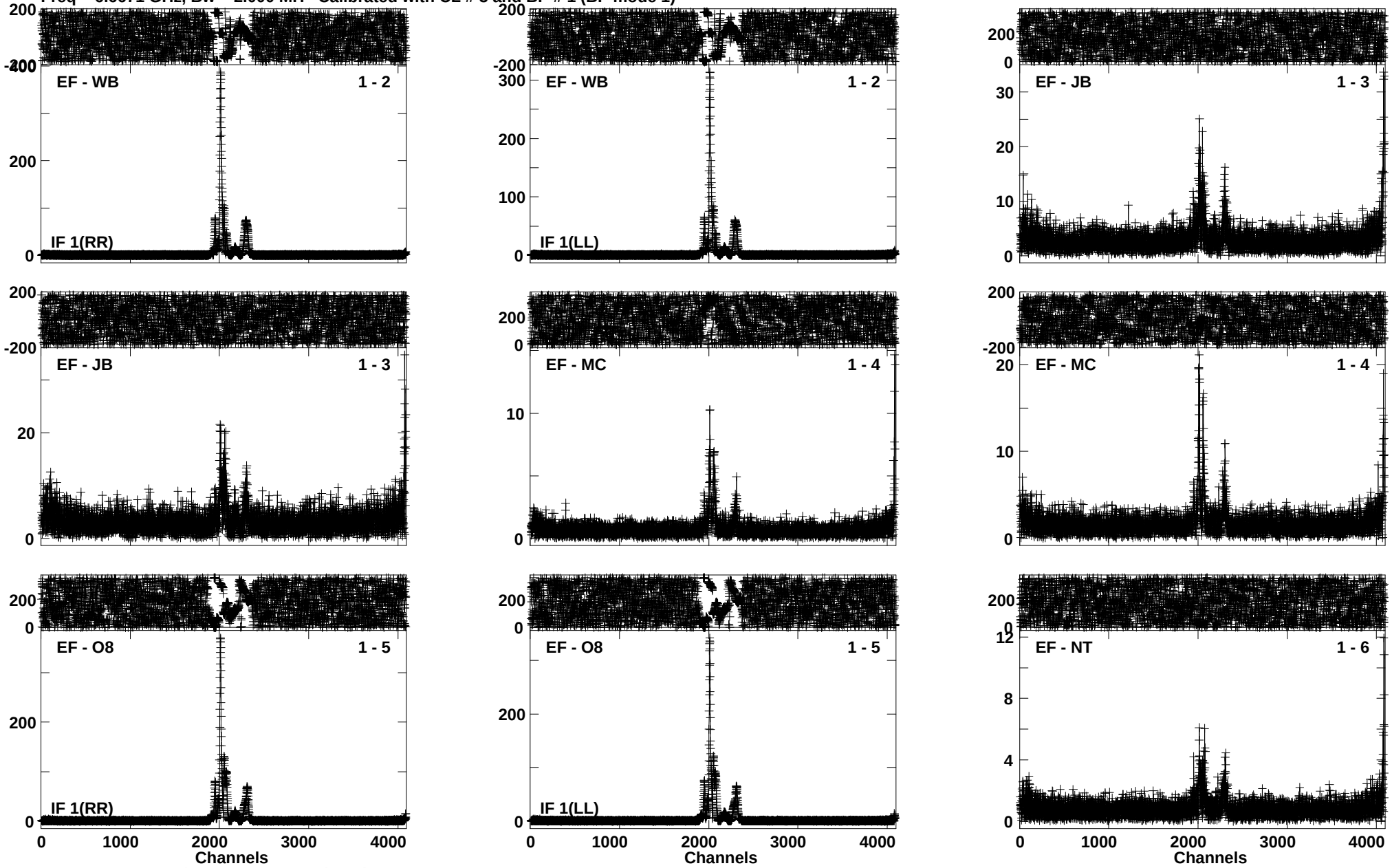

Lower frame: Ampl Jy Top frame: Phas deg
Vector averaged cross-power spectrum Baseline: EF (01) - WB (02)
Timerange: 00/09:09:27 to 00/09:11:19

Plot file version 192 created 16-AUG-2016 14:29:10
G012.68-0.18 EM117A 2.UVDATA.1
Freq = 6.6671 GHz, Bw = 2.000 MH Calibrated with CL # 3 and BP # 1 (BP mode 1)

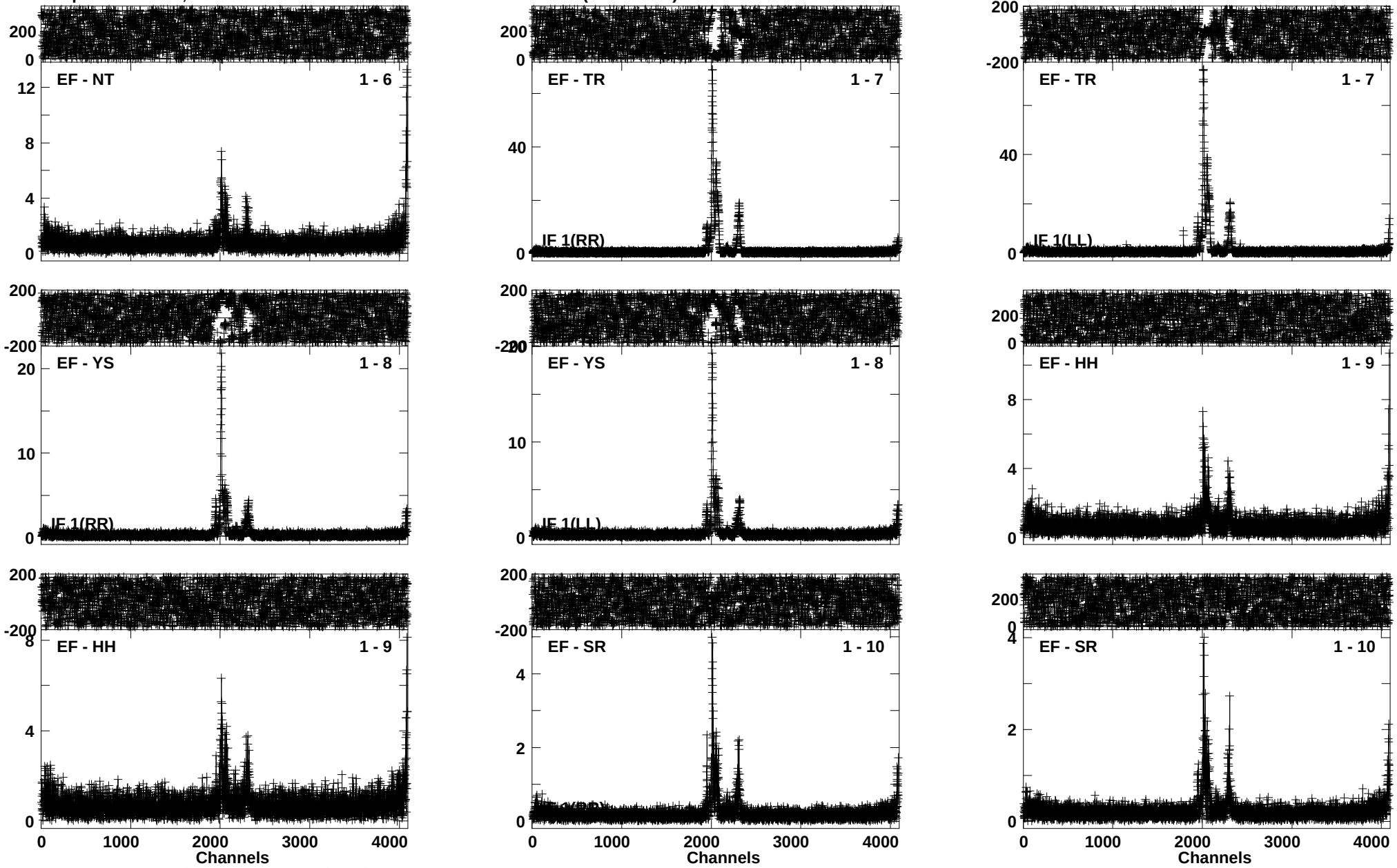

Lower frame: Ampl Jy Top frame: Phas deg
Vector averaged cross-power spectrum Baseline: EF (01) - NT (06)
Timerange: 00/09:09:27 to 00/09:11:19

Plot file version 193 created 16-AUG-2016 14:29:12
J1832-2039 EM117A 2.UVDATA.1
Freq = 6.6671 GHz, Bw = 2.000 MH Calibrated with CL # 3 and BP # 1 (BP mode 1)

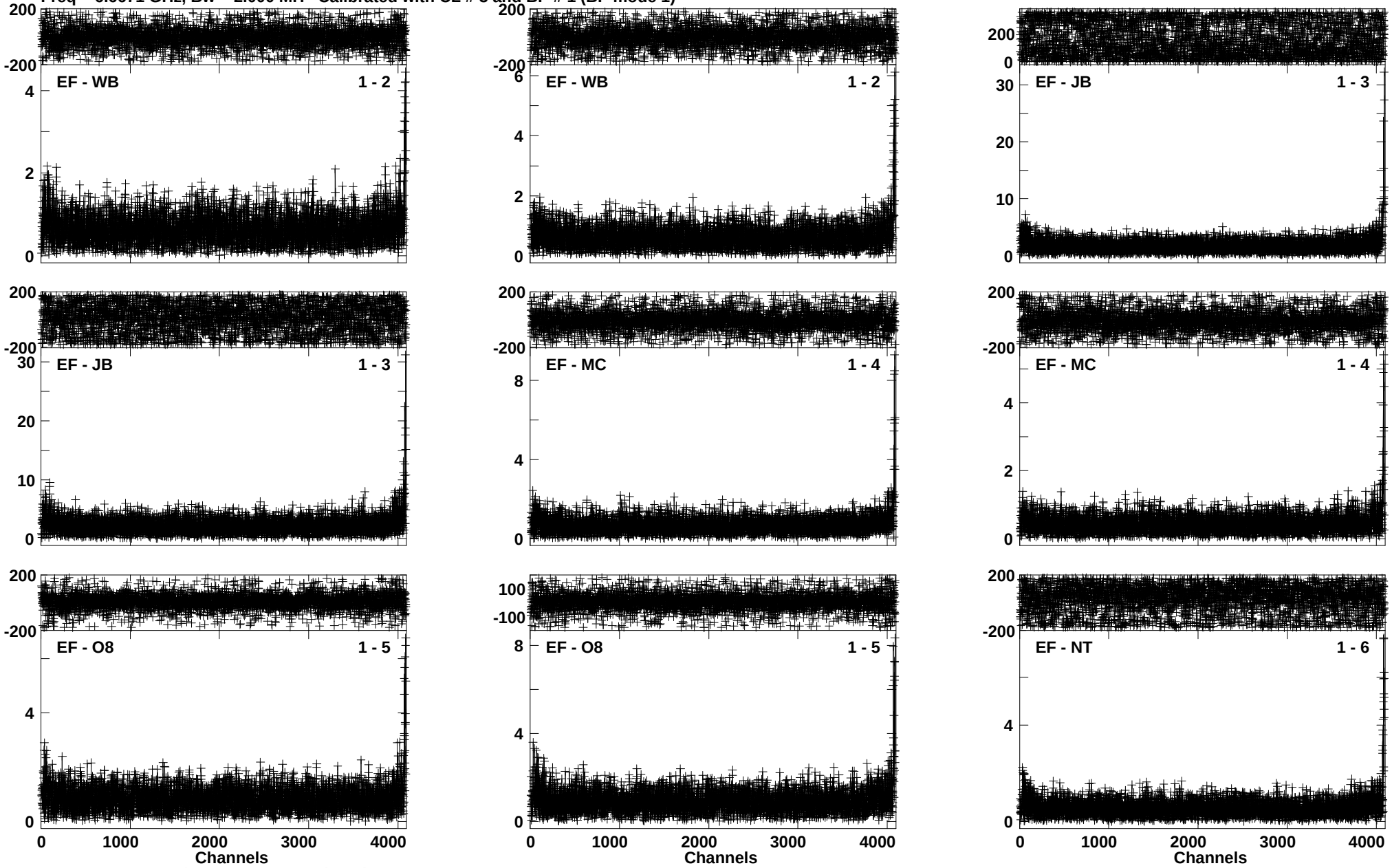

Lower frame: Ampl Jy Top frame: Phas deg
Vector averaged cross-power spectrum Baseline: EF (01) - WB (02)
Timerange: 00/09:12:02 to 00/09:15:00

Plot file version 194 created 16-AUG-2016 14:29:13
J1832-2039 EM117A 2.UVDATA.1
Freq = 6.6671 GHz, Bw = 2.000 MH Calibrated with CL # 3 and BP # 1 (BP mode 1)

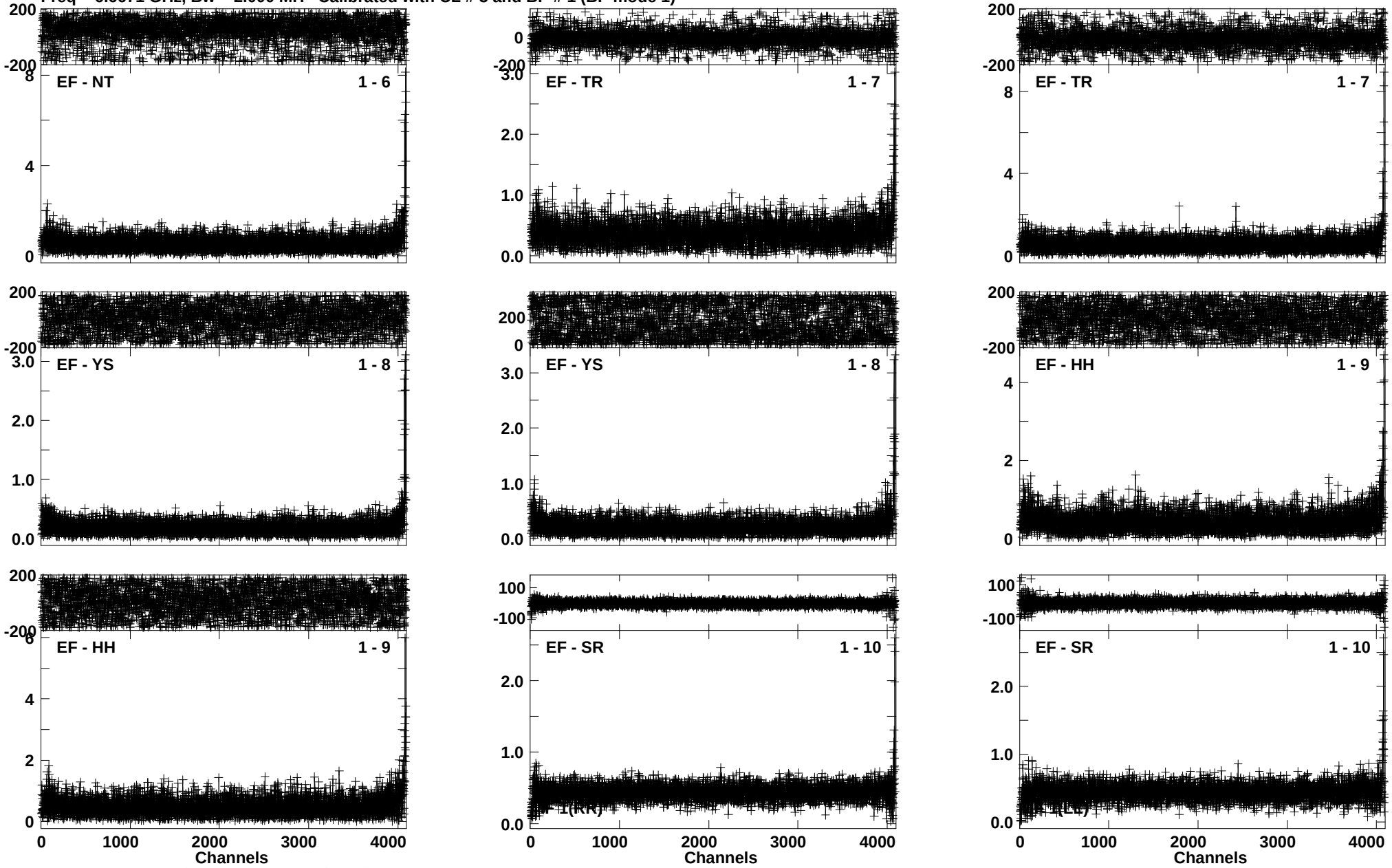

Lower frame: Ampl Jy Top frame: Phas deg
Vector averaged cross-power spectrum Baseline: EF (01) - NT (06)
Timerange: 00/09:12:02 to 00/09:15:00

Plot file version 195 created 16-AUG-2016 14:29:16
G012.68-0.18 EM117A 2.UVDATA.1
Freq = 6.6671 GHz, Bw = 2.000 MH Calibrated with CL # 3 and BP # 1 (BP mode 1)

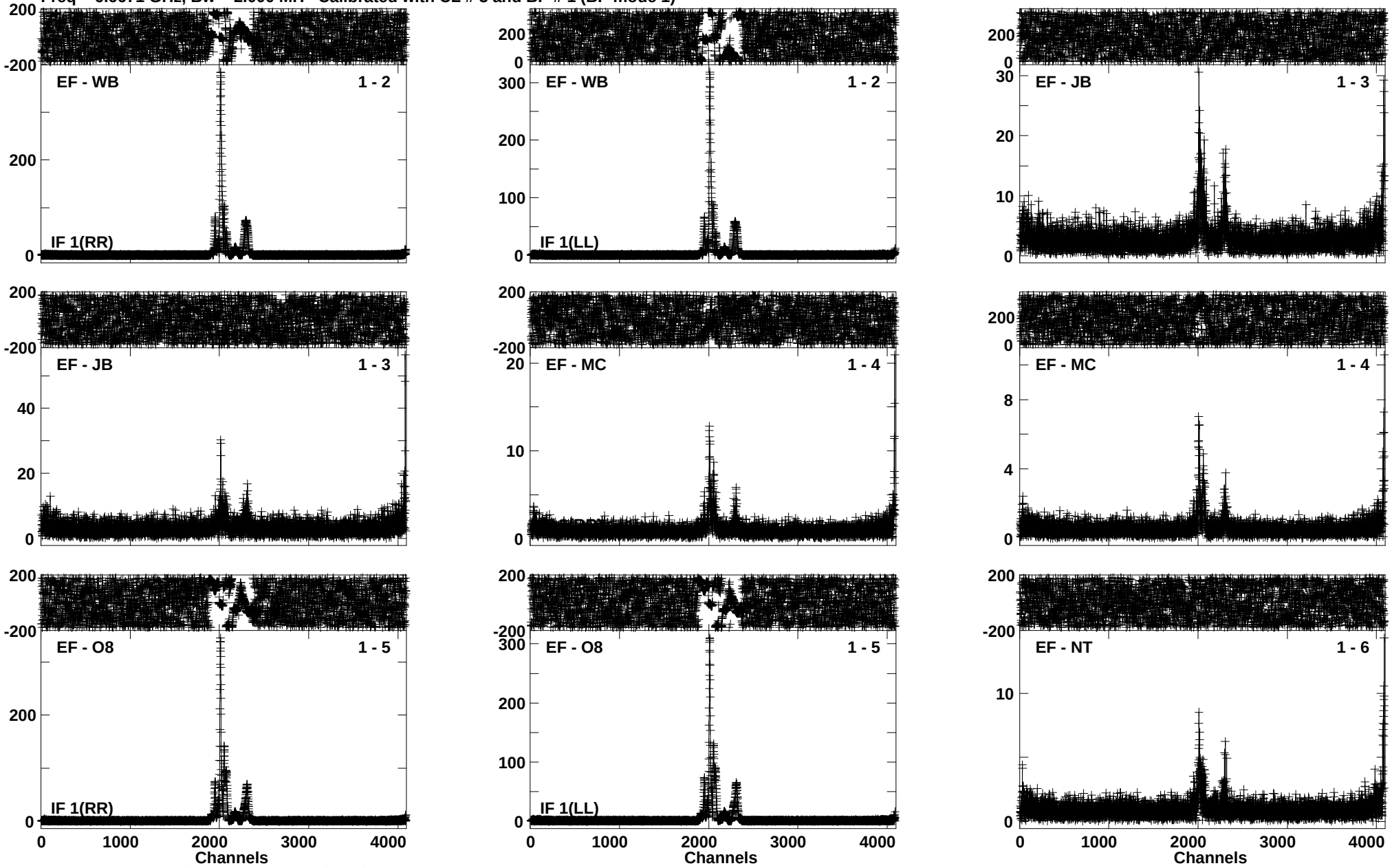

Lower frame: Ampl Jy Top frame: Phas deg
Vector averaged cross-power spectrum Baseline: EF (01) - WB (02)
Timerange: 00/09:15:02 to 00/09:17:00

Plot file version 196 created 16-AUG-2016 14:29:17
G012.68-0.18 EM117A 2.UVDATA.1
Freq = 6.6671 GHz, Bw = 2.000 MH Calibrated with CL # 3 and BP # 1 (BP mode 1)

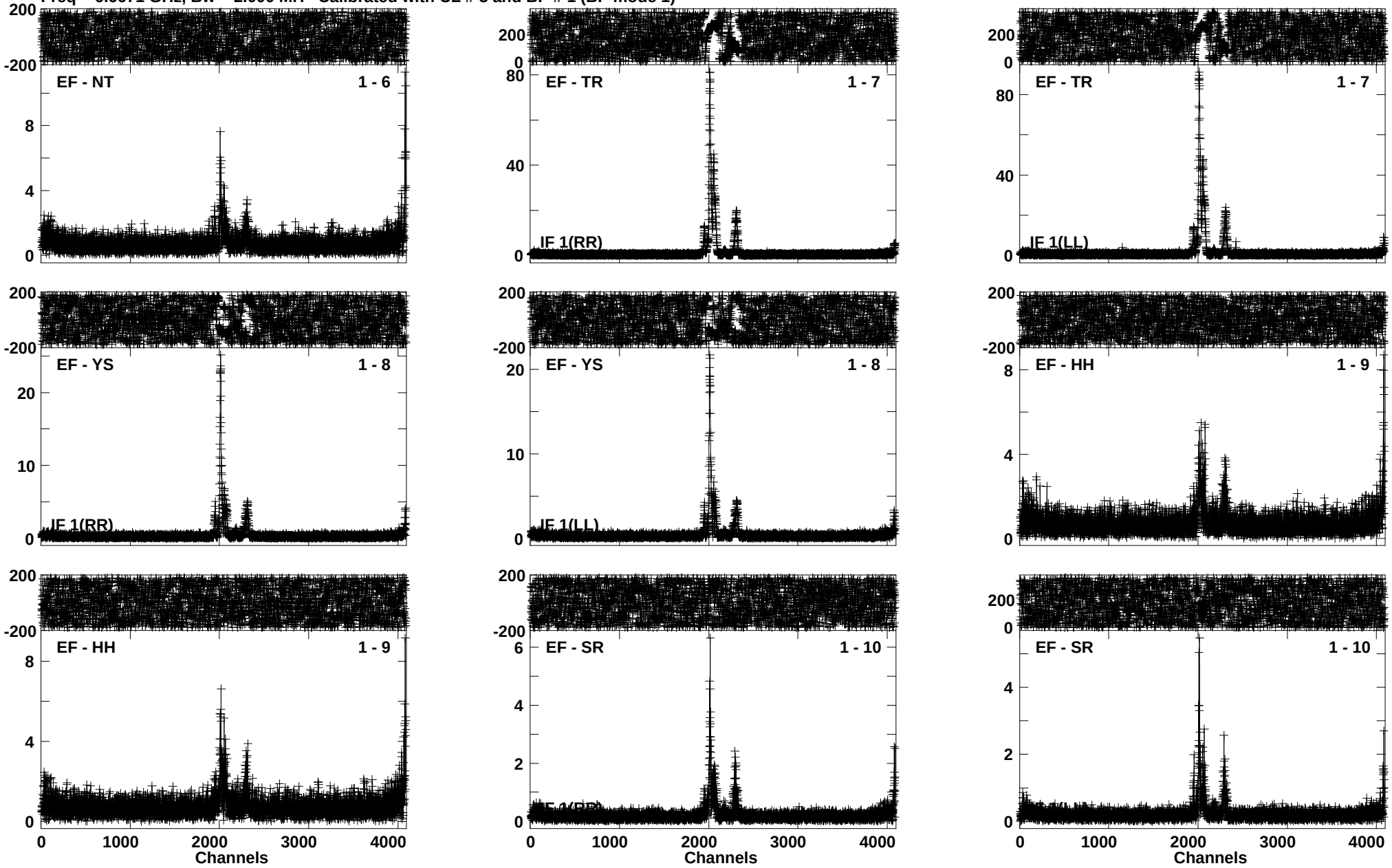

Lower frame: Ampl Jy Top frame: Phas deg
Vector averaged cross-power spectrum Baseline: EF (01) - NT (06)
Timerange: 00/09:15:02 to 00/09:17:00

Plot file version 197 created 16-AUG-2016 14:29:19
J1832-2039 EM117A 2.UVDATA.1
Freq = 6.6671 GHz, Bw = 2.000 MH Calibrated with CL # 3 and BP # 1 (BP mode 1)

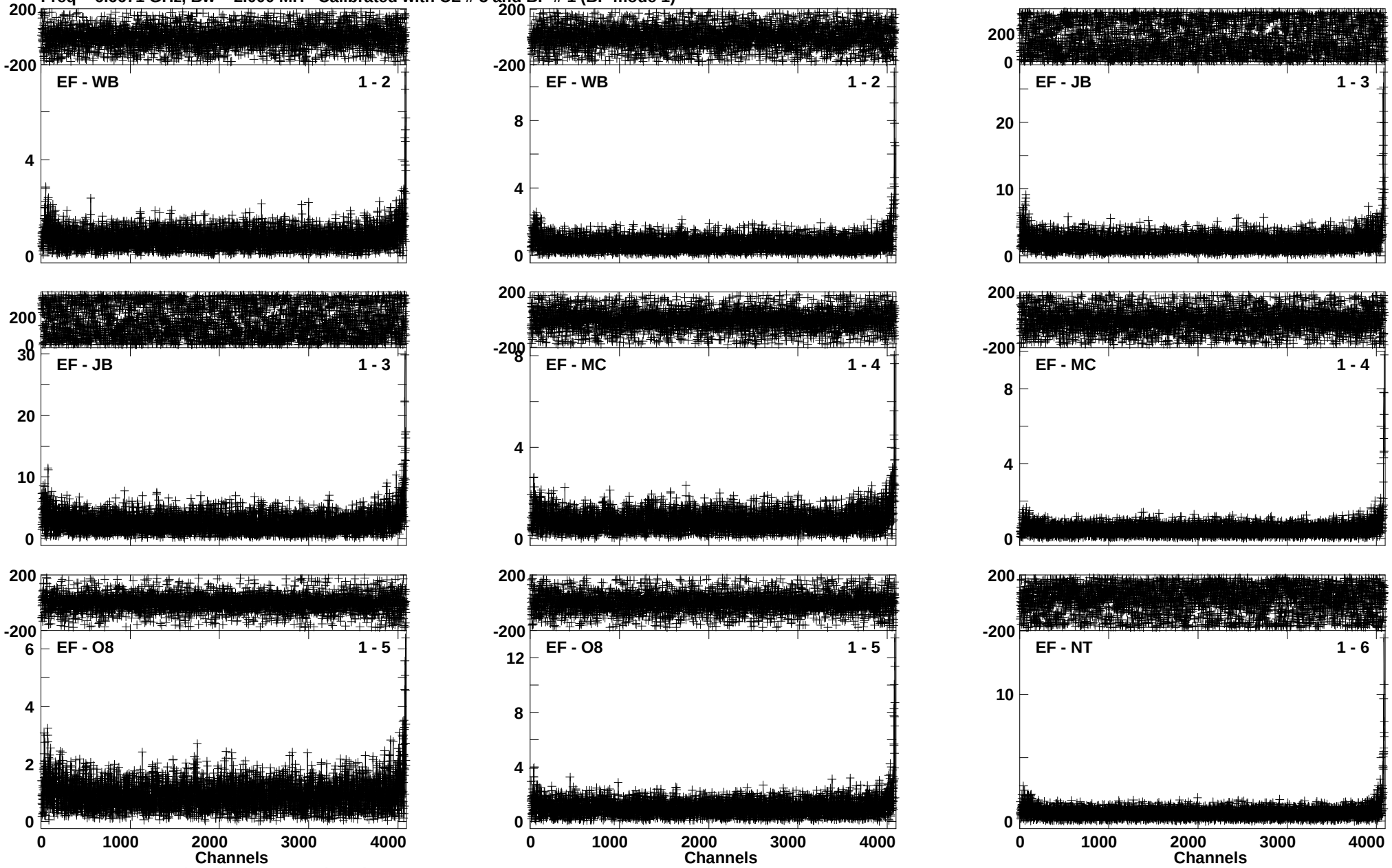

Lower frame: Ampl Jy Top frame: Phas deg
Vector averaged cross-power spectrum Baseline: EF (01) - WB (02)
Timerange: 00/09:17:08 to 00/09:20:00

Plot file version 198 created 16-AUG-2016 14:29:20
J1832-2039 EM117A 2.UVDATA.1
Freq = 6.6671 GHz, Bw = 2.000 MH Calibrated with CL # 3 and BP # 1 (BP mode 1)

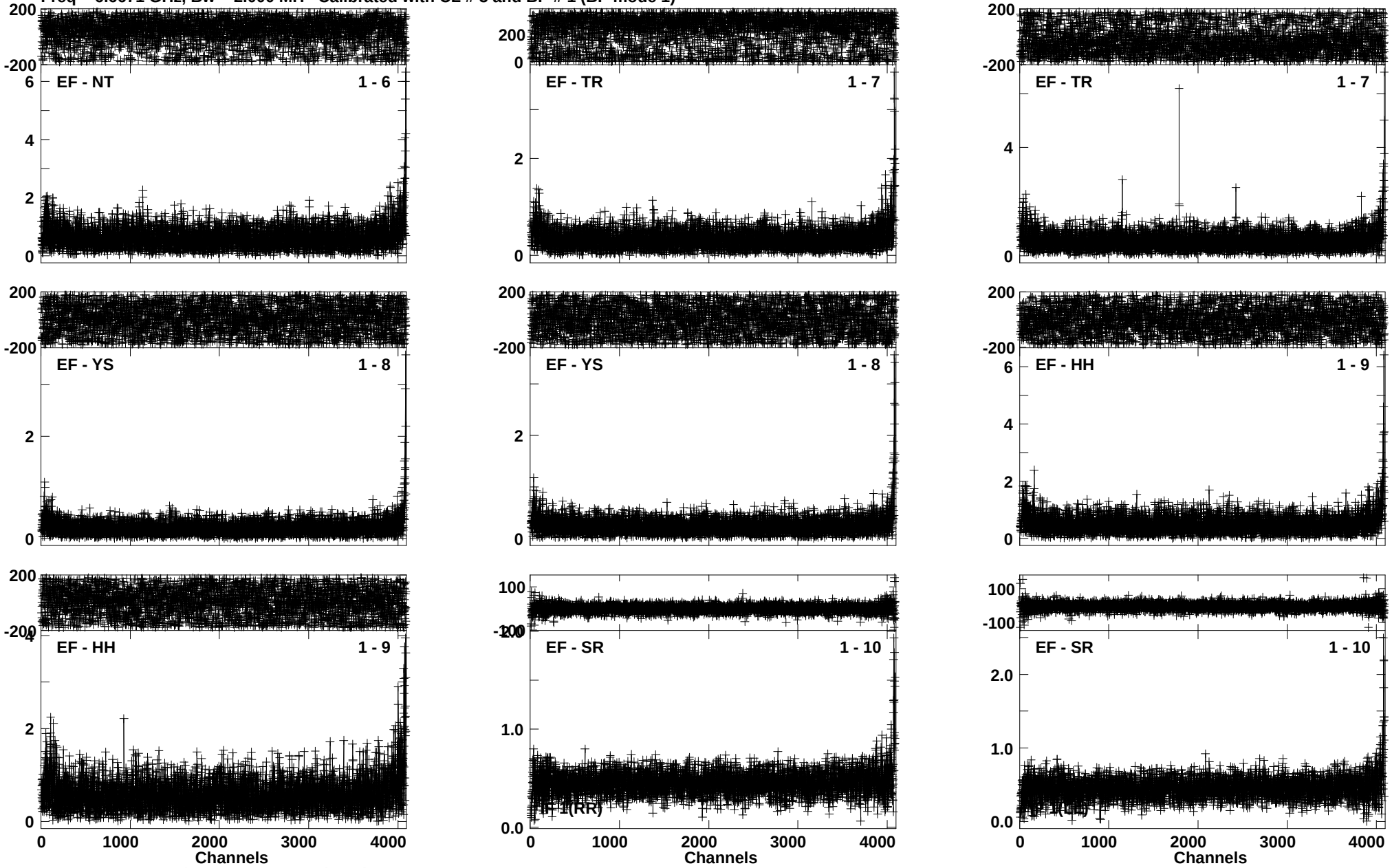

Lower frame: Ampl Jy Top frame: Phas deg
Vector averaged cross-power spectrum Baseline: EF (01) - NT (06)
Timerange: 00/09:17:08 to 00/09:20:00

Plot file version 199 created 16-AUG-2016 14:29:22
G012.68-0.18 EM117A 2.UVDATA.1
Freq = 6.6671 GHz, Bw = 2.000 MH Calibrated with CL # 3 and BP # 1 (BP mode 1)

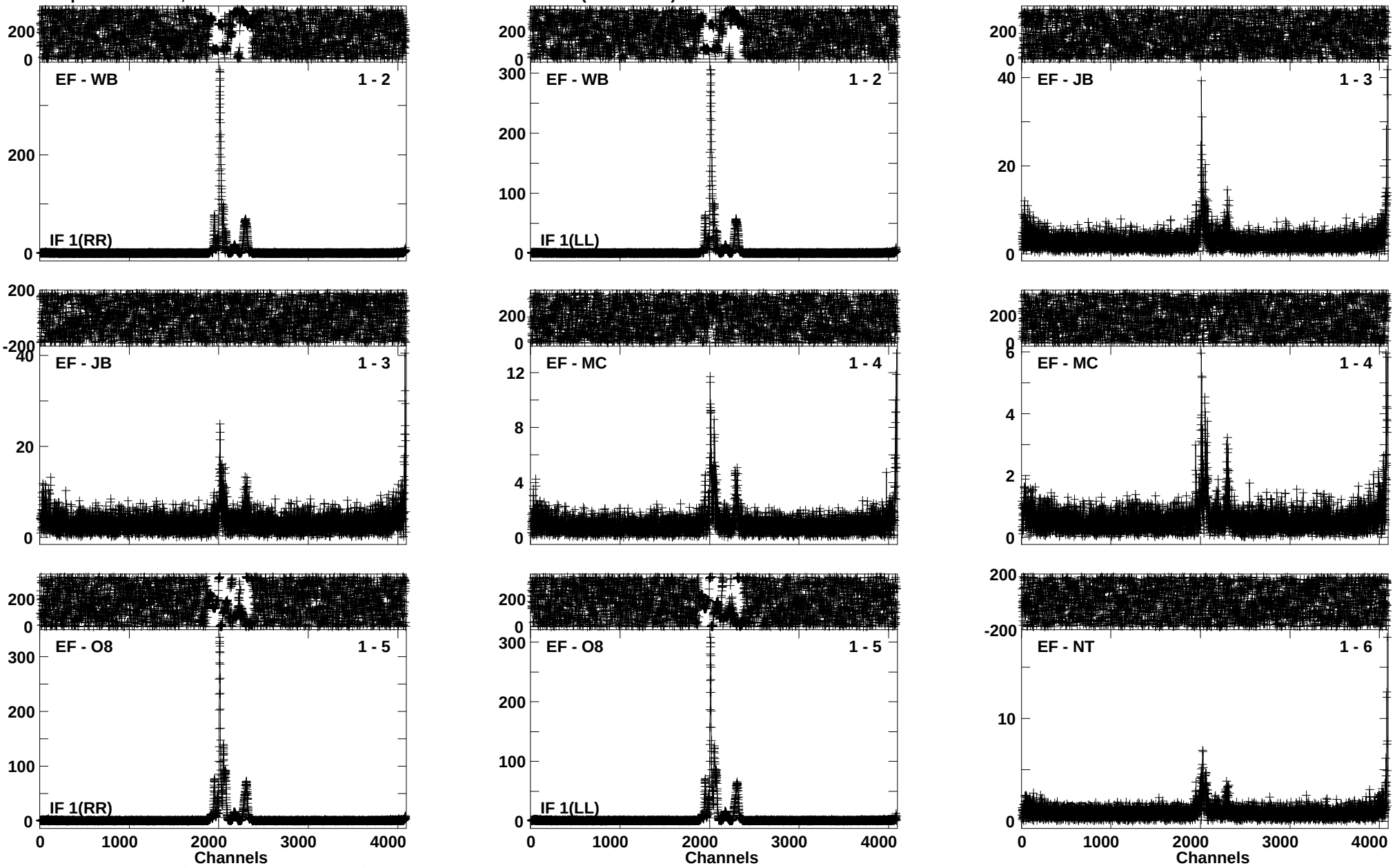

Lower frame: Ampl Jy Top frame: Phas deg
Vector averaged cross-power spectrum Baseline: EF (01) - WB (02)
Timerange: 00/09:20:02 to 00/09:22:00

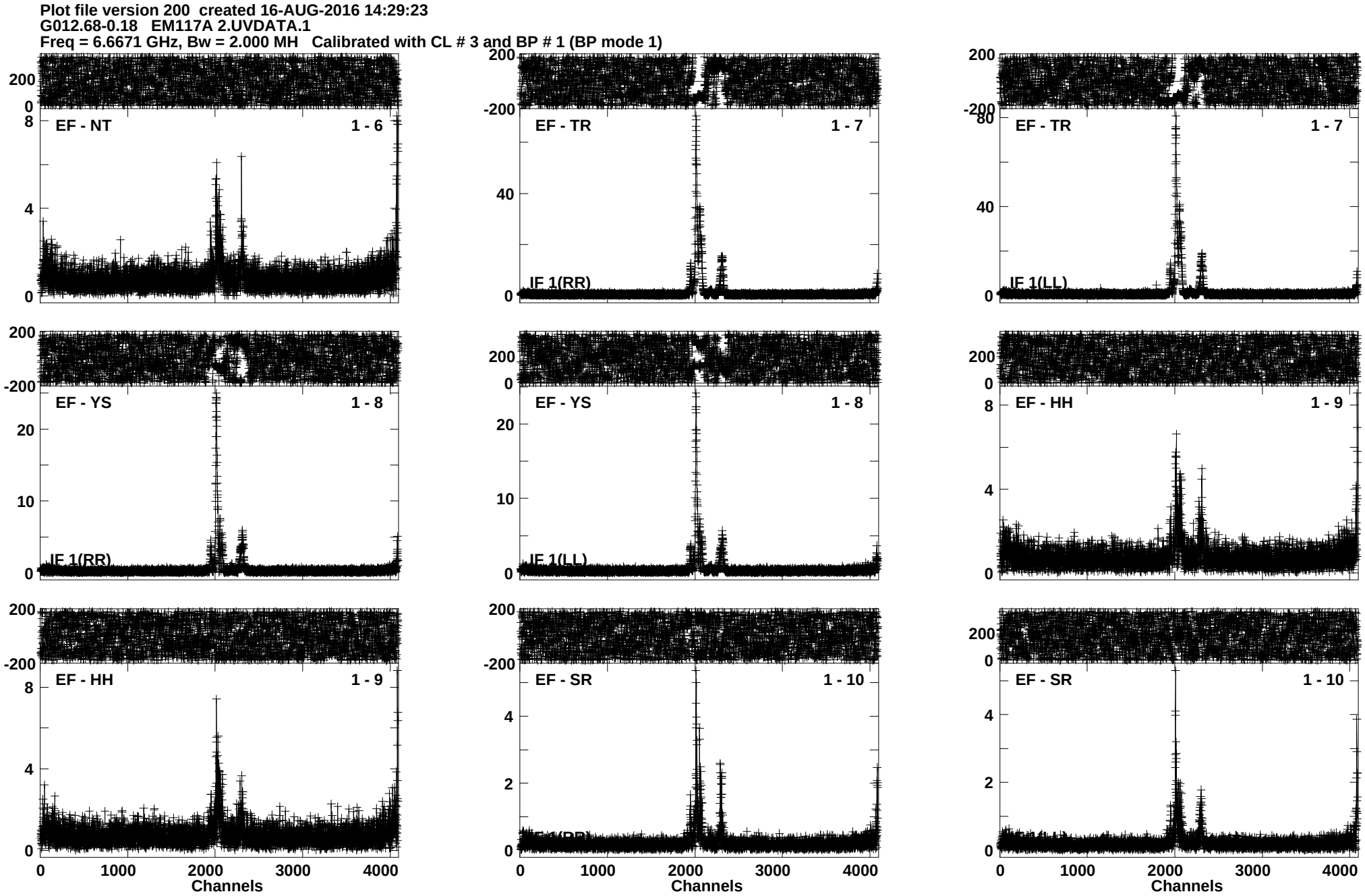
Plot file version 200 created 16-AUG-2016 14:29:23
G012.68-0.18 EM117A 2.UVDATA.1
Freq = 6.6671 GHz, Bw = 2.000 MH Calibrated with CL # 3 and BP # 1 (BP mode 1)
EF - NT 1 - 6
EF - TR 1 - 7
EF - TR 1 - 7
IF 1(RR)
IF 1(LL)
EF - YS 1 - 8
EF - YS 1 - 8
EF - HH 1 - 9
IF 1(RR)
IF 1(LL)
EF - HH 1 - 9
EF - SR 1 - 10
EF - SR 1 - 10
Channels
Channels
Channels
Lower frame: Ampl Jy Top frame: Phas deg
Vector averaged cross-power spectrum Baseline: EF (01) - NT (06)
Timerange: 00/09:20:02 to 00/09:22:00

Plot file version 201 created 16-AUG-2016 14:29:24
J1832-2039 EM117A 2.UVDATA.1
Freq = 6.6671 GHz, Bw = 2.000 MH Calibrated with CL # 3 and BP # 1 (BP mode 1)

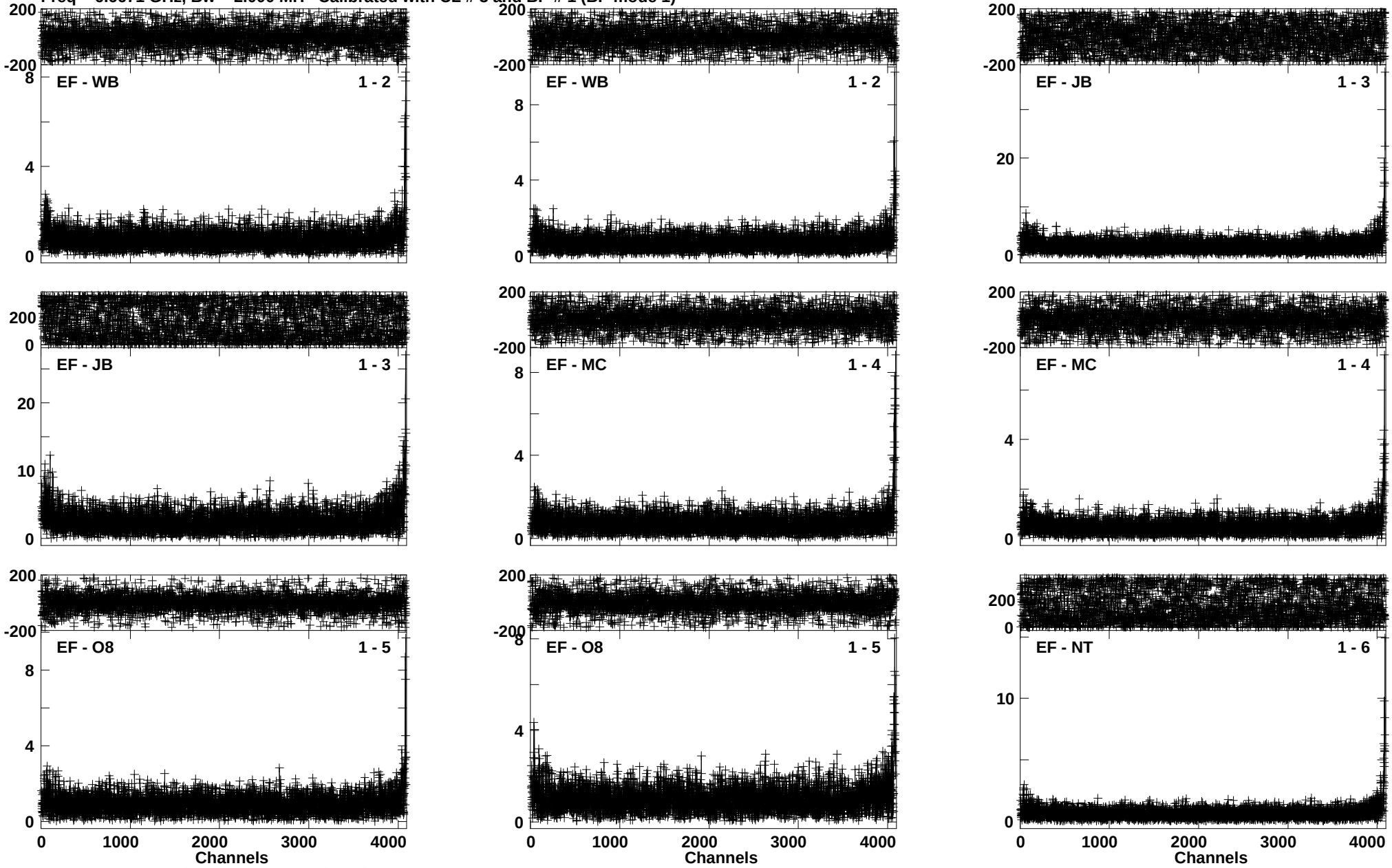

Lower frame: Ampl Jy Top frame: Phas deg
Vector averaged cross-power spectrum Baseline: EF (01) - WB (02)
Timerange: 00/09:22:12 to 00/09:25:00

Plot file version 202 created 16-AUG-2016 14:29:25
J1832-2039 EM117A 2.UVDATA.1
Freq = 6.6671 GHz, Bw = 2.000 MH Calibrated with CL # 3 and BP # 1 (BP mode 1)

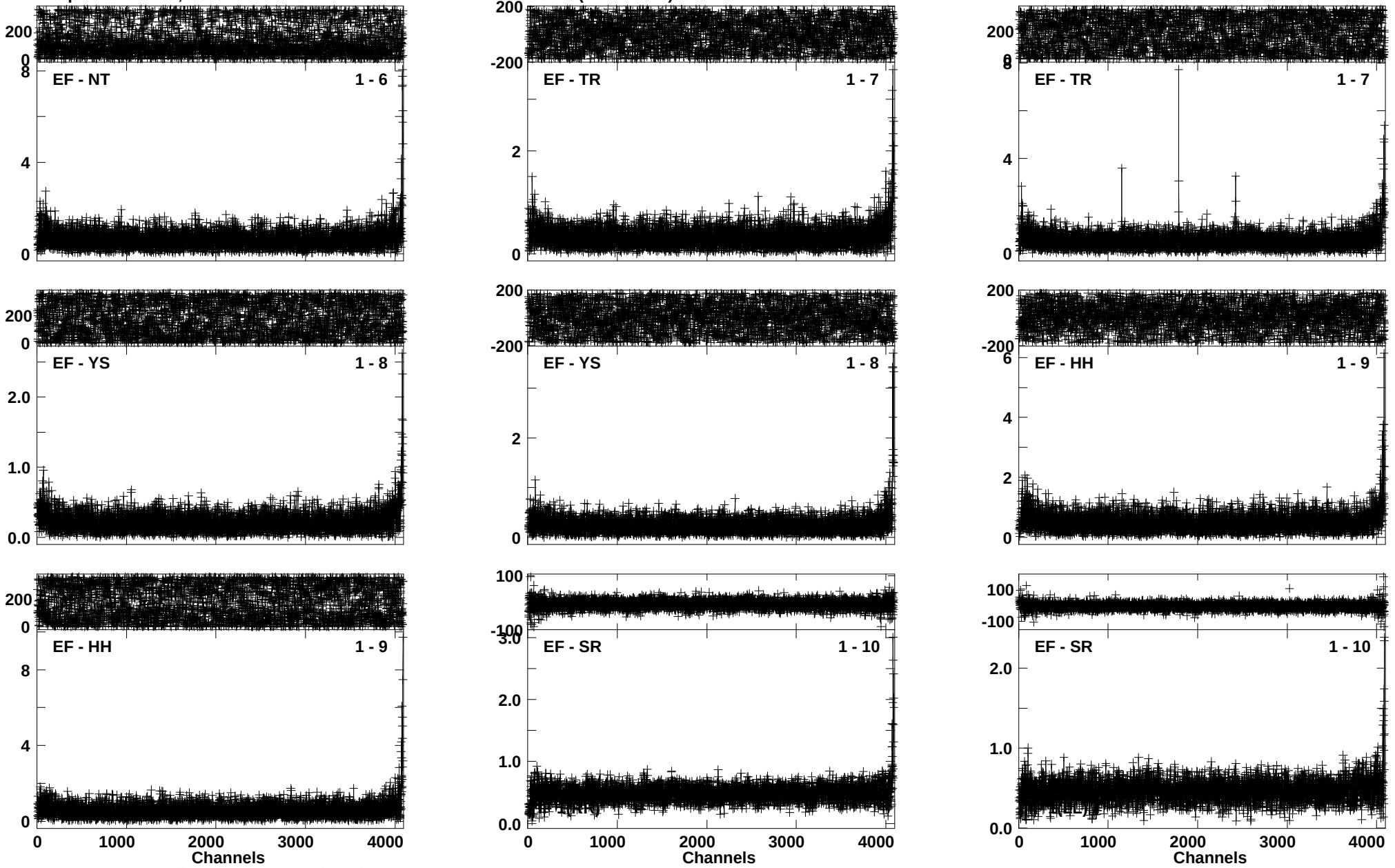

Lower frame: Ampl Jy Top frame: Phas deg
Vector averaged cross-power spectrum Baseline: EF (01) - NT (06)
Timerange: 00/09:22:12 to 00/09:25:00

Plot file version 203 created 16-AUG-2016 14:29:27
G012.68-0.18 EM117A 2.UVDATA.1
Freq = 6.6671 GHz, Bw = 2.000 MH Calibrated with CL # 3 and BP # 1 (BP mode 1)

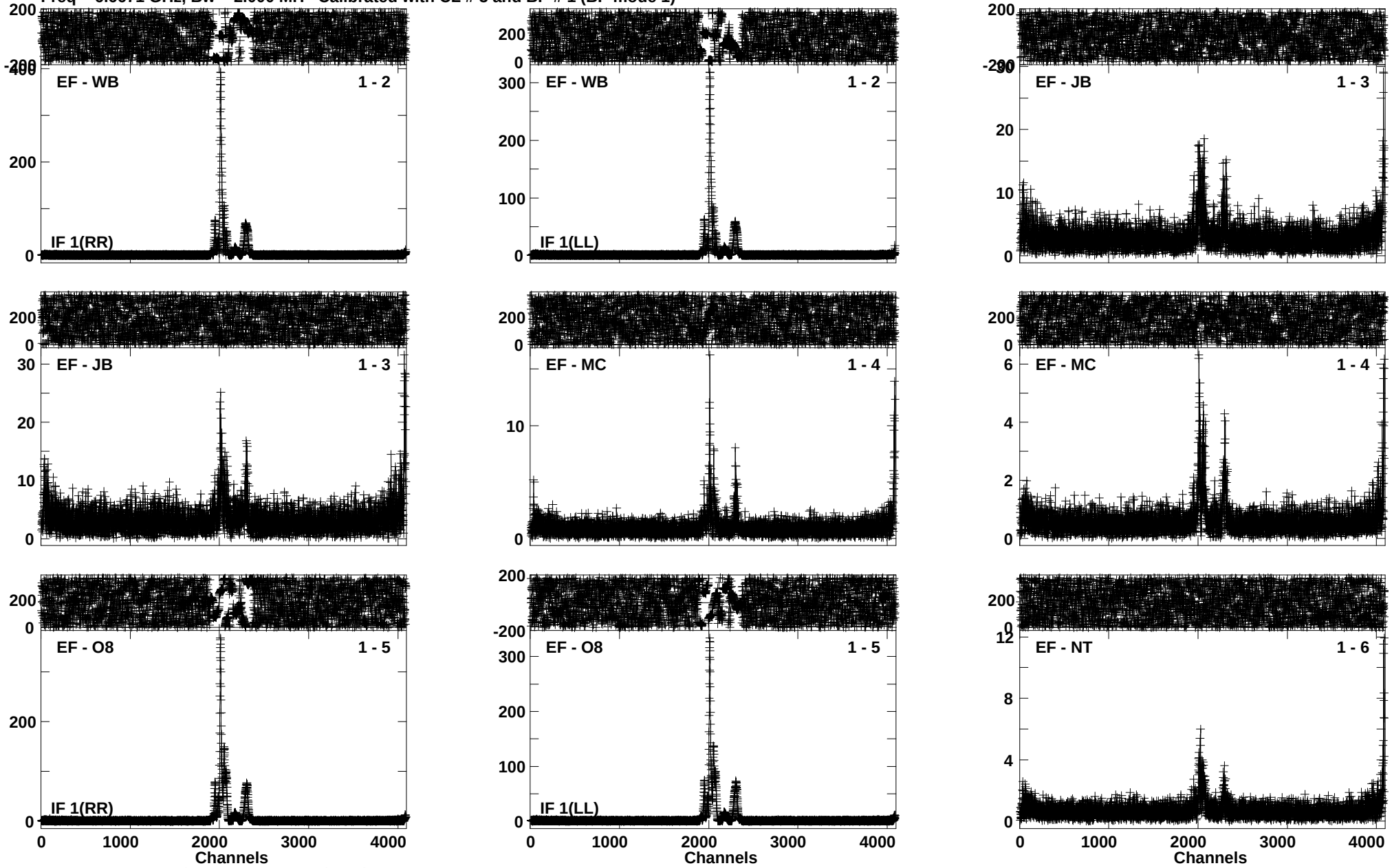

Lower frame: Ampl Jy Top frame: Phas deg
Vector averaged cross-power spectrum Baseline: EF (01) - WB (02)
Timerange: 00/09:25:04 to 00/09:27:00

Plot file version 204 created 16-AUG-2016 14:29:28
G012.68-0.18 EM117A 2.UVDATA.1
Freq = 6.6671 GHz, Bw = 2.000 MH Calibrated with CL # 3 and BP # 1 (BP mode 1)

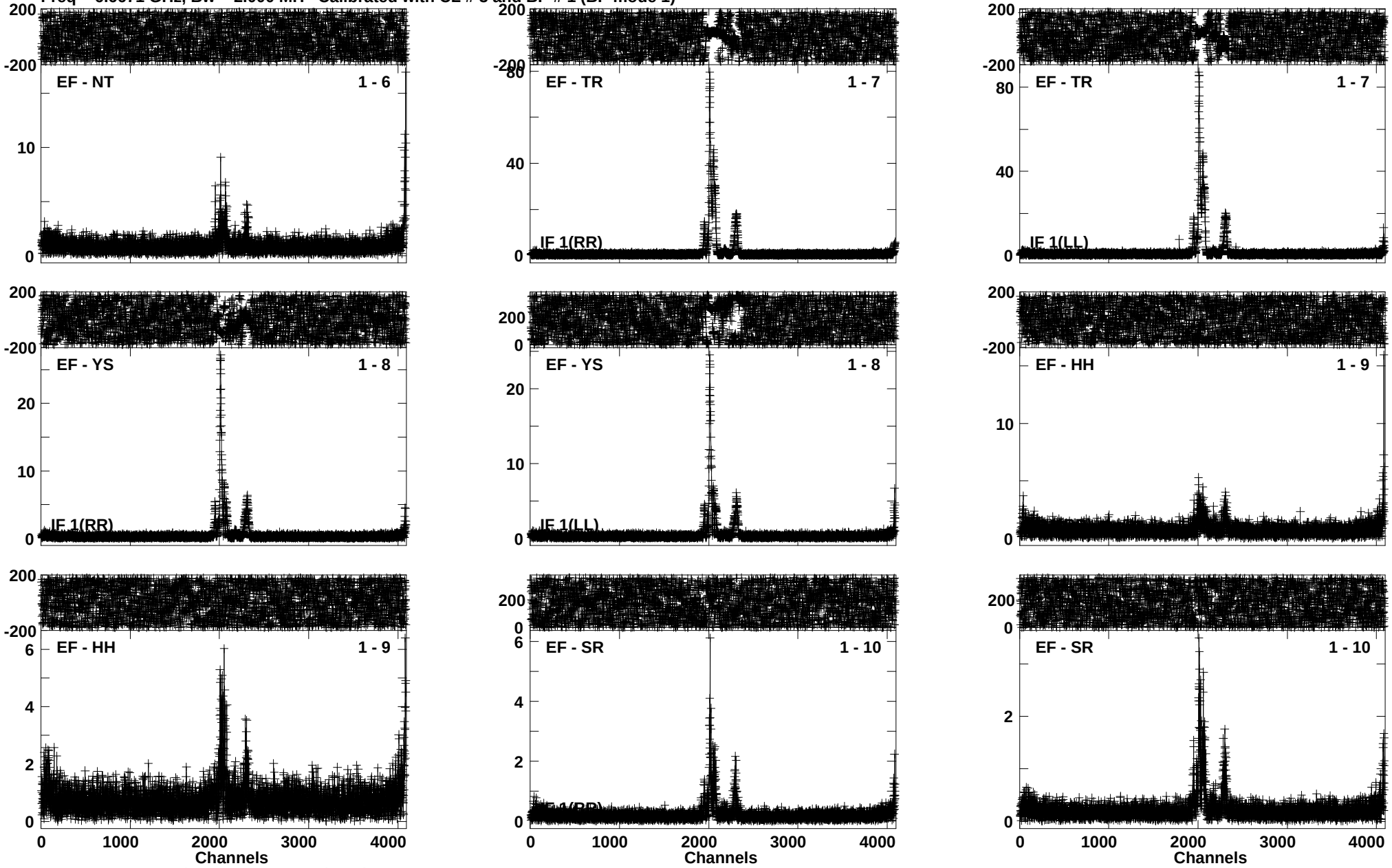

Lower frame: Ampl Jy Top frame: Phas deg
Vector averaged cross-power spectrum Baseline: EF (01) - NT (06)
Timerange: 00/09:25:04 to 00/09:27:00

Plot file version 205 created 16-AUG-2016 14:29:30
J1832-2039 EM117A 2.UVDATA.1
Freq = 6.6671 GHz, Bw = 2.000 MH Calibrated with CL # 3 and BP # 1 (BP mode 1)

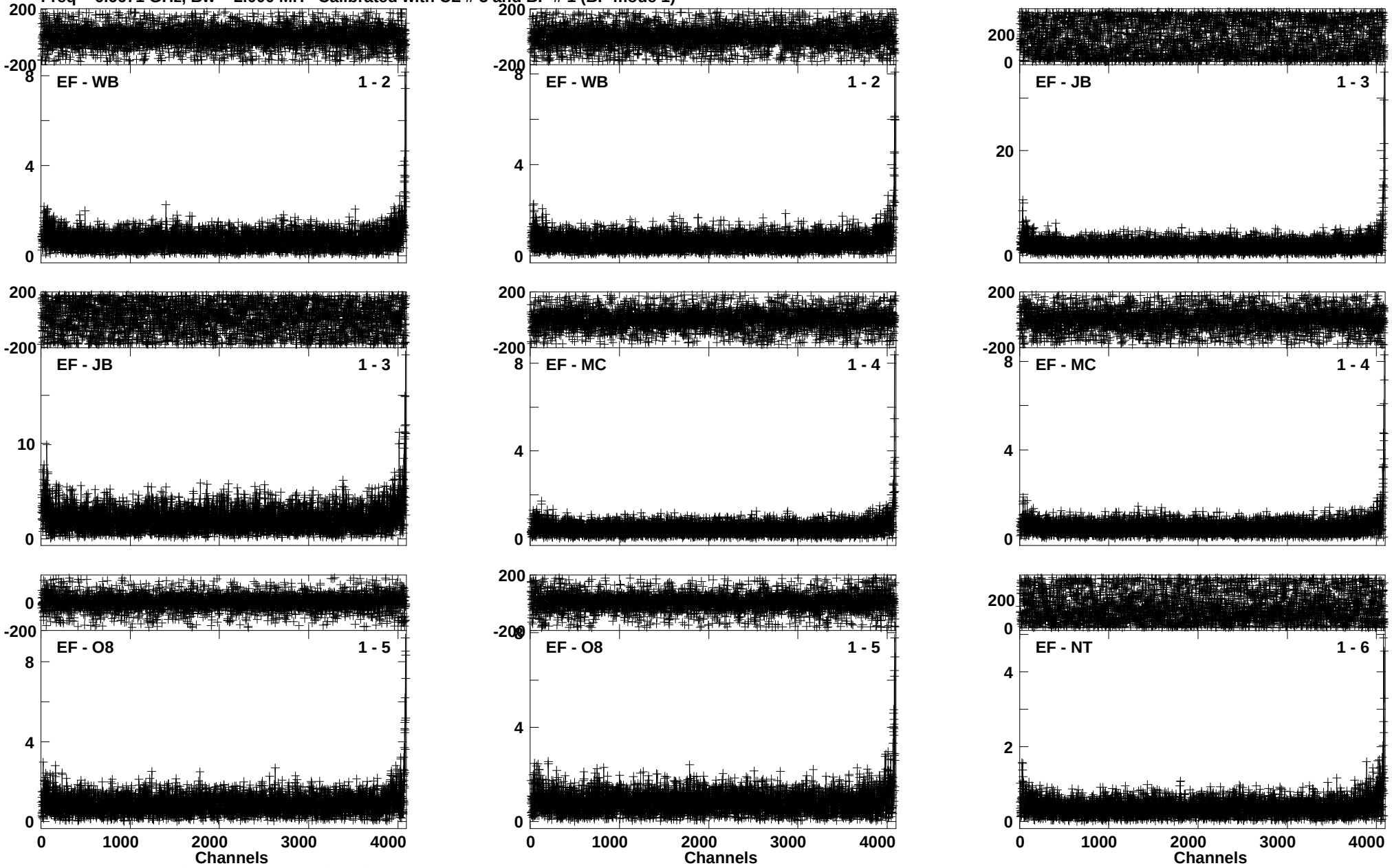

Lower frame: Ampl Jy Top frame: Phas deg
Vector averaged cross-power spectrum Baseline: EF (01) - WB (02)
Timerange: 00/09:27:43 to 00/09:30:41

Plot file version 206 created 16-AUG-2016 14:29:31
J1832-2039 EM117A 2.UVDATA.1
Freq = 6.6671 GHz, Bw = 2.000 MH Calibrated with CL # 3 and BP # 1 (BP mode 1)

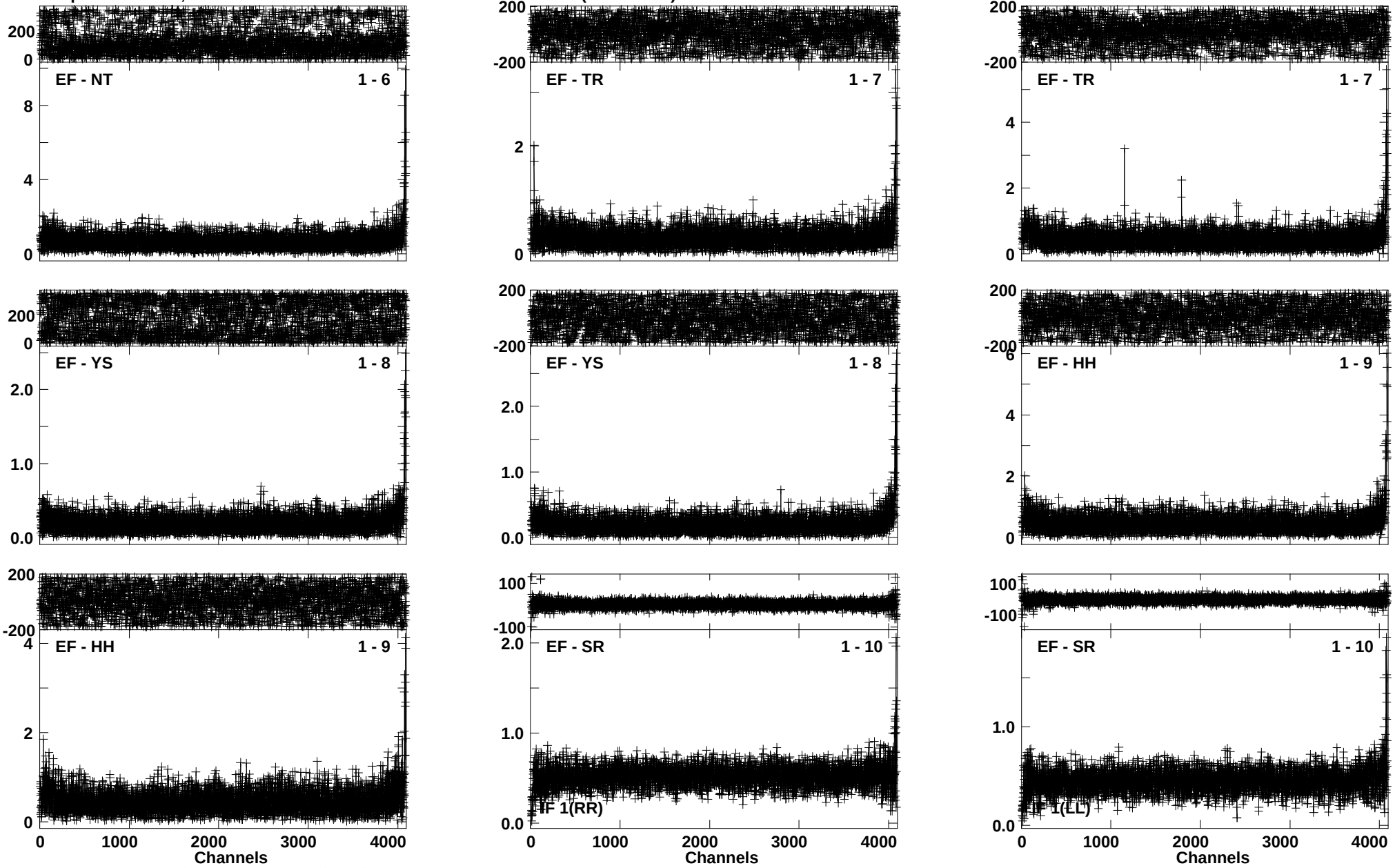

Lower frame: Ampl Jy Top frame: Phas deg
Vector averaged cross-power spectrum Baseline: EF (01) - NT (06)
Timerange: 00/09:27:43 to 00/09:30:41

Plot file version 207 created 16-AUG-2016 14:29:33
G012.68-0.18 EM117A 2.UVDATA.1
Freq = 6.6671 GHz, Bw = 2.000 MH Calibrated with CL # 3 and BP # 1 (BP mode 1)

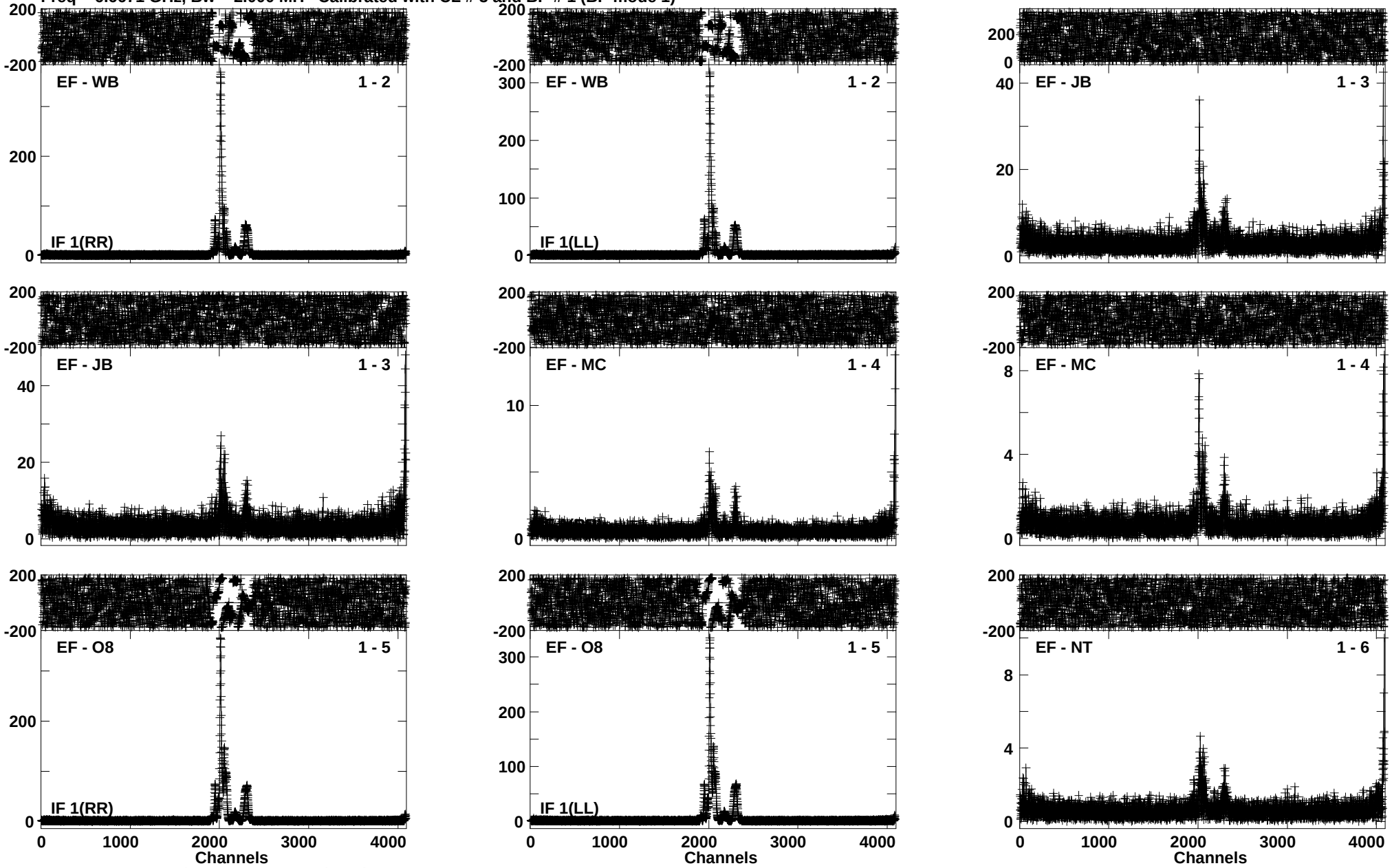

Lower frame: Ampl Jy Top frame: Phas deg
Vector averaged cross-power spectrum Baseline: EF (01) - WB (02)
Timerange: 00/09:30:53 to 00/09:32:41

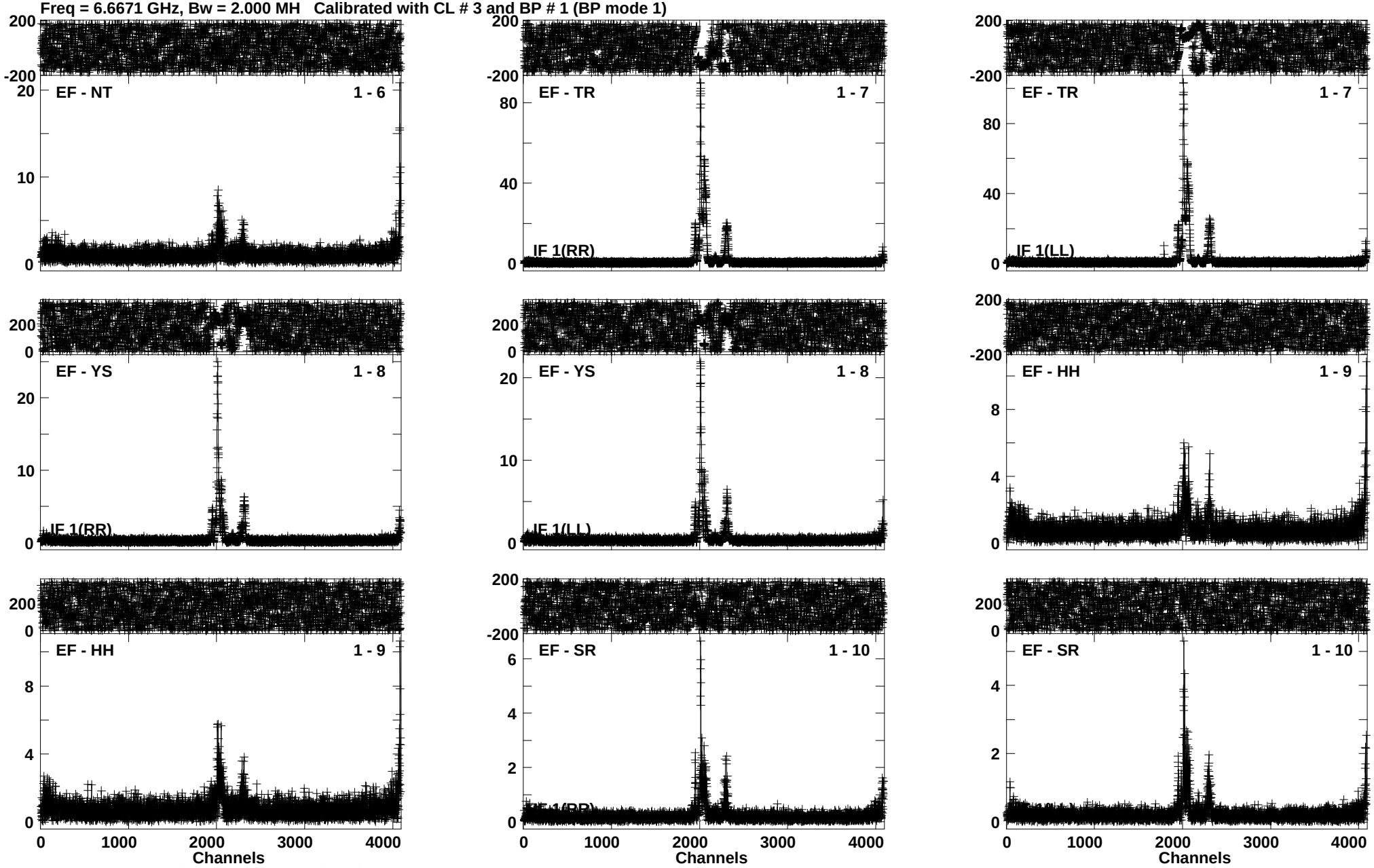
Plot file version 208 created 16-AUG-2016 14:29:34
G012.68-0.18 EM117A 2.UVDATA.1
Freq = 6.6671 GHz, Bw = 2.000 MH Calibrated with CL # 3 and BP # 1 (BP mode 1)
EF - NT 1 - 6
EF - TR 1 - 7
IF 1(RR)
EF - TR 1 - 7
IF 1(LL)
EF - YS 1 - 8
IF 1(RR)
EF - YS 1 - 8
IF 1(LL)
EF - HH 1 - 9
EF - HH 1 - 9
EF - SR 1 - 10
EF - SR 1 - 10
Channels
Channels
Channels
Lower frame: Ampl Jy Top frame: Phas deg
Vector averaged cross-power spectrum Baseline: EF (01) - NT (06)
Timerange: 00/09:30:53 to 00/09:32:41

Plot file version 209 created 16-AUG-2016 14:29:36
J1832-2039 EM117A 2.UVDATA.1
Freq = 6.6671 GHz, Bw = 2.000 MH Calibrated with CL # 3 and BP # 1 (BP mode 1)

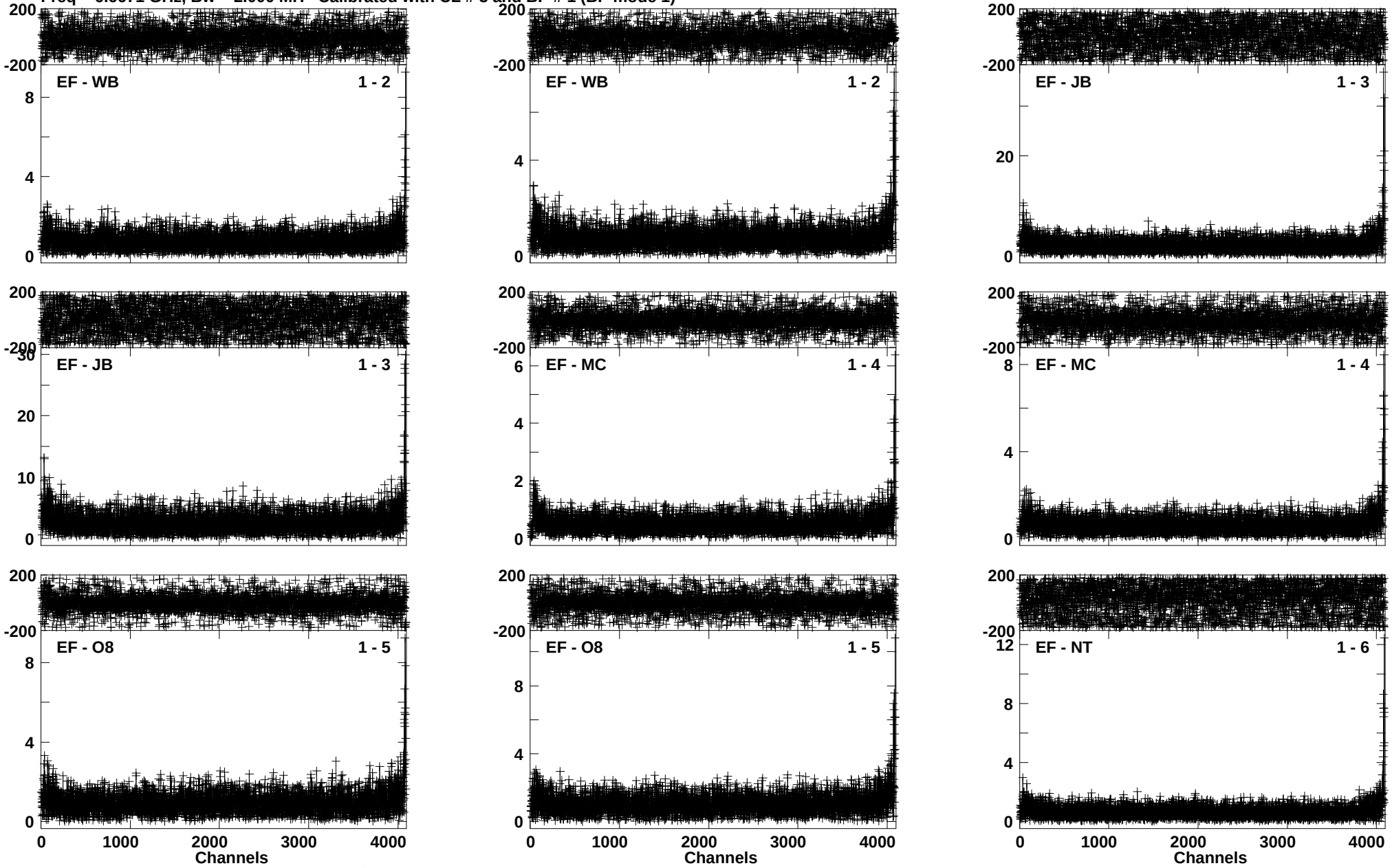

Lower frame: Ampl Jy Top frame: Phas deg
Vector averaged cross-power spectrum Baseline: EF (01) - WB (02)
Timerange: 00/09:32:53 to 00/09:35:41

Plot file version 210 created 16-AUG-2016 14:29:37
J1832-2039 EM117A 2.UVDATA.1
Freq = 6.6671 GHz, Bw = 2.000 MH Calibrated with CL # 3 and BP # 1 (BP mode 1)

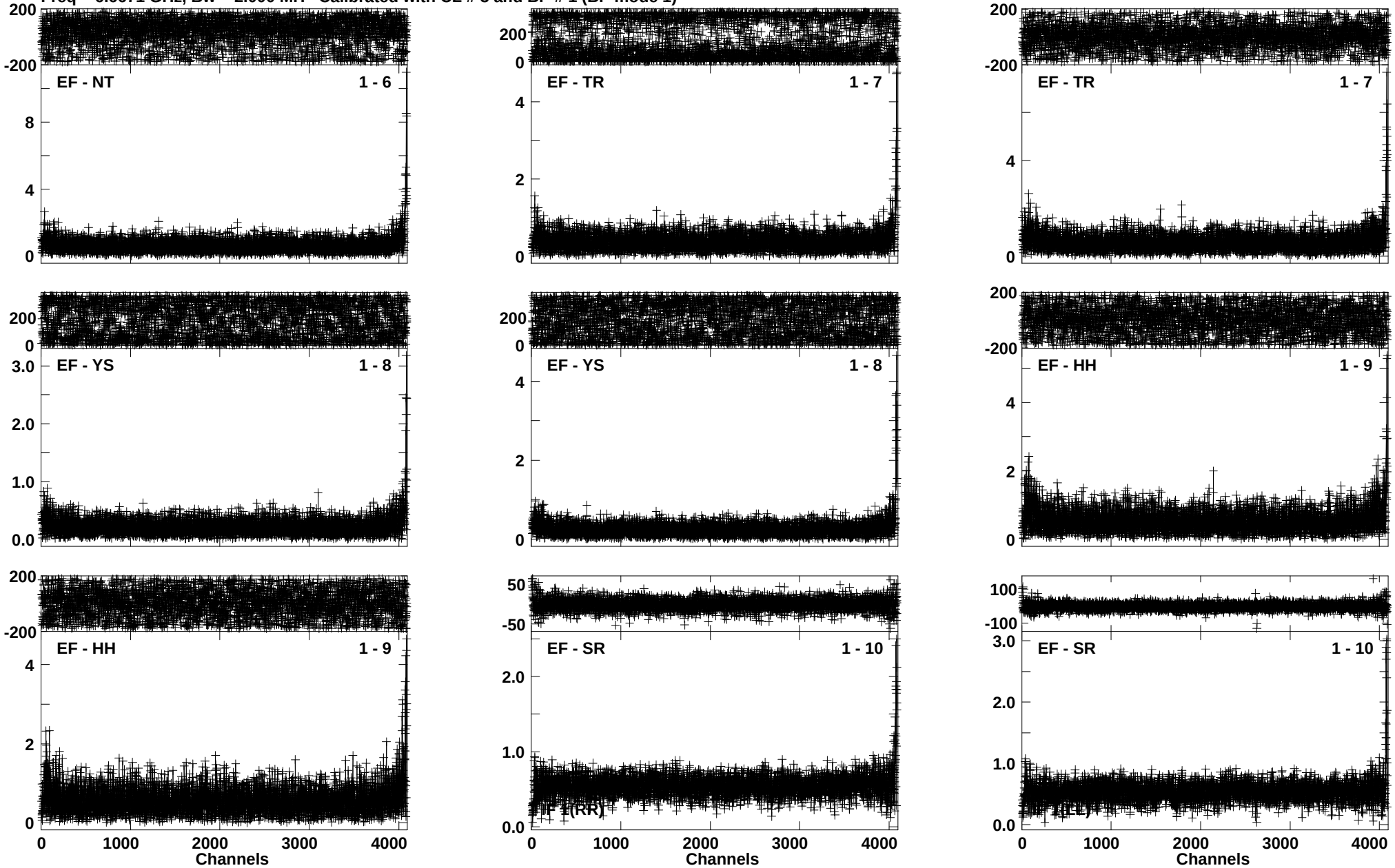

Lower frame: Ampl Jy Top frame: Phas deg
Vector averaged cross-power spectrum Baseline: EF (01) - NT (06)
Timerange: 00/09:32:53 to 00/09:35:41

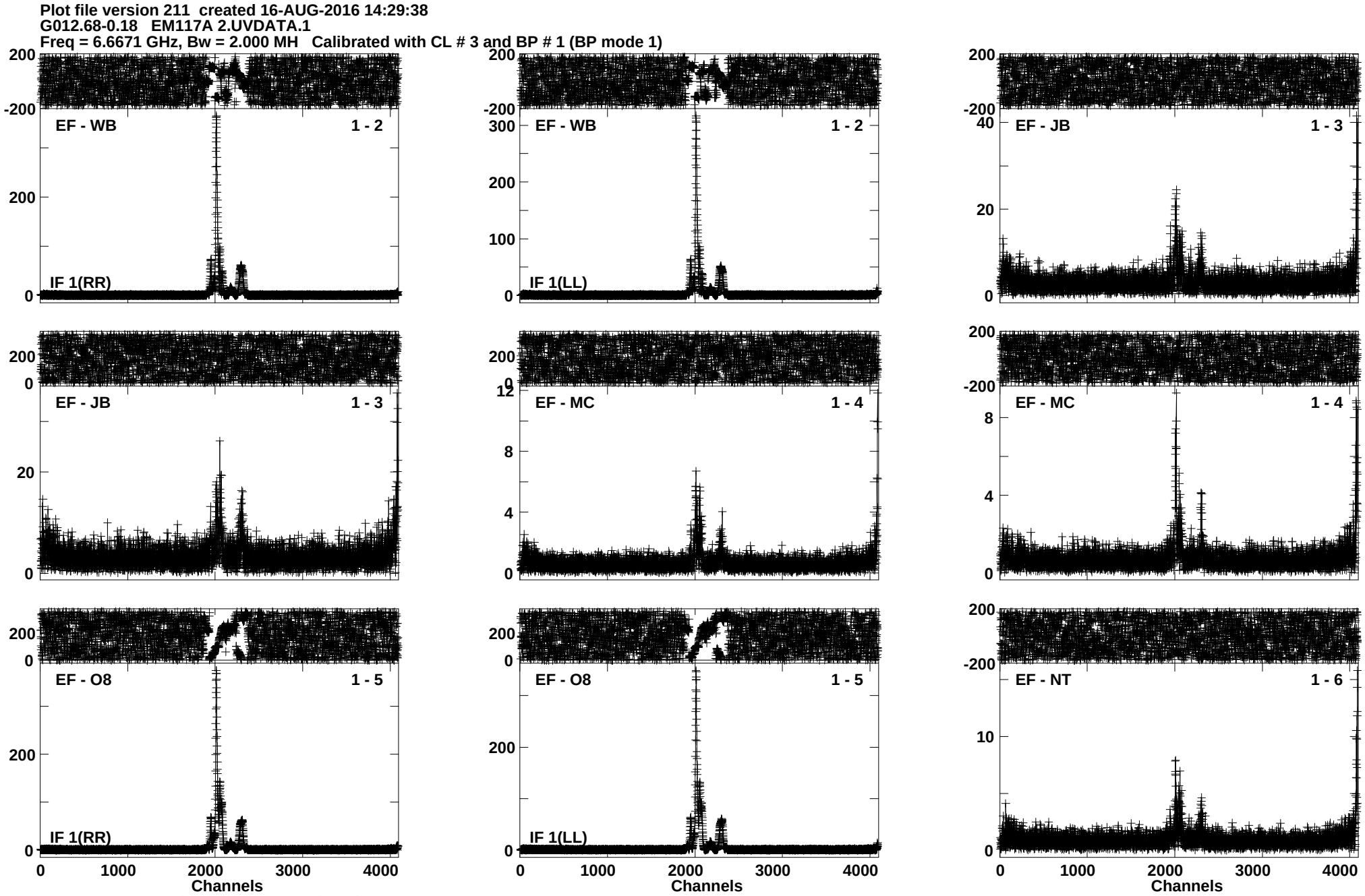
Plot file version 211 created 16-AUG-2016 14:29:38
G012.68-0.18 EM117A 2.UVDATA.1
Freq = 6.6671 GHz, Bw = 2.000 MH Calibrated with CL # 3 and BP # 1 (BP mode 1)
EF - WB 1 - 2
IF 1(RR)
EF - WB 1 - 2
IF 1(LL)
EF - JB 1 - 3
EF - JB 1 - 3
EF - MC 1 - 4
EF - MC 1 - 4
EF - O8 1 - 5
IF 1(RR)
EF - O8 1 - 5
IF 1(LL)
EF - NT 1 - 6
Channels
Channels
Channels
Lower frame: Ampl Jy Top frame: Phas deg
Vector averaged cross-power spectrum Baseline: EF (01) - WB (02)
Timerange: 00/09:35:53 to 00/09:37:41

Plot file version 212 created 16-AUG-2016 14:29:39
G012.68-0.18 EM117A 2.UVDATA.1
Freq = 6.6671 GHz, Bw = 2.000 MH Calibrated with CL # 3 and BP # 1 (BP mode 1)

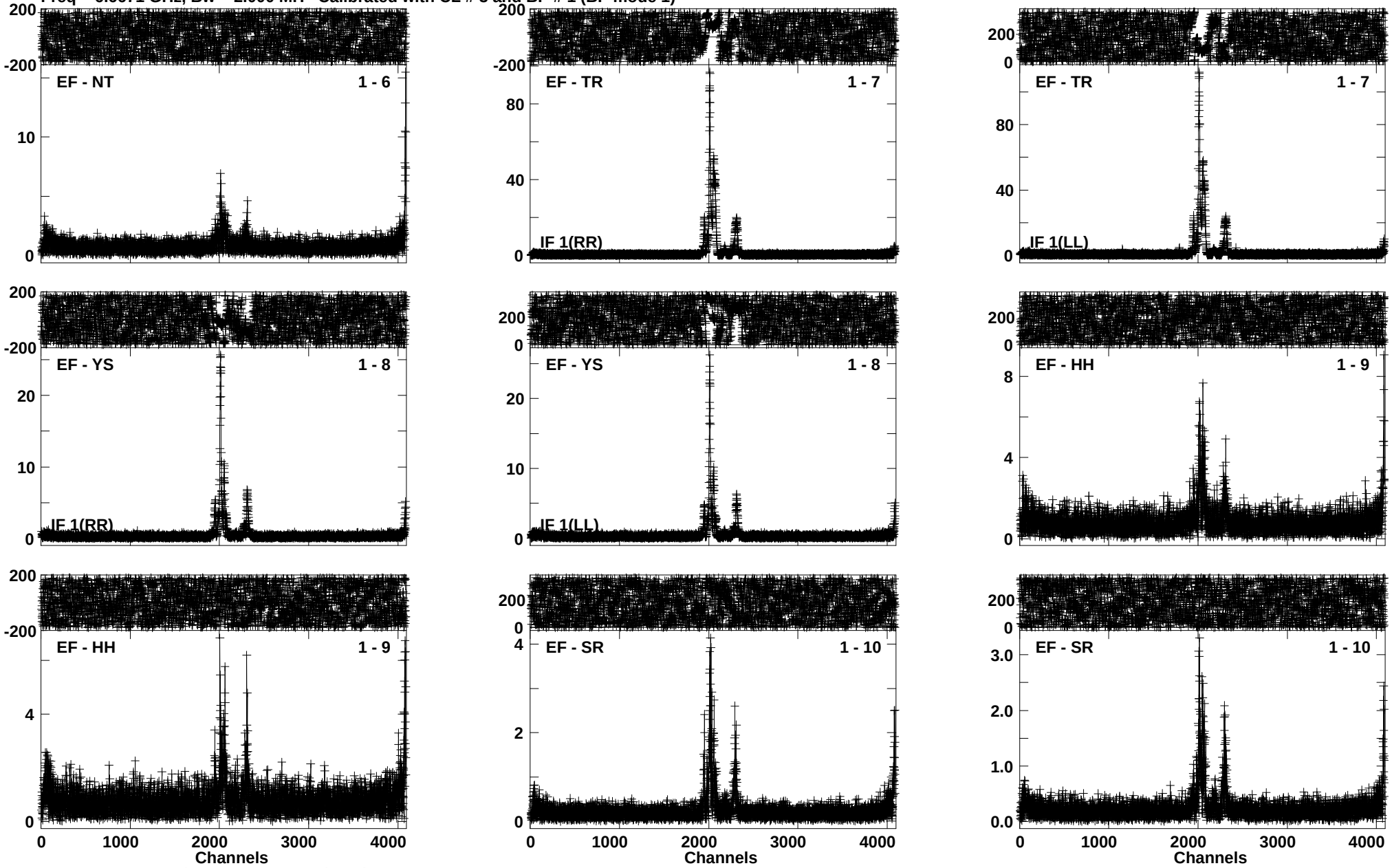

Lower frame: Ampl Jy Top frame: Phas deg
Vector averaged cross-power spectrum Baseline: EF (01) - NT (06)
Timerange: 00/09:35:53 to 00/09:37:41

Plot file version 213 created 16-AUG-2016 14:29:41
J1832-2039 EM117A 2.UVDATA.1
Freq = 6.6671 GHz, Bw = 2.000 MH Calibrated with CL # 3 and BP # 1 (BP mode 1)

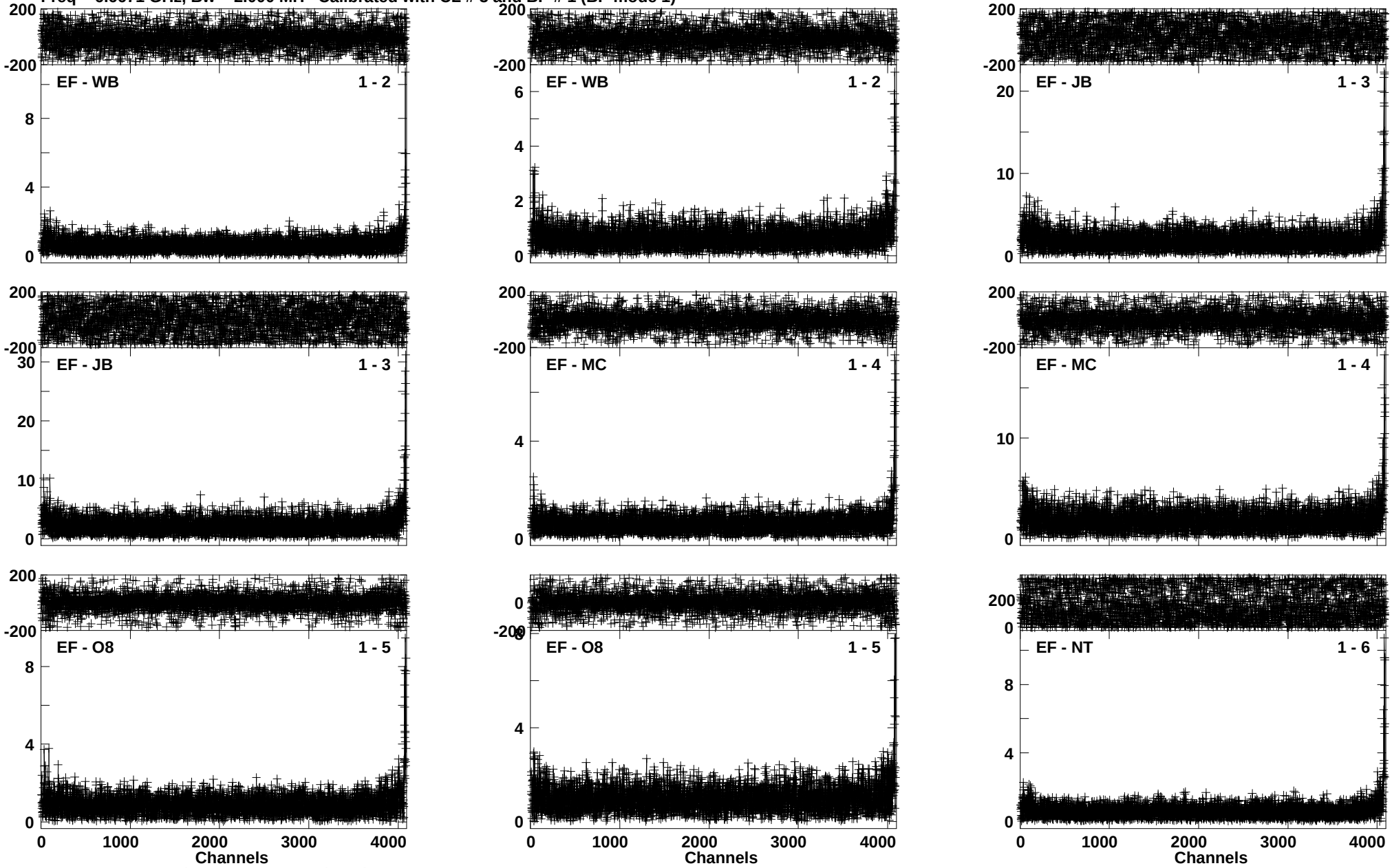

Lower frame: Ampl Jy Top frame: Phas deg
Vector averaged cross-power spectrum Baseline: EF (01) - WB (02)
Timerange: 00/09:38:24 to 00/09:41:22

Plot file version 214 created 16-AUG-2016 14:29:42
J1832-2039 EM117A 2.UVDATA.1
Freq = 6.6671 GHz, Bw = 2.000 MH Calibrated with CL # 3 and BP # 1 (BP mode 1)

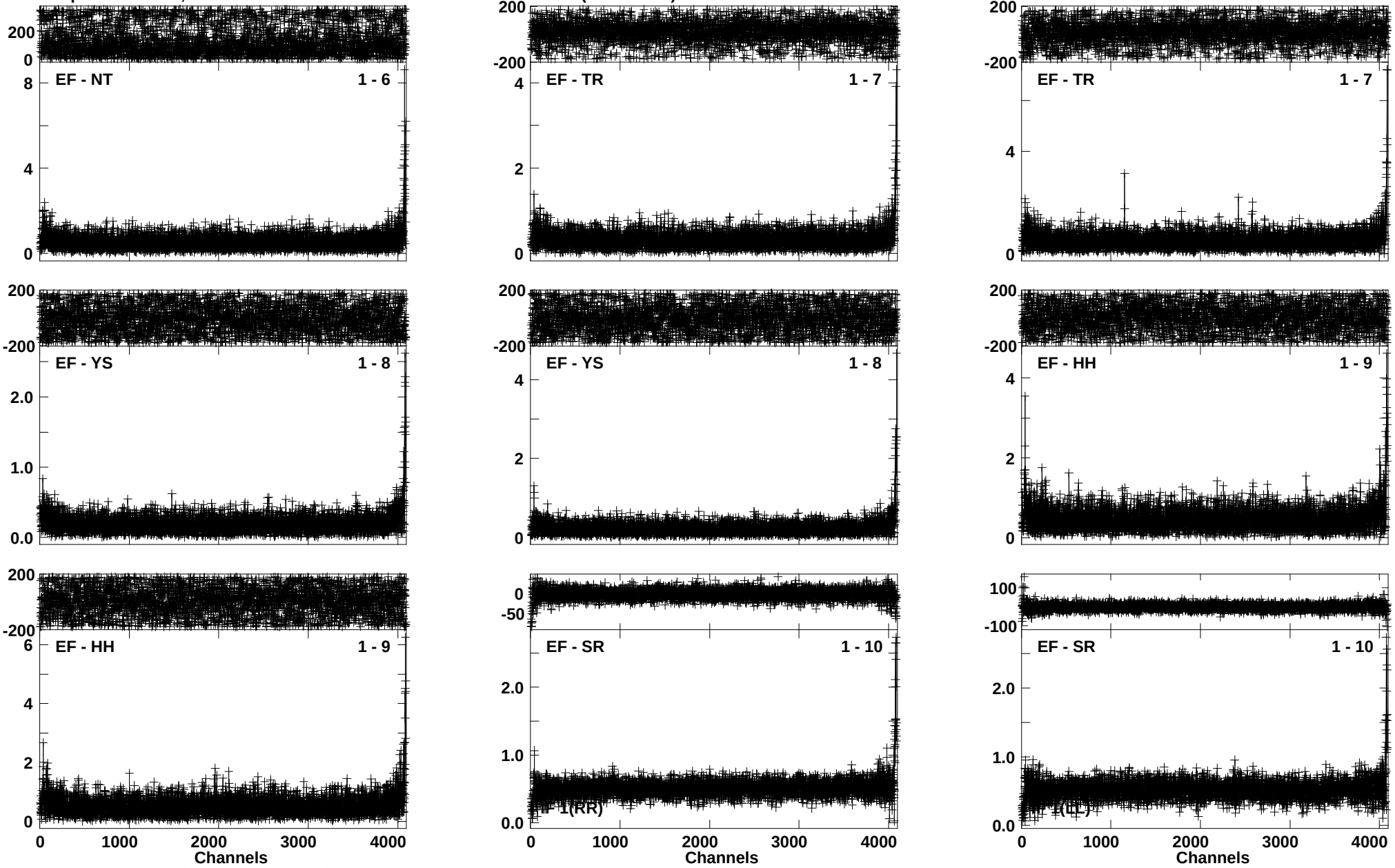

Lower frame: Ampl Jy Top frame: Phas deg
Vector averaged cross-power spectrum Baseline: EF (01) - NT (06)
Timerange: 00/09:38:24 to 00/09:41:22

Plot file version 215 created 16-AUG-2016 14:29:45
J1331+3030 EM117A 2.UVDATA.1
Freq = 6.6671 GHz, Bw = 2.000 MH Calibrated with CL # 3 and BP # 1 (BP mode 1)

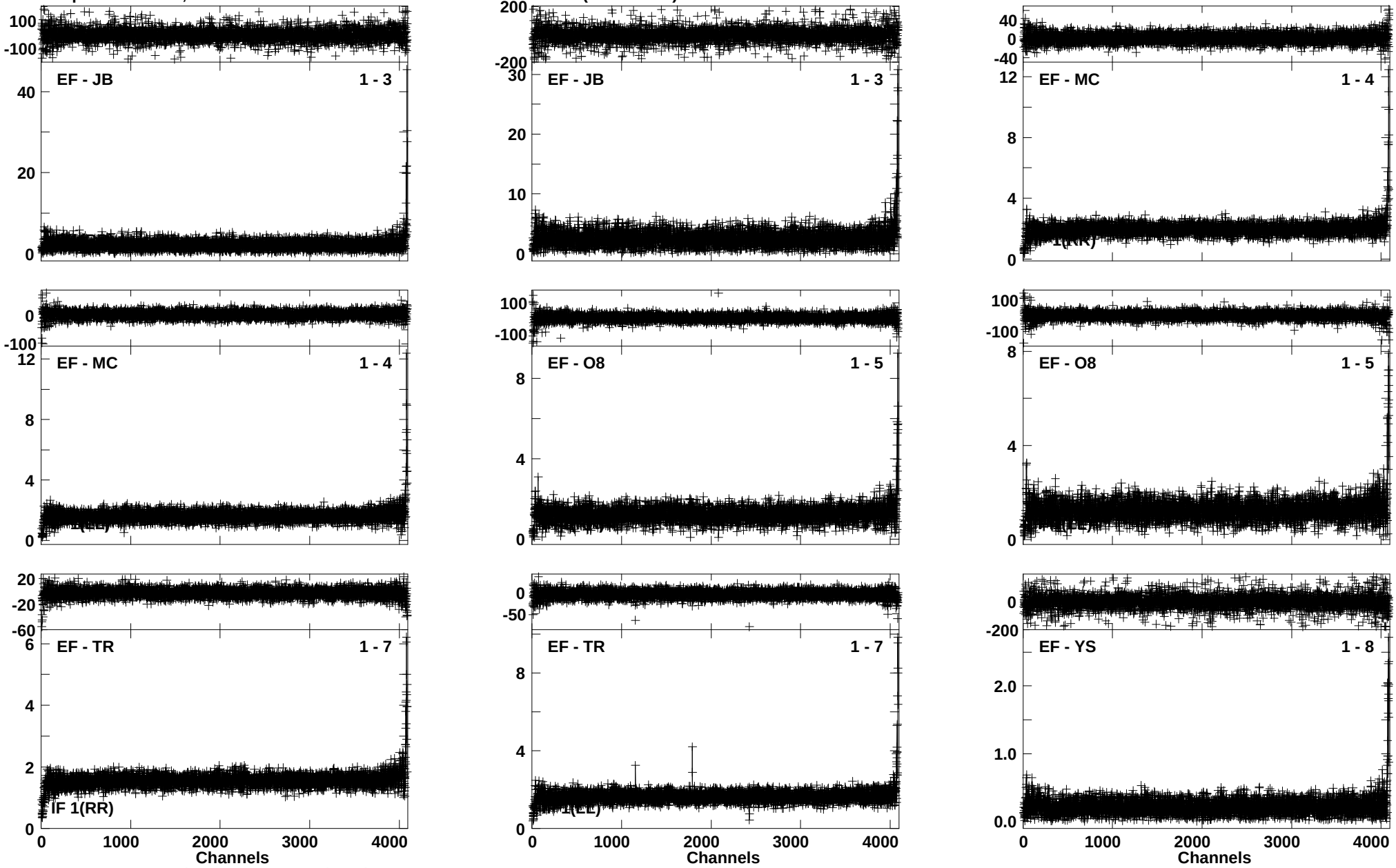

Lower frame: Ampl Jy Top frame: Phas deg
Vector averaged cross-power spectrum Baseline: EF (01) - JB (03)
Timerange: 00/09:46:34 to 00/09:53:32

Plot file version 216 created 16-AUG-2016 14:29:47
J1331+3030 EM117A 2.UVDATA.1
Freq = 6.6671 GHz, Bw = 2.000 MH Calibrated with CL # 3 and BP # 1 (BP mode 1)

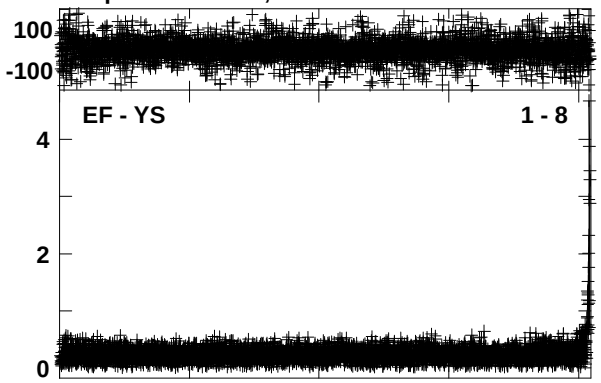



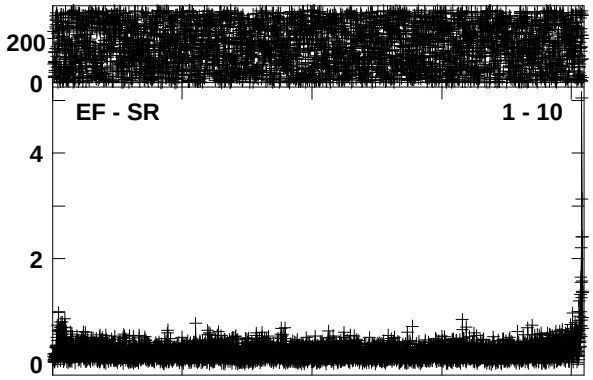

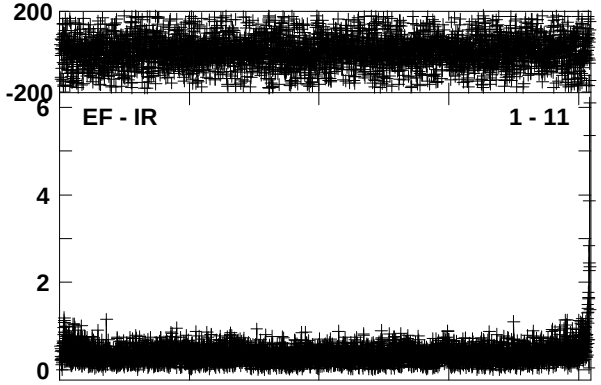



Lower frame: Ampl Jy Top frame: Phas deg
Vector averaged cross-power spectrum Baseline: EF (01) - YS (08)
Timerange: 00/09:46:34 to 00/09:53:32

Plot file version 217 created 16-AUG-2016 14:29:49
J1832-2039 EM117A 2.UVDATA.1
Freq = 6.6671 GHz, Bw = 2.000 MH Calibrated with CL # 3 and BP # 1 (BP mode 1)

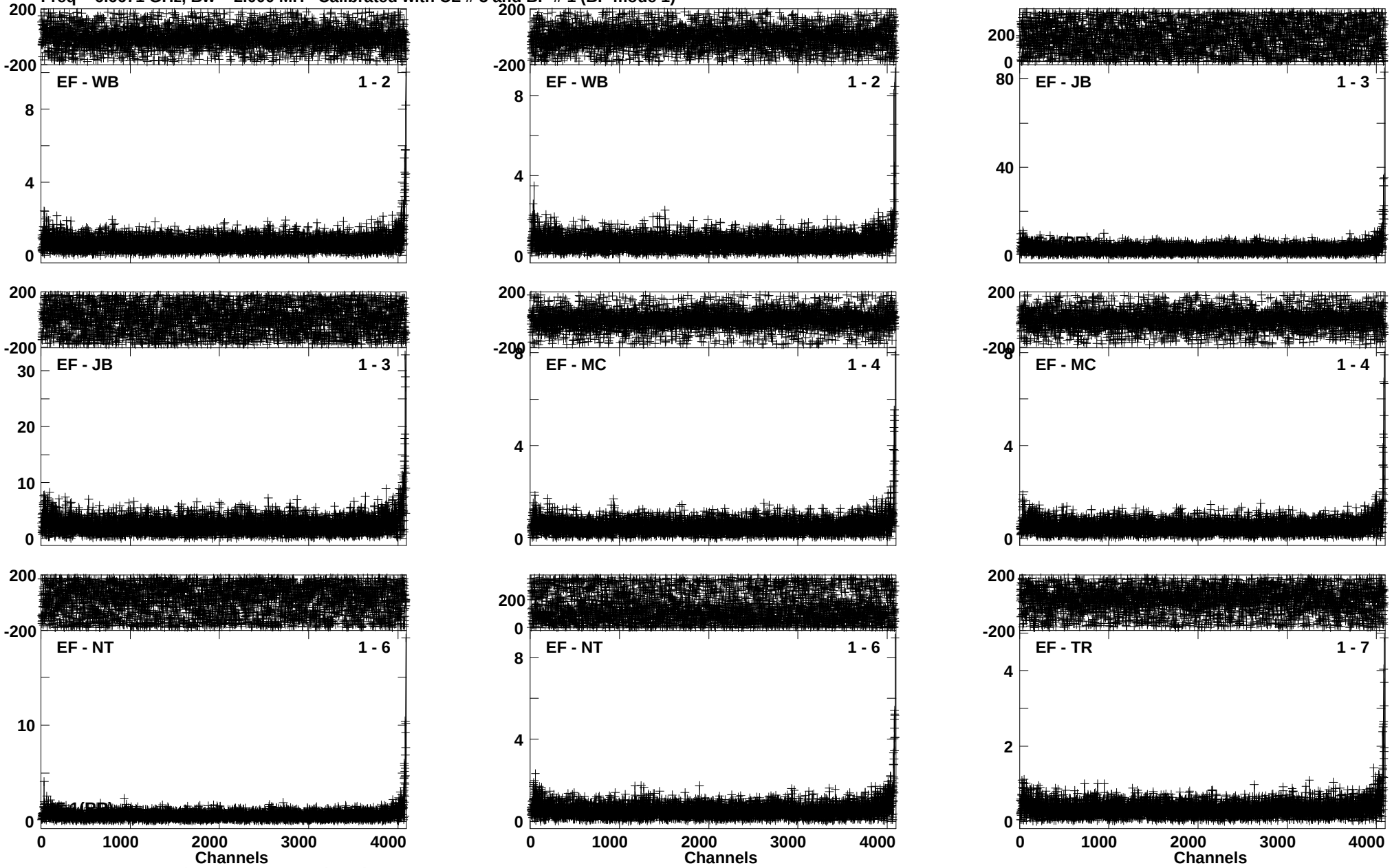

Lower frame: Ampl Jy Top frame: Phas deg
Vector averaged cross-power spectrum Baseline: EF (01) - WB (02)
Timerange: 00/09:58:34 to 00/10:01:32

Plot file version 218 created 16-AUG-2016 14:29:50
J1832-2039 EM117A 2.UVDATA.1
Freq = 6.6671 GHz, Bw = 2.000 MH Calibrated with CL # 3 and BP # 1 (BP mode 1)

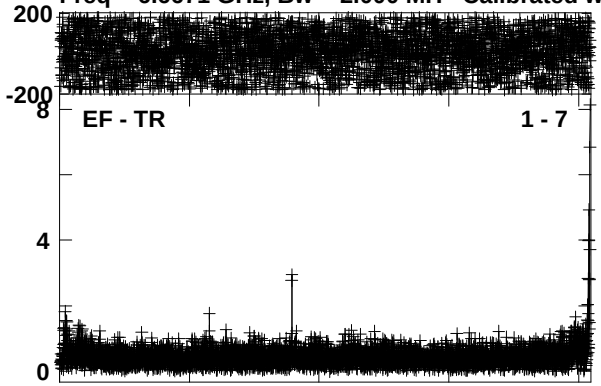









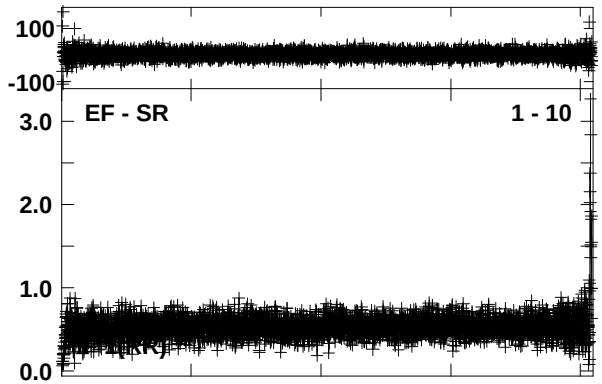

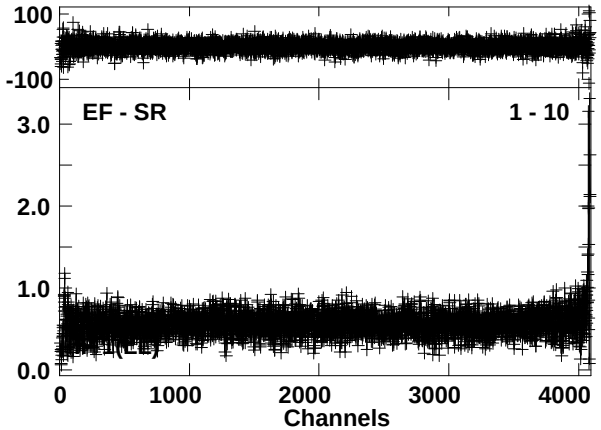

Lower frame: Ampl Jy Top frame: Phas deg
Vector averaged cross-power spectrum Baseline: EF (01) - TR (07)
Timerange: 00/09:58:34 to 00/10:01:32

Plot file version 219 created 16-AUG-2016 14:29:52
G012.68-0.18 EM117A 2.UVDATA.1
Freq = 6.6671 GHz, Bw = 2.000 MH Calibrated with CL # 3 and BP # 1 (BP mode 1)

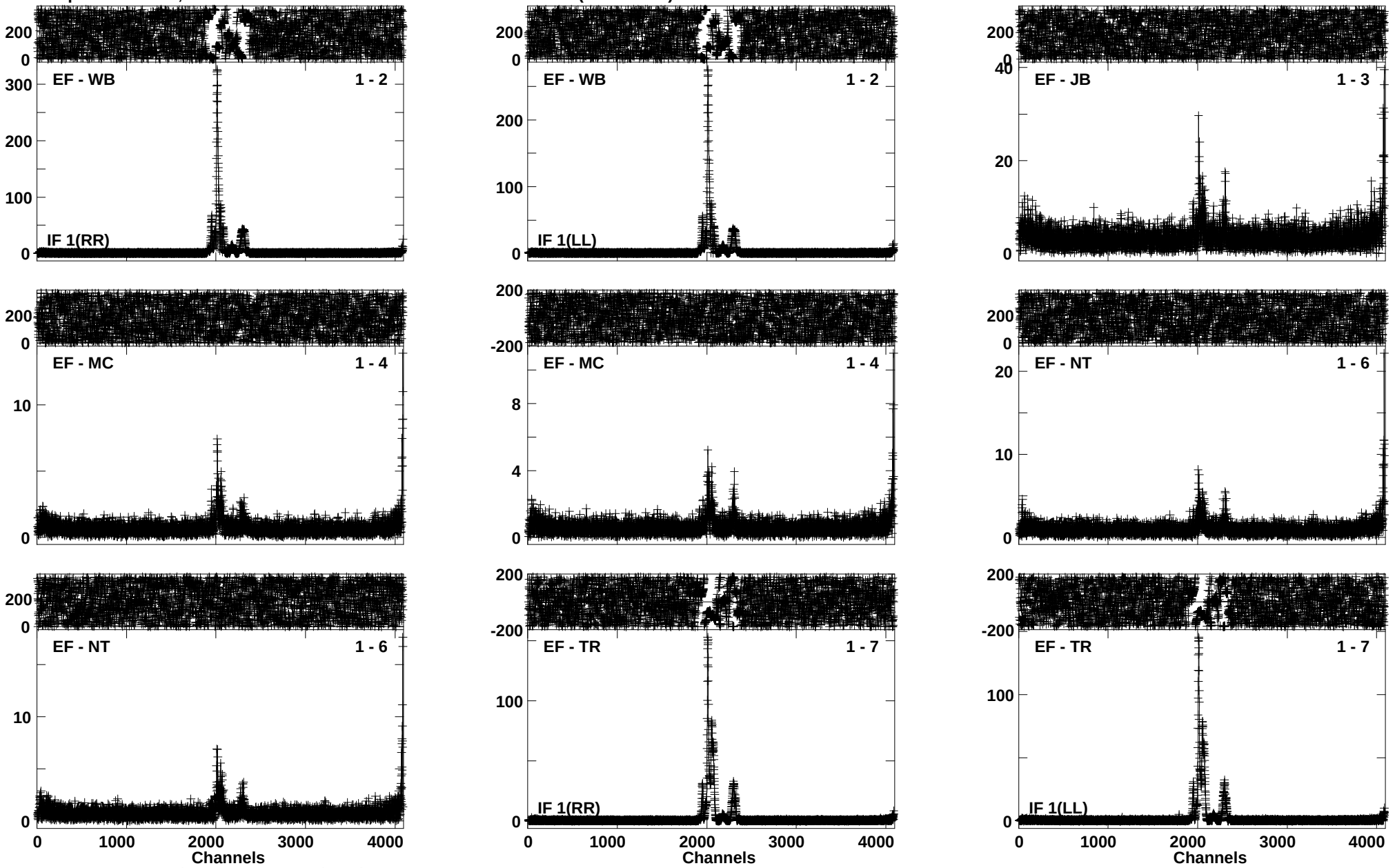

Lower frame: Ampl Jy Top frame: Phas deg
Vector averaged cross-power spectrum Baseline: EF (01) - WB (02)
Timerange: 00/10:01:43 to 00/10:03:31

Plot file version 220 created 16-AUG-2016 14:29:53
G012.68-0.18 EM117A 2.UVDATA.1
Freq = 6.6671 GHz, Bw = 2.000 MH Calibrated with CL # 3 and BP # 1 (BP mode 1)

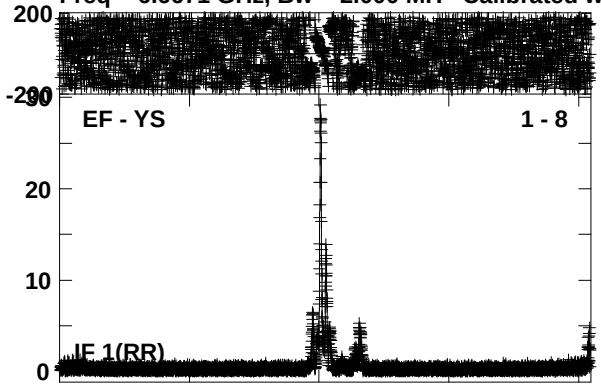

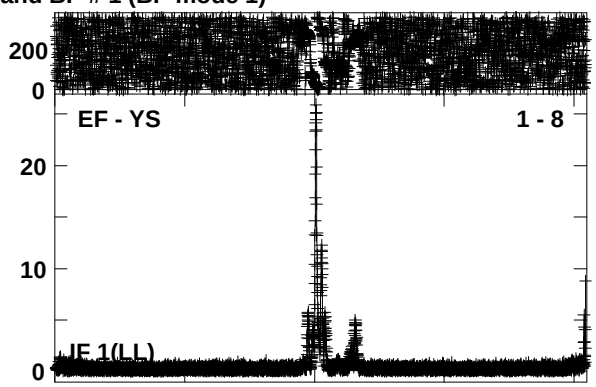

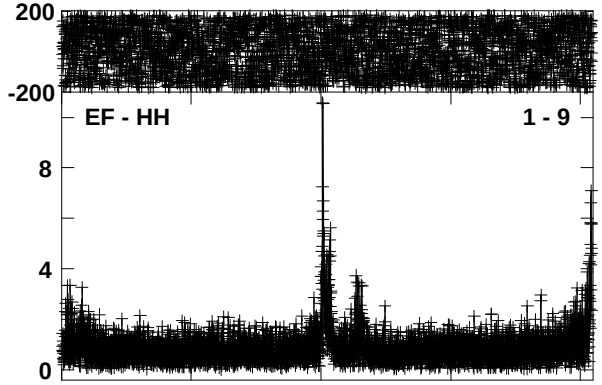

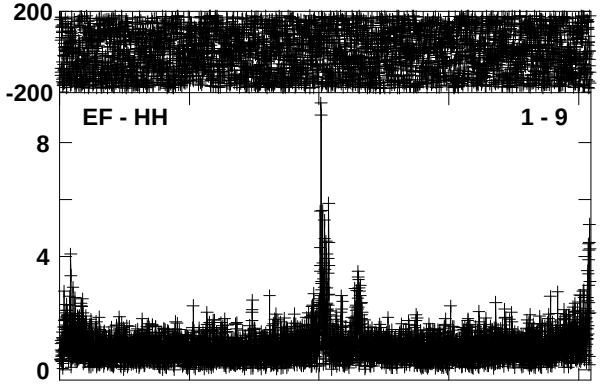

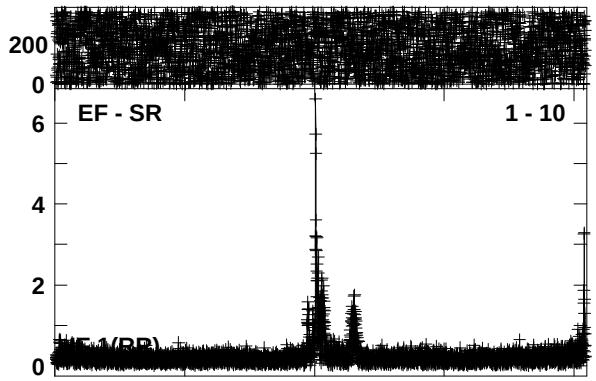

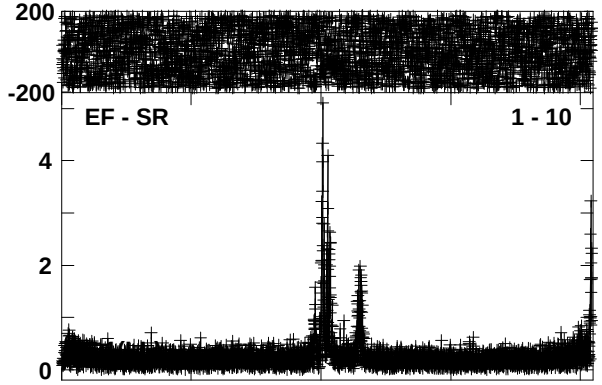

Lower frame: Ampl Jy Top frame: Phas deg
Vector averaged cross-power spectrum Baseline: EF (01) - YS (08)
Timerange: 00/10:01:43 to 00/10:03:31

Plot file version 221 created 16-AUG-2016 14:29:54
J1832-2039 EM117A 2.UVDATA.1
Freq = 6.6671 GHz, Bw = 2.000 MH Calibrated with CL # 3 and BP # 1 (BP mode 1)

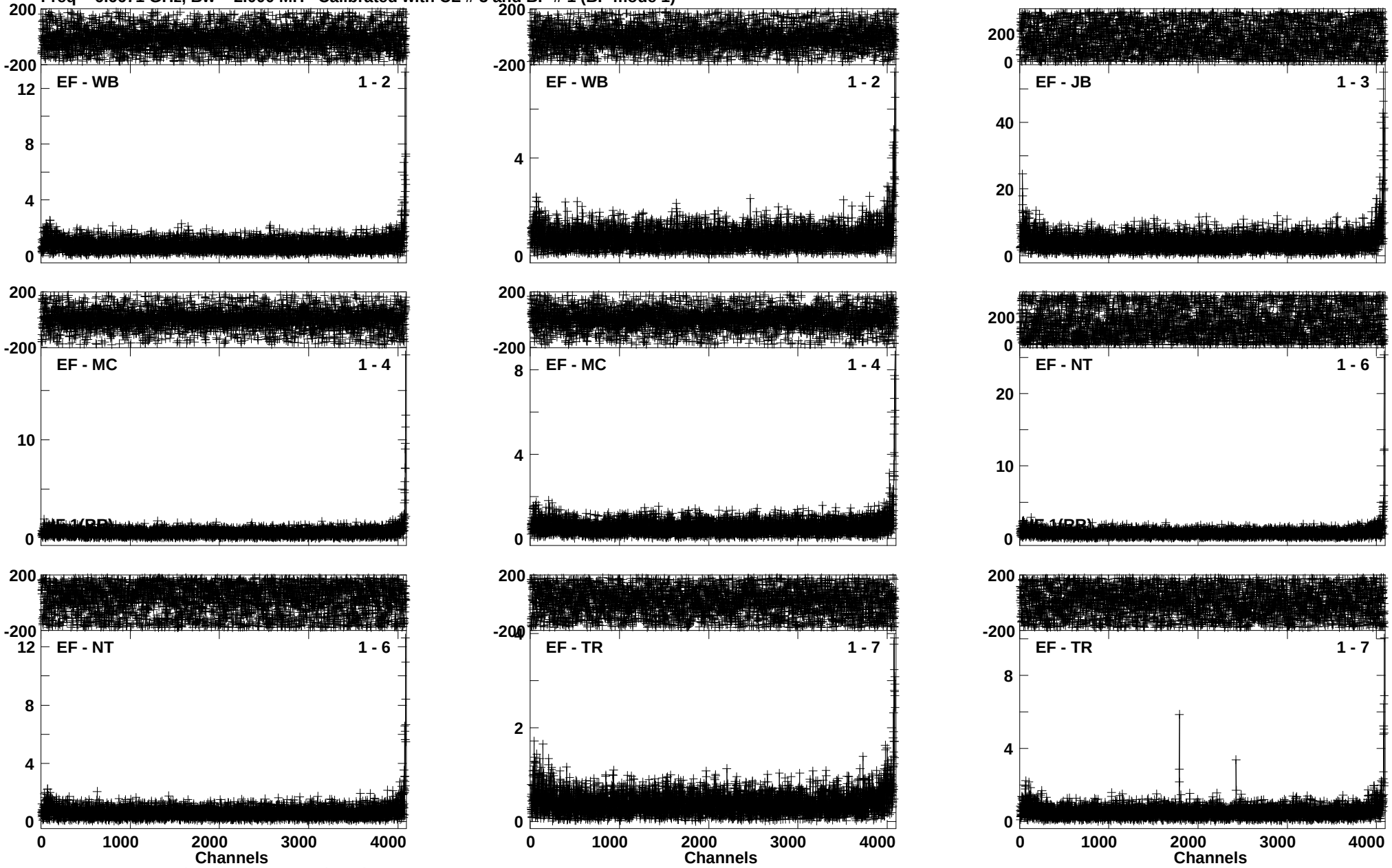

Lower frame: Ampl Jy Top frame: Phas deg
Vector averaged cross-power spectrum Baseline: EF (01) - WB (02)
Timerange: 00/10:03:43 to 00/10:06:31

Plot file version 222 created 16-AUG-2016 14:29:55
J1832-2039 EM117A 2.UVDATA.1
Freq = 6.6671 GHz, Bw = 2.000 MH Calibrated with CL # 3 and BP # 1 (BP mode 1)

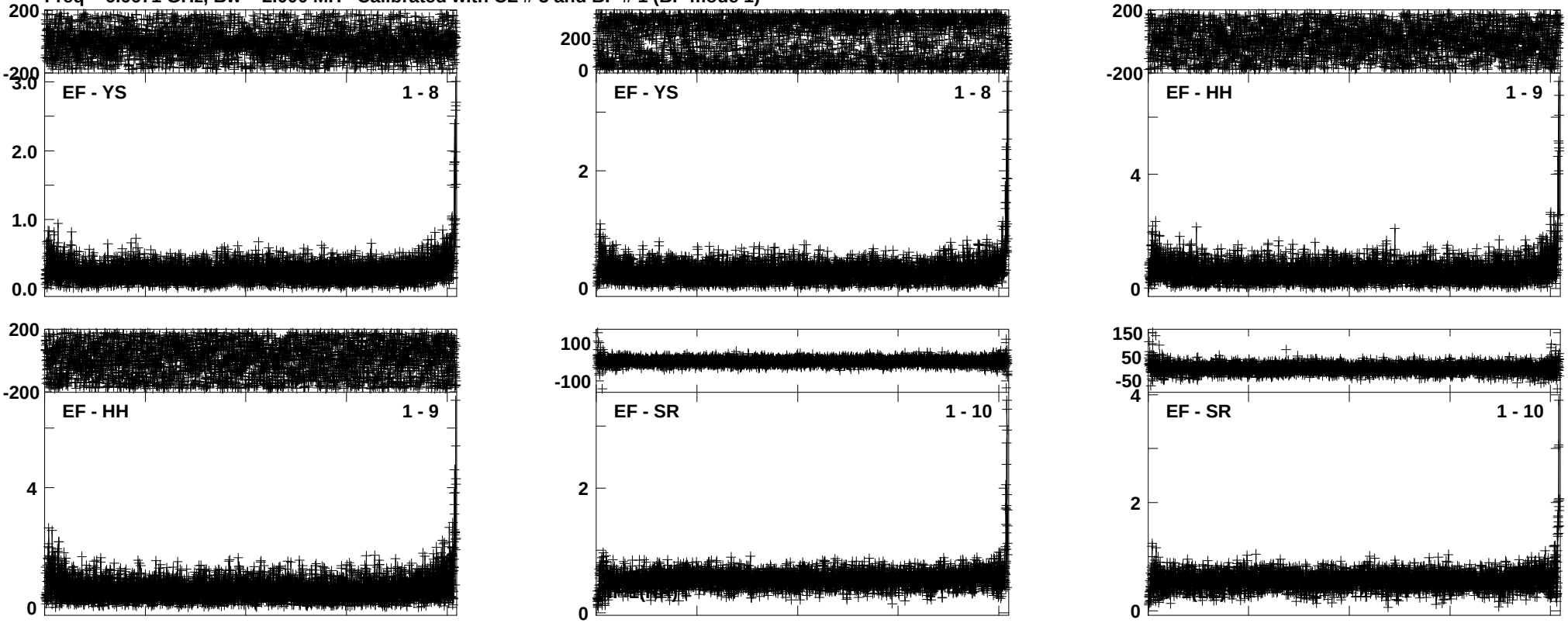

Lower frame: Ampl Jy Top frame: Phas deg
Vector averaged cross-power spectrum Baseline: EF (01) - YS (08)
Timerange: 00/10:03:43 to 00/10:06:31

Plot file version 223 created 16-AUG-2016 14:29:56
G012.68-0.18 EM117A 2.UVDATA.1
Freq = 6.6671 GHz, Bw = 2.000 MH Calibrated with CL # 3 and BP # 1 (BP mode 1)

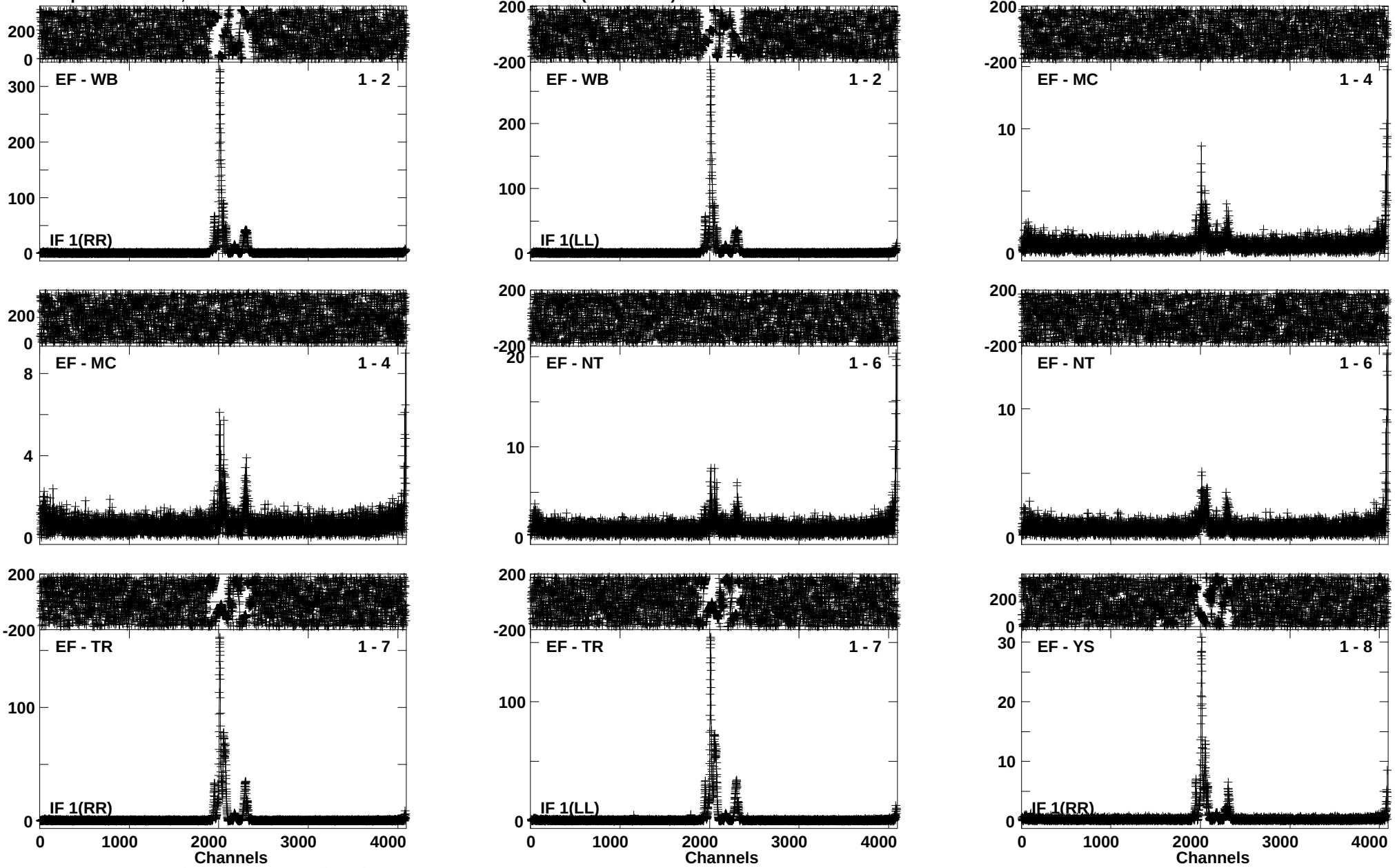

Lower frame: Ampl Jy Top frame: Phas deg
Vector averaged cross-power spectrum Baseline: EF (01) - WB (02)
Timerange: 00/10:06:43 to 00/10:08:31

Plot file version 224 created 16-AUG-2016 14:29:57
G012.68-0.18 EM117A 2.UVDATA.1
Freq = 6.6671 GHz, Bw = 2.000 MH Calibrated with CL # 3 and BP # 1 (BP mode 1)

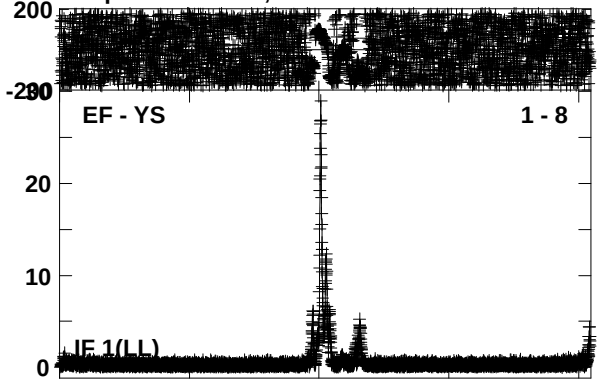

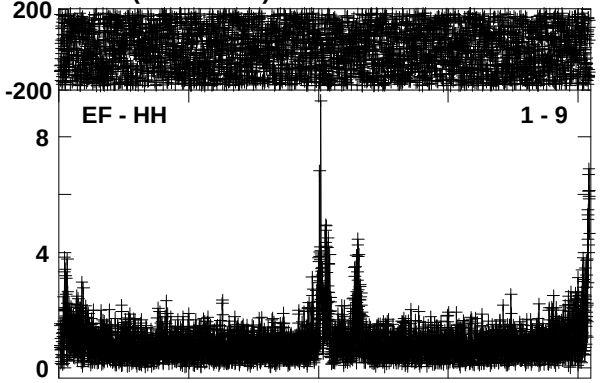

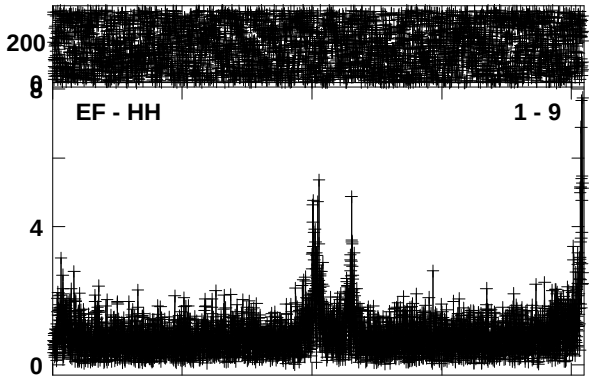

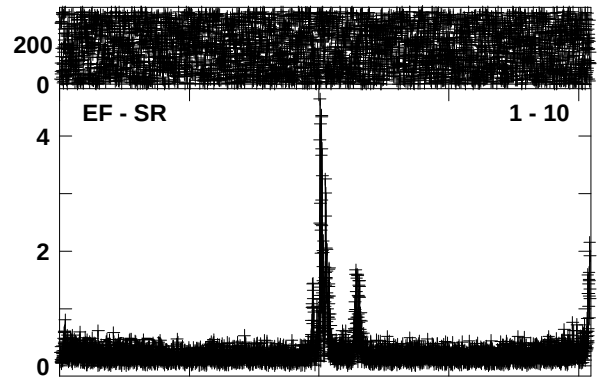

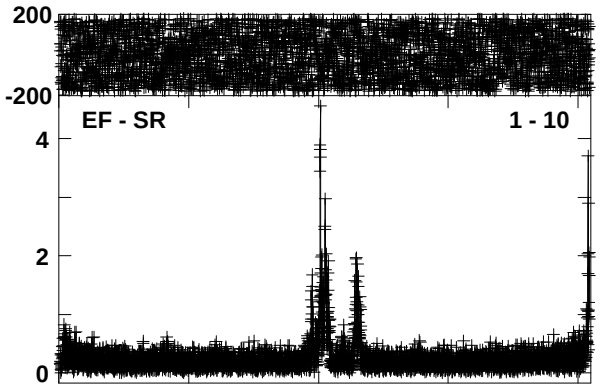

Lower frame: Ampl Jy Top frame: Phas deg
Vector averaged cross-power spectrum Baseline: EF (01) - YS (08)
Timerange: 00/10:06:43 to 00/10:08:31

Plot file version 225 created 16-AUG-2016 14:29:58
J1832-2039 EM117A 2.UVDATA.1
Freq = 6.6671 GHz, Bw = 2.000 MH Calibrated with CL # 3 and BP # 1 (BP mode 1)

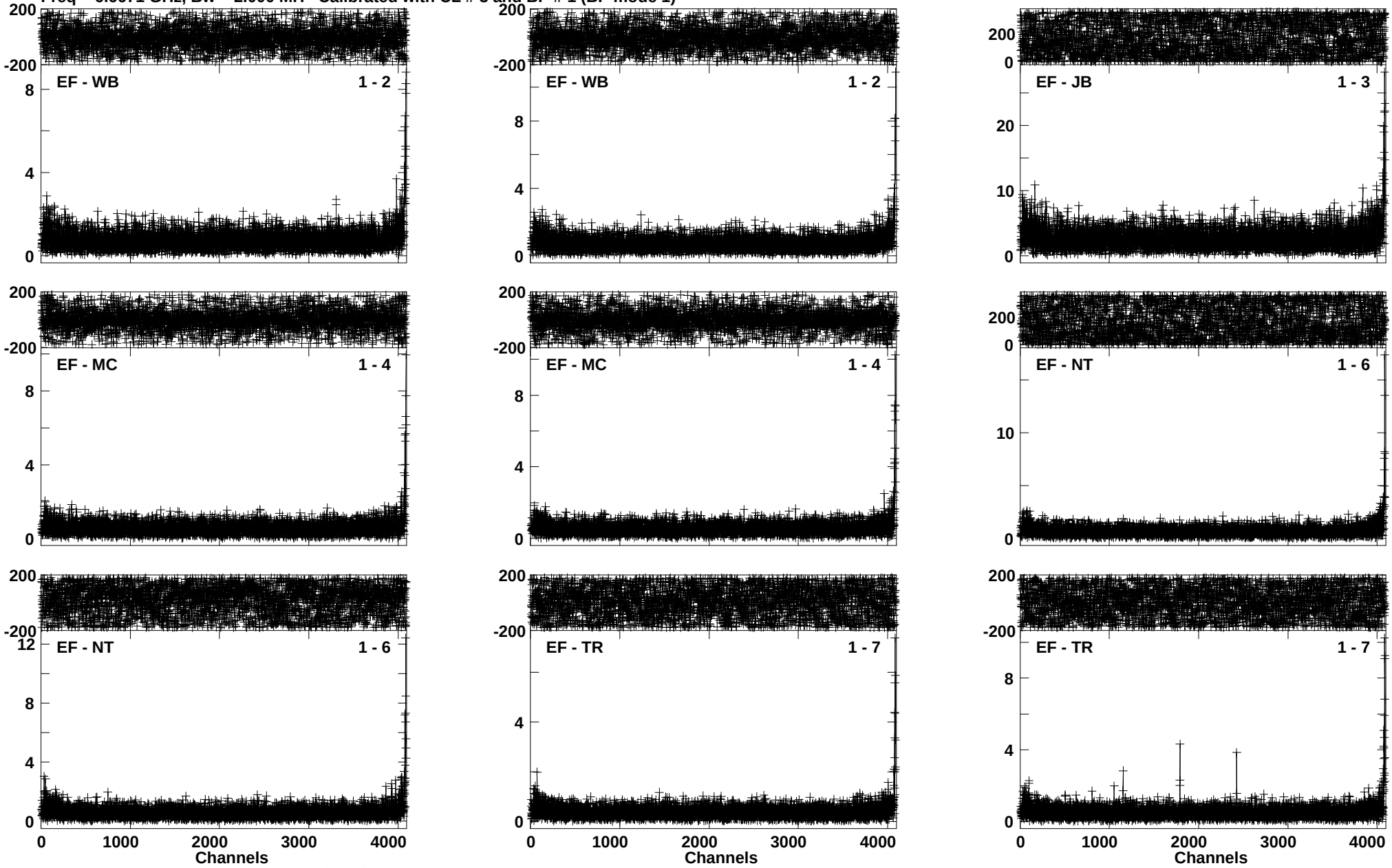

Lower frame: Ampl Jy Top frame: Phas deg
Vector averaged cross-power spectrum Baseline: EF (01) - WB (02)
Timerange: 00/10:08:43 to 00/10:11:31

Plot file version 226 created 16-AUG-2016 14:29:59
J1832-2039 EM117A 2.UVDATA.1
Freq = 6.6671 GHz, Bw = 2.000 MH Calibrated with CL # 3 and BP # 1 (BP mode 1)

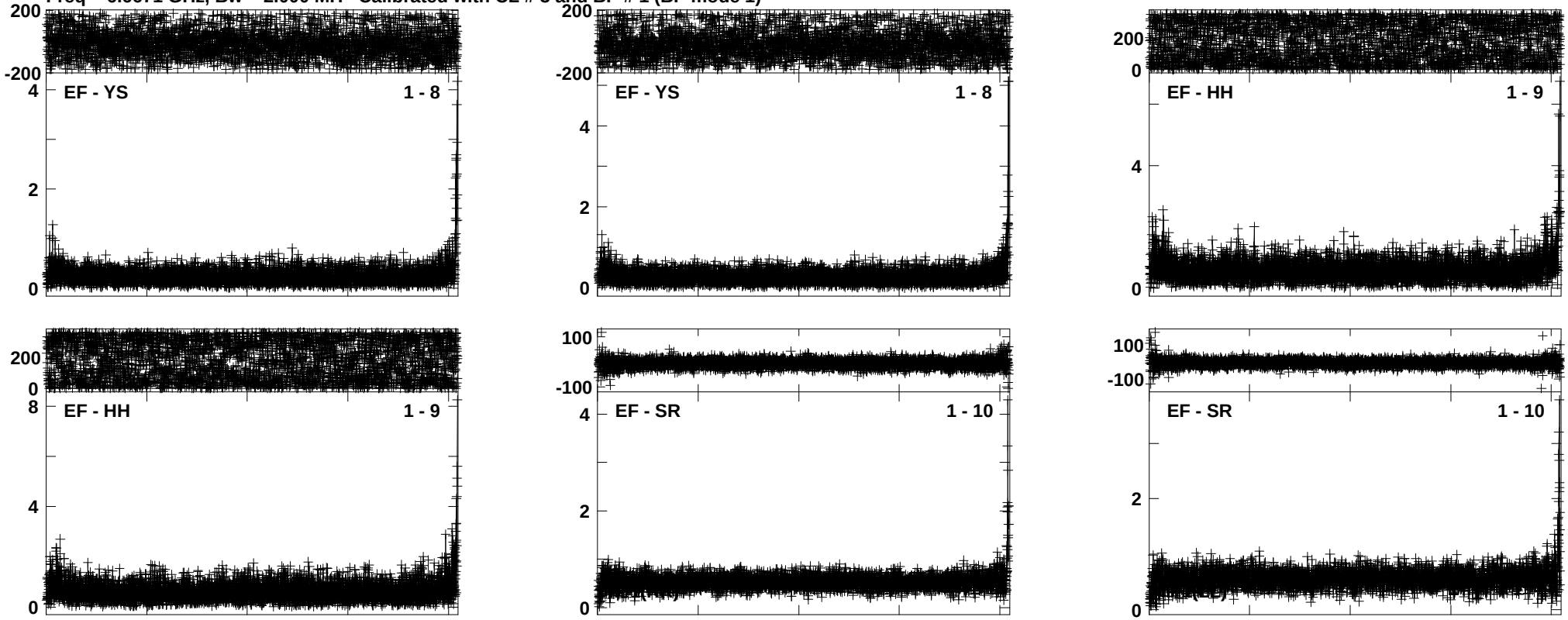

Lower frame: Ampl Jy Top frame: Phas deg
Vector averaged cross-power spectrum Baseline: EF (01) - YS (08)
Timerange: 00/10:08:43 to 00/10:11:31

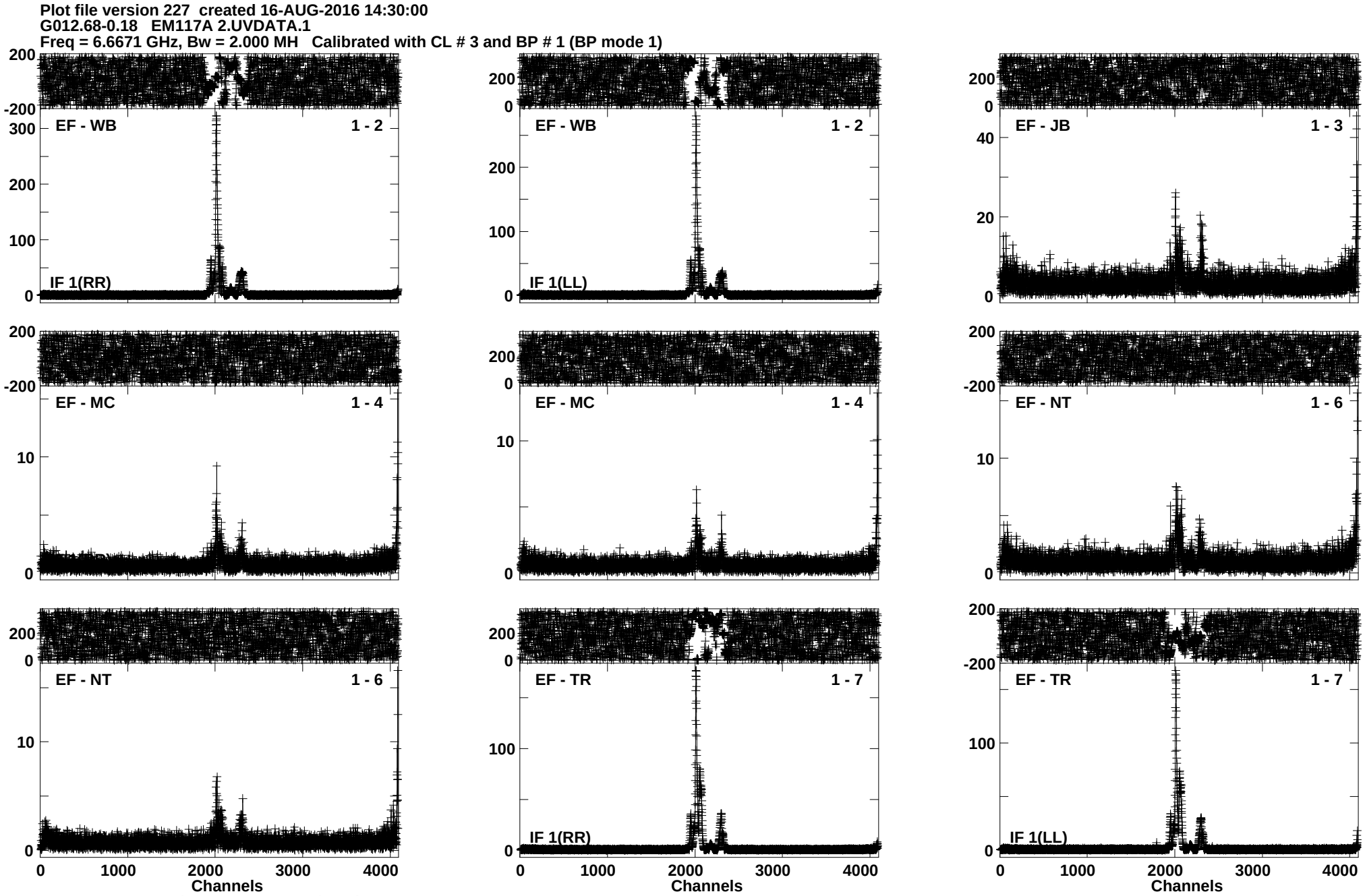
Plot file version 227 created 16-AUG-2016 14:30:00
G012.68-0.18 EM117A 2.UVDATA.1
Freq = 6.6671 GHz, Bw = 2.000 MH Calibrated with CL # 3 and BP # 1 (BP mode 1)
EF - WB 1 - 2
IF 1(RR)
EF - WB 1 - 2
IF 1(LL)
EF - JB 1 - 3
EF - MC 1 - 4
EF - MC 1 - 4
EF - NT 1 - 6
EF - NT 1 - 6
EF - TR 1 - 7
IF 1(RR)
EF - TR 1 - 7
IF 1(LL)
Channels
Channels
Channels
Lower frame: Ampl Jy Top frame: Phas deg
Vector averaged cross-power spectrum Baseline: EF (01) - WB (02)
Timerange: 00/10:11:43 to 00/10:13:31

Plot file version 228 created 16-AUG-2016 14:30:01
G012.68-0.18 EM117A 2.UVDATA.1
Freq = 6.6671 GHz, Bw = 2.000 MH Calibrated with CL # 3 and BP # 1 (BP mode 1)

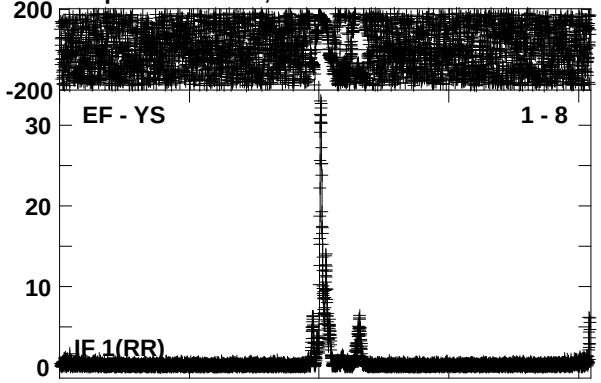

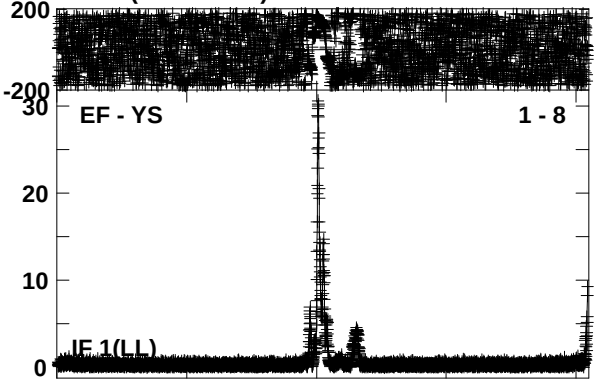

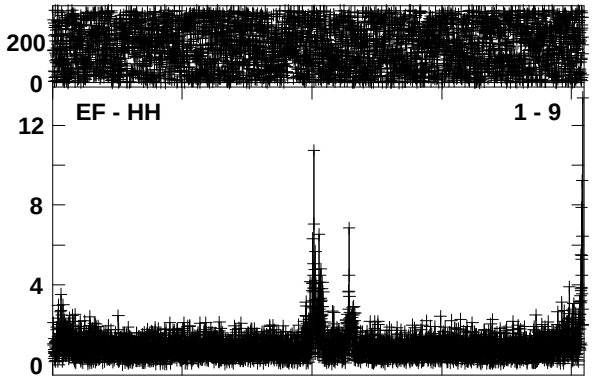

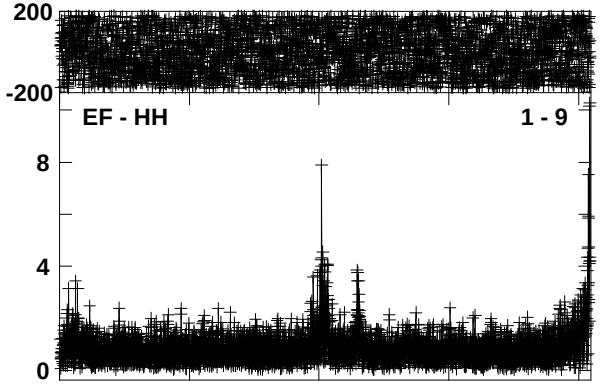

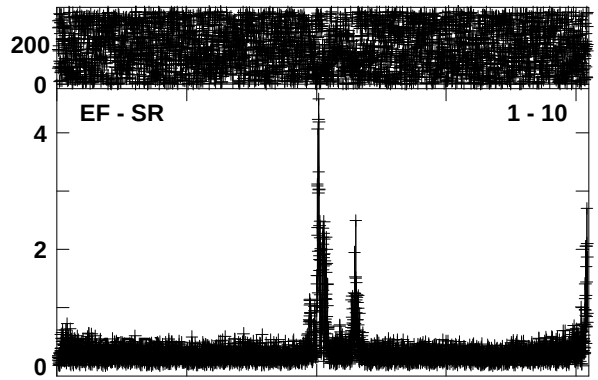

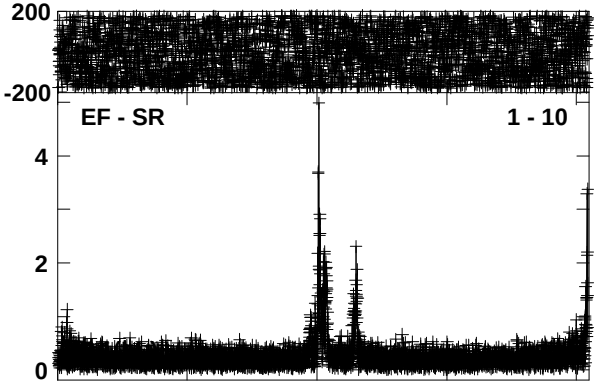

Lower frame: Ampl Jy Top frame: Phas deg
Vector averaged cross-power spectrum Baseline: EF (01) - YS (08)
Timerange: 00/10:11:43 to 00/10:13:31

Plot file version 229 created 16-AUG-2016 14:30:02
J1832-2039 EM117A 2.UVDATA.1
Freq = 6.6671 GHz, Bw = 2.000 MH Calibrated with CL # 3 and BP # 1 (BP mode 1)

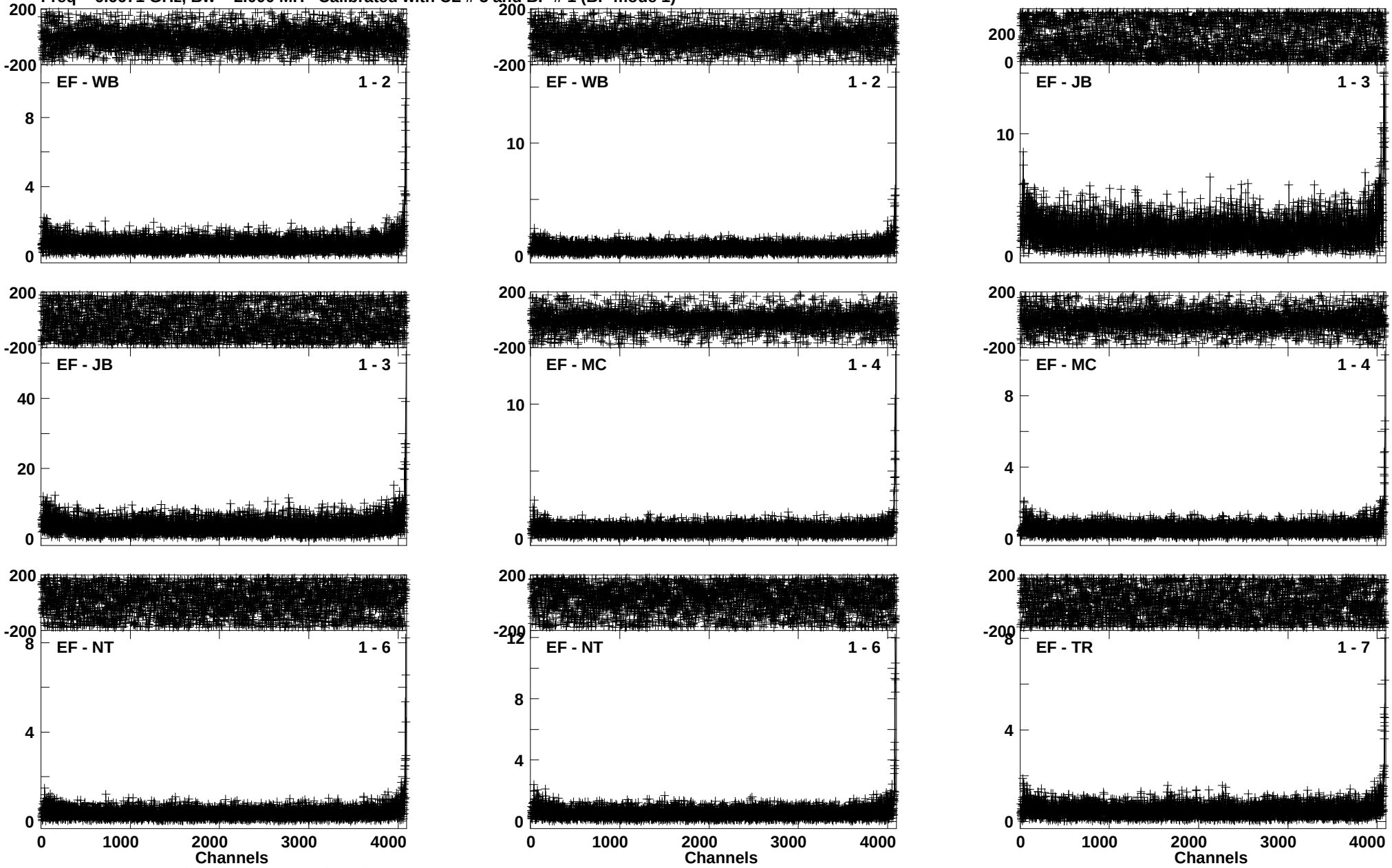

Lower frame: Ampl Jy Top frame: Phas deg
Vector averaged cross-power spectrum Baseline: EF (01) - WB (02)
Timerange: 00/10:14:14 to 00/10:17:12

Plot file version 230 created 16-AUG-2016 14:30:04
J1832-2039 EM117A 2.UVDATA.1
Freq = 6.6671 GHz, Bw = 2.000 MH Calibrated with CL # 3 and BP # 1 (BP mode 1)



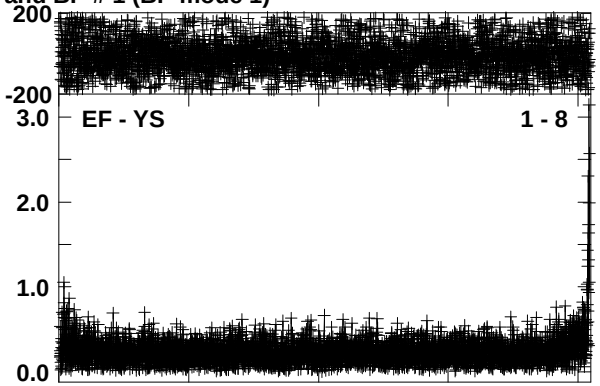







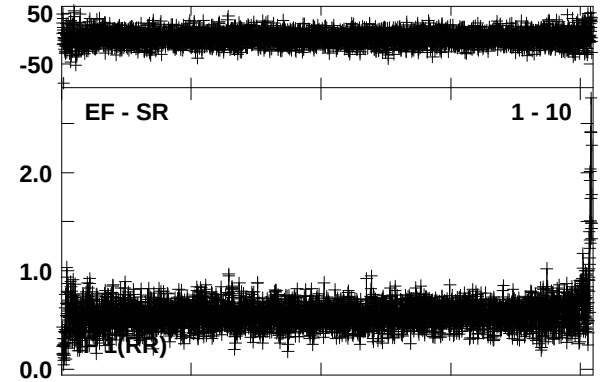

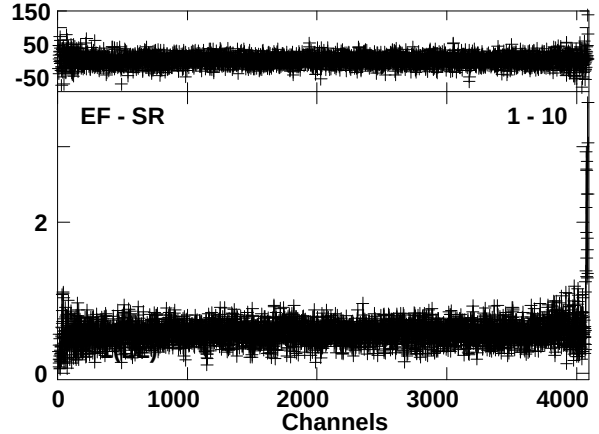

Lower frame: Ampl Jy Top frame: Phas deg
Vector averaged cross-power spectrum Baseline: EF (01) - TR (07)
Timerange: 00/10:14:14 to 00/10:17:12

Plot file version 231 created 16-AUG-2016 14:30:05
G012.68-0.18 EM117A 2.UVDATA.1
Freq = 6.6671 GHz, Bw = 2.000 MH Calibrated with CL # 3 and BP # 1 (BP mode 1)

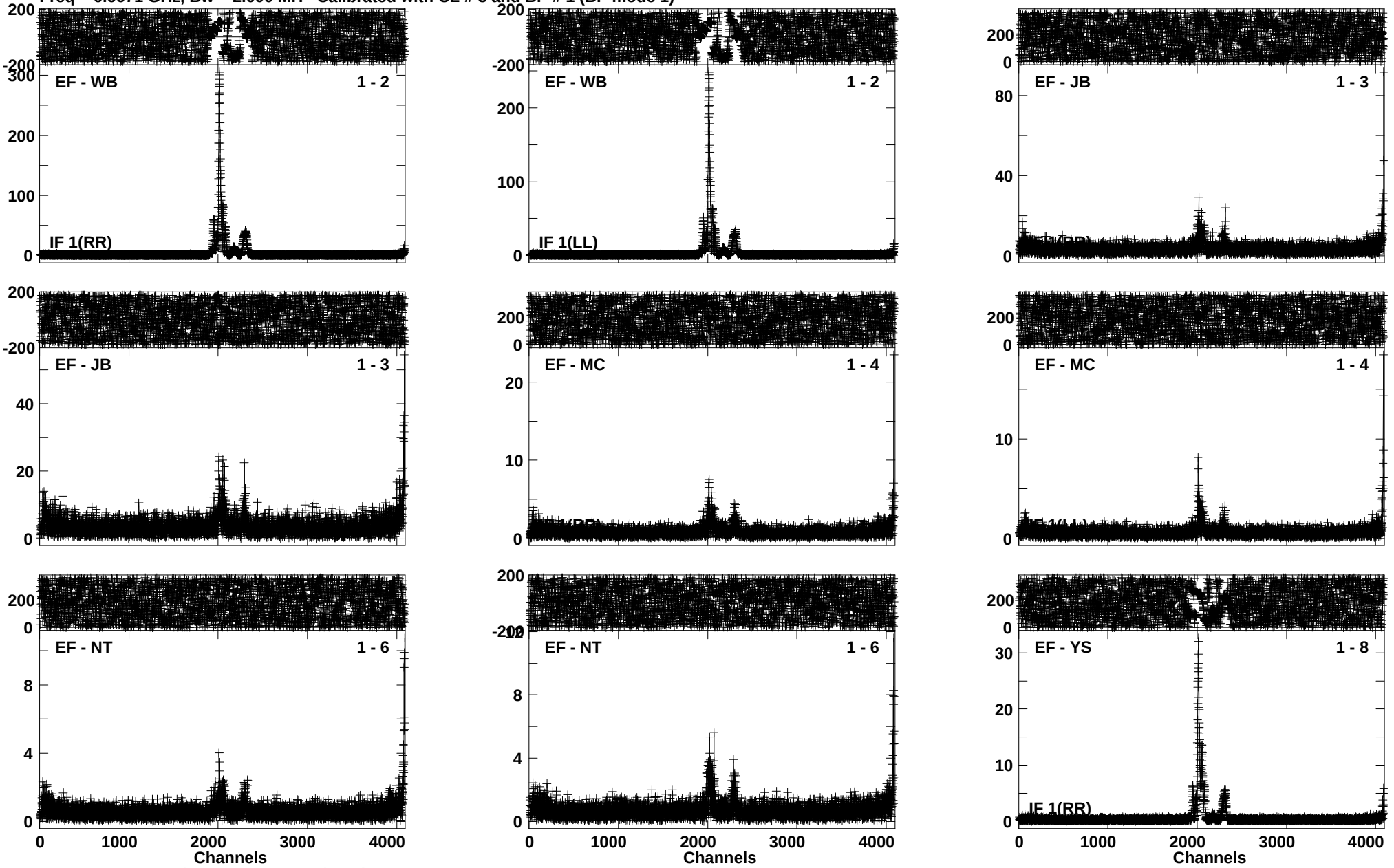

Lower frame: Ampl Jy Top frame: Phas deg
Vector averaged cross-power spectrum Baseline: EF (01) - WB (02)
Timerange: 00/10:17:23 to 00/10:19:11

Plot file version 232 created 16-AUG-2016 14:30:07
G012.68-0.18 EM117A 2.UVDATA.1
Freq = 6.6671 GHz, Bw = 2.000 MH Calibrated with CL # 3 and BP # 1 (BP mode 1)

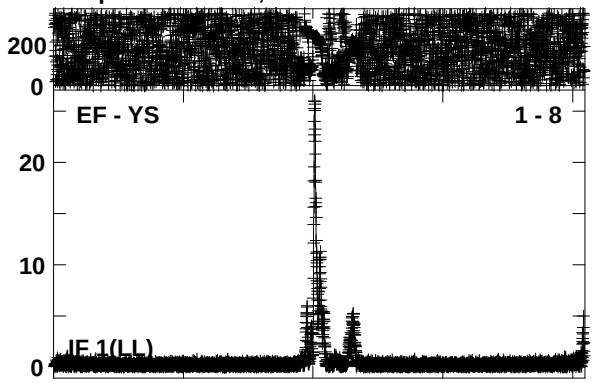

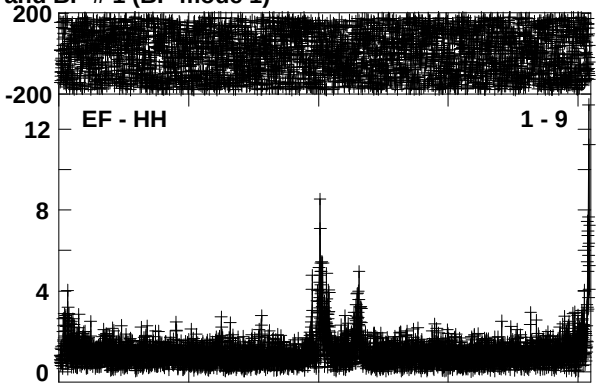



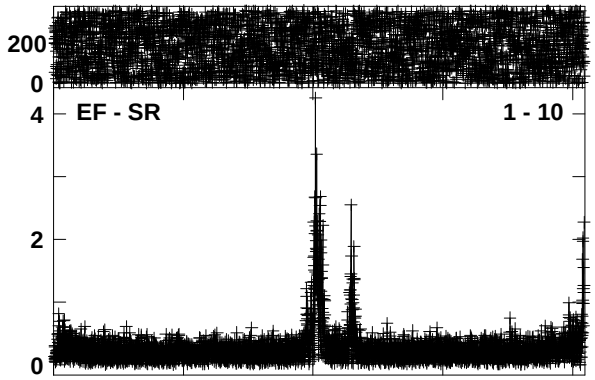

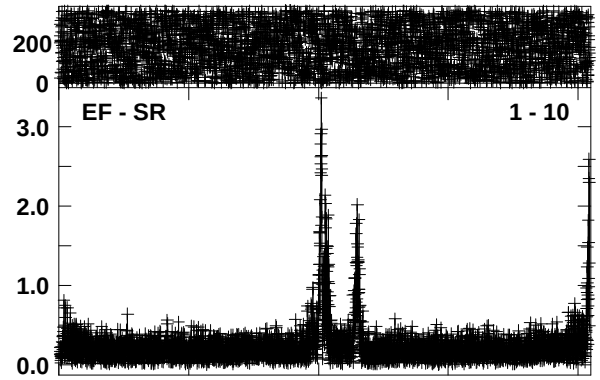

Lower frame: Ampl Jy Top frame: Phas deg
Vector averaged cross-power spectrum Baseline: EF (01) - YS (08)
Timerange: 00/10:17:23 to 00/10:19:11

Plot file version 233 created 16-AUG-2016 14:30:07
J1832-2039 EM117A 2.UVDATA.1
Freq = 6.6671 GHz, Bw = 2.000 MH Calibrated with CL # 3 and BP # 1 (BP mode 1)

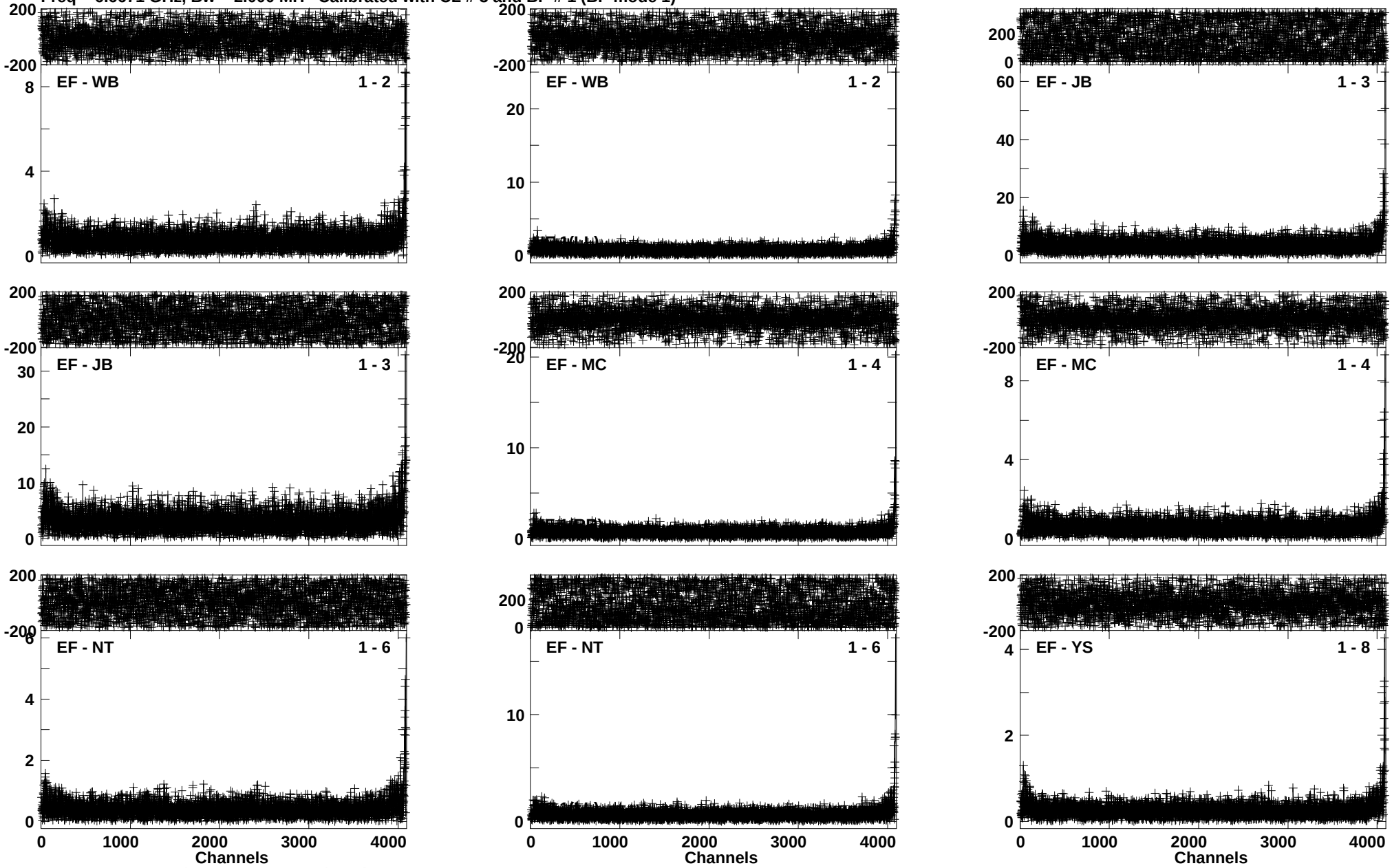

Lower frame: Ampl Jy Top frame: Phas deg
Vector averaged cross-power spectrum Baseline: EF (01) - WB (02)
Timerange: 00/10:19:23 to 00/10:22:11

Plot file version 234 created 16-AUG-2016 14:30:09
J1832-2039 EM117A 2.UVDATA.1
Freq = 6.6671 GHz, Bw = 2.000 MH Calibrated with CL # 3 and BP # 1 (BP mode 1)



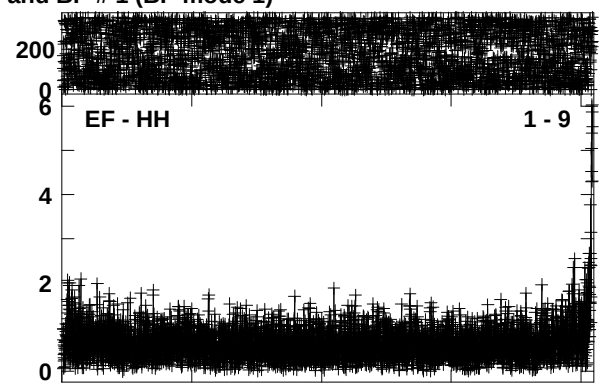



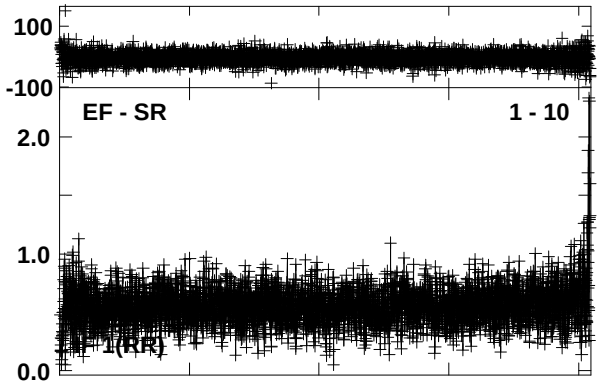

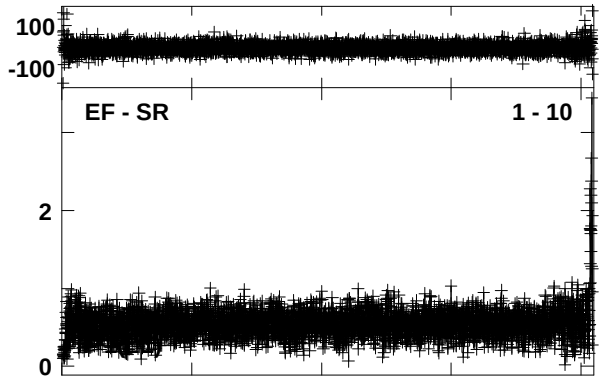

Lower frame: Ampl Jy Top frame: Phas deg
Vector averaged cross-power spectrum Baseline: EF (01) - YS (08)
Timerange: 00/10:19:23 to 00/10:22:11

Plot file version 235 created 16-AUG-2016 14:30:10
G012.68-0.18 EM117A 2.UVDATA.1
Freq = 6.6671 GHz, Bw = 2.000 MH Calibrated with CL # 3 and BP # 1 (BP mode 1)

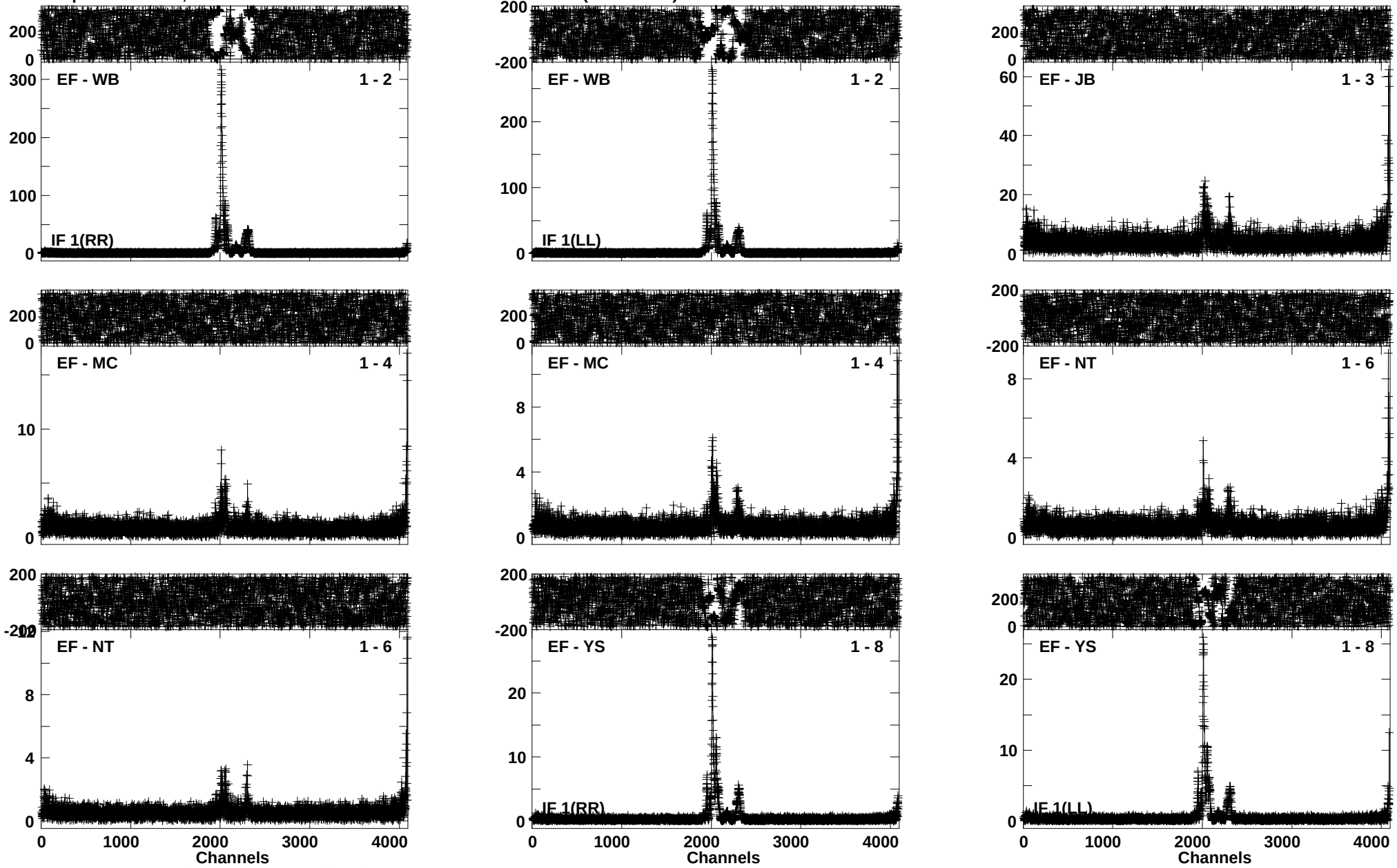

Lower frame: Ampl Jy Top frame: Phas deg
Vector averaged cross-power spectrum Baseline: EF (01) - WB (02)
Timerange: 00/10:22:23 to 00/10:24:11

Plot file version 236 created 16-AUG-2016 14:30:11
G012.68-0.18 EM117A 2.UVDATA.1
Freq = 6.6671 GHz, Bw = 2.000 MH Calibrated with CL # 3 and BP # 1 (BP mode 1)

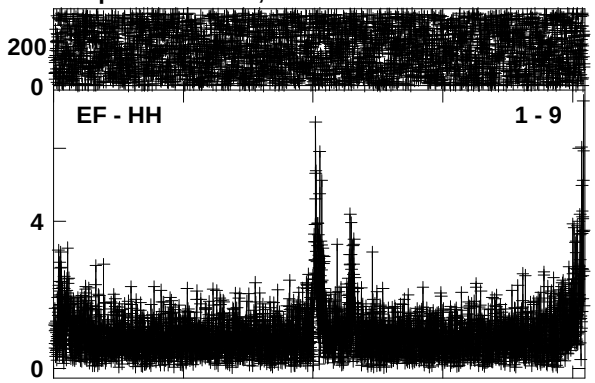

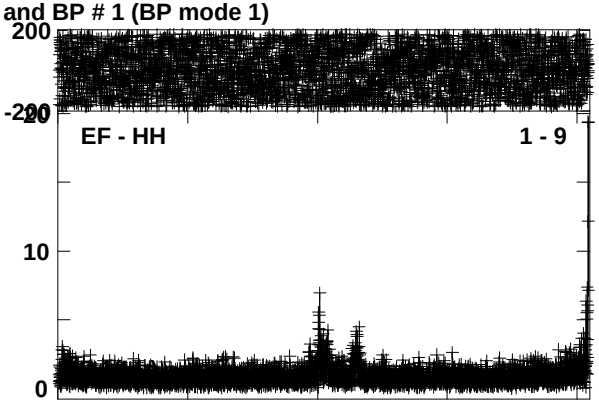

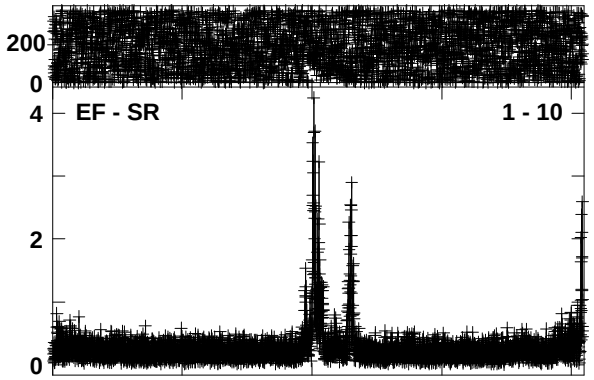

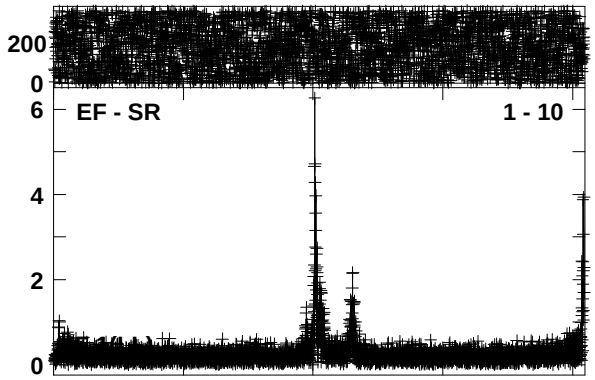

Lower frame: Ampl Jy Top frame: Phas deg
Vector averaged cross-power spectrum Baseline: EF (01) - HH (09)
Timerange: 00/10:22:23 to 00/10:24:11

Plot file version 237 created 16-AUG-2016 14:30:12
J1832-2039 EM117A 2.UVDATA.1
Freq = 6.6671 GHz, Bw = 2.000 MH Calibrated with CL # 3 and BP # 1 (BP mode 1)

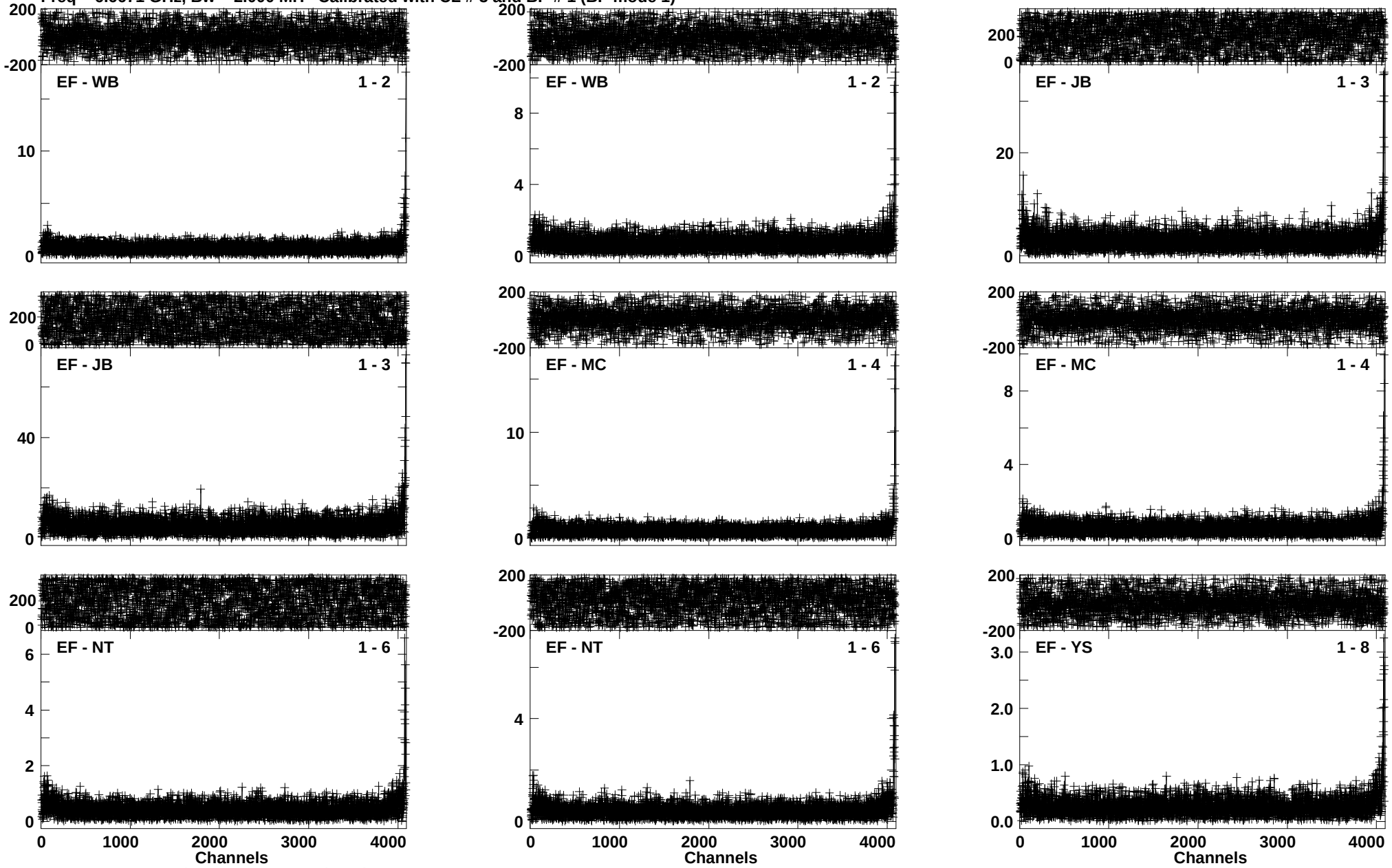

Lower frame: Ampl Jy Top frame: Phas deg
Vector averaged cross-power spectrum Baseline: EF (01) - WB (02)
Timerange: 00/10:24:23 to 00/10:27:11

Plot file version 238 created 16-AUG-2016 14:30:13
J1832-2039 EM117A 2.UVDATA.1
Freq = 6.6671 GHz, Bw = 2.000 MH Calibrated with CL # 3 and BP # 1 (BP mode 1)

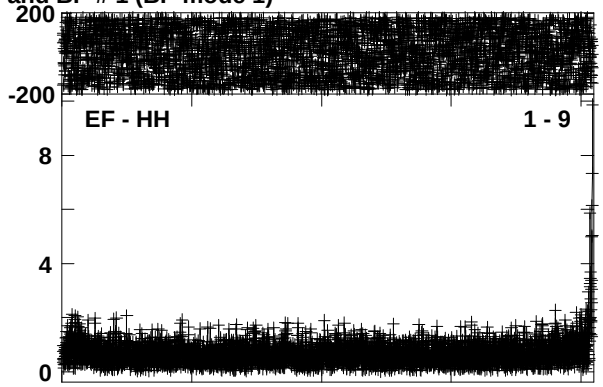



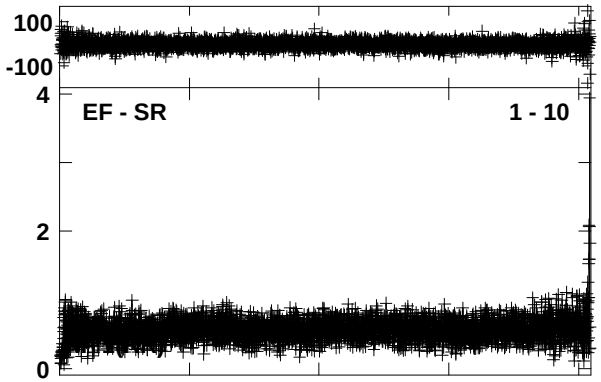

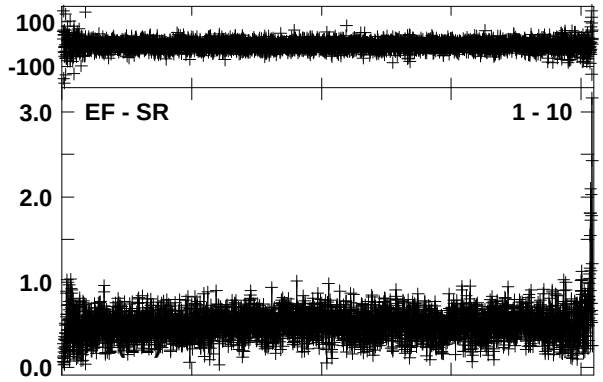

Lower frame: Ampl Jy Top frame: Phas deg
Vector averaged cross-power spectrum Baseline: EF (01) - YS (08)
Timerange: 00/10:24:23 to 00/10:27:11

Plot file version 239 created 16-AUG-2016 14:30:14
G012.68-0.18 EM117A 2.UVDATA.1
Freq = 6.6671 GHz, Bw = 2.000 MH Calibrated with CL # 3 and BP # 1 (BP mode 1)

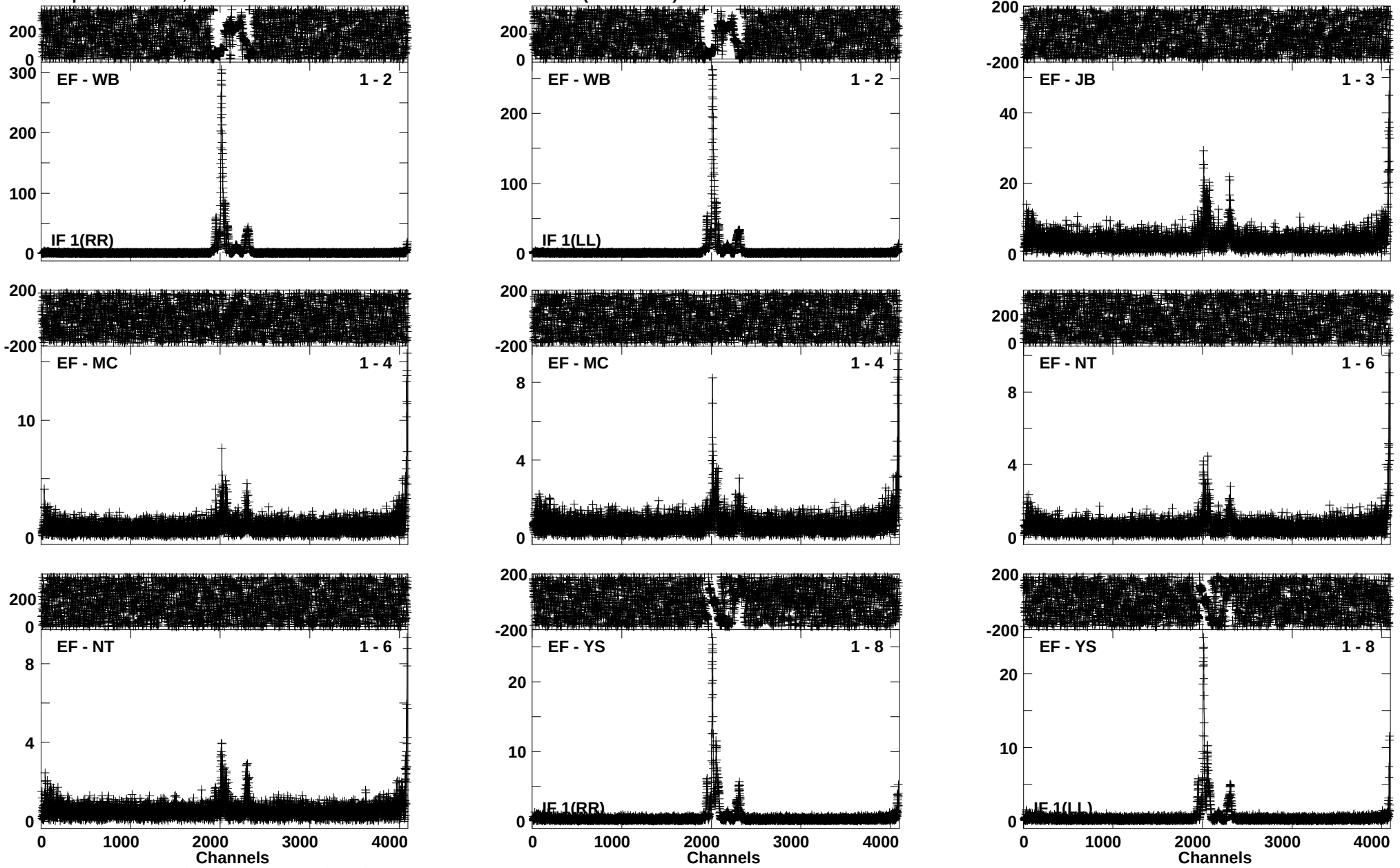

Lower frame: Ampl Jy Top frame: Phas deg
Vector averaged cross-power spectrum Baseline: EF (01) - WB (02)
Timerange: 00/10:27:23 to 00/10:29:11

Plot file version 240 created 16-AUG-2016 14:30:15
G012.68-0.18 EM117A 2.UVDATA.1
Freq = 6.6671 GHz, Bw = 2.000 MH Calibrated with CL # 3 and BP # 1 (BP mode 1)

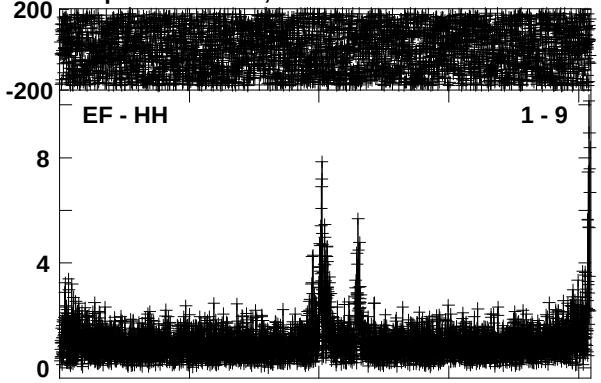

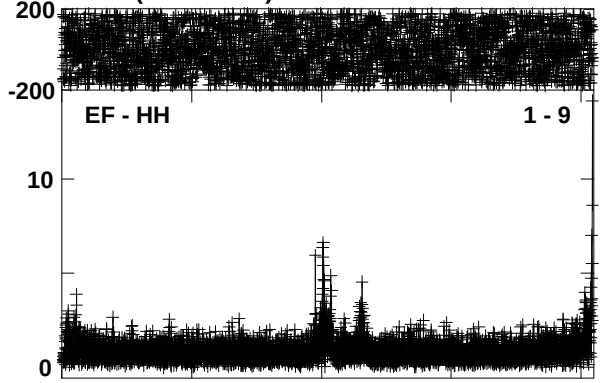

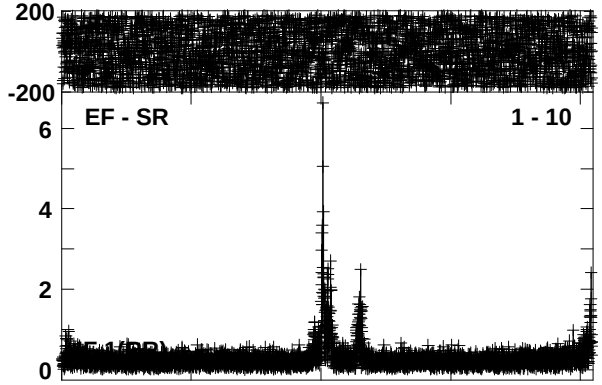

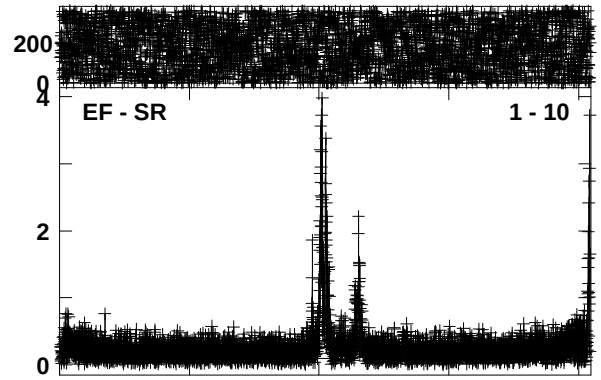

Lower frame: Ampl Jy Top frame: Phas deg
Vector averaged cross-power spectrum Baseline: EF (01) - HH (09)
Timerange: 00/10:27:23 to 00/10:29:11

Plot file version 241 created 16-AUG-2016 14:30:16
J1832-2039 EM117A 2.UVDATA.1
Freq = 6.6671 GHz, Bw = 2.000 MH Calibrated with CL # 3 and BP # 1 (BP mode 1)

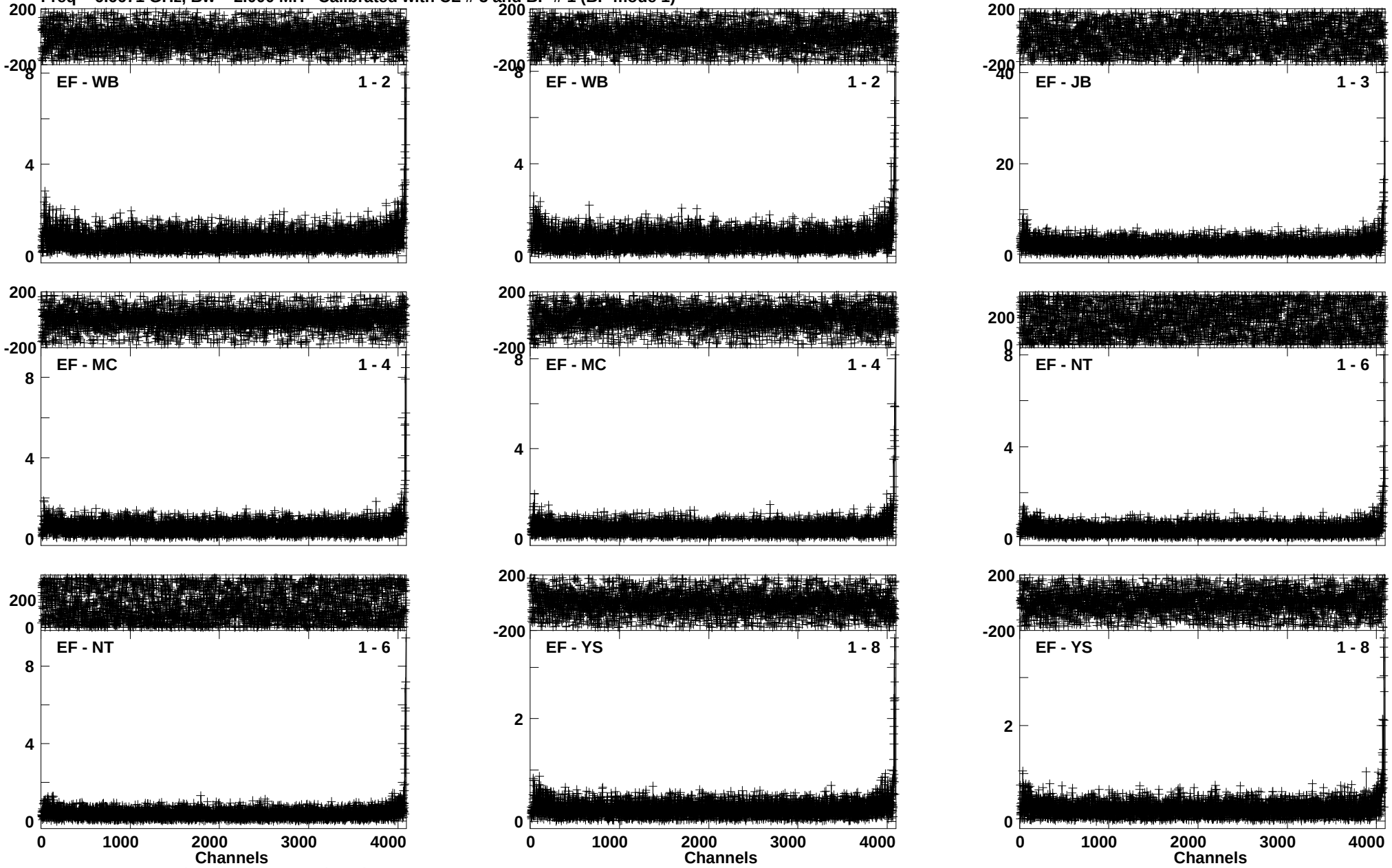

Lower frame: Ampl Jy Top frame: Phas deg
Vector averaged cross-power spectrum Baseline: EF (01) - WB (02)
Timerange: 00/10:29:54 to 00/10:32:52

Plot file version 242 created 16-AUG-2016 14:30:18
J1832-2039 EM117A 2.UVDATA.1
Freq = 6.6671 GHz, Bw = 2.000 MH Calibrated with CL # 3 and BP # 1 (BP mode 1)

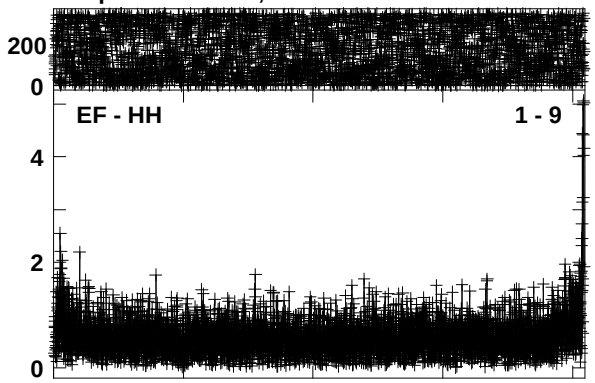

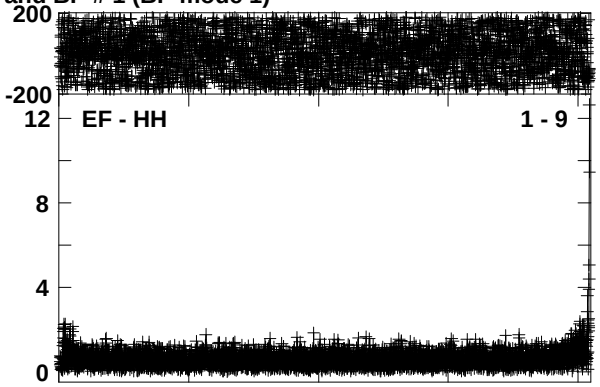

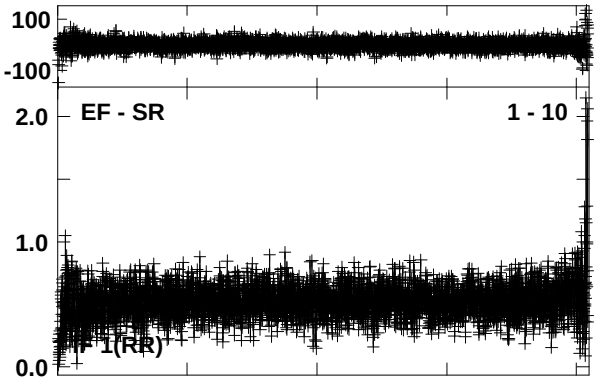

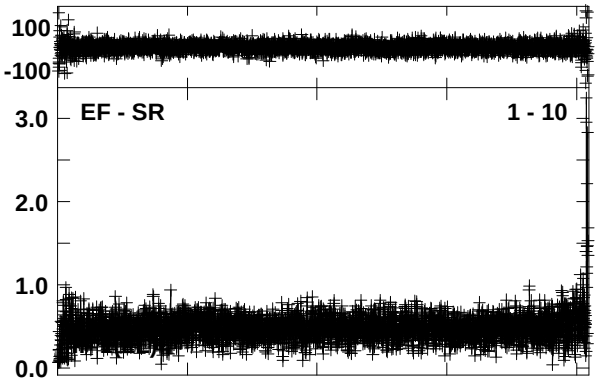

Lower frame: Ampl Jy Top frame: Phas deg
Vector averaged cross-power spectrum Baseline: EF (01) - HH (09)
Timerange: 00/10:29:54 to 00/10:32:52

Plot file version 243 created 16-AUG-2016 14:30:18
G012.68-0.18 EM117A 2.UVDATA.1
Freq = 6.6671 GHz, Bw = 2.000 MH Calibrated with CL # 3 and BP # 1 (BP mode 1)

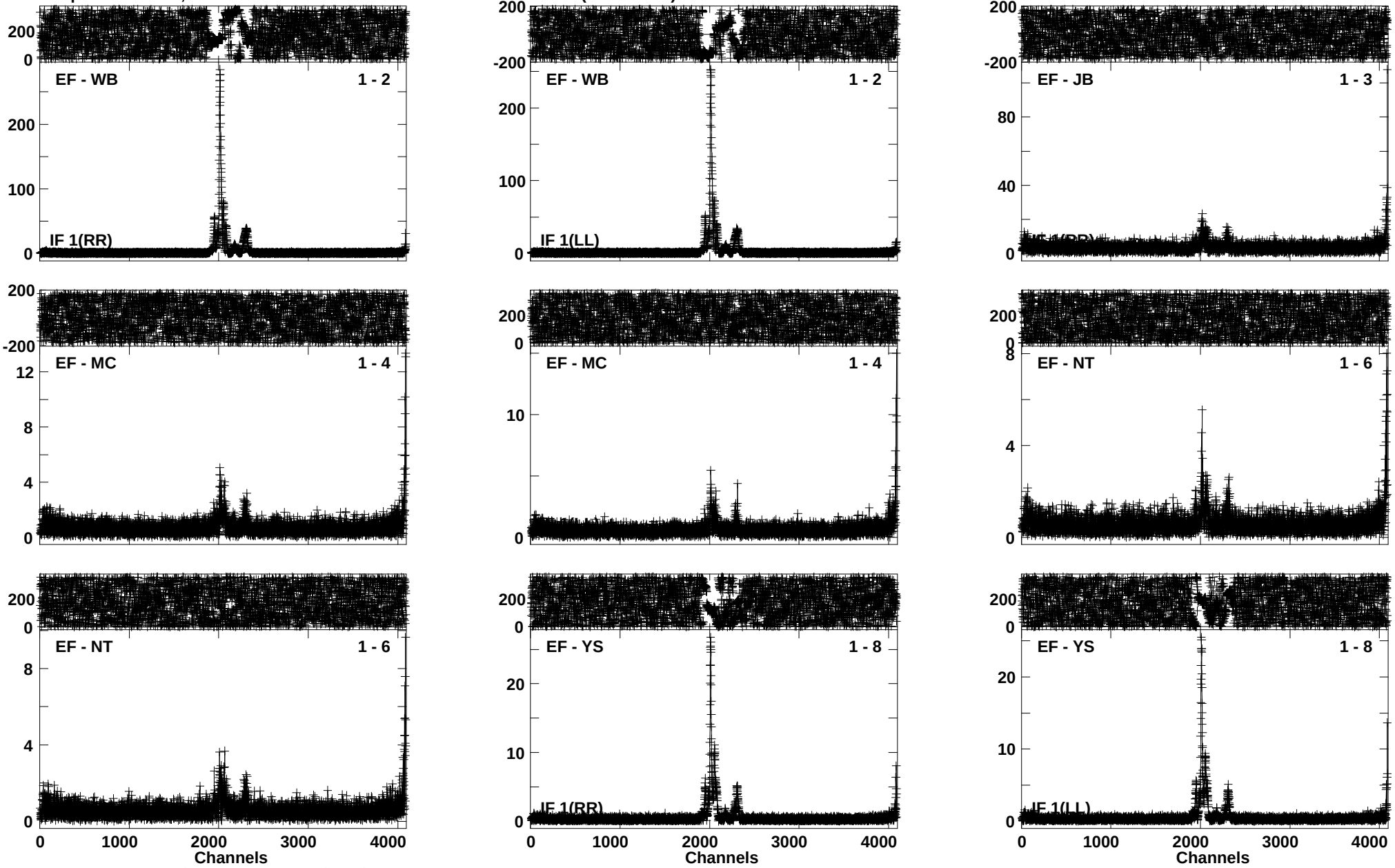

Lower frame: Ampl Jy Top frame: Phas deg
Vector averaged cross-power spectrum Baseline: EF (01) - WB (02)
Timerange: 00/10:33:03 to 00/10:34:51

Plot file version 244 created 16-AUG-2016 14:30:19
G012.68-0.18 EM117A 2.UVDATA.1
Freq = 6.6671 GHz, Bw = 2.000 MH Calibrated with CL # 3 and BP # 1 (BP mode 1)

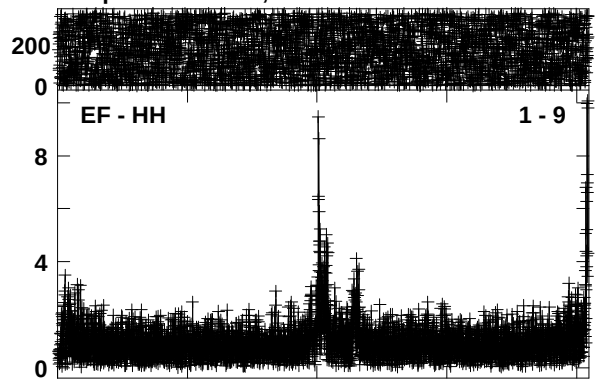

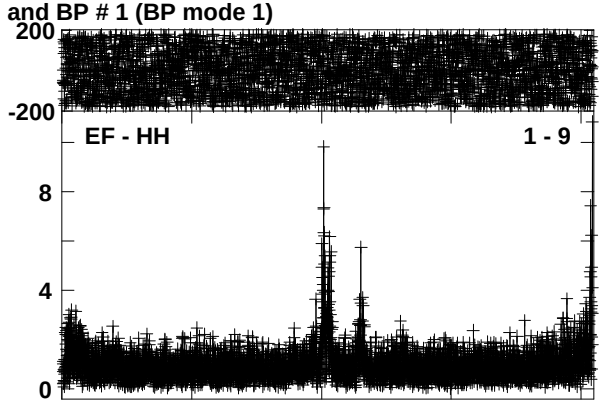

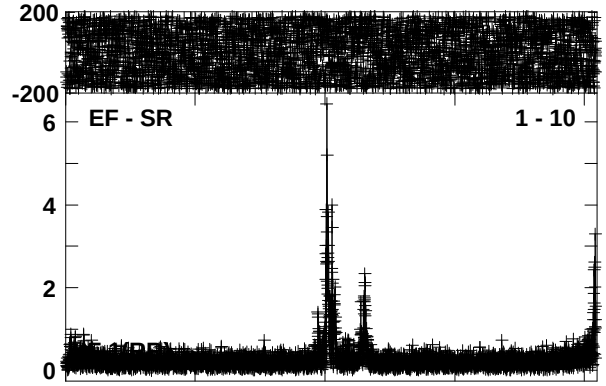

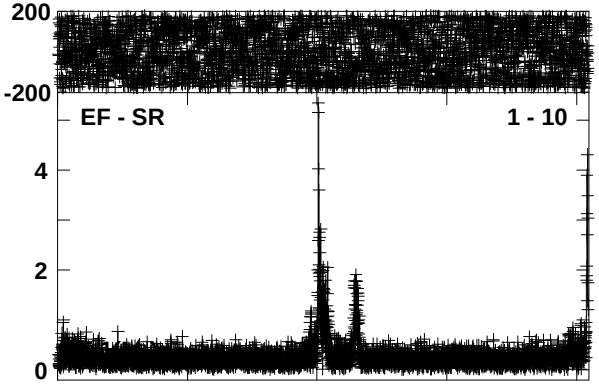

Lower frame: Ampl Jy Top frame: Phas deg
Vector averaged cross-power spectrum Baseline: EF (01) - HH (09)
Timerange: 00/10:33:03 to 00/10:34:51

Plot file version 245 created 16-AUG-2016 14:30:24
3C84 EM117A 2.UVDATA.1
Freq = 6.6671 GHz, Bw = 2.000 MH Calibrated with CL # 3 and BP # 1 (BP mode 1)

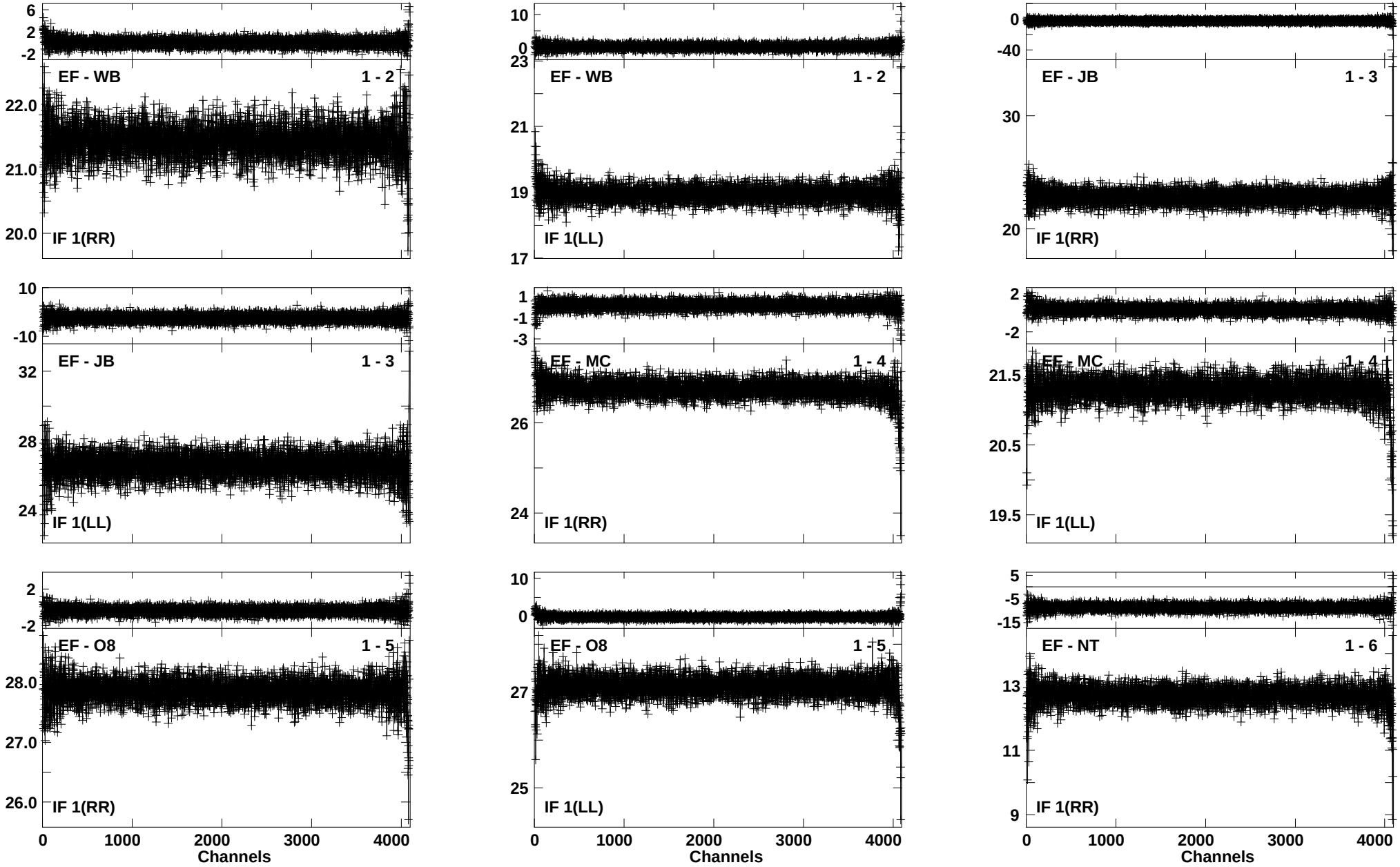

Lower frame: Ampl Jy Top frame: Phas deg
Vector averaged cross-power spectrum Baseline: EF (01) - WB (02)
Timerange: 00/10:51:44 to 00/10:59:42

Plot file version 246 created 16-AUG-2016 14:30:27
3C84 EM117A 2.UVDATA.1
Freq = 6.6671 GHz, Bw = 2.000 MH Calibrated with CL # 3 and BP # 1 (BP mode 1)

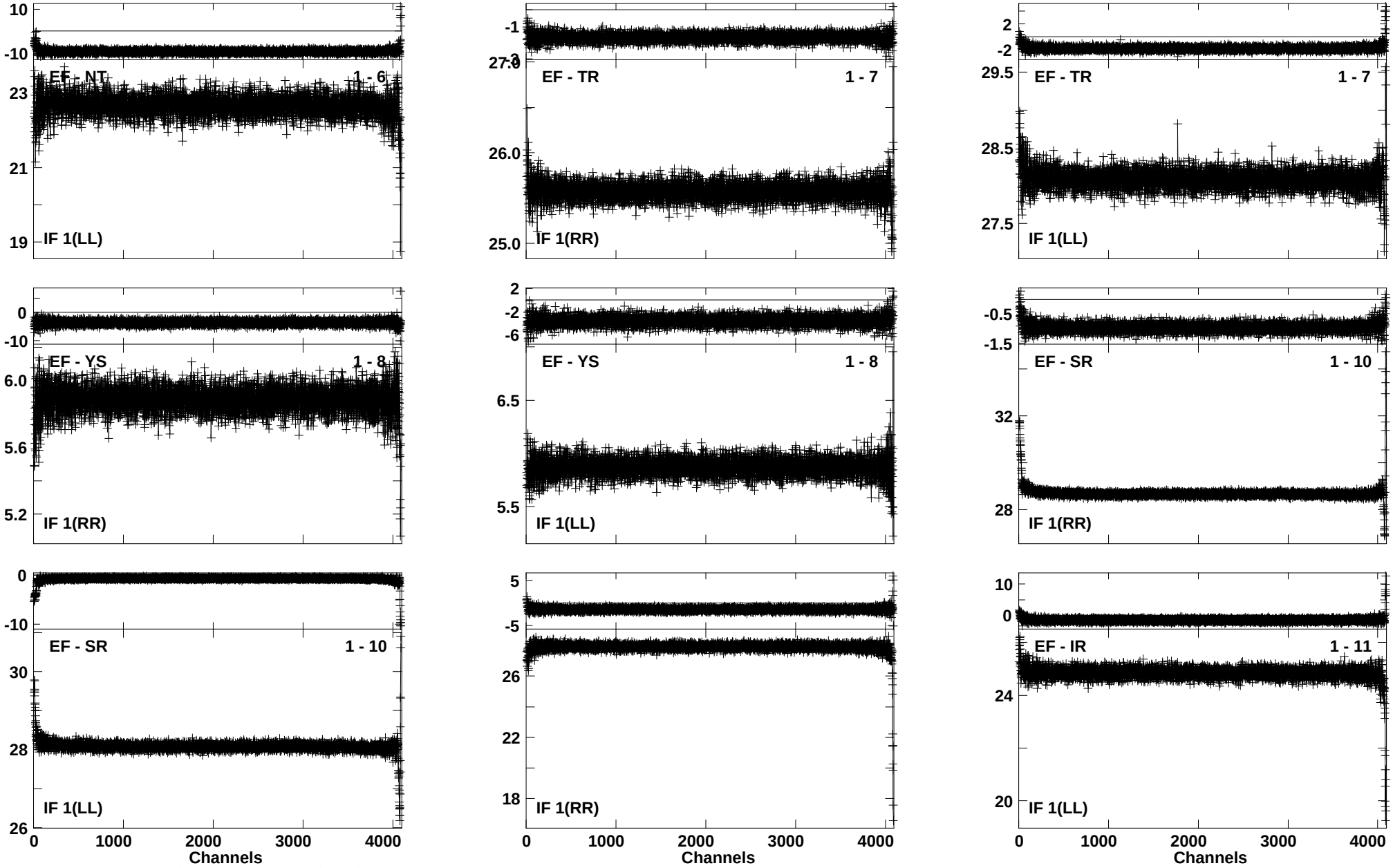

Lower frame: Ampl Jy Top frame: Phas deg
Vector averaged cross-power spectrum Baseline: EF (01) - NT (06)
Timerange: 00/10:51:44 to 00/10:59:42