Plot file version 1 created 16-AUG-2016 13:46:31
J1331+3030 EM117A 2.UVDATA.1
Freq = 6.6671 GHz, Bw = 2.000 MH No calibration applied and no bandpass applied

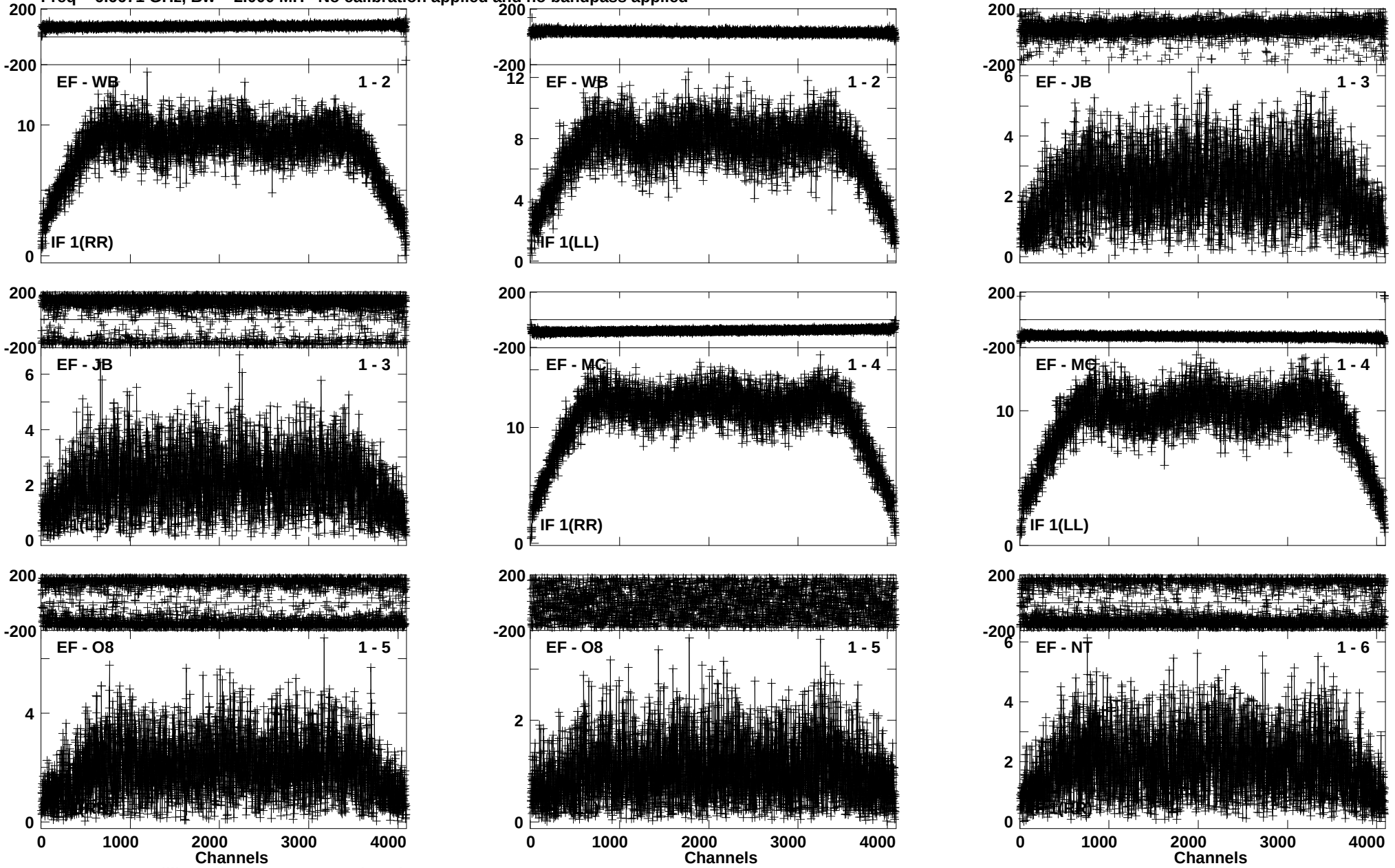

Lower frame: Milli Ampl Jy Top frame: Phas deg
Vector averaged cross-power spectrum Baseline: EF (01) - WB (02)
Timerange: 00/02:30:01 to 00/02:39:59

Plot file version 2 created 16-AUG-2016 13:46:36
J1331+3030 EM117A 2.UVDATA.1
Freq = 6.6671 GHz, Bw = 2.000 MH No calibration applied and no bandpass applied

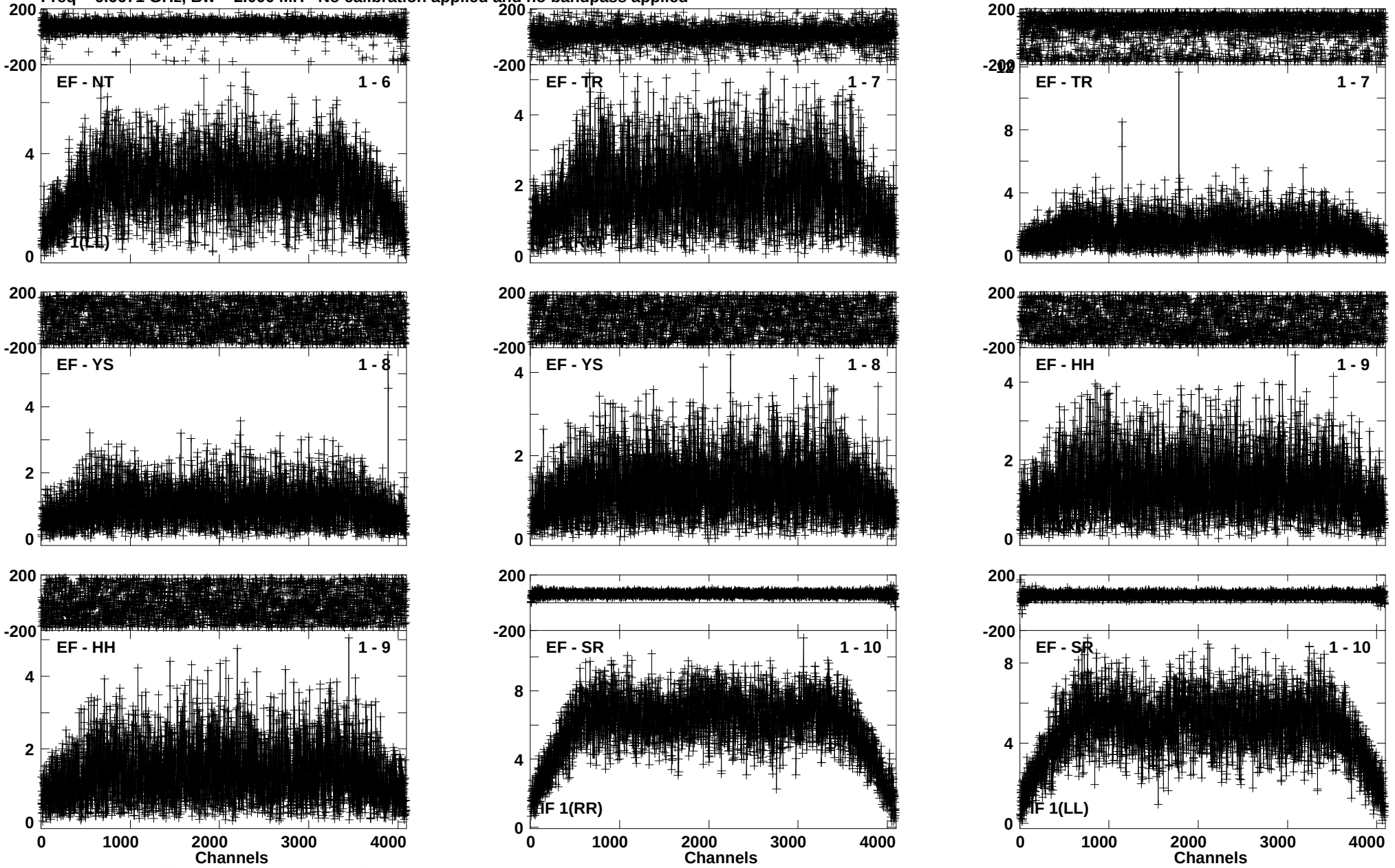

Lower frame: Milli Ampl Jy Top frame: Phas deg
Vector averaged cross-power spectrum Baseline: EF (01) - NT (06)
Timerange: 00/02:30:01 to 00/02:39:59

Plot file version 3 created 16-AUG-2016 13:46:41
J1331+3030 EM117A 2.UVDATA.1
Freq = 6.6671 GHz, Bw = 2.000 MH No calibration applied and no bandpass applied

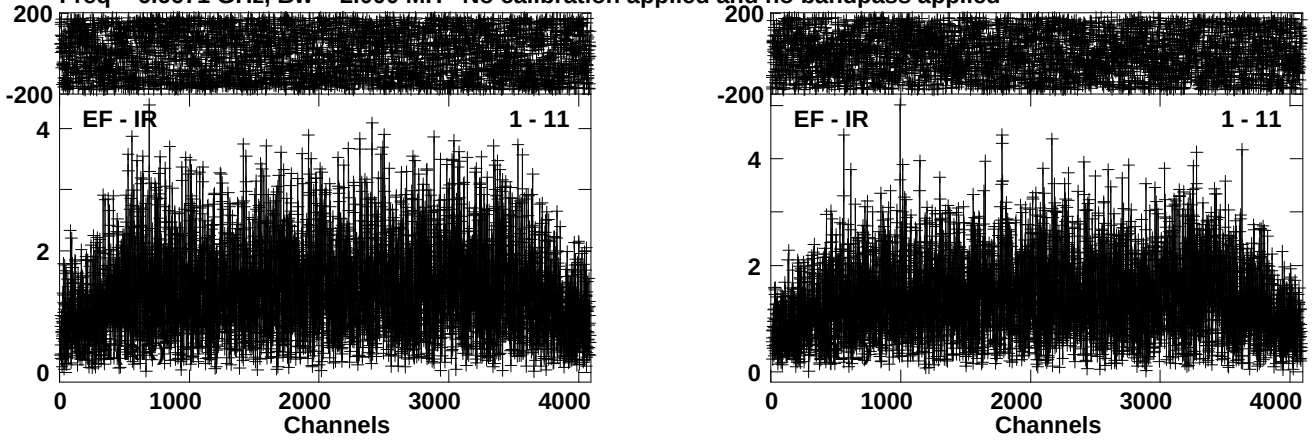

Lower frame: Milli Ampl Jy Top frame: Phas deg
Vector averaged cross-power spectrum Baseline: EF (01) - IR (11)
Timerange: 00/02:30:01 to 00/02:39:59

Plot file version 4 created 16-AUG-2016 13:46:42
J1331+3030 EM117A 2.UVDATA.1
Freq = 6.6671 GHz, Bw = 2.000 MH No calibration applied and no bandpass applied

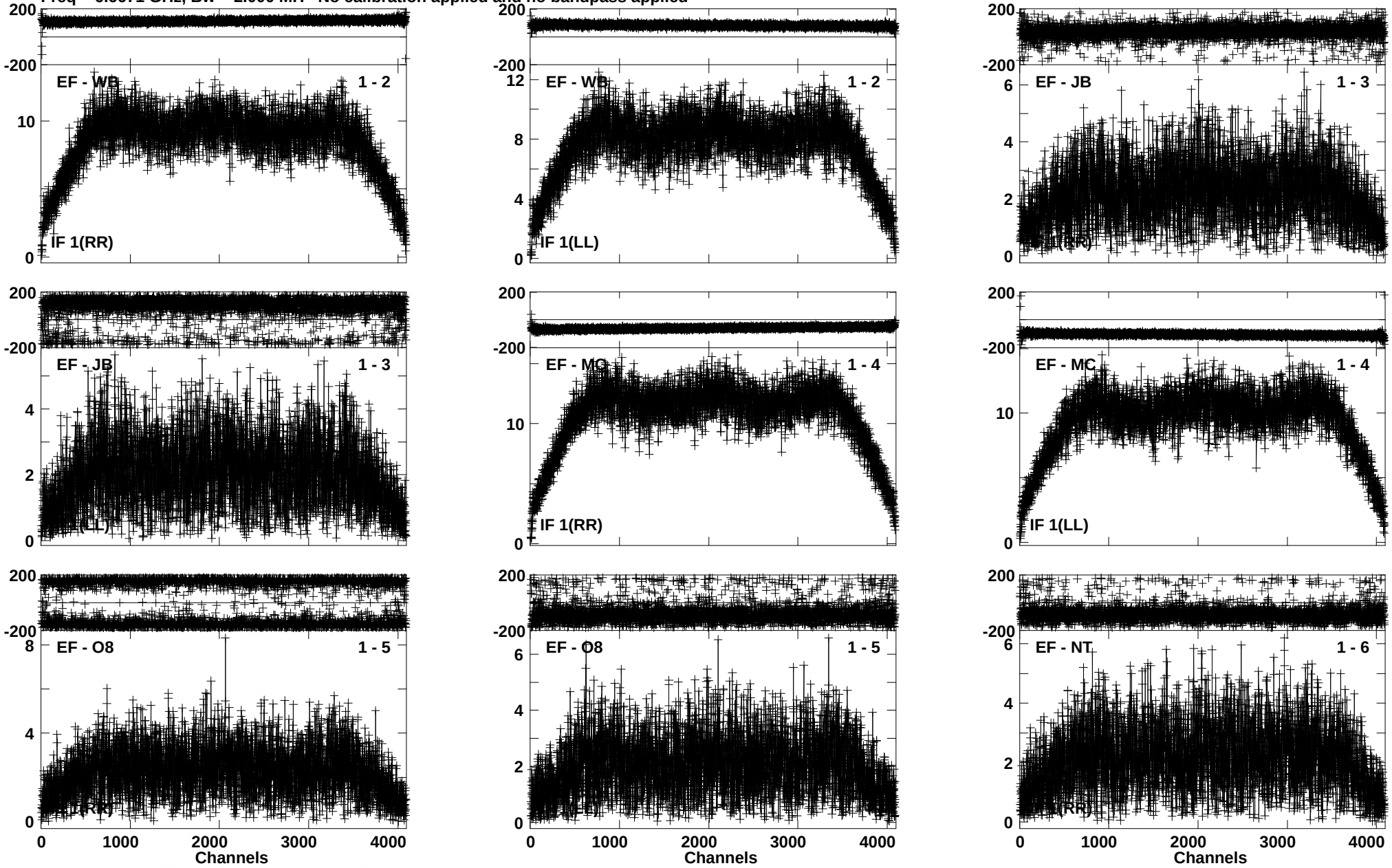

Lower frame: Milli Ampl Jy Top frame: Phas deg
Vector averaged cross-power spectrum Baseline: EF (01) - WB (02)
Timerange: 00/02:40:31 to 00/02:50:29

Plot file version 5 created 16-AUG-2016 13:46:46
J1331+3030 EM117A 2.UVDATA.1
Freq = 6.6671 GHz, Bw = 2.000 MH No calibration applied and no bandpass applied

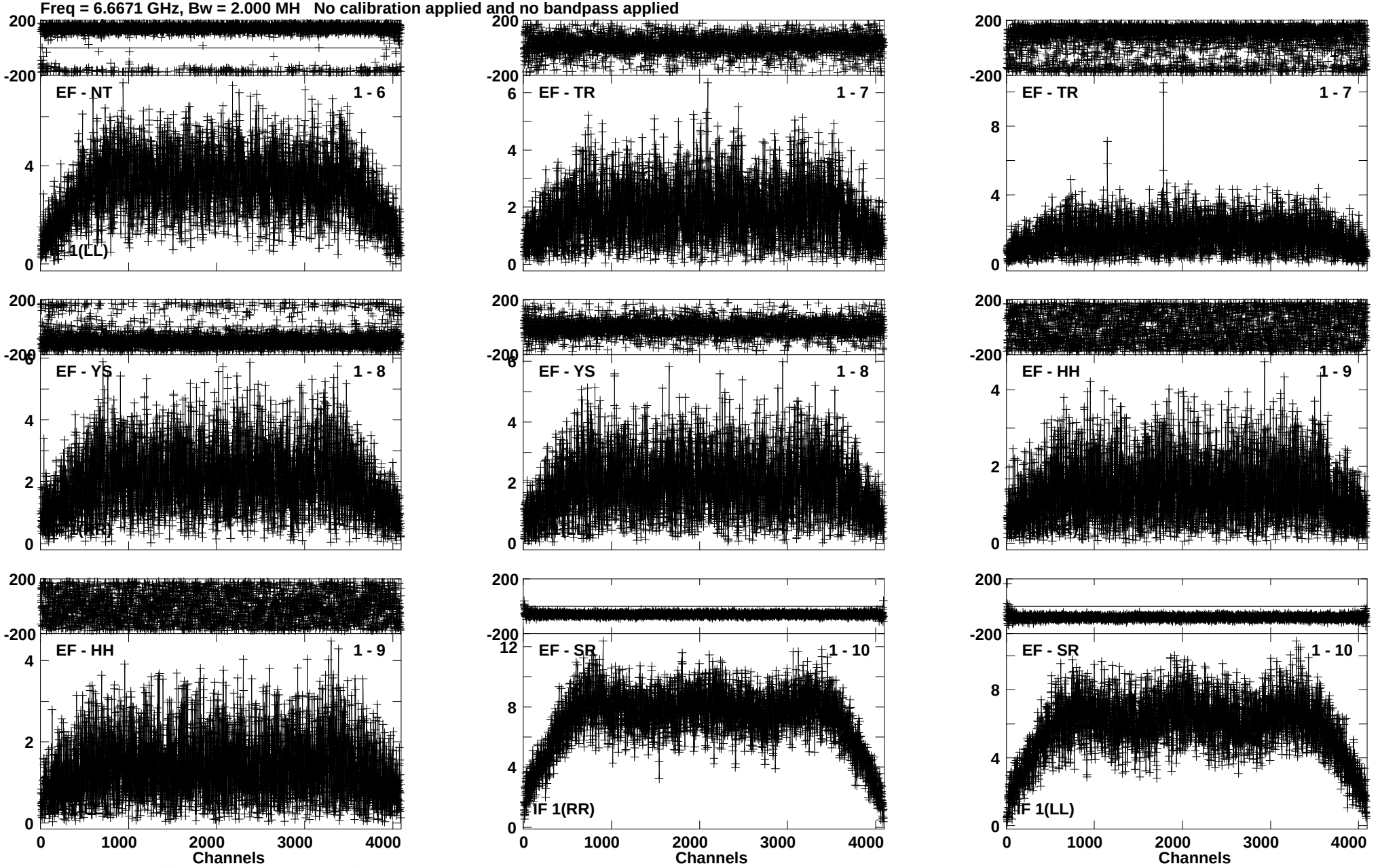

Lower frame: Milli Ampl Jy Top frame: Phas deg
Vector averaged cross-power spectrum Baseline: EF (01) - NT (06)
Timerange: 00/02:40:31 to 00/02:50:29

Plot file version 6 created 16-AUG-2016 13:46:52
J1331+3030 EM117A 2.UVDATA.1
Freq = 6.6671 GHz, Bw = 2.000 MH No calibration applied and no bandpass applied

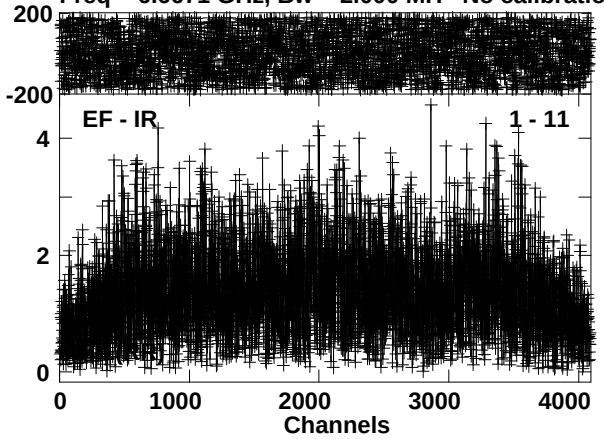

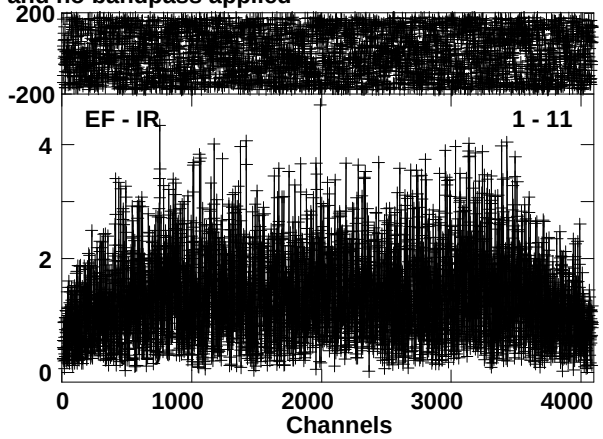

Lower frame: Milli Ampl Jy Top frame: Phas deg
Vector averaged cross-power spectrum Baseline: EF (01) - IR (11)
Timerange: 00/02:40:31 to 00/02:50:29

Plot file version 7 created 16-AUG-2016 13:46:53
3C345 EM117A 2.UVDATA.1
Freq = 6.6671 GHz, Bw = 2.000 MH No calibration applied and no bandpass applied

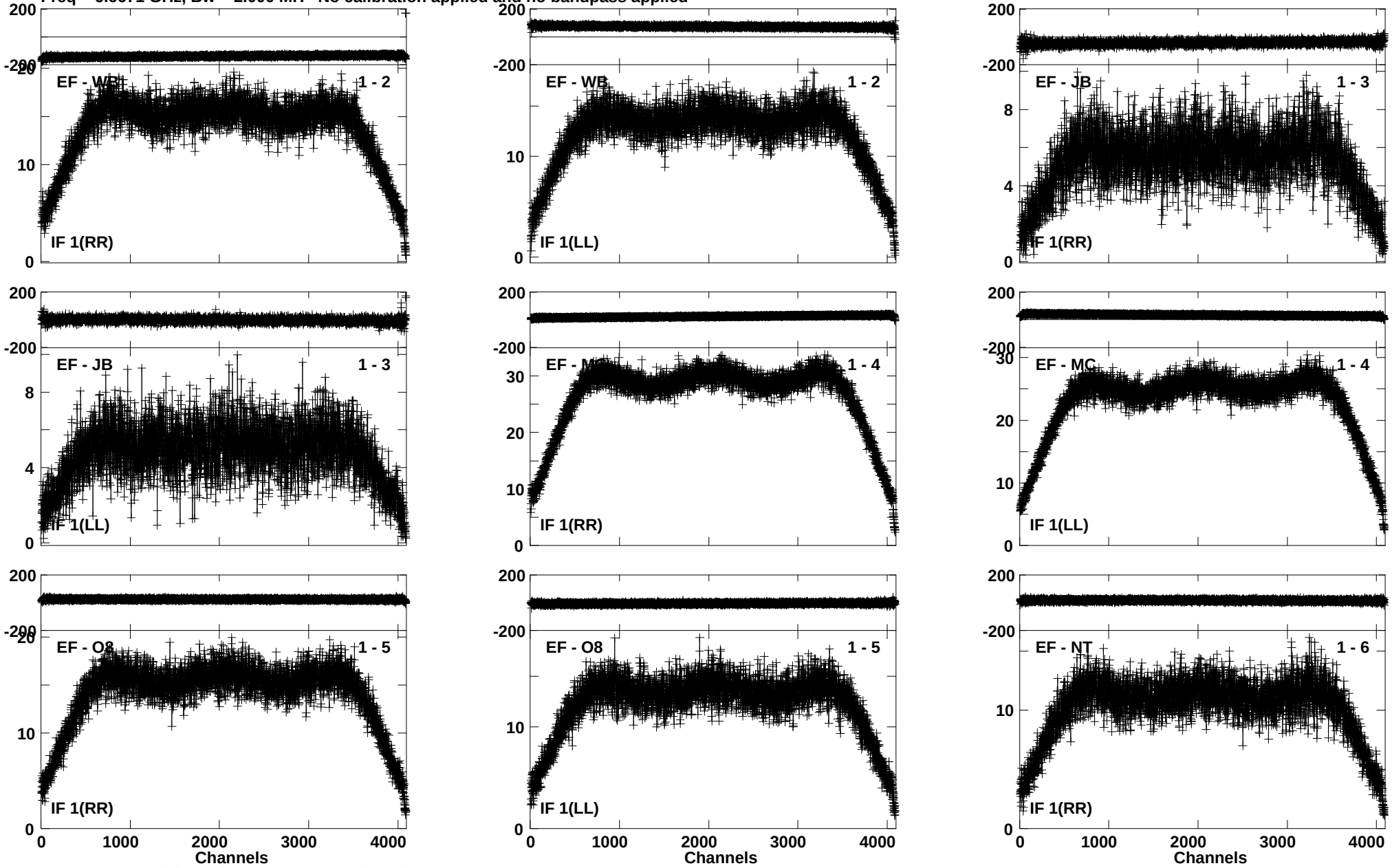

Lower frame: Milli Ampl Jy Top frame: Phas deg
Vector averaged cross-power spectrum Baseline: EF (01) - WB (02)
Timerange: 00/02:54:51 to 00/03:04:49

Plot file version 8 created 16-AUG-2016 13:46:57
3C345 EM117A 2.UVDATA.1
Freq = 6.6671 GHz, Bw = 2.000 MH No calibration applied and no bandpass applied

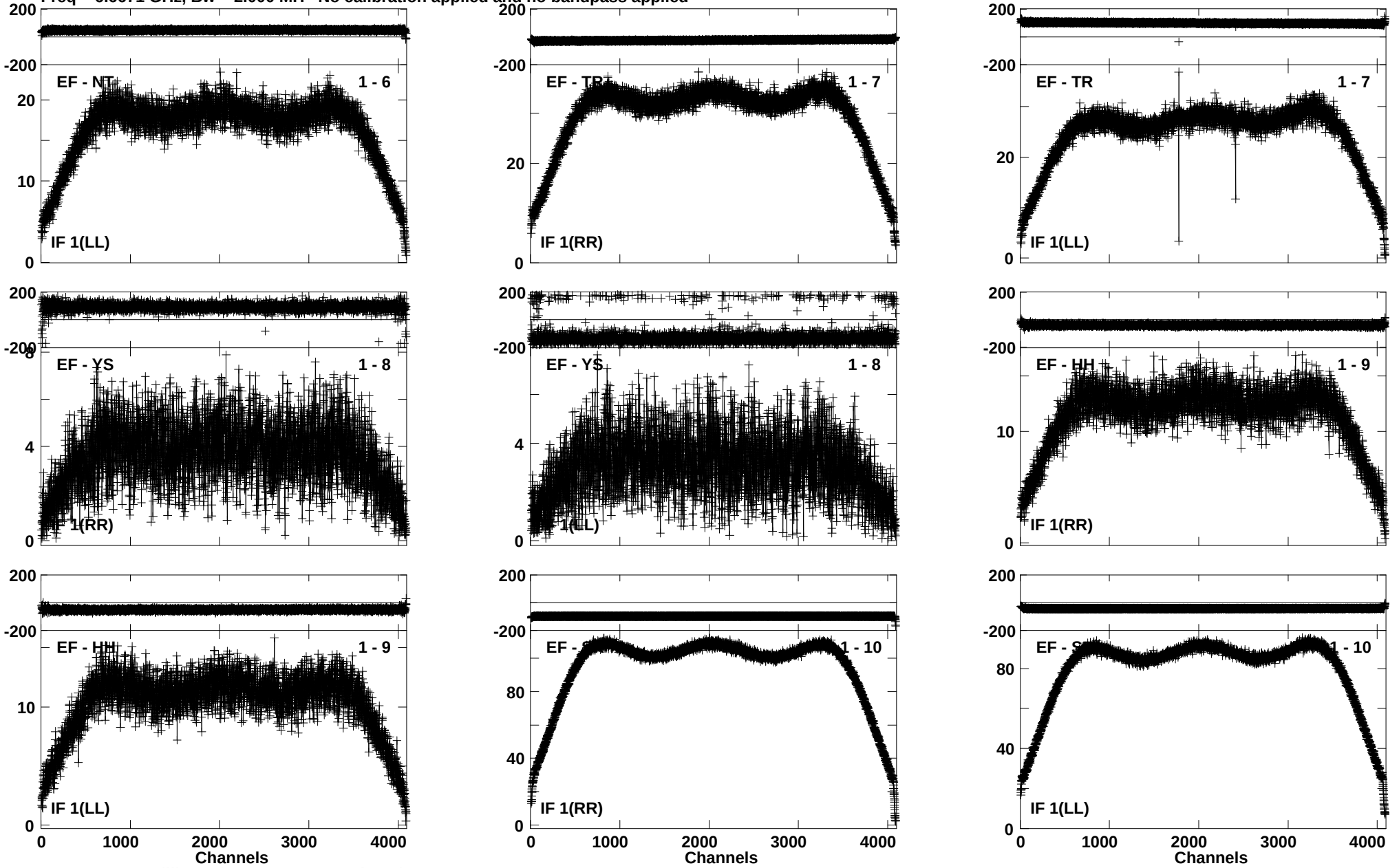

Lower frame: Milli Ampl Jy Top frame: Phas deg
Vector averaged cross-power spectrum Baseline: EF (01) - NT (06)
Timerange: 00/02:54:51 to 00/03:04:49

Plot file version 9 created 16-AUG-2016 13:47:03
3C345 EM117A 2.UVDATA.1
Freq = 6.6671 GHz, Bw = 2.000 MH No calibration applied and no bandpass applied

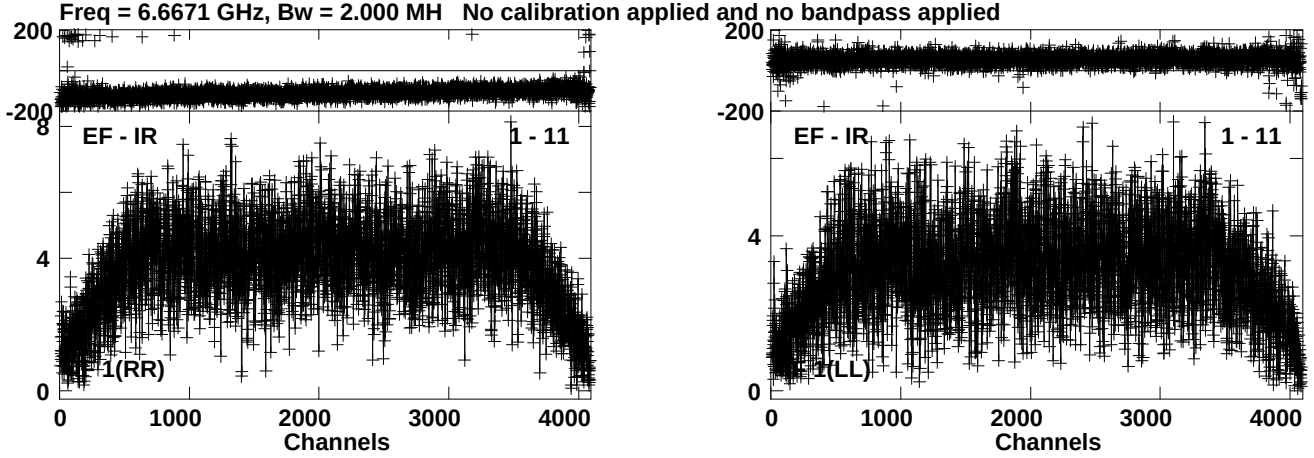

Lower frame: Milli Ampl Jy Top frame: Phas deg
Vector averaged cross-power spectrum Baseline: EF (01) - IR (11)
Timerange: 00/02:54:51 to 00/03:04:49

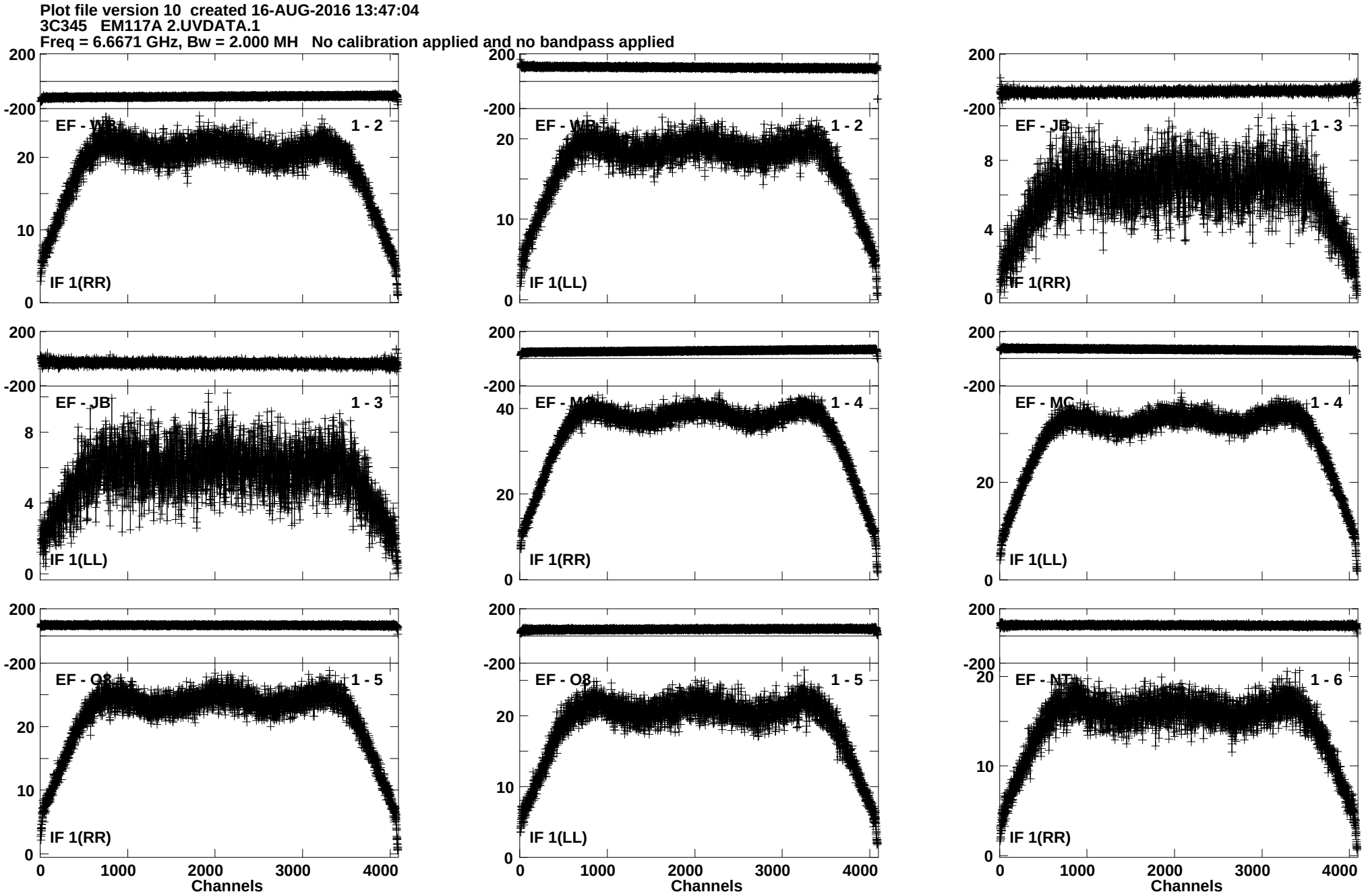
Plot file version 10 created 16-AUG-2016 13:47:04
3C345 EM117A 2.UVDATA.1
Freq = 6.6671 GHz, Bw = 2.000 MH No calibration applied and no bandpass applied
EF - WB 1 - 2
IF 1(RR)
EF - WB 1 - 2
IF 1(LL)
EF - JB 1 - 3
IF 1(RR)
EF - JB 1 - 3
IF 1(LL)
EF - MC 1 - 4
IF 1(RR)
EF - MC 1 - 4
IF 1(LL)
EF - O8 1 - 5
IF 1(RR)
EF - O8 1 - 5
IF 1(LL)
EF - NT 1 - 6
IF 1(RR)
Channels
Channels
Channels
Lower frame: Milli Ampl Jy Top frame: Phas deg
Vector averaged cross-power spectrum Baseline: EF (01) - WB (02)
Timerange: 00/03:05:21 to 00/03:15:19

Plot file version 11 created 16-AUG-2016 13:47:08
3C345 EM117A 2.UVDATA.1
Freq = 6.6671 GHz, Bw = 2.000 MH No calibration applied and no bandpass applied

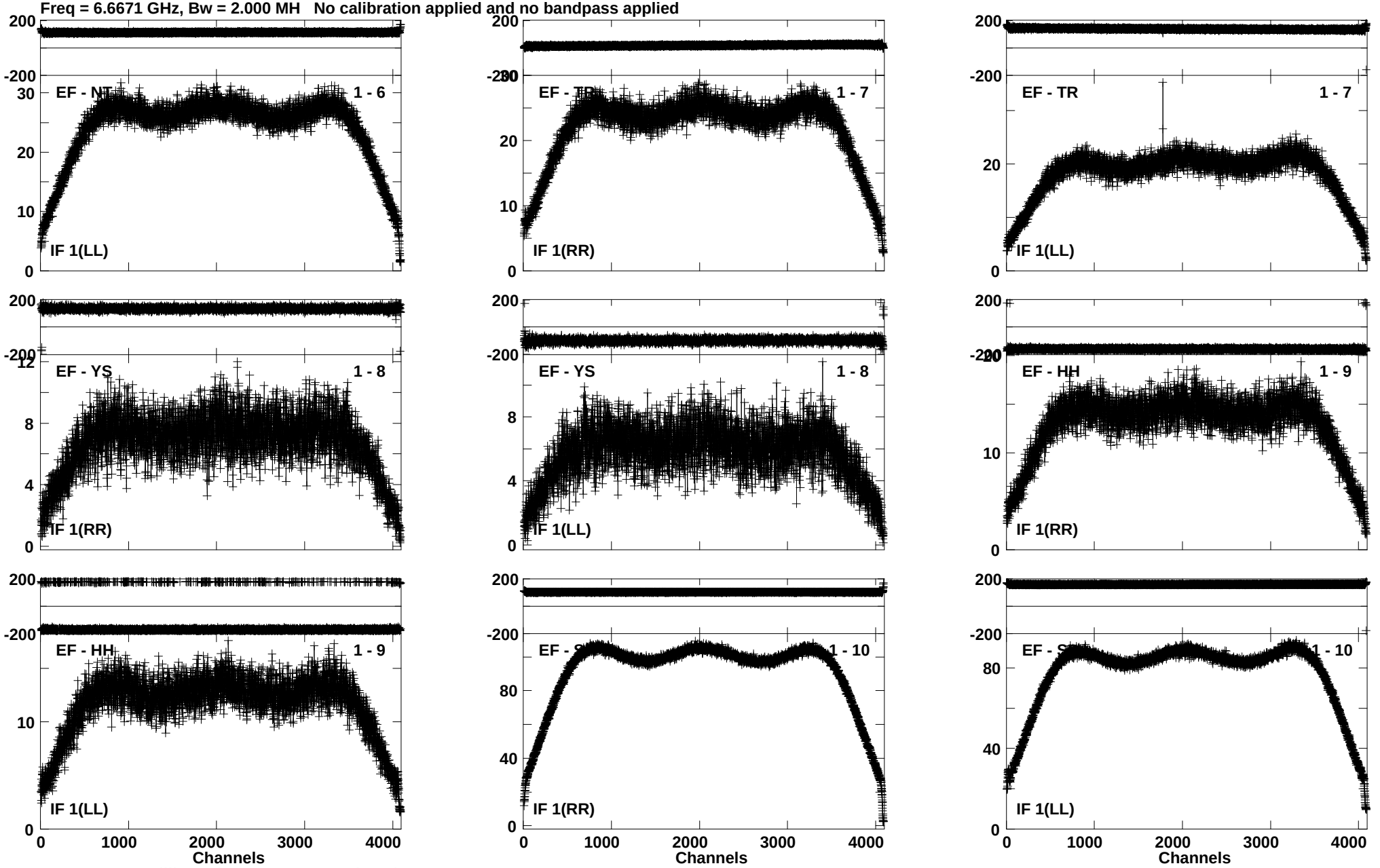

Lower frame: Milli Ampl Jy Top frame: Phas deg
Vector averaged cross-power spectrum Baseline: EF (01) - NT (06)
Timerange: 00/03:05:21 to 00/03:15:19

Plot file version 12 created 16-AUG-2016 13:47:13
3C345 EM117A 2.UVDATA.1
Freq = 6.6671 GHz, Bw = 2.000 MH No calibration applied and no bandpass applied

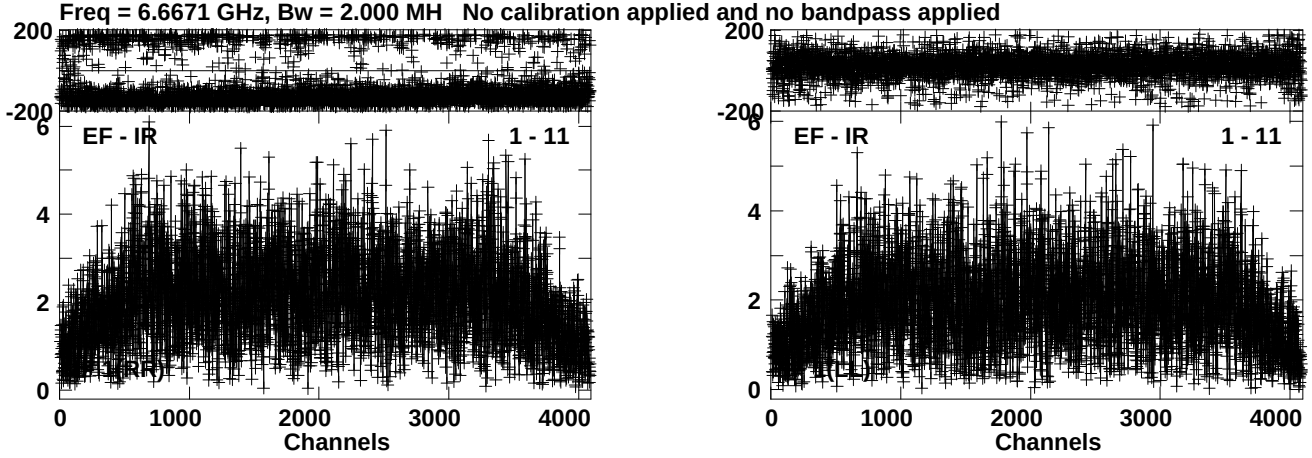

Lower frame: Milli Ampl Jy Top frame: Phas deg
Vector averaged cross-power spectrum Baseline: EF (01) - IR (11)
Timerange: 00/03:05:21 to 00/03:15:19

Plot file version 13 created 16-AUG-2016 13:47:14
J1331+3030 EM117A 2.UVDATA.1
Freq = 6.6671 GHz, Bw = 2.000 MH No calibration applied and no bandpass applied

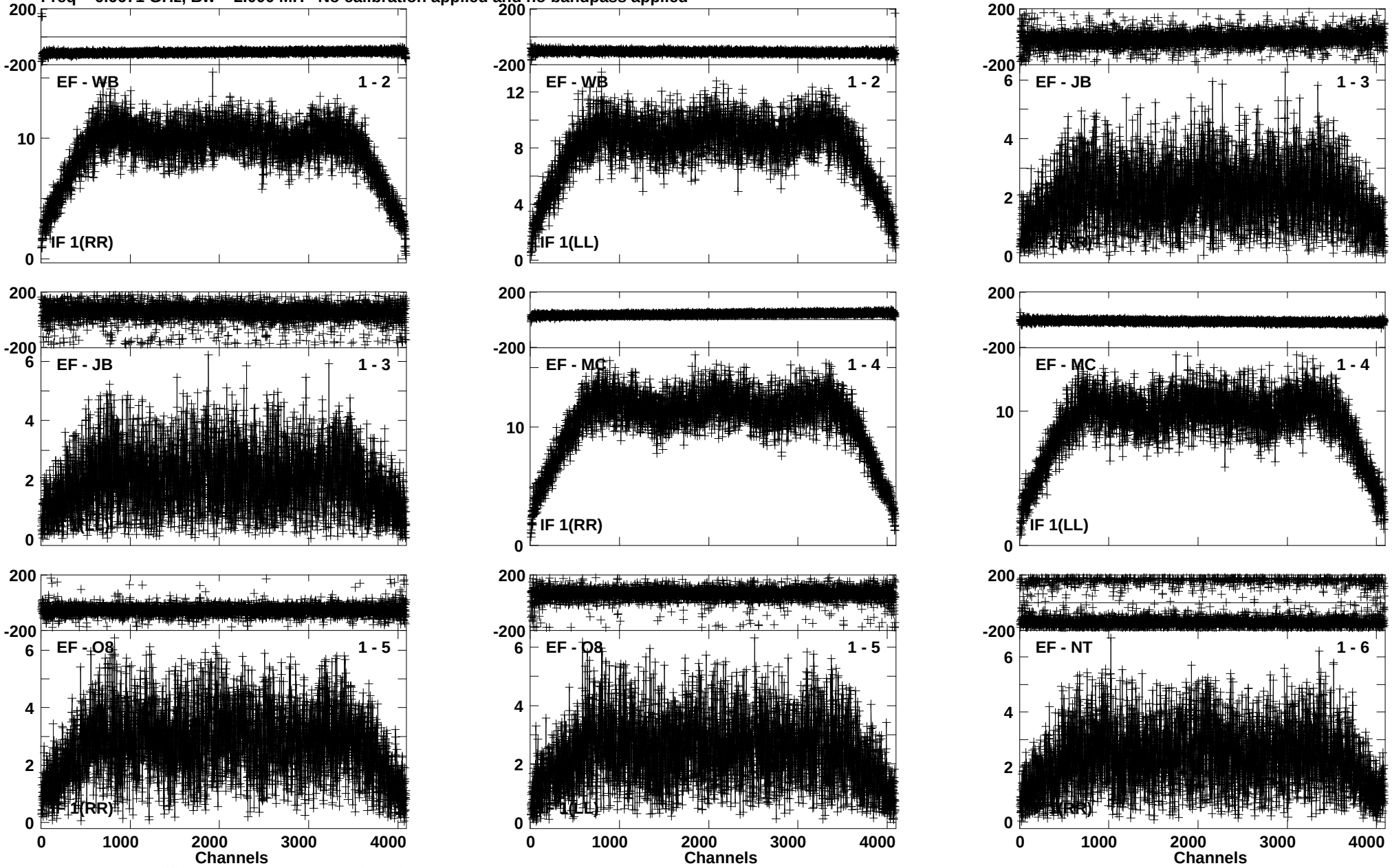

Lower frame: Milli Ampl Jy Top frame: Phas deg
Vector averaged cross-power spectrum Baseline: EF (01) - WB (02)
Timerange: 00/03:20:21 to 00/03:30:19

Plot file version 14 created 16-AUG-2016 13:47:17
J1331+3030 EM117A 2.UVDATA.1
Freq = 6.6671 GHz, Bw = 2.000 MH No calibration applied and no bandpass applied

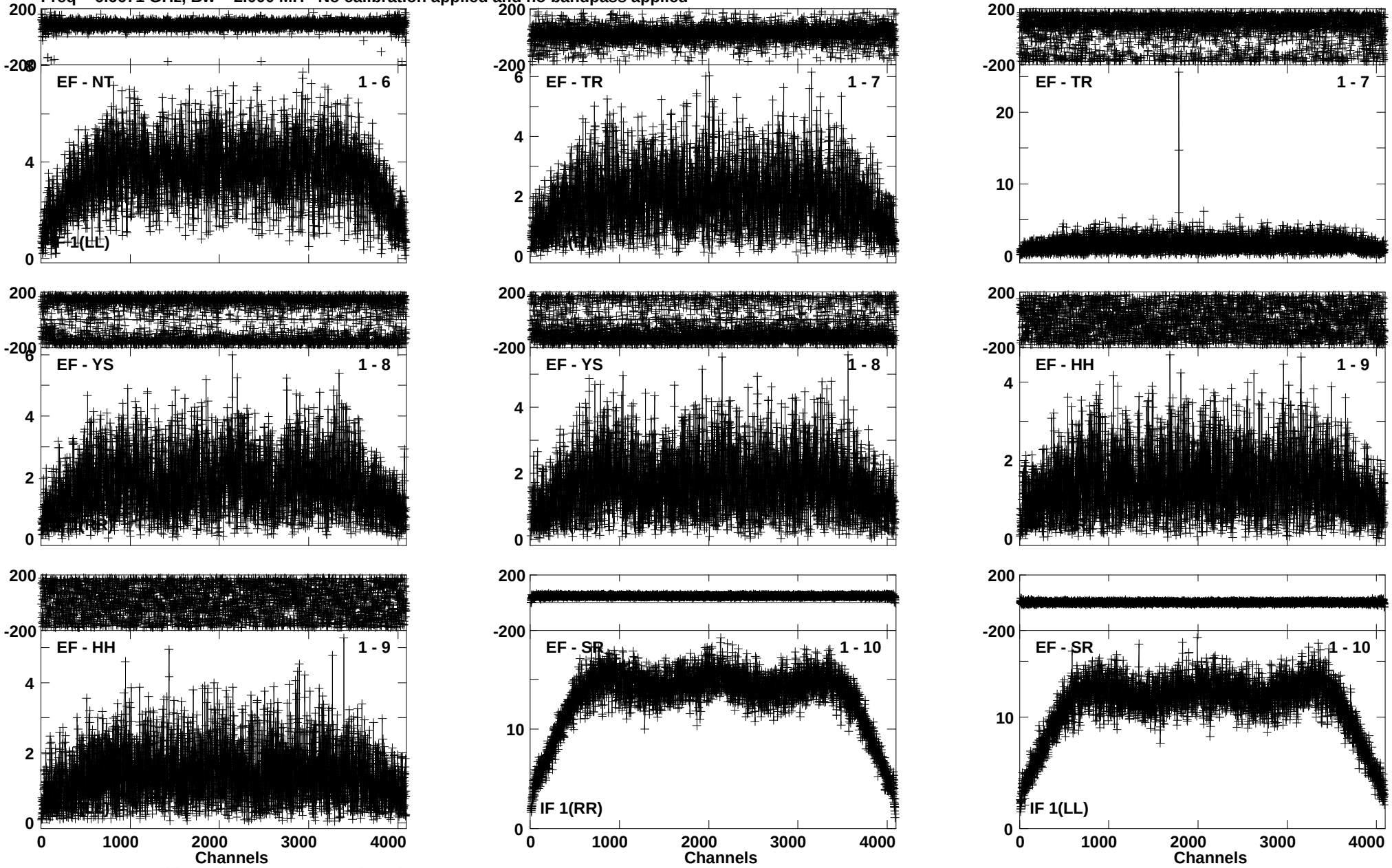

Lower frame: Milli Ampl Jy Top frame: Phas deg
Vector averaged cross-power spectrum Baseline: EF (01) - NT (06)
Timerange: 00/03:20:21 to 00/03:30:19

Plot file version 15 created 16-AUG-2016 13:47:21
J1331+3030 EM117A 2.UVDATA.1
Freq = 6.6671 GHz, Bw = 2.000 MH No calibration applied and no bandpass applied

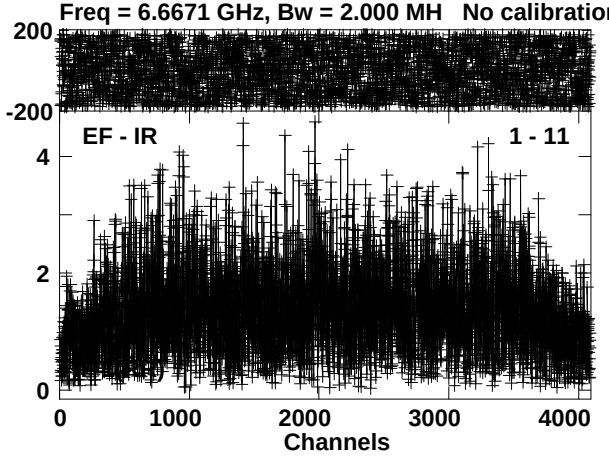

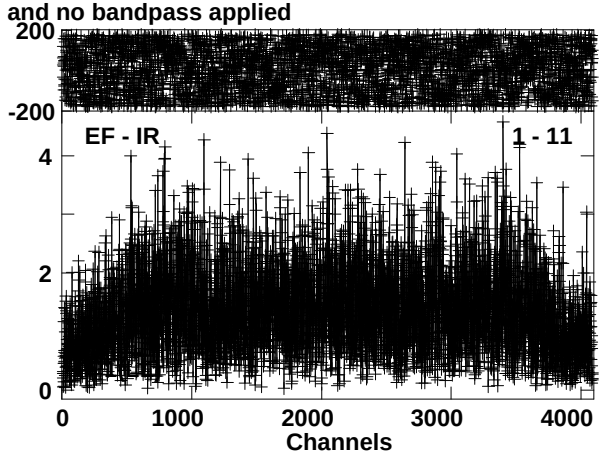

Lower frame: Milli Ampl Jy Top frame: Phas deg
Vector averaged cross-power spectrum Baseline: EF (01) - IR (11)
Timerange: 00/03:20:21 to 00/03:30:19

Plot file version 16 created 16-AUG-2016 13:47:29
G012.68-0.18 EM117A 2.UVDATA.1
Freq = 6.6671 GHz, Bw = 2.000 MH No calibration applied and no bandpass applied

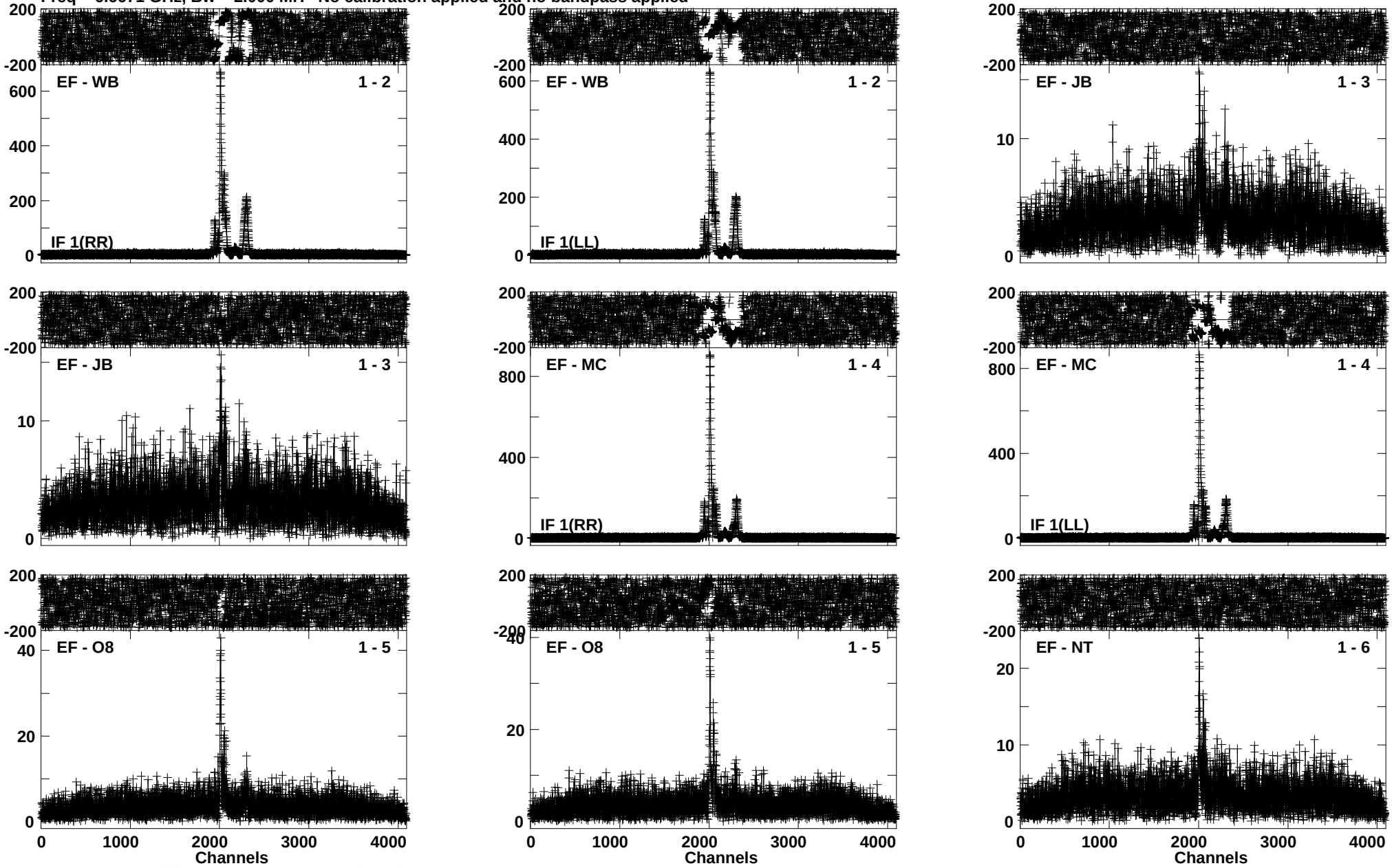

Lower frame: Milli Ampl Jy Top frame: Phas deg
Vector averaged cross-power spectrum Baseline: EF (01) - WB (02)
Timerange: 00/04:06:11 to 00/04:08:09

Plot file version 17 created 16-AUG-2016 13:47:29
G012.68-0.18 EM117A 2.UVDATA.1
Freq = 6.6671 GHz, Bw = 2.000 MH No calibration applied and no bandpass applied

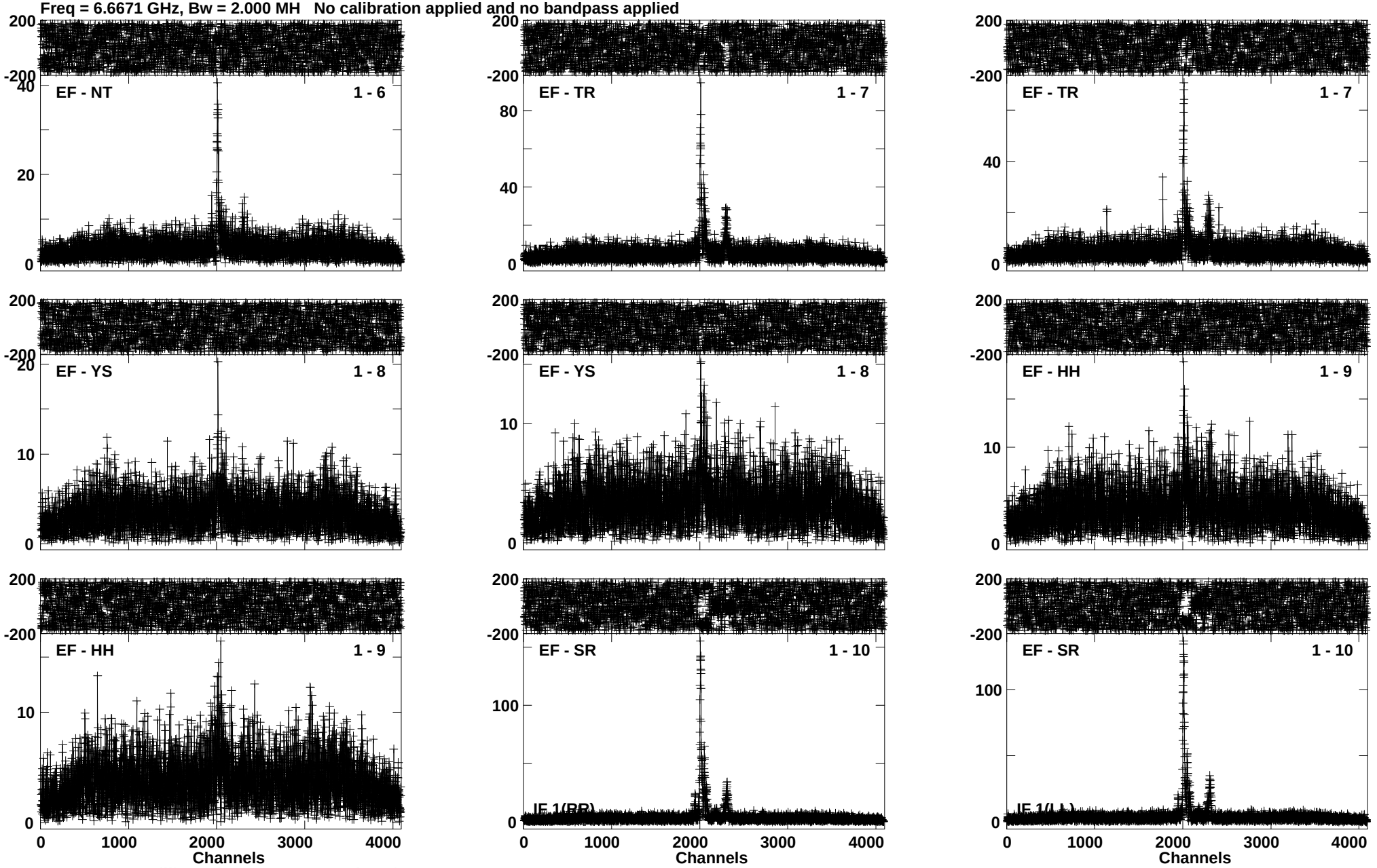

Lower frame: Milli Ampl Jy Top frame: Phas deg
Vector averaged cross-power spectrum Baseline: EF (01) - NT (06)
Timerange: 00/04:06:11 to 00/04:08:09

Plot file version 18 created 16-AUG-2016 13:47:30
G012.68-0.18 EM117A 2.UVDATA.1
Freq = 6.6671 GHz, Bw = 2.000 MH No calibration applied and no bandpass applied

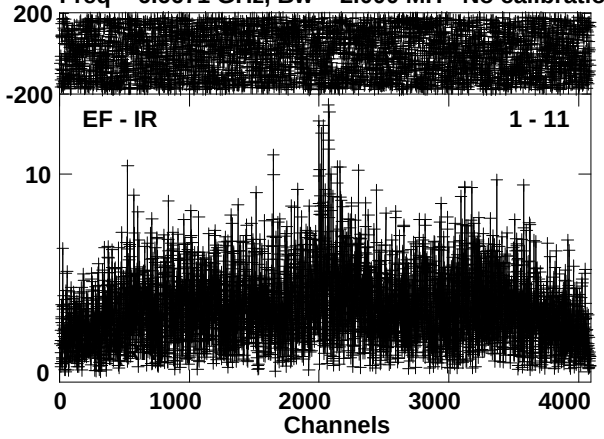

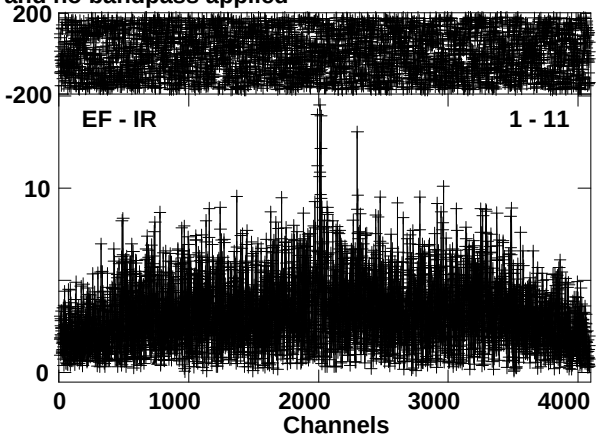

Lower frame: Milli Ampl Jy Top frame: Phas deg
Vector averaged cross-power spectrum Baseline: EF (01) - IR (11)
Timerange: 00/04:06:11 to 00/04:08:09

Plot file version 19 created 16-AUG-2016 13:47:32
G012.68-0.18 EM117A 2.UVDATA.1
Freq = 6.6671 GHz, Bw = 2.000 MH No calibration applied and no bandpass applied

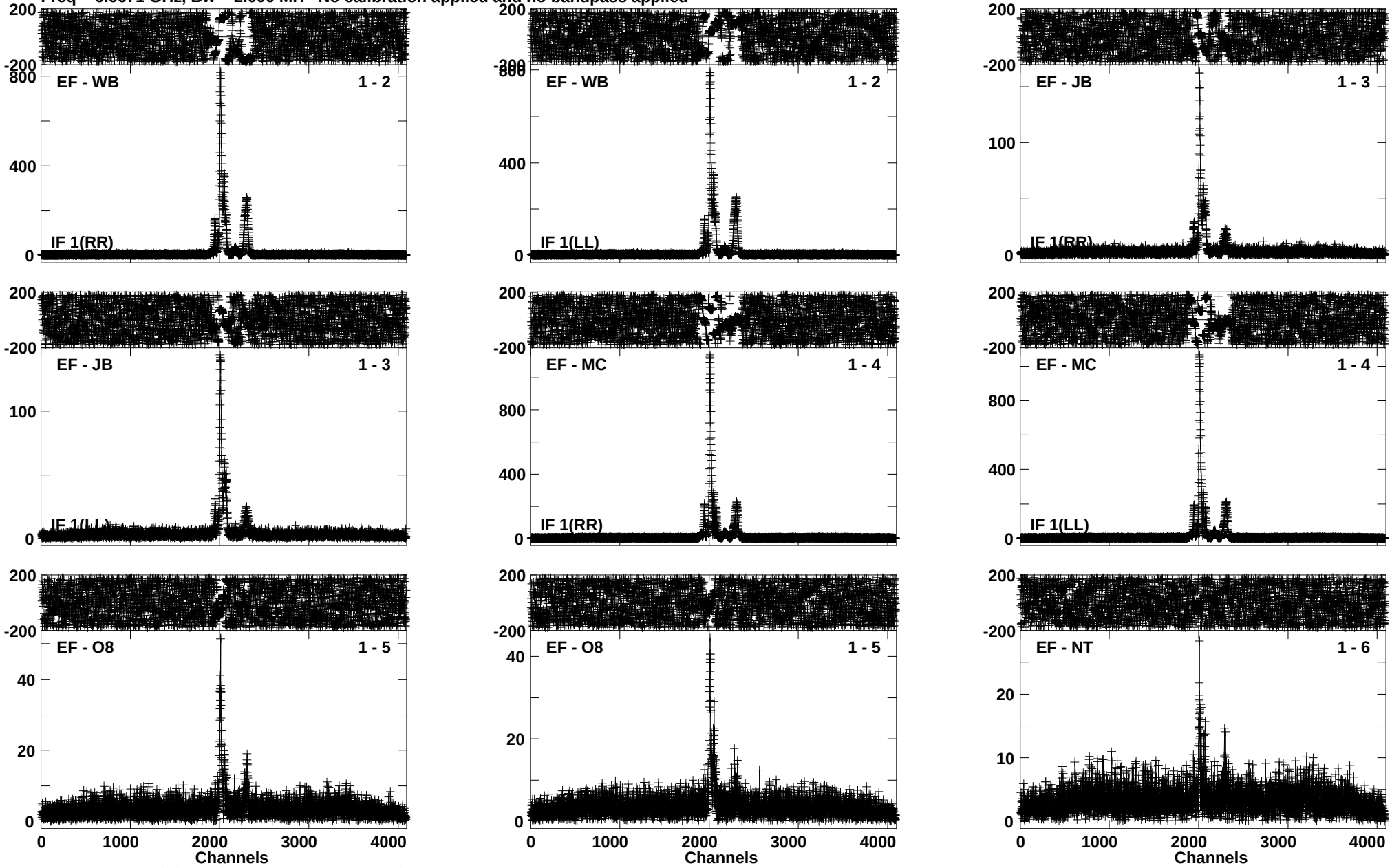

Lower frame: Milli Ampl Jy Top frame: Phas deg
Vector averaged cross-power spectrum Baseline: EF (01) - WB (02)
Timerange: 00/04:11:51 to 00/04:13:49

Plot file version 20 created 16-AUG-2016 13:47:33
G012.68-0.18 EM117A 2.UVDATA.1
Freq = 6.6671 GHz, Bw = 2.000 MH No calibration applied and no bandpass applied

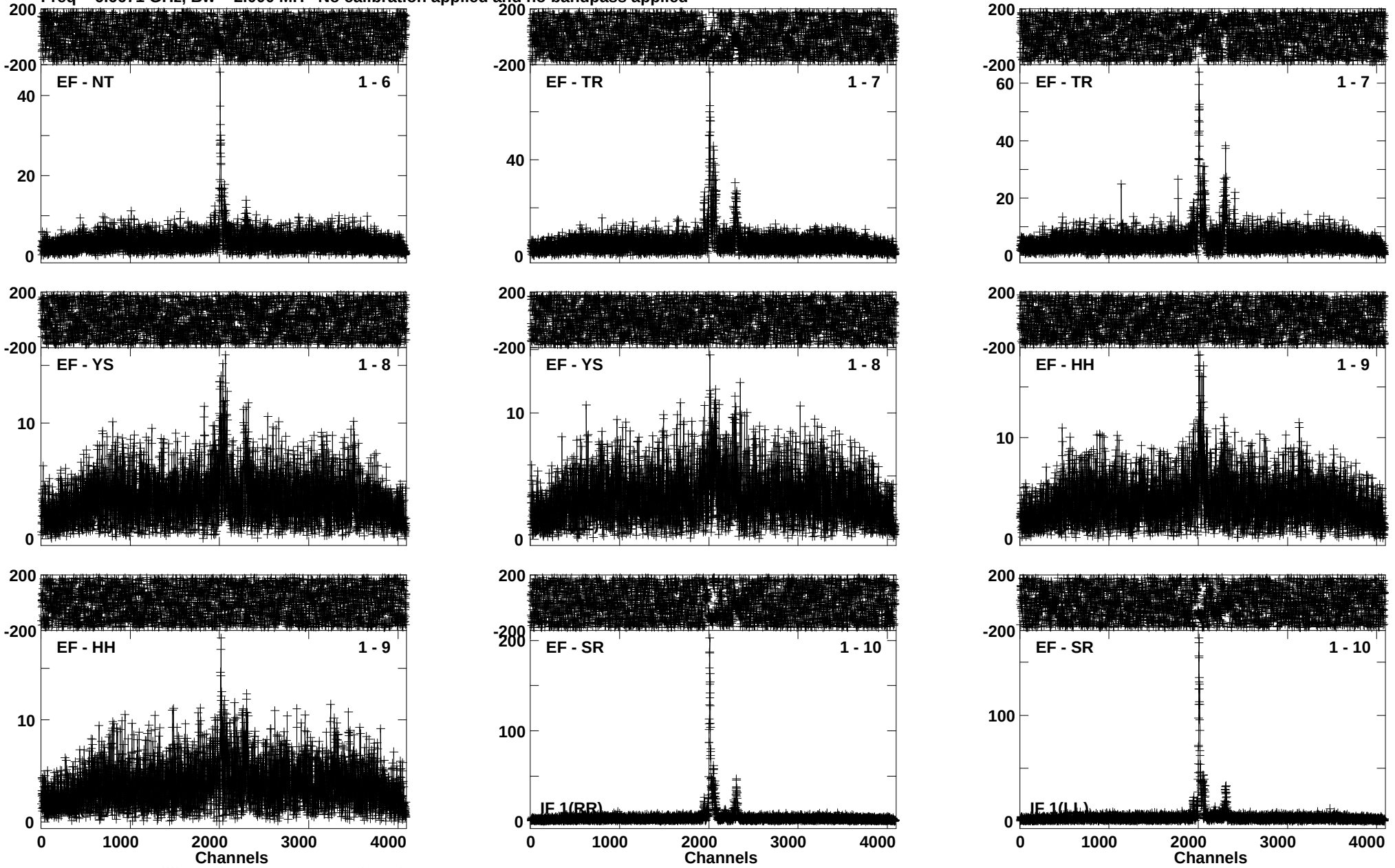

Lower frame: Milli Ampl Jy Top frame: Phas deg
Vector averaged cross-power spectrum Baseline: EF (01) - NT (06)
Timerange: 00/04:11:51 to 00/04:13:49

Plot file version 21 created 16-AUG-2016 13:47:34
G012.68-0.18 EM117A 2.UVDATA.1
Freq = 6.6671 GHz, Bw = 2.000 MH No calibration applied and no bandpass applied

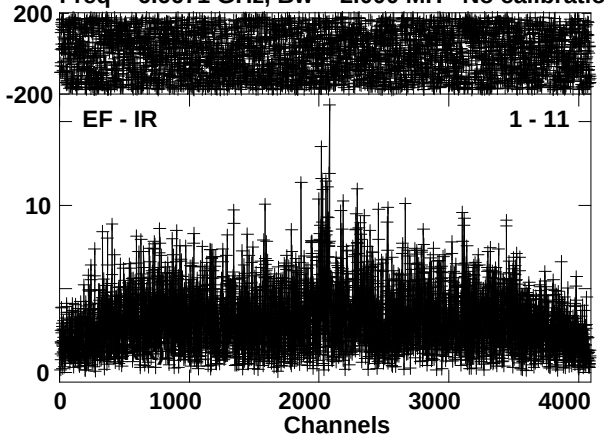

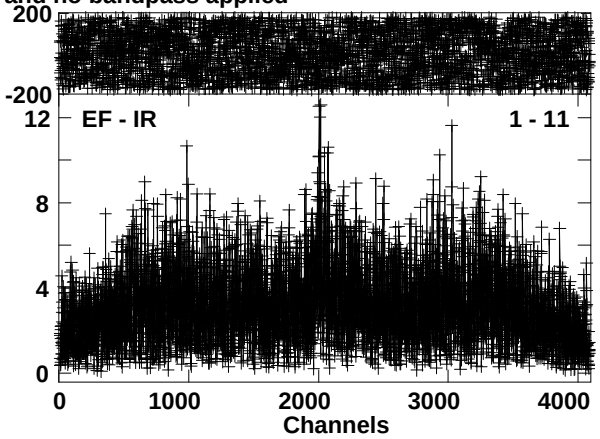

Lower frame: Milli Ampl Jy Top frame: Phas deg
Vector averaged cross-power spectrum Baseline: EF (01) - IR (11)
Timerange: 00/04:11:51 to 00/04:13:49

Plot file version 22 created 16-AUG-2016 13:47:39
J1331+3030 EM117A 2.UVDATA.1
Freq = 6.6671 GHz, Bw = 2.000 MH No calibration applied and no bandpass applied

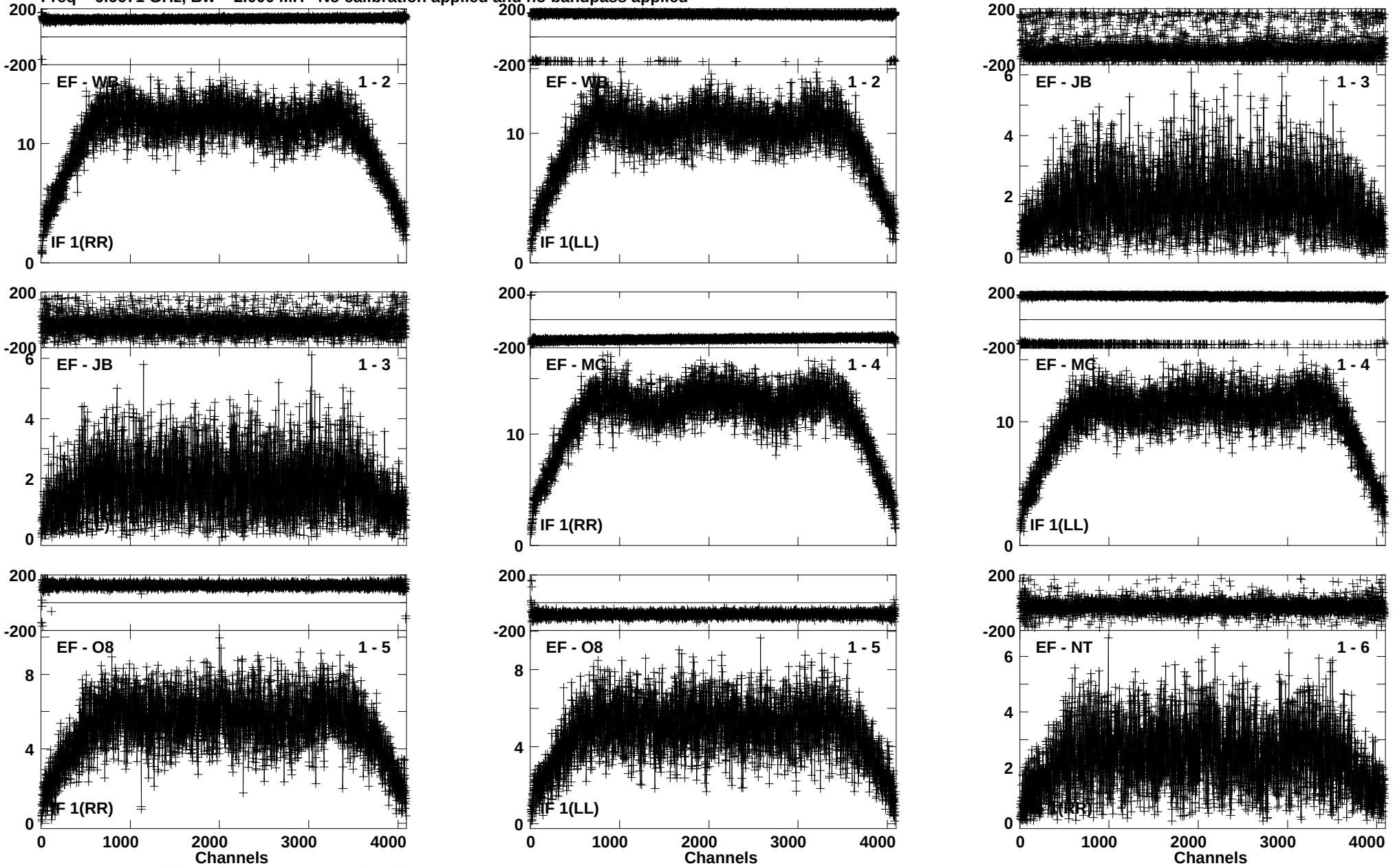

Lower frame: Milli Ampl Jy Top frame: Phas deg
Vector averaged cross-power spectrum Baseline: EF (01) - WB (02)
Timerange: 00/04:21:21 to 00/04:31:19

Plot file version 23 created 16-AUG-2016 13:47:43
J1331+3030 EM117A 2.UVDATA.1
Freq = 6.6671 GHz, Bw = 2.000 MH No calibration applied and no bandpass applied

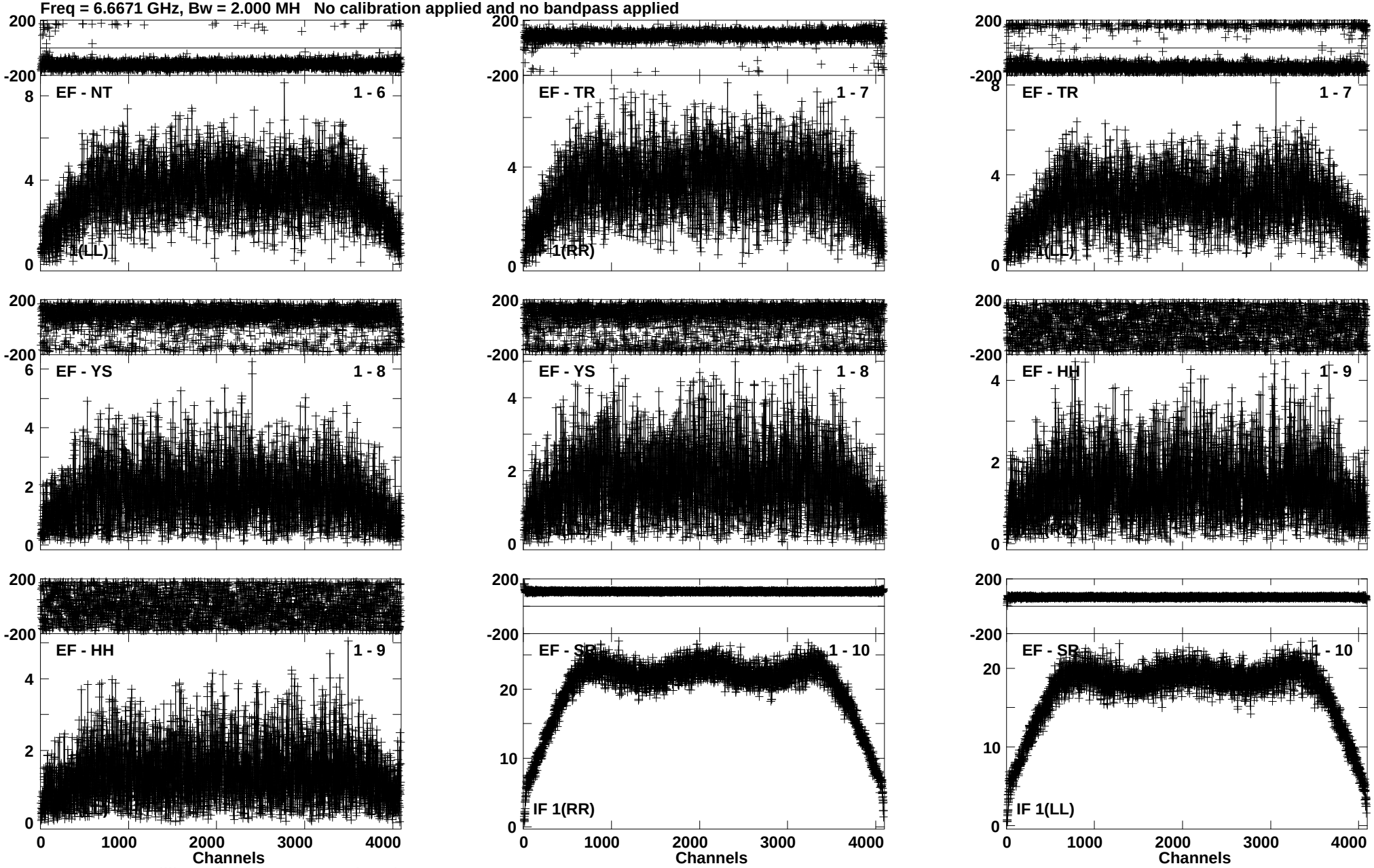

Lower frame: Milli Ampl Jy Top frame: Phas deg
Vector averaged cross-power spectrum Baseline: EF (01) - NT (06)
Timerange: 00/04:21:21 to 00/04:31:19

Plot file version 24 created 16-AUG-2016 13:47:48
J1331+3030 EM117A 2.UVDATA.1
Freq = 6.6671 GHz, Bw = 2.000 MH No calibration applied and no bandpass applied

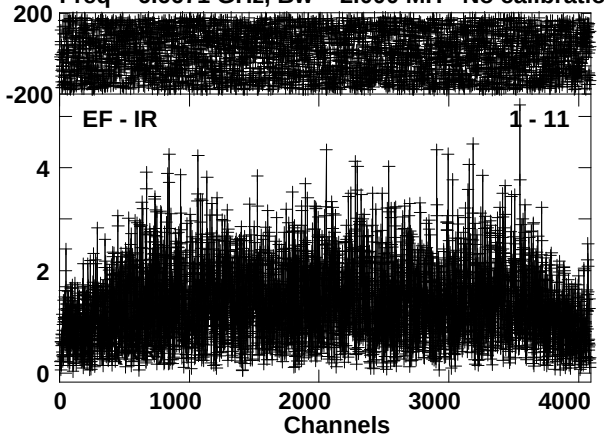

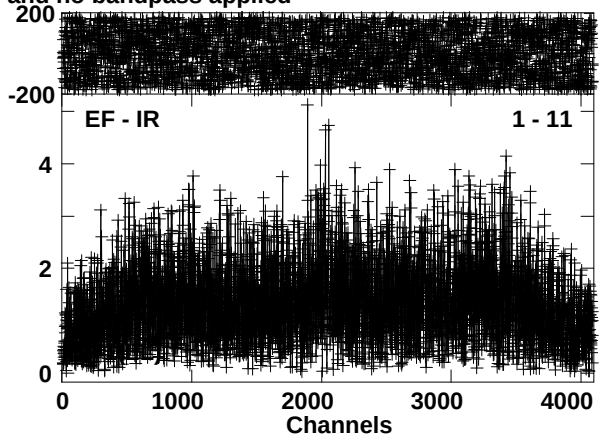

Lower frame: Milli Ampl Jy Top frame: Phas deg
Vector averaged cross-power spectrum Baseline: EF (01) - IR (11)
Timerange: 00/04:21:21 to 00/04:31:19

Plot file version 25 created 16-AUG-2016 13:47:49
J2202+4216 EM117A 2.UVDATA.1
Freq = 6.6671 GHz, Bw = 2.000 MH No calibration applied and no bandpass applied

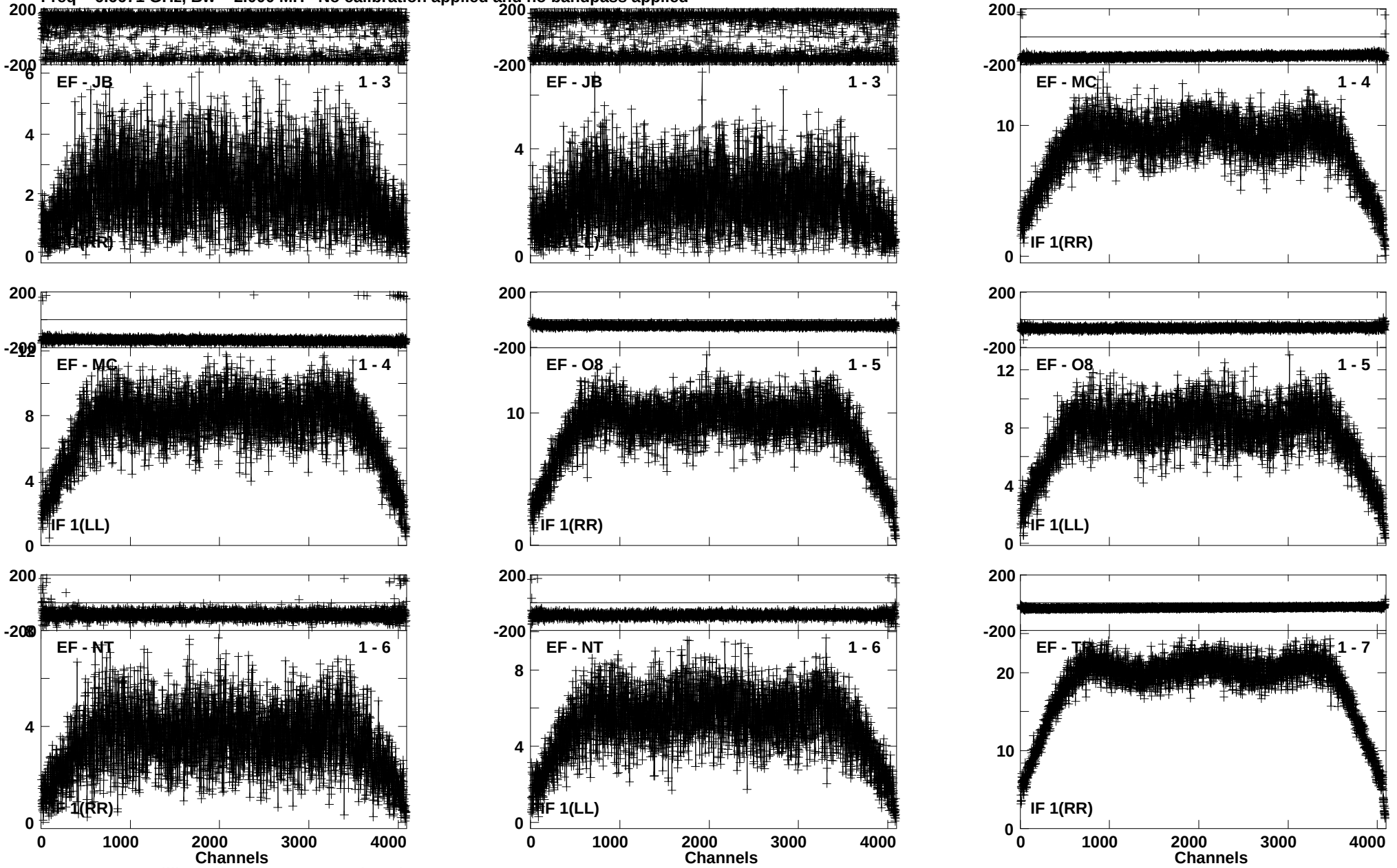

Lower frame: Milli Ampl Jy Top frame: Phas deg
Vector averaged cross-power spectrum Baseline: EF (01) - JB (03)
Timerange: 00/04:39:01 to 00/04:48:59

Plot file version 26 created 16-AUG-2016 13:47:52
J2202+4216 EM117A 2.UVDATA.1
Freq = 6.6671 GHz, Bw = 2.000 MH No calibration applied and no bandpass applied

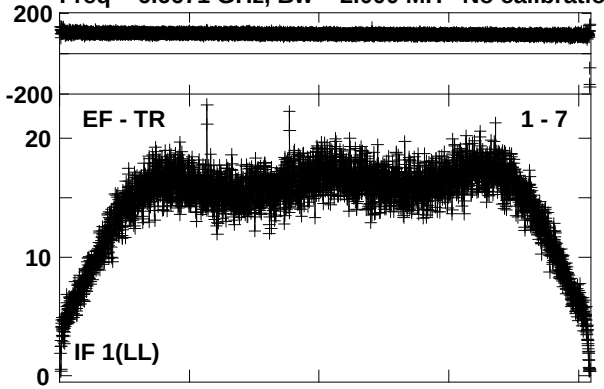

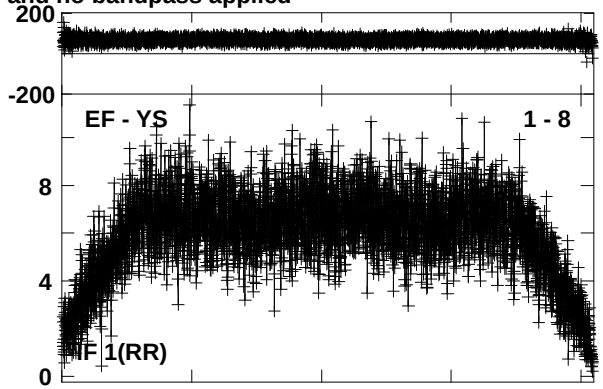

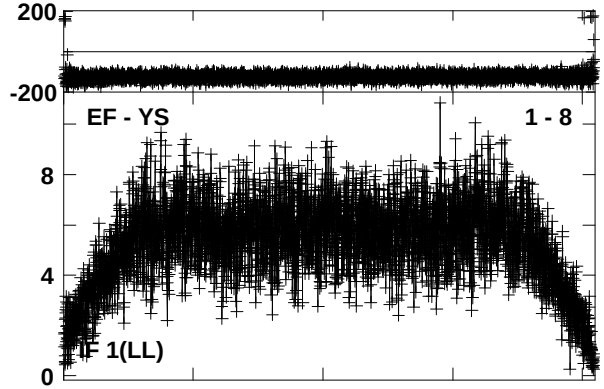

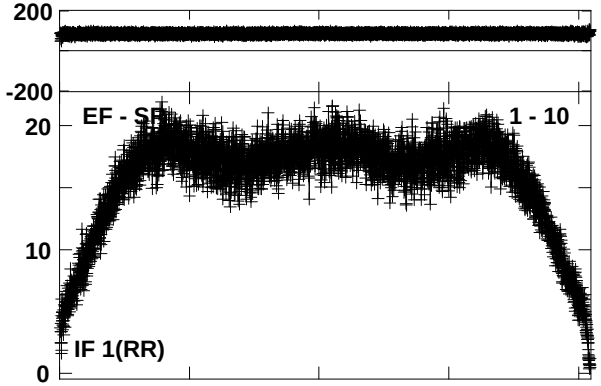

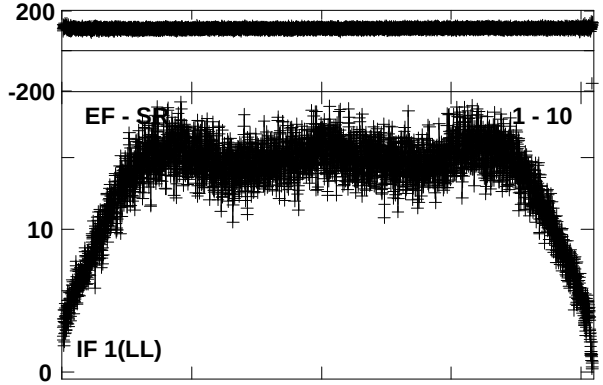

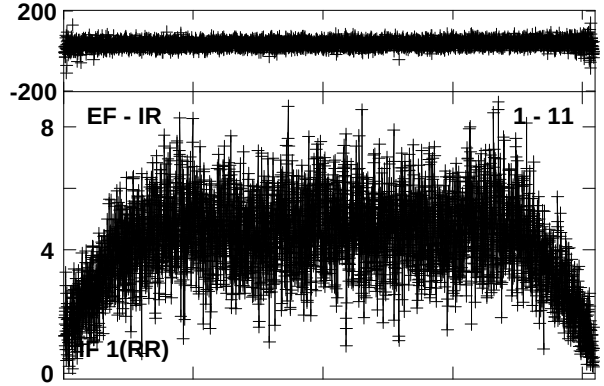

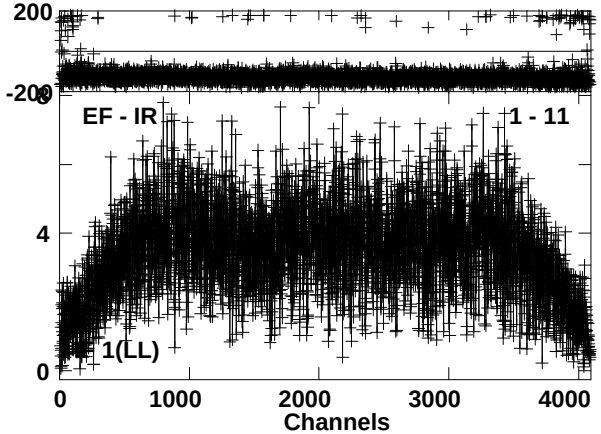

Lower frame: Milli Ampl Jy Top frame: Phas deg
Vector averaged cross-power spectrum Baseline: EF (01) - TR (07)
Timerange: 00/04:39:01 to 00/04:48:59

Plot file version 27 created 16-AUG-2016 13:47:54
J1832-2039 EM117A 2.UVDATA.1
Freq = 6.6671 GHz, Bw = 2.000 MH No calibration applied and no bandpass applied

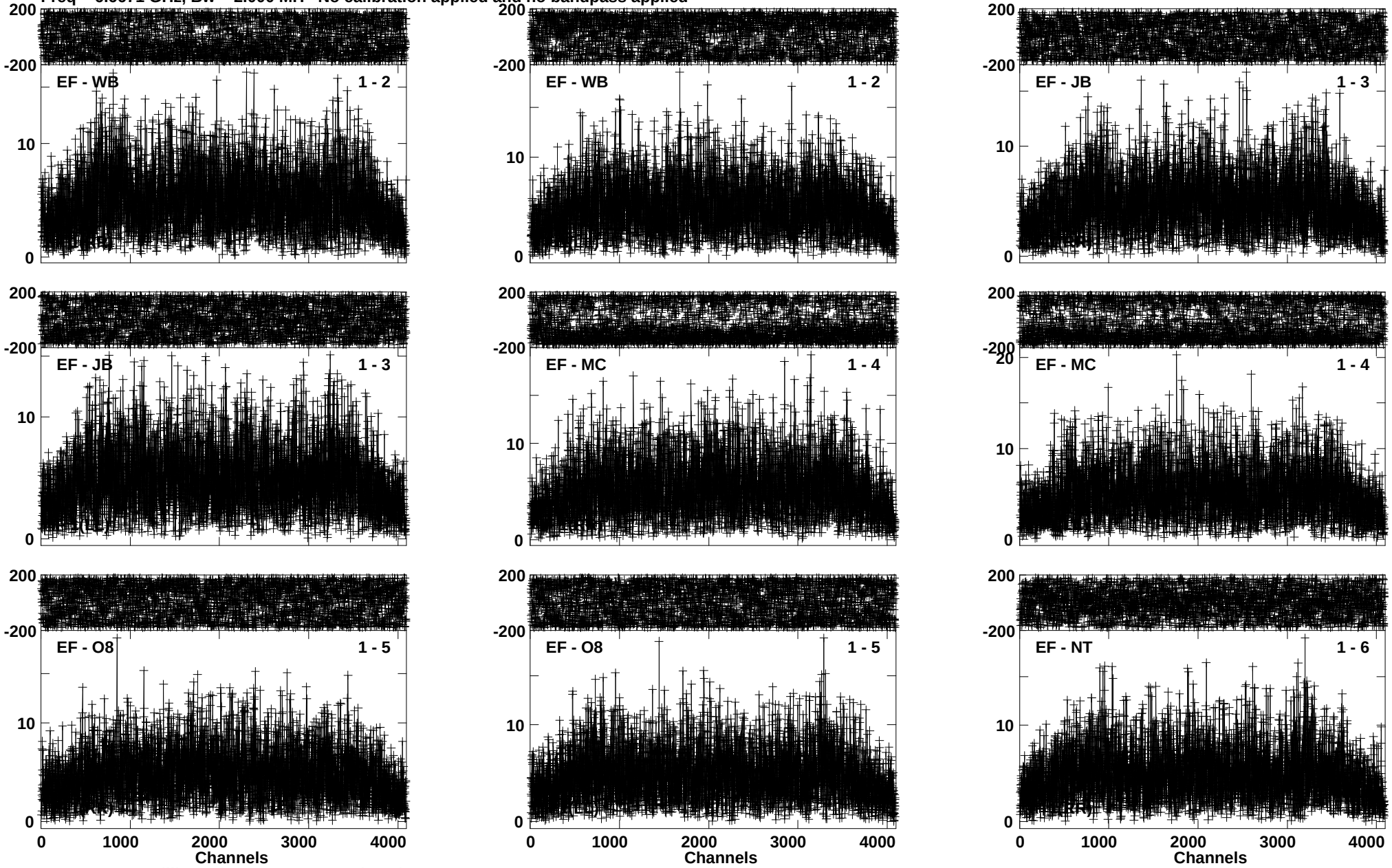

Lower frame: Milli Ampl Jy Top frame: Phas deg
Vector averaged cross-power spectrum Baseline: EF (01) - WB (02)
Timerange: 00/04:58:21 to 00/05:01:19

Plot file version 28 created 16-AUG-2016 13:47:55
J1832-2039 EM117A 2.UVDATA.1
Freq = 6.6671 GHz, Bw = 2.000 MH No calibration applied and no bandpass applied

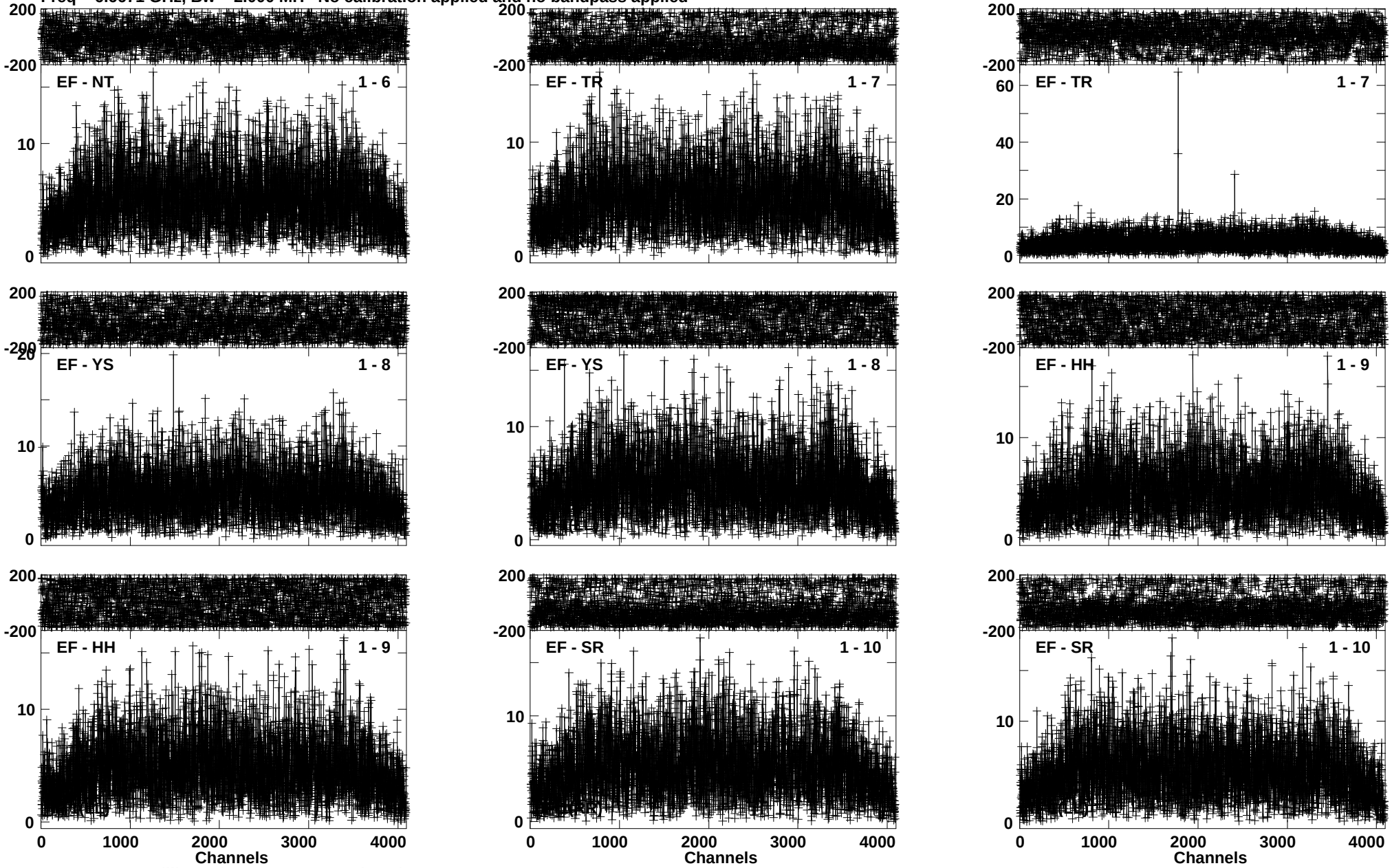

Lower frame: Milli Ampl Jy Top frame: Phas deg
Vector averaged cross-power spectrum Baseline: EF (01) - NT (06)
Timerange: 00/04:58:21 to 00/05:01:19

Plot file version 29 created 16-AUG-2016 13:47:56
J1832-2039 EM117A 2.UVDATA.1
Freq = 6.6671 GHz, Bw = 2.000 MH No calibration applied and no bandpass applied

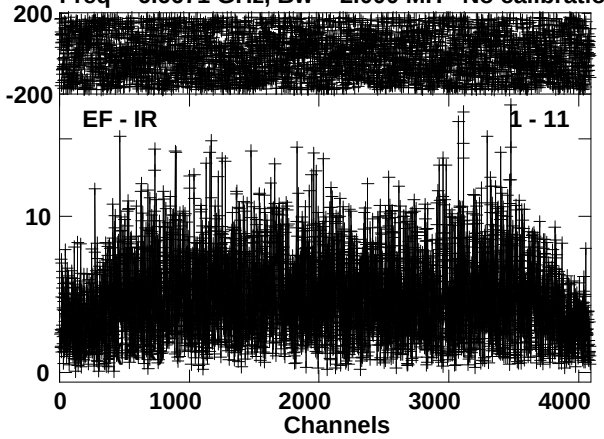

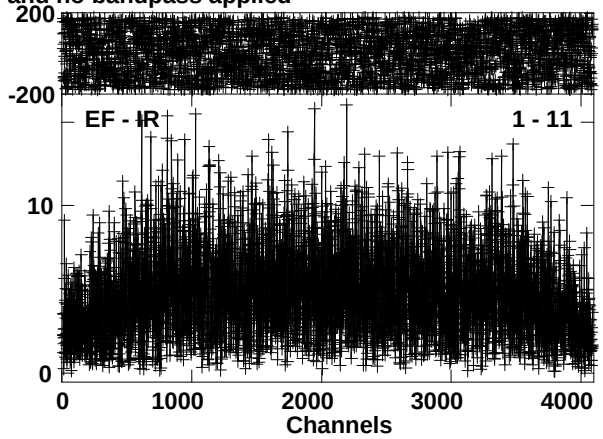

Lower frame: Milli Ampl Jy Top frame: Phas deg
Vector averaged cross-power spectrum Baseline: EF (01) - IR (11)
Timerange: 00/04:58:21 to 00/05:01:19

Plot file version 30 created 16-AUG-2016 13:47:56
G012.68-0.18 EM117A 2.UVDATA.1
Freq = 6.6671 GHz, Bw = 2.000 MH No calibration applied and no bandpass applied

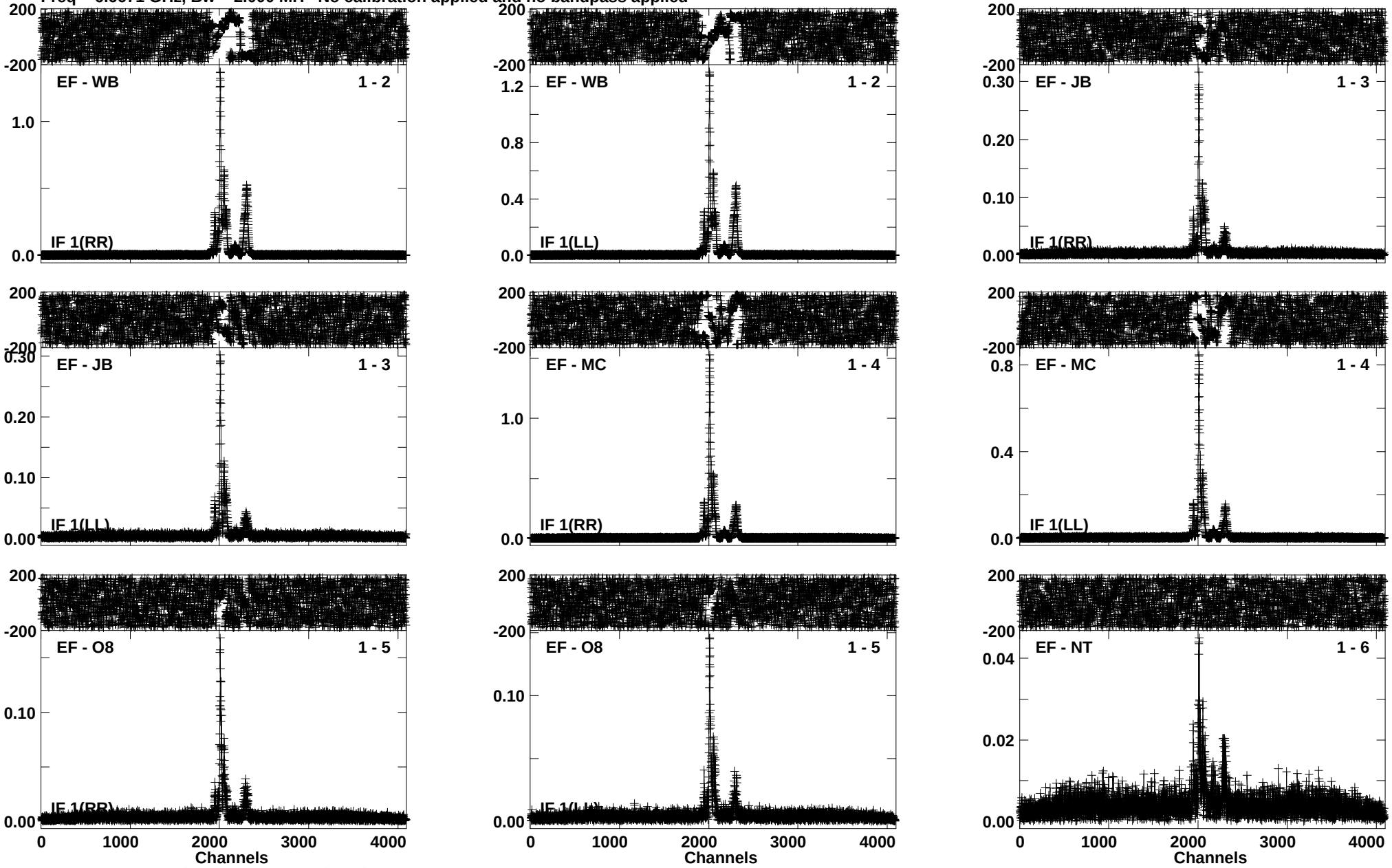

Lower frame: Ampl Jy Top frame: Phas deg
Vector averaged cross-power spectrum Baseline: EF (01) - WB (02)
Timerange: 00/05:01:27 to 00/05:03:19

Plot file version 31 created 16-AUG-2016 13:47:56
G012.68-0.18 EM117A 2.UVDATA.1
Freq = 6.6671 GHz, Bw = 2.000 MH No calibration applied and no bandpass applied

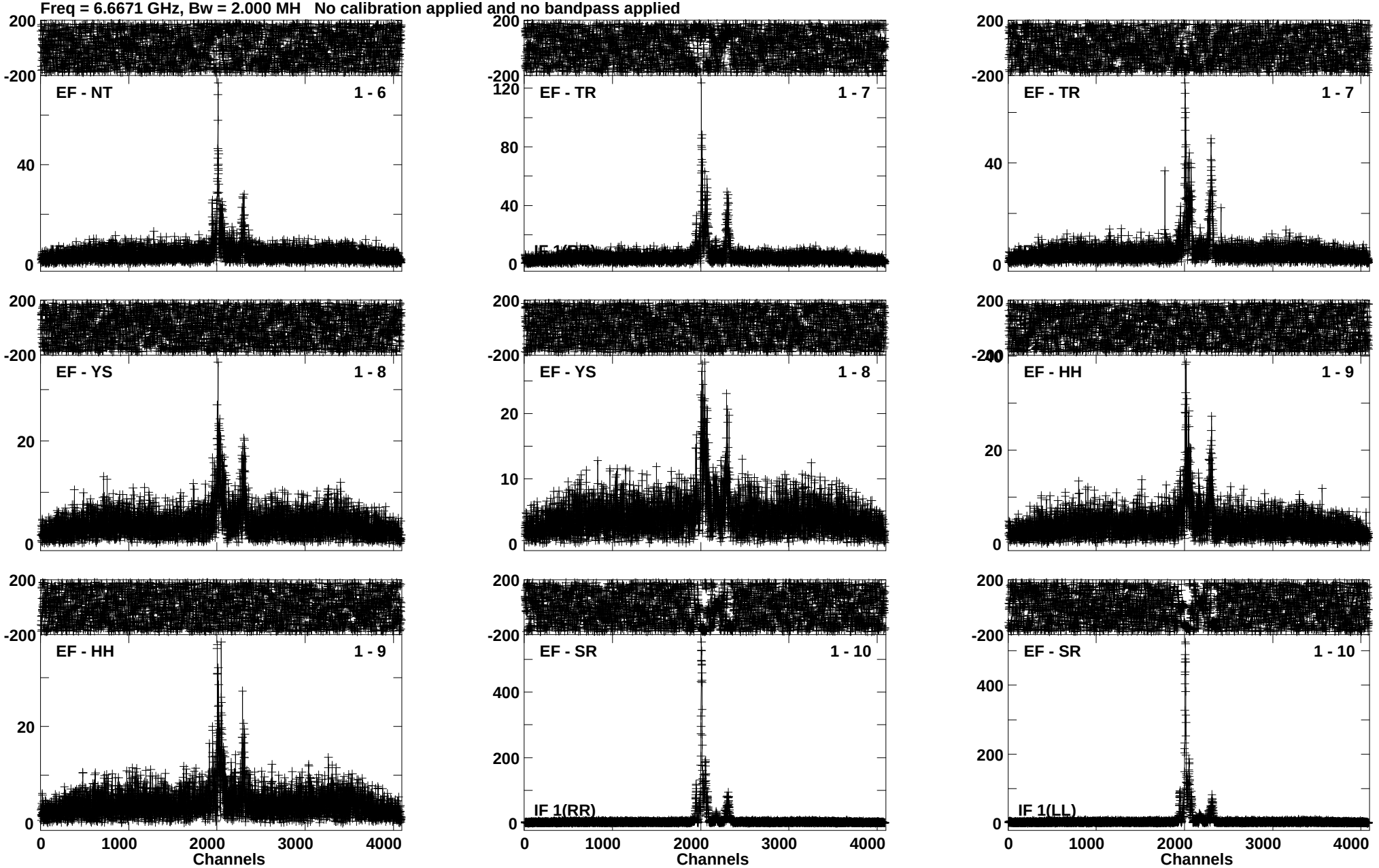

Lower frame: Milli Ampl Jy Top frame: Phas deg
Vector averaged cross-power spectrum Baseline: EF (01) - NT (06)
Timerange: 00/05:01:27 to 00/05:03:19

Plot file version 32 created 16-AUG-2016 13:47:57
G012.68-0.18 EM117A 2.UVDATA.1
Freq = 6.6671 GHz, Bw = 2.000 MH No calibration applied and no bandpass applied

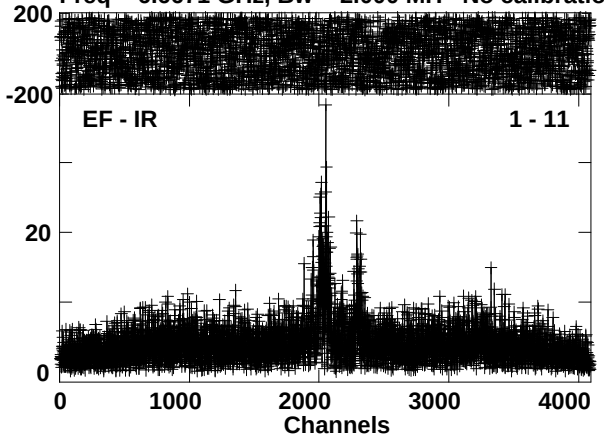

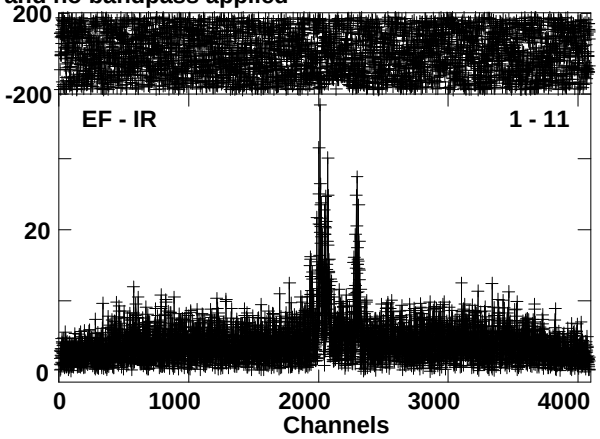

Lower frame: Milli Ampl Jy Top frame: Phas deg
Vector averaged cross-power spectrum Baseline: EF (01) - IR (11)
Timerange: 00/05:01:27 to 00/05:03:19

Plot file version 33 created 16-AUG-2016 13:47:57
J1832-2039 EM117A 2.UVDATA.1
Freq = 6.6671 GHz, Bw = 2.000 MH No calibration applied and no bandpass applied

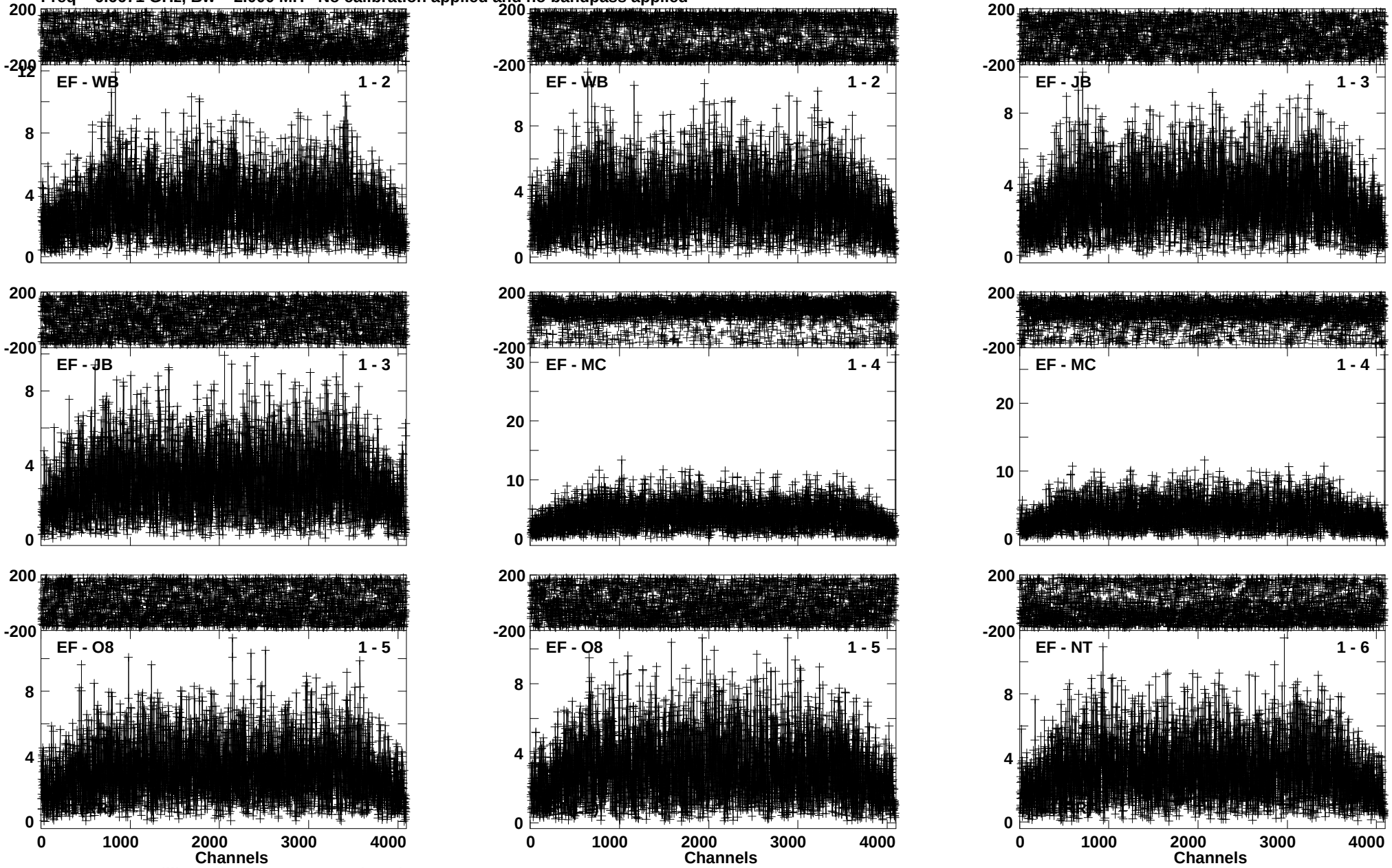

Lower frame: Milli Ampl Jy Top frame: Phas deg
Vector averaged cross-power spectrum Baseline: EF (01) - WB (02)
Timerange: 00/05:03:27 to 00/05:06:19

Plot file version 34 created 16-AUG-2016 13:47:58
J1832-2039 EM117A 2.UVDATA.1
Freq = 6.6671 GHz, Bw = 2.000 MH No calibration applied and no bandpass applied

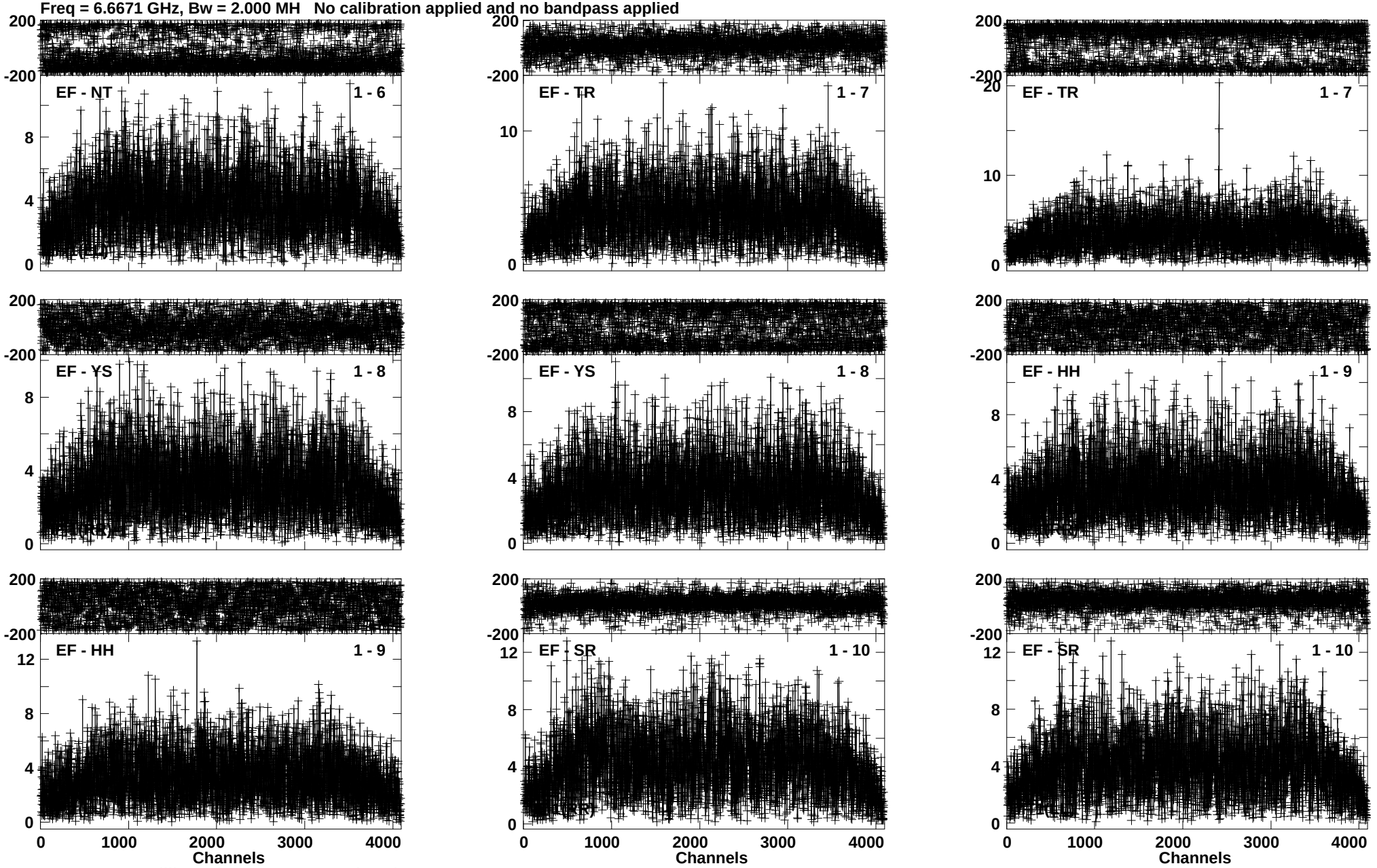

Lower frame: Milli Ampl Jy Top frame: Phas deg
Vector averaged cross-power spectrum Baseline: EF (01) - NT (06)
Timerange: 00/05:03:27 to 00/05:06:19

Plot file version 35 created 16-AUG-2016 13:47:59
J1832-2039 EM117A 2.UVDATA.1
Freq = 6.6671 GHz, Bw = 2.000 MH No calibration applied and no bandpass applied

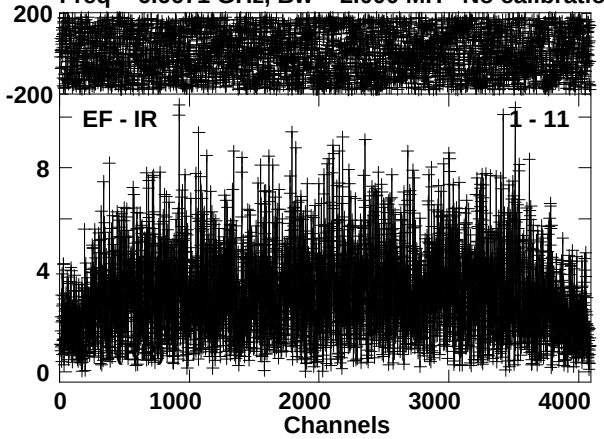

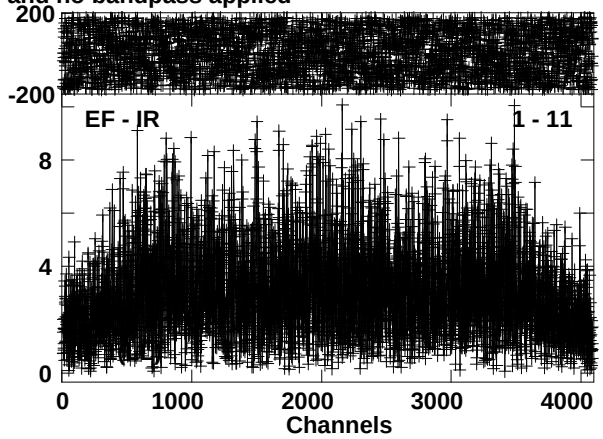

Lower frame: Milli Ampl Jy Top frame: Phas deg
Vector averaged cross-power spectrum Baseline: EF (01) - IR (11)
Timerange: 00/05:03:27 to 00/05:06:19

Plot file version 36 created 16-AUG-2016 13:48:00
G012.68-0.18 EM117A 2.UVDATA.1
Freq = 6.6671 GHz, Bw = 2.000 MH No calibration applied and no bandpass applied

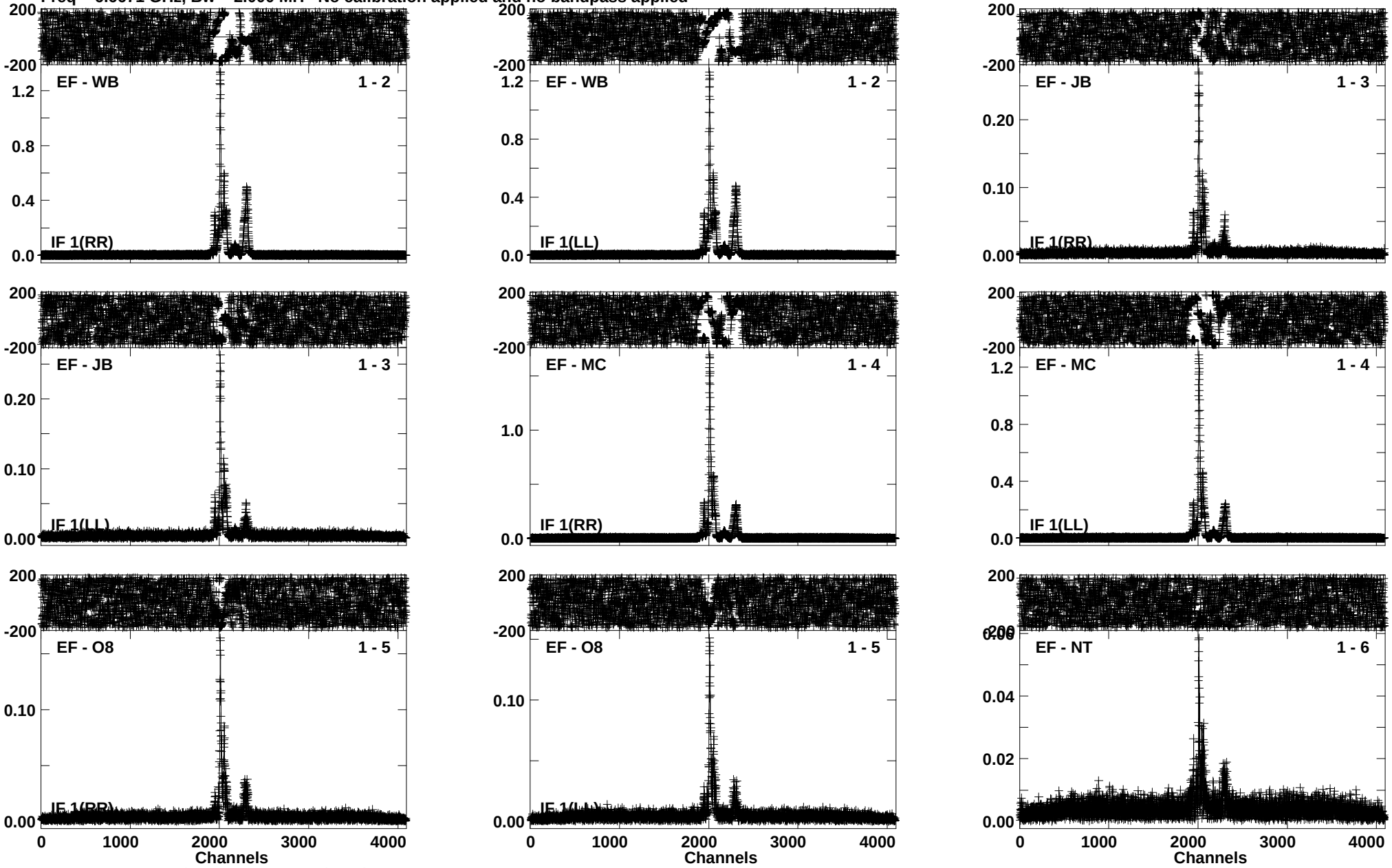

Lower frame: Ampl Jy Top frame: Phas deg
Vector averaged cross-power spectrum Baseline: EF (01) - WB (02)
Timerange: 00/05:06:21 to 00/05:08:19

Plot file version 37 created 16-AUG-2016 13:48:00
G012.68-0.18 EM117A 2.UVDATA.1
Freq = 6.6671 GHz, Bw = 2.000 MH No calibration applied and no bandpass applied

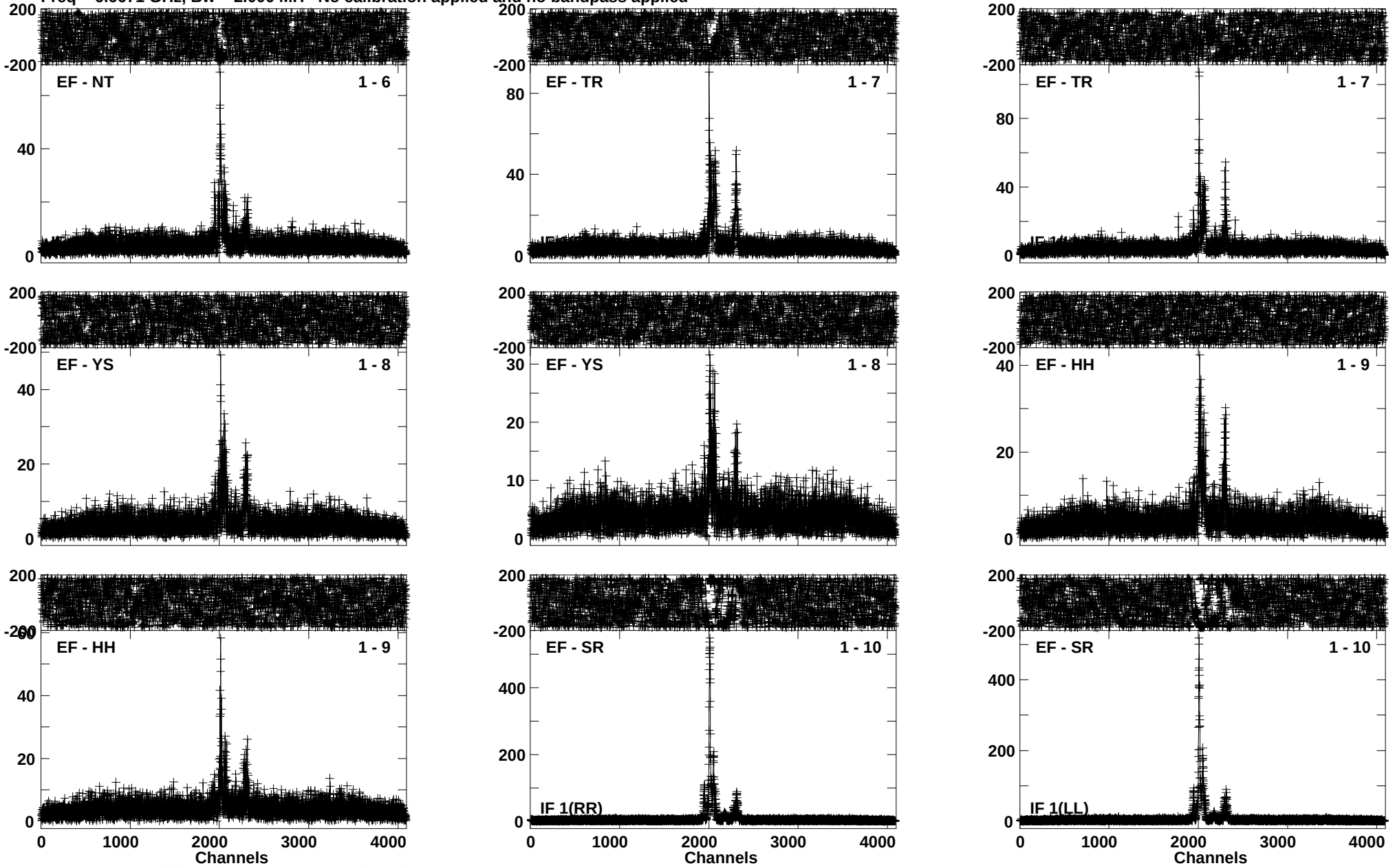

Lower frame: Milli Ampl Jy Top frame: Phas deg
Vector averaged cross-power spectrum Baseline: EF (01) - NT (06)
Timerange: 00/05:06:21 to 00/05:08:19

Plot file version 38 created 16-AUG-2016 13:48:01
G012.68-0.18 EM117A 2.UVDATA.1
Freq = 6.6671 GHz, Bw = 2.000 MH No calibration applied and no bandpass applied

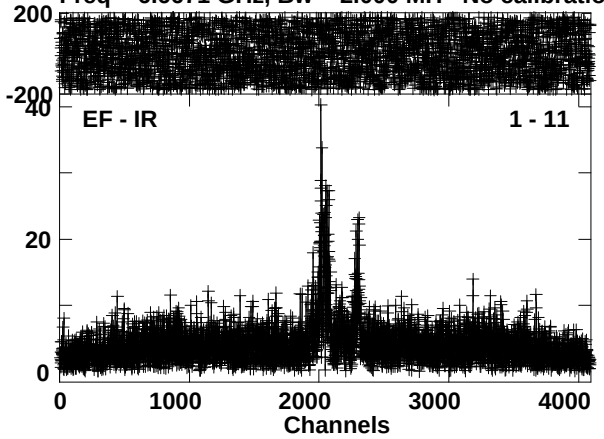

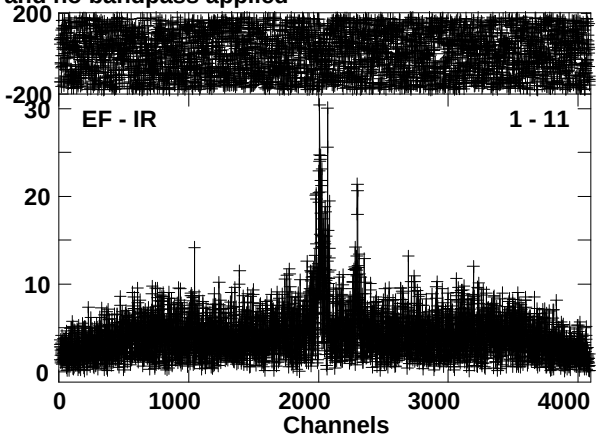

Lower frame: Milli Ampl Jy Top frame: Phas deg
Vector averaged cross-power spectrum Baseline: EF (01) - IR (11)
Timerange: 00/05:06:21 to 00/05:08:19

Plot file version 39 created 16-AUG-2016 13:48:02
J1832-2039 EM117A 2.UVDATA.1
Freq = 6.6671 GHz, Bw = 2.000 MH No calibration applied and no bandpass applied

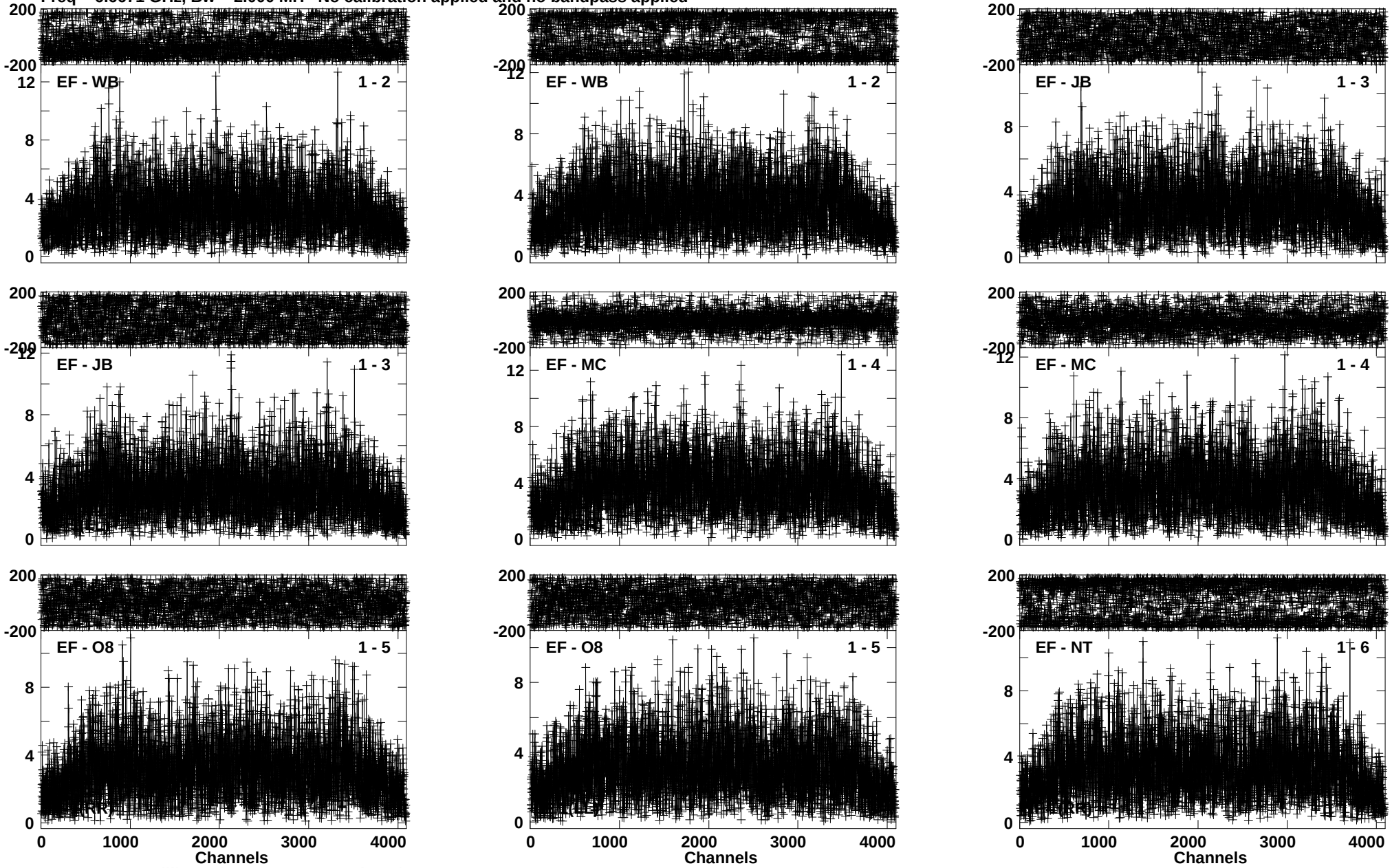

Lower frame: Milli Ampl Jy Top frame: Phas deg
Vector averaged cross-power spectrum Baseline: EF (01) - WB (02)
Timerange: 00/05:08:27 to 00/05:11:19

Plot file version 40 created 16-AUG-2016 13:48:03
J1832-2039 EM117A 2.UVDATA.1
Freq = 6.6671 GHz, Bw = 2.000 MH No calibration applied and no bandpass applied

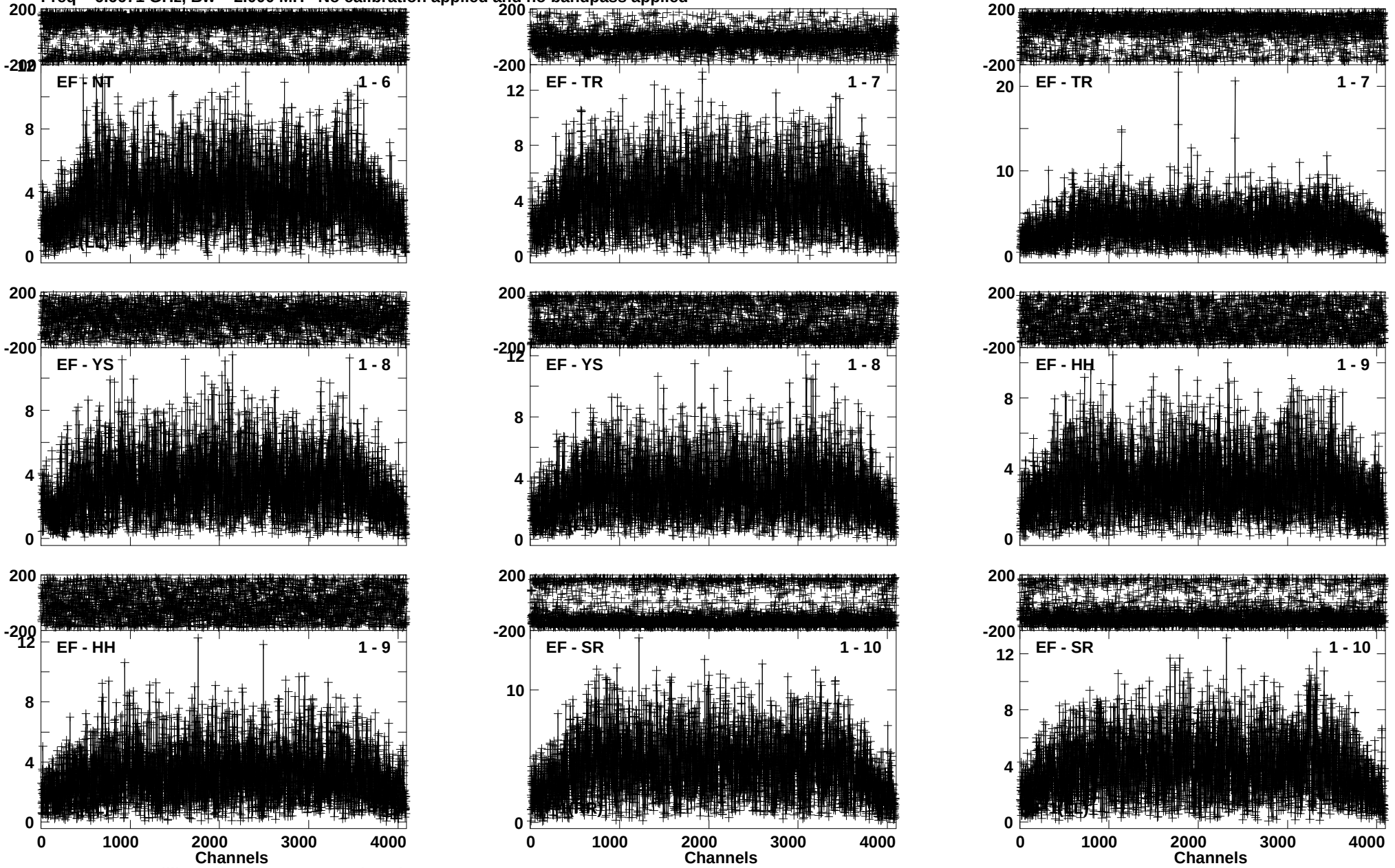

Lower frame: Milli Ampl Jy Top frame: Phas deg
Vector averaged cross-power spectrum Baseline: EF (01) - NT (06)
Timerange: 00/05:08:27 to 00/05:11:19

Plot file version 41 created 16-AUG-2016 13:48:04
J1832-2039 EM117A 2.UVDATA.1
Freq = 6.6671 GHz, Bw = 2.000 MH No calibration applied and no bandpass applied

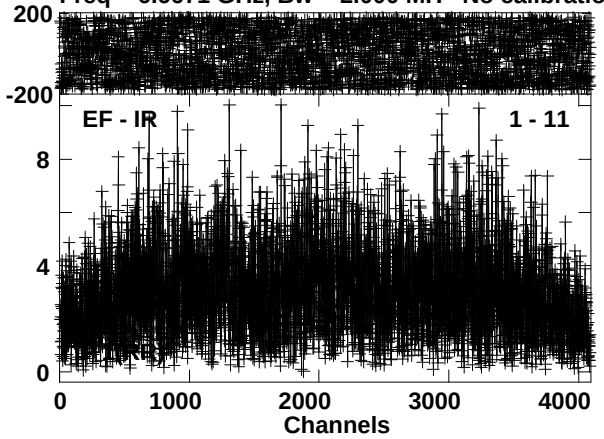

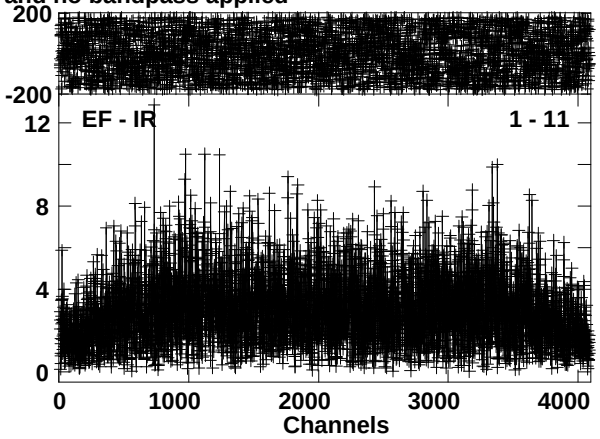

Lower frame: Milli Ampl Jy Top frame: Phas deg
Vector averaged cross-power spectrum Baseline: EF (01) - IR (11)
Timerange: 00/05:08:27 to 00/05:11:19

Plot file version 42 created 16-AUG-2016 13:48:04
G012.68-0.18 EM117A 2.UVDATA.1
Freq = 6.6671 GHz, Bw = 2.000 MH No calibration applied and no bandpass applied

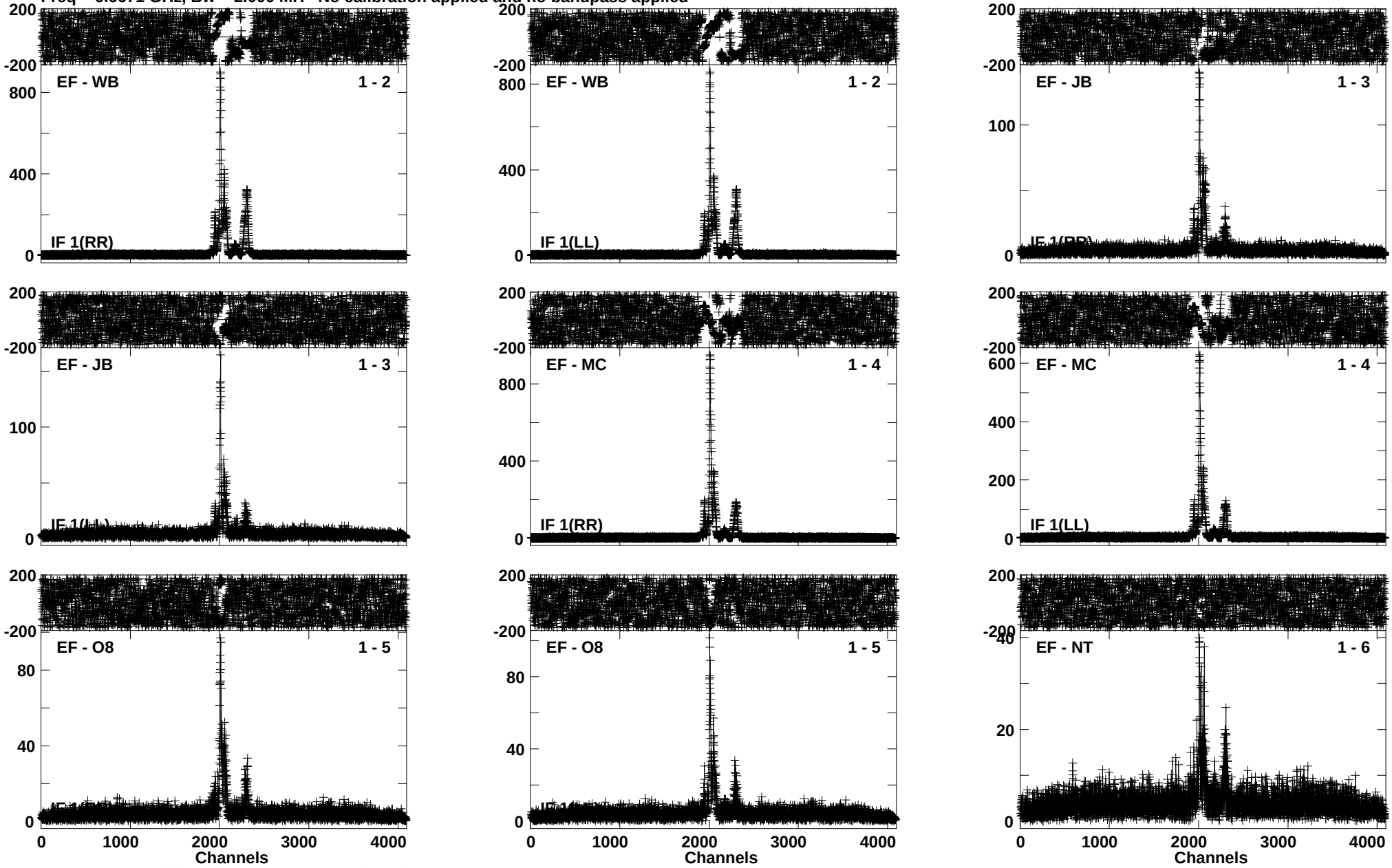

Lower frame: Milli Ampl Jy Top frame: Phas deg
Vector averaged cross-power spectrum Baseline: EF (01) - WB (02)
Timerange: 00/05:11:27 to 00/05:13:19

Plot file version 43 created 16-AUG-2016 13:48:04
G012.68-0.18 EM117A 2.UVDATA.1
Freq = 6.6671 GHz, Bw = 2.000 MH No calibration applied and no bandpass applied

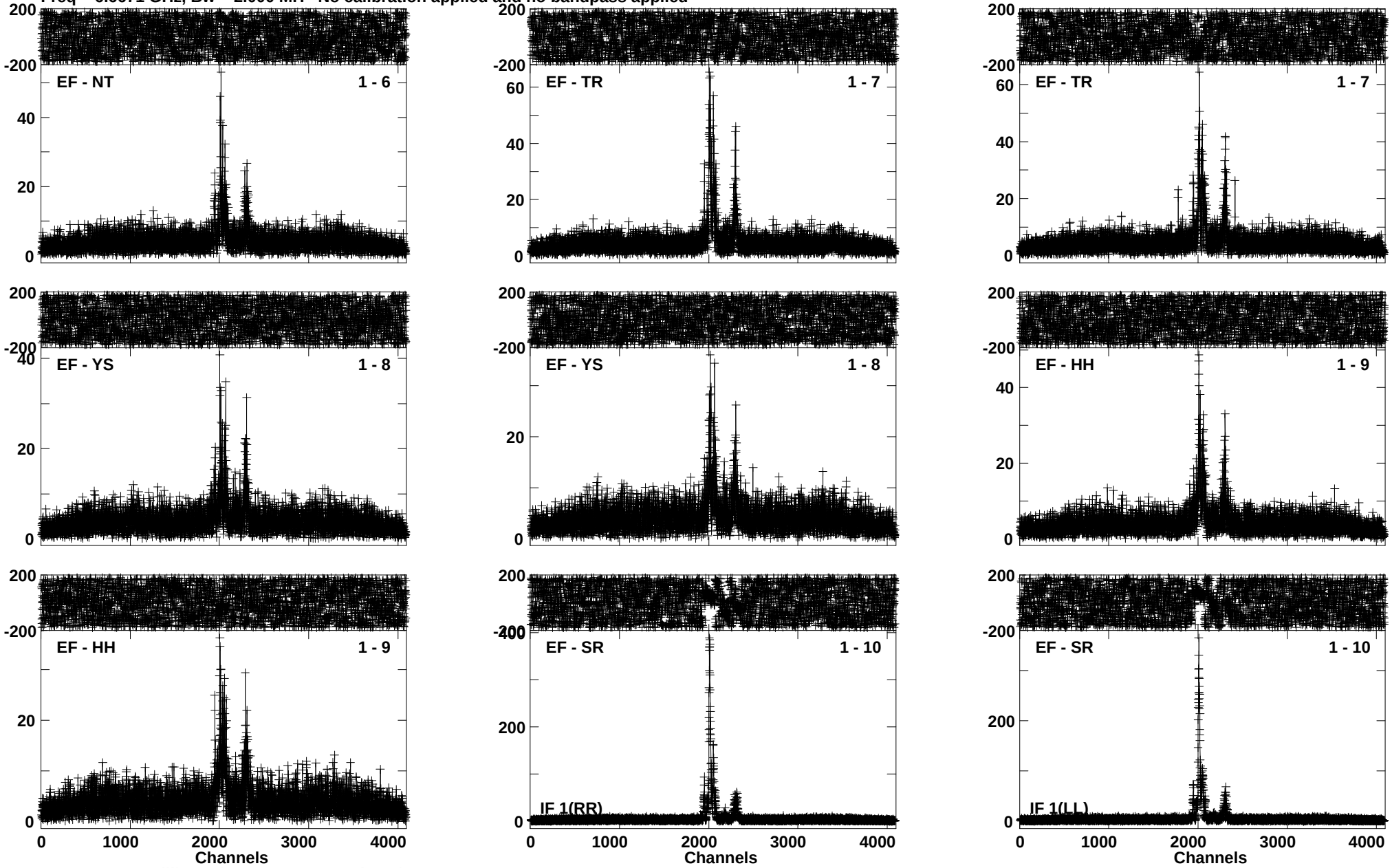

Lower frame: Milli Ampl Jy Top frame: Phas deg
Vector averaged cross-power spectrum Baseline: EF (01) - NT (06)
Timerange: 00/05:11:27 to 00/05:13:19

Plot file version 44 created 16-AUG-2016 13:48:05
G012.68-0.18 EM117A 2.UVDATA.1
Freq = 6.6671 GHz, Bw = 2.000 MH No calibration applied and no bandpass applied

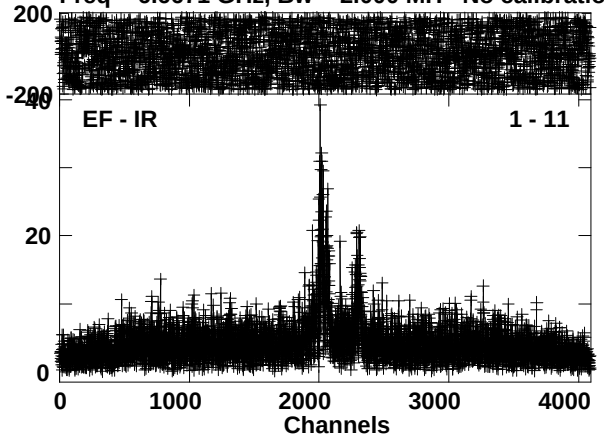

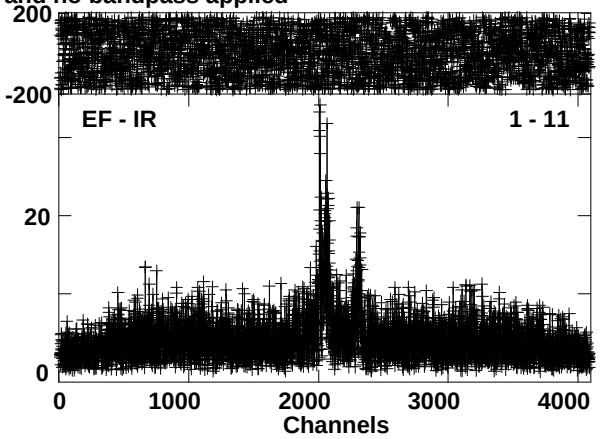

Lower frame: Milli Ampl Jy Top frame: Phas deg
Vector averaged cross-power spectrum Baseline: EF (01) - IR (11)
Timerange: 00/05:11:27 to 00/05:13:19

Plot file version 45 created 16-AUG-2016 13:48:05
J1832-2039 EM117A 2.UVDATA.1
Freq = 6.6671 GHz, Bw = 2.000 MH No calibration applied and no bandpass applied

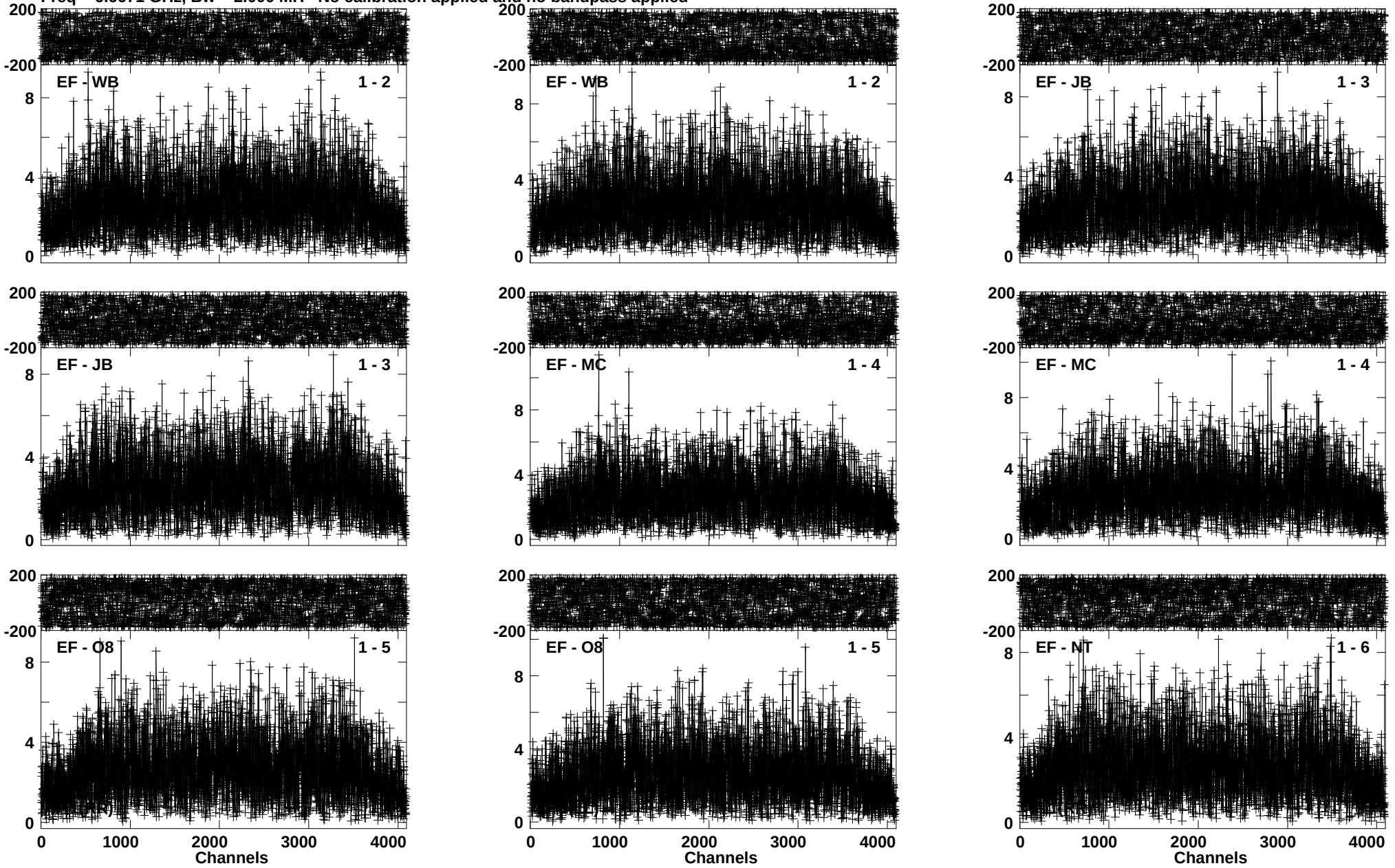

Lower frame: Milli Ampl Jy Top frame: Phas deg
Vector averaged cross-power spectrum Baseline: EF (01) - WB (02)
Timerange: 00/05:14:01 to 00/05:16:59

Plot file version 46 created 16-AUG-2016 13:48:07
J1832-2039 EM117A 2.UVDATA.1
Freq = 6.6671 GHz, Bw = 2.000 MH No calibration applied and no bandpass applied

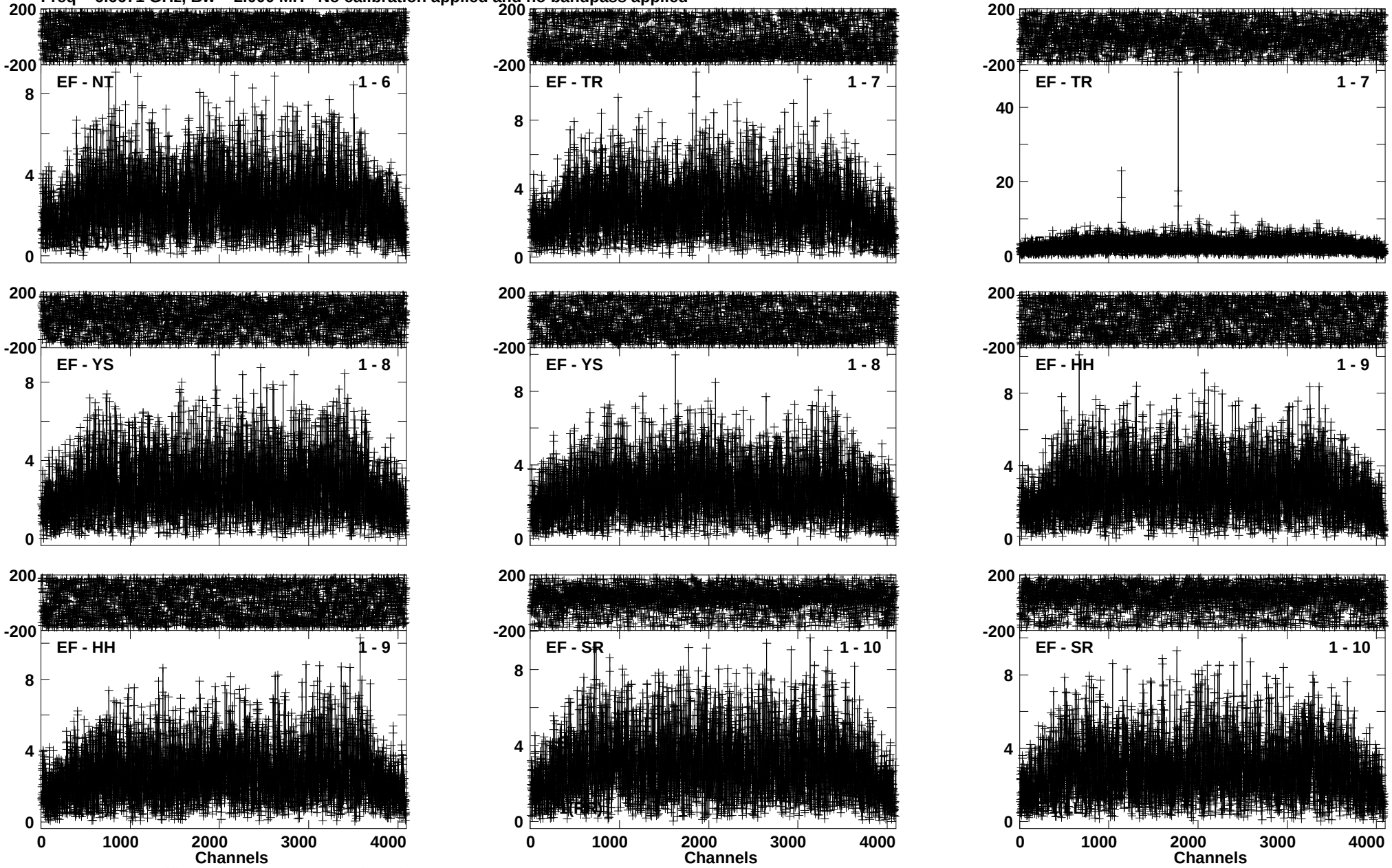

Lower frame: Milli Ampl Jy Top frame: Phas deg
Vector averaged cross-power spectrum Baseline: EF (01) - NT (06)
Timerange: 00/05:14:01 to 00/05:16:59

Plot file version 47 created 16-AUG-2016 13:48:08
J1832-2039 EM117A 2.UVDATA.1
Freq = 6.6671 GHz, Bw = 2.000 MH No calibration applied and no bandpass applied

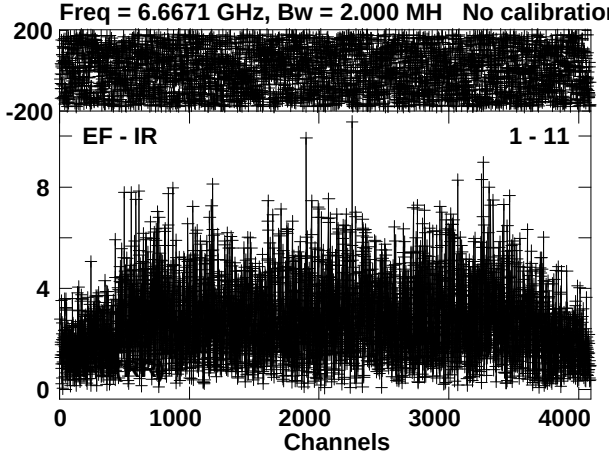

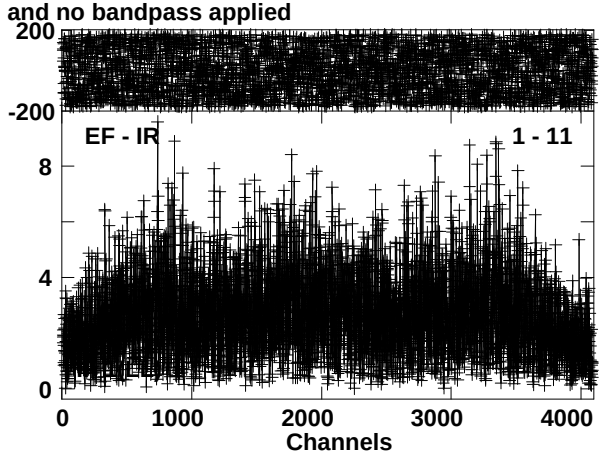

Lower frame: Milli Ampl Jy Top frame: Phas deg
Vector averaged cross-power spectrum Baseline: EF (01) - IR (11)
Timerange: 00/05:14:01 to 00/05:16:59

Plot file version 48 created 16-AUG-2016 13:48:08
G012.68-0.18 EM117A 2.UVDATA.1
Freq = 6.6671 GHz, Bw = 2.000 MH No calibration applied and no bandpass applied

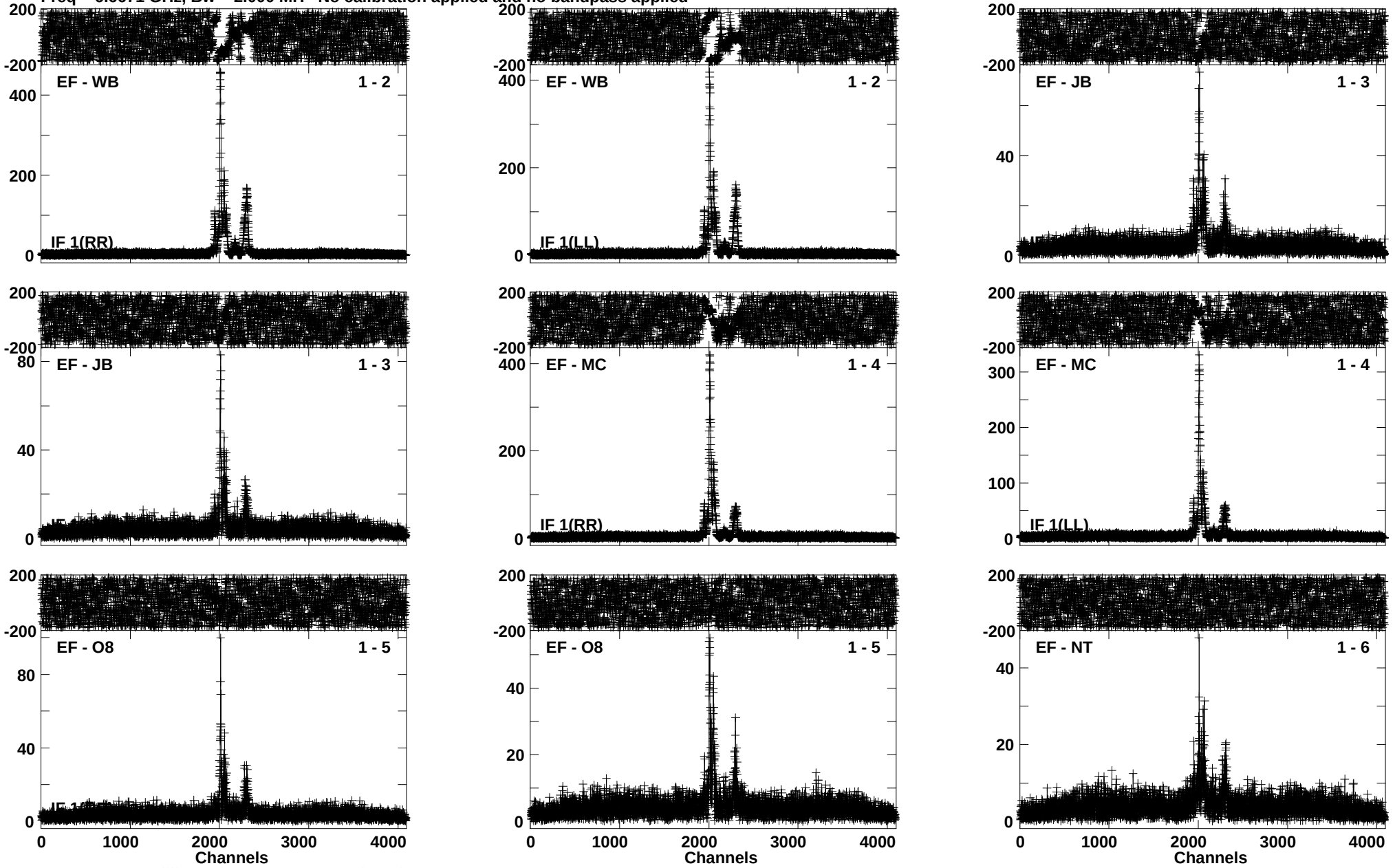

Lower frame: Milli Ampl Jy Top frame: Phas deg
Vector averaged cross-power spectrum Baseline: EF (01) - WB (02)
Timerange: 00/05:17:01 to 00/05:18:59

Plot file version 49 created 16-AUG-2016 13:48:09
G012.68-0.18 EM117A 2.UVDATA.1
Freq = 6.6671 GHz, Bw = 2.000 MH No calibration applied and no bandpass applied

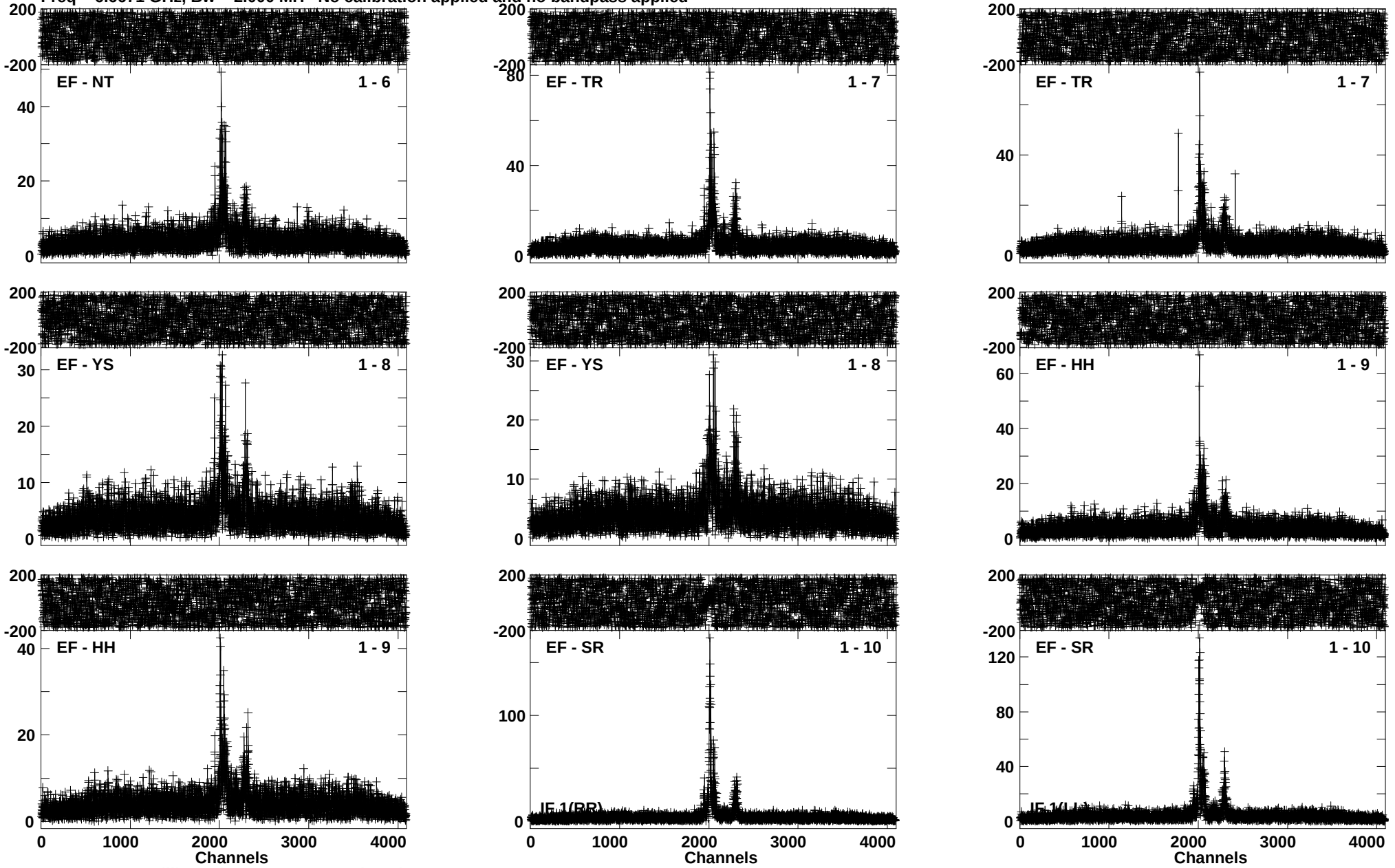

Lower frame: Milli Ampl Jy Top frame: Phas deg
Vector averaged cross-power spectrum Baseline: EF (01) - NT (06)
Timerange: 00/05:17:01 to 00/05:18:59

Plot file version 50 created 16-AUG-2016 13:48:10
G012.68-0.18 EM117A 2.UVDATA.1
Freq = 6.6671 GHz, Bw = 2.000 MH No calibration applied and no bandpass applied

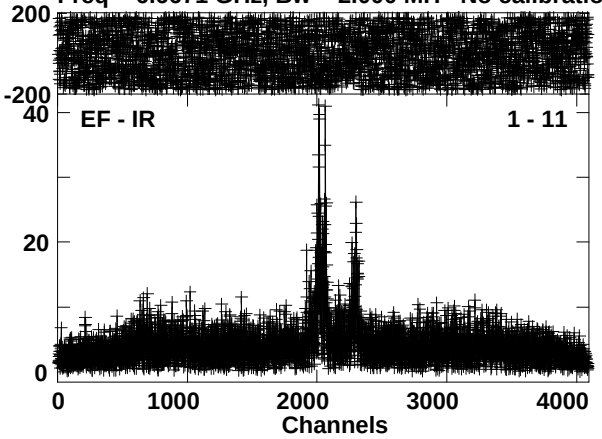

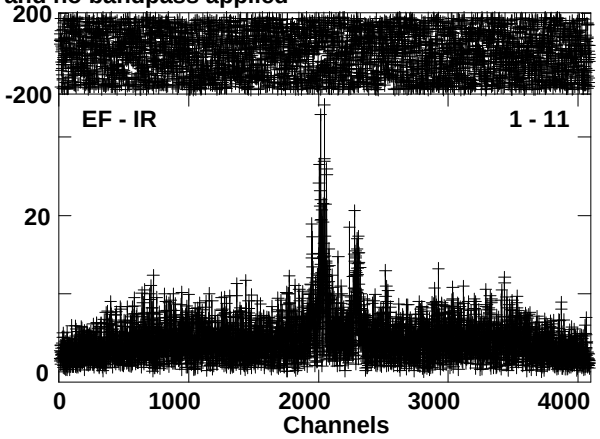

Lower frame: Milli Ampl Jy Top frame: Phas deg
Vector averaged cross-power spectrum Baseline: EF (01) - IR (11)
Timerange: 00/05:17:01 to 00/05:18:59

Plot file version 51 created 16-AUG-2016 13:48:10
J1832-2039 EM117A 2.UVDATA.1
Freq = 6.6671 GHz, Bw = 2.000 MH No calibration applied and no bandpass applied

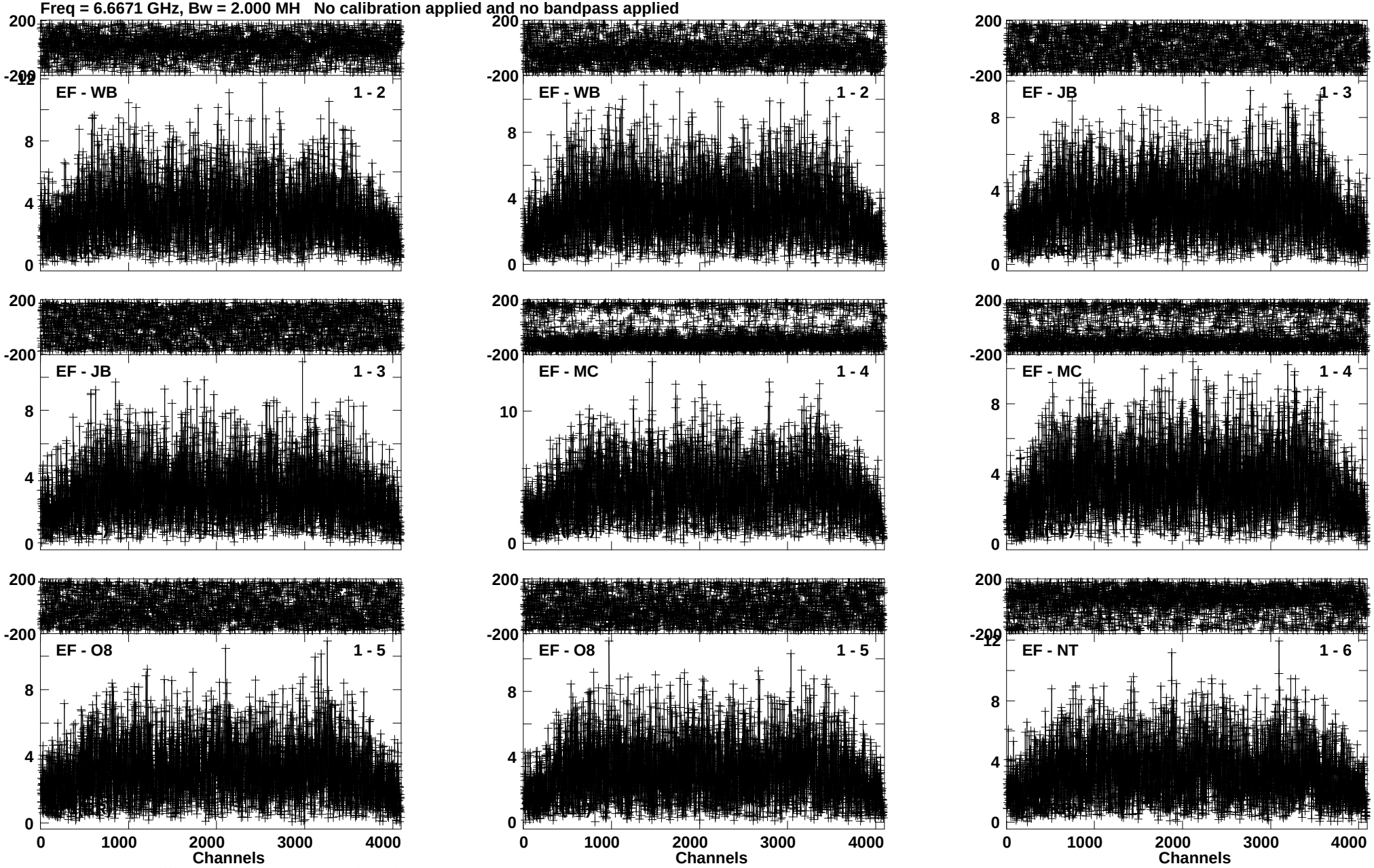

Lower frame: Milli Ampl Jy Top frame: Phas deg
Vector averaged cross-power spectrum Baseline: EF (01) - WB (02)
Timerange: 00/05:19:07 to 00/05:21:59

Plot file version 52 created 16-AUG-2016 13:48:12
J1832-2039 EM117A 2.UVDATA.1
Freq = 6.6671 GHz, Bw = 2.000 MH No calibration applied and no bandpass applied

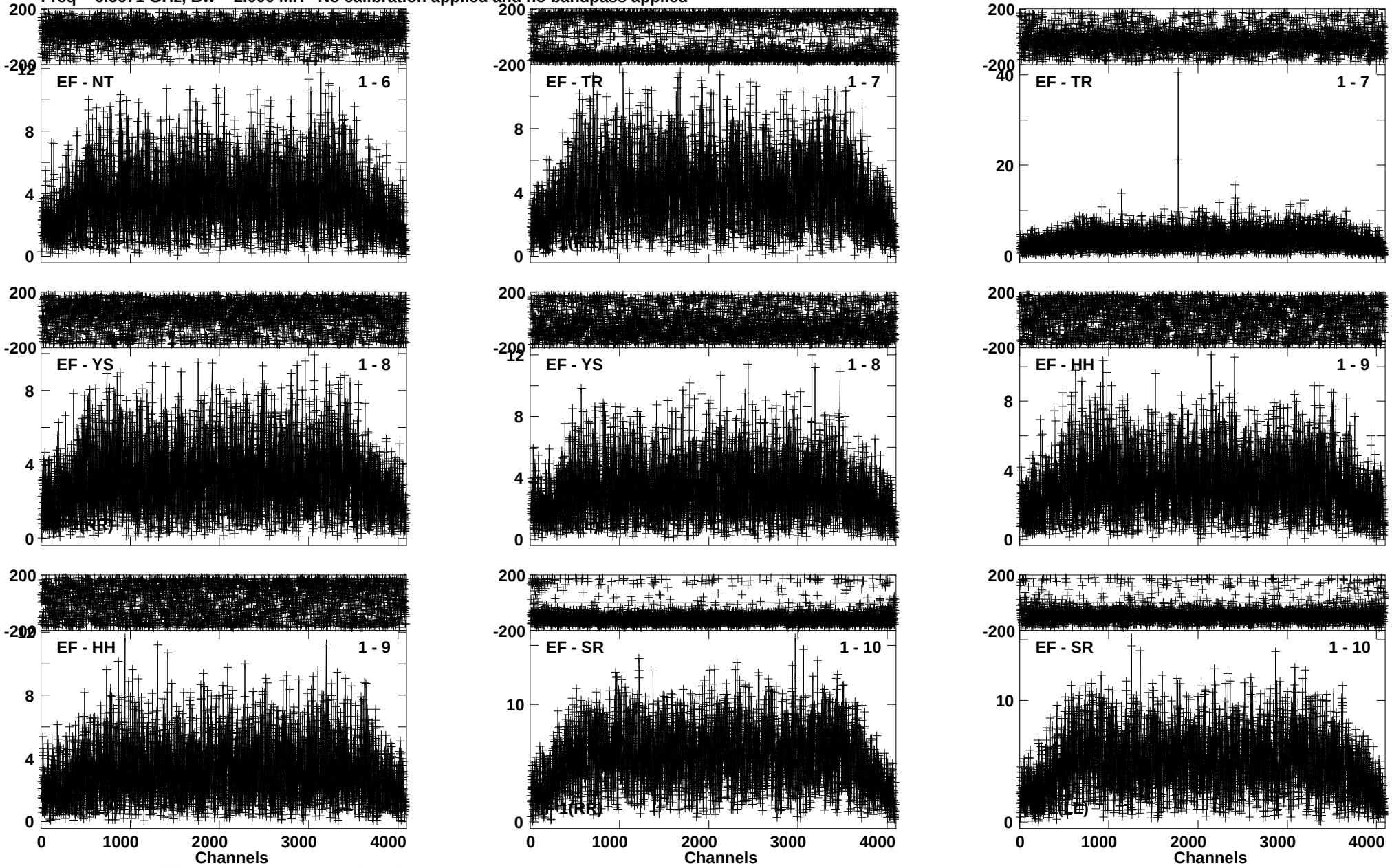

Lower frame: Milli Ampl Jy Top frame: Phas deg
Vector averaged cross-power spectrum Baseline: EF (01) - NT (06)
Timerange: 00/05:19:07 to 00/05:21:59

Plot file version 53 created 16-AUG-2016 13:48:14
J1832-2039 EM117A 2.UVDATA.1
Freq = 6.6671 GHz, Bw = 2.000 MH No calibration applied and no bandpass applied

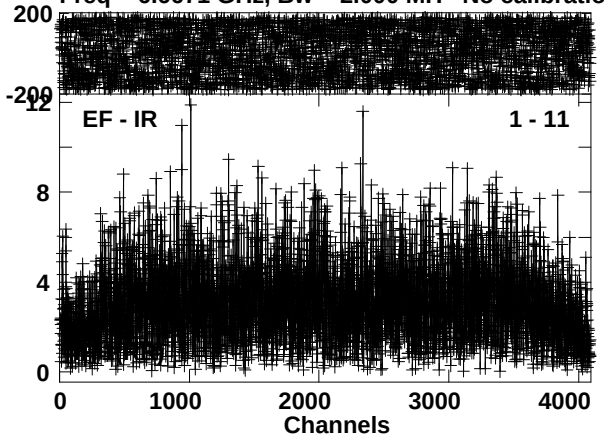

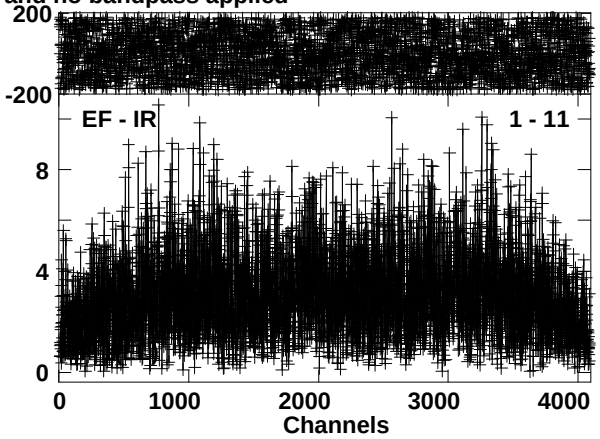

Lower frame: Milli Ampl Jy Top frame: Phas deg
Vector averaged cross-power spectrum Baseline: EF (01) - IR (11)
Timerange: 00/05:19:07 to 00/05:21:59

Plot file version 54 created 16-AUG-2016 13:48:15
J1331+3030 EM117A 2.UVDATA.1
Freq = 6.6671 GHz, Bw = 2.000 MH No calibration applied and no bandpass applied

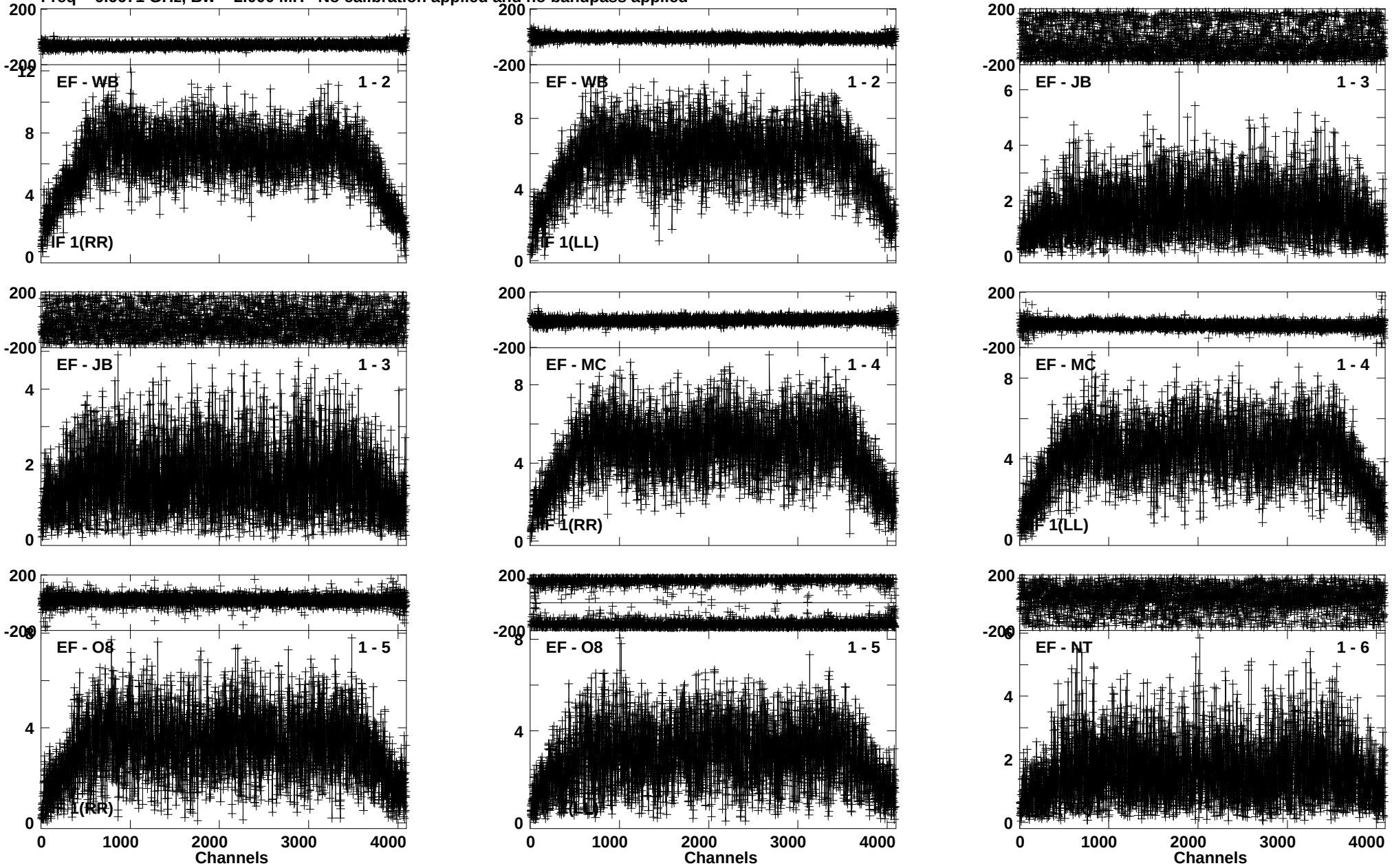

Lower frame: Milli Ampl Jy Top frame: Phas deg
Vector averaged cross-power spectrum Baseline: EF (01) - WB (02)
Timerange: 00/05:27:31 to 00/05:35:29

Plot file version 55 created 16-AUG-2016 13:48:18
J1331+3030 EM117A 2.UVDATA.1
Freq = 6.6671 GHz, Bw = 2.000 MH No calibration applied and no bandpass applied

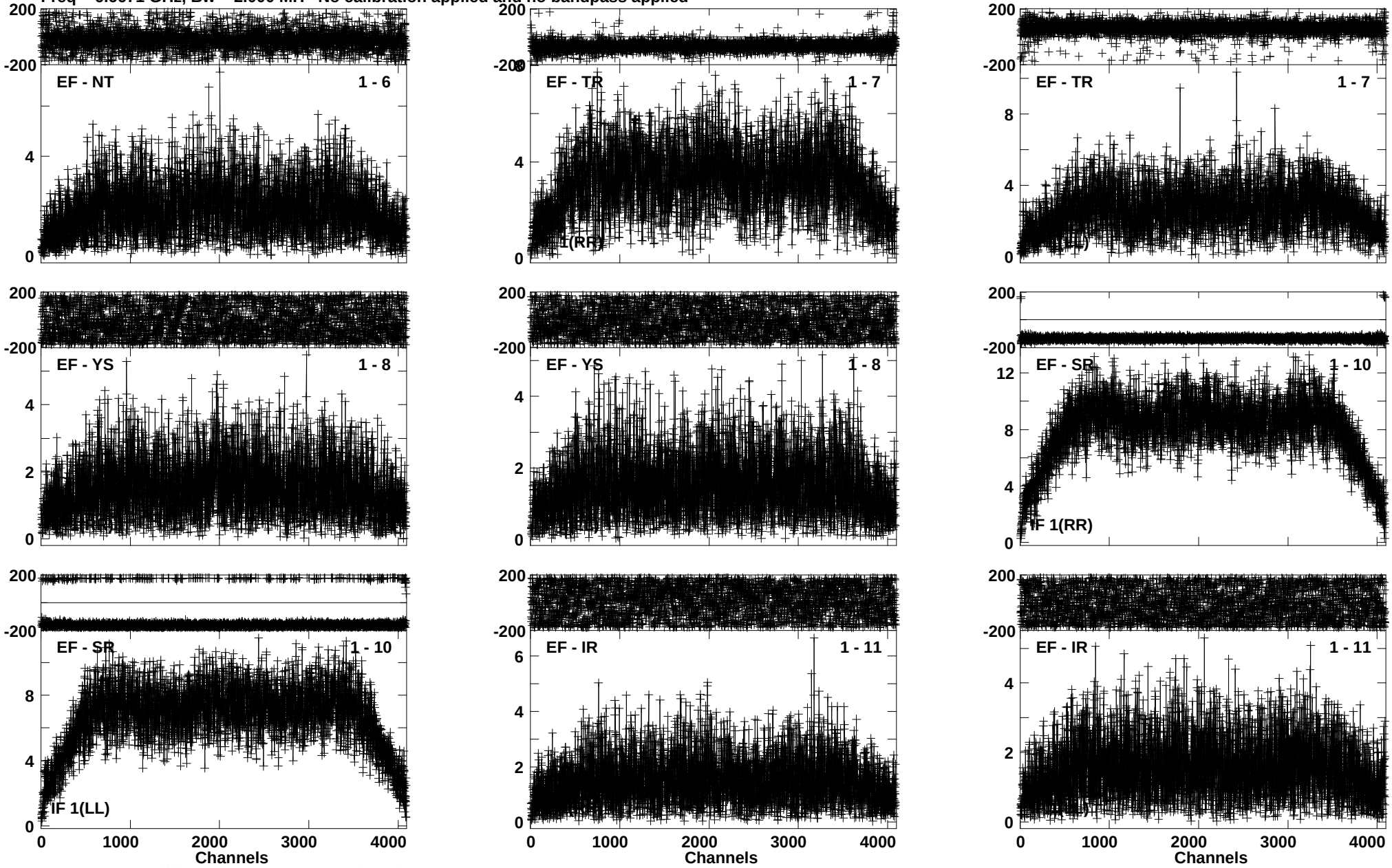

Lower frame: Milli Ampl Jy Top frame: Phas deg
Vector averaged cross-power spectrum Baseline: EF (01) - NT (06)
Timerange: 00/05:27:31 to 00/05:35:29

Plot file version 56 created 16-AUG-2016 13:48:21
J1832-2039 EM117A 2.UVDATA.1
Freq = 6.6671 GHz, Bw = 2.000 MH No calibration applied and no bandpass applied

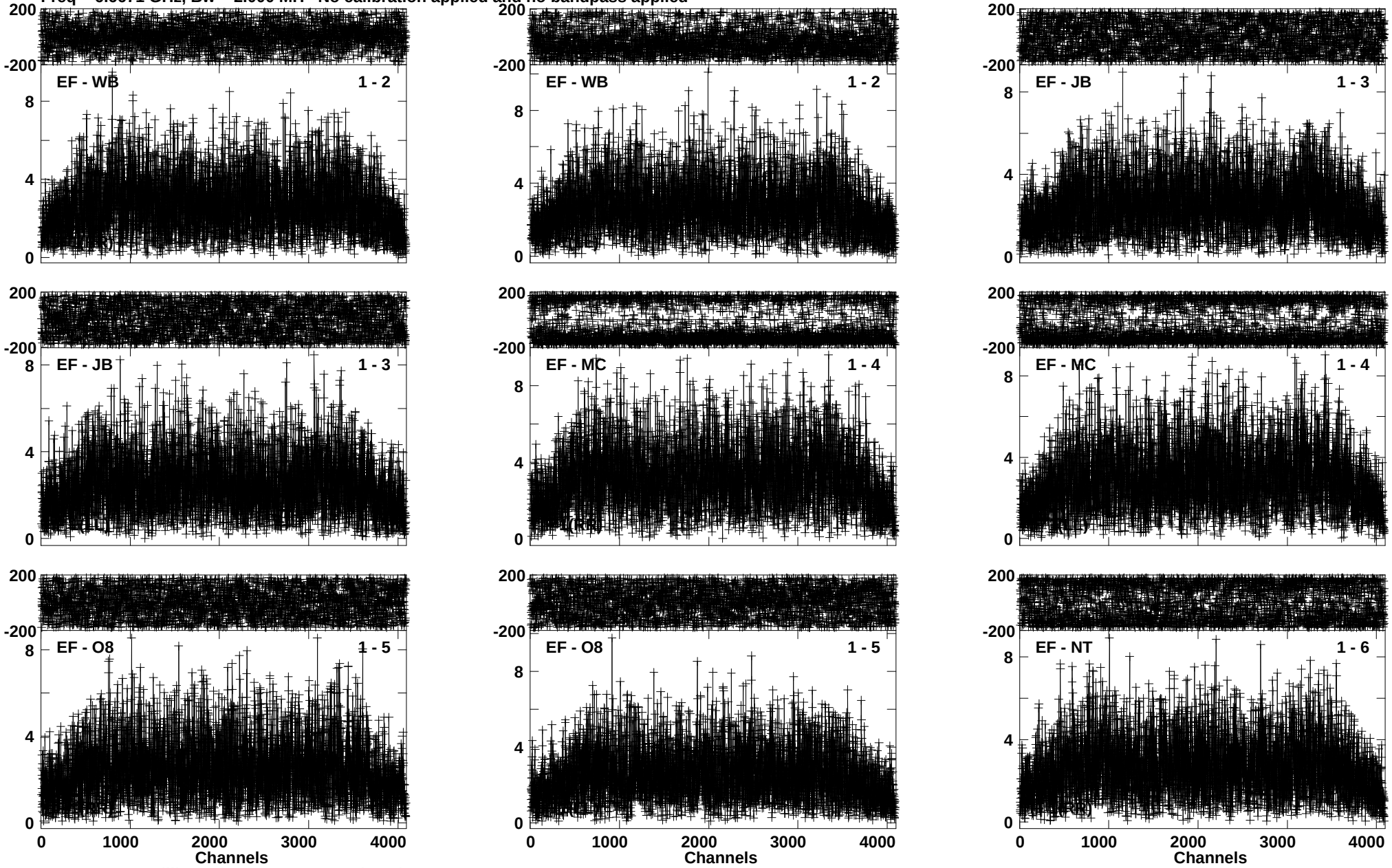

Lower frame: Milli Ampl Jy Top frame: Phas deg
Vector averaged cross-power spectrum Baseline: EF (01) - WB (02)
Timerange: 00/05:41:01 to 00/05:43:59

Plot file version 57 created 16-AUG-2016 13:48:22
J1832-2039 EM117A 2.UVDATA.1
Freq = 6.6671 GHz, Bw = 2.000 MH No calibration applied and no bandpass applied

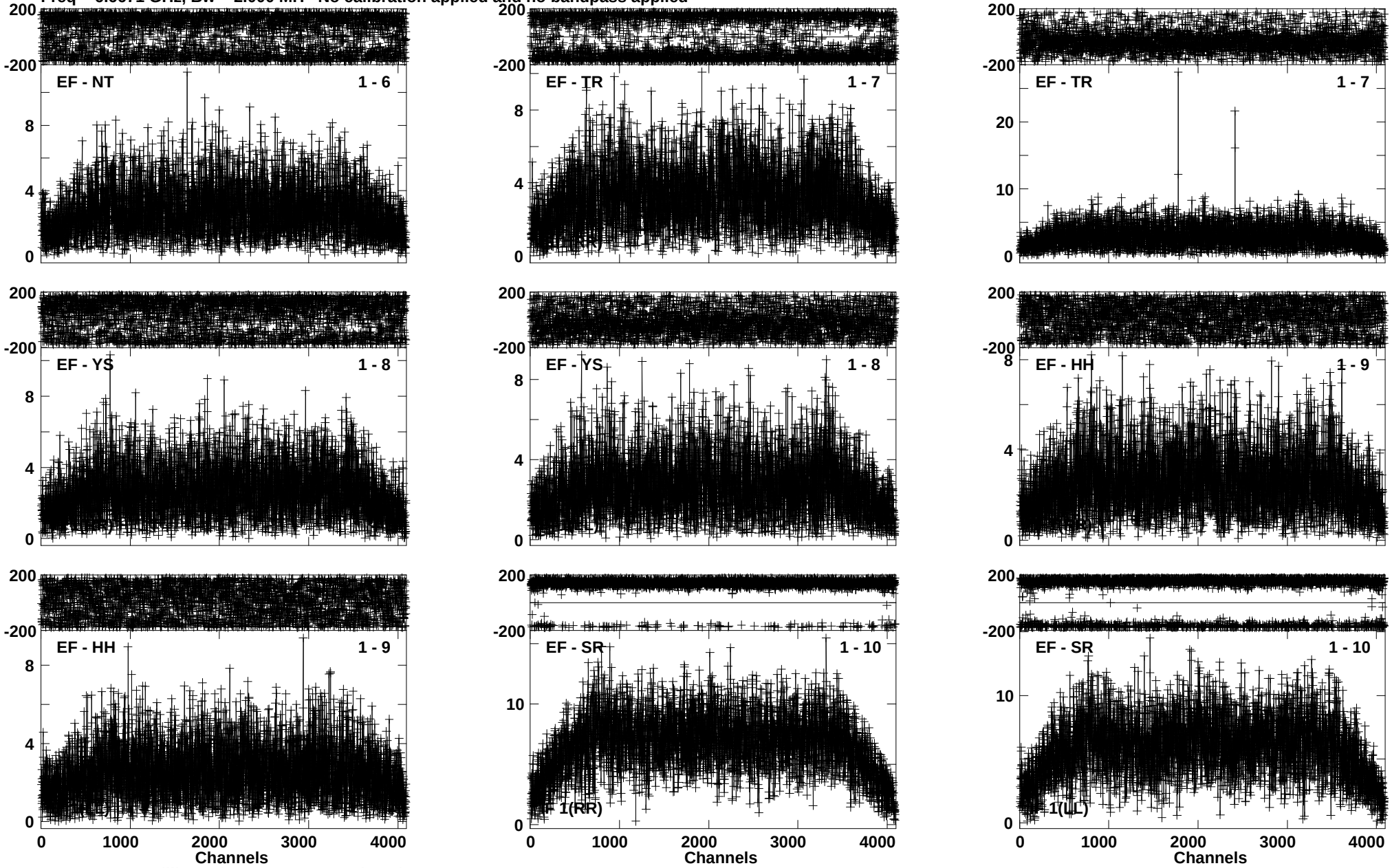

Lower frame: Milli Ampl Jy Top frame: Phas deg
Vector averaged cross-power spectrum Baseline: EF (01) - NT (06)
Timerange: 00/05:41:01 to 00/05:43:59

Plot file version 58 created 16-AUG-2016 13:48:24
J1832-2039 EM117A 2.UVDATA.1
Freq = 6.6671 GHz, Bw = 2.000 MH No calibration applied and no bandpass applied

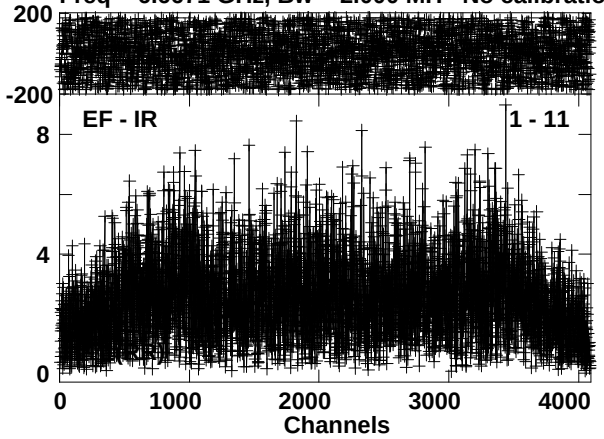

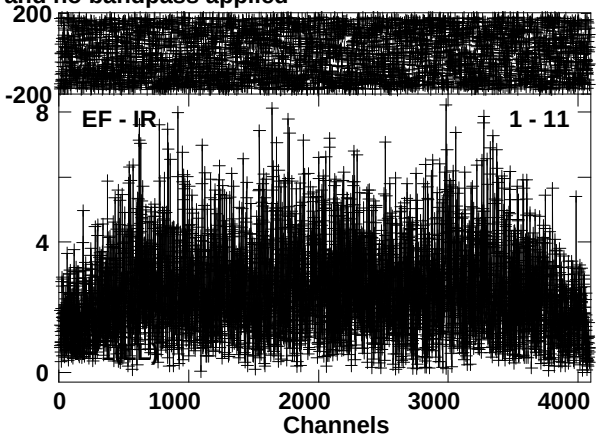

Lower frame: Milli Ampl Jy Top frame: Phas deg
Vector averaged cross-power spectrum Baseline: EF (01) - IR (11)
Timerange: 00/05:41:01 to 00/05:43:59

Plot file version 59 created 16-AUG-2016 13:48:24
G012.68-0.18 EM117A 2.UVDATA.1
Freq = 6.6671 GHz, Bw = 2.000 MH No calibration applied and no bandpass applied

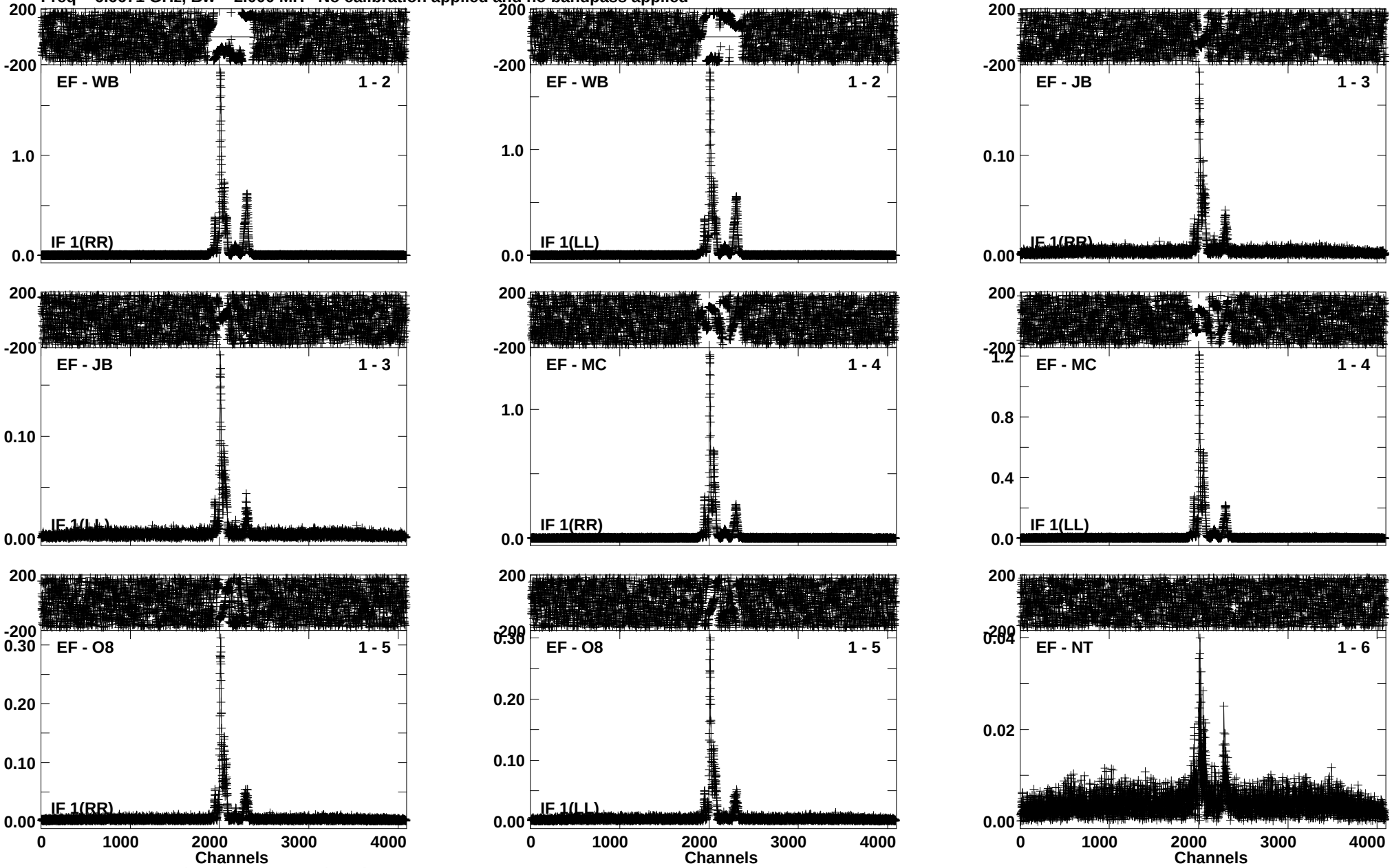

Lower frame: Ampl Jy Top frame: Phas deg
Vector averaged cross-power spectrum Baseline: EF (01) - WB (02)
Timerange: 00/05:44:01 to 00/05:45:59

Plot file version 60 created 16-AUG-2016 13:48:25
G012.68-0.18 EM117A 2.UVDATA.1
Freq = 6.6671 GHz, Bw = 2.000 MH No calibration applied and no bandpass applied

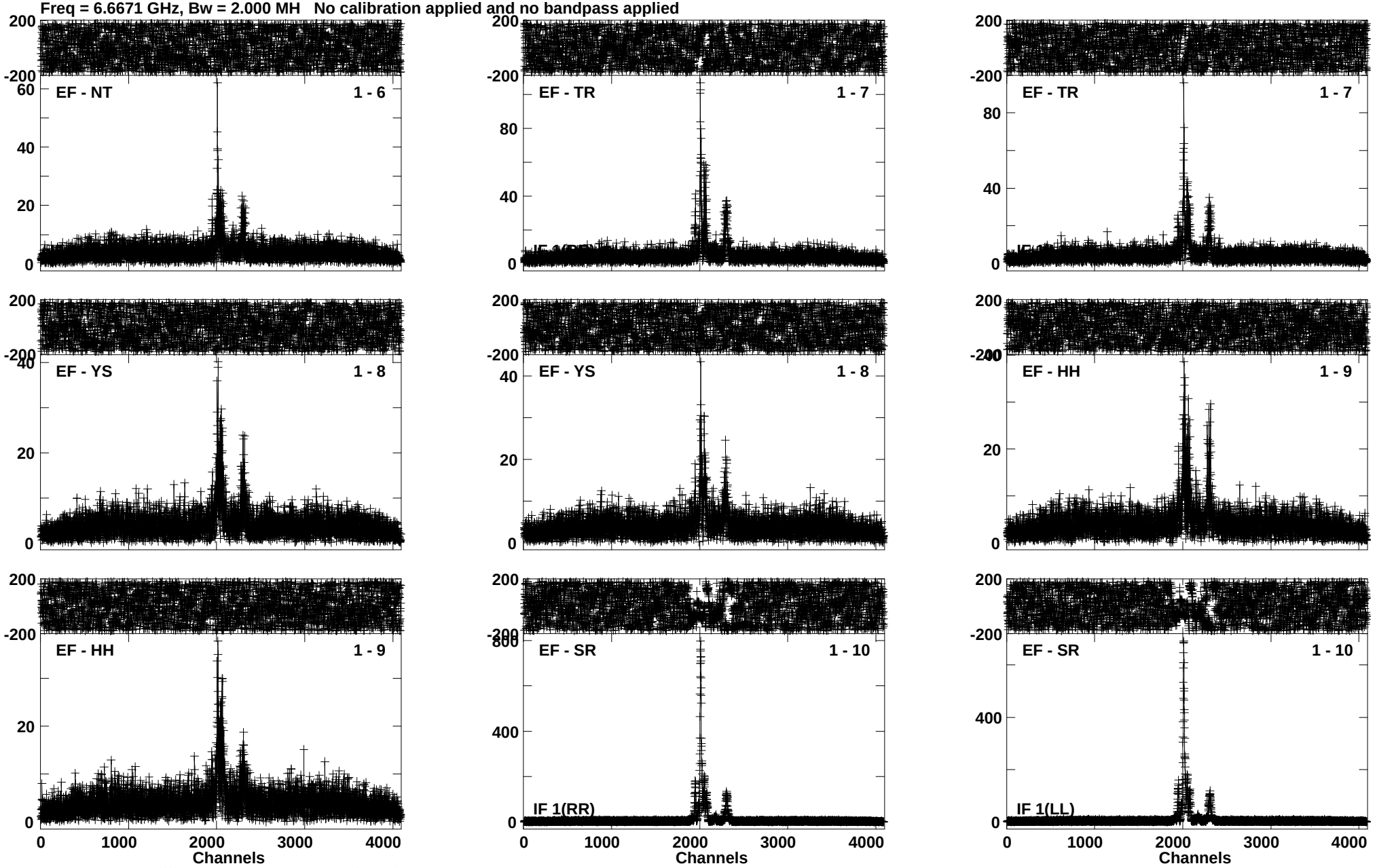

Lower frame: Milli Ampl Jy Top frame: Phas deg
Vector averaged cross-power spectrum Baseline: EF (01) - NT (06)
Timerange: 00/05:44:01 to 00/05:45:59

Plot file version 61 created 16-AUG-2016 13:48:26
G012.68-0.18 EM117A 2.UVDATA.1
Freq = 6.6671 GHz, Bw = 2.000 MH No calibration applied and no bandpass applied

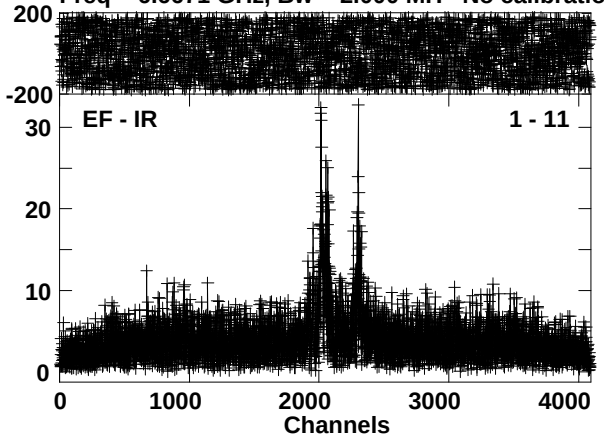

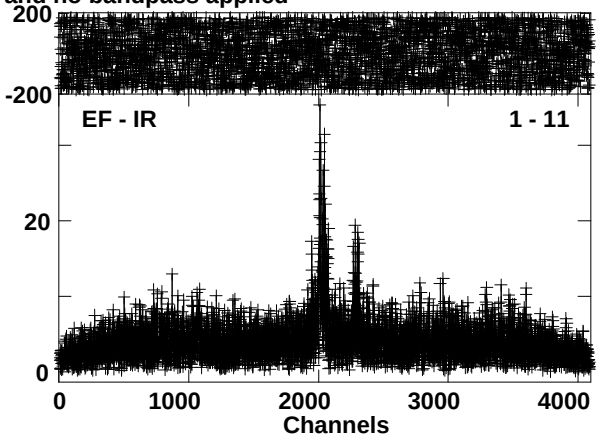

Lower frame: Milli Ampl Jy Top frame: Phas deg
Vector averaged cross-power spectrum Baseline: EF (01) - IR (11)
Timerange: 00/05:44:01 to 00/05:45:59

Plot file version 62 created 16-AUG-2016 13:48:26
J1832-2039 EM117A 2.UVDATA.1
Freq = 6.6671 GHz, Bw = 2.000 MH No calibration applied and no bandpass applied

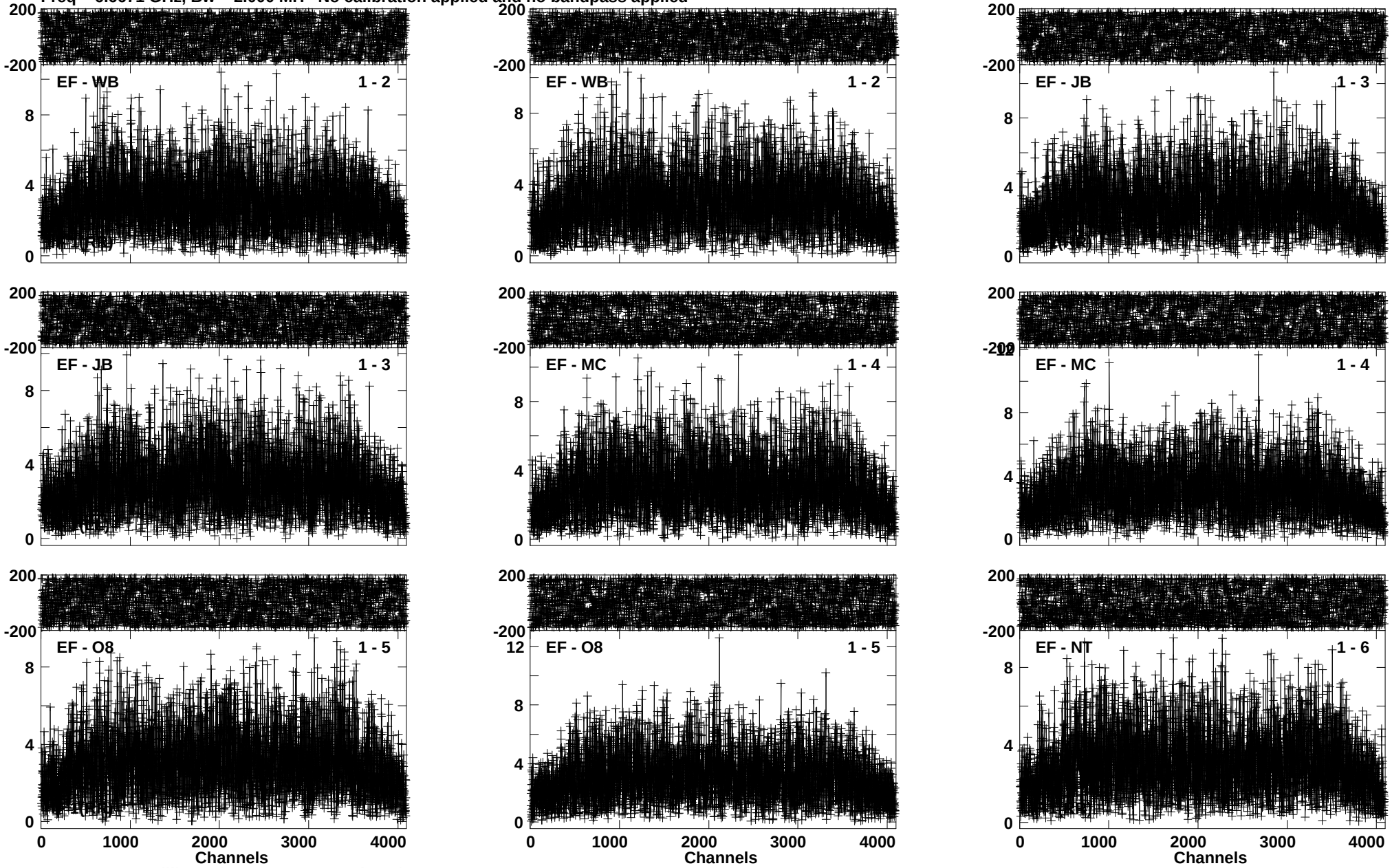

Lower frame: Milli Ampl Jy Top frame: Phas deg
Vector averaged cross-power spectrum Baseline: EF (01) - WB (02)
Timerange: 00/05:46:07 to 00/05:48:59

Plot file version 63 created 16-AUG-2016 13:48:27
J1832-2039 EM117A 2.UVDATA.1
Freq = 6.6671 GHz, Bw = 2.000 MH No calibration applied and no bandpass applied

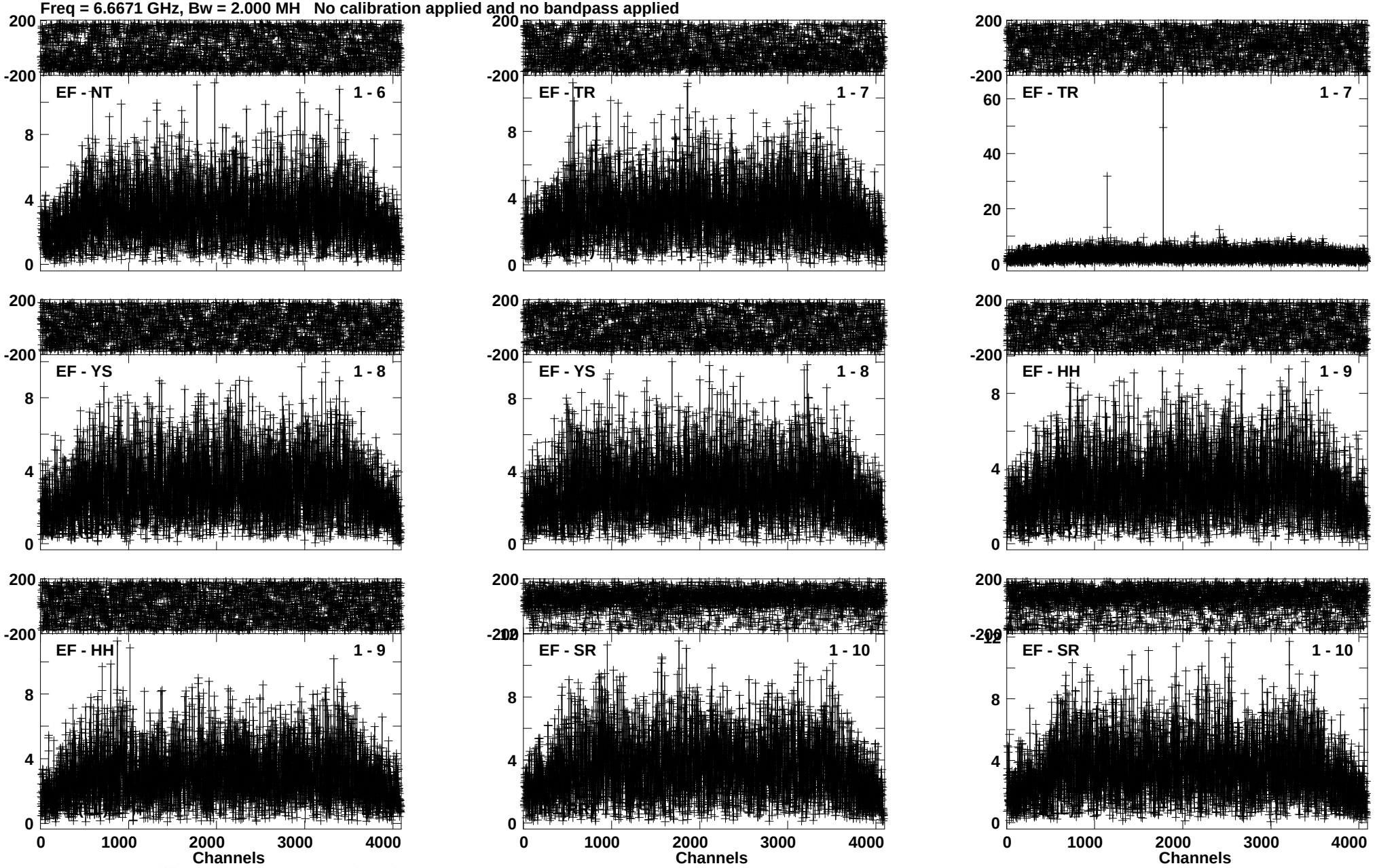

Lower frame: Milli Ampl Jy Top frame: Phas deg
Vector averaged cross-power spectrum Baseline: EF (01) - NT (06)
Timerange: 00/05:46:07 to 00/05:48:59

Plot file version 64 created 16-AUG-2016 13:48:28
J1832-2039 EM117A 2.UVDATA.1
Freq = 6.6671 GHz, Bw = 2.000 MH No calibration applied and no bandpass applied

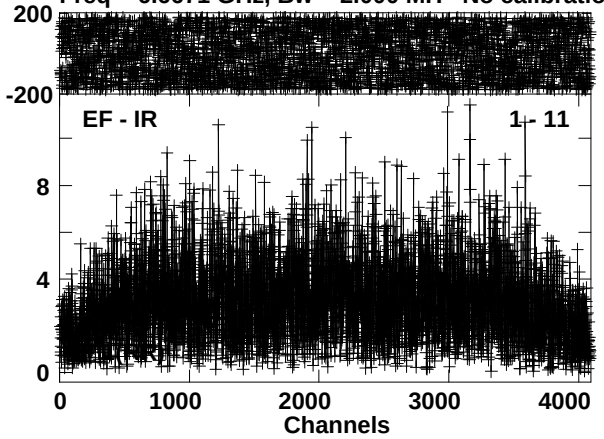

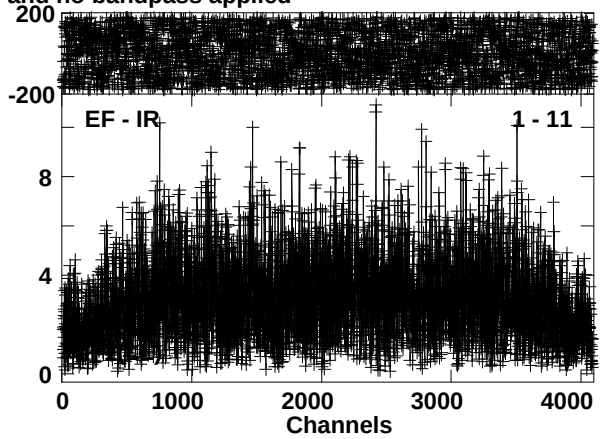

Lower frame: Milli Ampl Jy Top frame: Phas deg
Vector averaged cross-power spectrum Baseline: EF (01) - IR (11)
Timerange: 00/05:46:07 to 00/05:48:59

Plot file version 65 created 16-AUG-2016 13:48:28
G012.68-0.18 EM117A 2.UVDATA.1
Freq = 6.6671 GHz, Bw = 2.000 MH No calibration applied and no bandpass applied

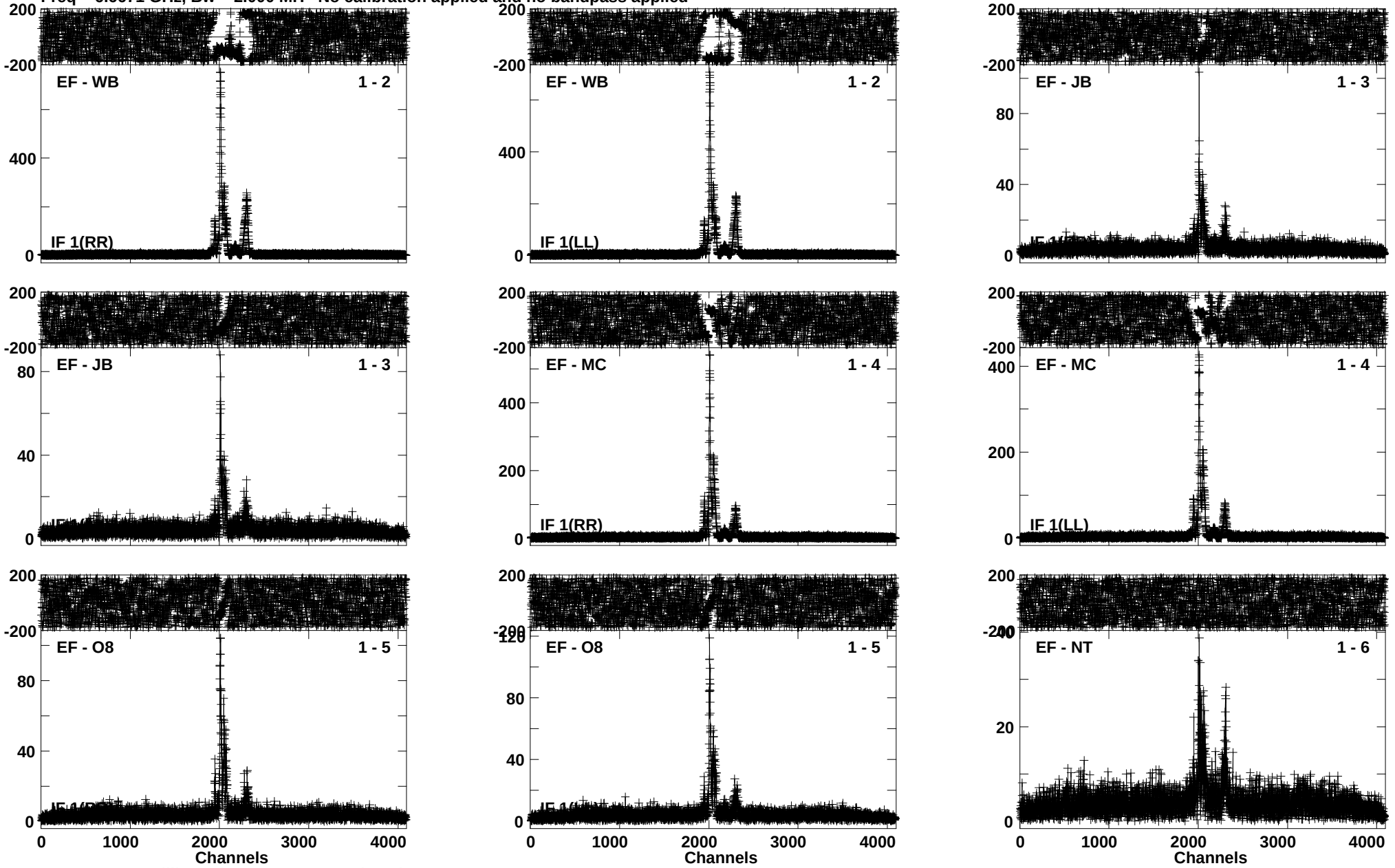

Lower frame: Milli Ampl Jy Top frame: Phas deg
Vector averaged cross-power spectrum Baseline: EF (01) - WB (02)
Timerange: 00/05:49:01 to 00/05:50:59

Plot file version 66 created 16-AUG-2016 13:48:29
G012.68-0.18 EM117A 2.UVDATA.1
Freq = 6.6671 GHz, Bw = 2.000 MH No calibration applied and no bandpass applied

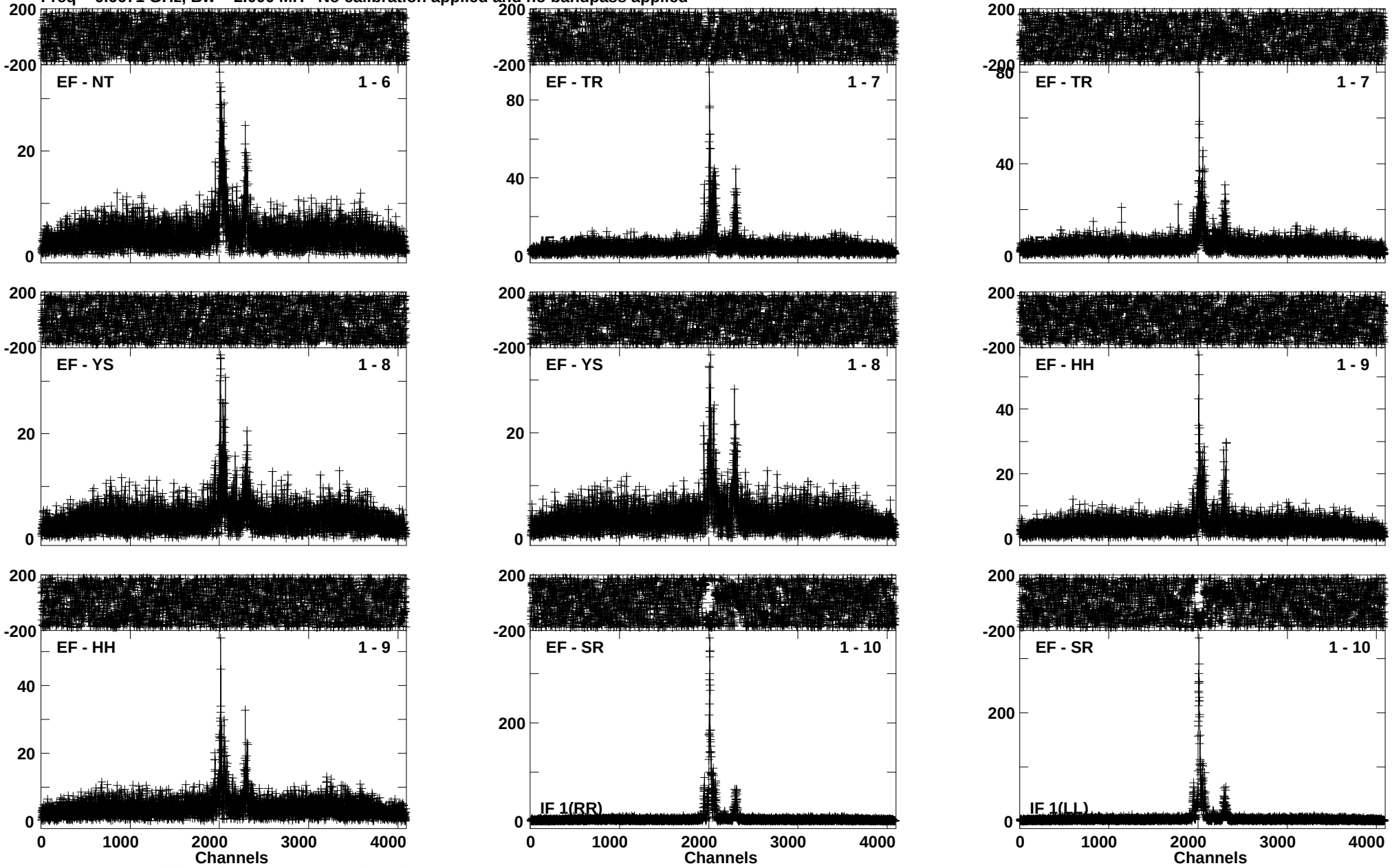

Lower frame: Milli Ampl Jy Top frame: Phas deg
Vector averaged cross-power spectrum Baseline: EF (01) - NT (06)
Timerange: 00/05:49:01 to 00/05:50:59

Plot file version 67 created 16-AUG-2016 13:48:30
G012.68-0.18 EM117A 2.UVDATA.1
Freq = 6.6671 GHz, Bw = 2.000 MH No calibration applied and no bandpass applied

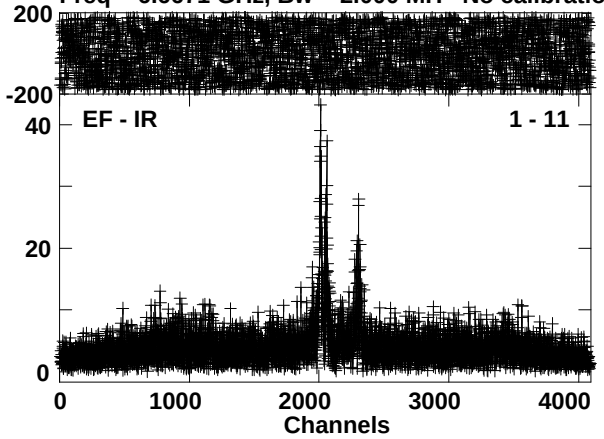

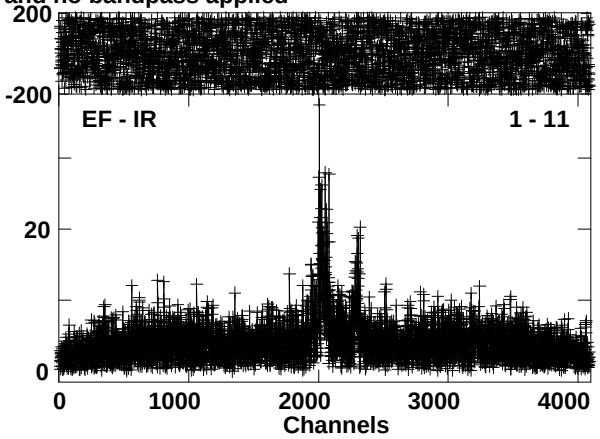

Lower frame: Milli Ampl Jy Top frame: Phas deg
Vector averaged cross-power spectrum Baseline: EF (01) - IR (11)
Timerange: 00/05:49:01 to 00/05:50:59

Plot file version 68 created 16-AUG-2016 13:48:30
J1832-2039 EM117A 2.UVDATA.1
Freq = 6.6671 GHz, Bw = 2.000 MH No calibration applied and no bandpass applied

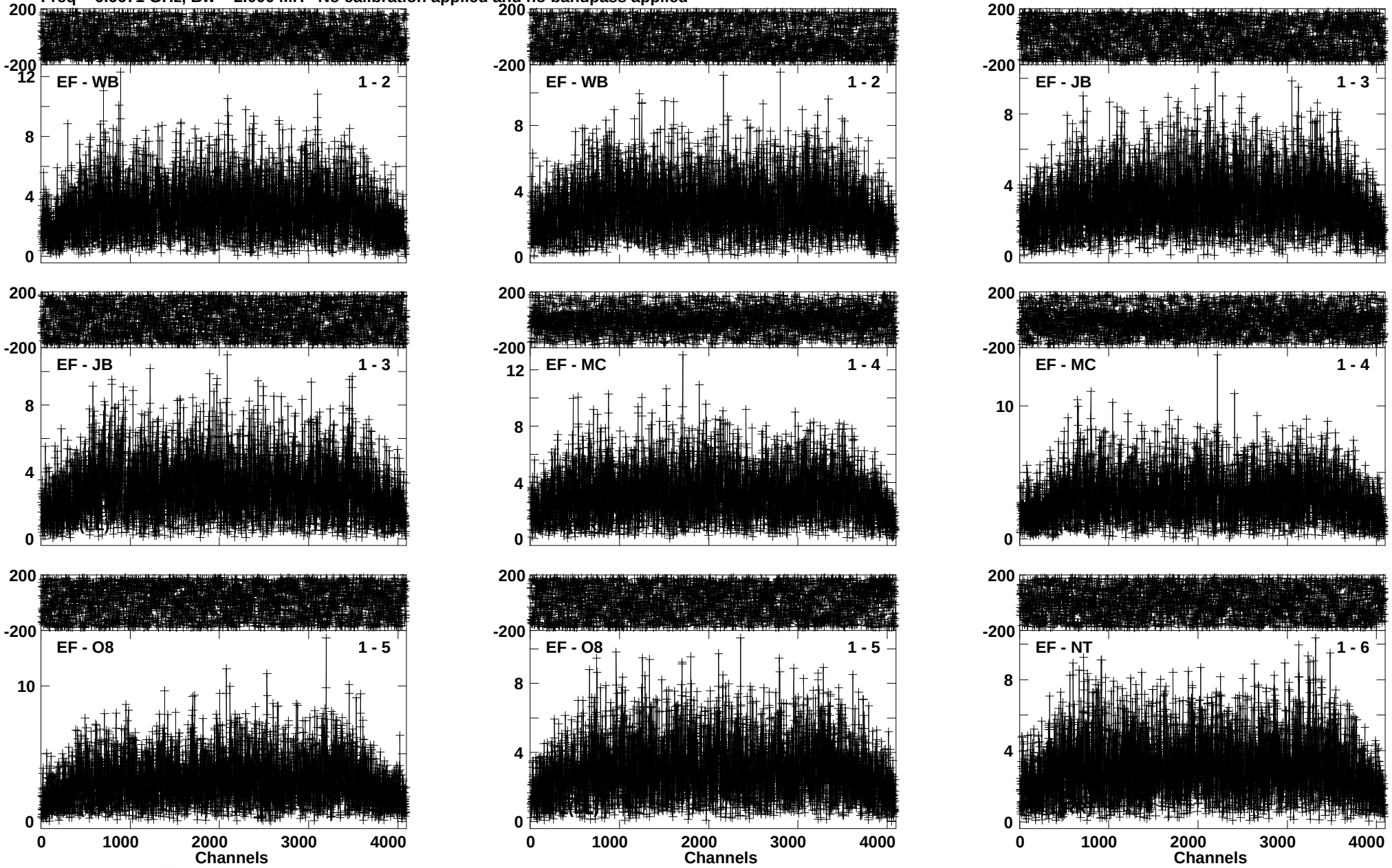

Lower frame: Milli Ampl Jy Top frame: Phas deg
Vector averaged cross-power spectrum Baseline: EF (01) - WB (02)
Timerange: 00/05:51:07 to 00/05:53:59

Plot file version 69 created 16-AUG-2016 13:48:31
J1832-2039 EM117A 2.UVDATA.1
Freq = 6.6671 GHz, Bw = 2.000 MH No calibration applied and no bandpass applied

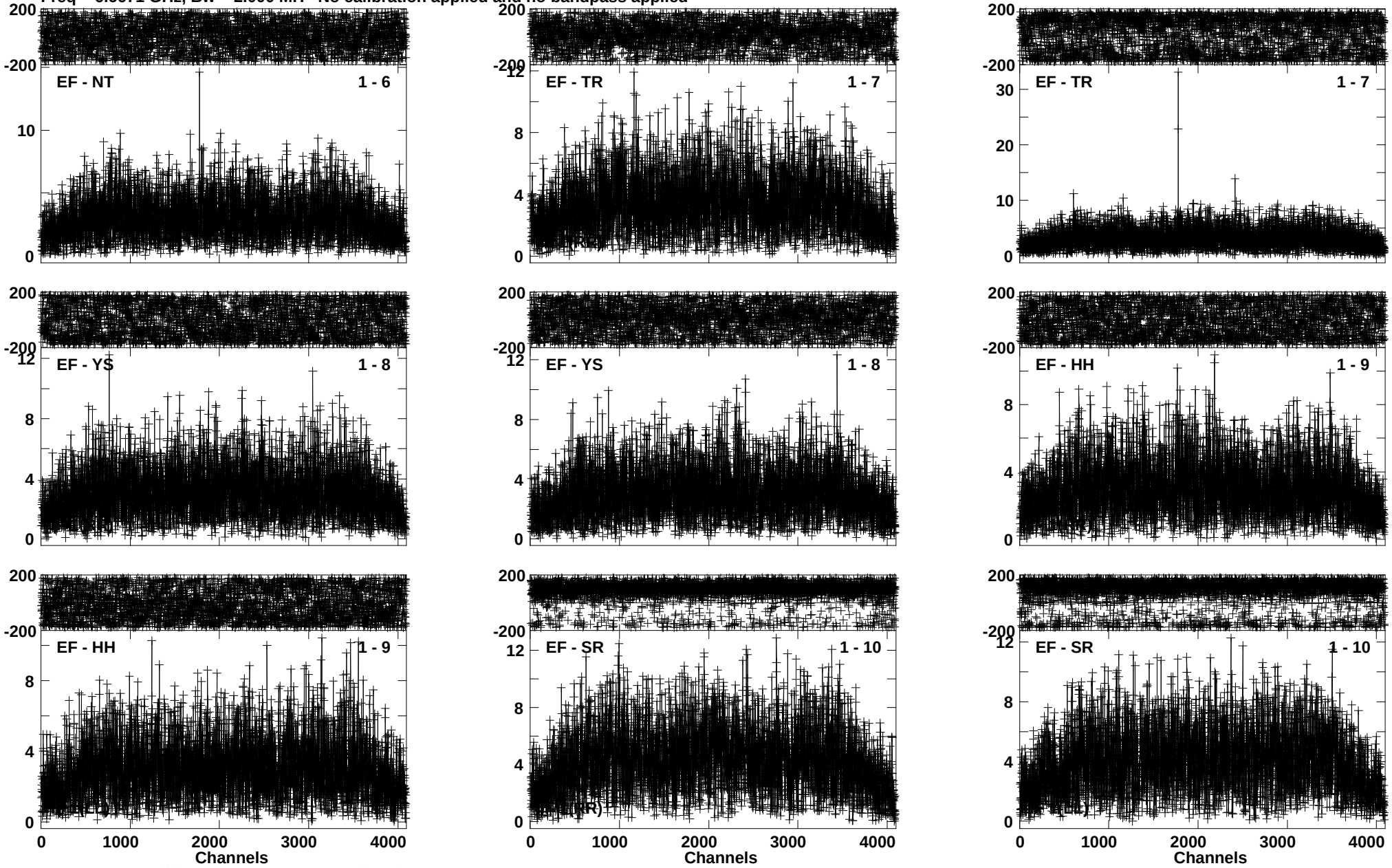

Lower frame: Milli Ampl Jy Top frame: Phas deg
Vector averaged cross-power spectrum Baseline: EF (01) - NT (06)
Timerange: 00/05:51:07 to 00/05:53:59

Plot file version 70 created 16-AUG-2016 13:48:32
J1832-2039 EM117A 2.UVDATA.1
Freq = 6.6671 GHz, Bw = 2.000 MH No calibration applied and no bandpass applied

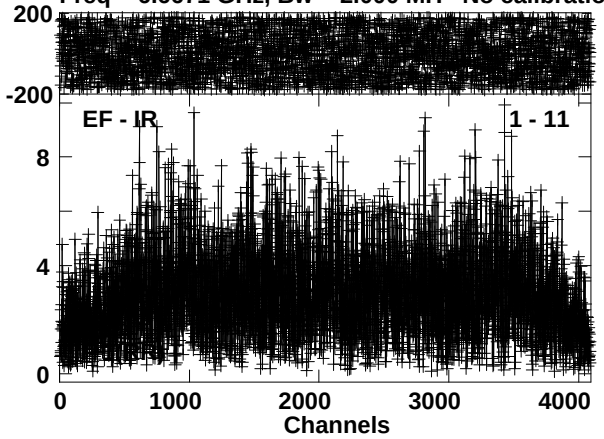

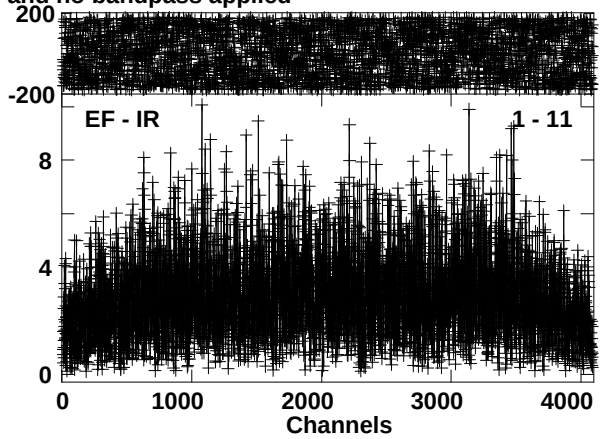

Lower frame: Milli Ampl Jy Top frame: Phas deg
Vector averaged cross-power spectrum Baseline: EF (01) - IR (11)
Timerange: 00/05:51:07 to 00/05:53:59

Plot file version 71 created 16-AUG-2016 13:48:32
G012.68-0.18 EM117A 2.UVDATA.1
Freq = 6.6671 GHz, Bw = 2.000 MH No calibration applied and no bandpass applied

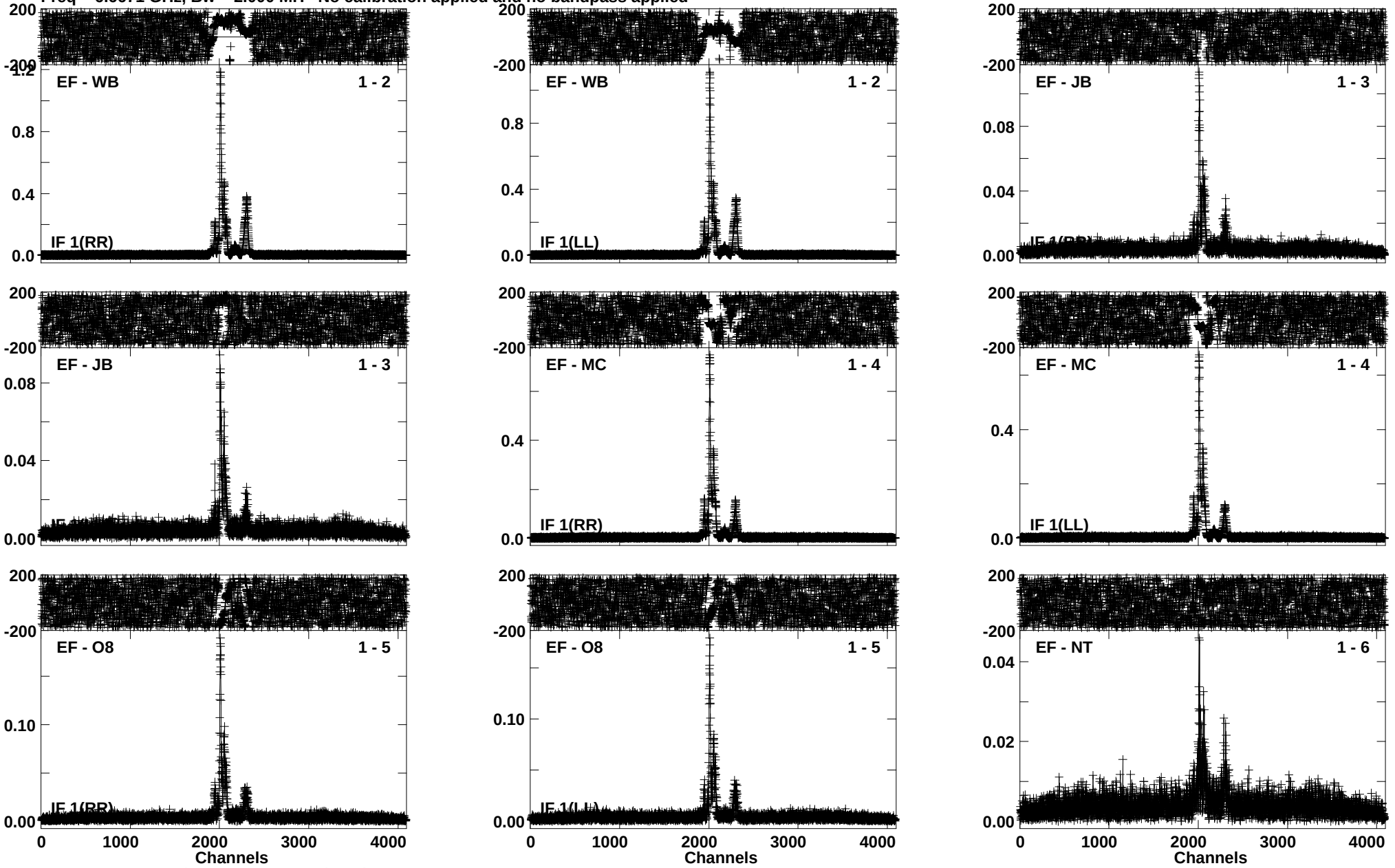

Lower frame: Ampl Jy Top frame: Phas deg
Vector averaged cross-power spectrum Baseline: EF (01) - WB (02)
Timerange: 00/05:54:07 to 00/05:55:59

Plot file version 72 created 16-AUG-2016 13:48:33
G012.68-0.18 EM117A 2.UVDATA.1
Freq = 6.6671 GHz, Bw = 2.000 MH No calibration applied and no bandpass applied

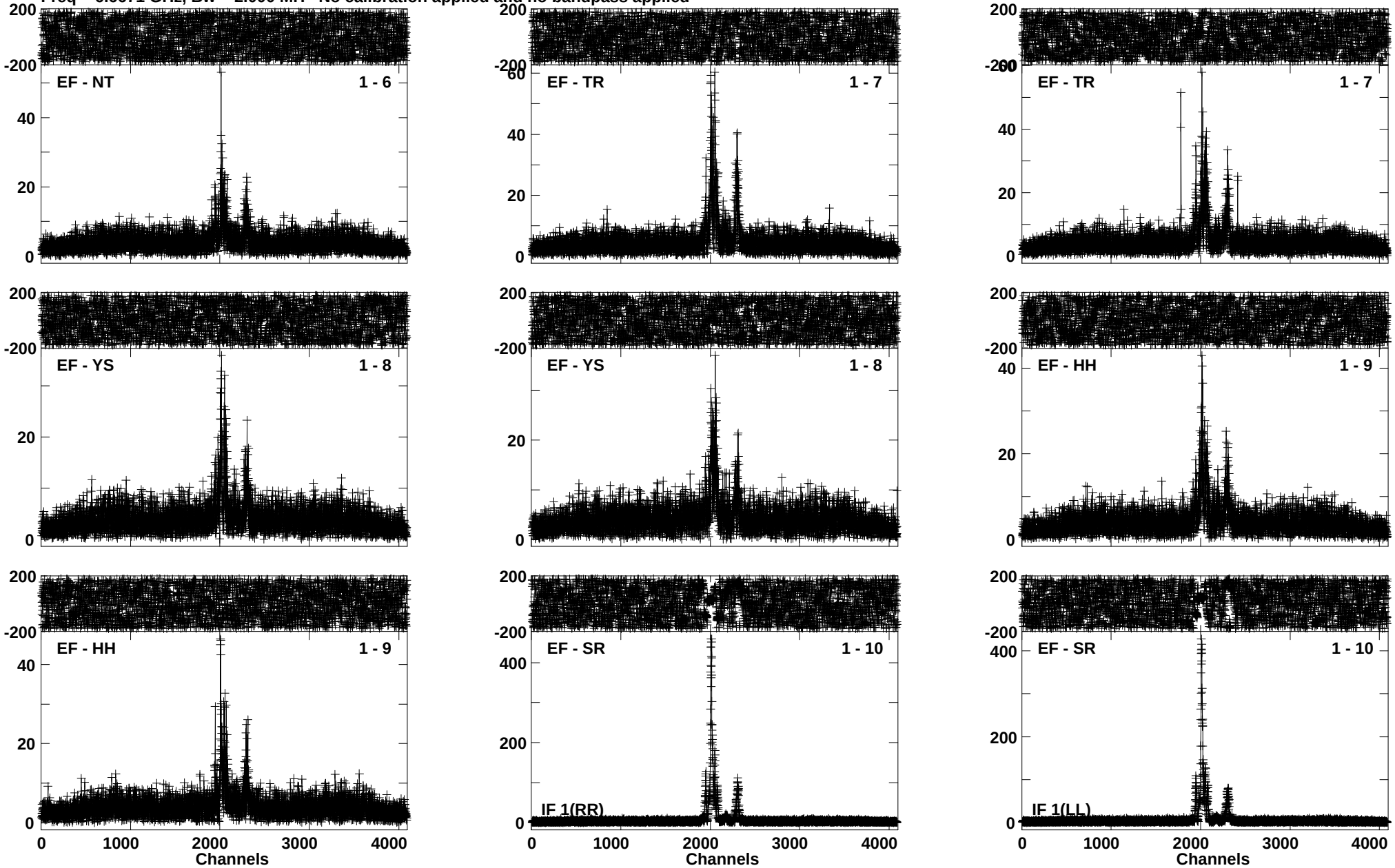

Lower frame: Milli Ampl Jy Top frame: Phas deg
Vector averaged cross-power spectrum Baseline: EF (01) - NT (06)
Timerange: 00/05:54:07 to 00/05:55:59

Plot file version 73 created 16-AUG-2016 13:48:34
G012.68-0.18 EM117A 2.UVDATA.1
Freq = 6.6671 GHz, Bw = 2.000 MH No calibration applied and no bandpass applied

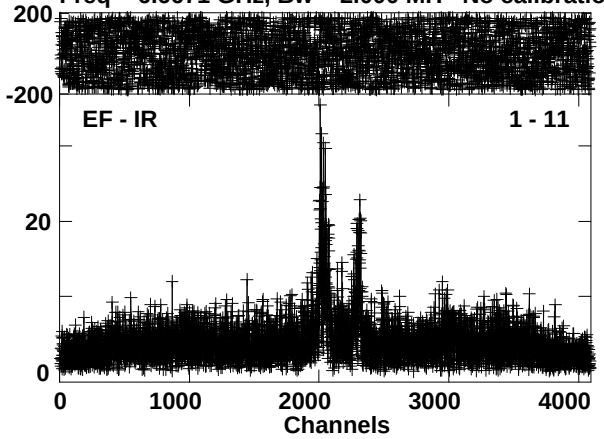

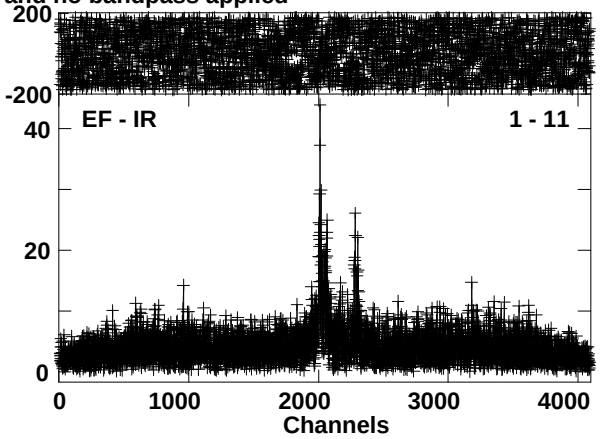

Lower frame: Milli Ampl Jy Top frame: Phas deg
Vector averaged cross-power spectrum Baseline: EF (01) - IR (11)
Timerange: 00/05:54:07 to 00/05:55:59

Plot file version 74 created 16-AUG-2016 13:48:35
J1832-2039 EM117A 2.UVDATA.1
Freq = 6.6671 GHz, Bw = 2.000 MH No calibration applied and no bandpass applied

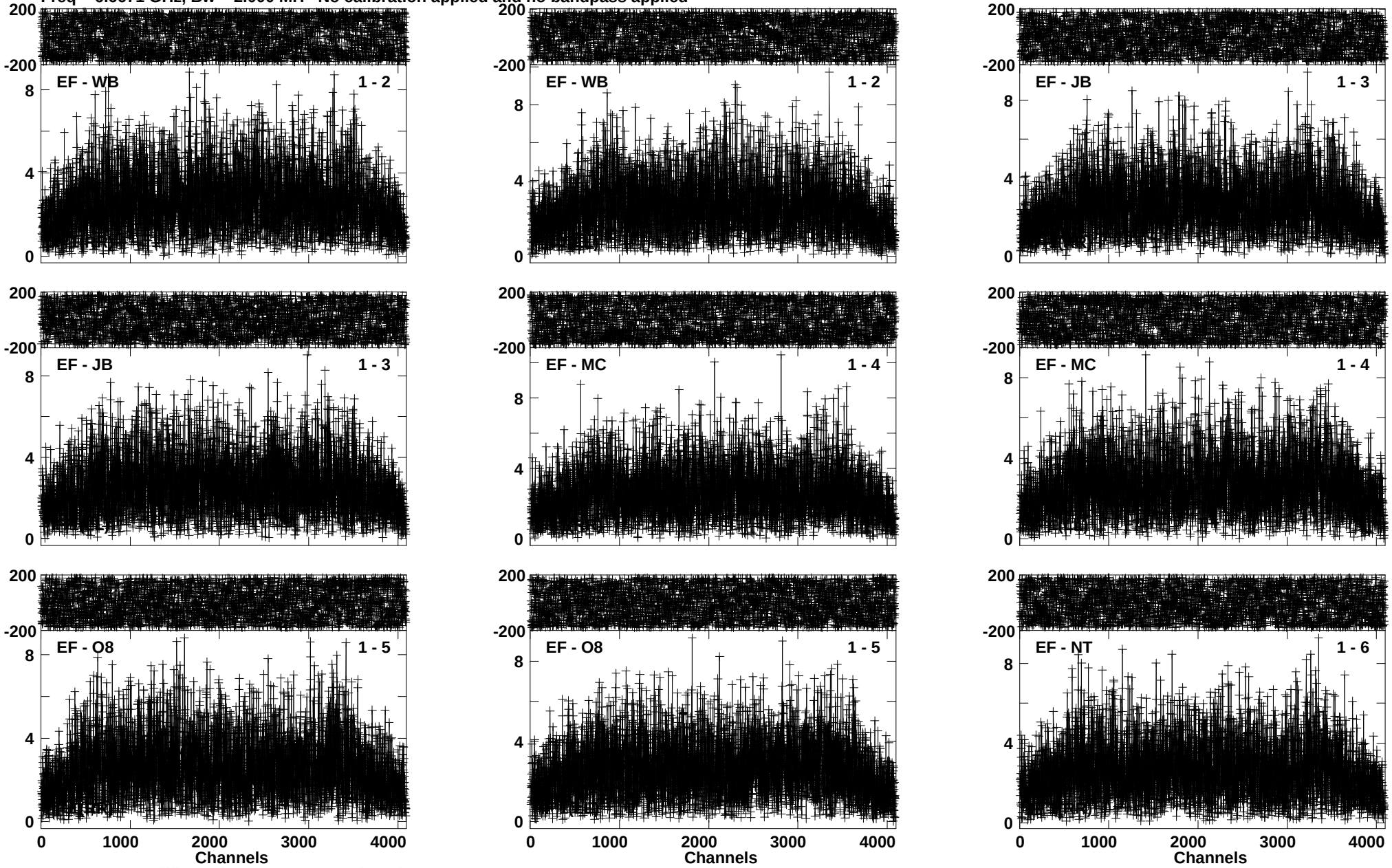

Lower frame: Milli Ampl Jy Top frame: Phas deg
Vector averaged cross-power spectrum Baseline: EF (01) - WB (02)
Timerange: 00/05:56:41 to 00/05:59:39

Plot file version 75 created 16-AUG-2016 13:48:36
J1832-2039 EM117A 2.UVDATA.1
Freq = 6.6671 GHz, Bw = 2.000 MH No calibration applied and no bandpass applied

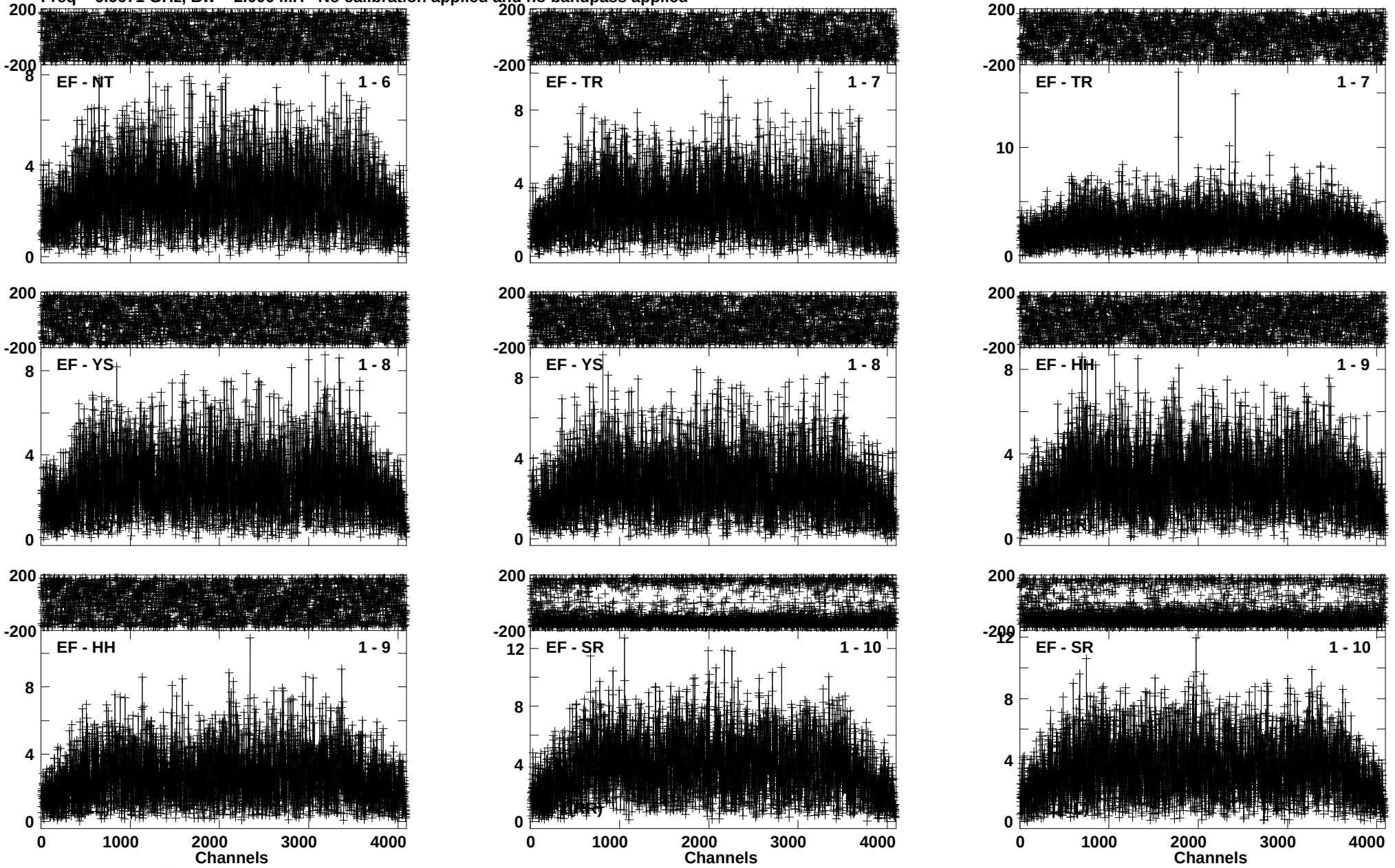

Lower frame: Milli Ampl Jy Top frame: Phas deg
Vector averaged cross-power spectrum Baseline: EF (01) - NT (06)
Timerange: 00/05:56:41 to 00/05:59:39

Plot file version 76 created 16-AUG-2016 13:48:37
J1832-2039 EM117A 2.UVDATA.1
Freq = 6.6671 GHz, Bw = 2.000 MH No calibration applied and no bandpass applied

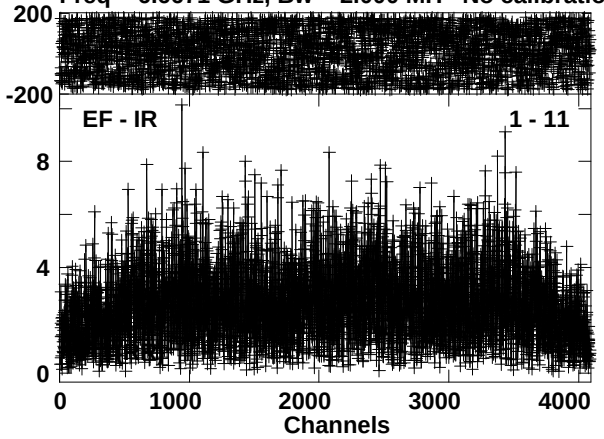

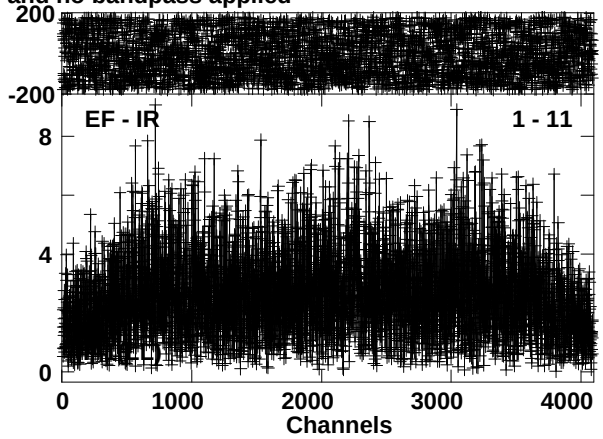

Lower frame: Milli Ampl Jy Top frame: Phas deg
Vector averaged cross-power spectrum Baseline: EF (01) - IR (11)
Timerange: 00/05:56:41 to 00/05:59:39

Plot file version 77 created 16-AUG-2016 13:48:37
G012.68-0.18 EM117A 2.UVDATA.1
Freq = 6.6671 GHz, Bw = 2.000 MH No calibration applied and no bandpass applied

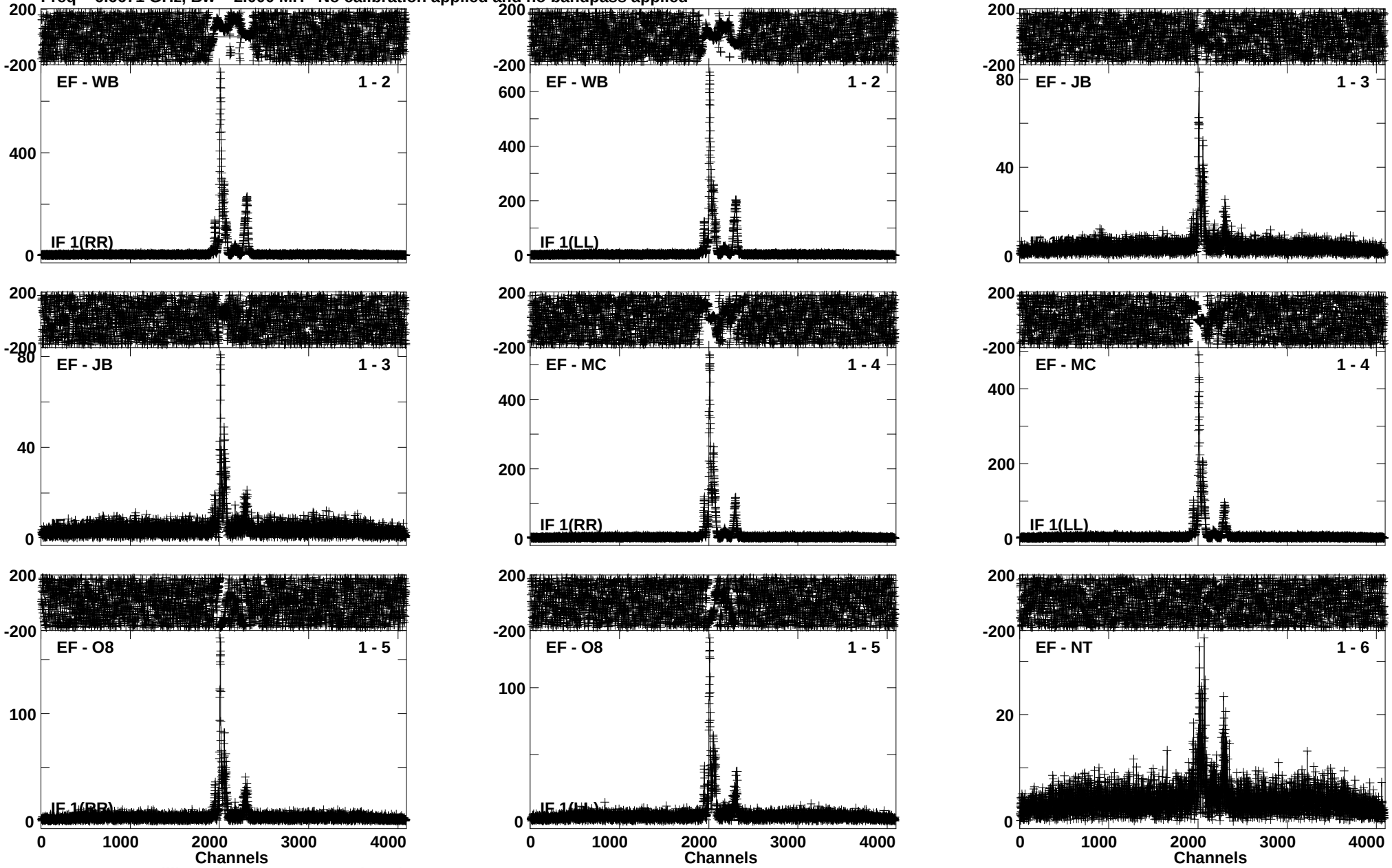

Lower frame: Milli Ampl Jy Top frame: Phas deg
Vector averaged cross-power spectrum Baseline: EF (01) - WB (02)
Timerange: 00/05:59:41 to 00/06:01:39

Plot file version 78 created 16-AUG-2016 13:48:38
G012.68-0.18 EM117A 2.UVDATA.1
Freq = 6.6671 GHz, Bw = 2.000 MH No calibration applied and no bandpass applied

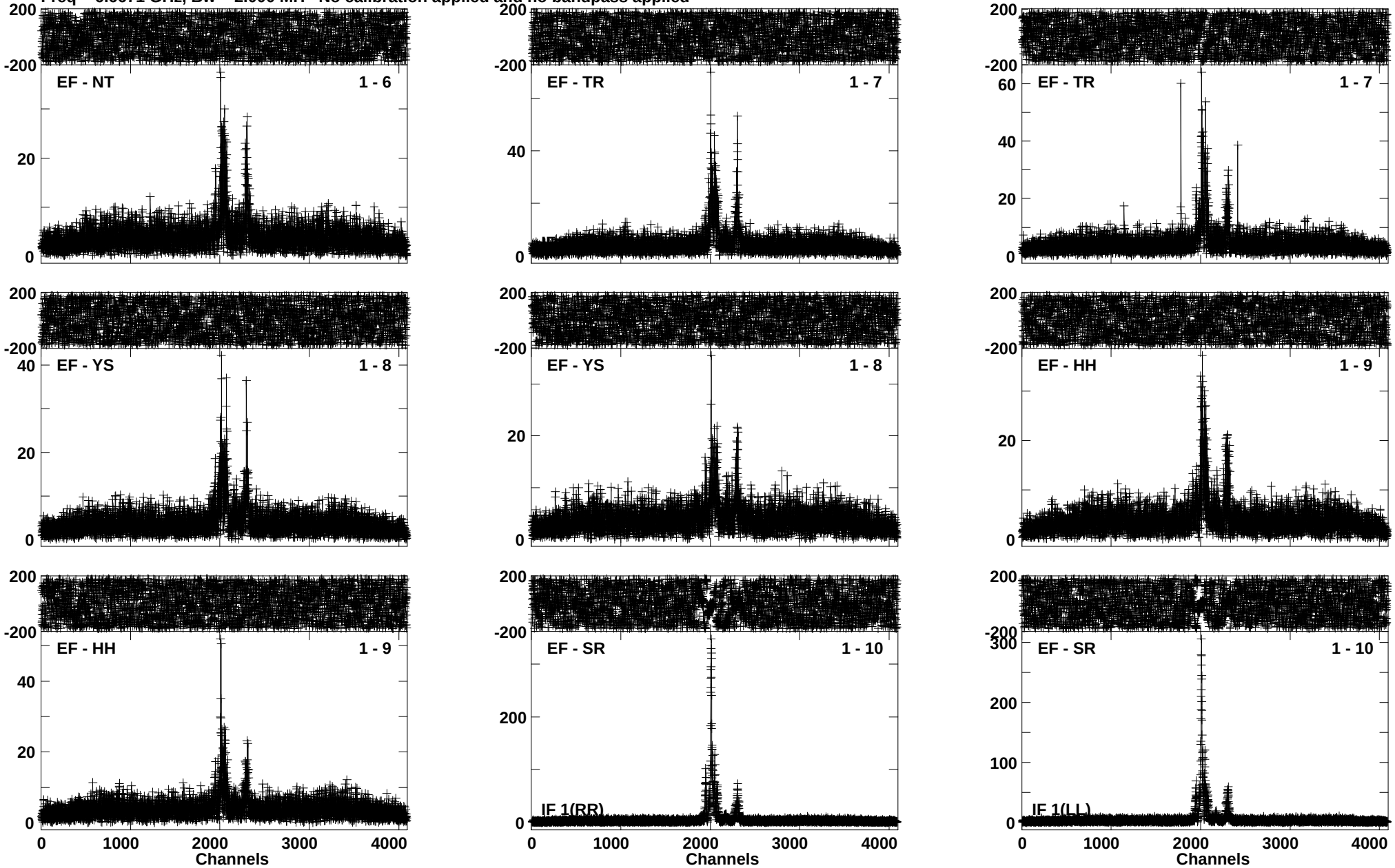

Lower frame: Milli Ampl Jy Top frame: Phas deg
Vector averaged cross-power spectrum Baseline: EF (01) - NT (06)
Timerange: 00/05:59:41 to 00/06:01:39

Plot file version 79 created 16-AUG-2016 13:48:39
G012.68-0.18 EM117A 2.UVDATA.1
Freq = 6.6671 GHz, Bw = 2.000 MH No calibration applied and no bandpass applied

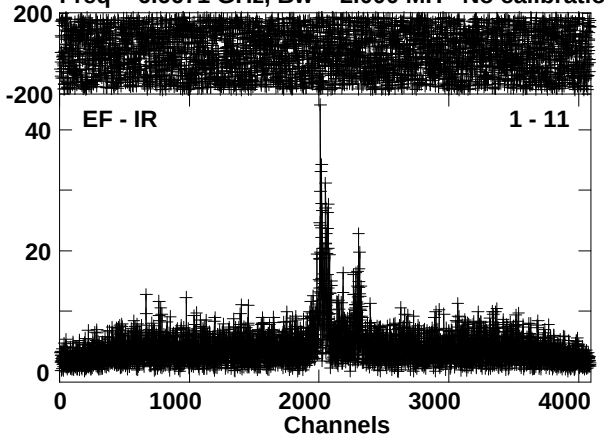

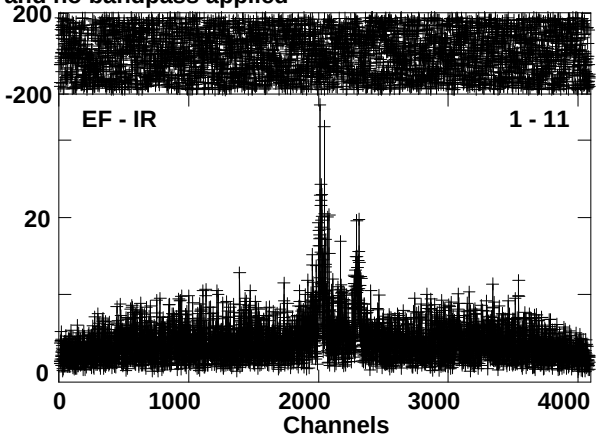

Lower frame: Milli Ampl Jy Top frame: Phas deg
Vector averaged cross-power spectrum Baseline: EF (01) - IR (11)
Timerange: 00/05:59:41 to 00/06:01:39

Plot file version 80 created 16-AUG-2016 13:48:39
J1832-2039 EM117A 2.UVDATA.1
Freq = 6.6671 GHz, Bw = 2.000 MH No calibration applied and no bandpass applied

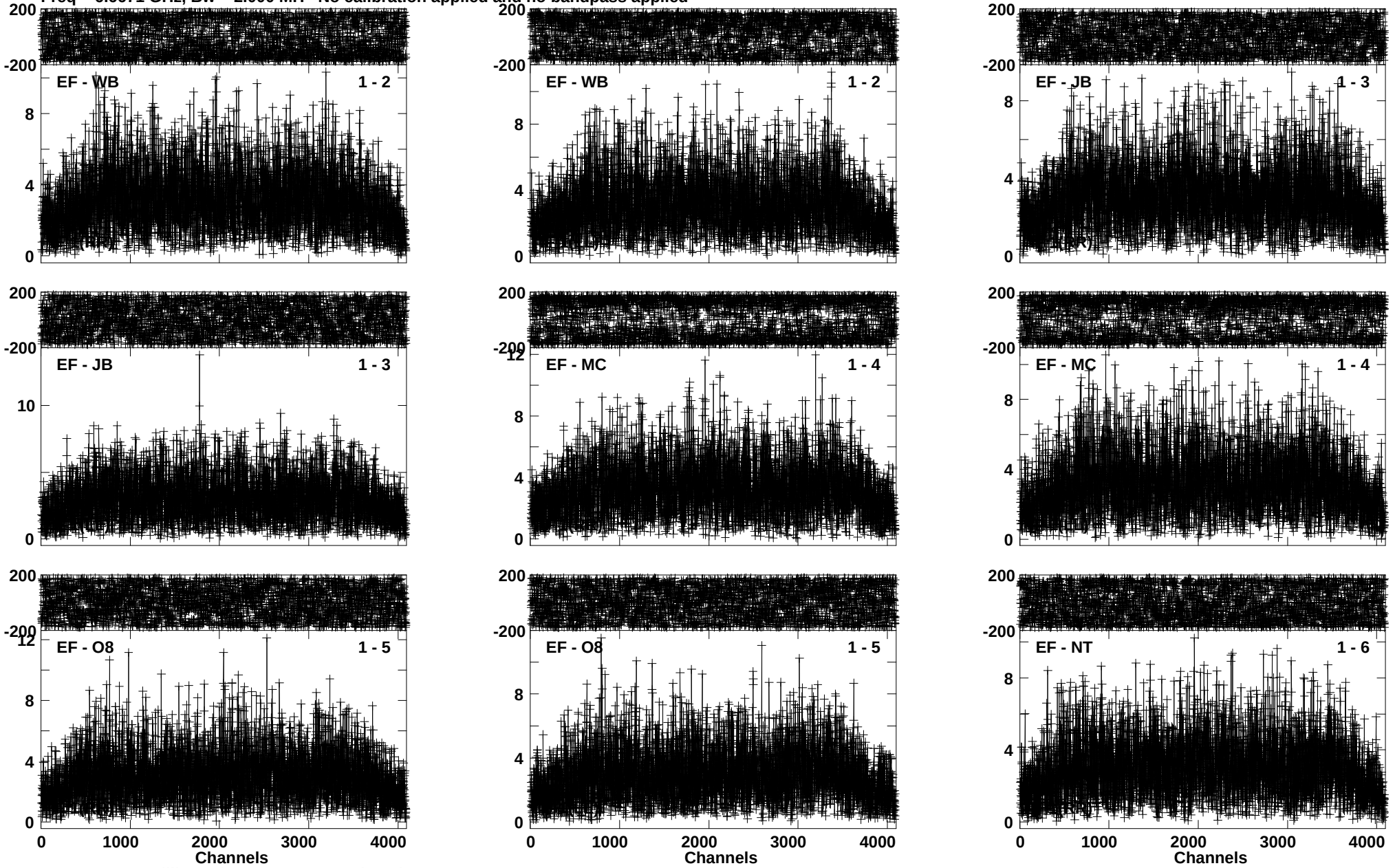

Lower frame: Milli Ampl Jy Top frame: Phas deg
Vector averaged cross-power spectrum Baseline: EF (01) - WB (02)
Timerange: 00/06:01:47 to 00/06:04:39

Plot file version 81 created 16-AUG-2016 13:48:40
J1832-2039 EM117A 2.UVDATA.1
Freq = 6.6671 GHz, Bw = 2.000 MH No calibration applied and no bandpass applied

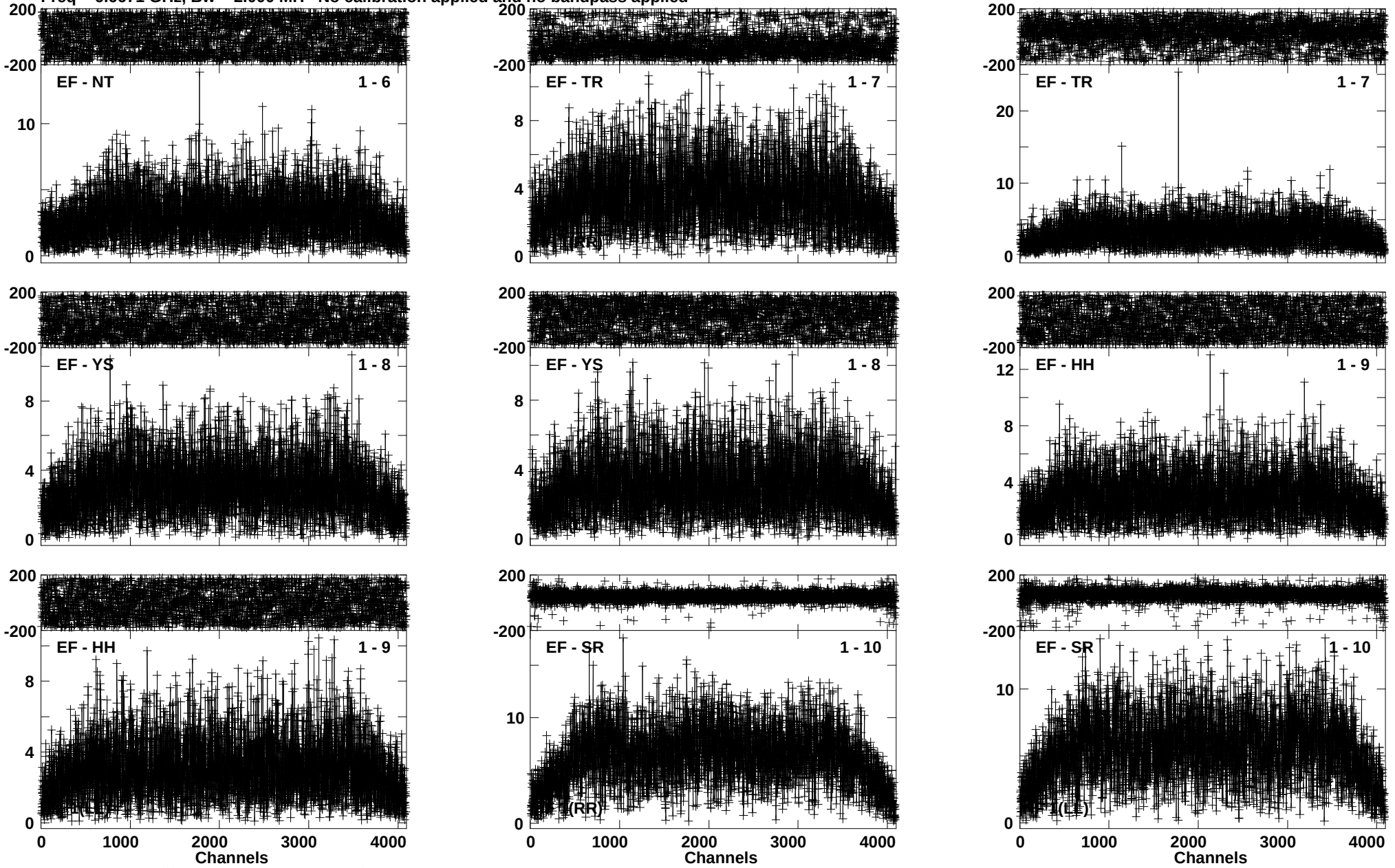

Lower frame: Milli Ampl Jy Top frame: Phas deg
Vector averaged cross-power spectrum Baseline: EF (01) - NT (06)
Timerange: 00/06:01:47 to 00/06:04:39

Plot file version 82 created 16-AUG-2016 13:48:41
J1832-2039 EM117A 2.UVDATA.1
Freq = 6.6671 GHz, Bw = 2.000 MH No calibration applied and no bandpass applied

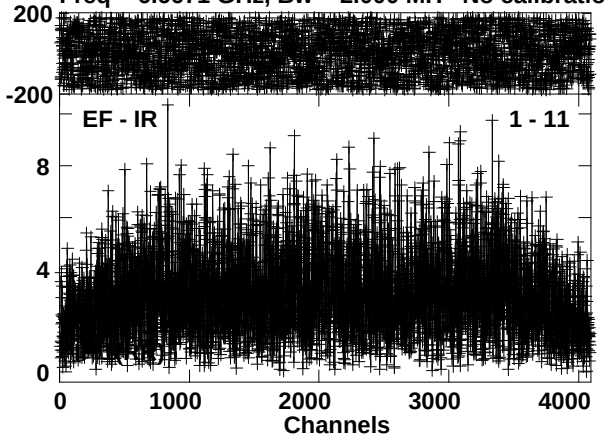

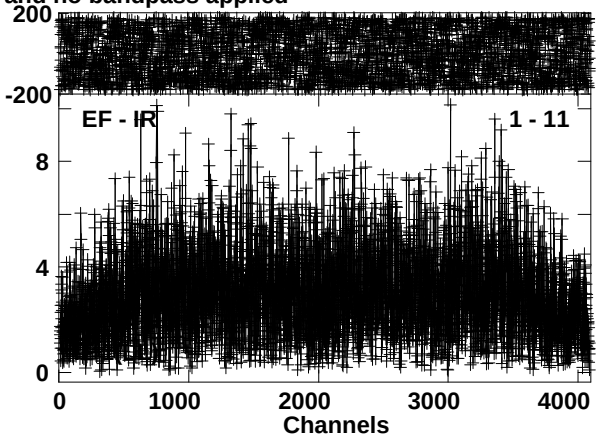

Lower frame: Milli Ampl Jy Top frame: Phas deg
Vector averaged cross-power spectrum Baseline: EF (01) - IR (11)
Timerange: 00/06:01:47 to 00/06:04:39

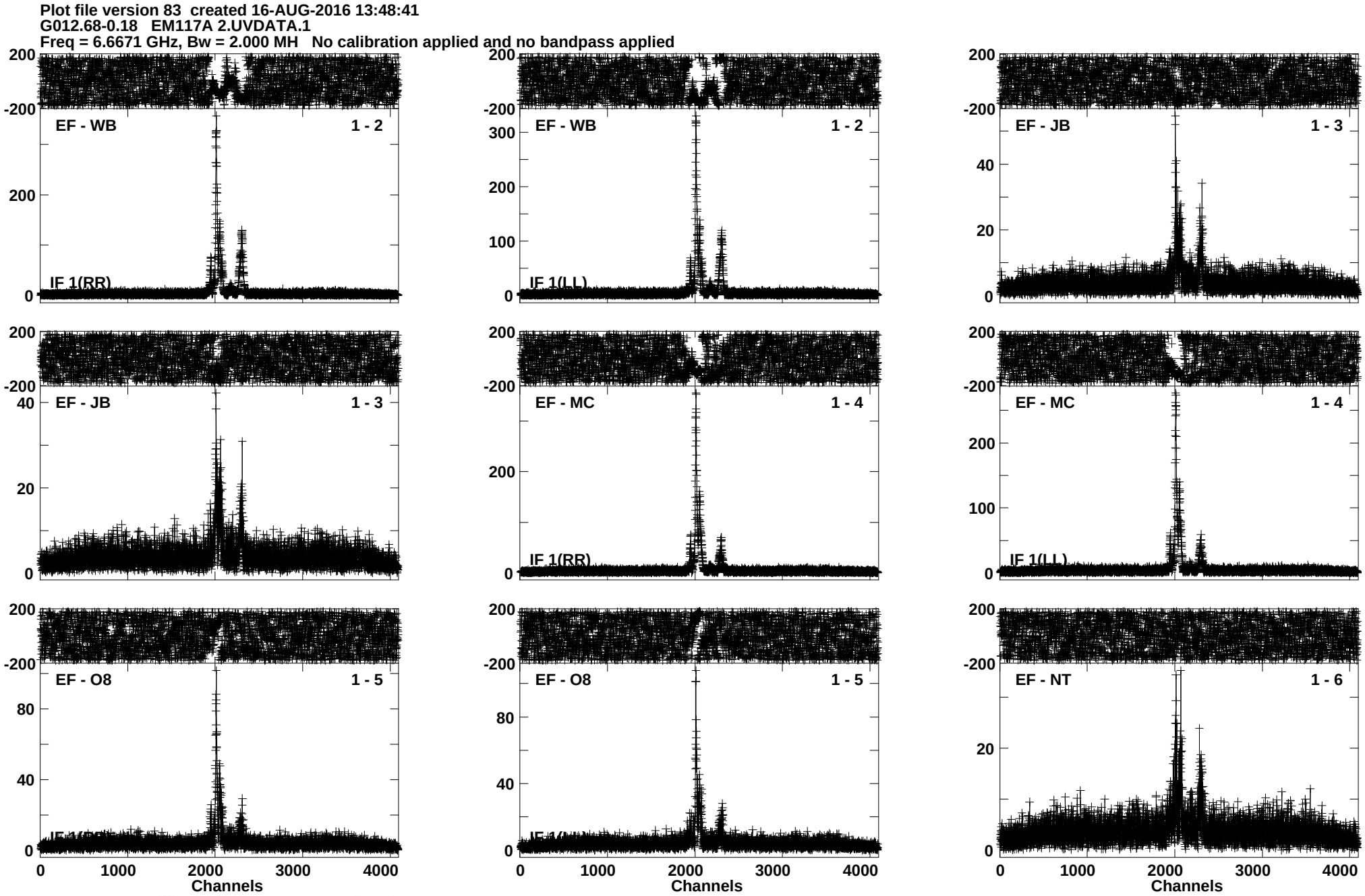
Plot file version 83 created 16-AUG-2016 13:48:41
G012.68-0.18 EM117A 2.UVDATA.1
Freq = 6.6671 GHz, Bw = 2.000 MH No calibration applied and no bandpass applied
EF - WB 1 - 2
IF 1(RR)
EF - WB 1 - 2
IF 1(LL)
EF - JB 1 - 3
EF - JB 1 - 3
EF - MC 1 - 4
IF 1(RR)
EF - MC 1 - 4
IF 1(LL)
EF - O8 1 - 5
EF - O8 1 - 5
EF - NT 1 - 6
Channels
Channels
Channels
Lower frame: Milli Ampl Jy Top frame: Phas deg
Vector averaged cross-power spectrum Baseline: EF (01) - WB (02)
Timerange: 00/06:04:41 to 00/06:06:39

Plot file version 84 created 16-AUG-2016 13:48:42
G012.68-0.18 EM117A 2.UVDATA.1
Freq = 6.6671 GHz, Bw = 2.000 MH No calibration applied and no bandpass applied

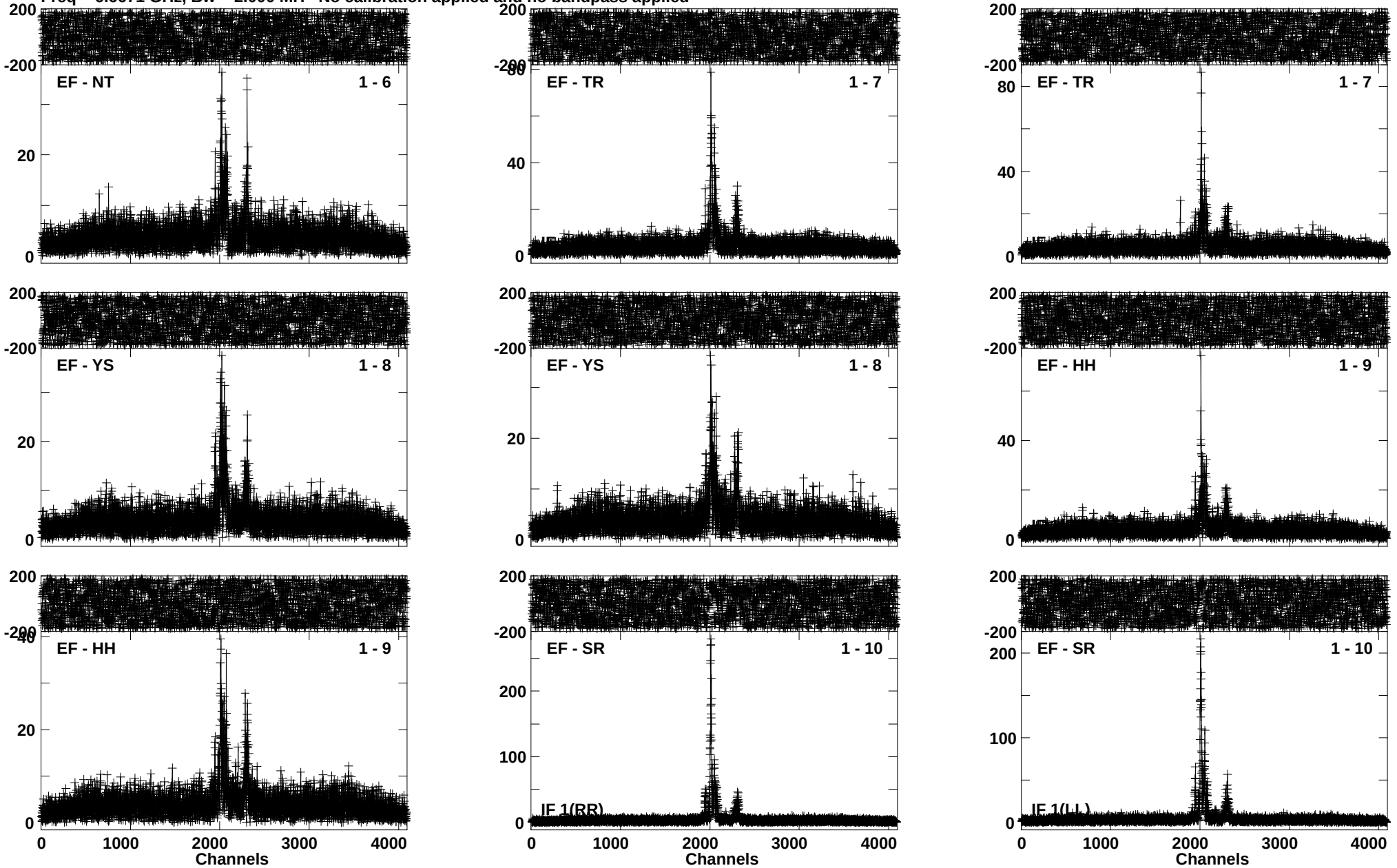

Lower frame: Milli Ampl Jy Top frame: Phas deg
Vector averaged cross-power spectrum Baseline: EF (01) - NT (06)
Timerange: 00/06:04:41 to 00/06:06:39

Plot file version 85 created 16-AUG-2016 13:48:43
G012.68-0.18 EM117A 2.UVDATA.1
Freq = 6.6671 GHz, Bw = 2.000 MH No calibration applied and no bandpass applied

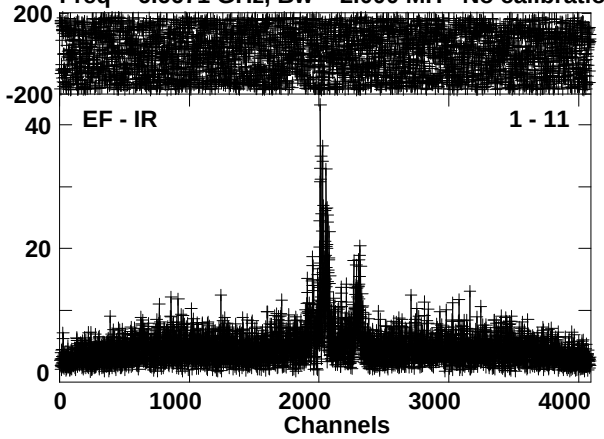

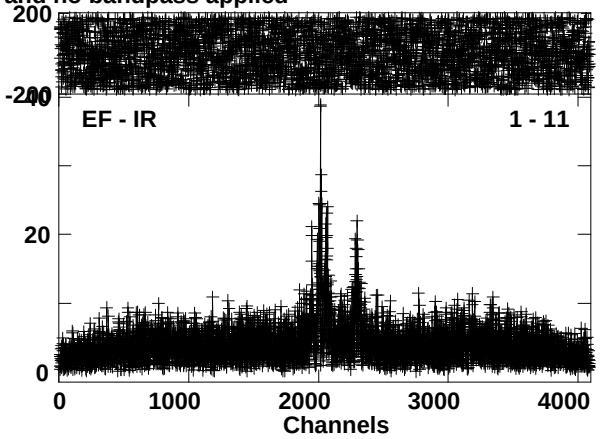

Lower frame: Milli Ampl Jy Top frame: Phas deg
Vector averaged cross-power spectrum Baseline: EF (01) - IR (11)
Timerange: 00/06:04:41 to 00/06:06:39

Plot file version 86 created 16-AUG-2016 13:48:43
J1832-2039 EM117A 2.UVDATA.1
Freq = 6.6671 GHz, Bw = 2.000 MH No calibration applied and no bandpass applied

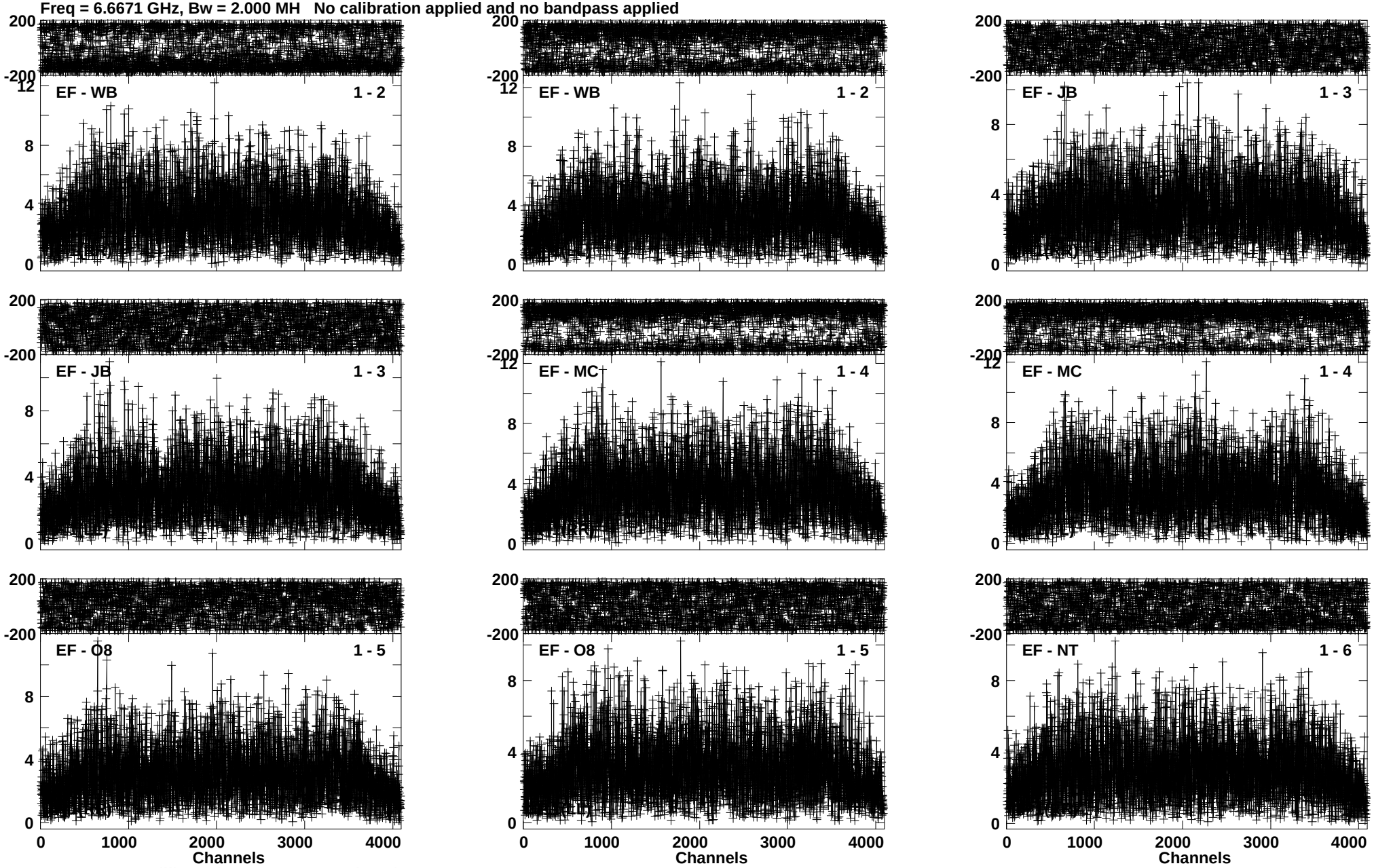

Lower frame: Milli Ampl Jy Top frame: Phas deg
Vector averaged cross-power spectrum Baseline: EF (01) - WB (02)
Timerange: 00/06:06:47 to 00/06:09:39

Plot file version 87 created 16-AUG-2016 13:48:44
J1832-2039 EM117A 2.UVDATA.1
Freq = 6.6671 GHz, Bw = 2.000 MH No calibration applied and no bandpass applied

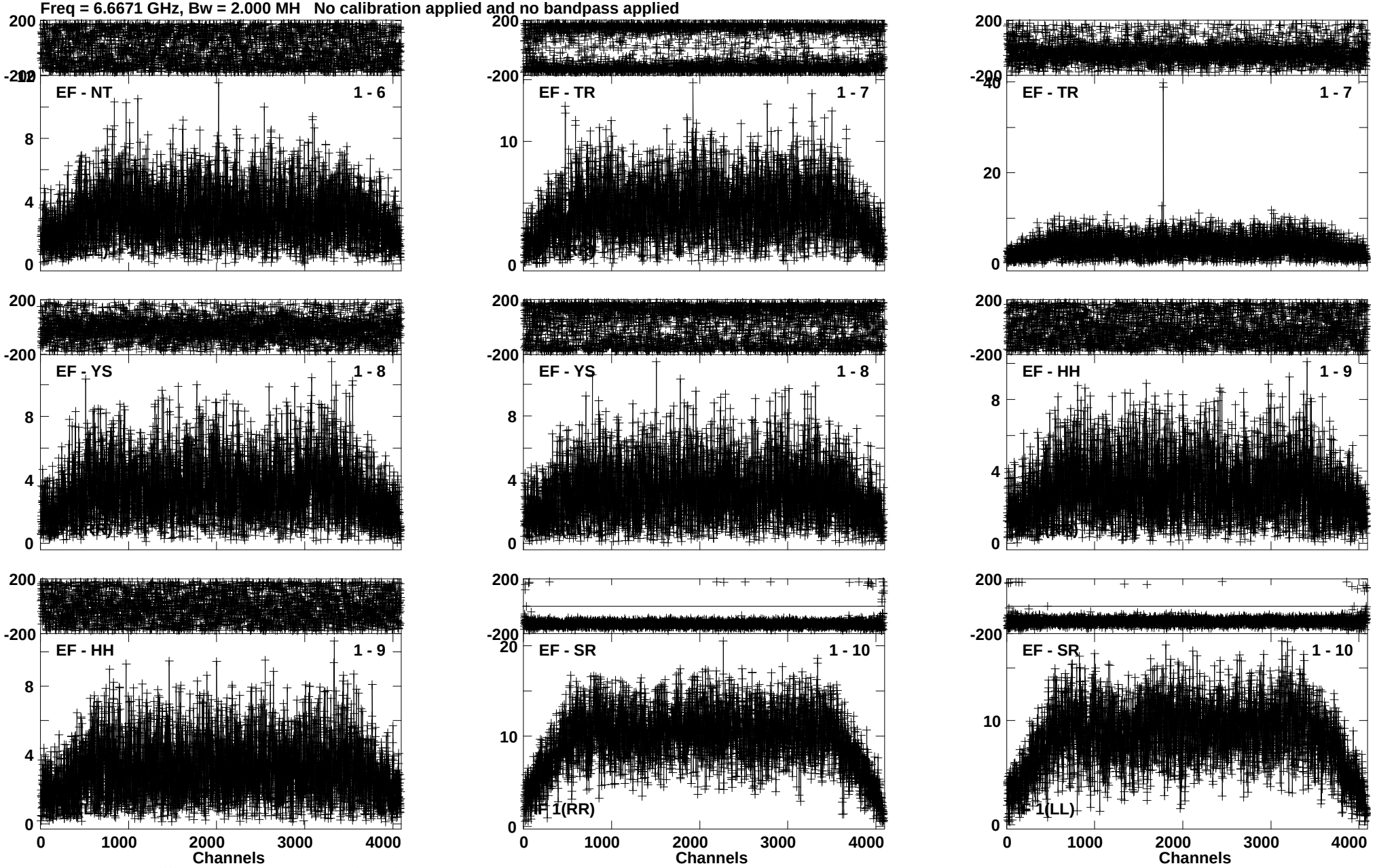

Lower frame: Milli Ampl Jy Top frame: Phas deg
Vector averaged cross-power spectrum Baseline: EF (01) - NT (06)
Timerange: 00/06:06:47 to 00/06:09:39

Plot file version 88 created 16-AUG-2016 13:48:46
J1832-2039 EM117A 2.UVDATA.1
Freq = 6.6671 GHz, Bw = 2.000 MH No calibration applied and no bandpass applied

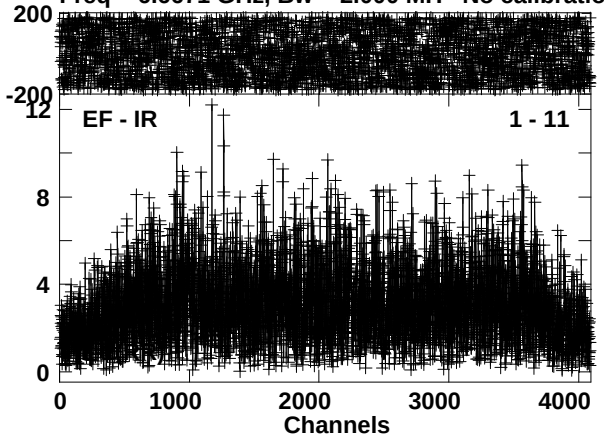

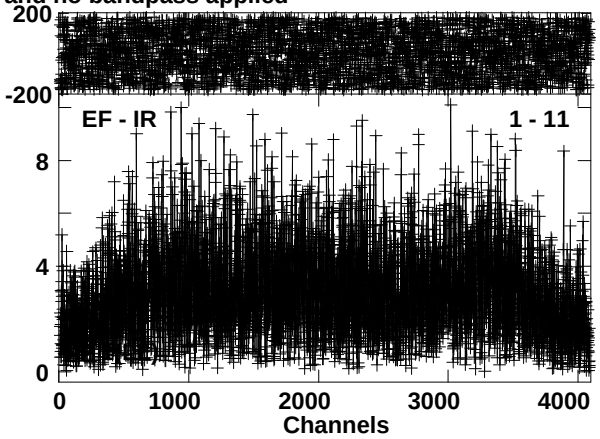

Lower frame: Milli Ampl Jy Top frame: Phas deg
Vector averaged cross-power spectrum Baseline: EF (01) - IR (11)
Timerange: 00/06:06:47 to 00/06:09:39

Plot file version 89 created 16-AUG-2016 13:48:46
G012.68-0.18 EM117A 2.UVDATA.1
Freq = 6.6671 GHz, Bw = 2.000 MH No calibration applied and no bandpass applied

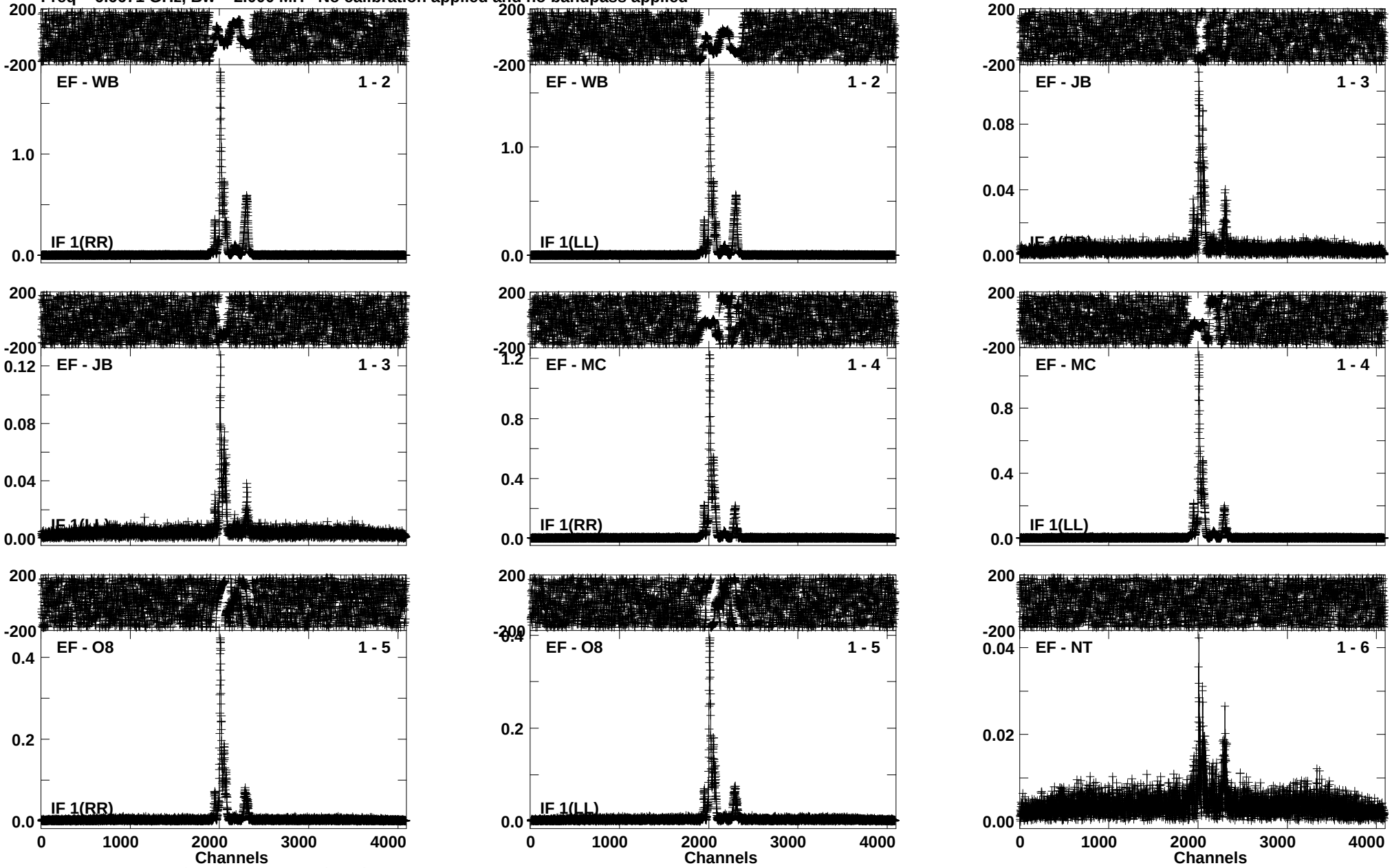

Lower frame: Ampl Jy Top frame: Phas deg
Vector averaged cross-power spectrum Baseline: EF (01) - WB (02)
Timerange: 00/06:09:47 to 00/06:11:39

Plot file version 90 created 16-AUG-2016 13:48:46
G012.68-0.18 EM117A 2.UVDATA.1
Freq = 6.6671 GHz, Bw = 2.000 MH No calibration applied and no bandpass applied

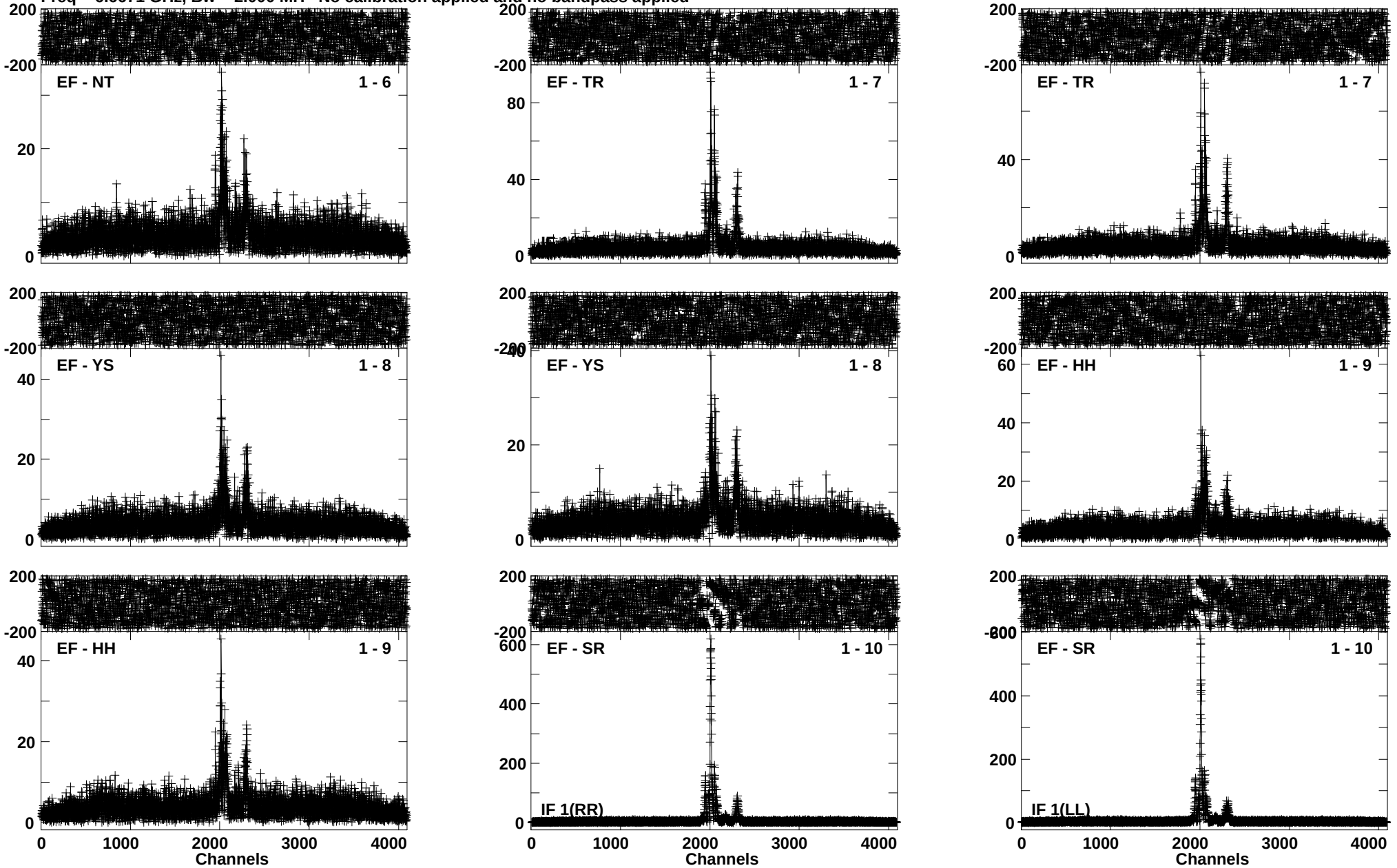

Lower frame: Milli Ampl Jy Top frame: Phas deg
Vector averaged cross-power spectrum Baseline: EF (01) - NT (06)
Timerange: 00/06:09:47 to 00/06:11:39

Plot file version 91 created 16-AUG-2016 13:48:47
G012.68-0.18 EM117A 2.UVDATA.1
Freq = 6.6671 GHz, Bw = 2.000 MH No calibration applied and no bandpass applied

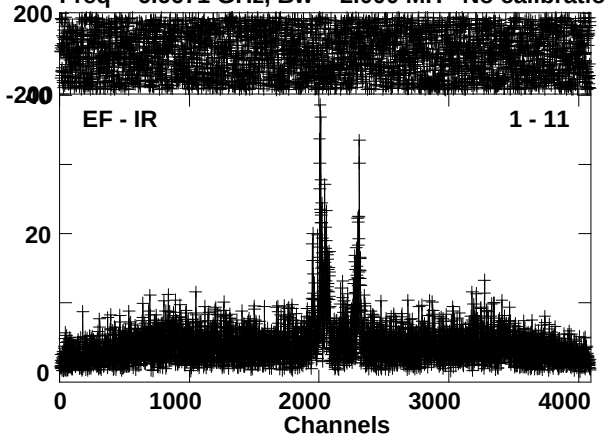

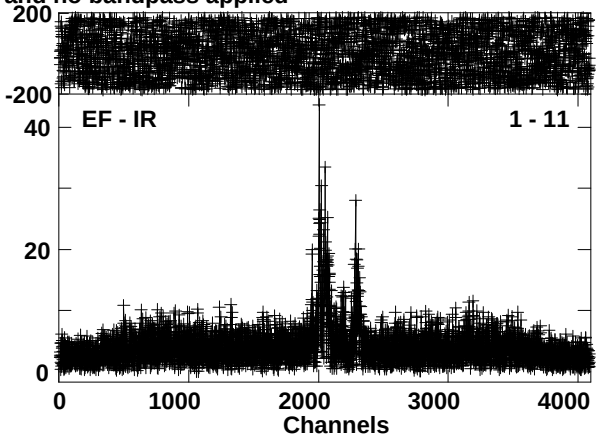

Lower frame: Milli Ampl Jy Top frame: Phas deg
Vector averaged cross-power spectrum Baseline: EF (01) - IR (11)
Timerange: 00/06:09:47 to 00/06:11:39

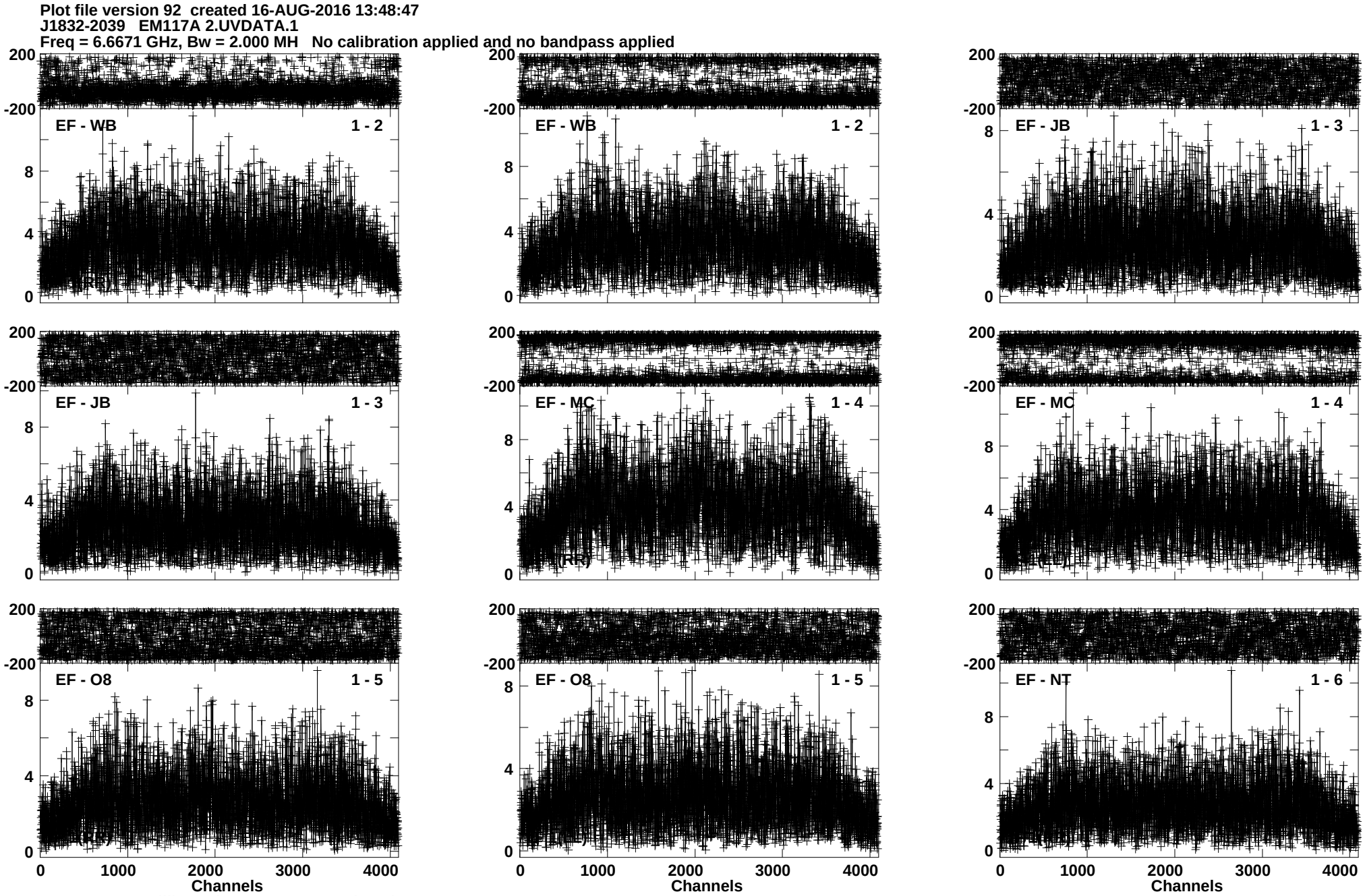
Plot file version 92 created 16-AUG-2016 13:48:47
J1832-2039 EM117A 2.UVDATA.1
Freq = 6.6671 GHz, Bw = 2.000 MH No calibration applied and no bandpass applied
EF - WB 1 - 2
EF - WB 1 - 2
EF - JB 1 - 3
EF - JB 1 - 3
EF - MC 1 - 4
EF - MC 1 - 4
EF - O8 1 - 5
EF - O8 1 - 5
EF - NT 1 - 6
200
-200
8
4
0
0
1000
2000
3000
4000
Channels
Lower frame: Milli Ampl Jy Top frame: Phas deg
Vector averaged cross-power spectrum Baseline: EF (01) - WB (02)
Timerange: 00/06:12:21 to 00/06:15:19

Plot file version 93 created 16-AUG-2016 13:48:48
J1832-2039 EM117A 2.UVDATA.1
Freq = 6.6671 GHz, Bw = 2.000 MH No calibration applied and no bandpass applied

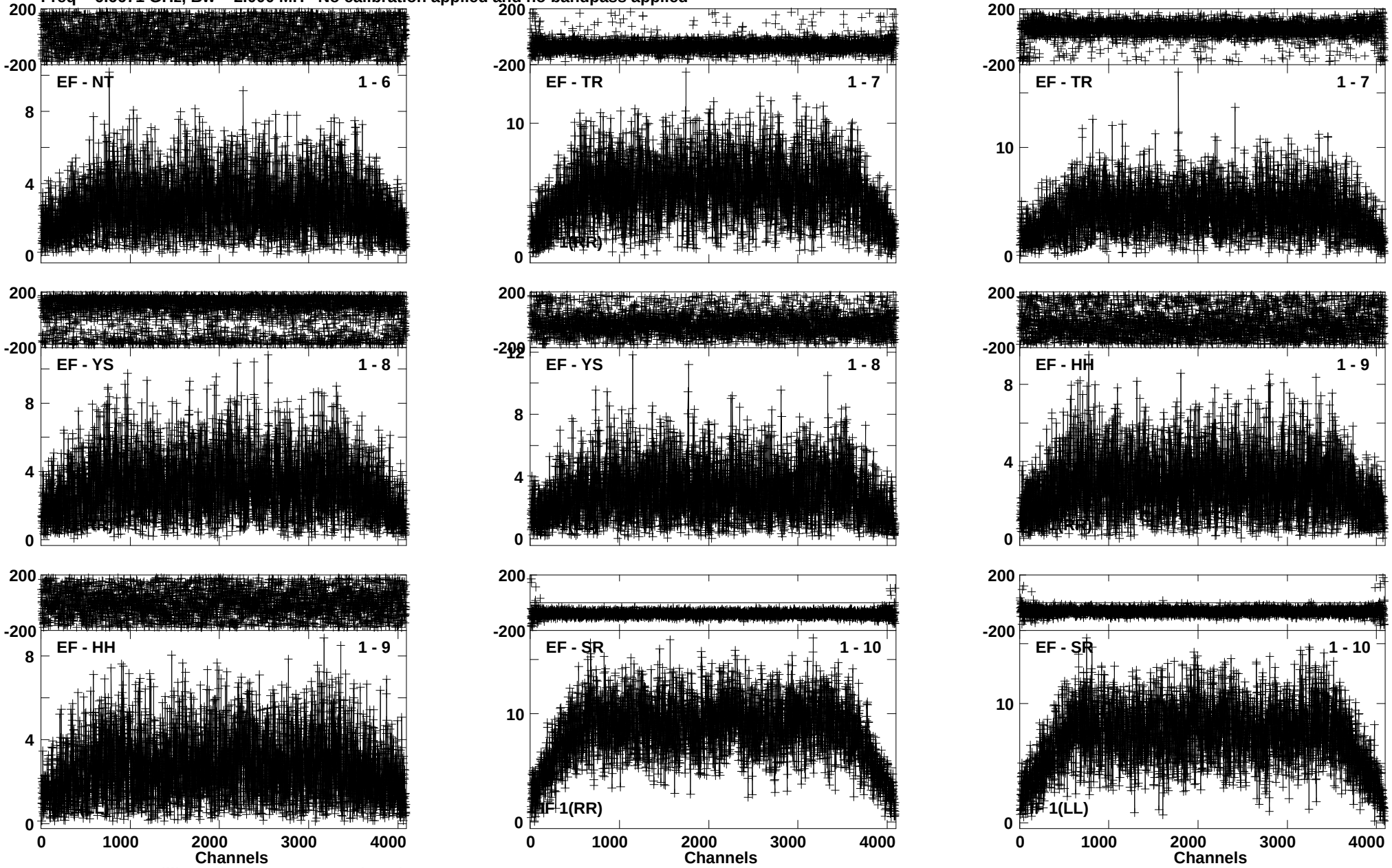

Lower frame: Milli Ampl Jy Top frame: Phas deg
Vector averaged cross-power spectrum Baseline: EF (01) - NT (06)
Timerange: 00/06:12:21 to 00/06:15:19

Plot file version 94 created 16-AUG-2016 13:48:50
J1832-2039 EM117A 2.UVDATA.1
Freq = 6.6671 GHz, Bw = 2.000 MH No calibration applied and no bandpass applied

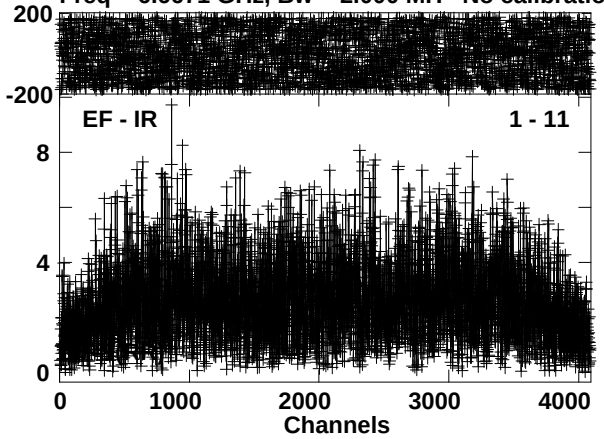

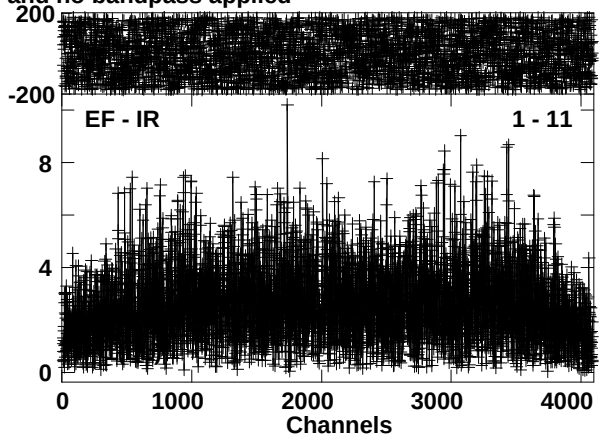

Lower frame: Milli Ampl Jy Top frame: Phas deg
Vector averaged cross-power spectrum Baseline: EF (01) - IR (11)
Timerange: 00/06:12:21 to 00/06:15:19

Plot file version 95 created 16-AUG-2016 13:48:50
G012.68-0.18 EM117A 2.UVDATA.1
Freq = 6.6671 GHz, Bw = 2.000 MH No calibration applied and no bandpass applied

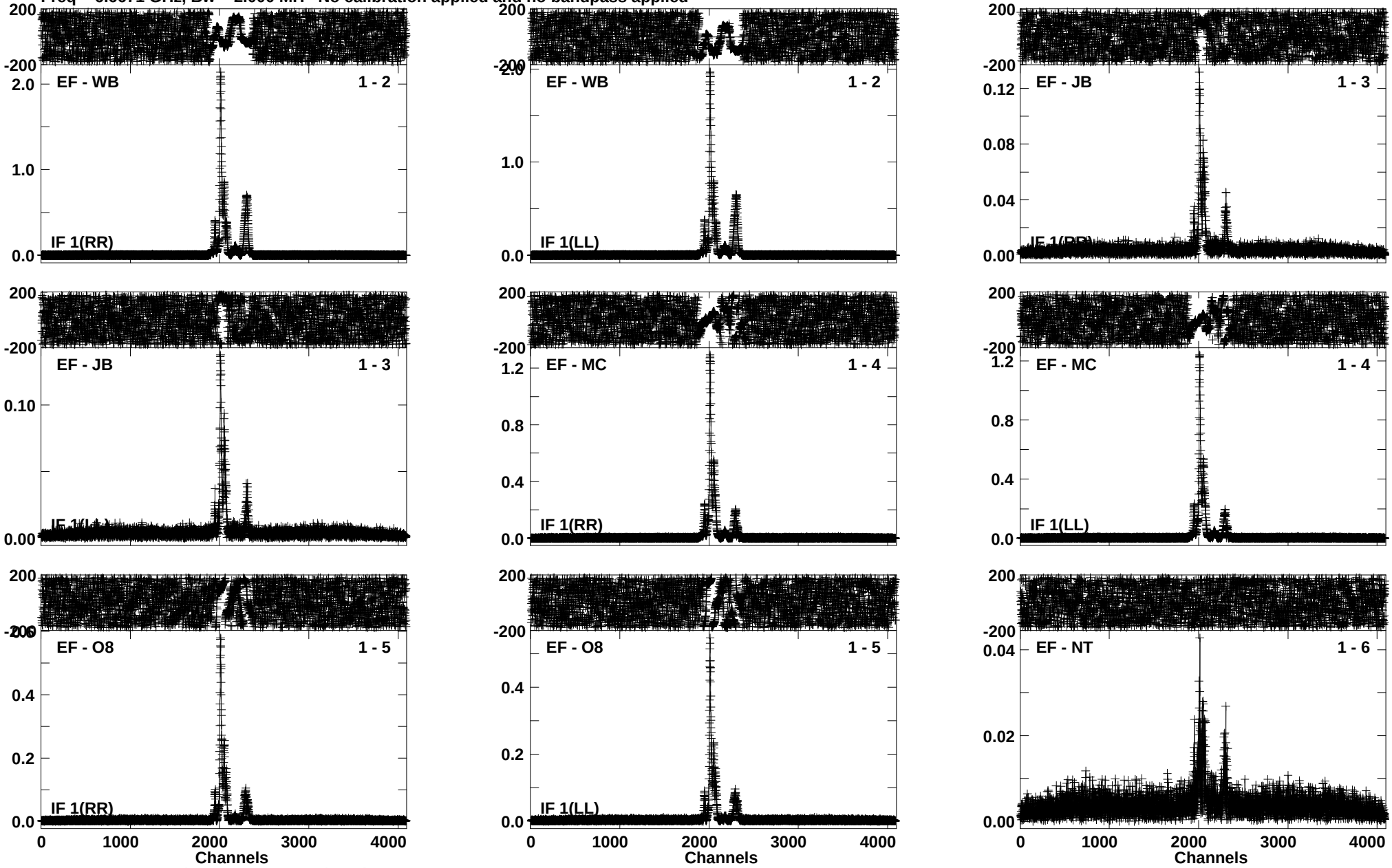

Lower frame: Ampl Jy Top frame: Phas deg
Vector averaged cross-power spectrum Baseline: EF (01) - WB (02)
Timerange: 00/06:15:21 to 00/06:17:19

Plot file version 96 created 16-AUG-2016 13:48:51
G012.68-0.18 EM117A 2.UVDATA.1
Freq = 6.6671 GHz, Bw = 2.000 MH No calibration applied and no bandpass applied

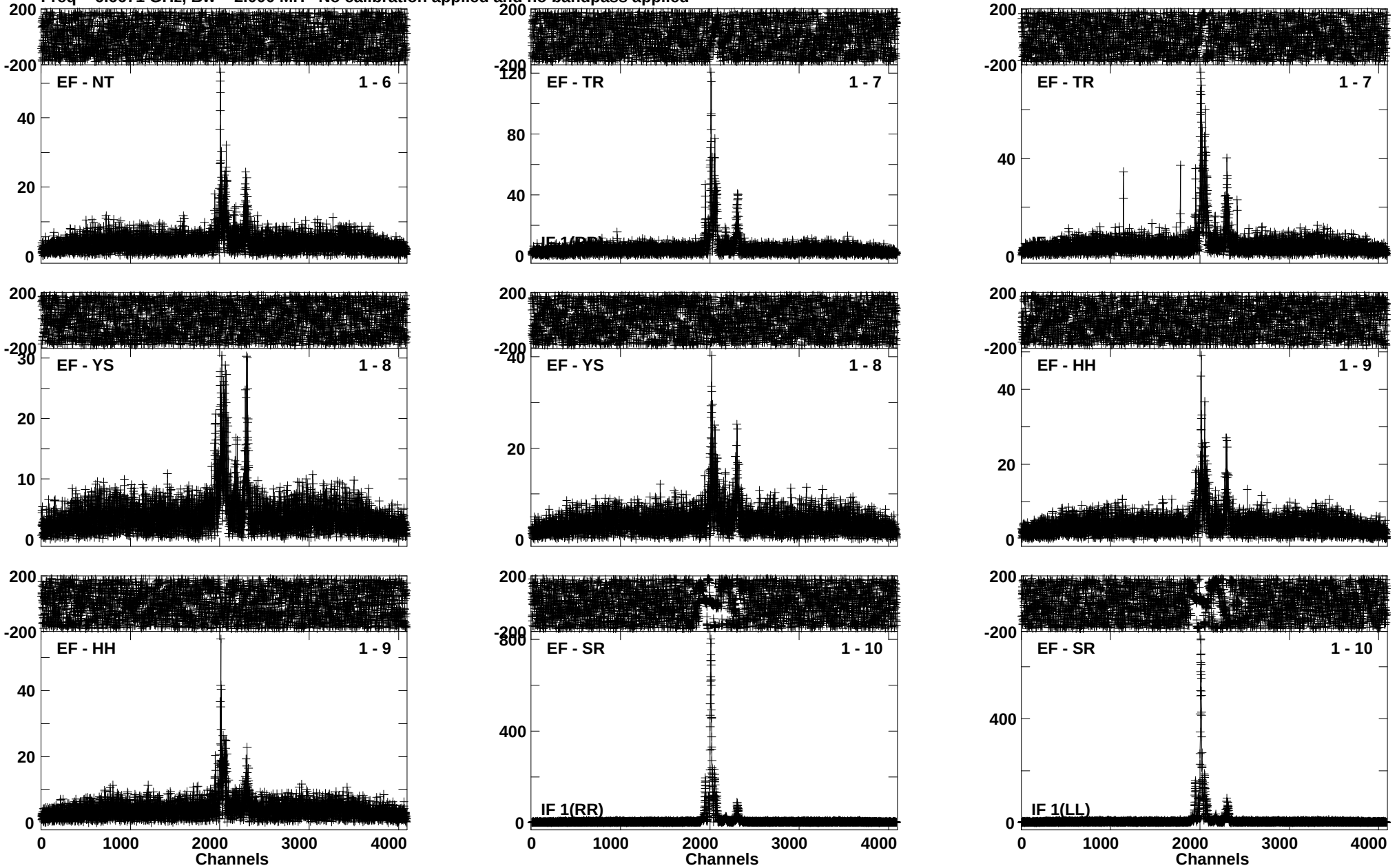

Lower frame: Milli Ampl Jy Top frame: Phas deg
Vector averaged cross-power spectrum Baseline: EF (01) - NT (06)
Timerange: 00/06:15:21 to 00/06:17:19

Plot file version 97 created 16-AUG-2016 13:48:52
G012.68-0.18 EM117A 2.UVDATA.1
Freq = 6.6671 GHz, Bw = 2.000 MH No calibration applied and no bandpass applied

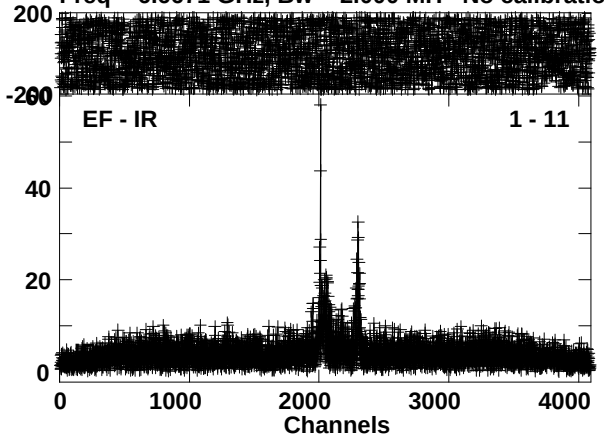

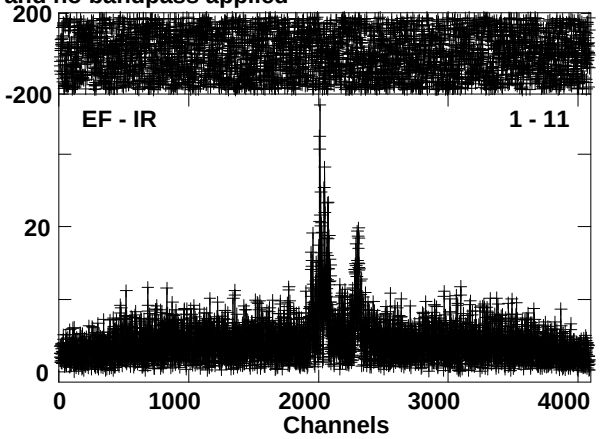

Lower frame: Milli Ampl Jy Top frame: Phas deg
Vector averaged cross-power spectrum Baseline: EF (01) - IR (11)
Timerange: 00/06:15:21 to 00/06:17:19

Plot file version 98 created 16-AUG-2016 13:48:52
J1832-2039 EM117A 2.UVDATA.1
Freq = 6.6671 GHz, Bw = 2.000 MH No calibration applied and no bandpass applied

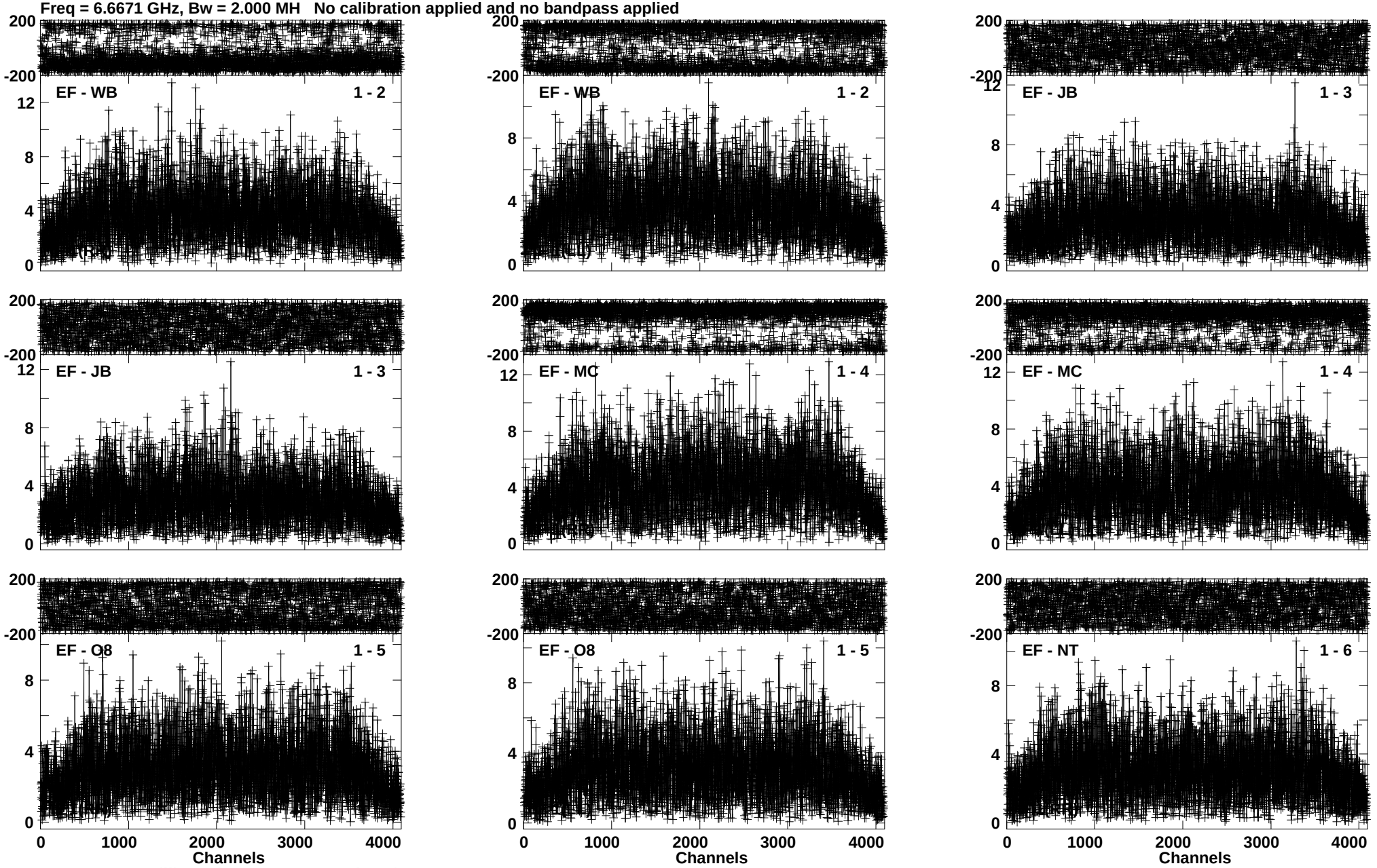

Lower frame: Milli Ampl Jy Top frame: Phas deg
Vector averaged cross-power spectrum Baseline: EF (01) - WB (02)
Timerange: 00/06:17:27 to 00/06:20:19

Plot file version 99 created 16-AUG-2016 13:48:53
J1832-2039 EM117A 2.UVDATA.1
Freq = 6.6671 GHz, Bw = 2.000 MH No calibration applied and no bandpass applied

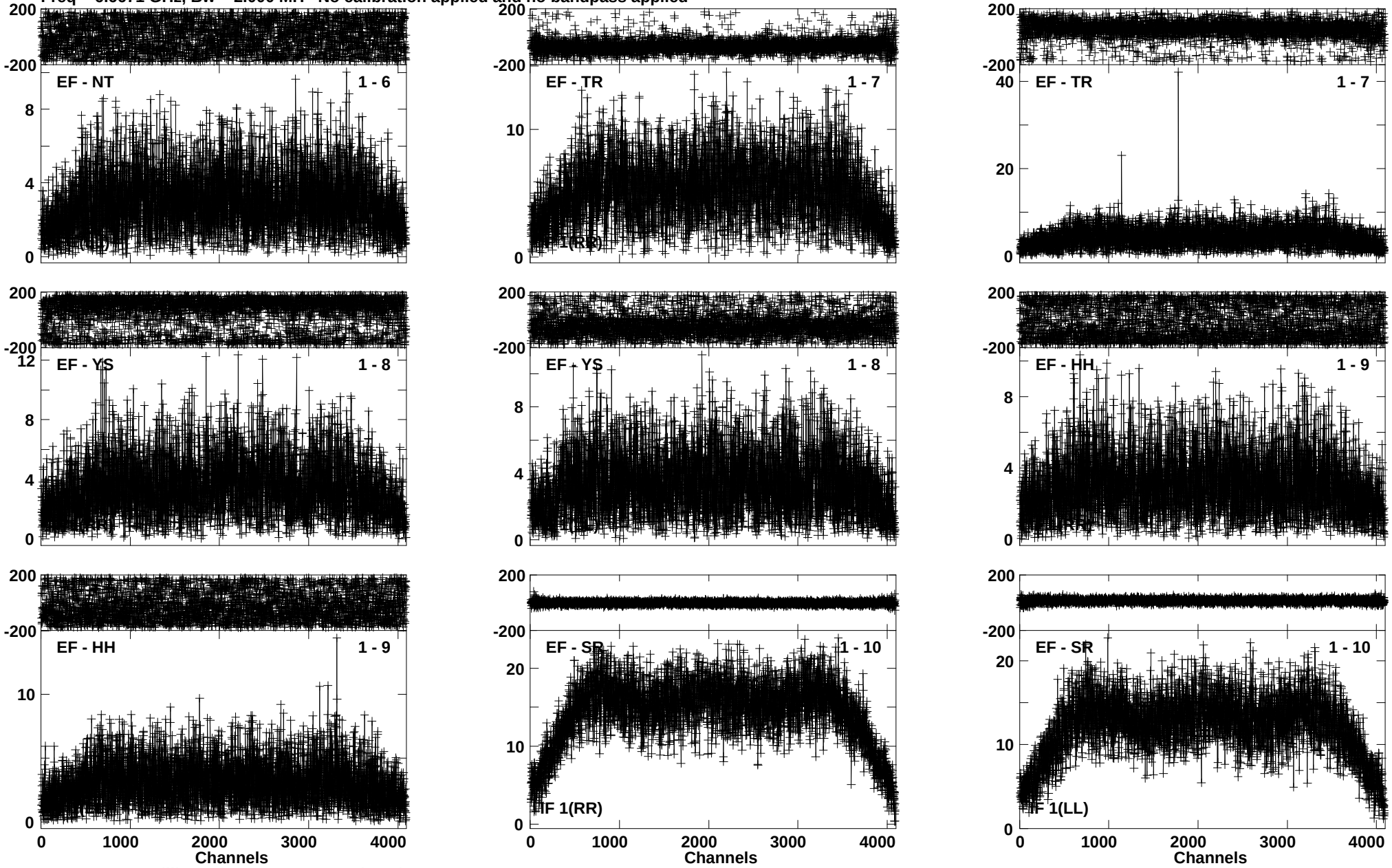

Lower frame: Milli Ampl Jy Top frame: Phas deg
Vector averaged cross-power spectrum Baseline: EF (01) - NT (06)
Timerange: 00/06:17:27 to 00/06:20:19

Plot file version 100 created 16-AUG-2016 13:48:54
J1832-2039 EM117A 2.UVDATA.1
Freq = 6.6671 GHz, Bw = 2.000 MH No calibration applied and no bandpass applied

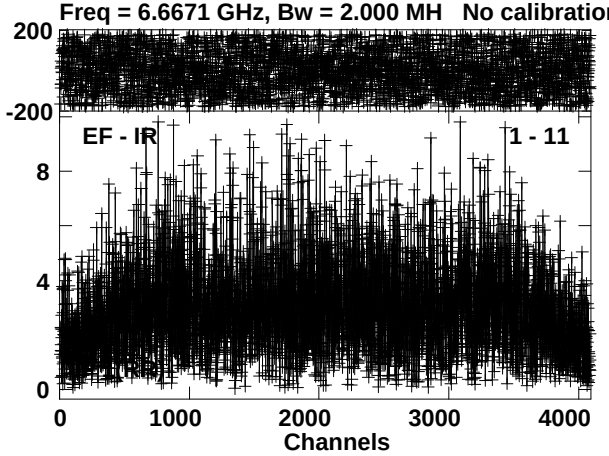

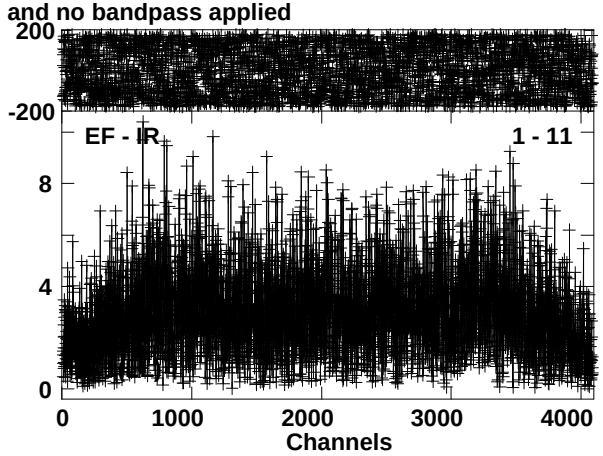

Lower frame: Milli Ampl Jy Top frame: Phas deg
Vector averaged cross-power spectrum Baseline: EF (01) - IR (11)
Timerange: 00/06:17:27 to 00/06:20:19

Plot file version 101 created 16-AUG-2016 13:48:55
G012.68-0.18 EM117A 2.UVDATA.1
Freq = 6.6671 GHz, Bw = 2.000 MH No calibration applied and no bandpass applied

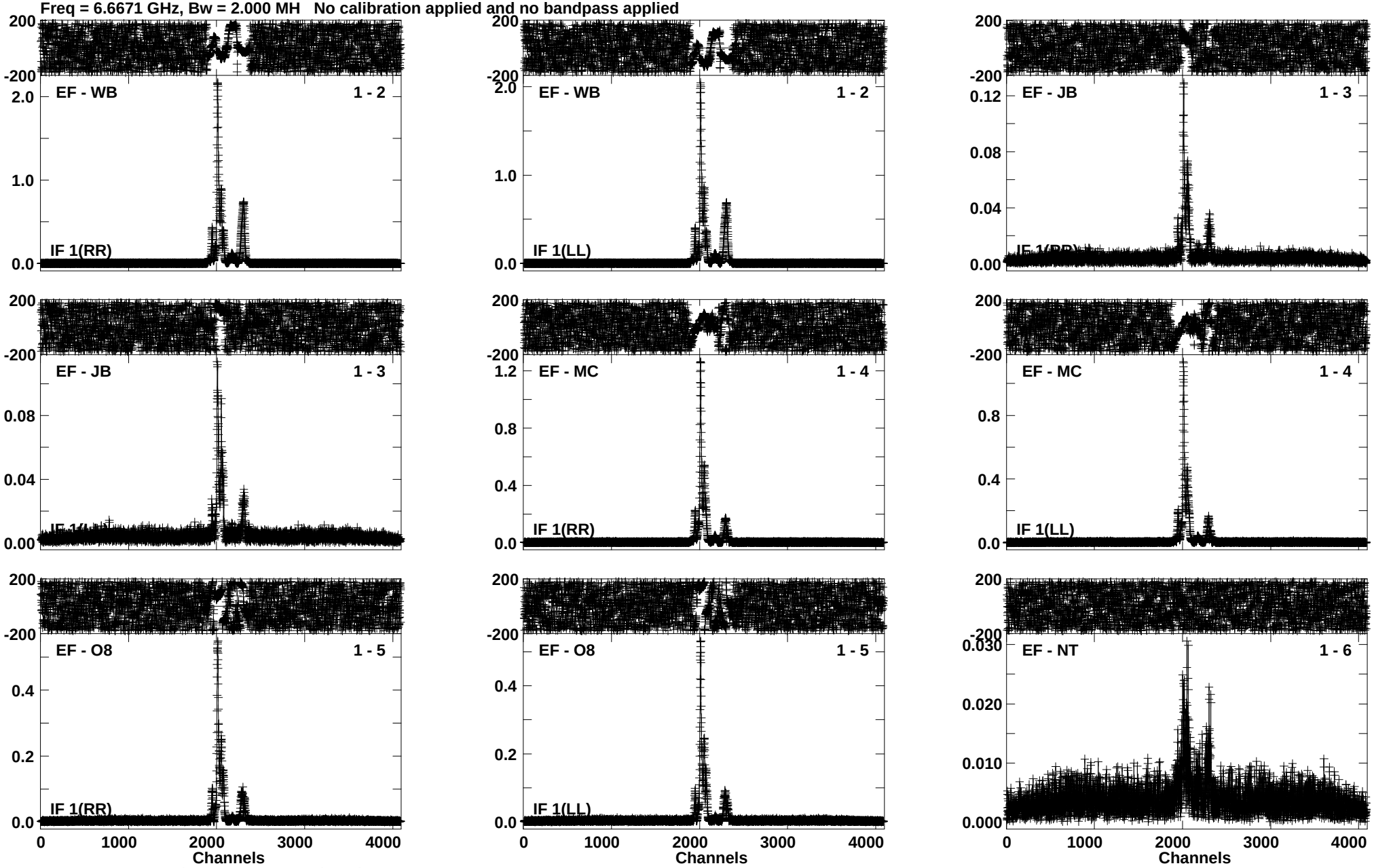

Lower frame: Ampl Jy Top frame: Phas deg
Vector averaged cross-power spectrum Baseline: EF (01) - WB (02)
Timerange: 00/06:20:21 to 00/06:22:19

Plot file version 102 created 16-AUG-2016 13:48:55
G012.68-0.18 EM117A 2.UVDATA.1
Freq = 6.6671 GHz, Bw = 2.000 MH No calibration applied and no bandpass applied

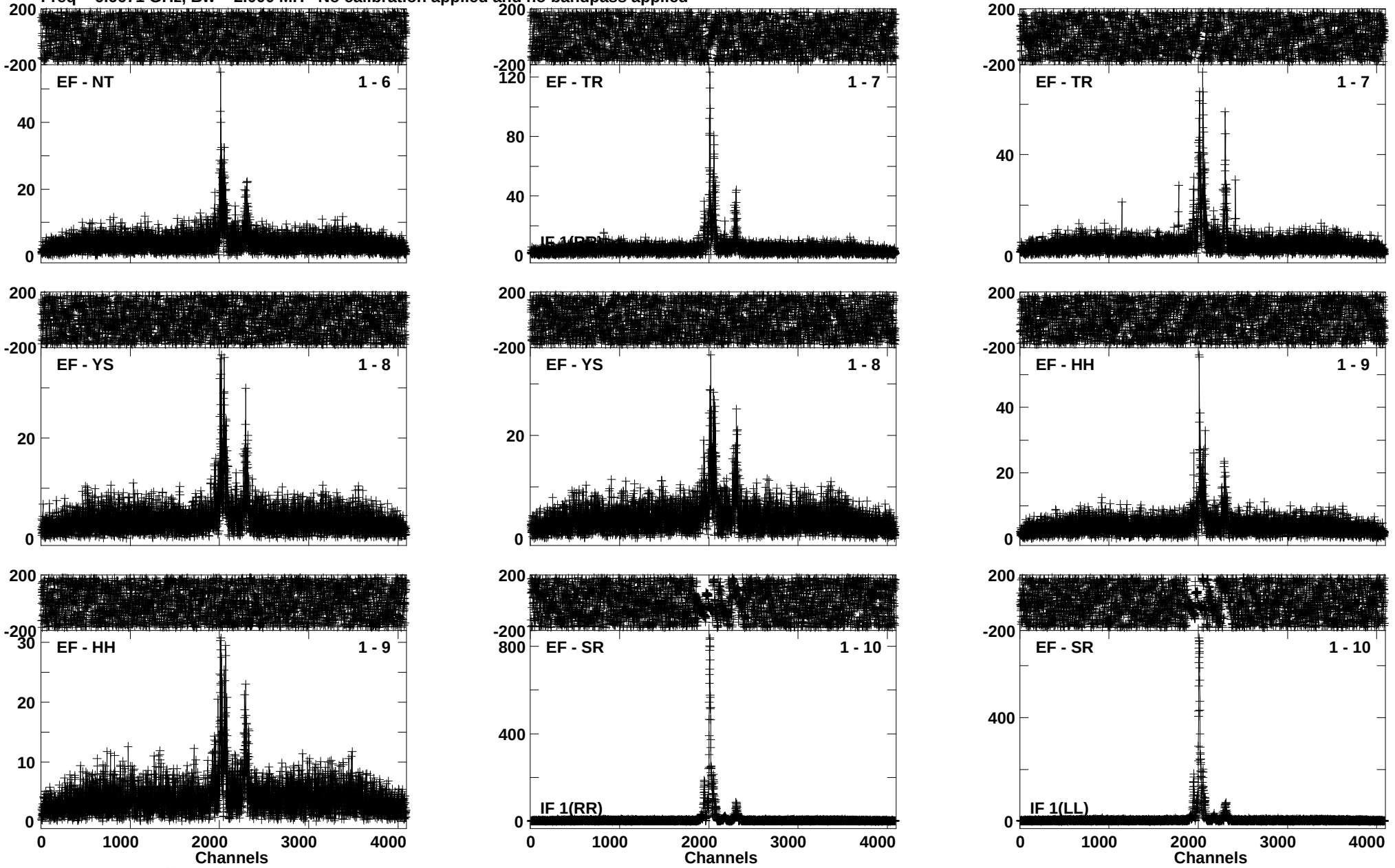

Lower frame: Milli Ampl Jy Top frame: Phas deg
Vector averaged cross-power spectrum Baseline: EF (01) - NT (06)
Timerange: 00/06:20:21 to 00/06:22:19

Plot file version 103 created 16-AUG-2016 13:48:57
G012.68-0.18 EM117A 2.UVDATA.1
Freq = 6.6671 GHz, Bw = 2.000 MH No calibration applied and no bandpass applied

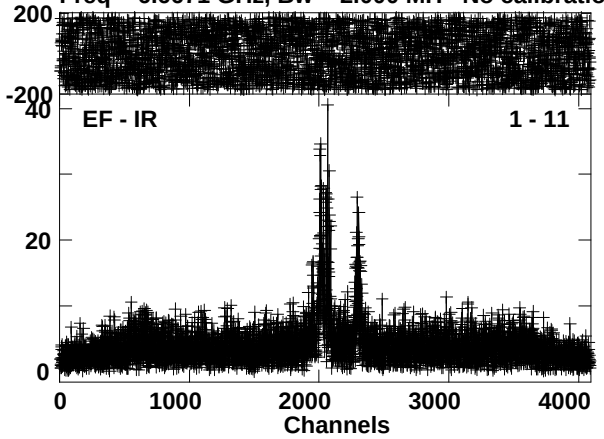

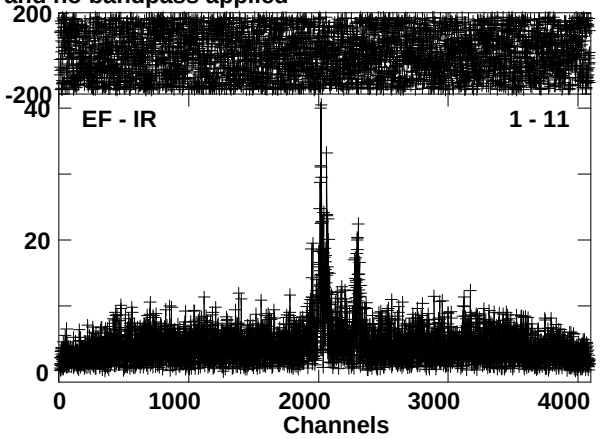

Lower frame: Milli Ampl Jy Top frame: Phas deg
Vector averaged cross-power spectrum Baseline: EF (01) - IR (11)
Timerange: 00/06:20:21 to 00/06:22:19

Plot file version 104 created 16-AUG-2016 13:48:57
J1832-2039 EM117A 2.UVDATA.1
Freq = 6.6671 GHz, Bw = 2.000 MH No calibration applied and no bandpass applied

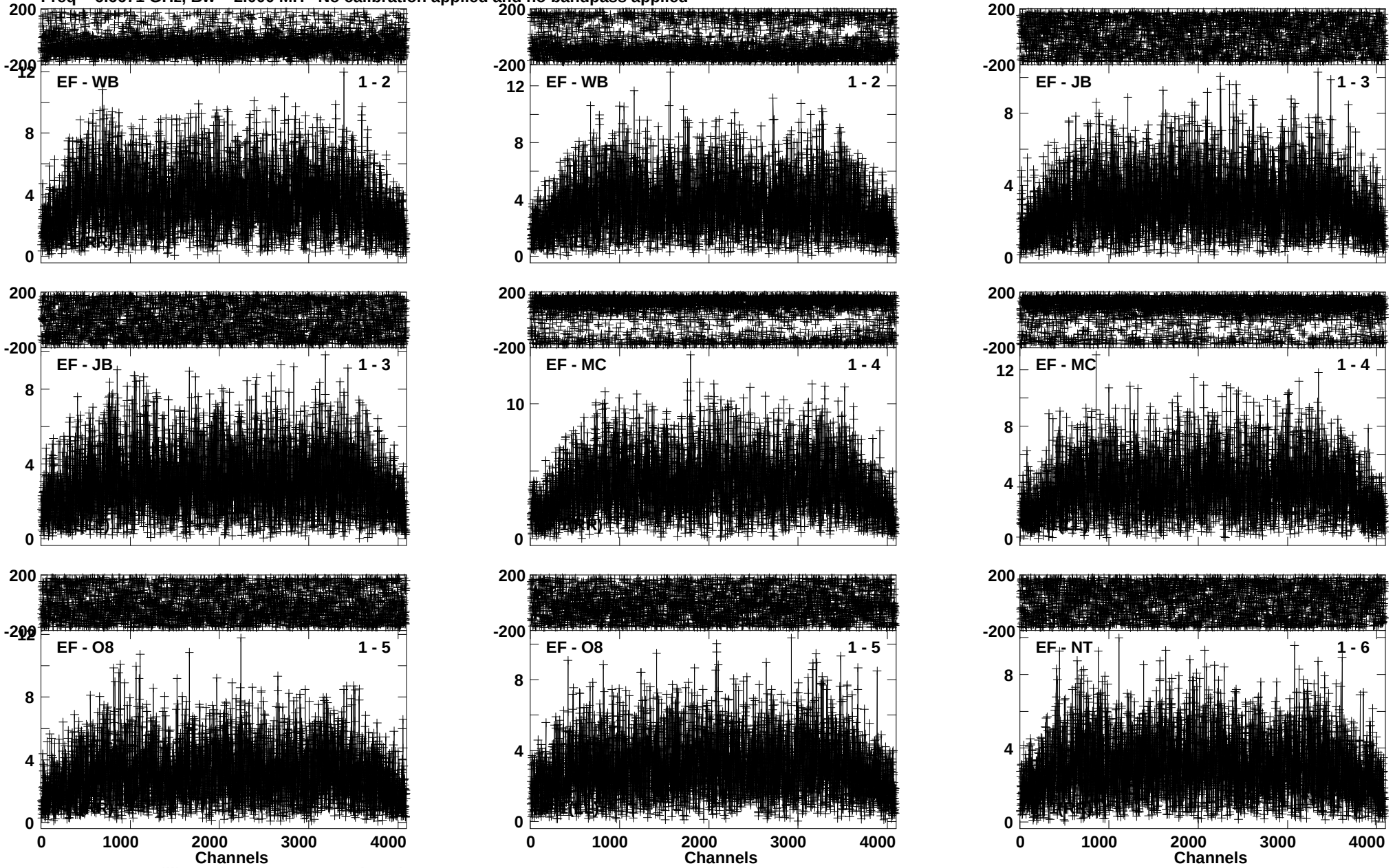

Lower frame: Milli Ampl Jy Top frame: Phas deg
Vector averaged cross-power spectrum Baseline: EF (01) - WB (02)
Timerange: 00/06:22:27 to 00/06:25:19

Plot file version 105 created 16-AUG-2016 13:48:58
J1832-2039 EM117A 2.UVDATA.1
Freq = 6.6671 GHz, Bw = 2.000 MH No calibration applied and no bandpass applied

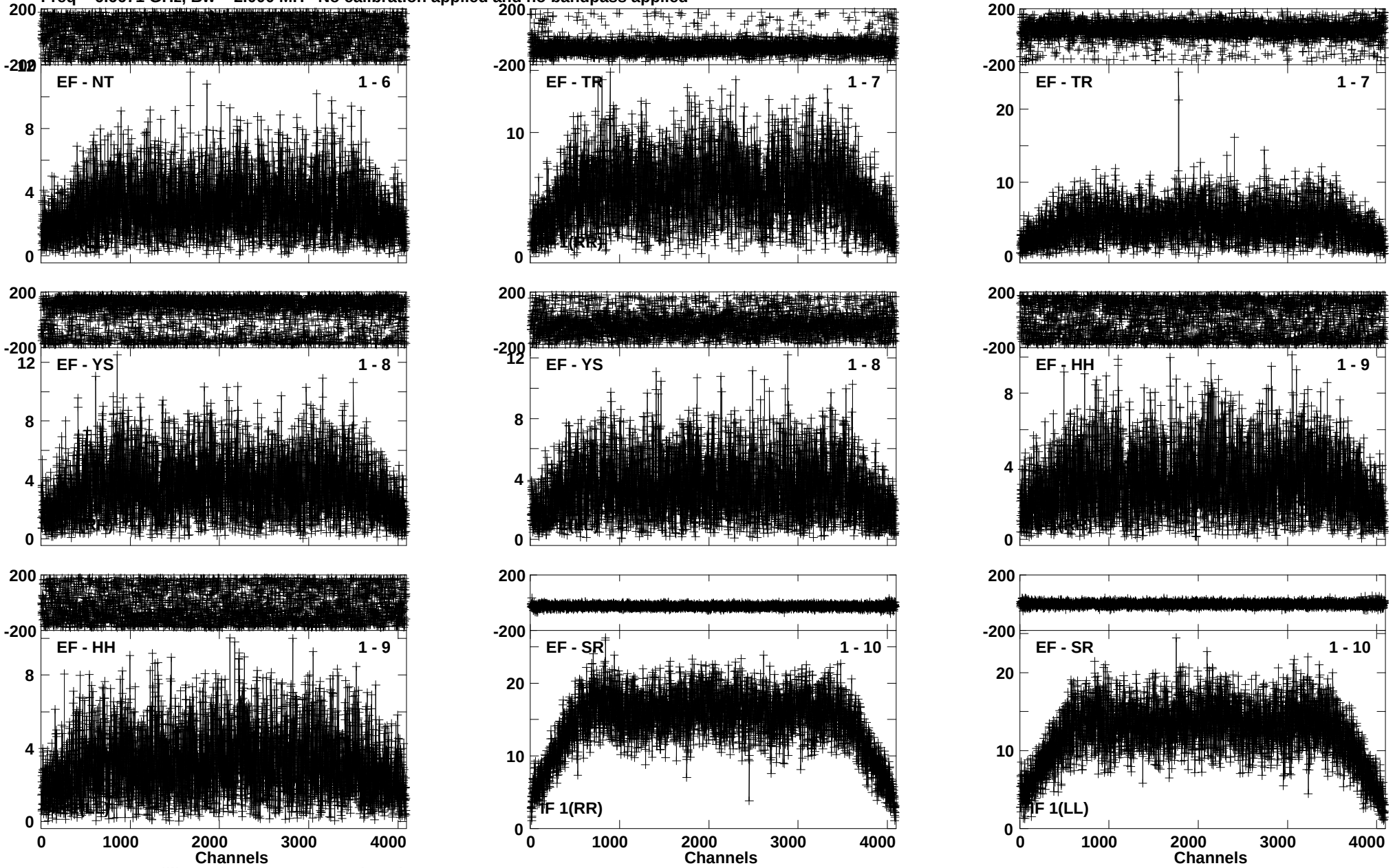

Lower frame: Milli Ampl Jy Top frame: Phas deg
Vector averaged cross-power spectrum Baseline: EF (01) - NT (06)
Timerange: 00/06:22:27 to 00/06:25:19

Plot file version 106 created 16-AUG-2016 13:48:59
J1832-2039 EM117A 2.UVDATA.1
Freq = 6.6671 GHz, Bw = 2.000 MH No calibration applied and no bandpass applied

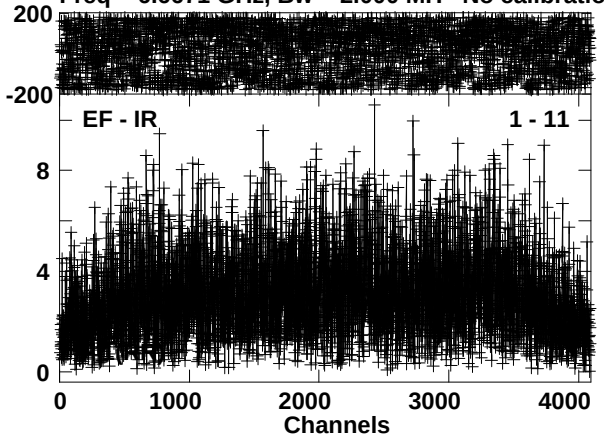

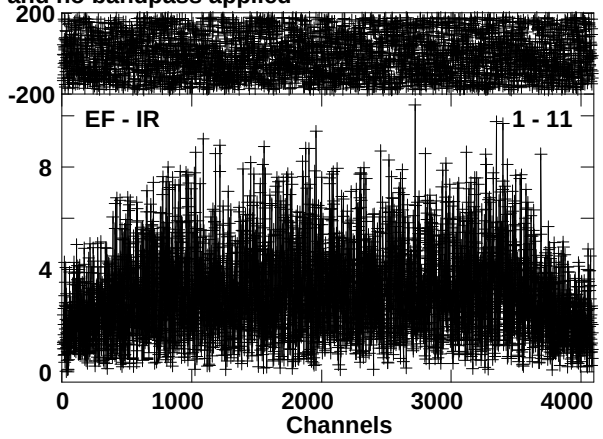

Lower frame: Milli Ampl Jy Top frame: Phas deg
Vector averaged cross-power spectrum Baseline: EF (01) - IR (11)
Timerange: 00/06:22:27 to 00/06:25:19

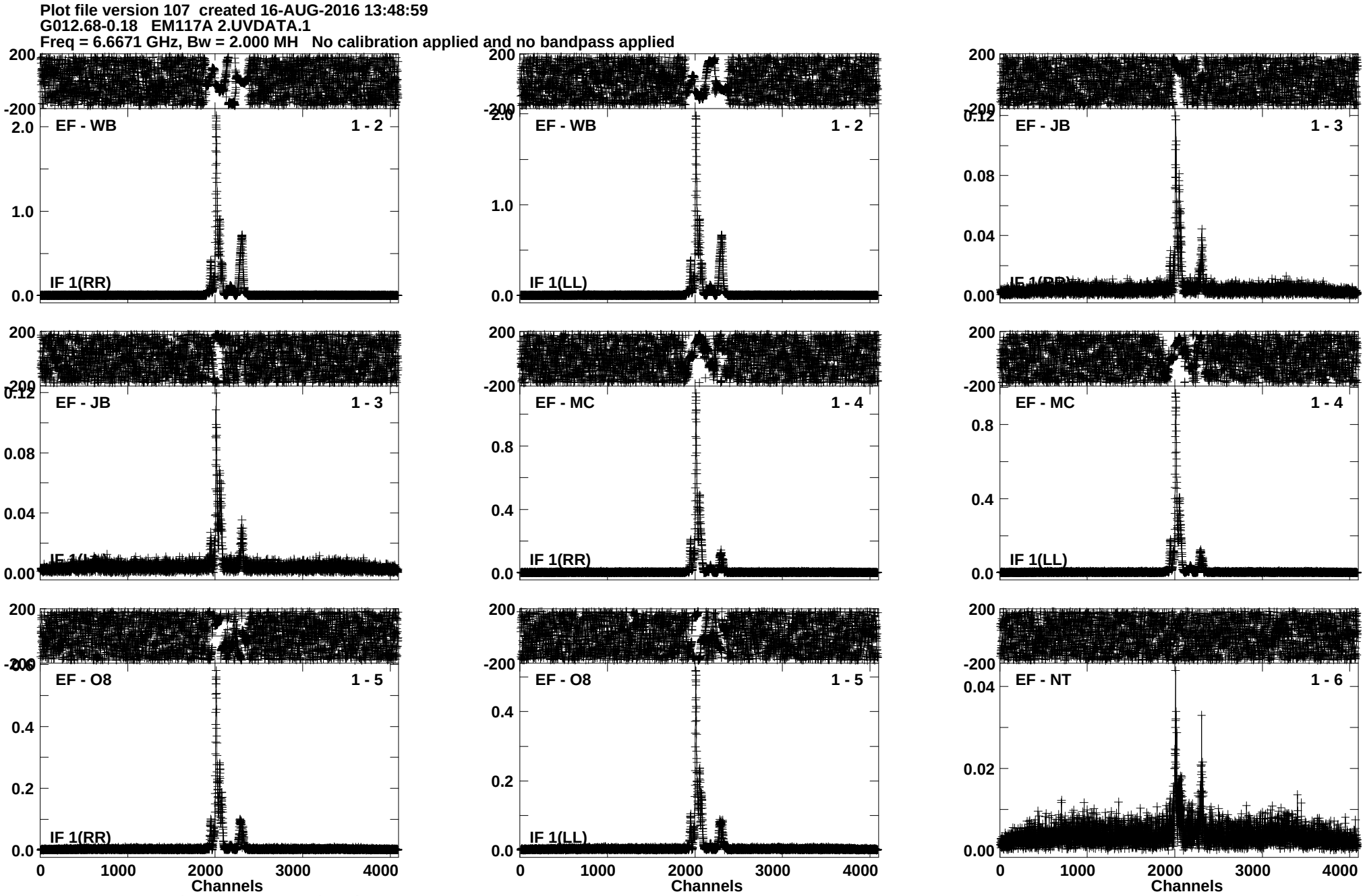
Plot file version 107 created 16-AUG-2016 13:48:59
G012.68-0.18 EM117A 2.UVDATA.1
Freq = 6.6671 GHz, Bw = 2.000 MH No calibration applied and no bandpass applied
EF - WB 1 - 2
IF 1(RR)
EF - WB 1 - 2
IF 1(LL)
EF - JB 1 - 3
EF - JB 1 - 3
EF - MC 1 - 4
IF 1(RR)
EF - MC 1 - 4
IF 1(LL)
EF - O8 1 - 5
IF 1(RR)
EF - O8 1 - 5
IF 1(LL)
EF - NT 1 - 6
Channels
Channels
Channels
Lower frame: Ampl Jy Top frame: Phas deg
Vector averaged cross-power spectrum Baseline: EF (01) - WB (02)
Timerange: 00/06:25:27 to 00/06:27:19

Plot file version 108 created 16-AUG-2016 13:49:00
G012.68-0.18 EM117A 2.UVDATA.1
Freq = 6.6671 GHz, Bw = 2.000 MH No calibration applied and no bandpass applied

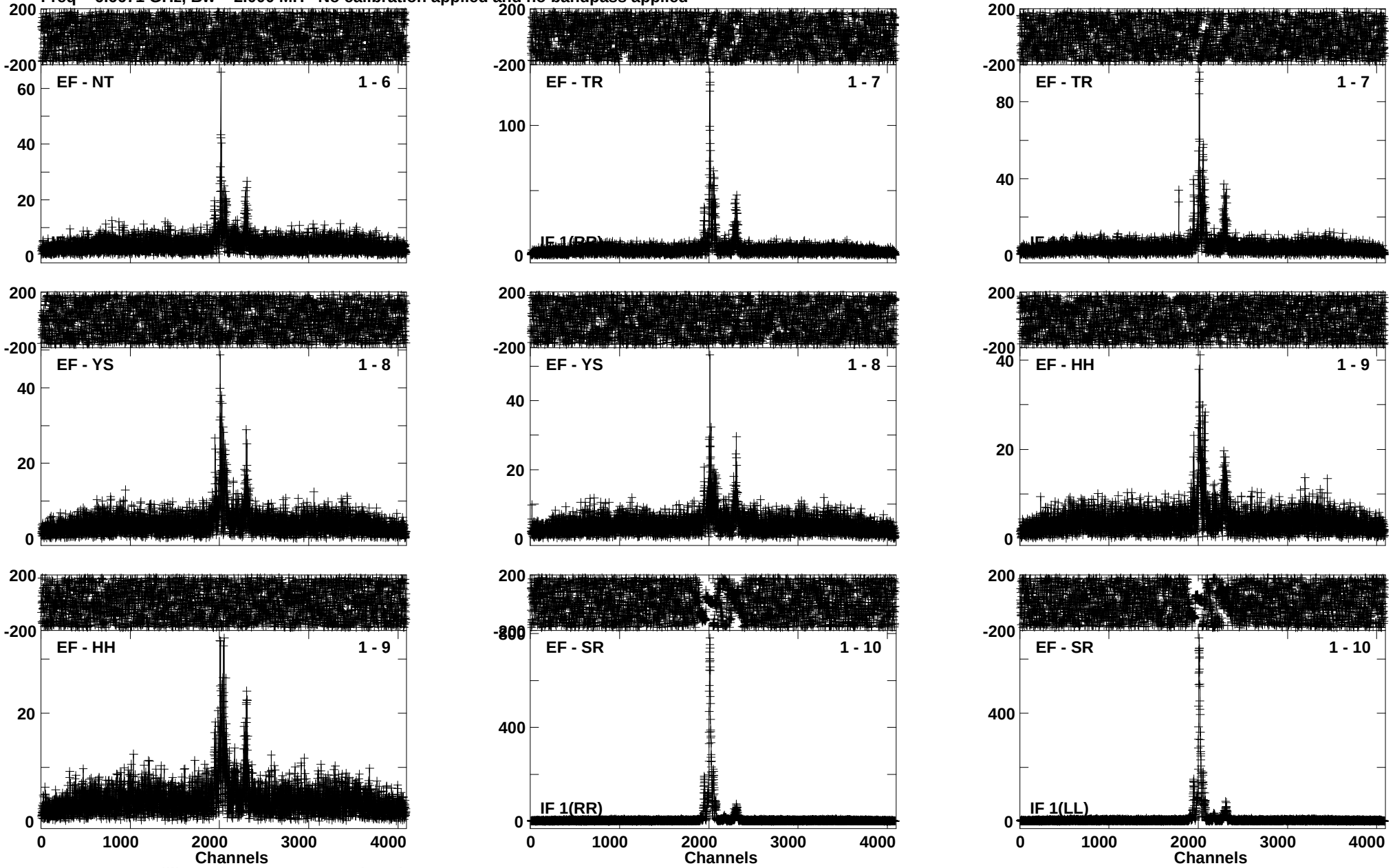

Lower frame: Milli Ampl Jy Top frame: Phas deg
Vector averaged cross-power spectrum Baseline: EF (01) - NT (06)
Timerange: 00/06:25:27 to 00/06:27:19

Plot file version 109 created 16-AUG-2016 13:49:01
G012.68-0.18 EM117A 2.UVDATA.1
Freq = 6.6671 GHz, Bw = 2.000 MH No calibration applied and no bandpass applied

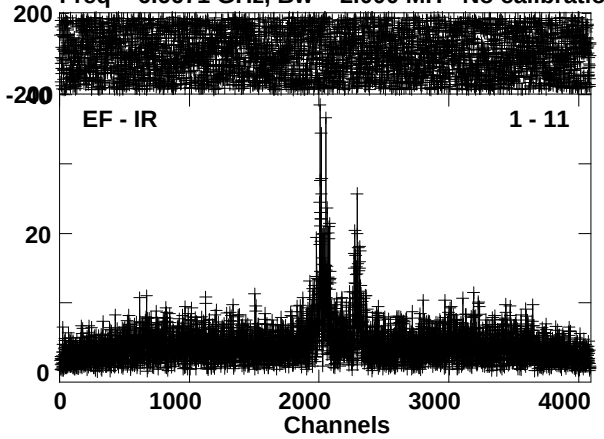

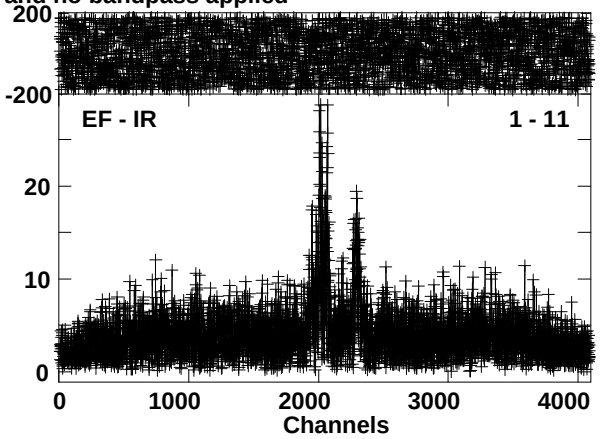

Lower frame: Milli Ampl Jy Top frame: Phas deg
Vector averaged cross-power spectrum Baseline: EF (01) - IR (11)
Timerange: 00/06:25:27 to 00/06:27:19

Plot file version 110 created 16-AUG-2016 13:49:02
J1832-2039 EM117A 2.UVDATA.1
Freq = 6.6671 GHz, Bw = 2.000 MH No calibration applied and no bandpass applied

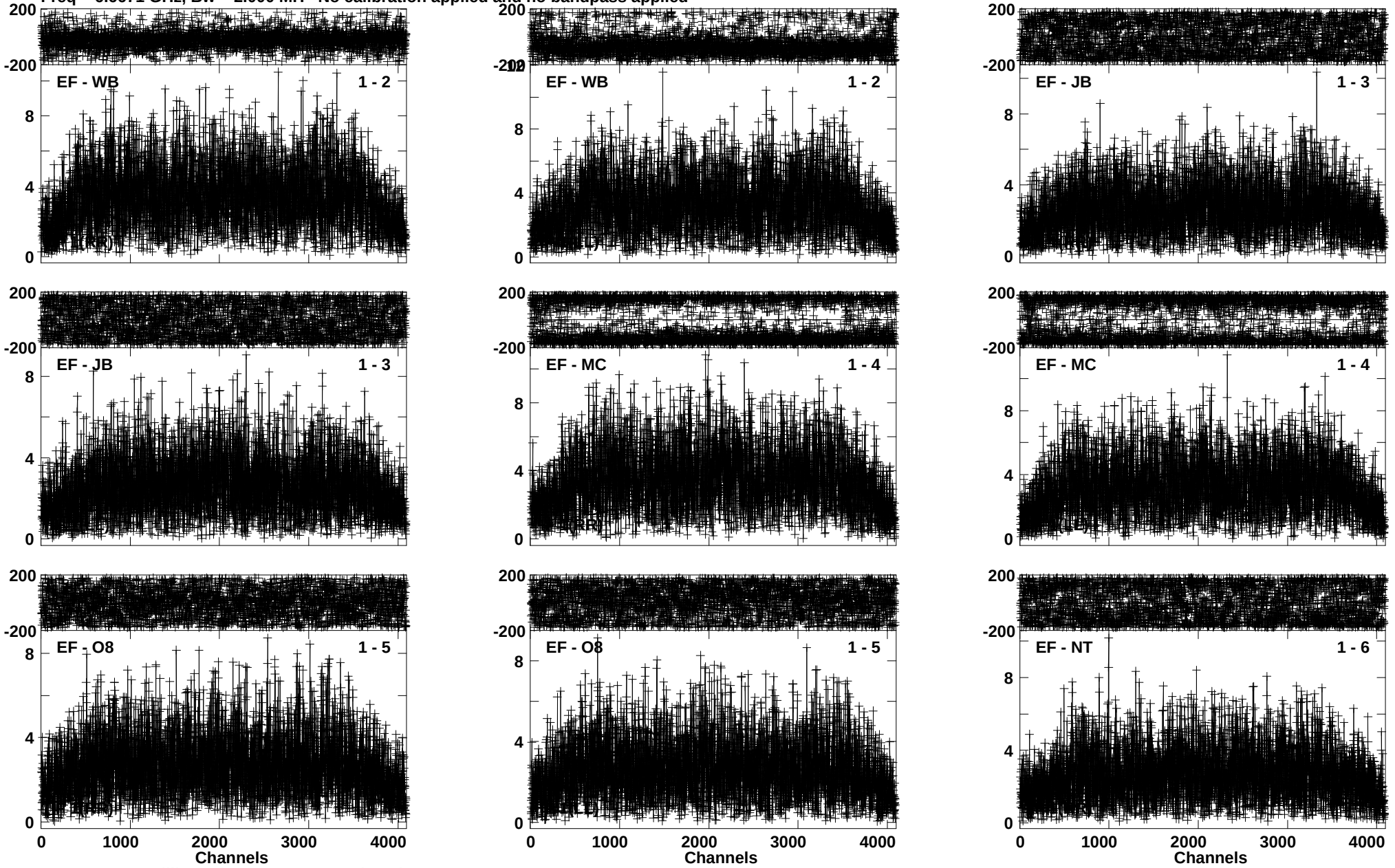

Lower frame: Milli Ampl Jy Top frame: Phas deg
Vector averaged cross-power spectrum Baseline: EF (01) - WB (02)
Timerange: 00/06:28:01 to 00/06:30:59

Plot file version 111 created 16-AUG-2016 13:49:03
J1832-2039 EM117A 2.UVDATA.1
Freq = 6.6671 GHz, Bw = 2.000 MH No calibration applied and no bandpass applied

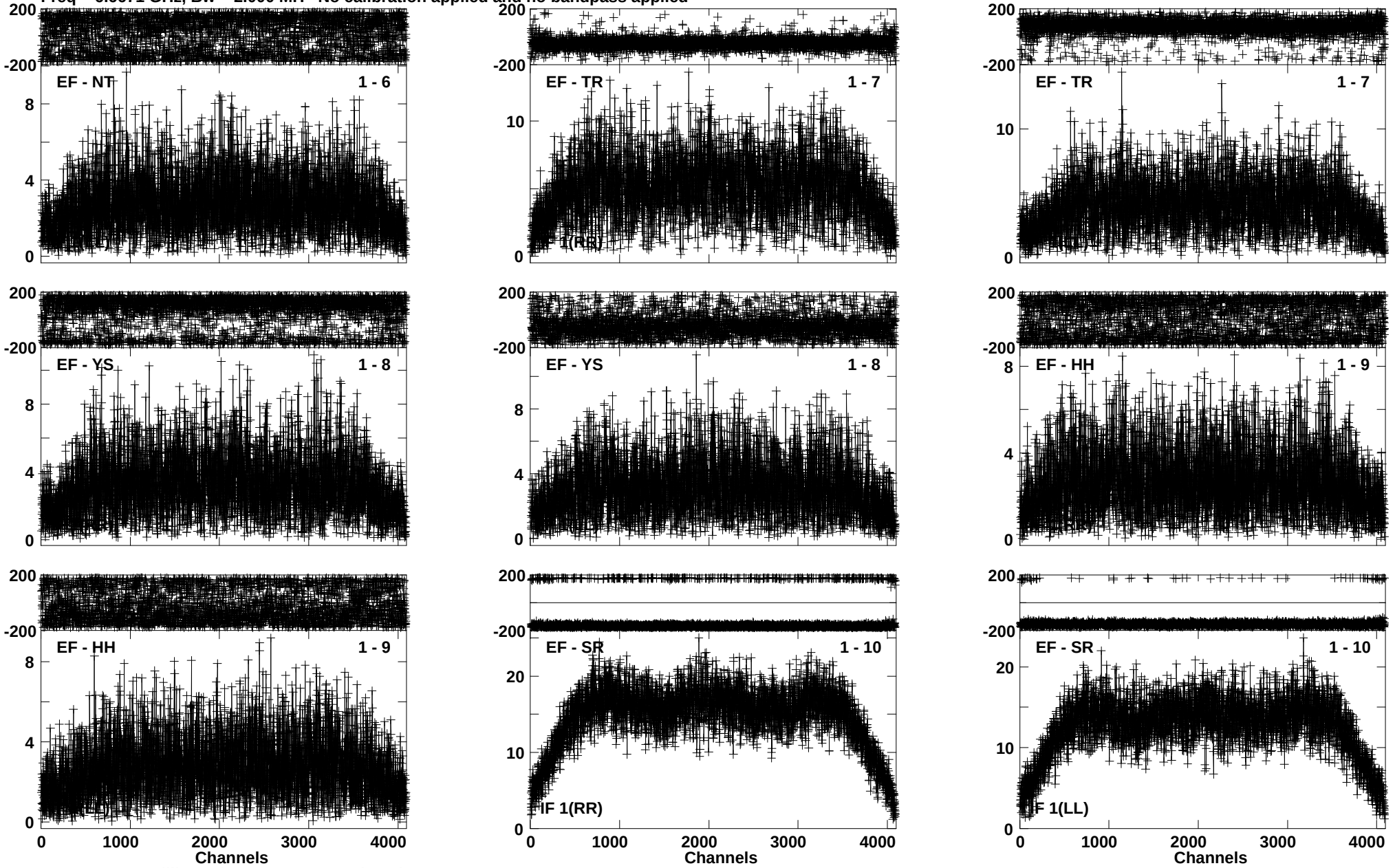

Lower frame: Milli Ampl Jy Top frame: Phas deg
Vector averaged cross-power spectrum Baseline: EF (01) - NT (06)
Timerange: 00/06:28:01 to 00/06:30:59

Plot file version 112 created 16-AUG-2016 13:49:06
J1832-2039 EM117A 2.UVDATA.1
Freq = 6.6671 GHz, Bw = 2.000 MH No calibration applied and no bandpass applied

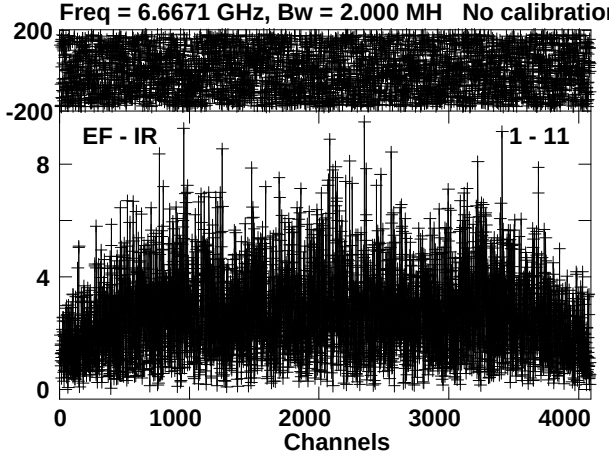

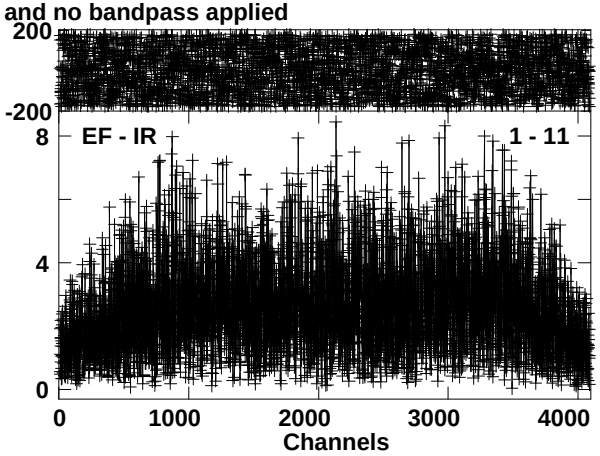

Lower frame: Milli Ampl Jy Top frame: Phas deg
Vector averaged cross-power spectrum Baseline: EF (01) - IR (11)
Timerange: 00/06:28:01 to 00/06:30:59

Plot file version 113 created 16-AUG-2016 13:49:06
J1331+3030 EM117A 2.UVDATA.1
Freq = 6.6671 GHz, Bw = 2.000 MH No calibration applied and no bandpass applied

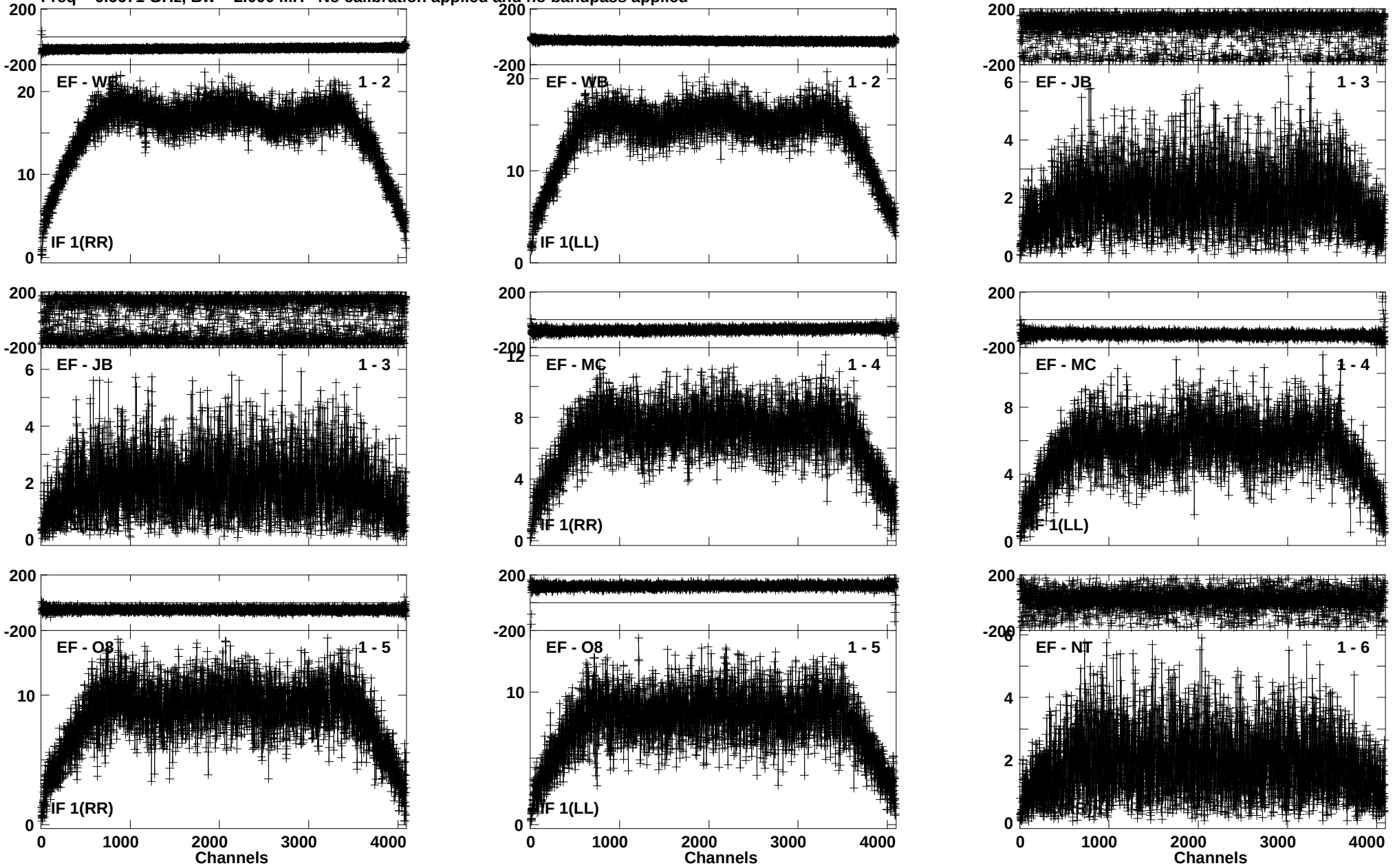

Lower frame: Milli Ampl Jy Top frame: Phas deg
Vector averaged cross-power spectrum Baseline: EF (01) - WB (02)
Timerange: 00/06:36:41 to 00/06:44:39

Plot file version 114 created 16-AUG-2016 13:49:09
J1331+3030 EM117A 2.UVDATA.1
Freq = 6.6671 GHz, Bw = 2.000 MH No calibration applied and no bandpass applied

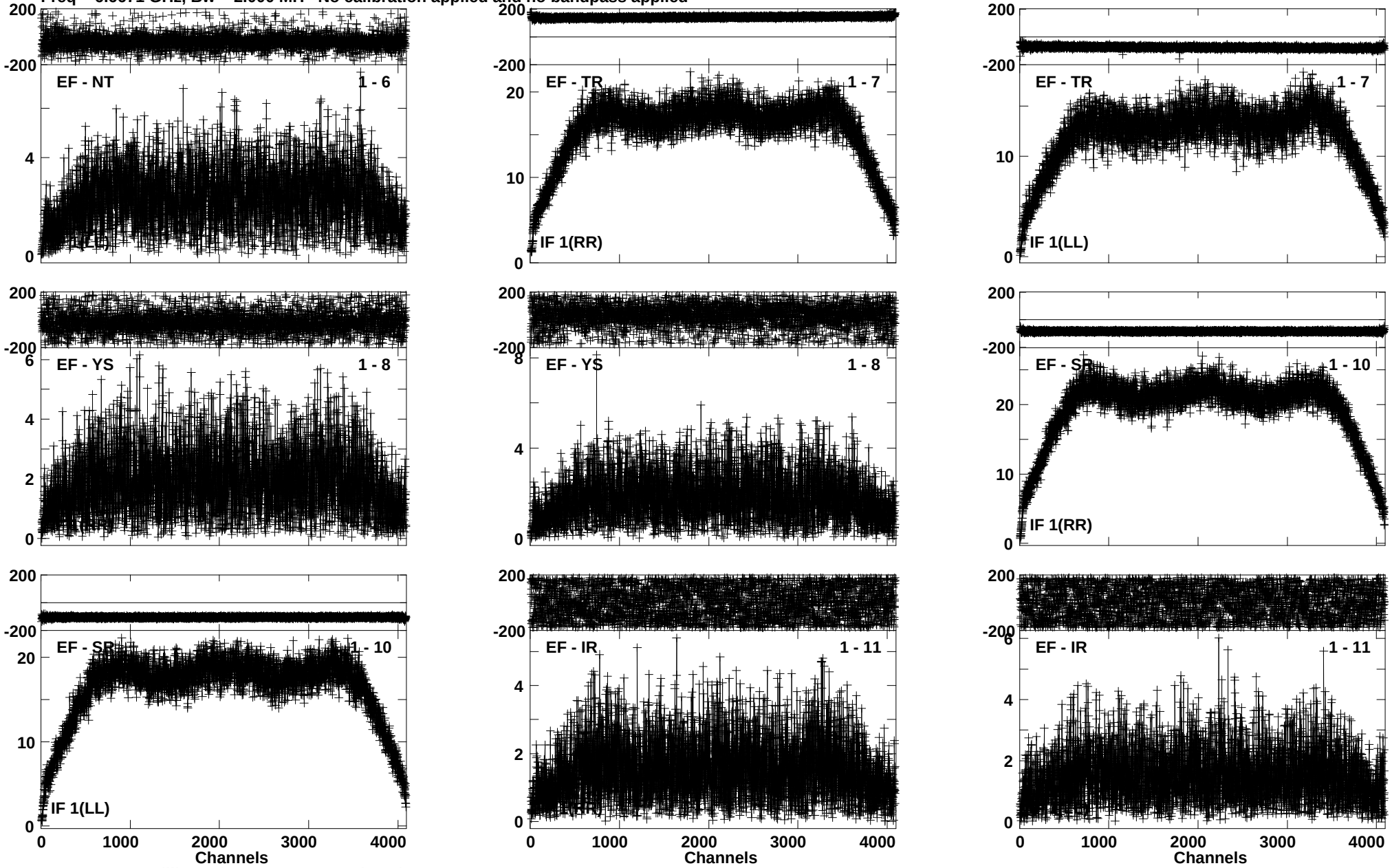

Lower frame: Milli Ampl Jy Top frame: Phas deg
Vector averaged cross-power spectrum Baseline: EF (01) - NT (06)
Timerange: 00/06:36:41 to 00/06:44:39

Plot file version 115 created 16-AUG-2016 13:49:12
J1832-2039 EM117A 2.UVDATA.1
Freq = 6.6671 GHz, Bw = 2.000 MH No calibration applied and no bandpass applied

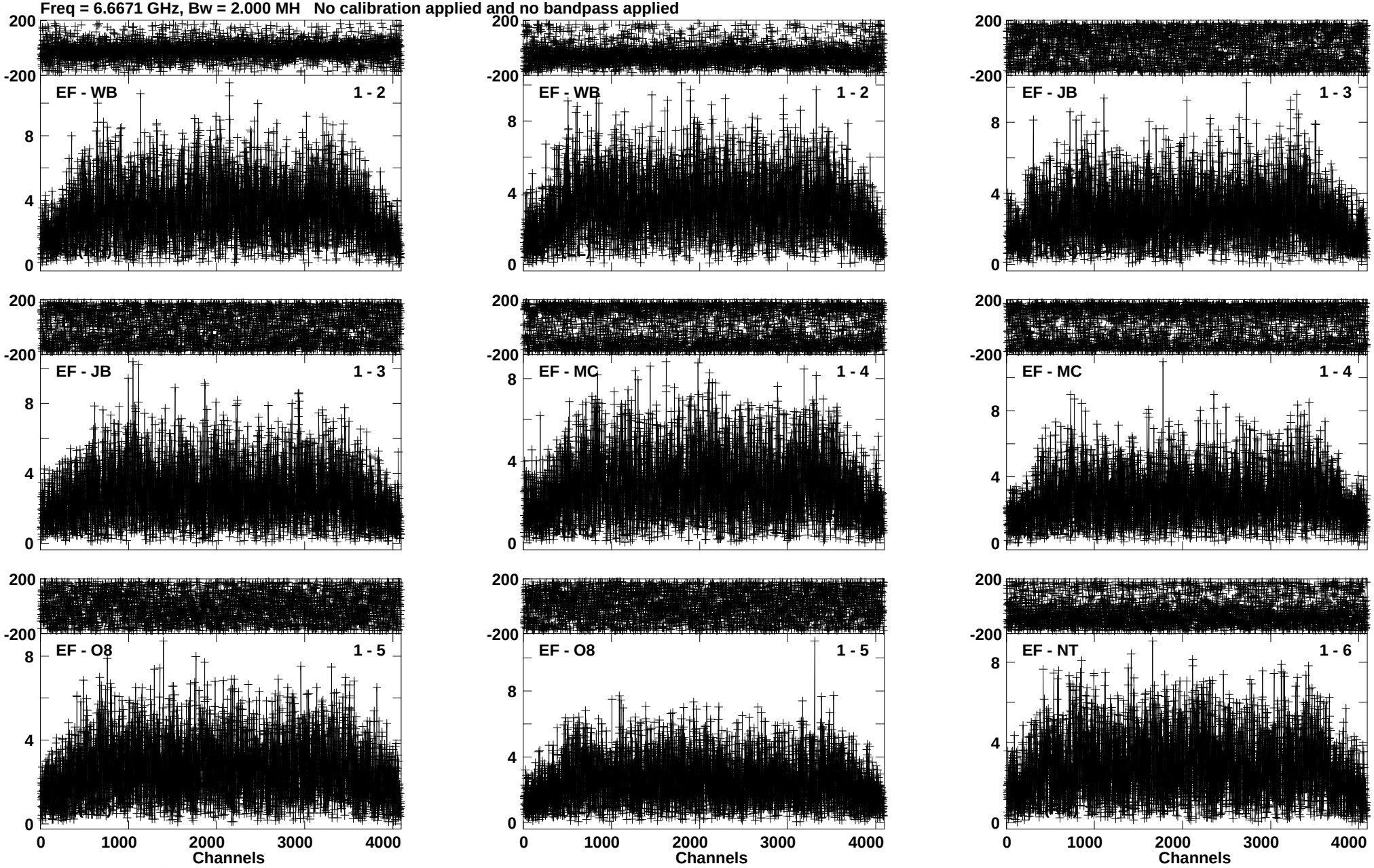

Lower frame: Milli Ampl Jy Top frame: Phas deg
Vector averaged cross-power spectrum Baseline: EF (01) - WB (02)
Timerange: 00/06:49:51 to 00/06:52:49

Plot file version 116 created 16-AUG-2016 13:49:13
J1832-2039 EM117A 2.UVDATA.1
Freq = 6.6671 GHz, Bw = 2.000 MH No calibration applied and no bandpass applied

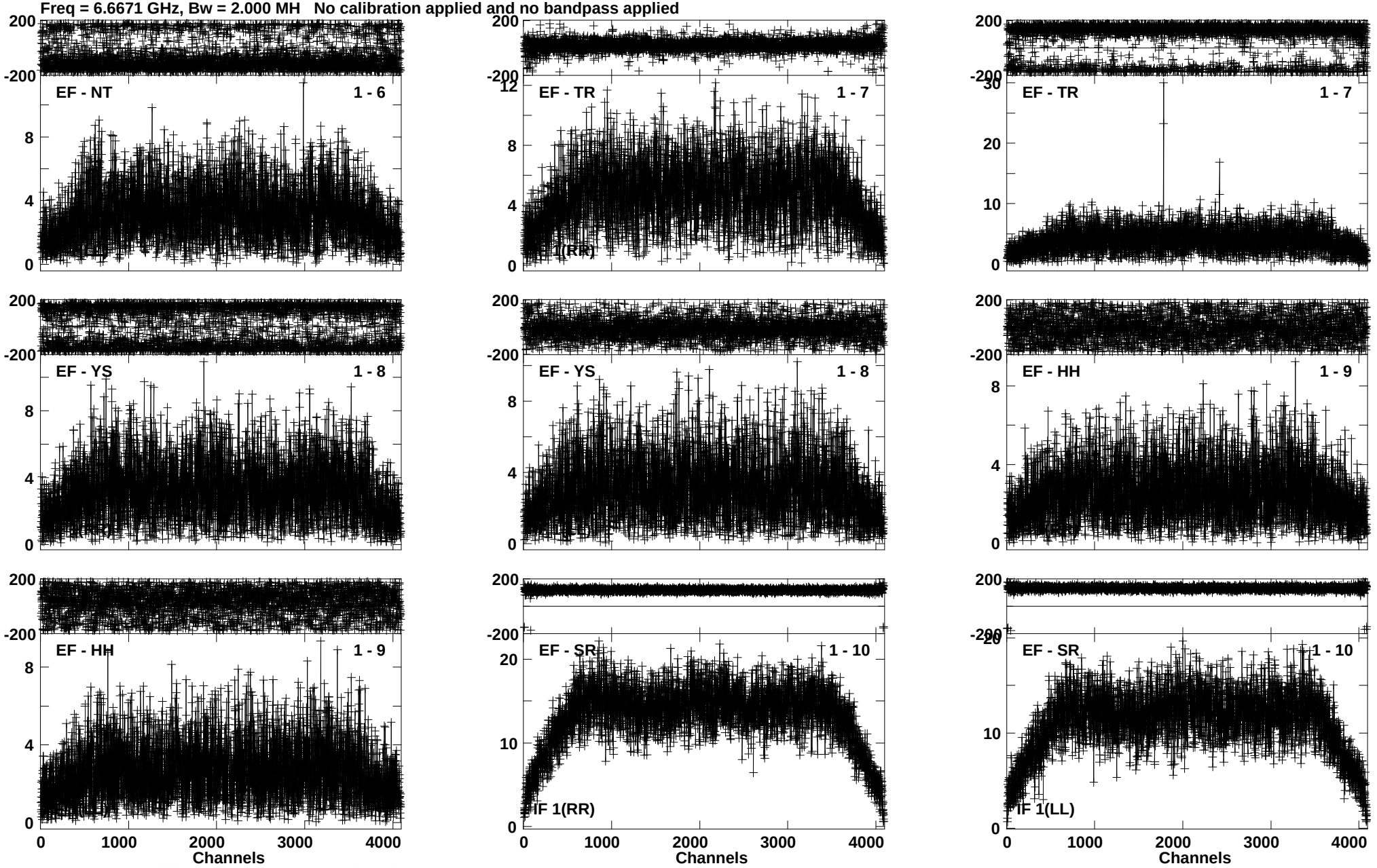

Lower frame: Milli Ampl Jy Top frame: Phas deg
Vector averaged cross-power spectrum Baseline: EF (01) - NT (06)
Timerange: 00/06:49:51 to 00/06:52:49

Plot file version 117 created 16-AUG-2016 13:49:15
J1832-2039 EM117A 2.UVDATA.1
Freq = 6.6671 GHz, Bw = 2.000 MH No calibration applied and no bandpass applied

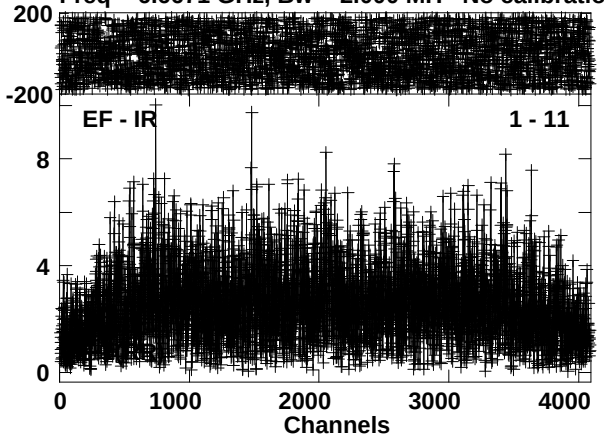

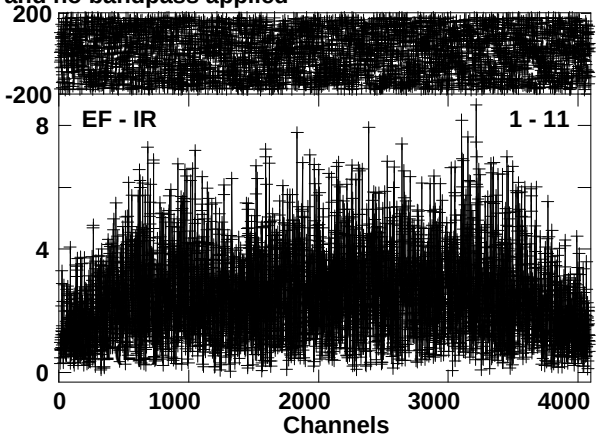

Lower frame: Milli Ampl Jy Top frame: Phas deg
Vector averaged cross-power spectrum Baseline: EF (01) - IR (11)
Timerange: 00/06:49:51 to 00/06:52:49

Plot file version 118 created 16-AUG-2016 13:49:15
G012.68-0.18 EM117A 2.UVDATA.1
Freq = 6.6671 GHz, Bw = 2.000 MH No calibration applied and no bandpass applied

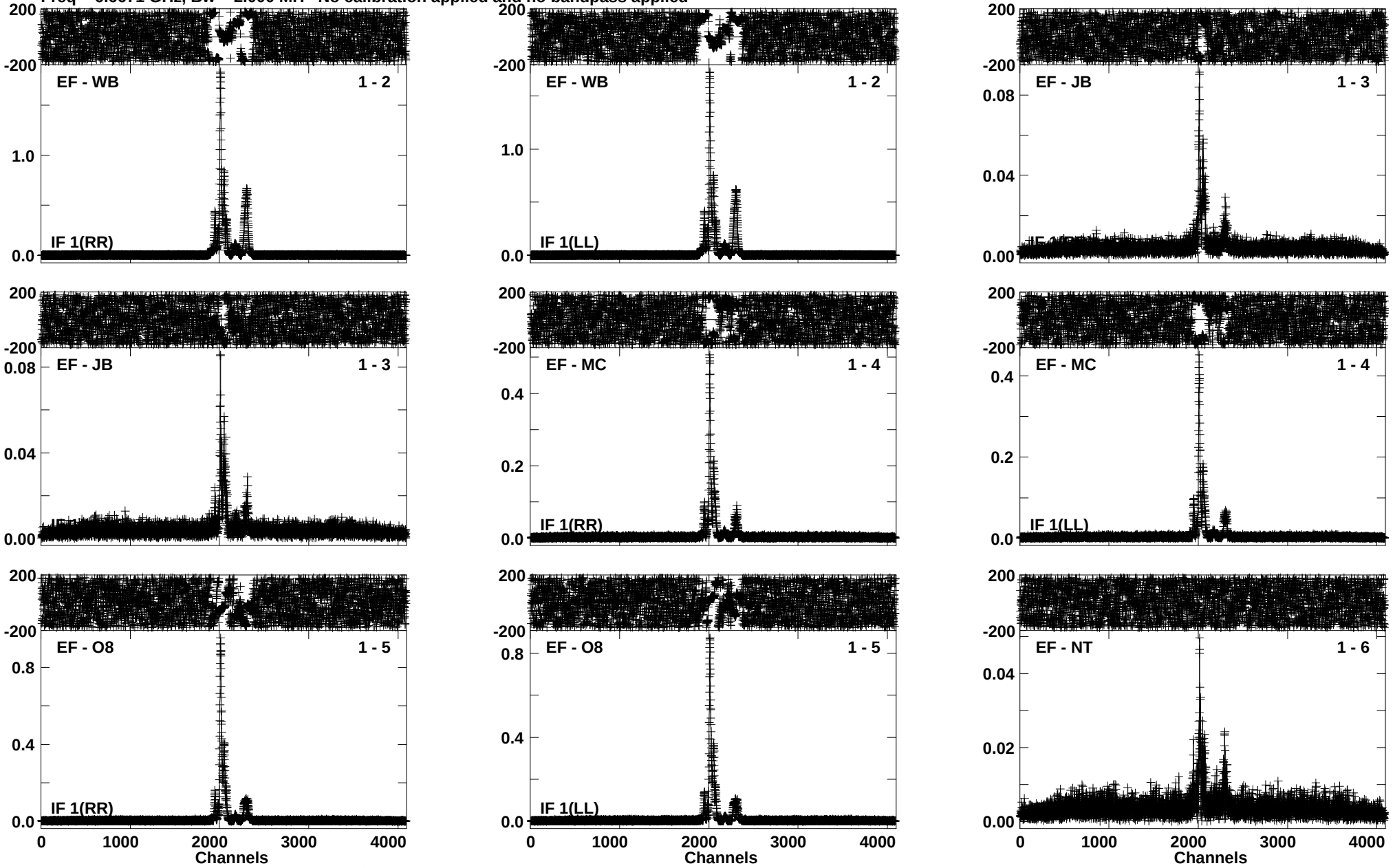

Lower frame: Ampl Jy Top frame: Phas deg
Vector averaged cross-power spectrum Baseline: EF (01) - WB (02)
Timerange: 00/06:52:51 to 00/06:54:49

Plot file version 119 created 16-AUG-2016 13:49:16
G012.68-0.18 EM117A 2.UVDATA.1
Freq = 6.6671 GHz, Bw = 2.000 MH No calibration applied and no bandpass applied

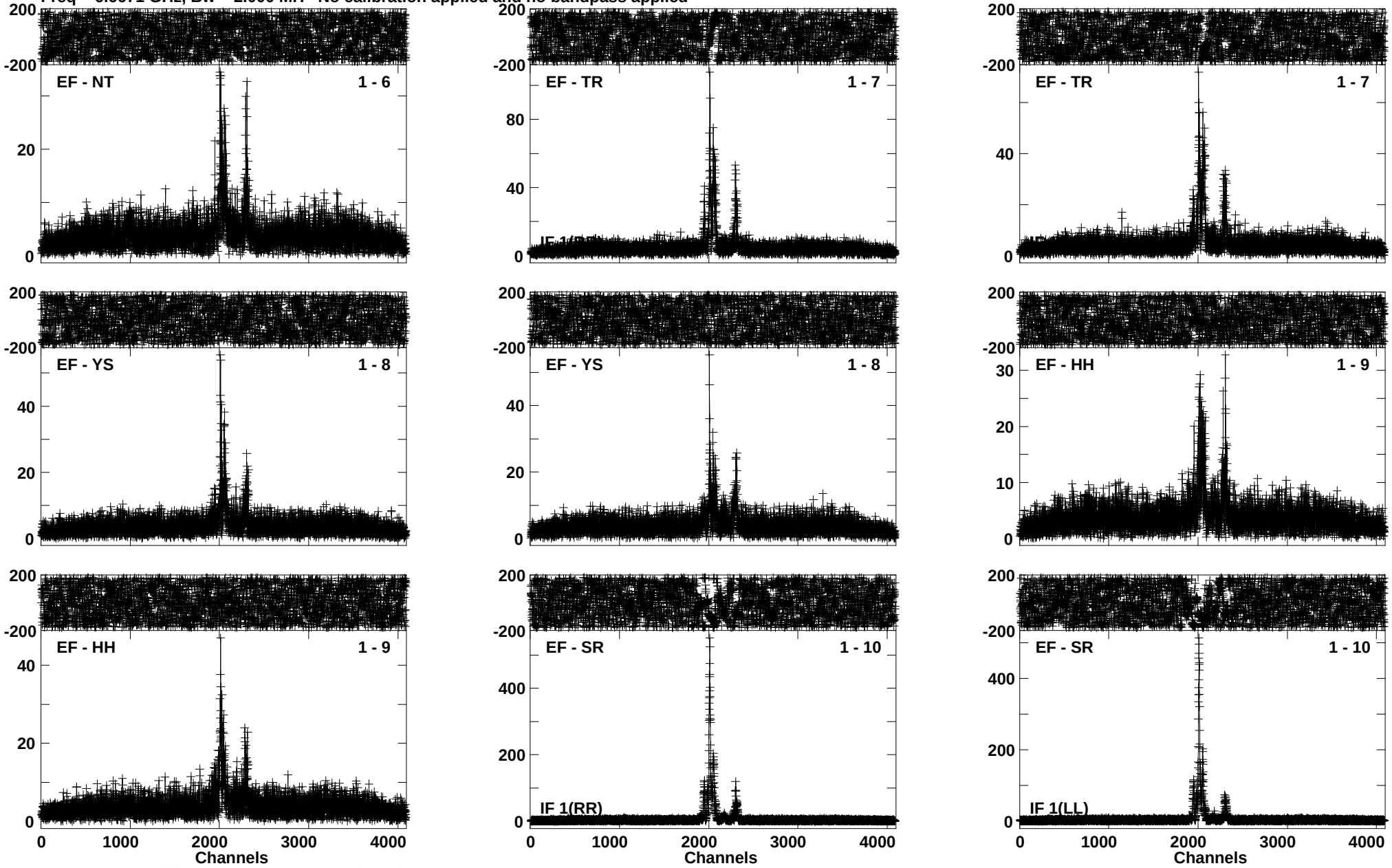

Lower frame: Milli Ampl Jy Top frame: Phas deg
Vector averaged cross-power spectrum Baseline: EF (01) - NT (06)
Timerange: 00/06:52:51 to 00/06:54:49

Plot file version 120 created 16-AUG-2016 13:49:17
G012.68-0.18 EM117A 2.UVDATA.1
Freq = 6.6671 GHz, Bw = 2.000 MH No calibration applied and no bandpass applied

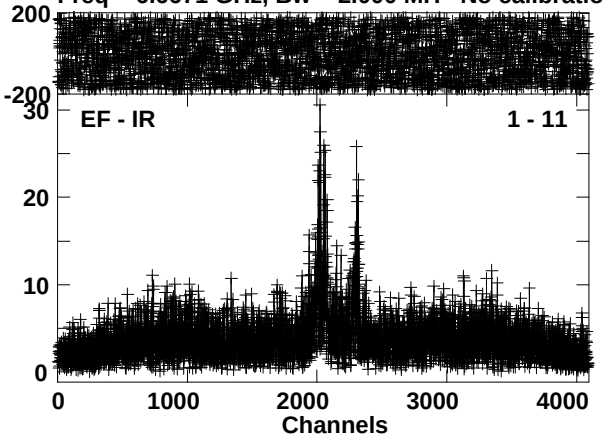

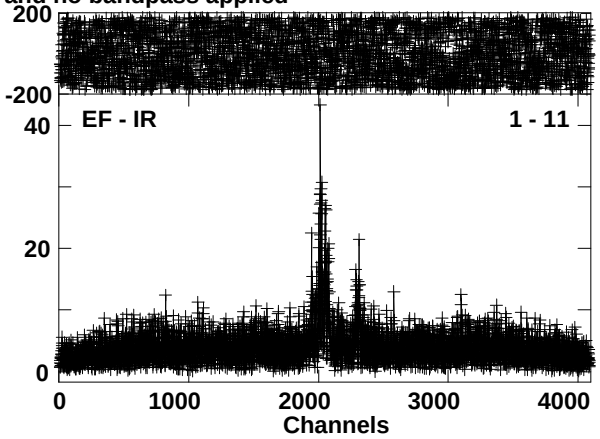

Lower frame: Milli Ampl Jy Top frame: Phas deg
Vector averaged cross-power spectrum Baseline: EF (01) - IR (11)
Timerange: 00/06:52:51 to 00/06:54:49

Plot file version 121 created 16-AUG-2016 13:49:17
J1832-2039 EM117A 2.UVDATA.1
Freq = 6.6671 GHz, Bw = 2.000 MH No calibration applied and no bandpass applied

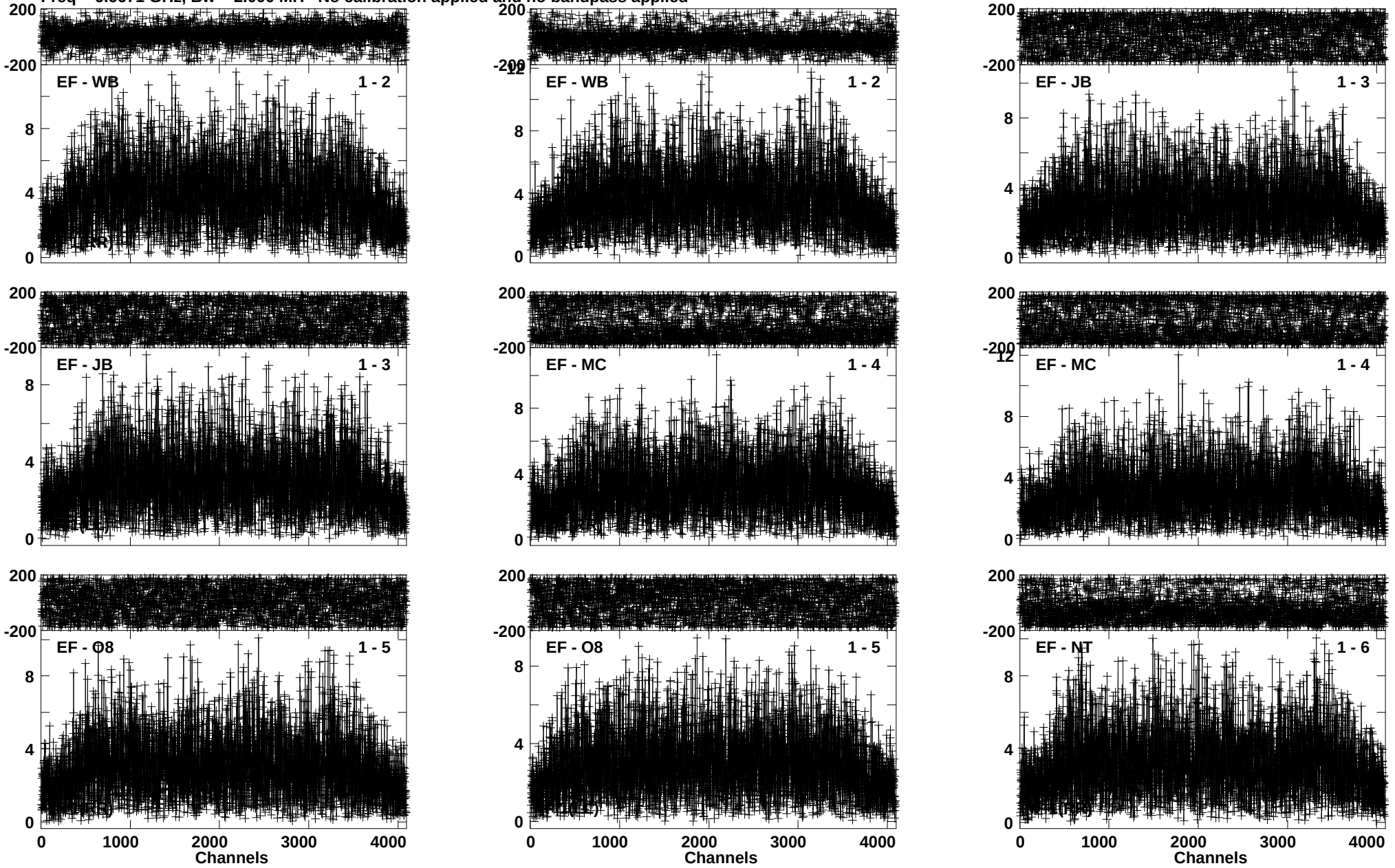

Lower frame: Milli Ampl Jy Top frame: Phas deg
Vector averaged cross-power spectrum Baseline: EF (01) - WB (02)
Timerange: 00/06:54:57 to 00/06:57:49

Plot file version 122 created 16-AUG-2016 13:49:18
J1832-2039 EM117A 2.UVDATA.1
Freq = 6.6671 GHz, Bw = 2.000 MH No calibration applied and no bandpass applied

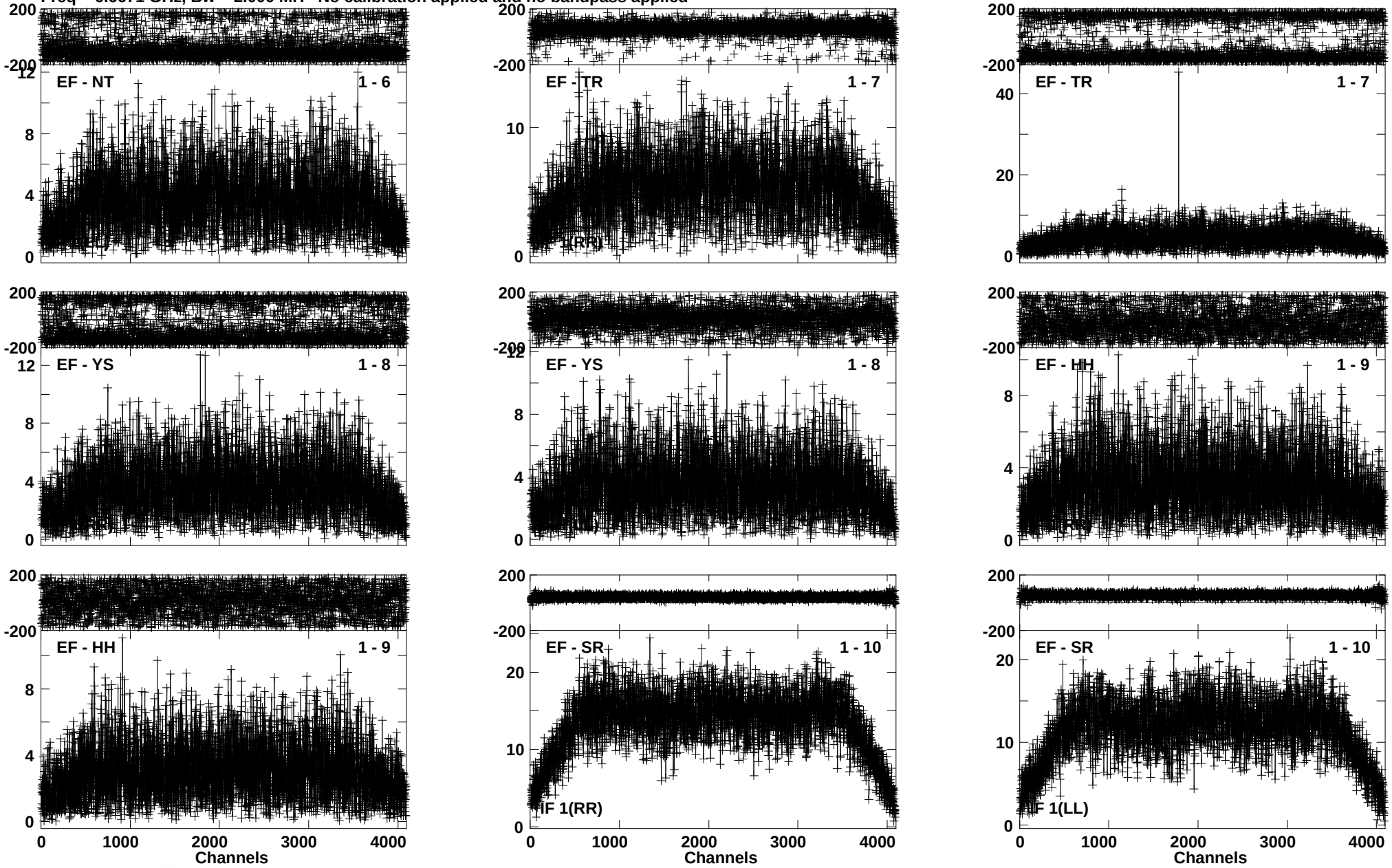

Lower frame: Milli Ampl Jy Top frame: Phas deg
Vector averaged cross-power spectrum Baseline: EF (01) - NT (06)
Timerange: 00/06:54:57 to 00/06:57:49

Plot file version 123 created 16-AUG-2016 13:49:19
J1832-2039 EM117A 2.UVDATA.1
Freq = 6.6671 GHz, Bw = 2.000 MH No calibration applied and no bandpass applied

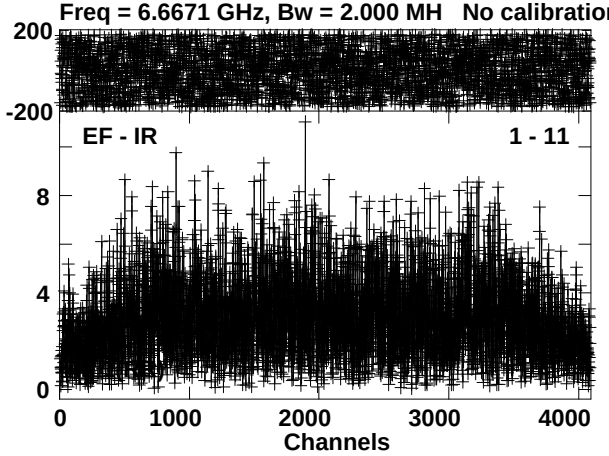

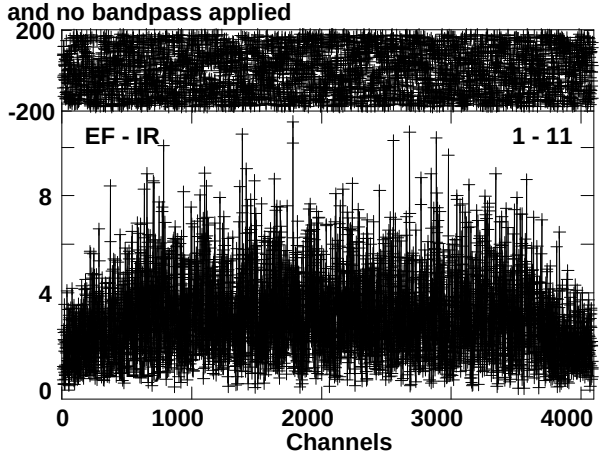

Lower frame: Milli Ampl Jy Top frame: Phas deg
Vector averaged cross-power spectrum Baseline: EF (01) - IR (11)
Timerange: 00/06:54:57 to 00/06:57:49

Plot file version 124 created 16-AUG-2016 13:49:19
G012.68-0.18 EM117A 2.UVDATA.1
Freq = 6.6671 GHz, Bw = 2.000 MH No calibration applied and no bandpass applied

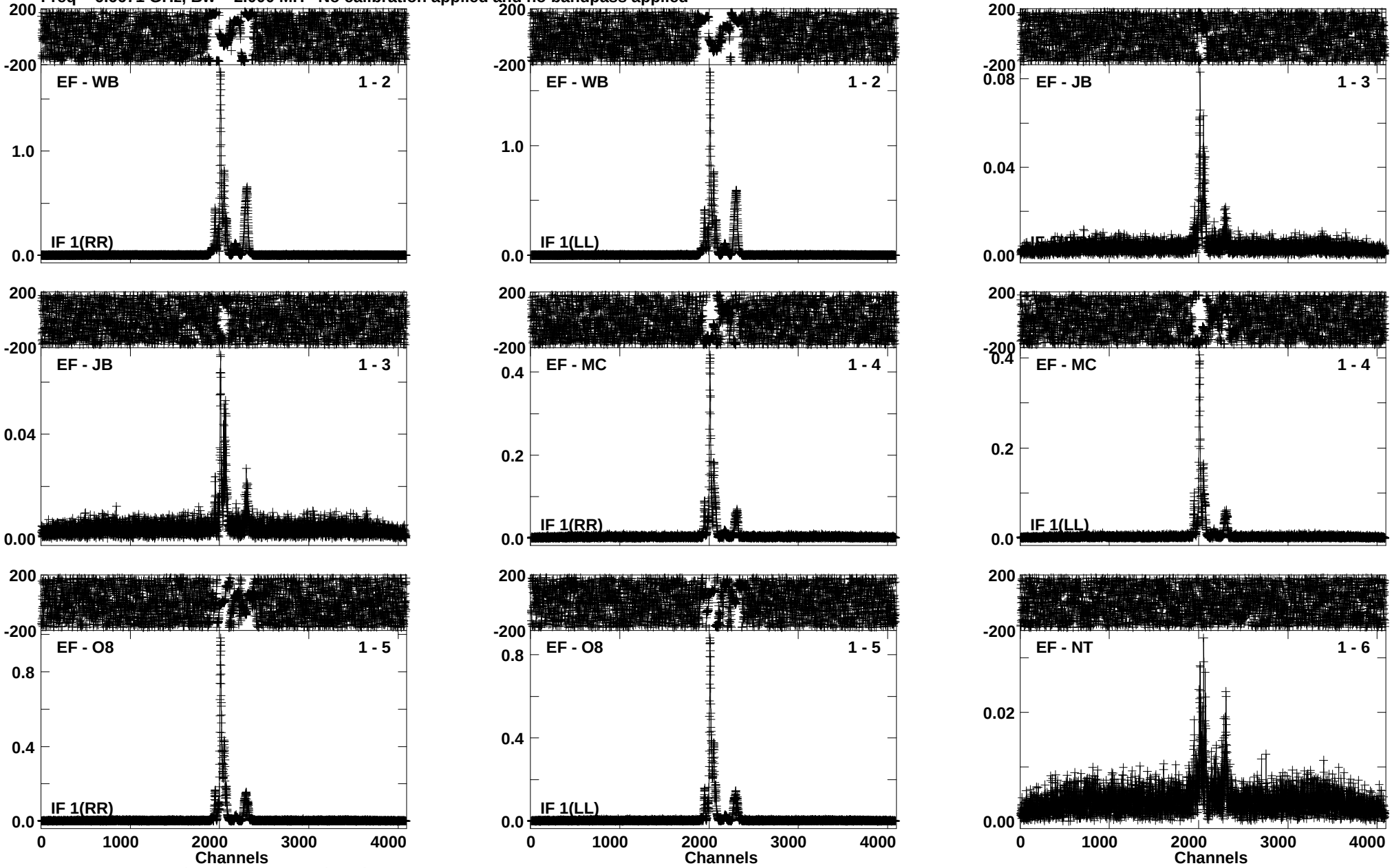

Lower frame: Ampl Jy Top frame: Phas deg
Vector averaged cross-power spectrum Baseline: EF (01) - WB (02)
Timerange: 00/06:57:51 to 00/06:59:49

Plot file version 125 created 16-AUG-2016 13:49:20
G012.68-0.18 EM117A 2.UVDATA.1
Freq = 6.6671 GHz, Bw = 2.000 MH No calibration applied and no bandpass applied

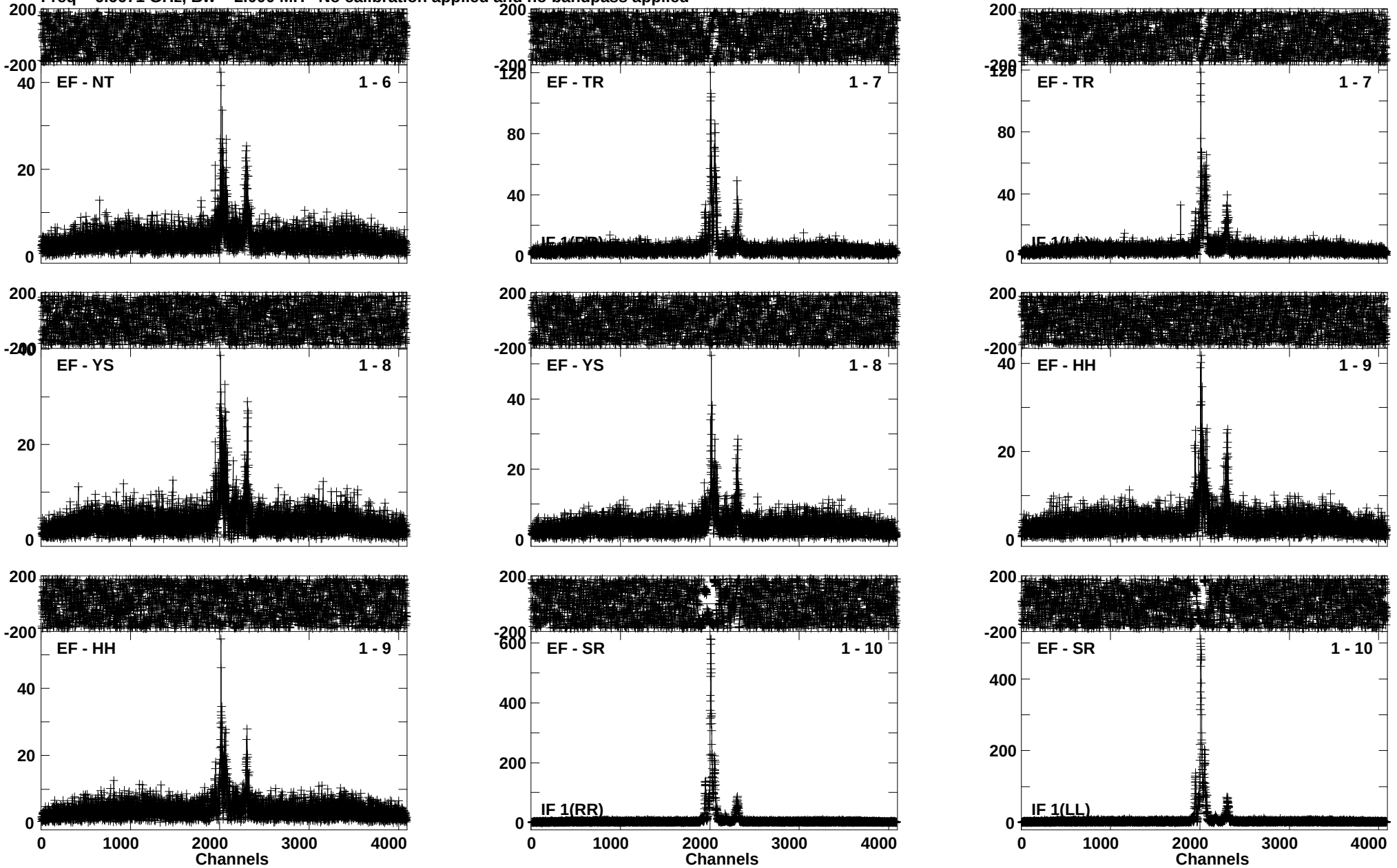

Lower frame: Milli Ampl Jy Top frame: Phas deg
Vector averaged cross-power spectrum Baseline: EF (01) - NT (06)
Timerange: 00/06:57:51 to 00/06:59:49

Plot file version 126 created 16-AUG-2016 13:49:21
G012.68-0.18 EM117A 2.UVDATA.1
Freq = 6.6671 GHz, Bw = 2.000 MH No calibration applied and no bandpass applied

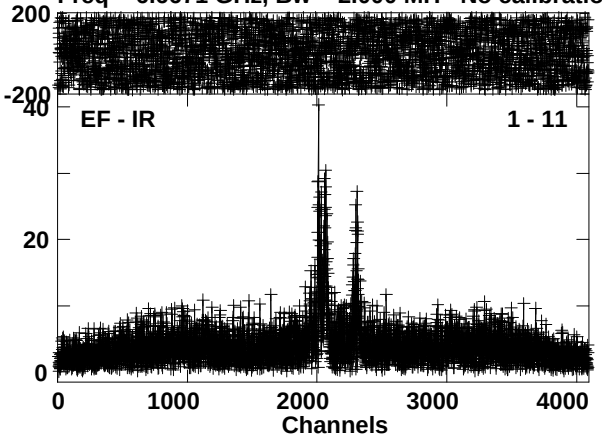

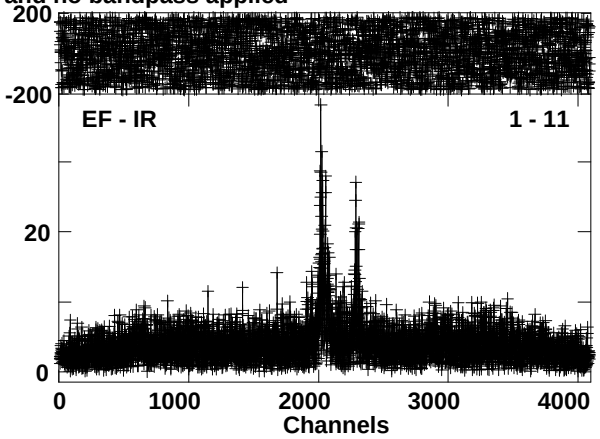

Lower frame: Milli Ampl Jy Top frame: Phas deg
Vector averaged cross-power spectrum Baseline: EF (01) - IR (11)
Timerange: 00/06:57:51 to 00/06:59:49

Plot file version 127 created 16-AUG-2016 13:49:21
J1832-2039 EM117A 2.UVDATA.1
Freq = 6.6671 GHz, Bw = 2.000 MH No calibration applied and no bandpass applied

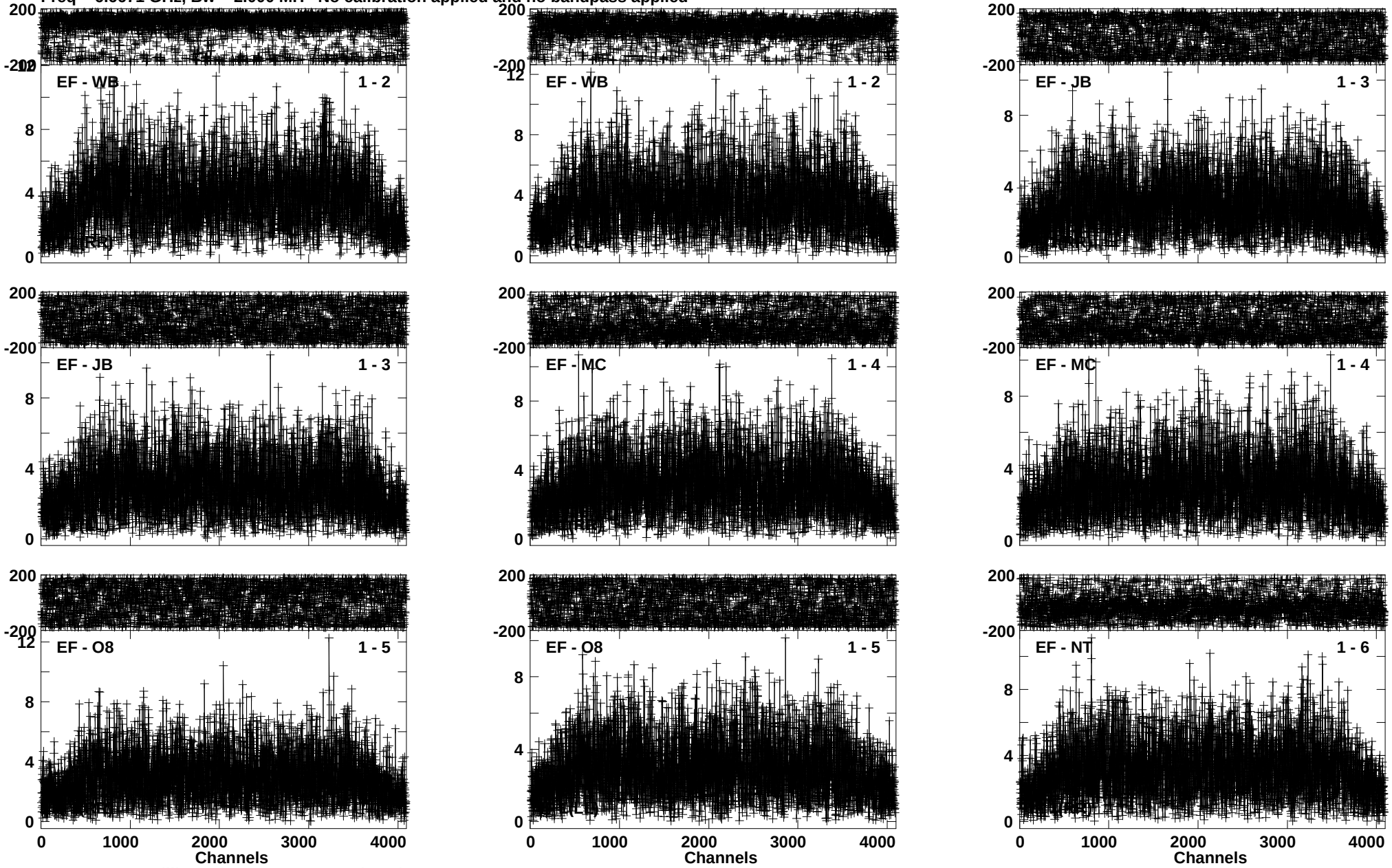

Lower frame: Milli Ampl Jy Top frame: Phas deg
Vector averaged cross-power spectrum Baseline: EF (01) - WB (02)
Timerange: 00/06:59:57 to 00/07:02:49

Plot file version 128 created 16-AUG-2016 13:49:23
J1832-2039 EM117A 2.UVDATA.1
Freq = 6.6671 GHz, Bw = 2.000 MH No calibration applied and no bandpass applied

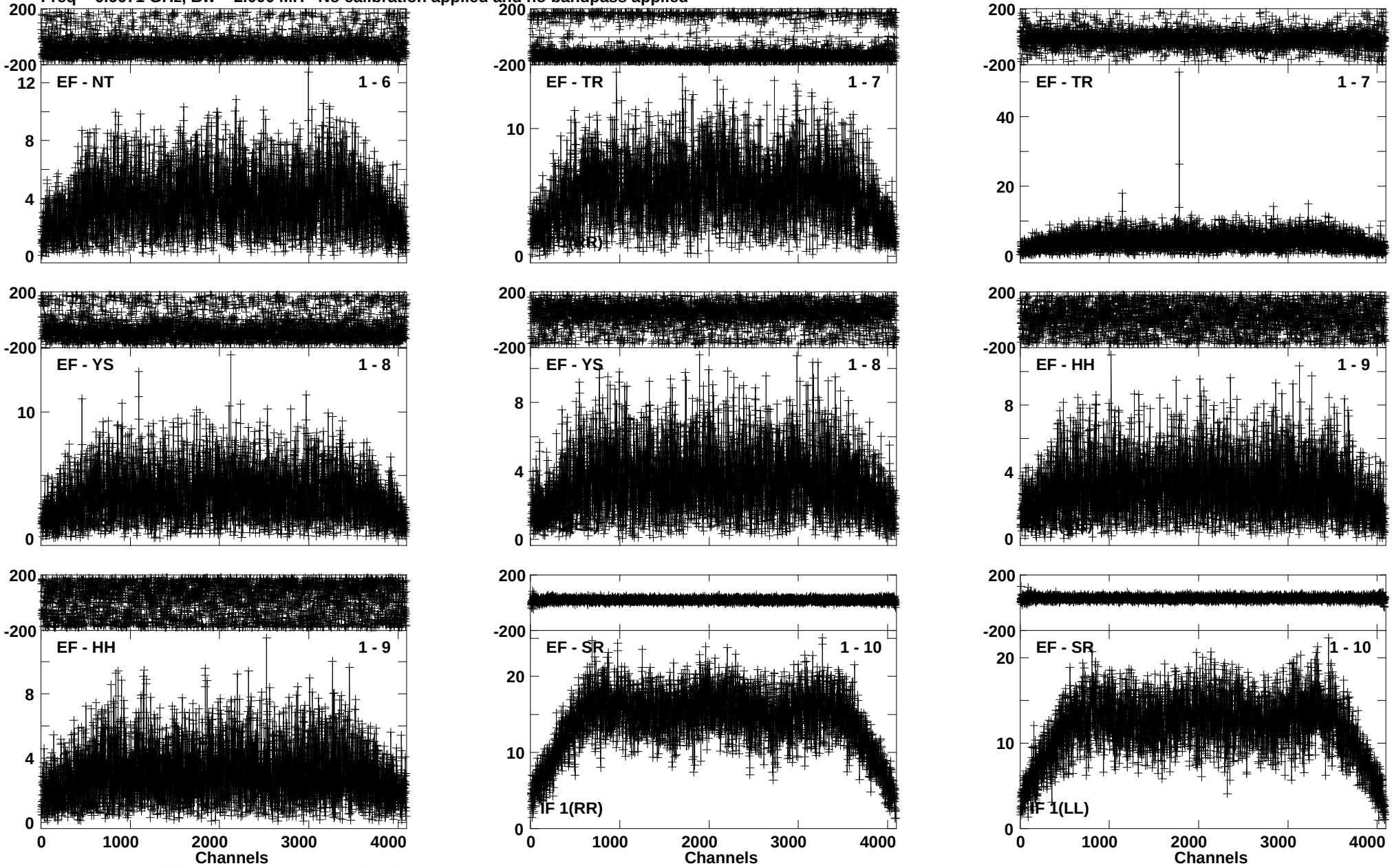

Lower frame: Milli Ampl Jy Top frame: Phas deg
Vector averaged cross-power spectrum Baseline: EF (01) - NT (06)
Timerange: 00/06:59:57 to 00/07:02:49

Plot file version 129 created 16-AUG-2016 13:49:24
J1832-2039 EM117A 2.UVDATA.1
Freq = 6.6671 GHz, Bw = 2.000 MH No calibration applied and no bandpass applied

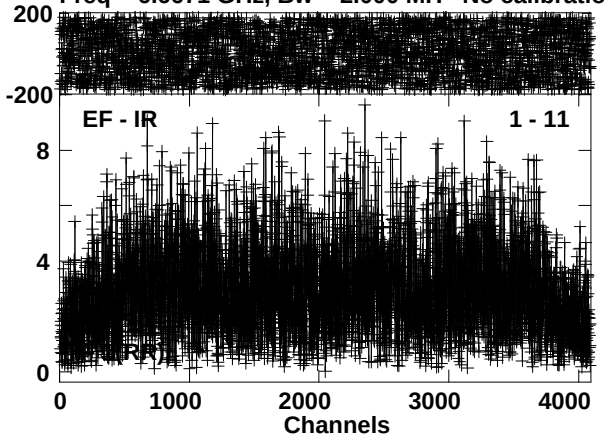

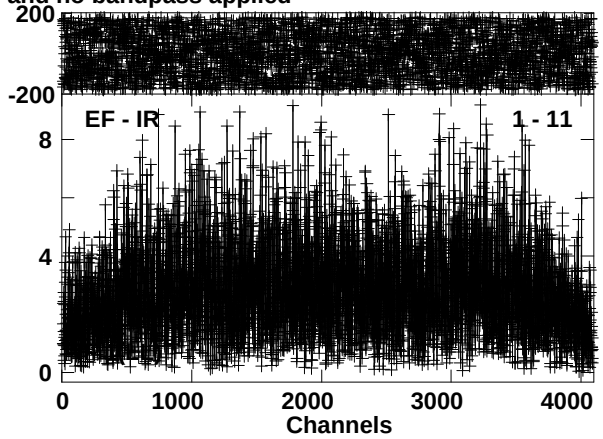

Lower frame: Milli Ampl Jy Top frame: Phas deg
Vector averaged cross-power spectrum Baseline: EF (01) - IR (11)
Timerange: 00/06:59:57 to 00/07:02:49

Plot file version 130 created 16-AUG-2016 13:49:24
G012.68-0.18 EM117A 2.UVDATA.1
Freq = 6.6671 GHz, Bw = 2.000 MH No calibration applied and no bandpass applied

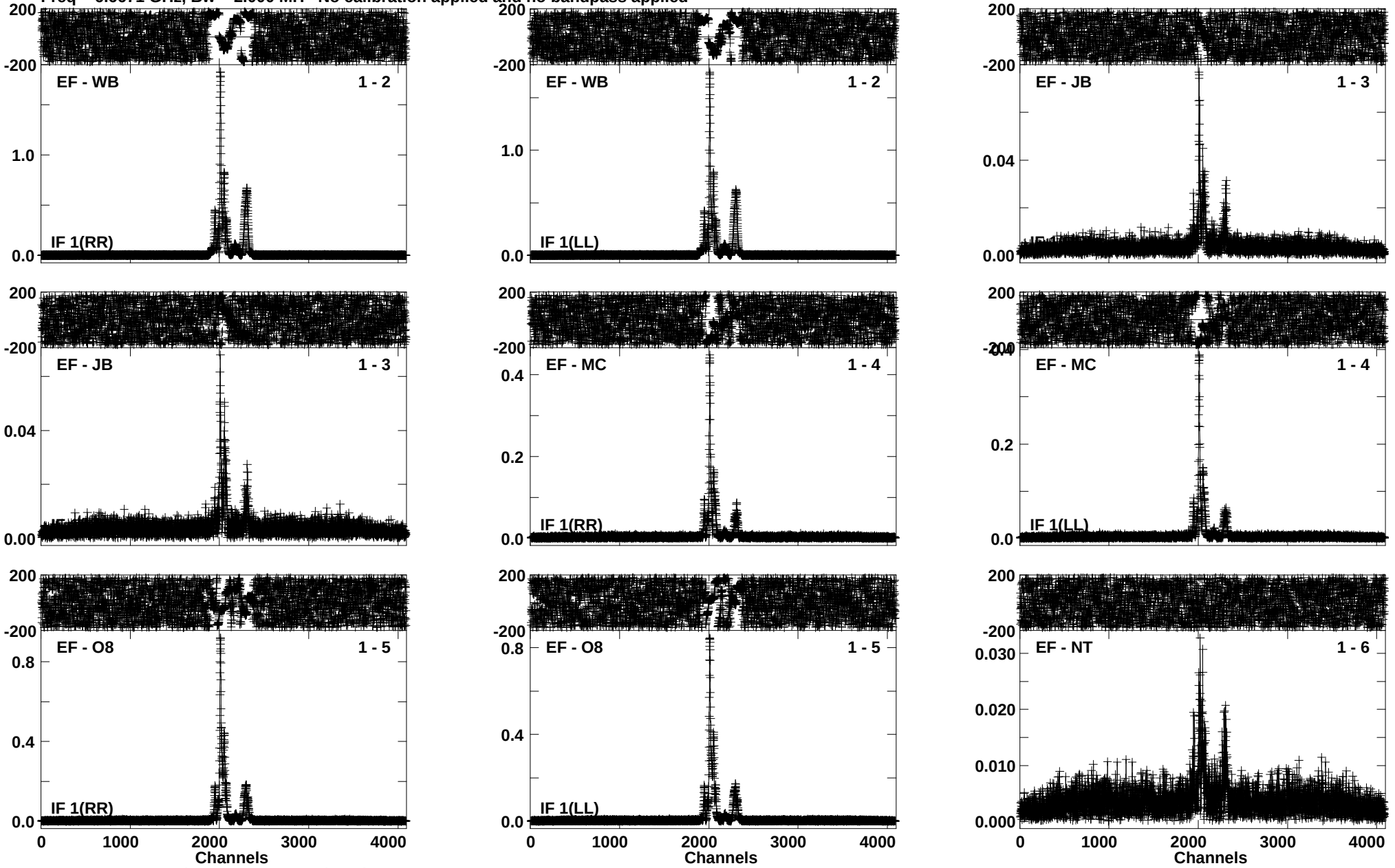

Lower frame: Ampl Jy Top frame: Phas deg
Vector averaged cross-power spectrum Baseline: EF (01) - WB (02)
Timerange: 00/07:02:57 to 00/07:04:49

Plot file version 131 created 16-AUG-2016 13:49:25
G012.68-0.18 EM117A 2.UVDATA.1
Freq = 6.6671 GHz, Bw = 2.000 MH No calibration applied and no bandpass applied

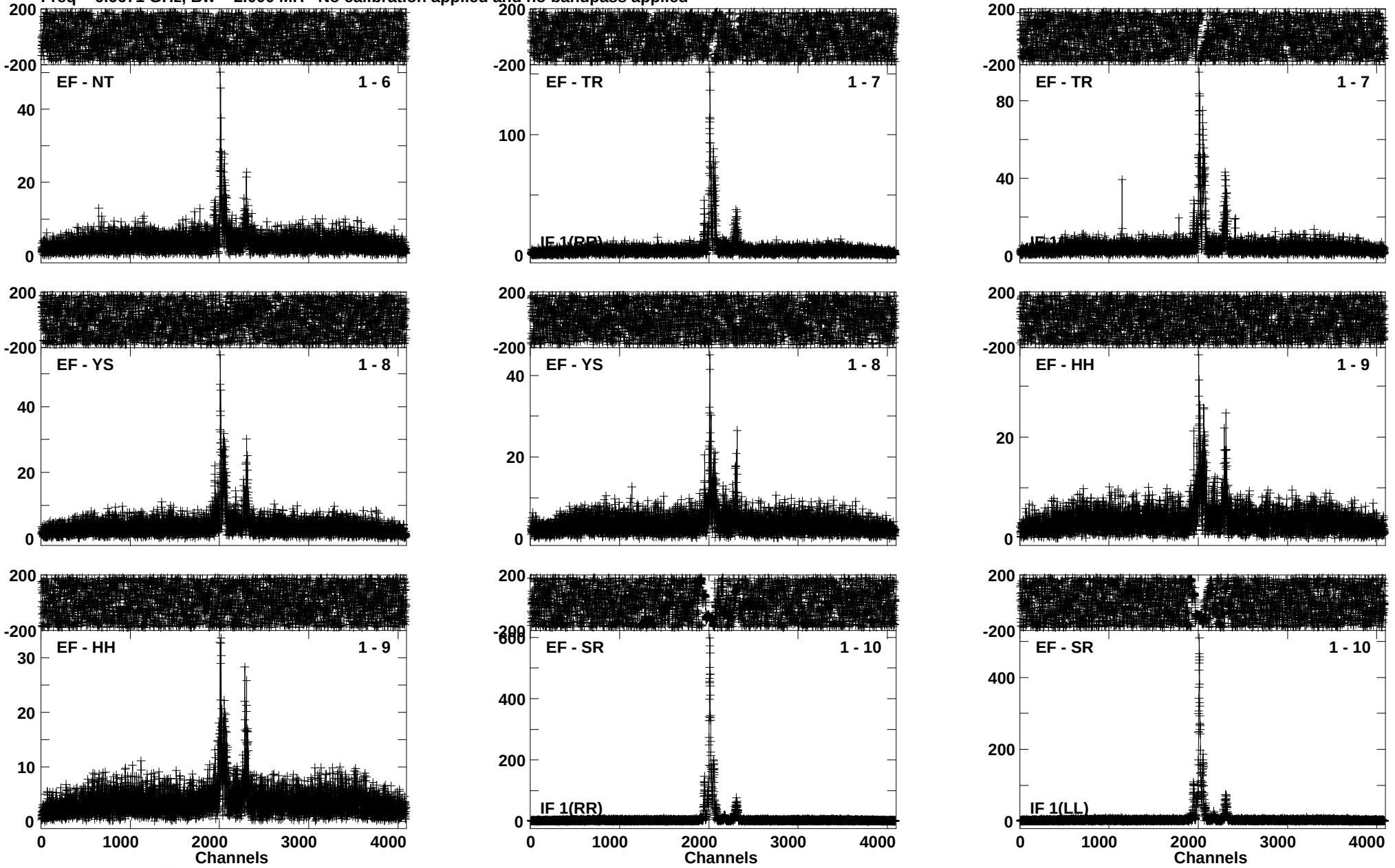

Lower frame: Milli Ampl Jy Top frame: Phas deg
Vector averaged cross-power spectrum Baseline: EF (01) - NT (06)
Timerange: 00/07:02:57 to 00/07:04:49

Plot file version 132 created 16-AUG-2016 13:49:26
G012.68-0.18 EM117A 2.UVDATA.1
Freq = 6.6671 GHz, Bw = 2.000 MH No calibration applied and no bandpass applied

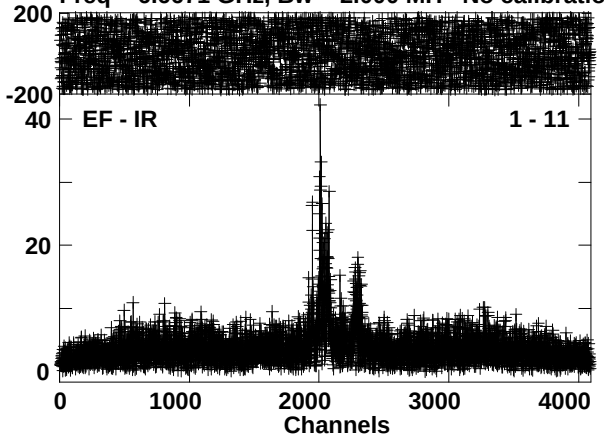

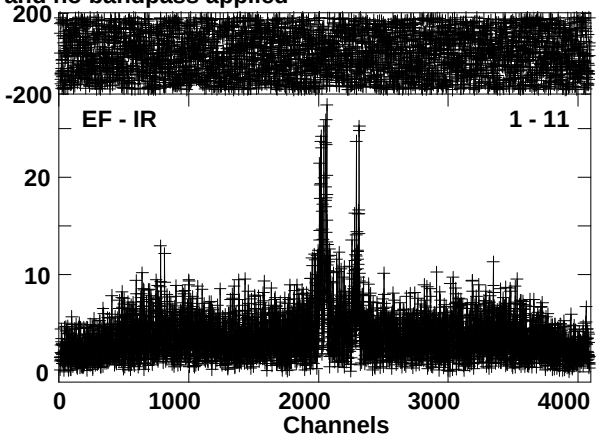

Lower frame: Milli Ampl Jy Top frame: Phas deg
Vector averaged cross-power spectrum Baseline: EF (01) - IR (11)
Timerange: 00/07:02:57 to 00/07:04:49

Plot file version 133 created 16-AUG-2016 13:49:27
J1832-2039 EM117A 2.UVDATA.1
Freq = 6.6671 GHz, Bw = 2.000 MH No calibration applied and no bandpass applied

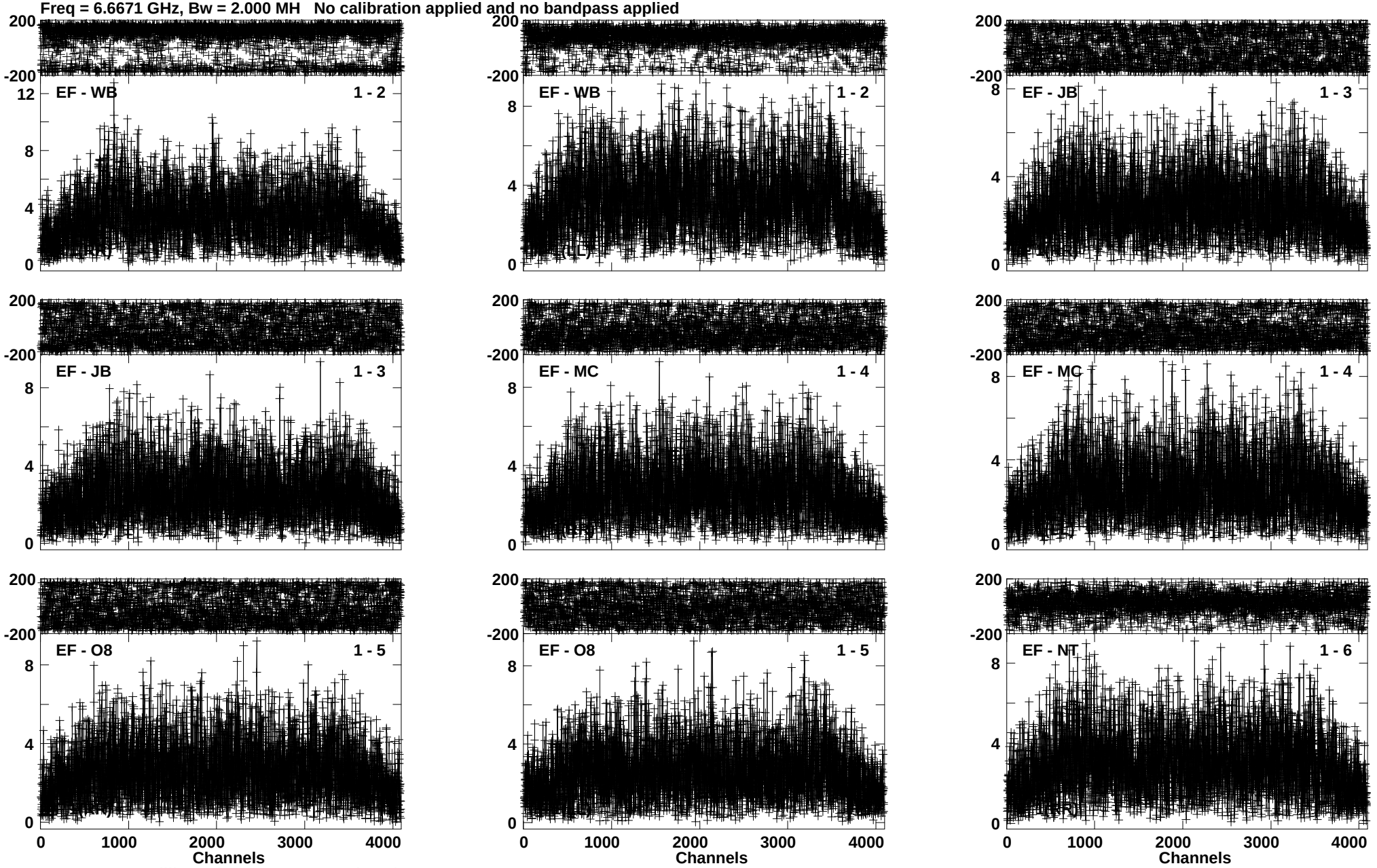

Lower frame: Milli Ampl Jy Top frame: Phas deg
Vector averaged cross-power spectrum Baseline: EF (01) - WB (02)
Timerange: 00/07:05:31 to 00/07:08:29

Plot file version 134 created 16-AUG-2016 13:49:28
J1832-2039 EM117A 2.UVDATA.1
Freq = 6.6671 GHz, Bw = 2.000 MH No calibration applied and no bandpass applied

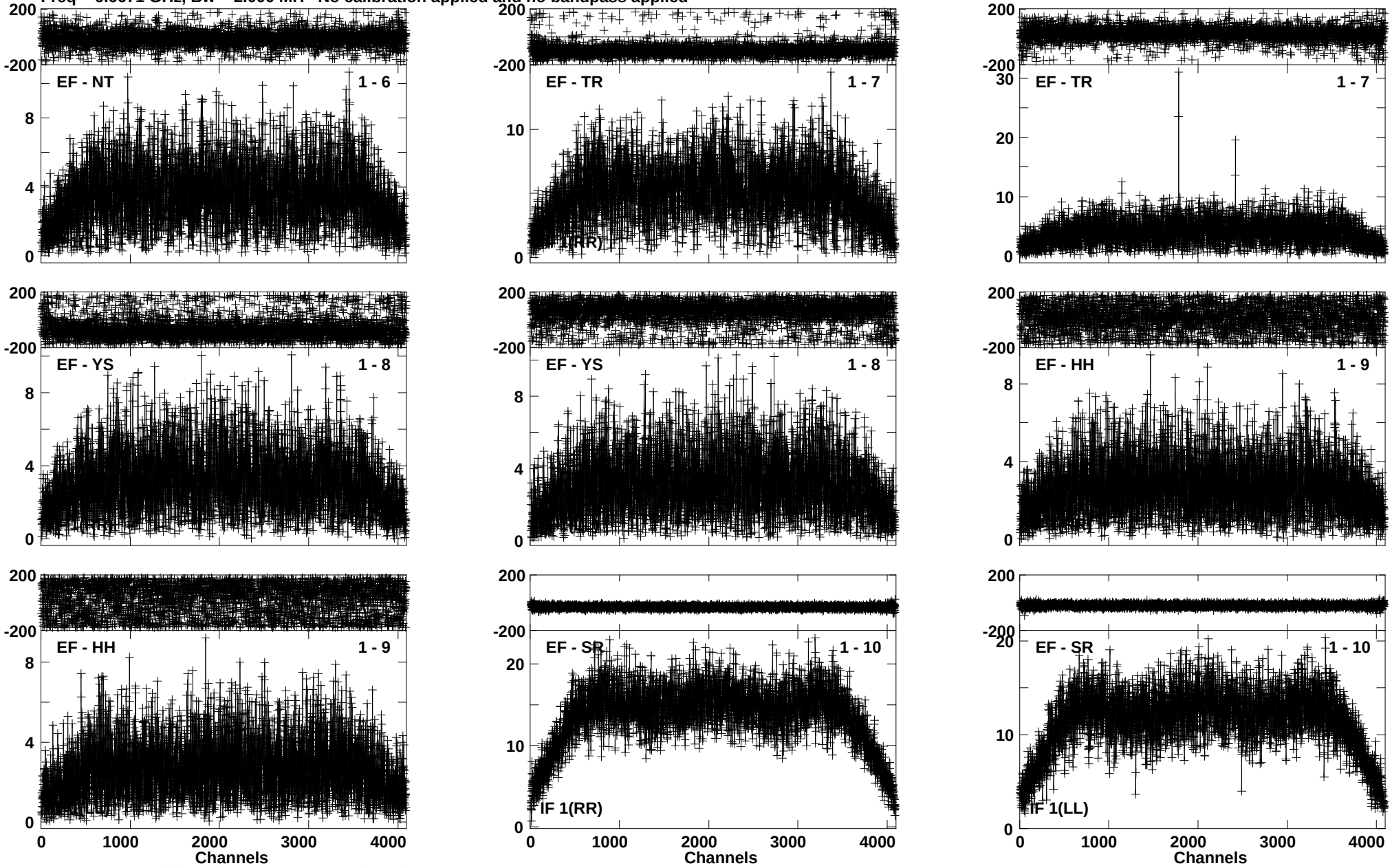

Lower frame: Milli Ampl Jy Top frame: Phas deg
Vector averaged cross-power spectrum Baseline: EF (01) - NT (06)
Timerange: 00/07:05:31 to 00/07:08:29

Plot file version 135 created 16-AUG-2016 13:49:29
J1832-2039 EM117A 2.UVDATA.1
Freq = 6.6671 GHz, Bw = 2.000 MH No calibration applied and no bandpass applied

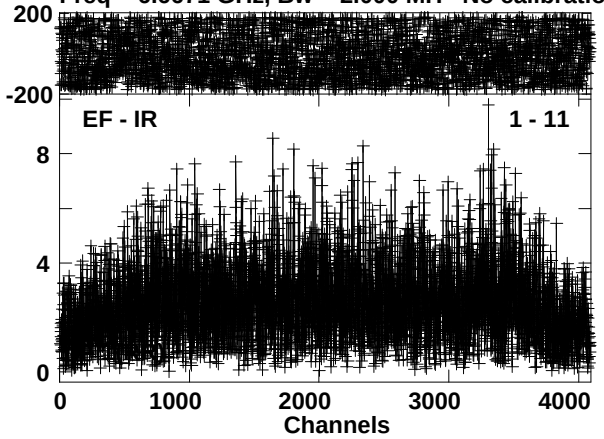

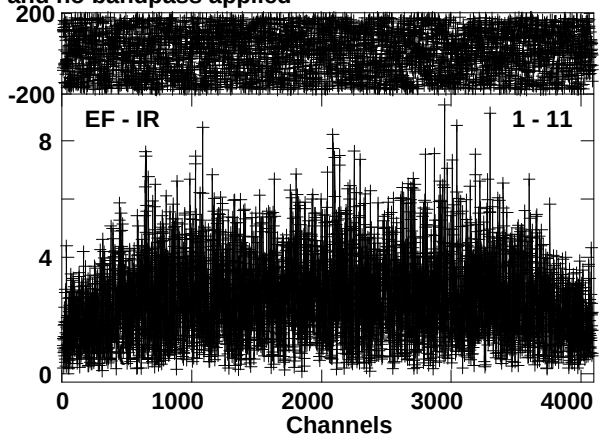

Lower frame: Milli Ampl Jy Top frame: Phas deg
Vector averaged cross-power spectrum Baseline: EF (01) - IR (11)
Timerange: 00/07:05:31 to 00/07:08:29

Plot file version 136 created 16-AUG-2016 13:49:29
G012.68-0.18 EM117A 2.UVDATA.1
Freq = 6.6671 GHz, Bw = 2.000 MH No calibration applied and no bandpass applied

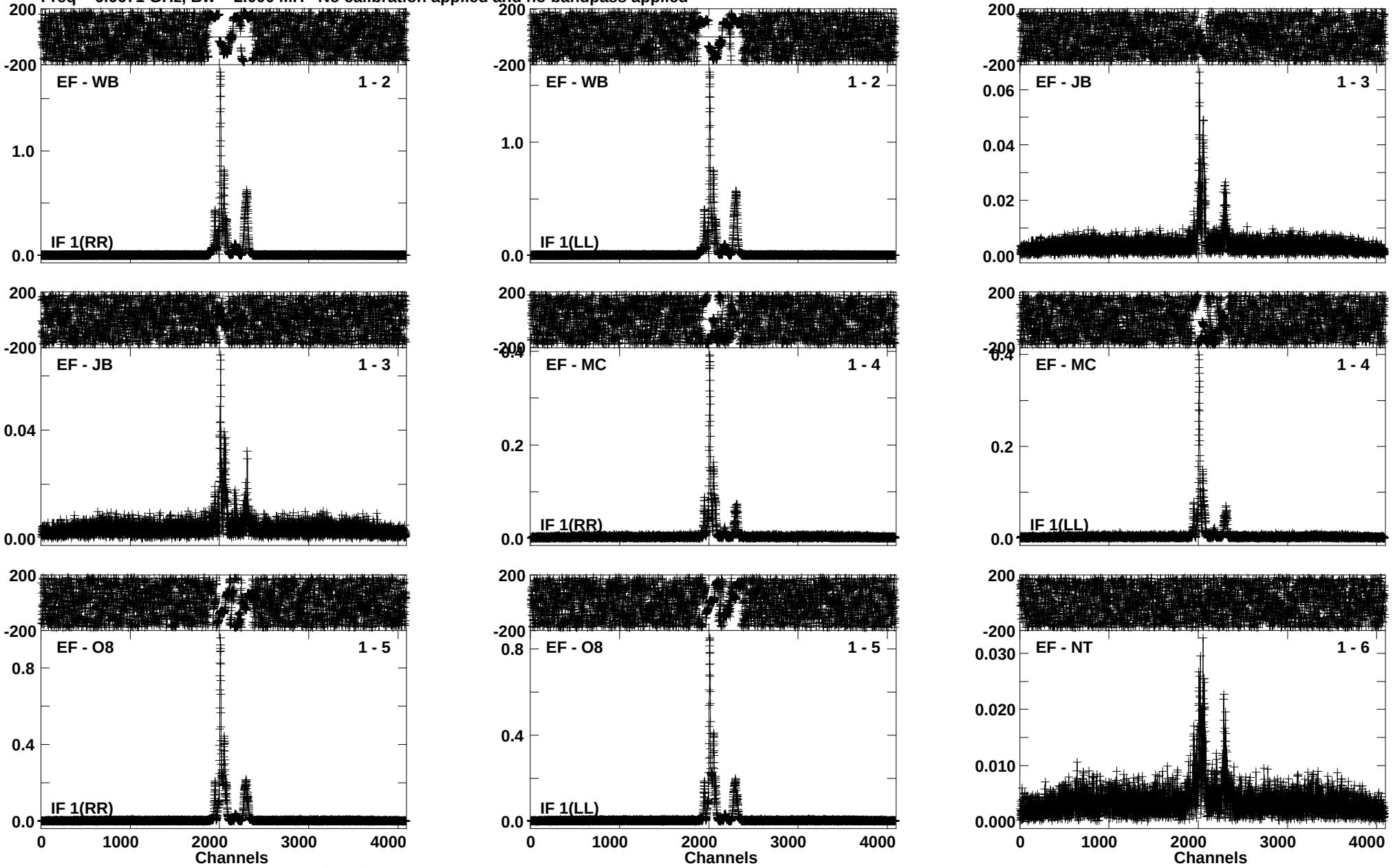

Lower frame: Ampl Jy Top frame: Phas deg
Vector averaged cross-power spectrum Baseline: EF (01) - WB (02)
Timerange: 00/07:08:31 to 00/07:10:29

Plot file version 137 created 16-AUG-2016 13:49:30
G012.68-0.18 EM117A 2.UVDATA.1
Freq = 6.6671 GHz, Bw = 2.000 MH No calibration applied and no bandpass applied

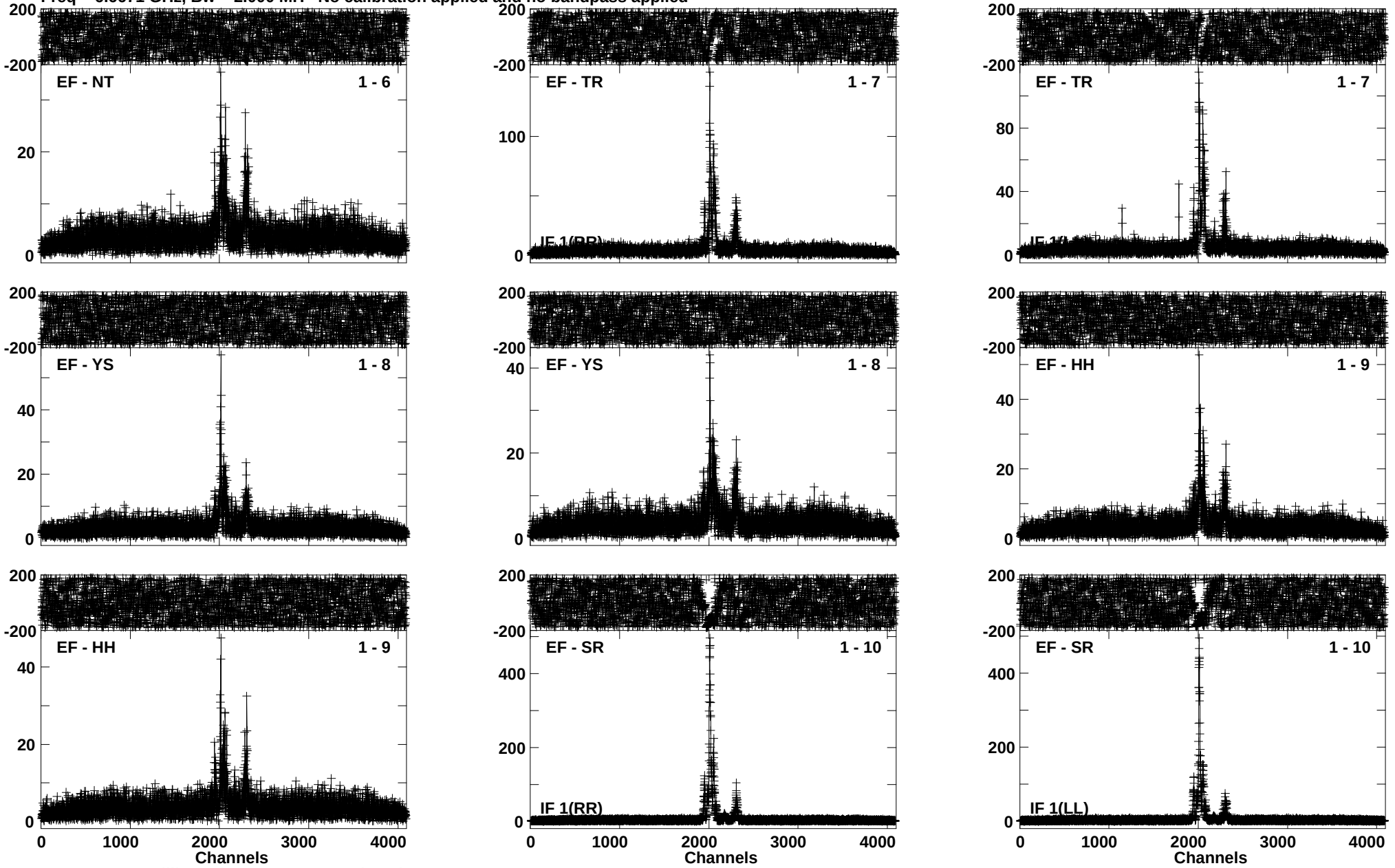

Lower frame: Milli Ampl Jy Top frame: Phas deg
Vector averaged cross-power spectrum Baseline: EF (01) - NT (06)
Timerange: 00/07:08:31 to 00/07:10:29

Plot file version 138 created 16-AUG-2016 13:49:31
G012.68-0.18 EM117A 2.UVDATA.1
Freq = 6.6671 GHz, Bw = 2.000 MH No calibration applied and no bandpass applied

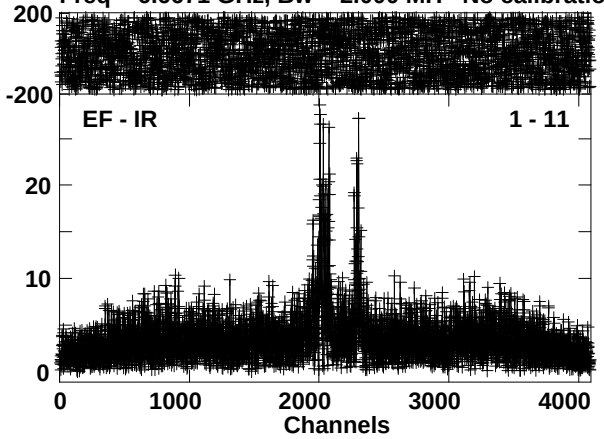

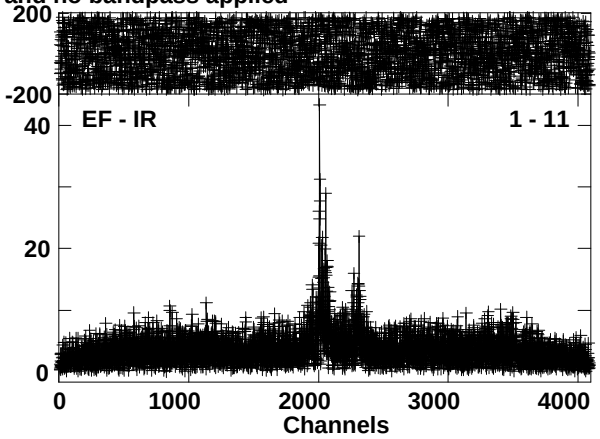

Lower frame: Milli Ampl Jy Top frame: Phas deg
Vector averaged cross-power spectrum Baseline: EF (01) - IR (11)
Timerange: 00/07:08:31 to 00/07:10:29

Plot file version 139 created 16-AUG-2016 13:49:32
J1832-2039 EM117A 2.UVDATA.1
Freq = 6.6671 GHz, Bw = 2.000 MH No calibration applied and no bandpass applied

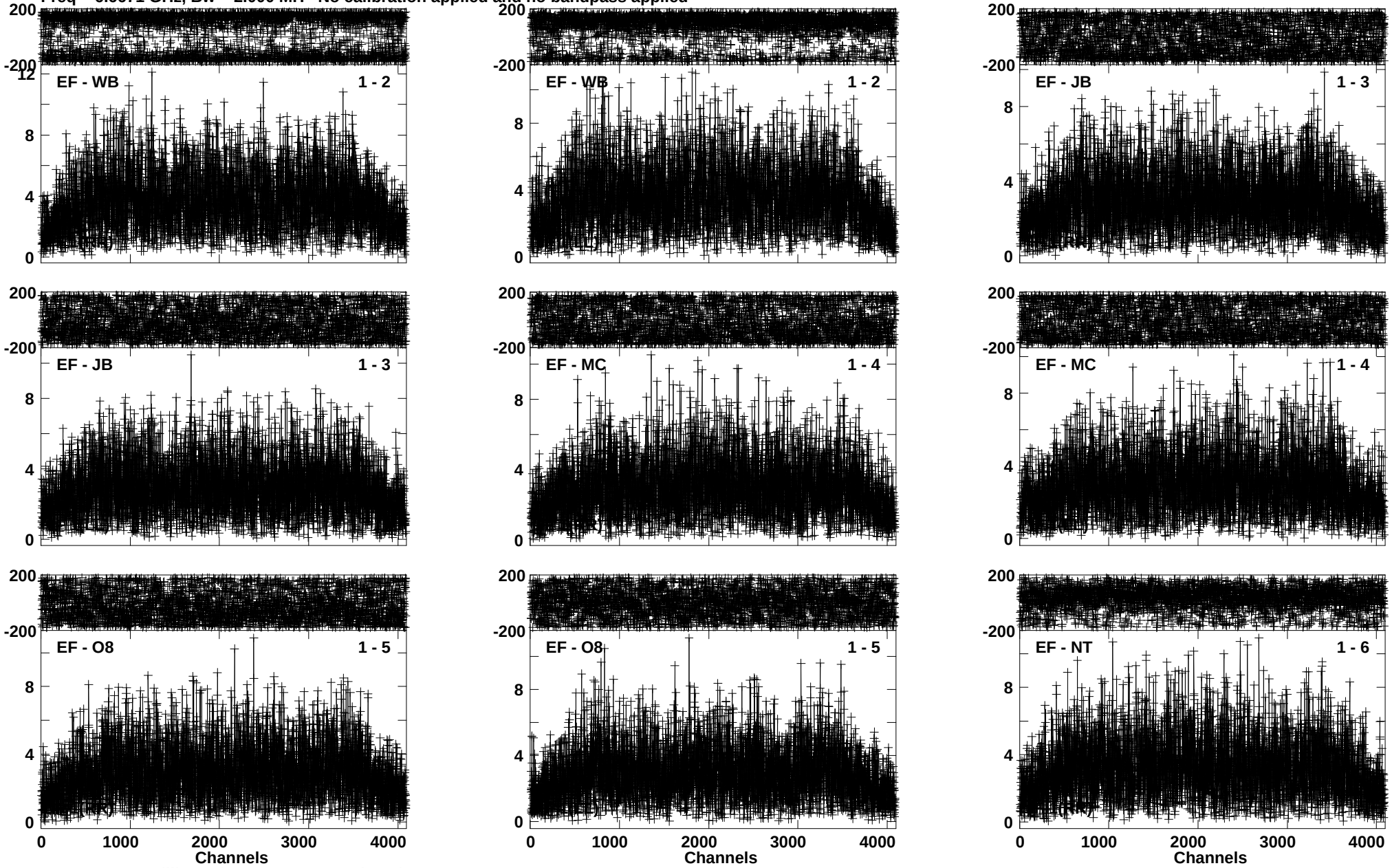

Lower frame: Milli Ampl Jy Top frame: Phas deg
Vector averaged cross-power spectrum Baseline: EF (01) - WB (02)
Timerange: 00/07:10:37 to 00/07:13:29

Plot file version 140 created 16-AUG-2016 13:49:33
J1832-2039 EM117A 2.UVDATA.1
Freq = 6.6671 GHz, Bw = 2.000 MH No calibration applied and no bandpass applied

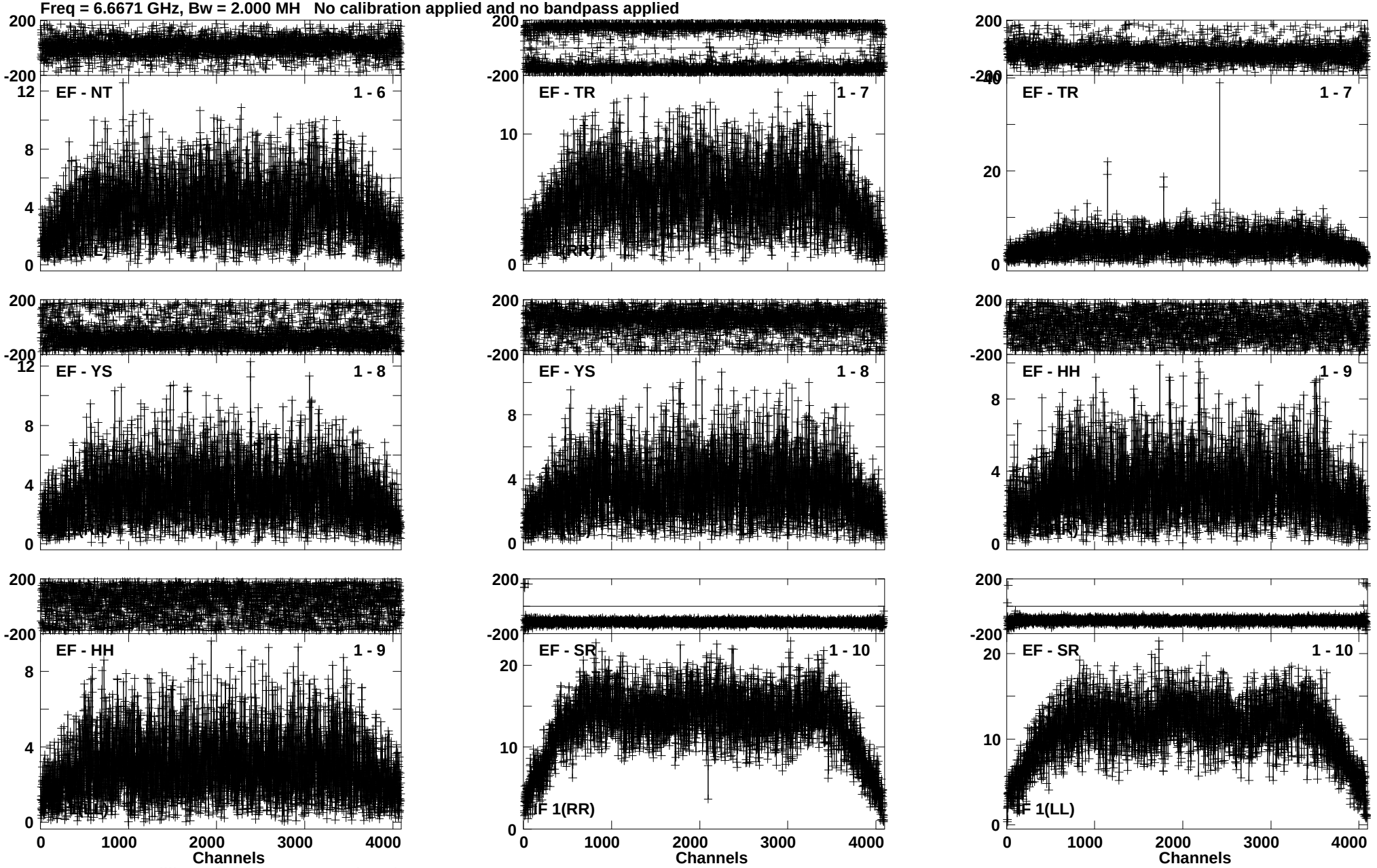

Lower frame: Milli Ampl Jy Top frame: Phas deg
Vector averaged cross-power spectrum Baseline: EF (01) - NT (06)
Timerange: 00/07:10:37 to 00/07:13:29

Plot file version 141 created 16-AUG-2016 13:49:34
J1832-2039 EM117A 2.UVDATA.1
Freq = 6.6671 GHz, Bw = 2.000 MH No calibration applied and no bandpass applied

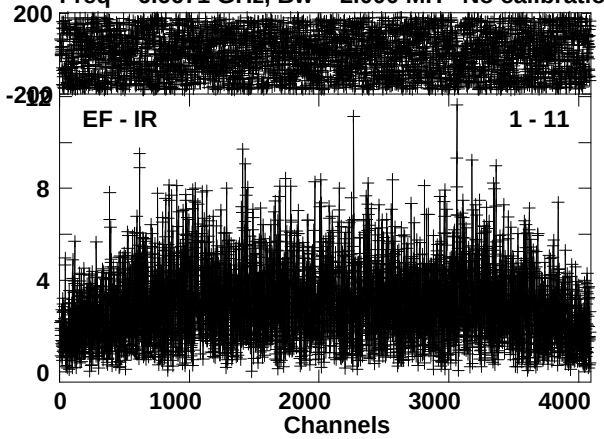

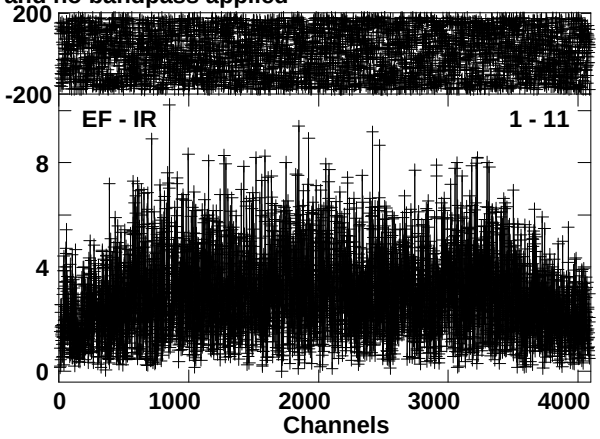

Lower frame: Milli Ampl Jy Top frame: Phas deg
Vector averaged cross-power spectrum Baseline: EF (01) - IR (11)
Timerange: 00/07:10:37 to 00/07:13:29

Plot file version 142 created 16-AUG-2016 13:49:34
G012.68-0.18 EM117A 2.UVDATA.1
Freq = 6.6671 GHz, Bw = 2.000 MH No calibration applied and no bandpass applied

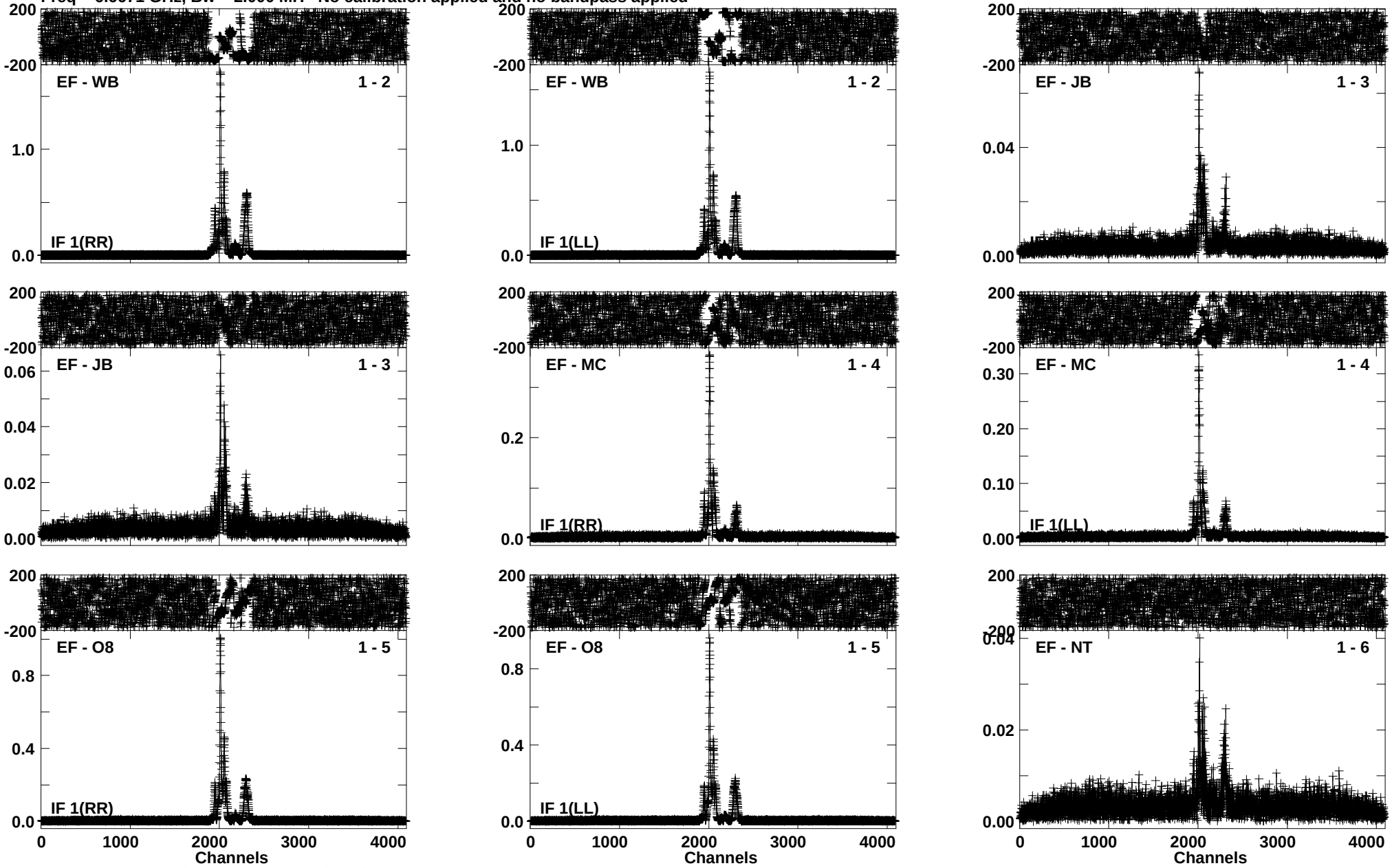

Lower frame: Ampl Jy Top frame: Phas deg
Vector averaged cross-power spectrum Baseline: EF (01) - WB (02)
Timerange: 00/07:13:31 to 00/07:15:29

Plot file version 143 created 16-AUG-2016 13:49:35
G012.68-0.18 EM117A 2.UVDATA.1
Freq = 6.6671 GHz, Bw = 2.000 MH No calibration applied and no bandpass applied

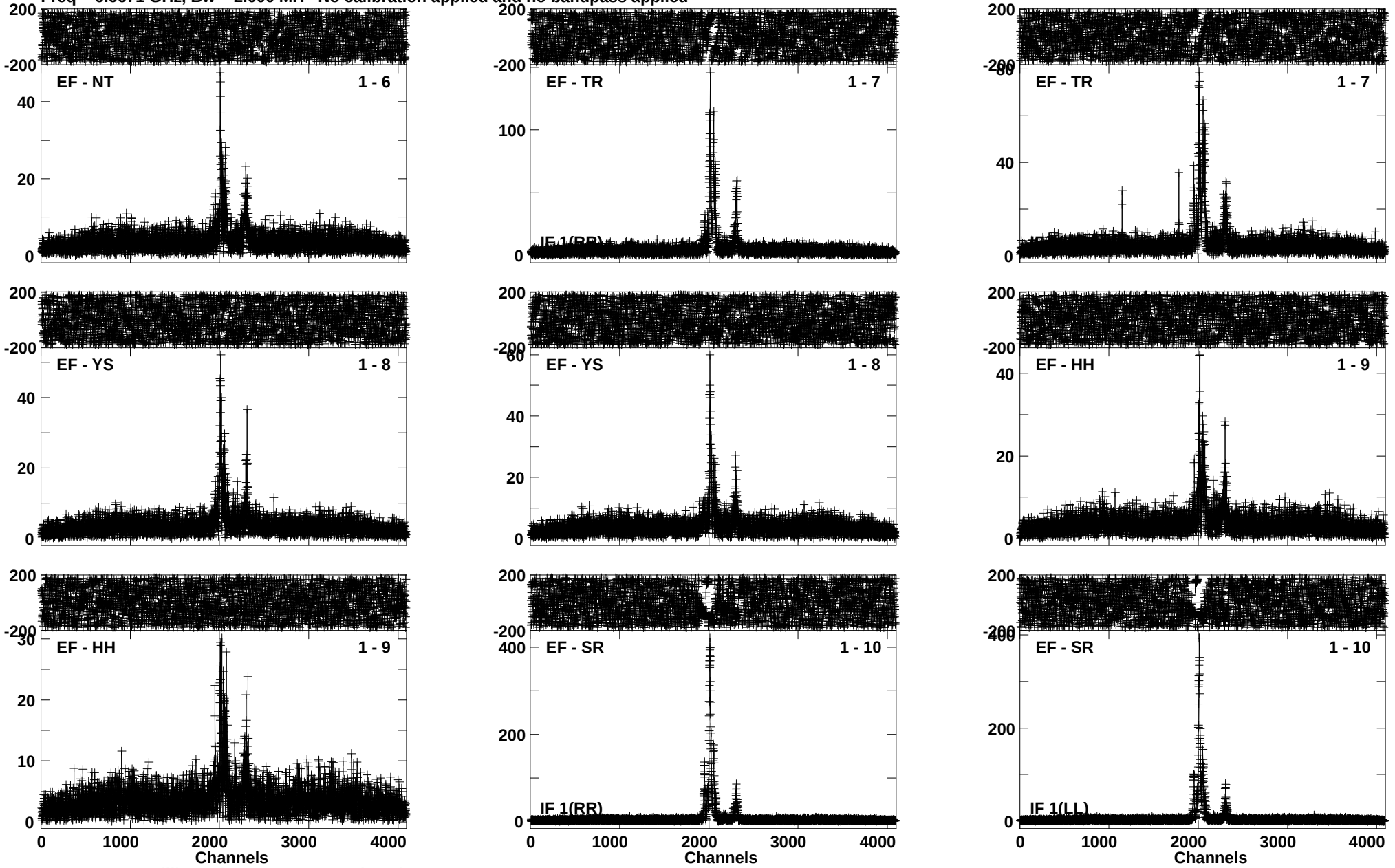

Lower frame: Milli Ampl Jy Top frame: Phas deg
Vector averaged cross-power spectrum Baseline: EF (01) - NT (06)
Timerange: 00/07:13:31 to 00/07:15:29

Plot file version 144 created 16-AUG-2016 13:49:36
G012.68-0.18 EM117A 2.UVDATA.1
Freq = 6.6671 GHz, Bw = 2.000 MH No calibration applied and no bandpass applied

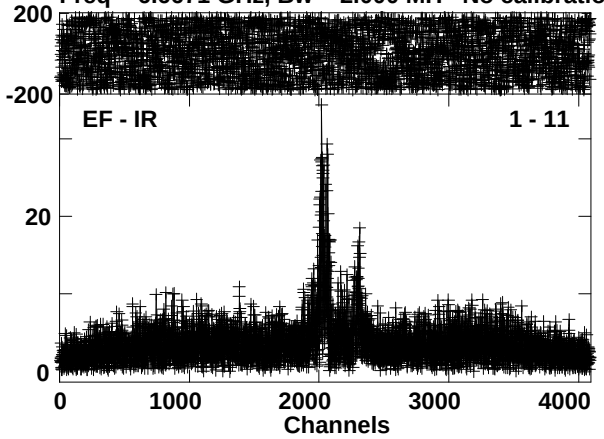

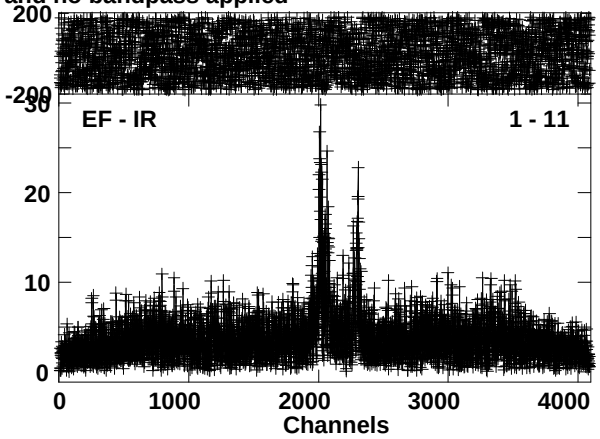

Lower frame: Milli Ampl Jy Top frame: Phas deg
Vector averaged cross-power spectrum Baseline: EF (01) - IR (11)
Timerange: 00/07:13:31 to 00/07:15:29

Plot file version 145 created 16-AUG-2016 13:49:36
J1832-2039 EM117A 2.UVDATA.1
Freq = 6.6671 GHz, Bw = 2.000 MH No calibration applied and no bandpass applied

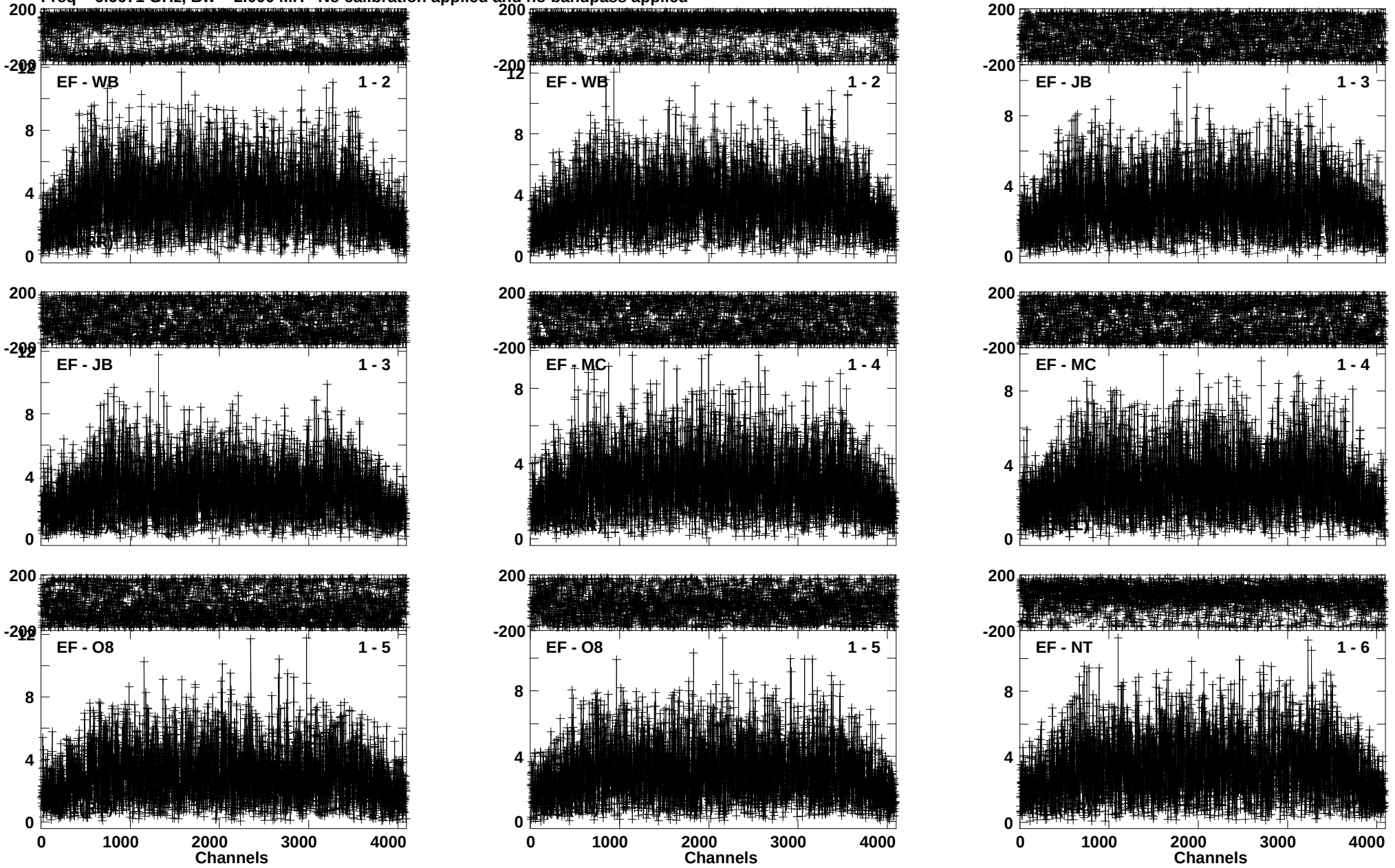

Lower frame: Milli Ampl Jy Top frame: Phas deg
Vector averaged cross-power spectrum Baseline: EF (01) - WB (02)
Timerange: 00/07:15:37 to 00/07:18:29

Plot file version 146 created 16-AUG-2016 13:49:37
J1832-2039 EM117A 2.UVDATA.1
Freq = 6.6671 GHz, Bw = 2.000 MH No calibration applied and no bandpass applied

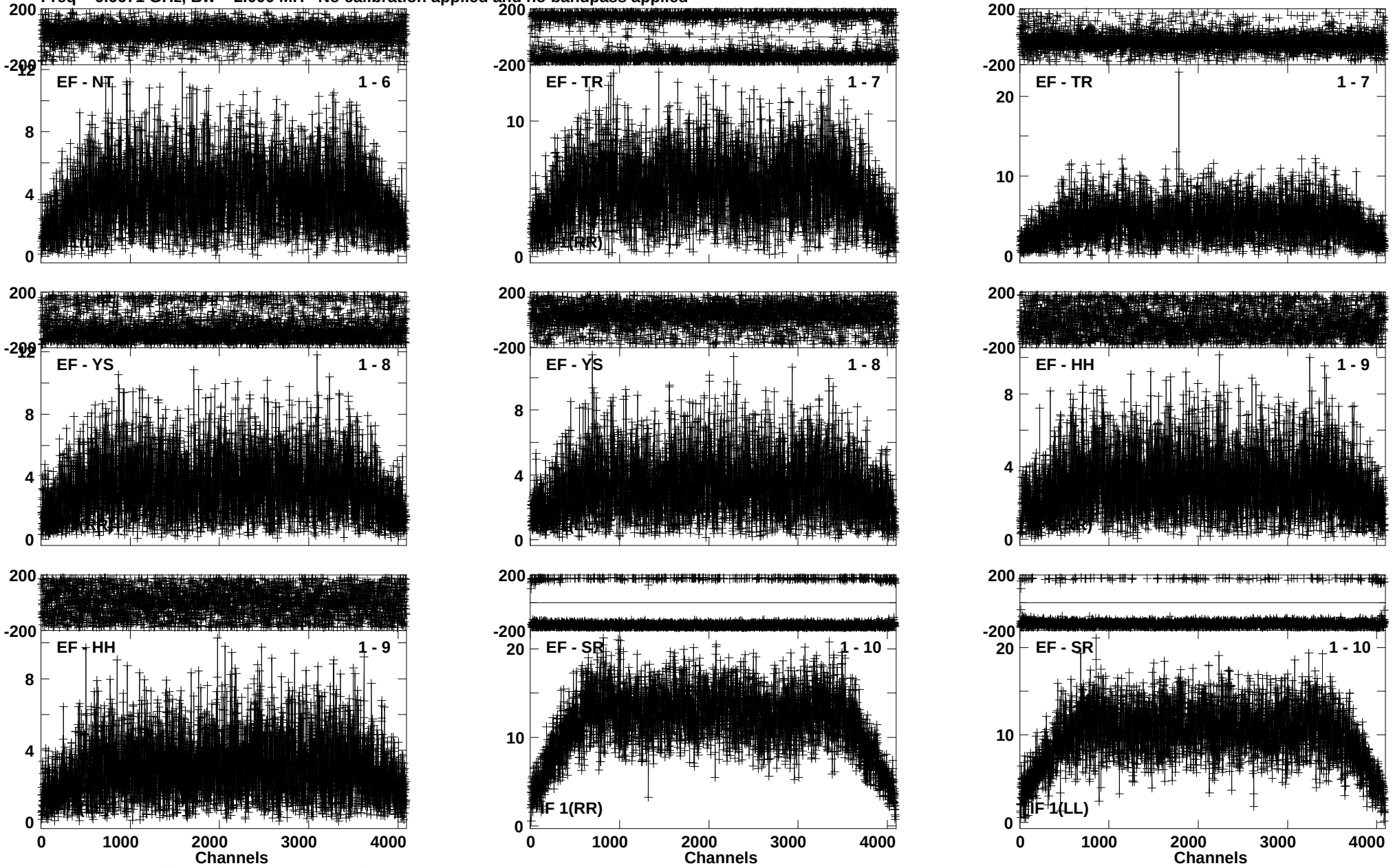

Lower frame: Milli Ampl Jy Top frame: Phas deg
Vector averaged cross-power spectrum Baseline: EF (01) - NT (06)
Timerange: 00/07:15:37 to 00/07:18:29

Plot file version 147 created 16-AUG-2016 13:49:39
J1832-2039 EM117A 2.UVDATA.1
Freq = 6.6671 GHz, Bw = 2.000 MH No calibration applied and no bandpass applied

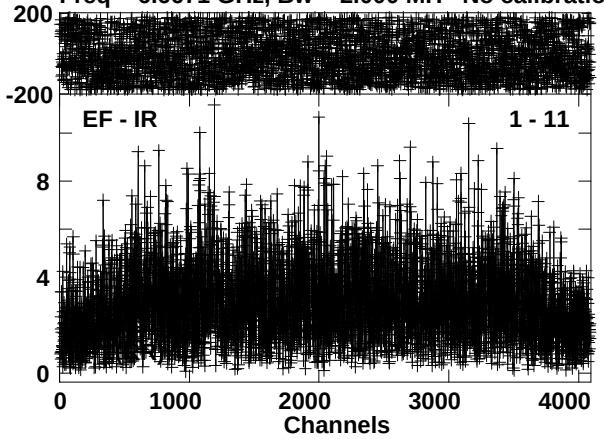

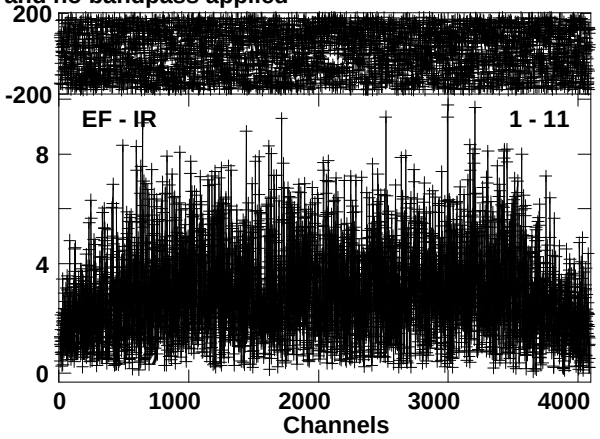

Lower frame: Milli Ampl Jy Top frame: Phas deg
Vector averaged cross-power spectrum Baseline: EF (01) - IR (11)
Timerange: 00/07:15:37 to 00/07:18:29

Plot file version 148 created 16-AUG-2016 13:49:39
G012.68-0.18 EM117A 2.UVDATA.1
Freq = 6.6671 GHz, Bw = 2.000 MH No calibration applied and no bandpass applied

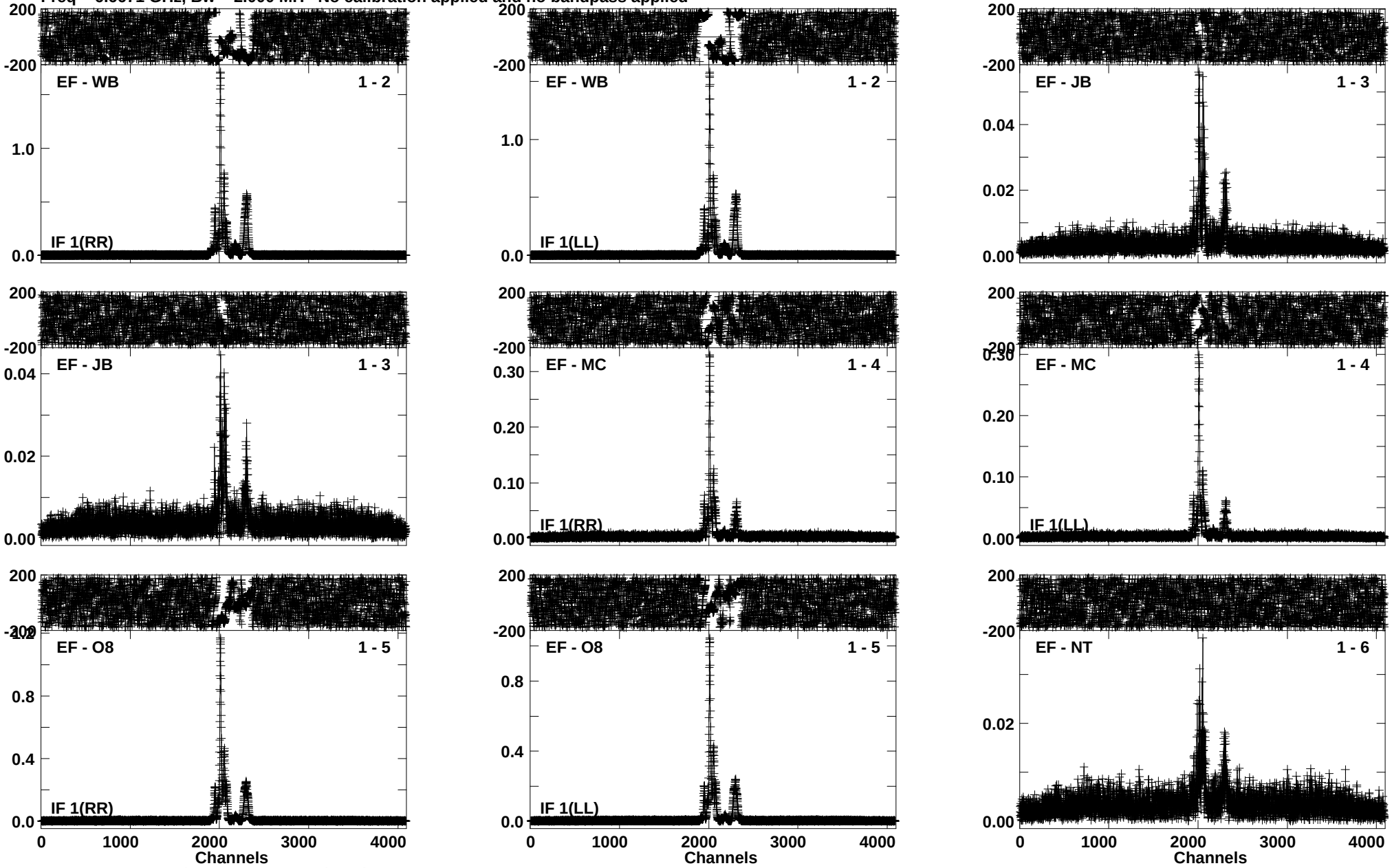

Lower frame: Ampl Jy Top frame: Phas deg
Vector averaged cross-power spectrum Baseline: EF (01) - WB (02)
Timerange: 00/07:18:37 to 00/07:20:29

Plot file version 149 created 16-AUG-2016 13:49:40
G012.68-0.18 EM117A 2.UVDATA.1
Freq = 6.6671 GHz, Bw = 2.000 MH No calibration applied and no bandpass applied

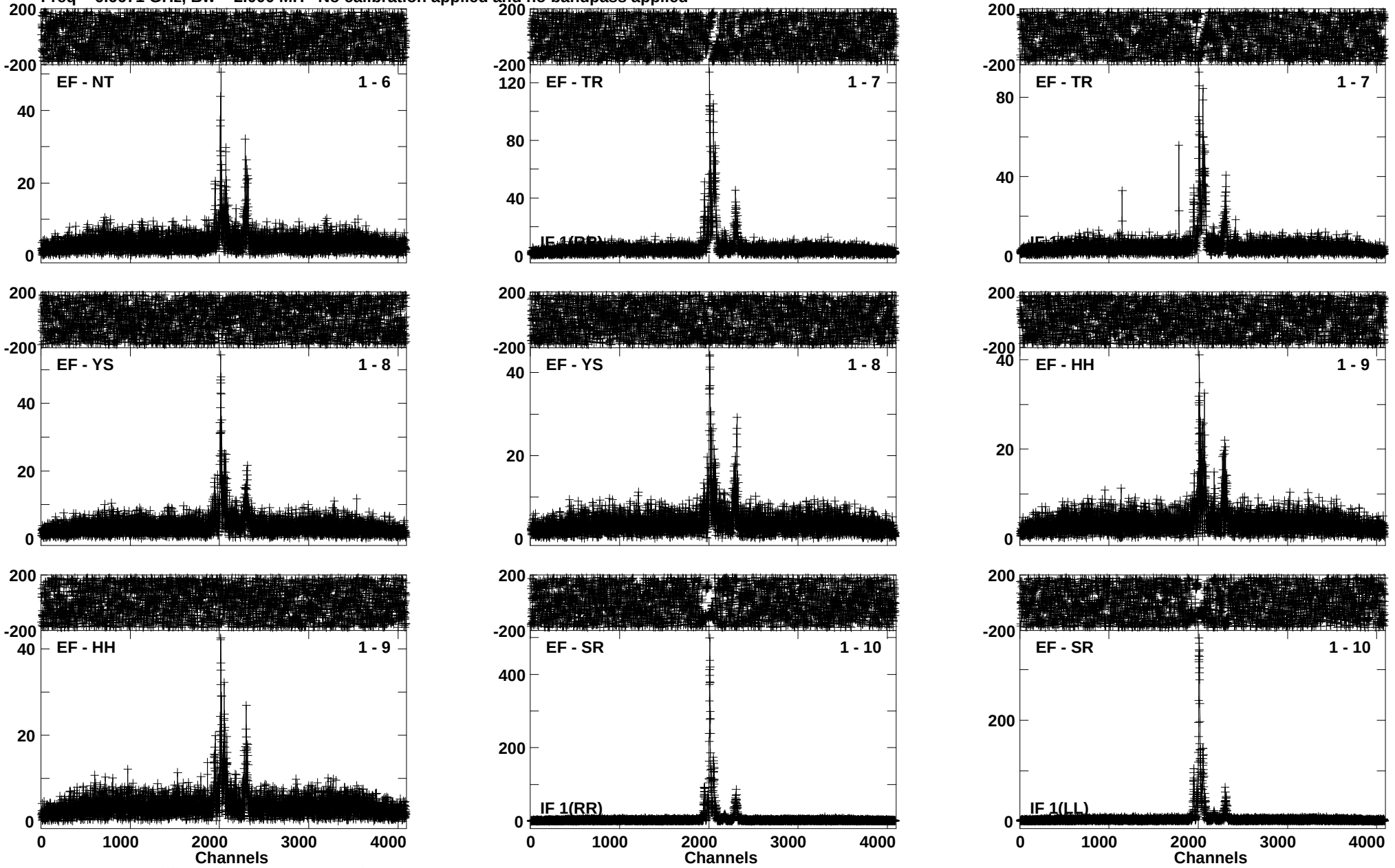

Lower frame: Milli Ampl Jy Top frame: Phas deg
Vector averaged cross-power spectrum Baseline: EF (01) - NT (06)
Timerange: 00/07:18:37 to 00/07:20:29

Plot file version 150 created 16-AUG-2016 13:49:41
G012.68-0.18 EM117A 2.UVDATA.1
Freq = 6.6671 GHz, Bw = 2.000 MH No calibration applied and no bandpass applied

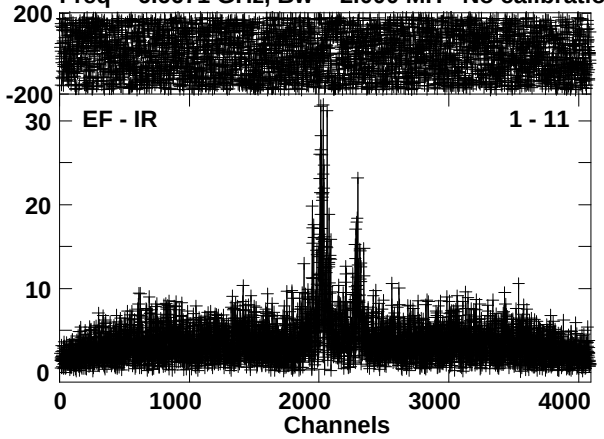

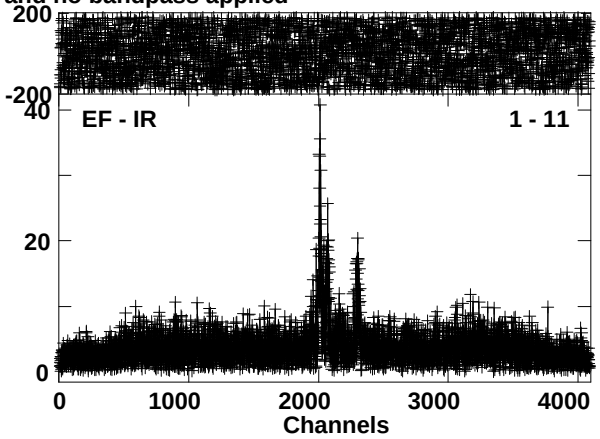

Lower frame: Milli Ampl Jy Top frame: Phas deg
Vector averaged cross-power spectrum Baseline: EF (01) - IR (11)
Timerange: 00/07:18:37 to 00/07:20:29

Plot file version 151 created 16-AUG-2016 13:49:41
J1832-2039 EM117A 2.UVDATA.1
Freq = 6.6671 GHz, Bw = 2.000 MH No calibration applied and no bandpass applied

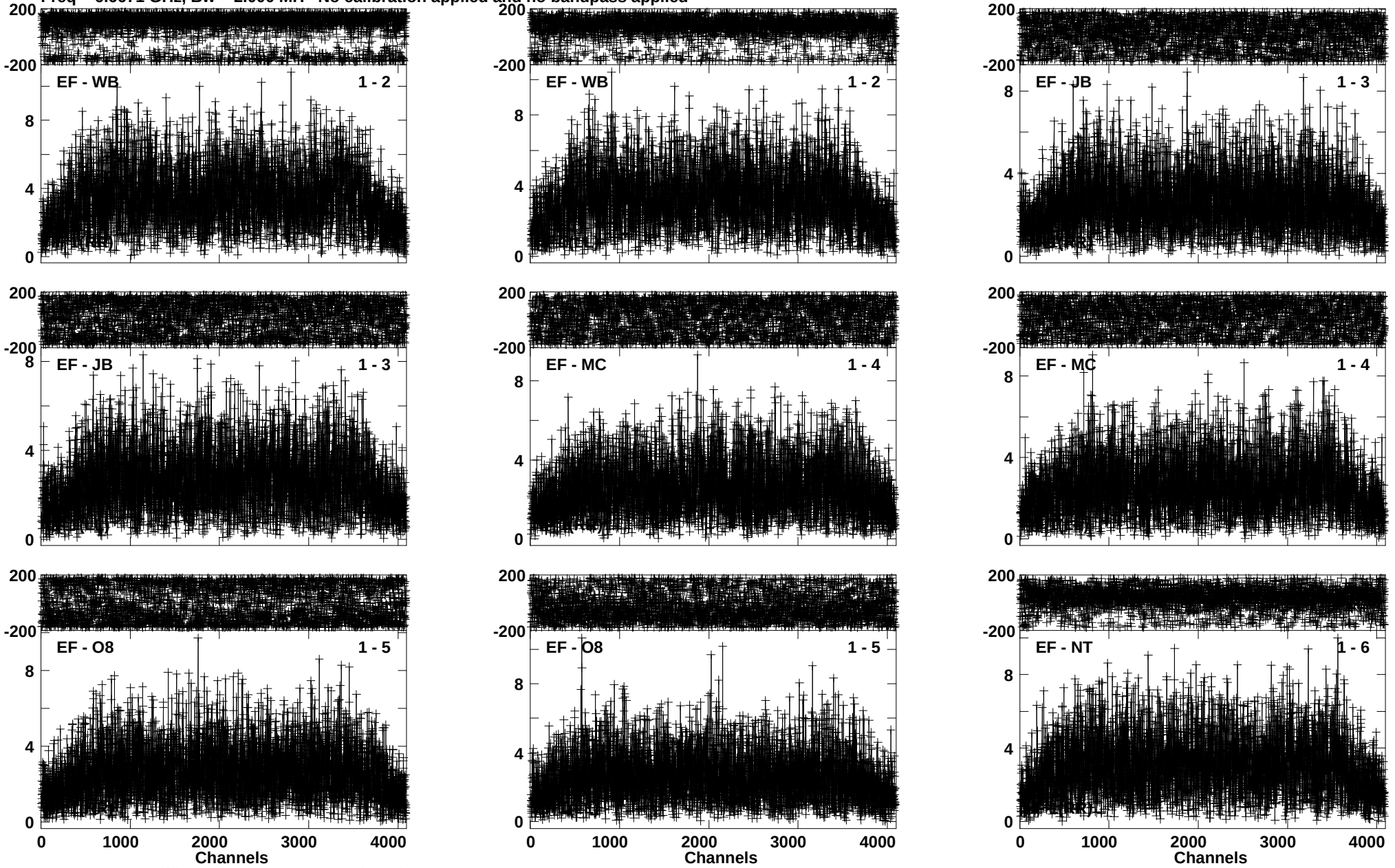

Lower frame: Milli Ampl Jy Top frame: Phas deg
Vector averaged cross-power spectrum Baseline: EF (01) - WB (02)
Timerange: 00/07:21:11 to 00/07:24:09

Plot file version 152 created 16-AUG-2016 13:49:42
J1832-2039 EM117A 2.UVDATA.1
Freq = 6.6671 GHz, Bw = 2.000 MH No calibration applied and no bandpass applied

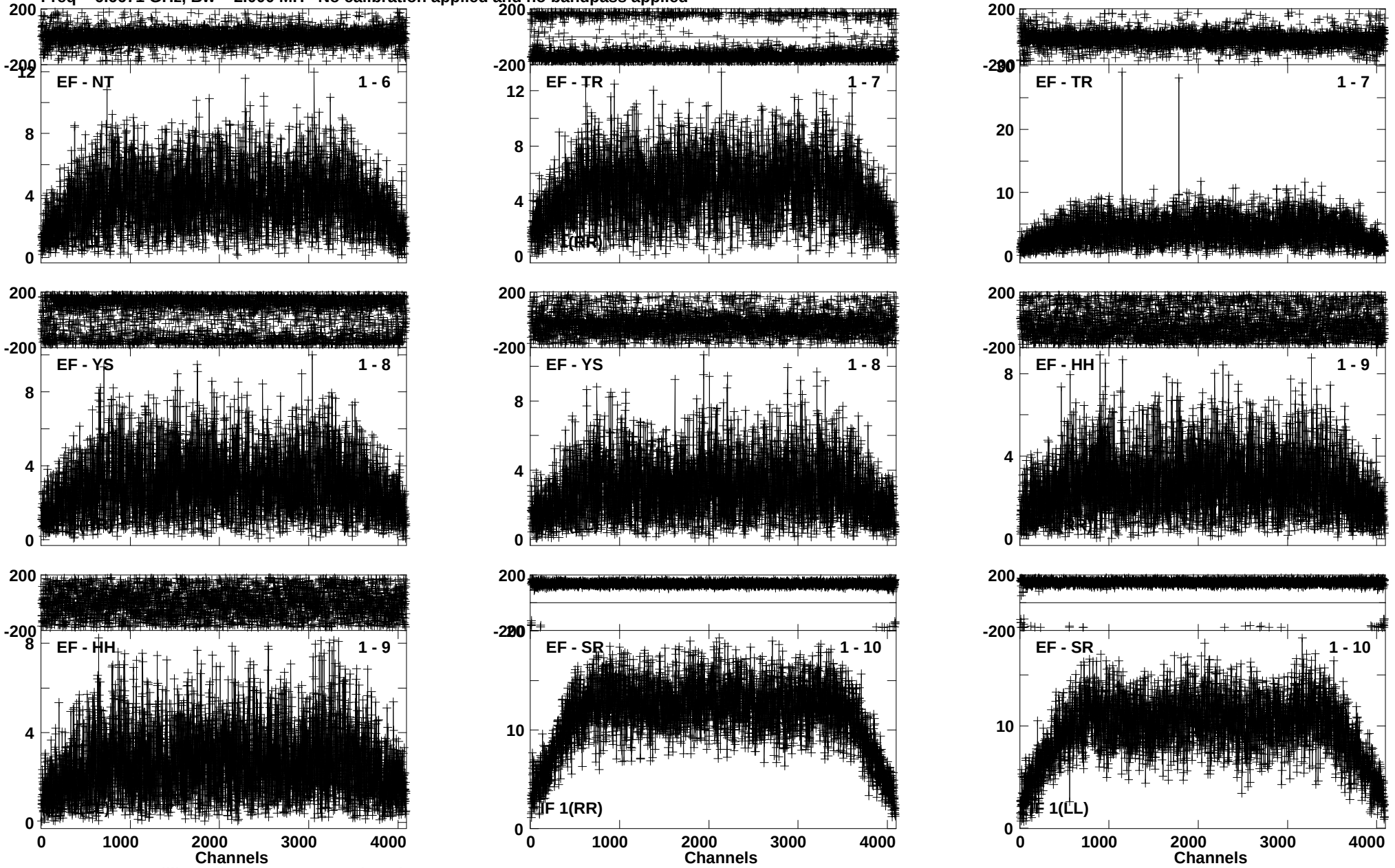

Lower frame: Milli Ampl Jy Top frame: Phas deg
Vector averaged cross-power spectrum Baseline: EF (01) - NT (06)
Timerange: 00/07:21:11 to 00/07:24:09

Plot file version 153 created 16-AUG-2016 13:49:44
J1832-2039 EM117A 2.UVDATA.1
Freq = 6.6671 GHz, Bw = 2.000 MH No calibration applied and no bandpass applied

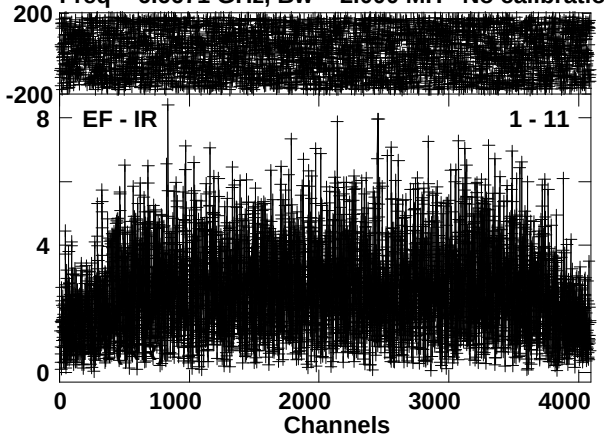

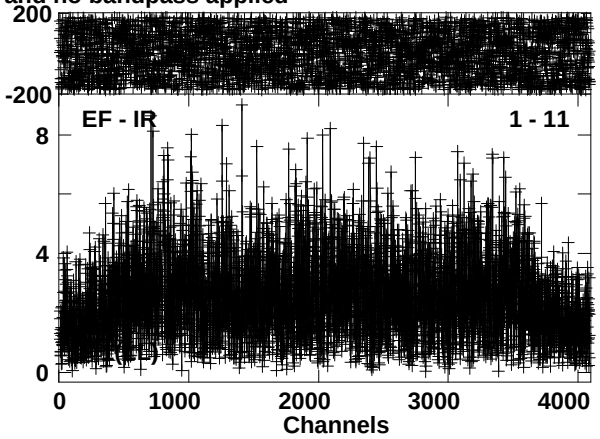

Lower frame: Milli Ampl Jy Top frame: Phas deg
Vector averaged cross-power spectrum Baseline: EF (01) - IR (11)
Timerange: 00/07:21:11 to 00/07:24:09

Plot file version 154 created 16-AUG-2016 13:49:44
G012.68-0.18 EM117A 2.UVDATA.1
Freq = 6.6671 GHz, Bw = 2.000 MH No calibration applied and no bandpass applied

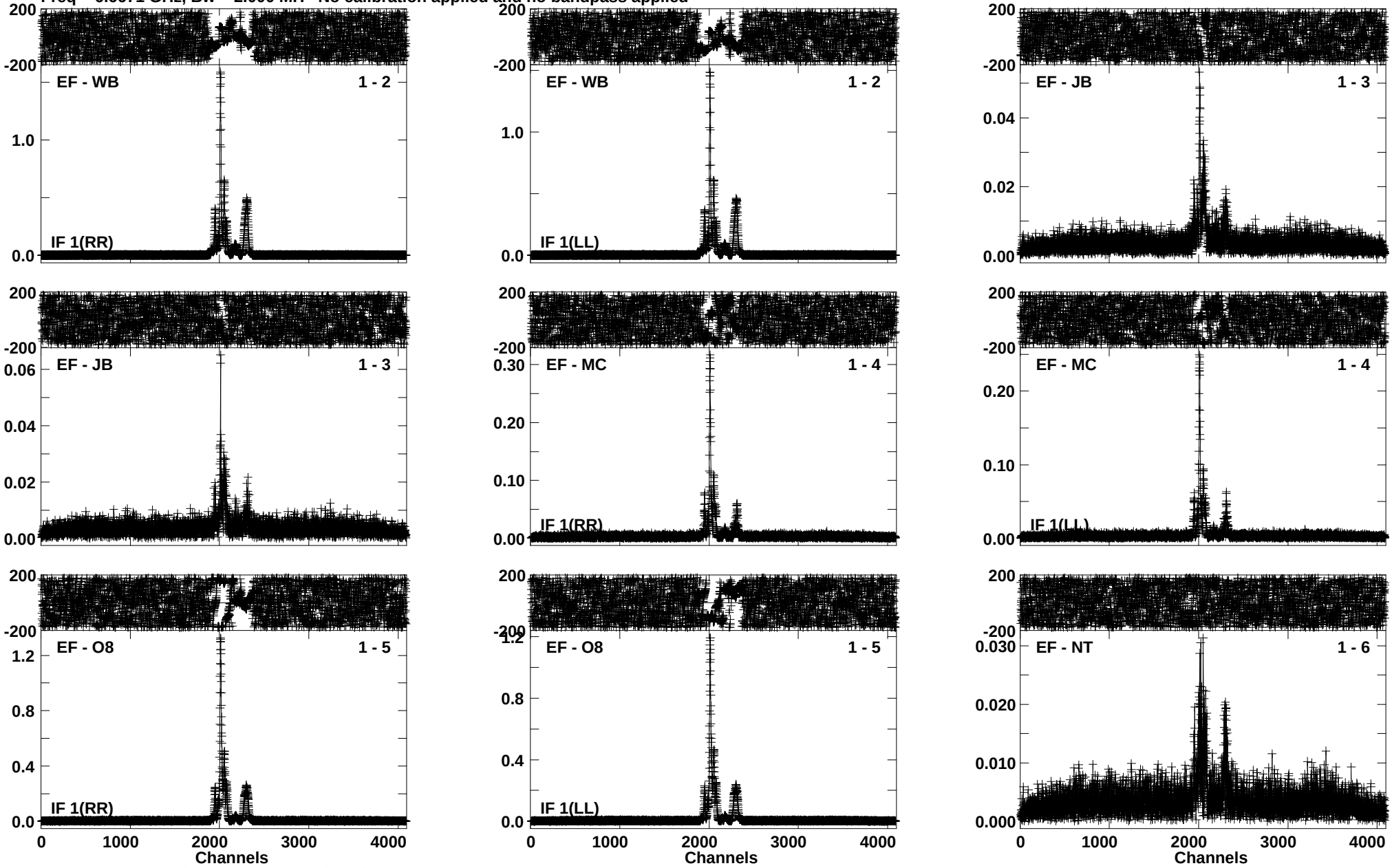

Lower frame: Ampl Jy Top frame: Phas deg
Vector averaged cross-power spectrum Baseline: EF (01) - WB (02)
Timerange: 00/07:24:11 to 00/07:26:09

Plot file version 155 created 16-AUG-2016 13:49:45
G012.68-0.18 EM117A 2.UVDATA.1
Freq = 6.6671 GHz, Bw = 2.000 MH No calibration applied and no bandpass applied

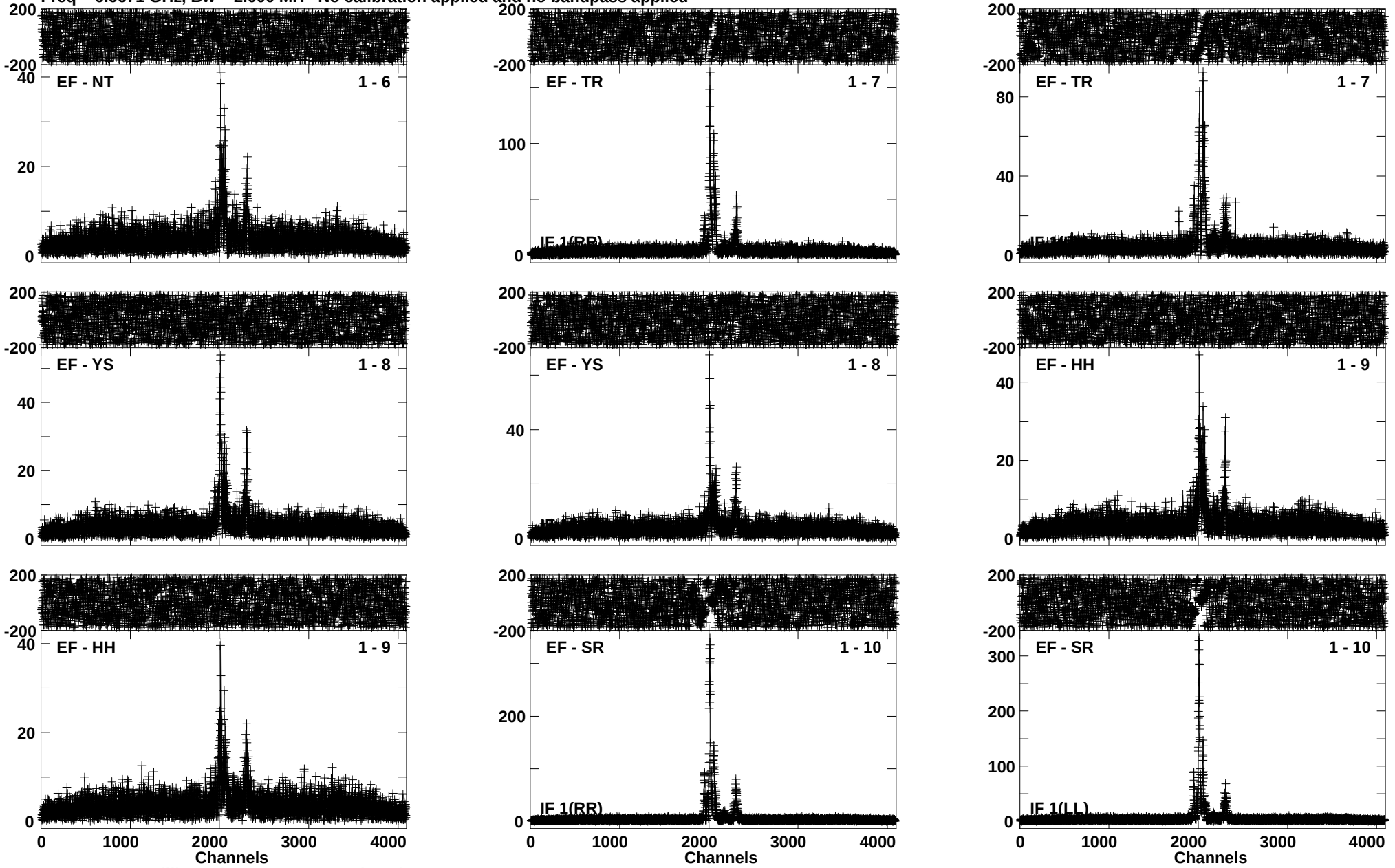

Lower frame: Milli Ampl Jy Top frame: Phas deg
Vector averaged cross-power spectrum Baseline: EF (01) - NT (06)
Timerange: 00/07:24:11 to 00/07:26:09

Plot file version 156 created 16-AUG-2016 13:49:46
G012.68-0.18 EM117A 2.UVDATA.1
Freq = 6.6671 GHz, Bw = 2.000 MH No calibration applied and no bandpass applied

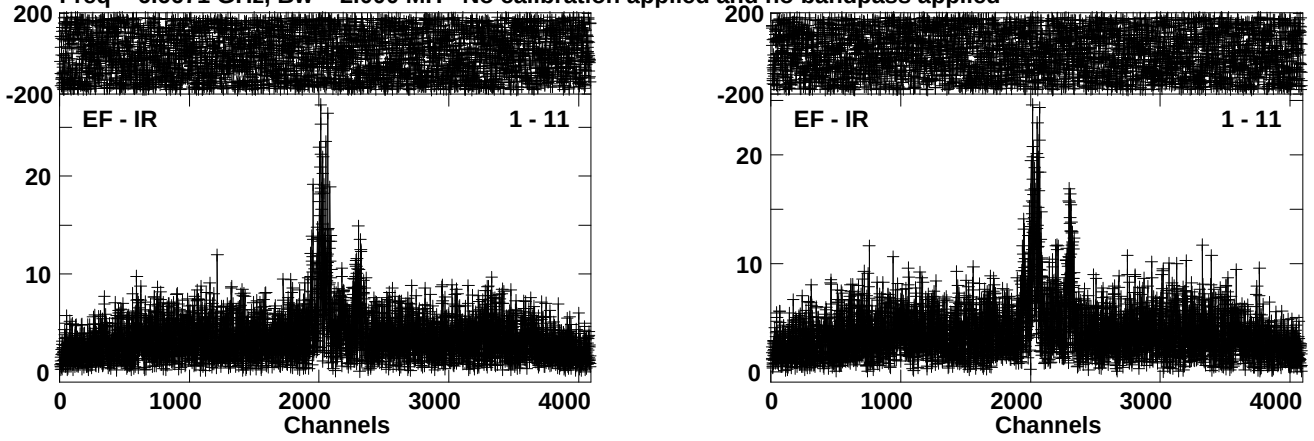

Lower frame: Milli Ampl Jy Top frame: Phas deg
Vector averaged cross-power spectrum Baseline: EF (01) - IR (11)
Timerange: 00/07:24:11 to 00/07:26:09

Plot file version 157 created 16-AUG-2016 13:49:46
J1832-2039 EM117A 2.UVDATA.1
Freq = 6.6671 GHz, Bw = 2.000 MH No calibration applied and no bandpass applied

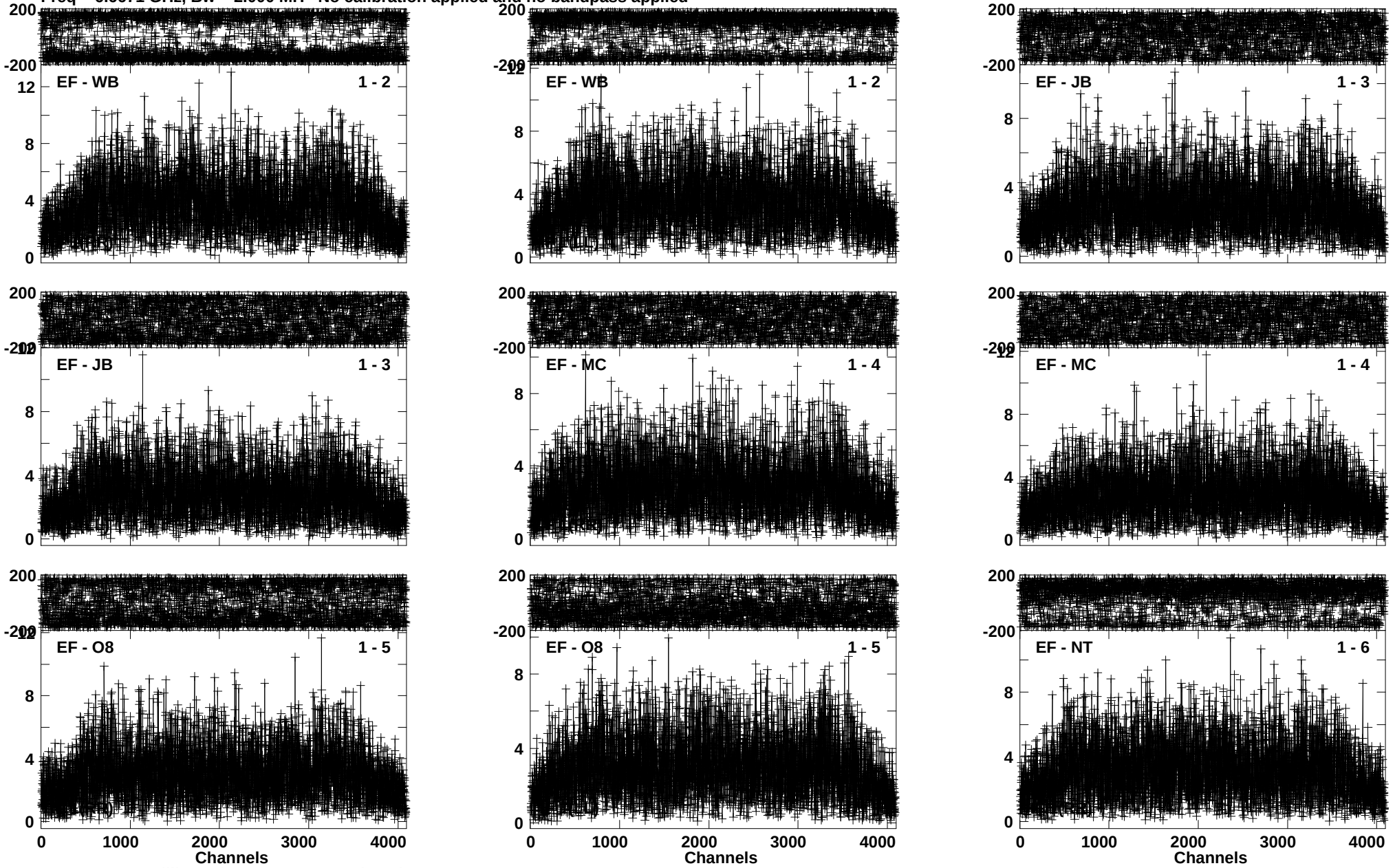

Lower frame: Milli Ampl Jy Top frame: Phas deg
Vector averaged cross-power spectrum Baseline: EF (01) - WB (02)
Timerange: 00/07:26:17 to 00/07:29:09

Plot file version 158 created 16-AUG-2016 13:49:47
J1832-2039 EM117A 2.UVDATA.1
Freq = 6.6671 GHz, Bw = 2.000 MH No calibration applied and no bandpass applied

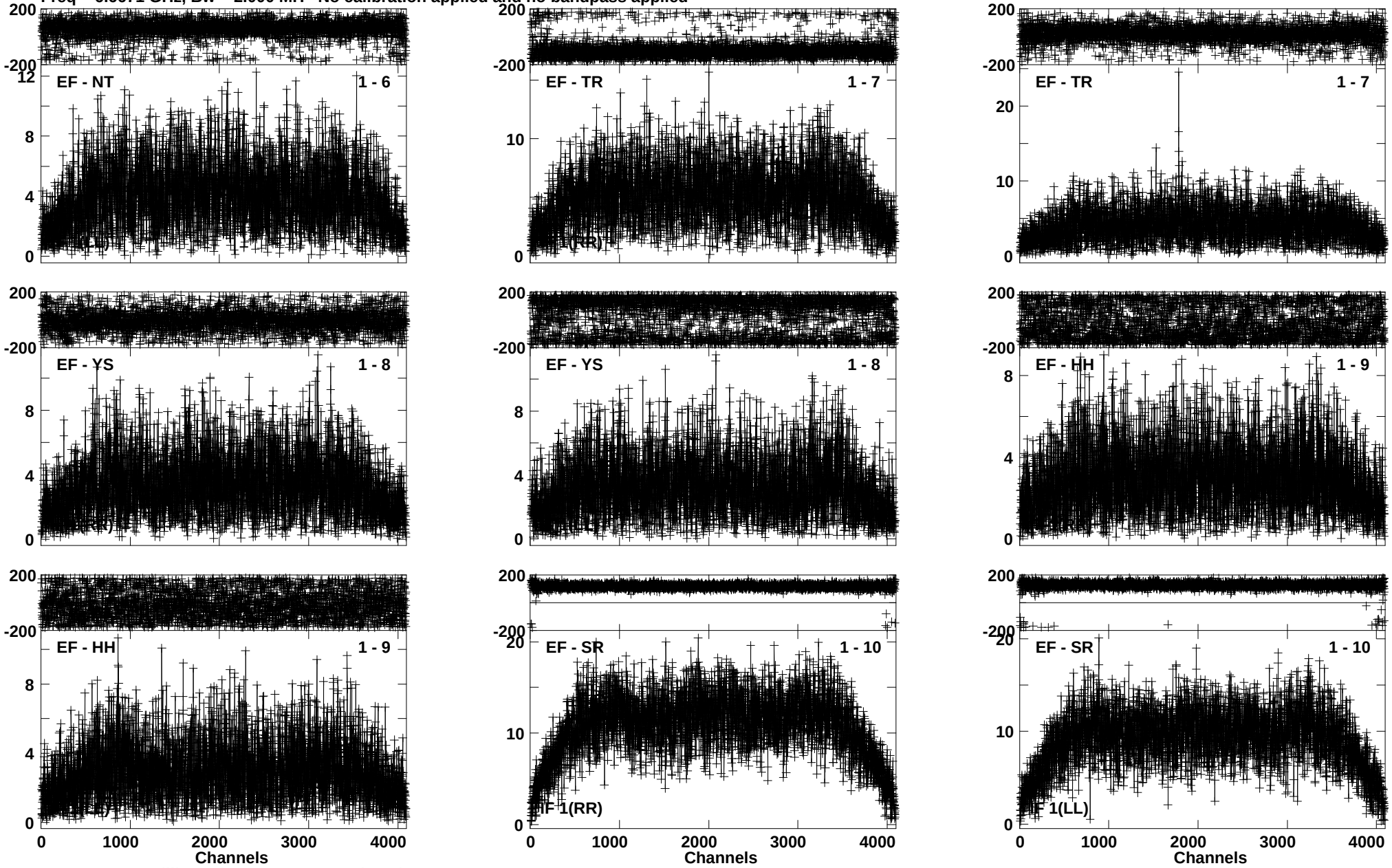

Lower frame: Milli Ampl Jy Top frame: Phas deg
Vector averaged cross-power spectrum Baseline: EF (01) - NT (06)
Timerange: 00/07:26:17 to 00/07:29:09

Plot file version 159 created 16-AUG-2016 13:49:48
J1832-2039 EM117A 2.UVDATA.1
Freq = 6.6671 GHz, Bw = 2.000 MH No calibration applied and no bandpass applied

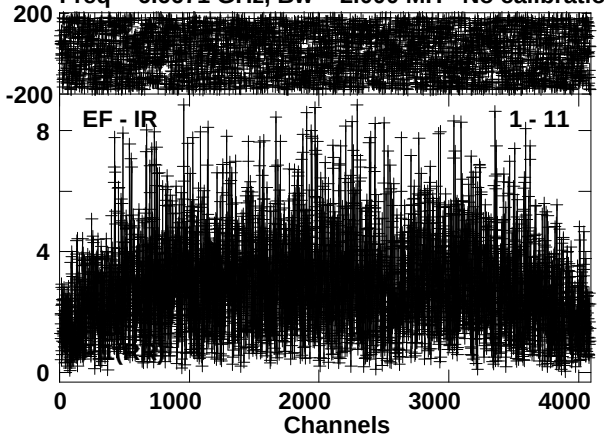

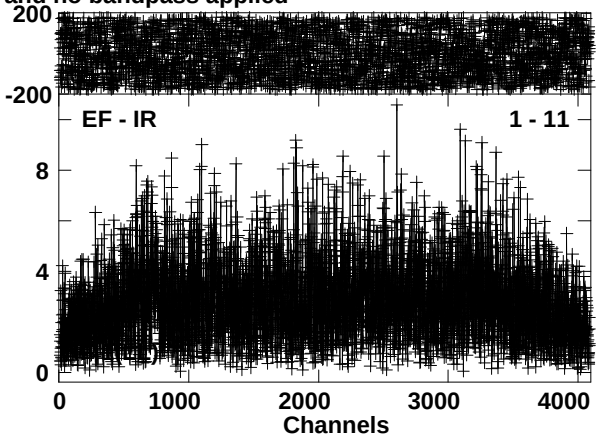

Lower frame: Milli Ampl Jy Top frame: Phas deg
Vector averaged cross-power spectrum Baseline: EF (01) - IR (11)
Timerange: 00/07:26:17 to 00/07:29:09

Plot file version 160 created 16-AUG-2016 13:49:48
G012.68-0.18 EM117A 2.UVDATA.1
Freq = 6.6671 GHz, Bw = 2.000 MH No calibration applied and no bandpass applied

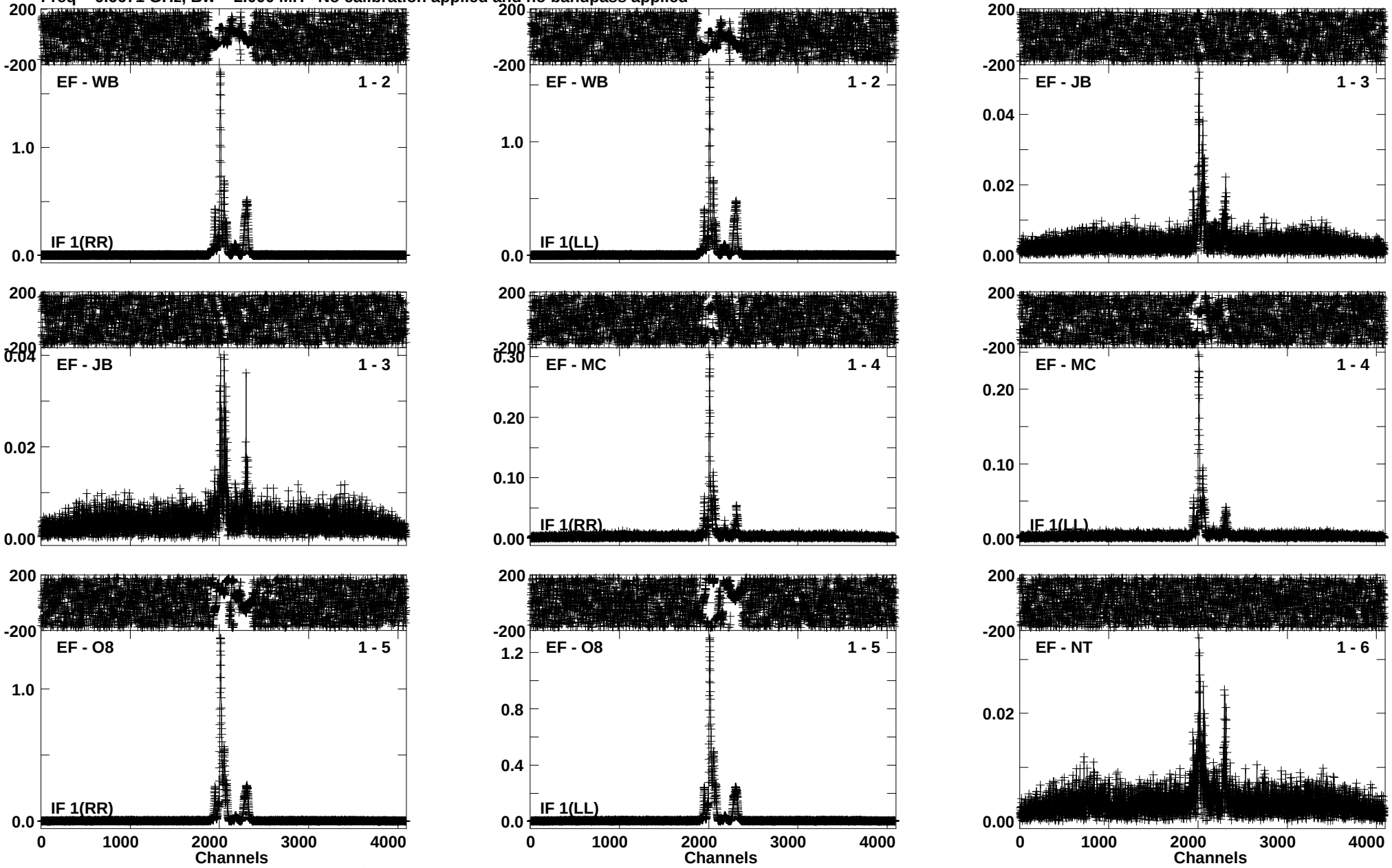

Lower frame: Ampl Jy Top frame: Phas deg
Vector averaged cross-power spectrum Baseline: EF (01) - WB (02)
Timerange: 00/07:29:11 to 00/07:31:09

Plot file version 161 created 16-AUG-2016 13:49:49
G012.68-0.18 EM117A 2.UVDATA.1
Freq = 6.6671 GHz, Bw = 2.000 MH No calibration applied and no bandpass applied

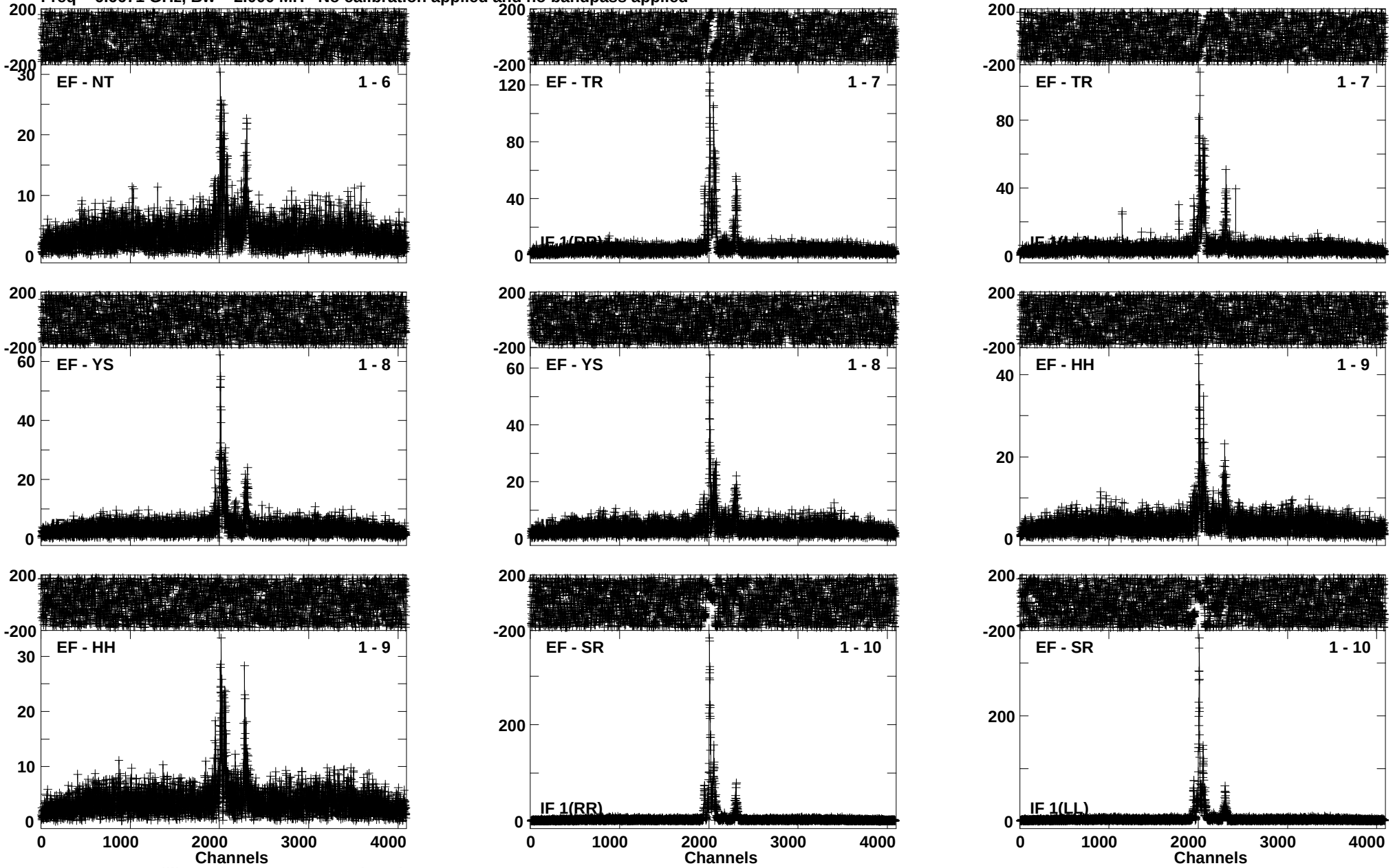

Lower frame: Milli Ampl Jy Top frame: Phas deg
Vector averaged cross-power spectrum Baseline: EF (01) - NT (06)
Timerange: 00/07:29:11 to 00/07:31:09

Plot file version 162 created 16-AUG-2016 13:49:50
G012.68-0.18 EM117A 2.UVDATA.1
Freq = 6.6671 GHz, Bw = 2.000 MH No calibration applied and no bandpass applied

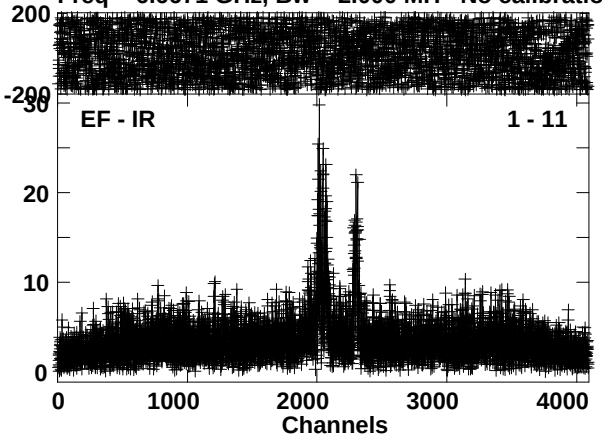

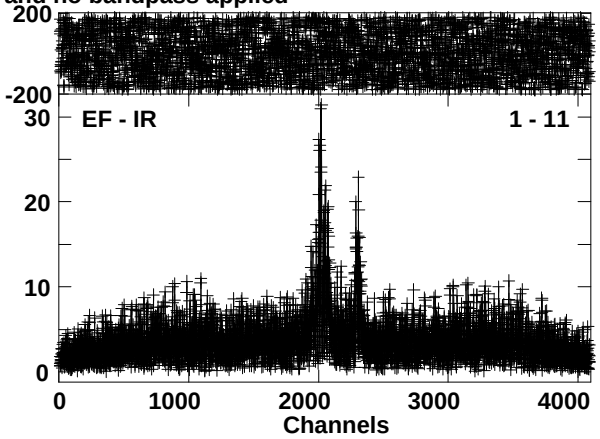

Lower frame: Milli Ampl Jy Top frame: Phas deg
Vector averaged cross-power spectrum Baseline: EF (01) - IR (11)
Timerange: 00/07:29:11 to 00/07:31:09

Plot file version 163 created 16-AUG-2016 13:49:51
J1832-2039 EM117A 2.UVDATA.1
Freq = 6.6671 GHz, Bw = 2.000 MH No calibration applied and no bandpass applied

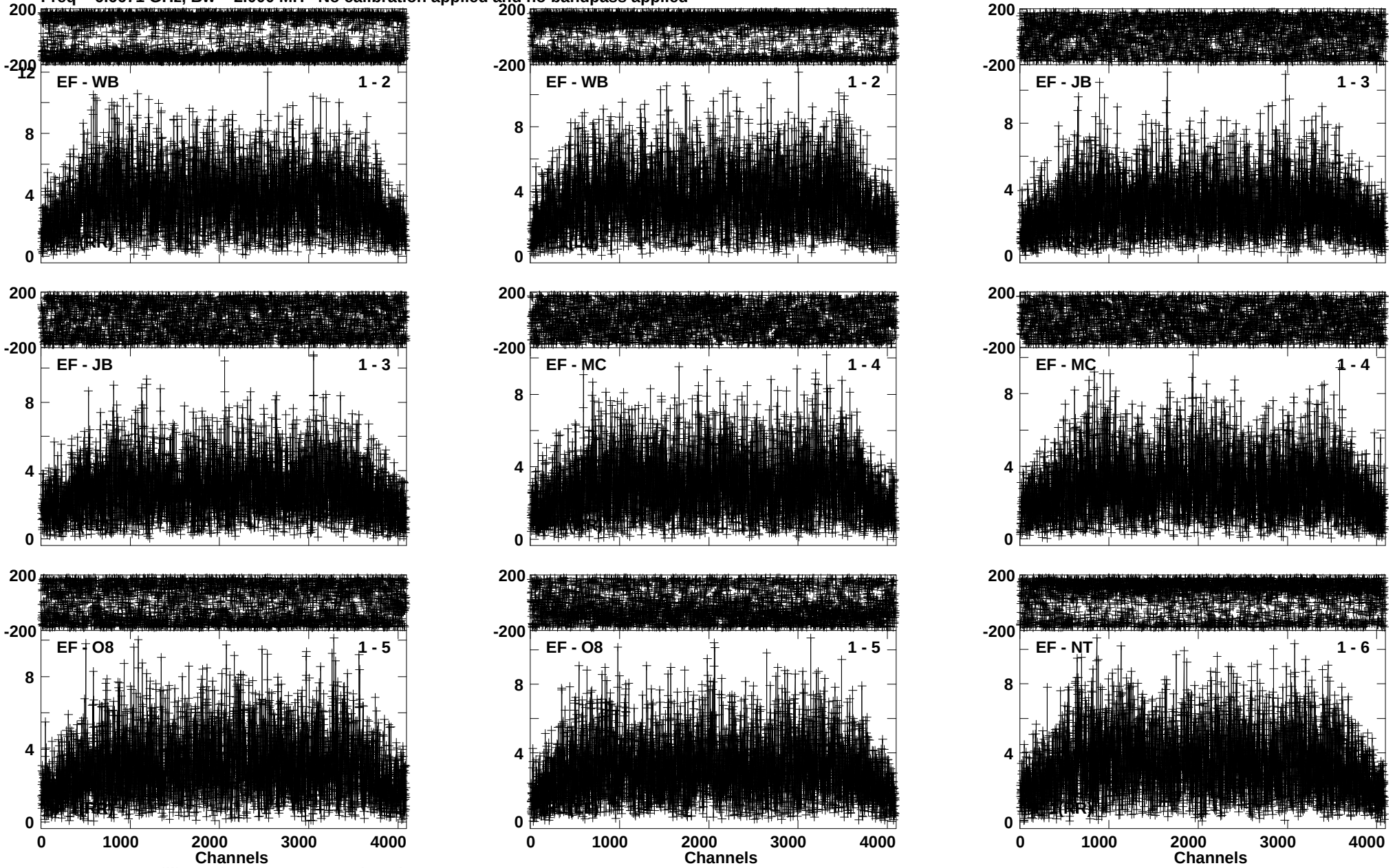

Lower frame: Milli Ampl Jy Top frame: Phas deg
Vector averaged cross-power spectrum Baseline: EF (01) - WB (02)
Timerange: 00/07:31:17 to 00/07:34:09

Plot file version 164 created 16-AUG-2016 13:49:52
J1832-2039 EM117A 2.UVDATA.1
Freq = 6.6671 GHz, Bw = 2.000 MH No calibration applied and no bandpass applied

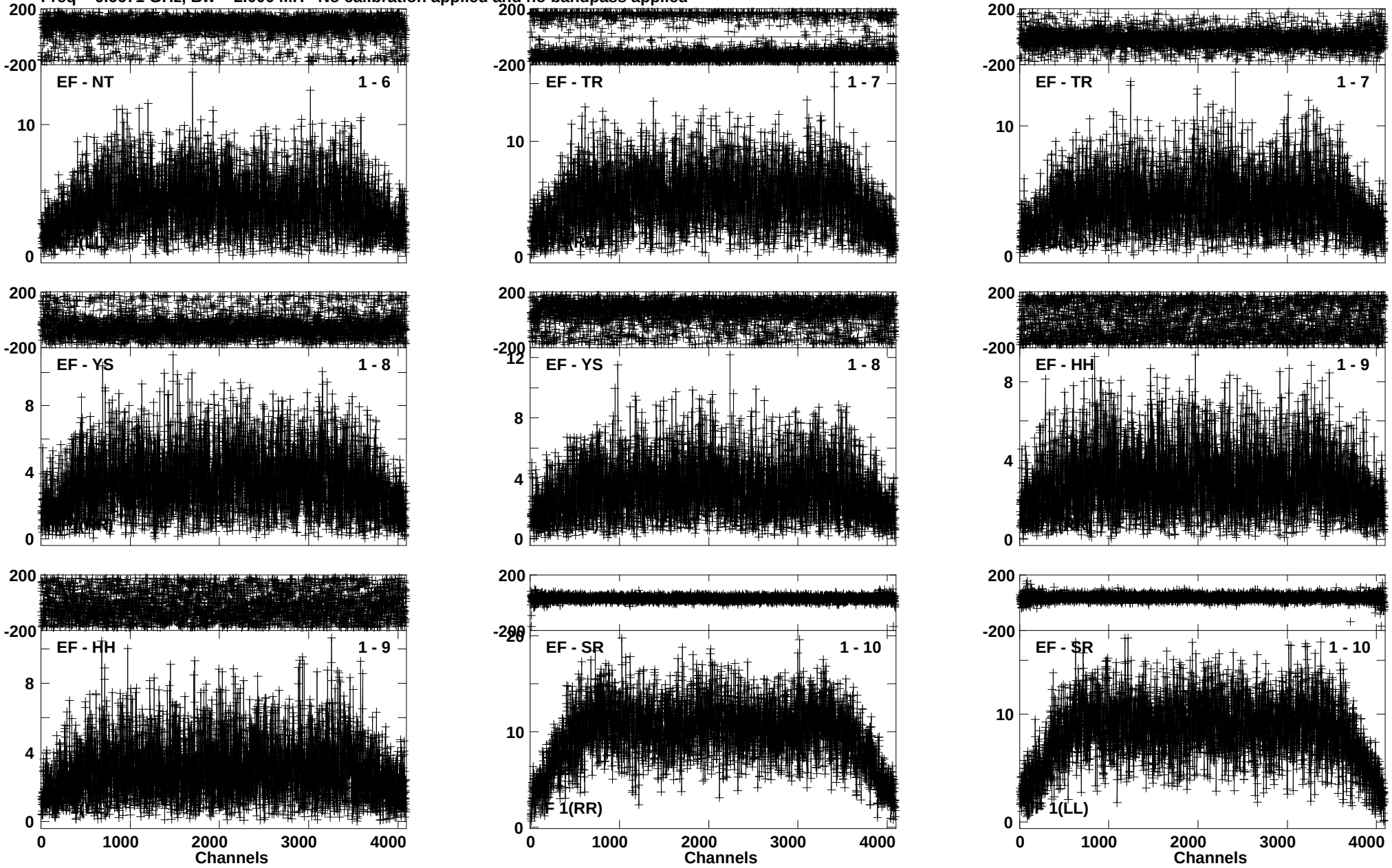

Lower frame: Milli Ampl Jy Top frame: Phas deg
Vector averaged cross-power spectrum Baseline: EF (01) - NT (06)
Timerange: 00/07:31:17 to 00/07:34:09

Plot file version 165 created 16-AUG-2016 13:49:55
J1832-2039 EM117A 2.UVDATA.1
Freq = 6.6671 GHz, Bw = 2.000 MH No calibration applied and no bandpass applied

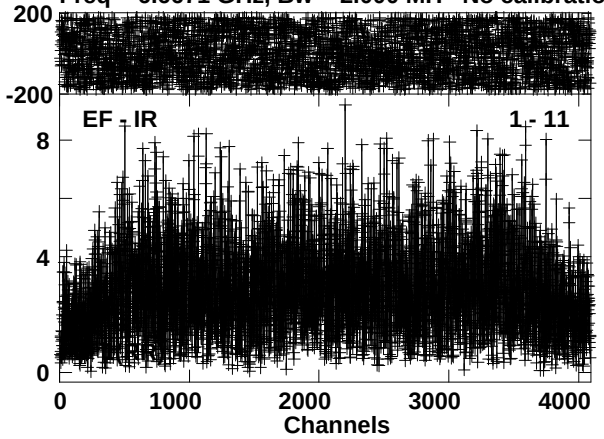

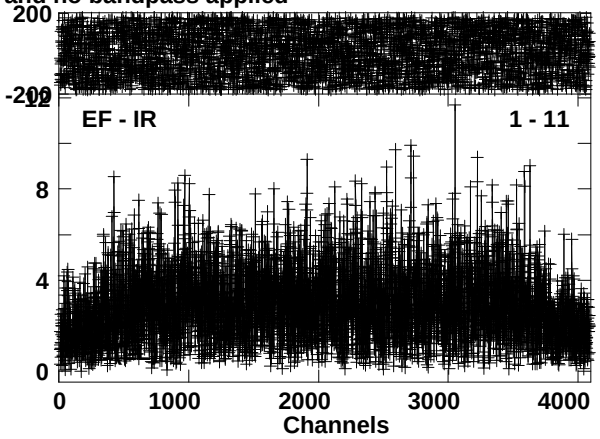

Lower frame: Milli Ampl Jy Top frame: Phas deg
Vector averaged cross-power spectrum Baseline: EF (01) - IR (11)
Timerange: 00/07:31:17 to 00/07:34:09

Plot file version 166 created 16-AUG-2016 13:49:55
J1331+3030 EM117A 2.UVDATA.1
Freq = 6.6671 GHz, Bw = 2.000 MH No calibration applied and no bandpass applied

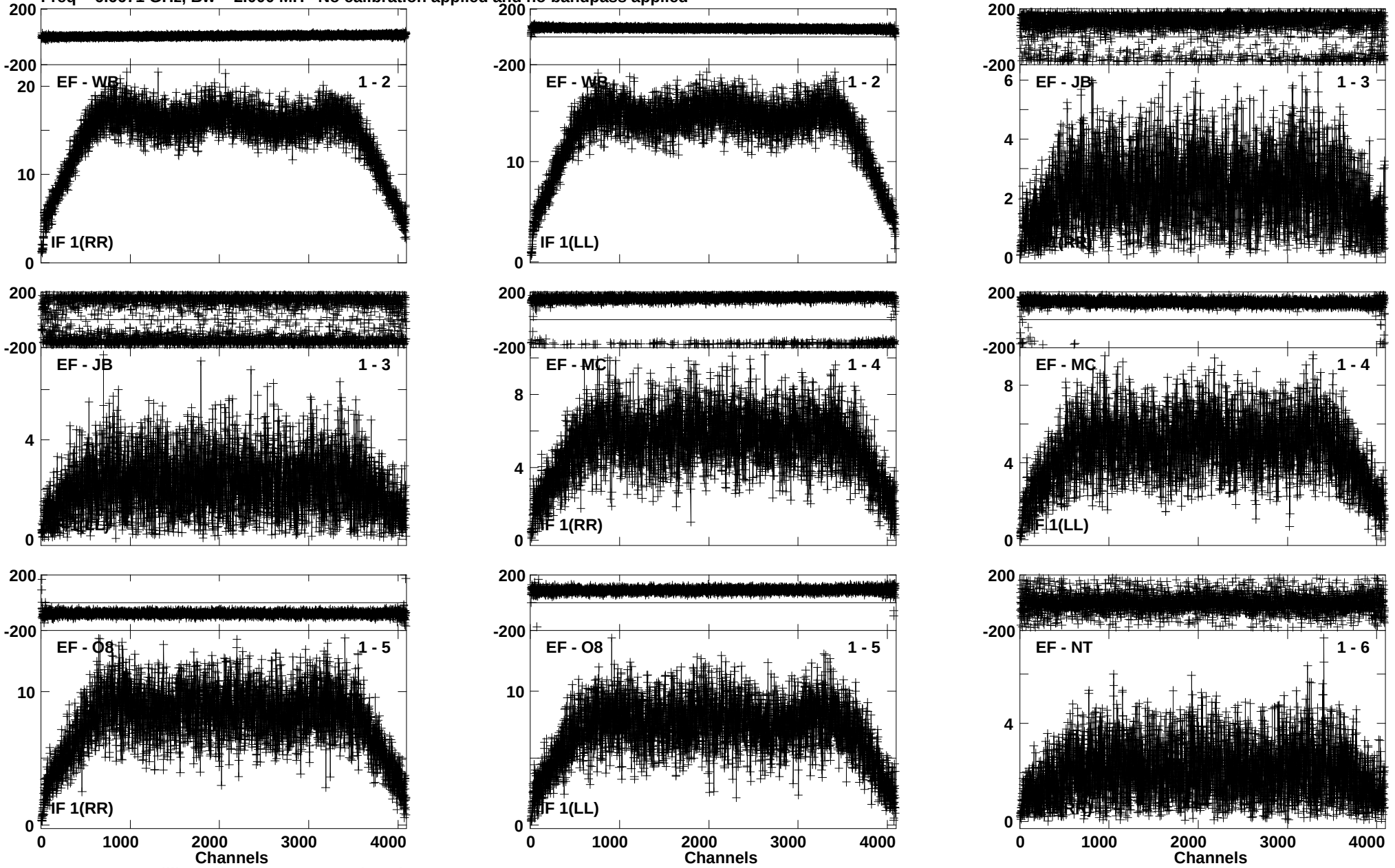

Lower frame: Milli Ampl Jy Top frame: Phas deg
Vector averaged cross-power spectrum Baseline: EF (01) - WB (02)
Timerange: 00/07:39:41 to 00/07:47:39

Plot file version 167 created 16-AUG-2016 13:49:57
J1331+3030 EM117A 2.UVDATA.1
Freq = 6.6671 GHz, Bw = 2.000 MH No calibration applied and no bandpass applied

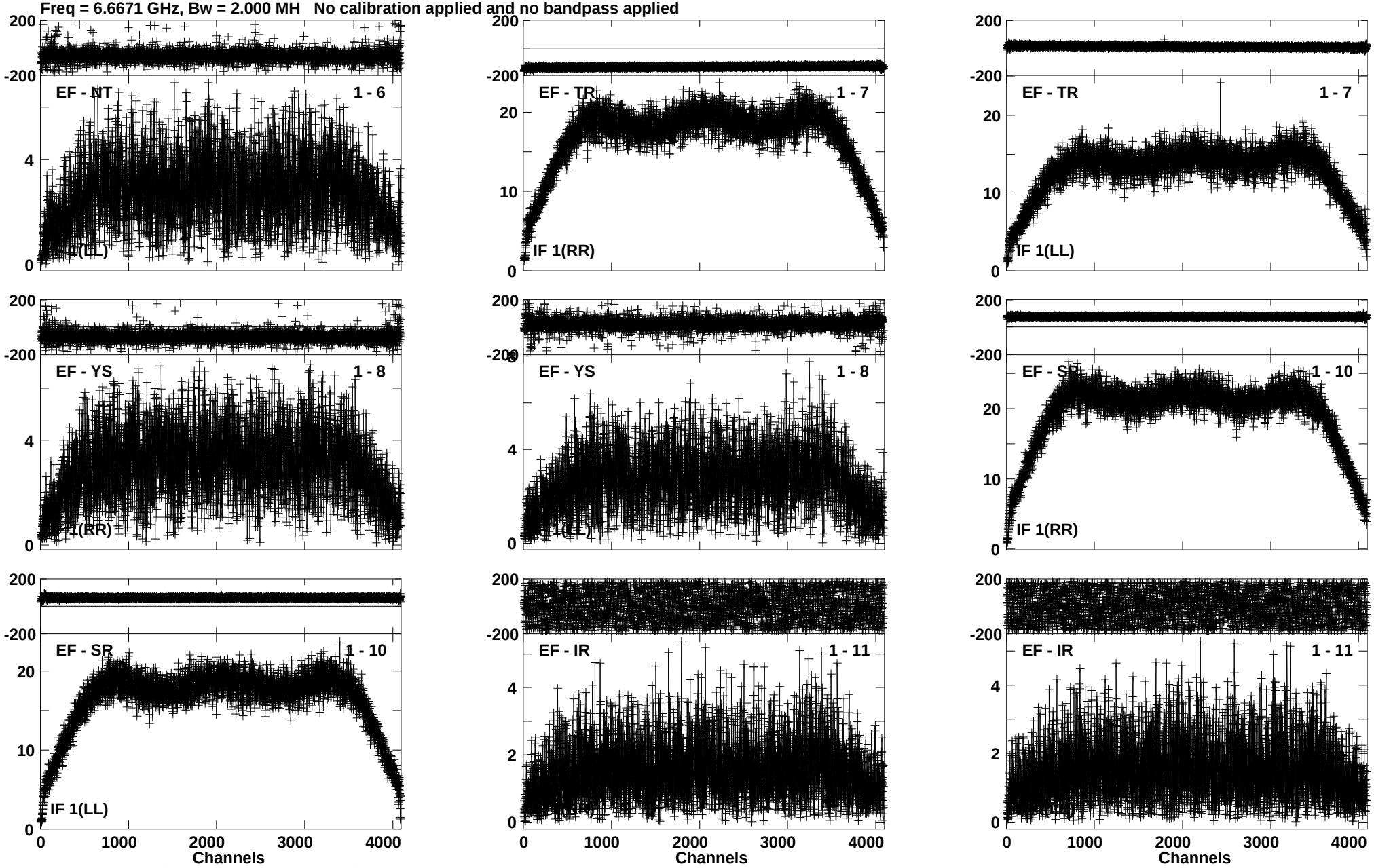

Lower frame: Milli Ampl Jy Top frame: Phas deg
Vector averaged cross-power spectrum Baseline: EF (01) - NT (06)
Timerange: 00/07:39:41 to 00/07:47:39

Plot file version 168 created 16-AUG-2016 13:50:00
J1832-2039 EM117A 2.UVDATA.1
Freq = 6.6671 GHz, Bw = 2.000 MH No calibration applied and no bandpass applied

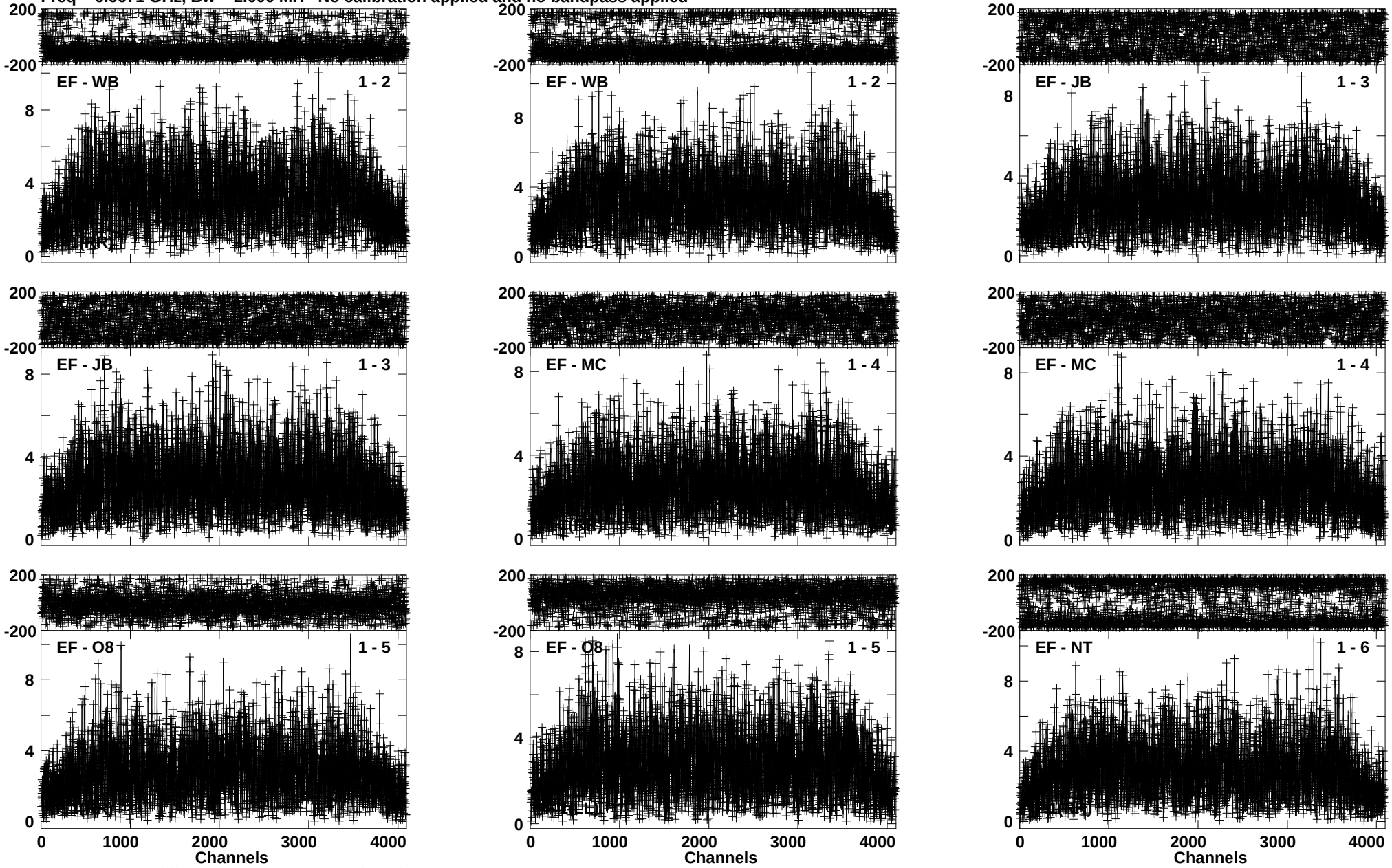

Lower frame: Milli Ampl Jy Top frame: Phas deg
Vector averaged cross-power spectrum Baseline: EF (01) - WB (02)
Timerange: 00/07:52:51 to 00/07:55:49

Plot file version 169 created 16-AUG-2016 13:50:01
J1832-2039 EM117A 2.UVDATA.1
Freq = 6.6671 GHz, Bw = 2.000 MH No calibration applied and no bandpass applied

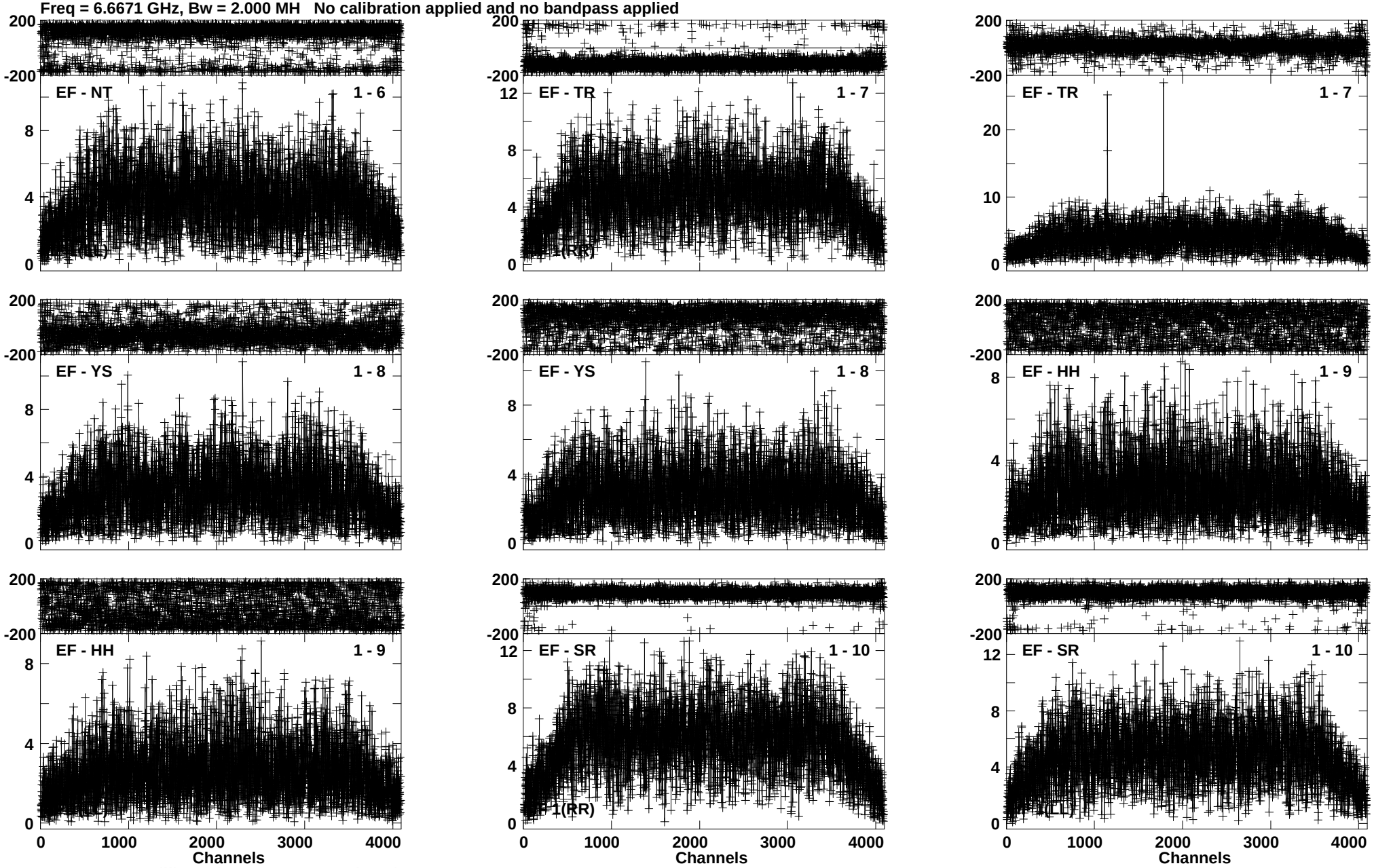

Lower frame: Milli Ampl Jy Top frame: Phas deg
Vector averaged cross-power spectrum Baseline: EF (01) - NT (06)
Timerange: 00/07:52:51 to 00/07:55:49

Plot file version 170 created 16-AUG-2016 13:50:03
J1832-2039 EM117A 2.UVDATA.1
Freq = 6.6671 GHz, Bw = 2.000 MH No calibration applied and no bandpass applied

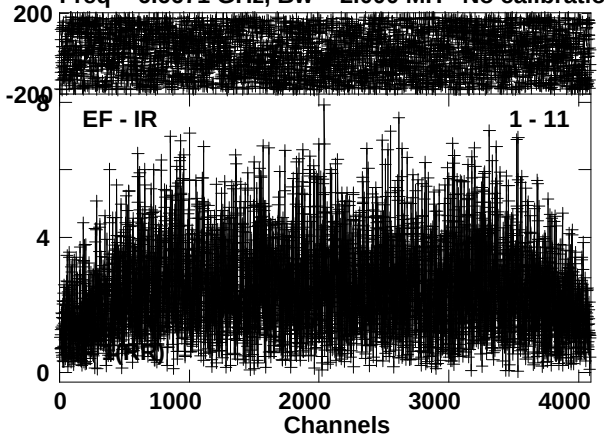

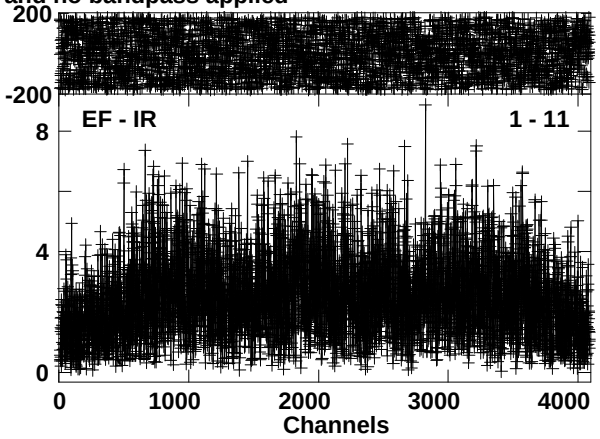

Lower frame: Milli Ampl Jy Top frame: Phas deg
Vector averaged cross-power spectrum Baseline: EF (01) - IR (11)
Timerange: 00/07:52:51 to 00/07:55:49

Plot file version 171 created 16-AUG-2016 13:50:03
G012.68-0.18 EM117A 2.UVDATA.1
Freq = 6.6671 GHz, Bw = 2.000 MH No calibration applied and no bandpass applied

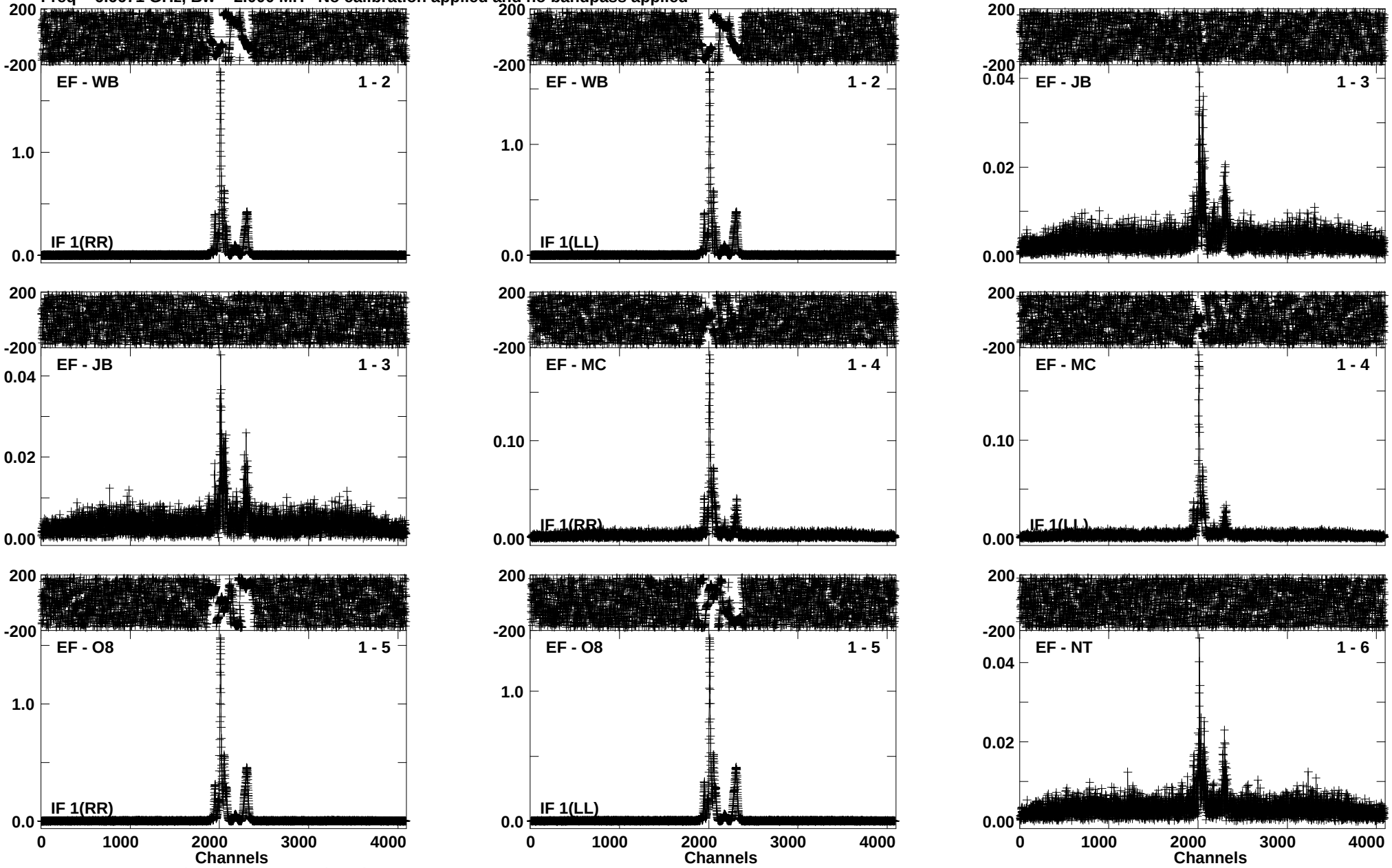

Lower frame: Ampl Jy Top frame: Phas deg
Vector averaged cross-power spectrum Baseline: EF (01) - WB (02)
Timerange: 00/07:55:51 to 00/07:57:49

Plot file version 172 created 16-AUG-2016 13:50:04
G012.68-0.18 EM117A 2.UVDATA.1
Freq = 6.6671 GHz, Bw = 2.000 MH No calibration applied and no bandpass applied

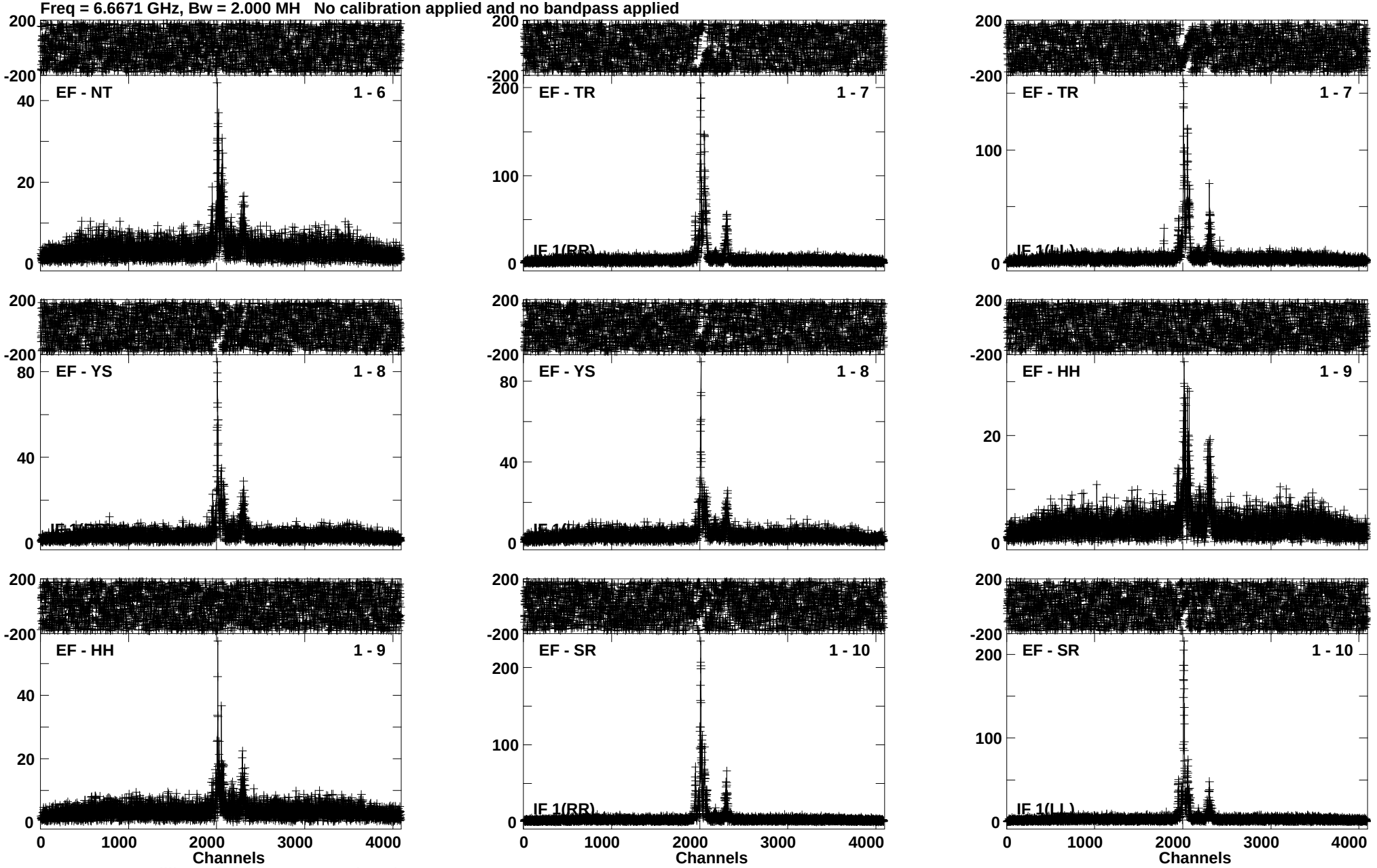

Lower frame: Milli Ampl Jy Top frame: Phas deg
Vector averaged cross-power spectrum Baseline: EF (01) - NT (06)
Timerange: 00/07:55:51 to 00/07:57:49

Plot file version 173 created 16-AUG-2016 13:50:05
G012.68-0.18 EM117A 2.UVDATA.1
Freq = 6.6671 GHz, Bw = 2.000 MH No calibration applied and no bandpass applied

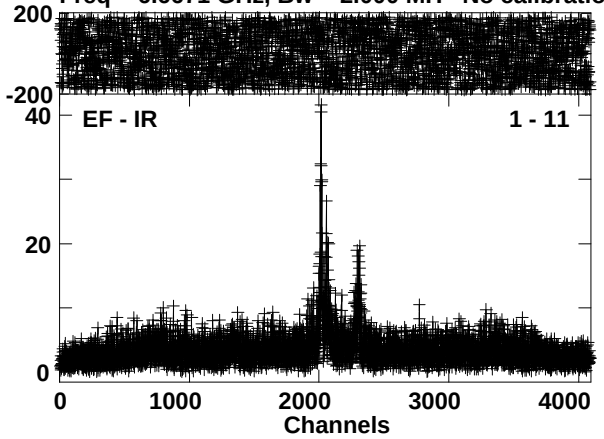

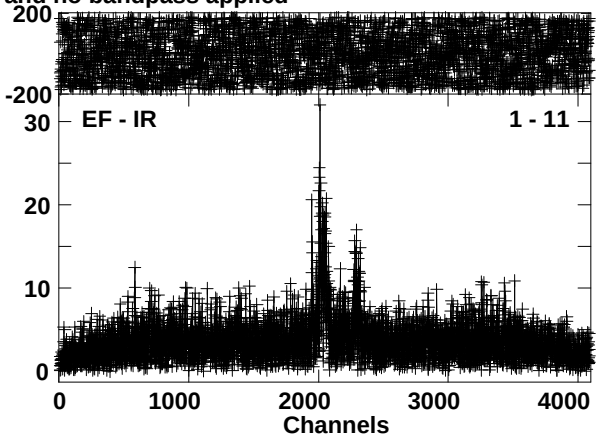

Lower frame: Milli Ampl Jy Top frame: Phas deg
Vector averaged cross-power spectrum Baseline: EF (01) - IR (11)
Timerange: 00/07:55:51 to 00/07:57:49

Plot file version 174 created 16-AUG-2016 13:50:05
J1832-2039 EM117A 2.UVDATA.1
Freq = 6.6671 GHz, Bw = 2.000 MH No calibration applied and no bandpass applied

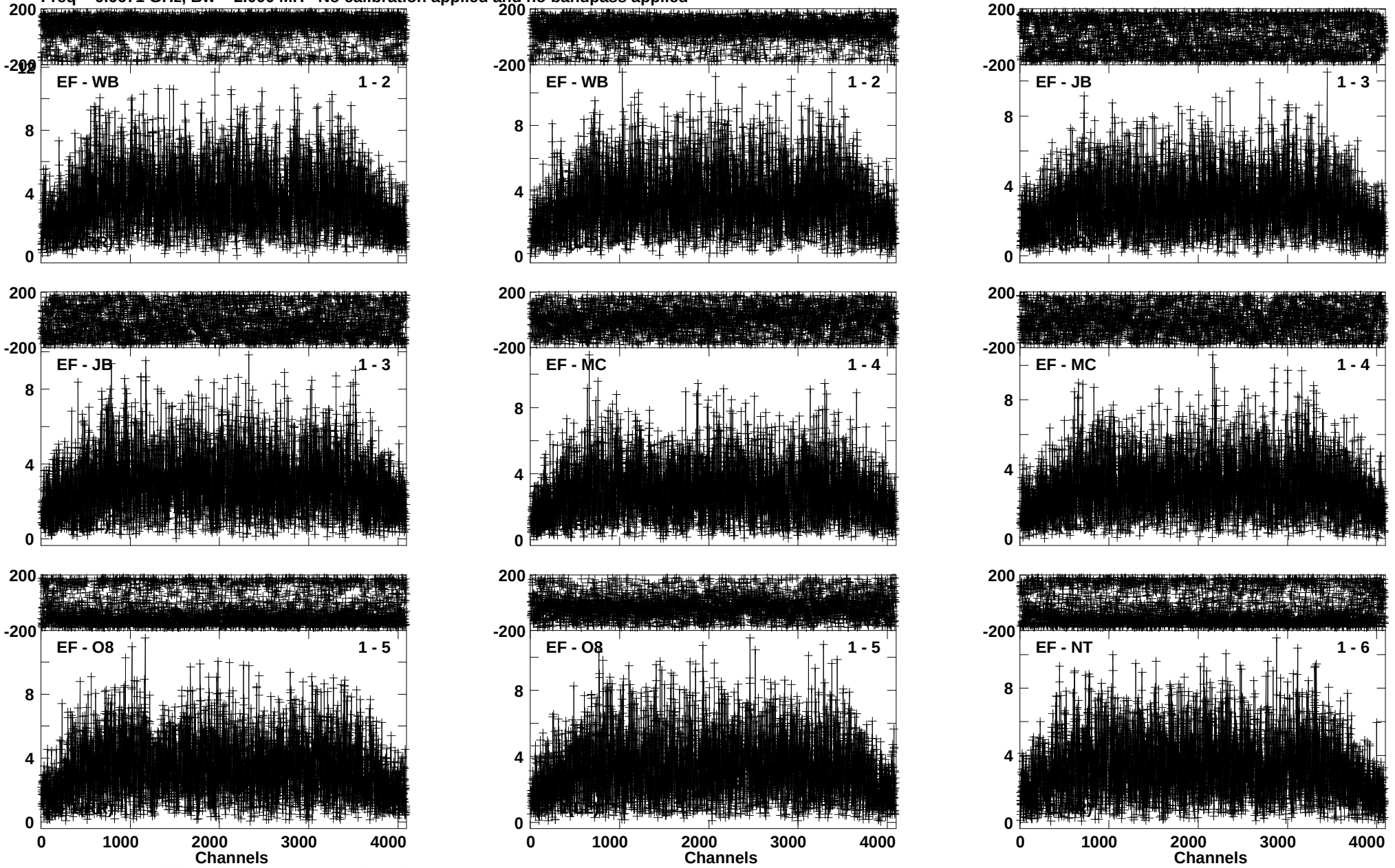

Lower frame: Milli Ampl Jy Top frame: Phas deg
Vector averaged cross-power spectrum Baseline: EF (01) - WB (02)
Timerange: 00/07:57:57 to 00/08:00:49

Plot file version 175 created 16-AUG-2016 13:50:06
J1832-2039 EM117A 2.UVDATA.1
Freq = 6.6671 GHz, Bw = 2.000 MH No calibration applied and no bandpass applied

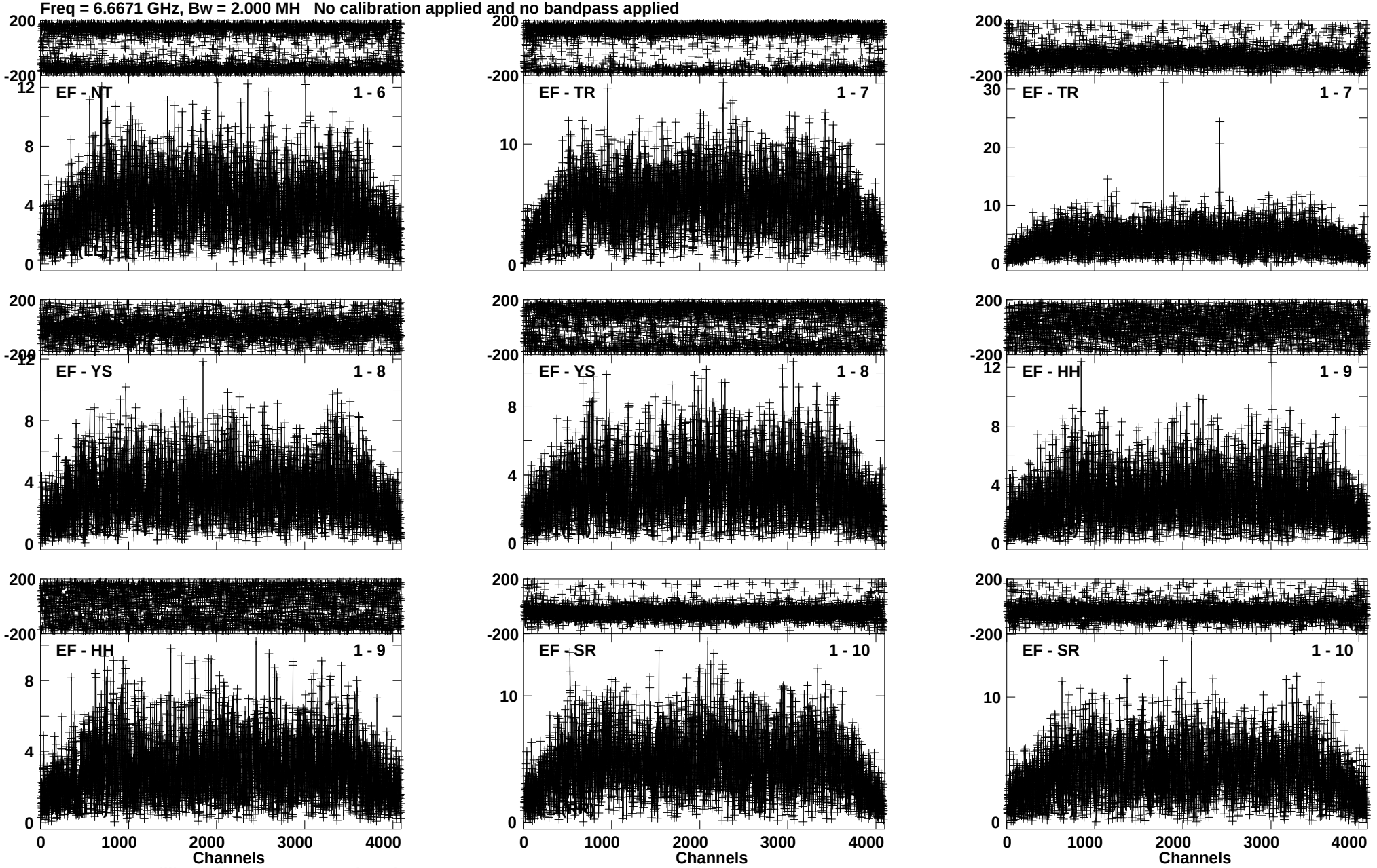

Lower frame: Milli Ampl Jy Top frame: Phas deg
Vector averaged cross-power spectrum Baseline: EF (01) - NT (06)
Timerange: 00/07:57:57 to 00/08:00:49

Plot file version 176 created 16-AUG-2016 13:50:07
J1832-2039 EM117A 2.UVDATA.1
Freq = 6.6671 GHz, Bw = 2.000 MH No calibration applied and no bandpass applied

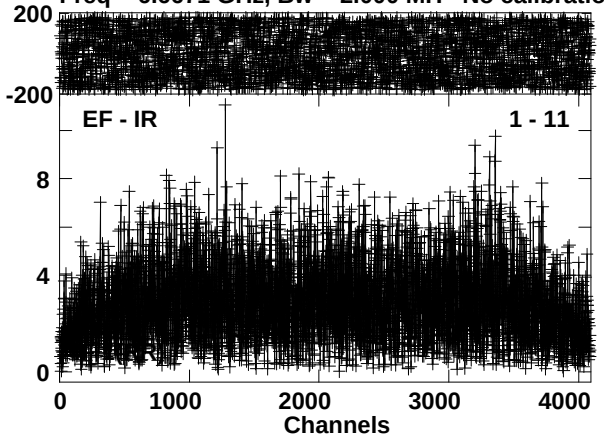

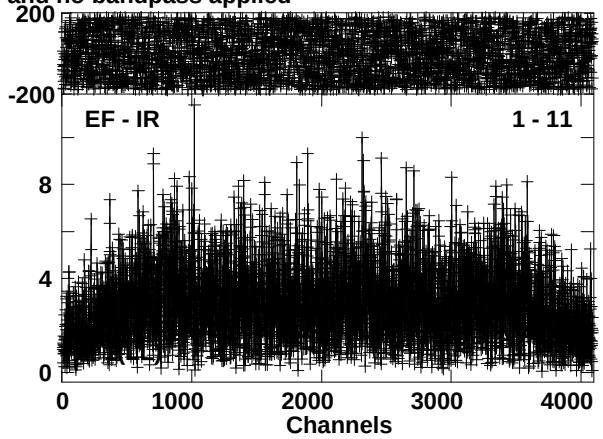

Lower frame: Milli Ampl Jy Top frame: Phas deg
Vector averaged cross-power spectrum Baseline: EF (01) - IR (11)
Timerange: 00/07:57:57 to 00/08:00:49

Plot file version 177 created 16-AUG-2016 13:50:08
G012.68-0.18 EM117A 2.UVDATA.1
Freq = 6.6671 GHz, Bw = 2.000 MH No calibration applied and no bandpass applied

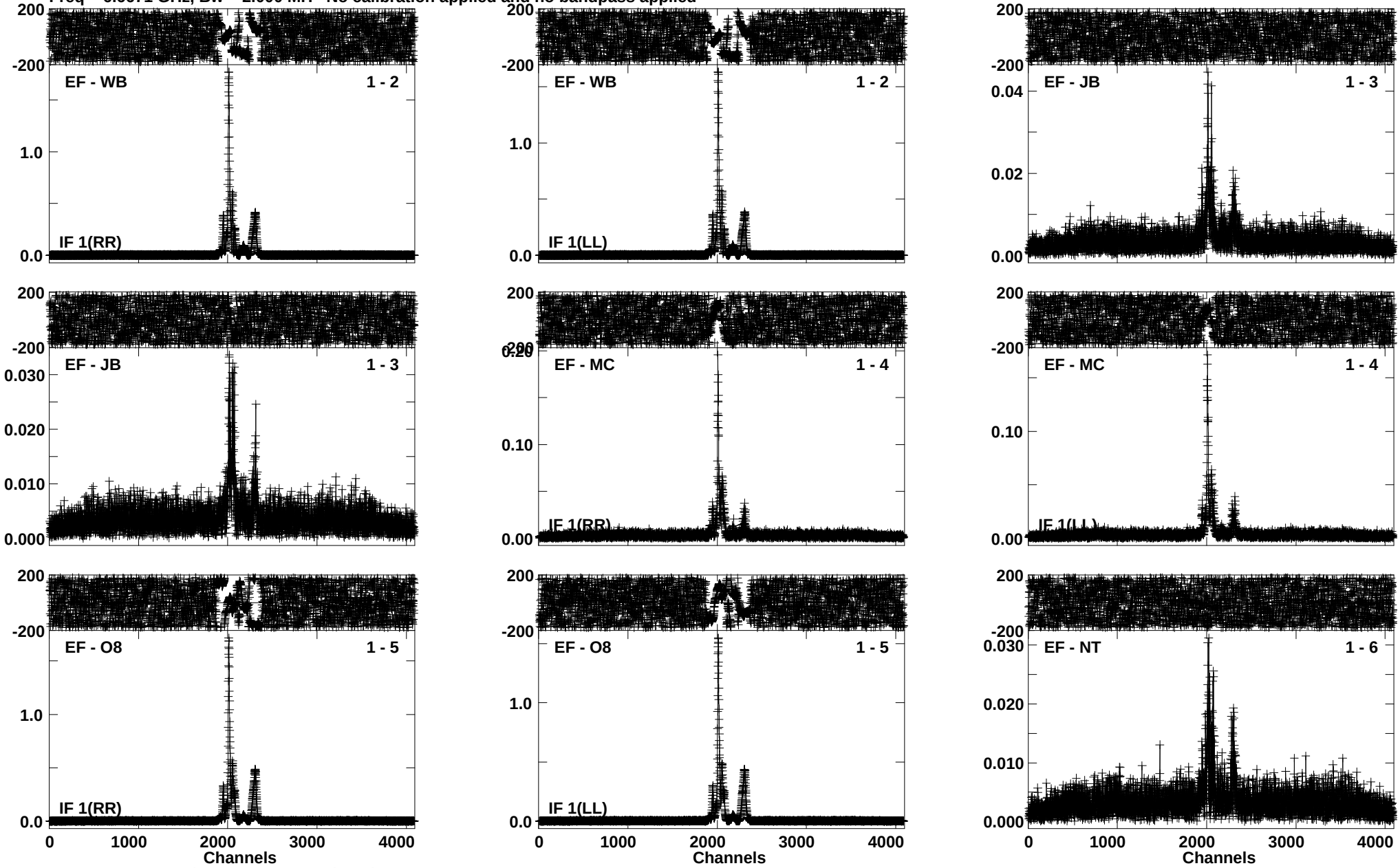

Lower frame: Ampl Jy Top frame: Phas deg
Vector averaged cross-power spectrum Baseline: EF (01) - WB (02)
Timerange: 00/08:00:51 to 00/08:02:49

Plot file version 178 created 16-AUG-2016 13:50:08
G012.68-0.18 EM117A 2.UVDATA.1
Freq = 6.6671 GHz, Bw = 2.000 MH No calibration applied and no bandpass applied

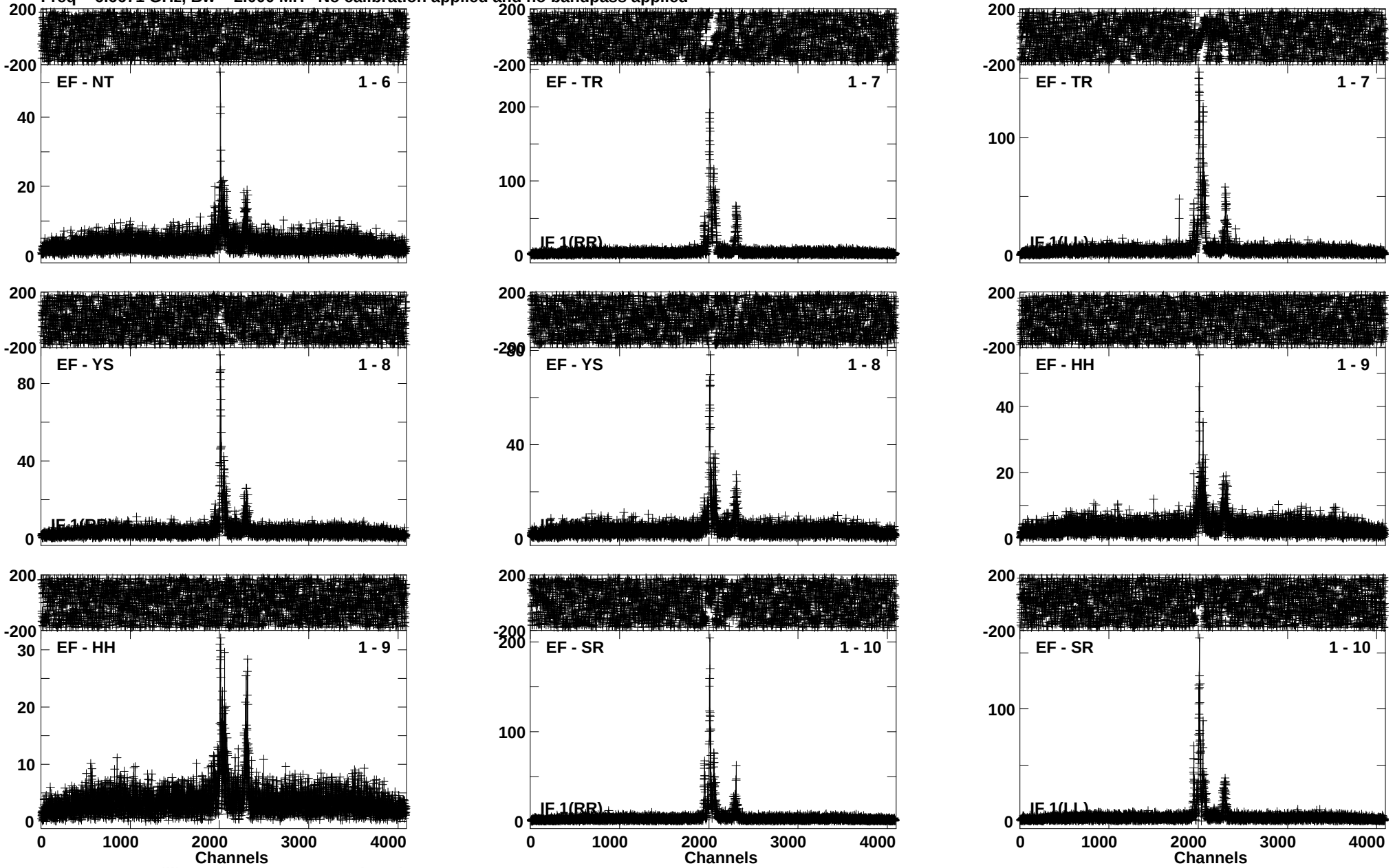

Lower frame: Milli Ampl Jy Top frame: Phas deg
Vector averaged cross-power spectrum Baseline: EF (01) - NT (06)
Timerange: 00/08:00:51 to 00/08:02:49

Plot file version 179 created 16-AUG-2016 13:50:09
G012.68-0.18 EM117A 2.UVDATA.1
Freq = 6.6671 GHz, Bw = 2.000 MH No calibration applied and no bandpass applied

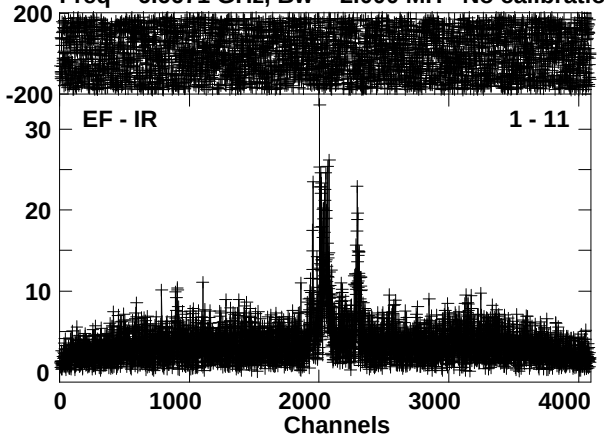

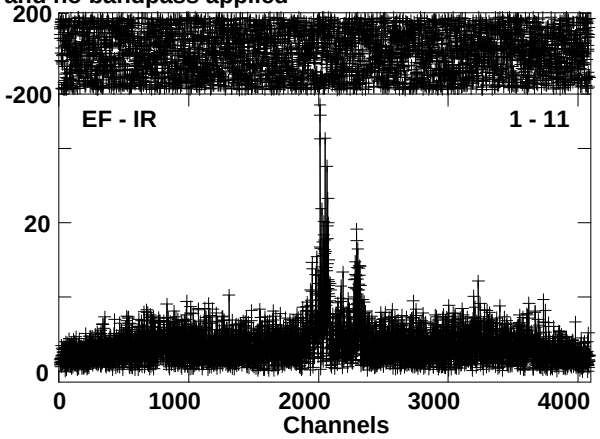

Lower frame: Milli Ampl Jy Top frame: Phas deg
Vector averaged cross-power spectrum Baseline: EF (01) - IR (11)
Timerange: 00/08:00:51 to 00/08:02:49

Plot file version 180 created 16-AUG-2016 13:50:10
J1832-2039 EM117A 2.UVDATA.1
Freq = 6.6671 GHz, Bw = 2.000 MH No calibration applied and no bandpass applied

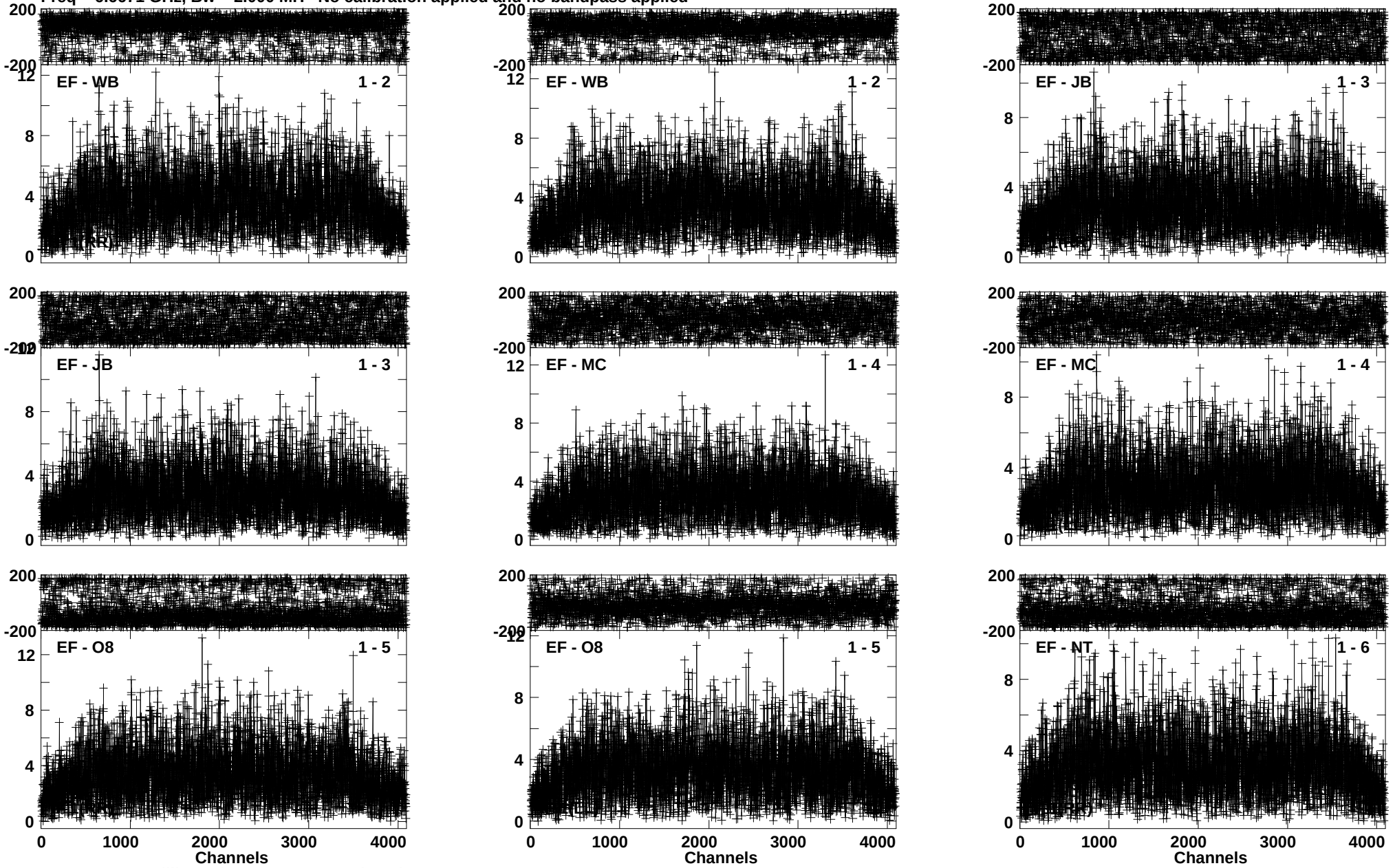

Lower frame: Milli Ampl Jy Top frame: Phas deg
Vector averaged cross-power spectrum Baseline: EF (01) - WB (02)
Timerange: 00/08:02:57 to 00/08:05:49

Plot file version 181 created 16-AUG-2016 13:50:11
J1832-2039 EM117A 2.UVDATA.1
Freq = 6.6671 GHz, Bw = 2.000 MH No calibration applied and no bandpass applied

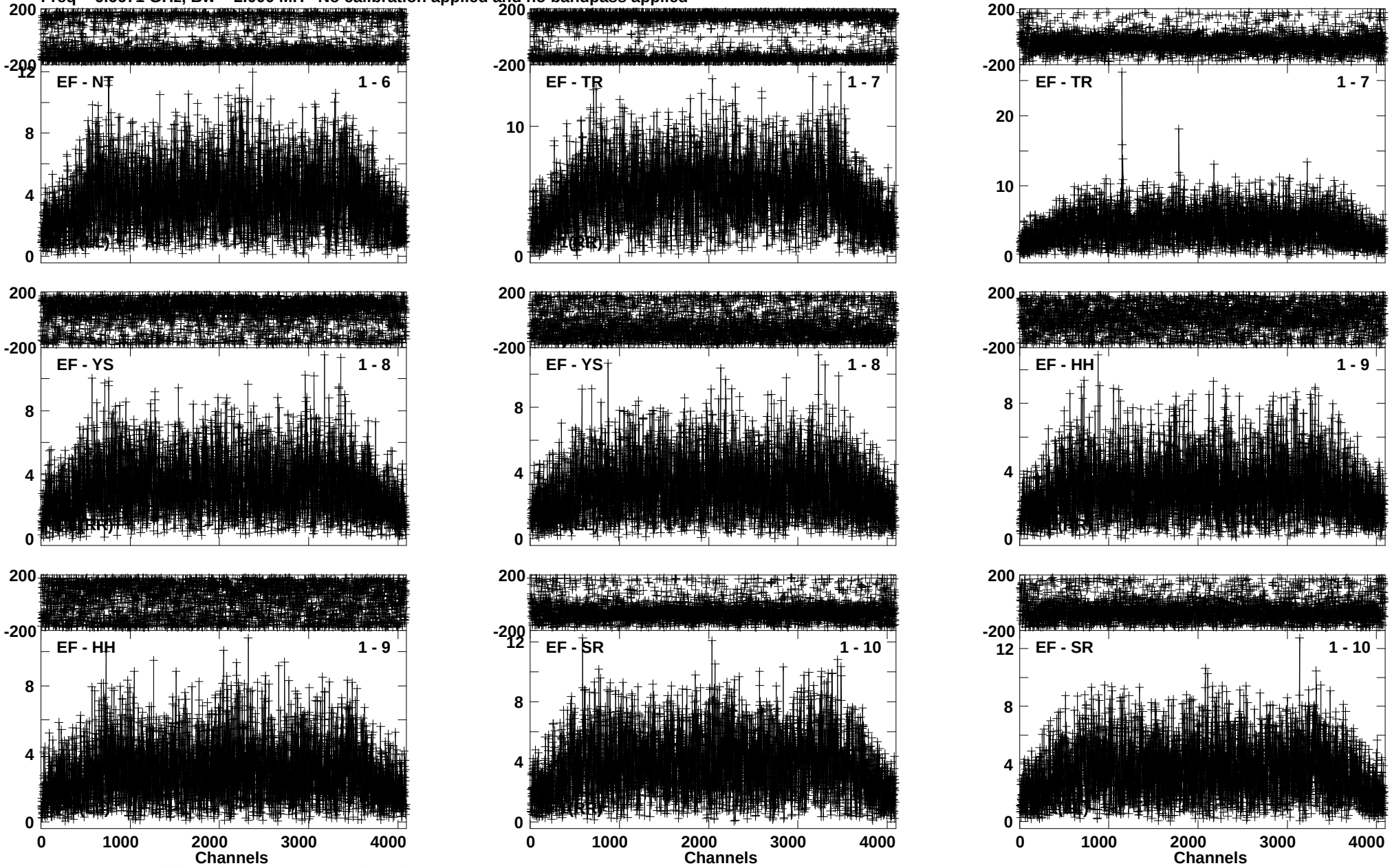

Lower frame: Milli Ampl Jy Top frame: Phas deg
Vector averaged cross-power spectrum Baseline: EF (01) - NT (06)
Timerange: 00/08:02:57 to 00/08:05:49

Plot file version 182 created 16-AUG-2016 13:50:12
J1832-2039 EM117A 2.UVDATA.1
Freq = 6.6671 GHz, Bw = 2.000 MH No calibration applied and no bandpass applied

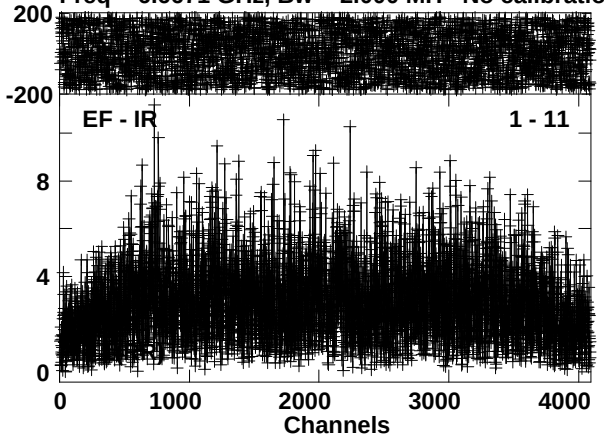

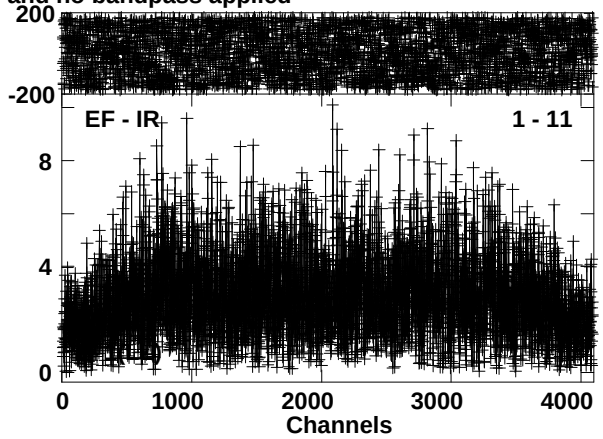

Lower frame: Milli Ampl Jy Top frame: Phas deg
Vector averaged cross-power spectrum Baseline: EF (01) - IR (11)
Timerange: 00/08:02:57 to 00/08:05:49

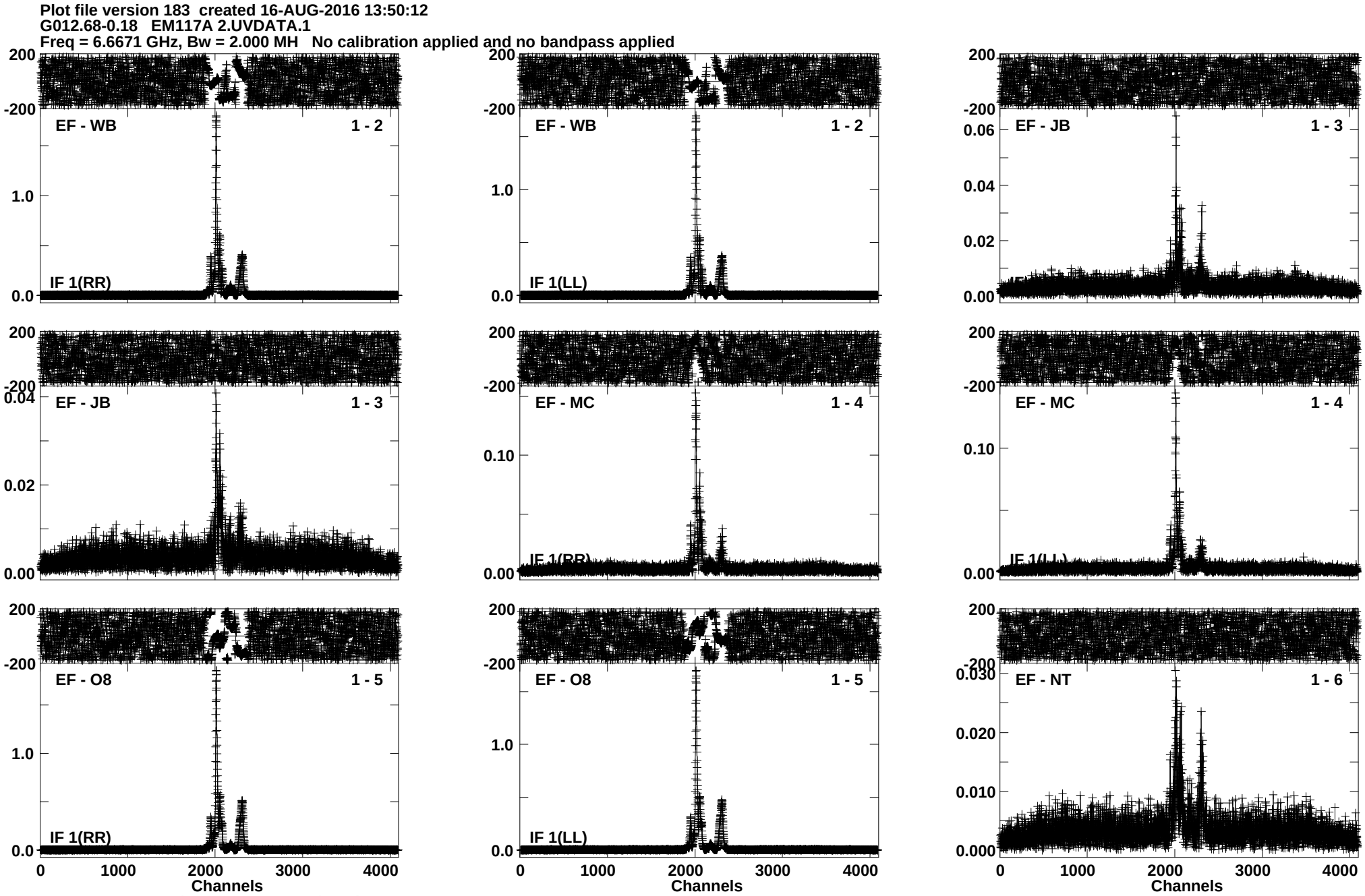
Plot file version 183 created 16-AUG-2016 13:50:12
G012.68-0.18 EM117A 2.UVDATA.1
Freq = 6.6671 GHz, Bw = 2.000 MH No calibration applied and no bandpass applied
EF - WB 1 - 2
IF 1(RR)
EF - WB 1 - 2
IF 1(LL)
EF - JB 1 - 3
EF - JB 1 - 3
EF - MC 1 - 4
IF 1(RR)
EF - MC 1 - 4
EF - O8 1 - 5
IF 1(RR)
EF - O8 1 - 5
IF 1(LL)
EF - NT 1 - 6
Channels
Channels
Channels
Lower frame: Ampl Jy Top frame: Phas deg
Vector averaged cross-power spectrum Baseline: EF (01) - WB (02)
Timerange: 00/08:05:57 to 00/08:07:49

Plot file version 184 created 16-AUG-2016 13:50:13
G012.68-0.18 EM117A 2.UVDATA.1
Freq = 6.6671 GHz, Bw = 2.000 MH No calibration applied and no bandpass applied

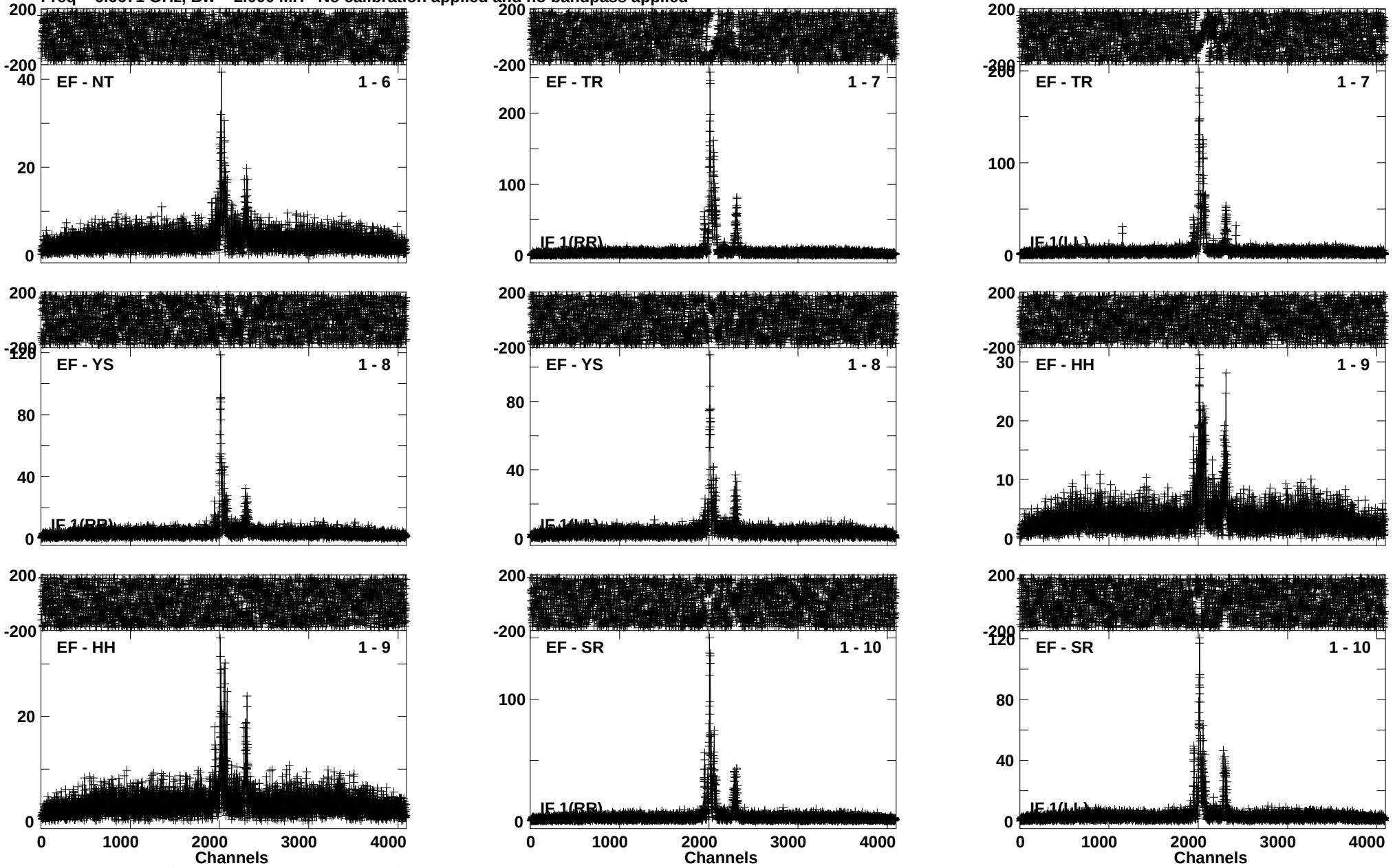

Lower frame: Milli Ampl Jy Top frame: Phas deg
Vector averaged cross-power spectrum Baseline: EF (01) - NT (06)
Timerange: 00/08:05:57 to 00/08:07:49

Plot file version 185 created 16-AUG-2016 13:50:14
G012.68-0.18 EM117A 2.UVDATA.1
Freq = 6.6671 GHz, Bw = 2.000 MH No calibration applied and no bandpass applied

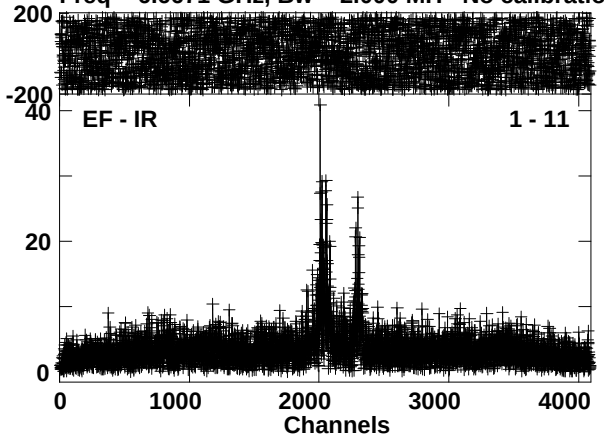

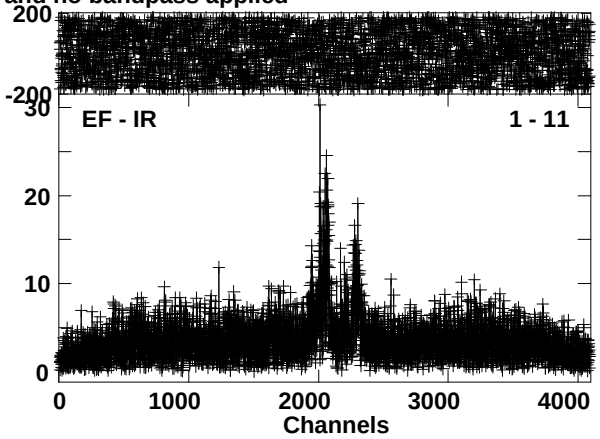

Lower frame: Milli Ampl Jy Top frame: Phas deg
Vector averaged cross-power spectrum Baseline: EF (01) - IR (11)
Timerange: 00/08:05:57 to 00/08:07:49

Plot file version 186 created 16-AUG-2016 13:50:14
J1832-2039 EM117A 2.UVDATA.1
Freq = 6.6671 GHz, Bw = 2.000 MH No calibration applied and no bandpass applied

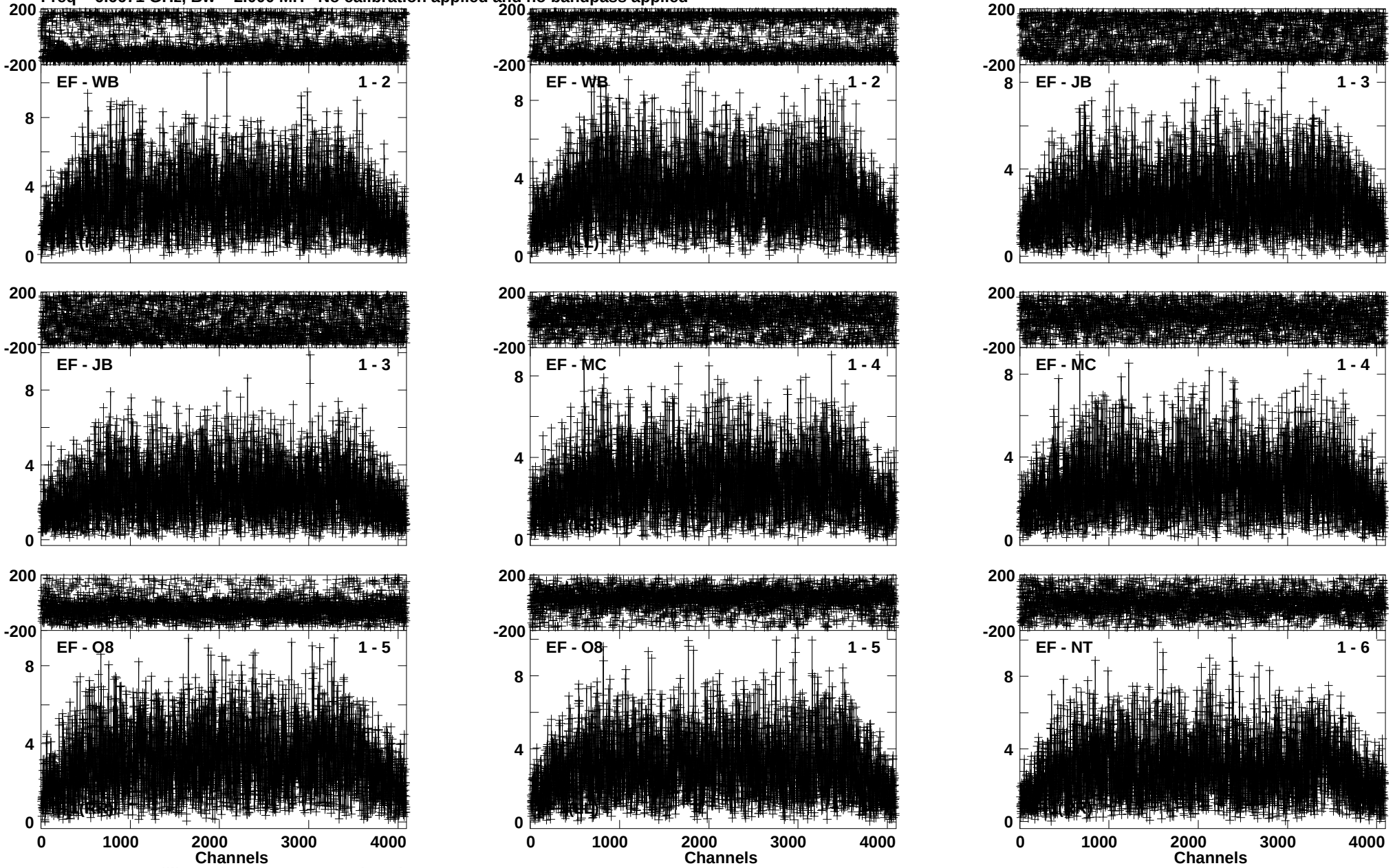

Lower frame: Milli Ampl Jy Top frame: Phas deg
Vector averaged cross-power spectrum Baseline: EF (01) - WB (02)
Timerange: 00/08:08:31 to 00/08:11:29

Plot file version 187 created 16-AUG-2016 13:50:15
J1832-2039 EM117A 2.UVDATA.1
Freq = 6.6671 GHz, Bw = 2.000 MH No calibration applied and no bandpass applied

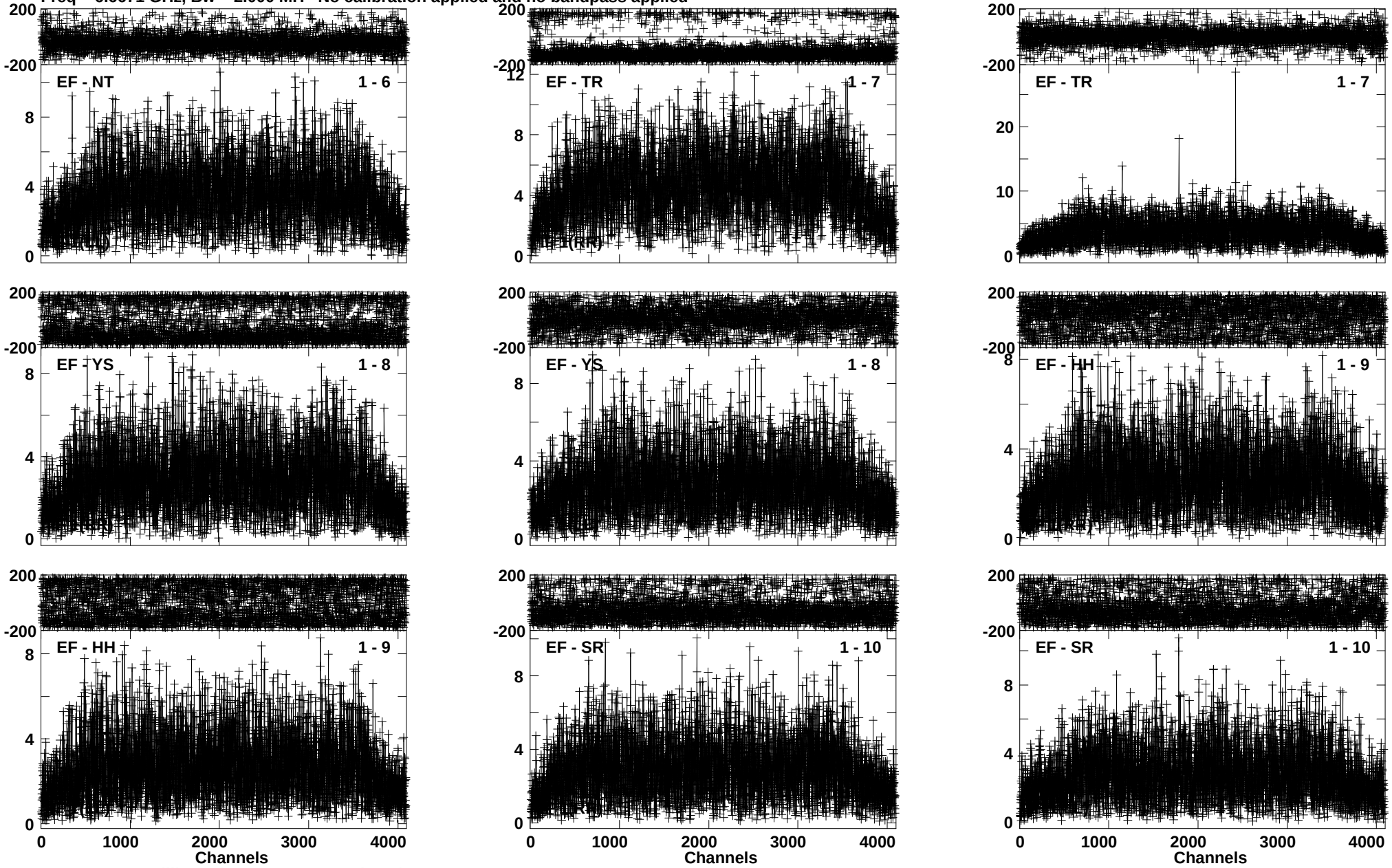

Lower frame: Milli Ampl Jy Top frame: Phas deg
Vector averaged cross-power spectrum Baseline: EF (01) - NT (06)
Timerange: 00/08:08:31 to 00/08:11:29

Plot file version 188 created 16-AUG-2016 13:50:17
J1832-2039 EM117A 2.UVDATA.1
Freq = 6.6671 GHz, Bw = 2.000 MH No calibration applied and no bandpass applied

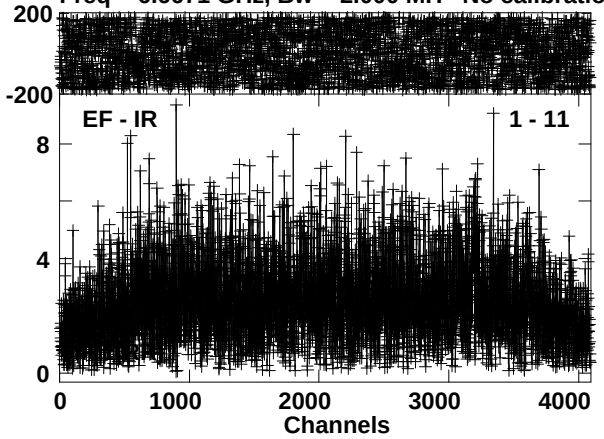

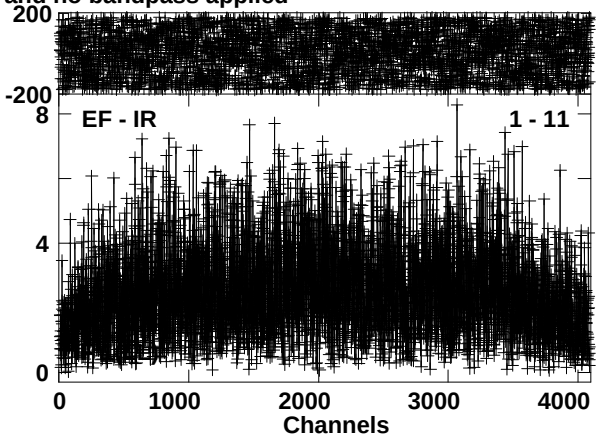

Lower frame: Milli Ampl Jy Top frame: Phas deg
Vector averaged cross-power spectrum Baseline: EF (01) - IR (11)
Timerange: 00/08:08:31 to 00/08:11:29

Plot file version 189 created 16-AUG-2016 13:50:17
G012.68-0.18 EM117A 2.UVDATA.1
Freq = 6.6671 GHz, Bw = 2.000 MH No calibration applied and no bandpass applied

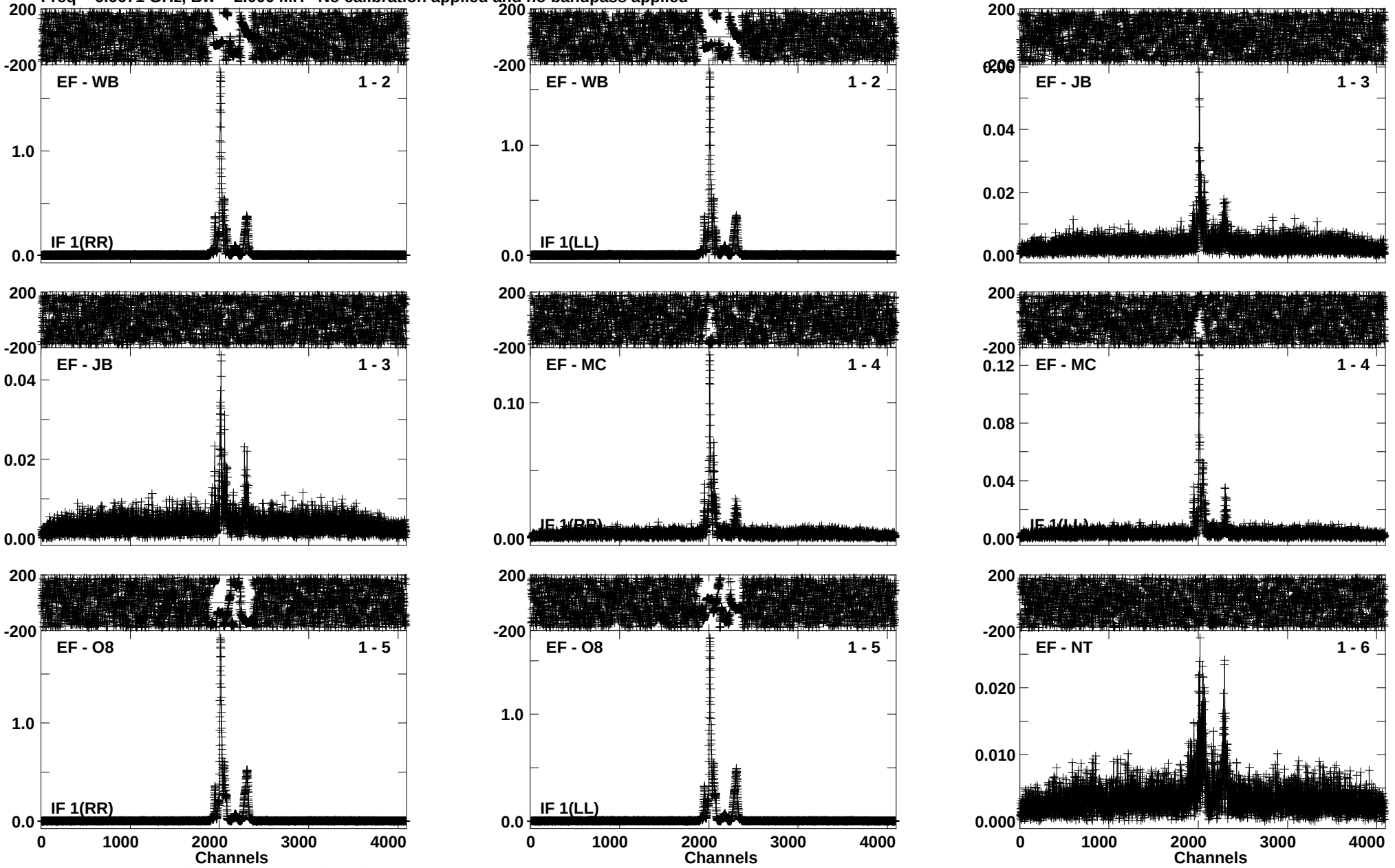

Lower frame: Ampl Jy Top frame: Phas deg
Vector averaged cross-power spectrum Baseline: EF (01) - WB (02)
Timerange: 00/08:11:31 to 00/08:13:29

Plot file version 190 created 16-AUG-2016 13:50:18
G012.68-0.18 EM117A 2.UVDATA.1
Freq = 6.6671 GHz, Bw = 2.000 MH No calibration applied and no bandpass applied

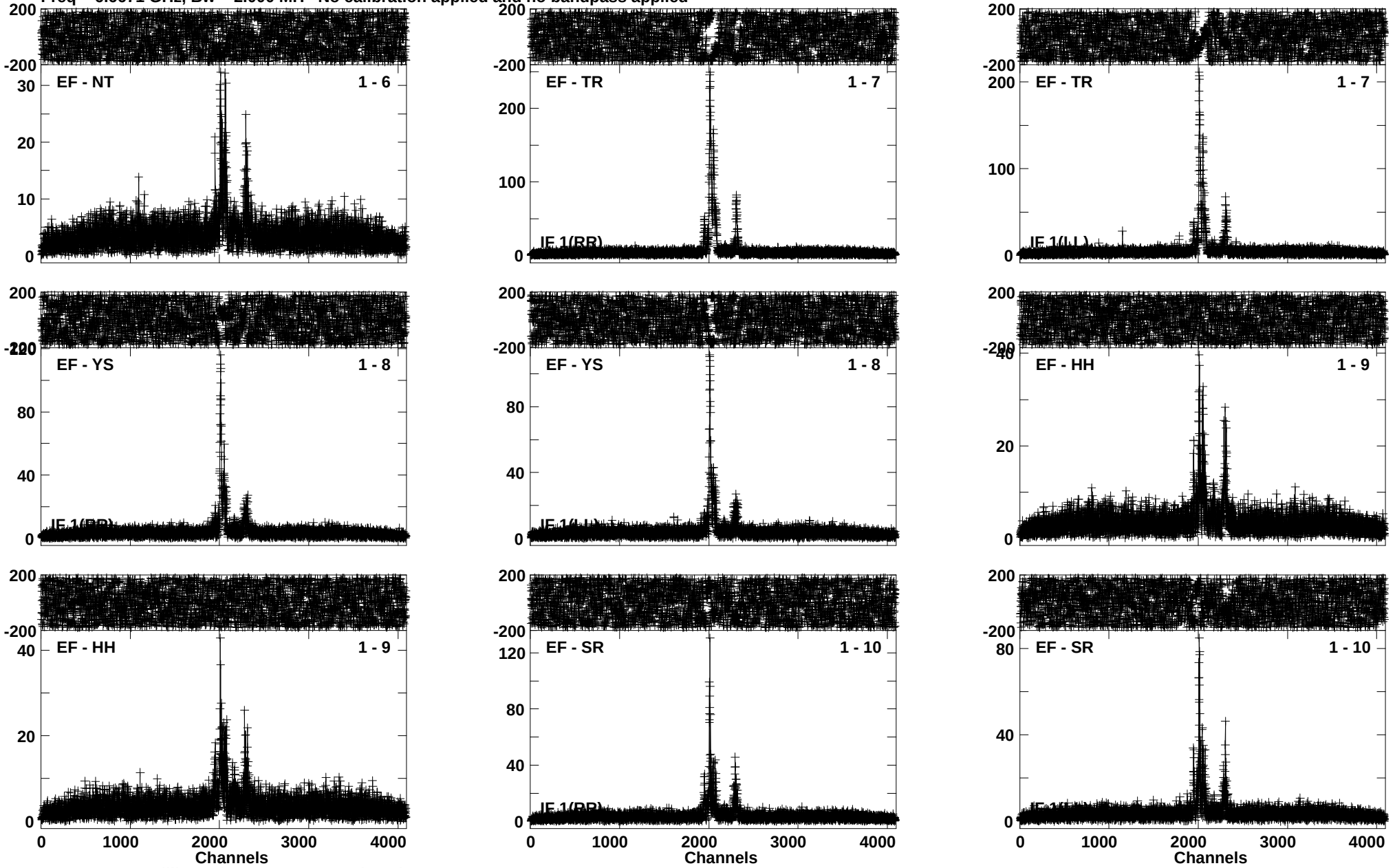

Lower frame: Milli Ampl Jy Top frame: Phas deg
Vector averaged cross-power spectrum Baseline: EF (01) - NT (06)
Timerange: 00/08:11:31 to 00/08:13:29

Plot file version 191 created 16-AUG-2016 13:50:19
G012.68-0.18 EM117A 2.UVDATA.1
Freq = 6.6671 GHz, Bw = 2.000 MH No calibration applied and no bandpass applied

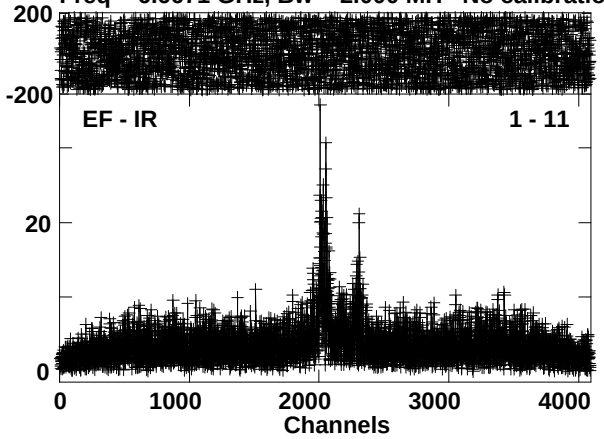

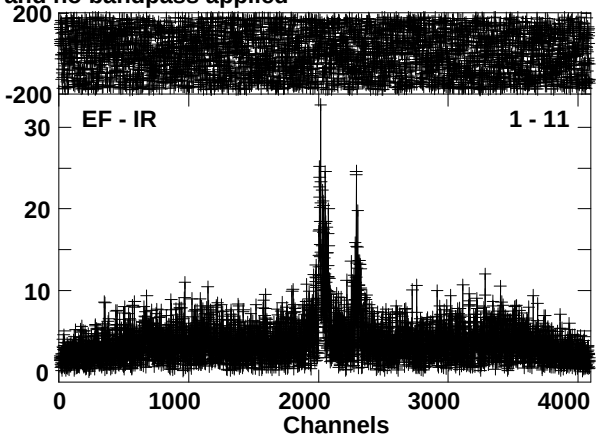

Lower frame: Milli Ampl Jy Top frame: Phas deg
Vector averaged cross-power spectrum Baseline: EF (01) - IR (11)
Timerange: 00/08:11:31 to 00/08:13:29

Plot file version 192 created 16-AUG-2016 13:50:19
J1832-2039 EM117A 2.UVDATA.1
Freq = 6.6671 GHz, Bw = 2.000 MH No calibration applied and no bandpass applied

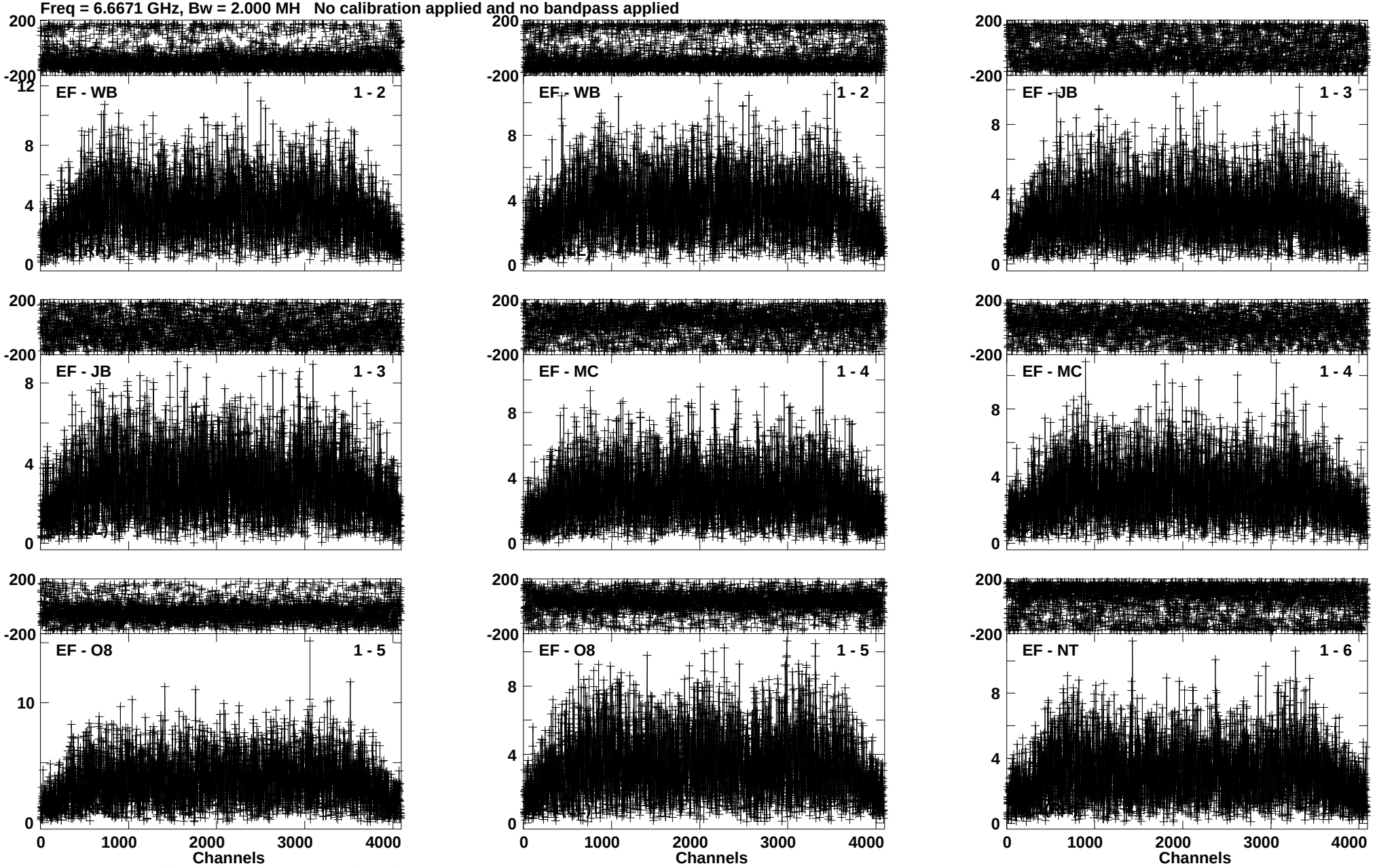

Lower frame: Milli Ampl Jy Top frame: Phas deg
Vector averaged cross-power spectrum Baseline: EF (01) - WB (02)
Timerange: 00/08:13:37 to 00/08:16:29

Plot file version 193 created 16-AUG-2016 13:50:20
J1832-2039 EM117A 2.UVDATA.1
Freq = 6.6671 GHz, Bw = 2.000 MH No calibration applied and no bandpass applied

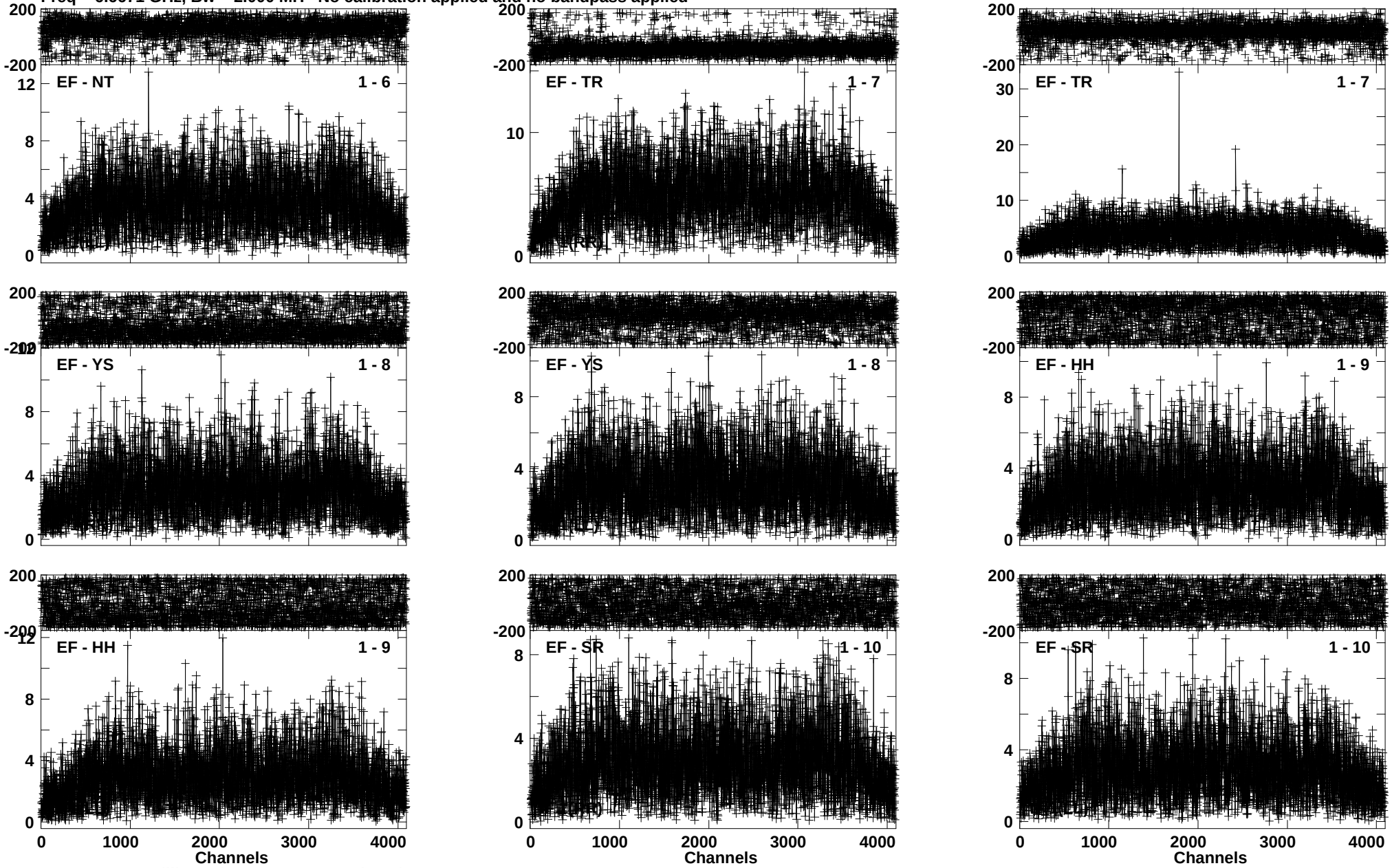

Lower frame: Milli Ampl Jy Top frame: Phas deg
Vector averaged cross-power spectrum Baseline: EF (01) - NT (06)
Timerange: 00/08:13:37 to 00/08:16:29

Plot file version 194 created 16-AUG-2016 13:50:21
J1832-2039 EM117A 2.UVDATA.1
Freq = 6.6671 GHz, Bw = 2.000 MH No calibration applied and no bandpass applied

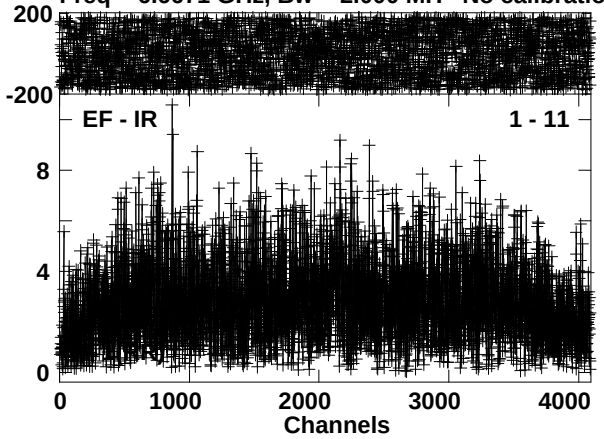

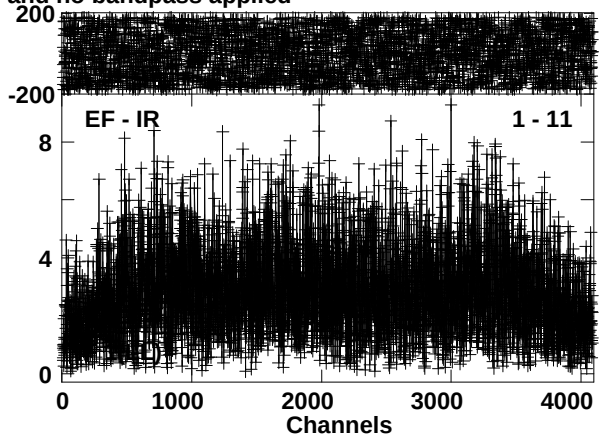

Lower frame: Milli Ampl Jy Top frame: Phas deg
Vector averaged cross-power spectrum Baseline: EF (01) - IR (11)
Timerange: 00/08:13:37 to 00/08:16:29

Plot file version 195 created 16-AUG-2016 13:50:21
G012.68-0.18 EM117A 2.UVDATA.1
Freq = 6.6671 GHz, Bw = 2.000 MH No calibration applied and no bandpass applied

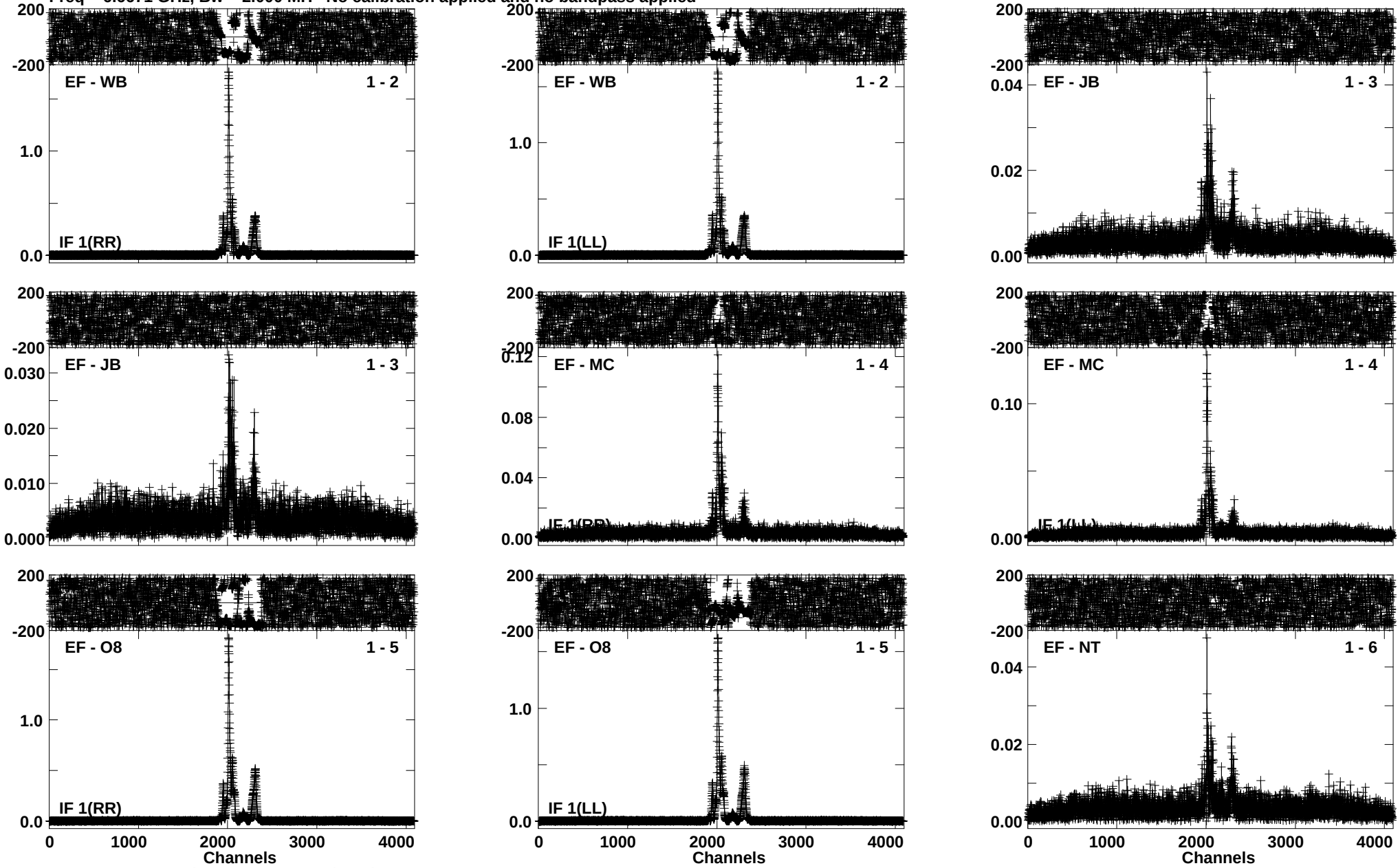

Lower frame: Ampl Jy Top frame: Phas deg
Vector averaged cross-power spectrum Baseline: EF (01) - WB (02)
Timerange: 00/08:16:31 to 00/08:18:29

Plot file version 196 created 16-AUG-2016 13:50:22
G012.68-0.18 EM117A 2.UVDATA.1
Freq = 6.6671 GHz, Bw = 2.000 MH No calibration applied and no bandpass applied

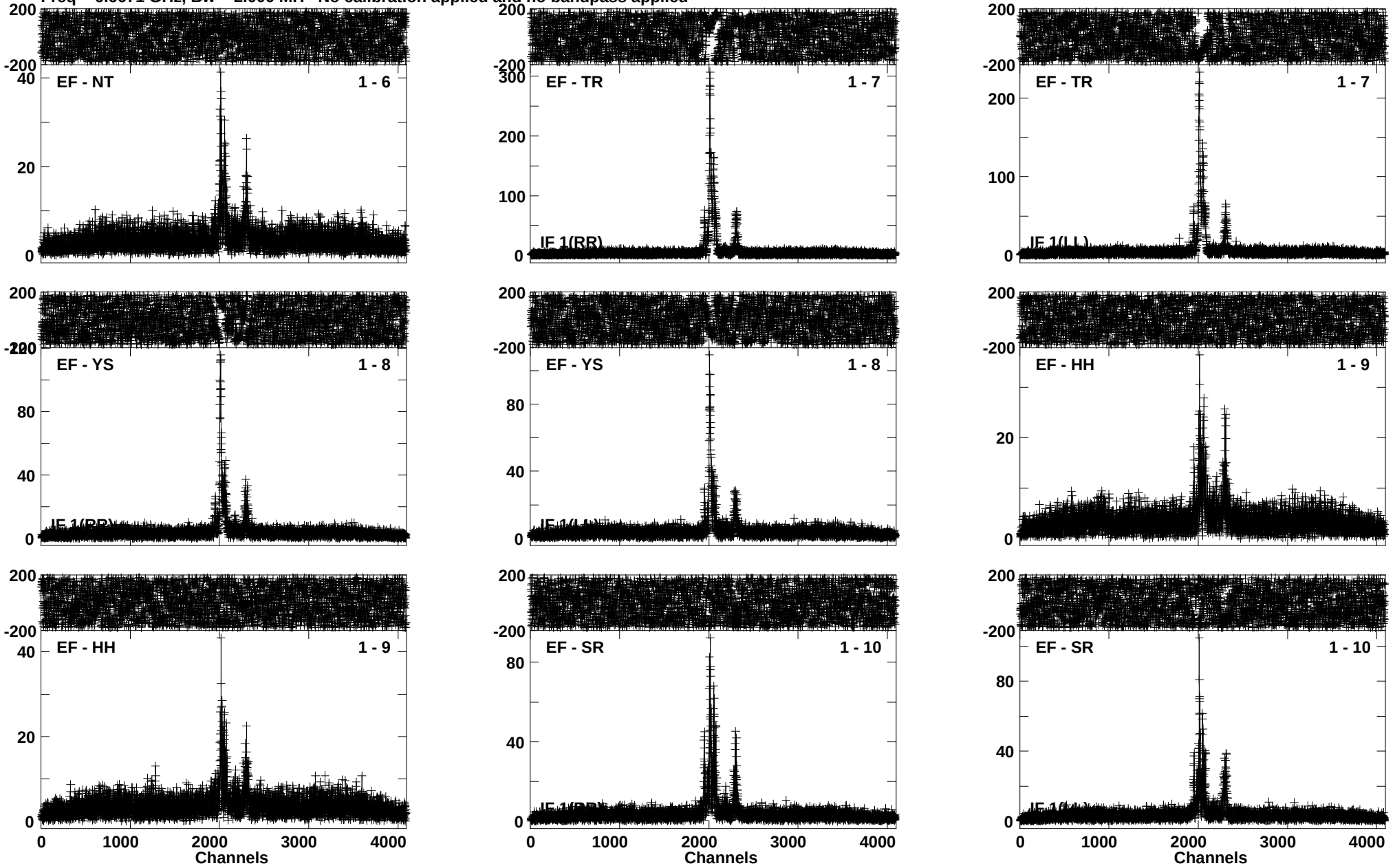

Lower frame: Milli Ampl Jy Top frame: Phas deg
Vector averaged cross-power spectrum Baseline: EF (01) - NT (06)
Timerange: 00/08:16:31 to 00/08:18:29

Plot file version 197 created 16-AUG-2016 13:50:23
G012.68-0.18 EM117A 2.UVDATA.1
Freq = 6.6671 GHz, Bw = 2.000 MH No calibration applied and no bandpass applied

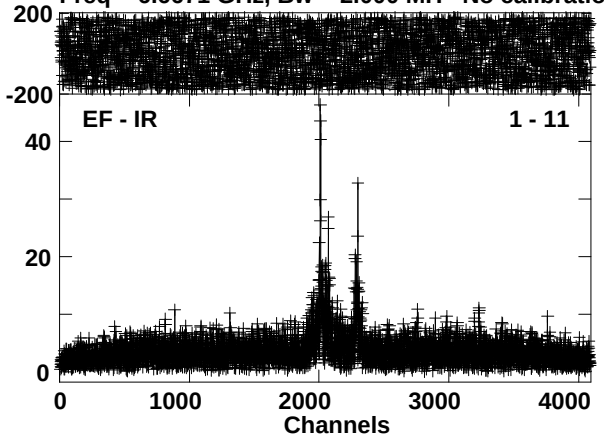

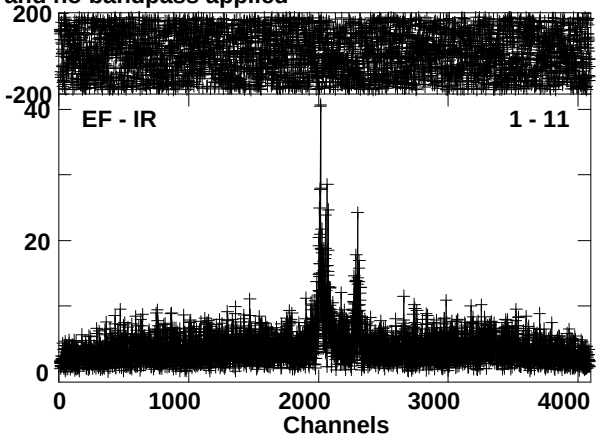

Lower frame: Milli Ampl Jy Top frame: Phas deg
Vector averaged cross-power spectrum Baseline: EF (01) - IR (11)
Timerange: 00/08:16:31 to 00/08:18:29

Plot file version 198 created 16-AUG-2016 13:50:23
J1832-2039 EM117A 2.UVDATA.1
Freq = 6.6671 GHz, Bw = 2.000 MH No calibration applied and no bandpass applied

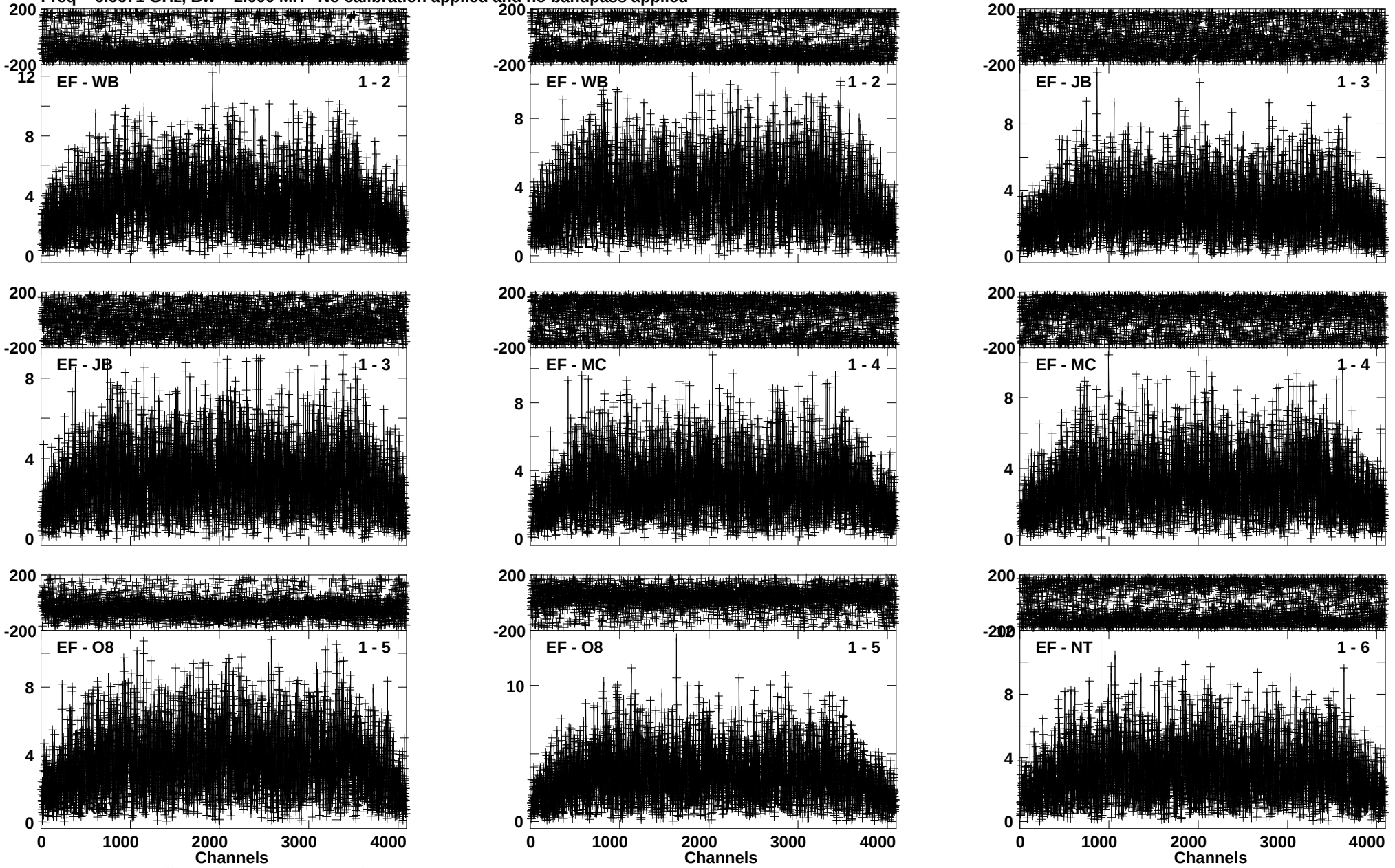

Lower frame: Milli Ampl Jy Top frame: Phas deg
Vector averaged cross-power spectrum Baseline: EF (01) - WB (02)
Timerange: 00/08:18:37 to 00/08:21:29

Plot file version 199 created 16-AUG-2016 13:50:24
J1832-2039 EM117A 2.UVDATA.1
Freq = 6.6671 GHz, Bw = 2.000 MH No calibration applied and no bandpass applied

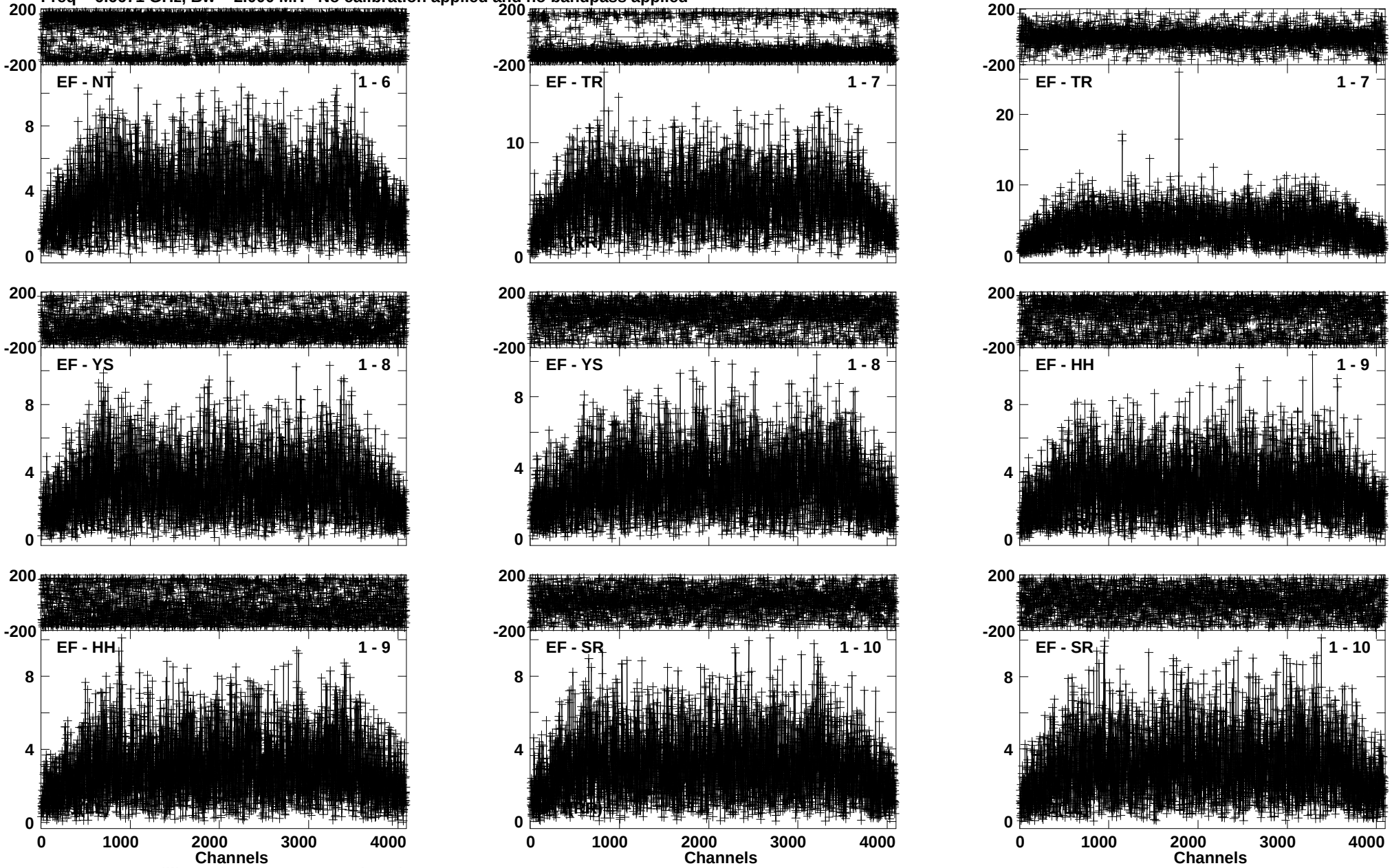

Lower frame: Milli Ampl Jy Top frame: Phas deg
Vector averaged cross-power spectrum Baseline: EF (01) - NT (06)
Timerange: 00/08:18:37 to 00/08:21:29

Plot file version 200 created 16-AUG-2016 13:50:26
J1832-2039 EM117A 2.UVDATA.1
Freq = 6.6671 GHz, Bw = 2.000 MH No calibration applied and no bandpass applied

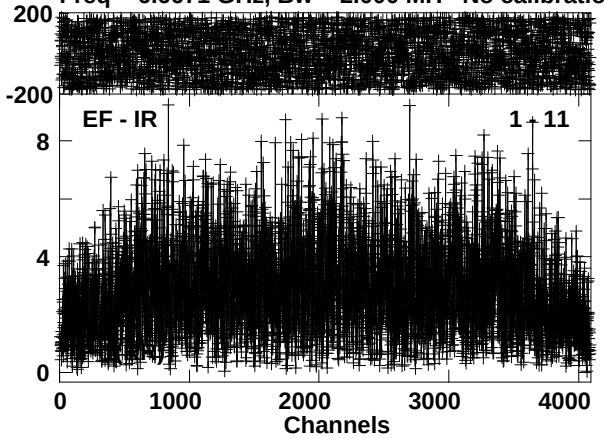

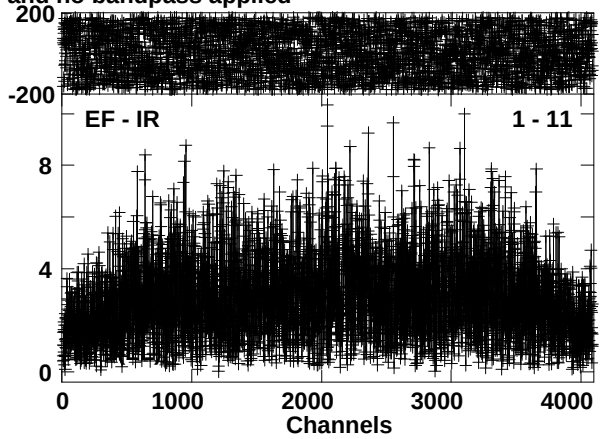

Lower frame: Milli Ampl Jy Top frame: Phas deg
Vector averaged cross-power spectrum Baseline: EF (01) - IR (11)
Timerange: 00/08:18:37 to 00/08:21:29

Plot file version 201 created 16-AUG-2016 13:50:26
G012.68-0.18 EM117A 2.UVDATA.1
Freq = 6.6671 GHz, Bw = 2.000 MH No calibration applied and no bandpass applied

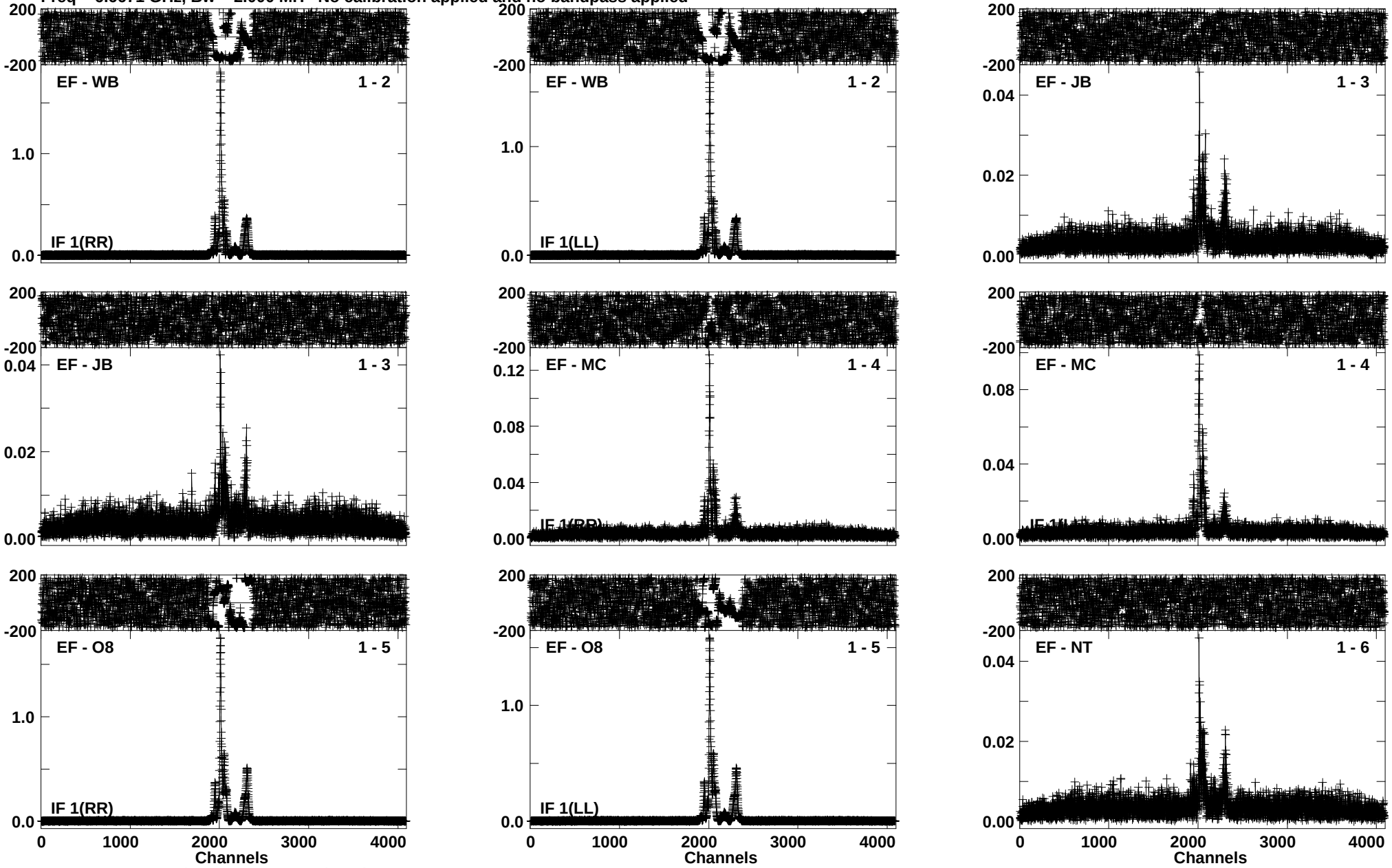

Lower frame: Ampl Jy Top frame: Phas deg
Vector averaged cross-power spectrum Baseline: EF (01) - WB (02)
Timerange: 00/08:21:37 to 00/08:23:29

Plot file version 202 created 16-AUG-2016 13:50:27
G012.68-0.18 EM117A 2.UVDATA.1
Freq = 6.6671 GHz, Bw = 2.000 MH No calibration applied and no bandpass applied

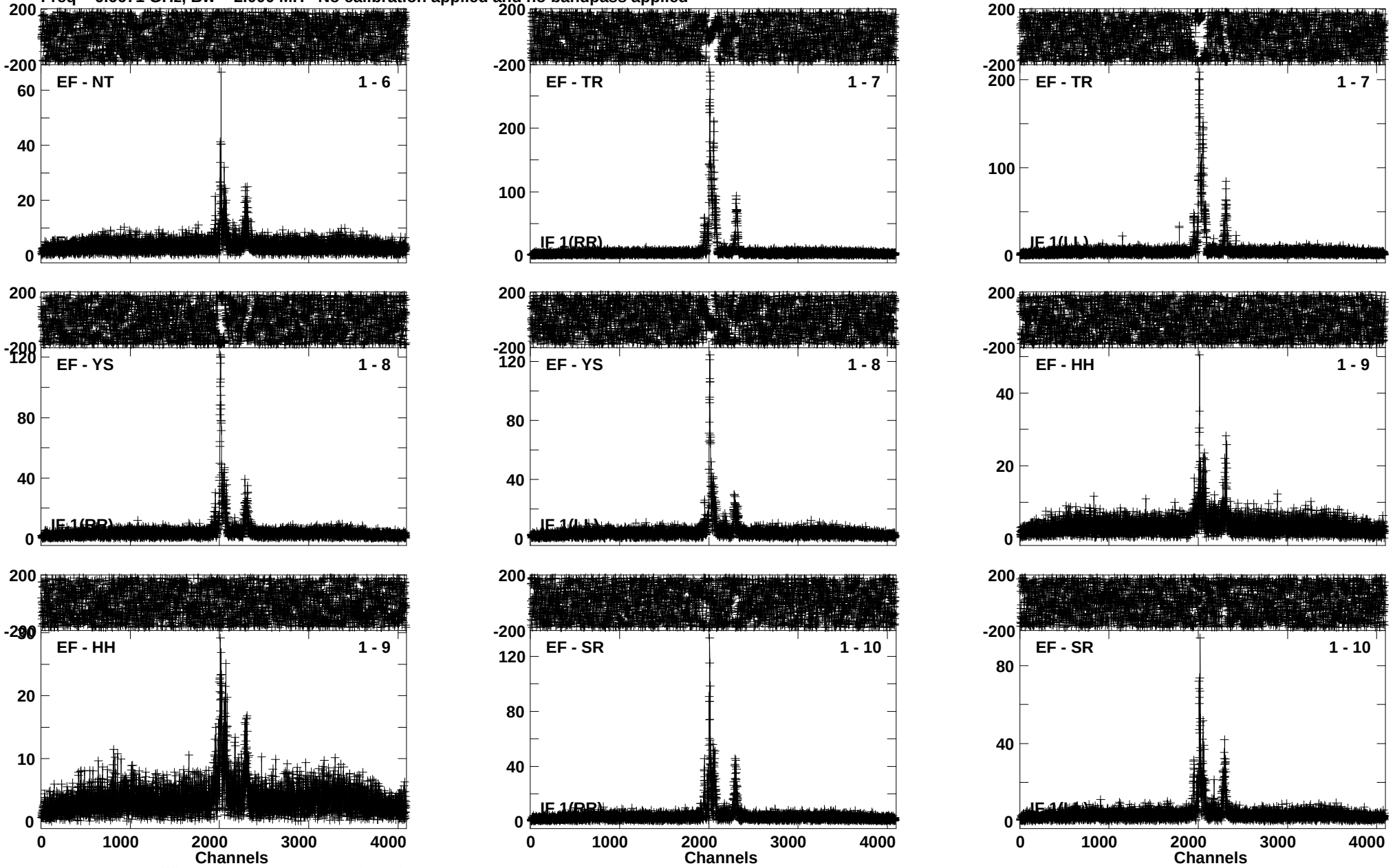

Lower frame: Milli Ampl Jy Top frame: Phas deg
Vector averaged cross-power spectrum Baseline: EF (01) - NT (06)
Timerange: 00/08:21:37 to 00/08:23:29

Plot file version 203 created 16-AUG-2016 13:50:28
G012.68-0.18 EM117A 2.UVDATA.1
Freq = 6.6671 GHz, Bw = 2.000 MH No calibration applied and no bandpass applied

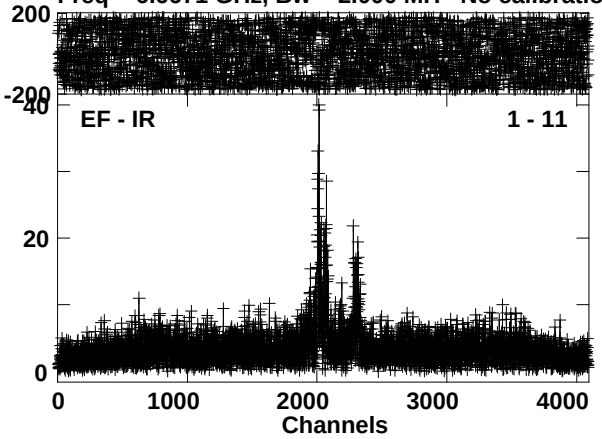

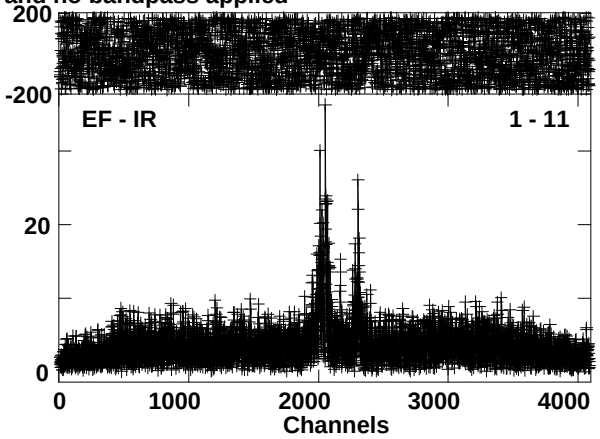

Lower frame: Milli Ampl Jy Top frame: Phas deg
Vector averaged cross-power spectrum Baseline: EF (01) - IR (11)
Timerange: 00/08:21:37 to 00/08:23:29

Plot file version 204 created 16-AUG-2016 13:50:28
J1832-2039 EM117A 2.UVDATA.1
Freq = 6.6671 GHz, Bw = 2.000 MH No calibration applied and no bandpass applied

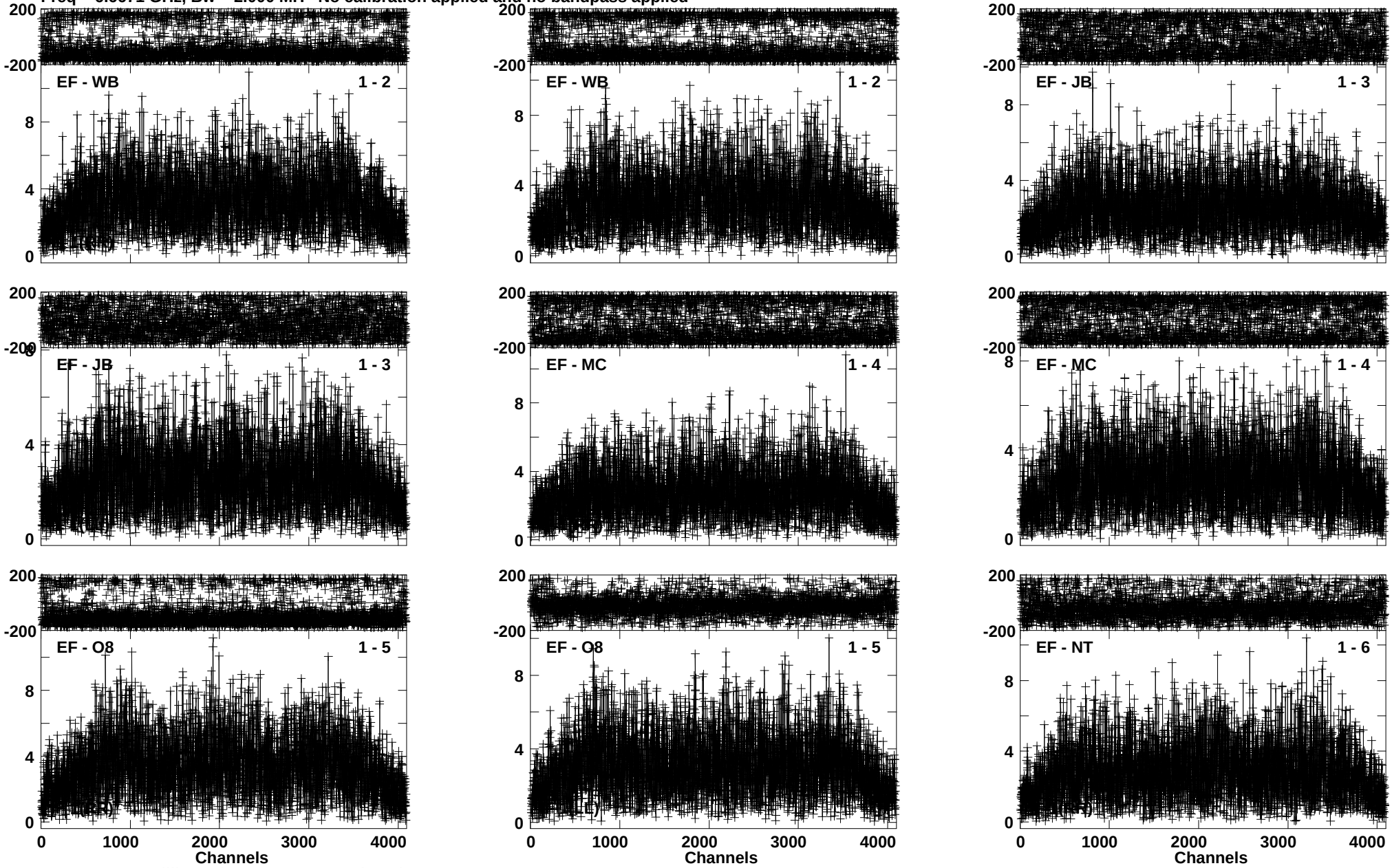

Lower frame: Milli Ampl Jy Top frame: Phas deg
Vector averaged cross-power spectrum Baseline: EF (01) - WB (02)
Timerange: 00/08:24:11 to 00/08:27:09

Plot file version 205 created 16-AUG-2016 13:50:29
J1832-2039 EM117A 2.UVDATA.1
Freq = 6.6671 GHz, Bw = 2.000 MH No calibration applied and no bandpass applied

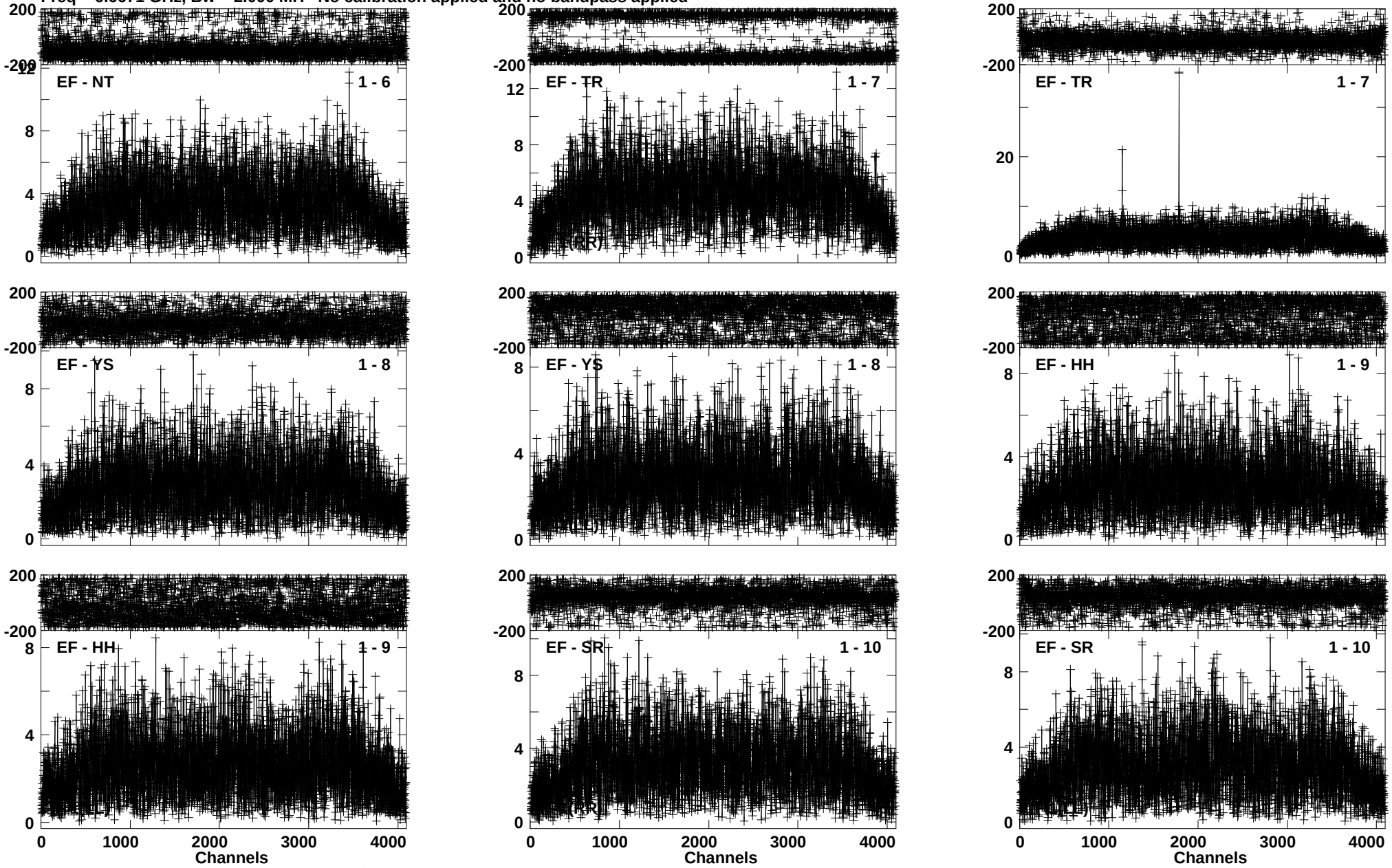

Lower frame: Milli Ampl Jy Top frame: Phas deg
Vector averaged cross-power spectrum Baseline: EF (01) - NT (06)
Timerange: 00/08:24:11 to 00/08:27:09

Plot file version 206 created 16-AUG-2016 13:50:31
J1832-2039 EM117A 2.UVDATA.1
Freq = 6.6671 GHz, Bw = 2.000 MH No calibration applied and no bandpass applied

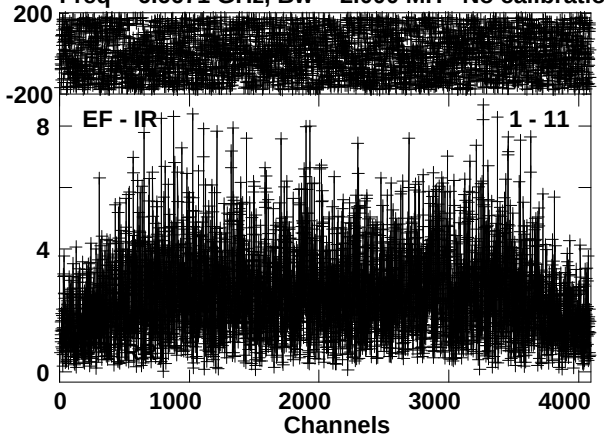

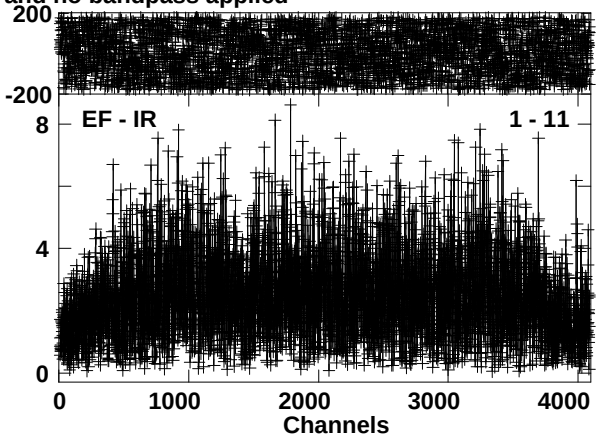

Lower frame: Milli Ampl Jy Top frame: Phas deg
Vector averaged cross-power spectrum Baseline: EF (01) - IR (11)
Timerange: 00/08:24:11 to 00/08:27:09

Plot file version 207 created 16-AUG-2016 13:50:31
G012.68-0.18 EM117A 2.UVDATA.1
Freq = 6.6671 GHz, Bw = 2.000 MH No calibration applied and no bandpass applied

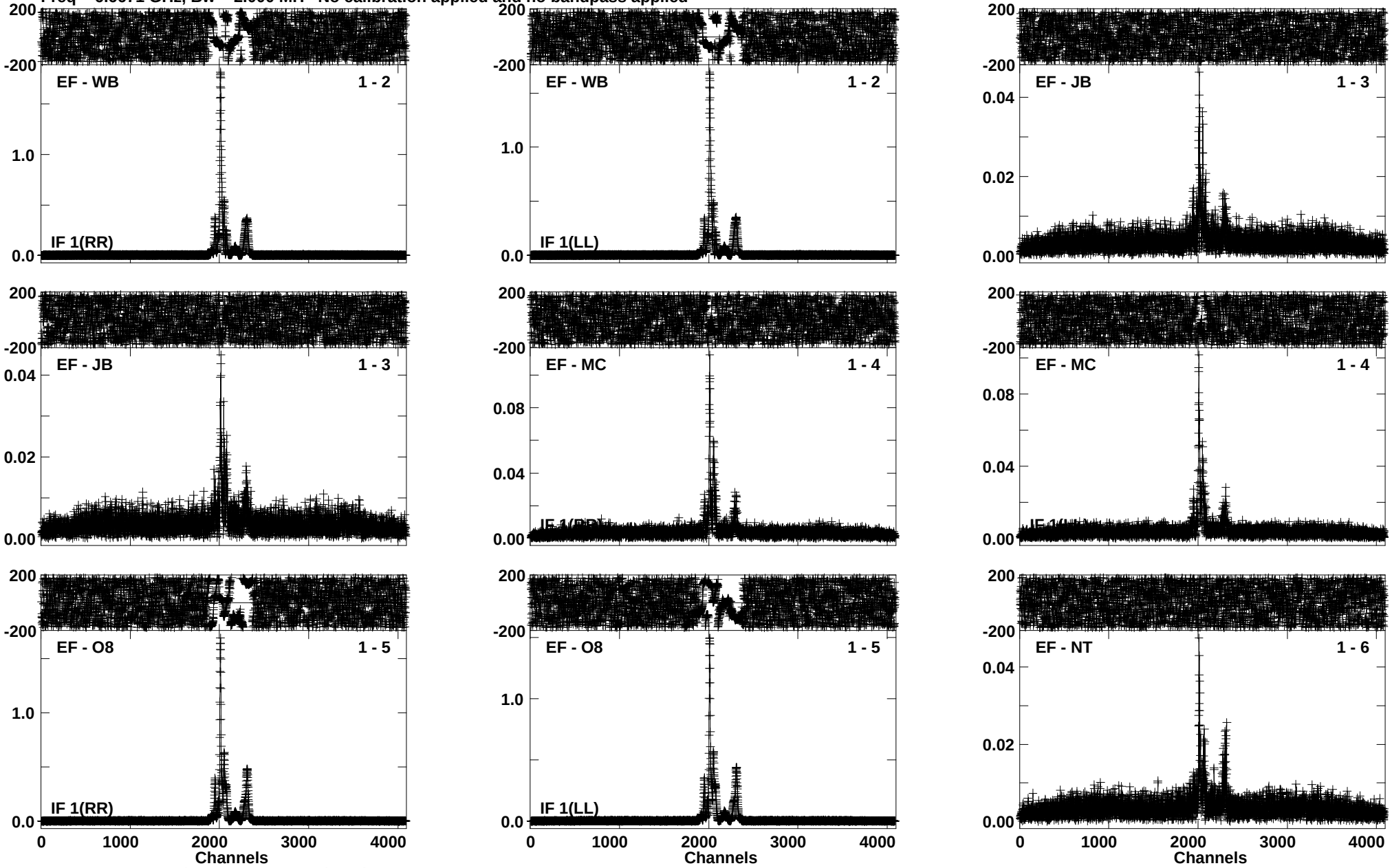

Lower frame: Ampl Jy Top frame: Phas deg
Vector averaged cross-power spectrum Baseline: EF (01) - WB (02)
Timerange: 00/08:27:11 to 00/08:29:09

Plot file version 208 created 16-AUG-2016 13:50:32
G012.68-0.18 EM117A 2.UVDATA.1
Freq = 6.6671 GHz, Bw = 2.000 MH No calibration applied and no bandpass applied

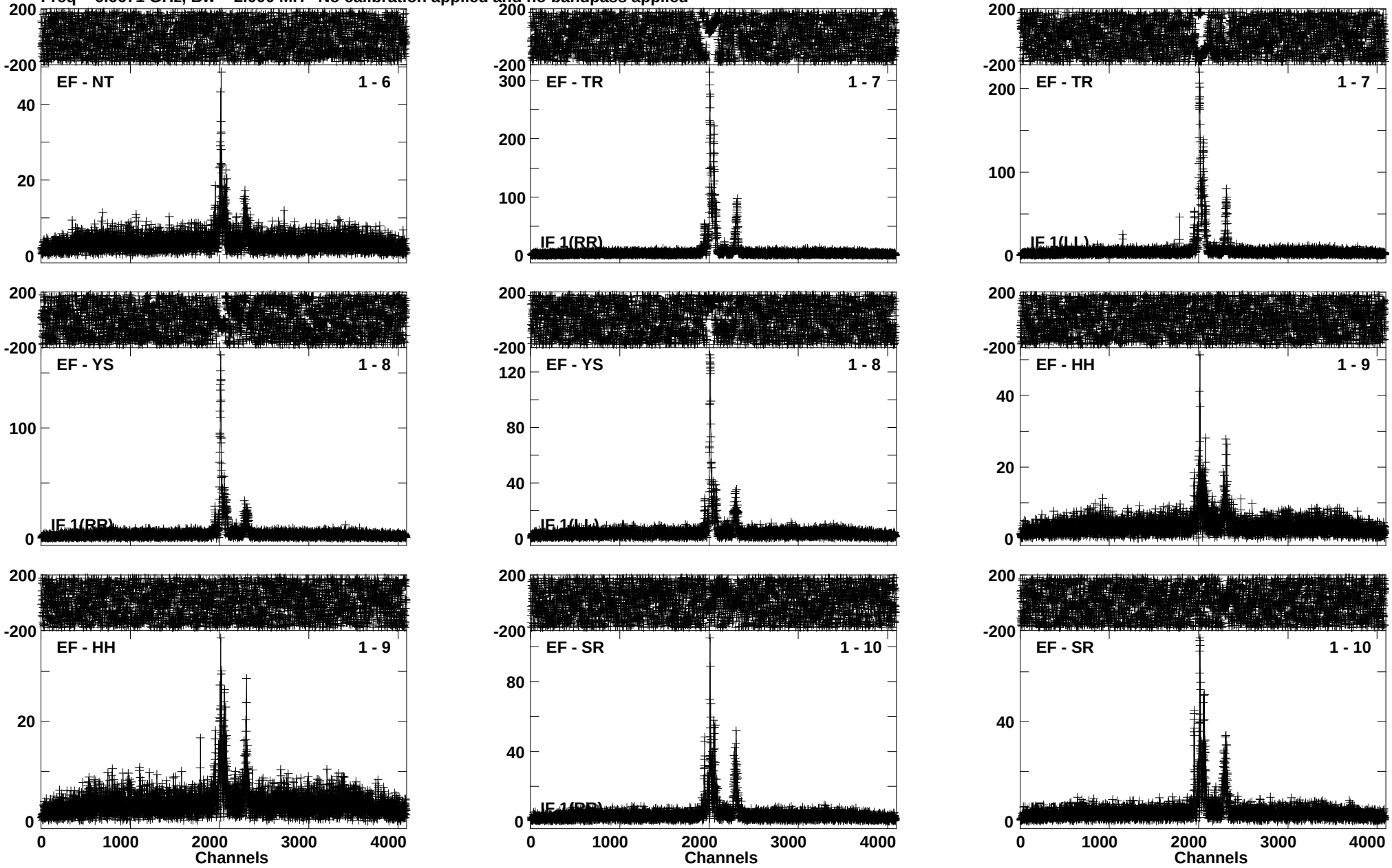

Lower frame: Milli Ampl Jy Top frame: Phas deg
Vector averaged cross-power spectrum Baseline: EF (01) - NT (06)
Timerange: 00/08:27:11 to 00/08:29:09

Plot file version 209 created 16-AUG-2016 13:50:33
G012.68-0.18 EM117A 2.UVDATA.1
Freq = 6.6671 GHz, Bw = 2.000 MH No calibration applied and no bandpass applied

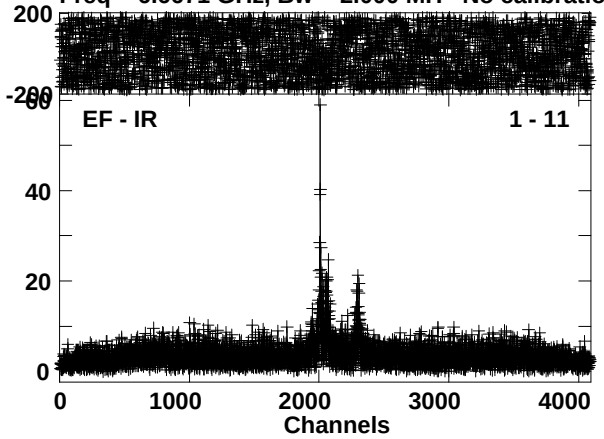

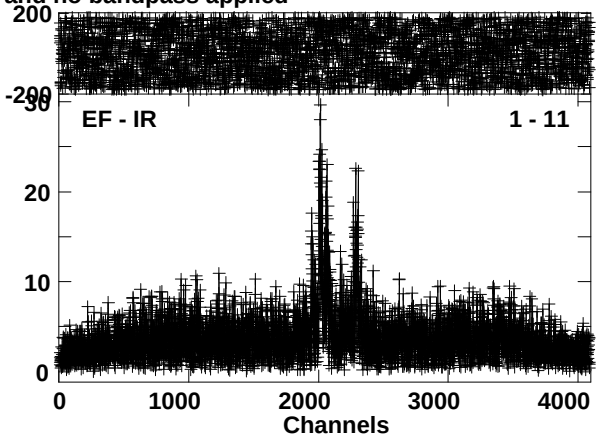

Lower frame: Milli Ampl Jy Top frame: Phas deg
Vector averaged cross-power spectrum Baseline: EF (01) - IR (11)
Timerange: 00/08:27:11 to 00/08:29:09

Plot file version 210 created 16-AUG-2016 13:50:33
J1832-2039 EM117A 2.UVDATA.1
Freq = 6.6671 GHz, Bw = 2.000 MH No calibration applied and no bandpass applied

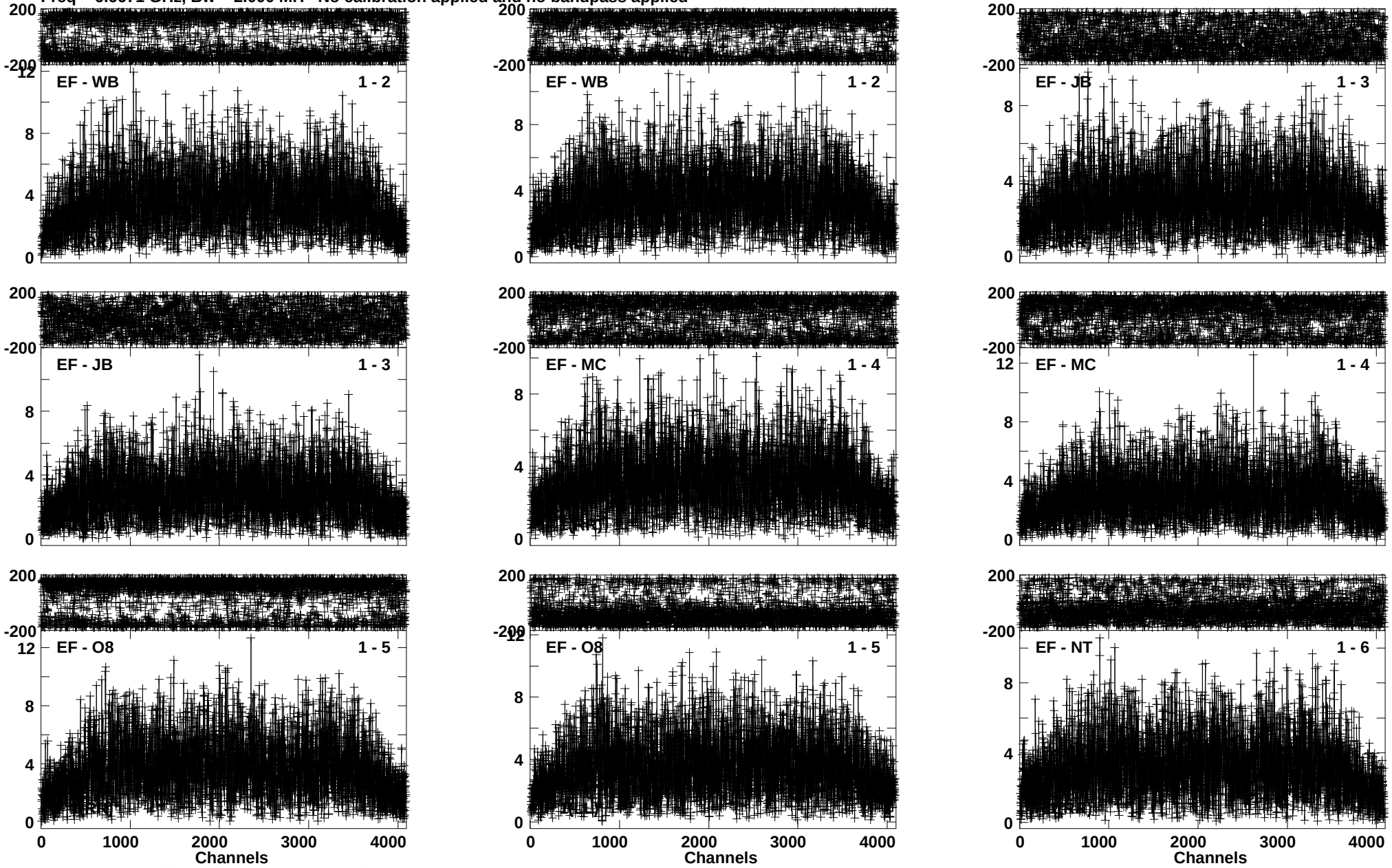

Lower frame: Milli Ampl Jy Top frame: Phas deg
Vector averaged cross-power spectrum Baseline: EF (01) - WB (02)
Timerange: 00/08:29:17 to 00/08:32:09

Plot file version 211 created 16-AUG-2016 13:50:34
J1832-2039 EM117A 2.UVDATA.1
Freq = 6.6671 GHz, Bw = 2.000 MH No calibration applied and no bandpass applied

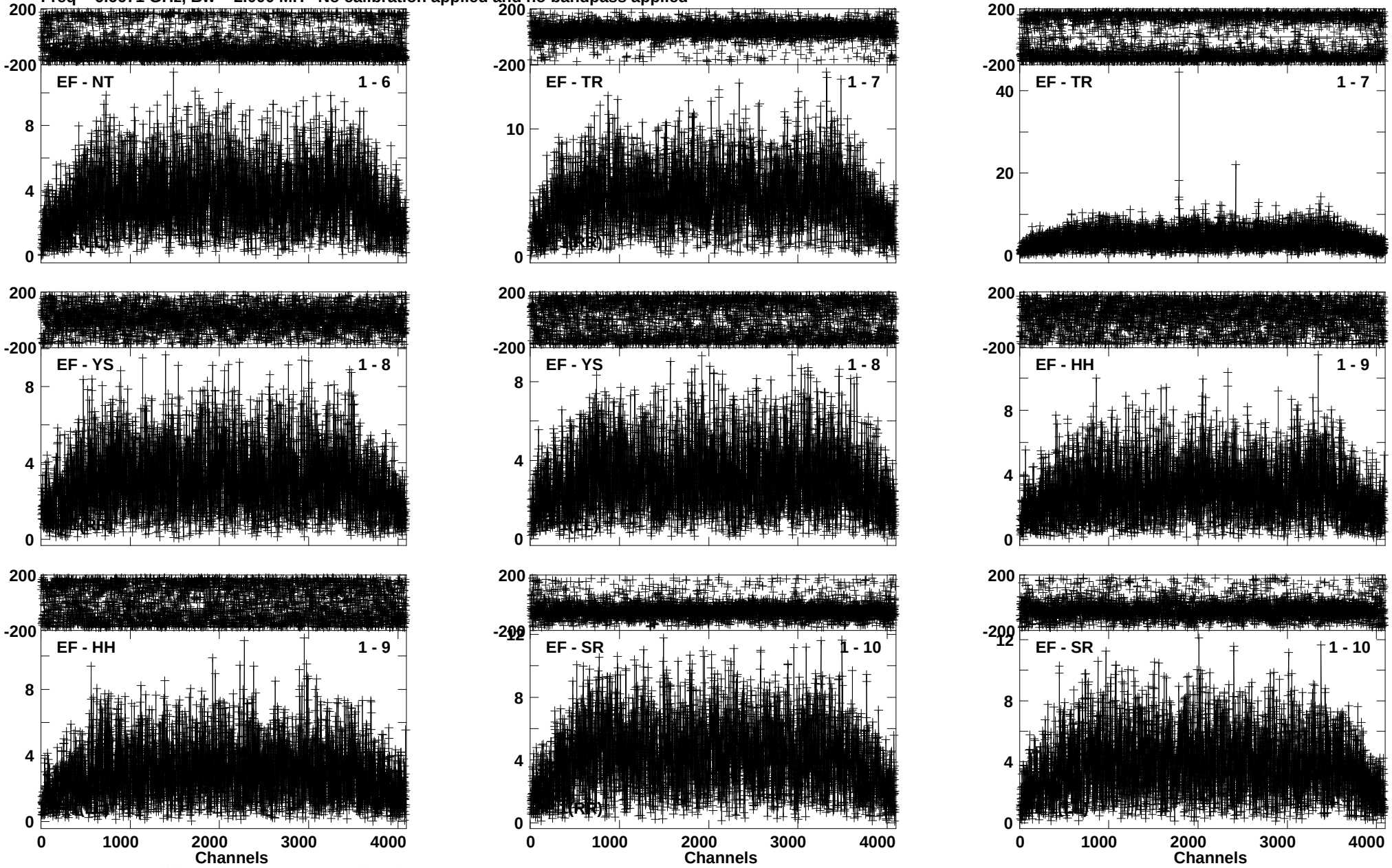

Lower frame: Milli Ampl Jy Top frame: Phas deg
Vector averaged cross-power spectrum Baseline: EF (01) - NT (06)
Timerange: 00/08:29:17 to 00/08:32:09

Plot file version 212 created 16-AUG-2016 13:50:35
J1832-2039 EM117A 2.UVDATA.1
Freq = 6.6671 GHz, Bw = 2.000 MH No calibration applied and no bandpass applied

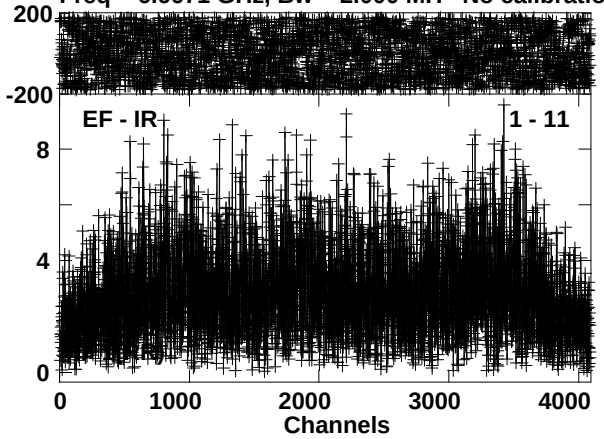

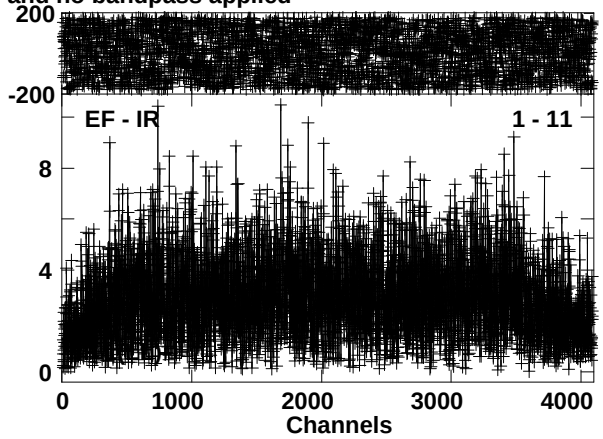

Lower frame: Milli Ampl Jy Top frame: Phas deg
Vector averaged cross-power spectrum Baseline: EF (01) - IR (11)
Timerange: 00/08:29:17 to 00/08:32:09

Plot file version 213 created 16-AUG-2016 13:50:36
G012.68-0.18 EM117A 2.UVDATA.1
Freq = 6.6671 GHz, Bw = 2.000 MH No calibration applied and no bandpass applied

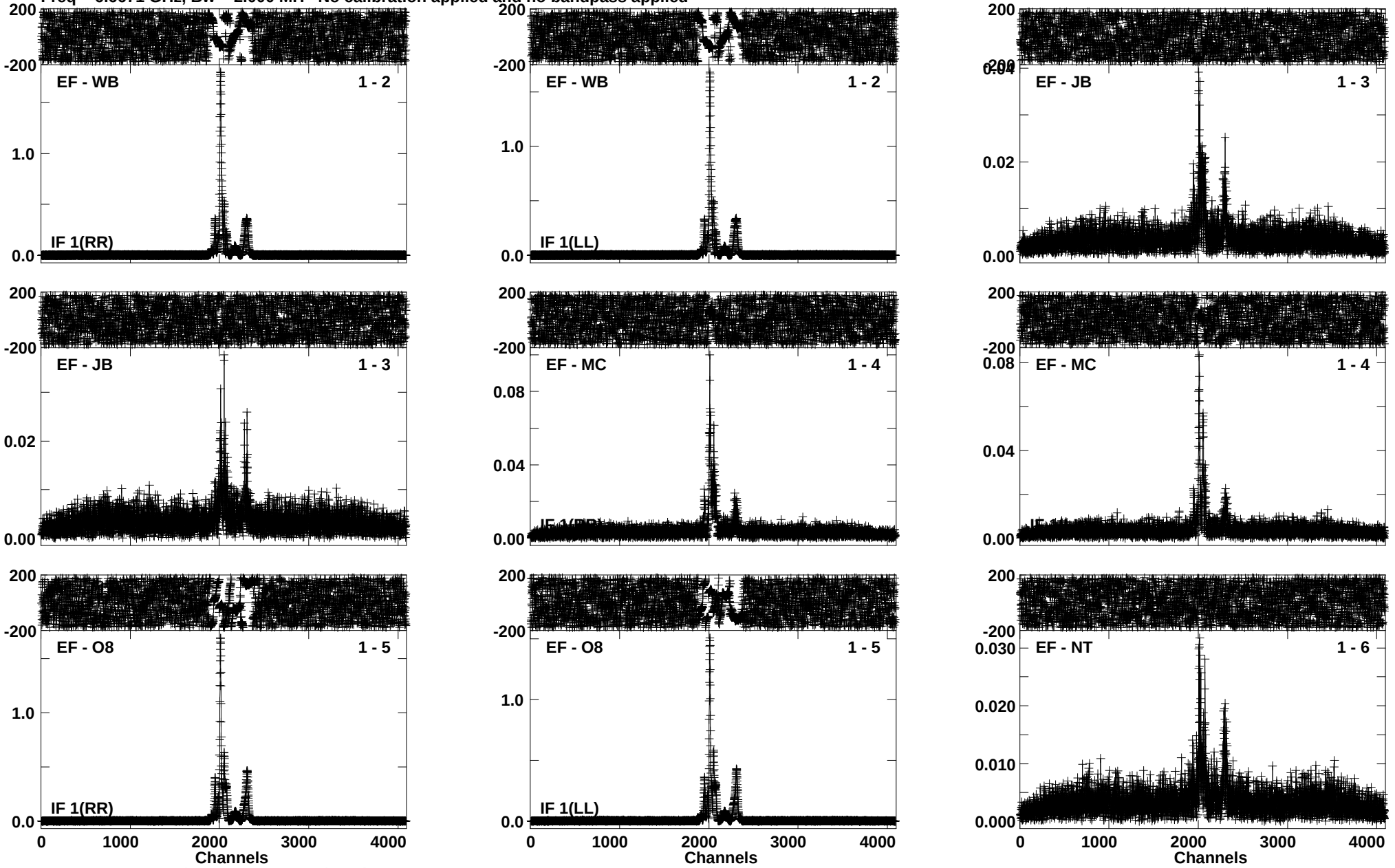

Lower frame: Ampl Jy Top frame: Phas deg
Vector averaged cross-power spectrum Baseline: EF (01) - WB (02)
Timerange: 00/08:32:11 to 00/08:34:09

Plot file version 214 created 16-AUG-2016 13:50:36
G012.68-0.18 EM117A 2.UVDATA.1
Freq = 6.6671 GHz, Bw = 2.000 MH No calibration applied and no bandpass applied

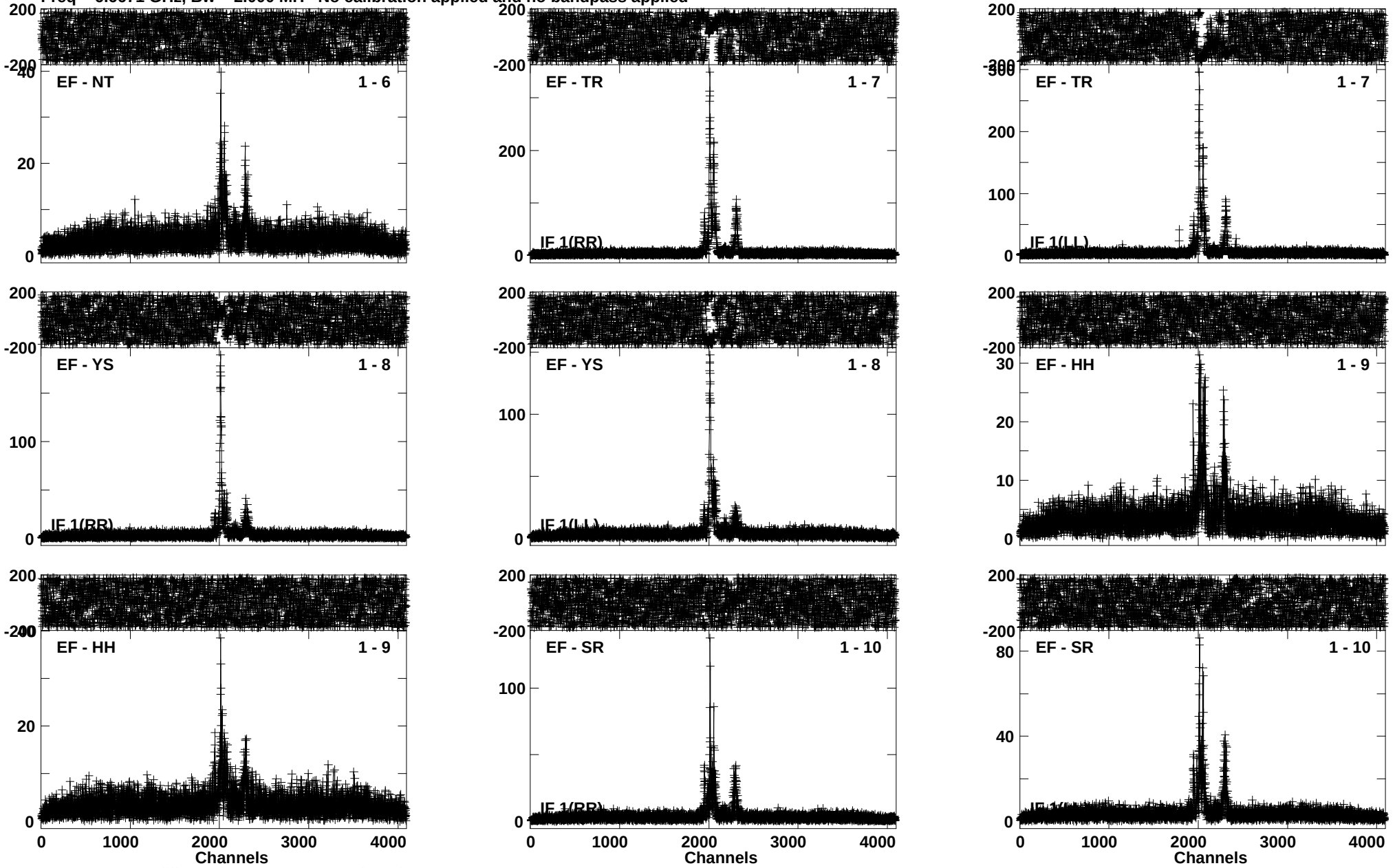

Lower frame: Milli Ampl Jy Top frame: Phas deg
Vector averaged cross-power spectrum Baseline: EF (01) - NT (06)
Timerange: 00/08:32:11 to 00/08:34:09

Plot file version 215 created 16-AUG-2016 13:50:38
G012.68-0.18 EM117A 2.UVDATA.1
Freq = 6.6671 GHz, Bw = 2.000 MH No calibration applied and no bandpass applied

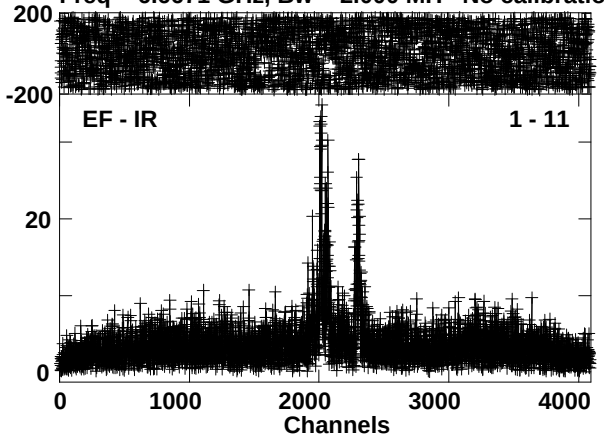

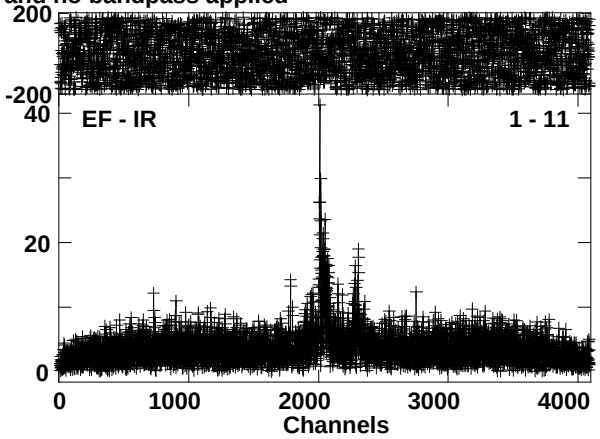

Lower frame: Milli Ampl Jy Top frame: Phas deg
Vector averaged cross-power spectrum Baseline: EF (01) - IR (11)
Timerange: 00/08:32:11 to 00/08:34:09

Plot file version 216 created 16-AUG-2016 13:50:38
J1832-2039 EM117A 2.UVDATA.1
Freq = 6.6671 GHz, Bw = 2.000 MH No calibration applied and no bandpass applied

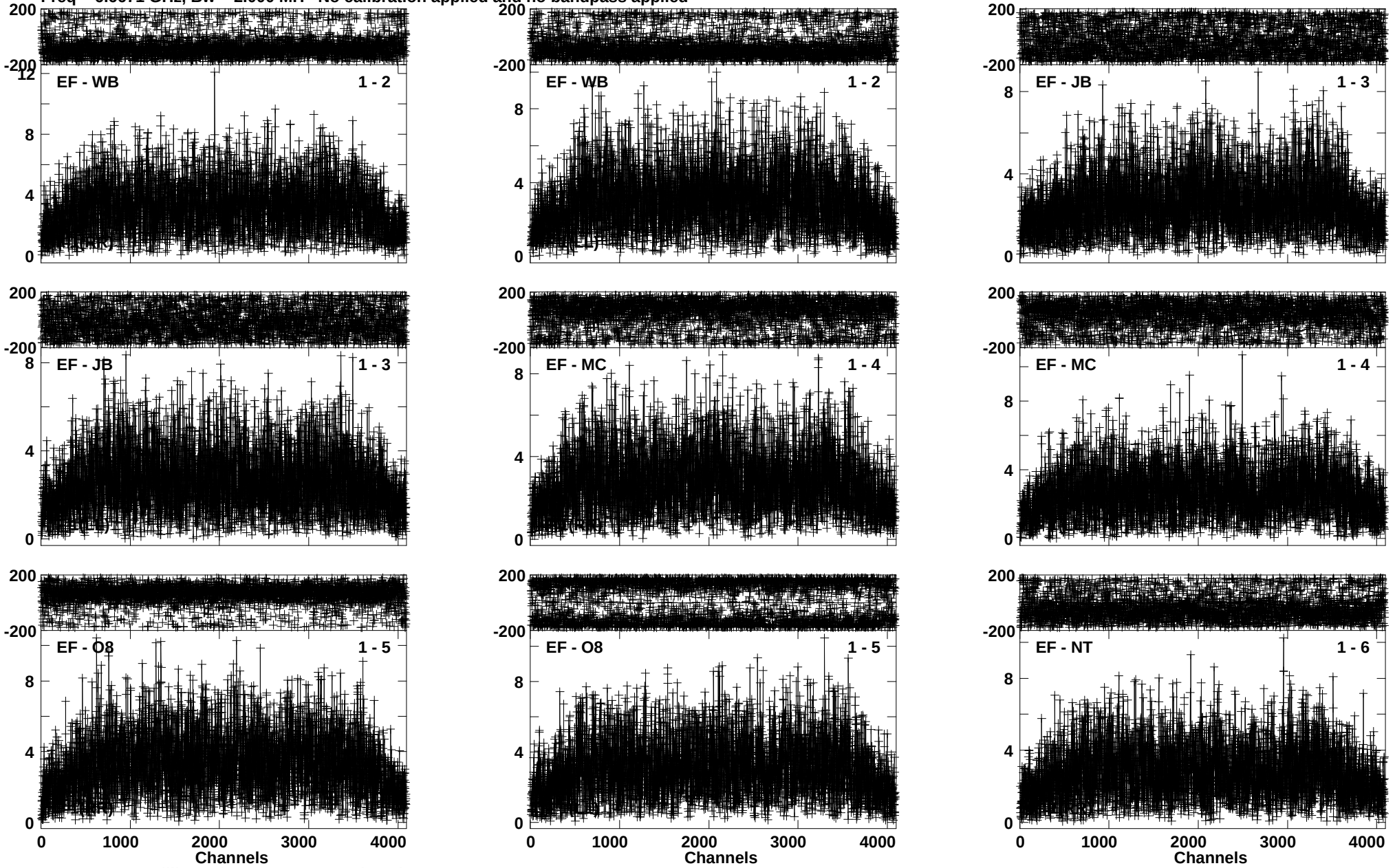

Lower frame: Milli Ampl Jy Top frame: Phas deg
Vector averaged cross-power spectrum Baseline: EF (01) - WB (02)
Timerange: 00/08:34:51 to 00/08:37:49

Plot file version 217 created 16-AUG-2016 13:50:40
J1832-2039 EM117A 2.UVDATA.1
Freq = 6.6671 GHz, Bw = 2.000 MH No calibration applied and no bandpass applied

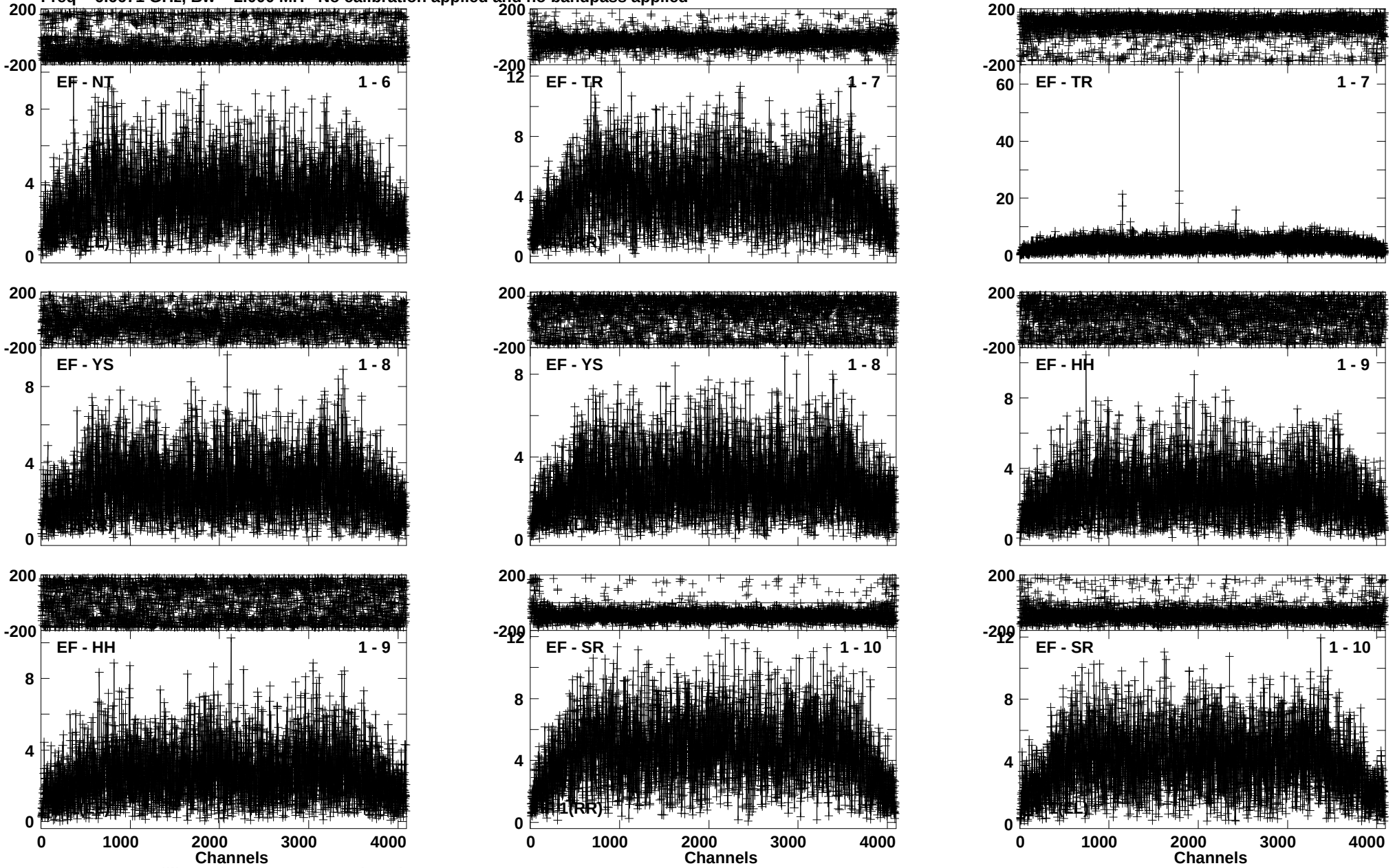

Lower frame: Milli Ampl Jy Top frame: Phas deg
Vector averaged cross-power spectrum Baseline: EF (01) - NT (06)
Timerange: 00/08:34:51 to 00/08:37:49

Plot file version 218 created 16-AUG-2016 13:50:42
J1832-2039 EM117A 2.UVDATA.1
Freq = 6.6671 GHz, Bw = 2.000 MH No calibration applied and no bandpass applied

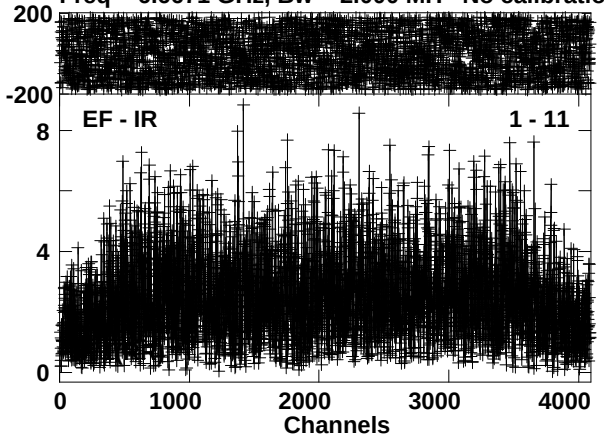

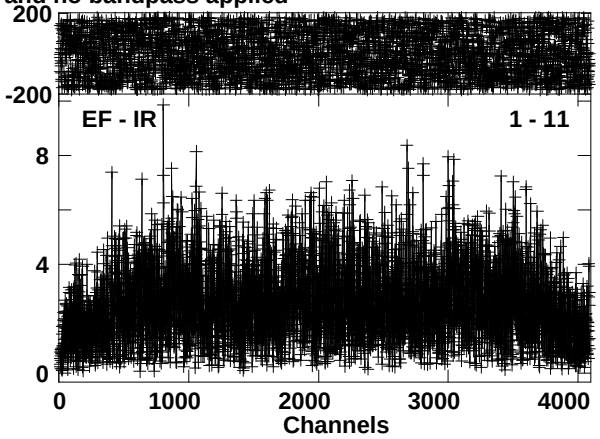

Lower frame: Milli Ampl Jy Top frame: Phas deg
Vector averaged cross-power spectrum Baseline: EF (01) - IR (11)
Timerange: 00/08:34:51 to 00/08:37:49

Plot file version 219 created 16-AUG-2016 13:50:43
J1331+3030 EM117A 2.UVDATA.1
Freq = 6.6671 GHz, Bw = 2.000 MH No calibration applied and no bandpass applied

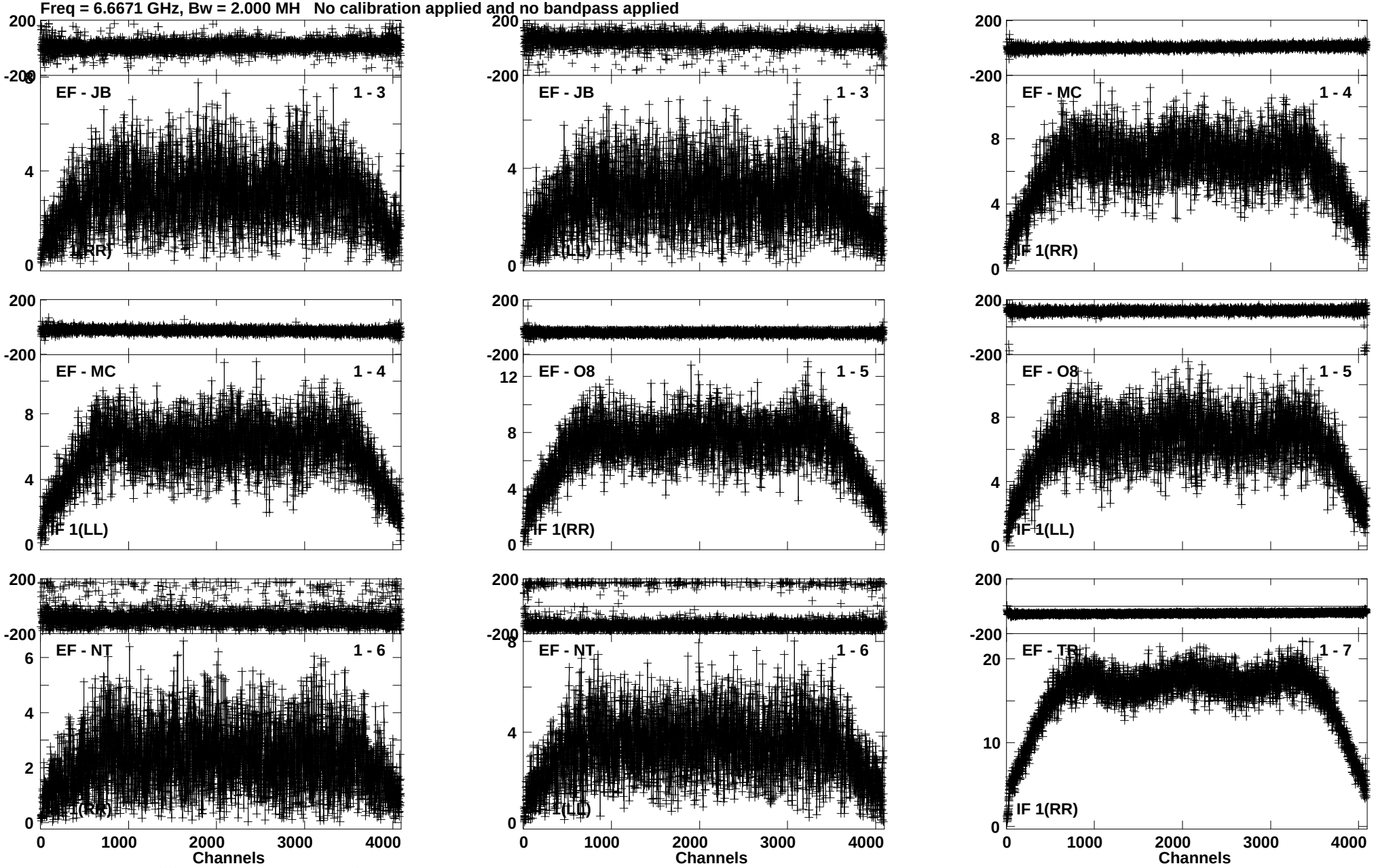

Lower frame: Milli Ampl Jy Top frame: Phas deg
Vector averaged cross-power spectrum Baseline: EF (01) - JB (03)
Timerange: 00/08:43:11 to 00/08:51:09

Plot file version 220 created 16-AUG-2016 13:50:45
J1331+3030 EM117A 2.UVDATA.1
Freq = 6.6671 GHz, Bw = 2.000 MH No calibration applied and no bandpass applied

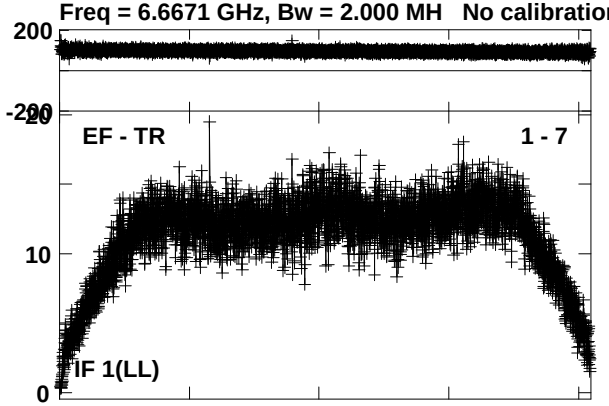

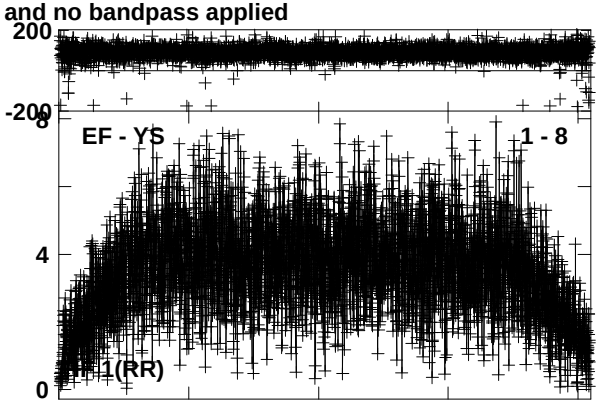

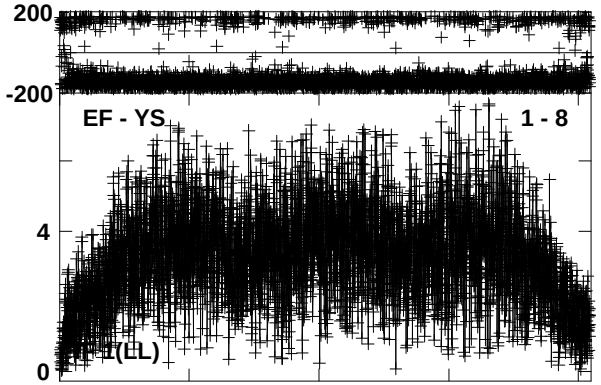

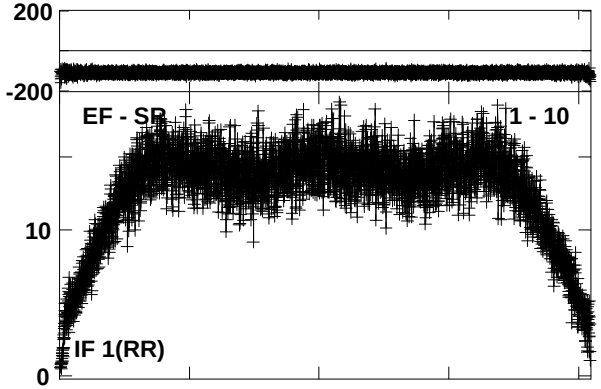

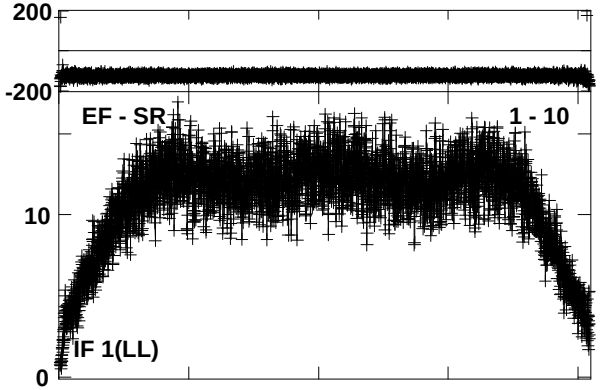

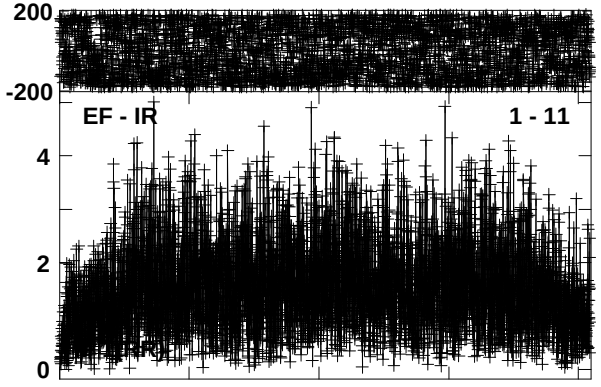

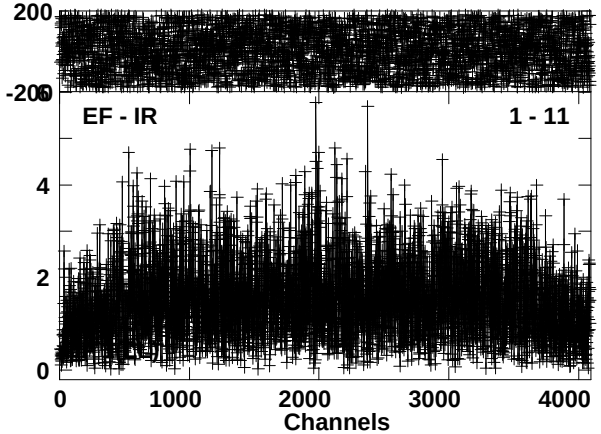

Lower frame: Milli Ampl Jy Top frame: Phas deg
Vector averaged cross-power spectrum Baseline: EF (01) - TR (07)
Timerange: 00/08:43:11 to 00/08:51:09

Plot file version 221 created 16-AUG-2016 13:50:48
J1832-2039 EM117A 2.UVDATA.1
Freq = 6.6671 GHz, Bw = 2.000 MH No calibration applied and no bandpass applied

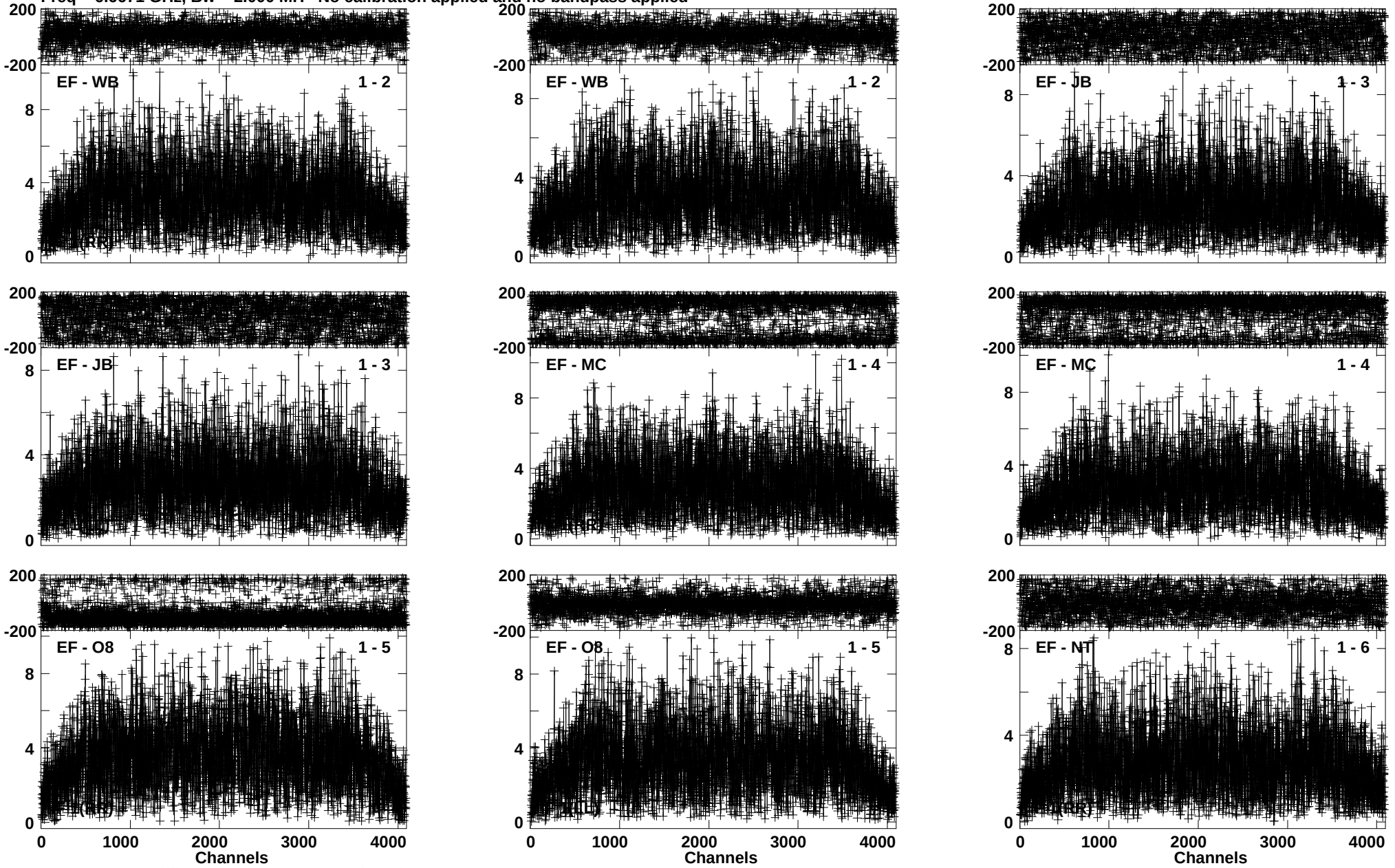

Lower frame: Milli Ampl Jy Top frame: Phas deg
Vector averaged cross-power spectrum Baseline: EF (01) - WB (02)
Timerange: 00/08:56:21 to 00/08:59:19

Plot file version 222 created 16-AUG-2016 13:50:49
J1832-2039 EM117A 2.UVDATA.1
Freq = 6.6671 GHz, Bw = 2.000 MH No calibration applied and no bandpass applied

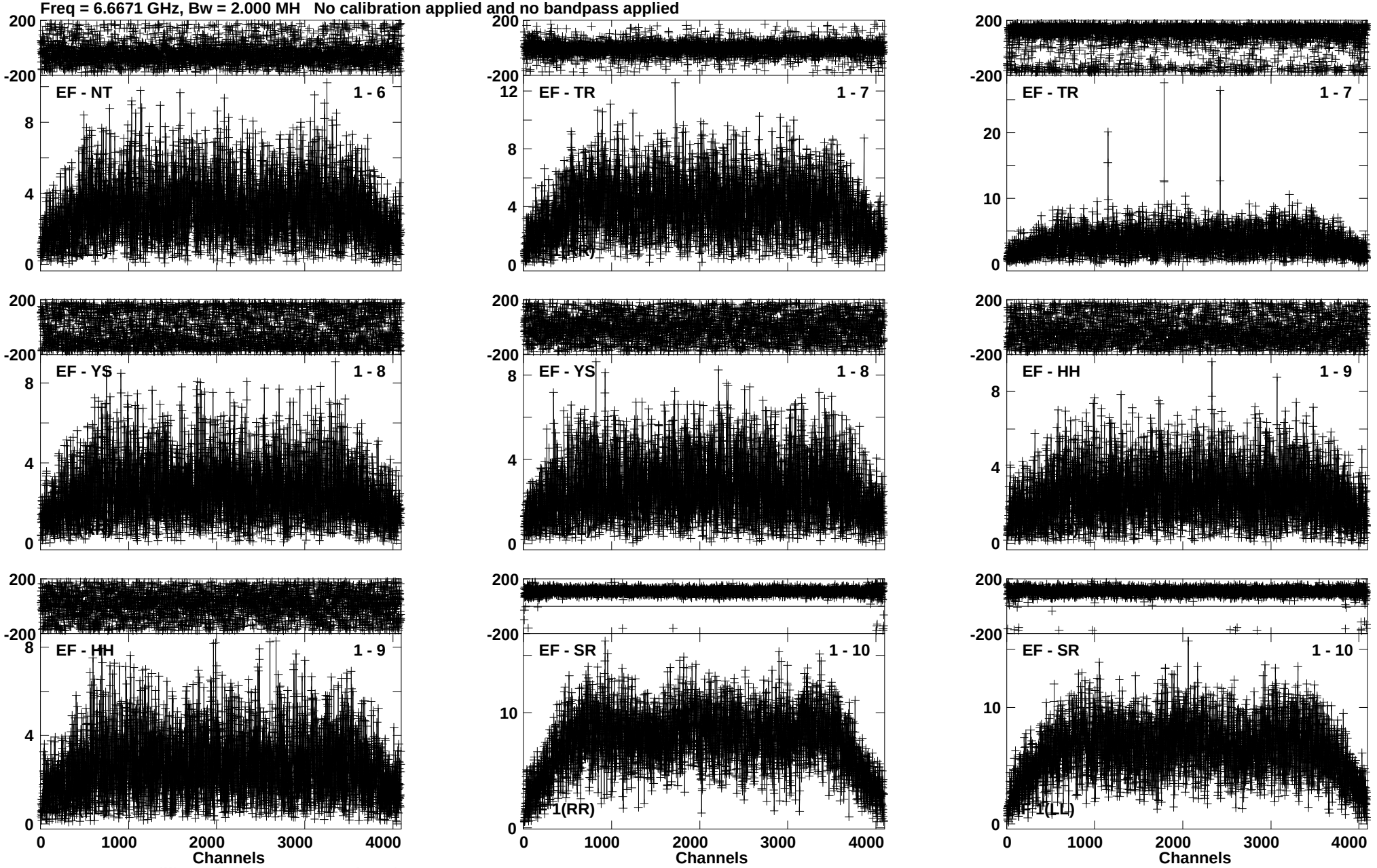

Lower frame: Milli Ampl Jy Top frame: Phas deg
Vector averaged cross-power spectrum Baseline: EF (01) - NT (06)
Timerange: 00/08:56:21 to 00/08:59:19

Plot file version 223 created 16-AUG-2016 13:50:51
J1832-2039 EM117A 2.UVDATA.1
Freq = 6.6671 GHz, Bw = 2.000 MH No calibration applied and no bandpass applied

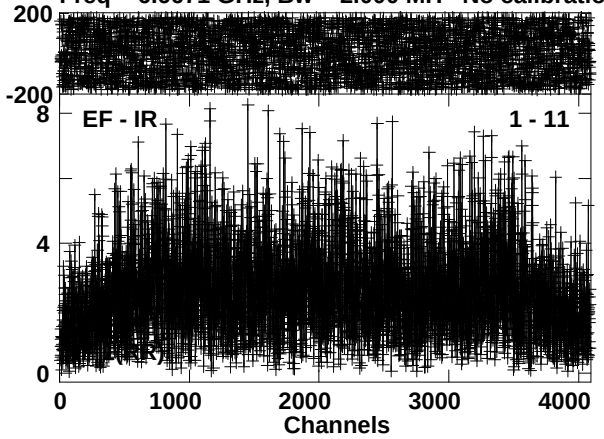

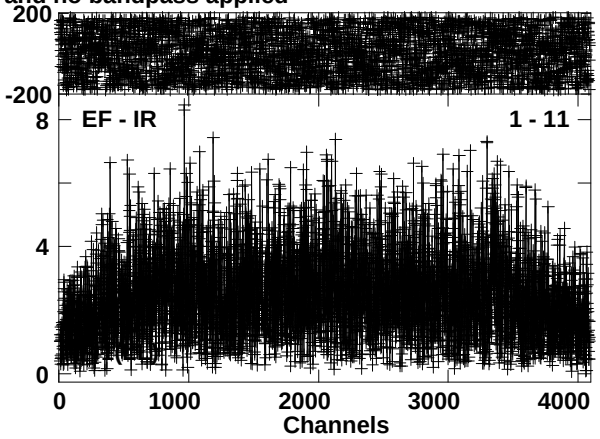

Lower frame: Milli Ampl Jy Top frame: Phas deg
Vector averaged cross-power spectrum Baseline: EF (01) - IR (11)
Timerange: 00/08:56:21 to 00/08:59:19

Plot file version 224 created 16-AUG-2016 13:50:51
G012.68-0.18 EM117A 2.UVDATA.1
Freq = 6.6671 GHz, Bw = 2.000 MH No calibration applied and no bandpass applied

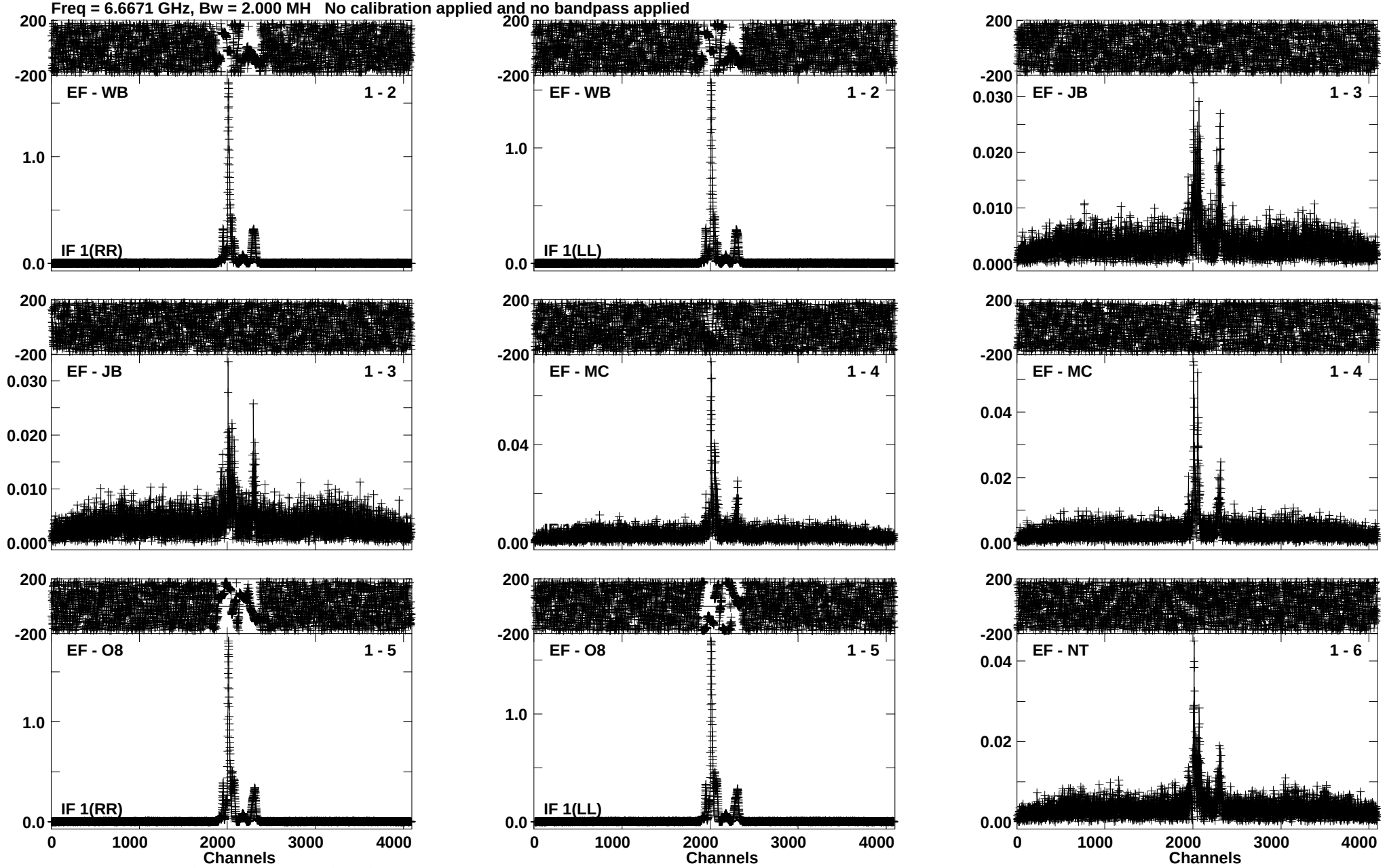

Lower frame: Ampl Jy Top frame: Phas deg
Vector averaged cross-power spectrum Baseline: EF (01) - WB (02)
Timerange: 00/08:59:21 to 00/09:01:19

Plot file version 225 created 16-AUG-2016 13:50:52
G012.68-0.18 EM117A 2.UVDATA.1
Freq = 6.6671 GHz, Bw = 2.000 MH No calibration applied and no bandpass applied

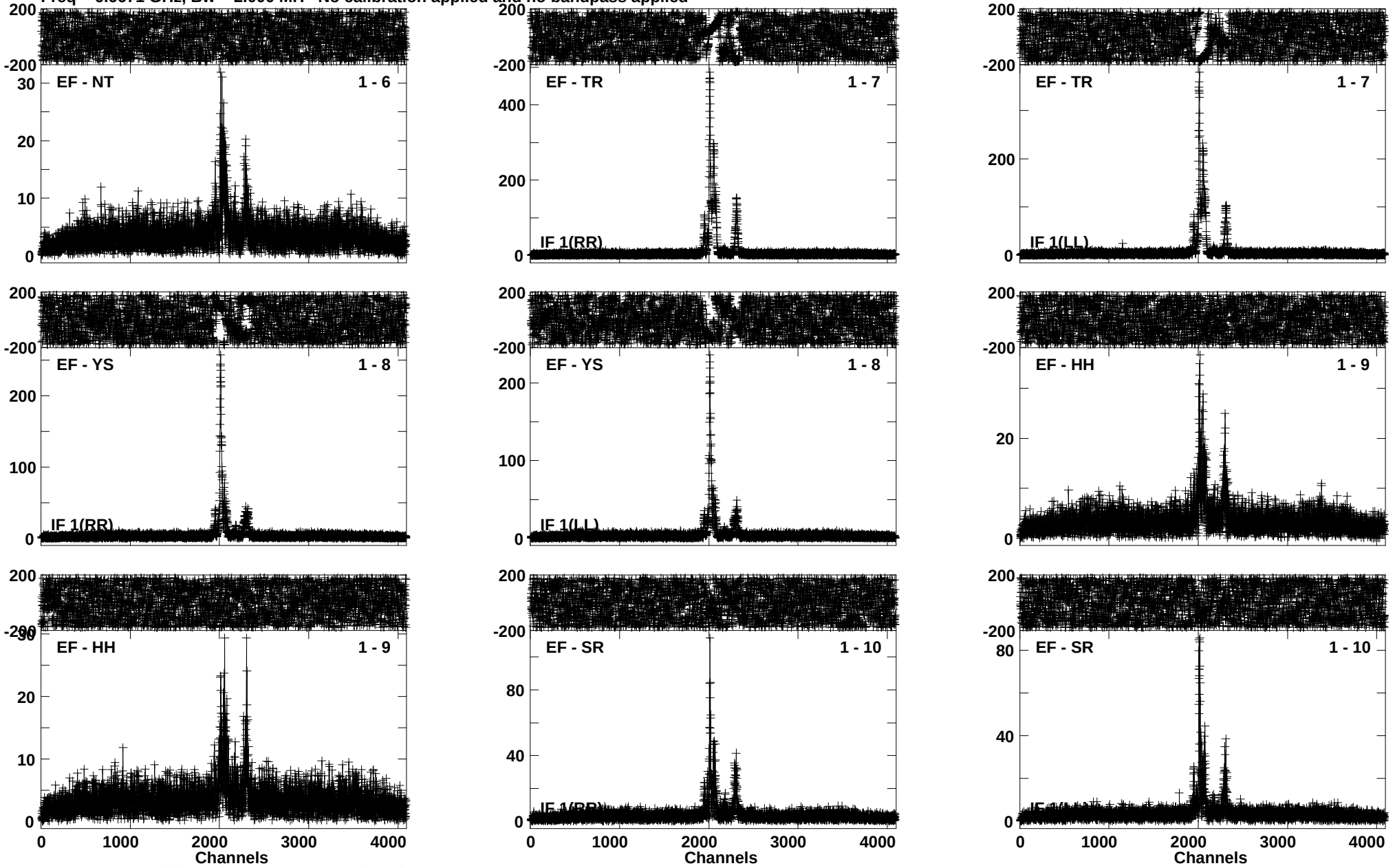

Lower frame: Milli Ampl Jy Top frame: Phas deg
Vector averaged cross-power spectrum Baseline: EF (01) - NT (06)
Timerange: 00/08:59:21 to 00/09:01:19

Plot file version 226 created 16-AUG-2016 13:50:53
G012.68-0.18 EM117A 2.UVDATA.1
Freq = 6.6671 GHz, Bw = 2.000 MH No calibration applied and no bandpass applied

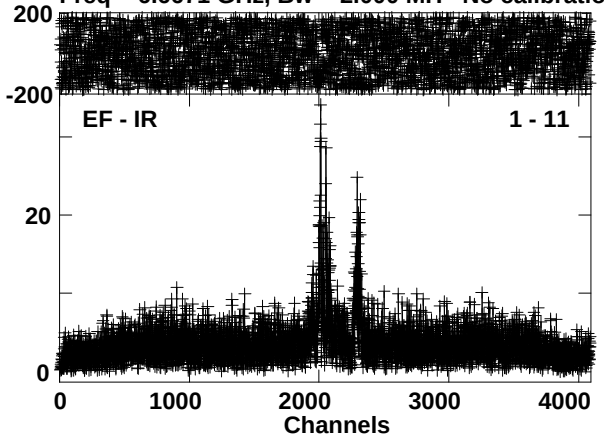

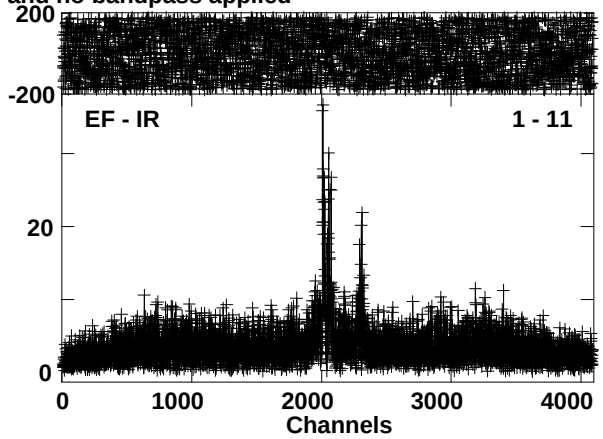

Lower frame: Milli Ampl Jy Top frame: Phas deg
Vector averaged cross-power spectrum Baseline: EF (01) - IR (11)
Timerange: 00/08:59:21 to 00/09:01:19

Plot file version 227 created 16-AUG-2016 13:50:53
J1832-2039 EM117A 2.UVDATA.1
Freq = 6.6671 GHz, Bw = 2.000 MH No calibration applied and no bandpass applied

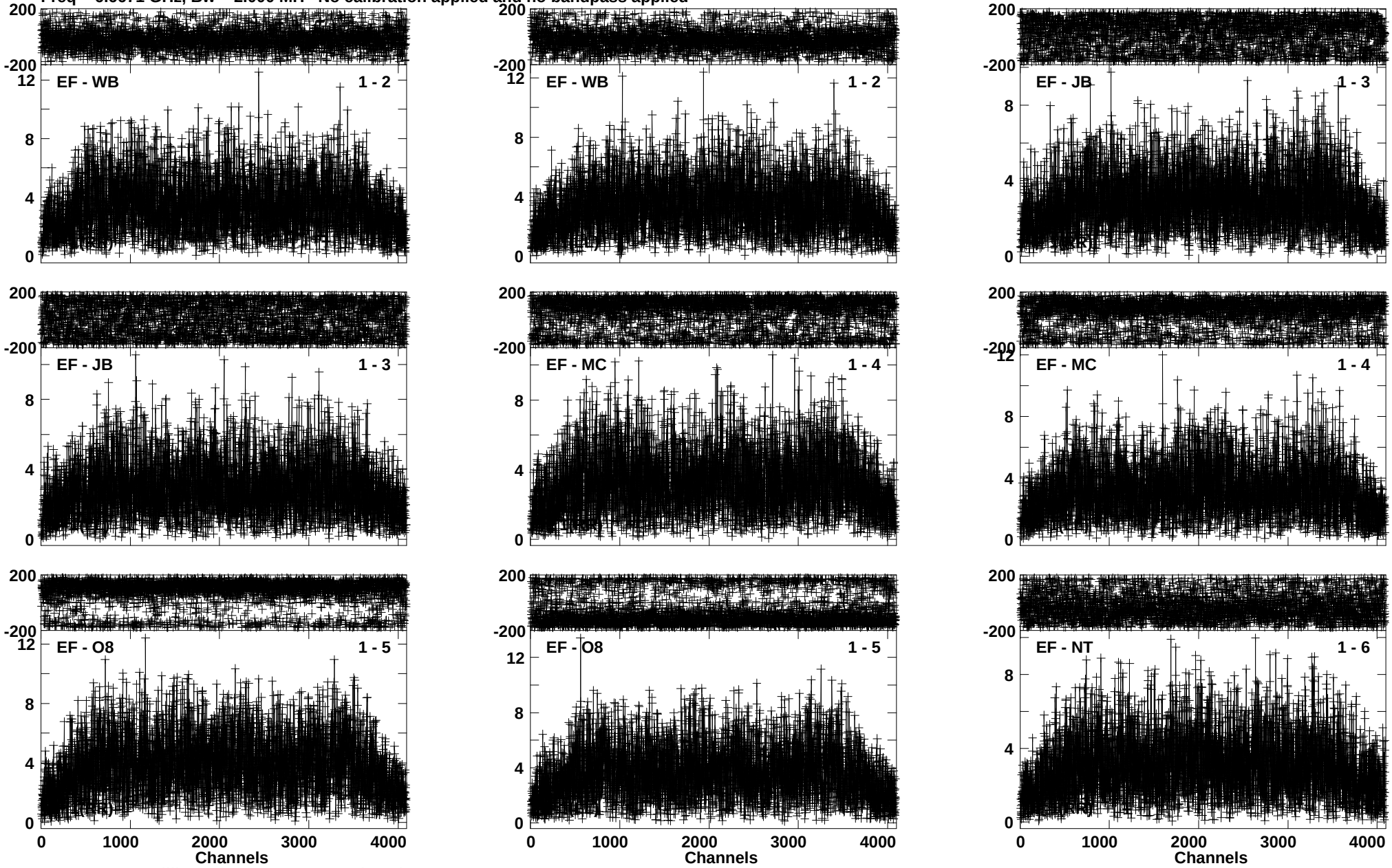

Lower frame: Milli Ampl Jy Top frame: Phas deg
Vector averaged cross-power spectrum Baseline: EF (01) - WB (02)
Timerange: 00/09:01:27 to 00/09:04:19

Plot file version 228 created 16-AUG-2016 13:50:54
J1832-2039 EM117A 2.UVDATA.1
Freq = 6.6671 GHz, Bw = 2.000 MH No calibration applied and no bandpass applied

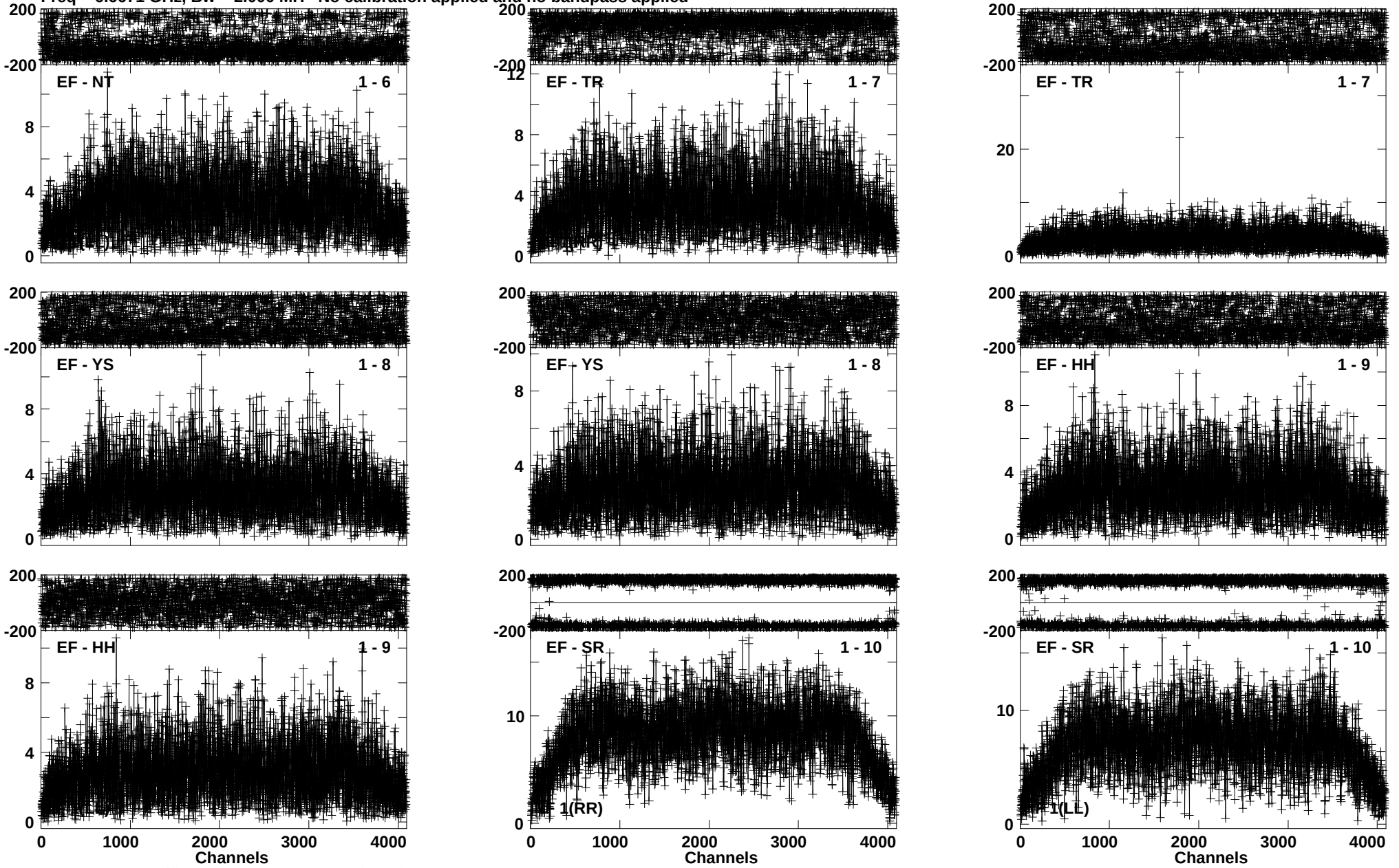

Lower frame: Milli Ampl Jy Top frame: Phas deg
Vector averaged cross-power spectrum Baseline: EF (01) - NT (06)
Timerange: 00/09:01:27 to 00/09:04:19

Plot file version 229 created 16-AUG-2016 13:50:55
J1832-2039 EM117A 2.UVDATA.1
Freq = 6.6671 GHz, Bw = 2.000 MH No calibration applied and no bandpass applied

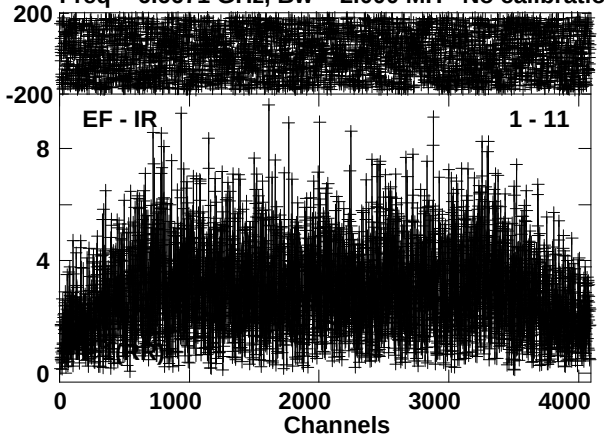

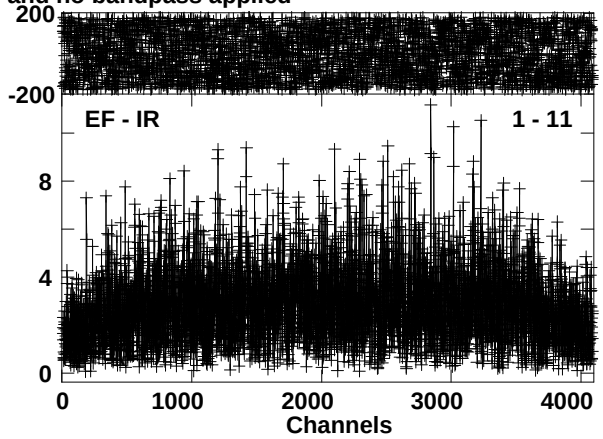

Lower frame: Milli Ampl Jy Top frame: Phas deg
Vector averaged cross-power spectrum Baseline: EF (01) - IR (11)
Timerange: 00/09:01:27 to 00/09:04:19

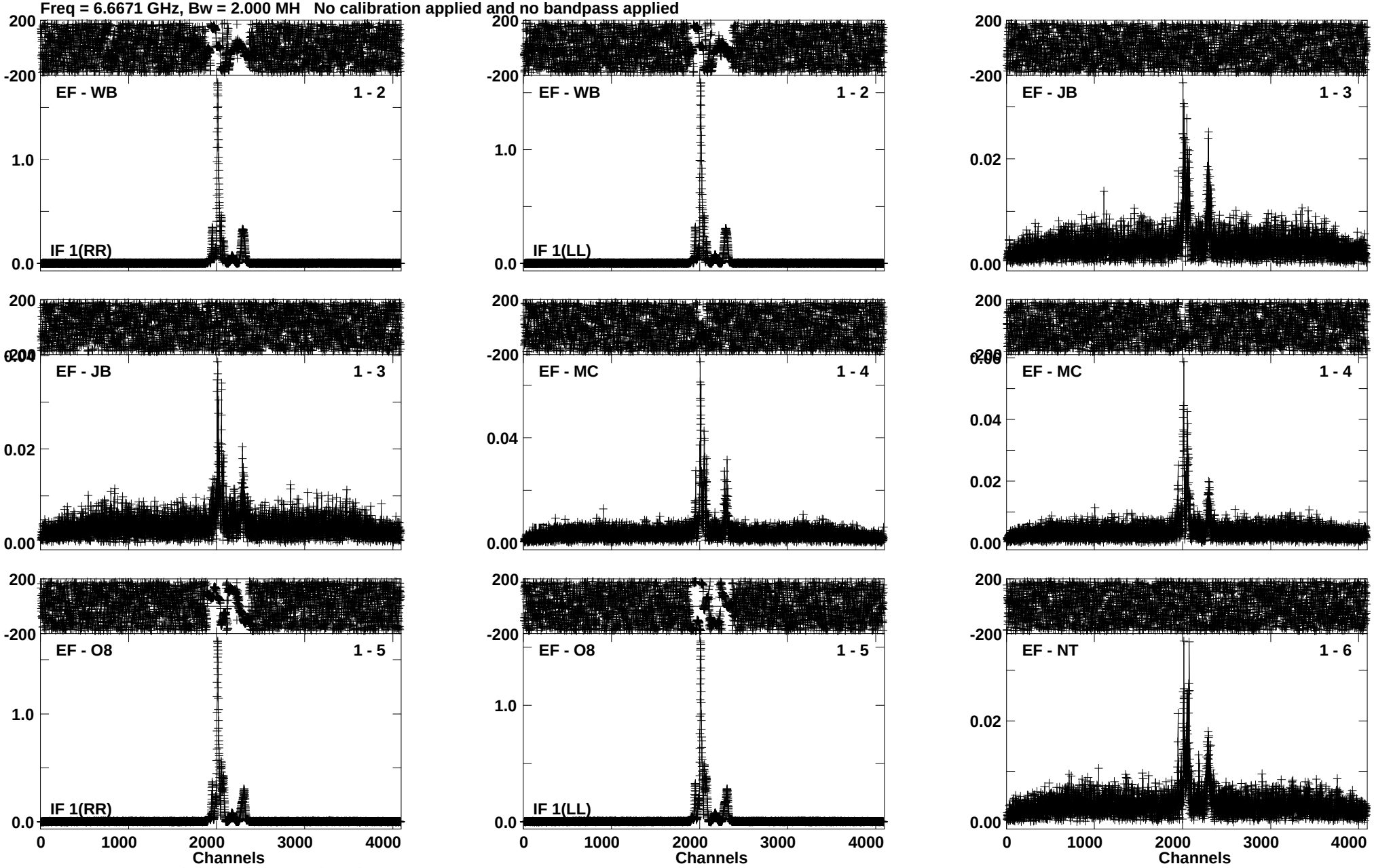
Plot file version 230 created 16-AUG-2016 13:50:56
G012.68-0.18 EM117A 2.UVDATA.1
Freq = 6.6671 GHz, Bw = 2.000 MH No calibration applied and no bandpass applied
EF - WB 1 - 2
IF 1(RR)
EF - WB 1 - 2
IF 1(LL)
EF - JB 1 - 3
EF - JB 1 - 3
EF - MC 1 - 4
EF - MC 1 - 4
EF - O8 1 - 5
IF 1(RR)
EF - O8 1 - 5
IF 1(LL)
EF - NT 1 - 6
200
-200
1.0
0.0
0.02
0.04
0.00
0
1000
2000
3000
4000
Channels
Lower frame: Ampl Jy Top frame: Phas deg
Vector averaged cross-power spectrum Baseline: EF (01) - WB (02)
Timerange: 00/09:04:21 to 00/09:06:19

Plot file version 231 created 16-AUG-2016 13:50:56
G012.68-0.18 EM117A 2.UVDATA.1
Freq = 6.6671 GHz, Bw = 2.000 MH No calibration applied and no bandpass applied

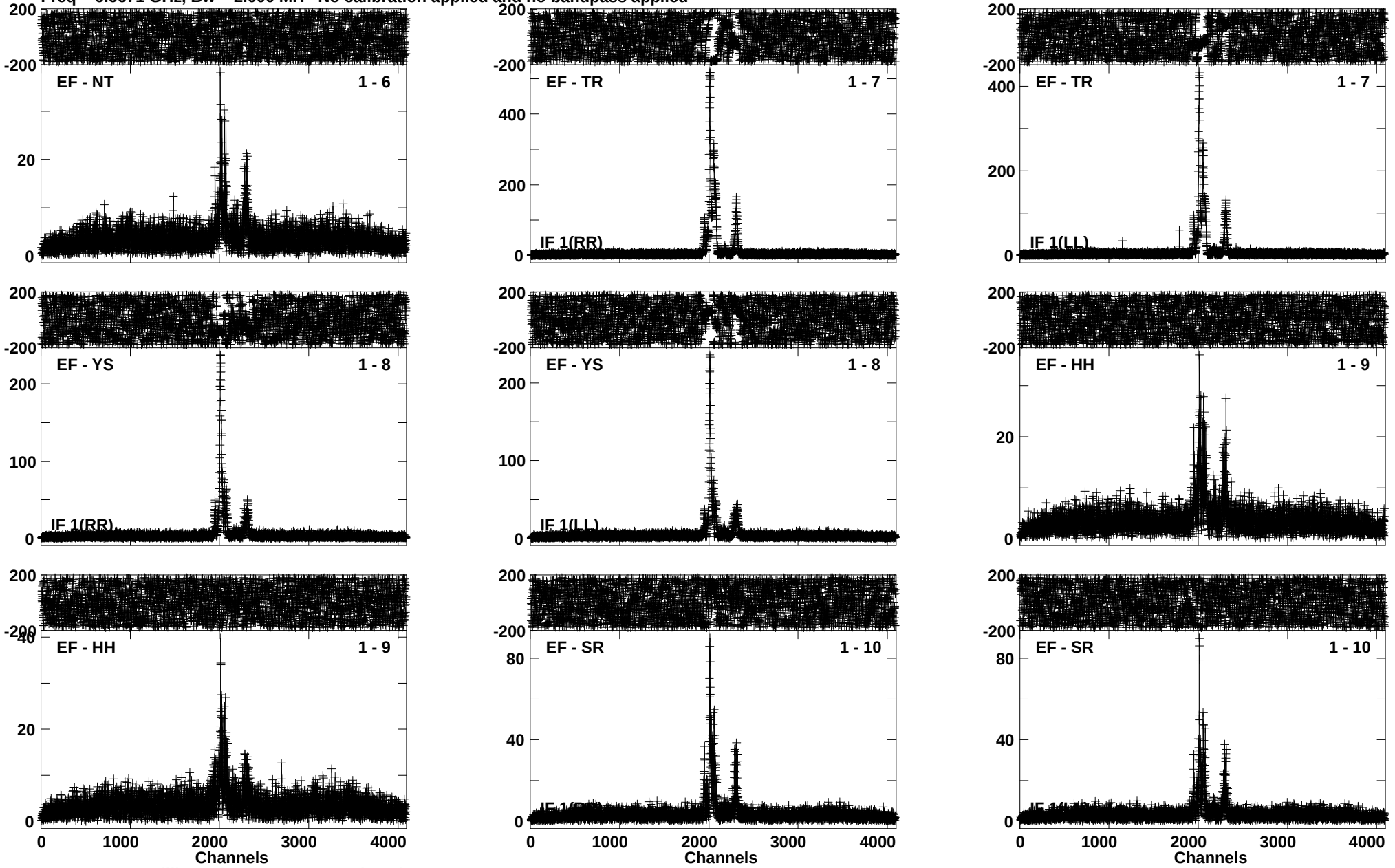

Lower frame: Milli Ampl Jy Top frame: Phas deg
Vector averaged cross-power spectrum Baseline: EF (01) - NT (06)
Timerange: 00/09:04:21 to 00/09:06:19

Plot file version 232 created 16-AUG-2016 13:50:57
G012.68-0.18 EM117A 2.UVDATA.1
Freq = 6.6671 GHz, Bw = 2.000 MH No calibration applied and no bandpass applied

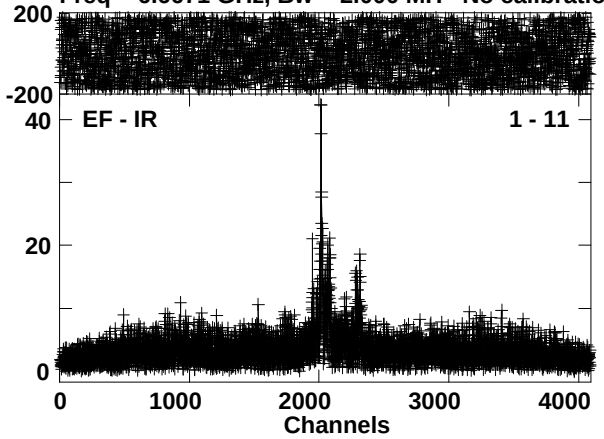

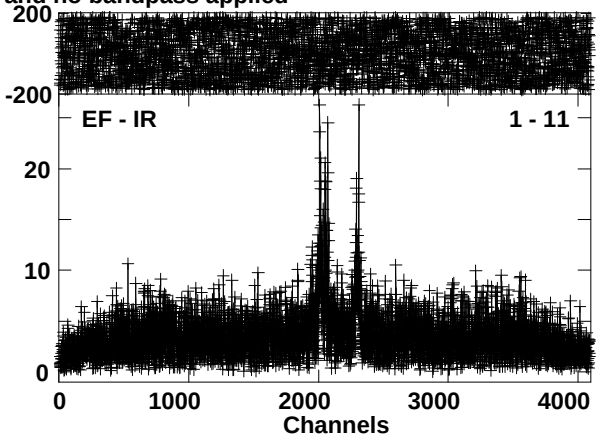

Lower frame: Milli Ampl Jy Top frame: Phas deg
Vector averaged cross-power spectrum Baseline: EF (01) - IR (11)
Timerange: 00/09:04:21 to 00/09:06:19

Plot file version 233 created 16-AUG-2016 13:50:58
J1832-2039 EM117A 2.UVDATA.1
Freq = 6.6671 GHz, Bw = 2.000 MH No calibration applied and no bandpass applied

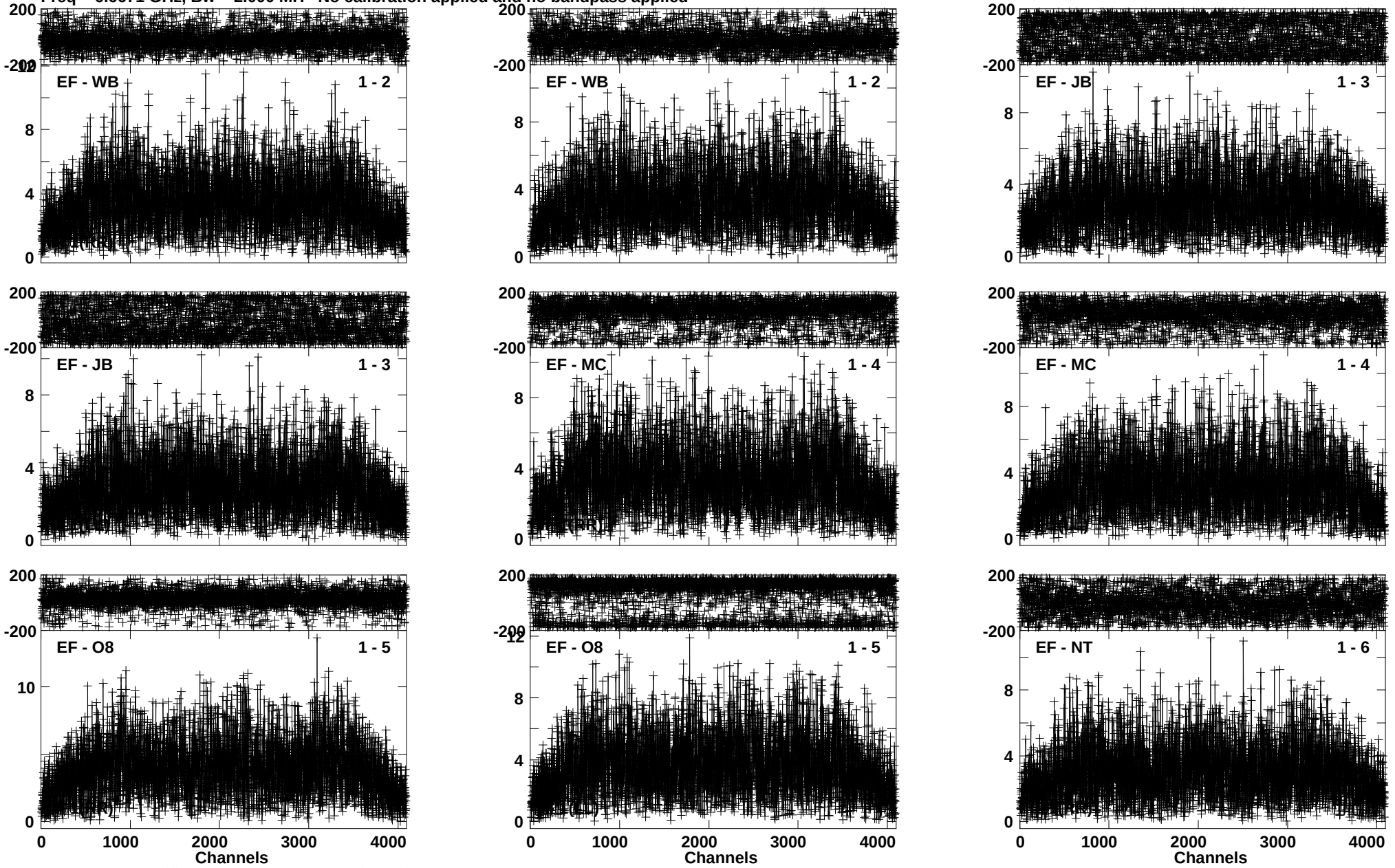

Lower frame: Milli Ampl Jy Top frame: Phas deg
Vector averaged cross-power spectrum Baseline: EF (01) - WB (02)
Timerange: 00/09:06:27 to 00/09:09:19

Plot file version 234 created 16-AUG-2016 13:50:59
J1832-2039 EM117A 2.UVDATA.1
Freq = 6.6671 GHz, Bw = 2.000 MH No calibration applied and no bandpass applied

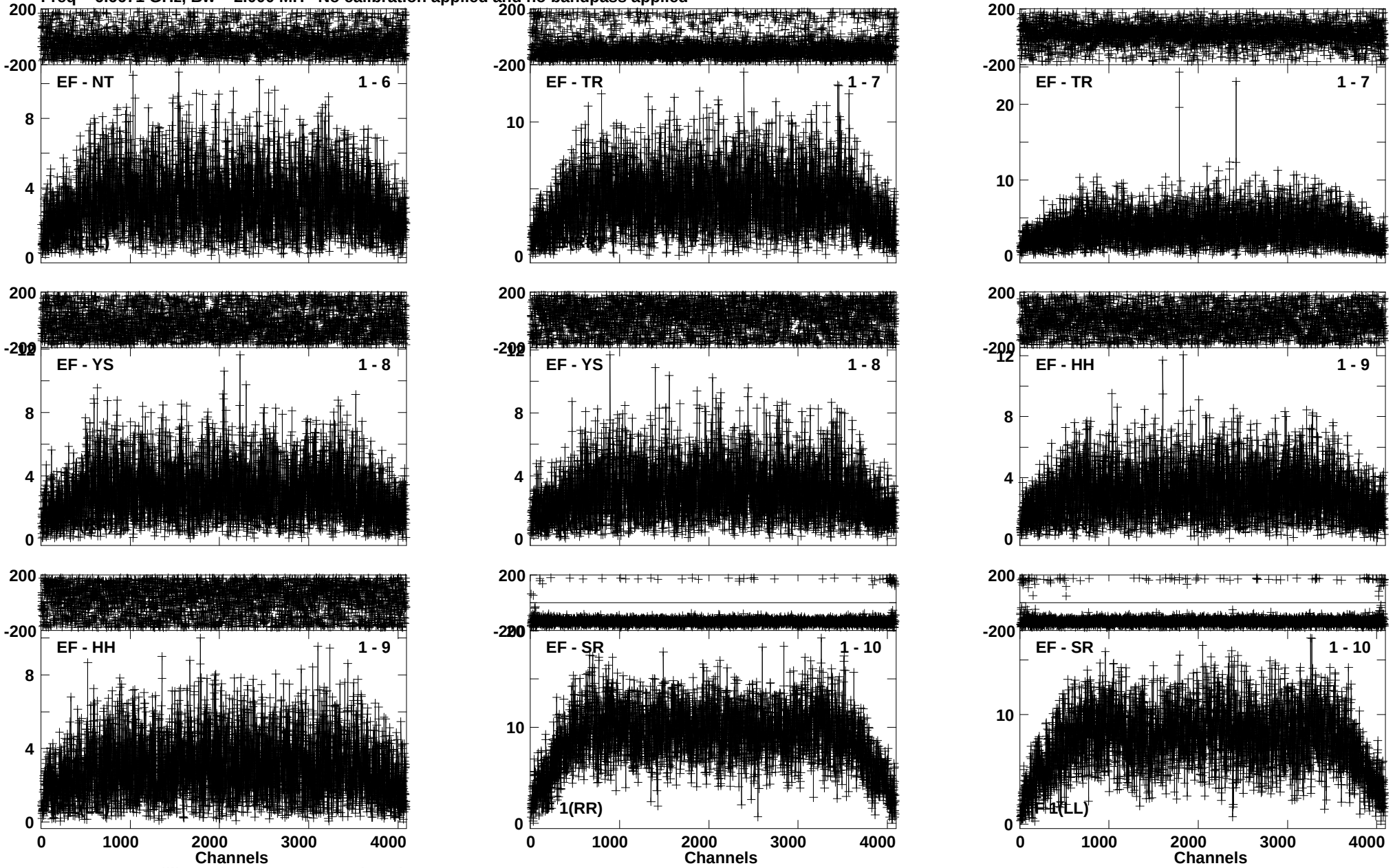

Lower frame: Milli Ampl Jy Top frame: Phas deg
Vector averaged cross-power spectrum Baseline: EF (01) - NT (06)
Timerange: 00/09:06:27 to 00/09:09:19

Plot file version 235 created 16-AUG-2016 13:51:00
J1832-2039 EM117A 2.UVDATA.1
Freq = 6.6671 GHz, Bw = 2.000 MH No calibration applied and no bandpass applied

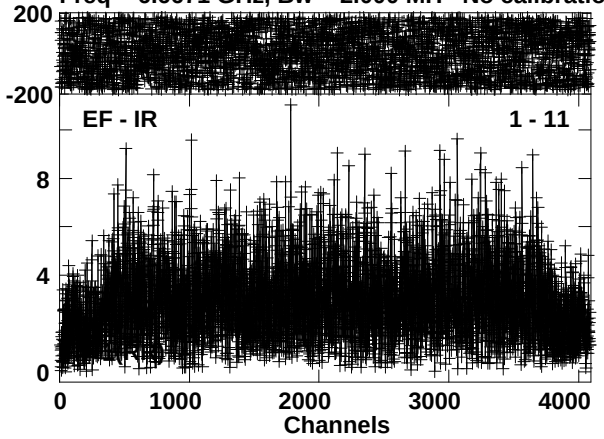

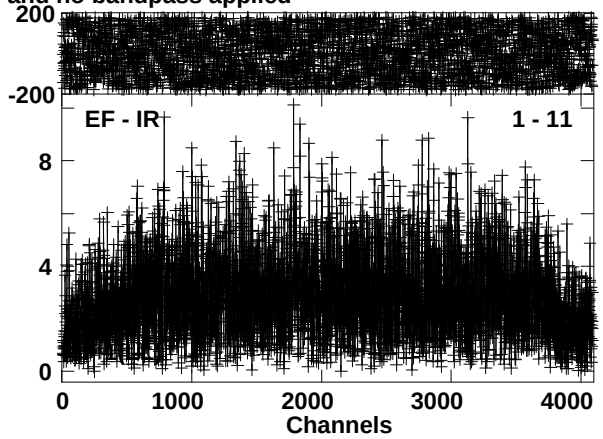

Lower frame: Milli Ampl Jy Top frame: Phas deg
Vector averaged cross-power spectrum Baseline: EF (01) - IR (11)
Timerange: 00/09:06:27 to 00/09:09:19

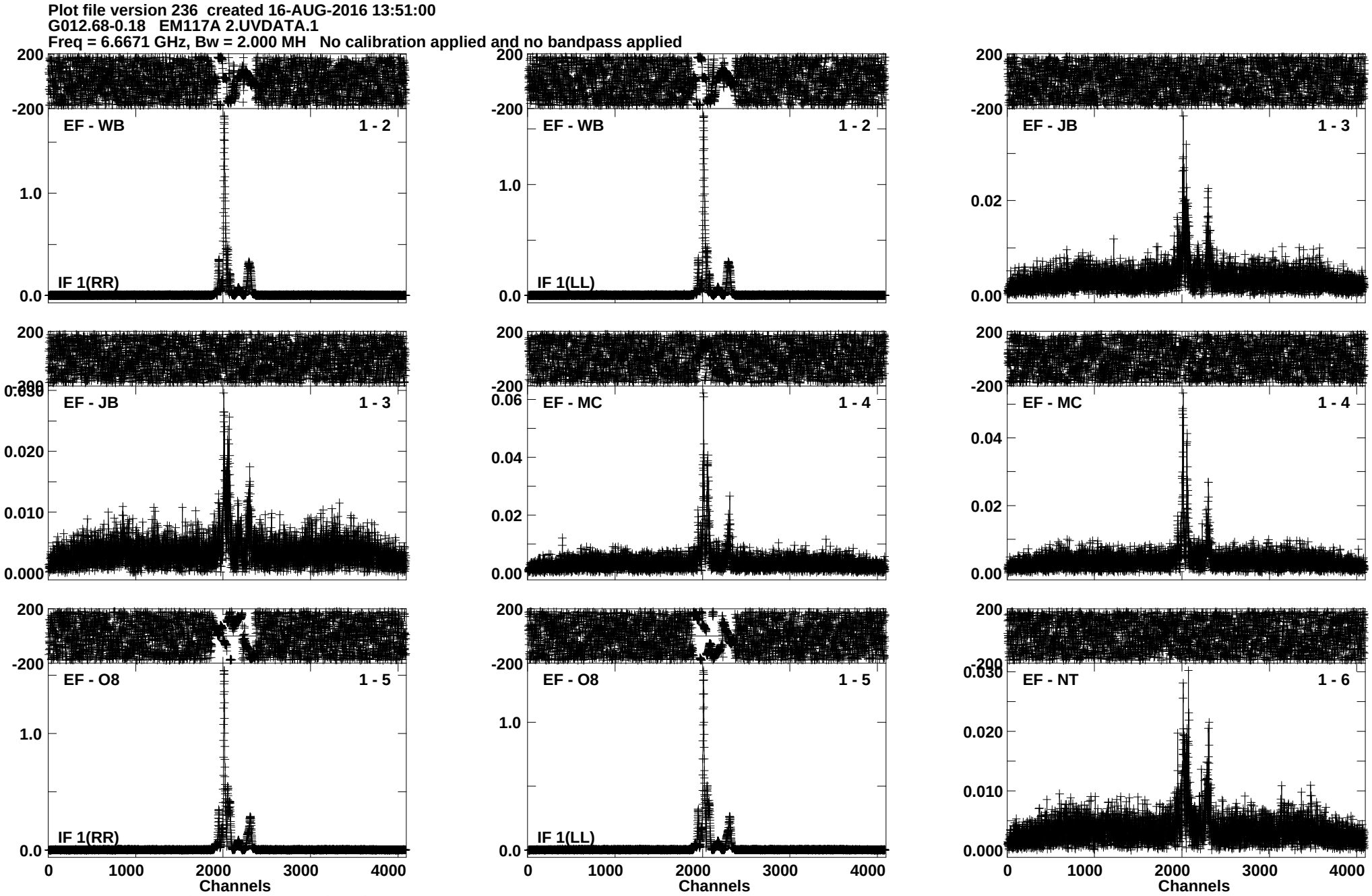
Plot file version 236 created 16-AUG-2016 13:51:00
G012.68-0.18 EM117A 2.UVDATA.1
Freq = 6.6671 GHz, Bw = 2.000 MH No calibration applied and no bandpass applied
EF - WB 1 - 2
IF 1(RR)
EF - WB 1 - 2
IF 1(LL)
EF - JB 1 - 3
EF - JB 1 - 3
EF - MC 1 - 4
EF - MC 1 - 4
EF - O8 1 - 5
IF 1(RR)
EF - O8 1 - 5
IF 1(LL)
EF - NT 1 - 6
Channels
Channels
Channels
Lower frame: Ampl Jy Top frame: Phas deg
Vector averaged cross-power spectrum Baseline: EF (01) - WB (02)
Timerange: 00/09:09:27 to 00/09:11:19

Plot file version 237 created 16-AUG-2016 13:51:01
G012.68-0.18 EM117A 2.UVDATA.1
Freq = 6.6671 GHz, Bw = 2.000 MH No calibration applied and no bandpass applied

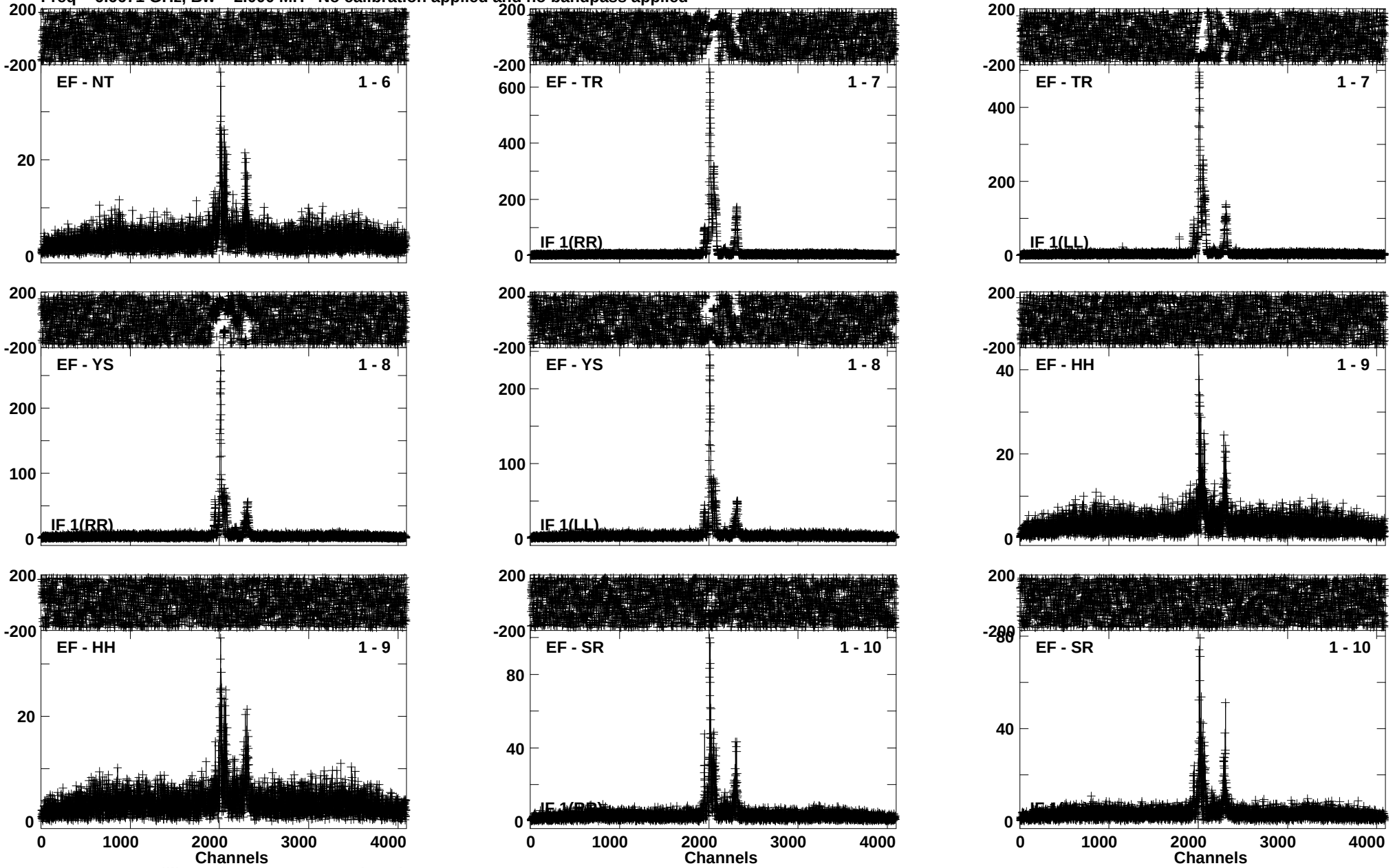

Lower frame: Milli Ampl Jy Top frame: Phas deg
Vector averaged cross-power spectrum Baseline: EF (01) - NT (06)
Timerange: 00/09:09:27 to 00/09:11:19

Plot file version 238 created 16-AUG-2016 13:51:02
G012.68-0.18 EM117A 2.UVDATA.1
Freq = 6.6671 GHz, Bw = 2.000 MH No calibration applied and no bandpass applied

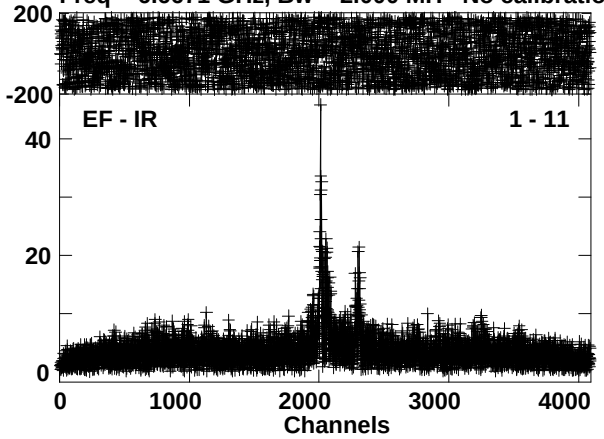

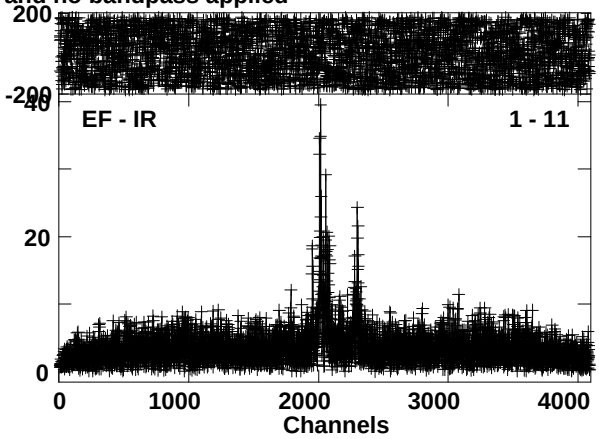

Lower frame: Milli Ampl Jy Top frame: Phas deg
Vector averaged cross-power spectrum Baseline: EF (01) - IR (11)
Timerange: 00/09:09:27 to 00/09:11:19

Plot file version 239 created 16-AUG-2016 13:51:02
J1832-2039 EM117A 2.UVDATA.1
Freq = 6.6671 GHz, Bw = 2.000 MH No calibration applied and no bandpass applied

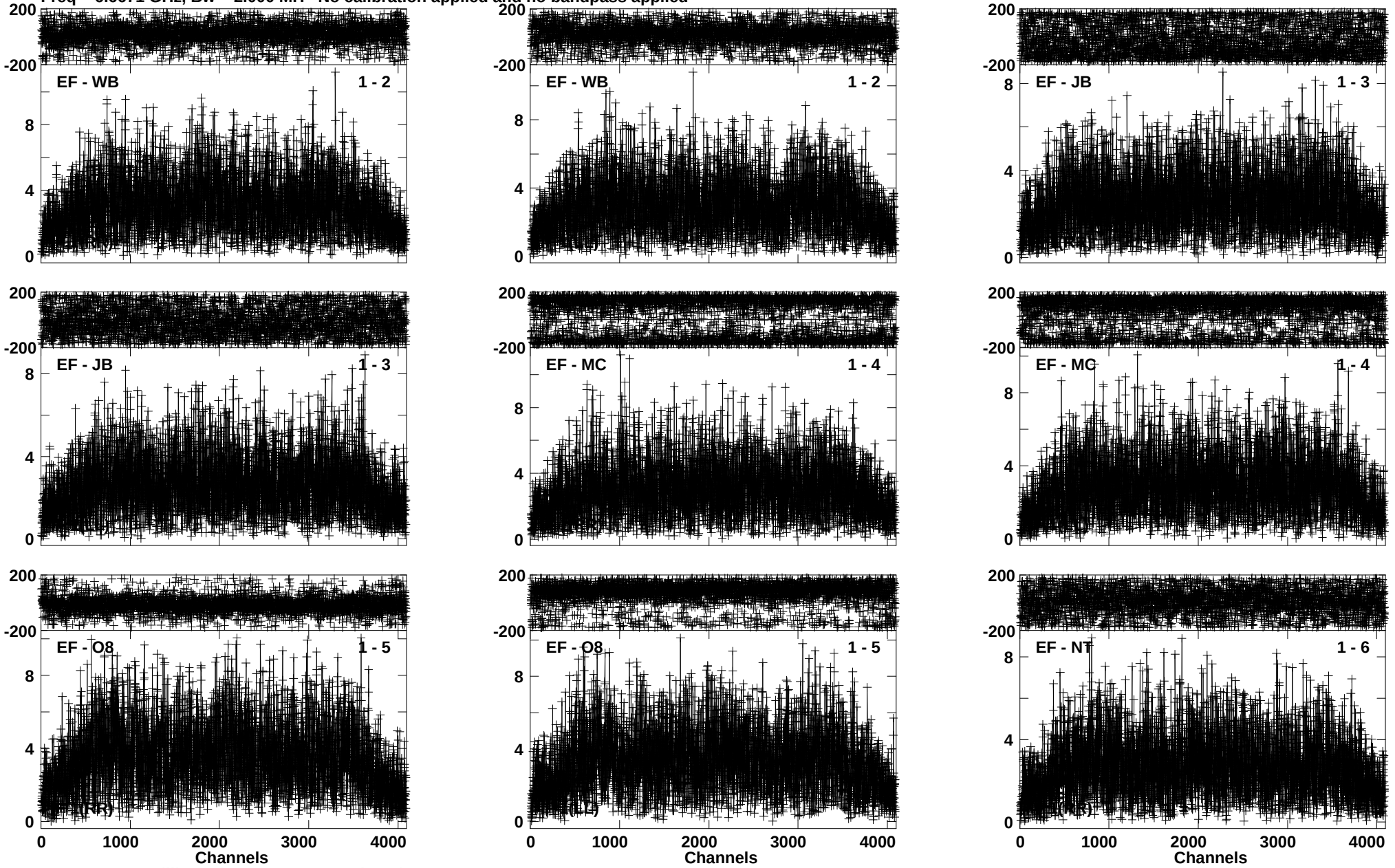

Lower frame: Milli Ampl Jy Top frame: Phas deg
Vector averaged cross-power spectrum Baseline: EF (01) - WB (02)
Timerange: 00/09:12:02 to 00/09:15:00

Plot file version 240 created 16-AUG-2016 13:51:03
J1832-2039 EM117A 2.UVDATA.1
Freq = 6.6671 GHz, Bw = 2.000 MH No calibration applied and no bandpass applied

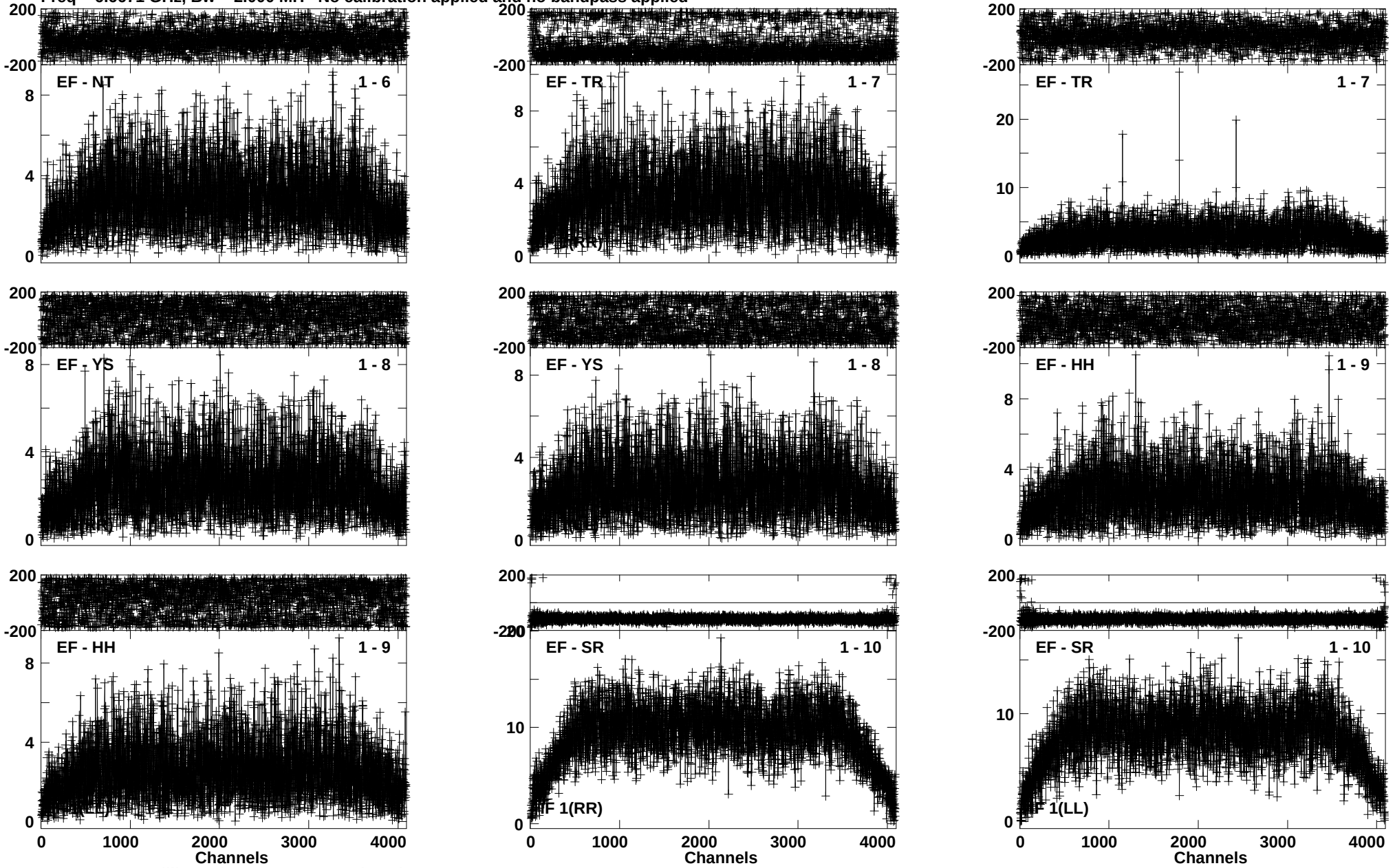

Lower frame: Milli Ampl Jy Top frame: Phas deg
Vector averaged cross-power spectrum Baseline: EF (01) - NT (06)
Timerange: 00/09:12:02 to 00/09:15:00

Plot file version 241 created 16-AUG-2016 13:51:05
J1832-2039 EM117A 2.UVDATA.1
Freq = 6.6671 GHz, Bw = 2.000 MH No calibration applied and no bandpass applied

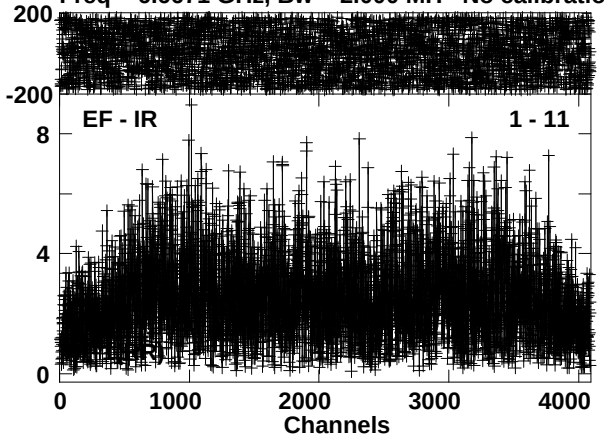

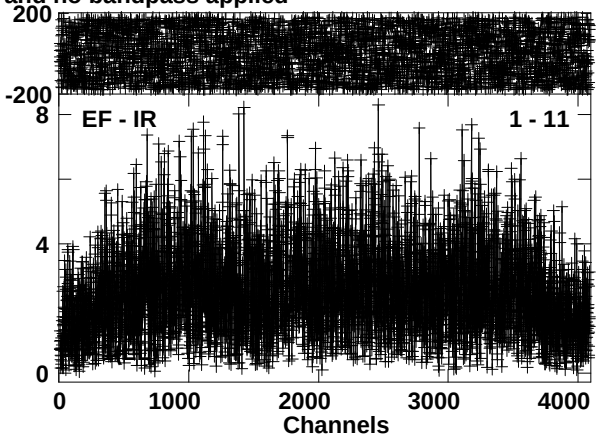

Lower frame: Milli Ampl Jy Top frame: Phas deg
Vector averaged cross-power spectrum Baseline: EF (01) - IR (11)
Timerange: 00/09:12:02 to 00/09:15:00

Plot file version 242 created 16-AUG-2016 13:51:05
G012.68-0.18 EM117A 2.UVDATA.1
Freq = 6.6671 GHz, Bw = 2.000 MH No calibration applied and no bandpass applied

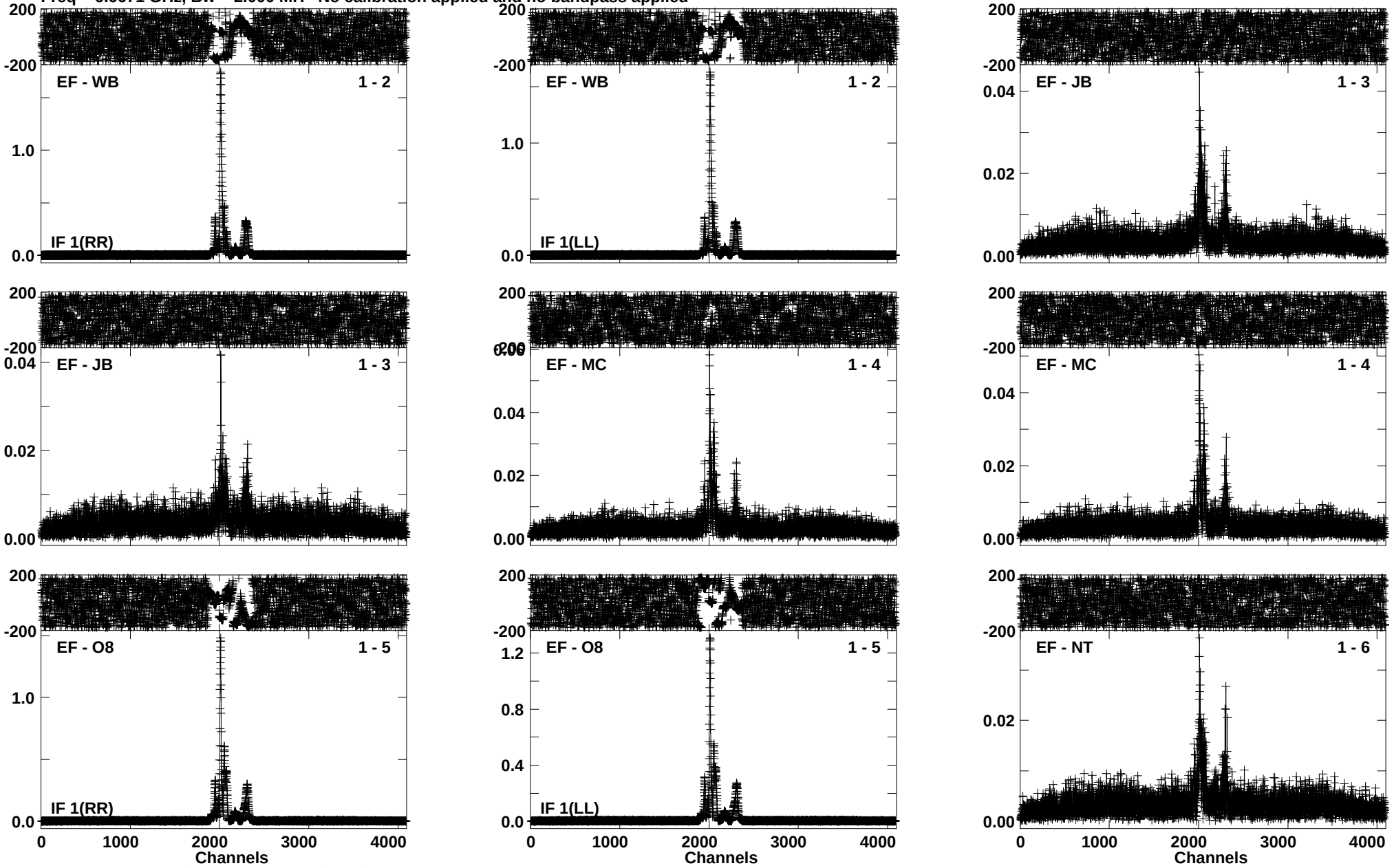

Lower frame: Ampl Jy Top frame: Phas deg
Vector averaged cross-power spectrum Baseline: EF (01) - WB (02)
Timerange: 00/09:15:02 to 00/09:17:00

Plot file version 243 created 16-AUG-2016 13:51:06
G012.68-0.18 EM117A 2.UVDATA.1
Freq = 6.6671 GHz, Bw = 2.000 MH No calibration applied and no bandpass applied

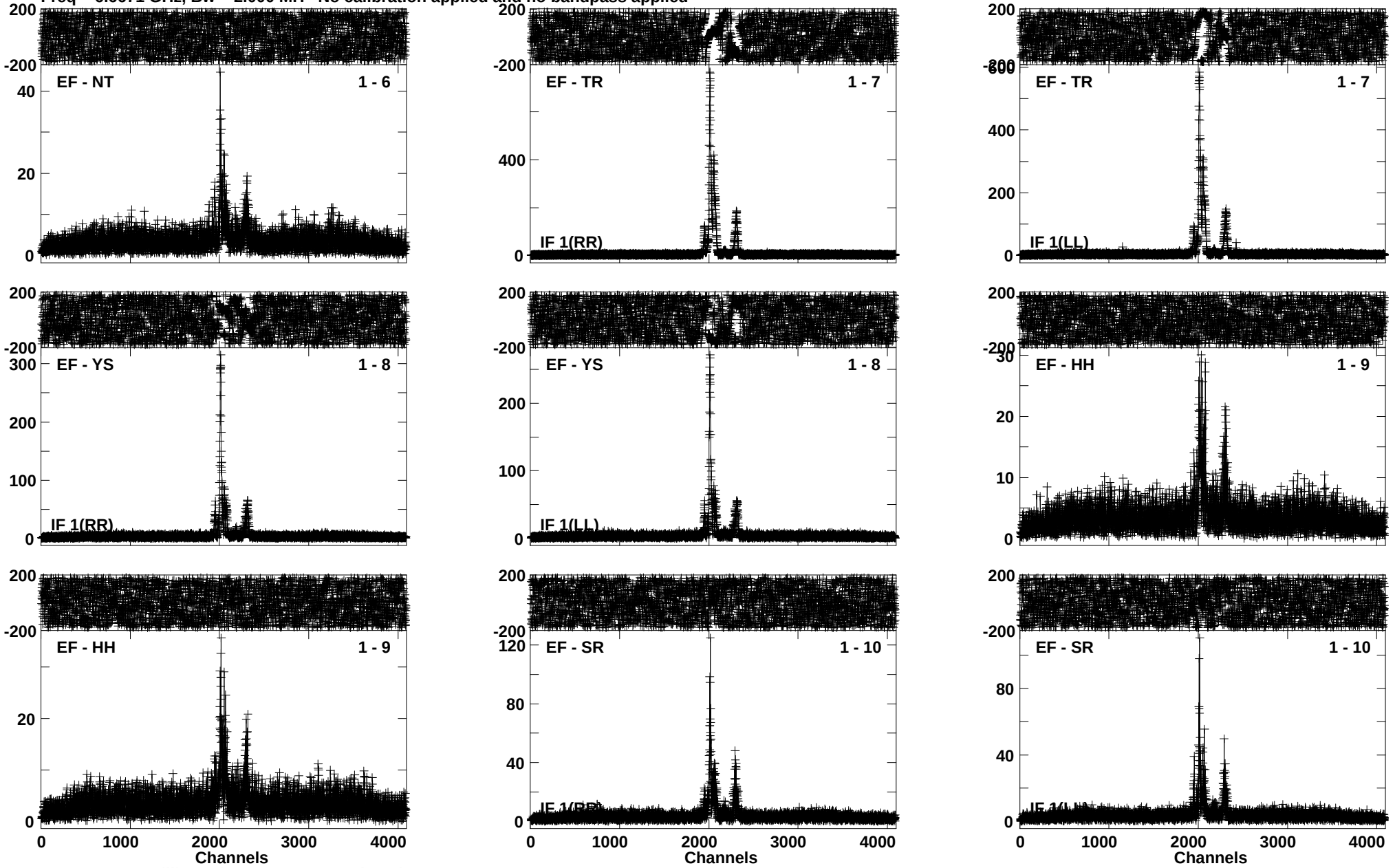

Lower frame: Milli Ampl Jy Top frame: Phas deg
Vector averaged cross-power spectrum Baseline: EF (01) - NT (06)
Timerange: 00/09:15:02 to 00/09:17:00

Plot file version 244 created 16-AUG-2016 13:51:07
G012.68-0.18 EM117A 2.UVDATA.1
Freq = 6.6671 GHz, Bw = 2.000 MH No calibration applied and no bandpass applied

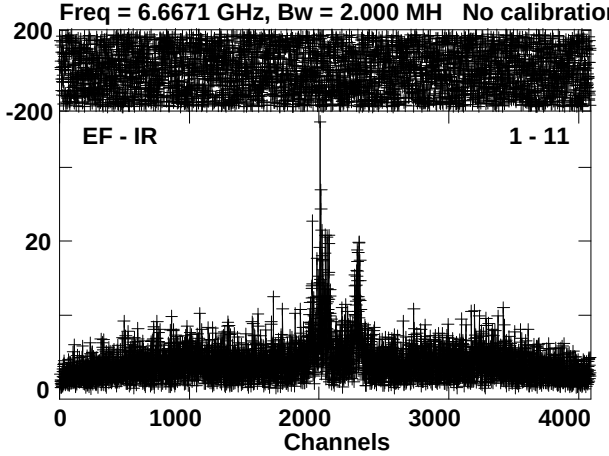

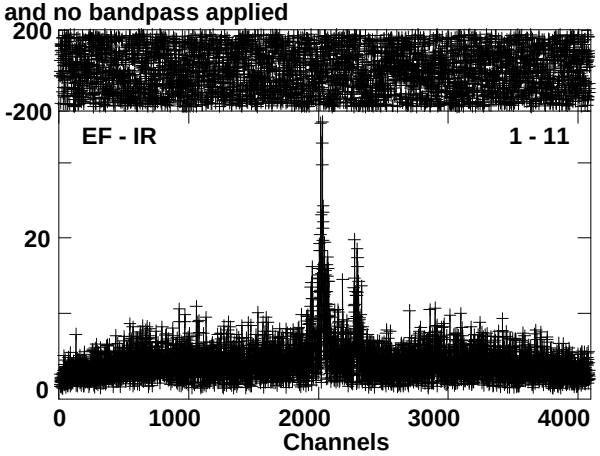

Lower frame: Milli Ampl Jy Top frame: Phas deg
Vector averaged cross-power spectrum Baseline: EF (01) - IR (11)
Timerange: 00/09:15:02 to 00/09:17:00

Plot file version 245 created 16-AUG-2016 13:51:07
J1832-2039 EM117A 2.UVDATA.1
Freq = 6.6671 GHz, Bw = 2.000 MH No calibration applied and no bandpass applied

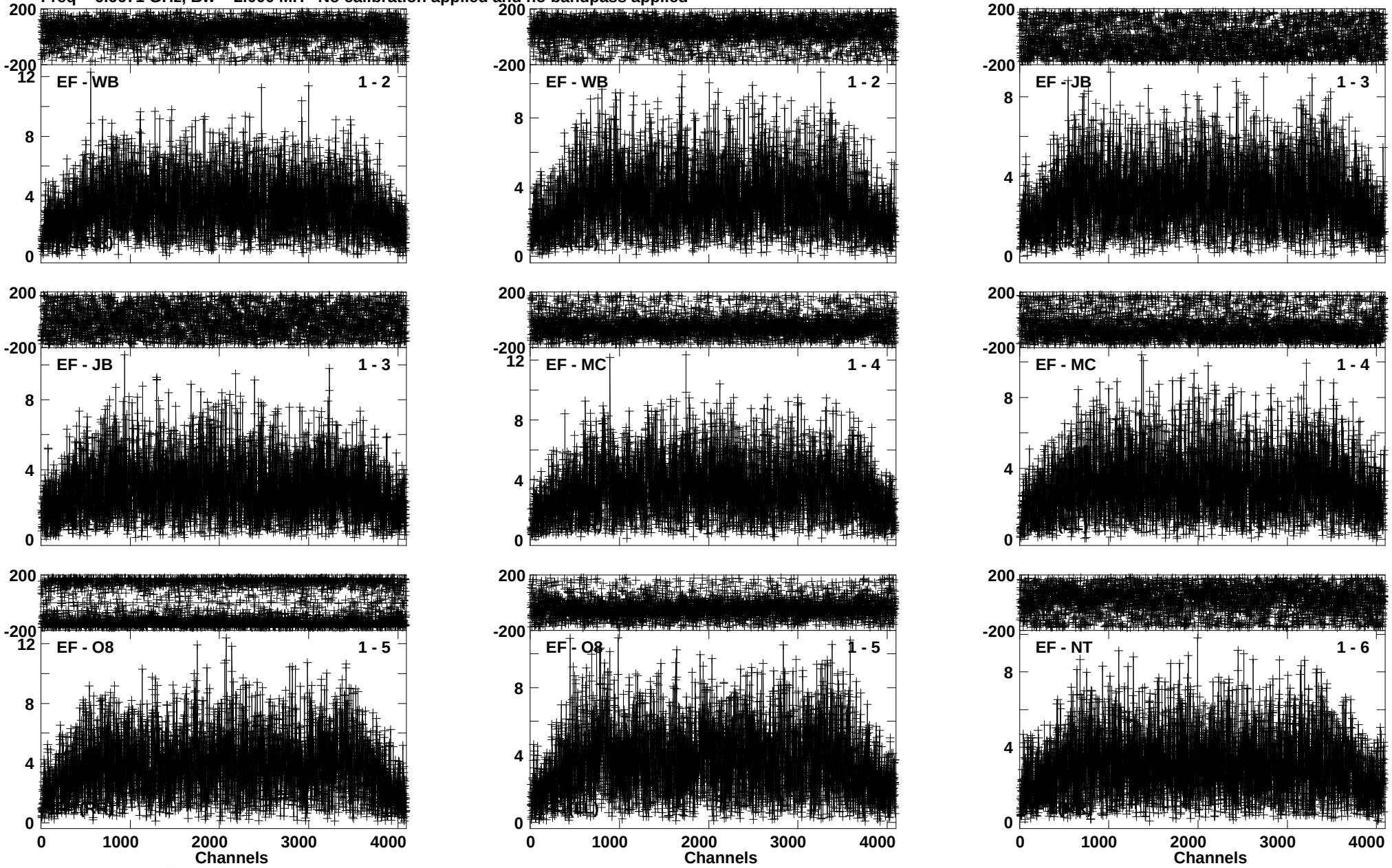

Lower frame: Milli Ampl Jy Top frame: Phas deg
Vector averaged cross-power spectrum Baseline: EF (01) - WB (02)
Timerange: 00/09:17:08 to 00/09:20:00

Plot file version 246 created 16-AUG-2016 13:51:08
J1832-2039 EM117A 2.UVDATA.1
Freq = 6.6671 GHz, Bw = 2.000 MH No calibration applied and no bandpass applied

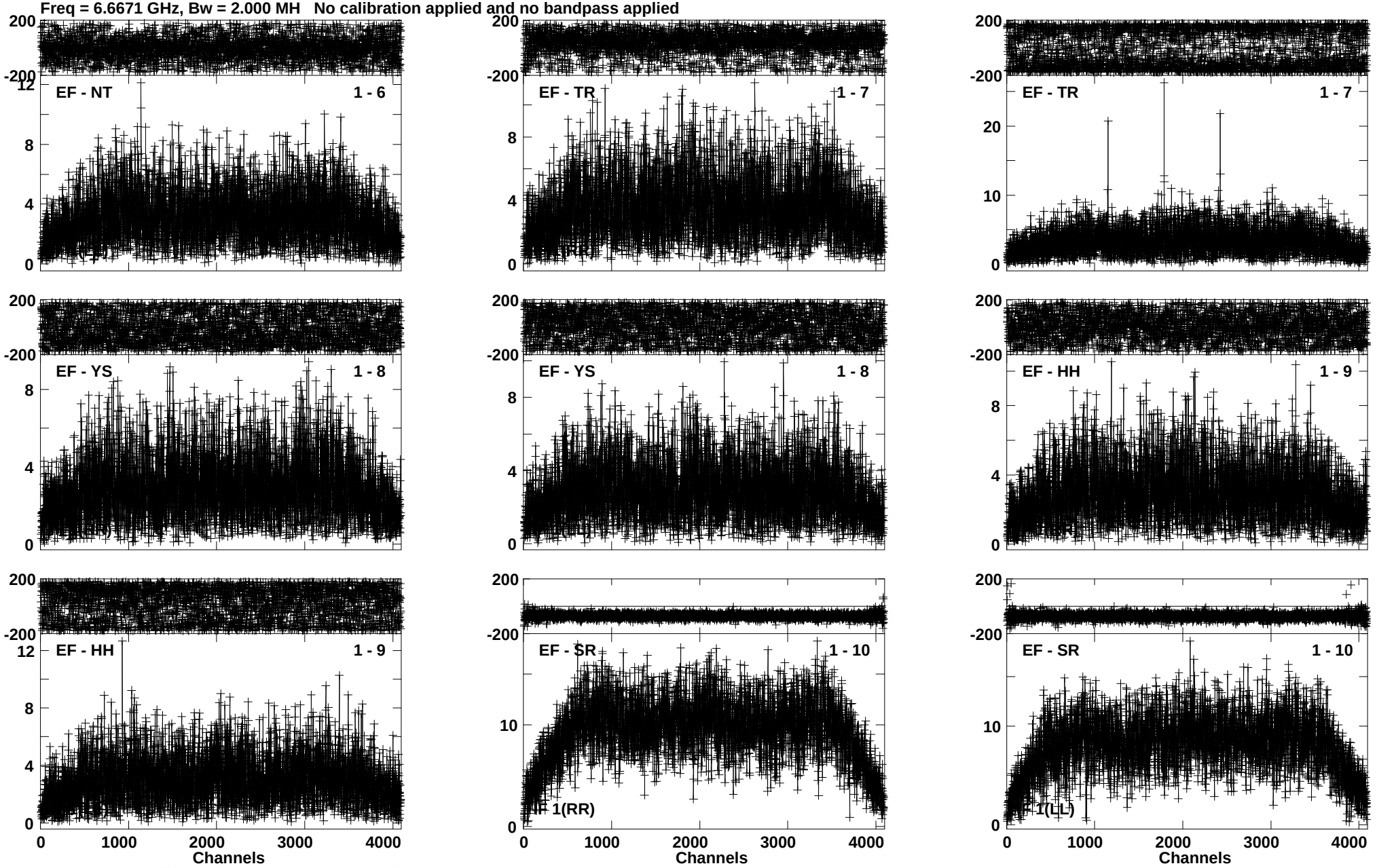

Lower frame: Milli Ampl Jy Top frame: Phas deg
Vector averaged cross-power spectrum Baseline: EF (01) - NT (06)
Timerange: 00/09:17:08 to 00/09:20:00

Plot file version 247 created 16-AUG-2016 13:51:09
J1832-2039 EM117A 2.UVDATA.1
Freq = 6.6671 GHz, Bw = 2.000 MH No calibration applied and no bandpass applied

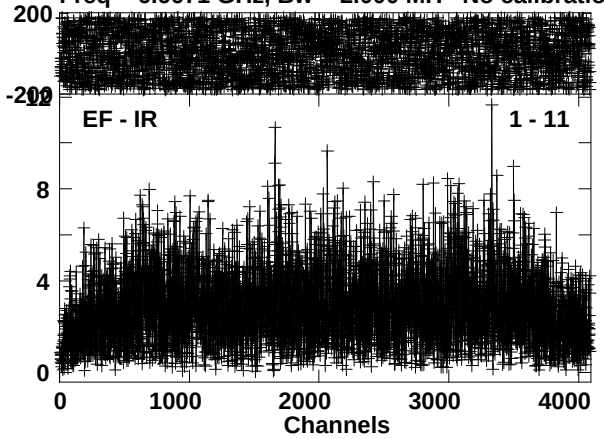

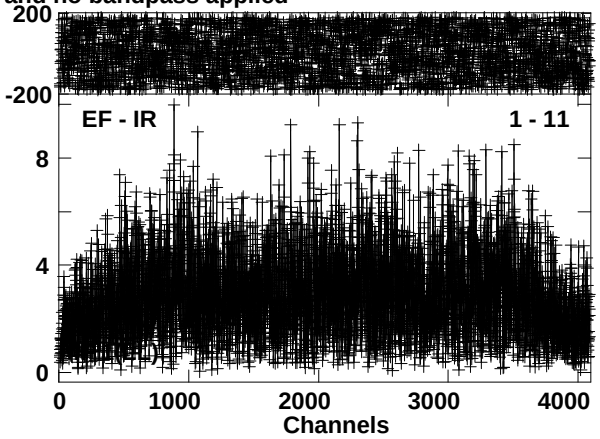

Lower frame: Milli Ampl Jy Top frame: Phas deg
Vector averaged cross-power spectrum Baseline: EF (01) - IR (11)
Timerange: 00/09:17:08 to 00/09:20:00

Plot file version 248 created 16-AUG-2016 13:51:09
G012.68-0.18 EM117A 2.UVDATA.1
Freq = 6.6671 GHz, Bw = 2.000 MH No calibration applied and no bandpass applied

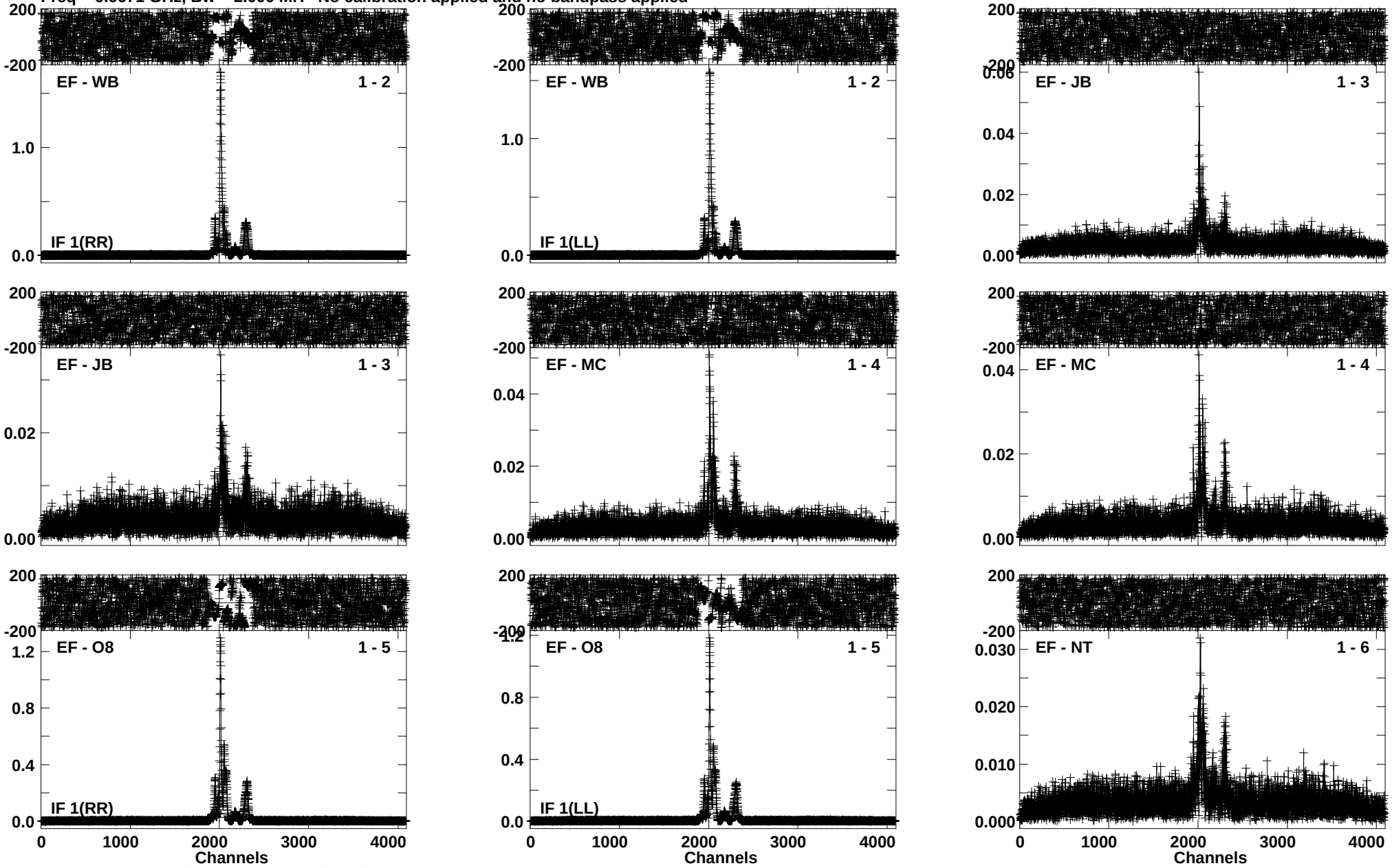

Lower frame: Ampl Jy Top frame: Phas deg
Vector averaged cross-power spectrum Baseline: EF (01) - WB (02)
Timerange: 00/09:20:02 to 00/09:22:00

Plot file version 249 created 16-AUG-2016 13:51:10
G012.68-0.18 EM117A 2.UVDATA.1
Freq = 6.6671 GHz, Bw = 2.000 MH No calibration applied and no bandpass applied

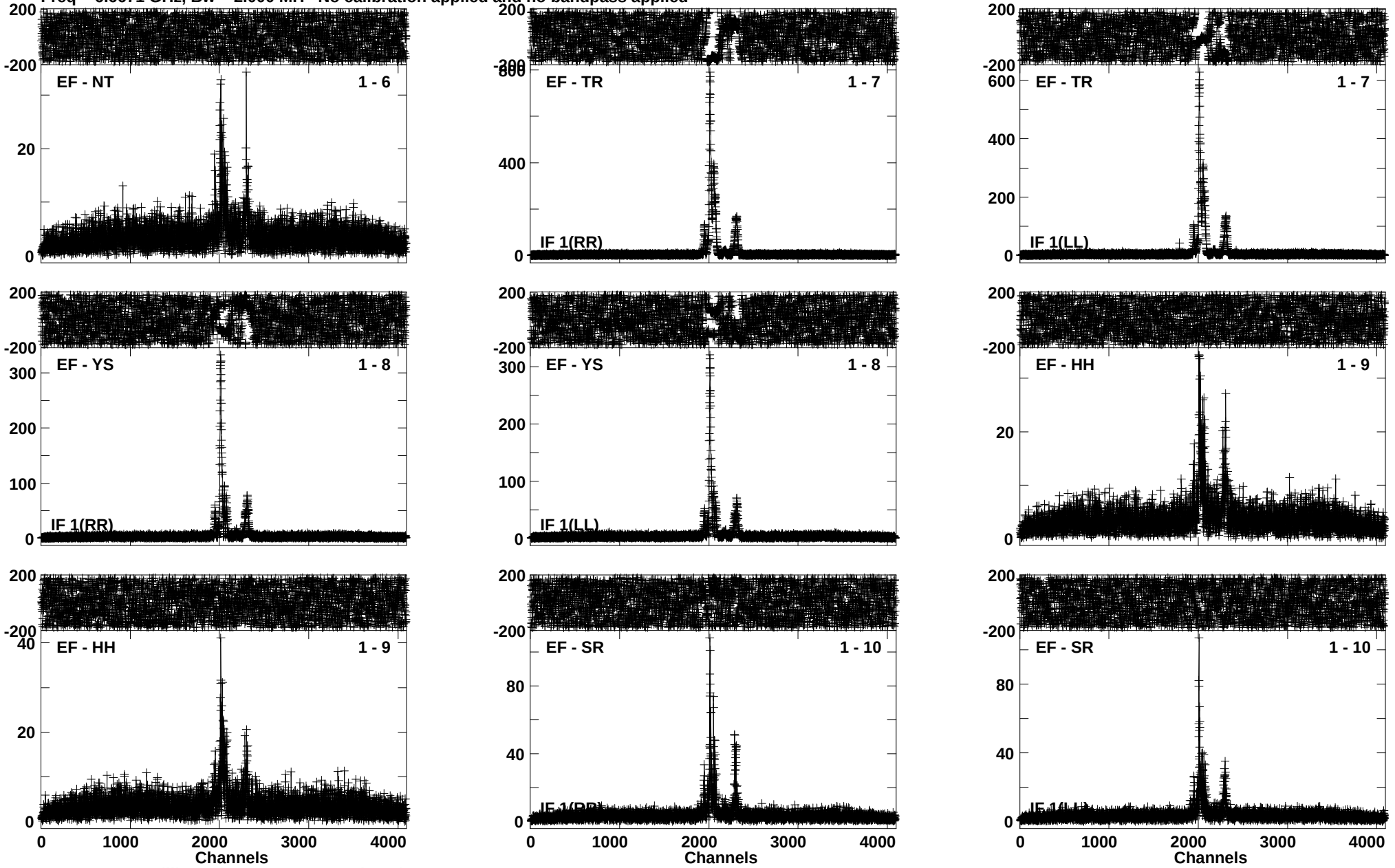

Lower frame: Milli Ampl Jy Top frame: Phas deg
Vector averaged cross-power spectrum Baseline: EF (01) - NT (06)
Timerange: 00/09:20:02 to 00/09:22:00

Plot file version 250 created 16-AUG-2016 13:51:11
G012.68-0.18 EM117A 2.UVDATA.1
Freq = 6.6671 GHz, Bw = 2.000 MH No calibration applied and no bandpass applied

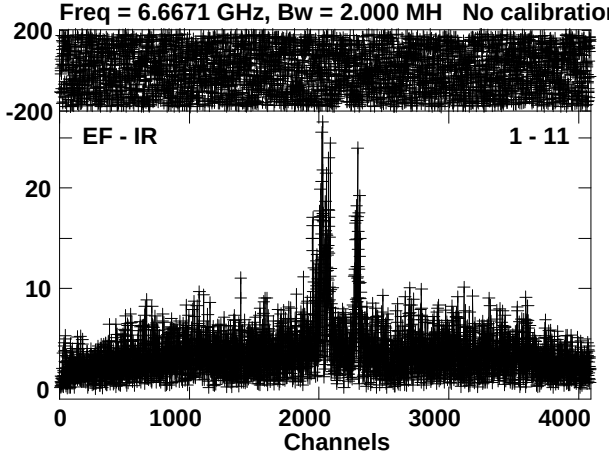

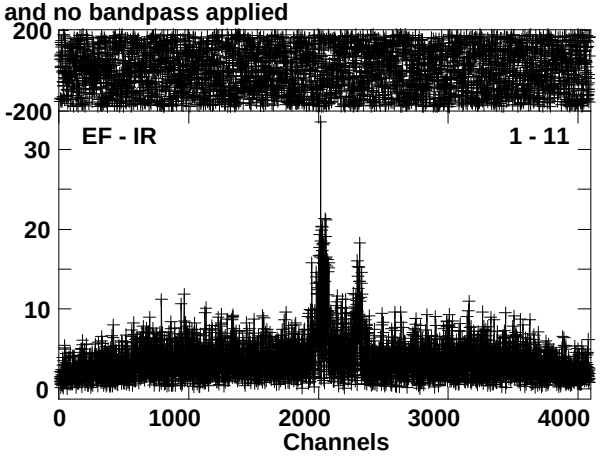

Lower frame: Milli Ampl Jy Top frame: Phas deg
Vector averaged cross-power spectrum Baseline: EF (01) - IR (11)
Timerange: 00/09:20:02 to 00/09:22:00

Plot file version 251 created 16-AUG-2016 13:51:11
J1832-2039 EM117A 2.UVDATA.1
Freq = 6.6671 GHz, Bw = 2.000 MH No calibration applied and no bandpass applied

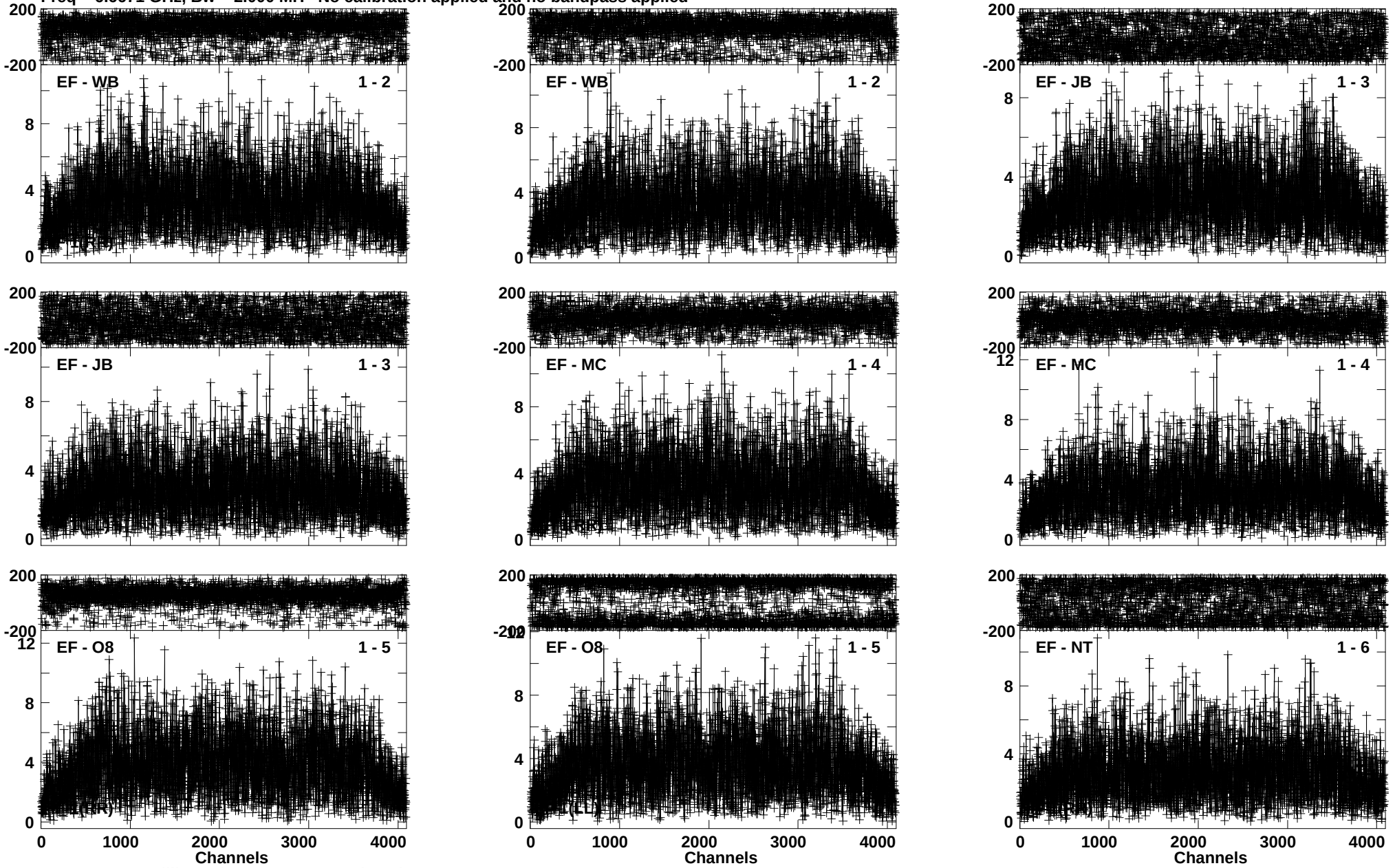

Lower frame: Milli Ampl Jy Top frame: Phas deg
Vector averaged cross-power spectrum Baseline: EF (01) - WB (02)
Timerange: 00/09:22:12 to 00/09:25:00

Plot file version 252 created 16-AUG-2016 13:51:12
J1832-2039 EM117A 2.UVDATA.1
Freq = 6.6671 GHz, Bw = 2.000 MH No calibration applied and no bandpass applied

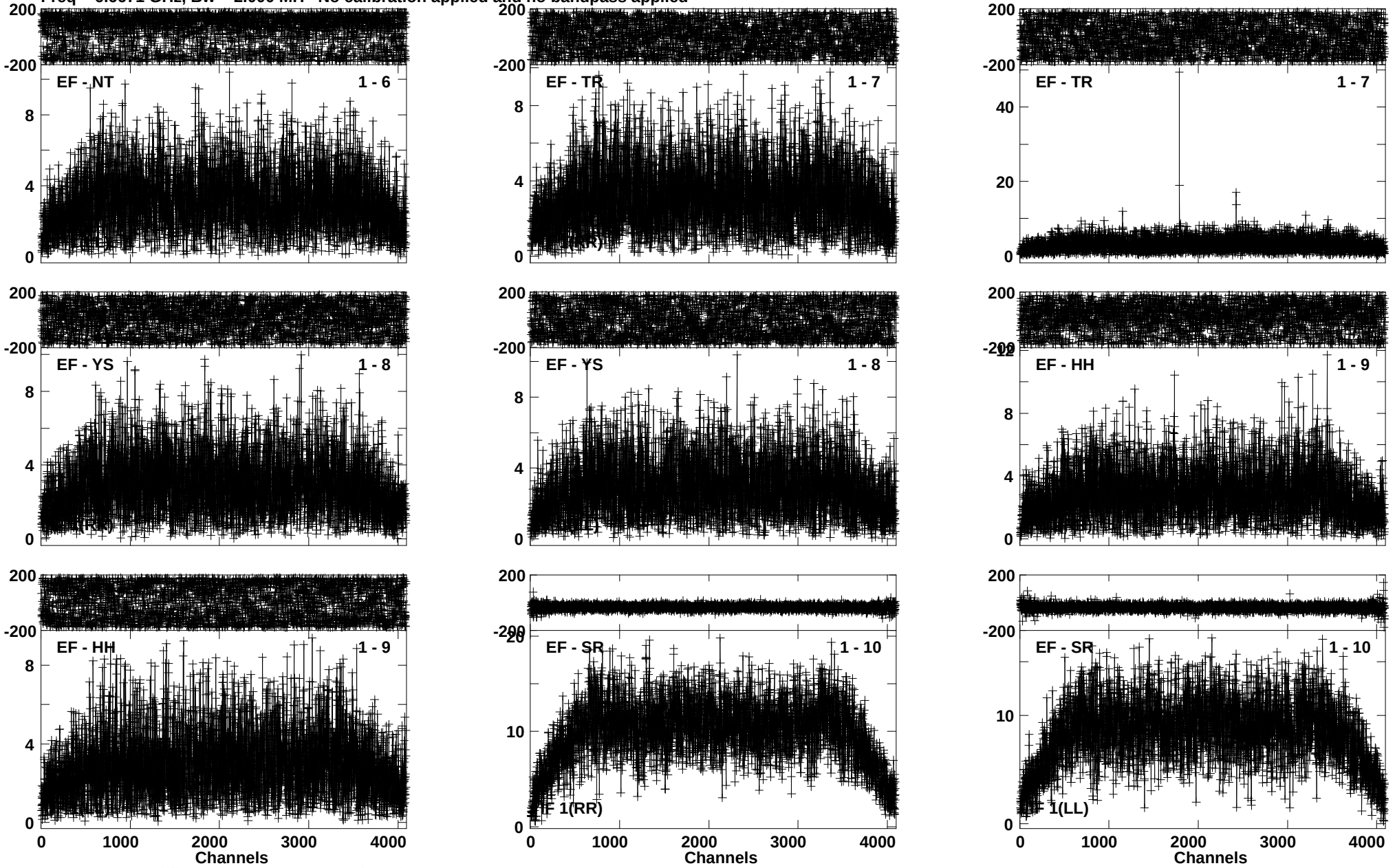

Lower frame: Milli Ampl Jy Top frame: Phas deg
Vector averaged cross-power spectrum Baseline: EF (01) - NT (06)
Timerange: 00/09:22:12 to 00/09:25:00

Plot file version 253 created 16-AUG-2016 13:51:14
G012.68-0.18 EM117A 2.UVDATA.1
Freq = 6.6671 GHz, Bw = 2.000 MH No calibration applied and no bandpass applied

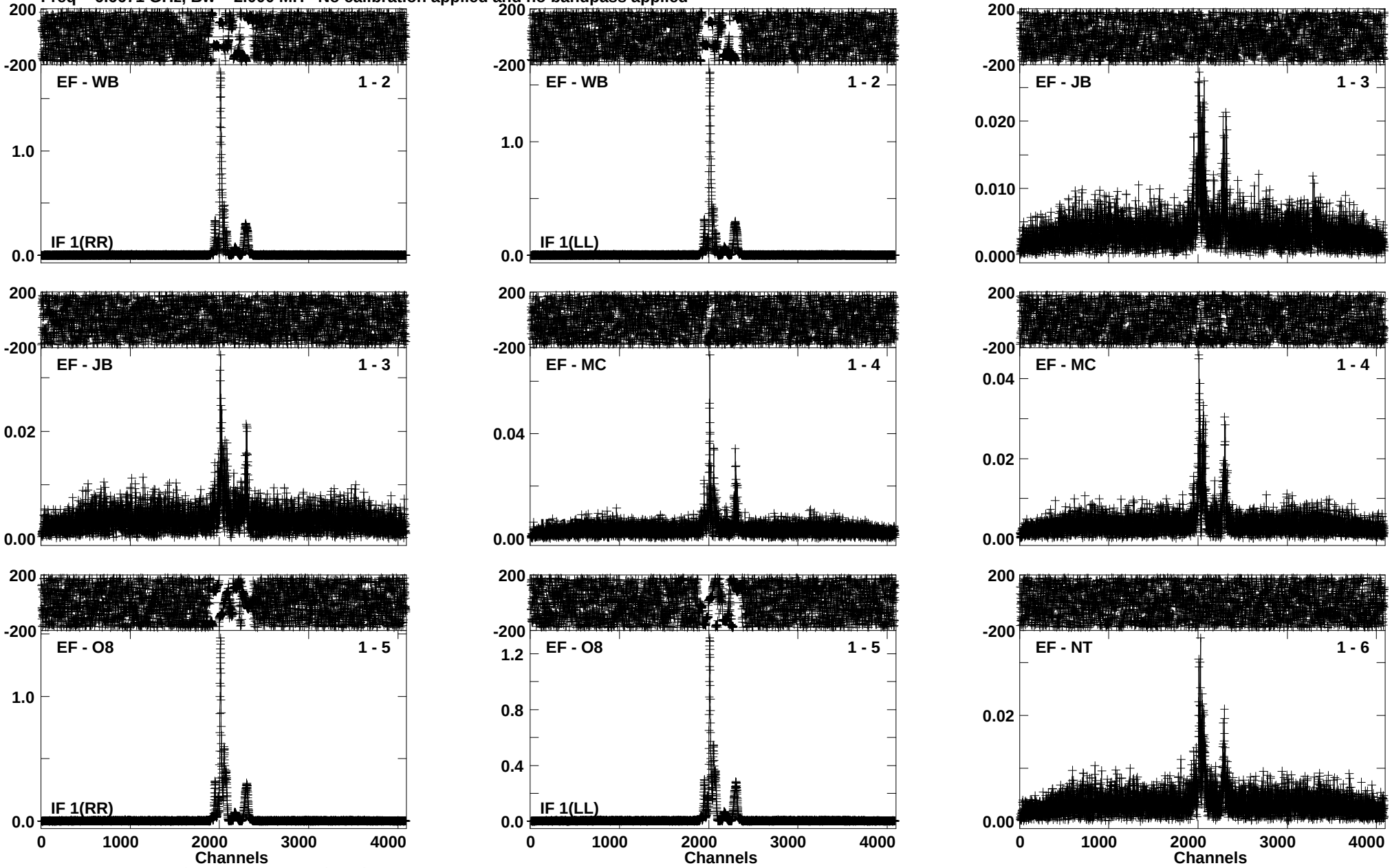

Lower frame: Ampl Jy Top frame: Phas deg
Vector averaged cross-power spectrum Baseline: EF (01) - WB (02)
Timerange: 00/09:25:04 to 00/09:27:00

Plot file version 254 created 16-AUG-2016 13:51:14
G012.68-0.18 EM117A 2.UVDATA.1
Freq = 6.6671 GHz, Bw = 2.000 MH No calibration applied and no bandpass applied

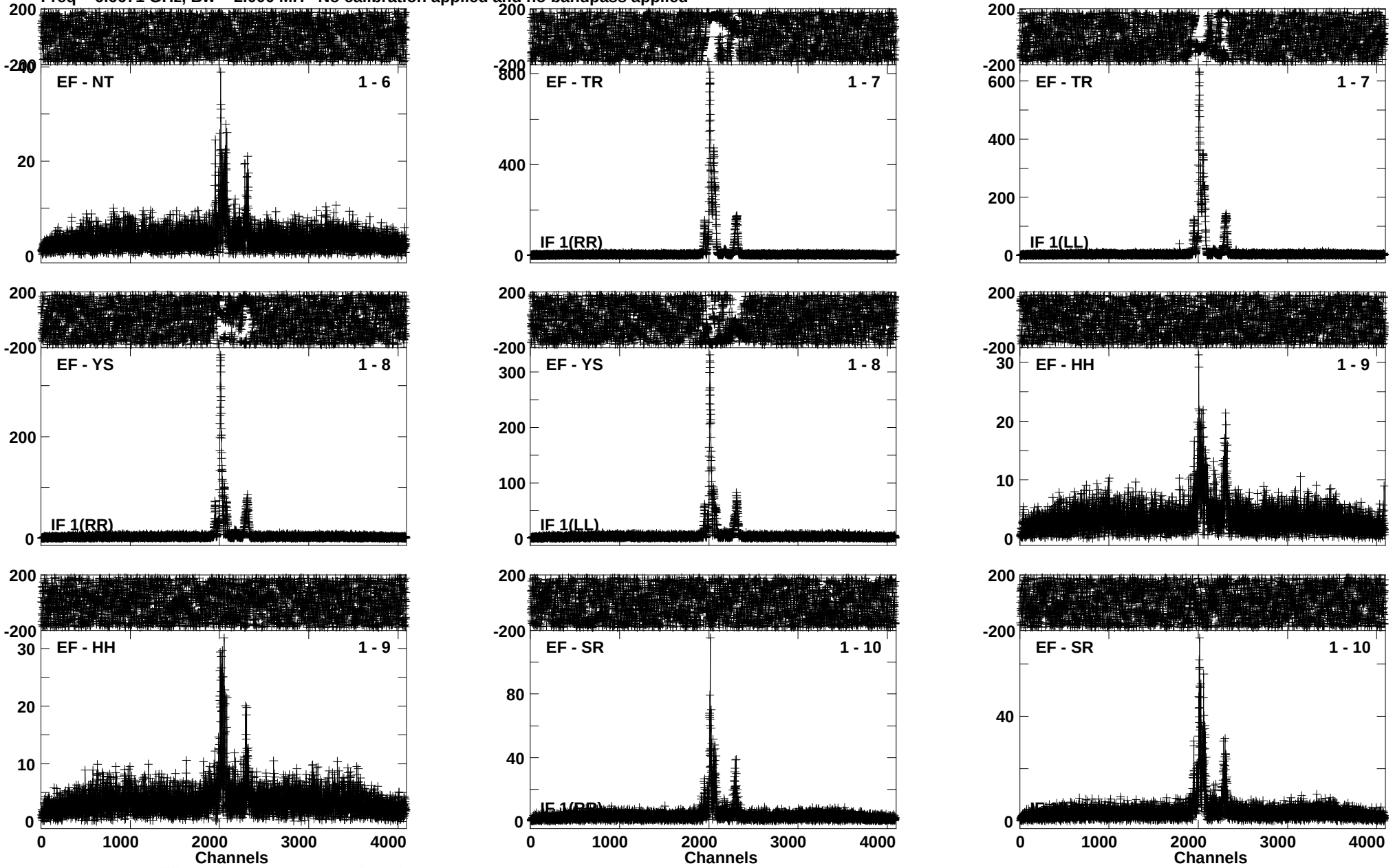

Lower frame: Milli Ampl Jy Top frame: Phas deg
Vector averaged cross-power spectrum Baseline: EF (01) - NT (06)
Timerange: 00/09:25:04 to 00/09:27:00

Plot file version 255 created 16-AUG-2016 13:51:15
G012.68-0.18 EM117A 2.UVDATA.1
Freq = 6.6671 GHz, Bw = 2.000 MH No calibration applied and no bandpass applied

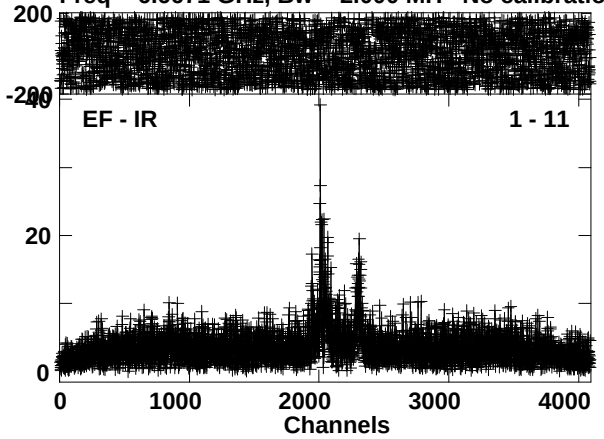

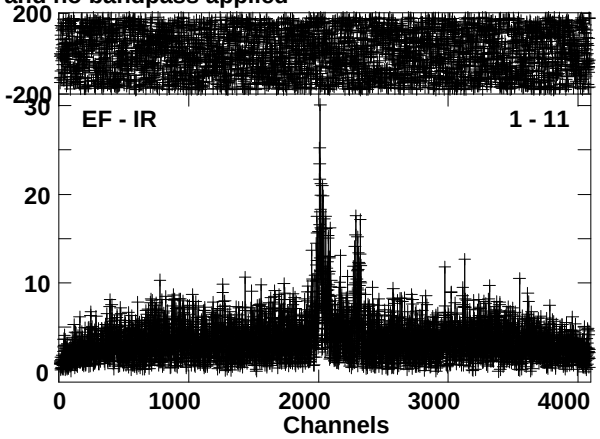

Lower frame: Milli Ampl Jy Top frame: Phas deg
Vector averaged cross-power spectrum Baseline: EF (01) - IR (11)
Timerange: 00/09:25:04 to 00/09:27:00

Plot file version 256 created 16-AUG-2016 13:51:16
J1832-2039 EM117A 2.UVDATA.1
Freq = 6.6671 GHz, Bw = 2.000 MH No calibration applied and no bandpass applied

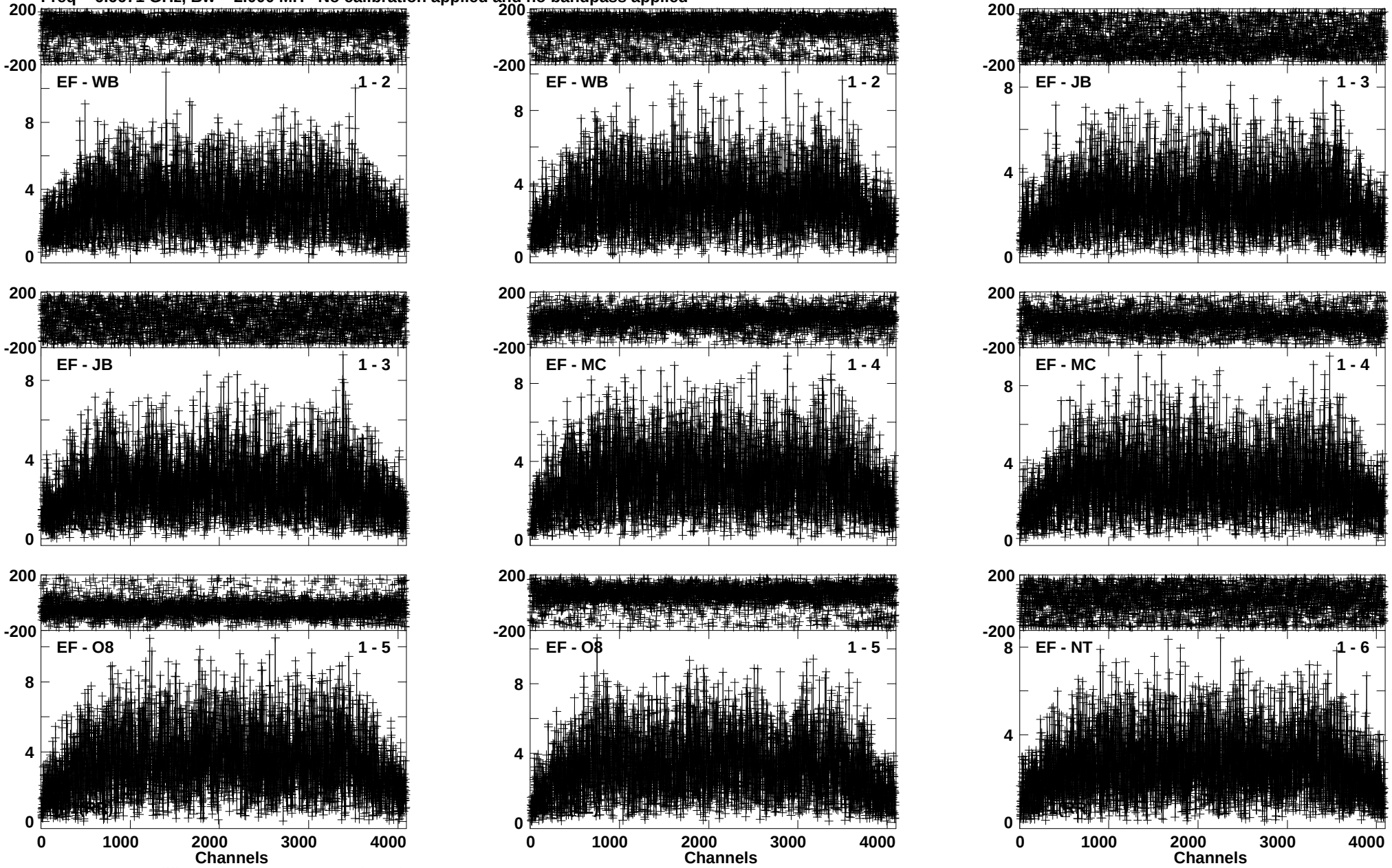

Lower frame: Milli Ampl Jy Top frame: Phas deg
Vector averaged cross-power spectrum Baseline: EF (01) - WB (02)
Timerange: 00/09:27:43 to 00/09:30:41

Plot file version 257 created 16-AUG-2016 13:51:17
J1832-2039 EM117A 2.UVDATA.1
Freq = 6.6671 GHz, Bw = 2.000 MH No calibration applied and no bandpass applied

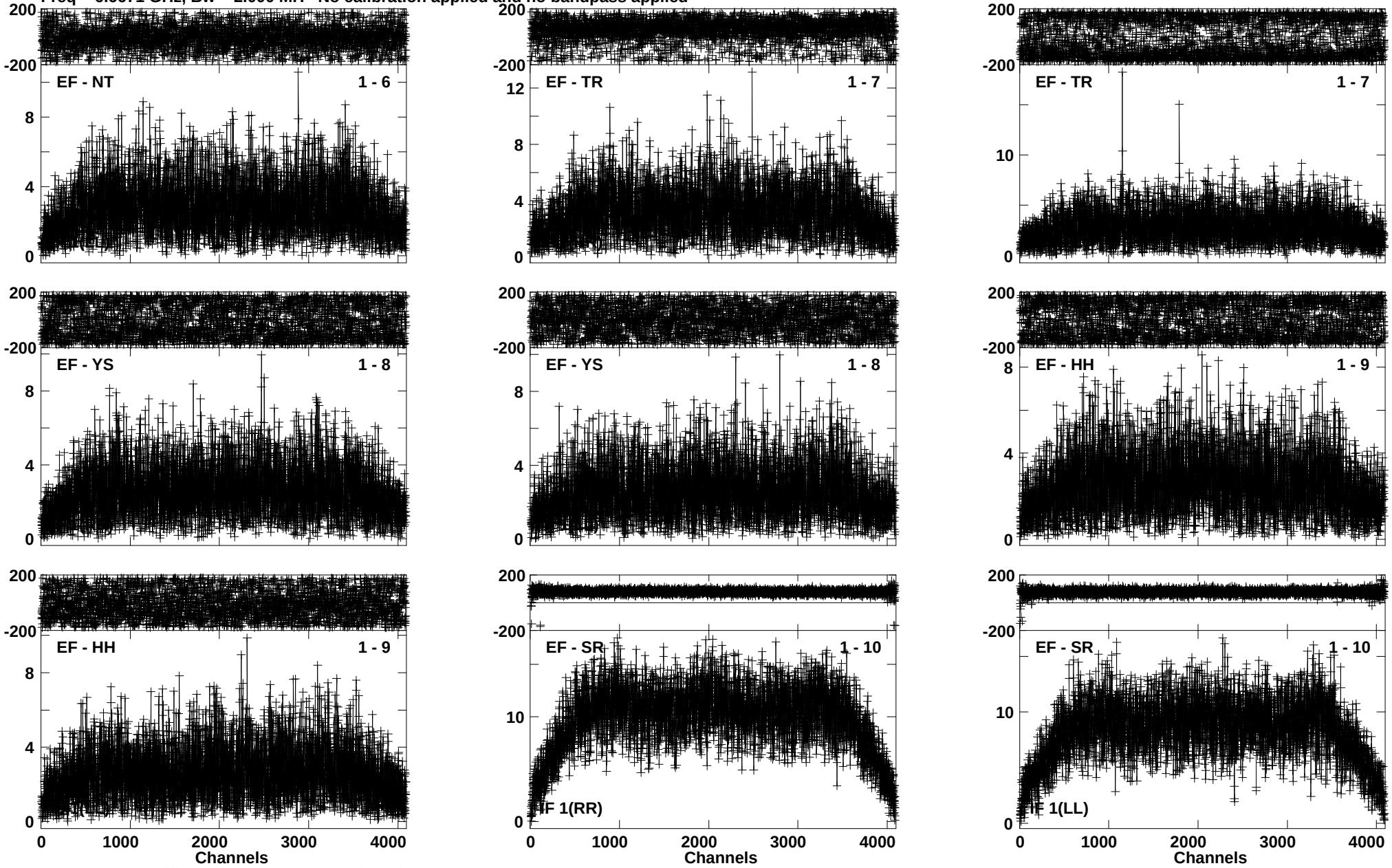

Lower frame: Milli Ampl Jy Top frame: Phas deg
Vector averaged cross-power spectrum Baseline: EF (01) - NT (06)
Timerange: 00/09:27:43 to 00/09:30:41

Plot file version 258 created 16-AUG-2016 13:51:18
G012.68-0.18 EM117A 2.UVDATA.1
Freq = 6.6671 GHz, Bw = 2.000 MH No calibration applied and no bandpass applied

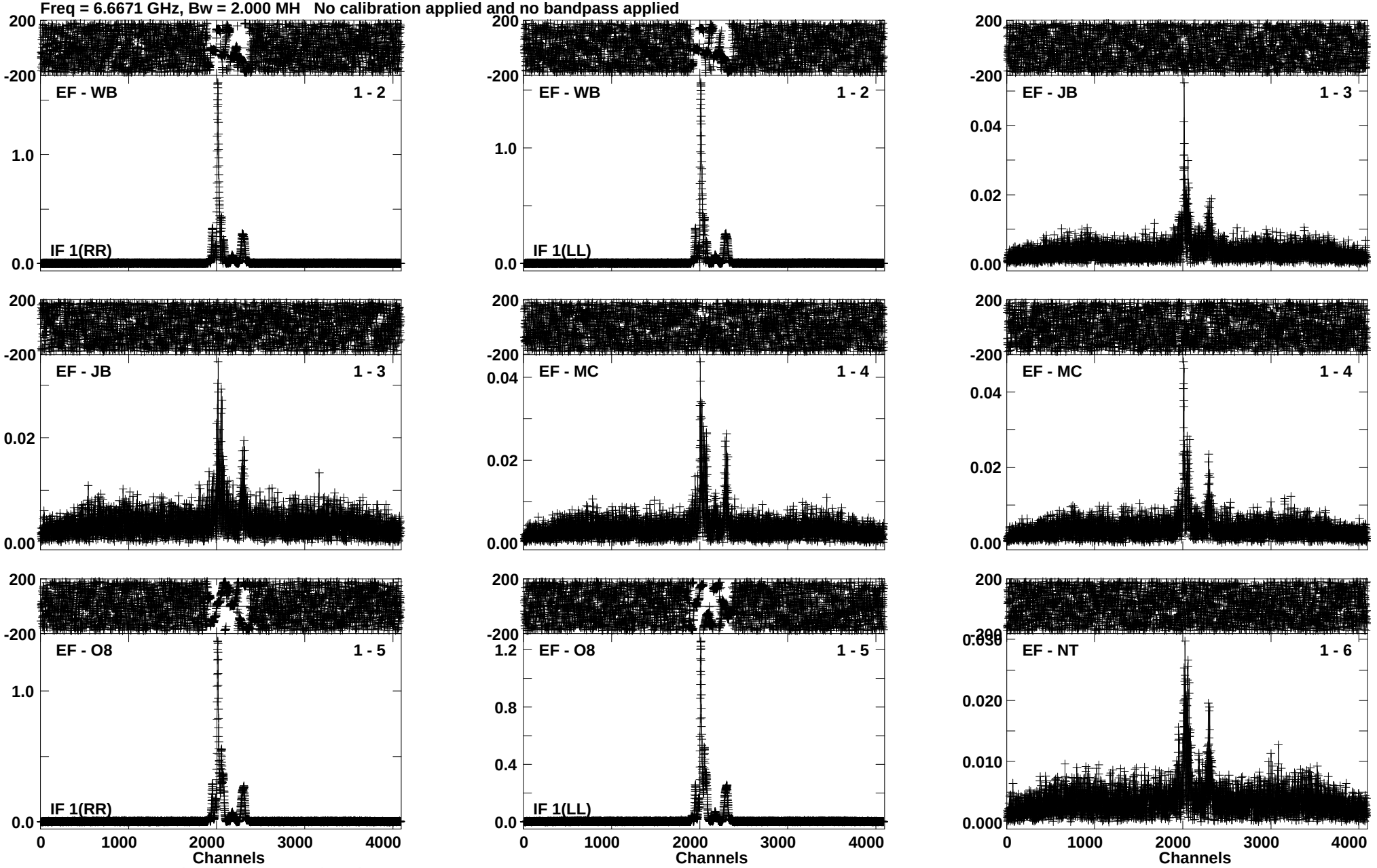

Lower frame: Ampl Jy Top frame: Phas deg
Vector averaged cross-power spectrum Baseline: EF (01) - WB (02)
Timerange: 00/09:30:53 to 00/09:32:41

Plot file version 259 created 16-AUG-2016 13:51:19
G012.68-0.18 EM117A 2.UVDATA.1
Freq = 6.6671 GHz, Bw = 2.000 MH No calibration applied and no bandpass applied

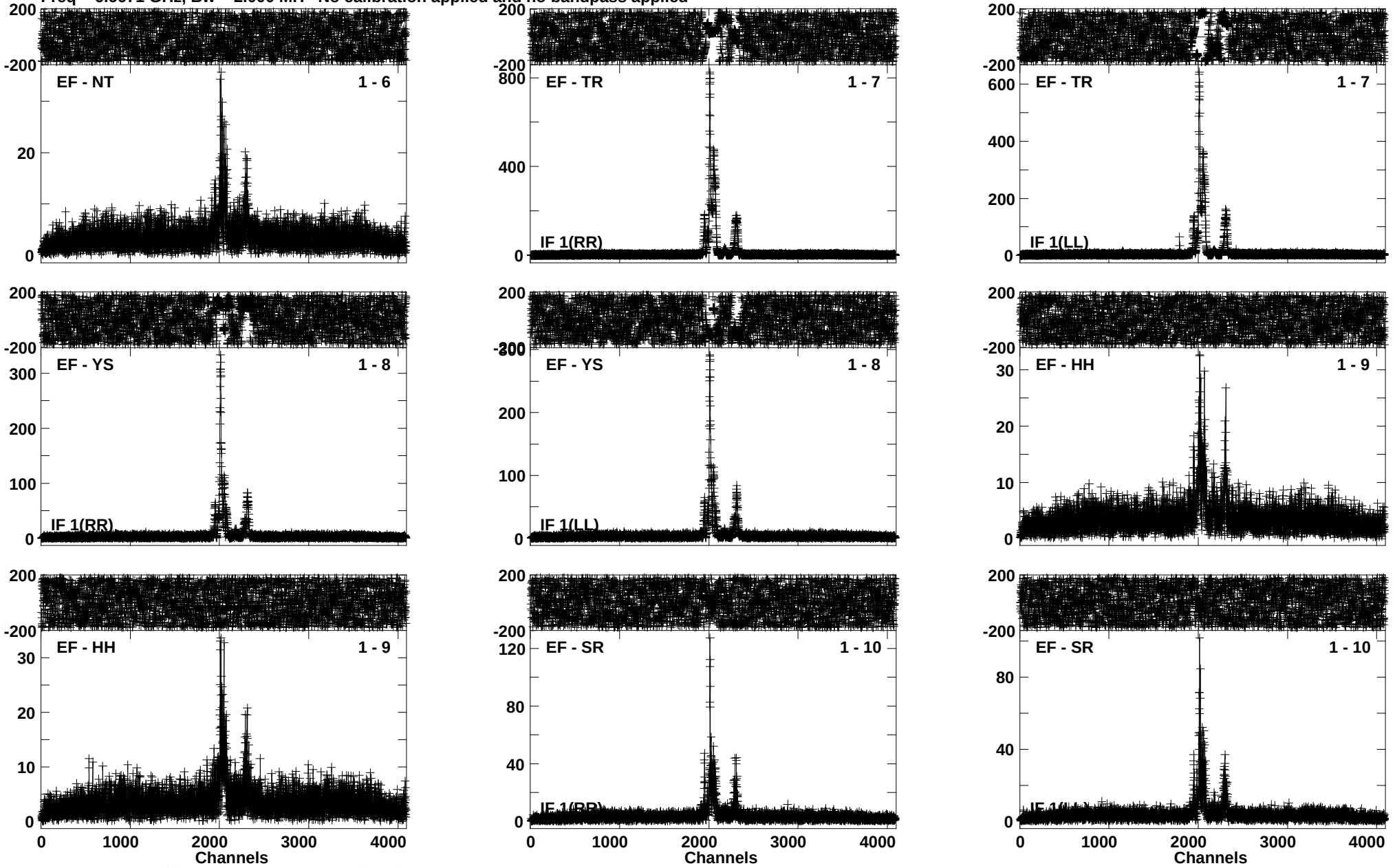

Lower frame: Milli Ampl Jy Top frame: Phas deg
Vector averaged cross-power spectrum Baseline: EF (01) - NT (06)
Timerange: 00/09:30:53 to 00/09:32:41

Plot file version 260 created 16-AUG-2016 13:51:20
J1832-2039 EM117A 2.UVDATA.1
Freq = 6.6671 GHz, Bw = 2.000 MH No calibration applied and no bandpass applied

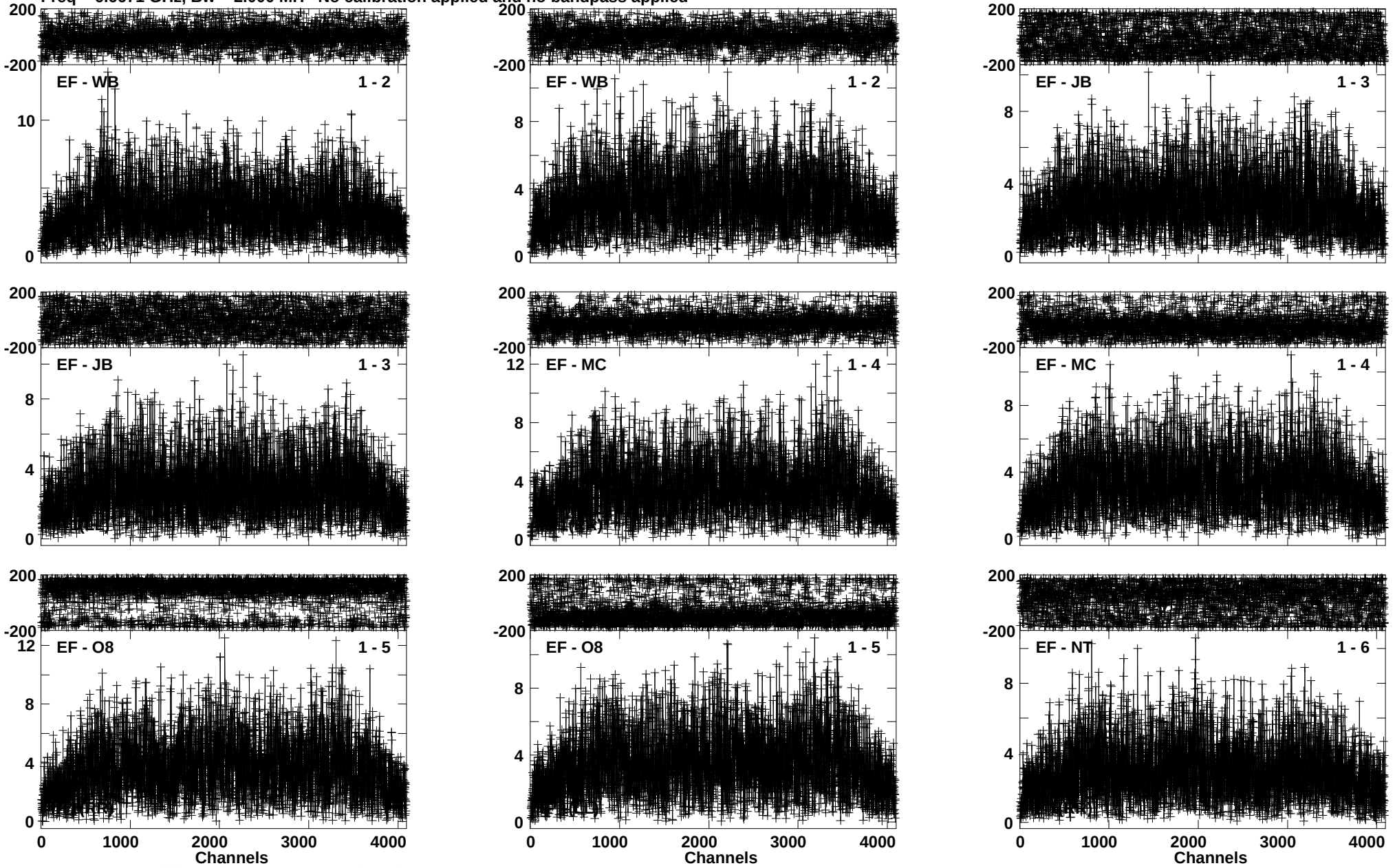

Lower frame: Milli Ampl Jy Top frame: Phas deg
Vector averaged cross-power spectrum Baseline: EF (01) - WB (02)
Timerange: 00/09:32:53 to 00/09:35:41

Plot file version 261 created 16-AUG-2016 13:51:21
J1832-2039 EM117A 2.UVDATA.1
Freq = 6.6671 GHz, Bw = 2.000 MH No calibration applied and no bandpass applied

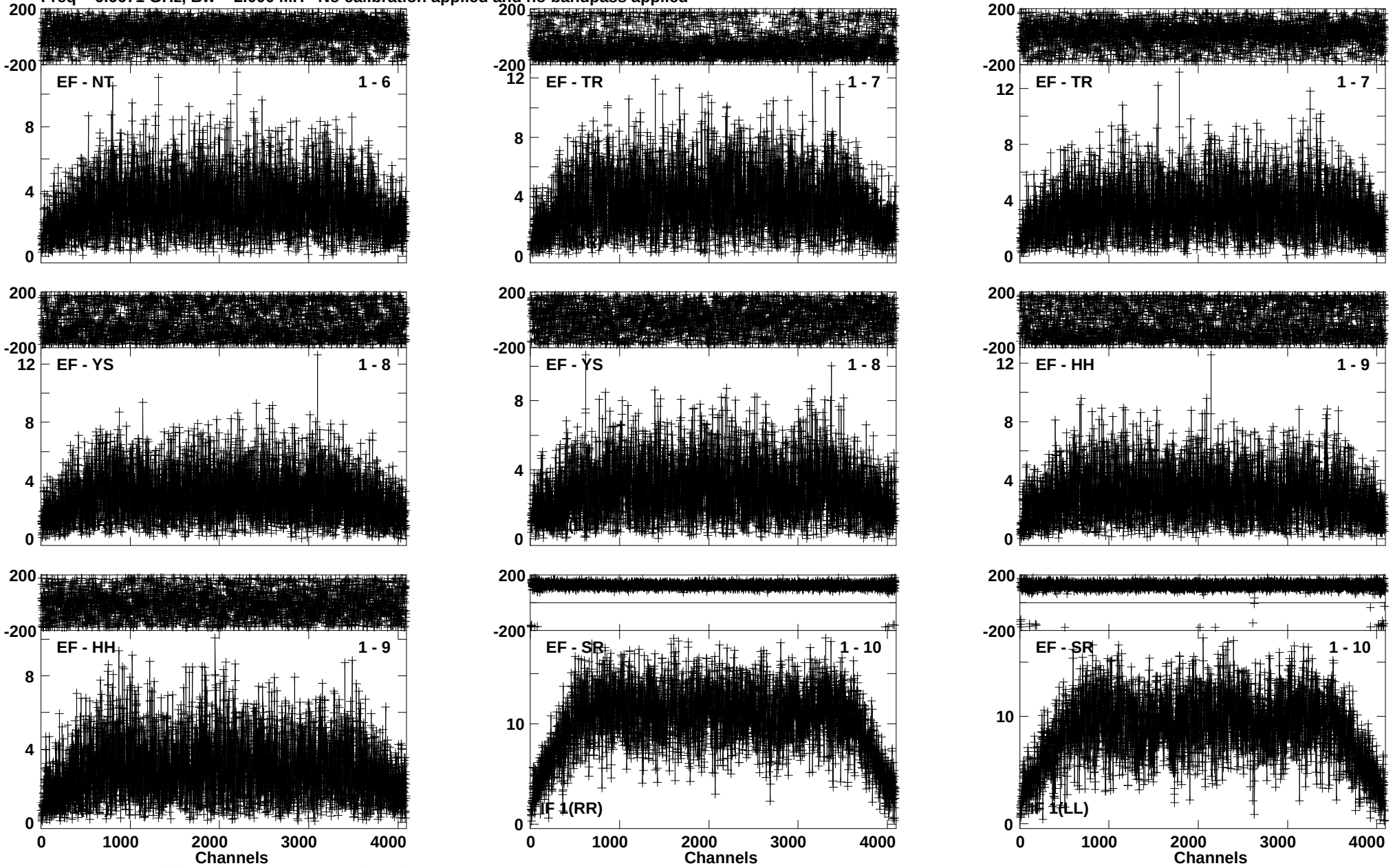

Lower frame: Milli Ampl Jy Top frame: Phas deg
Vector averaged cross-power spectrum Baseline: EF (01) - NT (06)
Timerange: 00/09:32:53 to 00/09:35:41

Plot file version 262 created 16-AUG-2016 13:51:22
G012.68-0.18 EM117A 2.UVDATA.1
Freq = 6.6671 GHz, Bw = 2.000 MH No calibration applied and no bandpass applied

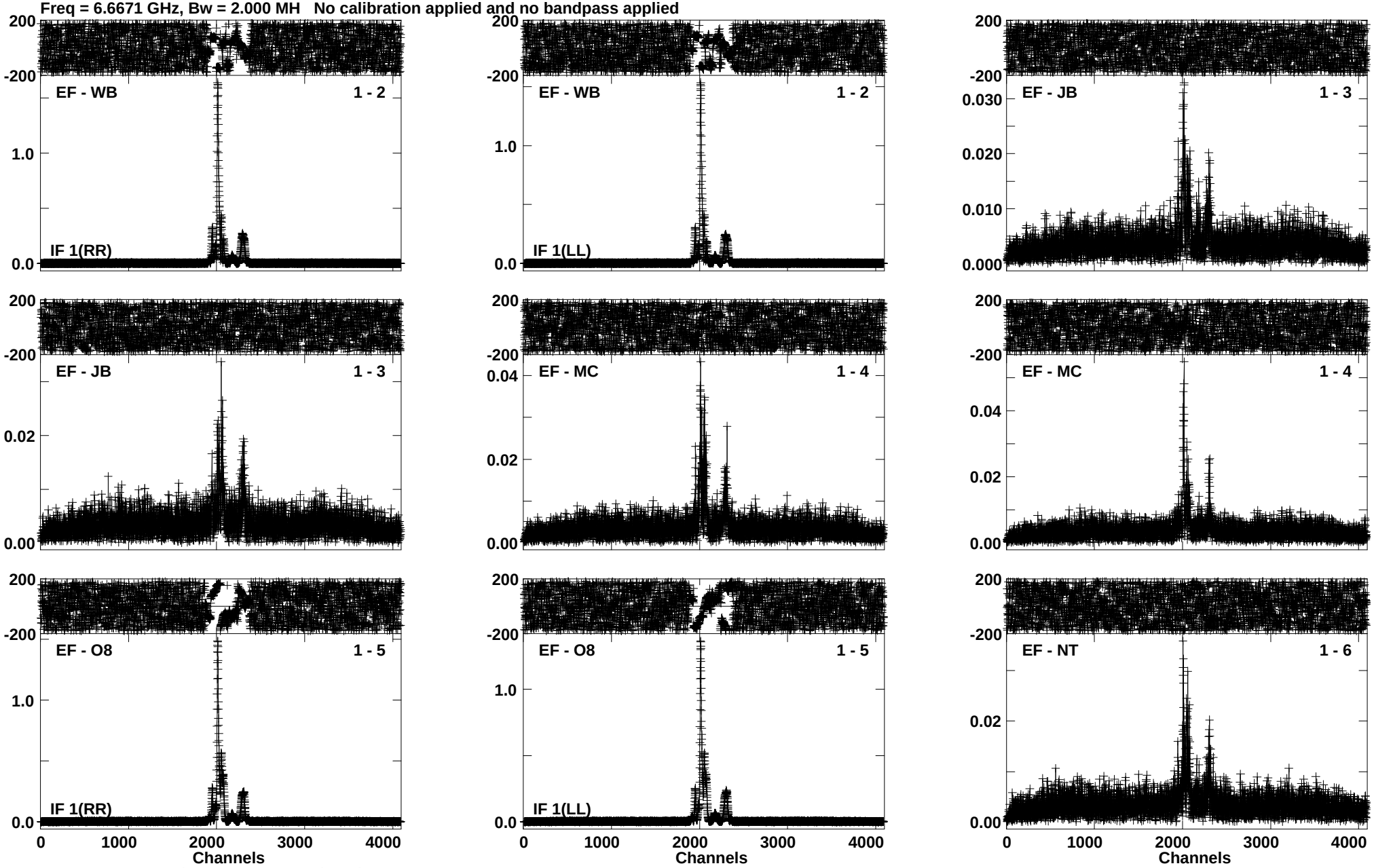

Lower frame: Ampl Jy Top frame: Phas deg
Vector averaged cross-power spectrum Baseline: EF (01) - WB (02)
Timerange: 00/09:35:53 to 00/09:37:41

Plot file version 263 created 16-AUG-2016 13:51:23
G012.68-0.18 EM117A 2.UVDATA.1
Freq = 6.6671 GHz, Bw = 2.000 MH No calibration applied and no bandpass applied

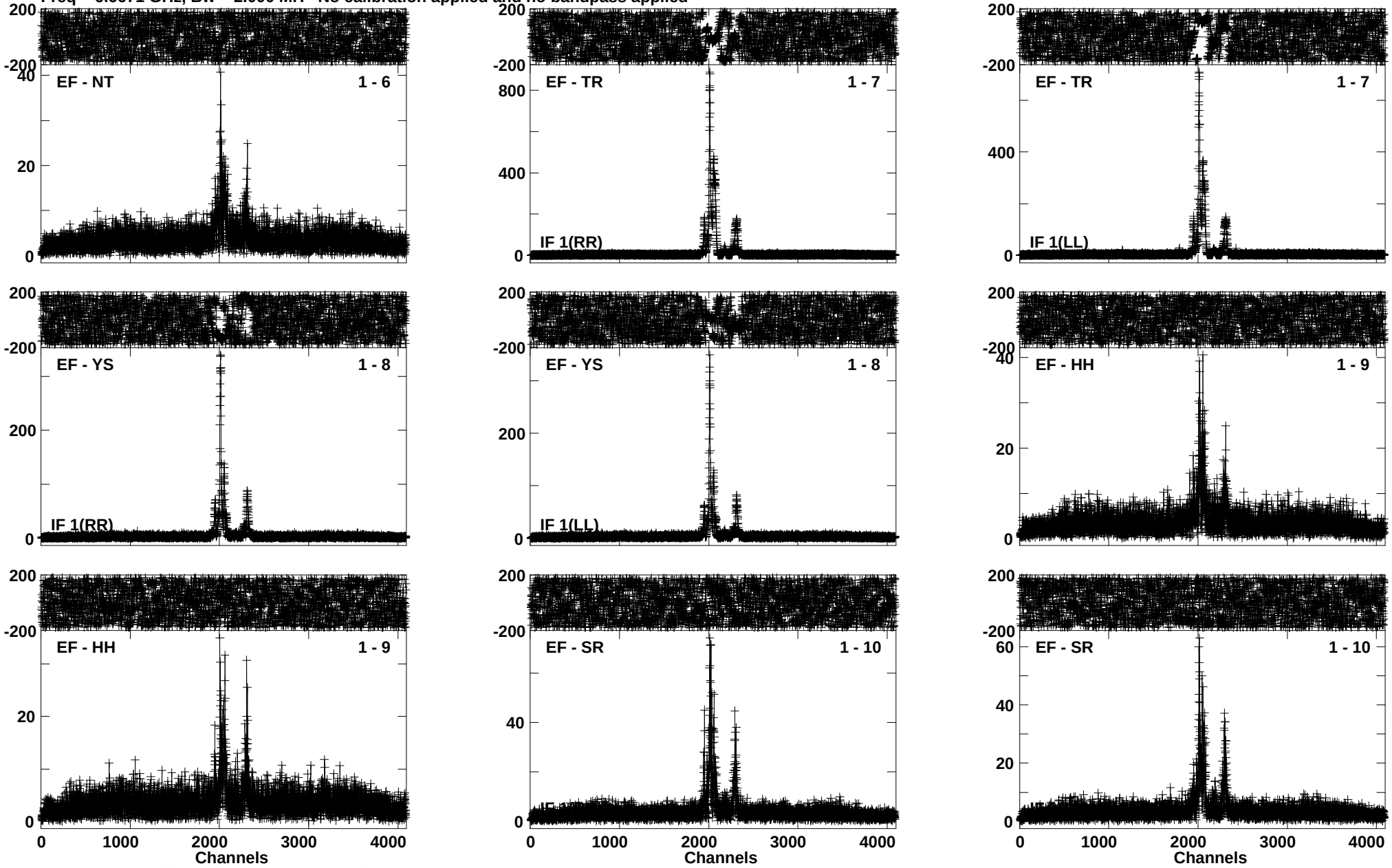

Lower frame: Milli Ampl Jy Top frame: Phas deg
Vector averaged cross-power spectrum Baseline: EF (01) - NT (06)
Timerange: 00/09:35:53 to 00/09:37:41

Plot file version 264 created 16-AUG-2016 13:51:24
J1832-2039 EM117A 2.UVDATA.1
Freq = 6.6671 GHz, Bw = 2.000 MH No calibration applied and no bandpass applied

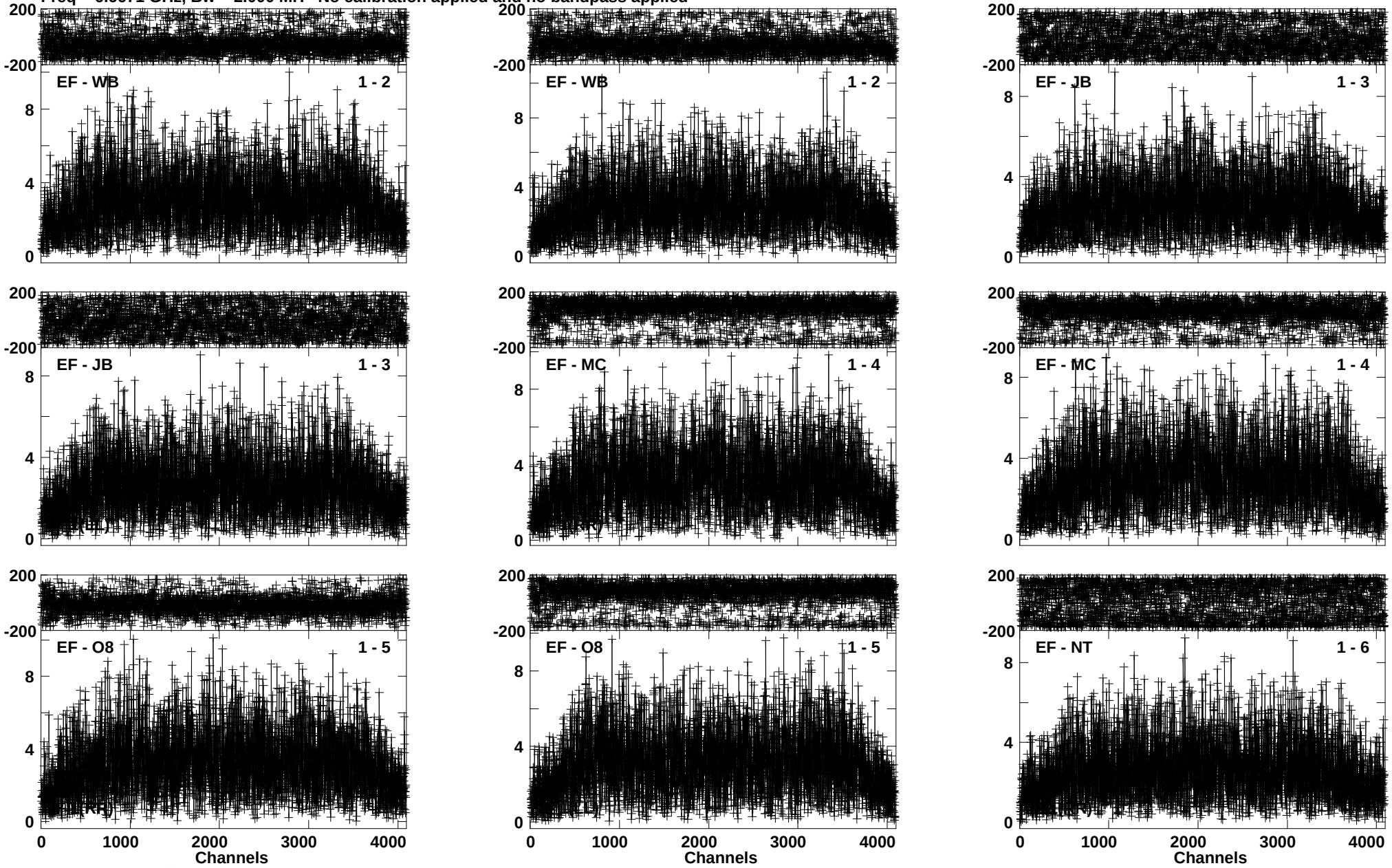

Lower frame: Milli Ampl Jy Top frame: Phas deg
Vector averaged cross-power spectrum Baseline: EF (01) - WB (02)
Timerange: 00/09:38:24 to 00/09:41:22

Plot file version 265 created 16-AUG-2016 13:51:25
J1832-2039 EM117A 2.UVDATA.1
Freq = 6.6671 GHz, Bw = 2.000 MH No calibration applied and no bandpass applied

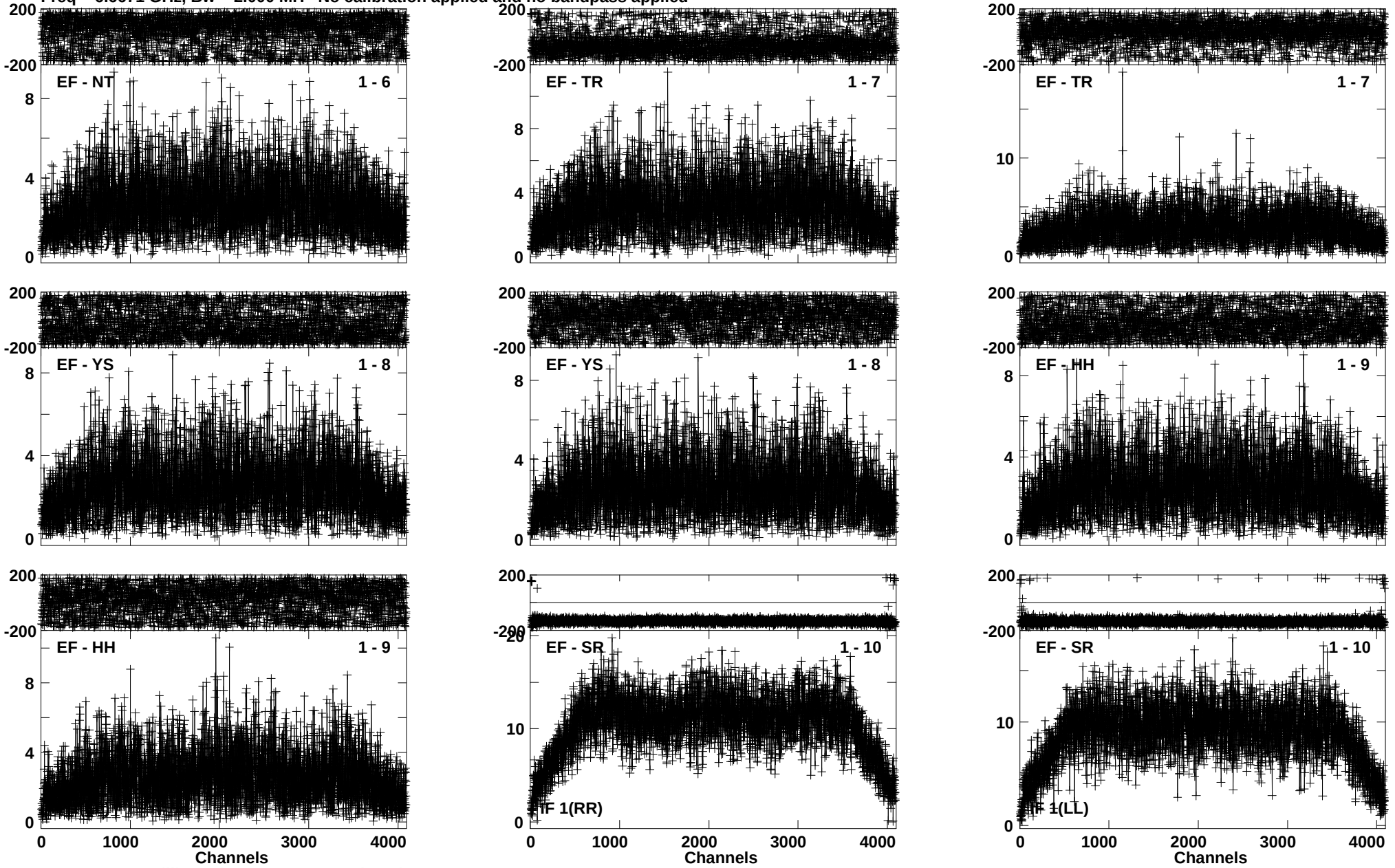

Lower frame: Milli Ampl Jy Top frame: Phas deg
Vector averaged cross-power spectrum Baseline: EF (01) - NT (06)
Timerange: 00/09:38:24 to 00/09:41:22

Plot file version 266 created 16-AUG-2016 13:51:27
J1331+3030 EM117A 2.UVDATA.1
Freq = 6.6671 GHz, Bw = 2.000 MH No calibration applied and no bandpass applied

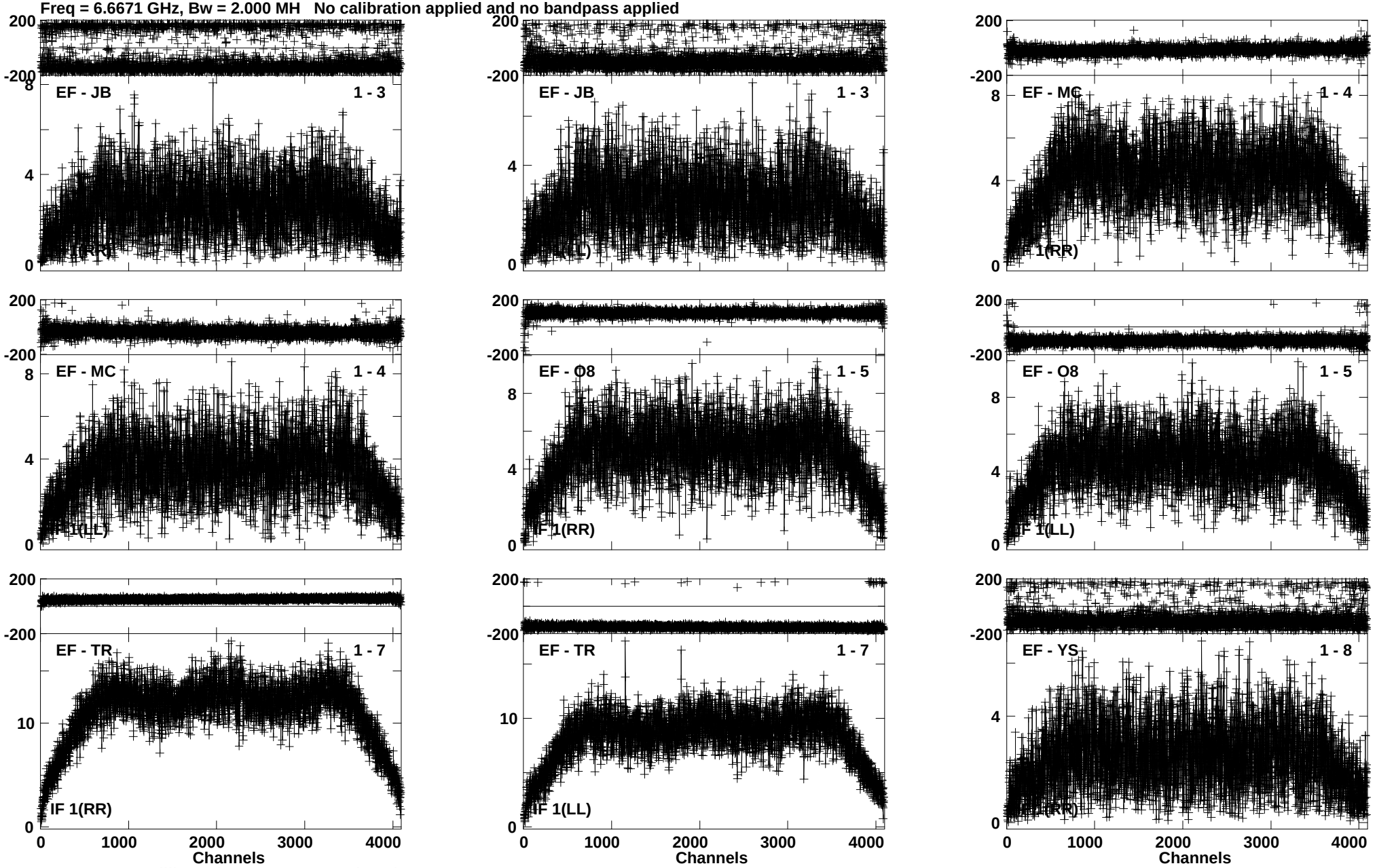

Lower frame: Milli Ampl Jy Top frame: Phas deg
Vector averaged cross-power spectrum Baseline: EF (01) - JB (03)
Timerange: 00/09:46:34 to 00/09:53:32

Plot file version 267 created 16-AUG-2016 13:51:30
J1331+3030 EM117A 2.UVDATA.1
Freq = 6.6671 GHz, Bw = 2.000 MH No calibration applied and no bandpass applied

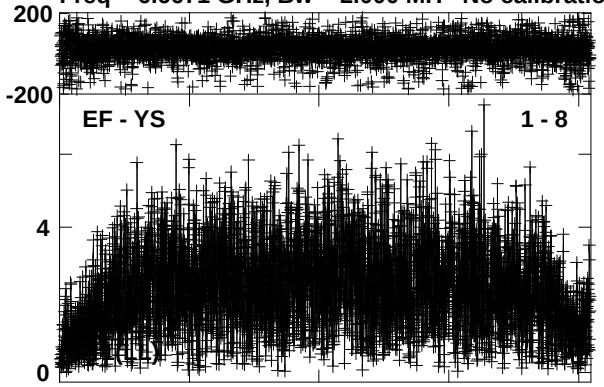

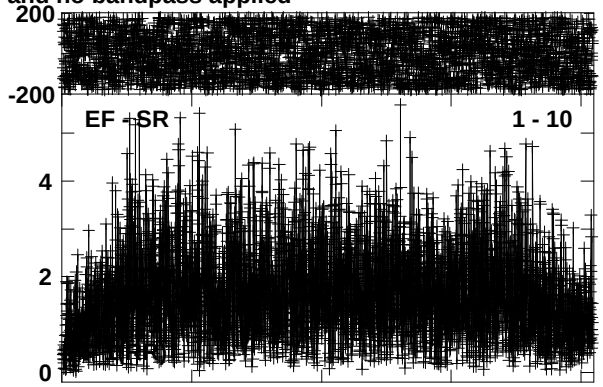

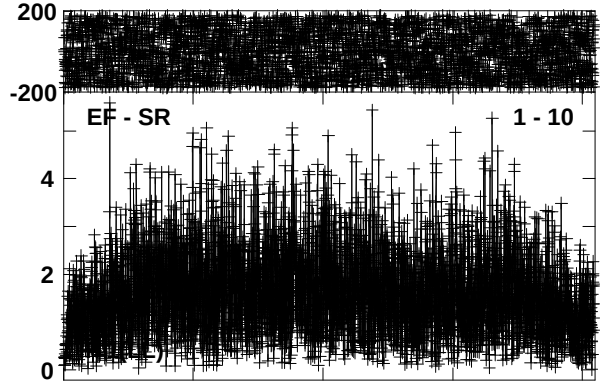

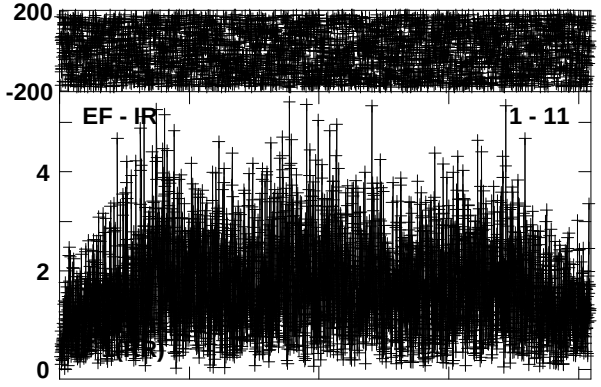

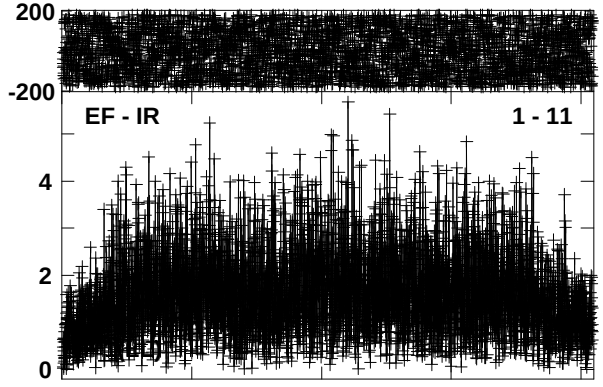

Lower frame: Milli Ampl Jy Top frame: Phas deg
Vector averaged cross-power spectrum Baseline: EF (01) - YS (08)
Timerange: 00/09:46:34 to 00/09:53:32

Plot file version 268 created 16-AUG-2016 13:51:31
J1832-2039 EM117A 2.UVDATA.1
Freq = 6.6671 GHz, Bw = 2.000 MH No calibration applied and no bandpass applied

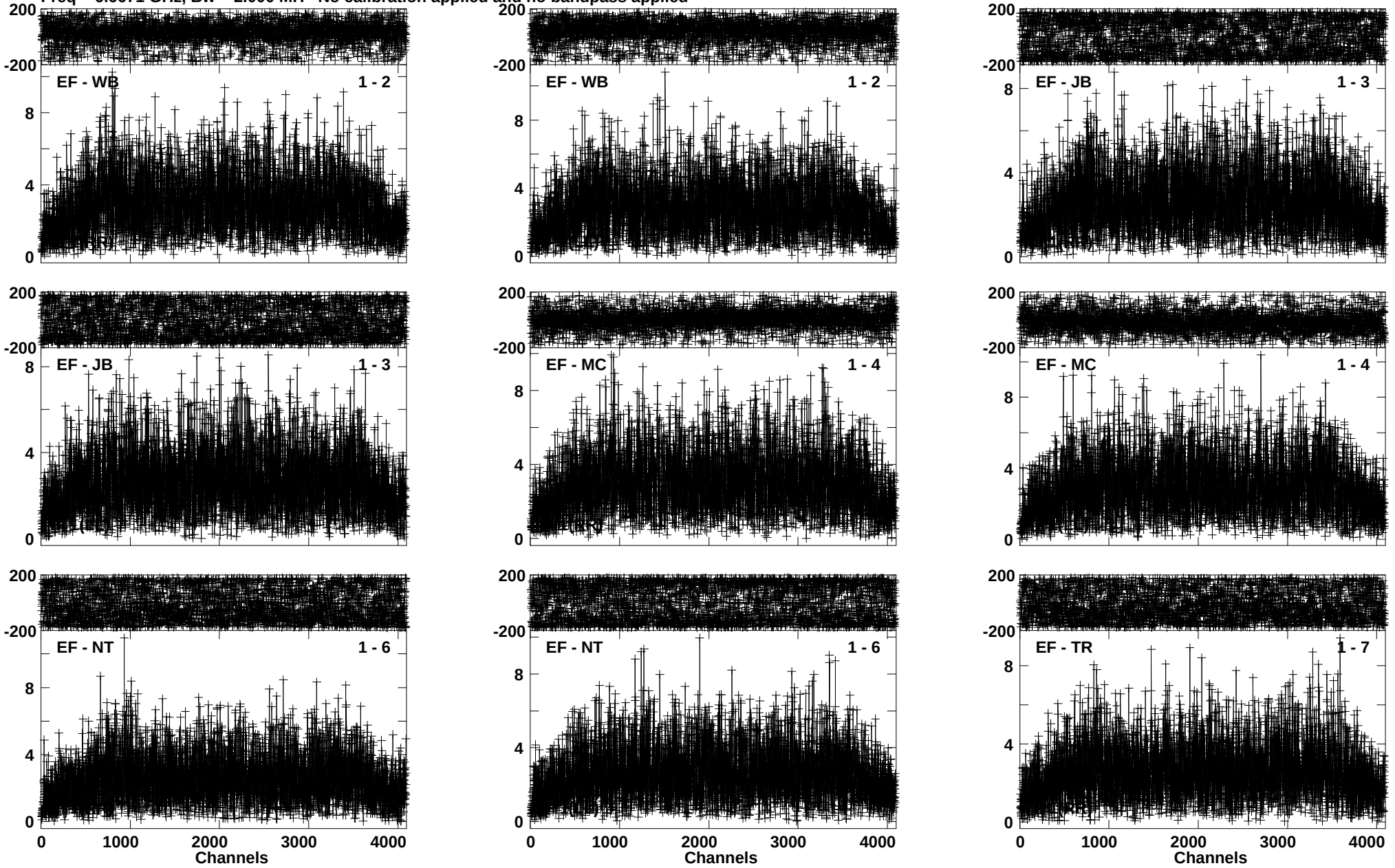

Lower frame: Milli Ampl Jy Top frame: Phas deg
Vector averaged cross-power spectrum Baseline: EF (01) - WB (02)
Timerange: 00/09:58:34 to 00/10:01:32

Plot file version 269 created 16-AUG-2016 13:51:32
J1832-2039 EM117A 2.UVDATA.1
Freq = 6.6671 GHz, Bw = 2.000 MH No calibration applied and no bandpass applied

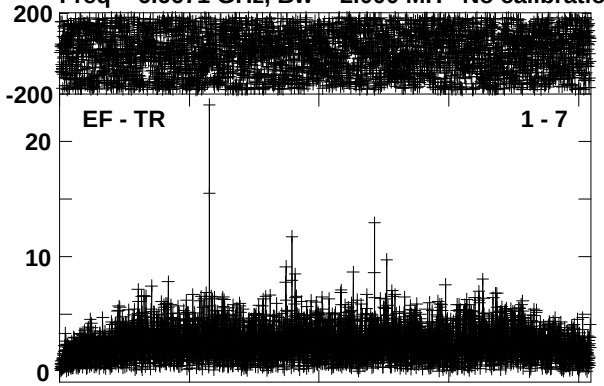

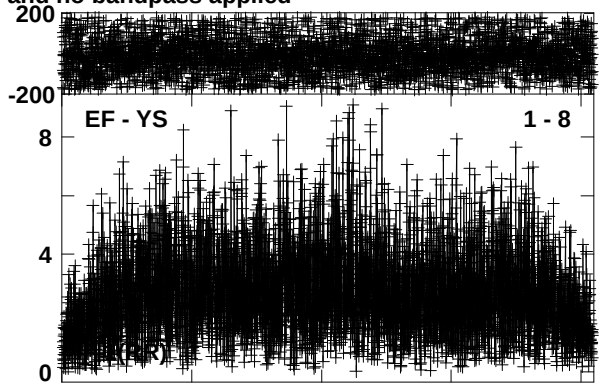

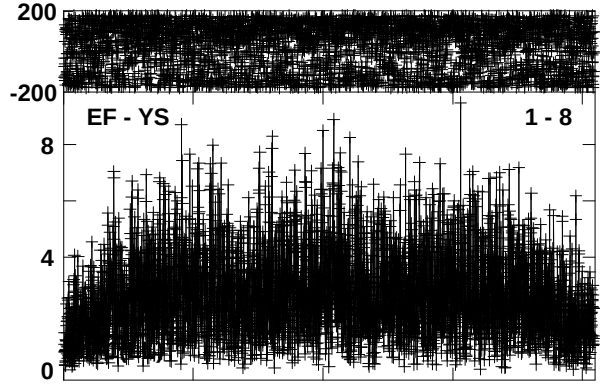

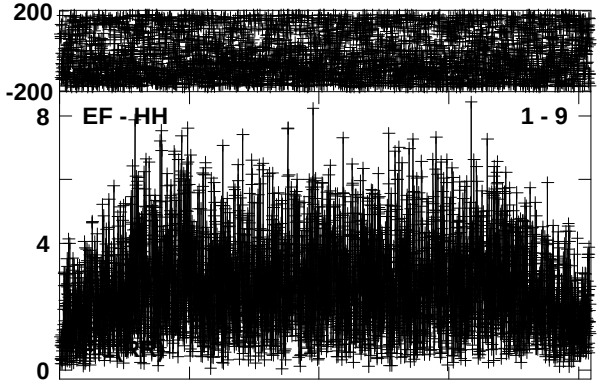

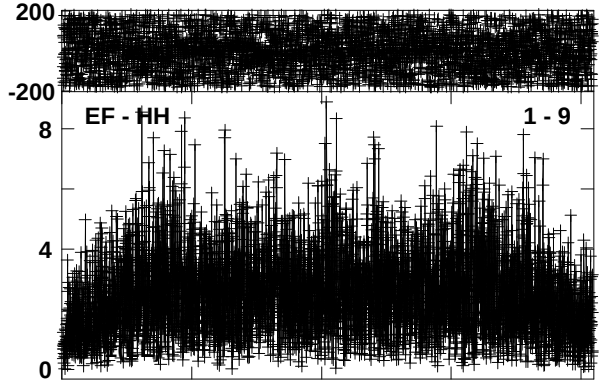

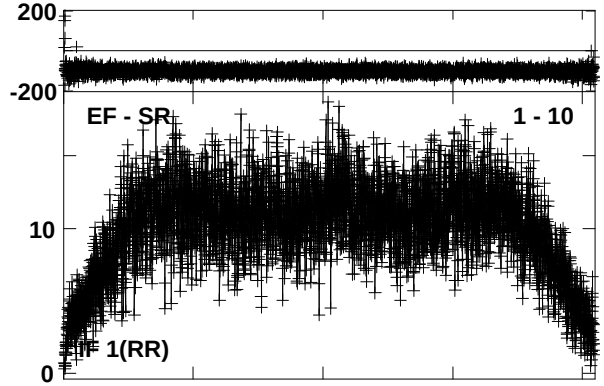

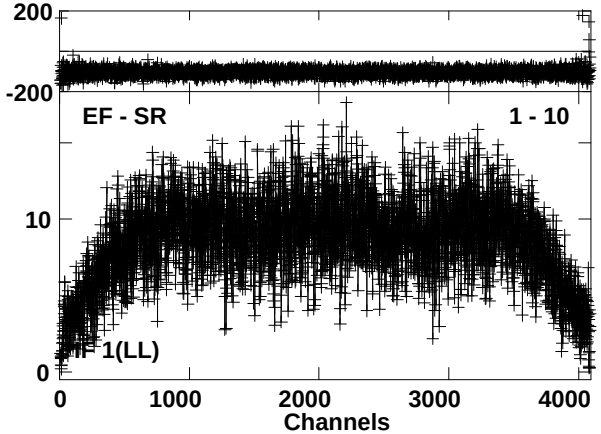

Lower frame: Milli Ampl Jy Top frame: Phas deg
Vector averaged cross-power spectrum Baseline: EF (01) - TR (07)
Timerange: 00/09:58:34 to 00/10:01:32

Plot file version 270 created 16-AUG-2016 13:51:33
G012.68-0.18 EM117A 2.UVDATA.1
Freq = 6.6671 GHz, Bw = 2.000 MH No calibration applied and no bandpass applied

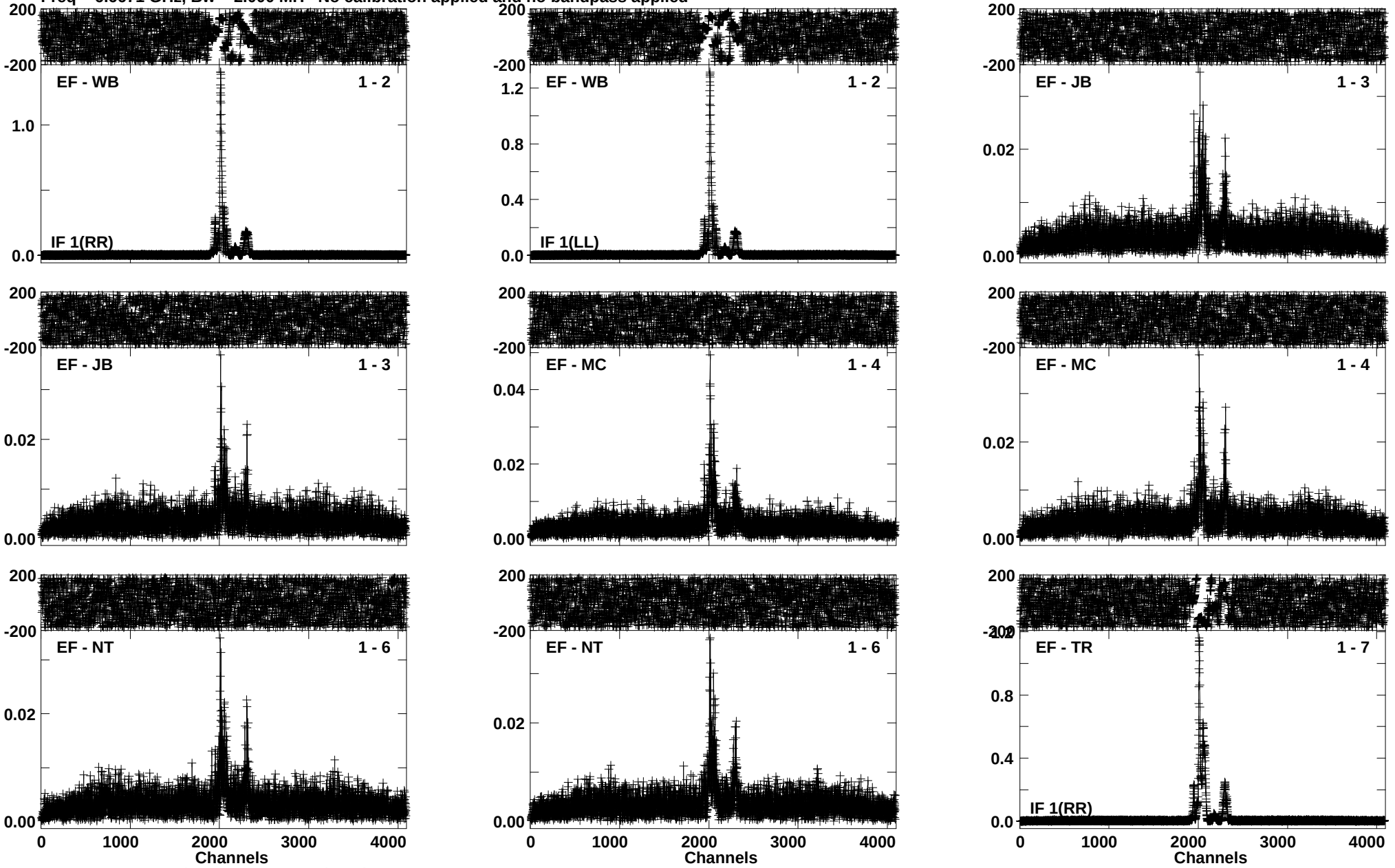

Lower frame: Ampl Jy Top frame: Phas deg
Vector averaged cross-power spectrum Baseline: EF (01) - WB (02)
Timerange: 00/10:01:43 to 00/10:03:31

Plot file version 271 created 16-AUG-2016 13:51:34
G012.68-0.18 EM117A 2.UVDATA.1
Freq = 6.6671 GHz, Bw = 2.000 MH No calibration applied and no bandpass applied

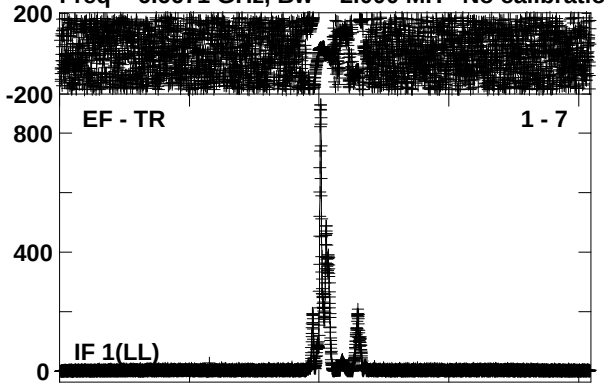

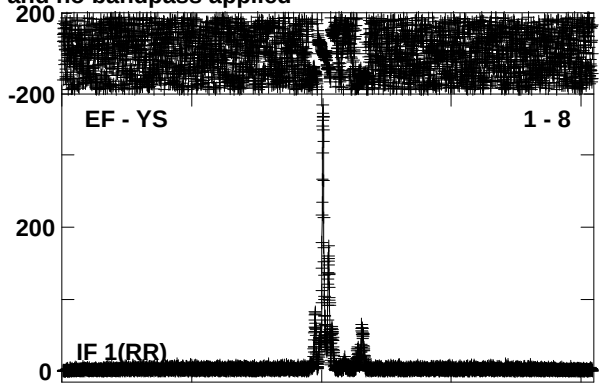

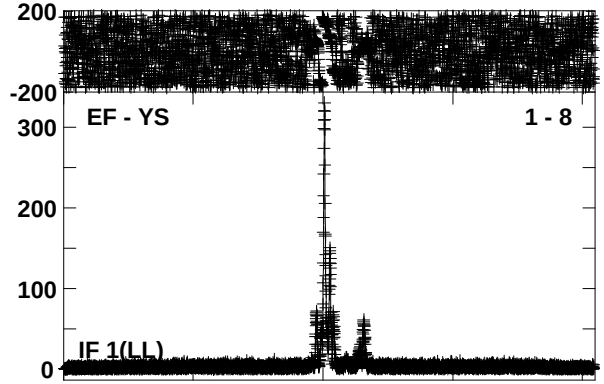

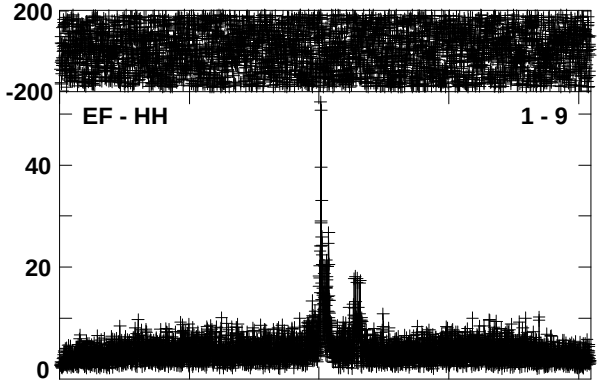

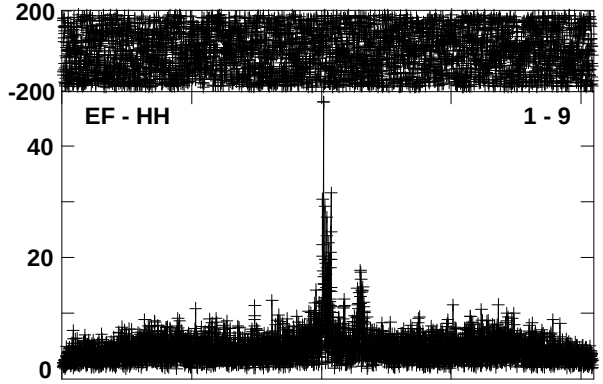

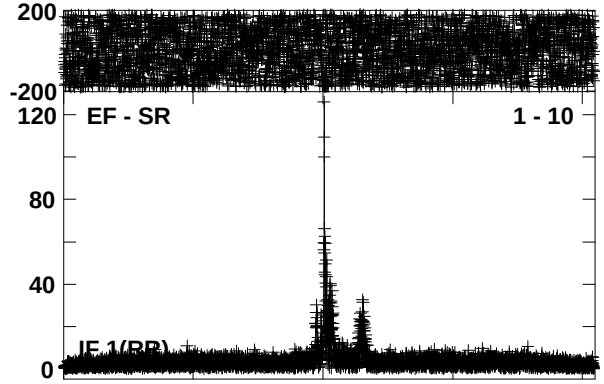

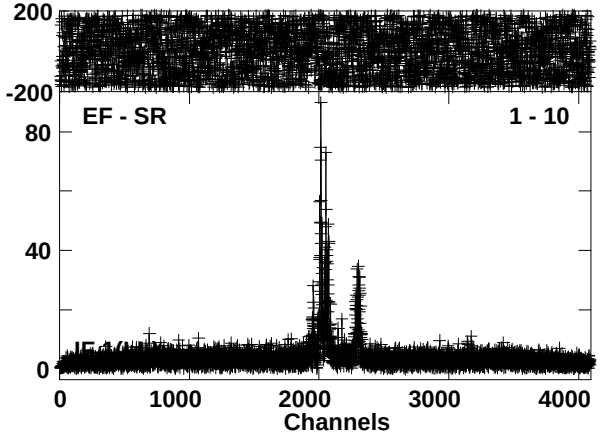

Lower frame: Milli Ampl Jy Top frame: Phas deg
Vector averaged cross-power spectrum Baseline: EF (01) - TR (07)
Timerange: 00/10:01:43 to 00/10:03:31

Plot file version 272 created 16-AUG-2016 13:51:35
J1832-2039 EM117A 2.UVDATA.1
Freq = 6.6671 GHz, Bw = 2.000 MH No calibration applied and no bandpass applied

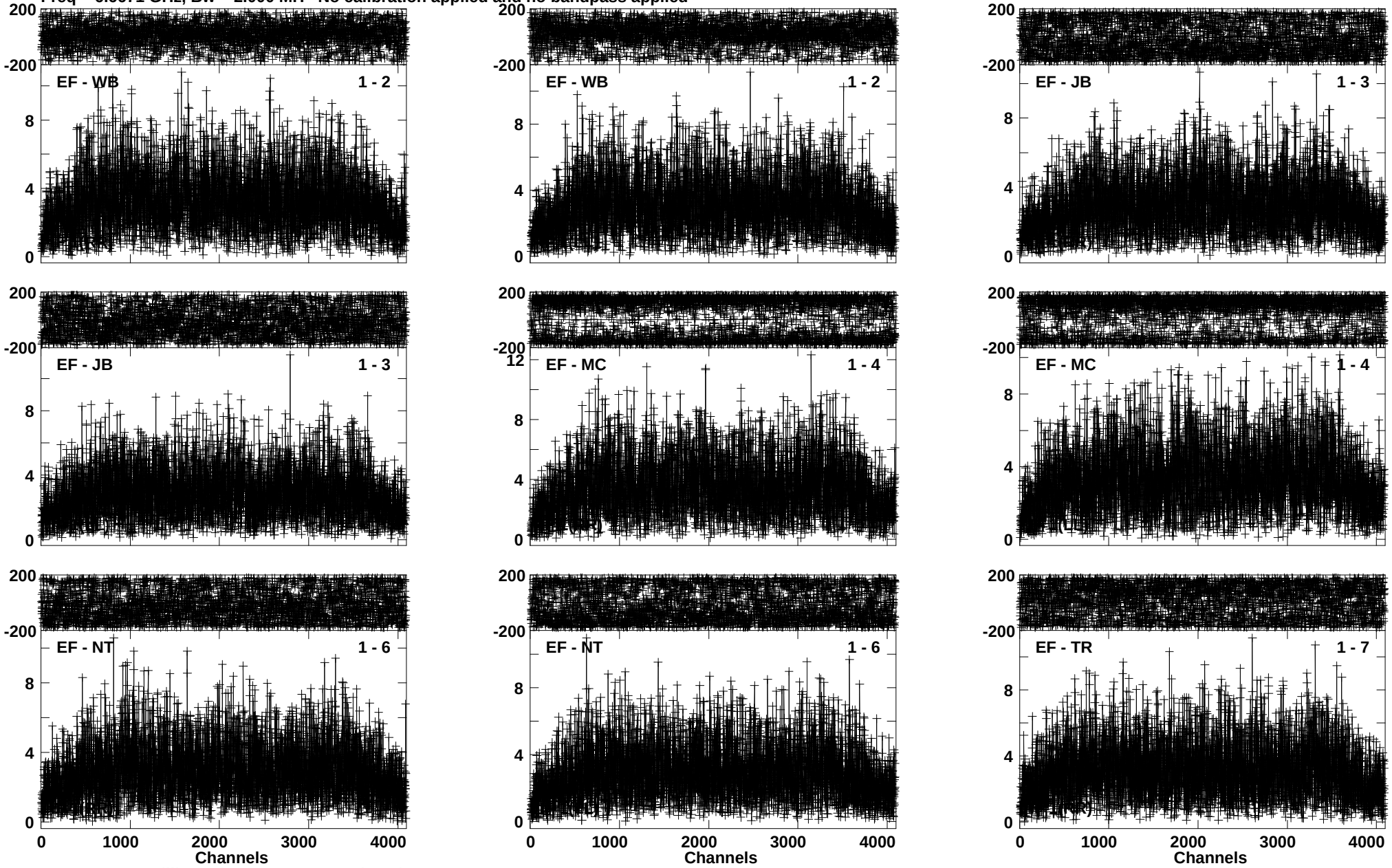

Lower frame: Milli Ampl Jy Top frame: Phas deg
Vector averaged cross-power spectrum Baseline: EF (01) - WB (02)
Timerange: 00/10:03:43 to 00/10:06:31

Plot file version 273 created 16-AUG-2016 13:51:36
J1832-2039 EM117A 2.UVDATA.1
Freq = 6.6671 GHz, Bw = 2.000 MH No calibration applied and no bandpass applied

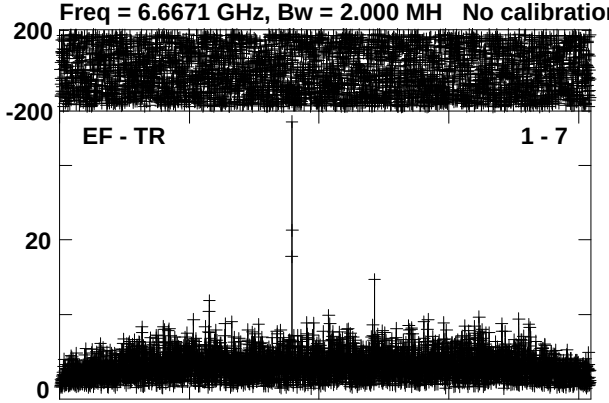

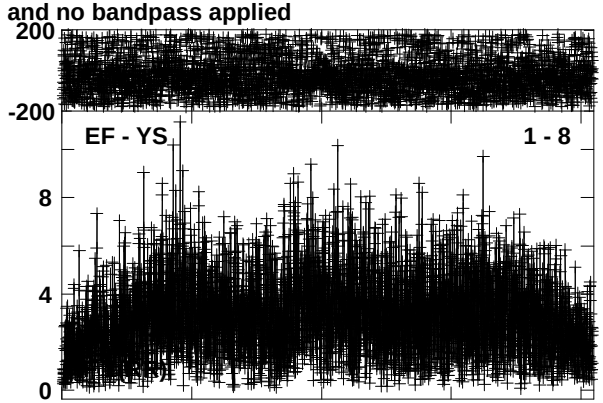

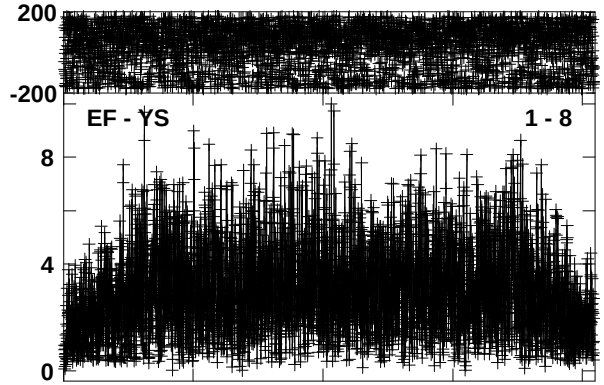

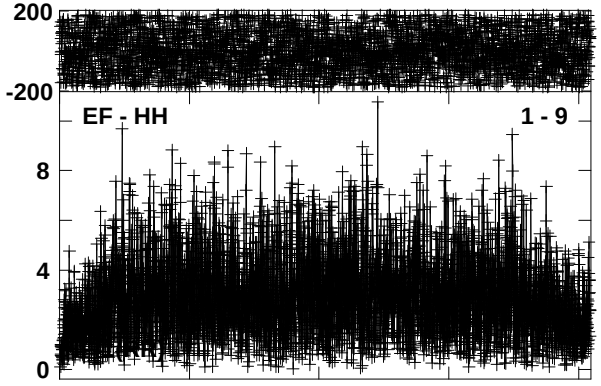

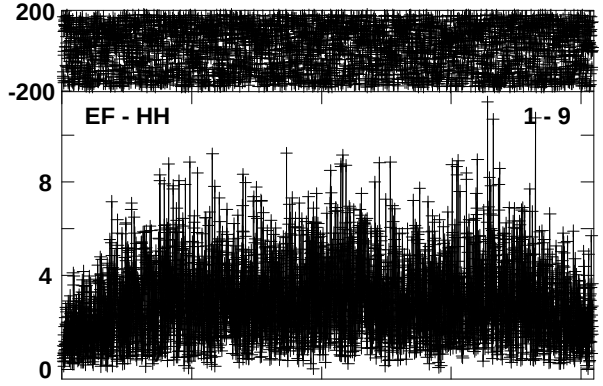

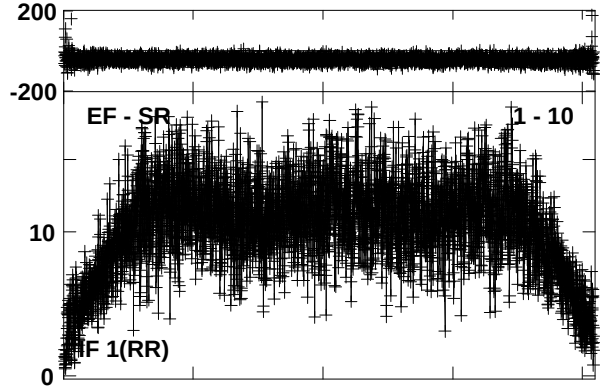

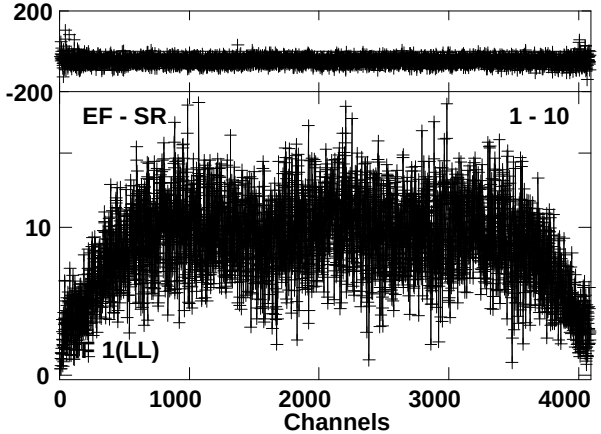

Lower frame: Milli Ampl Jy Top frame: Phas deg
Vector averaged cross-power spectrum Baseline: EF (01) - TR (07)
Timerange: 00/10:03:43 to 00/10:06:31

Plot file version 274 created 16-AUG-2016 13:51:36
G012.68-0.18 EM117A 2.UVDATA.1
Freq = 6.6671 GHz, Bw = 2.000 MH No calibration applied and no bandpass applied

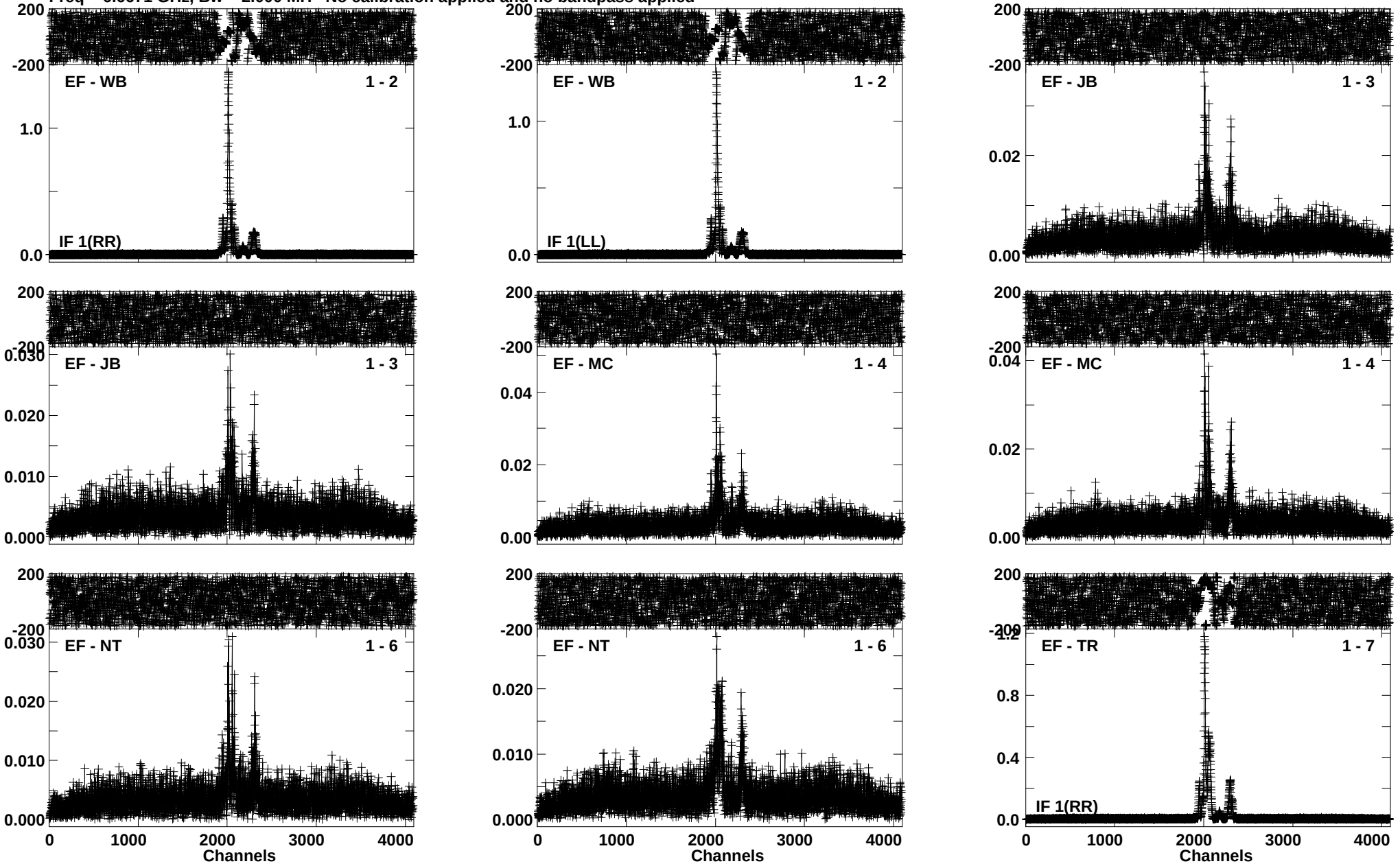

Lower frame: Ampl Jy Top frame: Phas deg
Vector averaged cross-power spectrum Baseline: EF (01) - WB (02)
Timerange: 00/10:06:43 to 00/10:08:31

Plot file version 275 created 16-AUG-2016 13:51:37
G012.68-0.18 EM117A 2.UVDATA.1
Freq = 6.6671 GHz, Bw = 2.000 MH No calibration applied and no bandpass applied

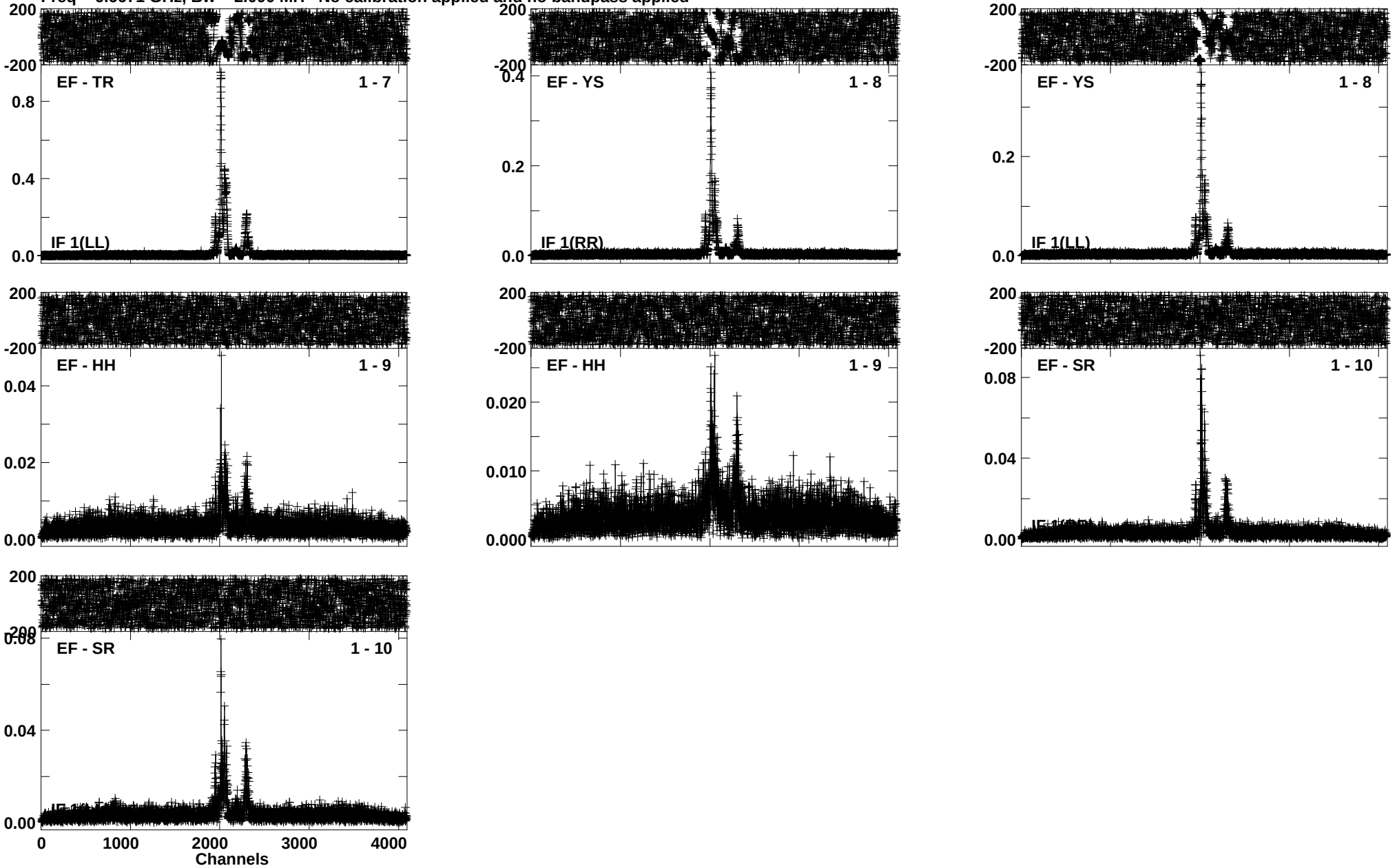

Lower frame: Ampl Jy Top frame: Phas deg
Vector averaged cross-power spectrum Baseline: EF (01) - TR (07)
Timerange: 00/10:06:43 to 00/10:08:31

Plot file version 276 created 16-AUG-2016 13:51:38
J1832-2039 EM117A 2.UVDATA.1
Freq = 6.6671 GHz, Bw = 2.000 MH No calibration applied and no bandpass applied

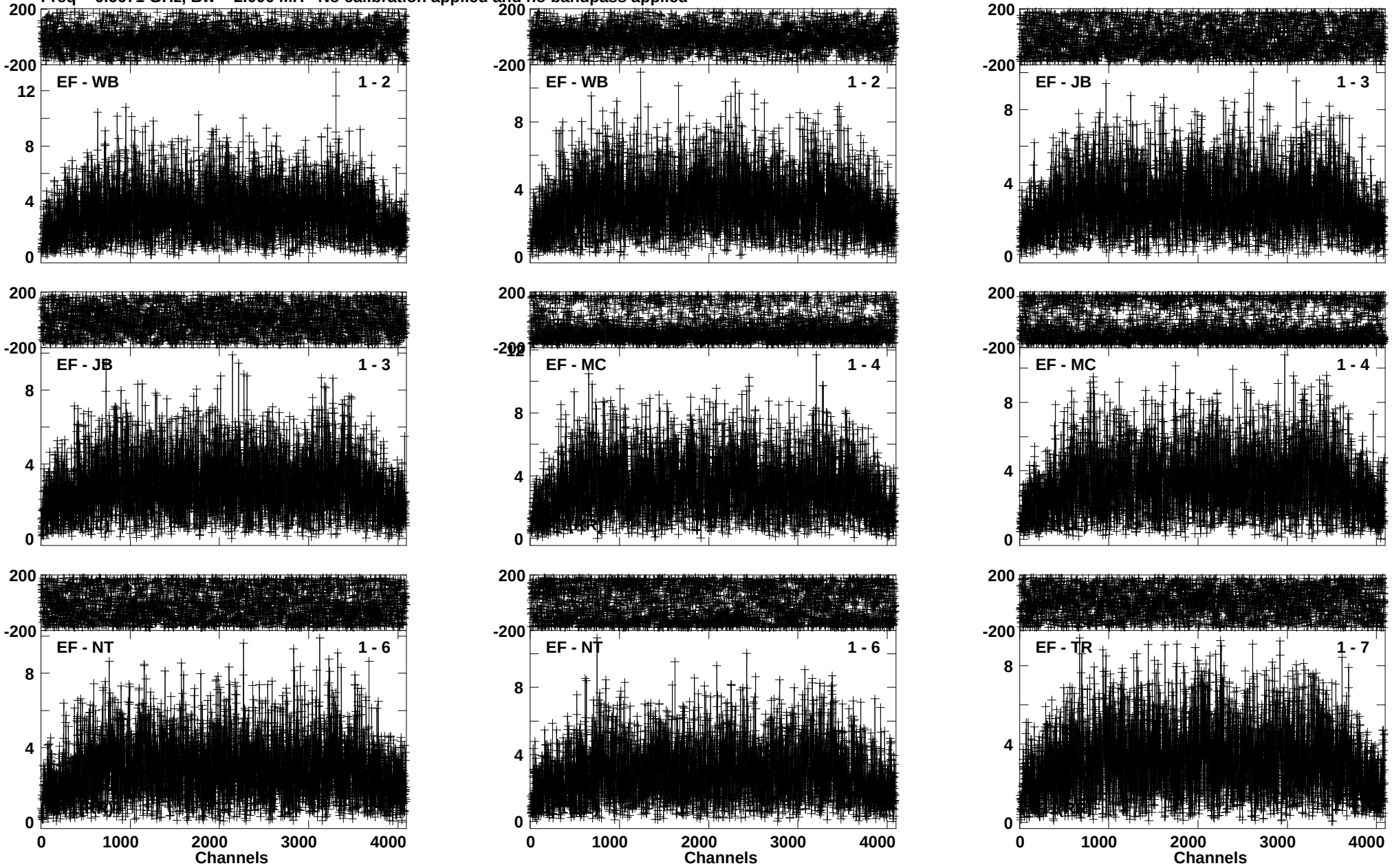

Lower frame: Milli Ampl Jy Top frame: Phas deg
Vector averaged cross-power spectrum Baseline: EF (01) - WB (02)
Timerange: 00/10:08:43 to 00/10:11:31

Plot file version 277 created 16-AUG-2016 13:51:39
J1832-2039 EM117A 2.UVDATA.1
Freq = 6.6671 GHz, Bw = 2.000 MH No calibration applied and no bandpass applied

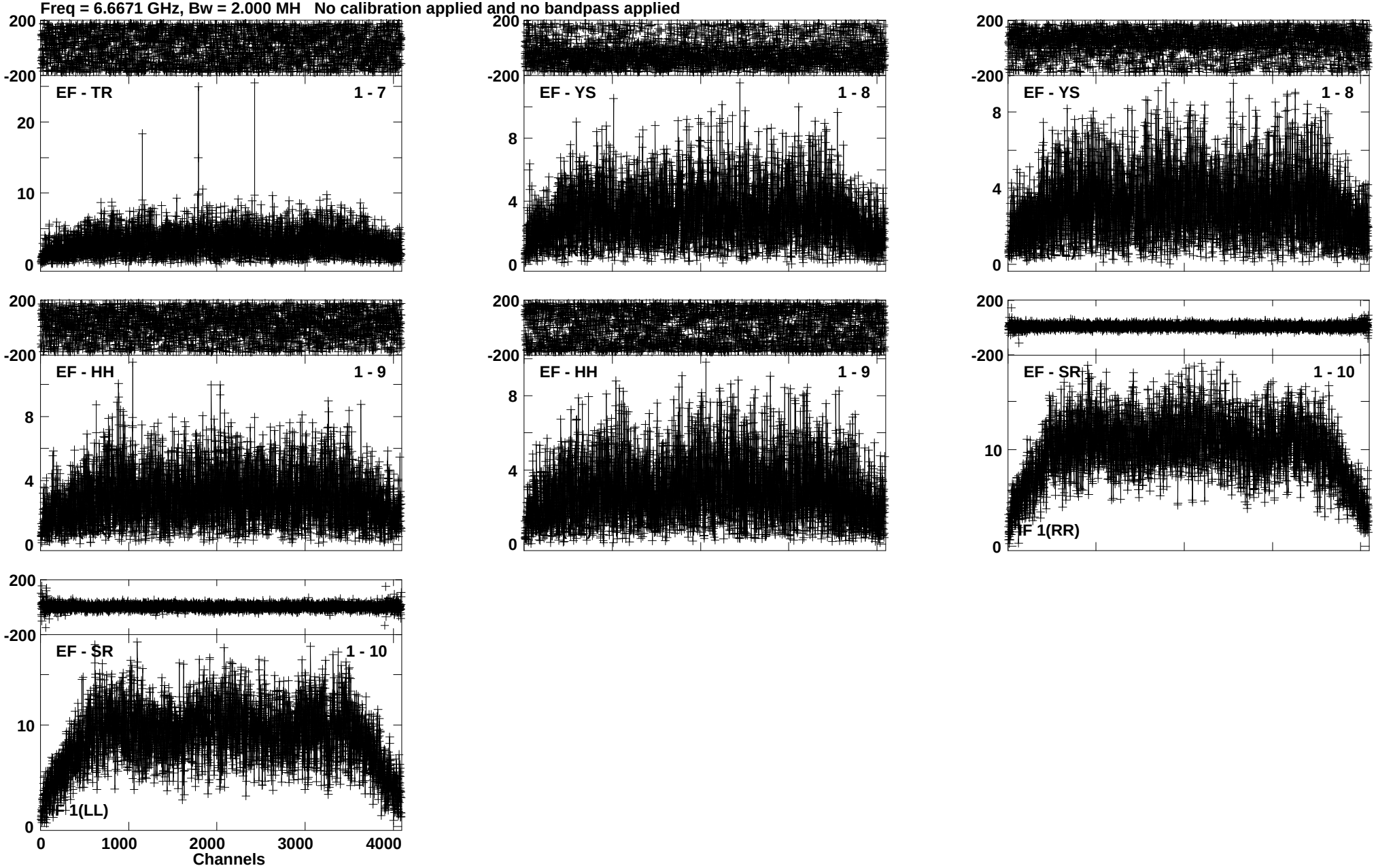

Lower frame: Milli Ampl Jy Top frame: Phas deg
Vector averaged cross-power spectrum Baseline: EF (01) - TR (07)
Timerange: 00/10:08:43 to 00/10:11:31

Plot file version 278 created 16-AUG-2016 13:51:40
G012.68-0.18 EM117A 2.UVDATA.1
Freq = 6.6671 GHz, Bw = 2.000 MH No calibration applied and no bandpass applied

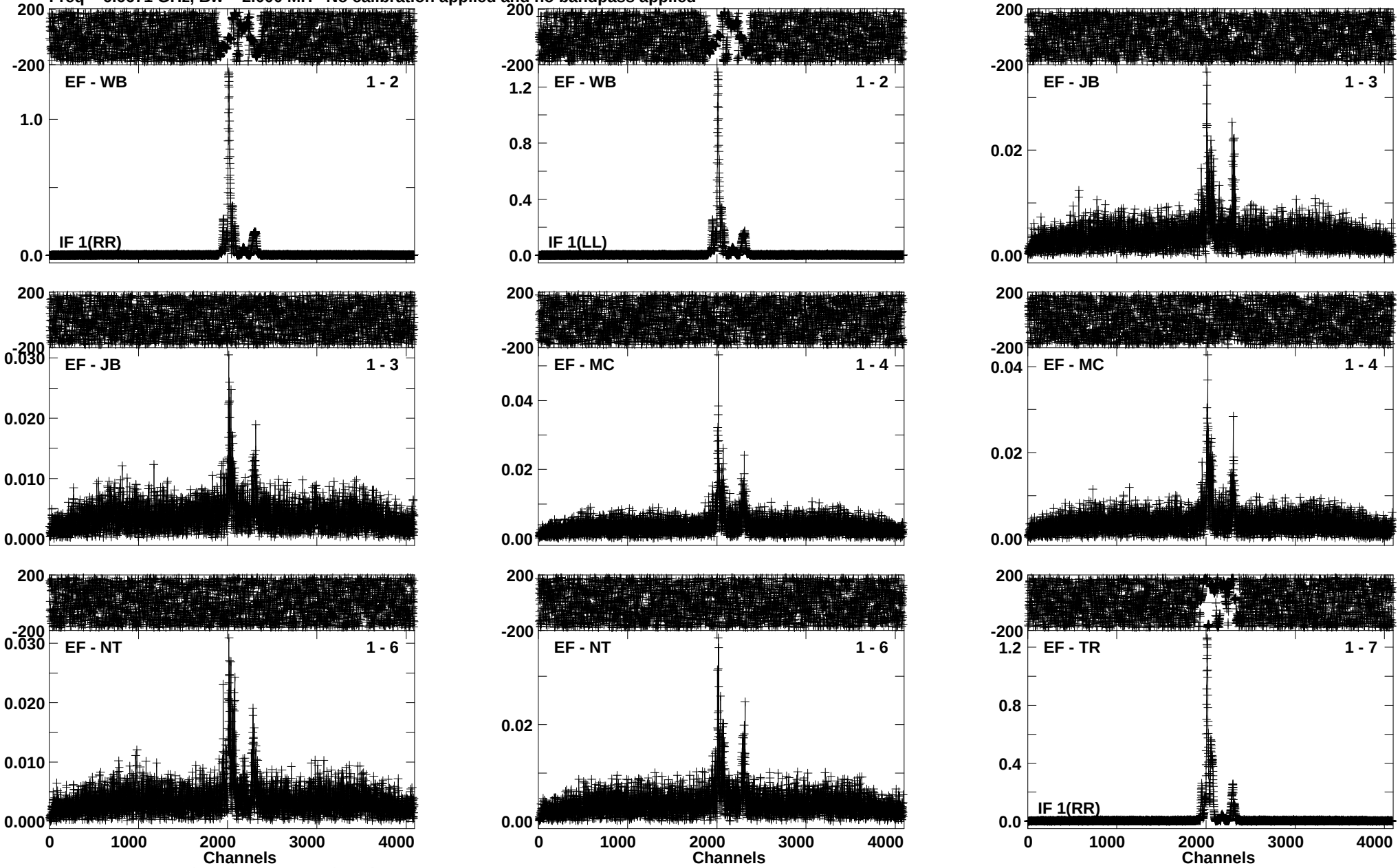

Lower frame: Ampl Jy Top frame: Phas deg
Vector averaged cross-power spectrum Baseline: EF (01) - WB (02)
Timerange: 00/10:11:43 to 00/10:13:31

Plot file version 279 created 16-AUG-2016 13:51:41
G012.68-0.18 EM117A 2.UVDATA.1
Freq = 6.6671 GHz, Bw = 2.000 MH No calibration applied and no bandpass applied

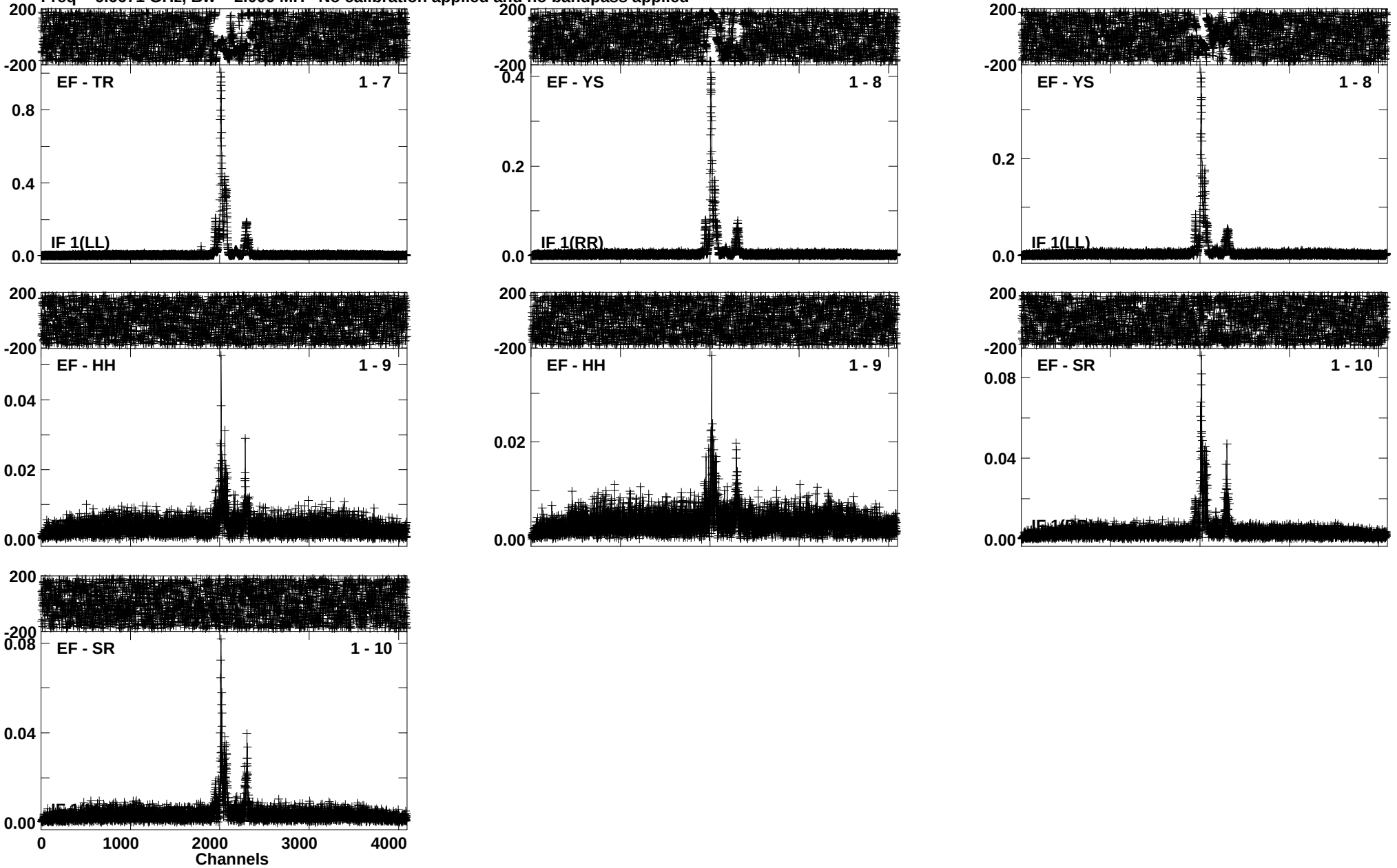

Lower frame: Ampl Jy Top frame: Phas deg
Vector averaged cross-power spectrum Baseline: EF (01) - TR (07)
Timerange: 00/10:11:43 to 00/10:13:31

Plot file version 280 created 16-AUG-2016 13:51:41
J1832-2039 EM117A 2.UVDATA.1
Freq = 6.6671 GHz, Bw = 2.000 MH No calibration applied and no bandpass applied

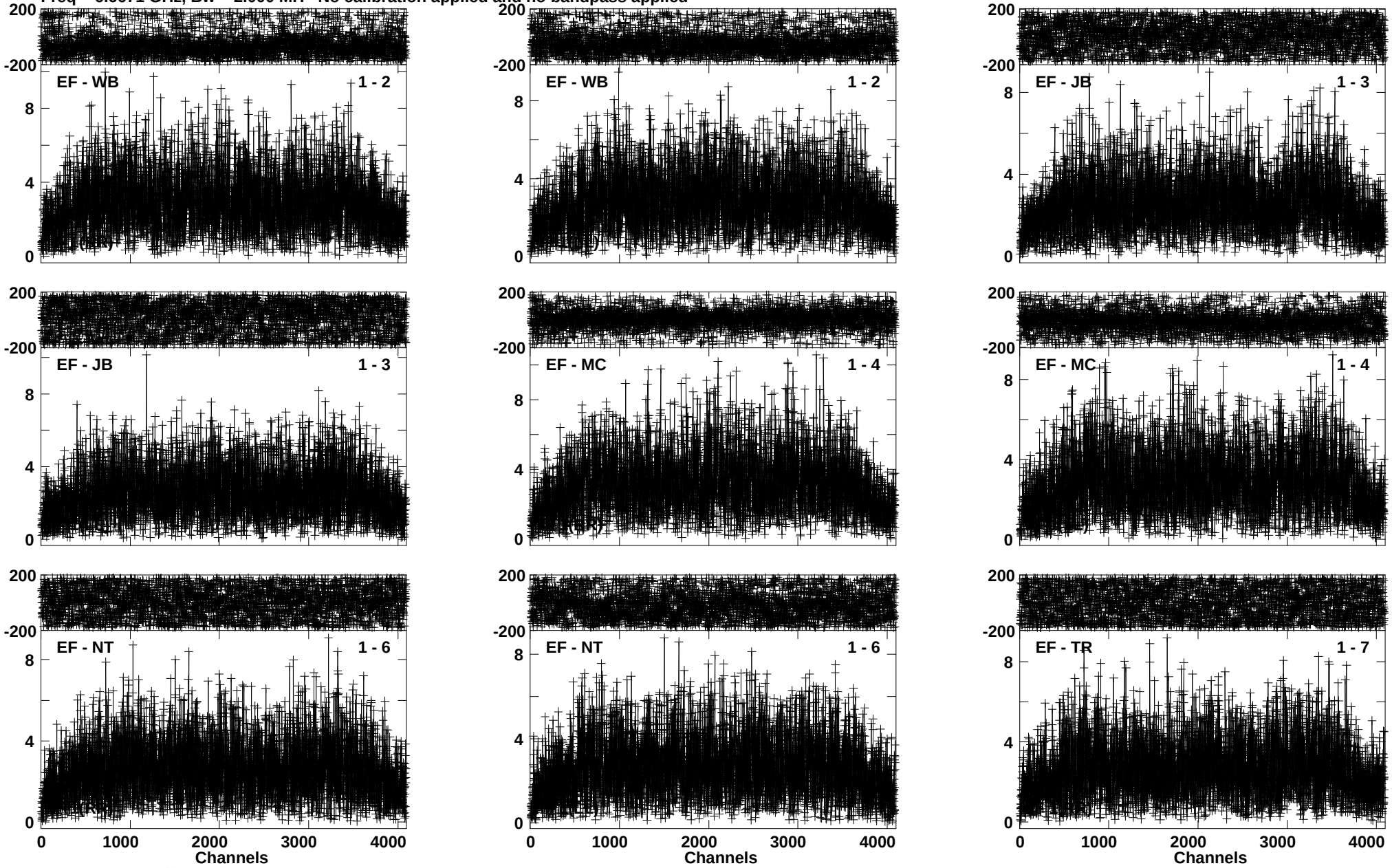

Lower frame: Milli Ampl Jy Top frame: Phas deg
Vector averaged cross-power spectrum Baseline: EF (01) - WB (02)
Timerange: 00/10:14:14 to 00/10:17:12

Plot file version 281 created 16-AUG-2016 13:51:43
J1832-2039 EM117A 2.UVDATA.1
Freq = 6.6671 GHz, Bw = 2.000 MH No calibration applied and no bandpass applied

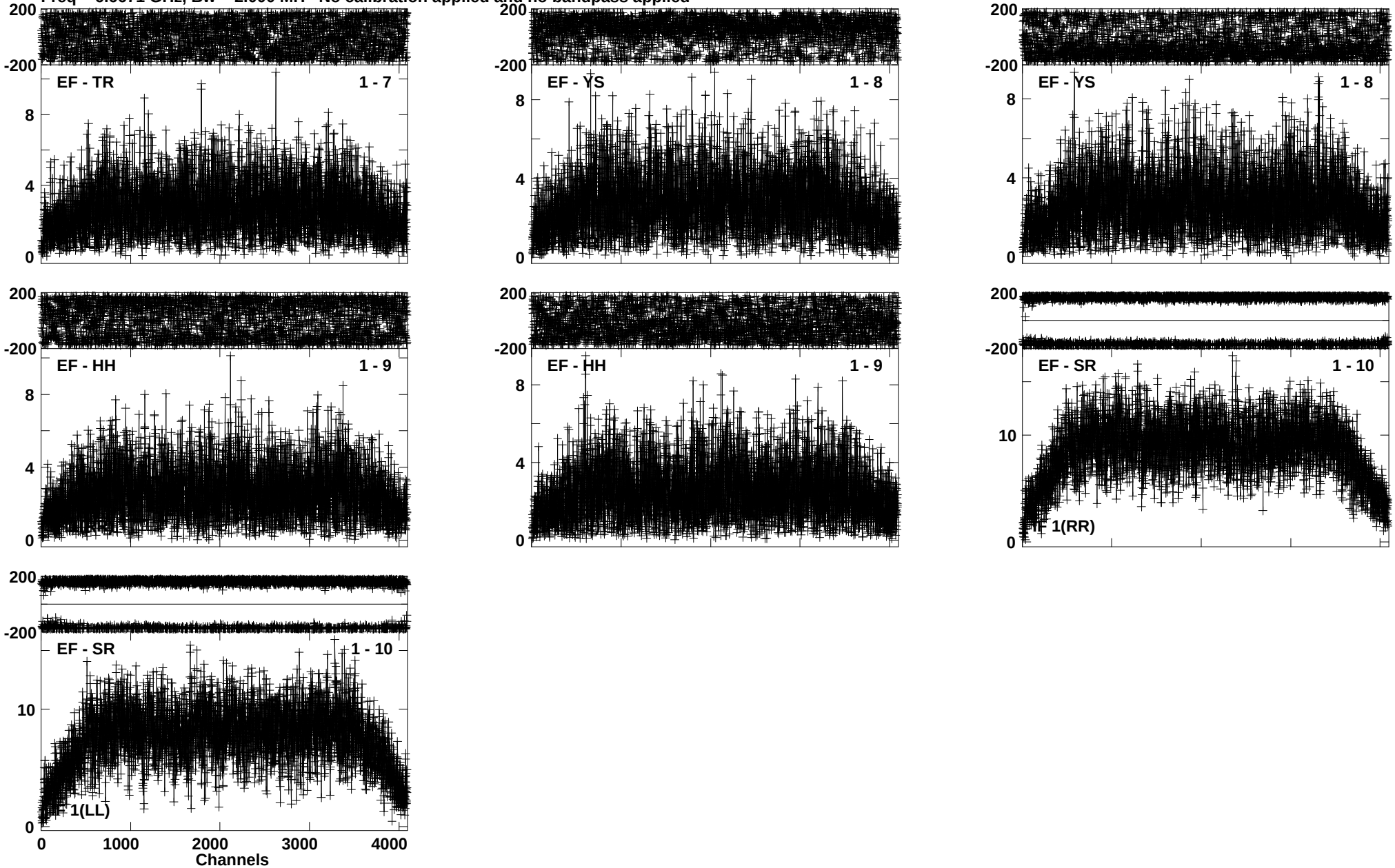

Lower frame: Milli Ampl Jy Top frame: Phas deg
Vector averaged cross-power spectrum Baseline: EF (01) - TR (07)
Timerange: 00/10:14:14 to 00/10:17:12

Plot file version 282 created 16-AUG-2016 13:51:44
G012.68-0.18 EM117A 2.UVDATA.1
Freq = 6.6671 GHz, Bw = 2.000 MH No calibration applied and no bandpass applied

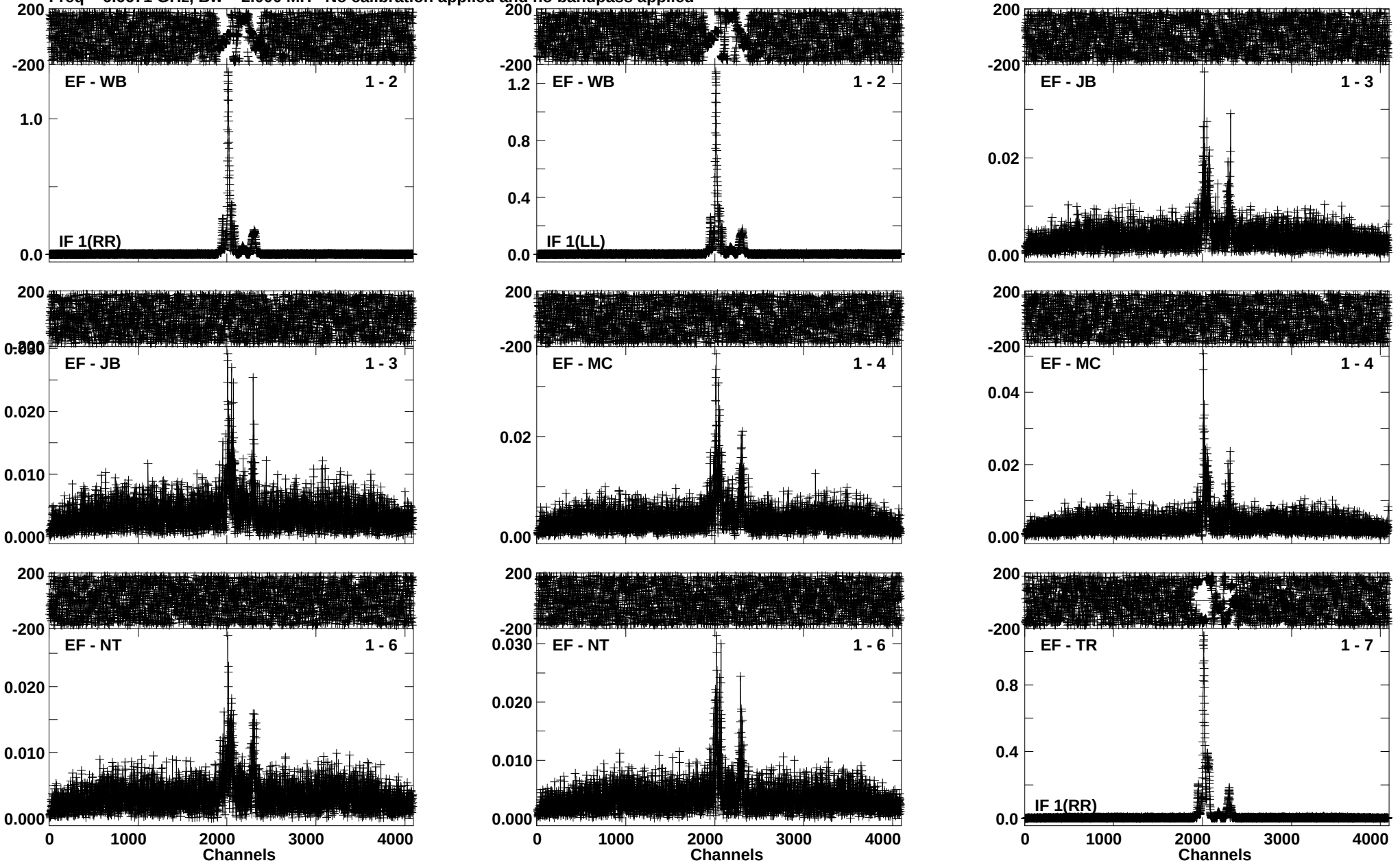

Lower frame: Ampl Jy Top frame: Phas deg
Vector averaged cross-power spectrum Baseline: EF (01) - WB (02)
Timerange: 00/10:17:23 to 00/10:19:11

Plot file version 283 created 16-AUG-2016 13:51:45
G012.68-0.18 EM117A 2.UVDATA.1
Freq = 6.6671 GHz, Bw = 2.000 MH No calibration applied and no bandpass applied

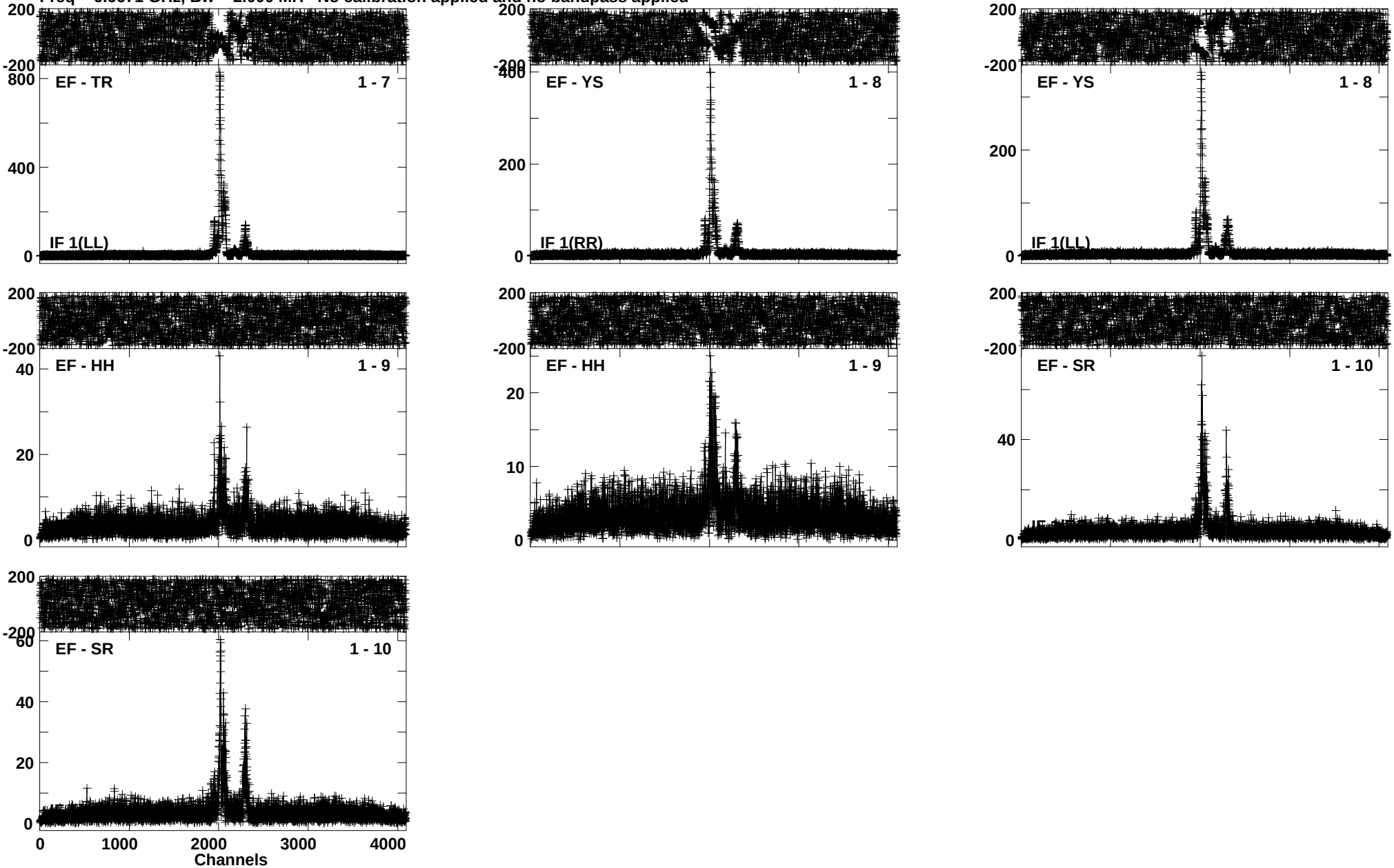

Lower frame: Milli Ampl Jy Top frame: Phas deg
Vector averaged cross-power spectrum Baseline: EF (01) - TR (07)
Timerange: 00/10:17:23 to 00/10:19:11

Plot file version 284 created 16-AUG-2016 13:51:46
J1832-2039 EM117A 2.UVDATA.1
Freq = 6.6671 GHz, Bw = 2.000 MH No calibration applied and no bandpass applied

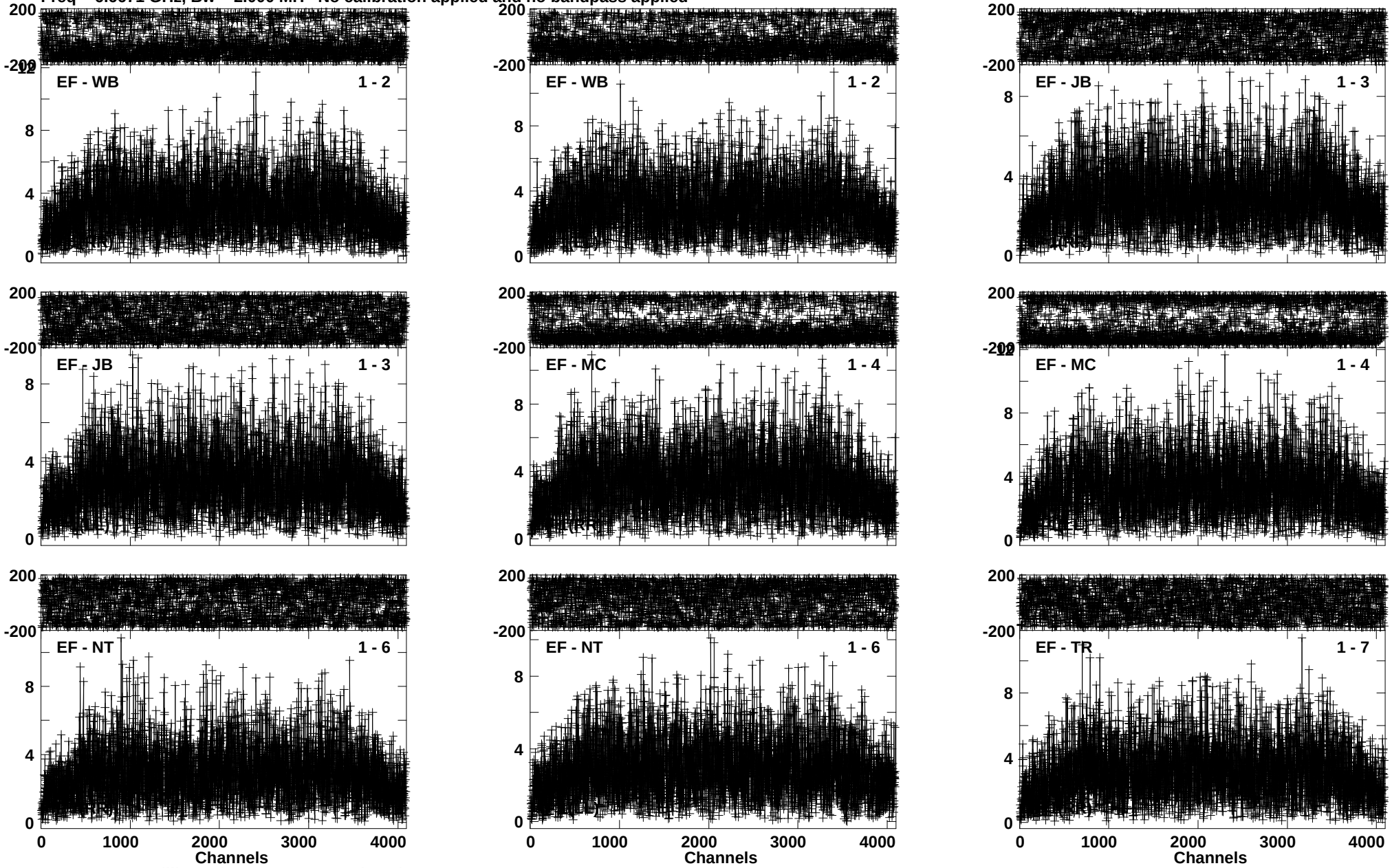

Lower frame: Milli Ampl Jy Top frame: Phas deg
Vector averaged cross-power spectrum Baseline: EF (01) - WB (02)
Timerange: 00/10:19:23 to 00/10:22:11

Plot file version 285 created 16-AUG-2016 13:51:47
J1832-2039 EM117A 2.UVDATA.1
Freq = 6.6671 GHz, Bw = 2.000 MH No calibration applied and no bandpass applied

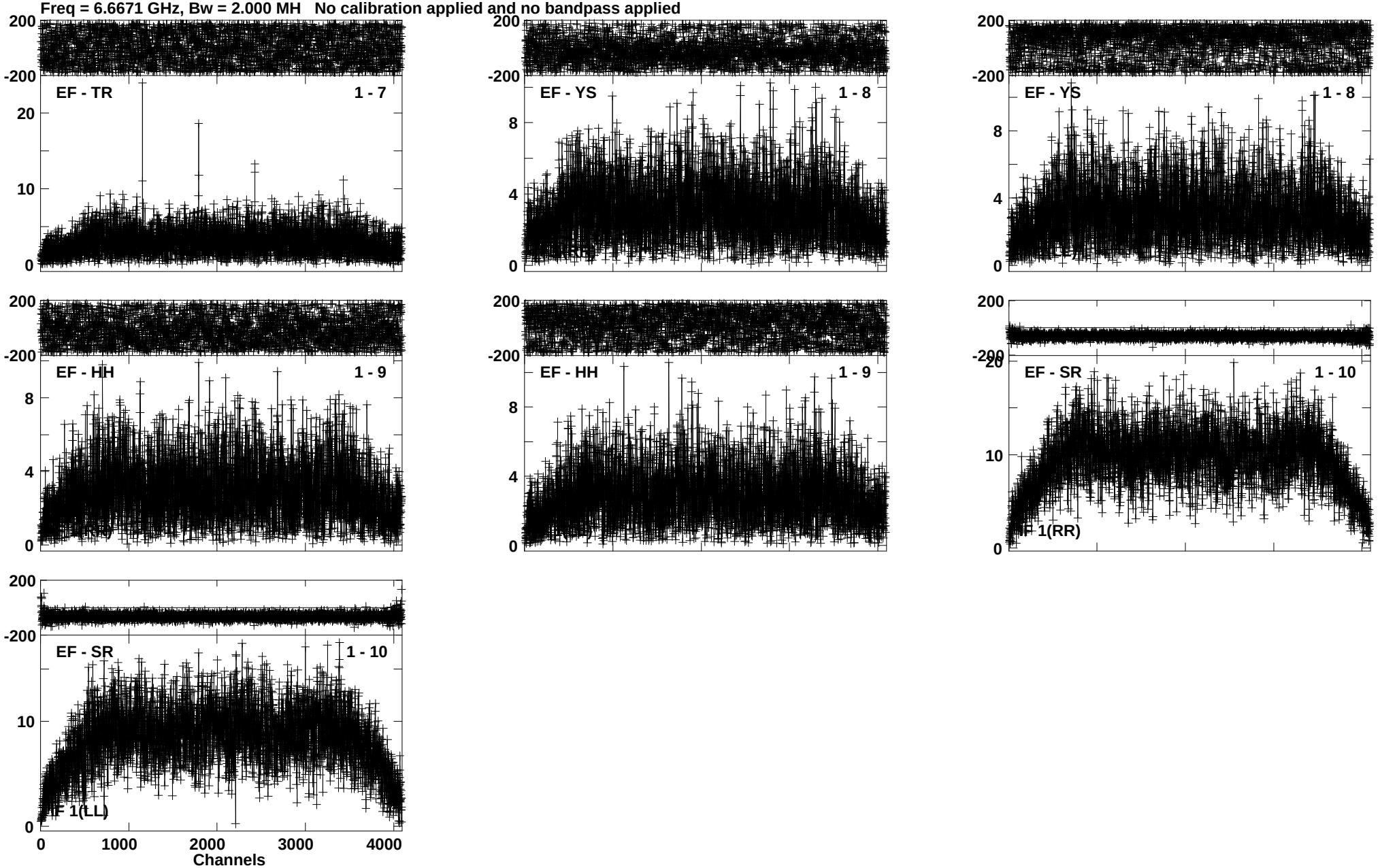

Lower frame: Milli Ampl Jy Top frame: Phas deg
Vector averaged cross-power spectrum Baseline: EF (01) - TR (07)
Timerange: 00/10:19:23 to 00/10:22:11

Plot file version 286 created 16-AUG-2016 13:51:48
G012.68-0.18 EM117A 2.UVDATA.1
Freq = 6.6671 GHz, Bw = 2.000 MH No calibration applied and no bandpass applied

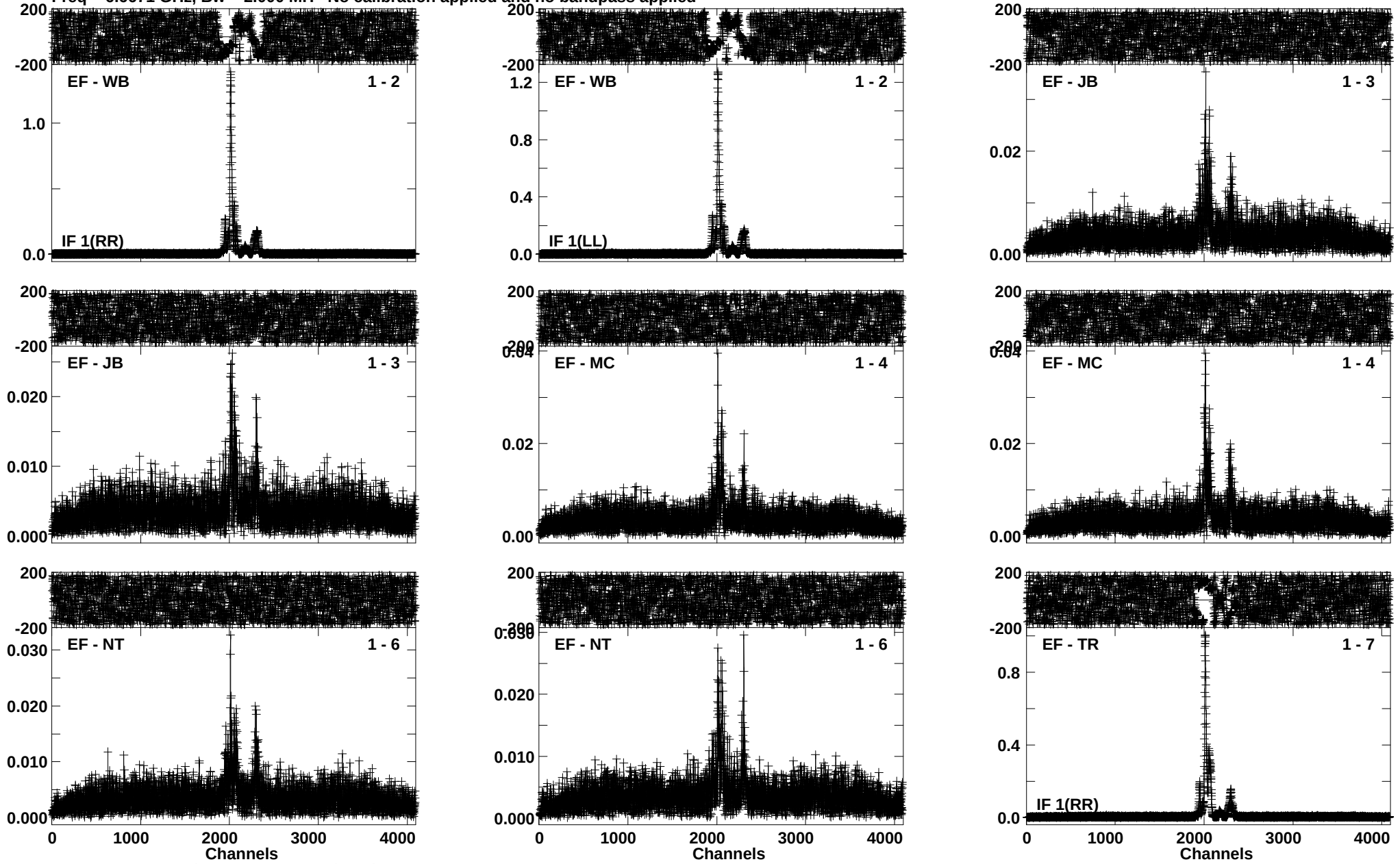

Lower frame: Ampl Jy Top frame: Phas deg
Vector averaged cross-power spectrum Baseline: EF (01) - WB (02)
Timerange: 00/10:22:23 to 00/10:24:11

Plot file version 287 created 16-AUG-2016 13:51:48
G012.68-0.18 EM117A 2.UVDATA.1
Freq = 6.6671 GHz, Bw = 2.000 MH No calibration applied and no bandpass applied

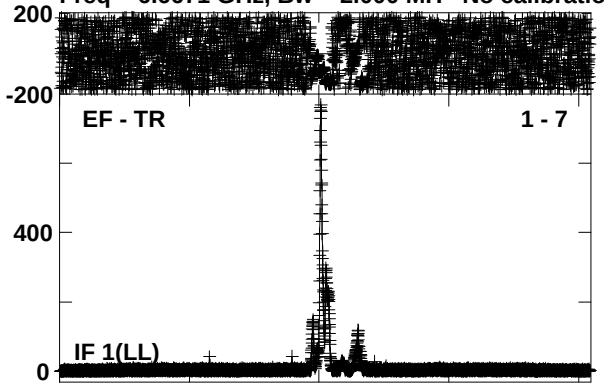

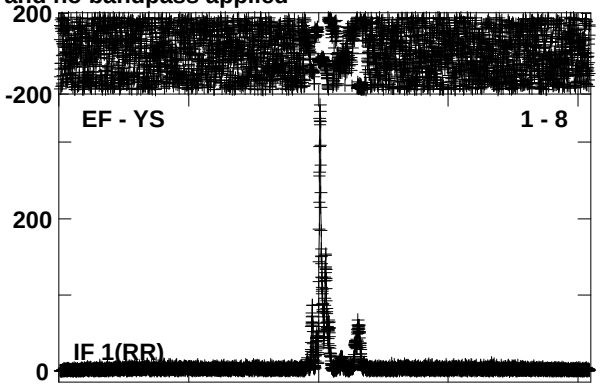

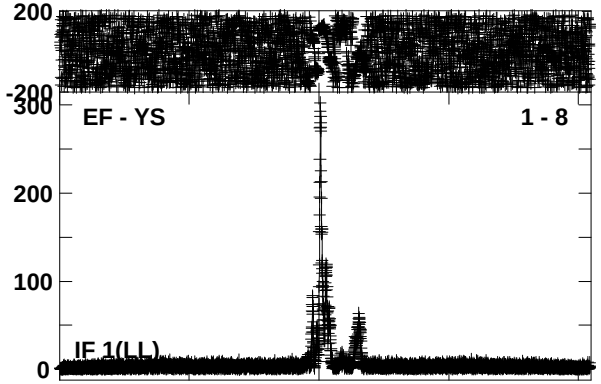

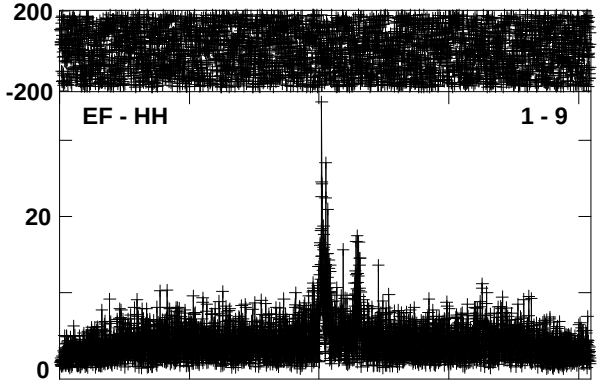

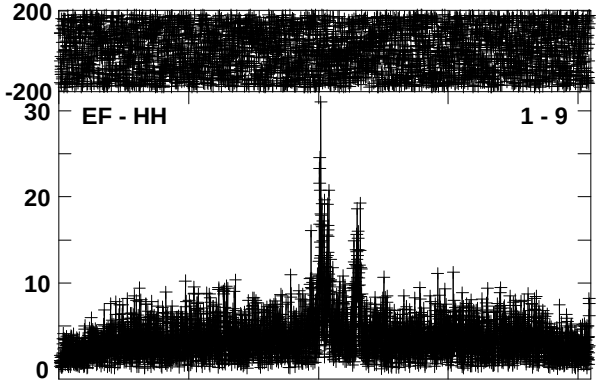

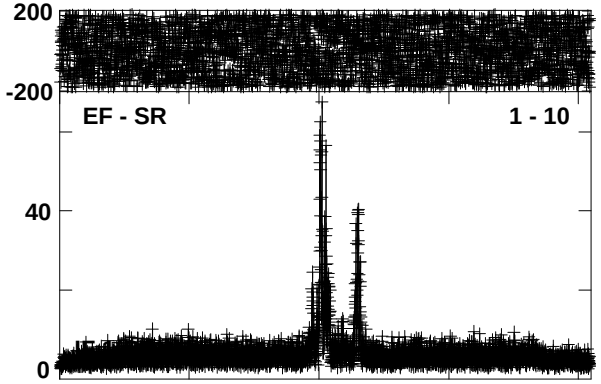

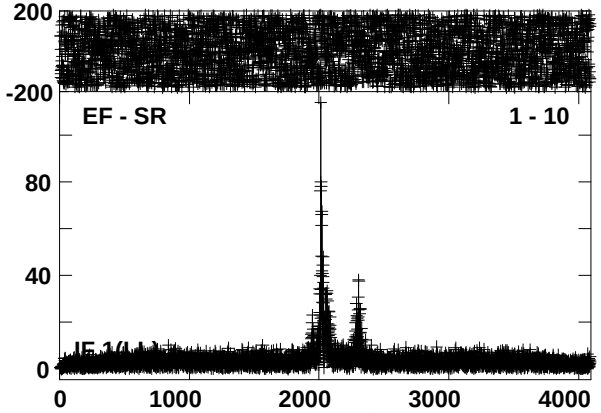

Lower frame: Milli Ampl Jy Top frame: Phas deg
Vector averaged cross-power spectrum Baseline: EF (01) - TR (07)
Timerange: 00/10:22:23 to 00/10:24:11

Plot file version 288 created 16-AUG-2016 13:51:49
J1832-2039 EM117A 2.UVDATA.1
Freq = 6.6671 GHz, Bw = 2.000 MH No calibration applied and no bandpass applied

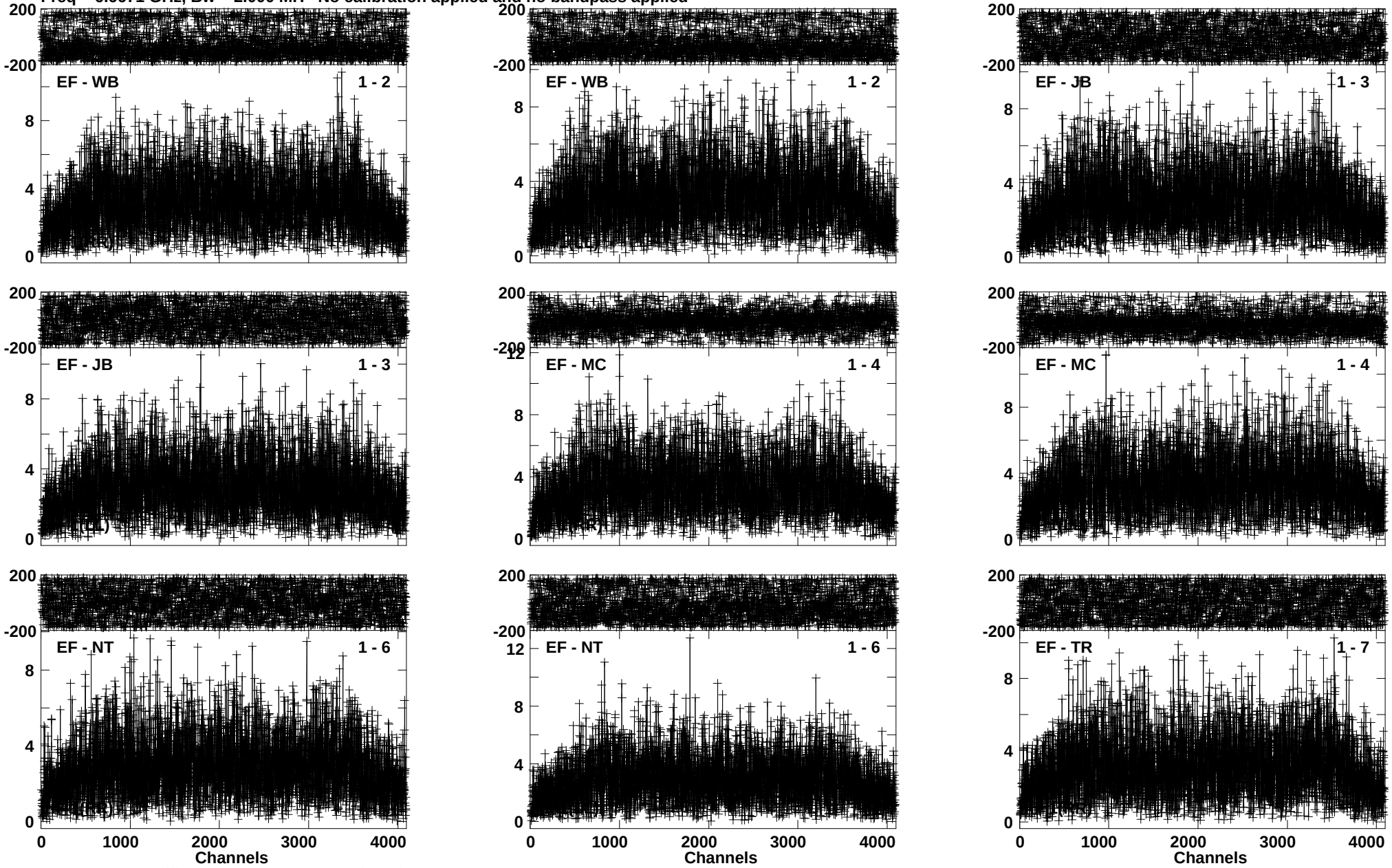

Lower frame: Milli Ampl Jy Top frame: Phas deg
Vector averaged cross-power spectrum Baseline: EF (01) - WB (02)
Timerange: 00/10:24:23 to 00/10:27:11

Plot file version 289 created 16-AUG-2016 13:51:50
J1832-2039 EM117A 2.UVDATA.1
Freq = 6.6671 GHz, Bw = 2.000 MH No calibration applied and no bandpass applied

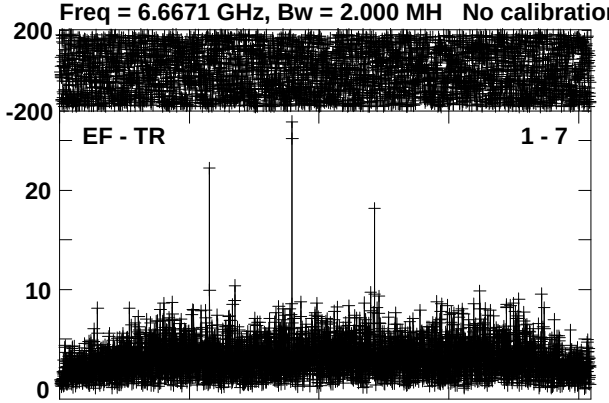

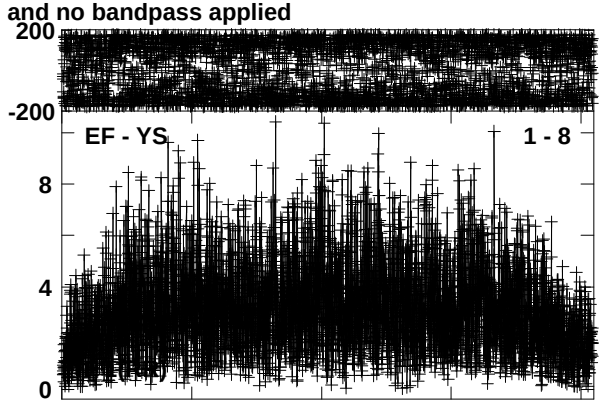

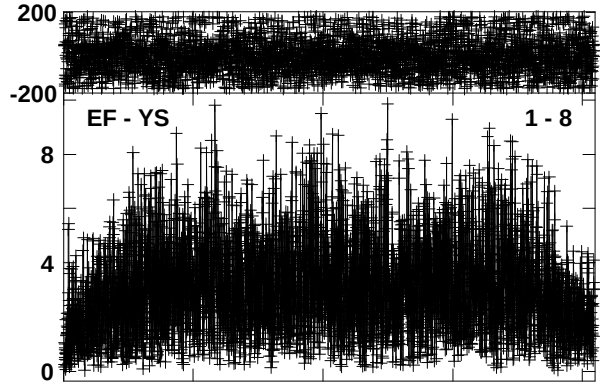

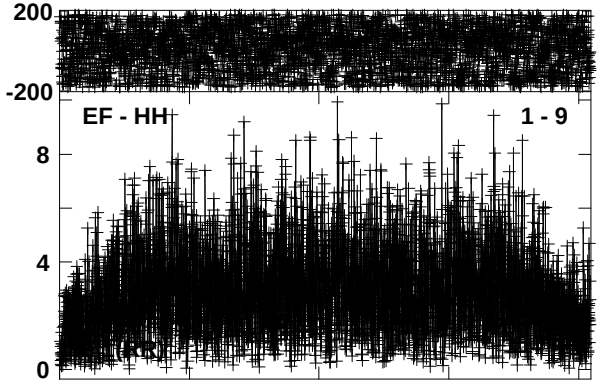

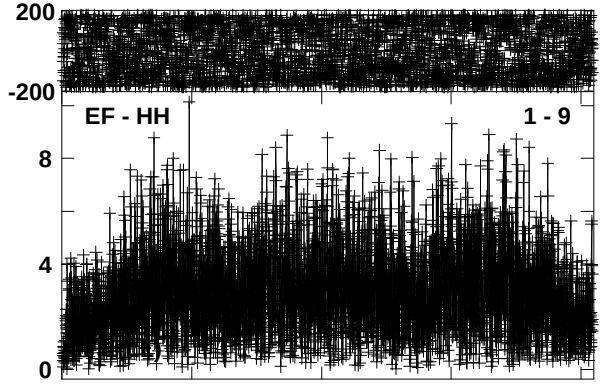

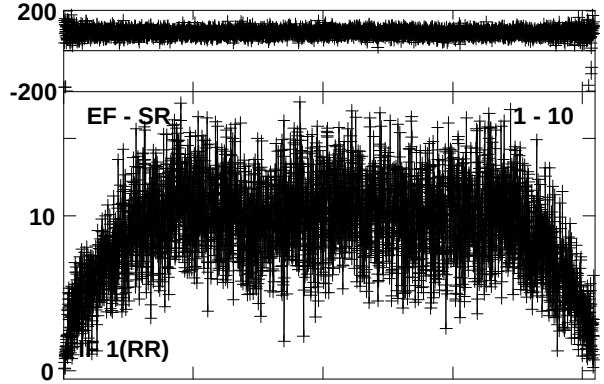

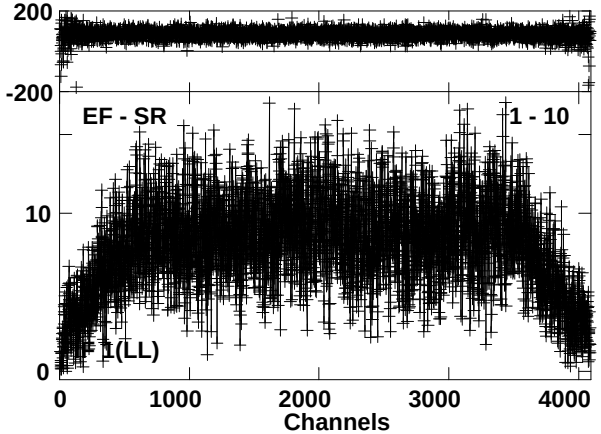

Lower frame: Milli Ampl Jy Top frame: Phas deg
Vector averaged cross-power spectrum Baseline: EF (01) - TR (07)
Timerange: 00/10:24:23 to 00/10:27:11

Plot file version 290 created 16-AUG-2016 13:51:51
G012.68-0.18 EM117A 2.UVDATA.1
Freq = 6.6671 GHz, Bw = 2.000 MH No calibration applied and no bandpass applied

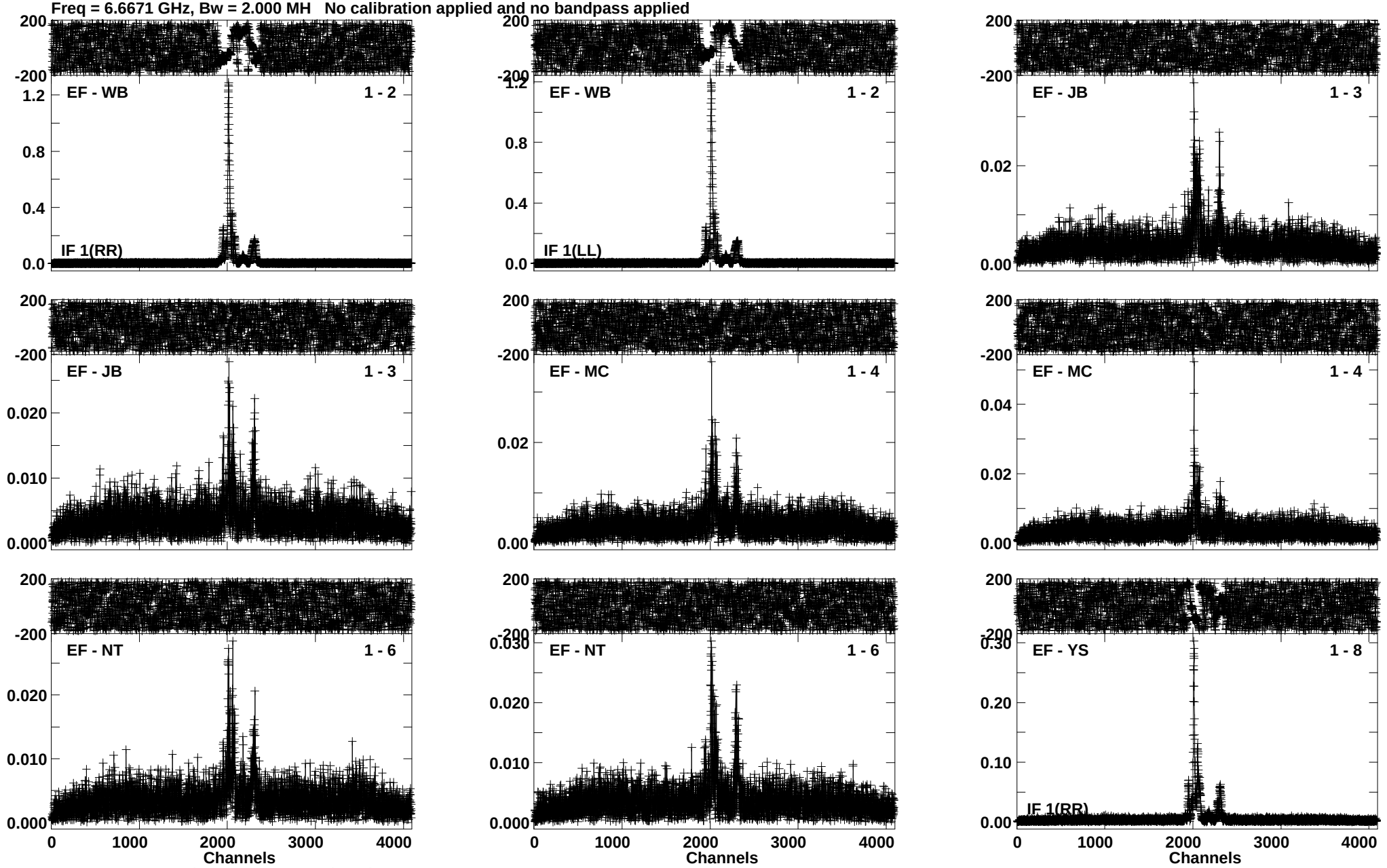

Lower frame: Ampl Jy Top frame: Phas deg
Vector averaged cross-power spectrum Baseline: EF (01) - WB (02)
Timerange: 00/10:27:23 to 00/10:29:11

Plot file version 291 created 16-AUG-2016 13:51:52
G012.68-0.18 EM117A 2.UVDATA.1
Freq = 6.6671 GHz, Bw = 2.000 MH No calibration applied and no bandpass applied

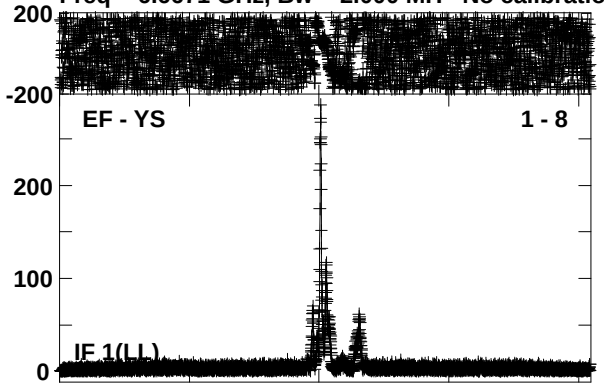

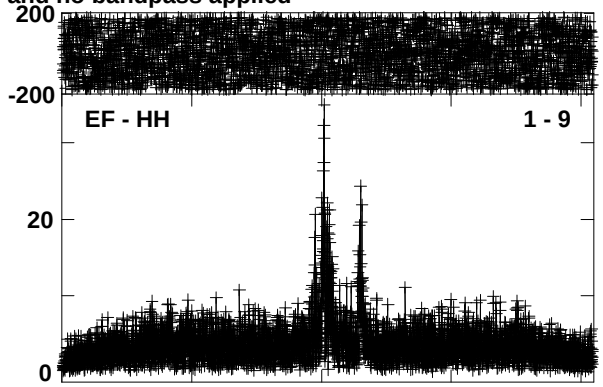

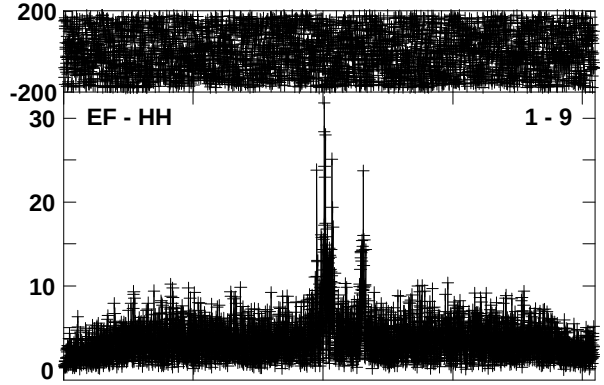

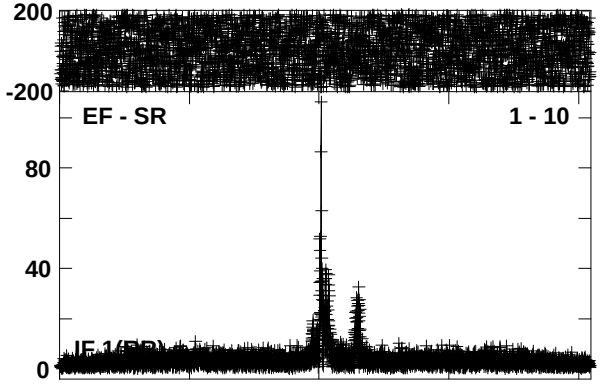

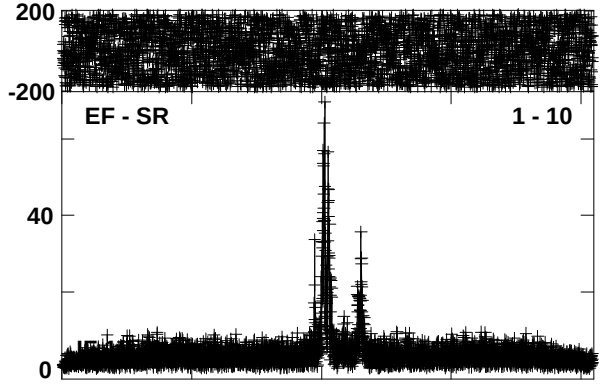

Lower frame: Milli Ampl Jy Top frame: Phas deg
Vector averaged cross-power spectrum Baseline: EF (01) - YS (08)
Timerange: 00/10:27:23 to 00/10:29:11

Plot file version 292 created 16-AUG-2016 13:51:53
J1832-2039 EM117A 2.UVDATA.1
Freq = 6.6671 GHz, Bw = 2.000 MH No calibration applied and no bandpass applied

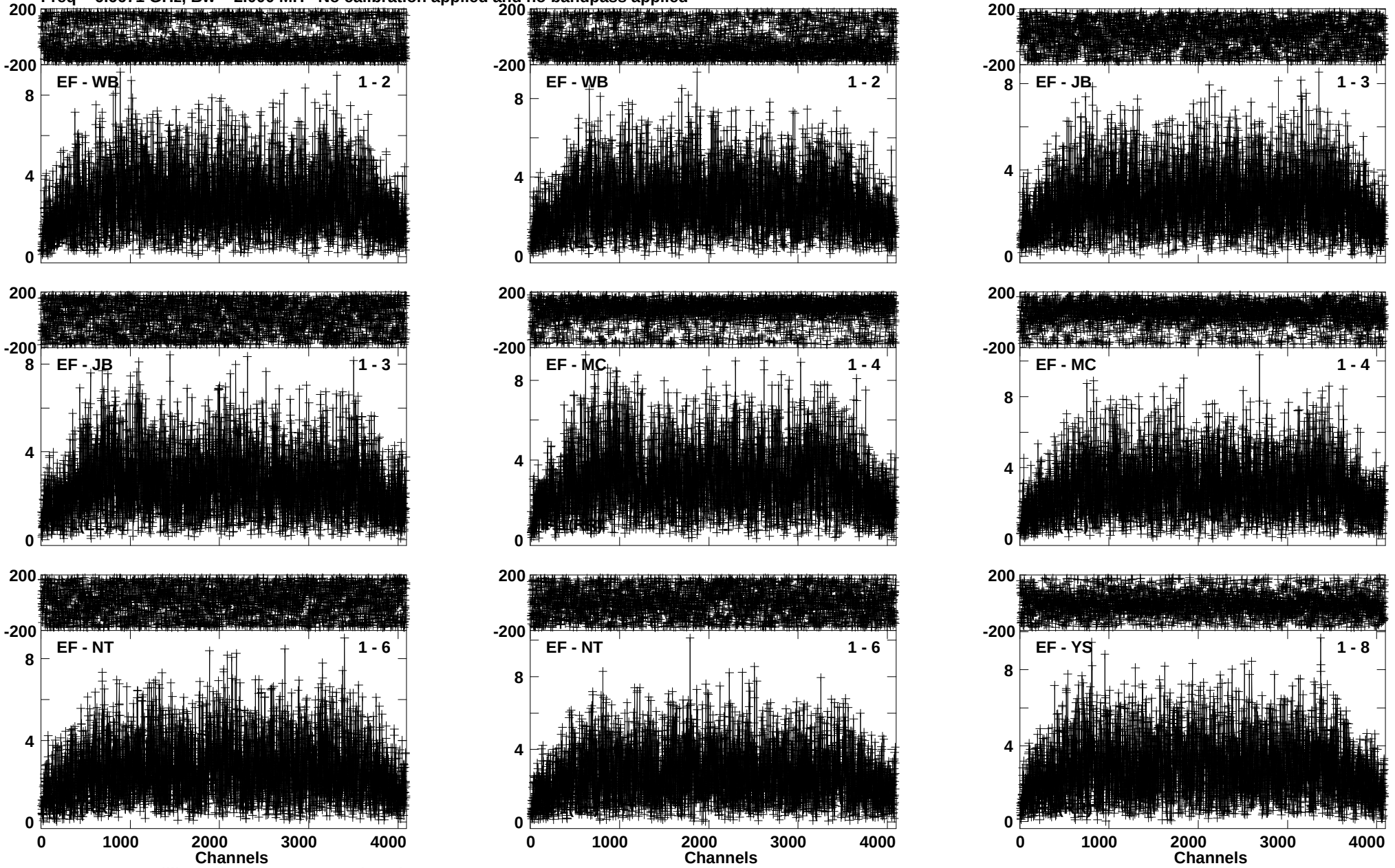

Lower frame: Milli Ampl Jy Top frame: Phas deg
Vector averaged cross-power spectrum Baseline: EF (01) - WB (02)
Timerange: 00/10:29:54 to 00/10:32:52

Plot file version 293 created 16-AUG-2016 13:51:54
J1832-2039 EM117A 2.UVDATA.1
Freq = 6.6671 GHz, Bw = 2.000 MH No calibration applied and no bandpass applied

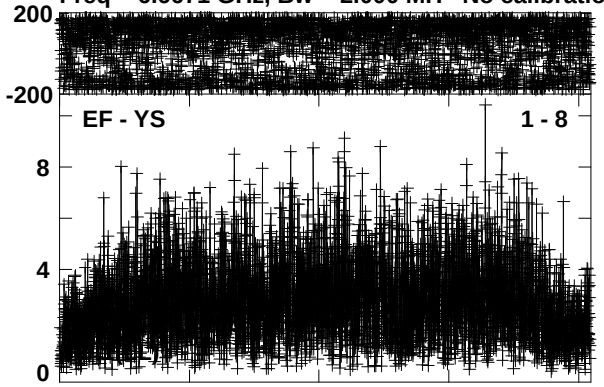

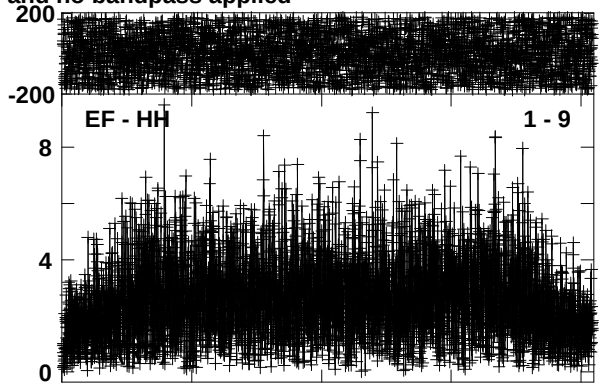

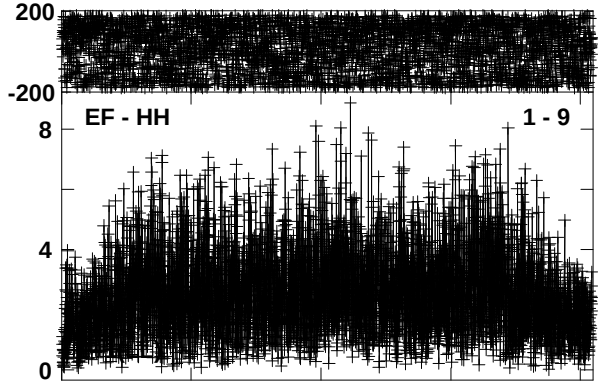

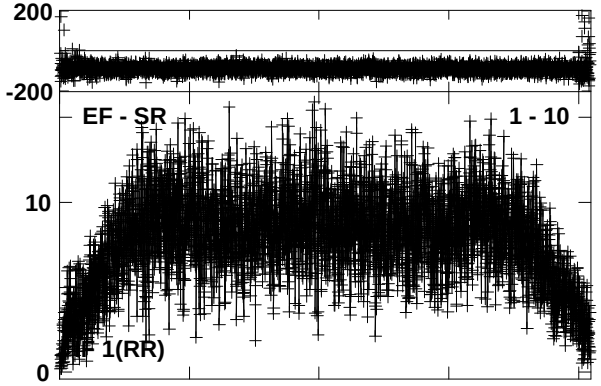

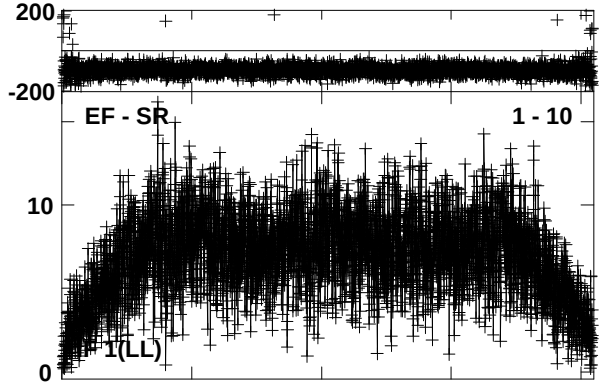

Lower frame: Milli Ampl Jy Top frame: Phas deg
Vector averaged cross-power spectrum Baseline: EF (01) - YS (08)
Timerange: 00/10:29:54 to 00/10:32:52

Plot file version 294 created 16-AUG-2016 13:51:55
G012.68-0.18 EM117A 2.UVDATA.1
Freq = 6.6671 GHz, Bw = 2.000 MH No calibration applied and no bandpass applied

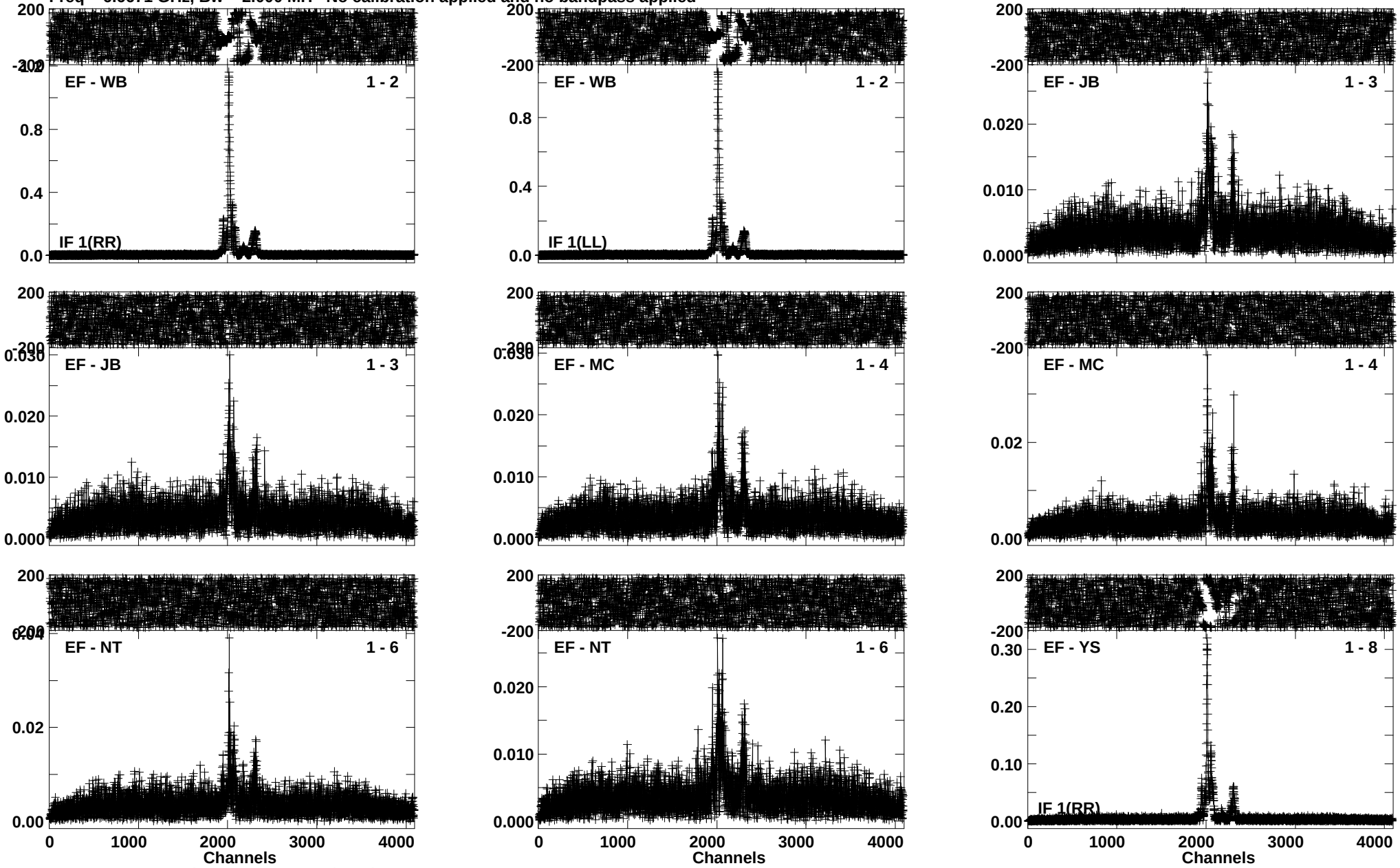

Lower frame: Ampl Jy Top frame: Phas deg
Vector averaged cross-power spectrum Baseline: EF (01) - WB (02)
Timerange: 00/10:33:03 to 00/10:34:51

Plot file version 295 created 16-AUG-2016 13:51:56
G012.68-0.18 EM117A 2.UVDATA.1
Freq = 6.6671 GHz, Bw = 2.000 MH No calibration applied and no bandpass applied

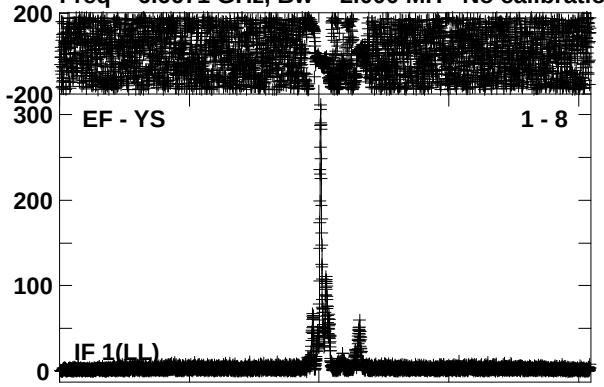

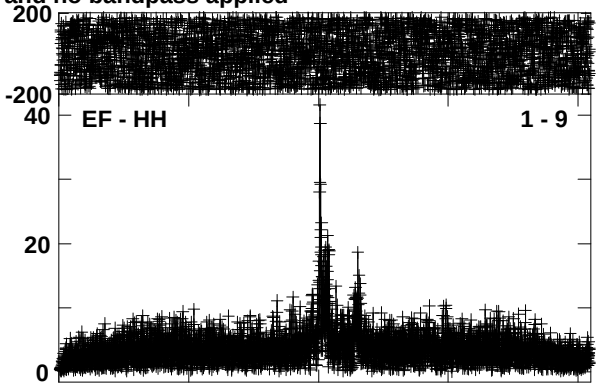

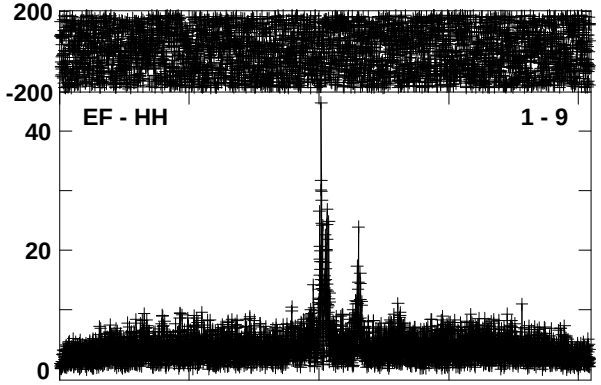

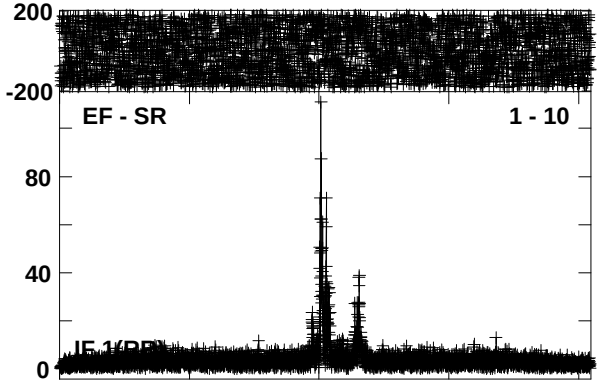

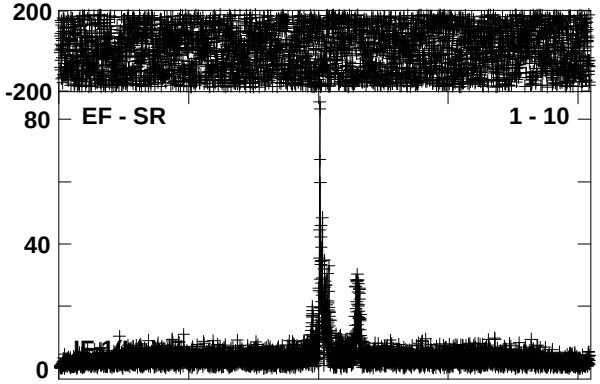

Lower frame: Milli Ampl Jy Top frame: Phas deg
Vector averaged cross-power spectrum Baseline: EF (01) - YS (08)
Timerange: 00/10:33:03 to 00/10:34:51

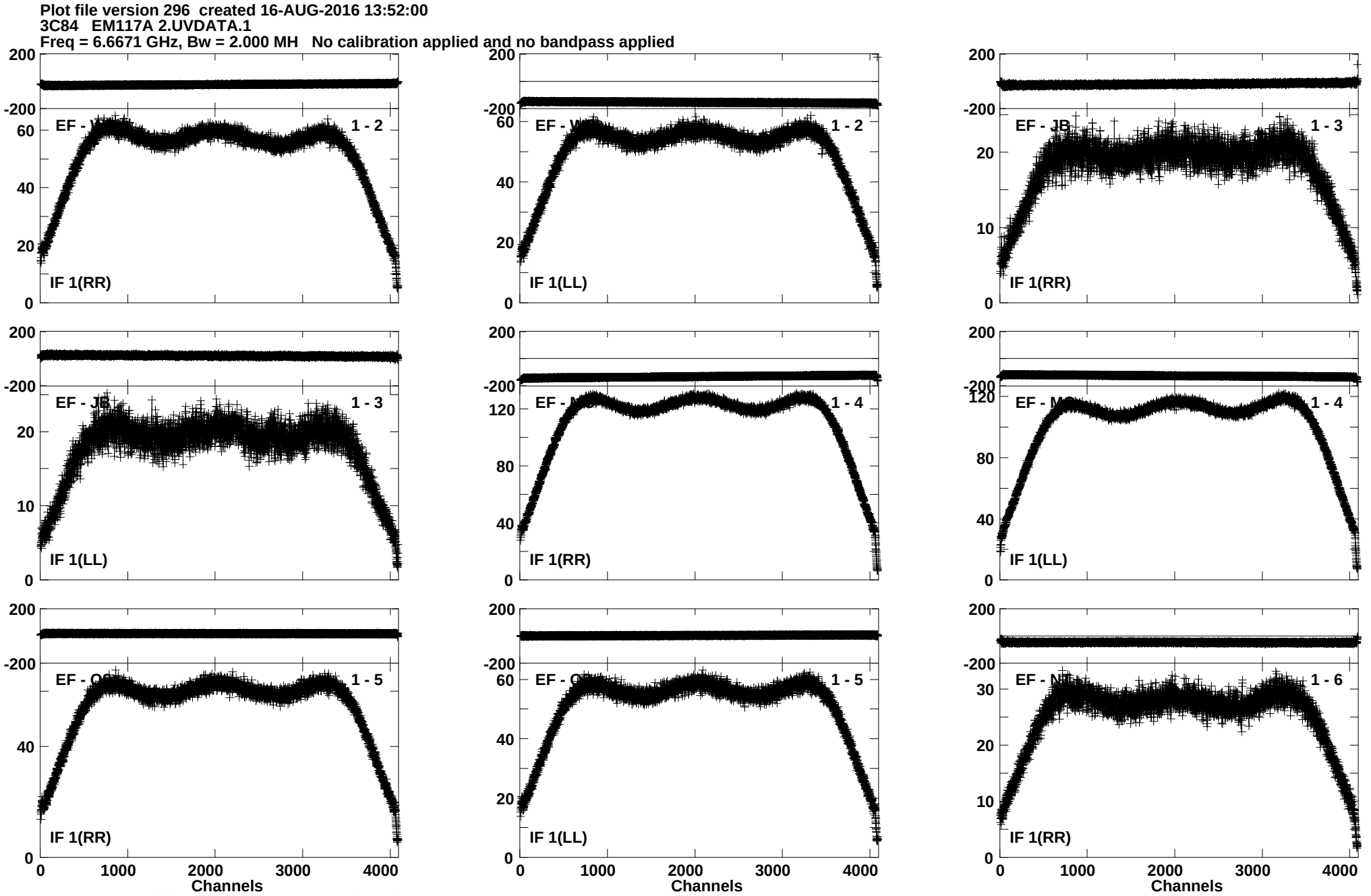
Plot file version 296 created 16-AUG-2016 13:52:00
3C84 EM117A 2.UVDATA.1
Freq = 6.6671 GHz, Bw = 2.000 MH No calibration applied and no bandpass applied
EF - W 1 - 2
IF 1(RR)
EF - W 1 - 2
IF 1(LL)
EF - JB 1 - 3
IF 1(RR)
EF - JB 1 - 3
IF 1(LL)
EF - M 1 - 4
IF 1(RR)
EF - M 1 - 4
IF 1(LL)
EF - O 1 - 5
IF 1(RR)
EF - O 1 - 5
IF 1(LL)
EF - N 1 - 6
IF 1(RR)
Channels
Channels
Channels
Lower frame: Milli Ampl Jy Top frame: Phas deg
Vector averaged cross-power spectrum Baseline: EF (01) - WB (02)
Timerange: 00/10:51:44 to 00/10:59:42

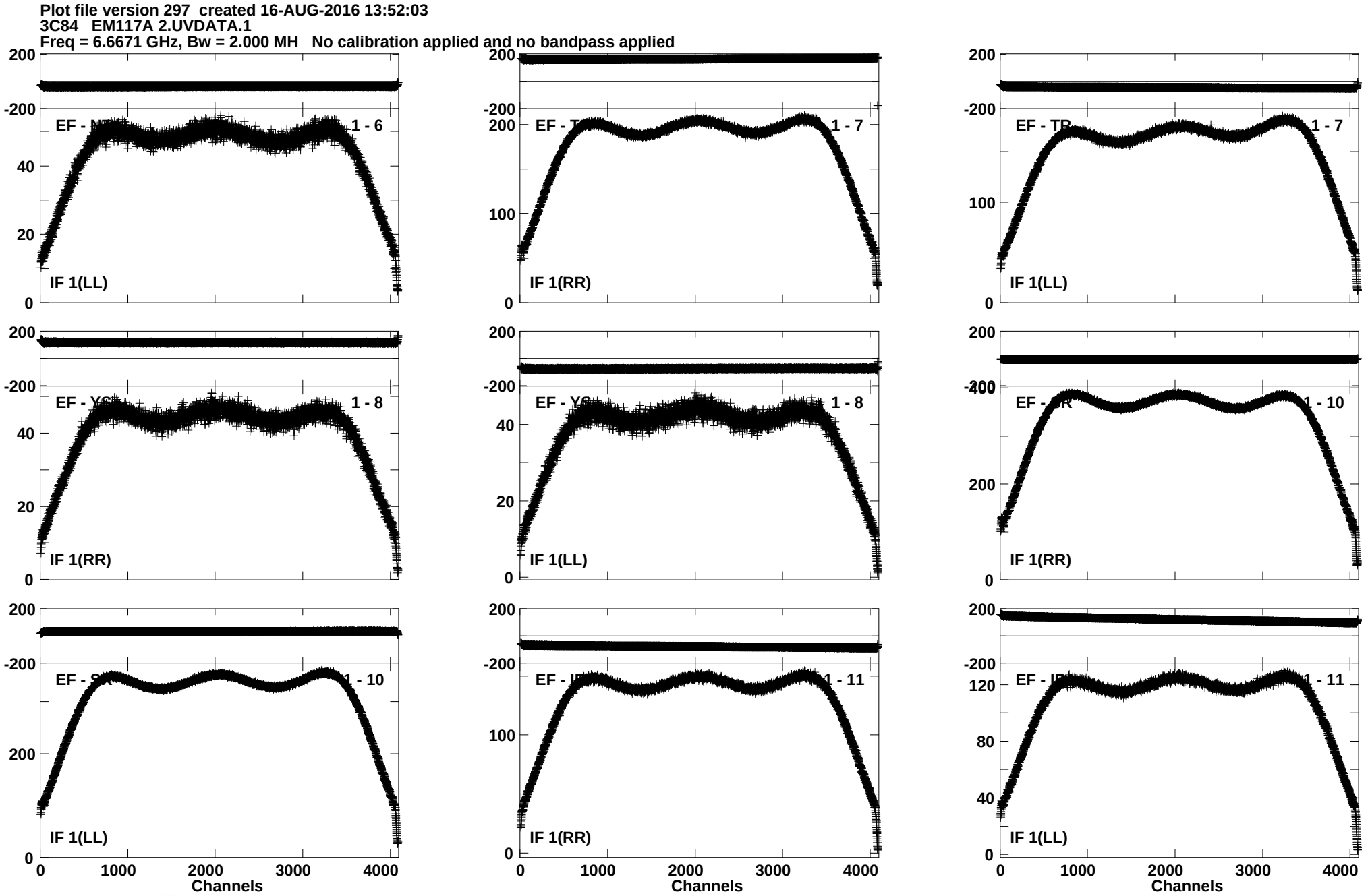
Plot file version 297 created 16-AUG-2016 13:52:03
3C84 EM117A 2.UVDATA.1
Freq = 6.6671 GHz, Bw = 2.000 MH No calibration applied and no bandpass applied
EF - NT 1 - 6
IF 1(LL)
EF - TR 1 - 7
IF 1(RR)
EF - TR 1 - 7
IF 1(LL)
EF - YC 1 - 8
IF 1(RR)
EF - YC 1 - 8
IF 1(LL)
EF - GR 1 - 10
IF 1(RR)
EF - SH 1 - 10
IF 1(LL)
EF - IR 1 - 11
IF 1(RR)
EF - IR 1 - 11
IF 1(LL)
Channels
Channels
Channels
Lower frame: Milli Ampl Jy Top frame: Phas deg
Vector averaged cross-power spectrum Baseline: EF (01) - NT (06)
Timerange: 00/10:51:44 to 00/10:59:42